

MOUSER ELECTRONICS

CATALOG

Distributing semiconductors and electronic components for design engineers.

Texas Instruments · Altera · intel · maxim integrated · CREE · OSRAM Opto Semiconductors · Analog Devices

Philips Lumileds · HRS Hirose Electric Co., Ltd. · KEMET Electronic Components Charged · muRata Innovator in Electronics · AVX · Vishay · Panasonic · TE connectivity

Littelfuse Expertise Applied | Answers Delivered · Bourns · molex one company > a world of innovation · Amphenol · Phoenix Contact Inspiring Innovations · Honeywell · TDK

OMRON · NXP · ON Semiconductor · freescale · Microchip · Fairchild

Coilcraft · TDK·Lambda · Atmel · infineon · Cypress Perform · Silicon Labs · DELPHI

The Newest Products for Your Newest Designs®

Semiconductors Optoelectronics

Circuit Protection Passives

Connectors Wire & Cable

Electromechanical Sensors

Enclosures Thermal Management

Power Test, Tools, Supplies

Browse Mouser's Catalog in 4 easy steps…

1 Select Bookmark

Product Section Guides

- **Main**
- Embedded Solutions
- Optoelectronics
- Semiconductors
- Circuit Protection
- Passives
- Wire and Cable
- Connectors
- Electromechanical
- Sensors
- Enclosures & Racks
- Thermal Management
- Power
- Test & Measurement
- Tools & Supplies

Detailed View - Product & Supplier Indexes

- Catalog Indexes
  - Product Index
  - Supplier Index

New Products and Supplier Line Card & Catalog

- WWW.MOUSER.COM
  - New At Mouser
  - Mouser Line Card
  - Supplier Library
  - New Interactive Catalog



2 View Page



3 Select Part Number

595-CC11XLEMK-433
595-DK-EM2-7960R
595-DK-EM2-2500S
595-DK-EM2-2520Z
595-RI-K3A-001A-00
595-RI-RFM-003C-30
595-TRF371109EVM
595-TRF372017EVM

4 View Part Results on mouser.com: Links to Part Detail, Data Sheets, Stock Status, Shopping Cart, and Manufacturer Landing pages.



Browsing Tips

- You can browse the catalog by selecting a **product category, supplier name** or **page number** in the bookmark window. Your location in the bookmark structure is marked in blue. To get a larger view of the page, click the bookmark window icon to close the bookmark pane or use the magnifying glass on your tool bar to make the page bigger. Click the bookmark window icon to show the bookmark pane when you are done viewing the page. **bookmark window icon** **magnifying glass**
- Select the product pages you'd like to view or select **"Catalog Indexes"**. For a detailed view of all the products, click on the page number you wish to view.
- All **blue part numbers** in this catalog have links. Click on the part number to view the product details, inventory status, and add it to your order. If you are unable to see the blue part numbers, scroll your mouse over the part numbers and a "W" will appear on the cursor indicating it has a link.
- Catalog products without a direct link can also be displayed and ordered by typing the part number into the **search box** on Mouser's home page.

Main Page



Semiconductors, Optoelectronics, Embedded Solutions

Embedded Solutions

WIRELESS SOLUTIONS
Anaren 4
Atmel 9
Bluegiga Technologies 5
CEL 6
Digi International 7
DLP Design 8
Freescale 9
Laird Technologies 10-11
Linx 12-15
LS Research 16
Microchip 17
Murata Wireless 18
Nordic Semiconductor 19
NXP Semiconductor 20
Redpine Signals 21
RF Digital 22
RFM 23-24
Roving Networks 25
Silicon Labs 26-27
Skyetek 28
STMicroelectronics 9
Texas Instruments 29-31
TriQuint Semiconductor 32
Wi2Wi, Inc 33
Wiznet 34
EMBEDDED MODULES
Arduino 39
B&B Electronics 35
Beagleboard 38
Connect ONE 40
Cymbet 36
Digi International 41-43
DLP Design 44-45
Evidence 56
FTDI 46-47
Gravitech 48
Intel 49-50
Lantronix 51-52
Leopard Imaging 38
Microchip 36
Micropelt 36
Mide 53
MultiTech Systems 54
NetBurner 55
Nextreme 37
Nurve Networks 56
Pandaboard 38
Parallax 57
Powercast 36
Rabbit Semiconductor 58-59
Silex Technology 60
Soldercore 61
Taoglas 62-63
Texas Instruments 36
SINGLE BOARD COMPUTERS
Rabbit Semiconductor 64-65

Optoelectronics

DISPLAYS
4D Systems 66
Amulet Technologies 67
Displaytech Ltd 68
Electronic Assembly 69-70
Hantronix 71
Lumex 72-73
Microtips 74
Newhaven Displays 75-77
Vishay 78
LED DISPLAYS
Kingbright 79-80
LiteOn 81
OPTO DRIVERS
Maxim Integrated 82
Mean Well 83-84
ON Semiconductor / Catalyst 85
LED LIGHTING
Califia Lighting 86
Carclo Technical Plastics 87
Cree 88-92
Kingbright 93
LedEngin 94-95
Ledil 96
Luminus Devices 97-98
Molex 99
OSRAM OS 100
Philips Lumileds 101-103
LED INDICATION
Avago 104-106
Bivar 107-108, 152-155
Chicago Miniature 109-114
Cree 115-116
Dialight 117-124
Everlight 125-127
Inspired LED 128-129
JKL Components 130
Keystone Electronics 156
Kingbright 131-136
LedEngin 152
LiteOn 137-139
Lumex 140-144, 152
Luminus Devices 152
OSRAM OS 145-146
Panasonic 147
VCC 148-149, 152, 157-160
Vishay Semiconductors 150-151
OPTO COMPONENTS
Avago 161-164
CEL 170-171
Fairchild Semiconductor 165-167
Finisar 168
Pacific Silicon Sensors 169
Sharp Microelectronics 172
Vishay Semiconductors 173-179

Semiconductors

MCU/MPU/DSP
Analog Devices Inc. 180-183
Cypress Semiconductor 184-187
Freescale Semiconductor 188-201
FTDI 202
Intel 203-205
Microchip Technology 206-211
NXP Semiconductors 212-215
Olimex Ltd 225
Silicon Labs 216-221
STMicroelectronics 222-224
Texas Instruments 226-233
Zilog 234-237
PROGRAMMERS
Segger 238
MEMORY
Apacer Technology Inc 239
Cypress Semiconductor 240-242
Greenliant 243
IDT 244
Microchip Technology 245-248
ON Semi / Catalyst 249-250
Spansion 251
STMicroelectronics 252-253
LOGIC - STANDARD
Fairchild Semiconductor 254-255
IDT 256
NXP Semiconductors 257-259
ON Semiconductor 263-264
STMicroelectronics 265
Texas Instruments 266-271
ANALOG ICs & MIXED SIGNAL
AMS 400
Analog Devices Inc 272-308
Azoteq 309
Cirrus Logic 310-312
Cypress Semiconductor 313-314
Exar 315-319
Fairchild Semiconductor 320-321
Freescale Semiconductor 322
IDT 323-328
Intersil 329-330
Kionix 331
Maxim Integrated 332-357
Microchip 354-358
Murata 359
NXP Semiconductor 360-365
ON Semiconductor 366-368
Silicon Labs 369
Skyworks 370-371
STMicroelectronics 372-376
Texas Instruments 377-396
Vishay / Siliconix 397-399
AMPLIFIER ICs
Analog Devices Inc 401-414
Avago 415
CEL 416-417
Intersil 418
Maxim Integrated 419-421
Microchip Technology 422
ON Semiconductor 423
Skyworks 424
STMicroelectronics 425-427
Texas Instruments 428-442
TriQuint Semiconductor 443
POWER MANAGEMENT REGULATORS, REFERENCES, & COMPARATORS
Analog Devices Inc 444-452
Exar 453
Fairchild Semiconductor 454-458
Infineon 459-460
International Rectifier 461-463
Intersil 464-465
Maxim Integrated 466-477
Microchip 478-480
Monolithic Power Systems 481-483
NXP Semiconductors 484
ON Semiconductor 485-492
Power Integrations 493-495
Silicon Labs 496-498
STMicroelectronics 499-507
Texas Instruments 508-538
Vishay/Siliconix 539

Discrete Semiconductors

DIODES & RECTIFIERS
Bourns 540
Fairchild Semiconductor 541-545
Infineon 546-547
MA-COM 548
NXP Semiconductor 549-550
ON Semiconductor 551-554
Panasonic Semiconductor 555-557
Power Integrations 558
Skyworks 559-560
STMicroelectronics 561-562
Vishay General Semiconductor . 563-566
Vishay Semiconductors 567-572
TRANSISTORS
Central 573
Fairchild Semiconductor 575-576
Infineon Technologies 577-578
International Rectifier 579
MA-COM 580
NXP Semiconductor 581
ON Semiconductor 582-586
Panasonic Semiconductor 587-592
STMicroelectronics 593-594
MOSFETs
Fairchild Semiconductor 595-600
Infineon Technologies 601-604
International Rectifier 605-609
NXP Semiconductors 610-611
ON Semiconductor 612-613
Panasonic Semiconductor 614
STMicroelectronics 615-620
Texas Instruments 621
Vishay Semiconductors 622-626
Vishay / Siliconix 627-634
THYRISTORS
Ametherm 635-636
Bourns 637
Littelfuse 638-640
ON Semiconductor 641
STMicroelectronics 642-643
TRANSIENT PROTECTION
AVX 644
Bourns 645-651
Cooper Bussmann 652
Fairchild Semiconductor 656
Littelfuse 657-660
NXP Semiconductors 661-662
ON Semiconductor 653-655, 663
STMicroelectronics 664-667
TE Connectivity 668
Texas Instruments 669
Vishay General Semiconductor . 672-673
Vishay Semiconductors 670-671

ANAREN Xinger® Baluns, Dividers, Couplers & Resistors

Anaren® What'll we think of next?®

RoHS Compliant **This product is RoHS compliant.**

BALUN TRANSFORMERS (CONT.)

For quantities greater than listed, call for quote.

MOUSER STOCK NO.	Anaren Part No.	Package	Frequency (GHz)	Power (W)	Unbalanced Port Impedance (Ω)	Balanced Port Impedance (Ω)	Insertion Loss (dB)	Amplitude Balance (dB)	Phase Balance (deg.)	RL Unbalanced (dB)	Price Each 1	10	50	100
620-BD2425N50ATI	BD2425N50ATI	0404	2.4-2.5	1	50	127+j34	0.6	-	-	13				
620-BD2425NCSR	BD2425NCSR	0404	2.4-2.5	1	50	matched	1	0.5	6	10				
620-BD2425NNRF	BD2425NNRF	0404	2.4-2.5	1	50	matched	1.25	-	-	10.2				
620-BD2425P50100AHF	BD2425P50100AHF	0404	2.4-2.5	1	50	100	0.9	1.5	9	19				
620-BD3150N50100AHF	BD3150N50100AHF	0404	3.1-5	1	50	100	0.9	1.3	7	16				
620-BD4859N50100AHF	BD4859N50100AHF	0404	4.8-5.9	1	50	100	0.6	1.5	8	15				
620-BD4859N5050AHF	BD4859N5050AHF	0404	4.8-5.9	1	50	50	0.7	1.2	7	16				

POWER DIVIDERS

For quantities greater than listed, call for quote.

MOUSER STOCK NO.	Anaren Part No.	Package	Frequency (GHz)	Power (W)	Input/Output Impedance (Ω)	Insertion Loss (dB)	Amplitude Balance (dB)	Phase Balance (deg.)	Return Loss (dB)	Isolation (dB)	Price Each 1	10	50	100
620-PD0409J7575S2HF	PD0409J7575S2HF	0805	0.4-0.9	2	75/75	0.6	0.6	3	10	8.2				
620-PD6080J5050S2HF	PD6080J5050S2HF	0805	0.6-0.8	2	50/50	0.9	0.5	5	12	15				
620-PD0810J5050S2HF	PD0810J5050S2HF	0805	0.8-1	2	50/50	0.6	0.6	4	14	17				
620-PD0922J7575D2HF	PD0922J7575D2HF	0805	0.9-2.15	2	75/75	1	0.7	3	9.5	14				
620-PD0922J5050S2HF	PD0922J5050S2HF	0805	0.95-2.2	2	50/50	0.7	0.3	3	10.4	9				
620-PD1722J5050D2HF	PD1722J5050D2HF	0805	1.7-2.2	2	50/50	0.7	0.3	3	11	17				
620-PD1722J5050S2HF	PD1722J5050S2HF	0805	1.7-2.2	2	50/50	0.7	0.3	3	11	17				
620-PD2328J5050S2HF	PD2328J5050S2HF	0805	2.3-2.8	2	50	50	0.3	2	15	17				
620-PD2425N5050S2	PD2425N5050S2	0404	2.4-2.5	0.5	50	0.46	0.35	1.3	21	20				
620-PD3150J5050S2HF	PD3150J5050S2HF	0805	3.1-5	2	50/50	1.3	0.4	2	6.8	13				
620-PD4859J5050S2HF	PD4859J5050S2HF	0805	4.8-5.9	2	50/50	1	0.3	4	7.9	14				

90° HYBRID COUPLERS

For quantities greater than listed, call for quote.

MOUSER STOCK NO.	Anaren Part No.	Package	Frequency (GHz)	Power (W)	Return Loss (dB)	Insertion Loss (dB)	Amplitude Balance (dB)	Phase Balance (deg.)	Isolation (dB)	Price Each 1	10	50	100
620-X3C07P1-03S	X3C07P1-03S	SMD	0.6-.9	130	1.15	0.2	±.25	4	23				
620-C0810J5003AHF	C0810J5003AHF	0805	0.8-1	4	21	0.6	0.9	7	18				
620-X3C09P1-03S	X3C09P1-03S	SMD	0.8-1	90	1.15	0.22	±.2	4	23				
620-X3C09P2-03S	X3C09P2-03S	SMD	0.8-1	187	1.15	0.2	±.22	4	23				
620-XC0900A-03S	XC0900A-03S	SMD	0.811-1	175	1.15	0.15	±0.2	2	23				
620-C1720J5003AHF	C1720J5003AHF	0805	1.7-2	4	21	0.4	1	5	24				
620-C2327J5003AHF	C2327J5003AHF	0805	2.3-2.7	4	15	0.4	0.9	8	18				
620-C2023J5003AHF	C2023J5003AHF	0805	2-2.3	4	18	0.4	0.8	6	21				
620-C3337J5003AHF	C3337J5003AHF	0805	3.3-3.7	4	15	0.3	1	7	18				
620-XC1900A-03S	XC1900A-03S	SMD	14-15	150	1.15	0.08	0 to -0.4	2	23				
620-X3C19P1-03S	X3C19P1-03S	SMD	14-15	90	1.3	20	±.5	4	20				
620-X3C19P2-03S	X3C19P2-03S	SMD	17-20	176	1.15	0.22	±.22	4	23				
620-X3C21P1-03S	X3C21P1-03S	SMD	18-23	90	1.15	0.22	±.22	4	23				

DIRECTIONAL COUPLERS

For quantities greater than listed, call for quote.

MOUSER STOCK NO.	Anaren Part No.	Package	Frequency (GHz)	Power (W)	Insertion Loss (dB)	Mean Coupling (dB)	Directivity (dB)	Return Loss (dB)	Price Each 1	10	50	100
620-DC0710J5010AHF	DC0710J5010AHF	0805	0.7-1	2	0.21	10.9	20.1	17.5				
620-DC0710J5020AHF	DC0710J5020AHF	0805	0.7-1	2	0.22	19.5	19.7	21.41				
620-X3C09E2-20S	X3C09E2-20S	SMD	0.8-1	225	0.075	20	20	1.22				
620-X3C09P2-30S	X3C09P2-30S	SMD	0.8-1	225	0.1	30.2	20	1.15				
620-X3C19E2-20S	X3C19E2-20S	SMD	1.4-2.7	225	0.1	1.22	20	1.22				
620-X3C19P2-30S	X3C19P2-30S	SMD	1.4-2.7	200	0.1	30.4	20	1.22				
620-DC1722J5010AHF	DC1722J5010AHF	0805	1.7-2.2	2	0.22	15.2	22.6	29.2				
620-DC1722J5015AHF	DC1722J5015AHF	0805	1.7-2.2	2	0.22	15.2	22.6	29.2				
620-DC1722J5020AHF	DC1722J5020AHF	0805	1.7-2.2	2	0.17	19.9	21.4	22.5				
620-X3C26P1-30S	X3C26P1-30S	SMD	2.3-2.9	200	0.1	30	20	1.15				
620-DC2337J5010AHF	DC2337J5010AHF	0805	2.3-3.7	2	0.21	10.8	21.1	22.8				
620-DC2337J5020AHF	DC2337J5020AHF	0805	2.3-3.7	2	0.14	21.3	14.9	21.2				
620-DC4759J5020AHF	DC4759J5020AHF	0805	4.7-5.9	2	0.17	19.7	10.3	7.6				

DOHERTY COMBINERS

For quantities greater than listed, call for quote.

MOUSER STOCK NO.	Anaren Part No.	Package	Frequency (GHz)	Power (W)	Insertion Loss (dB)	Amplitude Imbalance (dB)	Phase Imbalance (°)	Return Loss (dB)	Price Each 1	10	50	100
620-X3DC07E2S	X3DC07E2S	SMD	0.728-.768	200	0.15	±0.12	90±3	20				
620-X3DC08E2S	X3DC08E2S	SMD	0.862-0.894	200	0.15	±0.12	90±3	20				
620-X3DC09E2S	X3DC09E2S	SMD	0.92-0.96	200	0.15	±0.12	90±3	20				
620-X3DC18E2S	X3DC18E2S	SMD	1.805-1.88	200	0.15	±0.12	90±3	20				
620-X3DC19E2S	X3DC19E2S	SMD	1.93-1.99	200	0.15	±0.12	90±3	20				
620-X3DC21E2S	X3DC21E2S	SMD	2.11-2.17	200	0.15	±0.12	90±3	20				

TERMINATORS

For quantities greater than listed, call for quote.

MOUSER STOCK NO.	Anaren Part No.	Package	Resistance (Ω)	Tolerance (%)	Power Rating (W)	Frequency (GHz)	Operating Temperature Range (°C)	Price Each 1	10	50	100
620-060120A15Z50-2	060120A15Z50-2	SMD	50	2	8	6	-55 to +125				
620-C16A50Z4	C16A50Z4	SMD	50	2	16	4	-55 to +125				
620-C150N50Z4	C150N50Z4	SMD	50	2	150	4	-55 to +125				
620-C200N50Z4	C200N50Z4	SMD	50	2	200	2.2	-55 to +125				

HIGH FREQUENCY RF RESISTORS

NEW PRODUCT

For quantities greater than listed, call for quote.

MOUSER STOCK NO.	Anaren Part No.	Package	Frequency (GHz)	Resistance (Ω)	Power Rating (W)	Tolerance (%)	Operating Temperature Range	Case Dimensions (in.) Height	Length	Width	Price Each 1	10	50	100
620-R3B100550R0J5G0	R3B100550R0J5G0	SMD	5	50	0.5	5	-55°C to +150°C	0.015	0.04	0.02				
620-C1A101050R0J4A0	C1A101050R0J4A0	SMD	5	50	1	5	-55°C to +150°C	0.01	0.042	0.037				
620-R3C131350R0G4K0	R3C131350R0G4K0	SMD	12	50	1.25	2	-55°C to +150°C	0.02	0.048	0.048				
620-R1B131350R0F5BT	R1B131350R0F5BT	SMD	16	50	1	1	-55°C to +150°C	0.015	0.05	0.05				
620-C1A131350R0G4A2	C1A131350R0G4A2	SMD	16	50	1	2	-55°C to +150°C	0.01	0.05	0.05				
620-R2B131350R0J5J0	R2B131350R0J5J0	SMD	16	50	1	5	-55°C to +150°C	0.015	0.05	0.05				
620-R2B131350R0J5L0	R2B131350R0J5L0	SMD	16	50	1	5	-55°C to +150°C	0.015	0.05	0.05				
620-R1A100550R0J5A0	R1A100550R0J5A0	SMD	17	50	0.5	5	-55°C to +150°C	0.01	0.04	0.02				
620-R1A100550R0J5C0	R1A100550R0J5C0	SMD	17	50	0.5	5	-55°C to +150°C	0.01	0.04	0.02				
620-C1K131350R0G4F2	C1K131350R0G4F2	SMD	17	50	2	2	-55°C to +150°C	0.025	0.05	0.05				
620-R2B080550R0J5J0	R2B080550R0J5J0	SMD	18	50	0.5	5	-55°C to +150°C	0.015	0.03	0.02				
620-R2B100550R0J5G0	R2B100550R0J5G0	SMD	18	50	0.5	5	-55°C to +150°C	0.015	0.04	0.02				
620-R2B130850R0J4J0	R2B130850R0J4J0	SMD	18	50	0.5	5	-55°C to +150°C	0.015	0.05	0.03				
620-R3A100550R0J5G0	R3A100550R0J5G0	SMD	18	50	0.5	5	-55°C to +150°C	0.01	0.04	0.02				
620-R1A060350R0G5AR	R1A060350R0G5AR	SMD	20	50	0.5	2	-55°C to +150°C	0.01	0.024	0.012				
620-C3A110650R0K5K5	C3A110650R0K5K5	SMD	20	50	1	1	-55°C to +150°C	0.01	0.046	0.025				

© Copyright 2014 Mouser Electronics

© Copyright 2014 Mouser Electronics

BLUEGIGA Bluetooth, Wi-Fi Modules and Devices

RoHS Compliant **This product is RoHS compliant.**

BLE112 4.0 LOW ENERGY BLUETOOTH MODULE

Bluetooth Low Energy Modules are single mode devices targeted for low power sensors and accessories. Bluetooth Low Energy Modules offer all Bluetooth low energy features—radio, stack, profiles, and application space for customer applications—so an external processor is not needed.

For quantities greater than listed, call for quote.

MOUSER STOCK NO.	Bluegiga Part No.	Fig.	Bluetooth Specification	Bluetooth Class	Antenna Option	Chip	Firmware	Price Each 1	25	50	100
603-BLE112-A	BLE112-A	A	4.0	2	Integrated	Ti CC2540	Low Energy				
USB Dongle											
603-BLED112	BLED112	B	4.0	2	Integrated	Ti CC2540	Low Energy				
Development Kit		Description									
603-DKBLE112	DKEBLE112	4.0 Low Energy Bluetooth Development Kit fir BLE112 Module							-	-	-

WT41 LONG RANGE BLUETOOTH MODULE

WT41 is truly a long range Bluetooth module offering impressive 1,000 meters range between two WT41 Bluetooth modules. The module utilizes Bluegiga's sophisticated radio frequency design methodologies and offers OEM's a trouble free product even with tight integration with surrounding electronics.

For quantities greater than listed, call for quote.

MOUSER STOCK NO.	Bluegiga Part No.	Fig.	Bluetooth Specification	Bluetooth Class	Antenna Option	Chip	Firmware	Price Each 1	25	50	100
603-WT41-A-AI4	WT41-A-AI4	C	2.1 + EDR	1	Chip Antenna	BlueCore-04	iWRAP 4.0.0				
Development Kit		Description									
603-EBWT41-A	EBWT41-A	WT41 Eval Board (one WT41 Eval Board, Onboard Installation Kit and serial cable)							-	-	-

WT32 BLUETOOTH AUDIO MODULE

WT32 is the latest generation of Bluetooth modules. It provides highest level of integration with integrated 2.4GHz radio, DSP, battery charger, stereo codec and antenna ready to hit mono and stereo applications. WT32 is also fully ready to support the latest Bluetooth 2.1 + EDR standard.

For quantities greater than listed, call for quote.

MOUSER STOCK NO.	Bluegiga Part No.	Fig.	Bluetooth Specification	Bluetooth Class	Antenna Option	Chip	Firmware	Price Each 1	25	50	100
603-WT32-A-AI4	WT32-A-AI4	D	2.1 + EDR	2	Chip Antenna	BlueCore-05 Multimedia	iWRAP 4.0.0				
603-WT32-A-AI3	WT32-A-AI3	D	2.1 + EDR	2	Chip Antenna	BlueCore-05 Multimedia	iWRAP 3.0.0				
603-WT32-E-AI3	WT32-E-AI3	D	2.1 + EDR	2	W.FL Connector	BlueCore-05 Multimedia	iWRAP 3.0.0				
Development Kit		Description									
603-EBWT32-A	EBWT32-A	WT32 Evaluation Board (1 WT32 Evaluation Board, stereo headphones, Onboard Installation Kit and USB/serial cable)							-	-	-

WT21 BLUETOOTH HCI MODULE

WT21 is intended at Bluetooth applications where a host processor is capable of running the Bluetooth software stack. WT21 only implements the low level Bluetooth Host Controller Interface (HCI) but still offers advantages of a module - easy implementation and certifications.

For quantities greater than listed, call for quote.

MOUSER STOCK NO.	Bluegiga Part No.	Fig.	Bluetooth Specification	Bluetooth Class	Antenna Option	Chip	Firmware	Price Each 1	25	50	100
603-WT21-A-HCI	WT21-A-HCI	E	2.1 + EDR	1	Chip Antenna	BlueCore-06	HCI				

WT11I - CLASS 1 BLUETOOTH 2.1 +EDR MODULE

PRODUCT NEW

For quantities greater than listed, call for quote.

MOUSER STOCK NO.	Bluegiga Part No.	Fig.	Bluetooth Specification	Bluetooth Class	Antenna Option	Chip	Firmware	Price Each 1	25	50	100
603-WT11I-A-AI	WT11i-A-AI	F	2.1 + EDR	1	Chip Antenna	BlueCore-04	iWRAP 2.2				
603-WT11I-A-AI3	WT11i-A-AI3	F	2.1 + EDR	1	Chip Antenna	BlueCore-04	iWRAP 3.0				
603-WT11I-A-AI4	WT11i-A-AI4	F	2.1 + EDR	1	Chip Antenna	BlueCore-04	iWRAP 4.0				
603-WT11I-E-AI4	WT11i-E-AI4	F	2.1 + EDR	1	U.FL Connector	BlueCore-04	iWRAP 4.0				
Development Kit		Description									
603-EBWT11I-A	EBWT11i-A	WT11i-A Class 1 Bluetooth 2.1 + EDR Evaluation board							-	-	-

WT12 - CLASS 2 BLUETOOTH 2.1 + EDR MODULE

WT12 is a class 2, Bluetooth 2.1 + EDR module. It's a highly integrated Bluetooth module, containing all the necessary elements from Bluetooth radio to antenna, and a fully implemented iWRAP protocol stack.

For quantities greater than listed, call for quote.

MOUSER STOCK NO.	Bluegiga Part No.	Fig.	Bluetooth Specification	Bluetooth Class	Antenna Option	Chip	Firmware	Price Each 1	25	50	100
603-WT12-A-AI4	WT12-A-AI4	G	2.0 + EDR, 2.1 + EDR	2	Chip Antenna	BlueCore-04	iWRAP 4.0.0				
603-WT12-A-AI3	WT12-A-AI3	G	2.0 + EDR, 2.1 + EDR	2	Chip Antenna	BlueCore-04	iWRAP 3.0.0				
603-WT12-A-AI	WT12-A-AI	G	2.0 + EDR, 2.1 + EDR	2	Chip Antenna	BlueCore-04	iWRAP 2.0.0				
Development Kit		Description									
603-EKWT12-A	EKWT12-A	WT12 Evaluation Kit (2 Evaluation Boards, power adapters, serial cable and Onboard Installation Kit for module re-flashing)							-	-	-
603-EBWT12-A	EBWT12-A	WT12 Evaluation Board (one WT12 Evaluation Board, power adapter and serial cable)							-	-	-

WF111 WI-FI RADIO MODULES

WF111 is a fully integrated single 2.4GHz band 802.11 b/g/n module for portable and battery powered applications, where Wi-Fi connectivity is needed.

PRODUCT NEW

Features:

- IEEE802.11b/g/n
- Max. Data Rate: 72.2Mbps
- Dimensions: 12 x 19 x 2.1mm
- SDIO Drivers for Linux 2.6 and 3.x kernels

For quantities greater than listed, call for quote.

MOUSER STOCK NO.	Bluegiga Part No.	Fig.	Antenna Option	Host Interfaces	Supply Voltage (V)	Price Each 1	25	50	100
603-WF111-A	WF111-A	H	Internal Antenna	SDIO, CSPI	1.8, 3.3				
603-WF111-E	WF111-E	-	External Antenna Connector	SDIO, CSPI	1.8, 3.3				
Development Board									
603-DKWF111	DKWF111	I	SDIO Eval Board				-	-	-

WF121 WI-FI STAND ALONE MODULES

WF121 is a stand-alone Wi-Fi module providing fully integrated 2.4GHz 802.11 b/g/n radio and a 32-bit microcontroller (MCU) platform for embedded applications requiring simple, low-cost and low-power wireless TCP/IP connectivity, also providing flexible interfaces for connecting to various peripherals.

PRODUCT NEW

Features:

- IEEE802.11b/g/n
- Max. Data Rate: 72.2Mbps
- Dimensions: 15.4 x 26.2 x 2.1mm
- Embedded Bluegiga Wi-Fi Software

For quantities greater than listed, call for quote.

MOUSER STOCK NO.	Bluegiga Part No.	Fig.	Antenna Option	Host Interfaces	Supply Voltage (V)	Price Each 1	25	50	100
603-WF121-A	WF121-A	J	Internal Antenna	UART, USB	2.7 - 3.6				
603-WF121-E	WF121-E	-	External Antenna Connector	UART, USB	2.7 - 3.6				
Development Kit			Description						
603-DKWF121	DKWF121	K	Development Kit				-	-	-



EHEALTH EVALUATION BOARDS

NEW! TECHNOLOGY

For quantities greater than listed, call for quote.

MOUSER STOCK NO.	Bluegiga Part No.	Description	Price Each 1	3	5
603-EBWT41-A-EHEALTH	EBWT41-A-eHealth	802.15.1 Modules and Development Tools WT41-A Eval Board with HDP firmware with EEE Agents			
603-EBWT12-A-EHEALTH	EBWT12-A-eHealth	802.15.1 Modules and Development Tools WT12-A Eval Board with HDP firmware with IEEE Agents			

© Copyright 2014 Mouser Electronics
© Copyright 2014 Mouser Electronics

CEL Embedded RF Wireless Products

RoHS Compliant This page of product is compliant.

California Eastern Laboratories

802.15.41 ZIGBEE SOLUTIONS

CEL's comprehensive line of ZigBee solutions includes ICs, modules, and software application packages designed for use in mesh, point-to-point, and point-to multipoint systems. They provide a fully integrated, easy-to-use transceiver solution for IEEE 802.15.4 networks. CEL ZigBee modules and ICs are ideal for remote sensing, AMR/AMI, home and building automation, and security applications.

Integrated RF Transceiver/MCU for ZigBee/IEEE 802.15.4/SNAP Networks

Key Features:
- Industry leading RF Link Budget @ 106dB
- Embedded 8051 Compatible MCU with 96KB/8KB Flash/RAM
- Scalable Data Rate: 250kbps for ZigBee, 500kbps
- Voice Codec Support
- 4 Level Power Management Scheme
- Single Voltage Operation of 1.9V to 3.3V
- Hardware MAC



For quantities greater than listed, call for quote.

MOUSER STOCK NO.	CEL Part No.	Operating Frequency (MHz)	Supply Voltage (V)	Output Power	Sensitivity	MCU	Flash Memory	Data Memory	Price Each 1	10	100	500
551-ZIC2410QN48	ZIC2410QN48	2400 to 2483	1.5-3.3V	+8dBm	-98dBm	8-bit	96KB	8KB				

Mesh Connect™ Modules - ZICM2410P0 Series

Key Features:
- Scalable Data Rate : 250kbps for Zigbee, 500kbps and 1Mbps
- Voice Codec Support: μ-law/a-law/ADPCM
- 4 Level Power Management Scheme with Deep Sleep Mode (0.3μA)
- 16 RF Channels
- Over 3000 feet of range
- AES 128-bit encryption
- Network: Mesh, Point to Point, Point to Multipoint





For quantities greater than listed, call for quote.

MOUSER STOCK NO.	CEL Part No.	Description	Transceiver Chipset	Fmax	I/O	Tx Power Output	Rx Sensitivity	Range	Vcc	Rx Current	Tx Current	Price Each 1	10	25
551-ZICM2410P0-1	ZICM2410P0-1	PCB Trace Antenna	MeshConnect™	16MHz	22	+6dBm	-97dBm	3000+ft	2.1V-3.0V	35mA	44mA			
551-ZICM2410P0-1C	ZICM2410P0-1C	U. FL Conn. for Ext. Ant.	ZIC2410	16MHz	22	+6dBm	-97dBm	3000+ft	2.1V-3.0V	35mA	44mA			
551-ZICM2410P2-2	ZICM2410P2-2	PCB Trace Antenna	8-BIT, 8051	16MHz	20	+20dBm	-103dBm	16000+ft	2.1V-3.3V	38mA	200mA			
With SNAP Software														
551-ZICM2410P0-1-SN	ZICM2410P0-1-SN	PCB Trace Antenna	MeshConnect™	16MHz	22	+6dBm	-97dBm	3000+ft	2.1V-3.0V	35mA	44mA			
551-ZICM2410P0-1C-SN	ZICM2410P0-1C-SN	U.FL Conn.for Ext.Ant.	ZIC2410	16MHz	22	+6dBm	-97dBm	3000+ft	2.1V-3.0V	35mA	44mA			
			8-BIT, 8051											
Mesh Connect Development Kit			Description											
551-ZICM2410P0KIT2-1	ZICM2410P0-KIT2-1	Engineering Dev. Kit	Eval Boards with Module-Network Analyzer-Univ AC/DC Power Supply-USB Cables-Software and Technical Information CD										-	-
551-ZICM2410P2KIT1-1	ZICM2410P2-KIT1-1	Engineering Dev. Kit	Eval Boards with Module-USB Cables-Jumpers-Software and Technical Information CD										-	-

Mesh Connect™ Module - ZICM357 Series

Key Features:
- Based on Ember EM357 system on a chip (SoC)
- Range: Up to 2.5 miles
- Network Speed: 250Kbps
- RF Channels: 15
- Networks: Mesh, Point to Point, and point to multipoint

NEW PRODUCT



For quantities greater than listed, call for quote.

MOUSER STOCK NO.	CEL Part No.	Description	Transceiver Chipset	Fmax	I/O	Tx Power Output	Rx Sensitivity	Range	Vcc	Rx Current	Tx Current	Price Each 1	10	25
551-ZICM357P2-1	ZICM357P2-1	PCB Trace Antenna	Ember, EM357	24MHz	23	+20dBm	-100dBm	13000+ft	2.7V-3.6V	28mA	170mA			
Mesh Connect Evaluation Kit			Description											
551-ZICM-EM35X-KIT-2	ZICM-EM35X-DEV-KIT-2	Development Kit	MeshConnect EM35x Ember Companion Kit for Ember EM35x Development Kit										-	-
551-ZICM357P2-KIT-1	ZICM357P2-KIT-1	Engineering Dev. Kit	Eval Board with Modules (2), USB Cable, Software & Technical Information, Jumpers & Batteries										-	-

FreeStar Transceiver Modules - ZFSM-101-2 Series

Key Features:
- Up to 100mW output power
- Low power consumption: 125mA @ 10mW output, 150mA @ 100mW
- Over 4000 feet of range
- Simple UART interface



For quantities greater than listed, call for quote.

MOUSER STOCK NO.	CEL Part No.	Description	Transceiver Chipset	Fmax	I/O	Network	Tx Power Output	Rx Sensitivity	Vcc	Rx Current	Tx Current	Price Each 1	10	25
551-ZFSM-101-2	ZFSM-101-2	PCB Trace Antenna	Freescale MC1320Z 8-bit	40MHz	8	Point to Point, Point to Multipoint, Mesh	+20dBm	-92dBm	2.4-3.6V	42mA	150mA			

Apex Evaluation Module

Module Features:
- Ember™ EM250 platform
- 128kB Flash memory
- 5kB SRAM
- 16-bit XAP2b microprocessor
- 16 general purpose I/O ports
- DMA - SPI, I²C and UART interface
- Integrated ADC with 12-bit resolution

Description	APEX	APEX LT	Description	APEX	APEX LT
Power Supply Voltage	3.6Vdc	3.6Vdc	Transmit Mode	170mA	170mA
RF Input Power	+10dBm	+10dBm	Receive Mode	37mA	37mA
RF Data Rate	250kbps	250kbps	Nominal Output Power	20dBm	20dBm
Flash Memory	128kB	- -	Rec. Sens. (normal)	-96dBm	-96dBm
RAM	5kB	- -			

MOUSER STOCK NO.	CEL Part No.	Description	Frequency Min./Max.	Price Each
551-ZAXM-201-KIT-1	ZAXM-201-KIT-1	100mW Apex Evaluation Kit	2400/2483.5	

© Copyright 2014 Mouser Electronics
© Copyright 2014 Mouser Electronics

DIGI INTERNATIONAL Embedded RF Wireless Products

Products may be RoHS compliant. Check mouser.com for RoHS status.

Easy-to-Use! No configuration is necessary for out-of-box RF operation. Simply feed data into one module, then the data is sent out the other end of the wireless link. If more advanced functionality is needed, the modules support an extensive set of AT commands.

MaxStream 900MHz solutions are certified for use in North American, but integrators in Europe must use Digi RF 2.4GHz solutions.

XBee Specifications:
- Indoor/Urban Range: Up to 133' (40m)
- Outdoor Line-of-Sight Range: Up to 400' (120m)
- Transmit Power: 1.25mW (+1dBm)
- Power-Down Current: <10µA
- Operating Frequency: 2.4GHz
- RF Data Rate: 250,000bps
- Receiver Sensitivity (1% PER) -96dBm in boost mode

RoHS Compliant

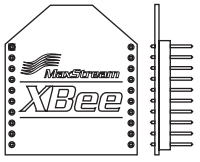

XBee-Pro Specifications:
- Indoor/Urban Range: Up to 300' (100m)
- Outdoor Line-of-Sight Range: Up to2 miles (3200m)
- Transmit Power: 63mW (+18dBm)
- Power-Down Current: <10µA
- Operating Frequency: 2.4GHz
- RF Data Rate: 250,000bps
- Receiver Sensitivity (1% PER) -102dBm

RoHS Compliant



XBEE® & XBEE-PRO® ZB RF MODULES

XBee and XBee-PRO ZB embedded SMT RF modules provide cost-effective wireless connectivity to electronic devices. They are interoperable with other ZigBee PRO feature set devices, including devices from other vendors. Programmable versions of the XBee-PRO ZB module make customizing applications easy. Programming directly on the module eliminates the need for a separate processor.

NEW PRODUCT

For quantities greater than listed, call for quote.

MOUSER STOCK NO.	Digi International Part No.	Antenna Type	Transmit Current (mA)	Receive Current (mA)	Supply Voltage (VDC)	Price Each
XBee ZB SMT - Programmable						
888-XB24CZ7RISB003	XB24CZ7RISB003	RF Pad	35/45 @ 3.3VDC	38/40 @ 3.3VDC	2.1-3.6	
888-XB24CZ7PISB003	XB24CZ7PISB003	PCB	35/45 @ 3.3VDC	38/40 @ 3.3VDC	2.1-3.6	
888-XB24CZ7UISB003	XB24CZ7UISB003	U.FL	35/45 @ 3.3VDC	38/40 @ 3.3VDC	2.1-3.6	
XBee ZB SMT - Non-Programmable						
888-XB24CZ7PIS-004	XB24CZ7PIS-004	PCB	35/45 @ 3.3VDC	38/40 @ 3.3VDC	2.7-3.6	
888-XB24CZ7RIS-004	XB24CZ7RIS-004	RF Pad	35/45 @ 3.3VDC	38/40 @ 3.3VDC	2.7-3.6	
888-XB24CZ7UIS-004	XB24CZ7UIS-004	U.FL	35/45 @ 3.3VDC	38/40 @ 3.3VDC	2.7-3.6	
XBee 802.15.4 Low Power						
888-XB24-API-001	XB24-API-001	PCB	35/45 @ 3.3VDC	50 @ 3.3V	2.8-3.4	
888-XB24-AWI-001	XB24-AWI-001	Wire	35/45 @ 3.3VDC	50 @ 3.3V	2.8-3.4	
888-XB24-AUI-001	XB24-AUI-001	U.FL	35/45 @ 3.3VDC	50 @ 3.3V	2.8-3.4	
Xbee-PRO Extended Range						
888-XBP24-BZ7PIT-004	XBP24BZ7PIT-004	PCB	205	47	2.7-3.6	
888-XBP24BZ7PIT-004J	XBP24BZ7PIT-004J	PCB	205	47	2.7-3.6	
888-XBP24-BZ7SIT-004	XBP24BZ7SIT-004	RPSMA	205	47	2.7-3.6	
888-XBP24BZ7UIT-004	XBP24BZ7UIT-004	U.FL	205	47	2.7-3.6	
888-XBP24-BZ7WIT-004	XBP24BZ7WIT-004	Wire	205	47	2.7-3.6	
888-XBP24BZ7WIT-004J	XBP24BZ7WIT-004J	Wire	205	47	2.7-3.6	
Xbee-PRO Extended Range - Programmable						
888-XBP24BZ7PITB-003	XBP24BZ7PITB003	PCB	220	62	2.7-3.6	
888-XBP24BZ7SITB-003	XBP24BZ7SITB003	RPSMA	220	62	2.7-3.6	
888-XBP24BZ7UITB-003	XBP24BZ7UITB003	U.FL	220	62	2.7-3.6	
888-XBP24BZ7WITB-003	XBP24BZ7WITB003	Wire	220	62	2.7-3.6	
XBee-PRO ZB SMT - Programmable						
888-XBP24CZ7RISB003	XBP24CZ7RISB003	RF Pad	220	62	2.7-3.6	
888-XBP24CZ7PISB003	XBP24CZ7PISB003	PCB	220	62	2.7-3.6	
888-XBP24CZ7UISB003	XBP24CZ7UISB003	U.FL	220	62	2.7-3.6	
XBee-PRO ZB SMT -Non-Programmable						
888-XBP24CZ7PIS-004	XBP24CZ7PIS-004	PCB	205	47	2.7-3.6	
888-XBP24CZ7RIS-004	XBP24CZ7RIS-004	RF Pad	205	47	2.7-3.6	
888-XBP24CZ7UIS-004	XBP24CZ7UIS-004	U.FL	205	47	2.7-3.6	
XBee-PRO 802.15.4 Extended Range						
888-XBP24-API-001	XBP24-API-001	PCB	35/45 @ 3.3V	50/55 @ 3.3V	2.8-3.4	
888-XBP24-AWI-001	XBP24-AWI-001	Wire	35/45 @ 3.3VDC	50 @ 3.3V	2.7-3.6	
888-XBP24-AUI-001	XBP24-AUI-001	U.FL	35/45 @ 3.3VDC	50 @ 3.3V	2.7-3.6	

XBEE™ OEM RF MODULES

NEW PRODUCT

For quantities greater than listed, call for quote.

MOUSER STOCK NO.	Digi International Part No.	Antenna Type	Transmit Current (mA)	Receive Current (mA)	Supply Voltage (VDC)	Price Each
XBee 865LP Low Power RF						
888-XB8-DMRS-002	XB8-DMRS-002	RF Pad	48	27	2.7-3.6	
888-XB8-DMUS-002	XB8-DMUS-002	U.FL	48	27	2.7-3.6	
888-XB8-DPPS-001	XB8-DPPS-001	PCB	48	27	2.7-3.6	
888-XB8-DPRS-001	XB8-DPRS-001	RF Pad	48	27	2.7-3.6	
888-XB8-DPUS-001	XB8-DPUS-001	U.FL	48	27	2.7-3.6	
XBee-PRO 868 RF						
888-XBP08-DPWIT-024	XBP08-DPWIT-024	Wire	500 @ 3.3V	65	3.0-3.6	
860-XBP08-DPSIT-024	XBP08-DPSIT-024	RPSMA	500 @ 3.3V	65	3.0-3.6	
888-XBP08-DPUIT-024	XBP08-DPUIT-024	U.FL	500 @ 3.3V	65	3.0-3.6	
XBee-PRO XSC S3B 900MHz						
888-XBP9B-XCST-001	XBP9B-XCST-001	RPSMA	215	26	2.4-3.6	
888-XBP9B-XCST-002	XBP9B-XCST-002	RPSMA	215	26	2.4-3.6	
888-XBP9B-XCST-021	XBP9B-XCST-021	RPSMA	215	26	2.4-3.6	
888-XBP9B-XCST-022	XBP9B-XCST-022	RPSMA	215	26	2.4-3.6	
888-XBP9B-XCUT-001	XBP9B-XCUT-001	U.FL	215	26	2.4-3.6	
888-XBP9B-XCUT-002	XBP9B-XCUT-002	U.FL	215	26	2.4-3.6	
888-XBP9B-XCUT-021	XBP9B-XCUT-021	U.FL	215	26	2.4-3.6	
888-XBP9B-XCUT-022	XBP9B-XCUT-022	U.FL	215	26	2.4-3.6	
888-XBP9B-XCWT-001	XBP9B-XCWT-001	Wire	215	26	2.4-3.6	
888-XBP9B-XCWT-002	XBP9B-XCWT-002	Wire	215	26	2.4-3.6	
888-XBP9B-XCWT-021	XBP9B-XCWT-021	Wire	215	26	2.4-3.6	
888-XBP9B-XCWT-022	XBP9B-XCWT-022	Wire	215	26	2.4-3.6	
Xbee DigiMesh 2.4 RF						
888-XB24-DMPIT-250	XB24-DMPIT-250	PCB	45	50	2.8-3.4	
XBee Wi-Fi						
888-XB24-WFPIT-001	XB24-WFPIT-001	PCB	Up to 260	140	3.1-3.6	
888-XB24-WFSIT-001	XB24-WFSIT-001	RPSMA	Up to 260	140	3.1-3.6	
888-XB24-WFUIT-001	XB24-WFUIT-001	U.FL	Up to 260	140	3.1-3.6	
888-XB24-WFWIT-001	XB24-WFWIT-001	Wire	Up to 260	140	3.1-3.6	

DIGI M10™ COMPACT SATELLITE MODEM

The Digi m10™ satellite module provides worldwide satellite data connectivity for a wide variety of asset-tracking and industrial remote communication applications. Small footprint satellite modem with global satellite connectivity is designed for a wide variety of asset tracking and remote device communication applications.

For quantities greater than listed, call for quote.

MOUSER STOCK NO.	Digi International Part No.	Description	Price Each
860-DG-M10-KIT	DG-M10-KIT	JumpStart Development Kit includes Quick start guide, Free 90-day limited ORBCOMM connectivity, Digi m10 Satellite modem, telescopic antenna, 12' extension cable, development board, software CD, power supply and accessories	
860-DG-M10	DG-M10	Satellite module without antenna	

© Copyright 2014 Mouser Electronics
© Copyright 2014 Mouser Electronics

DLP DESIGN RFID and ZigBee™ Modules

Products may be RoHS compliant. Check mouser.com for RoHS status.

DLP USB/MICROCONTROLLER MODULE

The DLP-2232MSPF combines the same USB interface used in the DLP-2232H and the DLP-1232H modules with a Texas Instruments microcontroller with internal FRAM to form a rapid development tool. The MSP430FR5739 microcontroller is preprogrammed with basic functionality for accessing the port pins and can be reprogrammed with user firmware via a 12-pin header using the MSP-FET430UIF device programmer/debugger (purchased separately).

NEW PRODUCT



For quantities greater than listed, call for quote.

MOUSER STOCK NO.	DLP Part No.	Description	Price Each	
			1	10
626-DLP-2232MSPF	DLP-2232MSPF	USB Interface Microcontroller Module		

DLP-RFID1 RFID READER AND WRITER

The DLP-RFID1 is a low-cost, USB-powered module for reading from and writing to ISO 15693, ISO 18000-3, and Tag-it™ intelligent RFID transponder tags. It has the ability to both read and write up to 256 bytes of data in addition to reading the unique identifier (UID/SID). All of the DLP-RFID1's electronics and antenna reside within the compact unit, and all operational power is taken from the host PC via the USB interface. The range of the internal antenna is up to 4 inches depending upon the size of the tag being read.

Retail Version



Applications:

- Real-Time Security
- Personal Identification
- Pharmaceutical Tracking
- Inventory/Asset Management and Tracking
- Library/Book Management & Tracking
- Baggage Tagging
- Sports Event Timing

For quantities greater than listed, call for quote.

MOUSER STOCK NO.	DLP Part No.	Description	Price Each	
			1	10
626-DLP-RFID1-RG	DLP-RFID1-RG	Includes reader, retractable USB cable and an assortment of tags		
626-DLP-RFID1-OG	DLP-RFID1-OG	OEM Board Only		

OEM Version

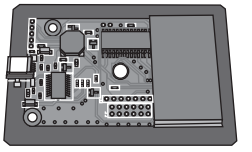

DLP-RFID-LP8C 8-CHANNEL RFID READER/WRITER

The DLP-RFID-LP8C is a low-cost, USB-powered module for reading from and writing to ISO 15693, ISO 18000-3 and Tag-it™ intelligent RFID transponder tags via up to eight external antennas. It has the ability to both read and write up to 256 bytes of data in addition to reading the unique identifier (UID/SID). All of the DLP-RFID-LP8C's electronics reside on a single, compact PCB; and all operational power is taken from the host Windows/Windows CE/ Linux PC via the USB interface. Up to eight external antennas can be connected via standard SMA connectors.

DLP-RFID-LP8C



Features:

- ISO 15693, 18000-3, 14443, Tag-it™ HF-I Compatible
- Can read the UID/SID of up to 15 Tags Simultaneously
- 13.56MHz Reader/Writer
- 8 Channels for External Antenna Connections
- FCC/IC/CE Modular Approvals in Place
- USB Port Powered from Windows, CE or Linux PC
- Both USB and RS232 Interfaces Provided
- USB Interface; No Driver Development Required for Windows, CE or Linux PC
- Operating Temperatures: 0°C to 70°C
- Dimensions: (L x W x H) 4.36" x 3.32" x 0.6

For quantities greater than listed, call for quote.

MOUSER STOCK NO.	DLP Part No.	Description	Price Each
626-DLP-RFID-LP8C	DLP-RFID-LP8C	8-channel RFID reader	
626-DLP-RFID-ANT	DLP-RFID-ANT	Round Antenna with Coax, with 15-foot cable	
626-DLP-FANT	DLP-FANT	Ferrite Antenna, DLP-COAX1 needed	
626-DLP-COAX1	DLP-COAX1	Coax with RPSMA connector	

DLP-RFID-ANT



DLP 802.15.4/ZIGBEE™ READY MODULE

The DLP-RF2 OEM Module is a short-range, low-power, 2.4GHz, unlicensed worldwide ISM band transceiver designed around the IEEE 802.15.4 Wireless Standard. It supports point-to-point and star network configuration using preprogrammed firmware.

RoHS Compliant

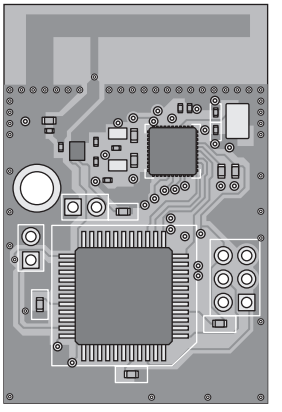

DLP-RF2 - 2.4 GHZ OEM RF Transceiver Module

The DLP-RF2 combines a Freescale™ MC13192 2.4GHz Direct-Sequence, Spread-Spectrum RF Transceiver IC and Freescale MC9S08GT60 microcontroller to form an IEEE 802.15.4 compliant, ZigBee™ ready, short-range transceiver module. The DLP-RF2 connects to user electronics via a standard, 20-pin male header.

The MC9S08GT60 microcontroller is preprogrammed with DLP Design's Serial Interface Packet Processor (SIPP™ firmware) for accessing the transceiver functions via simple serial calls. Interface to an external serial host microcontroller/DSP/FPGA, etc. is accomplished via a simple 2-wire (RX, TX, and ground) interface.

For quantities greater than listed, call for quote.

MOUSER STOCK NO.	DLP Part No.	Price Each			
		1	10	100	250
626-DLP-RF2-Z-G	DLP-RF2-Z-G				

© Copyright 2014 Mouser Electronics

© Copyright 2014 Mouser Electronics

RF and ZigBee™ Wireless Solutions and Kits

RoHS Compliant **This product is RoHS compliant.**

FREESCALE RF POWER FIELD EFFECT MOSFETS

For quantities greater than listed, call for quote.

MOUSER STOCK NO.	Freescale Part No.	Case	VDSS (V)	POUT (W)	f (MHz)	VSWR@ 50Vdc, 230 MHz	V(BR)DSS (V Min.)	IDSS (μA Max.)	Gps (Typ.)	ηD (Typ.)	IRL (dB)	Price Each 1	Price Each 25
841-MRFE6VP6300HR5	MRFE6VP6300HR5	465M	50	300	130	65:1	125	5	25	80	-15		
841-MRFE6VP61K25HR5	MRFE6VP61K25HR5	NI-1230	50	1250	230	65:1	125	10	22.9	74.6	-15		

FREESCALE ZIGBEE WIRELESS SOLUTIONS

MC1320x Family of Generation II Transceivers

For quantities greater than listed, call for quote.

MOUSER STOCK NO.	Freescale Part No.	Channels	Package	Supply Voltage (V)	Frequency Band (GHz)	Serial Interface	Application	Communication Protocol	Price Each 1	Price Each 25	Price Each 100
841-MC13201FC	MC13201FC	16	1311 (QFN 32)	2 to 3.4	2.4	SPI	2.4GHz ISM	SIMPLE MAC			
841-MC13202FC	MC13202FC	16	1311 (QFN 32)	2 to 3.4	2.4	SPI	2.4GHz ISM, 802.15.4	IEEE 802.15.4			

MC1321x Family of System in a Package (SiP)

For quantities greater than listed, call for quote.

MOUSER STOCK NO.	Freescale Part No.	Channels	Package	Supply Voltage (V)	Frequency Band (GHz)	MCU Memory	Application	Communication Protocol	Price Each 1	Price Each 25	Price Each 100
841-MC13211	MC13211	16	LGA, 71-pin	2 to 3.4	2.4	16KB	2.4GHz ISM	SIMPLE MAC			
841-MC13212	MC13212	16	LGA, 71-pin	2 to 3.4	2.4	32KB	2.4GHz ISM, 802.15.4	IEEE 802.15.4			
841-MC13213	MC13213	16	LGA, 71-pin	2 to 3.4	2.4	60KB	2.4GHz ISM, ZIGBEE	IEEE 802.15.4 or BeeStack			

MC1322x Platform in a Package (PIP)

For quantities greater than listed, call for quote.

MOUSER STOCK NO.	Freescale Part No.	Core	Flash	RAM / ROM	Channels	Package	Application	Communication Protocol	Price Each 1	Price Each 25	Price Each 100
841-MC13224V	MC13224V	ARM7	128K	96K/80K	16	LGA, 99-pin	2.4GHz ISM Band	IEEE 802.15.4 MAC			

FREESCALE ZIGBEE DEVELOPMENT KITS

MOUSER STOCK NO.	Freescale Part No.	Description	Price Each
841-1320X-QE-DSK-BDM	1320X-QE-DSK-BDM	1320x QE Evaluation Kit with BDM Cable	
841-1320XRFC	1320XRFC	MC1320x RF Daughter Card	
841-1322XDSK-DBG	1322XDSK-DBG	1322x Developer's Starter Kit with J-LINK	
841-1322XNSK-DBG	1322XNSK-DBG	1322x Network Starter Kit with J-LINK	
841-1322XNSK-IAR	1322XNSK-IAR	1322x Network Starter Kit w/Baseline Version	
841-1322XUSB	1322XUSB	1322x USB Board	

MOUSER STOCK NO.	Freescale Part No.	Description	Price Each
841-13226PRO-DBG	13226PRO-DBG	13226 Zigbee Pro Kit	
841-1323XDSK	1323XDSK	1323 Zigbee Developer Starter Kit	
841-1323XDSK-BDM	1323XDSK-BDM	1323X Zigbee Developer Kit BDM	
841-1323XNSK	1323XNSK	MC1323X Zigbee Development Kit	
841-1323XNSK-BDM	1323XNSK-BDM	MC1323X Zigbee Network Development Kit BDM	

ATMEL ZIGBIT MODULES

For quantities greater than listed, call for quote.

MOUSER STOCK NO.	Atmel Part No.	Description	Interface	Operating Voltage (V)	Price Each
556-ATZB-24-A2R	ATZB-24-A2R	2.4GHz Module with Dual Chip Antenna	UART, 12C, SPI	1.8 - 3.6	
556-ATZB-24-B0R	ATZB-24-B0R	2.4GHz Module with Balanced RF Output	UART, 12C, SPI	1.8 - 3.6	
556-ATZB-900-B0R	ATZB-900-B0R	784/868/915MHz 802.15.4 Module with Balanced RF Output	UART, 12C, SPI	1.8 - 3.6	
556-ATZB-A24-U0R	ATZB-A24-U0R	2.4GHz 802.15.4 Power Amplified Module with Unbalanced RF output	UART, 12C, SPI	3 - 3.6	
556-ATZB-A24-UFLR	ATZB-A24-UFLR	2.4GHz 802.15.4 Power Amplified Module with U.FL Antenna Connector	UART, 12C, SPI	3 - 3.6	

GPS/GLONASS DIPLEXER

NEW PRODUCT

RoHS Compliant

◆ Surface Mount Devices

For quantities greater than listed, call for quote.

MOUSER STOCK NO.	STMicroelectronics Part No.	Package	Freq. Bands Low/High (GHz)	Return Loss (Low/High Band (dB)	Price Each 1	Price Each 10
◆ 511-DIP1524-01D3	DIP1524-01D3	FlipChip-4	1573MHz / 2.4GHz	10/20		

STMICROELECTRONICS BLUETOOTH® MODULES

NEW PRODUCT

Features:

- Bluetooth® radio
  - -Fully embedded Bluetooth w/ profiles
  - -Complete RF ready module
- ST micro Cortex-M3 microprocessor up to 72MHz
- Memory
  - -256KB Flash memory
  - -48KB RAM memory

For quantities greater than listed, call for quote.

MOUSER STOCK NO.	STMicroelectronics Part No.	Operating Voltage (V)	I/O	Price Each
511-SPBT2532C2.AT2	SPBT2532C2.AT2	-0.3 to +5	4	
511-SPBT2632C2A.AT2	SPBT2632C2A.AT2	2.1 to 3.6	7	
511-SPBT2632C1A.AT2	SPBT2632C1A.AT2	2 to 3.6	16	

MURATA WIRELESS SYCHIP HIGH POWER ZIGBEE

NEW SUPPLIER

Features:

- Low power operation: Sleep-1.2μA, Transmit- 165A@20dBm, Receive - 31mA
- Allows customers to use the ARM Cortex M3 processor for their own applications
- Best-in-class radio receive sensitivity at -103dBm
- FCC certified

For quantities greater than listed, call for quote.

MOUSER STOCK NO.	Murata Wireless Part No.	Processor	Freq. (GHz)	Output Power (dBm)	ADC	Antenna	Interface	Supply Voltage	Dimensions (mm)	Price Each 1	Price Each 10	Price Each 100
81-88-00143-00	88-00143-00	ARM Cortex M3	2.45	+20	6x14-bit	Chip	I2C, SPI, UART, GPIO	2.4-3.4	27.2x14.75			
81-88-00144-00	88-00144-00	Ember EM357	2.4	20	6x14-bit	External	I2C, SPI, UART, GPIO	2.4-3.4	27.2x14.75x2.9			
Development Kit		Description										
81-88-00143-85	88-00143-85	Evaluation Kit for SyChip SN3020 Zigbee Module - Includes 2 evaluation/development boards with SN3020 modules,2 USB Cables, 1 RF Cable, and software									-	-
81-88-00144-85	88-00144-85	Evaluation Kit for SyChip SN3021 Zigbee Module									-	-

MURATA WIRELESS WIFI/BLUETOOTH MODULE

Chipset provides 802.11b/g/n and Bluetooth v4.0 with Bluetooth Low Energy connectivity. Pre-integrated to run with OMAP, SITARA, DaVinci, and Integra processors

For quantities greater than listed, call for quote.

MOUSER STOCK NO.	Murata Wireless Part No.	Package	Chipset	WiFi Output Power (dBm)	WiFi Sensitivity (dBm)	Bluetooth Sensitivity (dBm)	Antenna	Supply Voltage	Dimensions (mm)	Price Each 1	Price Each 10	Price Each 100
81-LBEE5ZSTNC-523	LBEE5ZSTNC-523	LGA-62	TI WL1271L	+20	-88	-92	U.FL, Internal	2.7-4.3	17x10x2.2			

MURATA WIRELESS MODULES

For quantities greater than listed, call for quote.

MOUSER STOCK NO.	Murata Wireless Part No.	Processor	Radio Chipset	Freq. (GHz)	Output Power (dBm)	Receiver Sensitivity (dBm)	Antenna	Interface	Supply Voltage	Dimensions (mm)	Price Each 1	Price Each 10	Price Each 100
81-88-00151-00	88-00151-00	STM32 ARM Cortex-M3	BCM43362	2.4	+17	-96	Internal	I2C, SPI, UART, GPIO	2.4-3.6	30.5x19.4x2.9			
81-LBWA1ZZVK7-TEMP-D	LBWA1ZZVK7-TEMP-D	-	TI CC3000	2.4	+19.5	-88	External	SPI	2.7-4.3	16.5x11.5x2.2		-	-
Development Kit		Description											
81-88-00151-85	Eval Module Wifi	Evaluation Kit for SyChip SN8200 WiFi Module										-	-

MURATA MAGICSTRAP® UHF RFID MODULES

NEW! TECHNOLOGY

For quantities greater than listed, call for quote.

MOUSER STOCK NO.	Murata Wireless Part No.	Type	Frequency Range (MHz)	EPC (bits)	User Memory (bits)	TID (bits)	Dim. (mm)	Price Each
81-LXMS31ACNA-009	LXMS31ACNA-009	1	865-955	Up to 240	512	64	3.2x1.6x0.7 max	
81-LXMS31ACNA-010	LXMS31ACNA-010	2	865-955	Up to 240	512	64	3.2x1.6x0.7 max	
81-LXMS31ACNA-011	LXMS31ACNA-011	3	865-955	Up to 240	512	64	3.2x1.6x0.7 max	
81-LXMS31ACNA-012	LXMS31ACNA-012	4	865-955	Up to 240	512	64	3.2x1.6x0.7 max	

© Copyright 2014 Mouser Electronics
© Copyright 2014 Mouser Electronics

LAIRD TECHNOLOGIES Wireless System Modules

Products may be RoHS compliant. Check mouser.com for RoHS status.

AC4490/4790 SERIES - OEM TRANSCEIVER MODULES

3.3V, 1 Watt Transmit

For quantities greater than listed, call for quote.

MOUSER STOCK NO.	Laird Technologies Part No.	Description	Price Each 1	Price Each 50
AC4490 Series - Server/Client Protocol				
814-AC4490-1000M	AC4490-1000M	900MHz FHSS module with MMCX ant. connector		
814-AC4490LR-1000M	AC4490LR-1000M	900MHz FHSS module w/MMCX ant. connector, longer range version		
814-SDKAC44901000M	SDK-AC4490-1000M	AC4490-1000M Developer Kit		-
AC4790 Series - Peer-to-Peer Protocol				
814-AC4790-1X1	AC4790-1X1	900MHz SMT FHSS module, not FCC approved		-
814-AC4790-1000M	AC4790-1000M	900MHz FHss module with MMCX ant. connector		
814-AC4790LR-1000M	AC4790LR-1000M	900MHz FHSS module w/MMCX ant. connector, longer range version		
814-SDK-AC47901000M	SDK-AC4790-1000M	AC4790-1000M Developer Kit		-

3.3V-5.5V, 200mW Transmit

For quantities greater than listed, call for quote.

MOUSER STOCK NO.	Laird Technologies Part No.	Description	Price Each 1	Price Each 50
AC4490 Series - Server/Client Protocol				
814-AC4490-200M	AC4490-200M	900MHz FHSS module with MMCX ant. connector		
814-AC4490LR-200M	AC4490LR-200M	900MHz FHSS module w/MMCX ant. connector, longer range version		
814-AC4490-200A	AC4490-200A	900MHz FHSS module with integral ant.		
814-AC4490200A5485	AC4490-200A-485	900MHz FHSS module with integral ant., RS485		
814-SDK-AC4490200M	SDK-AC4490-200M	AC4490-200M Developer Kit		-
814-SDK-AC4490200A	SDK-AC4490-200A	AC4490-200A Developer Kit		-
AC4790 Series - Peer-to-Peer Protocol				
814-AC4790-200M	AC4790-200M	900MHz FHSS module with MMCX ant. connector		
814-AC4790LR-200M	AC4790LR-200M	900MHz FHSS module w/MMCX ant. connector, longer range version		
814-AC4790-200M485	AC4790-200M-485	900MHz FHSS module with MMCX ant. connector, RS485		
814-AC4790-200A	AC4790-200A	900MHz FHSS module with integral ant.		
814-SDK-AC4790-200M	SDK-AC4790-200M	AC4790-200M Developer Kit		-

Accessories

PRODUCT NEW

For quantities greater than listed, call for quote.

MOUSER STOCK NO.	Laird Technologies Part No.	Description	Price Each
814-0700-00012	0700-00012	Amtec 20-pin Mating Connector for AC44XX	
814-0650-00005	0650-00005	Power Supply, 7.5 VDC, 1.5 A, Sw. Reg., 100 - 240 VAC input	
814-0600-00019	0600-00019	S467FL-5-RMM-915S, 1/2 wave, 7", 2dBi, RA, MMCX plug	
814-0600-00025	0600-00025	S467FL-5-RMM-915, 1/2 wave, 7", 2dBi, MMCX plug	
814-0600-00024	0600-00024	S467AH-915S, 1/2 wave, 7", 2dBi, RA, RPSMA	
814-0600-00028	0600-00028	S161AH-915R, 1/2 wave, 6", 2.5dBi, RA, RPSMA	
814-0600-00029	0600-00029	S161AH-915, 1/2 wave, 6", 2.5dBi, RPSMA	
814-0600-00030	0600-00030	S331AH-915, 1/4 wave, 3.5", 1dBi, RPSMA	
814-1300-00023	1300-00023	5" RG178 coax, RA MMCX plug to RPSMA bulkhead	
814-1300-00041	1300-00041	5" RG178 coax, u.FL plug to RPSMA bulkhead	



PRODUCT NEW

Compact AC4490 900MHz transceivers can replace miles of cable in harsh industrial environments. Using field-proven FHSS technology that needs no additional site licensing ✻, AC4490s reject interference, enable co-located system operation, increase output power and maintain data integrity.

AC4490s feature drop-in installation and a number of on-the-fly control commands, providing OEMs with a versatile interface for any application. They can be used as direct wire replacements, requiring no special host software for communication. All frequency hopping, synchronization and RF system data transmission/reception is performed by the transceiver.



PRODUCT NEW

High-performance AC4790 transceivers utilize Laird's "masterless" protocol, allowing each transceiver to communicate with any other in-range transceiver for true peer-to-peer operation.

AC4790's protocol features a dynamic addressing scheme, which simplifies the most efficient transmission path, so OEMs can design routing sequences that optimize the RF network. This makes AC4790 ideal for a wide variety of RF network. This makes AC4790 ideal for a wide variety of industrial applications that must rely on smooth, constant data flow.

AC4486/4868 SERIES - OEM TRANSCEIVER MODULES

Compact 868MHz transceivers can replace miles of cable in harsh environments. Using field-proven RF technology which needs no additional ETSI (Europe) licensing, OEMs with little or no previous RF experience can easily and quickly make existing systems wireless.

RoHS Compliant

5mW Variable Modules

For quantities greater than listed, call for quote.

MOUSER STOCK NO.	Laird Tech Part No.	Description	Approved Countries	Price Each 1	Price Each 50
814-AC4486-5M	AC4486-5M	868MHz transceiver, TTL serial RS232, 0-250mW, MMCX antenna	World Wide		
814-AC4486-5A	AC4486-5A	868MHz transceiver, TTL serial RS232, 0-250mW, integral antenna	World Wide		

868MHz Antennas and Accessories

For quantities greater than listed, call for quote.

MOUSER STOCK NO.	Laird Tech Part No.	Description	Approved Countries	Price Each 1	Price Each 50
Antennas					
814-0600-00020	0600-00020	1/2 Wave Antenna, 7", 2dBi, RA, MMCX plug	-		
814-1300-00023	1300-00023	5" RG178 Coax Cable, RA MMCX plug to RPSMA bulkhead	-		
Accessories					
814-0700-00012	0700-00012	Samtec 20-pin mating connector	-		
814-0650-00005	0650-00005	Power Supply, 7.5VDC, 1.5A, Sw. Reg., 100-240VAC Input	-		



900MHZ/2.4GHZ CONNEX LINK™

ConnexLink stand-alone transceivers can be set up in minutes to virtually cut the cables between RS232 or RS485 devices. Their flexibility and price allow users to quickly upgrade wired terminals to cordless operation in industrial, commercial, even residential applications.

For quantities greater than listed, call for quote.

MOUSER STOCK NO.	Laird Technologies Part No.	Description	Price Each
900MHz Models - 1000mW- Server/Client Protocol			
814-CL4490-232-C	CL4490-1000-232	Client Only Unit Kit includes Transceiver (Client Config.), RS-232 cable, Antenna, Power Supply and Software (Requires a Server Unit)	
814-CL4490-232-SP	CL4490-1000-232-SP	Starter Pack includes both a Server and Client Unit, RS-232 cables, Antennas, Power Supplies and Software	
814-CL4490-1000PROSP	CL4490-1000-PRO-SP	900MHz RS232/RS485/RS422 Switching InterfC Transvr Starter Pack 1.0 Watt (Server/Client protocol)	
900MHz Models - 1000mW- Peer-to-Peer Protocol			
814-CL4790-232	CL4790-1000-232	Single Unit Kit (Peer to Peer Protocol) includes Transceiver, RS-232 cable, Antenna, Power Supply and Software	
814-CL4790-232-SP	CL4790-1000-232-SP	Starter Pack (Peer to Peer Protocol) includes Two Transceiver Units, RS-232 cables, Antennas, Power Supplies and Software	
Connex Link™ Accessories			
814-1300-00032	1300-00032	Null-Modem Cable (replaces standard cable if connecting Aerocomm units to DCE devices)	

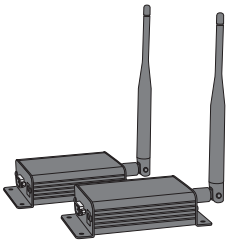

© Copyright 2014 Mouser Electronics

© Copyright 2014 Mouser Electronics

LAIRD TECHNOLOGIES Wireless System Modules

WIRELESS ETHERNET BRIDGE CONNEXLAN 400

Based on Laird Technologies' WISM+ 802.11 embedded module, the CL400 series of wireless Ethernet bridges provide outstanding data throughput over long ranges in a ruggedized industrial package. The CL400 Ethernet Bridge products are ideal for users looking for a simple to use wireless Ethernet bridge. Available with an AC power adapter, standard RJ-45 Ethernet jack and antennas, the CL400 come prepackaged with all necessary accessories. With no configuration necessary, users can simply plug in their Ethernet cable and apply power and have a wireless bridge at distance up to 1 mile and speeds up to 11Mbs. Optimized for point-to-point bridge connections the CL400 starter packs come pre-configured to communicate come pre-configured to communicate over a WPA2-CCMP encrypted secure 802.11 RF channel. The intelligent devices will optimize link speeds according to the RF conditions and distances between the units.

Features:

- Easy to use, no configuration necessary
- Standard 10/100 RJ-45 Ethernet Jack
- Auto Sensing interface for connection to peripherals or network devices
- Optimized RF Data rates dependant on conditions
- AES encrypted wireless link
- RF Speeds up to 11Mbps
- Line of sight distances up to 1 mile

MOUSER STOCK NO.	Laird Tech Part No.	Description	Approved Countries	Price Each
814-CL400-SP	CL400-SP	Wifi Ethernet Bridge Starter Pak-Americas	USA	

FLEXRF® 915MHZ AND 2.4GHZ WIRELESS MODULES

Laird Technologies' fifth generation 2.4GHz FHSS module sets the standard for industrial RF communication. Based on proprietary FlexRF™ technology, this globally-accepted module will exceed most OEM application and performance requirements. Embedded with Laird Technologies' robust server-client protocol, the LT2510 permits each module to communicate with any other in-range module for true peer-to-peer operation. "Out of range" modules can be reached via a meshing topology. The configuration and test software enables OEMs to structure and optimize the network to suit their application.

Laird Technologies' third generation 915MHz FHSS module sets yet another standard for industrial RF communication. Based on proprietary FlexRF™ technology, this globally-accepted module will exceed most OEM application and performance. From the OEM integrator's point of view, the LT1110's interface (API, configuration, etc) is 100% compatible with the LT2510 allowing the OEM to choose either 915MHz or 2.4GHz. The enhanced API commands provide packet routing control and network intelligence. With its field-proven proprietary FHSS RF protocol and increased penetration at 915 MHz, the LT1110 rejects RF noise, excels in multipath scenarios, allows for co-located systems, and provides an extremely reliable communication link.



MOUSER STOCK NO.	Laird Tech Part No.	Description	Approved Countries	Price Each	
				1	50
LT2510 24GHz RF Module and Kit					
814-DVK-PRM210	DVK-PRM210	RF Modules and Development Tools 3.3VTTL 10mW SMT KIT U.FL Jack	Worldwide		-
LT1110 915MHz Wireless Modules					
814-PRM210	PRM210	RF Modules and Development Tools 900MHz SMT 3.3V TTL 10mW U.FL Jack	Worldwide		
814-PRM211	PRM211	915MHz SMT 3.3V TTL 10mW Chip Antenna	Worldwide		
814-PRM220	PRM220	Pluggable 3.3V TTL 915MHz 10mW U.FLJack	Worldwide		
814-PRM221	PRM221	Pluggable 3.3V TTL 915MHz 10mW Chip Ant	Worldwide		
814-PRM240	PRM240	900MHz OEM Transceiver Plug, 3.3V 200mW u.FL Jack	Worldwide		
814-PRM241	PRM241	900MHz OEM Transceiver Plug, 3.3V 200mW Chip Ant	Worldwide		
LT1110 915MHz Developer Kit and Evaluation Boards					
814-DVK-PRM211	DVK-PRM211	LT1110 Development Kit 3.3VTTLSerial SMTKIT 10mW Chip Ant	Worldwide		-
814-EVB-PRM211-U	EVB-PRM211-U	LT1110 USB Evaluation Board 3.3V TTL Serial Eval Board 10mW Chip Ant	Worldwide		-
814-EVB-PRM211-R	EVB-PRM211-R	LT1110 RS232 Evaluation Board 3.3V TTL Serial Eval Board 10mW Chip Ant	Worldwide		-
814-DVK-PRM220	DVK-PRM220	LT1110 Development Kit 3.3V TTL Serial Plug KIT 10mW u.FLJack	Worldwide		-
814-DVK-PRM221	DVK-PRM221	LT1110 Development Kit 3.3V TTL Serial Plug KIT10mW Chip Ant	Worldwide		-
814-EVB-PRM210-U	EVB-PRM210-U	LT1110 USB Evaluation Board 3.3V TTL Eval Brd 10mW u.FL Jack	Worldwide		-
814-EVB-PRM210-R	EVB-PRM210-R	LT1110 RS232 Evaluation Board 3.3V TTL Eval Brd 10mW u.FL Jack	Worldwide		-
814-DVK-PRM240	DVK-PRM240	LT1110 Developer Kit Plug, 3.3V 200mW u.FL Jack	Worldwide		-
814-DVK-PRM241	DVK-PRM241	LT1110 Developer Kit Plug, 3.3V 200mW Chip Ant	Worldwide		-

BLUETOOTH MODULE KIT

The development board allows the Laird Bluetooth or Wireless W-LAN Module to be connected to a PC. The development board provides RS-232 level conversion through a standard 9 way D type connector to all pins of the 40 way and a 50 way Hirose connectors used by Bluetooth or Wireless LAN interface.



MOUSER STOCK NO.	Laird Tech Part No.	Description	Price Each
239-BISDK02BI-02	BISDK02BI-02	BISMII and High Speed USB adapter	
Accessories			
239-ACC-005	ACC-005	Winbond W681360 Audio Codec Board	
239-CWAA-00007-02	CWAA-00007-02	5.1mm black 1K - pcs Mounting Pillars	

BLUETOOTH MODULES

Laird's Bluetooth embedded modules are designed with compatibility in mind. Laird's Bluetooth Intelligent Serial technology. The pin configuration and physical dimensions of both the Wireless Module (BISM) are the same giving you the choice of wireless.



MOUSER STOCK NO.	Laird Tech Part No.	Fig.	Description	Price Each
239-BTM431	BTM431	-	Bluetooth AT Data Module, Internal Antenna w/ BISM II	
239-BTM443	BTM443	-	Bluetooth AT Data Module, Internal Antenna, Enhanced	
239-DVK-BTM431	DVK-BTM431	-	Bluetooth Dev Kit for BTM431	
239-DVK-BTM443	DVK-BTM443	-	Bluetooth Dev Kit for BTM443	
239-TRBLU23-00200	TRBLU23-00200	A	BISMII Bluetooth v2.0 Module	
239-TRBLU23-00300	TRBLU23-00300	A	BISMII - uFL connector	
239-BTM411	BTM411	-	Class 2 Bluetooth AT Data Module, Internal Antenna	
239-DVK-BTM411	DVK-BTM411	-	Bluetooth AT Data Module, Internal Antenna Dev Kit	
239-BTM402	BTM402	A	BISM II - Power Amp (PA)	
239-BISMS02BI	BISMS02BI	B	Surface Mount BISM II	
239-BISMS02BI-NA	BISMS02BI-NA	B	Surface Mount BISM II - uFL connector	
239-BRBLU03-010A0	BRBLU03-010A0	-	High Speed Bluetooth USB Adapter	
239-BTM410	BTM410	-	BlueTooth DATA Module AT Module	
239-DVK-BTM410	DVK-BTM410	-	Dev Kit/BlueTooth DATA Module AT Module	
239-BTM421	BTM421	-	BlueTooth DATA Module HCI	
239-DVK-BTM421	DVK-BTM421	-	Dev Kit/BlueTooth DATA Module HCI	
239-BTM511	BTM511	-	BlueTooth Multimedia, (formerly BlueTooth Voice)	

© Copyright 2014 Mouser Electronics

© Copyright 2014 Mouser Electronics

LINX TECHNOLOGIES RF Modules and Dev Systems

Products may be RoHS compliant. Check mouser.com for RoHS status.

Linx RF modules make it easy and cost-effective to add wireless capabilities to your product. Linx modules contain all the components necessary for the transmission of RF. Since no external components (except an antenna) are needed, the modules are easily applied, even by persons without previous RF design experience. This conserves valuable engineering resources and greatly reduces the product's time to market.

PROPRIETARY WIRELESS MODULES

NEW PRODUCT

For quantities greater than listed, call for quote.

MOUSER STOCK NO. / Mfr. Part No.	Fig.	Description	Frequency (MHz)	Vcc (V)	Icc (mA) Typ.	Max Data Range (bps)	Interface Type	Price Each 1	25	100
712—TRM-433-DP1203	A	1203 Series Radio Transceiver Module	433	2.4 to 3.6	62	152,000	3 Wire			
712—TRM-868-DP1203	A	1203 Series Radio Transceiver Module	868	2.4 to 3.6	62	152,000	3 Wire			
712—TRM-915-DP1203	A	1203 Series Radio Transceiver Module	915	2.4 to 3.6	62	152,000	3 Wire			
712—TRM-868-EUR	B	European Wireless Serial Engine Module	868	2.7 to 3.6	58	76,000	UART			
712—TRM-915-DTS	B	Wireless RF Transceiver Module	915	2.7 to 3.6	72	100,000	UART			
712—TRM-915-R25	C	Wireless Serial Engine (XE1203F)	915	3 to 3.6	65	153,000	UART			
712—TRM-915-R250	C	Wireless Serial Engine (ADF7020)	915	3 to 3.6	190	153,000	UART			
Development Tools								1		
712—EVM-915-250-FCS		TRM-915-R250 Evaluation Module, 915MHz, Straight Angle								
712—EVM-915-250-FCR		TRM-915-R250 Evaluation Module, 915MHz, Right Angle								
712—EVM-915-025-FCR		TRM-915-R25 Evaluation Module, 915MHz, Right Angle								
712—EVM-915-250-CFS		TRM-915-R250 Eval. Module, CoFeTel, 915MHz, Straight Angle								
712—EVM-915-DTS-FCS		Wi.232DTS-R Evaluation Module, 915MHz, Straight Angle								
712—EVM-915-DTS-FCR		Wi.232DTS-R Evaluation Module, 915MHz, Right Angle								

NT SERIES - TRUE TRANSPARENCY™ TRANSCEIVER MODULES

NEW PRODUCT

For quantities greater than listed, call for quote.

MOUSER STOCK NO. / Mfr. Part No.	Fig.	Description	Frequency (MHz)	Vcc (V)	Icc (mA) Typ.	Max Data Range (bps)	Pkg.	Price Each 1	25	100
712—TRM-900-NT	D	RF Transceiver Module	900	2.5-5.5	33.9	300,000	SMD			
NT Series Development and Evaluation Systems								1		
712—MDEV-900-NT		NT Series Master Development System, 900MHz, USB Module								

LT SERIES - LONG RANGE RF TRANSCEIVER MODULES

For quantities greater than listed, call for quote.

MOUSER STOCK NO. / Mfr. Part No.	Fig.	Description	Frequency (MHz)	Vcc (V)	Icc (mA) Typ.	Analog Range	Max Data Range (bps)	Pkg.	Price Each 1	25	50
712—TRM-315-LT	E	RF Transceiver Module	315	2.1-3.6	9.5/7.9	-	10,000	SMD			
712—TRM-418-LT	E	RF Transceiver Module	418	2.1-3.6	9.5/7.9	-	10,000	SMD			
712—TRM-433-LT	E	RF Transceiver Module	433.92	2.1-3.6	9.5/7.9	-	10,000	SMD			
GPS Development and Evaluation Systems									1		
712—EVAL-315-LT		LT Series Basic Evaluation Kit 315MHz									
712—EVAL-418-LT		LT Series Basic Evaluation Kit 418MHz									
712—EVAL-433-LT		LT Series Basic Evaluation Kit 433MHz									

LR SERIES - LONG RANGE WIRELESS COMMUNICATION MODULES

For quantities greater than listed, call for quote.

MOUSER STOCK NO. / Mfr. Part No.	Fig.	Description	Frequency (MHz)	Vcc (V)	Icc (mA) Typ.	Analog Range	Max Data Range (bps)	Pkg.	Price Each 1	25	50
712—TXM-315-LR	F	RF Transmitter Module	315	2.1-3.6	3.4	-	10,000	SMD			
712—TXM-418-LR	F	RF Transmitter Module	418	2.1-3.6	3.4	-	10,000	SMD			
712—TXM-433-LR	F	RF Transmitter Module	433.92	2.1-3.6	3.4	-	10,000	SMD			
712—RXM-315-LR	G	RF Receiver Module	315	2.7-3.6	5.2	50Hz-5kHz	10,000	SMD			
712—RXM-418-LR	G	RF Receiver Module	418	2.7-3.6	5.2	50Hz-5kHz	10,000	SMD			
712—RXM-433-LR	G	RF Receiver Module	433.92	2.7-3.6	5.2	50Hz-5kHz	10,000	SMD			
LR Series Development and Evaluation Systems									1		
712—EVAL-315-LR		LR Series Basic Evaluation Kit 315MHz									
712—EVAL-433-LR		LR Series Basic Evaluation Kit 433MHz									

LC SERIES - LOW COST RF TRANSMITTER MODULES

For quantities greater than listed, call for quote.

MOUSER STOCK NO. / Mfr. Part No.	Fig.	Description	Frequency (MHz)	Vcc (V)	Icc (mA) Typ.	Analog Range	Max Data Range (bps)	Pkg.	Price Each 1	25	50
712—TXM-315-LC	H	RF Transmitter Module	315	2.7-5.2	3.0	-	5,000	SMD			
712—TXM-418-LC	H	RF Transmitter Module	418	2.7-5.2	3.0	-	5,000	SMD			
712—TXM-433-LC	H	RF Transmitter Module	433.92	2.7-5.2	3.0	-	5,000	SMD			
LC Series Development and Evaluation Systems									1		
712—EVAL-315-LC		LC Series Basic Evaluation Kit 315MHz									
712—EVAL-418-LC		LC Series Basic Evaluation Kit 418MHz									
712—EVAL-433-LC		LC Series Basic Evaluation Kit 433MHz									

KH2 SERIES - RF TRANSMITTERS & RECEIVERS WITH INTEGRATED ENCODER & DECODER CHIPS

For quantities greater than listed, call for quote.

MOUSER STOCK NO. / Mfr. Part No.	Fig.	Description	Frequency (MHz)	Vcc (V)	Icc (mA) Typ.	Analog Range	Max Data Range (bps)	Pkg.	Price Each 1	25	50
712—TXE-315-KH2	I	RF Transmitter/Encoder Module	315	2.7-5.2	1.5	-	5,000	SMD			
712—TXE-418-KH2	I	RF Transmitter/Encoder Module	418	2.7-5.2	1.5	-	5,000	SMD			
712—TXE-433-KH2	I	RF Transmitter/Encoder Module	433.92	2.7-5.2	1.5	-	5,000	SMD			
712—RXD-315-KH2	J	RF Receiver/Decoder Module	315	2.7-3.6	5.2	50Hz-5kHz	10,000	SMD			
712—RXD-418-KH2	J	RF Receiver/Decoder Module	418	2.7-3.6	5.2	50Hz-5kHz	10,000	SMD			
712—RXD-433-KH2	J	RF Receiver/Decoder Module	433.92	2.7-3.6	5.2	50Hz-5kHz	10,000	SMD			
KH2 Series Development and Evaluation Systems									1		
712—EVAL-315-KH2		KH2 Series Basic Evaluation Kit 315MHz									
712—EVAL-418-KH2		KH2 Series Basic Evaluation Kit 418MHz									
712—EVAL-433-KH2		KH2 Series Basic Evaluation Kit 433MHz									

ES SERIES - DIGITAL AND ANALOG WIRELESS MODULES

For quantities greater than listed, call for quote.

MOUSER STOCK NO. / Mfr. Part No.	Fig.	Description	Frequency (MHz)	Vcc (V)	Icc (mA) Typ.	Analog Range	Max Data Range (bps)	Pkg.	Price Each 1	25	50
712—TXM-869-ES	K	RF Transmitter Module	869.85	2.1-4.0	7.0	20Hz-28kHz	56,000	SMD			
712—TXM-916-ES	K	RF Transmitter Module	916.48	2.1-4.0	7.0	20Hz-28kHz	56,000	SMD			
712—RXM-869-ES	L	RF Receiver Module	869.85	4.5-5.5	6.0	20Hz-28kHz	56,000	SMD			
712—RXM-916-ES	L	RF Receiver Module	916.48	4.5-5.5	6.0	20Hz-28kHz	56,000	SMD			
ES Series Development and Evaluation Systems									1		
712—EVAL-869-ES		ES Series Basic Evaluation Kit 869MHz									
712—MDEV-869-ESRS232		ES Series - Master Development System 869MHz, RS232 Module									
712—MDEV-869-ES-USB		ES Series - Master Development System 869MHz, USB Module									
712—MDEV-916-ESRS232		ES Series - Master Development System 916MHz, RS232 Module									
712—MDEV-916-ES-USB		ES Series - Master Development System 916MHz, USB Module									



© Copyright 2014 Mouser Electronics

© Copyright 2014 Mouser Electronics

LINX TECHNOLOGIES Wireless Solutions and Dev Kits

Products may be RoHS compliant. Check mouser.com for RoHS status.

EMBEDDED GPS MODULES

NEW PRODUCT



For quantities greater than listed, call for quote.

MOUSER STOCK NO. / Mfr. Part No.	Fig.	Description	Frequency (MHz)	Vcc (V)	Icc (mA) Typ.	Analog Range	Max Data Range (bps)	Pkg.	Price Each 1	25	50
712—RXM-GPS-SG-B	A	SG Series GPS Receiver Module - Bulk	1575.42	3.0-4.2	46\28	-	-	SMD			
712—RXM-GPS-SR-B	B	SR Series GPS Receiver w/Integrated Antenna-Bulk	1575.42	3.0-4.2	46\28	-	-	SMD			
GPS Development Tool Kits											
712—ASY-MDEVGPSSG-DB	C	Contains 1 solderless breadboard, SG Series GPS module, SMA connector and a ferrite bead									
712—ASY-MDEVGPSSR-DB	D	Surface mount SR Series GPS module on a single board with through-hole headers									
GPS Development Systems									1		
712—MDEV-GPS-SG		SG Master Development System									
712—MDEV-GPS-SR		SR Master Development System									

USB INTERFACE MODULES

The Linx QS Series USB module allows the rapid addition of USB to virtually any device. Housed in a compact SMD package, the module provides a complete solution for converting between USB and serial sources, including microprocessors, RS-232/RS-485 level converters, or RF modules.



For quantities greater than listed, call for quote.

MOUSER STOCK NO.	Linx Tech. Part No.	Description	Price Each 1	10	50
712-SDM-USB-QS-S	SDM-USB-QS-S	USB Module			
712-MDEV-USB-QS	MDEV-USB-QS	QS Series - Master Development System		-	-

REMOTE CONTROL AND COMMAND ICS

Linx offers a wide range of ICs designed to simplify such diverse tasks as encoding and decoding, interface, and discreet RF implementations. Linx ICs offer a range of unique features and the availability of Cipherlinx encryption for applications requiring high security.



High Security Encrypted Remote Control Encoder and Decoder ICs

For quantities greater than listed, call for quote.

MOUSER STOCK NO.	Linx Tech. Part No.	Description	Price Each 1	10	50
712-LICAL-DEC-HS001	LICAL-DEC-HS001	HS Series Decoder			
712-LICAL-ENC-HS001	LICAL-ENC-HS001	HS Series Encoder			
712-MDEV-LICAL-HS	MDEV-LICAL-HS	HS Series Master Development Kit		-	-

Medium Security 8 Function Remote Control Encoder and Decoder ICs

For quantities greater than listed, call for quote.

712-LICAL-DEC-MS001	LICAL-DEC-MS001	MS Series Decoder			
712-LICAL-ENC-MS001	LICAL-ENC-MS001	MS Series Encoder			
712-MDEV-LICAL-MS	MDEV-LICAL-MS	MS Series Master Development Kit		-	-
712-MDEV-LICAL-MS-ES	MDEV-LICAL-MS-ES	MS Series Master Development Kit with ES RF Modules		-	-

Basic Remote Control Encoder and Decoder ICs

For quantities greater than listed, call for quote.

712-LICAL-DEC-LS001	LICAL-DEC-LS001	LS Series Decoder			
712-LICAL-ENC-LS001	LICAL-ENC-LS001	LS Series Encoder			

Bi-Directional Remote Control Transcoder ICs

For quantities greater than listed, call for quote.

712-LICAL-TRC-MT	LICAL-TRC-MT	MT Series Transcoder			
712-MDEV-LICAL-MT	MDEV-LICAL-MT	MT Series Master Development Kit		-	-

OEM PRODUCTS

Linx pre-certified OEM products save you time and money by eliminating design, certification and tooling costs. They are ideal for remote control or command applications where the user would press a button on one end and perform an action on the other end.



HS Family

For quantities greater than listed, call for quote.

MOUSER STOCK NO.	Linx Tech. Part No.	Description	Price Each 1	10	50
712-OTX-418-HH-LR8HS	OTX-418-HH-LR8-HS	HS 8 Button Long-Range Handheld Transmitter 418MHz			
712-MDEV-418-HHLR8HS	MDEV-418-HH-LR8-HS	HS Long-Range Handheld Transmitter Development System 418MHz		-	-
712-MDEV-433-HHLR8HS	MDEV-433-HH-LR8-HS	HS Long-Range Handheld Transmitter Development System 433MHz		-	-

MS Family

For quantities greater than listed, call for quote.

712-OTX-433-HH-KF1MS	OTX-433-HH-KF1-MS	1 Button MS Keyfob Transmitter 433MHz			
712-OTX-418-HH-KF2MS	OTX-418-HH-KF2-MS	2 Button MS Keyfob Transmitter 418MHz			
712-OTX-315-HH-KF5MS	OTX-315-HH-KF5-MS	5 Button MS Keyfob Transmitter 315MHz			
712-OTX-418-HH-KF5MS	OTX-418-HH-KF5-MS	5 Button MS Keyfob Transmitter 418MHz			
712-OTX-433-HH-KF5MS	OTX-433-HH-KF5-MS	5 Button MS Keyfob Transmitter 433MHz			
712-OTX-433-HH-CP8MS	OTX-433-HH-CP8-MS	MS 8 Button Compact Handheld Transmitter 433MHz			
712-OTX-418-HH-LR8MS	OTX-418-HH-LR8-MS	MS 8 Button Long-Range Handheld Transmitter 418MHz			
712-OTX-433-HH-LR8MS	OTX-433-HH-LR8-MS	MS 8 Button Long-Range Handheld Transmitter 433MHz			
712-MDEV-418-HHCP8MS	MDEV-418-HH-CP8-MS	MS Compact Handheld Transmitter Development System 418MHz		-	-
712-MDEV-418-HHLR8MS	MDEV-418-HH-LR8-MS	MS Long-Range Handheld Transmitter Development System 418MHz		-	-
712-MDEV-433-HHLR8MS	MDEV-433-HH-LR8-MS	MS Long-Range Handheld Transmitter Development System 433MHz		-	-

Holtek Family

For quantities greater than listed, call for quote.

MOUSER STOCK NO.	Linx Tech. Part No.	Description	Price Each 1	25	50
712-CMD-KEY2-418	CMD-KEY2-418	2 Button Black Keyfob Transmitter 418MHz			
712-CMD-KEY2-433	CMD-KEY2-433	2 Button Black Keyfob Transmitter 433MHz			
712-CMD-KEY4-418	CMD-KEY4-418	4 Button Black Keyfob Transmitter 418MHz			
712-CMD-KEY5-315	CMD-KEY5-315	5 Button Black Keyfob Transmitter 315MHz			
712-CMD-KEY5-418	CMD-KEY5-418	5 Button Black Keyfob Transmitter 418MHz			
712-CMD-KEY5-433	CMD-KEY5-433	5 Button Black Keyfob Transmitter 433MHz			
712-CMD-HHCP-315-MD	CMD-HHCP-315-MD	8 Button Compact Handheld Transmitter with Metal Dome Switches 315MHz			
712-CMD-HHCP-418-MD	CMD-HHCP-418-MD	8 Button Compact Handheld Transmitter with Metal Dome Switches 418MHz			
712-CMD-HHCP-433-MD	CMD-HHCP-433-MD	8 Button Compact Handheld Transmitter with Metal Dome Switches 433MHz			
712-CMD-HHLR-315-MD	CMD-HHLR-315-MD	8 Button Long-Range Handheld Transmitter with Metal Dome Switches 315MHz			
712-CMD-HHLR-418-MD	CMD-HHLR-418-MD	8 Button Long-Range Handheld Transmitter with Metal Dome Switches 418MHz			
712-CMD-HHLR-433-MD	CMD-HHLR-433-MD	8 Button Long-Range Handheld Transmitter with Metal Dome Switches 433MHz			
712-FCTN-WALL-418	FCTN-WALL-418	AC Switch Receiver Module 418MHz			
712-EVAL-418-HHCP	EVAL-418-HHCP	Holtek Family Compact HandHeld Evaluation System 418MHz		-	-
712-EVAL-433-HHCP	EVAL-433-HHCP	Holtek Family Compact HandHeld Evaluation System 433MHz		-	-
712-EVAL-418-HHLR	EVAL-418-HHLR	Holtek Long Range HandHeld Evaluation System 418MHz		-	-
712-EVAL-433-HHLR	EVAL-433-HHLR	Holtek Long Range HandHeld Evaluation System 433MHz		-	-

© Copyright 2014 Mouser Electronics
© Copyright 2014 Mouser Electronics

LINX TECHNOLOGIES Evaluation Systems and Antennas

EVALUATION SYSTEMS

For quantities greater than listed, call for quote.

MOUSER STOCK NO. Mfr. | Mfr. Part No.	Description	Frequency (MHz)	Price Each
712—CAEK-418	Connectorized Antenna Evaluation Kit	418	
712—CAEK-868	Connectorized Antenna Evaluation Kit	868	
712—CAEK-916	Connectorized Antenna Evaluation Kit	916	
712—AEK-916-CHP	Chip Antenna Evaluation Kit	916	
712—AEK-2.45-CHP	Chip Antenna Evaluation Kit	2.45GHz	

ANTENNAS

For quantities greater than listed, call for quote.

MOUSER STOCK NO. Mfr. | Mfr. Part No.	Fig.	Description	Type	Frequency (MHz)	Price Each 1	25	50
Permanent-Mount							
712—ANT-315-PW-LP	A	LP Series - Reduced Height 1/4 Wave Whip Monopole	Screw Mount	315			
712—ANT-418-PW-LP	A	LP Series - Reduced Height 1/4 Wave Whip Monopole	Screw Mount	418			
712—ANT-433-PW-LP	A	LP Series - Reduced Height 1/4 Wave Whip Monopole	Screw Mount	433			
712—ANT-868-PW-LP	A	LP Series - Reduced Height 1/4 Wave Whip Monopole	Screw Mount	868			
712—ANT-916-PW-LP	A	LP Series - Reduced Height 1/4 Wave Whip Monopole	Screw Mount	916			
712—ANT-2.4-PW-LP	A	LP Series - Reduced Height 1/4 Wave Whip Monopole	Screw Mount	2.4GHz			
712—ANT-315-PW-RA	A	RA Series - Swivel Angle 1/4 Wave Whip Monopole	Screw Mount	315			
712—ANT-418-PW-RA	A	RA Series - Swivel Angle 1/4 Wave Whip Monopole	Screw Mount	418			
712—ANT-433-PW-RA	A	RA Series - Swivel Angle 1/4 Wave Whip Monopole	Screw Mount	433			
712—ANT-868-PW-RA	A	RA Series - Swivel Angle 1/4 Wave Whip Monopole	Screw Mount	868			
712—ANT-916-PW-RA	A	RA Series - Swivel Angle 1/4 Wave Whip Monopole	Screw Mount	916			
712—ANT-418-PW-QW	A	PW Series - 1/4 Wave Whip Monopole	- -	418			
712—ANT-433-PW-QW	A	PW Series - 1/4 Wave Whip Monopole	- -	433			
712—ANT-868-PW-QW	A	PW Series - 1/4 Wave Whip Monopole	- -	868			
712—ANT-916-PW-QW	A	PW Series - 1/4 Wave Whip Monopole	- -	916			
712—ANT-2.4-PW-QW	A	PW Series - 1/2 Wave Whip Dipole	- -	2.4GHz			
712—ANT-868-PML	A	PML Series - Right Angle Swivel 1/2 Wave Whip Dipole	- -	868			
712—ANT-916-PML	A	PML Series - Right Angle Swivel 1/2 Wave Whip Dipole	- -	916			
Connectorized							
712—ANT-916-OCLG-RPS	B	OC Series - Tilt Swivel 1/2 Wave Whip Dipole	RP-SMA	916			
712—ANT-916-OCLG-SMA	B	OC Series - Tilt Swivel 1/2 Wave Whip Dipole	SMA	916			
712—ANT-2.4-OCLG-RPS	B	OC Series - Tilt Swivel 1/2 Wave Whip Dipole	RP-SMA	2.45GHz			
712—ANT-2.4-OCLG-SMA	B	OC Series - Tilt Swivel 1/2 Wave Whip Dipole	SMA	2.45GHz			
712—ANT-418-CW-QW	B	CW Series - 1/4 Wave Whip Monopole	RP-SMA	418			
712—ANT-433-CW-QW	B	CW Series - 1/4 Wave Whip Monopole	RP-SMA	433			
712—ANT-868-CW-QW	B	CW Series - 1/4 Wave Whip Monopole	RP-SMA	868			
712—ANT-916-CW-QW	B	CW Series - 1/4 Wave Whip Monopole	RP-SMA	916			
712—ANT-916-CW-QWSMA	B	CW Series - 1/4 Wave Whip Monopole	SMA	916			
712—ANT-2.4-CW-QWRPS	B	CW Series - 1/2 Wave Whip Dipole	RP-SMA	2.4GHz			
712—ANT-2.4-CW-QWSMA	B	CW Series - 1/2 Wave Whip Dipole	SMA	2.4GHz			
712—ANT-315-CW-RH	B	RH Series - Reduced Height 1/4 Wave Whip Monopole	RP-SMA	315			
712—ANT-315-CW-RHSMA	B	RH Series - Reduced Height 1/4 Wave Whip Monopole	SMA	315			
712—ANT-418-CW-RH	B	RH Series - Reduced Height 1/4 Wave Whip Monopole	RP-SMA	418			
712—ANT-418-CW-RHSMA	B	RH Series - Reduced Height 1/4 Wave Whip Monopole	SMA	418			
712—ANT-433-CW-RH	B	RH Series - Reduced Height 1/4 Wave Whip Monopole	RP-SMA	433			
712—ANT-433-CW-RHSMA	B	RH Series - Reduced Height 1/4 Wave Whip Monopole	SMA	433			
712—ANT-868-CW-RH	B	RH Series - Reduced Height 1/4 Wave Whip Monopole	RP-SMA	868			
712—ANT-868-CW-RHSMA	B	RH Series - Reduced Height 1/4 Wave Whip Monopole	SMA	868			
712—ANT-916-CW-RH	B	RH Series - Reduced Height 1/4 Wave Whip Monopole	RP-SMA	916			
712—ANT-916-CW-RHSMA	B	RH Series - Reduced Height 1/4 Wave Whip Monopole	SMA	916			
712—ANT-2.4-CW-RH	B	RH Series - Reduced Height 1/4 Wave Whip Monopole	RP-SMA	2.45GHz			
712—ANT-2.4-CW-RHSMA	B	RH Series - Reduced Height 1/4 Wave Whip Monopole	SMA	2.45GHz			
712—ANT-315-CW-HD	B	HD Series - Heavy Duty 1/4 Wave Whip Monopole	RP-SMA	315			
712—ANT-418-CW-HD	B	HD Series - Heavy Duty 1/4 Wave Whip Monopole	RP-SMA	418			
712—ANT-433-CW-HD	B	HD Series - Heavy Duty 1/4 Wave Whip Monopole	RP-SMA	433			
712—ANT-916-CW-HD	B	HD Series - Heavy Duty 1/4 Wave Whip Monopole	RP-SMA	916			
712—ANT-315-CW-HW	B	HW Series - 1/4 Wave Whip Monopole	RP-SMA	315			
712—ANT-418-CW-HW	B	HW Series - 1/4 Wave Whip Monopole	RP-SMA	418			
712—ANT-433-CW-HW	B	HW Series - 1/4 Wave Whip Monopole	RP-SMA	433			
712—ANT-868-CW-HW	B	HW Series - 1/2 Wave Whip Dipole	RP-SMA	868			
712—ANT-916-CW-HW	B	HW Series - 1/2 Wave Whip Dipole	RP-SMA	916			
712—ANT-2.4-CW-HW	-	HW Series - 1/2 Wave Whip Dipole	RP-SMA	2.45			
712—ANT-2.4-CW-HWSMA	-	HW Series - 1/2 Wave Whip Dipole	SMA	2.45			
712—ANT-2.4-CW-CTRPS	B	CT Series - Straight 1/2 Wave Whip Dipole	RP-SMA	2.45GHz			
712—ANT-2.4-CW-CTSMA	B	CT Series - Straight 1/2 Wave Whip Dipole	SMA	2.45GHz			
712—ANT-315-CWHWRRPS	B	HWR Series - Tilt Swivel 1/4 Wave Whip Monopole	RP-SMA	315			
712—ANT-315-CWHWRSMA	B	HWR Series - Tilt Swivel 1/4 Wave Whip Monopole	SMA	315			
712—ANT-418-CWHWRRPS	B	HWR Series - Tilt Swivel 1/4 Wave Whip Monopole	RP-SMA	418			
712—ANT-418-CWHWRSMA	B	HWR Series - Tilt Swivel 1/4 Wave Whip Monopole	SMA	418			
712—ANT-433-CWHWRRPS	B	HWR Series - Tilt Swivel 1/4 Wave Whip Monopole	RP-SMA	433			
712—ANT-433-CWHWRSMA	B	HWR Series - Tilt Swivel 1/4 Wave Whip Monopole	SMA	433			
712—ANT-868-CWHWRRPS	B	HWR Series - Tilt Swivel 1/2 Wave Whip Dipole	RP-SMA	868			
712—ANT-868-CWHWRSMA	B	HWR Series - Tilt Swivel 1/2 Wave Whip Dipole	SMA	868			
712—ANT-916-CWHWRRPS	B	HWR Series - Tilt Swivel 1/2 Wave Whip Dipole	RP-SMA	916			
712—ANT-916-CWHWRSMA	B	HWR Series - Tilt Swivel 1/2 Wave Whip Dipole	SMA	916			
712—ANT-1.4-CWHWRRPS	B	HWR Series - Tilt Swivel 1/2 Wave Whip Dipole	RP-SMA	1.4GHz			
712—ANT-1.4-CWHWRSMA	B	HWR Series - Tilt Swivel 1/2 Wave Whip Dipole	SMA	1.4GHz			
712—ANT-2.4-CWHWRRPS	-	HWR Series - Tilt Swivel 1/2 WaveWhip Dipole	RP-SMA	2.45			
712—ANT-2.4-CWHWRSMA	-	HWR Series - Tilt Swivel 1/2 WaveWhip Dipole	SMA	2.45			
712—ANT-2.4-CW-RCTRP	B	RCT Series - Right Angle Multi-Position 1/2 Wave Whip Dipole	RP-SMA	2.45GHz			
712—ANT-2.4-CW-RCTSS	B	RCT Series - Right Angle Multi-Position 1/2 Wave Whip Dipole	SMA	2.45GHz			
712—ANT-315-CW-RCS	B	RCS Series - Reduced Height Right Angle 1/4 Wave Whip Monopole	RP-SMA	315			
712—ANT-418-CW-RCS	B	RCS Series - Reduced Height Right Angle 1/4 Wave Whip Monopole	RP-SMA	418			
712—ANT-433-CW-RCS	B	RCS Series - Reduced Height Right Angle 1/4 Wave Whip Monopole	RP-SMA	433			
712—ANT-868-CW-RCS	B	RCS Series - Reduced Height Right Angle 1/4 Wave Whip Monopole	RP-SMA	868			
712—ANT-916-CW-RCS	B	RCS Series - Reduced Height Right Angle 1/4 Wave Whip Monopole	RP-SMA	916			
712—ANT-2.4-CW-RCS	B	RCS Series - Reduced Height Right Angle 1/4 Wave Whip Monopole	RP-SMA	2.45 GHz			
712—ANT-2.4-CWRCSSMA	B	RCS Series - Reduced Height Right Angle 1/4 Wave Whip Monopole	SMA	2.45 GHz			
712—ANT-916-CW-RCL	B	RCL Series - Right Angle Multi-Position 1/4 Wave Whip Monopole	RP-SMA	916			
712—ANT-2.4-CW-RCL	B	RCL Series - Right Angle Multi-Position 1/2 Wave Whip Dipole	RP-SMA	2.45GHz			
712—ANT-315-CW-RAH	B	RAH Series - Reduced Height Right-Angle 1/4 Wave Whip Monopole	RP-SMA	315			
712—ANT-418-CW-RAH	B	RAH Series - Reduced Height Right-Angle 1/4 Wave Whip Monopole	RP-SMA	418			
712—ANT-433-CW-RAH	B	RAH Series - Reduced Height Right-Angle 1/4 Wave Whip Monopole	RP-SMA	433			
712—ANT-868-CW-RAH	B	RAH Series - Reduced Height Right-Angle 1/4 Wave Whip Monopole	RP-SMA	868			
712—ANT-916-CW-RAH	B	RAH Series - Reduced Height Right-Angle 1/4 Wave Whip Monopole	RP-SMA	916			
712—ANT-2.4-CW-RAH	B	RAH Series - Reduced Height Right-Angle 1/4 Wave Whip Monopole	RP-SMA	2.45GHz			
712—ANT-2.4-CWRAHSMA	B	RAH Series - Reduced Height Right-Angle 1/4 Wave Whip Monopole	SMA	2.45GHz			
712—ANT-DB1-RAF	B	RAF Series - Dual Band Tilt Swivel 1/2 Wave Dipole	RP-SMA	2.45/5.8GHz			
712—ANT-DB1-RAF-SMA	B	RAF Series - Dual Band Tilt Swivel 1/2 Wave Dipole	SMA	2.45/5.8GHz			

A



B



© Copyright 2014 Mouser Electronics

© Copyright 2014 Mouser Electronics

LINX TECHNOLOGIES Antennas

EMBEDDED ANTENNAS

For quantities greater than listed, call for quote.

MOUSER STOCK NO. Mfr.	Mfr. Part No.	Fig	Description	Type	Frequency (MHz)	Price Each 1	25	50
712	ANT-315-SP	A	SP Series "The Splatch"- SMD Grounded Line 1/4-wave Monopole	Solder	315			
712	ANT-403-SP	A	SP Series "The Splatch"- SMD Grounded Line 1/4-wave Monopole	Solder	403			
712	ANT-418-SP	A	SP Series "The Splatch"- SMD Grounded Line 1/4-wave Monopole	Solder	418			
712	ANT-433-SP	A	SP Series "The Splatch"- SMD Grounded Line 1/4-wave Monopole	Solder	433			
712	ANT-458-SP	A	SP Series "The Splatch"- SMD Grounded Line 1/4-wave Monopole	Solder	458			
712	ANT-868-SP	A	SP Series "The Splatch"- SMD Grounded Line 1/4-wave Monopole	Solder	868			
712	ANT-916-SP	A	SP Series "The Splatch"- SMD Grounded Line 1/4-wave Monopole	Solder	916			
712	ANT-868-JJB-RA	A	JJB Series - Permanent Mount Mini 1/4-wave Monopole Right Angle	Solder	868			
712	ANT-868-JJB-ST	A	JJB Series - Permanent Mount Mini 1/4-wave Monopole Straight Post	Solder	868			
712	ANT-916-JJB-RA	A	JJB Series - Permanent Mount Mini 1/4-wave Monopole Right Angle	Solder	916			
712	ANT-2.4-JJB-RA	A	JJB Series - Permanent Mount Mini 1/4-wave Monopole Right Angle	Solder	2.45GHz			
712	ANT-2.4-JJB-ST	A	JJB Series - Permanent Mount Mini 1/4-wave Monopole Straight Post	Solder	2.45GHz			
712	ANT-868-CHP-B	A	CHP Series - Chip Antenna 1/4-wave Monopole, Bulk	Solder	868			
712	ANT-916-CHP-B	A	CHP Series - Chip Antenna 1/4-wave Monopole, Bulk	Solder	916			
712	ANT-2.45-CHP-B	A	CHP Series - Chip Antenna 1/4-wave Monopole, Bulk	Solder	2.45GHz			
712	ANT-2.45-CHP-T	A	CHP Series - Chip Antenna 1/4-wave Monopole, Tape and Reel	Solder	2.45GHz			
712	ANT-315-HESM	A	HE Series - Helical SMD 1/4-wave Monopole	Solder	315			
712	ANT-315-HETH	A	HE Series - Helical Through Hole 1/4-wave Monopole	Solder	315			
712	ANT-418-HETH	A	HE Series - Helical Through Hole 1/4-wave Monopole	Solder	418			
712	ANT-433-HESM	A	HE Series - Helical SMD 1/4-wave Monopole	Solder	433			
712	ANT-433-HETH	A	HE Series - Helical Through Hole 1/4-wave Monopole	Solder	433			
712	ANT-916-HESM	A	HE Series - Helical SMD 1/4-wave Monopole	Solder	916			
712	ANT-916-HETH	A	HE Series - Helical Through Hole 1/4-wave Monopole	Solder	916			

SPECIALTY ANTENNAS

NEW PRODUCT

For quantities greater than listed, call for quote.

712	ANT-418-MHW-RPSS	B	MHW Series - Stick-On 1/2-wave Dipole (Short, 79" Cable)	RP-SMA	418			
712	ANT-418-MHWSMAS	B	MHW Series - Stick-On 1/2-wave Dipole (Short, 79" Cable)	SMA	418			
712	ANT-418-MHW-RPSL	B	MHW Series - Stick-On 1/2-wave Dipole (Long, 180" Cable)	RP-SMA	418			
712	ANT-418-MHW-SMAL	B	MHW Series - Stick-On 1/2-wave Dipole (Long, 180" Cable)	SMA	418			
712	ANT-433-MHW-RPSS	B	MHW Series - Stick-On 1/2-wave Dipole (Short, 79" Cable)	RP-SMA	433			
712	ANT-433-MHWSMAS	B	MHW Series - Stick-On 1/2-wave Dipole (Short, 79" Cable)	SMA	433			
712	ANT-433-MHW-RPSL	B	MHW Series - Stick-On 1/2-wave Dipole (Long, 180" Cable)	RP-SMA	433			
712	ANT-433-MHW-SMAL	B	MHW Series - Stick-On 1/2-wave Dipole (Long, 180" Cable)	SMA	433			
712	ANT-916-MHW-RPSS	B	MHW Series - Stick-On 1/2-wave Dipole (Short, 79" Cable)	RP-SMA	916			
712	ANT-916-MHWSMAS	B	MHW Series - Stick-On 1/2-wave Dipole (Short, 79" Cable)	SMA	916			
712	ANT-DB1-HDP-RPS	B	HDP Series - Stick-On Horizontal 1/2-wave Dipole 860MHz/1.77GHz	RP-SMA	Dual Band			
712	ANT-DB1-HDP-TNC	B	HDP Series - Stick-On Horizontal 1/2-wave Dipole 860MHz/1.77GHz	TNC	Dual Band			
712	ANT-DB1-VDP-RPS	B	VDP Series - Stick-On Vertical 1/2-wave Dipole 860MHz/1.77GHz/2.45GHz	RP-SMA	Tri-Band			
712	ANT-DB1-VDP-TNC	B	VDP Series - Stick-On Vertical 1/2-wave Dipole 860MHz/1.77GHz/2.45GHz	TNC	Tri-Band			
712	ANT-DB1-RMS-RPS	B	RMS Series - Through-Hole Mount 860MHz/1.77GHz	RP-SMA	Dual Band			
712	ANT-DB1-RMS-TNC	B	RMS Series - Through-Hole Mount 860MHz/1.77GHz	TNC	Dual Band			
712	ANT-868-WRT-RPS	B	WRT Series - Compact Antenna	RP-SMA	868			
712	ANT-916-WRT-RPS	B	WRT Series - Compact Antenna	RP-SMA	916			
712	ANT-916-WRT-SMA	B	WRT Series - Compact Antenna	SMA	916			
712	ANT-2.4-WRT-RPS	B	WRT Series - Compact Antenna	RP-SMA	2.45GHz			
712	ANT-2.4-WRT-SMA	B	WRT Series - Compact Antenna	SMA	2.45GHz			
712	ANT-2.4-WRT-UFL	B	WRT Series - Compact Antenna	RP-SMA/ SMA/U.FL	2.4GHz			
712	ANT-418-WRT-RPS	B	WRT Series - Compact Antenna	RP-SMA	418MHz			
712	ANT-418-WRT-SMA	B	WRT Series - Compact Antenna	SMA	418MHz			
712	ANT-433-WRT-RPS	B	WRT Series - Compact Antenna	RP-SMA	433MHz			
712	ANT-433-WRT-SMA	B	WRT Series - Compact Antenna	SMA	433MHz			
712	ANT2.4WRTMON-RPS	C	WRT-MON Series Permanent Mount 50Ω 1/4-wave Monopole	RP-SMA	2.4-2.5 GHz			
712	ANT2.4WRTMON-SMA	C	WRT-MON Series Permanent Mount 50Ω 1/4-wave Monopole	SMA	2.4-2.5 GHz			
712	ANT2.4WRTMON-UFL	C	WRT-MON Series Permanent Mount 50Ω 1/4-wave Monopole	U.FL/MHF	2.4-2.5 GHz			

MAGNETIC MOUNT ANTENNAS

For quantities greater than listed, call for quote.

712	ANT-ELE-S01-005	D	ELE Series - Whip Element for MAG Series Bases	- -	860-960			
712	ANT-ELE-S01-006	D	ELE Series - Hi-Gain Whip-Element for MAG Bases	- -	824-960			
712	ANT-ELE-S01-010	D	ELE Series - Short Whip-Element for MAG Bases	- -	860-960			
712	ANT-ELE-S01-011	D	ELE Series - Stub Element for MAG Bases	- -	2.45GHz			
712	ANT-MAG-B50-RPS	D	MAG Series - 50mm Magnetic Base	RP-SMA	- -			
712	ANT-MAG-B50-TNC	D	MAG Series - 50mm Magnetic Base	TNC	- -			
712	ANT-MAG-B66-RPS	D	MAG Series - 66mm Magnetic Base	RP-SMA	- -			
712	ANT-MAG-B66-TNC	D	MAG Series - 66mm Magnetic Base	TNC	- -			
712	ANT-MAG-B85-RPS	D	MAG Series - 85mm Magnetic Base	RP-SMA	- -			
712	ANT-MAG-B85-TNC	D	MAG Series - 85mm Magnetic Base	TNC	- -			

GPS ANTENNAS

For quantities greater than listed, call for quote.

712	ANT-GPS-UC-SMA	E	UC Series - Active GPS Antenna	SMA	1575.42			
712	ANT-GPS-SH-MMX	E	SH Series - Active GPS Antenna	MMCX	1575.42			
712	ANT-GPS-SH-SMA	E	SH Series - Active GPS Antenna	SMA	1575.42			
712	ANT-DB2RMGRPRPSM	E	RMG Series - GPS & Ant Base, RP-SMA Ant, RP-SMA Cable, SMA GPS Conn	- -	1575.42			

FIXED POINT ANTENNAS

For quantities greater than listed, call for quote.

MOUSER STOCK NO. Mfr.	Mfr. Part No.	Fig.	Description	Type	Frequency (MHz)	Price Each 1	25	50
712	ANT-916-YG5-N	F	YG Series - High Gain 5-Element Yagi	N	916			
712	ANT-2.4-YG12-N	F	YG Series - High Gain 12-Element Yagi	N	2.45GHz			
712	ANT-DB1-LP-RM01N	G	DB1-LP Log Periodic Antenna	N	Tri-Band			
712	ANT-DB1-OM-DW01N	H	OM-DW Series - Omnidirectional, Ceiling Mount	N	Wide-Band			
712	ANT-2.4-OM-CM01N	I	OM Series - Omnidirectional	N	2.45GHz			
712	ANT-2.4-PN-SM01N	J	PN Series - Ultra High Gain, Panel Mount	N	2.45GHz			

ANTENNA SKINS

For quantities greater than listed, call for quote.

712	ANT-SKN-V1-1.50	K	"Ant Skins" - 1.50" Cover for Wire or Rod Antennas	- -	- -			
712	ANT-SKN-V1-3.15	K	"Ant Skins" - 3.15" Cover for Wire or Rod Antennas	- -	- -			
712	ANT-SKN-V1-4.25	K	"Ant Skins" - 4.25" Cover for Wire or Rod Antennas	- -	- -			

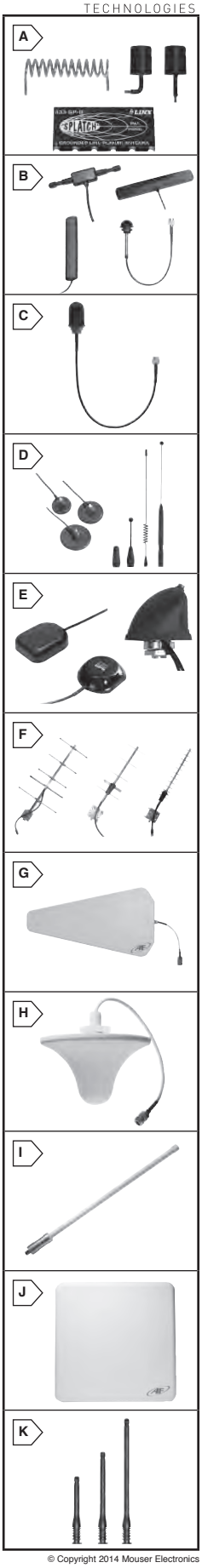

© Copyright 2014 Mouser Electronics

© Copyright 2014 Mouser Electronics

LS RESEARCH Wireless Modules and Dev Kits

LS RESEARCH
Wireless Product Development

TIWI-BLE TRANSCEIVER MODULES

Features:
- 2.4GHz IEEE 802.11 b/g/n
- Bluetooth 2.1+EDR, Power Class 1.5
- Full support for BT4.0 BLE and ANT
- Miniature footprint: 18mmx13mm
- Terminal for PCB/Chip antenna feeds
- Integrated band-pass filter
- Worldwide acceptance: FCC (USA), IC (Canada), and CE (Europe)
- Based on Texas Instruments WL1271L Transceiver
- Seamless integration with TI OMAP™ application processor
- SDIO host data path interfaces
- RoHS compliant

Si-FLEX



Ti-Wi



Ti-Wi BLE



NEW! TECHNOLOGY

ProFlex



For quantities greater than listed, call for quote.

MOUSER STOCK NO.	LS Research Part No.	Description	Price Each 1	50	100	1000
741-450-0064	450-0064	TiWi-BLE Module with U.FL connector for external antenna				
741-450-0097	450-0097	COM6L-BLE Adapter Card		-	-	-

PROFLEX ZIGBEE TRANSCEIVER MODULES

Features:
- 2.4GHz Output Frequency
- 100mW output power
- Long range: 4000 feet
- Miniature footprint: 0.9"x1.63"
- Integrated PCB F antenna or U.FL connector for external antenna
- Worldwide acceptance: FCC, IC and ETSI
- Powerful Texas Instruments 256k MSP430 with 802.15.4 MAC or ZigBee Stack
- LSR serial interface based on 802.15.4 MAC
- Low power operation
- RoHS compliant

For quantities greater than listed, call for quote.

MOUSER STOCK NO.	LS Research Part No.	Description	Price Each 1	50	100	1000
741-450-0075	450-0075	ProFLEX01-R2 Module with PCB F Antenna				
741-450-0076	450-0076	ProFLEX01-R2 Module with U.FL connector for external antenna				
741-450-0004	450-0004	ProFLEX01-R2 Development Kit with F antenna		-	-	-

SI-FLEX

The SiFLEX module is a high performance 900MHz IEEE 802.15.4 radio (AT86RF212 and RF amplifier circuit) and microcontroller (ATXMEGA256A3) in a cost effective, pre-certified footprint. Full debug and programming capabilities are included to develop custom applications. Easily load the ZigBee or MAC stack onto the module and create your own network.

Features:
- 900MHz DSSS 802.15.4/ZigBee/6LoWPAN Transceiver
- Very Versatile, Ultra Low Power Microcontroller Platform
- Serial Communications API (UART)
- Simple SiFLEX Network Protocol: Star Networks, Simple Repeating, AES Encryption, Data Rate up to 1Mbps
- Open Hardware Platform to Enable User Developed Application Code

Specifications:
- 250mW RF Output Power
- RF Sensitivity up to -102dBm
- FCC/IC Approved (pending)
- 2.0V to 3.45V Operation
- 256K Flash/16K RAM/4K EEPROM
- Power Consumption: 300mA in Transmit, 30mA in Receive, <5uA in Sleep

For quantities greater than listed, call for quote.

MOUSER STOCK NO.	LS Research Part No.	Description	Price Each 1	50	100	1000
741-LS900-SI-02-A30	450-0017	Si-FLEX with Wire Antenna				
741-LS900-SI-02-A20	450-0016	Si-FLEX with U.FL Connector				
741-LSDEV-SI02-A30	450-0021	Si-FLEX Development Kit		-	-	-
Accessories						
741-001-0002	001-0002	900MHz Dipole Antenna for Si-Flex U.FL Module				
741-080-0001	80-0001	U.FL to Reverse Polarity-SMA Bulkhead Cable for Si-Flex U.FL Module				
741-450-0060	450-0060	SIFLEX02 Shield for Arduino with Wire Antenna				

SIFLEX ZIGBEE TRANSCEIVER MODULES

Features:
- 900MHz Output Frequency
- 750mW output power
- Long range
- Up to 1Mbps RF data rate
- Miniature footprint: 0.9"x1.63"
- Multiple antenna options
- Dual antennas
- Agency Approvals: FCC and IC
- Powerful Atmel 256k ATXMEGA256A3 with 802.15.4 MAC or ZigBee Stack
- LSR serial interface based on 802.15.4 MAC
- Low power operation
- RoHS compliant

For quantities greater than listed, call for quote.

MOUSER STOCK NO.	LS Research Part No.	Description	Price Each 1	50	100	1000
741-450-0047	450-0047	SiFLEX02-HP Module with U.FL connectors for dual external antennas				
741-450-0084	450-0084	SiFLEX02-HP U.FL Development Kit		-	-	-

TIWI

TIWI5 Transceiver Module

Features:
- 802.11 a/b/g/n and Bluetooth® 2.1+EDR, 3.0, 4.0 (BLE), and ANT compliant
- 2.4 and 5.8GHz operation
- Supports requirements for WiFi Protected Access (WPA and WPA2.0) and IEEE 802.11i
- Supports requirements for WiFi Protected Access (WPA and WPA2.0) and IEEE 802.11i
- Works with IEEE std 802.1x for VPN
- Terminal for PCB/Chip antenna feeds
- Integrated band-pass filters
- Cost saving module level certification accepted worldwide: FCC (USA), IC (Canada), and ETSI (Europe)
- Compact design based on Texas Instruments WiLink™ 6.0 WL1273L transceiver
- Seamless integration with TI OMAP™ application processors
- SDIO host data path interfaces
- Bluetooth advanced audio interfaces
- Low power operation modes
- RoHS compliant

Specifications:
- Vcc min: 3.0V
- Vcc max: 4.8V
- Temp range: -40 to +85°C
- Miniature footprint: 18mmx13mm
- Low height profile: 1.9mm

For quantities greater than listed, call for quote.

MOUSER STOCK NO.	LS Research Part No.	Description	Price Each 1	50	100	1000
741-450-0053	450-0053	TiWi5-R2 Module with Terminal for PCB/Chip Antenna Feeds				
741-450-0085	450-0085	COM6L-T5 TiWi5 Adapter Card with U.FL		-	-	-

TIWI-R2 Transceiver Module

The TiWi-R2 module is a high performance 2.4GHz IEEE 802.11 b/g/n Bluetooth 2.1+EDR radio in a cost effective, pre-certified footprint. The module realizes the necessary PHY/MAC layers to support WLAN applications in conjunction with a host processor over a SDIO interface. The module also provides a Bluetooth platform through the HCI transport layer.Both WLAN and Bluetooth share the same antenna port.

Features:
- IEEE 802.11 b,g,n,d,e,i, compliant
- Typical WLAN Transmit Power: 20.0dBm, 11Mbps, CCK (b) 14.5dBm, 54Mbps, OFDM (g) 12.5dBm, 65Mbps, OFDM (n) Output Power: 9.5dBm, Class 1.5
- Bluetooth 2.1+EDR, Power Class 1.5
- Typical WLAN Transmit Power: - 89dBm, 8% PER,11Mbps - 76dBm, 10% PER, 54Mbps - 73dBm, 10% PER, 65Mbps

Specifications:
- Miniature footprint: 18mmx13mm
- Low height profile: 1.9mm
- U.FL connector for external antenna
- Terminal for PCB/Chip antenna feeds
- Integrated band-pass filter
- Worldwide acceptance: FCC (USA), IC (Canada), and ETSI (Europe)
- Compact design based on Texas Instruments WL1271WSP Transceiver
- Seamless integration with TI OMAP™ application processor
- SDIO Host data path interfaces
- Bluetooth Advanced Audio Interfaces
- Low power operation mode
- Streamlined development with LSR design services
- RoHS compliant

For quantities greater than listed, call for quote.

MOUSER STOCK NO.	LS Research Part No.	Description	Price Each 1	50	100	1000
741-450-0037	450-0037	TiWi01-R2 Module U.FL Connector, WiFi/802.11				

TIWI-SL Transceiver Module

Features:
- IEEE 802.11 b/g compliant.
- Typical WLAN Transmit Power: +19.0dBm, 11Mbps, CCK (b) +15dBm, 54Mbps, OFDM (g)
- Typical WLAN Sensitivity: -85dBm, 8% PER,11Mbps -70dBm, 10% PER, 54Mbps

Specifications:
- Miniature footprint: 14mmx21mm
- Low height profile: 2.3mm
- Operating Voltage: 2.9V to 3.6V
- Operating temperature: -40°C to +85°C
- Embedded network stack
- Wireless Security WEP, WPA Personal, WPA2 Personal
- Terminal for PCB/Chip antenna feeds
- Compact design based on Texas Instruments CC3000 transceiver
- SPI host interface
- Simple integration with microcontrollers and microprocessors
- Worldwide acceptance: FCC (USA), IC (Canada), and ETSI (Europe)
- Streamlined development with LSR design services
- RoHS compliant

For quantities greater than listed, call for quote.

MOUSER STOCK NO.	LS Research Part No.	Description	Price Each 1	50	100	1000
741-450-0067	450-0067	TiWi-SL Module				
741-450-0089	450-0089	TiWi-SL Eval Module Board-Chip Antenna		-	-	-

© Copyright 2014 Mouser Electronics
© Copyright 2014 Mouser Electronics

IEEE STD. 802.11 WI-FI® MODULES

Microchip has added 802.11 wireless communications to its lineup of wireless technologies for the embedded market. Microchip has a Wi-Fi PICtail development board that adds 802.11 capabilities to Microchip's development platforms for the PIC18, PIC24, PIC32, and dsPIC family of microcontrollers. The PICtail development board contains the MRF24WB0MA FCC and Wi-Fi certified module. The Wi-Fi PICtail allows designers to quickly create a direct connection to the Internet by seamlessly connecting to standard 802.11b/g access points. In managing the connection, the MRF24WB0MA module controls the MAC and baseband layers and is connected to the host MCU via an SPI port. The 8/16 or 32-bit Microchip MCU that resides on the Microchip development board controls the TCP/IP networking stack and runs the system application.

Features:
- Compatible with PIC18, PIC24, PIC32 and dsPIC microcontrollers
- IEEE 802.11b compliant wireless solution compatible with b/g/n routers
- Supports infrastructure and Adhoc networks
- MRF24WB0MA small footprint module integrated antenna, MAC, Baseband, RF and power amplifier
- MRF24WB0MA/B module is FCC, IC, Wi-Fi certified, and ROHS, CE and ETSI compliant, providing considerable cost savings and quick time-to-market
- License Free TCP/IP stack supporting standard suite of Internet Protocols
- Built-in EZConfig application to facilitate network provisioning without a keyboard or display
- Built-in ZeroConf (Bonjour, Avahi) application to simplify human interaction
- Supports WEP, WPA, and WPA2 security protocols on module
- Solutions as simple as a single PIC plus WiFi module with power and passives



MOUSER STOCK NO.	Microchip Part No.	Description	Price Each
579-MRF24WB0MARM	MRF24WB0MA/RM	2.4GHz IEEE 802.11b™ Transceiver Module with PCB Antenna	
579-MRF24WB0MBRM	MRF24WB0MB/RM	2.4GHz IEEE 802.11b™ Transceiver Module with uFL Connector	
579-DV102411	DV102411	Demonstration Kit for MRF24B0MA 802.11b™ Transceiver Module	

STAND-ALONE LIN 2.1/SAE J2602 TRANSCEIVERS

Features:
- Compliant with LIN Bus Specifications 1.3, 2.0 and 2.1 and are compliant to SAE J2602
- Support Baud Rates up to 20 Kbaud with LIN-compatible output driver
- 43V load dump protected
- Very low EMI meets stringent OEM requirements
- Very high immunity to RF disturbances meets stringent OEM requirements
- Wide supply voltage, 6.0V-27.0V continuous
- Extended Temperature Range: -40°C to +125°C
- Interface to PIC® MCU EUSART and standard USARTs

MOUSER STOCK NO.	Microchip Part No.	Package Type	Description	Price Each			
				1	10	25	100
579-MCP2003EMD	MCP2003-E/MD	DFN-8	Stand Alone LIN Transceiver WAKE pins				
579-MCP2004EMD	MCP2004-E/MD	DFN-8	Stand Alone LIN Transceiver FAULT/TXE pins				
579-MCP2003EP	MCP2003-E/P	PDIP-8	Stand Alone LIN Transceiver WAKE pins				
579-MCP2004EP	MCP2004-E/P	PDIP-8	Stand Alone LIN Transceiver FAULT/TXE pins				

2.4GHZ IEEE STD. 802.15.4™ RF TRANSCEIVER MODULES

IEEE Std 802.15.4™ is created to address low-cost, low-data rate, and low-power design application for short-range Wireless Personal Area Networks (WPAN). The IEEE 802.15.4 defined standard for wireless connectivity among fixed, portable, and moving devices in a WPAN environment is the foundation for network protocols such as standard based ZigBee® and Microchip's Wireless proprietary MiWi™ and MiWi P2P.

The AC164134 PICTail Plus 2.4GHz RF card includes the Microchip MRF24J40MA transceiver module. The MRF24J40MA is an agency certified module with an integrated PCB antenna mounted on a PICTail Plus edge connector board for the Explorer 16 Development environment.

Features (MRF24J40):
- 2.4GHz IEEE 802.15.4 compliant
- Supports MiWi™, MiWi P2P and ZigBee
- In-line/stand-alone encryption
- Automatic MAC retransmit
- 18mA(RX)/22mA(TX)/2μA(Sleep)

Features (MRF24J40MA and MRF24J40MB):
- Microchip's MRF24J40 2.4GHz transceiver
- Integrated PCB antenna
- FCC (U.S.A.), IC (Canada), and ETSI (Europe) certified



MOUSER STOCK NO.	Microchip Part No.	Description	Price Each
579-MRF24J40-I/ML	MRF24J40-I/ML	2.4GHz IEEE 802.15.4 Transceiver	
579-MRF24J40MA-I/RM	MRF24J40MA-I/RM	2.4GHz IEEE 802.15.4 +0dBm Transceiver Module	
579-MRF24J40MB-I/RM	MRF24J40MB-I/RM	2.4GHz IEEE 802.15.4 Ext. Range +20 dBm Transceiver Module	
579-AC164134	AC164134	MRF24J40MA PICTail Plus 2.4GHz RF Card	
579-AC182015-1	AC182015-1	ZENA Wireless Adapter is a USB wireless adaptor that connects computers with Microchip wireless products for development	
579-DM182015-1	DM182015-1	8-Bit 2.4GHz Development Kit is an easy-to-use platform for IEEE 802.15.4 application designers	
579-DM240315-2	DM240315-2	Remote Control Demonstration Board with ZENA™ Wireless Adapter 2.4GHz with MRF2J40	

BLUETOOTH EVALUATION KIT

The Microchip Bluetooth® Evaluation Kit is an expansion board used for evaluating and adding Bluetooth® wireless technology on 16/32-bit PIC MCUs and dsPIC DSCs. The evaluation kit consists of the Microchip Bluetooth® PICtail™ Plus Daughter Board, and the PIC24FJ256GB110 and PIC32MX795 USB Plug-in Modules, both of which come pre-programmed with the dotstack™ Bluetooth® demonstration Stack and SPP (Serial Protocol Profile). This kit requires an Explorer-16 Development Board to complete the board configuration.

MOUSER STOCK NO.	Microchip Part No.	Description	Price Each
579-DM183036	DM183036	Bluetooth evaluation board supports a wide range of PIC24, dsPIC and PIC32 devices	

SUB-GHZ TRANSCEIVER RADIO AND PICTAIL PLUS DAUGHTER BOARDS

The Industrial, Scientific and Medical (ISM) unlicensed Sub-GHz radio frequency bands are used for many short-range, low data-rate, and low-power wireless applications. Microchip provides stand alone transceivers and receiver products along with our family of rfPIC transmitter with embedded PIC® microcontroller. These radio solutions are ideal for AMR Metering, Consumer Electronics, Home, Business, Industrial Automation, Automotive and Medical applications.

The MRF49XA ia a fully integrated Sub-GHz RF transceiver supporting the 434/868/915MHz ISM frequency band. The MRF49XA supports FSK modulation with FHSS capability is ideal for two-way, short-range wireless applications.

The MRF89XA is a single chip FSK/OOK transceiver capable of operating in the 863-870MHz and 902-928MHz license-free ISM frequency bands, as well as the 950-960MHz frequency band. The low-cost MRF89XA is optimized for very low power consumption (3mA in Receiver mode). It incorporates a baseband modem with data rates up to 200kb/s. Data handling features include a 64-byte FIFO, packet handling, automatic CRC generation and data scrambling. Its highly integrated architecture allows for minimum external component count while still maintaining design flexibility.

Each of the MRF49XA PICtail/PICtail Plus Daughter Boards (579-AC164137-1 and 579-AC164137-2) are a demonstration and development daughter board for the MRF49XA ISM Band Sub-GHz RF Transceiver. The daughter board can plug into multiple Microchip Technology demonstration and development boards. For example, for 8-bit microcontroller development using the PIC18 Explorer Board (DM183032) or 16-bit microcontroller development using the Explorer 16 Development Board (DM240001).

MOUSER STOCK NO.	Microchip Part No.	Description	Price Each			
			1	10	25	100
579-MRF49XA-I/ST	MRF49XA-I/ST	433-930MHz Transceiver				
579-AC164137-1	AC164137-1	434MHz Daughter Board		-	-	-
579-AC164137-2	AC164137-2	868/915MHz Daughter Board		-	-	-

© Copyright 2014 Mouser Electronics
© Copyright 2014 Mouser Electronics

MURATA WIRELESS SOLUTIONS Board Modules and Kits

RoHS Compliant **This product is RoHS compliant.**

Murata Wireless Solutions

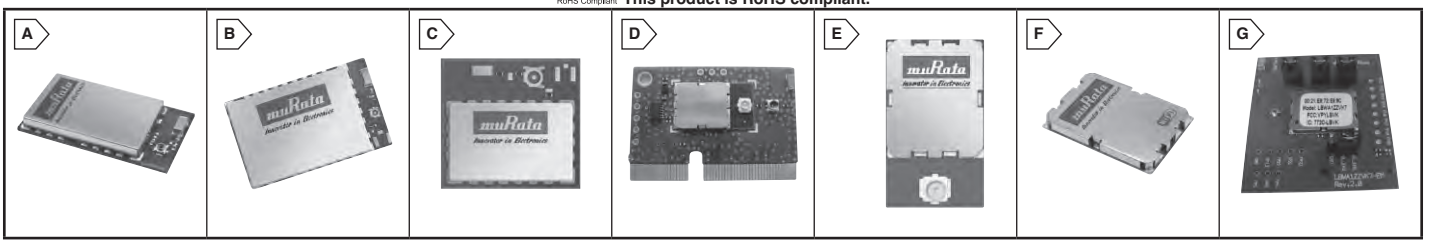

WIRELESS MODULES

PRODUCT NEW

For quantities greater than listed, call for quote.

MOUSER STOCK NO.	Murata Wireless Part No.	Fig.	Description	Interface Type	Supply Voltage	For Use With	Dimensions	Price Each 1	10	100
81-88-00143-00	88-00143-00	A	Zigbee / 802.15.4 Modules Hi Pwr Zigbee Module SN3020	I2C, SPI, UART, GPIO	2.4-3.4	SN3020	27.2x14.75x2.9			
81-88-00144-00	88-00144-00	A	Zigbee / 802.15.4 Modules Hi Pwr Zigbee Module SN3021	External I2C, SPI, UART, GPIO	2.4-3.4	SN3021	27.2x14.75x2.9			
81-88-00151-00	88-00151-00	B	WiFi / 802.11 Modules SN8200 Wifi Network Controller Module	Internal I2C, SPI, UART, GPIO	2.4-3.4	SN8200	30.5x19.4x2.8			
81-88-00150-00	88-00150-00	C	Bluetooth / 802.15.1 Modules Class 1 Bluetooth Module - SN2100	PCM, UART	2.2-3.3	SN2100	17.5x16.0x2.0			

WIFI 802.11 B/G/N BLUETOOTH V4 BLE TYPE TN MODULE & MURATA WIRELESS COM6M CARD

Features:

- IEEE 802.11 b/g/n WiFi
- Bluetooth v4 with Bluetooth Low Energy
- On module system clock and DC-DC voltage regulation
- On module U.FL coaxial
- High peripheral integration
- Pre-integration to select platforms
- FCC/IC Certification

PRODUCT NEW

For quantities greater than listed, call for quote.

MOUSER STOCK NO.	Murata Wireless Part No.	Fig.	Description	Interface Type	Supply Voltage	For Use With	Dimensions	Chipset	Antenna	Price Each
81-LBEE5ZSTNC-523-D	LBEE5ZSTNC-523-D	D	Com6M Board for Type TN Wireless Module	SDIO for WLAN, UART -PCM for Bluetooth	2.7-4.3	TI AM335x EVM	36.36x45.43x1.6	TI WL 12711L	U.FL, Internal	
81-LBEE5ZSTNC-523	LBEE5ZSTNC-523	E	WiFi / 802.11 Modules 802.11b/g/n WiFi BT Type TN Module	UART	1.8-3.6	Type TN – WiFi / BT Module	17.0x10.1x22.0	WL1271L	U.FL, Internal	

VK WI-FI™ 802.11B/G W-LAN MODULES

Features:

- Operates with low cost microcontrollers
- On-module driver/firmware
- Integrates WLAN function
- EEPROM - A non volatile memory
- Clock sources - Fast Clock and Slow Clock are integrated
- Front End Module - A combination of PA and a switch
- Band Pass Filter - Filters out of band noise and interference

PRODUCT NEW

For quantities greater than listed, call for quote.

MOUSER STOCK NO.	Murata Wireless Part No.	Fig.	Description	Interface Type	Supply Voltage	For Use With	Dimensions	Chipset	Antenna	Price Each
81-LBWA1ZZVK7-539	LBWA1ZZVK7-539	F	WiFi/802.11 Modules Type VK 802.11b/g WLAN WiFi CC3000	SPI	2.7-4.3	TypeVK Mod 802.11b/g Daughter Board	16.5x 11.5x 2.2	CC3000	-	
81-LBWA1ZZVK7-TEMP-D	LBWA1ZZVK7-TEMP-D	G	"TypeVK Mod 802.11b/g Daughter Board	UART	1.8-3.6	Type TN – WiFi / BT Module	17.0x10.1x22.0	WL1271L	U.FL, Internal	



DEVELOPMENT KITS

NEW! TECHNOLOGY

For quantities greater than listed, call for quote.

MOUSER STOCK NO.	Murata Wireless Part No.	Fig.	Description	Price Each
81-88-00143-85	88-00143-85	A	Evaluation Kit for SyChip SN3020 Zigbee Module - Includes 2 evaluation/development boards with SN3020 modules,2 USB Cables, 1 RF Cable, and software	
81-88-00144-85	88-00144-85	B	Evaluation Kit for SyChip SN3021 Zigbee Module	
81-88-00150-85	88-00150-85	-	SN2100EMK Dev Kit Class 1 Bluetooth EM Bluetooth / 802.15.1 Development Tools SN2100EMK Dev Kit Class 1 Bluetooth EM	
81-88-00151-95	88-00151-95	C	WiFi / 802.11 Development Tools SN8200 WiFi Network Ctrlr EVK+ Eval Kit	

MAGICSTRAP® UHF RFID MODULES

NEW! TECHNOLOGY

For quantities greater than listed, call for quote.

MOUSER STOCK NO.	Murata Wireless Part No.	Type	Frequency Range (MHz)	EPC (bits)	User Memory (bits)	TID (bits)	Dimensions	Price Each
81-LXMS31ACNA-009	LXMS31ACNA-009	1	865-955	Up to 240	512	64	3.2x1.6x0.7 max	
81-LXMS31ACNA-010	LXMS31ACNA-010	2	865-955	Up to 240	512	64	3.2x1.6x0.7 max	
81-LXMS31ACNA-011	LXMS31ACNA-011	3	865-955	Up to 240	512	64	3.2x1.6x0.7 max	
81-LXMS31ACNA-012	LXMS31ACNA-012	4	865-955	Up to 240	512	64	3.2x1.6x0.7 max	

© Copyright 2014 Mouser Electronics

© Copyright 2014 Mouser Electronics

NORDIC SEMICONDUCTOR 2.4GHz, Sub-2.4GHz, & Bluetooth ICs

RoHS Compliant This page of product is compliant.

ULTRA LOW POWER 2.4GHZ RF TRANSCEIVER IC

Features:
- On-air compatible in 250kbps and 1Mbps with nRF2401A, nRF2402, nRF24E1 and nRF24E2
- 5V tolerant inputs

Applications:
- PC peripherals
- Gaming
- Sports and fitness
- Consumer electronics

For quantities greater than listed, call for quote.

MOUSER STOCK NO.	Nordic Part No.	Package	RF Channels	Data Rate Max (Mbps)	Transmitter Output Max (dBm)	Receiver Sensitivity @ 2Mbps (dBm)	Power Down Mode (nA)	Standby Current (µA)	Supply Voltage	Price Each 1	10	50
949-NRF24L01P-T	nRF24L01P-T	QFN-20	126	2	-18	-82	900	26	1.9-3.6			

2.4GHZ RF SYSTEM ON CHIP

Features:
- Microcontroller: 8051 compatible
- 6-12 bit ADC

Applications:
- PC peripherals
- Gaming
- Sports and fitness
- Consumer electronics

For quantities greater than listed, call for quote.

MOUSER STOCK NO.	Nordic Part No.	Package	CPU (bits)	CPU Bandwidth (MHz)	GPIO	Memory (kB)	Data Rate Max (Mbps)	Transmitter Output Max (dBm)	Receiver Sensitivity @ 2Mbps (dBm)	Power Down Mode (nA)	Standby Current (µA)	Supply Voltage	Price Each 1	10	50
With Flash Memory															
949-NRF24LE1F1624T	nRF24LE1-F16Q24-T	QFN-24	8	16	7	16	2	-18	-82	500	1	1.9-3.6			
949-NRF24LE1F1632TS	nRF24LE1-F16Q32-T	QFN-32	8	16	15	16	2	-18	-82	500	1	1.9-3.6			
949-NRF24LE1F1648T	nRF24LE1-F16Q48-T	QFN-48	8	16	31	16	2	-18	-82	500	1	1.9-3.6			
With One Time Programmable (OTP) Memory															
949-NRF24LE1O1724T	nRF24LE1-O17Q24-T	QFN-24	8	16	7	16	2	-18	-82	500	1	1.9-3.6			
949-NRF24LE1O1732T	nRF24LE1-O17Q32-T	QFN-32	8	16	15	16	2	-18	-82	500	1	1.9-3.6			
949-NRF24LE1O1748T	nRF24LE1-O17Q48-T	QFN-48	8	16	31	16	2	-18	-82	500	1	1.9-3.6			

2.4GHZ RF System On Chip with USB

For quantities greater than listed, call for quote.

MOUSER STOCK NO.	Nordic Part No.	Package	CPU (bits)	CPU Bandwidth (MHz)	GPIO	Memory (kB)	Data Rate Max (Mbps)	Transmitter Output Max (dBm)	Receiver Sensitivity @ 2Mbps (dBm)	Power Down Mode (nA)	Standby Current (µA)	Supply Voltage	Price Each 1	10	50
With Flash Memory															
949-NRF24LU1PF1632T	nRF24LU1P-F16Q32-T	QFN-32	8	16	6	16	2	-18	-82	500	1	4-5.25			
949-NRF24LU1PF3232T	nRF24LU1P-F32Q32-T	QFN-32	8	16	6	32	2	-18	-82	500	1	4-5.25			
With One Time Programmable (OTP) Memory															
949-NRF24LU1PO1732T	nRF24LU1P-O17Q32-T	QFN-32	8	16	6	16	2	-18	-82	500	1	4-5.25			

2.4GHZ RF AUDIO STREAMER ICS

Features:
- Low cost, low power 2.4GHz RF solution for streaming uncompressed CD quality audio
- Embedded custom protocol stack for audio streaming based on Adaptive Frequency Hopping (AFH) for optimal co-existence performance
- I2S interface for direct audio interfacing with an external ADC/DAC

Applications:
- Gaming microphones
- Home karaoke microphones
- Subwoofers

For quantities greater than listed, call for quote.

MOUSER STOCK NO.	Nordic Part No.	Package	Latency (ms)	Resolution (bits)	Mono Audio Rate (kHz)	Transmitter Output Max (dBm)	Receiver Sensitivity (dBm)	Supply Voltage Max (V)	Price Each 1	10	50
949-NRF2460-T	nRF2460-T	QFN-36	20	16	32	-12	-80	3.3			

ANT RF ICS

Features:
- Simple to complex network topologies: Peer-to-peer, star, tree and practical mesh

For quantities greater than listed, call for quote.

MOUSER STOCK NO.	Nordic Part No.	Package	Channels	Data Rate Max (Mbps)	Transmitter Output Max (dBm)	Receiver Sensitivity (dBm)	Standby Current (µA)	Supply Voltage	Price Each 1	10	50
949-NRF24AP21CH32T	nRF24AP2-1CHQ32-T	QFN-32	1	1	+4	-85	0.5	1.9-3.6			
949-NRF24AP28CHC32R7	nRF24AP2-8CHC32-R7	QFN-32	8	1	+4	-85	0.5	1.9-3.6			
949-NRF24AP28CH32T	nRF24AP2-8CHQ32-T	QFN-32	8	1	+4	-85	0.5	1.9-3.6			

ANT RF ICS with USB Controller

For quantities greater than listed, call for quote.

MOUSER STOCK NO.	Nordic Part No.	Package	Channels	Data Rate Max (Mbps)	Transmitter Output Max (dBm)	Receiver Sensitivity (dBm)	Standby Current (µA)	Supply Voltage	Price Each 1	10	50
949-NRF24AP2USB32T	nRF24AP2-USBQ32-T	QFN-32	8	1	+4	-85	500	1.9-3.6			

SUB 1-GHZ RF

Features:
- Low cost single-chip 433/868/915MHz GFSK RF transceiver IC
- On-air compatible with Nordic nRF9E5 RF SoC

Applications:
- Alarm and security systems
- Keyless entry
- Home and Industrial automation
- RF ID

For quantities greater than listed, call for quote.

MOUSER STOCK NO.	Nordic Part No.	Package	Data Rate Max (Mbps)	Transmitter Output Max (dBm)	Receiver Sensitivity (dBm)	Standby Current (µA)	Supply Voltage	Price Each 1	10	50
949-NRF905	nRF905	QFN-32	50	10	-100	2.5	1.9-3.6			
Development Kits		Description								
949-NRF905-EK868/915	nRF905-EVKIT-868/915	nRF905 Evaluation Kit - 868/915MHz version							-	-
949-NRF905-EVKIT-433	nRF905-EVKIT-433	nRF905 Evaluation Kit - 433MHz version							-	-

SUB 1-GHZ RF SYSTEM ON CHIP

Features:
- Microprocessor: Synopsys DW8051 MacroCell

For quantities greater than listed, call for quote.

MOUSER STOCK NO.	Nordic Part No.	Package	CPU	Program Memory (kB)	Data Rate Max (Mbps)	Transmitter Output Max (dBm)	Receiver Sensitivity (dBm)	Standby Current (µA)	Supply Voltage	Price Each 1	10	50
949-NRF9E5	nRF9E5	QFN-32	8051	4	50	10	-100	2.5	1.9-3.6			
Development Kits		Description										
949-NRF9E5-EK868/915	nRF9E5-EVKIT-868/915	nRF9E5 Evaluation Kit - 868/915MHz version									-	-
949-NRF9E5-EVKIT-433	nRF9E5-EVKIT-433	nRF9E5 Evaluation Kit - 433MHz version									-	-

BLUETOOTH LOW ENERGY

Features:
- Fully qualified Bluetooth® v4.0 low energy Connectivity IC with integrated Radio, Link Layer, and Host stack
- Optimized for Peripheral (Slave) role operation
- Fully integrated, low tolerance 32kHz RC oscillator eliminating the need for external 32kHz crystals
- Simple serial interface (ACI) supporting a range of different external application microcontrollers
- Includes temperature sensor

Applications:
- Mobile phone accessories
- Proximity tags and watches
- Sports, fitness, and healthcare sensors
- PC peripherals
- Consumer electronics (CE) remote controls
- Home and industrial automation

For quantities greater than listed, call for quote.

MOUSER STOCK NO.	Nordic Part No.	Package	Data Rate Max (Mbps)	Transmitter Output Max (dBm)	Receiver Sensitivity (dBm)	Standby Current (µA)	Supply Voltage	Price Each 1	10	50
949-NRF8001-R2Q32-T	nRF8001-R2Q32-T	QFN-32	1	4	-87	0.5	1.9-3.6			

© Copyright 2014 Mouser Electronics
© Copyright 2014 Mouser Electronics

NXP SEMICONDUCTOR Wireless Solutions

RoHS Compliant **This product is RoHS compliant.**

WIRELESS MICROCONTROLLER

JN5148 Single Chip JenNet, ZigBee PRO and IEEE802.15.4 Solution

The JN5148 is an ultra low power, high performance wireless microcontroller targeted at JenNet and ZigBee PRO networking applications. The device features an enhanced 32-bit RISC processor offering high coding efficiency through variable width instructions, a multistage instruction pipeline and low power operation with programmable clock speeds. It also includes a 2.4GHz IEEE802.15.4 compliant transceiver, 128kB of ROM, 128kB of RAM, and a rich mix of analogue and digital peripherals. The large memory footprint allows the device to run both a network stack (e.g. ZigBee PRO) and an embedded application or in a coprocessor mode. The operating current is below 18mA, allowing operation direct from a coin cell. Enhanced peripherals include low power pulse counters running in sleep mode designed for pulse counting in AMR applications and a unique Time of Flight ranging engine, allowing accurate location services to be implemented on wireless sensor networks. It also includes a 4-wire I2S audio interface, to interface directly to mainstream audio CODECs, as well as conventional MCU peripherals.

Features:
- Single chip integrates transceiver and microcontroller for wireless sensor networks
- Large memory footprint to run ZigBee PRO or JenNet together with an application
- Very low current solution for long battery life
- Highly featured 32-bit RISC CPU for high performance and low power
- System BOM is low in component count and cost
- Extensive user peripherals

Applications:
- Robust and secure low power wireless applications
- ZigBee PRO and JenNet networks
- Smart metering (e.g. AMR)
- Home and commercial building automation
- Location Aware services (e.g. Asset Tracking)
- Industrial systems
- Telemetry
- Remote Control
- Toys and gaming peripherals

For quantities greater than listed, call for quote.

MOUSER STOCK NO.	NXP Part No.	Package Type	MIPS (MHz)	RAM	ROM	ROM Variant	ADC	DAC	Serial Interface	Digital Input-Output Pins	Timers	Price Each 1	Price Each 10	Price Each 100
771-JN5148/001531	JN5148/001,531	HVQFN-56	32	128K	128K	Supports all available network stacks	4-Ch 12-Bit	2x12-Bit	2-Wire, 2xUART, SPI	21	3			

ZIGBEE PRO EVALUATION KIT

Jennic's JN5148-EK010 ZigBee PRO evaluation kit provides a complete environment for the development of ZigBee PRO applications based on the JN5148 wireless microcontroller. The kit contains a complete package of hardware and software, including five wireless sensor nodes, an unrestricted software developer kit (SDK), an example code.

MOUSER STOCK NO.	NXP Part No.	Description	Price Each
771-JN5148EK010596	JN5148-EK010,596	Evaluation Kit for JN5148 family of wireless microcontrollers	

WIRELESS MODULES

The JN5139-xxx-Myy family is a range of surface mount modules that enables users to implement systems using Jennic's own JenNet networking stack or IEEE802.15.4 with minimum time to market and at the lowest cost. They remove the need for expensive and lengthy development of custom RF board designs and test suites. The modules use Jennic's JN5139 wireless microcontroller to provide a comprehensive solution with high radio performance and all RF components are included. All that is required to develop and manufacture wireless control or sensing products is to connect a power supply and peripherals such as switches, actuators and sensors, considerably simplifying product development.

JN5139 Family - Supports ZigBee Network Stacks

For quantities greater than listed, call for quote.

MOUSER STOCK NO.	NXP Part No.	Package Type	Description	Range	Rx Sensitivity	Tx Power	Tx Current	Rx Current	Module Size	Price Each 1	Price Each 10	Price Each 100
771-JN5139Z01M/00R1T	JN5139-Z01-M/00R1T	SOM-041	Module includes an on-board antenna	1km	-96dBm	+2.5dBm	37mA	37mA	18x30mm			
771-JN5139Z01M/03R1T	JN5139-Z01-M/03R1T	SOM-041	Module includes a uFl connector	1km	-96dBm	+2.5dBm	37mA	37mA	18x30mm			

JN5139 Family - Supports IEEE802.15.4 Stacks

For quantities greater than listed, call for quote.

MOUSER STOCK NO.	NXP Part No.	Package Type	Description	Range	Rx Sensitivity	Tx Power	Tx Current	Rx Current	Module Size	Price Each 1	Price Each 10	Price Each 100
771-JN5139001M/00R1T	JN5139-001-M/00R1T	SOM-041	Module includes an on-board antenna	1km	-96dBm	+2.5dBm	37mA	37mA	18x30mm			

JN5148 Family - Supports JenNEt, ZigBee Pro as well as Commercial Applications

For quantities greater than listed, call for quote.

MOUSER STOCK NO.	NXP Part No.	Package Type	Description	Range	Rx Sensitivity	Tx Power	Tx Current	Rx Current	Module Size	Price Each 1	Price Each 10	Price Each 100
771-JN5148001M00T534	JN5148/001M00T,534	SOM-041	Module includes integral antenna	1km	-95dBm	+2.5dBm	15mA	17.5mA	18x32mm			
771-JN5148001M03T534	JN5148/001M03T,534	SOM-041	Module includes a uFl connector	1km	-95dBm	+2.5dBm	15mA	17.5mA	18x30mm			

RFID READER ICS

For quantities greater than listed, call for quote.

MOUSER STOCK NO.	NXP Part No.	Package Type	Description	Freq. (MHz)	Standard	Price Each 1	Price Each 25	Price Each 100
771-CLRC63201TD	CLRC63201T/0FE,112	SO-32	Multiple protocol contactless reader IC (MIFARE/I-CODE1)	13.56	ISO 14443A, ISO 14443B, 15693			
771-HTRC11001AD	HTRC11001T/02EE,11	SO-14	HITAG reader chip for use with HITAG transponder ICs	0.125	-----			
771-HTRC11001TD-T	HTRC11001T/03EE,11	SO-14	HITAG reader chip for use with HITAG transponder ICs	0.125	-----			
771-MFRC51T0FED	MFRC50001T/0FE,112	SO-32	Highly integrated reader IC (MIFARE)	13.56	ISO 14443A			
771-MFRC52301HN1,151	MFRC52301HN1,151	HVQFN-32	Contactless reader IC (MIFARE)	13.56	ISO 14443A, ISO 14443B			
771-MFRC53101TD	MFRC53101T/0FE,112	SO-32	Contactless reader IC (MIFARE)	13.56	ISO 14443A, ISO 14443B			
771-SL3S1002AC0,118	SL3S1002AC0,118	FCS-2	UHF RFID passive smart tag and label (G2XM)	840-960	EPCglobal Class 1 Gen 2 UHF RFID			
771-SL3S1002FTT,118	SL3S1002FTT,118	TSSOP-8	UHF RFID passive smart tag and label (G2XM)	840-960	EPCglobal Class 1 Gen 2 UHF RFID			
771-SL3S1202FTT,118	SL3S1202FTT,118	TSSOP-8	UHF RFID passive smart tag and label (G2XL)	840-960	EPCglobal Class 1 Gen 2 UHF RFID			

© Copyright 2014 Mouser Electronics
© Copyright 2014 Mouser Electronics

REDPINE SIGNALS Wireless Solutions

Redpine technology spans the complete end-to-end wireless solution and includes an extensive patent portfolio on OFDM, MIMO, embedded processor architectures and low-power techniques. The company's offerings include both the hardware and the software as differentiated sub-systems to provide flexibility and ease of integration to the system integrator. This single-stop approach enables Redpine to deliver an optimal wireless solution to meet customer's requirements at an optimal price point.

N-LINK™ SERIES

The nLink™ family of IEEE802.11n single stream modules designed to provide high throughputs at ultra low power consumption. The modules have an integrated MAC, baseband processor, RF transceiver and power amplifier. An integrated processor allows for providing a rich set of peripherals with minimal load on the host processor. The small form factor enables the customer to use these modules in handheld and other portable consumer electronic products. The modules allow for interfacing with the host over SDIO and SPI.

Features:

- 802.11n features for high throughput and extended range
- Host interface through SDIO and SPI
- Bluetooth coexistence
- Ultra low power operation
- Complete WLAN software along with host driver for Windows Embedded CE, Windows Mobile, Windows XP, and Linux OS
- Single supply 3.1 to 3.6V operation

For quantities greater than listed, call for quote.

MOUSER STOCK NO.	Redpine Signals Part No.	Fig.	Description	Price Each 1	10	25	50
980-RS9110-N-11-02	RS9110-N-11-02	A	Ultra low Power Single band 802.11bgn 2.4GHz module				
980-RS9110-N-11-03	RS9110-N-11-03	B	Ultra low Power Dual band 802.11bgn 2.4/5GHz module				
Evaluation Boards				1		5	
980-RS9110-N-1102EVB	RS9110-N-11-02-EVB	C	RS9110-N-11-02 Evaluation Board and Software				
980-RS9110-N-1103EVB	RS9110-N-11-03-EVB	D	RS9110-N-11-03 Evaluation Board and Software				

CONNECT-IO-N™ SERIES

The Connect-io-n™ products are highly integrated single stream 802.11n modules designed to provide future-proof 'plug-and-play' Wi-Fi connectivity to embedded devices. They all feature standard UART or SPI interfaces to a host microcontroller and include all the functionality required in a WLAN client. They also include a full networking stack running on the embedded processor within Redpine's chipset, enabling network connectivity into numerous embedded systems with no additional burden on their microcontrollers. The Connect-io-n series includes variants offering single or dual-band operation and choice of form-factor.

Features:

- Compliant to 802.11b/g and single stream 802.11n
- 2.4/5GHz, 802.11n RF transceiver with power amplifier
- Highly integrated 2.4GHz/5GHz transceiver with direct conversion architecture
- Self-contained serial-to-wireless functionality - requires very little host processor bandwidth
- WPA/WPA2-PSK, WEP and TKIP modes of security
- Host Interface: UART and SPI, selectable through a hardware pin
- Integrated TCP/IP stack with option to bypass in SPI mode through software configuratio
- Ultra low power operation with power save modes
- Single supply 3.1 to 3.6V operation
- 65Mbps Data Rates

Specifications:

- Network Standard Support: IEEE 802.11b/g/n
- Data Rates: 802.11n: 6.5, 13, 19.5, 26, 39, 52, 58.5, 65Mbps
  802.11g: 6, 9, 12, 18, 24, 36, 48, 54Mbps
  802.11b: 1, 2, 5.5, 11Mbps
- Modulation Techniques: OFDM with BPSK, QPSK, 16-QAM, and 64-QAM 802.11b with CCK and DSSS
- Network Protocols: TCP, UDP, IPv4, ARP, ICMP, DHCP Client
- Supported UART baud rates: Supports standard baud rates from 9600bps to 3.6Mbps
- Operating Temperature: Industrial Grade -40ºC to +85ºC

For quantities greater than listed, call for quote.

MOUSER STOCK NO.	Redpine Signals Part No.	Fig.	Description	Price Each 1	10	25	50
980-RS9110-N-11-2204	RS9110-N-11-22-04	E	802.11bgn 2.4GHz Wireless Device Server with integrated Antenna				
980-RS9110-N-11-2205	RS9110-N-11-22-05	E	802.11bgn 2.4GHz Wireless Device Server with u.FL Connector for External Antenna				
980-RS9110-N-11-24	RS9110-N-11-24	F	802.11bgn 2.4GHZ Wireless Device Server with UART Interface				
980-RS9110-N-11-2402	RS9110-N-11-24-02	F	802.11bgn 2.4GHZ Wireless Device Server with SPI Interface				
980-RS9110-N-11-2804	RS9110-N-11-28-04	G	802.11abgn 2.45GHz Wireless Device Server with UART or SPI Interfaces				
Evaluation Boards				1		5	
980-RS9110N112204EVB	RS9110-N-11-22-04-EVB	H	RS9110-N-11-22-04 Evaluation Board with UART/SPI as Host Interface				
980-RS9110N112205EVB	RS9110-N-11-22-05-EVB	H	RS9110-N-11-22-05 Evaluation Board with UART/SPI as Host Interface and u.FL Connector				
980-RS9110-N-1124EVB	RS9110-N-11-24-EVB	H	RS9110-N-11-24 Evaluation Board with UART as Host Interface				
980-RS9110N112402EVB	RS9110-N-11-24-02-EVB	H	RS9110-N-11-24 Evaluation Board with SPI as Host Interface				
980-RS9110N112804EVB	RS9110-N-11-28-04-EVB	I	RS9110-N-11-28-04 Evaluation Board with UART/SPI as Host Interface				

WISECONNECT™ SERIES

WiSeConnect™ modules are fully integrated 802.11 a/b/g/n modules with advanced features for M2M, industrial, medical, enterprise and IOT (Internet of Things) applications. Powered with WiFi-Direct™, it can directly communicate with smart-phones and tablet PCs without an Access Point based infrastructure. Integrated with Enterprise Security as well as TCP/IP and WLAN stacks, it can be designed quickly into any Host platform for secure and standards based Wi-Fi connectivity in a variety of environments.

Features:

- 802.11a/b/g/n, operation over 2.4 and 5Ghz bands
- WiFi-Direct™, Access Point and Client mode
- Enterprise Security - EAP-TLS, EAP-TTLS, EAP-FAST, PEAP-MSHCAP-V2
- Integrated TCP/IP stack, HTTP Server/Client, DHCP
- Host interface through UART and SPI
- Integrated antenna and uFL connector for external antenna
- Ultra low power operation with power save modes

Specifications:

- Network Standard Support: IEEE 802.11b/g/n
- Data Rates: 802.11n: 6.5, 13, 19.5, 26, 39, 52, 58.5, 65 Mbps
  802.11g: 6, 9, 12, 18, 24, 36, 48, 54 Mbps
  802.11b: 1, 2, 5.5, 11 Mbps
- Modulation Techniques: OFDM with BPSK, QPSK, 16-QAM, and 64-QAM 802.11b with CCK and DSSS
- Network Protocols: TCP, UDP, IPv4, ARP, ICMP, DHCP Client
- Supported UART baud rates: Supports standard baud rates from 9600bps to 3.6Mbps
- Operating Temperature: Industrial Grade -40ºC to +85ºC

For quantities greater than listed, call for quote.

MOUSER STOCK NO.	Redpine Signals Part No.	Fig.	Description	Price Each 1	10	25	50
980-RS-WC-201	RS-WC-201	J	Single band 2.4GHz Wi-Fi modules for M2M Applications				
980-RS-WC-301	RS-WC-301	J	Dual band 2.4/5GHz Wi-Fi modules for M2M Applications				
Evaluation Boards				1		5	
980-RS-WC-201-EVB	RS-WC-201-EVB	K	RS-WC-201 Evaluation Board and Software				
980-RS-WC-301-EVB	RS-WC-301-EVB	L	RS-WC-301 Evaluation Board and Software				

WI-FI ADD-ON CARDS

For quantities greater than listed, call for quote.

MOUSER STOCK NO.	Redpine Signals Part No.	Description	Price Each
Atmel Processors			
980-RS-XMEGA-220X	RS-XMEGA-220X	Wi-Fi Add-on Card for XMEGA-A3BU Xplained Kit	
980-RS-UC3L0-220X	RS-UC3L0-220X	Wi-Fi Add-on Card for UC3L0 Xplained Kit	
980-RS-SAM3S-220X	RS-SAM3S-220X	Wi-Fi Add-On Card for SAM3S-EK	
980-RS-SAM9-02X	RS-SAM9-02X	Wi-Fi Add-On card for the SAM9-EK Platform	
Cypress Processors			
980-RS-CY8C001-220X	RS-CY8C001-220X	Wi-Fi EBL Add-on Card for CY8CKIT-001	
Renesas Electronics			
980-RS-RL78G132200CC	RS-RL78G13-2200CC	Wi-Fi Companion Card for RL78/G13 MCU's Starter and Demo Kits	
980-RS-RX62N-2201CC	RS-RX62N-2201CC	Wi-Fi Companion Card for RX62N RDK	
980-RS-RX63N-2201CC	RS-RX63N-2201CC	Wi-Fi Companion Card for RX63N RDK	



© Copyright 2014 Mouser Electronics

RF DIGITAL Wireless Modules and Kits

RF DIGITAL
WWW.RFDIGITAL.COM

RoHS Compliant **This product is RoHS compliant.**

RF Digital manufactures an extensive line of fully integrated, low cost, high quality, high performance, configurable Wireless RF Transmitter, Receiver & Transceiver Modules, suitable for nearly every type of application.

2.4 GHZ SERIAL TRANSCEIVERS



Complete Compliance Approved & Certified, READY-TO-USE, 2.4 GHz wireless solution with built-in RFDP8 interference-tolerant user application protocol. Includes RFID, 32 Bit ESN, Logic Switch Transmitter / Receiver, 9600-8N1 Serial UART Transceiver and many easy-to-use addressable network modes. No development required at all, no RF layout, no code writing, all features are built-in. Be up and running with a wireless solution in minutes.

The RFDANT's Revolutionary Patent Pending design enables it to reach distances of 2,000 feet, while still being an Ultra Low Power device. This huge range is reached without any power amplifiers at all, it's unique design is responsible for it reaching these great distances without any extra battery drain or extra power. The RFDANT makes it easy for you to satisfy GREEN directives due to its unique design and ultra high performance. The RFDANT fits in the palm of your hand and looks like an Antenna, but of course it is much more since it is the whole radio and processing system in one unit. There are no RF cables at all, simply connect +V, GND, and a few logic signal wires based on your application and you are done. There is no need for PCB layout either. You can directly connect to the 11 pin, 8 inch cable extending out of the bottom of the RFDANT.

Features:

- Runs on a single coin cell for years
- WiFi interference tolerant
- Heavy 2.4GHz noise and interference tolerant
- No external parts required
- No RF layout required
- Easy and ready-to-use, hand-held, eval and application boards available
- Ultra small 15mm x 15mm footprint
- Fully contained, truly finished, ready to use module
- CE/ETSI/IC & FCC Certified and Approved
- Typical range: 500ft (150m)
- 2uA ultra low power modes
- Only 14mA current consumption at 0dbm TX and 17mA at RX

MOUSER STOCK NO.	RF Digital Part No.	Description	Package	Outdoor Range (ft)	Dimensions (LxWxH) (mm)	Price Each 1	10	25	50
975-RFD21711	RFD21711	nRF24L01P SMA RF Module	8 Pin Header	300	11 x 22 x 2.5				
975-RFD21712	RFD21712	nRF24L01P PCB Antenna RF Module	8 Pin Header	300	15 x 34 x 5.6				
975-RFD21731	RFD21731	nRF24LE1 Transceiver RF Module, on-board chip antenna.	SMT	500	15 x 15 x 3.5				
975-RFD21732	RFD21732	nRF24LE1 Transceiver RF Module on-board chip antenna, (Includes 32 KHz Crystal)	SMT	500	15 x 15 x 3.5				
975-RFD21733	RFD21733	nRF24LE1 Transceiver RF Module with built in RFDP8 8-mode protocol. Includes on-board chip antenna.	SMT	500	15 x 15 x 3.5				
975-RFD21734	RFD21734	nRF24LE1 Transceiver RF Module for use with external antenna. (Includes 32 KHz Crystal)	SMT	300	15 x 15 x 3.5				
975-RFD21735	RFD21735	nRF24LE1 Transceiver RF Module with built in RFDP8 8-mode protocol, for use with external antenna.	SMT	3000	15 x 15 x 3.5				
975-RFD21743	RFD21743	RFDANT Transceiver RF Module with built in RFDP8 8-mode protocol. Includes built in RFD Antenna	12 Pin Header	2000	100 x 18				

EVALUATION BOARDS

MOUSER STOCK NO.	RF Digital Part No.	Description	Price Each 1	10	25	50
975-RFD21736	RFD21736	Evaluation Board for RFD21731 / RFD21732. Plugs directly into the Nordic nRFgo Starter Kit.				
975-RFD21737	RFD21737	RFD21737 Evaluation Board with a mounted RFD21733 Module and a built in chip antenna.				
975-RFD21739	RFD21739	RFD21739 Evaluation Board with a mounted RFD21735 Module and SMA connector. (Requires Antenna)				
975-RFD21764	RFD21764	RFD21741 RFDANT Evaluation Board. Plugs directly into the Nordic nRFgo Starter Kit.		-	-	-
975-RFD21773	RFD21773	RFDANT Evaluation Board with built in RFDP8 Application Protocol		-	-	-

KEY FOB TRANSMITTERS

1 Button

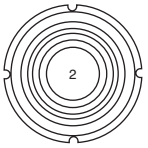

2 Buttons

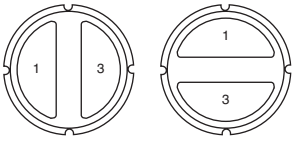

3 Buttons

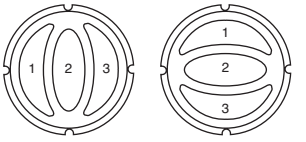

MOUSER STOCK NO.	RF Digital Part No.	Description	Price Each 1	10	25	50
975-RFD21781	RFD21781	KEYFOB Transmitter with built in RFDP8 Application Protocol, 1 Button, 2.4 GHz CE, IC, FCC Approved				
975-RFD21791	RFD21791	KEYFOB Transmitter with built in RFDP8 Application Protocol, Active RFID Tag, 1 Button				
975-RFD21782	RFD21782	KEYFOB Transmitter with built in RFDP8 Application Protocol, 2 Button, 2.4 GHz CE, IC, FCC Approved				
975-RFD21792	RFD21792	KEYFOB Transmitter with built in RFDP8 Application Protocol, Active RFID Tag, 2 Button				
975-RFD21783	RFD21783	KEYFOB Transmitter with built in RFDP8 Application Protocol, 3 Button, 2.4 GHz CE, IC, FCC Approved				
975-RFD21793	RFD21793	KEYFOB Transmitter with built in RFDP8 Application Protocol, Active RFID Tag, 3 Button				

ACCESSORIES

MOUSER STOCK NO.	RF Digital Part No.	Description	Price Each
975-RFD21807	RFD21807	2.4 GHz RFDP8 USB Dongle based on FTDI USB IC and RFD21733	
975-RFD21813	RFD21813	Stand Alone Prototyping RF Module based on the RFD21733 - DIP Package	

© Copyright 2014 Mouser Electronics
© Copyright 2014 Mouser Electronics

RFM 802.15.4, FHSS and 802.11

RFM offers a complete line of spread spectrum wireless products for industrial and factory applications. Using both patented frequency hopping technology and open-standard direct sequence technologies, these products fall in two categories: ready-to-use devices for systems integration, and design-in OEM modules for custom applications.

802.15.4 ZIGBEE PRO MODULES

RFM's ZPM3750 module is a standards-based wireless transceiver designed for Smart Energy and other short range wireless markets that require low power consumption, high transmit power (20dBm typical) and high receiver sensitivity (-103dBm). The ZPM3750 is based upon the IEEE 802.15.4 wireless network specification and includes the ZigBee PRO stack. The module can be used to develop applications supporting the ZigBee PRO Smart Energy and Home Automation application profiles. The ZPM3750 module operates in the 2.4GHz unlicensed ISM frequency band for worldwide deployment.

Contains:

- (2) ZPM3570 development boards
- (2) USB and 2 serial cables
- 9V batteries and wall-mount power supplies
- Antennas and RF cables
- Program CD with software and manuals
- Quick Start Guide

For quantities greater than listed, call for quote.

MOUSER STOCK NO.	RFM Part No.	Fig.	Description	Transmit Power	Channels	Data Rate	Price Each 1	Price Each 100
725-ZPM3570-C	ZPM3570-C	A	2.4GHz DSSS 802.15.4	100mW	-	-		
725-ZPM3570-E	ZPM3570-E	A	2.4GHz DSSS 802.15.4	100mW	-	-		
Development Kits								
725-ZPM3570DK	ZPM3570DK	A	2.4GHz DSSS 802.15.4 Dev. Kit	100mW	-	250kb/s		-

802.15.4 PRODUCTS

RFM's LPR2430 Series of 802.15.4 2.4GHz modules is comprised of the low-power LPR2430/LPR2430A and the extended range LPR2430ER/LPR2430ERA. The RFM LPR2430 Series modules are easy to integrate and provide robust wireless communications in applications where meshing is not needed or desired.

For quantities greater than listed, call for quote.

MOUSER STOCK NO.	RFM Part No.	Fig.	Description	Transmit Power (mW)	Ch.	RF Data Rate (kbps)	Price Each 1	Price Each 100
725-LPR2430	LPR2430	B	2.4GHz Transceiver Module, Low-Power	1	16	250		
725-LPR2430A	LPR2430A	-	2.4GHz Transceiver Module, Low-Power, w/Chip Antenna	1	16	250		
725-LPR2430ER	LPR2430ER	-	2.4GHz Transceiver Module, Extended Range	10-100	15	250		
725-LPR2430ERA	LPR2430ERA	-	2.4GHz Transceiver Module, Extended Range, w/Chip Antenna	10-100	15	250		
Development Kits								
725-LPR2430DK	LPR2430DK	-	2.4GHz 802.15.4 Development Kit for LPR2430 Transceiver Module	1	16	250		-
725-LPR2430ADK	LPR2430ADK	-	2.4GHz 802.15.4 Development Kit for LPR2430A Transceiver Module	1	16	250		-
725-LPR2430ERDK	LPR2430ERDK	-	2.4GHz 802.15.4 Development Kit for LPR2430ER Transceiver Module	10-100	15	250		-
725-LPR2430ERADK	LPR2430ERADK	-	2.4GHz 802.15.4 Development Kit for LPR2430ERA Transceiver Module	10-100	15	250		-

FREQUENCY HOPPING SPREAD SPECTRUM PRODUCTS

RFM FHSS transceiver modules are based on RFM proprietary technology to ensure secure, error-free delivery of data that is desirable in industrial and factory environments.

NEW PRODUCT

For quantities greater than listed, call for quote.

MOUSER STOCK NO.	RFM Part No.	Fig.	Description	Transmit Power	Ch.	RF Data Rate	Price Each 1	Price Each 100
725-DNT900P	DNT900P	-	900MHz Transceiver Module with I/O	1mW to 1W	50	500kbps		
725-DNT900C	DNT900C	-	900MHz Transceiver Module with I/O	1mW to 1W	50	500kbps		
725-DNT24P	DNT24P	C	2.4GHz Transceiver Module with I/O, U.FL RF Coax Connection	10, 63mW	15, 24	250kbps		
725-DNT24C	DNT24C	-	2.4GHz Transceiver Module with I/O, U.FL RF Coax Connection	10, 63mW	15, 24	250kbps		
725-DNT24PA	DNT24PA	-	2.4GHz Transceiver Module with I/O, Chip Antenna	10, 63mW	15, 24	250kbps		
725-DNT24CA	DNT24CA	-	2.4GHz Transceiver Module with I/O, Chip Antenna	10, 63mW	15, 24	250kbps		
725-DNT2400P	DNT2400P	D	2.4GHz Transceiver Module with I/O	100mW	50	38.4-500kbps		
725-DNT2400C	DNT2400C	D	2.4GHz Transceiver Module with I/O, U.FL Connector or PCB Pad	1, 10, 63 mW	50	38.4-500kbps		-
725-WIT2410	WIT2410M4G	-	2.4GHz Transceiver OEM Module with Roaming Capability	10/100mW	75	460.8kbps		
725-WIT2410S4G	WIT2410S4G	-	2.4GHz Transceiver OEM Module	10/100mW	75	460.8Kbps		
725-WIT2411D	WIT2411D	-	2.4GHz Transceiver OEM Module	10/100mW	43	1.23Mbps		
Development Kits								
725-DNT24DK	DNT24DK	-	DNT24P Development Kit, 2 boards, antennas, accessories	10, 63mW	15, 24	250kbps		
725-DNT900DK	DNT900DK	-	DNT900 Developer Kit	1mW to 1W	50	500kbps		-
725-DNT2400DK	DNT2400DK	-	DNT2400 Development Kit	100mW	50	38.4-500kbps		-
725-WIT910DK	WIT910DK	-	WIT910 Development Kit	10/100mW/1W	54	172.8kbps		-
725-WIT2450DK	WIT2450DK	-	WIT2450 Development Kit	40/100/250mW	95	460.8Kbps		-
719-WIT2410DK	WIT2410DK	-	WIT2410 Development Kit	10/100mW	75	460.8Kbps		-

TRANSCEIVER MODULES

The DNT90 FHSS transceiver module provides a low-cost, versatile solution for wireless data communications in the 900MHz ISM band. The DNT90 RF output power can be set at 40 or 158mW. The DNT90 receiver input is protected by low-loss SAW filter, providing an excellent combination of receiver sensitivity and out-of-band interference rejection. The DNT90 module includes analog, digital and serial I/O, providing the flexibility to serve applications ranging from cable replacements to sensor networks. The DNT90 transceiver module is easy to integrate and provides reliable wireless communications up to 5 miles in line-of-sight installations.

For quantities greater than listed, call for quote.

MOUSER STOCK NO.	RFM Part No.	Fig.	Description	Transmit Power	Channels	Data Rate	Price Each 1	Price Each 100
725-DNT90P	DNT90P	E	900MHz 150mW Pinned Version	40/158mW	1	100bps		
725-DNT90C	DNT90C	E	900MHz 150mW SMD version	40/158mW	1	100bps		
Development Kits								
725-DNT90DK	DNT90DK	E	900MHz 150mW Dev Kit	40/158mW	1	100bps		

802.11 PRODUCTS

RFM's WSN802G is a 2.4GHz IEEE 802.11g Radio Transceiver Module that enables OEMs to build low-power wireless local area networking (WLAN) and sensor monitoring solutions for the global market. The WSN802G delivers an exceptionally low power profile and long battery life capabilities in a fully functional, certified radio module that is easily interfaced to existing 802.11. b/g infrastructure for a wide variety of sensor monitoring and WLAN applications.

NEW PRODUCT

For quantities greater than listed, call for quote.

MOUSER STOCK NO.	RFM Part No.	Fig.	Description	Transmit Power	Ch.	Data Rate (Mbps)	Price Each 1	Price Each 100
725-WSN802GP	WSN802GP	F	2.4GHz 802.11g Radio Transceiver Module	10mW	14	1 or 2		
725-WSN802GC	WSN802GC	F	802.11g Wireless Sensor Network Module - U.FL Coax Connector	10mW	11	1-11		-
725-WSN802GCA	WSN802GCA	F	802.11g Wireless Sensor Network Module - Integral Chip Antenna	10mW	11	1-11		-
Development Kits								
725-WSN802GDK	WSN802GDK	F	2.4GHz 802.11g Development Kit	10mW	14	1 or 2		-
725-WSN802GDK-A	WSN802GDK-A	F	2.4GHz 802.11g Development Kit with Router	10mW	14	1 or 2		-

WIFI/BLUETOOTH COMBO SHORT-RANGE RADIO MODULES

NEW PRODUCT

For quantities greater than listed, call for quote.

MOUSER STOCK NO.	RFM Part No.	Fig.	Description	Frequency (GHz)	Bluetooth	Data Rate (Mbps)	Price Each 1	Price Each 10	Price Each 50	Price Each 100
725-WLS1270-S	WLS1270-S	G	802.11b/g/n module	2.412-2.485	n/a	1-65				
725-WLS1271-S	WLS1271L-S	G	802.11b/g/n plus Bluetooth module	2.412-2.486	4.0+EDR, Power Class 1.5 +BLE	1-65				
725-WLS1273-S	WLS1273L-S	H	802.11a/b/g/n plus Bluetooth module	2.412-2.487 & 4.920 to 5.824	4.0+EDR, Power Class 1.5 +BLE	1-65				
Development Kits										
725-DR-WLS1270-EV	DR-WLS1270-EV	-	Evaluation Kit for the WLS1270	2.412-2.485	n/a	1-65		-	-	-
725-DR-WLS1271-EV	DR-WLS1271L-EV	-	Evaluation Kit for the WLS1271L	2.412-2.486	4.0+EDR, Power Class 1.5 +BLE	1-65		-	-	-
725-DR-WLS1273-EV	DR-WLS1273L-EV	-	Evaluation Kit for the WLS1273L	2.412-2.487 & 4.920 to 5.824	4.0+EDR, Power Class 1.5 +BLE	1-65		-	-	-

A



B



C



D



E



F



G



H



© Copyright 2014 Mouser Electronics
© Copyright 2014 Mouser Electronics

RFM Short Range Radios and RFICs

Products may be RoHS compliant. Check mouser.com for RoHS status.

VIRTUAL WIRE RADIO RF MODULES

Features:

- Integrated RF IC with quartz SAW filtering and frequency control components in a single hybrid
- High Data rates for data, control and digitized voice transmissions
- Stable, sensitive receiver technology with excellent "channel capture" performance
- Ultra Low current consumption for operation from small 3V batteries
- Very small, low-profile package to make "watch size" applications practical
- Rugged, self-shielding, metal-ceramic hybrid package
- Wide operating temperature range for industrial and outdoor applications
- Easy to optimize for a wide range of application requirements
- Easy certification to stringent short-range radio regulatory requirements
- No external RF filters, IF filters, resonators or crystals are required

For quantities greater than listed, call for quote.

MOUSER STOCK NO.	RFM Part No.	Description	Power Output	Operating Voltage	Operating Temp. (°C)	Price Each 1	100	250
719-DR3000	DR3000	Transceiver Module 916.500MHZ	.75mW	2.7Vdc - 3.5Vdc	-40°C to +85°C			
719-DR3100	DR3100	Transceiver Module 433.920MHz	1.2mW	2.7Vdc - 3.5Vdc	-40°C to +85°C			
719-DR3300	DR3300	Transceiver Module 916.50MHz	1mW	2.7Vdc - 3.5Vdc	-40°C to +85°C			
719-DR5000	DR5000	Receiver Module 916.50MHz	--	2.7Vdc - 3.5Vdc	-20°C to +65°C			
719-DR5100	DR5100	Receiver Module 433.92MHz	1mW	2.7Vdc - 3.5Vdc	-20°C to +65°C			



RF Modules

TRANSCEIVERS, RECEIVERS, AND TRANSMITTERS

Features:

- For short range wireless data communication applications
- Robust operation
- Low power consumption
- Very small size
- Hybrid, simplifying, speeding design-in
- Excellent suppression of output harmonics

Transceivers - WirelessHART®

For quantities greater than listed, call for quote.

MOUSER STOCK NO.	RFM Part No.	Description	Dimensions (L x W) (in.)	Frequency (MHz)	Operating Temp. (°C)	Price Each 1	100	250
725-XDM2510HC	XDM2510HC	XDM2510H Transceiver Module - solder reflow	1.050 x 0.980	2.4GHz	-40 to +85			



Transceivers

Transceivers - ASH

For quantities greater than listed, call for quote.

MOUSER STOCK NO.	RFM Part No.	Description	Case	Frequency (MHz)	Operating Temp. (°C)	Price Each 1	100	250
719-TR1000	TR1000	ASH Transceiver Module 115.2kbps	SM-20H	916.5	-40°C to +85°C			
719-TR1001	TR1001	ASH Transceiver Module 115.2kbps	SM-20H	868.35	-40°C to +85°C			
719-TR1100	TR1100	ASH Transceiver Module 115.2kbps	SM-20H	916.5	-40°C to +85°C			
719-TR3000	TR3000	ASH Transceiver Module 115.2kbps	SM-20L	433.92	-40°C to +85°C			
719-TR3001	TR3001	ASH Transceiver Module 115.2kbps	SM-20L	315	-40°C to +85°C			
719-TR3005	TR3005	ASH Transceiver Module 115.2kbps	SM-20H	403.5	-10°C to +55°C			
719-TR7000	TR7000	ASH Transceiver Module 115.2kbps	SM3-20H	433.92	-40°C to +85°C			



Transceivers

Receivers

719-RX5000	RX5000	ASH Receiver Module 115.2kbps	SM-20L	433.92	-40°C to +85°C			
719-RX5002	RX5002	ASH Receiver Module 115.2kbps	SM-20L	418	-40°C to +85°C			
719-RX5003	RX5003	ASH Receiver Module 115.2kbps	SM-20L	303.825	-40°C to +85°C			
719-RX5500	RX5500	ASH Receiver Module 19.2kbps	SM-20L	433.92	-40°C to +85°C			
719-RX5501	RX5501	ASH Receiver Module 19.2kbps	SM-20L	315	-40°C to +85°C			
719-RX6000	RX6000	ASH Receiver Module 115.2kbps	SM3-20H	916.5	-40°C to +85°C			
719-RX6001	RX6001	ASH Receiver Module 115.2kbps	SM-20H	868.35	-40°C to +85°C			

Transmitters

719-TX5000	TX5000	ASH Transceiver Module 115.2kbps	SM-20L	433.92	-40°C to +85°C			
719-TX6000	TX6000	ASH Transceiver Module 115.2kbps	SM-20H	916.5	-40°C to +85°C			



Receivers and Transmitters

DEVELOPMENT KITS

For quantities greater than listed, call for quote.

MOUSER STOCK NO.	RFM Part No.	Description	Frequency (MHz)	Price Each
719-DR7000-DK	DR7000-DK	3G Development Kit	433.92MHz	
719-DR7001-DK	DR7001-DK	3G Development Kit	315MHz	
719-DR7003-DK	DR7003-DK	3G Development Kit	303.828MHz	
719-DR8000-DK	DR8000-DK	3G Development Kit	916.5MHz	
719-DR8001-DK	DR8001-DK	3G Development Kit	868.35MHz	
719-DR8100-DK	DR8100-DK	3G Development Kit	916.5MHz	

RFICS

Features:

- Integrated PLL, IF, Baseband Circuitry
- Support for Multiple Channels
- Wide Frequency range
- Wide operating supply voltage
- Frequency Hopping Spread Spectrum capability
- Low current consumption
- Very few external components required
- Small size plastic packages

For quantities greater than listed, call for quote.

MOUSER STOCK NO.	RFM Part No.	Description	Frequency	Case	Price Each 1	10	50	100
Transceivers								
719-TRC104	TRC104	Multi-channel GFSK RFIC	2.4GHz	24-pin QFN				
719-TRC105	TRC105	Multi-channel FSK RFIC	300-510 MHz	32-pin QFN-32				

Development Kits

For quantities greater than listed, call for quote.

MOUSER STOCK NO.	RFM Part No.	Description	Frequency	Price Each
719-DR-TRC103-915-DK	DR-TRC103-915-DK	TRC103 Development Kit	902-928MHz	
719-DR-TRC104-2400DK	DR-TRC104-2400-DK	TRC104 Development Kit	2.4GHz	
719-DR-TRC105-304-DK	DR-TRC105-304-DK	TRC105 Development Kit	303.325-307.300MHz	
719-DR-TRC105-315-DK	DR-TRC105-315-DK	TRC105 Development Kit	310.000-319.500MHz	
719-DR-TRC105-403-DK	DR-TRC105-403-DK	TRC105 Development Kit	402.000-407.300MHz	
719-DR-TRC105-434-DK	DR-TRC105-434-DK	TRC105 Development Kit	418.000-434.790MHz	



© Copyright 2014 Mouser Electronics

© Copyright 2014 Mouser Electronics

ROVING NETWORKS Adapters and Modules

RoHS Compliant **This product is RoHS compliant.**

ROVING networks WIRELESS FOR LESS

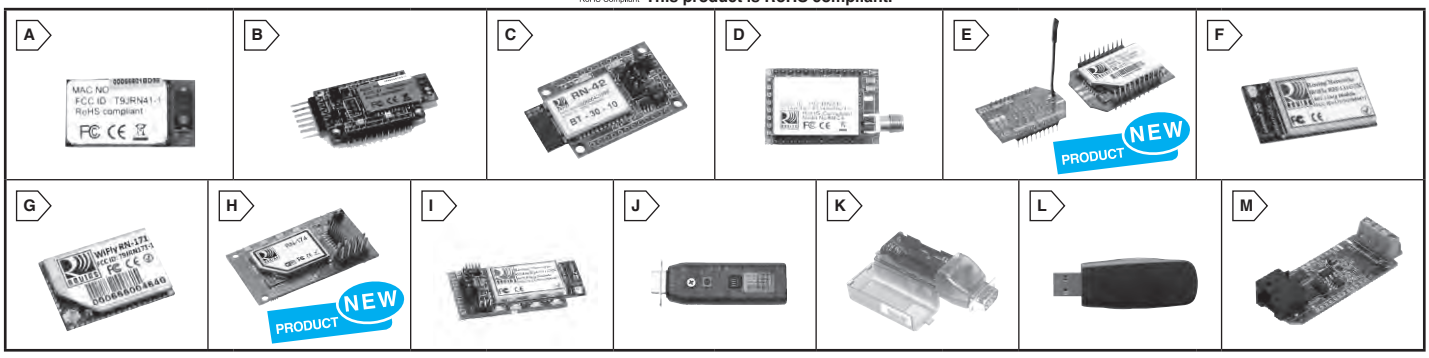

ROVING NETWORKS EMBEDDED MODULES AND ADAPTERS

Bluetooth Modules

The RN-41 Class 1 module is available with on board chip antenna and is both FCC/CE certified and bluetooth SIG registered.
The RN-24 super module has voltage regulation, status LEDs, thru hole pins/headers, and chip (S) or SMA (E) Antenna options.

Features:

- Postage stamp sized modules, 15mm x 22mm
- Castellated SMT pads for easy and reliable PCB mounting
- Bluetooth v1.1, 1.2, and 2.0/EDR compliant
- On board ceramic ANT(S) and external SMA ANT(E) versions
- On board bluetooth stacks/profiles make integration simple (no host code)
- Low power consumption, 1mA standby, 25mA connected
- Sustained data performance of >100kbps bi-directional
- Advanced features such as auto pairing and auto connect master
- Fully configurable with simple AT style commands locally over UART and remotely over Bluetooth
- Complete embedded solution, simplest mode requires only 4-pin connection (TX, RX, VCC, GND)

For quantities greater than listed, call for quote.

MOUSER STOCK NO.	Roving Networks Part No.	Fig.	Description	Range (Meters)	Interfaces	Size (mm)	Price Each 1	5	10
765-RN-41	RN-41	A	Bluetooth v2.0+EDR Class 1	100	UART/USB	13.4 x 25.8 x 2			
765-RN-41-SM	RN-41-SM	B	Bluetooth v2.0+EDR Class 1 Socket Module	100	UART/RS232	28 x 40.8		-	-
765-RN-42-SM	RN-42-SM	C	Class 2 Bluetooth 2.1+EDR Socket Module	100	UART	.9 x 1.3			
765-RN-24S	RN-24S	D	Bluetooth v2.0+EDR Supermodule with Chip Ant.	100	UART/RS485	38.1 x 25.4			
765-RN-24E	RN-24E	D	Bluetooth v2.0+EDR Supermodule with SMA Jack	100	UART/RS485	38.1 x 25.4			

WiFly™ 802.11b/g GSX Embedded Module

The new WiFly GSX Module is a stand alone, embedded wireless 802.11b/g WiFi module that uses 100m WATT when active and 10m WATT in sleep mode. This GSX Module incorporates a 2.4GHz radio, processor, TCP/IP stack, real-time clock, crypto accelerator, power management and analog sensor interfaces. Because of its small form factor and extremely low power consumption, the RN-131G is perfect for mobile wireless applications such as asset monitoring, GPS tracking and battery sensors. The RN-134 Super Module is built upon Roving Networks RN-131 WiFly GSX module. The RN-134 is a field ready, WiFi certified 802.11b/g solution.

For quantities greater than listed, call for quote.

MOUSER STOCK NO.	Roving Networks Part No.	Fig.	Description	Frequency (MHz)	Number of Channels	Channel Intervals	Price Each 1	5	10
765-RN-XV	RN-XV-W	E	802.15.4 replacement solution with ¼ inch wire antenna	2402-2480	1-14	5MHz			
765-RN-XV-S	RN-XV-S	E	802.15.4 replacement solution with SMA antenna	2402-2480	1-14	5MHz			
765-RN-XV-U	RN-XV-U	E	802.15.4 replacement solution with U.FL. Connector	2402-2480	1-14	5MHz			
765-RN-131G	RN-131G	F	802.11b/g WiFi GSX Module - Industrial Temperature	2402-2480	1-14	5MHz			
765-RN-131C	RN-131C	F	802.11b/g WiFi GSX Module - Commercial Temperature	2402-2480	1-14	5MHz			
765-RN-171	RN-171	G	WiFly GSX 802.11b/g Module, Industrial Temperature	2402-2480	1-14	5MHz			
765-RN-174	RN-174-P	G	RN-174 board with PCB trace antenna, standard firmware	2402-2480	1-14	5MHz			
765-RN-174-W	RN-174-W	H	RN-174 board with wire antenna, standard firmware	2402-2480	1-14	5MHz			
765-RN-174-C	RN-174-C	H	RN-174 board with chip antenna, standard firmware	2402-2480	1-14	5MHz			
765-RN-174-U	RN-174-U	H	RN-174 board with U.FL. connector, standard firmware	2402-2480	1-14	5MHz			
765-RN-174-K	RN-174-K	H	Development Kit with RN-174-P WiFly ESX Super Module	2402-2480	1-14	5MHz		-	-
765-RN-131G-EVAL	RN-131G-EVAL	-	WiFly GSX 802.11b/g Development Kit	--	--	--		-	-
765-RN-134	RN-134	I	WiFly GSX Super Module, RS232 and TTL signaling, status LEDs, 3-12 Volt Power Regulators	2402-2480	1-14	5MHz			
765-RN-134-K	RN-134-K	-	Evaluation Kit with RN-134 WiFly GSX Super Module	--	--	--		-	-

Bluetooth™ Adapters

Roving Networks offers several serial adapters and sensors to integrate your embedded device, allowing access from wireless enabled PCs, PDAs, cellphones, and networks.

For quantities greater than listed, call for quote.

MOUSER STOCK NO.	Roving Networks Part No.	Fig.	Description	Price Each 1	5	10
765-RN-240M	RN-240M	J	Bluetooth to RS232 adapter with male connector			
765-RN-240F	RN-240F	J	Bluetooth to RS232 adapter with female connector			
765-RN-422M	RN-422M	J	Bluetooth to RS422 adapter with male connector			
765-RN-270M	RN-270M	K	Bluetooth to RS232 adapter, AAA battery powered with male connector			
765-RN-270F	RN-270F	K	Bluetooth to RS232 adapter, AAA battery powered with female connector			
765-RN-USB-X	RN-USB-X	L	Bluetooth 2.1 "driverless" USB dongle			
765-RN-USB-T	RN-USB-T	L	Bluetooth 2.0 USB dongle			
765-RN-800S-CB	RN-800S-CB	M	Bluetooth data acquisition and control module		-	-

Wi-Fi Adapters

The Roving Networks Wi-Fi serial adapters supply a serial-to-Wi-Fi bridge, providing wireless connectivity to any legacy system that supports serial communication. PRODUCT NEW

For quantities greater than listed, call for quote.

MOUSER STOCK NO.	Roving Networks Part No.	Description	Price Each 1	5	10
765-RN-340M	RN-340M-W	Wi-Fi to RS232 adapter with Male DB9 connector, wire antenna		103.79	

ACCESSORIES

For quantities greater than listed, call for quote.

MOUSER STOCK NO.	Roving Networks Part No.	Description	Price Each 1	5	10
765-RN-PS-US	RN-PS-US	Power Supply-5VDC 1A, 100-240VAC 50-60Hz auto sensing			
765-RN-PS-INT	RN-PS-INT	Power Supply-Includes connectors for North America, Europe, UK, and Australia/New Zealand			
765-RN-PS-USB	RN-PS-USB	Power Supply-Powers from USB Port			
765-RN-SMA-S	RN-SMA-S	1" Antenna, 2.4GHZ, Space Saver			
765-RN-SMA4-RP	RN-SMA4-RP	4" Reverse Polarity, Long Range Antenna			
765-RN-SMA-4	RN-SMA-4	Antenna with SMA Connector - 2.4GHZ Male 4", base can rotate to any angle for optimal positioning			
765-RN-UFL-SMA6	RN-UFL-SMA6	6" Coax Cable with UF.L and RPSMA Connectors			
765-RN-USB-SERIAL	RN-USB-SERIAL	1 meter Smart USB 1.1 to RS232 Serial Cable			
765-RN-SRL-PRO3V-BLK	RN-SRL-PRO3V-BLK	USB to TTL cable with black housing, Prolific drivers, 1.8 meter cable length, tin leads			
765-RN-SRL-PRO3V-CLR	RN-SRL-PRO3V-CLR	USB to TTL cable with clear housing, Prolific drivers, 1.8 meter cable length, tin leads			
765-RN-SRL-FTD5V-BLK	RN-SRL-FTD5V-BLK	USB to TTL cable with black housing, FTDI drivers, 1.8 meter cable length, tin leads			
765-RN-SRL-FTD5V-CLR	RN-SRL-FTD5V-CLR	USB to TTL cable with clear housing, FTDI drivers, 1.8 meter cable length, tin leads			
765-RN-SRL-PRO3V-DGL	RN-SRL-PRO3V-DGL	USB to TTL dongle, Prolific drivers, bare PCB with 3V serial connector			
765-RN-SRL-FTD5V-DGL	RN-SRL-FTD5V-DGL	USB to TTL dongle, FTDI drivers, bare PCB with 5V serial connector			

© Copyright 2014 Mouser Electronics
© Copyright 2014 Mouser Electronics

SILICON LABS Wireless Solutions

RoHS Compliant **This product is RoHS compliant.**

EMBER® ZIGBEE® MODULES

For quantities greater than listed, call for quote.

MOUSER STOCK NO.	Silicon Labs Part No.	Description	Price Each
634-EM351-MOD-ANT-T	EM351-MOD-ANT-T	Ember® Zigbee® Platform Module EM351 No PA/LNA includes Antenna	
634-EM351-MOD-LRANTT	EM351-MOD-LR-ANT-T	Ember® Zigbee® Platform Module EM351 w/PA/LNA includes Antenna	
634-EM351-MOD-LR-RFT	EM351-MOD-LR-RF-T	Ember® Zigbee® Platform Module EM351 w/PA/LNA and RF Connect	
634-EM351-MOD-RF-T	EM351-MOD-RF-T	Ember® Zigbee® Platform Module EM351 No PA/LNA and RF Connect	
634-EM357-MOD-ANT-T	EM357-MOD-ANT-T	Ember® Zigbee® Platform Module EM357 No PA/LNA includes Antenna	
634-EM357-MOD-LRANTT	EM357-MOD-LR-ANT-T	Ember® Zigbee® Platform Module EM357 w/PA/LNA includes Antenna	
634-EM357-MOD-LR-RFT	EM357-MOD-LR-RF-T	Ember® Zigbee® Platform Module EM357 w/PA/LNA and RF Connect	
634-EM357-MOD-RF-T	EM357-MOD-RF-T	Ember® Zigbee® Platform Module EM357 No PA/LNA and RF Connect	

EMBER® ZIGBEE® DEVICES

For quantities greater than listed, call for quote.

MOUSER STOCK NO.	Silicon Labs Part No.	Description	Price Each
634-EM351-RTR	EM351-RTR	Ember® Zigbee® platform 802.15.4 2.4GHz EM351 Integrated SoC	
634-EM357-RTR	EM357-RTR	Ember® Zigbee® platform 802.15.4 2.4GHz EM357 Integrated SoC	

EMBER® ZIGBEE® DEVELOPMENT TOOLS

For quantities greater than listed, call for quote.

MOUSER STOCK NO.	Silicon Labs Part No.	Description	Price Each
634-EM35X-DEV	EM35X-DEV	EM351 and EM357 Dev. Kit with 30-day trial license for IAR Embedded Workbench for ARM	
634-EM35X-DEV-UPGIAR	EM35X-DEV-UPGIAR	IAR EWARM license for use with the EM53x Development Kit	
634-EM35X-DEV-IAR	EM35X-DEV-IAR	EM351 and EM357 Dev. Kit with a full standalone Cortex-M3 License for IAR Embedded Workbench for ARM	
634-EM35X-BBRD	EM35X-BBRD	EM351 and EM357 Breakout Board (RS-232, UART)	
634-EM35X-NCP-ADDONS	EM35X-NCP-ADDONS	Network Co-Processor Development with an existing EM35x Development Kit	
634-ISA3	ISA4	InSight Adapter (ISA3), Debug Port Interface, TCP/IP 10/100 Ethernet	

WIRELESS DEVELOPMENT KITS

NEW PRODUCT

For quantities greater than listed, call for quote.

MOUSER STOCK NO.	Silicon Labs Part No.	Description	Price Each
634-SI1020-915-A-DK	SI1020-915-A-DK	Si1020 915MHz Wireless Development Kit	
634-SI1024-868-A-DK	SI1024-868-A-DK	Si1024 868MHz Wireless Development Kit	
634-SI1024-868-A-SDK	SI1024-868-LDK	SI1024 868MHz Wireless Development Kit	
634-4311-DK1	4311-DK1	Si4311 Receiver Demo Board	
634-4312-DK1	4312-DK1	Si4312 Receiver Demo Board	
634-ENERGYHARVEST-RD	ENERGY-HARVEST-RD	Solar powered low power wireless sensor node	

WIRELESS REMOTE CONTROL DEMO KITS

NEW PRODUCT

For quantities greater than listed, call for quote.

MOUSER STOCK NO.	Silicon Labs Part No.	Description	Price Each
634-4010-DASKF434	4010-DASKF_434	Si4010 Key FOB Demo with LED Rx	
634-4010-DASKF_868	4010-DASKF_868	Si4010 Key FOB Demo w/LED (868MHz)	
634-4010-DAAKF434	4010-DAAKF_434	Si4010 AES KeyFOB Demo with LCD Rx	
634-4010-DAAKF_868	4010-DAAKF_868	Si4010 AES KeyFOB Demo with LCD Rx	
634-4010-DKKF434	4010-DKKF_434	Si4010 Wireless Automated Dev Kit	
634-4010-KFOBDEV-434	4010-KFOBDEV-434	Si4010/Si4355 Key Fob Development Kit (434 MHz)	
634-4010-KFOBDEV-868	4010-KFOBDEV-868	Si4010/Si4355 Key Fob Development Kit (868 MHz)	
634-4010-KFOBDEV-915	4010-KFOBDEV-915	Si4010/Si4355 Key Fob Development Kit (915 MHz)	
634-4010-AES1W-315	4010-AES1W-315	Si4010/Si4355 One-Way AES Development Kit (315 MHz)	
634-4010-AES1W-434	4010-AES1W-434	Si4010/Si4355 One-Way AES Development Kit (434 MHz)	
634-4010-AES1W-868	4010-AES1W-868	Si4010/Si4355 One-Way AES Development Kit (868 MHz)	
634-4010-AES1W-915	4010-AES1W-915	Si4010/Si4355 One-Way AES Development Kit (915 MHz)	
634-EZR-LEDK1W-434	EZR-LEDK1W-434	Si4010/Si4355 Key Fob to LED Rx Stick Demo Kit (434 MHz)	
634-EZR-LEDK1W-868	EZR-LEDK1W-868	Si4010/Si4355 Key Fob to LED Rx Stick Demo Kit (868 MHz)	
634-EZR-LEDK1W-915	EZR-LEDK1W-915	Si4010/Si4355 Key Fob to LED Rx Stick Demo Kit (915 MHz)	
634-EZR-LEDK2W-434	EZR-LEDK2W-434	Si4455 Two Way Key Fob to LED Rx Stick Demo Kit (434MHz)	
634-EZR-LEDK2W-868	EZR-LEDK2W-868	Si4455 Two Way Key Fob to LED Rx Stick Demo Kit ((868MHz)	
634-EZR-LEDK2W-915	EZR-LEDK2W-915	Si4455 Two Way Key Fob to LED Rx Stick Demo Kit ((915MHz)	
634-EZR-LCDK2W-434	EZR-LCDK2W-434	Two Way LCD Development Kit (434 MHz)	

WIRELESS MCU DEVELOPMENT KITS

For quantities greater than listed, call for quote.

MOUSER STOCK NO.	Silicon Labs Part No.	Description	Price Each
634-SI1000DK	SI1000DK	Si100x Programmable XCVR Development Kit	
634-SI1010DK	SI1010DK	Si101x Programmable XCVR Development Kit	
634-SISNAP915DK	SISNAP915DK	915MHz Snap enabled XCVR Dev Kit	
634-SISNAP915EK	SISNAP915EK	915MHZ Snap enabled XCVR Eval Kit	

EZLINK DEVELOPMENT KITS

The EZLink fast prototyping kits comes complete with two EZLink modules, two peripheral/prototyping boards, cables, debug adapter and a full Keil compiler (code size restricted trial version).

For quantities greater than listed, call for quote.

MOUSER STOCK NO.	Silicon Labs Part No.	Description	Price Each
634-EZLC4431B1-D434	EZLC4431B1-D434	EZLink™ Fast Prototype Kit - Si4431 434MHz	
634-EZLC4431B1-D868	EZLC4431B1-D868	EZLink™ Fast Prototype Kit - Si4431 868MHz	
634-EZLC4432B1-D470	EZLC4432B1-D470	EZLink™ Fast Prototype Kit - Si4432 470MHz	

EZRADIO TEST CARDS

Silicon Labs offers a number of test cards to aid engineers in developing RF links using designs similar to those they will use in their final board layouts. Designs include those focused on regional regulations and features such as antenna diversity.

For quantities greater than listed, call for quote.

MOUSER STOCK NO.	Silicon Labs Part No.	Description	Price Each
Transmitters			
634-4021-DKDB11	4021-DKDB11	Si4021 Test Board, loop (434MHz)	
634-4021-DKDB3	4021-DKDB3	Si4021 Test Board, BIFA (868MHz)	
634-4021-DKDB7	4021-DKDB7	Si4021 Test Board, xloop (915/868MHz)	
Receivers			
634-4320-DKDB10	4320-DKDB10	Si4320 Test Board, xloop (434MHz)	
634-4320-DKDB4	4320-DKDB4	Si4320 Test Board, BIFA (915MHz)	
634-4320-DKDB5	4320-DKDB5	Si4320 Test Board, BIFA (868MHz)	
634-4320-DKDB8	4320-DKDB8	Si4320 Test Board, xloop (915MHz)	
634-4320-DKDB9	4320-DKDB9	Si4320 Test Board, xloop (868Mhz)	
634-4313-T-B1BANY	4313-T-B1_B_ANY	Si4313 Test Board, 50 Ohm (240-960MHz)	

WIRELESS MCU TEST CARDS

For quantities greater than listed, call for quote.

MOUSER STOCK NO.	Silicon Labs Part No.	Description	Price Each
634-1000-TCB1C915	1000-TCB1C915	Single Switch Antenna for Si1000-C-GM 915 MHz	
634-1000-TCB1C470	1000-TCB1C470	Single Switch Antenna for Si1000-C-GM 470 MHz	
634-1002-TCB1D868	1002-TCB1D868	Single Tied Antenna for Si1002 868 MHz	
634-1002-TCB1D434	1002-TCB1D434	Single Tied Antenna for Si1002 434 MHz	
634-1004-TCB1D868	1004-TCB1D868	Single Tied Antenna for Si1004 868 MHz	
634-1004-TCB1D434	1004-TCB1D434	Single Tied Antenna for Si1004 434 MHz	
634-1010-TAB1C915	1010-TAB1C915	Single Switch Antenna for Si1010 915 MHz	
634-1010-TAB1C470	1010-TAB1C470	Single Switch Antenna for Si1010 470 MHz	
634-1012-TAB1D868	1012-TAB1D868	Single Tied Antenna for Si1012 868 MHz	
634-1012-TAB1D434	1012-TAB1D434	Single Tied Antenna for Si1012 434 MHz	

© Copyright 2014 Mouser Electronics
© Copyright 2014 Mouser Electronics

SILICON LABS Wireless Solutions

RoHS Compliant **This product is RoHS compliant.**

EZRADIO®

PRODUCT NEW

For quantities greater than listed, call for quote.

MOUSER STOCK NO.	Silicon Labs Part No.	Package	Modulation Mode	Data Rate FSK, OOK (kbps)	Frequency Range (MHz)	Output Power 868MHz	Output Power 434MHz	Supply Voltage (V)	Idle Current (mA)	Price Each 1	Price Each 25	Price Each 100
Transmitter ICs												
634-SI4020-I1-FT	Si4020-I1-FT	TSSOP-16	FSK, OOK	256, 256	315, 433, 868, 915	1dBm	3dBm	2.2 - 5.4	1.5			
634-SI4021-A1-FT	Si4021-A1-FT	TSSOP-16	FSK, OOK	115, 512	433, 868, 915	6dBm	8dBm	2.2 - 5.4	1.5			
Receiver ICs												
634-SI4355-B1A-FM	Si4355-B1A-FM	QFN-20	(G)FSK, OOK	500, 120	283 - 960	-	-	1.8 - 3.6	-			
634-SI4312-B10-GM	Si4312-B10-GM	QFN-20	OOK	10	315, 434	-	-	2.7 - 3.6	-			
634-SI4313-B1-FM	Si4313-B1-FM	QFN-20	FSK, OOK	256,40	315, 434, 868, 915	-	-	1.8 - 3.6	-			
634-SI4320-J1-FT	Si4320-J1-FT	TSSOP-16	FSK, OOK	256, 1	315, 433, 868, 915	-	-	2.2 - 5.4	3			
634-SI4322-A0-FT	Si4322-A0-FT	TSSOP-16	FSK	256	433, 868, 915	-	-	2.2 - 3.8	0.5			
Transceiver ICs												
634-SI4455-B1A-FM	Si4455-B1A-FM	QFN-20	(G)FSK, OOK	500, 120	283 - 960	12dBm	13dBm	1.8 - 3.6	-			
634-SI4420-D1-FT	Si4420-D1-FT	TSSOP-16	FSK	256	315, 433, 868, 915	2dBm	3dBm	2.2 - 5.4	3			
634-SI4421-A1-FT	Si4421-A1-FT	TSSOP-16	FSK	115	315, 433, 868, 915	7dBm	5dBm	2.2 - 3.8	0.6			

EZRADIOPRO™

For quantities greater than listed, call for quote.

MOUSER STOCK NO.	Silicon Labs Part No.	Package	Modulation Mode	Data Rate (kbps) FSK/GFSK	Data Rate (kbps) OOK	Frequency Range (MHz)	Output Power	Supply Voltage (V)	Idle Current (mA)	Price Each 1	Price Each 25	Price Each 100
Transmitter ICs												
634-SI4030-B1-FM	Si4030-B1-FM	QFN-20	FSK, GFSK, OOK	128	40	900 - 960	-8 to +13	1.8 - 3.6	27			
634-SI4031-B1-FM	Si4031-B1-FM	QFN-20	FSK, GFSK, OOK	128	40	240 - 930	-8 to +13	1.8 - 3.6	27			
634-SI4032-B1-FM	Si4032-B1-FM	QFN-20	FSK, GFSK, OOK	128	40	240 - 930	+11 to +20	1.8 - 3.6	27			
Receiver ICs												
634-SI4330-B1-FM	Si4330-B1-FM	QFN-20	FSK, GFSK, OOK	128	40	240 - 930	-	1.8 - 3.6	18.5			
Transceiver ICs												
634-SI4430-B1-FM	Si4430-B1-FM	QFN-20	FSK, GFSK, OOK	128	40	900 - 960	-8 to +13	1.8 - 3.6	18.5/27			
634-SI4431-B1-FM	Si4431-B1-FM	QFN-20	FSK, GFSK, OOK	128	40	240 - 930	-8 to +13	1.8 - 3.6	18.5/27			
634-SI4432-B1-FM	Si4432-B1-FM	QFN-20	FSK, GFSK, OOK	128	40	240 - 930	-11 to +20	1.8 - 3.6	18.5/27			

HIGH PERFORMANCE AM/FM RADIO RECEIVERS

PRODUCT NEW

For quantities greater than listed, call for quote.

MOUSER STOCK NO.	Silicon Labs Part No.	Package	Supply Voltage (V)	Supply Current FM Mode (mA)	Supply Current AM/SW Mode (mA)	FM Band Support (MHz)	AM Band Support (kHz)	SW Band Support (MHz)	Interface	Powerdown Current (μA)	Price Each 1	Price Each 25	Price Each 100
634-SI4770-A20-GM	Si4770-A20-GM	QFN-40	-0.5-5.9	79	81	64 - 108	520 - 1710	-----	I2C	420			
634-SI4777-A20-GM	Si4777-A20-GM	QFN-40	-0.5-5.9	79	81	64 - 108	520 - 1710	-----	I2C	420			
634-SI4840-A10-GU	Si4840-A10-GU	SSOP-24	2.0-3.6	21	17	64 - 109	504 - 1750	-----	I2C	10.10			
634-SI4844-A10-GU	Si4844-A10-GU	SSOP-24	2.0-3.6	21	17	64 - 109	504 - 1750	2.3 - 28.5	I2C	10.10			

Demonstration Boards

For quantities greater than listed, call for quote.

MOUSER STOCK NO.	Silicon Labs Part No.	Package	Price Each
634-4770MODULE-A-EVB	Si4770Module-A-EVB	Si4770 Module Evaluation Kit	
634-SI4770-A-EVB	Si4770-A-EVB	Si477x Evaluation Kit	
634-SI4844-DEMO	Si4844-DEMO	Consumer Electronics AM/FM/SW EVB	

SI100X/1X SINGLE CHIP WIRELESS MCU

The Si100x/1x family is the lowest power single chip MCU with integrated sub-GHz RF transceiver. It has been designed to address the specific requirements of low power embedded systems requiring a RF bi-directional communication link such as metering, in-home utility monitoring, wireless security panels, wireless sensors, home & building automation, and access control.

Specifications:

- Peak MIPS: 25
- Communications: I2C, SPI, UART
- Timers (16-bit): 4
- QFN-42 Package Style

For quantities greater than listed, call for quote.

MOUSER STOCK NO.	Silicon Labs Part No.	Flash (bytes)	RAM (bytes)	Digital Port I/O Pins	ADC 1	+11/+20 dBm TX Current (mA)	+13 dBm TX Current (mA)	Price Each 1	Price Each 25	Price Each 100
634-SI1010-A-GM	Si1010-A-GM	16	768	15	12-bit, 11-ch, 75ksps	35/85	-			
634-SI1011-A-GM	Si1011-A-GM	8	768	15	12-bit, 11-ch, 75ksps	35/85	-			
634-SI1012-A-GM	Si1012-A-GM	16	768	15	12-bit, 11-ch, 75ksps	-	30			
634-SI1013-A-GM	Si1013-A-GM	8	768	15	12-bit, 11-ch, 75ksps	-	30			
634-SI1014-A-GM	Si1014-A-GM	16	768	15	12-bit, 11-ch, 75ksps	-	30			
634-SI1015-A-GM	Si1015-A-GM	8	768	15	12-bit, 11-ch, 75ksps	-	30			

SI102X/3X ULTRA LOW POWER WIRELESS MCUS

PRODUCT NEW

For quantities greater than listed, call for quote.

MOUSER STOCK NO.	Silicon Labs Part No.	Flash (bytes)	RAM (bytes)	Digital Port I/O Pins	Interfaces UART	Interfaces I2C	Interfaces SPI	Analog Peripherals Timers	Analog Peripherals PCA ch.	Analog Peripherals ADC	Analog Peripherals Temp Sensor	Analog Peripherals VREF	Analog Peripherals Comparators	Price Each 1	Price Each 25	Price Each 100
634-SI1020-A-GM	Si1020-A-GM	128	8448	53	Yes	Yes	Yes	4 16-bit	6	16	Yes	Yes	2			
634-SI1021-A-GM	Si1021-A-GM	64	8448	53	Yes	Yes	Yes	4 16-bit	6	16	Yes	Yes	2			
634-SI1022-A-GM	Si1022-A-GM	32	8448	53	Yes	Yes	Yes	4 16-bit	6	16	Yes	Yes	2			
634-SI1023-A-GM	Si1023-A-GM	16	4352	53	Yes	Yes	Yes	4 16-bit	6	16	Yes	Yes	2			
634-SI1024-A-GM	Si1024-A-GM	128	8448	53	Yes	Yes	Yes	4 16-bit	6	16	Yes	Yes	2			
634-SI1025-A-GM	Si1025-A-GM	64	8448	53	Yes	Yes	Yes	4 16-bit	6	16	Yes	Yes	2			
634-SI1026-A-GM	Si1026-A-GM	32	8448	53	Yes	Yes	Yes	4 16-bit	6	16	Yes	Yes	2			
634-SI1027-A-GM	Si1027-A-GM	16	4352	53	Yes	Yes	Yes	4 16-bit	6	16	Yes	Yes	2			
634-SI1030-A-GM	Si1030-A-GM	128	8448	53	Yes	Yes	Yes	4 16-bit	6	16	Yes	Yes	2			
634-SI1031-A-GM	Si1031-A-GM	64	8448	53	Yes	Yes	Yes	4 16-bit	6	16	Yes	Yes	2			
634-SI1032-A-GM	Si1032-A-GM	32	8448	53	Yes	Yes	Yes	4 16-bit	6	16	Yes	Yes	2			
634-SI1033-A-GM	Si1033-A-GM	16	4352	53	Yes	Yes	Yes	4 16-bit	6	16	Yes	Yes	2			
634-SI1034-A-GM	Si1034-A-GM	128	8448	53	Yes	Yes	Yes	4 16-bit	6	16	Yes	Yes	2			
634-SI1035-A-GM	Si1035-A-GM	64	8448	53	Yes	Yes	Yes	4 16-bit	6	16	Yes	Yes	2			
634-SI1036-A-GM	Si1036-A-GM	32	8448	53	Yes	Yes	Yes	4 16-bit	6	16	Yes	Yes	2			
634-SI1037-A-GM	Si1037-A-GM	16	4352	53	Yes	Yes	Yes	4 16-bit	6	16	Yes	Yes	2			

© Copyright 2014 Mouser Electronics
© Copyright 2014 Mouser Electronics

SKYETEK Developer Kits and Modules

skyetek

SKYEMODULE™ DEVELOPER KITS

The SkyeTek™ Developer Kit is a complete RFID development tool kit that enables quick demonstrations, proof-of-concepts, and trials when integrating RFID into numerous applications and products.
The SkyeTek™ Developer Kit includes all the components needed to get started, including: reader modules, sample tags, RFID antennas, connectors, demo software, device drivers, design guides, application notes, and more.

A



B



C



For quantities greater than listed, call for quote.

MOUSER STOCK NO.	SkyeTek Part No.	Fig.	Description	Frequency	Size (mm) L x W x H	Effective Range	Price Each
731-DK-M2-00-HF	DK-M2-00-HF	A	M2 Development Kit with 1 M2 CF and 1 M2 MH module	HF 13.56MHz	66 x 36 x 5	3cm - 16cm	
731-DK-M9-CF-UF	DK-M9-CF-UF	B	M9 Development Kit with 1 M9 CF module	UHF 862 - 955MHz	66 x 36 x 5	1m - 3.5m	
731-DK-M9-MH-UF	DK-M9-MH-UF	B	M9 Development Kit with 1 M9 MH module	UHF 862 - 955MHz	66 x 36 x 5	1m - 3.5m	
731-DK-IL-00-00	DK-IL-00-00	C	Item-Level Dev Kit with 1 M2 CF and 1 M9 CF module	HF and UHF	- - -	- - -	
731-DK-M10-MH-UF	DK-M10-MH-UF	-	M10 Development Kit with 1 M10 UHF Module	UHF 860-960MHz	42.8 x 76.5 x 11.2	2m - 5m	

SKYEMODULE™ EMBEDDED RFID READERS

SkyeTek's SkyeModules are space, cost and power efficient RFID reader modules for highly performing embedded RFID applications. SkyeTek's Advanced Universal Reader Architecture (AURA)™ and robust software drive powerful functionality into an extremely small form factor. This functionality allows a diverse range of companies, primarily OEMs and systems integrators, to add RFID as a feature to their products, services and applications.

A



B



C



D



E



F



For quantities greater than listed, call for quote.

MOUSER STOCK NO.	SkyeTek Part No.	Fig.	Description	Frequency	Max PF Power	Size (mm) L x W x H	Effective Range	Price Each 1	Price Each 10
731-SM-MN-00-HF-RC	SM-MN-00-HF-RC	A	SkyeModule M1-mini HF, TTL Firmware	13.56	100mW	25 x 25 x 2.8	5.0cm - 8.5cm		
731-SM-MN-00-HFRCI2C	SM-MN-00-HF-RCI2C	A	SkyeModule M1-mini HF, I2C Firmware	13.56	100mW	25 x 25 x 2.8	5.0cm - 8.5cm		
731-SM-MN-00-HFRCSPI	SM-MN-00-HF-RCSPI	A	SkyeModule M1-mini HF, SPI Firmware	13.56	100mW	25 x 25 x 2.8	5.0cm - 8.5cm		
731-SM-M1-00-HF-RC	SM-M1-00-HF-RC	B	SkyeModule M1 HF, TTL Firmware	13.56	100mW	40 x 38 x 5.7	5.0cm - 8.5cm		
731-SM-M1-00-HFRCI2C	SM-M1-00-HF-RCI2C	B	SkyeModule M1 HF, I2C Firmware	13.56	100mW	40 x 38 x 5.7	5.0cm - 8.5cm		
731-SM-M1-00-HFRCSPI	SM-M1-00-HF-RCSPI	B	SkyeModule M1 HF, SPI Firmware	13.56	100mW	40 x 38 x 5.7	5.0cm - 8.5cm		
731-SM-M2-MH-HF	SM-M2-MH-HF	C	SkyeModule M2 HF, MH Format	13.56	250mW	70 x 53 x 9	4.5cm - 14cm		
731-SM-M4-00-HF-PA	SM-M4-00-HF-PA	D	SkyeModule M4, Product Authentication	13.56	250mW	39 x 36 x 11.3	4.5cm - 14cm		
731-SM-M7-00-UF	SM-M7-00-UF	-	SkyeModule M7 UHF	862 - 955	250mW	53 x 36 x 9	0.3m - 1.5m		
731-SM-M9-CF-UF	SM-M9-CF-UF-V30	E	SkyeModule M9 UHF, CF Format	862 - 955	500mW	66 x 36 x 5	1m - 3m		
731-SM-M9-MH-UF	SM-M9-MH-UF-V30	E	SkyeModule M9 UHF, MH Format	862 - 955	500mW	70 x 53 x 9	1m - 3m		
731-SM-M10-MH-UF	SM-M10-MH-UF	F	SkyeModule M10 UHF	862 - 955	1W	42.8 x 76.5 x 11.2	2m - 5m		

SKYEMODULE™ MULTI-PLEXER ACCESSORIES

SkyeTek offers the SkyePlus™ MXH and MXU antenna multiplexers to expand the reader's capability by adding up to 8 antennas.
The addition of multiplexers can help significantly reduce overall solution cost and are best used in applications that require multiple read-points.

For quantities greater than listed, call for quote.

MOUSER STOCK NO.	SkyeTek Part No.	Description	Price Each
731-SP-MX-04-HF-M2	SP-MX-04-HF-M2	HF 4-Port Multiplexer for M2 module	
731-SP-MX-04-UF-M9	SP-MX-04-UF-M9	UHF 4-Port Multiplexer for M9 module	
731-SP-MX-08-UF-M9	SP-MX-08-UF-M9	UHF 8-Port Multiplexer for M9 module	

SKYETEK FINISHED RFID READERS AND DEVELOPMENT KITS

SkyeTek directly and through partnerships offers a complete set of finished RFID reader products, including the SR 70, a desktop/counter-top RFID reader/writer, as well as mobile and portal readers, smart containers and RFID printers/encoders.



For quantities greater than listed, call for quote.

MOUSER STOCK NO.	SkyeTek Part No.	Description	Frequency	Communication Rate	Size (in) L x W x D	Read Range	Price Each 1	Price Each 10
731-SR70-00-UF	SR70-00-UF	SR70 USB UHF RFID	902 - 928MHz	40kbps	5.8 x 3.5 x 1.0	up to 12 Inches		

DEVELOPER KITS

For quantities greater than listed, call for quote.

MOUSER STOCK NO.	SkyeTek Part No.	Description	Power Supply	Number of USB Cables	Software	Price Each
731-DK-SR70-00-UF	DK-SR70-00-UF	SkyeReader SR70 Development Kit	1.9V	1	CD of Skyereader Console and SkyeAPI C/.NET	

© Copyright 2014 Mouser Electronics

© Copyright 2014 Mouser Electronics

TEXAS INSTRUMENTS Low Power RF Solutions

RoHS Compliant **This product is RoHS compliant.**

ZIGBEE® SOLUTION KITS

MOUSER STOCK NO.	Texas Instruments Part No.	Description	Price Each
595-CC2520DK	CC2520DK	CC2520 Development Kit	
595-CC2540DK-MINI	CC2540DK-MINI	CC2540 Development Kit	
595-TRF370417EVM	TRF370417EVM	TRF370417 Evaluation Module Kit	

ZIGBEE® CHIPSET

- Zigbee Complies with EN 300 220 and FCC CFR 47. Part 15
- IEEE 802.15.4 Compliant

MOUSER STOCK NO.	Texas Instruments Part No.	Package	Freq. Min/Max (MHz)	Operating Volt Min/Max	Modulation Techniques	Hardware MAC Encry/Auth	Price Each 1	25	100	250
839-CC2420T/R-R	CC2420RTCR	QLP-48	2400/2483.5	2.1/3.6	DSSS	Yes				
839-CC2430-F32	CC2430F32RTC	QLP-48	2400/2483.5	2.1/3.6	DSSS	Yes				
839-CC2431	CC2431RTC	QLP-48	2400	2.1/3.6	DSSS	Yes				

RF ISM BAND TOOL SOLUTIONS

IEEE802.15.4

PRODUCT NEW

MOUSER STOCK NO.	Texas Instruments Part No.	Package	Frequency. (Min) (MHz)	Frequency (Max) (MHz)	Modulation Techniques	Integrated Bit Synchronizer	Internal RF Switch/ IF Filter	Price Each 1	25	100	250
595-CC2520RHDT	CC2520RHDT	QFN-28	2394	2507	DSSS	Yes	Yes				
595-CC2533F32RHAT	CC2533F32RHAT	VQFN-40	2394	2507	DSSS	No	No				
839-CC2430-F32	CC2430F32RTC	QFN-48	2400	2483.5	DSSS	Yes	Yes				
839-CC2431	CC2431RTC	QFN-48	2400	2483.5	DSSS	Yes	Yes				
Evaluation Board		Description						1			
595-TRF2436EVM	TRF2436EVM	TRF2436 Evaluation Module									

ISM 2.4GHz

MOUSER STOCK NO.	Texas Instruments Part No.	Package	Current Consumption (RX) (mA)	Ram (KB)	Flash (KB)	Frequency. (Min) (MHz)	Frequency (Max) (MHz)	Modulation Techniques	Price Each 1	25	100	250
839-CC2500	CC2500RTK	QFN-20	12.8	-	-	2400	2483	-				
595-CC2540F128RHAT	CC2540F128RHAT	VQFN-40	19.6	8	128	2402	2480	GFSK				
595-CC2540F256RHAT	CC2540F256RHAT	VQFN-40	19.6	8	256	2402	2480	GFSK				
839-CC2510F8RSP	CC2510F8RSP	QFN-36	22	1	8	2400	2483.5	2-FSK, GFSK, MSK				
839-CC2510F16RSP	CC2510F16RSP	QFN-36	22	2	16	2400	2483.5	2-FSK, GFSK, MSK				
839-CC2511F16RSP	CC2511F16RSP	QFN-36	22	2	16	2400	2483.5	2-FSK, GFSK, MSK				
839-CC2511F32RSP	CC2511F32RSP	QFN-36	22	4	32	2400	2483.5	2-FSK, GFSK, MSK				
839-CC2510F32RSP	CC2510F32RSP	QFN-36	22	4	32	2400	2483.5	2-FSK, GFSK, MSK				
595-CC2570RHAT	CC2570RHAT	QFN-40	23.7	-	-	2400	2495	GFSK				
595-CC2571RHAT	CC2571RHAT	QFN-40	23.7	-	-	2400	2495	GFSK				
839-CC2400R	CC2400RSU	QFN-48	24	-	-	2400	2483	-				
595-CC8520RHAT	CC8520RHAT	VQFN-40	25	-	-	2400	2483.5	-				
595-CC2430ZF128RTCR	CC2430ZF128RTCR	QFN-48	27	8	128	2400	2483.5	DSSS				
595-CC8521RHAT	CC8521RHAT	QFN-40	29	-	-	2400	2483.5	-				
595-CC8531RHAT	CC8531RHAT	QFN-40	29	-	-	2400	2483.5	-				
595-CC2591RGVR	CC2591RGVR	QFN-16	1.7-3.4	-	-	2400	2483.5	-				
595-CC2591RGVT	CC2591RGVT	QFN-16	1.7-3.4	-	-	2400	2483.5	-				

SUB 1-GHz

- Complies with EN 300 220 and FCC CFR 47, Part 15

PRODUCT NEW

MOUSER STOCK NO.	Texas Instruments Part No.	Package	Frequency (MHz) Min.	Frequency (MHz) Max.	Flash Size (kB)	Ram Size (byte)	Operating Volt Min/Max	Data Rate (Max) (Mbps)	Output Power	Price Each 1	25	100
839-CC1000R	CC1000PW	TSSOP-28	300	1000	-	-	2.1/3.6	76.8	Single-Ended			
839-CC1000T/R-R	CC1000PWR	TSSOP-28	300	1000	-	-	2.1/3.6	76.8	Single-Ended			
595-CC1020RUZ	CC1020RUZ	QFN-32	402/804	470/960	-	-	2.3/3.6	153.6	Single-Ended			
595-CC1020RUZR	CC1020RUZR	QFN-32	402/804	470/960	-	-	2.3/3.6	153.6	Single-Ended			
839-CC1050R	CC1050PW	TSSOP-24	300	1000	-	-	2.1/3.6	76.8	Single-Ended			
839-CC1070R	CC1070RSQ	QFN-20	402/804	470/940	-	-	2.3/3.6	153.6	Single-Ended			
839-CC1100	CC1100RTK	QFN-20	300/400/800	348/464/928	-	-	1.8/3.6	500	Differential			
595-CC110LRTKT	CC110LRTKT	VQFN-20	300/387/779	348/464/928	-	-	1.8/3.6	600	Differential			
595-CC1101RTK	CC1101RTK	QFN-20	300/387/779	348/464/928	-	-	1.8/3.6	500	Differential			
839-CC1110F8RSP	CC1110F8RSP	QFN-36	300/391/782	348/464/928	8	1	2/3.6	500	Differential			
839-CC1110F16RSP	CC1110F16RSP	QFN-36	300/391/782	348/464/928	16	2	2/3.6	500	Differential			
839-CC1110	CC1110F32RSP	QFN-36	300/391/782	348/464/928	32	4	2/3.6	500	Differential			
595-CC1110F32RSPR	CC1110F32RSPR	QFN-36	300/391/782	348/464/928	32	4	2/3.6	500	Differential			
595-CC113LRTKT	CC113LRTKT	VQFN-20	300/387/779	348/464/928	-	-	1.8/3.6	600	Differential			
595-CC115LRTKT	CC115LRTKT	VQFN-20	300/387/779	348/464/928	-	-	1.8/3.6	600	Differential			
839-CC1150	CC1150RST	QFN-16	300/400/800	348/464/928	-	-	1.8/3.6	500	Differential			
839-CC1150T/R	CC1150RSTR	QFN-16	300	348	-	-	1.8/3.6	500	Differential			
595-CC1120RHMT	CC1120RHMT	QFN-32	820	960	-	-	2/3.6	0.195	Differential			
595-CC1190RGVT	CC1190RGVT	QFN-16	850	950	-	-	2.0/3.7	-	Single-Ended			

CHIPSETS

MOUSER STOCK NO.	Texas Instruments Part No.	Package	Mode	Description	Price Each 1	25	100	250
2.5G Band Chipset								
595-TRF1115IRGPT	TRF1115IRGPT	QFN-20	FDD/HFDD, TDD	RF Down-Converter				
595-TRF1122IRTMT	TRF1122IRTMT	QFN-32	FDD/HFDD, TDD	RF Up-Converter				
595-TRF1123IRTMT	TRF1123IRTMT	QFN-32	FDD/HFDD, TDD	Power Amplifier Driver				
3.5G Band Chipset								
595-TRF1216IRGPT	TRF1216IRGPT	QFN-20	FDD/HFDD, TDD	RF Down-Converter				

CC110L RF BOOSTER PACK

PRODUCT NEW

MOUSER STOCK NO.	Texas Instruments Part No.	Frequency Max. (MHz)	Output Power (dBm)	Supply Voltage (V)	Operating Supply Voltage (V)	Operating Temperature Range (ºC)	Price Each
595-430BOOST-CC110L	430BOOST-CC110L	300	10	-0.3 to 3.9	3.6	-40 to +85	

RF POWER DETECTORS

MOUSER STOCK NO.	Texas Instruments Part No.	Package	RF Freq. (MHz)	Channels	Dynamic Range (dB)	Supply Volt. (V) Min.	Supply Volt. (V) Max.	Iq (Typ.) (mA)	Sensor Gain (mV/°C)	Single Supply	Output Current (mA)	Specific Temp. Range (°C)	Price Each 1	25	100	250
926-LMV225SD/NOPB	LMV225SD/NOPB	LLP-6	450-2000	1	30	2.7	5	4.8	1/1	-30 to 0	1	-40 to 85				
926-LMV225TL/NOPB	LMV225TL/NOPB	MicroSMD	450-2000	1	30	2.7	5	4.8	1/1	-30 to 0	1	-40 to 85				
926-LMV226TL/NOPB	LMV226TL/NOPB	MicroSMD	450-2000	1	30	2.7	5	4.9	1/1	-15 to 15	1	-40 to 85				
926-LMH2120UM/NOPB	LMH2120UM/NOPB	MicroSMD	50-6000	1	40	2.7	5	2.9	1/1	-35 to 5	0.5	-40 to 85				
926-LMH2110TM/NOPB	LMH2110TM/NOPB	MicroSMD	50-8000	1	45	2.7	5	4.8	1/1	-40 to 5	0.5	-40 to 85				

© Copyright 2014 Mouser Electronics
© Copyright 2014 Mouser Electronics

TEXAS INSTRUMENTS Low Power RF Solutions

RoHS Compliant **This product is RoHS compliant.**

RFID DEVELOPMENT TOOLS

PRODUCT NEW

For quantities greater than listed, call for quote.

MOUSER STOCK NO.	TI Part No.	Package	VCC	Output Frequency Range (Min)(MHz)	Output Frequency Range (Max)(MHz)	Operating Temperature Range (°C)	Price Each 1	25	100	250
595-TRF3765IRHBT	TRF3765IRHBT	QFN-32	3.3	300	4800	-40 to 85				
Evaluation Module										
595-TRF3765EVM-F	TRF3765EVM-F	Evaluation Module for TRF3765, a Integer-N/Fractional-N PLL with Integrated VCO for Wideband Synthesis								

RFID DEVELOPMENT TOOLS

PRODUCT NEW

For quantities greater than listed, call for quote.

MOUSER STOCK NO.	TI Part No.	Description	Tool/Software Type	Typical Read Range (cm)	Frequency (MHz)	.dll or .h Files Included	Price Each
595-CC11XLEMK-433	CC11XLEMK-433	Value Line Evaluation Modules	Evaluation	-----	433	No	
595-DK-EM2-7960R	DK-EM2-7960R	Stellaris® RFID Wireless Kit	Evaluation	-----	13.56	No	
595-DK-EM2-2500S	DK-EM2-2500S	Stellaris® SimpliciTI™ Wireless Kit	Evaluation	-----	2400	No	
595-DK-EM2-2520Z	DK-EM2-2520Z	Stellaris® ZigBee Wireless Networking Kit	Evaluation	-----	2400	No	
595-RI-K3A-001A-00	RI-K3A-001A-00	Series 2000 LF Micro RFID Evaluation Kit	Starter Kit	15	134.2	No	
595-RI-RFM-003C-30	RI-RFM-003C-30	Series 2000 Mini RFM Evaluation Kit	Evaluation	-----	134.2	No	
595-TRF371109EVM	TRF371109EVM	TRF371109 Evaluation Module	Evaluation	-----	1700	No	
595-TRF372017EVM	TRF372017EVM	TRF372017 Evaluation Module	Evaluation	-----	4800	No	

IQ MODULATORS

PRODUCT NEW

For quantities greater than listed, call for quote.

MOUSER STOCK NO.	TI Part No	Package	I/Q Input Common-Mode Voltage (Typ)(V)	Supply Voltage	Frequency Min.	Frequency Max.	Noise Floor (Typ.)(dBm/Hz)	P1dB (Typ.)(dBm)	Price Each 1	25	100	250
595-TRF3705IRGET	TRF3705IRGET	VQFN-24	0.25	3.3	300MHz	4GHz	-160	9.1				
595-TRF371109IRGZT	TRF371109IRGZT	VQFN-48	1.5	5	300MHz	1700MHz	-	3				
595-TRF370417IRGET	TRF370417IRGET	VQFN-24	1.7	5	50MHz	6000MHz	-162	12				
595-TRF372017IRGZT	TRF372017IRGZT	PVQFN-48	1.7	5	300MHz	4800MHz	-163	12				
595-TRF370333IRGET	TRF370333IRGET	VQFN-24	3.3	5	350MHz	4000MHz	-163	9				

TRANSPONDERS

Encapsulated

For quantities greater than listed, call for quote.

MOUSER STOCK NO.	TI Part No	Package	Standard	Frequency (MHz)	Transmission Principle	Programmed Read Only No. (Bits)	Programmable Memory (Bits)	Price Each 1	25	100	250
595-RF-HDT-DVBE-N2	RF-HDT-DVBE-N2	RFIDP	ISO 15693, ISO 18000-3	13.56	ASK, FSK	64	256				

Tag-it HF-I Standard Inlays

For quantities greater than listed, call for quote.

MOUSER STOCK NO.	TI Part No	Package	Standard	Frequency (MHz)	Transmission Principle	Programmed Read Only No. (Bits)	Programmable Memory (Bits)	Price Each 1	25	100	250
595-RI-I03-114A-01	RI-I03-114A-01	RFIDN-1	ISO 15693, ISO 18000-3	13.56	ASK, FSK	64	256				
595-RI-I16-114A-01	RI-I16-114A-01	RFIDN-1	ISO 15693, ISO 18000-3	13.56	ASK, FSK	64	256				
595-RI-I02-114B-01	RI-I02-114B-01	RFIDN-1	ISO 15693, ISO 18000-3	13.56	ASK, FSK	64	256				

Tag-it HF-I Plus Inlays

For quantities greater than listed, call for quote.

MOUSER STOCK NO.	TI Part No	Package	Standard	Frequency (MHz)	Transmission Principle	Programmed Read Only No. (Bits)	Programmable Memory (Bits)	Price Each 1	25	100	250
595-RI-I02-112A-03	RI-I02-112A-03	RFIDN-1	ISO 15693, ISO 18000-3	13.56	ASK, FSK	64	2048				
595-RI-I03-112A-03	RI-I03-112A-03	RFIDN-1	ISO 15693, ISO 18000-3	13.56	ASK, FSK	64	2048				
595-RI-I16-112A-03	RI-I16-112A-03	RFIDN-1	ISO 15693, ISO 18000-3	13.56	ASK, FSK	64	2048				
595-RI-I17-112A-03	RI-I17-112A-03	RFIDN-1	ISO 15693, ISO 18000-3	13.56	ASK, FSK	64	2048				

Tag-it HF-I Pro Inlays

For quantities greater than listed, call for quote.

MOUSER STOCK NO.	TI Part No	Package	Standard	Frequency (MHz)	Transmission Principle	Programmed Read Only No. (Bits)	Programmable Memory (Bits)	Price Each 1	25	100	250
595-RI-I02-114A-S1	RI-I02-114A-S1	RFIDN-1	ISO 15693, ISO 18000-3	13.56	ASK, FSK	64	256				
595-RI-I16-114A-S1	RI-I16-114A-S1	RFIDN-1	ISO 15693, ISO 18000-3	13.56	ASK, FSK	64	256				
595-RI-I17-114A-S1	RI-I17-114A-S1	RFIDN-1	ISO 15693, ISO 18000-3	13.56	ASK, FSK	64	256				

READERS

For quantities greater than listed, call for quote.

MOUSER STOCK NO.	TI Part No	Package	Sub Family	Standard	Frequency (MHz)	Output Power (mW)	Supply Voltage (Vdc)	Current Consumption (mA)	Package Size (mm)	Price Each 1	25	100	250
595-TRF7960RHBR	TRF7960RHBR	QFN-32	HF Readers	ISO 14443A, ISO 1444B, ISO 15693	13.56	100,200	2.7 to 5.5	10	5.15 x 5.15				
595-TRF7960RHBT	TRF7960RHBT	QFN-32	HF Readers	ISO 14443A, ISO 14443B, ISO 15693, ISO 18000-3	13.56	100, 200	2.7 to 5.5	10	5.15 x 5.15				
595-TRF7961RHBR	TRF7961RHBR	QFN-32	HF Readers	ISO 15693, ISO 18000-3	13.56	100, 200	2.7 to 5.5	10	5.15 x 5.15				
595-TRF7961RHBT	TRF7961RHBT	QFN-32	HF Readers	ISO 15693, ISO 18000-3	13.56	100, 200	2.7 to 5.5	10	5.15 x 5.15				
595-RI-R6C-001A-03	RI-R6C-001A-03	TSSOP-20	HF Readers	ISO 15693, ISO 18000-3, ISO 14443A	13.56	290	3.3 to 5.5	15	- - -				

LF TRANSPONDERS

For quantities greater than listed, call for quote.

MOUSER STOCK NO.	TI Part No	Package	Protection Class	Frequency (kHz)	Transmission Principle	Programmed Read Only No. (Bits)	Programmable Memory (Bits)	Price Each 1	25	100	250
595-RI-TRP-R9QL-30	RI-TRP-R9QL-30	30mm Disk	IP67	134.2	FSK, HDX	64	80				
595-RI-TRP-RE2B-30	RI-TRP-RE2B-30	32mm Glass	Hermetically sealed	134.2	FSK, HDX	64	80				
595-RI-TRP-W4FF-30	RI-TRP-W4FF-30	Card	ISO 7810	134.2	FSK, HDX	64	80				

© Copyright 2014 Mouser Electronics
© Copyright 2014 Mouser Electronics

TEXAS INSTRUMENTS Wireless Modules

RoHS Compliant **This product is RoHS compliant.**

For a complete listing of Texas Instruments Low Power Wireless Development Tools visit **mouser.com/ti**

- Evaluate the SmartRF®04 products. Right out of the box, the user can do range testing (PER testing) and transfer data from one PC to another using the SmartRF®04DK. This enables the user to quickly find out how well the SmartRF®04 products fit the intended application. A number of demonstration applications serve to highlight the innovative features of the SmartRF®04 ICs.
- Perform RF measurements. Using SmartRF® Studio, the user can configure the radio ICs with parameters that suit the intended application and easily measure sensitivity, output power and other RF parameters.

NEW PRODUCT

MOUSER STOCK NO.	Texas Instruments Part No.	Product Group	Price Each
595-1101CC1190EMK915	CC1101CC1190EMK915	315, 433, 868 and 915MHz	
595-CC1101DK433	CC1101DK433	SUB 1-GHz	
595-CC1101DK868-915	CC1101DK868-915	SUB 1-GHz	
595-CC1101EMK433	CC1101EMK433	SUB 1-GHz	
595-CC1101EMK868-915	CC1101EMK868-915	SUB 1-GHz	
595-CC2510EMK	CC2510EMK	2.4GHz, SIMPLICITI	
595-CC2511EMK	CC2511EMK	2.4GHz, SIMPLICITI	
839-1150EM-433	CC1150EMK-433	SUB 1-GHz	
839-1150EM-868	CC1150EMK-868	SUB 1-GHz	
839-2500/50DK	CC2500-CC2550DK	2.4GHz	
839-2500EMK	CC2500EMK	2.4GHz	

- Evaluate the CC1110Fx and CC1111Fx. Right out of the box, the user can do range testing (PER testing) between two development boards with or without using a PC. This enables the user to quickly find out how well the CC1110Fx fits the intended application. A number of demonstration applications serve to highlight the innovative features of the SmartRF®04 ICs.
- Perform RF measurements. Using SmartRF® Studio, the user can configure the radio ICs with parameters that suit the intended application and easily measure sensitivity, output power and other RF parameters.

MOUSER STOCK NO.	Texas Instruments Part No.	Product Group	Price Each
595-CC1110-CC1111DK	CC1110-CC1111DK	SUB 1-GHz	

- Evaluate the SmartRF®04 products. Right out of the box, the user can do range testing (PER testing) and transfer data from one PC to another using the SmartRF®04DK. This enables the user to quickly find out how well the SmartRF®04 products fit the intended application. A number of demonstration applications serve to highlight the innovative features of the SmartRF®04 ICs.
- Perform RF measurements. Using SmartRF® Studio, the user can configure the radio ICs with parameters that suit the intended application and easily measure sensitivity, output power and other RF parameters.

MOUSER STOCK NO.	Texas Instruments Part No.	Product Group	Price Each
595-CC1110EMK433	CC1110EMK433	SUB 1-GHz	
595-CC1110EMK868-915	CC1110EMK868-915	SUB 1-GHz	

The CC1120 and CC1121 Evaluation Module Kit can be used in conjunction with the CC1120 Development Kit to evaluate the operation of the Performance Line RF-IC at these particular frequency bands. The CC1120DK is required for operation and needs to be ordered separately.

NEW PRODUCT

MOUSER STOCK NO.	Texas Instruments Part No.	Product Group	Price Each
595-CC1120EMK868-915	CC1120EMK-868-915	868-915MHz	
595-CC1120EMK-955	CC1120EMK-955	955MHz	
595-CC1121EMK868-915	CC1121EMK-868-915	868-915MHz	

The CC2530ZNP Mini Development Kit is designed for engineers who want to get familiar with the ZigBee Network Processor concept without having to port a lot of software to get up and running. The ZigBee Network Processor allows adding ZigBee interface to any application using a simple serial interface. The development kit comes with three target boards which allow users to set up a small ZigBee network. Two boards can be mobile using two AAA batteries provided in the kit sensor boards include accelerometer, temperature sensor, and light sensor that can be used in conjunction with led lights and push buttons to develop simple demo applications.

MOUSER STOCK NO.	Texas Instruments Part No.	Product Group	Price Each
595-CC2530ZDKZNPMINI	CC2530ZDK-ZNP-MINI	2.4GHz, ZIGBEE-Software	

The CC2591 RF Front End includes PA, LNA, switches, balun, RF matching network and inductor, and will increase output power and improve receiver sensitivity on a 2.4GHz low-power RF solution. The CC2520 is an IEEE 802.15.4 compliant RF transceiver.

MOUSER STOCK NO.	Texas Instruments Part No.	Product Group	Price Each
595-CC2520-CC2591EMK	CC2520-CC2591EMK	2.4GHz, ZIGBEE-Software	

SimpleLink™ CC3000 Wi-Fi is a self-contained wireless solution that simplifies the process of implementing Internet connectivity. SimpleLink Wi-Fi minimizes host microcontroller (MCU) software requirements making it the ideal solution for embedded applications using any low-cost/low-power MCU. The SimpleLink CC3000 Wi-Fi solution is provided as a module to reduce development time, lower manufacturing costs, save board space, ease certification, and minimize RF expertise required. Additionally, it is provided as a complete platform solution including software drivers, sample applications, API guide, user documentation and a world-class support community.

NEW PRODUCT

MOUSER STOCK NO.	Texas Instruments Part No.	Product Group	Price Each
595-CC3000TIWISLEM	CC3000TIWISLEM	WiFi/802.11	

The eZ430-RF2500 is a complete wireless development tool for the MSP430 and CC2500 that includes all the hardware and software required to develop an entire wireless project with the MSP430 in a convenient USB stick. The tool includes a USB-powered emulator to program and debug your application in-system and two 2.4-GHz wireless target boards featuring the highly integrated MSP430F2274 ultra-low-power MCU.

MOUSER STOCK NO.	Texas Instruments Part No.	Product Group	Price Each
595-EZ430-RF2500	EZ430-RF2500	2.4GHz	

The eZ430-RF2500-SEH is a complete Solar Energy Harvesting development kit to help create a perpetually powered wireless sensor network based on the ultra-low-power MSP430 microcontroller. The Solar Energy Harvester module includes a high-efficiency solar (2.25x2.25") panel optimized for operating indoors under low-intensity fluorescent lights, which provides enough power to run a wireless sensor application with no additional batteries. Inputs are also available for external energy harvesters such as thermal, piezoelectric, or another solar panel.

MOUSER STOCK NO.	Texas Instruments Part No.	Product Group	Price Each
595-EZ430-RF2500-SEH	EZ430-RF2500-SEH	2.4GHz	

The eZ430-RF2500T is an additional wireless target board for the eZ430-RF2500 wireless development tool. The eZ430-RF2500T uses the MSP430F2274 which combines 16-MIPS performance with a 200-ksps 10-bit ADC and 2op-amps and is paired with the CC2500 2.4GHz multi-channel RF transceiver designed for low-power wireless applications.

MOUSER STOCK NO.	Texas Instruments Part No.	Product Group	Price Each
595-EZ430-RF2500T	EZ430-RF2500T	2.4GHz	

CC85XXDK will let the user fully evaluate PurePath Wireless technology and the CC8520 for wireless audio applications. Audio interfaces available with the kit include S/PDIF optical + coax input/output, line input/output, headphone output and microphone input. A TLV320AIC3101 audio codec is mounted on the PurePath Wireless Audio Evaluation Board, which also has connectors compatible with other TI Codecs. CC85XXDK works with PurePath Wireless Configurator PC tool which helps designers configure and test PurePath Wireless Audio devices.

NEW PRODUCT

MOUSER STOCK NO.	Texas Instruments Part No.	Product Group	Price Each
595-CC85XXDK	CC85XXDK	PurePath	
595-CC85XXDK-HEADSET	CC85XXDK-HEADSET	PurePath	

© Copyright 2014 Mouser Electronics

© Copyright 2014 Mouser Electronics

TRIQUINT SEMICONDUCTOR Evaluation Boards

TriQuint SEMICONDUCTOR

RoHS Compliant **This product is RoHS compliant.**

WJ Communications, Inc. is a leading provider of (RF) solutions serving multiple markets targeting wireless communications, RF identification (RFID), broadband cable, defense, and homeland security. WJ addresses the RF challenges in these multiple markets with its highly reliable amplifiers, mixers, RF integrated circuits (RFICs), RFID reader modules, chipsets, and multi-chip (MCM) modules.



AP601-PCB1960



WJA1030-PCB



TQP3M9018/TQP3M9019

MOUSER STOCK NO.	TriQuint Part No.	Description	Price Per Board
772-AG102-PCB	AG102-PCB	AG102 800-2600MHz Eval Brd	
772-AG203-63PCB	AG203-63PCB	AG203-63 700-2400MHz Eval Brd	
772-AG302-63PCB	AG302-63PCB	AG302-63 700-2400MHz Eval Brd	
772-AG302-86PCB	AG302-86PCB	AG302-86 700-2400MHz Eval Brd	
772-AG303-63PCB	AG303-63PCB	AG303-63 700-2400MHz Eval Brd	
772-AG303-86PCB	AG303-86PCB	AG303-86 700-2400MHz Eval Brd	
772-AG403-89PCB	AG403-89PCB	AG403-89 700-2400MHz Eval Brd	
772-AG602-89PCB	AG602-89PCB	AG602-89 700-2400MHz Eval Brd	
772-AG604-86PCB	AG604-86PCB	AG604-86 700-2400MHz Eval Brd	
772-AG604-89PCB	AG604-89PCB	AG604-89 700-2400MHz Eval Brd	
772-AH101-PCB	AH101-PCB	AH101 50-1500MHz Eval Brd	
772-AH102A-PCB2000	AH102A-PCB2000	AH102A 1700-2200MHz Eval Brd	
772-AH102A-PCB900	AH102A-PCB900	AH102A 900MHz Eval Brd	
772-AH103A-PCB1900	AH103A-PCB1900	AH103A 1900MHz Eval Brd	
772-AH103A-PCB2140	AH103A-PCB2140	AH103A 2140MHz Eval Brd	
772-AH103A-PCB900	AH103A-PCB900	AH103A 900MHz Eval Brd	
772-AH114-89PCB1900	AH114-89PCB1900	AH114 1900MHz Eval Brd	
772-AH114-89PCB2140	AH114-89PCB2140	AH114 2140MHz Eval Brd	
772-AH114-89PCB900	AH114-89PCB900	AH114 900MHz Eval Brd	
772-AH118-89PCB2140	AH118-89PCB2140	AH118 2140MHz Eval Brd	
772-AH118-89PCB900	AH118-89PCB900	AH118 900MHz Eval Brd	
772-AH202-PCB1900	AH202-PCB1900	AH202 1900 MHz Eval Brd	
772-AH202-PCB2140	AH202-PCB2140	AH202 2140 MHz Eval Brd	
772-AH202-PCB900	AH202-PCB900	AH202 900 MHz Eval Brd	
772-AH212-S8PCB1960	AH212-S8PCB1960	AH212-S8 1960MHz Eval Brd	
772-AH212-S8PCB2140	AH212-S8PCB2140	AH212-S8 2140MHz Eval Brd	
772-AH215-S8PCB1960	AH215-S8PCB1960	AH215 1960MHz Eval Brd	
772-AH215-S8PCB2140	AH215-S8PCB2140	AH215 2140MHz Eval Brd	
772-AH215-S8PCB900	AH215-S8PCB900	AH215 900MHz Eval Brd	
772-AH22S-PCB	AH22S-PCB	AH22S CATV Push-Pull Eval Brd	
772-AH2-PCB	AH2-PCB	AH2 50-860MHz CATV Eval Brd	
772-AH312-S8PCB1960	AH312-S8PCB1960	AH312 1960MHz Eval Brd	
772-AH312-S8PCB2140	AH312-S8PCB2140	AH312 2140MHz Eval Brd	
772-AH312-S8PCB900	AH312-S8PCB900	AH312 900MHz Eval Brd	
772-AH31-PCB170	AH31-PCB170	AH31 155-185MHz Eval Brd	
772-AH31-PCB240	AH31-PCB240	AH31 220-260MHz Eval Brd	
772-AH31-PCB500	AH31-PCB500	AH31 450-550MHz Eval Brd	
772-AH31-PCB75	AH31-PCB75	AH31 65-85MHz Eval Brd	
772-ML483-PCB	ML483-PCB	ML483 .7GHz to 1GHz Eval Bd	
772-TQM8M9074-EVAL	TQM8M9074-Eval	TQM8M9074 2140MHz Eval Brd	
772-TQP3M9006EV	TQP3M9006-PCB	TQP3M9006 0.5-4GHz Eval Brd	
772-TQP3M9007-PCB	TQP3M9007-PCB	TQP3M9007 0.5-4GHz Eval Brd	
772-TQP3M9028-PCB-RF	TQP3M9028-PCB-RF	TQP3M9028 0.5-4GHz Eval Brd	
772-TQP7M9101PCB2140	TQP7M9101-PCB2140	TQP7M9101 2.11-2.17GHz Eval Brd	
772-TQP7M9105-PCB900	TQP7M9105-PCB900	TQP7M9105 920-960MHz Eval Brd	
772-TQP7M9106-PCB900	TQP7M9106-PCB900	TQP7M9106 920-960MHz Eval Brd	

MOUSER STOCK NO.	TriQuint Part No.	Description	Price Per Board
772-TQP7M9101-PCB900	TQP7M9101-PCB900	TQP7M9101 869-960MHz Eval Brd	
772-TQP7M9102PCB2140	TQP7M9102-PCB2140	TQP7M9102 2.11-2.17GHz Eval Brd	
772-TQP7M9102-PCB900	TQP7M9102-PCB900	TQP7M9102 869-960MHz Eval Brd	
772-TQP8M9013PCB900	TQP8M9013-PCB900	TQP8M9013 850-900MHz Eval Brd	
772-TQP8M9013PCB2140	TQP8M9013-PCB2140	TQP8M9013 3.11-2.17GHz Eval Brd	
772-TQP3M9008-PCB-RF	TQP3M9008-PCB-RF	TQP3M9008 0.5-4GHz Eval Brd	
772-TQP3M9008-PCB-IF	TQP3M9008-PCB-IF	TQP3M9008 0.05-0.5GHz Eval Brd	
772-TQP3M9009-PCB-RF	TQP3M9009-PCB-RF	TQP3M9009 0.5-4GHz Eval Brd	
772-TQP3M9009-PCB-IF	TQP3M9009-PCB-IF	TQP3M9009 0.05-0.5GHz Eval Brd	
772-TQP3M9018-PCB-RF	TQP3M9018-PCB-RF	TQP3M9018 .05-4GHz Eval Brd	
772-TQP3M9019-PCB-RF	TQP3M9019-PCB-RF	TQP3M9019 .05-4GHz Eval Brd	
772-TQP4M9072-PCB-IF	TQP4M9072-PCB_IF	TQP4M9072 40-500MHz Eval Brd	
772-TQP4M9072-PCB-RF	TQP4M9072-PCB_RF	TQP4M9072 .7-3.5GHz Eval Brd	
772-TQP4M9071PCB-IF	TQP4M9071-PCB-IF	TQP4M9071 40MHz to 500MHz Eval Brd	
772-TQP4M9071PCB-RF	TQP4M9071-PCB-RF	TQP4M9071 .7Ghz to 3.5GHz Eval Brd	
772-AH3WB-PCB	AH3WB-PCB	AH3 50-870MHz Eval Brd	
772-AH314-PCB	AH314-PCB	AH314 2.4-2.7GHz Eval Brd	
772-AH315-PCB	AH315-PCB	AH315 3.3-3.7GHz Eval Brd	
772-AP561-PCB2500	AP561-PCB2500	AP561 2.4-2.7GHz Eval Brd	
772-EC1078B-PCB	EC1078B-PCB	EC1078B 700-2400MHz Eval Brd	
772-ECG001B-PCB	ECG001B-PCB	ECG001B 700-2400MHz Eval Brd	
772-ECG001F-PCB	ECG001F-PCB	ECG001F 700-2400MHz Eval Brd	
772-ECG003B-PCB	ECG003B-PCB	ECG003B 700-2400MHz Eval Brd	
772-ECG004B-PCB	ECG004B-PCB	ECG004B 700-2400MHz Eval Brd	
772-ECG005B-PCB	ECG005B-PCB	ECG005B 700-2400MHz Eval Brd	
772-ECG006C-PCB	ECG006C-PCB	ECG006C 700-2400MHz Eval Brd	
772-ECG006F-PCB	ECG006F-PCB	ECG006F 700-2400MHz Eval Brd	
772-ECG008B-PCB	ECG008B-PCB	ECG008B 700-2400MHz Eval Brd	
772-ECG055B-PCB	ECG055B-PCB	ECG055B 700-2400MHz Eval Brd	
772-FP1189-PCB1900S	FP1189-PCB1900S	FP1189 1900MHz Eval Brd	
772-FP1189-PCB2140S	FP1189-PCB2140S	FP1189 2140MHz Eval Brd	
772-FP1189-PCB900S	FP1189-PCB900S	FP1189 900MHz Eval Brd	
772-FP2189-PCB1900S	FP2189-PCB1900S	FP2189 1900MHz Eval Brd	
772-FP2189-PCB2140S	FP2189-PCB2140S	FP2189 2140MHz Eval Brd	
772-FP2189-PCB900S	FP2189-PCB900S	FP2189 900MHz Eval Brd	
772-FP31QF-PCB1900	FP31QF-PCB1900	FP31QF 1900MHz Eval Brd	
772-FP31QF-PCB2140	FP31QF-PCB2140	FP31QF 2140MHz Eval Brd	
772-FP31QF-PCB900	FP31QF-PCB900	FP31QF 900MHz Eval Brd	
772-WJA1010-PCB	WJA1010-PCB	WJA1010 50-2300MHz Eval Brd	
772-WJA1015-PCB	WJA1015-PCB	WJA1015 50-2300MHz Eval Brd	
772-WJA1030-PCB	WJA1030-PCB	WJA1030 50-4000MHz Eval Brd	
772-WJA1500-PCB	WJA1500-PCB	WJA1500 50-1000MHz Eval Brd	
772-WJA1505-PCB	WJA1505-PCB	WJA1505 50-1000MHz Eval Brd	
772-WJA1510-PCB	WJA1510-PCB	WJA1510 50-1000MHz Eval Brd	
772-WJA1515-PCB	WJA1515-PCB	WJA1515 50-1000MHz Eval Brd	

© Copyright 2014 Mouser Electronics

© Copyright 2014 Mouser Electronics

Wi2Wi, INC. Wireless/GPS Products and Multi-Radio

RoHS Compliant **This product is RoHS compliant.**

A



B



C



WIRELESS PRODUCTS

W2SW0001 802.11 Module

The W2SW0001 System-in-Package (SiP) is a complete IEEE 802.11b/g radio solution. Unlike a typical module, the W2SW0001 includes all radio components, clocking and regulation for a complete WLAN radio subsystem. Integration of the W2SW0001 is a simple process of connecting our SiP to your product's interfaces, antenna port and single 3.3vdc power supply. Wi2Wi has developed SW drivers available for several processors and operating systems and other custom drivers can also be developed under a services agreement. Please check with Wi2Wi, Inc. Sales Representatives regarding pricing for SW Drivers.

Features:

- Small form factor SiP solution, 9.5mm x 9.5mm x 1.4mm, 81 Pin LGA, .75mm pitch
- Low power consumption and power save mode
- Full support for 802.11 e(QOS) and 802.11i (Security)
- Integrated RF-friendly LDO for single rail operation
- Integrated PA, EEPROM, Balun, and clocking
- Optimized front-end design for receive sensitivity
- Full driver support for popular OSs for processor family, Linux/WinCE support for many other ARM-9 based processors. Please check with Wi2Wi, Inc. Sales Representatives for pricing on SW Drivers
- Includes both an SDIO and GSPI interface

RoHS Compliant

For quantities greater than listed, call for quote.

MOUSER STOCK NO.	Wi2Wi, Inc. Part No.	Fig.	Description	Price Each		
				1	10	100
648-W2SW0001C	W2SW0001C	A	802.11b/g, SIP, LGA			

WiFi and Bluetooth Modules

The W2CBW00x Series System-in-Package (SiP) is a complete IEEE 802.11b/g +Bluetooth™ radio solution. The W2CBW00x series includes all radio components, clocking and regulation for a complete WLAN radio subsystem. Also included in our solution is Wi2Wi's coexistence solution for simultaneous operation of Wi-Fi™ and Bluetooth™ Radios. By selecting the W2CBW00x series, a developer can significantly reduce their development costs and the technical risks associated with coexistence.

Features:

- Small form factor SiP solution
- Low power consumption and power save mode
- Full support for 802.11 e(QOS) and 802.11i (Security)
- Integrated RF-friendly LDO for single rail operation
- Integrated PA, EEPROM, Balun, and clocking
- Optimized front-end design for receive sensitivity, plus full coexistence support
- Full driver support for popular OSs for the Marvell PXA processor family, Linux support for many other ARM-9 based processors. Please check with Wi2Wi, Inc. Sales Representatives for pricing on SW Drivers.
- Includes both an SDIO and a GSPI interface for Wi-Fi, and a UBS and UART interface for BT

RoHS Compliant

For quantities greater than listed, call for quote.

MOUSER STOCK NO.	Wi2Wi, Inc. Part No.	Fig.	Description	Price Each		
				1	10	100
648-W2CBW0015-T	W2CBW0015-T	A	802.11b/gn, Bluetooth 3.0 SiP Module, SDIO Interface			
648-W2CBW0015W-T	W2CBW0015W-T	A	802.11b/gn, Bluetooth 3.0 SiP Module, SDIO Interface			
648-W2CBW0015DEV-1	W2CBW0015DEV-1	-	Dev Kit without Host		-	-
648-W2CBW0015DEV-2	W2CBW0015DEV-2	-	Dev Kit with Host		-	-
648-W2CBW003-DEV	W2CBW003-DEV	-	Development Kit for W2CBW003		-	-

NAVIGATION PRODUCTS

W2SG0084 GPS Module

This specification provides a general guideline on the performance and the integration of the Wi2Wi Inc. 48 Channel GPS Receiver Module Solution. The new solder-down module, based on SiRF Star IV Chipset is a drop in replacement for the W2SG0004, is targeted to assist companies to easily integrate GPS functionally into their products. This is accomplished by reducing their development times and cost by using a complete, small form factor, low power, ready to integrate GPS Receiver System Solution.

Features:

- Pin Compatible Replacement for W2SG0004
- GPS technology based upon by the CSR/SiRF™ SiRFStar IV™
- Compact design for easy integration: 11.2mm x 12mm x 2.5mm
- Ultra-low power consumption
- High sensitivity navigation engine (PVT) tracks as low as -163dBm
- 50Ω Antenna Launch
- 48 verification channel GPS receiver
- SBAS (WAAS or ENGOS) support

RoHS Compliant

For quantities greater than listed, call for quote.

MOUSER STOCK NO.	Wi2Wi, Inc. Part No.	Fig.	Description	Price Each		
				1	10	100
648-W2SG0084I	W2SG0084i	B	GPS Receiver Module for SiRF Star IV			
648-W2SG0084I-DEV	W2SG0084i-DEV	B	GPS SiRF Star IV Development Kit		-	-

MULTI-RADIO

The W2CBWG01 is a fully integrated 802.11b/g WLAN, Bluetooth™ and GPS solutions designed specifically for ultra-mobile portable electronics. It has been integrated with Intel's Atom processor based Menlow platform for UMPC/MID market.

Features:

- Uses half height Mini-Card form factor
- Certified Bluetooth™ and Wi-Fi™ radio solution with coexistence
- Integrated ultra low power consumption GPS
- INTEL McCaslin platform I/O Pin Definition

Interfaces:

- SDIO 1.1 interface for 802.11 Wi-Fi™
- USB 2.0 Interface for Bluetooth™
- UART NMEA for GPS
- 50Ω Antenna Launch for each Radio
- Please check with Wi2Wi, Inc. Sales Representatives for pricing on SW Drivers.

RoHS Compliant

For quantities greater than listed, call for quote.

MOUSER STOCK NO.	Wi2Wi, Inc. Part No.	Fig.	Description	Price Each		
				1	10	100
648-W2CBWG03	W2CBWG03	C	SDIO 802.11b/g USB Bluetooth™ v2.0+EDR			

© Copyright 2014 Mouser Electronics

© Copyright 2014 Mouser Electronics

WIZNET Network Internet and TCP/IP MCUs

INTERNET MCUS

Features:

- 10BaseT/100BaseTX Ethernet PHY embedded
- Power down mode supported for saving power consumption
- Hardwired TCP/IP Protocols: TCP, UDP, ICMP, IPv4 ARP, IGMP, PPPoE, Ethernet
- Auto Negotiation (Full-duplex and half duplex), Auto MDI/MDIX
- ADSL connection with PPPoE Protocol with PAP/CHAP Authentication mode support
- 8 independent sockets which are running simultaneously
- Full-duplex UART
- Programmable Watchdog Timer

PRODUCT NEW

MOUSER STOCK NO.	WIZnet Part No.	MCU Architecture	Package	SRAM (KB)	Code Memory (KB)	Timers/ Counters	Clock Frequency Max. (MHz)	Operating Supply Voltage (V)	Price Each
950-W7100A	W7100A	8051	LQTP-100	64	255	3	25	3 to 3.6	
950-W7200	W7200	ARM Cortex M3	LGA-60	20	128	7	72	2.97 to 3.6	

INTERNET MCUS EVALUATION BOARDS AND DEBUGGERS

PRODUCT NEW

MOUSER STOCK NO.	WIZnet Part No.	Description	Price Each
950-IMCU7100EVB	iMCU7100EVB	Evaluation Board for testing W7100A - Includes Character LCD, RS232 Port (D9), Ethernet Port, and DTAG Header	
950-IMCU7200EVB	iMCU7200EVB	Evaluation Board for W7200 (Cortex-M3 + W5200 core)	
950-IMCU7100DEBUGGER	iMCU7100Debugger	Debugger for W7100A - Includes USB Port, and DTAG Header	

TCP/IP CONTROLLERS

Features:

- Supports hardwired TCP/IP protocols: TCP,UDP,ICMP,IPv4,ARP,IGMPv2,PPPoE,Ethernet
- Supports 8 independent SOCKETs simultaneously
- Supports PPPoE connection (with PAP/CHAP Authentication mode)
- Embedded 10BaseT/100BaseTX Ethernet PHY
- Supports auto negotiation (Full-duplex and half duplex)

MOUSER STOCK NO.	WIZnet Part No.	TCP/IP Stack	ADSL	Speed (Mbps)	Internal Memory (KB)	Input Voltage Max (V)	Output Voltage Max (V)	Input Current Max. (mA)	Output Current (mA)	Price Each
950-W5300	W5300	Hybrid	No	50	128	5.5	3.6	5	2-8	
950-W5200	W5200	Hardware	Yes	-	32	5.5	-	5	-	
950-W5100	W5100	Hardware	Yes	-	16	5.5	-	5	-	
950-W3150A+	W3150A+	Hardware	Yes	-	16	5.5	-	5	-	

TCP/IP CONTROLLER EVALUATION BOARDS

MOUSER STOCK NO.	WIZnet Part No.	Description	Price Each
950-W5300E01-ARM	W5300E01-ARM	Evaluation Board for W5300 TCP/IP Controller with ARM920T Processor- Includes Character LCD, USB, RS232 Port (D9), and Ethernet Port	
950-W5200E01-M3	W5200E01-M3	Evaluation Board for W5300 TCP/IP Controller with ARM-Cortex M3 Processor- Includes Character LCD, USB, RS232 Port (D9), and Ethernet Port	
950-W5100E01-AVR	W5100E01-AVR	Evaluation Board for W5100 TCP/IP Controller with AVR Processor - Includes Character LCD, Ethernet, RS-232 Port, and Expanded Board Interface	
950-EVB-B1+	EVB-B1+	Evaluation Board for W3150A with ATmega128 - Includes Character LCD, RS232 Port (D9), Ethernet Port, and Expanded Board Interface	

IOMODULE - EMBEDDED NETWORK MODULE

950-WIZ830MJ	WIZ830MJ	W5300 Embedded Network Module, (2) 2.54mm pitch 2x14 header, 16/8 bit BUS I/F	
950-WIZ810MJ	WIZ810MJ	W5100 Embedded Network Module, 2mm pitch 14x2 header, SPI & BUS I/F	
950-WIZ811MJ	WIZ811MJ	W5100 Embedded Network Module, 1.25mm pitch 10x2 header, SPI I/F, 2 PCB Thruhole	
950-WIZ812MJ	WIZ812MJ	W5100 Embedded Network Module, 2.54mm pitch 10x2 header, SPI I/F, 4 PCB Thruhole	

SERIAL TO ETHERNET MODULES

950-WIZ100SR	WIZ100SR	Serial to Ethernet Gateway Module using W5100 TCP/IP Controller, 2x12 2mm Pin header array	
950-WIZ107SR	WIZ107SR	Serial to Ethernet Gateway Module using W1700 TCP/IP Controller, 2.54mm pitch 12 pin interface, Ethernet connector	
950-WIZ108SR	WIZ108SR	RS422/RS485 to Ethernet Module using W1700 TCP/IP Controller, 2.54mm Pitch 12 pin interface, Ethernet connector	
950-WIZ110SR	WIZ110SR	Serial to Ethernet Module using W5100 TCP/IP Controller, DB9 Connector, Ethernet Connector	
950-WIZ140SR	WIZ140SR	Serial to Ethernet Module using W5300 TCP/IP Controller, 2.54mm pitch header (1) 14 pin header and (1) 28 pin header	
950-WIZ145SR	WIZ145SR	Serial to Ethernet Module using W5300 TCP/IP Controller, 2.54mm pitch header (1) 14 pin header and (1) 28 pin header, Ethernet Connector	
Evaluation Boards			
950-WIZ100SR-EVB	WIZ100SR-EVB	Evaluation Board for WIZ100SR, Includes RS232 Port (D9), and Ethernet Port	
950-WIZ107SR-EVB	WIZ107SR-EVB	RS232 interface (D9) Evaluation Board for WIZ107SR	
950-WIZ108SR-EVB	WIZ108SR-EVB	RS232/RS485 Interface (Terminal Block) Evaluation Board for WIZ108SR	
950-WIZ820IO	WIZ820io	Plug-in Network Module with W5200 and Ethernet Connector, (2) 2.54mm pitch 1x6 header pins	

WIRELESS MODULES

Bring WiFi Connectivity via Serial Host

PRODUCT NEW

MOUSER STOCK NO.	WIZnet Part No.	Radio Protocol	Modulation	RF Operating Freq. (GHz)	Antenna	Power Consumption Ave. (mA)	I/O Interface	Input Voltage (V)	Price Each
950-WIZFI630	WIZFI630	802.11 b/g/n	OFDM, DSSS	2.4-2.483	U.FL conn	600	UART	3.3	
950-WIZFI210	WizFi210	802.11b/g/n	DSSS, CCK	2.4-2.497	Chip, U.FL conn	125	UART, SPI, I2C, GPIO	3.3	
950-WIZ610WI	WIZ610wi	802.11b/g	OFDM, DSSS	2.412-2.484	U.FL conn	470	UART, CMOS	3.3	

WIRELESS MODULE EVALUATION BOARDS

PRODUCT NEW

MOUSER STOCK NO.	WIZnet Part No.	Description	Price Each
950-WIZFI210-EVB	WizFi210-EVB	Evaluation Board for WizFi210 Module - Serial Interface via D9 connector	
950-WIZFI220-EVB	WizFi220-EVB	Evaluation Board for WizFi220-EVB Module - Serial Interface via D9 connector	
950-WIZFI630-EVB	WIZFI630-EVB	Evaluation board for WizFi630	
950-WIZ610WI-EVB	WIZ610wi-EVB	Evaluation Board for WIZ610wi Module - Serial Interface (D9), and Ethernet Connector	
Antennas			
950-W5I-BO-07	W5I-BO-07	WIZ610wi internal antenna	
950-W5E-WO-03L	W5E-WO-03L	External Antenna for WIZ610wi, WizFi210, and WizFi220 - Left Hand SMA Male Connector, 2.5dBi Gain	

APPLICATION MODULES

950-WIZ220IO	WIZ220IO	Embedded Webserver Module - Includes Ethernet Connector, 8 Digital I/O, 2 Analog (12-bit) I/O	
950-WIZ-SM10	WIZ-SM10	Smart Meter - 2 Ports Serial to Ethernet, UART and SPI Interface	
950-WIZ200WEB-EVB	WIZ200Web-EVB	WIZ2000WEB Evaluation Board with Atmega128 & W5300 IC - Includes Char LCD, operates as an HTTP server	
950-WIZ220IO-EVB	WIZ220IO-EVB	Webserver based IO control module - 8 digital I/O, 2 Analog (12-bit) I/O, supports WebServer	
950-WIZ-SM10-EVB	WIZ-SM10-EVB	Evaluation Board for WIZ-SM10 - 2 Ports Serial to Ethernet, Includes W5100 IC	

EXTERNAL DEVICES

WIZnet finished product with EC, FCC, and KCC certifications. Includes case with mounting tabs and activity/indication LEDs.

950-WIZ1000	WIZ1000	Serial to Ethernet Gateway - RS232 to Ethernet	

© Copyright 2014 Mouser Electronics
© Copyright 2014 Mouser Electronics

B&B ELECTRONICS Interface and Ethernet Modules

RoHS Compliant **This page of product is RoHS compliant.**

B&B Electronics Ethernet Data Communication Solutions offer a huge selection of rugged and reliable ethernet devices designed with your demanding applications and environments in mind. These solutions include ethernet switches, media converters, extenders and accessories. Typical applications include industrial automation, transportation, building automation, medical, health care and security.

INTERFACE MODULES

Converters

For quantities greater than listed, call for quote.

MOUSER STOCK NO.	B&B Electronics Part No.	Description	Price Each 1	Price Each 10
600-422PP9TB	422PP9TB	9 Pin 232/422 CN W/TB 2 Ch, Port Power Converter		
600-4WSD9OTB	4WSD9OTB	9 Pin ISO CON W/TB & LED Isolated RS-485 Converter		
600-485USBTB-2W-LS	485USBTB-2W-LS	USB To Serial 1 Port RS-485 2 Wire Mini Converter		
600-USO9ML2	USO9ML2	USB To ISO RS-232 Converter w/DB9 M		
600-USOPTL4-LS	USOPTL4-LS	USB To ISO 422/485 w/Plug Term Block Converter		

Isolators/Repeaters

For quantities greater than listed, call for quote.

MOUSER STOCK NO.	B&B Electronics Part No.	Description	Price Each 1	Price Each 10
600-485OP	485OP	RS-422/485 to RS-485 Optical Isolated/Repeater		
600-485OPDR	485OPDR	RS-485/422 Isolated/Repeater, DIN Mount		

Modem Data Splitter

For quantities greater than listed, call for quote.

MOUSER STOCK NO.	B&B Electronics Part No.	Description	Price Each 1	Price Each 10
600-9PMDS	9PMDS	9 Pin Modem RS-232 Data Splitter		

ETHERNET MODULES

USB Server

For quantities greater than listed, call for quote.

MOUSER STOCK NO.	B&B Electronics Part No.	Description	Price Each 1	Price Each 10
600-UE204	UE204	USB 2.0 Over Ethernet Server, 4 Port 10/100/1000		

Serial Servers

For quantities greater than listed, call for quote.

MOUSER STOCK NO.	B&B Electronics Part No.	Description	Price Each 1	Price Each 10
600-VESP211	VESP211	1 Port Mini Ethernet to Serial Server RS232/422/485 US		
600-VESP211-232	VESP211-232	1 Port Mini Ethernet to Serial Server RS-232 US		
600-VESP211-485	VESP211-485	1 Port Mini Ethernet to Serial Server, RS-422/485 US		
600-VESR901	VESR901	1 Port, DB9, DIN, CU ET Ethernet to Serial Server		
600-MESR901	MESR901	1 Port, DIN ESS, CU Industrial MODBUS Ethernet to Serial Server		

Media Converters

For quantities greater than listed, call for quote.

MOUSER STOCK NO.	B&B Electronics Part No.	Description	Price Each 1	Price Each 10
600-EIR-M-ST	EIR-M-ST	Media Converter 10/100 DIN Mount Multi Mode Standard		
600-EIS-M-ST	EIS-M-ST	Media Converter 10/100 100FX Multi-Mode Standard		

Extenders

For quantities greater than listed, call for quote.

MOUSER STOCK NO.	B&B Electronics Part No.	Description	Price Each 1	Price Each 10
600-EIR-EXTEND	EIR-EXTEND	10/100 DIN Rail Ethernet Copper Extender		
600-EIS-EXTEND	EIS-EXTEND	10/100 Ethernet Copper Extender		

Wireless Ethernet Bridge

For quantities greater than listed, call for quote.

MOUSER STOCK NO.	B&B Electronics Part No.	Description	Price Each 1	Price Each 10
600-GHOSTBRIDGE5	GHOSTBRIDGE5	Wireless Ethernet Bridge PR, 5 GHz Indoor/Outdoor		

Surge Suppressor

For quantities greater than listed, call for quote.

MOUSER STOCK NO.	B&B Electronics Part No.	Description	Price Each 1	Price Each 10
600-EIRSP1	EIRSP1	1 Port, Elinx™ Industrial Ethernet Surge Protector Single Stage		

Switches

For quantities greater than listed, call for quote.

MOUSER STOCK NO.	B&B Electronics Part No.	Description	Price Each 1	Price Each 10
600-ESW105	ESW105	Ultra Compact Industrial Ethernet Switches, Unmanaged, 10/100 5 Port		
600-ESW108	ESW108	Ultra Compact Industrial Ethernet Switches, Unmanaged, 10/100 8 Port		
600-ESW205	ESW205	Compact Industrial Ethernet Switch, Unmanaged, 5 Port 10/100		
600-EIR408-T	EIR408-T	Industrial Ethernet Switch, Unmanaged, 8 Port 10/100/1000		
600-EIRP305-T	EIRP305-T	Industrial Ethernet Switch, Unmanaged, 5 Port 10/100, w/4 PoE Injector Ports		

WIRELESS MODEMS AND TRANSCEIVERS

For quantities greater than listed, call for quote.

MOUSER STOCK NO.	B&B Electronics Part No.	Description	Price Each 1	Price Each 10
Radio Modems				
600-ZP24D-250RM-SR	ZP24D-250RM-SR	Zlinx™ Wireless Radio Modem, 250K, 2.4GHz Industrial Grade 40 Mile Range		
600-ZP9D-115RM-LR	ZP9D-115RM-LR	Zlinx™ Wireless Radio Modem, 115K, 900MHz Industrial Grade 40 Mile Range		
600-ZXT24-RM	ZXT24-RM	Zlinx™ Wireless Xtreme Radio Modem, 2.4 GHz, Outdoor		
600-ZXT9-RM	ZXT9-RM	Zlinx™ Wireless Xtreme Radio Modem, 900 MHz, Outdoor		
Wireless Transceivers				
600-ZZ24D-NB-SR	ZZ24D-NB-SR	Zlinx™ Wireless MODBUS I/O 2.4GHz 100mW Up To 91m 4DI 4DO, Short Range		
600-ZZ9D-NB-LR	ZZ9D-NB-LR	Zlinx™ Wireless MODBUS I/O 900MHz 1W Up To 914m 4DI 4DO, Long Range		

ZIGBEE MODULES

For quantities greater than listed, call for quote.

MOUSER STOCK NO.	B&B Electronics Part No.	Description	Price Each 1	Price Each 10
600-ZXT24-IO-222R2	ZXT24-IO-222R2	Zlinx™ Xtreme Wireless I/O, 2.4GHz, Analog, Outdoor		
600-ZXT9-IO-222R2	ZXT9-IO-222R2	Zlinx™ Xtreme Wireless I/O, 900MHz, Analog, Outdoor		

DEVELOPMENT TOOLS

For quantities greater than listed, call for quote.

MOUSER STOCK NO.	B&B Electronics Part No.	Description	Price Each 1	Price Each 10
600-ZZ-PROG1-USB	ZZ-PROG1-USB	Zlinx™ USB Programming Module, Cable, Software CD		
600-ZXT9-IOA-KIT	ZXT9-IOA-KIT	Zlinx™ Xtreme Wireless Point To Point Kit 900MHz		-


USOPTL4-LS Shown


485OP Shown


9PMDS Shown


UE204 Shown


EIS-M-ST Shown


GHOSTBRIDGE5 Shown


EIR408-T Shown


ZP24D-250RM-SR Shown

© Copyright 2014 Mouser Electronics

© Copyright 2014 Mouser Electronics

Energy Harvesting Modules and Kits

Products may be RoHS compliant. Check mouser.com for RoHS status.

MICROCHIP XLP ENERGY HARVESTING KIT

The XLP 16-bit Energy Harvesting Development Kit is a true development platform for realizing energy harvesting applications. It is based on Microchip's PIC® MCUs with nanoWatt XLP Technology and Cymbet's EVAL-08 Solar Energy Harvester.

Included in the Evaluation Kit:

- Cymbet Eval-08 Solar Energy Harvesting Board and Cable
- XLP 16-bit Development Board
- PIC24F16KA102 Microcontroller
- PICkit 3 Programmer/Debugger
- USB Cables
- XLP 16-bit Energy Harvesting Development Kit user guide

For quantities greater than listed, call for quote.

MOUSER STOCK NO.	Microchip Part No.	Fig.	Description	Microcontroller	Price Each
579-DV164133	DV164133	A	XLP 16-Bit Solar Energy Harvesting Kit	PIC24F16KA102	

CYMBET CORPORATION — ENERGY HARVESTING KITS AND MODULES

The EnerChip EH CBC5300 is a self-contained Energy Harvesting power module in a 24-pin DIP configuration. The CBC5300 module is designed to accept a wide range of energy transducer inputs, store the harvested power, and deliver managed power to the target system. The purpose of this module is to enable system designers to quickly develop Energy Harvesting applications.

For quantities greater than listed, call for quote.

MOUSER STOCK NO.	Cymbet Part No.	Fig.	Description	Microcontroller	Price Each
722-CBC-EVAL-05	CBC-EVAL-05	B	EnerChip CC Evaluation Kit	722-cb3150-D9C, 722-cbc3112-D7C	
722-CBC-EVAL-09	CBC-EVAL-09	C	EnerChip EP Universal EH Kit	722-cbc3150-D9C	
722-CBC-EVAL-10	CBC-EVAL-10	D	EnerChip CCEH EH Kit	722-cbc3150-D9C	
722-CBC-EVAL-11	CBC-EVAL-11	E	EnerChip RF Inductive Charging Demo Kit	722-cbc3150-D9C	

CYMBET CORPORATION — ELECTRONIC BATTERIES

For quantities greater than listed, call for quote.

MOUSER STOCK NO.	Cymbet Part No.	Output Voltage (V)	Capacity (μAh)	Price Each 1	Price Each 10	Price Each 25
722-CBC012-D5C	CBC012-D5C	3.8	12			
722-CBC050-M8C	CBC050-M8C	3.8	50			
722-CBC3112-D7C	CBC3112-D7C	3.6	12			
722-CBC3150-D9C	CBC3150-D9C	3.3	50			

TEXAS INSTRUMENTS — EZ430-RF2500-SEH DEVELOPMENT TOOL

The eZ430-RF2500 is a complete wireless development tool for the MSP430 and CC2500 that includes all the hardware and software required to develop an entire wireless project with the MSP430 in a convenient USB stick. The tool includes a USB-powered emulator to program and debug your application in-system and two 2.4-GHz wireless target boards featuring the highly integrated MSP430F2274 ultra-low-power MCU.

MOUSER STOCK NO.	TI Part No.	Description	Price Each
595-EZ430-RF2500	EZ430-RF2500	2.4GHZ MSP430 Wireless Development Tool	

POWERCAST WIRELESS SENSOR SYSTEM

WSN-1001 Benefits:

- No batteries to replace
- No wires to install
- Powered wirelessly

WSG-101 Benefits:

- Multiple BAS protocols
- Up to 100 devices
- Easy configuration

The **WSN-KIT-01 Wireless Sensor Kit** includes the **WSN-1001** and **WSG-101**

For quantities greater than listed, call for quote.

MOUSER STOCK NO.	Power Cast Part No.	Fig.	Description	Price Each
582-WSN-1001	WSN-1001	F	Lifetime Power® Wireless Temperature and Humidity Sensor	
582-WSG-101-SERIAL	WSG-101-SERIAL	G	BAS Gateway with serial out via USB	
582-WSN-KIT-01	WSN-KIT-01	H	Wireless Sensor Kit with WSG-101-SERIAL	

POWERCAST — POWERHARVESTER® RECEIVERS AND POWERCASTER™ TRANSMITTERS

Powerharvester Receivers can harvest directed or ambient RF energy and convert it to DC power for remotely recharging batteries or battery-free devices.

For quantities greater than listed, call for quote.

MOUSER STOCK NO.	Power Cast Part No.	Fig.	Description	Price Each 1	Price Each 10	Price Each 25
582-P1110	P1110	I	P1110 Powerharvester® Receiver			-
582-P1110-EVB	P1110-EVB	J	P1110 Evaluation Board		-	-
582-P2110	P2110	K	P2110 Powerharvester® Receiver			-
582-P2110-EVB	P2110-EVB	L	P2110 Evaluation Board		-	-
582-TX91501-3W-ID	TX91501-3W-ID	M	TX91501 Powercaster™ Transmitter - 3Watt			
582-TX91501-1W-ID	TX91501-1W-ID	M	TX91501 Powercaster™ Transmitter - 1Watt			

POWERCAST — LIFETIME POWER® ENERGY HARVESTING DEVELOPMENT KITS

MOUSER STOCK NO.	Power Cast Part No.	Fig.	Description	Price Each
582-P2110-EVAL-01	P2110-EVAL-01	N	Wireless Sensors - featuring PIC® MCU with nanoWatt XLP	
582-P2110-EVAL-02	P2110-EVAL-02	-	Wireless Charging - featuring IPS THINERGY® Micro-Energy Cell	

micropelt TE POWER-MOTE THERMAL ENERGY HARVESTER

Features:

- Eliminate battery replacement
- Operates from waste heat or cold
- Starts operating from a low delta-T
- Output Supply: 2.4V
- Software for thermal/power analysis and temperature monitoring
- Operating Temp (Max): Hot Side: 105, Ambient Air: 85

NEW PRODUCT

RoHS Compliant

For quantities greater than listed, call for quote.

MOUSER STOCK NO.	Micropelt Part No.	Fig.	Description	Microcontroller	Price Each
740-TE-POWER-MOTE	TE-POWER-MOTE	O	Sealed autonomous wireless sensor for outdoor and indoor condition monitoring	TI MSP 430-F2274	
740-TE-POWER-PROBE	TE-POWER-PROBE	P	Screw or plug-in thermoharvester for dry or direct liquid attachment	-	
740-TE-CORE7	TE-CORE7	Q	Thermal energy harvesting module	-	
740-TE-CORE7-RF	740-TE-CORE7-RF	R	Self-powered wireless sensor node, designed for evaluation and prototyping.	-	
740-TGP-751	TGP-751	S	Thin film thermo generator	-	

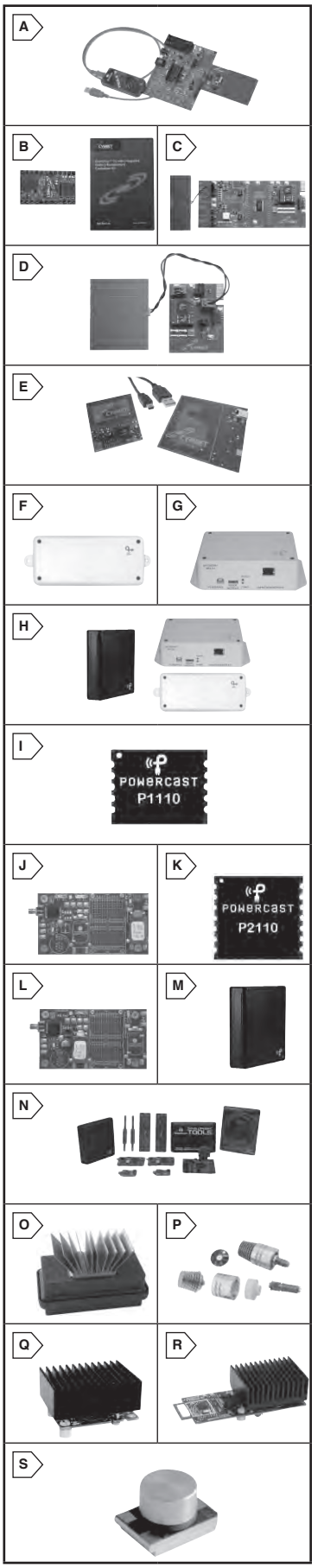

© Copyright 2014 Mouser Electronics

© Copyright 2014 Mouser Electronics

NEXTREME Energy Harvesting

RoHS Compliant **This product is RoHS compliant.**



THERMOELECTRIC COOLING

Nextreme HV Series Thermoelectric Coolers are part of a new line of thin-film, high voltage and high heat pumping thermoelectric coolers (TECs) that are designed for the cooling and temperature control of photonics and optoelectronic devices. Nextreme has developed the HV Series Thermoelectric Coolers to address electronics cooling applications with high heat flux and larger heat pumping requirements. The HV Series removes unique voltage and current requirements as barriers to the integration of thin-film thermoelectrics into electronics.

The size, input power requirements, and heat pumping capability of the OptoCooler™ HV14 make it particularly well suited for devices such as laser diodes and high brightness LEDs.

Applications:
- Semiconductor optical amplifiers (SOA)
- Laser Diodes
- High Brightness LEDs
- VCSELs
- Photo-detectors

RoHS Compliant

For quantities greater than listed, call for quote.

MOUSER STOCK NO.	Nextreme Part No.	Fig.	Maximum Cooling (W)	Heat Pump Capability (W/cm2)	ΔT Max (°C)	Resistance @ 85°C (Ω)	Operating Temp. Max. (°C)	Footprint (mm)	Description	Price Each 1	25	50
944-NCA11014430202AA	NCA-1101443-0202A_A	A	1.7	115	60	2.3	150	1.52x1.79	HV14 thermoelectric cooler			
944-NCA10037500202AA	NCA-1003750-0202A_A	B	4.5	107	60	6.1	150	2.1x2.9	HV37 thermoelectric cooler			
944-NCA10037500202AW	NCA-1003750-0202A_W	-	4.5	107	60	6.1	150	2.1x2.9	HV37 thermoelectric cooler with wire leads			
944-NCA10048500304AA	NCA-1004850-0304A-A	C	6	58	60	9.2	150	3.1x3.3	HV56 thermoelectric cooler			
944-NCA10048500304AW	NCA-1004850-0304A-W	-	6	58	60	9.2	150	3.1x3.3	HV56 thermoelectric cooler eTEC w/wire leads			

THERMOELECTRIC POWER GENERATION

Nextreme eTEG™ HV Thermoelectric Power Generators are the next generation of high voltage, thinfilm thermoelectric generators developed to address micro-power applications. The Nextreme eTEG™ HV Thermoelectric Power Generators can convert waste heat from thermal sources into usable electricity as an energy source. Manufactured using semiconductor fabrication techniques, the eTEG is scalable, cost-effective, and can be utilized in a broad range of markets and applications including automotive, government and aerospace, thermal batteries, medical implants, and wireless sensor networks.

At the core of the eTEG™ module is Nextreme's breakthrough Thermal Copper Pillar Bump, a structure made from thin-film thermoelectric material embedded into flip chip interconnects (in particular, copper pillar solder bumps) used in electronic and optoelectronic packaging. The device generates electricity via the Seebeck Effect, where electricity is produced from a temperature differential applied across the device.

Applications:
- Automotive
- Aerospace
- Thermal batteries
- Medical implants
- Wireless sensor networks

RoHS Compliant

For quantities greater than listed, call for quote.

MOUSER STOCK NO.	Nextreme Part No.	Fig.	Output Power (mW)	Output Voltage Range (V)	Footprint (mm)	Description	Price Each 1	25	50
944-NGA11014430202AA	NGA-1101443-0202A_A	D	33	.3-1.1	1.8x1.5	HV14 thermoelectric power generator			
944-NGA10037500202AA	NGA-1003750-0202A_A	E	24	.17-.85	2.1x2.9	HV37 thermoelectric power generator			
944-NGA10037500202AW	NGA-1003750-0202A_W	-	24	.17-.85	2.1x2.9	HV37 thermoelectric power generator with wire leads			
944-NGA10048500304AA	NGA-1004850-0304A-A	F	36.5	.25-1.25	3.1x3.3	HV56 thermoelectric power generator			
944-NGA10048500304AW	NGA-1004850-0304A-W	-	36.5	.25-1.25	3.1x3.3	HV56 thermoelectric power generator with wire leads			

Development Kits

RoHS Compliant

For quantities greater than listed, call for quote.

MOUSER STOCK NO.	Nextreme Part No.	Fig.	Output Power (mW)	Output Voltage Range (V)	Output Current (mA)	Description	Price Each
944-WPG-1	WPG-1	G	1	3.3-5	0.1	WPG-1 Wireless Power Generator	
944-WPG-1S	WPG-1S	H	80	3.3	30	WPG-1S Wireless Power Generator with On-board Storage	
944-NGA10048503040A	NCA-1004850-3040A_KIT	I	-	-	-	HV56 thermoelectric power generator evaluation kit	

© Copyright 2014 Mouser Electronics
© Copyright 2014 Mouser Electronics

Development Boards

RoHS Compliant **This product is RoHS compliant.**

pandaboard.org PANDABOARD MOBILE DEVELOPMENT PLATFORM



NEW! TECHNOLOGY

Features:
- Core Logic: OMAP4 applications Processor
- Memory: 1GB DDR2 RAM
- Full Size SD/MMC card port
- 10/100 Ethernet
- USB: (1) USB 2.0 OTG port, (2) USB 2.0 High-speed port
- Interface: (1) General Purpose Expansion Header (I2C, GPMC, USB, MMC, DSS, ETM)
- Camera Expansion Header
- Display Connectors: HDMI v1.3, DVI-D. LCD Expansion
- Audio Connectors: 3.5" In/Out, HDMI audio out
- Wireless Connectivity: 802.11b/g/n (WiLink™ 6.0)
- Debug options: JTAG, UART/RS-232, 1 GPIO button
- Graphics APIs: OpenGL ES v2.0, OpenGL ES v1.1, OpenVGv1.1, and EGL v1.3

For quantities greater than listed, call for quote.

MOUSER STOCK NO.	Pandaboard Part No.	Description	Price Each
595-PANDABOARD	UEVM4430G-01-00-00	Pandaboard ARM Cortex-A9 MPCore 1GHz OMAP4430 SoC Platform	
595-PANDABOARD-ES	UEVM4460G-02-01-00	Pandaboard ARM Cortex-A9 MPCore 1.2GHz OMAP4460 SoC Platform	

beagleboard.org BEAGLEBOARD BY CIRCUITCO DEVELOPMENT PLATFORMS

NEW! TECHNOLOGY

For quantities greater than listed, call for quote.

MOUSER STOCK NO.	Beagleboard Part No.	Fig.	Description	Price Each
595-BEAGLEBOARD-XM	BEAGLEBOARD-XM	A	Beagleboard xM ARM Cortex-A8 DM3730CBP 1GHz SoC Platform	
595-BEAGLEBONE-000	BB-BONE-000	B	Beaglebone ARM Cortex-A8 TI AM3359 700MHz+ SoC Platform	
Accessories				
595-BB-CAPE-LCD	BB-CAPE-LCD	C	Display Development Tools - Beaglebone Cape LCD (800x480)	
595-BB-BONE-LCD3-01	BB-BONE-LCD3-01	-	Display Development Tools - Beaglebone Cape LCD (320x240)	
595-BB-BONE-LCD4-01	BB-BONE-LCD4-01	-	Beaglebone Cape - TFT LCD 4.3" (480x272)	
595-BB-BONE-SERL-01	BB-BONE-SERL-01	-	Beaglebone Cape - CAN Bus with DSUB-9	
595-BB-BONE-SERL-03	BB-BONE-SERL-03	-	Beaglebone Cape - RS-232 Bus with DSUB-9	
595-BB-BONE-BATT-01	BB-BONE-BATT-01	-	Beaglebone Cape Battery Board - 4xAA	
595-BB-CAPE-DVI-D	BB-CAPE-DVI-D	-	Beaglebone Cape - DVI-D / HDMI Output	
595-BB-BONE-DVID-02	BB-BONE-DVID-02	-	Beaglebone Cape - DVI-D/ HDMI Output with Audio	
595-BB-BONE-CAM3-01	BB-BONE-CAM3-01	-	Beaglebone Cape - Imaging Camera Module (LI-3M02CM)	
595-BB-BONE-WTHR-01	BB-BONE-WTHR-01	-	Beaglebone Cape - Temperature, Barometric pressure, Humidity, and Ambient light	
595-BB-BONE-AUDI-01	BB-BONE-AUDI-01	-	Beaglebone Cape - Low Power Audio in/out	
595-BB-CAPE-BREAKOUT	BB-CAPE-BREAKOUT	-	Beaglebone Cape - Breakout Board	
595-BB-CAPE-BREADBRD	BB-CAPE-BREADBRD	-	Beaglebone Cape - Breadboard	



LEOPARD IMAGING DEVELOPMENT BOARDS



Leopardboard 365 Features:
- ARM926EJ-S Core: 216, 270, 300MHz
- Enhanced Video Processing Subsystem with Face Detection module
- Video Processing Subsystem (VPSS)
- HD Video Codecs: H.264, MPEG4, MJPEG, WMV9/VC1, MPEG2
- Audio Codecs: MP3, WMA, AAC, Audio Echo Canceler (AEC)
- 10/100 Ethernet Port
- USB 2.0 (can be used to power the board or as expansion)
- JTAG and Serial ports for debugging
- SD memory card support (also supports SDIO)
- Stereo audio In/Out
- Composite TV/Component HD TV Output, LCD/DVI Interface

For quantities greater than listed, call for quote.

MOUSER STOCK NO.	Fig.	Description	Price Each
Development Boards			
931-LI-TB01	A	Leopardboard 365 - DaVinci TMS320DM365	
931-LI-TB02	B	Leopardboard 368 - DaVinci TMS320DM368	
Daughter Boards			
931-LI-5M04CM	-	5M CMOS (Aptina) Camera Module	
931-LI-5M05CMAF	-	5M Auto Focusing CMOS (Aptina) Camera Module: Output YUV, RAW	
931-LI-5M06CMAF	-	5M Auto Focusing CMOS (Aptina) Camera Module: Output RGB	
931-LI-5M03	-	5M M12 Lens Camera Board	
931-LI-5M03CS	-	5M MT9P031 Camera Board CS Mount without Lens	
931-LI-VI365	C	HD Y/Pb/Pr Video Input Board	
931-LI-HDI365	D	Component HD Video Input Board	
931-LI-DVI1	E	DVI Video Output Board	
931-LI-LBCMVGA	-	VGA Camera Board for Leopard Board	
931-LI-VM34LP	-	Global Shutter WVGA Camera Board - M12 Lens	
931-LI-LBCM1M1	-	1.3M CMOS (Aptina) Camera Board	
931-LI-LBCM2M1	-	2M CMOS (Aptina) Camera Board	
931-LI-LBCM3M1	-	3M CMOS (Aptina) Camera Board	
931-LI-LBCM5M1	-	5M CMOS (Aptina) Camera Board	
Accessories			
931-LI-PS5-01	-	+5 VDC Universal Power Supply	
931-LI-CAMFLEX	F	Camera Board Extension Cable - 2"	
931-LI-FLEX01	-	4" 26-PIN FLEX EXTENTION CABLE	
931-LI-FLEX03	-	60mm 36-PIN 0.5mm PITCH FLEX CABLE	

Leopardboard 368 Features:
- 432-MHz ARM926EJ-S Clock Rate
- Two Video Image Co-processors (HDVICP, MJCP) Engines
- Supports a Range of Encode, Decode and Video Quality Operations
- Video Processing Subsystem
  - HW Face Detect Engine
  - Resize Engine from 1/16x to 8x
  - 16-Bit Parallel AFE (Analog Front-End) Interface Up to 120MHz
  - 4:2:2 (8-/16-bit) Interface
  - 8-/16-bit YCC and Up to 24-Bit RGB888 Digital Output
  - 3 DACs for HD Analog Video Output
  - Hardware On-Screen Display (OSD)
- Capable of 1080p 30fps H.264 video processing
- Peripherals include EMAC, USB 2.0 OTG, DDR2/NAND, 5 SPIs, 2 UARTs, 2 MMC/SD SDIO, Key Scan
- Pin-to-pin and software compatible with DM365
- 3.3-V and 1.8-V I/O, 1.35-V Core

NEW PRODUCT

For quantities greater than listed, call for quote.

MOUSER STOCK NO.	Fig.	Description	Price Each
Camera Modules for TI IPCamera			
931-LI-CAM-M034	G	Aptina MT9M034, 720p@30fps H.264, 1.2MP	
931-LI-CAM-OV2715	H	OminiVision OV2715, 1080p@30fps H.264	
931-LI-CAM-OV10633	H	OmniVision OV10633, 720p@30fps H.264	
931-LI-CAM-IMX036	I	Sony iMX036, 1080p@30fps H.264, 3.27MP	
931-LI-CAM-MN34041	J	Panasonic MN34041, 1080p@30fps H.264, 2.1MP	
931-LI-CAM-SOC5140AF	K	Aptina MT9P111, 30fps, 5MP	
931-LI-CAM-MI5100AF	L	Aptina MT9P031I12STC, 15fps, 5MP	
931-LI-CAM-AR0331	M	High Dynamic Range camera	
Camera Module and Board			
931-LNC-M10-OV2715	-	OmniVision OV2715, 1080P @30fps	
931-LNC-M01-OV10633	-	OmniVision OV10633, 720P @30fps	
931-LNC-M00-M034	-	Aptina MT9M034, 720P @30fps	
931-LNC-M10-MI5100AF	-	Aptina MT9P011, 1080p @12fps	
931-LNC-M11-AR0331	-	Aptina AR0331, 1080P@30fps	
931-LNC-M10-IMX036	-	Sony iMX036, 1080P @30fps	
931-LNC-M10-MN34041	-	Panasonic MN34041, 1080P @30fps	
Accessories			
931-LI-VCAMADAPTER	N	Adapter for LI-CAM modules to Leopardboard 36x, TI IPCamera	

© Copyright 2014 Mouser Electronics

© Copyright 2014 Mouser Electronics

NEW SUPPLIER NEW SUPPLIER NEW SUPPLIER

ARDUINO Development Boards and TinkerKits

Arduino provides open-source electronics prototyping platforms based on flexible, easy-to-use hardware and software. Arduino prototyping platforms are intended for artists, designers, hobbyists, and anyone interested in creating interactive objects or environments. Arduino's prototyping platforms can sense the environment by receiving input from a variety of sensors and can affect their surroundings by controlling lights, motors, and other actuators. Arduino projects can be stand-alone or they can communicate with software running on a computer.

ARDUINO PROTOTYPING PLATFORMS



Development Boards

NEW! TECHNOLOGY

For quantities greater than listed, call for quote.

MOUSER STOCK NO.	Arduino Part No.	Microcontroller	Clock Speed (MHz)	Digital I/O Pins	Analog I/O Pins	Flash Memory	Description	Price Each		
								1	10	100
782-A000057	A000057	ATmega32u4	16	20	12	32KB	Leonardo AVR Microcontroller Board			
782-A000066	A000066	ATmega328P	16	14	6	32KB	Arduino Uno, Revision 3 Microcontroller Board			
782-A000067	A000067	ATmega2560	16	54	16	256KB	Arduino Mega2560 Revision 3 Microcontroller Board			
782-A000003	A000003	ATmega328	16	14	8	16KB	Mini Microcontroller Board			
782-A000004	A000004	ATmega328	16	14	8	16KB	Mini Lite Microcontroller Board			
782-E000010	E000010	ATmega328P	8	14	8	32KB	Fio Microcontroller Board			

Shields

PRODUCT NEW

For quantities greater than listed, call for quote.

MOUSER STOCK NO.	Arduino Part No.	Description	Price Each	
			1	10
782-A000030	A000030	Power Management Controller		
782-A000006	A000006	Serial Interface for Arduino Board		
782-A000007	A000007	Xbee with RF module		
782-A000021	A000021	Xbee Shield without RF module		
782-A000014	A000014	AVR USB/Serial Converter		
782-A000015	A000015	AVR USB/Serial Converter Lite		
782-A000059	A000059	USB 2 Serial Converter		
782-A000050	A000050	Ethernet without PoE		
782-A000055	A000055	Ethernet Micro-SD with PoE		
782-A000058	A000058	Arduino WiFi Shield		
782-A000060	A000060	Ethernet without PoE +USB 2 Serial		
782-A000061	A000061	Ethernet with PoE +USB 2 Serial		
782-A000064	A000064	Wireless Shield		
782-A000065	A000065	Wireless Shield with SD		
782-A000068	A000068	Ethernet Shield without PoE Rev.3		
782-A000075	A000075	Ethernet Shield Mic-SD with PoE Rev. 3		

Prototyping & Kits

PRODUCT NEW

For quantities greater than listed, call for quote.

MOUSER STOCK NO.	Arduino Part No.	Description	Price Each	
			1	10
782-T030081	T030081	Half Breadboard PCB Module		
782-T030080	T030080	Full Breadboard PCB Module		
782-A000080	A000080	MEGA Protoshield Revision 3		

Prototyping & Kits (Cont.)

PRODUCT NEW

For quantities greater than listed, call for quote.

MOUSER STOCK NO.	Arduino Part No.	Description	Price Each	
			1	10
782-A000081	A000081	MEGA Protoshield Revision 3 Kit		
782-A000082	A000082	ProtoShield Rev3 with headers and 1 reset switch		
782-A000032	A000032	Breadboard with Wire Kit		
782-A000009	A000009	Plastic Enclosure for Arduino Board		
782-A000010	A000010	Kit base		
782-A000028	A000028	Workshop Base Level without Arduino Board		

Accessories

PRODUCT NEW

For quantities greater than listed, call for quote.

MOUSER STOCK NO.	Arduino Part No.	Description	Price Each	
			1	10
782-A000085	A000085	Header Strip, 2pcs, 14.5mm pitch, 8 ways		
782-A000084	A000084	Header Strip, 2pcs, 14.5mm pitch, 6 ways		
782-A000086	A000086	Header Strip, 2pcs, 14.5mm pitch, 10 ways		
782-A000026	A000026	Header Strip 40 x 1		
782-A000040	A000040	14.5mm Strip 6 and 8 Ways		
782-A000045	A000045	USB Cable Type A/B, 6FT		
782-A000054	A000054	Mini USB Cable, 6FT		
782-A000071	A000071	USB Cable - USB to MicroUSB (Canon), 1.8m		
782-B000003	B000003	Open Software Book - prototyping w/ conductive fabric, resistive thread, soft buttons, etc.		-

TINKERKITS

TinkerKit simplifies electronic prototyping throughout a wide variety of sensors and actuators soldered on orange-colored boards you can hook up to the Arduino through the Sensor Shield and three-pin cables. A little signal amplifier helps to stabilize the signals running on the cables, ensuring clean analysis from the sensors even on long distances (1m-5m). TinkerKit has been conceived for school teaching and museum exhibitions, allowing the setup of interactive environments on the run, without using soldering iron or breadboard. TinkerKit is the result of years of award-winning experience in Interaction Design. For a long time it has been developed as an internal tool, improved bit by bit project by project, client by client.

Kits

For quantities greater than listed, call for quote.

MOUSER STOCK NO.	Arduino Part No.	Description	Price Each	
			1	10
782-K000001	K000001	Base Kit		
782-K000002	K000002	Starter Kit		
782-K000003	K000003	Professional Kit		
782-K000006	K000006	ADK Kit		

Modules

PRODUCT NEW

For quantities greater than listed, call for quote.

MOUSER STOCK NO.	Arduino Part No.	Description	Price Each	
			1	10
782-X000002	X000002	PoE Module		
782-T020060	T020060	Sensor Shield V.2		
782-T020070	T020070	Mega Sensor Shield V.2		
782-T000020	T000020	Accelerometer Module		
782-T000030	T000030	Joystick Module		
782-T000070	T000070	Hall Sensor Module		
782-T000090	T000090	LDR Sensor Module		
782-T000140	T000140	Potentiometer Module - Rotary		
782-T000150	T000150	Potentiometer Module - Linear		
782-T000180	T000180	Pushbutton Module		
782-T000190	T000190	Tilt Sensor Module		
782-T000200	T000200	Thermistor Module		

Modules (Cont.)

For quantities greater than listed, call for quote.

MOUSER STOCK NO.	Arduino Part No.	Description	Price Each	
			1	10
782-T000220	T000220	Touch Sensor Module		
782-T010010	T010010	Relay Module		
782-T010051	T010051	Servo Module - Analog, 42x20.5x39.5mm, 360° Rotation		
782-T010050	T010050	MicroServo Module - Analog, 22.2x11.6x21.5mm, 180° Rotation		
782-T000062	T000062	2 Axis Gyroscope Module, 4X Sensitivity		
782-T000060	T000060	2 Axis Gyroscope Module, 1X Sensitivity		
782-T010020	T010020	MOSFET Module		
782-T010110	T010110	Power LED Module		
782-T010111	T010111	Blue LED Module 5mm		
782-T010112	T010112	Green LED Module 5mm		
782-T010113	T010113	Yellow LED Module 5mm		
782-T010114	T010114	Red LED Module 5mm		
782-T010115	T010115	Blue LED Module 10mm		
782-T010116	T010116	Green LED Module 10mm		
782-T010117	T010117	Yellow LED Module 10mm		
782-T010118	T010118	Red LED Module 10mm		

Accessories

For quantities greater than listed, call for quote.

MOUSER STOCK NO.	Arduino Part No.	Description	Price Each	
			1	10
782-T020060	T020060	Toolkit wire, 20cm		
782-T020070	T020070	Toolkit wire, 50cm		
782-T020080	T020080	Toolkit wire, 100cm		

© Copyright 2014 Mouser Electronics

© Copyright 2014 Mouser Electronics

CONNECT ONE iChip, Socket Modules & Device Servers

Connect One
The Device Networking Authority

RoHS Compliant **This page of product is compliant.**

CONNECT ONE WI-REACH™ CLASSIC MOBILE HOTSPOT

Wi-REACH™ Classic is a compact, battery-operated, mobile WiFi hotspot. Wi-REACH™ Classic combines the connectivity of WiFi with the excellent mobile coverage of 3G/4G cellular and transforms an existing 3G USB modem into a personal Wi-Fi cloud that can be shared between up to 10 Wi-Fi devices. Its built-in rechargeable battery delivers four to five hours in normal use and can be recharged using the built-in USB connector.

For quantities greater than listed, call for quote.

MOUSER STOCK NO.	Connect One Part No.	Description	Price Each
890-WIREACH-US-110	WIREACH-US-110	Battery-operated, mobile WiFi hotspot	

CONNECT ONE iCHIP

iChip™ updateable Internet Controller™ chips provide a cost-effective and reliable solution for embedding IP-based communication and other network services in low-cost, non-PC devices running M2M (machine-to-machine) applications. iChip mediates the connection between a host device and the Internet, operating as an embedded device server. It eliminates the need for Internet programming and avoids the hassle, risks and costs of a development project. Instead, you are assured a fast design-in, with predictable timing and budget. Typical design time is one man-month.

For quantities greater than listed, call for quote.

MOUSER STOCK NO.	Connect One Part No.	Description	Price Each		
			1	25	100
iChip Internet Controllers					
890-CO2144/48LI-3	CO2144/48LI-3	iChipSec CO2144			
890-CO2128/48LI-3	CO2128/48LI-3	iChipSec CO2128			
890-CO2064/48LI-3	CO2064/48LI-3	iChipSec CO2064			
iChip Internet Controllers Sample Packs					
890-CO2144/48LI-3SP	CO2144/48LI-3(SP)	iChipSec CO2144 Sample Pack (2 modules)			
890-CO2128/48LI-3-SP	CO2128/48LI-3(SP)	iChipSec CO2128 Sample Pack (2 modules)			
iChips Evaluation Boards					
890-II-EVB630W3EU220	II-EVB-630W-3-EU-220	iChipSec CO2128/2144 Evaluation Board - Europe		-	-
890-II-EVB630W3US110	II-EVB-630W-3-US-110	iChipSec CO2128/2144 Evaluation Board - US		-	-

CONNECT ONE EMBEDDED WIFI MODULES

Connect One embedded WLAN modules enable devices to easily connect to IP Networks over an 802.11b/g Wireless LAN with no driver development or WiFi certifications. All modules include the Connect One iChip™, complete with full TCP/IP and SSL stacks and an 802.11b/g chipset. Modules have serial, SPI, USB and RMII interfaces. Nano WiReach WiFi is pin-compatible with the Nano LANReach LAN module. Nano socket iWiFi is pin compatible with the Nano SocketLAN LAN module. This allows customers to design a simple PCB for either LAN or WiFi connectivity.

For quantities greater than listed, call for quote.

MOUSER STOCK NO.	Connect One Part No.	Description	Price Each		
			1	25	100
Embedded WiFi Modules					
890-IWSM2128MW-EU	iW-SM2128MW-EU	Secure Socket iWiFi 802.11b/g - Europe			
890-IW-SM2128MW-US	iW-SM2128MW-US	Secure Socket iWiFi 802.11b/g - US			
890-IW-SM2128M1-EU	iW-SM2128M1-EU	Mini Socket iWiFi - Europe			
890-IW-SM2128M1-US	iW-SM2128M1-US	Mini Socket iWiFi - US			
890-IW-SM2144N1-US-0	iW-SM2144N1-US	Nano WiReach module External Ant - US			
890-IW-SM2144N2-US	iW-SM2144N2-US	Nano Socket WiFi module with onboard antenna US			
890-IW-SM2144N2-EU	iW-SM2144N2-EU	Nano Socket WiFi module with sonboard antenna US			
890-IW-SM2144N1-EU-0	iW-SM2144N1-EU	Nano WiReach module External Ant - EU			
890-IWSM2144SMTEX	iW-SM2144SMT-EX	WiFi/802.11 Modules & Development Tools Nano WiReach SMT External Antenna			
890-IWSM2144SMTOB	iW-SM2144SMT-OB	WiFi/802.11 Modules & Development Tools Nano WiReach SMT External Antenna			
Evaluation Boards for Embedded WiFi Modules					
890-IIEVB363MDEU220	II-EVB-363MD-EU-220	Nano WiReach+LANReac Evaluation Board-EU		-	-
890-IIEVB363MDUS110	II-EVB-363MD-US-110	Nano WiReach+LANReac Evaluation Board-US		-	-
890-II-EVB361MWEU220	II-EVB-361MW-EU-220	Secure Socket iWiFi Evaluation Board-Europe		-	-
890-II-EVB361MWUS110	II-EVB-361MW-US-110	Secure Socket iWiFi Evaluation Board-US		-	-
890-II-EVB362MWEU220	II-EVB-362MW-EU-220	Mini Socket iWiFi Evaluation Board-Europe		-	-
890-II-EVB362MWUS110	II-EVB-362MW-US-110	Mini Socket iWiFi Evaluation Board-US		-	-
890-IIEVB363MWEU220	II-EVB-363MW-EU-220	Nano WiReach Evaluation Board-Europe		-	-
890-IIEVB363MW-US110	II-EVB-363MW-US-110	Nano WiReach Evaluation Board-US		-	-
890-II-EVB363MOUS110	II-EVB-363MO-US-110	Nano Socket WiFi module Eval Board 110V US		-	-
890-II-EVB363MOEU220	II-EVB-363MO-EU-220	Nano Socket WiFi module Eval Board 220V EU		-	-
890-IIEVB365SMT	II-EVB-365SMT	Evaluation Board II-EVB-365SMT		-	-
Accessories for Embedded WiFi Modules					
890-CABLE-USB-RS232	CABLE-USB-RS232	High speed USB-Serial cable		-	-
890-IW-ANT2-BL	iW-ANT2-BL	Antenna WiFi antenna with SMA connector- 2db gain - 110mm - black			
890-IW-CAB-150	iW-CAB-150	Cable Miniature coaxial pigtail cable. UFL-RP SMA connectors. 150mm length			

CONNECT ONE EMBEDDED LAN MODULES

Connect One offers a line of secure embedded Ethernet modules that enable devices to easily connect to IP Networks over a 10/100Base T Ethernet LAN. Both modules include the iChip™ CO2144 complete with full TCP/IP and SSL stacks and a 10/100Base T Ethernet Phy with RJ45 connector. Nano LANReach is pin-compatible with the Nano WiReach WiFi module. Nano SocketLAN is pin compatible with the Nano SocketWiFi WiFi module. This allows customers to design a single PCB for either LAN or WiFi connectivity.

For quantities greater than listed, call for quote.

MOUSER STOCK NO.	Connect One Part No.	Description	Price Each	
			1	100
Embedded LAN Modules				
890-IL-SM2144N1-I	IL-SM2144N1-I	Nano LANReach - Industrial		
890-IL-SM2144NH-I	IL-SM2144NH-I	Nano SocketLAN - Industrial		-
Evaluation Boards for Embedded LAN Modules				
890-II-EVB-363ML-110	II-EVB-363ML-110	Nano LANReach Evaluation Board - US		-
890-II-EVB-363ML-220	II-EVB-363ML-220	Nano LANReach Evaluation Board - EU		-
890-II-EVB-363MS-110	II-EVB-363MS-110	Nano SocketLAN Evaluation Board - US		-
890-II-EVB-363MS-220	II-EVB-363MS-220	Nano SocketLAN Evaluation Board - EU		-

CONNECT ONE SECURE iLAN

Secure iWiFi™ and secute iLAN are serial-to-WiFi and serial-to-LAN device servers that enables installed serial devices to connect via their existing serial port to the internet over a wired or wireless LAN. They include a full TCP/IP stack, SSL, and multiple bundled applications such as email, FTP, web server, etc. Secure iLAN and iWiFi eliminates the need for any hardware modifications to the host device. Simply connect to a serial cable from Secure iLAN or iWiFi RS232 or RS485 connector to your device. Your device is ready to connect to the wired/wireless LAN.

For quantities greater than listed, call for quote.

MOUSER STOCK NO.	Connect One Part No.	Description	Price Each		
			1	25	100
Secure iLAN					
890-IL2128-485-009	iL2128-485-009	Secure iLAN-RS485			

© Copyright 2014 Mouser Electronics
© Copyright 2014 Mouser Electronics

DIGI INTERNATIONAL Development Tools

RoHS Compliant **This product is RoHS compliant.**

DEVELOPMENT KITS

Digi development kits are powerful, easy to use, affordable, and deliver a complete out-of-the-box solution. Plug-and-play firmware offers a rapid development platform without the need for additional programming. Professional embedded application development is available using NET+OS®, Digi Embedded Linux®, Microsoft® Windows® Embedded CE 6.0, Microsoft .NET Micro Framework and the royalty-free Digi development tools.

CONNECTCORE FOR I.MX53

NEW PRODUCT

For quantities greater than listed, call for quote.

MOUSER STOCK NO.	Digi Part No.	Description	Price Each
888-CC-WMX53-LX	CC-WMX53-LX	JumpStart Kit for Digi Embedded Linux, 7" WVGA LCD panel w/touchscreen	
888-CC-WMX53-CE	CC-WMX53-CE	JumpStart Kit for Microsoft Windows Embedded Compact 7, 7" WVGA LCD panel w/touchscreen	
860-CC-WMX53-ANDRD	CC-WMX53-ANDRD	JumpStart Kit for Android, 7" WVGA LCD panel w/touchscreen	
Digi Connect ME 9210 Kits			
860-DC-ME-01T-GN-NR	DC-ME-01T-GN-NR	Digi Connect ME Dev. Kit without Raven debugger (for use with "C" models)	
860-DC-ME-9210-NET	DC-ME-9210-NET	Digi Connect ME 9210 JumpStart Kit for NET+OS 7	
Digi Connect ME® for Microsoft .NET Micro Framework Kits			
860-DC-ME-MF	DC-ME-MF	Digi Connect ME JumpStart Kit for NET Micro Framework	
Digi Connect Wi-ME® Kits			
860-DC-WME-NET	DC-WME-NET	Digi ConnectCore Wi-ME JumpStart Kit for NET+OS 7	
860-DC-WME-01T-GN	DC-WME-01T-GN	Digi Connect Wi-ME Development Kit (for use with "C" models)	
860-DC-WME-01T-GN-NR	DC-WME-01T-GN-NR	Digi Connect Wi-ME Dev. Kit without Raven debugger (for use with "C" models)	
Digi Connect Wi-Wave Kits			
860-DC-WWV-EKIT	DC-WWV-EKIT	Digi Connect Wi-Wave JumpStart Kit for Windows CE 6.0	
Digi Connect SP External Serial to 10/100 Wired Ethernet Adapter with Digi Connect Products			
860-DC-SP-NET	DC-SP-NET	Digi ConnectCore SP JumpStart Kit for NET+OS 7	

CONNECTCORE™ WI-I.MX51, HIGH-END CORE MODULE WITH WIRED AND WIRELESS NETWORKING

The network-enabled ConnectCore Wi-i.MX51 is a highly integrated and future-proof System-on-Module (SoM) solution based on the new Freescale i.MX515 application processor with a high performance 600/800MHz ARM Cortex-A8 core, powerful multimedia capabilities, and a complete set of peripherals.

860-CC-WMX51-CE6-EA	CC-WMX51-CE6-EA	ConnectCoreWi-i.MX51 Development Kit	

CONNECTCORE 7U

The ConnectCore 7U core processor module utilizes Digi's own NS7520 NET+ARM microprocessor, providing the ideal core processor platform for embedded designs demanding an additional level of performance, connectivity and flexibility.

Digi ConnectCore 7U Kits			
860-CC-7U-NET	CC-7U-NET	Digi ConnectCore 7U JumpStart Kit for NET+OS 7	

CONNECTCORE 9C

The ConnectCore 9C is a powerful ARM9-based core module that enables OEMs to design in core processing functionality and networking capabilities with a single, high-performance solution. Built on Digi's own NET+ARM processor technology, it also delivers the true long-term availability that is a key requirement for embedded applications.

Digi ConnectCore 9C Kits			
860-CC-9C-NET	CC-9C-NET	Digi ConnectCore 9C JumpStart Kit for NET+OS 7	
860-CC-9C-LX	CC-9C-LX	Digi ConnectCore 9C JumpStart Kit for Linux with Digi ESP	
860-CC-9C-CE6	CC-9C-CE6	Digi ConnectCore 9C JumpStart Kit for Microsoft Windows Embedded CE 6.0	
Digi ConnectCore Wi- 9C Kits			
860-CC-W9C-NET	CC-W9C-NET	Digi ConnectCore Wi-9C JumpStart Kit for NET+OS 7	
860-CC-W9C-CE6	CC-W9C-CE6	Digi ConnectCore Wi-9C JumpStart Kit for Microsoft Windows Embedded CE 6.0	
Digi ConnectCore 9P 9215 Kits			
860-CC-9P-9215-NET	CC-9P-9215-NET	Digi ConnectCore 9P 9215 JumpStart Kit for NET+OS 7	
860-CC-9P-9215-LX	CC-9P-9215-LX	Digi ConnectCore 9P 9215 JumpStart Kit for Digi Embedded Linux	
Digi ConnectCore 9P 9360 Kits			
860-CC-9P-NET	CC-9P-NET	Digi ConnectCore 9P 9360 JumpStart Kit for NET+OS 7	
860-CC-9P-CE6	CC-9P-CE6	Digi ConnectCore 9P JumpStart Kit for Microsoft Windows Embedded CE 6.0	



CONNECTPORT X5

The ConnectPort X5 R offers the industry's smallest QuintMode (cellular, satellite, GPS, Wi-Fi, Vehicle Area Network) wireless telematics product. The gateway provides remote connectivity to mobile assets to monitor operating health, performance, location and driver/operator behavior, as well as to enable automated event reporting.

NEW PRODUCT

For quantities greater than listed, call for quote.

MOUSER STOCK NO.	Digi Part No.	Fig.	Description	Price Each
860-X5R-000-G1T7K-A1	X5R-000-G1T7K-A1	-	ConnectPort X5 Development Kit WiFi + GPRS	
860-X5R-000-G1T70-00	X5R-000-G1T70-00	A	ConnectPort X5 GTWY WiFi, GPRS	

X-TRAK 3

Digi X-Trak 3 is a compact tracking and telematics gateway for monitoring mobile and fixed assets. Digi X-Trak 3 can monitor and update predefined events such as geo-fencing, temperature, route monitoring, over-speeding and in-vehicle parameters monitoring.

NEW PRODUCT

888-XT310U-G1000-KW	XT310U-G1000-KW	B	X-Trak 3 Development Kit Ext Ant (Includes Accessories)	



XBEE® & XBEE-PRO® DEVELOPMENT KITS

NEW PRODUCT

For quantities greater than listed, call for quote.

MOUSER STOCK NO.	Digi Intl. Part No.	Description	Price Each
888-XB24-BPDK	XB24-BPDK	XBee Series 2 Development Kit includes 5 XBee series 2 modules	
888-XB24-DKS	XB24-DKS	XBee Starter Development Kit includes 2 XBee units	
888-XB24-DKS-INT	XB24-DKS-INT	XBee Starter Development Kit includes 2 XBee units	
888-XBP08-DK	XBP08-DK	XBee-PRO 868 OEM Development Kit	
888-XBP24-BZ7B-DK	XBP24BZ7B-DK	Dev Kit (2) XBee-PRO ZB Programmable Modules (1 Wire Variant, 1 RPSMA Variant); (1) XStick ZB; (1) Debugger; (1) XBee RS-232 Interface Dev Board; (1) XBee USB Interface Dev Board; Accessories and Power Supply (Including International Plug Kit)	
888-XBP24BZ7B-DK-W	XBP24BZ7B-DK-W	Dev Kit (2) XBee-PRO ZB International Programmable Modules (1 Wire Variant, 1 RPSMA Variant); (1) XStick ZB; (1) Debugger; (1) XBee RS-232 Interface Dev Board; (1) XBee USB Interface Dev Board; Accessories and Power Supply (Including International Plug Kit)	
888-XBP24-DKS	XBP24-DKS	XBee-PRO Starter Development Kit includes 2 XBee-PRO units	
888-XK2-WFT-0	XK2-WFT-0	XBee Wi-Fi Development Kit	
888-XK2-Z7SBE0	XK2-Z7SBE0	RF SMT Module Development Kit - EMEA	
888-XK2-Z7SBJ0	XK2-Z7SBJ0	RF SMT Module Development Kit - Japan	
888-XK8-DMS-0	XK8-DMS-0	XBee 865/868LP Dev Kit	
888-XK9-XCT-0	XK9-XCT-0	XBee-PRO XSC S3B Development Kit - North America	
888-XK9-XCT-2	XK9-XCT-2	XBee-PRO XSC S3B 920 MHz Development Kit - International	
888-XK-Z11-M	XK-Z11-M	ZigBee RF Module Development Kit- USA and Canada	
888-XK-Z11-M-W	XK-Z11-M-W	ZigBee RF Module Development Kit - Australia	
888-XK-Z11-M-WA	XK-Z11-M-WA	ZigBee RF Module Development Kit - all Other International Customers	
888-XK-Z11-S	XK-Z11-S	RF SMT Module Development Kit - USA and Canada	
888-XK-Z11-S-W	XK-Z11-S-W	RF SMT Module Development Kit - all Other International Customers	
888-XK-Z11-S-WA	XK-Z11-S-WA	RF SMT Module Development Kit - Australia	

© Copyright 2014 Mouser Electronics
© Copyright 2014 Mouser Electronics

DIGI INTERNATIONAL Embedded Modules

Products may be RoHS compliant. Check mouser.com for RoHS status.

DIGI CONNECT ME® FAMILY WIRED AND WIRELESS EMBEDDED MODULES

The industry's first interchangeable secure wired and wireless embedded modules with plug-and-play functionality and comprehensive development tools make it easy to add embedded web-enabled wired and wireless network connectivity. Based on a unique common platform design approach, the Digi Connect® ME and Digi Connect® Wi-ME embedded modules offer complete "drop-in" integration. This allows you to build future-proof products based on a single design supporting secure wired 10/100Base-T and 802.11b wireless Ethernet connectivity. The family of Digi Connect® embedded modules makes all of this possible without the traditional complexities of hardware and software integration work, and at a fraction of the time and cost required to create custom solutions.

For quantities greater than listed, call for quote.

MOUSER STOCK NO.	Digi Part No.	Fig.	Description	Price Each 1	Price Each 5
Digi Connect ME®					
860-DC-ME-01T-JT	DC-ME-01T-JT	A	Customizable module with JTAG interface (2M-byte Flash memory)		-
860-DC-ME4-01T-JT	DC-ME4-01T-JT	A	Customizable module with JTAG interface (4M-byte Flash Memory)		-
860-DC-ME-01T-C	DC-ME-01T-C	A	Module with 8MB SDRAM, 2MB Flash, customizable single pack		
860-DC-ME-01T-S	DC-ME-01T-S	A	Module with 8MB SDRAM, 2MB Flash, Standard firmware; single pack		
860-DC-ME-01T-S-10	DC-ME-01T-S-10	A	Module with 8MB SDRAM, 2MB Flash, Standard firmware, 10-pack		-
860-DC-ME4-01T-S	DC-ME4-01T-S	B	Module with 8MB SDRAM, 4MB Flash, Standard firmware; single pack		-
860-DC-ME4-01T-C	DC-ME4-01T-C	B	Module with 8MB SDRAM, 4MB Flash, Customizable; single pack		
860-DC-ME4-01T-C-10	DC-ME4-01T-C-10	B	Module with 8MB SDRAM, 4MB Flash, Customizable, 10-pack		-
Digi Connect ME 9210					
860-DC-ME-Y401-JT	DC-ME-Y401-JT	C	9210 with 8MB SDRAM, 2MB Flash with JTAG connector		
860-DC-ME-Y402-JT	DC-ME-Y402-JT	C	9210 with 8MB SDRAM, 4MB Flash with JTAG connector		
860-DC-ME-Y401-C	DC-ME-Y401-C	C	9210 with 8MB SDRAM, 2MB Flash		
860-DC-ME-Y402-C	DC-ME-Y402-C	C	9210 with 8MB SDRAM, 4MB Flash		-
860-DC-ME-Y402-LX	DC-ME-Y402-LX	C	9210 with 8MB SDRAM, 4MB Flash for Linux		-
860-DC-ME-9210-LX	DC-ME-9210-LX	C	9210 with Digi Embedded Linux		-

DIGI CONNECT WI-ME™

The Digi Connect Wi-ME (Wireless Micro Embedded) is a fully customizable and secure 802.11b wireless device server. It is based on the common platform design approach of the Digi Connect family of embedded products, which minimizes design risk and reduces time to market by allowing customers to easily accommodate both wired and wireless network functionality in a single future-proof product design.

For quantities greater than listed, call for quote.

MOUSER STOCK NO.	Digi Part No.	Fig.	Description	Price Each
860-DC-WME-01T-JT	DC-WME-01T-JT	D	Customizable module with JTAG interface	
860-DC-WME-01T-C	DC-WME-01T-C	D	Module with 8MB SDRAM, 4MB Flash, Customizable	
860-DC-WME-01T-S	DC-WME-01T-S	D	Module with 8MB SDRAM, 4MB Flash, Standard firmware; single pack	

DIGI CONNECT WI-WAVE

Built on Digi's own 802.11b/g wireless LAN technology, Digi Connect Wi-Wave is the industry's first off-the-shelf WLAN radio card specifically designed to meet the long-term product availability and specific operating temperature requirements of embedded designs and their extended product life cycles.

For quantities greater than listed, call for quote.

MOUSER STOCK NO.	Digi Part No.	Fig.	Description	Price Each
860-DC-WWV-1G	DC-WWV-1G	E	Digi ConnectCore Wi-Wave 802.11b/g card	

DIGI CONNECT EM™

The Digi Connect EM (Embedded Module) device server delivers true Web-enabled device networking that is easy and cost-effective to implement, while being powerful enough to meet future performance needs. Built on leading 32-bit ARM technology using the network-attached NetSilicon NS7520 microprocessor and featuring a wide variety of connectivity options, the Digi Connect EM provides the freedom and flexibility of complete custom product development.

For quantities greater than listed, call for quote.

MOUSER STOCK NO.	Digi Part No.	Fig.	Description	Price Each 1	Price Each 5
860-DC-EM-02T-C	DC-EM-02T-C	F	Module with 8MB SDRAM, 4MB Flash, Customizable		
860-DC-EM-02T-S	DC-EM-02T-S	F	Module with 8MB SDRAM, 4MB Flash, Standard firmware		
860-DC-EM-02T-NC	DC-EM-02T-NC	F	Module with 8MB SDRAM, 4MB Flash, Customizable; no connector		

DIGI CONNECT WI-EM™

The Digi Connect Wi-EM (Wireless Embedded Module) device server is a fully customizable and secure 802.11b wireless embedded module that provides integration flexibility in a variety of connection options.

For quantities greater than listed, call for quote.

MOUSER STOCK NO.	Digi Part No.	Fig.	Description	Price Each 1	Price Each 5
860-DC-WEM-02T-JT	DC-WEM-02T-JT	G	Customizable module with JTAG interface		-
860-DC-WEM-02T-S	DC-WEM-02T-S	G	Module with 8MB SDRAM, 4MB Flash,Standard firmware; single pack		

DIGI CONNECT SP® MODULE

The Digi Connect SP (Single Port) device server is the ideal platform for your custom web-enabled and network-enabled embedded applications. Combining Digi and Net Silicon technology, it eliminates the hardware design effort and delivers a true device networking.

For quantities greater than listed, call for quote.

MOUSER STOCK NO.	Digi Part No.	Fig.	Description	Price Each 1	Price Each 5
860-DC-SP-01-C	DC-SP-01-C	H	Adapter Customizable model		

CONNECTCORE 9P 9215

The ConnectCore 9P 9215 module delivers a powerful, secure, and compact network-enabled 150MHz NS9215 processor solution with ARM9 core, a rich set of peripherals and unique interface flexibility. With leading features like an on-chip AES encryption engine, two independent and fully programmable flexible interface modules and Digi's patented dynamic power management options, it is the ideal solution for today's networked embedded applications. ConnectCore Wi-9P 9215 is the industry's first 802.11a/b/g embedded core module for secure wireless networking and integrated application processing. The ConnectCore Wi-9P 9215 is pre-certified for 802.11a/b/g networking by the FCC in North America and other regulatory organizations in Europe and Japan. The ConnectCore Wi-9P 9215 features two Flexible Interface Modules (FIMs) built into Digi's ARM9 microprocessor that allow customers to use application-specific interfaces such as Secure Digital, Controller Area Network (CAN), 1-Wire, additional UARTs and others.

For quantities greater than listed, call for quote.

MOUSER STOCK NO.	Digi Part No.	Fig.	Description	Price Each 1	Price Each 5
Digi ConnectCore 9P 9215					
860-CC-9P-V502-C	CC-9P-V502-C	I	Module with 8MB SDRAM, 4MB Flash		
860-CC-9P-V524-LX	CC-9P-V524-LX	I	Module with 32MB SDRAM, 16MB Flash, 25 pack For Linux only no NET+OS Support		
Digi ConnectCore Wi-9P 9215					
860-CC-W9P-V502-C	CC-W9P-V502-C	J	Module with 8MB SDRAM, 4MB Flash		

DIGI CONNECTCORE 9P 9360

Compact High-Performance ARM9 Core Module 32-bit NET+ARM core module combines performance, peripheral options and design integration flexibility with complete embedded software platform support.

For quantities greater than listed, call for quote.

MOUSER STOCK NO.	Digi Part No.	Fig.	Description	Price Each 1	Price Each 5
860-CC-9P-T225-Z1	CC-9P-T225-Z1	K	Module 32MB SDRAM, 32MB Flash, 177MHz Replaces FS-3031		

A


B


C


D


E


F


G


H


I


J


K


© Copyright 2014 Mouser Electronics

© Copyright 2014 Mouser Electronics

DIGI INTERNATIONAL External Device Servers

Products may be RoHS compliant. Check mouser.com for RoHS status.

DIGI ONE® SP



Efficient RS-232/422/485 serial-to-Ethernet connectivity for applications requiring simple and cost-effective data communications.
- Cost-effective serial-to-Ethernet connectivity
- 1 RS-232/422/485 switch selectable DB-9 serial port
- Compact form factor – only 3.7in. (9.4cm) in length

The Digi One SP device server easily allows any device with a serial port to be connected to Ethernet. The compact design of the Digi One SP delivers cost-effective performance and capability in one of the smallest form factors available. The Digi One SP delivers efficient serial-to-Ethernet connectivity and is ideal for applications where TCP Socket, UDP Socket, or UDP multicast functionality is needed.

For quantities greater than listed, call for quote.

MOUSER STOCK NO.	Digi Part No.	Description	Price Each
860-70001851	70001851	Digi One SP	
860-70001999	70001999	Digi One SP IA with Din Rail Kit	

DIGI PORTSERVER® TS



Standard multiport RS-232/422/485 serial-to-Ethernet connectivity that is ideal for applications requiring low port count and seamless integration into existing application.
- Standard, reliable serial-to-Ethernet connectivity
- 1/2/4 ports; RS-232 RJ-45 serial
- 9-30VDC power supply
- Easy configuration using installation CD

PortServer TS delivers standard serial-to-Ethernet connectivity simply and reliably. It easily addresses the growing need to connect individual devices to the network over industry standard Ethernet in many applications.
PortServer TS is ideal for applications requiring COM ports or where TCP/UDP Sockets, or UDP multicast functionality is required. It includes Digi's patented RealPort® COM port redirector technology which makes it possible to establish a connection between the host and networked serial device by creating a local COM or TTY port on the host computer, allowing existing software applications to work without modification.

For quantities greater than listed, call for quote.

MOUSER STOCK NO.	Digi Part No.	Description	Price Each
860-70002041	70002041	Digi PortServer TS 1 (1 Port)	

DIGI PORTSERVER® TS W MEI



Universal, high-performance RS-232/422/485 serial-to-wireless connectivity. Advanced features include WEP (64- and 128-bit), SSH, easy management and many more.
- Easily connect serial devices to an 802.11b wireless Ethernet network
- Switch selectable RS-232/422/485 serial RJ-45
- WEP encryption (64-/128-bit)
- 1/2/4 port models available

The PortServer TS W MEI family of device servers makes it easy to network-enable serial devices to a wireless 802.11b infrastructure. Users will appreciate the new external antenna and hidden wireless card offered by the versatile one-, two-, and four-port solutions.
PortServer TS W MEI also delivers easy installation through an auto-run wizard on the CD for Microsoft® and UNIX® platforms, RS-232/422/485 serial ports for connectivity to almost any serial interface, and many advanced networking features.

For quantities greater than listed, call for quote.

MOUSER STOCK NO.	Digi Part No.	Description	Price Each
860-70001954	70001954	Digi PortServer TS 1W MEI (1 Port)	

DIGI ONE® IA



The Digi One IA device server delivers easy and reliable serial-to-Ethernet and Modbus-to-Modbus/TCP connectivity solutions for industrial automation applications
- Switch selectable RS-232/422/485 for use with virtually any device with a serial port
- Extended input voltage of 9-30VDC with screw terminal connections
- 32ºF to 140ºF (0ºC to 60ºC) operating temperature to meet the demands of the factory floor
- An industrial strength, ergonomic enclosure designed to mount vertically on a standard 35mm DIN rail, saving valuable cabinet space
- Industry-leading low latency to meet the strict data throughput requirements for CNC/DNC equipment and other applications

For quantities greater than listed, call for quote.

MOUSER STOCK NO.	Digi Part No.	Description	Price Each
860-70001862	70001862	Digi One IA	

DIGI CONNECT® WI-SP



The industry's first secure 802.11b wireless device server delivers leading network-to-serial connectivity and strong WPA2/802.11i security.
- Compact design with integrated mounting tabs
- Switch selectable RS-232/422/485 interface
- Enterprise-class WPA2/802.11i wireless security
- Product integration and customization flexibility

The Digi Connect Wi-SP is the industry's first wireless device server providing enterprise-class wireless security through a complete set of strong encryption and authentication services, which are compliant with the WPA2 and 802.11i standards.

For quantities greater than listed, call for quote.

MOUSER STOCK NO.	Digi Part No.	Description	Price Each
860-DC-WSP-01-S	DC-WSP-01-S	Digi Connect Wi-SP	

DIGI PORTSERVER® TS MEI



Universal, high-performance device servers for RS-232/422/485 serial-to-Ethernet connectivity. Advanced features include SSH v2, SNMP, PPP, port buffering and many more.
- Standard, reliable serial-to-Ethernet connectivity
- 1/2/4 serial port models available
- Switch selectable RS-232/422/485 RJ-45 serial

PortServer TS MEI (Multi-Electrical Interface, RS-232/422/485) makes it easy to connect any serial device to your network. Available in 1, 2 and 4 port models, it combines the inherent benefits of data networking with proven asynchronous connectivity to deliver powerful, yet simple Ethernet connectivity for all your serial devices.
PortServer TS MEI delivers universal and powerful features including data security via SSH v2, port buffering, and full SNMP management, making it ideal for applications like console management where device management and monitoring are critical.

For quantities greater than listed, call for quote.

MOUSER STOCK NO.	Digi Part No.	Description	Price Each
860-70001805	70001805	Digi PortServer TS 1MEI (1 Port)	

DIGI PORTSERVER® TS M MEI MODEM



Device server with internal modem provides both IP networking and standard phone line dial-up connectivity for remote access to RS-232/422/485 serial devices.
- Device server with internal modem
- Modem connection can act as backup during network failure
- Access remote devices and IP networks via internal modem

The new PortServer TS M MEI family offers Ethernet and RS-232/422/485 serial connections, with the addition of an internal modem. The one-and three-port device servers are ideal for applications requiring both IP networking and standard phone line dial-up connectivity for remote access to serial devices.
The embedded modem adds another level of flexibility to the PortServer TS line. It allows remote hosts to dial in to a serial device attached to a device server, as well as the serial device to dial out to a remote location using a standard phone line. The modem helps to create a PPP connection so that applications and devices can communicate via an IP network, even when the primary LAN or WAN is not available.

For quantities greater than listed, call for quote.

MOUSER STOCK NO.	Digi Part No.	Description	Price Each
860-70001898	70001898	Digi PortServer TS 1M MEI (1 Port)	

DIGI PORTSERVER® TS P MEI



Designed for universal, high-performance RS-232/422/485 serial-to-Ethernet where traditional power alternatives such as powered Ethernet and powered serial are required.
- Supports powered Ethernet and powered serial
- One, two or four RS-232/422/485 ports

The PortServer TS P MEI family makes it easy to connect RS-232/422/485 serial devices to an IP network. By supporting versatile powering options like powered Ethernet and powered serial, PortServer TS P MEI can adapt to many applications where traditional power alternatives are required.
PortServer TS P MEI delivers universal, high performance multiport serial-to-Ethernet connectivity. It is ideal for applications requiring COM ports, serial tunneling, or where TCP/UDP Socket functionality is needed.

For quantities greater than listed, call for quote.

MOUSER STOCK NO.	Digi Part No.	Description	Price Each
860-70001988	70001988	Digi PortServer TS 1P MEI (1 Port)	

DIGI EASYPOWER™



The Digi EasyPower family provides simple, safe and efficient device power over existing LAN data cabling (Ethernet). It is ideal for applications where power outlets are not available at the optimal device location.
- Provides simple, safe and efficient device power over Ethernet
- 1/6 power and data ports
- IEEE 802.3af compliant

The Digi EasyPower provides one or six data/Ethernet ports for connecting powered Ethernet devices to the corporate hub/switch. The Digi EasyPower has two ports for each device. One port provides power and can transmit/receive data to the powered Ethernet device. The second port connects to the corporate hub/switch for Ethernet connectivity.
The Digi EasyPower makes powering device servers easy and cost-effective. There is no need to provide separate power supplies for the Digi One® IAP, PortServer® TS P MEI family and Digi Connect® 50. The Digi EasyPower is fully compatible with the IEEE 802.3af standard.

For quantities greater than listed, call for quote.

MOUSER STOCK NO.	Digi Part No.	Description	Price Each
860-76000660	76000660	EasyPower Powered Ethernet Hub	

© Copyright 2014 Mouser Electronics
© Copyright 2014 Mouser Electronics

DLP DESIGN USB Interface Products

RoHS Compliant **This product is RoHS compliant.**

"Add USB to your next project--it's easier than you might think!"

DLP Design's USB Interface products provide a high-speed, hot-swappable, user-friendly connection between your electronic device and a host PC. The USB interface will provide up to 500mA at 5 volts of power for your electronics. These boards make the extremely complex USB Interface easy for just about anyone to start using, without requiring any in-depth prior knowledge.

DUAL CHANNEL USB ADAPTERS

626-DLP2232M-G

The DLP-2232M uses FTDI's FT2232C 3RD generation Dual Channel USB-FIFO/UART and offers a simple solution for interfacing ASIC/MCU/FPGA/DSP based designs to a host computer via USB. Each channel can be configured for either USB-UART or USB-FIFO via the on-board setup EEPROM. Rev 3 silicon from FTDI. No in-depth knowledge of USB required!

626-DLP2232ML-G

Same functional design as the DLP-2232M, the DLP-2232ML is perfect for space constrained designs.

- Dual channel, each can be configured for USB-FIFO or USB-UART
- Up to 8 megabit per second data rate
- USB 1.1/2.0 Compatible

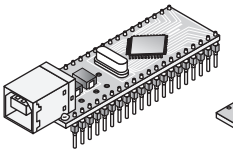

626-DLP2232M-G

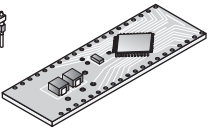

626-DLP2232ML-G



626-DLP2232PB-G



626-DLP2232H

626-DLP2232PB-G/626-DLP2232PB-CCS

The DLP-2232PB uses FTDI's 3RD generation FT2232C USB IC and a PIC Microchip 16F877A to form a rapid prototyping development tool. On-board firmware uploader included - no device programmer required!

626-DLP-2232H

The DLP-2232H is DLP Design's premier USB-to-UART/FIFO interface module based on FTDI's 5th generation USB 2.0 High Speed (480Mb/s) silicon. The DLP-2232H is manufactured in a lead-free, RoHS-compliant, compact 40-pin, 0.1-inch spaced standard 0.6 inch wide DIP footprint.

Embedded Modules

For quantities greater than listed, call for quote.

MOUSER STOCK NO.	DLP Part No.	Price Each 1	50	100
626-DLP2232M-G	DLP-2232M-G			
626-DLP2232ML-G	DLP-2232ML-G			
626-DLP-2232PB-G	DLP-2232PB-G			
626-DLP-2232H	DLP-2232H			

USB ADAPTER BOARDS

DLP-USB245M-G

- Add USB connectivity to your next project
- Up to 8 megabit per second data rate
- USB 1.1 compliant
- Simple FIFO interface to MCU, FPGA, CPU, etc.
- Rev 2 silicon from FTDI
- No in-depth knowledge of USB required
- RoHS Compliant

The DLP-USB245M USB-FIFO adapter offers a simple straight-forward solution for interfacing ASIC or MCU based designs to USB. It comes complete with royalty-free drivers for most common operating systems. Features include an easy to use FIFO-like interface, a data transfer rate of up to 8 megabits per second and a standard .6 inch, 24-pin DIP footprint.

DLP-USB232M-G

- Easily convert legacy RS-232 devices to USB
- Up to 3 megabaud data rate
- USB 1.1 compliant
- Full handshaking and modem interface signals
- Rev 2 silicon from FTDI
- No in-depth knowledge of USB required
- RoHS Compliant

The DLP-USB232M USB-UART Adapter PCB is the ideal solution for upgrading legacy RS232 designs to USB. It comes complete with royalty-free drivers for most common operating systems. Features include data transfer rates of up to 3 million baud, a full set of modem handshaking controls and a standard .6 inch, 24-pin DIP footprint.

626-DLP-USB232R

The DLP-USB232R is DLP Design's smallest USB-to-serial UART interface module, and it utilizes the popular FT232R IC with the FTDIChip-ID™ feature from FTDI. In addition to enabling standard USB-to-serial designs, both asynchronous and synchronous bit-bang interface modes are available.



626-DLP-USB232M-G



626-DLP-USB245M-G

626-DLP-USB1232H

The DLP-USB1232H is DLP Design's premier USB-to-UART/FIFO interface module based upon FTDI's fifth-generation USB 2.0 High Speed (480Mb/s) silicon. The DLP-USB1232H is available in a lead-free, RoHS-compliant, compact, 18-pin, 0.1-inch spaced standard DIP footprint.



626-DLP-USB1232H



626-DLP-USB232R

For quantities greater than listed, call for quote.

MOUSER STOCK NO.	DLP Part No.	Description	Package	Price Each 1	50	100
626-DLP-USB245M-G	DLP-USB245M-G	DLP-USB245M USB-FIFO Adapter PCB	DIP-24			
626-DLP-USB232M-G	DLP-USB232M-G	DLP-USB232M USB-UART Adapter PCB	DIP-24			
626-DLP-USB1232H	DLP-USB1232H	DLP-USB1232 USB to UART/FIFO Adapter PCB	DIP-18			
626-DLP-USB232R	DLP-USB232R	DLP-USB232R USB to UART Adapter PCB	DIP-18			

USB TO SERIAL ADAPTER

This USB-to-serial adapter is designed to easily connect a microcontroller/DSP/FPGA/etc to a host PC or upgrade a legacy RS232 device to USB with minimal design effort. Virtual Com Port (VCP) drivers are provided royalty-free that make the DLP-TXRX look like a standard Windows/Linux/Mac RS232 port to the users host program. An attractive quantity discount structure makes this module suitable for incorporation into low- and medium-volume finished products.



For quantities greater than listed, call for quote.

MOUSER STOCK NO.	DLP Part No.	Price Each 1	100
626-DLP-TXRX-G	DLP-TXRX-G		

DLP-TH1 TEMPERATURE AND HUMIDITY SENSOR

The DLP-TH1 is shipped with Windows 98/ME/2000/XP compatible software and USB drivers. Additionally, the most recent versions of the application software and USB drivers for the DLP-TH1 are available as a free download from www.dlpdesign.com/usb/th1.html.

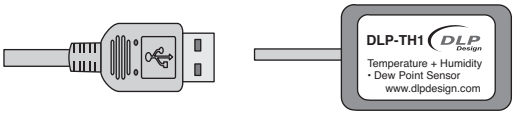

For quantities greater than listed, call for quote.

MOUSER STOCK NO.	DLP Part No.	Description	Price Each 1	25	100
626-DLP-TH1B	DLP-TH1-B	Temperature and Humidity Sensor			

USB CABLES

Features:

- UL2725 Cable
- 100% Open, short & mis-wire tested
- RoHS Compliant

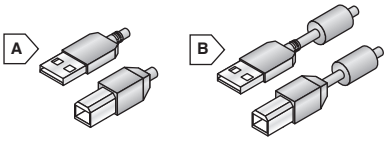

For quantities greater than listed, call for quote.

MOUSER STOCK NO.	Fig	Color	Length (in.)	Description	Price Each 1	25	100	500
172-1024-E	A	Black	1.8M (71)	USB A male to USB B male				
172-1027-E	B	Black	1.5M (59)	Filtered USB A male to USB B male				

© Copyright 2014 Mouser Electronics

© Copyright 2014 Mouser Electronics

DLP DESIGN USB Interface Products

RoHS Compliant **This product is RoHS compliant.**

"Add USB to your next project-it's easier than you might think!"

DLP Design's USB Interface products provide a high-speed, hot-swappable, user-friendly connection between your electronic device and a host PC. The USB interface will provide up to 500mA at 5 volts of power for your electronics. These boards make the extremely complex USB Interface easy for just about anyone to start using, without requiring any in-depth prior knowledge.

USB MICROCONTROLLER DEVELOPMENT BOARDS

DLP-2232H-PSOC5

- Cypress CY8C5588 Programmable System-on-Chip (PSoC®) 5 containing:
  - 32-bit ARM Cortex-M3 CPU Core
  - Up to 67MHz Operation
  - 256KBytes Flash Program Memory
  - 64KBytes SRAM Memory
  - Internal Non-Volatile Configuration Memory for All Programmable Features
  - One Configurable Delta-Sigma ADC with 8- to 20-Bit Resolution
  - Two Configurable SAR ADC's with 8- to 12-bit Resolution
  - Four 8-bit DAC's Configurable for Current or Voltage Mode Operation
  - Four Comparators and Four OpAmps
  - Four Configurable Multifunction Analog Blocks
  - 24 Programmable Logic Device (PLD-Based) Universal Digital Blocks (UDB)
- High-Speed USB 2.0 Interface Featuring FTDI FT2232H Silicon- Both Parallel and Serial Interfaces are Supported
- 40 User I/O Channels plus 2 Output/Dedicated Peripheral Usage Pins
- USB Port Powered or 5V External Power Barrel Jack
- USB 1.1- and 2.0-Compatible Interface
- Small Footprint: 3.0 x 1.2-inch PCB and Standard 50-Pin, 0.9-inch DIP Interface



DLP-2232MSP

The DLP-2232MSP combines the same USB interface used in the DLP-2232H and the DLP-1232H modules with a Texas Instruments microcontroller to form a rapid development tool. The MSP430F2618 microcontroller is preprogrammed with basic functionality for accessing the port pins and can be reprogrammed with user firmware via a 10-pin header using a device programmer (purchased separately).



DLP-232PC

- Single byte commands to all functions
- Designed to fit into a standard 18 pin, 0.3-inch wide DIP footprint providing 14 I/O channels
- PIC18F2410 Microcontroller can be reprogrammed with user firmware
- Microcontroller communicates with host PC at up to 460,800 baud data rate
- USB 1.1/2.0 Compatible
- Rev 3 silicon from FTDI
- No in-depth knowledge of USB required



Measuring in at only 1.375x0.6 inches, this new module is our lowest cost and smallest USB to Microcontroller module to date. The DLP-232PC uses single byte commands and FTDI's Virtual COM Port (VCP) drivers to provide an easy to use USB interface to a PIC 18F2410 microcontroller. Features include 14 I/O channels (8 can be used for analog inputs measuring 0-5 volts), a standard 0.3 inch wide DIP footprint and preprogrammed firmware for easy access to the I/Os and external digital temperature sensors (purchased separately).

DLP-245PL-G

- Simple USB-FIFO interface to PIC Microchip 18F8722 microcontroller
- 50 I/O pins (including A/D inputs) plus 8-bit data bus
- Example source code provided for Token firmware feature
- Up to 2 megabit per second data rate to host computer
- USB 1.1/2.0 compatible
- Rev 2 silicon from FTDI
- No in-depth knowledge of USB required
- RoHS Compliant



The DLP-245PL is a powerful integrated module based on the DLP-USB245M USB-FIFO adapter coupled with a PIC 18F8722 MPU and royalty free USB drivers. The 18F8722 microcontroller is preprogrammed with basic functionality for accessing the port pins and can be reprogrammed with user hex code via a 5-pin header that is compatible with Microchip's MPLAB ICD2 device programmer/ debugger (purchased separately). Refer to the datasheet for full details.

DLP-245PB-G

- Simple USB-FIFO interface to PIC Microchip 16F877A microcontroller
- Plugs into a standard 40-pin, 0.6in. wide DIP socket
- Example source code provided for Token firmware feature
- Up to 2 megabit per second data rate to host computer
- USB 1.1/2.0 Compatible
- Rev 2 silicon from FTDI
- No in-depth knowledge of USB required



The DLP-245-PB-G is a powerful integrated module based on the DLP-USB245M USB-FIFO adapter coupled with a PIC 16F877 MPU and royalty free USB drivers. It plugs into a standard 40 pin 0.6in wide DIP socket and is ideal for rapid prototyping and development of USB / PIC based designs. Token I/O code pre-programmed into the 16F877's ROM for basic port pin input/output capability including access to the A/D, EEPROM, and external digital temperature sensors. The 16F877's Flash ROM can be easily erased and reprogrammed if required using the optional DLP-Flash Programmer. Refer to the datasheet for full details.

For quantities greater than listed, call for quote.

MOUSER STOCK NO.	DLP Part No.	Description	Price Each 1	Price Each 10	Price Each 25
626-DLP-2232H-PSOC5	DLP-2232H-PSOC5	CY8C5588 Programmable System-on-Chip Module		-	-
626-DLP-2232MSP	DLP-2232MSP	DLP-2232MSP MSP430F2618 Microcontroller module			
626-DLP-2232MSPF	DLP-2232MSPF	USB Interface Microcontroller Module			
626-DLP-232PC	DLP-232PC	DLP-232PC USB to PIC18F2410 Microcontroller Module			
626-DLP-245PL-G	DLP-245PL-G	DLP-245PL USB/Microcontroller PCB			
626-DLP-245PB-G	DLP-245PB-G	USB to PIC16F877A Microcontroller Module			

MAVRK DEVELOPMENT KIT MODULES

The DLP-MAV-LCD1 combines a 2x16 character LCD module with a 5 switch joystick. Demonstration firmware that runs on the MAVRK main processor will be made available for developers wishing to incorporate this module into their project. The firmware will adhere to the communications requirements imposed by the MAVRK main processor and is completely compatible with the MAVRK (purchased separately) platform.



MOUSER STOCK NO.	DLP Part No.	Description	Price Each
626-DLP-MAV-LCD1	DLP-MAV-LCD1	Module for Texas Instruments MAVRK Development Platform: 2x16 LCD Module with a 5 switch joystick	

FPGA MODULES

Features:

- Micron 32M x 8 DDR2 SDRAM Memory
- Built-In Configuration Loader; Writes the Bit File Directly to SPI Flash via High-Speed USB 2.0 Interface
- 63 User I/O Channels: 24 Differential Pairs and 8 Global Clocks
- 66MHz Oscillator
- 133MHz DDR2 Interface Reference Design Provided
- USB Port Powered or 5V External Power Barrel Jack
- USB 1.1 and 2.0 Compatible Interface
- Small Footprint: 3.0 x 1.2-inch PCB and Standard 50-Pin, 0.9-inch DIP Interface



For quantities greater than listed, call for quote.

MOUSER STOCK NO.	DLP Part No.	Description	Price Each
626-DLP-HS-FPGA2	DLP-HS-FPGA2	Xilinx XC3S400A-4FTG256C FPGA Prototyping Module	
626-DLP-HS-FPGA3	DLP-HS-FPGA3	Xilinx XC3S1400A-4FTG256C FPGA Prototyping Module	

DLP-D USB BASED SECURITY DONGLE

The DLP-D Security Dongle is pre-programmed with a unique identification number (Serial Number) that is readable over USB but cannot be altered by any means. Since each serial number is unique, this device provides a way of linking application software to a specific hardware dongle with a high level of security.

Features:

- Hard-coded, unique serial number
- USB 1.1 and 2.0 compatible interface
- Small size; easily fits on key chain
- 3rd-Party support for application development

Applications:

- Access control
- Copy protection



(Top View)



(Bottom View)

MOUSER STOCK NO.	DLP Part No.	Description	Price Each
626-DLP-D-G	DLP-D-G	USB Security Dongle	

USB DATA ACQUISITION BOARDS

Schematics available on-line. USB 1.1 Compliant.
The onboard PIC12F629 microcontroller can be reprogrammed with user code (requires programmer).
Drivers and test applications can be downloaded from the website

A

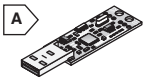

B



C



For quantities greater than listed, call for quote.

MOUSER STOCK NO.	DLP Part No.	Fig.	Description	Price Each 1	Price Each 10	Price Each 25
626-DLP-TEMP-G	DLP-TEMP-G	A	2 - Channel			
626-DLP-IO14	DLP-IO14	B	14 Channels, ±5V Input Range, USB Powered			
626-DLP-IO20	DLP-IO20	C	20 - Channel			

© Copyright 2014 Mouser Electronics

© Copyright 2014 Mouser Electronics

FTDI USB Interface Products

RoHS Compliant **This product is RoHS compliant.**

FTDI USB-UART AND USB INTERFACE IC'S

FTDI X-CHIP SERIES IC'S - Full Speed USB IC Devices (FT200X, FT201X, FT220X, FT221X, FT230X, FT231X, FT240X):

Made up of 13 different package options, the X-Chip series complements FTDI's existing FT-R and FT-H offerings. The series supports a broad selection of interface types such as basic UART, full UART, FIFO and I²C, as well as FTDI's proprietary FT1248 I/O (including provisions for enhanced SPI). Devices in this series are capable of data rates of up to 3.4 Mbits/s, while maintaining low power consumption, <8mA (typical) when fully active and <125uA (typical) while in suspend mode. In addition, this series can detect a charging port and cause logic to switch from data transfer to charging mode. As with all FTDI IC's these devices are offered with a range of Royalty free FTDI developed drivers for 32 and 64-bit OS including Windows (2000, XP, VISTA, 7), Linux, Mac OS, Android and WinCE.

FTDI FT232 - Full Speed USB to Serial UART IC Devices:

The FT232 USB to UART device includes an internal 3V3 regulator and USB Transceiver that provides USB 1.1/2.0 full speed physical interface. The UART will operate from 300Baud to 3MBaud. The FT232RL/RQ also include an internal EEPROM and clock circuitry plus the FTDI Chip-ID security mode. The devices are offered with a range of Royalty free FTDI developed drivers for 32 and 64 bit OS including Windows (2000, XP, VISTA, 7), Linux, Mac OS, Android and WinCE.

FTDI FT2232D - Full Speed Dual UART/FIFO IC Devices:

The FT2232D device features two multi-purpose UART/FIFO controllers which can be configured individually in several different modes. As well as a UART interface, a FIFO interface and the Bit-Bang IO mode of the FT232 and FT245 devices, the FT2232D offers a variety of additional new modes of operation including a Multi-Protocol Synchronous Serial Engine (MPSSE) interface which is designed specifically for synchronous serial protocols such as I²C, JTAG and SPI bus. The FT2232D has an extended temperature range (-40ºC to +85ºC) and adds CPU FIFO mode.



FTDI Hi-Speed Single/Dual/Quad USB IC Devices (FT232H, FT2232H, FT4232H):

FTDI's Hi-Speed IC's are USB 2.0 Hi-Speed devices operating at 480Mbps. In addition to the standard UART mode, each of these devices supports FTDI's bit-bang modes and contains our multi-protocol synchronous serial engine(s) (MPSSEs) to allow communication using JTAG, I²C and SPI protocols. The FT2232H and FT2232H also include standard FIFO and the FT232H supports FTDI's FT1248 mode.

NEW PRODUCT

FT-X Series

For quantities greater than listed, call for quote.

MOUSER STOCK NO.	FTDI Part No.	Description	Price Each 1	25	100
895-FT230XS-R	FT230XS	USB to Basic Serial UART IC, 16 Pin SSOP			
895-FT230XQ-R	FT230XQ	USB to Basic Serial UART IC, 16 Pin QFN			
895-FT231XS-R	FT231XS	USB to Full Serial UART IC, 20 Pin SSOP			
895-FT231XQ-R	FT231XQ	USB to Full Serial UART IC, 20 Pin QFN			
895-FT240XS-R	FT240XS	USB to Parallel FIFO IC, 24 Pin SSOP			
895-FT240XQ-R	FT240XQ	USB to Parallel FIFO IC, 24 Pin QFN			
895-FT200XD-R	FT200XD	USB to I²C IC, 10 Pin DFN			
895-FT201XS-R	FT201XS	USB to I²C IC, 16 Pin SSOP			
895-FT201XQ-R	FT201XQ	USB to I²C IC, 16 Pin QFN			
895-FT220XS-R	FT220XS	USB to 4-bit SPI/FT1248 IC, 16 Pin SSOP			
895-FT220XQ-R	FT220XQ	USB to 4-bit SPI/FT1248 IC, 16 Pin QFN			
895-FT221XS-R	FT221XS	USB to 8-bit SPI/FT1248 IC, 20 Pin SSOP			
895-FT221XQ-R	FT221XQ	USB to 8-bit SPI/FT1248 IC, 20 Pin QFN			

FT Series

For quantities greater than listed, call for quote.

MOUSER STOCK NO.	FTDI Part No.	Description	Price Each 1	10	50	100
895-FT232RL	FT232RL	USB to Serial UART IC, 28 Pin SSOP				
895-FT232RQ	FT232RQ	USB to Serial UART IC, 32 Pin QFN				
895-FT232BL	FT232BL	USB to Serial UART IC, 32 Pin LQFP				
895-FT232BQ	FT232BQ	USB to Serial UART IC, 32 Pin QFN				
895-FT245RL	FT245RL	USB to Parallel FIFO IC, 28 Pin SSOP				
895-FT245RQ	FT245RQ	USB to Parallel FIFO IC, 32 Pin QFN				
895-FT245BL	FT245BL	USB to Parallel FIFO IC, 32 Pin LQFP				
895-FT2232D	FT2232D	USB to Dual UART/FIFO IC, 48 Pin LQFP				
895-FT2232HL	FT2232HL	USB Hi-Speed to Dual UART/FIFO/SPI/JTAG/I²C IC, 64 Pin LQFP				
895-FT2232HQ	FT2232HQ	USB Hi-Speed to Dual UART/FIFO/SPI/JTAG/I²C IC, 64 Pin QFN				
895-FT4232HL	FT4232HL	USB Hi-Speed to Quad UART/SPI/JTAG/I²C IC, 64 Pin LQFP				
895-FT4232HQ	FT4232HQ	USB Hi-Speed to Quad UART/SPI/JTAG/I²C IC, 64 Pin QFN				
895-FT232HL-REEL	FT232HL	USB Hi-Speed to UART/FIFO/SPI/JTAG/I²C/FT1248 IC, 48 Pin LQFP				
895-FT232HQ-REEL	FT232HQ	USB Hi-Speed to UART/FIFO/SPI/JTAG/I²C/FT1248 IC, 48 Pin QFN				

FTDI USB INTERFACE BASED MODULES

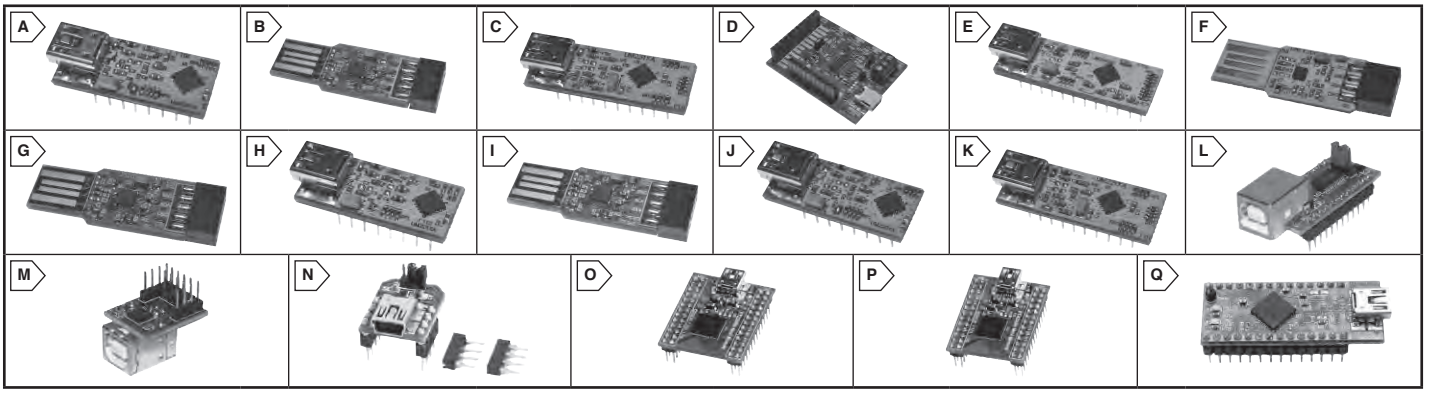

For quantities greater than listed, call for quote.

MOUSER STOCK NO.	FTDI Part No.	Fig.	Description	Price Each 1	10	50	100
895-UMFT230XA-01	UMFT230XA-01	A	USB to Basic UART Development Module for FT230X				
895-UMFT230XB-01	UMFT230XB-01	B	USB to Basic UART Breakout Module for FT230X				
895-UMFT231XA-01	UMFT231XA-01	C	USB to Full UART Development Module for FT231X				
895-UMFT231XC-01	UMFT231XC-01	D	USB to Full UART + Battery Charger Detection Development Module, FT231X				
895-UMFT240XA-01	UMFT240XA-01	E	USB to Parallel FIFO Development Module for FT240X				
895-UMFT200XD-01	UMFT200XD-01	F	USB to I²C Breakout Module for FT200XD				
895-UMFT201XB-01	UMFT201XB-01	G	USB to I²C Breakout Module for FT201X				
895-UMFT201XA-01	UMFT201XA-01	H	USB to I²C Development Module for FT201X				
895-UMFT220XB-01	UMFT220XB-01	I	USB to 4-bit SPI/FT1248 Breakout Module for FT220X				
895-UMFT220XA-01	UMFT220XA-01	J	USB to 4-bit SPI/FT1248 Development Module for FT220X				
895-UMFT221XA-01	UMFT221XA-01	K	USB to 8-bit SPI/FT1248 Development Module for FT220X				
895-EVAL232R	EVAL232R	-	USB to RS232 Evaluation Module for FT232RL				
895-UM232R	UM232R	L	USB to Serial UART Development Module for FT232R				
895-MM232R	MM232R	M	USB to Serial UART Mini Module for FT232R				
895-UB232R	UB232R	N	Mini USB to Serial UART Module with USB Mini Connector for FT232R				
895-UM245R	UM245R	L	USB to Parallel FIFO Development Module for FT245R				
895-FT2232HMINIMOD	FT2232H MINI MOD	O	USB Hi-Speed to 2-Port UART/FIFO/JTAG/SPI/I²C Eval Module, FT2232H				
895-FT4232HMINIMOD	FT4232H MINI MOD	P	USB Hi-Speed to 4-Port UART/JTAG/SPI/I²C Eval Module, FT4232H				
895-UM232H	UM232H	Q	USB Hi-Speed to UART/FIFO/JTAG/SPI/I²C/FT1248 Eval Module, FT232H				

© Copyright 2014 Mouser Electronics
© Copyright 2014 Mouser Electronics

FTDI USB Interface Products

RoHS Compliant **This product is RoHS compliant.**

FTDI DB9-USB RETROFIT ADAPTERS

The DB9-USB range of modules provide a simple and fast method of migrating existing DB9 based connector UART interfaces to USB 2.0. The modules feature a USB 2.0 mini-B connector within a module which fits a standard 9-pin DB9 connector footprint. The DB9-USB family consist of 6 modules. Two of these operate at RS232 voltage levels while four of them operate at digital voltage levels (a choice of 5V or 3.3V).

MOUSER STOCK NO.	FTDI Part No.	Fig.	Description	Price Each 1	10	50
895-DB9-USB-RS232-F	DB9-USB-F	A	USB to RS232 Adapter w/ Electronics to Retrofit a DB9 Female			
895-DB9-USB-RS232-M	DB9-USB-M	A	USB to RS232 Adapter w/ Electronics to Retrofit a DB9 Male			
895-DB9-USB-D3-F	DB9-USB-D3-F	B	USB to 3.3V Level UART Adapter w/ Electronics to Retrofit a DB9 Female			
895-DB9-USB-D3-M	DB9-USB-D3-M	C	USB to 3.3V Level UART Adapter w/ Electronics to Retrofit a DB9 Male			
895-DB9-USB-D5-F	DB9-USB-D5-F	B	USB to 5V Level UART Adapter w/ Electronics to Retrofit a DB9 Female			
895-DB9-USB-D5-M	DB9-USB-D5-M	C	USB to 5V Level UART Adapter w/ Electronics to Retrofit a DB9 Male			

FTDI USB-COM-PLUS MODULES

The USB-COM-PLUS modules provide a simple method of adapting legacy serial devices with RS232, RS422, RS485 interfaces to modern USB ports. The USB-COM-PLUS modules provide either single, dual or quad port options. Single port modules feature a USB 2.0 Full Speed (12Mb/s) interface while all multiport modules feature a USB 2.0 Hi-Speed (480Mb/s) interface. All modules are powered from the USB port. Maximum baud rates for RS232 versions are 1MBaud and for the RS422/485 versions are 3MBaud (single channel) and 10MBaud (multi-channel). The modules operating temperature range is -40°C to +85°C and are CE/FCC approved.

895-USB-COM232-PLUS1	USB-COM232-PLUS1	D	Full Speed USB to 1-Port RS232 Module, utilizes FT232R IC			
895-USB-COM232-PLUS2	USB-COM232-PLUS2	E	Hi-Speed USB to 2-Port RS232 Module, utilizes FT2232H IC			
895-USB-COM232-PLUS4	USB-COM232-PLUS4	F	Hi-Speed USB to 4-Port RS232 Module, utilizes FT4232H IC			
895-USB-COM422-PLUS1	USB-COM422-PLUS1	D	Full Speed USB to 1-Port RS422 Module, utilizes FT232R IC			
895-USB-COM422-PLUS2	USB-COM422-PLUS2	E	Hi-Speed USB to 2-Port RS422 Module, utilizes FT2232H IC			
895-USB-COM422-PLUS4	USB-COM422-PLUS4	F	Hi-Speed USB to 4-Port RS422 Module, utilizes FT4232H IC			
895-USB-COM485-PLUS1	USB-COM485-PLUS1	D	Full Speed USB to 1-Port RS485 Module, utilizes FT232R IC			
895-USB-COM485-PLUS2	USB-COM485-PLUS2	E	Hi-Speed USB to 2-Port RS485 Module, utilizes FT2232H IC			
895-USB-COM485-PLUS4	USB-COM485-PLUS4	F	Hi-Speed USB to 4-Port RS485 Module, utilizes FT4232H IC			

FTDI FT4232H USB HI-SPEED SERIAL/HUB MODULE

The FT4232H based USB Hi-Speed Serial/Hub Module is a USB interface expansion module targeted at connecting to the FTDI V2DIPx modules to expand the number of interfaces. However, it is not limited to this application. It can also be used as a hub device or an FT4232H evaluation module. The module has a USB 2.0 Hi-Speed hub chip which supports up to three external downstream USB ports: 2 via dual USB connector and 1 via the DIL connector pins.

895-FT-MOD-4232HUB	FT-MOD-4232HUB	G	USB Hi-Speed Serial/Hub Module			

FTDI MORPH-IC-II FPGA DEVELOPMENT MODULE

The Morph-IC-II is a USB based FPGA development module featuring the Altera Cyclone-II FPGA with the FTDI FT2232H USB to UART/FIFO/JTAG/SPI/I2C converter IC. The module provides integration of Hi-Speed USB capability (480Mbit/s) with an FPGA, to enable ultra-fast software based FPGA configuration/reconfiguration and communication using the FTDI royalty free drivers.

MOUSER STOCK NO.	FTDI Part No.	Fig.	Description	Price Each 1	5
895-MORPH-IC-II	MORPH-IC-II	H	USB Hi-Speed FPGA Development Module w/Altera Cyclone-II FPGA & FT2232H		

FTDI USB CABLE ASSEMBLIES WITH EMBEDDED ELECTRONICS

FTDI offers a wide range of USB based converter cables offering a variety of connectivity options. Connectivity options include conversion from USB to RS232, RS422, or RS485 and TTL based signaling interfaces. The cables feature integrated electronic assemblies featuring FTDI IC's simple easy-to-use connectivity for many USB conversion applications.

MOUSER STOCK NO.	FTDI Part No.	Fig.	Description	Price Each 1	10	50
895-C232HM-DDHSL-0	C232HM-DDHSL-0	I	USB to Hi-Speed SPI/I2C/JTAG Converter Cable - 0.5m, 3.3V w/LEDs			
895-C232HM-EDHSL-0	C232HM-EDHSL-0	I	USB to Hi-Speed SPI/I2C/JTAG Converter Cable - 0.5m, 5V w/LEDs			
895-C232HD-DDHSP-0	C232HD-DDHSP-0	J	USB to Hi-Speed UART Converter Cable - 1.8m, 3.3V w/LEDs			
895-C232HD-EDHSP-0	C232HD-EDHSP-0	J	USB to Hi-Speed UART Converter Cable - 1.8m, 5V w/LEDs			
895-TTL-232RG-VIP-WE	TTL-232RG-VIP-WE	K	USB to UART Cable User Specified Logic Levels, Wire Ended, w/LEDs			
895-TTL232RGVSW3V3WE	TTL-232RG-VSW3V3-WE	K	USB to UART Cable Wire Ended, +3.3V Switched Power@50mA, w/LEDs			
895-TTL-232RGVSW5VWE	TTL-232RG-VSW5V-WE	K	USB to UART Cable Wire Ended, +5V Switched Power@450mA, w/LEDs			
895-TTL232RGVREG1V8W	TTL-232RG-VREG1V8-WE	K	USB to UART Converter Cable Wire Ended, +1.8V TTL, 100mA, w/LEDs			
895-TTL232RGVREG3V3W	TTL-232RG-VREG3V3-WE	K	USB to UART Converter Cable Wire Ended, +3.3V TTL, 250mA, w/LEDs			
895-TTL-232R-3V3-WE	TTL-232R-3V3-WE	K	USB to TTL Serial Converter Cable - Wire Ended, 3.3V IOs			
895-TTL-232R-5V-WE	TTL-232R-5V-WE	K	USB to TTL Serial Converter Cable - Wire Ended, 5V IOs			
895-TTL-232R-3V3-PCB	TTL-232R-3V3-PCB	L	USB to TTL Serial Converter - PCB Assy w/ USB Connector, 3.3V IOs			
895-TTL-232R-5V-PCB	TTL-232R-5V-PCB	L	USB to TTL Serial Converter - PCB Assy w/ USB Connector, 5V IOs			
895-TTL-232R-3V3	TTL-232R-3V3	M	USB to TTL Serial Converter Cable - 3.3V IOs			
895-TTL-232R-5V	TTL-232R-5V	M	USB to TTL Serial Converter Cable - 5V IOs			
895-TTL-232R-3V3-2MM	TTL-232R-3V3-2MM	M	USB to TTL Serial Converter Cable - 8 Pin Header 2mm Pitch, 3.3V IOs			
895-TTL-232R-3V3-AJ	TTL-232R-3V3-AJ	N	USB to TTL Serial Converter Cable - Audio Jack Connector, 3.3V IOs			
895-TTL-232R-5V-AJ	TTL-232R-5V-AJ	N	USB to TTL Serial Converter Cable - Audio Jack Connector, 5V IOs			
895-USBRS232WE1800BT	USB-RS232-WE-1800-BT_0.0	K	USB to RS232 Serial Converter Cable - Wire Ended, 1.8m w/LEDs			
895-USBRS2321.8BT3.3	USB-RS232-WE-1800-BT_3.3	K	USB to RS232 Serial Converter Cable - Wire Ended, 1.8m, +3.3V, 75mA w/LEDs			
895-USBRS2321.8BT5.0	USB-RS232-WE-1800-BT_5.0	K	USB to RS232 Serial Converter Cable - Wire Ended, 1.8m, +5V, 75mA w/LEDs			
895-USBRS232WE5BT0.0	USB-RS232-WE-5000-BT_0.0	K	USB to RS232 Serial Converter Cable - Wire Ended, 5m w/LEDs			
895-USBRS232WE5BT3.3	USB-RS232-WE-5000-BT_3.3	K	USB to RS232 Serial Converter Cable - Wire Ended, 5m, +3.3V, 75mA w/LEDs			
895-USBRS232WE5BT5.0	USB-RS232-WE-5000-BT_5.0	K	USB to RS232 Serial Converter Cable - Wire Ended, 5m, +5V, 75mA w/LEDs			
895-USBRS422WE1800BT	USB-RS422-WE-1800-BT	K	USB to RS422 Serial Converter Cable - Wire Ended, 1.8m w/LEDs			
895-USBRS422WE5000BT	USB-RS422-WE-5000-BT	K	USB to RS422 Serial Converter Cable - Wire Ended, 5m w/LEDs			
895-USBRS485WE1800BT	USB-RS485-WE-1800-BT	K	USB to RS485 Serial Converter Cable - Wire Ended, 1.8m w/LEDs			
895-USBRS485WE5000BT	USB-RS485-WE-5000-BT	K	USB to RS485 Serial Converter Cable - Wire Ended, 5m w/LEDs			
895-USB-RS232-PCBA	USB-RS232-PCBA	L	USB to RS232 Serial Converter - PCB Assy w/ USB Connector			
895-USB-RS422-PCBA	USB-RS422-PCBA	L	USB to RS422 Serial Converter - PCB Assy w/ USB Connector			
895-USB-RS485-PCBA	USB-RS485-PCBA	L	USB to RS485 Serial Converter - PCB Assy w/ USB Connector			
895-UC232R-NE	UC2332R-NE	O	USB to RS232 Converter Cable, Open PCB - 10cm			
895-CHIPI-X10	CHIPI-X10	P	USB to RS232 Serial Converter Cable - 10cm			
895-UC232R-10	UC232R-10	P	USB to RS232 Serial Converter Cable - 10cm			
895-US232R-10-BLK	US232R-10-BULK	Q	Premium USB to RS232 Converter Cable - 10cm w/LEDs			
895-US232R-100-BLK	US232R-100-BULK	Q	Premium USB to RS232 Converter Cable - 1m w/LEDs			
895-US232R-100-BST	US232R-100-BLISTER	Q	Premium USB to RS232 Converter Cable - 1m w/LEDs & CD			
895-US232R-500-BLK	US232R-500-BULK	Q	Premium USB to RS232 Converter Cable - 5m w/LEDs			
895-UT232R-200-BLK	UT232R-200-BULK	R	USB to RS232 Converter Cable - 2m w/ Thumb Screws			
895-UT232R-500-BLK	UT232R-500-BULK	R	USB to RS232 Converter Cable - 5m w/ Thumb Screws			
895-USB-NMC-2.5M	USB NMC-2.5M	S	USB UART to USB UART Null Modem Cable - 2.5m			
895-USB-KEY	FTDI USB-KEY	T	USB Security Key Device			



© Copyright 2014 Mouser Electronics
© Copyright 2014 Mouser Electronics

GRAVITECH Development Boards

RoHS Compliant This page of product is RoHS compliant.



ARDUINO DEVELOPMENT BOARDS AND ACCESSORIES

For quantities greater than listed, call for quote.

MOUSER STOCK NO.	Gravitech Part No.	Microcontroller	Clock Speed (MHz)	Digital I/O Pins	Analog I/O Pins	Flash Memory (KB)	Description	Price Each 1	Price Each 25
992-ARD-NANO30	ARD-NANO30	ATmega328P	16	14	8	32	Arduino Nano 3.0		
992-ARD-NANO30NP	ARD-NANO30NP	ATmega328	16	14	8	32	Arduino Nano 3.0 (NO-PIN)		
992-ARD-PRO-3	ARD-PRO-3	ATmega328	8	14	6	32	Arduino Pro - 3.3V		
992-ARD-PRO-5	ARD-PRO-5	ATmega328	8	14	6	32	Arduino Pro - 5V		
992-ARD-PRO-MINI-3	ARD-PRO-MINI-3	ATmega328	8	14	6	32	Arduino Pro Mini - 3.3V		
992-ARD-PRO-MINI-5	ARD-PRO-MINI-5	ATmega328	8	14	6	32	Arduino Pro Mini - 5V		
992-ARD-BOARD	ARD-BOARD	ATmega328	16	13	5	16	Boarduino Kit (USB version)		
992-ARD-SEEED	ARD-SEEED	ATmega168	16	14	8	16	Seeeduino (Arduino compatible)		
Accessories									
992-2MOTOR-4NANO	2MOTOR-4NANO	2MOTOR w/ Feedback Control add-on for Arduino Nano							
992-7SEG-SHIELD	7SEG-SHIELD	7 Segments Display Arduino Shield							
992-ARD-PROGRAMMER	ARD-PROGRAMMER	Arduino LilyPad/Pro/ProMini Programmer							
992-ARD-TERM	ARD-TERM	Terminal Adapter for the Arduino Nano							
992-ETHERNET-4NANO	ETHERNET-4NANO	Ethernet w/ MicroSD add-on for Arduino Nano							
992-MP3-4NANO	MP3-4NANO	MP3 Player add-on for Arduino Nano							
992-USBHOST-4NANO	USBHOST-4NANO	USBHOST add-on for Arduino Nano							
992-XBEE-4NANO	XBEE-4NANO	XBee add-on for Arduino Nano							

ADAPTER BOARDS

For quantities greater than listed, call for quote.

MOUSER STOCK NO.	Gravitech Part No.	Description	Price Each 1	Price Each 25
992-SD-ADP	SD-ADP	3.3V, 250mA, 11-pin, SD/MMC Card Adapter		
992-MICROSD-ADP	MICROSD-ADP	3.3V or 5.0V, 8-pin, MicroSD Card Adapter		
992-XBEE-ADP3	XBee-ADP3	3.3V, XBee Adapter		
992-XBEE-ADP5	Xbee-ADP5	5.0V, Xbee Adapter		
992-XBEE-USB	XBee-USB	XBee to USB Adapter		

BREAKOUT BOARDS

NEW PRODUCT

For quantities greater than listed, call for quote.

MOUSER STOCK NO.	Gravitech Part No.	Description	Price Each 1	Price Each 25
992-BNC-TERM	BNC-TERM	BNC 50 Ohm Breakout Board		
992-DB9F-TERM	DB9F-TERM	DB9 Female Breakout Board		
992-DB9M-TERM	DB9M-TERM	DB9 Male Breakout Board		
992-DB15F-VGA-TERM	DB15F-VGA-TERM	DB15 Female Breakout Board		
992-DB25F-TERM	DB25F-TERM	DB25 Female Breakout Board		
992-DB25M-TERM	DB25M-TERM	DB25 Male Breakout Board		
992-FT232RL-BO	FT232RL-BO	FT232RL USB to UART Breakout Board		
992-RJ11-TERM	RJ11-TERM	RJ11 Breakout Board		
992-RJ45-TERM	RJ45-TERM	RJ45 Breakout Board		
992-USB-TERM	USB-TERM	USB Breakout Board		

PICAXE BOARD

For quantities greater than listed, call for quote.

MOUSER STOCK NO.	Gravitech Part No.	Description	Price Each 1	Price Each 25
992-MICRO-101	MICRO-101	USB Powered MICRO-101 Kit		

CONVERTER BOARDS

For quantities greater than listed, call for quote.

MOUSER STOCK NO. Mfr.	Mfr. Part No.	Description	Price Each 1	Price Each 25
992	USB-SER	USB to UART Converter		
992	USB-SER-NANO-3V3	Nano Small +3.3V USB to UART Converter		
992	USB-SER-NANO-5	Nano Small +5V USB to RS-232 Converter		
992	RS232-ADP	Serial RS-232 UART Adapter		
992	XBEE-ADP3	XBee Adapter 3.3V		
992	XBEE-ADP5	XBee Adapter 5V		
992	XBEE-USB	XBee to USB Adapter		
992	VS1011-TH	VS1011 MP3 Decoder Module		

MICRO INTERFACE BOARDS

For quantities greater than listed, call for quote.

MOUSER STOCK NO. Mfr.	Mfr. Part No.	Description	Price Each 1	Price Each 25
I2C Series				
992	I2C-16IO	I2C 16-Bit GPIO Expander		
992	I2C-ADC	I2C 12-Bit, 8-CH Analog-To-Digital Converter		
992	I2C-ACC	I2C ±2.0g Dual Axis Accelerometer		
992	I2C-7SEG	I2C 4-DIGIT 7-Segment Display		
992	I2C-DAC	I2C 8-Bit DAC Digital-Analog Converter		
992	I2C-OSC	I2C 1KHZ to 68MHz Programmable Oscillator		
992	I2C-RTC	I2C Real-Time Clock		
992	I2C-TMP	I2C 12-Bit Digital Temperature Sensor		
992	I2C-TRN	Dual Bidirectional I2C Voltage-Level Translator		
BusIO Series				
992	MR-BUSIO-MAIN	BusIO Main Board		
992	MR-BUSIO-RELAY	BusIO Relay Board		

MICRO INTERFACE BOARDS (CONT.)

For quantities greater than listed, call for quote.

MOUSER STOCK NO. Mfr.	Mfr. Part No.	Description	Price Each 1	Price Each 25
BusIO Series (Cont.)				
992	MR-BUSIO-DCIN	BusIO DC Input Board		
992	MR-BUSIO-SW	BusIO Push Button Switch Input Board		
992	MRBUSIOPHOTORELY	BusIO Photo-Relay Board		
992	MR-BUSIO-DCOUT	BusIO DC Output Board		
992	MR-BUSIO-BUZZER	BusIO Buzzer Output Board		
992	MR-BUSIO-ACIN	BusIO AC Input Board		
992	MR-BUSIO-SSRAC	BusIO SSRAC Board		
Mini Series				
992	MR-MINI-4X4KEY	4x4 Matrix Keyboard Board		
992	MR-MINI-7SEG-CA	Mini 7-Segment Common Anode		
992	MR-MINI-7SEG-CC	Mini 7-Segment Common Cathode		
992	MR-MINI12BITDAC	Mini 12-BIT Digital-to-Analog Converter		
992	MR-MINI-AUDIO	Mini Audio Output Board		
992	MR-MINI-DC-MOTOR	Mini DC Motor		
992	MR-MINI-DUALPWR5	Mini +/- 5V Power Supply Board		
992	MR-MINIDUALPWR12	Mini +/- 12V Power Supply Board		
992	MR-MINILVLSHIFTR	Mini +5V <=> +3.3V Level Shifter		
992	MR-MINI-PWR5	Mini +5V Switching Power Supply Board		
992	MR-MINI-RTC	Mini I2C Real Time Clock (RTC)		
992	MR-MINISTEPMOTOR	Mini Stepping Motor Board		
Debug Series				
992	MR-TEST10P4RELAY	10PIN MRconnect 4-CH Relay Card		
992	MR-TEST10P8DIPSW	10 PIN MRconnect 8-DIP Switch		
992	MR-TEST-10P-8LED	10PIN Mrconnect 8-LED		
992	MR-TEST10P8PBSW	10PIN MRconnect 8-Push Button Switch		
992	MR-TEST-10P-8POT	10PIN Mrconnect 8-Potentiometer		
992	MR-TEST10PSWLED	10PIN Mrconnect 8-Slide Switch		

COMPONENTS

NEW PRODUCT

For quantities greater than listed, call for quote.

MOUSER STOCK NO.	Gravitech Part No.	Description	Price Each 1	Price Each 25
Adapters				
992-JACK21-M-TERM	JACK21-M-TERM	2.1mm Power Jack Breakout Adapter - M		
992-JACK21-F-TERM	JACK21-F-TERM	2.1mm Power Barrel Jack Breakout Adapter - F		
Cables				
992-JACK35-TERM	JACK35-TERM	3.5mm Stereo Jack		
992-JST-21MM	JST-21mm	JST to 2.1mm Barrel Jack		
992-JST-RB	JST-RB	JST Red/Black Cable 130mm		
992-USB-21MM	USB-21MM	USB to 2.1mm Power Jack Cable		
Relay				
992-QUICK-RELAY2	QUICK-RELAY2	Quick2 Relay Voltage Current Controller		
Sensors and Switches				
992-PIR-SEN	PIR-SEN	PIR Motion Sensor		
992-BUTT-12-5	BUTT-12-5	Momentary Push Button Switches - 12mm Square 6 colors		
992-JOY-ARC	JOY-ARC	Arcade Joystick - Short Handle		
Sockets				
992-15FX1-254MM	15Fx1-254mm	2.54mm (0.1") 15-pin Female header Arduino Nano Socket		
992-4FX2-254MM	4Fx2-254mm	2.54mm (0.1") 4-pin Dual Row Female Header		
992-20MX2-254MM	20Mx2-254mm	2.54mm (0.1") 20-pin Dual Row Male Header		
992-20MX1RA-254MM	20Mx1RA-254mm	2.54mm (0.1") 20-pin Break Away Male Header Right Angle		
Terminal Block				
992-BB-TERM3	BB-TERM3	3-Position Terminal Block Breakout		

© Copyright 2014 Mouser Electronics

© Copyright 2014 Mouser Electronics

INTEL Chipsets

RoHS Compliant **This page of product is RoHS compliant.**

EXPRESS CHIPSETS

Intel Mobile and Desktop Express Chipsets deliver a platform controller hub with extensive I/O support. Intel's platform controller hub (PCH) connects Intel Core series processors with a motherboard via the Flexible Display Interface (FDI) and Direct Media Interface (DMI). The PCH Display Interface integrates the latest display technologies such as HDMI, DisplayPort, Embedded DisplayPort, Intel SDVO, and DVI, along with legacy display technologies.

Desktop

For quantities greater than listed, call for quote.

MOUSER STOCK NO.	Intel Part No.	Package	Core Type	Family	Code Name	No. of USB Ports	No. of SATA Ports	No. of I/Os	TDP (Max) (W)	WxL (mm)	Price Each 1	25	50	100
607-AC82G41SLGQ3	AC82G41 S LGQ3	FCBGA-1466	GMCH	G41	Eaglelake	-	-	-	25	34x34				
607-AC82G45SLB84	AC82G45 S LB84	FCBGA-1254	GMCH	G45	Eaglelake	-	-	-	24	34x34				
607-AC82Q45SLB8A	AC82Q45 S LB8A	FCBGA-1254	GMCH	Q45	Eaglelake	-	-	-	17	34x34				
607-NH82801GRSL8FY	NH82801GR S L8FY	mBGA-652	ICH	82801	ICH7	8	4	10	3.3	31x31				
607-NH82801GBSL8FX	NH82801GB S L8FX	mBGA-652	ICH	82801	ICH7	8	4	12	3.3	31x31				
607-NH82801IRSLA9N	NH82801IR S LA9N	mBGA-676	ICH	82801	ICH9	12	6	18	4.3	31x31				
607-AF82801JIBSLB8R	AF82801JIB S LB8R	mBGA-676	ICH	82801	ICH10	12	6	16	4.5	31x31				
607-AF82801JDOSLG8U	AF82801JDO S LG8U	mBGA-676	ICH	82801	ICH10	12	6	16	4.5	31x31				
607-BD3450SLGZY	BD3450 S LGZY	FCBGA-951	PCH	3450	Ibex Peak	14	6	-	5.9	27x27				
607-BD82C216SLJ8H	BD82C216 S LJ8H	FCBGA-942	PCH	C16	Panther Point	14	6	-	6.7	27x27				
607-BD82C206SLJ4G	BD82C206 S LJ4G	FCBGA-942	PCH	C206	Cougar Point	14	6	-	3.9	27x27				
607-BD82H61SLJ4B	BD82H61 S LJ4B	FCBGA-942	PCH	H61	Cougar Point	10	4	-	6.1	27x27				
607-BD82Q67SLJ4D	BD82Q67 S LJ4D	FCBGA-942	PCH	Q67	Cougar Point	14	6	-	6.1	27x27				
607-BD82Q77SLJ83	BD82Q77 S LJ83	FCBGA-942	PCH	Q77	Panther Point	14	6	-	6.7	27x27				

Mobile and Atom

For quantities greater than listed, call for quote.

MOUSER STOCK NO.	Intel Part No.	Package	Core Type	Family	Code Name	No. of USB Ports	No. of SATA Ports	No. of I/Os	TDP (Max) (W)	WxL (mm)	Price Each 1	25	50	100
607-QG82910GMLESLA9L	QG82910GMLE S LA9L	FCBGA-1257	GMCH	910GMLE	Alviso	-	-	-	10.5	37.5x40				
607-QG82945GMESLA9H	QG82945GME S LA9H	FCBGA-1466	GMCH	945GME	Calistoga	8	-	-	7	37.5x37.5				
607-QG82945GSESLB2R	QG82945GSE S LB2R	FCBGA-998	GMCH	945GSE	Calistoga	-	-	-	6	27x27				
607-AC82GL40SLB95	AC82GL40 S LB95	FCBGA-1329	GMCH	GL40	Cantiga	-	-	-	12	34x34				
607-AC82GM45SLB94	AC82GM45 S LB94	FCBGA-1329	GMCH	GM45	Cantiga	-	-	-	12	34x34				
607-LE82GME965SLJ9Z	LE82GME965 S LJ9Z	FCBGA-1299	GMCH	GME965	Crestline	-	-	-	13.5	35x35				
607-AC82GS45SLB92	AC82GS45 S LB92	FCBGA-1363	GMCH	GS45	Cantiga	-	-	-	12	25x27				
607-NH82801GHMSL8YR	NH82801GHM S L8YR	mBGA-652	ICH	82801	ICH7	8	4	10	3.3	31x31				
607-NH82801GBMSL8YB	NH82801GBM S L8YB	mBGA-652	ICH	82801	ICH7	8	2	10	3.3	31x31				
607-AM82801IUXSLB8N	AM82801IUX S LB8N	uBGA-576	ICH	82801	ICH9	12	4	16	2.5	16x16				
607-AF82801IBMSLB8Q	AF82801IBM S LB8Q	mBGA-676	ICH	82801	ICH9	12	4	16	2.5	31x31				
607-AF82801IEMSLB8P	AF82801IEM S LB8P	mBGA-676	ICH	82801	ICH9	12	4	16	2.5	31x31				
607-NH82801IBSLA9M	NH82801IB S LA9M	mBGA-676	ICH	82801	ICH9	12	4	16	4.3	31x31				
607-NH82801GBMQK65	NH82801GBM Q K65	mBGA-652	ICH	82801	ICH7	8	2	10	3.3	31x31				
607-CS82TPCFSLJ42	CS82TPCF S LJ42	PBGA-376	PCH	EG20T	TopCliff	7	2	-	1.55	23x23				
607-BD82HM55SLGZS	BD82HM55 S LGZS	FCBGA-1071	PCH	HM55	Ibex Peak	14	4	-	3.5	25x27				
607-BD82HM65SLJ4P	BD82HM65 S LJ4P	FCBGA-989	PCH	HM65	Cougar Point	12	6	-	3.9	25x25				
607-BD82HM76SLJ8E	BD82HM76 S LJ8E	FCBGA-989	PCH	HM76	Panther Point	12	6	-	4.1	25x25				
607-CG82NM10	CG82NM10 S LGXX	BGA-360	PCH	NM10	Tiger Point	8	2	-	2.1	17x17				
607-BD82QM57SLGZQ	BD82QM57 S LGZQ	FCBGA-1071	PCH	QM57	Ibex Peak	14	6	-	3.5	25x27				
607-BD82QM67SLJ4M	BD82QM67 S LJ4M	FCBGA-989	PCH	QM67	Cougar Point	14	6	-	3.9	25x25				
607-BD82QM77SLJ8A	BD82QM77 S LJ8A	FCBGA-989	PCH	QM77	Panther Point	14	6	-	4.1	25x25				
607-AF82US15WSLGFQ	AF82US15W S LGFQ	FCBGA-1249	SCH	US15	Poulsbo	8	-	-	2.3	22x22				
607-LE82US15ECSLGQA	LE82US15EC S LGQA	FCBGA-1295	SCH	US15	Poulsbo	8	-	-	2.3	37.5x37.5				
607-LE82US15EESLGQ9	LE82US15EE S LGQ9	FCBGA-1295	SCH	US15	Poulsbo	8	-	-	2.3	37.5x37.5				

Server

For quantities greater than listed, call for quote.

MOUSER STOCK NO.	Intel Part No.	Package	Core Type	Family	Code Name	No. of USB Ports	No. of SATA Ports	No. of I/Os	TDP (Max) (W)	WxL (mm)	Price Each 1	25	50	100
607-AC5520SLH3P	AC5520 S LH3P	FCBGA-1295	ICH	5500	Tylersburg	-	-	-	27.1	35.5x35.5				
607-NH82801IRQP03	NH82801IR Q P03	mBGA-676	ICH	82801	ICH9	12	6	18	4.3	31x31				
607-AF82801JIRSLB8S	AF82801JIR S LB8S	mBGA-676	ICH	82801	ICH10	12	6	16	4.5	31x31				
607-QG5000PSL9TP	QG5000P S L9TP	FCBGA-1432	MCH	5000P	Blackford	-	-	-	30	42.5x42.5				
607-BD3420SLH25	BD3420 S LH25	FCBGA-951	PCH	3420	Ibex Peak	12	6	-	5.9	27x27				
607-DH8900CCSLJW2	DH8900CC S LJW2	FCBGA-942	PCH	8900	Cave Creek	6	2	-	8.5	27x27				
607-DH8903CCSLJVZ	DH8903CC S LJVZ	FCBGA-942	PCH	8903	Cave Creek	6	2	-	9.5	27x27				
607-DH8910CCSLJVY	DH8910CC S LJVY	FCBGA-942	PCH	8910	Cave Creek	6	2	-	11	27x27				
607-DH8920CCSLJVX	DH8920CC S LJVX	FCBGA-942	PCH	8920	Cave Creek	6	2	-	12	27x27				
607-BD82C602JSLJNG	BD82C602J S LJNG	FCBGA-901	PCH	C602J	Patsburg	14	6	-	8	27x27				
607-BD82C604SLJKJ	BD82C604 S LJKJ	FCBGA-901	PCH	C604	Patsburg	14	10	-	8	27x27				
607-LE3100MICHSL9PU	LE3100MICH S L9PU	FCBGA-1284	SCH	3100	Whitmore Lake	4	6	-	12.4	40x40				

THUNDERBOLT CONTROLLERS

For quantities greater than listed, call for quote.

MOUSER STOCK NO.	Intel Part No.	Package	No. of I/O Thunderbolt Channels	Interface	No. of Ports	TDP (Max) (W)	Tcase (°C)	Price Each 1	50	100	250
607-DSL2210SLJJN	DSL2210 S LJJN	FC-CSP-102	1	PCI	Single	0.7	110				
607-DSL2310SLJ3W	DSL2310 S LJ3W	FC-CSP-192	2	PCI	Single	1.85	110				
607-CV82524EFLSLHAJ	CV82524EFL S LHAJ	FCBGA-220	4	PCI	Dual	3.2	110				
607-CV82524EFLSLHAK	CV82524EFL S LHAK	FCBGA-220	4	PCI	Dual	3.2	110				
607-DSL3510LSLJQX	DSL3510L S LJQX	FC-CSP-288	4	PCI	Dual	2.8	110				

© Copyright 2014 Mouser Electronics
© Copyright 2014 Mouser Electronics

INTEL Embedded Modules

RoHS Compliant **This page of product is RoHS compliant.**

NEXT UNIT OF COMPUTING (NUC)

Intel NUC is an intelligent device for small spaces or anywhere else you can imagine. A flexible, customizable engine, Intel NUC works for businesses and consumers, driving digital signage such as menus, news, weather, and corporate messaging, as well as powering home entertainment systems.

With either 3rd generation Intel Core processors or Intel Celeron processors on a 4x4-inch motherboard, you'll be amazed that such a tiny device can offer so much power. The only thing more amazing than Intel technology is what you can do with it. This next-generation device is available as a kit or a board that you can customize with the exact features and components you need.



For quantities greater than listed, call for quote.

MOUSER STOCK NO.	Intel Part No.	Description	Price Each 1	Price Each 10
Intel® NUC Celeron 847				
607-BOXDCCP847DYE	BOXDCCP847DYE	QS77 Express, Intel® UCFF, 1.1GHz, Up to 16GB RAM, 64MB 1066/1333MHz DDR-3		
607-BLKDCP847SKE	BLKDCP847SKE	QS77 Express, Intel® P847, UCFF, 1.1GHz, Up to 16GB RAM, 64MB 1333/1600MHz DDR-3 without Enclosure		
Intel® NUC i5 vPRO				
607-BOXDC53427HYE	BOXDC53427HYE	QS77 Express, Intel® 3427U, UCFF, 1.8GHz, Up to 16GB RAM, 32MB 1333/1600MHz DDR-3		
607-BLKDC53427RKE	BLKDC53427RKE	QS77 Express, Intel® 3427U, UCFF, 1.8GHz, Up to 16GB RAM, 32MB 1333/1600MHz DDR-3 without Enclosure		
Intel® NUC i3 vPRO				
607-BOXDC3217IYE	BOXDC3217IYE	QS77 Express, Intel® 3217U, UCFF, 1.8GHz, Up to 16GB RAM, 32MB 1333/1600MHz DDR-3		
607-BOXDC3217BY	BOXDC3217BY	QS77 Express, Intel® 3217U, UCFF, 1.8GHz, Up to 16GB RAM, 64MB 1333/1600MHz DDR-3		
607-BLKD33217GKE	BLKD33217GKE	QS77 Express, Intel® 37217U, UCFF, 1.8GHz, Up to 16GB RAM, 64kB 1333/1600MHz DDR-3 without Enclosure		
607-BLKD33217CK	BLKD33217CK	QS77 Express, Intel® 37217U, UCFF, 1.8GHz, Up to 16GB RAM, 64kB 1333/1600MHz DDR-3 without Enclosure		
WiFi/802.11 Modules				
607-633AN.HMWWB	633AN.HMWWB	Centrino Ultimate-N 6300, Dual Band, 3x3, 450Mbps, 5GHz Half Mini Card		
607-6235AN.HMWWB	6235AN.HMWWB	Centrino Advanced-N 6235, Dual Band, 2x2, 300Mbps, 5GHz Bluetooth		
607-62205AN.HMWWB	62205AN.HMWWB	Centrino Advanced-N 6205, Dual Band, 2x2, 300Mbps, 5GHz Half Mini Card		
607-2230BN.HMWWB	2230BN.HMWWB	Centrino Wireless-N 2230, Single Band, 2x2, 300Mbps, 2.4GHz Bluetooth		

ADAPTERS

Intel's Ethernet Network Adapters Series includes Gigabit and 10 Gigabit server adapters that allow for an easy upgrade of server systems to connections designed to meet the throughput and latency requirements of bandwidth-hungry applications. Gigabit desktop adapters maximize system performance for PCs with PCI Express slots. Intel's Ethernet Converged Network Adapters deliver 10 Gigabit Ethernet on the latest server platforms. PRO/1000 Gigabit Server Adapters bring cost-effective Gigabit performance to desktop or network environments.

Features:
- Intelligent Offloads
- Low Profile and Full Height



Single Port Adapter



Dual Port Adapter

For quantities greater than listed, call for quote.

MOUSER STOCK NO.	Intel Part No.	Description	Price Each 1	Price Each 10
Server				
607-E10G41BFLR	E10G41BFLR	Intel® X520-LR1, Intel® 82599ES, Single Port, LC Fiber Optic, PCI Express 2.0, 5.0 GT/s, x8 Lane		
607-E10G41BFSR	E10G41BFSR	Intel® X520-SR1, Intel® 82599ES, Single Port, LC Fiber Optic, PCI Express 2.0, 5.0 GT/s, x8 Lane		
607-E10G42AFDA	E10G42AFDA	Intel® 82599EB, Dual Port, SFP+ Direct Attach Copper, PCI Express 2.0, 2.5 GT/s, x8 Lane		
607-E10G42BFSR	E10G42BFSR	Intel® X520-SR2, Intel® 82599ES, Dual Port, LC Fiber Optic, PCI Express 2.0, 5.0 GT/s, x8 Lane		
607-E10G42BT	E10G42BT	Intel® X540-T2, Intel® 82599EB, Dual Port, Rj-45 Copper, PCI Express 2.0, 5.0 GT/s, x8 Lane		
607-E10G42BTDA	E10G42BTDA	Intel® X520-DA2, Intel® 82599ES, Dual Port, SFP+ Direct Attach Copper, PCI Express 2.0, 5.0 GT/s, x8 Lane		
607-E1G42EF	E1G42EF	Intel® 10 Gigabit Multi-Port, Intel® 82576, Dual Port, LC Fiber Optic, PCI Express 2.0, 2.5 GT/s, x4 Lane		
607-E1G42ET	E1G42ET	Intel® 10 Gigabit Multi-Port, Intel® 82576, Dual Port, RJ45, PCI Express 2.0, 2.5 GT/s, x4 Lane		
607-E1G42ETBLK	E1G42ETBLK	Intel® 10 Gigabit Multi-Port, Intel® 82576, Dual Port, RJ45, PCI Express 2.0, 2.5 GT/s, x4 Lane		
607-E1G44ET2	E1G44ET2	Intel® 10 Gigabit Multi-Port, Intel® 82576, Quad Port, RJ45, PCI Express 2.0, 2.5 GT/s, x4 Lane		
607-E1G44ET2BLK	E1G44ET2BLK	Intel® ET2 Gigabit, Multi-Port, 82576, Quad Port, RJ45-Copper, PCI Express 2.0, 2.5 GT/s, x4 Lane		
607-E1G44HF	E1G44HF	Intel® I340-F4 Gigabit, Multi-Port, 82580, Quad Port, RJ45-Copper, PCI Express 2.0, 5.0 GT/s, x4 Lane		
607-E1G44HT	E1G44HT	Intel® 10 Gigabit Multi-Port, Intel® 82580, Quad Port, RJ45-Copper, PCI Express 2.0, 5.0 GT/s, x4 Lane		
607-E1G44HTBLK	E1G44HTBLK	Intel® I340-T4 Gigabit, Multi-Port, 82580, Quad Port, RJ45-Copper, PCI Express 2.0, 5.0 GT/s, x4 Lane		
607-EXPI9400PF	EXPI9400PF	Intel® PRO/1000 PF, Intel® 82572GI, Single-Port, RJ45, PCI Express 1.0a, 2.5 GT/s, x4 Lane		
607-EXPI9400PFBLK	EXPI9400PFBLK	Intel® PRO/1000 PF, 82572GI, Quad Port, Fiber, PCI Express 1.0a, x4 Lane		
607-EXPI9400PT	EXPI9400PT	Intel® PRO/1000 PT, Intel® 82572GI, Single-Port, Copper, PCI Express 1.0a, 2.5 GT/s, x1 Lane		
607-EXPI9400PTBLK	EXPI9400PTBLK	Intel® PRO/1000 PT, Intel® 82572GI, Single-Port, Copper, PCI Express 1.0a, 2.5 GT/s, x1 Lane		
607-EXPI9402PF	EXPI9402PF	Intel® PRO/1000 PF, Intel® 82571GB, Dual Port, Fiber Optic, PCI Express 1.0a, 2.5 GT/s, x4 Lane		
607-EXPI9402PFBLK	EXPI9402PFBLK	Intel® PRO/1000 PF, 82571GB, Dual Port, Fiber, PCI Express 1.0a, x4 Lane		
607-EXPI9402PT	EXPI9402PT	Intel® PRO/1000 PT, Intel® 82571GB, Dual Port, Copper, PCI Express 1.0a, 2.5 GT/s, x4 Lane		
607-EXPI9402PTBLK	EXPI9402PTBLK	Intel® PRO/1000 PT, Intel® 82571GB, Dual Port, Copper, PCI Express 1.0a, 2.5 GT/s, x4 Lane		
607-EXPI9404PTL	EXPI9404PTL	Intel® PRO/1000 PT, Intel® 82571GB, Quad Port, Copper, PCI Express 1.0a, 2.5 GT/s, x4 Lane		
607-EXPI9404PTLBLK	EXPI9404PTLBLK	Intel® PRO/1000 PT, 82571GB, Quad Port, Copper, PCI Express 1.0a, x4 Lane		
607-EXPX9502CX4	EXPX9502CX4	Intel® 10 Gigabit CX4, Intel® 82598EB, Dual Port, Copper, PCI Express 2.0, 2.5 GT/s, x8 Lane		
607-I350T2	I350T2	Intel® I350-T2, Dual Port, Rj-45 Copper, PCI Express 2.0, 5.0 GTs, x4 Lane		
607-I350T2BLK	I350T2BLK	Intel® I350-T2, Dual Port, Rj-45 Copper, PCI Express 2.0, 5.0 GTs, x4 Lane		
607-I350T4	I350T4	Intel® I350-T4, Quad Port, Rj-45 Copper, PCI Express 2.0, 5.0 GTs, x4 Lane		
607-PWLA8490MT	PWLA8490MT	Intel® PRO/1000 MT, Intel® 82545GM, Single Port, Rj-45 Copper, PCI Express 32/64-bit		
607-PWLA8492MF	PWLA8492MF	Intel® PRO/1000 MF Gigabit, Dual Port, Fiber, PCI Express 1.0, x4 Lane		
607-PWLA8492MT	PWLA8492MT	Intel® PRO/1000 MT, Intel® 82546GB, Dual Port, Rj-45 Copper, PCI Express 2.2		
607-PWLA8492MTBLK5	PWLA8492MTBLK5	Intel® PRO/1000 MT, Intel® 82546GB, Dual Port, Rj-45 Copper, PCI Express 2.2		
607-PWLA8494GT	PWLA8494GT	Intel® PRO/1000 GT, Quad Port, Copper, PCI Express 1.0, x4 Lane		
607-X540T1	X540T1	Intel® X540-T1, Intel® X540, Single Port, Rj-45 Copper, PCI Express 2.1, 5.0 GT/s, x8 Lane		
607-X540T2	X540T2	Intel® X540-T2, Intel® X540, Dual Port, Rj-45 Copper, PCI Express 2.1, 5.0 GT/s, x8 Lane		
Desktop				
607-EXPI9301CTBLK	EXPI9301CTBLK	Intel® Gigabit CT, Intel® 82574L, Single Port, PCI Express 1.1, 2.5 GT/s, x1 Lane		
607-EXPI9301CT	EXPI9301CT	Intel® Gigabit CT, Intel® 82574L, Single Port, PCI Express 1.1, 2.5 GT/s, x1 Lane		
607-PWLA8391GT	PWLA8391GT	Intel® PRO/1000 GT, Intel® 82541PI, Single Port, Rj45 Copper, PCI 2.3 32-bit 33/66 MHz		
607-PWLA8391GTBLK	PWLA8391GTBLK	Intel® PRO/1000 GT, Intel® 82541PI, Single Port, Rj45 Copper, PCI 2.3 32-bit 33/66 MHz		
607-PWLA8391GTLBLK	PWLA8391GTLBLK	Intel® PRO/1000 GT, Intel® 82541PI, Single Port, Rj45 Copper, PCI 2.3 32-bit 33/66 MHz		
Cables				
607-XDACBL3M	XDACBL3M	For E10G41BFLR, E10G41BFSR, E10G42BFSR, E10G42BTDA, 9.84', 30 AWG, Black, Male SFP+ to Male SFP+		
607-XDACBL1M	XDACBL1M	For E10G41BFLR, E10G41BFSR, E10G42BFSR, E10G42BTDA, 3.28', Black, Male SFP+ to Male SFP+		

© Copyright 2014 Mouser Electronics
© Copyright 2014 Mouser Electronics

LANTRONIX Embedded Device Servers

RoHS Compliant **This page of product is compliant.**

Lantronix offers Ethernet and 802.11 wireless networking solutions for end users and manufacturers alike. Their embedded modules enable OEMs to add full Ethernet and/or wireless connectivity to their products so they can be managed over a network or the Internet – at a fraction of the time and expense required to develop an in-house solution. And Lantronix products offer the highest levels of data security available today.

XPICO DEVICE SERVER MODULE

The chip-sized xPico is an extremely compact networking solution that enables Ethernet connectivity on virtually any device with a serial interface. The included Lantronix device server application and full IP stack allow seamless remote access to device data simplifying design integration while providing robust connectivity. As the smallest embedded device server in the world, xPico can be utilized in designs typically intended for chip solutions.

Features:
- Chip-sized footprint: 24mm x 16.5mm
- Complete device server application with full IP stack and web server
- Serial data rate of up to 921Kbps
- Security: 256-bit AES Encryption
- Internal storage capacity: 384KB for web pages

Development Kit Contents:
- xPico Module
- xPico Evaluation Board
- 3.6V-wall-mount power supply AC/DC, 1A
- RS-232, DB9F/F, 10ft, null modem cable
- Ethernet cable 10ft

PRODUCT NEW



xPico Device Shown

For quantities greater than listed, call for quote.

MOUSER STOCK NO.	Lantronix Part No.	Description	Price Each
515-XPC100100S-01	XPC100100S-01	xPico Device Server Module - bulk	
515-XPC100100B-01	XPC100100B-01	xPico Device Server Module - sample	

XPORT® PRO™

The thumb-sized XPort® Pro™ is Lantronix' most powerful, self-contained embedded networking module. Footprint compatible with the popular XPort® and running either Linux or Evolution OS™ operating systems, the XPort Pro eliminates the complexity of designing network connectivity into a product and allows you to deploy advanced applications on the edge device itself.

✻ XPort® Pro™ Module Sold Separately. ✻ ✻ Sold Separately for Development Kits.

PRODUCT NEW



XPort® Pro™ Shown

For quantities greater than listed, call for quote.

MOUSER STOCK NO.	Lantronix Part No.	Description	Price Each
515-XPP1002000-02R	XPP1002000-02R	XPort Pro XE Extended Temperature with encryption with Evolution OS	
515-XPP100200S-02R	XPP100200S-02R	XPort Pro XE RoHS Extended Temperature with encryption with Evolution OS - Sample	
515-XP10010NMK-01	XP10010NMK-01	XPort Universal Demo Board	
515-930-060-R	930-060-R	P&E Micro-computer systems USB Multilink Debugger	

XPORT®/XPORT® AR - EMBEDDED DEVICE SERVERS

XPort® is the most compact, integrated solution available to web-enable any device with a serial interface. By simply adding XPort to a product design, device manufacturers can now offer Ethernet connectivity as a standard feature within weeks—instantly increasing product value, enhancing end-user experience and facilitating new service delivery options.

XPort® Features:
- Remote command and control of edge devices
- Real-time edge device status via e-mail alerts
- 256-bit AES encryption for secure communications
- EMC/EMI-compliant; RoHS-compliant

XPort® AR Features:
- A fully programmable device computing platform based on corporate IT standards – Cisco®-like CLI, XML, RSS
- Provide robust "data center grade" security, including SSL and SSH, for networked devices
- Offer true IEEE 802.3af compliant pass-through Power over Ethernet (PoE)



XPort® Shown

For quantities greater than listed, call for quote.

MOUSER STOCK NO.	Lantronix Part No.	Description	Price Each
515-XP1001000-04R	XP1001000-04R	XPort - RoHS Extended Temp. Extended Temperature - Xport XE without Encryption	
515-XP1001000M-04R	XP1001000M-04R	XPort XE - with Modbus, RoHS Extended Temp. Extended Temperature, no encryption.	
515-XP1001001-04R	XP1001001-04R	XPort - RoHS Commercial Temp. - XPort XE without encryption.	
515-XP1002000-04R	XP1002000-04R	XPort - RoHS Extended Temp. Extended Temperature - Xport XE with encryption.	
515-XP1002001-04R	XP1002001-04R	XPort - RoHS Commercial Temp. - Xport XE with encryption.	
515-XP100200S-04R	XP100200S-04R	XPort - RoHS Sample Extended Temp. Extended Temperature - Xport SE Sample with encryption.	
515-XP3002000-01R	XP3002000-01R	XPort AR – Ethernet to Serial Embedded Processor Module with SSH Client and Server, SSL, 1024-bit AES (Rijndael), 3DES and RC4 Encryption, Public/Private-keys, and password protection; Extended Temperature	
515-XP300200K-01	XP300200K-01	XPort AR with Evaluation Board, Cables, Power Supply and Software; Commercial Temperature; Encryption	
515-XP300200S-01R	XP300200S-01R	XPort AR – Ethernet to Serial Embedded Processor Module with SSH Client and Server, SSL, 1024-bit AES (Rijndael), 3DES and RC4 Encryption, Public/Private-keys, and password protection; Extended Temperature - Sample Package	

MATCHPORT® AR LINUX SOFTWARE DEVELOPER'S KIT

The MatchPort® AR Linux Software Developer's Kit (SDK) is a highly-integrated embedded hardware and software suite that allows Linux developers to easily create value-added applications on Lantronix' small yet powerful embedded networking module. Built on the stable 2.6 Linux kernel, the SDK includes all the components required for building secure network enabled products using the Linux OS.

✻ Must be ordered separately for the MPDK1000-LNX-02 kit.



For quantities greater than listed, call for quote.

MOUSER STOCK NO.	Lantronix Part No.	Description	Price Each
515-MPDK1000-LNX-01	MPDK1000-LNX-01	MatchPort AR Linux Development Kit (without BDM Debugger Connector)	
515-MPDK1000-LNX-02	MPDK1000-LNX-02	MatchPort AR Linux Development Kit (with BDM Debugger Connector)	
515-930-060-R	930-060-R	P&E Micro-computer systems USB Multilink Debugger	
515-MPR4002000-01	MPR4002000-01	MatchPort AR with 8MB of Flash with Linux OS, Module	
515-MPR400200S-01	MPR400200S-01	MatchPort AR Module with 8MB of Flash with Linux OS, Sample	

MATCHPORT™ - EMBEDDED WIRED AND WIRELESS DEVICE SERVERS

MatchPort b/g Features:
- Extremely affordable embedded 802.11 b/g wireless networking
- Bulletproof security with IEEE 802.11i-PSK, WPA-PSK, TKIP and optional 256-bit AES end-to-end encryption
- Full TCP/IP stack, web server and Windows deployment software
- Up to 230Kbps data rate
- FCC Class B, UL and EN EMC and safety-compliant

MatchPort® b/g Pro Features:
- Adds WiFi to devices with the highest WPA2/802.11i enterprise-grade security and authentication protocols
- Lantronix SmartRoam™ technology provides seamless mobile connectivity and improved reliability
- Includes full TCP/IP stack, CGI, AJAX web server and Windows deployment software
- Powerful applications customization platform with 32 Bit 159 MIPS (Dhrystone 2.1) Processor, 8MB Flash/8 MB SDRAM
- Built-in Ethernet to wireless bridging

MatchPort AR Features:
- Application-ready, secure SSL/SSH networking module for high-volume applications
- Built-in CGI and AJAX web server
- Pin compatible family includes 802.1 b/g wireless
- Ethernet MAC/PHY; add only RJ45 jack and magnetics to device's PCB

MatchPort NR Features:
- Interface: CMOS (Asynchronous) 3.3V-level signals, rate is software selectable (300 bps to 921,000 bps)
- Serial Line Formats: 7 or 8 data bits, 1-2 Stop bits
- Modem Control: DTR, DCD
- Flow Control: XON/XOFF (software), CTS/RTS (hardware), none



MatchPort b/g Shown

✻ MatchPort sample must be purchased separately.

For quantities greater than listed, call for quote.

MOUSER STOCK NO. Mfr.	Mfr. Part No.	Description	Price Each
515	MP1001000G-01	MP b/g Wireless Device Server	
515	MP1002000G-01	MP b/g Wireless Device Server, AES	
515	MP100200SG-01	MP b/g Wireless Device Server, AES, Sample	
515	MPP3002000G-01	MP b/g Pro 802.11 Wireless Device Server	
515	MPP300200SG-01	MP b/g Pro 802.11 Wireless Device Server, Sample	
515	MPR3002000-01	MP AR Embedded Device Server, AES	
515	MPR300200S-01	MP AR Embedded Device Server, AES, Sample	
515	MPR4003000-01	MP AR with 8MB of Flash with Evolution OS	
515	MPR400300S-01	MP AR with 8MB of Flash with Evolution OS, Sample	
515	MP10010NMK-01	MP Universal Demonstration Kit	
515	MPDK1000-01	MP Development Kit	
515	930-033-R	2.4GHz 802.11b/g Antenna	
515	500-180-R-ACC	Antenna cable (6in.) U.FL to R-SMA	
515	500-181-R-ACC	Antenna cable (6in.) U.FL to U.FL	
515	MP5002000-01	MP NR Device Server AES Bulk	
515	MP500200S-01	MP NR Device Server AES Bulk Sample	

© Copyright 2014 Mouser Electronics
© Copyright 2014 Mouser Electronics

LANTRONIX Embedded and External Device Servers

Products may be RoHS compliant. Check mouser.com for RoHS status.

PREMIERWAVE EN

PremierWave™ EN delivers a new dimension of WiFi networking with the highest levels of security to virtually any device or electronic product. It provides affordable connectivity in a compact form factor, enabling OEMs to add WiFi or wired Ethernet networking to their products on a single PCB design.

Features:

- 802.11 abgn solution with Dual Band Radio (2.4GHZ and 5GHz)
- Linux Operating System with IPV6
- Includes full TCP/IP stack, web server
- Powerful applications customization platform with 32 Bit ARM9 Processor
- Virtual IP (VIP) Access™ for gaining remote connectivity even behind firewalls
- Low power consumption modes
- Robust set of interfaces which include Ethernet, Serial, USB, I2C, and SPI



RoHS Compliant

For quantities greater than listed, call for quote.

MOUSER STOCK NO.	Lantronix Part No.	Description	Price Each
515-PEN100100A-01	PEN100100A-01	PremierWave EN Development Server with Internal Antenna	
515-PEN10010SA-01	PEN10010SA-01	PremierWave EN Development Server with Internal Antenna, Sample	
515-PEN10010NA-01	PEN10010NA-01	PremierWave EN Development Server with out Internal Antenna	
515-PEN10010NASA-01	PEN10010NASA-01	PremierWave EN Development Server with out Internal Antenna, Sample	
515-PWDK1000-01	PWDK1000-01	PremierWave Development Kit (module not included)	
515-PWEV1000-01	PWEV1000-01	PremierWave Evaluation Board (module not included)	

EMBEDDED DEVICE SERVERS

XPort® Direct+™ Features:

- Delivers high-performace Ethernet connectivity and web server capabilities
- Powerful and affordable networking for any device with a serial interface on its microcontroller
- Integrated module with RJ45 and dedicated networking SoC
- Web server, TCP/IP protocol stack and Windows deployment software
- Up to 921Kbps data rate
- Compact low profile (<12mm)
- 2 x 12 pin, 2mm headers
- Three GPIO pins
- RS-232/RS-485 ready
- 256-bit AES encryption for secure communications



RoHS Compliant

For quantities greater than listed, call for quote.

MOUSER STOCK NO.	Lantronix Part No.	Description	Price Each
515-XPD1001000-01	XPD1001000-01	XPort® Direct+™ Device Networking Module, RoHS	
515-XPD100100K-01	XPD100100K-01	XPort® Direct+™ Device Networking Module, Kit	
515-XPDNC2000-01	XPDNC2000-01	XPort® Direct+™ NC Device Networking Module, no RJ45, Jack, RoHS	
515-XPDNC200S-01	XPDNC200S-01	XPort® Direct+™ NC Device Networking Module, no RJ45, Jack, RoHS, Sample	

EXTERNAL DEVICE SERVERS

PREMIERWAVE® XC GSM/GPRS DEVICE SERVER

Lantronix PremierWave® XC GSM/GPRS Device Server is a high performance, multi-port secure device server that offers Ethernet or GSM/GPRS connectivity for remote access and easy management of machines and equipment over the network and across the Internet. This device server provides bullet-proof security by offering a variety of robust data encryption and authentication options.

Features:

- Provide network connectivity to virtually any device with a serial port
- Standard and customizable serial data rates from 300 to 921 Kbps
- Quad-band: 850/900/1800/1900 MHz
- Modes: Software selectable RS-232/422/485
- SSL v3, SSH v2 Client & Server, Supports up to 1024-bit certificates
- Antenna: 2dBi, 50 Ohm, SMA Connector



PRODUCT NEW

RoHS Compliant

For quantities greater than listed, call for quote.

MOUSER STOCK NO.	Lantronix Part No.	Description	Price Each
515-PXC2102G2-01	PXC2102G2-01	PremierWave XC GSM/GPRS Secure Device Server, Universal Power Supply	

XSENSO™ ANALOG DEVICE SERVER

xSenso™ is a compact DIN-rail or wall mount solution that enables sensors with analog outputs (voltage or current) to easily and transparently send real-time data to any node on the network or over the Internet.

Features:

- Channels: (2) Differential inputs (screw terminal connections)
- Authentication, up to 256-bit encryption, SSL, SSH
- Dynamic web based monitoring, charting, and data logging
- Email and text message alert notification



PRODUCT NEW

RoHS Compliant

For quantities greater than listed, call for quote.

MOUSER STOCK NO.	Lantronix Part No.	Description	Price Each
515-XSO210000-01-S	XSO210000-01-S	xSenso2100 Two analog input device server, input power range 9-30VDC	

UDS/MSS100/EDS1100 - External Device Servers

The UDS single-port and dual port device servers provide a quick, simple and cost-effective way to bring the advantages of data accessibility and remote management to equipment not currently connected to a network. The MSS100 is a fast, easy way to connect virtually any device with a serial port to a network, so it can be managed remotely.



UDS1100 Shown

PRODUCT NEW

RoHS Compliant

For quantities greater than listed, call for quote.

MOUSER STOCK NO.	Lantronix Part No.	Description	Price Each
515-PXN210002-01U	PXN210002-01U	PremierWave XN Ethernet and 802.11n Device Server	
515-UD1100001-01	UD1100001-01	UDS1100 1-port Device Server, US Domestic Power 120VAC Power Supply	
515-UD11000P0-01	UD11000P0-01	UDS1100 1-port Device Server, Power over Ethernet, 802.3AF	
515-UD2100001-01	UD2100001-01	UDS2100 two-port 10/100 Device Server, US Domestic 120VAC Power Supply	
515-ACDIN1001-01	ACDIN1001-01	Optional DIN-rail Mount	
515-ED1100002-01	ED1100002-01	1 Port Secure DevSer Global Power Supply	
515-ED1100002-LNX-01	ED1100002-LNX-01	EDS1100 1Port RS232 422/485 Linux SDK	
515-ED2100002-01	ED2100002-01	2 Port Secure DevSer Global Power Supply	
515-ED2100002-LNX-01	ED2100002-LNX-01	EDS2100 2Port RS232 422/485 Linux SDK	

WiBox® - Wireless External Device Servers

WiBox® dual-port device servers enable you to connect serial devices to 802.11b/g wireless networks, quickly and easily. By merging wireless communications and Lantronix device server technology, WiBox simplifies connectivity to devices in applications where mobility is required or cabling is impractical.

Features:

- Enables access to remote devices while minimizing costly cabling
- Provides network mobility for untethered communication
- Two DB9 DTE serial ports supporting RS-232, RS-422 or RS-485 communication
- Compact size enables it to fit almost anywhere
- Industry standard 802.11b/802.11g wireless interface
- Secure wireless communication: IEEE 802.11i-PSK, WPA-PSK, TKIP
- 256-bit AES – end-to-end encryption
- Ethernet-or-wireless bridging



PRODUCT NEW

RoHS Compliant

For quantities greater than listed, call for quote.

MOUSER STOCK NO.	Lantronix Part No.	Description	Price Each
515-XPS1001NE-01	xPS1001NE-01	Network Edition xPrintServer - wireless plug-and-print for iOS Devices	
515-WB2100EG1-01	WB2100EG1-01	WBX2100E 802.11b/g with 10/100 Ethernet, 115Vac, 50/60Hz Power Adapter	

Industrial Device Servers

Lantronix offers a full range of industrial-strength external device servers designed for use with manufacturing or assembly equipment such as programmable logic controllers (PLCs), motion controllers, barcode scanners and power monitoring equipment at manufacturing sites, automated distribution centers and refinery plants.



IntelliBox-I/O Shown

RoHS Compliant

For quantities greater than listed, call for quote.

MOUSER STOCK NO.	Lantronix Part No.	Description	Price Each
515-IBIO21002-01	IBIO21002-01	IntelliBox-I/O 2100 - 2 port IA device and I/O server with EventTrak, Worldwide Power Supply with regional adapters	
515-X92000001-01	X92000001-01	XPress-Pro SW 92000 - Hardened -34-74°C 8-Port 10/100TX Ethernet Switch with Din Rail	
515-XSDR22000-01	XSDR22000-01	XPress-DR+ - 2 port industrial device server with dual switched Ethernet ports and industrial protocols	
515-XSDR22W00-01	XSDR22W00-01	XPress-DR+W - 2 port 802.11 wireless Industrial device server, removable screw terminal port, 9-30VDC and 9-24VAC	
515-XSDRSN-02	XSDRSN-02	XPress-DR - Industrial Device Server Standard Part	
515-XSDRIN-02	XSDRIN-02	XPress-DR-IAP - Industrial Device Server with installable industrial protocols	
515-UD1100IA2-01	UD1100IA2-01	UDS1100-IAP - Industrial Automation Protocols, 1 DB25F DCE serial port, software-selectable RS232, RS422 or RS485, internal power supply w/ regional adapters.	
Accessories			
515-500-163	500-163	DB25M to DB9F Serial Cable - 6ft.	
515-500-171-R	500-171-R	DB25M to RS485 and Power Input Screw Terminal Adapter	

© Copyright 2014 Mouser Electronics

© Copyright 2014 Mouser Electronics

MIDE TECHNOLOGY Energy Harvesting

RoHS Compliant **This product is RoHS compliant.**

ENERGY HARVESTING CONDITIONING CIRCUIT

Features:
- Converts the AC output from a piezoelectric energy harvester to a regulated DC output
- Simple and Easy Charge Management for Vibration Energy Harvesting
- Integrates directly with all Volture™ Energy Harvesters
- Parallel or Series Piezoelectric Connection– Improved Efficiency
- User Selectable DC Output (1.8 V, 2.5 V, 3.3 V, 3.6 V)

Applications:
- Industrial Health Monitoring Network Sensors
- Condition Based Maintenance Sensors
- All Air, Land, and Sea Vehicle Sensors
- Battery and Hard Wired Power Replacement
- Mobile Asset Tracking
- Tire Pressure Sensors
- Oil and Gas Sensors
- Wireless HVAC Sensors

For quantities greater than listed, call for quote.

MOUSER STOCK NO.	Mide Technology Part No.	Fig.	Input Voltage (Max.) (V)	Input Capacitance (uF)	Output Capacitance (uF)	Quiescent Current UVLO (nA)	Price Each
509-EHE004	EHE004	A	18	200	10	450	

PIEZOELECTRIC VIBRATION ENERGY HARVESTERS WITH VOLTURE™

Features:
- Low Cost
- Robust Packaging

Applications:
- Helicopter
- Oil and Gas
- Building Automation

For quantities greater than listed, call for quote.

MOUSER STOCK NO.	Mide Technology Part No.	Fig.	Capacitance (uF)	Bandwidth (Hz)	Frequency Range (Hz)	No. of Piezos	Price Each
509-V21B	V21B	B	0.004	3	80-205	2	
509-V21BL	V21BL	C	0.004	3	45-155	2	
509-V22B	V22B	D	0.0142	2	120-360	2	
509-V22BL	V22BL	E	0.0142	2	26-110	2	
509-V20W	V20W	F	0.2	3	75-175	2	
509-V25W	V25W	F	0.33	3	60-140	2	

SLAM STICK™ VIBRATION RECORDER

Features:
- Simple and Easy to Use
- Small and Lightweight
- High Speed - 3.2 KHz Sampling Rate
- Rechargeable
- Characterizes Vibration Profile for Energy Harvesting Applications
- Dust Proof Enclosure
- Simple Analysis & Configuration Software (Included)

Applications:
- Industrial Health Monitoring Network Sensors
- Characterizing Energy Harvesting Vibrations
- Equipment Installation Verification
- Vibration Characterization for Damping Purposes
- Equipment Monitoring
- Bearing Monitoring

For quantities greater than listed, call for quote.

MOUSER STOCK NO.	Mide Technology Part No.	Fig.	Acceleration (Max)	Sampling Rate (kHz)	Max. Recording Time @ 3.2kHz	Operating Temperature (°C)	Price Each
509-VR001	VR001	G	16	3.2	240 sec.	-40 to +85	

PIEZOELECTRIC SENSOR AND ACTUATORS

Features:
- Packaged Piezos
- Robust Packaging
- Easy Connection
- Increased Life-Time
- Hermetically Sealed

Applications:
- Vibration and Strain Sensing
- Passive Vibration/Strain Detection
- Precise Actuation
- Electronics Cooling

For quantities greater than listed, call for quote.

MOUSER STOCK NO.	Mide Technology Part No.	Fig.	Capacitance (uF)	Full Scale Voltage Range (V)	No. of Piezos	Operating Temperature (°C)	Price Each
Bonded							
509-QP10N	QP10N	H	0.06	±200	1	-40 to +90	
509-QP10NI	QP10NI	I	0.0012	±120	1	-40 to +90	
509-QP16N	QP16N	H	0.137	±120	1	-40 to +90	
509-QP10W	QP10W	J	0.06	±200	1	-40 to +90	
Non-Bonded							
509-QP20N	QP20N	K	0.12	±200	2	-40 to +90	
509-QP20W	QP20W	L	0.2	±200	2	-40 to +90	
509-QP21B	QP21B	M	0.1238	±100	2	-40 to +90	
509-QP22B	QP22B	N	0.0142	±100	2	-40 to +90	

FLEXIBLE CONFORMABLE PIEZOELECTRIC TRANSDUCERS

Features:
- Conformable
- Packaged Piezos
- Easy Connection
- Increased Life-Time
- Hermetically Sealed

For quantities greater than listed, call for quote.

MOUSER STOCK NO.	Mide Technology Part No.	Fig.	Capacitance (uF)	Full Scale Voltage Range (V)	No. of Piezos	Operating Temperature (°C)	Price Each
509-PA16N	PA16N	O	0.105	±120	1	-40 to +90	



QUICKPACK CABLES AND KITS

For quantities greater than listed, call for quote.

MOUSER STOCK NO.	Mide Technology Part No.	Fig.	Description	Operating Temperature (°C)	Price Each
509-CB-11	CB-11	P	Connects one 2-layer QuickPack actuator for operation in extension (to control vibration of a surface)	QP20W, QP20N	
509-CB-12	CB-12	P	Connects two 2-layer QuickPack actuators for operation in extension, out-of-phase (to control bending moment of structure like a cantilever beam)	QP20W, QP20N	
509-CB-13	CB-13	P	Connects one 2-layer QuickPack actuator for operation in bending (to operate as a bimorph)	QP20W, QP20N	
509-CB-14	CB-14	P	Connects one 1-layer QuickPack actuator for operation in extension (to control vibration of a surface)	QP10W, QP10N	
509-CB-15	CB-15	P	Connects two 1-layer QuickPack actuators for operation in extension, out-of-phase (to control bending moment of structure like a cantilever beam)	QP10W, QP10N	
Kits					
509-CB-16	CB-16	-	Bimorph Accessory Kit with clamp assembly and CB-16 Cable (BNC Term)	QP21B, QP22B	
509-CB-17	CB-17	-	Bimorph Accessory Kit with clamp assembly and CB-17 Cable (Wire Term)	QP21B, QP22B	

© Copyright 2014 Mouser Electronics
© Copyright 2014 Mouser Electronics

MULTI-TECH Universal Sockets and Embedded Modems

Products may be RoHS compliant. Check mouser.com for RoHS status.



UNIVERSAL SOCKET MODULES

Multi-Tech's Universal Socket is a flexible, comm-port architecture that provides cellular, Ethernet, PSTN or Wi-Fi® network access with interchangeable modules.

- Interchangeable socket module
- Quick-to-market
- Global approvals
- 2 Year Warranty
- Easy migration to future networks
- Universal Socket

For quantities greater than listed, call for quote.

MOUSER STOCK NO.	Multi-Tech Part No.	Fig.	Description	Voltage (V)	Price Each 1	10	25	50
SocketModem® - Analog - Dial-Up								
899-MT2492SMI-22	MT2492SMI-22	A	V.22 Serial/Data Only - Embedded Modem	5				
899-MT2492SMI-L-92	MT2492SMI-L-92	A	V.92 Serial/Data Only - Embedded Modem	3.3				
899-MT9234SMI-92.R1	MT9234SMI-92.R1	A	V.92 Serial Data, V.34 Fax - Embedded Modem	5				
899-MT9234SMI-L-92R1	MT9234SMI-L-92.R1	A	V.92 Serial Data, V.34 Fax - Embedded Modem	3.3				
SocketModem® GPRS/EDGE/CDMA/HSDPA/iCell/Cell - Cellular								
899-MTSMC-E1	MTSMC-E1	B	Embedded Quad Band EDGE Modem Class 12	5				
899-MTSMC-G-F4.R1	MTSMC-G-F4.R1	C	Quad-Band GPRS Class 10 - Embedded Modem	5				
SocketWireless® Device Server								
899-MTS2BTSMI-L.R3	MTS2BTSMI-L.R3	D	Embedded Serial-to-Bluetooth Device Server	3.3				
899-MTS2BTSMI.R3	MTS2BTSMI.R3	D	Embedded Serial-to-Bluetooth Device Server	5				

DEVELOPMENT KITS

For quantities greater than listed, call for quote.

MOUSER STOCK NO.	Multi-Tech Part No.	Fig.	Description	Price Each
Universal Socket Development Kit (Module Not Included)				
899-MTSMI-UDK	MTSMI-UDK	-	Development Board with RS-232 DB-25 Connector, Universal Power Supply, RJ-11 Jack, RS-232 Cable and Developer Guide CD	
EDGE Modem Developers Kit				
899-MTCDP-E1-DK	MTCDP-E1-DK-0.0	E	DE-9 RS-232 connector, Slot for SD memory flash card, 5 programmable LEDs for application specific use	

SOCKETMODEM® ICELL INTELLIGENT CELLULAR EVDO MODEMS

For quantities greater than listed, call for quote.

MOUSER STOCK NO.	Multi-Tech Part No.	Fig.	Description	Voltage (V)	Price Each 1	10
899-MTSMC-EV2-IPN2SP	MTSMC-EV2-IP-N2-SP	F	EV-DO RevA 5V Serial, Sprint 800/1900MHz	5		
899-MTSMC-EV2-IPN3SP	MTSMC-EV2-IP-N3-SP	F	EV-DO RevA 5V Serial, Verizon 800/1900MHz	5		
899-MTSMCEV2MIIPN2SP	MTSMC-EV2-MI-IP-N2-SP	F	EV-DO RevA 5V Serial+USB Sprint 800/1900MHz	5		
899-MTSMCEV2MIIPN3SP	MTSMC-EV2-MI-IP-N3-SP	F	EV-DO RevA 5V Serial+USB Verizon 800/1900MHz	5		
899-MTSMC-EV2-GPN2SP	MTSMC-EV2-GP-N2-SP	F	EV-DO RevA with GPS Serial, Sprint 800/1900MHz	5		
899-MTSMC-EV2-GPN3SP	MTSMC-EV2-GP-N3-SP	F	EV-DO RevA with GPS Serial, Verizon 800/1900MHz	5		

RJMODEM™

The Multi-Tech Serial Data RJModem creates communication-ready devices by integrating modem functionality into the most compact, integrated device. The first-of-its kind RJ11 form factor includes the controller, data pump, DAA and RJ-11 connector providing device manufacturers with the ability to integrate dial-up connectivity into any product design.

- RJ-11 Form Factor
- Global approvals
- Easy migration to future networks

For quantities greater than listed, call for quote.

MOUSER STOCK NO.	Multi-Tech Part No.	Fig.	Description	Voltage (V)	Price Each 1	10	25	50
Modems								
899-MT5656RJ-92.R3	MT5656RJ-92.R3	G	Embedded V.92 Data Modem, 56K, Serial Data Only	5				
899-MT5656RJ-L-34.R3	MT5656RJ-L-34.R3	G	Embedded V.34 Data Modem, 33.6K, Serial Data Only	3.3				
RJModem™ Development Kit (RJModem Not Included)								
899-MTRJ-DK	MTRJ-DK	-	RJModem Developer Kit 100-240V	-		-	-	-

ACCESSORIES

For quantities greater than listed, call for quote.

MOUSER STOCK NO.	Multi-Tech Part No.	Description	Price Each 1	25	50	100
899-ANBT-1HRA	ANBT-1HRA	Bluetooth/Wi-Fi Hinged Antenna, Reverse Polarity, 4"				
899-ANCF2-10HRA	ANCF2-10HRA	850/1900 MHz Hinged Antenna 4"				
899-ANF1-1HRA	ANF1-1HRA	900/1800 MHz Hinged Antenna 4"				
899-ANQB-10HRA	ANQB-10HRA	850/900/1800/1900 MHz Hinged Antenna, 7"				
899-CARSMA-MMCX-10	CARSMA-MMCX-10	Reverse SMA-to-MMCX Coax RF Cable 6"				
899-CASMA-MMCX-1	CASMA-MMCX-1	SMA-to-MMCS Coax RF Cable 6"				

© Copyright 2014 Mouser Electronics
© Copyright 2014 Mouser Electronics

NETBURNER Embedded Modules

Products may be RoHS compliant. Check mouser.com for RoHS status.

32-BIT 10/100 ETHERNET CORE PROCESSOR MODULES

NetBurner core modules allow you to quickly and easily create an embedded product, create a network-enabled product, or add network connectivity to an existing product. These modules can be used as the main processor or as a secondary network co-processor. Features include: 10/100 Ethernet, digital, analog and serial control.

A



B



NEW PRODUCT

Core Modules

For quantities greater than listed, call for quote.

MOUSER STOCK NO.	Netburner Part No.	Fig.	Clock	Flash	RAM	UARTs	GPIO	Timers	Operating Temperature	Price Each 1	10	25	50
820-MOD5234-100IR	MOD5234-100IR	A	147MHz	2MB	8MB	3	47	8	-40°C to +85°C				
820-MOD5270-100IR	MOD5270-100IR	A	147MHz	512KB	2MB SD	3	47	8	-40°C to +85°C				
820-MOD5272-100IR	MOD5272-100IR	A	62MHz	2MB	8MB SD	2	22	4	-40°C to +85°C				
820-MOD5282-100IR	MOD5282-100IR	A	66MHz	512KB	8MB SD	3	50	16	-40°C to +85°C				
820-MOD5270-200IR	MOD5270-200IR	B	66MHz	512KB	8MB SD	3	50	16	-40°C to +85°C				

Development Kit Contents:
- 32-bit Core Processor Module
- Development Board
- CD-ROM
- Network Cables
- Serial Cable
- 12 Volt Power Supply for US/Canada

RoHS Compliant

MOD5270 Development Kit

MOUSER STOCK NO.	Netburner Part No.	Description	Price Each
820-NNDK-MOD5234-KIT	NNDK-MOD5234-KIT	MOD5234 Development Kit	
820-NNDK-MOD5270-KIT	NNDK-MOD5270-KIT	MOD5270 Development Kit	
820-NNDK-MOD5272-KIT	NNDK-MOD5272-KIT	MOD5272 Development Kit	
820-NNDK-MOD5282-KIT	NNDK-MOD5282-KIT	MOD5282 Development Kit	

32 BIT MOD5213 HIGH PERFORMANCE EMBEDDED PROCESSOR MODULE

Process Specifications:
- 32-bit Freescale ColdFire 5213 running at 66MHz

Hardware Specification:
- 32KB SRAM
- 256KB Flash
- MAC Module and HW Divide
- Low-power optimization
- Four 32-bit timer channels with DMA capability
- Four 16-bit timer channels with capture/compare/PWM
- 4-channel 16-bit/8-channel 8-bit PWM generator
- Two periodic interrupt timers (PITs)
- 4-channel DMA controller
- 8-channel 12-bit ADC
- Up to 33 general-purpose I/O
- System integration (PLL, SW watchdog)
- CAN 2.0B controller with 16 message buffers
- Three UARTs with DMA capability

Software Development:
- NetBurner Development Kit includes: Mod5213 Development Board, Real-Time OS, C/C++ Compiler, Integrated Development Environment (IDE), Graphical Debugger, configuration and deployment tools.

Connectors:
- Two standard single row 20-pin 0.1" headers
- PIN Dimensions: 1.9" x 0.6"

Physical Characteristics:
- Industry Standard 40-pin DIP
- Dimensions: 2.0" x 2.6"

Power Requirements:
- DC Input Voltage: 4V - 7V, or 3.3V Regulated
- Operating current: 120mA Environmental
- Operating Temperature: -40°C ~ +85°C

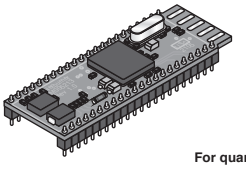

RoHS Compliant

MOD5213 Module

For quantities of 100 and up, call for quote.

MOUSER STOCK NO.	Netburner Part No.	Price Each 1	10	25	50
820-MOD5213-100IR	MOD5213-100IR				

MOD5213 Development Kit

MOUSER STOCK NO.	Netburner Part No.	Price Each
820-NNDK-MOD5213-KIT	NNDK-MOD5213-KIT	

SBL2E SERIAL TO ETHERNET MODULE

Features:
- 32-bit Freescale Coldfire 52236 @ 50MHz
- Two TTL serial ports
- RS-232, RS422/485 ready (require external level shifter)
- Four 12-bit analog to digital inputs
- Up to 10 General Purpose I/O Signals
- 10/100 Ethernet
- Serial to Ethernet over TCP or UDP
- DHCP/Static IP Support
- Baud rates up to 115,200 bps
- Custom serial packetization options
- Hardware and software flow control
- Web Based Configuration

Development Kit Contents:
- SBL2e-200IR
- SBL2e-ADPT-100CR evaluation board



For quantities greater than listed, call for quote.

MOUSER STOCK NO.	Netburner Part No.	Description	Price Each 1	10	25	50
SBL2e Processor Boards						
820-SBL2E-100IR	SBL2e-100IR	Board with On-board Ethernet Jack				
820-SBL2E-200IR	SBL2e-200IR	Board with 10-pin Ethernet Jack Header				
Development Kits						
820-EVAL-SBL2E-KIT	EVAL-SBL2e-KIT	Evaluation Kit		-	-	-
820-NNDK-SBL2E-KIT	NNDK-SBL2e-KIT	Software Development kit		-	-	-

SB7X 32-BIT SERIAL-TO-ETHERNET PROCESSOR BOARDS

SB70 Processor Board Features:
- Processor: 32-bit Freescale ColdFire 5270 with integrated 10/100 Ethernet MAC
- Speed: 145MPS @ 150MHz
- Network Interface: 10/100BaseT with RJ-45 Jack
- Flash Memory: 512KB
- SDRAM: 2MB
- Power Requirements: 480mA @ 5V
- LEDs: Link, Speed/Data, Power
- Network Protocols: ARP, DHCP, BOOTP, TCP, UDP, ICMP, Telnet, HTTP, SNMP
- Dimensions: 3.25" x 2"

SB72 Processor Board Features:
- Speed: 63MPS @ 66MHz
- Network Interface: 10/100BaseT with RJ-45 Jack
- Serial Ports Supported: RS-232, RS-422, RS-485, TTL
- Flash Memory: 512KB
- SDRAM: 8MB
- Power Requirements: 480mA @ 5V
- LEDs: Link, Speed/Data, Power
- Network Protocols: ARP, DHCP, BOOTP, TCP, UDP, ICMP, Telnet, HTTP, SNMP
- Dimensions: 3.25" x 2"

Development Kit Contents:
- SBXX Processor Board
- Adapter board to assist in development. It is not required to operate. The adapter board includes a switching power supply, RS-232 level shifters and two DB-9 connectors
- CD-ROM containing source code, development tools, manuals and documentation
- Cross-wired and straight-through twisted pair network cables
- Serial cable
- 12 VDC power supply (US and Canada only)

RoHS Compliant

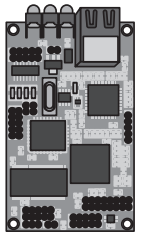

SB70 Processor Board

For quantities greater than listed, call for quote.

MOUSER STOCK NO.	Netburner Part No.	Price Each 1	10	25	50
820-SB70-100CR	SB70-100CR				

SB72 Processor Board

820-SB72-301CR	SB72-301CR				

SB70 Development Kit

MOUSER STOCK NO.	Netburner Part No.	Price Each
820-NNDK-SB70-KIT	NNDK-SB70-KIT	

MOD72 Development Kit

820-NNDK-SB72-KIT	NNDK-SB72-KIT	

SB72-EX DUAL PORT SERIAL-TO-ETHERNET EXTERNAL DEVICE

SB72-EX to Network-Enable Existing Applications:
The SB72-EX network-enables serial devices right out of the box. No programming or development is required; the SB72-EX is pre-programmed to convert RS-232, RS-422, RS-485, and TTL data to Ethernet, enabling communication with the serial device over a network or the Internet. The onboard web server provides easy device configuration using a standard web server.

Hardware Specifications:
- 10/100BaseT with RJ-45 connector
- 32-bit Motorola ColdFire 5272 with integrated 10/100 Ethernet
- 2MBytes flash, 8MBytes of SDRAM
- Power: 12V, 500mA
- Operating Temperature: 0°C to 70°C
- Dimensions: 4.2" x 3.0"
- Weight 5 oz
- UL and CUL approvals
- LEDs: Link, Speed/Data, Power
- The 2 UARTS can be configured:
  Two RS-232 ports
  One RS-232 port, one RS-485/422 port (full or half duplex)

Network Protocols Supported:
- ARP, DHCP, BOOTP, TCP, UDP, ICMP, Telnet, HTTP, SNMP

Note: additional protocols supported with development kit.



RoHS Compliant

For quantities greater than listed, call for quote.

MOUSER STOCK NO.	Netburner Part No.	Price Each 1	10	25	50
820-SB72-EX-100CR	SB72-EX-100CR				

© Copyright 2014 Mouser Electronics

© Copyright 2014 Mouser Electronics

Development Boards

A 

B 

C 

D 

Nurve Networks XGS DEVELOPMENT SYSTEMS

Package includes:
- XGS board completely assembled
- 350+ page printed manual covering hardware, software and numerous programming tutorials
- 9V USA compliant wall adapter power supply
- A/V cable
- XGS game controller
- DB9 PC serial port to XGS header converter
- DVD-ROM with numerous examples and complete driver library including; Graphics, Sound, Keyboard, SD card, Serial Comms, Mechatronics, and lots more

XGS AVR 8-Bit Development System
- Programmer: Atmel AVR ISP MK II programmer + USB cable

MOUSER STOCK NO.	Nurve Networks Part No.	Fig.	Microcontroller	Data Bus Width	Flash (KB)	SDRAM (KB)	Clock Frequency (Max.)	Price Each
915-XGS-AVR	XGS-AVR	A	AVR 644P	8 bit	64	4	20 KHz	

XGS PIC 16-Bit Development System
- Programmer: Microchip Pickit 2 ISP programmer + USB cable

MOUSER STOCK NO.	Nurve Networks Part No.	Fig.	Microcontroller	Data Bus Width	Flash (KB)	SDRAM (KB)	Clock Frequency (Max.)	Price Each
915-XGS-PIC	XGS-PIC	B	PIC24	16 bit	256	16	32 KHz	

Nurve Networks CHAMELEON SYSTEM

The Chameleon is a credit card sized computer with 2 microprocessors.
The Chameleon has numerous I/O interfaces, including composite video for NTSC/PAL generation, VGA, audio out, and PS/2 .
The dual processor design of the Chameleon allows for video, audio, and I/O tasks to be offloaded to the Propeller chip via a high speed SPI interface.
Alternatively, both processors can be independently programmed and used.

Package includes:
- Mini solderless breadboard 1.25" x 2" (affixes to right hand side of Chameleon)
- 150+ page electronic manual covering hardware, software, and numerous programming tutorials
- DVD-ROM including all tools, and numerous examples with complete driver

Chameleon AVR 8-Bit System
- Chameleon AVR 8-Bit is 100% code compatible with the Arduino board
- Chameleon comes with the Arduino bootloader pre-loaded, so development can be done with the Arduino tool, and programs loaded directly to the Chameleon

MOUSER STOCK NO.	Nurve Networks Part No.	Fig.	Microcontroller (client)	Microcontroller (slave)	Data Bus Width	Flash (MB)	Price Each
915-CHAMELEON-AVR	Chameleon-AVR	C	AVR 328P	Parallax Propeller	8 bit	1	

Chameleon PIC 16-Bit System
- Chameleon PIC 16-Bit system comes pre-loaded with the Microchip bootloader

MOUSER STOCK NO.	Nurve Networks Part No.	Fig.	Microcontroller (client)	Microcontroller (slave)	Data Bus Width	Flash (MB)	Price Each
915-CHAMELEON-PIC	Chameleon-PIC	D	PIC24	Parallax Propeller	16 bit	1	

A 

B 

C 

D 

EVIDENCE® FLEX EVALUATION BOARDS

FLEX is an embedded board which can be used by developers who intend to exploit the full potential of the latest Microchip micro-controllers of the dsPIC® DSC family

Evaluation Boards

MOUSER STOCK NO.	Evidence Part No.	Fig.	Description	Price Each
923-FLEX001	FLEX001	A	Flex Light Base Board	
923-FLEX003	FLEX003	B	Flex Full Base Board	

Daughter Boards

MOUSER STOCK NO.	Evidence Part No.	Fig.	Description	Price Each
923-FLEX109	FLEX109	C	Demo Daughter Board - adds many commonly used features	

Packs

MOUSER STOCK NO.	Evidence Part No.	Fig.	Description	Price Each
923-FLEX112	FLEX112	-	Demo2 Pack - Serial connections and motor control plug-ins	
923-FLEX113	FLEX113	D	Mini Kit - Zigbee development kit	

© Copyright 2014 Mouser Electronics
© Copyright 2014 Mouser Electronics

PARALLAX BASIC Stamp Modules and Accessories

Products may be RoHS compliant. Check mouser.com for RoHS status.

BASIC STAMP MODULES

BASIC Stamps are small computers with 8 or 16 I/O lines that can be connected to TTL level devices and also, with a few extra components, solenoids, relays, and RS232 networks. Their simple language and easy interfacing make BASIC Stamps ideal for many applications for industrial, educational, and hobbyist customers. BASIC Stamps require only editor software, a prototype area, and cable to get started. Each BASIC Stamp has on board it's own non-volatile EEPROM, voltage regulator, resonator, and microcontroller.

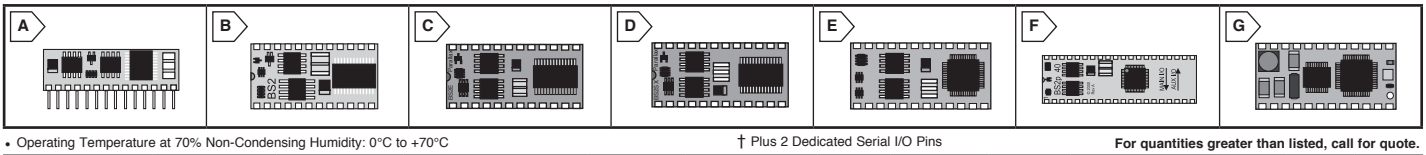

• Operating Temperature at 70% Non-Condensing Humidity: 0°C to +70°C

† Plus 2 Dedicated Serial I/O Pins

For quantities greater than listed, call for quote.

MOUSER STOCK NO.	Parallax Part No.	Fig.	Package	Microcontroller	EEPROM Size (Bytes)	Speed	I/O Pins	PBASIC Commands	Interface (Port)	Operating Voltage	Price Each 1	10	25
619-BS1-IC	BS1-IC	A	SIP-14	Microchip PIC16C56c	256	4MHz	8	32	Parallel	5 - 15VDC			
619-BS2-IC	BS2-IC	B	DIP-24	Microchip PIC16C57c	2K	20MHz	16†	36	Serial	5 - 15VDC			
619-BS2E-IC	BS2E-IC	C	DIP-24	Ubicom SX28AC	8 x 2K	20MHz	16†	39	Serial	5 - 12VDC			
619-BS2SX-IC	BS2SX-IC	D	DIP-24	Ubicom SX28AC	8 x 2K	50MHz	16†	39	Serial	5 - 12VDC			
619-BS2P24-IC	BS2P24-IC	E	DIP-24	Ubicom SX48AC	8 x 2K	20MHz Turbo	16†	55	Serial	5 - 12VDC			
619-BS2PX-IC	BS2PX-IC	E	DIP-24	Ubicom SX48AC	8 x 2K	32MHz Turbo	16†	63	Serial	5 - 12VDC			
619-BS2P40-IC	BS2P40-IC	F	DIP-40	Ubicom SX48AC	8 x 2K	20MHz Turbo	32†	55	Serial	5 - 12VDC			
619-JS1-IC	JS1-IC	G	DIP-24	Ubicom SX48BD	32768	25MHz Turbo	16	0 (Java)	Serial	6 - 24VDC (unreg)			

BASIC STAMP DISCOVERY KIT - SERIAL (WITH USB ADAPTER AND CABLE)

Our most popular BASIC Stamp microcontroller is the BS2-IC module. Widely used in education, hobby, and industry, this module has enough program space, execution speed, and I/O pins for many applications. Now featured with the What's a Microcontroller curriculum and parts kit, this Starter Kit has our highest recommendation. The Discovery Kit is an incredible value!

Build over 40 Hands On Projects

With the latest edition of this kit, you will receive the What's a Microcontroller? (WAM) parts and text making the Discovery Kit a bona fide "Getting Started" kit. With the WAM kit you'll get your feet wet through a series of over 40 activities designed to provide you with the best possible introduction to the world of BASIC Stamp modules. The text contains clear explanations, defines electronics terms in a friendly manner, and most importantly builds your confidence so you can start building your own electronics inventions.



For quantities greater than listed, call for quote.

MOUSER STOCK NO.	Parallax Part No.	Description	Price Each
619-EDSTR-KIT	27207	Basic Stamp Discovery Kit Serial with USB Adapter	
619-27807	27807	Basic Stamp Discovery Kit USB	

UNDERSTANDING SIGNALS PARTS AND TEXT/PARALLAX OSCILLOSCOPE

The Understanding Signals Parts and Text Kit adds a 144-page student guide and many electronic components to the Parallax USB Oscilloscope. Learn how to generate, view, and measure a variety of wave forms. Each activity includes a BASIC Stamp®-controlled example circuit and code, directions for configuring the oscilloscope and placing the probes, and screen-captures of the Parallax USB Software interface displaying the signal.

A Board of Education with a BASIC Stamp 2 or a HomeWork Board is needed to run the experiments in this kit.



For quantities greater than listed, call for quote.

MOUSER STOCK NO.	Parallax Part No.	Description	Price Each
619-28014	28014	Parallax Oscilloscope	

STAMPWORKS EXPERIMENT KIT

It's easy to get started micro-controlling your world with StampWorks. The StampWorks manual includes 35 experiments based on the BASIC Stamp® 2 microcontroller and the Professional Development Board (included). StampWorks gives you the hardware, the electrical components and, most importantly, the know-how to become a confident embedded programmer. Working your way through StampWorks you will learn about efficient embedded design, connecting circuits and "smart" sensors to the BASIC Stamp, adding computer control to your projects, and "Power PBASIC" programming techniques.

After you've worked your way through StampWorks you'll be able to: flash LEDs, use 7-segment and LCD displays, monitor one or several push-buttons or switches, add sounds and sound effects to your projects, build a simple light-controlled Theremin, control servos and stepper motors, measure temperature, voltage, and so much more! When you are finished, you will be able to write your own BASIC Stamp programs to control your hobby, engineering, and student projects using a variety of electronic circuits - and you'll be able to do it with the confidence.



For quantities greater than listed, call for quote.

MOUSER STOCK NO.	Parallax Part No.	Description	Price Each
619-27297	27297	StampWorks Experiment Kit	
619-28138	28138	Professional Development Board Serial	

SX TECH TOOL KIT/SX CHIPS/PROGRAMMERS AND PROTO BOARDS

The popular SX Tech Tool Kit is an excellent starting point to get you developing SX projects with Parallax's SX-Key programming tool. Upon receiving the kit, you will be able to program SX chips within the hour. A power supply is not included.

The SX-Key is Parallax's primary development tool for the SX line of microcontrollers, supporting every chip that is commercially available. Using the free SX-Key software, the SX-Key programming tool can program SX chips in-system and perform in-circuit source-level debugging. Also at the user's fingertips is an on-board programmable clock. The frequency output of this clock is adjusted from the software with a slider bar between 400kHz and 100MHz. The software operates on Win98/NT/2K/XP platforms.



For quantities greater than listed, call for quote.

MOUSER STOCK NO.	Parallax Part No.	Description	Price Each
619-28015	28015	PING))) Ultrasonic Sensor	
619-900-00008	900-00008	Parallax (Futaba) Continuous Rotation Servo	
619-900-00005	900-00005	Parallax (Futaba) Standard Servo	
619-28028	28028	Sensor Sampler Kit	
619-28017	28017	Memsic 2125 Dual-axis Accelerometer	
619-27977	27977	Parallax 2x16 Serial LCD (Backlit)	
619-28031	28031	Parallax USB to Serial (RS-232) Adapter with Cable	
619-27979	27979	Parallax 4x20 Serial LCD (Backlit)	
619-28302	28302	TCS230-DB Color Sensor	
619-28018	28018	Sensirion Temperature/Humidity Sensor	
619-32390	32390	RFID Reader Module and Tag Sampler Kit	
619-555-28027	555-28027	PIR Sensor	
619-29144	29144	HB-25 Motor Controller	

BASIC STAMP ACCESSORIES

Launch yourself into the Accessories Portal and select add on products such as sensors, Application Modules, RF devices, lab tools, and other items to round out your project or application. If you already have a BASIC Stamp® microcontroller or Javelin Stamp™ module and development board, you may now take your project to the next level. There is a wide array of accessories for the BASIC Stamp microcontroller.

MOUSER STOCK NO.	Parallax Part No.	Description (NEW PRODUCT)	Price Each
619-27800	27800	2-Axis JoyStick	
619-27801	27801	5-Position Switch	
619-400-00002	400-00002	Tact Switch	
619-27908	27908	Trackball Module	
619-27922	27922	Gyroscope Module LISY300	
619-27929	27929	CO2 Gas Sensor Module	
619-27931	27931	CO Gas Sensor Module	
619-605-00005	605-00005	Melexis 90217 Sensor Hall-Effect	
619-605-00007	605-00007	CO Gas Sensor	
619-605-00008	605-00008	CH4 Gas Sensor	
619-605-00009	605-00009	LPG Gas Sensor	
619-605-00011	605-00011	Alcohol Gas Sensor C2H5OH	

For quantities greater than listed, call for quote.

MOUSER STOCK NO.	Parallax Part No.	Description	Price Each
619-32213	32213	XBand Motion Detector	
619-27932	27932	LPG Gas Sensor Module	
619-27937	27937	Memory Stick Datalogger	
619-28526	28526	3-Axis Accel Module MMA7455	
619-55527401	55527401	QTI SENSOR	
619-28302	28302	TCS232-DB Sensor	
619-28560	28560	Mouse Sensor Kit	
619-28380	28380	ColorPAL	
619-32320	32320	Smart Card Reader	
619-28140	28140	RFID CARD READER	
619-28440	28440	RFID Read/Write Serial Module	
619-28830	28830	Propeller Servo Controller	
619-31316	31316	AP-16 Audio Player	
619-SX28AC/SS-G	SX28AC/SS-G	SX Microcontroller SX28AC/SS-G	
619-SX48BD-G	SX48BD-G	SX Microcontroller SX48BD-G	
619-SX28AC/DP-G	SX28AC/DP-G	SX Microcontroller SX28AC/DP-G	
619-45205	45205	SX Tech Board	

© Copyright 2014 Mouser Electronics

© Copyright 2014 Mouser Electronics

RABBIT Core Modules and Development Kits

Products may be RoHS compliant. Check mouser.com for RoHS status.

RCM2XXX RABBITCORE MICROPROCESSOR MODULES

The RabbitCore family of microprocessor core modules is designed to facilitate rapid development and implementation of embedded systems. The RabbitCore mounts on a user-designed motherboard and acts as the controlling microprocessor for the user's system. Small in size but packed with powerful features, these core modules give designers a complete package for control and communication.

RCM21XX RabbitCore

For quantities greater than listed, call for quote.

MOUSER STOCK NO.	Rabbit Semi Part No.	Fig.	Description	MHz	Flash	SRAM	GPIO	Serial Ports	Price Each 1	Price Each 50
694-20-101-0434	20-101-0434	A	RCM2100 RabbitCore Module	22.1	512K	512K	34	2-6		
694-20-101-0435	20-101-0435	A	RCM2110 RabbitCore Module	22.1	256K	128K	34	2-6		
694-20-101-0436	20-101-0436	A	RCM2120 RabbitCore Module	22.1	512K	512K	40	2-6		
694-20-101-0446	20-101-0446	A	RCM2130 RabbitCore Module	22.1	256k	128K	40	2-6		

RCM22XX RabbitCore

For quantities greater than listed, call for quote.

MOUSER STOCK NO.	Rabbit Semi Part No.	Fig.	Description	MHz	Flash	SRAM	GPIO	Serial Ports	Price Each 1	Price Each 50
694-20-101-0454	20-101-0454	B	RCM2200 RabbitCore Module w/ Ethernet	22.1	256K	128K	26	2-6		
694-20-101-0488	20-101-0488	B	RCM2210 RabbitCore Module w/ Ethernet	22.1	256K	128K	26	2-6		
694-20-101-0494	20-101-0494	B	RCM2250 RabbitCore Module w/ Ethernet	22.1	512K	512K	26	2-6		
694-20-101-0955	20-101-0955	B	RCM2250 RabbitCore Module w/ Ethernet	22.1	512K	512K	26	2-6		

RCM23XX RabbitCore

For quantities greater than listed, call for quote.

MOUSER STOCK NO.	Rabbit Semi Part No.	Fig.	Description	MHz	Flash	SRAM	GPIO	Serial Ports	Price Each 1	Price Each 50
694-20-101-0453	20-101-0453	C	RCM2300 RabbitCore Module	22.1	256K	128K	29	2-6		

RCM3000 AND RCM3010 RABBITCORE

The RCM3000 RabbitCore is our powerful and feature-packed 10Base-T Ethernet microprocessor core module. Powered by the new Rabbit 3000™ - the "EMI-Free microprocessor"—the RCM3000 is the ideal option for designers who want to rapidly develop and implement embedded systems with fully integrated Ethernet connectivity. Measuring only 2.73" x 1.85" (69 x 47mm), the RCM3000 operates at 3.3V (with 5 V-tolerant I/O) and features 6 serial ports. Built-in low-EMI features, including a clock spectrum spreader, help designers eliminate the kind of emissions-related problems that frequently derail tight development schedules.

For quantities greater than listed, call for quote.

MOUSER STOCK NO.	Rabbit Semi Part No.	Fig.	Description	MHz	Flash	SRAM	GPIO	Serial Ports	Price Each 1	Price Each 50
694-20-101-0508	20-101-0508	D	RCM 3010 RabbitCore Module	29.4	256K	128K	52	2-6		

RCM3000 RabbitCore US Development Kit

For quantities greater than listed, call for quote.

MOUSER STOCK NO.	Rabbit Semi Part No.	Description	Price Each
694-101-0523	101-0523	RCM 3000 RabbitCore US Development Kit	

RCM3200 RABBITCORE MODULES

The RCM3200 RabbitCore microprocessor core module is the ideal option for designers who want to rapidly develop and implement embedded systems with fully integrated 10/100Base-T Ethernet connectivity. Measuring only 2.73" x 1.85" (69 x 47mm), the RCM3200 operates at 3.3V (with 5 V-tolerant I/O), runs at up to 44.2MHz, and features 6 serial ports. Built-in low-EMI features, including a clock spectrum spreader, practically eliminate EMI problems, helping OEMs pass CE and regulatory RF emissions tests.

For quantities greater than listed, call for quote.

MOUSER STOCK NO.	Rabbit Semi Part No.	Fig.	Description	MHz	Flash	SRAM	Data Flash	GPIO	Serial Ports	Price Each 1	Price Each 50
694-20-101-0520	20-101-0520	E	RCM3200 RabbitCore Module	44.2	512K	512K	256K	52	2-6		

RCM3305 AND RCM3315 RABBITCORE MODULES

The RCM3305 and RCM3315 microprocessor core modules are an ideal solution for designers who want to rapidly develop serial Flash and 10/100Base-T Ethernet into their embedded application. The RCM3305/3315 offer 4-8 MByte of serial Flash.

For quantities greater than listed, call for quote.

MOUSER STOCK NO.	Rabbit Semi Part No.	Fig.	Description	MHz	Flash	SRAM	Data Flash	GPIO	Serial Ports	Price Each 1	Price Each 50
694-20-101-1067	20-101-1067	F	RCM3305 RabbitCore Module	44.2	512K	512K	512K	49	2-6		
694-20-101-1068	20-101-1068	F	RCM3315 RabbitCore Module	44.2	512K	512K	512K	49	2-6		

RCM3305 RabbitCore US Development Kit

For quantities greater than listed, call for quote.

MOUSER STOCK NO.	Rabbit Semi Part No.	Description	Price Each
694-101-1069	101-1069	RCM3305 US Development Kit	

RCM3365 AND RCM3375 RABBITCORE MODULES

The RCM3365 and RCM3375 RabbitCore modules present a new form of embedded flexibility with removable "hot-swappable" memory cards. Supporting on-board 16MB NAND Flash as well as memory cards of up to 128 MB (sold separately), these RabbitCore modules are ideal for data intensive applications requiring low-power operation.

RoHS Compliant

For quantities greater than listed, call for quote.

MOUSER STOCK NO.	Rabbit Semi Part No.	Fig.	Description	MHz	Flash	SRAM	Data Flash	GPIO	Serial Ports	Price Each 1	Price Each 50
694-20-101-1051	20-101-1051	G	RCM3365 RabbitCore Module	44.2	512K	512K	512K	52	2-6		
694-20-101-1055	20-101-1055	G	RCM3375 RabbitCore Module	44.2	512K	512K	512K	52	2-6		

A



B

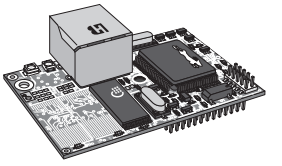

C

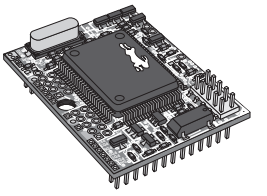

D



E

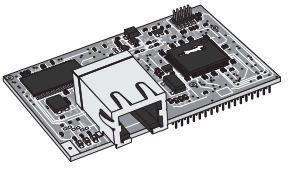

F



G



© Copyright 2014 Mouser Electronics

© Copyright 2014 Mouser Electronics

RABBIT Core Modules and Development Kits

Products may be RoHS compliant. Check mouser.com for RoHS status.

RCM3400 AND RCM3410 RABBITCORE MODULES

The RCM3400 analog RabbitCore provides a known-good processor and analog input subsystem for OEMs to quickly integrate into custom designs. The RCM3400 features a low-EMI Rabbit 3000-based CPU subsystem running at 29.4 MHz, with 512K Flash / 512K SRAM or 256K Flash / 256K SRAM, 5 serial ports, and 8 channels of programmable gain analog input in an extremely small footprint (1.37" x 1.16" / 34 x 29mm).

For quantities greater than listed, call for quote.

MOUSER STOCK NO.	Rabbit Semi Part No.	Fig.	Description	MHz	Flash	SRAM	GPIO	Serial Ports	Price Each 1	Price Each 50
694-20-101-0561	20-101-0561	A	RCM 3400 RabbitCore Module	29.4	512K	512K	52	1-4		
694-20-101-0562	20-101-0562	A	RCM 3410 RabbitCore Module	29.4	256K	128K	52	1-4		

RCM3400 RabbitCore US Development Kit

For quantities greater than listed, call for quote.

MOUSER STOCK NO.	Rabbit Semi Part No.	Description	Price Each
694-101-0587	101-0587	RCM 3400 RabbitCore US Development Kit	

RCM3600 AND RCM3610 RABBITCORE MODULES

The RCM3600 RabbitCore is the lowest priced Rabbit 3000 microprocessor based core module designed for a wide variety of applications.

Design Advantages:
- Ready-made platform for fast time-to-market, up to 3 months design integration time savings
- Compact size
- Dynamic C® development environment for real-time development and debugging
- Exceptionally fast performance for math, logic, I/O

Applications:
- Handheld devices and Instrumentation
- Remote Data Logging

RoHS Compliant

For quantities greater than listed, call for quote.

MOUSER STOCK NO.	Rabbit Semi Part No.	Fig.	Description	MHz	Flash	SRAM	GPIO	Serial Ports	Price Each 1	Price Each 50
694-20-101-0672	20-101-0672	B	RCM3600 RabbitCore Module	22.1	512K	512K	33	1-4		
694-20-101-0673	20-101-0673	B	RCM3610 RabbitCore Module	22.1	256K	128K	33	1-4		

RCM3750 RABBITCORE MODULE

The RCM3750 features 10/100Base-T connectivity, 512K Flash / 512K SRAM, 4 serial ports, and an extremely small footprint (2.95" x 1.20" / 75 x 30mm). Extensive demo programs, application templates, and optional software modules enable rapid development of secure network embedded systems. Built-in low EMI features, including a clock spectrum spreader, practically eliminate EMI problems, helping OEMs pass European CE and other regulatory RF emissions tests.

Applications:
- Remote Date Logging
- OEM Serial to Ethernet products
- Network-Enabling Security
- Acess Systems
- Building Automation
- Industrial Controls

RoHS Compliant

For quantities greater than listed, call for quote.

MOUSER STOCK NO.	Rabbit Semi Part No.	Fig.	Description	MHz	Flash	SRAM	Data Flash	GPIO	Serial Ports	Price Each 1	Price Each 50
694-20-101-1028	20-101-1028	C	RCM3750 RabbitCore Module	22.1	512K	512K	1MB	33	1-4		

A

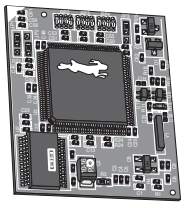

B



C



RCM4000 RABBITCORES – EMBEDDED NETWORKING AND CONTROL

The new Rabbit 4000 is a high-performance, low-EMI microprocessor designed specifically for embedded control, communications, and Ethernet connectivity. The Rabbit 4000 outperforms most 16–bit processors without losing the efficiency of an 8–bit architecture. Extensive integrated features, glueless architecture and 10Base-T Ethernet facilitate rapid hardware design, while a new C-friendly instruction set promotes efficient development of even the most complex applications.

The Rabbit RCM4XXX series of RabbitCore modules enable powerful embedded networking and control in a small package. RabbitCores mount directly onto a user designed motherboard, and can interface with CMOS-compatible digital devices via the user's motherboard. Programs are developed with our industry-proven Dynamic C development system that includes an editor, compiler, and in-circuit debugger.

RCM4000



RCM4200



Application Possibilities:
- Wireless device/data management
- Serial-to-Ethernet applications
- Remote monitoring and communications
- Web-enabling devices
- Device/data management and control
- Device-level control
- Remote data logging
- Asset management
- Security Access Systems

RCM 4000/4010 RabbitCore Modules with Ethernet

Specifications: • VDC = 3.0 to 3.6V

For quantities greater than listed, call for quote.

MOUSER STOCK NO. Mfr.	Mfr. Part No.	MHz	Flash	SRAM	Data Flash	Serial Ports	GPIO	Price Each 1	Price Each 10	Price Each 50
694	20-101-1094	59.98	512K	512K	32MB	1-4	19			
694	20-101-1112	59.98	512K	512K	- -	1-4	25			

RCM41XX RabbitCore RabbitCore Modules

Specifications: • VDC = 3.0 to 3.6V

For quantities greater than listed, call for quote.

MOUSER STOCK NO. Mfr.	Mfr. Part No.	MHz	Flash	SRAM	Data Flash	Serial Ports	GPIO	Price Each 1	Price Each 10	Price Each 50
694	20-101-1105	59.98	- -	512K	512K	1-4	29			
694	20-101-1093	29.49	512K	256K	- -	1-4	40			
694	20-101-1154	59.98	- -	512K	512K	1-4	40			

RCM42XX RabbitCore Modules

Specifications: • VDC = 3.0 to 3.6V

For quantities greater than listed, call for quote.

MOUSER STOCK NO. Mfr.	Mfr. Part No.	MHz	Flash	SRAM	Data Flash	Serial Ports	GPIO	Price Each 1	Price Each 10	Price Each 50
694	20-101-1131	58.98	512K	512K	512K	1-4	25			
694	20-101-1132	29.49	512K	512K	- -	1-4	35			

RCM5600W - MINI-MICROPROCESSOR WI-FI CORE MODULE

The MiniCore RCM5600W module offers 802.11b/g Wi-Fi connectivity which includes WPA2, WPA and WEP security standards, allowing easy integration and interoperability within Wi-Fi networks. With six serial ports, four configurable as SPI, the RCM5600W can easily embed into any existing or new design and is pin compatible with current and future MiniCore products.

A Development Kit offers the essential hardware tools and includes the Dynamic C® software development system. The Kit contains a prototyping and interface board with USB connections that will allow you to evaluate and debug the RCM5600W.



MiniCore
Mini-Microprocessor
WiFi Core Module

For quantities greater than listed, call for quote.

MOUSER STOCK NO. Mfr.	Mfr. Part No.	Description	Price Each 1	Price Each 100
694	20-101-1265	MiniCore Mini-Microprocessor Wi-Fi Core Module		
694	101-1284	RCM5600W Standard Development Kit		-
694	101-1285	RCM5600W Deluxe Development Kit		-

RCM6700 SERIES MINICORE DEV KITS

The ultra-compact MiniCore RCM6700 is ideal for today's smart energy initiatives as well as other applications that require a cost effective web-enabled device server. The RCM6700 series provides up to 6 serial ports, configurable I/O and control features such as PWM. Furthermore, the RCM 6700 series offers a much greater feature set then comparable device servers, while at a lower cost.



For quantities greater than listed, call for quote.

MOUSER STOCK NO. Mfr.	Mfr. Part No.	Description	Price Each
694	101-1326	RCM67XX MiniCore Deluxe Dev Kit	
694	101-1327	RCM67XX MiniCore Stndrd Dev Kit	

RCM6700 SERIES MINICORE

The RCM6700 series is fully programmable, taking advantage of processor peripherals. The programming environment, Dynamic C, is an ANSI C compatible development environment that provides a royalty free TCP/IP stack and Wi-Fi support. Various protocol support such as ZigBee, Modbus and BACnet are also available to help reduce development costs and time-to-market.



For quantities greater than listed, call for quote.

MOUSER STOCK NO. Mfr.	Mfr. Part No.	Description	Price Each 1	Price Each 25	Price Each 50
694	20-101-1318	RCM6700 MiniCore			
694	20-101-1319	RCM6710 MiniCore			
694	20-101-1320	RCM6750 MiniCore			
694	20-101-1321	RCM6760 MiniCore			

© Copyright 2014 Mouser Electronics

© Copyright 2014 Mouser Electronics

SILEX TECHNOLOGY Device Servers & Embedded Modules

Silex Technology Inc. provides networking and wireless solutions for virtually any printer, USB device, Serial device, as well as Embedded Wireless and Embedded Ethernet solutions. Silex products provide secure wireless and wired connectivity for a wide range of devices in a number of different applications, including medical, weights and measures, printers, enterprise and home networking, transportation, and much more.

WIRELESS/WIRED SERIAL DEVICE SERVER

Silex serial device servers allow you to connect any RS-232 or UART-compatible serial device. They include a comprehensive TCP/IP protocol stack plus extensive management tools to make it easy to connect and manage multiple serial device servers over a network. For maximum flexibility, Silex offers both wireless serial device servers and serial to Ethernet (wired) device servers with external or embedded form factors.

SX-500

The SX-500 is an external 802.11b/g wireless or 10base-T/100base-T wired serial server with advantages such that include:

- Industry-leading security including WPA, WPA2, and WEP, plus 802.1x authentication with the most commonly used EAP types
- Easiest way to connect an existing RS-232 device to a wireless or wired network
- Rugged pre-plated galvanized steel enclosure with IP40 industrial grade rating



For quantities greater than listed, call for quote.

MOUSER STOCK NO.	Silex Part No.	Description	Price Each 1	10	50	100
702-SX-500-1031	SX-500-1031	External 802.11b/g Serial Server, Single Port, US Power Supply				

EMBEDDED WIRELESS MODULES

Silex offers both intelligent and radio-only embedded wireless modules to meet almost any wireless application. Their intelligent embedded wireless modules feature a complete TCP/IP networking stack plus the industry's most extensive wireless security, while their radio modules offer full 802.11a/b/g connectivity in mini PCI or SDIO form factors.

SX-10WAG/WG

Designed specifically for embedded applications, the Silex SX-10WAG and SX-10WG are Mini PCI radio modules that provide superior features such as:

- FCC Limited Modular Approval for simplification of OEM FCC testing requirements
- Meets a wide range of global regulatory certifications/standards
- Includes antenna with cable (no need to source separate antenna) and supports diversity antenna configurations

SX-560

Features the most extensive wireless security in the industry, including 802.1x Extensible Authentication Protocol (EAP) with all major EAP types and WPA2, WPA2-PSK, WPA, WPA-PSK, and WEP wireless security. The SX-560 is a powerful programmable 802.11a/b/g wireless embedded module with major competitive advantages like:

- Very low power consumption for applications like battery operated devices
- Linux operating system with user programmability



SX-SDCAG Shown



SX-560-2701 Shown

For quantities greater than listed, call for quote.

MOUSER STOCK NO.	Silex Part No.	Description	Price Each 1	10	50	100
702-SX-10WAG	SX-10WAG-US (GP)	MiniPCI Atheros 802.11a/b/g Radio Card, Includes Antenna and Cable				
702-SX-10WG	SX-10WG-US-(GP)	MiniPCI Atheros 802.11b/g Radio Card, Includes Antenna and Cable				
702-SX-560-2701	SX-560-2701	Intelligent Programmable WLAN Module				
702-SX-SDCAG-2831-SP	SX-SDCAG-2831-SP	WiFi/802.11 Modules & Development Tools 802.11a/b/g SDIO Card Module-Sample		-	-	-
702-SX-560-6900	SX-560-6900	SX-560 Serial Server Developers Kit (main module must be ordered separately)		-	-	-

PRINT AND USB DEVICE SERVER

Silex MFP/AIO print servers are the only print servers designed specifically to handle all types of USB printers, including virtually any inkjet, multifunction peripheral, or all-in-one printer. This capability is made possible by Silex's SX Virtual Link software, which exactly emulates a hardwired USB port and thereby ensures compatibility with virtually any printer driver.

The SX-2000WG features 802.11b/g wireless capabilities to allow you to locate your high-speed USB printer anywhere in your home or office. Its advantages include:

- Virtual Link software for compatibility with almost any Inkjet /MFP/AIO USB printer
- Transparent operation with your Windows and MacOS X applications
- Can connect up to 14 additional USB devices (scanners, network storage, etc) to the network

For quantities greater than listed, call for quote.

MOUSER STOCK NO.	Silex Part No.	Description	Price Each 1	10	50	100
702-SX-2000WG	SX-2000WG+	USB 2.0 High-Speed Wireless Print Server				

ETHERNET CONVERTERS

Silex's Ethernet converters make it easy for you to migrate your existing Ethernet devices into new environments. Simply plug the converter into your device, and you're up and running on your new network in minutes with no software modifications required.

SX-2600CV

The SX-2600CV is an IPv4 to IPv6 converter that ensures that your Ethernet devices will be compatible with current and future TCP/IP networks. Its advantages include:

- Makes existing network devices operable in IPv6 environments
- Works in environments that support both IPv4 and IPv6
- Easy to install and use with software transparent operation devices will be compatible with current and future TCP/IP networks.



SX-2600CV Shown

For quantities greater than listed, call for quote.

MOUSER STOCK NO.	Silex Part No.	Description	Price Each 1	10	50	100
702-SX-2600CV	SX-2600CV	IPv4 to IPv6 Converter				

ACCESSORIES

For quantities greater than listed, call for quote.

MOUSER STOCK NO.	Silex Part No.	Description	Price Each 1	10	50	100
702-108-00016-050	108-00016-050	2.4/5GHz External Antenna for SX-10WAG, SX-550, and SX-560				
702-131-20110-050	131-20110-050	U.FL to RP-SMA 4.6 in Cable for 108-00016-050 External Antenna				
702-131-20110-050	131-20110-050	U.FL to RP-SMA 4.6 in Cable for 108-00016-050 External Antenna				
702-131-00032-050	131-00032-050	U.FL to U.FL Cable for 128-00193-100 Internal Antenna				

© Copyright 2014 Mouser Electronics
© Copyright 2014 Mouser Electronics

SOLDERCORE Development Boards

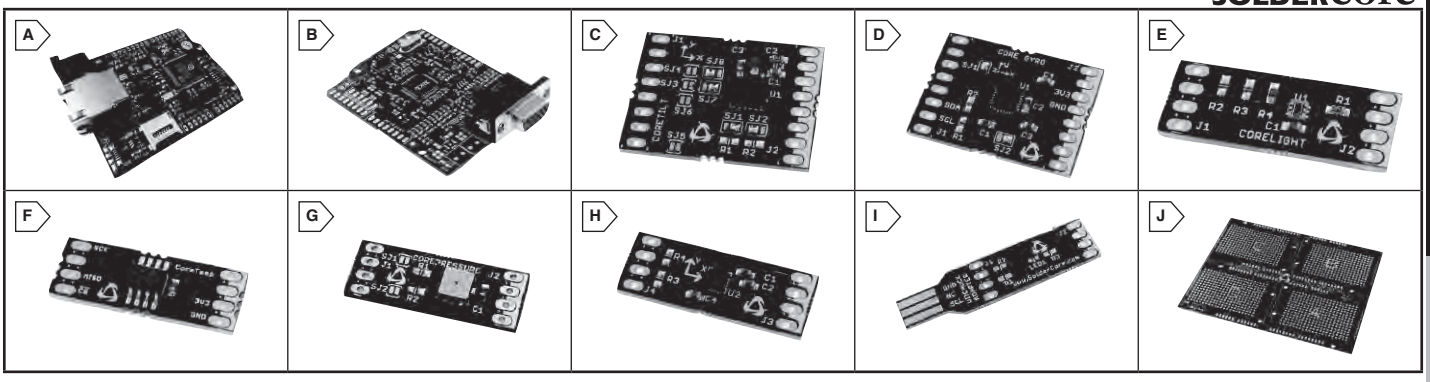

SOLDERCORE MAIN BOARD

SC-CPU SolderCore Main Board is a complete development platform consisting of an Arduino form-factor microcontroller "CPU" board with a new and exciting software development environment called CoreBASIC. The SC-CPU SolderCore Main Board features a TI LM359D92 Cortex-M3 processor capable of running at clock speeds of up to 80MHz and provides a compact, flexible solution for rapid product development. SolderCore is compatible with a large range of third party plug-in PCBs to expand its capabilities.

Features:

- 80MHz ARM Cortex-M3 processor
- 512kB of flash
- 20 user-programmable I/O pins + 6 power pins; can be programmed to perform alternative functions including I2C, SPI, UART, PWM, CCP, ADC, QEI, and CAN
- Micro-AB USB On-The-Go connector
- Spring-loaded microSD card holder
- 2.2mm barrel jack for power supply, 6 - 9V; reverse polarity protected
- Standard Cortex 10-pin JTAG connector
- Two power indicator LEDs
- Five user programmable LEDs
- Reset button

For quantities greater than listed, call for quote.

MOUSER STOCK NO.	SolderCore Part No.	Fig.	Description	Price Each
940-SC-CPU	SC-CPU	A	CPU Main Board - TI LM359D92 80MHz ARM Cortex-M3 Processor	

PROTEUS SHIELD

SolderCore SC-TRANS Proteus Shield - Arduino Form-Factor Translator Board can be used to reliably and safely connect 3.3V and 5.0V Arduino form factor development modules. This allows SolderCore to be used with the huge array of existing Arduino shields, without the worry of damaging the shield or the SolderCore. Furthermore, it allows the SolderCore range of shields to be used with 5.0V Arduino processor modules. SolderCore SC-TRANS Proteus Shield - Arduino Form-Factor Translator Board uses a 22-bit bidirectional voltage translator IC to bridge the 3V3/5V gap. The device is predominantly designed for digital signal conversion, however, a basic buffered signal conversion for analog signals is also provided.

Features:

- Bi-directional 3.3V to 5.0V translation
- Supports open drain/collector and standard push pull CMOS I/O
- Support for analog signals

For quantities greater than listed, call for quote.

MOUSER STOCK NO.	SolderCore Part No.	Fig.	Description	Price Each
940-SC-TRANS	SC-TRANS	-	Proteus Shield - Voltage Translator Shield	

SENSE-CORE MODULE ADAPTER BOARD

SolderCore SC-SENSE SenseCore Adapter Board is a SolderCore shield developed for rapid sensor integration. SenseCore features 4 Sensor Expansion Interface (SExI) compliant sockets, for connection to 4 full or 8 half non stacked sensor boards. SolderCore SC-SENSE SenseCore Adapter Board provides a neat and rapid test platform for an array of plug-in digital (UART, I2C, and SPI) and analog sensors.

Features:

- Neat and rapid test platform for plug-in digital (UART, I2C, and SPI) and analog sensors
- 4 full-width SExI-compliant interfaces
- I2C sensors can be stacked on top of one another
- Bus expander for implementation of SPI device select and UARTs; thus only
- Two lines and power required to interface to four full-width SExI-compliant sensor boards
- Optional IRQ line for interrupt driven communication to bus expander
- Flexible power supply, for compatibility with 3.3V and 5V systems

For quantities greater than listed, call for quote.

MOUSER STOCK NO.	SolderCore Part No.	Fig.	Description	Price Each
940-SC-SENSE	SC-SENSE	-	SolderCore SenseCore For SExI Modules	
Adapter Shields				
940-SC-LCD	SC-LCD	-	SolderCore LCD Adapter Shield	
940-SC-ARCADE	SC-ARCADE	B	SolderCore ARCADE Adapter Shield	
940-SC-LEDS	SC-LEDS	-	SolderCore LED Breakout Shield	

MODULES

For quantities greater than listed, call for quote.

940-SC-TILT	SC-TILT	C	CoreTilt SExI 3-axis Digital Accelerometer	
940-SC-GYRO	SC-GYRO	D	CoreGyro SExI 3-axis Digital Gyroscope based on ITG-3200	
940-SC-LIGHT	SC-LIGHT	E	CoreLight SExI Mod Light Sensor	
940-SC-MPU	SC-MPU	-	CoreMPU SExI Motion Processor Unit based on InvenSense MPU-6050 & Honeywell HMC5883L	
940-SC-TEMP	SC-TEMP	F	CoreTemp SExI SPI Digital Temperature Sensor with TC77	
940-SC-PRESSURE	SC-PRESSURE	G	CorePressure SExI Digital Pressure Sensor with Bosch Sensortec BMP085	
940-SC-MAG	SC-MAG	H	CoreMag SExI Mod Magnetometer	
940-SC-WSN	SC-WSN	-	CoreWSN SExI Mod ZigBee Transceiver	
940-SC-WII	SC-WII	I	CoreWii SExI Mod Wii Attachment	

PROTOTYPING

For quantities greater than listed, call for quote.

940-SC-2X2	SC-2X2	J	SolderCore 2x2 Base Prototyping Shield	
940-SC-2X1	SC-2X1	-	SolderCore 2x1 Base Prototyping Shield	
940-SC-STACK	SC-STACK	-	SolderCore Stacker Prototyping Shield	

BUNDLES

For quantities greater than listed, call for quote.

940-SC-PAK-1	SC-PAK-1	-	SolderCore Bundle includes CPU, LCD, 2x1 Proto Shield	
940-SC-PAK-2	SC-PAK-2	-	SolderCore Bundle CPU / Arcade/ 2x1 Proto Shield	
940-SC-PAK-3	SC-PAK-3	-	Soldercore Bundle Weather Station	

© Copyright 2014 Mouser Electronics
© Copyright 2014 Mouser Electronics

TAOGLAS Antennas

RoHS Compliant **This product is RoHS compliant.**

taoglas antenna solutions

MULTI-FUNCTION ANTENNAS

GPS/Cellular/2.5ghz antennas

MOUSER STOCK NO.	Taoglas Part No.	Frequency (MHz)	Gain Max. (dB)	VWSR (Max.)	Connector	Description	Dimensions (LxWxH) (mm)	Price Each
External Dome - Adhesive Mount								
960-MA203AB301111	MA.203.A.A301111.B301111	800-2200	32	2	SMA(M)x2	GPS/Cellular, NEMA IP65	55.15x12	
960-MA206AC301151	MA.206.A.A301111.C301151	1575, 2.4-2.5	3	1.92	SMA, RP-SMA	GPS/2.4GHz	25x25x4	
960-MA208AB305111	MA.208.A.A301111.B305111	700-960, 1710-2170	-	3.6	SMA(M)	GPS/LTE/GSM/UMTS, NEMA IP67	200.5x66.5x9	
960-MA208AB305721	MA.208.A.A301621.B305721	700-960, 1710-2170	-	-	FAKRA	GPS/GSM	-	
External Dome - Screw Mount								
960-MA501CC305151	MA.501.C.A301111.C305151	1575.42, 2400-2500	32	2	RP-SMA(M)	GPS/ISM/ZigBee/WLAN/Bluetooth/IEEE.802.11/IEEE.802.15	29x49 diameter	
960-MA600C305111	MA600.A301111.B305111.C305111	824-5900	32	1.9	SMA(M)x3	GPS/Cellular/2.4-5 GHz, NEMA IP67	50x150 diameter	
960-MA700C305111	MA700.A301111.B305111.C305111	700-5900	34	1.95	SMA(M)x3	GPS/LTE Cellular/2.4-5 GHz, NEMA IP67	85.7x145.6 diameter	
960-G21B301111	G21.B.301111	824-960, 1710-2170	3.9	<3.5:1	SMA(M)	GPS/Cellular NEMA IP69K	29x49 diameter	

ISM ANTENNAS

MOUSER STOCK NO.	Taoglas Part No.	Frequency (MHz)	Gain Max. (dB)	VWSR (Max.)	Connector	Dimensions (LxWxH) (mm)	Price Each
Helical - 90°							
960-TI100112	TI.10.0112	433	0	1.5	SMA(M)RA	45x16.5	
Dipole 90° Hinged							
960-TI153113	TI.15.3113	433	3	1.5	SMA(M)	170x13	
Dipole 90°							
960-TI08C0112	TI.08.C.0112	853-883	-	2.3	SMA(M)	52x17.1x9.6	
External Dome - Screw Mount (NEMA IP69)							
960-IS01B305111	IS.01.B.305111	433	0	2	SMA(M)	29x52 diameter	
960-IS04B301111	IS.04.B.301111	868-870	2.09	2.5	SMA(M)	29x52 diameter	
960-IS05B301111	IS.05.B.301111	915	3.14	2.5	SMA(M)	29x52 diameter	
PCB Antennas							
960-FXP240070100A	FXP240.07.0100A	433-435	0	2	MHFII	75x45x0.1	
960-FXP245070100A	FXP245.07.0100A	450-457	0	2	MHFII	75x45x0.1	
Flex Circuit							
960-FXP270070100A	FXP270.07.0100A	779-787	1.4	2	MHFII	75x45x0.1	
960-FXP280070100A	FXP280.07.0100A	863-870	1.5	2	MHFII	75x45x0.1	
960-FXP290070100A	FXP290.07.0100A	902-928	1.5	2	MHFII	75x45x0.1	

2.4-5.2 GHZ ANTENNAS

External Dome (NEMA IP69K)							
960-WS01B305151	WS.01.B.305151	2.4-5.35	-	1.76	RP-SMA(M)	29x49 diameter	
PCB							
960-PC11070100A	PC11.07.0100A	2.4-2.5	3	-	IPEX MHF	66x16x0.8	
960-PC11090100A	PC11.09.0100A	2.4-2.5, 4.9-5.9	4.5	-	MMCX(M)RA	66x16x0.8	

WIFI ANTENNAS

PCB Dipole							
960-FXP810070100C	FXP810.07.0100C	2.4-2.5, 4.9-5.8	5.1	1.7	IPEX MHF1	31x31x0.1	
960-FXP810090100C	FXP810.09.0100C	2.4-2.5, 4.9-5.8	5.1	1.7	MMCX(M)RA	31x31x0.1	
960-FXP830070100C	FXP830.07.0100C	2.4-2.5, 4.9-5.8	5	-	IPEX MHF	42x7	
960-FXP830090100C	FXP830.09.0100C	2.4-2.5, 4.9-5.8	5	-	MMCX(M)RA	42x7	
960-FXP831070100C	FXP831.07.0100C	2.4-2.5, 4.9-5.8	5.5	2.5	IPEX MHF	45x7	
960-FXP831090100C	FXP831.09.0100C	2.4-2.5, 4.9-5.8	5.5	2.5	MMCX(M)RA	45x7	
PCB Antennas							
960-ILAD01	ILAD.01	902-928	1	-	SMD	10x3.2x0.6	
960-ILAD02	ILAD.02	855-881	2.4	-	SMD	10x3.2x0.6	
960-PC81070100ADB	PC81.07.0100A.db	868-870	-	2	IPEX MHF	34x7x0.8	
960-PC91070100ADB	PC91.07.0100A.db	902-928	-	2	IPEX MHF	34x7x0.8	
960-WLP2450254A02	WLP.2450.25.4.A.02	2450±50	5	1.5	Pin w/ Tape	25x25x4.5	

CABLE ASSEMBLIES

MOUSER STOCK NO.	Taoglas Part No.	Cable Length (mm)	Cable Diameter (mm)	Gauge (AWG)	Description	Price Each
960-CAB011	CAB.011	95	1.13	32	IPEX MHIF to SMA(F) Bulkhead Straight Connector	
960-CAB01402	CAB.01402	100	2.75	26	SMA(F) Bulkhead Straight to MMCX(M) Plug R/A	
960-CABA02	CAB.A02	95	0.81	-	SMA(F) Bulkhead Straight to IPEX MHFIII(W.FL comp)	
960-CAB922	CAB.922	75	2.75	-	SMA(F) Bulkhead Straight to SMA(M) Plug Straight	
960-CAB0130	CAB.0130	75	2.75	-	SMA(F) Bulkhead Straight to MCX(M) Plug Straight	
960-CAB0114	CAB.0114	75	2.75	26	SMA(F) Bulkhead Straight to SMA(M) Plug Straight	
960-CAB0101	CAB.0101	100	2.75	26	SMA(F) Bulkhead Straight to SMB(F) Plug	
960-CAB917	CAB.917	1000	5	-	N Type Male Straight to N type Female Straight	
960-CAB916	CAB.916	1000	5	-	N Type Male Straight to N type Male Straight	

RECEPTACLES

MOUSER STOCK NO.	Taoglas Part No.	Type	Housing	Contact	Ground Contact	Dimensions (LxWxH) (mm)	Price Each
960-RECE20279001E01	RECE-20279-001E-01	IPEX MHF (UL.comp)	LCP, UL94V-0, White	Brass, gold plate	Phosphor bronze, gold plate	3.1x3x1.25	

Evaluation Kits

MOUSER STOCK NO.	Taoglas Part No.	Description	Price Each
960-SGPD25C	SGPD.25C	GPS (1579 MHz) Evaluation Kit for SGP.1575.25.4.C.02	
960-SGPD15A	SGPD.15A	GPS (1576 MHz) Evaluation Kit for SGP.1575.15.4.A.02	
960-SGPD12A	SGPD.12A	GPS (1575 MHz) Evaluation Kit for SGP.1575.12.4.A.02	
960-GLAD01	GLAD.01	GPS SMT Loop Antenna (1575.42 MHz) Evaluation Kit for GLA.01	
960-GLAD02	GLAD.02	GPS SMT Loop Antenna (1575.42 MHz) Evaluation Kit for GLA.02	
960-WLAD01	WLAD.01	2.4GHz SMT Evaluation Kit for WLA.01	
960-PAD25	PAD.25	Hexaband Cellular Antenna (824-2200MHz) Evaluation Kit for PA.25a	
960-PAD700	PAD.700	W-CDMA LTE (800-2200MHz) Evaluation Kit for PA.700.A	

© Copyright 2014 Mouser Electronics
© Copyright 2014 Mouser Electronics

GPS ANTENNAS

External Dome

MOUSER STOCK NO.	Taoglas Part No.	Frequency (MHz)	Gain Max. (dB)	VWSR (Max.)	Connector	Enclosure Rating	Dimensions (mm)	Price Each
Magnetic Mount - Titan Series							LxWxH	
960-AA105301111	AA.105.301111	1575.42±3	30	1.92	SMA(M)	IP67	44x33x14	
960-AA105301621	AA.105.301621	1575.42±3	30	1.92	Fakra Code C Blue SMB(F)	IP67	25x25x4	
Adhesive Mount - Titan Series							LxWxH	
960-AA108301111	AA.108.301111	1575.42±3	30	1.92	SMA(M)	IP67	25x25x4	
Screw Mount - Hercules Series							Height x Dia.	
960-A01C301111	A.01.C.301111	1575.42±1.023	28	2	SMA	IP67	29x49	
Active Loop Module							Height x Dia.	
960-ALA01070095A	ALA.01.07.0095A	1575.42	16	2	IPEX MHFI	-	5x3x2.3	

Patch

MOUSER STOCK NO.	Taoglas Part No.	Frequency (MHz)	Gain Max. (dB)	VWSR (Max.)	Connector	Dimensions (LxWxH) (mm)	Price Each
Passive							
960-GP1575353A02	GP.1575.35.3.A.02	1616-1626.5	-	1.5	Pin w/ Tape	35x35x3.5	
960-GP1575254A02	GP.1575.25.4.A.02	1575.42±1.023	-	1.5	Pin w/ Tape	25x25x4	
960-GP1575252A02	GP.1575.25.2.A.02	1575.42±2	-	1.5	Pin w/ Tape	25x25x2	
960-GP1575182A02	GP.1575.18.2.A.02	1575±3	-	1.5	Pin w/ Tape	18x18x2	
960-SGP1575154A02	SGP.1575.15.4.A.02	1575.42±1.023	-	1.5	Pin w/ Tape	15x15x4	
960-GPGP1575154B02	GP.1575.15.4.B.02	1575.42±1.023	-	1.5	Pin w/ Tape	15x15x4	
960-SGP1575254C02	SGP.1575.25.4.C.02	1575.42±1.023	-	1.5	SMT	25x25x4.5	
960-GP1575184A02	GP.1575.18.4.A.02	1575±3	-	1.5	SMT	18x18x4	
960-GP1575124A02	GP.1575.12.4.A.02	1575±3	-	1.5	SMT	12x12x4	
960-SGP1575124A02	SGP.1575.12.4.A.02	1575.42±1.023	-	1.5	SMT	12x12x4.5	
960-SGP1575184C02	SGP.1575.18.4.C.02	1575.42±1.023	-	1.5	SMT	18x18x4.5	
Active							
960-AP25F070078A	AP.25F.07.0078A	1575.42±1.023	30	2	IPEX MHFI	25x25x8	
960-AP25E070054A	AP.25E.07.0054A	1575.42±1.023	15	2	IPEX MHFI	35x35x4.5	

IRIDIUM ANTENNAS

MOUSER STOCK NO.	Taoglas Part No.	Frequency (MHz)	Gain Max. (dB)	VWSR (Max.)	Connector	Dimensions (LxWxH) (mm)	Price Each
960-IP1621254A02	IP.1621.25.4.A.02	1616-1626.5	3	1.5	Pin w/Tape	25x25x4	

CELLULAR ANTENNAS

MOUSER STOCK NO.	Taoglas Part No.	Frequency (MHz)	Gain Max. (dB)	VWSR (Max.)	Connector	Description	Dimensions (LxWxH) (mm)	Price Each
I-Bar								
960-GSA8821B301111	GSA.8821.B301111	824-2170	3	-	SMA(M)	Penta-band GSM/CDMA/PCS/DCS/UTMS/WCDMA	106.7x14.7x5.3	
Straight Monopole								
960-TG220111	TG.22.0111	800-2200	0	2.3	SMA(M)	GSM/DCS/PCS/UMTS/CDMA/GPRS/EDGE/HSPA, Black	48x7.8 dia	
960-TG220111W	TG.22.0111w	800-2200	0	2.3	SMA(M)	GSM/DCS/PCS/UMTS/CDMA/GPRS/EDGE/HSPA, White	48x7.8 dia	
Monopole - 90°								
960-TG220112	TG.22.0112	800-2200	0	2.3	SMA(M)RA	GSM/DCS/PCS/UMTS/CDMA/GPRS/EDGE/HSPA, Black	44.8x7.8 dia.	
Monopole - 90° Hinge								
960-TG090113	TG.09.0113	824-2170	2	-	SMA(M)	AMPS/GSM/DCS/PCS/UMTS, black	72x10 dia.	
960-TG090113W	TG.09.0113w	824-2170	2	-	SMA(M)	AMPS/GSM/DCS/PCS/UMTS, white	72x10 dia.	
Magnetic Mount								
960-GA107201111	GA.107.201111	800-2200	-	2	-	AMPS/GSM/DCS/PCS/UMTS	120X6.5 dia.	
External Dome - Adhesive Mount								
960-MA203AB301721	MA.203.A.A301621.B301721	824-2170	32	3	FAKRA	GPS/CDMA/PCS/DCS/UMTS/GPRS/EDGE/HSPA, NEMA IP65	-	
Internal PCB								
960-PC23070100A	PC.23.07.0100A	824-1880	0	2	IPEX MHFI	AMPS/GSM/PCS/DCS	42 dia x 1.6	
960-PC23090100A	PC.23.09.0100A	824-1990	0	2	MMCX(M)RA	AMPS/GSM/PCS/DCS	42 dia x 1.6	
960-PC24070100A	PC.24.07.0100A	824-1990	0	2	IPEX MHFI	AMPS/GSM/PCS/DCS	42x42x1.6	
960-PC24090100A	PC.24.09.0100A	824-1990	0	2	MMCX(M)RA	AMPS/GSM/PCS/DCS	42x42x1.6	
960-PC27070100A	PC27.07.0100A	824-1900	-	-	MHF II	AMPS/GSM/PCS/DCS	34x7x0.8	
960-PC27090100A	PC27.09.0100A	800-1900	-	3.59	MMX(M)RA	AMPS/GSM/PCS/DCS	34x7x0.8	
960-FLA01070045A	FLA01.07.0045A	824-2170	-	2.5	IPEX MHFII	Penta-band AMPS/GSM/DCS/PCS/3G	31x65.7	
960-FXP07070100A	FXP07.07.0100A	824-2170	-	-	IPEX	Penta-band AMPS/GSM/DCS/PCS/UMTS	41X24	
960-FXP07090100A	FXP07.09.0100A	850-2100	3	2.5	MMCX(M)RA	Hexa-band	70X20X0.1	
960-FXP14070100A	FXP14.07.0100A	850-2100	3	2.5	IPEX MHFII	Hexa-band	70X20X0.1	
960-FXP14090100A	FXP14.09.0100A	850-2100	3	2.5	MMCX(M)RA	Hexa-band	70X20X0.1	
960-FXP100070100A	FXP100.07.0100A	2100-4320	-	2	-	Flexible, WiMAX	31x53x0.2	
960-FXP400070100A	FXP400.07.0100A	690-940, 1720-3130	4	2	IPEX MHF	Ultra Wide-Band	100x38x0.1	
960-FXP14110100B	FXP14.11.0100B	850-2100	3	2.5	Murata GSC	Hexa-band	70x20x0.1	
960-FXP14240100B	FXP14.24.0100B	850-2100	3	2.5	IPEX MHFIV	Hexa-band	70x20x0.1	
960-PC29070100A	PC29.07.0100A	850-2100	2.66	1.78	IPEX MHFI	Penta-band	80x30	
960-PC29090100A	PC29.09.0100A	850-2100	2.66	1.78	MMCX(M)RA	Penta-band	80x30	
960-PC30070100A	PC30.07.0100A	824-2170	-	-	IPEX	Penta-band	74.7x8.2x0.8	
960-PC30090100A	PC30.09.0100A	824-2170	2	-	MMCX(M)RA	Penta-band	74.7x8.2x0.8	
SMD								
960-PA25A	PA.25a	824-960, 1700-2170	-	3	SMD	Hexa-band	35x6x5	
960-PA22A	PA.22a	880-960, 1710-1990	0	2.5	SMD	Tri-band	29.8x6x5	
960-PA700A	PA.700.A	698-960, 1710-2170	3.9	3	SMD	Septa-band LTE/Cellular/CDMA	40x6x5	

© Copyright 2014 Mouser Electronics

© Copyright 2014 Mouser Electronics

RABBIT Single Board Computers

LP3500 FOX

The LP3500 Fox is a low-power single-board computer designed to operate reliably virtually any place it is deployed, especially where power is limited, such as in portable, hand-held, battery-powered, and remote monitoring systems. The LP3500 features built-in analog and digital I/O and consumes less than 20mA when fully operational and less than 100µA in power-save mode.

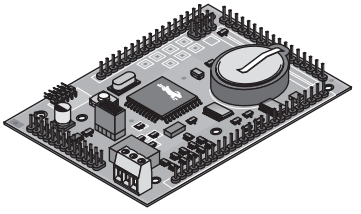

MOUSER STOCK NO.	Rabbit Part No.	Description	Price Each
812-20-101-0525	20-101-0525	512K/512K Analog inputs, Relay - RoHS	
812-20-101-0526	20-101-0526	256K/128K	
Programming/Development Tool			
694-20-151-0178	20-151-0178	RS-232-to-USB Converter Cable	
Expansion Boards			
694-20-101-0467	20-101-0467	8 Meg Serial Flash - RoHS	
Mounting/Display			
812-20-101-0466	101-0466	Keypad/Display Unit	
694-20-101-0541	20-101-0541	Panel-Mnt Keypad/Display Unit, 3.3 Volt - RoHS	
694-20-101-0502	20-101-0502	Panel-Mount Keypad/Display Unit, 5 Volt - RoHS	
812-540-0069	540-0069	Keypad/Display Unit Cable 5"	
812-20-101-0431	101-0431	Unibox Enclosure	
812-20-101-0495	20-101-0495	Baseplate	

BL2100 SMARTCAT

✻ RoHS Compliant

MOUSER STOCK NO.	Rabbit Part No.	Description	Price Each
✻ 812-20-101-0461	20-101-0461	BL2100 Analog and Ethernet	
812-20-101-0568	20-101-0568	BL2100 with 512K/512K	
✻ 812-20-101-0462	20-101-0462	BL2110 Ethernet, no Analog	
812-20-101-0463	20-101-0463	BL2120 Analog, no Ethernet	
✻ 812-101-0570	101-0570	BL2120 Friction Lock Connectors	
✻ 812-20-101-0569	20-101-0569	BL2120 Bottom Mount Sockets	

Product Options & Accessories, Expansion Boards, Mounting/Display

MOUSER STOCK NO.	Rabbit Part No.	Description	Price Each
✻ 694-20-101-0513	20-101-0513	2mm Programming Cable	
✻ 694-20-101-0467	20-101-0467	8 Meg Serial Flash	
812-20-101-0466	20-101-0466	Keypad/Display Unit w/Case	
694-540-0066	540-0066	Keypad/Display Unit Cable 20'	
✻ 812-20-101-0495	20-101-0495	Baseplate	

BL2000 WILDCAT

✻ RoHS Compliant

MOUSER STOCK NO.	Rabbit Part No.	Description	Price Each
✻ 812-20-101-0430	20-101-0430	BL2000 Ethernet, Analog I/O	
✻ 812-20-101-0455	20-101-0455	BL2010 Ethernet, Analog inputs only, 2 extra dual purpose	
812-20-101-0591	20-101-0591	BL2010 Friction Lock Connectors	
✻ 812-20-101-0456	20-101-0456	BL2020 No Ethernet, Analog I/O	
✻ 812-20-101-0457	20-101-0457	BL2030 No Ethernet, Analog inputs only, 2 extra dual	

Product Options & Accessories, Expansion Boards, Mounting/Display

MOUSER STOCK NO.	Rabbit Part No.	Description	Price Each
694-20-151-0178	20-151-0178	RS-232 to-USB Converter Cable	
✻ 694-20-101-0467	20-101-0467	8 Meg Serial Flash	
✻ 812-20-101-0431	20-101-0431	Unibox Enclosure	
✻ 812-151-0075	151-0075	Light Pipes	
812-20-101-0495	20-101-0495	Baseplate	

BL4S100 & BL4S200 SINGLE BOARD COMPUTERS

The BL4S100 is a low-cost Rabbit® 4000 microprocessor based single-board computer series that delivers ZigBee and Ethernet capability. On-board ZigBee RF modules offer mesh networking functionality to make networking easy to deploy and simple to maintain. With both Ethernet and ZigBee connectivity integrated onto the BL4S100, the series delivers a low-cost platform to design a ZigBee enabled Ethernet network.

Rabbit's BL4S200 series of single-board computers deliver the features and wireless connectivity to support networking for industrial control applications. In addition to the Ethernet and Fast Ethernet versions, the BL4S200 offers a choice of Wi-Fi and ZigBee enabled wireless networking options. The BL4S200 provides reliable hardware that has been certified by the FCC and other international agencies.



BL45100



BL45100 KIT



BL45200

MOUSER STOCK NO.	Rabbit Part No.	Description	Price Each
BL4S100 Single-Board Computer - ZigBee Enabled Ethernet Gateway			
694-20-101-1255	20-101-1255	BL4S100 512K with XBee	
694-20-101-1256	20-101-1256	BL4S110 512K	
694-20-101-1257	20-101-1257	BL4S150 1M with XBee	
694-20-101-1258	20-101-1258	BL4S160 1M	
BL4S200 Single-Board Computer - Wireless or Wired Connectivity for Industrial Control			
694-20-101-1220	20-101-1220	BL4S200 (RCM4310-based)	
694-20-101-1259	20-101-1259	BL4S210 (RCM4010-based)	
694-20-101-1260	20-101-1260	BL5S220 (RCM5400-based)	
694-20-101-1261	20-101-1261	BL4S230 (RCM4510W-based)	
Development Tools			
694-101-1268	101-1268	BL4S100 Tool Kit	
694-101-1270	101-1270	BL4S200 Tool Kit	
Optional Add-Ons			
694-101-1279	101-1279	BL4S100 Plastic Enclosure	
694-101-1272	101-1272	Mesh Network Add-On Kit	

BL1800 JACKRABBIT

The Jackrabbit is RABBIT's most compact and lowest cost C-programmable single-board computer. The Jackrabbit is the perfect solution for applications that have significant cost and size constraints but need a dependable SBC. Fast number crunching is provided by a Rabbit 2000 microprocessor operating at up to 29.5MHz.

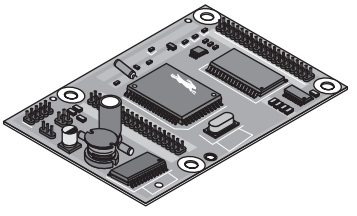

MOUSER STOCK NO.	Rabbit Part No.	Description	Price Each
812-20-101-0356	20-101-0356	BL1800	
812-20-101-0357	20-101-0357	BL1810	
812-20-101-0358	20-101-0358	BL1820	
Programming/Development Tools			
694-20-101-0513	20-101-0513	2mm Programming Cable	
694-20-151-0178	20-151-0178	RS-232-to-USB Converter Cable	
694-151-0113	151-0113	Connector Adapter Board	
Expansion Boards			
694-20-101-0467	20-101-0467	8 Meg Serial Flash	

© Copyright 2014 Mouser Electronics

© Copyright 2014 Mouser Electronics

RABBIT Single Board Computers and Software

BL2600 WOLF - MODELS BL2600, BL2610

The BL2600 Wolf single-board computer provides embedded systems engineers a complete and expandable performance package. Two standard models-one with 10/100 Ethernet and one without 10/100 Ethernet - feature the Rabbit 3000® microprocessor at 44.2 and 29.4 MHz respectively, with at least 512K Flash and 512K SRAM (standard).

Programming the BL2600
Programs are developed and debugged using industry-proven Dynamic C® software, which runs on a Windows PC. The programming device is connected via a serial cable, a USB cable, or Ethernet. Comprehensive debugging support includes break points, watch expressions and many other extensive features oriented toward real-time embedded systems programming. An extensive library of drivers and sample programs is provided, including a royalty-free TCP/IP stack for network and Internet communications. Full source code is provided for most library routines.

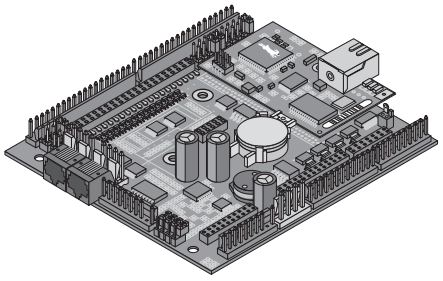

For quantities greater than listed, call for quote.

MOUSER STOCK NO. Mfr.	Mfr. Part No.	Description	Price Each
BL2600 Wolf Board			
812	20-101-0889	BL2600 Board with 10/100Base-T Ethernet - RoHS	
812	20-101-0891	BL2610 Board without 10/100Base-T Ethernet - RoHS	
Product Accessories			
812	20-101-0879	RN1600 RabbitNet Keypad/Dsply Interface Card-RoHS	
812	20-101-0688	RN1300 RabbitNet D/A Expansion Card	
812	20-101-0616	RN1200 RabbitNet Digital I/O Expansion Card	
812	20-101-0612	RN1100 RabbitNet Digital I/O Expansion Card	
694	20-101-0468	SF1000 4MB Serial Flash Expansion - RoHS	
694	20-101-0467	SF1000 8MB Serial Flash Expansion	
694	20-151-0178	RS-232-to-USB Converter Cable for USB only PCs	
694	20-101-0542	1.27mm Connector for 10/100Base-T Option	
812	20-101-0581	Connectivity Kit	

SR9000 SMART START SYSTEM

The Smart Start is a modular and expandable embedded control system designed for demanding real-time control and data acquisition applications. Multiple I/O card options-including digital, A/D, D/A, and relays-allow users to closely match their specific I/O needs. The Smart Star CPU card comes in both Ethernet and non-Ethernet versions, and a cost-effective keypad/display is also available.

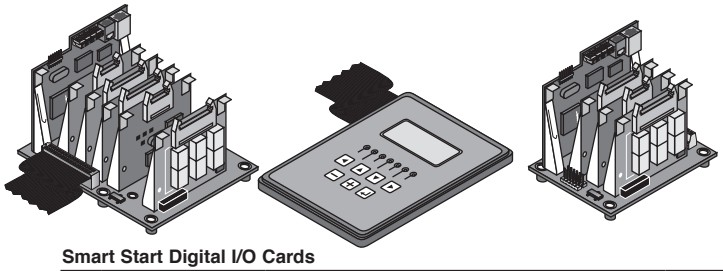

Ethernet connectivity - CPU card with or without Ethernet
Flexible functionality - modular configuration to easily interchange or replace individual I/O cards
Multiple I/O card options - digital I/O, A/D, D/A, relay
Expandable - up to 168 I/O
Cost-effective - low cost per I/O
Optional keyboard/display - backlit 122 x 32 pixel graphic LCD with 7 user-relegendable keys, 7 LEDs

Smart Start Backplane

MOUSER STOCK NO. Mfr.	Mfr. Part No.	Description	Price Each
812	20-101-0512	SR9010 7-slot - RoHS	
812	20-101-0487	SR9050 3-slot	

Keyboard/Display Options

694 — 20-101-0601	Keypad/Display Unit, 3.3 Volt, No Case - RoHS	
694 — 20-101-0465	Keypad/Display Unit, 5 Volt, No Case	

Product Options and Accessories

812 — 101-0504	Cable and Mounting Hardware	
812 — 540-0069	Keypad/Display Unit Cable 5"	
812 — 151-0127	Connector Adapter Board	

Smart Start CPU Card

812 — 20-101-0486	SR9150 Ethernet - RoHS	
812 — 20-101-0738	SR9150 Ethernet, 512K SRAM - RoHS	
812 — 20-101-0506	SR9160	

Programming/Development Tool

694 — 20-151-0178	RS-232-to-USB Converter Cable	

Smart Start Digital I/O Cards

MOUSER STOCK NO. Mfr.	Mfr. Part No.	Description	Price Each
812	20-101-0389	16 inputs and 8 outputs, sinking	
812	20-101-0437	16 inputs and 8 outputs, sourcing - RoHS	
812	20-101-0390	8 inputs and 16 outputs, sinking - RoHS	

Smart Start A/D Cards

812 — 20-101-0392	Eleven 12-bit analog inputs (0-10V)	
812 — 20-101-0444	Eleven 12-bit analog inputs (4-20mA) - RoHS	

Smart Start D/A Cards

812 — 20-101-0393	Eight 12-bit analog outputs (0-10V)	
812 — 20-101-0445	Eight 12-bit analog outputs (4-20mA) - RoHS	

Smart Start Relay Cards

812 — 20-101-0395	6 relays: 1SPDT, 5 SPST, including snubbers	
812 — 20-101-0440	8 SPDT relays, no on-board snubbers - RoHS	

Smart Start Field Wiring Terminals

812 — 20-101-0515	Screw-type (A/D, D/A) - RoHS	
812 — 20-101-0421	Pluggable (A/D, D/A)	
812 — 20-101-0512	Screw-type (I/O, Relay 8)	
812 — 20-101-0420	Pluggable (I/O, Relay 8)	

BL2500 COYOTE

Gives OEM designers extremely low-cost embedded control for high-volume applications such as product control, factory equipment control, access control, HVAC, and vending machines. Two standard models—one with Ethernet, one without—feature the Rabbit 3000™ microprocessor at 29.4 MHz, with 256K Flash and 128K SRAM.

Complete Kits For New Users

MOUSER STOCK NO. Mfr.	Mfr. Part No.	Description	Price Each
812	101-0577	Jump start your evaluation and design efforts with a complete development kit, which includes BL2500 Coyote, demonstration board, Dynamic C development system and complete documentation CD-ROM, serial cable for programming and debugging.	

RoHS Compliant ✻

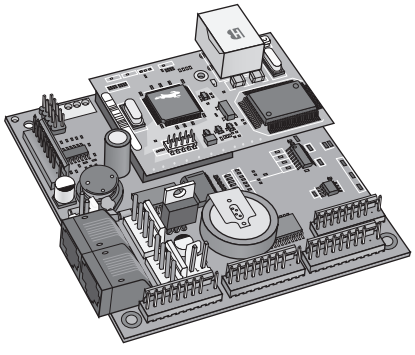

Product Only

✻ RoHS Compliant † Requires 1.27mm programming cable

MOUSER STOCK NO. Mfr.	Mfr. Part No.	Description	Price Each
✻ 812	20-101-0575	BL2500 10Base-T Ethernet	
812	20-101-0599	BL2500 with 512K/512K	
✻ 812	20-101-0602	BL2500 with 10/100, 512K/512K, 44.2clk †	
✻ 812	20-101-0576	BL2510 No Ethernet	

Expansion Boards

✻ RoHS Compliant

MOUSER STOCK NO. Mfr.	Mfr. Part No.	Description	Price Each
✻ 812	20-101-0616	RabbitNet A/D Expansion Card	
✻ 812	20-101-0612	RabbitNet Digital I/O Expansion Card	
✻ 694	20-101-0467	8 Meg Serial Flash	
✻ 812	20-101-0879	RN1600 RabbitNet Keypad/Display Interface Card	

Programming/Development Tools

✻ RoHS Compliant

MOUSER STOCK NO. Mfr.	Mfr. Part No.	Description	Price Each
✻ 694	20-151-0178	RS-232-to-USB Converter Cable	
538	63811-1000	Crimp Tool	
✻ 694	20-101-0542	1.27 mm Programming Cable	
✻ 812	20-101-0581	Connectivity Kit	

© Copyright 2014 Mouser Electronics
© Copyright 2014 Mouser Electronics

4D SYSTEMS Display Modules and Controllers

RoHS Compliant **This product is RoHS compliant.**

4D Systems designs and manufactures intelligent, cost effective modules for any embedded microprocessor based system or as an independent stand alone system.
Our All-in-One smart display modules offer a simple 2 wire interface to any host processor and the command set is easy to use and understand.

EMBEDDED GRAPHICS PROCESSORS AND CONTROLLERS

For quantities greater than listed, call for quote.

MOUSER STOCK NO.	4D Systems Part No.	Description	Price Each 1	5	10
971-DIABLO-16	DIABLO-16	16 Bit Embedded Graphics Controller			
971-GOLDELOX	GOLDELOX	QFN28 Package, Supports OLED and LCD displays with an 80-Series 8 bit wide CPU Interface			
971-PICASO	PICASO	4DGL Controller, Supports OLED and LCD displays with an 80-Series 16 bit wide CPU Interface			
971-UVGA-III	µVGA-III	Tiny VGA Graphics Controller for QVGA, VGA, WVGA			

ARDUINO SHIELDS

Features:

- Powered by the 4D-Labs GOLDELOX-SGC processor
- On-board micro-SD memory card adaptor for storing of icons, images, animations, etc. Supports standard and high capacity (HC-SD) memory cards
- Easy 5 pin interface to any host device: VCC, TX, RX, GND, RESET
- 5-Way multifunction Joystick switch directly connected to Arduino D2, D3, D4, D5 and D6 pins

For quantities greater than listed, call for quote.

MOUSER STOCK NO.	4D Systems Part No.	Description	Dimensions (WxHxD) (mm)	Viewing Area (mm)	Display Resolution	Price Each 1	5	10
971-4DISPLAY-SHLD-96	4Display-Shield-96	0.96" OLED Display Shield for Arduino	32.7x23x4.9	20x14	96x64			
971-4DISPLAY-SHD-144	4Display-Shield-144	1.44" LCD Display Shield for Arduino	43x31x5.7	25.5x26.5	128x128			
971-4DISPLAY-SHD-128	4Display-Shield-128	1.5" OLED Display Shield for Arduino	45.5x33.5x6.1	27x27	128x128			
971-4DISPLAY-SHD-160	4Display-Shield-160	1.7" OLED Display Shield for Arduino	52x32x6.1	33.6x27	160x128			
		Description						
971-4DISPLAY-SHLD-18	4Display-Shield-18	1.77" LCD Display Shield for Arduino SPI Interface						
971-4DISPLAY-SHLD-22	4Display-Shield-22	2.2" LCD Display Shield for Arduino with Touch						

Micro-LCD INTELLIGENT MODULES

DIABLO Processor Modules								
971-ULCD-24DTU	µLCD-24DTU	2.4" QVGA Intelligent Touch Screen LCD Module	48.64x60.7x14	36.72x48.96	240x320			
971-ULCD-28DTU	µLCD-28DTU	2.8" QVGA Intelligent Touch Screen LCD Module	50.8x69.8x12	43.2x57.6	240x320			
971-ULCD-32DTU	µLCD-32DTU	3.2" QVGA Intelligent Touch Screen LCD Module	55.1x77x13.8	48.6x64.8	240x320			
971-ULCD-32WDTU	µLCD-32WDTU	3.2" WQVGA Intelligent Touch Screen LCD Module	55.1x77x13.8	48.6x64.8	240x320			
971-ULCD-43D	µLCD-43D	4.3" Intelligent LCD Module	105.5x67x14.7	95x53.9	480x272			
971-ULCD-43DT	µLCD-43DT	4.3" Intelligent LCD Module with Resistive touch	105.5x67x14.7	95x53.9	480x272			
971-ULCD-43DCT	µLCD-43DCT	4.3" Intelligent LCD Module with Capacitive touch	105.5x67x14.7	95x53.9	480x272			
GOLDELOX Processor Modules								
971-LCD-144-G2	µLCD-144-G2	1.44" Intelligent LCD Module	43x31x6.4	25.5x26.5	128x128			
PICASO Processor Modules								
971-ULCD-24PTU	µLCD-24PTU	2.4" QVGA Intelligent Touch Screen LCD Module	48.64x60.7x14	36.72x48.96	240x320			
971-ULCD-28PTU	µLCD-28PTU	2.8" QVGA Intelligent Touch Screen LCD Module	50.8x69.8x12	43.2x57.6	240x320			
971-ULCD-32PTU	µLCD-32PTU	3.2" QVGA Intelligent Touch Screen LCD Module	55.1x77x13.8	48.6x64.8	240x320			
971-ULCD-32WPTU	µLCD-32WPTU	3.2" WQVGA Intelligent Touch Screen LCD Module	55.1x77x13.8	48.6x64.8	240x320			
971-ULCD-43P	µLCD-43P	4.3" Intelligent LCD Module	105.5x67x14.7	95x53.9	480x272			
971-ULCD-43PT	µLCD-43PT	4.3" Intelligent LCD Module with Resistive touch	105.5x67x14.7	95x53.9	480x272			
971-ULCD-43PCT	µLCD-43PCT	4.3" Intelligent LCD Module with Capacitive touch	105.5x67x14.7	95x53.9	480x272			

Micro-OLED INTELLIGENT MODULES

For quantities greater than listed, call for quote.

GOLDELOX Processor								
971-UOLED-96-G2	µOLED-96-G2	0.96" Intelligent OLED module	32.7x26.7x5.7	20x14	96x64			
971-UOLED-128-G2	µOLED-128-G2	1.5" Intelligent OLED module	45.5x33.5x6.1	27x27	128x128			
971-UOLED-160-G2	µOLED-160-G2	1.7" Intelligent OLED module	52x32x6.1	33.6x27	160x128			
PICASO Processor		Description						
971-UTOLED-20	µTOLED-20	2.0" Intelligent Transparent OLED module						
971-UTOLED-24	µTOLED-24	2.4" Intelligent Transparent OLED module						

PMOLED DISPLAYS

For quantities greater than listed, call for quote.

MOUSER STOCK NO.	4D Systems Part No.	Description	Dimensions (WxHxD) (mm)	Active Area (mm)	Display Resolution	LCD Driver	Price Each 1	5	10
971-4DOLED-282815	4DOLED-282815	1.5" 128x128 262K colour PMOLED display	36x36x1.6	-	128x128	SSD1351			
971-4DOLED-602817	4DOLED-602817	1.7" 160x128 262K colour PMOLED display	39.9x34x1.8	-	160x128	SEPS525			

TFT LCD DISPLAYS

971-4DLCD-144	4DLCD-144	1.44 TFT Transmissive LCD Displays	30.9x36.5x2.6	25.5x26.5	128x128	ST7735R			
971-4DLCD-24QA	4DLCD-24QA	2.4 TFT Transmissive LCD Displays	42.72x60.26x3.4	36.72x48.96	240x320	ILI9325			
971-4DLCD-28QA	4DLCD-28QA	2.8 TFT Transmissive LCD Displays	50x69.2x4.1	43.2x57.6	240x320	ILI9325			
971-4DLCD-32QA	4DLCD-32QA	3.2 TFT Transmissive LCD Displays	55.04x77.7x3.65	47.87x63.84	240x320	ILI9341			
971-4DLCD-32WA	4DLCD-32WA	3.2 TFT Transmissive LCD Displays	55.04x77.7x3.65	47.87x63.84	240x320	ILI9341			

CARRIER AND DEVELOPMENT BOARDS

For quantities greater than listed, call for quote.

MOUSER STOCK NO.	4D Systems Part No.	Description	Price Each 1	5	10
971-CB-128-G1	CB-128-G1	UOLED-128-G1 (SGC/GFX) Carrier Board with Speakers			
971-CB-160-G1	CB-160-G1	UOLED-160-G1 (SGC/GFX) Carrier Board with Speakers			
971-4DEVBOARD	4DevBoard	Development Board for microLCD & microOLED Range			

USB TO SERIAL CONVERTER MODULES

971-UUSB-CE5	uUSB-CE5	Slim USB to serial UART Converter, FT232RQ Controller				
971-UUSB-MB5	uUSB-MB5	USB to Serial UART Converter, CP2101 Controller				
971-4D-PROGM-CABLE	4D Programming Cable	1m USB to Serial-TTL UART Converter Cable				

IMAGE AND SOUND MODULES

For quantities greater than listed, call for quote.

MOUSER STOCK NO.	4D Systems Part No.	Description	Price Each 1	5	10
971-UCAM-TTL	uCAM-TTL	16-bit RGB Camera Module with on-board serial interface (TLL)			
971-UCAM-232	uCAM-232	16-bit RGB Camera Module with on-board serial interface (RS232)			
971-SOMO-14D	SOMO-14D	Audio-Sound module with playback capabilities, supports 4-bit ADPCM audio files			

DATA STORAGE MODULES

971-USD-2GB	µSD-2GB	Micro SD Kingston card 2GB + SD adapter				
971-UDRIVE-USD-G1	uDRIVE-uSD-G1	Embedded "DOS micro-Drive" module for file and data storage				

GPS MODULES AND ACCESSORIES

For quantities greater than listed, call for quote.

MOUSER STOCK NO.	4D Systems Part No.	Description	Price Each 1	5	10
971-GPS-PA6B	GPS-PA6B	16mmx16mm, 66 Channel single chip, complete solution GPS engine module			
971-TELESTYLPEN	Telescopic Stylus Pen	For use with resistive touch panel displays. Length is 9 cm when open			

© Copyright 2014 Mouser Electronics
© Copyright 2014 Mouser Electronics

AMULET TECHNOLOGIES Graphical Display Solutions

Amulet Technologies
Empowering Flat Panel Displays

Products may be RoHS compliant. Check mouser.com for RoHS status.

Amulet Technologies offers graphical display solutions that include chips and LCD modules. All feature the solutions patented Amulet Graphical Operating System (OS). All offer easy hardware integration path from prototype to production. The chips include a dedicated GUI microprocessor, LCD controller, and graphical library. The GUI is visually created with HTML based development tools for rapidly creating good looking and feature-rich graphical user interfaces (GUI's). Amulet's expertise is graphical LCD integration and control.

GRAPHICAL OS LCD STARTER KIT - The fastest path for integrating a graphical user interface (GUI) into embedded products

Kits Include:

- Integrated TFT LCD display with white LED backlight
- Integrated touch panel and controller board
- USB PC Interface Cable
- 30-Day Trial of GEMstudio™ GUI, Amulet's embedded graphical user interface (GUI) design tool.



671-STK-480272C
Shown

Use this starter kit to evaluate the GRAPHICAL OS hardware and software, and to create the user-interface for your end product. Then use the module kit, and Graphical OS controller chip to go from prototype-to-production.

MOUSER STOCK NO.	Description	Price Each
671-STK-CY-043	4.3" Capacitive GEMstarter-kit	
671-STK-480272C	4.3" Resistive GEMstarter-kit	
671-STK-070R	7" Resistive GEMstater-kit	

GEMBOARD DISPLAY DRIVER BOARD

GEMboard can support a wide variety and growing list of 5.7" TFT panels. This board includes those unique electro-mechanical features to accommodate the FPC, touch panel and LED backlight for many popular 5.7" displays. The GEMboard also includes the Amulet Graphical Chip, a 32 megabit serial flash for storing GUI pages, a 64 megabit SDRAM, two touch panel connectors as well as two LED backlight connectors to accommodate a variety of 5.7" displays.

Features:

- Amulet AGB75LC04-QU-E 208 PQFP Graphical OS ChipTM
- Integrated resistive 4 or 5 wire touch pane; decoder with two touch panel connectors
- Supports LCDs with LED backlight 75mA or 200mA and two backlight connectors locate on backside of PCBA
- Storage Capacity-32megabit Serial Flash (GUI page storage)
- 64megabit SDRAM (frame buffer)
- Serial Interfaces-3.3v UART, USB, RS232
- Kit includes 33 pin conductor flat panel cable
- Auxiliary FPC pad can support a variety of larger panels that use 31 pin conductors.



MOUSER STOCK NO.	Description	Price Each
671-CBC-2	Display Driver Board	

GRAPHICAL OS CONTROLLER CHIPS

Combination LCD Controller and user-interface engine makes it easy to integrate LCD's into embedded products that use 8/16/32-bit micros and DSP's. Replaces traditional LCD controller chip. Eliminates need for complex code to draw each pixel on LCD. Chips render graphical user interface (GUI) pages containing graphic images, widgets, and other UI objects directly to LCD. Works with monochrome, and color displays. Rapidly create GUI using HTML-based development platform. Development software can be purchased separately or comes bundled with the Graphical OS Starter Kit (left).



MOUSER STOCK NO.	Description	Price Each
671-AGB75LC04-QU-E	LCD Controller Chip - Color 208 PQFP	
671-AGB64LV01-QC-E	LCD Controller Chip - Monochrome	

GRAPHICAL OS LCD MODULE KITS - The most complete LCD solution for production

Amulet color modules are production ready GUI solutions that can significantly reduce time-to-market and initial project resource requirements for embedded product manufacturers. Compatible with GEMstudio™, Amulet modules can be easily programed with smartphone-like Graphical User Interfaces which can be effortlessly updated and modified.

GEMmodules™ Include:

- Integrated TFT LCD display with white LED backlight
- Integrated touch panel
- Controller board with Amulet Color Graphical OS Chip™
- On-board memory -64Mb Serial Flash for storing GUI pages

Features:

- Royalty-free Graphical Operating System™
- Supports foreign language character sets (Unicode)
- Built-in font converter
- Color Depth - up to 24bit + 8bit alpha; for best performance, 8-bit palette is recommended
- Graphics supported include: GIF, JPEG, PNG, and more



671-MK-CY-043
Shown

✻NOTE: If purchasing an above unit for evaluation, you will also need to purchase a Program Interface Board **(PIB-1)**. These modules require a 5V power supply **(SAD105-SF5C)** if you do not already have a 5V power supply.

MOUSER STOCK NO.	Description	Price Each 1	Price Each 5
Color Kits			
671-MK-CY-043	4.3" Capacitive WQVGA TFT LCD (480x272) Color Module Kit		
671-MK-480272C	4.3" Resistive WQVGA TFT LCD (480x272) Color Module Kit		
671-MK-070R	7" Resistive WVA TFT LCD (800x480) Color Module Kit		
Monochrome Kits			
671-MK-GT380N	3.8" STN Transmissive with bright-white backlight		
✻ 671-MK-AOB3202405T	5.7" Transflective Graphic Display		-
✻ 671-MK-AOB3202405B	5.7" Blue Transmissive Graphic Display		-

UNIVERSAL TFT/OLED DRIVER PCBA

Features:

- Amulet AGB75LC04-BG-E 225-ball LFBGA Graphical OS Chip™
- Integrated resistive 4 or 5 wire touch panel decoder
- Small and compact 1.5" x 3.0", fits within the outline of a 3.5" TFT.
- Storage Capacity – Serial Flash for storing GUI pages
- Serial Interfaces – 3.3v UART, TWI, USB



MOUSER STOCK NO.	Description	Price Each 1	Price Each 5
671-GCC-2	GEMexpress TFT/OLED Display Driver Board		

ACCESSORIES FOR LCD MODULES

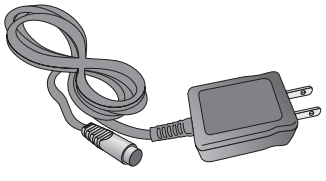

671-SAD105SF5C
Shown

MOUSER STOCK NO.	Description	Price Each
671-SAD105SF5C	5VDC Supply for Amulet Modules	
671-UHT-CS1	Amulet Compiler Software	

© Copyright 2014 Mouser Electronics
© Copyright 2014 Mouser Electronics

DISPLAYTECH COG Graphic Displays & RGB Backlights

Displaytech AMERICAS a seacomp company

RoHS Compliant **This product is RoHS compliant.**

A



B



C



D



Chip On Glass (COG) Graphic Displays: By attaching the driver directly to the LCD glass it is possible to improve dot density over conventional heat seal or zebra technology. This results in the user's ability to achieve a more compact design saving space, weight, and cost. Displaytech, Ltd. is continuously expanding the range of its standard COG graphic modules, with resolution from 128 x 32 to 240 x 128 dots. These displays are offered with White LED backlight or an industry first RGB Backlight.

DISPLAYTECH COG RGB LED BACKLIGHT

RGB Backlights:
Displaytech Ltd. introduces its new line of RGB backlights, with composite red, green, and blue LED's. The three colors can be connected to be turned on individually or in combination to achieve a variety of backlight colors. For example, users can offer a product with green backlight for good conditions and red for alerts or alarms.

✻ With FPC Interface

For quantities greater than listed, call for quote.

MOUSER STOCK NO.	Displaytech Part No.	Fig.	Display Format	Module Size (mm) (W x H x T)	Backlight Color	Duty	Viewing Area (mm) (W x H)	Dot Size (mm) (W x H)	Price Each 1	10	25	50
758-S64128KFCBW-RGB	S64128K FC BW-RGB	A	128 x 64	58.2x41.7x5.7	RGB	1/65	50x25	0.33x0.33				
✻ 758-S64128MFCBW-RGB	S64128M FC BW-RGB	A	128 x 64	77.4x52.4x6.5	RGB	1/65	70x40	0.48x0.48				
✻ 758-S128240DFCBW-RGB	S128240D FC BW-RGB	A	240 x 128	98.7x67.7x5.7	RGB	1/128	92x53	0.325x0.325				
758-S32128A-FCBW-RGB	S32128A FC BW-RGB	B	128 x 32	41.3x19.7x5.3	RGB	1/33	36.1x9.95	0.242x0.245				
758-S64128KXWRGB	S64128KX FC BW-RGB	C	128 x 64	58.2x41.7x5.7	RGB	1/65	50x25	0.33x0.33				

DISPLAYTECH COG WHITE LED BACKLIGHT

✻ With FPC Interface

For quantities greater than listed, call for quote.

MOUSER STOCK NO.	Displaytech Part No.	Fig.	Display Format	Module Size (mm) (W x H x T)	Backlight Color	Duty	Viewing Area (mm) (W x H)	Dot Size (mm) (W x H)	Price Each 1	10	25	50
758-S64128LFCBW-3	S64128L FC BW-3	A	128 x 64	68.8x49.2x5.7	White	1/65	60.6x33.1	0.4x0.4				
758-S64128MFCBW-3	S64128M FC BW-3	A	128 x 64	77.4x52.4x6.5	White	1/65	70x40	0.48x0.48				
758-S128240DFCBW-3	S128240D FC BW-3	A	240 x 128	98.7x67.7x5.7	White	1/128	92x53	0.325x0.325				
758-S32128A-FCBW-3	S32128A FC BW-3	B	128 x 32	41.3x19.7x5.3	White	1/33	36.1x9.95	0.242x0.245				
758-S64128KFCBW-3	S64128K FC BW-3	D	128 x 64	58.2x41.7x5.7	White	1/65	50x25	0.33x0.33				
758-S64128NW-3LP	S64128N FC BW-3LP	D	128 x 64	58.2x41.7x5.7	White	1/65	50x25	0.33x0.33				
✻ 758-S64128KXW3	S64128KX FC BW-3	C	128 x 64	58.2x41.7x5.7	White	1/65	50x25	0.33x0.33				
✻ 758-S64128MXW-3	S64128MX FC BW-3	C	128 x 64	77.4x52.4x6.5	White	1/65	70x40	0.48x0.48				

DISPLAYTECH TFT DISPLAYS

NEW PRODUCT

For quantities greater than listed, call for quote.

MOUSER STOCK NO.	Displaytech Part No.	Module Size Diag. (in.)	Display Format	Display Color	Driver IC	Viewing Area (mm) (W x H)	Module Size (mm) (W x H)	Price Each 1	5	10	50
758-SDT018ATFT	SDT018ATFT	1.8	128 x 160	262 K	ILI9163C	35.04 x 28.03	46.7 x 34				
758-SDT022ATFT	SDT022ATFT	2.2	240 x 320	262 K	ILI9340	33.84 X 45.12	41.7 X 56.16				
758-SDT024BTFT	SDT024BTFT	2.4	240 x 320	262 K	ILI9340	36.72 x 48.96	42.72 x 59.46				
758-SDT024BTFT-TS	SDT024BTFT-TS	2.4	240 x 320	262 K	ILI9340	36.72 x 48.96	42.72 x 59.46				
758-SDT028ATFT	SDT028ATFT	2.8	240 x 320	262 K	ILI9341	43.2 x 57.6	50 x 69.2				
758-SDT028ATFT-TS	SDT028ATFT-TS	2.8	240 x 320	262 K	ILI9341	43.2 x 57.6	50 x 69.2				
758-SDT022ATFT	SDT022ATFT	2.2	240 x 320	262 K	S6D0139	36.04 x 46.72	40.54 x 56.45				
758-SDT028ATFT-TS	SDT028ATFT-TS	2.8	240 x 320	262 K	R61505U	47.0 x 60.1	50.0 x 69.2				
758-SDT035TFT	SDT035TFT	3.5"	320 x 240	16.7m	NT39016D	70.08 x 52.56	76.9 x 63.9				
758-SDT035TFT-TS	SDT035TFT-TS	3.5"	320 x 240	16.7m	NT39016D	70.08 x 52.56	76.9 x 63.9				
758-SDT043BTFT	SDT043BTFT	4.3"	480 x 272	16.7m	HX8257-A	95.04 x 53.86	105.5 x 67.2				
758-SDT043BTFT-TS	SDT043BTFT-TS	4.3"	480 x 272	16.7m	HX8257-A	95.04 x 53.86	105.5 x 67.2				
758-SDT057TFT	SDT057TFT	5.7	640 x 480	16m	HX8678 and HX8250	116.8 x 88.0	127.16 x 98.40				
758-SDT057TFT-TS	SDT057TFT-TS	5.7	640 x 480	16m	HX8678 and HX8251	116.8 x 88.1	127.16 x 98.40				

INTEGRATED TFT DRIVER BOARDS

NEW! TECHNOLOGY

Recognizing the difficulty some customers face with products going EOL too soon, Displaytech presents its line of Integrated TFT Driver Boards. These capable embedded boards simplify design and development, provide faster time to market, and offer long term continuity of supply.

For quantities greater than listed, call for quote.

MOUSER STOCK NO.	Displaytech Part No.	Module Size Diag. (in.)	Display Format	Display Color	Driver IC	Viewing Area (mm) (W x H)	Module Size (mm) (W x H)	Price Each 1	5	10	50
758-SINT018ATFT	SINT018ATFT	1.8	128 x 160	65K	RA8872	35.04 x 28.03	61.50 x 60				
758-SINT022ATFT	SINT022ATFT	2.2	240 x 320	65K	RA8872	45.12 x 33.84	61.50 x 60				
758-SINT024BTFT	SINT024BTFT	2.4	240 x 320	65K	RA8872	48.96 x 36.72	61.50 x 60				
758-SINT024BTFT-TS	SINT024BTFT-TS	2.4	240 x 320	65K	RA8872	48.96 x 36.72	61.50 x 60				
758-SINT028ATFT	SINT028ATFT	2.8	240 x 320	65K	RA8872	57.60 x 43.20	71.20 x 60				
758-SINT028ATFT-TS	SINT028ATFT-TS	2.8	240 x 320	65K	RA8872	57.60 x 43.20	71.20 x 60				
758-SINT035TFT	SINT035TFT	3.5	320 x 240	16.7M	SSD1963	52.56 x 70.08	66 x 87				
758-SINT035TFT-TS	SINT035TFT-TS	3.5	320 x 240	16.7M	SSD1963	52.56 x 70.08	66 x 87				
758-SINT043BTFT	SINT043BTFT	4.3	480 x 272	262K	SSD1961	53.86 x 95.04	69.70 x 116.20				
758-SINT043BTFT-TS	SINT043BTFT-TS	4.3	480 x 272	262K	SSD1961	53.86 x 95.04	69.70 x 116.20				
758-SINT070ATFT-TS	SINT070ATFT-TS	7.0	800 x 480	16.7M	SSD1963	85.92 x 154.08	103 x 175				

© Copyright 2014 Mouser Electronics
© Copyright 2014 Mouser Electronics

ELECTRONIC ASSEMBLY Modules

RoHS Compliant **This product is RoHS compliant.**

A



B



C



D



E



F



G



H



I



J



DIP MODULES

For quantities greater than listed, call for quote.

MOUSER STOCK NO.	Electronic Assembly Part No.	Fig.	Module Size (mm)	Display Format	Display Type	Contrast	Operating Temp. Range	Display Mode	Price Each 1	10	50	100
Character												
790-EADIP081CHNLED	EA DIP081-CHNLED	A	68 x 27	1 x 8	STN (+)	Yellow/Green	-20 to +70°C	Transmissive				
790-EADIP162DHNLED	EA DIP162-DHNLED	A	68 x 27	2 x 16	STN (+)	Yellow/Green	-20 to +70°C	Transmissive				
790-EADIP162DN3LW	EA DIP162-DN3LW	B	68 x 27	2 x 16	STN (-)	Blue/White	-20 to +70°C	Transmissive				
790-EADIP204B4NLW	EA DIP204B-4NLW	B	75 x 27	4 x 20	STN (-)	Blue/White	-20 to +70°C	Transmissive				
790-EADIP204B6NLW	EA DIP204B-6NLW	C	75 x 46	4 x 20	STN (-)	Blue/White	-20 to +70°C	Transmissive				
790-EADIP204J4NLW	EA DIP204J-4NLW	B	75 x 27	4 x 20	FSTN (+)	Black/White	-20 to +70°C	Transmissive				
790-EADIP204J6NLW	EA DIP204J-6NLW	C	75 x 46	4 x 20	FSTN (+)	Blue/White	-20 to +70°C	Transmissive				
Graphic												
790-EADIP1225HNLED	EA DIP122-5HNLED	A	75 x 27	122 x 32	STN (+)	Yellow/Green	-20 to +70°C	Transmissive				
790-EADIP122B5NLW	EA DIP122B-5NLW	B	75 x 27	122 x 32	STN (-)	Blue/White	-20 to +70°C	Transmissive				
790-EADIP1286N5LW	EA DIP128-6N5LW	C	75 x 27	128 x 64	STN (-)	Blue/White	-20 to +70°C	Transmissive				
790-EADIP128J6N5LW	EA DIP128J-6N5LW	C	75 x 27	128 x 64	FSTN (+)	Black/White	-20 to +70°C	Transmissive				
790-EADIP128J6NLA	EA DIP128J-6NLA	C	75 x 46	128 x 64	FSTN (+)	Amber	-20 to +70°C	Transmissive				
790-EADIP180B5NLW	EA DIP180B-5NLW	D	102 x 27	180 x 32	STN (-)	Blue/White	-20 to +70°C	Transmissive				
790-EADIP240B7KLW	EA DIP240B-7KLW	E	113 x 70	240 x 128	STN (-)	Blue	-20 to +70°C	Transmissive				
790-EDIP128B-6LW	EA EDIP128B-6LW	C	71.4 x 54.4	128 x 64	STN (-)	Blue/White	-20 to +70°C	Transflective				
790-EDIP128W-6LW	EA EDIP128W-6LW	C	71.4 x 54.4	128 x 64	STN (-)	Black/White	-20 to +70°C	Transflective				
790-EDIP160B-7LW	EA EDIP160B-7LW	C	81.5 x 67.5	160 x 104	STN (-)	Blue/White	-20 to +70°C	Transflective				
790-EDIP160W-7LW	EA EDIP160W-7LW	C	81.5 x 67.5	160 x 104	STN (-)	Blue/White	-20 to +70°C	Transflective				
Graphic w/ Touch Panel												
790-EADIP128J6N5LWTP	EA DIP128J6N5LWTP	C	75 x 27	128 x 64	FSTN (+)	Black/White	-20 to +70°C	Transmissive				
790-EADIP128J6N5LATP	EA DIP128J6N5LATP	C	75 x 45.8	128 x 64	FSTN (+)	Amber	-20 to +70°C	Transmissive				
790-EADIP240J7KLWTP	EA DIP240J-7KLWTP	E	113 x 70	240 x 128	FSTN (+)	Black/White	-20 to +70°C	Transmissive				
790-EADIP240B7KLWTP	EA DIP240B-7KLWTP	E	113 x 70	240 x 128	FSTN (-)	Blue	-20 to +70°C	Transmissive				
790-EDIP128B-6LWTP	EA EDIP128B-6LWTP	C	71.4 x 54.4	128 x 64	STN (-)	Blue/White	-20 to +70°C	Transflective				
790-EDIP128W-6LWTP	EA EDIP128W-6LWTP	C	71.4 x 54.4	128 x 64	FSTN (+)	Black/White	-20 to +70°C	Transflective				
790-EDIP160B-7LWTP	EA EDIP160B-7LWTP	C	81.5 x 67.5	160 x 104	FSTN (+)	Black/White	-20 to +70°C	Transflective				
790-EDIP160W-7LWTP	EA EDIP160W-7LWTP	C	81.5 x 67.5	160 x 104	FSTN (+)	Black/White	-20 to +70°C	Transflective				
Mini												
790-EADIPS082HN	EA DIPS082-HN	F	40 x 20	1 x 8	STN (+)	Yellow/Green	-20 to +70°C	Reflective				
790-EADIPS082HNLED	EA DIPS082-HNLED	F	40 x 20	2 x 8	STN (+)	Yellow/Green	-20 to +70°C	Transmissive				
790-EA8081A3N	EA 8081-A3N	F	40 x 20	2 x 8	STN (+)	Gray	0 to +50°C	Reflective				

STARTER KITS

For quantities greater than listed, call for quote.

MOUSER STOCK NO.	Electronic Assembly Part No.	Description	Price Each 1	2
790-EASTARTEDIP240	EA STARTeDIP240	Starter set BL/WHT with touch and USB programmer		
790-EASTARTEDIP240J	EA STARTeDIP240J	Starter set BL/WHT with touch and USB programmer		
790-EASTARTEDIP320B	EA STARTeDIP320B	Starter set BL/WHT with touch and USB programmer		
790-EASTARTEDIP320J	EA STARTeDIP320J	Starter set BL/WHT with touch and USB programmer		
790-EVALEDIPTFT43	EA EVALeDIPTFT43	Starter Set COLOR with touch and USB programmer		
790-EVALEDIPTFT32	EA EVALeDIPTFT32	Starter Set COLOR with touch and USB programmer for eDIPTFT32-A		
790-EVALEDIP128B	EA EVALEDIP128B	Starter Evaluation Kit Blue -White W/Interface and CD		
790-EVALEDIP128W	EA EVALEDIP128W	Starter Evaluation Kit Black -White W/Interface and CD		
790-EVALEDIP160B	EA EVALEDIP160B	Starter Evaluation Kit Blue -White W/Interface and CD		
790-EVALEDIP160W	EA EVALEDIP160W	Starter Evaluation Kit Black -White W/Interface and CD		
790-EVALEDIPTFT70	EVALeDIPTFT70	16-Bit Color Intelligent TFT Starter Kit with USB and Evaluation Board		

CONTROL PANELS

For quantities greater than listed, call for quote.

MOUSER STOCK NO.	Electronic Assembly Part No.	Fig.	Description	Price Each 1	5	10	50
790-EAKIT1205LEDTK	EA KIT120-5LEDTK	B	120 x 32 Dots with LED Illumination Yellow/Green				
790-EAKIT1296LWTK	EA KIT129-6LWTK	G	128 x 64 with Touch Panel 5 x 3, LED-B./L. Blue-White				
790-EAKIT1607LWTK	EA KIT160-7LWTK	H	160 x 128 Dots with White LED-B/L., Blue Negative, Touch Panel				
790-EAKIT2407LWTK	EA KIT240-7LWTK	I	240 x 128 Dots with Touch Panel, LED Illumination, White				
790-EAKIT3208CTK	EA KIT320-8CTK	J	320 x 240 Dots 5.7" with Touch Panel, CFL Illumination, Blue Negative				

Accessories

For quantities greater than listed, call for quote.

790-EAB2009	EA B200-9	-	Socket 2.0mm, 9 pins (2 pcs. are required for each module)
790-EAB25412	EA B254-12	-	Socket 2.0mm, 12 pins (2 pcs. are required for each module)
790-EAB25420	EA B254-20	-	Socket 2.54mm, 20 pins (2 pcs. are required for each module)
790-EA9907DIP	EA 9907-DIP	-	Adaptor Board for EA DIP-series
790-EAFL20P	EA FL-20P	-	Socket 2.54mm, 20 pins (2 pcs. are required for each module)
790-EA9780-2USB	EA 9780-2USB	-	Starter/Demoboard, DOGM/Windows, USB
790-EATOUCH1281	EA TOUCH128-1	-	Touch panel analog
790-EAWF10004S	EA WF100-04S	-	ZIF connector for EA TOUCH128-1
790-EA0FP2417SW	EA 0FP241-7SW	-	Mounting Bezel - Black Anodized for EA eDip240 Displays
790-0FP322-32SW	EA 0FP322-32SW	-	Mounting Bezel - Black Anodized for EA eDIPTFT32-A
790-EA0FP3218SW	EA 0FP321-8SW	-	Mounting Bezel - Black Anodized for EA eDip320 Displays
790-0FP481-43SW	EA 0FP481-43SW	-	Mounting Bezel - Black Anodized for EA eDipTFT43 Displays
790-0F1301-6SW	EA 0F1301-6SW	-	Black Mounting Bezel for EA eDIP128 Series
790-0FP161-7SW	EA 0FP161-7SW	-	Black Mounting Bezel for EA eDIP160 Series
790-0FP801-70SW	0FP801-70SW	-	Aluminium Mounting Bezel - Black Anodized for EA eDIPTFT70 series

© Copyright 2014 Mouser Electronics

© Copyright 2014 Mouser Electronics

ELECTRONIC ASSEMBLY Modules and Accessories

ELECTRONIC ASSEMBLY

RoHS Compliant **This product is RoHS compliant.**

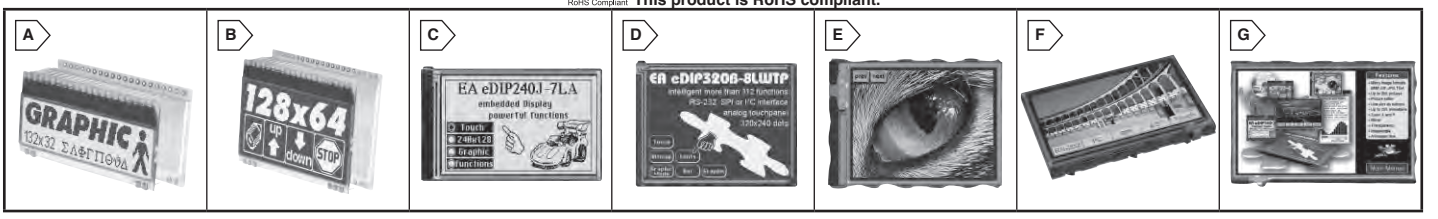

DOG M MODULES

- Runs on 3.3V systems without auxiliary power
- Also used on traditional 5V systems (character type only).
- 4-bit, 8-bit and SPI interface (4-wire)
- 4-bit, 8-bit and SPI interface (4-wire)
- Ultra-flat at 2.0 mm without backlight or 5.8 mm including LED backlight
- Typical power consumption of only 250µA in full operation
- Easy installation by simply soldering into the board
- Graphic: SPI interface only
- Graphic: 150uA (DOGM132-5) 250uA (DOGM128-6)

For quantities greater than listed, call for quote.

MOUSER STOCK NO.	Electronic Assembly Part No.	Fig.	Module Size (mm)	Display Format	Display Type	Contrast	Operating Temp. Range	Display Mode	Price Each 1	10	50	100
Character												
790-EADOGM081BA	EA DOGM081B-A	A	55 x 31	1 x 8	STN (-)	Blue	-20 to +70°C	Transmissive				
790-EADOGM081EA	EA DOGM081E-A	A	55 x 31	1 x 8	STN (+)	Yellow/Green	-20 to +70°C	Transmissive				
790-EADOGM081LA	EA DOGM081L-A	A	55 x 31	1 x 8	STN (+)	Yellow/Green	-20 to +70°C	Reflective				
790-EADOGM081SA	EA DOGM081S-A	A	55 x 31	1 x 8	FSTN (-)	Black	-20 to +70°C	Transmissive				
790-EADOGM081WA	EA DOGM081W-A	A	55 x 31	1 x 8	FSTN (+)	White	-20 to +70°C	Transflective				
790-EADOGM162BA	EA DOGM162B-A	A	55 x 31	2 x 16	STN (-)	Blue	-20 to +70°C	Transmissive				
790-EADOGM162EA	EA DOGM162E-A	A	55 x 31	2 x 16	STN (+)	Yellow/Green	-20 to +70°C	Transmissive				
790-EADOGM162LA	EA DOGM162L-A	A	55 x 31	2 x 16	STN (+)	Yellow/Green	-20 to +70°C	Reflective				
790-EADOGM162SA	EA DOGM162S-A	A	55 x 31	2 x 16	FSTN (-)	Black	-20 to +70°C	Transmissive				
790-EADOGM162WA	EA DOGM162W-A	A	55 x 31	2 x 16	FSTN (+)	White	-20 to +70°C	Transflective				
790-EADOGM163BA	EA DOGM163B-A	A	55 x 31	3 x 16	STN (-)	Blue	-20 to +70°C	Transmissive				
790-EADOGM163EA	EA DOGM163E-A	A	55 x 31	3 x 16	STN (+)	Yellow/Green	-20 to +70°C	Transmissive				
790-EADOGM163LA	EA DOGM163L-A	A	55 x 31	3 x 16	STN (+)	Yellow/Green	-20 to +70°C	Reflective				
790-EADOGM163SA	EA DOGM163S-A	A	55 x 31	3 x 16	FSTN (-)	Black	-20 to +70°C	Transmissive				
790-EADOGM163WA	EA DOGM163W-A	A	55 x 31	3 x 16	FSTN (+)	White	-20 to +70°C	Transflective				
Graphic												
790-EADOGM132B5	EA DOGM132B-5	A	55 x 31	132 x 32	STN (-)	Blue	-20 to +70°C	Transmissive				
790-EADOGM132E5	EA DOGM132E-5	A	55 x 31	132 x 32	STN (+)	Yellow/Green	-20 to +70°C	Transmissive				
790-EADOGM132L5	EA DOGM132L-5	A	55 x 31	132 x 32	STN (+)	Yellow/Green	-20 to +70°C	Reflective				
790-EADOGM132S5	EA DOGM132S-5	A	55 x 31	132 x 32	FSTN (-)	Black	-20 to +70°C	Transmissive				
790-EADOGM132W5	EA DOGM132W-5	A	55 x 31	132 x 32	FSTN (+)	White	-20 to +70°C	Transflective				
790-EADOGM128B6	EA DOGM128B-6	B	55 x 46	128 x 64	STN (-)	Blue	-20 to +70°C	Transmissive				
790-EADOGM128E6	EA DOGM128E-6	B	55 x 46	128 x 64	STN (+)	Yellow/Green	-20 to +70°C	Transmissive				
790-EADOGM128L6	EA DOGM128L-6	B	55 x 46	128 x 64	STN (+)	Yellow/Green	-20 to +70°C	Reflective				
790-EADOGM128S6	EA DOGM128S-6	B	55 x 46	128 x 64	FSTN (-)	Black	-20 to +70°C	Transmissive				
790-EADOGM128W6	EA DOGM128W-6	B	55 x 46	128 x 64	FSTN (+)	White	-20 to +70°C	Transflective				

LED BACKLIGHTS FOR DOG M SERIES

For quantities greater than listed, call for quote.

MOUSER STOCK NO.	Electronic Assembly Part No.	Description	Price Each 1	10	50	100
790-EALED55X31A	EA LED55X31-A	55 x 31 Amber				
790-EALED55X31B	EA LED55X31-B	55 x 31 Blue				
790-EALED55X31G	EA LED55X31-G	55 x 31 Yellow/Green				
790-EALED55X31R	EA LED55X31-R	55 x 31 Red				
790-EALED55X31W	EA LED55X31-W	55 x 31 White				
790-EALED55X31RGB	EA LED55X31-RGB	55 x 31 Full Color				
790-EALED55X46A	EA LED55X46-A	55 x 46 Amber				
790-EALED55X46E	EA LED55X46-E	55 x 46 Green				
790-EALED55X46G	EA LED55X46-G	55 x 46 Yellow/Green				
790-EALED55X46R	EA LED55X46-R	55 x 46 Red				
790-EALED55X46B	EA LED55X46-B	55 x 46 Blue				
790-EALED55X46W	EA LED55X46-W	55 x 46 White				
790-EALED55X46RGB	EA LED55X46-RGB	55 x 46 Full Color				

E DIP INTELLIGENT GRAPHIC DISPLAYS

- Power Supply: +5V@Typical 75mA/210mA
- Up to 256 images storable internally
- Up to 256 macros programmable
- Analog Touch Panel: Variable Grid
- Freely definable keys and switches
- Communication via RS-232, SPI and I²C
- 8 Built in soft fonts

For quantities greater than listed, call for quote.

MOUSER STOCK NO.	Electronic Assembly Part No.	Fig.	Module Size (mm)	Display Format	Display Type	Contrast	Operating Temp. Range	Display Mode	Price Each 1	10	50	100
4.5" without Touch Panel												
790-EAEDIP240B7LW	EA EDIP240B-7LW	C	113 x 70 x 11	240 x 128	STN (-)	White	-20 to +70°C	Transmissive				
790-EAEDIP240J7LW	EA EDIP240J-7LW	C	113 x 70 x 11	240 x 128	FSTN (+)	White	-20 to +70°C	Transmissive				
4.5" with Touch Panel												
790-EAEDIP240B7LWTP	EA EDIP240B-7LWTP	C	113 x 70 x 13	240 x 128	STN (-)	White	-20 to +70°C	Transmissive				
790-EAEDIP240J7LWTP	EA EDIP240J-7LWTP	C	113 x 70 x 13	240 x 128	FSTN (+)	White	-20 to +70°C	Transmissive				
790-EAEDIP240J7LATP	EA EDIP240J-7LATP	C	113 x 70 x 13	240 x 128	FSTN (+)	Amber	-20 to +70°C	Transmissive				
5.7" without Touch Panel												
790-EAEDIP320B8LW	EA EDIP320B-8LW	D	138 x 105 x 10	320 x 240	STN (-)	White	-20 to +70°C	Transmissive				
790-EAEDIP320J8LW	EA EDIP320J-8LW	D	138 x 105 x 10	320 x 240	FSTN (+)	White	-20 to +70°C	Transmissive				
790-EAEDIP320J8LA	EA EDIP320J-8LA	D	138 x 105 x 10	320 x 240	FSTN (+)	Amber	-20 to +70°C	Transmissive				
5.7" with Touch Panel												
790-EAEDIP320B8LWTP	EA EDIP320B-8LWTP	D	138 x 105 x 12	320 x 240	STN (-)	White	-20 to +70°C	Transmissive				
790-EAEDIP320J8LWTP	EA EDIP320J-8LWTP	D	138 x 105 x 12	320 x 240	FSTN (+)	White	-20 to +70°C	Transmissive				
790-EAEDIP320J8LATP	EA EDIP320J-8LATP	D	138 x 105 x 12	320 x 240	FSTN (+)	Amber	-20 to +70°C	Transmissive				

E DIP INTELLIGENT TFT DISPLAYS

NEW! TECHNOLOGY

For quantities greater than listed, call for quote.

MOUSER STOCK NO.	Electronic Assembly Part No.	Fig.	Module Size (mm)	Display Format	Display Type	Contrast	Operating Temp. Range	Display Mode	Price Each 1	10	50	100
790-EDIPTFT32-A	EA eDIPTFT32-A	E	82 x 60.5 x 12	320 x 240	FSTN (-)	White	-20 to +70°C	Transmissive				
790-EDIPTFT32-ATP	EA eDIPTFT32-ATP	E	82 x 60.5 x 12	320 x 240	FSTN (-)	White	-20 to +70°C	Transmissive				
790-EDIPTFT43-A	EA EDIPTFT43-A	F	107 x 71 x 11	480 x 272	FSTN (-)	White	-20 to +70°C	Transmissive				
790-EDIPTFT43-ATP	EA EDIPTFT43-ATP	F	107 x 71 x 12	480 x 272	FSTN (-)	White	-20 to +70°C	Transmissive				
790-EDIPTFT70-A	EA eDIPTFT70-A	G	170 x 112 x 14	800 x 480	FSTN (-)	White	-20 to +70°C	Transmissive				
790-EDIPTFT70-ATP	EA eDIPTFT70-ATP	G	170 x 112 x 14	800 x 480	FSTN (-)	White	-20 to +70°C	Transmissive				

© Copyright 2014 Mouser Electronics

© Copyright 2014 Mouser Electronics

HANTRONIX LCD Display Modules

Products may be RoHS compliant. Check mouser.com for RoHS status.

HANTRONIX DISPLAY MODULES

The Hantronix Advantage is the ability to add value and provide a competitive-edge for their customers in the global market. As a partner-supplier, they are committed to delivering additional value to your business. All Hantronix production facilities are ISO9001 certified and utilize the most modern production equipment to produce the highest quality displays. Hantronix offers one of the largest selection of standard LCD's in the industry. Power Supply Voltage (VDD) is +5.0V.

Our TFT displays deliver amazingly high contrast ratio, crisp color-saturation, exceptional viewing angles, and super bright WLED backlight performance. Additionally, most of our displays are available with integrated touch panel options. Some ideal applications for our TFT displays include instrumentation, industrial controls, handhelds, medical, control/home automation, and POSITIVE/retail applications.



HDA570ST-V Shown
(320 x 240 dot pixels)

Color TFT Modules

✻ Touch Screen Included † Controller Included

NEW PRODUCT

For quantities greater than listed, call for quote.

MOUSER/ Hantronix Part No.	Size	Viewing Size	Number of Pixels (mm) (Width x Height)	Backlight	Module Size (mm) (Width x Height x Thickness)	Price Each 1	5	10	50
HDA280-3S	2.8"	43.8x58.6	240x320	White LED	50x69.2x2.55				
HDA350-3S	3.5"	70.08x52.56	320x240	White LED	76.9x63.9x3.3				
✻ HDA350T-3S	3.5"	70.08x52.56	320x240	White LED	77.8x64.5				
HDA430-3GH	4.3"	95.04x53.856	480x272	White LED	105.5x67.2x3.95				
✻ HDA430T-3GH	4.3"	95.04x53.856	480x272	White LED	105.5x67.2x4.2				
HDA430-5S	4.3"	95.04x53.86	480x272	White LED	105.5x67.2x3.55				
✻ HDA430T-5S	4.3"	95.04x83.86	480x272	White LED	105.5x67.2				
HDA430-3	4.3"	95.04x53.85	480x272	White LED	105.6x67.2x3.9				
HDA570V-G	5.7"	115.2x86.4	640x480	White LED	144x104.6x13				
✻ HDA570VT-G	5.7"	115.2x86.4	640x480	White LED	144x104.6x14.5				
✻ HDA570VT-V	5.7"	118.3x89.8	640x480	White LED	144x104x13.0				
† HDA570C-G	5.7"	115.2x86.4	320x240	White LED	144x104.6x13				
HDA570S-VH	5.7"	115.2x86.4	320x240	White LED	144x104.6x13				
✻ HDA570ST-V	5.7"	118.3x89.7	320x240	White LED	144x104x13.0				
HDA700L-GH	7.0"	152.4x91.4	800x480	White LED	166.6x109.4x10				
✻ HDA700LT-GH	7.0"	152.4x91.4	800x480	White LED	166.6x109.4x11.6				
HDA700L-2S	7.0"	152.4x91.44	800x480	White LED	165x104.44x5.2				
✻ HDA700LT-2S	7.0"	152.4x94.44	800x480	White LED	165x104.44x6.6				
HDA700L-1	7.0"	152.4x91.44	800x480	White LED	166.6x109.4x10.0				
✻ HDA700LT-1	7.0"	152.4x91.44	800x480	White LED	166.6x109.4x11.5				
HDA800S-GL	8.0"	162x121.5	800x600	White LED	183x141x5.8				
✻ HDA800ST-GL	8.0"	162x121.5	800x600	White LED	183x141x7.3				
HDA800S-GHL	8.0"	162x121.5	800x600	White LED	176.28x138.2x7.8				
✻ HDA800ST-GHL	8.0'	162x121.5	800x600	White LED	176.28x138.2x9.2				
HDA1040S-G	10.4"	211.2x158.4	800x600	White LED	243x185.6x7.3				

Chip-On-Glass COG Module

For quantities greater than listed, call for quote.

MOUSER/ Hantronix Part No.	Fluid Type	Viewing Mode	Number of Pixels (mm) (Width x Height)	Backlight	Module Size (mm) (Width x Height x Thickness)	Price Each 1	10	50	100
HDG12864F-1-S00F	FSTN	Reflective-Grey	128x64	None	78x51x3				

Monochrome Module

For quantities greater than listed, call for quote.

MOUSER/ Hantronix Part No.	Fluid Type	Viewing Mode	Number of Pixels (mm) (Width x Height)	Backlight	Module Size (mm) (Width x Height x Thickness)	Price Each 1	10	50	100
HDM64GS12L-Y11S	FSTN	Transflective-Positive	128x64	White LED	93.0x70.0x14.0				

HANTRONIX INVERTERS FOR BACKLIGHTS

For quantities greater than listed, call for quote.

MOUSER/ Hantronix Part No.	Graphic Module Supported	Input Voltage	Input Current (typ) (mA)	Output Voltage	Price Each 1	10	50	100
HVI-5E	EL BACKLIGHTS	3-6.5	57	91.5				
HVI-6	HDM64GS24Y-4-C21F, HDM3224-1-9J1F, HDM6448-1-9JCF and HDM3224-C	10.8/12.0/14.0	180	900				

HANTRONIX CHARACTER DISPLAY MODULES

Gray Reflective

For quantities greater than listed, call for quote.

MOUSER / Hantronix Part No.	Fluid Type	Format Character x Line	Module Size (mm) (Width x Height x Thickness)	Viewing Area (mm) (Width x Height)	Character Size (mm) (Width x Height)	Dot Size (mm) (Width x Height)	Price Each 1	10	50	100
HDM08216H-3-S00S	STN	8x2	58.0x32.0x10.0	38.0x16.0	2.95x5.56	0.56x0.66				
HDM16116H-2-S01S	STN	16x1	80.0x36.0x13.0	63.7x13.5	3.20x6.35	0.60x0.75				
HDM16216H-B-S00S	STN	16x2	84.0x44.0x10.0	61.0x15.8	2.95x5.55	0.55x0.65				
HDM16216H-5-S00S	STN	16x2	80.0x36.0x10.0	65.6x13.8	2.95x4.35	0.55x0.50				
HDM16216H-4-S00S	STN	16x2	122.0x44.0x10.0	99.0x24.0	4.84x9.66	0.92x1.10				
HDM16416H-S00S	STN	16x4	87.0x60.0x10.0	61.8x25.2	2.95x4.75	0.55x0.55				
HDM20216H-3-S00S	STN	20x2	116.0x37.0x10.0	83.0x18.6	3.20x5.55	0.60x0.65				
HDM20416H-S00S	STN	20x4	98.0x60.0x10.0	76.0x25.2	2.95x4.75	0.55x0.55				
HDM24216H-2-S00S	STN	24x2	118.0x36.0x10.0	93.5x15.8	3.20x5.55	0.60x0.65				
HDM40416H-5-S00S	STN	40x4	190.0x54.0x10.0	147.0x29.5	2.80x4.91	0.52x0.57				

Chip-On-Glass (COG)

- Operating temperature: 0 to +50°C
- Storage temperature: -20 to +70°C

For quantities greater than listed, call for quote.

HDG1602P-2-L00S	STN	16x2	65.0x27.7x2.1	61.0x15.7	2.95x5.15	.55x.6				

Yellow Transflective with LED Backlight

For quantities greater than listed, call for quote.

HDM08216L-3-L30S	STN	8x2	58.0x37.0x13.0	38.0x16.0	2.96x5.56	0.56x0.66				
HDM16116L-L30S	STN	16x1	80.0x36.0x14.5	65.6x13.8	3.20x6.35	0.60x0.75				
HDM16216L-B-L30S	STN	16x2	84.0x44.0x14.5	61.0x15.8	2.95x5.55	0.55x0.65				
HDM16216L-S-L30S	STN	16x2	53.0x20.0x8.5	36.0x10.0	2.15x4.25	0.35x0.33				
HDM16216L-5-E30S	STN	16x2	80.0x36.0x10.0	65.6x13.8	2.95x4.35	0.55x0.50				
HDM16216L-5-L30S	STN	16x2	80.0x35.0x14.5	65.6x13.8	2.95x4.35	0.55x0.50				
HDM16216L-7-L30S	STN	16x2	122.0x44.0x15.0	99.0x13.0	4.84x9.66	0.92x1.10				
HDM16416L-1-L30S	STN	16x4	87.0x60.0x15.0	61.8x25.2	2.95x4.75	0.55x0.55				
HDM20216L-1-L30S	STN	20x2	116.0x37.0x14.5	83.0x18.6	3.20x5.55	0.60x0.65				
HDM20416L-1-L30S	STN	20x4	98.0x60.0x15.0	76.0x25.2	2.95x4.75	0.55x0.55				
HDM20416L-M-L30S	STN	20x4	146.0x62.5x15.0	123.0x42.5	4.84x9.22	0.93x1.11				
HDM24216L-2-L30S	STN	24x2	118.0x36.0x14.0	93.5x15.8	3.20x5.55	0.60x0.65				
HDM40216L-1-L30S	STN	40x2	182.0x33.5x15.0	154.5x15.8	3.20x5.55	0.60x0.65				
HDM40416L-4-L30S	STN	40x4	190.0x54.0x14.5	147.0x29.5	2.80x4.91	0.52x0.57				

Black-White Transflective with White LED Backlight

For quantities greater than listed, call for quote.

HDM16216L-B-Y10S	FSTN	16x2	84.0x44.0x14.5	61.0x15.8	2.95x5.55	0.55x0.65				
HDM16216L-5-Y10S	FSTN	16x2	80.0x35.0x14.5	65.6x13.8	2.95x4.35	0.55x0.50				

© Copyright 2014 Mouser Electronics
© Copyright 2014 Mouser Electronics

LUMEX LCDs

RoHS Compliant **This product is RoHS compliant.**

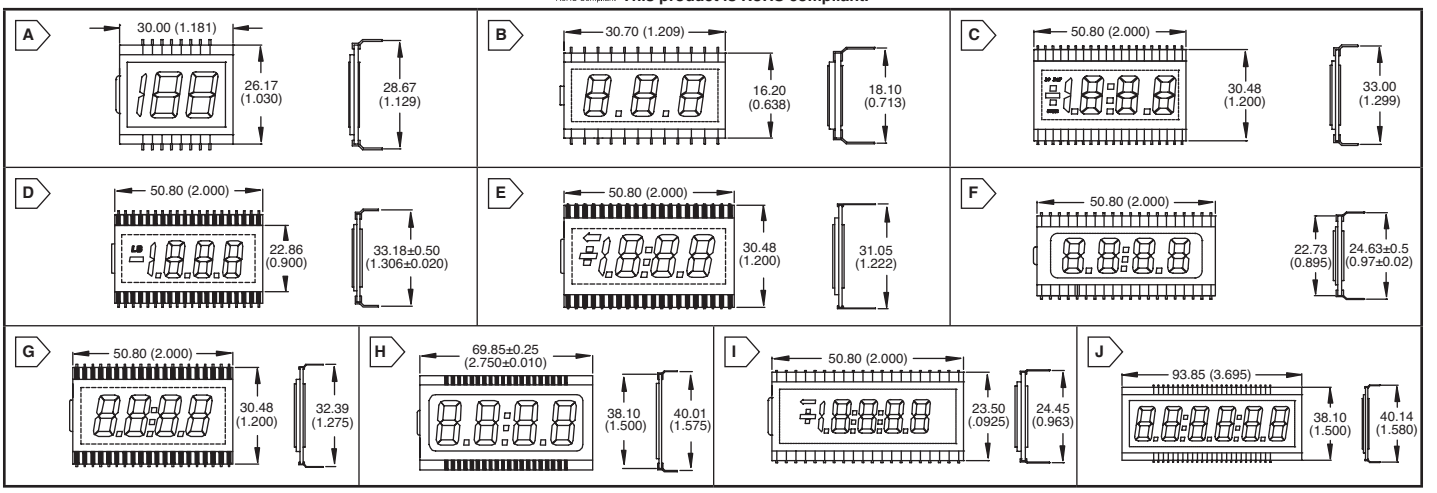

DIMENSIONS: mm (in.)

LUMEX NUMERIC LCDS

For quantities greater than listed, call for quote.

MOUSER STOCK NO.	Lumex Part No.	Fig.	Description	Character Height	Number of Digits	Digit Size	Type (mm)	Number of Pins	Dual Row Spacing (mm)	Price Each 1	5	10	50
696-LCD-S2X1C50TR	LCD-S2X1C50TR	A	Reflective	.5"	2.5	12.17	2.54 Dip	16	28.67				
696-LCD-S2X1C50TF	LCD-S2X1C50TF	A	Transflective	.5"	2.5	12.17	2.54 Dip	16	28.67				
696-LCD-S301C31TR	LCD-S301C31TR	B	Reflective	.31"	3	7.87	2.54 Dip	24	18.1				
696-LCD-S301C31TF	LCD-S301C31TF	B	Transflective	.31"	3	7.87	2.54 Dip	24	18.1				
696-LCD-S3X1C50TRA	LCD-S3X1C50TR/A	C	Reflective	.5"	3.5	12.7	2.54 Dip	40	33				
696-LCD-S3X1C50TFA	LCD-S3X1C50TF/A	C	Transflective	.5"	3.5	12.7	2.54 Dip	40	33				
696-LCD-S3X1C50TRB	LCD-S3X1C50TR/B	D	Reflective	.5"	3.5	12.7	2.54 Dip	40	33.18				
696-LCD-S3X1C50TFB	LCD-S3X1C50TF/B	D	Transflective	.5"	3.5	12.7	2.54 Dip	40	33.18				
696-LCD-S3X1C50TRC	LCD-S3X1C50TR/C	E	Reflective	.5"	3.5	12.7	2.54 Dip	40	31.05				
696-LCD-S3X1C50TFC	LCD-S3X1C50TF/C	E	Transflective	.5"	3.5	12.7	2.54 Dip	40	31.05				
696-LCD-S401C39TR	LCD-S401C39TR	F	Reflective	.39"	4	9.92	1.27 Dip	40	24.64				
696-LCD-S401C39TF	LCD-S401C39TF	F	Transflective	.39"	4	9.92	1.27 Dip	40	24.64				
696-LCD-S401C52TR	LCD-S401C52TR	G	Reflective	0.52"	4	13.2	2.54 Dip	40	32.39				
696-LCD-S401C52TF	LCD-S401C52TF	G	Transflective	0.52"	4	13.2	2.54 Dip	40	32.39				
696-LCD-S401C71TR	LCD-S401C71TR	H	Reflective	0.71"	4	18	2.54 Dip	40	40.01				
696-LCD-S4X1C35TR	LCD-S4X1C35TR	I	Reflective	.35"	4.5	8.89	2.54 Dip	40	24.45				
696-LCD-S4X1C35TF	LCD-S4X1C35TF	I	Transflective	.35"	4.5	8.89	2.54 Dip	40	24.45				
696-LCD-S601C71TR	LCD-S601C71TR	J	Reflective	.71"	6	17.99	2.54 Dip	50	40.14				

LUMEX DOT MATRIX LCDS

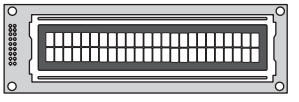

For quantities greater than listed, call for quote.

MOUSER STOCK NO.	Lumex Part No.	Display Format	Character Format	Pad Layout	Outline Dimension WxHxD (mm)	Viewing Area WxH (mm)	Character Size (mm)	Dot Size WxH (mm)	Price Each 1	5	10	50
Reflective												
696-LCM-S01601DTR	LCM-S01601DTR	16 x 1	5 x 8 Dots	Top	80 x 36 x 8.8	66 x 16	3.07 x 6.56	0.55 x 0.75				
696-LCM-S01602DTRA	LCM-S01602DTR/A	16 x 2	5 x 8 Dots	Top	80 x 36 x 8.8	66 x 16	2.96 x 5.56	0.56 x 0.66				
696-LCM-S01602DTRM	LCM-S01602DTR/M	16 x 2	5 x 8 Dots	Bottom	66 x 26 x 6.5	52 x 19	2.46 x 5.56	0.46 x 0.66				
696-LCM-S01602DSRA	LCM-S01602DSR/A	16 x 2	5 x 8 Dots	Top	80 x 36 x 8.8	66 x 16	2.96 x 5.56	0.56 x 0.66				
696-LCM-S01602DSRB	LCM-S01602DSR/B	16 x 2	5 x 8 Dots	Bottom	84 x 44 x 8.8	66 x 16	2.96 x 5.56	0.56 x 0.66				
696-LCM-S01602DSRD	LCM-S01602DSR/D	16 x 2	5 x 8 Dots	Bottom	122 x 44 x 8.8	99 x 24	4.84 x 9.63	0.92 x 1.16				
696-LCM-S01604DSR	LCM-S01604DSR	16 x 4	5 x 8 Dots	Top	87 x 60 x 8.9	65 x 25.6	2.95 x 4.75	0.55 x 0.55				
696-LCM-S02002DSR	LCM-S02002DSR	20 x 2	5 x 8 Dots	L Side	116 x 37 x 8.9	85 x 18.6	3.2 x 5.55	0.60 x 0.65				
696-LCM-S02004DSR	LCM-S02004DSR	20 x 2	5 x 8 Dots	Top	98 x 60 x 8.8	8 x 26.3	2.95 x 4.75	0.55 x 0.55				
696-LCM-S04002DSR	LCM-S04002DSR	40 x 2	5 x 8 Dots	L Side	182 x 33.5 x 8.8	154 x 15.3	3.2 x 5.55	0.60 x 0.65				
Transflective with LED Backlight												
696-LCM-S01601DSF	LCM-S01601DSF	16 x 1	5 x 8 Dots	Top	80 x 36 x 12.7	66 x 16	3.07 x 6.56	0.55 x 0.75				
696-LCM-S01602DSFA	LCM-S01602DSF/A	16 x 2	5 x 8 Dots	Top	80 x 36 x 12.7	66 x 16	2.96 x 5.56	0.56 x 0.66				
696-LCM-S01602DSFB	LCM-S01602DSF/B	16 x 2	5 x 8 Dots	Bottom	84 x 44 x 12.7	66 x 16	2.96 x 5.56	0.56 x 0.66				
696-LCM-S01602DSFC	LCM-S01602DSF/C	16 x 2	5 x 8 Dots	L Side	85 x 30 x 12.7	66 x 16	2.96 x 5.56	0.56 x 0.66				
696-LCM-S01604DSF	LCM-S01604DSF	16 x 4	5 x 8 Dots	Top	87 x 60 x 12.7	62 x 25.6	2.95 x 4.75	0.55 x 0.55				
696-LCM-S02002DSF	LCM-S02002DSF	20 x 2	5 x 8 Dots	L Side	116 x 37 x 12.7	85 x 18.6	3.2 x 5.55	0.60 x 0.65				
696-LCM-S02004DSF	LCM-S02004DSF	20 x 4	5 x 8 Dots	Top	98 x 60 x 12.7	8 x 26.3	2.95 x 4.75	0.55 x 0.55				
696-LCM-S02402DSF	LCM-S02402DSF	24 x 2	5 x 8 Dots	L Side	118 x 36 x 12.7	93.5 x 16	3.2 x 5.55	0.60 x 0.65				
696-LCM-S04002DSF	LCM-S04002DSF	40 x 2	5 x 8 Dots	L Side	182 x 33.5 x 12.7	154 x 15.3	3.2 x 5.55	0.60 x 0.65				
696-LCM-S04004DSF	LCM-S04004DSF	40 x 4	5 x 8 Dots	L Side	190 x 54 x 14.5	149 x 29.5	2.78 x 4.89	0.50 x 0.55				

LUMEX GRAPHIC LCDS

For quantities greater than listed, call for quote.

MOUSER STOCK NO.	Lumex Part No.	Dot Pixels WxH	Outline Dimension WxHxD (mm)	Viewing Area WxH (mm)	Pixel Size (mm) WxH	Pixel Pitch (mm) WxH	Built-in Controller	Price Each 1	5	10	50
696-LCM-S12232GSF	LCM-S12232GSF	12 x 32	84 x 44 x 12.7	60.5 x 18.5	.40 x .45	.44 x .49	Epson SED 1520				

© Copyright 2014 Mouser Electronics
© Copyright 2014 Mouser Electronics

LUMEX LCD and LED Displays

RoHS Compliant **This product is RoHS compliant.**

DIMENSIONS: mm (in.)

A



B

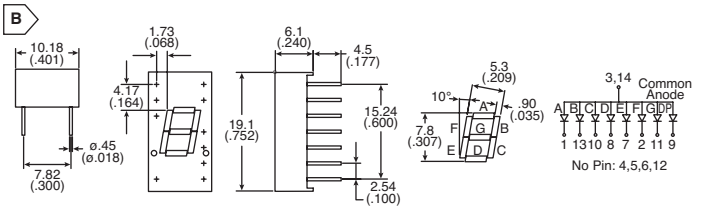

C

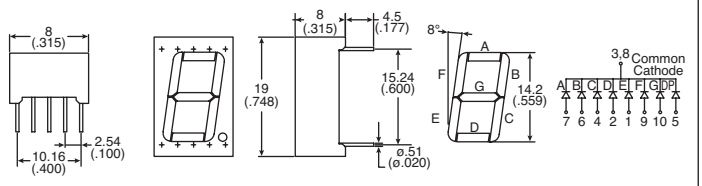

D

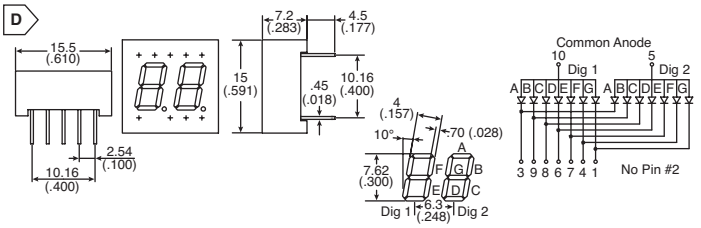

E

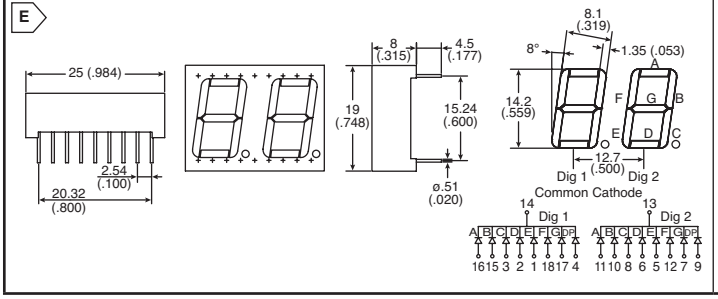

F

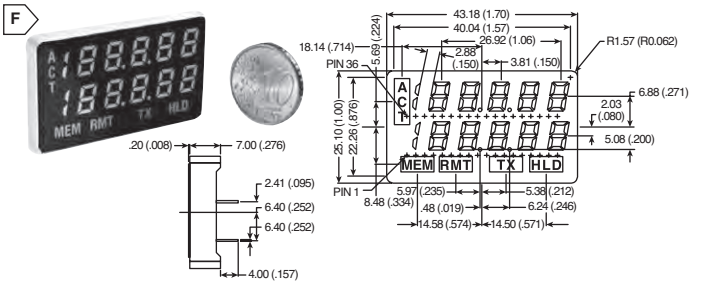

INFOVUE™ HIGH/LOW TEMPERATURE LCD DISPLAYS

Features:
- -40°C to +85°C
- High-resolution, high-duty daylight visibility
- Available from 8 x 1 character display up to a 320 x 240 graphic display
- Available in either positive or negative image display
- Wide variety of color choices when paired with LED backlights

Applications:
- Appliances
- Industrial controls
- Medical equipment
- Military applications

For quantities greater than listed, call for quote.

MOUSER STOCK NO.	Lumex Part No.	Fig.	Display Type	Overall Size LxWxH (mm)	Viewing Area (mm)	Character Height WxH (mm)	Price Each 1	5	10	50
696-LCR-U01602DSFAWH	LCR-U01602DSF/AWH	A	16x2 Character Module	80x36x12.8	64x14	.52x4.35				
696-LCR-U01602DSFDWH	LCR-U01602DSF/DWH	A	16x2 Character Module	122x44x13.1	64x14	.52x4.35				
696-LCR-U02002DSF-WH	LCR-U02002DSF-WH	A	20x2 Character Module	116x37x8.2	83x18.6	3.70x5.55				
696-LCR-U12864GSF-WH	LCR-U12864GSF-WH	A	128x64 Graphic Module	95x70x13.2	70x38.3	.48x52				

QUASARBRITE™ HIGH TEMP LED DISPLAYS

Features:
- Bright, crisp display performance in market-leading temp ranges up to 105°C
- Available in sizes from 0.28 to 4 inch character height
- Compatible with standard drivers
- Available in any standard color

Applications:
- Aircraft, ground vehicles and GPS
- Heavy motor control technologies
- Oil field and gas flow metering
- Displays on ovens, microwaves, etc.

Markets:
- Industrial controls
- Military
- Appliances

PRODUCT NEW

For quantities greater than listed, call for quote.

MOUSER STOCK NO.	Lumex Part No.	Fig.	Color	Wavelength (nm)	Luminous Intensity (mcd) @ 10mA	Character Height	Common Column Pin	Face Color	Segment Color	Price Each 1	5	10	50
Single Digit Displays													
696-LDS-HTA302RI	LDS-HTA302RI	B	Green	565	2500	.30"	Anode	Gray	Milky White				
696-LDS-HTC302RI	LDS-HTC302RI	B	Green	565	3500	.30"	Cathode	Gray	Milky White				
696-LDS-HTC512RI	LDS-HTC512RI	C	Green	565	3500	.56"	Cathode	Gray	Milky White				
696-LDS-HTA512RI	LDS-HTA512RI	C	Green	565	3900	.56"	Anode	Gray	Milky White				
696-LDSSMHTA302RISUG	LDS-SMHTA302RISUGT	B	Green	568	2500	.30"	Anode	Gray	Milky White				
696-LDSSMHTA5602RISU	LDS-SMHTA5602RISUG	C	Green	568	4500	.56"	Anode	Gray	Milky White				
696-LDS-HTA304RI	LDS-HTA304RI	B	Red	635	2000	.30"	Anode	Gray	Milky White				
696-LDS-HTC304RI	LDS-HTC304RI	B	Red	635	3500	.30"	Cathode	Gray	Milky White				
696-LDS-HTA514RI	LDS-HTA514RI	C	Red	635	3900	.56"	Anode	Gray	Milky White				
696-LDS-HTC514RI	LDS-HTC514RI	C	Red	635	3900	.56"	Cathode	Gray	Milky White				
696-LDSSMHTA304RISIT	LDS-SMHTA304RISITR	B	Red	640	4500	.30"	Anode	Gray	Milky White				
696-LDSSMHTA5604RISI	LDS-SMHTA5604RISIT	C	Red	640	6000	.56"	Anode	Gray	Milky White				
Dual Digit Displays													
696-LDD-HTE302NI	LDD-HTE302NI	D	Green	565	2500	.30"	Anode	Gray	Milky White				
696-LDD-HTA512RI	LDD-HTA512RI	E	Green	565	3500	.56"	Anode	Gray	Milky White				
696-LDD-HTC512RI	LDD-HTC512RI	E	Green	565	3500	.56"	Cathode	Gray	Milky White				
696-LDD-HTF302NI	LDD-HTF302NI	D	Green	565	3900	.30"	Cathode	Gray	Milky White				
696-LDDSMHTA302RISUG	LDD-SMHTA302RISUGT	D	Green	568	2500	.30"	Anode	Gray	Milky White				
696-LDDSMHTM5602RISU	LDD-SMHTM5602RISUG	E	Green	568	4500	.56"	Anode	Gray	Milky White				
696-LDD-HTE304NI	LDD-HTE304NI	D	Red	635	2000	.30"	Anode	Gray	Milky White				
696-LDD-HTA514RI	LDD-HTA514RI	E	Red	635	3500	.56"	Anode	Gray	Milky White				
696-LDD-HTF304NI	LDD-HTF304NI	D	Red	635	3900	.30"	Cathode	Gray	Milky White				
696-LDD-HTC514RI	LDD-HTC514RI	E	Red	635	3900	.56"	Cathode	Gray	Milky White				
696-LDDSMHTA304RISIT	LDD-SMHTA304RISITR	D	Red	640	4500	.30"	Anode	Gray	Milky White				
696-LDDSMHTM5604RISI	LDD-SMHTM5604RISIT	E	Red	640	6000	.56"	Anode	Gray	Milky White				

ALPHA NUMERIC DISPLAYS

PRODUCT NEW

For quantities greater than listed, call for quote.

MOUSER STOCK NO.	Lumex Part No.	Fig.	Emitted Color	Peak Wavelength (nm)	Axial Intensity (µcd)	Character Height	Face Color	Segment Color	Price Each 1	5	10	50
696-LDP-2R2608RD-50	LDP-2R2608RD-50	F	Amber	605	6100	.25	Black	Milky White				

© Copyright 2014 Mouser Electronics

© Copyright 2014 Mouser Electronics

MICROTIPS LCD Display Modules

Microtips TECHNOLOGY

RoHS Compliant **This product is RoHS compliant.**

PROJECTIVE CAPACITIVE TOUCH TFT DISPLAYS

NEW! TECHNOLOGY

- Transmissive
- LED Backlight
- 6 o'clock Viewing
- COG IC Package

For quantities greater than listed, call for quote.

MOUSER STOCK NO.	Size (in.)	Resolution	Module Size (mm) W x H x T	LCD Mode	Interface	Opening Temp. (˚C)	Price Each 1	5	10	50
668-UMSH-8253MD-3T	4.3"	480 x RGB x 272	105.5 x 67.2 x 5.45	TN	Parallel 24-bit RGB	-20 to + 70°C				
668-UMSH-8596MD-20T	7"	800 x RGB x 480	165.0 x 106.4 x 8.2	TN	Parallel 18-bit RGB	-20 to + 70°C				

VIVID LIQUID CRYSTAL DISPLAYS (VLCD)

NEW! TECHNOLOGY

- Low cost alternative to (VFD) Displays
- High Contrast (800:1)
- No Image Sticking
- High Brightness
- Parallel Interface

For quantities greater than listed, call for quote.

MOUSER STOCK NO.	Display Format	Backlight (LED) Color	DIsplay Mode	Module Size (mm) W x H x T	Viewing Area (mm)	Character Size (mm) W x H	Dot Size (mm) W x H	Price Each 1	5	10	50
668-UMSH-3267MD-UB	2 x 20	White	Transmissive	37.0 x 116.0 x 17.2	73.8 x 16.5	3.065 x 5.56	0.585 x 0.66				
668-UMSH-3267MD-1UB	2 x 20	Red	Transmissive	37.0 x 116.0 x 17.2	73.8 x 16.5	3.065 x 5.56	0.585 x 0.66				
668-UMSH-3267MD-2UB	2 x 20	Green	Transmissive	37.0 x 116.0 x 17.2	73.8 x 16.5	3.065 x 5.56	0.585 x 0.66				
668-UMSH-3267MD-3UB	2 x 20	Blue	Transmissive	37.0 x 116.0 x 17.2	73.8 x 16.5	3.065 x 5.56	0.585 x 0.66				

DIGITAL COLOR TFT DISPLAYS

- 3.5" with TMR-Transmissive Micro Reflective
- Up to 16.7 million colors
- SPI Interface available

For quantities greater than listed, call for quote.

MOUSER STOCK NO.	Size (in.)	Touch Screen	Resolution	Dimensions Wx H (mm)	Brightness (nits)	Contrast Ratio	Operating Temp. (°C)	Pixel Pitch	Price Each 1	5	10	50
668-MTF-TQ35SP741-AV	3.5"	Yes	240 x RGBx 320	76.9 x 63.9	210	200	-20 to 70°C	0.073 x 0.219				
668-MTF-TV57NP721-AV	5.7"	Yes	640 x RGB x 480	144.0 x 104.6	400	300	-20 to 70°C	0.36 x 0.36				

GRAPHIC MODULES - TOUCH SCREEN

Transflective LED Backlight

- 128x128 Dot Pixels (WxH)
- 6 O'Clock Viewing Direction

For quantities greater than listed, call for quote.

MOUSER STOCK NO.	Fluid Type	Back-ground Color	Backlight Type	Backlight Color	Module Size (mm) W x H x T	Viewing Area (mm) H x W	Dot Pitch H x W	Dot Size (mm) H x W	Price Each 1	5	10	50
† 668-NBS000255YSGY01	STN	Yellow	Edge LED	Yellow/Green	89.5 x 73.2 x 3.8	6.0 x 58.4	.43 x .43	0.40 x 0.40				

† Touch Screen Modules without an "on board" controller.

Graphic Modules-Transflective With Backlight

For quantities greater than listed, call for quote.

MOUSER STOCK NO.	Fluid Type	Back-ground Color	Backlight Type	Backlight Color	Module Size (mm) W x H x T	Viewing Area (mm) H x W	Dot Pitch H x W	Dot Size (mm) H x W	Price Each 1	5	10	50
122x32 Dot Pixels (WxH): LED Backlight												
668-NGS12232FYSGY10	STN	Yellow	Edge LED	Yellow/Green	59.0 x 29.3 x 5.5	52.0 x 15.0	.345 x .345	0.03 x 0.03				

Graphic Modules - Negative Transmissive With Backlight

- 128x64 Dot Pixels (WxH)

For quantities greater than listed, call for quote.

MOUSER STOCK NO.	Fluid Type	Back-ground Color	Backlight Type	Backlight Color	Module Size (mm) W x H x T	Viewing Area (mm) H x W	Dot Pitch H x W	Dot Size (mm) H x W	Price Each 1	5	10	50
668-NG-S12864IMNSGW	STN	Negative	Edge LED	White	93.0 x 7.0 x 14.5	71.7 x 39.0	.52 x .52	0.50 x 0.50				
668-NG-S24064IMNSGW	STN	Negative	Edge LED	White	18.0 x 65.0 x 16.1	132.0 x 39.0	.53 x .53	0.51 x 0.51				

LCD CHARACTER DISPLAYS

- 6 O'Clock Viewing Direction
- STN Fluid Type

For quantities greater than listed, call for quote.

MOUSER STOCK NO.	Format	Background Color	Backlight Type	Backlight Color	Module Size (mm) W x H x D	Viewing Area (mm) H x W	Character Size (mm)	Dot Size (mm) H x W	Price Each 1	5	10	50
Reflective												
668-NC-S0802XRGNN	8 x 2	Gray	None	None	58.0 x 32.0 x 10.0	38.0 x 16.0	3.55 x 5.94	0.056 x 0.66				
668-NC-S0802XRYNS	8 x 2	Yellow	None	None	58.0 x 32.0 x 10.0	38.0 x 16.0	3.55 x 5.94	0.056 x 0.66				
668-NC-S16101XRGHS	16 x 1	Gray	None	None	122.0 x 33.0 x 10.5	99.0 x 13.0	4.84 x 8.06	0.92 x 1.10				
668-NC-S16201XRGHS	16 x 2	Gray	None	None	122.04 x 44.0 x 10.5	99.0 x 24.0	4.84 x 8.06	0.92 x 1.10				
668-NC-S16204XRGHS	16 x 2	Gray	None	None	84.0 x 44.0 x 10.0	62.2 x 17.9	2.95 x 5.55	0.55 x 0.65				
668-NC-S16204XRYHS	16 x 2	Yellow	None	None	84.0 x 44.0 x 10.0	62.2 x 17.9	2.95 x 5.55	0.55 x 0.65				
668-NC-S16205DRGHS	16 x 2	Gray	None	None	84.0 x 36.0 x 9.5	64.5 x 16.4	2.97 x 5.57	0.57 x 0.67				
668-NC-S20200XRGHS	20 x 2	Gray	None	None	116.0 x 37.0 x 10.0	82.2 x 18.2	3.20 x 5.55	0.60 x 0.65				
668-NC-S20400XRGHS	20 x 4	Gray	None	None	98.5 x 60.0 x 10.5	76.0 x 25.2	2.95 x 4.75	0.55 x 0.55				
668-NC-S24200XRYHS	24 x 2	Yellow	None	None	118.0 x 36.0 x 10.0	94.5 x 18.0	3.20 x 5.55	0.60 x 0.65				
Transflective with LED Backlight												
668-NC-S0802XFGNSAY	8 x 2	Gray	Array LED	Yellow/Green	58.0 x 32.0 x 10.0	38.0 x 16.0	3.55 x 5.94	0.056 x 0.66				
668-NC-S0802XFYNSAY	8 x 2	Yellow	Array LED	Yellow/Green	58.0 x 32.0 x 10.0	38.0 x 16.0	3.55 x 5.94	0.056 x 0.66				
668-NC-S16100XFGSAY	16 x 1	Gray	Array LED	Yellow/Green	80.0 x 36.0 x 14.5	65.0 x 14.0	3.77 x 6.59	0.58 x 0.78				
668-NC-S16100XFYSAY	16 x 1	Yellow	Array LED	Yellow/Green	80.0 x 36.0 x 14.5	65.0 x 14.0	3.77 x 6.59	0.58 x 0.78				
668-NC-S16201XFYSAY	16 x 2	Yellow	Array LED	Yellow/Green	122.0 x 44.0 x 14.0	99.0 x 24.0	4.84 x 8.06	0.92 x 1.10				
668-NC-S16204XFYSAY	16 x 2	Yellow	Array LED	Yellow/Green	84.0 x 44.0 x 14.2	62.2 x 17.9	2.95 x 5.55	0.55 x 0.65				
668-NC-S16205DFGSAY	16 x 2	Gray	Array LED	Yellow/Green	84.0 x 36.0 x 14.5	64.5 x 16.4	2.97 x 5.57	0.57 x 0.67				
668-NC-S16205DFYSAY	16 x 2	Yellow	Array LED	Yellow/Green	84.0 x 36.0 x 14.5	64.5 x 16.4	2.97 x 5.57	0.57 x 0.67				
668-NC-S16400XFYSAY	16 x 4	Yellow	Array LED	Yellow/Green	87.0 x 60.0 x 9.5	61.8 x 25.2	2.95 x 4.75	0.55 x 0.55				
668-NC-S20200XFGSAY	20 x 2	Gray	Array LED	Yellow/Green	116.0 x 37.0 x 14.5	82.2 x 18.2	3.20 x 5.55	0.60 x 0.65				
668-NC-S20200XFYSAY	20 x 2	Yellow	Array LED	Yellow/Green	116.0 x 37.0 x 14.5	82.2 x 18.2	3.20 x 5.55	0.60 x 0.65				
668-NC-S20400XFYSAY	20 x 4	Yellow	Array LED	Yellow/Green	98.5 x 60.0 x 14.5	76.0 x 25.2	2.95 x 4.75	0.55 x 0.55				
668-NC-S24200XFGSAY	24 x 2	Gray	Array LED	Yellow/Green	118.0 x 36.0 x 14.5	94.5 x 18.0	3.20 x 5.55	0.60 x 0.65				
668-NC-S40200XFYSAY	40 x 2	Yellow	Array LED	Yellow/Green	182.0 x 33.5 x 14.0	154.0 x 16.5	3.20 x 5.55	0.60 x 0.65				
Negative Transmissive with LED Backlight												
668-NC-S20200BFGSGW	20 x 2	Neg.	Edge LED	White	116.0 x 37.0 x 14.5	82.2 x 18.2	3.20 x 5.55	0.60 x 0.65				

© Copyright 2014 Mouser Electronics
© Copyright 2014 Mouser Electronics

NEWHAVEN LCD Displays

NEWHAVEN DISPLAY INTERNATIONAL

RoHS Compliant **This product is RoHS compliant.**



OLED GRAPHIC DISPLAYS

For quantities greater than listed, call for quote.

MOUSER STOCK NO.	Fig.	Display Diag. (in.)	Display Format	Voltage Supply	External Dimensions (mm)	Built in Controller	Module Size (mm)	Backlight (OLED)	Price Each 1	5	10	50
763-2.23-12832UCB3	A	2.23	128 x 32	2.8 V	63.2 x 43.1 x 6	SSD1305	60 x 18	Blue				
763-2.23-12832UCY3	A	2.23	128 x 32	2.8 V	63.2 x 43.1 x 6	SSD1305	60 x 18	Yellow				
763-2.7-12864UCY3	A	2.7	128 x 64	2.8 V	82 x 47.5 x 6	SSD1325	66 x 33	Yellow				
763-2.8-25664UCB2	A	2.8	256 x 64	2.5 V	82 x 39.8 x 6	SSD1322	72 x 20	Blue				
763-2.8-25664UCY2	A	2.8	256 x 64	2.5 V	82 x 39.8 x 6	SSD1322	72 x 20	Yellow				
763-3.12-25664UCB2	A	3.12	256 x 64	2.5 V	89.2 x 44 x 6	SSD1322	82 x 22	Blue				
763-3.12-25664UCY2	A	3.12	256 x 64	2.5 V	89.2 x 44 x 6	SSD1322	82 x 22	Yellow				

OLED CHARACTER DISPLAYS

For quantities greater than listed, call for quote.

MOUSER STOCK NO.	Fig.	Display Format	Operating Current	External Dimensions (mm)	Viewing Area (mm)	Backlight (OLED)	Price Each 1	5	10	50
763-NHD-0216KZW-AB5	B	2 x 16	30 mA	80 x 36 x 10	66 x 16	Blue				
763-NHD-0216KZW-AG5	B	2 x 16	30 mA	80 x 36 x 10	66 x 16	Green				
763-NHD-0216KZW-AY5	B	2 x 16	30 mA	80 x 36 x 10	66 x 16	Yellow				
763-NHD-0216SZW-BG5	B	2 x 16	43 mA	122 x 44 x 10	99 x 24	Green				
763-NHD-0216SZW-BY5	B	2 x 16	43 mA	122 x 44 x 10	99 x 24	Yellow				
763-NHD-0220DZW-AG5	B	2 x 20	35 mA	116 x 37 x 9.8	85 x 18.6	Green				
763-NHD-0220DZW-AY5	B	2 x 20	35 mA	116 x 37 x 9.8	85 x 18.6	Yellow				
763-NHD-0420DZW-AG5	B	4 x 20	43 mA	98 x 60 x 10	77 x 25.2	Green				
763-NHD-0420DZW-AY5	B	4 x 20	43 mA	98 x 60 x 10	77 x 25.2	Yellow				

LCD CHARACTER DISPLAYS

For quantities greater than listed, call for quote.

MOUSER STOCK NO.	Fig.	Character Size mm (CH x CW)	Display Format	Voltage Supply	Display Type	Module Size mm	Backlight (LED)	Price Each 1	5	10	50
763-0108FZ-RN-YBW	C	10.75 x 6.45	1 x 8	5V	STN-Y/G	84.0 x 44.0	None				
763-0108HZ-FSW-GBW	C	7.28 x 5.02	1 x 8	3.3V	STN-Gray	60.7 x 33.85	White (16mA)				
763-0208AZ-RN-YBW	C	4.75 x 2.95	2 x 8	5V	STN- Y/G	40.0 x 35.4	None				
763-0208AZ-FL-YBW	C	4.75 x 2.95	2 x 8	5V	STN- Y/G	40.0 x 35.4	Yellow/Green				
763-0208AZ-FL-GBW	C	4.75 x 2.95	2 x 8	5V	STN- Gray	40.0 x 35.4	Yellow/Green				
763-0208BZ-FL-YBW	C	5.56 x 2.96	2 x 8	5V	STN- Y/G	58.0 x 32.0	Yellow/Green				
763-0208BZ-FL-GBW	C	5.56 x 2.96	2 x 8	5V	STN- Gray	58.0 x 32.0	Yellow/Green				
763-0212WH-AYGH-JT	C	6.35 x 2.70	2 x 12	5V	STN- Gray	55.7 x 32.0	Yellow/Green				
763-NHD-0116AZ-FLYBW	C	6.56 x 3.07	1 x 16	5V	STN- Y/G	80.0 x 36.0	Yellow/Green				
763-0116GZ-FL-YBW	C	14.54 x 6.00	1 x 16	5V	STN- Y/G	151.0 x 40.0	Yellow/Green				
763-0116GZ-NSW-BBW	C	14.54 x 6.00	1 x 16	5V	STN- Blue	151.0 x 40.0	White				
763-0116GZ-FSW-GBW	C	14.54 x 6.00	1 x 16	5V	STN-Gray	151.0 x 40.0	White				
763-NHD-02161ZFSYYBW	C	3.23 x 1.85	2 x 16	5V	STN- Y/G	53.0 x 20.0	Yellow/Green				
763-NHD-0216PZ-FLYBW	C	4.35 x 2.95	2 x 16	5V	STN- Y/G	80.0 x 36.0	Yellow/Green				
763-0216HZ-FL-YBW-C	C	4.99 x 2.55	2 x 16	5V	STN- Y/G	65.5 x 36.7	Yellow/Green				
763-0216K1Z-FL-YBW	C	5.23 x 3.00	2 x 16	5V	STN- Y/G	80.0 x 36.0	Yellow/Green				
763-0216K1Z-FL-GBW	C	5.23 x 3.00	2 x 16	5V	STN- Gray	80.0 x 36.0	Yellow/Green				
763-0216K1Z-FSPG-GBW	C	5.23 x 3.00	2 x 16	5V	STN- Gray	80.0 x 36.0	Pure Grn (20mA)				
763-0216K1Z-FSB-GBW	C	5.23 x 3.00	2 x 16	5V	STN- Gray	80.0 x 36.0	Blue (20mA)				
763-0216K1Z-FSO-GBW	C	5.23 x 3.00	2 x 16	5V	STN- Gray	80.0 x 36.0	Orange (20mA)				
763-0216K1Z-FSR-GBW	C	5.23 x 3.00	2 x 16	5V	STN- Gray	80.0 x 36.0	Red (20mA)				
763-0216K1Z-FSW-GBW	C	5.23 x 3.00	2 x 16	5V	STN- Gray	80.0 x 36.0	White (20mA)				
763-0216K1Z-NSW-BBW	C	5.23 x 3.00	2 x 16	5V	STN- Blue	80.0 x 36.0	White (20mA)				
763-0216K1Z-FSPG-FBW	C	5.23 x 3.00	2 x 16	5V	FSTN (+)	80.0 x 36.0	Pure Grn (20mA)				
763-0216K1Z-FSB-FBW	C	5.23 x 3.00	2 x 16	5V	FSTN (+)	80.0 x 36.0	Blue (20mA)				
763-0216K1Z-FSW-FBW	C	5.23 x 3.00	2 x 16	5V	FSTN (+)	80.0 x 36.0	White (20mA)				
763-0216K1Z-NSPG-FBW	C	5.23 x 3.00	2 x 16	5V	FSTN (-)	80.0 x 36.0	Pure Grn (20mA)				
763-0216K1Z-NSB-FBW	C	5.23 x 3.00	2 x 16	5V	FSTN (-)	80.0 x 36.0	Blue (20mA)				
763-0216K1Z-NSO-FBW	C	5.23 x 3.00	2 x 16	5V	FSTN (-)	80.0 x 36.0	Orange (20mA)				
763-0216K1Z-NSA-FBW	C	5.23 x 3.00	2 x 16	5V	FSTN (-)	80.0 x 36.0	Amber (20mA)				
763-0216K1Z-NSR-FBW	C	5.23 x 3.00	2 x 16	5V	FSTN (-)	80.0 x 36.0	Red (20mA)				
763-0216K1Z-NSW-FBW	C	5.23 x 3.00	2 x 16	5V	FSTN (-)	80.0 x 36.0	White (20mA)				
763-0216BZ-FL-YBW	C	5.23 x 3.00	2 x 16	5V	STN- Y/G	84.0 x 44.0	Yellow/Green				
763-0216SZ-FL-YBW	C	9.55 x 5.20	2 x 16	5V	STN- Y/G	122.0 x 44.0	Yellow/Green				
763-0216SZ-NSW-BBW	C	9.55 x 5.20	2 x 16	3V	STN- Blue	122.0 x 44.0	White				
763-0416BZ-FL-GBW	C	4.75 x 2.95	4 x 16	5V	STN- Gray	87.0 x 60.0	Yellow/Green				
763-0220GZ-FSW-GBW	C	4.62 x 2.49	2 x 20	5V	STN- Gray	80.0 x 36.0	White (20mA)				
763-NHD-0220GZ-FLYBW	C	4.62 x 2.49	2 x 20	5V	STN- Y/G	80.0 x 36.0	Yellow/Green				
763-0220DZ-FL-YBW	C	5.55 x 3.20	2 x 20	5V	STN- Y/G	116.0 x 37.0	Yellow/Green				
763-0220AZ-FL-YBW	C	9.22 x 4.84	2 x 20	5V	STN- Y/G	146.0 x 43.0	Yellow/Green				
763-0220JZ-FSW-FBW	C	12.0 x 6.00	2 x 20	5V	FSTN (+)	182.0 x 60.0	White				
763-NHD0420H1ZFSWGBW	C	5.15 x 2.35	4 x 20	5V	STN- Gray	66.0 x 36.0	Side White				
763-0420DZ-FL-YBW	C	4.75 x 2.95	4 x 20	5V	STN- Y/G	98.0 x 60.0	Yellow/Green				
763-0440AZ-FL-YBW	C	4.89 x 2.78	4 x 40	5V	STN- Y/G	190.0 x 54.0	Yellow/Green				

LCD GRAPHIC DISPLAYS

Features: • 5V Std Power Supply • Bitmap Graphics, built in controllers • 8-Bit Parallel ✻ 3.3 Volt Supply

For quantities greater than listed, call for quote.

MOUSER STOCK NO.	Fig.	Module Size mm	Display Format	Conn. Type	Display Type	Backlight (LED)	Display Mode	Price Each 1	5	10	50
763-12232KZ-NSW-BBW	D	83.5 x 27.5	122 x 32	2 x 10 Back	STN - Blue (-)	White - LED	Transmissive				
763-12232AZ-FL-YBW	D	84.0 x 44.0	122 x 32	1 x 16 Top	STN - Y/G	Yellow/Green - LED	Transflective				
763-12864MZ-FSW-GBW	D	63.2 x 52.2	128 x 64	1 x 20 B	STN - Gray	White - LED (20mA)	Transflective				
763-12864AZ-FSW-GBW	D	93.0 x 70.0	128 x 64	1 x 20 B	STN - Gray	White - LED	Transflective				
763-24064CZ-FSW-FBW	D	118.0 x 45.0	240 x 64	2 x 10 R	FSTN (+)	White - LED	Transflective				
✻ 763-320240WG-BXTGH	D	166.8 x 109.0	320 x 240	1 x 20 B	STN - Gray	White - LED	Transflective				

© Copyright 2014 Mouser Electronics

© Copyright 2014 Mouser Electronics

NEWHAVEN COG, VFD and LCD Displays

NEWHAVEN DISPLAY INTERNATIONAL

RoHS Compliant **This product is RoHS compliant.**



SERIAL LCD DISPLAY

NEW PRODUCT

For quantities greater than listed, call for quote.

MOUSER STOCK NO.	Fig.	Character Size mm (CHxCW)	Display Format	Voltage Supply	Display Type	Module Size (mm)	Backlight (LED)	Price Each 1	5	10	50
763-0216K3ZFLGBWV3	A	5.23x3.0	2x16	5V	STN-Gray	80.0x36.0	Yellow/Green				
763-0216B3ZFLGBW-V3	A	5.23x3.0	2x16	5V	STN-Gray	84.0x44.0	Yellow/Green				
763-0216S3ZFLGBW-V3	A	9.55x5.2	2x16	5V	STN-Gray	122.0x44.0	Yellow/Green				
763-0220D3ZFLGBW-V3	A	5.55x3.2	2x20	5V	STN-Gray	116.0x37.0	Yellow/Green				
763-0420D3ZFLGBW-V3	A	4.75x2.95	4x20	5V	STN-Gray	98.0x60.0	Yellow/Green				
763-0420D3ZNSWBBW-V3	A	4.75x2.95	4x20	5 V	STN-Blue	98.0x60.0	White				

CHIP ON GLASS DISPLAYS

For quantities greater than listed, call for quote.

MOUSER STOCK NO.	Fig.	Module Size Diag. (in.)	Display Format	Voltage Supply	Display Type	Backlight (LED)	Display Mode	Recommended Evaluation Board	Price Each 1	5	10	50
Character												
763-C0216CZ-NSWBBW3V	B	41.4x24.3x4.0	2x16	3V	STN-Blue	White	Transmissive	-				
763-C0216CZ-FSWFBW3V	B	41.4x24.3x4.0	2x16	3V	FSTN (+)	White	Transflective	-				
763-C0216AZ-FN-GBW	B	49.7x25.3x2.1	2x16	5V	STN-Gray	None	Transflective	-				
Graphic												
763-C12832A1ZNSWBBW3	B	41.4x24.3x4.0	128x32	3V	STN-Blue	White	Transmissive	-				
763-C12832A1ZFSWFBW3	B	41.4x24.3x4.0	128x32	3V	FSTN (+)	White	Transflective	-				
763-C12864B2Z-RN-FBW	B	48.0x36.0x2.0	128x64	3V	FSTN (+)	None	Reflective	763-NHD-FFC28				
763-C12864GG-RN	B	55.5x38.0x2.0	128x64	3V	STN-Gray	None	Reflective	763-NHD-FFC26				
763-128128BZ-FSW-GBW	B	71.3x75.41x6.0	128x128	3V	STN-Gray	White	Transflective	-				

LCD TFT DISPLAYS

Features:

- 8, 16 or 24 bit digital interfaces
- Wide viewing angle
- Available with and without touch screens
- Wide operating temperature
- High brightness LED backlights
- Available with or without controllers

NEW PRODUCT

For quantities greater than listed, call for quote.

MOUSER STOCK NO.	Fig.	Module Size Diag. (in.)	Display Format	Interface	Module Size (mm)	Backlight (LED)	Display Mode	Price Each 1	5	10	50
763-2.4240320SFCTXT1	C	2.4	240x320	8 or 16 Bit Par.	42.72x60.26x3.6	White LED	Transmissive				
763-3.5-320240MFATXL	C	3.5"	320x240	24 Bit Dig.	76.9x63.8x3.3	White LED	Transmissive				
763-3.5320240MFATXLT	C	3.5"	320x240	24 Bit Dig.	76.9x63.8x3.3	White LED	Transmissive				
763-5.7-320240WFBCT	C	5.7"	320x240	8 Bit Dig.	149.0x109.0x11.5	White LED	Transmissive				
763-5.7-320240WFBET1	C	5.7"	320x240	16 Bit Dig.	149.0x109.0x11.5	White LED	Transmissive				
Capacitive Touch Panel											
763-3.5320240MFLCTP1	D	3.5"	320x240	24 Bit Dig.	76.9x63.9x3.3	White LED	Transmissive				
763-480272EFATXLCTP	D	4.3"	480x272	24 Bit Dig.	105.5x67.1x3.1	White LED	Transmissive				
763-5.0800480TFICTP	D	5.0"	800x480	24 Bit Dig.	120.9x76x3.3	White LED	Transmissive				

VFD CHARACTER MODULES, DOT MATRIX

For quantities greater than listed, call for quote.

MOUSER STOCK NO.	Fig.	Module Size (mm)	Display Format	Digit Format	Display Type	Backlight (LED)	Display Mode	Price Each 1	5	10	50
763-216SD-162SDAR2	E	80.0x36.0x18.0	2x16	5x8	5.34x2.10	Serial/Parallel	1x14 Top				
763-216MD-162MDBR2	E	122.0x44.0x 20.0	2x16	5x8	9.22x3.85	Serial/Parallel	1x14 Bottom				
763-220SD-202SDAR1	E	116.0x37.0x17.5	2x20	5x8	5.34x2.35	Serial/Parallel	2x7 Left				

LCD DEVELOPMENT AND CONTROLLER EVALUATION BOARDS

For quantities greater than listed, call for quote.

MOUSER STOCK NO.	Fig.	Description	Price Each 1	5
763-NHDEV	F	Evaluation tool for demonstrating TFTs, Character, Graphic and COGs. 100mm x 95mm.		
763-8051CONTROLBRD	-	8051 Control Board for Character, Graphic, and COG LCDs		

MOUSER STOCK NO.	Description	Supply Current (mA)	Supply Voltage (V)	Price Each
763-3.5320240MFSVID	NHD-3.5-320240MF-VIDEO Board	-	3-3.6	
763-3.5320240MF20	NHD-3.5-320240MF-20 Controller Board	8.6	3-3.6	
763-3.5320240MF22	NHD-3.5-320240MF-22 Controller Board	8.6	3-3.6	
763-3.5320240MF34	NHD-3.5-320240MF-34 Controller Board	8.6	3-3.6	

MOUSER STOCK NO.	Description	Supply Current (mA)	Supply Voltage (V)	Price Each
763-4.3480272MF20	NHD-4.3-480272MF-20 Controller Board	285	3-3.6	
763-4.3480272MF22	NHD-4.3-480272MF-22 Controller Board	285	3-3.6	
763-4.3480272MF34	NHD-4.3-480272MF-34 Controller Board	285	3-3.6	

EVALUATION BOARDS AND ACCESSORIES

Features: • 52mm x 40mm board size • Various pins outs and pitches for many displays

For quantities greater than listed, call for quote.

MOUSER STOCK NO.	Description	Price Each 1	5	10
763-NHD-FFC16-1	16 pin FFC-thru hole adpt			
763-NHD-FFC18	18 pin FFC-thru hole adpt			
763-NHD-FFC18-1	18 pin FFC-thru hole adpt			
763-NHD-FFC20	20 pin FFC-thru hole adpt			
763-NHD-FFC20-1	20 pin FFC-thru hole adpt			
763-NHD-FFC22	22 pin FFC-thru hole adpt			

MOUSER STOCK NO.	Description	Price Each 1	5	10
Cont.				
763-NHD-FFC26	26 pin FFC-thru hole adpt			
763-NHD-FFC26-1	26 pin FFC-thru hole adpt			
763-NHD-FFC28	28 pin FFC-thru hole adpt			
763-NHD-FFC30	30 pin FFC-thru hole adpt			
763-NHD-FFC33	33 pin FFC-thru hole adpt			

MOUSER STOCK NO.	Description	Price Each 1	5	10
Cont.				
763-NHD-FFC36	36 pin FFC-thru hole adpt			
763-NHD-FFC37	37 pin FFC-thru hole adpt			
763-NHD-FFC40	40 pin FFC-thru hole adpt			
763-16POSFFC	16 position Flat Flex Cable			
763-20POSFFC	20 position Flat Flex Cable			

© Copyright 2014 Mouser Electronics

© Copyright 2014 Mouser Electronics

NEWHAVEN COG, VFD and LCD Displays

NEWHAVEN DISPLAY INTERNATIONAL

RoHS Compliant **This page of product is RoHS compliant.**

CHIP ON GLASS DISPLAYS

COG (Chip-On-Glass) displays are monochromatic passive or active matrix LCD displays that can display information as text or in a dot matrix pattern. Unlike typical LCD displays, COG displays don't have a built-in PCB board and instead have the IC directly mounted on the glass of the display. This type of technology is perfect for less demanding applications since they require less power than VFDs, are smaller in size and are typically less expensive than other display technologies.

Features:
- Monochrome graphic with custom icons
- Low power, high brightness backlight
- Positive or negative image options
- Cost effective over COB because less ICs are required
- Space saving; COG LCDs can be as thin as 2mm
- 4 font tables available for character LCD modules
- Wide operating temperature

NEW PRODUCT

For quantities greater than listed, call for quote.

MOUSER STOCK NO.	Module Size: mm (W x H x T)	Display Format	Voltage Supply	Display Type	Backlight (LED)	Display Mode	Recommended Thru-Hole Adapters	Price Each 1	5	10	50
Character											
763-C0216CZ-NSWBBW3V	41.4 x 24.3 x 4	2 x 16	3V	STN - Blue	White	Transmissive	763-NHD-COG14-36				
763-C0216CZ-FSWFBW3V	41.4 x 24.3 x 4	2 x 16	3V	FSTN (+)	White	Transflective	763-NHD-COG14-36				
763-C0216AZ-FN-GBW	49.7 x 25.3 x 2.1	2 x 16	5V	STN - Gray	None	Transflective	763-NHD-COG14-36				
763-C0216CU-FSWGBW3V	56 x 25.3 x 5.5	2 x 16	3.0V	STN - Gray	White	Transflective	763-NHD-COG14-36				
763-C0220AA-FSW-FTW	69.5 x 18.5 x 6.1	2 x 20	3.3V	FSTN (+)	White	Transflective	763-NHD-COG14-36				
763-C0220BIZ-FSW-FBW	71.6 x 27.1 x 6.8	2 x 20	3.3V	FSTN (+)	White	Transflective	-				
Graphic											
763-C12832A1ZFSBFBW3	41.4 x 24.3 x 4	128 x 32	3.3V	FSTN (+)	Blue	Transflective	-				
763-C12832A1ZNSWBBW3	41.4 x 24.3 x 4	128 x 32	3V	STN - Blue	White	Transmissive	-				
763-C12832A1ZFSWFBW3	41.4 x 24.3 x 4	128 x 32	3V	FSTN (+)	White	Transflective	-				
763-C12864B2Z-RN-FBW	48 x 36 x 2	128 x 64	3V	FSTN (+)	None	Reflective	763-NHD-FFC28				
763-C12864GG-RN	55.5 x 38 x 2	128 x 64	3V	STN - Gray	None	Reflective	763-NHD-FFC26				
763-C12864KGZFSW-GBW	55.5 x 38 x 5	128 x 64	3V	STN - Gray	White	Transflective	-				
763-C12864WCFSWFBW3M	66 x 44 x 5.7	128 x 64	3.0V	FSTN (+)	White	Transflective	763-NHD-FFC30				
763-C12864A1ZFSBFBWH	80 x 54 x 10.2	128 x 64	3.3V	FSTN (+)	Blue	Transflective	-				
763-C12864WO-B1TGH	89.7 x 49.8 x 6	128 x 64	3.3V	STN - Gray	White	Transflective	763-NHD-FFC30				
763-128128BZ-FSW-GBW	71.3 x 75.41 x 6	128 x 128	3V	STN - Gray	White	Transflective	763-NHD-FFC30				

LCD TFT DISPLAYS

TFT (Thin-Film Transistor) Displays are active-matrix LCDs with full RGB color screens. These screens feature bright, vivid colors and have the ability to show fast animations, complex graphics and crisp custom fonts.

NEW! TECHNOLOGY

Features:
- 8, 16 or 24 bit digital interfaces
- Wide viewing angle
- Available with and without touch screens
- Wide operating temperature
- High brightness LED backlights
- Available with or without controllers

For quantities greater than listed, call for quote.

MOUSER STOCK NO.	Module Size Diagonal (in.)	Display Format	Interface	Module Size (mm)	Backlight (LED)	Display Mode	Price Each 1	5	10	50
763-1.8-128160TF-CT	1.8	128 x 160	8 Bit Dig.	34 x 47 x 2.7	White LED	Parallel				
763-2.4240320SFCTXT1	2.4	240 x 320	8 or 16 Bit Par.	42.72 x 60.26 x 3.6	White LED	Transmissive				
763-24240320SFCTXIFT	2.4	240 x 320	8 Bit Dig.	42.72 x 60.26 x 3.6	White LED	Transmissive				
763-2.4240320SFCTXIF	2.4	240 x 320	16 Bit Dig.	60.26 x 42.72 x 3.9	White LED	Parallel				
763-3.5-320240MFATXL	3.5	320 x 240	24 Bit Dig.	76.9 x 63.8 x 3.3	White LED	Transmissive				
763-3.5320240MFATXLT	3.5	320 x 240	24 Bit Dig.	76.9 x 63.8 x 3.3	White LED	Transmissive				
763-5.0800480TFATXL#	5.0	800 x 480	24 Bit Dig.	120.7 x 75.8 x 3.1	White LED	Transmissive				
763-5.7-320240WFBET1	5.7	320 x 240	16 Bit Dig.	149 x 109 x 11.5	White LED	Transmissive				
763-7.0800480WFCTXIT	7.0	800 x 480	8 Bit Dig.	165 x 104.44 x 6.59	White LED	Transmissive				
Capacitive Touch Panel										
763-3.5320240MFLCTP1	3.5	320 x 240	24 Bit Dig.	76.9 x 63.9 x 3.3	White LED	Transmissive				
763-480272EFATXLCTP	4.3	480 x 272	24 Bit Dig.	105.5 x 67.1 x 3.1	White LED	Transmissive				
763-5.0800480TFICTP	5.0	800 x 480	24 Bit Dig.	120.9 x 76 x 3.3	White LED	Transmissive				
763-5800480TFATXLCTP	5.0	800 x 480	24 Bit Dig.	120.7 x 75.8 x 4.6	White LED	Transmissive				

VFD CHARACTER MODULES, DOT MATRIX

VFDs (Vacuum Fluorescent Displays) are high contrast displays that can display 7-segment numerals, multi-segment alphanumeric characters or a dot matrix pattern. These display types are typically colored green, bright and perform well in both dark and full sunlight environments. VFDs use a self-emitting fluorescent light allowing them to operate in extreme cold and hot temperatures.

Features:
- LCD compatible
- Wide operating temperatures (-40°C to +85°C)
- Self-emitting
- User definable fonts
- +5V power supply
- Colored filters available

For quantities greater than listed, call for quote.

MOUSER STOCK NO.	Module Size (mm)	Display Format	Digit Format	Display Type	Backlight (LED)	Display Mode	Price Each 1	5	10	50
763-216SD-162SDAR2	80 x 36 x 18	2 x 16	5 x 8	5.34 x 2.1	Serial/Parallel	1 x 14 Top				
763-216MD-162MDBR2	122 x 44 x 20	2 x 16	5 x 8	9.22 x 3.85	Serial/Parallel	1 x 14 Bottom				

LCD DEVELOPMENT BOARD

For quantities greater than listed, call for quote.

MOUSER STOCK NO.	Description	Price Each 1	5
763-NHDEV	Evaluation tool for demonstrating TFTs, Character, Graphic and COGs. 100mm x 95mm		

CONTROLLER BOARDS

For quantities greater than listed, call for quote.

MOUSER STOCK NO.	Description	Supply Current (mA)	Supply Voltage (V)	Price Each
763-3.5320240MF20	NHD-3.5-320240MF-20 Controller Board	8.6	3-3.6	
763-3.5320240MF22	NHD-3.5-320240MF-22 Controller Board	8.6	3-3.6	
763-3.5320240MF34	NHD-3.5-320240MF-34 Controller Board	8.6	3-3.6	
763-4.3480272MF20	NHD-4.3-480272MF-20 Controller Board	285	3-3.6	
763-4.3480272MF22	NHD-4.3-480272MF-22 Controller Board	285	3-3.6	
763-4.3480272MF34	NHD-4.3-480272MF-34 Controller Board	285	3-3.6	

FFC TO THRU-HOLE ADAPTERS AND CABLES

Features:
- 52mm x 40mm board size
- Various pins outs and pitches for many displays

MOUSER STOCK NO.	Description	Price Each 1	5	10
763-NHD-FFC16-1	16 pin FFC-thru hole adapter			
763-NHD-FFC18	18 pin FFC-thru hole adapter			
763-NHD-FFC18-1	18 pin FFC-thru hole adapter			
763-NHD-FFC20	20 pin FFC-thru hole adapter			
763-NHD-FFC20-1	20 pin FFC-thru hole adapter			
763-NHD-FFC22	22 pin FFC-thru hole adapter			
763-NHD-FFC26	26 pin FFC-thru hole adapter			
763-NHD-FFC26-1	26 pin FFC-thru hole adapter			
763-NHD-FFC28	28 pin FFC-thru hole adapter			
763-NHD-FFC30	30 pin FFC-thru hole adapter			
763-NHD-FFC33	33 pin FFC-thru hole adapter			
763-NHD-FFC36	36 pin FFC-thru hole adapter			
763-NHD-FFC37	37 pin FFC-thru hole adapter			
763-NHD-FFC40	40 pin FFC-thru hole adapter			
763-16POSFFC	16 position Flat Flex Cable			
763-20POSFFC	20 position Flat Flex Cable			

© Copyright 2014 Mouser Electronics

© Copyright 2014 Mouser Electronics

VISHAY LCD, LED, and Plasma Displays

LCD CHARACTER DISPLAYS

Features:

- High contrast
- Standard product offers Transflective polarizer, with 6:00 viewing

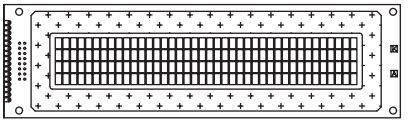

RoHS Compliant

For quantities greater than listed, call for quote.

MOUSER STOCK NO.	Vishay Part No.	Size	Type	Background	Blacklight Color (LED)	Interface	Outline	Viewing	Voltage	Operating Temperature	Price Each 1	10	25
71-L8N2AYYHET	L008N002AYYHET0000	8 x 2	LCD	Yellow / Green	Yellow / Green	8-Bit Micro	58.0x32.0	38.0x16.0	+5 V	-20 to +70°C			
71-L012N2AYYHET	L012N002AYYHET0000	12 x 2	LCD	Yellow / Green	Yellow / Green	8-Bit Micro	55.70x32.0	46.0x14.5	+5 V	-20 to +70°C			
71-L016N1AYYHET	L016N001AYYHET0000	16 x 1	LCD	Yellow / Green	Yellow / Green	8-Bit Micro	80.0x36.0	66.0x16.0	+5 V	-20 to +70°C			
71-L016N1BYYHET	L016N001BYYHET0000	16 x 1	LCD	Yellow / Green	Yellow / Green	8-Bit Micro	85.0x28.0	66.0x16.0	+5 V	-20 to +70°C			
71-L016N1LYYHET	L016N001LYYHET0000	16 x 1	LCD	Yellow / Green	Yellow / Green	8-Bit Micro	122.0x33.0	99.0x13.0	+5 V	-20 to +70°C			
71-L016N2AYYHET	L016N002AYYHET0000	16 x 2	LCD	Yellow / Green	Yellow / Green	8-Bit Micro	84.0x44.0	66.0x16.0	+5 V	-20 to +70°C			
71-L016N2BYYHET	L016N002BYYHET0000	16 x 2	LCD	Yellow / Green	Yellow / Green	8-Bit Micro	80.0x36.0	66.0x16.0	+5 V	-20 to +70°C			
71-L016N2CYYHET	L016N002CYYHET0000	16 x 2	LCD	Yellow / Green	Yellow / Green	8-Bit Micro	85.0x36.0	66.0x16.0	+5 V	-20 to +70°C			
71-L016N2DYYHET	L016N002DYYHET0000	16 x 2	LCD	Yellow / Green	Yellow / Green	8-Bit Micro	85.0x30.0	66.0x16.0	+5 V	-20 to +70°C			
71-L016N2LYYHET	L016N002LYYHET0000	16 x 2	LCD	Yellow / Green	Yellow / Green	8-Bit Micro	122.0x44.0	99.0x24.0	+5 V	-20 to +70°C			
71-L016N2MYYHET	L016N002MYYHET0000	16 x 2	LCD	Yellow / Green	Yellow / Green	8-Bit Micro	85.0x32.60	66.0x16.0	+5 V	-20 to +70°C			
71-L016N2OYYHET	L016N002OYYHET0000	16 x 2	LCD	Yellow / Green	Yellow / Green	8-Bit Micro	85.0x25.20	66.0x16.0	+5 V	-20 to +70°C			
71-L016N2PYYHET	L016N002PYYHET0000	16 x 2	LCD	Yellow / Green	Yellow / Green	8-Bit Micro	85.0x25.20	66.0x16.0	+5 V	-20 to +70°C			
71-L016N4AYYHET	L016N004BYYHET0000	16 x 4	LCD	Yellow / Green	Yellow / Green	8-Bit Micro	70.60x60.0	60.0x32.60	+5 V	-20 to +70°C			
71-L020N1BYYHET	L020N001BYYHET0000	20 x 1	LCD	Yellow / Green	Yellow / Green	8-Bit Micro	180.0x40.0	149.0x23.0	+5 V	-20 to +70°C			
71-L020N2AYYHET	L020N002AYYHET0000	20 x 2	LCD	Yellow / Green	Yellow / Green	8-Bit Micro	116.0x37.0	85.0x18.60	+5 V	-20 to +70°C			
71-L020N2DYYHET	L020N002DYYHET0000	20 x 2	LCD	Yellow / Green	Yellow / Green	8-Bit Micro	89.0x21.5	75.0x5.150	+5 V	-20 to +70°C			
71-L020N4AYYHET	L020N004AYYHET0000	20 x 4	LCD	Yellow / Green	Yellow / Green	8-Bit Micro	98.0x60.60	77.0x25.20	+5 V	-20 to +70°C			
71-L020N4BYYHET	L020N004BYYHET0000	20 x 4	LCD	Yellow / Green	Yellow / Green	8-Bit Micro	98.0x60.60	77.0x25.20	+5 V	-20 to +70°C			
71-L020N4LYYHET	L020N004LYYHET0000	20 x 4	LCD	Yellow / Green	Yellow / Green	8-Bit Micro	146.0x62.5	123.5x43.0	+5 V	-20 to +70°C			
71-L024N2AYYHET	L024N002AYYHET0000	24 x 2	LCD	Yellow / Green	Yellow / Green	8-Bit Micro	118.0x36.0	94.5x16.0	+5 V	-20 to +70°C			
71-L040N2AYYHET	L040N002AYYHET0000	40 x 2	LCD	Yellow / Green	Yellow / Green	8-Bit Micro	182.0x33.5	154.40x16.5	+5 V	-20 to +70°C			

LED GRAPHIC DISPLAYS

These are an LED replacement for the popular APD-128G032 plasma display module. It is designed to offer high brightness and superior viewing characteristics in a slim package. This display is ideal for low to medium level information content and is ideal for applications such as arcade games, process control, POS terminals, medical equipment, message centers and ATM machines.

For quantities greater than listed, call for quote.

MOUSER STOCK NO.	Vishay Part No.	Pixel Matrix	Display Color	Viewing Area (W x L) (mm)	Character Size (W x H)	Voltage (VDC)	Luminance (Foot-Lamberts)	Pixel Size (W H) (mm)	Price Each 1	5
71-LEE-128G032-1	LEE128G0320001E90	128 x 32	Bright Red	323.8 x 80.01	11.43 x 16.51	+5	100	0.8 x 1.6		
71-LEE-128G032B	LEE128G032B000E90	128 x 32	Neon Orange	323.8 x 80.01	11.43 x 16.51	+5	100	0.8 x 1.6		

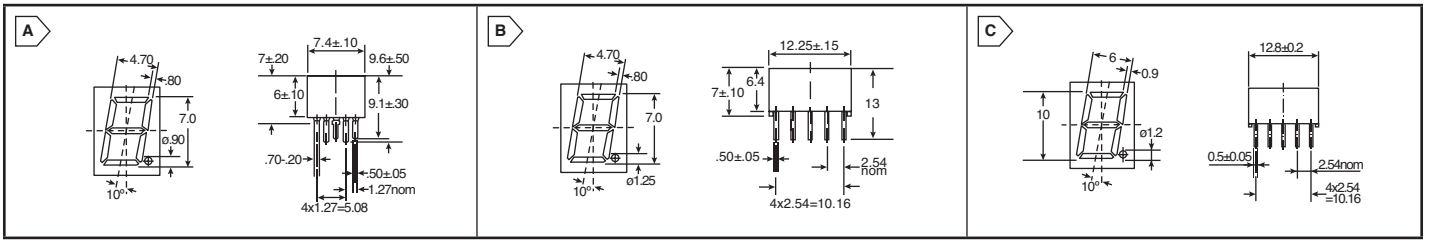

LED DISPLAYS

For quantities greater than listed, call for quote.

MOUSER STOCK NO.	Vishay Part No.	Fig.	Emitting Color	Description	Forward Current (mA)	Forward Voltage (V) Typ.	Forward Voltage (V) Max.	Luminous Intensity (µcd) Min.	Luminous Intensity (µcd) Max.	Peak Wavelength (mm)	Price Each 1	100	500
0.28" (7mm) Single Digit Display											**1**	**100**	**500**
78-TDSG1150	TDSG1150	A	Green	Common anode, RHD	17	2.4	3.0	450	-----	565			
78-TDSL1150	TDSL1150	A	Red	Common anode, RHD	15	2.7	3.0	180	-----	635			
0.51" (13mm) Single Digit Display													
78-TDSR1350	TDSR1350	B	Red	Common anode, RHD	10	1.8	2.4	280	3600	650			
78-TDSR1360	TDSR1360	B	Red	Common cathode, RHD	10	1.8	2.4	280	3600	650			
0.39" (10mm) Single Digit Display													
78-TDSG3160	TDSG3160	C	Green	Common cathode, RHD	20	2.4	3.0	450	-----	565			
78-TDSO3150	TDSO3150	C	Orange Red	Common cathode, RHD	20	2	3.0	450	-----	630			
0.51" (13mm) Single Digit Display													
78-TDSG5150	TDSG5150	B	Green	Common anode, RHD	25	2.4	3.0	700	-----	565			
78-TDSG5160	TDSG5160	B	Green	Common anode, RHD	25	2.4	3.0	700	-----	565			
78-TDSO5150	TDSO5150	B	Orange Red	Common anode, RHD	25	2.0	3.0	700	-----	630			
78-TDSO5160	TDSO5160	B	Orange Red	Common cathode, RHD	25	2.0	3.0	700	-----	630			
78-TDSL5150	TDSL5150	B	Red	Common anode, RHD	15	1.8	2.4	280	-----	635			

VIDEO CONTROLLER

For quantities greater than listed, call for quote.

MOUSER STOCK NO.	Vishay Part No.	Voltage (VDC)	Current	Operating Temp.	Interface	Price Each 1	5
71-PDS-500-1	PDS-500-1	+8 to +24	100mA max	-20 to +70°C	8-bit parallel or RS-232 serial interface		

PLASMA PANEL DISPLAYS

For quantities greater than listed, call for quote.

MOUSER STOCK NO.	Vishay Part No.	Description	Price Each 1	5
71-PD-06D070-2	PD-06D070-2	6 Digit, 7 segment numeric display, 0.7" character height		
71-PD-16A070-4	PD-16A070-4	16 Digit, 7 segment alphanumeric display, 0.7" character height		

© Copyright 2014 Mouser Electronics
© Copyright 2014 Mouser Electronics

RoHS Compliant This product is RoHS compliant.

BLUE NUMERIC DISPLAYS

For quantities greater than listed, call for quote.

MOUSER STOCK NO.		Fig.	Common Pin	Emitting Color	Peak Wavelength (nm)	Luminous Intensity (ucd)		Price Each			
Mfr.	Mfr. Part No.					Min.	Typ.	1	100	500	1000
604—SA39-11PBWA/A		A	Anode	Blue	463	3000	7800				
604—SC39-11PBWA/A		A	Cathode	Blue	463	3000	7800				
604—SA56-51PBWA/A		B	Anode	Blue	463	1900	8500				
604—SC56-51PBWA/A		B	Cathode	Blue	463	1900	8500				
604—SA03-11PBWA/A		C	Anode	Blue	463	1200	11000				
604—SC03-11PBWA/A		C	Cathode	Blue	463	1200	11000				
604—DA56-51PBWA/A		D	Anode	Blue	463	1900	8500				
604—DC56-51PWA/A		D	Cathode	Blue	463	1900	8500				
604—DA03-11PBWA/A		E	Anode	Blue	463	480	2030				
604—DC03-11PBWA/A		E	Cathode	Blue	463	480	2030				
604—DA04-11PBWA/A		F	Anode	Blue	463	1900	14000				
604—DC04-11PBWA/A		F	Cathode	Blue	463	2900	14000				

NUMERIC DISPLAYS

- Forward current: 10mA

For quantities greater than listed, call for quote.

MOUSER STOCK NO.		Fig.	Common Pin	Emitting Color	Peak Wavelength (nm)	Luminous Intensity (ucd)		Price Each			
Mfr.	Mfr. Part No.					Min.	Typ.	1	100	500	1000
7mm											
604—SC03-12YWA		C	Cathode	Yellow	588	1200	3000				
604—SA03-11EWA		C	Anode	Red	625	1900	6400				
604—SC03-12EWA		C	Cathode	Red	625	1900	6400				
14.2mm											
604—SA56-11YWA		G	Anode	Yellow	588	1900	4700				
604—SA56-21YWA		G	Anode	Yellow	588	1900	4700				
604—SA56-11SRWA		G	Anode	Red	640	8000	24000				
604—SC56-11EWA		G	Cathode	Red	625	1900	6400				
604—SC56-21GWA		G	Cathode	Green	568	3000	10500				
10mm											
604—DA04-11YWA		F	Anode	Yellow	588	1200	3000				
604—DC04-11EWA		F	Cathode	Red	625	1900	4700				
604—DA04-11EWA		F	Anode	Red	625	1900	4700				
14.22mm											
604—DC56-11YWA		H	Cathode	Yellow	588	1900	4700				
604—DC56-11EWA		H	Cathode	Red	625	1900	8000				
604—BA56-11YWA		I	Anode	Yellow	588	1900	4700				
604—BA56-12YWA		I	Anode	Yellow	588	1900	4700				
604—BA56-12SRWA		I	Anode	Red	640	8000	24000				
604—BC56-11EWA		I	Cathode	Red	625	1900	6400				
604—BC5612GWA		I	Cathode	Green	568	3000	10500				

ALPHANUMERIC LED DISPLAYS

- Forward current: 10mA

For quantities greater than listed, call for quote.

MOUSER STOCK NO.		Fig.	Common Pin	Emitting Color	Peak Wavelength (nm)	Luminous Intensity (ucd)		Price Each			
Mfr.	Mfr. Part No.					Min.	Typ.	1	100	500	1000
13.8mm											
604—PDA54-11YWA		J	Anode	Yellow	588	1200	3000				
604—PDA54-11SRWA		J	Anode	Red	660	8000	18000				
604—PDA54-12EWA		J	Anode	Red	625	1900	4700				
604—PDA54-12GWA		J	Anode	Green	568	3000	8000				
604—PDA54-12SRWA		J	Anode	Red	6400	8000	18000				

DOT MATRIX LED DISPLAY

- Forward current: 10mA

For quantities greater than listed, call for quote.

MOUSER STOCK NO.		Fig.	Common Pin	Emitting Color	Peak Wavelength (nm)	Luminous Intensity (ucd)		Price Each			
Mfr.	Mfr. Part No.					Min.	Typ.	1	100	500	1000
18mm											
604—TA07-11YWA		K	Anode	Yellow	588	1900	4700				
30mm											
604—TA12-11EWA		L	Anode	Red	625	3000	8000				
604—TA12-11GWA		L	Anode	Green	568	3000	10500				
604—TA12-11SRWA		L	Anode	Red	640	8000	24000				
50mm											
604—TA20-11SRWA		M	Anode	Red	640	12000	26000				

BAR GRAPH ARRAY

- Forward current: 10mA

For quantities greater than listed, call for quote.

MOUSER STOCK NO.		Fig.	Common Pin	Emitting Color	Peak Wavelength (nm)	Luminous Intensity (ucd)		Price Each			
Mfr.	Mfr. Part No.					Min.	Typ.	1	100	500	1000
604—DC-10EWA		N	10	Red	625	2200	9000				
604—DC10GWA		N	10	Green	568	3600	14000				
604—DC10YWA		N	10	Yellow	588	2200	9000				
604—DC10SRWA		N	10	Red	640	9000	31000				
604—DD12HWB		O	12	Red	660	900	1400				
604—DD12GWB		O	12	Green	568	2200	5600				
604—DC20/20EWA		P	20	Red	625	2200	9000				
604—DC20/20GWA		P	20	Green	568	3600	9000				
604—DC20/20YWA		P	20	Yellow	588	3600	9000				
604—DC20/20SRWA		P	20	Red	640	9000	31000				

DIMENSIONS: mm

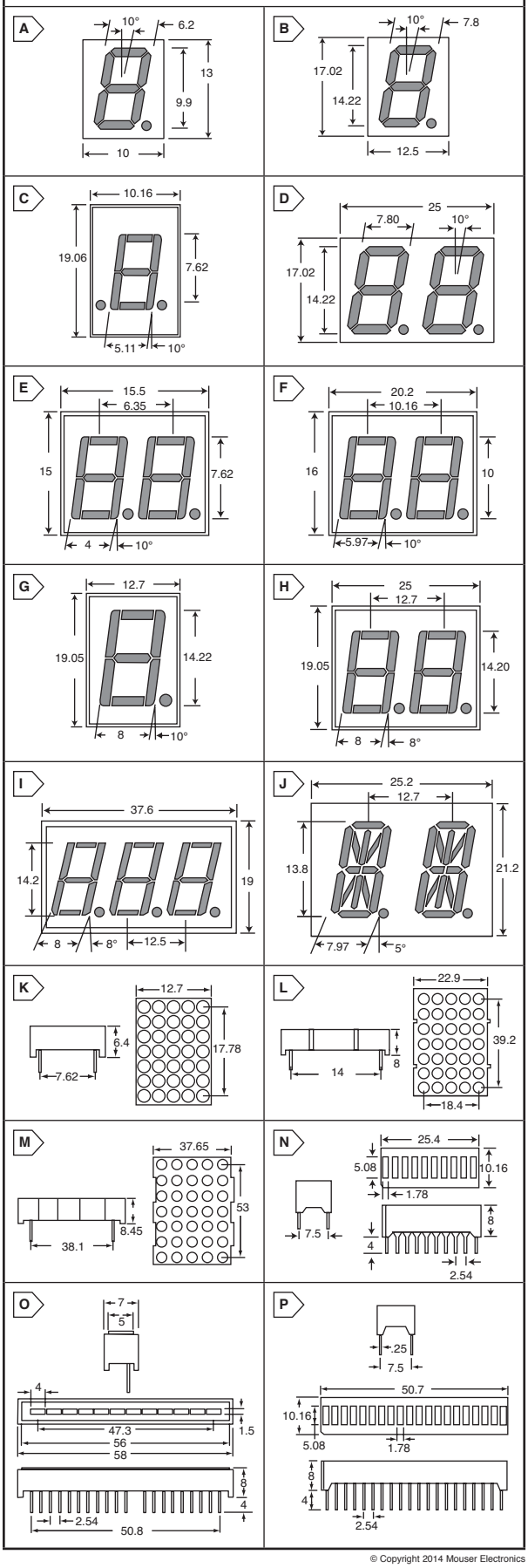

© Copyright 2014 Mouser Electronics

© Copyright 2014 Mouser Electronics

KINGBRIGHT Surface Mount LED Displays

Kingbright
WWW.KINGBRIGHTUSA.COM

RoHS Compliant This product is RoHS compliant.

NUMERIC DISPLAYS

.2" Numeric

RoHS Compliant

For quantities greater than listed, call for quote.

MOUSER STOCK NO.	Kingbright Part No.	Fig.	Common Pin	Emitting Color	Peak Wavelength (nm)	Luminous Intensity (ucd) Min.	Luminous Intensity (ucd) Typ.	Price Each 1	100	500	1000
Single Digit											
604-ACSA02-41EWA	ACSA02-41EWA-F01	A	Anode	Red	625	1900	5800				
604-ACSA02-41SGWA	ACSA02-41SGWA-F01	A	Anode	Green	568	3000	10000				
604-ACSA02-41YWA	ACSA02-41YWA-F01	A	Anode	Yellow	588	800	1900				
Dual Digit											
604-ACDA02-41EWA	ACDA02-41EWA-F01	B	Anode	Red	625	1900	5800				
604-ACDA02-41SGWA	ACDA02-41SGWA-F01	B	Anode	Green	568	3000	10000				
604-ACDA02-41YWA	ACDA02-41YWA-F01	B	Anode	Yellow	588	800	1900				

.3" Numeric

RoHS Compliant

For quantities greater than listed, call for quote.

MOUSER STOCK NO.	Kingbright Part No.	Fig.	Common Pin	Emitting Color	Peak Wavelength (nm)	Luminous Intensity (ucd) Min.	Luminous Intensity (ucd) Typ.	Price Each 1	100	500	1000
Single Digit											
604-ACSA03-41EWA	ACSA03-41EWA-F01	C	Anode	Red	625	1900	4210				
604-ACSA03-41SGWA	ACSA03-41SGWA-F01	C	Anode	Green	568	1900	5600				
604-ACSA03-41YWA	ACSA03-41YWA-F01	C	Anode	Yellow	588	800	2290				
604-ACSA03-41PBWA	ACSA03-41PBWA/A-F01	C	Anode	Blue	466	1900	5000				
Dual Digit											
604-ACDA03-41EWA	ACDA03-41EWA-F01	D	Anode	Red	625	1900	4210				
604-ACDA03-41SGWA	ACDA03-41SGWA-F01	D	Anode	Green	568	1900	5600				
604-ACDA03-41YWA	ACDA03-41YWA-F01	D	Anode	Yellow	588	800	2290				

.4" Numeric

RoHS Compliant

For quantities greater than listed, call for quote.

MOUSER STOCK NO.	Kingbright Part No.	Fig.	Common Pin	Emitting Color	Peak Wavelength (nm)	Luminous Intensity (ucd) Min.	Luminous Intensity (ucd) Typ.	Price Each 1	100	500	1000
Single Digit											
604-ACSA04-41EWA	ACSA04-41EWA-F01	E	Anode	Red	625	1900	5000				
604-ACSA04-41SGWA	ACSA04-41SGWA-F01	E	Anode	Green	568	3000	7000				
604-ACSA04-41YWA	ACSA04-41YWA-F01	E	Anode	Yellow	588	800	2500				
604-ACSA04-41PBWA	ACSA04-41PBWA/aA-F01	E	Anode	Blue	466	1200	3600				
Dual Digit											
604-ACDA04-41EWA	ACDA04-41EWA-F01	F	Anode	Red	625	1900	5000				
604-ACDA04-41SGWA	ACDA04-41SGWA-F01	F	Anode	Green	568	3000	7000				
604-ACDA04-41YWA	ACDA04-41YWA-F01	F	Anode	Yellow	588	800	2500				
604-ACDA04-41PBWA	ACDA04-41PBWA/A-F01	F	Anode	Blue	466	1200	3600				

.4" Alphanumeric

RoHS Compliant

For quantities greater than listed, call for quote.

MOUSER STOCK NO.	Kingbright Part No.	Fig.	Common Pin	Emitting Color	Peak Wavelength (nm)	Luminous Intensity (ucd) Min.	Luminous Intensity (ucd) Typ.	Price Each 1	100	500	1000
Single Digit											
604-APPSA04-41YWA	APPSA04-41YWA	G	Anode	Yellow	588	1200	3400				
Dual Digit											
604-APPDA04-41YWA	APPDA04-41YWA	H	Anode	Yellow	588	1200	3400				

.56" Numeric

RoHS Compliant

For quantities greater than listed, call for quote.

MOUSER STOCK NO.	Kingbright Part No.	Fig.	Common Pin	Emitting Color	Peak Wavelength (nm)	Luminous Intensity (ucd) Min.	Luminous Intensity (ucd) Typ.	Price Each 1	100	500	1000
Single Digit											
604-ACSA56-41EWA	ACSA56-41EWA-F01	I	Anode	Red	625	3000	7400				
604-ACSA56-41SGWA	ACSA56-41SGWA-F01	I	Anode	Green	568	4700	13200				
604-ACSA56-41YWA	ACSA56-41YWA-F01	I	Anode	Yellow	588	1900	5000				
604-ACSA56-41PBWA	ACSA56-41PBWA/A-F01	I	Anode	Blue	466	1900	5200				
Dual Digit											
604-ACDA56-41EWA	ACDA56-41EWA-F01	J	Anode	Red	625	3000	7400				
604-ACDA56-41SGWA	ACDA56-41SGWA-F01	J	Anode	Green	568	4700	13200				
604-ACDA56-41YWA	ACDA56-41YWA-F01	J	Anode	Yellow	588	1900	5000				
604-ACDA56-41PBWA	ACDA56-41PBWA/A-F01	J	Anode	Blue	466	1900	5200				

DIMENSIONS: mm

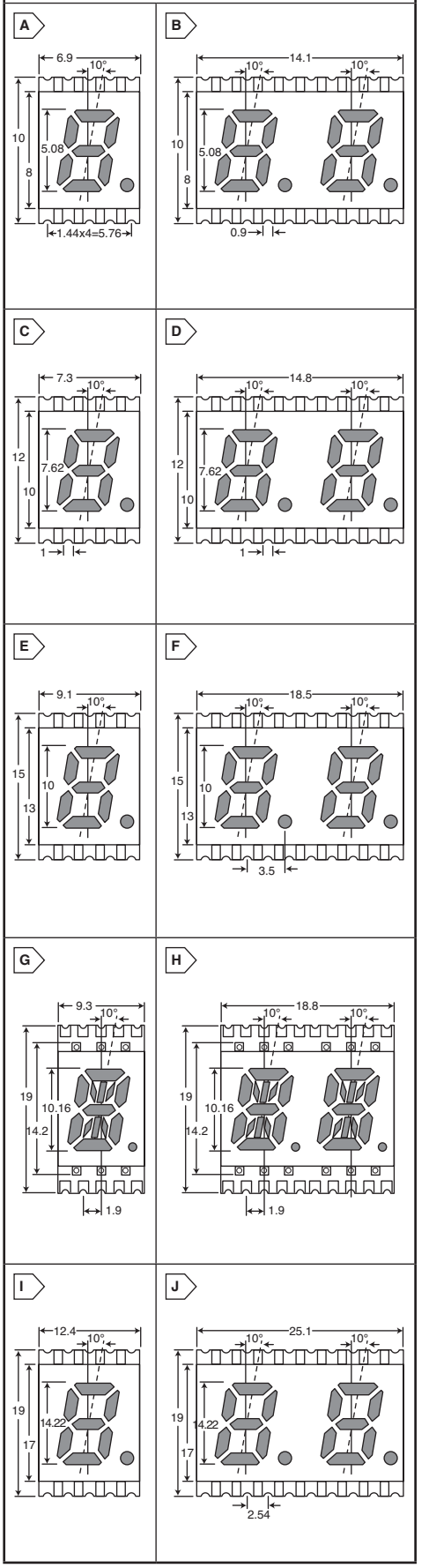

© Copyright 2014 Mouser Electronics

© Copyright 2014 Mouser Electronics

LITE-ON LED Displays

RoHS Compliant **This product is RoHS compliant.**

Providing high contrast, high brightness and wide viewing angle, Lite-On LED displays are available in a wide range of sizes, brightness and orientations. Displays can be stacked vertically or horizontally and are designed for numeric indication on applications requiring low current or low power consumption.

.30" SINGLE DIGIT DISPLAYS

For quantities greater than listed, call for quote.

MOUSER STOCK NO.		Fig.	Source Color	Description	Peak Wavelength	Forward Voltage		Luminous Intensity (μcd)	Price Each		
Mfr.	Mfr. Part No.					Typical	Maximum		1	10	100
859—	LTS-313AHR	A	Red	Common cathode RHD	635	2	2.6	2000			
859—	LTS-315AHR	A	Red	Common cathode RHD	635	2	2.6	2000			
859—	LTS-313AY	A	Yellow	Common cathode RHD	585	2.1	2.6	2000			
859—	LTS-313AG	A	Green	Common cathode RHD	565	2.1	2.6	2000			
859—	LTS-315AG	A	Green	Common cathode RHD	565	2.1	2.6	2000			

.36" SINGLE DIGIT DISPLAYS

For quantities greater than listed, call for quote.

MOUSER STOCK NO.		Fig.	Source Color	Description	Peak Wavelength	Forward Voltage		Luminous Intensity (μcd)	Price Each		
Mfr.	Mfr. Part No.					Typical	Maximum		1	10	100
859—	LTS-367P	B	Red	Common cathode RHD	697	2.1	2.6	750			
859—	LTS-360HR	B	Red	Common anode RHD	635	2	2.6	2000			
859—	LTS-367HR	B	Red	Common cathode RHD	635	2	2.6	2000			
859—	LTS-360E	B	Red-Org	Common anode RHD	630	2	2.6	2000			
859—	LTS-360G	B	Green	Common anode RHD	565	2.1	2.6	2000			

.40" SINGLE DIGIT DISPLAYS

For quantities greater than listed, call for quote.

MOUSER STOCK NO.		Fig.	Source Color	Description	Peak Wavelength	Forward Voltage		Luminous Intensity (μcd)	Price Each		
Mfr.	Mfr. Part No.					Typical	Maximum		1	10	100
859—	LTS-4801JD	C	Red	Common anode RHD	650	2.1	2.6	650			
859—	LTS-4301JR	C	Red	Common cathode RHD	639	2	2.6	520			
859—	LTS-4801JR	C	Red	Common anode RHD	639	2	2.6	520			
859—	LTS-4802BJR-H1	C	Red	Common anode RHD	639	2	2.6	650			
859—	LTS-4802BJF-H1	C	Yel-Org	Common anode RHD	611	2.05	2.6	650			
859—	LTS-4301JS	C	Yellow	Common cathode RHD	588	2.05	2.6	650			
859—	LTS-4802BJS-H1	C	Yellow	Common anode RHD	588	2.05	2.6	650			
859—	LTS-4301JG	C	Green	Common cathode RHD	571	2.05	2.6	850			
859—	LTS-4801JG	C	Green	Common anode RHD	571	2.05	2.6	870			
859—	LTS-4530AG	D	Green	Common anode RHD	565	2.1	2.6	2200			
859—	LTS-4710AP	E	Red	Common cathode RHD	697	2.1	2.6	800			
859—	LTS-4910AHR	E	Red	Common anode RHD	635	2	2.6	2200			
859—	LTS-4940AHR	E	Red	Common cathode RHD	635	2	2.6	2200			
859—	LTS-4980AHR	E	Red	Common cathode RHD	635	2	2.6	2200			
859—	LTS-4610AE	E	Red-Org	Common anode RHD	630	2	2.6	2200			
859—	LTS-4810AY	E	Yellow	Common anode RHD	585	2.1	2.6	2200			
859—	LTS-4540AG	E	Green	Common cathode RHD	565	2.1	2.6	2200			
859—	LTS-4580AG	E	Green	Common cathode RHD	565	2.1	2.6	2200			

.52" SINGLE DIGIT DISPLAYS

For quantities greater than listed, call for quote.

MOUSER STOCK NO.		Fig.	Source Color	Description	Peak Wavelength	Forward Voltage		Luminous Intensity (μcd)	Price Each		
Mfr.	Mfr. Part No.					Typical	Maximum		1	10	100
859—	LTS-546AHR	F	Red	Common anode RHD	635	2	2.6	2200			
859—	LTS-546AY	F	Yellow	Common anode RHD	585	2.1	2.6	2200			

.56" SINGLE DIGIT DISPLAYS

For quantities greater than listed, call for quote.

MOUSER STOCK NO.		Fig.	Source Color	Description	Peak Wavelength	Forward Voltage		Luminous Intensity (μcd)	Price Each		
Mfr.	Mfr. Part No.					Typical	Maximum		1	10	100
859—	LTS-6760P	G	Red	Common anode RHD	697	2.1	2.6	950			
859—	LTS-5001AWC	G	Red	Common anode RHD	660	1.6	2.4	700			
859—	LTS-5003AWC	G	Red	Common cathode RHD	660	1.6	2.4	700			
859—	LTS-5003AJD	G	Red	Common cathode RHD	656	2.1	2.6	700			
859—	LTS-5001AJD	G	Red	Common cathode RHD	650	2.1	2.6	700			
859—	LTS-6760JD	G	Red	Common anode RHD	650	2.1	2.6	700			
859—	LTS-6780JD	G	Red	Common cathode RHD	650	2.1	2.6	700			
859—	LTS-6960HR	G	Red	Common anode RHD	635	2.0	2.6	2400			
859—	LTS-6980HR	G	Red	Common cathode RHD	635	2.0	2.6	2400			
859—	LTS-5501AE	G	Red-Org	Common anode RHD	630	2.0	2.6	2400			
859—	LTS-5503AE	G	Red-Org	Common cathode RHD	630	2.0	2.6	2400			
859—	LTS-6660E	G	Red-Org	Common anode RHD	630	2.0	2.6	2400			
859—	LTS-6680E	G	Red-Org	Common cathode RHD	630	2.0	2.6	2400			
859—	LTS-5701AJS	G	Yellow	Common anode RHD	588	2.1	2.6	700			
859—	LTS-5703AJS	G	Yellow	Common cathode RHD	588	2.1	2.6	700			
859—	LTS-5701AY	G	Yellow	Common anode RHD	585	2.1	2.6	2400			
859—	LTS-5703AY	G	Yellow	Common cathode RHD	585	2.1	2.6	2400			
859—	LTS-5601AJG	G	Green	Common anode RHD	571	2.1	2.6	900			
859—	LTS-5603AJG	G	Green	Common cathode RHD	571	2.1	2.6	900			
859—	LTS-5601AG	G	Green	Common anode RHD	565	2.1	2.6	2400			
859—	LTS-5603AG	G	Green	Common cathode RHD	565	2.1	2.6	2400			
859—	LTS-6460G	G	Green	Common anode RHD	565	2.1	2.6	2400			
859—	LTS-6480G	G	Green	Common cathode RHD	565	2.1	2.6	2400			

.80" SINGLE DIGIT DISPLAYS

For quantities greater than listed, call for quote.

MOUSER STOCK NO.		Fig.	Source Color	Description	Peak Wavelength	Forward Voltage		Luminous Intensity (μcd)	Price Each		
Mfr.	Mfr. Part No.					Typical	Maximum		1	10	100
859—	LTS-3401LP	H	Red	Common anode RLD	697	2.1	2.6	950			
859—	LTS-3403LE	H	Red-Org	Common cathode RLD	630	2.0	2.6	2400			
859—	LTS-3401LG	H	Green	Common anode RLD	565	2.1	2.6	2400			
859—	LTS-3403LG	H	Green	Common cathode RLD	565	2.1	2.6	2400			

DIMENSIONS: mm (in.)

A

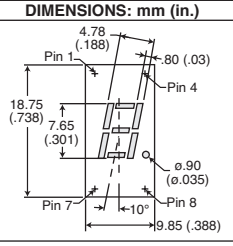

B

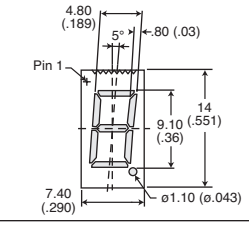

C

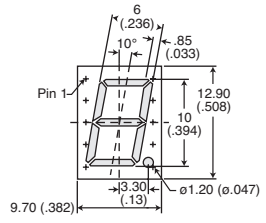

D

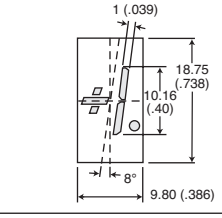

E

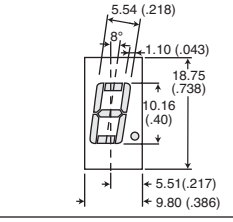

F

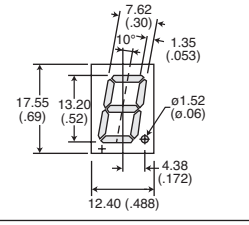

G

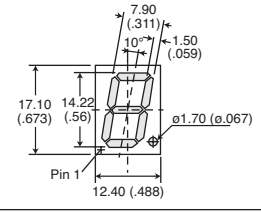

H

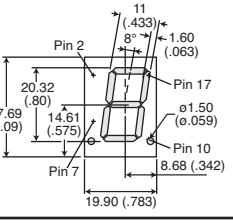

© Copyright 2014 Mouser Electronics

© Copyright 2014 Mouser Electronics

MAXIM INTEGRATED LED Drivers

maxim integrated™

LED DISPLAY DRIVERS

♦ Surface Mount Device

For quantities greater than listed, call for quote.

MOUSER STOCK NO.	Maxim Integrated Part No.	Package	Digits or Characters	Output Format	Display Type	Interface	Fonts	Segment Blinking	Supply Voltage (Min/Max)(V)	Price Each 1	25	100
♦ 700-MAX6954AAX	MAX6954AAX+	SSOP-36	-	7/14/16-Seg	Comm Cath	Serial SPI	ASCII/Hex	Yes	2.7/5.5			
700-ICM7217BIPI	ICM7217BIPI+	PDIP-28	4-Digit	7-Seg	Common Anode	-	Code B	-	4.5/6			
♦ 700-ICM7212AMIPL	ICM7212AMIPL+	PDIP-40W	4-Digit	7-Seg	Static	Micro	Code B	No	3/6			
700-MAX6958BAEE	MAX6958BAEE+	QSOP-16	4-Digit	7-Seg + 2 ann	Common Cathode	Serial SPI	Hex	-	3/5.5			
700-ICM7218AIPI	ICM7218AIPI+	PDIP-40W	8-Digit	7-Seg+DP	Comm Anode	Micro	Code B/Hex	No	4/6			
700-MAX7219CNG	MAX7219CNG+	PDIP-24	8-Digit	7-Seg+DP	Comm Cath	Serial 3-Wire	Code B	-	4.0/5.5			
♦ 700-MAX7219CWG	MAX7219CWG+	SOIC-24W	8-Digit	7-Seg+DP	Comm Cath	Serial 3-Wire	Code B	-	4.0/5.5			
♦ 700-MAX7219CWGT	MAX7219CWG+T	SOICW-24	8-Digit	7 Seg+DP	Common Cathode	Serial 3-Wire	Code B	-	4/5.5			
700-MAX7219ENG	MAX7219ENG+	PDIP-24	8-Digit	7-Seg+DP	Comm Cath	Serial 3-Wire	Code B	-	4.0/5.5			
♦ 700-MAX6951CEE	MAX6951CEE+	QSOP-16	8-Digit	7-Seg+DP	Comm Cath	Serial SPI	Hexadecimal	Yes	2.7/5.5			
♦ 700-MAX6951EEE	MAX6951EEE+	QSOP-16	8-Digit	7-Seg+DP	Comm Cath	Serial SPI	Hexadecimal	Yes	2.7/5.5			
700-MAX7221CNG	MAX7221CNG+	PDIP-24	8-Digit	7-Seg+DP	Comm Cath	Serial SPI	Code B	-	4.0/5.5			
♦ 700-MAX7221CWG	MAX7221CWG+	SOIC-24W	8-Digit	7-Seg+DP	Comm Cath	Serial SPI	Code B	-	4.0/5.5			
♦ 700-MAX7221EWG	MAX7221EWG+	SOIC-24W	8-Digit	7-Seg+DP	Comm Cath	Serial SPI	Code B	-	4.0/5.5			
♦ 700-MAX6955AAX	MAX6955AAX+	SSOP-36	8/16-Digit	7/14/16-Seg	Comm Cath	Serial 2-Wire	ASCII/Hex	Yes	2.7/5.5			
♦ 700-MAX6965ATE	MAX6965ATE+	TQFN-16	9-Digit	Any Digit Type	Common Anode	Serial 2-Wire	-	Yes	2/3.6			
♦ 700-MAX6966AEE	MAX6966AEE+	QSOP-16	10-Digit	Any Digit Type	Common Anode	Serial 2-Wire	-	No	2.25/3.6			
♦ 700-MAX6966ATE	MAX6966ATE+	TQFN-16	10-Digit	Any Digit Type	Common Anode	Serial 2-Wire	-	No	2.25/3.6			
♦ 700-MAX6971AUG	MAX6971AUG+	TSSOP-24	16-Digit	Any Digit Type	Common Anode	Serial 4-Wire	-	No	3/5.5			
♦ 700-MAX6969AWG	MAX6969AWG+	SOIC-24W	16-Digit	Any Digit Type	Comm Anode	Serial 4-Wire	-	No	3.0/5.5			
♦ 700-MAX6969AUG	MAX6969AUG+	TSSOP-24	16-Digit	Any Digit Type	Common Anode	Serial 4-Wire	-	No	3/5.5			
700-MAX6971ANG	MAX6971ANG+	NPDIP-24	16-Digit	Any Digit Type	Common Anode	Serial 4-Wire	-	No	3/5.5			
♦ 700-MAX6954ATL	MAX6954ATL+	TQFN-	16-Digit	7-Seg	Common Cathode	Serial SPI	ASCII/Hex	Yes	2.7/5.5			
♦ 700-MAX6964AEG	MAX6964AEG+	QSOP-24	17-Digit	Any Digit Type	Common Anode	Serial 2-Wire	-	Yes	2/3.6			
♦ 700-MAX6964ATG	MAX6964ATG+	TQFN-24	17-Digit	Any Digit Type	Common Anode	Serial 2-Wire	-	Yes	2/3.6			
♦ 700-MAX6956AAI	MAX6956AAI+	SSOP-28	28-Digit	Any Digit Type	Comm Anode	Serial 2-Wire	-	-	2.7/5.5			
♦ 700-MAX6957AAI	MAX6957AAI+	SSOP-28	28-Digit	Any Digit Type	Comm Anode	Serial 2-Wire	-	-	2.7/5.5			
♦ 700-MAX6956ATL	MAX6956ATL+	QFN-EP-40	28-Digit	Any Digit Type	Common Anode	Serial SPI	-	-	2.5/5.5			
700-MAX6957ANI	MAX6957ANI+	DIP-28	28-Digit	Any Digit Type	Common Anode	Serial SPI	ASCII/Hex		2.5/5.5			

8X8 MATRIX COLOR LED DISPLAY DRIVERS

♦ Surface Mount Device

For quantities greater than listed, call for quote.

MOUSER STOCK NO.	Maxim Integrated Part No.	Package	Display Type	Intensity Control	Interface	Shutdown Supply Current (A) (typ.)	Operating Supply Current (A) (typ.)	Supply Voltage (V)	Temperature Range (°C)	Price Each 1	25	100
♦ 700-MAX6960AMHD	MAX6960AMH+D	MQFP-44	RGY, RGB, Monocolor	2 or 4 Step	3-wire, 4 wire	250	7.5	2.7-3.6	-40 to 125			
♦ 700-MAX6960ATH	MAX6960ATH+	TQFN-EP-44	RGY, RGB, Monocolor	2 or 4 Step	3-wire, 4 wire	250	7.5	2.7-3.6	-40 to 125			
♦ 700-MAX6961ATH	MAX6961ATH+	TQFN-EP-44	RGY, RGB, Monocolor	2 Step	3-wire, 4 wire	250	7.5	2.7-3.6	-40 to 125			
♦ 700-MAX6962ATH	MAX6962ATH+	TQFN-EP-44	RGY, RGB, Monocolor	2 or 4 Step	3-wire, 4 wire	250	7.5	2.7-3.6	-40 to 125			

LED DRIVERS

♦ Surface Mount Device

For quantities greater than listed, call for quote.

MOUSER STOCK NO.	Maxim Integrated Part No.	Package	LED Type	Driver Type	Device Vin (Min/Max) (V)	LED Chan.	I_{led} per Channel (Max)(A)	LED String Voltage (Max)(V)	Dimming Type	Price Each 1	25	100
♦ 700-MAX16840ATB+T	MAX16840ATB+T	TDFN-EP-10	High Brightness	Boost/SEPIC, Buck-Boost	6.5/40	1	1	48	Analog			
♦ 700-MAX16841ASA+	MAX16841ASA+	SOICN-8	High Brightness	Buck, Flyback	90/264	1	1	100	Triac			
♦ 700-MAX16833BAUE+	MAX16833BAUE+	TSSOP-EP-16	High Brightness	Boost, SEPIC, Boost-Buck	65/5	1	10	65	PWM, Serial Pulse			
♦ 700-MAX7302AEE	MAX7302AEE+	QSOP-16	Universal	-	1.62/5.5	8	0.025	5.5	PWM			
♦ 700-MAX6970AUE	MAX6970AUE+	TSSOP-EP-16	Universal	-	3/5.5	8	0.055	36	PWM			
♦ 700-MAX6946ATE	MAX6946ATE+	TQFN-EP-16	Universal	-	2.25/3.6	10	0.02	-	PWM			
♦ 700-MAX16821AATI	MAX16821AATI+	TQFN-EP-28	Universal	Boost, SEPIC, Boost-Buck	4.75/28	1	30	100	PWM			
♦ 700-MAX16821BATI	MAX16821BATI+	TQFN-EP-28	Universal	Boost, SEPIC, Boost-Buck	4.75/28	1	30	30	PWM			
♦ 700-MAX16821CATI	MAX16821CATI+	TQFN-EP-28	Universal	Boost, SEPIC, Boost-Buck	4.75/28	1	30	100	PWM			
♦ 700-MAX16814AUP+	MAX16814AUP+	TSSOP-EP-20	Universal	Boost, SEPIC, Boost-Buck	4.75/40	4	0.15	-	PWM			
♦ 700-MAX16834ATP	MAX16834ATP+	TQFN-EP-20	Universal	Boost, SEPIC, Boost-Buck, Flyback	4.75/28	1	10	250	PWM			
♦ 700-MAX16801BEUA	MAX16801BEUA+	µMAX-8	Universal	Boost/SEPIC	10.8/24	1	3	250	PWM			
♦ 700-MAX16802AEUA	MAX16802AEUA+	µMAX-8	Universal	Boost/SEPIC	10.8/24	1	3	250	PWM			
♦ 700-MAX16802BEUA	MAX16802BEUA+	µMAX-8	Universal	Boost/SEPIC	10.8/24	1	3	250	PWM			
♦ 700-MAX16818ATI	MAX16818ATI+	TQFN-28	Universal	Boost/SEPIC	7/28	1	30	100	PWM			
♦ 700-MAX16818ETI	MAX16818ETI+	TQFN-28	Universal	Boost/SEPIC	7/28	1	30	100	PWM			
♦ 700-MAX16819ATTT	MAX16819ATT+T	TDFN-EP-6	Universal	Buck	4.5/28	1	3	26	PWM			
♦ 700-MAX16820ATTT	MAX16820ATT+T	TDFN-EP-6	Universal	Buck	4.5/28	1	3	26	PWM			
♦ 700-MAX16822AASA	MAX16822AASA+	SO-8	Universal	Buck	6.5/65	1	0.35	63	PWM			
♦ 700-MAX16832AASA	MAX16832AASA+	SO-8	Universal	Buck	6.5/65	1	0.7	63	PWM			
♦ 700-MAX16832CASA	MAX16832CASA+	SO-EP-8	Universal	Buck	6.5/65	1	0.7	63	PWM			
♦ 700-MAX6974ATL	MAX6974ATL+	TQFN-40	Universal	Current	3.0/3.6	24	0.03	-	PWM			
♦ 700-MAX6975ATL	MAX6975ATL+	TQFN-40	Universal	Current	3.0/3.6	24	0.03	-	PWM			
♦ 700-MAX16803ATE	MAX16803ATE+	TQFN-16	Universal	Linear	6.5/40	1	0.35	38.6	PWM			
♦ 700-MAX16805ATP	MAX16805ATP+	TQFN-20	Universal	Linear	6.5/40	1	0.35	38.6	PWM			
♦ 700-MAX16836ATE	MAX16836ATE+	TQFN-EP-16	Universal	Linear	6.5/40	1	0.35	38.6	PWM			
♦ 700-MAX16839ASA	MAX16839ASA+	TDFN-EP-6	Universal	Linear	5/40	1	0.1	39.1	PWM			
♦ 700-MAX16823ATE	MAX16823ATE+	TQFN-16	Universal	Linear	5.5/40	3	0.1	39.1	PWM			
♦ 700-MAX16823AUE	MAX16823AUE+	TSSOP-16	Universal	Linear	5.5/40	3	0.1	39.1	PWM			
♦ 700-MAX8647ETE	MAX8647ETE+	TQFN-16	White	Charge Pump	2.7/5.5	6	0.024	-	I2C Serial			
♦ 700-MAX8648ETE	MAX8648ETE+	TQFN-16	White	Charge Pump	2.7/5.5	6	0.024	-	Serial Pulse			
♦ 700-MAX8645XETI	MAX8645XETI+	TQFN-28	White	Charge Pump	2.7/5.5	8	0.2	-	Analog,Digital,PWM			
♦ 700-MAX1698EUB	MAX1698EUB+	µMAX-10	White	Inductor	2.7/5.5	50	0.35	-	Analog			
♦ 700-MAX8790ETP	MAX8790ETP+	TQFN-20	White	Inductor	4.5/26	72	0.027	-	Analog,Digital,PWM			

LCD BACKLIGHT LED DRIVERS

♦ Surface Mount Device

For quantities greater than listed, call for quote.

MOUSER STOCK NO.	Maxim Integrated Part No.	Package	Topology	Max. No. of LEDs	Config.	Dimming Control	P_{OUT} (W)	I_{LED} Max (mA)	V_{IN} Max/ Min (V)	Price Each 1	25	100
♦ 700-MAX1570ETE	MAX1570ETE+	TQFN-16	Charge Pump	5	Parallel	Analog, PWM	0.7	30	2.7/5.5			
♦ 700-MAX8901AETAT	MAX8901AETA+T	TDFN-EP-8	Inductor Based	6	Series	PWM, Serial Pulse	0.6	25	2.6/5.5			
♦ 700-MAX8901BETAT	MAX8901BETA+T	TDFN-EP-8	Inductor Based	6	Series	PWM, Serial Pulse	0.6	25	2.6/5.5			
♦ 700-MAX8831EWET	MAX8831EWE+T	WLP-16	Inductor Based	45	Series-Parallel	Digital, I2C Serial	5	25	2.7/5.5			
♦ 700-MAX1698AEUB	MAX1698AEUB+	10µMAX	Inductor Based	50	Series-Parallel	Analog	5	350	2.7/5.5			
♦ 700-MAX17127ETP+	MAX17127ETP+	TQFN-EP-20	Inductor Based	60	Series-Parallel	PWM	1.349	30	5/26			
♦ 700-MAX8790AETP	MAX8790AETP+	TQFN-20	Inductor Based	72	Series-Parallel	Analog, Digital, PWM	10	27	4.5/26			
♦ 700-MAX17061AETI	MAX17061AETI+	TQFN-28	Inductor Based	80	Series-Parallel	PWM	1.667	30	4.5/26			
♦ 700-MAX17061ETI	MAX17061ETI+	TQFN-28	Inductor Based	80	Series-Parallel	Digital, I2C Serial, PWM	10	30	4.5/26			

© Copyright 2014 Mouser Electronics

© Copyright 2014 Mouser Electronics

MEAN WELL Switching Power Supplies

RoHS Compliant **This product is RoHS compliant.**

DIMENSIONS: mm

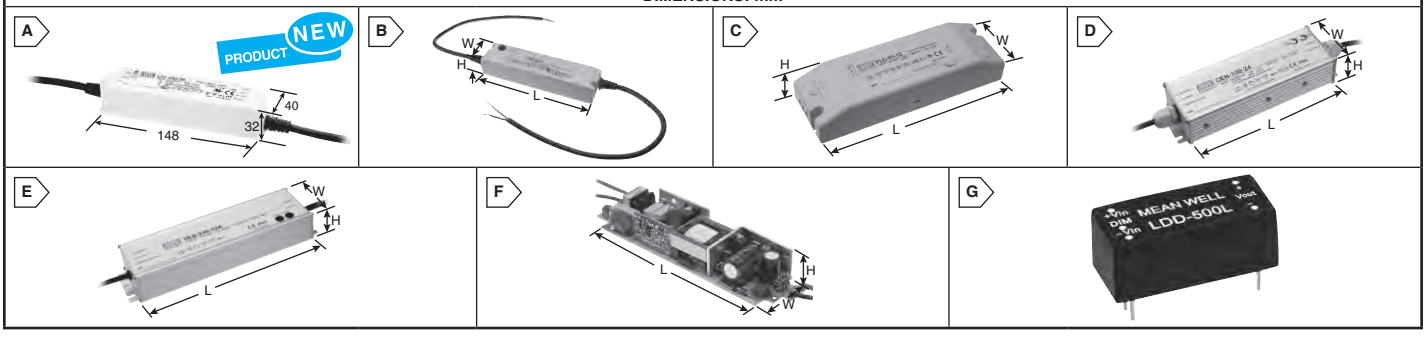

MEAN WELL 16W SINGLE OUTPUT SWITCHING POWER SUPPLY

Features:
- Protections: Short circuit, Over current, Over voltage, Over temperature
- Built-in active PFC function
- Class II power unit, no FG
- Class 2 power unit
- Suitable for LED lighting and moving sign applications
- Compliance to worldwide safety regulations for lighting

For quantities greater than listed, call for quote.

MOUSER STOCK NO.	Mean Well Part No.	Fig.	Output Voltage	Output Current	Power	Price Each 1	10	20
709-LPF16D-12	LPF-16D-12	A	12V	1.34A	16.08W			
709-LPF16D-15	LPF-16D-15	A	15V	1.07A	16.05W			
709-LPF16D-20	LPF-16D-20	A	20V	0.8A	16W			
709-LPF16D-24	LPF-16D-24	A	24V	0.67A	16.08W			
709-LPF16D-30	LPF-16D-30	A	30V	054A	16.2W			
709-LPF16D-36	LPF-16D-36	A	36V	0.45A	16.2W			
709-LPF16D-42	LPF-16D-42	A	42V	0.39A	16.38W			
709-LPF16D-48	LPF-16D-48	A	48V	0.34A	16.32W			
709-LPF16D-54	LPF-16D-54	A	54V	0.3A	16.2W			
709-LPF25D-12	LPF-25D-12	A	12V	2.1A	25.2W			
709-LPF25D-15	LPF-25D-15	A	15V	1.67A	25.02W			
709-LPF25D-20	LPF-25D-20	A	20V	1.25A	25W			
709-LPF25D-24	LPF-25D-24	A	24V	1.05A	25.2W			
709-LPF25D-30	LPF-25D-30	A	30V	0.84A	25.2W			
709-LPF25D-36	LPF-25D-36	A	36V	0.7A	25.2W			
709-LPF25D-42	LPF-25D-42	A	42V	0.6A	25.2W			
709-LPF25D-48	LPF-25D-48	A	48V	0.53A	25.44W			
709-LPF25D-54	LPF-25D-54	A	54V	0.47A	25.38W			

MEAN WELL 20-240W SINGLE OUTPUT LED POWER SUPPLY

Features:
- Protections: Short circuit, Overload, Overvoltage, Overtemperature
- Built-in active PFC function
- Compliance to worldwide safety regulations for lighting
- Suitable for LED lighting and moving sign applications

MOUSER STOCK NO.	Mean Well Part No.	Fig.	Output Voltage	Output Current	Power	Price Each 1	10	20
PLN-20 Series · 20W · Dimensions: mm - L-148.5, W-38.5, H-28								
709-PLN20-12	PLN-20-12	B	12V	1.6A	19.2W			
709-PLN20-18	PLN-20-18	B	18V	1.1A	19.8W			
709-PLN20-24	PLN-20-24	B	24V	0.8A	19.2W			
709-PLN20-36	PLN-20-36	B	36V	0.55A	19.8W			
709-PLN20-48	PLN-20-48	B	48V	0.42A	20.2W			
PLC-45 Series · 45W · Dimensions: mm - L-181.5, W-62, H- 35								
709-PLC45-12	PLC-45-12	C	12V	3.8A	45.6W			
709-PLC45-24	PLC-45-24	C	24V	1.9A	45.6W			
709-PLC45-27	PLC-45-27	C	27V	1.7A	45.9W			
709-PLC45-36	PLC-45-36	C	36V	1.25A	45W			
CEN - 60 Series · 60W · Dimensions: mm - L-183, W-62.5, H- 40.5								
709-CEN60-12	CEN-60-12	D	12V	5A	60W			
709-CEN60-15	CEN-60-15	D	15V	4A	60W			
709-CEN60-20	CEN-60-20	D	20V	3A	60W			
709-CEN60-24	CEN-60-24	D	24V	2.5A	60W			
709-CEN60-30	CEN-60-30	D	30V	2A	60W			
709-CEN60-36	CEN-60-36	D	36V	1.7A	61.2W			
709-CEN60-42	CEN-60-42	D	42V	1.45A	60.9W			
709-CEN60-48	CEN-60-48	D	48V	1.3A	62.4W			
709-CEN60-54	CEN-60-54	D	54V	1.15A	62.1W			
CEN - 75 Series · 75W · Dimensions: mm - L-183, W-62.5, H- 40.5								
709-CEN75-15	CEN-75-15	D	15V	5A	75W			
709-CEN75-24	CEN-75-24	D	24V	3.15A	75.6W			
709-CEN75-30	CEN-75-30	D	30V	2.5A	75W			
709-CEN75-36	CEN-75-36	D	36V	2.1A	75.6W			
709-CEN75-42	CEN-75-42	D	42V	1.8A	75.6W			
CEN - 100 Series · 100W · Dimensions: mm - L-193, W-62.5, H- 40.5								
709-CEN100-20	CEN-100-20	D	20V	4.8A	96W			
709-CEN100-24	CEN-100-24	D	24V	4A	96W			
709-CEN100-30	CEN-100-30	D	30V	3.2A	96W			
709-CEN100-36	CEN-100-36	D	36V	2.65A	95.4W			
709-CEN100-42	CEN-100-42	D	42V	2.28A	95.76W			
709-CEN100-48	CEN-100-48	D	48V	2A	96W			
709-CEN100-54	CEN-100-54	D	54V	1.77A	95.58W			
HLG -100H Series · 100W · Dimesions: mm - L - 220, W - 68 , H - 38.8								
709-HLG100H-20A	HLG-100H-20A	E	20V	4.8A	96W			
709-HLG100H-24A	HLG-100H-24A	E	24V	4A	96W			
709-HLG100H-30A	HLG-100H-20A	E	30V	3.2A	96W			
709-HLG100H-36A	HLG-100H-36A	E	36V	2.65A	95.4W			
709-HLG100H-42A	HLG-100H-42A	E	42V	2.28A	95.76W			
709-HLG100H-48A	HLG-100H-48A	E	48V	2A	96W			
709-HLG100H-54A	HLG-100H-54A	E	54V	1.77A	95.58W			
HLG -120H Series · 120W · Dimesions: mm - L - 220, W - 68, H - 38.8								
709-HLG120H-12A	HLG-120H-12A	E	12V	10A	120W			
709-HLG120H-15A	HLG-120H-15A	E	15V	8A	120W			
709-HLG120H-20A	HLG-120H-20A	E	20V	6A	120W			

© Copyright 2014 Mouser Electronics

MEAN WELL 20-240W SINGLE OUTPUT LED POWER SUPPLY (CONT.)

Features:
- Protections: Short circuit, Over load, Over voltage, Over temperature
- Built-in active PFC function
- Compliance to worldwide safety regulations for lighting
- Suitable for LED lighting and moving sign applications

For quantities greater than listed, call for quote.

MOUSER STOCK NO.	Mean Well Part No.	Fig.	Output Voltage	Output Current	Power	Price Each 1	10	20
HLG -120H Series · 120W · Dimesions: mm - L - 220, W - 68, H - 38.8 (Cont.)								
709-HLG120H-24A	HLG-120H-24A	E	24V	5A	120W			
709-HLG120H-30A	HLG-120H-30A	E	30V	4A	120W			
709-HLG120H-36A	HLG-120H-36A	E	36V	3.4A	122.4W			
709-HLG120H-42A	HLG-120H-42A	E	42V	2.9A	121.8W			
709-HLG120H-48A	HLG-120H-48A	E	48V	2.5A	120W			
709-HLG120H-54A	HLG-120H-54A	E	54V	2.3A	124.2W			
HLG -150 Series · 150W · Dimensions: mm · L-228, W - 68, H - 38.8								
709-HLG150H-12A	HLG-150H-12A	E	12V	12.5A	150W			
709-HLG150H-15A	HLG-150H-15A	E	15V	10A	150W			
709-HLG150H-24A	HLG-150H-24A	E	24V	6.3A	151.2W			
709-HLG150H-30A	HLG-150H-30A	E	30V	5A	150W			
709-HLG150H-36A	HLG-150H-36A	E	36V	4.2A	151.2W			
709-HLG150H-42A	HLG-150H-42A	E	42V	3.6A	151.2W			
709-HLG150H-48A	HLG-150H-48A	E	48V	3.2A	153.6W			
709-HLG150H-54A	HLG-150H-54A	E	54V	2.8A	151.2W			
HLG - 185H Series · 185W · Dimensions: mm · L-228, W - 68, H - 38.8								
709-HLG185H-12A	HLG-185H-12A	E	12V	13A	156W			
709-HLG185H-20A	HLG-185H-20A	E	20V	9.3A	186W			
709-HLG185H-24A	HLG-185H-24A	E	24V	7.8A	187.2W			
709-HLG185H-30A	HLG-185H-30A	E	30V	6.2A	186W			
709-HLG185H-36A	HLG-185H-36A	E	36V	5.2A	187.2W			
709-HLG185H-42A	HLG-185H-42A	E	42V	4.4A	184.8W			
709-HLG185H-48A	HLG-185H-48A	E	48V	3.9A	187.2W			
709-HLG185H-54A	HLG-185H-54A	E	54V	3.45A	186.3W			
HLG - 240H Series · 240W · Dimensions: mm - L-244.2, W-68, H- 38.8								
709-HLG240H-12A	HLG-240H-12A	E	12V	16A	192W			
709-HLG240H-15A	HLG-240H-15A	E	15V	15A	225W			
709-HLG240H-20A	HLG-240H-20A	E	20V	12A	240W			
709-HLG240H-24A	HLG-240H-24A	E	24V	10A	240W			
709-HLG240H-30A	HLG-240H-30A	E	30V	8A	240W			
709-HLG240H-36A	HLG-240H-36A	E	36V	6.7A	241.2W			
709-HLG240H-42A	HLG-240H-42A	E	42V	5.72A	240.2W			
709-HLG240H-48A	HLG-240H-48A	E	48V	5A	240W			
709-HLG240H-54A	HLG-240H-54A	E	54V	4.45A	240.3W			

MEAN WELL 20W SINGLE OUTPUT LED POWER SUPPLY

Features:
- Built-inconstant current limiting circuit with adjustable OCP level
- Protections: Short circuit, Over load, Over voltage, Over temp.
- Input Range: 90-277VAC
- Built in active PFC function

MOUSER STOCK NO.	Mean Well Part No.	Fig.	Output Voltage	Output Current	Power	Price Each 1	10	20
Dimensions: mm - L-148.5, W-38.5, H-28								
709-PLP20-12	PLP-20-12	F	12V	1.6A	19.2W			
709-PLP20-18	PLP-20-18	F	18V	1.1A	19.8W			
709-PLP20-24	PLP-20-24	F	24V	0.8A	19.2W			
709-PLP20-36	PLP-20-36	F	36V	0.55A	19.8W			
709-PLP20-48	PLP-20-48	F	48V	0.42A	20.2W			

MEANWELL LDD-L /LDD-H SERIES DC-DC CONSTANT CURRENT LED DRIVER

Features:
- Built-in PWM and remote ON/OFF control
- Protections: Short circuit, Over temperature
- Cooling by free air convection
- Compact size
- Low cost, high reliability
- Suitable for driving illumination LED
- 3 years warranty
- Fully encapsulated with IP67 level

For quantities greater than listed, call for quote.

MOUSER STOCK NO.	Mean Well Part No.	Fig.	Input Range	Output Voltage	Output Current	Price Each 1	10	20
Dimensions: (mm) L - 22.6, W - 9.9, H - 8.9								
709-LDD-300L	LDD-300L	G	9-36VDC	2-32VDC	300mA			
709-LDD-350L	LDD-350L	G	9-36VDC	2-32VDC	350mA			
709-LDD-500L	LDD-500L	G	9-36VDC	2-32VDC	500mA			
709-LDD-600L	LDD-600L	G	9-36VDC	2-32VDC	600mA			
709-LDD-700L	LDD-700L	G	9-36VDC	2-32VDC	700mA			
Dimensions: (mm) L - 31.8, W - 20.3, H - 12.2								
709-LDD-300H	LDD-300H	G	9-56VDC	2-52VDC	300mA			
709-LDD-350H	LDD-350H	G	9-56VDC	2-52VDC	350mA			
709-LDD-500H	LDD-500H	G	9-56VDC	2-52VDC	500mA			
709-LDD-600H	LDD-600H	G	9-56VDC	2-52VDC	600mA			
709-LDD-700H	LDD-700H	G	9-56VDC	2-52VDC	700mA			
709-LDD-1000H	LDD-1000H	G	9-56VDC	2-52VDC	1000mA			

© Copyright 2014 Mouser Electronics

MEAN WELL Switching Power Supplies

RoHS Compliant **This product is RoHS compliant.**

DIMENSIONS: mm

A



B



C



D



MEAN WELL 15-154W SINGLE OUTPUT LED/ENCAPSULATED POWER SUPPLIES

Features:

- Suitable for LED lighting and moving signs
- Short circuit and over voltage protection
- Fully isolated plastic case
- Cooling by free air convection
- 100% full load burn-in test
- EN61347-2-13 approved

CE

For quantities greater than listed, call for quote.

MOUSER STOCK NO.	Mean Well Part No.	Fig.	Output Voltage	Output Current	Power	Dim.: mm L	W	H	Price Each 1	10	20
LPH-18 Series	• Input Range: 180-264VAC										
709-LPH18-12	LPH-18-12	A	12V	1.5A	18W	140	30	20			
709-LPH18-24	LPH-18-24	A	24V	0.75A	18W	140	30	20			
LPC-20 Series	• Input Range: 90-264VAC										
709-LPC20-350	LPC-20-350	A	48V	350mA	16.8W	118	35	26			
709-LPC20-700	LPC-20-700	A	30V	700mA	21W	118	35	26			
LPV-20 Series	• Input Range: 90-264VAC										
709-LPV20-5	LPV-20-5	A	5V	3A	15W	118	35	26			
709-LPV20-12	LPV-20-12	A	12V	1.67A	20W	118	35	26			
709-LPV20-15	LPV-20-15	A	15V	1.33A	20W	118	35	26			
709-LPV20-24	LPV-20-24	A	24V	0.84A	20.2W	118	35	26			
ELN-30 Series	• Input Range: 90-264VAC										
709-ELN30-5	ELN-30-5	B	5V	5A	25W	145	47	30			
709-ELN30-9	ELN-30-9	B	9V	3.4A	30.6W	145	47	30			
709-ELN30-12	ELN-30-12	B	12V	2.5A	30W	145	47	30			
709-ELN30-15	ELN-30-15	B	15V	2A	30W	145	47	30			
709-ELN30-24	ELN-30-24	B	24V	1.25A	30W	145	47	30			
709-ELN30-27	ELN-30-27	B	27V	1.12A	30.24W	145	47	30			
709-ELN30-48	ELN-30-48	B	48V	0.63A	30.24W	145	47	30			
PLC-30 Series	• Input Range: 90-264VAC										
709-PLC30-9	PLC-30-9	C	9V	3.3A	29.7W	160	46	30			
709-PLC30-12	PLC-30-12	C	12V	2.5A	30W	160	46	30			
709-PLC30-15	PLC-30-15	C	15V	2A	30W	160	46	30			
709-PLC30-20	PLC-30-20	C	20V	1.5A	30W	160	46	30			
709-PLC30-24	PLC-30-24	C	24V	1.25A	30W	160	46	30			
709-PLC30-27	PLC-30-27	C	27V	1.12A	30.24W	160	46	30			
709-PLC30-36	PLC-30-36	C	36V	0.84A	30.24W	160	46	30			
709-PLC30-48	PLC-30-48	C	48V	0.63A	30.24W	160	46	30			
PLN-30 Series	• Input Range: 90-264VAC										
709-PLN30-12	PLN-30-12	B	12V	2.5A	30W	145	47	30			
709-PLN30-15	PLN-30-15	B	15V	2A	30W	145	47	30			
709-PLN30-24	PLN-30-24	B	24V	1.25A	30W	145	47	30			
709-PLN30-27	PLN-30-27	B	27V	1.12A	30.24W	145	47	30			
709-PLN30-36	PLN-30-36	B	36V	0.84A	30.21W	145	47	30			
709-PLN30-48	PLN-30-48	B	48V	0.63A	30.21W	145	47	30			
LPC-35 Series	• Input Range: 90-264VAC										
709-LPC35-700	LPC-35-700	A	48V	700mA	33.6W	148	40	30			
709-LPC35-1050	LPC-35-	A	30V	1050mA	31.5W	148	40	30			
LPV-35 Series	• Input Range: 90-264VAC										
709-LPV35-12	LPV-35-12	A	12V	3A	36W	148	40	30			
709-LPV35-24	LPV-35-24	A	24V	1.5A	36W	148	40	30			
709-LPV35-36	LPV-35-36	A	36V	1A	36W	148	40	30			
PLN-45 Series	• Input Range: 90-264VAC										
709-PLN45-12	PLN-45-12	B	12V	3.8A	45.6W	181	62	35			
709-PLN45-20	PLN-45-20	B	20V	2.3A	46W	181	62	35			
709-PLN45-24	PLN-45-24	B	24V	1.9A	45.6W	181	62	35			
709-PLN45-36	PLN-45-36	B	36V	1.25A	45W	181	62	35			
709-PLN45-48	PLN-45-48	B	48V	.95A	45.6W	181	62	35			
CLG-60 Series	• Input Range: 90-264VAC										
709-CLG60-12	CLG-60-12	D	12V	5A	60W	172	61.5	39			
709-CLG60-15	CLG-60-15	D	15V	4A	60W	173	61.6	40			
709-CLG60-20	CLG-60-20	D	20V	3A	60W	174	61.7	41			
709-CLG60-27	CLG-60-27	D	27V	2.3A	62.1W	175	61.8	42			
709-CLG60-36	CLG-60-36	D	36V	1.7A	61W	176	61.9	43			
709-CLG60-48	CLG-60-48	D	48V	1.3A	62.5W	177	61.1	44			
ELN-60 Series	• Input Range: 90-264VAC										
709-ELN60-9	ELN-60-9	B	9V	5A	45W	181	61.5	35			

For quantities greater than listed, call for quote.

MOUSER STOCK NO.	Mean Well Part No.	Fig.	Output Voltage	Output Current	Power	Dim.: mm L	W	H	Price Each 1	10	20
ELN-60 Series (Cont.)	• Input Range: 90-264VAC										
709-ELN60-12	ELN-60-12	B	12V	5A	60W	181	61.5	35			
709-ELN60-15	ELN-60-15	B	15V	4A	60W	181	61.5	35			
709-ELN60-27	ELN-60-27	B	27V	2.3A	62.1W	181	61.5	35			
LPC-60 Series	• Input Range: 90-264VAC										
709-LPC60-1050	LPC-60-1050	A	48V	1050mA	50.4W	162	42	30			
LPV-60 Series	• Input Range: 90-264VAC										
709-LPV60-5	LPV-60-5	A	5V	8A	40W	162	42	30			
709-LPV60-12	LPV-60-12	A	12V	5A	60W	162	42	30			
709-LPV60-24	LPV-60-24	A	24V	2.5A	60W	162	42	30			
709-LPV60-48	LPV-60-48	A	48V	1.25A	60W	162	42	30			
PLC-60 Series	• Input Range: 90-264VAC										
709-PLC60-12	PLC-60-12	C	12V	5A	60W	181.5	62	35			
709-PLC60-15	PLC-60-15	C	15V	4A	60W	181.5	62	35			
709-PLC60-20	PLC-60-20	C	20V	3A	60W	181.5	62	35			
709-PLC60-24	PLC-60-24	C	24V	2.5A	60W	181.5	62	35			
709-PLC60-27	PLC-60-27	C	27V	2.3A	62.1W	181.5	62	35			
709-PLC60-36	PLC-60-36	C	36V	1.7A	61W	181.5	62	35			
709-PLC60-48	PLC-60-48	C	48V	1.3A	62.5W	181.5	62	35			
PLN-60 Series	• Input Range: 90-264VAC										
709-PLN60-12	PLN-60-12	B	12V	5A	60W	181	61.5	35			
709-PLN60-15	PLN-60-15	B	15V	4A	60W	182	61.6	36			
709-PLN60-20	PLN-60-20	B	20V	5A	60W	183	61.7	37			
709-PLN60-24	PLN-60-24	B	24V	5A	60W	184	61.8	38			
709-PLN60-27	PLN-60-27	B	27V	2.3A	62.1W	185	61.9	39			
709-PLN60-48	PLN-60-48	B	48V	1.3A	62.5W	187	61.11	41			
CLG-100 Series	• Input Range: 90-264VAC										
709-CLG100-12	CLG-100-12	D	12V	5A	60W	222	68	39			
709-CLG100-15	CLG-100-15	D	15V	5A	75W	222	68	39			
709-CLG100-24	CLG-100-24	D	24V	4A	96W	222	68	39			
709-CLG100-27	CLG-100-27	D	27V	3.55A	95.85W	222	68	39			
709-CLG100-36	CLG-100-36	D	36V	2.65A	95.4W	222	68	39			
PLC-100 Series	• Input Range: 90-264VAC										
709-PLC100-12	PLC-100-12	C	12V	5A	60W	200.5	70.5	35			
709-PLC100-15	PLC-100-15	C	15V	5A	75W	200.5	70.5	35			
709-PLC100-20	PLC-100-20	C	20V	4.8A	96W	200.5	70.5	35			
709-PLC100-24	PLC-100-24	C	24V	4A	96W	200.5	70.5	35			
709-PLC100-27	PLC-100-27	C	27V	3.55A	95.85W	200.5	70.5	35			
709-PLC100-36	PLC-100-36	C	36V	2.65A	95.4W	200.5	70.5	35			
709-PLC100-48	PLC-100-48	C	48V	2A	96W	200.5	70.5	35			
PLN-100 Series	• Input Range: 90-264VAC										
709-PLN100-12	PLN-100-12	B	12V	5A	60W	200	70.5	35			
709-PLN100-15	PLN-100-15	B	15V	5A	75W	201	70.6	36			
709-PLN100-20	PLN-100-20	B	20V	1.8A	96W	202	70.7	37			
709-PLN100-24	PLN-100-24	B	24V	4A	96W	203	70.8	38			
709-PLN100-27	PLN-100-27	B	27V	3.55A	95.85W	204	70.9	39			
709-PLN100-36	PLN-100-36	B	36V	2.65A	95.4W	205	70.1	40			
CLG-150 Series	• Input Range: 90-280VAC										
709-CLG150-12A	CLG-150-12A	D	12V	11A	132W	222	68	39			
709-CLG150-15A	CLG-150-15A	D	15V	9.5A	142.5W	222	68	39			
709-CLG150-20A	CLG-150-20A	D	20V	7.5A	150W	222	68	39			
709-CLG150-24A	CLG-150-24A	D	24V	6.3A	151.2W	222	68	39			
709-CLG150-30A	CLG-150-30A	D	30V	5A	150W	222	68	39			
709-CLG150-36A	CLG-150-36A	D	36V	4.2A	151.2W	222	68	39			
709-CLG150-48A	CLG-150-48A	D	48V	3.2A	153.6W	222	68	39			

© Copyright 2014 Mouser Electronics

© Copyright 2014 Mouser Electronics

ON SEMICONDUCTOR LED Drivers

ON Semiconductor®

RoHS Compliant This product is RoHS compliant.

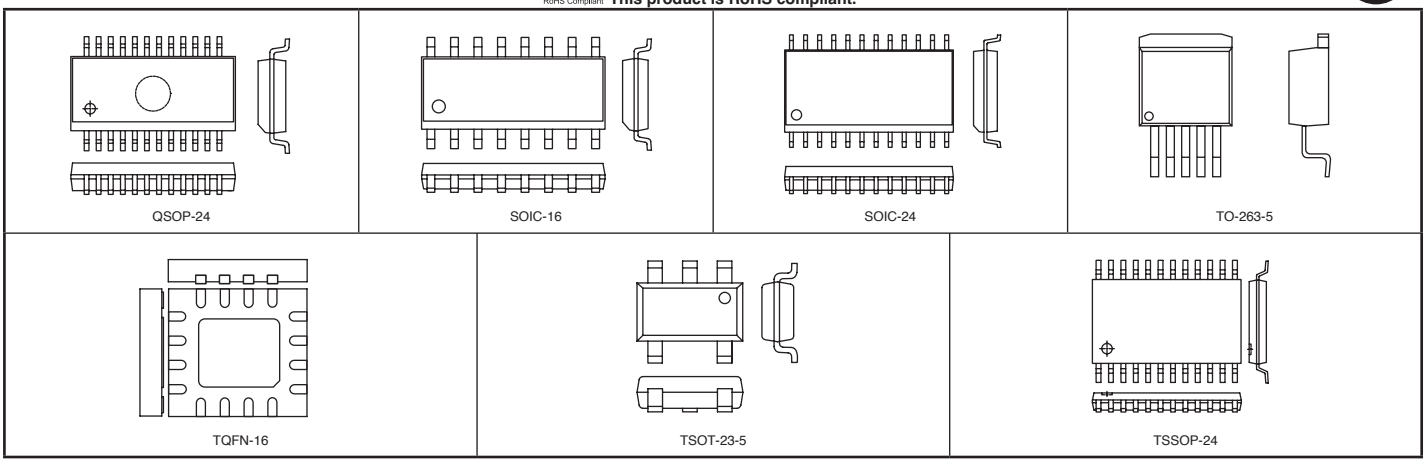

CATALYST CHARGE PUMP/PARALLEL CONFIGURATION

♦ Surface Mount Device

Fractional charge pumps with regulated output current

For quantities greater than listed, call for quote.

MOUSER STOCK NO. Mfr.	Mfr. Part No.	Package Type	Input Voltage	LEDs	Total Output Current (Max)(mA)	Reset Control	Pump Modes	Dimming Interface	Junction Temperature Range (°C)	Price Each 1	25	100	250
♦	698—CAT3606HV4	TQFN-16	2.7 - 5.5	6	30mA/LED	Yes	1x/1.5x	PWM	-40 to +85				
♦	698—CAT3626HV4	TQFN-16	2.7 - 5.5	6	32mA/LED	No	1x/1.5x	I2C	-40 to +150				
	698—CAT3224HV3-GT2	TQFN-16	2.5 - 5.0	4	200mA	Yes	-	-	-40 to +150				

CATALYST QUAD-MODE™ CHARGE PUMP/PARALLEL CONFIGURATION

Fractional charge pumps with regulated output current

Catalyst Semiconductor's innovative, patented Quad-Mode™ charge pump switching architecture delivers high efficiency levels normally associated with inductive-based LED drivers, which eliminating the high-profile inductors and unwanted EMI. Most charge pump LED drivers today offer three modes of operation corresponding to the ratio of the output voltage to the input voltage: 1x, 1.5x and 2x. Catalyst's Quad-Mode™ architecture incorporates a fourth mode of operation, 1.33x, without the need for the additional capacitor required by all existing four-mode charge pumps. The 1.33x fractional operating mode also reduces the input switching currents seen at the battery, minimizing the oversupply noise - a critical parameter in devices such as cell phones. Catalyst Quad-Mode™ LED Drivers deliver 10% greater efficiency compared to traditional charge pumps, extending battery life with no added cost or components.

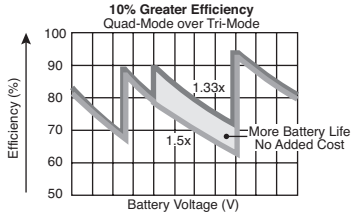

♦ Surface Mount Device

For quantities greater than listed, call for quote.

MOUSER STOCK NO. Mfr.	Mfr. Part No.	Package Type	Input Voltage	LEDs	Total Output Current (Max)(mA)	Reset Control	Pump Modes	Dimming Interface	Junction Temperature Range (°C)	Price Each 1	25	100	250
♦	698—CAT3604VHV4-G	TQFN-16	2.7 - 5.5	4	30mA/LED	Yes	1x/1.33x/1.5x/2x	PWM	-40 to +150				

CATALYST INDUCTIVE BOOST/SERIAL CONFIGURATION

♦ Surface Mount Device

Low noise step-up LED drivers

For quantities greater than listed, call for quote.

MOUSER STOCK NO. Mfr.	Mfr. Part No.	Package Type	Input Voltage	LEDs	FB Pin Volt V_{RSET} (mV)	Switch Voltage (Max)(V)	Switch Current Limit (Typ)(mA)	Dimming Interface	Junction Temperature Range (°C)	Price Each 1	25	100	250
♦	698—CAT4137TD	TSOT-23-5	2.0 - 5.5	5	300	24	300	PWM	-40 to +150				
♦	698—CAT4238TDG	TSOT-23-5	2.0 - 5.5	10	300	38	450	PWM	-40 to +150				
♦	698—CAT4139TD-G	TSOT-23-5	2.0 - 5.5	5	300	24	600 (Min)	PWM	-40 to +150				
♦	698—CAT4240TD-G	TSOT-23-5	2.0 - 5.5	10	300	38	600 (Min)	PWM	-40 to +150				

CATALYST LINEAR LED DRIVERS

♦ Surface Mount Device

Serial Interface Display Drivers

For quantities greater than listed, call for quote.

MOUSER STOCK NO. Mfr.	Mfr. Part No.	Package Type	Input Voltage	LEDs	FB Pin Volt V_{RSET} (mV)	Switch Voltage (Max) (V)	Switch Current Limit (Typ)(mA)	Price Each 1	25	100	250
♦	698—CAT4008W	SOIC-16	3.0 - 5.5	8	100mA/LED	4-Wire	-40 to +150				
♦	698—CAT4016W	SOIC-24	3.0 - 5.5	16	100mA/LED	4-Wire	-40 to +150				
♦	698—CAT4016Y	TSSOP-24	3.0 - 5.5	16	100mA/LED	4-Wire	-40 to +150				
♦	698—CAT4016VS	QSOP-24	3.0 - 5.5	16	100mA/LED	4-Wire	-40 to +150				
	698—CAT4101TV-T75	TO-263-5	3.0 - 5.5	17	100mA/LED	4-Wire	-40 to +150				
	698—CAT4103V-GT2	SOIC-16	3.0 - 5.5	18	100mA/LED	4-Wire	-40 to +150				
	698—CAT4109V-GT2	SOIC-16	3.0 - 5.5	19	100mA/LED	4-Wire	-40 to +150				

CATALYST INDUCTIVE BUCK SERIES CONFIGURATION

♦ Surface Mount Device

High-Voltage, Step-Down Coverter with Regulated Current Control

For quantities greater than listed, call for quote.

MOUSER STOCK NO. Mfr.	Mfr. Part No.	Package Type	Input Voltage	LEDs	FB Pin Volt V_{RSET} (mV)	Switch Voltage (Max)(V)	Switch Current Limit (Typ)(mA)	Dimming Interface	Junction Temperature Range (°C)	Price Each 1	25	100	250
	698—CAT4201TD-G	TSOT-23-5	0 to 28	7	50mA/LED	Yes	50 to 1000	PWM	-40 to +150				

© Copyright 2014 Mouser Electronics
© Copyright 2014 Mouser Electronics

CALIFIA LIGHTING LED Light Fixtures and Kits

P3000 PENINSULA'S SERIES

The Peninsula's durable plastic construction makes it an economical lightweight luminaire delivering a wide range of semi-diffused light output.

Features:
- Semi Diffused
- Directional Efficiency
- Low Profile
- Long Life
- Instant On
- Mercury Free
- Lead Free
- No UV

For quantities greater than listed, call for quote.

MOUSER STOCK NO.	Bivar Part No.	Fig.	Color Temp.	Lumen Output	Efficacy (lm/W)	Color Rendering Index (CRI)	Power (W)	Input Voltage	Price Each 1	Price Each 10
Dimensions : (L) 304.8mm x (W) 21.1mm x (H) 15.22mm										
749-P3000-C-S	P3000-C-S	A	Cool (C) - 6500K	135	92	75	2	24VDC		
749-P3000-N-S	P3000-N-S	A	Neutral (N) - 5000K	130	89	75	2	24VDC		
749-P3000-W-S	P3000-W-S	A	Warm (W) - 3100K	100	87	70	2	24VDC		

C5000/C5400 COASTLINE SERIES

The Coastline series delivers high brightness performance in a very low-profile aluminum housing, making concealed placement a breeze. Suitable for all commercial and industrial applications, specifically banks, restaurants, retail, enclosures, and medical test labs.

Features:
- HB LEDs
- Low Profile
- Narrow Beam
- Built-in Dimmer
- Instant On
- Mercury Free
- Lead Free
- No UV

For quantities greater than listed, call for quote.

MOUSER STOCK NO.	Bivar Part No.	Fig.	Color Temp.	Lumen Output	Efficacy (lm/W)	Color Rendering Index (CRI)	Power (W)	Input Voltage	Price Each 1	Price Each 10
Dimensions : (L) 304.8mm x (W) 21.1mm x (H) 7.6mm										
749-C5000-C-S	C5000-C-S	B	Cool (C) - 6500K	390	74	76	5	24VDC		
749-C5000-N-S	C5000-N-S	B	Neutral (N) - 4750K	365	75	83	5	24VDC		
749-C5000-W-S	C5000-W-S	B	Warm (W) - 3100K	365	61	85	5	24VDC		
Dimensions : (L) 304.8mm x (W) 21.1mm x (H) 12mm										
749-C5400-C-S	C5400-C-S	C	Cool (C) - 6500K	390	70	75	5	24VDC		
749-C5400-N-S	C5400-N-S	C	Neutral (N) - 4750K	365	55	83	5	24VDC		
749-C5400-W-S	C5400-W-S	C	Warm (W) - 3100K	320	69	86	5	24VDC		

B7000 BAYFRONT SERIES

The Bayfront features a sturdy aluminum housing for greater durability and a diffused lens to maximize light output uniformity.

Features:
- Diffused Lens
- Directional Efficiency
- Low Profile
- Long Life
- Instant On
- Mercury Free
- Lead Free
- No UV

For quantities greater than listed, call for quote.

MOUSER STOCK NO.	Bivar Part No.	Fig.	Color Temp.	Lumen Output	Efficacy (lm/W)	Color Rendering Index (CRI)	Power (W)	Input Voltage	Price Each 1	Price Each 10
Dimensions : (L) 304.8mm x (W) 15.69mm x (H) 19.1mm										
749-B7000-C-S	B7000-C-S	D	Cool (C) - 6500K	170	48	73	5	24VDC		
749-B7000-N-S	B7000-N-S	D	Neutral (N) - 5000K	165	42	75	5	24VDC		
749-B7000-W-S	B7000-W-S	D	Warm (W) - 3100K	120	42	70	5	24VDC		

ACCESSORIES

For quantities greater than listed, call for quote.

MOUSER STOCK NO.	Bivar Part No.	Fig.	Description	Price Each 1	Price Each 10
Dimensions : (L) 85.1mm x (W) 35mm x (H) 23mm					
749-PS-1032	PS-1032	E	Class 2 Power Supply 12W, 24V/500mA		
Dimensions : (L) 95mm x (W) 70mm x (H) 32mm					
749-PS-1033	PS-1033	F	Class 2 Power Supply 40W, 24V/1.67A		
Dimensions : (L) 73.7mm x (W) 27.9mm x (H) 45.2mm					
749-WA-UL-001	WA-UL-001	G	(North America)Universal Regulated Quick Connect Power Supply		
Dimensions : (L) 73.7mm x (W) 27.9mm x (H) 45.2mm					
749-WA-VDE-001	WA-VDE-001	G	(Euro Plug)Universal Regulated Quick Connect Power Supply		
Dimensions : (L) 50.8mm x (W) 16.5mm x (H) 152.4mm					
749-SW-1001	SW-1001	H	In-line On/Off switch		

KITS

Peninsula Series P3000 3' Track KIT Includes:
- Qty-2 P3000 - __ - TR LED Luminaire, available in 3 color temps, see individual specs on Peninsula product page
- Qty-1 CTR-36B Track, 3' Length, Black
- Qty-1 CTR-EN01B Live End Feeder For Power Supply Connection
- Qty-1 SW-1002 In-line On/Off Switch

Peninsula Series P3000 4' Track KIT Includes:
- Qty-3 P3000 - __ - TR LED Luminaire, available in 3 color temps, see individual specs on Peninsula product page
- Qty-1 CTR-48B Track, 4' Length, Black
- Qty-1 CTR-EN01B Live End Feeder For Power Supply Connection
- Qty-1 SW-1002 In-line On/Off Switch

Coastline Series P5000 3' Track KIT Includes:
- Qty-2 P5000 - __ - TR LED Luminaire, available in 3 color temps, see individual specs on Coastline product page
- Qty-1 CTR-36B Track, 3' Length, Black
- Qty-1 CTR-EN01B Live End Feeder For Power Supply Connection
- Qty-1 SW-1002 In-line On/Off Switch

Coastline Series P5000 4' Track KIT Includes:
- Qty-3 P5000 - __ - TR LED Luminaire, available in 3 color temps, see individual specs on Coastline product page
- Qty-1 CTR-48B Track, 4' Length, Black
- Qty-1 CTR-EN01B Live End Feeder For Power Supply Connection
- Qty-1 SW-1002 In-line On/Off Switch

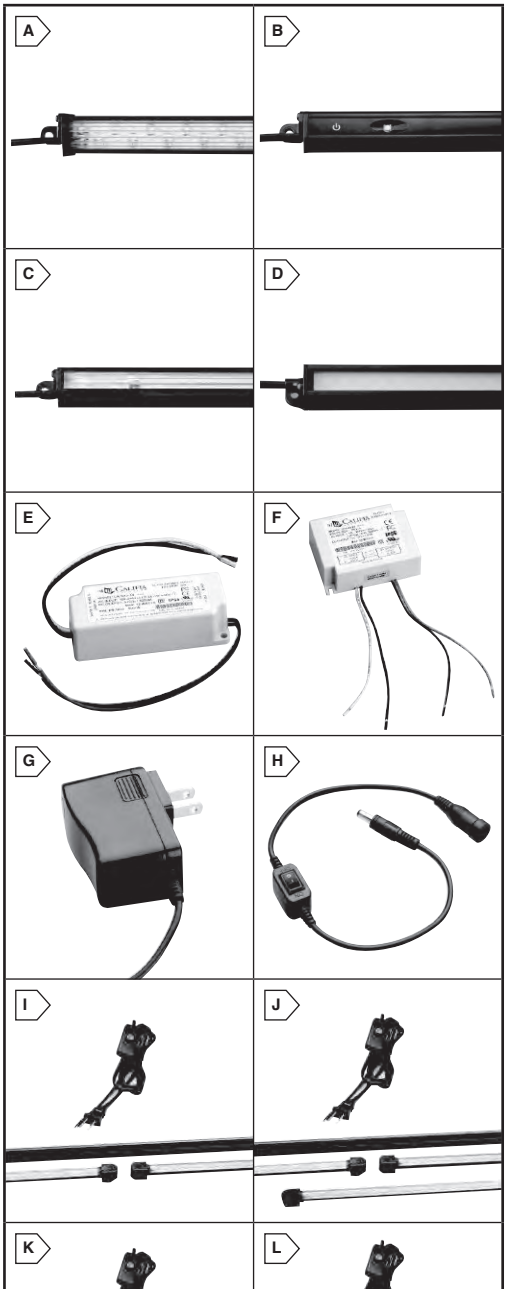

For quantities greater than listed, call for quote.

MOUSER STOCK NO.	Bivar Part No.	Fig.	Description	Price Each 1	Price Each 10
P3000 KITS					
749-P3000-C-KIT-301	P3000-C-KIT-301	I	3' P3000 Track Kit, C = Color Temperature 6500K, Cool White		
749-P3000-N-KIT-302	P3000-N-KIT-302	I	3' P3000 Track Kit, N = Color Temperature 4750K, Neutral White		
749-P3000-W-KIT-303	P3000-W-KIT-303	I	3' P3000 Track Kit, W = Color Temperature 3100K, Warm White		
749-P3000-C-KIT-310	P3000-C-KIT-310	J	4' P3000 Track Kit, C = Color Temperature 6500K, Cool White		
749-P3000-N-KIT-311	P3000-N-KIT-311	J	4' P3000 Track Kit, N = Color Temperature 4750K, Neutral White		
749-P3000-W-KIT-312	P3000-W-KIT-312	J	4' P3000 Track Kit, W = Color Temperature 3100K, Warm White		
C5000 KITS					
749-C5000-C-KIT-501	C5000-C-KIT-501	K	3' C5000 Track Kit, C = Color Temperature 6500K, Cool White		
749-C5000-N-KIT-502	C5000-N-KIT-502	K	3' C5000 Track Kit, N = Color Temperature 4750K, Neutral White		
749-C5000-W-KIT-503	C5000-W-KIT-503	K	3' C5000 Track Kit, W = Color Temperature 3100K, Warm White		
749-C5000-C-KIT-511	C5000-C-KIT-511	L	4' C5000 Track Kit, C = Color Temperature 6500K, Cool White		
749-C5000-N-KIT-512	C5000-N-KIT-512	L	4' C5000 Track Kit, N = Color Temperature 4750K, Neutral White		
749-C5000-W-KIT-513	C5000-W-KIT-513	L	4' C5000 Track Kit, W = Color Temperature 3100K, Warm White		

© Copyright 2014 Mouser Electronics
© Copyright 2014 Mouser Electronics

CARCLO TECHNICAL PLASTICS Lenses

carclo technical plastics

LENSES

For quantities greater than listed, call for quote.

MOUSER STOCK NO.	Carclo Part No.	Beam	Diameter (mm)	Height (mm)	Flange	LEDs	Price Each 1	10	50	100
Lenses										
962-10003	10003	Plain Tight	20	9.9	Yes	Cree, Nichia, Seoul, LedEngin, Luminus, Oslon, Avago				
962-1000315	10003/15	Ripple Medium	20	9.9	Yes	Cree, Osram, SSC, LedEngin, Avago, Everlight				
962-1000325	10003/25	Ripple Wide	20	9.9	Yes	Cree, Osram, SSC, LedEngin, Avago, Everlight				
962-10003L25	10003/L25	Elliptical	20	9.9	Yes	Cree, Osram, SSC, Nichia, Luminus, Everlight				
962-10048	10048	Frosted Medium	26.5	13.9	Yes	Cree, Nichia, Seoul, LedEngin, Luxeon, Oslon, Avago				
962-10049	10049	Elliptical	26.5	13.9	Yes	Cree, Nichia, Seoul, LedEngin, Luxeon, Oslon, Avago				
962-10108	10108	Frosted Medium	26.5	13.9	Yes	Cree, Nichia, Seoul, LedEngin, Luxeon, Oslon, Avago				
962-10124	10124	Frosted Wide	26.5	13.9	Yes	Cree, Nichia, Seoul, LedEngin, Luxeon, Oslon, Avago				
962-10138	10138	Frosted Narrow	20	9.9	Yes	Cree, Nichia, Seoul, LedEngin, Luminus, Oslon, Avago				
962-10139	10139	Frosted Medium	20	9.9	Yes	Cree, Nichia, Seoul, LedEngin, Luminus, Oslon, Avago				
962-10140	10140	Frosted Wide	20	9.9	Yes	Cree, Nichia, Seoul, LedEngin, Luminus, Oslon, Avago				
962-10192	10192	Elliptical Orthogonal	20	9.9	Yes	Cree, Nichia, Seoul, LedEngin, Luminus, Oslon, Avago				
962-10193	10193	Plain Tight	20	9.9	Yes	Cree, Osram, Seoul, Nichia				
962-10194	10194	Frosted Narrow	20	9.9	Yes	Cree, Osram, Seoul, Nichia				
962-10195	10195	Frosted Medium	20	9.9	Yes	Cree, Osram, Seoul, Nichia				
962-10196	10196	Frosted Wide	20	9.9	No	Cree, Osram, Seoul, Nichia				
962-10197	10197	Elliptical	20	9.9	Yes	Cree, Osram, Seoul, Nichia				
962-10198	10198	Elliptical Orthogonal	20	9.9	No	Cree, Osram, Luxeon, Nichia				
962-10199	10199	Plain Tight	20	9.9	Yes	Cree, Avago				
962-10200	10200	Frosted Narrow	20	9.6	Yes	Cree, Avago				
962-10201	10201	Ripple Medium	20	9.6	Yes	Cree, Avago				
962-10202	10202	Frosted Medium	20	9.6	Yes	Cree, Avago				
962-10203	10203	Ripple Wide	20	9.6	Yes	Cree, Avago				
962-10204	10204	Frosted Wide	20	9.6	Yes	Cree, Avago				
962-10208	10208	Ripple Medium	20	9.9	No	Cree, Osram, Luxeon, Nichia				
962-10209	10209	Ripple Wide	20	9.9	Yes	Cree, Osram, Luxeon, Nichia				
962-10210	10210	Ripple Medium	20	9.6	Yes	Cree, Avago				
962-10211	10211	Ripple Wide	20	9.6	Yes	Cree, Avago				
962-10260	10260	Ripple Wide	26.5	13.9	Yes	Cree, Seoul, Osram, Nichia, LedEngin				
962-10267	10267	Side Emitter	17.2	10	No	Luxeon Rebel				
962-10356	10356	Fiber	20	-	No	Osram, Luxeon				
962-10403	10403	Bubble 120	20	-	No	Cree, Luxeon				
962-10406	10406	Bubble 130	20	10	No	Cree, Luxeon				
962-10620	10620	Hubble Hemispherical	20	7.3	No	Luxeon Rebel, Cree XP-E				
962-10628	10628	Bubble Downlight	20	10	No	Luxeon Rebel, Cree XP-E, XP-G				
962-10391	10391	Plain Tight	26.5	13.3	Yes	Cree, Osram, Luminus,Avago				
962-10392	10392	Frosted Narrow	26.5	13.3	Yes	Cree, Osram, Luminus,Avago				
962-10393	10393	Frosted Medium	26.5	13.3	Yes	Cree, Osram, Luminus,Avago				
962-10394	10394	Frosted Wide	26.5	13.3	No	Cree, Osram, Luminus,Avago				
962-10395	10395	Elliptical	26.5	13.3	Yes	Cree, Osram, Luminus,Avago				
962-10755	10755	Plain Tight	30	15.5	Yes	Cree, Luxeon. Osram, SSC				
962-10756	10756	Frosted Narrow	30	15.5	Yes	Cree, Luxeon. Osram, SSC				
962-10757	10757	Frosted Medium	30	15.15	Yes	Cree, Luxeon. Osram, SSC				
962-10758	10758	Frosted Wide	30	15.15	Yes	Cree, Luxeon. Osram, SSC				
Square Lens with Legs										
962-10412	10412	Plain Tight	10	6	Yes	Cree, Luxeon, Nichia, Seoul, Oslon				
962-10413	10413	Frosted Medium	10	6	Yes	Cree, Luxeon, Nichia, Seoul, Oslon				
962-10414	10414	Frosted Wide	10	6	Yes	Cree, Luxeon, Nichia, Seoul, Oslon				
962-10415	10415	Elliptical	10	6	Yes	Cree, Luxeon, Nichia, Seoul, Oslon				
962-10417	10417	Lens Front Narrow	10	6	Yes	Cree, Luxeon, Nichia, Seoul, Oslon				
Round Lens with Legs										
962-10507	10507	Lens Front Narrow	10	-	Yes	Luxeon Rebel, Cree XP-E, Osram SSL				
962-10508	10508	Frosted Medium	10	-	No	Luxeon Rebel, Cree XP-E, Osram SSL				
962-10509	10509	Frosted Wide	10	-	No	Luxeon Rebel, Cree XP-E, Osram SSL				
962-10510	10510	Elliptical	10	-	Yes	Luxeon Rebel, Cree XP-E, Osram SSL				
962-10511	10511	Frosted Narrow	10	-	Yes	Luxeon Rebel, Osram SSL, SSC Z5				
Reflectors										
962-10170	10170	Wide Angle Alum. Coated	20	9.9	No	Cree, Osram, Seoul, Luxeon				

STRIP LENS

MOUSER STOCK NO.	Carclo Part No.	Beam	Length (mm)	Diameter (mm)	Height (mm)	Flange	LEDs	Price Each 1	10	50	100
962-10398	10398	Strip	300	11	5	No	Cree XP-E; Luxeon Rebel				

OPTICS HOLDERS

For quantities greater than listed, call for quote.

MOUSER STOCK NO. / Mfr. Part No.	Beam	Length (mm)	Dia. (mm)	Related Optics	Related LEDs	Price Each 1	10	50	100
962-10148	2	0	-	10194, 10195, 10209, 10196, 10197, 10198, 10356, 10208, 10193, 10190, 10003, 10138, 10003/15, 10139, 10003/25, 10140, 10003/L25, 10192	Osram Dragon				
962-10205	1	0	-	10199, 10200, 10210, 10201, 10211, 10202, 10203, 10204,	Cree XR				
962-10363	1	0	-	10170, 10003, 10138, 10003/15, 10139, 10003/25, 10140, 10003/L25, 10192	Seoul Semi P4				
962-10425	1	4	1.2	10199, 10200, 10210, 10211, 10202, 10203, 10204	Cree XR, MC-E				
962-10460	1	4	0.8	10048, 10124, 10108, 10260, 10049, 10224, 10234	Nichia NFSW036				
962-10455	1	4	2	10048, 10124, 10108, 10260, 10049, 10224, 10234, 10391, 10392, 10393, 10394, 10395	Cree XR, XP, MX; Osram Dragon				
962-10461	1	4	0.8	10048, 10124, 10108, 10260, 10049, 10224, 10234, 10391, 10392, 10393, 10394, 10395	Osram Ostar; Nichia WSW6W083; Ledengin 3W; Avago Jade				
962-10462	1	4	0.8	10048, 10124, 10108, 10260, 10049, 10224, 10234	Luxeon Rebel, Rebel; Cree XP-E; SSC P5-II, Z5; Osram Oslon SSL; Nichia NCSL119-H3; LedEngin 5W, 10W; Everlight Shuen				
962-10463	1	4	0.8	10048, 10124, 10108, 10260, 10049, 10224, 10234	Luxeon C; Cree XP-C				
962-10466	1	4	0.8	10048, 10124, 10108, 10260, 10049, 10224, 10234, 10391, 10392, 10393, 10394, 10395	Cree MC-E, XB-D; SSC Z1;				
962-10469	1	4	0.8	10391, 10392, 10393, 10394, 10395, 10396	SSC Acriche A2; Luminus SST-90; Avago Aveon, Moonstone				
962-10512	1	0	-	10194, 10195, 10209, 10196, 10197, 10198, 10208, 10193	Cree MC-E				
962-10566	1	0	-	10194, 10195, 10209, 10196, 10197, 10198, 10208, 10193, 10255	Cree XP-E; Nichia NFSW036; SSC Z5				
962-10730	1	4	0.8	10003, 10138, 10003, 10139, 10003/25, 10140, 10003/L25, 10192	SSC Z5				
962-10731	1	4	0.8	10194, 10195, 10209, 10196, 10197, 10198, 10208, 10193, 10170, 10003, 10138, 10003/15, 10139, 10003/25, 10140, 10003/L25, 10192	Nichia NCSL119-H3; LedEngin 3W; Avago Jade				
962-10732	1	4	0.8	10003, 10138, 10003/15, 10139, 10003/25, 10140, 10003/25, 10140, 10003/L25, 10192	Osram Oslon SSL; Everlight Shuen; Lumileds Luxeon C; Cree XP-C, XB-D, XT-E; SSC Z5P				
962-10733	1	4	0.8	10003, 10138, 10003/15, 10139, 10003/25, 10140, 10003/L25, 10192	Cree XM-L, XB-D, XT-E				
962-10734	1	4	0.8	10170, 10003, 10138, 10003/15, 10139, 10003/25, 10140, 10003/L25, 10192, 10374	Cree XP-E, XP-G				
962-10736	1	4	0.8	10200, 10201, 10003, 10138, 10003/15, 10139, 10003/25, 10140, 10003/L25, 10192	SSC P5-II, Z1				
962-10737	1	4	0.8	10003, 10138, 10003/15, 10139, 10003/25, 10140, 10003/L25, 10192	Cree MX-6				
962-10743	1	4	0.8	10194, 10195, 10209, 10196, 10197, 10198, 10208, 10193	SSC Acriche A2				
962-10745	1	4	0.8	10199, 10200, 102010, 10201, 10211, 10202, 10203, 10204	Avago Aveon, Moonstone				
962-10750	1	4	1.2	10194, 10195, 10209, 10196, 10197, 10198, 10208, 10193	Cree XP-E				
962-10962	1	4	1.5	10755, 10756, 10757, 10758, 10759	Cree XM-L, MT-G; Lumileds Luxeon M				

© Copyright 2014 Mouser Electronics
© Copyright 2014 Mouser Electronics

CREE High Power LEDs

XLAMP MC-E SERIES

Features:

- Forward Current (Max.): 700mA per LED die
- Forward Voltage (white die) @ 700mA: 3.4V
- Forward Voltage (color die) @ 700mA: 2.3-3.7V
- Individually addressable LEDs

For quantities greater than listed, call for quote.

MOUSER STOCK NO.	Cree Part No.	Fig.	Color	CCT Range (K)	Luminous Flux. (lm) Typical	Price Each 1	50	100
RGBW LEDs								
941-MCE4CTA20A4AAAB1	MCE4CT-A2-0000-00A4AAAB1	A	Red Green Blue Neutral White	620-630mn 520-535nm 450-465nm 3700-4300	30.6 67.2 8.2 80			
941-MCE4CTA20A5AAAA1	MCE4CT-A2-0000-00A5AAAA1	A	Red Green Blue Cool White	620-630nm 520-535nm 450-465nm 5700-7000	30.6 67.2 8.2 100			
White LEDs								
941-MCE4WTA2000HE7	MCE4WT-A2-0000-000HE7	A	Warm White	2600-3700	280			
941-MCE4WTA2000JE5	MCE4WT-A2-0000-000JE5	A	Neutral White	3700-5000	320			
941-MCEEZWA1000H035F	MCEEZW-A1-0000-0000H035F	A	Easy White	3500	280			
941-MCEEZWA1000H035H	MCEEZW-A1-0000-0000H035H	A	Easy White	3500	280			
941-MCEEZWA1000J040F	MCEEZW-A1-0000-0000J040F	A	Easy White	4000	320			
941-MCEEZWA1000J040H	MCEEZW-A1-0000-0000J040H	A	Easy White	4000	320			
941-MCEEZWA1000K040F	MCEEZW-A1-0000-0000K040F	A	Easy White	4000	370			
941-MCEEZWA1000K040H	MCEEZW-A1-0000-0000K040H	A	Easy White	4000	370			
941-MCE4WTA2000M01	MCE4WT-A2-0000-000M01	A	Cool White	5000-10000	430			

A



XLAMP MT-G SERIES EASYWHITE™ LEDS

NEW SUPPLIER

The XLamp MT-G EasyWhite LED is optimized for high-output, small-form-factor, directional-lighting applications.

Features:

- Max. Operating Power: 25W
- Voltage Options: 6V, 36V
- Effective Thermal Resistance: 1.5°C/W
- High lumen density: 1550 lumens @ 25W @ 85°C
- Viewing Angle: 120°
- Minimum 80CRI @ 2700K and 3000K CCT

Applications:

- Directional retrofit lamps
- Accent and track
- Retail display
- Down lights
- Hospitality
- Museums and art galleries

For quantities greater than listed, call for quote.

MOUSER STOCK NO.	Cree Part No.	Fig.	CCT Range (K)	Luminous Flux. (lm) Typical	Price Each 1	50	100
941-MTGEZW01B00E027F	MTGEZW-01-0000-0B00E027F	B	2700	440			
941-MTGEZW01B00E027H	MTGEZW-01-0000-0B00E027H	B	2700	440			
941-MTGEZW01B00F030F	MTGEZW-01-0000-0B00F030F	B	3000	480			
941-MTGEZW01B00F030H	MTGEZW-01-0000-0B00F030H	B	3000	480			
941-MTGEZW01B00F035F	MTGEZW-01-0000-0B00F035F	B	3500	480			
941-MTGEZW01B00G040F	MTGEZW-01-0000-0B00G040F	B	4000	520			

B



XLAMP MP-L SERIES EASYWHITE™ LEDS

NEW SUPPLIER

The XLamp MP-L EasyWhite LED offers the performance, color consistency and lumen density to displace conventional light sources, in a breakthrough 12mm x 13mm package design. Combining Cree EasyWhite technology with up to 1500 lumens of light at 250mA, the MP-L EasyWhite LED simplifies system design and increases color consistency enabling new applications
previously achievable only through the use of multiple LED components

Features:

- High lumen density
- Wide Viewing Angle: 125°
- Color: Easywhite™

Applications:

- Commercial/residential directional lighting
- LED retrofit bulbs
- General indoor/outdoor illumination

For quantities greater than listed, call for quote.

MOUSER STOCK NO.	Cree Part No.	Fig.	CCT Range (K)	Luminous Flux. (lm) Typical	Price Each 1	50	100
941-MPLEZWA1R10B027F	MPLEZW-A1-R100-0000B027F	C	2700	700			
941-MPLEZWA1R10B027H	MPLEZW-A1-R100-0000B027H	C	2700	700			
941-MPLEZWA1R10C030F	MPLEZW-A1-R100-0000C030F	C	3000	800			
941-MPLEZWA1R10C030H	MPLEZW-A1-R100-0000C030H	C	3000	800			
941-MPLEZWA1R10C035F	MPLEZW-A1-R100-0000C035F	C	3500	800			
941-MPLEZWA1R10E040F	MPLEZW-A1-R100-0000E040F	C	4000	1000			

C



XLAMP CXA2011 SERIES

NEW SUPPLIER

High-lumen, non-directional LED Arrays

Features:

- Forward Voltage: 40V
- Forward Current (Max.): 1000mA
- Reverse Current: 0.1mA
- Temperature coefficient of voltage: -35mV/°C
- Viewing Angle: 120°
- Top side solder connections
- Thermocouple attachment point

Applications:

- Surface-mount downlights
- Recessed can lights
- Pendant lights
- A19 replacement bulbs
- Exterior area lights
- Commercial wall pack

For quantities greater than listed, call for quote.

MOUSER STOCK NO.	Cree Part No.	Fig.	Color	CCT Range (K)	Luminous Flux. (lm) Typical	Price Each 1	50	100
941-CXA20110P00G00E8	CXA2011-0000-000P00G00E8	D	ANSI White	2700	780			
941-CXA20110P00H00E7	CXA2011-0000-000P00H00E7	D	ANSI White	3000	900			
941-CXA20110P00H00E5	CXA2011-0000-000P00H00E5	D	ANSI White	4000	900			
941-CXA20110P00J00E3	CXA2011-0000-000P00J00E3	D	ANSI White	5000	1040			
941-CXA20110P00G027F	CXA2011-0000-000P00G027F	D	Easy White	2700	780			
941-CXA20110P00G027H	CXA2011-0000-000P00G027H	D	Easy White	2700	780			
941-CXA20110P00H030F	CXA2011-0000-000P00H030F	D	Easy White	3000	900			
941-CXA20110P00H030H	CXA2011-0000-000P00H030H	D	Easy White	3000	900			
941-CXA20110P00H035F	CXA2011-0000-000P00H035F	D	Easy White	3500	900			
941-CXA20110P00H040F	CXA2011-0000-000P00H040F	D	Easy White	4000	900			
941-CXA20110P00J050F	CXA2011-0000-000P00J050F	D	Easy White	5000	1040			

D



© Copyright 2014 Mouser Electronics

© Copyright 2014 Mouser Electronics

CREE High Power LEDs

XLAMP MX-3 SERIES

Enhanced light uniformity and LED-to-LED color consistency

Features:
- Forward Current (max.): 400mA
- Forward Voltage @ 350mA: 3.7
- Viewing Angle: 120°

Applications:
- LED light bulbs
- Cove lighting and wall washing
- Under-cabinet lighting
- Retail and refrigerated display
- Fluorescent replacement

For quantities greater than listed, call for quote.

MOUSER STOCK NO.	Cree Part No.	Fig.	Color	CCT Range (K)	Luminous Flux (lm)	Price Each 1	50	100
941-MX3AWTA1R25008E8	MX3AWT-A1-R250-0008E8	A	Warm White	2700	65-73.9			
941-MX3AWTA1R25009E8	MX3AWT-A1-R250-0009E8	A	Warm White	2700	70-80.6			
941-MX3AWTA1R25009E7	MX3AWT-A1-R250-0009E7	A	Warm White	3000	70-80.6			
941-MX3AWTA1R2500AE7	MX3AWT-A1-R250-000AE7	A	Warm White	3000	76.87.4			
941-MX3AWTA1R2500AE5	MX3AWT-A1-R250-000AE5	A	Warm White	4000	76-87.4			
941-MX3AWTA1R2500BE5	MX3AWT-A1-R250-000BE5	A	Warm White	4000	82-93.9			
941-MX3AWTA1R2500BE3	MX3AWT-A1-R250-000BE3	A	Cool White	5000	82-93.9			
941-MX3AWTA1R2500CE3	MX3AWT-A1-R250-000CE3	A	Cool White	5000	87-100			
941-MX3AWTA1R2500C51	MX3AWT-A1-R250-000C51	A	Cool White	6500	87-100			
941-MX3AWTA1R2500D51	MX3AWT-A1-R250-000D51	A	Cool White	6500	93.9-107			

XLAMP MX-3S SERIES

Enhanced light uniformity and LED-to-LED color consistency

Features:
- Forward Current (max.): 150mA
- Forward Voltage @ 115mA: 10.7VDC
- Viewing Angle: 120°

Applications:
- LED light bulbs
- Cove lighting and wall washing
- Under-cabinet lighting
- Retail and refrigerated display
- Fluorescent replacement

For quantities greater than listed, call for quote.

941-MX3SWTA10008E8	MX3SWT-A1-0000-0008E8	A	Warm White	2700	73.9			
941-MX3SWTA10009E8	MX3SWT-A1-0000-0009E8	A	Warm White	2700	80.6			
941-MX3SWTA1000AE8	MX3SWT-A1-0000-000AE8	A	Warm White	2700	87.4			
941-MX3SWTA1000AE7	MX3SWT-A1-0000-000AE7	A	Warm White	2900	87.4			
941-MX3SWTA10009E7	MX3SWT-A1-0000-0009E7	A	Warm White	3000	80.6			
941-MX3SWTA1000BE7	MX3SWT-A1-0000-000BE7	A	Warm White	3000	93.9			
941-MX3SWTA1000AE5	MX3SWT-A1-0000-000AE5	A	Warm White	4000	87.4			
941-MX3SWTA1000BE5	MX3SWT-A1-0000-000BE5	A	Warm White	4000	93.9			
941-MX3SWTA1000CE5	MX3SWT-A1-0000-000CE5	A	Warm White	4000	100			
941-MX3SWTA1000BE3	MX3SWT-A1-0000-000BE3	A	Cool White	5000	93.9			
941-MX3SWTA1000CE3	MX3SWT-A1-0000-000CE3	A	Cool White	5000	100			
941-MX3SWTA1000DE3	MX3SWT-A1-0000-000DE3	A	Cool White	5000	107			
941-MX3SWTA1000C51	MX3SWT-A1-0000-000C51	A	Cool White	6500	100			
941-MX3SWTA1000D51	MX3SWT-A1-0000-000D51	A	Cool White	6500	107			
941-MX3SWTA1000E51	MX3SWT-A1-0000-000E51	A	Cool White	6500	114			

XLAMP MX-6S SERIES

Designed for indoor LED lighting, with better color consistency and higher reliability than incumbent solutions.

Features:
- Forward Current (Max.): 175mA
- Forward Voltage @ 60mA: 20
- Viewing Angle: 120°

Applications:
- Indoor commercial
- Kitchen under-cabinet
- Refrigerated display
- Fluorescent replacement
- LED light bulbs

For quantities greater than listed, call for quote.

941-MX6SWTA1000AE8	MX6SWT-A1-0000-000AE8	A	Warm White	2700	87.4			
941-MX6SWTA1000BE8	MX6SWT-A1-0000-000BE8	A	Warm White	2700	93.9			
941-MX6SWTA1000CE8	MX6SWT-A1-0000-000CE8	A	Warm White	2700	100			
941-MX6SWTA1000CE7	MX6SWT-A1-0000-000CE7	A	Warm White	2900	100			
941-MX6SWTA1000BE7	MX6SWT-A1-0000-000BE7	A	Warm White	3000	93.9			
941-MX6SWTA1000CE5	MX6SWT-A1-0000-000CE5	A	Warm White	4000	100			
941-MX6SWTA1000DE5	MX6SWT-A1-0000-000DE5	A	Warm White	4000	107			
941-MX6SWTA1000EE5	MX6SWT-A1-0000-000EE5	A	Warm White	4000	114			
941-MX6SWTA1R2500EE5	MX6SWT-A1-R250-000EE5	A	Warm White	4000	114			
941-MX6SWTA1000DF4	MX6SWT-A1-0000-000DF4	A	Cool White	4750	107			
941-MX6SWTA1000DE3	MX6SWT-A1-0000-000DE3	A	Cool White	5000	107			
941-MX6SWTA1000EE3	MX6SWT-A1-0000-000EE3	A	Cool White	5000	114			
941-MX6SWTA1R2500EE3	MX6SWT-A1-R250-000EE3	A	Cool White	5000	114			
941-MX6SWTA1000FE3	MX6SWT-A1-0000-000FE3	A	Cool White	5000	122			
941-MX6SWTA1R2500FE3	MX6SWT-A1-R250-000FE3	A	Cool White	5000	122			
941-MX6SWTA1000E51	MX6SWT-A1-0000-000E51	A	Cool White	6500	114			
941-MX6SWTA1R2500E51	MX6SWT-A1-R250-000E51	A	Cool White	6500	114			
941-MX6SWTA1000F51	MX6SWT-A1-0000-000F51	A	Cool White	6500	122			
941-MX6SWTA1R2500F51	MX6SWT-A1-R250-000F51	A	Cool White	6500	122			
941-MX6SWTA1000G51	MX6SWT-A1-0000-000G51	A	Cool White	6500	130			
941-MX6SWTA1R2500G51	MX6SWT-A1-R250-000G51	A	Cool White	6500	130			

XLAMP ML-B SERIES

Features:
- Forward Current (Max.): 175mA
- Forward Voltage @ 80mA: 3.5V
- Viewing Angle: 120°

Applications:
- T5/T8 bulbs; fluorescent replacement
- Under-cabinet lighting
- Retail and refrigerated display
- Panel lights

For quantities greater than listed, call for quote.

941-MLBAWTA1000VE7	MLBAWT-A1-0000-000VE7	B	Warm White	2800-3200	18.1			
941-MLBAWTA1000WE7	MLBAWT-A1-0000-000WE7	B	Warm White	3000	23.5			
941-MLBAWTA1000WE3	MLBAWT-A1-0000-000WE3	B	Cool White	5000	23.5			

XLAMP ML-C SERIES

Features:
- Forward Current: 175mA(series), 350mA(parallel)
- Forward Voltage @ 100mA(parallel): 3.2V
- Forward Voltage @ 50mA(serial): 6.4V
- Viewing Angle: 120°

NEW PRODUCT

For quantities greater than listed, call for quote.

941-MLCAWTA10XE1	MLCAWT-A1-0000-000XE1	B	Cool White	6500	38			
941-MLCSWTA10XE1	MLCSWT-A1-0000-000XE1	B	Cool White	6500	38			
941-MLCAWTA10XE3	MLCAWT-A1-0000-000XE3	B	Cool White	5000	38			
941-MLCSWTA10XE3	MLCSWT-A1-0000-000XE3	B	Cool White	5000	38			
941-MLCAWTA10XE5	MLCAWT-A1-0000-000XE5	B	Warm White	4000	38			
941-MLCSWTA10XE5	MLCSWT-A1-0000-000XE5	B	Warm White	4000	38			
941-MLCAWTA10WE7	MLCAWT-A1-0000-000WE7	B	Warm White	3000	33.3			
941-MLCSWTA10WE7	MLCSWT-A1-0000-000WE7	B	Warm White	3000	33.3			

XLAMP ML-E SERIES

Lighting-class performance in a 1/2-watt LED

Features:
- Forward Current (max.): 500mA
- Viewing Angle: 120°

Applications:
- T5/T8 bulbs; fluorescent replacement
- Under-cabinet lighting
- Retail and refrigerated display
- Panel lights

NEW PRODUCT

For quantities greater than listed, call for quote.

MOUSER STOCK NO.	Cree Part No.	Fig.	Color	CCT/ Wavelength	Luminous Flux. (lm) Typical	Forward Voltage @ 150mA (V)	DC Forward Current (mA)	Price Each 1	50	100
941-MLEREDA10U01	MLERED-A1-0000-000U01	B	Red	620-630nm	13.9	2.2	350			
941-MLEREDA10V01	MLERED-A1-0000-000V01	B	Red	620-630nm	18.1	2.2	350			
941-MLEGRNA10001	MLEGRN-A1-0000-000001	B	Green	520-535nm	35.2	3.45	350			
941-MLEGRNA10X01	MLEGRN-A1-0000-000X01	B	Green	520-535nm	30.6	3.45	350			
941-MLEBLUA10T01	MLEBLU-A1-0000-000T01	B	Blue	465-485nm	10.7	3.2	350			
941-MLEAWTA1R25001E7	MLEAWT-A1-R250-0001E7	B	Warm White	3000K	35.2	3.2	500			
941-MLEAWTA1R25002E7	MLEAWT-A1-R250-0002E7	B	Warm White	3000K	39.8	3.2	500			
941-MLESWTA102E7	MLESWT-A1-0000-0002E7	B	Warm White	3000K	102	3.2	500			
941-MLEAWTA1R25004E5	MLEAWT-A1-R250-0004E5	B	Warm White	4000K	51.7	3.2	500			
941-MLESWTA103E5	MLESWT-A1-0000-0003E5	B	Warm White	4000K	117	3.2	500			

A



B



© Copyright 2014 Mouser Electronics

© Copyright 2014 Mouser Electronics

CREE High Power LEDs

XLAMP ML-E SERIES (CONT.)

Lighting-class performance in a 1/2-watt LED

Features:
- Forward Current (max.): 500mA
- Viewing Angle: 120°

Applications:
- T5/T8 bulbs; fluorescent replacement
- Under-cabinet lighting
- Retail and refrigerated display
- Panel lights

PRODUCT NEW

For quantities greater than listed, call for quote.

MOUSER STOCK NO.	Cree Part No.	Fig.	Color	CCT/ Wavelength	Luminous Flux. (lm) Typical	Forward Voltage @ 150mA (V)	DC Forward Current (mA)	Price Each 1	50	100
941-MLEAWTA1R25003E3	MLEAWT-A1-R250-0003E3	A	Cool White	5000K	45.7	3.2	500			
941-MLEAWTA1R25004E3	MLEAWT-A1-R250-0004E3	A	Cool White	5000K	51.7	3.2	500			
941-MLESWTA103E3	MLESWT-A1-0000-0003E3	A	Cool White	5000K	117	3.2	500			

XLAMP XB-D SERIES

48% Smaller footprint than XLamp XP Series

Features:
- Cree's smallest lighting class LED: 2.45 x 2.45mm
- 1 A maximum drive current
- Low thermal resistance: 6.5 °C/W
- Wide viewing angle: 115°
- Reflow solderable - JEDEC J-STD-020C compatible

PRODUCT NEW

For quantities greater than listed, call for quote.

MOUSER STOCK NO.	Cree Part No.	Fig.	Color	CCT Range (K)	Luminous Flux. (lm) Typical	Price Each 1	50	100
941-XBDAWT0000E51	XBDAWT-00-0000-000000E51	B	Cool White	8300	114			
941-XBDAWT0000F51	XBDAWT-00-0000-000000F51	B	Cool White	8300	122			
941-XBDAWT000LDE3	XBDAWT-00-0000-00000LDE3	B	Cool White	5000	107			
941-XBDAWT000LAE7	XBDAWT-00-0000-00000LAE7	B	Neutral White	3700	87.4			
941-XBDAWT000LBE7	XBDAWT-00-0000-00000LBE7	B	Neutral White	3700	93.9			

XLAMP XP-C SERIES

Combines the proven lighting-class performance and reliability of the XLamp XR-E LED in a package with 80% smaller footprint.

Features:
- Viewing Angle: 110-125°

Applications:
- Portable
- Backlighting
- Signage
- Retail display

For quantities greater than listed, call for quote.

MOUSER STOCK NO.	Cree Part No.	Fig.	Color	CCT/ Wavelength	Luminous Flux. (lm) Typical	Forward Voltage (VDC)	Forward Current (mA)	Price Each 1	50	100
941-XPCREDL1R250201	XPCRED-L1-R250-00201	C	Red	620-630nm	39.8	2.2	350			
941-XPCREDL100401	XPCRED-L1-0000-00401	C	Red	620-630nm	51.7	2.2	350			
941-XPCRDOL1R250401	XPCRDO-L1-R250-00401	C	Red-Orange	610-620nm	51.7	2.2	350			
941-XPCRDOL100601	XPCRDO-L1-0000-00601	C	Red-Orange	610-620nm	62	2.2	350			
941-XPCAMBL1R250401	XPCAMB-L1-R250-00401	C	Amber	585-595nm	51.7	2.2	350			
941-XPCGRNL1R250801	XPCGRN-L1-R250-00801	C	Green	520-535nm	73.9	3.6	500			
941-XPCBLUL1R250V01	XPCBLU-L1-R250-00V01	C	Blue	465-485nm	18.1	3.5	500			
941-XPCBLUL100W01	XPCBLU-L1-0000-00W01	C	Blue	465-485nm	23.5	3.5	500			
941-XPCROYL1R250801	XPCROY-L1-R250-00801	C	Royal Blue	450-465nm	300mW	3.5	500			
941-XPCWHTL1R2506E7	XPCWHT-L1-R250-006E7	C	White	3000K	62	3.5	500			
941-XPCWHTL1R250A01	XPCWHT-L1-R250-00A01	C	White	5000-10000K	87.4	3.5	500			

XLAMP XP-E SERIES

80% smaller footprint than the X-Lamp XR-E.

Features:
- Viewing Angle: White - 115°
- Viewing Angle: Colored LEDs - 130°

Applications:
- Portable
- LED light bulbs
- Architectural
- Signage
- Retail display
- Transportation
- Emergency vehicle

For quantities greater than listed, call for quote.

MOUSER STOCK NO.	Cree Part No.	Fig.	Color	CCT Range (K)	Luminous Flux. (lm) Typical	Forward Voltage (VDC)	Forward Current (mA)	Price Each 1	50	100
941-XPEREDL1R250701	XPERED-L1-R250-00701	D	Red	620	51.7	2.3	700			
941-XPEREDL1R250801	XPERED-L1-R250-00801	D	Red	620	51.7	2.3	700			
941-XPEREDL100401	XPERED-L1-0000-00401	D	Red	620-630nm	51.7	2.3	700			
941-XPEREDL1R250401	XPERED-L1-R250-00401	D	Red	620-630nm	51.7	2.3	700			
941-XPERDOL1R250901	XPERDO-L1-R250-00901	D	Red-Orange	610	56.8	2.3	700			
941-XPERDOL1R250A01	XPERDO-L1-R250-00A01	D	Red-Orange	610	56.8	2.3	700			
941-XPERDOL1R250501	XPERDO-L1-R250-00501	D	Red-Orange	610-620nm	56.8	2.3	700			
941-XPEAMBL1R250401	XPEAMB-L1-R250-00401	D	Amber	585-595nm	51.7	2.3	500			
941-XPEGRNL1R250C01	XPEGRN-L1-R250-00C01	D	Green	520-535nm	100	3.8	1000			
941-XPEGRNL100D01	XPEGRN-L1-0000-00D01	D	Green	520-535nm	107	3.8	1000			
941-XPEBLUL1R250Y01	XPEBLU-L1-R250-00Y01	D	Blue	465-485nm	30.6	3.5	1000			
941-XPEBLUL100201	XPEBLU-L1-0000-00201	D	Blue	465-485nm	39.8	3.5	1000			
941-XPEWHTP1R2506E8	XPEWHT-P1-R250-006E8	D	White	2700K	62	3.5	1000			
941-XPEWHTP1R2507E7	XPEWHT-P1-R250-007E7	D	White	3000K	67.2	3.5	1000			
941-XPEWHTL1R2508E7	XPEWHT-L1-R250-008E7	D	White	3000K	73.9	3.5	1000			
941-XPEWHTL100BE7	XPEWHT-L1-0000-00BE7	D	White	3000K	93.9	3.5	1000			
941-XPEWHTL1R250BE6	XPEWHT-L1-R250-00BE6	D	White	3500K	93.9	3.5	1000			
941-XPEWHTL1R250AE5	XPEWHT-L1-R250-00AE5	D	White	4000K	87.4	3.5	1000			
941-XPEWHTL1R250D01	XPEWHT-L1-R250-00D01	D	Cool White	5000-10000K	107	3.5	1000			
941-XPEWHTL1R250E01	XPEWHT-L1-R250-00E01	D	Cool White	5000-10000K	114	3.5	1000			

XLAMP XP-G SERIES

Features:
- Viewing Angle: 125°

PRODUCT NEW

For quantities greater than listed, call for quote.

MOUSER STOCK NO.	Cree Part No.	Fig.	Color	CCT Range (K)	Luminous Flux. (lm) Typical	Forward Voltage (VDC)	Forward Current (mA)	Price Each 1	50	100
941-XPGWHTP1R2508E8	XPGWHT-P1-R250-008E8	E	85-CRI White	2700	73.9	3	350			
941-XPGWHTL1R2500DE8	XPGWHT-L1-R250-00DE8	E	Warm White	2700	107	3	350			
941-XPGWHTP1R2509E7	XPGWHT-P1-R250-009E7	E	85-CRI White	3000	87.4	3	350			
941-XPGWHTL100BE8	XPGWHT-L1-0000-00BE8	E	Warm White	2700	93.9	3	350			
941-XPGWHTL100CE7	XPGWHT-L1-0000-00CE7	E	Warm White	3000	100	3	350			
941-XPGWHTL1R2500EE7	XPGWHT-L1-R250-00EE7	E	Warm White	3000	114	3	350			
941-XPGWHT0100EE5	XPGWHT-01-0000-00EE5	E	Neutral White	4000	114	3	350			
941-XPGWHT01R2500GC3	XPGWHT-01-R250-00GC3	E	Neutral White	4300	130	3	350			
941-XPGWHT01R2500GC2	XPGWHT-01-R250-00GC2	E	Neutral White	4500	130	3	350			
941-XPGWHT0100FE3	XPGWHT-01-0000-00FE3	E	Neutral White	5000	122	3	350			
941-XPGWHT01R2500GC1	XPGWHT-01-R250-00GC1	E	Cool White	5000	130	3	350			
941-XPGWHTL100E51	XPGWHT-L1-0000-00E51	E	Cool White	5000-8300	114	3	350			
941-XPGWHTL100F53	XPGWHT-L1-0000-00F53	E	Cool White	5000-8300	122	3	350			
941-XPGWHTL100G51	XPGWHT-L1-0000-00G51	E	Cool White	5000-8300	130	3	350			
941-XPGWHTL100G53	XPGWHT-L1-0000-00G53	E	Cool White	5000-8300	130	3	350			
941-XPGWHTL100H53	XPGWHT-L1-0000-00H53	E	Cool White	5000-8300	139	3	350			
941-XPGBWTL1R2500F51	XPGBWT-L1-R250-00F51	E	Cool White	8300	122	2.9	700			
941-XPGBWTL1R2500G51	XPGBWT-L1-R250-00G51	E	Cool White	8300	130	2.9	700			
941-XPGBWTL1R2500H51	XPGBWT-L1-R250-00H51	E	Cool White	8300	139	2.9	700			

A



B



C



D



E



© Copyright 2014 Mouser Electronics

© Copyright 2014 Mouser Electronics

CREE High Power LEDs

XLAMP XR-E SERIES

Features:

- Viewing Angle (White): 90°
- Viewing Angle (Color): 100°

For quantities greater than listed, call for quote.

MOUSER STOCK NO.	Cree Part No.	Fig.	Color	Color Range	Luminous Flux. (lm) Typical	Forward Voltage (VDC)	Forward Current (mA)	Price Each 1	50	100
941-XREBLUL100J02	XREBLU-L1-0000-00J02	A	Blue	465-480nm	23.5	3.7	1000			
941-XREBLUL100J01	XREBLU-L1-0000-00J01	A	Blue	465-485nm	23.5	3.7	1000			
941-XREBLUL1R250K01	XREBLU-L1-R250-00K01	A	Blue	465-485nm	30.6	3.7	1000			
941-XREGRNL1R250P01	XREGRN-L1-R250-00P01	A	Green	520-535nm	67.2	3.7	1000			
941-XREWHTL1R2508E7	XREWHT-L1-R250-008E7	A	Warm White	3000K	73.9	3.5	700			
941-XREWHTL1R2509E5	XREWHT-L1-R250-009E5	A	Neutral White	4000K	80.6	3.5	700			
941-XREWHTL1R250C01	XREWHT-L1-R250-00C01	A	Cool White	5000-10000K	100	3.7	1000			
941-XREWHTL100D01	XREWHT-L1-0000-00D01	A	Cool White	5000-10000K	107	3.7	1000			
941-XREWHTL100E01	XREWHT-L1-0000-00E01	A	Cool White	5000-10000K	114	3.7	1000			

XLAMP XM-L SERIES

Features:

- Forward Current (Max.): 175mA
- Forward Voltage @ 60mA: 20
- Viewing Angle: 120°

For quantities greater than listed, call for quote.

MOUSER STOCK NO.	Cree Part No.	Fig.	Color	CCT Range (K)	Luminous Flux. (lm) Typical	Price Each 1	50	100
941-XMLAWT0000LS60E8	XMLAWT-00-0000-000LS60E8	B	Warm White	2700	182			
941-XMLAWT0000LT20E8	XMLAWT-00-0000-000LT20E8	B	Warm White	2700	200			
941-XMLAWT0000LT20E7	XMLAWT-00-0000-000LT20E7	B	Warm White	3000	200			
941-XMLAWT0200LT20E7	XMLAWT-02-0000-000LT20E7	B	Warm White	3000	200			
941-XMLAWT0000LT30E7	XMLAWT-00-0000-000LT30E7	B	Warm White	3000	220			
941-XMLAWT0200LT40E4	XMLAWT-02-0000-000LT40E4	B	Neutral White	4500	240			
941-XMLAWT0000LT40E3	XMLAWT-00-0000-000LT40E3	B	Neutral White	5000	240			
941-XMLAWT0000LT50E3	XMLAWT-00-0000-000LT50E3	B	Neutral White	5000	260			
941-XMLAWT0T5050	XMLAWT-00-0000-0000T5050	B	Cool White	5000-8300	260			
941-XMLAWT0T5053	XMLAWT-00-0000-0000T5053	B	Cool White	5000-8300	260			
941-XMLAWT0T6053	XMLAWT-00-0000-0000T6053	B	Cool White	5000-8300	280			

XLAMP XM-L EASYWHITE SERIES

Features:

- Forward Current (Max.): 700mA
- Viewing Angle: 115°
- Forward Voltage @ 700mA: 5.8

For quantities greater than listed, call for quote.

MOUSER STOCK NO.	Cree Part No.	Fig.	Color	CCT Range (K)	Luminous Flux. (lm) Typical	Price Each 1	50	100
941-XMLEZW02B00T527F	XMLEZW-02-0000-0B00T527F	C	Easy White	2700	260			
941-XMLEZW02B00T627F	XMLEZW-02-0000-0B00T627F	C	Easy White	2700	280			
941-XMLEZW02B00T630F	XMLEZW-02-0000-0B00T630F	C	Easy White	3000	280			
941-XMLEZW02B00U230F	XMLEZW-02-0000-0B00U230F	C	Easy White	3000	300			

XLAMP XM-L HIGH VOLTAGE SERIES

NEW PRODUCT

Features:

- Forward Current (Max.): 44mA
- Forward Voltage (Max.): 46VDC

For quantities greater than listed, call for quote.

MOUSER STOCK NO.	Cree Part No.	Fig.	Color	CCT Range (K)	Luminous Flux. (lm) Typical	Price Each 1	50	100
941-XMLHVWQ0000LS3E8	XMLHVW-Q0-0000-0000LS3E8	D	Warm White	2700	156			
941-XMLHVWQ2000LS3E8	XMLHVW-Q2-0000-0000LS3E8	D	Warm White	2700	156			
941-XMLHVWQ0000LS4E8	XMLHVW-Q0-0000-0000LS4E8	D	Warm White	2700	164			
941-XMLHVWQ2000LS4E8	XMLHVW-Q2-0000-0000LS4E8	D	Warm White	2700	164			
941-XMLHVWQ0000LS3E7	XMLHVW-Q0-0000-0000LS3E7	D	Warm White	3000	156			
941-XMLHVWQ2000LS3E7	XMLHVW-Q2-0000-0000LS3E7	D	Warm White	3000	156			
941-XMLHVWQ0000LS4E7	XMLHVW-Q0-0000-0000LS4E7	D	Warm White	3000	164			
941-XMLHVWQ2000LS4E7	XMLHVW-Q2-0000-0000LS4E7	D	Warm White	3000	164			
941-XMLHVWQ0000LS5E7	XMLHVW-Q0-0000-0000LS5E7	D	Warm White	3000	172			
941-XMLHVWQ2000LS5E7	XMLHVW-Q2-0000-0000LS5E7	D	Warm White	3000	172			
941-XMLHVWQ0000LS6E3	XMLHVW-Q0-0000-0000LS6E3	D	Cool White	5000	182			
941-XMLHVWQ2000LS6E3	XMLHVW-Q2-0000-0000LS6E3	D	Cool White	5000	182			
941-XMLHVWQ0000LT2E3	XMLHVW-Q0-0000-0000LT2E3	D	Cool White	5000	200			
941-XMLHVWQ2000LT2E3	XMLHVW-Q2-0000-0000LT2E3	D	Cool White	5000	200			
941-XMLHVWQ0000LT251	XMLHVW-Q0-0000-0000LT251	D	Cool White	8300	200			
941-XMLHVWQ2000LT251	XMLHVW-Q2-0000-0000LT251	D	Cool White	8300	200			
941-XMLHVWQ0000LT351	XMLHVW-Q0-0000-0000LT351	D	Cool White	8300	220			
941-XMLHVWQ2000LT351	XMLHVW-Q2-0000-0000LT351	D	Cool White	8300	220			

XLAMP XT-E SERIES

XLamp XT-E is Cree's highest performing silicon carbide-based LED technology

Features:

- Wide viewing angle: 115-140°
- Thermal resistance: 5°C/W
- Maximum drive current: 1.5A
- Reflow solderable - JEDEC J-STD-020C Compatible

NEW PRODUCT

For quantities greater than listed, call for quote.

MOUSER STOCK NO.	Cree Part No.	Fig.	Color	CCT Range (K)	Luminous Flux. (lm) Typical	Price Each 1	50	100
941-XTEAWT0000F51	XTEAWT-00-0000-000000F51	D	Cool White	5000	122			
941-XTEAWT0000G51	XTEAWT-00-0000-000000G51	D	Cool White	5000	130			
941-XTEAWT000LBE7	XTEAWT-00-0000-00000LBE7	D	Warm White	3000	93.9			
941-XTEAWT000LCE7	XTEAWT-00-0000-00000LCE7	D	Warm White	3000	100			
941-XTEAWT000LEE3	XTEAWT-00-0000-00000LEE3	D	Cool White	5000	114			

XLAMP XT-E HIGH VOLTAGE SERIES

NEW PRODUCT

Features:

- Forward Current (max.): 22mA
- Forward Voltage (max): 46VDC

For quantities greater than listed, call for quote.

MOUSER STOCK NO.	Cree Part No.	Fig.	Color	CCT Range (K)	Luminous Flux. (lm) Typical	Price Each 1	50	100
941-XTEHVWQ00000L7E8	XTEHVW-Q0-0000-00000L7E8	E	Warm White	2700	67.2			
941-XTEHVWQ20000L7E8	XTEHVW-Q2-0000-00000L7E8	E	Warm White	2700	67.2			
941-XTEHVWQ00000L8E8	XTEHVW-Q0-0000-00000L8E8	E	Warm White	2700	73.9			
941-XTEHVWQ20000L8E8	XTEHVW-Q2-0000-00000L8E8	E	Warm White	2700	73.9			
941-XTEHVWQ00000L8E7	XTEHVW-Q0-0000-00000L8E7	E	Warm White	3000	73.9			
941-XTEHVWQ20000L8E7	XTEHVW-Q2-0000-00000L8E7	E	Warm White	3000	73.9			
941-XTEHVWQ00000L9E7	XTEHVW-Q0-0000-00000L9E7	E	Warm White	3000	80.6			
941-XTEHVWQ20000L9E7	XTEHVW-Q2-0000-00000L9E7	E	Warm White	3000	80.6			
941-XTEHVWQ00000LBE3	XTEHVW-Q0-0000-00000LBE3	E	Cool White	5000	93.9			
941-XTEHVWQ20000LBE3	XTEHVW-Q2-0000-00000LBE3	E	Cool White	5000	93.9			
941-XTEHVWQ00000LCE3	XTEHVW-Q0-0000-00000LCE3	E	Cool White	5000	100			
941-XTEHVWQ20000LCE3	XTEHVW-Q2-0000-00000LCE3	E	Cool White	5000	100			
941-XTEHVWQ00000LC51	XTEHVW-Q0-0000-00000LC51	E	Cool White	8300	100			
941-XTEHVWQ20000LC51	XTEHVW-Q2-0000-00000LC51	E	Cool White	8300	100			
941-XTEHVWQ00000LD51	XTEHVW-Q0-0000-00000LD51	E	Cool White	8300	107			
941-XTEHVWQ20000LD51	XTEHVW-Q2-0000-00000LD51	E	Cool White	8300	107			

XLAMP XT-E SERIES ROYAL BLUE LEDS

Features:

- Available in 2.5nm wavelength bins
- High lumen density
- Characterized and binned at 85°C
- Exceptionally wide viewing angle (140°)
- Electrically isolated thermal path

For quantities greater than listed, call for quote.

MOUSER STOCK NO.	Cree Part No.	Fig.	Color	CCT Range (K)	Radiant Flux. (mW)	Price Each 1	50	100
941-XTEARY000000K01	XTEARY-00-0000-000000K01	F	Royal Blue	450-465nm	475			

A



B



C



D



E



F



© Copyright 2014 Mouser Electronics

© Copyright 2014 Mouser Electronics

CREE High Power LEDs

XLAMP CXA1507 SERIES

Features:
- Forward Voltage: 37V
- Max. Drive Current: 375mA
- Viewing Angle: 115°
- Top-side solder connections
- Thermocouple attach point
- NEMA SSL-3 2011 standard flux bins

For quantities greater than listed, call for quote.

MOUSER STOCK NO.	Cree Part No.	Fig.	Color	CCT Range (K)	Luminous Flux. (lm) Typical	Price Each 1	50	100
941-CXA15070N0UD427H	CXA1507-0000-000N0UD427H	A	Warm White	2700	550			
941-CXA15070N0F427H	CXA1507-0000-000N00F427H	A	Warm White	2700	730			
941-CXA15070N0UE230H	CXA1507-0000-000N0UE230H	A	Warm White	3000	590			
941-CXA15070N0F430H	CXA1507-0000-000N00F430H	A	Warm White	3000	730			
941-CXA15070N0HF440H	CXA1507-0000-000N0HF440H	A	Neutral White	4000	730			
941-CXA15070N0G440H	CXA1507-0000-000N00G440H	A	Neutral White	4000	840			
941-CXA15070N0G235H	CXA1507-0000-000N00G235H	A	Neutral White	3500	780			
941-CXA15070N0HF450H	CXA1507-0000-000N0HF450H	A	Cool White	5000	730			
941-CXA15070N0G450H	CXA1507-0000-000N00G450H	A	Cool White	5000	840			

XLAMP CXA1512 SERIES

Features:
- Forward Voltage: 37V
- Max. Drive Current: 500mA
- Viewing Angle: 115°
- Top-side solder connections
- Thermocouple attach point
- NEMA SSL-3 2011 standard flux bins

941-CXA15120N00K427H	CXA1512-0000-000N00K427H	A	Warm White	2700	1120			
941-CXA15120N00K430H	CXA1512-0000-000N00K430H	A	Warm White	3000	1290			
941-CXA15120N00M235H	CXA1512-0000-000N00M235H	A	Neutral White	3500	1200			
941-CXA15120N00M440H	CXA1512-0000-000N00M440H	A	Neutral White	4000	1290			
941-CXA15120N0HM240H	CXA1512-0000-000N0HM240H	A	Neutral White	4000	1380			
941-CXA15120N0HM250H	CXA1512-0000-000N0HM250H	A	Cool White	5000	1380			
941-CXA15120N00M450H	CXA1512-0000-000N00M450H	A	Cool White	5000	1485			

XLAMP CXA2011 SERIES

Features:
- Forward Voltage: 40V
- Max. Drive Current: 100mA
- Viewing Angle: 120°
- Top-side solder connections
- Thermocouple attach point
- NEMA SSL-3 2011 standard flux bins

941-CXA20110P0UF027H	CXA2011-0000-000P0UF027H	B	Warm White	2700	680			
941-CXA20110P00G00E8	CXA2011-0000-000P00G00E8	B	ANSI White	2700	780			
941-CXA20110P00G027F	CXA2011-0000-000P00G027F	B	Easy White	2700	780			
941-CXA20110P00G027H	CXA2011-0000-000P00G027H	B	Easy White	2700	780			
941-CXA20110P0UG030H	CXA2011-0000-000P0UG030H	B	Warm White	3000	780			
941-CXA20110P00H00E7	CXA2011-0000-000P00H00E7	B	ANSI White	3000	900			
941-CXA20110P00H030F	CXA2011-0000-000P00H030F	B	Easy White	3000	900			
941-CXA20110P00H030H	CXA2011-0000-000P00H030H	B	Easy White	3000	900			
941-CXA20110P00H035F	CXA2011-0000-000P00H035F	B	Easy White	3500	900			
941-CXA20110P00H035H	CXA2011-0000-000P00H035H	B	Neutral White	3500	900			
941-CXA20110P00H00E5	CXA2011-0000-000P00H00E5	B	ANSI White	4000	900			
941-CXA20110P00H040F	CXA2011-0000-000P00H040F	B	Easy White	4000	900			
941-CXA20110P00H040H	CXA2011-0000-000P00H040H	B	Neutral White	4000	900			
941-CXA20110P00J00E3	CXA2011-0000-000P00J00E3	B	ANSI White	5000	1040			
941-CXA20110P00J050F	CXA2011-0000-000P00J050F	B	Easy White	5000	1040			
941-CXA20110P00J050H	CXA2011-0000-000P00J050H	B	Cool White	5000	1040			

XLAMP CXA2520 SERIES

Features:
- Forward Voltage:36V
- Max. Drive Current: 1250mA
- Viewing Angle: 115°
- Top-side solder connections
- Thermocouple attach point
- NEMA SSL-3 2011 standard flux bins

941-CXA25200N0UN227H	CXA2520-0000-000N0UN227H	C	Warm White	2700	1590			
941-CXA25200N00Q227H	CXA2520-0000-000N00Q227H	C	Warm White	2700	2100			
941-CXA25200N0UN430H	CXA2520-0000-000N0UN430H	C	Warm White	3000	1710			
941-CXA25200N00Q230H	CXA2520-0000-000N00Q230H	C	Warm White	3000	2100			
941-CXA25200N00Q435H	CXA2520-0000-000N00Q435H	C	Neutral White	3500	2260			
941-CXA25200N0HQ440H	CXA2520-0000-000N0HQ440H	C	Neutral White	4000	2260			
941-CXA25200N00R240H	CXA2520-0000-000N00R240H	C	Neutral White	4000	2420			
941-CXA25200N0HQ450H	CXA2520-0000-000N0HQ450H	C	Cool White	5000	2260			
941-CXA25200N00R250H	CXA2520-0000-000N00R250H	C	Cool White	5000	2420			

XLAMP CXA2530 SERIES

Features:
- Forward Voltage: 37V
- Max. Drive Current: 1500mA
- Viewing Angle: 115°
- Top-side solder connections
- Thermocouple attach point
- NEMA SSL-3 2011 standard flux bins

941-CXA25300N0UQ427H	CXA2530-0000-000N0UQ427H	C	Warm White	2700 K	2260			
941-CXA25300N0UR430H	CXA2530-0000-000N0UR430H	C	Warm White	3000 K	2600			
941-CXA25300N00T227H	CXA2530-0000-000N00T227H	C	Warm White	2700 K	3200			
941-CXA25300N00T230H	CXA2530-0000-000N00T230H	C	Warm White	3000 K	3200			
941-CXA25300N0HT240H	CXA2530-0000-000N0HT240H	C	Neutral White	4000 K	3200			
941-CXA25300N00T435H	CXA2530-0000-000N00T435H	C	Neutral White	3500 K	3440			
941-CXA25300N00U240H	CXA2530-0000-000N00U240H	C	Neutral White	4000 K	3680			
941-CXA25300N0HT450H	CXA2530-0000-000N0HT450H	C	Cool White	5000 K	3440			
941-CXA25300N00U250H	CXA2530-0000-000N00U250H	C	Cool White	5000 K	3680			

XLAMP CXA2540 SERIES

Features:
- Forward Voltage: 37V
- Maximum drive current: 2100mA
- Viewing Angle: 115°

Applications:
- Directional/Non-directional
- Downlights
- Low and high-bay

941-CXA25400N00U427F	CXA2540-0000-000N00U427F	C	Warm White	2700	4420			
941-CXA25400N00V230F	CXA2540-0000-000N00V230F	C	Warm White	3000	4728			
941-CXA25400N00V235F	CXA2540-0000-000N00V235F	C	Neutral White	3500	4728			
941-CXA25400N0HV440F	CXA2540-0000-000N0HV440F	C	Neutral White	4000	5080			
941-CXA25400N0HW250F	CXA2540-0000-000N0HW250F	C	Cool White	5000	5432			

XLAMP CXA3050 SERIES

Features:
- Forward Voltage: 37V
- Max. Drive Current: 2500mA
- Viewing Angle: 115°
- Top-side solder connections
- Thermocouple Attach Point
- NEMA SSL-3 2011 standard flux bins

For quantities greater than listed, call for quote.

MOUSER STOCK NO.	Cree Part No.	Fig.	Color	CCT Range (K)	Luminous Flux. (lm)	Price Each 1	50	100
941-CXA30500N00W227F	CXA3050-0000-000N00W227F	C	Warm White	2700	5477			
941-CXA30500N00W430F	CXA3050-0000-000N00W430F	C	Neutral White	3000	5888			
941-CXA30500N00W435F	CXA3050-0000-000N00W435F	C	Neutral White	3500	5888			
941-CXA30500N0HW440F	CXA3050-0000-000N0HW440F	C	Neutral White	4000	5888			
941-CXA30500N0HX250F	CXA3050-0000-000N0HX250F	C	Cool White	5000	6299			

A



B



C



© Copyright 2014 Mouser Electronics
© Copyright 2014 Mouser Electronics

KINGBRIGHT High-Power LED Lamps

Kingbright
WWW.KINGBRIGHTUSA.COM

RoHS Compliant This product is RoHS compliant.

A



B



C



D



E



LED LIGHT BARS

For quantities greater than listed, call for quote.

MOUSER STOCK NO.	Kingbright Part No.	Fig.	Color	Color Temperature/ Wavelength	Luminous Flux (lm)	Power (W)	Forward Voltage (VDC)	Current (mA)	Viewing Angle (°)	Price Each 1	10	50	100
604-AASL4805QR425S5W	AASL4805QR425S/5-W2	A	Warm White	3000	290	5.8	10.3	500	120				
604-AASL4805QR425S5N	AASL4085QR425S/5-N2	A	Neutral White	4700	320	5.8	10.3	500	120				
604-AASL4805QR425S5C	AASL4805QR425S/5-C1	A	Cool White	6000	330	5.8	10.3	500	120				

0.5 WATT POWER LEDS

For quantities greater than listed, call for quote.

MOUSER STOCK NO.	Kingbright Part No.	Fig.	Color	Color Temperature/ Wavelength	Luminous Flux (lm)	Power (W)	Forward Voltage (VDC)	Current (mA)	Viewing Angle (°)	Price Each 1	10	50	100
604-AA3535SEL1Z1S	AA3535SEL1Z1S	B	Orange	618nm	9	510	2.9	150	120				
604-AA3535ZG25Z1S	AA353ZG25Z1S	B	Green	525nm	22	600	3.5	150	120				
604-AA3535SYL1Z1S	AA3535SYL1Z1S	B	Yellow	525nm	8	525	3.0	150	120				
604-AA3535QB24Z1S	AA3535QB24Z1S	B	Blue	457nm	6	555	3.2	150	120				
604-AAAF5051-03	AAAF5051-03	C	RGB	624/525/450nm	9/20/4.5	333/600/600	2.3/3.5/3.5	2.3/3.5/3.5	120				

1 WATT POWER LEDS

For quantities greater than listed, call for quote.

MOUSER STOCK NO.	Kingbright Part No.	Fig.	Color	Color Temperature/ Wavelength	Luminous Flux (lm)	Power (W)	Forward Voltage (VDC)	Current (mA)	Viewing Angle (°)	Price Each 1	10	50	100
604-AT3535SE9ZS-RV	AT3535SE9ZS-RV	D	Reddish-Org	623nm	16	1.05	2.5	350	120				
604-AT3535SY9ZS-RV	AT3535SY9ZS-RV	D	Yellow	591nm	13	0.98	2.3	350	120				
604-AT3535ZG10ZS-RV	AT3535ZG10ZS-RV	D	Green	530nm	55	1.3	3.3	350	120				
604-AT3535QR410ZSRVC	AT3535QR410ZS-RV-C1	D	Cool White	6000K	60	1.25	3.2	500	120				

FLASH SMD LEDS

For quantities greater than listed, call for quote.

MOUSER STOCK NO.	Kingbright Part No.	Fig.	Color	Color Temperature/ Wavelength	Luminous Flux (lm)	Power (W)	Forward Voltage (VDC)	Current (mA)	Viewing Angle (°)	Price Each 1	10	50	100
604-AT2520QB10ZS350	AT2520QB10ZS-350MA	E	Blue	458nm	13	1.25	3.2	350	130				
604-AT2520QW10ZS350	AT2520QW10ZS-350MA	E	White	---	55	1.25	3.2	350	130				

© Copyright 2014 Mouser Electronics
© Copyright 2014 Mouser Electronics

LEDENGIN High-Power LEDs

LED ENGIN

RoHS Compliant **This product is RoHS compliant.**

LZ1 SERIES 5 WATT LEDS

For quantities greater than listed, call for quote.

MOUSER STOCK NO.	LedEngin Part No.	Fig.	Color	Wavelength/Color Temperature	Luminous Flux	Power (W)	Current (mA)	Price Each 1	10	50	100
LZ1 Series Emitter Only											
897-LZ100R300	LZ1-00R300	A	Far Red	740nm	405m/W	5	1000				
897-LZ100R200	LZ1-00R200	A	Deep Red	660nm	720m/W	5	1000				
897-LZ100R100	LZ1-00R100	A	Red	623nm	120lm	5	1000				
897-LZ100A100	LZ1-00A100	A	Amber	590nm	105lm	5	1000				
897-LZ100G100	LZ1-00G100	A	Green	525nm	150lm	5	1000				
897-LZ100B200	LZ1-00B200	A	Blue	460nm	40lm	5	1000				
897-LZ100NW00	LZ1-00NW00	A	Neutral White	4100K	200lm	5	1000				
897-LZ100CW00	LZ1-00CW00	A	Cool White	5500K	220lm	5	1000				
LZ1 Series Emitter on Starboard											
897-LZ110R400	LZ1-10R400	B	Infrared	850nm	600m/W	5	1000				
897-LZ110R300	LZ1-10R300	B	Far Red	740nm	405m/W	5	1000				
897-LZ110R200	LZ1-10R200	B	Deep Red	660nm	720m/W	5	1000				
897-LZ110R100	LZ1-10R100	B	Red	623nm	120lm	5	1000				
897-LZ110A100	LZ1-10A100	B	Amber	590nm	105lm	5	1000				
897-LZ110G100	LZ1-10G100	B	Green	525nm	150lm	5	1000				
897-LZ110B200	LZ1-10B200	B	Blue	460nm	40lm	5	1000				
897-LZ110DB00	LZ1-10DB00	B	Dental Blue	460nm	900m/W	5	1000				
897-LZ110WW00	LZ1-10WW00	B	Warm White	3100K	170lm	5	1000				
897-LZ110NW00	LZ1-10NW00	B	Neutral White	4100K	200lm	5	1000				
897-LZ110CW00	LZ1-10CW00	B	Cool White	5500K	220lm	5	1000				

LZ4 SERIES 10 WATT LEDS

LZ4 Series Emitter Only											
897-LZ400R300	LZ4-00R300	C	Far Red	740nm	1210m/W	10	700				
897-LZ400R200	LZ4-00R200	C	Deep Red	660nm	1650m/W	10	700				
897-LZ400R100	LZ4-00R100	C	Red	623nm	350lm	10	700				
897-LZ400A100	LZ4-00A100	C	Amber	590nm	325lm	10	700				
897-LZ400G100	LZ4-00G100	C	Green	525nm	480lm	10	700				
897-LZ400B200	LZ4-00B200	C	Blue	460nm	130lm	10	700				
897-LZ400WW00	LZ4-00WW00	C	Warm White	3100K	520lm	10	700				
897-LZ400NW00	LZ4-00NW00	C	Neutral White	4100K	610lm	10	700				
897-LZ400CW00	LZ4-00CW00	C	Cool White	5500K	680lm	10	700				
897-LZ400MC00	LZ4-00MC00	C	RGB	-	85/280/30	10	700				
897-LZ400MA00	LZ4-00MA00	C	RGBA	-	85/140/30/75	10	700				
897-LZ400MD00	LZ4-00MD00	C	RGBW	-	85/140/30/170	10	700				
LZ4 Series Emitter on Starboard, 4 Channel Control											
897-LZ420R200	LZ4-20R200	D	Deep Red	660nm	1650m/W	10	700				
897-LZ420R100	LZ4-20R100	D	Red	623nm	350lm	10	700				
897-LZ420A100	LZ4-20A100	D	Amber	590nm	325lm	10	700				
897-LZ420G100	LZ4-20G100	D	Green	525nm	480lm	10	700				
897-LZ420B200	LZ4-20B200	D	Blue	460nm	130lm	10	700				
897-LZ420CW00	LZ4-20CW00	D	Cool White	5500K	680lm	10	700				
897-LZ420W200	LZ4-20W200	D	Tunable White	2700K/6000K	250/340	10	700				
897-LZ420MC00	LZ4-20MC00	D	RGB	-	85/280/30	10	700				
897-LZ420MA00	LZ4-20MA00	D	RGBA	-	85/140/30/75	10	700				
897-LZ420MD00	LZ4-20MD00	D	RGBW	-	85/140/30/170	10	700				
LZ4 Series Emitter on Starboard, Single Channel Control											
897-LZ440R400	LZ4-40R400	D	Infrared	850nm	2400m/W	10	700				
897-LZ440R300	LZ4-40R300	D	Far Red	740nm	1210m/W	10	700				
897-LZ440R200	LZ4-40R200	D	Deep Red	660nm	1650m/W	10	700				
897-LZ440R100	LZ4-40R100	D	Red	623nm	350lm	10	700				
897-LZ440A100	LZ4-40A100	D	Amber	590nm	325lm	10	700				
897-LZ440G100	LZ4-40G100	D	Green	525nm	480lm	10	700				
897-LZ440B200	LZ4-40B200	D	Blue	460nm	130lm	10	700				
897-LZ440WW00	LZ4-40WW00	D	Warm White	3100K	520lm	10	700				
897-LZ440NW00	LZ4-40NW00	D	Neutral White	4100K	610lm	10	700				
897-LZ440CW00	LZ4-40CW00	D	Cool White	5500Kt	680lm	10	700				

LZC SERIES 40 WATT LEDS

LZC Series Emitter on Starboard, Single Channel											
897-LZC70NW00	LZC-70NW00	E	Neutral White	4100K	1850	40	700				
897-LZC70CW00	LZC-70CW00	E	Cool White	5500K	2100	40	700				
LZC Series Emitter on Starboard, 2 Channel											
897-LZCC0W200	LZC-C0W200	-	White	2800K/6000K	1400/2100	40	700				
897-LZCC0WW00	LZC-C0WW00	E	Warm White	3100K	1400	40	700				
897-LZCC0NW00	LZC-C0NW00	E	Neutral White	4100K	1850	40	700				
897-LZCC0CW00	LZC-C0CW00	E	Cool White	5500K	2100	40	700				
LZC Series Emitter on Connectorized Board, 2 Channel											
897-LZCF0WWT1	LZC-F0WWT1	F	Warm White	3100K	1400	40	700				
897-LZCF0NWT1	LZC-F0NWT1	F	Neutral White	4100K	1850	40	700				
897-LZCF0CWT1	LZC-F0CWT1	F	Cool White	5500K	2100	40	700				
LZC Series Emitter on Starboard - Multi Color											
897-LZC83MC00	LZC-83MC00	G	RGB	-	360/490/135	40	700				
897-LZCA3MA00	LZC-A3MA00	G	RGBA	-	270/365/100/250	40	700				
897-LZCA3MD00	LZC-A3MD00	G	RGBW	-	270/365/100/505	40	700				

LZP SERIES 90 WATT LEDS

LZP Series Emitter on Starboard, 5 Channel											
897-LZPD0W200	LZP-D0W200	-	White	5000K	3600	90	700				
897-LZPD0WW00	LZP-D0WW00	H	Warm White	3100K	2500	90	700				
897-LZPD0NW00	LZP-D0NW00	H	Neutral White	4100K	3300	90	700				
897-LZPD0CW00	LZP-D0CW00	H	Cool White	5500K	3600	90	700				
LZP Series Emitter on Connectorized Board, 4 Channel											
897-LZPH0WWT1	LZP-H0WWT1	I	Warm White	3100K	2500	90	700				
897-LZPH0NWT1	LZP-H0NWT1	I	Neutral White	4100K	3300	90	700				
897-LZPH0CWT1	LZP-H0CWT1	I	Cool White	5500K	3600	90	700				

SECONDARY LENS

For quantities greater than listed, call for quote.

MOUSER STOCK NO.	LedEngin Part No.	Fig.	Type	Viewing Angle	Optical Efficiency	Operating Temperature	Price Each 1	10	50	100
Lens for LZC Series										
897-LLNS3T08H	LLNS-3T08-H	J	Narrow Spot	8	90%	-40°C ~ +110°C				
897-LLSP3T08H	LLSP-3T08-H	J	Spot	15	80%	-40°C ~ +110°C				
897-LLNF3T08	LLNF-3T08	J	Narrow Flood	22	80%	-40°C ~ +110°C				
897-LLFL3T08	LLFL-3T08	J	Flood	32	80%	-40°C ~ +110°C				
897-LLWF3T08H	LLWF-3T08-H	J	Wide Flood	45	80%	-40°C ~ +110°C				
Lens for LZP Series, High Efficiency Lens										
897-LLSP3T11H	LLSP-3T11-H	K	Spot	15	85%	-40°C ~ +110°C				
897-LLNF3T11H	LLNF-3T11-H	K	Narrow Flood	23	80%	-40°C ~ +110°C				
897-LLFL3T11H	LLFL-3T11-H	K	Flood	32	80%	-40°C ~ +110°C				
Lenses for LZ4 Series, Single Color LEDs										
897-LLNS1T06H	LLNS-1T06-H	K	Spot	12	90%	-40°C ~ +110°C				
897-LLNF1T06H	LLNF-1T06-H	K	Narrow Flood	23	90%	-40°C ~ +110°C				
897-LLFL1T06H	LLFL-1T06-H	K	Flood	37	90%	-40°C ~ +110°C				
Lenses for LZ4 Series, Color Mixing for RGB, RGBA, RGBW LEDs										
897-LLSP2T06H	LLSP-2T06-H	L	High Uniformity	15	50%	-40°C ~ +110°C				
897-LLSP1T06H	LLSP-1T06-H	L	High Mixing	18	90%	-40°C ~ +110°C				



© Copyright 2014 Mouser Electronics

© Copyright 2014 Mouser Electronics

LEDENGIN High-Power LEDs

RoHS Compliant **This page of product is RoHS compliant.**

VIVILUX™ SERIES LEDS

LED Engin ViviLux™ LEDs with Lens deliver bold, vivid, and energy-efficient Lux-on-Target™ directional lighting for retail and commercial lighting. These high-efficiency, CRI 90 emitter-plus-lens combinations offer superior performance, leveraging LED Engin's high density LuxiGen™ LED emitters and optics with high quality light, beam control, and the energy-efficiency demanded in today's green environment.

PRODUCT NEW

For quantities greater than listed, call for quote.

MOUSER STOCK NO.	LedEngin Part No.	Fig.	Color	Color Temp.	CRI	Luminous Flux	Forward Voltage (V)	Current (mA)	Price Each 1	10	50	100
LCZ Emitter on 1 channel 1x12 Connectorized MCPCB + Thermistor												
897-LZCE0WHNF-0H30	LZC-E0WHNF-0H30	A	Warm White	3000K	92	1700lm	18	700				
897-LZCE0WHFL-0H30	LZC-E0WHFL-0H30	A	Warm White	3000K	92	1700lm	18	700				
897-LZCE0WHWF-0H30	LZC-E0WHWF-0H30	A	Warm White	3000K	92	1700lm	18	700				
LCZ Emitter on 1 channel 2x6 parallel/serial Connectorized MCPCB + Thermistor												
897-LZCF0WHNF-0H30	LZC-F0WHNF-0H30	A	Warm White	3000K	92	1700lm	18	700				
897-LZCF0WHFL-0H30	LZC-F0WHFL-0H30	A	Warm White	3000K	92	1700lm	18	700				
897-LZCF0WHWF-0H30	LZC-F0WHWF-0H30	A	Warm White	3000K	92	1700lm	18	700				
LCZ Emitter on 2 channel 2x6 Star MCPCB												
897-LZCC0WHNF-0H30	LZC-C0WHNF-0H30	A	Warm White	3000K	92	2000lm	18	1000				
897-LZCC0WHFL-0H30	LZC-C0WHFL-0H30	A	Warm White	3000K	92	2000lm	18	1000				
897-LZCC0WHWF-0H30	LZC-C0WHWF-0H30	A	Warm White	3000K	92	2000lm	18	1000				

LZC SERIES 40 WATT LEDS

For quantities greater than listed, call for quote.

MOUSER STOCK NO.	LedEngin Part No.	Fig.	Color	Wavelength/Color Temperature	Luminous Flux	Power (W)	Current (mA)	Price Each 1	10	50	100
LZC Series Emitter on Starboard, Single Channel											
897-LZC70NW00	LZC-70NW00	B	Neutral White	4100K	1850	40	700				
897-LZC70CW00	LZC-70CW00	B	Cool White	5500K	2100	40	700				
LZC Series Emitter on Starboard, 2 Channel											
897-LZCC0W200	LZC-C0W200	-	White	2800K/6000K	1400/2100	40	700				
897-LZCC0GW00-23	LZC-C0GW00-0230	B	Gallery White	3000K	1300	40	700				
897-LZCC0WW00	LZC-C0WW00	B	Warm White	3100K	1400	40	700				
897-LZCC0NW00	LZC-C0NW00	B	Neutral White	4100K	1850	40	700				
897-LZCC0SW00	LZC-C0SW00-0000	B	Studio White	5300K	1750	40	700				
897-LZCC0CW00	LZC-C0CW00	B	Cool White	5500K	2100	40	700				
LZC Series Emitter on Connectorized Board, 2 Channel											
897-LZCF0WWT1	LZC-F0WWT1	C	Warm White	3100K	1400	40	700				
897-LZCF0NWT1	LZC-F0NWT1	C	Neutral White	4100K	1850	40	700				
897-LZCF0CWT1	LZC-F0CWT1	C	Cool White	5500K	2100	40	700				
LZC Series Emitter on Starboard - Multi Color											
897-LZC83MC00	LZC-83MC00	D	RGB	-	360/490/135	40	700				
897-LZCB3MA07	LZC-B3MA07	D	RGBA	-	270/365/100/250	40	700				
897-LZCB3MD07	LZC-B3MD07	D	RGBW	-	270/365/100/505	40	700				

LZP SERIES 90 WATT LEDS

LedEngin LZP Series 90W LED emitters generate up to 5500 lumen (CCT of 5500K) and 3000lm (CCT of 3100K) in an unprecedented compact 12mm x 12mm x 6.7mm (LxWxH) package. LedEngin LZP Series high performance LED emitters replace 35W metal halide (MH) bulbs or 50W high pressure sodium (HID) bulbs achieving the high flux required in applications such as high bay lighting, architectural lighting, street/area lighting, and stage and studio moving heads.

For quantities greater than listed, call for quote.

MOUSER STOCK NO.	LedEngin Part No.	Fig.	Color	Wavelength/Color Temperature	Luminous Flux	Power (W)	Current (mA)	Price Each 1	10	50	100
LZP Series Emitter on Starboard, 5 Channel											
897-LZPD0W200	LZP-D0W200	-	White	5000K	3600	90	700				
897-LZPD0WW00	LZP-D0WW00	E	Warm White	3100K	2500	90	700				
897-LZPD0NW00	LZP-D0NW00	E	Neutral White	4100K	3300	90	700				
897-LZPD0CW00	LZP-D0CW00	E	Cool White	5500K	3600	90	700				
LZP Series Emitter on Connectorized Board, 4 Channel											
897-LZPH0WWT1	LZP-H0WWT1	F	Warm White	3100K	2500	90	700				
897-LZPH0NWT1	LZP-H0NWT1	F	Neutral White	4100K	3300	90	700				
897-LZPH0CWT1	LZP-H0CWT1	F	Cool White	5500K	3600	90	700				

SECONDARY LENS

For quantities greater than listed, call for quote.

MOUSER STOCK NO.	LedEngin Part No.	Fig.	Type	Viewing Angle	Optical Efficiency	Operating Temperature	Price Each 1	10	50	100
Lens for LZC Series										
897-LLNS3T08H	LLNS-3T08-H	G	Narrow Spot	8	90%	-40°C ~ +110°C				
897-LLSP3T08H	LLSP-3T08-H	G	Spot	15	80%	-40°C ~ +110°C				
897-LLNF3T08	LLNF-3T08	G	Narrow Flood	22	80%	-40°C ~ +110°C				
897-LLFL3T08	LLFL-3T08	G	Flood	32	80%	-40°C ~ +110°C				
897-LLWF3T08H	LLWF-3T08-H	G	Wide Flood	45	80%	-40°C ~ +110°C				
Lens for LZP Series, High Efficiency Lens										
897-LLSP3T11H	LLSP-3T11-H	H	Spot	15	85%	-40°C ~ +110°C				
897-LLNF3T11H	LLNF-3T11-H	H	Narrow Flood	23	80%	-40°C ~ +110°C				
897-LLFL3T11H	LLFL-3T11-H	H	Flood	32	80%	-40°C ~ +110°C				
Lens for LZ4 Series, Single Color LEDs										
897-LLNS1T06H	LLNS-1T06-H	I	Spot	12	90%	-40°C ~ +110°C				
897-LLNF1T06H	LLNF-1T06-H	I	Narrow Flood	23	90%	-40°C ~ +110°C				
897-LLFL1T06H	LLFL-1T06-H	I	Flood	37	90%	-40°C ~ +110°C				
Lens for LZ4 Series, Color Mixing for RGB, RGBA, RGBW LEDs										
897-LLSP1T06H	LLSP-1T06-H	I	High Mixing	18	90%	-40°C ~ +110°C				
Lens for LZ9 Series										
897-LLSP3T06H	LLSP-3T06-H	J	Spot	17	90%	-40°C ~ +110°C				
897-LLNF3T06H	LLNF-3T06-H	J	Narrow Flood	29	90%	-40°C ~ +110°C				
897-LLFL3T06H	LLFL-3T06-H	J	Flood	39	90%	-40°C ~ +110°C				

A


B


C


D


E


F


G


H


I


J


© Copyright 2014 Mouser Electronics

© Copyright 2014 Mouser Electronics

LEDIL OY Secondary Optics

RoHS Compliant This product is RoHS compliant.

OPTICS FOR AVAGO JADE SERIES LEDS

For quantities greater than listed, call for quote.

MOUSER STOCK NO.	Ledil Oy Part No.	Dia. (mm)	Angle (FWHM)	Optic Type	Price Each 1	Price Each 50
928-CA12346TI2RSW	CA12346_TINA2-RS	16.1	15	Single Lens		
928-CA12347TI2DW	CA12347_TINA2-D	16.1	17	Single Lens		
928-CA12348TI2MW	CA12348_TINA2-M	16.1	30	Single Lens		
928-CA12349TI2OW	CA12349_TINA2-O	16.1	36+18	Single Lens		
928-CA12350TI2WW	CA12350_TINA2-W	16.1	51	Single Lens		

OPTICS FOR LEDENGIN LEDS

928-FA10784LE1RS	FCN10784_LE1-RS	21.6	8	Single Lens		
928-FA10786LE1D	FCN10786_LE1-D	21.6	10	Single Lens		
928-FA10783LE1M	FCN10783_LE1-M	21.6	24	Single Lens		
928-FCN11454LE1M2	FCN11454_LE1-M2	21.6	30	Single Lens		
928-FA10785LE1REC	FCN10785_LE1-REC	21.6	38+24	Single Lens		
928-FA11103LE1O90	FCN11103_LE1-O-90	21.6	40+20	Single Lens		
LZ1/LZ4 Series						
928-C10437BR	C10437_BOOMERANG	19.8	28/32	Reflector		

OPTICS FOR LUMINUS DEVICES LEDS

SST-50/SST-90 Series						
928-C10977LILYS	C10977_LILY-S	22.6	20/24	Reflector		
928-C10978LILYM	C10978_LILY-M	22.6	30/26	Reflector		
928-C10979LILYW	C10979_LILY-W	22.6	45/56	Reflector		

OPTICS FOR CREE

MP-L Series						
928-C11394TS	C11394_TYRA-S	40	20	Reflector		
928-C11395TM	C11395_TYRA-M	40	32	Reflector		
928-C11396TW	C11396_TYRA-W	40	52	Reflector		
928-CA11475T2ST	CA11475_TYRA2-S	40	20	Reflector		
928-CA11476T2MT	CA11476_TYRA2-M	40	32	Reflector		
928-CA11477T2WT	CA11477_TYRA2-W	40	52	Reflector		
MT-G Series						
928-C12095MNM	C12095_MINNIE-M	32.4	26	Reflector		
928-C12097MNWWW	C12097_MINNIE-WWW	32.4	74	Reflector		
MT-G/MT-G2 Series						
928-CA12239MNM	CA12239_MINNIE-M	35	26/27	Reflector		
928-CA12240MNWWW	CA12240_MINNIE-WWW	35	74/69	Reflector		
MX-3, MX-6 Series						
928-C12226SFW	C12226_STRADA-FW	Rect	Asym	Single Lens		
928-CA12238SFW	CA12238_STRADA-FW	Rect	Asym	Single Lens		
MX-6 Series LEDs						
928-CA11171TRSBLK	CA11171_TINA2-RS	16.1	18	Single Lens		
928-CA11172TINA2DBLK	CA11172_TINA2-D	16.1	20	Single Lens		
928-CA11174TINA2MBLK	CA11174_TINA2-M	16.1	30	Single Lens		
928-CA11175T2WBLK	CA11175_TINA2-W	16.1	40	Single Lens		
928-CA11176TINA2WBLK	CA11176_TINA2-WW	16.1	56	Single Lens		
928-CA11173TINA2OBLK	CA11173_TINA2-O	16.1	34+21	Single Lens		
928-FA10696LN2RS	FA10696_LN2-RS	21.6	14	Single Lens		
928-FA10695LN2D	FA10695_LN2-D	21.6	18	Single Lens		
928-FA10697LN2M	FA10697_LN2-M	21.6	26	Single Lens		
928-FA11452LN2M2	FA11452_LN2-M2	21.6	30	Single Lens		

OPTICS FOR CREE (CONT.)

For quantities greater than listed, call for quote.

MOUSER STOCK NO.	Ledil Oy Part No.	Dia. (mm)	Angle (FWHM)	Optic Type	Price Each 1	Price Each 50
MX-6 Series LEDs (Cont.)						
928-FA10698LN2R	FA10698_LN2-REC	21.6	27+26	Single Lens		
928-FA11108LN2O90	FA11108_LN2-O-90	21.6	40+19	Single Lens		
928-C10373N7M	C10373_NIS83-MX-7-M	38	20	7in 1 Lens		
928-C10633N7MD	C10633_NIS83-MX-7-MD	38	26	7in 1 Lens		
928-C10585NM7W	C10585_NIS83-MX-7-W	38	36	7in 1 Lens		
928-C10586NM7WW	C10586_NIS83-MX-7-WW	38	54	7in 1 Lens		

OPTICS FOR OSRAM

Golden Dragon Plus						
928-FA10886TIRS	FA10886_TINA-RS	16.1	10	Single Lens		
928-FA10642TID	FA10642_TINA-D	16.1	13	Single Lens		
928-FA10643TIM	FA10643_TINA-M	16.1	30	Single Lens		
928-FA11199T0PO	FA11199_TINA-O	16.1	14+34	Single Lens		
928-FA10751LO2RS	FA10751_LO2-RS	21.6	7	Single Lens		
928-FA10753LO2D	FA10753_LO2-D	21.6	11	Single Lens		
928-FA11453LO2M2	FA11453_LO2-M2	21.6	24	Single Lens		
928-FA10750LO2M	FA10750_LO2-M	21.6	26	Single Lens		
928-CA11136LO2W	CA11136_LO2-W	21.6	44	Single Lens		
928-FA10752LO2R	FA10752_LO2-REC	21.6	38+24	Single Lens		
928-FA11135LO2O90	FA11135_LO2-O-90	21.6	41+12	Single Lens		
Platinum Dragon						
928-CA11956ES	CA11956_EYA-S	30.4	7	Single Lens		
928-CA11337EO	CA11337_EYA-O	30.4	8+34	Single Lens		
OSLON SSL 80/SSL 150						
928-FP11084LI2RSC	FP11084_LISA2-RS-CLIP	9.9	16/16	Single Lens		
928-FP11081LI2MC	FP11081_LISA2-M-CLIP	9.9	23/25	Single Lens		
928-FP11082LI2WC	FP11082_LISA2-W-CLIP	9.9	36/46	Single Lens		
928-FP11083LI2WWC	FP11083_LISA2-WW-CLIP	9.9	61/45	Single Lens		
928-FP11120LI2OC	FP11120_LISA2-O-CLIP	9.9	48+19	Single Lens		
928-FP11124LI2OP	FP11124_LISA2-O-PIN	9.9	48+19	Single Lens		
928-FP11857LI2O90C	FP11857_LISA2-O-90-CLIP	9.9	48+19	Single Lens		
OSLON SSL-80/SSL-150/OSLON Square EC						
928-FP11047LI2RSP	FP11047_LISA2-RS-PIN	9.9	16/16/21	Single Lens		
928-FP11001LI2MP	FP11001_LISA2-M-PIN	9.9	23/25/29.5	Single Lens		
928-FP11002LI2WP	FP11002_LISA2-W-PIN	9.9	36/46/47.5	Single Lens		
928-FP11003LI2WWP	FP11003_LISA2-WW-PIN	9.9	61/45/58	Single Lens		
928-FP11852LI2O90P	FP11852_LISA2-O-90-PIN	9.9	-	Single Lens		
OSTAR Lighting						
928-CN10861IR	CN10861_IRIS	38	11	Single Lens		
OSTAR Lighting Plus						
928-FA11109LRS	FA11109_LOST-RS	21.6	8	Single Lens		
928-FA11110LD	FA11110_LOST-D	21.6	25	Single Lens		
928-FA11112LM	FA11112_LOST-M	21.6	30	Single Lens		
928-FA11463LM2	FA11463_LOST-M2	21.6	-	Single Lens		
928-FA11113LW	FA11113_LOST-W	21.6	31	Single Lens		
928-FA11893LWW	FA11893_LOST-WW	21.6	42	Single Lens		
928-FA11114LO90	FA11114_LOST-O-90	21.6	36+24	Single Lens		
928-FA11115LREC	FA11115_LOST-REC	21.6	36+29	Single Lens		
OSTAR SMT RGB						
928-CP10960RGBXSS	CP10960_RGBX-SS	30	18	Single Lens		

OPTICS FOR VARIOUS LED SUPPLIERS

MOUSER STOCK NO.	Ledil Oy Part No.	Dia. (mm)	Optic Type	CREE Series (Angle FWHM) XP-E	XP-G	XB-D	XM-L	XM-L HV	XT-E	OSRAM OS (Angle FWHM) SSL-80	SSL-150	Square EC	Square PC	Price Each 1	Price Each 50
928-FA11905T3S	FA11905_TINA3-S	16.1	Single Lens	10	15	-	23	-	-	11	9	-	-		
928-FA11904TI3WWW	FA11904_TINA3-WWW	16.1	Single Lens	-	-	-	70	80	54	46	-	-	-		
928-CA11663HEIDIRS	CA11663_HEIDI-RS	21.6	Single Lens	8	9	8	-	-	-	6	7	12	-		
928-CA11264HEIDID	CA11264_HEIDI-D	21.6	Single Lens	10	12	12	-	-	10	7	9	10	-		
928-CA11265HEIDIM	CA11265_HEIDI-M	21.6	Single Lens	28	28	29	-	-	-	28	26	29	-		
928-CA11268HEIDIW	CA11268_HEIDI-W	21.6	Single Lens	32	31	30	-	-	-	32	32	34	-		
928-CA11266HEIDIO	CA11266_HEIDI-O	21.6	Single Lens	48+10	47+14	54+10	-	-	-	47+8	50+8	48+12	-		
928-CA11267HEIDIO90	CA11267_HEIDI-O-90	21.6	Single Lens	9+50	14+44	12+49	-	-	-	9+42	9+48	12+48	-		
928-CA11387EMILYSS	CA11387_EMILY-SS	26	Single Lens	10	11	-	-	-	-	11	12	-	-		
928-CA11388EMILYM	CA11388_EMILY-M	26	Single Lens	18	18	-	-	-	-	18	20	-	-		
928-CA11389EMILYO	CA11389_EMILY-O	26	Single Lens	44+9	44+10	-	-	-	-	44+10	44+12	-	-		
928-CA11390EMILYO90	CA11390_EMILY-O-90	26	Single Lens	49+9	44+10	-	-	-	-	44+10	44+12	-	-		
928-C12086SFW	C12086_STRADA-FW	15.4x19.6	Single Lens	Asym	Asym	-	Asym	Asym	Asym	Asym	Asym	-	-		
928-CA12087STFW	CA12087_STRADA-FW	15.4x19.6	Single Lens	Asym	Asym	-	Asym	-	Asym	Asym	Asym	-	-		
928-C11425STRADATDW	C11425_STRADA-T-DW	19.6x15.5	Single Lens	Asym	Asym	-	-	-	-	Asym	Asym	-	-		
928-C11249STRADAS	C11249_STRADA-S	19.6x15.5	Single Lens	144+168	144+176	-	-	-	-	161	146+170	-	-		
928-C11252STRADAC2	C11252_STRADA-C2	19.6x15.5	Single Lens	124	136	135	-	-	-	92	92	-	-		
928-CA11253STRADAC2	CA11253_STRADA-C2	19.6x15.6	Single Lens	124	132	135	-	-	-	92	92	-	-		
928-C11415STRADATDN	C11415_STRADA-T-DN	19.8x15.5	Single Lens	Asym	Asym	-	-	-	-	Asym	Asym	-	-		
928-C11192TUIJA3SS	C11192_TUIJA-3-SS	50	3in 1 Lens	12	14	11	-	-	-	10	12	-	-		
928-C11193TUIJA3M	C11193_TUIJA-3-M	50	3in 1 Lens	19	20	16	-	-	-	14	23	-	-		
928-C11191TUIJA3W	C11191_TUIJA-3-W	50	3in 1 Lens	58	59	49	-	-	-	46	58	-	-		
928-C11710ANNA403S	C11710_ANNA-40-3-S	40	3in 1 Lens	12	18	-	-	-	-	11	12	-	-		
928-C11711ANNA403M	C11711_ANNA-40-3-M	40	3in 1 Lens	19	25	22	-	-	-	20	22	-	-		
928-C11712ANNA403W	C11712_ANNA-40-3-W	40	3in 1 Lens	36	36	29	-	-	-	26	34	-	-		
928-C11793ANNA404S	C11793_ANNA-40-4-S	40	4in 1 Lens	12	18	-	-	-	-	11	12	-	-		
928-C11794ANNA404M	C11794_ANNA-40-4-M	40	4in 1 Lens	19	25	22	-	-	-	20	22	-	-		
928-C11795ANNA404W	C11795_ANNA-40-4-W	40	4in 1 Lens	36	36	29	-	-	-	26	34	-	-		
928-C11713A405S	C11713_ANNA-40-5-S	40	5in 1 Lens	12	18	-	-	-	-	11	12	-	-		
928-C11714ANNA405M	C11714_ANNA-40-5-M	40	5in 1 Lens	19	25	22	-	-	-	20	22	-	-		
928-C11715ANNA405W	C11715_ANNA-40-5-W	40	5in 1 Lens	36	36	29	-	-	-	26	34	-	-		
928-C11805ANNA406S	C11805_ANNA-40-6-S	40	6in 1 Lens	19	18	-	-	-	-	11	12	-	-		
928-C11806ANNA406M	C11806_ANNA-40-6-M	40	6in 1 Lens	19	25	22	-	-	-	20	22	-	-		
928-C11807ANNA406W	C11807_ANNA-40-6-W	40	6in 1 Lens	36	36	29	-	-	-	26	34	-	-		
928-C11918ST6X1DNW	C11918_STRADA-T-6X1-DNW	119.8x25.2	6in 1 Lens	Asym	Asym	Asym	-	-	-	Asym	Asym	-	Asym		
928-C11716ANNA407S	C11716_ANNA-40-7-S	40	7in 1 Lens	12	18	-	-	-	-	11	12	-	-		
928-C11717ANNA407M	C11717_ANNA-40-7-M	40	7in 1 Lens	19	25	22	-	-	-	20	22	-	-		
928-C11718ANNA407W	C11718_ANNA-40-7-W	40	7in 1 Lens	36	36	29	-	-	-	26	34	-	-		

© Copyright 2014 Mouser Electronics
© Copyright 2014 Mouser Electronics

LUMINUS DEVICES Phlatlight® LEDs

LUMINUS LEADER IN BIG CHIP LEDS

MONOCHROME LEDS

For quantities greater than listed, call for quote.

MOUSER STOCK NO.	Luminus Devices Part No.	Fig.	Color	Wavelength	Operating Voltage (V)	Operating Current (A)	Price Each 1	25	100
896-SBT16BJ11EPATR	SBT-16-B-J11-EPA-TR	A	Blue	460nm	3.9	4			
896-SBT16GJ11MPBTR	SBT-16-G-J11-MPB-TR	A	Green	525nm	4.9	4			
896-SBT16RJ11MPBTR	SBT-16-R-J11-MPB-TR	A	Red	623nm	2.4	4			
896-90RF11HH100	SST-90-R-F11-HH100	B	Red	624nm	2.2	6.3			
896-90RF11HH101	SST-90-R-F11-HH101	B	Red	624nm	2.2	6.3			
896-90GF11JG200	SST-90-G-F11-JG200	B	Green	533nm	3.7	6.3			
896-90GF11JG201	SST-90-G-F11-JG201	B	Green	533nm	3.7	6.3			
896-90BF11KF300	SST-90-B-F11-KF300	B	Blue	464nm	3.6	6.3			
896-90BF11KG300	SST-90-B-F11-KG300	B	Blue	464nm	3.6	6.3			
896-90RR11HH100	SSR-90-R-R11-HH100	C	Red	624nm	2.2	6.3			
896-90GR11JG200	SSR-90-G-R11-JG200	C	Green	533nm	3.7	6.3			
896-90BR11KF300	SSR-90-B-R11-KF300	C	Blue	464nm	3.6	6.3			
896-90BR11KG300	SSR-90-B-R11-KG300	C	Blue	464nm	3.6	6.3			
896-CBT90RC11HK100	CBT-90-R-C11-HK100	D	Red	624nm	2.4	13.5			
896-CBT90GC11JJ200	CBT-90-G-C11-JJ200	D	Green	529nm	4.3	13.5			
896-CBT90GC11JK200	CBT-90-G-C11-JK200	D	Green	529nm	4.3	13.5			
896-CBT90BC11KJ300	CBT-90-B-C11-KJ300	D	Blue	464nm	3.9	13.5			
896-CBT90BC11KK300	CBT-90-B-C11-KK300	D	Blue	464nm	3.9	13.5			
896-CBT120RC11HJ100	CBT-120-R-C11-HJ100	E	Red	623nm	2.3	18			
896-CBT120GC11JJ200	CBT-120-G-C11-JJ200	E	Green	528nm	4.3	18			
896-CBT120BC11KJ300	CBT-120-B-C11-KJ300	E	Blue	462nm	4.1	18			

RGBW LEDS

PRODUCT NEW

For quantities greater than listed, call for quote.

MOUSER STOCK NO.	Luminus Devices Part No.	Fig.	Color	Wavelength	Operating Voltage (V)	Operating Current (A)	Price Each 1	25	100
896-380RGBWD11QF100	CBM-380-RGBW-D11-QF100	F	Red	624nm	2.5	12			
			Green	533nm	4	12			
			Blue	464nm	4.1	8.1			
			White	6500K	3.6	9			
896-160RGBWH41RE102	SBM-160-RGBW-H41-RE102	G	Red	624nm	2.5	4			
			Green	530nm	4.6	4			
			Blue	460nm	3.8	4			
			White	5700K	3.8	4			
896-160RGBWR41RE102	SBR-160-RGBW-R41-RE102	H	Red	624nm	2.5	4			
			Green	530nm	4.6	4			
			Blue	460nm	3.8	4			
			White	5700K	3.8	4			

MONOCHROME PROJECTION LEDS

For quantities greater than listed, call for quote.

MOUSER STOCK NO.	Luminus Devices Part No.	Fig.	Color	Wavelength	Operating Voltage (V)	Operating Current (A)	Price Each 1	25	100
896-PT121RC11MPB	PT-121-R-C11-MPB	I	Red	623nm	2.6	30			
896-PT121GC11MPB	PT-121-G-C11-MPB	I	Green	525nm	4.9	30			
896-PT121BC11EPA	PT-121-B-C11-EPA	I	Blue	460nm	4	30			
896-PT120RC11MPB	PT-120-R-C11-MPB	J	Red	623nm	2.6	30			
896-PT120GC11MPB	PT-120-G-C11-MPB	J	Green	525nm	4.9	30			
896-PT120BC11EPA	PT-120-B-C11-EPA	J	Blue	462nm	4.9	30			
896-PT54RC21MPB	PT-54-R-C21-MPB	K	Red	623nm	2.6	13.5			
896-PT39RC21MPB	PT-39-R-C21-MPB	K	Red	623nm	2.6	9.8			
896-PT54GC21MPB	PT-54-G-C21-MPB	K	Green	526nm	4.9	13.5			
896-PT39GC21MPB	PT-39-G-C21-MPB	K	Green	526nm	4.9	9.8			
896-PT54BC21EPA	PT-54-B-C21-EPA	K	Blue	462nm	4.9	13.5			
896-PT39BC21EPA	PT-39-B-C21-EPA	K	Blue	462nm	4.9	9.8			

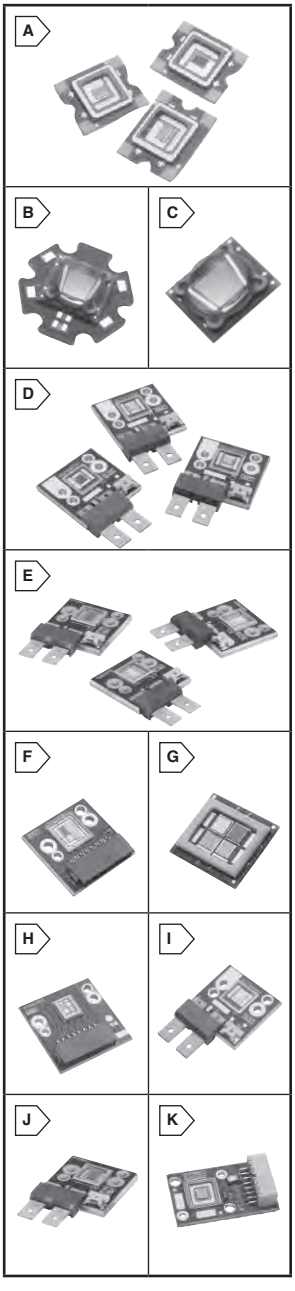

CABLE ASSEMBLIES

For quantities greater than listed, call for quote.

MOUSER STOCK NO.	Luminus Devices Part No.	Description	Price Each 1	25	100
896-400375	400375	Quick Connect			
896-960026	960026	Quick Connect			



LED MOUNTING SOCKETS

For quantities greater than listed, call for quote.

MOUSER STOCK NO.	Luminus Devices Part No.	Body Shape	Mounting Style	Price Each 1	25	100
896-400465	400465	Star	SMD / SMT			
896-400463	400463	Star	SMD / SMT			

DEVELOPMENT KITS

MOUSER STOCK NO.	Luminus Devices Part No.	Description	Price Each
896-DK105T1	DK-105T-1	Single channel development kit, with 5A driver, PAR-20 Synjet and User Manual	
896-DK114N1	DK-114N-1	Single channel development kit, with 14A driver board, heatsink, interface board, cable assemblies and user manual	
896-DK409N1	DK-409N-1	Single channel development kit, with 9A driver/control board, heatsink, cable assemblies and user manual	
896-DK414N4	DK-414N-4	Quadruple channel development kit, with 14A driver board, heatsink, cable assemblies and user manual	
896-DK136M1	DK-136M-1	Single channel development kit, with 36A driver board, heatsink, cable assemblies and user manual	
896-DK136M3	DK-136M-3	Three channel development kit, with 36A driver board, heatsink, cable assemblies and user manual	

© Copyright 2014 Mouser Electronics
© Copyright 2014 Mouser Electronics

LUMINUS DEVICES Big Chip LEDs

LUMINUS
LEADER IN BIG CHIP LEDS



SST-50 SERIES

Features:
- Thermal Resistance: 2.45C°/W
- 60,000 hour L70 lifetime
- Drive Voltage: 2.5 - 3.9 volts DC
- Drive Current Range: 1.75 - 5.0 Amps

For quantities greater than listed, call for quote.

MOUSER STOCK NO.	Fig.	Color Temp.	Lumens @1.75A (max.)	Price Each 1	25	100	500
Emitter							
896-50W30MF21GH701	A	3000K	375				
896-50W40SF21J2501	A	4000K	475				
896-50W45SF21J2401	A	4500K	475				
896-50W57SF21GK201	A	5700K	530				
896-50W65SF21GK102	A	6500K	530				
Emitter on Starboard							
896-50W30MR21GH701	B	3000K	375				
896-50W40SR21J2501	B	4000K	475				
896-50W45SR21J2401	B	4500K	475				
896-50W57SR21GK201	B	5700K	530				
896-50W65SR21GK102	B	6500K	530				

SST-90 SERIES

Features:
- Thermal Resistance: 0.64C°/W
- 60,000 hour L70 lifetime
- Drive Voltage: 2.5 - 3.9 volts DC
- Drive Current Range: 1.0 - 9.0 Amps

For quantities greater than listed, call for quote.

MOUSER STOCK NO.	Fig.	Color Temp.	Lumens @3.15A (max.)	Price Each 1	25	100	500
Emitter							
896-90W40SF11GN501	C	4000K	1000				
896-90W45SF11GN401	C	4500K	1000				
896-90W57SF11N3201	C	5700K	1000				
896-90W65SF11N3102	C	6500K	1000				
Emitter on Starboard							
896-90W40SR11GN501	D	4000K	1000				
896-90W45SR11GN401	D	4500K	1000				
896-90W57SR11N3201	D	5700K	1000				
896-90W65SR11N3102	D	6500K	1000				

SBT-70 SERIES

Features:
- Thermal Resistance: 0.64C°/W
- Drive Voltage: 3.3 - 3.9 volts DC
- Drive Current Range: 1 - 10.5 Amps
- Industries First Round LED

PRODUCT NEW

For quantities greater than listed, call for quote.

MOUSER STOCK NO.	Fig.	Color Temp.	Lumens @10.5A (max.)	Price Each 1	25	100	500
896-SBT70WTHF75HB720	E	3000K	900				
896-SBT70WTHF75HB723	E	3000K	900				
896-SBT70WDHF75LA220	E	5700K	1290				
896-SBT70WDHF75LA221	E	5700K	1290				
896-SBT70WCSF75NA120	E	7000K	1710				
896-SBT70WCSF75NA123	E	7000K	1710				

SBT-90 SERIES

Features:
- Thermal Resistance: 0.90C°/W
- 70,000 hour L70 lifetime
- Drive Voltage: 3.6 volts DC
- Drive Current Range: 1.0 - 9.0 Amps

PRODUCT NEW

For quantities greater than listed, call for quote.

MOUSER STOCK NO.	Fig.	Color Temp.	Lumens @9.0A (max.)	Price Each 1	25	100	500
Emitter							
896-90W65SF71MA100	F	6500K	1485				
896-90W65SF71MA101	F	6500K	1485				
896-90W65SF71MA102	F	6500K	1485				
896-90W65SF71KB100	F	6500K	1200				
896-90W65SF71KB101	F	6500K	1200				
896-90W65SF71KB102	F	6500K	1200				
896-90W65SF71LA100	F	6500K	1290				
896-90W65SF71LA101	F	6500K	1290				
Emitter on Starboard							
896-90W65SR71MB101	G	6500K	1590				
896-90W65SR71MB102	G	6500K	1590				

CBT-140 SERIES

Features:
- Thermal Resistance: 0.6C°/W
- Drive Voltage: 3.3-3.8 volts DC
- Drive Current Range: 1 - 28 Amps
- Industries First Round LED

PRODUCT NEW

For quantities greater than listed, call for quote.

MOUSER STOCK NO.	Fig.	Color Temp.	Lumens @21A (max.)	Price Each 1	25	100	500
896-CBT14WTHC15PB720	H	3000K	2100				
896-CBT14WTHC15PB723	H	3000K	2100				
896-CBT14WDHC15RA220	H	5700K	2600				
896-CBT14WDHC15RA221	H	5700K	2600				
896-CBT14WCSC15TB120	H	7000K	3680				
896-CBT14WCSC15TB123	H	7000K	3680				

CST-90 SERIES (DOME LENS)

Features:
- Thermal Resistance: 0.92C°/W
- 60,000 hour L70 lifetime
- Drive Voltage: 2.5 - 3.9 volts DC
- Drive Current Range: 1.0 - 13.5 Amps

For quantities greater than listed, call for quote.

MOUSER STOCK NO.	Fig.	Color Temp.	Lumens @3.15A (max.)	Price Each 1	25	100	500
896-90W57SC13GN201	I	5700K	850				
896-90W65SC13GN102	I	6500K	850				

CBT-90 SERIES (FLAT LENS)

Features:
- Thermal Resistance: 0.92C°/W
- 60,000 hour L70 lifetime
- Drive Voltage: 2.5 - 3.9 volts DC
- Drive Current Range: 1.0 - 13.5 Amps

PRODUCT NEW

For quantities greater than listed, call for quote.

MOUSER STOCK NO.	Fig.	Color Temp.	Lumens @9.0A (max.)	Price Each 1	25	100	500
896-90W57HC11LA201	J	5700K	1290			-	-
896-90W65SC11MB100	J	6500K	1485				
896-90W65SC11MB101	J	6500K	1485				
896-90W65SC11MB102	J	6500K	1485				
896-90W65SC11NA100	J	6500K	1590				
896-90W65SC11NA101	J	6500K	1590				
896-90W65SC11NA102	J	6500K	1590				

CSM-360 SERIES (DOME LENS)

Features:
- Thermal Resistance: 0.90C°/W
- 60,000 hour L70 lifetime
- Drive Voltage: 11.0 - 17.6 volts DC
- Drive Current Range: 1.0 - 6.3 Amps

For quantities greater than listed, call for quote.

MOUSER STOCK NO.	Fig.	Color Temp.	Lumens @3.15A (max.)	Price Each 1	25	100	500
896-360W30MD22GS700	K	3000K	2100				
896-360W45SD22GU400	K	4500K	3000				
896-360W45SD22GV400	K	4500K	3600				
896-360W57SD22GV200	K	5700K	3600				
896-360W65SD22GV102	K	6500K	3600				

CBM-360 SERIES (FLAT LENS)

Features:
- Thermal Resistance: 0.96C°/W
- 60,000 hour L70 lifetime
- Drive Voltage: 12.8 - 16.0 volts DC
- Drive Current Range: 1.0 - 6.3 Amps

For quantities greater than listed, call for quote.

MOUSER STOCK NO.	Fig.	Color Temp.	Lumens @6.3A (max.)	Price Each 1	25	100	500
896-360W65SD22GU102	L	6500 K	3200				
896-360W65SD22GV100	L	6500 K	3440				
896-360W65SD22GV102	L	6500 K	3680				

© Copyright 2014 Mouser Electronics
© Copyright 2014 Mouser Electronics

MOLEX Helieon™ Light Modules

RoHS Compliant **This product is RoHS compliant.**

MOLEX LED ARRAY HOLDERS

- Compression contacts to power array
- Double-ended wire-trap terminal to attach power source
- Releasable wire trap for rework or replacement
- Snap lock feature for optional optic
- High-temperature thermoplastic housing
- Screw-mount attachment method for securing array to heat sink

For quantities greater than listed, call for quote.

MOUSER STOCK NO.	Molex Part No.	Fig.	Description	Price Each 1	10	25	50
LED Array Holder for Cree XLamp Arrays							
538-180160-0000	180160-0000	A	For Cree XLamp MP-L without Lens Cover, Parallel Circuits				
538-180160-0001	180160-0001	A	For Cree XLamp MP-L with Lens Cover, Parallel Circuits				
538-180160-0002	180160-0002	A	For Cree XLamp MP-L without Lens Cover, Series Circuits				
538-180160-0003	180160-0003	A	For Cree XLamp MP-L with Lens Cover, Series Circuits				
538-180220-0000	180220-0000	B	For Cree XLamp CXA20 Arrays without Lens Cover				
538-180220-0001	180220-0001	B	For Cree XLamp CXA20 Arrays with Lens Cover				
LED Array Holder for Illumitex Aduro and Surexi AD44							
538-180250-0001	180250-0001	C	LED Array Holder for Illumitex Aduro and Surexi AD44 with Cover				
LED Array Holder for Bridgelux Arrays							
538-180150-0000	180150-0000	D	LED Array Holder for Bridgelux ES, without Lens Cover				
538-180150-0001	180150-0001	D	LED Array Holder for Bridgelux ES, with Lens Cover				
538-180180-0000	180180-0000	E	LED Array Holder for Bridgelux RS, without Lens Cover				
LED Array Holder for Citizen Arrays							
538-180190-0000	180190-0000	F	LED Array Holder for Citizen CL-L340 without Lens Cover				
538-180190-0001	180190-0001	F	LED Array Holder for Citizen CL-L340 with Lens Cover				
Heat Sink for LED Array Holders				**1**		**5**	
538-180289-0000	180289-0000	G	Heat Sink, 80.00mm (3.15") Dia. Black Anodized Finish				

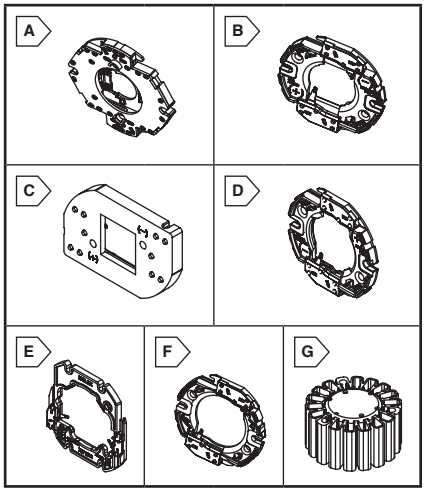

HELIEON™ SUSTAINABLE LIGHT MODULES

Features:

- Integrated solid state lighting solution for OEM fixture manufacturers, lighting designers and architects
- Multiple product options compatible with a single thermal and electronic driver system design
- Separable socketed plug-and-play solution(socket and module) with a turn-and-click installation process
- Uniform high-quality illumination with beam control optics (24, 32 and 50 degree options)
- High system efficacy enables luminaires with operating efficiencies of >50 lm/W
- Color controlled to a single 3-step MacAdams ellipse
- UL recognized (pending)
- Three year limited warranty
- Recyclable components, Pb and Mercury free, RoHS compliant

Benefits:

- Simplifies the design integration effort and accelerates time to market
- Enables flexibility to change the lighting experience after installation
- Enables separation of source and fixture,emulating traditional lighting with a familiar turn-and-click installation process
- Delivers clean white light without pixilation for precision lighting effects
- Meets or exceeds global regulatory requirements such as Energy Star, Title 24, Part L and others
- Uniform consistent white light between luminaires in the lighting installation
- Streamlines the UL-listing process for the luminaire
- Enables luminaire manufacturers to design with confidence
- Reduces environmental and disposal issues, delivering a sustainable solution

Applications:

- Down lights
- Task and accent lighting
- Spot and track lights
- Troffers and interior-area lighting
- Retail and display lighting
- Hospitality lighting
- Architectural lighting
- Decorative lighting
- Museum lighting

Notes:

1. Driving these high-current devices at low currents can result in variations in performance. For low-current operation, pulse width modulation is recommended.
2. A maximum duty cycle of 10% is recommended when operating the Helieon module at the maximum peak pulsed current specified.
3. LEDs are not designed to be driven with a reverse voltage. TYPICAL PRODUCT PERFORMANCE Helieon™ Sustainable Light Module

MAXIMUM PRODUCT RATINGS

Parameter	Maximum Rating
Maximum DC Forward Current	2000mA
Minimum DC Forward Current(1)	600mA
Maximum Peak Pulsed Current(2)	2800mA
Maximum Reverse Voltage(3)	-20V
Operating Temperature	-40°C to +95°C
Storage Temperature	-40°C to +105°C

For quantities greater than listed, call for quote.

MOUSER STOCK NO.	Molex Part No.	CCT	CRI	Beam Angle (FWHM)	Forward Current (mA)	Hot Lumens(1) (T_C 60°C)	Voltage(2) (T_C 60°C) (V)	Nominal Wattage (T_C 60°C) (W)	Nominal Efficacy (T_C 60°C) (lm/W)	Price Each 1	5	10
800 Lumen Series Modules												
538-180081-2220	180081-2220	3000K	82	24°	700	490	11.4	7.9	62			
					1050	710	11.9	12.4	57			
					1400	860	12.3	17.2	50			
538-180081-2230	180081-2230	3000K	82	32°	700	490	11.4	7.9	62			
					1050	710	11.9	12.4	57			
					1400	860	12.3	17.2	50			
538-180081-2250	180081-2250	3000K	82	50°	700	490	11.4	7.9	62			
					1050	710	11.9	12.4	57			
					1400	860	12.3	17.2	50			
538-180081-4220	180081-4220	4100K	80	24°	700	550	11.4	7.9	70			
					1050	800	11.9	12.4	64			
					1400	1020	12.3	17.2	59			
538-180081-4230	180081-4230	4100K	80	32°	700	550	11.4	7.9	70			
					1050	800	11.9	12.4	64			
					1400	1020	12.3	17.2	59			
538-180081-4250	180081-4250	4100K	80	50°	700	550	11.4	7.9	70			
					1050	800	11.9	12.4	64			
					1400	1020	12.3	17.2	59			
1200 Lumen Series Modules												
538-180081-2320	180081-2320	3000K	82	24°	700	730	17.2	12.0	61			
					1050	1040	17.9	18.8	56			
					1400	1330	18.5	25.8	51			
538-180081-2330	180081-2330	3000K	82	32°	700	730	17.2	12.0	61			
					1050	1040	17.9	18.8	56			
					1400	1330	18.5	25.8	51			
538-180081-2350	180081-2350	3000K	82	50°	700	730	17.2	12.0	61			
					1050	1040	17.9	18.8	56			
					1400	1330	18.5	25.8	51			
538-180081-4320	180081-4320	4100K	80	24°	700	840	17.2	12.0	70			
					1050	1200	17.9	18.8	64			
					1400	1330	18.5	25.8	59			
538-180081-4330	180081-4330	4100K	80	32°	700	840	17.2	12.0	70			
					1050	1200	17.9	18.8	64			
					1400	1330	18.5	25.8	59			
538-180081-4350	180081-4350	4100K	80	50°	700	840	17.2	12.0	70			
					1050	1200	17.9	18.8	64			
					1400	1530	18.5	25.8	59			
Helieon Socket		Description								**1**	**5**	**10**
538-180080-0000	180080-0000	80mm Socket Assembly										

1. Lumen range is within ±10% of the nominal value. 2. Voltage range is within ±10% of the nominal value.



Helieon Module

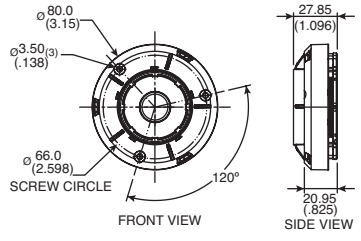

DIMENSIONS: mm (in.)

Helieon Socket

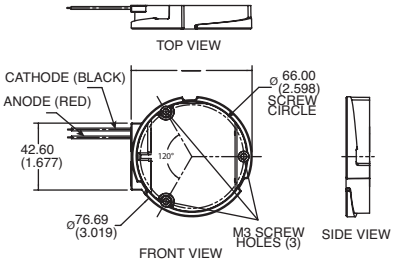

DIMENSIONS: mm (in.)

Mated Helieon System

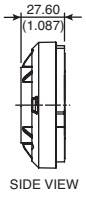

DIMENSIONS: mm (in.)

© Copyright 2014 Mouser Electronics

© Copyright 2014 Mouser Electronics

OSRAM High Power LEDs

RoHS Compliant This product is RoHS compliant.

OSRAM
Opto Semiconductors



OSLON SERIES

PRODUCT NEW

For quantities greater than listed, call for quote.

MOUSER STOCK NO.	Osram Part No.	Fig.	Series	Color	Wavelength	Luminous Flux (lm)	Viewing Angle (°)	Voltage (VDC)	Current (mA)	Price Each 1	10	50	100
720-LUWCN7NLXEMKM46Z	LUW CN7N-KYLX-EMKM-46-Z	A	MX	Ultra White	6500K	61-112	80	3.4	100				
720-LACN5MFBGB241Z	LA CN5M-FBGB-24-1-Z	A	SX	Amber	617nm	14-28	60	2.5	140				
720-LYCN5MFAGA361Z	LY CN5M-FAGA-36-1-Z	A	SX	Yellow	590nm	11.2-22.4	60	2.25	140				
720-LTCN5MFBGB251Z	LT CN5M-FBGB-25-1-Z	A	SX	True Green	528nm	14-28	60	3.3	140				
720-LTCN5MGAHB251Z	LT CN5M-GAHB-25-1-Z	A	SX	True Green	528nm	45	60	3.3	140				
720-LDCN5M4Q4R351Z	LD CN5M-4Q4R-35-1-Z	A	SX	Deep Blue	453nm	18-45	60	3.3	140				
720-LDCN5M1R1S351Z	LD CN5M-1R1S-35-1-Z	A	SX	Deep Blue	453nm	18-45	60	3.3	140				
720-LDCQAR4V5A231Z	LD CQAR-4V5A-23-1-700-R18-Z	A	SX	Blue	450nm	1000-1250	120	3.15	700				
720-LUWCN5MGAHA5P7RZ	LUW CN5M-GAHA-5P7R-1-Z	A	SX	Ultra White	6500K	35.5	60	3.6	140				
720-LHCP7P1T3T1Z	LH CP7P-1T3T-1-Z	A	SSL	Hyper Red	645nm	-	80	3.2	400				
720-LHCPDP1T3T1Z	LH CPDP-1T3T-1-Z	A	SSL	Hyper Red	645nm	-	150	3.2	400				
720-LCWCRDPEKTLP5U8X	LCW CRDP.EC-KTLP-5U8X-1-350-R18	A	SSL	Warm White	2700K	97-121	150	3.1	800				
720-LCWCR7PEKTLP5U8X	LCW CR7P.EC-KTLP-5U8X-1-350-R18	A	SSL	Warm White	2700K	97-121	80	3.1	800				
720-LCWCRDPEKTLP5R8T	LCW CRDP.EC-KTLP-5R8T-1-350-R18	A	SSL	Warm White	3000K	97-121	150	3.1	800				
720-LCWCR7PEKTLP5R8T	LCW CR7P.EC-KTLP-5R8T-1-350-R18	A	SSL	Warm White	3000K	97-121	80	3.1	800				
720-LCWCRDPPLPLR5L7N	LCW CRDP.PC-LPLR-5L7N-1-350-R18	A	SSL	Neutral White	4000K	112-140	150	3.1	800				
720-LCWCR7PPLPLR5L7N	LCW CR7P.PC-LPLR-5L7N-1-350-R18	A	SSL	Neutral White	4000K	112-140	80	3.1	800				
720-LCWCRDPEKULP5L7N	LCW CRDP.EC-KULP-5L7N-1-350-R18	A	SSL	Neutral White	4000K	104.2-130	150	3.1	800				
720-LCWCR7PEKULQ5L7N	LCW CR7P.EC-KULQ-5L7N-1-350-R18	A	SSL	Natural White	4000K	104.2-130	80	3.1	800				
720-LCWCRDPPLQLS5H7I	LCW CRDP.PC-LQLS-5H7I-1-350-R18	A	SSL	Cool White	5000K	121-150	150	3.1	800				
720-LCWCR7PPLQLS5H7I	LCW CR7P.PC-LQLS-5H7I-1-350-R18	A	SSL	Cool White	5000K	121-150	80	3.1	800				
720-LUWCQDPKULQ5E8G1	LUW CQDP-KULQ-5E8G-1	A	SSL	White	5700K	104.2-130	150	3.2	1000				
720-LUWCR7PLQLSHPJR1	LUW CR7P-LQLS-HPJR-1-350-R18	A	SSL	Cool White	6000K	130-164	80	3.1	1000				
720-LUWCRDPLQLSHPJR1	LUW CRDP-LQLS-HPJR-1-350-R18	A	SSL	Cool White	6000K	121-140	80	3.1	1000				
720-LUWCQDPKULQ5C8E1	LUW CQDP-KULQ-5C8E-1	A	SSL	Ultra White	6500K	104.2-130	150	3.2	1000				

OSLON SQUARE SERIES

PRODUCT NEW

For quantities greater than listed, call for quote.

MOUSER STOCK NO.	Osram Part No.	Fig.	Color	Color Temp. (K)	Luminous Flux (lm)	Voltage (VDC)	Current (mA)	Price Each 1	10	50	100
720-LCWCQARELUMQ5U8X	LCW CQAR.EC-LUMQ-5U8X-1	A	Warm/Neutral White	2700	210	3.15	700				
720-LCWCQAREMPMR5R8T	LCW CQAR.EC-MPMR-5R8T-1	A	Warm White	3000	224	3.15	700				
720-LCWCQAREMQMX5R8T	LCW CQAR.EC-MQMX-5R8T-1	A	Warm White	3000	224	3.15	700				
720-LCWCQARPMRMT5L7N	LCW CQAR.PC-MRMT-5L7N-1	A	Neutral White	4000	269	3.15	700				
720-LCWCQARPMSMU5J7K	LCW CQAR.PC-MSMU-5J7K-1-700-R18	A	Neutral White	4500K	240	3.15	700				
720-LCWCQARPMSMU5H7I	LCW CQAR.PC-MSMU-5H7I-1-700-R18	A	Cool White	5000K	240	3.15	700				
720-LCWCQARPMTNP5H7I	LCW CQAR.PC-MTNP-5H7I-1-700-R18	A	Cool White	5000K	240	3.15	700				
720-LUWCQARMTNPJPJQ1	LUW CQAR-MTNP-JPJQ-1-700-R18	A	Cool White	6000K	270	3.15	700				
720-LUWCQARMUNQHPJR1	LUW CQAR-MUNQ-HPJR-1-700-R18	A	Cool White	6000K	280	3.15	700				
720-LUWCQARMSMUJPJR1	LUW CQAR-MSMU-JPJR-1	A	Cool White	5700	280	3.15	700				

OSTAR SERIES LEDS

PRODUCT NEW

For quantities greater than listed, call for quote.

MOUSER STOCK NO.	Osram Part No.	Fig.	Color	Wavelength	Luminous Flux Max.	Viewing Angle (°)	Forward Voltage (VDC)	Forward Current (mA)	Price Each 1	10	50	100
720-LERTDUWS2W	LE RTDUW S2W	B	Red, Green, Blue, White	625nm, 527nm, 453nm, 6500K	112lm, 180lm, 900mW, 224lm	120	2.45, 3.45, 3.45, 3.45	1000				

CERAMOS LED

For quantities greater than listed, call for quote.

MOUSER STOCK NO.	Osram Part No.	Fig.	Color	Wavelength	Luminous Flux (lm)	Power (W)	Voltage (VDC)	Current (mA)	Price Each 1	10	50	100
720-LWC9SNF0HA58SZ	LW C9SN-F0HA-58-S-Z	C	White	5600K	72	---	3.5	500				

GOLDEN DRAGON

For quantities greater than listed, call for quote.

MOUSER STOCK NO.	Osram Part No.	Fig.	Color	Wavelength	Luminous Flux (lm)	Power (W)	Voltage (VDC)	Current (mA)	Price Each 1	10	50	100
720-LYW5SMHZJZ35Z	LY W5SM-HZJZ-35-Z	D	Yellow	590nm	45	1	2.2	400				
720-LTW5SMJXKX36Z	LT W5SM-JXKX-36-Z	D	True Green	525nm	81	1	3.2	350				
720-LUWW5SMJZKY5P7RZ	LUW W5SM-JZKY-5P7R-Z	D	Ultra White	6500K	81	1	3.2	350				
Golden Dragon Plus												
720-LRW5AMHZJZ1Z	LR W5AM-HZJZ-1-Z	D	Red	625nm	55	1	2.2	400				
720-LAW5AMJXKX24Z	LA W5AM-JXKX-24-Z	D	Amber	617nm	63	1	2.2	400				
720-LYW5AMHYJZ36Z	LY W5AM-HYJZ-36-Z	D	Yellow	590nm	48	1	2.2	400				
720-LTW5AMJYKZ36Z	LT W5AM-JYKZ-36-Z	D	True Green	528nm	82	t1	3.2	350				
720-LVW5AMJYKY25Z	LV W5AM-JYKY-25-Z	D	Verde Green	505nm	62	1	3.2	350				
720-LBW5AMGYHY25Z	LB W5AM-GYHY-25-Z	D	Blue	470nm	25.5	1	3.2	350				
720-LDW5AM3T3U35Z	LD W5AM-3T3U-35-Z	D	Deep Blue	455nm	492mW	1	3.2	350				
720-LCWW5AMJZKY4U9XZ	LCW W5AM-JZKY-4U9X-Z	D	Warm White	2700K	85	1	3.2	350				
720-LCWW5AMJZKY4R9TZ	LCW W5AM-JZKY-4R9T-Z	D	Warm White	3000K	84	1	3.2	350				
720-LCWW5AMKXKY4R9TZ	LCW W5AM-KXKY-4R9T-Z	D	Warm White	3000K	84	1	3.2	350				
720-LCWW5AMJZKZ4O9QZ	LCW W5AM-JZKZ-4O9Q-Z	D	Warm White	3500K	85	1	3.2	350				
720-LCWW5AMKXKZ4L8NZ	LCW W5AM-KXKZ-4L8N-Z	D	Warm White	4000K	91	1	3.2	350				
720-LCWW5AMKXKZ4J8KZ	LCW W5AM-KXKZ-4J8K-Z	D	Warm White	4500K	85	1	3.2	350				
720-LUWW5AMKYLX6P7QZ	LUW W5AM-KYLX-6P7Q-Z	D	Ultra White	5700K	112	1	3.2	350				
720-LUWW5AMKZLY6P7RZ	LUW W5AM-KZLY-6P7R-Z	D	Ultra White	6500K	123	1	3.2	350				
720-LUWW5AMLXLY6P7RZ	LUW W5AM-LXLY-6P7R-Z	D	Ultra White	6500K	131	1	3.2	350				

SOLERIQ SERIES

PRODUCT NEW

For quantities greater than listed, call for quote.

MOUSER STOCK NO.	Osram Part No.	Fig.	Color	Color Temp. (K)	Luminous Flux (lm)	Voltage (VDC)	Current (mA)	Light Emitting Surface size (mm)	Price Each 1	10	50	100
720-GWKAJRB2SUTQ30H4	GW KAJRB2.EM-SUTQ-30H4	E	Warm White	3000	3300	44	600	23				
720-GWKAJRB2TPTR40H4	GW KAJRB2.EM-TPTR-40H4	E	Neutral White	4000	3590	44	600	23				
720-GWKAJRB2TPTR57H4	GW KAJRB2.EM-TPTR-57H4	E	Cool White	5700	3590	44	600	23				
720-GWKALRB3TSTU30H4	GW KALRB3.EM-TSTU-30H4	F	Warm White	3000	4500	44	880	27.3				
720-GWKALRB3TUUQ40H4	GW KALRB3.EM-TUUQ-40H4	F	Neutral White	4000	5200	44	880	27.3				
720-GWKALRB3TUUQ57H4	GW KALRB3.EM-TUUQ-57H4	F	Cool White	5700	5200	44	880	27.3				

© Copyright 2014 Mouser Electronics

© Copyright 2014 Mouser Electronics

PHILIPS LUMILEDS High Power LEDs

RoHS Compliant **This product is RoHS compliant.**

Philips Lumileds is a leading provider of LEDs for illumination solutions. Their LUXEON products deliver high light output, high efficacy and a more environmentally friendly light source, demonstrating its commitment to innovation. Philips Lumileds is a pioneer in the use of LED lighting solutions for everyday purposes including automotive lighting, indoor lighting, outdoor lighting, signage and signaling and general lighting. Philips Lumileds Lighting Company is a fully integrated manufacturer of LED dice, packaged LEDs, and high-brightness LEDs—LUXEON®—designed for integration into general lighting products.

LUXEON REBEL

For quantities greater than listed, call for quote.

MOUSER STOCK NO.	Philips Lumileds Part No.	Fig.	Color	Color Temp.	Luminous Flux (lm)	CRI	Voltage (VDC)	Current (mA)	Viewing Angle (°C)	Price Each 1	10	100	500
997-LXMLPWN10100	LXML-PWN1-0100	A	Neutral White	4100K	100	70	3	350	120				
997-LXMLPWN10120	LXML-PWN1-0120	A	Neutral White	4100K	120	70	3	350	120				
997-LXMLPWC10100	LXML-PWC1-0100	A	Cool White	6500K	100	70	3	350	120				
997-LXMLPWC10120	LXML-PWC1-0120	A	Cool White	6500K	120	70	3	350	120				

LUXEON REBEL ES

For quantities greater than listed, call for quote.

997-LXW9PW27	LXW9-PW27	B	Warm White	2700K	120	90	2.9	700	120				
997-LXW9PW30	LXW9-PW30	B	Warm White	3000K	120	90	2.9	700	120				
997-LXW8PW35	LXW8-PW35	B	Neutral White	3500K	160	80	2.9	700	120				
997-LXW8PW40	LXW8-PW40	B	Neutral White	4000K	170	80	2.9	700	120				
997-LXH7PW40	LXH7-PW40	B	Neutral White	4000K	180	70	3	700	120				
997-LXMLPWN2	LXML-PWN2	B	Neutral White	4100K	200	65	3	700	120				
997-LXW8PW50	LXW8-PW50	B	Cool White	5000K	180	80	2.9	700	120				
997-LXMLPWC2	LXML-PWC2	B	Cool White	5650K	200	70	3	700	120				

LUXEON REBEL PLUS

For quantities greater than listed, call for quote.

997-LX18P1273	LX18-P127-3	C	Warm White	2700K	80	80	2.76	350	120				
997-LX18P1303	LX18-P130-3	C	Warm White	3000K	85	80	2.76	350	120				
997-LX18P1403	LX18-P140-3	C	Neutral White	4000K	90	80	2.76	350	120				
997-LX18P1503	LX18-P150-3	C	Cool White	5000K	95	80	2.76	350	120				

LUXEON A

For quantities greater than listed, call for quote.

997-LXH8PW27	LXH8-PW27	D	Warm White	2700K	140	80	2.81	700	120				
997-LXH9PW30	LXH9-PW30	D	Warm White	3000K	120	90	2.81	700	120				
997-LXH8PW30	LXH8-PW30	D	Warm White	3000K	150	80	2.81	700	120				
997-LXH8PW40	LXH8-PW40	D	Neutral White	4000K	170	80	2.81	700	120				
997-LXH8PW50	LXH8-PW50	D	Cool White	5000K	170	80	2.81	700	120				

LUXEON H

For quantities greater than listed, call for quote.

997-LXV8PW270014	LXV8-PW27-0014	E	Warm White	2700K	300	80	96	40	120				
997-LXV8PW270024	LXV8-PW27-0024	E	Warm White	2700K	300	80	192	20	120				
997-LXV8PW300014	LXV8-PW30-0014	E	Warm White	3000K	320	80	96	40	120				
997-LXV8PW300024	LXV8-PW30-0024	E	Warm White	3000K	320	80	192	20	120				
997-LXV8PW400014	LXV8-PW40-0014	E	Neutral White	4000K	340	80	96	40	120				
997-LXV8PW400024	LXV8-PW40-0024	E	Neutral White	4000K	340	80	192	20	120				

LUXEON K

For quantities greater than listed, call for quote.

997-LXK8PW270012A	LXK8-PW27-0012-A	F	Warm White	2700K	1148	80	31.5	350	100				
997-LXK8PW270016A	LXK8-PW27-0016-A	G	Warm White	2700K	1530	80	42	350	100				
997-LXK8PW270024A	LXK8-PW27-0024-A	H	Warm White	2700K	2296	80	63	350	100				
997-LXK8PW300012A	LXK8-PW30-0012-A	F	Warm White	3000K	1175	80	31.5	350	100				
997-LXK8PW300016A	LXK8-PW30-0016-A	G	Warm White	3000K	1568	80	42	350	100				
997-LXK8PW300024A	LXK8-PW30-0024-A	H	Warm White	3000K	2351	80	63	350	100				
997-LXK8PW400012A	LXK8-PW40-0012-A	F	Neutral White	4000K	1329	80	31.5	350	100				
997-LXK8PW400016A	LXK8-PW40-0016-A	G	Neutral White	4000K	1772	80	42	350	100				
997-LXK8PW400024A	LXK8-PW40-0024-A	H	Cool White	4000K	2660	80	63	350	100				

LUXEON M

For quantities greater than listed, call for quote.

MOUSER STOCK NO.	Philips Lumileds Part No.	Fig.	PRODUCT NEW Color	Color Temp./ Wavelength	Luminous Flux (lm)	CRI	Voltage (VDC)	Current (mA)	Viewing Angle (°C)	Price Each 1	10	100	500
Luxeon M 6 Volts													
997-LXR9-RW27	LXR9-RW27	I	Warm White	2700K	610	90	5.6	1400	140				
997-LXR8-RW27	LXR8-RW27	I	Warm White	2700K	760	80	5.6	1400	140				
997-LXR9-RW30	LXR9-RW30	I	Warm White	3000K	620	90	5.6	1400	140				
997-LXR8-RW30	LXR8-RW30	I	Warm White	3000K	800	80	5.6	1400	140				
997-LXR7-RW30	LXR7-RW30	I	Warm White	3000K	905	70	5.6	1400	140				
997-LXR8-RW35	LXR8-RW35	I	Warm White	3500K	860	80	5.6	1400	140				
997-LXR8-RW40	LXR8-RW40	I	Neutral White	4000K	905	80	5.6	1400	140				
997-LXR7-RW40	LXR7-RW40	I	Neutral White	4000K	980	70	5.6	1400	140				
997-LXR8-RW50	LXR8-RW50	I	Cool White	5000K	905	80	5.6	1400	140				
997-LXR7-RW50	LXR7-RW50	I	Cool White	5000K	980	70	5.6	1400	140				
997-LXR7-RW57	LXR7-RW57	I	Cool White	5700K	1000	70	5.6	1400	140				
997-LXR7-RW65	LXR7-RW65	I	Cool White	6500K	1000	70	5.6	1400	140				
Luxeon M 12 Volts													
997-LXR9SW27	LXR9-SW27	I	Warm White	2700K	540	90	11.2	700	120				
997-LXR8SW27	LXR8-SW27	I	Warm White	2700K	680	80	11.2	700	120				
997-LXR9SW30	LXR9-SW30	I	Warm White	3000K	560	90	11.2	700	120				
997-LXR8SW30	LXR8-SW30	I	Warm White	3000K	710	80	11.2	700	120				
997-LXR7SW30	LXR7-SW30	I	Warm White	3000K	800	70	11.2	700	120				
997-LXR8SW50	LXR8-SW50	I	Warm White	5000K	800	80	11.2	700	120				
997-LXR8SW35	LXR8-SW35	I	Neutral White	3500K	745	80	11.2	700	120				
997-LXR8SW40	LXR8-SW40	I	Neutral White	4000K	780	80	11.2	700	120				
997-LXR7SW40	LXR7-SW40	I	Neutral White	4000K	840	70	11.2	700	120				
997-LXR7SW50	LXR7-SW50	I	Cool White	5000K	840	70	11.2	700	120				
997-LXR7SW57	LXR7-SW57	I	Cool White	5700K	840	70	11.2	700	120				
997-LXR7SW65	LXR7-SW65	I	Cool White	6500K	840	70	11.2	700	120				
997-LXR0-SR00	LXR0-SR00	I	Royal Blue	460nm	-	-	5.6	700	140				

LUXEON R

For quantities greater than listed, call for quote.

MOUSER STOCK NO.	Philips Lumileds Part No.	Fig.	Color	Color Temp.	Luminous Flux (lm)	CRI	Voltage (VDC)	Current (mA)	Viewing Angle (°C)	Price Each 1	10	100	500
997-LXA7PW30	LXA7-PW30	J	Warm White	3000K	200	70	2.81	700	120				
997-LXA7PW40	LXA7-PW40	J	Neutral White	4000K	200	70	2.81	700	120				
997-LXA7PW50	LXA7-PW50	J	Cool White	5000K	200	70	2.81	700	120				
997-LXA7PW57	LXA7-PW57	J	Cool White	5700K	200	70	2.81	700	120				
997-LXA7PW65	LXA7-PW65	J	Cool White	6500K	200	70	2.81	700	120				

PHILIPS LUMILEDS

A 

B 

C 

D 

E 

F 

G 

H 

I 

J 

© Copyright 2014 Mouser Electronics

© Copyright 2014 Mouser Electronics

PHILIPS LUMILEDS High Power LEDs

RoHS Compliant This page of product is RoHS compliant.

PHILIPS LUMILEDS



LUXEON S1000

For quantities greater than listed, call for quote.

MOUSER STOCK NO.	Philips Lumileds Part No.	Fig.	Color	Color Temperature	Luminous Flux (lm)	CRI	Voltage (VDC)	Current (mA)	Viewing Angle (°C)	Price Each 1	10	100	500
997-LXS8PW27	LXS8-PW27	A	Warm White	2700K	1150	80	25.6	700	105				
997-LXS9PW30	LXS9-PW30	A	Warm White	3000K	1050	90	25.6	700	105				
997-LXS8PW30	LXS8-PW30	A	Warm White	3000K	1250	80	25.6	700	105				
997-LXS8PW35	LXS8-PW35	A	Neutral White	3500K	1300	80	25.6	700	105				
997-LXS8PW40	LXS8-PW40	A	Neutral White	4000K	1360	80	25.6	700	105				

LUXEON S2000

For quantities greater than listed, call for quote.

997-LXS8-PW30-0017	LXS8-PW30-0017	B	Warm White	3000K	2800	80	47	1250	105				
997-LXS9-PW30-0017	LXS9-PW30-0017	B	Warm White	3000K	2200	90	47	1250	105				

LUXEON S3000

For quantities greater than listed, call for quote.

997-LXS8-PW30-0024	LXS8-PW30-0024	C	Warm White	3000K	3300	80	67.5	1250	105				
997-LXS9-PW30-0024	LXS9-PW30-0024	C	Warm White	3000K	4000	90	67.5	1250	105				

LUXEON S5000

For quantities greater than listed, call for quote.

997-LXS8-PW30-0041	LXS8-PW30-0041	D	Warm White	3000K	5400	80	115	1250	105				
997-LXS9-PW30-0041	LXS9-PW30-0041	D	Warm White	3000K	6750	90	115	1250	105				

LUXEON T

For quantities greater than listed, call for quote.

997-LXH8FW273	LXH8-FW27-3	E	Warm White	2700K	182	80	2.8	700	120				
997-LXH8FW275	LXH8-FW27-5	E	Warm White	2700K	182	80	2.8	700	120				
997-LXH8FW303	LXH8-FW30-3	E	Warm White	3000K	190	80	2.8	700	120				
997-LXH9-FW27-3	LXH9-FW27-3	E	Warm White	2700K	186	95	2.8	700	120				
997-LXH9-FW30-3	LXH9-FW30-3	E	Warm White	3000K	160	95	2.8	700	120				
997-LXH8FW305	LXH8-FW30-5	E	Warm White	3000K	190	80	2.8	700	120				
997-LXH8-FW35-3	LXH8-FW35-3	E	Warm White	3500K	208	80	2.8	700	120				
997-LXH8FW403	LXH8-FW40-3	E	Neutral White	4000K	210	80	2.8	700	120				
997-LXH8FW405	LXH8-FW40-5	E	Neutral White	4000K	215	80	2.8	700	120				
997-LXH8FW503	LXH8-FW50-3	E	Cool White	5000K	215	80	2.8	700	120				
997-LXH8FW505	LXH8-FW50-5	E	Cool White	5000K	215	80	2.8	700	120				
997-LXH7-FW57	LXH7-FW57	E	Cool White	5700K	255	70	2.8	700	120				
997-LXH7-FW65	LXH7-FW65	E	Cool White	6500K	-	70	2.8	700	120				
997-LXH1-FWRB	LXH1-FWRB	E	Royal Blue	-	-	-	3	700	120				

LUXEON Z ES

For quantities greater than listed, call for quote.

997-LXZ227803	LXZ2-2780-3	F	Warm White	2700K	173	80	2.85	700	160				
997-LXZ227903	LXZ2-2790-3	F	Warm White	2700K	135	90	2.85	700	160				
997-LXZ230803	LXZ2-3080-3	F	Warm White	3000K	180	80	2.85	700	160				
997-LXZ230903	LXZ2-3090-3	F	Warm White	3000K	145	90	2.85	700	160				
997-LXZ235803	LXZ2-3580-3	F	Warm White	3500K	190	80	2.85	700	160				
997-LXZ2-3580	LXZ2-3580	F	Neutral White	3500K	190	80	2.85	700	160				
997-LXZ240803	LXZ2-4080-3	F	Neutral White	4000K	195	80	2.85	700	160				
997-LXZ25070	LXZ2-5070	F	Cool White	5000K	215	70	2.85	700	160				
997-LXZ25770	LXZ2-5770	F	Cool White	5700K	215	70	2.85	700	160				

LUXEON Z

For quantities greater than listed, call for quote.

MOUSER STOCK NO.	Philips Lumileds Part No.	Fig.	Color	Wavelength/ Color Temperature	Luminous Flux (lm)	CRI	Voltage (VDC)	Current (mA)	Viewing Angle (°C)	Lens Color	Price Each 1	10	100	500
997-LXZ1PA01	LXZ1-PA01	G	Red	665nm	360	-	2.25	500	145	Water Clear				
997-LXZ1PD01	LXZ1-PD01	G	Red	627nm	57	-	2.2	500	145	Water Clear				
997-LXZ1PH01	LXZ1-PH01	G	Orange	617nm	74	-	2.15	500	145	Water Clear				
997-LXZ1PL01	LXZ1-PL01	G	Amber	590nm	66	-	2.15	500	145	Water Clear				
997-LXZ1PM01	LXZ1-PM01	G	Green	530nm	106	-	3.05	500	125	Water Clear				
997-LXZ1PE01	LXZ1-PE01	G	Green	505nm	73	-	2.95	500	125	Water Clear				
997-LXZ1PB01	LXZ1-PB01	G	Blue	470nm	50	-	3.15	500	125	Water Clear				
997-LXZ1PR01	LXZ1-PR01	G	Royal Blue	447.5nm	620	-	2.9	500	125	Water Clear				
997-LXZ127803	LXZ1-2780-3	G	Warm White	2700K	105	80	2.85	500	160	-				
997-LXZ130803	LXZ1-3080-3	G	Warm White	3000K	110	80	2.85	500	160	-				
997-LXZ135803	LXZ1-3580-3	G	Warm White	3500K	-	80	2.85	500	160	-				
997-LXZ140803	LXZ1-4080-3	G	Neutral White	4000K	126	80	2.85	500	160	-				
997-LXZ14070	LXZ1-4070	G	Neutral White	4000K	144	70	2.9	500	120	-				
997-LXZ15070	LXZ1-5070	G	Cool White	5000K	142	70	2.85	500	160	-				
997-LXZ15770	LXZ1-5770	G	Cool White	5700K	142	70	2.85	500	160	-				
997-LXZ16565	LXZ1-6565	G	Cool White	6500K	135	65	2.85	500	160	-				

© Copyright 2014 Mouser Electronics

© Copyright 2014 Mouser Electronics

PHILIPS LUMILEDS High Power LEDs

PHILIPS LUMILEDS

RoHS Compliant **This page of product is RoHS compliant.**



Philips Lumileds is a leading provider of LEDs for illumination solutions. Their LUXEON products deliver high light output, high efficacy and a more environmentally friendly light source, demonstrating its commitment to innovation. Philips Lumileds is a pioneer in the use of LED lighting solutions for everyday purposes including automotive lighting, indoor lighting, outdoor lighting, signage and signaling and general lighting. Philips Lumileds Lighting Company is a fully integrated manufacturer of LED dice, packaged LEDs, and high-brightness LEDs—LUXEON®—designed for integration into general lighting products.

LUXEON REBEL COLORS

For quantities greater than listed, call for quote.

MOUSER STOCK NO.	Philips Lumileds Part No.	Fig.	Color	Wavelength/ Color Temperature	Luminous Flux	Voltage (VDC)	Current (mA)	Viewing Angle (°C)	Lens Color	Price Each 1	10	100	500
997-LXM2PH010060	LXM2-PH01-0060	A	Red-Orange	617nm	60lm	2.1	350	125	Water Clear				
997-LXM2PH010070	LXM2-PH01-0070	A	Red-Orange	617nm	70lm	2.1	350	125	Water Clear				
997-LXMLPM010090	LXML-PM01-0090	A	Green	530nm	90lm	2.9	350	125	Water Clear				
997-LXMLPM010100	LXML-PM01-0100	A	Green	530nm	100lm	2.9	350	125	Water Clear				
997-LXMLPE010070	LXML-PE01-0070	A	Cyan	505nm	70lm	2.9	350	125	Water Clear				
997-LXMLPR010425	LXML-PR01-0425	A	Royal Blue	447.5nm	425mW	2.95	350	125	Water Clear				
997-LXMLPR010500	LXML-PR01-0500	A	Royal Blue	447.5nm	500mW	2.95	350	125	Water Clear				
997-LXMLPB010030	LXML-PB01-0030	B	Blue	470nm	30lm	2.95	350	125	Water Clear				
997-LXMLPB010040	LXML-PB01-0040	B	Blue	470nm	40lm	2.95	350	125	Water Clear				
997-LXMLPB02	LXML-PB02	B	Blue	470nm	470lm	2.95	700	125	Water Clear				
997-LXM2PL0100000	LXM2-PL01-00000	C	Amber	591nm	70lm	3.05	350	120	Water Clear				
997-LXMLPL010050	LXML-PL01-0050	C	Amber	590nm	50lm	2.9	350	125	Water Clear				
997-LXMLPL010060	LXML-PL01-0060	C	Amber	590nm	60lm	2.9	350	125	Water Clear				
997-LXM2PD010040	LXM2-PD01-0040	D	Red	627nm	40lm	2.9	350	125	Water Clear				
997-LXM2PD010050	LXM2-PD01-0050	D	Red	627nm	50lm	2.9	350	125	Water Clear				

LUXEON 3535

For quantities greater than listed, call for quote.

MOUSER STOCK NO.	Philips Lumileds Part No.	Fig.	Color	Color Temperature	Luminous Flux (lm)	CRI	Voltage (VDC)	Current (mA)	Viewing Angle (°C)	Price Each 1	10	100	500
997-MXM8PW27	MXM8-PW27-0000	E	Warm White	2700K	32	82	3.10	150	150				
997-MXM8PW30	MXM8-PW30-0000	E	Warm White	3000K	33	82	3.10	150	150				
997-MXM8PW35	MXM8-PW35-0000	E	Neutral White	3500K	34	82	3.10	150	150				
997-MXM8PW40	MXM8-PW40-0000	E	Neutral White	4000K	36	82	3.10	150	150				
997-MXM7PW40	MXM7-PW40-0000	E	Neutral White	4000K	39	72	3.10	100	150				
997-MXM8PW50	MXM8-PW50-0000	E	Cool White	5000K	36	82	3.10	150	150				
997-MXM7PW50	MXM7-PW50-0000	E	Cool White	5000K	39	73	3.10	100	150				
997-MXM8PW57	MXM8-PW57-0000	E	Cool White	5700K	36	82	3.10	150	150				
997-MXM7PW57	MXM7-PW57-0000	E	Cool White	5700K	39	73	3.10	100	150				
997-MXM8PW65	MXM8-PW65-0000	E	Cool White	6500K	36	82	3.10	150	150				
997-MXM7PW65	MXM7-PW65-0000	E	Cool White	6500K	39	74	3.10	100	150				

LUXEON 3535L

For quantities greater than listed, call for quote.

997-MXA8PW27	MXA8-PW27-0000	F	Warm White	2700K	36	82	3.05	200	140				
997-MXA9PW27	MXA9-PW27-0000	F	Warm White	2700K	30	92	3.05	200	140				
997-MXA8PW30	MXA8-PW30-0000	F	Warm White	3000K	37	82	3.05	200	140				
997-MXA8PW35	MXA8-PW35-0000	F	Neutral White	3500K	37	82	3.05	200	140				
997-MXA8PW40	MXA8-PW40-0000	F	Neutral White	4000K	39	82	3.05	200	140				
997-MXA8PW50	MXA8-PW50-0000	F	Cool White	5000K	39	82	3.05	200	140				
997-MXA8PW57	MXA8-PW57-0000	F	Cool White	5700K	39	82	3.05	200	140				
997-MXA8PW65	MXA8-PW65-0000	F	Cool White	6500K	39	82	3.05	200	140				

LUXEON 3535 2D

For quantities greater than listed, call for quote.

997-MXC8PW27	MXC8-PW27-0000	F	Warm White	2700K	65	80	6.1	100	150				
997-MXC8PW30	MXC8-PW30-0000	F	Warm White	3000K	66	80	6.1	100	150				
997-MXC8PW35	MXC8-PW35-0000	F	Warm White	3500K	66	80	6.1	100	150				
997-MXC8PW40	MXC8-PW40-0000	F	Neutral White	4000K	70	80	6.1	100	150				
997-MXC8PW50	MXC8-PW50-0000	F	Cool White	5000K	70	80	6.1	100	150				
997-MXC8PW57	MXC8-PW57-0000	F	Cool White	5700K	70	80	6.1	100	150				
997-MXC8PW65	MXC8-PW65-0000	F	Cool White	6500K	70	80	6.1	100	150				

LUXEON 5630

For quantities greater than listed, call for quote.

997-MXL8PW27	MXL8-PW27-0000	G	Warm White	2700K	32	82	3.10	100	160				
997-MXL8PW30	MXL8-PW30-0000	G	Warm White	3000K	33	82	3.10	100	160				
997-MXL8PW35	MXL8-PW35-0000	G	Neutral White	3500K	34	82	3.10	100	160				
997-MXL8PW40	MXL8-PW40-0000	G	Neutral White	4000K	34	82	3.10	100	160				
997-MXL8PW50	MXL8-PW50-0000	G	Cool White	5000K	35	82	3.10	100	160				
997-MXL8PW65	MXL8-PW65-0000	G	Cool White	6500K	36	82	3.10	100	160				

LUXEON CoB

For quantities greater than listed, call for quote.

997-LHC1-2780-1203	LHCB-2780-1203	H	Warm White	2700K	1150	80	36	600	100				
997-LHC1-2780-1204	LHCB-2780-1204	H	Warm White	2700K	1725	80	36	900	100				
997-LHC1-2780-1205	LHCB-2780-1205	H	Warm White	2700K	2300	80	36	1200	100				
997-LHC1-2780-1208	LHCB-2780-1208	H	Warm White	2700K	3450	80	36	1800	100				
997-LHC1-3080-1203	LHCB-3080-1203	H	Warm White	3000K	1150	80	36	600	100				
997-LHC1-3080-1204	LHCB-3080-1204	H	Warm White	3000K	1725	80	36	900	100				
997-LHC1-3080-1205	LHCB-3080-1205	H	Warm White	3000K	2300	80	36	1200	100				
997-LHC1-3080-1208	LHCB-3080-1208	H	Warm White	3000K	3450	80	36	1800	100				
997-LHC1-3090-1203	LHCB-3090-1203	H	Warm White	3000K	1150	90	36	600	100				
997-LHC1-3090-1204	LHCB-3090-1204	H	Warm White	3000K	1725	90	36	900	100				
997-LHC1-3090-1205	LHCB-3090-1205	H	Warm White	3000K	2300	90	36	1200	100				
997-LHC1-3090-1208	LHCB-3090-1208	H	Warm White	3000K	3450	90	36	1800	100				
997-LHC1-4080-1203	LHCB-4080-1203	H	Neutral White	4000K	1150	80	36	600	100				
997-LHC1-4080-1204	LHCB-4080-1204	H	Neutral White	4000K	1725	80	36	900	100				
997-LHC1-4080-1205	LHCB-4080-1205	H	Neutral White	4000K	2300	80	36	1200	100				
997-LHC1-4080-1208	LHCB-4080-1208	H	Neutral White	4000K	3450	80	36	1800	100				
997-LHC1-5080-1203	LHCB-5080-1203	H	Cool White	5000K	1150	80	36	600	100				
997-LHC1-5080-1204	LHCB-5080-1204	H	Cool White	5000K	1725	80	36	900	100				
997-LHC1-5080-1205	LHCB-5080-1205	H	Cool White	5000K	2300	80	36	1200	100				
997-LHC1-5080-1208	LHCB-5080-1208	H	Cool White	5000K	3450	80	36	1800	100				

© Copyright 2014 Mouser Electronics

© Copyright 2014 Mouser Electronics

AVAGO Surface Mount and Thru-Hole LEDs

RoHS Compliant **This product is RoHS compliant.**

AVAGO TECHNOLOGIES

AVAGO SURFACE MOUNT LEDS

For quantities greater than listed, call for quote.

MOUSER STOCK NO.	Avago Part No.	Package	Color		Forward Voltage	Illum. Intensity (typ.)(mcd)	Wavelength (nm)	Price Each			
			Source	Lens				1	25	100	500
630-HSMH-C190	HSMH-C190	0603	Red	Diffused	1.8	17	639				
630-HSMS-C190	HSMS-C190	0603	Red	Diffused	2.1	10	626				
630-HSMC-C190	HSMC-C190	0603	Red	Diffused	1.9	90	626				
630-HSMA-C190	HSMA-C190	0603	Amber	Diffused	1.9	90	592				
630-HSMY-C190	HSMY-C190	0603	Yellow	Diffused	2.1	8	586				
630-HSMG-C190	HSMG-C190	0603	Green	Diffused	2.2	5	572				
630-HSMQ-C191	HSMQ-C191	0603	Green	Diffused	3.4	145	527				
630-HSMR-C190	HSMR-C190	0603	Blue	Diffused	3.4	55	473				
630-HSMF-C165	HSMF-C165	0603	Green/Red	Diffused	2.2/2.1	15/10	572/621				
630-HSMH-C170	HSMH-C170	0805	Red	Diffused	1.8	17	639				
630-HSMS-C170	HSMS-C170	0805	Red	Diffused	2.1	10	626				
630-HSMC-C170	HSMC-C170	0805	Red	Diffused	1.9	90	626				
630-HSMD-C170	HSMD-C170	0805	Orange	Diffused	2.2	8	604				
630-HSMA-C170	HSMA-C170	0805	Amber	Diffused	1.9	90	592				
630-HSMY-C170	HSMY-C170	0805	Yellow	Diffused	2.1	8	586				
630-HSMG-C170	HSMG-C170	0805	Green	Diffused	2.2	15	572				
630-HSMM-C170	HSMM-C170	0805	Green	Diffused	3.3	120	525				
630-HSMR-C170	HSMR-C170	0805	Blue	Diffused	3.4	55	473				
630-HSMN-C170	HSMN-C170	0805	Blue	Diffused	3.3	35	470				
630-HSMH-C150	HSMH-C150	1206	Red	Diffused	1.8	17	639				
630-HSMS-C150	HSMS-C150	1206	Red	Diffused	2.1	10	626				
630-HSMD-C150	HSMD-C150	1206	Orange	Diffused	2.2	8	604				
630-HSMY-C150	HSMY-C150	1206	Yellow	Diffused	2.1	8	586				
630-HSMG-C150	HSMG-C150	1206	Green	Diffused	2.2	8	572				
630-HSMQ-C150	HSMQ-C150	1206	Green	Diffused	3.4	145	527				
630-HSMR-C150	HSMR-C150	1206	Blue	Diffused	3.4	55	473				
630-HSMN-C150	HSMN-C150	1206	Blue	Diffused	3.3	35	470				
630-HSMF-C155	HSMF-C155	1210	Green/Red	Diffused	2.2/2.1	15/10	572/626				
630-HSMF-C156	HSMF-C156	1210	Green/Yellow	Diffused	2.2/2.1	15/8	572/586				
630-HSMF-C118	HSMF-C118	1210	RGB	Diffused	1.9/3.5/3.5	40/120/40	626/525/470				
630-HSMC-C265	HSMC-C265	1305	Red	Non-diffused	1.9	75	626				
630-HSMA-C265	HSMA-C265	1305	Amber	Non-diffused	1.9	75	592				
630-HSMG-C265	HSMG-C265	1305	Green	Non-diffused	2.2	15	572				
630-HSMZ-A100-R00J1	HSMZ-A100-R00J1	PLCC-2	Red	Epoxy	2.2	200	639				
630-HSMS-A100-J00J1	HSMS-A100-J00J1	PLCC-2	Red	Epoxy	2.2	15	626				
630-HSMC-A100-Q00J1	HSMC-A100-Q00J1	PLCC-2	Red	Epoxy	1.9	100	626				
630-HSMC-A101-S00J1	HSMC-A101-S00J1	PLCC-2	Red	Epoxy	1.9	220	626				
630-HSML-A101-S00J1	HSML-A101-S00J1	PLCC-2	Orange	Epoxy	1.9	220	605				
630-HSMU-A100-R00J1	HSMU-A100-R00J1	PLCC-2	Amber	Epoxy	2.2	160	594				
630-HSMG-A100-J02J1	HSMG-A100-J02J1	PLCC-2	Green	Epoxy	1.9	220	592				
630-HSMA-A100-Q00J1	HSMA-A100-Q00J1	PLCC-2	Amber	Epoxy	1.9	100	590				
630-HSMA-A101-S00J1	HSMA-A101-S00J1	PLCC-2	Amber	Epoxy	1.9	220	590				
630-HSMM-A101-R00J1	HSMM-A101-R00J1	PLCC-2	Green	Epoxy	3.4	200	525				
630-HSMM-A100-S00J1	HSMM-A100-S00J1	PLCC-2	Green	Epoxy	3.4	350	525				
630-ASMT-UGB5-NV702	ASMT-UGB5-NV702	PLCC-2	Green	Silicon	4.1	1800	525				
630-ASMT-UBB5-NS8Q2	ASMT-UBB5-NS8Q2	PLCC-2	Blue	Silicon	4.1	260	470				
630-HSMN-A100-P00J1	HSMN-A100-P00J1	PLCC-2	Blue	Epoxy	3.4	50	470				
630-ASMT-UWB1-NX302	ASMT-UWB1-NX302	PLCC-2	White	Silicon	3.6	3550	-				
630-ASMC-PRB9-TV005	ASMC-PRB9-TV005	PLCC-4	Red	Epoxy	2.8	790	630				
630-ASMT-SGB5-NW703	ASMT-SGB5-NW703	PLCC-4	Green	Silicon	4.1	2850	525				
630-ASMT-SBB5-NT703	ASMT-SBB5-NT703	PLCC-4	Blue	Silicon	4.1	715	470				
630-ASMT-SWB5-NW703	ASMT-SWB5-NW703	PLCC-4	White	Silicon	4.1	2850	-				
630-ASMT-YTB2-0BB02	ASMT-YTB2-0BB02	PLCC-6	Red/Green/Blue	Silicone	2.1V/3.2V/3.2V	745/1600/380	622/530/470				
630-ASMT-YTC2-0AA02	ASMT-YTC2-0AA02	PLCC-6	Red/Green/Blue	Silicone	2.1V/3.2V/3.2V	450/560/180	622/530/470				
630-ASMT-YTD2-0BB02	ASMT-YTD2-0BB02	PLCC-6	Red/Green/Blue	Silicone	2.1V/3.2V/3.2V	745/1600/380	622/530/470				
630-HSMH-C110	HSMH-C110	RA	Red	Non-diffused	1.8	17	639				
630-HSMS-C110	HSMS-C110	RA	Red	Non-diffused	2.1	10	626				
630-HSMA-C110	HSMA-C110	RA	Amber	Non-diffused	1.9	95	592				
630-HSMY-C110	HSMY-C110	RA	Yellow	Non-diffused	2.1	10	586				
630-HSMG-C110	HSMG-C110	RA	Green	Non-diffused	2.2	15	572				
630-HSMR-C110	HSMR-C110	RA	Blue	Non-diffused	3.4	60	473				

AVAGO THRU-HOLE LEDS

For quantities greater than listed, call for quote.

MOUSER STOCK NO.	Avago Part No.	Package	Color		Forward Voltage	Illum. Intensity (typ.)(mcd)	Wavelength (nm)	Price Each			
			Source	Lens				1	25	100	500
630-HLMP-K150	HLMP-K150	T1	Red	Tinted, Diffused	1.8	2	645				
630-HLMP-K155	HLMP-K155	T1	Red	Water Clear	1.8	3	645				
630-HLMP-K101	HLMP-K101	T1	Red	Tinted, Diffused	1.8	45	645				
630-HLMP-K105	HLMP-K105	T1	Red	Water Clear	1.8	65	645				
630-HLMP-NG07	HLMP-NG07	T1	Red	Non-diffused	1.9	90.2	645				
630-HLMP-1600	HLMP-1600	T1	Red	Tinted, Diffused	5	2.1	635				
630-HLMP-1600-D00A2	HLMP-1600-D00A2	T1	Red	Tinted, Diffused	5	2.1	635				
630-HLMP-1601	HLMP-1601	T1	Red	Tinted, Diffused	12	2.2	635				
630-HLMP-1700	HLMP-1700	T1	Red	Tinted, Diffused	1.7	2.3	635				
630-HLMP-1700-B0002	HLMP-1700-B0002	T1	Red	Tinted, Diffused	1.7	2.3	635				
630-HLMP-1700-B00A2	HLMP-1700-B00A2	T1	Red	Tinted, Diffused	1.7	2.3	635				
630-HLMP-1301-E00A1	HLMP-1301-E00A1	T1	Red	Diffused	1.9	3.4	635				
630-HLMP-1301-E00A2	HLMP-1301-E00A2	T1	Red	Diffused	1.9	3.4	635				
630-HLMP-1321	HLMP-1321	T1	Red	Tinted, Non-diffused	1.9	30	635				
630-HLMP-1340	HLMP-1340	T1	Red	Tinted, Non-diffused	1.9	30	635				
630-HLMP-1301	HLMP-1301	T1	Red	Tinted, Diffused	1.9	3.4	635				
630-HLMP-1301-E0002	HLMP-1301-E0002	T1	Red	Tinted, Diffused	1.9	3.4	635				
630-HLMP-NL06	HLMP-NL06	T1	Amber	Non-diffused	1.9	90.2	600				
630-HLMP-1401	HLMP-1401	T1	Yellow	Tinted, Diffused	2	2.2	585				
630-HLMP-1440	HLMP-1440	T1	Yellow	Tinted, Non-diffused	2	45	585				
630-HLMP-1719	HLMP-1719	T1	Yellow	Tinted, Diffused	1.8	2.1	585				
630-HLMP-1719-A00A2	HLMP-1719-A00A2	T1	Yellow	Tinted, Diffused	1.8	2.1	585				
630-HLMP-1620	HLMP-1620	T1	Yellow	Tinted, Diffused	5	2.2	585				
630-HLMP-1621	HLMP-1621	T1	Yellow	Tinted, Diffused	12	2.2	585				
630-HLMP-1401-D00A1	HLMP-1401-D00A1	T1	Yellow	Diffused	2	3.6	5.85				

© Copyright 2014 Mouser Electronics
© Copyright 2014 Mouser Electronics

AVAGO THRU-HOLE LEDS (CONT.)

For quantities greater than listed, call for quote.

MOUSER STOCK NO.	Avago Part No.	Package	Color		Forward Voltage	Illum. Intensity (typ.) (mcd)	Wavelength (nm)	Price Each			
			Source	Lens				1	25	100	500
630-HLMP-1401-D00A2	HLMP-1401-D00A2	T1	Yellow	Diffused	2	3.6	585				
630-HLMP-1420	HLMP-1420	T1	Yellow	Tinted, Non-diffused	2	15	585				
630-HLMP-1421	HLMP-1421	T1	Yellow	Tinted, Non-diffused	2	15	585				
630-HLMP-1503	HLMP-1503	T1	Green	Tinted, Diffused	2.1	1	565				
630-HLMP-1640	HLMP-1640	T1	Green	Tinted, Diffused	5	1.6	565				
630-HLMP-1640-B00A2	HLMP-1640-B00A2	T1	Green	Tinted, Diffused	5	1.6	565				
630-HLMP-1641	HLMP-1641	T1	Green	Tinted, Diffused	12	1.6	565				
630-HLMP-1790	HLMP-1790	T1	Green	Tinted, Diffused	1.9	2.3	565				
630-HLMP-1790-A0002	HLMP-1790-A0002	T1	Green	Tinted, Diffused	1.9	2.3	565				
630-HLMP-1790-A00A2	HLMP-1790-A00A2	T1	Green	Tinted, Diffused	1.9	2.3	565				
630-HLMP-1503-C00A2	HLMP-1503-C00A2	T1	Green	Diffused	2.1	2.6	565				
630-HLMP-1503-D0000	HLMP-1503-D0000	T1	Green	Tinted, Diffused	2.1	4.2	565				
630-HLMP-1520	HLMP-1520	T1	Green	Tinted, Non-diffused	2.1	22	565				
630-HLMP-1521	HLMP-1521	T1	Green	Tinted, Non-diffused	2.1	22	565				
630-HLMP-1540	HLMP-1540	T1	Green	Untinted, Non-diffused	2.1	45	565				
630-HLMP-K600	HLMP-K600	T1	Emld Green	Diffused	2.1	1	558				
630-HLMP-4000	HLMP-4000	T1-3/4	Green/Red	Diffused	2.2/1.9	2.1/2.6	568/635				
630-HLMP-4000-010	HLMP-4000#010	T1-3/4	Green/Red	Diffused	2.2/1.9	2.1/2.6	568/635				
630-HLMP-4101	HLMP-4101	T1-3/4	Red	-	1.8	1000	650				
630-HLMP-D150	HLMP-D150	T1-3/4	Red	Tinted, Diffused	1.6	3	645				
630-HLMP-D155	HLMP-D155	T1-3/4	Red	Non-diffused	1.6	10	645				
630-HLMP-D101	HLMP-D101	T1-3/4	Red	Tinted, Diffused	1.8	70	645				
630-HLMP-D105	HLMP-D105	T1-3/4	Red	Non-diffused	1.8	240	645				
630-HLMP-EG3A-WX0DV	HLMP-EG3A-WX0DV	T-13/4	Red	Untinted	2.1	9300	626				
630-HLMP-3301-D0000	HLMP-3301-D0000	T1-3/4	Red	Tinted, Diffused	1.9	2.1	635				
630-HLMP-3301-D0002	HLMP-3301-D0002	T1-3/4	Red	Tinted, Diffused	1.9	2.1	635				
630-HLMP-3301-D00B2	HLMP-3301-D00B2	T1-3/4	Red	Tinted, Diffused	1.9	2.1	635				
630-HLMP-3351-D0000	HLMP-3351-D0000	T1-3/4	Red	Tinted, Diffused	1.9	2.1	635				
630-HLMP-3600	HLMP-3600	T1-3/4	Red	Tinted, Diffused	5	2.1	635				
630-HLMP-3601	HLMP-3601	T1-3/4	Red	Tinted, Diffused	12	2.1	635				
630-HLMP-3301	HLMP-3301	T1-3/4	Red	Tinted, Diffused	1.9	5.4	635				
630-HLMP-3301-F0002	HLMP-3301-F0002	T1-3/4	Red	Tinted, Diffused	1.9	5.4	635				
630-HLMP-3301-F00B2	HLMP-3301-F00B2	T1-3/4	Red	Tinted, Diffused	1.9	5.4	635				
630-HLMP-3351	HLMP-3351	T1-3/4	Red	Tinted, Diffused	1.9	5.4	635				
630-HLMP-3762	HLMP-3762	T1-3/4	Red	Tinted, Diffused	1.9	8.6	635				
630-HLMP-3316	HLMP-3316	T1-3/4	Red	Non-diffused	1.9	22	635				
630-HLMP-C223	HLMP-C223	T1-3/4	Red	Non-diffused	1.9	90.2	635				
630-HLMP-3750	HLMP-3750	T1-3/4	Red	Non-diffused	1.9	125	635				
630-HLMP-C215	HLMP-C215	T1-3/4	Red	Non-diffused	1.9	138	635				
630-HLMP-C025-P0000	HLMP-C025-P0000	T1-3/4	Red	Untinted, Non-diffused	1.9	1000	635				
630-HLMP-C008-U0000	HLMP-C008-U0000	T1-3/4	Red	Untinted, Non-diffused	1.9	6000	635				
630-HLMP-ED31-SV000	HLMP-ED31-SV000	T1-3/4	Red	Water Clear	2	5500	630				
630-HLMP-ED33-SV000	HLMP-ED33-SV000	T1-3/4	Red	Water Clear	2	5500	630				
630-HLMP-4700	HLMP-4700	T1-3/4	Red	Tinted, Diffused	1.8	2.3	630				
630-HLMP-4700-C00B2	HLMP-4700-C00B2	T1-3/4	Red	Tinted, Diffused	1.8	2.3	630				
630-HLMP-EG30-NR000	HLMP-EG30-NR000	T1-3/4	Red	Water Clear	2	1900	630				
630-HLMP-EG24-PS000	HLMP-EG24-PS000	T1-3/4	Red	Water Clear	2	2500	630				
630-HLMP-EG15-RU000	HLMP-EG15-RU000	T1-3/4	Red	Water Clear	2	4200	630				
630-HLMP-EG08-Y2000	HLMP-EG08-Y2000	T1-3/4	Red	Water Clear	2	12000	630				
630-HLMP-EG08-WZ000	HLMP-EG08-WZ000	T1-3/4	Red	Water Clear	2	16000	630				
630-HLMP-EG08-X1000	HLMP-EG08-X1000	T1-3/4	Red	Water Clear	2	21000	630				
630-HLMP-D401	HLMP-D401	T1-3/4	Orange	Tinted, Diffused	1.9	5.4	600				
630-HLMP-C415	HLMP-C415	T1-3/4	Orange	Non-diffused	1.9	138	600				
630-HLMP-EL30-LP000	HLMP-EL30-LP000	T1-3/4	Amber	Water Clear	2	310	590				
630-HLMP-EL30-PR400	HLMP-EL30-PR400	T1-3/4	Amber	Water Clear	2	1900	590				
630-HLMP-EL30-PS000	HLMP-EL30-PS000	T1-3/4	Amber	Water Clear	2	2500	590				
630-HLMP-C208-S0000	HLMP-C208-S0000	T1-3/4	Amber	Untinted, Non-diffused	1.9	3000	590				
630-HLMP-EL08-VY000	HLMP-EL08-VY000	T1-3/4	Amber	Water Clear	2	12000	590				
630-HLMP-C323	HLMP-C323	T1-3/4	Yellow	Non-diffused	2.1	96.2	585				
630-HLMP-4719	HLMP-4719	T1-3/4	Yellow	Tinted, Diffused	1.8	2.1	585				
630-HLMP-3650	HLMP-3650	T1-3/4	Yellow	Tinted, Diffused	5	1.2	585				
630-HLMP-3651	HLMP-3651	T1-3/4	Yellow	Tinted, Diffused	12	2.2	585				
630-HLMP-3401	HLMP-3401	T1-3/4	Yellow	Tinted, Diffused	2	5.7	585				
630-HLMP-3401-E00B2	HLMP-3401-E00B2	T1-3/4	Yellow	Tinted, Diffused	2	5.7	585				
630-HLMP-3862	HLMP-3862	T1-3/4	Yellow	Tinted, Diffused	2	9.2	585				
630-HLMP-3451	HLMP-3451	T1-3/4	Yellow	Tinted, Diffused	2	13.8	585				
630-HLMP-3416	HLMP-3416	T1-3/4	Yellow	Non-diffused	2	14.7	585				
630-HLMP-3490	HLMP-3490	T1-3/4	Yellow	Tinted, Diffused	2	55	585				
630-HLMP-3850	HLMP-3850	T1-3/4	Yellow	Non-diffused	2	140	585				
630-HLMP-C315	HLMP-C315	T1-3/4	Yellow	Non-diffused	2.1	147	585				

© Copyright 2014 Mouser Electronics

© Copyright 2014 Mouser Electronics

AVAGO Thru-Hole LEDs and LED Arrays

AVAGO THRU-HOLE LEDS (CONT.)

For quantities greater than listed, call for quote.

MOUSER STOCK NO.	Avago Part No.	Package	Color		Forward Voltage	Illum. Intensity (typ.)(mcd)	Wavelength (nm)	Price Each			
			Source	Lens				1	25	100	500
630-HLMP-ED80-K0T00	HLMP-ED80-K0T00	T1-3/4	Red	Untinted-Non-Diffused	2.35	7575	630				
630-HLMP-EG08-VY000	HLMP-EG08-VY000	T1-3/4	Red	Untinted-Non-Diffused	1.9	12000	626				
630-HLMP-EG22-UX000	HLMP-EG22-UX000	T1-3/4	Red	Water Clear	2.1	9300	626				
630-HLMP-EG2A-XY0DD	HLMP-EG2A-XY0DD	T1-3/4	Red	Untinted-Non-Diffused	2.1	12000	626				
630-HLMP-3366	HLMP-3366	T1-3/4	Red	Tinted Diffused	1.9	13.8	626				
630-HLMP-EH08-Y2000	HLMP-EH08-Y2000	T1-3/4	Red-Orange	Untinted-Non-Diffused	1.94	27000	615				
630-HLMP-EJ15-SV000	HLMP-EJ15-SV000	T1-3/4	Orange	Water Clear	1.98	5500	605				
630-HLMP-EL15-UX000	HLMP-EL15-UX000	T1-3/4	Amber	Water Clear	2.02	9300	590				
630-HLMP-EL15-VY000	HLMP-EL15-VY000	T1-3/4	Amber	Untinted-Non-Diffused	2.02	12000	590				
630-HLMP-EL3A-VWKDD	HLMP-EL3A-VWKDD	T1-3/4	Amber	Clear	2.1	7200	590				
630-HLMP-HL63-TX0DD	HLMP-HL63-TX0DD	T1-3/4	Amber	Tinted Diffused	2.2	1990	590				
630-HLMP-C523	HLMP-C523	T1-3/4	Green	Non-Diffused	2.2	69.8	565				
630-HLMP-C515	HLMP-C515	T1-3/4	Green	Non-Diffused	2.2	170	565				
630-HLMP-3680	HLMP-3680	T1-3/4	Green	Tinted, Diffused	5	1.6	565				
630-HLMP-4740	HLMP-4740	T1-3/4	Green	Tinted, Diffused	1.8	2.3	565				
630-HLMP-4740-A00B2	HLMP-4740-A00B2	T1-3/4	Green	Tinted, Diffused	1.8	2.3	565				
630-HLMP-3507	HLMP-3507	T1-3/4	Green	Tinted, Diffused	2.1	4.2	565				
630-HLMP-3507-D00B2	HLMP-3507-D00B2	T1-3/4	Green	Tinted, Diffused	2.1	4.2	565				
630-HLMP-3554	HLMP-3554	T1-3/4	Green	Tinted, Non-Diffused	2.1	6.7	565				
630-HLMP-3519	HLMP-3519	T1-3/4	Green	Non-Diffused	2.1	10.6	565				
630-HLMP-3962	HLMP-3962	T1-3/4	Green	Non-Diffused	2.2	10.6	565				
630-HLMP-3950	HLMP-3950	T1-3/4	Green	Non-Diffused	2.2	265	565				
630-HLMP-3950-K00B2	HLMP-3950-K00B2	T1-3/4	Green	Non-Diffused	2.2	265	565				
630-HLMP-CM3A-Z10DD	HLMP-CM3A-Z10DD	T1-3/4	Green	Untinted-Non-Diffused	3.2	21000	525				
630-HLMP-0800	HLMP-0800	Rectangular	Green/Red	Diffused	2.2/1.9	2.1/2.6	568/635				
630-HLMP-S201-D0000	HLMP-S201-D0000	Rectangular	Red	Tinted, Diffused	1.9	6.5	645				
630-HLMP-S100	HLMP-S100	Rectangular	Red	Tinted, Diffused	1.9	7.5	645				
630-HLMP-S201	HLMP-S201	Rectangular	Red	Tinted, Diffused	1.9	7.5	645				
630-HLMP-0301	HLMP-0301	Rectangular	Red	Tinted, Diffused	1.9	2.1	635				
630-HLMP-0401	HLMP-0401	Rectangular	Yellow	Tinted, Diffused	2.1	3.6	583				
630-HLMP-S301	HLMP-S301	Rectangular	Yellow	Tinted, Diffused	2.1	4	583				
630-HLMP-S501-D0002	HLMP-S501-D0002	Rectangular	Green	Tinted, Diffused	2.2	8	565				
630-HLMP-0504	HLMP-0504	Rectangular	Green	Tinted, Diffused	2.2	1.6	565				
630-HLMP-S501	HLMP-S501	Rectangular	Green	Tinted, Diffused	2.2	8	565				

AVAGO LED ARRAYS

For quantities greater than listed, call for quote.

MOUSER STOCK NO.	Avago Part No.	Color	Elements	Voltage	Current (mA)	Typical (mcd)	Price Each			
							1	25	100	500
630-HLCP-A100	HLCP-A100	Red	1	1.8	20	7.5				
630-HLMP-2300	HLMP-2300	Red	1	2	20	7.5				
630-HLCP-B100	HLCP-B100	Red	1	1.8	20	15				
630-HLMP-2400	HLMP-2400	Yellow	1	2.1	20	20				
630-HLMP-2500	HLMP-2500	Green	1	2.2	20	25				
630-HLMP-2450	HLMP-2450	Yellow	1	2.1	20	38				
630-HLMP-2755	HLMP-2755	Yellow	1	2.1	20	38				
630-HLMP-2350	HLMP-2350	Red	1	2	20	45				
630-HLMP-2655	HLMP-2655	Red	1	2	20	45				
630-HLMP-2965	HLMP-2965	Red/Green	1	2	20	45				
630-HLMP-2550	HLMP-2550	Green	1	2.2	20	50				
630-HLMP-2855	HLMP-2855	Green	1	2.2	20	50				
630-HLMP-2655-EF000	HLMP-2655-EF000	Red	1	2	20	54				
630-HLMP-2785	HLMP-2785	Yellow	1	2.1	20	70				
630-HLMP-2685	HLMP-2685	Red	1	2	20	80				
630-HLMP-2885	HLMP-2885	Green	1	2.2	20	100				
630-HLMP-2670	HLMP-2670	Red	2	1.8	25	23				
630-HLMP-2600	HLMP-2600	Red	2	2	20	23				
630-HLMP-2800	HLMP-2800	Green	2	2.2	20	25				
630-HLCP-E100	HLCP-E100	Red	4	1.8	20	7.5				
630-HLMP-2720	HLMP-2720	Yellow	4	2.1	20	20				
630-HLMP-2620	HLMP-2620	Red	4	2	20	23				
630-HLMP-2820	HLMP-2820	Green	4	2.2	20	25				
630-HDSP-4830-HH000	HDSP-4830-HH000	Red	10	1.6	30	1250				
630-HLCP-J100	HLCP-J100	Red	10	1.6	20	1				
630-HDSP-4840	HDSP-4840	Yellow	10	2.2	10	1.9				
630-HDSP-4850	HDSP-4850	Green	10	2.1	10	1.9				
630-HDSP-4830	HDSP-4830	Red	10	2.1	10	3.5				
630-HDSP-4832	HDSP-4832	R/Y/G	10	2.1	10	3.5				
630-HDSP-4836	HDSP-4836	R/Y/G	10	2.1	10	3.5				

© Copyright 2014 Mouser Electronics
© Copyright 2014 Mouser Electronics

BIVAR LEDs

RoHS Compliant **This product is RoHS compliant.**

THRU-HOLE LEDS

MOUSER STOCK NO.	Bivar Part No.	Package	Color		Wavelength (mm)	Luminous Intensity (mcd)	Forward Voltage (typ)	Viewing Angle (°)	Price Each			
			Source	Lens					1	10	100	250
RGB												
749-R50RGB-F-0160	R50RGB-F-0160	4-pin Flux	RGB	Water Clear	635/525/470	600/800/150	2.6/3.8/3.8	160				
749-R50RGB-4-0045	R50RGB-4-0045	4-pin Flux	RGB	Water Clear	635/525/470	4000/5000/400	2.6/3.8/3.8	45				
749-R50RGB-5-0080	R50RGB-5-0080	4-pin Flux	RGB	Water Clear	635/525/470	1000/2000/200	2.6/3.8/3.8	80				
3mm, Ultra Bright LED												
749-3UGC	3UGC	T1	Green	Water Clear	570	200	2.1	30				
5mm, Super Bright LED												
749-5SGD	5SGD	T1 3/4	Green	Diffused	568	30	2.1	45				
749-5SRD	5SRD	T1 3/4	Red	Diffused	645	40	1.7	45				

SURFACE MOUNT LEDS

For quantities greater than listed, call for quote.

MOUSER STOCK NO.	Bivar Part No.	Package	Color		Wavelength (nm)	Luminous Intensity (mcd)	Forward Voltage (V)	Viewing Angle (°)	Price Each			
			Source	Lens					1	10	50	100
0603/0805/1210 Chip LEDs												
749-SM0603URC	SM0603URC	0603	Red	Water Clear	660	40	2.1	140				
749-SM0603UYC	SM0603UYC	0603	Yellow	Water Clear	588	60	2.1	140				
749-SM0603GC	SM0603GC	0603	Green	Water Clear	568	15	2.1	140				
749-SM0603UBWC	SM0603UBWC	0603	Blue	Water Clear	470	70	3.4	140				
749-SM0805URC	SM0805URC	0805	Red	Water Clear	660	40	2	140				
749-SM0805UYC	SM0805UYC	0805	Yellow	Water Clear	588	60	2	140				
749-SM0805UGC	SM0805UGC	0805	Green	Water Clear	525	200	3.5	140				
749-SM0805UBWC	SM0805UBWC	0805	Blue	Water Clear	470	120	4	140				
749-SM0805UWC	SM0805UWC	0805	White	Water Clear	---	135	3.5	140				
749-SM1210RGB	SM1210RGB	1210	Red/Green/Blue	Water Clear	660/565/430	30/18/25	1.8/2.2/4	120				
749-SM1210BCSR/HG	SM1210BCSR/HG	1210	Red/Green	Water Clear	660/560	30/25	1.8 /2	140				
PLCC2 Side View												
749-SMS1105RC	SMS1105RC	1105	Red	Water Clear	620	400	2.2	120				
749-SMS1105OC	SMS1105OC	1105	Orange	Water Clear	600	800	2.2	120				
749-SMS1105YC	SMS1105YC	1105	Yellow	Water Clear	587	400	2.2	120				
749-SMS1105GC	SMS1105GC	1105	Green	Water Clear	566	200	2.2	120				
749-SMS1105PGC	SMS1105PGC	1105	Green	Water Clear	520	1000	3.3	120				
749-SMS1105BWC	SMS1105BWC	1105	Blue	Water Clear	465	600	3.4	120				
749-SMS1105PKD	SMS1105PKD	1105	Pink	Diffused	---	300	3.4	120				
749-SMS1105UWDW	SMS1105UWDW	1105	Warm White	Diffused	---	1400	3.4	120				
749-SMS1105UWDN	SMS1105UWDN	1105	Neutral White	Diffused	---	1400	3.4	120				
749-SMS1105UWDC	SMS1105UWDC	1105	Cool White	Diffused	---	1400	3.4	120				
749-SM1204BC	SM1204BC	1204	Red/Green	Water Clear	640/568	7.2/18	2	130				
749-SM1204BC-R/B	SM1204BC-R/B	1204	Red/Blue	Water Clear	631/470	115	2.1/2.9	130				
749-SM1204BC-A/G	SM1204BC-A/G	1204	Amber/Green	Water Clear	593/575	72/28.5	2.1	130				
749-SM1204SRC	SM1204SRC	1204	Red	Water Clear	640	48	2.1	110				
749-SM1204URC	SM1204URC	1204	Red	Water Clear	631	115	2.1	110				
749-SM1204UOC	SM1204UOC	1204	Orange	Water Clear	625	70	2.1	110				
749-SM1204UAC	SM1204UAC	1204	Amber	Water Clear	610	90	2.1	110				
749-SM1204UYC	SM1204UYC	1204	Yellow	Water Clear	592	72	2.1	110				
749-SM1204SGC	SM1204SGC	1204	Green	Water Clear	574	50	2.1	110				
749-SM1204UGC	SM1204UGC	1204	Green	Water Clear	568	28.5	3.2	110				
749-SM1204SPGC	SM1204SPGC	1204	Green	Water Clear	525	285	3.3	110				
749-SM1204UPGC	SM1204UPGC	1204	Green	Water Clear	515	285	3.3	110				
749-SM1204PGC	SM1204PGC	1204	Green	Water Clear	505	360	3.3	110				
749-SM1204SBWC	SM1204SBWC	1204	Blue	Water Clear	470	90	3.3	110				
749-SM1204BWC	SM1204BWC	1204	Blue	Water Clear	466	9	3.9	110				
749-SM1204UWC	SM1204UWC	1204	White	Diffused	---	450	3.3	110				
PLCC2 Top View												
749-SMP2-SBWC	SMP2-SBWC	PLCC2	Blue	Water Clear	470	285	3.2	120				
749-SMP2-SUWD	SMP2-SUWD	PLCC2	Cool White	Diffused	---	2650	3.2	120				
749-SMP2-UPGC	SMP2-UPGC	PLCC2	Green	Water Clear	525	850	3.3	120				
749-SMP2-UWD	SMP2-UWD	PLCC2	White	Diffused	---	1050	3.2	120				
PLCC4												
749-SMP4-BC	SMP4-BC	PLCC4	Red/Green	Water Clear	640/570	36/40	1.85/1.9	120				
749-SMP4-RGY	SMP4-RGY	PLCC4	Red/Green/Yellow	Water Clear	640/570/585	36/40/16	1.85/1.9/1.9	120				
749-SMP4-RGB	SMP4-RGB	PLCC4	Red/Green/Blue	Water Clear	640/570/466	36/40/50	1.85/1.9/3.3	120				
749-SMP4-BC-RB	SMP4-BC-RB	PLCC4	Red/Blue	Water Clear	640/466	36/50	1.85/3.3	120				
749-SMP4-SBC	SMP4-SBC	PLCC4	Red/Green	Water Clear	631/574	180/115	1.9	120				
749-SMP4-SRGY	SMP4-SRGY	PLCC4	Red/Green/Yellow	Water Clear	631/525/591	180/450/180	1.9/3.3/1.9	120				
749-SMP4-SRGB	SMP4-SRGB	PLCC4	Red/Green/Blue	Water Clear	631/525 /470	180/450/285	1.9/3.3/3.2	120				
749-SMP4-SBC-RB	SMP4-SBC-RB	PLCC4	Red/Blue	Water Clear	631/470	180/285	1.9/3.2	120				
749-SMP4-SBC-YG	SMP4-SBC-YG	PLCC4	Yellow/Green	Water Clear	591/574	180/115	1.9	120				
PLCC6												
749-SMP6-RGB	SMP6-RGB	PLCC6	Red/Green/Blue	Water Clear	620/520/465	700/900/500	2.1/3.3/3.3	140				
749-SMP6-RC	SMP6-RC	PLCC6	Red	Water Clear	620	1800	2.2	140				
749-SMP6-GC	SMP6-GC	PLCC6	Green	Water Clear	520	3000	3.3	140				
749-SMP6-BWC	SMP6-BWC	PLCC6	Blue	Water Clear	465	2000	3.4	140				
749-SMP6-UWDN	SMP6-UWDN	PLCC6	Neutral White	Diffused	---	5000	3.3	140				
749-SMP6-UWDC	SMP6-UWDC	PLCC6	Cool White	Diffused	---	5000	3.3	140				
Rectangular Panel Mount Indicators												
749-PMR4RD	PMR4RD	2x4mm	Red	Diffused	700	0.4	2.1	120				
749-PMR4HD	PMR4HD	2x4mm	Red	Diffused	625	8	2	120				
749-PMR4AD	PMR4AD	2x4mm	Amber	Diffused	605	6	2	120				
749-PMR4YD	PMR4YD	2x4mm	Yellow	Diffused	590	6	2	120				
749-PMR4GD	PMR4GD	2x4mm	Green	Diffused	568	8	2.1	120				
749-PMR4PGD	PMR4PGD	2x4mm	Green	Diffused	555	2	2.2	120				
749-PMR4BWD	PMR4BWD	2x4mm	Blue	Diffused	430	6	4	120				
Panel Mount LED Assemblies												
749-PM53-RY	PM53-RY	5mm	Red/Yellow	Diffused	625/590	35/30	5	40				
749-PM53-RYW12.0	PM53-RYW12.0	5mm	Red/Yellow	Diffused	625/590	35/30	5	40				
749-PM53-RYW12.0CC	PM53-RYW12.0CC	5mm	Red/Yellow	Diffused	625/590	35/30	5	40				
749-PM5R3-RY	PM5R3-RY	5mm	Red/Yellow	Diffused	625/590	35/30	5	40				
749-PM5R3-RYW12.0	PM5R3-RYW12.0	5mm	Red/Yellow	Diffused	625/590	35/30	5	40				
749-PM53-BC	PM53-BC	5mm	Red/Green	Diffused	625/568	35/35	5	40				
749-PM53-BCW12.0	PM53-BCW12.0	5mm	Red/Green	Diffused	625/568	35/35	5	40				
749-PM53-BCW12.0CC	PM53-BCW12.0CC	5mm	Red/Green	Diffused	625/568	35/35	5	40				
749-PM5R3-BC	PM5R3-BC	5mm	Red/Green	Diffused	625/568	35/35	5	40				
749-PM5R3-BCW12.0	PM5R3-BCW12.0	5mm	Red/Green	Diffused	625/568	35/35	5	40				
749-PM5R3-BCW12.0CC	PM5R3-BCW12.0CC	5mm	Red/Green	Diffused	625/568	35/35	5	40				
749-PM53-YG	PM53-YG	5mm	Yellow/Green	Diffused	590/568	30/35	5	40				
749-PM53-YGW12.0	PM53-YGW12.0	5mm	Yellow/Green	Diffused	590/568	30/35	5	40				

FLEX LIGHT PIPES

MOUSER STOCK NO.	Bivar Part No.	Color	Body Length (in.)	Price Each			
				1	10	100	250
749-FLPR6.0-H-RP	FLPR6.0-H-RP	Red	6				
749-FLP25R6.5-SUR	FLP25R6.5-SUR	Red	6.5				
749-FLPV6.5-H	FLPV6.5-H	Red	6.5				
749-FLP25R6.0-SUG	FLP25R6.0-SUG	Green	6				
749-FLPV6.0-SG	FLPV6.0-SG	Green	6				
749-FLPR6.0-SG	FLPR6.0-SG	Green	6				
749-FLP25R6.5-SUG	FLP25R6.5-SUG	Green	6.5				

MOUSER STOCK NO.	Bivar Part No.	Color	Body Length (in.)	Price Each			
				1	10	100	250
749-FLP25R6.0-UBW	FLP25R6.0-UBW	Blue	6				
749-FLP25R6.5-UBW	FLP25R6.5-UBW	Blue	6.5				
749-FLP25R6.0-SA	FLP25R6.0-SA	Amber	6				
749-FLPR6.0-BC	FLPR6.0-BC	Red/Green	6				
749-FLPV6.0-SBC	FLPV6.0-SBC	Red/Green	6				
749-FLP25R6.0-UW	FLP25R6.0-UW	White	6				
749-FLP25R6.5-UW	FLP25R6.5-UW	White	6.5				

© Copyright 2014 Mouser Electronics

© Copyright 2014 Mouser Electronics

BIVAR LED Panel Mount Indicators and LEDs

RoHS Compliant **This product is RoHS compliant.**

NYLON HOUSING PANEL MOUNT INDICATORS

The Nylon Panel Mount Indicators feature fast press-fit, simple installation for general signal indication that does not require additional water, dust, or moisture proofing from the operating area.

For quantities greater than listed, call for quote.

MOUSER STOCK NO.	Bivar Part No.	LED Size (mm)	Color		Wavelength (nm)	Luminous Intensity (mcd)	Forward Voltage (V)	Viewing Angle (°)	Price Each			
			Source	Lens					1	10	100	250
3mm Press Fit LED Panel Assemblies												
749-PM3BWD	PM3BWD	3	Blue	Diffused	430	10	4	40				
749-PM3GD	PM3GD	3	Green	Diffused	568	25	2.1	40				
749-PM3GDW12	PM3GDW12.0	3	Green	Diffused	568	25	2.1	40				
749-PM3PGT	PM3PGT	3	Green	Tinted	555	10	2.2	30				
749-PM3PGTW12.0	PM3PGTW12.0	3	Green	Tinted	555	10	2.2	30				
749-PM3RD	PM3RD	3	Red	Diffused	700	2	2.1	40				
749-PM3RDW12.0	PM3RDW12.0	3	Red	Diffused	700	2	2.1	40				
749-PM3YD	PM3YD	3	Yellow	Diffused	590	20	2	40				
749-PM3YDW12	PM3YDW12.0	3	Yellow	Diffused	590	20	2	40				
5mm Press Fit LED Panel Assemblies												
749-PM5BWD	PM5BWD	5	Blue	Diffused	430	30	4	45				
749-PM5GT	PM5GT	5	Green	Tinted	568	40	2.1	35				
749-PM5GTW12.0	PM5GTW12.0	5	Green	Tinted	568	40	2.1	35				
749-PM5RD	PM5RD	5	Red	Diffused	700	2	2.1	45				
749-PM5RDW12.0	PM5RDW12.0	5	Red	Diffused	700	2	2.1	45				

METAL HOUSING PANEL MOUNT INDICATORS

The Metal Panel Mount Indicators offer a threaded metallic housing that provides positive locking for constant vibration, ideal for a robust environment. The durable metallic housing can sustain extreme heat, cold, and harsh environments, and does not require any additional water and/or moisture protection.

For quantities greater than listed, call for quote.

MOUSER STOCK NO.	Bivar Part No.	LED Size (mm)	Color		Wavelength (nm)	Luminous Intensity (mcd)	Forward Voltage (V)	Viewing Angle (°)	Price Each			
			Source	Lens					1	10	100	250
3mm Standard Chrome Panel Mount												
749-MPC3GD	MPC3GD	3	Green	Diffused	568	25	2.1	35				
749-MPC3GDW12.0	MPC3GDW12.0	3	Green	Diffused	568	25	2.1	35				
749-MPC3RD	MPC3RD	3	Red	Diffused	700	2	2.1	20				
749-MPC3RDW12.0	MPC3RDW12.0	3	Red	Diffused	700	2	2.1	20				
3mm Recessed Chrome Panel Mount												
749-MPR3GD	MPR3GD	3	Green	Diffused	568	25	2.1	35				
749-MPR3GDW12.0	MPR3GDW12.0	3	Green	Diffused	568	25	2.1	35				
749-MPR3RD	MPR3RD	3	Red	Diffused	700	2	2.1	20				
749-MPR3RDW12.0	MPR3RDW12.0	3	Red	Diffused	700	2	2.1	20				
5 mm Standard Chrome Panel Mount												
749-MPC5GD	MPC5GD	5	Green	Diffused	568	25	2.1	45				
749-MPC5GDW12.0	MPC5GDW12.0	5	Green	Diffused	568	25	2.1	45				
749-MPC5HDW12.0	MPC5HDW12.0	5	Red	Diffused	625	25	2	45				
749-MPC5RD	MPC5RD	5	Red	Diffused	700	2	2.1	45				
749-MPC5RDW12.0	MPC5RDW12.0	5	Red	Diffused	700	2	2.1	45				
5mm Recessed Chrome Panel Mount												
749-MPR5GD	MPR5GD	5	Green	Diffused	568	25	2.1	40				
749-MPR5GDW12.0	MPR5GDW12.0	5	Green	Diffused	568	25	2.1	40				
749-MPR5HD	MPR5HD	5	Red	Diffused	625	40	2	40				
749-MPR5RD	MPR5RD	5	Red	Diffused	700	1.5	2.1	40				
749-MPR5RDW12.0	MPR5RDW12.0	5	Red	Diffused	700	1.5	2.1	40				

QUICK MOUNT NYLON PANEL MOUNT INDICATORS

The Quick Mount Nylon Panel Mount Indicator Series features a unique, quick locking mechanism, called "Quick Nut," to provide instant panel hook-up that does not require water or moisture protection. The housing and lens are made of ESD-protected material. A diffused lens provides uniform illumination and wide angle viewing capability.

For quantities greater than listed, call for quote.

MOUSER STOCK NO.	Bivar Part No.	LED Size (mm)	Color		Wavelength (nm)	Luminous Intensity (mcd)	Forward Voltage (V)	Viewing Angle (°)	Price Each			
			Source	Lens					1	10	100	250
3mm Press Fit LED Panel Assemblies												
749-PM3-K1522-10.00	PM3-K1522-10.00	8.4	Clear	Diffused	-	-	-	-				
749-PM3-KAD	PM3-KAD	8.4	Amber	White Diffused	610	100	2	120				
749-PM3-KADW12.0	PM3-KADW12.0	8.4	Amber	White Diffused	610	100	2	120				
749-PM3-KHD	PM3-KHD	8.4	Red	White Diffused	625	30	2	120				
749-PM3-KHDW12.0	PM3-KHDW12.0	8.4	Red	White Diffused	625	30	2	120				
749-PM3-KPGD	PM3-KPGD	8.4	Green	White Diffused	555	20	2.2	120				
749-PM3-KPGDW12.0	PM3-KPGDW12.0	8.4	Green	White Diffused	555	20	2.2	120				
5mm Press Fit LED Panel Assemblies												
749-PM5-K2031-10.00	PM5-K2031-10.00	12.4	Clear	Diffused	-	-	-	-				
749-PM5-KHD	PM5-KHD	12.4	Red	White Diffused	625	25	2	120				
749-PM5-KHDW12.0	PM5-KHDW12.0	12.4	Red	White Diffused	625	25	2	120				
749-PM5-KPGD	PM5-KPGD	12.4	Green	White Diffused	555	10	2.2	120				
749-PM5-KPGDW12.0	PM5-KPGDW12.0	12.4	Green	White Diffused	555	10	2.2	120				
749-PM5-KYD	PM5-KYD	12.4	Yellow	White Diffused	590	300	2	120				
749-PM5-KYDW12.0	PM5-KYDW12.0	12.4	Yellow	White Diffused	590	300	2	120				

IP67-RATED PANEL MOUNT INDICATORS

The IP67-Rated Panel Mount Indicators feature a forward voltage of 8-48V VAC/VDC, and a watertight seal from the front panel, ideal for waterproof and moisture protection. The housing and lens are made of ESD-protected material and the threaded housing provides positive locking for constant vibration, making these indicators ideal for use in a robust environment. A diffused lens provides uniform illumination and wide angle viewing capability.

For quantities greater than listed, call for quote.

MOUSER STOCK NO.	Bivar Part No.	LED Size (mm)	Color		Wavelength (nm)	Luminous Intensity (mcd)	Forward Voltage (V)	Viewing Angle (°)	Price Each			
			Source	Lens					1	10	100	250
3mm Press Fit LED Panel Assemblies												
749-PM3-P1522-10.00	PM3-P1522-10.00	8.4	Clear	Diffused	-	-	-	-				
749-PM3-PGDW12-IP67	PM3-PGDW12.0	8.4	Green	White Diffused	568	30	8VAC, 48VDC	120				
749-PM3-PHD	PM3-PHD	8.4	Red	White Diffused	625	30	8VAC, 48VDC	120				
749-PM3-PHDW12.0	PM3-PHDW12.0	8.4	Red	White Diffused	625	30	8VAC, 48VDC	120				
749-PM3-PPGD	PM3-PPGD	8.4	Green	White Diffused	555	20	8VAC, 48VDC	120				
749-PM3-PPGDW12.0	PM3-PPGDW12.0	8.4	Green	White Diffused	555	20	8VAC, 48VDC	120				
749-PM3-PYD	PM3-PYD	8.4	Yellow	White Diffused	585	30	8VAC, 48VDC	120				
749-PM3-PYDW12.0	PM3-PYDW12.0	8.4	Yellow	White Diffused	585	30	8VAC, 48VDC	120				
5mm Press Fit LED Panel Assemblies												
749-PM5-P2031-10.00	PM5-P2031-10.00	12.4	Clear	Diffused	-	-	-	-				
749-PM5-PHD	PM5-PHD	12.4	Red	White Diffused	625	25	8VAC, 48VDC	120				
749-PM5-PHDW12.0	PM5-PHDW12.0	12.4	Red	White Diffused	625	25	8VAC, 48VDC	120				
749-PM5-PPGD	PM5-PPGD	12.4	Green	White Diffused	555	10	8VAC, 48VDC	120				
749-PM5-PPGDW12.0	PM5-PPGDW12.0	12.4	Green	White Diffused	555	10	8VAC, 48VDC	120				
749-PM5-PYD	PM5-PYD	12.4	Yellow	White Diffused	590	300	8VAC, 48VDC	120				
749-PM5-PYDW12.0	PM5-PYDW12.0	12.4	Yellow	White Diffused	590	300	8VAC, 48VDC	120				

FLEXIBLE LIGHT PIPE LENSES

BIVAR Flexible Light Pipe Lenses are designed for light pipes that return flexibility to the designer and eliminate components and costly assembly steps. The result is a practical and economical indication solution. Light pipes are the perfect solution for moving light from the source to the destination. Bivar's light pipes act as a conduit for the light allowing for distances of a few millimeters up to 100 meters.

For quantities greater than listed, call for quote.

MOUSER STOCK NO.	Bivar Part No.	LED Size (mm)	Lens	Color	Body Length (in.)	Price Each			
						1	10	100	250
749-FLPF-10.0	FLPF-10.0	4.2	Flat	Clear	10				
749-FLP25-10.0	FLP25-10.0	7	Round	Clear	10				
749-LC2-10.0	LC2-10.0	5	Round	Clear	10				

© Copyright 2014 Mouser Electronics

© Copyright 2014 Mouser Electronics

CHICAGO MINIATURE Surface Mount LED Lamps

Chicago Miniature Lighting, LLC
Lighting the world since 1910

RoHS Compliant **This product is RoHS compliant.**

SURFACE MOUNT LED LAMPS

DIMENSIONS: in.

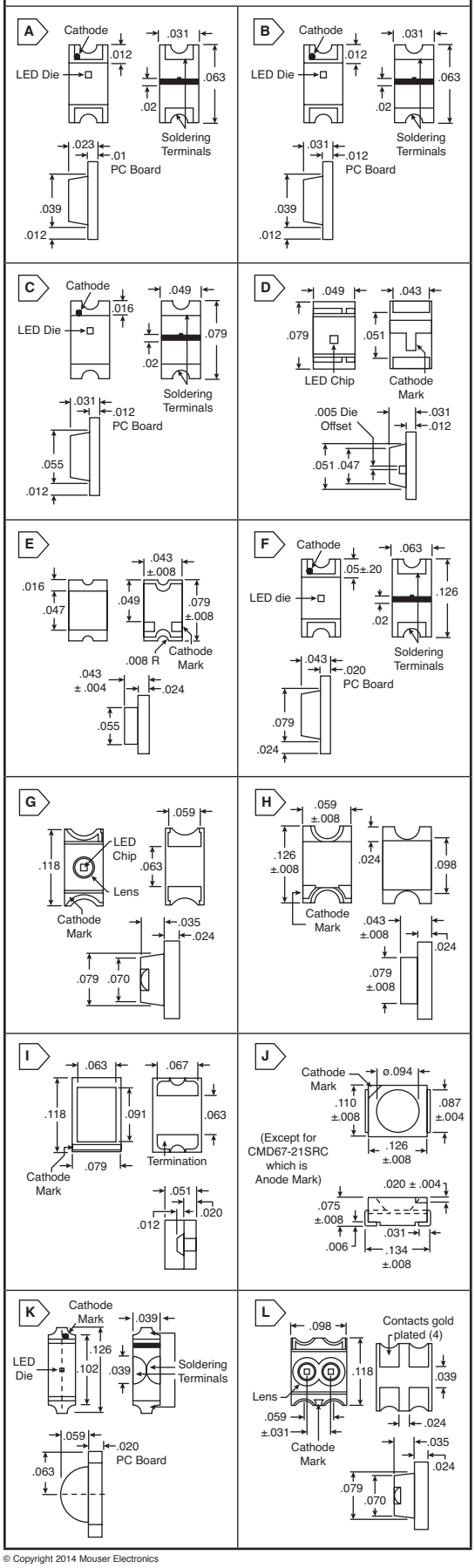

0603 Size

For quantities greater than listed, call for quote.

MOUSER STOCK NO.	Fig.	Color		Forward Voltage @IF=20mA		Luminous Intensity @ 20mA (mcd)		Peak Wave-length (nm)	Viewing Angle	Price Each		
		LED	Lens	Typ.	Max.	Min.	Typ.			1	100	500
Low Profile, High Brightness												
607-CMDA19AR7D1S	A	Red	Clear Diff	1.9	2.4	25	90	637	170°			
607-CMDA19BR7D1S	A	Hi-Eff Red	Clear Diff	2.1	2.6	2.5	10	630	170°			
607-CMDA19AY7D1S	A	Green	Clear Diff	2.2	2.6	4	15	570	170°			
607-CMDA19AG7D1S	A	Green	Clear Diff	3.4	3.9	40	145	520	140°			
High Brightness												
607-CMDA6DR7D1S	B	Red	Clear Diff	1.8	2.6	6.3	17	660	170°			
607-CMDA6AR7D1S	B	Red	Clear Diff	1.9	2.4	25	90	637	170°			
607-CMDA6BR7D1S	B	Hi-Eff Red	Clear Diff	2.1	2.6	2.5	10	630	170°			
607-CMDA6AY7D1S	B	Green	Clear Diff	2.2	2.6	4	15	570	170°			

0805 Size

For quantities greater than listed, call for quote.

MOUSER STOCK NO.	Fig.	Color		Forward Voltage @I_F=20mA		Luminous Intensity @ 20mA (mcd)		Peak Wave-length (nm)	Viewing Angle	Price Each		
		LED	Lens	Typ.	Max.	Min.	Typ.			1	100	500
High Brightness												
607-CMDA5DR7D1S	C	Red	Clear Diff	1.8	2.6	6.3	17	660	170°			
607-CMDA5AR7D1S	C	Red	Clear Diff	1.9	2.4	25	90	637	170°			
607-CMDA5BR7D1S	C	Hi-Eff Red	Clear Diff	2.1	2.6	2.5	10	630	170°			
607-CMDA5DY7D1S	C	Amber	Clear Diff	1.9	2.4	25	90	595	170°			
SMD LED Lamps												
606-7012X1	D	Red	Clear Diff	1.7	2.0	7.0	11.7	660	120°			
606-7012X13	D	Yellow	Clear Diff	2.2	2.5	2.2	3.7	580	120°			
606-7012X5	D	Green	Clear Diff	2.1	2.5	3.8	6.4	560	120°			
606-CMD17-21SRC	E	Red	Clear	1.7	2.4	10.0	21.0	660	140°			
606-CMD17-21VRC	E	Hi-Eff Red	Clear	2.0	2.8	4.5	13.0	640	140°			
606-CMD17-21VYC	E	Yellow	Clear	2.0	2.8	5.0	12.0	585	140°			
606-CMD17-21VGC	E	Green	Clear	2.1	2.8	6.0	10.0	570	140°			
606-CMD17-21UGC	E	Green	Clear	2.1	2.8	8.0	15.0	570	140°			

1206 Size

For quantities greater than listed, call for quote.

MOUSER STOCK NO.	Fig.	Color		Forward Voltage @IF=20mA		Luminous Intensity @ 20mA (mcd)		Peak Wave-length (nm)	Viewing Angle	Price Each		
		LED	Lens	Typ.	Max.	Min.	Typ.			1	100	500
High Brightness												
607-CMDA2DR7D1S	F	Red	White Diff	1.8	2.6	6.3	17	660	170°			
607-CMDA2AR7D1S	F	Red	White Diff	1.9	2.4	25	90	637	170°			
607-CMDA2BR7D1S	F	Hi-Eff Red	White Diff	2.1	2.6	2.5	10	630	170°			
607-CMDA2AY7D1S	F	Green	White Diff	2.2	2.6	4	15	570	170°			
SMD LED Lamps												
606-7010X11	G	Red	Clear	1.7	2.0	6.0	17.0	660	70°			
606-7010X1	G	Red	Clear	2.0	2.5	3.5	6.0	630	70°			
606-7010X3	G	Orange	Clear	2.2	2.5	5.0	9.0	605	70°			
606-7010X7	G	Yellow	Clear	2.1	2.5	6.0	12.0	570	70°			
606-7010X5	G	Green	Clear	2.1	2.5	3.0	7.5	560	70°			
606-CMD15-21SRC	H	Red	Clear	1.7	2.4	6.0	15.0	660	140°			
606-CMD15-21VRC	H	Hi-Eff Red	Clear	2.0	2.8	3.6	6.0	640	140°			
606-CMD15-21VYC	H	Yellow	Clear	2.0	2.8	3.6	6.0	585	140°			
606-CMD15-21VGC	H	Green	Clear	2.1	2.8	6.0	10.0	570	140°			
606-CMD15-21UGC	H	Green	Clear	2.1	2.8	7.0	12.0	565	140°			
606-CMD15-21UBC	H	Blue	Clear	4.9	5.5	19.0	45.0	430	140°			

1208 Size

For quantities greater than listed, call for quote.

MOUSER STOCK NO.	Fig.	Color		Forward Voltage @IF=20mA		Luminous Intensity @ 20mA (mcd)		Peak Wave-length (nm)	Viewing Angle	Price Each		
		LED	Lens	Typ.	Max.	Min.	Typ.			1	100	500
606-7016X1	I	Red	Clear	2.0	2.8	2.2	6.3	650	110°			
606-7016X13	I	Amber	Clear	2.0	2.8	2.2	6.3	610	110°			
606-7016X3	I	Yellow	Clear	2.1	2.8	2.2	6.3	585	110°			
606-7016X5	I	Green	Clear	2.2	2.8	5.6	16.0	563	110°			

PLCC-2

For quantities greater than listed, call for quote.

MOUSER STOCK NO.	Fig.	Color		Forward Voltage @IF=20mA		Luminous Intensity @ 20mA (mcd)		Peak Wave-length (nm)	Viewing Angle	Price Each		
		LED	Lens	Typ.	Max.	Min.	Typ.			1	100	500
606-CMD67-21SRC	J	Red	Clear	1.7	2.4	25	40	660	120°			
606-CMD67-21VRC	J	Hi-Eff Red	Clear	2.0	2.8	6.0	10	640	120°			
606-CMD67-21VYC	J	Yellow	Clear	2.0	2.8	6.0	10	585	120°			
606-CMD67-21VGC	J	Green	Clear	2.1	2.8	15	25	570	120°			

Right Angle

For quantities greater than listed, call for quote.

MOUSER STOCK NO.	Fig.	Color		Forward Voltage @IF=20mA		Luminous Intensity @ 20mA (mcd)		Peak Wave-length (nm)	Viewing Angle	Price Each		
		LED	Lens	Typ.	Max.	Min.	Typ.			1	100	500
607-CMDA7AR7A1S	K	Red	Clear	1.9	2.4	25	95	637	130°			
607-CMDA7BR7A1S	K	Hi-Eff Red	Clear	2.1	2.6	2.5	11	630	130°			

Bi-Color

606-7011X5/7	L	Grn/Yel	Clear	2.1/2.2	2.5/2.5	3.0/3.0	7.5/6.0	560/580	100°			

© Copyright 2014 Mouser Electronics

© Copyright 2014 Mouser Electronics

CHICAGO MINIATURE Thru-Hole LED Lamps

Chicago Miniature Lighting, LLC
Lighting the world since 1910

RoHS Compliant **This product is RoHS compliant.**

THRU-HOLE LED LAMPS

DIMENSIONS: in.

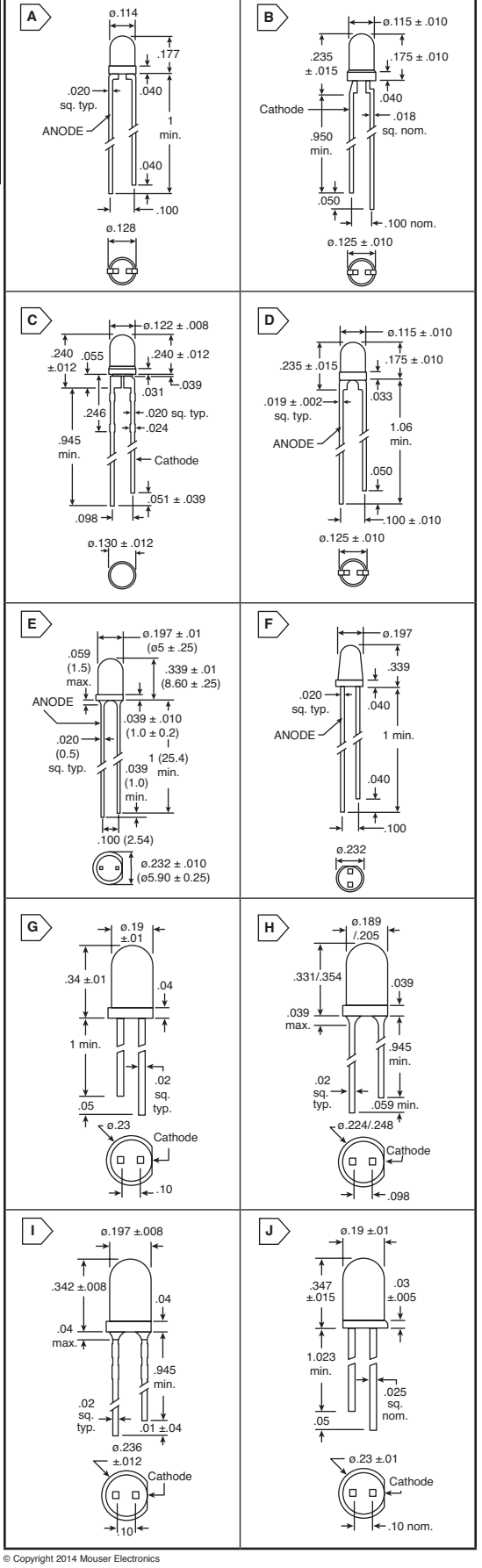

T-1 Blue

For quantities greater than listed, call for quote.

MOUSER STOCK NO.	Fig.	Color		Forward Voltage @ IF=20mA		Luminous Intensity @ 20mA(mcd)		Peak Wave-length (nm)	Viewing Angle	Price Each		
		LED	Lens	Typ.	Max.	Min.	Typ.			1	100	500
606-CMD264UBD	A	Blue	Blue Diff	4.9	5.5	63	100	430	45°			
606-CMD264UBC	A	Blue	Clear	4.9	5.5	160	250	430	30°			

T-1 Low Current

For quantities greater than listed, call for quote.

MOUSER STOCK NO.	Fig.	Color		Forward Voltage @ IF=2mA		Luminous Intensity @ 2mA(mcd)		Peak Wave-length (nm)	Viewing Angle	Price Each		
		LED	Lens	Typ.	Max.	Min.	Typ.			1	100	500
606-4300F1LC	B	Red	Red Diff	1.8	2.0	0.8	2.1	634	50°			
606-4300F7LC	B	Yellow	Yel Diff	1.9	2.5	0.9	1.6	583	50°			
606-4300F5LC	B	Green	Grn Diff	1.8	2.2	1.0	2.1	565	50°			

T-1 Super Bright

For quantities greater than listed, call for quote.

MOUSER STOCK NO.	Fig.	Color		Forward Voltage @ IF=2mA		Luminous Intensity @ 2mA(mcd)		Peak Wave-length (nm)	Viewing Angle	Price Each		
		LED	Lens	Typ.	Max.	Min.	Typ.			1	100	500
606-4303F1	C	Red	Red Diff	2.0	3.0	3.6	10.0	650	90°			
606-4303F3	C	Amber	Amber Diff	2.2	3.0	3.0	7.0	603	60°			
606-4303F7	C	Yellow	Yellow Diff	2.1	3.0	2.2	6.3	585	90°			
606-4303F5	C	Green	Green Diff	2.2	3.0	5.6	16.0	562	90°			

T-1 w/ Integrated Resistor

For quantities greater than listed, call for quote.

MOUSER STOCK NO.	Fig.	Color		Forward Voltage @ IF=2mA		Luminous Intensity @ 2mA(mcd)		Peak Wave-length (nm)	Viewing Angle	Price Each		
		LED	Lens	Typ.	Max.	Min.	Typ.			1	100	500
606-4302F1-5V	D	Red	Red Diff	5	10	2.0	8.0	635	60°			
606-4302F3-5V	D	Amber	Amber Diff	5	10	2.0	8.0	583	60°			
606-4302F5-5V	D	Green	Green Diff	5	10	2.0	8.0	565	60°			
606-4302F1-12V	D	Red	Red Diff	12	13	2.0	8.0	635	60°			
606-4302F3-12V	D	Amber	Amber Diff	12	13	2.0	8.0	583	60°			
606-4302F5-12V	D	Green	Green Diff	12	13	2.0	8.0	565	60°			

T-1 3/4 White

For quantities greater than listed, call for quote.

MOUSER STOCK NO.	Fig.	Emitted Color	Lens Color	Luminous Intensity			Forward Voltage		Peak Wave-length (nm)	Viewing Angle	Price Each		
				Min. mcd	Typ. mcd	Max. mcd	Typ.	Max.			1	100	500
606-CMD333UWC	E	White	Clear	1.7	2.3	2.6	3.75	3.85	475	20°			

T-1 3/4 Blue

For quantities greater than listed, call for quote.

MOUSER STOCK NO.	Fig.	Color		Forward Voltage @ IF=20mA		Luminous Intensity @ 20mA(mcd)		Peak Wave-length (nm)	Viewing Angle	Price Each		
		LED	Lens	Typ.	Max.	Min.	Typ.			1	100	500
606-CMD383UBC/H2	F	Blue	Clear	4.9	5.5	250	350	430	24°			
606-CMD383UBC	F	Blue	Clear	4.9	5.5	600	800	430	12°			

T-1 3/4 Low Current

For quantities greater than listed, call for quote.

MOUSER STOCK NO.	Fig.	Color		Forward Voltage @ IF=2mA		Luminous Intensity @ 2mA(mcd)		Peak Wave-length (nm)	Viewing Angle	Price Each		
		LED	Lens	Typ.	Max.	Min.	Typ.			1	100	500
606-4300H1LC	G	Red	Red Diff	1.8	2.2	1.3	2.3	635	50°			
606-4300H7LC	G	Yellow	Yellow Diff	1.9	2.7	1.0	2.1	583	50°			
606-4300H5LC	G	Green	Green Diff	1.8	2.2	1.0	2.3	565	50°			

T-1 3/4 Super Bright

For quantities greater than listed, call for quote.

MOUSER STOCK NO.	Fig.	Color		Forward Voltage @ IF=10mA		Luminous Intensity @ 10mA(mcd)		Peak Wave-length (nm)	Viewing Angle	Price Each		
		LED	Lens	Typ.	Max.	Min.	Typ.			1	100	500
606-4304H1	H	Red	Red Diff	2.0	3.0	3.0	6.3	650	65°			
606-4304H3	H	Amber	Amber Diff	2.2	3.0	4.0	20.0	608	60°			
606-4304H7	H	Yellow	Yellow Diff	2.1	3.0	2.5	6.3	585	65°			
606-4304H5	H	Green	Green Diff	2.1	3.0	3.0	10.0	563	75°			

T-1 3/4 Ultra Bright

For quantities greater than listed, call for quote.

MOUSER STOCK NO.	Fig.	Color		Forward Voltage @ IF=20mA		Luminous Intensity @ 20mA(mcd)		Peak Wave-length (nm)	Viewing Angle	Price Each		
		LED	Lens	Typ.	Max.	Min.	Typ.			1	100	500
606-4305H1	I	Red	Red	2.1	3.0	20	60	650	30°			
606-4305H7	I	Yellow	Yellow	2.2	3.0	56	160	585	30°			
606-4305H5	I	Green	Green	2.2	3.0	30	100	563	30°			
606-4308H1	J	Red	Clear	1.8	2.2	90	240	645	24°			
606-4308H7	J	Yellow	Clear	2.2	3.0	95	140	583	24°			
606-4308H5	J	Green	Clear	2.3	3.0	110	140	565	24°			

© Copyright 2014 Mouser Electronics

For current pricing, visit mouser.com

DIMENSIONS: in.

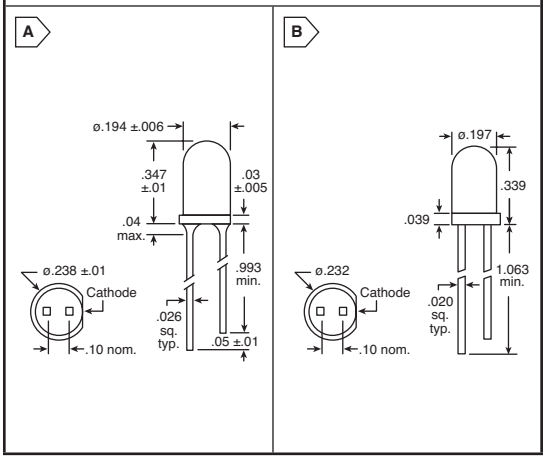

Chicago Miniature Lighting, LLC
Lighting the world since 1910

THRU-HOLE LED LAMPS (CONT.)

T-1 3/4 w/ Integrated Resistor

For quantities greater than listed, call for quote.

MOUSER STOCK NO.	Fig.	Color		Forward Voltage @ IF=20mA		Luminous Intensity @ 20mA(mcd)		Peak Wave-length (nm)	Viewing Angle	Price Each		
		LED	Lens	Typ.	Max.	Min.	Typ.			1	100	500
606-4302H1-5V	A	Red	Red Diff	5	10	2.0	8.0	635	60°			
606-4302H3-5V	A	Amber	Amber Diff	5	10	2.0	8.0	583	60°			
606-4302H5-5V	A	Green	Green Diff	5	12	2.0	8.0	565	60°			
606-4302H1-12V	A	Red	Red Diff	12	13	2.0	8.0	635	60°			
606-4302H3-12V	A	Amber	Amber Diff	12	13	2.0	8.0	583	60°			
606-4302H5-12V	A	Green	Green Diff	12	13	2.0	8.0	565	60°			

T-1 3/4 Bi-Polar for AC/DC Operation

For quantities greater than listed, call for quote.

MOUSER STOCK NO.	Fig.	Color		Forward Voltage @ IF=20mA		Luminous Intensity @ 20mA(mcd)		Peak Wave-length (nm)	Viewing Angle	Price Each		
		LED	Lens	Typ.	Max.	Min.	Typ.			1	100	500
606-4301H1/1	B	Red	Red	2.0	2.5	8.0	20.0	625	60°			
606-4301H7/7	B	Yellow	Yellow	2.1	2.5	5.0	20.0	590	60°			
606-4301H5/5	B	Green	Green	2.2	2.5	5.0	20.0	565	60°			

DIMENSIONS: in. (mm)

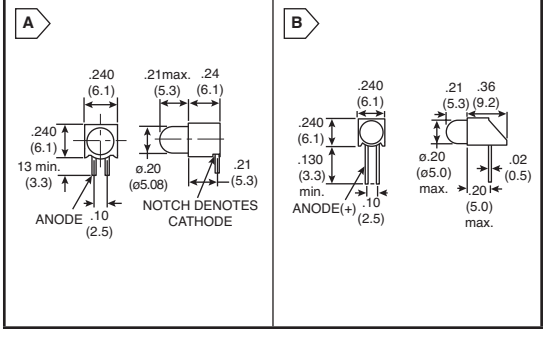

Chicago Miniature Lighting, LLC
Lighting the world since 1910

T-1 3/4 CIRCUIT BOARD INDICATORS

For quantities greater than listed, call for quote.

MOUSER STOCK NO.	Fig.	Color	Cont. Forward Current (mA) (max.)	Forward Voltage		Luminous Intensity (mcd) (typ)	Rated Current (mA)	Peak Wavelength (nm)	Price Each		
				Typ.	Max.				1	100	500
607-5300H1	A	Red	60	2.0	3.0	6.3	10	650			
607-5300H5	A	Green	60	2.2	3.0	10	10	563			
607-5300H7	A	Yellow	60	2.1	3.0	6.3	10	585			
607-5300H1LC	A	Red	7	1.8	2.2	2.0	2.0	635			
607-5300H5LC	A	Green	7	1.8	2.2	2.5	2.0	565			
607-5302H1-5V	A	Red	15	5.0	7.5	6.0	10.0	635			
607-5302H3-5V	A	Amber	15	5.0	7.5	7.0	10.0	583			
607-5302H5-5V	A	Green	15	5.0	7.5	10.0	12.0	565			
607-5380H1	B	Red	35	2.0	3.0	30.0	20.0	650			
607-5380H5	B	Green	20	2.2	2.5	30.0	20.0	563			
607-5380H7	B	Yellow	35	2.1	3.0	2.0	20.0	585			

Chicago Miniature Lighting, LLC
Lighting the world since 1910

CIRCUIT BOARD INDICATORS

DIMENSIONS: in.

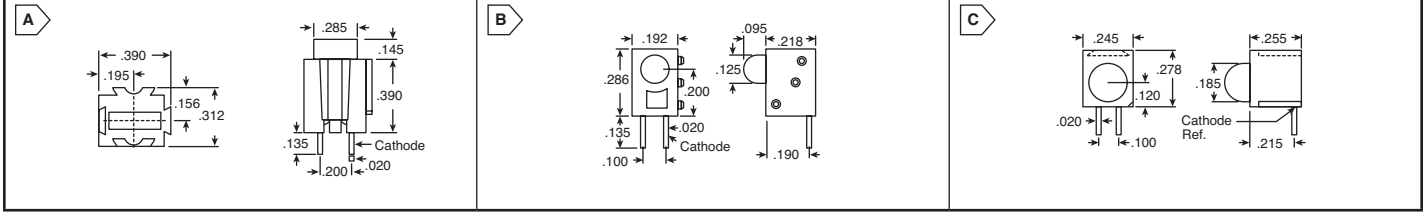

For quantities greater than listed, call for quote.

MOUSER STOCK NO.	Fig.	Color		Forward Voltage @ IF=20mA		Luminous Intensity @ 20mA(mcd)		Peak Wavelength (nm)	Viewing Angle	Price Each		
		LED	Lens	Typ.	Max.	Min.	Typ.			1	100	500
606-CMS01R	A	Hi-Eff Red	Red Diff	2.0	2.5	3.2	12.5	625	110°			
606-CMS01G	A	Hi-Eff Green	Green diff	2.2	2.5	1.3	8.0	565	110°			
606-CMC01R	B	Hi-Eff Red	Water Clear	2.0	2.5	24.0	60.0	625	30°			
606-CMW01S	B	Hi-Eff Red	Red Diff	2.0	2.5	1.0	2.0	625	120°			
606-CMW01R	B	Hi-Eff Red	Red Diff	2.0	2.5	3.2	20.0	625	130°			
606-CMW01G	B	Hi-Eff Green	Green Diff	2.2	2.5	3.2	12.5	565	120°			
606-CMW01Y	B	Yellow	Yellow Diff	2.1	2.5	3.2	12.5	590	120°			
606-CMI01S	C	Red	Red Diff	1.7	2.1	1.25	3.2	660	120°			
606-CMI01G	C	Hi-Eff Green	Green Diff	2.2	2.5	3.2	8.0	565	120°			

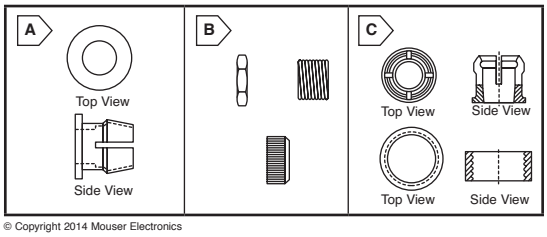

Chicago Miniature Lighting, LLC
Lighting the world since 1910

LED PANEL MOUNTING ACCESSORIES

For quantities greater than listed, call for quote.

MOUSER STOCK NO.	Fig.	Description	Color	Price Each		
				1	100	500
606-CMP100	A	T-1 Single piece	Black			
606-4999-002	B	T-1 3/4, 3-piece flanged	Silver			
606-4999-003	B	T-1 3/4, 3-piece flanged	Black			
606-4304MC	C	T-1 3/4, 2-piece	Black			

© Copyright 2014 Mouser Electronics

© Copyright 2014 Mouser Electronics

CHICAGO MINIATURE Indicators

Chicago Miniature Lighting, LLC
Lighting the world since 1910

Products may be RoHS compliant. Check mouser.com for RoHS status.

NON-RELAMPABLE INDICATORS

Chicago Miniature Lighting, LLC
Lighting the world since 1910

Neon Indicators

For quantities greater than listed, call for quote.

MOUSER STOCK NO.	Fig.	Color	Voltage (VAC)	Termination	Rated Life (hrs.)	Price Each 1	25	100
607-1030D1	A	Red	105-125	Black wire	25,000			
607-1030D3	A	Amber	105-125	Black wire	25,000			
607-1030D4	A	White	105-125	Black wire	25,000			
607-1032D5	A	Green	105-125	Black wire	25,000			
607-1031D1	A	Red	208-250	Black/Red wire	25,000			
607-1030QD1	B	Red	105-125	Quick connect	25,000			
607-1030QD3	B	Amber	105-125	Quick connect	25,000			
607-1030QD4	B	White	105-125	Quick connect	25,000			
607-1032QD5	B	Green	105-125	Quick connect	25,000			
607-1050A1	C	Red	105-125	Black wire	25,000			
607-1050A2	C	Clear	105-125	Black wire	25,000			
607-1050A3	C	Amber	105-125	Black wire	25,000			
607-1052A5	C	Green	105-125	Black wire	25,000			
607-1051A1	C	Red	208-250	Black/Red wire	25,000			
607-1051A3	C	Amber	208-250	Black/Red wire	25,000			
607-1053A5	C	Green	208-250	Black/Red wire	25,000			
607-1050QA1	D	Red	105-125	Quick connect	25,000			
607-1050QA3	D	Amber	105-125	Quick connect	25,000			
607-1052QA5	D	Green	105-125	Quick connect	25,000			
607-1051QA1	D	Red	208-250	Quick connect	25,000			
607-1051QA3	D	Amber	208-250	Quick connect	25,000			
607-1050C1	E	Red	105-125	Black wire	25,000			
607-1050C2	E	Clear	105-125	Black wire	25,000			
607-1050C3	E	Amber	105-125	Black wire	25,000			
607-1050C4	E	White	105-125	Black wire	25,000			
607-1052C5	E	Green	105-125	Black wire	25,000			
607-1051C1	E	Red	208-250	Black/Red wire	25,000			
607-1051C3	E	Amber	208-250	Black/Red wire	25,000			
607-1053C5	E	Green	208-250	Black/Red wire	25,000			
607-1050QC1	F	Red	105-125	Quick connect	25,000			
607-1050QC2	F	Clear	105-125	Quick connect	25,000			
607-1050QC3	F	Amber	105-125	Quick connect	25,000			
607-1050QC4	F	White	105-125	Quick connect	25,000			
607-1052QC5	F	Green	105-125	Quick connect	25,000			
607-1051QC1	F	Red	208-250	Quick connect	25,000			
607-1051QC3	F	Amber	208-250	Quick connect	25,000			
607-1050N1	G	Red	105-125	Black wire	25,000			
607-1050N3	G	Amber	105-125	Black wire	25,000			
607-1052N5	G	Green	105-125	Black wire	25,000			
607-1050QN1	H	Red	105-125	Quick connect	25,000			
607-1050QN3	H	Amber	105-125	Quick connect	25,000			
607-1052QN5	H	Green	105-125	Quick connect	25,000			
607-2110A1	I	Red	105-125	Black wire	25,000			
607-2110A2	I	Clear	105-125	Black wire	25,000			
607-2110A3	I	Amber	105-125	Black wire	25,000			
607-2110A4	I	White	105-125	Black wire	25,000			
607-2112A5	J	Green	105-125	Black wire	25,000			
607-2110QA1	J	Red	105-125	Quick connect	25,000			
607-2112QA5	K	Green	105-125	Quick connect	25,000			
607-2120A1	K	Red	105-125	Black wire	25,000			
607-2120A3	K	Amber	105-125	Black wire	25,000			
607-2120A4	K	White	105-125	Black wire	25,000			

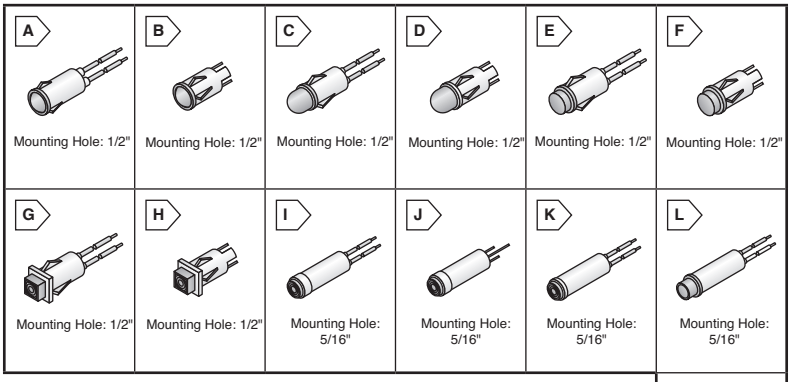

Neon Indicators (Cont.)

For quantities greater than listed, call for quote.

MOUSER STOCK NO.	Fig.	Color	Voltage (VAC)	Termination	Rated Life (hrs.)	Price Each 1	25	100
607-2150A1	L	Red	105-125	Black wire	25,000			
607-2150A2	L	Clear	105-125	Black wire	25,000			
607-2150A3	L	Amber	105-125	Black wire	25,000			
607-2150A4	L	White	105-125	Black wire	25,000			
607-2152A5	L	Green	105-125	Black wire	25,000			
607-2150QA1	M	Red	105-125	Quick connect	25,000			
607-2150QA3	M	Amber	105-125	Quick connect	25,000			
607-2150QA4	M	White	105-125	Quick connect	25,000			
607-2152QA5	M	Green	105-125	Quick connect	25,000			
607-2330QD1	N	Red	105-125	Quick connect	25,000			
607-2330QD3	N	Amber	105-125	Quick connect	25,000			
607-2330QD4	N	White	105-125	Quick connect	25,000			
607-2620QK1	O	Red	105-125	Quick connect	25,000			
607-2620QK3	O	Amber	105-125	Quick connect	25,000			
607-2620QK4	O	White	105-125	Quick connect	25,000			
607-2622QK5	O	Green	105-125	Quick connect	25,000			
607-6010M1	P	Red	105-125	Black/Red wire	25,000			
607-6010M3	P	Amber	105-125	Black/Red wire	25,000			
607-6012M5	P	Green	105-125	Black/Red wire	25,000			

Incandescent Indicators

For quantities greater than listed, call for quote.

607-1090A1-12V	C	Red	12VDC	Yellow wire	10,000			
607-1090A3-12V	C	Amber	12VDC	Yellow wire	10,000			
607-1090A5-12V	C	Green	12VDC	Yellow wire	10,000			
607-1090A1-28V	C	Red	28VDC	Purple wire	7,000			
607-1090A3-28V	C	Amber	28VDC	Purple wire	7,000			
607-1090A5-28V	C	Green	28VDC	Purple wire	7,000			
607-1090C1-12V	E	Red	12VDC	Yellow wire	10,000			
607-1090C1-28V	E	Red	28VDC	Purple wire	7,000			
607-1090C3-28V	E	Amber	28VDC	Purple wire	7,000			
607-1090C5-28V	E	Green	28VDC	Purple wire	7,000			
607-1090QC1-28V	F	Red	28VDC	Quick connect	7,000			
607-1090QC3-28V	F	Amber	28VDC	Quick connect	7,000			
607-1090QC5-28V	F	Green	28VDC	Quick connect	7,000			

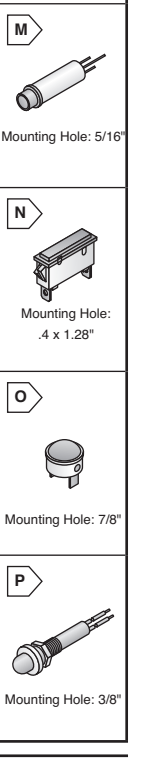

CIRCUIT BOARD PANEL MOUNT LED INDICATORS

Chicago Miniature Lighting, LLC
Lighting the world since 1910

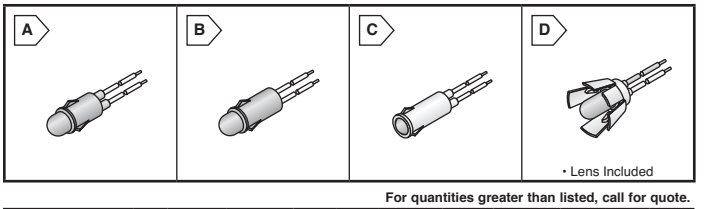

For quantities greater than listed, call for quote.

MOUSER STOCK NO.	Fig.	Color	Forward Current (mA) (max.)	Forward Voltage Typ.	Max.	Lumin. Intensity (mdc) (typ)	Rated Cur. (mA)	Peak Wave lenth	Price Each 1	25	100
607-5100H1	A	Red	35	2.0	3.0	30.0	20.0	635			
607-5100H1LC	A	Red	7	1.8	2.2	2.0	2.0	635			
607-5100H3	A	Amber	35	2.0	3.0	20.0	20.0	608			
607-5100H5	A	Green	30	2.2	3.0	30.0	20.0	562			
607-5100H6	A	Blue	50	3.4	3.9	3.0	45.0	470			
607-5100H7	A	Yellow	35	2.1	3.0	25.0	20.0	585			
607-5100H7LC	A	Yellow	7	1.9	2.7	2.0	2.0	585			
607-5100H1/5	A	Rd/Grn	10	2.2	2.8	6.0	20.0	650/565			
607-5102H1-12V	A	Red	15	12.0	20.0	4.0	13.0	635			
607-5110F1	B	Red	30	2.0	3.0	6.0	10.0	635			
607-5110F5	B	Green	30	2.2	3.0	12.0	20.0	562			
607-5110F7	B	Yellow	30	2.1	3.0	20.0	20.0	585			
607-3990A1	C	Red	30	2.0	3.0	6.0	10.0	635			
607-3990A5	C	Green	30	2.2	3.0	12.0	20.0	562			
607-5400A1	D	Red	35	2.0	3.0	120.0	20.0	635			
607-5400A5	D	Green	35	2.1	2.5	120.0	20.0	555			
607-5400A7	D	Yellow	35	2.1	3.0	120.0	20.0	585			

LED INDICATORS

Chicago Miniature Lighting, LLC
Lighting the world since 1910

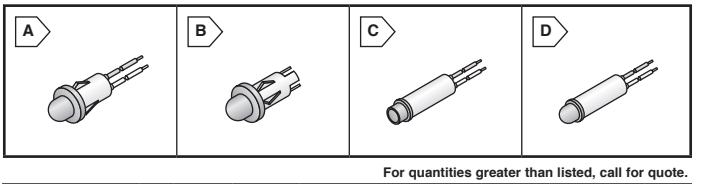

For quantities greater than listed, call for quote.

MOUSER STOCK NO.	Fig.	Color	Voltage (Nom)	Termination	Internal Resis. (Ω)	Mount Hole Sz. (in.)	Price Each 1	25	100
607-1091M1-12V	A	Red	12	Red/White wire	390	1/2			
607-1091M5-12V	A	Green	12	Red/White wire	390	1/2			
607-1091M1-24V	A	Red	24	Red/White wire	1,000	1/2			
607-1091M5-24V	A	Green	24	Red/White wire	1,000	1/2			
607-1091M7-24V	A	Yellow	24	Red/White wire	1,000	1/2			
607-1091QM1-12V	B	Red	12	Quick connect	390	1/2			
607-1091QM1-24V	B	Red	24	Quick connect	1,000	1/2			
607-2191L1-12V	C	Red	12	Red/White wire	390	5/16			
607-2191L5-12V	C	Green	12	Red/White wire	390	5/16			
607-2191L7-12V	C	Yellow	12	Red/White wire	390	5/16			
607-2191L1-24V	C	Red	24	Red/White wire	1,000	5/16			
607-2191L5-24V	C	Green	24	Red/White wire	1,000	5/16			
607-2191L7-24V	C	Yellow	24	Red/White wire	1,000	5/16			
607-2191U1-12V	D	Red	12	Red/White wire	390	5/16			
607-2191U5-12V	D	Green	12	Red/White wire	390	5/16			
607-2191U7-12V	D	Yellow	12	Red/White wire	390	5/16			
607-2191U1-24V	D	Red	24	Red/White wire	1,000	5/16			
607-2191U5-24V	D	Green	24	Red/White wire	1,000	5/16			
607-2191U7-24V	D	Yellow	24	Red/White wire	1,000	5/16			

© Copyright 2014 Mouser Electronics

© Copyright 2014 Mouser Electronics

CHICAGO MINIATURE Incandescent Lamps

Chicago Miniature Lighting, LLC
Lighting the world since 1910

Products may be RoHS compliant. Check mouser.com for RoHS status.

DIMENSIONS: in.

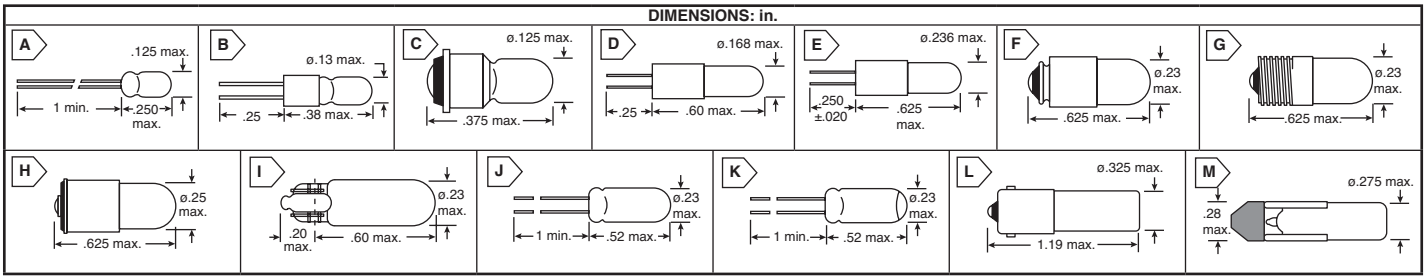

T-3/4 Wire Terminal Lamps

For quantities greater than listed, call for quote.

Type	MOUSER STOCK NO.	Fig.	Volts	Amps	M.S.C.P.	(Hrs.) Life	Price Each 1	10	100
6833	606-CM6833	A	5.0	.060	.050	25,000			
7153	606-CM7153	A	5.0	.115	.150	40,000			
7153AS15	606-CM7153AS15	A	5.0	.115	.150	40,000			

T-1 Bi-Pin Base (.05" Spacing)

For quantities greater than listed, call for quote.

7265	606-CM7265	B	5.0	.060	.150	5,000			
7680	606-CM7680	B	5.0	.060	.030	60,000			
7715	606-CM7715	B	5.0	.115	.150	40,000			
7839	606-CM7839	B	28.0	.024	.150	4,000			

T-1 Bi-Pin Base (.100" Spacing)

For quantities greater than listed, call for quote.

8-2402	606-CM8-2402	B	28.0	.024	.150	4,000			

T-1 Sub-Midget Flange Base

For quantities greater than listed, call for quote.

682	606-CM682	C	5.0	.060	.030	60,000			
685	606-CM685	C	5.0	.060	.050	25,000			
718	606-CM718	C	5.0	.115	.150	40,000			
6839	606-CM6839	C	28.0	.024	.130	4,000			

T-1 Wire Terminal (.145" Height)

For quantities greater than listed, call for quote.

Type	MOUSER STOCK NO.	Fig.	Volts	Amps	M.S.C.P.	(Hrs.) Life	Price Each 1	10	100
7152	606-CM7152	A	5.0	.115	.150	40,000			

T-1 Wire Terminal (.25" Height)

For quantities greater than listed, call for quote.

680	606-CM680	A	5.0	.060	.030	60,000			
683	606-CM683	A	5.0	.060	.050	25,000			
715	606-CM715	A	5.0	.115	.150	40,000			
715AS15	606-CM715AS15	A	5.0	.115	.150	40,000			
7219	606-CM7219	A	12.0	.060	.150	10,000			
7220	606-CM7220	A	18.0	.026	.150	10,000			
6838	606-CM6838	A	28.0	.024	.150	4,000			

T-1 1/4 Bi-Pin Base (.100" Spacing)

For quantities greater than listed, call for quote.

7646	606-CM7646	D	14.0	.080	.500	1,000			
7632	606-CM7632	D	28.0	.040	.320	1,000			

T-1 3/4 Bi-Pin Base (.125" Spacing)

For quantities greater than listed, call for quote.

Type	MOUSER STOCK NO.	Fig.	Volts	Amps	M.S.C.P.	(Hrs.) Life	Price Each 1	10	100
7361	606-CM7361	E	5.0	.060	.050	25,000			
7328	606-CM7328	E	6.0	.200	.600	1,000			
7377	606-CM7377	E	6.3	.075	.230	1,000			
7381	606-CM7381	E	6.3	.200	.400	20,000			
7371	606-CM7371	E	12.0	.040	.120	10,000			
7373	606-CM7373	E	14.0	.100	.500	10,000			
7382	606-CM7382	E	14.0	.080	.300	15,000			
7327	606-CM7327	E	28.0	.040	.340	4,000			
7374	606-CM7374	E	28.0	.040	.150	10,000			
7387	606-CM7387	E	28.0	.040	.300	7,000			
7876	606-CM7876	E	28.0	.060	.340	25,000			

T-1 3/4 Midget Groove Base

For quantities greater than listed, call for quote.

379	606-CM379	F	6.3	.200	.400	20,000			
336	606-CM336	F	14.0	.080	.500	1,500			
386	606-CM386	F	14.0	.080	.300	15,000			
334	606-CM334	F	28.0	.040	.340	4,000			
388	606-CM388	F	28.0	.040	.300	7,000			

T-1 3/4 Midget Screw Base

For quantities greater than listed, call for quote.

Type	MOUSER STOCK NO.	Fig.	Volts	Amps	M.S.C.P.	(Hrs.) Life	Price Each 1	10	100
1769	606-CM1769	G	2.5	.200	.200	5,000			
373	606-CM373	G	14.0	.080	.500	1,500			
8362	606-CM8362	G	14.0	.080	.300	15,000			
335	606-CM335	G	28.0	.040	.340	4,000			
399	606-CM399	G	28.0	.040	.300	7,000			

T-1 3/4 Midget Flange Base

For quantities greater than listed, call for quote.

Type	MOUSER STOCK NO.	Fig.	Volts	Amps	M.S.C.P.	(Hrs.) Life	Price Each 1	10	100
338	606-CM338	H	2.7	.060	.040	6,000			
3150	606-CM3150	H	5.0	.060	.150	5,000			
7333	606-CM7333	H	5.0	.060	.050	25,000			
7335	606-CM7335	H	5.0	.115	.150	40,000			
328	606-CM328	H	6.0	.200	.600	1,000			
345	606-CM345	H	6.0	.040	.030	1,000			
381	606-CM381	H	6.3	.200	.400	20,000			
344	606-CM344	H	10.0	.014	.002	50,000			
367	606-CM367	H	10.0	.040	.080	5,000			
394	606-CM394	H	12.0	.040	.120	10,000			
330	606-CM330	H	14.0	.080	.500	1,500			
382	606-CM382	H	14.0	.080	.300	15,000			
8918	606-CM8918	H	14.0	.100	.500	10,000			
370	606-CM370	H	18.0	.040	.150	10,000			
327	606-CM327	H	28.0	.040	.340	4,000			
376	606-CM376	H	28.0	.060	.340	25,000			
385	606-CM385	H	28.0	.040	.150	10,000			
387	606-CM387	H	28.0	.040	.300	7,000			
7341	606-CM7341	H	28.0	.065	.650	5,000			

T-1 3/4 Wedge Base

For quantities greater than listed, call for quote.

Type	MOUSER STOCK NO.	Fig.	Volts	Amps	M.S.C.P.	(Hrs.) Life	Price Each 1	10	100
86	606-CM86	I	6.3	.200	.400	20,000			
73	606-CM73	I	14.0	.080	.300	15,000			
85	606-CM85	I	28.0	.040	.300	7,000			

T-1 3/4 Wire Terminal

For quantities greater than listed, call for quote.

Type	MOUSER STOCK NO.	Fig.	Volts	Amps	M.S.C.P.	(Hrs.) Life	Price Each 1	10	100
2182	606-CM2182	J	14.0	.080	.300	40,000			
1764	606-CM1764	J	28.0	.040	.340	4,000			
2187	606-CM2187	J	28.0	.040	.300	7,000			

TL-1 3/4 Wire Terminal, Lens End

For quantities greater than listed, call for quote.

Type	MOUSER STOCK NO.	Fig.	Volts	Amps	(Hrs.) Life	Price Each 1	10	100
8-374	606-CM8-374	K	2.5	.350	3,000			

T-2 Miniature Bayonet Base

For quantities greater than listed, call for quote.

Type	MOUSER STOCK NO.	Fig.	Volts	Amps	End Foot Candles	(Hrs.) Life	Price Each 1	10	100
24MB	606-CM24MB	L	24.0	.073	3000	1,000			
28MB	606-CM28MB	L	28.0	.040	1600	5,000			
60MB	606-CM60MB	L	60.0	.050	2200	7,500			
120MB	606-CM120MB	L	120.0	.025	1200	5,000			
8-967	606-CM8-967	L	120.0	.025	1200	5,000			

T-2 Telephone Slide Base-Type 5 (.915" Height)

For quantities greater than listed, call for quote.

Type	MOUSER STOCK NO.	Fig.	Volts	Amps	End Foot Candles	(Hrs.) Life	Price Each 1	10	100
12ESB	606-CM12ESB	M	12.0	.040	650	7,500			
16ESB	606-CM16ESB	M	16.0	.040	800	7,500			
24ESB	606-CM24ESB	M	24.0	.040	850	8,000			
28ESB	606-CM28ESB	M	28.0	.040	1500	6,000			

T-2 Telephone Slide Base-Type 5 (1.115" Height)

For quantities greater than listed, call for quote.

Type	MOUSER STOCK NO.	Fig.	Volts	Amps	End Foot Candles	(Hrs.) Life	Price Each 1	10	100
6PSB	606-CM6PSB	M	6.0	.140	550	20,000			
12PSB	606-CM12PSB	M	12.0	.170	2000	12,000			
24PSB	606-CM24PSB	M	24.0	.073	3000	10,000			
28PSB	606-CM28PSB	M	28.0	.040	1600	5,000			
48PSB	606-CM48PSB	M	48.0	.053	1800	10,000			
60PSB	606-CM60PSB	M	60.0	.050	2200	7,500			
120PSB	606-CM120PSB	M	120.0	.025	1200	5,000			

© Copyright 2014 Mouser Electronics

CHICAGO MINIATURE Indicators and Lamp Holders

Chicago Miniature Lighting, LLC
Lighting the world since 1910

Products may be RoHS compliant. Check mouser.com for RoHS status.

GEMLITE SUBMIDGET INDICATORS

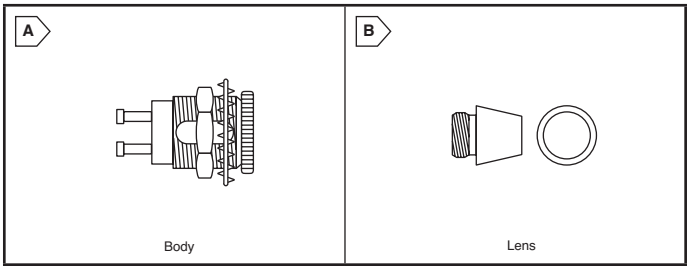

Specifications:

- Mounting hole: .313"
- Mounting centers: .469" min.
- Panel thickness: .218" max.
- Lock washer: nickel plated bronze
- Hex nut: nickel plated brass
- Lens: high temperature lexan
- Lens shank: nickel plated brass
- Housing material: black nickel plated brass
- Electrical rating: up to 30V, up to 1W

For quantities greater than listed, call for quote.

MOUSER STOCK NO.	Fig.	Description	Price Each 1	10	100
606-5160-458	A	T-1 sub-midget flange base indicator, body			
606-160A-604R	B	Translucent red lens for 5160-48, lens			
606-160A-604G	B	Translucent green lens for 5160-48, lens			
606-160A-604Y	B	Translucent yellow lens for 5160-48, lens			
606-160A-604W	B	Translucent white lens for 5160-48, lens			

MIDGET FLANGE RELAMPABLE INDICATORS

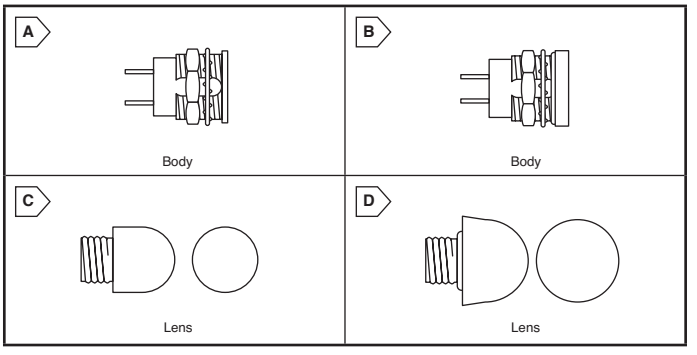

Specifications:

- Mounting hole: .484"
- Mounting centers: .750" min.
- Panel thickness: standard=.265" watertight=.188"
- Terminals: tin plated brass
- Housing material: black anodized aluminum
- Hex nut/lock washer: chrome treated steel
- O-rings (5139 only): neoprene
- Electrical rating: up to 30V, up to 2W
- Lens: high temperature lexan

For quantities greater than listed, call for quote.

MOUSER STOCK NO.	Fig.	Description	Price Each 1	10	100
606-5131-038	A	T-1 3/4 midget flange standard indicator			
606-5139-038	B	T-1 3/4 midget flange watertight indicator			
606-131A-303R	C	Transparent red lens for 5131-038			
606-131A-303A	C	Transparent amber lens for 5131-038			
606-131A-303G	C	Transparent green lens for 5131-038			
606-131A-304R	C	Translucent red lens for 5131-038			
606-131A-304G	C	Translucent green lens for 5131-038			
606-131A-304Y	C	Translucent yellow lens for 5131-038			
606-139A-404G	D	Translucent green lens for 5139-038			
606-139A-404R	D	Translucent red lens for 5139-038			
606-139A-404Y	D	Translucent yellow lens for 5139-038			

RELAMPABLE INDICATOR HOLDERS

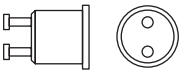

For quantities greater than listed, call for quote.

MOUSER STOCK NO.	Description	Price Each 1	10	100
606-CM21-2	T-1 3/4 bi-pin base lamp socket			

GLO-LITE NEON INDICATORS

DIMENSIONS: in.

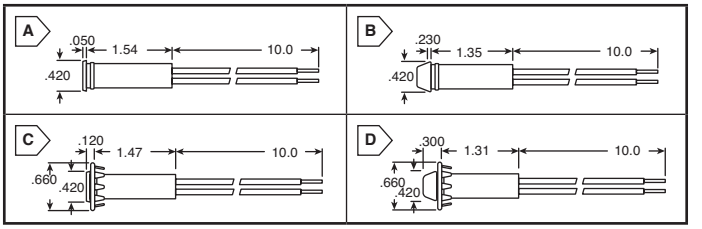

Specifications:

- Mounting hole: 6063 Series - .375"/6073 Series - .500"
- Mounting centers: 6063 Series - .500"/6073 Series - .688"
- Panel thickness: 6063 Series - 1.25"/6073 Series - .078"
- Bezel (6073 only): chrome plated brass
- Wire leads: 22AWG stranded black 105°C PVC
- Electrical: 125VAC, built-in 30KΩ 1/4W resistor
- UL Recognized, CSA Certified

For quantities greater than listed, call for quote.

MOUSER STOCK NO.	Fig.	Color	Description	Price Each 1	10	100
606-6063-001-534R	A	Red	Flat face with no bezel			
606-6063-001-634R	B	Red	Conical face with no bezel			
606-6073-001-534R	C	Red	Flat face with chrome bezel			
606-6073-001-634R	D	Red	Conical face with chrome bezel			
606-6073-001-634W	D	White	Conical face with chrome bezel			

T-2 AND T-3 1/4 MINIATURE RELAMPABLE INDICATORS

(For use with Bayonet Incandescent and Neon Lamps)

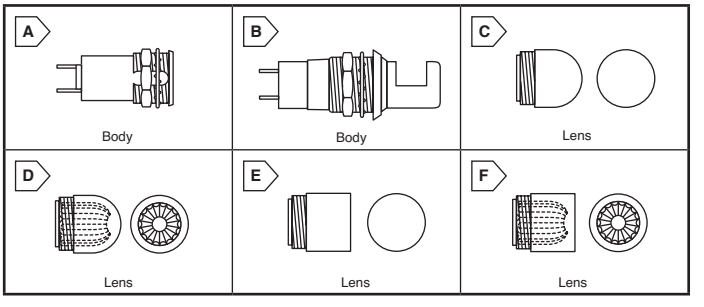

Specifications:

- Mounting hole: .688"
- Mounting centers: .960" min.
- Panel thickness: .406" max.
- Lock washer: chromate treated steel
- Housing material: 5100 Series - glass filled polyester
  5200 Series - phenolic
  900-200 Series - black anodized aluminum
- Hex nut: zinc plated steel
- Lens (5100 and 5200 Series): high temperature lexan

Body

For quantities greater than listed, call for quote.

MOUSER STOCK NO.	Fig.	Description	Price Each 1	10	100
606-5100-822	A	Solder lug terminals, no resistor			
606-5100-823	A	Screw type terminals, no resistor			
606-5100-824	A	.250" quick connect terminals, no resistor			
606-900-200	B	Instrument lite, solder lug terminals			

Lenses (for 606-5100 and 606-5200 series, shown above)

For quantities greater than listed, call for quote.

MOUSER STOCK NO.	Fig.	Description	Price Each 1	10	100
606-25P-306R	C	Transparent red dome			
606-25P-306A	C	Transparent amber dome			
606-25P-306G	C	Transparent green dome			
606-25P-306C	C	Transparent clear dome			
606-25P-307R	C	Translucent red dome			
606-25P-307G	C	Translucent green dome			
606-25P-307Y	C	Translucent yellow dome			
606-25P-307W	C	Translucent white dome			
606-25P-326R	D	Transparent red fluted dome			
606-25P-326A	D	Transparent amber fluted dome			
606-25P-326G	D	Transparent green fluted dome			
606-25P-326C	D	Transparent clear fluted dome			
606-25P-606A	E	Transparent amber cylindrical			
606-25P-606R	E	Transparent red cylindrical			
606-25P-606G	E	Transparent green cylindrical			
606-25P-606C	E	Transparent clear cylindrical			
606-25P-607R	E	Translucent red cylindrical			
606-25P-607G	E	Translucent green cylindrical			
606-25P-607Y	E	Translucent yellow cylindrical			
606-25P-607W	E	Translucent white cylindrical			
606-25P-626R	F	Transparent red fluted cylindrical			
606-25P-626A	F	Transparent amber fluted cylindrical			
606-25P-626G	F	Transparent green fluted cylindrical			
606-25P-626C	F	Transparent clear fluted cylindrical			

© Copyright 2014 Mouser Electronics

© Copyright 2014 Mouser Electronics

CREE Thru-Hole LEDs

RoHS Compliant **This product is RoHS compliant.**

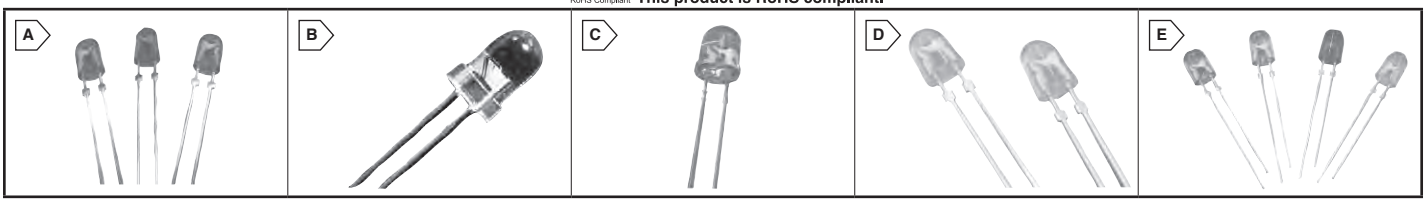

HIGH BRIGHTNESS 4MM OVAL LEDS

Features:

- C4SMF: Matched 105x50-degree radiation pattern
- C4SMK: Matched 115x65-degree radiation pattern

Applications:

- Full-color digital signs

For quantities greater than listed, call for quote.

MOUSER STOCK NO.	Cree Part No.	Fig.	Color	Dominant Wavelength (nm)			Luminous Intensity (mcd)			Forward Voltage (V) (typ.)	Forward Current (mA)	Angle (°)	Price Each		
				Min.	Typ.	Max.	Min.	Typ.	Max.				1	50	100
941-C4SMFRJSCT0W0BB2	C4SMF-RJS-CT0W0BB2	A	Red	619	621	624	1100	1900	4180	2.1	50	100/45			
941-C4SMKGJSCT0W0792	C4SMK-GJS-CT0W0792	A	Green	520	527	535	1100	2900	4180	3.4	35	115/65			
941-C4SMFGJSCV0Y0792	C4SMF-GJS-CV0Y0792	A	Green	520	527	535	2130	4000	8200	3.4	35	105/50			
941-C4SMFBJSCR0U0352	C4SMF-BJS-CR0U0352	A	Blue	465	470	475	550	1000	2130	3.4	35	105/50			
941-C4SMKBJSCQ0T0352	C4SMK-BJS-CQ0T0352	A	Blue	460	470	475	390	780	1520	3.2	35	115/65			

HIGH BRIGHTNESS 5MM ROUND LEDS

Applications:

- Traffic arrow board
- Traffic message board
- Transportation

◆With Standoff

For quantities greater than listed, call for quote.

MOUSER STOCK NO.	Cree Part No.	Fig.	Color	Dominant Wavelength (nm)			Luminous Intensity (mcd)			Forward Voltage (V) (typ.)	Peak Forward Current (mA)	Angle (°)	Price Each		
				Min.	Typ.	Max.	Min.	Typ.	Max.				1	50	100
941-C503BRBNCW0Z0AA2	C503B-RBN-CW0Z0AA2	B	Red	618	624	630	3000	5000	12000	2.1	50	23			
◆ 941-C503BRBSCW0Z0AA2	C503B-RBS-CW0Z0AA2	B	Red	618	624	630	3000	5000	12000	2.1	50	23			
941-C503BRCNCW0Z0AA2	C503B-RCN-CW0Z0AA2	B	Red	618	624	630	3000	5100	12000	2.1	50	30			
◆ 941-C503BRCSCW0Z0AA2	C503B-RCS-CW0Z0AA2	B	Red	618	624	630	3000	5100	12000	2.1	50	30			
941-C503BRANCY0B0AA2	C503B-RAN-CY0B0AA2	B	Red	618	624	630	5860	12000	23500	2.1	50	15			
◆ 941-C503BRASCY0B0AA2	C503B-RAS-CY0B0AA2	B	Red	618	624	630	5860	12000	23500	2.1	50	15			
941-C503BACNCY252030	C503B-ACN-CY0Z0252-030	B	Amber	584	591	596	5860	6000	12000	2.1	50	30			
◆ 941-C503BACSCY252030	C503B-ACS-CY0Z0252-030	B	Amber	584	591	596	5860	6000	12000	2.1	50	30			
941-C503BAANCA252015	C503B-AAN-CA0C0252-015	B	Amber	584	591	596	12000	15000	32900	2.1	50	15			
◆ 941-C503BAASCA252015	C503B-AAS-CA0C0252-015	B	Amber	584	591	596	12000	15000	32900	2.1	50	15			
941-C503BGCNCY0C0792	C503B-GCN-CY0C0792	B	Green	520	527	535	5860	12500	32900	3.2	30	30			
◆ 941-C503BGCSCY0C0792	C503B-GCS-CY0C0792	B	Green	520	527	535	5860	12500	32900	3.2	30	30			
941-C503BGANCB0F0792	C503B-GAN-CB0F0792	B	Green	520	527	535	16800	34000	90500	3.2	30	15			
◆ 941-C503BGASCB0F0792	C503B-GAS-CB0F0792	B	Green	520	527	535	16800	34000	90500	3.2	30	15			
941-C503BBCNCV0Z0462	C503B-BCN-CV0Z0462	B	Blue	465	470	480	2130	4100	12000	3.2	30	30			
◆ 941-C503BBCSCV0Z0462	C503B-BCS-CV0Z0462	B	Blue	465	470	480	2130	4100	12000	3.2	30	30			
941-C503BBANCY0C0462	C503B-BAN-CY0C0462	B	Blue	465	470	480	5860	11000	32900	3.2	30	15			
◆ 941-C503BBASCY0C0462	C503B-BAS-CY0C0462	B	Blue	465	470	480	5860	11000	32900	3.2	30	15			

5MM ROUND WHITE LEDS

Applications:

- Portable lighting
- Gaming
- Landscape lighting

◆With Standoff

For quantities greater than listed, call for quote.

MOUSER STOCK NO.	Cree Part No.	Fig.	Color	CCT (K)		Luminous Intensity (mcd)			Forward Voltage (V) (typ.)	Forward Current (mA)	Angle (°)	Price Each		
				Min.	Typ.	Min.	Typ.	Max.				1	50	100
◆ 941-C513AMSNCV0Y0132	C513A-MSN-CV0Y0132	C	White	2500	2800	2130	4500	8200	3.2	30	55			
◆ 941-C513AMSSCV0Y0132	C513A-MSS-CV0Y0132	C	White	2500	2800	2130	4500	8200	3.2	30	55			
941-C513AWSNCV0Y0152	C513A-WSN-CV0Y0152	C	White	4600	9000	2130	6800	8200	3.2	30	55			
◆ 941-C513AWSSCV0Y0152	C513A-WSS-CV0Y0152	C	White	4600	9000	2130	6800	8200	3.2	30	55			
941-C503BWANCBADA152	C503B-WAN-CBaDa152	B	White	4600	6800	14400	25000	39500	3.2	25	15			
941-C503CWANCBADB152	C503C-WAN-CBaDb152	B	White	4600	9000	16800	35000	46100	3.2	30	15			
◆ 941-C503CWASCBADB152	C503C-WAS-CBaDb152	B	White	4600	9000	16800	35000	46100	3.2	30	15			
941-C503DWANCBBDB152	C503D-WAN-CBbDb152	B	White	4600	9000	20150	30000	46100	3.2	30	15			

HIGH BRIGHTNESS 5MM OVAL LEDS

Features:

- 5SM Series: Matched 100x40-degree radiation pattern
- 566 Series: Matched 70x35-degree radiation pattern

Applications:

- Full-color digital signs

◆With Standoff

For quantities greater than listed, call for quote.

MOUSER STOCK NO.	Cree Part No.	Fig.	Color	Dominant Wavelength (nm)			Luminous Intensity (mcd)			Forward Voltage (V) (typ.)	Forward Current (mA)	Angle (°)	Price Each		
				Min.	Typ.	Max.	Min.	Typ.	Max.				1	50	100
◆ 941-C5SMFBJSCR0U0352	C5SMF-BJS-CR0U0352	D	Blue	465	470	475	550	1100	2130	3.4	35	100/40			
941-C566CBFNCS0W0352	C566C-BFN-CS0W0352	E	Blue	465	470	475	770	1500	4180	3.4	35	70/35			
◆ 941-C566CBFSCS0W0352	C566C-BFS-CS0W0352	E	Blue	465	470	475	770	1500	4180	3.4	35	70/35			
◆ 941-C5SMFGJSCV0Y0792	C5SMF-GJS-CV0Y0792	D	Green	520	527	535	2130	4400	8200	3.4	35	100/40			
941-C566CGFNCV0Z0792	C566C-GFN-CV0Z0792	E	Green	520	527	535	2130	5200	12000	3.4	35	70/35			
◆ 941-C566CGFSCV0Z0792	C566C-GFS-CV0Z0792	E	Green	520	527	535	2130	5200	12000	3.4	35	70/35			
◆ 941-C5SMFAJSCS0V0252	C5SMF-AJS-CS0V0252	D	Amber	584	591	596	770	2100	3000	2.1	50	100/40			
941-C566CAFNCU0W0252	C566C-AFN-CU0W0252	E	Amber	584	591	596	1520	2500	4180	2.1	50	70/35			
◆ 941-C566CAFSCU0W0252	C566C-AFS-CU0W0252	E	Amber	584	591	596	1520	2500	4180	2.1	50	70/35			
941-C566CRFNCT0W0BB2	C566C-RFN-CT0W0BB2	E	Red	619	621	624	770	2200	4180	2.1	50	70/35			
◆ 941-C566CRFSCT0W0BB2	C566C-RFS-CT0W0BB2	E	Red	619	621	624	770	2200	4180	2.1	50	70/35			
◆ 941-C5SMFRJSCT0W0BB2	C5SMF-RJS-CT0W0BB2	D	Red	619	621	624	1100	2200	4180	2.1	50	100/40			

© Copyright 2014 Mouser Electronics
© Copyright 2014 Mouser Electronics

CREE LEDs

RoHS Compliant This product is RoHS compliant.



HIGH BRIGHTNESS P4 LEDS

For quantities greater than listed, call for quote.

MOUSER STOCK NO.	Cree Part No.	Fig.	Color	Dominant Wavelength (nm)			Luminous flux (lm)			Forward Voltage (V) (typ)	Forward Current (mA)	Angle (°)	Price Each		
				Min.	Typ.	Max.	Min.	Typ.	Max.				1	50	100
941-CP41BRDSCL0P0EE4	CP41B-RDS-CL0P0EE4	A	Red	620	628	637	4.4	7	11	2.5	70	40			
941-CP41BADSCL0P0264	CP41B-ADS-CL0P0264	A	Amber	584	591	599	4.4	6.5	11	2.5	70	40			
941-CP41BAFSCM0Q0264	CP41B-AFS-CM0Q0264	A	Amber	584	591	599	5.5	7	13.2	2.5	70	70			
941-CP41BAHSCM0Q0264	CP41B-AHS-CM0Q0264	A	Amber	584	591	599	5.5	8	13.2	2.5	70	100			
941-CP41BGFSCM0Q0694	CP41B-GFS-CM0Q0694	A	Green	515	527	535	5.5	6.5	13.2	3.6	35	70			
941-CP41BBFSCF0H0354	CP41B-BFS-CF0H0354	A	Blue	462	470	475	1.65	2.5	3.3	3.6	35	70			

HIGH BRIGHTNESS WHITE P4 LEDS

For quantities greater than listed, call for quote.

MOUSER STOCK NO.	Cree Part No.	Fig.	Color	CCT (K)		Luminous flux (lm)			Forward Voltage (V) (typ)	Forward Current (mA)	Angle (°)	Price Each		
				Min.	Typ.	Min.	Typ.	Max.				1	50	100
941-CP41BWESCK0P0154	CP41B-WES-CK0P0154	A	White	4600	9000	3.85	7	11	3.6	35	60			
941-CP41BWGSCK0P0154	CP41B-WGS-CK0P0154	A	White	4600	9000	3.85	7	11	3.6	35	90			

HIGH BRIGHTNESS SURFACE MOUNT WHITE LEDS

For quantities greater than listed, call for quote.

MOUSER STOCK NO.	Cree Part No.	Fig.	Package	Color	CCT (K)		Face Color	Luminous Intensity			Forward Voltage (V) (typ)	Forward Current (mA)	Angle (°)	Price Each		
					Min.	Typ.		Min.	Typ.	Max.				1	50	100
941-CLM3CMKWCWAXB133	CLM3C-MKW-CWaXb133	B	PLCC2	Warm White	2500	3200	White	1120mcd	1560mcd	2800mcd	3.2	25	120			
941-CLA1AMKWCWBYA133	CLA1A-MKW -CWbYa133	C	PLCC4	Warm White	2500	3200	White	1400mcd	2500mcd	3550mcd	3.6	35	120			
941-CLP6BMKWCB0E0133	CLP6B-MKW-CB0E0133	B	PLCC6 (3 die)	Warm White	2500	3200	White	7100mcd	12000mcd	18000mcd	3.8	3 x 50	120			
941-CLA1BMKWXD0F0E53	CLA1B-MKW-XD0F0E53	D	PLCC-4	Warm White	2500	4700	White	6.3lm	8.6lm	13.9lm	3.2	30	120			
941-CLA1BMKWXD0F0E63	CLA1B-MKW-XD0F0E63	D	PLCC-4	Warm White	2500	4700	White	6.3lm	8.6lm	13.9lm	3.2	30	120			
941-CLA1BMKWXD0F0E73	CLA1B-MKW-XD0F0E73	D	PLCC-4	Warm White	2500	4700	White	6.3lm	8.6lm	13.9lm	3.2	30	120			
941-CLA1BMKWXD0F0E83	CLA1B-MKW-XD0F0E83	D	PLCC-4	Warm White	2500	4700	White	6.3lm	8.6lm	13.9lm	3.2	30	120			
941-CLM3AWKWCWAXA153	CLM3A-WKW-CWaXa153	B	PLCC2	White	4600	5500	White	1120mcd	1600mcd	2240mcd	3.2	25	120			
941-CLA1AWKBCWBYA153	CLA1A-WKB -CWbYa153	E	PLCC4	White	4600	6800	Black	1400mcd	2600mcd	3550mcd	3.6	35	120			
941-CLM3CWKWCWBYA153	CLM3C-WKW-CWbYa153	B	PLCC2	White	4600	6800	White	1400mcd	1850mcd	3550mcd	3.2	25	120			
941-CLA1AWKWCXAYB153	CLA1A-WKW -CXaYb153	C	PLCC4	White	4600	6800	White	1800mcd	2800mcd	4500mcd	3.6	35	120			
941-CLA2AWKWCXBZ0153	CLA2A-WKW -CXbZ0153	C	PLCC4 (2 die)	White	4600	9000	White	2240mcd	3800mcd	5600mcd	3.2	2 x 25	120			
941-CLP6BWKWCB0E0153	CLP6B-WKW-CB0E0153	B	PLCC6 (3 die)	White	4600	6800	White	7100mcd	14000mcd	18000mcd	3.8	3 x 50	120			
941-CLA1AWKWCXAYB453	CLA1A-WKW -CXaYb453	C	PLCC-4	White	4600	6800	White	1800mcd	2800mcd	4500mcd	3.6	30	120			
941-CLA1BWKWXD0F0E13	CLA1B-WKW-XD0F0E13	D	PLCC-4	Cool White	4700	8300	White	6.3lm	9.6lm	13.9lm	3.2	30	120			
941-CLA1BWKWXD0F0E23	CLA1B-WKW-XD0F0E23	D	PLCC-4	Cool White	4700	8300	White	6.3lm	9.6lm	13.9lm	3.2	30	120			
941-CLA1BWKWXD0F0E33	CLA1B-WKW-XD0F0E33	D	PLCC-4	Cool White	4700	8300	White	6.3lm	9.6lm	13.9lm	3.2	30	120			

HIGH BRIGHTNESS SURFACE MOUNT COLOR LEDS

For quantities greater than listed, call for quote.

MOUSER STOCK NO.	Cree Part No.	Fig.	Package	Color	Dominant Wavelength (nm)			Face Color	Luminous Intensity (mcd)			Forward Voltage (V) (typ)	Forward Current (mA)	Angle (°)	Price Each		
					Min.	Typ.	Max.		Min.	Typ.	Max.				1	50	100
941-CLM4BRKWCWAXBAA3	CLM4B-RKW-CWaXbAA3	C	PLCC4	Red	618	624	630	White	1120	1600	2800	2.4	70	120			
941-CLM4BAKBCWAXB263	CLM4B-AKB-CWaXb263	E	PLCC4	Amber	584	591	599	Black	1120	1500	2800	2.4	70	120			
941-CLM4BAKWCWAXB263	CLM4B-AKW-CWaXb263	C	PLCC4	Amber	584	591	599	White	1120	1500	2800	2.4	70	120			
941-CLM2BAEWCYBB0263	CLM2B-AEW-CYbB0263	F	PLCC4	Amber	584	591	599	White	2800	5000	9000	2.5	70	60			
941-CLM4BGKWCWBYA693	CLM4B-GKW-CWbYa693	C	PLCC4	Green	515	527	535	White	1400	1800	3550	3.6	30	120			
941-CLM4BBKWCTBVA363	CLM4B-BKW-CTbVa363	C	PLCC4	Blue	460	470	480	White	355	550	900	3.6	30	120			

TRI-COLOR RGB SMD LED

These high performance tricolor SMT LEDs are designed to work in a wide range of applications. A wide viewing angle and high brightness make these LEDs suitable for outdoor and full color video signage applications.

NEW PRODUCT

For quantities greater than listed, call for quote.

MOUSER STOCK NO.	Cree Part No.	Fig.	Package	Color	Dominant Wavelength (nm)			Face Color	Luminous Intensity (mcd)			Forward Voltage (V) (typ)	Forward Current (mA)	Angle (°)	Price Each		
					Min	Typ	Max		Min	Typ	Max				1	50	100
941-CLX6AFKBCK1P1G1B	CLX6A-FKB-CK1P1G1BB7S4T3	G	PLCC-6	Red	619	-	624	Black	450	-	1120	2	50	120			
				Green	520	-	540		900	-	2240	3.2	35				
				Blue	460	-	480		224	-	560	3.2	35				
941-X6AFKBCJNNRFJ7A3	CLX6A-FKB-CJNNRFJBB7a363	G	PLCC6 (3 die)	Red	619	470	624	Black	450	400	1120	3.2	50	120			
				Green	520	527	540		900	1400	2240	3.2	35				
				Blue	460	624	480		224	700	560	2	35				
941-V6AFKBCKNPRGJ7A3	CLV6A-FKB-CKNPRGJBB7a363	H	PLCC6 (3 die)	Red	619	620	624	Black	560	700	1120	2	50	120			
				Green	520	527	540		1120	1600	2240	3.2	35				
				Blue	460	470	480		280	400	560	3.2	35				
941-V1AFKBCHMKPEH7A3	CLV1A-FKB-CHMKPEHBB7a363	I	PLCC4 (3 die)	Red	619	620	624	Black	450	700	1120	2	50	120			
				Green	520	527	527		900	1400	2240	3.2	25				
				Blue	460	470	480		224	400	560	3.2	25				
941-VBAFKACAEDH8B7A3	CLVBA-FKA-CAEDH8BBB7a363	J	PLCC4 (3 die)	Red	619	620	624	Black	224	280	560	2	50	120			
				Green	520	527	540		280	500	900	3.2	25				
				Blue	460	470	480		90	160	335	3.2	25				

© Copyright 2014 Mouser Electronics
© Copyright 2014 Mouser Electronics

DIALIGHT SMD LEDs

RoHS Compliant This product is RoHS compliant.

SURFACE MOUNT LED - MicroLED® SERIES

For quantities greater than listed, call for quote.

MOUSER STOCK NO.	Dialight Part No.	Fig.	Size	Color	Wavelength (nm)	Luminous Intensity (mcd)	Voltage (VDC)	Viewing Angle(°)	Price Each 1	100	500	1000
645-597-5112-407F	597-5112-407F	A	0603	Red	660	11.7	2.3	152				
645-598-8010-107F	598-8010-107F	A	0603	Red	642	80	2.4	140				
645-598-8020-107F	598-8020-107F	A	0603	Reddish Orange	630	200	2.4	140				
645-598-8030-107F	598-8030-107F	A	0603	Orange	610	150	2.4	140				
645-598-8040-107F	598-8040-107F	A	0603	Yellow	595	160	2.2	140				
645-598-8050-107F	598-8050-107F	A	0603	Yellow	590	160	2.4	140				
645-598-8060-107F	598-8060-107F	A	0603	Yellow Green	575	60	2.4	140				
645-598-8070-107F	598-8070-107F	A	0603	Yellowish Green	570	40	2.4	140				
645-597-5312-402F	597-5312-402F	A	0603	Green	560	6.4	2.8	152				
645-598-8081-107F	598-8081-107F	A	0603	Green	525	400	3.5	140				
645-598-8091-107F	598-8091-107F	A	0603	Blue	475	160	3.5	140				
645-597-3901-830F	597-3901-830F	-	0603	White	---	240	3.4	130				
645-597-2003-507F	597-2003-507F	B	0605	Red	630	40	2.2	135				
645-597-2033-507F	597-2033-507F	B	0605	Red	620	63	2.2	135				
645-597-2203-507F	597-2203-507F	B	0605	Orange	605	100	2.2	135				
645-597-2403-507F	597-2403-507F	B	0605	Yellow	590	63	2.0	135				
645-597-2503-507F	597-2503-507F	B	0605	Yellow Green	572	25	2.2	135				
645-597-2603-507F	597-2603-507F	B	0605	Blue	470	140	3.2	140				
645-597-2903-507F	597-2903-507F	B	0605	White	---	170	3.1	150				
645-597-5111-407F	597-5111-407F	C	0805	Red	660	11.7	2.3	140				
645-598-8110-107F	598-8110-107F	C	0805	Red	642	80	2.4	140				
645-598-8120-107F	598-8120-107F	C	0805	Reddish Orange	630	200	2.4	140				
645-598-8140-107F	598-8140-107F	C	0805	Yellow	595	160	2.4	140				
645-597-3222-407F	597-3222-407F	C	0805	Yellow	594	65	2.4	156				
645-598-8150-107F	598-8150-107F	C	0805	Yellow	590	160	2.4	140				
645-598-8160-107F	598-8160-107F	C	0805	Yellow Green	575	60	2.4	140				
645-598-8170-107F	598-8170-107F	C	0805	Yellowish Green	570	40	2.4	140				
645-598-8130-107F	598-8130-107F	C	0805	Orange	610	150	2.4	140				
645-597-3212-407F	597-3212-407F	C	0805	Orange	609	65	2.4	156				
645-597-5311-407F	597-5311-407F	C	0805	Green	560	6.4	2.8	140				
645-598-8181-107F	598-8181-107F	C	0805	Green	525	400	3.5	140				
645-598-8191-107F	598-8191-107F	C	0805	Blue	475	160	3.5	140				
645-597-3111-407F	597-3111-407F	D	1206	Red	660	17	2.2	70				
645-598-8210-107F	598-8210-107F	D	1206	Red	640	80	2.4	140				
645-597-6001-607F	597-6001-607F	D	1206	Red	639	280	2.4	70				
645-598-8220-107F	598-8220-107F	D	1206	Reddish Orange	630	200	2.4	140				
645-598-8230-107F	598-8230-107F	D	1206	Orange	610	150	2.4	140				
645-597-6201-607F	597-6201-607F	D	1206	Orange	611	450	2.4	70				
645-598-8240-107F	598-8240-107F	D	1206	Yellow	595	160	2.4	140				
645-598-8250-107F	598-8250-107F	D	1206	Yellow	590	160	2.4	140				
645-597-6401-607F	597-6401-607F	D	1206	Yellow	588	450	2.4	70				
645-597-3401-402F	597-3401-402F	D	1206	Yellow	580	6	2.5	70				
645-598-8260-107F	598-8260-107F	D	1206	Yellow Green	575	60	2.4	140				
645-597-6501-607F	597-6501-607F	D	1206	Yellow Green	574	180	2.4	70				
645-598-8270-107F	598-8270-107F	D	1206	Yellowish Green	570	40	2.4	140				
645-597-3311-407F	597-3311-407F	D	1206	Green	560	7.5	2.5	70				
645-597-6301-607F	597-6301-607F	D	1206	Green	530	710	3.8	70				
645-598-8281-107F	598-8281-107F	D	1206	Green	525	400	3.5	140				
645-598-8291-107F	598-8291-107F	D	1206	Blue	475	160	3.5	140				
645-597-6601-607F	597-6601-607F	D	1206	Blue	468	180	3.8	70				
645-597-6901-607F	597-6901-607F	D	1206	White	x.304,y.301	70	3	70				
645-597-3002-507F	597-3002-507F	E	1208	Red	630	160	2.7	110				
645-597-3021-507F	597-3021-507F	E	1208	Red	653	6.3	2	110				
645-597-3032-507F	597-3032-507F	E	1208	Red	620	250	2.7	110				
645-597-3111-507F	597-3111-507F	E	1208	Red	662	16	1.75	110				
645-597-2211-607F	597-2211-607F	E	1208	Orange	605	180	2.4	130				
645-597-3202-507F	597-3202-507F	E	1208	Orange	605	400	2.7	110				
645-597-3402-507F	597-3402-507F	E	1208	Yellow	590	400	2.7	110				
645-597-2222-607F	597-2222-607F	E	1208	Yellow	589	180	2.4	130				
645-597-3301-507F	597-3301-507F	E	1208	Green	573	25	2.2	110				
645-597-3401-507F	597-3401-507F	E	1208	Yellow	588	6.3	2.1	110				
645-597-2501-607F	597-2501-607F	E	1208	Green	572	71	2.4	130				
645-597-3502-507F	597-3502-507F	E	1208	Yellow Green	572	63	2.7	110				
645-597-3312-507F	597-3312-507F	E	1208	Green	560	36	2.5	110				
645-597-2601-607F	597-2601-607F	E	1208	Green	525	280	3.6	130				
645-597-3322-507F	597-3322-507F	E	1208	Green	525	360	4	110				
645-597-3602-507F	597-3602-507F	E	1208	Blue	479	100	4.2	110				
645-597-2901-607F	597-2901-607F	E	1208	Blue	470	180	3.8	130				
645-597-3902-507F	597-3902-507F	E	1208	White	---	900	4.3	110				
645-597-3111-102F	597-3111-102F	F	1210	Red	660	8	2.6	170				
645-597-3001-102F	597-3001-102F	F	1210	Reddish Orange	630	4	2.6	170				
645-597-3211-102F	597-3211-107F	F	1210	Orange	610	8	2.8	170				
645-597-3401-102F	597-3401-102F	F	1210	Yellow	585	8	2.8	160				
645-597-3301-102F	597-3301-107F	F	1210	Green	565	12	2.6	170				
645-597-3001-207F	597-3001-207F	G	PLCC-2	Red	635	6	2.6	150				
645-597-3121-207F	597-3121-207F	G	PLCC-2	Red	645	35.5	1.75	120				
645-597-3301-202F	597-3301-202F	G	PLCC-2	Green	565	9.4	2.6	120				
645-597-3401-202F	597-3401-202F	G	PLCC-2	Yellow	586	4	2.6	120				
645-597-3601-207F	597-3601-207F	G	PLCC-2	Blue	465	11	3.5	120				
645-597-2111-407F	597-2111-407F	H	RA	Red	660	12.4	2.3	130				
645-597-2201-407F	597-2201-407F	H	RA	Orange	605	3	2.8	130				
645-597-2401-407F	597-2401-407F	H	RA	Yellow	580	3	2.8	130				
645-597-2311-402F	597-2311-402F	H	RA	Green	560	5.2	2.8	130				
645-597-2001-213F	597-2001-213F	I	RA	Red	635	32	2.6	120				
645-597-2401-213F	597-2401-213F	I	RA	Yellow	586	32	2.6	120				
645-597-2301-213F	597-2301-213F	I	RA	Green	565	32	2.6	120				

DIMENSIONS: in.

A

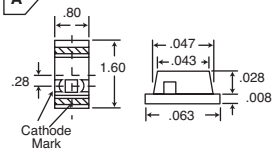

B

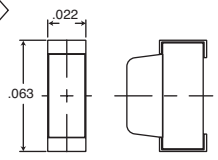

C

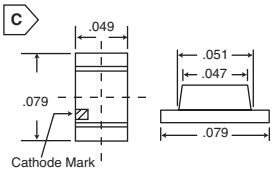

D

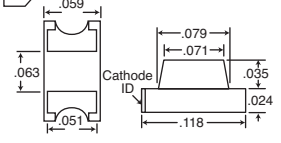

E

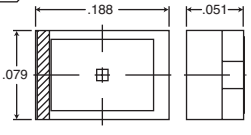

F

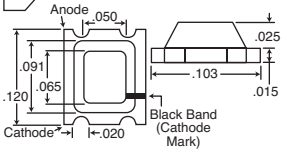

G

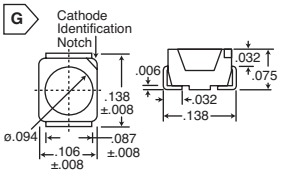

H

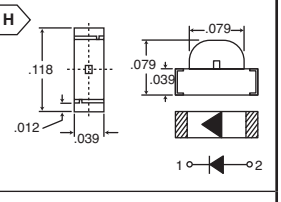

I

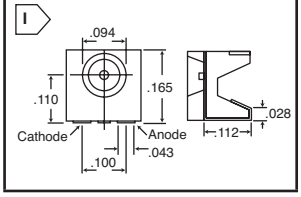

© Copyright 2014 Mouser Electronics

DIALIGHT LED Panel Mount Indicators and SMD LEDs

RoHS Compliant This product is RoHS compliant.

Dialight BI / MULTI - COLOR LEDs

For quantities greater than listed, call for quote.

MOUSER STOCK NO.	Dialight Part No.	Fig.	Size	Color	Wavelength (nm)	Luminous Intensity (Max)	Voltage (Max)	Viewing Angle	Price Each 1	100	500	1000
Bi-Color and Multi Color LEDs												
645-598-8410-207F	598-8410-207F	A	0606	Red/Yellowish Green	645/570	80/50	2.4	140				
645-598-8460-207F	598-8460-207F	A	0606	Yellow/Red	595/645	150/60	2.4	140				
645-598-8440-207F	598-8440-207F	A	0606	Yellow/Green	595/575	150/65	2.4	140				
645-598-8450-207F	598-8450-207F	A	0606	Yellow/Green	592/530	150/140	2.4	140				
645-598-8710-307F	598-8710-307F	A	0606	Red/Green/Blue	645/530/475	80/220/140	2.2	140				
645-597-7703-607F	597-7703-607F	B	1206	Red/Green	631/571	55/45	2.4	130				
645-597-2751-607F	597-2751-607F	C	1208	Red/Green	631/571	45/35	2.4	130				
645-597-2723-607F	597-2723-607F	C	1208	Green/Yellow	571/589	35/75	2.4	130				
645-598-8610-207F	598-8610-207F	D	1210	Red/Yellowish Green	645/570	80/50	2.4	140				
645-597-7731-107F	597-7731-107F	D	1210	Red/Yellow	630/585	4.0/8.0	2.6/2.8	170				
645-597-7701-107F	597-7701-107F	D	1210	Red/Green	630/565	4.0/12.0	2.6/2.6	170				
645-598-8621-207F	598-8621-207F	D	1210	RedOrg/Green	630/530	120/240	2.4	140				
645-598-8660-207F	598-8660-207F	D	1210	Yellow/Red	592/645	150/80	2.4	140				
645-598-8640-207F	598-8640-207F	D	1210	Yellow/Yellowish Green	592/570	150/50	2.4	140				
645-597-7721-107F	597-7721-107F	D	1210	Yellow/Green	585/565	8.0/12.0	2.8/2.6	170				
645-598-8610-307F	598-8610-307F	D	1210	Red/Green/Blue	645/530/475	80/220/140	2.2	140				
645-597-7731-202F	597-7731-202F	E	PLCC-4	Red/Yellow	635/586	7.3/6.8	2.5/2.6	120				
645-597-7701-207F	597-7701-207F	E	PLCC-4	Red/Green	635/565	6.0/9.4	2.6/2.6	120				
645-597-7721-207F	597-7721-207F	E	PLCC-4	Yellow/Green	586/565	4.0/9.4	2.6/2.6	120				
645-598-8510-207F	598-8510-207F	F	RA	Red/Yellowish Green	645/570	80/50	2.4	160				
645-598-8520-207F	598-8520-207F	F	RA	RedOrg/Yellowish Grn	630/570	150/50	2.4	160				
645-598-8560-207F	598-8560-207F	F	RA	Yellow/Red	592/645	150/60	2.4	160				
645-598-8540-207F	598-8540-207F	F	RA	Yellow/Yellowish Green	592/570	150/50	2.4	160				
645-598-8810-307F	598-8810-307F	G	RA	Red/Green/Blue	645/530/475	80/220/140	2.4	160				
645-598-8820-307F	598-8820-307F	G	RA	RedOrg/Green/Blue	630/530/475	150/300/140	2.4	160				
645-598-8840-307F	598-8840-307F	G	RA	Yellow/Green/Blue	595/530/475	150/300/140	2.4	160				

Dialight LED SNAP-IN PANEL MOUNT INDICATORS .156" MOUNTING HOLE

For quantities greater than listed, call for quote.

MOUSER STOCK NO.	Dialight Part No.	Fig.	Color	Voltage (Max)	Current (mA)	mcd	Price Each 1	25	100	250
Straight Terminals										
645-558-0101-001F	558-0101-001F	H	Red	2	10	10				
645-558-0301-001F	558-0301-001F	H	Yellow	2.1	10	6.3				
645-558-0201-001F	558-0201-001F	H	Green	2.1	10	16				
645-558-3001-001F	558-3001-001F	H	Red/Green	2/2	10	5/5				
14" Wire Leads										
645-558-0101-007F	558-0101-007F	I	Red	2	10	10				
645-558-1101-007F	558-1101-007F	I	Red	1.8	2	1.8				
645-558-0102-007F	558-0102-007F	I	Red	5	10	4				
645-558-0302-007F	558-0302-007F	I	Yellow	5	10	8				
645-558-0301-007F	558-0301-007F	I	Yellow	2.1	10	6.3				
645-558-1201-007F	558-1201-007F	I	Yellow	1.9	2	1.6				
645-558-0201-007F	558-0201-007F	I	Green	2.1	10	16				
645-558-1301-007F	558-1301-007F	I	Green	1.8	2	1.6				
645-558-3001-007F	558-3001-007F	I	Red/Green	2/2	10	1.6				
645-558-3201-007F	558-3201-007F	I	Yellow/Green	2.1/2.1	20	5/15				

Dialight LED SNAP-IN PANEL MOUNT INDICATORS .250" MOUNTING HOLE

For quantities greater than listed, call for quote.

MOUSER STOCK NO.	Dialight Part No.	Fig.	Color	Voltage (Max)	Current (mA)	mcd	Price Each 1	25	100	250
Standard Straight Terminals										
645-559-0102-001F	559-0102-001F	J	Red	5	13	2				
645-559-1101-001F	559-1101-001F	J	Red	1.8	2	2				
645-559-2101-001F	559-2101-001F	J	Red	2.2	10	7				
645-559-0302-001F	559-0302-001F	J	Yellow	5	10	8				
645-559-2301-001F	559-2301-001F	J	Yellow	2.1	10	6.3				
645-559-0202-001F	559-0202-001F	J	Green	5	12	8				
645-559-2201-001F	559-2201-001F	J	Green	2.1	10	10				
645-559-3001-001F	559-3001-001F	J	Red/Green	1.8/2.1	20	60/20				
645-559-3101-001F	559-3101-001F	J	Red/Green	1.8/2.1	20	60/20				
645-559-3201-001F	559-3201-001F	J	Yellow/Green	2.1/2.1	20	8.7/8.7				
High Bright Diffused Straight Terminals										
645-559-5101-001F	559-5101-001F	J	Red	2.1	20	34				
645-559-5301-001F	559-5301-001F	J	Yellow	2.2	20	34				
645-559-5201-001F	559-5201-001F	J	Green	2.2	20	34				
Standard 14" Wire Leads										
645-559-0102-007F	559-0102-007F	K	Red	5	13	2				
645-559-1101-007F	559-1101-007F	K	Red	1.8	2	2				
645-559-2101-007F	559-2101-007F	K	Red	2.2	10	7				
645-559-0302-007F	559-0302-007F	K	Yellow	5	10	8				
645-559-1201-007F	559-1201-007F	K	Yellow	1.8	2	1.8				
645-559-2301-007F	559-2301-007F	K	Yellow	2.1	10	6.3				
645-559-0202-007F	559-0202-007F	K	Green	5	12	8				
645-559-1301-007F	559-1301-007F	K	Green	1.8	2	1.8				
645-559-2201-007F	559-2201-007F	K	Green	2.1	10	10				
645-559-3001-007F	559-3001-007F	K	Red/Green	1.7/2.0	20	60/40				
645-559-3201-007F	559-3201-007F	K	Yellow/Green	1.8/2.1	20	8.7/8.7				
645-559-3501-007F	559-3501-007F	L	Red/Green	2.1/2.3	10	5.0/8.0				
645-559-3601-007F	559-3601-007F	L	Yellow/Green	1.6/1.6	10	5.0/8.0				
High Bright 14" Wire Leads										
645-559-5101-007F	559-5101-007F	K	Red	2.1	20	34				
645-559-5301-007F	559-5301-007F	K	Yellow	2.1	20	34				
645-559-5201-007F	559-5201-007F	K	Green	2.1	20	34				
645-559-5601-007F	559-5601-007F	K	Green	2.3	20	120				
Ultra Bright 14" Wire Leads										
645-559-6101-007F	559-6101-007F	K	Red	1.9	20	2100				
645-559-5901-007F	559-5901-007F	K	Amber	2.02	20	3100				
645-559-6001-007F	559-6001-007F	K	Blue	3.6	20	1500				
645-559-6401-007F	559-6401-007F	K	White	3.5	20	2500				

DIMENSIONS: in.

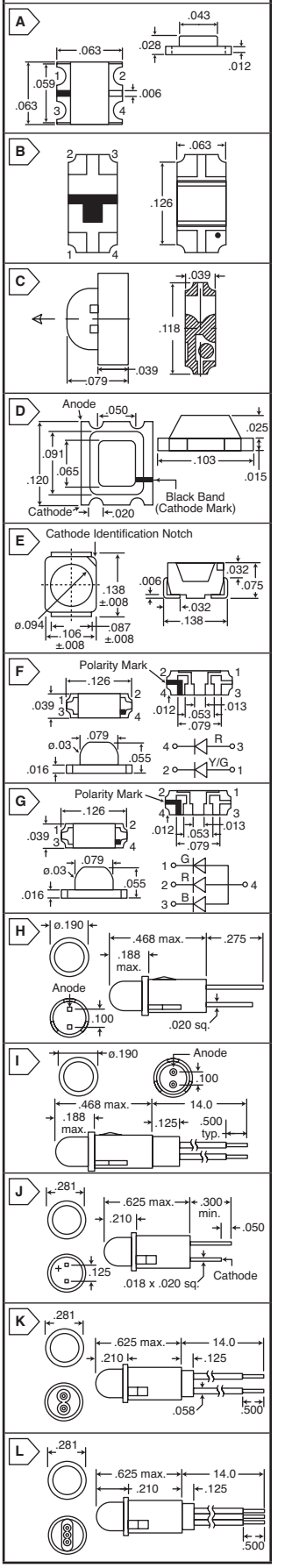

© Copyright 2014 Mouser Electronics

© Copyright 2014 Mouser Electronics

DIALIGHT LED Panel Mount Indicators

RoHS Compliant This product is RoHS compliant.

LED PANEL MOUNT INDICATORS

RoHS Compliant

For quantities greater than listed, call for quote.

MOUSER STOCK NO.	Dialight Part No.	Fig.	Color	Voltage (Max)	Current (mA)	mcd	Price Each 1	25	100	500
605 Series, 5mm Mounting Hole										
645-605-1111-110F	605-1111-110F	A	Red	2	10	1.2				
645-605-1311-110F	605-1311-110F	A	Yellow	2	15	2				
645-605-1211-110F	605-1211-110F	A	Green	2	15	0.8				
606 Series, 6mm Mounting Hole										
645-606-1111-110F	606-1111-110F	B	Red	2	5	2.4				
645-606-1311-110F	606-1311-110F	B	Yellow	2	10	3.7				
645-606-1211-110F	606-1211-110F	B	Green	2	15	3				
645-606-2111-110F	606-2111-110F	C	Red	2	5	2.4				
645-606-2211-110F	606-2211-110F	C	Green	2	15	3				
645-606-2415-110F	606-2415-110F	D	Red/Green	2	5/20	.6/1				
645-606-2415-120F	606-2415-120F	D	Red/Green	6	5/20	.6/1				
645-606-2415-130F	606-2415-130F	D	Red/Green	12	5/20	.6/1				
607 Series, 7mm Mounting Hole										
645-607-2112-110F	607-2112-110F	E	Red	2	15	8				
645-607-2312-110F	607-2312-110F	E	Yellow	2	15	2.2				
645-607-2212-110F	607-2212-110F	E	Green	2	15	8				
645-607-2112-120F	607-2112-120F	F	Red	6	15	8				
645-607-2112-130F	607-2112-130F	F	Red	12	15	8				
645-607-2312-120F	607-2312-120F	F	Yellow	6	15	2.2				
645-607-2312-130F	607-2312-130F	F	Yellow	12	15	2.2				
645-607-2212-120F	607-2212-120F	F	Green	6	15	8				
645-607-2212-130F	607-2212-130F	F	Green	12	15	8				
645-607-3132-120F	607-3132-120F	G	Red	6	15	8				
645-607-3232-120F	607-3232-120F	G	Green	6	15	8				
645-607-3232-130F	607-3232-130F	G	Green	12	15	8				
608 Series, 8mm Mounting Hole										
645-608-1131-110F	608-1131-110F	H	Red	2	15	20				
645-608-1331-110F	608-1331-110F	H	Yellow	2	15	4				
645-608-1231-110F	608-1231-110F	H	Green	2	15	15				
645-608-1132-220F	608-1132-220F	I	Red	6	15	20				
645-608-1132-230F	608-1132-230F	I	Red	12	15	20				
645-608-1332-220F	608-1332-220F	I	Yellow	6	15	10				
645-608-1232-220F	608-1232-220F	I	Green	6	15	20				
645-608-1232-230F	608-1232-230F	I	Green	12	15	20				
645-608-3131-110F	608-3131-110F	J	Red	2	15	20				
645-608-3231-110F	608-3231-110F	J	Green	2	15	15				
645-608-3331-110F	608-3331-110F	J	Yellow	2	15	4				
609 Series, 9mm Mounting Hole										
645-609-1112-130F	609-1112-130F	K	Red	12	15	20				
645-609-1212-130F	609-1212-130F	K	Green	12	15	15				
645-609-2112-120F	609-2112-120F	L	Red	6	15	20				
645-609-2112-130F	609-2112-130F	L	Red	12	15	20				
645-609-2312-130F	609-2312-130F	L	Yellow	12	15	4				
645-609-2212-130F	609-2212-130F	L	Green	12	15	15				
610 Series, 10mm Mounting Hole										
645-610-3132-120F	610-3132-120F	M	Red	6	10	250				
645-610-3332-120F	610-3332-120F	M	Yellow	6	10	12				
645-610-3232-120F	610-3232-120F	M	Green	6	10	15				
645-610-4132-120F	610-4132-120F	N	Red	6	10	250				
645-610-4232-120F	610-4232-120F	N	Green	6	10	15				

DIMENSIONS: in.

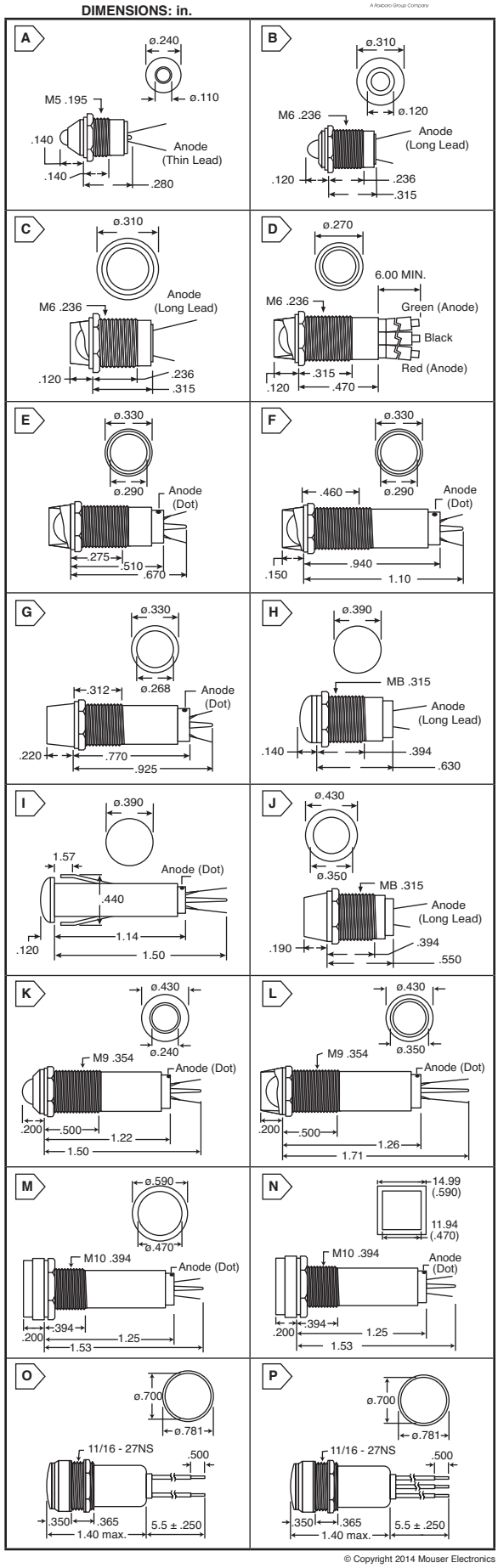

11/16" MOUNTING HOLE, WATERTIGHT

RoHS Compliant

For quantities greater than listed, call for quote.

MOUSER STOCK NO.	Dialight Part No.	Fig.	Color	Voltage (Max)	Current (mA)	mcd	Price Each 1	25	100	500
Superbright										
645-557-1502-203F	557-1502-203F	O	Red	5	80	1000				
645-557-1503-203F	557-1503-203F	O	Red	12	20	1000				
645-557-1505-203F	557-1505-203F	O	Red	24	20	1000				
645-557-1702-203F	557-1702-203F	O	Yellow	5	80	1000				
645-557-1703-203F	557-1703-203F	O	Yellow	12	20	1000				
645-557-1705-203F	557-1705-203F	O	Yellow	24	20	1000				
645-557-1602-203F	557-1602-203F	O	Green	5	16	1000				
645-557-1603-203F	557-1603-203F	O	Green	12	16	1000				
645-557-1605-203F	557-1605-203F	O	Green	24	16	1000				
645-557-1802-203F	557-1802-203F	O	Blue	5	16	250				
645-557-1803-203F	557-1803-203F	O	Blue	12	16	250				
645-557-1805-203F	557-1805-203F	O	Blue	24	16	250				
Bi-Color Superbright										
645-557-1412-203F	557-1412-203F	P	R/G	5	70/16	400/1000				
645-557-1432-203F	557-1432-203F	P	Y/G	5	70/16	400/1000				

© Copyright 2014 Mouser Electronics

DIALIGHT IP67/NEMA 4X Panel Mount LED Indicators

Dialight
A Rabbon Group Company

657 SERIES PANEL MOUNT INDICATORS

RoHS Compliant **This product is RoHS compliant.**

Features/Benefits:

- IP67/NEMA 4X
- Cool-to-the-touch Operation
- Daylight Viewable
- Resistant to shock and vibration
- Anti-Caplillary Wire
- LED Technology engineered for up to 100k hours of operation

A **Flat Lens**

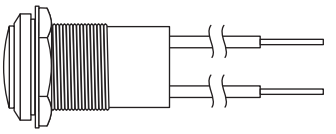

B **Domed Lens**

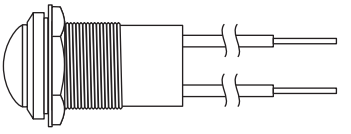

For quantities greater than listed, call for quote.

MOUSER STOCK NO.	Dialight Part No.	Fig.	Color	Lens Color	Intensity (fL)	Voltage (V) Typical	Current (mA)	Price Each 1	25	100	250
645-657-1502-103F	657-1502-103F	A	Red	Tinted Diffused	350	5	19				
645-657-1502-303F	657-1502-303F	A	Red	White Diffused	350	5	19				
645-657-1503-103F	657-1503-103F	A	Red	Tinted Diffused	350	12	20				
645-657-1503-303F	657-1503-303F	A	Red	White Diffused	350	12	20				
645-657-1504-103F	657-1504-103F	A	Red	Tinted Diffused	350	24	19				
645-657-1504-303F	657-1504-303F	A	Red	White Diffused	350	24	19				
645-657-1902-103F	657-1902-103F	A	Orange	Tinted Diffused	475	5	19				
645-657-1902-303F	657-1902-303F	A	Orange	White Diffused	475	5	19				
645-657-1903-103F	657-1903-103F	A	Orange	Tinted Diffused	475	12	20				
645-657-1903-303F	657-1903-303F	A	Orange	White Diffused	475	12	20				
645-657-1904-103F	657-1904-103F	A	Orange	Tinted Diffused	475	24	19				
645-657-1904-303F	657-1904-303F	A	Orange	White Diffused	475	24	19				
645-657-1702-103F	657-1702-103F	A	Yellow	Tinted Diffused	350	5	19				
645-657-1702-303F	657-1702-303F	A	Yellow	White Diffused	350	5	19				
645-657-1703-103F	657-1703-103F	A	Yellow	Tinted Diffused	350	12	20				
645-657-1703-303F	657-1703-303F	A	Yellow	White Diffused	350	12	20				
645-657-1704-103F	657-1704-103F	A	Yellow	Tinted Diffused	350	24	19				
645-657-1704-303F	657-1704-303F	A	Yellow	White Diffused	350	24	19				
645-657-1602-103F	657-1602-103F	A	Green	Tinted Diffused	350	5	18				
645-657-1602-303F	657-1602-303F	A	Green	White Diffused	350	5	18				
645-657-1603-103F	657-1603-103F	A	Green	Tinted Diffused	350	12	20				
645-657-1603-303F	657-1603-303F	A	Green	White Diffused	350	12	20				
645-657-1604-103F	657-1604-103F	A	Green	Tinted Diffused	350	24	20				
645-657-1604-303F	657-1604-303F	A	Green	White Diffused	350	24	20				
645-657-1802-103F	657-1802-103F	A	Blue	Tinted Diffused	125	5	18				
645-657-1802-303F	657-1802-303F	A	Blue	White Diffused	125	5	18				
645-657-1803-103F	657-1803-103F	A	Blue	Tinted Diffused	125	12	20				
645-657-1803-303F	657-1803-303F	A	Blue	White Diffused	125	12	20				
645-657-1804-103F	657-1804-103F	A	Blue	Tinted Diffused	125	24	20				
645-657-1804-303F	657-1804-303F	A	Blue	White Diffused	125	24	20				
645-657-1002-303F	657-1002-303F	A	White	White Diffused	100	5	18				
645-657-1003-303F	657-1003-303F	A	White	White Diffused	100	12	20				
645-657-1004-303F	657-1004-303F	A	White	White Diffused	100	24	20				
645-657-2502-103F	657-2502-103F	B	Red	Tinted Diffused	400	5	19				
645-657-2502-303F	657-2502-303F	B	Red	White Diffused	400	5	19				
645-657-2503-103F	657-2503-103F	B	Red	Tinted Diffused	400	12	20				
645-657-2503-303F	657-2503-303F	B	Red	White Diffused	400	12	20				
645-657-2504-103F	657-2504-103F	B	Red	Tinted Diffused	400	24	19				
645-657-2504-303F	657-2504-303F	B	Red	White Diffused	400	24	19				
645-657-2902-103F	657-2902-103F	B	Orange	Tinted Diffused	675	5	19				
645-657-2902-303F	657-2902-303F	B	Orange	White Diffused	675	5	19				
645-657-2903-103F	657-2903-103F	B	Orange	Tinted Diffused	675	12	20				
645-657-2903-303F	657-2903-303F	B	Orange	White Diffused	675	12	20				
645-657-2904-103F	657-2904-103F	B	Orange	Tinted Diffused	675	24	19				
645-657-2904-303F	657-2904-303F	B	Orange	White Diffused	675	24	19				
645-657-2702-103F	657-2702-103F	B	Yellow	Tinted Diffused	400	5	19				
645-657-2702-303F	657-2702-303F	B	Yellow	White Diffused	400	5	19				
645-657-2703-103F	657-2703-103F	B	Yellow	Tinted Diffused	400	12	20				
645-657-2703-303F	657-2703-303F	B	Yellow	White Diffused	400	12	20				
645-657-2704-103F	657-2704-103F	B	Yellow	Tinted Diffused	400	24	19				
645-657-2704-303F	657-2704-303F	B	Yellow	White Diffused	400	24	19				
645-657-2602-103F	657-2602-103F	B	Green	Tinted Diffused	400	5	18				
645-657-2602-303F	657-2602-303F	B	Green	White Diffused	400	5	18				
645-657-2603-103F	657-2603-103F	B	Green	Tinted Diffused	400	12	20				
645-657-2603-303F	657-2603-303F	B	Green	White Diffused	400	12	20				
645-657-2604-103F	657-2604-103F	B	Green	Tinted Diffused	400	24	20				
645-657-2604-303F	657-2604-303F	B	Green	White Diffused	400	24	20				
645-657-2802-103F	657-2802-103F	B	Blue	Tinted Diffused	175	5	18				
645-657-2802-303F	657-2802-303F	B	Blue	White Diffused	175	5	18				
645-657-2803-103F	657-2803-103F	B	Blue	Tinted Diffused	175	12	20				
645-657-2803-303F	657-2803-303F	B	Blue	White Diffused	175	12	20				
645-657-2804-103F	657-2804-103F	B	Blue	Tinted Diffused	175	24	20				
645-657-2804-303F	657-2804-303F	B	Blue	White Diffused	175	24	20				
645-657-2002-303F	657-2002-303F	B	White	White Diffused	100	5	18				
645-657-2003-303F	657-2003-303F	B	White	White Diffused	100	12	20				
645-657-2004-303F	657-2004-303F	B	White	White Diffused	100	24	20				

© Copyright 2014 Mouser Electronics
© Copyright 2014 Mouser Electronics

DIALIGHT Circuit Board Indicators

RoHS Compliant **This product is RoHS compliant.**

Dialight SURFACE MOUNT CIRCUIT BOARD INDICATORS

MOUSER STOCK NO.	Dialight Part No.	Fig.	Color	Vf Typ (Volts)	Lum. Intens. Typ. (mcd)	Typ. Dom. Wavelength (nm)	Viewing Angle (Deg)	Price Each 1	25	100	250
SMD, 2mm, Right Angle LED											
645-595-2101-007F	595-2101-007F	A	Red	1.7	25	640	40				
645-595-2201-007F	595-2201-007F	A	Green	2.2	8.5	566	40				
645-595-2301-007F	595-2301-007F	A	Green	2.1	11	567	40				
645-595-2401-007F	595-2401-007F	A	Yellow	2.2	9	588	40				
645-595-2701-007F	595-2701-007F	A	Yellow	2.0	41	592	40				
SMD, Single 3mm, Right Angle, Round Lens											
645-591-2001-013F	591-2001-013F	B	Red	2.0	5	628	40				
645-591-2101-013F	591-2101-013F	B	Red	1.75	14	645	40				
645-591-2201-013F	591-2201-013F	B	Green	2.1	9.1	570	40				
645-591-2301-013F	591-2301-013F	B	Green	2.0	4	570	40				
645-591-2401-013F	591-2401-013F	B	Yellow	2.0	5	590	40				
645-591-2601-013F	591-2601-013F	B	Blue	3.5	6	465	40				
SMD, Single 3mm, Bi-Color, Right Angle, Round Lens											
645-591-3001-013F	591-3001-013F	B	Red/Green	2.0/2.0	6.5/8	628/570	40				
645-591-3101-013F	591-3101-013F	B	Yel/Green	2.0/2.0	6.5/8	586/570	40				
645-591-3201-013F	591-3201-013F	B	Red/Yellow	2.0/2.0	6.5/6.5	628/586	40				
SMD, Single 3mm, Right Angle, Square Lens											
645-591-2001-113F	591-2001-113F	C	Red	2.0	5	628	40				
645-591-2101-113F	591-2101-113F	C	Red	1.8	23.9	645	40				
645-591-2301-113F	591-2301-113F	C	Green	2.0	4	570	40				
645-591-2401-113F	591-2401-113F	C	Yellow	2	5	587	40				
SMD, Single 3mm, Bi-Color, Right Angle, Square Lens											
645-591-3001-113F	591-3001-113F	C	Red/Green	2.0/2.0	6.5/8	645/570	40				
645-591-3101-113F	591-3101-113F	C	Yel/Green	2.0/2.0	6.5/8	590/570	40				

Dialight 2MM LED INDICATORS

MOUSER STOCK NO.	Dialight Part No.	Fig.	Color	V_F	Lum. Intens. Typ.	Peak W.length (nm)	Viewing Angle (Deg)	Price Each 1	25	100	250
Thru-Hole, 2mm,Single, Right Angle											
645-555-2001F	555-2001F	D	Red	1.6	1.2	650	40				
645-555-2301F	555-2301F	D	Green	2.4	1.0	565	40				
645-555-2401F	555-2401F	D	Yellow	2.2	2.0	583	40				
Thru-Hole, 2mm, Single, Right Angle with Intergral Resistor											
645-555-2003F	555-2003F	D	Red	6.0	1.9	650	40				
645-555-2007F	555-2007F	D	Red	3.0	0.9	650	40				
645-555-2008F	555-2008F	D	Red	24	0.9	650	40				
645-555-2303F	555-2303F	D	Green	4.7	2.5	565	40				
645-555-2403F	555-2403F	D	Yellow	4.7	2.1	583	40				
Thru-Hole, 2mm, Single, Top View											
645-555-3001F	555-3001F	E	Red	1.6	1.2	650	40				
645-555-3301F	555-3301F	E	Green	2.4	1.0	565	40				
645-555-3401F	555-3401F	E	Yellow	2.2	2.0	583	40				
Thru-Hole, 2mm, Single, Top View with Integral Resistor											
645-555-3003F	555-3003F	E	Red	6	1.9	650	40				
645-555-3007F	555-3007F	E	Red	3.0	0.9	650	40				
645-555-3008F	555-3008F	E	Red	24	0.9	650	40				
645-555-3009F	555-3009F	E	Red	5	0.6	650	40				
645-555-3303F	555-3303F	E	Green	6	2.5	565	40				
645-555-3403F	555-3403F	E	Yellow	6	2.1	583	40				
Thru-Hole, 2mm, Quad, Right Angle											
645-555-4001F	555-4001F	F	Red	1.6	1.2	650	40				
645-555-4301F	555-4301F	F	Green	2.4	1.0	565	40				
645-555-4401F	555-4401F	F	Yellow	2.2	2.0	583	40				
Thru-Hole, 2mm, Quad, Top View											
645-555-5001F	555-5001F	G	Red	1.6	1.2	650	40				
Thru-Hole, 2mm, Quad, Top View with Integral Resistor											
645-555-5007F	555-5007F	G	Red	5	0.9	650	40				
645-555-5303F	555-5303F	G	Green	5	2.5	565	40				
645-555-5403F	555-5403F	G	Yellow	5	2.1	583	40				
Thru-Hole, 2mm, Quad, Right Angle with Integral Resistor											
645-555-4003F	555-4003F	F	Red	6.0	1.9	650	40				
645-555-4007F	555-4007F	F	Red	3.0	0.9	650	40				
645-555-4303F	555-4303F	F	Green	4.7	2.5	565	40				
645-555-4403F	555-4403F	F	Yellow	4.7	2.1	583	40				
645-555-5003F	555-5003F	F	Red	6	1.9	650	40				
Thru-Hole, 2mm x 5mm, Rectangular, Right Angle											
645-566-0207F	566-0207F	H	Green	2.2	4.0	565	110				
645-566-0307F	566-0307F	H	Yellow	2.1	3.5	583	110				
Thru-Hole, 2mm x 5mm Rectangular, Right Angle, Bi-color											
645-566-3507F	566-3507F	H	R/ G	1.9/2.1	2.1/2.6	635/565	100				

Dialight 3MM LED INDICATORS

MOUSER STOCK NO.	Dialight Part No.	Fig.	Color	V_F	mA	mcd	Price Each 1	25	100	250
Single, High LED Centerline, High Efficiency										
645-551-0207F	551-0207F	I	Green	2.1	10	16.0				
645-551-0307F	551-0307F	I	Yellow	2.1	10	6.3				
645-551-0407F	551-0407F	I	Red	2	10	10.0				
Single, High LED Centerline, Integral Resistor 5V										
645-551-0507F	551-0507F	I	Red	5	10	4.0				
645-551-0707F	551-0707F	I	Yellow	5	10	8.0				
645-551-0607F	551-0607F	I	Green	5	12	8.0				
Single, High LED Centerline, Low Current										
645-551-1107F	551-1107F	I	Red	1.8	2	1.8				
645-551-1207F	551-1207F	I	Yellow	1.9	2	1.6				
645-551-1307F	551-1307F	I	Green	1.8	2	1.6				

DIMENSIONS: in.

A

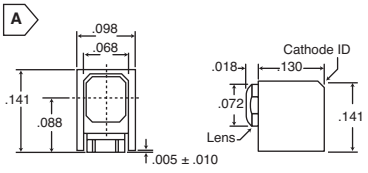

B

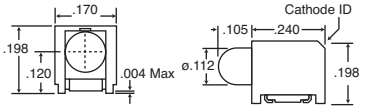

C

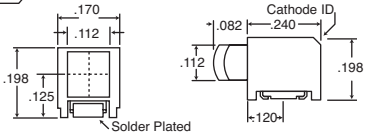

D

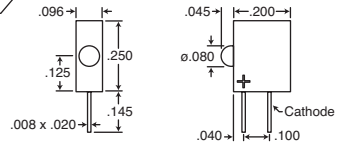

E

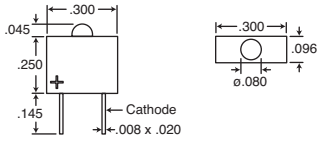

F

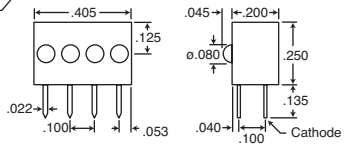

G

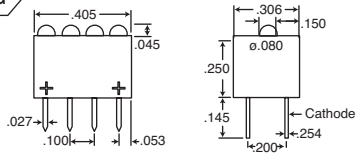

H

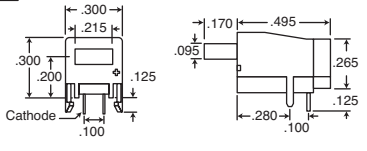

I

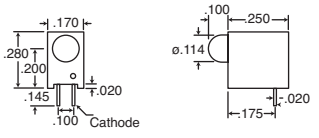

© Copyright 2014 Mouser Electronics

DIALIGHT Circuit Board Indicators

Dialight

RoHS Compliant This product is RoHS compliant.

CIRCUIT BOARD INDICATORS

RoHS Compliant

3mm LED Indicators (Cont.)

MOUSER STOCK NO.	Dialight Part No.	Fig.	Color	V_F	mA	mcd	Price Each 1	25	100	250
Single, Bi-color, Right Angle										
645-551-3007F	551-3007F	A	Red/Green	2	10	5.0				
645-551-3107F	551-3107F	A	Yellow/Green	2.1	10	4.3/6.3				
Single, Bi-color, In-Line, Right Angle										
645-551-3508F	551-3508F	B	Red/Green	2.0/2.1	20	4.0				
Tri-Level, High Efficiency, Right Angle										
645-564-0100-111F	564-0100-111F	C	Red(x3)	2.2	10	10				
645-564-0100-132F	564-0100-132F	C	Red/Yellow/Green	2.2	10	10				
645-564-0100-222F	564-0100-222F	C	Green(x3)	2.2	10	10				
645-564-0100-333F	564-0100-333F	C	Yellow(x3)	2.2	10	10				
Tri-Level, Low Current, Right Angle										
645-564-0200-111F	564-0200-111F	C	Red(x3)	1.8	2	1.8				
645-564-0200-132F	564-0200-132F	C	Red/Yellow/Green	1.8/1.9/1.8	2	1.8/1.6/1.6				
645-564-0200-222F	564-0200-222F	C	Green(x3)	1.8	2	1.6				
Tri-Level, Integral Resistor, Right Angle										
645-564-0300-132F	564-0300-132F	C	Red/Yellow/Green	5/5/5	10/10/12	4/8/8				
645-564-0300-222F	564-0300-222F	C	Green(x3)	5	12	8				
Tri-Level, Bi-Color, High Efficiency, Right Angle										
645-564-0700-111F	564-0700-111F	C	Red/Green(x3)	2	10	5				
645-564-0700-444F	564-0700-444F	C	Yellow/Green(x3)	2.1	10	4.3/6.3				
Single, High Centerline, High Efficiency										
645-551-0203F	551-0203F	D	Green	2.1	10	16				
645-551-0403F	551-0403F	D	Red	2	10	10				
645-551-0209F	551-0209F	E	Green	2.1	10	16				
645-551-0309F	551-0309F	E	Yellow	2.1	10	6.3				
645-551-0409F	551-0409F	E	Red	2	10	10				
645-551-2509F	551-2509F	E	Orange	2.2	10	6.5				
Single, High Centerline, Integral Resistor										
645-551-0509F	551-0509F	E	Red	5	10	4				
645-551-0609F	551-0609F	E	Green	5	12	8				
645-551-0709F	551-0709F	E	Yellow	5	10	8				
Single, High Centerline, Low Current										
645-551-1109F	551-1109F	E	Red	1.8	2	1.8				
645-551-1209F	551-1209F	E	Yellow	1.9	2	1.6				
645-551-1309F	551-1309F	E	Green	1.8	2	1.6				
Single, High Centerline, Bi-Color										
645-551-3009F	551-3009F	E	Red/Green	2/2	10	5/5				
645-551-3109F	551-3109F	E	Yell/Green	2.1/2.1	10	4.3/6.3				
Quad, High LED Centerline, High Efficiency										
645-551-0207-004F	551-0207-004F	F	Green	2.1	10	16.3				
645-551-0307-004F	551-0307-004F	F	Yellow	2.1	10	6.3				
645-551-0407-004F	551-0407-004F	F	Red	2	10	10.0				
Quad, High LED Centerline, Integral Resistor 5V										
645-551-0507-004F	551-0507-004F	F	Red	5	13	8.0				
645-551-0607-004F	551-0607-004F	F	Green	5	12	8				
Quad, High Centerline, Low Current										
645-551-1107-004F	551-1107-004F	F	Red	1.8	2	1.8				
645-551-1307-004F	551-1307-004F	F	Green	1.8	2	1.6				
Quad, High Efficiency, Right Angle										
645-568-0101-111F	568-0101-111F	G	Red	2.2	10	10				
645-568-0102-222F	568-0102-222F	G	Green	2.3	8.5	10				
645-568-0101-333F	568-0101-333F	G	Yellow	2.2	10	10				
Quad, Bi-Color, Right Angle										
645-568-0701-111F	568-0701-111F	G	Red/Green(x4)	2	10	5				
645-568-0704-444F	568-0704-444F	G	Yellow/Green(x4)	2.1	10	4.3/6.3				

5mm LED Indicators

For quantities greater than listed, call for quote.

Single General Purpose, Top View										
645-550-0204F	550-0204F	H	Green	2.1	10	12.3				
645-550-0304F	550-0304F	H	Yellow	2.1	10	12.3				
645-550-0404F	550-0404F	H	Red	2	10	12.3				
Single Integral Resistor, Top View										
645-550-0504F	550-0504F	H	Red	5	13	2.0				
645-550-0704F	550-0704F	H	Green	5	12	8				
645-550-0804F	550-0804F	H	Yellow	5	10	8				
Single Low Current, Top View										
645-550-1104F	550-1104F	H	Red	1.8	2	2				
645-550-1204F	550-1204F	H	Yellow	1.9	2	1.8				
645-550-1304F	550-1304F	H	Green	1.8	2	1.8				
Single General Purpose Vertical										
645-561-2101-050F	561-2101-050F	I	Red	2.2	10	7				
645-561-2101-070F	561-2101-070F	I	Red	2.2	10	7				
645-561-2101-100F	561-2101-100F	I	Red	2.2	10	7				
645-561-2201-050F	561-2201-050F	I	Yellow/Green	2	10	32				
645-561-2201-070F	561-2201-070F	I	Yellow/Green	2	10	32				
645-561-2201-100F	561-2201-100F	I	Yellow/Green	2	10	32				
Quad General Purpose, Right Angle										
645-550-0207-004F	550-0207-004F	J	Green	2.1	20	12.3				
645-550-0307-004F	550-0307-004F	J	Yellow	2.1	20	12.3				
645-550-0407-004F	550-0407-004F	J	Red	2	20	12.3				
Quad Integral Resistor, Right Angle										
645-550-0507-004F	550-0507-004F	J	Red	5	13	2				
645-550-0707-004F	550-0707-004F	J	Green	5	12	8				
Quad Low Current, Right Angle										
645-550-1107-004F	550-1107-004F	J	Red	1.8	2	2				
645-550-1307-004F	550-1307-004F	J	Green	1.8	2	1.8				

DIMENSIONS: in.

A

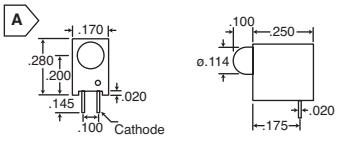

B

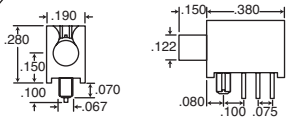

C

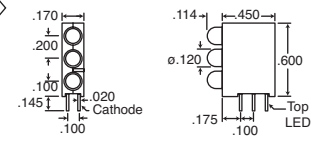

D

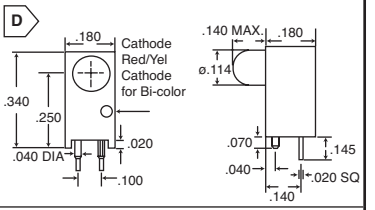

E

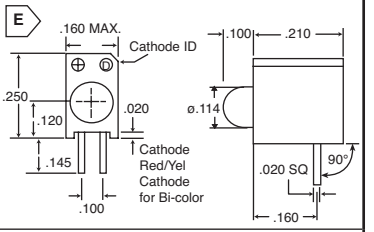

F

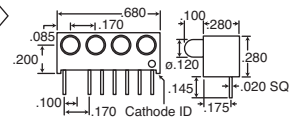

G

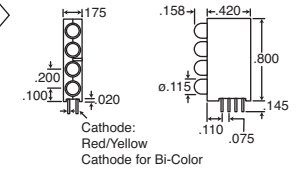

H

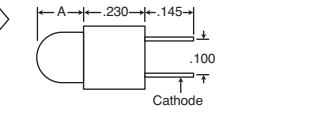

A = .135" for 645-550-0204
to 645-550-0404
.197" for 645-550-0504 thru 645-550-5704

I

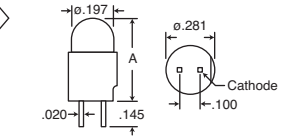

645-561-2101-050, A = .480 ± .025
645-561-2101-070, A = .68 ± .025
645-561-2101-100, A = .980 ± .025

J

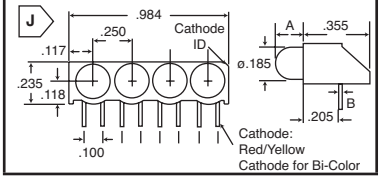

© Copyright 2014 Mouser Electronics

© Copyright 2014 Mouser Electronics

MOUSER STOCK NO.	Dialight Part No.	Fig.	Color	V_F	mA	mcd	Price Each 1	25	100	250
Quad High Efficiency, Right Angle										
645-550-2207-004F	550-2207-004F	A	Green	2.1	10	10				
645-550-2407-004F	550-2407-004F	A	Red	2.2	10	7				
Quad Super Bright, Diffused Lens, Right Angle										
645-550-5107-004F	550-5107-004F	A	Red	2.1	20	34				
645-550-5307-004F	550-5307-004F	A	Yellow	2.2	20	34				
Single General Purpose Vertical										
645-561-2301-070F	561-2301-070F	B	Y/G	2.4	10	10				
Single Integral Resistor, Vertical										
645-561-0104-100F	561-0104-100F	B	Red	5	10	8				
Single High Efficiency, Vertical										
645-561-2401-100F	561-2401-100F	B	Red	2.2	10	60				
645-561-2501-100F	561-2501-100F	B	Green	2.3	10	70				
645-561-0901-100F	561-0901-100F	B	Orange	1.9	10	7				
Single, Super Bright, Diffused Lens Vertical										
645-561-5101-100F	561-5101-100F	B	Red	2.1	20	34				
645-561-5201-100F	561-5201-100F	B	Green	2.2	20	34				
645-561-5301-100F	561-5301-100F	B	Yellow	2.2	20	34				
Single, Super Bright, Water Clear Lens, Vertical										
645-561-5501-100F	561-5501-100F	B	Red	2.2	20	125				
645-561-5601-100F	561-5601-100F	B	Green	2.3	20	120				
645-561-5701-100F	561-5701-100F	B	Yellow	2.2	20	140				
Single High Efficiency, Top View										
645-550-2204F	550-2204F	C	Green	2.1	10	10.0				
645-550-2304F	550-2304F	C	Yellow	2.1	10	6.3				
645-550-2404F	550-2404F	C	Red	2.2	10	7.0				
645-550-2504F	550-2504F	C	Orange	1.9	10	7				
Single Bi-Color, Top View										
645-550-3004F	550-3004F	C	Red/Green	1.8/2.1	20	90/40				
Single, Super Bright, Diffused Lens, Top View										
645-550-5104F	550-5104F	C	Red	2.1	20	34				
645-550-5204F	550-5204F	C	Green	2.2	20	34				
645-550-5304F	550-5304F	C	Yellow	2.2	20	34				
Single Super Bright, Water Clear Lens, Top View										
645-550-5504F	550-5504F	C	Red	2.2	20	125				
645-550-5604F	550-5604F	C	Green	2.3	20	120				
Single General Purpose, Right Angle										
645-550-0205F	550-0205F	D	Green	2.1	20	12.3				
645-550-0305F	550-0305F	D	Yellow	2.1	20	12.3				
645-550-0405F	550-0405F	D	Red	2	20	12.3				
645-550-0207F	550-0207F	E	Green	2.1	20	12.3				
645-550-0307F	550-0307F	E	Yellow	2.1	20	12.3				
645-550-0407F	550-0407F	E	Red	2	20	12.3				
Single Integral Resistor, Right Angle										
645-550-0505F	550-0505F	D	Red	5	13	2				
645-550-0705F	550-0705F	D	Green	5	12	8				
645-550-0805F	550-0805F	D	Yellow	5	10	8				
645-550-0507F	550-0507F	E	Red	5	13	2.0				
645-550-0707F	550-0707F	E	Green	5	12	8.0				
645-550-0807F	550-0807F	E	Yellow	5	10	8.0				
Single Low Current, Right Angle										
645-550-1105F	550-1105F	D	Red	1.8	2	2				
645-550-1305F	550-1305F	D	Green	1.8	2	1.8				
645-550-1107F	550-1107F	E	Red	1.8	2	2.0				
645-550-1207F	550-1207F	E	Yellow	1.9	2	1.8				
645-550-1307F	550-1307F	E	Green	1.8	2	1.8				
Single High Efficiency, Right Angle										
645-550-2205F	550-2205F	D	Green	2.1	10	10				
645-550-2305F	550-2305F	D	Yellow	2.1	10	6.3				
645-550-2405F	550-2405F	D	Red	2.2	10	7				
645-550-2207F	550-2207F	E	Green	2.1	10	10.0				
645-550-2307F	550-2307F	E	Yellow	2.1	10	6.3				
645-550-2407F	550-2407F	E	Red	2.2	10	7.0				
645-550-2507F	550-2507F	E	Orange	1.9	10	7				
Single Superbright, Right Angle										
645-550-5107F	550-5107F	E	Red	2.1	20	34.0				
645-550-5207F	550-5207F	E	Green	2.2	20	34.0				
645-550-5307F	550-5307F	E	Yellow	2.2	20	34.0				
645-550-5507F	550-5507F	E	Red	2.2	20	125				
645-550-5607F	550-5607F	E	Green	2.3	20	120				
645-550-5707F	550-5707F	E	Yellow	2.2	20	140				
645-550-5605F	550-5605F	D	Green	2.3	20	120				
645-550-5705F	550-5705F	D	Yellow	2.2	20	140				
645-550-5505F	550-5505F	D	Red	2.2	20	125				
Single Bi-Color, Offset Right Angle										
645-550-3605F	550-3605F	F	Yellow/Green	2.1/2.1	20	5/8				
645-550-3507F	550-3507F	G	Red/Green	2.1/2.3	10	5/8				

DIMENSIONS: in.

A

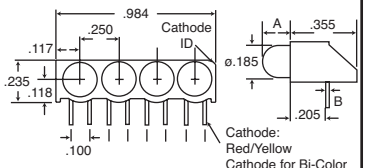

B

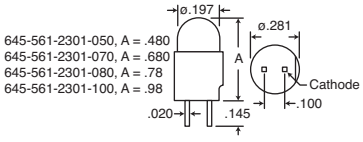

C

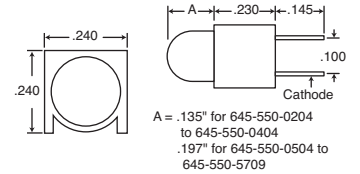

D

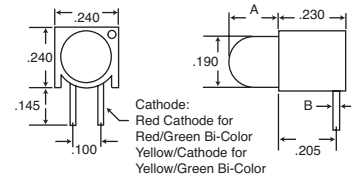

E

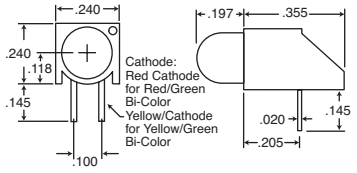

F

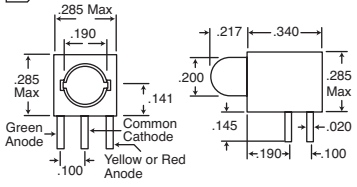

G

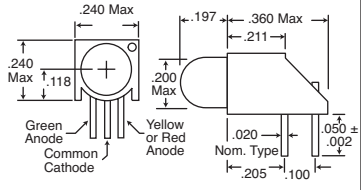

© Copyright 2014 Mouser Electronics

DIALIGHT LED Circuit Board Indicators

RoHS Compliant This product is RoHS compliant.

Dialight CIRCUIT BOARD INDICATORS (CONT.)

RoHS Compliant

5mm LED Indicators (Cont.)

MOUSER STOCK NO.	Dialight Part No.	Fig.	Color	V_F	mA	mcd	Price Each 1	25	100	250
Single, In-Line Right Angle										
645-550-5105F	550-5105F	A	Red	2.1	20	34				
645-550-5205F	550-5205F	A	Green	2.2	20	34				
645-550-5305F	550-5305F	A	Yellow	2.2	20	34				
Single Bi-Color, Right Angle										
645-550-3007F	550-3007F	B	Red/Green	1.8/2.1	20	90/40				
645-550-3008F	550-3008F	C	Red/Green	1.8/2.1	20	90/40				
645-550-3005F	550-3005F	A	Red/Green	1.8/2.1	20	90/40				
645-550-3509F	550-3509F	D	Red/Green	2.1/2.3	10	5/8				
Bi-Level General Purpose High Efficiency										
645-552-0211F	552-0211F	E	Red	2.2	10	7				
645-552-0222F	552-0222F	E	Green	2.1	10	10				
645-552-0233F	552-0233F	E	Yellow	2.1	10	6.3				
645-552-2211-100F	552-2211-100F	F	Red	2.1	20	110				
645-552-2222-100F	552-2222-100F	F	Green	2.2	20	110				
Bi-Level General Purpose Integral Resistor										
645-552-0311F	552-0311F	E	Red	5	13	2				
Bi-Level General Purpose Bi-Color										
645-552-0711F	552-0711F	E	Red/Green	1.8/2.1	20	90/40				
645-552-0744F	552-0744F	E	Yellow/Green	2.1/2.1	20	8.7/8.7				
645-552-3511F	552-3511F	G	Red/Green	2.1/2.3	10	5/8				

Dialight LED CIRCUIT BOARD INDICATORS

RoHS Compliant

MOUSER STOCK NO.	Dialight Part No.	Fig.	Color	V_F	mA	mcd	Price Each 1	25	100	250
Bi-Level, High Efficiency										
645-553-0111-300F	553-0111-300F	H	Red	2	10	10				
645-553-0122-300F	553-0122-300F	H	Green	2.1	10	16				
645-553-0133-300F	553-0133-300F	H	Yellow	2.1	10	6.3				
Bi-Level, Low Current										
645-553-0222-300F	553-0222-300F	H	Green	1.8	2	1.6				
645-553-0233-300F	553-0233-300F	H	Yellow	1.9	2	1.6				
Bi-Level with Integral Resistor										
645-553-0311-300F	553-0311-300F	H	Red	5	10	4				
645-553-0322-300F	553-0322-300F	H	Green	5	12	8				
645-553-0333-300F	553-0333-300F	H	Yellow	5	10	8				
Bi-Level, Bi-Color										
645-553-0711-300F	553-0711-300F	H	Orange	2	10	5				
645-553-0744-300F	553-0744-300F	H	Yellow/Green	2.1/2.1	10	4.3/6.3				
Bi-Level, High Efficiency										
645-553-0122F	553-0122F	I	Green	2.1	10	16				
645-553-0133F	553-0133F	I	Yellow	2.1	10	6.3				
Bi-Level, Low Current										
645-553-0211F	553-0211F	I	Red	1.8	2	1.8				
645-553-0222F	553-0222F	I	Green	1.8	2	1.6				
645-553-0233F	553-0233F	I	Yellow	1.9	2	1.6				
Bi-Level with Integral Resistor										
645-553-0311F	553-0311F	I	Red	5	10	4				
645-553-0333F	553-0333F	I	Yellow	5	10	8				
Bi-Level, Bi-Color										
645-553-0711F	553-0711F	I	Red/Green	2/2	10	5/5				
645-553-0744F	553-0744F	I	Yellow/Green	2.1/2.1	10	4.3/6.3				
High Density, Narrow Bi-Level										
645-569-0111-100F	569-0111-100F	J	Red	2.2	10	10				
645-569-0112-200F	569-0112-200F	J	Green	2.3	10	8.5				
645-569-0113-300F	569-0113-300F	J	Yellow	2.2	10	10				
High Density, Dual Bi-Level										
645-569-0101-111F	569-0101-111F	K	Red	2.2	10	10				
645-569-0102-222F	569-0102-222F	K	Green	2.3	10	8.5				
645-569-0103-333F	569-0103-333F	K	Yellow	2.2	10	10				
645-569-0107-777F	569-0107-777F	K	Orange	2.2	10	6.5				

DIMENSIONS: in.

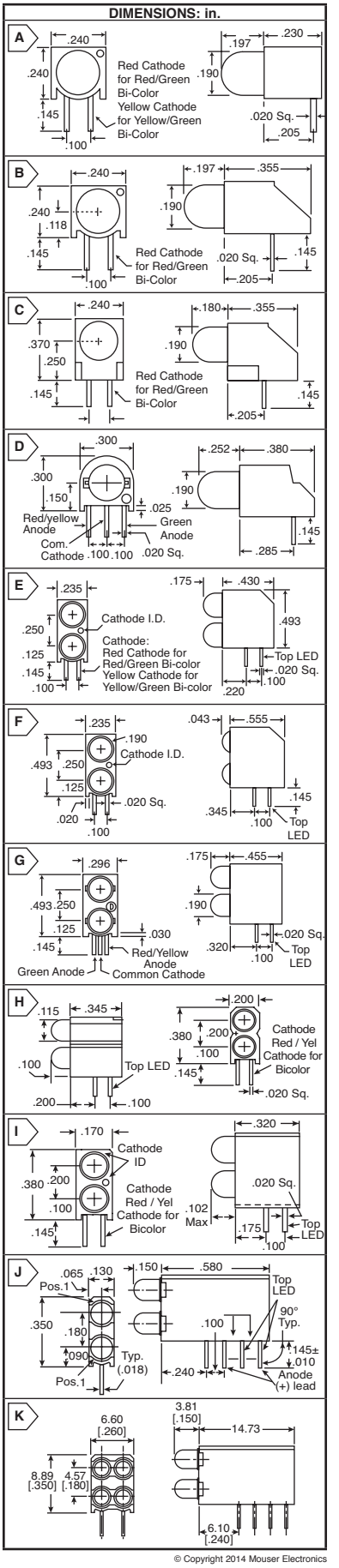

© Copyright 2014 Mouser Electronics

© Copyright 2014 Mouser Electronics

EVERLIGHT SMD LEDs

RoHS Compliant **This product is RoHS compliant.**

SMD LEDS

For quantities greater than listed, call for quote.

MOUSER STOCK NO.	Everlight Part No.	Fig.	Color		Wave-length	Iv(mcd)	Angle	Price Each			
			Emitted	Lens				1	100	500	1000
0603 Low Profile SMD LEDs											
638-19217Y5CP1Q23	EL-19-217/Y5C-AP1Q2/3T	A	Yellow	Water Clear	589	75	120°				
638-19217BHCN1P23	EL-19-217/BHC-AN1P2/3T	A	Blue	Water Clear	470	40	120°				
638-19217W1DNPHY3	EL-19-217/W1D-ANPHY/3T	A	White	Yellow Diffused	-	40	130°				
638-19215UYCS530	EL-19-215UYC/S530-A2/TR8	B	Yellow	Water Clear	589	39	120°				
638-1921UBCC430	EL-19-21UBC/C430/TR8	B	Blue	Water Clear	466	18	120°				
0603 SMD LEDs											
638-QTLP600C7	QTLP600C7TR	C	Red	Water Clear	660	20	100°				
638-QTLP600C2TR	QTLP600C2TR	C	Hi-Eff Red	Water Clear	635	9	100°				
638-QTLP600CRTR	QTLP600CRTR	C	Red	Water Clear	630	35	100°				
638-192SURCS530-A2	EL-19-21SURC/S530-A2/TR8	C	Hyper Red	Water Clear	624	39	100°				
638-QTLP600CETR	QTLP600CETR	C	Orange	Water Clear	620	35	100°				
638-QTLP600CYTR	QTLP600CYTR	C	Yellow	Water Clear	590	35	100°				
638-192UYCS530-A2	EL-19-21UYC/S530-A2/TR8	C	Yellow	Water Clear	589	40	100°				
638-QTLP600C3	QTLP600C3TR	C	Yellow	Water Clear	585	9	100°				
638-192VGC	EL-19-21VGC/TR8	C	Green	Water Clear	571	12.5	100°				
638-QTLP600C4	QTLP600C4TR	C	Green	Water Clear	565	18	100°				
638-QTLP600CIGTR	QTLP600CIGTR	C	True Green	Water Clear	520	110	100°				
638-QTLP601CEBTR	QTLP601CEBTR	C	Blue	Water Clear	470	16	120°				
638-192BHC-AN1P23T	EL-19-21/BHC-AN1P2/3T	C	Blue	Water Clear	470	40	100°				
638-QTLP600CBTR	QTLP600CBTR	C	Blue	Water Clear	430	20	100°				
0805 SMD LEDs											
638-172SURCS530-A2	EL-17-21SURC/S530-A2/TR8	D	Hyper Red	Water Clear	624	42	140°				
638-172UYCS530-A2	EL-17-21UYC/S530-A2/TR8	D	Yellow	Water Clear	589	43	140°				
638-172VGC	EL-17-21VGC/TR8	D	Green	Water Clear	571	10	140°				
638-172BHC-AN1P23T	EL-17-21/BHC-AN1P2/3T	D	Blue	Water Clear	470	45	140°				
638-172UBCC430	EL-17-21UBC/C430/TR8	D	Blue	Water Clear	466	20	140°				
638-172W1D-ANPHY35	EL-17-21/W1D-ANPHY/35	D	White	Yellow Diffused	-	40	150°				
1206 SMD LEDs											
638-QTLP650CRTR	QTLP650CRTR	E	Red	Water Clear	660	25	140°				
638-QTLP650D2	QTLP650D2TR	E	Hi-Eff Red	Red Diffused	635	4	160°				
638-QTLP650C2	QTLP650C2TR	E	Hi-Eff Red	Water Clear	635	6	140°				
638-152SURCS530-A2	EL-15-21SURC/S530-A2/TR8	E	Hyper Red	Water Clear	624	38	130°				
638-QTLP650CETR	QTLP650CETR	E	Orange	Water Clear	620	28	140°				
638-QTLP650CYTR	QTLP650CYTR	E	Yellow	Water Clear	590	44	140°				
638-152UYCS530-A2	EL-15-21UYC/S530-A2/TR8	E	Yellow	Water Clear	589	39	130°				
638-QTLP650D3	QTLP650D3TR	E	Yellow	Yellow Diffused	585	4	160°				
638-152VGC	EL-15-21VGC/TR8	E	Green	Water Clear	571	13	130°				
638-QTLP650D4	QTLP650D4TR	E	Green	Green Diffused	565	6	160°				
638-QTLP650C4	QTLP650C4TR	E	Green	Water Clear	565	10	140°				
638-152BHC-AN1P22T	EL-15-21/BHC-AN1P2/2T	E	Blue	Water Clear	470	40	130°				
1206 SMD LEDs With Inner Lens											
638-QTLP652C7	QTLP652C7TR	F	AlGaAs Red	Water Clear	660	30	20°				
638-QTLP652C2	QTLP652C2TR	F	Hi-Eff Red	Water Clear	635	15	20°				
638-121SURCS530A28	EL-11-21SURC/S530-A2/TR8	F	Hyper Red	Water Clear	624	71	60°				
638-1121UYCS530A28	EL-11-21UYC/S530-A2/TR8	F	Yellow	Water Clear	589	73	60°				
638-QTLP652C3	QTLP652C3TR	F	Yellow	Water Clear	585	16	20°				
638-11-21VGC/TR8	EL-11-21VGC/TR8	F	Green	Water Clear	571	35	60°				
638-QTLP652C4	QTLP652C4TR	F	Green	Water Clear	565	20	20°				
638-1121BHCAP2R12T	EL-11-21/BHC-AP2R1/2T	F	Blue	Water Clear	470	100	60°				
1206 SMD LEDs Reverse Mount											
638-2421UYCS530A28	EL-24-21UYC/S530-A2/TR8	G	Yellow	Water Clear	589	41	130°				
638-24-21UBGC/TR8	EL-24-21UBGC/TR8	G	Blue Green	Water Clear	505	58	130°				
638-2421UBCC430TR8	EL-24-21UBC/C430/TR8	G	Blue	Water Clear	466	18	130°				
1206 SMD LEDs Reverse Mount With Inner Lens											
638-251SURCS530A28	EL-25-21SURC/S530-A2/TR8	G	Hyper Red	Water Clear	624	44	60°				
638-2521UYCS530A28	EL-25-21UYC/S530-A2/TR8	G	Yellow	Water Clear	589	45	60°				
638-25-21UBGC/TR8	EL-25-21UBGC/TR8	G	Blue Green	Water Clear	505	64	60°				
638-2521UBCC430TR8	EL-25-21UBC/C430/TR8	G	Blue	Water Clear	466	20	60°				
1206 SMD LEDs Right Angle											
638-QTLP610CRTR	QTLP610CRTR	H	Red	Water Clear	660	15	140°				
638-QTLP610CEBTR	QTLP610CEBTR	H	Blue	Water Clear	475	16	120°				
638-1221BHCAN192C	EL-12-21/BHC-AN192/2C	H	Blue	Water Clear	470	45	100°				
SMD LEDs Right Angle											
638-215SURCS530A28	EL-12-215SURC/S530-A2/TR8	I	Hyper Red	Water Clear	624	48	130°				
638-1215UYCS530A28	EL-12-215UYC/S530-A2/TR8	I	Yellow	Water Clear	589	49	130°				
638-12-215UBCC4308	EL-12-215UBC/C430/TR8	I	Blue	Water Clear	466	22	130°				
638-1215W1DANPHY3C	EL-12-215/W1D-ANPHY/3C	I	White	Yellow Diffused	-	40	140°				
638-2721UYCS530A28	EL-27-21UYC/S530-A2/TR8	J	Yellow	Water Clear	589	34	130°				
638-271SYGCS530E18	EL-27-21SYGC/S530-E1/TR8	J	Yellow Green	Water Clear	573	16	130°				
638-2721BHCAN1P23C	EL-27-21/BHC-AN1P2/3C	J	Blue	Water Clear	470	40	130°				
PLCC SMD LEDs											
638-QTLP670C7	QTLP670C7TR	K	Red	Water Clear	660	40	120°				
638-QTLP670CR	QTLP670CRTR	K	Red	Water Clear	660	42	120°				
638-QTLP670C2	QTLP670C2TR	K	Hi-Eff Red	Water Clear	635	10	120°				
638-672SURCS530-A2	EL-67-21SURC/S530-A2/TR8	K	Hyper Red	Water Clear	624	65	120°				
638-672UYOCS530-A2	EL-67-21UYOC/S530-A2/TR8	K	Yellow Orange	Water Clear	605	67	120°				
638-672UYCS530-A2	EL-67-21UYC/S530-A2/TR8	K	Yellow	Water Clear	589	56	120°				
638-QTLP670C3	QTLP670C3TR	K	Yellow	Water Clear	585	10	120°				
638-QTLP670CAGTR	QTLP670CAGTR	K	Yellow-Green	Water Clear	575	30	100°				
638-672VGC	EL-67-21VGC/TR8	K	Green	Water Clear	571	25	120°				
638-QTLP670C4	QTLP670C4TR	K	Green	Water Clear	565	25	120°				
638-QTLP670CIGTR	QTLP670CIGTR	K	True Green	Water Clear	520	115	100°				
638-672UBCC430	EL-67-21UBC/C430/TR8	K	Blue	Water Clear	466	55	120°				
638-672UWCS400-A4	EL-67-21UWC/S400-A4/TR8	K	White	Yellow Diffused	-	290	120°				
1.9mm Round Subminiature LEDs With Z Lead Bend											
638-912SURCS530	EL-91-21SURC/S530-A2/TR10	L	Hyper Red	Water Clear	624	482	25°				
638-952SURCA2TR10	EL-95-21SURC/S530-A2/TR10	L	Hyper Red	Water Clear	624	482	25°				
638-912UYCS530	EL-91-21UYC/S530-A2/TR10	L	Yellow	Water Clear	589	496	25°				
638-912VGCTR10	EL-91-21VGC/TR10	L	Green	Water Clear	571	50	25°				
638-952VGCTR10	EL-95-21VGC/TR10	L	Green	Water Clear	571	50	25°				
638-952UBCC430TR10	EL-95-21UBC/C430/TR10	L	Blue	Water Clear	466	203	25°				
1.9mm Round Subminiature LEDs With Yoke Lead Bend											
638-952SURCA2TR9	EL-95-21SURC/S530-A2/TR9	M	Hyper Red	Water Clear	624	482	25°				
638-952UYCA2TR9	EL-95-21UYC/S530-A2/TR9	M	Yellow	Water Clear	589	496	25°				
638-952VGCTR9	EL-95-21VGC/TR9	M	Green	Water Clear	571	50	25°				
638-952UBCC430TR9	EL-95-21UBC/C430/TR9	M	Blue	Water Clear	466	203	25°				

DIMENSIONS: mm

A

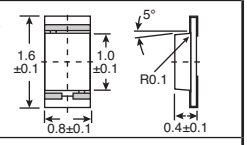

B

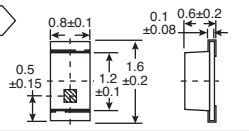

C

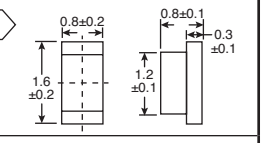

D

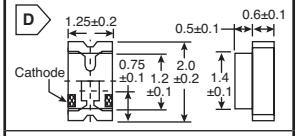

E

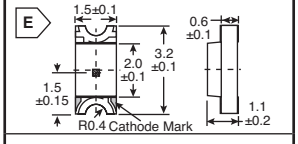

F

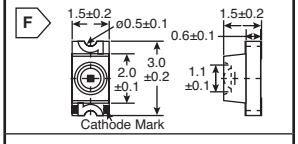

G

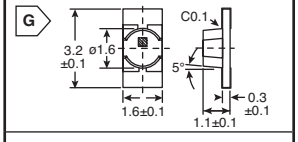

H

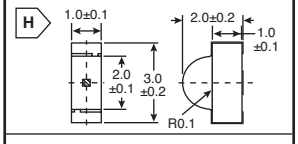

I

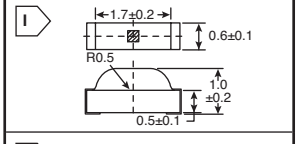

J

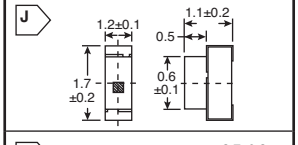

K

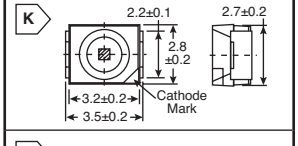

L

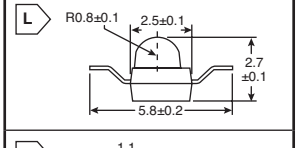

M

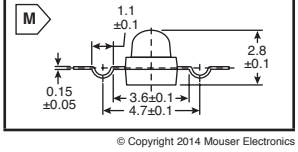

© Copyright 2014 Mouser Electronics

© Copyright 2014 Mouser Electronics

EVERLIGHT SMD LEDs and LED Lamps

EVERLIGHT

RoHS Compliant **This product is RoHS compliant.**

DIMENSIONS: mm

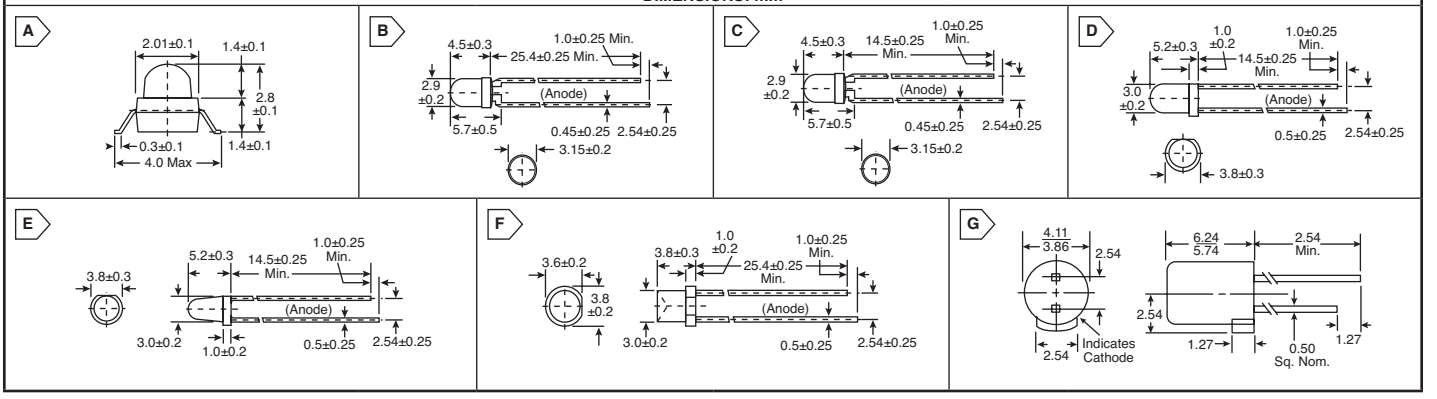

SMD LEDS (CONT.)

For quantities greater than listed, call for quote.

MOUSER STOCK NO.	Everlight Part No.	Fig.	Color		Wavelength	Iv(mcd)	Angle	Price Each			
			Emitted	Lens				1	100	500	1000
1.9mm Round Subminiature LEDs With Gull Wing Lead Bend											
638-952SURCA2TR7	EL-95-21SURC/S530-A2/TR7	A	Hyper Red	Water Clear	624	482	25°				
638-952UYCA2TR7	EL-95-21UYC/S530-A2/TR7	A	Yellow	Water Clear	589	496	25°				
638-952VGCTR7	EL-95-21VGC/TR7	A	Green	Water Clear	571	50	25°				
638-952UBCC430TR7	EL-95-21UBC/C430/TR7	A	Blue	Water Clear	466	203	25°				

THRU-HOLE LEDS

For quantities greater than listed, call for quote.

T-100 Low Current LED Lamps											
638-HLMPK150	HLMPK150	B	Red	Red Diffused	660	2	60°				
638-HLMP-K155	HLMPK155	B	Red	Red Clear	660	3	45°				
638-HLMP-1700	HLMP1700	B	Hi-Eff Red	Red Diffused	635	2	50°				
638-HLMP1719	HLMP1719	B	Yellow	Yellow Diffused	565	2	50°				
638-HLMP1790	HLMP1790	B	Green	Green Diffused	565	2	50°				
T-100 Super Bright LED Lamps											
638-MV7044	MV7044	B	AlInGaP Red	Water Clear	645	375	60°				
638-MV7843	MV7843	B	Orange Red	Water Clear	630	240	60°				
638-MV7742	MV7742	B	Orange	Water Clear	620	150	60°				
638-MV7744	MV7744	B	Orange	Water Clear	620	375	60°				
638-MV7343	MV7343	B	Yellow	Water Clear	590	240	60°				
638-MV7344	MV7344	B	Yellow	Water Clear	590	375	60°				
638-MV7442	MV7442	B	Green	Water Clear	570	240	60°				
638-MV5B640	MV5B640	B	GaN/SIC Blue	Blue Diffused	430	120	45°				
638-MV5B60	MV5B60	B	GaN/SIC Blue	Water Clear	430	350	35°				
T-1 Standard LED Lamps											
638-264-7HD	EL-264-7HD	C	Red	Color Diffused	650	2	60°				
638-264-7ID	EL-264-7ID	C	Hi-Eff Red	Color Diffused	625	20	60°				
638-264-7IT	EL-264-7IT	C	Hi-Eff Red	Color Trans	625	32	40°				
638-264-7YD	EL-264-7YD	C	Yellow	Color Diffused	590	20	60°				
638-264-7YT	EL-264-7YT	C	Yellow	Color Trans	590	32	40°				
638-264-7VGC	EL-264-7VGC	C	Green	Water Clear	571	63	40°				
638-264-7GD	EL-264-7GD	C	Green	Color Diffused	570	20	60°				
638-264-7GT	EL-264-7GT	C	Green	Color Trans	570	80	40°				
638-204HD	EL-204HD	D	Red	Color Diffused	650	2	60°				
638-204HT	EL-204HT	D	Red	Color Trans	650	8	30°				
638-MV5774C	MV5774C	D	Hi-Eff Red	Red Diffused	635	9	90°				
638-204ED	EL-204ED	D	Orange	Color Diffused	625	12.6	70°				
638-204ID	EL-204ID	D	Hi-Eff Red	Color Diffused	625	12.6	60°				
638-204ET	EL-204ET	D	Orange	Color Trans	625	40	30°				
638-204IT	EL-204IT	D	Hi-Eff Red	Color Trans	625	40	30°				
638-204YD	EL-204YD	D	Yellow	Color Diffused	590	12.6	70°				
638-204YT	EL-204YT	D	Yellow	Color Trans	590	50	30°				
638-MV5374C	MV5374C	D	Yellow	Yellow Diffused	585	9	90°				
638-204GD	EL-204GD	D	Green	Color Diffused	570	20	70°				
638-204GT	EL-204GT	D	Green	Color Trans	570	80	30°				
638-MV5474C	MV5474C	D	Hi-Eff Green	Green Diffused	565	9	90°				
T-1 Super Bright LED Lamps											
638-264-7SURCS5302	EL-264-7SURC/S530-A2	C	Hyper Red	Water Clear	624	110	40°				
638-264-7USOCS5304	EL-264-7USOC/S530-A4	C	Sunset Orange	Water Clear	615	270	40°				
638-264-7UYCS5304	EL-264-7UYC/S530-A4	C	Yellow	Water Clear	589	250	40°				
638-264-7SUGCS4004	EL-264-7SUGC/S400-A4	C	Green	Water Clear	525	3200	45°				
638-264-7SUBCC4704	EL-264-7SUBC/C470/S400-A4	C	Blue	Water Clear	470	500	45°				
638-HLMPK105	HLMPK105	D	Red	Water Clear	660	65	45°				
638-HLMP1340	HLMP1340	D	Hi-Eff Red	Pale Org Tint	635	60	45°				
638-HLMP1440	HLMP1440	D	Yellow	Pale Yel Tint	585	60	45°				
638-HLMP1540	HLMP1540	D	Hi-Eff Green	Pale Green Tint	565	60	45°				
638-1224SDRCS530A4	EL-1224SDRC/S530-A4	E	Deep Red	Water Clear	639	320	20°				
638-1224SURCS530	EL-1224SURC/S530-A2	E	Hyper Red	Water Clear	624	160	20°				
638-1224UYOCS5302	EL-1224UYOC/S530-A2	E	Yellow Orange	Water Clear	605	210	25°				
638-1224UYCS5302	EL-1224UYC/S530-A2	E	Yellow	Water Clear	589	210	25°				
638-1224SUGCS400	EL-1224SUGC/S400-A5	E	Green	Water Clear	525	2000	30°				
638-1224UBGCS4004	EL-1224UBGC/S400-A4	E	Blue Green	Water Clear	505	630	25°				
638-1224SUBCC470S	EL-1224SUBC/C470/S400-A3	E	Blue	Water Clear	470	400	20°				
638-20415UTC/S400-X9	204-15UTC/S400-X9	E	White	Water Clear	-	7150	20°				
T-1 Backlight LED Lamps											
638-484ET	EL-484ET	F	Orange	Color Trans	625	4	160°				
638-484YT	EL-484YT	F	Yellow	Color Trans	590	4	160°				
638-484GT	EL-484GT	F	Green	Color Trans	570	8	160°				
4mm Flat Top LED Lamps											
638-HLMPM201	HLMPM201	G	Hi-Eff Red	Red Diffused	635	7	135°				
638-HLMPM251	HLMPM251	G	Hi-Eff Red	Red Clear	635	7	80°				
638-HLMPM301	HLMPM301	G	Yellow	Yellow Diffused	585	7	135°				
638-HLMPM351	HLMPM351	G	Yellow	Yellow Clear	585	7	80°				
638-HLMPM500	HLMPM500	G	Green	Green Diffused	565	7	135°				
638-HLMPM501	HLMPM501	G	Green	Green Diffused	565	10	135°				

© Copyright 2014 Mouser Electronics

© Copyright 2014 Mouser Electronics

EVERLIGHT LED Lamps

RoHS Compliant **This product is RoHS compliant.**

DIMENSIONS: mm

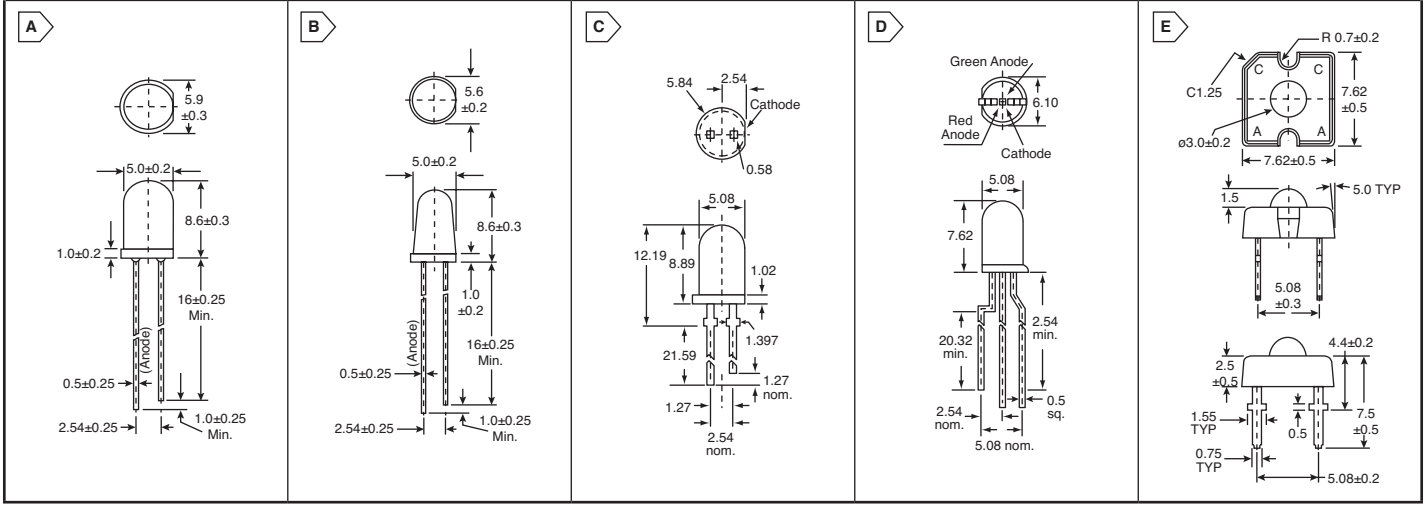

THRU-HOLE LEDS (CONT.)

For quantities greater than listed, call for quote.

MOUSER STOCK NO.	Everlight Part No.	Fig.	Color		Wavelength (nm)	Iv(mcd)	Angle	Price Each			
			Emitted	Lens				1	100	500	1000
T-1 3/4 Low Current LED Lamps											
638-HLMP-D150A	HLMPD150A	A	Red	Red Diffused	660	3	65°				
638-HLMP4700	HLMP4700	A	Hi-Eff Red	Red Diffused	635	2	35°				
638-HLMP4719	HLMP4719	A	Yellow	Yellow Diffused	585	3	35°				
638-HLMP4740	HLMP4740	A	Green	Green Diffused	565	3	35°				
T-1 3/4 Maximum Contrast LED Lamps											
638-MV6951	MV6951	A	Red	Pale Pink Diffused	660	12	70°				
638-MV6151	MV6151	A	Hi-Eff Red	Pale O Diffused	635	12	70°				
638-MV6351	MV6351	A	Yellow	Pale Y Diffused	585	12	70°				
638-MV6451	MV6451	A	Green	Pale G Diffused	565	12	70°				
T-1 3/4 Standard LED Lamps											
638-333-2SDRDS5304	333-2SDRD/S530-A4	A	Red	Color Diffused	639	250	30°				
638-333-2SDRTS5303	333-2SDRT/S530-A3	A	Red	Color Trans	639	630	10°				
638-333-2SURDS5303	333-2SURD/S530-A3	A	Hyper Red	Color Diffused	624	200	30°				
638-333-2UYDS5302	333-2UYD/S530-A2	A	Yellow	Color Diffused	589	200	30°				
638-333-2UYTS5302	333-2UYT/S530-A2	A	Yellow	Color Trans	589	1600	10°				
638-333-2SYGDS5302	333-2SYGD/S530-E2	A	Green	Color Diffused	573	80	30°				
638-333-2SYGTS5302	333-2SYGT/S530-E2	A	Green	Color Trans	573	800	10°				
T-1 3/4 Super Bright LED Lamps											
638-MV8190	MV8190	A	Red	Red Diffused	660	100	45°				
638-MV8191	MV8191	A	Red	Red Diffused	660	200	45°				
638-MV8140	MV8140	A	Red	Water Clear	660	220	40°				
638-MV8141	MV8141	A	Red	Water Clear	660	370	40°				
638-MV8102	MV8102	A	Red	Water Clear	660	370	20°				
638-MV8111	MV8111	A	Red	Water Clear	660	370	12°				
638-MV8112	MV8112	A	Red	Water Clear	660	930	12°				
638-MV8104	MV8104	A	Red	Water Clear	660	1500	20°				
638-MV8113	MV8113	A	Red	Water Clear	660	1500	12°				
638-MV8114	MV8114	A	Red	Water Clear	660	2400	12°				
638-333-2SURCS5306	EL-333-2SURC/S530-A6	A	Hyper Red	Water Clear	624	2750	10°				
638-MV8741	MV8741	A	Orange	Water Clear	620	370	45°				
638-MV8742	MV8742	A	Orange	Water Clear	620	600	45°				
638-MV8703	MV8703	A	Orange	Water Clear	620	940	20°				
638-MV8713	MV8713	A	Orange	Water Clear	620	940	12°				
638-333-2USOCS5306	EL-333-2USOC/S530-A6	A	Sunset Orange	Water Clear	615	3590	10°				
638-MV8313	MV8313	A	Yellow	Water Clear	590	940	12°				
638-MV8304	MV8304	A	Yellow	Water Clear	590	1500	20°				
638-MV8314	MV8314	A	Yellow	Water Clear	590	1500	12°				
638-MV8305	MV8305	A	Yellow	Water Clear	590	2400	20°				
638-MV8315	MV8315	A	Yellow	Water Clear	590	2400	12°				
638-MV8316	MV8316	A	Yellow	Water Clear	590	3500	12°				
638-333-2UYCS5306	EL-333-2UYC/S530-A6	A	Yellow	Water Clear	589	3240	10°				
638-MV8410	MV8410	A	Green	Water Clear	565	240	12°				
638-MV8411	MV8411	A	Green	Water Clear	565	370	12°				
638-MV8412	MV8412	A	Green	Water Clear	565	620	12°				
638-333-2SUGCS4003	EL-333-2SUGC/S400-A3	A	Green	Water Clear	525	5500	10°				
638-333-2SUBC470S3	EL-333-2SUBC/C470/S400-A3	A	Blue	Water Clear	470	1300	10°				
638-334-15T2C21TVB	EL-334-15/T2C2-1TVB	A	White	Water Clear	-	7150	20°				
638-383-2SDRCS5304	EL-383-2SDRC/S530-A4	B	Deep Red	Water Clear	639	1250	6°				
638-383-2SUGCS400	EL-383-2SUGC/S400	B	Green	Water Clear	525	4000	6°				
638-383-2SUBCC470S	EL-383-2SUBC/C470/S400-A4	B	Blue	Water Clear	470	1600	8°				
T-1 3/4 Standard LED Lamps With Stand-Off											
638-HLMP3750A	HLMP3750A	C	Hi-Eff Red	Orange Clear	635	150	24°				
638-HLMP3850A	HLMP3850A	C	Yellow	Pale Yel Tint	585	150	24°				
638-HLMP3950A	HLMP3950A	C	Hi-Eff Green	Pale Grn Tint	565	150	24°				
T-1 3/4 Dual Color LED Lamps											
638-MV5337	MV5337	D	Red/Yellow	White Diffused	635/585	6	100°				
638-MV5437	MV5437	D	Red/Green	White Diffused	635/565	6	100°				
High Power Flux 4-Pin LED Lamps											
638-30-01USRC	EL-30-01USRC	E	Red	Water Clear	631	1310	70°				
638-30-01SURC	EL-30-01SURC	E	Hyper Red	Water Clear	624	1310	70°				
638-30-01UYC	EL-30-01UYC	E	Yellow	Water Clear	589	1310	70°				
638-30-01SUBC	EL-30-01SUBC	E	Blue	Water Clear	470	400	60°				

© Copyright 2014 Mouser Electronics
© Copyright 2014 Mouser Electronics

INSPIRED LED Arrays, Modules and Light Bars

inspired LED

UNDER CABINET LIGHT PANELS

Light Panels are ideally suited for under the counter task lighting applications, kitchen lighting, jewelry lighting, decorative lighting and reading lighting. Light Panels are brushed aluminum in color to blend with today's kitchen styles. Components are sold as a kit and can be also purchased individually to create a system.

Features:

- Easy Installation
- Low Cost Modular Design
- Highly Efficient Power Supply
- Both Warm and Cool Color Light Options
- Low Energy Consumption
- Built in On-Off Switch for 1 Watt Light Panel
- Long Life:
  1 Watt - 80,000HRs
  2 Watt - 100,000HRs
- UV and IR free

RoHS Compliant



LED Panels

For quantities greater than listed, call for quote.

MOUSER STOCK NO.	inspired LED Part No.	Fig.	Wattage	Color	Color Temperature	Lumens (lm)	Overall Length (in.)	Description	Price Each 1	Price Each 10
901-4783	4783	A	3	Warm White	3200K	180	16.75	42 LED Light Bars		
901-4784	4784	A	3	Cool White	6500K	180	16.75	42 LED Light Bars		
901-4823	4823	A	2	Warm White	3200K	23	8.5	Single, Super Bright, 21 LED Panel		
901-4824	4824	A	2	Cool White	6500K	38	8.5	Single, Super Bright, 21 LED Panel		
901-4865	4865	B	1.5	Warm White	3200K	55	10	LED Light Bars		
901-4866	4866	B	1.5	Cool White	6500K	90	10	LED Light Bars		
901-4867	4867	B	3	Warm White	3200K	55	18	LED Light Bars		
901-4868	4868	B	3	Cool White	6500K	180	18	LED Light Bars		

LED Panel Starter Kits

For quantities greater than listed, call for quote.

MOUSER STOCK NO.	inspired LED Part No.	Wattage	Color	Color Temperature	Lumens (lm)	Kit Includes: LED Panel in Kit	No. of LED Panels	Power Supply	Cable Clamps	Mounting Screws	Interconnect Cables	Remote Switch	Price Each 1	Price Each 10
901-4831	4831	2	Warm White	3200K	23	4823	1	None	2	2	1 - 3'	None		
901-4832	4832	2	Cool White	6500K	38	4824	1	None	2	2	1 - 3'	None		
901-4825	4825	2	Warm White	3200K	23	4823	1	1	2	4	1 - 3'	1		
901-4826	4826	2	Cool White	6500K	38	4824	1	1	2	4	1 - 3'	1		
901-4827	4827	2	Warm White	3200K	23	4823	3	1	8	8	3 - 3'	1		
901-4828	4828	2	Cool White	6500K	38	4824	3	1	8	8	3 - 3'	1		
901-4829	4829	2	Warm White	3200K	23	4823	10	2	24	24	1 - 12', 1 - 6', 10 - 3'	2		
901-4830	4830	2	Cool White	6500K	38	4824	10	2	24	24	1 - 12', 1 - 6', 10 - 3'	2		

LED Backlighting Kit

A TV Back Light from Inspired LED can reduce eye strain by providing bias lighting in the form of an easy to install adhesive backed LED Light Strip. Bias Lighting serves to moderate or bias the range of motion in the iris muscles in the eye, which limits the size of the pupil. The frequent and sometimes dramatic variation in picture brightness from scene to scene in video programs can cause eyestrain and fatigue in an otherwise dark display environment.
Our TV Back Light will provide enough light for your eyes to get their color reference, and you'll find that pictures seem a little crisper and colors more vivid.

For quantities greater than listed, call for quote.

MOUSER STOCK NO.	inspired LED Part No.	Wattage	Color	Color Temperature	Kit Includes: No. of LED Strip	Length of LED Strip (in.)	Power Supply	Cable	Cable Clamps	In-Line Switch	Description	Price Each 1	Price Each 10
901-4834	4834	1	Cool White	6500K	1	20	1	1	1	1	20" for 32" Tablemount		
901-4835	4835	1 1/2	Cool White	6500K	1	28	1	1	1	1	28" for 37-42" Tablemount		
901-4836	4836	1 3/4	Cool White	6500K	1	36	1	1	1	1	36" for 46-52" Tablemount		
901-4837	4837	1	Cool White	6500K	2	11.5	1	2	3	1	11 1/2"x2 Kit for 32-42" Wallmount		
901-4838	4838	1 1/4	Cool White	6500K	2	15.5	1	2	3	1	15 1/2"x2 Kit for 46-52" Wallmount		

ACCESSORIES

Interconnect Cables

For quantities greater than listed, call for quote.

MOUSER STOCK NO.	inspired LED Part No.	Cable Length	Description	Price Each 1	Price Each 10
901-4804	4804	4"	Interconnect cables can be used to connect Light Panels together.		
901-4771	4771	3'	The user can connect up to ten (1W) or six (2W) Light Panels to one Power Supply.		
901-4772	4772	6'			
901-4773	4773	12'			

Cable Clamp

For quantities greater than listed, call for quote.

MOUSER STOCK NO.	inspired LED Part No.	Description	Price Each 1	Price Each 10
901-4774	4774	Cable Clamps (10/pkg) used to mount cables used in Light Panel systems		

Distribution and Power Control

For quantities greater than listed, call for quote.

901-4802	4802	6 Unit Power Distribution Block		
Switches				
901-4775	4775	Remote, In-Line Switch		
901-4821	4821	4-Position Dimmer (Black), In-Line Switch		

Power Supplies

For quantities greater than listed, call for quote.

MOUSER STOCK NO.	inspired LED Part No.	Rating: Volts	Rating: Amps	Description	Price Each 1	Price Each 10
901-4840	4840	12	1	Miniature Power Supply (46(L)x33.3(W)x23.4(H)mm) to be used with convenience box or LED panels shown above		
901-4841	4841	12	1	Power Supply (46.8(L)x33(W)x32.8(H)mm) to be used with LED Panels shown above		
901-4822	4822	12	2	Power Supply (86(L)x48(W)x30.5(H)mm) to be used with LED Panels shown above		

Direct-Wire Convenience Box

For quantities greater than listed, call for quote.

MOUSER STOCK NO.	inspired LED Part No.	Description	Price Each 1	Price Each 10
901-4808	4808	Direct-Wire Convenience Box (converts hardwire to outlet) - 120VAC		

© Copyright 2014 Mouser Electronics
© Copyright 2014 Mouser Electronics

INSPIRED LED Length Flexible Light Strips

RoHS Compliant **This product is RoHS compliant.**

FLEX STRIPS WITHOUT CONNECTORS

Series:

Bright Flex Strips - Ideal For Long Runs
Super Bright Flex Strips - Designed For More Light
Ultra Bright Flex Strips - High density light strip

Luminous Flux:

- Warm White - 2.5lm
- Cool White - 4.1lm
- Red - 1.2lm
- Green - 1.2lm
- Blue - 1lm

NEW PRODUCT

Features:

- Warm White, Cool White, Monochrome
- 100,000 Hours
- UV and IR Free
- 12 Volts DC, Standardized Connectivity
- Adhesive Tape Backing

Applications:

- Under Cabinet Lighting
- Kitchen Lighting
- Display Case Lighting
- Decorative Lighting
- Enclosure Lighting



For quantities greater than listed, call for quote.

MOUSER STOCK NO.	Inspired LED Part No.	Color	Color Temp/ Wavelength	Price Each 1	Price Each 6
NB Series - Bright Flex - 1 meter strip(30 LEDs) = Qty 1					
901-NB-3200-CT	NB-3200-CT	Warm White	3200K		
901-NB-6500-CT	NB-6500-CT	Cool White	6500K		
901-NB-0625-CT	NB-0625-CT	Red	625nm		
901-NB-0565-CT	NB-0565-CT	Green	565nm		
901-NB-0465-CT	NB-0465-CT	Blue	465nm		
SB Series - Super Bright Flex - 1 meter strip (60 LEDs) = Qty 1					
901-SB-3200-CT	SB-3200-CT	Warm White	3200K		
901-SB-6500-CT	SB-6500-CT	Cool White	6500K		
901-SB-0625-CT	SB-0625-CT	Red	625nm		
901-SB-0565-CT	SB-0565-CT	Green	565nm		
901-SB-0465-CT	SB-0465-CT	Blue	465nm		
UB Series - Ultra Bright Flex - 1 meter strip (96 LEDs) = Qty 1					
901-UB-3200-CT	UB-3200-CT	Warm White	3200K		
901-UB-6500-CT	UB-6500-CT	Cool White	6500K		
901-UB-0465-CT	UB-0465-CT	Blue	465nm		

For quantities greater than listed, call for quote.

MOUSER STOCK NO.	Inspired LED Part No.	Color	Color Temp/ Wavelength	Price Each Reel
NB Series - Bright Flex - Full Reel				
901-NB-3200-TR	NB-3200-TR	Warm White	3200K	
901-NB-6500-TR	NB-6500-TR	Cool White	6500K	
901-NB-0625-TR	NB-0625-TR	Red	625nm	
901-NB-0565-TR	NB-0565-TR	Green	565nm	
901-NB-0465-TR	NB-0465-TR	Blue	465nm	
SB Series - Super Bright Flex - Full Reel				
901-SB-3200-TR	SB-3200-TR	Warm White	3200K	
901-SB-6500-TR	SB-6500-TR	Cool White	6500K	
901-SB-0625-TR	SB-0625-TR	Red	625nm	
901-SB-0565-TR	SB-0565-TR	Green	565nm	
901-SB-0465-TR	SB-0465-TR	Blue	465nm	
UB Series - Ultra Bright Flex - Full Reel				
901-UB-3200-TR	UB-3200-TR	Warm White	3200K	
901-UB-6500-TR	UB-6500-TR	Cool White	6500K	
901-UB-0465-TR	UB-0465-TR	Blue	465nm	

CUSTOM LENGTH FLEX STRIPS WITH CONNECTORS

Part Number breakdown for ordering desired length with Barrel Connectors
Factory turn around is 2 - 5 business days

Series	LED Color	Length	End Termination
NB = Bright Flex Strip	3200 = Warm White	0100 = 100mm	2C = Barrel Connectors each end
SB = Super Bright Flex Strip	6500 = Cool White	1000 = 1,000mm	1C = Single Barrel Connector
	0625 = Red	8000 = 8,000mm	
	0565 = Green		
	0465 = Blue		

UB Series - Ultra Bright Flex Strips

For quantities greater than listed, call for quote.

MOUSER STOCK NO.	Inspired LED Part No.	Color	Color Temp/ Wavelength	Length (mm)	End Connector	Price Each 1	Price Each 10
901-UB-3200-0500-2C	UB-3200-0500-2C	Warm White	3200K	500	2		
901-UB-6500-0500-2C	UB-6500-0500-2C	Cool White	6500K	500	2		

NB Series is 100mm to 10,000mm in 100mm Increments*

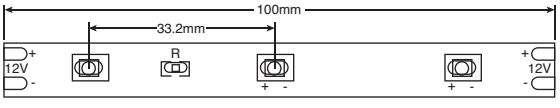

NB Series - Bright Flex Strips

For quantities greater than listed, call for quote.

MOUSER STOCK NO.	Inspired LED Part No.	Color	Color Temp/ Wavelength	Length (mm)	End Connector	Price Each 1	Price Each 10
901-NB320005002C	NB-3200-0500-2C	Warm White	3200K	500	2		
901-NB650005002C	NB-6500-0500-2C	Cool White	6500K	500	2		
901-NB062505002C	NB-0625-0500-2C	Red	625nm	500	2		
901-NB046505002C	NB-0465-0500-2C	Blue	465nm	500	2		

SB Series is 50mm to 5,000mm in 50mm Increments*

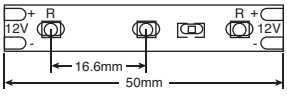

SB Series - Super Bright Flex Strips

For quantities greater than listed, call for quote.

MOUSER STOCK NO.	Inspired LED Part No.	Color	Color Temp/ Wavelength	Length (mm)	End Connector	Price Each 1	Price Each 10
901-SB320005002C	SB-3200-0500-2C	Warm White	3200K	500	2		
901-SB650005002C	SB-6500-0500-2C	Cool White	6500K	500	2		
901-SB062505002C	SB-0625-0500-2C	Red	625nm	500	2		
901-SB062510002C	SB-0625-1000-2C	Red	625nm	1000	2		
901-SB046505002C	SB-0465-0500-2C	Blue	465nm	500	2		

*Please note, barrel connectors on each end will increase overall length by 25mm.

For complete listing of orderable part numbers, please visit mouser.com/inspiredled

ACCESSORIES FOR FLEX STRIPS

For quantities greater than listed, call for quote.

MOUSER STOCK NO.	Inspired LED Part No.	Description	Price Each 1	Price Each 10
901-4841	4841	1 Amp, 12 Volt Power Supply		
901-4822	4822	2 Amp, 12 Volt Power Supply		
901-4775	4775	On - Off Switch		
901-4793	4793	Flex Connectors, Pair for Both Ends		
901-4802	4802	Distribution Connection Block		

For quantities greater than listed, call for quote.

MOUSER STOCK NO.	Inspired LED Part No.	Description	Price Each 1	Price Each 10
901-4804	4804	4 Inch Cable		
901-4771	4771	3 Foot Cable		
901-4772	4772	6 Foot Cable		
901-4773	4773	12 Foot Cable		
901-4774	4774	Cable Clamps (10 Pack)		
901-4808	4808	120VAC Convenience Box		

© Copyright 2014 Mouser Electronics

© Copyright 2014 Mouser Electronics

JKL COMPONENTS LED Bars and LED Based Lamps

RoHS Compliant This product is RoHS compliant.

JKL Components Corporation

DIMENSIONS: mm (in.)

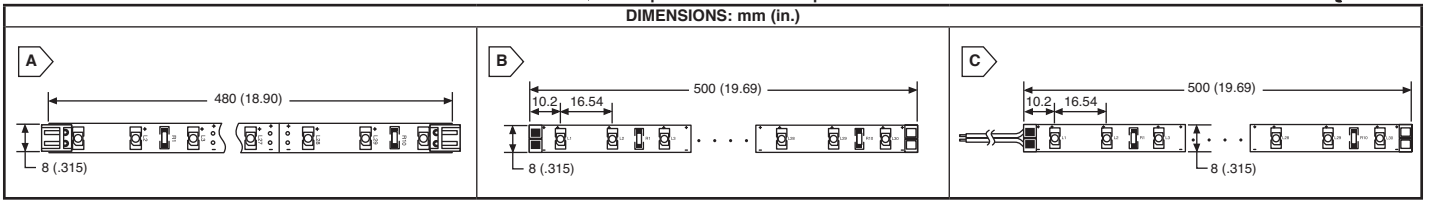

LED BARS AND RIBBON

LED Rigid Bars

For quantities greater than listed, call for quote.

MOUSER STOCK NO.	JKL Components Part No.	Fig.	Color	Luminous Flux	Width	Length	Voltage	Current	Price Each 1	10	50	100
560-ZRS-8480-WW	ZRS-8480-WW	A	Warm White	70	8mm	480mm	12VDC	200mA				
560-ZRS-8480-CW	ZRS-8480-CW	A	Cool White	90	8mm	480mm	12VDC	200mA				

LED Flexible Ribbon

For quantities greater than listed, call for quote.

MOUSER STOCK NO.	JKL Components Part No.	Fig.	Color	Luminous Flux	Width	Length	Voltage	Current	Price Each 1	2
560-ZFS-8500-WWSEC	ZFS-8500-WW/SEC	B	Warm White	70	8mm	500mm	12VDC	200mA		
560-ZFS-8500-CWSEC	ZFS-8500-CW/SEC	B	Cool White	65	8mm	500mm	12VDC	200mA		
560-ZFS-8500-WW	ZFS-8500-WW	C	Warm White	70	8mm	5 meters	12VDC	200mA		
560-ZFS-8500-CW	ZFS-8500-CW	C	Cool White	65	8mm	5 meters	12VDC	200mA		

T-3 1/4 WEDGE-BASED LEDS

MOUSER STOCK NO.	JKL Components Part No.	Fig.	Color	Wavelength	Luminous Flux	Voltage	Current	Price Each 1	10	50	100
560-LE-0503-03G	LE-0503-03G	A	Green	525nm	2	12VDC	15mA				
560-LE-0503-03R	LE-0503-03R	A	Red	630nm	0.7	12VDC	15mA				
560-LE-0503-03Y	LE-0503-03Y	A	Yellow	595nm	0.7	12VDC	15mA				
560-LE-0503-03B	LE-0503-03B	A	Blue	470nm	0.7	12VDC	15mA				
560-LE-0503-03W	LE-0503-03W	A	White	- - -	2.5	12VDC	15mA				
560-LE-0509-02G	LE-0509-02G	A	Green	525nm	2	24VDC	20mA				
560-LE-0509-02R	LE-0509-02R	A	Red	630nm	0.7	24VDC	20mA				
560-LE-0509-02Y	LE-0509-02Y	A	Yellow	595nm	0.7	24VDC	20mA				
560-LE-0509-02B	LE-0509-02B	A	Blue	470nm	0.7	24VDC	20mA				
560-LE-0509-02W	LE-0509-02W	A	White	- - -	2.5	24VDC	20mA				

T-1 3/4 WEDGE-BASED LEDS

MOUSER STOCK NO.	JKL Components Part No.	Fig.	Color	Wavelength	Luminous Flux	Voltage	Current	Price Each 1	10	50	100
560-LE-0504-01R	LE-0504-01R	B	Red	630nm	1.0	12VDC	15mA				
560-LE-0504-01Y	LE-0504-01Y	B	Yellow	595nm	1.0	12VDC	15mA				
560-LE-0504-01G	LE-0504-01G	B	Green	525nm	2.0	12VDC	15mA				
560-LE-0504-01B	LE-0504-01B	B	Blue	470nm	1.0	12VDC	15mA				
560-LE-0504-01W	LE-0504-01W	B	White	- - -	1.0	12VDC	15mA				
560-LE-0509-01R	LE-0509-01R	B	Red	630nm	1.0	24VDC	15mA				
560-LE-0509-01Y	LE-0509-01Y	B	Yellow	595nm	1.0	24VDC	15mA				
560-LE-0509-01G	LE-0509-01G	B	Green	525nm	2.0	24VDC	15mA				
560-LE-0509-01B	LE-0509-01B	B	Blue	470nm	1.0	24VDC	15mA				
560-LE-0509-01W	LE-0509-01W	B	White	- - -	2.0	24VDC	15mA				

FESTOON BASED LED LAMP REPLACEMENTS

MOUSER STOCK NO.	JKL Components Part No.	Fig.	Color	Wavelength	Luminous Flux	Voltage	Current	Price Each 1	10	50	100
560-LE-0603-02R	LE-0603-02R	C	Red	630nm	2.0	12VDC	20mA				
560-LE-0603-02Y	LE-0603-02Y	C	Yellow	595nm	2.0	12VDC	20mA				
560-LE-0603-02G	LE-0603-02G	C	Green	525nm	9.0	12VDC	20mA				
560-LE-0603-02B	LE-0603-02B	C	Blue	470nm	2.0	12VDC	20mA				
560-LE-0603-02W	LE-0603-02W	C	White	- - -	10.0	12VDC	20mA				
560-LE-0603-04R	LE-0603-04R	C	Red	630nm	2.0	24VDC	20mA				
560-LE-0603-04Y	LE-0603-04Y	C	Yellow	595nm	2.0	24VDC	20mA				
560-LE-0603-04G	LE-0603-04G	C	Green	525nm	9.0	24VDC	20mA				
560-LE-0603-04B	LE-0603-04B	C	Blue	470nm	2.0	24VDC	20mA				
560-LE-0603-04W	LE-0603-04W	C	White	- - -	10.0	24VDC	20mA				

MOUNTING HARDWARE AND CONNECTORS

MOUSER STOCK NO.	JKL Components Part No.	Fig.	Description	Price Each 1	10	50	100
560-2910F-47	2910F-47	D	Socket for JKL Festoon LED				
560-ZRC-8	ZRC-8	E	Mounting clip for LED Light Bars				
560-ZCH-200-I	ZCH-200-I	F	Input connector for LED Light Bars				
560-ZCH-101-J	ZCH-101-J	G	Joiner connector for LED Light Bars				

DIMENSIONS: mm (in.)

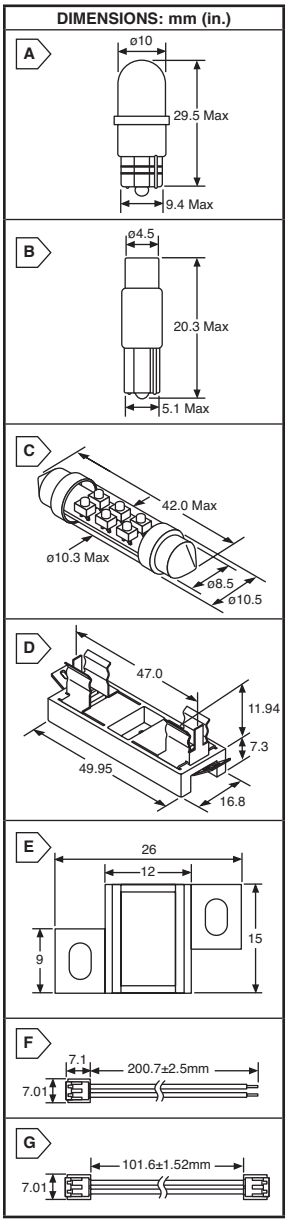

© Copyright 2014 Mouser Electronics

© Copyright 2014 Mouser Electronics

KINGBRIGHT SMD LED Lamps

Kingbright
WWW.KINGBRIGHTUSA.COM

RoHS Compliant This product is RoHS compliant.

SURFACE MOUNT LED LAMPS

- Forward current: 20mA

NEW PRODUCT

MOUSER STOCK NO.	Kingbright Part No.	Fig.	Color		Peak Wave-length (nm)	Luminous Intensity		Typ. Forward Voltage (V)	Viewing Angle	Price Each			
			LED	Lens		Min.	Typ.			1	100	500	1000
0402 LEDs													
604-APHHS1005SURCK	APHHS1005SURCK	A	Red	Water Clear	650	50	150	1.95	120°				
604-APHHS1005SECK	APHHS1005SECK	A	Orange	Water Clear	610	50	160	2.1	120°				
604-APHHS1005CGCK	APHHS1005CGCK	A	Green	Water Clear	574	10	40	2.1	120°				
604-APHHS1005QBCD	APHHS1005QBCD	A	Blue	Water Clear	468	36	100	3.3	120°				
604-APHHS1005QWF/D	APHHS1005QWF/D	A	White	Yellow Fluorescent	---	70	200	3.3	120°				
0603 LEDs													
604-APG1608SURKC/T	APG1608SURKC/T	B	Red	Water Clear	631	180	320	2	120°				
604-APG1608SEKC/T	APG1608SEKC/T	B	Orange	Water Clear	605	110	200	2.05	120°				
604-APG1608SYKC/T	APG1608SYKC/T	B	Yellow	Water Clear	589	70	100	2.05	120°				
604-APG1608CGKC/T	APG1608CGKC/T	B	Green	Water Clear	571	36	60	2.1	120°				
604-APG1608ZGC	APG1608ZGC	B	Green	Water Clear	525	280	420	3.3	120°				
604-APG1608QBC/E	APG1608QBC/E	B	Blue	Water Clear	470	50	95	3.3	120°				
604-APG1608QBC/D	APG1608QBC/D	B	Blue	Water Clear	470	50	70	3.3	120°				
604-APT1608SRCPRV	APT1608SRCPRV	C	Red	Water Clear	640	40	100	1.9	120°				
604-APT1608SURCK	APT1608SURCK	C	Red	Water Clear	630	50	100	2	120°				
604-APT1608SURC	APT1608SURC	C	Red	Water Clear	628	70	150	1.9	120°				
604-APT1608EC	APT1608EC	C	Red	Water Clear	625	5	12	2	120°				
604-APT1608SECK	APT1608SECK	C	Orange	Water Clear	601	50	160	2.1	120°				
604-APT1608SEC	APT1608SEC	C	Orange	Water Clear	601	80	200	2	120°				
604-APT1608SYCK	APT1608SYCK	C	Yellow	Water Clear	590	30	60	2	120°				
604-APT1608YC	APT1608YC	C	Yellow	Water Clear	588	3	8	2.1	120°				
604-APT1608SYC	APT1608SYC	C	Yellow	Water Clear	588	40	80	2	120°				
604-APT1608PYW	APT1608PYW	C	Yellow	White Diffused	585	3	8	2.1	120°				
604-APT1608SGC	APT1608SGC	C	Green	Water Clear	568	3	10	2.2	120°				
604-APT1608QGW	APT1608QGW	C	Green	White Diffused	565	3	12	2.2	120°				
604-APT1608PGW	APT1608PGW	C	Green	White Diffused	555	2	5	2.3	120°				
604-APT1608SECJ4PRV	APT1608SEC/J4-PRV	C	Super Bright Orange	Water Clear	605	1600	2300	2.2	120°				
0603 Bi-Color LEDs													
604-APHB1608SYKSURKC	APHB1608SYKSURKC	D	Yel/Red	Water Clear	590/630	70/110	180/230	2/1.95	130°				
604-APHB1608CGKSURKC	APHB1608CGKSURKC	D	Grn/Red	Water Clear	570/630	18/110	50/230	2.1/1.95	130°				
604-APHB1608SGEC	APHB1608SGEC	D	Grn/Red	Water Clear	568/625	7	15	2.2/2.0	130°				
604-APHB1608ZGSURKC	APHB1608ZGSURKC	D	Grn/Red	Water Clear	525/630	180/110	350/230	3.3/1.95	130°				
604-APHB1608SGNC	APHB1608SGNC	D	Grn/Orng	Water Clear	568/606	18/7	60/18	2.2/2.05	130°				
604-APHB1608SGYC	APHB1608SGYC	D	Grn/Yel	Water Clear	568/588	18/4	60/9	2.2/2.1	130°				
604-APHB1608ZGSYKC	APHB1608ZGSYKC	D	Grn/Yel	Water Clear	525/590	180/70	350/180	3.3/2	130°				
604-APHB1608QBDSURKC	APHB1608QBDSURKC	D	Blue/Red	Water Clear	470/630	36/110	90/230	3.3/1.95	130°				
604-APHB1608QBDSYKC	APHB1608QBDSYKC	D	Blue/Yel	Water Clear	470/590	36/70	90/180	3.3/2	130°				
604-APHB1608QBDCGKC	APHB1608QBDCGKC	D	Blue/Grn	Water Clear	470/570	36/18	90/50	3.3/2.1	130°				
0603 Dome LEDs													
604-APTD1608SURCK	APTD1608SURCK	E	Red	Water Clear	630	480	700	1.95	60°				
604-APTD1608SEC/J3	APTD1608SEC/J3	E	Red	Water Clear	625	2200	3000	2.2	60°				
604-APTD1608SECK	APTD1608SECK	E	Orange	Water Clear	601	480	800	2.1	60°				
604-APTD1608SYCK	APTD1608SYCK	E	Yellow	Water Clear	590	280	480	2	60°				
604-APTD1608SYC/J3	APTD1608SYC/J3	E	Yellow	Water Clear	589	480	800	2	60°				
604-APTD1608CGCK	APTD1608CGCK	E	Green	Water Clear	570	70	180	2.1	60°				
604-APT1608SGD3	APT1608SGD3	C	Green	Water Clear	568	3	8	2.5	120°				
604-APTD1608ZGC	APTD1608ZGC	E	Green	Water Clear	525	480	780	3.3	60°				
604-APTD1608QBC/D	APTD1608QBC/D	E	Blue	Water Clear	470	70	250	3.3	40°				
604-APTD1608QWF/D	APTD1608QWF/D	E	White	Yellow Fluorescent	---	110	250	3.3	170°				
0805 LEDs													
604-APHCM2012SURCK	APHCM201SURCK-F01	F	Red	Water Clear	650	50	150	1.95	110°				
604-APT2012SRCPRV	APT2012SRCPRV	F	Red	Water Clear	640	20	80	1.9	120°				
604-APT2012SURCK	APT2012SURCK	F	Red	Water Clear	630	50	100	1.9	120°				
604-APT2012SURC	APT2012SURC	F	Red	Water Clear	628	70	150	1.9	120°				
604-APT2012SEW/E	APT2012SEW/E	F	Red	White Diffused	621	40	200	2	120°				
604-APT2012NW	APT2012NW	F	Orange	White Diffused	610	5	12	2.1	120°				
604-APHCM2012SECK	APHCM2012SECK-F01	F	Orange	Water Clear	610	50	160	2.1	110°				
604-APT2012SECJ4PRV	APT2012SEC/J4-PRV	F	Super Bright Orange	Water Clear	605	1600	2300	2.2	120°				
604-APT2012SECK	APT2012SECK	F	Orange	Water Clear	601	40	160	2.1	120°				
604-APT2012SEC	APT2012SEC	F	Orange	Water Clear	601	40	200	2	120°				
604-APT2012SYCK	APT2012SYCK	F	Yellow	Water Clear	590	30	50	2	120°				
604-APHCM2012SYCK	APHCM2012SYCK-F01	F	Yellow	Water Clear	590	36	120	2	110°				
604-APT2012YC	APT2012YC	F	Yellow	Water Clear	588	2	8	2.1	120°				
604-APT2012PYW	APT2012PYW	F	Yellow	White Diffused	585	3	8	2.1	120°				
604-APHCM2012CGCK	APHCM2012CGCK-F01	F	Green	Water Clear	574	10	50	2.1	110°				
604-AP2012SGD3	AP2012SGD3	F	Green	Water Clear	568	3	8	2.5	120°				
604-APT2012SGC	APT2012SGC	F	Green	Water Clear	568	3	12	2.2	120°				
604-APT2012QGW	APT2012QGW	F	Green	White Diffused	565	3	12	2.2	120°				
604-APT2012PGW	APT2012PGW	F	Green	White Diffused	555	2	5	2.2	120°				
1104 LEDs													
604-APA3010SURCK	APA3010SURCK	G	Red	Water Clear	630	50	100	1.9	120°				
604-APA3010EC	APA3010EC	G	Red	Water Clear	625	5	12	2	120°				
604-APA3010SECK	APA3010SECK	G	Orange	Water Clear	601	80	200	2.1	120°				
604-APA3010SEC	APA3010SEC	G	Orange	Water Clear	601	50	300	2	120°				
604-APA3010SYCK	APA3010SYCK	G	Yellow	Water Clear	590	18	50	2	120°				
604-APA3010YC-GX	APA3010YC-GX	G	Yellow	Water Clear	588	5	8	2.1	120°				
604-APA3010QGC	APA3010QGC	G	Green	Water Clear	565	3	12	2.2	120°				
604-APA3010PGC	APA3010PGC	G	Green	Water Clear	555	2	5	2.3	120°				
1206 LEDS													
604-APT3216SRCPRV	APT3216SRCPRV	H	Red	Water Clear	640	20	70	1.9	120°				
604-APT3216SURCK	APT3216SURCK	H	Red	Water Clear	630	50	150	1.9	120°				
604-APT3216SURC	APT3216SURC	H	Red	Water Clear	628	70	180	1.9	120°				
604-APT3216EC	APT3216EC	H	Red	Water Clear	625	5	12	2	120°				
604-APT3216SECK	APT3216SECK	H	Orange	Water Clear	601	40	160	2.1	120°				
604-APT3216SEC	APT3216SEC	H	Orange	Water Clear	601	40	200	2	120°				
604-APT3216SYCK	APT3216SYCK	H	Yellow	Water Clear	590	30	50	2	120°				
604-APT3216YC	APT3216YC	H	Yellow	Water Clear	588	1.6	8	2.1	120°				
604-APT3216SYC	APT3216SYC	H	Yellow	Water Clear	588	40	80	2	120°				
604-APT3216SGC	APT3216SGC	H	Green	Water Clear	568	3	12	2.2	120°				
604-APT3216SECJ4PRV	APT3216SEC/J4-PRV	H	Super Bright Orange	Water Clear	605	1600	2300	2.2	120°				

DIMENSIONS: in.

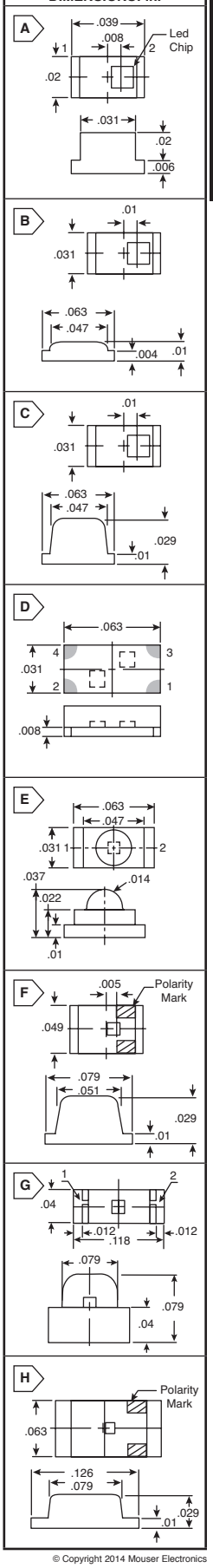

© Copyright 2014 Mouser Electronics

© Copyright 2014 Mouser Electronics

KINGBRIGHT SMD LED Lamps

Kingbright
WWW.KINGBRIGHTUSA.COM

RoHS Compliant This product is RoHS compliant.

SURFACE MOUNT LED LAMPS (CONT.)

Special Bi-Color White LEDs

For quantities greater than listed, call for quote.

MOUSER STOCK NO.		Fig.	Color		Peak Wave-length (nm)	Luminous Intensity (mcd)		Typ. Forward Voltage (V)	Viewing Angle	Price Each			
Mfr.	Mfr. Part No.		LED	Lens		Min.	Typ.			1	100	500	1000
604—	AAA3528QWDSURKS	A	White/Hyper Red	Water Clear	630	380/200	600/320	3.3	120°				
604—	AAA3528QWDSYKS	A	White/Super Bright Yellow	Water Clear	590	380/120	600/200	3.3	120°				
604—	AAA3528QWDCGKS	A	White/Green	Water Clear	570	380/40	600/80	3.3	120°				
604—	APB3025SURKQWDF	B	Hyper Red/White	Yellow Fluorescent	630	70/180	220/380	1.95	120°				
604—	APB3025SYKQWDF	B	Super Bright Yellow/White	Yellow Fluorescent	590	70/180	120/300	3.3	120°				
604—	APB3025CGKQWDF	B	Green/White	Yellow Fluorescent	570	18/180	50/380	2.1	120°				
604—	APTB1612SURKQWDF	C	Hyper Red/White	Yellow Fluorescent	630	120/120	200/220	1.95	120°				
604—	APTB1612SYKQWDF	C	Super Bright Yellow/White	Yellow Fluorescent	590	80/120	120/220	2.0	120°				
604—	APTB1612CGKQWDF	C	Green/White	Yellow Fluorescent	570	20/120	55/220	2.1	120°				

3.2 x 2.4mm SMD Chip LED Lamp

NEW PRODUCT

For quantities greater than listed, call for quote.

604—	APD3224SECJ4	D	Super Bright Orange	Water Clear	605	9000	14000	2.2	20°				

3.5 x 2.8mm SMD Chip LED Lamp

For quantities greater than listed, call for quote.

604—	APETD3528CGCK	E	Green	Water Clear	574	80	200	2.1	60°				
604—	APETD3528QBC/D	E	Blue	Water Clear	468	300	400	3.3	60°				
604—	APETD3528SEC	E	Super Bright Orange	Water Clear	610	500	900	2	60°				
604—	APETD3528SECJ3PR	E	Hyper Red	Water Clear	640	3500	4200	2	60°				
604—	APETD3528SYCJ3PR	E	Super Bright Yellow	Water Clear	590	700	1500	2	60°				
604—	APETD3528ZGC	E	Green	Water Clear	515	1000	1800	3.3	60°				

1206 Reverse Mount

For quantities greater than listed, call for quote.

604—	APTR3216SRCPRV	F	Red	Water Clear	640	20	70	1.9	120°				
604—	APTR3216SURCK	F	Red	Water Clear	630	50	15	1.9	120°				
604—	APTR3216SECK	F	Orange	Water Clear	601	40	160	2.1	120°				
604—	APTR3216SEC	F	Orange	Water Clear	601	40	200	2	120°				
604—	APTR3216SYCK	F	Yellow	Water Clear	590	30	50	2	120°				
604—	APTR3216YC	F	Yellow	Water Clear	588	1.6	8	2.1	120°				
604—	APTR3216SYC	F	Yellow	Water Clear	588	40	80	2	120°				
604—	APTR3216SGC	F	Green	Water Clear	568	3	12	2.2	120°				

1206 Dome

For quantities greater than listed, call for quote.

604—	APTD3216SRCPRV	G	Red	Water Clear	640	110	300	1.85	50°				
604—	APTD-3216SURCK	G	Red	Water Clear	635	180	500	1.95	50°				
604—	APTD3216EC	G	Red	Water Clear	625	10	50	2	40°				
604—	APTD-3216SECK	G	Orange	Water Clear	601	280	700	2.1	50°				
604—	APTD3216SYCK	G	Yellow	Water Clear	590	280	700	2.1	50°				
604—	APTD3216SGC	G	Green	Water Clear	568	10	50	2.2	40°				
604—	APTD3216MGC	G	Green	Water Clear	568	110	350	2.1	50°				
604—	APTD3216CGCK	G	Green	Water Clear	570	70	200	2.1	50°				

MINI PLCC-2

NEW PRODUCT

For quantities greater than listed, call for quote.

604—	AA2214SURSK	H	Hyper Red	Water Clear	650	180	350	1.95	120°				
604—	AA2214SESK	H	Super Bright Orange	Water Clear	610	280	400	2.1	120°				
604—	AA2214SYSK	H	Super Bright Yellow	Water Clear	590	120	250	2	120°				
604—	AA2214CGSK	H	Green	Water Clear	574	50	80	2.1	120°				
604—	AA2214QBS/D	H	Blue	Water Clear	468	80	150	3.3	120°				
604—	AA2214VR4D1S-W2	H	Warm White	Water Clear	---	650	1100	3.3	120°				
604—	AA2214VR4D1S-N1	H	Neutral White	Water Clear	---	650	1200	3.3	120°				
604—	AA2214VR4D1S-C1	H	Cool White	Water Clear	---	900	1300	3.3	120°				
604—	AA2214SESJ4	H	Super Bright Orange	Water Clear	605	1800	2700	2.2	120°				

PLCC-2

NEW PRODUCT

For quantities greater than listed, call for quote.

604—	AA3528SURSK	I	Red	Water Clear	650	150	350	1.95	120°				
604—	AA3528SESK	I	Orange	Water Clear	610	200	350	2.1	120°				
604—	AA3528SYSK	I	Yellow	Water Clear	590	80	200	2	120°				
604—	AA3528CGSK	I	Green	Water Clear	574	40	100	2.1	120°				
604—	AA3528SGS	I	Green	Water Clear	565	12	25	2.2	120°				
604—	AA3021SESJ4	J	Super Bright Orange	Water Clear	605	2200	2800	2.2	125°				
604—	AA3528SESJ4	I	Super Bright Orange	Water Clear	605	2300	2800	2.2	120°				

Right Angle

For quantities greater than listed, call for quote.

604—	AA4040SRS	K	Red	Water Clear	660	80	200	1.85	120°				
604—	AA4040SURSK	K	Red	Water Clear	650	200	450	1.95	120°				
604—	AA4040YS	K	Yellow	Water Clear	590	10	15	2.1	120°				
604—	AA4040SYSK	K	Yellow	Water Clear	590	100	250	2	120°				
604—	AA4040SGS	K	Green	Water Clear	565	15	20	2.2	120°				
604—	AA4040PGS	K	Green	Water Clear	555	5	10	2.25	120°				

SOT-23

For quantities greater than listed, call for quote.

604—	AM23SRC-F	L	Red	Water Clear	640	40	70	1.9	140°				
604—	AM23SRD-F	L	Red	Red Diffused	640	40	70	1.9	140°				
604—	AM23EC-F	L	Red	Water Clear	625	4	15	2	140°				
604—	AM23ID-F	L	Red	Red Diffused	625	4	15	2	140°				
604—	AM23YC-F	L	Yellow	Water Clear	588	2	5	2.1	140°				
604—	AM23YD-F	L	Yellow	Yellow Diffused	588	2	5	2.1	140°				
604—	AM23SYC-F	L	Yellow	Water Clear	588	40	80	2	140°				
604—	AM23SGC-F	L	Green	Water Clear	568	5	12	2.2	140°				
604—	AM23SGD3-F	L	Green	Green Diffused	568	3	8	2.2	140°				

Gull Wing Leads

For quantities greater than listed, call for quote.

604—	AM2520SRC03	M	Red	Water Clear	640	120	600	1.9	20°				
604—	AM2520SURCK03	M	Red	Water Clear	630	200	700	1.9	20°				
604—	AM2520SURC03	M	Red	Water Clear	628	300	700	1.9	20°				
604—	AM2520ID03	M	Red	Red Diffused	625	8	30	2	40°				
604—	AM2520EC03	M	Red	Water Clear	625	12	70	2	20°				
604—	AM2520SECK03	M	Orange	Water Clear	601	180	700	2.1	20°				
604—	AM2520SEC03	M	Orange	Water Clear	601	500	1300	2	20°				
604—	AM2520SYCK03	M	Yellow	Water Clear	590	70	300	2	20°				
604—	AM2520YC03	M	Yellow	Water Clear	588	10	30	2.1	20°				
604—	AM2520SYC03	M	Yellow	Water Clear	588	110	500	2	20°				
604—	AM2520SGC03	M	Green	Water Clear	568	40	100	2.2	20°				

DIMENSIONS: in.

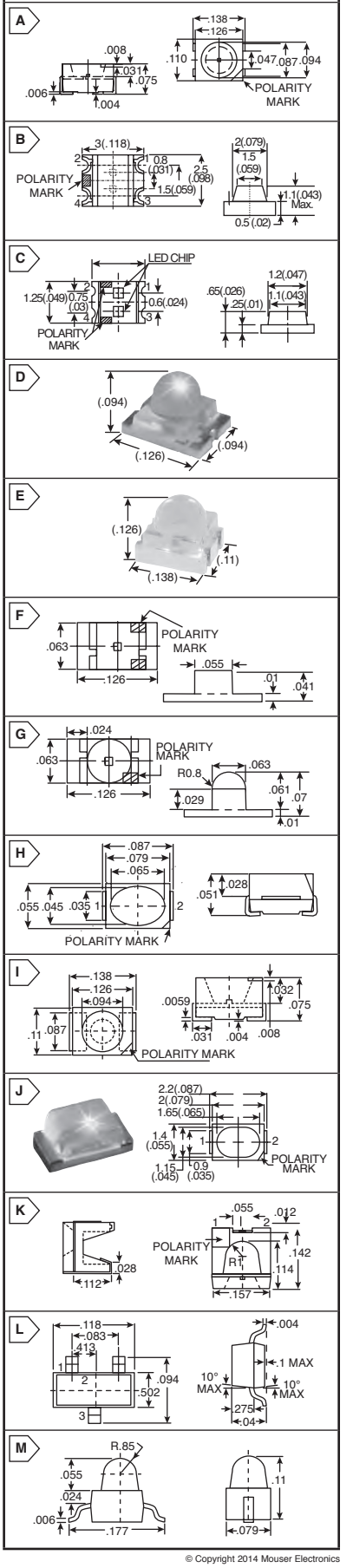

© Copyright 2014 Mouser Electronics

© Copyright 2014 Mouser Electronics

LED LAMPS

Pin Point .08" (2mm)

• Forward current: 10mA

For quantities greater than listed, call for quote.

MOUSER STOCK NO.	Kingbright Part No.	Fig.	Color		Peak Wavelength (nm)	Luminous Intensity		Forward Voltage (Typ)(V)	Viewing Angle	Price Each			
			Source	Lens		Min.	Typ.			1	100	500	1000
604-WP23HD	WP23HD	A	Red	Red Diffused	700	0.5	0.8	2	60°				
604-WP23YD	WP23YD	A	Yellow	Yellow Diffused	590	1.8	5	2.1	60°				
604-WP23GD	WP23GD	A	Green	Green Diffused	565	1.25	3.2	2.25	60°				

Standard T-1 (3mm)

• Forward current: 10mA

For quantities greater than listed, call for quote.

MOUSER STOCK NO.	Kingbright Part No.	Fig.	Color		Peak Wavelength (nm)	Luminous Intensity		Forward Voltage (Typ) (V)	Viewing Angle	Price Each			
			Source	Lens		Min.	Typ.			1	100	500	1000
604-WP132XID	WP132XID	B	Hi-Eff. Red	Red Diffused	625	8	25	2	60°				
604-WP132XIT	WP132XIT	B	Hi-Eff. Red	Red Trans.	625	20	60	2	50°				
604-WP132XND	WP132XND	B	Orange	Orange Diffused	610	8	30	2.1	60°				
604-WP132XNC	WP132XNC	B	Orange	Water Clear	610	20	50	2.1	50°				
604-WP132XYD	WP132XYD	B	Yellow	Yellow Diffused	588	5	15	2.1	60°				
604-WP132XYT	WP132XYT	B	Yellow	Yellow Trans.	588	8	20	2.1	50°				
604-WP132XGD	WP132XGD	B	Green	Green Diffused	568	8	15	2.2	60°				
604-WP132XPGD	WP132XPGD	B	Green	Green Diffused	555	2	5	2.3	60°				
604-WP710A10HD	WP710A10HD	C	Red	Red Diffused	660	1.3	5	2	60°				
604-WP710A10ED	WP710A10ED	C	Orange	Orange Diffused	625	20	30	2	40°				
604-WP710A10IT	WP710A10IT	C	Hi-Eff. Red	Red Trans.	625	20	60	2	34°				
604-WP710A10ND	WP710A10ND	C	Orange	Orange Diffused	610	15	30	2.05	40°				
604-WP710A10NC	WP710A10NC	C	Orange	Water Clear	610	25	50	2.05	34°				
604-WP710A10YT	WP710A10YT	C	Yellow	Yellow Trans.	590	10	30	2.1	34°				
604-WP710A10YC	WP710A10YC	C	Yellow	Water Clear	588	10	30	2.1	34°				
604-WP710A10ZGC/G	WP710A10ZGC/G	C	Green	Water Clear	525	8000	14000	3.2	34°				
604-WP710A10GC	WP710A10GC	C	Green	Water Clear	568	20	60	2.2	34°				
604-WP710A10GT	WP710A10GT	C	Green	Green Trans.	568	20	60	2.2	34°				
604-WP710A10PGD	WP710A10PGD	C	Green	Green Diffused	568	20	60	2.2	40°				
604-WP710A10PGC	WP710A10PGC	C	Green	Water Clear	555	10	20	2.25	34°				
604-WP710A10MBD	WP710A10MBD	C	Blue	Blue Diffused	430	12.5	40	3.8	30°				
604-WP710A10VBC/D	WP710A10VBC/D	C	Blue	Water Clear	465	2300	4000	3.3	20°				

Super Bright T-1 (3mm)

• Forward current: 20mA

NEW PRODUCT

For quantities greater than listed, call for quote.

MOUSER STOCK NO.	Kingbright Part No.	Fig.	Color		Peak Wavelength (nm)	Luminous Intensity		Forward Voltage (Typ) (V)	Viewing Angle	Price Each			
			Source	Lens		Min.	Typ.			1	100	500	1000
604-WP710A10SRD/E	WP710A10SRD/E	C	Red	Red Diffused	660	210	450	1.85	40°				
604-WP710A10SRD/D	WP710A10SRD/D	C	Red	Red Diffused	640	200	420	1.85	40°				
604-WP710A10SRD/F	WP710A10SRD/F	C	Red	Red Diffused	640	250	460	1.85	40°				
604-WP710A10SRD/G	WP710A10SRD/G	C	Red	Red Diffused	640	400	500	1.9	40°				
604-WP710A10SRC/D	WP710A10SRC/D	C	Red	Water Clear	640	500	700	1.85	34°				
604-WP710A10SRC/E	WP710A10SRC/E	C	Red	Water Clear	640	700	900	1.85	34°				
604-WP710A10SRD/J	WP710A10SRD/J	C	Red	Red Diffused	640	1000	1300	1.85	40°				
604-WP710A10SRC/G	WP710A10SRC/G	C	Red	Water Clear	640	1200	1300	1.9	34°				
604-WP710A10SURC/E	WP710A10SURC/E	C	Red	Water Clear	630	1600	2500	1.9	34°				
604-WP710A10SECJ4	WP710A10SEC/J4	C	Super Bright Orange	Water Clear	605	8000	10000	2.2	34°				
604-WP710A10SED	WP710A10SED	C	Red	Orange Diffused	601	500	1100	2	40°				
604-WP710A10SET	WP710A10SET	C	Red	Orange Trans.	601	1600	2700	2	34°				
604-WP710A10SYD	WP710A10SYD	C	Yellow	Yellow Diffused	590	600	1100	2	40°				
604-WP710A10SYC	WP710A10SYC	C	Yellow	Water Clear	590	900	1500	2	34°				
604-WP710A10SGD	WP710A10SGD	C	Green	Green Diffused	568	18	40	2.2	40°				
604-WP710A10SGC	WP710A10SGC	C	Green	Water Clear	568	70	150	2.2	34°				
604-WP710A10MGC	WP710A10MGC	C	Green	Water Clear	570	200	700	2.1	34°				
604-WP710A10QBC/D	WP710A10QBC/D	C	Blue	Water Clear	470	1400	2000	3.3	20°				
604-WP7104VW1C	WP7104VW1C	C	White	Water Clear	6500K	2800	5100	3.3	34°				

Blinking T-1 (3mm)

• Forward current: 38-56mA

For quantities greater than listed, call for quote.

MOUSER STOCK NO.	Kingbright Part No.	Fig.	Color		Wavelength	Luminous Intensity		Forward Voltage	Viewing Angle	Price Each			
			Source	Lens		Min.	Typ.			1	100	500	1000
604-WP36BHD	WP36BHD	D	Red	Red Diffused	700	1.3	3.2	3.5	60°				
604-WP36BYD	WP36BYD	D	Yellow	Yellow Diffused	590	5	32	3.5	60°				
604-WP36BGD	WP36BGD	D	Green	Green Diffused	565	5	32	3.5	60°				

Dual T-1 (3mm)

• Forward current: 20mA

For quantities greater than listed, call for quote.

MOUSER STOCK NO.	Kingbright Part No.	Fig.	Color		Wavelength	Luminous Intensity		Forward Voltage	Viewing Angle	Price Each			
			Source	Lens		Min.	Typ.			1	100	500	1000
604-WP937EGW	WP937EGW	E	Red/Green	White Diffused	625/565	8/8	20/20	2.0/2.2	60°				
604-WP937GYW	WP937GYW	E	Grn/Yellow	White Diffused	565/590	8/5	20/10	2.2/2.1	60°				
604-WP3VEGW	WP3VEGW	F	Red/Green	White Diffused	625/568	10/10	40/35	2.0/2.2	60°				
604-WP3VEYW	WP3VEYW	F	Red/Yellow	White Diffused	625/588	10/7	40/15	2.0/2.1	60°				
604-WP3VGYW	WP3VGYW	F	Grn/Yellow	White Diffused	568/588	10/7	35/15	2.2/2.1	60°				
604-WP115VEGW	WP115VEGW	F	Red/Green	White Diffused	627/565	20/15	50/50	2.0/2.2	60°				
604-WP93WEGC	WP93WEGC	G	Red/Green	Water Clear	625/565	40/20	160/80	2.0/2.2	24°				
604-WP93WEGW	WP93WEGW	G	Red/Green	White Diffused	625/565	20/20	50/50	2.0/2.2	60°				
604-WP469EGW	WP469EGW	H	Red/Green	White Diffused	625/565	5	20	2.0/2.2	60°				
604-W115WSURKMGKW	W115WSURKMGKW	I	Red/Green	White Diffused	635/570	380/70	600/200	1.95/2.1	60°				

Standard T-1 3/4 (5mm)

• Forward current: 10mA

For quantities greater than listed, call for quote.

MOUSER STOCK NO.	Kingbright Part No.	Fig.	Color		Wavelength	Luminous Intensity		Forward Voltage	Viewing Angle	Price Each			
			Source	Lens		Min.	Typ.			1	100	500	1000
604-WP63ID	WP63ID	J	Hi-Eff. Red	Red Diffused	625	12	20	2	60°				
604-WP63YD	WP63YD	J	Yellow	Yellow Diffused	588	5	10	2.1	60°				
604-WP63GD	WP63GD	J	Green	Green Diffused	568	5	12	2.2	60°				
604-WP1503ID	WP1503ID	K	Hi-Eff. Red	Red Diffused	625	8	30	2	60°				
604-WP1503EC	WP1503EC	K	Red	Water Clear	625	30	80	2	30°				
604-WP1503YD	WP1503YD	K	Yellow	Yellow Diffused	588	5	20	2.1	60°				

DIMENSIONS: in.

A

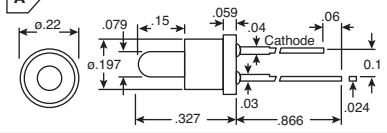

B

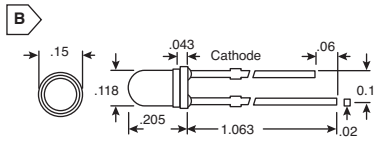

C

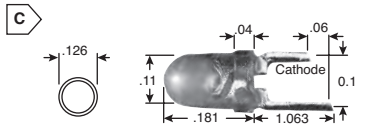

D

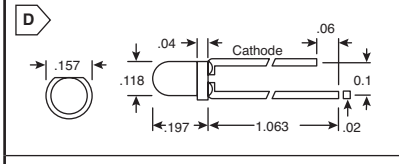

E

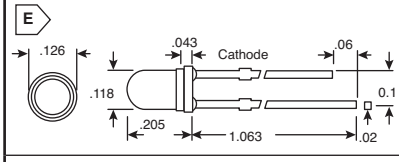

F

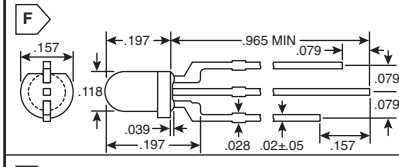

G

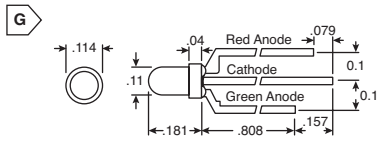

H

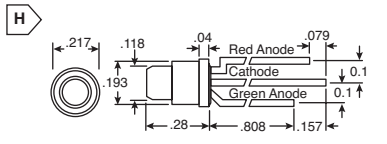

I

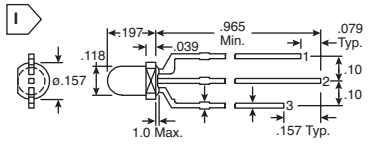

J

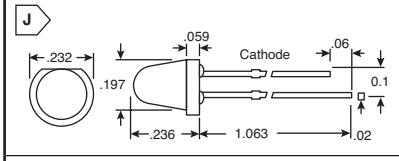

K

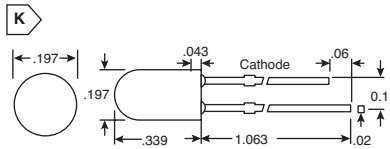

© Copyright 2014 Mouser Electronics

© Copyright 2014 Mouser Electronics

KINGBRIGHT LED Lamps

RoHS Compliant **This product is RoHS compliant.**

Kingbright
WWW.KINGBRIGHTUSA.COM

LED LAMPS (CONT.)

Standard T-1 3/4 (5mm) (Cont.)

• Forward current: 10mA

For quantities greater than listed, call for quote.

MOUSER STOCK NO.	Kingbright Part No.	Fig.	Color		Wave-length	Luminous Intensity		Forward Voltage	Viewing Angle	Price Each			
			Source	Lens		Min.	Typ.			1	100	500	1000
604-WP1503YC	WP1503YC	A	Yellow	Water Clear	588	20	40	2.1	30°				
604-WP1503GD	WP1503GD	A	Green	Green Diffused	568	5	20	2.2	60°				
604-WP1503GC	WP1503GC	A	Green	Water Clear	568	20	60	2.2	30°				
604-WP7113HD	WP7113HD	B	Red	Red Diffused	700	2	5	2	60°				
604-WP7113ID	WP7113ID	B	Hi-Eff. Red	Red Diffused	627	8	45	2	30°				
604-WP7113EC	WP7113EC	B	Hi-Eff. Red	Water Clear	625	30	80	2	20°				
604-WP7113IT	WP7113IT	B	Hi-Eff. Red	Red Trans.	625	50	200	2	20°				
604-WP7113ED	WP7113ED	B	Orange	Orange Diffused	627	8	25	2	30°				
604-WP7113ND	WP7113ND	B	Orange	Orange Diffused	610	12	30	2.1	30°				
604-WP7113NC	WP7113NC	B	Orange	Water Clear	610	50	80	2.1	20°				
604-WP7113YT	WP7113YT	B	Yellow	Yellow Trans.	590	20	80	2.1	20°				
604-WP7113YD	WP7113YD	B	Yellow	Yellow Diffused	588	5	20	2.1	30°				
604-WP7113YC	WP7113YC	B	Yellow	Water Clear	588	20	40	2.1	20°				
604-WP7113GD	WP7113GD	B	Green	Green Diffused	568	5	20	2.2	30°				
604-WP7113GC	WP7113GC	B	Green	Water Clear	568	20	60	2.2	20°				
604-WP7113GT	WP7113GT	B	Green	Green Trans.	565	20	80	2.2	20°				
604-WP7113PGD	WP7113PGD	B	Green	Green Diffused	555	2	5	2.3	30°				
604-WP7113PGC	WP7113PGC	B	Green	Water Clear	555	5	10	2.3	20°				

Super Bright T-1 3/4 (5mm)

• Forward current: 20mA

NEW PRODUCT

For quantities greater than listed, call for quote.

MOUSER STOCK NO.	Kingbright Part No.	Fig.	Color		Wave-length	Luminous Intensity		For-ward Voltage	View-ing Angle	Price Each			
			Source	Lens		Min.	Typ.			1	100	500	1000
604-WP7113SRD/D	WP7113SRD/D	B	Red	Red Diffused	640	200	250	1.9	30°				
604-WP7113SRD/E	WP7113SRD/E	B	Red	Red Diffused	640	300	400	1.9	30°				
604-WP7113SRD/F	WP7113SRD/F	B	Red	Red Diffused	640	500	600	1.9	30°				
604-WP1543SRC/C	WP1543SRC/C	B	Red	Water Clear	640	400	600	1.9	50°				
604-WP7113SRD/G	WP7113SRD/G	B	Red	Red Diffused	640	700	900	1.9	30°				
604-WP1543SRC/D	WP1543SRC/D	B	Red	Water Clear	640	700	900	1.9	50°				
604-WP7113SRC/DU	WP7113SRC/DU	B	Red	Water Clear	640	1000	1200	1.9	20°				
604-WP7113SRC/DV	WP7113SRC/DV	B	Red	Water Clear	640	1300	1500	1.9	20°				
604-WP7113SRD/H	WP7113SRD/H	B	Red	Red Diffused	640	1000	1500	1.9	30°				
604-WP7113SRC/DW	WP7113SRC/DW	B	Red	Water Clear	640	1600	1800	1.9	20°				
604-WP1543SRC/E	WP1543SRC/E	B	Red	Water Clear	640	1000	2000	1.9	50°				
604-WP7113SRC/E	WP7113SRC/E	B	Red	Water Clear	640	2000	2800	1.9	20°				
604-WP7113SRC/F	WP7113SRC/F	B	Red	Water Clear	640	3500	4000	1.9	20°				
604-WP1543SURC/E	WP1543SURC/E	B	Red	Water Clear	630	700	1300	1.9	50°				
604-WP7113SURC/E	WP7113SURC/E	B	Red	Water Clear	630	1600	2200	1.9	20°				
604-WP7143SEC/H	WP7143SEC/H	B	Hyper Orange	Water Clear	630	4700	6500	2.4	30°				
604-WP7113SURC	WP7113SURC	B	Red	Water Clear	628	1300	1800	1.9	20°				
604-WP7113SEC/E	WP7113SEC/E	B	Red	Water Clear	621	1600	5000	2	20°				
604-WP7113SECJ4	WP7113SEC/J4	B	Super Bright Orange	Water Clear	605	8000	14000	2.2	20°				
604-WP7113SEC	WP7113SEC	B	Super Bright Orange	Water Clear	610	2700	4200	2	20°				
604-WP7113SED	WP7113SED	B	Red	Orange Diffused	601	400	800	2	30°				
604-WP7113SYC/H	WP7113SYC/H	B	Yellow	Water Clear	589	1500	3300	2.3	20°				
604-WP7113SYD	WP7113SYD	B	Yellow	Yellow Diff.	590	180	600	2	30°				
604-WP7113SYC	WP7113SYC	B	Yellow	Water Clear	590	650	2000	2	20°				
604-WP7113SGD	WP7113SGD	B	Green	Green Diff.	568	18	40	2.2	30°				
604-WP1543SGC	WP1543SGC	B	Green	Water Clear	568	70	150	2.2	50°				
604-WP7113SGC	WP7113SGC	B	Green	Water Clear	568	70	200	2.2	20°				
604-WP7113MGC	WP7113MGC	B	Green	Water Clear	568	480	1000	2.1	20°				
604-WP7143ZGC/G	WP7143ZGC/G	B	Green	Water Clear	525	4700	12000	3.2	30°				
604-WP7113ZGC/G	WP7113ZGC/G	B	Green	Water Clear	525	7600	12000	3.2	20°				
604-WP7113QBC/D	WP7113QBC/D	B	Blue	Water Clear	470	900	2200	3.3	16°				
604-WP7143QBC/G	WP7143QBC/G	B	Blue	Water Clear	465	1200	2600	3.3	30°				
604-WP7113MBD	WP7113MBD	B	Blue	Blue Diff.	466	36	60	3.8	20°				
604-WP7113MBC	WP7113MBC	B	Blue	Water Clear	466	50	150	3.8	16°				
604-WP7113QWC/D	WP7113QWC/D	B	White	Water Clear	6500K	1200	2500	3.3	20°				
604-WP7113VW1C	WP7113VW1C	B	White	Water Clear	6500K	6700	9100	3.3	20°				

Blinking T-1 3/4 (5mm)

• Forward current: 22mA

For quantities greater than listed, call for quote.

MOUSER STOCK NO.	Kingbright Part No.	Fig.	Color		Wave-length	Luminous Intensity (mcd)		Forward Voltage (Typ.)	Viewing Angle	Price Each			
			Source	Lens		Min.	Typ.			1	100	500	1000
604-WP56BHD	WP56BHD	B	Red	Red Diff.	660	0.7	4	14	60°				
604-WP56BSRD/B	WP56BSRD/B	B	Red	Red Diff.	640	110	200	22	60°				
604-WP56BYD	WP56BYD	B	Yellow	Yellow Diff.	588	5	20	22	60°				
604-WP56BGD	WP56BGD	B	Green	Green Diff.	568	5	20	22	60°				

Dual Color T-1 3/4 (5mm)

• Forward current: 20mA

For quantities greater than listed, call for quote.

MOUSER STOCK NO.	Kingbright Part No.	Fig.	Color		Wave-length	Luminous Intensity (mcd)		Forward Voltage (Typ.)	View-ing Angle	Price Each			
			Source	Lens		Min.	Typ.			1	100	500	1000
604-WP57EGW	WP57EGW	B	Red/Green	White Diff	625/568	10/10	30/20	2.0/2.2	60°				
604-WP57GYW	WP57GYW	B	Grn/Yellow	White Diff	568/588	10/4	20/10	2.2/2.1	60°				
604-WP59EGW	WP59EGW	C	Red/Green	White Diff	625/568	18/18	60/50	2.0/2.2	60°				
604-WP59SURKSGC	WP59SURKSGC	C	Red/Green	Water Clear	635/568	480/70	1100/200	1.95/2.2	24°				
604-WP59GYW	WP59GYW	C	Grn/Yellow	White Diff	568/588	18/18	50/40	2.2/2.1	60°				

8mm LEDs

• Forward current: 20mA

For quantities greater than listed, call for quote.

MOUSER STOCK NO.	Kingbright Part No.	Fig.	Color		Wave-length	Luminous Intensity (mcd)		Forward Voltage (Typ.)	Viewing Angle	Price Each			
			Source	Lens		Min.	Typ.			1	100	500	1000
604-WP793ID	WP793ID	D	Hi-Eff. Red	Red Diffused	625	36	100	2	30°				
604-WP793YD	WP793YD	D	Yellow	Yellow Diffused	588	18	50	2.1	30°				
604-WP793GD	WP793GD	D	Green	Green Diffused	568	18	60	2.2	30°				

Super Bright 10mm LEDs

• Forward current: 20mA

For quantities greater than listed, call for quote.

MOUSER STOCK NO.	Kingbright Part No.	Fig.	Color		Wave-length	Luminous Intensity (mcd)		Forward Voltage (Typ.)	Viewing Angle	Price Each			
			Source	Lens		Min.	Typ.			1	100	500	1000
604-WP813SRC/C	WP813SRC/C	E	Red	Water Clear	640	900	1500	1.85	15°				
604-WP813SRC/E	WP813SRC/E	E	Red	Water Clear	640	1800	2700	1.85	15°				

DIMENSIONS: in.

A

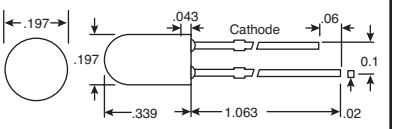

B

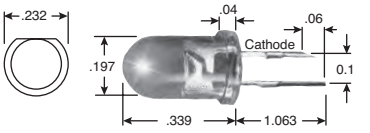

C

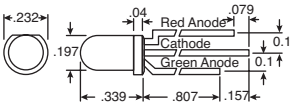

D

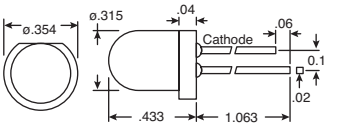

E

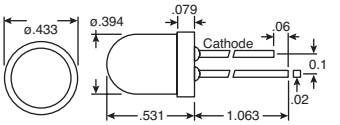

© Copyright 2014 Mouser Electronics

© Copyright 2014 Mouser Electronics

KINGBRIGHT LED Lamps

RoHS Compliant This product is RoHS compliant.

Kingbright
WWW.KINGBRIGHTUSA.COM

DIMENSIONS: in. (mm)

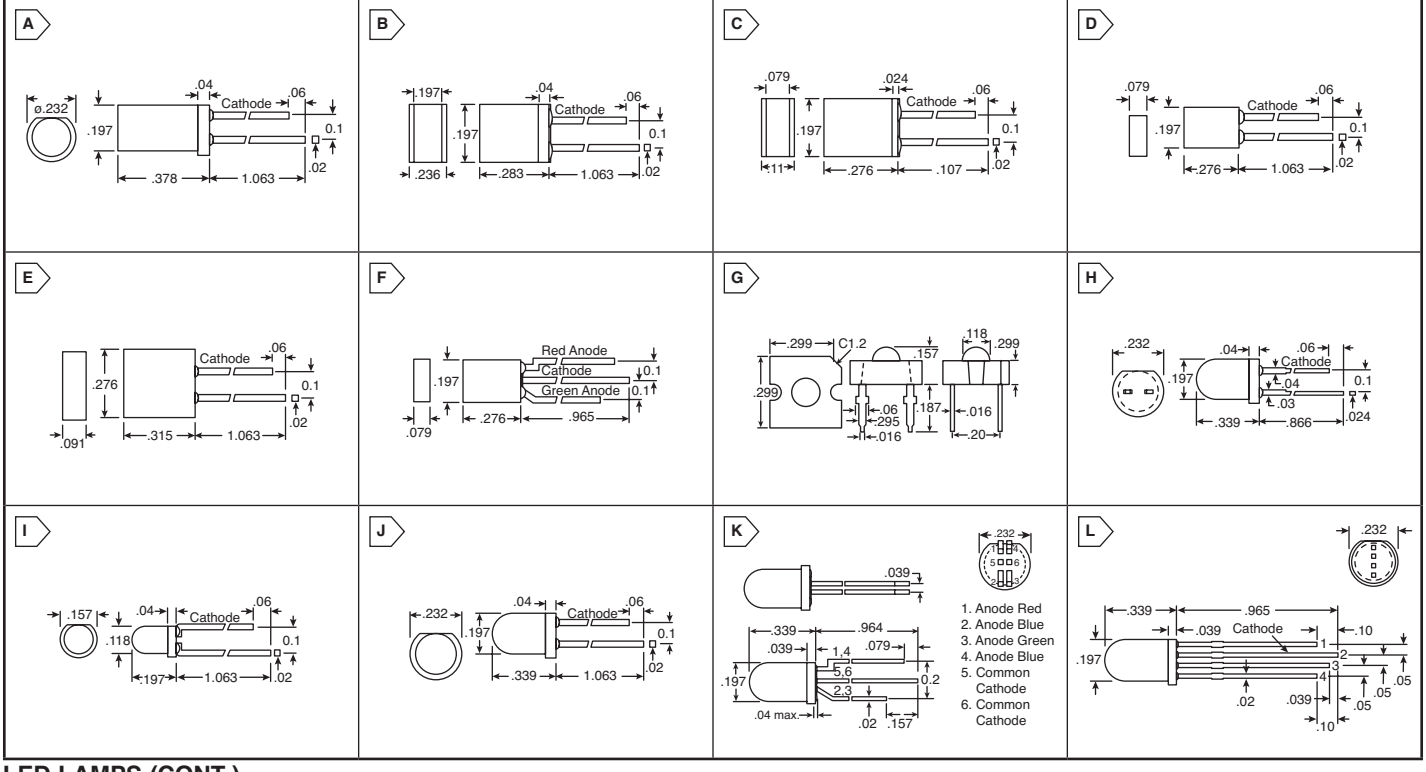

LED LAMPS (CONT.)

Cylindrical LEDs

• Forward current: 25-30mA

For quantities greater than listed, call for quote.

MOUSER STOCK NO.	Kingbright Part No.	Fig.	Color		Wavelength	Luminous Intensity (mcd)		Forward Voltage (Typ.)	Viewing Angle	Price Each			
			Source	Lens		Min.	Typ.			1	100	500	1000
604-WP483IDT	WP483IDT	A	Hi-Eff. Red	Red Diffused	625	1.8	5	2	100°				
604-WP483YDT	WP483YDT	A	Yellow	Yellow Diffused	588	0.7	3	2.1	100°				
604-WP483GDT	WP483GDT	A	Green	Green Diffused	568	1	4	2.2	100°				

Square .2" X .2" (5mm X 5mm) LEDs

• Forward current: 20mA

For quantities greater than listed, call for quote.

604-WP503HDT	WP503HDT	B	Red	Red Diffused	700	2	2	0.5	110°				
604-WP503YDT	WP503YDT	B	Yellow	Yellow Diffused	590	8	8	1.3	110°				
604-WP503GDT	WP503GDT	B	Green	Green Diffused	565	8	8	1.3	110°				

Rectangular LEDs

• Forward current: 10mA

For quantities greater than listed, call for quote.

604-WP103HD	WP103HD	C	Red	Red Diffused	700	0.5	2	2	110°				
604-WP103YD	WP103YD	C	Yellow	Yellow Diffused	590	2	8	2.1	110°				
604-WP103GD	WP103GD	D	Green	Green Diffused	565	2	8	2	110°				
604-WP113HDT	WP113HDT	D	Red	Red Diffused	700	0.5	2	2	110°				
604-WP113YDT	WP113YDT	D	Yellow	Yellow Diffused	590	2	8	2.1	110°				
604-WP113GDT	WP113GDT	D	Green	Green Diffused	565	2	8	2.2	110°				
604-WP153HDT	WP153HDT	E	Red	Red Diffused	700	0.8	1.3	2	110°				
604-WP153YDT	WP153YDT	E	Yellow	Yellow Diffused	590	1.3	8	2.1	110°				
604-WP153GDT	WP153GDT	E	Green	Green Diffused	565	1.3	8	2.2	110°				
604-WP119EGW	WP119EGW	F	Red/Green	White Diffused	625/565	1.6	20/12.5	2.0/2.2	110°				

Super Flux LED Lamps

• Forward current: 10mA

For quantities greater than listed, call for quote.

MOUSER STOCK NO.	Kingbright Part No.	Fig.	Color		Wavelength	Luminous Intensity		Forward Voltage	Viewing Angle	Price Each			
			Source	Lens		Min.	Typ.			1	100	500	1000
604-WP7676CSURC	WP7676CSURC	G	Hyper Red	Water Clear	640	480	1000	2.5	70°				
604-WP7676CSURC/E	WP7676CSURC/E	G	Red	Water Clear	630	300	600	2.5	70°				
604-WP7676CSEC/H	WP7676CSEC/H	G	Red	Water Clear	630	1500	1800	2.5	70°				
604-WP7676CSEC/E	WP7676CSEC/E	G	Hyper Orange	Water Clear	630	1500	2800	2.5	70°				
604-WP7676CSEC/G	WP7676CSEC/G	G	Red	Water Clear	625	700	1200	2.5	70°				
604-WP7676CSYC	WP7676CSYC	G	Yellow	Water Clear	590	280	700	2.5	70°				

Photo Transistor

For quantities greater than listed, call for quote.

MOUSER STOCK NO.	Kingbright Part No.	Fig.	Breakdown Voltage		Dark Current Maximum	Rise/Fall Time Typical	On-State Collector Current		Collector-Emitter Saturation Breakdown Voltage	Power Dissipation @ 25°C	Price Each			
			CEO	ECO			Min.	Max.			1	100	500	1000
604-WP7113P3C	WP7113P3C	H	30V	5V	100nA	3μs	1mA	8mA	0.8V	100mW				

Infrared Diodes

For quantities greater than listed, call for quote.

MOUSER STOCK NO.	Kingbright Part No.	Fig.	Lens Color	Forward Voltage (V)		Radiant Power		Reverse Current Max.	Peak Spectral Wavelength (nm)	Viewing Angle	Price Each			
				Typ.	Max.	Min.	Typ.				1	100	500	1000
604-WP3A10SF4C	WP3A10SF4C	I	Water Clear	1.3	1.6	7	40	10μA	880	50°				
604-WP7113SF4BT	WP7113SF4BT	J	Blue	1.4	1.7	5	10	10μA	880	30°				
604-WP7113SF4C	WP7113SF4C	J	Water Clear	1.4	1.7	5	10	10μA	880	30°				

Full Color Spectrum

✻ Part has two blue LEDs built into it. Specs for each as a single unit

For quantities greater than listed, call for quote.

MOUSER STOCK NO.	Kingbright Part No.	Fig.	Red (627nm)			Green (565nm)			*Blue (430nm)			Viewing Angle	Price Each			
			Volt (Typ.)	Iv (mcd) Typ.	Wavelength (Dom.)	Volt. (Typ.)	Iv (mcd) Typ.	Wavelength (Dom.)	Volt. (Typ.)	Iv (mcd) Typ.	Wavelength (Dom.)		1	10	100	200
✻ 604-WPF5WAEMBGMBW	WPF5WAEMBGMBW	K	2	10	25	1.1	10	20	3.8	10	30	60				
604-WP154A4-RGB	WP154A4SUREPBGVGAW	L	1.9	380	750	3.2	180	500	3.2	180	450	60				
604-WP154A4SUREQBFZW	WP154A4SUREQBFZGW	L	1.9	1000	630	3.3	1300	525	3.3	500	465	60				

© Copyright 2014 Mouser Electronics

© Copyright 2014 Mouser Electronics

KINGBRIGHT Circuit Board Indicators

Products may be RoHS compliant. Check mouser.com for RoHS status.

Kingbright
WWW.KINGBRIGHTUSA.COM

DIMENSIONS: in.

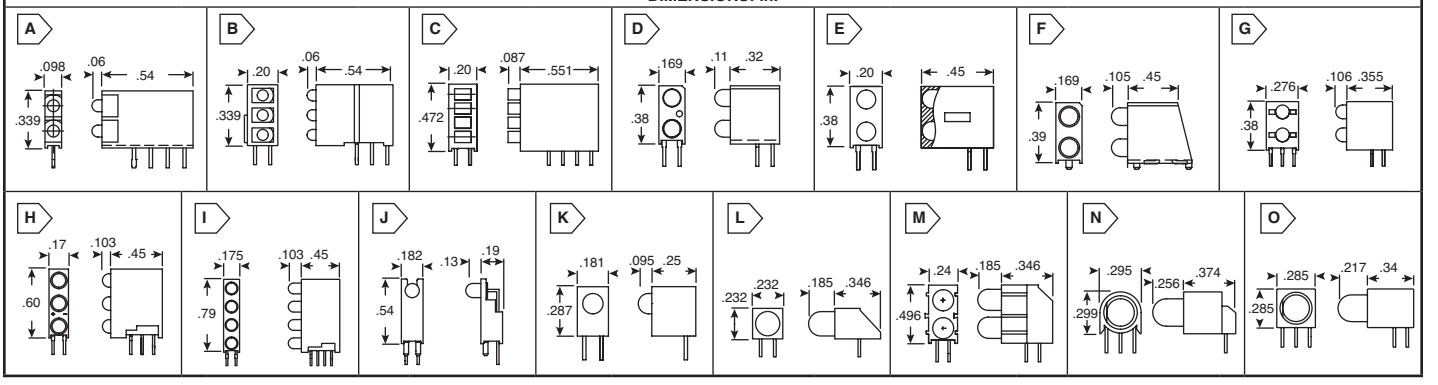

CIRCUIT BOARD INDICATORS

MOUSER STOCK NO.	Kingbright Part No.	Fig.	LED	Lens	Peak Wavelength (nm)	Luminous Intensity	VF	Viewing Angle (Deg)	Price Each 1	100	500	1000
1.8mm												
604-WP4060VH2SRD	WP4060VH/2SRD	A	Red/Red	Red Diffused	640	200	1.85	70°				
604-WP4060VH2ID	WP4060VH/2ID	A	Red/Red	Red Diffused	625	15	2	70°				
604-WP4060VH2YD	WP4060VH/2YD	A	Yellow	Yellow Diffused	588	5	2.1	70°				
604-WP4060VH2GD	WP4060VH/2GD	A	Grn/Grn	Green Diffused	568	10	2.2	70°				
604-WP4060XH3SRD	WP4060XH/3SRD	B	Red/Red	Red Diffused	640	200	1.85	70°				
604-WP4060XH3ID	WP4060XH/3ID	B	Red/Red	Red Diffused	625	15	2	70°				
604-WP4060XH3YD	WP4060XH/3YD	B	Yellow	Yellow Diffused	588	5	1.8	70°				
604-WP4060XH3GD	WP4060XH/3GD	B	Grn/Grn	Green Diffused	568	10	2.2	70°				
2x3mm												
604-WP914CK4IDT	WP914CK/4IDT	C	Red/Red	Red Diffused	625	8	2	100°				
604-WP914CK4YDT	WP914CK/4YDT	C	Yellow	Yellow Diffused	588	4	2.1	100°				
604-WP914CK4GDT	WP914CK/4GDT	C	Grn/Grn	Green Diffused	568	6	2.2	100°				
T-1 (3mm)												
604-WP934MD2ID	WP934MD/2ID	D	Red/Red	Red Diffused	625	20	2	40°				
604-WP934MD2YD	WP934MD/2YD	D	Yellow	Yellow Diffused	588	15	2.1	40°				
604-WP934MD/2GD	WP934MD/2GD	D	Grn/Grn	Green Diffused	568	20	2.2	40°				
604-WP934GO2SRD	WP934GO/2SRD	E	Red/Red	Red Diffused	640	300	1.85	40°				
604-WP934GO2ID	WP934GO/2ID	E	Red/Red	Red Diffused	625	20	2	40°				
604-WP934GO2GD	WP934GO/2GD	E	Grn/Grn	Green Diffused	568	20	2.2	40°				
604-WP7104ALUP2ID0L	WP7104ALUP/2ID-0L	F	Red/Red	Red Diffused	625	20	2	40°				
604-WP7104ALUP2SRD0L	WP7104ALUP/2SRD-0L	F	Red/Red	Red Diffused	640	300	1.85	40°				
604-WP7104ALUP2YD0L	WP7104ALUP/2YD-0L	F	Yellow	Red Diffused	588	15	2.1	40°				
604-WP7104ALUP2GD0L	WP7104ALUP/2GD-0L	F	Grn/Grn	Green Diffused	568	20	2.2	40°				
604-WP130WCP2EYW	WP130WCP/2EYW	G	Red/Yellow	White Diffused	625/588	30/20	2/2.1	60°				
604-WP130WDTEYW	WP130WDT/EYW	G	Red/Yellow	White Diffused	625/588	30/20	2/2.1	60°				
604-WP130WCP2EGW	WP130WCP/2EGW	G	Red/Green	White Diffused	625/568	30/25	2/2.2	60°				
604-WP130WDTEGW	WP130WDT/EGW	G	Red/Green	White Diffused	625/568	30/25	2/2.2	60°				
604-WP130WCP2GYW	WP130WCP/2GYW	G	Grn/Yellow	White Diffused	568/588	25/20	2.2/2.1	60°				
604-WP130WDTGYW	WP130WDT/GYW	G	Grn/Yellow	White Diffused	568/588	25/20	2.2/2.1	60°				
604-WP934SA3SRD	WP934SA/3SRD	H	Red/Red	Red Diffused	640	300	1.85	40°				
604-WP934SA3ID	WP934SA/3ID	H	Red/Red	Red Diffused	625	200	1.85	70°				
604-WP934SA3GD	WP934SA/3GD	H	Grn/Grn	Green Diffused	568	20	2.2	40°				
604-WP937SB4EGW	WP937SB/4EGW	I	Red/Green	White Diffused	625/568	30/25	2/2.2	60°				
604-WP934SB4ID	WP934SB/4ID	I	Red/Red	Red Diffused	620	20	2	40°				
604-WP937SB4YGW	WP937SB/4YGW	I	Yellow/Grn	White Diffused	588/568	7/16	2.1/2.2	60°				
604-WP934SB4YD	WP934SB/4YD	I	Yellow	Yellow Diffused	588	15	2.1	40°				
604-WP934SB/4GD	WP934SB/4GD	I	Grn/Grn	Green Diffused	568	20	2.2	40°				
604-WP934ZHSRD	WP934ZH/SRD	J	Red/Red	Red Diffused	640	300	1.85	40°				
604-WP934ZHID	WP934ZH/ID	J	Red/Red	Red Diffused	625	20	2	40°				
604-WP934ZHYD	WP934ZH/YD	J	Yellow	Yellow Diffused	588	15	2.1	40°				
604-WP934ZHGD	WP934ZH/GD	J	Grn/Grn	Green Diffused	568	20	2.2	40°				
604-WP934CBSRD	WP934CB/SRD	K	Red/Red	Red Diffused	640	300	1.85	40°				
604-WP934CB/ID	WP934CB/ID	K	Red/Red	Red Diffused	625	20	2	40°				
604-WP934CB/YD	WP934CB/YD	K	Yellow	Yellow Diffused	588	15	2.1	40°				
604-WP934CB/GD	WP934CB/GD	K	Grn/Grn	Green Diffused	568	20	2.2	40°				
4.7mm												
604-WP1533BQSRD	WP1533BQ/SRD	L	Red/Red	Red Diffused	640	400	1.85	60°				
604-WP1533BQID	WP1533BQ/ID	L	Red/Red	Red Diffused	625	30	2	60°				
604-WP1533BQYD	WP1533BQ/YD	L	Yellow	Yellow Diffused	588	18	2.1	60°				
604-WP1533BQGD	WP1533BQ/GD	L	Grn/Grn	Green Diffused	568	20	2.2	60°				
T-1 3/4 (5mm)												
604-WP1503EB2SRD	WP1503EB/2SRD	M	Red/Red	Red Diffused	640	700	1.85	60°				
604-WP1503EB2ID	WP1503EB/2ID	M	Red/Red	Red Diffused	625	30	2	60°				
604-WP1503EB2YD	WP1503EB/2YD	M	Yellow	Yellow Diffused	588	20	2.1	60°				
604-WP1503EB2GD	WP1503EB/2GD	M	Grn/Grn	Green Diffused	568	20	2.2	60°				
604-WP59CBEGW	WP59CB/EGW	N	Red/Green	White Diffused	625/568	60/50	2/2.2	60°				
604-WP59CBGYW	WP59CB/GYW	N	Grn/Yellow	White Diffused	568/588	50/40	2.2/2.1	60°				
604-WP59BLGEW	WP59BL/GEW	O	Grn/Red	White Diffused	568/625	50/60	2.2/2	60°				
604-WP59BLGYW	WP59BL/GYW	O	Grn/Yellow	White Diffused	568/588	50/40	2.2/2.1	60°				

© Copyright 2014 Mouser Electronics
© Copyright 2014 Mouser Electronics

ULTRA THIN 0603 LEDS

For quantities greater than listed, call for quote.

MOUSER STOCK NO.	Mfr. Part No.	Pkg.	Color Source	Lens	Peak Wave length (nm)	Lumin. Intensity (typ.) (mcd)	Fwd. Volt (typ.)	Price Each 1	10	100
130° Viewing Angle										
859—LTST-C194KRKT		0603	Red	Clear	631	14	1.9			
859—LTSTC193KRKT5A		0603	Red	Clear	631	45	2.3			
859—LTST-C194KFKT		0603	Amber	Clear	605	28	1.9			
859—LTSTC193KFKT5A		0603	Amber	Clear	605	30	2			
859—LTSTC193KSKT5A		0603	Yellow	Clear	589	45	2.3			
859—LTST-C194KSKT		0603	Yellow	Clear	589	112	1.9			
859—LTST-C194KGKT		0603	Green	Clear	571	12	1.9			
859—LTSTC193KGKT5A		0603	Green	Clear	571	12	1.9			
859—LTSTC193TGKT5A		0603	Green	Clear	525	28	3.1			
859—LTST-C194TGKT		0603	Green	Clear	525	90	2.9			
859—LTSTC193TBKT5A		0603	Blue	Clear	470	15	2.8			
859—LTST-C194TBKT		0603	Blue	Clear	470	28	2.9			
859—LTW-C194TS5		0603	White	Yellow	(0.30, 0.29)	71	2.9			

SURFACE MOUNT LEDS

For quantities greater than listed, call for quote.

MOUSER STOCK NO.	Mfr. Part No.	Pkg.	Color Source	Lens	Peak Wave length (nm)	Lumin. Intensity (typ.) (mcd)	Fwd. Volt (typ.)	Price Each 1	10	100
130° Viewing Angle										
859—LTST-C190CKT		0603	Red	Clear	660	10	1.8			
859—LTST-S270CKT		0603	Red	Clear	660	16	1.8			
859—LTST-S270KRKT		0603	Red	Clear	639	54	2			
859—LTST-C190KRKT		0603	Red	Clear	639	54	2			
859—LTST-C191KRKT		0603	Red	Clear	639	54	2			
859—LTST-S270EKT		0603	Red	Clear	630	4	2			
859—LTST-C190EKT		0603	Red	Clear	630	6	2			
859—LTST-C190KFKT		0603	Orange	Clear	611	60	2			
859—LTST-C191KFKT		0603	Orange	Clear	611	60	2			
859—LTST-C192KFKT		0603	Orange	Clear	611	60	2			
859—LTST-S270KFKT		0603	Orange	Clear	611	80	2			
859—LTST-S270AKT		0603	Amber	Clear	610	4	2.1			
859—LTST-C190AKT		0603	Amber	Clear	610	6	2.1			
859—LTST-C190YKT		0603	Yellow	Clear	588	6	2.1			
859—LTST-C190KSKT		0603	Yellow	Clear	588	28-180	1.8-2.4			
859—LTST-C191KSKT		0603	Yellow	Clear	588	28-180	1.8-2.4			
859—LTST-S270KSKT		0603	Yellow	Clear	588	80	2			
859—LTST-S270YKT		0603	Yellow	Clear	585	4	2.1			
859—LTST-C190KGKT		0603	Green	Clear	574	35	2			
859—LTST-C191KGKT		0603	Green	Clear	574	35	2			
859—LTST-S270KGKT		0603	Green	Clear	574	18-71	2			
859—LTST-C190GKT		0603	Green	Clear	565	6	2.1			
859—LTST-S270GKT		0603	Green	Clear	565	10	2.1			
859—LTST-C191GKT		0603	Green	Clear	565	12	2.1			
859—LTST-C190TGKT		0603	Green	Clear	530	90-280	3.4			
859—LTST-C191TGKT		0603	Green	Clear	530	90-355	3.9-3.5			
859—LTST-C190TBKT		0603	Blue	Clear	468	28-112	2.8-3.8			
859—LTST-C191TBKT		0603	Blue	Clear	468	28-112	2.8-3.8			
859—LTST-S270TBKT		0603	Blue	Clear	468	28-112	28-112			
859—LTW-C191TS5		0603	White	Yellow	-	28-112	2.7-3.15			
859—LTW-C193TS5		0603	White	Yellow	-	28-112	2.7-3.15			
859—LTST-C195TBJRKT		0605	Blue/Red	Clear	468/639	45/45	3.3/2.0			
859—LTST-C195TBKFKT		0605	Blue/Org	Clear	468/611	45/90	3.3/2.0			
859—LTST-C195KGJRKT		0605	Grn/Red	Clear	574/639	35/45	2			
859—LTST-C195KGJSKT		0605	Grn/Ylw	Clear	574/591	35/75	2			
859—LTST-C19FD1WT		0605	RGB	Diff	611/520/468	45-180/71-280/28-112	2.0/3.5/3.5			
859—LTST-C170CKT		0805	Red	Clear	660	10	1.8			
859—LTST-C170KRKT		0805	Red	Clear	639	54	2			
859—LTST-C171KRKT		0805	Red	Clear	639	54	2			
859—LTST-S220KRKT		0805	Red	Clear	639	54	2			
859—LTST-C171CKT		0805	Red	Clear	638	25	1.8			
859—LTST-C170EKT		0805	Red	Clear	630	2	2			
859—LTST-S220EKT		0805	Red	Clear	630	4	2			
859—LTST-C171EKT		0805	Red	Clear	630	6	2			
859—LTST-C170KFKT		0805	Orange	Clear	611	60	2			
859—LTST-S220KFKT		0805	Orange	Clear	611	60	2			
859—LTST-C170AKT		0805	Amber	Clear	610	2	2.1			
859—LTST-C171AKT		0805	Amber	Clear	610	4.5	2.1			
859—LTST-C171KSKT		0805	Yellow	Clear	588	50	2			
859—LTST-S220KSKT		0805	Yellow	Clear	588	60	2			
859—LTST-C170KSKT		0805	Yellow	Clear	588	28-112	1.8-2.4			
859—LTST-C170YKT		0805	Yellow	Clear	585	2	2.1			
859—LTST-C171YKT		0805	Yellow	Clear	585	4.5	2.1			
859—LTST-S220YKT		0805	Yellow	Clear	585	4	2.1			
859—LTST-C170KGKT		0805	Green	Clear	574	18-71	1.9-2.4			
859—LTST-C171KGKT		0805	Green	Clear	574	18-71	1.9-2.4			
859—LTST-S220KGKT		0805	Green	Clear	574	35	2			
859—LTST-C170GKT		0805	Green	Clear	565	6	2.1			
859—LTST-C171GKT		0805	Green	Clear	565	6	2.1			
859—LTST-S220GKT		0805	Green	Clear	565	10	2.1			
859—LTST-C170TGKT		0805	Green	Clear	530	120	3.4			

SURFACE MOUNT LEDS (CONT.)

For quantities greater than listed, call for quote.

MOUSER STOCK NO.	Mfr. Part No.	Pkg.	Color Source	Lens	Peak Wave length (nm)	Lumin. Intensity (typ.) (mcd)	Fwd. Volt (typ.)	Price Each 1	10	100
130° Viewing Angle (Cont.)										
859—LTST-C171TBKT		0805	Blue	Clear	468	30	3.4			
859—LTST-S220TBKT		0805	Blue	Clear	468	28-112	28-112			
859—LTST-C170TBKT		0805	Blue	Clear	468	28-112	2.8-3.8			
859—LTW-170TK		0805	White	Yellow	-	112-450	2.8-3.8			
859—LTST-C150CKT		1206	Red	Clear	660	25	1.8			
859—LTST-C150KRKT		1206	Red	Clear	639	54	2			
859—LTST-C230KRKT		1206	Red	Clear	639	54	2			
859—LTST-S110KRKT		1206	Red	Clear	639	54	2			
859—LTST-C230CKT		1206	Red	Clear	638	25	1.8			
859—LTST-C150EKT		1206	Red	Clear	630	6	2			
859—LTST-C230EKT		1206	Red	Clear	630	6	2			
859—LTST-C150KFKT		1206	Orange	Clear	611	60	2			
859—LTST-C230KFKT		1206	Orange	Clear	611	60	2			
859—LTST-S110KFKT		1206	Orange	Clear	611	80	2			
859—LTST-C230AKT		1206	Amber	Clear	610	4.5	2.1			
859—LTST-C150AKT		1206	Amber	Clear	610	6	2.1			
859—LTST-C230KSKT		1206	Yellow	Clear	588	60	2			
859—LTST-S110KSKT		1206	Yellow	Clear	588	80	2			
859—LTST-C150KSKT		1206	Yellow	Clear	588	28-112	1.8-2.4			
859—LTST-C230YKT		1206	Yellow	Clear	585	4.5	2.1			
859—LTST-C150YKT		1206	Yellow	Clear	585	6	2.1			
859—LTST-C150KGKT		1206	Green	Clear	574	18-71	1.9-2.4			
859—LTST-C230KGKT		1206	Green	Clear	574	35	2			
859—LTST-S110KGKT		1206	Green	Clear	574	50	2			
859—LTST-C150GKT		1206	Green	Clear	565	6	2.1			
859—LTST-C230GKT		1206	Green	Clear	565	14	2.1			
859—LTST-C150TGKT		1206	Green	Clear	530	150	3.4			
859—LTST-C150TBKT		1206	Blue	Clear	468	28-112	2.8-3.8			
859—LTST-C230TBKT		1206	Blue	Clear	468	28-112	2.8-3.8			
859—LTST-S110TBKT		1206	Blue	Clear	468	60	2.8-3.8			
859—LTW-150TK		1206	White	Yellow	-	260	3.2			
859—LTST-S321KRKT		1208	Red	Clear	639	54	2			
859—LTST-S321KSKT		1208	Yellow	Clear	591	60	2			
859—LTST-S321KGKT		1208	Green	Clear	574	35	2			
859—LTST-S321TBKT		1208	Blue	Clear	468	30	3.4			
859—LTST-S326KGJRKT		1208	Grn/Red	Clear	574/639	35/45	2			
859—LTST-S326KGJSKT		1208	Grn/Ylw	Clear	574/591	35/75	2			
859—LTST-S326GEKT		1208	Grn/Red	Clear	565/630	14/6.0	2.1/2.0			
859—LTST-C930CKT		1209	Red	Clear	660	160	1.8			
859—LTST-C155KGJSKT		1210	Grn/Ylw	Clear	574/591	35/75	2			
859—LTST-C155KGJRKT		1210	Grn/Red	Clear	571/631	35/45	2			
859—LTST-C155GEKT		1210	Grn/Red	Clear	565/630	7.0/6.0	2.1/2.0			
859—LTST-C155GYKT		1210	Grn/Ylw	Clear	565/585	7.0/6.0	2.1			
120° Viewing Angle										
859—LTSTT680KFKT		PLCC-2	Orange	Clear	611	224	2			
859—LTSTT680KGKT		PLCC-2	Yel/Grn	Clear	574	90	2			
859—LTSTT680KRKT		PLCC-2	Red	Clear	639	140	2			
859—LTSTT680KSKT		PLCC-2	Yellow	Clear	591	224	2			
859—LTSTT680TBKT		PLCC-2	Blue	Clear	468	224	3.3			
859—LTSTT680TGKT		PLCC-2	Green	Clear	518	600	3.3			
859—LTW-670DS		PLCC	White	Yellow	-	280-1120	3.5			
859—LTW-670DSEL		PLCC	White	Yellow	-	2240	3.3			
25° Viewing Angle										
859—LTST-C930KRKT		1209	Red	Clear	639	850	2			
859—LTST-C930EKT		1209	Red	Clear	630	25	2			
859—LTST-C930KFKT		1209	Orange	Clear	611	1200	2			
859—LTST-C930KSKT		1209	Yellow	Clear	588	800	2			
859—LTST-C930YKT		1209	Yellow	Clear	585	16	2.1			
859—LTST-C930KGKT		1209	Green	Clear	574	600	2			
859—LTST-C930GKT		1209	Green	Clear	565	40	2.1			
859—LTST-C930TGKT		1209	Green	Clear	530	2000	3.4			
859—LTST-C930TBKT		1209	Blue	Clear	468	450	3.4			

STANDARD LEDS

For quantities greater than listed, call for quote.

MOUSER STOCK NO.	Mfr. Part No.	Pkg.	Color Source	Lens	Peak Wave length (nm)	Lumin. Intensity (typ.)	Fwd. Volt (typ.)	View Angle (°)	Price Each 1	10	100
859—LTL-709E		1.8mm	Red	Diff.	635	12.6	2	38			
859—LTL-709Y		1.8mm	Yellow	Diff.	585	12.6	2.1	38			
859—LTL-4211		3mm	Red	Diff.	697	2.5	2.1	40			
859—LTL-1CHP		3mm	Red	Diff.	697	4.4	2.1	60			
859—LTL-4211N		3mm	Red	Diff.	697	4.4	2.1	60			
859—LTL-4261NR		3mm	Red	Diff.	660	60	1.8	60			
859—LTL-4266N		3mm	Red	Clear	660	170	1.8	45			
859—LTL1CHKRKNN		3mm	Red	Clear	639	250	2	45			
859—LTL-4221NLC		3mm	Red	Diff.	635	2.5	1.7	60			
859—LTL-4221		3mm	Red	Diff.	635	8.7	2	40			
859—LTL-1CHE		3mm	Red	Diff.	635	12.6	2	60			
859—LTL-1CHEE		3mm	Red	Trans.	635	19	2	45			
859—LTL-4222		3mm	Red	Trans.	635	29	2	20			
859—LTL-4222N		3mm	Red	Trans.	635	29	2	45			
859—LTL1CHKEKNN		3mm	Red	Clear	632	680	2.05	45			
859—LTL42EKEKNN		3mm	Red	Clear	632	880	2.05	22			
859—LTL-4221N		3mm	Hi-EffRed	Diff.	623	8.7	2	60			

© Copyright 2014 Mouser Electronics

© Copyright 2014 Mouser Electronics

LITE-ON Thru-Hole LEDs

RoHS Compliant This product is RoHS compliant.

LITEON®

STANDARD LEDS (CONT.)

For quantities greater than listed, call for quote.

MOUSER STOCK NO.		Pkg.	Color		Peak Wave length (nm)	Lumin. Intensity (typ.)	Fwd. Volt (typ.)	View Angle (°)	Price Each		
Mfr.	Mfr. Part No.		Source	Lens					1	10	100
859—	LTL-4291	3mm	Orange	Diff.	630	12.6	2	40			
859—	LTL-4291N	3mm	Orange	Diff.	630	8.7	2	60			
859—	LTL-4296N	3mm	Orange	Clear	630	29	2	45			
859—	LTL1CHKFKNN	3mm	Orange	Clear	611	320	2.05	45			
859—	LTL-1CHA	3mm	Amber	Diff.	610	12.6	2.1	60			
859—	LTL-1CHAE	3mm	Amber	Trans.	610	29	2.1	45			
859—	LTL1CHKSKNN	3mm	Amb/Yw	Clear	598	320	2.05	45			
859—	LTL1CHKYK	3mm	Amb/Yw	Clear	595	320	2.05	45			
859—	LTL1CHKYKNN	3mm	Amb/Yw	Clear	595	320	2.05	45			
859—	LTL-4251N	3mm	Yellow	Diff.	588	5.6	2.1	60			
859—	LTL-4251NLC	3mm	Yellow	Diff.	585	1.1	1.8	60			
859—	LTL-1CHY	3mm	Yellow	Diff.	585	8.7	2.1	60			
859—	LTL-4251	3mm	Yellow	Diff.	585	8.7	2.1	40			
859—	LTL-4252	3mm	Yellow	Trans.	585	19	2.1	20			
859—	LTL-4252N	3mm	Yellow	Trans.	585	19	2.1	45			
859—	LTL-4256N	3mm	Yellow	Clear	585	19	2.1	45			
859—	LTL-1CHYE	3mm	Yellow	Trans.	585	40	2.1	45			
859—	LTL1CHKGKNN	3mm	Ylw-Grn	Clear	575	310	2.1	45			
859—	LTL-4231N	3mm	Ylw-Grn	Diff.	572	12.6	2.1	60			
859—	LTL-1CHG	3mm	Ylw-Grn	Diff.	565	12.6	2.1	60			
859—	LTL-4231NLC	3mm	Green	Diff.	565	1.1	1.9	60			
859—	LTL-4231N-1	3mm	Green	Diff.	565	5.6	2.1	60			
859—	LTL-4231	3mm	Green	Diff.	565	12.6	2.1	40			
859—	LTL-1CHGE	3mm	Green	Trans.	565	40	2.1	45			
859—	LTL-4236N	3mm	Green	Clear	565	40	2.1	45			
859—	LTL-4232	3mm	Green	Trans.	565	40	2.1	20			
859—	LTL-4232N	3mm	Green	Trans.	565	40	2.1	45			
859—	LTL42TG6N	3mm	Green	Clear	525	1500	3.5	45			
859—	LTL1CHTBK4	3mm	Blue	Clear	468	680	3.5	30			
859—	LTL42UB6N	3mm	Blue	Clear	428/568	60	3.8/2.1	45			
859—	LTL1BEKVJNN	3mm	Red/Grn	Diff.	639/575	110	2.0/2.05	45			
859—	LTL-1BEHJ	3mm	RedOrg/Green	Diff.	630/565	19	2.0/2.1	75			
859—	LTW-42NC5	3mm	White	Clear	-	1100	3.5	45			
859—	LTW-420C5	3mm	White	Clear	-	2600	3.6	25			
859—	LTL-4213	5mm	Red	Diff.	697	3.7	2.1	36			
859—	LTL-307P	5mm	Red	Diff.	697	5.6	2.1	50			
859—	LTL-307PE	5mm	Red	Trans.	697	8.7	2.1	40			
859—	LTL-353CKR-H4	5mm	Red	Clear	660	1000	1.8	12			
859—	LTL2R3KRK	5mm	Red	Clear	639	500	2	30			
859—	LTL2P3KRK	5mm	Red	Clear	639	800	2	22			
859—	LTL307VRKNN	5mm	Red	Clear	639	1150	1.9	40			
859—	LTL2H3KRK	5mm	Red	Clear	639	1300	2	15			
859—	LTL353QRKNN	5mm	Red	Clear	639	4200	1.9	12			
859—	LTL-307ELC	5mm	Red	Diff.	635	3.7	1.7	50			
859—	LTL-4223	5mm	Red	Diff.	635	19	2	36			
859—	LTL-307EE	5mm	Red	Trans.	635	90	2	40			
859—	LTL-4224	5mm	Red	Trans.	635	90	2	16			
859—	LTL81HKEKNN	5mm	Red	Clear	632	65	2.05	130			
859—	LTL2R3KEK	5mm	Red	Clear	632	700	2.05	30			
859—	LTL2R3VEKNT	5mm	Red	Clear	632	1200	2	30			
859—	LTL2H3KEK	5mm	Red	Clear	632	1700	2.05	15			
859—	LTL2H3VEKNT	5mm	Red	Clear	632	3100	2	15			
859—	LTL2F3VEKNT	5mm	Red	Clear	632	7200	2	8			
859—	LTL-4293	5mm	Orange	Diff.	630	29	2	36			
859—	LTL-307E	5mm	Red	Diff.	623	19	2	50			
859—	LTL-307A	5mm	Amber	Diff.	610	29	2.1	50			
859—	LTL-4273	5mm	Amber	Diff.	600	19	2.1	36			
859—	LTL2R3KYK	5mm	Yellow	Clear	595	700	2.05	30			
859—	LTL-307YE	5mm	Yellow	Trans.	590	40	2.1	40			
859—	LTL-307Y	5mm	Yellow	Diff.	588	29	2.1	50			
859—	LTL2R3KSK	5mm	Yellow	Clear	588	700	2.05	30			
859—	LTL2H3KSK	5mm	Yellow	Clear	588	1700	2.05	15			
859—	LTL-307YLC	5mm	Yellow	Diff.	585	3.7	1.8	50			
859—	LTL-4253	5mm	Yellow	Diff.	585	19	2.1	36			
859—	LTL-4254	5mm	Yellow	Trans.	585	90	2.1	16			
859—	LTL2R3KG	5mm	Green	Diff.	574	150	2.1	40			
859—	LTL2P3KGKNN	5mm	Green	Clear	574	980	2.1	22			
859—	LTL-307GE	5mm	Ylw-Grn	Trans.	569	60	2.1	40			
859—	LTL-307GLC	5mm	Green	Diff.	565	3.7	1.9	50			
859—	LTL-4238	5mm	Green	Clear	565	16	2.1	90			
859—	LTL-4233	5mm	Green	Diff.	565	19	2.1	36			
859—	LTL-307G	5mm	Ylw-Grn	Diff.	565	19	2.1	50			
859—	LTL-4234	5mm	Green	Trans.	565	60	2.1	16			

© Copyright 2014 Mouser Electronics

STANDARD LEDS (CONT.)

For quantities greater than listed, call for quote.

MOUSER STOCK NO.		Pkg.	Color		Peak Wave length (nm)	Lumin. Intensity (typ.)	Fwd. Volt (typ.)	View Angle (°)	Price Each		
Mfr.	Mfr. Part No.		Source	Lens					1	10	100
859—	LTL2T3TGK6	5mm	Green	Clear	530	2500	3.5	30			
859—	LTL2R3TGK	5mm	Green	Clear	525	4000	3.5	20			
859—	LTL2P3TBK5	5mm	Blue	Clear	468	1900	3.5	15			
859—	LTL-30EFJ	5mm	Red/Green	Diff.	697/565	5.6/19	2.1	30			
859—	LTL-30EHJ	5mm	Red/YlwGrn	Diff.	621/569	40/29	2.0/2.1	30			
859—	LTL-30EDJ	5mm	Yellow/Green	Diff.	588/569	29	2.1	30			
859—	LTW-2R3D7	5mm	White	Clear	-	4200	3.4	35			
859—	LTW-2S3D7	5mm	White	Clear	-	13000	3.3	15			

HIGH FLUX PIRANHA SERIES

For quantities greater than listed, call for quote.

MOUSER STOCK NO.		Pkg.	Color		Peak Wave length (nm)	Lumin. Intensity (typ.)	Fwd. Volt (typ.)	View Angle (°)	Price Each		
Mfr.	Mfr. Part No.		Source	Lens					1	10	100
859—	LTL911VRKSA	DIP-4	Red	Clear	639	0.6	2.15	70			
859—	LTL911VEKSA	DIP-4	Red	Clear	632	0.6	2.15	70			
859—	LTL911VHKSA	DIP-4	RedOrg	Clear	624	0.6	2.15	70			
859—	LTL912CGKS7	DIP-4	Green	Clear	518	0.9	4.3	45			
859—	LTL912CBKS5	DIP-4	Blue	Clear	465	0.9	4.3	45			

RECTANGULAR LEDS

For quantities greater than listed, call for quote.

MOUSER STOCK NO.		Pkg.	Color		Peak Wave length (nm)	Lumin. Intensity (typ.)	Fwd. Volt (typ.)	View Angle (°)	Price Each		
Mfr.	Mfr. Part No.		Source	Lens					1	10	100
859—	LTL911VEKSA	7.1mm	Red	Clear	632	0.6	2.15	70			
859—	LTL-403P	2X4mm	Red	Diff.	697	1.1	2.1	104			
859—	LTL-403HR	2X4mm	Red	Diff.	635	2.6	2	104			
859—	LTL-403Y	2X4mm	Yellow	Diff.	588	2.5	2.1	104			
859—	LTL-403G	2X4mm	Green	Diff.	565	2.6	2.1	104			
859—	LTL-433P	2X5mm	Red	Diff.	697	1.1	2.1	140			
859—	LTL-433HR	2X5mm	Red	Diff.	635	3.7	2	140			
859—	LTL-433Y	2X5mm	Yellow	Diff.	585	3.7	2.1	140			
859—	LTL-433G	2X5mm	Green	Diff.	565	3.7	2.1	140			
859—	LTL-40CHJ	4X2mm	Orange/Green	Diff.	630/565	5.6	2.1	140			

INFRARED EMITTERS

For quantities greater than listed, call for quote.

MOUSER STOCK NO.		Pkg.	Lens Color	Peak Wave length (nm)	View Angle	Max Fwd Volt	Max Power Output (mW)	Price Each		
Mfr.	Mfr. Part No.							1	10	100
859—	LTE-302-M	Side Look	Clear	940	40	1.6	75			
859—	LTE-3271B	5mm	Clear	940	50	1.6	150			
859—	LTE-3271BL	5mm	Trans.	940	50	1.6	150			

INFRARED RECEIVERS

For quantities greater than listed, call for quote.

MOUSER STOCK NO.		Pkg.	Lens Color	View Angle	VCEO	Rise Fall	Max Power (mW)	Ic(on)/Is	Price Each		
Mfr.	Mfr. Part No.								1	10	100
859—	LTR-209	3mm	Clear	8	30	10/15	100	0.8			
859—	LTR-4206	3mm	Clear	10	30	10/10	100	0.8			
859—	LTR-4206E	3mm	Filtered	10	30	10/10	100	0.8			
859—	LTR-3208	5mm	Clear	10	30	10/15	100	0.8			
859—	LTR-323DB	5mm	Clear	30	30	50/50	150	8			
859—	LTR3208E	5mm	Filtered	10	30	10/15	100	0.64			
859—	LTR-301	Side Look	Clear	20	30	10/15	100	0.2			
859—	LTR-309	Side Look	Clear	20	30	10/15	100	0.2			
859—	LTR-306	Side Look	Trans.	15	30	20/20	100	0.2			

© Copyright 2014 Mouser Electronics

LITE-ON LED Arrays and Light Bars

RoHS Compliant **This product is RoHS compliant.**

LED ARRAYS

Features:

- Rectangular light bar
- Large, bright, uniform light emitting areas
- Low power requirement
- Excellent ON-OFF contrast
- Can be used with panel and legend mount
- Easy mounting on P.C. Board
- Categorized for light output

For quantities greater than listed, call for quote.

MOUSER STOCK NO. Mfr.	MOUSER STOCK NO. Mfr. Part No.	Fig.	Package	Color	Fwd. Volt @ IF=20mA (typ.)	Lumin. Intensity (typ.)	Peak Wave-length (nm)	Price Each 1	Price Each 10	Price Each 100
859	LTL-53173Y	A	12.7X6.35mm	Yellow	2.1	4200	585			
859	LTL-54173G	A	12.7X6.35mm	Green	2.1	4200	565			
859	LTL-57173HR	A	12.7X6.35mm	Red	2.0	4200	635			

LIGHT BARS

Features:

- Rectangular light bar
- Large, bright, uniform light emitting areas
- Low power requirement
- High brightness and high contrast
- Solid state reliability
- Easy mounting
- Categorized for luminous intensity

For quantities greater than listed, call for quote.

MOUSER STOCK NO. Mfr.	MOUSER STOCK NO. Mfr. Part No.	Fig.	Package	Fwd. Volt (typ.)	Source Color	Typical Luminosity IF=10mA	Price Each 1	Price Each 10	Price Each 100
859	LTA-1000G	B	DIP-20	2.1	Green	2000			
859	LTA-1000E	B	DIP-20	2.0	Orange	2000			
859	LTA-1000HR	B	DIP-20	2.0	Red	2000			
859	LTL-2500G	C	8.89X3.81mm	2.1	Green	4200			
859	LTL-2820G	D	8.89X3.81mm	2.1	Green	4200			
859	LTL-2300HR	C	8.89X3.81mm	2.0	Red	4200			
859	LTL-2620HR	D	8.89X3.81mm	2.0	Red	4200			
859	LTL-2400Y	C	8.89X3.81mm	2.1	Yellow	4200			
859	LTL-2855G	E	8.89X8.89mm	2.1	Green	8000			
859	LTL-2655HR	E	8.89X8.89mm	2.0	Red	8000			
859	LTL-2885G	F	8.89X19.05mm	2.1	Green	16000			
859	LTL-2685HR	F	8.89X19.05mm	2.0	Red	16000			
859	LTL-2785Y	F	8.89X19.05mm	2.1	Yellow	16000			
859	LTL-2550G	G	19X3.76mm	2.1	Green	8000			
859	LTL-2450Y	G	19X3.76mm	2.1	Yellow	8000			

DIMENSIONS: mm (in.)

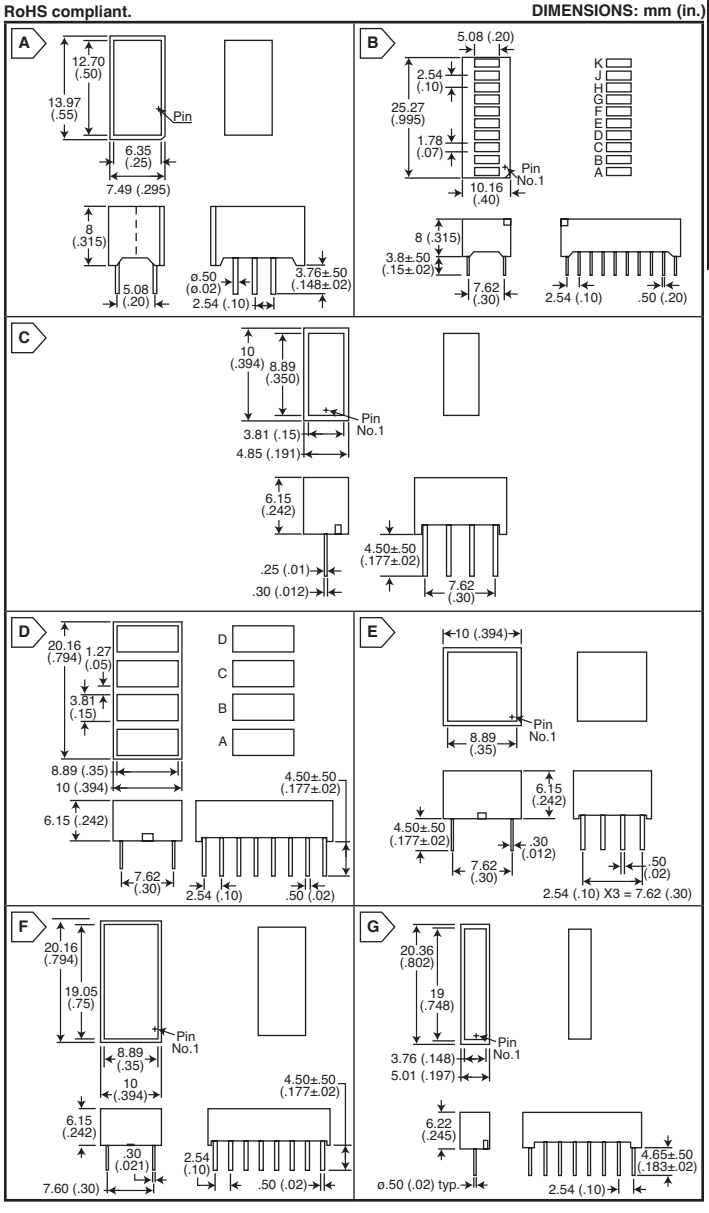

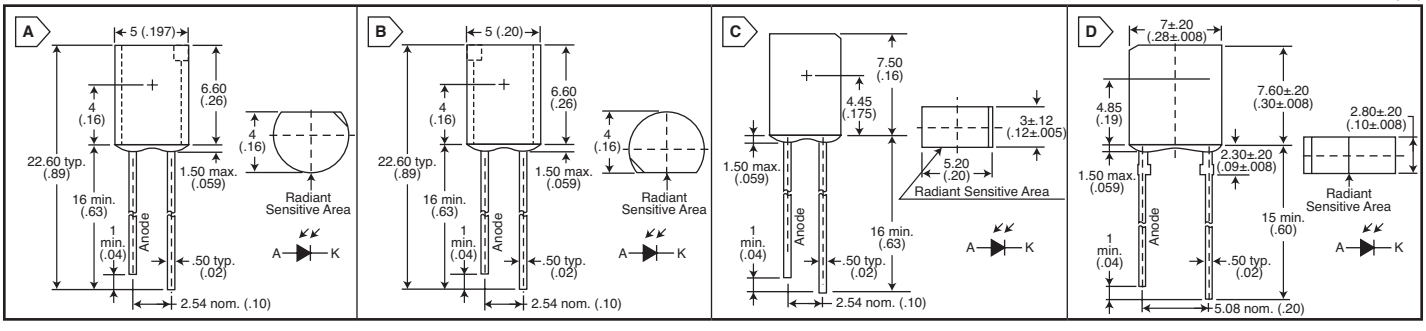

INFRARED PHOTODIODES

For quantities greater than listed, call for quote.

MOUSER STOCK NO. Mfr.	MOUSER STOCK NO. Mfr. Part No.	Fig.	Package	Peak Wavelength (nm)	V(BR) R Min. (V)	Rise Fall	Max Power (mW)	Ic(on)/Is	Price Each 1	Price Each 10	Price Each 100
859	LTR-516AD	A	Dark Blue	900	30	50/50	150	1.7			
859	LTR-526AD	B	Dark Green	900	30	50/50	150	1.7			
859	LTR-536AD	C	Dark Green	900	30	50/50	150	1.7			
859	LTR-546AD	D	Dark Blue	900	30	50/50	150	1.7			

© Copyright 2014 Mouser Electronics
© Copyright 2014 Mouser Electronics

LUMEX SMD LEDs

RoHS Compliant **This product is RoHS compliant.**

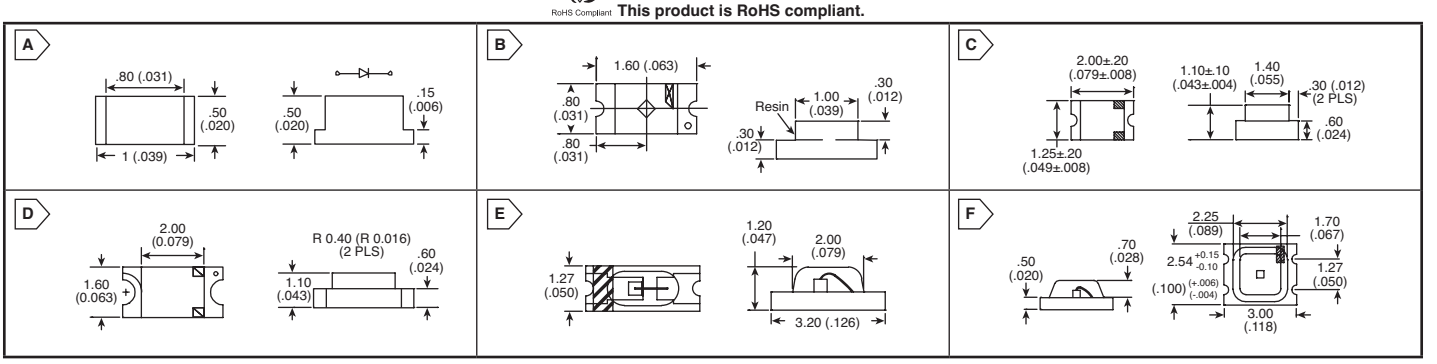

DIMENSIONS: mm (in.)

LUMEX SURFACE MOUNT LEDS

For quantities greater than listed, call for quote.

MOUSER STOCK NO.	Lumex Part No.	Fig.	Color		Peak Wavelength (nm)	IO mcd	Vf (V) Typ.	If (mA) Max.	Viewing Angle	Price Each			
			LED	Lens						1	100	500	1000
0402 High Bright													
696-SML-LX0402SICTR	SML-LX0402SIC-TR	A	Red	Water Clear	636	140	2	20	120°				
696-SML-LX0402SOCTR	SML-LX0402SOC-TR	A	Orange	Water Clear	610	120	2	20	120°				
696-SML-LX0402SUGCTR	SML-LX0402SUGC-TR	A	Green	Water Clear	574	45	2.2	20	120°				
696-SML-LX0402UPGCTR	SML-LX0402UPGC-TR	A	Pure Green	Water Clear	525	110	3.5	20	120°				
696-SML-0402USBCTR	SML-LX0402USBC-TR	A	Blue	Water Clear	470	20	3.5	20	120°				
0603													
696-SML-LX0603SRW	SML-LX0603SRW-TR	B	Super Red	White Diffused	660	45	1.8	30	140°				
696-SML-LX0603SIW	SML-LX0603SIW-TR	B	Super Intensity Red	White Diffused	636	60	2	30	140°				
696-SML-LX0603IW	SML-LX0603IW-TR	B	Red	White Diffused	635	14	2	30	160°				
696-SML-LX0603SOW	SML-LX0603SOW-TR	B	Super Orange	White Diffused	610	60	2	30	140°				
696-SML-LX0603SYW	SML-LX0603SYW-TR	B	Super Yellow	White Diffused	590	60	2	30	140°				
696-SML-LX0603YW	SML-LX0603YW-TR	B	Yellow	White Diffused	585	14	2.1	30	160°				
696-SML-LX0603SUGW	SML-LX0603SUGW-TR	B	Super Ultra Green	White Diffused	574	45	2.2	25	140°				
696-SML-LX0603GW	SML-LX0603GW-TR	B	Green	White Diffused	565	18	2.2	25	160°				
696-SML-LX0603UWDTR	SML-LX0603UWD-TR	B	White	White Diffused	- - -	160	3.5	20	140°				
0805													
696-SML-LXT0805SRW	SML-LXT0805SRW-TR	C	Super Red	White Diffused	660	21	1.8	30	140°				
696-SML-LX0805SIC	SML-LX0805SIC-TR	C	Super Red	Water Clear	636	60	2	30	140°				
696-SML-LXT0805IW	SML-LXT0805IW-TR	C	Red	White Diffused	635	11	2	30	140°				
696-SML-LXR85IC	SML-LXR85IC-TR	C	Red	Water Clear	635	12	2	25	130°				
696-SML-LX0805SOC	SML-LX0805SOC-TR	C	Super Orange	Water Clear	610	60	2	30	140°				
696-SML-LXR85SOC	SML-LXR85SOC-TR	C	Orange	Water Clear	610	75	2	30	160°				
696-SML-LXR85SYC	SML-LXR85SYC-TR	C	Yellow	Water Clear	595	50	2	25	130°				
696-SML-LXT0805YW	SML-LXT0805YW-TR	C	Yellow	White Diffused	585	10	2.1	30	140°				
696-SML-LXR85SUGC	SML-LXR85SUGC-TR	C	Green	Water Clear	574	45	2.2	25	180°				
696-SML-LXT0805GW	SML-LXT0805GW-TR	C	Green	White Diffused	565	11	2	30	140°				
696-SMLLXT0805SUGW	SML-LXT0805SUGW-TR	C	Green	Water Clear	565	200	2.2	30	30°				
696-SML-LXR85UPGC	SML-LXR85UPGC-TR	C	Green	Water Clear	525	45	3.5	25	160°				
696-SML-LX0805UPGC	SML-LX0805UPGC-TR	C	Ultra Green	Water Clear	525	45	3.5	30	140°				
696-SML-LX0805USBC	SML-LX0805USBC-TR	C	Super Blue	Water Clear	470	25	3.5	30	140°				
696-SML-LX0805UWCTR	SML-LX0805UWC-TR	C	White	Water Clear	- - -	150	3.5	20	120°				
1206													
696-SML-LX1206SRC	SML-LX1206SRC-TR	D	Super Red	Water Clear	660	15	1.8	30	160°				
696-SML-LX1206SRW	SML-LX1206SRW-TR	D	Super Red	White Diffused	660	15	1.8	30	160°				
696-SML-LX1206SIC	SML-LX1206SIC-TR	D	Super Intensity Red	Water Clear	636	70	2	30	140°				
696-SML-LX1206IC	SML-LX1206IC-TR	D	Red	Water Clear	635	6	2	25	160°				
696-SML-LX1206IW	SML-LX1206IW-TR	D	Red	White Diffused	635	6	2	25	160°				
696-SML-LX1206SOC	SML-LX1206SOC-TR	D	Super Orange	Water Clear	610	70	2	30	140°				
696-SML-LX1206SYC	SML-LX1206SYC-TR	D	Super Yellow	Water Clear	590	70	2	30	140°				
696-SML-LX1206YC	SML-LX1206YC-TR	D	Yellow	Water Clear	585	6	2.1	25	160°				
696-SML-LX1206SUGC	SML-LX1206SUGC-TR	D	Super Ultra Green	Water Clear	574	45	2.2	25	140°				
696-SML-LX1206GC	SML-LX1206GC-TR	D	Green	Water Clear	565	10	2.2	25	160°				
696-SML-LX1206GW	SML-LX1206GW-TR	D	Green	White Diffused	565	10	2.2	25	160°				
696-SML-LX1206UPGC	SML-LX1206UPGC-TR	D	Ultra Pure Green	Water Clear	525	45	3.5	25	140°				
696-SML-LX1206USBC	SML-LX1206USBC-TR	D	Ultra Super Blue	Water Clear	470	25	3.5	25	140°				
1.2mm x 3.2mm													
696-CCL-LX45IT	CCL-LX45IT	E	Red	Red Transparent	635	7.2	2.1	30	180°				
696-CCL-LX45YT	CCL-LX45YT	E	Yellow	Yellow Transparent	585	7	2.3	30	180°				
696-CCL-LX45GT	CCL-LX45GT	E	Green	Green Transparent	565	7	2.2	30	180°				
2.5mm x 3mm													
696-SML-LX23SRC	SML-LX23SRC-TR	F	Super Red	Water Clear	660	100	1.8	30	90°				
696-CCL-CRS10R	CCL-CRS10R	F	Red	Water Clear	635	4	2	25	180°				
696-SML-LX23IC	SML-LX23IC-TR	F	Red	Water Clear	635	20	2	30	120°				
696-CCL-CRS10Y	CCL-CRS10Y	F	Yellow	Water Clear	585	8	2.1	30	180°				
696-SML-LX23YC	SML-LX23YC-TR	F	Yellow	Water Clear	585	20	2.1	30	120°				
696-CCL-CRS10G	CCL-CRS10G	F	Green	Water Clear	565	12	2	25	180°				
696-SML-LX23GC	SML-LX23GC-TR	F	Green	Water Clear	565	20	2.1	25	120°				

© Copyright 2014 Mouser Electronics
© Copyright 2014 Mouser Electronics

DIMENSIONS: mm (in.)

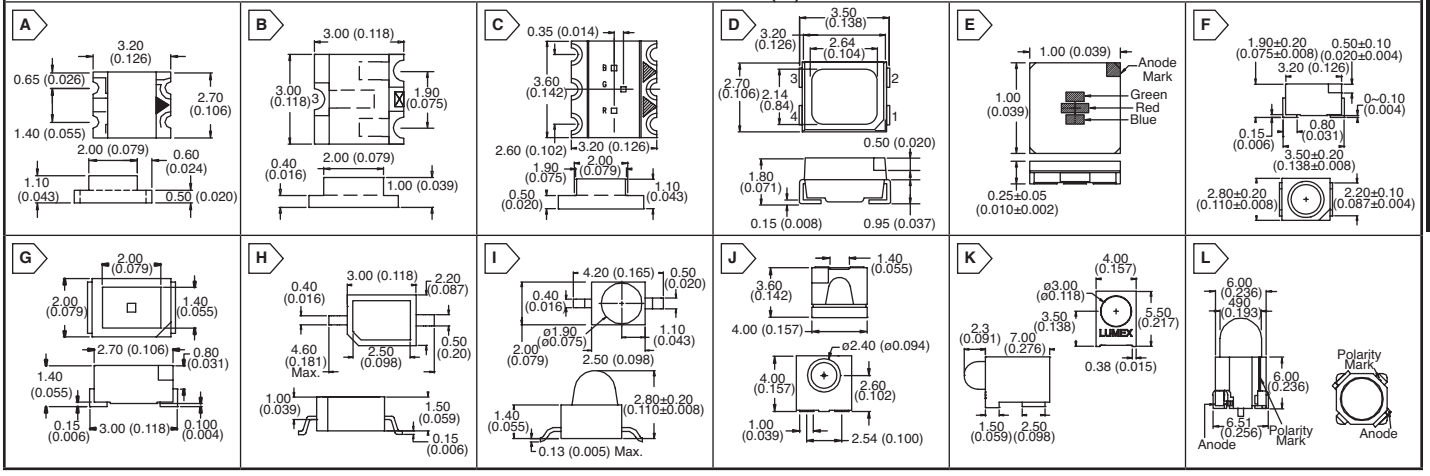

LUMEX SURFACE MOUNT LEDS (CONT.)

For quantities greater than listed, call for quote.

MOUSER STOCK NO.	Lumex Part No.	Fig.	Color		Peak Wavelength (nm)	Vf (V) Typ.	If (mA) Max.	IO mcd	Viewing Angle	Price Each			
			LED	Lens						1	100	500	1000
1210 - Dual Color													
696-SMLLX1210SRSRC	SML-LX1210SRSRC-TR	A	Sup. Red/Sup. Red	Water Clear	660	1.7	30	15	160°				
696-SML-LX1210IGC	SML-LX1210IGC-TR	A	Red/Green	Water Clear	635/565	2.0/2.2	25	10	160°				
696-SML-LX1210YGC	SML-LX1210YGC-TR	A	Yellow/Green	Water Clear	585/565	2.1/2.2	25	10	160°				
696-SML-LX1210GGC	SML-LX1210GGC-TR	A	Green/Green	Water Clear	565/565	2.2	25	10	160°				
696-SMLLX1210SRSGC	SML-LX1210SRSGC-TR	A	Red/Green	Water Clear	660/565	1.8/2.2	30/25	15/10	160°				
696-SML-LX1210IIC	SML-LX1210IIC-TR	A	Red/Red	Water Clear	635	2	25	10	160°				
SOT-23													
696-SML-LX15SRC	SML-LX15SRC-TR	B	Super Red	Water Clear	660	1.7	30	20	140°				
696-SML-LX15IC	SML-LX15IC-TR	B	Red	Water Clear	635	2	30	10	140°				
696-SML-LX15SYC	SML-LX15SYC-TR	B	Super Yellow	Water Clear	590	2.1	30	60	140°				
696-SML-LX15YC	SML-LX15YC-TR	B	Yellow	Water Clear	585	2.1	30	10	140°				
696-SML-LX15SUGC	SML-LX15SUGC-TR	B	Super Ultra Green	Water Clear	574	2.2	25	45	140°				
696-SML-LX15GC	SML-LX15GC-TR	B	Green	Water Clear	565	2.1	25	10	140°				
SOT-23 Reverse Polarity													
696-SML-LX15IC-RP	SML-LX15IC-RP-TR	B	Red	Water Clear	635	2	30	10	140°				
696-SML-LX15GC-RP	SML-LX15GC-RP-TR	B	Green	Water Clear	565	2.1	25	10	140°				
696-SMLLX15SUGC-RP	SML-LX15SUGC-RP-TR	B	Green	Water Clear	574	2.2	25	45	140°				
RGB Full Spectrum													
696-LX3632SISUGSBC	SML-LX3632SISUGSBC	C	RGB	Water Clear	660/574/470	2.0/2.2/3.5	25/25/30	110/60/60	120°				
696-LX2835SISUGSBC	SML-LX2835SISUGSBC	D	RGB	Water Clear	636/574/430	2.0/2.2/3.5	25/25/30	80/80/80	120°				
696-LX0404SIUPGUSB	SML-LX0404SIUPGUSB	E	RGB	Water Clear	632/518/465	---	30/25/10	30/40/20	120°				
2.8mm x 3.2mm													
696-SML-LX2832SRC	SML-LX2832SRC-TR	F	Super Red	Water Clear	660	1.7	30	100	120°				
696-SML-LX2832IC	SML-LX2832IC-TR	F	Red	Water Clear	635	2	30	25	120°				
696-SML-LX2832YC	SML-LX2832YC-TR	F	Yellow	Water Clear	585	2.1	30	15	120°				
696-SML-LX2832GC	SML-LX2832GC-TR	F	Green	Water Clear	565	2.1	25	25	120°				
696-SML-LX2832USBC	SML-LX2832USBC-TR	F	Ultra Super Blue	Water Clear	470	3.5	30	60	120°				
696-SML-LX2832SIC	SML-LX2832SIC-TR	F	Super Intensity Red	Water Clear	636	2	30	250	120°				
696-SML-LX2832SOC	SML-LX2832SOC-TR	F	Super Orange	Water Clear	610	2	30	300	120°				
696-SML-LX2832SYC	SML-LX2832SYC-TR	F	Super Yellow	Water Clear	595	2	30	80	120°				
696-SML-LX2832SUGC	SML-LX2832SUGC-TR	F	Super Ultra Green	Water Clear	574	2.2	25	150	120°				
2mm x 3mm													
696-SML-LX23USBC	SML-LX23USBC-TR	G	Ultra Super Blue	Water Clear	470	3.5	30	60	90°				
696-SML-LX23SIC	SML-LX23SIC-TR	G	Super Intensity Red	Water Clear	636	2	30	300	90°				
696-SML-LX23SOC	SML-LX23SOC-TR	G	Super Orange	Water Clear	610	2.45	30	300	90°				
1.7mm x 2.5mm													
696-SSL-LXA3025IGC	SSL-LXA3025IGC-TR	H	Red/Green	Water Clear	635/565	2.0/2.1	30/25	12/20	130°				
696-SSL-LXA3025YGC	SSL-LXA3025YGC-TR	H	Yellow/Green	Water Clear	585/565	2.1	30/25	12	130°				
2mm x 2.5mm Gull Wing													
696-SSL-LXA228SIC	SSL-LXA228SIC-TR11	I	Super Intensity Red	Water Clear	632	2	30	475	50°				
696-SSL-LXA228SOC	SSL-LXA228SOC-TR11	I	Super Orange	Water Clear	610	2	30	700	25°				
696-SSL-LXA228SYC	SSL-LXA228SYC-TR11	I	Super Yellow	Water Clear	590	2	30	300	25°				
696-SSL-LXA228SUGC	SSL-LXA228SUGCTR11	I	Green	Water Clear	574	2.2	30	200	30°				
3.6 x 4mm Right Angle													
696-SML-LXR44SRC	SML-LXR44SRC-TR	J	Super Red	Water Clear	660	1.7	30	80	90°				
696-SML-LXR44IC	SML-LXR44IC-TR	J	Red	Water Clear	635	2	30	25	90°				
696-SML-LXR44YC	SML-LXR44YC-TR	J	Yellow	Water Clear	585	2.1	30	9	90°				
696-SML-LXR44GC	SML-LXR44GC-TR	J	Green	Water Clear	565	2.2	25	25	90°				
T1 (3mm) Right Angle													
696-SSF-LXH305ID	SSF-LXH305ID-TR	K	Red	Red Diffused	635	2	30	40	60°				
696-SSF-LXH305YD	SSF-LXH305YD-TR	K	Yellow	Yellow Diffused	585	2.1	30	30	60°				
696-SSF-LXH305GD	SSF-LXH305GD-TR	K	Green	Green Diffused	565	2.2	25	30	60°				
696-SSF-LXH305USBD	SSF-LXH305USBD-TR	K	Ultra Super Blue	Blue Diffused	470	3.5	30	80	60°				
696-SSF-LXH305SID	SSF-LXH305SID-TR	K	Super Intensity Red	Red Diffused	636	2	30	100	60°				
696-SSF-LXH305SYD	SSF-LXH305SYD-TR	K	Super Yellow	Yellow Diffused	590	2.1	30	250	60°				
T1 3/4 (5mm) OctoLED TM SMD LEDs													
696-H1505SICTR	SML-H1505SIC-TR	L	Red	Water Clear	635	2	20	700	60°				
696-H1505SOCTR	SML-H1505SOC-TR	L	Amber	Water Clear	610	2	20	1500	68°				
696-H1505SYCTR	SML-H1505SYC-TR	L	Yellow	Water Clear	590	2	20	750	60°				
696-H1505SUGCTR	SML-H1505SUGC-TR	L	Green	Water Clear	575	2.2	20	200	68°				
696-H1505UPGCTR	SML-H1505UPGC-TR	L	Pure Green	Water Clear	525	3.4	20	7000	45°				
696-H1505USBCTR	SML-H1505USBC-TR	L	Blue	Water Clear	470	3.4	20	2500	40°				
696-H1505UWCTR	SML-H1505UWC-TR	L	White	Water Clear	- - -	3.3	20	14000	30°				
696-H1505SIUGUBCTR	SML-H1505SIUGUBCTR	L	RBG Full Color	Water Clear	635/525/470	2/3.4/3.4	20	1100/600/2200	70°				
696-H1505SIUGUBWTR	SML-H1505SIUGUBWTR	L	RBG Full Color	Milky White	635/525/470	2/3.4/3.4	20	1100/600/2200	60°				

© Copyright 2014 Mouser Electronics

© Copyright 2014 Mouser Electronics

LUMEX LED Panel Mount Indicators

Products may be RoHS compliant. Check mouser.com for RoHS status.

LUMEX LED INDICATORS

NEW PRODUCT

For quantities greater than listed, call for quote.

MOUSER STOCK NO.	Lumex Part No.	Fig.	Emitted Color	Peak Wave-length (nm)	Vf (V) Typ.	If (mA) Max.	IO mcd	Viewing Angle	Price Each 1	100	500	1000
T1 (3mm) Straight Terminals												
696-SSI-LXH312ID	SSI-LXH312ID	A	Red	635	2	30	10	80°				
696-SSI-LXR1612SRD	SSI-LXR1612SRD	B	Super Red	660	1.7	30	70	80°				
696-SSI-LXR1612ID	SSI-LXR1612ID	B	Red	635	2	30	40	60°				
696-SSI-LXR1612YD	SSI-LXR1612YD	B	Yellow	585	2.1	30	30	60°				
696-SSI-LXR1612GD	SSI-LXR1612GD	B	Green	565	2.1	25	30	60°				
696-SSI-LXR3612SRD	SSI-LXR3612SRD	C	Super Red	660	1.7	30	65	80°				
696-SSI-LXR3612ID	SSI-LXR3612ID	C	Red	635	2	30	10	80°				
696-SSI-LXR3612YD	SSI-LXR3612YD	C	Yellow	585	2	30	10	80°				
696-SSI-LXR3612GD	SSI-LXR3612GD	C	Green	565	2.2	25	30	60°				
T1 3/4 (5mm) Straight Terminals												
696-SSI-LXR4815ID	SSI-LXR4815ID	D	Red	635	2	30	40	60°				
696-SSI-LXR4815YD	SSI-LXR4815YD	D	Yellow	585	2.1	30	20	60°				
696-SSI-LXR4815GD	SSI-LXR4815GD	D	Green	565	2.2	25	30	60°				
8mm Straight Terminals												
696-SSI-LXH8080SRD	SSI-LXH8080SRD	E	Super Red	660	1.7	30	80	60°				
696-SSI-LXH8080ID	SSI-LXH8080ID	E	Red	635	2	30	40	60°				
696-SSI-LXH8080YD	SSI-LXH8080YD	E	Yellow	585	2.1	30	30	60°				
696-SSI-LXH8080GD	SSI-LXH8080GD	E	Green	565	2.2	25	30	60°				
10mm Straight Terminals												
696-SSI-LXH1090SRD	SSI-LXH1090SRD	F	Super Red	660	1.7	30	80	60°				
696-SSI-LXH1090ID	SSI-LXH1090ID	F	Red	635	2	30	40	60°				
696-SSI-LXH1090YD	SSI-LXH1090YD	F	Yellow	585	2.1	30	30	60°				
696-SSI-LXH1090GD	SSI-LXH1090GD	F	Green	565	2.2	25	30	60°				
Square Straight Terminals												
696-SSI-LXH55ID	SSI-LXH55ID	G	Red	635	2	30	10	80°				
696-SSI-LXH55YD	SSI-LXH55YD	G	Yellow	585	2.1	30	10	80°				
696-SSI-LXH55GD	SSI-LXH55GD	G	Green	565	2.2	25	10	80°				
Rectangular Straight Terminals												
696-SSI-LXH072SRD	SSI-LXH072SRD	H	Super Red	660	1.7	30	50	52°				
696-SSI-LXH072ID	SSI-LXH072ID	H	Red	635	2	30	15	52°				
696-SSI-LXH072YD	SSI-LXH072YD	H	Yellow	585	2.1	30	9	52°				
696-SSI-LXH072GD	SSI-LXH072GD	H	Green	565	2.2	25	9	52°				
3mm (T1) 6" Leads												
696-LXH312ID-150	SSI-LXH312ID-150	I	Red	635	2	30	10	80°				
696-LXH312SYD-150	SSI-LXH312SYD-150	I	Yellow	685	2.1	30	30	60°				
696-LXH312GD-150	SSI-LXH312GD-150	I	Green	565	2.1	25	10	80°				
696-RM3091SRD-150	SSI-RM3091SRD-150	J	Super Red	660	1.7	30	100	60°				
696-RM3091SID-150	SSI-RM3091SID-150	J	AlInGap Red	636	2	30	100	60°				
696-RM3091ID-150	SSI-RM3091ID-150	J	Red	635	2	30	40	60°				
696-RM3091SYD-150	SSI-RM3091SYD-150	J	Super Yellow	590	2.1	30	100	60°				
696-RM3091YD-150	SSI-RM3091YD-150	J	Yellow	585	2.1	30	30	60°				
696-RM3091SUGD-150	SSI-RM3091SUGD-150	J	Sup. Ult. Green	574	2.2	25	50	60°				
696-RM3091GD-150	SSI-RM3091GD-150	J	Green	565	2.2	25	30	60°				
3mm (T1) Chrome, 6" Leads												
696-LXR3612SID-150	SSI-LXR3612SID-150	K	Red	636	2	25	100	60°				
696-LXR3612SYD-150	SSI-LXR3612SYD-150	K	Yellow	590	2	25	100	60°				
696-LXR3612USBD150	SSI-LXR3612USBD-150	K	Blue	470	3.5	25	60	60°				
5mm (T1 3/4) 6" Leads												
696-LXH600SID-150	SSI-LXH600SID-150	L	AlInGap Red	636	2	25	100	60°				
696-LXH600ID-150	SSI-LXH600ID-150	L	Red	635	2	30	40	60°				
696-LXH600SYD-150	SSI-LXH600SYD-150	L	Yellow	590	2	25	100	60°				
696-LXH600GD-150	SSI-LXH600GD-150	L	Green	565	2.2	25	30	60°				
696-LXH600USBD-150	SSI-LXH600USBD-150	L	Blue	470	3.5	25	60	60°				
696-LXH600HGW-150	SSI-LXH600HGW-150	L	Red/Green	700/565	2.0/2.2	25	6/25	60°				
696-LXH9SRD-150	SSI-LXH9SRD-150	M	Super Red	660	1.7	30	80	60°				
696-SSI-LXH9ID-150	SSI-LXH9ID-150	M	Red	635	2	25	10	60°				
696-SSI-LXH9YD-150	SSI-LXH9YD-150	M	Yellow	585	2.1	30	30	60°				
696-SSI-LXH9GD-150	SSI-LXH9GD-150	M	Green	565	2.2	25	30	60°				
5mm (T1 3/4) Chrome, 6"												
696-LXR3816SID-150	SSI-LXR3816SID-150	N	Red	636	2	25	100	60°				
696-LXR3816SYD-150	SSI-LXR3816SYD-150	N	Yellow	590	2	25	100	60°				
696-LXR3816USBD150	SSI-LXR3816USBD150	N	Blue	470	3.5	25	60	60°				
696-LXR4815SID-150	SSI-LXR4815SID-150	O	Red	636	2	25	100	60°				
696-LXR4815SYD-150	SSI-LXR4815SYD-150	O	Yellow	590	2	25	100	60°				
696-LXR4815USBD150	SSI-LXR4815USBD150	O	Blue	470	3.5	25	60	60°				
5mm (T1 3/4) Black, 6" Leads												
696-LXR5010SID-150	SSI-LXR5010SID-150	P	Red	636	2	25	100	60°				
696-LXR5010SYD-150	SSI-LXR5010SYD-150	P	Yellow	590	2	25	100	60°				
696-LXR5010USBD150	SSI-LXR5010USBD-150	P	Blue	470	3.5	25	60	60°				
696-LXR5020SID-150	SSI-LXR5020SID-150	Q	Red	636	2	25	100	60°				
696-LXR5020SYD-150	SSI-LXR5020SYD-150	Q	Yellow	590	2	25	100	60°				
696-LXR5020SPGD150	SSI-LXR5020SUGD150	Q	Green	574	2.2	25	50	60°				
696-LXR5020USBD150	SSI-LXR5020USBD150	Q	Blue	470	3.5	25	60	60°				
5mm Chrome 6" Wire Leads with Connector												
696-LXR9126SID110V6	SSI-LXR9126SID110V6	R	Red	636	120VAC	-	100	60°				
696-LXR9126SGD110V6	SSI-LXR9126SGD110V6	R	Green	574	120VAC	-	170	60°				
696-LXR9126SYD110V6	SSI-LXR9126SYD110V6	R	Yellow	590	120VAC	-	170	60°				
10mm 6" Terminals												
696-LXR4915SID-150	SSI-LXR4915SID-150	S	Red	636	2	25	100	60°				
696-LXR4915SYD-150	SSI-LXR4915SYD-150	S	Yellow	590	2	25	100	60°				
12mm Square ESD Safe, 6" Leads												
696-LXMP5011SRC150	SSI-LXMP5011SRC150	T	Super Red	660	1.7	25	60	60°				
696-LXMP5011YC-150	SSI-LXMP5011YC-150	T	Yellow	585	2.1	30	15	60°				

DIMENSIONS: mm (in.)

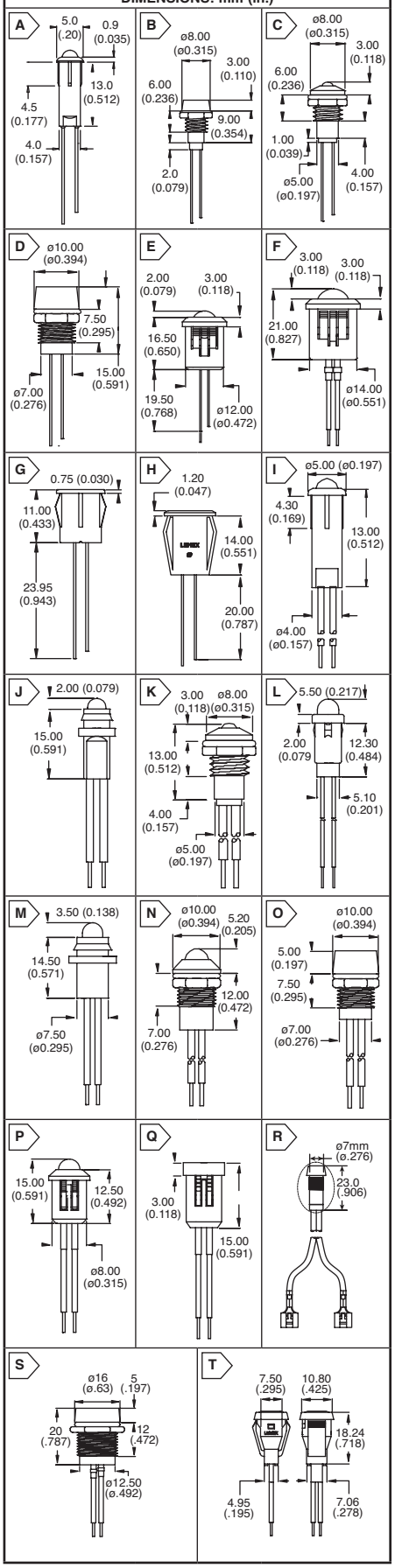

© Copyright 2014 Mouser Electronics

© Copyright 2014 Mouser Electronics

LUMEX LED Panel Mount Indicators and LEDs

RoHS Compliant **This product is RoHS compliant.**

LUMEX THRU-HOLE LEDS

For quantities greater than listed, call for quote.

MOUSER STOCK NO.	Lumex Part No.	Color		Wavelength (nm)	Typ. Volt. (V)	Current (mA)	Intensity (mcd)	Viewing Angle	Price Each			
		LED	Lens						1	100	500	1000
T1 (3mm) - Standard LEDs												
696-OED-EL-8L	OED-EL-8L	Infrared	Water Clear	940	1.2	100	-	30°				
696-SSL-LX3044HD	SSL-LX3044HD	Dark Red	Red Diffused	700	2	25	8	60°				
696-SSLLX3044SRC/D	SSL-LX3044SRC/D	Super Red	Water Clear	660	1.8	30	600	30°				
696-SSL-LX3044ID	SSL-LX3044ID	Red	Red Diffused	635	2	30	30	60°				
696-SSL-LX3044IT	SSL-LX3044IT	Red	Red Trans.	635	2	30	30	20°				
696-SSL-LX3044LID	SSL-LX3044LID	Red	Red Diffused	635	2	30	30	60°				
696-SSL-LX3044IC	SSL-LX3044IC	Red	Water Clear	635	2.1	30	125	30°				
696-SSLLX3044ID-5V	SSL-LX3044ID-5V	Red	Red Diffused	635	5	20	5	80°				
696-LX3044ID-12V	SSL-LX3044ID-12V	Red	Red Diffused	635	12	20	5	80°				
696-SSL-LX3044AD	SSL-LX3044AD	Amber	Amber Diffused	605	2.1	30	15	60°				
696-SSL-LX3044YC	SSL-LX3044YC	Yellow	Water Clear	585	2.1	30	90	30°				
696-SSL-LX3044YD	SSL-LX3044YD	Yellow	Yellow Diffused	585	2.1	30	30	60°				
696-SSL-LX3044YT	SSL-LX3044YT	Yellow	Yellow Trans.	585	2.1	30	40	20°				
696-SSL-LX3044LYD	SSL-LX3044LYD	Yellow	Yellow Diffused	585	2.1	30	30	60°				
696-SSLLX3044YD-5V	SSL-LX3044YD-5V	Yellow	Yellow Diffused	585	5	20	5	80°				
696-SSL-LX3044GT	SSL-LX3044GT	Green	Green Trans.	565	2.1	25	40	20°				
696-SSL-LX3044GC	SSL-LX3044GC	Green	Water Clear	565	2.2	25	100	30°				
696-SSL-LX3044GD	SSL-LX3044GD	Green	Green Diffused	565	2.2	25	40	60°				
696-SSL-LX3044LGD	SSL-LX3044LGD	Green	Green Diffused	565	2.2	25	30	60°				
696-SSLLX3044GD-5V	SSL-LX3044GD-5V	Green	Green Diffused	565	5	20	6	80°				
696-LX3044GD-12V	SSL-LX3044GD-12V	Green	Green Diffused	565	12	20	6	80°				
696-SSL-LX3044PGD	SSL-LX3044PGD	Pure Green	Green Diffused	555	2.2	25	20	60°				
T1 (3mm) - High Brightness												
696-SSL-LX3044SOC	SSL-LX3044SOC	Super Orange	Water Clear	620	2	30	1000	30°				
696-SSL-LX3044SYC	SSL-LX3044SYC	Super Yellow	Water Clear	590	2.1	30	1000	30°				
696-SSL-LX3044UEGC	SSL-LX3044UEGC	Green	Water Clear	502	3.5	25	1100	30°				
696-SSL-LX3044USBC	SSL-LX3044USBC	Blue	Water Clear	470	3.5	30	1000	30°				
696-SSL-LX3044USBD	SSL-LX3044USBD	Blue	Blue Diffused	470	3.5	30	80	60°				
696-SSLLX3054UWC/A	SSL-LX3054UWC/A	White	Water Clear	---	3.6	20	750	40°				
696-SLX-LX3054UWC	SLX-LX3054UWC	White	Water Clear	---	3.5	30	3300	30°				

LUMEX THRU-HOLE T1 3/4 (5MM)

For quantities greater than listed, call for quote.

MOUSER STOCK NO.	Lumex Part No.	Color		Wavelength (nm)	Typ. Volt. (V)	Current (mA)	Intensity (mcd)	Viewing Angle	Price Each			
		LED	Lens						1	100	500	1000
InspirationLED												
696-SSL-LX5093PC	SSL-LX5093PC	Pink	Water Clear	-	3.5	20	2200	20°				
696-SSL-LX5093TC	SSL-LX5093TC	Turquoise	Water Clear	-	3.5	20	2200	20°				
696-SSL-LX5093VC	SSL-LX5093VC	Purple	Water Clear	-	3.5	20	2200	20°				
T1 3/4 (5mm) - Standard LEDs												
696-OED-EL-1L2	OED-EL-1L2	Infrared	Water Clear	940	1.2	100	-	30°				
696-SSL-LX5093HD	SSL-LX5093HD	Dark Red	Red Diffused	700	2.1	25	6	60°				
696-SSL-LX5093HT	SSL-LX5093HT	Dark Red	Red Trans.	695	2	25	25	30°				
696-SSLLX5093HD-5V	SSL-LX5093HD-5V	Dark Red	Red Diffused	695	5	10	3	80°				
696-LX5093SRD/D	SSL-LX5093SRD/D	Super Red	Red Diffused	660	1.7	30	250	60°				
696-SSL-LX5093ID	SSL-LX5093ID	Red	Red Diffused	635	2	30	40	60°				
696-SSL-LX5093IT	SSL-LX5093IT	Red	Red Trans.	635	2	30	80	30°				
696-SSL-LX5093LID	SSL-LX5093LID	Red	Red Diffused	635	2	30	20	80°				
696-SSL-LX5093XIC	SSL-LX5093XIC	Red	Water Clear	635	2	30	600	20°				
696-SSLLX5093ID-5V	SSL-LX5093ID-5V	Red	Red Diffused	635	5	12	10	80°				
696-SSL-LX5093XAC	SSL-LX5093XAC	Amber	Water Clear	610	2	30	600	20°				
696-SSL-LX5093AD	SSL-LX5093AD	Amber	Amber Diffused	605	2	30	30	60°				
696-SSL-LX5093YD	SSL-LX5093YD	Yellow	Yellow Diffused	585	2.1	30	30	60°				
696-SSL-LX5093YT	SSL-LX5093YT	Yellow	Yellow Trans.	585	2.1	30	80	25°				
696-SSL-LX5093LYD	SSL-LX5093LYD	Yellow	Yellow Diffused	585	2.1	30	20	80°				
696-SSL-LX5093LGT	SSL-LX5093LGT	Green	Green Trans.	565	2.1	30	80	25°				
696-SSL-LX5093GD	SSL-LX5093GD	Green	Green Diffused	565	2.2	25	30	60°				
696-SSL-LX5093GT	SSL-LX5093GT	Green	Green Trans.	565	2.2	25	150	30°				
696-SSL-LX5093LGD	SSL-LX5093LGD	Green	Green Diffused	565	2.2	25	30	60°				
696-SSL-LX5093XGC	SSL-LX5093XGC	Green	Water Clear	565	2.2	25	250	20°				
696-SSLLX5093GD-5V	SSL-LX5093GD-5V	Green	Green Diffused	565	5	12	10	80°				
696-SSLLX5093GD12V	SSL-LX5093GD-12V	Green	Green Diffused	565	12	12	8	80°				
696-SSL-LX5093PGD	SSL-LX5093PGD	Pure Green	Green Diffused	555	2.1	25	15	60°				
696-SSL-LX5093XPGC	SSL-LX5093XPGC	Pure Green	Water Clear	555	2.2	25	45	20°				
T1 3/4 (5mm) - High Brightness												
696-LX5093SRC/DV	SSL-LX5093SRC/DV	Super Red	Water Clear	660	1.7	30	1500	30°				
696-LX5093SRC/DW	SSL-LX5093SRC/DW	Super Red	Water Clear	660	1.7	30	1800	30°				
696-SSLLX5093XRC/4	SSL-LX5093XRC/4	Super Red	Water Clear	660	1.7	30	2500	20°				
696-LX5093SRC/E	SSL-LX5093SRC/E	Super Red	Water Clear	660	1.7	30	2800	30°				
696-SSL-LX5093SOC	SSL-LX5093SOC	Super Orange	Water Clear	610	2	30	2500	30°				
696-SSL-LX5093SYC	SSL-LX5093SYC	Super Yellow	Water Clear	590	2.1	30	1000	30°				
696-SSL-LX5093XYC	SSL-LX5093XYC	Yellow	Water Clear	590	2.1	30	1300	20°				
696-SSL-LX5093UEGC	SSL-LX5093UEGC	Green	Water Clear	502	3.5	25	1500	30°				
696-SSL-LX5093USBD	SSL-LX5093USBD	Blue	Blue Diffused	470	3.5	30	300	60°				
696-SSL-LX5093USBC	SSL-LX5093USBC	Blue	Water Clear	470	3.5	30	1000	30°				
696-LX5093UWC/A	SSL-LX5093UWC/A	White	Water Clear	- - -	3.6	30	740	45°				
696-SLX-LX5093UWC/C	SLX-LX5093UWC/C	White	Water Clear	---	3.4	25	3500	40°				
696-SSL-LX5093UWC/G	SSL-LX5093UWC/G	White	Water Clear	---	3.5	25	11000	20°				
T1 3/4 (5mm) - Blinking												
696-SSL-LX5093BHD	SSL-LX5093BHD	Dark Red	Red Diffused	700	3-14	20	5	60°				
696-SSL-LX5093BSRD	SSL-LX5093BSRD	Super Red	Red Diffused	660	3-14	20	200	60°				
696-SSL-LX5093BID	SSL-LX5093BID	Red	Red Diffused	635	3-14	20	40	60°				
696-SSL-LX5093BYD	SSL-LX5093BYD	Yellow	Yellow Diffused	585	3-14	20	20	60°				
696-SSL-LX5093BGD	SSL-LX5093BGD	Green	Green Diffused	565	3-14	20	20	60°				
696-SSLLX5093BSBDA	SSL-LX5093BSBD/A	Blue	Blue Diffused	430	3-14	20	45	60°				
T1 3/4 (5mm) - Multi-Color												
696-SSL-LX5097IGW	SSL-LX5097IGW	Red/Green	White Diffused	635/565	2.1	30/25	20	60°				
696-LX5099SIUBSUGB	SSL-LX5099SIUBSUGB	Red/Green/Blue	Water Clear	636/574/470	1.9/2.1/3.65	30	600/450/150	30°				

© Copyright 2014 Mouser Electronics
© Copyright 2014 Mouser Electronics

LUMEX LED Lamps

RoHS Compliant **This product is RoHS compliant.**

DIMENSIONS: mm (in.)

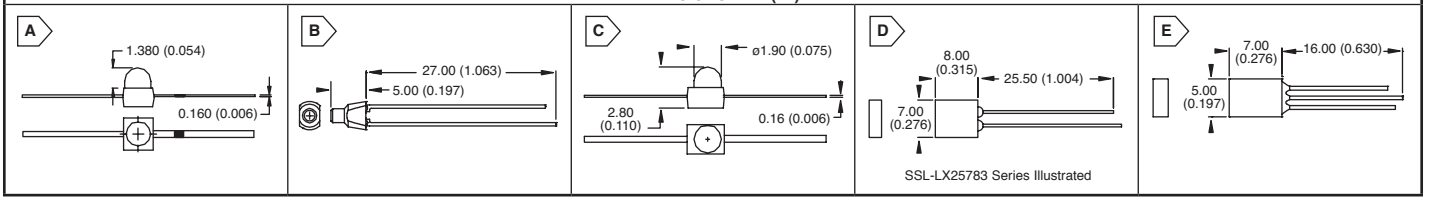

LUMEX LEDS

For quantities greater than listed, call for quote.

MOUSER STOCK NO.	Lumex Part No.	Fig.	Color		Peak Wavelength (nm)	Vf (V) Typ.	If (mA) Max.	IO mcd	Viewing Angle	Price Each			
			LED	Lens						1	100	500	1000
2mm Axial													
696-LXA227ID-5V	SSL-LXA227ID-5V	A	Red	Red Diffused	635	5	30	8	60°				
696-LXA227YD-5V	SSL-LXA227YD-5V	A	Yellow	Yellow Diffused	585	5	20	8	60°				
696-SSLLXA227GD-5V	SSL-LXA227GD-5V	A	Green	Green Diffused	565	5	30	8	60°				
2mm Tapered													
696-SSL-LX20465YD	SSL-LX20465YD	B	Yellow	Yellow Diffused	585	2.1	30	10	70°				
696-SSL-LX20465GD	SSL-LX20465GD	B	Green	Green Diffused	565	2.2	25	10	70°				
2mm x 2.5mm													
696-SSL-LXA228SRC	SSL-LXA228SRC	C	Red	Water Clear	660	1.7	30	170	25°				
696-SSL-LXA228ID	SSL-LXA228ID	C	Red	Red Diffused	635	2	30	25	50°				
696-SSL-LXA228YC	SSL-LXA228YC	C	Yellow	Water Clear	585	2	20	30	25°				
696-SSL-LXA228SGC	SSL-LXA228SGC	C	Green	Water Clear	565	2.1	30	50	25°				
696-SSL-LXA228GD	SSL-LXA228GD	C	Green	Green Diffused	565	2.1	25	12	25°				
2mm x 5mm													
696-SSL-LX2573SRD	SSL-LX2573SRD	D	Sup. Red	Red Diffused	660	1.7	30	80	80°				
696-SSL-LX2573ID	SSL-LX2573ID	D	Red	Red Diffused	635	2	30	10	110°				
696-SSL-LX2573AD	SSL-LX2573AD	D	Amber	Amber Diffused	605	2.1	30	5	120°				
696-SSL-LX2573YD	SSL-LX2573YD	D	Yellow	Yellow Diffused	585	2.1	30	10	80°				
696-SSL-LX2573GD	SSL-LX2573GD	D	Green	Green Diffused	565	2.1	25	10	110°				
696-SSL-LX2577IGW	SSL-LX2577IGW	E	Red/Green	White Diffused	635/565	2.1	30/25	6	110°				
2.5mm x 7mm Rect.													
696-SSL-LX25783ID	SSL-LX25783ID	D	Red	Red Diffused	635	2	30	9	80°				
696-SSL-LX25783GD	SSL-LX25783GD	D	Green	Green Diffused	565	2.2	25	35	110°				

DIMENSIONS: mm

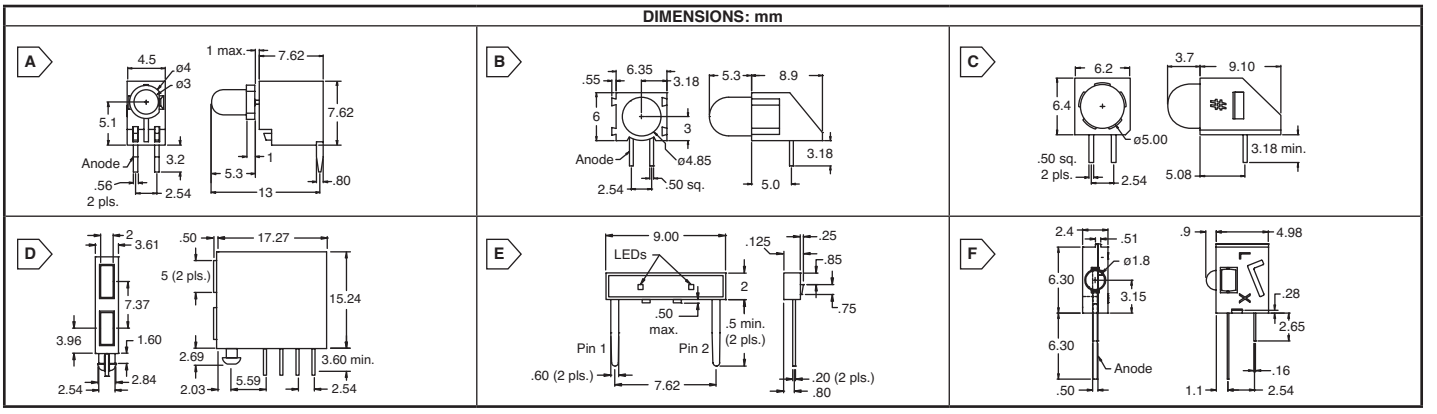

LUMEX CIRCUIT BOARD INDICATORS

For quantities greater than listed, call for quote.

MOUSER STOCK NO.	Lumex Part No.	Fig.	Color		Peak Wavelength (nm)	Vf (V) Typ.	If (mA) Max.	IO mcd	Viewing Angle	Price Each			
			LED	Lens						1	100	500	1000
3mm Relampable													
696-SSF-LXH4RABID	SSF-LXH4RABID	A	Red (blinking)	Red Diffused	635	3.5	20	6	60°				
696-SSF-LXH4RAGD	SSF-LXH4RAGD	A	Green	Green Diffused	565	2.1	25	30	60°				
696-SSF-LXH4RAHGW	SSF-LXH4RAHGW	A	Red/Green	White Diffused	700/565	2.1	25	3/4	60°				
696-SSF-LXH4RAID	SSF-LXH4RAID	A	Red	Red Diffused	635	2.1	30	40	60°				
696-SSF-LXH4RAYD	SSF-LXH4RAYD	A	Yellow	Yellow Diffused	585	2.1	30	30	60°				
PC LED 5mm													
696-SSF-LXH100MGD	SSF-LXH100MGD	B	Green	Green Diffused	565	2.2	25	30	60°				
696-SSF-LXH100MHGW	SSF-LXH100MHGW	B	Red/Green	White Diffused	700/565	2.0/2.2	30	6/20	60°				
696-SSF-LXH100MID	SSF-LXH100MID	B	Red	Red Diffused	635	2	30	30	60°				
696-SSF-LXH100MLGD	SSF-LXH100MLGD	B	Green	Green Diffused	565	2.2	25	30	60°				
696-SSF-LXH100MLID	SSF-LXH100MLID	B	Red	Red Diffused	635	2	30	30	60°				
696-SSF-LXH100MSRD	SSF-LXH100MSRD	B	Red	Red Diffused	660	1.8	30	100	60°				
696-SSF-LXH100MYD	SSF-LXH100MYD	B	Yellow	Yellow Diffused	585	2.1	30	30	60°				
696-SSF-LXH104GD	SSF-LXH104GD	C	Green	Green Diffused	565	2.2	25	30	60°				
696-SSF-LXH104ID	SSF-LXH104ID	C	Red	Red Diffused	635	2	30	20	60°				
696-SSF-LXH104YD	SSF-LXH104YD	C	Yellow	Yellow Diffused	585	2.1	30	20	60°				
2mm x 5mm													
696-LXH22573GGD	SSF-LXH22573GGD	D	Green	Green Diffused	565	2.2	25	10	110°				
9mm x 2mm													
696-SSB-LX02GC	SSB-LX02GC	E	Green	Green Translucent	565	4.4	25	10	160°				
696-SSB-LX02SRC	SSB-LX02SRC	E	Red	Red Translucent	660	3.6	30	50	160°				
696-SSB-LX02YC	SSB-LX02YC	E	Yellow	Yellow Translucent	590	4.2	30	170	160°				
Single Right Angle													
696-SSF-LXH555ID	SSF-LXH555ID	F	Red	Red Diffused	635	2	30	8	60°				
696-SSF-LXH555YD	SSF-LXH555YD	F	Yellow	Yellow Diffused	585	2.1	30	8	60°				
696-SSF-LXH555GD	SSF-LXH555GD	F	Green	Green Diffused	565	2.1	25	8	60°				

© Copyright 2014 Mouser Electronics

© Copyright 2014 Mouser Electronics

OSRAM SMD LEDs

OSRAM
Opto Semiconductors

RoHS Compliant **This product is RoHS compliant.**

For quantities greater than listed, call for quote.

MOUSER STOCK NO.	Fig.	Size	Emitting Color	Wavelength	Intensity (Typ.)	Forward Voltage	Forward Current	Viewing Angle	Price Each 1	10	50	100
Smart LED												
720-LSL296-N1Q2-1-Z	A	0603	Super Red	633nm	250mcd	2.0V	20mA	160°				
720-LSL29K-H1J2-1-Z	A	0603	Super Red	630nm	20mcd	1.8V	2mA	160°				
720-LAL296-P1R2-Z	A	0603	Amber	615nm	140mcd	2.0V	20mA	160°				
720-LOL29KJ2L124Z	A	0603	Orange	606nm	14mcd	1.8V	2mA	160°				
720-LOL296P1S124Z	A	0603	Orange	605nm	460mcd	2.0V	20mA	160°				
720-LYL29KH1K226Z	A	0603	Yellow	587nm	28mcd	1.8V	2mA	160°				
720-LYL296P1R226Z	A	0603	Yellow	587nm	410mcd	2.0V	20mA	160°				
720-LGL29KF2J124Z	A	0603	Green	570nm	10mcd	1.7V	2mA	160°				
720-LGL29KG2J124Z	A	0603	Green	570nm	10mcd	1.7V	2mA	160°				
720-LTL29SP2R125Z	A	0603	True Green	528nm	400mcd	3.4V	10mA	155°				
720-LTN91EDBFB251	B	1206	True Green	530nm	18000mcd	33V	20mA	20°				
720-LBL293M2P1361Z	A	0603	Blue	470nm	160mcd	2.9V	10mA	155°				
720-LBN91EAADA351	B	1206	Blue	470nm	5600mcd	3.4V	20mA	20°				
720-LWL283Q1R23K8L1Z	A	0603	White	---	470mcd	2.9V	10mA	170°				
Chip LED												
720-LSQ976-NR-1	B	0603	Super Red	633nm	180mcd	2.0V	20mA	160°				
720-LOQ976-PS-25	B	0603	Orange	605nm	280mcd	2.0V	20mA	160°				
720-LYQ976-P1S2-36	B	0603	Yellow	587nm	280mcd	2.0V	20mA	160°				
720-LYQ971H1K136	B	0603	Yellow	587nm	6mcd	2.0V	20mA	160°				
720-LGQ971-KN-1	B	0603	Green	570nm	10mcd	2.2V	20mA	160°				
720-LBQ39EL2N2351	B	0603	Blue	470nm	45mcd	3.0V	20mA	160°				
720-LBQ39GL2N2351	B	0603	Blue	470nm	45mcd	3.0V	20mA	160°				
720-LWQ38EQ1S23K6L1	B	0603	White	---	280mcd	3.0V	20mA	160°				
720-LWQ38GQ1S13K6L1	B	0603	White	---	280mcd	3.0V	20mA	160°				
720-LHR974-LP-1	C	0805	Hyper Red	645nm	15mcd	1.8V	20mA	160°				
720-LSR976-NR-1	C	0805	Super Red	633nm	180mcd	2.0V	20mA	160°				
720-LOR976-PS-1	C	0805	Orange	606nm	280mcd	2.0V	20mA	160°				
720-LOR971-HL-1	C	0805	Orange	605nm	10.4mcd	2.2V	20mA	160°				
720-LYR971-HL-1	C	0805	Yellow	588nm	10.4mcd	2.2V	20mA	160°				
720-LYR976-PS-36	C	0805	Yellow	588nm	280mcd	2.0V	20mA	160°				
720-LGR971-KN-1	C	0805	Green	570nm	26mcd	2.2V	20mA	160°				
720-LHN974-KN-1	D	1206	Hyper Red	645nm	15mcd	1.8V	20mA	160°				
720-LYN971-HL-1	D	1206	Yellow	587nm	18mcd	2.2V	20mA	160°				
720-LGN971-KN-1	D	1206	Green	570nm	45mcd	2.2V	20mA	160°				
720-LTN91EDBFB251	D	1206	True Green	530nm	11.8mcd	3.3V	20mA	20°				
720-LBN91EAADA351	D	1206	Blue	470nm	3.4mcd	3.4V	20mA	20°				
Micro Side LED												
720-LSY876-P2S1-1-Z	E	-	Super Red	633nm	224mcd	2.0V	20mA	120°				
720-LYY876Q2T126Z	E	-	Yellow	587nm	355mcd	2.0V	20mA	120°				
720-LBY87CP1R235Z	E	-	Blue	470nm	112mcd	3.6V	20mA	120°				
720-LWY87CT1U13K8LZ	E	-	White Diff.	6200K	560mcd	3.6V	20mA	120°				
Hyper Micro Side LED												
720-LSY876-Q2S1-1-Z	E	-	Super Red	633nm	224mcd	2.0V	20mA	120°				
Side LED												
720-LSA676-R1S1-1-Z	F	-	Super Red	633nm	244mcd	2V	20mA	120°				
720-LSA67K-J1L2-1-Z	F	-	Super Red	630nm	30mlm	1.8V	2mA	120°				
720-LSA67K-J1K2-1-Z	F	-	Super Red	630nm	11.2mcd	1.8V	2mA	120°				
720-LSA67K-K1L2-1-Z	F	-	Super Red	630nm	18mcd	1.8V	2mA	120°				
720-LAA67FAABB241	F	-	Amber	617nm	2800mcd	2V	30mA	120°				
720-LOA67KK1L224Z	F	-	Orange	606nm	40mlm	1.8V	2mA	120°				
720-LYA67BT1V126Z	F	-	Yellow	587nm	900mcd	2.1V	30mA	120°				
720-LYA67KK2M126Z	F	-	Yellow	587nm	22.4mcd	1.8V	2mA	120°				
720-LPA67KE1F225Z	F	-	Pure Green	560nm	4mlm	1.8V	2mA	120°				
720-LTA6SGV1AB36Z	F	-	True Green	528nm	1255mcd	3.2V	20mA	120°				
720-LPA67KE1G225Z	F	-	Pure Green	560nm	2.8mcd	1.8V	2mA	120°				
Hyper Side LED												
720-LSA676-P2S1-1-Z	F	-	Super Red	633nm	350mlm	2.0V	20mA	120°				
720-LRA67F-U2AB-1-Z	F	-	Red	625nm	1180mcd	2.0V	30mA	120°				
720-LYA67KJ2M126Z	F	-	Yellow	587nm	40mlm	1.8V	2mA	120°				
720-LYA676Q2T126Z	F	-	Yellow	587nm	630mlm	2.0V	20mA	120°				
720-LGA676P1Q224Z	F	-	Green	570nm	240mlm	2.0V	20mA	120°				
720-LPA676L1M225Z	F	-	Pure Green	560nm	60mlm	2.0V	20mA	120°				
720-LTA673P1Q225Z	F	-	True Green	532nm	350mlm	3.0V	10mA	120°				
720-LBA673L2P135Z	F	-	Blue	471nm	100mlm	3.1V	10mA	120°				
Point LED												
720-LBP4SGS2U135	G	-	Blue	470nm	450mcd	3.2V	20mA	120°				
720-LYP476R2T126Z	G	-	Yellow	587nm	355mcd	2V	20mA	120°				
720-LOP476R2T124Z	G	-	Orange	606nm	355mcd	2V	20mA	120°				
720-LSP47K-H1K2-1-Z	G	-	Super Red	630nm	11.2mcd	1.8V	2mA	120°				
720-LSP47F-U1AA-1-1	G	-	Super Red	633nm	1400mcd	2.0V	30mA	120°				
720-LRP47FU2AB11Z	G	-	Red	625nm	1800mcd	2.0V	30mA	120°				
720-LAP47FV2BB241Z	G	-	Amber	617nm	2800mcd	2.0V	30mA	120°				
720-LYP47FU2AB361Z	G	-	Yellow	590nm	1800mcd	2.05V	30mA	120°				
720-LGP47KG2K124Z	G	-	Green	570nm	9mcd	1.8V	2mA	120°				
720-LTP4SGV1AB36FZ	G	-	True Green	528nm	1800mcd	3.2V	20mA	120°				
720-LWP4SGV2ABJKPLZI	G	-	White	5600K	1800mcd	3.2V	20mA	120°				
720-LWP4SGV2ABJKPLZI	G	-	White	5600K	1800mcd	3.2V	20mA	120°				
Hyper Mini-Top LED												
720-LSM676-P2S1-1-Z	H	-	Super Red	633nm	224mcd	2.0V	20mA	120°				
720-LSM676-Q2S1-1-Z	H	-	Super Red	633nm	224mcd	2.0V	20mA	120°				
720-LSM67K-H2L1-1-Z	H	-	Super Red	630nm	14mcd	1.8V	2mA	120°				
720-LSM47K-J2L1-1-Z	H	-	Super Red	630nm	14mcd	1.8V	2mA	120°				
720-LSM67K-J2L1-1-Z	H	-	Super Red	630nm	14mcd	1.8V	2mA	120°				
720-LAM676-Q2T1-1-Z	H	-	Amber	615nm	355mcd	2.0V	20mA	120°				
720-LOM67KJ2M124Z	H	-	Orange	606nm	22.4mcd	1.8V	2mA	120°				
720-LYM676Q2T126Z	H	-	Yellow	587nm	355mcd	2.0V	20mA	120°				
720-LGM67KG1J224Z	H	-	Green	570nm	7.1mcd	1.8V	2mA	120°				
720-LGM67KH1J224Z	H	-	Green	570nm	7.1mcd	1.8V	2mA	120°				
720-LGM676N2Q124Z	H	-	Green	570nm	90mcd	3.4V	20mA	120°				
720-LPM67KD2G125Z	H	-	Pure Green	560nm	2.24mcd	1.8V	2mA	120°				
720-LPM676K2M125Z	H	-	True Green	532nm	140mcd	1.8V	10mA	120°				
720-LTM673N1R225Z	H	-	True Green	532nm	90mcd	3.0V	10mA	120°				
720-LBM673L1M235Z	H	-	Blue	471nm	19.6mcd	3.1V	10mA	120°				
720-LWM673N2R25K8LZ	H	-	White	5600K	180mcd	3.1V	10mA	120°				
720-LWM67CS1U25K8LZ	H	-	White	5600K	710mcd	3.6V	20mA	120°				

A

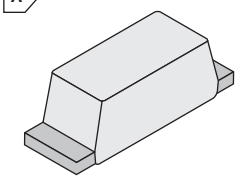

B

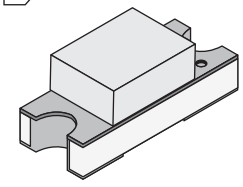

C

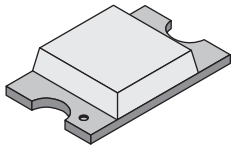

D

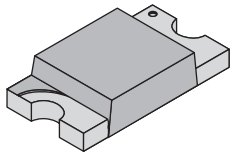

E

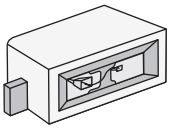

F

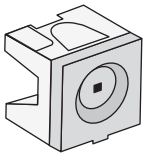

G

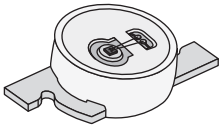

H

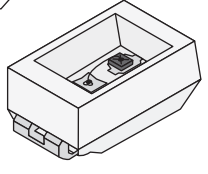

© Copyright 2014 Mouser Electronics

© Copyright 2014 Mouser Electronics

OSRAM SMD LEDs

RoHS Compliant This product is RoHS compliant.

OSRAM
Opto Semiconductors

PRODUCT NEW

For quantities greater than listed, call for quote.

MOUSER STOCK NO.	Fig.	Size	Emitting Color	Wavelength	Intensity (Typ.)	Forward Voltage	Forward Current	Viewing Angle	Price Each 1	10	50	100
Duris E3												
720-LCWJNSHECBQBS5R8	A	PLCC-4	Warm White	3000K	1940/2400mcd	3.4V	20mA	120°				
720-LCWJNSHECBQBS5U8	A	PLCC-4	Warm White	2700K	1800/2240mcd	3.4V	20mA	120°				
720-LCWJNSHECBRBT5H7	A	PLCC-4	Neutral White	5000K	2100/2590mcd	3.4V	20mA	120°				
720-LCWJNSHECBRBT5L7	A	PLCC-4	Warm White	4000K	2100/2590mcd	3.4V	20mA	120°				
Duris P5												
720-GWDASPAGUHQ5L7N1	B	2.6x2.2mm	Neutral White	4000K	33lm	3.02V	200mA	130°				
720-GWDASPAHPHR5H7I1	B	2.6x2.2mm	Neutral White	5000K	35.9lm	3.02V	200mA	130°				
720-GWDASPAGUHQ5R8T1	B	2.6x2.2mm	Neutral White	3000K	33lm	3.02V	200mA	130°				
720-GWDASPAHPHR5L7N1	B	2.6x2.2mm	Neutral White	4000K	35.9lm	3.02V	200mA	130°				
720-GWDASPAHQHS5H7I1	B	2.6x2.2mm	Neutral White	5000K	39lm	3.02V	200mA	130°				
Low Power LED												
720-LUWJNSHECRT5C8E1	A	PLCC-4	White	6500K	2100/2590mcd	2.8V, 3.4V	20mA	120°				
Hyper Top LED												
720-LST676-Q1R2-1-Z	C	PLCC-2	Super Red	645nm	180mcd	2.0V	20mA	120°				
720-LST67K-J1K2-1-Z	C	PLCC-2	Super Red	630nm	11.2mcd	1.8V	2mA	120°				
720-LST67K-J1L2-1-Z	C	PLCC-2	Super Red	630nm	18mcd	1.8V	2mA	120°				
720-LST67K-K1L2-1-Z	C	PLCC-2	Super Red	630nm	18mcd	1.8V	2mA	120°				
720-LOT67KK1M224Z	C	PLCC-2	Orange	606nm	28mcd	1.8V	2mA	120°				
720-LOT676Q2T124Z	C	PLCC-2	Orange	606nm	355mcd	2.0V	20mA	120°				
720-LYT67KJ2L126Z	C	PLCC-2	Yellow	587nm	14mcd	1.8V	2mA	120				
720-LYT67KJ2M126Z	C	PLCC-2	Yellow	587nm	22.4mcd	1.8V	2mA	120°				
720-LYT67KK2M126Z	C	PLCC-2	Yellow	587nm	22.4mcd	1.8V	2mA	120°				
720-LYT676S1T126Z	C	PLCC-2	Yellow	587nm	355mcd	2.0V	20mA	120°				
720-LGT67KH2K124Z	C	PLCC-2	Green	570nm	9mcd	1.8V	2mA	120°				
720-LGT67KG2K124Z	C	PLCC-2	Green	570nm	9mcd	1.8V	2mA	120				
720-LGT676P1Q224Z	C	PLCC-2	Green	570nm	112mcd	2.0V	20mA	120°				
720-LPT67KE1G225Z	C	PLCC-2	Pure Green	560nm	2.8mcd	1.8V	2mA	120°				
720-LPT676L1M225Z	C	PLCC-2	Pure Green	560nm	28mcd	2.0V	20mA	120°				
720-LTT673N2S125Z	C	PLCC-2	True Green	532nm	224mcd	3.0V	10mA	120°				
720-LTT67CS2V135Z	C	PLCC-2	True Green	528nm	900mcd	3.5V	20mA	120°				
720-LBT673L2N135Z	C	PLCC-2	Blue	471nm	75mcd	3.1V	10mA	120°				
720-LBT67CP2R135Z	C	PLCC-2	Blue	470nm	140mcd	3.6V	10mA	120°				
720-LWT673P1S15K8LZ	C	PLCC-2	White	5600K	224mcd	3.1V	10mA	120°				
720-LWT67CS2V15K8LZ	C	PLCC-2	White	5600K	900mcd	3.6V	20mA	120°				
Top LED												
720-LST67B-S1U1-1-Z	C	PLCC-2	Super Red	633nm	560mcd	2.1V	30mA	120°				
720-LRT68FU1AA11Z	C	PLCC-2	Red	625nm	925mcd	2.05V	20mA	120°				
720-LGT670K1L21Z	C	PLCC-2	Green	570nm	13mcd	2.0V	10mA	120°				
720-LWT6SCS2U13K6LZ	C	PLCC-2	White	5600K	560mcd	3.6V	20mA	120°				
Power Top LED												
720-LRE6SFAABB11Z	D	PLCC-4	Red	625nm	2800mcd	2.15V	50mA	120				
720-LSE67BS2V111Z	D	PLCC-4	Super Red	633nm	1700mcd	2.2V	50mA	120°				
720-LSE6SFV2BA11Z	D	PLCC-4	Super Red	633nm	2240mcd	2.15V	50mA	120°				
720-LAE67BU2AA241Z	D	PLCC-4	Amber	617nm	1400mcd	2.2V	50mA	120°				
720-LAE67FAABA243B5A	D	PLCC-4	Amber	617nm	1680mcd	2.3V	50mA	120°				
720-LAE6SFBACA241Z	D	PLCC-4	Amber	617nm	3550mcd	2.15V	50mA	120°				
720-LOE6SFABCB241Z	D	PLCC-4	Orange	606nm	4500mcd	2.15V	50mA	120°				
720-LYE6SFV2AB351Z	D	PLCC-4	Yellow	590nm	1800mcd	2.15V	50mA	120°				
720-LYE67BU2AA261Z	D	PLCC-4	Yellow	587nm	2950mcd	2.2V	50mA	120°				
720-LTE6SGAABA35Z	D	PLCC-4	True Green	525mn	2800mcd	3.4V	3.4mA	120				
720-LBE67C-R2T1-35Z	D	PLCC-4	Blue	469nm	196mcd	3.9V	30mA	120°				
720-LCWE6SGV1AB4R9TZ	D	PLCC-4	Warm White	3500K	1800mcd	3.4V	30mA	120°				
720-LCWE6SGV2BA4O9QZ	D	PLCC-4	Warm White	3800K	2240mcd	3.4V	30mA	120°				
720-LCWE6SGV2BA4L8NZ	D	PLCC-4	Warm White	4100K	2240mcd	3.4V	30mA	120°				
720-LWE67CU2V25K8L1Z	D	PLCC-4	White	5600K	1120mcd	3.9V	30mA	120°				
720-LWE6SCU2AA5K8L1Z	D	PLCC-4	White	5600K	1400mcd	3.9V	30mA	120°				
720-LUWE6SGAABA4N7QZ	D	PLCC-4	Ultra White	6500K	2240mcd	3.4V	30mA	120°				
720-LUWE6SGABBB4N7QZ	D	PLCC-4	Ultra White	6500K	2800mcd	3.3V	30mA	120				
Power Top Lens												
720-LSE63BBBCB11Z	E	PLCC-4	Super Red	633nm	1700mlm	2.2V	50mA	30°				
720-LSE65F-BBDA-1-Z	E	PLCC-4	Super Red	633nm	4480mlm	2.15V	50mA	60°				
720-LSE63F-DBFA-1-Z	E	PLCC-4	Super Red	633nm	4650mlm	2.15V	50mA	30°				
720-LAE65BBACA241Z	E	PLCC-4	Amber	617nm	3000mlm	2.2V	50mA	60°				
720-LAE63FEAFA243B5A	E	PLCC-4	Amber	617nm	5000mlm	2.15V	50mA	30°				
720-LAE65FCBEA243A4B	E	PLCC-4	Amber	617nm	7170mlm	2.15V	50mA	60°				
720-LYE63FEAFA461Z	E	PLCC-4	Yellow	590nm	5000mlm	2.15V	50mA	30°				
720-LYE63BCBEA261Z	E	PLCC-4	Yellow	587nm	3050mlm	2.2V	50mA	30°				
720-LTE63CBADB351Z	E	PLCC-4	True Green	525nm	2610mlm	3.8V	30mA	20°				
720-LBE63CU2V235LZ	E	PLCC-4	Blue	469nm	490mlm	3.9V	30mA	20°				
Multi-Top LED												
720-LSYT67BS1T2T1U21	F	PLCC-4	Red/Yellow	633/587nm	355/710mcd	2.1V, 2.1V	30mA	120°				
720-LSYT676P2R110Q2	F	PLCC-4	Red/Yellow	633/587nm	98/157mcd	2.0V, 2.0V	20mA	120°				
Advanced Power Top LED												
720-LRG6SPCADB11Z	G	PLCC-6	Red	625nm	7100mcd	2.1V	140mA	120°				
720-LTG6SPCBEB251Z	G	PLCC-6	True Green	528nm	11200mcd	3.6V	140mA	120°				
720-LBG6SPV2BB351Z	G	PLCC-6	Blue	470nm	2800mcd	3.6V	140mA	120°				
Advanced Power Top LED Plus												
720-LCWG5GPFZHX5L8NZ	H	PLCC-4	Warm White	4000K	6400mcd	3.2V	30mA	135°				
Multi LED												
720-LRTBGFTMST729Q5R	I	PLCC-6	Red/Gr/Blu	625/528/470nm	370/710/152mcd	2.05V, 3.2V, 3.0V	20mA	120°				
720-LTRBGFSFABQKYOZ	I	PLCC-6	Red/Gr/Blu	625/528/470nm	700/1350/160mcd	2.05V, 3.2V, 3.2V	20mA	120°				
720-LRTBGFTGT7AWV7A7	I	PLCC-6	Red/Gr/Blu	625/528/470nm	1077/1570/377mcd	2.05V, 3.2V, 3.2V	20mA	120°				
720-LRTBR98GR7T51S7U	J	-	Red/Gr/Blu	625/528/470nm	140/224/56mcd	2V, 3.3V, 3.4V	20mA	120°				

A


B
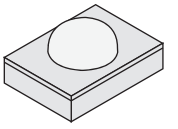

C
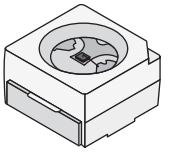

D
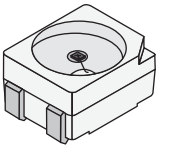

E
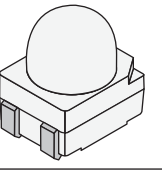

F
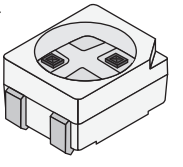

G
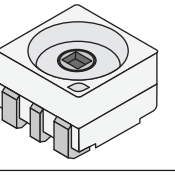

H


I
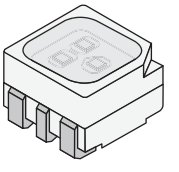

J
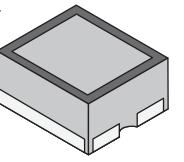

© Copyright 2014 Mouser Electronics

For current pricing, visit mouser.com

© Copyright 2014 Mouser Electronics

RoHS Compliant **This product is RoHS compliant.**

DIMENSIONS: mm

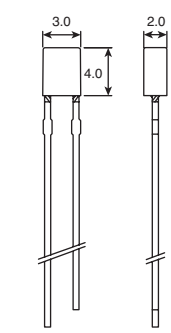

Square 3x2mm

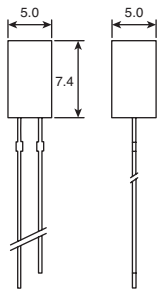

Square 5x5mm

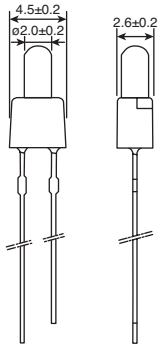

Round 2mm

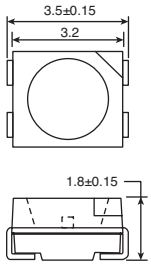

PLCC-4

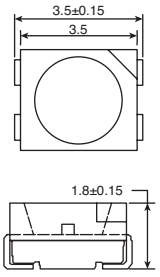

PL22-4

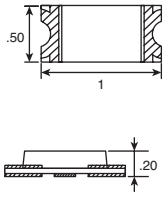

1005

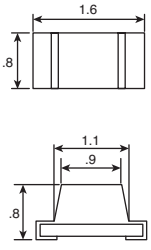

SS

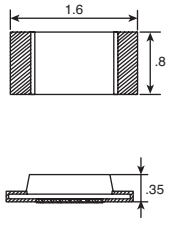

UTSS

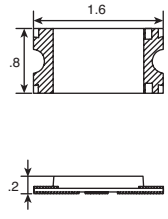

ESS II

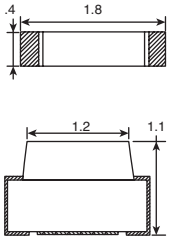

SV-0.4

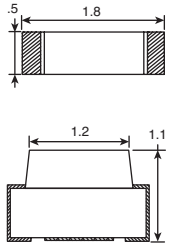

SV-0.5

PANASONIC THRU-HOLE LEDS

For quantities greater than listed, call for quote.

MOUSER STOCK NO.	Panasonic Part No.	Package	Color	Wavelength (nm)	Luminous Intensity Max. (mcd)	Forward Voltage Max. (V)	Price Each		
							1	25	100
667-LN260RPX	LN260RPX	Square 3x2mm	Red Diffused	700	0.7	2.8			
667-LN873RPX	LN873RPX	Square 5x5mm	Orange	630	3	2.8			
667-LN882RPX	LN882RPX	Round 2mm	Orange	630	6	2.8			

PANASONIC SURFACE MOUNT LEDS

For quantities greater than listed, call for quote.

MOUSER STOCK NO.	Panasonic Part No.	Package	Color	Wavelength (nm)	Luminous Intensity Max. (mcd)	Forward Voltage Max. (V)	Price Each		
							1	25	100
667-LNJ047X8ARA	LNJ047X8ARA	1005	White	-	111	3.2			
667-LNJ208R8ARA	LNJ208R8ARA	SS	Red	660	6.7	2.5			
667-LNJ247W82RA	LNJ247W82RA	1005	Red	645	26.8	2.3			
667-LNJ214R82RA	LNJ214R82RA	UTSS	Red	645	15	1.92			
667-LNJ252W82RA	LNJ252W82RA	SV-0.4	Red	645	40	2.5			
667-LNJ826W83RA	LNJ826W83RA	UTSS	Orange	630	47.3	2.1			
667-LNJ847W83RA	LNJ847W83RA	1005	Orange	630	47.3	2.3			
667-LNJ853W83RA	LNJ853W83RA	SV-0.5	Orange	630	52.5	2.3			
667-LNJ8L4C18RAA	LNJ8L4C18RAA	PLCC-4	Red	617	1130	2.65			
667-LNJ8L4C28RAA	LNJ8L4C28RAA	PLCC-4	Red	617	1810	2.65			
667-LNJ826W86RA	LNJ826W86RA	UTSS	Soft Orange	610	16.9	2.5			
667-LNJ853W86RA	LNJ853W86RA	SV-0.5	Soft Orange	610	23	2.3			
667-LNJ847W86RA	LNJ847W86RA	1005	Soft Orange	610	60.5	2.3			
667-LNJ447W84RA1	LNJ447W84RA1	1005	Amber	595	30	1.95			
667-LNJ426W83RA	LNJ426W83RA	UTSS	Amber	595	102	2.5			
667-LNJ347W83RA	LNJ347W83RA	1005	Green	575	28	2.3			
667-LNJ326W83RA	LNJ326W83RA	UTSS	Green	575	50	2.5			
667-LNJ308G8TRA	LNJ308G8TRA	SS	Yellow Green	565	5	2.6			
667-LNJ926W8CRA	LNJ926W8CRA	UTSS	Blue	465	24.6	3.15			
667-LNJ937W8CRA	LNJ937W8CRA	ESS II	Blue	465	30	3.2			
667-LNJ953W8CRA	LNJ953W8CRA	SV-0.5	Blue	465	34.7	3.2			
667-LNJ947W8CRA	LNJ947W8CRA	1005	Blue	465	55	3.2			

© Copyright 2014 Mouser Electronics

© Copyright 2014 Mouser Electronics

VCC LEDs

VCC OPTOELECTRONICS

RoHS Compliant **This product is RoHS compliant.**

DIMENSIONS: mm (in.)

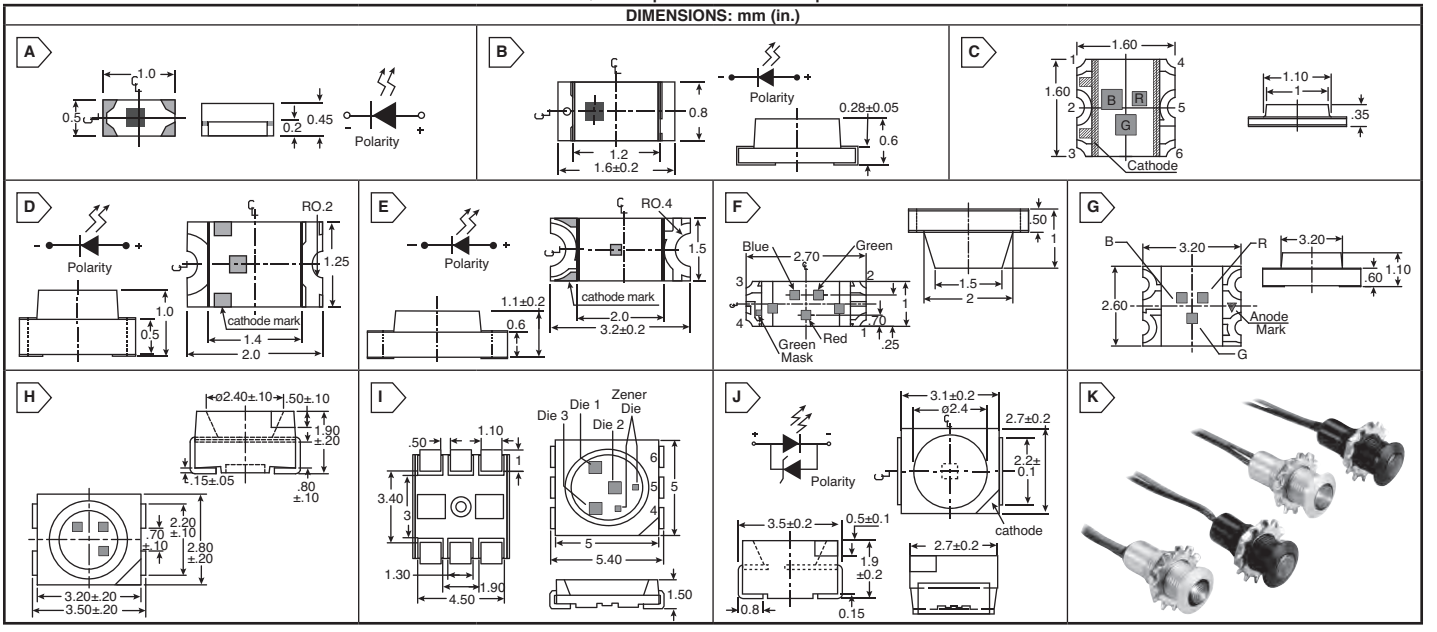

VCC SURFACE MOUNT LEDS

For quantities greater than listed, call for quote.

MOUSER STOCK NO.	VCC Part No.	Fig.	LED Color	LED Lens	Wavelength	Intensity Typ (mcd)	Viewing Angle	Price Each 1	100	500	1000
0402 Size											
593-VAOL-S4RP4	VAOL-S4RP4	A	Red	Water Clear	624nm	36	120°				
593-VAOL-S4YP4	VAOL-S4YP4	A	Yellow	Water Clear	589nm	38	120°				
593-VAOL-S4GT4	VAOL-S4GT4	A	Yellow Green	Water Clear	573nm	15	120°				
593-VAOL-S4SB4	VAOL-S4SB4	A	Blue	Water Clear	568nm	57	120°				
593-VAOL-S4WR4	VAOL-S4WR4	A	White	Yellow Diffused	- - -	57	130°				
0603 Size											
593-VAOL-S6RP4	VAOL-S6RP4	B	Red	Water Clear	650nm	16	120°				
593-VAOL-S6YP4	VAOL-S6YP4	B	Yellow	Water Clear	589nm	16	120°				
593-VAOL-S6GT4	VAOL-S6GT4	B	Yellow Green	Water Clear	573nm	14.5	120°				
593-VAOL-S6SB4	VAOL-S6SB4	B	Blue	Water Clear	568nm	11.5	120°				
593-VAOL-S6WR4	VAOL-S6WR4	B	White	Yellow Diffused	- - -	45	130°				
0606 Size											
593-VAOL-S19337RGB	VAOL-S19337RGB	C	RGB	Clear	624/525/470	100/180/50	120°				
0805 Size											
593-VAOL-S8RP4	VAOL-S8RP4	D	Red	Water Clear	624nm	38	140°				
593-VAOL-S8YP4	VAOL-S8YP4	D	Yellow	Water Clear	589nm	38	140°				
593-VAOL-S8GT4	VAOL-S8GT4	D	Yellow Green	Water Clear	573nm	17	140°				
593-VAOL-S8SB4	VAOL-S8SB4	D	Blue	Water Clear	568nm	36	140°				
593-VAOL-S8WR4	VAOL-S8WR4	D	White	Yellow Diffused	- - -	28	150°				
1206 Size											
593-VAOL-S12RP4	VAOL-S12RP4	E	Red	Water Clear	624nm	38	130°				
593-VAOL-S12YP4	VAOL-S12YP4	E	Yellow	Water Clear	589nm	39	130°				
593-VAOL-S12GT4	VAOL-S12GT4	E	Yellow Green	Water Clear	573nm	15	130°				
593-VAOL-S12SB4	VAOL-S12SB4	E	Blue	Water Clear	568nm	28.5	130°				
593-VAOL-S12WR4	VAOL-S12WR4	E	White	Yellow Diffused	- - -	45	140°				
2.7mm x 1mm											
593-VAOL-S2223RGB	VAOL-S2223RGB	F	RGB	Clear	- - -	72/180/45	120°				
3.2mm x 2.6mm											
593-VAOL-S1513RGB	VAOL-S1513RGB	G	RGB	Clear	624/525/470	140/180/70	120°				
3.2mm x 2.8mm											
593-VAOS-SP4RGB4	VAOS-SP4RGB4	H	RGB	Clear	- - -	112/180/72	120°				
5mm x 5mm											
593-VAOS-5050RGBW1	VAOS-5050RGB-W1	I	RGB	Clear	- - -	450/715/225	120°				
PLCC-2 Size											
593-VAOL-S2RP4	VAOL-S2RP4	J	Red	Water Clear	624nm	360	120°				
593-VAOL-S2YP4	VAOL-S2YP4	J	Yellow	Water Clear	589nm	360	120°				
593-VAOL-S2GT4	VAOL-S2GT4	J	Yellow Green	Water Clear	573nm	37	120°				
593-VAOL-S2SB4	VAOL-S2SB4	J	Blue	Water Clear	568nm	90	120°				
593-VAOL-S2WR4	VAOL-S2WR4	J	White	Yellow Diffused	- - -	715	120°				

VCC LED PANEL MOUNT INDICATORS

For quantities greater than listed, call for quote.

Black Body											
593-CNX4801CTP12	CNX 480 1 CTP 12	K	White	Clear Transparent	- - -	3500-4900	180°				
593-CNX4801CTP24	CNX 480 1 CTP 24	K	White	Clear Transparent	- - -	3500-4900	180°				
593-CNX4801GTP12	CNX 480 1 GTP 12	K	Green	Green Transparent	570	345-485	180°				
593-CNX4801GTP24	CNX 480 1 GTP 24	K	Green	Green Transparent	570	345-485	180°				
593-CNX4801RTP12	CNX 480 1 RTP 12	K	Red	Red Transparent	643	245-345	180°				
593-CNX4801RTP24	CNX 480 1 RTP 24	K	Red	Red Transparent	643	245-345	180°				
Silver Body											
593-CNX4802CTP12	CNX 480 2 CTP 12	K	White	Clear Transparent	- - -	3500-4900	180°				
593-CNX4802CTP24	CNX 480 2 CTP 24	K	White	Clear Transparent	- - -	3500-4900	180°				
593-CNX4802GTP12	CNX 480 2 GTP 12	K	Green	Green Transparent	570	345-485	180°				
593-CNX4802GTP24	CNX 480 2 GTP 24	K	Green	Green Transparent	570	345-485	180°				
593-CNX4802RTP12	CNX 480 2 RTP 12	K	Red	Red Transparent	643	245-345	180°				
593-CNX4802RTP24	CNX 480 2 RTP 24	K	Red	Red Transparent	643	245-345	180°				
Red, Black Body											
593-CNX4821RTP24	CNX 482 1 RTP 24	K	Red	Red Transparent	- - -	245-345	180°				
593-CNX4821GTP24	CNX 482 1 GTP 24	K	Green	Green Transparent	- - -	345-485	180°				

© Copyright 2014 Mouser Electronics
© Copyright 2014 Mouser Electronics

RoHS Compliant This product is RoHS compliant.

VCC THRU-HOLE LEDS

DIMENSIONS: mm (in.)

T1 3mm LEDs - without Base Flange

For quantities greater than listed, call for quote.

MOUSER STOCK NO.	VCC Part No.	Fig.	LED Color	LED Lens	Wave-length (nm)	Intensity Typ (mcd)	Viewing Angle	Price Each 1	10	100	500
593-VAOL-3HAE4	VAOL-3HAE4	A	Red	Clear	643	150	30				
593-VAOL-3MAE2	VAOL-3MAE2	A	Red	Diffused	640	80	60				
593-VAOL-3MCE2	VAOL-3MCE2	A	Yellow	Diffused	590	80	60				
593-VAOL-3HCE4	VAOL-3HCE4	A	Yellow	Clear	590	150	30				
593-VAOL-3MDE2	VAOL-3MDE2	A	Green	Diffused	570	80	60				
593-VAOL-3HDE4	VAOL-3HDE4	A	Green	Clear	570	170	30				
593-VAOL-3MSBY2	VAOL-3MSBY2	A	Blue	Diffused	470	1200	60				
593-VAOL-3HSBY4	VAOL-3HSBY4	A	Blue	Clear	470	2500	30				
593-VAOL-3MWY4	VAOL-3MWY4	A	White	Clear	-	2500	60				

T1 3mm LEDs - with Base Flange

For quantities greater than listed, call for quote.

593-VAOL-3GAE4	VAOL-3GAE4	B	Red	Clear	643	150	30				
593-VAOL-3LAE2	VAOL-3LAE2	B	Red	Diffused	640	80	60				
593-VAOL-3LCE2	VAOL-3LCE2	B	Yellow	Diffused	590	85	60				
593-VAOL-3GCE4	VAOL-3GCE4	B	Yellow	Clear	590	150	30				
593-VAOL-3LDE2	VAOL-3LDE2	B	Green	Diffused	570	80	60				
593-VAOL-3GDE4	VAOL-3GDE4	B	Green	Clear	570	170	30				
593-VAOL-3LSBY1	VAOL-3LSBY1	B	Blue	Milky Diffused	470	700	60				
593-VAOL-3LSBY2	VAOL-3LSBY2	B	Blue	Diffused	470	1200	60				
593-VAOL-3LSBY4	VAOL-3LSBY4	B	Blue	Clear	470	1200	60				
593-VAOL-3GSBY4	VAOL-3GSBY4	B	Blue	Clear	470	2500	30				
593-VAOL-3LWY4	VAOL-3LWY4	B	White	Clear	-	2500	60				
593-VAOL-3GWY4	VAOL-3GWY4	B	White	Clear	-	3500	30				

T1 3mm LEDs - Bi-Color

For quantities greater than listed, call for quote.

593-VAOB-3GACE2-C	VAOB-3GACE2-C	C	Red/Yellow	Milky Diffused	640/590	100/80	60				
593-VAOB-3GADE2-C	VAOB-3GADE2-C	C	Red/Green	Milky Diffused	640/570	100/80	60				
593-VAOB-3GCDE2-C	VAOB-3GCDE2-C	C	Yellow/Green	Milky Diffused	590/570	80/80	60				

T1 - 3/4 5mm LEDs - Cylindrical

For quantities greater than listed, call for quote.

MOUSER STOCK NO.	VCC Part No.	Fig.	LED Color	LED Lens	Wave-length (nm)	Intensity Typ (mcd)	Viewing Angle	Price Each 1	10	100	500
593-VAOL-5701AE4	VAOL-5701AE4	D	Red	Clear	643	85	100				
593-VAOL-5701CE4	VAOL-5701CE4	D	Yellow	Clear	590	80	100				
593-VAOL-5701DE4	VAOL-5701DE4	D	Green	Clear	570	100	100				
593-VAOL-5701SBY4	VAOL-5701SBY4	D	Blue	Clear	465	1000	100				
593-VAOL-5701WY4	VAOL-5701WY4	D	White	Clear	-	1800	100				

T1 - 3/4 5mm LEDs - without Base Flange

For quantities greater than listed, call for quote.

593-VAOL-5MAE2	VAOL-5MAE2	E	Red	Diffused	640	80	60				
593-VAOL-5MCE2	VAOL-5MCE2	E	Yellow	Diffused	590	80	60				
593-VAOL-5MDE2	VAOL-5MDE2	E	Green	Diffused	570	50	60				
593-VAOL-5MSBY2	VAOL-5MSBY2	E	Blue	Diffused	470	1500	60				

T1 - 3/4 5mm LEDs - with Base Flange

For quantities greater than listed, call for quote.

593-VAOL-5GAE4	VAOL-5GAE4	F	Red	Clear	643	250	30				
593-VAOL-5LAE1	VAOL-5LAE1	F	Red	Milky Diffused	640	80	60				
593-VAOL-5LAE2	VAOL-5LAE2	F	Red	Diffused	640	100	60				
593-VAOL-5LCE1	VAOL-5LCE1	F	Yellow	Milky Diffused	590	80	60				
593-VAOL-5LCE2	VAOL-5LCE2	F	Yellow	Diffused	590	100	60				
593-VAOL-5GCE4	VAOL-5GCE4	F	Yellow	Clear	590	380	30				
593-VAOL-5LDE1	VAOL-5LDE1	F	Green	Milky Diffused	570	50	60				
593-VAOL-5LDE2	VAOL-5LDE2	F	Green	Diffused	570	150	60				
593-VAOL-5GDE4	VAOL-5GDE4	F	Green	Clear	570	380	30				
593-VAOL-5LSBY1	VAOL-5LSBY1	F	Blue	Milky Diffused	470	1500	60				
593-VAOL-5LSBY2	VAOL-5LSBY2	F	Blue	Diffused	462	1500	60				
593-VAOL-5LSBY4	VAOL-5LSBY4	F	Blue	Clear	462	1500	60				
593-VAOL-5GSBY4	VAOL-5GSBY4	F	Blue	Clear	460	7000	30				
593-VAOL-5LWY4	VAOL-5LWY4	F	White	Clear	-	4000	60				
593-VAOL-5GWY4	VAOL-5GWY4	F	White	Clear	-	7000	30				

T1 - 3/4 5mm LEDs - Bi-Color

For quantities greater than listed, call for quote.

MOUSER STOCK NO.	VCC Part No.	Fig.	LED Color	LED Lens	Wave-length (nm)	Intensity Typ (mcd)	Viewing Angle	Price Each 1	10	100	500
593-VAOB-5H2ACE2	VAOB-5H2ACE2	G	Red/Yellow	Diffused	640/590	100/80	60				
593-VAOB-5H2ADE2	VAOB-5H2ADE2	G	Red/Green	Diffused	640/570	100/80	60				
593-VAOB-5H2CDE2	VAOB-5H2CDE2	G	Yellow/Green	Diffused	590/570	80/80	60				
593-VAOB-5GACT2-SC	VAOB-5GACT2-SC	H	Red/Yellow	Milky Diffused	640/590	80/70	60				
593-VAOB-5GADT2-SC	VAOB-5GADT2-SC	H	Red/Green	Milky Diffused	640/570	90/70	60				
593-VAOB-5GCDT2-SC	VAOB-5GCDT2-SC	H	Yellow/Green	Milky Diffused	590/570	70/63	60				
593-VAOB-5GACE2-C	VAOB-5GACE2-C	I	Red/Yellow	White Diffused	640/590	100/80	60				
593-VAOB-5GADE2-C	VAOB-5GADE2-C	I	Red/Green	White Diffused	640/570	100/80	60				
593-VAOB-5GCDE2-C	VAOB-5GCDE2-C	I	Yellow/Green	White Diffused	590/570	80/80	60				

T3 - 1/8 10mm LEDs

For quantities greater than listed, call for quote.

MOUSER STOCK NO.	VCC Part No.	Fig.	LED Color	LED Lens	Wave-length (nm)	Intensity Typ (mcd)	Viewing Angle	Price Each 1	10	100	500
593-VAOL-10GAT4	VAOL-10GAT4	J	Red	Clear	640	655	30				
593-VAOL-10GCE4	VAOL-10GCE4	J	Yellow	Clear	590	593	30				
593-VAOL-10GDE4	VAOL-10GDE4	J	Green	Clear	570	350	30				
593-VAOL-10GSBY4	VAOL-10GSBY4	J	Blue	Clear	470	7000	30				
593-VAOL-10GWY4	VAOL-10GWY4	J	White	Clear	-	8000	30				
593-VAOB-10GACE2-C	VAOB-10GACE2-C	K	Red/Yellow	White Diffused	640/590	100/90	30				
593-VAOB-10GADE2-C	VAOB-10GADE2-C	K	Red/Green	White Diffused	640/570	100/80	30				
593-VAOB-10GCDE2-C	VAOB-10GCDE2-C	K	Yellow/Green	White Diffused	590/570	90/80	30				

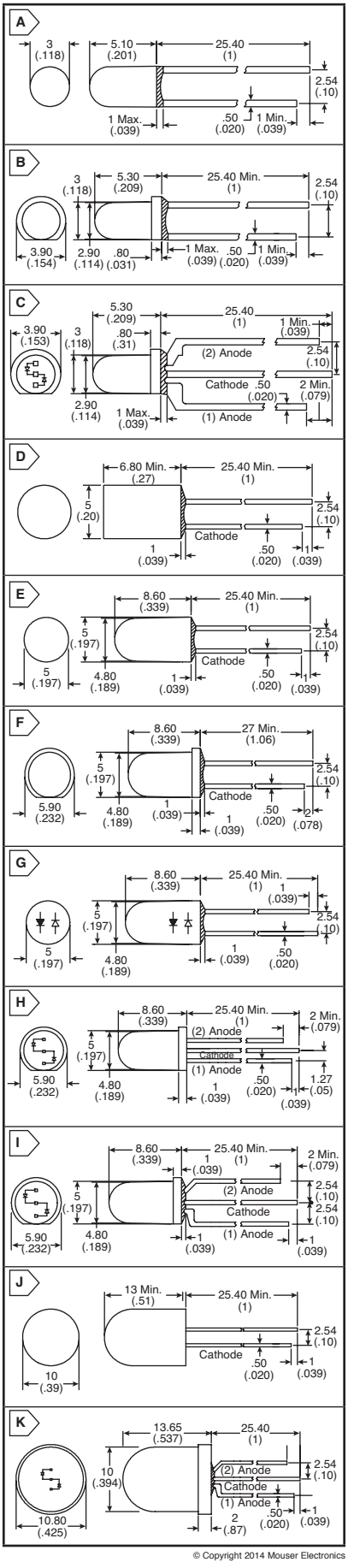

© Copyright 2014 Mouser Electronics

VISHAY LED Lamps

Products may be RoHS compliant. Check mouser.com for RoHS status.

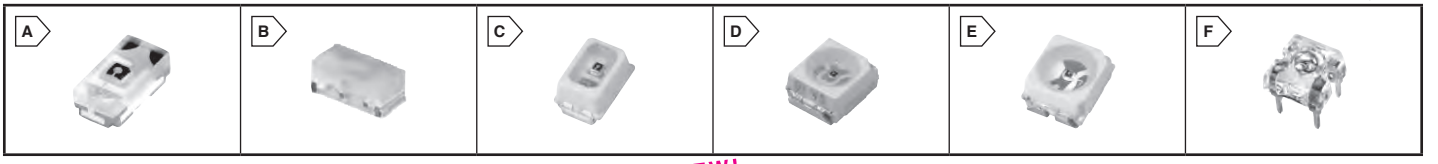

LED LAMPS

♦ Surface Mount Device

NEW! TECHNOLOGY

For quantities greater than listed, call for quote.

MOUSER STOCK NO.	Vishay Part No.	Fig.	Color		Forward Current (mA)	Forward Voltage		Luminous Intensity (mcd)			Peak Wavelength (nm)	Viewing Angle(°)	Price Each		
			LED	Lens		Typ.	Max.	Min.	Typ.	Max.			1	100	500
Case 0402 LED															
♦ 78-VLMB1500-GS08	VLMB1500-GS08	A	Blue	Non-Diffused	30	2.65	3.15	11.2	-	45	475	65			
♦ 78-VLMW1500-GS08	VLMW1500-GS08	A	Cool White	Non-Diffused	20	2.55	3.15	45	-	180	7000K	65			
♦ 78-VLMG1500-GS08	VLMG1500-GS08	A	Yellow/Green	Non-Diffused	30	2	2.4	18	35	-	571	65			
♦ 78-VLMO1500-GS08	VLMO1500-GS08	A	Soft Orange	Non-Diffused	30	2	2.4	45	90	-	605	65			
♦ 78-VLMS1500-GS08	VLMS1500-GS08	A	Super Red	Non-Diffused	30	2	2.4	18	54	-	631	65			
♦ 78-VLMY1500-GS08	VLMY1500-GS08	A	Yellow	Non-Diffused	30	2	2.4	28	-	180	571	65			
Case 0603 LED															
♦ 78-TLMB1100	TLMB1100-GS08	B	Blue	Non-Diffused	15	3.9	4.5	4.0	5.0	-----	428	80			
♦ 78-TLMG1100	TLMG1100-GS08	B	Green	Non-Diffused	30	2.1	3.0	12.5	35	-----	572	80			
♦ 78-TLMS1000	TLMS1000-GS08	B	Red	Clear Non-Diff	15	1.8	2.6	1.6	4.0	-----	640	160			
♦ 782-TLMS1100	TLMS1100-GS08	B	Red	Non-Diffused	30	2.1	3.0	32	63	-----	645	80			
♦ 78-TLMO1000	TLMO1000-GS08	B	Soft Orange	Clear Non-Diff	15	1.8	2.6	3.2	7.5	-----	610	160			
♦ 78-VLMW11R2S2	VLMW11R2S2-5K8L-08	B	White	Non-Diffused	20	2.9	4.0	140	-----	280	-----	80			
♦ 78-TLMY1100	TLMY1100-GS08	B	Yellow	Non-Diffused	30	2.1	3.0	50	80	-----	591	80			
♦ 78-VLMY1300-GS08	VLMY1300-GS08	B	Yellow	Clear Non-Diff	20	1.8	2.4	28	-	180	597	130			
♦ 78-VLMO1300-GS08	VLMO1300-GS08	B	Soft Orange	Clear Non-Diff	20	2	2.4	45	90	-	605	130			
♦ 78-VLMW1300-GS08	VLMW1300-GS08	B	White	Diffused	5	2.7	3.15	45	-	180	7000K	-			
♦ 78-VLMG1300-GS08	VLMG1300-GS08	B	Yellow/Green	Clear Non-Diff	20	2	2.4	18	35	-	571	130			
♦ 78-VLMTG1300-GS08	VLMTG1300-GS08	B	True Green	Clear Non-Diff	20	3.2	3.6	71	-	450	525	130			
♦ 78-VLMS1300-GS08	VLMS1300-GS08	B	Super Red	Clear Non-Diff	20	2	2.4	18	54	-	631	130			
♦ 78-VLMB1310-GS08	VLMB1310-GS08	B	Blue	Clear Non-Diff	20	2.8	3.8	28	-	180	475	130			
♦ 78-VLMB1300-GS08	VLMB1300-GS08	B	Blue	Clear Non-Diff	20	2.8	3.8	28	-	180	475	130			
MiniLED															
♦ 78-VLMS233T1V1-GS08	VLMS233T1V1-GS08	C	Soft Red	Non-Diff	20	2	2.6	280	450	900	639	60			
♦ 78-VLMR233T2V2-GS08	VLMR233T2V2-GS08	C	Red	Non-Diff	20	2	2.6	355	650	1120	632	60			
♦ 78-VLMK233U1AA-GS08	VLMK233U1AA-GS08	C	Amber	Non-Diff	20	2.1	2.6	450	680	1400	622	60			
♦ 78-VLMO233U1AA-GS08	VLMO233U1AA-GS08	C	Soft Orange	Non-Diff	20	2.1	2.6	450	760	1400	611	60			
♦ 78-VLMO233U2V2-35-08	VLMO233U2V2-35-08	C	Soft Orange	Non-Diff	20	2.1	2.6	560	760	1120	609	60			
♦ 78-VLMY233T2V2-GS08	VLMY233T2V2-GS08	C	Yellow	Non-Diff	20	2.15	2.6	355	650	1120	591	60			
♦ 78-VLMG21J2L1	VLMG21J2L1-GS08	C	Green	Clear Non-Diff	30	2.1	2.8	5.6	-----	14	565	60			
♦ 78-VLMS21H2L1	VLMS21H2L1-GS08	C	Red	Clear Non-Diff	30	2.1	3.0	3.55	-----	14	640	60			
PLCC-2															
♦ 78-VLMK51Y1Z1-GS08	VLMK51Y1Z1-GS08	D	Amber	Non-Diffused	200	2.2	2.65	2850	4500	5600	630	60			
♦ 78-VLMB31J2L2	VLMB31J2L2-GS08	D	Blue	Non-Diffused	20	3.9	4.5	5.6	-----	11.2	428	60			
♦ 78-VLMB41P1Q2	VLMB41P1Q2-GS08	D	Blue	Non-Diffused	20	3.0	4.2	45	-----	112	464	60			
♦ 78-VLMC3100	VLMC3100-GS08	D	Green	Non-Diffused	7	1.9	2.4	0.71	1.6	-----	565	60			
♦ 78-VLMG3100	VLMG3100-GS08	D	Green	Non-Diffused	30	2.2	2.8	4.5	16	-----	565	60			
♦ 78-VLMG31L1M2	VLMG31L1M2-GS08	D	Green	Non-Diffused	30	2.2	2.8	11	-----	28	565	60			
♦ 78-VLMT3100	VLMT3100-GS08	D	Hi-Eff. Red	Non-Diffused	7	2.2	2.9	0.28	2.5	-----	635	60			
♦ 78-VLMH3100	VLMH3100-GS08	D	Hi-Eff. Red	Non-Diffused	30	2.0	2.8	2.8	10	-----	635	60			
♦ 78-VLMO30K1M2	VLMO30K1M2-GS08	D	Orange	Clear Non-Diff	15	1.8	2.2	7.1	-----	28	610	60			
♦ 78-VLMP3100	VLMP3100-GS08	D	Pure Green	Non-Diffused	30	2.0	2.8	1.1	4.0	-----	555	60			
♦ 78-VLMK3100	VLMK3100-GS08	D	Red	Non-Diffused	30	1.9	2.6	11.2	50	-----	643	60			
♦ 78-VLMR51Y1Z1-GS08	VLMR51Y1Z1-GS08	D	Red	Non-Diffused	200	2.2	2.65	2850	----	5600	630	60			
♦ 78-VLMV3100	VLMV3100-GS08	D	Red/Green	Non-Diffused	30	2.4	3.0	2.8	6.0	-----	625/565	60			
♦ 78-VLMS30K1L2	VLMS30K1L2-GS08	D	Super Red	Clear Non-Diff	15	1.8	2.2	7.1	-----	18	635	60			
♦ 78-VLMW51N2P3-GS08	VLMW51N2P3-GS08	D	White	Non-Diffused	180	3.4	4.1	----	8	----	-----	60			
♦ 78-VLMA3100	VLMA3100-GS08	D	Yellow	Non-Diffused	7	2.2	2.9	0.28	2.5	-----	585	60			
♦ 78-VLMY3100	VLMY3100-GS08	D	Yellow	Non-Diffused	30	2.1	2.8	2.8	10	-----	585	60			
♦ 78-VLMY31K1L2	VLMY31K1L2-GS08	D	Yellow	Non-Diffused	30	2.1	2.8	7.1	-----	18	590	60			
♦ 78-VLME3100	VLME3100-GS08	D	Yellow	Non-Diffused	30	2.0	2.6	28	45	-----	590	60			
♦ 78-VLMY51Y2Z2-GS08	VLMY51Y2Z2-GS08	D	Yellow	Non-Diffused	200	2.2	2.65	3550	5000	7150	594	60			
PLCC-4															
♦ 78-VLMRGB343	VLMRGB343-ST-UV-RS	E	Blue	Non-Diffused	30	3.6	4.25	100	-----	200	470	60			
		E	Red	Non-Diffused	30	1.8	2.45	140	-----	285	625	60			
		E	True Green	Non-Diffused	30	3.7	4.25	285	-----	560	526	60			
♦ 78-VLMW322BACA5K8L	VLMW322BACA5K8L-08	E	White	Non-Diffused	50	3.4	4	1800	2800	3550	----	60			
♦ 78-VLMW321ABBB5K8L08	VLMW321ABBB5K8L-08	E	White	Non-Diffused	50	3.4	4	1400	2200	2850	----	60			
♦ 78-VLMW321BACA5K8L08	VLMW321BACA5K8L-08	E	White	Non-Diffused	50	3.4	4	1800	2800	3550	----	60			
78-TLWR8600	TLWR8600	F	Red	Clear Non-Diff	70	2.2	2.67	2000	3000	-	624	30			
78-TLWR8901	TLWR8901	F	Red	Clear Non-Diff	70	2.2	2.67	2000	3000	-	634	45			
78-TLWR8903	TLWR8903	F	Red	Clear Non-Diff	70	2.2	2.67	2500	-	4200	634	45			
78-TLWR9000	TLWR9000	F	Red	Clear Non-Diff	70	2.2	2.67	2500	3200	-	624	55			
78-TLWR9600	TLWR9600	F	Red	Clear Non-Diff	70	2.2	2.67	2500	3200	-	624	30			
78-TLWR8902	TLWR8902	F	Red	Clear Non-Diff	70	2.2	2.67	3000	-	4800	634	45			
78-VLWR9630	VLWR9630	F	Red	Clear Non-Diff	70	2.2	3.03	4000	-	12200	624	30			
78-VLWR9930	VLWR9930	F	Red	Clear Non-Diff	70	2.2	3.03	4000	-	12200	624	45			
78-VLWR9430	VLWR9430	F	Red	Clear Non-Diff	70	2.2	3.03	5000	6000	-	634	25x68			
78-VLWR9530	VLWR9530	F	Red	Clear Non-Diff	70	2.2	3.03	5000	6000	-	634	40x90			
78-VLWR9931	VLWR9931	F	Red	Clear Non-Diff	70	2.2	3.03	5000	-	12200	634	45			
78-VLWR9932	VLWR9932	F	Red	Clear Non-Diff	70	2.2	2.67	6000	-	12200	634	45			
78-VLWY9630	VLWY9630	F	Yellow	Clear Non-Diff	70	2.2	3.03	4000	-	12200	594	30			
78-VLWY9930	VLWY9930	F	Yellow	Clear Non-Diff	70	2.2	3.03	4000	-	12200	594	45			
78-VLWY9932	VLWY9932	F	Yellow	Clear Non-Diff	70	2.2	2.67	6000	-	12200	597	45			
78-VLWB9600	VLWB9600	F	Blue	Clear Non-Diff	50	3.9	4.7	800	1200	-	476	30			
78-VLWB9900	VLWB9900	F	Blue	Clear Non-Diff	50	3.9	4.7	800	1200	-	476	45			
78-VLWTG9600	VLWTG9600	F	Green	Clear Non-Diff	50	3.9	4.7	2000	2500	-	518	30			
78-VLWW8605	VLWW8605	F	White	Clear Non-Diff	50	4.3	5.2	630	1000	-	5500K	30			

© Copyright 2014 Mouser Electronics

© Copyright 2014 Mouser Electronics

VISHAY LED Lamps

Products may be RoHS compliant. Check mouser.com for RoHS status.

DIMENSIONS: mm

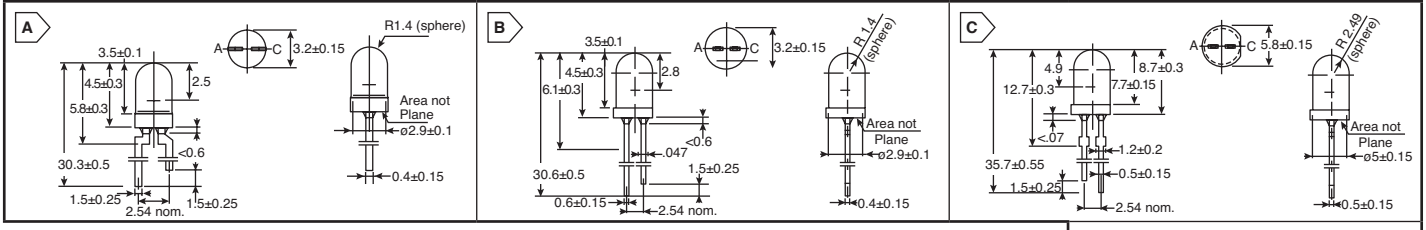

For quantities greater than listed, call for quote.

MOUSER STOCK NO.	Vishay Part No.	Fig.	Color		Forward Voltage			Luminous Intensity		Peak Wavelength (nm)	Viewing Angle	Price Each		
			LED	Lens	Typ.	Max.	Min.	Typ.	Max.			1	100	500
Standard T-1 (3mm)														
78-TLHB4200	TLHB4200	A	Blue	Tinted Non-Diff	3.9	4.5	25	50	-----	428	22°			
78-TLHR4200	TLHR4200	A	Hi-Eff. Red	Tinted Non-Diff	2.0	3.0	4.0	8.0	-----	635	22°			
78-TLHO4200	TLHO4200	A	Soft Orange	Tinted Non-Diff	2.4	3.0	4.0	10	-----	605	22°			
78-TLHG4200	TLHG4200	A	Green	Tinted Non-Diff	2.4	3.0	6.3	10	-----	565	22°			
78-TLHP4200	TLHP4200	A	Pure Green	Tinted Non-Diff	2.4	3.0	2.5	7.0	-----	555	22°			
78-TLHY4200	TLHY4200	A	Yellow	Tinted Non-Diff	2.4	3.0	4.0	10	-----	585	22°			
78-TLHB4400	TLHB4400	A	Blue	Tinted Blue Diff	3.9	4.5	6.3	15	-----	428	30°			
78-TLHR4400	TLHR4400	A	Hi-Eff. Red	Tinted Red Diff	2.0	3.0	1.6	3.0	-----	635	30°			
78-TLUR4400	TLUR4400	A	Univ. Red	Tinted Red Diff	2.0	3.0	4.0	-----	32	640	30°			
78-TLHO4400	TLHO4400	A	Soft Orange	Tinted Orange Diff	2.4	3.0	1.6	4.0	-----	605	30°			
78-TLHG4400	TLHG4400	A	Green	Tinted Green Diff	2.4	3.0	2.5	4.0	-----	565	30°			
78-TLHY4400	TLHY4400	A	Yellow	Tinted Yellow Diff	2.4	3.0	1.6	3.0	-----	585	30°			
78-TLHR4401	TLHR4401	A	Hi-Eff. Red	Tinted Red Diff	2.0	3.0	2.5	5.0	-----	635	30°			
78-TLUR4401	TLUR4401	A	Univ. Red	Red Diffused	2.0	3.0	4.0	-----	32	640	30°			
78-TLHG4401	TLHG4401	A	Green	Green Diffused	2.4	3.0	4.0	6.0	-----	565	30°			
78-TLHY4401	TLHY4401	A	Yellow	Tinted Yellow Diff	2.4	3.0	2.5	5.0	-----	585	30°			
78-TLHR4600	TLHR4600	A	Hi-Eff. Red	Tinted Red Diff	2.0	3.0	1.0	2.0	-----	635	60°			
78-TLHG4600	TLHG4600	A	Green	Tinted Green Diff	2.4	3.0	1.0	2.0	-----	565	60°			
78-TLHY4600	TLHY4600	A	Yellow	Tinted Yellow Diff	2.4	3.0	0.63	2.0	-----	585	60°			
78-TLHR4900	TLHR4900	B	Hi-Eff. Red	Clear	2.0	3.0	6.3	13	-----	635	16°			
78-TLHG4900	TLHG4900	B	Green	Clear	2.4	3.0	16	37	-----	565	16°			
78-TLHY4900	TLHY4900	B	Yellow	Clear	2.4	3.0	10	26	-----	585	16°			
Low Current T-1 (3mm)														
78-TLLR4400	TLLR4400	A	Hi-Eff. Red	Red Diffused	1.9	2.4	0.63	1.2	-----	635	25°			
78-TLLG4400	TLLG4400	A	Green	Green Diffused	1.9	2.4	0.63	1.2	-----	565	25°			
78-TLLR4401	TLLR4401	A	Hi-Eff. Red	Red Diffused	1.9	2.4	1.0	2.0	-----	635	25°			
78-TLLG4401	TLLG4401	A	Green	Green Diffused	1.9	2.4	1.0	2.0	-----	565	25°			
78-TLLY4401	TLLY4401	A	Yellow	Yellow Diffused	2.4	2.9	1.0	2.0	-----	585	25°			
Low Current (3mm)														
78-TLLY4400	TLLY4400	A	Yellow	Tinted Diffused	2.4	2.9	-----	1.2	-----	585	25°			
High Intensity T-1 (3mm)														
78-TLHK4200	TLHK4200	A	Red	Tinted Non-Diff	1.9	2.6	25	100	-----	643	22°			
78-TLDR4400	TLDR4400	A	Red	Red Diffused	1.8	2.2	25	45	-----	650	40°			
78-TLDR4900	TLDR4900	B	Red	Clear	1.8	2.2	63	200	-----	650	16°			
78-TLHF4900	TLHF4900	B	Soft Orange	Clear	1.9	2.6	66	300	-----	610	16°			
High Efficiency T-1 (3mm)														
78-TLHG4205	TLHG4205	A	Green	Non-Diffused	2.4	3	-----	20	-----	565	22°			
78-TLHR4205	TLHR4205	A	Red	Non-Diffused	2	3	-----	15	10	635	22°			
78-TLHY4205	TLHY4205	A	Yellow	Non-Diffused	2.4	3	-----	20	-----	585	22°			
Standard T-1 3/4 (5mm)														
78-TLHB5100	TLHB5100	C	Blue	Water Clear	3.9	4.5	66	210	-----	428	9°			
78-TLHB5102	TLHB5102	C	Blue	Water Clear	3.9	4.5	130	-----	360	428	9°			
78-TLHR5200	TLHR5200	D	Hi-Eff. Red	Tinted Non-Diff	2.0	3.0	10	20	-----	635	14°			
78-TLHG5200	TLHG5200	D	Green	Tinted Non-Diff	2.4	3.0	16	30	-----	565	14°			
78-TLHY5200	TLHY5200	D	Yellow	Tinted Non-Diff	2.4	3.0	10	30	-----	585	14°			
78-TLHB5400	TLHB5400	E	Blue	Blue Diffused	3.9	4.5	6.3	15	-----	428	30°			
78-TLDR5400	TLDR5400	E	Red	Red Diffused	1.8	2.2	35	70	-----	650	30°			
78-TLHR5400	TLHR5400	E	Hi-Eff. Red	Red Diffused	2.0	3.0	1.6	3.5	-----	635	30°			
78-TLUR5400	TLUR5400	E	Univ. Red	Red Diffused	2.0	3.0	4.0	15	-----	640	30°			
78-TLHG5400	TLHG5400	E	Green	Green Diffused	2.4	3.0	1.6	4.0	-----	565	30°			
78-TLHY5400	TLHY5400	E	Yellow	Yellow Diffused	2.4	3.0	1.6	3.5	-----	585	30°			
78-TLHG5800	TLHG5800	F	Green	Non-Diffused	2.4	3.0	400	700	-----	565	4°			
78-TLHP5800	TLHP5800	F	Pure Green	Non-Diffused	2.4	3.0	25	85	-----	555	4°			
78-TLHY5800	TLHY5800	F	Yellow	Non-Diffused	2.4	3.0	100	250	-----	585	4°			
Dual Color T-1 3/4 (5mm)														
78-TLUV5300	TLUV5300	G	Org. Red/Grn	Non-Diffused	2.0/2.4	3.0	1.0	2.5	-----	633/565	30°			
Low Current T-1 3/4 (5mm)														
78-TLLR5401	TLLR5401	E	Hi-Eff. Red	Red Diffused	1.9	2.4	1.0	2.0	-----	635	30°			
78-TLLG5401	TLLG5401	E	Green	Green Diffused	1.9	2.4	1.0	2.0	-----	565	30°			
78-TLLY5401	TLLY5401	E	Yellow	Yellow Diffused	2.4	2.9	1.0	2.0	-----	585	30°			
Low Current (5mm)														
78-TLLG5400	TLLG5400	D	Green	Tinted Diffused	1.9	2.4	-----	1.2	-----	565	25°			
78-TLLR5400	TLLR5400	D	Red	Tinted Diffused	1.9	2.4	-----	1.2	-----	635	25°			
High Efficiency T-1 (5mm)														
78-TLHG6405	TLHG6405	E	Green	Tinted Diffused	2.4	3	-----	15	-----	565	30°			
78-TLHG5401	TLHG5401	E	Green	Tinted Diffused	2.4	3	-----	10	-----	565	30°			
78-TLHR5401	TLHR5401	E	Red	Tinted Diffused	2.0	3	-----	12	-----	636	30°			
High Intensity T-1 3/4 (5mm)														
78-TLHK5100	TLHK5100	H	Red	Clear	1.9	2.6	320	-----	-----	643	9°			
78-TLHG5100	TLHG5100	H	Green	Clear	2.4	3.0	240	-----	-----	565	9°			
78-TLHE5100	TLHE5100	H	Yellow	Clear	2.0	2.6	750	-----	-----	590	9°			
78-TLHK5800	TLHK5800	F	Red	Non-Diffused	1.9	2.6	1000	2500	-----	643	4°			
78-TLDR5800	TLDR5800	F	Red	Clear	1.8	2.2	1000	2500	-----	650	4°			
78-TLHE5800	TLHE5800	F	Yellow	Non-Diffused	2.0	2.6	1000	3500	-----	590	4°			
Ultrabright T-1 3/4 (5mm)														
78-TLCR5800	TLCR5800	H	Red	Clear	2.1	2.7	7500	20000	-----	622	4°			
78-TLCY5800	TLCY5800	H	Yellow	Clear	2.1	2.7	5750	14000	-----	593	4°			

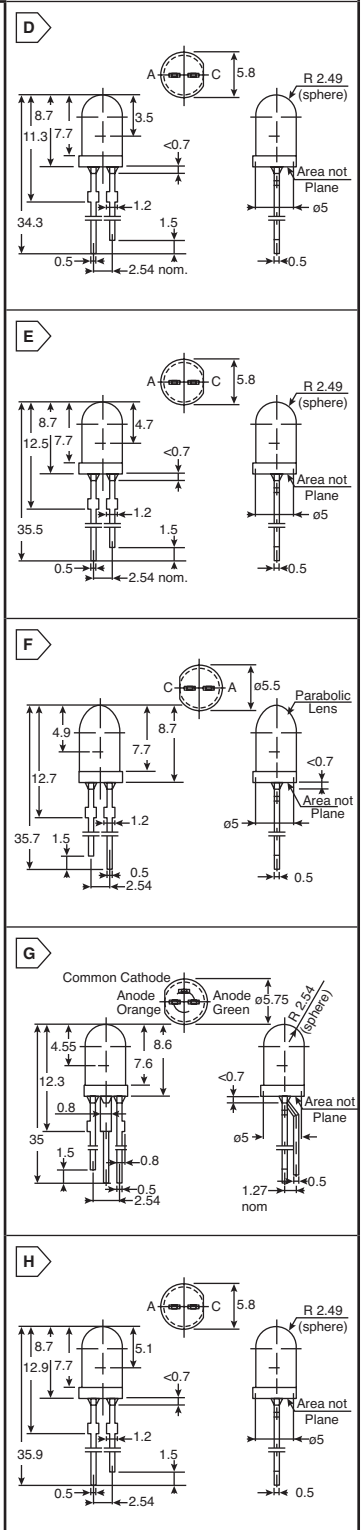

© Copyright 2014 Mouser Electronics

© Copyright 2014 Mouser Electronics

Ultra-Violet (UV) LEDs

RoHS Compliant **This product is RoHS compliant.**

BIVAR UV LEDs

For quantities greater than listed, call for quote.

MOUSER STOCK NO.	Bivar Part No.	Fig.	Package	Wavelength (nm)	Intensity (mW)	Voltage (VDC)	Viewing Angle	Price Each 1	10	50	100
749-SM1206UV-395-IL	SM1206UV-395-IL	A	1206	395	0.65	3.4	30°				
749-SM1206UV-400-IL	SM1206UV-400-IL	A	1206	400	0.65	3.4	30°				
749-SM1206UV-405-IL	SM1206UV-405-IL	A	1206	405	0.65	3.4	30°				

For quantities greater than listed, call for quote.

MOUSER STOCK NO.	Bivar Part No.	Fig.	Package	Wave-length (nm)	Optical Power Output (mW) Min.	Typ.	Voltage (VDC)	Viewing Angle	Price Each 1	10	50	100
749-UV3TZ-390-15	UV3TZ-390-15	B	T-1	390	5	10	3.4	15°				
749-UV3TZ-395-15	UV3TZ-395-15	B	T-1	395	5	10	3.4	15°				
749-UV3TZ-400-15	UV3TZ-400-15	B	T-1	400	5	10	3.4	15°				
749-UV3TZ-405-15	UV3TZ-405-15	B	T-1	405	5	10	3.4	15°				
749-UV3TZ-390-30	UV3TZ-390-30	B	T-1	390	5	10	3.4	30°				
749-UV3TZ-395-30	UV3TZ-395-30	B	T-1	395	5	10	3.4	30°				
749-UV3TZ-400-30	UV3TZ-400-30	B	T-1	400	5	10	3.4	30°				
749-UV3TZ-405-30	UV3TZ-405-30	B	T-1	405	5	10	3.4	30°				
749-UV5TZ-390-15	UV5TZ-390-15	C	T-1 3/4	390	10	20	3.4	15°				
749-UV5TZ-395-15	UV5TZ-395-15	C	T-1 3/4	395	10	20	3.4	15°				
749-UV5TZ-400-15	UV5TZ-400-15	C	T-1 3/4	400	10	20	3.4	15°				
749-UV5TZ-405-15	UV5TZ-405-15	C	T-1 3/4	405	10	20	3.4	15°				
749-UV5TZ-390-30	UV5TZ-390-30	C	T-1 3/4	390	10	20	3.4	30°				
749-UV5TZ-395-30	UV5TZ-395-30	C	T-1 3/4	395	10	20	3.4	30°				
749-UV5TZ-400-30	UV5TZ-400-30	C	T-1 3/4	400	10	20	3.4	30°				
749-UV5TZ-405-30	UV5TZ-405-30	C	T-1 3/4	405	10	20	3.4	30°				

VCC UV LEDS

For quantities greater than listed, call for quote.

MOUSER STOCK NO.	VCC Part No.	Fig.	Package	Wavelength (nm)	Intensity (mcd)	Voltage (VDC)	Viewing Angle	Price Each 1	10	50	100
593-VAOL3EUV0Y4	VAOL-3EUV0Y4	B	T-1	405	150	3.0	15°				
593-VAOL3EUV8Y4	VAOL-3EUV8Y4	B	T-1	385	72	3.0	15°				
593-VAOL3GUV0Y4	VAOL-3GUV0Y4	B	T-1	405	120	3.0	30°				
593-VAOL3GUV8Y4	VAOL-3GUV8Y4	B	T-1	385	55	3.0	30°				
593-VAOL5EUV0T4	VAOL-5EUV0T4	C	T-1 3/4	405	200	3.0	15°				
593-VAOL5EUV8T4	VAOL-5EUV8T4	C	T-1 3/4	385	100	3.0	15°				
593-VAOL5GUV0T4	VAOL-5GUV0T4	C	T-1 3/4	405	160	3.0	30°				
593-VAOL5GUV8T4	VAOL-5GUV8T4	C	T-1 3/4	385	80	3.0	30°				

LUMEX UV LEDS

PRODUCT NEW

For quantities greater than listed, call for quote.

MOUSER STOCK NO.	Lumex Part No.	Fig.	Package	Wave-length (nm)	Optical Power Output (mW) Min.	Typ.	Voltage (VDC)	Viewing Angle	Price Each 1	10	50	100
696-SSL-LXTO46355C	SSL-LXTO46355C	D	TO-46	355	-	0.3	3.3	80°				
696-SSL-LXTO46365C	SSL-LXTO46365C	D	TO-46	365	-	0.4	3.6	80°				
696-SSL-LXTO46375C	SSL-LXTO46375C	D	TO-46	377	-	1.3	3.6	80°				
696-SSL-LXTO46UV1C	SSL-LXTO46UV1C	D	TO-46	385	2.0	4.0	3.3	80°				
696-SSL-LXTO46UV2C	SSL-LXTO46UV2C	D	TO-46	405	1.5	2.5	3.7	80°				
696-SSL-LXTO46UV3C	SSL-LXTO46UV3C	D	TO-46	415	4.0	6.0	3.3	80°				

LEDENGIN HIGH-POWER UV LEDs

Features:

- Surface mount ceramic package with integrated glass lens
- Very low Thermal Resistance (3°C/W)
- JEDEC Level 1 for Moisture Sensitivity Level
- Reflow solderable (up to 6 cycles)

PRODUCT NEW

For quantities greater than listed, call for quote.

MOUSER STOCK NO.	Ledengin Part No.	Fig.	Wattage	Wavelength (nm)	Radiant Flux (typ)	Voltage (VDC) (typ)	Current (mA)	Viewing Angle	Price Each 1	10	50	100
897-LZ110UA00-U4	LZ1-10UA00-U4	E	5	390	550mW	3.9	700	85°				
897-LZ110UA00-U5	LZ1-10UA00-U5	E	5	395	550mW	3.9	700	85°				
897-LZ110UA00-U6	LZ1-10UA00-U6	E	5	400	550mW	3.9	700	85°				
897-LZ110UA00-U7	LZ1-10UA00-U7	E	5	405	550mW	3.9	700	85°				
897-LZ110UA00-U8	LZ1-10UA00-U8	E	5	410	550mW	3.9	700	85°				
897-LZ400UA00	LZ4-00UA00	-	10	400	2100mW	15.6	700	115°				
897-LZ440UA00-U4	LZ4-40UA00-U4	E	10	390	2100mW	15.6	700	115°				
897-LZ440UA00-U5	LZ4-40UA00-U5	E	10	395	2100mW	15.6	700	115°				
897-LZ440UA00-U6	LZ4-40UA00-U6	E	10	400	2100mW	15.6	700	115°				
897-LZ440UA00-U7	LZ4-40UA00-U7	E	10	405	2100mW	15.6	700	115°				
897-LZ440UA00-U8	LZ4-40UA00-U8	E	10	410	2100mW	15.6	700	115°				
897-LZC70U600	LZC-70U600	E	40	365	1650mW	49	700	95°		-	-	-
897-LZC70UA00	LZC-70UA00	E	40	400	5600mW	44	700	95°				
897-LZC70UA00-U4	LZC-70UA00-U4	E	40	390	5600mW	44	700	95°				
897-LZC70UA00-U5	LZC-70UA00-U5	E	40	395	5600mW	44	700	95°				
897-LZC70UA00-U6	LZC-70UA00-U6	E	40	400	5600mW	44	700	95°				
897-LZC70UA00-U7	LZC-70UA00-U7	E	40	405	5600mW	44	700	95°				
897-LZC70UA00-U8	LZC-70UA00-U8	E	40	410	5600mW	44	700	95°				
897-LZPD0UA00	LZP-D0UA00	F	90	400	12400mW	22	700	95°		-	-	-

LUMINUS DEVICES HIGH-POWER UV LEDS

Applications:

- Curing Inks, Coatings, and Adhesives
- Inspection
- Machine Vision
- Fiber-coupled Illumination
- Specialty Projection Systems for Maskless Lithography - Optically matched to TI0.95"DMD
- Rapid Prototyping and 3D Printing
- Medical and Scientific Instrumentation

PRODUCT NEW

For quantities greater than listed, call for quote.

MOUSER STOCK NO.	Luminus Devices Part No.	Fig.	Color	Wavelength (nm)	Radiometric Flux (W)	Operating Voltage	Operating Current (A)	Price Each 1	25	100	500
896-CBT120UVG38222	CBT-120-UV-G382-22	G	UltraViolet	382-392	10	3.7	18				
896-CBT120UV	CBT-120-UV-I382-22	G	UltraViolet	390	11	3.7	18				
896-SCBT120UV4I38222	SCBT-120-UV-C14-I382-22	H	UltraViolet	385	10	3.7	18			-	-

DIMENSIONS: mm

A

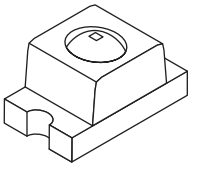

B

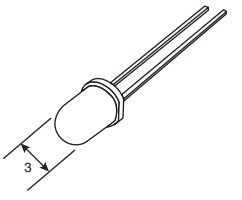

C

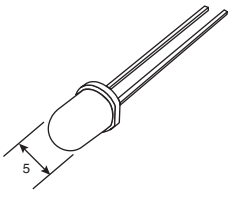

D

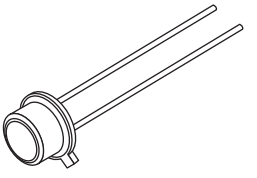

E

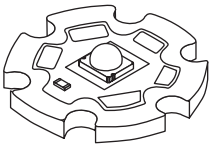

F



G



H



© Copyright 2014 Mouser Electronics

For current pricing, visit mouser.com

© Copyright 2014 Mouser Electronics

BIVAR Nylon Hardware

RoHS Compliant **This product is RoHS compliant.**

NYLON TUBULAR SPACERS

Universal Spacers give users an extremely wide selection of tubular spaces for mounting PCS discrete devices in any lead pattern and elevation. Seventeen basic I.D./O.D. combinations with heights ranging from .030" (.76) through 1.250" (31.8), in .005" (.13) increments are available from factory stock or within two weeks. Such a broad selection permits the user to choose the most suitable sizes for strength, elevation and ease of assembly, as well as providing for proper filleting and cleaning.

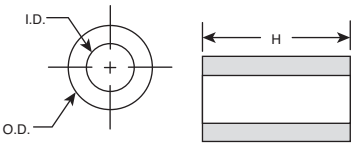



900 Series

MOUSER STOCK NO.		"H" Dimensions: in.	Dimensions: in. (mm)		Price Each			
Mfr.	Mfr. Part No.		I.D.	O.D.	1	10	100	500
749—	901-020	.020	.028 (.71)	.085 (2.2)				
749—	901-030	.030	.028 (.71)	.085 (2.2)				
749—	901-040	.040	.028 (.71)	.085 (2.2)				
749—	901-050	.050	.028 (.71)	.085 (2.2)				
749—	901-060	.060	.028 (.71)	.085 (2.2)				
749—	901-070	.07	.028 (.71)	.085 (2.2)				
749—	901-100	.100	.028 (.71)	.085 (2.2)				
749—	901-1.250	1.250	.028 (.71)	.085 (2.2)				
749—	901-105	.105	.028 (.71)	.085 (2.2)				
749—	901-120	.120	.028 (.71)	.085 (2.2)				
749—	901-125	.125	.028 (.71)	.085 (2.2)				
749—	901-350	.350	.028 (.71)	.085 (2.2)				
749—	901-480	.480	.028 (.71)	.085 (2.2)				
749—	902-030	.030	.032 (.81)	.125 (3.2)				
749—	902-065	.065	.032 (.81)	.125 (3.2)				
749—	902-070	.070	.032 (.81)	.125 (3.2)				
749—	902-080	.080	.032 (.81)	.125 (3.2)				
749—	902-090	.090	.032 (.81)	.125 (3.2)				
749—	902-365	.365	.032 (.81)	.125 (3.2)				
749—	902-375	.375	.032 (.81)	.125 (3.2)				
749—	902-750	.750	.032 (.81)	.125 (3.2)				
749—	903-060	.060	.047 (1.2)	.156 (4.0)				
749—	903-065	.065	.047 (1.2)	.156 (4.0)				
749—	903-100	.100	.047 (1.2)	.156 (4.0)				
749—	903-120	.120	.047 (1.2)	.156 (4.0)				
749—	903-200	.200	.047 (1.2)	.156 (4.0)				
749—	903-215	.215	.047 (1.2)	.156 (4.0)				
749—	903-350	.350	.047 (1.2)	.156 (4.0)				
749—	903-765	.765	.047 (1.2)	.156 (4.0)				
749—	904-100	.100	.063 (1.6)	.187 (4.7)				
749—	904-150	.150	.063 (1.6)	.187 (4.7)				
749—	904-170	.170	.063 (1.6)	.187 (4.7)				
749—	904-300	.300	.063 (1.6)	.187 (4.7)				
749—	904-400	.400	.063 (1.6)	.187 (4.7)				
749—	905-040	.040	.147 (3.7)	.250 (6.4)				
749—	905-050	.050	.147 (3.7)	.250 (6.4)				
749—	905-095	.095	.147 (3.7)	.250 (6.4)				
749—	905-100	.100	.147 (3.7)	.25 (6.4)				
749—	905-150	.150	.147 (3.7)	.25 (6.4)				
749—	905-190	.190	.147 (3.7)	.250 (6.4)				
749—	905-195	.195	.147 (3.7)	.250 (6.4)				
749—	905-250	.250	.147 (3.7)	.250 (6.4)				
749—	905-315	.315	.147 (3.7)	.250 (6.4)				
749—	905-350	.350	.147 (3.7)	.250 (6.4)				
749—	905-650	.650	.147 (3.7)	.250 (6.4)				
749—	906-075	.075	.085 (2.2)	.148 (3.8)				
749—	906-115	.115	.085 (2.2)	.148 (3.8)				
749—	906-150	.150	.085 (2.2)	.148 (3.8)				
749—	906-160	.160	.085 (2.2)	.148 (3.8)				
749—	906-175	.175	.085 (2.2)	.148 (3.8)				
749—	906-220	.220	.085 (2.2)	.148 (3.8)				
749—	906-310	.310	.085 (2.2)	.148 (3.8)				
749—	907-030	.030	.105 (2.7)	.167 (4.2)				
749—	907-080	.080	.105 (2.7)	.167 (4.2)				
749—	907-100	.100	.105 (2.7)	.167 (4.2)				
749—	907-150	.150	.105 (2.7)	.167 (4.2)				
749—	907-185	.185	.105 (2.7)	.167 (4.2)				
749—	907-200	.200	.105 (2.7)	.167 (4.2)				
749—	907-215	.215	.105 (2.7)	.167 (4.2)				
749—	907-245	.245	.105 (2.7)	.167 (4.2)				
749—	907-375	.375	.105 (2.7)	.167 (4.2)				
749—	907-530	.530	.105 (2.7)	.167 (4.2)				

MOUSER STOCK NO.		"H" Dimensions: in.	Dimensions: in. (mm)		Price Each			
Mfr.	Mfr. Part No.		I.D.	O.D.	1	10	100	500
Cont.								
749—	907-565	.565	.105 (2.7)	.167 (4.2)				
749—	908-040	.040	.125 (3.2)	.187 (4.7)				
749—	908-115	.115	.125 (3.2)	.187 (4.7)				
749—	908-150	.150	.125 (3.2)	.187 (4.7)				
749—	908-205	.205	.125 (3.2)	.187 (4.7)				
749—	908-270	.270	.125 (3.2)	.187 (4.7)				
749—	908-275	.275	.125 (3.2)	.187 (4.7)				
749—	908-305	.305	.125 (3.2)	.187 (4.7)				
749—	908-315	.315	.125 (3.2)	.187 (4.7)				
749—	908-470	.470	.125 (3.2)	.187 (4.7)				
749—	908-550	.550	.125 (3.2)	.187 (4.7)				
749—	908-800	.800	.125 (3.2)	.187 (4.7)				
749—	910-125	.125	.091 (2.3)	.250 (6.4)				
749—	910-250	.250	.091 (2.3)	.250 (6.4)				
749—	911-080	.080	.125 (3.2)	.250 (6.4)				
749—	911-105	.105	.125 (3.2)	.250 (6.4)				
749—	911-155	.155	.125 (3.2)	.250 (6.4)				
749—	911-235	.235	.125 (3.2)	.250 (6.4)				
749—	911-275	.275	.125 (3.2)	.250 (6.4)				
749—	911-325	.325	.125 (3.2)	.250 (6.4)				
749—	911-350	.350	.125 (3.2)	.250 (6.4)				
749—	911-470	.470	.125 (3.2)	.250 (6.4)				
749—	911-630	.630	.125 (3.2)	.250 (6.4)				
749—	911-1.000	1.000	.125 (3.2)	.250 (6.4)				
749—	912-185	.185	.171 (4.3)	.250 (6.4)				
749—	912-220	.220	.171 (4.3)	.250 (6.4)				
749—	912-360	.360	.171 (4.3)	.250 (6.4)				
749—	912-375	.375	.171 (4.3)	.250 (6.4)				
749—	912-380	.380	.171 (4.3)	.250 (6.4)				
749—	913-090	.090	.091 (2.3)	.187 (4.7)				
749—	913-100	.100	.091 (2.3)	.187 (4.7)				
749—	913-195	.195	.091 (2.3)	.187 (4.7)				
749—	913-245	.245	.091 (2.3)	.187 (4.7)				
749—	913-1.000	1.000	.091 (2.3)	.187 (4.7)				
749—	937-090	.090	.090 (2.3)	.125 (3.2)				
749—	937-095	.095	.090 (2.3)	.125 (3.2)				
749—	937-200	.200	.090 (2.3)	.125 (3.2)				
749—	937-250	.250	.090 (2.3)	.125 (3.2)				
749—	937-300	.300	.090 (2.3)	.125 (3.2)				
749—	937-520	.520	.090 (2.3)	.125 (3.2)				
749—	938-030	.030	.032 (.81	.085 (2.2)				
749—	938-040	.040	.032 (.81)	.085 (2.2)				
749—	938-050	.050	.032 (.81)	.085 (2.2)				
749—	938-060	.060	.032 (.81)	.085 (2.2)				
749—	938-130	.130	.032 (.82	.085 (2.2)				
749—	938-190	.190	.032 (.83	.085 (2.2)				
749—	939-030	.030	.047 (1.2)	.125 (3.2)				
749—	939-040	.040	.047 (1.2)	.125 (3.2)				
749—	939-060	.060	.047 (1.2)	.125 (3.2)				
749—	939-090	.090	.047 (1.2)	.125 (3.2)				
749—	939-170	.170	.047 (1.2)	.125 (3.2)				
749—	939-270	.270	.047 (1.2)	.125 (3.2)				
749—	939-310	.310	.047 (1.2)	.125 (3.2)				
749—	939-480	.480	.047 (1.2)	.125 (3.2)				
749—	939-625	.625	.047 (1.2)	.125 (3.2)				
749—	939-735	.735	.047 (1.2)	.125 (3.2)				
749—	940-125	.125	.063 (1.6)	.156 (4.0)				
749—	940-160	.160	.063 (1.6)	.156 (4.0)				
749—	940-510	.510	.063 (1.6)	.156 (4.0)				
749—	940-1.000	1.000	.063 (1.6)	.156 (4.0)				
749—	941-100	.100	.135 (3.4)	.230 (5.8)				

9900 Series

For quantities greater than listed, call for quote.

MOUSER STOCK NO.	Bivar Part No.	Screw Size	Inside Dimension (in.)	Outside Dimension (in.)	Height (in.)	Price Each			
						1	10	100	500
749-9905-062	9905-062	#6	.147	.250	1/16				
749-9905-187	9905-187	#6	.147	.250	3/16				
749-9905-250	9905-250	#6	.147	.250	1/4				
749-9905-437	9905-437	#6	.147	.250	7/16				
749-9905-562	9905-562	#6	.147	.250	9/16				
749-9905-750	9905-750	#6	.147	.250	3/4				
749-9905-812	9905-812	#6	.147	.250	13/16				
749-9905-1.000	9905-1.000	#6	.147	.250	1				
749-9908-062	9908-062	#4	.125	.187	1/16				
749-9908-250	9908-250	#4	.125	.187	1/4				
749-9908-437	9908-437	#4	.125	.187	7/16				
749-9908-562	9908-562	#4	.125	.187	9/16				
749-9908-625	9908-625	#4	.125	.187	5/8				
749-9908-750	9908-750	#4	.125	.187	3/4				
749-9910-062	9910-062	#2	.091	.250	1/16				
749-9910-125	9910-125	#2	.091	.250	1/8				
749-9910-250	9910-250	#2	.091	.250	1/4				

For quantities greater than listed, call for quote.

MOUSER STOCK NO.	Bivar Part No.	Screw Size	Inside Dimension (in.)	Outside Dimension (in.)	Height (in.)	Price Each			
						1	10	100	500
749-9910-375	9910-375	#2	.091	.250	3/8				
749-9911-125	9911-125	#4	.125	.250	1/8				
749-9911-312	9911-312	#4	.125	.250	5/16				
749-9911-375	9911-375	#4	.125	.250	3/8				
749-9911-500	9911-500	#4	.125	.250	1/2				
749-9911-750	9911-750	#4	.125	.250	3/4				
749-9912-125	9912-125	#8	.171	.250	1/8				
749-9912-250	9912-250	#8	.171	.250	1/4				
749-9912-437	9912-437	#8	.171	.250	7/16				
749-9912-500	9912-500	#8	.171	.250	1/2				
749-9912-750	9912-750	#8	.171	.250	3/4				
749-9913-125	9913-125	#2	.091	.187	1/8				
749-9913-187	9913-187	#2	.091	.187	3/16				
749-9913-312	9913-312	#2	.091	.187	5/16				
749-9913-375	9913-375	#2	.091	.187	3/8				
749-9913-625	9913-625	#2	.091	.187	5/8				

© Copyright 2014 Mouser Electronics

© Copyright 2014 Mouser Electronics

BIVAR LED Mounts and Light Pipes

RoHS Compliant This product is RoHS compliant.

BIVAR RIGHT ANGLE LIGHT PIPES

Single Station

For quantities greater than listed, call for quote.

MOUSER STOCK NO.	Bivar Part No.	Color	LED Size	Mounting Style	Price Each 1	10	100	500
749-RLP1-200-500	RLP1-200-500	White	2.8mm	SMD				
749-RLP1-200-650	RLP1-200-650	White	2.8mm	SMD				
749-RLP1-200-800	RLP1-200-800	White	2.8mm	SMD				
749-RLP1-400-500	RLP1-400-500	White	2.8mm	SMD				
749-RLP1-400-650	RLP1-400-650	White	2.8mm	SMD				
749-RLP1-400-800	RLP1-400-800	White	2.8mm	SMD				
749-RLP1-600-500	RLP1-600-500	White	2.8mm	SMD				
749-RLP1-600-650	RLP1-600-650	White	2.8mm	SMD				
749-RLP1-600-800	RLP1-600-800	White	2.8mm	SMD				

Double Station

For quantities greater than listed, call for quote.

MOUSER STOCK NO.	Bivar Part No.	Color	LED Size	Mounting Style	Price Each 1	10	100	500
749-RLP2-200-500	RLP2-200-500	White	2.8mm	SMD				
749-RLP2-200-650	RLP2-200-650	White	2.8mm	SMD				
749-RLP2-200-800	RLP2-200-800	White	2.8mm	SMD				
749-RLP2-400-500	RLP2-400-500	White	2.8mm	SMD				
749-RLP2-400-650	RLP2-400-650	White	2.8mm	SMD				
749-RLP2-400-800	RLP2-400-800	White	2.8mm	SMD				
749-RLP2-600-500	RLP2-600-500	White	2.8mm	SMD				
749-RLP2-600-650	RLP2-600-650	White	2.8mm	SMD				
749-RLP2-600-800	RLP2-600-800	White	2.8mm	SMD				

Triple Station

For quantities greater than listed, call for quote.

MOUSER STOCK NO.	Bivar Part No.	Color	LED Size	Mounting Style	Price Each 1	10	100	500
749-RLP3-200-500	RLP3-200-500	White	2.8mm	SMD				
749-RLP3-200-650	RLP3-200-650	White	2.8mm	SMD				
749-RLP3-200-800	RLP3-200-800	White	2.8mm	SMD				
749-RLP3-400-500	RLP3-400-500	White	2.8mm	SMD				
749-RLP3-400-650	RLP3-400-650	White	2.8mm	SMD				
749-RLP3-400-800	RLP3-400-800	White	2.8mm	SMD				
749-RLP3-600-500	RLP3-600-500	White	2.8mm	SMD				
749-RLP3-600-650	RLP3-600-650	White	2.8mm	SMD				
749-RLP3-600-800	RLP3-600-800	White	2.8mm	SMD				

Quad Station

For quantities greater than listed, call for quote.

MOUSER STOCK NO.	Bivar Part No.	Color	LED Size	Mounting Style	Price Each 1	10	100	500
749-RLP4-200-500	RLP4-200-500	White	2.8mm	SMD				
749-RLP4-200-650	RLP4-200-650	White	2.8mm	SMD				
749-RLP4-200-800	RLP4-200-800	White	2.8mm	SMD				
749-RLP4-400-500	RLP4-400-500	White	2.8mm	SMD				
749-RLP4-400-650	RLP4-400-650	White	2.8mm	SMD				
749-RLP4-400-800	RLP4-400-800	White	2.8mm	SMD				
749-RLP4-600-500	RLP4-600-500	White	2.8mm	SMD				
749-RLP4-600-650	RLP4-600-650	White	2.8mm	SMD				
749-RLP4-600-800	RLP4-600-800	White	2.8mm	SMD				

BIVAR LED MOUNTING HARDWARE

Natural Nylon - Round

For quantities greater than listed, call for quote.

MOUSER STOCK NO.	Bivar Part No.	Dia. (in.)	Pin Spacing (in.)	Overall Height (in.)	Price Each 1	10	100	500
749-450-050	450-050	0.25	0.1	0.05				
749-450-060	450-060	0.25	0.1	0.06				
749-450-120	450-120	0.25	0.1	0.12				
749-450-200	450-200	0.25	0.1	0.2				
749-455-250	455-250	0.25	0.1	0.25				
749-455-300	455-300	0.25	0.1	0.3				
749-455-350	455-350	0.25	0.1	0.35				
749-456-500	456-500	0.25	0.1	0.5				

Natural Nylon - Square

For quantities greater than listed, call for quote.

MOUSER STOCK NO.	Bivar Part No.	Dia. (in.)	Pin Spacing (in.)	Overall Height (in.)	Price Each 1	10	100	500
749-460-060	460-060	0.18	0.1	0.06				
749-460-100	460-100	0.18	0.1	0.1				
749-460-110	460-110	0.18	0.1	0.11				
749-460-120	460-120	0.18	0.1	0.12				
749-460-190	460-190	0.18	0.1	0.19				
749-460-200	460-200	0.18	0.1	0.2				
749-461-380	461-380	0.18	0.1	0.38				
749-465-250	465-250	0.18	0.1	0.25				
749-465-350	465-350	0.18	0.1	0.35				

BIVAR LED MOUNTING HARDWARE

Black Nylon

For quantities greater than listed, call for quote.

MOUSER STOCK NO.	Bivar Part No.	Dia. (in.)	Pin Spacing (in.)	Overall Height (in.)	Price Each 1	10	100	500
749-LTM-120	LTM-120	0.2	0.1	0.12				
749-LTM-150	LTM-150	0.2	0.1	0.15				
749-LTM-200	LTM-200	0.2	0.1	0.2				
749-LTM-250	LTM-250	0.2	0.1	0.25				
749-LTM-300	LTM-300	0.2	0.1	0.3				
749-LTM-350	LTM-350	0.2	0.1	0.35				
749-LTM-400	LTM-400	0.2	0.1	0.4				
749-LTM-450	LTM-450	0.2	0.1	0.45				
749-LTM-500	LTM-500	0.2	0.1	0.5				

© Copyright 2014 Mouser Electronics

BIVAR LED MOUNTING HARDWARE (CONT.)

Molded Nylon - Rectangular

For quantities greater than listed, call for quote.

MOUSER STOCK NO.	Bivar Part No.	Dia. (in.)	Color	Height (in.)	Price Each 1	10	100	500
749-RL1-060	RL1-060	-	0.1	0.6				

Extruded PVC , Self-Retained - Round

For quantities greater than listed, call for quote.

MOUSER STOCK NO.	Bivar Part No.	Dia. (in.)	Color	Height (in.)	Price Each 1	10	100	500
749-ELM-1-5MM	ELM 1-5MM	0.2	0.1	0.2				

Surface Mount Flexible Light Pipe Adapter

For quantities greater than listed, call for quote.

MOUSER STOCK NO.	Bivar Part No.	Dia. (in.)	Color	Height (in.)	Price Each 1	10	100	500
749-SMFLP	SMFLP	0.068	0.1	0.43				

BIVAR LED PANEL CLIPS

For quantities greater than listed, call for quote.

MOUSER STOCK NO.	Bivar Part No.	Color	Size	Desc.	Price Each 1	10	100	500
749-C-103-SR	C-103-SR	Black	T1	1 Piece				
749-CR-104	CR-104	Black	T1	2 Piece				
749-C-105-SR	C-105-SR	Black	T1-3/4	1 Piece				
749-CR-174	CR-174	Black	T1-3/4	2 Piece				
749-CR-174L	CR-174L	Black	T1-3/4	2 Piece				
749-CR-175	CR-175	Black	T1-3/4	2 Piece				
749-CR-300	CR-300	Black	RWXD	2 Piece				

BIVAR RIGID LIGHT PIPES

3MM LIGHT PIPES

For quantities greater than listed, call for quote.

MOUSER STOCK NO.	Bivar Part No.	Dia. (in.)	Color	Height (in.)	Price Each 1	10	100	500
Right Angle Light Pipes								
749-SLP3-200-100-R	SLP3-200-100-R	0.118	Clear	0.2				
749-SLP3-250-100-F	SLP3-250-100-F	0.118	Clear	0.25				
Round Lens								
749-PLP1-125-F	PLP1-125-F	0.118	Clear	0.125				
749-PLP1-250-F	PLP1-250-F	0.118	Clear	0.25				
749-PLP1-350-F	PLP1-350-F	0.118	Clear	0.35				
749-PLP1-500-F	PLP1-500-F	0.118	Clear	0.5				
749-PLP1-750-F	PLP1-750-F	0.118	Clear	0.75				
Round Leds, Round Face								
749-PLP1-125	PLP1-125	0.118	Clear	0.125				
749-PLP1-250	PLP1-250	0.118	Clear	0.25				
749-PLP1-375	PLP1-375	0.118	Clear	0.375				
749-PLP1-500	PLP1-500	0.118	Clear	0.5				
749-PLP1-625	PLP1-625	0.118	Clear	0.625				
749-PLP1-750	PLP1-750	0.118	Clear	0.75				

3MM Vertical Light Pipes

For quantities greater than listed, call for quote.

MOUSER STOCK NO.	Bivar Part No.	Dia. (in.)	Color	Height (in.)	Price Each 1	10	100	500
Flat Face								
749-VLP-250-F	VLP-250-F	0.118	Clear	0.25				
749-VLP-350-F	VLP-350-F	0.118	Clear	0.35				
749-VLP-550-F	VLP-550-F	0.118	Clear	0.55				
Round Face								
749-VLP-250-R	VLP-250-R	0.118	Clear	0.25				
749-VLP-300-R	VLP-300-R	0.118	Clear	0.3				
749-VLP-350-R	VLP-350-R	0.118	Clear	0.35				
749-VLP-450-R	VLP-450-R	0.118	Clear	0.45				
Rectangular Face								
749-VLPR-24-650-2	VLPR-24-650-2	16.5x4	Clear	4x2				

Low Profile Light Pipes

For quantities greater than listed, call for quote.

MOUSER STOCK NO.	Bivar Part No.	Dia. (in.)	Color	Height (in.)	Price Each 1	10	100	500
3MM - Round Lens, Round Face								
749-PLP2-125	PLP2-125	0.112	Clear	0.125				
749-PLP2-250	PLP2-250	0.112	Clear	0.25				
749-PLP2-350	PLP2-350	0.112	Clear	0.35				
749-PLP2-375	PLP2-375	0.112	Clear	0.375				
749-PLP2-500	PLP2-500	0.112	Clear	0.5				
749-PLP2-625	PLP2-625	0.112	Clear	0.625				
749-PLP2-750	PLP2-750	0.112	Clear	0.75				
5MM - Round Lens, Flat Face								
749-PLP5-2-250	PLP5-2-250	0.152	Clear	0.25				
749-PLP5-2-500	PLP5-2-500	0.152	Clear	0.5				
749-PLP5-2-625	PLP5-2-625	0.152	Clear	0.625				
749-PLP5-2-750	PLP5-2-750	0.152	Clear	0.75				

5MM Round Lens, Round Face

For quantities greater than listed, call for quote.

MOUSER STOCK NO.	Bivar Part No.	Dia. (in.)	Color	Height (in.)	Price Each 1	10	100	500
749-PLP5-125	PLP5-125	0.194	Clear	0.125				
749-PLP5-250	PLP5-250	0.194	Clear	0.25				
749-PLP5-750	PLP5-750	0.194	Clear	0.75				
749-PLP5-1000	PLP5-1000	0.194	Clear	1				
749-PLP5-1500	PLP5-1500	0.194	Clear	1.5				

© Copyright 2014 Mouser Electronics

BIVAR Mounts and PCB Hardware

RoHS Compliant This product is RoHS compliant.

BIVAR PERM-O-PADS™

For quantities greater than listed, call for quote.

MOUSER STOCK NO.	Bivar Part No.	Diameter (in.)	Pin Spacing (in.)	Overall Height (in.)	Price Each 1	10	100	500
TO-18 and T1 - 3/4 (5mm) LED Mounts								
749-100-095	100-095	.200	.10	.095				
749-104-020	104-020	.200	.10	.020				
749-105-021	105-021	.250	.10	.020				
749-108-021	108-021	.225	.10	.020				
749-109-045	109-045	.200	.10	.050				
749-110-030	110-030	.200	.10	.030				
749-111-080	111-080	.200	.10	.080				
749-112-040	112-040	.225	.10	.040				
749-116-060	116-060	.200	.10	.060				
749-117-080	117-080	.255	.10	.080				
749-118-055	118-055	.245	.10	.040				
749-121-032	121-032	.187	.10	.032				
TO-18 and T1 - 3/32 (5mm) LED Mounts								
749-102-090	102-090	.245	.10	.090				
749-102-160	102-160	.245	.10	.150				
749-102-200	102-200	.245	.10	.200				
749-113-125	113-125	.250	.10	.125				
749-115-100	115-100	.200	.10	.095				
749-119-096	119-096	.190	.10	.096				
TO-220 Pad								
749-423-150	423-150	-	0.14	.255				
TO-5 Pad								
749-501-075	501-075	.345	.20	.075				
749-503-075	503-075	.340	.20	.075				
749-506-038	506-038	.345	.20	.038				
749-508-075	508-075	.280	.20	.075				
749-511-038	511-038	.345	.20	.040				
749-513-075	513-075	.345	.20	.075				
749-515-020	515-020	.345	.20	.020				
749-518-038	518-038	.345	.20	.038				
749-520-021	520-021	.345	.20	.020				
749-525-038	525-038	.345	.20	.040				
TO-5 Mount								
749-514-050	514-050	.365	.20	.050				
749-514-070	514-070	.365	.20	.070				
749-514-100	514-100	.365	.20	.100				
749-514-120	514-120	.365	.20	.120				
TO-5 and Integrated Circuit Mounts								
749-505-120	505-120	.350	.20	.120				
749-510-110	510-110	.280	.20	.110				
749-517-095	517-095	.340	.20	.090				
749-521-094	521-094	.375	.20	.094				
749-528-117	528-117	.350	.20	.117				
749-600-080	600-080	.360	-	.080				
749-606-075	606-075	.365	.31	.075				
8 Lead Integrated Circuit Mount								
749-610-075	610-075	.375	-	.075				
749-615-075	615-075	.375	-	.075				
749-711-085	711-085	.375	-	.060				
10 Lead Integrated Circuit Mount								
749-611-075	611-075	.375	-	.075				

BIVAR CRYSTAL INSULATORS AND MOUNTS

For quantities greater than listed, call for quote.

MOUSER STOCK NO.	Bivar Part No.	L x W (mm)	Pin Spacing (in.)	Overall Height (in.)	Price Each 1	10	100	500
HC-49/U Molded Mounts								
749-470-025	470-025	.495x.245	.200	.060				
749-470-035	470-035	.495x.245	.200	.070				
749-470-045	470-045	.495x.245	.200	.080				
HC-80/U, HC-43/U, HC-49/U Mylar Mounts								
749-CI-192-028	CI-192-028	.465x.219	.192	.005				
749-CI-192-028-3SR	CI-192-028-3 SR	.465x.219	.192	.005				
749-CI-192-028-SR	CI-192-028-SR	.465x.219	.192	.005				
749-CI-192-050	CI-192-050	.465x.219	.192	.005				

BIVAR CARD-O-PULLS™ PCB HANDLES

For quantities greater than listed, call for quote.

MOUSER STOCK NO.	Bivar Part No.	Color	Tapered Length	Handle Length (in.)	Price Each 1	10	100	500
749-CP-2-WE	CP-2-WE	White	Handle	1.13				
749-CP-3-WE	CP-3 WE	White	Handle	1.1				
749-CP-06-WE	CP-06-WE	White	Ejector	1.13				
749-CP-26-WE	CP-26-WE	White	Ejector	1.13				
749-CP-36-WE	CP-36-WE	White	Ejector	1.1				
749-CP-46-WE	CP-46-WE	White	Ejector	1.5				
749-CP-66-WE	CP-66-WE	White	Ejector	1.25				
749-CP-86-WE	CP-86-WE	White	Ejector	0.98				
749-LP-06-WE	LP-06 WE	White	Ejector	1.12				
749-LP-36-WE	LP-36 WE	White	Ejector	1.13				

BIVAR PCB CARD GUIDES

For quantities greater than listed, call for quote.

MOUSER STOCK NO.	Bivar Part No.	Length (in.)	Snap-in Spacing (in.)	Center Snap-in Spacing	Price Each 1	10	100	500
ECON-O-GIDE™								
749-E-200	E-200	2	1	-				
749-E-250	E-250	2.5	1.5	-				
749-E-300	E-300	3	1.5	-				
749-E-350	E-350	3.5	1.5	-				
749-E-400	E-400	4	3	-				
749-E-450	E-450	4.5	3	-				
749-E-500	E-500	5	3	-				
749-E-600	E-600	6	5	-				
749-E-650	E-650	6.5	5	-				
749-E-700	E-700	7	6	-				
749-E-800	E-800	8	6	-				
749-E-1000	E-1000	10	9	4.51				
749-E-1200	E-1200	12	10.5	5.27				
749-E-1300	E-1300	13	10.5	5.27				
NARR-O-GIDE™								
749-N-250-2	N-250-2	2.5	2	-				
749-N-300-2	N-300-2	3	2.5	-				
749-N-350-2	N-350-2	3.5	3	-				
749-N-400-2	N-400-2	4	3.5	-				
749-N-450-2	N-450-2	4.5	4	-				
749-N-500-2	N-500-2	5	4.5	-				
749-N-550-2	N-550-2	5.5	5	-				
749-N-600-2	N-600-2	6	5.5	-				
749-N-700-3	N-700-3	7	6.5	-				
749-N-850-3	N-850-3	8.5	8	4				
GRIP-O-GIDE™								
749-DC-250	DC-250	2.5	1.5	-				
749-DC-450	DC-450	4.5	3.5	-				
749-DC-450-102	DC-450-102	4.5	3.5	-				
749-DC-600	DC-600	6	5	-				
749-DC-600-102	DC-600-102	6	5	-				
749-DC-600-130	DC-600-130	6	5	-				
749-DC-800	DC-800	8	7	3.5				
749-DC-800-102	DC-800-102	8	7	3.5				

BIVAR COMP-O-GIDE™

For quantities greater than listed, call for quote.

MOUSER STOCK NO.	Bivar Part No.	Length (in.)	Snap-in Spacing (in.)	Center Snap-in Spacing	Price Each 1	10	100	500
Standard Snap-in Card Guides - SDC Series								
749-SDC-250	SDC-250	2.5	1.5	0.175				
749-SDC-300	SDC-300	3	2	0.175				
749-SDC-400	SDC-400	4	3	0.175				
749-SDC-450	SDC-450	4.5	3.5	0.175				
749-SDC-600	SDC-600	6	5	0.175				
749-SDC-650	SDC-650	6.5	5.5	0.175				
Standard Snap-in Card Guides - SFS Series								
749-SFS-450	SFS-450	4.5	3	0.125				
749-SFS-500	SFS-500	5	4	0.125				
749-SFS-600	SFS-600	6	5	0.125				
749-SFS-800	SFS-800	8	7	0.125				
Standard Snap-In Card Guides - SSD Series								
749-SSD-400	SSD-400	4	3	0.125				

BIVAR VERT-O-GIDE™ VERTICAL PCB GUIDE

For quantities greater than listed, call for quote.

MOUSER STOCK NO.	Bivar Part No.	Length (in.)	Snap-in Spacing (in.)	Center Snap-in Spacing	Price Each 1	10	100	500
749-VG2-2	VG2-2	2	1.5	0.076				
749-VG2-25	VG2-25	2.5	1.5	0.076				
749-VG2-3	VG2-3	3	2	0.076				
749-VG2-35	VG2-35	3.5	2	0.076				
749-VG2-4	VG2-4	4	2	0.076				
749-VG2-5	VG2-5	5	2	0.076				
749-VG2-6	VG2-6	6	2	0.076				

BIVAR CIRC-O-GIDE™ BUTTON STYLE PCB GUIDE

For quantities greater than listed, call for quote.

MOUSER STOCK NO.	Bivar Part No.	Length (in.)	Snap-in Spacing (in.)	Center Snap-in Spacing	Price Each 1	10	100	500
749-312-078	312-078	0.236	0.312	0.078				
749-312-109	312-109	0.236	0.312	0.109				
749-312-125	312-125	0.236	0.312	0.125				
749-312-156	312-156	0.236	0.312	0.156				
749-312-187	312-187	0.236	0.312	0.187				

© Copyright 2014 Mouser Electronics

© Copyright 2014 Mouser Electronics

KEYSTONE LED Holders and Spacer Mounts

KEYSTONE ELECTRONICS CORP.

RoHS Compliant **This product is RoHS compliant.**

"SNAP-IN" T-1 AND T-1 3/4 LED HOLDERS

- Material: Nylon 6/6, Black

For quantities greater than listed, call for quote.

MOUSER STOCK NO. Mfr.	Mfr. Part No.	Fig.	LED Size	Color	Mounting Hole Size (in.)	Min. Mounting Center (in.)	Panel Thickness (in.)	Price Each 1	100	500	1000
534	8309	A	T-1	Black	0.232	0.188	0.171				
534	8310	B	T-1 3/4	Black	0.315	0.274	0.25				

"UNIVERSAL" SPACER MOUNTS FOR TRI-LEAD T-1 (3MM) AND T-1 3/4 (5MM)

- Unique design separate leads and retains Tri-Lead (and/or Bi-Lead) components
- Designed for PC board mounting of Tri-Lead (and/or Bi-Lead) T-1 and T-1 3/4 LEDs
- Provides height control, lead retention and stability
- Also suitable for mounting lamps, resistors, transistors, diodes, capacitors, etc.
- Material: Black PVC, UL Rated 94V-0

MOUSER STOCK NO. Mfr.	Mfr. Part No.	Fig.	Length "L" (in.)	Price Each 1	100	500	MOUSER STOCK NO. Mfr.	Mfr. Part No.	Length "L" (in.)	Price Each 1	100	500
534	8900	C	0.120				534	8916	0.40			
534	8901	C	0.140				534	8917	0.42			
534	8902	C	0.160				534	8918	0.44			
534	8903	C	0.180				534	8919	0.45			
534	8904	C	0.200				534	8920	0.46			
534	8905	C	0.220				534	8921	0.48			
534	8906	C	0.240				534	8922	0.50			
534	8907	C	0.250				534	8923	0.55			
534	8908	C	0.260				534	8924	0.60			
534	8909	C	0.280				534	8925	0.65			
534	8910	C	0.300				534	8926	0.70			
534	8911	C	0.320				534	8927	0.75			
534	8912	C	0.340				534	8928	0.80			
534	8913	C	0.350				534	8929	0.85			
534	8914	C	0.360				534	8930	0.90			
534	8915	C	0.380				534	8931	0.95			

"SELF-ALIGNING" SPACER MOUNTS FOR BI-LEAD T-1 (3MM) AND T-1 3/4 (5MM)

The spacer features an internally tapered barrier which guides the leads and eliminates the possibility of crimping and shorting. The internal configuration also assures positive self-alignment on .100 centers.

- No special tools required
- Cost and labor saving
- Material: Natural Nylon
- UL Rated 94V-2

MOUSER STOCK NO. Mfr.	Mfr. Part No.	Fig.	Length "L" (in.)	"A" Ref (in.)	Price Each 1	100	500
T-1 3/4							
534	8311	D	0.120	0.045			
534	8312	D	0.140	0.065			
534	8313	D	0.160	0.085			
534	8314	D	0.180	0.105			
534	8315	D	0.200	0.125			
534	8316	D	0.220	0.145			
534	8317	D	0.240	0.045			
534	8318	D	0.250	0.060			
534	8319	D	0.260	0.065			
534	8320	D	0.280	0.090			
534	8321	D	0.300	0.110			
534	8322	D	0.320	0.120			
534	8323	D	0.340	0.140			
534	8324	D	0.350	0.150			
534	8325	D	0.360	0.160			
534	8326	D	0.380	0.060			
534	8327	D	0.40	0.08			
534	8328	D	0.42	0.10			
534	8329	D	0.44	0.12			
534	8330	D	0.45	0.12			
534	8331	D	0.46	0.14			
534	8332	D	0.48	0.15			
534	8333	D	0.50	0.06			
534	8334	D	0.55	0.10			
534	8335	D	0.60	0.15			
534	8336	D	0.65	0.08			
534	8337	D	0.70	0.12			
534	8338	D	0.75	0.06			
534	8339	D	0.80	0.11			
534	8340	D	0.85	0.16			
534	8341	D	0.90	0.20			
534	8342	D	0.93	0.23			
T-1							
534	7351	E	0.120	0.045			
534	7352	E	0.140	0.065			
534	7353	E	0.160	0.085			
534	7354	E	0.180	0.105			
534	7355	E	0.200	0.125			
534	7356	E	0.220	0.145			
534	7357	E	0.240	0.045			
534	7358	E	0.250	0.060			
534	7359	E	0.260	0.065			
534	7360	E	0.280	0.090			
534	7361	E	0.300	0.110			
534	7362	E	0.320	0.120			
534	7363	E	0.340	0.140			
534	7364	E	0.350	0.150			
534	7365	E	0.360	0.160			
534	7366	E	0.380	0.060			
534	7367	E	0.40	0.08			
534	7368	E	0.42	0.10			
534	7369	E	0.44	0.12			
534	7370	E	0.45	0.12			
534	7371	E	0.46	0.14			
534	7372	E	0.48	0.15			
534	7373	E	0.50	0.06			
534	7374	E	0.55	0.10			
534	7375	E	0.60	0.15			
534	7376	E	0.65	0.08			
534	7377	E	0.70	0.12			
534	7378	E	0.75	0.06			
534	7379	E	0.80	0.11			
534	7380	E	0.85	0.16			
534	7381	E	0.90	0.20			
534	7382	E	0.93	0.23			

DIMENSIONS: in (mm)

A

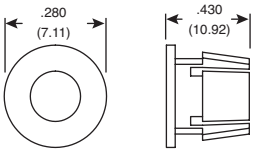

B

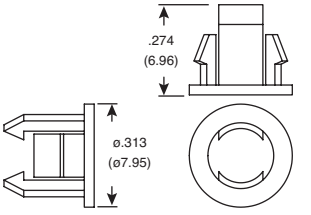

C

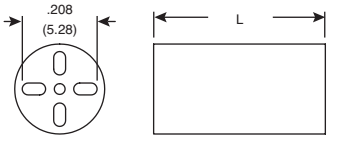

D

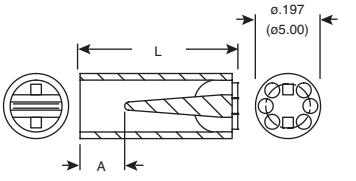

E

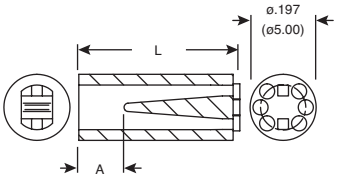

© Copyright 2014 Mouser Electronics

© Copyright 2014 Mouser Electronics

VCC LED Assemblies and Mounting Components

VCC OPTOELECTRONICS

RoHS Compliant **This product is RoHS compliant.**

DIMENSIONS: mm (in.)

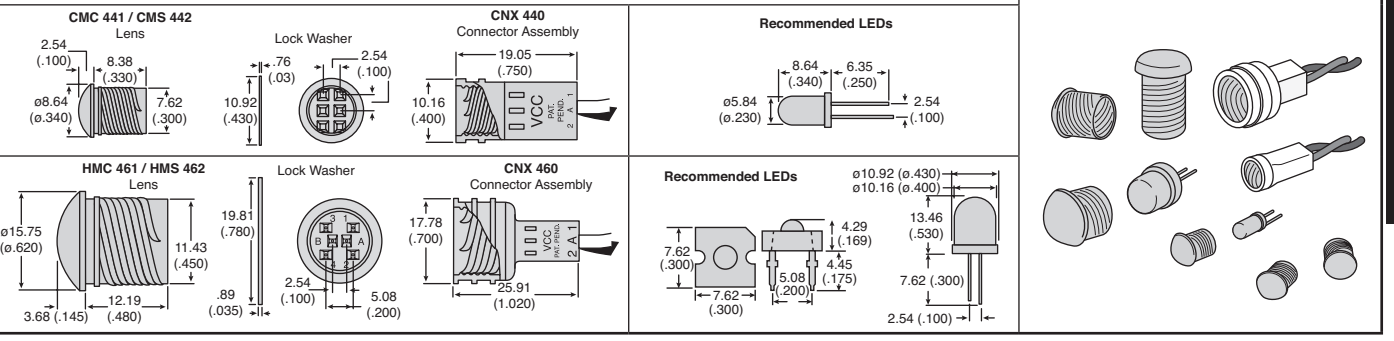

CABLE ASSEMBLIES FOR 5MM AND 10MM LED LIGHTS

Features:
- 180° viewing angle for LED that have 20 to 20K mcd
- Lens threads into holder for easy assembly
- Sealed style exceeds NEMA 4 for dust, water, and ice

Additional Options:
- Can be made with 3 or 4 wire configuration
- 24AWG stranded wire

Pre-wired Solderless LED Holders - Twist Fit

For quantities greater than listed, call for quote.

MOUSER STOCK NO.	VCC Part No.	Length: in.	Price Each 1	10	100	500
5mm Bi-Lead LED 24AWG 2 Wire/.025" Header Post						
593-CNX440E24108	CNX440-E02-4-1-08	8				
593-CNX440E24112	CNX440-E02-4-1-12	12				
593-CNX440E24118	CNX440-E02-4-1-18	18				
593-CNX440E24124	CNX440-E02-4-1-24	24				
5mm Bi-Lead LED 24AWG 2 Wire/Stripped Ends						
593-CNX440X24108	CNX440-X02-4-1-08	8				
593-CNX440X24112	CNX440-X02-4-1-12	12				
593-CNX440X24118	CNX440-X02-4-1-18	18				
593-CNX440X24124	CNX440-X02-4-1-24	24				
10mm Bi-Lead LED 24AWG 2 Wire/.025" Header Post						
593-CNX460E24108	CNX460-E02-4-1-08	8				
593-CNX460E24124	CNX460-E02-4-1-24	24				
10mm Bi-Lead LED 24AWG 2 Wire/Stripped Ends						
593-CNX460X24108	CNX460-X02-4-1-08	8				
593-CNX460X24112	CNX460-X02-4-1-12	12				
593-CNX460X24118	CNX460-X02-4-1-18	18				
593-CNX460X24124	CNX460-X02-4-1-24	24				

Lens for Twist Style LED Holders

- Includes Lens, Lockwasher, and Ring

For quantities greater than listed, call for quote.

MOUSER STOCK NO.	VCC Part No.	Color	Price Each 1	10	100	500
5mm Standard Lens						
593-CMC441RTP	CMC441-RTP	Red				
593-CMC441ATP	CMC441-ATP	Amber				
593-CMC441YTP	CMC441-YTP	Yellow				
593-CMC441GTP	CMC441-GTP	Green				
593-CMC441BTP	CMC441-BTP	Blue				
593-CMC441CTP	CMC441-CTP	Clear				
5mm Water Tight Lens						
593-CMS442RTP	CMS442-RTP	Red				
593-CMS442ATP	CMS442-ATP	Amber				
593-CMS442YTP	CMS442-YTP	Yellow				
593-CMS442GTP	CMS442-GTP	Green				
593-CMS442BTP	CMS442-BTP	Blue				
593-CMS442CTP	CMS442-CTP	Clear				
10mm Standard Lens						
593-HMC461RTP	HMC461-RTP	Red				
593-HMC461ATP	HMC461-ATP	Amber				
593-HMC461YTP	HMC461-YTP	Yellow				
593-HMC461GTP	HMC461-GTP	Green				
593-HMC461BTP	HMC461-BTP	Blue				
593-HMC461CTP	HMC461-CTP	Clear				
10mm Water Tight Lens						
593-HMS462RTP	HMS462-RTP	Red				
593-HMS462ATP	HMS462-ATP	Amber				
593-HMS462YTP	HMS462-YTP	Yellow				
593-HMS462GTP	HMS462-GTP	Green				
593-HMS462BTP	HMS462-BTP	Blue				
593-HMS462CTP	HMS462-CTP	Clear				

CABLE ASSEMBLIES FOR 5MM LED LIGHTS WITH BUILT-IN RESISTOR

Features:
- Made for CMC441 and CMC442 Lenses
- Lens threads into holder for easy assembly
- Sealed style exceeds NEMA 4 for dust, water, and ice
- Internal Resistor to make LED to power source easy

Additional Options:
- Other resistance available
- Lead lengths from 4 to 24 inches
- 2 or 3 Position Headers available
- Custom Color wire available

For quantities greater than listed, call for quote.

MOUSER STOCK NO.	VCC Part No.	Resistor (Ω)	Price Each 1	10	100	500
5mm Bi-Lead LED 24AWG 2 Wire/Stripped Ends - 24 Inch leads						
593-CNX410012X24124	CNX410-012-X024124	120				
593-CNX410018X24124	CNX410-018-X024124	180				
593-CNX410033X24124	CNX410-033-X024124	330				
593-CNX410056X24124	CNX410-056-X024124	560				
593-CNX410120X24124	CNX410-120-X024124	1.2K				
593-CNX410220X24124	CNX410-220-X024124	2.2K				

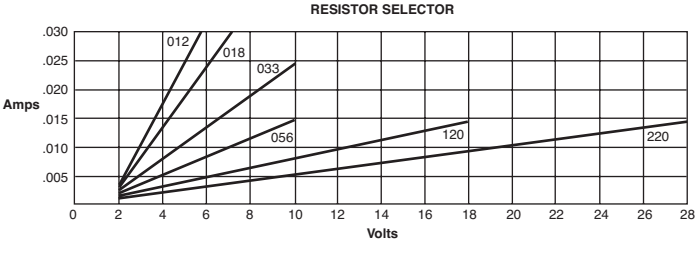

THREADED MOISTURE SEALED LITEPIPE® ASSEMBLIES

Features:
- Exceeds NEMA 4 rating
- 180° viewing angle for LEDs
- Panel Mount independent of circuit board

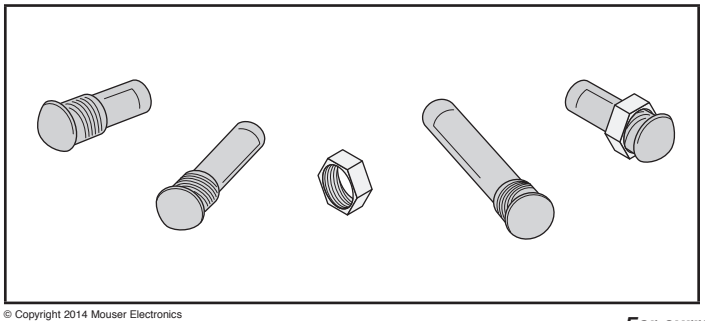

For quantities greater than listed, call for quote.

MOUSER STOCK NO.	VCC Part No.	Color	Litepipe Length: in.	Price Each 1	10	100	500
593-LCS032R	LCS032RTP	Red	0.32				
593-LCS032Y	LCS032YTP	Yellow	0.32				
593-LCS032G	LCS032GTP	Green	0.32				
593-LCS032	LCS032CTP	Clear	0.32				
593-LCS052R	LCS052RTP	Red	0.52				
593-LCS052Y	LCS052YTP	Yellow	0.52				
593-LCS052G	LCS052GTP	Green	0.52				
593-LCS052	LCS052CTP	Clear	0.52				
593-LCS072R	LCS072RTP	Red	0.72				
593-LCS072Y	LCS072YTP	Yellow	0.72				
593-LCS072G	LCS072GTP	Green	0.72				
593-LCS072	LCS072CTP	Clear	0.72				
593-LCS092G	LCS092GTP	Green	0.92				
593-LCS092	LCS092CTP	Clear	0.92				
593-LCS113	LCS112CTP	Clear	1.12				
593-LCS132R	LCS132RTP	Red	1.32				
593-LCS132G	LCS132GTP	Green	1.32				
593-LCS132	LCS132CTP	Clear	1.32				

© Copyright 2014 Mouser Electronics

© Copyright 2014 Mouser Electronics

VCC LED Assemblies and Mounting Components

VCC OPTOELECTRONICS

RoHS Compliant **This product is RoHS compliant.**

PRE-WIRED SOLDERLESS LED INTERCONNECTIONS

Material Specifications:
- Panel connector socket and ring: thermoplastic
- Header connector: thermoplastic (UL Listed materials)
- Terminals: phosphor bronze, tin plated
- Wire: 24AWG, 7 strand copper, insulated
- For **Locking Header** use Mouser Stock No.: 538-22-23-2021
- For **Plain Header** use Mouser Stock No.: 538-22-03-2021

Electrical Specifications:
- Terminal: 3A continuous service
- Unique three-finger design mates to round, square, or rectangular leads .017" to .025"

Insert LED into connector. Install lens in panel opening. Press connector and lens together.

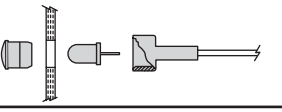

PANEL MOUNT

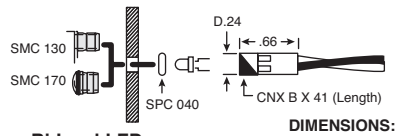

DIMENSIONS: in.

3mm Bi-Lead LED

For quantities greater than listed, call for quote.

MOUSER STOCK NO.	Length: in.	Price Each 1	10	100	500
.025" Header Post					
593-CNXBE4104	4				
593-CNXBE4108	8				
593-CNXBE4112	12				
593-CNXBE4118	18				
593-CNXBE4124	24				
Stripped Ends					
593-CNXBX4104	4				
593-CNXBX4108	8				
593-CNXBX4112	12				
593-CNXBX4118	18				
593-CNXBX4124	24				

PANEL MOUNT

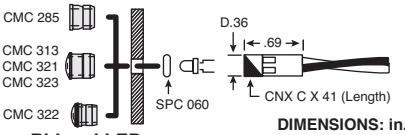

DIMENSIONS: in.

5mm Bi-Lead LED

For quantities greater than listed, call for quote.

MOUSER STOCK NO.	Length: in.	Price Each 1	10	100	500
.025" Header Post					
593-CNXCE4104	4				
593-CNXCE4108	8				
593-CNXCE4112	12				
593-CNXCE4118	18				
593-CNXCE4124	24				
Stripped Ends					
593-CNXCX4104	4				
593-CNXCX4108	8				
593-CNXCX4112	12				
593-CNXCX4118	18				
593-CNXCX4124	24				

PANEL MOUNT

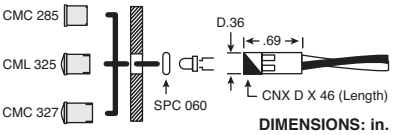

DIMENSIONS: in.

5mm Tri-Lead LED

For quantities greater than listed, call for quote.

MOUSER STOCK NO.	Length: in.	Price Each 1	10	100	500
.025" Header Post					
593-CNXDF4608	8				
593-CNXDF4612	12				
593-CNXDF4624	24				
Stripped Ends					
593-CNXDX4608	8				
593-CNXDX4618	18				
593-CNXDX4624	24				

LOW PROFILE PANEL MOUNTS AND LENS FOR PBC MOUNTED LEDS

DIMENSIONS: in.

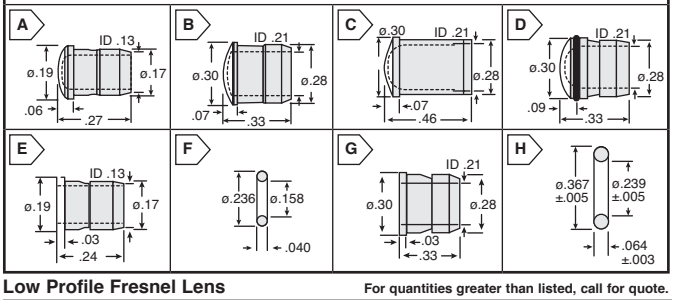

Low Profile Fresnel Lens

For quantities greater than listed, call for quote.

MOUSER STOCK NO.	VCC Part No.	Fig.	Length: in.	Price Each 1	10	100	500
T1 (3mm), Mounting Hole 0.171"							
593-1700R	SMC170RTP	A	Red				
593-1700A	SMC170ATP	A	Amber				
593-1700Y	SMC170YTP	A	Yellow				
593-1700G	SMC170GTP	A	Green				
593-1700B	SMC170BTP	A	Blue				
593-1700C	SMC170CTP	A	Clear				
T1-3/4 (5mm), Mounting Hole 0.281"							
593-3210R	CMC321RTP	B	Red				
593-3210A	CMC321ATP	B	Amber				
593-3210Y	CMC321YTP	B	Yellow				
593-3210G	CMC321GTP	B	Green				
593-3210B	CMC321BTP	B	Blue				
593-3210C	CMC321CTP	B	Clear				
593-3250C	CML325CTP	C	Clear				

Low Profile Diffused Lens

For quantities greater than listed, call for quote.

MOUSER STOCK NO.	VCC Part No.	Fig.	Lens Color	Price Each 1	10	100	500
T1-3/4 (5mm), Mounting Hole 0.281"							
593-3130RTP	CMC313RTP	D	Red				
593-3130ATP	CMC313ATP	D	Amber				
593-3130YTP	CMC313YTP	D	Yellow				
593-3130GTP	CMC313GTP	D	Green				
593-3130BTP	CMC313BTP	D	Blue				
593-3130CTP	CMC313CTP	D	Clear				
T1-3/4 (5mm), Moisture Seal, Mounting Hole 0.281"							
593-3220R	CMS322RTP	D	Red				
593-3220A	CMS322ATP	D	Amber				
593-3220Y	CMS322YTP	D	Yellow				
593-3220G	CMS322GTP	D	Green				
593-3220B	CMS322BTP	D	Blue				
593-3220C	CMS322CTP	D	Clear				

Low Profile Plain End Lens

For quantities greater than listed, call for quote.

MOUSER STOCK NO.	VCC Part No.	Fig.		Price Each 1	10	100	500
T1-3/4 (5mm), Mounting Hole 0.281"							
593-3230C	CMC323CTP	B	Clear				
593-3270C	CML327CTP	C	Clear				

Mounts and Spacers

For quantities greater than listed, call for quote.

MOUSER STOCK NO.	VCC Part No.	Fig.	Description	Price Each 1	10	100	500
3mm							
593-SMC130CTP	SMC130CTP	E	T1 Clear				
593-SMC130BLK	SMC130BLK	E	T1 Black				
593-SPC040	SPC040	F	T1 Spacer				
5mm							
593-CMC285CTP	CMC285CTP	G	T1-3/4 Clear				
593-CMC285BLK	CMC285BLK	G	T1-3/4 Black				
593-SPC060	SPC060	H	T1-3/4 Spacer				

SOLDERLESS LED CONNECTORS

DIMENSIONS: in.

1/4W Current limiting resistor built into the natural polypropylene housing. 1/2W Resistor can be built upon request. Terminals are phosphor bronze, tin plated.

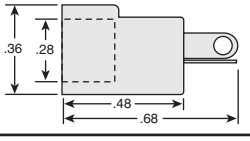

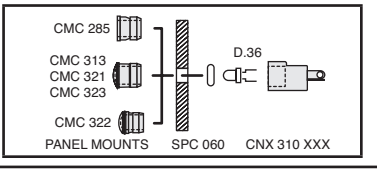

For quantities greater than listed, call for quote.

MOUSER STOCK NO.	Resistance Value (Ω)	Price Each 1	10	100	500
593-CNX310000	No resistor				
593-CNX310033	330				
593-CNX310056	560				
593-CNX310120	1.2K				
593-CNX310220	2.2K				

MOISTURE SEALED LENSES & LIGHTPIPES

VCC LSS Series Moisture-Sealed Litepipes® provide a display panel moisture seal and 180° viewing angle with VCC's SMS 172 Series panel lens. Panel assembly is easily accomplished by slipping the unit through a .171" panel opening, sliding the retaining ring over the Litepipe® barrel, and pressing the ring on while holding the lens surface tightly against the panel. The gasket is compressed as the ring is forced into place against the rear of the panel.

Features:
- LED Size: 3mm
- Mounting Hole: 0.171in.
- Diameter: 4.91mm



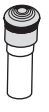

SMS Series Sealed Lenses

For quantities greater than listed, call for quote.

MOUSER STOCK NO.	VCC Part No.	Color	Height (mm)	Price Each 1	10	100	500
593-SMS172ATP	SMS172ATP	Amber	6.86				
593-SMS172BTP	SMS172BTP	Blue	6.86				
593-SMS172CTP	SMS172CTP	Clear	6.86				
593-SMS172GTP	SMS172GTP	Green	6.86				
593-SMS172RTP	SMS172RTP	Red	6.86				
593-SMS172YTP	SMS172YTP	Yellow	6.86				

LSS Series Lightpipes

For quantities greater than listed, call for quote.

MOUSER STOCK NO.	VCC Part No.	Color	Length (in.)	Price Each 1	10	100	500
593-LSS024CTP	LSS024CTP	Clear	0.24				
593-LSS024GTP	LSS024GTP	Green	0.24				
593-LSS024RTP	LSS024RTP	Red	0.24				
593-LSS044CTP	LSS044CTP	Clear	0.44				
593-LSS044GTP	LSS044GTP	Green	0.44				
593-LSS044RTP	LSS044RTP	Red	0.44				
593-LSS064CTP	LSS064CTP	Clear	0.64				
593-LSS064GTP	LSS064GTP	Green	0.64				
593-LSS064RTP	LSS064RTP	Red	0.64				
593-LSS084CTP	LSS084CTP	Clear	0.84				
593-LSS084GTP	LSS084GTP	Green	0.84				
593-LSS084RTP	LSS084RTP	Red	0.84				
593-LSS104CTP	LSS104CTP	Clear	1.04				
593-LSS104GTP	LSS104GTP	Green	1.04				
593-LSS104RTP	LSS104RTP	Red	1.04				
593-LSS124CTP	LSS124CTP	Clear	1.24				
593-LSS124GTP	LSS124GTP	Green	1.24				
593-LSS124RTP	LSS124RTP	Red	1.24				

© Copyright 2014 Mouser Electronics

© Copyright 2014 Mouser Electronics

VCC LED Lenses and Mounting Components

VCC OPTOELECTRONICS

RoHS Compliant This product is RoHS compliant.

CLIPLITE® ROUND LENS MOUNTS FOR T1 AND T1-3/4 LEDS

Features:
- Provides 180° viewing angles for LEDs
- Easy snap-mount method for front panel assembly
- ESD protection for LED and internal components to 16K volts
- Lens utilize striated lines and fresnel rings to increase apparent brightness up to 125%

Specifications:
- Lens material: Polycarbonate

DIMENSIONS: in.

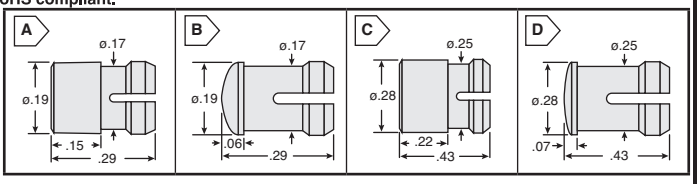

T1 (3mm)

For quantities greater than listed, call for quote.

MOUSER STOCK NO.	VCC Part No.	Fig.	Mounting Hole: in.	Lens Color	Price Each 1	10	100	500
SML Series - Standard Height								
593-1900R	SML190RTP	A	.171	Red				
593-1900A	SML190ATP	A	.171	Amber				
593-1900Y	SML190YTP	A	.171	Yellow				
593-1900G	SML190GTP	A	.171	Green				
593-1900B	SML190BTP	A	.171	Blue				
593-1900C	SML190CTP	A	.171	Clear				
593-1900GLO	SML190GLO	A	.171	White Frosted				
SMB Series - Low Profile								
593-2000R	SMB200RTP	B	.171	Red				
593-2000A	SMB200ATP	B	.171	Amber				
593-2000Y	SMB200YTP	B	.171	Yellow				
593-2000G	SMB200GTP	B	.171	Green				
593-2000B	SMB200BTP	B	.171	Blue				
593-2000C	SMB200CTP	B	.171	Clear				
593-2000GLO	SMB200GLO	B	.171	White Frosted				

T1-3/4 (5mm)

For quantities greater than listed, call for quote.

MOUSER STOCK NO.	VCC Part No.	Fig.	Mounting Hole: in.	Lens Color	Price Each 1	10	100	500
CLF Series - Standard Height								
593-2800R	CLF280RTP	C	.25	Red				
593-2800A	CLF280ATP	C	.25	Amber				
593-2800Y	CLF280YTP	C	.25	Yellow				
593-2800G	CLF280GTP	C	.25	Green				
593-2800B	CLF280BTP	C	.25	Blue				
593-2800C	CLF280CTP	C	.25	Clear				
593-2800GLO	CLF280GLO	C	.25	White Frosted				
CLB Series - Low Profile								
593-3000R	CLB300RTP	D	.25	Red				
593-3000A	CLB300ATP	D	.25	Amber				
593-3000Y	CLB300YTP	D	.25	Yellow				
593-3000G	CLB300GTP	D	.25	Green				
593-3000B	CLB300BTP	D	.25	Blue				
593-3000C	CLB300CTP	D	.25	Clear				
593-3000GLO	CLB300GLO	D	.25	White Frosted				

CUBELITE® SQUARE LENS MOUNTS FOR T1 AND T1-3/4 LEDS

DIMENSIONS: in.

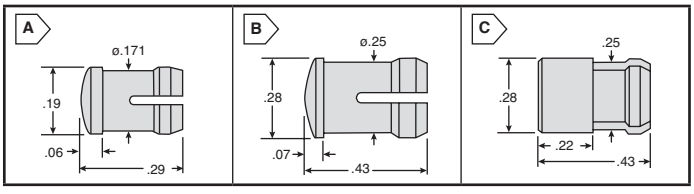

For quantities greater than listed, call for quote.

MOUSER STOCK NO.	VCC Part No.	Fig.	Litepipe Length: in.	Price Each 1	10	100	500
T1 (3mm) SMQ Series							
593-2500R	SMQ250RTP	A	Red				
593-2500A	SMQ250ATP	A	Amber				
593-2500Y	SMQ250YTP	A	Yellow				
593-2500G	SMQ250GTP	A	Green				
593-2500B	SMQ250BTP	A	Blue				
593-2500C	SMQ250CTP	A	Clear				
T1-3/4 (5mm) SQB Series							
593-4000R	SQB400RTP	B	Red				
593-4000A	SQB400ATP	B	Amber				
593-4000Y	SQB400YTP	B	Yellow				
593-4000G	SQB400GTP	B	Green				
593-4000B	SQB400BTP	B	Blue				
593-4000C	SQB400CTP	B	Clear				
T1-3/4 (5mm) SQL Series							
593-3600R	SQL360RTP	C	Red				
593-3600A	SQL360ATP	C	Amber				
593-3600Y	SQL360YTP	C	Yellow				
593-3600G	SQL360GTP	C	Green				
593-3600B	SQL360BTP	C	Blue				
593-3600C	SQL360CTP	C	Clear				

RETAINING RINGS, MOUNTING CLIPS, AND SPACERS FOR LENSES

DIMENSIONS: in.

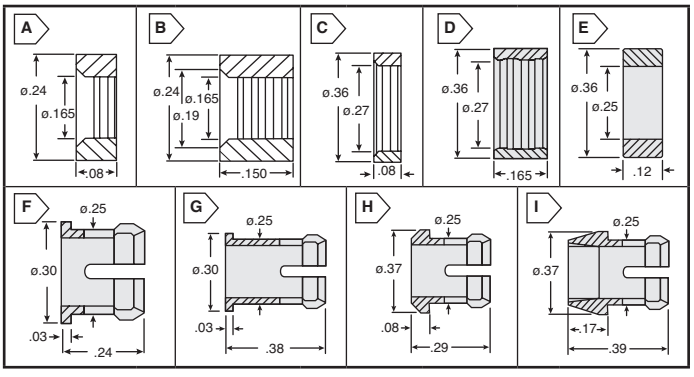

For quantities greater than listed, call for quote.

MOUSER STOCK NO.	Fig.	Description	Price Each 1	10	100
Retaining Rings					
593-RNG132	A	For SMC Series			
593-RNG165	B	For SML, SMB, and SMQ Series			
593-RNG234	C	For CMC Series			
593-RNG268	D	For CLF, CLB, and SQB Series			
LED Space					
593-SPC125	E	Spacer for CLB Series			
Mounting Clips					
593-CLP125	F	Standard Clip			
593-CLP126	G	Extended Clip			
593-CLP127	H	Outer Reflector Clip			
593-CLP129	I	Inner Reflector Clip			

LITEPIPES

Material Specifications:
- Litepipe: acrylic (optical grade)

Mounting Specifications:
- **T1 (3mm)**: mates with lens SMB 200. Panel mounting hole .171 (4.3mm) on 1/4" centers. Panel thickness 1/32" to 1/8". Litepipe lengths from .200" to 1.200".
- **T1-3/4 (5mm)**: mate with lens CLB 300 and SQB 400. Panel mounting hole .250 (6.35mm) on 3/8" centers. Panel thickness 1/32" to 1/4". Lengths from .360" to 1.360". For panels less than 3/16" use SPC 125 spacer.

Standoff Specifications:
- Use VCC's standoff to adjust the height of a standard LED above the PCB and maintain a maximum .050" clearance between litepipe and LED

DIMENSIONS: in.

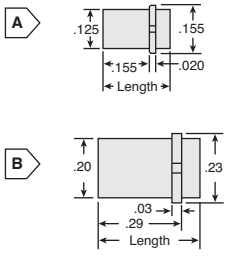

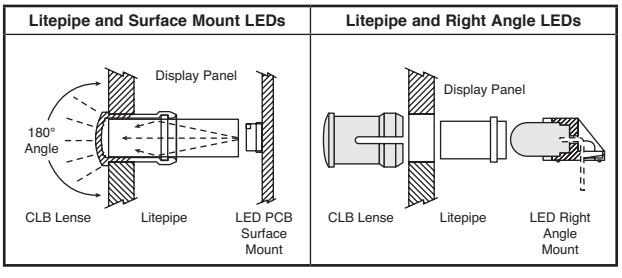

T1 (3mm) LSV Series LEDs

For quantities greater than listed, call for quote.

MOUSER STOCK NO.	VCC Part No.	Fig.	Litepipe Length: in.	Price Each 1	10	100	500
593-LSV020C	LSV020CTP	A	.20				
593-LSV040C	LSV040CTP	A	.40				
593-LSV060C	LSV060CTP	A	.60				
593-LSV080C	LSV080CTP	A	.80				
593-LSV100C	LSV100CTP	A	1.00				
593-LSV120C	LSV120CTP	A	1.20				

T1-3/4 (5mm) LCV Series LEDs

For quantities greater than listed, call for quote.

MOUSER STOCK NO.	VCC Part No.	Fig.	Litepipe Length: in.	Price Each 1	10	100	500
593-LCV036C	LCV036CTP	B	.36				
593-LCV056C	LCV056CTP	B	.56				
593-LCV076C	LCV076CTP	B	.76				
593-LCV096C	LCV096CTP	B	.96				
593-LCV116C	LCV116CTP	B	1.16				
593-LCV136C	LCV136CTP	B	1.36				

© Copyright 2014 Mouser Electronics
© Copyright 2014 Mouser Electronics

VCC LED Litepipes® and Mounting Components

VCC OPTOELECTRONICS

RoHS Compliant This product is RoHS compliant.

2.5MM "MICRO" LITEPIPE® ASSEMBLIES

Material Specifications:
- Litepipe®: Acrylic (optical grade)
- Grommet: Polyethylene (black)

Mounting Specifications:
- Panel hole: Round .102" Dia. (2.59mm)
- Panel thickness: 1/32" to 1/8"
- Use grommet retainer (RTN100)

Standoff Recommendation:
- Use standoff to adjust height of standard LED above PCB in order to maintain a maximum .050" clearance between LITEPIPE and LED

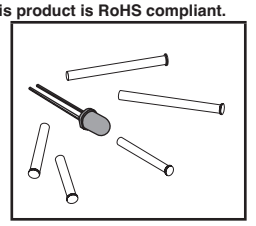

Surface Mount LED Application	Through-Hole LED Application
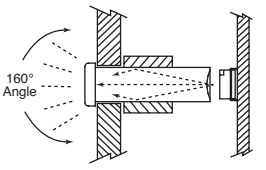	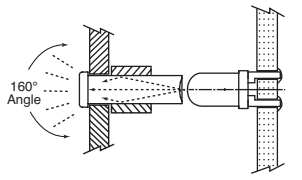

For quantities greater than listed, call for quote.

MOUSER STOCK NO.	VCC Part No.	Length: in.	Price Each 1	10	100	500
593-LMC020CTP	LMC020CTP	0.200				
593-LMC040CTP	LMC040CTP	0.400				
593-LMC060CTP	LMC060CTP	0.600				
593-LMC080CTP	LMC080CTP	0.800				
593-LMC100CTP	LMC100CTP	1.000				
593-LMC120CTP	LMC120CTP	1.200				

Grommet

For quantities greater than listed, call for quote.

MOUSER STOCK NO.	VCC Part No.	Price Each 1	10	100	500
593-RTN100	RTN100				

LITEPIPES® FOR SURFACE MOUNT LEDS

Material Specifications:
- Litepipe®: Acrylic (optical grade)
- Grommet: Polyethylene (black)
- Spring Clip: Spring steel, Nickel plated

Mounting Specifications:
- Panel hole: Round .171" Dia. (4.32mm)
- Panel thickness: .062" min. (1.57mm)
- Litepipes® from .200" to .500" use grommet retainer
- Litepipes® from .500" to 2.00" the spring clip is recommended for rigidity

Features:
- Surface mount, vertical and horizontal 3mm LEDs, litepipes for blending multicolor LEDs are available on special request

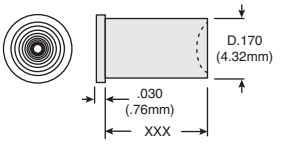

DIMENSIONS: in. (mm)

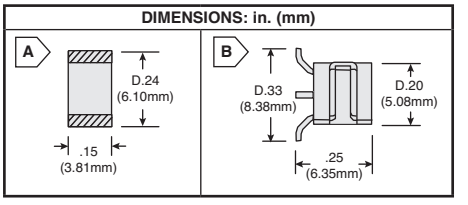

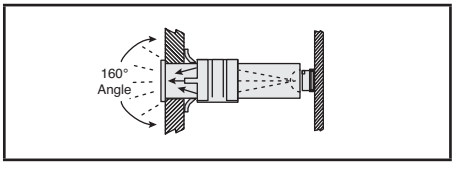

Lightpipes

For quantities greater than listed, call for quote.

.20" to 1.00" Lengths Price Each 1	10	100	500	1.25" to 2.00" Lengths Price Each 1	10	100	500

Additional sizes are available, contact Mouser sales department.

MOUSER STOCK NO.	Length: in.
593-LPC020	.20
593-LPC022	.22
593-LPC024	.24
593-LPC026	.26
593-LPC028	.28

MOUSER STOCK NO.	Length: in.
593-LPC030	.30
593-LPC032	.32
593-LPC034	.34
593-LPC036	.36
593LPC038	.38

MOUSER STOCK NO.	Length: in.
593-LPC040	.40
593-LPC042	.42
593-LPC044	.44
593-LPC046	.46
593-LPC048	.48

MOUSER STOCK NO.	Length: in.
593-LPC050	.50
593-LPC056	.56
593-LPC060	.60
593-LPC066	.66
593-LPC070	.70

Mounts

For quantities greater than listed, call for quote.

MOUSER STOCK NO.	Fig.	Description	Price Each 1	10	100	500
593-RTN150	A	Grommet				
593-RTN250	B	Spring Clip				

593-RTN150 for use with .200 to .500, 593-RTN250 for all other lengths.

MOUSER STOCK NO.	Length: in.
593-LPC076	.76
593-LPC080	.80
593-LPC086	.86
593-LPC090	.90
593-LPC096	.96

MOUSER STOCK NO.	Length: in.
593-LPC100	1.00
593-LPC125	1.25
593-LPC150	1.50
593-LPC175	1.75
593-LPC200	2.00

FLEXIBLE LIGHTPIPE FOR SMD AND THRU-HOLE LEDS

Features:
- Immune to electromagnetic interference (EMI)
- Graceful degradation under "extreme" bending conditions
- Diffused light output pattern—no hot spots or narrow field of view
- Works with CLB300, CLF280, CLR301 and SQB400 panel lenses

PRODUCT NEW





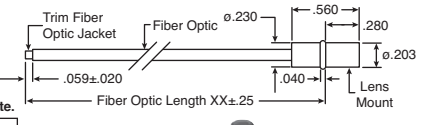

For quantities greater than listed, call for quote.

MOUSER STOCK NO.	VCC Part No.	Description	Price Each 1	10	100	500
593-SMD22	SMD 22	Coupler for SMD LEDs				
593-THR22	THR 22	Coupler for Thru-Hole LEDs				
593-THR522	THR-5-22	Coupler for 5mm Through-Hole LED				

For quantities greater than listed, call for quote.

MOUSER STOCK NO.	VCC Part No.	Length (in.)	Price Each 1	10	100	500
593-FLX02	FLX 02	2.0				
593-FLX04	FLX 04	4.0				
593-FLX06	FLX 06	6.0				
593-FLX08	FLX 08	8.0				
593-FLX12	FLX 12	12.0				

DIMENSIONS: in.



PCB STANDOFFS FOR BI AND TRI-LEAD COMPONENTS

Standoffs are designed for printed circuit board mounting of multi-lead devices ie. LEDs. They cope with various problems in mounting passive components. They include height control, lateral stability, lead retention, lead shorting, and solder flux removal. Device height control is simplified with mounts ranging in lengths from .12" to 1.0"

- Material: thermoplastic (black) UL 94V-0

DIMENSIONS: in.

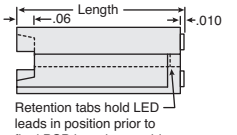

Retention tabs hold LED leads in position prior to final PCB board assembly.

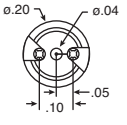

.12" to .48" Lengths Price Each 1	10	100	500	.50" to 1.0" Lengths Price Each 1	10	100	500

MOUSER STOCK NO.	Length: in.
593-STD120B	.12
593-STD140B	.14
593-STD160B	.16
593-STD180B	.18
593-STD200B	.20

MOUSER STOCK NO.	Length: in.
593-STD220B	.22
593-STD240B	.24
593-STD250B	.25
593-STD260B	.26
593-STD280B	.28

MOUSER STOCK NO.	Length: in.
593-STD300B	.30
593-STD320B	.32
593-STD340B	.34
593-STD360B	.36
593-STD380B	.38

MOUSER STOCK NO.	Length: in.
593-STD400B	.40
593-STD420B	.42
593-STD440B	.44
593-STD460B	.46
593-STD480B	.48

MOUSER STOCK NO.	Length: in.
593-STD500B	.50
593-STD550B	.55
593-STD600B	.60
593-STD650B	.65
593-STD700B	.70

MOUSER STOCK NO.	Length: in.
593-STD750B	.75
593-STD800B	.80
593-STD850B	.85
593-STD900B	.90
593-STD950B	.95
593-STD1.0B	1.0

PCB MOUNTS FOR BI & TRI-LEAD LEDS

Allows the right angle mounting of 5mm LEDs used as diagnostic and logic indicator lights of PC boards. Permits the right angle mounting of the bi-lead as well as both configurations of the tri-lead LED.

For quantities greater than listed, call for quote.

MOUSER STOCK NO.	Price Each 1	10	100
593-PCH175			

TWO POSITION PCB MOUNTS

Specifically made for VCC's header post that are used on cable assemblies. This allows a proper lock of the two parts to resist disconnecting under normal use.

For quantities greater than listed, call for quote.

MOUSER STOCK NO.	Description	Price Each 1	10	100	500
593-CNXV02NTP	Vertical				
593-CNXH02NTP	Horizontal				

P-C LITE CIRCUIT BOARD SOCKETS FOR T1 (3MM) AND T1-3/4 (5MM) LEDS

For quantities greater than listed, call for quote.

MOUSER STOCK NO.	No. of Positions	Price Each 1	10	100	500
Thru-Hole, Horizontal Socket					
593-PCH330	1				
Thru-Hole, Vertical Socket					
593-PCV220	1				

© Copyright 2014 Mouser Electronics

© Copyright 2014 Mouser Electronics

AVAGO Optocouplers

RoHS Compliant **This product is RoHS compliant.**

AVAGO TECHNOLOGIES

AVAGO OPTOCOUPLERS

For quantities greater than listed, call for quote.

MOUSER STOCK NO.	Avago Part No.	Number of Channels	Package	Forward on Current (mA)	Total Power Dissipation (mW)	Isolation Voltage (V_{RMS})	Price Each 1	25	100	500
630-4N25-000E	4N25-000E	-	DIP-6	80	250	2500				
630-4N25-W00E	4N25-W00E	-	DIP-6	80	250	2500				
630-4N35-000E	4N35-000E	-	DIP-6	60	350	3550				
630-4N46-000E	4N46-000E	-	DIP-6	20	100	3750				
630-6N136-000E	6N136-000E	1	DIP-8	8	100	3750				
630-6N136-300E	6N136-300E	1	SO-8	8	100	3750				
630-6N137-000E	6N137-000E	1	DIP-8	15	85	3750				
630-6N138-000E	6N138-000E	1	DIP-8	20	135	3750				
630-6N139-000E	6N139-000E	1	DIP-8	20	135	3750				
630-ACNV4506-000E	ACNV4506-000E	1	DIP-10	10	100	7500				
630-ACNV4506-500E	ACNV4506-500E	1	DIP-10/GW	10	100	7500				
630-ACNV2601-000E	ACNV2601-000E	1	DIP-10	20	85	7500				
630-ACPL-054L-000E	ACPL-054L-000E	2	SO-8	3	36	3750				
630-ACPL-054L-060E	ACPL-054L-060E	2	SO-8	3	36	3750				
630-ACPL-C790-000E	ACPL-C790-000E	2	SSO-8	230	600	5000				
630-ACPL-C79A-000E	ACPL-C79A-000E	2	SSO-8	230	600	5000				
630-ACPL-C79B-000E	ACPL-C79B-000E	2	SSO-8	230	600	5000				
630-ACPL-H342-000E	ACPL-H342-000E	1	SO-8	7	255	3750				
630-ACPL-H342-060E	ACPL-H342-060E	1	SO-8	7	255	3570				
630-ACPL-K342-000E	ACPL-K342-000E	1	SO-8	7	255	5000				
630-ACPL-K342-060E	ACPL-K342-060E	1	SO-8	7	255	5000				
630-ACPL-M49T-000E	ACPL-M49T-000E	1	SO-5	40	100	3750				
630-ACPL-M61L-000E	ACPL-M61L-000E	1	SO-5	8	600	3750				
630-ACPL-M61L-060E	ACPL-M61L-060E	1	SO-5	8	600	3750				
630-ACPL-W611-000E	ACPL-W611-000E	1	SO-6	20	85	3750				
630-ACPL-W611-060E	ACPL-W611-060E	1	SO-6	50	85	3750				
630-ACPL-W61L-000E	ACPL-W61L-000E	1	SSO-6	8	20	5000				
630-ACPL-W61L-060E	ACPL-W61L-060E	1	SSO-6	8	20	5000				
630-ACPL-071L-000E	ACPL-071L-000E	1	SO-8	9	-	3750				
630-ACPL-072L-000E	ACPL-072L-000E	1	SO-8	10	150	3750				
630-ACPL-38JT-500E	ACPL-38JT-500E	2	SO-16	2.5	600	1230				
630-ACPL-782T-000E	ACPL-782T-000E	1	DIP-8	16	600	3750				
630-ACPL-C784-000E	ACPL-C784-000E	1	Stretched SO-8	11	600	5000				
630-ACPL-C78A-000E	ACPL-C78A-000E	1	Stretched SO-8	11	600	5000				
630-ACPL-K73L-000E	ACPL-K73L-000E	2	Stretched SO-8	10	600	5000				
630-ACPL-M46T-000E	ACPL-M46T-000E	1	SO-5	10	130	3750				
630-ACPL-M61T-000E	ACPL-M61T-000E	1	SO-5	20	85	3750				
630-ACPL-M75L-000E	ACPL-M75L-000E	1	SO-5	4	-	3750				
630-ACPL-P340-000E	ACPL-P340-000E	1	Stretched SO-6	25	700	3750				
630-ACPL-P340-060E	ACPL-P340-060E	1	Stretched SO-6	25	700	3750				
630-ACPL-P341-000E	ACPL-P341-000E	1	Stretched SO-6	25	700	3750				
630-ACPL-P341-060E	ACPL-P341-060E	1	Stretched SO-6	25	700	3750				
630-ACPL-P343-000E	ACPL-P343-000E	1	Stretched SO-6	25	700	3750				
630-ACPL-P343-060E	ACPL-P343-060E	1	Stretched SO-6	25	700	3750				
630-ACPL-W340-000E	ACPL-W340-000E	1	Stretched SO-6	25	700	5000				
630-ACPL-W340-060E	ACPL-W340-060E	1	Stretched SO-6	25	700	5000				
630-ACPL-W341-000E	ACPL-W341-000E	1	Stretched SO-6	25	700	5000				
630-ACPL-W341-060E	ACPL-W341-060E	1	Stretched SO-6	25	700	5000				
630-ACPL-W343-000E	ACPL-W343-000E	1	Stretched SO-6	25	700	5000				
630-ACPL-W343-060E	ACPL-W343-060E	1	Stretched SO-6	25	700	5000				
630-ACSL-6210-00RE	ACSL-6210-00RE	2	SO-8	2.7	60	2500				
630-ACSL-6400-00TE	ACSL-6400-00TE	4	SO-16	2.7	60	2500				
630-CNY17-2-000E	CNY17-2-000E	1	DIP-6	0.3	250	5000				
630-CNY17-3-000E	CNY17-3-000E	1	DIP-6	0.3	250	5000				
630-CNY17-4-000E	CNY17-4-000E	1	DIP-6	0.3	250	5000				
630-HCNR200-000E	HCNR200-000E	1	DIP-8	25	60	1414				
630-HCNR200-300E	HCNR200-300E	1	SO-8	25	60	1414				
630-HCNR201-000E	HCNR201-000E	1	DIP-8	25	60	1414				
630-HCNR201-300E	HCNR201-300E	1	SO-8	25	60	1414				
630-HCNW136-000E	HCNW136-000E	1	DIP-8	16	700	5000				
630-HCNW137-000E	HCNW137-000E	1	DIP-8	5	700	5000				
630-HCNW139-000E	HCNW139-000E	1	DIP-8	0.4	700	1414				
630-HCNW139-300E	HCNW139-300E	1	SO-8	0.4	700	5000				
630-HCNW2211-000E	HCNW2211-000E	1	DIP-8	1.6	600	5000				
630-HCNW2211-300E	HCNW2211-300E	1	SO-8	1.6	600	5000				
630-HCNW2611-000E	HCNW2611-000E	1	DIP-8	1.6	600	5000				
630-HCNW2611-300E	HCNW2611-300E	1	SO-8	1.6	600	5000				
630-HCNW3120-000E	HCNW3120-000E	1	DIP-8	10	700	5000				
630-HCNW4502-000E	HCNW4502-000E	1	DIP-8	16	700	5000				
630-HCNW4503-000E	HCNW4503-000E	1	DIP-8	16	700	5000				
630-HCNW4503-300E	HCNW4503-300E	1	SO-8	16	700	5000				
630-HCNW4504-300E	HCNW4504-300E	1	DIP-8	12	100	5000				
630-HCNW4506-300E	HCNW4506-300E	1	SO-8	10	145	3750				
630-HCPL-0201-000E	HCPL-0201-000E	1	DIP-8	1.6	600	3750				
630-HCPL-0201-500E	HCPL-0201-500E	1	SO-8	1.6	600	3750				
630-HCPL-0211-000E	HCPL-0211-000E	1	DIP-8	1.6	600	3750				
630-HCPL-0211-500E	HCPL-0211-500E	1	SO-8	1.6	600	3750				
630-HCPL-0300-000E	HCPL-0300-000E	1	SO-8	0.5	600	3750				
630-HCPL-0314-000E	HCPL-0314-000E	1	SO-8	8	400	3750				
630-HCPL-0370-000E	HCPL-0370-000E	1	SO-8	50	275	3750				
630-HCPL-0452-000E	HCPL-0452-000E	1	SO-8	16	600	3750				
630-HCPL-0453-000E	HCPL-0453-000E	1	SO-8	16	600	3750				
630-HCPL-0454-000E	HCPL-0454-000E	1	SO-8	16	600	3750				
630-HCPL-0500-000E	HCPL-0500-000E	1	SO-8	16	600	3750				
630-HCPL-0501-000E	HCPL-0501-000E	1	SO-8	16	600	3750				
630-HCPL-0501-500E	HCPL-0501-500E	1	SO-8	16	600	3750				
630-HCPL-0530-000E	HCPL-0530-000E	2	SO-8	16	600	3750				
630-HCPL-0531-000E	HCPL-0531-000E	2	SO-8	16	600	3750				
630-HCPL-053L-000E	HCPL-053L-000E	2	SO-8	16	600	3750				
630-HCPL-0600-000E	HCPL-0600-000E	1	SO-8	5	600	3750				
630-HCPL-0600-500E	HCPL-0600-500E	1	SO-8	5	600	3750				
630-HCPL-0601-000E	HCPL-0601-000E	1	SO-8	5	600	3750				
630-HCPL-0601-500E	HCPL-0601-500E	1	SO-8	5	600	3750				
630-HCPL-060L-000E	HCPL-060L-000E	1	SO-8	5	600	3750				
630-HCPL-0611-000E	HCPL-0611-000E	1	SO-8	5	600	3750				
630-HCPL-0611-500E	HCPL-0611-500E	1	SO-8	5	600	3750				

© Copyright 2014 Mouser Electronics
© Copyright 2014 Mouser Electronics

AVAGO Optocouplers

AVAGO OPTOCOUPLERS (CONT.)

For quantities greater than listed, call for quote.

MOUSER STOCK NO.	Avago Part No.	Number of Channels	Package	Forward on Current (mA)	Total Power Dissipation (mW)	Isolation Voltage (V_{RMS})	Price Each			
							1	25	100	500
630-HCPL-061A-000E	HCPL-061A-000E	1	SO-8	3	600	3750				
630-HCPL-061N-000E	HCPL-061N-000E	1	SO-8	3	600	3750				
630-HCPL-0630-000E	HCPL-0630-000E	2	SO-8	5	600	3750				
630-HCPL-0630-500E	HCPL-0630-500E	2	SO-8	5	600	3750				
630-HCPL-0631-000E	HCPL-0631-000E	2	SO-8	5	600	3750				
630-HCPL-0631-500E	HCPL-0631-500E	2	SO-8	5	600	3750				
630-HCPL-063A-000E	HCPL-063A-000E	2	SO-8	3	600	3750				
630-HCPL-063L-000E	HCPL-063L-000E	2	SO-8	5	600	3750				
630-HCPL-063N-000E	HCPL-063N-000E	2	SO-8	3	600	3750				
630-HCPL-0661-000E	HCPL-0661-000E	2	SO-8	5	600	3750				
630-HCPL-0700-000E	HCPL-0700-000E	1	SO-8	0.5	700	3750				
630-HCPL-0701-000E	HCPL-0701-000E	1	SO-8	0.5	700	3750				
630-HCPL-0701-500E	HCPL-0701-500E	1	SO-8	0.5	700	3750				
630-HCPL-070A-000E	HCPL-070A-000E	1	SO-8	10	600	3750				
630-HCPL-0710-000E	HCPL-0710-000E	1	SO-8	150	600	3750				
630-HCPL-0710-500E	HCPL-0710-500E	1	SO-8	150	600	3750				
630-HCPL-0720-000E	HCPL-0720-000E	1	SO-8	150	600	3750				
630-HCPL-0721-000E	HCPL-0721-000E	1	SO-8	150	600	3750				
630-HCPL-0723-000E	HCPL-0723-000E	1	SO-8	150	600	3750				
630-HCPL-0730-000E	HCPL-0730-000E	2	SO-8	0.5	135	3750				
630-HCPL-0731-000E	HCPL-0731-000E	2	SO-8	0.5	135	3750				
630-HCPL-0731-500E	HCPL-0731-500E	2	SO-8	0.5	135	3750				
630-HCPL-0738-000E	HCPL-0738-000E	2	SO-8	10	-	3750				
630-HCPL-073A-000E	HCPL-073A-000E	2	SO-8	230	600	3750				
630-HCPL-073L-000E	HCPL-073L-000E	2	SO-8	230	600	3750				
630-HCPL-181-000E	HCPL-181-000E	1	SO-4	0.2	170	3750				
630-HCPL-2200-000E	HCPL-2200-000E	1	DIP-8	1.6	600	3750				
630-HCPL-2200-500E	HCPL-2200-500E	1	DIP-8	1.6	600	3750				
630-HCPL-2201-000E	HCPL-2201-000E	1	DIP-8	1.6	600	3750				
630-HCPL-2202-000E	HCPL-2202-000E	1	DIP-8	1.6	600	3750				
630-HCPL-2211-000E	HCPL-2211-000E	1	DIP-8	1.6	600	3750				
630-HCPL-2212-000E	HCPL-2212-000E	1	DIP-8	1.6	600	3750				
630-HCPL-2231-000E	HCPL-2231-000E	2	DIP-8	1.8	600	3750				
630-HCPL-2231-300E	HCPL-2231-300E	2	DIP-8	1.8	600	3750				
630-HCPL-2232-000E	HCPL-2232-000E	2	DIP-8	1.8	600	3750				
630-HCPL-2232-300E	HCPL-2232-300E	2	DIP-8	1.8	600	3750				
630-HCPL-2300-000E	HCPL-2300-000E	1	DIP-8	4	600	3750				
630-HCPL-2300-300E	HCPL-2300-300E	1	DIP-8	4	600	3750				
630-HCPL-2400-000E	HCPL-2400-000E	1	DIP-8	4	600	3750				
630-HCPL-2400-300E	HCPL-2400-300E	1	SO-8	4	600	3750				
630-HCPL-2430-000E	HCPL-2430-000E	2	DIP-8	4	600	3750				
630-HCPL-2430-300E	HCPL-2430-300E	2	SO-8	4	600	3750				
630-HCPL-2502-000E	HCPL-2502-000E	1	DIP-8	25	600	3750				
630-HCPL-2530-000E	HCPL-2530-000E	2	DIP-8	16	600	3750				
630-HCPL-2531-000E	HCPL-2531-000E	2	DIP-8	16	600	3750				
630-HCPL-2531-300E	HCPL-2531-300E	2	DIP-8	16	600	3750				
630-HCPL-2601-000E	HCPL-2601-000E	1	DIP-8	5	600	3750				
630-HCPL-2601-300E	HCPL-2601-300E	1	DIP-8	5	600	3750				
630-HCPL-2602-000E	HCPL-2602-000E	1	DIP-8	5	600	3750				
630-HCPL-2611-000E	HCPL-2611-000E	1	DIP-8	5	600	3750				
630-HCPL-2612-000E	HCPL-2612-000E	1	DIP-8	5	600	3750				
630-HCPL-2630-000E	HCPL-2630-000E	2	DIP-8	5	600	3750				
630-HCPL-2630-300E	HCPL-2630-300E	2	DIP-8	5	600	3750				
630-HCPL-2631-000E	HCPL-2631-000E	2	DIP-8	5	600	3750				
630-HCPL-2631-300E	HCPL-2631-300E	2	DIP-8	5	600	3750				
630-HCPL-263A-000E	HCPL-263A-000E	2	DIP-8	3	600	3750				
630-HCPL-263L-000E	HCPL-263L-000E	2	DIP-8	5	600	3750				
630-HCPL-263N-000E	HCPL-263N-000E	2	DIP-8	3	600	3750				
630-HCPL-2730-000E	HCPL-2730-000E	2	DIP-8	0.5	135	3750				
630-HCPL-2731-000E	HCPL-2731-000E	2	DIP-8	0.5	135	3750				
630-HCPL-3120-000E	HCPL-3120-000E	1	DIP-8	7	295	5000				
630-HCPL-3120-300E	HCPL-3120-300E	1	SO-8	7	295	5000				
630-HCPL-3120-500E	HCPL-3120-500E	1	SO-8	7	295	5000				
630-HCPL-3140-000E	HCPL-3140-000E	1	DIP-8	8	600	3750				
630-HCPL-314J-000E	HCPL-314J-000E	2	SO-16	8	1200	3750				
630-HCPL-3150-000E	HCPL-3150-000E	1	DIP-8	7	600	3750				
630-HCPL-3150-500E	HCPL-3150-500E	1	DIP-8	7	600	3750				
630-HCPL-315J-000E	HCPL-315J-000E	2	SO-16	7	1200	3750				
630-HCPL-316J-000E	HCPL-316J-000E	1	SO-16	25	1200	3750				
630-HCPL-316J-500E	HCPL-316J-500E	1	SO-16	25	1200	3750				
630-HCPL-3180-000E	HCPL-3180-000E	1	DIP-8	10	600	3750				
630-HCPL-3180-300E	HCPL-3180-300E	1	SO-8	10	600	3750				
630-HCPL-3700-000E	HCPL-3700-000E	1	DIP-8	50	210	3750				
630-HCPL-3700-300E	HCPL-3700-300E	1	DIP-8	50	210	3750				
630-HCPL-3760-000E	HCPL-3760-000E	1	DIP-8	50	210	3750				
630-HCPL-4100-000E	HCPL-4100-000E	1	DIP-8	7	360	3750				
630-HCPL-4200-000E	HCPL-4200-000E	1	DIP-8	30	255	3750				
630-HCPL-4502-000E	HCPL-4502-000E	1	DIP-8	16	600	3750				
630-HCPL-4503-000E	HCPL-4503-000E	1	DIP-8	16	600	3750				
630-HCPL-4504-000E	HCPL-4504-000E	1	DIP-8	12	600	3750				
630-HCPL-4506-000E	HCPL-4506-000E	1	DIP-8	10	600	3750				
630-HCPL-4562-000E	HCPL-4562-000E	1	DIP-8	12	700	3750				
630-HCPL-7710-000E	HCPL-7710-000E	1	DIP-8	10	600	3750				
630-HCPL-7710-300E	HCPL-7710-300E	1	SO-8	10	600	3750				
630-HCPL-7720-000E	HCPL-7720-000E	1	DIP-8	10	600	3750				
630-HCPL-7721-000E	HCPL-7721-000E	1	DIP-8	10	600	3750				
630-HCPL-817-000E	HCPL-817-000E	1	DIP-4	50	200	5000				
630-HCPL-M600-000E	HCPL-M600-000E	1	SO-5	5	85	3750				
630-HCPL-M611-000E	HCPL-M611-000E	1	SO-5	5	85	3750				

© Copyright 2014 Mouser Electronics
© Copyright 2014 Mouser Electronics

AVAGO FIBER OPTICS

Avago Technologies is the world's leading provider of fiber optic transmitters, receivers and transceivers for Networking and Storage solutions. Avago Technologies offers unmatched quality with high-volume, low-cost manufacturing techniques.

Fiber Optic Components for Industrial, Automotive and Consumer Applications

Optical Transmitters

Optical transmitters use either a light emitting diode (LED) or the laser diode as the light source. These devices are packaged in plastic housings and support various common connector types.

For quantities greater than listed, call for quote.

MOUSER STOCK NO.	Avago Part No.	Connector/Package	Data Rate	Reach		Operating Wavelength	Price Each			
				POF	HCS		1	25	100	500
630-HFBR-1119TZ	HFBR-1119TZ	ST	266MBd	1500m	- - -	1300nm				
630-HFBR-1312TZ	HFBR-1312TZ	ST	155MBd	5km	- - -	1300nm				
630-HFBR-1402Z	HFBR-1402Z	SMA	5MBd	1500m	- - -	820nm				
630-HFBR-1404Z	HFBR-1404Z	SMA	160MBd	500m	- - -	820nm				
630-HFBR-1412Z	HFBR-1412Z	ST	5MBd	1500m	- - -	820nm				
630-HFBR-1412TZ	HFBR-1412TZ	ST	5MBd	1500m	- - -	820nm				
630-HFBR-1412TMZ	HFBR-1412TMZ	ST	5MBd	1500m	- - -	820nm				
630-HFBR-1414Z	HFBR-1414Z	ST	160MBd	500m	- - -	820nm				
630-HFBR-1414TZ	HFBR-1414TZ	ST	160MBd	500m	- - -	820nm				
630-HFBR-1505AZ	HFBR-1505AZ	SMA, ST	DC-10MBd	40m	200m	650nm				
630-HFBR-1515BZ	HFBR-1515BZ	SMA, ST	DC-10MBd	40m	200m	650nm				
630-HFBR-1521Z	HFBR-1521Z	Versatile Link	DC-5MBd	20m	- - -	650nm				
630-HFBR-1521ETZ	HFBR-1521ETZ	Versatile Link	DC-5MBd	20m	---	660nm				
630-HFBR-1522Z	HFBR-1522Z	Versatile Link	DC-1MBd	45m	- - -	660nm				
630-HFBR-1522ETZ	HFBR-1522ETZ	Versatile Link	DC-1MBd	20m	---	660nm				
630-HFBR-1523Z	HFBR-1523Z	Versatile Link	DC-40kBd	110m	- - -	660nm				
630-HFBR-1524Z	HFBR-1524Z	Versatile Link	DC-1MBd	10m	- - -	660nm				
630-HFBR-1527Z	HFBR-1527Z	Versatile Link	DC-125MBd	27m	125m	660nm				
630-HFBR-1527ETZ	HFBR-1527ETZ	Versatile Link	125MBd	20m	---	660nm				
630-HFBR-1528Z	HFBR-1528Z	Versatile Link	DC-10MBd	40m	300m	650nm				
630-HFBR-1531Z	HFBR-1531Z	Versatile Link	DC-5MBd	20m	- - -	660nm				
630-HFBR-1532Z	HFBR-1532Z	Versatile Link	DC-1MBd	45m	- - -	660nm				
630-HFBR-1602Z	HFBR-1602Z	SMA	DC-2MBd	20m	- - -	655nm				

Optical Receivers

The PIN optical receiver converts the modulated light coming from the optical fiber back into a replica of the original signal applied to the transmitter.

For quantities greater than listed, call for quote.

MOUSER STOCK NO.	Avago Part No.	Connector/Package	Data Rate	Reach		Operating Wavelength	Price Each			
				POF	HCS		1	25	100	500
630-HFBR-2119TZ	HFBR-2119TZ	ST	266MBd	1500m	- - -	1300nm				
630-HFBR-2316TZ	HFBR-2316TZ	ST	155MBd	5km	- - -	1300nm				
630-HFBR-2402Z	HFBR-2402Z	SMA	5MBd	1500m	- - -	820nm				
630-HFBR-2412Z	HFBR-2412Z	ST	5MBd	1500m	- - -	820nm				
630-HFBR-2412TZ	HFBR-2412TZ	ST	5MBd	1500m	- - -	820nm				
630-HFBR-2412TCZ	HFBR-2412TCZ	ST	5MBd	1500m	- - -	820nm				
630-HFBR-2416Z	HFBR-2416Z	ST	160MBd	500m	- - -	820nm				
630-HFBR-2416MZ	HFBR-2416MZ	ST	160MBd	500m	- - -	820nm				
630-HFBR-2416TZ	HFBR-2416TZ	ST	160MBd	500m	- - -	820nm				
630-HFBR-2416TCZ	HFBR-2416TCZ	ST	160MBd	500m	- - -	820nm				
630-HFBR-2505AZ	HFBR-2505AZ	SMA, ST	DC-10MBd	40m	200m	650nm				
630-HFBR-2515BZ	HFBR-2515BZ	SMA, ST	DC-10MBd	40m	200m	650nm				
630-HFBR-2521Z	HFBR-2521Z	Versatile Link	DC-5MBd	20m	- - -	660nm				
630-HFBR-2521ETZ	HFBR-2521ETZ	Versatile Link	DC-5MBd	20m	---	660nm				
630-HFBR-2522Z	HFBR-2522Z	Versatile Link	DC-1MBd	45m	- - -	660nm				
630-HFBR-2522ETZ	HFBR-2522ETZ	Versatile Link	DC-1MBd	20m	---	660nm				
630-HFBR-2523Z	HFBR-2523Z	Versatile Link	DC-40kBd	110m	- - -	660nm				
630-HFBR-2524Z	HFBR-2524Z	Versatile Link	DC-1MBd	10m	- - -	660nm				
630-HFBR-2526ETZ	HFBR-2526ETZ	Versatile Link	125MBd	20m	---	660nm				
630-HFBR-2528Z	HFBR-2528Z	Versatile Link	DC-10MBd	40m	300m	650nm				
630-HFBR-2531Z	HFBR-2531Z	Versatile Link	DC-5MBd	20m	- - -	660nm				
630-HFBR-2532Z	HFBR-2532Z	Versatile Link	DC-1MBd	45m	- - -	660nm				
630-HFBR-2602Z	HFBR-2602Z	SMA	DC-2MBd	20m	- - -	655nm				

Fiber Optic - Hardware and Accessories

For quantities greater than listed, call for quote.

MOUSER STOCK NO.	Avago Part No.	Description	Price Each			
			1	25	100	500
630-HFBR-4401Z	HFBR-4401Z	HEX-NUT/ Washer for SMA Ports 1/4 - 36 UNEF -2B Thread				
630-HFBR-4402Z	HFBR-4402Z	SMA Port Caps				
630-HFBR-4501Z	HFBR-4501Z	Snap-in FO Link Connector TX				
630-HFBR-4503Z	HFBR-4503Z	Plastic Fiber Connector - Gray Simplex Latching with Crimp Ring				
630-HFBR-4505Z	HFBR-4505Z	Plastic Fiber Connector - Gray Adapter (Bulkhead/Feedthrough)				
630-HFBR-4506Z	HFBR-4506Z	Plastic Fiber Connector - Parchment Duplex with Crimp Ring				
630-HFBR-4511Z	HFBR-4511Z	Plastic Fiber Connector - Blue Simplex Connector/Crimp Ring				
630-HFBR-4513Z	HFBR-4513Z	Plastic Fiber Connector - Blue Simplex Latching with Crimp Ring				
630-HFBR-4515Z	HFBR-4515Z	Plastic Fiber Connector - Blue Adapter (Bulkhead/Feedthrough)				
630-HFBR-4516Z	HFBR-4516Z	Plastic Fiber Connector - Gray Duplex with Crimp Ring				
630-HFBR-4531Z	HFBR-4531Z	Snap-in FO Crimpless Connector				
630-HFBR-4532Z	HFBR-4532Z	Latching FO Crimpless Connector				

© Copyright 2014 Mouser Electronics

© Copyright 2014 Mouser Electronics

AVAGO Sensors and Transceivers

RoHS Compliant **This product is RoHS compliant.**

AVAGO TECHNOLOGIES


APDS-9801


APDS-9702-020


AFBR-597222 Series


AFCT-57 Series


AFCT-57R Series


AFCT-59 Series


AFBR-57 Series


AFBR-58 Series


AFBR-59 Series


AFBR-54 Series

Avago Technologies is the world's leading provider of fiber optic transmitters, receivers and transceivers for Networking and Storage solutions.
Avago Technologies offers unmatched quality with high-volume, low-cost manufacturing techniques.

DIGITAL PROXIMITY AND ANALOG AMBIENT LIGHT SENSOR

Features:

- Integrated module with built-in IR LED, IR Detector, Digital Signal Conditioning ASIC and Analog ALS
- Package size: L 6.1mm x W 3.9mm x H 1.75mm
- Sensor power supply voltage range: 1.7V to 2.5V
- I2C Bus power supply voltage range: 1.7V to 3.6V
- Broad VLED range for PS: 2.5V to 5V
- PS Shutdown Current 1µA Typical
- ALS approximate the Human Eye response
- Low sensitivity variation across various light sources
- ALS Output linearity up-to 5k Lux range
- Operational under sunlight (PS)
- Artificial light Immunity
- Low crosstalk between Emitter and Detector
- Programmable LED driving current and burst pulse control (PS)
- Interrupt logic with Programmable Threshold
- Lead-free and ROHS Compliant

Applications:

- PDA and mobile phones
- Portable and Handheld devices
- Personal Computers/Notebooks
- Amusement/Games/Vending Machines
- Contactless Switches

RoHS Compliant

For quantities greater than listed, call for quote.

MOUSER STOCK NO.	Avago Part No.	Peak Wavelength	Max. Light Current	Max. Dark Current	Max. Rise Time	Max. Fall Time	Price Each 1	25	100	250
630-APDS-9801	APDS-9801	940nm	83µA	300nA	1000ns	300ns				

SIGNAL CONDITIONING IC OPTICAL PROXIMITY SENSORS WITH DIGITAL I²C INTERFACE

Features:

- Low power consumption
- Complete shutdown mode
- Supply voltage : 2.4V to 3.6V
- Operational in sunlight conditions up to 100klux (with HSDL-9100)
- Artificial light immunity
- Analog and Digital output available
- Wide bandwidth Trans-impedance amplifier
- External capacitor and resistor for integration and gain controls
- Flexibility to enhance detection distance up to 200mm with HSDL-9100 or further with external discrete pair
- Small 2mm x 2mm QFN 8-pin package
- Design flexibility to pair with Avago Proximity Sensors or discrete pair solution

Applications:

- PDA and mobile phones
- Digital Camera
- Portable and Handheld devices
- Personal Computers/Notebooks
- Amusement/Games/Vending Machines
- Industrial Automation
- Contactless Switches
- Sanitary Automation

RoHS Compliant

For quantities greater than listed, call for quote.

MOUSER STOCK NO.	Avago Part No.	Package	Operating Freq. (GHz)	Supply Voltage	Supply Current (mA)	Price Each 1	25	100	500
630-APDS-9702-020	APDS-9702-020	QFN-8	1.5 - 2.3	5	50				

FIBER OPTIC TRANSCEIVERS

Avago Technologies portfolio of optical transceivers include ATM/SONET, Ethernet, Storage, Parallel and WDM Transceivers

Avago Technologies is the leading supplier of fiber optic transceivers, with manufacturing and testing procedures that produce the industry's most reliable devices. Avago's broad portfolio of Ethernet, SONET and Fibre Channel transceivers supports all speeds and includes transmitters and receivers for industrial and automotive applications. The company's support and order fulfillment organizations provide unmatched service and delivery worldwide.

For quantities greater than listed, call for quote.

MOUSER STOCK NO.	Avago Part No.	Shield Option	Type	Wavelength	Signal Rate	Pulse Width Variation	Duty Cycle Distortion	Forward Current	Price Each 1	25	100	500
630-HFBR-3810Z	HFBR-3810Z	No	Class 1-laser	650nm	DC-10Mb/s	80-120ns	-10+10ns	60mA				
630-HFBR-3810MSZ	HFBR-3810MSZ	Yes	Class 1-laser	650nm	DC-10Mb/s	80-120ns	-10+10ns	60mA				

For quantities greater than listed, call for quote.

MOUSER STOCK NO.	Avago Part No.	Pkg.	Protocol Support	Media Type	Data Rate (Max.)	Reach	Operating Wavelength	Transmitter	Price Each 1	25	100	500
630-AFBR-5803AZ	AFBR-5803AZ	1x9	Ethernet	Multi-mode	100Mb/s	2km	1310nm	LED				
630-AFBR-5803TZ	AFBR-5803TZ	1x9	Ethernet	Multi-mode	100Mb/s	2km	1310nm	LED				
630-AFBR-5803Z	AFBR-5803Z	1x9	Ethernet	Multi-mode	100Mb/s	2km	1310nm	LED				
630-AFBR-5805Z	AFBR-5805Z	1x9	SONET/SDH	Multi-mode	155Mb/s	2km	1310nm	LED				
630-AFCT-5805BZ	AFCT-5805BZ	1x9	SONET/SDH	Single-mode	155Mb/s	15km	1310nm	FP Laser				
630-AFBR-5903EZ	AFBR-5903EZ	SFF	Ethernet	Multi-mode	100Mb/s	2km	1310nm	LED				
630-HFBR-5961ALZ	HFBR-5961ALZ	SFF	Ethernet	Multi-mode	100Mb/s	2km	1310nm	LED				
630-AFBR-5921ALZ	AFBR-5921ALZ	SFF	Fibre Channel	Multi-mode	2.125Gb/s	300m	850nm	VCSEL				
630-ABCU-5710RZ	ABCU-5710RZ	SFP	Ethernet	Copper	1Gb/s	100m	-	-				
630-AFBR-5710PZ	AFBR-5710PZ	SFP	Ethernet	Multi-mode	1Gb/s	550m	850nm	VCSEL				
630-AFBR-5715PZ	AFBR-5715PZ	SFP	Ethernet	Multi-mode	1Gb/s	550m	850nm	VCSEL				
630-AFCT-5710PZ	AFCT-5710PZ	SFP	Ethernet	Single-mode	1Gb/s	10km	1310nm	FP Laser				
630-AFCT-5715PZ	AFCT-5715PZ	SFP	Ethernet	Single-mode	1Gb/s	10km	1310nm	FP Laser				
630-AFBR-57R5AEZ	AFBR-57R5AEZ	SFP	Fibre Channel	Multi-mode	4.25Gb/s	150m	850nm	VCSEL				
630-AFBR-57R5APZ	AFBR-57R5APZ	SFP	Fibre Channel	Multi-mode	4.25Gb/s	150m	850nm	VCSEL				
630-AFBR-57R6AEZ	AFBR-57R6AEZ	SFP	Fibre Channel	Multi-mode	4.25Gb/s	150m	850nm	VCSEL				
630-AFBR-54D7APZ	AFBR-54D7APZ	SFP	Fibre Channel	Multi-mode	8.5Gb/s	21m, 50m, 150m	860nm	VCSEL				
630-AFBR-703SNZ	AFBR-703SNZ	SFP	Ethernet	Multi-mode	10.31Gb/s	300m	860nm	VCSEL				
630-AFBR-5972Z	AFBR-5972Z	-	Ethernet	-	125Mb/s	-	650nm	LED				
		Description										
630-AFBR-4526Z	AFBR-4526Z	Plastic optical fiber duplex connector for AFBR-5972Z										

© Copyright 2014 Mouser Electronics
© Copyright 2014 Mouser Electronics

FAIRCHILD Optocoupler Products

RoHS Compliant This product is RoHS compliant.

GATE DRIVE OUTPUT

For quantities greater than listed, call for quote.

MOUSER STOCK NO. Mfr.	Mfr. Part No.	Package	Safety Standard	Cont. Output Current	I_F (Max) (mA)	V_R (Max) (V)	Turn-on/Turn-Off (Max) (μs)	Rise/Fall (Max) (ns)	Isolation Voltage (V_{ISO})	PDo (mW)	Price Each 1	25	100	250
512—	FOD8316	SO-16	UL	2.5	15	2.0	4.0/3.0	34/34	4,243	100				
512—	FOD8320	SOP-6	UL	2.5	25	5.0	0.8/0.4	60/60	5,000	500				
512—	FOD8321R2	SOP-5	UL	2.5	25	5.0	0.8/0.4	500/500	5,000	500				

HIGH-SPEED TRANSISTOR OUTPUT

◆ Surface Mount Device

For quantities greater than listed, call for quote.

MOUSER STOCK NO. Mfr.	Mfr. Part No.	Package	Safety Standard	$I_{F(AVG)}$ (mA)	Max. Supply Voltage (V)	Data Rate (Typ.) (Mbits/s)	Delay Time t_{PHL}/t_{PLH} (Typ)(μS)	Isolation Voltage (V_{ISO})	Current Transfer Ratio (Min/Typ/Max)(%)	Price Each 1	25	100	250
Single Channel													
	512—6N135	DIP-8	UL	25	30	1	0.45/0.50	2.5kV	7/18/50				
	512—6N136	DIP-8	UL	25	30	1	0.45/0.30	2.5kV	19/27/50				
◆	512—6N136S	SMDIP-8	UL	25	30	1	0.45/0.30	2.5kV	19/27/50				
◆	512—HCPL0501	SOIC-8	UL/BSI/VDE	25	30	1	0.45/0.30	2.5kV	19/27/50				
◆	512—FODM453	MFP-5	UL	25	30	1	0.40/0.35	3.75kV	20/--/50				
	512—6N137	DIP-8	UL	50	5.5	10	0.045/0.045	2.5kV	--/--/--				
◆	512—FODM611	SO-5	UL	50	5.5	10	0.043/0.05	3.75kV	--/--/--				
◆	512—FODM8061	SO-5	UL	50	5.5	10	0.043/0.05	3.75kV	--/--/--				
◆	512—6N137S	SMDIP-8	UL	50	5.5	10	0.045/0.045	2.5kV	--/--/--				
◆	512—6N137SD	SMDIP-8	UL	50	5.5	10	0.045/0.045	2.5kV	--/--/--				
	512—6N137M	DIP-8	UL	50	7.0	10	0.040/0.040	2.5kV	--/--/--				
◆	512—FODM611R2	MFP-5	UL	50	7.0	10	0.043/0.050	3.75kV	--/--/--				
◆	512—HCPL0600	SOIC-8	UL	50	7.0	10	0.020/0.025	2.5kV	--/--/--				
◆	512—HCPL0611	SOIC-8	UL	50	7.0	10	0.020/0.025	2.5kV	--/--/--				
	512—HCPL-2601	DIP-8	UL	50	7.0	10	0.045/0.045	2.5kV	--/--/--				
◆	512—HCPL-2601S	SMDIP-8	UL	50	7.0	10	0.045/0.045	2.5kV	--/--/--				
Dual Channel													
◆	512—HCPL2531SD	SMD-8	UL	25	5.5	1	0.45/0.3	10kV	19/27/50				
	512—HCPL-2530	DIP-8	UL	25	30	1	0.45/0.50	2.5kV	7/18/50				
	512—HCPL-2531	DIP-8	UL	25	30	1	0.45/0.30	2.5kV	19/27/50				
	512—HCPL-2630	DIP-8	UL	50	5.5	10	0.045/0.045	2.5kV	--/--/--				
◆	512—HCPL-2630S	SMDIP-8	UL	50	5.5	10	0.045/0.045	2.5kV	--/--/--				
	512—HCPL-2631	DIP-8	UL	50	5.5	10	0.045/0.045	2.5kV	--/--/--				
◆	512—HCPL-2631S	SMDIP-8	UL	50	5.5	10	0.045/0.045	2.5kV	--/--/--				
◆	512—HCPL2631SD	SMDIP-8	UL	50	5.5	10	0.045/0.045	2.5kV	--/--/--				
◆	512—HCPL2630.SD	SMD-8	UL	50	5.5	10	0.075/0.075	10kV	--/--/--				

HIGH-SPEED, HIGH-CMR, LOGIC GATE

◆ Surface Mount Device

For quantities greater than listed, call for quote.

MOUSER STOCK NO. Mfr.	Mfr. Part No.	Package	Safety Standard	Input Current (μA)	Max. Supply Voltage (V)	Data Rate (Typ.) (Mbits/s)	Delay Time t_{PHL}/t_{PLH} (Typ)(μS)	Isolation Voltage (V_{ISO})	Output Rise/Fall Times (Typ)(ns)	Price Each 1	25	100	250
Single Channel													
◆	512—FOD0710	SOIC-8	UL	±10	6.0	12.5	0.021/0.023	3.75kV	5.0/4.5				
◆	512—FOD0720	SOIC-8	UL	±10	6.0	25	0.021/0.023	3.75kV	5.0/4.5				
◆	512—FOD0721	SOIC-8	UL	±10	6.0	25	0.021/0.023	3.75kV	5.0/4.5				
◆	512—FOD8001	SOIC-8	UL	±10	5.5	25	0.025/0.025	3.75kV	6.5/6.5				
Dual Channel													
◆	512—FOD8012	SOIC-8	UL	±10	6.0	15	0.037/0.040	3.75kV	6.5/6.5				
◆	512—FODM453	MFP-5	UL	25	30	1	0.40/0.35	3.75kV	20/--/50				

HIGH-SPEED IGBT/MOSFET GATE DRIVER

◆ Surface Mount Device

For quantities greater than listed, call for quote.

MOUSER STOCK NO. Mfr.	Mfr. Part No.	Package	Safety Standard	$I_{F(AVG)}$ (mA)	Max. Supply Voltage (V)	Data Rate (Typ.) (Mbits/s)	Delay Time t_{PHL}/t_{PLH} (Typ)(μS)	Isolation Voltage (V_{ISO})	I_{OH} (Min)(A)	I_{OL} (Min)(A)	Price Each 1	25	100	250
Single Channel														
	512—FOD3180	DIP-8	UL	25	25	1.0	0.20/0.20	5.0kV	2	2				
◆	512—FOD3180S	SMDIP-8	UL	25	25	1.0	0.20/0.20	5.0kV	2	2				
	512—FOD3180TV	DIP-8	UL/VDE	25	25	1.0	0.20/0.20	5.0kV	2	2				
◆	512—FOD3184S	SMDIP-8	UL	25	35	1.0	0.12/0.145	5.0kV	-0.9	0.5				

PHOTODARLINGTON OUTPUT

◆ Surface Mount Device

For quantities greater than listed, call for quote.

MOUSER STOCK NO. Mfr.	Mfr. Part No.	Package	Safety Standard	I_F (Max) (mA)	V_R (Max) (V)	Data Rate (Typ.) (Mbits/s)	Delay Time t_{PHL}/t_{PLH} (Typ)(μS)	Isolation Voltage (V_{ISO})	Current Transfer Ratio (Min/Typ/Max)(%)	Price Each 1	25	100	250
Single Channel													
	512—6N138	DIP-8	UL	20	5.0	0.1	1.5/7.0	2.5KV	300/1300/----				
◆	512—6N138S	SMDIP-8	UL	20	5.0	0.1	1.5/7.0	2.5KV	300/1300/----				
	512—6N139	DIP-8	UL	20	5.0	0.1	0.2/12	2.5KV	400/1100/----				
	512—6N139M	DIP-8	UL	20	5.0	0.1	0.24/13.6	5.0kV	400/2000/----				
◆	512—6N139S	SMDIP-8	UL	20	5.0	0.1	0.2/12	2.5KV	400/1100/----				
◆	512—HCPL0701	SOIC-8	UL/BSI/VDE	20	5.0	0.1	3.0/0.30	2.5kV	500/----/2600				
	512—FOD852	DIP-4	UL/C-UL/VDE	50	6.0	----	100/20	5.0kV	1000/4000/15000				
	512—H11G2M	DIP-6	UL	60	6.0	----	5.0/100	7.5kV	500/----/----				
	512—4N33M	DIP-6	UL/C-UL	80	3.0	----	5.0/100	7.5kV	500/----/----				
Dual Channel													
	512—HCPL-2730	DIP-8	UL	20	5.0	0.1	1.0/16	2.5kV	----/2500/----				
	512—HCPL-2731	DIP-8	UL	20	5.0	0.1	3.0/22	2.5kV	----/2500/----				
◆	512—HCPL-2731S	SMDIP-8	UL	20	5.0	0.1	3.0/22	2.5kV	----/2500/----				
◆	512—MOCD223M	SOIC-8	UL	60	6.0	----	----	2.5kV	500/1000/----				

© Copyright 2014 Mouser Electronics
© Copyright 2014 Mouser Electronics

FAIRCHILD LED Optocoupler Products

RoHS Compliant This product is RoHS compliant.

FAIRCHILD SEMICONDUCTOR

PHOTOTRANSISTOR OUTPUT

◆ Surface Mount Device

PRODUCT NEW

For quantities greater than listed, call for quote.

MOUSER STOCK NO. / Mfr.	Mfr. Part No.	Package	Safety Standard	I_F (Max) (mA)	V_R (Max) (V)	V_{CEO} (Max)(V)	Turn-On/Turn-Off (Max)(µS)	Rise/Fall (Max)(µS)	Isolation Voltage (V_{ISO})	Current Transfer Ratio (Min/Typ/Max)(%)	Price Each 1	25	100	250
Single Channel														
512—FOD814		DIP-4	UL/C-UL/VDE	±50	----	70	---/---	18.0/18.0	5.0kV	20/----/300				
512—FOD814A		DIP-4	UL/C-UL/VDE	±50	----	70	---/---	18.0/18.0	5.0kV	50/----/150				
512—FOD817C300W		PDIP-4	UL/C-UL/VDE	50	6.0	70	---/---	18.0/18.0	5.0kV	50/----/300				
512—FOD817		DIP-4	UL/C-UL/VDE	50	6.0	70	---/---	18.0/18.0	5.0kV	50/----/600				
512—FOD817A		DIP-4	UL/C-UL/VDE	50	6.0	70	---/---	18.0/18.0	5.0kV	80/----/160				
◆ 512—FOD817A3SD		SMDIP-4	UL/C-UL/VDE	50	6.0	70	---/---	18.0/18.0	5.0kV	80/----/160				
512—FOD817AS		DIP-4	UL/C-UL/VDE	50	6.0	70	---/---	18.0/18.0	5.0kV	80/----/160				
512—FOD817B		DIP-4	UL/C-UL/VDE	50	6.0	70	---/---	18.0/18.0	5.0kV	130/----/260				
512—FOD817C		DIP-4	UL/C-UL/VDE	50	6.0	70	---/---	18.0/18.0	5.0kV	200/----/400				
◆ 512—FOD817C3SD		SMDIP-4	UL/C-UL/VDE	50	6.0	70	---/---	18.0/18.0	5.0kV	200/----/400				
◆ 512—FOD817CS		SMDIP-4	UL/C-UL/VDE	50	6.0	70	---/---	18.0/18.0	5.0kV	200/----/400				
512—FOD817D		DIP-4	UL/C-UL/VDE	50	6.0	70	---/---	18.0/18.0	5.0kV	300/----/600				
512—FOD817SD		DIP-4	UL/C-UL/VDE	50	6.0	70	---/---	18.0/18.0	5.0kV	50/----/600				
512—FOD817DSD		DIP-4	UL/C-UL/VDE	50	6.0	70	---/---	18.0/18.0	5.0kV	300/----/600				
◆ 512—HMHA281R2		SMD-4	CSA/UL/VDE	50	6.0	80	---/---	3.0/3.0	2.5kV	50/----/600				
◆ 512—HMHAA280R2		SMD-4	CSA/UL/VDE	50	6.0	80	---/---	3.0/3.0	2.5kV	50/----/600				
◆ 512—FODM121AR2		SMD-4	UL/C-UL/VDE	50	6.0	80	---/---	3.0/3.0	3.75kV	50/----/300				
◆ 512—FODM124R2		MFP-4	UL/C-UL/VDE	50	6.0	80	---/---	3.0/3.0	3.75kV	100/----/1200				
◆ 512—HMHAA280		MFP-4	UL/VDE	50	6.0	80	---/---	3.0/3.0	3.75kV	50/---/600				
◆ 512—HMHA2801		HP MFP-4	UL/CSA/VDE	50	6.0	80	---/---	3.0/3.0	3.75kV	80/----/600				
◆ 512—HMHA281		HP MFP-4	UL/CSA/VDE	50	6.0	80	---/---	3.0/3.0	3.75kV	50/----/600				
512—H11AA1M		DIP-6	UL	60	----	100	---/---	---/---	7.5kV	20/----/----				
512—H11AA4M		DIP-6	UL	60	----	100	---/---	---/---	7.5kV	100/----/----				
512—4N25M		DIP-6	UL	60	6.0	30	2.0/2.0	---/---	7.5kV	20/----/----				
◆ 512—4N25SM		SMDIP-6	UL	60	6.0	30	2.0/2.0	---/---	7.5kV	20/----/----				
512—4N26M		DIP-6	UL	60	6.0	30	2.0/2.0	---/---	7.5kV	20/----/----				
512—4N35M		DIP-6	UL	60	6.0	30	2.0/2.0	---/---	7.5kV	100/----/----				
◆ 512—4N35SR2M		SMDIP-6	UL	60	6.0	30	2.0/2.0	---/---	7.5kV	100/----/----				
512—4N37M		DIP-6	UL	60	6.0	30	2.0/2.0	---/---	7.5kV	100/----/----				
◆ 512—4N35SVM		PDIP-6	UL/VDE	60	6.0	30	2.0/2.0	---/---	4.2kV	100/----/----				
◆ 512—MOC211M		SOIC-8	UL/VDE	60	6.0	30	7.5/5.7	3.2/4.7	2.5kV	100/----/----				
◆ 512—MOC205R2M		SOIC-8	UL/VDE	60	6.0	70	7.5/5.7	3.2/4.7	2.5kV	40/----/80				
◆ 512—CNY173SR2M		PDIP-6	UL/VDE	60	6.0	70	10.0/10.0	6.0/24.0	5.3kV	100/----/200				
512—CNY173M		DIP-6	UL	60	6.0	70	8.0/39	6.0/24.0	7.5kV	100/----/200				
◆ 512—MOC207M		SOIC-8	UL	60	6.0	70	7.5/5.7	3.2/4.7	2.5kV	100/----/200				
512—H11AA4SR2M		PDIP-6	UL/VDE	60	6.0	100	---/---	---/---	7.5kV	100/----/----				
Dual Channel														
512—MCT6		DIP-8	UL/VDE	60	3.0	85	2.4/2.4	---/---	5.0kV	20/----/----				
◆ 512—MCT6S		SMDIP-6	UL/VDE	60	3.0	85	2.4/2.4	---/---	5.0kV	20/----/----				
512—MCT61		DIP-8	UL/VDE	60	3.0	85	2.4/2.4	---/---	5.0kV	50/----/----				
512—MCT62		DIP-8	UL/VDE	60	3.0	85	2.4/2.4	---/---	5.0kV	100/----/----				
◆ 512—MCT62S		SMDIP-6	UL/VDE	60	3.0	85	2.4/2.4	---/---	5.0kV	100/----/----				
512—MCT9001		DIP-8	UL/VDE	60	5.0	55	3.0/3.0	2.4/25.0	5.0kV	50/----/600				
◆ 512—MOCD207M		SOIC-8	UL	60	6.0	70	3.0/2.8	1.6/2.2	2.5kV	100/----/200				
◆ 512—MOCD213M		SOIC-8	UL	60	6.0	70	3.0/2.8	1.6/2.2	2.5kV	100/----/----				
◆ 512—MOCD217M		SOIC-8	UL	60	6.0	30	7.5/5.7	3.2/4.7	2.5kV	100/130/----				

SCHMITT TRIGGER OUTPUT

◆ Surface Mount Device

For quantities greater than listed, call for quote.

MOUSER STOCK NO. / Mfr.	Mfr. Part No.	Package	Safety Standard	I_F (Max) (mA)	V_R (Max) (V)	Data Rate (Typ)(MHz)	Turn-On/Turn-Off (Typ)(µS)	Rise/Fall (Typ)(µS)	Isolation Voltage (V_{ISO})	Turn-on Threshold Current (Max)(mA)	Price Each 1	25	100	250
512—H11N1M		DIP-6	UL	30	6	5	---/---	7.5/12	7.5kV	3.2				
512—H11L1M		DIP-6	UL	60	6	1	1.2/1.2	0.1/0.1	7.5kV	1.6				
◆ 512—H11L1SM		SMDIP-6	UL	60	6	1	1.2/1.2	0.1/0.1	7.5kV	1.6				
◆ 512—H11L1SR2M		SMDIP-6	UL	60	6	1	1.2/1.2	0.1/0.1	7.5kV	1.6				
◆ 512—H11L1SR2VM		SMDIP-6	UL	60	6	1	1.2/1.2	0.1/0.1	7.5kV	1.6				
512—H11L2M		DIP-6	UL	60	6	1	1.2/1.2	0.1/0.1	7.5kV	10				
512—H11L2VM		DIP-6	UL	60	6	1	1.2/1.2	0.1/0.1	7.5kV	10				
512—H11L3M		DIP-6	UL	60	6	1	1.2/1.2	0.1/0.1	7.5kV	5				
◆ 512—H11L3SM		SMDIP-6	UL	60	6	1	1.2/1.2	0.1/0.1	7.5kV	5				

RANDOM PHASE TRIAC DRIVER OUTPUT

◆ Surface Mount Device

PRODUCT NEW

For quantities greater than listed, call for quote.

MOUSER STOCK NO. / Mfr.	Mfr. Part No.	Package	Safety Standard	V_{DRM} (Max)(V)	I_{FT} (Max) (mA)	V_{TM} (Typ/ Max)(V)	Turn-On/Turn-Off (Typ)(µS)	Isolation Voltage (V_{ISO})	dv/dt (Min) (V/µS)	I_H (Typ/Max) (µA)	Price Each 1	25	100	250
512—MOC3012M		DIP-6	UL	250	5	3	----/----	5.3kV	5	100/----				
512—MOC3011M		DIP-6	UL	250	10	3	----/----	5.3kV	15	100/----				
◆ 512—MOC3011SM		SMDIP-6	UL	250	10	3	----/----	5.3kV	10	100/----				
512—MOC3010M		DIP-6	UL	250	15	3	----/----	5.3kV	15	100/----				
512—MOC3010VM		PDIP-6	UL/VDE	250	15	1.8/3.0	---/---	7.5kV	10000	100/----				
◆ 512—MOC3010SM		SMDIP-6	UL	250	15	3	----/----	5.3kV	15	100/----				
512—MOC3023M		DIP-6	UL	400	5	3	----/----	5.3kV	5	100/----				
◆ 512—MOC3023SM		SMDIP-6	UL	400	5	3	----/----	5.3kV	5	100/----				
512—MOC3021M		DIP-6	UL	400	10	3	----/----	5.3kV	15	100/----				
◆ 512—MOC3021SM		SMDIP-6	UL	400	10	3	----/----	5.3kV	15	100/----				
512—MOC3022M		DIP-6	UL	400	10	3	----/----	5.3kV	10	100/----				
◆ 512—MOC3022SM		SMDIP-6	UL	400	10	3	----/----	5.3kV	10	100/----				
◆ 512—MOC3022SR2M		SMDIP-6	UL	400	10	3	----/----	5.3kV	10	100/----				
512—MOC3020M		DIP-6	UL	400	30	3	----/----	5.3kV	30	100/----				
◆ 512—MOC3020SM		SMDIP-6	UL	400	30	3	----/----	5.3kV	30	100/----				
512—FOD4216		DIP-6	UL/VDE/FIMKO	600	1.3	2.2/3.0	60/52	5.0kV	10000	----/500				
512—FOD420		DIP-6	UL/VDE/FIMKO	600	2	2.2/3.0	60/52	5.0kV	10000	----/500				
512—MOC3052M		DIP-6	UL	600	10	2	----/----	7.5kV	10	220/----				
◆ 512—MOC3052SM		SMDIP-6	UL	600	10	2	----/----	7.5kV	10	220/----				
512—MOC3052TVM		PDIP-6	UL	600	15	1.7/2.5	---/---	7.5kV	1000	220/----				
512—FOD4218		DIP-6	UL/VDE/FIMKO	800	1.3	2.2/3.0	60/52	5.0kV	10000	----/500				
512—FOD4208		DIP-6	UL/VDE/FIMKO	800	2	2.2/3.0	60/52	5.0kV	10000	----/500				
◆ 512—FOD4208SV		PDIP-6	UL/C-UL/VDE	800	2	2.2/3	60/52	5.0kV	10000	200/500				

© Copyright 2014 Mouser Electronics

© Copyright 2014 Mouser Electronics

FAIRCHILD LED Optocoupler Products

FAIRCHILD SEMICONDUCTOR

RoHS Compliant This product is RoHS compliant.

◆ Surface Mount Device

ZERO-CROSSING TRIAC OUTPUT

For quantities greater than listed, call for quote.

MOUSER STOCK NO. Mfr.	Mfr. Part No.	Package	Safety Standard	V_{DRM} (Max.) (mA)	I_{FT} (Max.) (mA)	V_{TM} (Typ./Max.) (V)	I_{DRM} (Typ./Max.) (nA)	Isolation Voltage (V_{ISO})	dv/dt (Min.) (V/μS)	I_H (Typ./Max.) (μA)	Price Each 1	25	100	250
◆	512—MOC3033SM	SMDIP-6	-----	250	5	1.8/3.0	----/100	7.5kV	1000	400/----				
	512—MOC3032M	DIP-6	-----	250	10	1.8/3.0	----/100	7.5kV	1000	400/----				
	512—MOC3033M	DIP-6	-----	250	10	1.8/3.0	----/100	7.5kV	1000	400/----				
	512—MOC3031-M	DIP-6	-----	250	15	1.8/3.0	----/100	7.5kV	1000	400/----				
◆	512—MOC3031SM	SMDIP-6	-----	250	15	1.8/3.0	----/100	7.5kV	1000	400/----				
	512—MOC3043M	DIP-6	-----	400	5	1.8/3.0	----/100	7.5kV	1000	400/----				
◆	512—MOC3043SM	SMDIP-6	-----	400	5	1.8/3.0	----/100	7.5kV	1000	400/----				
	512—MOC3042M	DIP-6	-----	400	10	1.8/3.0	----/100	7.5kV	1000	400/----				
	512—MOC3041-M	DIP-6	-----	400	15	1.8/3.0	----/100	7.5kV	1000	400/----				
◆	512—MOC3041SM	SMDIP-6	-----	400	15	1.8/3.0	----/100	7.5kV	1000	400/----				
	512—MOC3063M	DIP-6	UL	600	5	1.8/3.0	10/100	7.5kV	600	500/----				
◆	512—MOC3063SM	SMDIP-6	UL	600	5	1.8/3.0	10/100	7.5kV	600	500/----				
	512—MOC3062-M	DIP-6	UL	600	10	1.8/3.0	10/100	7.5kV	600	500/----				
	512—MOC3083M	DIP-6	UL	800	5	1.8/3.0	10/500	7.5kV	600	500/----				
◆	512—MOC3083SR2M	SMDIP-6	UL	800	5	1.8/3.0	10/500	7.5kV	600	500/----				
	512—FOD4118	DIP-6	UL/VDE/CSA	800	30	2.2/3.0	3/100	5.0kV	10000	200/500				

SPECIAL FUNCTION DEVICES

For quantities greater than listed, call for quote.

MOUSER STOCK NO. Mfr.	Mfr. Part No.	Package	Safety Standard	V_{CC} (V)	V_{OL} (Typ./Max.)(V)	I_{OH} (Typ/Max.) (μA)	I_{ON} RMS (Min.)(mA)	I_{OFF} RMS (Max.)(mA)	Isolation Voltage (V_{ISO})	Turn-On Time (Typ.)(ms)	Turn-Off Time (Typ.)(ms)	Price Each 1	25	100	250
AC Line Monitor Logic Output															
	512—MID400	DIP-8	UL	7.0	0.18/0.40	0.02/100	4	0.15	2.5kV	1.0	1.0				
AC/DC To Logic Interface															
	512—HCPL-3700	DIP-8	UL	18	0.04/0.4	----/100	----	----	2.5kV	15	40				

INFRARED PHOTOTRANSISTORS

For quantities greater than listed, call for quote.

MOUSER STOCK NO. Mfr.	Mfr. Part No.	Package	V_{CE} (Max.)(V)	Power Dissipation (Max.)(mW)	$I_{C(ON)}$ (Min.)(mA)	Peak Sensitivity Wavelength (nm)	Reception Angle (°)	I_{CEO} (Max.)(nA)	Rise/Fall Time (Typ.)(ms)	Price Each 1	25	100	250
	512—QSD123	T-1 3/4	30	100	4	880	±12	100	7.0/7.0				
	512—QSD124	T-1 3/4	30	100	6	880	±12	100	7.0/7.0				

PIN PHOTODIODES

For quantities greater than listed, call for quote.

MOUSER STOCK NO. Mfr.	Mfr. Part No.	Package	V_R (Max.)(V)	Power Dissipation (Max.)(mW)	V_F (Typ.)(V)	Peak Emission Wavelength (nm)	Reception Angle (°)	I_D (Max.)(nA)	Rise/Fall Time (Typ.)(ms)	Price Each 1	25	100	250
	512—QSD2030	T-1 3/4	50	100	1.3	880	±20	10	5.0/5.0				
	512—QSD2030F	T-1 3/4	50	100	1.3	880	±20	10	5.0/5.0				
	512—QSE773	Sidelooker	32	150	----	940	±60	30	0.05/0.05				

PHOTO SENSORS

NEW PRODUCT

For quantities greater than listed, call for quote.

MOUSER STOCK NO. Mfr.	Mfr. Part No.	Package	Supply Voltage (V)	Output Voltage (V)	Output Current (V)	Power Dissipation (mW)	Threshold Irradiance (mW/cm^2)	High Level Output Curr. (μA)	Low Level Output Volt. (V)	High/Low Level Supply Curr. (Max.)(mA)	Output Rise/Fall (Typ.)(ms)	Price Each 1	25	100	250
	512—QSE1103	Sidelooker	4.5 to 5.5	7	50	100	8	2	0.6	15/18	25/20				
	512—QSE256	Sidelooker	4.0 to 16	35	50	100	0.25	100	0.4	4.5/16.0	----/----				
	512—QSE257	Sidelooker	4.0 to 17	35	50	100	0.25	100	0.4	4.5/16.0	----/----				
	512—QSE258	Sidelooker	4.0 to 18	35	50	100	0.25	100	0.4	4.5/16.0	----/----				
	512—QSE259	Sidelooker	4.0 to 19	35	50	100	0.25	100	0.4	4.5/16.0	----/----				
	512—QSE159	Sidelooker	4.0 to 16	35	50	100	0.25	100	0.4	5.0/5.0	100/100				

ISOLATED ERROR AMPLIFIERS ◆ Surface Mount Device

For quantities greater than listed, call for quote.

MOUSER STOCK NO. Mfr.	Mfr. Part No.	Package	Safety Standard	Tolerance (%)	Reference Voltage (Min.)(V)	(Typ.)(V)	(Max.)(V)	BV_{CEO} (Min./Typ.)(V)	Isolation Voltage (V_{ISO})	Current Transfer Ratio (Min./Typ./Max.)(%)	Price Each 1	25	100	250
	512—FOD2741A	DIP-8	UL/CSA/BSI/VDE	0.5	2.482	2.495	2.508	70/----	5.0kV	100/----/200				
◆	512—FOD2712AR2	SOIC-8	UL	1	1.228	1.240	1.252	70/----	5.0kV	100/----/200				
	512—FOD2741B	DIP-8	UL/CSA/BSI/VDE	1	2.470	2.495	2.520	70/----	5.0kV	100/----/200				
◆	512—FOD2742B	SOIC-8	UL/CSA/BSI/VDE	1	2.470	2.495	2.520	70/120	2.5kV	100/140/200				

LED DRIVERS ◆ Surface Mount Device

NEW PRODUCT

For quantities greater than listed, call for quote.

MOUSER STOCK NO. Mfr.	Mfr. Part No.	Package	Number of LEDs	Input Voltage (V)	Ground Current (mA)	LED On Option	Brightness Control	Driver Only	LED Current (mA)	Serial Driver	Price Each 1	25	100	250
◆	512—FAN5646S700X	SC-70-5	1	2.7 to 5.0	0.05	00	Digital	Yes	20	No				
◆	512—FAN5646S701X	SC-70-5	1	2.7 to 5.0	0.05	01	Digital	Yes	20	No				
◆	512—FAN5646UC00X	WL-CSP	1	2.7 to 5.0	0.05	00	Digital	Yes	20	No				
◆	512—FAN5646UC01X	WL-CSP	1	2.7 to 5.0	0.05	01	Digital	Yes	20	No				
◆	512—FAN102MY	SOP-8	1	-0.3 to 7.0	0.01	---	PSR, PWM	No	5	No				
◆	512—FAN5341UMPX	UMLP-6	4	2.7 to 5.5	---	---	Digital	Yes	25	Yes				
◆	512—FAN5701UMP15X	UMLP-16	6	2.7 to 5.5	2.5	---	PWM	No	15	No				
◆	512—FAN5701UMP30X	UMLP-16	6	2.7 to 5.5	2.5	---	PWM	No	30	No				
◆	512—FAN5702UMP08X	UMLP-16	6	2.7 to 5.5	2.5	---	Digital	Yes	8	No				

© Copyright 2014 Mouser Electronics
© Copyright 2014 Mouser Electronics

FINISAR Fiber Optic Transceivers and Assemblies

Finisar

RoHS Compliant This page of product is RoHS compliant.

FIBER OPTIC TRANSCEIVERS

MOUSER STOCK NO. Mfr.	Mfr. Part No.	Fig.	Case Style	Mode	Wave-length (nm)	Transmitter	Data Rate (Max)	Operating Temp. (°C)	Price Each 1	25	50
508—	FTLF1428P2BNV	A	SFP+	Single	1310	DFB Laser	8.5 Gb/s	-5 to 85			
508—	FTLF1429P3BNV	A	SFP+	Single	1310	DFB Laser	14.025 Gb/s	-5 to 85			
508—	FTLX1471D3BCL	A	SFP+	Single	1310	DFB Laser	10.5 Gb/s	-5 to 75			
508—	FTLX1471D3BCV	A	SFP+	Single	1310	DFB Laser	10.3 Gb/s	-5 to 75			
508—	FTLX1471D3BNL	A	SFP+	Single	1310	DFB Laser	10.5 Gb/s	-5 to 85			
508—	FTLX1471D3BTL	A	SFP+	Single	1310	DFB Laser	10.5 Gb/s	-40 to 85			
508—	FTLX1472M3BCL	B	SFP+	Single	1310	DFB Laser	11.3 Gb/s	-5 to 75			
508—	FTLF1328P2BNV	A	SFP+	Single	1310	Fabry-Perot Laser	8.5 Gb/s	-5 to 85			
508—	FTLF1326P3BTL	A	SFP+	Single	1310	Fabry-Perot Laser	6.144 Gb/s	-40 to 85			
508—	FTLX1671D3BCL	C	SFP+	Single	1550	CML™	10.3 Gb/s	0 to 70			
508—	FTLX1671D3BTL	C	SFP+	Single	1550	CML™	10.3 Gb/s	-40 to 85			
508—	FTLX1871M3BCL	C	SFP+	Single	1550	EML	11.3 Gb/s	-5 to 70			
508—	FTLF8526P3BNL	D	SFP+	Multi	850	Oxide VCSEL	6.144 Gb/s	-40 to 85			
508—	FTLF8528P3BCV	D	SFP+	Multi	850	Oxide VCSEL	8.5 Gb/s	-5 to 70			
508—	FTLF8528P3BNV	D	SFP+	Multi	850	Oxide VCSEL	8.5 Gb/s	-5 to 70			
508—	FTLF8529P3BCV	D	SFP+	Multi	850	Oxide VCSEL	14.025 Gb/s	0 to 70			
508—	FTLX8571D3BCL	D	SFP+	Multi	850	Oxide VCSEL	10.5 Gb/s	0 to 70			
508—	FTLX8571D3BCV	D	SFP+	Multi	850	Oxide VCSEL	10.3 Gb/s	0 to 70			
508—	FTLX8571D3BNL	D	SFP+	Multi	850	Oxide VCSEL	10.5 Gb/s	0 to 85			
508—	FTLX8573D3BTL	D	SFP+	Multi	850	Oxide VCSEL	10.5 Gb/s	-40 to 85			
508—	FTL410QE2C	E	QSFP	Multi	850	4 x VCSEL	41.2 Gb/s	0 to 70			
508—	FTLF1419P1BCL	F	SFP	Single	1310	DFB Laser	2.125 Gb/s	-10 to 70			
508—	FTLF1421P1BCL	F	SFP	Single	1310	DFB Laser	2.67 Gb/s	-10 to 70			
508—	FTLF1421P1BTL	F	SFP	Single	1310	DFB Laser	2.67 Gb/s	-40 to 85			
508—	FTLF1721P1BCL	F	SFP	Single	1310	DFB Laser	2.67 Gb/s	-10 to 70			
508—	FTLF1518P1BTL	G	SFP	Single	1550	DFB Laser	1.25 Gb/s	-40 to 85			
508—	FTLF1519P1BCL	G	SFP	Single	1550	DFB Laser	2.125 Gb/s	-10 to 70			
508—	FTLF1521P1BCL	G	SFP	Single	1550	DFB Laser	2.67 Gb/s	0 to 70			
508—	FTLF1523P1BTL	G	SFP	Single	1550	DFB Laser	155 Mb/s	-40 to 85			
508—	FTLF1621P1BCL	G	SFP	Single	1550	DFB Laser	2.67 Gb/s	-10 to 70			
508—	FTLF1318P2BCL	F	SFP	Single	1310	Fabry-Perot Laser	1.25 GBb/s	0 to 70			
508—	FTLF1318P3BTL	F	SFP	Single	1310	Fabry-Perot Laser	1.25 GBb/s	-40 to 85			
508—	FTLF1324P2BTL	F	SFP	Single	1310	Fabry-Perot Laser	4.25 Gb/s	-40 to 85			
508—	FTLF1324P2BTV	F	SFP	Single	1310	Fabry-Perot Laser	4.25 Gb/s	-40 to 85			
508—	FTLF1321P1BTL	F	SFP	Single	1310	Fabry-Perot Laser	2.67 Gb/s	-40 to 85			
508—	FTLF1322P1BTR	F	SFP	Single	1310	Fabry-Perot Laser	622 Mb/s	-40 to 85			
508—	FTLF1323P1BTL	F	SFP	Single	1310	Fabry-Perot Laser	155 Mb/s	-40 to 85			
508—	FTLF1323P1BTR	F	SFP	Single	1310	Fabry-Perot Laser	155 Mb/s	-40 to 85			
508—	FTLF8519P3BNL	H	SFP	Multi	850	Oxide VCSEL	2.125 Gb/s	-40 to 85			
508—	FTLF8519P3BTL	H	SFP	Multi	850	Oxide VCSEL	2.125 Gb/s	-40 to 85			
508—	FTLF8524P3BNL	H	SFP	Multi	850	Oxide VCSEL	3.7 Gb/s	-40 to 85			
508—	FTLF1217P2BTL	H	SFP	Multi	1310	LED	200 Mb/s	-40 to 85			
508—	FCLF-8520-3	I	SFP	Copper	-	-	1.25 Gb/s	0 to 85			
508—	FCLF8520P2BTL	I	SFP	Copper	-	-	1.25 Gb/s	-40 to 85			
508—	FCLF-8521-3	I	SFP	Copper	-	-	1.25 Gb/s	0 to 85			
508—	FCLF8521P2BTL	I	SFP	Copper	-	-	1.25 Gb/s	-40 to 85			
508—	FCLF8522P2BTL	I	SFP	Copper	-	-	1.25 Gb/s	-40 to 85			
508—	FTLF1319F1GTL	J	SFF	Single	1310	Fabry-Perot Laser	2.125 Gb/s	-40 to 85			
508—	FTLF8519F2GCL	J	SFF	Multi	850	Oxide VCSEL	2.125 Gb/s	0 to 70			
508—	FTLF8519F2GNL	J	SFF	Multi	850	Oxide VCSEL	2.125 Gb/s	-10 to 85			
508—	FTLF8519F2GTL	J	SFF	Multi	850	Oxide VCSEL	2.125 Gb/s	-40 to 85			
508—	FTLF8524E2GNL	J	SFF	Multi	850	Oxide VCSEL	4.25 Gb/s	-10 to 85			
508—	FTLF8524E2GNV	J	SFF	Multi	850	Oxide VCSEL	4.25 Gb/s	-10 to 85			
508—	FTLQ7181MALS	K	CFP	Single	1300 x 4 Ch	DFB Laser	44.6 Gb/s	-5 to 75			
508—	FTLQ8181EBLM	K	CFP	Multi	850 x 4 Ch	Oxide VCSEL	41.2 Gb/s	-5 to 75			
508—	FTLX1413D3BCL	L	XFP	Single	1310	DFB Laser	11.3 Gb/s	-5 to 75			
508—	FTLX1413M3BCL	L	XFP	Single	1310	DFB Laser	11.3 Gb/s	-5 to 75			
508—	FTLX1612M3BCL	M	XFP	Single	1550	EML	11.3 Gb/s	-5 to 75			
508—	FTLX1612M3BTL	N	XFP	Single	1550	EML	11.3 Gb/s	-40 to 85			
508—	FTLX1812M3BCL	O	XFP	Single	1550	EML	11.3 Gb/s	0 to 70			
508—	FTLX6814MCC	N	XFP	Multi	1550	CML™	11.35 Gb/s	-5 to 70			
508—	FTLX8512D3BCL	P	XFP	Multi	850	Oxide VCSEL	10.5 Gb/s	-5 to 70			
508—	FTLX8512D3BTL	P	XFP	Multi	850	Oxide VCSEL	10.5 Gb/s	-40 to 85			
508—	FTLX1442E2	Q	X2	Single	1310	DFB Laser	10.3 Gb/s	0 to 70			
508—	FTLX8541E2	Q	X2	Multi	850	Oxide VCSEL	10.3 Gb/s	0 to 70			
Evaluation Boards											
508—	FDB-1022	-	XFP Transceiver Evaluation Board							-	-
508—	FDB-1027	-	SFP Transceiver Evaluation Board							-	-

FIBER OPTIC CABLE ASSEMBLIES

MOUSER STOCK NO. Mfr.	Mfr. Part No.	Fig.	Data Rate (Gbps)	Mode	Length (m)	Cable Type	Connector End A	Connector End B	Price Each 1	25	50	100
Laserwire® Series												
508—	FCBP110LD1L03S	R	1x10.5	Single	3	Parallel	FC	FC				
508—	FCBP110LD1L05S	R	1x10.5	Single	5	Parallel	FC	FC				
508—	FCBP110LD1L10S	R	1x10.5	Single	10	Parallel	FC	FC				
Quadwire® Series												
508—	FCBN410QB1C03	S	4x10	Multi	3	Parallel	QSFP	QSFP				
508—	FCBN410QB1C05	S	4x10	Multi	5	Parallel	QSFP	QSFP				
508—	FCBN410QB1C10	S	4x10	Multi	10	Parallel	QSFP	QSFP				
508—	FCBN410QB1C15	S	4x10	Multi	15	Parallel	QSFP	QSFP				
508—	FCBN410QB1C20	S	4x10	Multi	20	Parallel	QSFP	QSFP				
508—	FCBN410QB1C30	S	4x10	Multi	30	Parallel	QSFP	QSFP				

FIBER OPTIC HARDWARE AND ACCESSORIES

MOUSER STOCK NO. Mfr.	Mfr. Part No.	Fig.	Description	Price Each
508—	V23838-S5-N1	T	Single Sided Mounting, One Piece Stainless Steel Construction, 3D Foot Design Press-Fit Cage for SFP Transceiver	
508—	FTA-CLSFPXFPSFF1	-	Clamshell, 5-in-1 for SFP/SFP+/XFP/SFP Transceivers	
508—	FTA-PL-SFF/SFP	-	Lead Free Plug, SFF/SFP Dust Cover	



© Copyright 2014 Mouser Electronics
© Copyright 2014 Mouser Electronics

PACIFIC SILICON SENSOR Optical Sensors

PACIFIC SILICON SENSOR Incorporated

UV/BLUE ENHANCED SILICON PHOTODIODES

For quantities greater than listed, call for quote.

MOUSER STOCK NO.	Pacific Silicon Sensor Part No.	Package	Area	Responsivity A/W		Shunt Resistance MΩ @ 10mV	Capacitance pF @ 5V	Rise Time μs @ 410mm, 5V	Price Each	
				@200nm	@340nm				1	5
718-PC5-2-TO5	PC5-2-TO5	TO5	2.52mm Dia	.10	.17	1000	100	0.2		
718-PR33-2-TO8	PR33-2-TO8	TO8	5.5x6.1mm	.10	.17	100	450	0.6		

HIGH SPEED EPITAXIAL P-I-N SILICON PHOTODIODES

For quantities greater than listed, call for quote.

MOUSER STOCK NO.	Pacific Silicon Sensor Part No.	Package	Area	Responsivity A/W	Shunt Resistance MΩ10mV	Capacitance pF		Rise Time ns @ 850nm, 20V	Price Each	
						@ 0V	@ 20V		1	5
718-PS0.25-5-TO52-S1	PS0.25-5-TO52-S1	TO52	.50x.50mm	.50@850nm	500	6	1.80	0.4		
718-PS0.9-5-TO52-S1	PS0.9-5-TO52-S1	TO52	.95x.95mm	.50@850nm	500	15	4	1.5		
718-PS3.6-5-TO5	PS3.6-5-TO5	TO5	1.90x1.90mm	.50@850nm	200	90	20	2.5		

LOW DARK CURRENT SILICON PHOTODIODES

For quantities greater than listed, call for quote.

MOUSER STOCK NO.	Pacific Silicon Sensor Part No.	Package	Area	Responsivity A/W	Shunt Resistance MΩ10mV	Capacitance pF		Rise Time ns @ 850nm, 20V	Price Each	
						@ 0V	@ 20V		1	5
718-PC1-6-TO52-S1	PC1-6-TO52-S1	TO52	1.13mm Dia	.64@900nm	>2000	15	3@10	10@10		
718-PC2-6-TO52-S1	PC2-6-TO52-S1	TO52	1.6mm Dia	.64@900nm	>2000	30	5@10	12@10		
718-PC5-6-TO5	PC5-6-TO5	TO5	2.52mm Dia	.64@900nm	>2000	65	10@10	13@10		
718-PC50-6-TO8	PC50-6-TO8	TO52	7.98mm Dia	.64@900nm	300	480	100@10	30@10		
718-PS100-6-SM	PS100-6-SM	SMD	10x10mm	.64@900nm	200	900	160@10	50@10		
718-PR33-6-TO8	PR33-6-TO8	TO8	5.5x6.1mm	.64@900nm	600	350	70@10	30@10		

LOW CAPACITANCE SILICON PHOTODIODES

For quantities greater than listed, call for quote.

MOUSER STOCK NO.	Pacific Silicon Sensor Part No.	Package	Area	Responsivity A/W		Dark Current nA @ 12V	Capacitance pF @ 12V	Rise Time ns @ 12V	Price Each	
				950nm	1064nm				1	5
718-PC1-7-TO52-S1	PC1-7-TO52-S1	TO52	1.13mm Dia	.65	.20	.05	2	30		
718-PC5-7-TO5	PC5-7-TO5	TO5	2.52mm Dia	.65	.20	.05	5	45		
718-PC10-7-TO5	PC10-7-TO5	TO5	3.57mm Dia	.65	.20	.05	10	50		
718-PC50-7-TO8	PC50-7-TO8	TO8	7.98mm Dia	.65	.20	.05	35	55		
718-PC100-7-SM	PC100-7-SM	SMD	100mm Dia	.65	.20	5.0	80	55		
718-PS100-7-CER-PIN	PS100-7-CER-PIN	Cer Pin	10x10mm	.65	.20	5.0	80	50		
718-PS100-7SM	PS100-7SM	SMD	10x10mm	.65	.20	5.0	80	50		
718-PS0.25-7-TO52	PS0.25-7-TO52	TO52	.50x.50mm	.65	.20	.10	1	30		

QUADRANT SILICON PHOTODIODES

For quantities greater than listed, call for quote.

MOUSER STOCK NO.	Pacific Silicon Sensor Part No.	Package	Area	Responsivity A/W @ 633nm	Breakdown Voltage	Dark Current nA @ 10Vr	Capacitance pF @ 10Vr	Rise Time ns @ 10V	Price Each	
									1	5
718-QP100-6-SM	QP100-6-SM	SMD	11.2 Dia	.40	15	5.0	50	50		
718-QP5.8-6-TO5	QP5.8-6-TO5	TO5	1.2x1.2mm	.40	15	0.4	2.7	20		
718-QP50-6-18U-SM	QP50-6-18U-SM	SMD	7.98 Dia	.40	15	2.0	25	40		
718-QP50-6-SM	QP50-6-SM	SMD	7.98 Dia	.40	15	2.0	25	40		

HIGH SPEED/HIGH GAIN AVALANCHE PHOTODIODES

For quantities greater than listed, call for quote.

MOUSER STOCK NO.	Pacific Silicon Sensor Part No.	Package	Active Area Dia (mm)	Dark Current @ M = 100 Typ nA	Capacitance Typ pF	Rise Time (ns)	Breakdown Voltage	Optimum Gain	Price Each	
									1	5
718-AD800-8-S1	AD800-8-S1	TO52	0.80	2	5	.70	120-200	50-60		
718-AD1100-8-TO52-S1	AD1100-8-TO52-S1	TO52	0.23	4	8	1	120-200	40-60		

NEAR INFRA-RED ENHANCED AVALANCHE PHOTODIODES

For quantities greater than listed, call for quote.

MOUSER STOCK NO.	Pacific Silicon Sensor Part No.	Package	Active Area Dia (mm)	Dark Current @ M = 100 Typ nA	Capacitance Typ pF	Rise Time ns	Breakdown Voltage	Optimum Gain	Price Each	
									1	5
718-AD003B-9-TO5I	AD003B-9-TO5I	TO5	.33	2	2	1	120-300	50-60		
718-AD500-9-TO52-S1	AD500-9-TO52-S1	TO52	.50	.50	1.20	.55	120-300	50-60		
718-AD1100-9-TO52-S1	AD1100-9-TO52-S1	TO52	1.13	4	3	1.3	120-300	50-60		

POSITION SENSITIVE DETECTORS

For quantities greater than listed, call for quote.

MOUSER STOCK NO.	Pacific Silicon Sensor Part No.	Description	Price Each	
			1	5
718-DL100-7CER-SMD	DL100-7CER-SMD	Dual Axis Si Position Sensor 10x10mm Active Area in SM Ceramic Pkg		

© Copyright 2014 Mouser Electronics
© Copyright 2014 Mouser Electronics

RENESAS/CEL Optocouplers

RoHS Compliant This product is RoHS compliant.

California Eastern Laboratories

RENESAS/CEL SINGLE TRANSISTOR OPTOCOUPLERS

Applications:
Can be used as an interface circuit for various instrumentations and control equipment in the following:
- AC line/digital logic
- Twisted pair line receiver
- Digital logic/digital logic
- Telephone/telegraph line receiver

Features:
- High isolation voltage
- High current transfer ratio
- Low cost
- High speed switching

Safety Standards:
UL = UL Recognized (UL File No: E72422(S))
UL/BSI = UL Recognized and BSI Approved
UL File No.: E72422(S)/BSI Approved No.: 7112/7420

LEAD-FREE RoHS Compliant

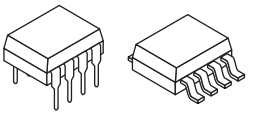

DC Optocouplers, Low Speed Logic Applications

◆ Surface Mount — For quantities greater than listed, call for quote.

MOUSER STOCK NO.	CEL Part No.	Fig.	Package	Safety Standard	IF (mA)	VCEO	VECO	Typical Rise/Fall t_r / t_f (μs)	Current Transfer Ratio (%)	Price Each 1	10	100	500
551-PS2501-1-A	PS2501-1-A	A	DIP-4	UL	80	80	7.0	3.0/5.0	80 to 600				
551-PS2501-1-H-A	PS2501-1-H-A	A	DIP-4	UL	80	80	7.0	3.0/5.0	80 to 160				
551-PS2501-1-L-A	PS2501-1-L-A	A	DIP-4	UL	80	80	7.0	3.0/5.0	200 to 400				
551-PS2501A-1-A	PS2501A-1-A	A	DIP-4	UL	30	70	5.0	5.0/7.0	50 to 400				
◆ 551-PS2501L-1-A	PS2501L-1-A	A	DIP-4	UL	80	80	7.0	3.0/5.0	80 to 600				
◆ 551-PS2501L-1-H-A	PS2501L-1-H-A	A	DIP-4	UL	80	80	7.0	3.0/5.0	200 to 400				
551-PS2501-4-A	PS2501-4-A	B	DIP-16	UL	80	80	7.0	3.0/5.0	80 to 600				
◆ 551-PS2501L-4-A	PS2501L-4-A	B	DIP-16	UL	80	80	7.0	3.0/5.0	80 to 600				
◆ 551-PS2701-1-A	PS2701-1-A	A	SOP-4	UL/BSI	50	40	6.0	3.0/5.0	50 to 300				
◆ 551-PS2501AL-1-A	PS2501AL-A	A	DIP-4	UL	30	70	5.0	3.0/5.0	50 to 400				
◆ 551-PS2701A-1-A	PS2701A-1-A	A	SOP-4	UL	30	70	5.0	5.0/7.0	50 to 300				
◆ 551-PS2801C-1-A	PS2801C-1-A	A	DIP-4	UL	30	80	5.0	5.0/7.0	50 to 400				
◆ 551-PS2801-1-A	PS2801-1-A	A	SSOP-4	UL/BSI	50	80	6.0	3.0/5.0	80 to 600				
◆ 551-PS2801C-4-A	PS2801C-4-A	B	SSOP-16	UL	30	80	5.0	5.0/7.0	50 to 400				
◆ 551-PS2801A-1-A	PS2801A-1-A	A	SSOP-4	UL	30	70	5.0	5.0/7.0	50 to 400				
◆ 551-PS2801-4-A	PS2801-4-A	B	SSOP-16	UL/BSI	50	80	6.0	3.0/5.0	80 to 600				
◆ 551-PS2801A-4-A	PS2801A-4-A	B	SSOP-16	UL	30	70	5.0	5.0/7.0	50 to 400				

A

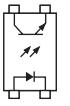

AC Optocouplers High Isolation Voltage

◆ Surface Mount — For quantities greater than listed, call for quote.

MOUSER STOCK NO.	CEL Part No.	Fig.	Package	Safety Standard	IF (mA)	VCEO	VECO	Typical Rise/Fall t_r / t_f (μs)	Current Transfer Ratio (%)	Price Each 1	10	100	500
551-PS2505-1-A	PS2505-1-A	C	DIP-4	UL	80	80	7.0	3.0/5.0	80 to 600				
◆ 551-PS2505L-1-A	PS2505L-1-A	C	DIP-4	UL	80	80	7.0	3.0/5.0	80 to 600				
551-PS2505-4-A	PS2505-4-A	D	DIP-16	UL/BSI	80	80	7.0	3.0/5.0	80 to 600				
◆ 551-PS2505L-4-A	PS2505L-4-A	D	DIP-16	UL	80	80	7.0	3.0/5.0	80 to 600				
◆ 551-PS2705-1-A	PS2705-1-A	C	SOP-4	UL/BSI	50	40	6.0	3.0/5.0	50 to 300				
◆ 551-PS2705A-1-A	PS2705A-1-A	C	SOP-4	UL	30	70	5.0	5.0/7.0	50 to 400				
◆ 551-PS2805-1-A	PS2805-1-A	C	SSOP-4	UL/BSI	50	80	6.0	3.0/5.0	80 to 600				
◆ 551-PS2805C-4-A	PS2805C-4-A	C	DIP-4	UL	30	80	5.0	5.0/7.0	50 to 400				
◆ 551-PS2805-4-A	PS2805-4-A	D	SSOP-16	UL/BSI	50	80	6.0	3.0/5.0	80 to 600				
◆ 551-PS2805A-4-A	PS2805A-4-A	D	SSOP-16	UL	30	70	5.0	5.0/7.0	50 to 400				

B

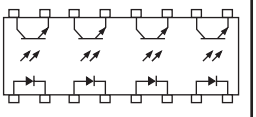

Optocouplers Optimized For Analog Feedback

◆ Surface Mount — For quantities greater than listed, call for quote.

MOUSER STOCK NO.	CEL Part No.	Fig.	Package	Safety Standard	IF (mA)	VCEO	VECO	Typical Rise/Fall t_r / t_f (μs)	Current Transfer Ratio (%)	Price Each 1	10	100	500
DC Devices													
◆ 551-PS2711-1-A	PS2711-1-A	A	SOP-4	UL	50	40	5.0	4.0/5.0	100 to 400				
◆ 551-PS2711-1-M-A	PS2711-1-M-A	A	SOP-4	UL	50	40	5.0	4.0/5.0	100 to 200				
◆ 551-PS2811-1-A	PS2811-1-A	A	SSOP-4	UL	50	40	5.0	4.0/5.0	100 to 400				
◆ 551-PS2811-1-M-A	PS2811-1-M-A	A	SSOP-4	UL	50	40	5.0	4.0/5.0	100 to 200				
◆ 551-PS2811-4-A	PS2811-4-A	B	SSOP-16	UL	50	40	5.0	4.0/5.0	100 to 400				
◆ 551-PS2911-1-A	PS2911-1-A	A	MiniFlat-4	UL	50	40	5.0	5.0/10.0	100 to 400				
◆ 551-PS2911-1-K-A	PS2911-1-K-A	A	MiniFlat-4	UL	50	40	5.0	5.0/10.0	200 to 400				
AC Devices													
◆ 551-PS2715-1-A	PS2715-1-A	C	SOP-4	UL	50	40	5.0	4.0/5.0	100 to 400				
◆ 551-PS2815-1-A	PS2815-1-A	C	SSOP-4	UL	50	40	5.0	4.0/5.0	100 to 400				
◆ 551-PS2815-4-A	PS2815-4-A	D	SSOP-16	UL	50	40	5.0	4.0/5.0	100 to 400				
◆ 551-PS2915-1-A	PS2915-1-A	C	MiniFlat-4	UL	50	40	5.0	5.0/10.0	100 to 400				

C

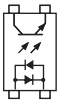

Optocouplers

◆ Surface Mount — For quantities greater than listed, call for quote.

MOUSER STOCK NO.	CEL Part No.	Fig.	Package	Safety Standard	IF (mA)	VCEO	VECO	Typical Rise/Fall t_r / t_f (μs)	Current Transfer Ratio (%)	Price Each 1	10	100	500
DC Devices, High Isolation Voltage													
551-PS2561-1-A	PS2561-1-A	A	DIP-4	UL/BSI	80	80	7.0	3.0/5.0	80 to 400				
551-PS2561A-1-A	PS2561A-1-A	A	DIP-4	UL/BSI	30	70	5.0	5.0/7.0	50 to 300				
◆ 551-PS2561L-1-H-A	PS2561L-1-H-A	A	DIP-4	UL/BSI	80	80	7.0	3.0/5.0	80 to 160				
◆ 551-PS2561AL-1-H-A	PS2561AL-1-H-A	A	DIP-4	UL/BSI	30	70	5.0	5.0/7.0	50 to 300				
AC Devices													
551-PS2565-1-A	PS2565-1-A	C	DIP-4	UL/BSI	80	80	7.0	3.0/5.0	80 to 400				
◆ 551-PS2565L-1-A	PS2565L-1-A	C	DIP-4	UL/BSI	80	80	7.0	3.0/5.0	80 to 400				

D

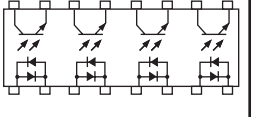

High Speed and High VCE Optocouplers

◆ Surface Mount — For quantities greater than listed, call for quote.

MOUSER STOCK NO.	CEL Part No.	Fig.	Package	Safety Standard	IF (mA)	VCEO	VECO	Typical Rise/Fall t_r / t_f (μs)	Current Transfer Ratio (%)	Price Each 1	10	100	500
551-PS2503-1-A	PS2503-1-A	A	DIP-4	UL/CSA	80	40	0.6	30/30	100 to 400				
◆ 551-PS2503L-1-A	PS2503L-1-A	A	DIP-4	UL/CSA	80	40	0.6	30/30	100 to 400				
551-PS2513-1-A	PS2513-1-A	A	DIP-4	UL	60	120	6.0	3.0/4.0	25 to 100				
◆ 551-PS2703-1-A	PS2703-1-A	A	SOP-4	UL/BSI	50	120	6.0	10/10	50 to 400				
◆ 551-PS2703-1-K-A	PS2703-1-K-A	A	SOP-4	UL/BSI	50	120	6.0	10/10	200 to 400				
◆ 551-PS2703-1-M-A	PS2703-1-M-A	A	SOP-4	UL/BSI	50	120	6.0	10/10	50 to 150				
◆ 551-PS2913-1-A	PS2913-1-A	A	MiniFlat-4	UL	50	120	6.0	10/10	50 to 200				
◆ 551-PS2913-1-M-A	PS2913-1-M-A	A	MiniFlat-4	UL/BSI	50	120	6.0	10/10	50 to 100				

© Copyright 2014 Mouser Electronics

For current pricing, visit mouser.com

© Copyright 2014 Mouser Electronics

RENESAS/CEL Optocouplers

RoHS Compliant **This product is RoHS compliant.**

CEL
California Eastern Laboratories

Applications:
Can be used as an interface circuit for various instrumentations and control equipment in the following:
- AC line/digital logic
- Twisted pair line receiver
- Digital logic/digital logic
- Telephone/telegraph line receiver

Features:
- High isolation voltage
- High current transfer ratio
- Low cost
- High speed switching

Safety Standards:
UL = UL Recognized [UL File No: E72422(S)]
UL/CSA = UL Recognized and CSA Approved
UL File No.: E72422(S)/CSA File No.: CA101391
UL/BSI = UL Recognized and BSI Approved
UL File No.: E72422(S)/BSI Approved No.: 7112/7420

LEAD-FREE RoHS Compliant

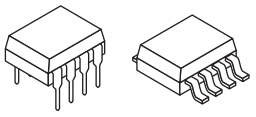

DARLINGTON TRANSISTOR OPTOCOUPLERS

General Purpose Optocouplers

♦ Surface Mount — For quantities greater than listed, call for quote.

MOUSER STOCK NO.	CEL Part No.	Fig.	Package	Safety Standard	IF (mA)	VCEO (V)	VECO (V)	Typical Rise/Fall t_r / t_f (μs)	Current Transfer Ratio (%)	Price Each 1	10	100	500
DC Devices, High Isolation Voltage													
551-PS2502-1-A	PS2502-1-A	A	DIP-4	UL	80	40	6.0	100/100	200 to 2000				
♦ 551-PS2502L-1-A	PS2502L-1-A	A	DIP-4 GW	UL	80	40	6.0	100/100	200 to 2000				
551-PS2502-4-A	PS2502-4-A	B	DIP-16	UL	80	40	6.0	100/100	200 to 2000				
♦ 551-PS2502L-4-A	PS2502L-4-A	B	DIP-16 GW	UL	80	40	6.0	100/100	200 to 2000				
♦ 551-PS2702-1-A	PS2702-1-A	A	SOP-4 GW	UL/BSI	50	40	6.0	200/200	200 to 2000				
♦ 551-PS2802-1-A	PS2802-1-A	C	SSOP-4 GW	UL/BSI	50	40	6.0	200/200	200 to 2000				
♦ 551-PS2802-4-A	PS2802-4-A	A	SSOP-16 GW	UL/BSI	50	40	6.0	200/200	200 to 2000				
551-PS2381-1Y-AX	PS2381-1Y-AX	D	LSOP-4	CSA/UL/VDE	1.5	80	7.0	4/5	50 to 400				
AC Devices, High Isolation Voltage													
551-PS2506-1-A	PS2506-1-A	E	DIP-4	UL	80	40	6.0	100/100	200 to 2000				
♦ 551-PS2506L-1-A	PS2506L-1-A	E	DIP-4 GW	UL	80	40	6.0	100/100	200 to 2000				

Guaranteed 0.4mm Insulation Optocouplers

♦ Surface Mount — For quantities greater than listed, call for quote.

MOUSER STOCK NO.	CEL Part No.	Fig.	Package	Safety Standard	IF (mA)	VCEO (V)	VECO (V)	Typical Rise/Fall t_r / t_f (μs)	Current Transfer Ratio (%)	Price Each 1	10	100	500
DC Devices, High CTR, High Isolation Voltage													
551-PS2562-1-A	PS2562-1-A	A	DIP-4	UL/BSI	80	40	6.0	100/100	200 to 2000				
♦ 551-PS2562L-1-A	PS2562L-1-A	A	DIP-4 GW	UL/BSI	80	40	6.0	100/100	200 to 2000				

High VCEO Optocouplers

♦ Surface Mount — For quantities greater than listed, call for quote.

MOUSER STOCK NO.	CEL Part No.	Fig.	Package	Safety Standard	IF (mA)	VCEO (V)	VECO (V)	Typical Rise/Fall t_r / t_f (μs)	Current Transfer Ratio (%)	Price Each 1	10	100	500
DC Devices													
551-PS2533-1-A	PS2533-1-A	F	DIP-4	UL/BSI	80	350	6.0	100/100	1500 to 6500				
♦ 551-PS2833-1-A	PS2833-1-A	F	SSOP-4 GW	UL/BSI	50	350	0.3	20/5.0	400 to 4500				
♦ 551-PS2533L-1-A	PS2533L-1-A	E	DIP-4	UL/BSI	80	350	0.6	100/100	1500 to 6500				
♦ 551-PS2933-1-A	PS2933-1-A	F	MiniFlat-4 GW	UL/BSI	50	350	0.3	20/5.0	400 to 4500				

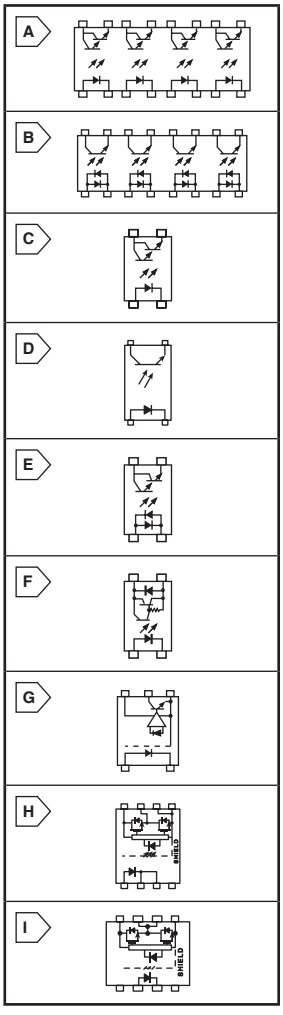

HIGH SPEED OPTOCOUPLERS

Digital

For quantities greater than listed, call for quote.

MOUSER STOCK NO.	CEL Part No.	Fig.	Package	Safety Standard	Digital Speed (Mbps)	VCC Range (V)	Isolation Voltage (VRMS)	Prop. Delay (L/H) (Typ.) (ns)	Threshold Input Curr. (Typ.) (mA)	Price Each 1	10	100	500
10kV/us Minimum Noise Immunity													
551-PS9121-AX	PS9121-AX	G	SOP-5	UL/VDE	10	2.7 to 5.5	2500	43/46	30				
551-PS9122L-1-AX	PS9122-L-AX	G	SO-5	UL	1	4.5 to 5.5	3750	500/700	2				
551-PS9305L-AX	PS9305L-AX	H	SDIP-8	CSA/UL/VDE	0.25	0 to 35	5000	0.18	2				
551-PS9505L3-AX	PS9505L3-AX	I	DIP-8/SMT	CSA/UL/VDE	0.25	0 to 35	5000	0.18	2				
551-PS9505-AX	PS9505-AX	I	DIP-8/SMT	CSA/UL/VDE	0.25	0 to 35	5000	0.18	2				

LASER DIODES

NX7338BF-AA-Features:
- High output power
  P_f = 110mW @ I_{FP} = 400mA*1
- Long wavelength
  λ_c = 1 310nm

*1 Pulse Conditions: Pulse width (PW) = 10μs, Duty = 1%

NX7538BF-AA-Features:
- High output power
  P_f = 80mW @ I_{FP} = 400mA*1
- Long wavelength
  λ_c = 1 550nm

*1 Pulse Conditions: Pulse width (PW) =10μs, Duty = 1%



RoHS Compliant

***Multiple Quantum Well structured Fabry-Perot Laser Diode Coaxial Module**

For quantities greater than listed, call for quote.

MOUSER STOCK NO.	CEL Part No.	Package	Fiber Type	Price Each 1	2	5	10
551-NX7338BF-AA-AZ-P	NX7338BF-AA-AZ-P	Laser Diode Module 1 310NM 110mW	Single Mode				
551-NX7538BF-AA-AZ	NX7538BF-AA-AZ	Laser Diode Module 1 550NM 80mW	Single Mode				

PHOTO DIODES

Features:
- **Small Dark Current:** I_D = 500nA
- **Small Terminal Capacitance:** C_T = 0.35pF at 0.9V_{BR}
- **High Quantum Efficiency:** I_D = 500nA
- **Small Terminal Capacitance:** C_T = 0.35pF at 0.9V_{BR}
- **High Quantum Efficiency:** μ = 90% at λ = 1310nm, M = 1 μ = 77% at λ = 1550nm, M = 1
- **High Speed Responder:** f_C = 2.5GHz at 0.9V_{BR}
- **Detecting Area Size:** ø30μm
- **Coaxial Module with Single Mode Fiber (SM-9/125)**



RoHS Compliant

APD In a Coaxial Package for Fiber Optic Communication and OTDR Applications

For quantities greater than listed, call for quote.

MOUSER STOCK NO.	CEL Part No.	Package	Fiber Type	Price Each 1	2	5	10
551-NR8300FP-CC-AZ	NR8300FP-CC-AZ	30um InGaAs Avalanche Photo Diode	Single Mode				

© Copyright 2014 Mouser Electronics
© Copyright 2014 Mouser Electronics

SHARP Microelectronics Optocouplers

SHARP MICROELECTRONICS OF THE AMERICAS

RoHS Compliant This product is RoHS compliant.

SHARP PHOTOTRIACS COUPLERS Zero crossing functionality (VOX : MAX. 20V)

For quantities greater than listed, call for quote.

MOUSER STOCK NO.	Package	Absolute Max Ratings			Electro-optical Characteristics		Price Each			
		(rms) (A)	VDRM (V)	Viso (rms) (kV)	Ift (mA) MAX.	VD (V)	1	10	100	500
852-PC4SD21YXPCF	DIP 6-Pin	0.1	800	5.0	5	20				
852-PC4SF21YTZBF	DIP 6-Pin	0.1	800	5.0	10	6				
852-S2S3LA0F	Mini-flat 4-Pin	0.05	600	3.75	10	6				
852-S2S4A00F	Mini-flat 4-Pin	0.05	600	3.75	10	6				
852-S2S4LY0F	Mini-flat 4-Pin	0.05	600	3.75	10	6				

SHARP PHOTOINTERRUPTERS

Slot Type

For quantities greater than listed, call for quote.

MOUSER STOCK NO.	Package	Gap Width	Slit Width	Forward Current	Forward Voltage	Power Dissipation	Output		Price Each			
							Voltage	Current	1	10	100	500
852-GP1A50HRJ00F	25x10x6mm	3mm	0.5mm	50mA	5V	75mW	-0.5 to 17V	50mA				
852-GP1A52HRJ00F	12.2x10x5mm	3mm	0.5mm	50mA	1.2V	75mW	-0.5 to 17V	50mA				
852-GP1A52LRJ00F	12.2x10x5mm	3mm	0.5mm	50mA	1.2V	250mW	-0.5 to 17V	50mA				
852-GP1A57HRJ00F	18.6x15.2x5mm	10mm	1.8mm	50mA	1.2V	250mW	-0.5 to 17V	50mA				
852-GP1S092HCPIF	4.5x2.6x2.9mm	2mm	0.3mm	50mA	1.2V	100mW	35V CEO	20mA				
852-GP1S094HCZ0F	5.5x2.6x4.8mm	2mm	0.3mm	50mA	1.2V	75mW	35V CEO	20mA				

Flat Type

For quantities greater than listed, call for quote.

MOUSER STOCK NO.	Style	Distance (White Paper)	Distance (Black Paper)	Forward Current	Forward Voltage	Power Dissipation	Output		Price Each			
							Voltage	Current	1	10	100	500
852-GP2A200LCS0F	with Connector	2-22mm	5-15mm	30mA	5V	-	30V	50mA				
852-GP2A231LRSAF	with Connector	1-9mm	3-7mm	20mA	5V	-	7V	50mA				
852-GP2A25J0000F	with Connector	1-9mm	3-7mm	30mA	5V	-	30V	50mA				
852-GP2S60B	Surface Mount	0.7mm	- - -	50mA	1.2V	75mW	35V CEO	20mA				

SHARP AMBIENT LIGHT SENSORS

For quantities greater than listed, call for quote.

MOUSER STOCK NO.	Rise/Fall Time (μs-ms)(ms-ms-μs)		Operating Voltage (Vcc)	Output Current (μA)	Peak Sensitivity (nm)	Illuminance/Dynamic Range (lx)	Operating Temperature	Price Each			
	Rise	Fall						1	10	1	200
852-GA1A1S202WP	150-5	150-15	2.3-3.2V	1	555	3-55000	-40°C to 85°C				
852-GA1A1S203WP	150-5	150-15	2.3-3.2V	1	555	3-55000	-40°C to 85°C				
852-GA1A1S204WP	150-5	150-15	2.3-3.2V	1	555	3-55000	-40°C to 85°C				
852-GA1A2S100LY	10-2-500	10-1-250	2.7-3.6V	480	555	10-10000	-40°C to 85°C				
852-GA1A2S100SS	10-2-500	10-1-250	2.7-3.6V	480	555	10-10000	-40°C to 85°C				

SHARP PHOTO TRANSISTOR OUTPUT

For quantities greater than listed, call for quote.

MOUSER STOCK NO.	Sharp Part No.	Current Transfer Ratio				Output		Price Each			
		Min (%)	Max (%)	@ Vce	@ If	Vceo Max.	Ic Max.	1	10	100	500
DIP-4 Gull Wing											
852-PC817XJ0000F	PC817XJ0000F	50	600	5V	5mA	80V	50mA				
SOP-4											
852-PC354NJ0000F	PC354NJ0000F	20	400	-	1mA	80V	50mA				
852-PC355NJ0000F	PC355NJ0000F	120	1500	2V	1mA	35V	80mA				
852-PC355NTJ000F	PC355NTJ000F	120	1500	2V	1mA	35V	80mA				
852-PC357N1TJ00F	PC357N1TJ00F	50	600	5V	5mA	80V	50mA				
852-PC357N3TJ00F	PC357N3TJ00F	50	600	5V	5mA	80V	50mA				
852-PC357N4J000F	PC357N4J000F	50	600	5V	5mA	80V	50mA				
852-PC357N4TJ00F	PC357N4TJ00F	50	600	5V	5mA	80V	50mA				
852-PC357NJ0000F	PC357NJ0000F	50	600	5V	5mA	80V	50mA				
852-PC357NTJ000F	PC357NTJ000F	50	600	5V	5mA	80V	50mA				
852-PC364NJ0000F	PC364NJ0000F	60	1200	2V	0.5mA	35V	80mA				
852-PC365NJ0000F	PC365NJ0000F	60	1200	2V	0.5mA	35V	80mA				
852-PC367N2TJ00F	PC367N2TJ00F	60	1200	2V	0.5mA	80V	50mA				
852-PC367NJ0000F	PC367NJ0000F	60	1200	2V	0.5mA	80V	50mA				
852-PC367NTJ000F	PC367NTJ000F	60	1200	2V	0.5mA	80V	50mA				
852-PC3H410NIP0F	PC3H410NIP0F	50	400	-	0.5mA	-	-				
852-PC3H411NIP0F	PC3H411NIP0F	50	400	-	0.5mA	-	-				
852-PC3H4J00000F	PC3H4J00000F	20	400	-	1mA	80V	50mA				
852-PC3H5J00000F	PC3H5J00000F	120	1500	2V	1mA	35V	80mA				
852-PC3H711NIP0F	PC3H711NIP0F	100	700	5V	0.5mA	80V	50mA				
852-PC3H712NIP0F	PC3H712NIP0F	100	700	5V	0.5mA	80V	50mA				
852-PC3H7CDJ000F	PC3H7CDJ000F	20	400	5V	1mA	80V	50mA				
852-PC3H7DJ0000F	PC3H7DJ0000F	20	400	5V	1mA	80V	50mA				
DIP-4											
852-PC817X2NSZ0F	PC817X2NSZ0F	50	600	5V	5mA	80V	50mA				
852-PC817X9NSZ0F	PC817X9NSZ0F	50	600	5V	5mA	80V	50mA				

© Copyright 2014 Mouser Electronics
© Copyright 2014 Mouser Electronics

VISHAY Optocouplers

RoHS Compliant **This product is RoHS compliant.**

PHOTO DARLINGTON OUTPUT

Safety Standards:
- UL = UL Recognized (UL File No: E76222)
- UL/VDE = UL Recognized (E76222) and VDE Recognized

◆**Surface Mount Device**
- UL/BSI/VDE = UL Recognized (E76222), BSI and VDE Recognized

For quantities greater than listed, call for quote.

MOUSER STOCK NO. / Mfr. / Mfr. Part No.	Fig.	Package	Safety Standard	IF (Max.) (mA)	VCEO (Max.) (V)	VECO (Max.) (V)	Turn-On/ Turn-Off Times Typ. (μs)	Isolation Voltage (VRMS)	Current Transfer Ratio (Min./Typ./Max.) (%)	Price Each 1	100	500	1000
Single Channel													
78—4N32	A	DIP-6	UL/BSI	60	30	5	5.0/100 Max.	5.3kV	500/----/----				
78—4N33	A	DIP-6	UL/BSI	60	30	5	5.0/100 Max.	5.3kV	500/----/----				
782—H11B1	A	DIP-6	UL	60	25	7	5.0/30	5.3kV	500/----/----				
782—H11B2	A	DIP-6	UL	60	25	7	5.0/30	5.3kV	200/----/----				
782—H11B3	A	DIP-6	UL	60	25	7	5.0/30	5.3kV	100/----/----				
◆ 782—IL223AT	B	SOIC-8	UL	60	30	5	----/----	4.0kV	500/----/----				
782—MCA231	A	DIP-6	UL	60	30	7	10/30	5.3kV	200/----/----				
Dual Channel													
◆ 782—ILD223T	C	SOIC-8	UL	30	30	5	15/30 Min.	4.0kV	500/----/----				
Quad Channel													
782—ILQ66-4	D	DIP-16	UL	60	60	-----	200/200	5.3kV	500/----/----				
◆ 782—TCMD4000	E	SOP-16	UL	60	35	7	300/250	3.75kV	600/800/----				

PHOTO DARLINGTON OUTPUT, HIGH SPEED, LOW INPUT CURRENT

For quantities greater than listed, call for quote.

MOUSER STOCK NO. / Mfr. / Mfr. Part No.	Fig.	Package	Safety Standard	IF (mA)	Max. Supply Volt. (V)	Data Rate Typ (bit/s)	Delay Time tPHL/tPLH (Typ.)(μs)	Isolation Voltage (VRMS)	Current Transfer Ratio (Min./Typ./Max.) (%)	Price Each 1	100	500	1000
Single Channel													
782—6N138	F	DIP-8	UL	25	7	100K	2.0/2.0	5.3kV	300/1600/----				
782—6N139	F	DIP-8	UL	25	18	100K	6.0/4.0	5.3kV	400/1600/----				

PHOTO TRANSISTOR OUTPUT

◆**Surface Mount Device**

For quantities greater than listed, call for quote.

MOUSER STOCK NO. / Mfr. / Mfr. Part No.	Fig.	Pkg.	Safety Standard	IF (Max.) (mA)	VCEO (Max.) (V)	VEBO (Max.) (V)	Rise and Fall Times Typ. (μs)	Isolation Voltage (VRMS)	Current Transfer Ratio (Min./Typ./Max.)(%)	Price Each 1	100	500	1000
Single Channel													
◆ 78—VOM617A-1T	G	SOP-4	UL, DIN, FIMKO, CQC	1.6	80	7	3.0/3.0	3.75kV	40/---/80				
◆ 78—VOM617A-2T	G	SOP-4	UL, DIN, FIMKO, CQC	1.6	80	7	3.0/3.0	3.75kV	63/---/125				
◆ 78—VOM617A-3T	G	SOP-4	UL, DIN, FIMKO, CQC	1.6	80	7	3.0/3.0	3.75kV	100/---/200				
◆ 78—VOM617A-4T	G	SOP-4	UL, DIN, FIMKO, CQC	1.6	80	7	3.0/3.0	3.75kV	160/---/320				
◆ 78—VOM617A-7T	G	SOP-4	UL, DIN, FIMKO, CQC	1.6	80	7	3.0/3.0	3.75kV	80/---/160				
◆ 78—VOM618A-1T	G	SOP-4	UL, DIN, FIMKO, CQC	5	80	7	6.0/6.0	3.75kV	40/---/80				
◆ 78—VOM618A-2T	G	SOP-4	UL, DIN, FIMKO, CQC	5	80	7	6.0/6.0	3.75kV	63/---/125				
◆ 78—VOM618A-3T	G	SOP-4	UL, DIN, FIMKO, CQC	5	80	7	6.0/6.0	3.75kV	100/---/200				
◆ 78—VOM618A-4T	G	SOP-4	UL, DIN, FIMKO, CQC	5	80	7	6.0/6.0	3.75kV	160/---/320				
◆ 78—VOM618A-7T	G	SOP-4	UL, DIN, FIMKO, CQC	5	80	7	6.0/6.0	3.75kV	80/---/160				
◆ 78—VOM618AT	G	SOP-4	UL, DIN, FIMKO, CQC	5	80	7	6.0/6.0	3.75kV	50/---/600				
78—4N36	H	DIP-6	UL	50	70	7	10/10	5.0kV	100/----/----				
78—4N37	H	DIP-6	UL	50	70	7	10/10	5.0kV	100/----/----				
782—CNY17G-3	H	DIP-6	UL/BSI	60	32	7	7.0/6.7	3.75kV	100/-----/200				
78—4N25	H	DIP-6	UL/BSI	60	70	7	2.0/2.0	5.0kV	20/50/----				
78—4N26	H	DIP-6	UL/BSI	60	70	7	2.0/2.0	5.0kV	20/50/----				
78—4N27	H	DIP-6	UL/BSI	60	70	7	2.0/2.0	5.0kV	10/30/----				
78—4N28	H	DIP-6	UL/BSI	60	70	7	2.0/2.0	5.0kV	10/30/----				
782—4N38	H	DIP-6	UL	60	70	7	10/10	5.3kV	20/----/----				
782—CNY17-1	H	DIP-6	UL/BSI	60	70	7	2.0/2.0	5.3kV	40/80/----				
782—CNY17F-1	H	DIP-6	UL/BSI	60	70	7	2.0/2.0	5.3kV	13/30/----				
782—CNY17-2	H	DIP-6	UL/BSI	60	70	7	2.0/2.0	5.3kV	63/125/----				
782—CNY17F-2	H	DIP-6	UL/BSI	60	70	7	2.0/2.0	5.3kV	22/45/----				
782—CNY17F-2X006	H	DIP-6	UL/BSI	60	70	7	2.0/2.0	5.3kV	22/45/----				
782—CNY17-3X006	H	DIP-6	UL/BSI	60	70	7	2.0/2.0	5.3kV	100/200/----				
◆ 782—CNY17-3X007	H	SMD-6	UL/BSI	60	70	7	2.0/2.0	5.3kV	100/200/----				
◆ 782—CNY17-3X007T	H	SMD-6	UL/BSI	60	70	7	2.0/2.0	5.3kV	100/200/----				
782—CNY17F-3	H	DIP-6	UL/BSI	60	70	7	2.0/2.0	5.3kV	34/70/----				
782—CNY17F-3X001	H	DIP-6	UL/BSI	60	70	7	2.0/2.0	5.3kV	34/70/----				
782—CNY17F-3X006	H	DIP-6	UL/BSI	60	70	7	2.0/2.0	5.3kV	34/70/----				
782—CNY17F-3X016	H	DIP-6	UL/BSI	60	70	7	2.0/2.0	5.3kV	34/70/----				
782—CNY17-4	H	DIP-6	UL/BSI	60	70	7	2.0/2.0	5.3kV	160/320/----				
782—CNY17-4.	H	DIP-6	UL/BSI	60	70	7	2.0/2.0	5.3kV	160/320/----				
782—CNY17F-4	H	DIP-6	UL/BSI	60	70	7	2.0/2.0	5.3kV	160/320/----				
782—H11A1	H	DIP-6	UL/BSI/CSA	60	70	7	3.0/3.0	5.3kV	50/----/----				
782—H11A2	H	DIP-6	UL/BSI/CSA	60	70	7	3.0/3.0	5.3kV	20/----/----				
782—H11A3	H	DIP-6	UL/BSI/CSA	60	70	7	3.0/3.0	5.3kV	20/----/----				
782—H11A4	H	DIP-6	UL/BSI/CSA	60	70	7	3.0/3.0	5.3kV	10/----/----				
782—H11A5	H	DIP-6	UL/BSI/CSA	60	70	7	3.0/3.0	5.3kV	30/----/----				
782—IL2	H	DIP-6	UL	60	70	7	2.6/2.2	5.3kV	100/200/500				
78—VO617A	G	DIP-4	UL/DIN/BSI/FIMKO	60	80	7	2	5000	50/----/600				
78—VO617A-3	G	DIP-4	UL/DIN/BSI/FIMKO	60	80	7	2	5000	100/----/200				
◆ 78—VO617A-3X017T	G	SMD-4	UL/DIN/BSI/FIMKO	60	80	7	2	5000	100/----/200				
78—VO618A	G	DIP-4	UL/DIN/BSI/FIMKO	60	80	7	2	5000	50/----/600				
78—VO618A-3	G	DIP-4	UL/DIN/BSI/FIMKO	60	80	7	2	5000	100/----/200				
◆ 78—VO618A-3X017T	G	SMD-4	UL/DIN/BSI/FIMKO	60	80	7	2	5000	100/----/200				
◆ 78—VOL618A-2T	G	SOP-4	UL/DIN/BSI/FIMKO	60	80	7	3.5/5	5000	63/----/125				
◆ 78—VOL618A-3T	G	SOP-4	UL/DIN/BSI/FIMKO	60	80	7	3.5/5	5000	100/----/200				
◆ 78—VOL617A-1X001T	G	SOP-4	UL/DIN/BSI/FIMKO	60	80	7	3.5/5	5000	40/----/80				
◆ 78—VOL617A-2X001T	G	SOP-4	UL/DIN/BSI/FIMKO	60	80	7	3.5/5	5000	63/----/125				
◆ 78—VOL617A-3X001T	G	SOP-4	UL/DIN/BSI/FIMKO	60	80	7	3.5/5	5000	100/----/200				
◆ 78—VOL617A-4X001T	G	SOP-4	UL/DIN/BSI/FIMKO	60	80	7	3.5/5	5000	160/----/320				
782—SFH640-2	H	DIP-6	UL/BSI/CSA	60	300	7	2.5/5.5	5.3kV	63/----/125				
78—CNY64	G	4-Pin	UL/VDE	75	32	7	2.4/2.7	8.2kV	50/----/300				
◆ 782—CNY64ABST	G	SMD-4	DIN/IEC/VDE	75	32	7	2.4/2.7	8.2kV	80/----/240				
◆ 782—CNY64AGRST	G	SMD-4	DIN/IEC/VDE	75	32	7	2.4/2.7	8.2kV	100/----/300				
◆ 782—CNY64AYST	G	SMD-4	DIN/IEC/VDE	75	32	7	2.4/2.7	8.2kV	50/----/150				
◆ 782—CNY64ST	G	SMD-4	DIN/IEC/VDE	75	32	7	2.4/2.7	8.2kV	50/----/300				
78—CNY65	G	4-Pin	UL/VDE	75	32	7	2.4/2.7	13.9kV	50/----/300				
◆ 782—CNY65ABST	G	SMD-4	DIN/IEC/VDE	75	32	7	2.4/2.7	8.2kV	80/----/240				
◆ 782—CNY65AGRST	G	SMD-4	DIN/IEC/VDE	75	32	7	2.4/2.7	8.2kV	100/----/300				
◆ 782—CNY65AYST	G	SMD-4	DIN/IEC/VDE	75	32	7	2.4/2.7	8.2kV	50/----/150				
◆ 782—CNY65ST	G	SMD-4	DIN/IEC/VDE	75	32	7	2.4/2.7	8.2kV	50/----/300				
78—CNY66	G	4-Pin	UL/VDE	75	32	7	2.4/2.7	13.9kV	50/----/300				
782—CNY65A	G	4-Pin	UL/VDE	75	32	7	2.4/2.7	13.9kV	63/---/125				
782—CNY65B	G	4-Pin	UL/VDE	75	32	7	2.4/2.7	13.9kV	100/----/200				
782—CNY65EXI	G	4-Pin	-----	75	32	7	2.4/2.4	11.6kV	50/100/300				

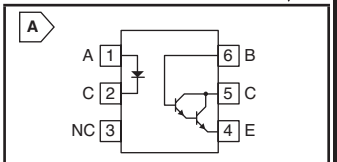

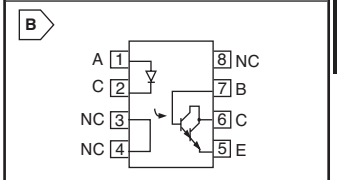

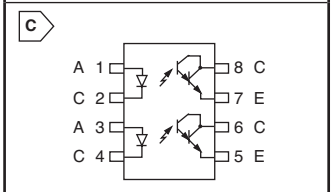

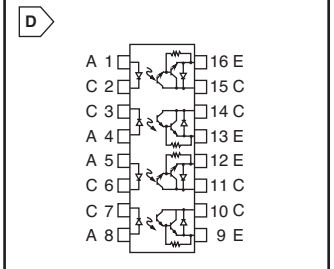

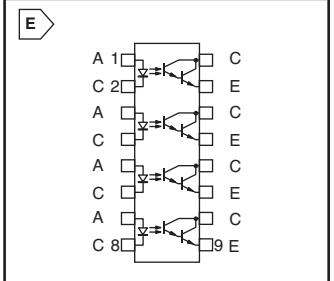

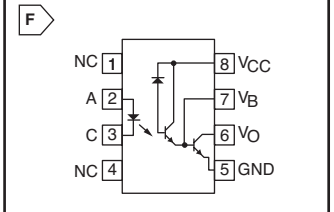

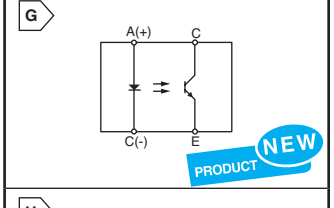

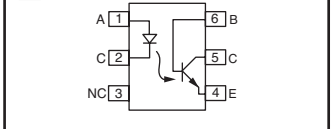

© Copyright 2014 Mouser Electronics

© Copyright 2014 Mouser Electronics

VISHAY Optocouplers

RoHS Compliant **This product is RoHS compliant.**

PHOTO TRANSISTOR OUTPUT (CONT.)

♦Surface Mount Device

Safety Standards:
- UL = UL Recognized (UL File No: E76222)
- UL/VDE = UL Recognized (E76222) and VDE Recognized
- UL/BSI/VDE = UL Recognized (E76222), BSI and VDE Recognized

For quantities greater than listed, call for quote.

MOUSER STOCK NO.		Fig.	Package	Safety Standard	IF (mA)	VCEO (Max.) (V)	VECO (Max.) (V)	Rise and Fall Times Typ. (μs)	Isolation Voltage (VRMS)	Current Transfer Ratio	Price Each			
Mfr.	Mfr. Part No.									(Min./Typ./Max.) (%)	1	100	500	1000
782—	CNY75A	A	DIP-6	UL/BSI/VDE	60	70	7	----/----	5.0kV	63/---/125				
782—	CNY75B	A	DIP-6	UL/BSI/VDE	60	70	7	----/----	5.0kV	100/----/200				
782—	CNY75C	A	DIP-6	UL/BSI/VDE	60	70	7	----/----	5.0kV	160/----/320				
782—	CNY75GA	A	DIP-6	UL/BSI/VDE	60	70	7	3.0/3.7	5.0kV	63/---/125				
782—	CNY75GB	A	DIP-6	UL/BSI/VDE	60	70	7	3.0/3.7	5.0kV	100/----/200				
782—	CNY75GC	A	DIP-6	UL/BSI/VDE	60	70	7	3.0/3.7	5.0kV	160/----/320				
782—	CQY80N	A	DIP-6	UL/BSI/VDE	60	32	7	7.0/6.7	5.0kV	50/90/----				
782—	CQY80NG	A	DIP-6	UL/BSI/VDE	60	32	7	7.0/6.7	5.0kV	50/90/----				
♦ 782—	IL205AT	B	SOIC-8	UL/CSA	60	70	7	3.0/3.0	4.0kV	40/----/80				
♦ 782—	IL206AT	B	SOIC-8	UL/CSA	60	70	7	3.0/3.0	4.0kV	63/----/125				
♦ 782—	IL208AT	B	SOIC-8	UL/CSA	60	70	7	3.0/3.0	4.0kV	100/----/320				
♦ 782—	IL211AT	B	SOIC-8	UL/CSA	60	30	7	3.0/3.0	4.0kV	20/50/----				
♦ 782—	IL217AT	B	SOIC-8	UL/CSA	60	30	7	3.0/3.0	4.0kV	100/130/----				
♦ 782—	IL256AT	C	SOIC-8	UL/CSA	60	30	5	----/----	4.0kV	20/----/----				
782—	K814P	D	DIP-4	UL/CSA	60	70	7	3.0/4.7	5.0kV	20/----/300				
782—	K815P	D	DIP-4	UL/CSA	60	35	7	----/0.3/----	5.0kV	600/800/----				
782—	K817P	E	DIP-4	UL/CSA	60	70	7	3.0/4.7	5.0kV	50/----/600				
782—	K817P3	E	DIP-4	UL/CSA	60	70	7	3.0/4.7	5.0kV	100/----/200				
782—	MCT5211	A	DIP-6	UL/BSI/CSA	40	30	7	----/----	5.3kV	150/300/----				
782—	MOC8102	F	DIP-6	UL/BSI/CSA	60	30	7	2.0/2.0	5.3kV	73/---/117				
♦ 782—	SFH6106-2T	E	SMD-4	UL/BSI/CSA	60	70	7	2.0/2.0	5.3kV	63/----/125				
♦ 782—	SFH6106-3	E	SMD-4	UL/BSI/CSA	60	70	7	2.0/2.0	5.3kV	100/----/200				
♦ 782—	SFH6106-4T	E	SMD-4	UL/BSI/CSA	60	70	7	2.0/2.0	5.3kV	160/----/320				
782—	SFH600-2	A	DIP-6	UL/BSI/CSA	60	70	7	2.0/2.5	5.3kV	100/----/200				
782—	SFH600-3	A	DIP-6	UL/BSI/CSA	60	70	7	2.0/2.5	5.3kV	160/----/320				
782—	SFH610A-2	E	DIP-4	UL/BSI/CSA	60	70	7	2.0/2.0	5.3kV	63/----/125				
782—	SFH610A-3	E	DIP-4	UL/BSI/CSA	60	70	7	2.0/2.0	5.3kV	100/----/200				
782—	SFH610A-4	E	DIP-4	UL/BSI/CSA	60	70	7	2.0/2.0	5.3kV	160/----/320				
♦ 78—	SFH6156-2T	E	SMD-4	UL	60	70	7	2.0/2.0	5.3kV	63/----/125				
♦ 782—	SFH6156-3T	E	SMD-4	UL	60	70	7	2.0/2.0	5.3kV	100/----/200				
♦ 782—	SFH6156-4T	E	SMD-4	UL	60	70	7	2.0/2.0	5.3kV	160/----/320				
♦ 782—	SFH6156-4X001T	E	SMD-4	UL	60	70	7	2.0/2.0	5.3kV	160/----/320				
782—	SFH615A-2	E	DIP-4	UL	60	70	7	2.0/2.0	5.3kV	63/----/125				
782—	SFH615A-3	E	DIP-4	UL	60	70	7	2.0/2.0	5.3kV	100/----/200				
782—	SFH615A-4	E	DIP-4	UL	60	70	7	2.0/2.0	5.3kV	160/----/320				
♦ 782—	SFH617A-3X007T	E	SMD-4	UL/BSI/CSA	60	70	7	2.0/2.0	5.3kV	100/----/200				
♦ 782—	SFH6186-2T	E	SMD-4	UL/BSI/CSA	60	55	7	3.5/5.0	5.3kV	63/----/125				
♦ 782—	SFH6186-3T	E	SMD-4	UL/BSI/CSA	60	55	7	3.5/5.0	5.3kV	100/----/200				
♦ 782—	SFH6186-3X001T	E	SMD-4	UL/BSI/CSA	60	55	7	3.5/5.0	5.3kV	100/----/200				
♦ 782—	SFH6186-4T	E	SMD-4	UL/BSI/CSA	60	55	7	3.5/5.0	5.3kV	160/----/320				
♦ 782—	SFH6186-5T	E	SMD-4	UL/BSI/CSA	60	55	7	3.5/5.0	5.3kV	250/----/500				
782—	SFH618A-2	E	DIP-4	UL/BSI/CSA	60	55	7	3.5/5.0	5.3kV	63/----/125				
782—	SFH618A-3	E	DIP-4	UL/BSI/CSA	60	55	7	3.5/5.0	5.3kV	100/----/200				
782—	SFH618A-4	E	DIP-4	UL/BSI/CSA	60	55	7	3.5/5.0	5.3kV	160/----/320				
782—	SFH618A-5	E	DIP-4	UL/BSI/CSA	60	55	7	3.5/5.0	5.3kV	250/----/500				
♦ 782—	SFH6206-2	G	SMD-4	UL/BSI/CSA	60	70	7	2.0/2.0	5.3kV	63/----/200				
♦ 782—	SFH6206-3T	G	SMD-4	UL/BSI/CSA	60	70	7	2.0/2.0	5.3kV	100/----/320				
782—	SFH620A-2	G	DIP-4	UL/BSI/CSA	60	70	7	2.0/2.0	5.3kV	63/----/200				
782—	SFH620A-3	G	DIP-4	UL/BSI/CSA	60	70	7	2.0/2.0	5.3kV	100/----/320				
♦ 782—	SFH6286-2T	G	SMD-4	UL/BSI	50	55	7	3.5/5.0	5.3kV	63/----/200				
♦ 782—	SFH6286-3T	G	SMD-4	UL/BSI	50	55	7	3.5/5.0	5.3kV	100/----/320				
♦ 782—	SFH6286-4T	G	SMD-4	UL/BSI	50	55	7	3.5/5.0	5.3kV	160/----/500				
782—	SFH628A-3	G	DIP-4	UL/BSI	50	55	7	3.5/5.0	5.3kV	100/----/320				
782—	SFH628A-4	G	DIP-4	UL/BSI	50	55	7	3.5/5.0	5.3kV	160/----/500				
♦ 78—	SFH690AT	E	SOP-4	UL/BSI/CSA	50	70	7	3.0/4.0	3.75kV	50/----/150				
♦ 782—	SFH690BT	E	SOP-4	UL/BSI/CSA	50	70	7	3.0/4.0	3.75kV	100/----/300				
78—	TCDT1101	F	DIP-6	UL/BSI	60	32	7	7.0/6.7	5.3kV	40/----/80				
782—	TCDT1101G	F	DIP-6	UL/BSI	60	32	7	7.0/6.7	5.3kV	40/----/80				
78—	TCDT1102	F	DIP-6	UL/BSI	60	32	7	7.0/6.7	5.3kV	63/----/125				
782—	TCDT1102G	F	DIP-6	UL/BSI	60	32	7	7.0/6.7	5.3kV	63/----/125				
78—	TCDT1103	F	DIP-6	UL/BSI	60	32	7	7.0/6.7	5.3kV	100/----/200				
782—	TCDT1110	F	DIP-6	UL/BSI	60	70	7	15/15	5.3kV	100/----/----				
78—	TCDT1120	F	DIP-6	UL/BSI/CSA	60	70	7	3.0/3.7	5.0kV	40/----/----				
782—	TCDT1120G	F	DIP-6	UL/BSI/CSA	60	70	7	3.0/3.7	5.0kV	40/----/----				
78—	TCDT1122	F	DIP-6	UL/BSI/CSA	60	70	7	3.0/3.7	5.0kV	63/----/125				
782—	TCDT1122G	F	DIP-6	UL/BSI/CSA	60	70	7	3.0/3.7	5.0kV	63/----/125				
78—	TCDT1124	F	DIP-6	UL/BSI/CSA	60	70	7	3.0/3.7	5.0kV	160/----/320				
782—	TCET1100	E	DIP-4	UL/BSI/CSA/VDE	60	70	7	3.0/4.7	5.0kV	50/----/600				
782—	TCET1100G	E	DIP-4	UL/BSI/CSA/VDE	60	70	7	3.0/4.7	5.0kV	50/----/600				
782—	TCET1101	E	DIP-4	UL/BSI/CSA/VDE	60	70	7	3.0/4.7	5.0kV	40/----/80				
782—	TCET1102	E	DIP-4	UL/BSI/CSA/VDE	60	70	7	3.0/4.7	5.0kV	63/----/125				
782—	TCET1103	E	DIP-4	UL/BSI/CSA/VDE	60	70	7	3.0/4.7	5.0kV	100/----/200				
782—	TCET1104	E	DIP-4	UL/BSI/CSA/VDE	60	70	7	3.0/4.7	5.0kV	160/----/320				
782—	TCET1106	E	DIP-4	UL/BSI/CSA/VDE	60	70	7	3.0/4.7	5.0kV	100/----/300				
782—	TCET1107	E	DIP-4	UL/BSI/CSA/VDE	60	70	7	3.0/4.7	5.0kV	80/----/160				
782—	TCET1600	D	DIP-4	UL/BSI/CSA/VDE	60	70	7	3.0/4.7	5.0kV	20/----/300				
♦ 782—	TCLD1000	H	SOP-4L	UL/BSI/CSA/VDE	60	35	7	0.3/0.25	5.0kV	600/800/----				
♦ 782—	TCLT1000	E	SOP-4L	UL/BSI/CSA/VDE	60	70	7	3.0/4.7	5.0kV	50/----/600				
♦ 782—	TCLT1002	E	SOP-4L	UL/BSI/CSA/VDE	60	70	7	3.0/4.7	5.0kV	63/----/125				
♦ 782—	TCLT1003	E	SOP-4L	UL/BSI/CSA/VDE	60	70	7	3.0/4.7	5.0kV	100/----/200				
♦ 782—	TCLT1005	E	SOP-4L	UL/BSI/CSA/VDE	60	70	7	3.0/4.7	5.0kV	50/----/150				
♦ 782—	TCLT1006	E	SOP-4L	UL/BSI/CSA/VDE	60	70	7	3.0/4.7	5.0kV	100/----/300				
♦ 782—	TCLT1007	E	SOP-4L	UL/BSI/CSA/VDE	60	70	7	3.0/4.7	5.0kV	80/----/160				
♦ 782—	TCLT1008	E	SOP-4L	UL/BSI/CSA/VDE	60	70	7	3.0/4.7	5.0kV	130/----/260				
♦ 782—	TCLT1009	E	SOP-4L	UL/BSI/CSA/VDE	60	70	7	3.0/4.7	5.0kV	200/----/400				

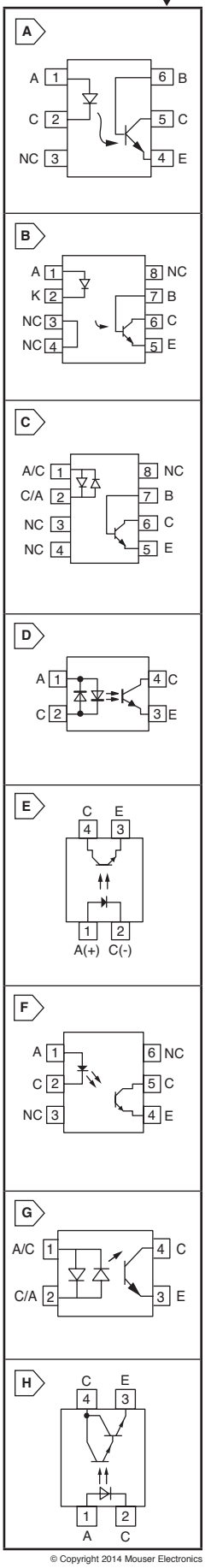

© Copyright 2014 Mouser Electronics

© Copyright 2014 Mouser Electronics

PHOTO TRANSISTOR OUTPUT (CONT.)

◆Surface Mount Devices

Safety Standards:
- UL = UL Recognized (UL File No: E76222)
- UL/VDE = UL Recognized (E76222) and VDE Recognized
- UL/BSI/VDE = UL Recognized (E76222), BSI and VDE Recognized

RoHS Compliant

For quantities greater than listed, call for quote.

MOUSER STOCK NO. Mfr.	Mfr. Part No.	Fig.	Package	Safety Standard	IF (mA)	VCEO (Max.) (V)	VECO (Max.) (V)	Rise and Fall Times Typ. (μs)	Isolation Voltage (VRMS)	Current Transfer Ratio (Min./Typ./Max.) (%)	Price Each 1	100	500	1000
Single Channel														
◆ 782—TCLT1100		A	SOP-6L5	UL/BSI/CSA/VDE	60	70	7	3.0/4.7	5.0kV	50/----/600				
◆ 782—TCLT1105		A	SOP-6L5	UL/BSI/CSA/VDE	60	70	7	3.0/4.7	5.0kV	50/----/150				
◆ 782—TCLT1106		A	SOP-6L5	UL/BSI/CSA/VDE	60	70	7	3.0/4.7	5.0kV	100/----/300				
◆ 782—TCLT1109		A	SOP-6L5	UL/BSI/CSA/VDE	60	70	7	3.0/4.7	5.0kV	200/----/400				
◆ 782—TCLT1600		B	SOP-4L	UL/BSI/CSA/VDE	60	70	7	3.0/4.7	5.0kV	80/----/300				
◆ 782—TCMT1100		C	SOP-4L	UL/CSA	60	70	7	3.0/4.7	3.75kV	50/----/600				
◆ 782—TCMT1102		C	SOP-4L	UL/CSA	60	70	7	3.0/4.7	3.75kV	63/----/125				
◆ 782—TCMT1103		C	SOP-4L	UL/CSA	60	70	7	3.0/4.7	3.75kV	100/---/200				
◆ 782—TCMT1104		C	SOP-4L	UL/CSA	60	70	7	3.0/4.7	3.75kV	160/----/320				
◆ 782—TCMT1106		C	SOP-4L	UL/CSA	60	70	7	3.0/4.7	3.75kV	100/----/300				
◆ 782—TCMT1107		C	SOP-4L	UL/CSA	60	70	7	3.0/4.7	3.75kV	80/----/160				
◆ 782—TCMT1108		C	SOP-4L	UL/CSA	60	70	7	3.0/4.7	3.75kV	130/----/360				
◆ 782—TCMT1109		C	SOP-4L	UL/CSA	60	70	7	3.0/4.7	3.75kV	200/----/400				
◆ 78—TCMT1600		B	SOP-4	UL/CSA	60	70	7	3.0/4.7	3.75kV	80/----/300				
Dual Channel														
782—CNY74-2H		D	DIP-8	UL	60	70	7	3.0/4.7	5.3kV	50/----/600				
782—ILD2		D	DIP-8	UL/BSI/VDE	60	70	----	2.6/2.2	5.3kV	100/200/500				
◆ 782—ILD205T		D	SOIC-8	UL/CSA	30	70	7	5.0/4.0	4.0kV	40/----/80				
◆ 782—ILD206T		D	SOIC-8	UL/CSA	30	70	7	5.0/4.0	4.0kV	63/----/125				
◆ 782—ILD207T		D	SOIC-8	UL/CSA	30	70	7	5.0/4.0	4.0kV	100/----/200				
◆ 782—ILD211T		D	SOIC-8	UL/CSA	30	70	7	5.0/4.0	4.0kV	20/----/----				
◆ 782—ILD213T		D	SOIC-8	UL/CSA	30	70	7	5.0/4.0	4.0kV	100/----/----				
◆ 782—ILD217T		D	SOIC-8	UL/CSA	30	70	7	5.0/4.0	4.0kV	100/120/----				
◆ 782—ILD256T		E	SOIC-8	UL	30	70	7	----/----	4.0kV	20/----/----				
782—ILD615-2		D	DIP-8	UL/BSI/CSA	60	70	7	2.0/2.0	5.3kV	---/40/----				
782—ILD615-3		D	DIP-8	UL/BSI/CSA	60	70	7	2.0/2.0	5.3kV	----/60/----				
782—ILD615-4		D	DIP-8	UL/BSI/CSA	60	70	7	2.0/2.0	5.3kV	----/100/----				
782—ILD620		E	DIP-8	UL/BSI/CSA	60	70	----	20/2.0	5.3kV	50/80/600				
782—ILD620GB		E	DIP-8	UL/BSI/CSA	60	70	----	20/2.0	5.3kV	100/200/600				
782—ILD621GB		F	DIP-8	UL/BSI/VDE	60	----	70	2.0/2.0	5.3kV	100/200/600				
782—MCT6		D	DIP-8	UL/BSI/CSA	60	30	7	3.0/3.0	5.3kV	20/50/----				
782—MCT6H		D	DIP-8	UL	60	70	7	3.0/4.7	5.0kV	50/100/----				
Quad Channel														
782—CNY74-4H		G	DIP-16	UL	60	70	7	3.0/4.7	5.3kV	50/----/600				
782—ILQ1		G	DIP-16	UL/BSI/VDE	60	50	----	1.9/1.4	5.3kV	20/80/300				
782—ILQ2		G	DIP-16	UL/BSI/VDE	60	70	----	2.6/2.2	5.3kV	100/200/500				
782—ILQ615-1		H	DIP-16	UL/BSI/CSA	60	70	7	2.0/2.0	5.3kV	----/25/----				
782—ILQ615-2		H	DIP-16	UL/BSI/CSA	60	70	7	2.0/2.0	5.3kV	---/40/----				
782—ILQ615-3		H	DIP-16	UL/BSI/CSA	60	70	7	2.0/2.0	5.3kV	----/60/----				
782—ILQ615-4		H	DIP-16	UL/BSI/CSA	60	70	7	2.0/2.0	5.3kV	----/100/----				
782—ILQ620		I	DIP-16	UL/BSI/CSA	60	70	----	20/2.0	5.3kV	50/80/600				
782—ILQ620GB		I	DIP-16	UL/BSI/CSA	60	70	----	20/2.0	5.3kV	100/200/600				
782—ILQ621		H	DIP-16	UL/BSI/VDE	60	----	70	2.0/2.0	5.3kV	50/80/600				
782—ILQ621GB		H	DIP-16	UL/BSI/VDE	60	----	70	2.0/2.0	5.3kV	100/200/600				
782—ILQ74		G	DIP-16	UL/BSI/CSA	60	20	5	3.0/3.0	5.3kV	12.5/35/----				
782—K844P		I	DIP-16	UL/CSA	60	70	7	3.0/4.7	5.0kV	20/----/300				
782—K847PH		H	DIP-16	UL/CSA	60	70	7	3.0/4.7	5.0kV	50/----/600				
◆ 782—SFH6916		H	SOP-16	UL	50	70	7	15/0.5	3.75kV	50/----/300				
◆ 782—TCMT4100		H	SOP-16	UL/CSA	60	70	7	3.0/4.7	3.75kV	50/----/600				
◆ 782—TCMT4600		I	SOP-16	UL/CSA	60	70	7	3.0/4.7	3.75kV	80/----/300				

PHOTO TRANSISTOR OUTPUT, BI-DIRECTIONAL INPUT

For quantities greater than listed, call for quote.

MOUSER STOCK NO. Mfr.	Mfr. Part No.	Fig.	Package	Safety Standard	IF (mA)	VCER (Max.) (V)	VECO (Max.) (V)	Rise and Fall Times Typ. (μs)	Isolation Voltage (VRMS)	Current Transfer Ratio (Min./Typ./Max.) (%)	Price Each 1	100	500	1000
Single Channel														
782—H11AA1		J	DIP-6	UL/BSI/CSA	60	30	5	----/----	5.3kV	20/----/----				
782—IL250		J	DIP-6	UL/BSI/CSA	60	30	5	----/----	5.3kV	50/----/----				
782—IL251		J	DIP-6	UL/BSI/CSA	60	30	5	----/----	5.3kV	20/----/----				
782—IL252		J	DIP-6	UL/BSI/CSA	60	30	5	----/----	5.3kV	100/----/----				
Dual Channel														
782—ILD250		K	DIP-8	UL/BSI/CSA	60	30	5	----/----	5.3kV	50/----/----				

PHOTO TRANSISTOR OUTPUT, HIGH SPEED

NEW PRODUCT

For quantities greater than listed, call for quote.

MOUSER STOCK NO. Mfr.	Mfr. Part No.	Fig.	Package	Safety Standard	IF (mA)	Max. Supply Volt. (V)	Data Rate Typ. (bit/s)	Delay Time tPHL/tPLH (Typ.)(μs)	Isolation Voltage (VRMS)	Current Transfer Ratio (Min./Typ./Max.) (%)	Price Each 1	100	500	1000
Single Channel														
782—6N135		L	DIP-8	UL/CSA	25	15	1.0M	0.3/0.3	5.3kV	7.0/16/----				
782—6N136		L	DIP-8	UL/CSA	25	15	1.0M	0.2/0.2	5.3kV	19/35/----				
782—6N137		M	DIP-8	UL/CSA	20	7.0	10.0M	0.05/0.048	5.3kV	----/----/----				
782—SFH6136		L	DIP-8	UL/CSA	25	30	1.0M	0.3/0.3	5.3kV	19/35/----				
◆ 782—SFH6316T		L	SOIC-8	UL/CSA	25	30	1.0M	0.25/0.50	4.0kV	19/35/50				
◆ 782—SFH6343T		N	SOIC-8	UL/CSA	25	30	1.0M	0.25/0.50	4.0kV	15/36/----				
782—SFH6345		N	DIP-8	UL	25	30	1.0M	0.3/0.3	5.3kV	19/30/----				
Dual Channel														
78—SFH6326-X007T		O	SMD-8	UL/CUL	25	30	1.0M	0.2/0.5	5.3 kV	19/35/---				

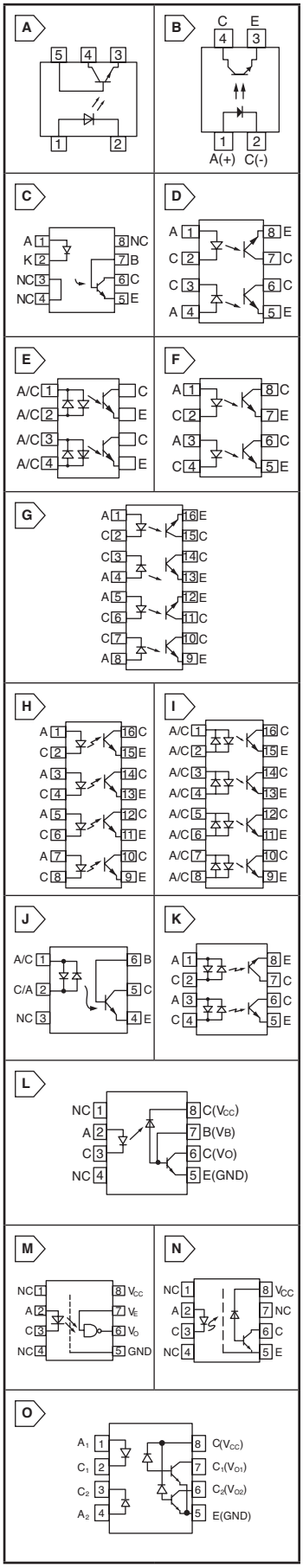

© Copyright 2014 Mouser Electronics

VISHAY Optocouplers

Products may be RoHS compliant.
Check mouser.com for RoHS status.

PHOTO TRANSISTOR OUTPUT, HIGH SPEED (CONT.)

Safety Standards:
- UL = UL Recognized (UL File No: E76222)
- UL/VDE = UL Recognized (E76222) and VDE Recognized
- UL/BSI/VDE = UL Recognized (E76222), BSI and VDE Recognized

RoHS Compliant

◆**Surface Mount Devices**

For quantities greater than listed, call for quote.

MOUSER STOCK NO. / Mfr. / Mfr. Part No.	Fig.	Package	Safety Standard	IF (mA)	Max. Supply Volt. (V)	Data Rate Typ. (bit/s)	Delay Time tPHL/tPLH (Typ.)(μs)	Isolation Voltage (VRMS)	Current Transfer Ratio (Min./Typ./Max.) (%)	Price Each 1	100	500	1000
Single Channel													
782—SFH6700	A	DIP-8	UL	10	15	5.0M	0.115/0.125	5.3kV	----/----/----				
782—SFH6701	A	DIP-8	UL	10	15	5.0M	0.115/0.125	5.3kV	----/----/----				
782—SFH6712	B	DIP-8	UL	10	15	5.0M	0.115/0.125	5.3kV	----/----/----				
◆ 782—SFH6720T	C	SOIC-8	UL	19	15	5.0M	0.125/0.125	3.0kV	----/----/----				
782—VO2601	D	DIP-8	UL/CSA	20	7.0	10.0M	0.05/0.048	5.3kV	----/----/----				
◆ 782—VO0601T	D	SOIC-8	UL/CSA	20	7.0	10.0M	0.05/0.048	4.0kV	----/----/----				
◆ 782—VO0611T	D	SOIC-8	UL/CSA	20	7.0	10.0M	0.05/0.048	4.0kV	----/----/----				
Dual Channel													
◆ 782—VO0630T	E	SOIC-8	UL/CSA	20	7.0	10.0M	0.05/0.048	4.0kV	----/----/----				
◆ 782—VO0631T	E	SOIC-8	UL/CSA	20	7.0	10.0M	0.05/0.048	4.0kV	----/----/----				
◆ 782—VO0661T	E	SOIC-8	UL/CSA	20	7.0	10.0M	0.05/0.048	4.0kV	----/----/----				

PHOTO TRANSISTOR OUTPUT, HIGH VOLTAGE

For quantities greater than listed, call for quote.

MOUSER STOCK NO. / Mfr. / Mfr. Part No.	Fig.	Package	Safety Standard	IF (mA)	VCBO (max) (V)	VEBO (max) (V)	Rise and Fall Times Typ. (μs)	Isolation Voltage (VRMS)	Current Transfer Ratio (Min./Typ./Max.) (%)	Price Each 1	100	500	1000
Single Channel													
782—H11D1	F	DIP-6	UL/BSI	60	300	7	2.5/5.5	5.3kV	20/----/----				
782—H11D2	F	DIP-6	UL/BSI	60	300	7	2.5/5.5	5.3kV	20/----/----				

PHOTO TRIAC OUTPUT (NON-ZERO CROSSING)

NEW PRODUCT

For quantities greater than listed, call for quote.

MOUSER STOCK NO. / Mfr. / Mfr. Part No.	Fig.	Package	Safety Standard	dV/dtcr (Typ.) (V/μs)	VDRM (max) (V)	IF (mA)	Reverse Voltage (max.) (V)	Isolation Voltage (VRMS)	Current Transfer Ratio (Min./Typ./Max.) (%)	Price Each 1	100	500	1000
78—VOM3053T	G	SOP-4	UL, cUL, VDE, CQC	1500	600	60.0	6.0	3750	---/---/---				
78—VOM3052T	G	SOP-4	UL, cUL, VDE, CQC	1500	600	60.0	6.0	3750	---/---/---				
78—VOM160NT	G	SOP-4	UL, cUL, VDE, CQC	500	600	60.0	6.0	3750	---/---/---				
78—VOM160PT	G	SOP-4	UL, cUL, VDE, CQC	500	600	60.0	6.0	3750	---/---/---				
78—VOM160RT	G	SOP-4	UL, cUL, VDE, CQC	500	600	60.0	6.0	3750	---/---/---				
782—IL420	H	DIP-6	UL/CSA	10000	600	60.0	6.0	5.3kV	1.0/2.0				
782—IL4208	H	DIP-6	UL/CSA	10000	800	60.0	6.0	5.3kV	1.0/2.0				
782—IL4218	H	DIP-6	UL/BSI/CSA	10000	800	60.0	6.0	5.3kV	0.7/-----				
78—K3010P	H	DIP-6	UL/BSI	10	250	80.0	5.0	3.75kV	8.0/15.0				
78—K3011P	H	DIP-6	UL/BSI	10	250	80.0	5.0	3.75kV	5.0/10.0				
78—K3012P	H	DIP-6	UL/BSI	10	250	80.0	5.0	3.75kV	2.0/5.0				
78—K3020P	H	DIP-6	UL/BSI	10	400	80.0	5.0	3.75kV	15.0/30.0				
78—K3021P	H	DIP-6	UL/BSI	10	400	80.0	5.0	3.75kV	8.0/15.0				
78—K3021PG	H	DIP-6	UL/BSI	10	400	80.0	5.0	3.75kV	8.0/15.0				
78—K3022P	H	DIP-6	UL/BSI	10	400	80.0	5.0	3.75kV	5.0/10.0				
782—K3022PG	H	DIP-6	UL/BSI	10	400	80.0	5.0	3.75kV	5.0/10.0				
78—K3023P	H	DIP-6	UL/BSI	10	400	80.0	5.0	3.75kV	2.0/5.0				
782—K3023PG	H	DIP-6	UL/BSI	10	400	80.0	5.0	3.75kV	2.0/5.0				
782—VO3052	H	DIP-6	UL/BSI/CUL	1500	600	60.0	6.0	5.3kV	-----/10				
782—VO4256H	H	DIP-6	UL/CSA	5000	600	60.0	6.0	5.3kV	-----/2.0				
782—VO4258M	H	DIP-6	UL/CSA	5000	800	60.0	6.0	5.3kV	-----/3.0				

PHOTO TRIAC OUTPUT (ZERO CROSSING)

For quantities greater than listed, call for quote.

MOUSER STOCK NO. / Mfr. / Mfr. Part No.	Fig.	Package	Safety Standard	IF (mA)	VDRM (max) (V)	VEBO (max) (V)	Reverse Voltage (max.) (V)	Isolation Voltage (VRMS)	Current Transfer Ratio (Min./Typ./Max.) (%)	Price Each 1	100	500	1000
782—IL410	I	DIP-6	UL/CSA	10000	600	60.0	6.0	5.3kV	-----/2.0				
782—VO3062	I	DIP-6	UL/CUL	1500	600	60.0	6.0	5.3kV	-----/10				
782—VO4156H	I	DIP-6	UL/CSA	5000	600	60.0	6.0	5.3kV	-----/2.0				
782—VO4158D	I	DIP-6	UL/CSA	5000	800	60.0	6.0	5.3kV	-----/1.6				

POWER PHOTO TRIAC OUTPUT

For quantities greater than listed, call for quote.

MOUSER STOCK NO. / Mfr. / Mfr. Part No.	Fig.	Package	Safety Standard	IF (mA)	VDRM (max) (V)	VEBO (max) (V)	Reverse Voltage (max.) (V)	Isolation Voltage (VRMS)	Current Transfer Ratio (Min./Typ./Max.) (%)	Price Each 1	100	500	1000
782—VO3526	J	DIP-10 (16)	UL/VDE	210	600	50.0	5.0	5.3kV	-----/10				

LINEAR OPTOCOUPLERS

For quantities greater than listed, call for quote.

MOUSER STOCK NO. / Mfr. / Mfr. Part No.	Fig.	Package	Safety Standard	IF (mA)	Input Power Dissipation	Freq. Response (kHz)	Transfer Gain Linearity (ΔK3) (%)	Isolation Voltage (VRMS)	Input-Output Capacitance @1.0 MHz (pF)	Price Each 1	100	500	1000
782—IL300	K	DIP-8	UL	60	160mW	200	0.557 to 1.618	5.3kV	1				
782—IL300-DEFG	K	DIP-8	UL	60	160mW	200	0.765 to 1.181	5.3kV	1				
782—IL300-E	K	DIP-8	UL	60	160mW	200	0.851 to 0.955	5.3kV	1				
782—IL300-EF	K	DIP-8	UL	60	160mW	200	0.851 to 1.061	5.3kV	1				
782—IL300-F	K	DIP-8	UL	60	160mW	200	0.945 to 1.061	5.3kV	1				
◆ 782—IL388	L	SOIC-8	-----	30	150mW	1000	0.690 to 1.311	2.13kV	1				

CURRENT IGBT AND MOSFET DRIVERS

For quantities greater than listed, call for quote.

MOUSER STOCK NO. / Mfr. / Mfr. Part No.	Fig.	Package	Safety Standard	IF (mA)	IOH/IOL (PEAK) (Max.)(A)	Rise and Fall Times Typ. (μs)	VCC-VEE (Min./Max.) (V)	Isolation Voltage (VRMS)	Total Power Dissipation (Max.) (mW)	Price Each 1	100	500	1000
◆ 782—VO3120-X007T	M	SMD-8	UL/CSA	25	2.5	0.1/0.1	15/32	5.3kV	295				
782—VO3120	M	DIP-8	UL/CSA	25	2.5	0.1/0.1	15/32	5.3kV	295				
◆ 782—VO3150A-X007T	M	SMD-8	UL/CSA	25	0.5	0.1/0.1	15/32	5.3kV	295				
782—VO3150A	M	DIP-8	UL/CSA	25	0.5	0.1/0.1	15/32	5.3kV	295				

ANALOG TRANSISTOR OCTOCOUPLERS, HIGH-SPEED

NEW PRODUCT

For quantities greater than listed, call for quote.

MOUSER STOCK NO. / Mfr. / Mfr. Part No.	Fig.	Package	Safety Standard	IF (mA)	Input Power Dissipation	Reverse Voltage (Max.) (V)	VCC-VEE (Typ./Max.) (V)	Isolation Voltage (VRMS)	Total Power Dissipation (Max.) (mW)	Price Each 1	100	500	1000
Single Channel													
◆ 782—VOM452T	N	SOP-5	UL/CUL	25	45mW	3	0.15/0.4	3750	45				
◆ 782—VOM453T	N	SOP-5	UL/CUL	25	45mW	3	0.15/0.4	3750	45				
782—VO2611-X007T	O	SMD-8	BSI/UL/CUL	20	35	5	0.2/0.6	5300	85				
Dual Channel													
782—VO4661-X007T	P	SMD-8	BSI/UL/CUL	20	25	5	0.2/0.6	5300	60				

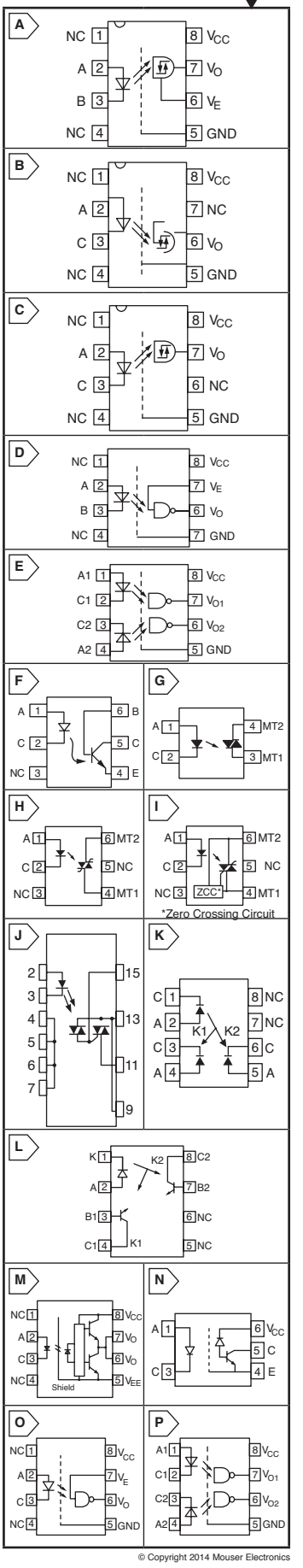

© Copyright 2014 Mouser Electronics

© Copyright 2014 Mouser Electronics

RoHS Compliant This product is RoHS compliant.

FULLY INTEGRATED PROXIMITY AND AMBIENT LIGHT SENSOR WITH INFRARED EMITTER AND I²C INTERFACE

◆Surface Mount Devices

Features:

- Built in infrared LED and photo pin diode for proximity function
- Built in ambient light photo pin diode with close to human eye sensitivity characteristics.

Applications:

- Proximity sensor for mobile devices (e.g. smart phones, touch phones, PDA, GPS) for touch screen locking, power saving, etc
- Integrated ambient light function for display/keypad contrast control and dimming of mobile devices
- Proximity/optical switch for consumer, computing and industrial devices and displays
- Dimming control for consumer, computing and industrial displays

MOUSER STOCK NO.	Mfr. Part No.	Fig.	Bus	Resolution	Supply Voltage (V)	IQ (μA)	LED Pulse Current (mA)	Proximity Detection Max.	Ambient Light Detection	Ambient Light Resolution	Price Each 1	100	500	Reel 1800
◆ 78—VCNL4000-GS08		A	I²C	16 Bit	2.5 to 3.6	1.5	10-200	200mm	0.33lx to 22klx	0.33lx				
◆ 78—VCNL4010-GS08		A	I²C	16 Bit	2.5 to 3.6	1.5	10-200	200mm	0.25 to 16,363lx	0.25lx				
78—VCNL4020-GS08		B	I²C	16 Bit	2.5 to 3.6	1.5	10-200	200mm	0.25 to 16,383lx	0.25lx				
			Description											
78—VCNL4000DEMOKIT		C	VCNL4000 Dev. Kit - Includes Sensor Board, USB Connector Board, and Software									-	-	-

HIGH BRIGHTNESS LED POWER MODULE

✻Per Six LEDs PRODUCT NEW For quantities greater than listed, call for quote.

MOUSER STOCK NO.	Vishay Part No.	Color	No. of LEDs	Forward Current	Forward Voltage Typ.	Forward Voltage Max.	Luminous Flux Min.	Luminous Flux Typ.	Color Temperature (K)	Viewing Angle	Price Each
78-VLPC0601A2	VLPC0601A2	Cool White	12	700	20	23	760	870	5000-7000	±80°	
78-VLPC1201A2J	VLPC1201A2J	Cool White	6	700	42	46	1520	1740	5000-7000	±80°	
78-VLPC1201A2	VLPC1201A2	Cool White	12	700	✻20	✻23	2x760	2x870	5000-7000	±80°	

DETECTORS

PRODUCT NEW ◆Surface Mount Devices For quantities greater than listed, call for quote.

MOUSER STOCK NO.	Mfr. Part No.	Fig.	Angle of Half Sensitivity (°)	Reverse Light Current (Min./ Typ.)(uA)	@Rev. Volt (V)	@Ee (mW/cm²)	@Wave-length (nm)	Peak Wavelength Sensitivity (nm)	Reverse Dark Current (typ)(nA)	Rise/Fall Times (ns)	Price Each 1	100	500	1000
Photo PIN Diodes														
◆ 782—VEMD2020X01		D	±15	5/12	5	1	950	940	1	100/100				
◆ 782—VEMD2500X01		E	±15	5/12	5	1	950	900	1	100/100				
◆ 782—VEMD2520X01		D	±15	5/12	5	1	950	900	1	100/100				
78—TEFD4300		F	±20	9/17	5	1	950	950	0.15	100/100				
78—TEFD4300F		F	±20	9/17	5	1	950	950	0.15	100/100				
◆ 782—TEMD7000X01		G	±60	----/3	5	1	950	900	1	100/100				
◆ 782—TEMD7100X01		G	±60	----/3	5	1	950	950	1	100/100				
◆ 782—TEMD5120X01		H	±65	25/35	5	1	950	940	2	100/100				
◆ 782—VBP104FAS		I	±65	25/35	5	1	950	950	2	100/100				
◆ 782—VBP104S		J	±65	25/35	5	1	950	940	2	100/100				
◆ 782—TEMD5010		H	±65	40/55	5	1	950	900	2	100/100				
◆ 782—TEMD5110X01		H	±65	45/55	5	1	950	940	2	100/100				
◆ 782—VBPW34FAS		I	±65	45/55	5	1	950	950	2	100/100				
◆ 782—VBPW34S		J	±65	45/55	5	1	950	940	2	100/100				
◆ 782—VBPW34SR		K	±65	45/55	5	1	950	940	2	100/100				
◆ 782—TEMD5080X01		H	±65	----/60	5	1	950	940	2	40/40				
782—BPV22NF		L	±60	55/85	5	1	870	940	2	100/100				
782—BPW34		M	±65	40/50	5	1	950	900	2	100/100				
Photo Transistors														
◆ 782—VEMT2000X01		E	±15	1/100	5	50	860	20	6	-----/-----				
◆ 782—VEMT2020X01		D	±15	1/100	5	50	860	20	6	-----/-----				
◆ 782—VEMT2500X01		E	±15	1/100	5	50	850	20	6	-----/-----				
◆ 782—VEMT2520X01		D	±15	1/100	5	50	850	20	6	-----/-----				
◆ 782—VEMT3700		N	±60	1/200	20	50	850	70	0.5	6/2				
◆ 782—VEMT3700F		N	±60	1/200	20	50	850	70	0.5	6/2				
◆ 782—VEMT4700		N	±60	1/200	20	50	850	70	0.5	6/2				
782—BPV11F		O	±15	1/50	10	50	930	70	9	6/5				
782—BPW85C		F	±25	1/200	20	50	850	70	5	2.0/2.3				
782—TEKT5400S		P	±37	1/100	20	100	920	70	4	6/5				

EMITTERS

◆Surface Mount Devices For quantities greater than listed, call for quote.

MOUSER STOCK NO.	Mfr. Part No.	Fig.	Angle of Half Intensity (°)	Radiant Intensity @ IF (min/typ) (mW/sr)	(mA)	Forward Voltage @ IF (typ/max) (V)	(mA)	Peak Emission Wavelength (nm)	Rise/Fall Times (ns)	Price Each 1	100	500	1000
Standard													
◆ 78—CQY37N		Q	±12	2.5/5.0	50	1.3/1.6	50	950	400/450				
◆ 782—TSHA4401		F	±20	16/30	100	1.5/1.8	100	875	600/600				
◆ 782—TSKS5400S		P	±30	2.0/----	50	1.3/1.7	100	950	400/450				
High-Power													
◆ 782—TSML1000		E	±12	3/7	20	1.2/1.5	20	940	800/800				
◆ 782—TSMF1020		D	±17	2.5/5	20	1.3/1.5	20	890	30/30				
◆ 782—VSML3710		N	±60	4/8	100	1.35/1.6	100	940	800/800				
782—TSAL6100		O	±10	40/60	100	1.35/1.6	100	940	800/800				
782—TSAL6200		O	±17	40/60	100	1.35/1.6	100	940	800/800				
782—TSAL7200		O	±17	40/60	100	1.35/1.6	100	940	800/800				
782—TSAL6400		O	±25	25/40	100	1.35/1.6	100	940	800/800				
782—TSAL7400		O	±25	25/40	100	1.35/1.6	100	940	800/800				
782—VSMY7852X01-GS08		R	±60	30/42	250	1.8/2	250	850	8/10				
782—VSMY7850X01-GS08		R	±60	130/170	1000	2/2.5	1000	850	15/18				
High Speed													
◆ 782—VSMY1850		G	±60	5/15	100	1.65/1.9	100	850	10/10				
◆ 782—VSMY2850G		D	±10	10/100	100	1.65/1.9	100	850	10/10				
◆ 782—VSMY2850RG		D	±10	50/100	100	1.65/1.9	100	850	10/10				
◆ 782—VSMY3850-GS08		N	±60	12/17	100	1.6/1.9	100	850	10/10				
782—VSLY3850		F	±18	35/70	100	1.65/1.9	100	850	10/10				
782—VSLY5850		F	±3	300/600	100	1.65/1.9	100	850	10/10				
◆ 782—VSMB2000X01		D	±12	20/40	100	1.35/1.6	100	940	15/15				
◆ 782—VSMB2020X01		E	±12	20/40	100	1.35/1.6	100	940	15/15				
◆ 782—VSMB1940X01		G	±60	3/6	100	1.35/1.6	100	940	15/15				
◆ 782—VSMB3940X01		N	±60	7/13	100	1.35/1.6	100	940	15/15				
◆ 782—VSMF4720		N	±60	10/16	100	1.45/1.6	100	870	15/15				
782—TSHG5210		O	±10	140/230	100	1.5/1.8	100	850	20/13				
782—TSHG6210		O	±10	140/230	100	1.5/1.8	100	850	20/13				
782—TSHG6410		O	±18	45/90	100	1.5/1.8	100	850	20/13				
782—VSLB3940		F	±22	32/65	100	1.35/1.6	100	940	15/15				
782—TSHF6410		O	±22	45/70	100	1.4/1.6	100	890	30/30				
782—TSFF5410		O	±22	45/70	100	1.5/1.8	100	870	15/15				
782—TSHG6400		O	±22	45/70	100	1.5/1.8	100	850	20/13				
782—TSHG5510		O	±38	18/32	100	1.45/1.7	100	830	15/15				

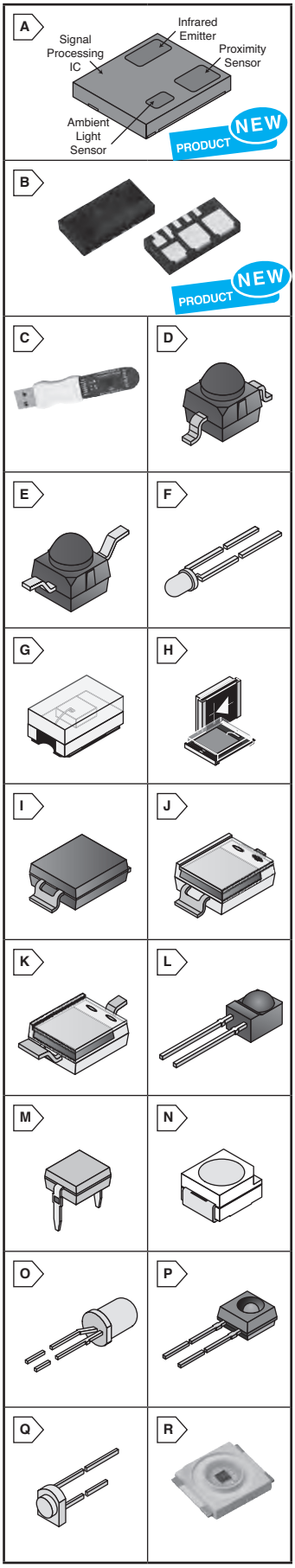

© Copyright 2014 Mouser Electronics

VISHAY Opto Components

RoHS Compliant **This product is RoHS compliant.**

IR RECEIVERS FOR 3D TV

Vishay Intertechnology has developed two infrared receivers specifically for the LCD shutter glasses used with 3D-ready TV sets. These receivers are designed to be assembled into active 3D glasses, where they received infrared signals from the TV set and ensure the glasses' LCD shutters open and close in proper synchronization to create the 3D effect.

Features:
- Eliminates possible interference from TV and set-top box remote control signals
- Eliminates interference with remote control emitters and receivers
- Enables more streamlined designs for 3D glasses

PRODUCT NEW NEW! TECHNOLOGY

For quantities greater than listed, call for quote.

MOUSER STOCK NO.		Fig.	Supply Voltage (V)	Supply Current (Typ.)(mA)	Carrier Freq. (kHz)	Trans. Dist. (m)	Irradiance (Typ.) (mW/sqm)	Power Consumption (mW)	Directivity (°)	Burst Length Cycles/Burst	Price Each			
Mfr.	Mfr. Part No.										1	100	500	1000
78—TSMP77000TT		A	2.5 to 5.5	0.9	20-60	5	0.15	-	±50	-				
78—TSMP6000TT		B	2.5 to 5.5	0.9	20-60	5	0.15	-	±50	-				
782—TSOP35D25TT		A	2.5 to 5.5	0.35	25	26	0.15	10	±50	=>6				
782—TSOP75D25TT		A	2.5 to 5.5	0.35	25	26	0.15	10	±50	=>6				
78—TSOP75D26TT		A	2.5 to 5.5	3	26.2	45	0.15	10	50	=>6				
78—TSOP35D26TT		B	2.5 to 5.5	3	26.2	45	0.15	10	50	=>6				

RECEIVERS

Features:
- High sensitivity for a large transmission range (35m/120ft)
- Available for carrier frequencies from 30kHz up to 56kHz
- No external components necessary
- Output compatible for use with a micro-controller
- Relevant quality certifications ISO 9001, QS9000VDA6.1

Applications:
- TV sets
- Video recorders
- Satellite receivers
- DVD players
- Slide projectors
- Air-conditioners
- Sensors and Light barrier systems for long distances

PRODUCT NEW

For quantities greater than listed, call for quote.

MOUSER STOCK NO.		Fig.	Supply Voltage (V)	Supply Current (Typ.)(mA)	Carrier Frequency (kHz)	Trans. Dist. (m)	Irradiance (Max.) mW/m2	Irradiance (Min.) W/m2	Power Consumption (mW)	Directivity (°)	Burst Length Cycles/Burst	Price Each			
Mfr.	Mfr. Part No.											1	100	500	1000
Surface Mount															
782—TSOP5038		B	2.7 to 5.5	5	38	30	1	30	10	±50	-----				
782—TSOP6136		B	4.5 to 5.5	1.2	36	35	0.45	30	10	±50	=>6				
782—TSOP6138		B	4.5 to 5.5	1.2	38	35	0.45	30	10	±50	=>6				
782—TSOP6156		B	4.5 to 5.5	1.2	56	35	0.45	30	10	±50	=>6				
782—TSOP6236		B	4.5 to 5.5	1.2	36	35	0.45	30	10	±50	=>10				
782—TSOP6238		B	4.5 to 5.5	1.2	38	35	0.45	30	10	±50	=>10				
782—TSOP6256		B	4.5 to 5.5	1.2	56	35	0.45	30	10	±50	=>10				
782—TSOP75238		C	2.5 to 5.5	3	38	45	0.35	30	10	±50	=>10				
782—TSOP85336AP5TT		D	2.5 to 5.5	-	36	35	30	0.35	10	75	6				
782—TSOP85338AP5TT		D	2.5 to 5.5	-	38	35	30	0.35	10	75	6				
782—TSOP85340AP5TT		D	2.5 to 5.5	-	40	35	30	0.35	10	75	6				
782—TSOP85356AP5TT		D	2.5 to 5.5	-	56	35	30	0.35	10	75	6				
782—TSOP85536AP5TT		D	2.5 to 5.5	-	36	35	30	0.35	10	75	6				
782—TSOP85538AP5TT		D	2.5 to 5.5	-	38	35	30	0.35	10	75	6				
782—TSOP85540AP5TT		D	2.5 to 5.5	-	40	35	30	0.35	10	75	6				
782—TSOP85556AP5TT		D	2.5 to 5.5	-	56	35	30	0.35	10	75	6				
782—TSOP85236AP5TT		D	2.5 to 5.5	-	36	35	30	0.35	10	75	10				
782—TSOP85238AP5TT		D	2.5 to 5.5	-	38	35	30	0.35	10	75	10				
782—TSOP85240AP5TT		D	2.5 to 5.5	-	40	35	30	0.35	10	75	10				
782—TSOP85256AP5TT		D	2.5 to 5.5	-	56	35	30	0.35	10	75	10				
782—TSOP85436AP5TT		D	2.5 to 5.6	-	36	35	30	0.35	10	75	10				
782—TSOP85438AP5TT		D	2.5 to 5.7	-	38	35	30	0.35	10	75	10				
782—TSOP85440AP5TT		D	2.5 to 5.8	-	40	35	30	0.35	10	75	10				
782—TSOP85456AP5TT		D	2.5 to 5.9	-	56	35	30	0.35	10	75	10				
Thru-Hole															
782—TSOP32338SS1V		E	2.5 to 5.5	0.35	38	45	0.1	30	10	±45	=>6				
782—TSOP32438SS1V		E	2.5 to 5.5	0.35	38	45	0.1	30	10	±45	=>6				
782—TSOP38238SS1V		F	2.5 to 5.5	0.35	38	45	0.15	30	10	±45	=>6				
782—TSOP38338SS1V		F	2.5 to 5.5	0.35	38	45	0.15	30	10	±45	=>6				
782—TSOP2436		E	2.5 to 5.5	3	36	45	0.25	30	10	±45	=>10				
782—TSOP2438		E	2.5 to 5.5	3	38	45	0.25	30	10	±45	=>10				
782—TSOP31236		F	2.5 to 5.5	0.35	36	45	0.35	30	10	±45	=>10				
782—TSOP31238		F	2.5 to 5.5	0.35	38	45	0.35	30	10	±45	=>10				
782—TSOP38238		F	2.5 to 5.5	3	38	45	0.35	30	10	±45	=>10				
782—TSOP32156		E	2.7 to 5.5	1.2	56	35	0.25	30	10	±45	=>6				
782—TSOP34136		E	2.7 to 5.5	1.2	36	35	0.25	30	10	±45	=>6				
782—TSOP32238		E	2.7 to 5.5	1.2	38	35	0.25	30	10	±45	=>10				
782—TSOP34836		E	2.7 to 5.5	1.2	36	35	0.25	30	10	±45	=>10				
782—TSOP34838		E	2.7 to 5.5	1.2	38	35	0.25	30	10	±45	=>10				
782—TSOP34856		E	2.7 to 5.5	1.2	56	35	0.25	30	10	±45	=>10				
782—TSOP1136		F	4.5 to 5.5	1.2	36	35	0.35	30	10	±45	=>6				
782—TSOP1138		F	4.5 to 5.5	1.2	38	35	0.35	30	10	±45	=>6				
782—TSOP1156		F	4.5 to 5.5	1.2	56	35	0.35	30	10	±45	=>6				
782—TSOP2138		E	4.5 to 5.5	1.2	38	35	0.4	30	50	±45	=>6				
782—TSOP4138		E	4.5 to 5.5	1.2	38	35	0.35	30	10	±45	=>6				
782—TSOP1236		F	4.5 to 5.5	0.6	36	35	0.35	30	10	±45	=>10				
782—TSOP2236		E	4.5 to 5.5	1.2	36	35	0.35	30	10	±45	=>10				
782—TSOP2238		E	4.5 to 5.5	1.2	38	35	0.35	30	10	±45	=>10				
782—TSOP4830		E	4.5 to 5.5	1.1	30	35	0.35	30	10	±45	=>10				
782—TSOP4836		E	4.5 to 5.5	1.1	36	35	0.35	30	10	±45	=>10				
782—TSOP4838		E	4.5 to 5.5	1.1	38	35	0.35	30	10	±45	=>10				
782—TSOP4840		E	4.5 to 5.5	1.1	40	35	0.35	30	10	±45	=>10				
782—TSOP4856		E	4.5 to 5.5	1.1	56	35	0.35	30	10	±45	=>10				

PREAMPLIFIER CIRCUIT FOR IR REMOTE CONTROL

NEW! TECHNOLOGY

For quantities greater than listed, call for quote.

MOUSER STOCK NO.	Vishay Part No.	Supply Voltage (V)	Supply Current (Typ.) (mA)	Carrier Freq. (kHz)	Output Current (mA)	Power Consumption (mW)	High Level Pulse Width (µs)	Low Level Pulse Width (µs)	Price Each			
									1	100	500	1000
782-VSOP38338	VSOP38338	2.5 to 5.5	0.45	38	5	10	6	6				
782-VSOP58438	VSOP58438	2.5 to 5.5	0.85	38	5	10	6	6				

AMBIENT LIGHT SENSOR

Features:
- Adapted to human eye responsivity
- High photo sensitivity
- Suppression filter for near infrared radiation
- Floor life: 168 h, MSL 3, acc. J-STD-020
- AEC-Q101 qualified

Applications:
- Automotive sensors
- Ambient light sensors
- Mobile phones
- Notebooks
- Computers
- Cameras
- PDA's

For quantities greater than listed, call for quote.

MOUSER STOCK NO.		Fig.	V_{BR}		Angle of Half Intensity (°)	Reverse Dark Current (max.)(nA)	Reverse Light Current (typ.)(µA)	Peak Emission Wavelength (nm)	Diode Capacitance (V_R=0 (pF)	Rise/Fall Times (typ.)(ns)	Price Each			
Mfr.	Mfr. Part No.		(V) (min)	@ IR (µA)							1	100	500	1000
78—TEMT6000		G	-----	-----	±60	0.05	10	570	-----	-----				
782—TEMT6200F		G	-----	-----	±60	0.03	4.6	550	-----	-----				
782—TEMD6200FX01		G	16	100	±60	5	0.04	540	60	150/150				

A


B
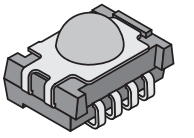

C
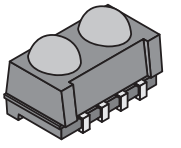

D


E
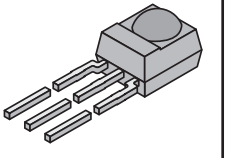

F
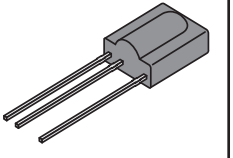

G
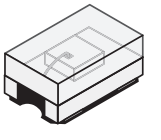

© Copyright 2014 Mouser Electronics
© Copyright 2014 Mouser Electronics

VISHAY Opto Components

RoHS Compliant **This product is RoHS compliant.**

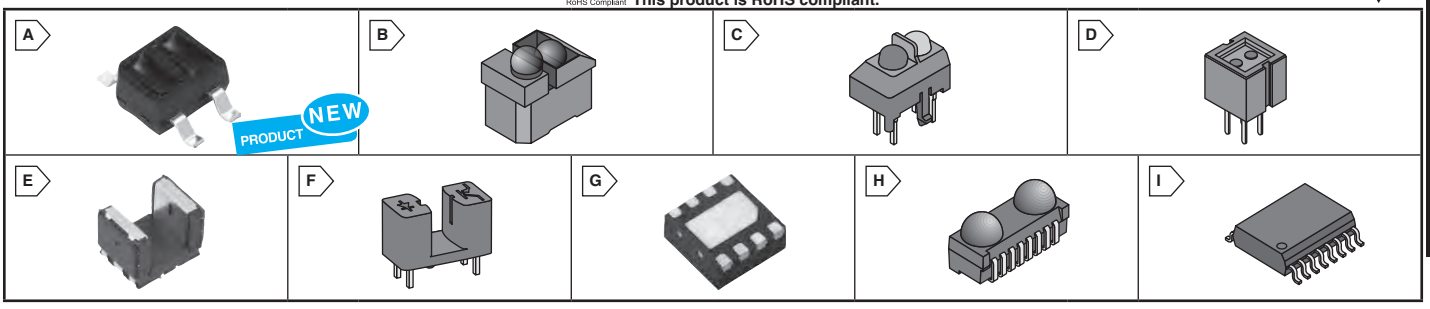

Vishay is a leading manufacturer of optical sensors. These sensors integrate an infrared emitter and photo detector in a single package. The most common types of optical sensors are transmissive and reflective sensors. Both types detect the presence of an object without any mechanical or electrical contact. The output signal of the sensor is used to control various functions of an application.

REFLECTIVE SENSORS

Reflective sensors incorporate an infrared emitter and photo detector adjacent to each other. When an object is in the sensing area, the emitted light is reflected back towards the photo detector, the amount of light energy reaching the detector increases. This change in light energy or photo current is similarly used an input signal in the application.

TCND3000 is a reflective optical sensor for applications using the HALIOS® (High Ambient Light Independent Optical System) principle. It consists of an infrared emitter and a photodetector forming the optical sensing path. According to the HALIOS principle a second infrared emitter is used for compensation of disturbing ambient light.

Features:

- Detector type: pin photodiode
- Dimensions (L x W x H in mm): 4.83 x 2.54 x 2.21
- Peak operating distance: 20mm
- Peak operating range: 10mm to 20mm
- Typical output current under test: IC > 5.6µA
- Daylight blocking filter
- Touch distance: 10mm (1)
- Proximity distance: 20mm (1)
- High ambient light suppression for sunlight: ≥200klx
- High ambient light suppression for CIE standard illuminant A: ≥100klx

For quantities greater than listed, call for quote.

MOUSER STOCK NO. / Mfr. / Mfr. Part No.	Fig.	V_{BR} (V) (min)	V_{BR} @ IR (µA)	Angle of Half Intensity (°)	Reverse Dark Current (max.)(nA)	Reverse Light Current (typ.)(µA)	Peak Emission Wavelength (nm)	Rise/Fall Times (typ.)(ns)	Price Each 1	100	500	1000
Surface Mount												
78—TCNT2000	A	5	800	-	30	10	940	10/15				
782—TCND3000	B	5	10	±20	0.01	5.6	885	----				

Applications:

- Position sensor for shaft encoder
- Detection of reflective material such as paper, IBM cards, magnetic tapes etc.
- Limit switch for mechanical motions in VCR
- General purpose - wherever the space is limited
- Optoelectronic scanning and switching devices i.e., index sensing, coded disk scanning etc. (optoelectronic encoder assemblies).

For quantities greater than listed, call for quote.

MOUSER STOCK NO. / Mfr. / Mfr. Part No.	Fig.	V_{CEO} (V) (min)	V_{CEO} @ IC (mA)	Forward Voltage (Typ.)(V)	Radiant Intensity (Max.)(mW/sr)	Collector Current (Typ.)(mA)	Peak Wavelength (nm)	Max. Dist. for CTRrel (mm)	Dist. Range for Rel. I_{OUT} >20% (mm)	Daylight Blocking Filter	Price Each 1	100	500	1000
Thru-Hole														
782—TCRT5000	C	70	1	1.25	21	1	940	2.5	0.2 to 15	Yes				
782—CNY70	D	32	50	1.25	7.5	1	940	0	0 to 5	Yes				

TRANSMISSIVE SENSORS

Transmissive sensors, also called interrupter sensors, incorporate an infrared emitter and photo detector that face each other as shown. When an object is located between the emitter and detector in the sensing path, it interrupts or breaks the optical beam of the emitter. The light energy reaching the detector changes. This change in light energy or photo current is used to affect an event in the application.

Applications (TCPT1300):

- Automotive optical sensors
- Accurate position sensor for encoder
- Detection of motion speed

Applications (TCST1230):

- Optical switch
- Shaft encoder

For quantities greater than listed, call for quote.

MOUSER STOCK NO. / Mfr. / Mfr. Part No.	Fig.	V_{CEO} (V) (min)	V_{CEO} @ IC (mA)	Forward Voltage (Typ.)(V)	Reverse Current (Max.)(µA)	Collector Current (Min.)(mA)	Peak Wavelength (nm)	Aperture (mm)	Dist./Gap (mm)	Rise/Fall Times (Typ.)(ns)	Price Each 1	100	500	1000
Surface Mount														
782—TCPT1300	E	20	1	1.2	10	0.3	950	0.3	3	20/30				
Thru-Hole														
782—TCST1230	F	70	1	1.25	-----	0.5	950	0.5	2.8	15/10				

IR CODE LEARNING IC

Vishay Semiconductors' VSOP98260 Preamplifier Circuit is designed for use in an IR learning application together with a photo PIN diode or IR LED as optical detector. Compatible with all data formats for IR remote controls and immune to current caused by light sources such as tungsten bulbs or fluorescent lamps. This IC takes the signal from the IR detector and then shapes and amplifies the signal. This will modulate any signal from 20 - 60kHz, and could replace up to 17 discrete components, and the output will accurately correspond to the carrier frequency and data burst length of the input signal.

PRODUCT NEW

For quantities greater than listed, call for quote.

MOUSER STOCK NO. / Mfr. / Mfr. Part No.	Fig.	Supply Voltage (V)	Supply Current (Typ.) (mA)	Carrier Freq. (kHz)	Price Each 1	100	500	1000
78—VSOP98260	G	3.3	0.6-0.9	20-60				

IrDA - TRANSCEIVERS

Vishay's infrared data transceivers enable short-distance wireless communication. Design engineers in the growing handheld market trust in their performance and rely on the application engineering support that only Vishay provides. Vishay offers a transceiver for every application.

Applications:

- Mobile Phone
- PDAs
- Notebook Computers
- Digital still and video cameras
- Printers, fax machines, photo copiers, screen projectors
- Data Loggers
- GPS
- Medical data collection
- Kiosks, POS, point and pay devices including IrFM - applications
- Internet TV boxes, video conferencing systems

For quantities greater than listed, call for quote.

MOUSER STOCK NO. / Mfr. / Mfr. Part No.	Fig.	Type	Operating Voltage (V)	Input Currents (mA)	Data Rate (Min./Max.) (kbits/s)	Transmit Distance (m)	Logic Voltage (V)	Output Sink Current (mA)	Power Dissipation (Max.(mW)	Price Each 1	100	500	1000
Surface Mount													
782—TFBS4650-TR1	H	Serial	2.4 to 3.6	±40	9.4/115.2	0 to ≥0.3	-----	20	250				
782—TFBS4711-TR1	H	Serial	2.4 to 5.5	10	9.4/115.2	0 to 8.0	-----	25	-----				
782—TFDU4101	H	Serial	2.4 to 5.5	10	2.4/115.2	0 to 1.0	Vlog=VCC	25	250				
782—TFDU6103	H	Fast	2.7 to 5.5	10	-----/4000	0 to 1.0	Vlog=VCC	25	500				
782—TFDU6300-TR1	H	Fast	2.4 to 3.6	10	-----/4000	0 to ≥0.7	-----	25	500				
782—TFDU6300-TT3	H	Fast	2.4 to 3.6	10	-----/4000	0 to ≥0.7	-----	25	500				

IrDA - ENCODER/DECODER

The TOIM4232 Endec IC provides proper pulse shaping for the SIR IrDA front end infrared transceivers as of the 4000-series. For transmitting the TOIM4232 shortens the RS232 output signal to IrDA compatible electrical pulses to drive the infrared transmitter. In the receive mode the TOIM4232 stretches the received infrared pulse to the proper bit width depending on the operating bit rate. The IrDA bit rate varies from 2.4 kbit/s to 115.2 kbit/s. The TOIM4232 is using a crystal clock 3.6864 MHz for its pulse stretching and shortening. The clock can be generated by the internal oscillator. An external oscillator can be used too. The TOIM4232 is programmable to operate from 1200 bit/s to 115.2 kbit/s by the communication software through the RS232 port. The output pulses are software programmable as either 1,627 us or 3/16 of bit time. The typical power consumption is very low with about 10 mW in operational state and in the order of a few microwatts in standby mode.

Features:

- Pulse shaping function (shortening and stretching) used in SIR IrDA applications
- Directly interfaces the SIR transceiver TFD..- and TFB..- series to an RS232 port
- Programmable baud clock generator (1200Hz to 115.2kHz), 13 baud rates
- 3/16 bit pulse duration or 1.627µs pulse selectable
- Low operating current

For quantities greater than listed, call for quote.

MOUSER STOCK NO. / Mfr. / Mfr. Part No.	Fig.	Type	Operating Voltage (V)	Input Voltage (High/Low) (Typ.)(V)	Output Voltage High/Low (Min./Max.)(V)	Data Rate (Min./Max.) (kbits/s)	Consumption Current Standby (Max.)(nA)	Consumption Current Dynamic (Typ.)(mA)	Price Each 1	100	500	1000
Surface Mount												
782—TOIM4232	I	Serial	2.7 to 3.6	1.7/1.1	2.0/0.4	2.4/115.2	1	2				

© Copyright 2014 Mouser Electronics
© Copyright 2014 Mouser Electronics

ANALOG DEVICES INC. Microcontrollers and Kits

Products may be RoHS compliant. Check mouser.com for RoHS status.

8052 CORE 8-BIT MICROCONTROLLERS

MOUSER STOCK NO.	ADI Part No.	Package	Flash (KB)	SRAM (Bytes)	Power Supply (Max) (V)	I/O Pins (Max)	A/D Inputs	12 Bit DAC Outputs	No. of Timers	Speed (MHz)	Price Each 1	10	100	250
584-ADUC812BSZ	ADUC812BSZ	QFP-52	8	256	5.25	34	8x12 bit	2	3	1.3				
584-ADUC816BSZ	ADUC816BSZ	QFP-52	8	256	5.25	34	4x16 bit	1	3	1.3				
584-ADUC824BSZ	ADUC824BSZ	QFP-52	8	256	5.25	34	4x24 bit	1	3	1				
584-ADUC814ARUZ	ADUC814ARUZ	TSSOP-28	8	256	5.5	17	6x12 bit	2	3	1.3				
584-ADUC814BRUZ	ADUC814BRUZ	TSSOP-28	8	256	5.5	17	6x12 bit	2	3	1.3				
584-ADUC834BCPZ	ADUC834BCPZ	LFCSP-56	62	2304	5.25	34	4x24 bit	1	3	1				
584-ADUC834BSZ	ADUC834BSZ	QFP-52	62	2304	5.25	34	4x24 bit	1	3	1				
584-ADUC836BCPZ	ADUC836BCPZ	LFCSP-56	62	2304	5.25	34	4x16 bit	0	3	1				
584-ADUC836BSZ	ADUC836BSZ	QFP-52	62	2304	5.25	34	4x16 bit	0	3	1				
584-ADUC841BCPZ62-5	ADUC841BCPZ62-5	LFCSP-56	62	2304	5.25	34	8x12 bit	2	3	20				
584-ADUC841BCPZ8-5	ADUC841BCPZ8-5	LFCSP-56	62	2304	5.25	34	8x12 bit	2	3	20				
584-ADUC841BSZ62-3	ADUC841BSZ62-3	QFP-52	62	2304	5.25	34	8x12 bit	2	3	20				
584-ADUC841BSZ62-5	ADUC841BSZ62-5	QFP-52	62	2304	5.25	34	8x12 bit	2	3	20				
584-ADUC842BCPZ8-3	ADUC842BCPZ8-3	LFCSP-56	62	2304	5.25	34	8x12 bit	2	3	16				
584-ADUC842BSZ62-3	ADUC842BSZ62-3	QFP-52	62	2304	5.25	34	8x12 bit	2	3	16				
584-ADUC842BSZ62-5	ADUC842BSZ62-5	QFP-52	62	2304	5.25	34	8x12 bit	2	3	16				
584-ADUC843BSZ62-5	ADUC843BSZ62-5	QFP-52	62	2304	5.25	34	8x12 bit	0	3	16				
584-ADUC845BSZ62-5	ADUC845BSZ62-5	QFP-52	62	2304	5.25	34	10x24 bit	1	3	12				
584-ADUC847BCPZ62-5	ADUC847BCPZ62-5	LFCSP-56	62	2304	5.25	34	10x24 bit	1	3	12				
584-ADUC847BSZ32-5	ADUC847BSZ32-5	QFP-52	62	2304	5.25	34	10x24 bit	1	3	12				
584-ADUC847BSZ62-3	ADUC847BSZ62-3	QFP-52	62	2304	5.25	34	10x24 bit	1	3	12				
584-ADUC847BSZ62-5	ADUC847BSZ62-5	QFP-52	62	2304	5.25	34	10x24 bit	1	3	12				
584-ADUC847BSZ8-5	ADUC847BSZ8-5	QFP-52	62	2304	5.25	34	10x24 bit	1	3	12				
584-ADUC848BCPZ62-3	ADUC848BCPZ62-3	LFCSP-56	62	2304	5.25	34	10x16 bit	1	3	12				
584-ADUC848BCPZ62-5	ADUC848BCPZ62-5	LFCSP-56	62	2304	5.25	34	10x16 bit	1	3	12				
584-ADUC848BSZ32-3	ADUC848BSZ32-3	QFP-52	62	2304	5.25	34	10x16 bit	1	3	12				
584-ADUC848BSZ32-5	ADUC848BSZ32-5	QFP-52	62	2304	5.25	34	10x16 bit	1	3	12				
584-ADUC848BSZ62-5	ADUC848BSZ62-5	QFP-52	62	2304	5.25	34	10x16 bit	1	3	12				
584-ADUC848BSZ8-5	ADUC848BSZ8-5	QFP-52	62	2304	5.25	34	10x16 bit	1	3	12				
584-ADUC831BSZ	ADUC831BSZ	QFP-52	62	2304	5.5	34	8x12 bit	2	3	1.3				
584-ADUC832BCPZ	ADUC832BCPZ	LFCSP-56	62	2304	5.5	34	8x12 bit	2	3	1.3				
584-ADUC832BSZ	ADUC832BSZ	QFP-52	62	2304	5.5	34	8x12 bit	2	3	1.3				

ARM7TDMI® CORE 32-BIT MICROCONTROLLERS

MOUSER STOCK NO.	ADI Part No.	Package	Flash (KB)	SRAM (Bytes)	Power Supply (Max) (V)	I/O Pins (Max)	Sample Rate (kSPS)	A/D Inputs	12 Bit DAC Outputs	No. of Timers	Speed (MHz)	Price Each 1	10	100	250
584-ADUC7060BCPZ32	ADUC7060BCPZ32	LFCSP-48	32	4096	2.625	14	8	10x24-bit	0	4	10				
584-ADUC7060BSTZ32	ADUC7060BSTZ32	LQFP-48	32	4096	2.625	14	8	10x24-bit	0	4	10				
584-ADUC7061BCPZ32	ADUC7061BCPZ32	LFCSP-32	32	4096	2.625	8	8	10x24-bit	0	4	10				
584-ADUC7029BBCZ62	ADUC7029BBCZ62	BGA-49	62	8152	3.6	22	1000	7x12-bit	4	4	40				
584-ADUC7020BCPZ62	ADUC7020BCPZ62	LFCSP-40	62	8192	3.6	13	1000	8x12-bit	4	4	40				
584-ADUC7020BCPZ62I	ADUC7020BCPZ62I	LFCSP-40	62	8192	3.6	14	1000	5x12-bit	4	4	40				
584-ADUC7021BCPZ32	ADUC7021BCPZ32	LFCSP-40	62	8192	3.6	13	1000	8x12-bit	2	4	40				
584-ADUC7021BCPZ62	ADUC7021BCPZ62	LFCSP-40	62	8192	3.6	13	1000	8x12-bit	2	4	40				
584-ADUC7021BCPZ62I	ADUC7021BCPZ62I	LFCSP-40	62	8192	3.6	13	1000	8x12-bit	2	4	40				
584-ADUC7022BCPZ62	ADUC7022BCPZ62	LFCSP-40	62	8192	3.6	13	1000	10x12-bit	0	4	40				
584-ADUC7023BCP6Z62I	ADUC7023BCP6Z62I	LFCSP-40	62	8192	3.6	20	1000	12x12-bit	4	3	40				
584-ADUC7023BCPZ62I	ADUC7023BCPZ62I	LFCSP-32	62	8192	3.6	20	1000	12x12-bit	4	3	40				
584-ADUC7024BCPZ62	ADUC7024BCPZ62	LFCSP-64	62	8192	3.6	30	1000	10x12-bit	2	4	40				
584-ADUC7024BSTZ62	ADUC7024BSTZ62	LFCSP-64	62	8192	3.6	30	1000	10x12-bit	2	4	40				
584-ADUC7025BSTZ62	ADUC7025BSTZ62	LFCSP-64	62	8192	3.6	30	1000	12x12-bit	0	4	40				
584-ADUC7026BSTZ62	ADUC7026BSTZ62	LFCSP-80	62	8192	3.6	40	1000	12x12-bit	4	4	40				
584-ADUC7026BSTZ62I	ADUC7026BSTZ62I	LFCSP-80	62	8192	3.6	40	1000	12x12-bit	4	4	40				
584-ADUC7027BSTZ62	ADUC7027BSTZ62	LFCSP-80	62	8192	3.6	40	1000	16x12-bit	0	4	40				
584-ADUC7028BBCZ62	ADUC7028BBCZ62	BGA-64	62	8192	3.6	40	1000	8x12-bit	4	4	40				
584-ADUC7039BCP6Z	ADUC7039BCP6Z	LFCSP-32	64	4096	18	5	1	3x16-bit	0	3	20				
584-ADUC7039WBCPZ	ADUC7039WBCPZ	LFCSP-32	64	4000	18	6	-	2x16-bit	-	2	20				
584-ADUC7033BSTZ-88	ADUC7033BSTZ-88	LQFP-48	96	6144	18	9	8	3x16-bit	0	3	20				
584-ADUC7126BSTZ126	ADUC7126BSTZ126	LQFP-80	126	3200	3.6	40	1000	16x12-bit	4	4	40				
584-ADUC7126BSTZ126I	ADUC7126BSTZ126I	LQFP-80	126	3200	3.6	40	1000	16x12-bit	4	4	40				
584-ADUC7121BBCZ	ADUC7121BBCZ	BGA-108	126	8192	3.6	32	1000	9x12-bit	4	4	40				
584-ADUC7128BCPZ126	ADUC7128BCPZ126	LFCSP-64	126	8192	3.6	28	1000	10x12-bit	0	5	40				
584-ADUC7128BSTZ126	ADUC7128BSTZ126	LQFP-64	126	8192	3.6	28	1000	10x12-bit	0	5	40				

ARM CORTEX-M3, 32-BIT MICROCONTROLLERS

MOUSER STOCK NO.	ADI Part No.	Package	Flash (KB)	SRAM (Bytes)	I/O Pins (Max)	Power Supply (Max) (V)	A/D Inputs	No. of Timers	Speed (MHz)	Price Each 1	10	100	250
584-ADUCM360BCPZ128	ADUCM360BCPZ128	LFCSP-48	128	8000	19	3.6	11x24-bit	3	20				
584-ADUCM361BCPZ128	ADUCM361BCPZ128	LFCSP-48	128	8000	19	3.6	11x24-bit	3	20				

MICROCONTROLLER QUICKSTART KITS

MOUSER STOCK NO.	ADI Part No.	Description	Price Each
8051 Core			
584-EVAL-ADUC814QSZ	EVAL-ADUC814QSZ	ADUC814 Series 8052 Core QuickStart Kit	
584-EVAL-ADUC831QSZ	EVAL-ADUC831QSZ	ADUC831 Series 8052 Core QuickStart Kit	
584-EVAL-ADUC832QSZ	EVAL-ADUC832QSZ	ADUC832 Series 8052 Core QuickStart Kit	
584-EVAL-ADUC834QSZ	EVAL-ADUC834QSZ	ADUC834/36 Series 8052 Core QuickStart Kit	
584-EVAL-ADUC841QSZ	EVAL-ADUC841QSZ	ADUC841 Series 8052 Core QuickStart Kit	
584-EVAL-ADUC845QSZ	EVAL-ADUC845QSZ	ADUC845 Series 8052 Core QuickStart Kit	
584-EVAL-ADUC847QSZ	EVAL-ADUC847QSZ	ADUC834/36 Series 8052 Core QuickStart Kit	
ARM Core			
584-EVALADUC7020QSPZ	EVAL-ADUC7020QSPZ	ADUC7019/20/22 ARM7TDMI QuickStart Plus Kit	
584-EVALADUC7023QSPZ	EVAL-ADUC7023QSPZ	ADUC7023 ARM7TDMI 32 pin QuickStart Plus Kit	
584-EVLADUC7023QSPZ1	EVAL-ADUC7023QSPZ1	ADUC7023 ARM7TDMI 40 pin QuickStart Plus Kit	

© Copyright 2014 Mouser Electronics
© Copyright 2014 Mouser Electronics

MICROCONTROLLER QUICKSTART KITS (CONT.)

MOUSER STOCK NO.	ADI Part No.	Description	Price Each
ARM Core (Cont.)			
584-EVAL-ADUC7024QSZ	EVAL-ADUC7024QSZ	ADUC7024 ARM7TDMI QuickStart Kit	
584-EVALADUC7026QSPZ	EVAL-ADUC7026QSPZ	ADUC7026 ARM7TDMI QuickStart Plus Kit	
584-EVAL-ADUC7026QSZ	EVAL-ADUC7026QSZ	ADUC7026 ARM7TDMI QuickStart Kit	
584-EVAL-ADUC7028QSZ	EVAL-ADUC7028QSZ	ADUC7028 ARM7TDMI QuickStart Kit	
584-EVALADUC7039QSPZ	EVAL-ADUC7039QSPZ	ADUC7039 ARM7TDMI QuickStart Kit	
584-EVALADUC7060QSPZ	EVAL-ADUC7060QSPZ	ADUC7060/ADUC7061 ARM7TDMI QuickStart Plus Kit	
584-EVAL-ADUC7061MKZ	EVAL-ADUC7061MKZ	ADUC7061 ARM7TDMI Mini Kit	
584-EVALADUC7126QSPZ	EVAL-ADUC7126QSPZ	ADUC7126 ARM7TDMI QuickStart Kit	
584-EVALADUC7128QSPZ	EVAL-ADUC7128QSPZ	ADUC7128 ARM7TDMI QuickStart Plus Kit	
584-EVALADUCM360QSPZ	EVAL-ADUCM360QSPZ	ADUCM360 Series ARM Cortex M3 QuickStart Plus Kit	

DIGITAL SIGNAL PROCESSORS (DSPS)

Enhanced Harvard 16-Bit Core

MOUSER STOCK NO.	ADI Part No.	Package	Flash (Kwords)	SRAM (Kwords)	Power Supply (V)	MIPS	No. of Timers	Speed (MHz)	Price Each 1	10	100	250
584-ADSP-2105BPZ-80	ADSP-2105BPZ-80	PLCC-68	1	0.5	5	20	1	20				
584-ADSP-2101BPZ-100	ADSP-2101BPZ-100	PLCC-68	2	1	5	25	1	25				
584-ADSP2183KSTZ-210	ADSP-2183KSTZ-210	LQFP-128	4	16	3.3	52	1	52				
584-ADSP2186NBSTZ320	ADSP-2186NBSTZ-320	LQFP-100	8	8	1.8	80	1	80				
584-ADSP2186NKSTZ320	ADSP-2186NKSTZ-320	LQFP-100	8	8	1.8	80	1	80				
584-ADSP2186MBSTZ266	ADSP-2186MBSTZ-266	LQFP-100	8	8	2.5	75	1	75				
584-ADSP2196MKSTZ160	ADSP-2196MKSTZ-160	LQFP-144	8	8	2.5	160	3	160				
584-ADSP2186BSTZ-160	ADSP-2186BSTZ-160	LQFP-100	8	8	5	40	1	40				
584-ADSP2184NKSTZ320	ADSP-2184NKSTZ-320	LQFP-100	16	4	1.8	80	1	80				
584-ADSP2185NBSTZ320	ADSP-2185NBSTZ-320	LQFP-100	16	16	1.8	80	1	80				
584-ADSP2185NKCAZ320	ADSP-2185NKCAZ-320	CSPBGA-144	16	16	1.8	80	1	80				
584-ADSP2185NKSTZ320	ADSP-2185NKSTZ-320	LQFP-100	16	16	1.8	80	1	80				
584-ADSP2185MKSTZ300	ADSP-2185MKSTZ-300	LQFP-100	16	16	2.5	75	1	75				
584-ADSP2183BSTZ-160	ADSP-2183BSTZ-160	LQFP-128	16	16	3.3	52	1	52				
584-ADSP2185LBSTZ210	ADSP-2185LBSTZ-210	LQFP-100	16	16	3.3	52	1	52				
584-ADSP2181BSTZ-133	ADSP-2181BSTZ-133	TQFP-128	16	16	5	40	1	40				
584-ADSP-2181BSZ-133	ADSP-2181BSZ-133	PQFP-128	16	16	5	40	1	40				
584-ADSP2181KSTZ-160	ADSP-2181KSTZ-160	TQFP-128	16	16	5	40	1	40				
584-ADSP-2181KSZ-160	ADSP-2181KSZ-160	PQFP-128	16	16	5	40	1	40				
584-ADSP2185BSTZ-133	ADSP-2185BSTZ-133	TQFP-100	16	16	5	33	1	33				
584-ADSP-21992BSTZ	ADSP-21992BSTZ	LQFP-176	32	16	2.5	160	3	160				
584-ADSP2187NBSTZ320	ADSP-2187NBSTZ-320	LQFP-100	32	32	1.8	80	1	80				
584-ADSP2187NKSTZ320	ADSP-2187NKSTZ-320	LQFP-100	32	32	1.8	80	1	80				
584-ADSP2191MBSTZ140	ADSP-2191MBSTZ-140	LQFP-144	32	32	2.5	160	3	160				
584-ADSP2191MKCAZ160	ADSP-2191MKCAZ-160	CSPBGA-144	32	32	2.5	160	3	160				
584-ADSP2191MKSTZ160	ADSP-2191MKSTZ-160	LQFP-144	32	32	2.5	160	3	160				
584-ADSP2187LBSTZ210	ADSP-2187LBSTZ-210	LQFP-100	32	32	3.3	52	1	52				
584-ADSP2189NBSTZ320	ADSP-2189NBSTZ-320	LQFP-100	32	48	1.8	80	1	80				
584-ADSP2189MBSTZ266	ADSP-2189MBSTZ-266	LQFP-100	32	48	2.5	75	1	75				
584-ADSP2189MKSTZ300	ADSP-2189MKSTZ-300	LQFP-100	32	48	2.5	75	1	75				
584-ADSP2188NBSTZ320	ADSP-2188NBSTZ-320	LQFP-100	48	56	1.8	80	1	80				
584-ADSP2188NKSTZ320	ADSP-2188NKSTZ-320	LQFP-100	48	56	1.8	80	1	80				
584-ADSP2188MBSTZ266	ADSP-2188MBSTZ-266	LQFP-100	48	56	2.5	75	1	75				
584-ADSP2188MKSTZ300	ADSP-2188MKSTZ-300	LQFP-100	48	56	2.5	75	1	75				

SHARC 32-Bit Core

MOUSER STOCK NO.	ADI Part No.	Package	Flash (MB)	SRAM (KB)	Power Supply (V)	MIPS	No. of Timers	Speed (MHz)	Price Each 1	10	100	250
584-ADSP21065LCSZ240	ADSP-21065LCSZ-240	QFP-208	0.5	68	3.6	66	2	60				
584-ASP21065LKCAZ240	ADSP-21065LKCAZ240	BGA-196	0.5	68	3.6	66	2	60				
584-ASP21065LKCAZ264	ADSP-21065LKCAZ264	BGA-196	0.5	68	3.6	66	2	66				
584-ADSP21065LKSZ240	ADSP-21065LKSZ-240	QFP-208	0.5	68	3.6	66	2	60				
584-ADSP21065LKSZ264	ADSP-21065LKSZ-264	QFP-208	0.5	68	3.6	66	2	66				
584-ASP21261SKBCZ150	ADSP-21261SKBCZ150	CSPBGA-136	1	128	1.26	300	3	150				
584-ASP21161NKCAZ100	ADSP-21161NKCAZ100	BGA-225	1	128	1.89	200	1	100				
584-ADSP21061LASZ176	ADSP-21061LASZ-176	QFP-240	1	128	5.25	44	1	44				
584-ADSP21061LKBZ160	ADSP-21061LKBZ-160	BGA-225	1	128	5.25	44	1	40				
584-ADSP21061LKSZ160	ADSP-21061LKSZ-160	QFP-240	1	128	5.25	44	1	40				
584-ADSP21061KSZ-160	ADSP-21061KSZ-160	QFP-240	1	128	5.25	50	1	40				
584-ADSP21061KSZ-200	ADSP-21061KSZ-200	QFP-240	1	128	5.25	50	1	50				
584-ADSP21371BSWZ-2B	ADSP-21371BSWZ-2B	LQFP-208	2	64	1.26	532	2	266				
584-ADSP21375KSWZ-2B	ADSP-21375KSWZ-2B	LQFP-208	2	64	1.26	532	2	266				
584-ASP21262SBBCZ150	ADSP-21262SBBCZ150	CSPBGA-136	2	256	1.26	400	3	150				
584-ASP21262SKBCZ200	ADSP-21262SKBCZ200	CSPBGA-136	2	256	1.26	400	3	200				
584-ASP21262SKSTZ200	ADSP-21262SKSTZ200	LQFP-144	2	256	1.26	400	3	200				
584-ADSP21062CSZ-160	ADSP-21062CSZ-160	QFP-240	2	256	5.25	40	1	40				-
584-ADSP21062KSZ-133	ADSP-21062KSZ-133	QFP-240	2	256	5.25	40	1	33				-
584-ADSP21062KSZ-160	ADSP-21062KSZ-160	QFP-240	2	256	5.25	40	1	40				-
584-ADSP21062LCSZ160	ADSP-21062LCSZ-160	QFP-240	2	256	5.25	40	1	40				-
584-ADSP21062LKSZ160	ADSP-21062LKSZ-160	QFP-240	2	256	5.25	40	1	40				-
584-ADSP21488KSWZ-3B	ADSP-21488KSWZ-3B	LQFP-176	3	160	1.1	800	2	400				
584-ADSP21488KSWZ-4B	ADSP-21488KSWZ-4B	LQFP-176	3	160	1.1	800	2	400				
584-ADSP21363BBCZ1AA	ADSP-21363BBCZ-1AA	CSPBGA-136	3	192	1.26	666	3	333				
584-ADSP21363BSWZ1AA	ADSP-21363BSWZ-1AA	LQFP-144	3	192	1.26	666	3	333				
584-ADSP21363KBCZ1AA	ADSP-21363KBCZ-1AA	CSPBGA-136	3	192	1.26	666	3	333				
584-ADSP21363KSWZ1AA	ADSP-21363KSWZ-1AA	LQFP-144	3	192	1.26	666	3	333				
584-ADSP21363YSWZ2AA	ADSP-21363YSWZ-2AA	LQFP-144	3	192	1.26	666	3	333				
584-ADSP21364BBCZ1AA	ADSP-21364BBCZ-1AA	CSPBGA-136	3	192	1.26	666	3	333				
584-ADSP21364BSWZ1AA	ADSP-21364BSWZ-1AA	LQFP-144	3	192	1.26	666	3	333				
584-ADSP21364KBCZ1AA	ADSP-21364KBCZ-1AA	CSPBGA-136	3	192	1.26	666	3	333				

© Copyright 2014 Mouser Electronics

© Copyright 2014 Mouser Electronics

ANALOG DEVICES INC. DSPs

Products may be RoHS compliant. Check mouser.com for RoHS status.

DIGITAL SIGNAL PROCESSORS (DSPS) (CONT.)

SHARC 32-Bit Core (Cont.)

MOUSER STOCK NO.	ADI Part No.	Package	Flash (MB)	SRAM (KB)	Power Supply (V)	MIPS	No. of Timers	Speed (MHz)	Price Each			
									1	10	100	250
584-ADSP-21469BBCZ-3	ADSP-21469BBCZ-3	BGA-324	4	160	1.1	900	2	450				
584-ADSP-21469KBCZ-3	ADSP-21469KBCZ-3	BGA-324	4	160	1.1	900	2	450				
584-ADSP-21469KBCZ-4	ADSP-21469KBCZ-4	BGA-324	4	160	1.1	900	2	450				
584-ADSP21479BBCZ-2A	ADSP-21479BBCZ-2A	BGA-196	4	160	1.26	532	2	266				
584-ADSP21479KBCZ-2A	ADSP-21479KBCZ-2A	BGA-196	4	160	1.26	532	2	266				
584-ADSP21479KSWZ-2A	ADSP-21479KSWZ-2A	BGA-196	4	160	1.26	532	2	266				
584-ADSP-21160MKB-80	ADSP-21160MKB-80	BGA-400	4	512	2.63	160	1	80				-
584-ADSP21160MKBZ-80	ADSP-21160MKBZ-80	BGA-400	4	512	2.63	160	1	80				-
584-ADSP21160NCBZ100	ADSP-21160NCBZ-100	BGA-400	4	512	2.63	200	1	100				-
584-ADSP21060LKSZ160	ADSP-21060LKSZ-160	QFP-240	4	512	5.25	40	1	40		-	-	-
584-ADSP-21060CZ-160	ADSP-21060CZ-160	QFP-240	4	4000	5.25	40	1	40		-	-	-
584-ADSP21489BSWZ-4A	ADSP-21489BSWZ-4A	LQFP-100	5	160	1.1	800	2	400				
584-ADSP21489BSWZ-4B	ADSP-21489BSWZ-4B	LQFP-176	5	160	1.1	800	2	400				
584-ADSP21489KSWZ-3A	ADSP-21489KSWZ-3A	LQFP-100	5	160	1.1	800	2	400				
584-ADSP21489KSWZ-3B	ADSP-21489KSWZ-3B	LQFP-176	5	160	1.1	800	2	400				
584-ADSP21489KSWZ-4A	ADSP-21489KSWZ-4A	LQFP-100	5	160	1.1	800	2	400				
584-ADSP21489KSWZ-4B	ADSP-21489KSWZ-4B	LQFP-176	5	160	1.1	800	2	400				
584-ADSP21369BBPZ-2A	ADSP-21369BBPZ-2A	SBGA-256	6	128	1.35	800	3	400				
584-ADSP21369BSWZ-1A	ADSP-21369BSWZ-1A	LQFP-208	6	128	1.35	800	3	400				
584-ADSP21369KBPZ-2A	ADSP-21369KBPZ-2A	SBGA-256	6	128	1.35	800	3	400				
584-ADSP21369KBPZ-3A	ADSP-21369KBPZ-3A	SBGA-256	6	128	1.35	800	3	400				
584-ADSP21369KSWZ-1A	ADSP-21369KSWZ-1A	LQFP-208	6	128	1.35	800	3	400				
584-ADSP21369KSWZ-2A	ADSP-21369KSWZ-2A	LQFP-208	6	128	1.35	800	3	400				
584-ADSP21369KSWZ-5A	ADSP-21369KSWZ-5A	LQFP-208	6	128	1.35	800	3	400				

Blackfin® 16/32-Bit Core

MOUSER STOCK NO.	ADI Part No.	Package	Flash (KB)	SRAM (KB)	Power Supply (V)	MIPS	No. of Timers	Speed (MHz)	Price Each			
									1	10	100	250
584-ASPBF531SBBCZ400	ADSP-BF531SBBCZ400	BGA-160	52	16	1.2	800	4	400				
584-ASPBF531SBSTZ400	ADSP-BF531SBSTZ400	LQFP-176	52	16	1.2	800	4	400				
584-ADSPBF535PKBZ300	ADSP-BF535PKBZ-300	PBGA-260	52	256	1.5	700	4	300				
584-ADSPBF542BBCZ-5A	ADSP-BF542BBCZ-5A	BGA-400	64	64	1.43	1200	8	600				
584-ADSPBF547BBCZ-5A	ADSP-BF547BBCZ-5A	BGA-400	64	64	1.43	1200	11	600				
584-ADSPBF547KBCZ-6A	ADSP-BF547KBCZ-6A	BGA-400	64	64	1.43	1200	11	600				
584-ADSPBF547MBBCZ5M	ADSP-BF547MBBCZ-5M	BGA-400	64	64	1.43	1200	11	600				
584-ADSPBF548BBCZ-5A	ADSP-BF548BBCZ-5A	BGA-400	64	64	1.43	1066	11	533				
584-ADSPBF548MBBCZ5M	ADSP-BF548MBBCZ-5M	BGA-400	64	64	1.43	1066	11	533				
584-ADSPBF504BCPZ-3F	ADSP-BF504BCPZ-3F	LFCSP-88	68	64	1.47	800	9	400				
584-ADSP-BF504BCPZ-4	ADSP-BF504BCPZ-4	LFCSP-88	68	64	1.47	800	9	400				
584-ADSPBF504BCPZ-4F	ADSP-BF504BCPZ-4F	LFCSP-88	68	64	1.47	800	9	400				
584-ADSPBF504KCPZ-3F	ADSP-BF504KCPZ-3F	LFCSP-88	68	64	1.47	800	9	400				
584-ADSP-BF592BCPZ	ADSP-BF592BCPZ	LFCSP-64	68	64	1.47	800	4	400				
584-ADSP-BF592KCPZ	ADSP-BF592KCPZ	LFCSP-64	68	64	1.47	800	4	400				
584-ADSP-BF592KCPZ-2	ADSP-BF592KCPZ-2	LFCSP-64	68	64	1.47	800	4	400				
584-ASPBF532SBBCZ400	ADSP-BF532SBBCZ400	BGA-160	84	16	1.2	800	4	400				
584-ASPBF532SBSTZ400	ADSP-BF532SBSTZ400	LQFP-176	84	16	1.2	800	4	400				
584-ADSPBF536BBCZ-3B	ADSP-BF536BBCZ-3B	BGA-208	100	128	1.2	800	9	400				
584-ADSPBF536BBCZ-4A	ADSP-BF536BBCZ-4A	BGA-182	100	128	1.2	800	9	400				
584-ADSPBF536BBCZ-4B	ADSP-BF536BBCZ-4B	BGA-208	100	128	1.2	800	9	400				
584-ADSPBF537BBCZ-5A	ADSP-BF537BBCZ-5A	BGA-182	100	128	1.3	1200	9	600				
584-ADSPBF537BBCZ5AV	ADSP-BF537BBCZ-5AV	BGA-182	100	128	1.3	1200	9	600				
584-ADSPBF537BBCZ-5B	ADSP-BF537BBCZ-5B	BGA-208	100	128	1.3	1200	9	600				
584-ADSP-BF512BBCZ-3	ADSP-BF512BBCZ-3	CSPBGA-168	116	32	1.47	800	9	400				
584-ADSP-BF512BBCZ-4	ADSP-BF512BBCZ-4	CSPBGA-168	116	32	1.47	800	9	400				
584-ADSPBF512BBCZ4F4	ADSP-BF512BBCZ-4F4	CSPBGA-168	116	32	1.47	800	9	400				
584-ADSP-BF512BSWZ-3	ADSP-BF512BSWZ-3	LQFP-176 EP	116	32	1.47	800	9	400				
584-ADSP-BF512KBCZ-3	ADSP-BF512KBCZ-3	CSPBGA-168	116	32	1.47	800	9	400				
584-ADSPBF514BSWZ4F4	ADSP-BF514BSWZ-4F4	LQFP-176 EP	116	32	1.47	800	9	400				
584-ADSP-BF516BSWZ-4	ADSP-BF516BSWZ-4	LQFP-176 EP	116	32	1.47	800	9	400				
584-ADSP-BF516KBCZ-4	ADSP-BF516KBCZ-4	CSPBGA-168	116	32	1.47	800	9	400				
584-ADSPBF518BBCZ4F4	ADSP-BF518BBCZ-4F4	CSPBGA-168	116	32	1.47	800	9	400				
584-ADSP-BF518BSWZ-4	ADSP-BF518BSWZ-4	LQFP-176 EP	116	32	1.47	800	9	400				
584-ADSPBF522BBCZ-3A	ADSP-BF522BBCZ-3A	BGA-208	132	48	1.47	800	9	400				
584-ADSPBF522BBCZ-4A	ADSP-BF522BBCZ-4A	BGA-208	132	48	1.47	800	9	400				
584-ADSPBF523BBCZ-5A	ADSP-BF523BBCZ-5A	BGA-208	132	48	1.47	1200	9	600				
584-ADSPBF524BBCZ-3A	ADSP-BF524BBCZ-3A	BGA-208	132	48	1.47	800	9	400				
584-ADSPBF524BBCZ-4A	ADSP-BF524BBCZ-4A	BGA-208	132	48	1.47	800	9	400				
584-ADSPBF525BBCZ-5A	ADSP-BF525BBCZ-5A	BGA-208	132	48	1.47	1200	9	600				
584-ADSP-BF525KBCZ-6	ADSP-BF525KBCZ-6	CSPBGA-289	132	48	1.47	1200	9	600				
584-ADSPBF525KBCZ-6A	ADSP-BF525KBCZ-6A	BGA-208	132	48	1.47	1200	9	600				
584-ADSPBF526BBCZ-4A	ADSP-BF526BBCZ-4A	BGA-208	132	48	1.47	800	9	400				
584-ADSPBF526KBCZ4C2	ADSP-BF526KBCZ-4C2	CSPBGA-289	132	48	1.47	800	9	400				
584-ADSPBF527BBCZ-5A	ADSP-BF527BBCZ-5A	BGA-208	132	48	1.47	1200	9	600				
584-ADSP-BF527KBCZ-6	ADSP-BF527KBCZ-6	CSPBGA-289	132	48	1.47	1200	9	600				
584-ADSPBF527KBCZ-6A	ADSP-BF527KBCZ-6A	BGA-208	132	48	1.47	1200	9	600				
584-ADSPBF534BBCZ-4A	ADSP-BF534BBCZ-4A	BGA-182	132	128	1.2	1000	9	500				
584-ADSPBF534BBCZ-4B	ADSP-BF534BBCZ-4B	BGA-208	132	128	1.2	1000	9	500				
584-ADSPBF534BBCZ-5A	ADSP-BF534BBCZ-5A	BGA-182	132	128	1.2	1000	9	500				
584-ADSPBF534BBCZ-5B	ADSP-BF534BBCZ-5B	BGA-208	132	128	1.2	1000	9	500				
584-ASPBF533SBBCZ400	ADSP-BF533SBBCZ400	BGA-160	148	16	1.3	1200	4	600				
584-ASPBF533SBBCZ500	ADSP-BF533SBBCZ500	BGA-160	148	16	1.3	1200	4	600				
584-ADSPBF533SBBCZ5V	ADSP-BF533SBBCZ-5V	BGA-160	148	16	1.3	1200	4	600				
584-ADSPBF533SBBZ500	ADSP-BF533SBBZ500	BGA-169	148	16	1.3	1200	4	600				
584-ASPBF533SBSTZ400	ADSP-BF533SBSTZ400	LQFP-176	148	16	1.3	1200	4	600				
584-ADSPBF533SKBCZ6V	ADSP-BF533SKBCZ-6V	BGA-160	148	16	1.3	1200	4	600				

© Copyright 2014 Mouser Electronics
© Copyright 2014 Mouser Electronics

DIGITAL SIGNAL PROCESSORS (DSPS) (CONT.)

Blackfin® 16/32-Bit Core (Cont.)

MOUSER STOCK NO.	ADI Part No.	Package	Flash (KB)	SRAM (KB)	Power Supply (V)	MIPS	No. of Timers	Speed (MHz)	Price Each 1	10	100	250
584-ADSPBF533SKSTZ5V	ADSP-BF533SKSTZ-5V	LQFP-176	148	16	1.3	1200	4	600				
584-ADSPBF538BBCZ4F8	ADSP-BF538BBCZ-4F8	BGA-316	148	132	1.2	1066	3	600				
584-ADSPBF538BBCZ-5A	ADSP-BF538BBCZ-5A	BGA-316	148	132	1.2	1066	3	600				
584-ADSPBF538BBCZ5F8	ADSP-BF538BBCZ-5F8	BGA-316	148	132	1.2	1066	3	500				
584-ADSPBF561SBBCZ5A	ADSP-BF561SBBCZ-5A	CSPBGA-256	328	128	1.35	2400	14	600				
584-ADSPBF561SBBZ500	ADSP-BF561SBBZ500	BGA-297	328	128	1.35	2400	14	600				
584-ADSPBF561SBBZ600	ADSP-BF561SBBZ600	BGA-297	328	128	1.35	2400	14	600				
584-ADSPBF561SKBCZ5A	ADSP-BF561SKBCZ-5A	CSPBGA-256	328	128	1.35	2400	14	600				
584-ADSPBF561SKBCZ6A	ADSP-BF561SKBCZ-6A	CSPBGA-256	328	128	1.35	2400	14	600				
584-ADSPBF561SKBCZ6V	ADSP-BF561SKBCZ-6V	CSPBGA-256	328	128	1.35	2400	14	600				
584-ADSPBF561SKBZ600	ADSP-BF561SKBZ600	BGA-297	328	128	1.35	2400	14	600				

TigerSHARC® 32-Bit Core

MOUSER STOCK NO.	ADI Part No.	Package	Flash (MB)	SRAM (KB)	Power Supply (V)	MIPS	No. of Timers	Speed (MHz)	Price Each 1	10	100
584-ASPTS203SABPZ050	ADSP-TS203SABPZ050	BGA-576	4	512	1.05	4000	2	500			
584-ASPTS101SAB1Z100	ADSP-TS101SAB1Z100	BGA-625	6	768	3.3	2400	2	300			
584-ASPTS101SAB2Z100	ADSP-TS101SAB2Z100	BGA-484	6	768	3.3	2400	2	300			
584-ASPTS202SABPZ050	ADSP-TS202SABPZ050	BGA-576	12	12288	1.05	4000	2	500			
584-ASPTS201SABPZ050	ADSP-TS201SABPZ050	BGA-576	24	3072	1.2	4000	2	500		-	-
584-ASPTS201SABPZ060	ADSP-TS201SABPZ060	BGA-576	24	3072	1.2	4000	2	600		-	-
584-ASPTS201SYBPZ050	ADSP-TS201SYBPZ050	BGA-576	24	3072	1.2	4000	2	500		-	-

FIXED POINT 16-BIT DIGITAL SIGNAL PROCESSORS

MOUSER STOCK NO.	ADI Part No.	Package	Flash (MB)	SRAM (KB)	Power Supply (V)	MIPS	No. of Timers	Speed (MHz)	Price Each 1	10	100	250
584-ADSP2184LBSTZ160	ADSP-2184LBSTZ-160	LQFP-100	4	20	3.3	40	1	40				
584-ADSP2184BSTZ-160	ADSP-2184BSTZ-160	LQFP-100	4	20	5	40	1	40				

DSP MOTOR CONTROLLER

MOUSER STOCK NO.	ADI Part No.	Package	Flash (KB)	SRAM (KB)	Power Supply (V)	MIPS	No. of Timers	Speed (MHz)	Price Each 1	10	100	250
584-ADMC401BSTZ	ADMC401BSTZ	LQFP-144	1	2	26	5.25	2	26				

EVALUATION MODULES

MOUSER STOCK NO.	ADI Part No.	Description	Price Each
584-ADZS-21369EZLITE	ADZS-21369-EZLITE	ADSP-21367/68/69 SHARC® EZ-KIT Lite®	
584-ADZS-21371EZLITE	ADZS-21371-EZLITE	ADSP-21371 SHARC® EZ-KIT Lite®	
584-ADZS-21469-EZBRD	ADZS-21469-EZBRD	ADSP-21469 SHARC® EZ-Board®	
584-ADZS-21469EZLITE	ADZS-21469-EZLITE	ADSP-21469 SHARC® EZ-KIT Lite®	
584-ADZS-21479-EZBRD	ADZS-21479-EZBRD	ADSP-21479 SHARC® EZ-Board®	
584-ADZS-21479EZLITE	ADZS-21479-EZLITE	ADSP-21478/79 SHARC® EZ-KIT Lite®	
584-ADZS-21489EZLITE	ADZS-21489-EZLITE	ADSP-21489 SHARC® EZ-KIT Lite®	
584-ADZS-BF518FEZBRD	ADZS-BF518F-EZBRD	ADSP-BF512/4/6/8/F Blackfin® EZ-Board®	
584-ADZSBF518FEZLITE	ADZS-BF518F-EZLITE	ADSP-BF512/4/6/8/F Blackfin® EZ-KIT Lite®	
584-ADZS-BF526-EZBRD	ADZS-BF526-EZBRD	ADSP-BF526 Blackfin® EZ-Board®	
584-ADZS-BF526EZLITE	ADZS-BF526-EZLITE	ADSP-BF526 Blackfin® EZ-KIT Lite®	
584-ADZS-BF527EZLITE	ADZS-BF527-EZLITE	ADSP-BF527 Blackfin® EZ-KIT Lite®	
584-ADZS-BF533EZLITE	ADZS-BF533-EZLITE	ADSP-BF533 Blackfin® EZ-KIT Lite®	
584-ADZS-BF537EZLITE	ADZS-BF537-EZLITE	ADSP-BF537 Blackfin® EZ-KIT Lite®	
584-ADZS-BF537-STAMP	ADZS-BF537-STAMP	ADSP-BF537 Blackfin® STAMP Board	
584-ADZSBF538FEZLITE	ADZS-BF538F-EZLITE	ADSP-BF538F Blackfin® EZ-KIT Lite®	
584-ADZS-BF548EZLITE	ADZS-BF548-EZLITE	ADSP-BF548 Blackfin® EZ-KIT Lite®	
584-ADZS-BF561EZLITE	ADZS-BF561-EZLITE	ADSP-BF561 Blackfin® EZ-KIT Lite®	
584-ADZS-BF592EZLITE	ADZS-BF592-EZLITE	ADSP-BF592 Blackfin® EZ-KIT Lite®	
584-ADZS-BF609-EZBRD	ADZS-BF609-EZBRD	ADSP-BF60x Blackfin® EZ-Board®	
584-ADZS-BF609EZLITE	ADZS-BF609-EZLITE	ADSP-BF60x Blackfin® EZ-KIT Lite®	
584-ADZS-BFLLCDEZEXT	ADZS-BFLLCD-EZEXT	BF52x, BF53x, BF54x, Blackfin® Landscape LCD EZ-Extender	
584-ADZSBFSHUSBEZEXT	ADZS-BFSHUSB-EZEXT	BF518F, BF526/21469 Blackfin® & SHARC® USB EZ-Extender	
584-ADZS-BRKOUT-EX3	ADZS-BRKOUT-EX3	SDP Breakout Board	
584-ADZS-CAM-EX3	ADZS-CAM-EX3	Camera Extender for EI3	
584-ADZS-DECODE-EX3	ADZS-DECODE-EX3	Video Decoder Extender for EI3	
584-ADZS-ENCODE-EX3	ADZS-ENCODE-EX3	Video Encoder Extender for EI3	
584-ADZS-HPUSB-ICE	ADZS-HPUSB-ICE	Tool Emulator USB HP Crosscore	
584-ADZS-ICE-100B	ADZS-ICE-100B	Blackfin® USB Emulator Tool	
584-ADZSTS201SEZLITE	ADZS-TS201S-EZLITE	ADSP-TS201S TigerSHARC® EZ-KIT Lite®	
584-ADZS-USBI2EZB	ADZS-USBI2EZB	SigmaStudio USBI EZ-Board® Adapter	
584-ADZS-USBLANEZEXT	ADZS-USBLAN-EZEXT	BF533, BF537, BF561 Blackfin® USB-LAN EZ-Extender	
584-ADZS-WVGALCD-EX3	ADZS-WVGALCD-EX3	WVGA/LCD Extender for EI3	
584-USB-EA-CONVZ	USB-EA-CONVZ	ADUC8XX 8052 Emulator Support board	

© Copyright 2014 Mouser Electronics

© Copyright 2014 Mouser Electronics

CYPRESS PSoC MCUs

RoHS Compliant **This product is RoHS compliant.**

PSOC® MIXED-SIGNAL ARRAYS

PSoC® 1 - M8C Programmable System-on-Chip

For quantities greater than listed, call for quote.

MOUSER STOCK NO.	Cypress Part No.	Package	I/O	Analog Block	Digital Blocks	Memory Size (KB)	RAM (bytes)	Vcc (V)	Price Each 1	25	100
PSoC CY8C21x23											
727-CY8C21123-24SXI	CY8C21123-24SXI	SOIC-8	6	4 Type "E"	2-Basic 2-Comms	4	256	2.4 to 5.25			
727-CY8C21223-24LGXI	CY8C21223-24LGXI	QFN-16	12	4 Type "E"	2-Basic 2-Comms	4	256	2.4 to 5.25			
727-CY8C21223-24SXI	CY8C21223-24SXI	SOIC-16	12	4 Type "E"	2-Basic 2-Comms	4	256	2.4 to 5.25			
727-CY8C21323-24PVXI	CY8C21323-24PVXI	SSOP-20	16	4 Type "E"	2-Basic 2-Comms	4	256	2.4 to 5.25			
PSoC CY8C21x34											
727-CY8C21234-24SXI	CY8C21234-24SXI	SOIC-16	12	4 Type "E"	2-Basic 2-Comms	8	512	2.4 to 5.25			
727-CY8C21334-24PVXI	CY8C21334-24PVXI	SSOP-20	16	4 Type "E"	2-Basic 2-Comms	8	512	2.4 to 5.25			
727-CY8C21434-24LTXI	CY8C21434-24LTXI	QFN-28	28	4 Type "E"	2-Basic 2-Comms	8	512	2.4 to 5.25			
727-CY8C21534-24PVXI	CY8C21534-24PVXI	SSOP-28	24	4 Type "E"	2-Basic 2-Comms	8	512	2.4 to 5.25			
727-CY8C21634-24LTXI	CY8C21634-24LTXI	QFN-32	26	4 Type "E"	2-Basic 2-Comms	8	512	2.4 to 5.25			
727-CY8C20636A24LTXI	CY8C20636A-24LTXI	QFN-48	36	36	36	8	1K	1.71 to 5.5			
727-CY8C246A24LTXI	CY8C20646A-24LTXI	QFN-48	36	36	36	16	2K	1.71 to 5.5			
727-CY8C20666A24LTXI	CY8C20666A-24LTXI	QFN-48	36	36	36	32	2K	1.71 to 5.5			
727-CY8C20066A24LTXI	CY8C20066A-24LTXI	QFN-48	36	36	36	32	2K	1.71 to 5.5			
PSoC CY8C22xxx/CY8C21x45											
727-CY8C22345-24SXI	CY8C22345-24SXI	SOIC-28	24	6 Type "E"	4-Basic 4-Comms	16	1K	3.0 to 5.25			
PSoC CY8C23x33											
727-CY8C24994-24LTXI	CY8C24994-24LTXI	QFN-68	56	6	4	16	1K	3.0 to 5.25			
PSoC CY8C24x23A											
727-CY8C24123A-24PXI	CY8C24123A-24PXI	PDIP-8	6	6:2-CT 4-SC	2-Basic 2-Comms	4	256	2.4 to 5.25			
727-CY8C24123A-24SXI	CY8C24123A-24SXI	SOIC-8	6	6:2-CT 4-SC	2-Basic 2-Comms	4	256	2.4 to 5.25			
727-CY8C24223A-24PXI	CY8C24223A-24PXI	PDIP-20	16	6:2-CT 4-SC	2-Basic 2-Comms	4	256	2.4 to 5.25			
727-CY8C24423A24LTXI	CY8C24423A-24LTXI	QFN-32	24	6:2-CT 4-SC	2-Basic 2-Comms	4	256	3.0 to 5.25			
PSoC CY8C24x94											
727-CY8C2489424LTXI	CY8C24894-24LTXI	QFN-56	49	6:2-CT 4-SC	2-Basic 2-Comms	16	1K	3.0 to 5.25			
PSoC CY8X27x43											
727-CY8C27143-24PXI	CY8C27143-24PXI	PDIP-8	6	12:4-CT 8-SC	4-Basic 4-Comms	16	256	3.0 to 5.25			
727-CY8C27243-24PVXI	CY8C27243-24PVXI	SSOP-20	16	12:4-CT 8-SC	4-Basic 4-Comms	16	256	3.0 to 5.25			
727-CY8C27243-24SXI	CY8C27243-24SXI	SOIC-20	16	12:4-CT 8-SC	4-Basic 4-Comms	16	256	3.0 to 5.25			
727-CY8C27443-24PVXI	CY8C27443-24PVXI	SSOP-28	24	12:4-CT 8-SC	4-Basic 4-Comms	16	256	3.0 to 5.25			
727-CY8C27443-24PXI	CY8C27443-24PXI	PDIP-28	24	12:4-CT 8-SC	4-Basic 4-Comms	16	256	3.0 to 5.25			
727-CY8C27443-24SXI	CY8C27443-24SXI	SOIC-28	24	12:4-CT 8-SC	4-Basic 4-Comms	16	256	3.0 to 5.25			
727-CY8C27543-24AXI	CY8C27543-24AXI	TQFP-44	40	12:4-CT 8-SC	4-Basic 4-Comms	16	256	3.0 to 5.25			
727-CY8C27643-24PVXI	CY8C27643-24PVXI	SSOP-48	44	12:4-CT 8-SC	4-Basic 4-Comms	16	256	3.0 to 5.25			
PSoC CY8X28xxx											
727-CY8C2843324PVXI	CY8C28433-24PVXI	SSOP-28	24	10	12	16	1K	3.0 to 5.25			
727-CY8C2862324LTXI	CY8C28623-24LTXI	QFN-48	44	6	12	16	1K	3.0 to 5.25			
PSoC CY8C29x66											
727-CY8C29466-24PVXI	CY8C29466-24PVXI	SSOP-28	24	12:4-CT 8-SC	8-Basic 8-Comms	32	2K	3.0 to 5.25			
727-CY8C29466-24PXI	CY8C29466-24PXI	PDIP-28	24	12:4-CT 8-SC	8-Basic 8-Comms	32	2K	3.0 to 5.25			
727-CY8C29466-24SXI	CY8C29466-24SXI	SOIC-28	24	12:4-CT 8-SC	8-Basic 8-Comms	32	2K	3.0 to 5.25			
727-CY8C29566-24AXI	CY8C29566-24AXI	TQFP-44	40	12:4-CT 8-SC	8-Basic 8-Comms	32	2K	3.0 to 5.25			
727-CY8C29666-24LTXI	CY8C29666-24LTXI	QFN-48	44	12:4-CT 8-SC	8-Basic 8-Comms	32	2K	3.0 to 5.25			
727-CY8C2966624PVXI	CY8C29666-24PVXI	SSOP-48	44	12:4-CT 8-SC	8-Basic 8-Comms	32	2K	3.0 to 5.25			
727-CY8C2986624AXI	CY8C29866-24AXI	TQFP-100	64	12:4-CT 8-SC	8-Basic 8-Comms	32	2K	3.0 to 5.25			

PSoC CY8C95xx Series I/O Expanders

For quantities greater than listed, call for quote.

MOUSER STOCK NO.	Cypress Part No.	Package	I/O	Max Operating Freq. (MHz)	Operating Temperature (C°)	EEPROM (bytes)	PWM Sources	Vcc (V)	Price Each 1	25	100
727-CY8C9520A-24PVXI	CY8C9520A-24PVXI	SSOP-28	20	24	-40 to +85	3K	4	3.0 to 5.25			
727-CY8C9560A-24AXI	CY8C9560A-24AXI	TQFP-100	60	24	-40 to +85	27K	16	3.0 to 5.25			

PSOC® 3 - 8051 PROGRAMMABLE SYSTEM-ON-CHIP

NEW PRODUCT

For quantities greater than listed, call for quote.

MOUSER STOCK NO.	Cypress Part No.	Package	Flash (KB)	SRAM (bytes)	EEPROM (bytes)	Analog	Digital	GPIO	Price Each 1	25	100
PSoC CY8C32xxx											
727-CY8C3244LTI-123	CY8C3244LTI-123	QFN-48	16	2K	0.5K	ADC, DAC, 2xComp, CapSense	16xUDB, 4xTimer/PWM	25			
727-CY8C3244AXI-153	CY8C3244AXI-153	TQFP-100	16	2K	0.5K	ADC, DAC, 2xComp, CapSense	16xUDB, 4xTimer/PWM	62			
727-CY8C3244LTI-130	CY8C3244LTI-130	QFN-68	16	2K	0.5K	ADC, DAC, 2xComp	16xUDB, 4xTimer/PWM	38			
727-CY8C3245AXI-158	CY8C3245AXI-158	TQFP-100	32	4K	1K	ADC, DAC, 2xComp, CapSense	20xUDB, 4xTimer/PWM	62			
727-CY8C3245AXI-166	CY8C3245AXI-166	TQFP-100	32	4K	1K	ADC, DAC, 2xComp, CapSense	20xUDB, 4xTimer/PWM	62			
727-CY8C3245LTI-139	CY8C3245LTI-139	QFN-48	32	4K	1K	ADC, DAC, 2xComp, CapSense	20xUDB, 4xTimer/PWM	25			
727-CY8C3245PVI-134	CY8C3245PVI-134	QFN-68	32	4K	1K	ADC, DAC, 2xComp, CapSense	20xUDB, 4xTimer/PWM	25			
727-CY8C3245LTI-144	CY8C3245LTI-144	QFN-48	32	4K	1K	ADC, DAC, 2xComp, CapSense	20xUDB, 4xTimer/PWM	25			
727-CY8C3245LTI-163	CY8C3245LTI-163	QFN-68	32	4K	1K	ADC, DAC, 2xComp, CapSense	20xUDB, 4xTimer/PWM	38			
727-CY8C3246AXI-138	CY8C3246AXI-138	TQFP-100	64	8K	2K	ADC, DAC, 2xComp, LCD Seg Drive	24xUDB, 4xTimer/PWM, FS USB	62			
727-CY8C3246PVI-147	CY8C3246PVI-147	SSOP-48	64	8K	2K	ADC, DAC, 2xComp, CapSense	24xUDB, 4xTimer/PWM	25			
727-CY8C3246LTI-125	CY8C3246LTI-125	QFN-48	64	8K	2K	ADC, DAC, 2x Comp, CapSense, LCD Seg Drive	24xUDB, 4xTimer/PWM, FS USB	38			
727-CY8C3246LTI-128	CY8C3246LTI-128	QFN-68	64	8K	2K	ADC, DAC, 2x Comp, CapSense	24xUDB, 4xTimer/PWM, FS USB	48			
727-CY8C3246LTI-149	CY8C3246LTI-149	QFN-68	64	8K	2K	ADC, DAC, 2xComp, CapSense	24xUDB, 4xTimer/PWM	38			
PSoC CY8C34xxx											
727-CY8C3444LTI-110	CY8C3444LTI-110	QFN-68	16	2K	0.5K	ADC, DAC, 4xComp, CapSense	20xUDB, 4xTimer/PWM	38			
727-CY8C3445AXI-104	CY8C3445AXI-104	TQFP-100	32	2K	1K	ADC, DAC, 4xComp, CapSense	20xUDB, 4xTimer/PWM	62			
727-CY8C3446LTI-073	CY8C3446LTI-073	QFN-48	64	8K	2K	ADC,2xDAC,4xComp,2xSC/CT,CapSense	24xUDB, 4xTimer/PWM, FS USB	25			
727-CY8C3446PVI-076	CY8C3446PVI-076	SSOP-48	64	8K	2K	ADC,2xDAC,4xComp,LCD,2xSC/CT,CapSense	24xUDB, 4xTimer/PWM, FS USB	25			
727-CY8C3446LTI-085	CY8C3446LTI-085	QFN-68	64	8K	2K	ADC,2xDAC,4xComp,LCD,2xSC/CT,CapSense	24xUDB, 4xTimer/PWM, FS USB	38			
727-CY8C3446AXI-099	CY8C3446AXI-099	TQFP-100	64	8K	2K	ADC,2xDAC,4xComp,LCD,2xSC/CT,CapSense	24xUDB, 4xTimer/PWM, FS USB	62			
PSoC CY8C36xxx											
727-CY8C3665PVI-008	CY8C3665PVI-008	SSOP-48	32	4K	1K	ADC,4xDAC,4xComp,DFB,CapSense	20xUDB, 4xTimer/PWM, USB	25			
727-CY8C3865LTI-014	CY8C3865LTI-014	QFN-68	32	4K	1K	ADC,4xDAC,4xComp,DFB,CapSense	20xUDB, 4xTimer/PWM, USB	38			
727-CY8C3865AXI-019	CY8C3865AXI-019	TQFN-100	32	4K	1K	ADC,4xDAC,4xComp,DFB,CapSense	20xUDB, 4xTimer/PWM, USB	62			
727-CY8C3866PVI-021	CY8C3866PVI-021	SSOP-48	64	8K	2K	ADC,4xDAC,4xComp,DFB,CapSense	24xUDB, 4xTimer/PWM, USB	25			
727-CY8C3666AXI-052	CY8C3666AXI-052	TQFP-100	64	8K	2K	ADC,4xDAC,4xComp,4xSC/CT,CapSense	24xUDB, 4xTimer/PWM	62			
727-CY8C3666AXI-036	CY8C3666AXI-036	TQFP-100	64	8K	2K	ADC,4xDAC,4xComp,4xSC/ CT,4xOpamp,CapSense,LCD Seg Drive	24xUDBs, 4xTimers/PWM, FS USB	62			

© Copyright 2014 Mouser Electronics

© Copyright 2014 Mouser Electronics

CYPRESS MCUs and LED Drivers

RoHS Compliant This product is RoHS compliant.

PSoC® 3 - 8051 PROGRAMMABLE SYSTEM-ON-CHIP (CONT.)

PRODUCT NEW

For quantities greater than listed, call for quote.

MOUSER STOCK NO.	Cypress Part No.	Package	Flash (KB)	SRAM (bytes)	EEPROM (bytes)	Analog	Digital	GPIO	Price Each 1	25	100
PSoC CY8C36xxx (Cont.)											
727-CY8C3666AXI-037	CY8C3666AXI-037	TQFP-100	64	8K	2K	ADC,4xDAC,4xComp,4xSC/CT,4xOpamp,CapSense,LCD Seg Drive	24xUDBs, 4xTimers/PWM, CAN	62			
727-CY8C3666LTI-027	CY8C3666LTI-027	QFN-68	64	8K	2K	ADC,4xDAC,4xComp,4xSC/CT,4xOpamp,CapSense,LCD Seg Drive	24xUDBs, 4xTimers/PWM, FS USB	38			
727-CY8C3666LTI-050	CY8C3666LTI-050	QFN-48	64	8K	2K	ADC,4xDAC,4xComp,4xSC/CT,2xOpamp,CapSense,LCD Seg Drive	24xUDBs, 4xTimers/PWM, FS USB	25			
PSoC CY8C38xxx											
727-CY8C3866PVI-070	CY8C3866PVI-070	SSOP-48	64	8K	2K	ADC,4xDAC,4xComp,LCD,4xSC/CT,CapSense	24xUDB, 4xTimer/PWM, CAN	25			
727-CY8C3866LTI-068	CY8C3866LTI-068	QFN-48	64	8K	2K	ADC,4xDAC,4xComp,LCD,4xSC/CT,CapSense	24xUDB,4xTimer/PWM,FS USB,CAN	25			
727-CY8C3866LTI-030	CY8C3866LTI-030	QFN-68	64	8K	2K	ADC,4xDAC,4xComp,LCD,4xSC/CT,CapSense	24xUDB, 4xTimer/PWM	38			
727-CY8C3866AXI-040	CY8C3866AXI-040	TQFP-100	64	8K	2K	ADC,4xDAC,4xComp,LCD,4xSC/CT,CapSense	24xUDB,4xTimer/PWM,FS USB,CAN	62			
727-CY8C3866AXI-039	CY8C3866AXI-039	TQFN-100	64	8K	2K	ADC,4xDAC,4xComp,4xSC/CT,4xOpamp,CapSense,LCD Seg Drive	24xUDBs, 4xTimers/PWM, FS USB	62			

PSOC® 5 - ARM CORTEX-M3 PROGRAMMABLE SYSTEM-ON-CHIP

Programmable System-on-Chip with analog and digital peripheral functions, memory and ARM Cortex-M3 32-bit Microprocessor on a single chip.

PRODUCT NEW

For quantities greater than listed, call for quote.

MOUSER STOCK NO.	Cypress Part No.	Package	Clock Freq. Max. (MHz)	Flash (KB)	SRAM (bytes)	EEPROM (bytes)	Analog	Digital	GPIO	Price Each 1	25	100
CY8C52xx Series												
727-CY8C5246AXI-054	CY8C5246AXI-054	TQFP-100	40	64	16K	2000	ADC,DAC,2xComp,CapSense,LCD Seg Drive	24xUDBs,4xTimers,FS USB	60			
727-CY8C5247AXI-051	CY8C5247AXI-051	TQFP-100	40	128	32K	2000	ADC,DAC,2xComp,CapSense,LCD Seg Drive	24xUDBs,4xTimers,FS USB	60			
727-CY8C5248AXI-047	CY8C5248AXI-047	TQFP-100	40	256	64K	2000	ADC,DAC,2xComp,CapSense,LCD Seg Drive	24xUDBs,4xTimers,FS USB	60			
CY8C53xx Series												
727-CY8C5365AXI-043	CY8C5365AXI-043	TQFP-100	67	32	8K	2000	ADC, 2xDAC, 4xComp, 2xSC/CT, 2xOpamp, CapSense, LCD Seg Drive	20xUDBs,4xTimers,FS USB	60			
727-CY8C5366AXI-001	CY8C5366AXI-001	TQFP-100	67	64	16K	2000	ADC, 2xDAC, 4xComp, 2xSC/CT, 2xOpamp, CapSense, LCD Seg Drive	24xUDBs,4xTimers,FS USB	60			
727-CY8C5367AXI-108	CY8C5367AXI-108	TQFP-100	67	128	32K	2000	ADC, 2xDAC, 4xComp, 2xSC/CT, 2xOpamp, CapSense, LCD Seg Drive	24xUDBs,4xTimers,FS USB	60			
727-CY8C5368AXI-106	CY8C5368AXI-106	TQFP-100	67	256	64K	2000	ADC, 2xDAC, 4xComp, 2xSC/CT, 2xOpamp, CapSense, LCD Seg Drive	24xUDBs,4xTimers,FS USB	60			
CY8C54xx Series												
727-CY8C5466AXI-064	CY8C5466AXI-064	TQFP-100	67	64	16K	2000	ADC, 4xDAC, 4xComp, 4xSC/CT, 4xOpamp, DFB, CapSense ,LCD Seg Drive	24xUDBs,4xTimers,FS USB	60		-	-
727-CY8C5467AXI-011	CY8C5467AXI-011	TQFP-100	67	128	32K	2000	ADC, 4xDAC, 4xComp, 4xSC/CT, 4xOpamp, DFB, CapSense, LCD Seg Drive	24xUDBs,4xTimers,FS USB	60			
727-CY8C5468AXI-018	CY8C5468AXI-018	TQFP-100	67	256	64K	2000	ADC, 4xDAC, 4xComp, 4xSC/CT, 4xOpamp, DFB, CapSense, LCD Seg Drive	24xUDBs,4xTimers,FS USB	60			
CY8C55xx Series												
727-CY8C5566AXI-061	CY8C5566AXI-061	TQFP-100	67	64	16K	2000	ADC, 4xDAC, 4xComp, 4xSC/CT, 4xOpamps, DFB, CapSense, LCD Seg Drive	24xUDBs,4xTimers,FS USB	60			
727-CY8C5567AXI-019	CY8C5567AXI-019	TQFP-100	67	128	32K	2000	ADC, 4xDAC, 4xComp, 4xSC/CT, 4xOpamps, DFB, CapSense, LCD Seg Drive	24xUDBs,4xTimers,FS USB	60		-	-
727-CY8C5568AXI-060	CY8C5568AXI-060	TQFP-100	67	256	64K	2000	ADC, 4xDAC, 4xComp, 4xSC/CT, 4xOpamps, DFB, CapSense, LCD Seg Drive	24xUDBs,4xTimers,FS USB	60			

USB MICROCONTROLLERS

Cypress offers the industry's broadest line of USB microcontrollers, as well as a full set of development tools, supporting cost-driven applications such as keyboards and mice, as well as high-performance applications like printers, scanners, xDSL modems, and digital cameras. Cypress has a wide range of solutions for Low-Speed USB applications, Full-Speed USB applications and USB Hub applications.

- Temperature range: commercial (0°F ~ 70°F)

USB Development Kits

PRODUCT NEW

For quantities greater than listed, call for quote.

MOUSER STOCK NO.	Cypress Part No.	Description	Price Each
727-CYUSB3KIT-001	CYUSB3KIT-001	Development kit for EZ-USB® FX3	
727-CY4607	CY4607	USB 2.0 HX2VL Development Kit	
727-CY4608	CY4608	USB 2.0 HX2VL Development Kit	

For quantities greater than listed, call for quote.

MOUSER STOCK NO.	Cypress Part No.	Package	Voltage (V)	USB App. Speed	I/O	Osc. Speed	RAM (bytes)	PROM Memory	Price Each 1	25	50
EZ-USB® FX3 SuperSpeed USB 3.0 Controller											
727-CYUSB3014-BZXI	CYUSB3014-BZXI	BGA-121	1.15-6	5 Gbps	60	100MHz	512K	16K			
Embedded USB Host/Slave Controller											
727-CY7C67300-100AXI	CY7C67300-100AXI	TQFP-100	3.3	-	32	12MHz	-	-			
727-SL811HST-AXC	SL811HST-AXC	TQFP-48	3.3	1.5/12Mbps	-	48MHz Xtal	256	-			
enCoRe™ USB Combination Low-Speed USB and PS/2 Peripheral Controllers											
727-CY7C63723C-PXC	CY7C63723C-PXC	PDIP-18	4.0-5.5	1Mbps	10	6MHz Resonator	256	8K			
727-CY7C63723C-SXC	CY7C63723C-SXC	SOIC-18	4.0-5.25	1Mbps	10	6MHz Resonator	256	8K			
727-CY7C63743C-PXC	CY7C63743C-PXC	DIP-20	4.0-5.25	1Mbps	16	6MHz Resonator	256	8K			
727-CY7C63743C-SXC	CY7C63743C-SXC	SOIC-20	4.0-5.25	1Mbps	16	6MHz Resonator	256	8K			
enCoRe™ II Low-Speed USB Peripheral Controllers											
727-CY7C63801SXC	CY7C63801-SXC	SOIC-16	4.0-5.5	1Mbps	14	32kHz	256	4K			
727-CY7C63803SXC	CY7C63803-SXC	SOIC-16	4.0-5.5	1Mbps	14	32kHz	256	8K			
727-CYC63813PXC	CY7C63813-PXC	PDIP-18	4.0-5.5	1Mbps	16	32kHz	256	8K			
727-CYC63813SXC	CY7C63813-SXC	SOIC-18	4-5.5	1.5Mbps	20	24kHz	256	-			
727-CYC63823SXC	CY7C63823-SXC	SOIC-24	4-5.5	1.5Mbps	20	24kHz	256	-			
727-CY7C63833-LTXC	CY7C63833-LTXC	QFN-32	4.0-5.5	1Mbps	20	32kHz	256	8K			
enCoRe™ III Low-Speed USB Peripheral Controllers											
727-CY7C64215-28PVXC	CY7C64215-28PVXC	SSOP-28	3.0-5.25	12Mbps	22	48MHz	1K	16K			
enCoRe™ V Full Speed USB Controllers											
727-CY7C64343-32LQXC	CY7C64343-32LQXC	QFN-32	3.0-5.5	12Mbps	25	32kHz	1K	8K			
727-CY7C64356-48TXC	CY7C64356-48LTXC	QFN-48	3.0-5.5	12Mbps	36	32kHz	2K	32K			
EZ-USB AT2LP™ USB to ATA/ATAPI Bridge											
727-CY7C68300C56LTXC	CY7C68300C-56LTXC	QFN-56	3.3	12/480Mbps	-	48MHz	-	-			
EZ-USB FX1™ Full-Speed USB Peripheral Controllers											
727-CY7C64215-56LTXC	CY7C64215-56LTXC	QFN-56	3.3-5.25	12Mbps	32	48MHz	1K	-			
727-CYC6471356PVXC	CY7C64713-56PVXC	SSOP-56	3.3	12Mbps	24	24MHz Xtal	16K	-			
727-CY7C64713-128AXC	CY7C64713-128AXC	TQFP-128	3.3	12Mbps	40	24MHz Xtal	16K	-			
EZ-USB FX2LP™ High-Speed USB Peripheral Controllers											
727-CYC68013A56BAXC	CY7C68013A-56BAXC	TQFP-100	3.3	12/480Mbps	24	24MHz Xtal	16K	-			
727-CY768013A-56PVXC	CY7C68013A-56PVXC	SSOP-56	3.3	12/480Mbps	24	24MHz Xtal	16K	-			
727-CYC68013A56PVXI	CY7C68013A-56PVXI	SSOP-56	3.3	12/480Mbps	24	24MHz Xtal	16K	-			
727-CY7C68013A56LTXC	CY7C68013A-56LTXC	QFN-56	3.3	12/480Mbps	24	24MHz Xtal	16K	-			
727-CY768013A-100AXC	CY7C68013A-100AXC	TQFP-100	3.3	12/480Mbps	40	24MHz Xtal	16K	-			
727-CYC68013A100AXI	CY7C68013A-100AXI	TQFP-100	3.3	12/480Mbps	40	24MHz Xtal	16K	-			
727-CYC68013A100AXI	CY7C68013A-100AXI	TQFP-100	3.3	12/480Mbps	40	24MHz Xtal	16K	-			
727-CY768013A-128AXC	CY7C68013A-128AXC	TQFP-128	3.3	12/480Mbps	40	24MHz Xtal	16K	-			

© Copyright 2014 Mouser Electronics
© Copyright 2014 Mouser Electronics

CYPRESS Controllers, PHYs and CPLDs

RoHS Compliant **This product is RoHS compliant.**

USB MICROCONTROLLERS (CONT.)

Cypress offers the industry's broadest line of USB microcontrollers, as well as a full set of development tools, supporting cost-driven applications such as keyboards and mice, as well as high-performance applications like printers, scanners, xDSL modems, and digital cameras. Cypress has a wide range of solutions for Low-Speed USB applications, Full-Speed USB applications and USB Hub applications.

NEW PRODUCT

- Temperature range: commercial (0°F ~ 70°F)

For quantities greater than listed, call for quote.

MOUSER STOCK NO.	Cypress Part No.	Package	Voltage (V)	USB App. Speed	I/O	Osc. Speed	RAM (bytes)	PROM Memory	Price Each 1	25	50
EZ-USB FX2LP™ High-Speed USB Peripheral Controllers (Cont.)											
727-CYC68013A128AXI	CY7C68013A-128AXI	TQFP-100	3.3	12/480Mbps	40	48MHz	16K	-			
727-CY7C68014A56LTXC	CY7C68014A-56LTXC	QFN-56	3.3	12/480Mbps	26	24MHz Xtal	16K	-			
727-CY768014A-56PVXC	CY7C68014A-56PVXC	SSOP-56	3.3	12/480Mbps	24	24MHz Xtal	16K	-			
727-CY768014A-128AXC	CY7C68014A-128AXC	TQFP-128	3.3	12/480Mbps	40	24MHz Xtal	16K	-			
727-CY7C68015A56LTXC	CY7C68015A-56LTXC	QFN-56	3.3	12/480Mbps	26	24MHz Xtal	16K	-			
727-CY7C68016A56LTXC	CY7C68016A-56LTXC	QFN-56	3.3	12/480Mbps	26	24MHz Xtal	16K	-			
EZ-USB HX2LP™ Low Power USB 2.0 Hub Controller											
727-CY7C65620-56LTXC	CY7C65620-56LTXC	QFN-56	3.3	12/480Mbps	8	24MHz Xtal	-	-			
727-CY7C65630-56LFXA	CY7C65630-56LFXA	QFN-56	3.3	12/480Mbps	8	24MHz Xtal	-	-			
727-CY7C65630-56LTXC	CY7C65630-56LTXC	QFN-56	3.3	12/480Mbps	8	24MHz Xtal	-	-			
EZ-OTG™ Programmable USB On-The-Go Controller											
727-CYC6720048BAXI	CY7C67200-48BAXI	FBGA-48	3.3	9.6-2Mbps	23	12MHz Xtal	-	-			
EZ-USB SX2™ High Speed USB Interface											
727-CY7C68001-56PVXC	CY7C68001-56PVXC	SSOP-56	3.3	12/480Mbps	-	24MHz	-	-			
Full Speed USB Hub Controller											
727-CY7C65113C-SXC	CY7C65113C-SXC	SOIC-28	5.0	12Mbps	11	6MHz Resonator	-	8K			
TetraHub™ USB Hub Controller											
727-CY7C65640A-LTXC	CY7C65640A-LTXC	QFN-56	3.3	-	8	24MHz Xtal	-	-			
727-CY7C65632-48AXC	CY7C65632-48AXC	TQFP-48	3.3	-	-	12MHz	64	2K		-	-
727-CY7C65634-48AXC	CY7C65634-48AXC	TQFP-48	3.3	-	-	12MHz	64	2K		-	-
727-CY7C65632-28LTXC	CY7C65632-28LTXC	QFN-28	3.3	-	-	12MHz	64	2K		-	-
727-CY7C65634-28LTXC	CY7C65634-28LTXC	QFN-28	3.3	-	-	12MHz	64	2K		-	-
727-CY7C65642-28LTXC	CY7C65642-28LTXC	QFN-28	3.3	-	-	12MHz	64	2K			-
727-CY7C65642-48AXC	CY7C65642-48AXC	TQFP-48	3.3	-	-	12MHz	64	2K		-	-
727-CY7C6563228LTXCT	CY7C65632-28LTXCT	QFN-28	3.3	-	-	12MHz	64	2K		-	-
727-CY7C65632-48AXCT	CY7C65632-48AXCT	TQFP-48	3.3	-	-	12MHz	64	2K		-	-
727-CY7C6563428LTXCT	CY7C65634-28LTXCT	QFN-28	3.3	-	-	12MHz	64	2K			-
727-CY7C65634-48AXCT	CY7C65634-48AXCT	TQFP-48	3.3	-	-	12MHz	64	2K			-
727-CY7C65642-48AXCT	CY7C65642-48AXCT	TQFP-48	3.3	-	-	12MHz	64	2K		-	-
USB M8 Series Low-Speed USB Controllers											
727-CY7C63413C-PVXC	CY7C63413C-PVXC	SSOP-48	5.0	1Mbps	32	6MHz Resonator	256	8K			

CAPSENSE CONTROLLERS

CapSense is available in three families. CapSense Express solutions (CY8C201xx) support simple button/slider designs with up to 10 capacitive buttons and 1 slider. CapSense solutions (CY8C20x34) are a fully-programmable platform supporting up to 25 capacitive buttons and 5 sliders. In addition, 2-dimensional trackpad solutions are also supported. The CapSensePLUS family is the most full-featured family in the CapSense portfolio. It can support up to 44 capacitive buttons and 8 sliders. CapSensePLUS also provides suppor for advanced functionalities such as proximity detection, 2-dimensional trackpads and analog/digital design integration. The newest 8C20xx6 family adds 1.8V and best in class current consumption with up to 33CS buttons.

CapSense™ Express

For quantities greater than listed, call for quote.

MOUSER STOCK NO.	Cypress Part No.	Package	Supply Voltage	GPIO	Capacitive I/O	Buttons	PWMs	Slider	Slider Segments	Proximity Sensor	Communication Interface	Price Each 1	25	50
727-CY8C201140-LDX2I	CY8C20140-LDX2I	QFN-16	2.4-5.25	4	4	4	No	No	N/A	No	I2C			
727-CY8C20140-SX2I	CY8C20140-SX2I	SOIC-16	2.4-5.25	4	4	4	No	No	N/A	No	I2C			
727-CY8C20160-LDX2I	CY8C20160-LDX2I	QFN-16	2.4-5.25	6	6	6	No	No	N/A	No	I2C			
727-CY8C20180-SX2I	CY8C20180-SX2I	SOIC-16	2.4-5.25	8	8	8	No	No	N/A	No	I2C			
727-CY8C20110-LDX2I	CY8C20110-LDX2I	QFN-16	2.4-5.50	10	10	10	Yes	No	N/A	No	I2C			
727-CY8C20110-SX2I	CY8C20110-SX2I	SOIC-16	2.4-5.50	10	10	10	Yes	No	N/A	No	I2C			

CapSense™

For quantities greater than listed, call for quote.

MOUSER STOCK NO.	Cypress Part No.	Package	Supply Voltage	GPIO	Capacitive I/O	Buttons	PWMs	Slider	Slider Segments	Proximity Sensor	Flash (Bytes)	RAM (Bytes)	Price Each 1	25	50
727-CY8C20234-12LKXI	CY8C20234-12LKXI	QFN-16	2.4-5.25	13	10	10	SW	2	Yes	No	16K	1K			-
727-CY8C20236A24LKXI	CY8C20236A-24LKXI	QFN-16	1.71-5.5	13	10	10	SW	2	Yes	Yes	8K	1K			
727-CY8C20336A24LQXI	CY8C20336A-24LQXI	QFN-24	1.71-5.5	20	17	17	SW	3	Yes	Yes	8K	1K			
727-CY8C20436A24LQXI	CY8C20436A-24LQXI	QFN-24	1.71-5.5	28	25	25	SW	5	Yes	Yes	8K	1K			-
727-CY8C20534-12PVXI	CY8C20534-12PVXI	SSOP-28	2.4-5.25	24	21	21	SW	4	Yes	No	8K	512			-
727-CY8C20536A24PVXI	CY8C20536A-24PVXI	SSOP-48	1.71-5.5	34	31	31	SW	6	Yes	Yes	8K	1K			
CapSense™ Controller Kit		Description												**Price Each**	
727-CY3280-BK1	CY3280-BK1	Kit designed for easy prototyping and debug of CapSense™ designs (for CY8C20x34 and CY8C21x34 devices)													

CapSense Plus™

For quantities greater than listed, call for quote.

MOUSER STOCK NO.	Cypress Part No.	Package	Supply Voltage	GPIO	Capacitive I/O	Buttons	PWMs	Slider	Slider Segments	Proximity Sensor	Flash (Bytes)	RAM (Bytes)	Price Each 1	25	50
727-CY8C20246A24LKXI	CY8C20246A-24LKXI	QFN-16	1.71-5.5	13	10	10	SW	2	Yes	Yes	16K	2K			
727-CY8C20346A24LQXI	CY8C20346A-24LQXI	QFN-24	1.71-5.5	20	17	17	SW	3	Yes	Yes	16K	2K			-
727-CY8C20446A24LQXI	CY8C20446A-24LQXI	QFN-24	1.71-5.5	28	25	25	SW	5	Yes	Yes	16K	2K			-
727-CY8C20466A24LQXI	CY8C20466A-24LQXI	QFN-24	1.71-5.5	28	25	25	SW	5	Yes	Yes	32K	2K			-
727-CY8C20546A24PVXI	CY8C20546A-24PVXI	SSOP-48	1.71-5.5	34	31	31	SW	6	Yes	Yes	16K	2K			-
727-CY8C20566A24PVXI	CY8C20566A-24PVXI	SSOP-48	1.71-5.5	34	31	31	SW	6	Yes	Yes	32K	2K			
CapSense Plus™ Controller Kit		Description												**Price Each**	
727-CY3280-20X66	CY3280-20X66	Kit designed for easy prototyping and debug of CapSense™ designs (CY8C20xx6A devices)													

TRUETOUCH™ TOUCHSCREEN SOLUTIONS

Cypress, the leader in capacitive touch sensing solutions, is revolutionizing the touchscreen market. Cypress' TrueTouch™ Touchscreen Solutions, powered by PSoC® Programmable-System-on-Chip technology, offer unmatched flexibility and the broadest portfolio available. The projected capacitive TrueTouch Solutions give designers a choice between different usage models, different touchscreen vendors and different LCD vendors. They also enable designers to accommodate last minute changes - something no other touchscreen product can deliver.

For quantities greater than listed, call for quote.

MOUSER STOCK NO.	Cypress Part No.	Package	Max. Sensor Inputs	Max Sensor Size (in.)	Avg. Scan Speed per Sensor (ms)	Min. Volt (V)	Flash (Bytes)	Ram (Bytes)	Price Each 1	25	50
Single Touch											
727-CY8CTST11032LTXI	CY8CTST110-32LTXI	QFN-32	24	3.3	0.5	2.7	8K	512			-

HOTLINK® AND HOTLINKII™

Cypress provides a broad and portfolio of backplane physical layer (PHY) devices. These transceiver families cover data transmission rates of 50Mbps up to 1.5Gbps. These flexible devices are ideal for proprietary serial backplane applications.

For quantities greater than listed, call for quote.

MOUSER STOCK NO.	Cypress Part No.	Package	Speed (Mbps) Min.	Max.	8B/10B ENDEC	Function	No. of Channels	Operating Voltage (V) Min	Max.	Price Each 1	25	100
HOTLINK®												
727-CY7C9689A-AXC	CY7C9689A-AXC	TQFP-100	50	200	No	Transceiver	N/A	4.5	5.5			
727-CY7B923-JXC	CY7B923-JXC	PLCC-28	150	400	Yes	Transmitter	N/A	4.5	5.5			
727-CY7B923-JXI	CY7B923-JXI	SOIC-28	150	400	Yes	Transmitter	N/A	4.5	5.5			
727-CY7B933-JXC	CY7B933-JXC	PLCC-28	150	400	Yes	Receiver	N/A	4.5	5.5			
727-CY7B933-JXI	CY7B933-JXI	SOIC-28	150	400	Yes	Receiver	N/A	4.5	5.5			
HOTLINKII™												
727-CY15G0101DXBBBXC	CYP15G0101DXB-BBXC	BGA-100	195	1540	Yes	Transceiver	1	3.15	3.45			
727-CY15G0101DXBBBXI	CYP15G0101DXB-BBXI	BGA-100	195	1500	Yes	Transceiver	1	3	3.6			
727-CY15G0401DXBBGXC	CYP15G0401DXB-BGXC	BGA-256	200	1500	Yes	Transceiver	4	3.15	3.45			
727-CY5G0104TRB-BGXC	CYV15G0104TRB-BGXC	BGA-256	195	1500	No	Serializer/Deserializer	1	3.15	3.45			

© Copyright 2014 Mouser Electronics

© Copyright 2014 Mouser Electronics

CYPRESS MPUs/MCUs and Development Kits

RoHS Compliant **This product is RoHS compliant.**

NEURON CHIP NETWORK PROCESSORS

For quantities greater than listed, call for quote.

MOUSER STOCK NO.	Cypress Part No.	Package	Operating Voltage (V)	Firmware Version	Max. Input Clock (MHz)	Flash	ROM	SRAM	Timers/ Counters	Price Each 1	Price Each 25	Price Each 50
727-CY753120E2-10SXI	CY7C53120E2-10SXI	SOIC-32	5.0	6	10	2K	10K	2K	2 16-Bit			
727-CYC53120E440AXI	CY7C53120E4-40AXI	TQFP-44	5.0	12	40	4K	12K	2K	2 16-Bit			
727-CY753120E4-40SXI	CY7C53120E4-40SXI	SOIC-32	5.0	12	40	4K	12K	2K	2 16 Bit			

CORE KITS

For quantities greater than listed, call for quote.

MOUSER STOCK NO.	Cypress Part No.	Description	Price Each
727-CY3210-PSOCEVAL1	CY3210-PSOCEVAL1	Eval Board with LCD Module + Mini Prog Unit	
727-CY3215-DK	CY3215-DK	PSoC DevKit (ICE-Cube) with PDIP-28 Pod	
727-CY3217	CY3217	PSoC1 USB Programming Tool to program all PSoC1 (except the CY25/26xxx devices) Devices	

SPECIALTY KITS

NEW! TECHNOLOGY

For quantities greater than listed, call for quote.

MOUSER STOCK NO.	Cypress Part No.	Description	Price Each
727-CY3214PSOCEVLUSB	CY3214-PSOCEVALUSB	Evaluation Board with LCD Module + Mini Prog Unit	
727-CY3218-CAPEXP1	CY3218-CAPEXP1	CapSense ExpressTM Kit (Up to 10 I/O for Buttons)	
727-CY3235-PROXDET	CY3235-PROXDET	CapSense Proximity Detection Demonstration	
727-CY3240-I2USB	CY3240-I2USB	I2C-USB Bridge	
727-CY3267	CY3267	PowerPSoC Lighting Evaluation Kit	
727-CY3268	CY3268	PowerPSoC Lighting Starter Kit	
727-CY3269N	CY3269N	Lighting Starter Demonstration Kit	
727-CY3270	CY3270	PSoC First Touch Starter Kit	
727-CY3271	CY3271	PSoC First Touch Kit with CYFI	
727-CY3271-EXP1	CY3271-EXP1	PSoC First Touch Kit with CYFI and Expansion Board	
727-CY3280-20X66	CY3280-20X66	Universal CapSense Controller Kit	
727-CY3280-BSM	CY3280-BSM	Simple Button Module Capsense	
727-CY3675CLKMKR1	CY3675-CLKMAKER1	CyClockMaker Programming Kit	
727-CY4615B	CY4615B	Hi-speed USB 2.0-to-ATA/ATAPI Bus-Powered Reference Design (with EZ-USB AT2LP)	
727-CY8CKIT-001B	CY8CKIT-001B	PSoC Dev Kit 32-bit capable	
727-CY8CKIT-002	CY8CKIT-002	MiniProg3 Programmer	
727-CY8CKIT-008	CY8CKIT-008	PSoC CY8C29 Family Processor Kit	
727-CY8CKIT-010	CY8CKIT-010	PSoC 5 Processor Module Kit	
727-CY8CKIT-017	CY8CKIT-017	CAN/LIN Expansion Board Kit	
727-CY8CKIT-025	CY8CKIT-025	PSoC Precision Analog Temperature Sensor Expansion Board	
727-CY8CKIT-029A	CY8CKIT-029A	PSoC 3 LCD Segment Drive Expansion Board	
727-CY8CKIT-030	CY8CKIT-030	PSoC3 Development Kit	
727-CY8CKIT-050	CY8CKIT-050	PSoC® 5 Development Kit	

ACCESSORY KITS

For quantities greater than listed, call for quote.

MOUSER STOCK NO.	Cypress Part No.	Description	Price Each
727-CY3210-29X66	CY3210-29X66	PSoC CY8C29X66 Evaluation Pod	
727-CY3250-20SOIC-FK	CY3250-20SOIC-FK	4 Replacement PSoC CY3250 Emulation Pod Feet for 20-pin SOIC	
727-CY3250-24X94QFN	CY3250-24X94QFN	PSoC CY8C24X94QFN Emulation Kit	
727-CY325024X94QFNPD	CY3250-24X94QFN-POD	2 Replacement Pods for CY3250-24X94QFN Emulation Kit	
727-CY3250-27XXX	CY3250-27XXX	PSoC CY8C27X43 Non-QFN Package Emulation Kit	
727-CY3250-28SOIC-FK	CY3250-28SOIC-FK	4 Replacement PSoC CY3250 Emulation Pod Feet for 28-pin SOIC	
727-CY3250-28SSOP-FK	CY3250-28SSOP-FK	4 Replacement PSoC CY3250 Emulation Pod Feet for 28-pin SSOP	
727-CY3250-29XXX	CY3250-29XXX	PSoC CY8C29XXX Non-QFN Package Emulation Kit	

WIRELESS USB

Wireless USB IC

NEW! TECHNOLOGY

For quantities greater than listed, call for quote.

MOUSER STOCK NO.	Cypress Part No.	Package	Input Clock Operation	Operating Temp. (C°)	Range (Meters)	Operating Voltage (V)	Throughout (kbps)	Price Each 1	Price Each 25	Price Each 50
727-CYRF8935A-24LQXC	CYRF8935A-24LQXC	QFN-24	12MHz	-55 to 125	-----	1.9 to 3.6	1000			
727-CYWUSB693448LTXC	CYWUSB6934-48LTXC	QFN-48	13MHz	0 to 70	10	2.7 to 3.6	62.5			
727-CYRF6936-40LTXC	CYRF6936-40LTXC	QFN-40	-----	0 to 70	-----	1.8 to 3.6	250			-
727-CYUSB6953-48LFXC	CYWUSB6953-48LFXC	QFN-48	13MHz	0 to 70	50	2.7 to 3.6	62.5			

Wireless USB Radio Modules

For quantities greater than listed, call for quote.

MOUSER STOCK NO.	Cypress Part No.	Package	Price Each 1	Price Each 25	Price Each 100
727-CYWM6935	CYWM6935	Range of up to 50 meters. Small PCB Design: .95" (23.75mm) x .95" (23.75mm) x .212" (5.3mm) (L x W x H)			

© Copyright 2014 Mouser Electronics
© Copyright 2014 Mouser Electronics

FREESCALE Kinetis Cortex M-4 MCUs

freescale™

RoHS Compliant **This product is RoHS compliant.**

FREEDOM DEVELOPMENT PLATFORM

Features:

- KL25Z128VLK4—Cortex-M0+ MCU with: 128KB flash, 16KB SRAM
  Up to 48MHz operation
  USB full-speed controller
- OpenSDA—sophisticated USB debug interface
- I2S interface for direct audio interfacing with an external ADC/DAC
- Tri-color LED
- Capacitive touch "slider"
- Freescale MMA8451QR1 accelerometer
- Flexible power supply options
- Power from either on-board USB connector
- 5-12V Vin from IO header
- 5V provided to IO header
- 3.3V to or from IO header
- Reset button
- Expansion IO compatible with the Arduino Uno form factor

PRODUCT NEW



For quantities greater than listed, call for quote.

MOUSER STOCK NO.	Freescale Part No.	Description	Price Each
841-FREEDOM-KL25Z	FRDM-KL25Z	Kinetis L Series Arm Cortex M0+ Development Board	

KINETIS K SERIES ARM CORTEX-M4 MICROCONTROLLERS

The Kinetis portfolio of microcontrollers pairs the efficient ARM® Cortex™ -M4 core with cutting–edge, low–power design techniques. The result is the industry's lowest power Cortex–M4 based MCU solutions.

- New Cortex–M4 core with single cycle DSP instructions paired with Freescale's efficient platform
- 90nm Thin Film Storage (TFS) process technology allows dynamic power to be reduced to as low as 200μA/MHz
- Special design techniques used to reduce leakage allowing lower power standby modes
- Flexible mode controller enables 10 different modes of operation which allows power reduction based on the application requirements
- MCU and many peripherals are able to operate down to 1.71V with full analog and flash capabilities
- MCU architecture supports adjustable clocking for peripherals and the core enabling quick changes to MCU clocks and different clock speeds
- Separate power supply for the Real Time Clock (RTC) allows low power time keeping with less than 1μA power consumption

Kinetis K10 - Baseline MCUs

- Serial Interface Type: UART, SPI, I2C, I2S, CAN
- Touch Sensing Interface
- Memory Protection Unit (MPU)
- Watchdog OSC/Timer
- Real-Time Clock
- Analog Comparator
- Supply Voltage: 1.71 to 3.6V

For quantities greater than listed, call for quote.

MOUSER STOCK NO.	Freescale Part No.	Package	Core Operating Freq. Max (MHz)	Internal Flash (KB)	Internal RAM (KB)	A/D Converter (bits/channels)	D/A Converter (bits)	I/O Pins	Price Each 1	Price Each 25	Price Each 100
841-MK10DN32VFM5	MK10DN32VFM5	QFN-32	50	32	2	-	-	24			
841-MK10DX256VLL7	MK10DX256VLL7	LQFP-100	72	256	64	16/2	12	70			
841-MK10DX256VLK7	MK10DX256VLK7	LQFP-80	72	256	64	16/2	12	56			
841-MK10DX256VLH7	MK10DX256VLH7	LQFP-64	72	256	32	16/2	12	44			
841-MK10DN512ZVLQ10	MK10DN512ZVLQ10	LQFP-144	100	512	128	16/44	12	104			
841-MK10DX256ZVMD10	MK10DX256ZVMD10	MAP-144	100	512	64	16/44	12	104			
841-MK10DN512VLQ10	MK10DN512VLQ10	LQFP-144	100	512	128	16/1	6	104			
841-MK10DN512VMD10	MK10DN512VMD10	MAPBGA-144	100	512	128	16/1	6	104			
841-MK10DN512ZVLK10	MK10DN512ZVLK10	LQFP-80	100	512	128	16/1	6	56			
841-MK10DN512ZVLL10	MK10DN512ZVLL10	LQFP-100	100	512	128	16/1	6	70			
841-MK10DN512ZVMD10	MK10DN512ZVMD10	MAPBGA-144	100	512	128	16/1	6	104			
841-MK10DX256VLQ10	MK10DX256VLQ10	LQFP-144	100	256	64	16/1	6	104			
841-MK10DX256VMD10	MK10DX256VMD10	MAPBGA-144	100	256	64	16/1	6	104			
841-MK10DX256ZVLQ10	MK10DX256ZVLQ10	LQFP-144	100	256	128	16/2	12	104			
841-MK10DX256ZVLQ10R	MK10DX256ZVLQ10R	LQFP-144	100	256	64	16/2	12	104			

Kinetis K20 - USB MCUs

- Serial Interface Type: UART, SPI, I2C, I2S, CAN, USB
- Touch Sensing Interface
- Memory Protection Unit (MPU)
- Watchdog OSC/Timer
- Real-Time Clock
- Analog Comparator
- Supply Voltage: 1.71 to 3.6V

For quantities greater than listed, call for quote.

841-MK20DN128VLF5	MK20DN128VLF5	LQFP-48	50	128	16	16/1	6	29			
841-MK20DX128VLF5	MK20DX128VLF5	LQFP-48	50	128	16	16/1	6	29			
841-MK20DX256VLL7	MK20DX256VLL7	LQPF-100	72	256	64	16/48	12	68			
841-MK20DX256VLK7	MK20DX256VLK7	LQFP-80	72	256	64	16/48	12	52			
841-MK20DX256VLH7	MK20DX256VLH7	LQFP-64	72	256	32	16/48	12	40			
841-MK20DN512ZVLL10	MK20DN512ZVLL10	LQFP-100	100	512	128	16/35	12	66			
841-MK20DN512ZVLQ10	MK20DN512ZVLQ10	LQFP-144	100	512	128	16/44	12	100			
841-MK20DX128ZVLQ10	MK20DX128ZVLQ10	LQFP-144	100	256	32	16/44	12	100			
841-MK20DX256ZVLK10	MK20DX256ZVLK10	LQFP-80	100	512	64	16/28	12	52			
841-MK20DX256ZVMD10	MK20DX256ZVMD10	MAP-144	100	512	64	16/44	12	100			
841-MK20DN512ZVLK10	MK20DN512ZVLK10	LQFP-80	100	512	128	16/1	6	52			
841-MK20DN512ZVMC10	MK20DN512ZVMC10	MAPBGA-121	100	512	128	16/1	6	86			
841-MK20DN512ZVMD10	MK20DN512ZVMD10	MAPBGA-144	100	512	128	16/1	6	100			
841-MK20DX256ZVLL10	MK20DX256ZVLL10	LQFP-100	100	256	64	16/2	12	66			
841-MK20DX256ZVLQ10	MK20DX256ZVLQ10	LQFP-144	100	256	64	16/2	12	100			

Kinetis K30 - Segment LCD MCUs

- Serial Interface Type: UART, SPI, I2C, I2S, CAN
- Segment Display Controller
- LCD Controller
- Touch Sensing Interface
- Memory Protection Unit (MPU)
- Watchdog OSC/Timer
- Real-Time Clock
- Analog Comparator
- Supply Voltage: 1.71 to 3.6V

For quantities greater than listed, call for quote.

841-MK30DN512ZVLK10	MK30DN512ZVLK10	LQFP-80	50	512	128	16/1	6	56			
841-MK30DN512ZVLQ10	MK30DN512ZVLQ10	LQFP-144	50	512	128	16/1	6	102			
841-MK30DX256ZVLQ10	MK30DX256ZVLQ10	LQFP-144	100	512	64	16/44	12	102			

Kinetis K40 - USB and Segment LCD MCUs

- Serial Interface Type: UART, SPI, I2C, I2S, CAN, USB
- Segment Display Controller
- LCD Controller
- Touch Sensing Interface
- Memory Protection Unit (MPU)
- Watchdog OSC/Timer
- Real-Time Clock
- Analog Comparator
- Supply Voltage: 1.71 to 3.6V

For quantities greater than listed, call for quote.

841-MK40DX256VLL7	MK40DX256VLL7	LQFP-100	72	256	64	16/15	12	68			-
841-MK40DX256VLK7	MK40DX256VLK7	LQFP-80	72	256	64	16/15	12	52			-
841-MK40DX256VLH7	MK40DX256VLH7	LQFP-64	72	256	32	16/15	12	40			-
841-MK40DN512ZVLQ10	MK40DN512ZVLQ10	LQFP-144	100	512	128	16/44	12	-			
841-MK40DN512VLQ10	MK40DN512VLQ10	LQFP-144	100	512	128	16/2	12	98			
841-MK40DN512ZVLL10	MK40DN512ZVLL10	LQFP-100	100	512	128	16/2	12	64			
841-MK40DN512ZVMD10	MK40DN512ZVMD10	MAPBGA-144	100	512	128	16/2	12	98			
841-MK40DX128ZVLQ10	MK40DX128ZVLQ10	LQFP-144	100	128	32	16/2	12	98			
841-MK40DX256VLQ10	MK40DX256VLQ10	LQFP-144	100	256	64	16/2	12	98			-
841-MK40DX256ZVLQ10	MK40DX256ZVLQ10	LQFP-144	100	256	64	16/2	12	98			-

Kinetis K50 - Measurement MCUs

- Serial Interface Type: UART, SPI, I2C, I2S, CAN
- LCD Controller: 320 segments
- Memory Protection Unit (MPU)
- Touch Sensing Interface
- Watchdog OSC/Timer
- Real-Time Clock
- Analog Comparator
- Supply Voltage: 1.71 to 3.6V

For quantities greater than listed, call for quote.

841-MK50DX256CLL7	MK50DX256CLL7	LQFP-100	72	256	32	16/2	12	68			
841-MK50DX256CLK7	MK50DX256CLK7	LQFP-80	72	256	32	16/2	12	52			
841-MK50DX128CLH7	MK50DX128CLH7	LQFP-64	72	128	32	16/2	12	40			
841-MK50DN512ZCLQ10	MK50DN512ZCLQ10	LQFP-144	100	512	128	16/2	12	96			
841-MK51DN512ZCLQ10	MK51DN512ZCLQ10	LQFP-144	100	512	128	16/2	12	94			
841-MK52DN512ZCLQ10	MK52DN512ZCLQ10	LQFP-144	100	512	128	16/2	12	96			
841-MK53DN512ZCLQ10	MK53DN512ZCLQ10	LQFP-144	100	512	128	16/2	12	94			
841-MK53DX256CLQ10	MK53DX256CLQ10	LQFP-144	100	256	64	16/2	12	94			

© Copyright 2014 Mouser Electronics

© Copyright 2014 Mouser Electronics

FREESCALE Microcontrollers

RoHS Compliant **This product is RoHS compliant.**

KINETIS SERIES ARM CORTEX-M4 MICROCONTROLLERS

Kinetis K60 - Ethernet Crypto MCUs

- Serial Interface Type: UART, SPI, I2C, I2S, CAN, USB, Ethernet
- Touch Sensing Interface
- Memory Protection Unit (MPU)
- Watchdog OSC/Timer
- Real-Time Clock
- Analog Comparator
- Supply Voltage: 1.71 to 3.6V
- Core Operating Freq. Max: 100MHz
- D/A Converter: 12-bits

For quantities greater than listed, call for quote.

MOUSER STOCK NO.	Mfr. Part No.	Package	Internal Flash (KB)	Internal RAM (KB)	A/D Converter (bits/ channels)	I/O Pins	Price Each 1	25	100
841—MK60DN512ZVLQ10		LQFP-144	512	128	16/44	100			
841—MK60DN512ZVMD10		MAP-144	512	128	16/44	100			
841—MK60DX256ZVLL10		LQFP-100	512	64	16/35	66			
841—MK60DX256ZVLQ10		LQFP-144	512	64	16/44	100			
841—MK60DN256ZVLL10		LQFP-100	256	64	16/2	66			
841—MK60DN256ZVLQ10		LQFP-144	256	64	16/2	100			
841—MK60DN512VLQ10		LQFP-144	512	128	16/2	100			
841—MK60DN512VMD10		MAPBGA-144	512	128	16/2	100			
841—MK60DN512ZVLL10		LQFP-100	512	128	16/2	66			
841—MK60DX256VLQ10		LQFP-144	256	64	16/2	100			

Freescale's Flexis Series Microcontrollers provide the industry's first roadmap for 8- and 32-bit compatible architectures. From the S08 controllers to the full-featured ColdFire® devices,the Flexis Series is a range of compatible MCUs sharing tools and peripherals to ease your design process and accelerate your time to market. This means that you can move from one device to the next compatible device, from the low end to the high end.

FLEXIS AC FAMILY - S08AC 8-BIT LARGE APPLIANCE/INDUSTRIAL MCUS

For quantities greater than listed, call for quote.

MOUSER STOCK NO.	Freescale Part No.	Package	Internal Flash (Bytes)	Internal RAM (Bytes)	Serial Interface Type	Bus Freq. (MHz)	Timer Channels	Supply Voltage (Max.)	I/O Pins	ADC	Price Each 1	25	100
841-MC9S08AC8CFGE	MC9S08AC8CFGE	LQFP-44	8K	700	I2C, SCI, SPI	20	4, 2, 2	5.5	34	8-ch./10-bit			
841-MC9S08AC8CFJE	MC9S08AC8CFJE	LQFP-32	8K	700	I2C, SCI, SPI	20	2, 2	5.5	22	6-ch./10-bit			
841-MC9S08AC16CFDE	MC9S08AC16CFDE	QFN-48-EP	16K	1000	I2C, SCI, SPI	20	4, 2	5.5	38	8-ch./10-bit			
841-MC9S08AC16CFGE	MC9S08AC16CFGE	LQFP-44	16K	1000	I2C, SCI, SPI	20	4, 2, 2	5.5	34	8-ch./10-bit			
841-MC9S08AC16CFJE	MC9S08AC16CFJE	LQFP-32	16K	1000	I2C, SCI, SPI	20	2	5.5	22	6-ch./10-bit			
841-MC9S08AC16MFGE	MC9S08AC16MFGE	LQFP-44	16K	1000	I2C, SCI, SPI	20	4, 2, 2	5.5	34	8-ch./10-bit			
841-MC9S08AC32CFDE	MC9S08AC32CFDE	QFN-48-EP	32000	2000	I2C, SCI, SPI	20	4, 2, 2	5.5	38	8-ch./10-bit			
841-MC9S08AC32CFGE	MC9S08AC32CFGE	LQFP-44	32000	2000	I2C, SCI, SPI	20	4, 2, 2	5.5	34	8-ch./10-bit			
841-MC9S08AC32CFJE	MC9S08AC32CFJE	LQFP-32	32000	2000	I2C, SCI, SPI	20	2, 2	5.5	22	6-ch./10-bit			
841-MC9S08AC32CFUE	MC9S08AC32CFUE	QFP-64	32000	2000	I2C, SCI, SPI	20	6, 2	5.5	54	16-ch./10-bit			
841-MC9S08AC32CPUE	MC9S08AC32CPUE	LQFP-64	32000	2000	I2C, SCI, SPI	20	6, 2, 2	5.5	54	16-ch./10-bit			
841-MC9S08AC48CFDE	MC9S08AC48CFDE	QFN-48-EP	48K	2K	I2C, SCI, SPI	20	4, 2, 2	5.5	38	8-ch./10-bit			
841-MC9S08AC48CFGE	MC9S08AC48CFGE	LQFP-44	48K	2K	I2C, SCI, SPI	20	4, 2, 2	5.5	34	8-ch./10-bit			
841-MC9S08AC48CFJE	MC9S08AC48CFJE	LQFP-32	48000	2000	I2C, SCI, SPI	20	2, 2	5.5	22	6-ch./10-bit			
841-MC9S08AC48CPUE	MC9S08AC48CPUE	LQFP-64	48000	2000	I2C, SCI, SPI	20	6, 2, 2	5.5	54	16-ch./10-bit			
841-MC9S08AC60CFDE	MC9S08AC60CFDE	QFN-48-EP	60000	2000	I2C, SCI, SPI	20	4, 2, 2	5.5	38	8-ch./10-bit			
841-MC9S08AC60CFGE	MC9S08AC60CFGE	LQFP-44	60000	2000	I2C, SCI, SPI	20	4, 2, 2	5.5	34	8-ch./10-bit			
841-MC9S08AC60CFJE	MC9S08AC60CFJE	LQFP-32	60000	2000	I2C, SCI, SPI	20	2, 2	5.5	22	6-ch./10-bit			
841-MC9S08AC60CFUE	MC9S08AC60CFUE	QFP-64	60000	2000	I2C, SCI, SPI	20	6, 2, 2	5.5	54	16-ch./10-bit			
841-MC9S08AC60CPUE	MC9S08AC60CPUE	LQFP-64	60000	2000	I2C, SCI, SPI	20	6, 2, 2	5.5	54	16-ch./10-bit			
841-MC9S08AC60MPUE	MC9S08AC60MPUE	LQFP-64	60K	2K	I2C, SCI, SPI	20	6, 2, 2	5.5	54	16-ch./10-bit			
841-MC9S08AC96CFGE	MC9S08AC96CFGE	LQFP-44	96K	6K	I2C, SCI, SPI	20	-	5	38	8-ch./10-bit			
841-MC9S08AC96CFUE	MC9S08AC96CFUE	QFP-64	96K	6K	I2C, SCI, SPI	20	-	5	54	16-ch./10-bit			
841-MC9S08AC96CLKE	MC9S08AC96CLKE	LQFP-80	96K	6K	I2C, SCI, SPI	20	-	5	70	16-ch./10-bit			
841-MC9S08AC128CFGE	MC9S08AC128CFGE	LQFP-44	128000	8000	I2C, SCI, SPI	20	6, 6, 2	5	34	16-ch./10-bit			
841-MC9S08AC128CFUE	MC9S08AC128CFUE	QFP-64	128000	8000	I2C, SCI, SPI	20	6, 6, 2	5	54	16-ch./10-bit			
841-MC9S08AC128CLKE	MC9S08AC128CLKE	LQFP-80	128000	8000	I2C, SCI, SPI	20	6, 6, 2	5	69	16-ch./10-bit			

FLEXIS AG FAMILY - MCF51AG 32-BIT V1 COLDFIRE® MCUS

For quantities greater than listed, call for quote.

841-MCF51AG128CLF	MCF51AG128CLF	LQFP-48	128K	16K	SCI, SPI	25	14	5.5	39	12-ch./12-bit			
841-MCF51AG128CLH	MCF51AG128CLH	LQFP-64	128K	16K	I2C, SCI, SPI	25	14	5.5	53	19-ch./12-bit			
841-MCF51AG128CLK	MCF51AG128CLK	LQFP-80	128K	16K	I2C, SCI, SPI	25	14	5.5	69	24-ch./12-bit			
841-MCF51AG128CQH	MCF51AG128CQH	QFP-64	128K	16K	I2C, SCI, SPI	25	14	5.5	53	19-ch./12-bit			
841-MCF51AG128VLF	MCF51AG128VLF	LQFP-48	128K	16K	-	25	-	5.5	39	-			
841-MCF51AG128VLH	MCF51AG128VLH	LQFP-64	128K	16K	I2C, SCI, SPI	25	14	5.5	53	19-ch./12-bit			
841-MCF51AG128VLK	MCF51AG128VLK	LQFP-80	128K	16K	I2C, SCI, SPI	25	14	5.5	69	24-ch./12-bit			
841-MCF51AG128VQH	MCF51AG128VQH	QFP-64	128K	16K	I2C, SCI, SPI	25	14	5.5	53	19-ch./12-bit			
841-MCF51AG96CLF	MCF51AG96CLF	QLFP-48	96K	16K	-	25	-	5.5	39	-			
841-MCF51AG96CLH	MCF51AG96CLH	LQFP-64	96K	16K	I2C, SCI, SPI	25	14	5.5	53	19-ch./12-bit			
841-MCF51AG96CLK	MCF51AG96CLK	LQFP-80	96K	16K	I2C, SCI, SPI	25	14	5.5	69	19-ch./12-bit			
841-MCF51AG96CQH	MCF51AG96CQH	QFP-64	96K	16K	I2C, SCI, SPI	25	14	5.5	53	19-ch./12-bit			
841-MCF51AG96VLF	MCF51AG96VLF	LQFP-48	96K	16K	-	25	-	5.5	39	-			
841-MCF51AG96VLH	MCF51AG96VLH	LQFP-64	96K	16K	I2C, SCI, SPI	25	14	5.5	53	19-ch./12-bit			
841-MCF51AG96VLK	MCF51AG96VLK	LQFP-80	96K	16K	I2C, SCI, SPI	25	14	5.5	69	24-ch./12-bit			
841-MCF51AG96VQH	MCF51AG96VQH	QFP-64	96K	16K	I2C, SCI, SPI	25	14	5.5	53	19-ch./12-bit			

FLEXIS JE FAMILY

For quantities greater than listed, call for quote.

MCF51JE 32-Bit V1 Coldfire® USB MCUs													
841-MCF51JE128CLK	MCF51JE128CLK	LQFP-80	128K	32K	SPI, SCI, I2C, USB	25	8	3.6	47	12-ch./12-bit			
841-MCF51JE256CML	MCF51JE256CML	MAPBGA-104	256K	32K	SPI, SCI, 12C	25	8	3.6	69	12-ch./12-bit			
S08JE 8-Bit USB MCUs													
841-MC9S08JE128CLH	MC9S08JE128CLH	LQFP-64	128	12	SCI, SPI, I2C	20	6	3.8	33	12-ch./12-bit			
841-MC9S08JE128CLK	MC9S08JE128CLK	LQFP-80	128	12	SCI, SPI, I2C	20	8	3.8	46	12-ch./12-bit			

FLEXIS JM FAMILY

The S08JM family extends Freescale's 8-bit embedded USB controller family with up to 60K-bytes of Flash memory, a full speed USB 2.0 device controller and a 12-channel, 12-bit analog-to-digital converter. The S08 JM family also has several system protection features, such as low voltage detect and a Computer Operating Properly (COP) module. The S08JM family devices, are supported by the Freescale USB-LITE Stack by CMX, providing a direct migration path to high performing USB microcontrollers.

For quantities greater than listed, call for quote.

S08JM 8-Bit USB MCUs													
841-MC9S08JM8CGT	MC9S08JM8CGT	QFN-48-EP	8K	1K	SPI, I2C, SCI, USB	24	4, 2	5.5	37	8-ch/12-bit			
841-MC9S08JM8CLC	MC9S08JM8CLC	LQFP-32	8K	1K	SPI, I2C, SCI, USB	24	2	5.5	21	4-ch./12-bit			
841-MC9S08JM8CLD	MC9S08JM8CLD	LQFP-44	8K	1K	SPI, I2C, SCI, USB	24	4, 2	5.5	33	8-ch./12-bit			
841-MC9S08JM16CGT	MC9S08JM16CGT	QFN-48-EP	16K	1K	SCI, SPI, I2C, USB	24	4, 2	5.5	37	8-ch./12-bit			
841-MC9S08JM16CLC	MC9S08JM16CLC	LQFP-32	16K	1K	SPI, I2C, SCI, USB	24	2	5.5	21	4-ch./12-bit			
841-MC9S08JM16CLD	MC9S08JM16CLD	LQFP-44	16K	1K	SPI, I2C, SCI, USB	24	4, 2	5.5	33	8-ch./12-bit			
841-MC9S08JM32CGT	MC9S08JM32CGT	QFN-48	32768	3K	SPI,I2C,SCI, USB 2.0	24	4, 2	5.5	37	12-ch./12-bit			
841-MC9S08JM32CLD	MC9S08JM32CLD	LQFP-44	32768	3K	SPI,I2C,SCI, USB 2.0	24	4, 2	5.5	33	12-ch./12-bit			
841-MC9S08JM32CLH	MC9S08JM32CLH	LQFP-64	32768	3K	SPI,I2C,SCI, USB 2.0	24	6, 2	5.5	51	12-ch./12-bit			
841-MC9S08JM32CQH	MC9S08JM32CQH	QFP-64	32768	3K	SPI,I2C,SCI, USB 2.0	24	6, 2	5.5	51	12-ch./12-bit			
841-MC9S08JM60CGT	MC9S08JM60CGT	QFN-48	60912	4K	SPI,I2C,SCI, USB 2.0	24	4, 2	5.5	37	12-ch./12-bit			
841-MC9S08JM60CLD	MC9S08JM60CLD	LQFP-44	60912	4K	SPI,I2C,SCI, USB 2.0	24	4, 2	5.5	33	12-ch./12-bit			
841-MC9S08JM60CLH	MC9S08JM60CLH	LQFP-64	60912	4K	SPI,I2C,SCI, USB 2.0	24	6, 2	5.5	51	12-ch./12-bit			
841-MC9S08JM60CQH	MC9S08JM60CQH	QFP-64	60912	4K	SPI,I2C,SCI, USB 2.0	24	6, 2	5.5	51	12-ch./12-bit			
MCF51JM 32-Bit V1 Coldfire® USB MCUs													
841-MCF51JM32VLD	MCF51JM32VLD	LQFP-44	32K	16K	SCI,SPI,I2C,USB	25	4, 2	5.5	33	12-ch./12-bit			
841-MCF51JM64VLD	MCF51JM64VLD	LQFP-44	64000	8000	SCI,SPI,I2C,USB,CAN	24	4, 2	5.5	33	8-ch./12-bit			
841-MCF51JM64VLH	MCF51JM64VLH	LQFP-64	64000	8000	SCI,SPI,I2C,USB,CAN	24	6, 2	5.5	51	12-ch./12-bit			
841-MCF51JM64VLK	MCF51JM64VLK	LQFP-80	64000	8000	SCI,SPI,I2C,USB,CAN	24	6, 2	5.5	66	12-ch./12-bit			
841-MCF51JM64VQH	MCF51JM64VQH	QFP-64	64000	8000	SCI,SPI,I2C,USB,CAN	24	6, 2	5.5	51	12-ch./12-bit			
841-MCF51JM128EVLK	MCF51JM128EVLK	LQFP-80	128000	16000	SCI,SPI,I2C,USB,CAN	24	6, 2	5.5	66	12-ch./12-bit			
841-MCF51JM128VLD	MCF51JM128VLD	LQFP-44	128000	16000	SCI,SPI,I2C,USB,CAN	24	4, 2	5.5	33	8-ch./12-bit			
841-MCF51JM128VLH	MCF51JM128VLH	LQFP-64	128000	16000	SCI,SPI,I2C,USB,CAN	24	6, 2	5.5	51	12-ch./12-bit			
841-MCF51JM128VLK	MCF51JM128VLK	LQFP-80	128000	16000	SCI,SPI,I2C,USB,CAN	24	6, 2	5.5	66	12-ch./12-bit			
841-MCF51JM128VQH	MCF51JM128VQH	QFP-64	128000	16000	SCI,SPI,I2C,USB,CAN	24	6, 2	5.5	51	12-ch./12-bit			

© Copyright 2014 Mouser Electronics
© Copyright 2014 Mouser Electronics

FREESCALE Kinetis Series, Flexis™ and 8-Bit MCUs

RoHS Compliant This product is RoHS compliant.

FLEXIS MM FAMILY

RoHS Compliant

For quantities greater than listed, call for quote.

MOUSER STOCK NO.	Freescale Part No.	Package	Internal Flash (Bytes)	Internal RAM (Bytes)	Serial Interface Type	Bus Freq. (MHz)	Timer Channels	Supply Voltage (Max.)	I/O Pins	ADC	Price Each 1	25	100
S08 8-Bit USB MCUs													
841-MC9S08MM128CLH	MC9S08MM128CLH	LQFP-64	128K	12	SCI, SPI, I2C, USB	20	6	3.6	33	12bit/9-ch			
841-MC9S08MM128CLK	MC9S08MM128CLK	LQFP-80	128K	12	SCI, SPI, I2C, USB	20	8	3.6	46	12bit/12-ch			
841-MC9S08MM32ACLH	MC9S08MM32ACLH	LQFP-64	32K	2	SCI, SPI, I2C	20	6	3.6	33	12bit/9-ch			
841-MC9S08MM32CLH	MC9S08MM32CLH	LQFP-64	32K	4	SCI, SPI, I2C, USB	20	6	3.6	33	12bit/9-ch			
841-MC9S08MM64CLH	MC9S08MM64CLH	LQFP-64	64K	12	SCI, SPI, I2C, USB	20	6	3.6	33	12bit/9-ch			
MCF51MM 32-Bit USB MCUs													
841-MCF51MM128CLK	MCF51MM128CLK	LQFP-80	128K	32K	SCI, SPI, I2C, USB	20	8	3.6	47	12bit/12-ch			
841-MCF51MM256CML	MCF51MM256CML	PBGA-B104	256K	32K	SCI, SPI, I2C, USB	20	8	3.6	69	12bit/12-ch			

FLEXIS QE FAMILY

The Flexis QE series hosts Freescale's new ultra-low-power technology that reduces power consumption while meeting your target performance needs. The Flexis devices also share common sets of peripherals and development tools to deliver the ultimate in migration flexibility. The MC9S08QE128 (8-bit) and MCF51QE128 (32-bit) devices are available to maximize your performance while minimizing your power and allowing easy migration and development. The QE family, comprised of a pin-compatible 8-bit and 32-bit device duo, is the first family in the Flexis series.

RoHS Compliant

For quantities greater than listed, call for quote.

MOUSER STOCK NO. Mfr.	Mfr. Part No.	Package	Internal Flash (Bytes)	Internal RAM (Bytes)	Serial Interface Type	Bus Freq.(MHz)	Timer Channels	Supply Voltage (Max.)	I/O Pins	ADC	Price Each 1	25	100
S08QE 8-Bit Low Power MCUs													
841	MC9S08QE4CTG	TSSOP-16	4000	256	SCI, I2C, SPI	10	2	1.8 to 3.6	12	10-bit/8-ch			
841	MC9S08QE4CWJ	SOIC-20W	4000	256	SCI, I2C, SPI	10	3	1.8 to 3.6	16	12-bit/10-ch			
841	MC9S08QE8CLC	32-LQFP	8K	512	SCI, I2C, SPI	10	3, 3	3.6	26	12-bit/10-ch			
841	MC9S08QE8CWJ	20-SOIC	8K	512	SCI, I2C, SPI	10	3, 3	3.6	16	12-bit/10-ch			
841	MC9S08QE8CTG	16-TSSOP	8K	512	SCI, I2C, SPI	10	2, 2	3.6	12	10-bit/8-ch			
841	MC9S08QE8CPG	16-PDIP	8K	512	SCI, I2C, SPI	10	2, 2	3.6	12	10-bit/8-ch			
841	MC9S08QE16CLD	LQFP-44	16K	1K	SPI, SCI, I2C	25	3, 6	3.6	34	12-bit/10-ch			
841	MC9S08QE64CLC	LQFP-32	64K	4K	SPI, SCI, I2C	25	3, 6	3.6	26	12-bit/10-ch			
841	MC9S08QE64CLH	LQFP-64	64K	4K	SCI, I2C, SPI	20, 50	3, 3, 6	3.6	54	12-bit/22-ch			
841	MC9S08QE128CLH	LQFP-64	128K	8K	SCI, I2C, SPI	20, 50	3, 3, 6	3.6	54	12-bit/22-ch			
841	MC9S08QE128CLK	LQFP-80	128K	8K	SCI, I2C, SPI	20, 50	3, 3, 6	3.6	70	12-bit/24-ch			
MCF51QE 32-Bit Low Power MCUs													
841	MCF51QE128CLK	LQFP-80	128K	8K	SCI, I2C, SPI	20, 50	3, 3, 6	3.6	70	12-bit/24-ch			
841	MCF51QE128CLH	LQFP-64	128K	8K	SCI, I2C, SPI	20, 50	3, 3, 6	3.6	54	12-bit/20-ch			
841	MCF51QE32LH	LQFP-64	32K	8K	SCI, I2C, SPI	20, 50	3, 3, 6	3.6	54	12-bit/20-ch			
841	MCF51QE32CLH	LQFP-64	32K	8K	SCI, I2C, SPI	20, 50	3, 3, 6	3.6	54	12-bit/20-ch			

RS08 - REDUCED INSTRUCTION SET S08 CORE MICROCONTROLLERS

The RS08 core is a reduced version of the S08 central processing unit (CPU) that has been specifically designed for small pin-count devices with under 16KB memory. Thirty percent smaller than the S08 CPU, it is more efficient and cost-effective for simple electro-mechanical devices that are migrating to fully solid-state electronic operation or portable devices that have evolved into smaller or even disposable versions.

RoHS Compliant

♦ **Surface Mount Device**

For quantities greater than listed, call for quote.

MOUSER STOCK NO. Mfr.	Mfr. Part No.	Development Kit Part No.	Package	Internal RAM (Byte)	Internal FLASH (Byte)	Timer Channels	Bus Frequency (MHz)	Supply Current (Max.)	I/O Pins	Operating Temperature	Price Each 1	25	100
♦ 841	MC9RS08KA1CDB	DEMO9RS08KA2	QFN-D-6	63	1K	1	10	5600mA	2	-40°C to 85°C			
841	MC9RS08KA1CPC	DEMO9RS08KA2	PDIP-8	63	1K	1	10	5600mA	4	-40°C to 85°C			
♦ 841	MC9RS08KA1CSC	DEMO9RS08KA2	SOIC-8	63	1K	1	10	5600mA	4	-40°C to 85°C			
♦ 841	MC9RS08KA2CDB	DEMO9RS08KA2	QFN-D-6	63	2K	1	10	5600mA	2	-40°C to 85°C			
841	MC9RS08KA2CPC	DEMO9RS08KA2	PDIP-8	63	2K	1	10	5600mA	4	-40°C to 85°C			
♦ 841	MC9RS08KA2CSC	DEMO9RS08KA2	SOIC-8	63	2K	1	10	5600mA	4	-40°C to 85°C			
841	MC9RS08KA4CPG	DEMO9RS08KA8	PDIP-16	126	4000	2	10	-	14	-40°C to 85°C			
841	MC9RS08KA4CPJ	DEMO9RS08KA8	PDIP-20	126	4000	2	10	-	18	-40°C to 85°C			
841	MC9RS08KA4CTG	DEMO9RS08KA8	TSSOP-16	128	4K	1, 2	10	5mA	14	-40°C to 85°C			
♦ 841	MC9RS08KA4CWG	DEMO9RS08KA8	SOIC-16W	126	4000	2	10	-	14	-40°C to 85°C			
♦ 841	MC9RS08KA4CWJ	DEMO9RS08KA8	SOIC-20W	126	4000	2	10	-	18	-40°C to 85°C			
841	MC9RS08KA8CPG	DEMO9RS08KA8	PDIP-16	254	8000	2	10	-	14	-40°C to 85°C			
841	MC9RS08KA8CPJ	DEMO9RS08KA8	PDIP-20	254	8000	2	10	-	18	-40°C to 85°C			
♦ 841	MC9RS08KA8CWG	DEMO9RS08KA8	SOIC-16W	254	8000	2	10	-	14	-40°C to 85°C			
♦ 841	MC9RS08KA8CWJ	DEMO9RS08KA8	SOIC-20W	254	8000	2	10	-	18	-40°C to 85°C			

HCS08 - CORE MICROCONTROLLERS

High-performance and low power, the HCS08 does not sacrifice performance to provide low power 1.8V operation.
HCS08 Features - Multiple power management modes, including a 20 nanoamp (nA) power-down mode

- A zero-component auto-wakeup from "stop" to help reduce costs and reduce power to 0.7 microamp (μA) - Up to 40MHz CPU/20MHz bus at 2.1V and 16MHz CPU/8MHz bus at 1.8V
- A programmable internal clock generator with temperature and voltage compensation (typical drift < 2%) designed for reliable communications, fast start up and reduced system cost
- In-application reprogramming and data storage via third-generation 0.25μ flash technology
- High integration including four serial communication ports, up to 8 timer/PWMs, and an 8-channel 10-bit analog-to-digital converter specified down to 1.8V

RoHS Compliant

S08AW Family - General Purpose 5-Volt Automotive/Industrial ♦ **Surface Mount Device**

For quantities greater than listed, call for quote.

MOUSER STOCK NO. Mfr.	Mfr. Part No.	Development Kit Part No.	Package	Internal RAM (Byte)	Internal FLASH (Byte)	Serial Interface Type	Timer Channels	Bus. Freq. (MHz)	Supply Voltage (V)(Max.)	I/O Pins	ADC	Price Each 1	25	100
♦ 841	MC9S08AW16CFGE	DEMO9S08AW60E	LQFP-44	1K	16K	I2C, SCI, SPI	4, 2	20	5.5	34	10-bit/8-ch			
♦ 841	MC9S08AW16MFUE	DEMO9S08AW60E	QFP-64	1000	16000	SPI, SCI, I2C	4, 2	20	5.5	54	10-bit/16-ch			
♦ 841	MC9S08AW32CFDE	DEMO9S08AW60E	QFN-48	2K	32K	I2C, SCI, SPI	4, 2	20	5.5	38	10-bit/12-ch			
♦ 841	MC9S08AW32CFGE	DEMO9S08AW60E	LQFP-44	2K	32K	I2C, SCI, SPI	4, 2	20	5.5	34	10-bit/8-ch			
♦ 841	MC9S08AW32CFUE	DEMO9S08AW60E	QFP-64	2K	32K	I2C, SCI, SPI	4, 2	20	5.5	54	10-bit/16-ch			
♦ 841	MC9S08AW32CPUE	DEMO9S08AW60E	LQFP-64	2K	32K	I2C, SCI, SPI	4, 2	20	5.5	54	10-bit/16-ch			
♦ 841	MC9S08AW32MFGE	DEMO9S08AW60E	LQFP-44	2K	32K	SPI, SCI, I2C	4, 2	20	5.5	34	10-bit/8-ch			
♦ 841	MC9S08AW32VFGE	DEMO9S08AW60E	LQFP-44	32K	2K	I2C, SCI, SPI	4, 2	20	5.5	34	10-bit/8-ch			
♦ 841	MC9S08AW48CFUE	DEMO9S08AW60E	QFP-64	2K	48K	I2C, SCI, SPI	6, 2	20	5.5	54	10-bit/16-ch			
♦ 841	MC9S08AW48CPUE	DEMO9S08AW60E	LQFP-64	2K	49152	I2C, SCI, SPI	6, 2	20	5.5	54	10-bit/8-ch			
♦ 841	MC9S08AW60CFDE	DEMO9S08AW60E	QFN-48	2048	60K	I2C, SCI, SPI	6, 2	20	5.5	38	10-bit/12-ch			
♦ 841	MC9S08AW60CFGE	DEMO9S08AW60E	LQFP-44	2K	60K	I2C, SCI, SPI	6, 2	20	5.5	34	10-bit/8-ch			
♦ 841	MC9S08AW60CFUE	DEMO9S08AW60E	QFP-64	2K	60K	I2C, SCI, SPI	6, 2	20	5.5	54	10-bit/16-ch			
♦ 841	MC9S08AW60CPUE	DEMO9S08AW60E	LQFP-64	2K	60K	I2C, SCI, SPI	6, 2	20	5.5	54	10-bit/16-ch			

© Copyright 2014 Mouser Electronics

© Copyright 2014 Mouser Electronics

HCS08 CORE MICROCONTROLLERS (CONT.)

S08DN 8-Bit MCUs with LIN Master

For quantities greater than listed, call for quote.

MOUSER STOCK NO. Mfr.	Mfr. Part No.	Development Kit Part No.	Package	Internal RAM (Byte)	Internal FLASH (Byte)	Serial Interface Type	Timer Channels	Bus. Freq. (MHz)	Supply Voltage (V)(Max.)	I/O Pins	ADC	Price Each 1	25	100
◆ 841	MC9S08DN16AMLC	DEMO9S08DZ60	LQFP-32	1K	16K	I2C, SCI, SPI	4,2	20	5.5	26	12-bit/10-ch			
◆ 841	MC9S08DN32ACLF	DEMO9S08DZ60	LQFP-48	1.5K	32K	I2C, SCI, SPI	6,2	20	5.5	40	12-bit/16-ch			
◆ 841	MC9S08DN32ACLH	DEMO9S08DZ60	LQFP-64	1.5K	32K	I2C, SCI, SPI	6,2	20	5.5	53	12-bit/16-ch			
◆ 841	MC9S08DN60ACLH	DEMO9S08AW60E	LQFP-64	2K	60K	I2C, SCI, SPI	6, 2	20	5.5	53	12-bit/16-ch			
◆ 841	MC9S08DN60AMLH	DEMO9S08DZ60	LQFP-64	2K	60K	I2C, SCI, SPI	6,2	20	5.5	53	12-bit/16-ch			

S08QD Family - High Performance 5-Volt with 10-Bit AD

For quantities greater than listed, call for quote.

MOUSER STOCK NO. Mfr.	Mfr. Part No.	Development Kit Part No.	Package	Internal RAM (Byte)	Internal FLASH (Byte)	Timer Channels	Bus Freq. (MHz)	Supply Voltage (V) (Max.)	I/O Pins	ADC	Price Each 1	25	100
841	MC9S08QD2CSC	DEMO9S08QD4	SOIC-8	128	2000	1, 2	8	5.5	-	12-bit/8-ch			
841	MC9S08QD2CPC	DEMO9S08QD4	PDIP-8	128	2000	1, 2	8	5.5	-	10-bit/4-ch			
841	MC9S08QD2MPC	DEMO9S08QD4	PDIP-8	128	2000	1, 2	8	5.5	6	10-bit/4-ch			
841	MC9S08QD2MSC	DEMO9S08QD4	SOIC-8	128	2000	1, 2	8	5.5	6	10-bit/4-ch			
841	MC9S08QD2VSC	DEMO9S08QD4	SOIC-8	128	2000	1, 2	8	5.5	6	10-bit/4-ch			
841	MC9S08QD4CPC	DEMO9S08QD4	PDIP-8	256	4K	1, 2	8	5.5	4	10-bit/4-ch			
841	MC9S08QD4CSC	DEMO9S08QD4	SOIC-8	256	4K	1, 2	8	5.5	4	10-bit/4-ch			
841	MC9S08QD4MPC	DEMO9S08QD4	PDIP-8	256	4K	1, 2	8	5.5	6	10-bit/4-ch			
841	MC9S08QD4MSC	DEMO9S08QD4	SOIC-8	256	4K	1, 2	8	5.5	6	10-bit/4-ch			
841	MC9S08QD4VPC	DEMO9S08QD4	PDIP-8	256	4K	2, 1	8	5.5	4	10-bit/4-ch			
841	MC9S08QD4VSC	DEMO9S08QD4	SOIC-8	256	4K	1, 2	8	5.5	4	16-bit/4-ch			

S08QG Family - High Performance 1.8 to 3.3-Volt up to 8K Flash

For quantities greater than listed, call for quote.

MOUSER STOCK NO. Mfr.	Mfr. Part No.	Development Kit Part No.	Package	Internal RAM (Byte)	Internal FLASH (Byte)	Serial Interface Type	Timer Channels	Bus Freq. (MHz)	Supply Voltage (V) (Max.)	I/O Pinsv	ADC	Price Each 1	25	100
841	MC9S08QG4CDNE	DEMO9S08QG8E	SOIC-8	256	4K	I2C, SCI, SPI	1, 1	10	3.6	4	10-bit/4-ch			
841	MC9S08QG4CDTE	DEMO9S08QG8E	TSSOP-16	256	4K	I2C, SCI, SPI	1, 1	10	3.6	12	10-bit/8-ch			
841	MC9S08QG4CFFE	DEMO9S08QG8E	QFN-16	256	4K	I2C, SCI, SPI	1, 2	10	3.6	12	10-bit/8-ch			
841	MC9S08QG4CFQE	DEMO9S08QG8E	QFN-D-8	256	4K	I2C, SCI, SPI	1, 2	10	3.6	4	10-bit/4-ch			
841	MC9S08QG4CPAE	DEMO9S08QG8E	PDIP-8	256	4K	I2C, SCI, SPI	1, 2	10	3.6	4	10-bit/4-ch			
841	MC9S08QG8CDNE	DEMO9S08QG8E	SOIC-8	512	8K	I2C, SCI, SPI	1, 2	10	3.6	4	10-bit/4-ch			
841	MC9S08QG8CDTE	DEMO9S08QG8E	TSSOP-16	512	8K	I2C, SCI, SPI	1, 2	10	3.6	12	10-bit/8-ch			
841	MC9S08QG8CFFE	DEMO9S08QG8E	QFN 16	512	8K	I2C, SCI, SPI	1, 2	10	3.6	12	10-bit/8-ch			
841	MC9S08QG8CFQE	DEMO9S08QG8E	QFN-D-8	512	8K	I2C, SCI, SPI	1, 2	10	3.6	4	10-bit/4-ch			
841	MC9S08QG8CPBE	DEMO9S08QG8E	PDIP-16	513	8K	I2C, SCI, SPI	1, 2	10	3.6	12	10-bit/8-ch			

S08R 8-bit MCU Family

For quantities greater than listed, call for quote.

MOUSER STOCK NO. Mfr.	Mfr. Part No.	Development Kit Part No.	Package	Internal RAM (Byte)	Internal FLASH (Byte)	Timer Channels	Bus Freq. (MHz)	Supply Voltage (V) (Max.)	I/O Pins	Operating Temperature	Price Each 1	25	100
841	MC9S08RG32FGE	DEMO9S08RG60E	LQFP-44	2000	32000	2	8	3.6	39	-40°C to 85°C			

S08SE Family - General Purpose Industrial and Consumer Appliance Applications in the 3V-5V Range

For quantities greater than listed, call for quote.

MOUSER STOCK NO. Mfr.	Mfr. Part No.	Development Kit Part No.	Package	Internal RAM (Byte)	Internal FLASH (Byte)	Serial Interface Type	Timer Channels	Bus Freq. (MHz)	Supply Voltage (V) (Max.)	I/O Pins	Core Operating Freq. (Max) (MHz)	ADC	Price Each 1	25	100
841	MC9S08SE4CRL	DEMO9S08SE8	PDIP-28	4	256	SCI	2,1	10	5.5	24	20	10-bit/10-ch			
841	MC9S08SE4CTG	DEMO9S08SE8	TSSOP-16	4	256	SCI	2,1	10	5.5	14	20	10-bit/10-ch			
841	MC9S08SE4CWL	DEMO9S08SE8	SOIC-28W	4	256	SCI	2,1	10	5.5	24	20	10-bit/10-ch			
841	MC9S08SE8CRL	DEMO9S08SE8	PDIP-28	8	512	SCI	2,1	10	5.5	24	20	10-bit/10-ch			
841	MC9S08SE8CTG	DEMO9S08SE8	TSSOP-16	8	512	SCI	2,1	10	5.5	14	20	10-bit/10-ch			
841	MC9S08SE8CWL	DEMO9S08SE8	SOIC-28W	8	512	SCI	2,1	10	5.5	24	20	10-bit/10-ch			

S08SH 5-Volt 8-Bit MCUs with SCI, SPI, ADC and Analog Comparators

The S08SH family offers a new low-end option for applications in the 5 volt range

For quantities greater than listed, call for quote.

MOUSER STOCK NO. Mfr.	Mfr. Part No.	Development Kit Part No.	Package	Internal RAM (Byte)	Internal FLASH (Byte)	Serial Interface Type	Timer Channels	Bus Freq. (MHz)	Supply Voltage (V) (Max.)	I/O Pinsv	ADC	Price Each 1	25	100
841	MC9S08SH4CPJ	DEMO9S08SH8	PDIP-20	256	4K	SPI, I2C, SCI	1,2	20	5.5	17	10-bit/12-ch			
841	MC9S08SH4CSC	DEMO9S08SH8	SOIC-8	256	4K	I2C	1,2	20	5.5	5	10-bit/12-ch			
841	MC9S08SH4CTG	DEMO9S08SH8	TSSOP-16	256	4K	SPI, I2C, SCI	1,2	20	5.5	13	10-bit/12-ch			
841	MC9S08SH4CTJ	DEMO9S08SH8	TSSOP-20	256	4K	SPI, I2C, SCI	1,2	20	5.5	17	10-bit/12-ch			
841	MC9S08SH4CWJ	DEMO9S08SH	SOIC-20W	256	4K	SPI,I2C,SCI	1,2	20	5.5	17	10-bit/12-ch			
841	MC9S08SH4MPJ	DEMO9S08SH8	PDIP-20	256	4K	SPI, I2C, SCI	1,1	20	5.5	17	10-bit/12-ch			
841	MC9S08SH4MSC	DEMO9S08SH8	SOIC-8	256	4K	I2C	1,1	20	5.5	4	10-bit/12-ch			
841	MC9S08SH4MTG	DEMO9S08SH8	TSSOP-16	256	4K	SPI, I2C, SCI	1,2	20	5.5	13	10-bit/12-ch			
841	MC9S08SH4MTJ	DEMO9S08SH8	TSSOP-20	256	4K	SPI, I2C, SCI	1,2	20	5.5	17	10-bit/12-ch			

© Copyright 2014 Mouser Electronics

© Copyright 2014 Mouser Electronics

FREESCALE 8-Bit Microcontrollers

RoHS Compliant This product is RoHS compliant.

HCS08 CORE MICROCONTROLLERS (CONT.)

S08GB/GT Family - General Purpose 1.8-Volt Automotive/Industrial

For quantities greater than listed, call for quote.

MOUSER STOCK NO. Mfr.	Mfr. Part No.	Development Kit Part No.	Package	Internal RAM (KByte)	Internal FLASH (KByte)	Serial Interface Type	Timer Channels	Bus Freq. (MHz)	Supply Voltage (V) (Max.)	I/O Pins	ADC	Price Each 1	25	100
841	MC9S08GT16ACFCE	M68DEMO908GB60E	QFN-32	2	16	IRSCI, SPI, I2C	4, 2	20	1.8	24	10-bit/8-ch			
841	MC9S08GT16ACFDE	M68DEMO908GB60E	QFN-48	2	16	IRSCI, SPI, I2C	4, 2	20	1.8	39	10-bit/4-ch			
841	MC9S08GT16AMFBE	M68DEMO908GB60E	QFP-44	2	16	IRSCI, SPI, I2C	4, 2	20	1.8	36	10-bit/8-ch			
841	MC9S08GT16AMFCE	M68DEMO908GB60E	QFN-32	2	16	IRSCI, SPI, I2C	4, 2	20	1.8	24	10-bit/8-ch			
841	MC9S08GT16AMFDE	M68DEMO908GB60E	QFN-48	2	16	IRSCI, SPI, I2C	4, 2	20	1.8	39	10-bit/4-ch			
841	MC9S08GT32ACFBE	M68DEMO908GB60E	QFP-44	2	32	I2C, SCI, SPI	2, 2	20	3.6	36	10-bit/8-ch			
841	MC9S08GT32ACFDE	M68DEMO908GB60E	QFN-48	2	32	I2C, SCI, SPI	2, 2	20	3.6	39	10-bit/8-ch			
841	MC9S08GT60ACFBE	M68DEMO908GB60E	QFP-44	4	60	I2C, SCI, SPI	2, 2	20	3.6	36	10-bit/8-ch			
841	MC9S08GT60ACFDE	M68DEMO908GB60E	QFN-48	4	60	I2C, SCI, SPI	3, 2	20	3.6	39	10-bit/8-ch			
841	MC9S08GB32ACFUE	M68DEMO908GB60E	LQFP-64	2	32	I2C, SCI, SPI	3, 5	20	3.6	56	10-bit/16-ch			
841	MC9S08GB60ACFUE	M68DEMO908GB60E	LQFP-64	4	60	I2C, SCI, SPI	3, 5	20	3.6	56	10-bit/8-ch			

S08JS Family - Full-Speed 2.0 USB Device Controller and Integrated USB Transceiver

The JS16 extends Freescale's entry-level 8-bit embedded USB controller family with up to 16KB of flash memory and a full-speed USB 2.0 device controller. The JS16 also has several features for system protection, such as low voltage detection and a Computer Operating Properly (COP) module. The JS16 device is ideal for a variety of industrial control applications and consumer devices, including PC peripherals and remote controls.

For quantities greater than listed, call for quote.

MOUSER STOCK NO. Mfr.	Mfr. Part No.	Development Kit Part No.	Package	Internal RAM (Byte)	Internal FLASH (KByte)	Serial Interface Type	Timer Channels	Bus Freq. (MHz)	Supply Voltage (V) (Max.)	I/O Pins	Price Each 1	25	100
841	MC9S08JS8CFK	DEMO9S08JS16	QFN-24-EP	512	16	SCI, SPI	2	24	5.5	14			
841	MC9S08JS16LCFK	DEMO9S08JS16	QFN-EP-24	512	16	SCI, SPI	1	24	5.5	14			
841	MC9S08JS8CWJ	DEMO9S08JS16	SOIC-20W	512	16	SCI, SPI	2	24	5.5	14			
841	MC9S08JS16CFK	DEMO9S08JS16	QFN-24-EP	512	16	SCI, SPI	2	24	5.5	14			
841	MC9S08JS16CWJ	DEMO9S08JS16	SOIC-20W	512	16	SCI, SPI	2	24	5.5	14			

S08LC Family - Integrated LCD Driver and Charge Pump

For quantities greater than listed, call for quote.

MOUSER STOCK NO. Mfr.	Mfr. Part No.	Development Kit Part No.	Package	Internal RAM (KByte)	Internal FLASH (KByte)	Serial Interface Type	Timer Channels	Bus Freq. (MHz)	Supply Voltage (V) (Max.)	I/O Pins	ADC	Price Each 1	25	100
841	MC9S08LC36LK	DEMO9S08LC60	LQFP-80	2.5	36	I2C, SCI, SPI	2	20	3.6	23	10-bit/8-ch			

S08LG Family - Integrated LCD Driver

For quantities greater than listed, call for quote.

MOUSER STOCK NO. Mfr.	Mfr. Part No.	Development Kit Part No.	Package	Internal RAM (KByte)	Internal FLASH (KByte)	Serial Interface Type	Timer Channels	Bus Freq. (MHz)	Supply Voltage (V) (Max.)	I/O Pins	ADC	Price Each 1	25	100
841	MC9S08LG16CLH	DEMO9S08LG32	LQFP-64	2	18	I2C, SCI, SPI	6, 2	20	5.5	53	12-bit/12-ch			
841	MC9S08LG16CLF	DEMO9S08LG32	LQFP-48	2	18	I2C, SCI, SPI	6, 2	20	5.5	39	12-bit/9-ch			
841	MC9S08LG32CLK	DEMO9S08LG32	LQFP-80	2	32	I2C, SCI, SPI	6, 2	20	5.5	69	12-bit/16-ch			
841	MC9S08LG32CLH	DEMO9S08LG32	LQFP-64	2	32	I2C, SCI, SPI	6, 2	20	5.5	53	12-bit/12-ch			
841	MC9S08LG32CLF	DEMO9S08LG32	LQFP-48	2	32	I2C, SCI, SPI	6, 2	20	5.5	39	12-bit/9-ch			

S08LL Ultra Low-Power MCU with Integrated LCD Driver

Freescale introduces the first S08 ultra-low-power MCU with LCD driver. The MC9S08LL16/8 helps you reach your target performance levels while minimizing power consumption in your design, demonstrating extreme energy efficiency for ultra-long operation in battery-powered applications.

For quantities greater than listed, call for quote.

MOUSER STOCK NO. Mfr.	Mfr. Part No.	Development Kit Part No.	Package	Internal RAM (KByte)	Internal FLASH (KByte)	Serial Interface Type	Timer Channels	Bus Freq. (MHz)	Supply Voltage (V) (Max.)	I/O Pins	ADC	Price Each 1	25	100
841	MC9S08LL8CGT	DEMO9S08LL16	QFN-48-EP	2	8	I2C, SCI, SPI	2	10	3.6	31	12-bit/8-ch			
841	MC9S08LL16CGT	DEMO9S08LL16	QFN-48-EP	2	16	I2C, SCI, SPI	2	10	3.6	31	12-bit/8-ch			
841	MC9S08LL36CLH	DEMO9S08LL16	LQFP-64	4	36	I2C, SCI, SPI	2	20	3.6	38	12-bit/10-ch			
841	MC9S08LL64CLH	DEMO9S08LL16	LQFP-64	4	64	I2C, SCI, SPI	2	20	3.6	38	12-bit/10-ch			
841	MC9S08LL64CLK	DEMO9S08LL16	LQFP-80	4	64	I2C, SCI, SPI	2	20	3.6	64	12-bit/10-ch			
841	MC9S08LL8CLF	DEMO9S08LL16	LQFP-48	2	8	I2C, SCI, SPI	2	10	3.6	31	12-bit/8-ch			
841	MC9S08LL16CLF	DEMO9S08LL16	LQFP-48	2	16	I2C, SCI, SPI	2	10	3.6	38	12-bit/8-ch			
841	MC9S08LL16CLH	DEMO9S08LL16	LQFP-64	2	16	I2C, SCI, SPI	2	10	3.6	38	12-bit/8-ch			

S08MP: 8-bit Motor Control Microcontrollers

For quantities greater than listed, call for quote.

MOUSER STOCK NO. Mfr.	Mfr. Part No.	Development Kit Part No.	Package	Internal RAM (KByte)	Internal FLASH (KByte)	Serial Interface Type	Timer Channels	Bus Freq. (MHz)	Supply Voltage (V) (Max.)	I/O Pins	ADC	Price Each 1	25	100
841	MC9S08MP16VLC	DEMO9S08MP16	LQFP-32	1	16	SCI	2, 6	25	5.5	25	12-bit/13-ch			
841	MC9S08MP16VLF	DEMO9S08MP16	LQFP-48	1	16	SCI	2, 6	25	5.5	40	12-bit/13-ch			
841	S9S08MP16E2MLF	DEMO9S08MP16	LPFP-48	1	16	SCI	2, 6	20	5.5	40	12-bit/13-ch			

S08QA Family - Low Cost, High-Performance 8-Bit MCUs

For quantities greater than listed, call for quote.

MOUSER STOCK NO. Mfr.	Mfr. Part No.	Package	Internal RAM (KByte)	Internal FLASH (KByte)	Timer Channels	Bus Freq. (MHz)	Supply Voltage (V) (Max.)	I/O Pins	ADC	Price Each 1	25	100
841	MC9S08QA2CDNE	SOIC-8	160	2	1	10	3.6	5	10-bit/4-ch			
841	MC9S08QA2CFQE	QFN-D-8EP	160	2	1	10	3.6	5	10-bit/4-ch			
841	MC9S08QA2CPAE	PDIP-8	160	2	1	10	3.6	5	10-bit/4-ch			
841	MC9S08QA4CDNE	SOIC-8	256	4	1	10	3.6	5	10-bit/4-ch			
841	MC9S08QA4CFQE	QFN-D-8EP	256	4	1	10	3.6	5	10-bit/4-ch			
841	MC9S08QA4CPAE	PDIP-8	256	4	1	10	3.6	5	10-bit/4-ch			

S08QB - Low Power 8-Bit Microcontroller Family

For quantities greater than listed, call for quote.

MOUSER STOCK NO. Mfr.	Mfr. Part No.	Development Kit Part No.	Package	Internal RAM (KByte)	Internal FLASH (KByte)	Serial Interface Type	Timer Channels	Bus Freq. (MHz)	Supply Voltage (V) (Max.)	I/O Pins	ADC	Price Each 1	25	100
841	MC9S08QB4CGK	DEMO9S08QB8	QFN-24-EP	4	256	SCI	1, 1	10	3.6	20	8-bit/12-ch			
841	MC9S08QB4CWL	DEMO9S08QB8	SOIC-28W	4	256	SCI	1, 1	10	3.6	24	8-bit/12-ch			
841	MC9S08QB8CTG	DEMO9S08QB8	TSSOP-16	8	512	SCI	1, 1	10	3.6	14	8-bit/12-ch			
841	MC9S08QB8CGK	DEMO9S08QB8	QFN-24-EP	8	512	SCI	1, 1	10	3.6	20	8-bit/12-ch			
841	MC9S08QB8CWL	DEMO9S08QB8	SOIC-28W	8	512	SCI	1, 1	10	3.6	24	8-bit/12-ch			

© Copyright 2014 Mouser Electronics
© Copyright 2014 Mouser Electronics

HCS08 CORE MICROCONTROLLERS (CONT.)

♦Surface Mount Device

S08DV 8-Bit MCUs with CAN, LIN Master

For quantities greater than listed, call for quote.

MOUSER STOCK NO. Mfr.	Mfr. Part No.	Development Kit Part No.	Package	Internal RAM (Byte)	Internal FLASH (Byte)	Serial Interface Type	Timer Channels	Bus Freq. (MHz)	Supply Voltage (V) (Max.)	I/O Pins	ADC	Price Each 1	25	100
♦ 841	MC9S08DV16ACLC	DEMO9S08DZ60	LQFP-32	1K	16K	CAN, I2C, SCI, SPI	4, 2	20	5.5	26	12-bit/10-ch			
♦ 841	MC9S08DV16ACLF	DEMO9S08DZ60	LQFP-48	1K	16K	CAN, I2C, SCI, SPI	6, 2	20	5.5	40	12-bit/16-ch			
♦ 841	MC9S08DV16AMLC	DEMO9S08DZ60	LQFP-32	1K	16K	CAN, I2C, SCI, SPI	4, 2	20	5.5	26	12-bit/10-ch			
♦ 841	MC9S08DV32ACLF	DEMO9S08DZ60	LQFP-32	2K	32K	CAN, I2C, SCI, SPI	4, 2	20	5.5	40	12-bit/10-ch			
♦ 841	MC9S08DV32AMLF	DEMO9S08DZ60	LQFP-48	2K	32K	CAN, I2C, SCI, SPI	6, 2	20	5.5	40	12-bit/16-ch			
♦ 841	MC9S08DV32AMLH	DEMO9S08DZ60	LQFP-64	2K	32K	CAN, I2C, SCI, SPI	6, 2	20	5.5	54	12-bit/16-ch			
♦ 841	MC9S08DV48ACLF	DEMO9S08DZ60	LQFP-64	2K	32K	CAN, I2C, SCI, SPI	6, 2	20	5.5	40	12-bit/16-ch			
♦ 841	MC9S08DV48ACLH	DEMO9S08DZ60	LQFP-48	2K	48K	CAN, I2C, SCI, SPI	6, 2	20	5.5	54	12-bit/16-ch			
♦ 841	MC9S08DV48AMLH	DEMO9S08DZ60	LQFP-64	2K	48K	CAN, I2C, SCI, SPI	6, 2	20	5.5	54	12-bit/16-ch			
♦ 841	MC9S08DV60ACLF	DEMO9S08DZ60	LQFP-48	3K	60K	CAN, I2C, SCI, SPI	6, 2	20	5.5	40	12-bit/16-ch			
♦ 841	MC9S08DV60ACLH	DEMO9S08DZ60	LQFP-32	3K	60K	CAN, I2C, SCI, SPI	4, 2	20	5.5	54	12-bit/10-ch			

S08DZ 8-Bit MCUs with CAN, LIN Master, EEPROM

For quantities greater than listed, call for quote.

MOUSER STOCK NO. Mfr.	Mfr. Part No.	Development Kit Part No.	Package	Internal RAM (Byte)	Internal FLASH (Byte)	Serial Interface Type	Timer Channels	Bus Freq. (MHz)	Supply Voltage (V) (Max.)	I/O Pins	ADC	Price Each 1	25	100
841	MC9S08DZ16ACLC	DEMO9S08DZ60	LQFP-32	1K	16K	CAN, I2C, SCI, SPI	4, 2	20	5.5	26	12-bit/10-ch			
841	MC9S08DZ16ACLF	DEMO9S08DZ60	LQFP-48	1K	16K	CAN, I2C, SCI, SPI	6, 2	20	5.5	40	12-bit/16-ch			
841	MC9S08DZ16AMLC	DEMO9S08DZ60	LQFP-32	1K	16K	CAN, I2C, SCI, SPI	4, 2	20	5.5	26	12-bit/10-ch			
841	MC9S08DZ16AMLF	DEMO9S08DZ60	LQFP-48	1K	16K	CAN, I2C, SCI, SPI	6, 2	20	5.5	40	12-bit/16-ch			
841	MC9S08DZ32ACLC	DEMO9S08DZ60	LQFP-32	2K	32K	CAN, I2C, SCI, SPI	4, 2	20	5.5	26	12-bit/10-ch			
841	MC9S08DZ32ACLH	DEMO9S08DZ60	LQFP-64	2K	32K	CAN, I2C, SCI, SPI	6, 2	20	5.5	54	12-bit/24-ch			
841	MC9S08DZ32AMLF	DEMO9S08DZ60	LQFP-48	2K	32K	CAN, I2C, SCI, SPI	6, 2	20	5.5	40	12-bit/16-ch			
841	MC9S08DZ32AMLH	DEMO9S08DZ60	LQFP-64	2K	32K	CAN, I2C, SCI, SPI	6, 2	20	5.5	54	12-bit/24-ch			
841	MC9S08DZ48ACLF	DEMO9S08DZ60	LQFP-48	3K	48K	CAN, I2C, SCI, SPI	6, 2	20	5.5	40	12-bit/16-ch			
841	MC9S08DZ48ACLH	DEMO9S08DZ60	LQFP-64	3K	48K	CAN, I2C, SCI, SPI	6, 2	20	5.5	54	12-bit/24-ch			
841	MC9S08DZ48AMLC	DEMO9S08DZ60	LQFP-32	3K	48K	CAN, I2C, SCI, SPI	4, 2	20	5.5	26	-			
841	MC9S08DZ48AMLF	DEMO9S08DZ60	LQFP-48	3K	48K	CAN, I2C, SCI, SPI	6, 2	20	5.5	40	12-bit/16-ch			
841	MC9S08DZ48AMLH	DEMO9S08DZ60	LQFP-64	3K	48K	CAN, I2C, SCI, SPI	4, 2	20	5.5	54	-			
841	MC9S08DZ60ACLC	DEMO9S08DZ60	LQFP-32	4K	60K	CAN, I2C, SCI, SPI	4, 2	20	5.5	26	12-bit/10-ch			
841	MC9S08DZ60ACLF	DEMO9S08DZ60	LQFP-48	4K	60K	CAN, I2C, SCI, SPI	6, 2	20	5.5	40	12-bit/16-ch			
841	MC9S08DZ60ACLH	DEMO9S08DZ60	LQFP-64	4K	60K	CAN, I2C, SCI, SPI	6, 2	20	5.5	54	12-bit/24-ch			
841	MC9S08DZ60AMLC	DEMO9S08DZ60	LQFP-32	4K	60K	CAN, I2C, SCI, SPI	6, 2	20	5.5	26	-			
841	MC9S08DZ60AMLF	DEMO9S08DZ60	LQFP-48	4K	60K	CAN, I2C, SCI, SPI	6, 2	20	5.5	40	12-bit/16-ch			
841	MC9S08DZ60AMLH	DEMO9S08DZ60	LQFP-64	4K	60K	CAN, I2C, SCI, SPI	6, 2	20	5.5	54	12-bit/24-ch			
841	MC9S08DZ96CLF	DEMO9S08DZ60	LQFP-48	4K	96K	CAN, I2C, SCI, SPI	8, 4	20	5.5	40	12-bit/16-ch			
841	MC9S08DZ96MLH	DEMO9S08DZ60	LQFP-64	6K	96K	CAN, I2C, SCI, SPI	8, 4	20	5.5	54	12-bit/24-ch			
841	MC9S08DZ96MLL	DEMO9S08DZ60	LQFP-100	6K	96K	CAN, I2C, SCI, SPI	8, 4	20	5.5	88	12-bit/24-ch			
841	MC9S08DZ128MLF	DEMO9S08DZ60	LQFP-48	8K	128K	CAN, I2C, SCI, SPI	8, 4	20	5.5	40	12-bit/16-ch			
841	MC9S08DZ128MLH	DEMO9S08DZ60	LQFP-64	8K	128K	CAN, I2C, SCI, SPI	8, 4	20	5.5	54	12-bit/24-ch			
841	MC9S08DZ128MLL	DEMO9S08DZ60	LQFP-100	8K	128K	CAN, I2C, SCI, SPI	8, 4	20	5.5	88	12-bit/24-ch			

S08EL/S08SL with Enbedded Slave LIN Controller (SLIC)

Freescale's S08EL andS08SL 8-bit microcontrollers with embedded slave Local Interconnect Network (LIN) interface controller (SLIC) and EEPROM help to increase LIN slave performance and reduce development time. Freescale Semiconductor's 8-bit EL and SL families of microcontrollers (MCUs) are designed for LIN slave and general market applications. The EL family is positioned as higher end, offering higher memory and more peripherals, while the SL family is intended for more cost-sensitive applications.

For quantities greater than listed, call for quote.

MOUSER STOCK NO. Mfr.	Mfr. Part No.	Development Kit Part No.	Package	Internal RAM (Byte)	Internal FLASH (Byte)	Serial Interface Type	Timer Channels	Bus Freq. (MHz)	Supply Voltage (V) (Max.)	I/O Pins	ADC	Price Each 1	25	100
841	MC9S08SL8CTL	DEMO9S08EL32	TSSOP-28	512	8	SCI, SPI, I2C, SLIC	2	20	5.5	22	10-bit/16-ch			
841	MC9S08SL8CTJ	DEMO9S08EL32	TSSOP-20	512	8	SCI, SPI, I2C, SLIC	2	20	5.5	16	10-bit/12-ch			
841	MC9S08EL16CTL	DEMO9S08EL32	TSSOP-28	1K	16	SLIC, SCI, SPI, I2C	4, 2	20	5.5	22	10-bit/16-ch			
841	MC9S08EL16CTJ	DEMO9S08EL32	TSSOP-20	1K	16	SLIC, SCI, SPI, I2C	4, 2	20	5.5	16	10-bit/12-ch			
841	MC9S08SL16CTL	DEMO9S08EL32	TSSOP-28	512	16	SCI, SPI, I2C, SLIC	2	20	5.5	22	10-bit/16-ch			
841	MC9S08SL16CTJ	DEMO9S08EL32	TSSOP-20	512	16	SCI, SPI, I2C, SLIC	2	20	5.5	16	10-bit/12-ch			
841	MC9S08EL32CTL	DEMO9S08EL32	TSSOP-28	1K	32	SLIC, SCI, SPI, I2C	4, 2	20	5.5	22	10-bit/16-ch			
841	MC9S08EL32CTJ	DEMO9S08EL32	TSSOP-20	1K	32	SLIC, SCI, SPI, I2C	4, 2	20	5.5	16	10-bit/12-ch			

S08GB/GT Family - General Purpose 1.8-Volt Automotive/Industrial

For quantities greater than listed, call for quote.

MOUSER STOCK NO. Mfr.	Mfr. Part No.	Development Kit Part No.	Package	Internal RAM (Byte)	Internal FLASH (Byte)	Serial Interface Type	Timer Channels	Bus Freq. (MHz)	Supply Voltage (V) (Max.)	I/O Pins	ADC	Price Each 1	25	100
841	MC9S08GT8ACFBE	M68DEMO908GB60E	QFP-44	1K	8K	IRSCI, SPI, I2C	4, 2	20	1.8	36	10-bit/8-ch			
841	MC9S08GT8ACFCE	M68DEMO908GB60E	QFN-32	1K	8K	IRSCI, SPI, I2C	4, 2	20	1.8	24	10-bit/8-ch			
841	MC9S08GT8ACFDE	M68DEMO908GB60E	QFN-48	1K	8K	IRSCI, SPI, I2C	4, 2	20	1.8	39	10-bit/4-ch			
841	MC9S08GT8AMFBE	M68DEMO908GB60E	QFP-44	1K	8K	IRSCI, SPI, I2C	4, 2	20	1.8	36	10-bit/8-ch			
841	MC9S08GT8AMFCE	M68DEMO908GB60E	QFN-32	1K	8K	IRSCI, SPI, I2C	4, 2	20	1.8	24	10-bit/8-ch			
841	MC9S08GT8AMFDE	M68DEMO908GB60E	QFN-48	1K	8K	IRSCI, SPI, I2C	4, 2	20	1.8	39	10-bit/4-ch			
841	MC9S08GT16ACBE	M68DEMO908GB60E	PSDIP-42	2K	16K	IRSCI, SPI, I2C	4, 2	20	1.8	34	10-bit/8-ch			
841	MC9S08GT16ACFBE	M68DEMO908GB60E	QFP-44	2K	16K	IRSCI, SPI, I2C	4, 2	20	1.8	36	10-bit/8-ch			

© Copyright 2014 Mouser Electronics

© Copyright 2014 Mouser Electronics

FREESCALE 8-Bit Microcontrollers

RoHS Compliant **This product is RoHS compliant.**

HCS08 CORE MICROCONTROLLERS (CONT.)

S08SH 5-Volt 8-Bit MCUs with SCI, SPI, ADC and Analog Comparators

The S08SH family offers a new low-end option for applications in the 5 volt range

For quantities greater than listed, call for quote.

MOUSER STOCK NO. Mfr.	Mfr. Part No.	Development Kit Part No.	Package	Internal RAM (Byte)	Internal FLASH (Byte)	Serial Interface Type	Timer Channels	Bus Freq. (MHz)	Supply Voltage (V) (Max.)	I/O Pins	ADC	Price Each 1	25	100
841	MC9S08SH8CFK	DEMO9S08SH	QFN 24-EP	512	8K	SPI, I2C, SCI	1, 2	20	5.5	17	10-bit/12-ch			
841	MC9S08SH8CPJ	DEMO9S08SH8	PDIP-20	512	8K	SPI, I2C, SCI	1, 2	20	5.5	17	10-bit/12-ch			
841	MC9S08SH8CSC	DEMO9S08SH8	SOIC-8	512	8K	I2C	1, 1	20	5.5	4	10-bit/12-ch			
841	MC9S08SH8CTG	DEMO9S08SH8	TSSOP-16	512	8K	SPI, I2C, SCI	1, 2	20	5.5	13	10-bit/12-ch			
841	MC9S08SH8CTJ	DEMO9S08SH8	TSSOP-20	512	8K	SPI, I2C, SCI	1, 2	20	5.5	17	10-bit/12-ch			
841	MC9S08SH8CWJ	DEMO9S08SH	SOIC-20W	512	8K	SPI, I2C, SCI	1, 2	20	5.5	17	10-bit/12-ch			
841	MC9S08SH8MPJ	DEMO9S08SH8	PDIP-20	512	8K	SPI, I2C, SCI	1, 2	20	5.5	17	10-bit/12-ch			
841	MC9S08SH8MSC	DEMO9S08SH8	SOIC-8	512	8K	I2C	1, 1	20	5.5	4	10-bit/12-ch			
841	MC9S08SH8MTG	DEMO9S08SH8	TSSOP-16	512	8K	SPI, I2C, SCI	1, 2	20	5.5	13	10-bit/12-ch			
841	MC9S08SH8MTJ	DEMO9S08SH8	TSSOP-20	512	8K	SPI, I2C, SCI	1, 2	20	5.5	17	10-bit/12-ch			
841	MC9S08SH16CTG	DEMO9S08SH32	TSSOP-16	1K	16K	SPI, I2C, SCI	1, 2	20	5.5	13	10-bit/8-ch			
841	MC9S08SH16CTJ	DEMO9S08SH32	TSSOP-20	1K	16K	SPI, I2C, SCI	1, 2	20	5.5	17	10-bit/16-ch			
841	MC9S08SH16CTL	DEMO9S08SH32	TSSOP-28	1K	16K	SPI, I2C, SCI	1, 2	20	5.5	23	10-bit/12-ch			
841	MC9S08SH16CWL	DEMO9S08SH32	SOIC-28W	1K	16K	SPI, I2C, SCI	1, 2	20	5.5	23	10-bit/16-ch			
841	MC9S08SH32CTG	DEMO9S08SH32	TSSOP-16	1K	32K	SPI, I2C, SCI	1, 2	20	5.5	13	10-bit/8-ch			
841	MC9S08SH32CTJ	DEMO9S08SH32	TSSOP-20	1K	32K	SPI, I2C, SCI	1, 2	20	5.5	17	10-bit/16-ch			
841	MC9S08SH32CTL	DEMO9S08SH32	TSSOP-28	1K	32K	SPI, I2C, SCI	1, 2	20	5.5	23	10-bit/12-ch			
841	MC9S08SH32CWL	DEMO9S08SH32	SOIC-28W	1K	32K	SPI, I2C, SCI	1, 2	20	5.5	23	10-bit/16-ch			

HC08 CORE MICROCONTROLLERS

Free's HC08 Family of 8-bit microcontrollers are small, general purpose, low-power and feature rich. The HC08 Core products are highly integrated, general purpose devices with ADC, analog comparator, multiple communications options, timers, and on-chip ICE.

From a basic bare-bones controllers in a tiny 8-pin quad flat non-leaded (QFN) package to feature-rich silicon in a 64-lead quad flat package (QFP), the HC08 MCU is an industry workhorse that can flaunt an impressive array of peripherals.

- 8 or 10-bit analog-to-digital converters (ADCs)
- Multichannel timers
- A wide variety of communications protocol support, inculding universal serial bus (USB), controller area network (CAN), local interconnect network (LIN), J1850 and radio frequency (RF)



HC08EY Family - Low Cost, High-Performance M68HC08 8-Bit MCU

♦ **Surface Mount Device**

For quantities greater than listed, call for quote.

MOUSER STOCK NO. Mfr.	Mfr. Part No.	Package	Internal RAM (Byte)	Internal FLASH (Byte)	Serial Interface Type	Timer Channels	Bus Freq. (MHz)	Supply Voltage (V) (Max.)	I/O Pins	ADC	Price Each 1	25	100
♦ 841	MC908EY16AMFJE	LQFP-32	512	16K	SPI, SCI	2	8	5.5	24	10-bit/8-ch			

HC08GZ Family - High-end 8-Bit MCU with up to 60KB Flash, 2KB RAM, CAN

♦ **Surface Mount Device**

For quantities greater than listed, call for quote.

MOUSER STOCK NO. Mfr.	Mfr. Part No.	Development Kit Part No.	Package	Internal RAM (Byte)	Internal FLASH (Byte)	Serial Interface Type	Timer Channels	Bus Freq. (MHz)	Supply Voltage (V) (Max.)	I/O Pins	ADC	Price Each 1	25	100
♦ 841	MC908GZ16CFAE	-	LQFP-48	1K	16K	SPI, SCI, CAN	2.2	8	5.5	37	10-bit/16-ch			
♦ 841	MC908GZ32CFAE	DEMO908GZ60E	LQFP-48	1500	32K	CAN, SPI, SCI	2	8	5.5	37	10-bit/8-ch			
♦ 841	MC908GZ60CFAE	DEMO908GZ60E	LQFP-48	2K	60K	SPI, SCI, CAN	2.2	8	5.5	37	10-bit/8-ch			
♦ 841	MC908GZ60CFUE	DEMO908GZ60E	QFP-64	2K	60K	SPI, SCI, CAN	2.6	8	5.5	53	10-bit/20-ch			

HC08JB Family - Low Cost USB Solutions

♦ **Surface Mount Device**

For quantities greater than listed, call for quote.

MOUSER STOCK NO. Mfr.	Mfr. Part No.	Package	Internal RAM (Byte)	Serial Interface Type	Timer Channels	Bus Freq. (MHz)	Supply Voltage (V) (Max.)	I/O Pins	Price Each 1	25	100
♦ 841	MC908JB8FBE	QFP-44	8K	USB 1.1	1	3	5.25	37			
♦ 841	MC908JB8JDWE	SOIC-20	8K	SPI, SCI	2	3	5.5	13			
♦ 841	MC908JB16JDWE	SOIC-20W	16K	IRSCI, SPI, I2C	2	6	2.2	21			

HC08JK/JL Family - General Purpose Low Cost Solutions with A/D

♦ **Surface Mount Device**

For quantities greater than listed, call for quote.

MOUSER STOCK NO. Mfr.	Mfr. Part No.	Development Kit Part No.	Package	Internal RAM (Byte)	Internal FLASH (Byte)	Serial Interface Type	Timer Channels	Bus Freq. (MHz)	Supply Voltage (V) (Max.)	I/O Pins	ADC	Price Each 1	25	100
841	MC908JK8CDWE	DEMO908JL16	SOIC-20W	256	8K	SCI	2	8	5	15	8-bit/10-ch			
841	MC908JL8CDWE	DEMO908JL16	SOIC-28W	256	8K	SCI	2	8	5	23	8-bit/12-ch			

HC08LJ/LK Family - Low Cost LCD Solutions Targeting Small Scale LCD devices

♦ **Surface Mount Device**

For quantities greater than listed, call for quote.

MOUSER STOCK NO. Mfr.	Mfr. Part No.	Package	Internal RAM (Byte)	Internal FLASH (Byte)	Serial Interface Type	Timer Channels	Bus Freq. (MHz)	Supply Voltage (V) (Max.)	I/O Pins	ADC	Price Each 1	25	100
♦ 841	MC908LJ12CFBE	LQFP-52	512	12K	IRSCI, SPI	2	8	5	20	10-bit/4-ch			
♦ 841	MC908LJ24CFUE	QFP-64	768	24K	IIC, SCI, SPI	2	8	5	40	10-bit/6-ch			
♦ 841	MC908LK24CFUE	QFP-64	768	24K	IIC, SCI, SPI	2	8	5	40	10-bit/6-ch			

© Copyright 2014 Mouser Electronics
© Copyright 2014 Mouser Electronics

RoHS Compliant This product is RoHS compliant.

HC08 CORE MICROCONTROLLERS (CONT.)

HC08MR Family - Includes High Resolution PWM for Three Phase Motor Control

♦ Surface Mount Device

For quantities greater than listed, call for quote.

MOUSER STOCK NO. Mfr.	MOUSER STOCK NO. Mfr. Part No.	Package	Internal RAM (Byte)	Internal FLASH (Byte)	Serial Interface Type	Timer Channels	Bus Freq. (MHz)	Supply Voltage (V) (Max.)	I/O Pins	ADC	Price Each 1	Price Each 25	Price Each 100
	841—MC908MR8CPE	PDIP-28	256	8K	SCI	2	8	-	-	10-bit/7-ch			
♦	841—MC908MR16CFUE	LQFP-64	768	16K	IRSCI, SPI, I2C	4.2	8	5.5	44	10-bit/10-ch			
♦	841—MC908MR32CFUE	QFP-64	768	32K	SCI, SPI	6	8.2	5	44	10-bit/10-ch			

General Purpose, Low Cost, Small Package MCUs

♦ Surface Mount Device

For quantities greater than listed, call for quote.

MOUSER STOCK NO. Mfr.	MOUSER STOCK NO. Mfr. Part No.	Development Kit Part No.	Package	Internal RAM (Byte)	Internal FLASH (Byte)	Serial Interface Type	Timer Channels	Bus Freq. (MHz)	Supply Voltage (V) (Max.)	I/O Pins	ADC	Price Each 1	Price Each 25	Price Each 100
♦	841—MC908QB8CDWE	-	SOIC-16W	256	8K	SCI, SPI	1	8	5.5	14	10-bit/10-ch			
♦	841—MC908QC8CDSE	DEMO908QC16	TSSOP-20	384	8K	SCI, SPI	2.4	8	5.5	24	10-bit/10-ch			
♦	841—MC908QC8CDTE	DEMO908QC16	TSSOP-16	384	8K	SCI, SPI	2.4	8	5.5	24	10-bit/10-ch			
♦	841—MC908QC8CDXE	DEMO908QC16	SOIC-16W	384	8K	SCI, SPI	2.4	8	5.5	24	10-bit/10-ch			
♦	841—MC908QC8CDZE	DEMO908QC16	SOIC-28W	384	8K	SCI, SPI	2.4	8	5.5	24	10-bit/10-ch			
♦	841—MC908QC16CDTE	DEMO908QC16	TSSOP-16	512	16K	SCI, SPI	2.4	8	5.5	14	10-bit/10-ch			
♦	841—MC908QC16CDZE	DEMO908QC16	SOIC-28	≤512K	8K/16K	ESCI, SPI	2.4	-	-	-	≤10-bit/10-ch			
♦	841—MC908QC16MDSE	DEMO908QC16	TSSOP-20	≤512K	8K/16K	ESCI, SPI	2.4	-	-	-	≤10-bit/10-ch			
♦	841—MC908QC16VDSE	DEMO908QC16	TSSOP-20	≤512K	8K/16K	ESCI, SPI	2.4	-	-	-	≤10-bit/10-ch			

HCS12 AND HCS12X FAMILY-16-BIT MICROCONTROLLERS

Development Kit Part No. M68DKIT912C32
Development Kit Part No. DEMO9S12NE64

Development Kit Part No. DEMO9S12XDT512
Development Kit Part No. M68DKIT912C32

For quantities greater than listed, call for quote.

MOUSER STOCK NO.	Freescale Part No.	Package	Internal RAM (Byte)	Internal FLASH (Byte)	EEPROM (Byte)	ADC	Serial Interface Type	Bus Freq. (MHz) (Max)	I/O Pins	Timer Channels	Supply Voltage (V)(Typ)	Price Each 1	Price Each 25	Price Each 100
S12A Family - General Purpose with I2C														
841-MC9S12A32CFUE	MC9S12A32CFUE	QFP-80	4096	32000	1024	10-bit/8-ch	I2C, SCI, SPI	25	91	8	5			
841-MC9S12A64CFUE	MC9S12A64CFUE	QFP-80	4096	65536	1024	10-bit/8-ch	I2C, SCI, SPI	25	91	8	5			
841-MC9S12A64CPVE	MC9S12A64CPVE	LQFP-112	4096	65536	1024	10-bit/8-ch	I2C, SCI, SPI	25	59	8	5			
841-MC9S12A128CFUE	MC9S12A128CFUE	QFP-80	8000	128000	2000	10-bit/8-ch	I2C, SCI, SPI	25	59	8	5			
841-MC9S12A128CPVE	MC9S12A128CPVE	LQFP-112	8000	128000	2000	10-bit/8-ch	I2C, SCI, SPI	25	59	8	5			
841-MC9S12A256CFUE	MC9S12A256CFUE	QFP-80	12288	262144	4096	10-bit/8-ch	I2C, SCI, SPI	25	91	8	5			
841-MC9S12A256CPVE	MC9S12A256CPVE	LQFP-112	12000	256000	4000	10-bit/8-ch	I2C, SCI, SPI	25	91	8	5			
841-MC9S12A512CPVE	MC9S12A512CPVE	LQFP-112	4096	512000	1024	10-bit/8-ch	I2C, SCI, SPI	25	59	8	5			
S12B Family - Automotive Industrial with Intermediate Cost CAN														
841-MC9S12B64MFUE	MC9S12B64MFUE	QFP-80	2048	65536	1024	10-bit/8-ch	CAN, I2C, SCI, SPI	25	59	8	5			
841-MC9S12B64MPVE	MC9S12B64MPVE	LQFP-112	2048	65536	1024	10-bit/8-ch	CAN, I2C, SCI, SPI	25	59	8	5			
841-MC9S12B128MFUE	MC9S12B128MFUE	QFP-80	4096	131072	1024	10-bit/8-ch	CAN, I2C, SCI, SPI	25	59	8	5.5			
841-MC9S12B128MPVE	MC9S12B128MPVE	LQFP-112	4096	131072	1024	10-bit/16-ch	CAN, I2C, SCI, SPI	25	91	8	5.5			
S12C Family - Low Pin Count, Low Cost CAN														
841-MC9S12C32CFUE16	MC9S12C32CFUE16	QFP-80	2000	32000	-	10-bit/8-ch	SCI, SPI, CAN	25	60	8	5			
841-MC9S12C32MFAE16	MC9S12C32MFAE16	LQFP-48	2048	32000	-	10-bit/8-ch	CAN, SCI, SPI	25	60	8	3.3, 5.5			
841-MC9S12C32CFAE25	MC9S12C32CFAE25	LQFP-48	2000	32000	-	10-bit/8-ch	SCI, SPI, CAN	25	31	8	5			
841-MC9S12C32MFAE25	MC9S12C32MFAE25	LQFP-48	2048	32000	-	10-bit/8-ch	CAN, SCI, SPI	25	60	8	3.3, 5.5			
841-MC9S12C32MFUE25	MC9S12C32MFUE25	QFP-80	2048	32000	-	10-bit/8-ch	CAN, SCI, SPI	25	60	8	3.3, 5.5			
841-MC9S12C32MPBE25	MC9S12C32MPBE25	LQFP-52	2048	32000	-	10-bit/8-ch	CAN, SCI, SPI	25	60	8	3.3, 5.5			
841-MC9S12C64CFAE	MC9S12C64CFAE	LQFP-48	2000	64000	-	10-bit/8-ch	SCI, SPI, CAN	25	60	8	5			
841-MC9S12C64MFAE	MC9S12C64MFAE	LQFP-48	4000	64000	-	10-bit/8-ch	CAN, SCI, SPI	25	60	8	3.3, 5.5			
841-MC9S12C64MFUE	MC9S12C64MFUE	QFP-80	4000	64000	-	10-bit/8-ch	CAN, SCI, SPI	25	60	8	3.3, 5.5			
841-MC9S12C64MPBE	MC9S12C64MPBE	LQFP-52	2000	64000	-	10-bit/8-ch	SCI, SPI, CAN	25	35	8	5			
841-MC9S12C96CFUE	MC9S12C96CFUE	QFP-80	4000	96000	-	10-bit/8-ch	SCI, SPI, CAN	25	60	8	5			
841-MC9S12C96MFUE	MC9S12C96MFUE	QFP-80	4000	96000	-	10-bit/8-ch	CAN, SCI, SPI	25	60	8	3.3, 5.5			
841-MC9S12C128CFAE	MC9S12C128CFAE	LQFP-48	4000	128000	-	10-bit/8-ch	SCI, SPI, CAN	25	31	8	5			
841-MC9S12C128CFUE	MC9S12C128CFUE	QFP-80	4000	128000	-	10-bit/8-ch	SCI, SPI, CAN	25	61	8	5			
841-MC9S12C128MFAE	MC9S12C128MFAE	LQFP-48	4000	128000	-	10-bit/8-ch	CAN, SCI, SPI	25	60	8	3.3, 5.5			
841-MC9S12C128MFUE	MC9S12C128MFUE	QFP-80	4000	128000	-	10-bit/8-ch	CAN, SCI, SPI	25	60	8	3.3, 5.6			
841-MC9S12C128MPBE	MC9S12C128MPBE	LQFP-52	4000	128000	-	10-bit/8-ch	CAN, SCI, SPI	25	60	8	3.3, 5.7			
S12D Family - Automotive / Industrial with CAN														
841-MC9S12D32MFUE	MC9S12D32MFUE	QFP-80	4096	32000	1024	10-bit/8-ch	CAN 2.0A/B, IIC, SCI, SPI	25	91	8	5			
841-MC9S12D64MFUE	MC9S12D64MFUE	QFP-80	4096	65536	1024	10-bit/8-ch	CAN 2.0A/B, IIC, SCI, SPI	25	91	8	5			
841-MC9S12D64VFUE	MC9S12D64VFUE	QFP-80	4000	64000	1000	10-bit/8-ch	SCI, SPI, I2C, CAN	25	91	8	5			
841-MC9S12DG128CFUE	MC9S12DG128CFUE	QFP-80	8000	128000	2000	10-bit/8-ch	SCI, SPI, I2C, CAN	25	59	8	5			
841-MC9S12DG128CPVE	MC9S12DG128CPVE	LQFP-112	8000	128000	2000	10-bit/8-ch	SCI, SPI, I2C, CAN	25	91	8	5			
841-MC9S12DG128VPVE	MC9S12DG128VPVE	LQFP 112	8000	128000	2000	10-bit/8-ch	SCI, SPI, I2C, CAN	25	91	8	5			
841-MC9S12DG256BCP	MC9S12DG256CPVE	LQFP-112	12000	256000	4000	10-bit/8-ch	SCI, SPI, I2C, CAN	25	91	8	5			
841-MC9S12DG256CFUE	MC9S12DG256CFUE	QFP-80	12000	256000	4000	10-bit/8-ch	SCI, SPI, I2C, CAN	25	91	8	5			
841-MC9S12DG256MFUE	MC9S12DG256MFUE	QFP-80	12288	262144	4096	10-bit/8-ch	CAN 2.0A/B, I2C, SCI, SPI	25	91	8	5			
841-MC9S12DG256MPVE	MC9S12DG256MPVE	LQFP-112	12288	262144	4096	10-bit/8-ch	CAN 2.0A/B, I2C, SCI, SPI	25	91	8	5			
841-MC9S12DJ256CFUE	MC9S12DJ256CFUE	QFP-80	12000	256000	4000	10-bit/8-ch	SCI, SPI, I2C, CAN, J1850	25	59	8	5			
841-MC9S12DJ256CPVE	MC9S12DJ256CPVE	LQFP-112	12000	256000	4000	10-bit/8-ch	SCI, SPI, I2C, CAN, J1850	25	91	8	5			
841-MC9S12DJ256MFUE	MC9S12DJ256MFUE	QFP-80	12288	262144	4096	10-bit/8-ch	SCI, SPI, I2C, J1850, CAN 2.0A/B	25	59	8	5			
841-MC9S12DP512CPVE	MC9S12DP512CPVE	LQFP-112	12000	512000	4000	8-bit/10-ch	SCI, SPI, I2C, CAN, J1850	25	91	8	5			
841-MC9S12DP512MPVE	MC9S12DP512MPVE	LQFP-112	12288	512000	4096	10-bit/8-ch	CAN 2.0A/B, IIC, SCI, SPI, J1850	25	91	8	5			
841-MC9S12DT256CPVE	MC9S12DT256CPVE	LQFP-112	12000	256000	4000	10-bit/8-ch	SCI, SPI, I2C, CAN	25	91	8	5			
841-MC9S12DT256MFUE	MC9S12DT256MFUE	QFP-80	12288	262144	4096	10-bit/8-ch	CAN 2.0A/B, I2C, SCI, SPI	25	91	8	5			
841-MC9S12DT256MPVE	MC9S12DT256MPVE	LQFP-112	1288	262144	4096	10-bit/8-ch	CAN 2.0A/B, I2C, SCI, SPI	25	91	8	5			

© Copyright 2014 Mouser Electronics

© Copyright 2014 Mouser Electronics

FREESCALE Microcontrollers

RoHS Compliant **This product is RoHS compliant.**

HCS12 AND HCS12X FAMILY - 16-BIT MCUS

❊ Development Kit Part No. DEMO9S12NE64E
† Development Kit Part No. DEMO9S12XDT512E

PRODUCT NEW

For quantities greater than listed, call for quote.

MOUSER STOCK NO.	Freescale Part No.	Package	Internal RAM (Byte)	Internal Flash (Byte)	EEPROM (Byte)	ADC	Serial Interface Type	Bus Freq. (MHz) (Max)	I/O Pins	Timer Channels	Supply Voltage (V) (Typ)	Price Each 1	25	100
S12E Family - General Purpose, 3 Volts with D/A														
841-MC9S12E256MPVE	MC9S12E256MPVE	LQFP-112	16000	256000	- - -	10-bit/16-ch	I2C, SCI, SPI	25	90	16,158	5			
841-MC9S12E128CFUE	MC9S12E128CFUE	QFP-80	8000	128000	-	10-bit/16-ch	SCI, SPI, CAN	25	58	16,158	5			
841-MC9S12E128MFUE	MC9S12E128MFUE	QFP-80	8000	128000	- - -	10-bit/16-ch	I2C, SCI, SPI	25	58	16,158	5			
841-S9S12G128F0MLF	S9S12G128F0MLF	LQFP-48	8000	128000	4000	10-bit/16-ch	CAN, SCI, SPI	25	40	-	3.13-5.5			
841-S9S12G128F0VLF	S9S12G128F0VLF	LQFP-48	8000	128000	4000	10-bit/12-ch	CAN, SCI, SPI	25	40	-	3.13-5.5			
841-S9S12G128F0CLF	S9S12G128F0CLF	LQFP-48	8000	128000	4000	10-bit/12-ch	CAN, SCI, SPI	25	40	-	3.13-5.5			
841-S9S12G128F0MLL	S9S12G128F0MLL	LQFP-100	8000	128000	4000	10-bit/12-ch	CAN, SCI, SPI	25	86	-	3.13-5.5			
841-S9S12G128F0CLL	S9S12G128F0CLL	LQFP-100	8000	128000	4000	10-bit/12-ch	CAN, SCI, SPI	25	86	-	3.13-5.5			
841-S9S12G128F0MLH	S9S12G128F0MLH	LQFP-64	8000	128000	4000	10-bit/12-ch	CAN, SCI, SPI	25	54	-	3.13-5.5			
841-S9S12G128F0VLH	S9S12G128F0VLH	LQFP-64	8000	128000	4000	10-bit/12-ch	CAN, SCI, SPI	25	54	-	3.13-5.5			
841-S9S12G128F0CLH	S9S12G128F0CLH	LQFP-64	8000	128000	4000	10-bit/12-ch	CAN, SCI, SPI	25	54	-	3.13-5.5			
841-S9S12G96F0CLF	S9S12G96F0CLF	LQFP-48	8000	96000	3000	10-bit/12-ch	CAN, SCI, SPI	25	40	-	3.13-5.5			
841-S9S12G96F0MLF	S9S12G96F0MLF	LQFP-48	8000	96000	3000	10-bit/12-ch	CAN, SCI, SPI	25	40	-	3.13-5.5			
841-S9S12G96F0VLF	S9S12G96F0VLF	LQFP-48	8000	96000	3000	10-bit/12-ch	CAN, SCI, SPI	25	40	-	3.13-5.5			
841-S9S12G96F0CLH	S9S12G96F0CLH	LQFP-64	8000	96000	3000	10-bit/12-ch	CAN, SCI, SPI	25	54	-	3.13-5.5			
841-S9S12G96F0VLH	S9S12G96F0VLH	LQFP-64	8000	96000	3000	10-bit/12-ch	CAN, SCI, SPI	25	54	-	3.13-5.5			
841-S9S12G96F0MLL	S9S12G96F0MLL	LQFP-100	8000	96000	3000	10-bit/12-ch	CAN, SCI, SPI	25	86	-	3.13-5.5			
841-S9S12G96F0VLL	S9S12G96F0VLL	LQFP-100	8000	96000	3000	10-bit/12-ch	CAN, SCI, SPI	25	86	-	3.13-5.5			
841-S9S12G96F0CLL	S9S12G96F0CLL	LQFP-100	8000	96000	3000	10-bit/12-ch	CAN, SCI, SPI	25	86	-	3.13-5.5			
841-MC9S12E64CFUE	MC9S12E64CFUE	QFP-80	4000	64000	-	10-bit/16-ch	SCI, SPI, CAN	25	58	16,158	5			
841-MC9S12E64CPVE	MC9S12E64CPVE	LQFP-112	4000	64000	-	10-bit/16-ch	SCI, SPI, CAN	25	90	16,158	5			
841-MC9S12E64MFUE	MC9S12E64MFUE	QFP-80	4000	64000	- - -	10-bit/16-ch	I2C, SCI, SPI	25	58	16,158	5			
841-MC9S12E32CFUE	MC9S12E32CFUE	QFP-80	2000	32000	- - -	10-bit/16-ch	I2C, SCI, SPI	25	58	16,158	5.5			
841-MC9S12E256CPVE	MC9S12E256CPVE	LQFP-112	-	-	-	10-bit/16-ch	SCI, SPI, CAN	25	-	-	-			
S12GC Family - Low Cost, Low Pin Count														
841-MC9S12GC128MFUE	MC9S12GC128MFUE	QFP-80	4000	128000	- - -	10-bit/8-ch	SCI, SPI	25	58	86	3.3, 5.5			
841-MC9S12GC96MFAE	MC9S12GC96MFAE	LQFP-48	4000	96000	- - -	10-bit/8-ch	SCI, SPI	25	29	86	3.3, 5.5			
841-MC9S12GC96MFUE	MC9S12GC96MFUE	QFP-80	4000	96000	- - -	10-bit/8-ch	SCI, SPI	25	58	86	3.3, 5.5			
841-MC9S12GC64MFAE	MC9S12GC64MFAE	LQFP-48	4000	64000	- - -	10-bit/8-ch	SCI, SPI	25	29	86	3.3, 5.5			
841-MC9S12GC64MFUE	MC9S12GC64MFUE	QFP-80	4000	64000	- - -	10-bit/8-ch	SCI, SPI	25	58	86	3.3, 5.5			
841-MC9S12GC16MFAE	MC9S12GC16MFAE	LQFP-48	2000	16000	- - -	10-bit/8-ch	SCI, SPI	25	29	86	3.3, 5.5			
S12H Family - LCD/H-Bridge Drivers with CAN														
841-MC9S12H256VFVE	MC9S12H256VFVE	LQFP-144	12000	256000	4000	10-bit/16-ch	CAN 2.0A/B, IIC, SCI, SPI	16	115	8	5			
841-MC9S12H128VFVE	MC9S12H128VFVE	LQFP-144	6000	131072	4096	10-bit/8-ch	CAN 2.0A/B, I2C, SCI, SPI	16	99	8	5			
❊S12NE Family - Single Chip with 10/100 Base-t with Integrated MAC and PHy														
841-MC9S12NE64CPVE	MC9S12NE64CPVE	LQFP-112	8000	64000	- - -	10-bit/8-ch	Ethernet, I2C, SCI, SPI	25	-	-	3.35			
841-MC9S12NE64VTUE	MC9S12NE64VTUE	TQFP-80	8000	64000	- - -	10-bit/8-ch	Ethernet, IIC, SCI, SPI	25	-	-	3.35			
S12UF Family - USB 2.0														
841-MC9S12UF32PUE	MC9S12UF32PUE	LQFP-100	3584	32768	- - -	- - -	SCI, USB 2.0	30	75	8	5			
S12XA Family														
841-MC9S12UF32PUE	MC9S12UF32PUE	LQFP-100	3584	32768	- - -	- - -	SCI, USB 2.0	30	75	8	5			
† S12XD Family														
841-MC9S12XDP512MAG	MC9S12XDP512MAG	LQFP-144	32000	512000	4000	10-bit/24-ch, 10-bit/16-ch	SCI, SPI, I2C, CAN 2.0A/B	40	119	84	3.15, 5.5			
841-MC9S12XDP512MAL	MC9S12XDP512MAL	LQFP-112	32000	512000	4000	10-bit/16-ch, 10-bit/8-ch	SCI, SPI, I2C, CAN 2.0A/B	40	91	84	3.15, 5.6			
841-MC9S12XDT512MAA	MC9S12XDT512MAA	QFP-80	20000	512000	4000	10-bit/8-ch	SCI, SPI, I2C, CAN 2.0A/B	40	59	84	3.3, 5.5			
841-MC9S12XDT512MAL	MC9S12XDT512MAL	LQFP-112	20000	512000	4000	10-bit/16-ch, 10-bit/8-ch	SCI, SPI, I2C, CAN 2.0A/B	40	91	84	3.3, 5.5			
841-MC9S12XD256MAA	MC9S12XD256MAA	QFP-80	14000	256000	4000	10-bit/8-ch	SCI, SPI, I2C, CAN 2.0A/B	40	59	84	5.5			
841-MC9S12XDT256MAA	MC9S12XDT256MAA	QFP-80	16000	256000	4000	10-bit/8-ch	SCI, SPI, I2C, CAN 2.0A/B	40	59	84	3.3, 5.5			
841-MC9S12XDT256MAG	MC9S12XDT256MAG	LQFP-144	16000	256000	4000	10-bit/24-ch, 10-bit/16-ch	SCI, SPI, I2C, CAN 2.0A/B	40	91	84	3.3, 5.5			
841-MC9S12XDT256MAL	MC9S12XDT256MAL	LQFP-112	16000	256000	4000	10-bit/16-ch, 10-bit/8-ch	SCI, SPI, I2C, CAN 2.0A/B	40	91	84	3.3, 5.5			
S12XE Family														
841-MC9S12XEP768CAL	MC9S12XEP768CAL	LQFP-112	48000	768000	4000	12-bit/16-ch	SCI, SPI, I2C, CAN	50	91	8	5			
841-MC9S12XEG128MAA	MC9S12XEG128MAA	QFP-80	12000	128000	2000	12-bit/8-ch	SCI, SPI, I2C, CAN	50	59	8	5			
841-MC9S12XEP100CAG	MC9S12XEP100CAG	LQFP-144	64000	100000	4000	12-bit/24-ch	SCI, SPI, I2C, CAN	50	119	8	5			
841-MC9S12XEP100MAG	MC9S12XEP100MAG	LQFP-144	64000	100000	4000	12-bit/24-ch	SCI, SPI, I2C, CAN	50	119	8	5			
841-MC9S12XEP100MAL	MC9S12XEP100MAL	LQFP-112	64000	100000	4000	12-bit/16-ch	SCI, SPI, I2C, CAN	50	91	8	5			

COLDFIRE® MCF51CN128 FAMILY - 32-BIT ETHERNET MCUS

Freescale's new MCF51CN128 Ethernet MCUs are low-cost, low-power, high-performance devices designed for developers who want to add Ethernet connectivity to their commercial and industrial applications.

For quantities greater than listed, call for quote.

MOUSER STOCK NO.	Freescale Part No.	Package	Internal RAM (Byte)	Internal Flash (Byte)	Serial Interface Type	Bus Freq. (MHz) (Max.)	ADC	Timer Channels	I/O Pins	Price Each 1	25	100
841-MCF51CN128CGT	MCF51CN128CGT	QFN-48	24	128	SCI,SPI,I2C	25	12-bit/12-ch	3	38			
841-MCF51CN128CLH	MCF51CN128CLH	LQFP-64	24	128	SCI,SPI,I2C	25	12-bit/12-ch	3	54			

COLDFIRE® MCF51EM FAMILY - 32-BIT RISC MICROCONTROLLERS

The MCF51EM256/128 devices offer a flexible LCD controller, RTC with tamper detection, and dual 128K/64K blocks of FLASH for robust field firmware updates. Combine this with an accessible Poly-Phase Reference Design and a fully functional DEMOEM board and you have all the ingredients of a turnkey electrical metering solution with customized silicon designed specifically for the electrical metering market.

For quantities greater than listed, call for quote.

MOUSER STOCK NO.	Freescale Part No.	Package	Internal RAM (Byte)	Internal Flash (Byte)	ADC	Serial Interface Type	Supply Voltage (V) (Max)	Price Each 1	25	100
841-MCF51EM256CLK	MCF51EM256CLK	LQFP-80	16K	256K	4x16bit	SCI, SPI, I2C	1.8 to 3.6			
841-MCF51EM128CLK	MCF51EM128CLK	LQFP-80	8K	128K	4x16bit	SCI, SPI, I2C	1.8 to 3.6			
841-MCF51EM256CLL	MCF51EM256CLL	LQFP-100	16K	256K	4x16bit	SCI, SPI, I2C	-0.3 to 4.0			
841-MCF51EM128CLL	MCF51EM128CLL	LQFP-100	8K	128K	4x16bit	SCI, SPI, I2C	-0.3 to 4.0			

© Copyright 2014 Mouser Electronics
© Copyright 2014 Mouser Electronics

FREESCALE Microcontrollers and Microprocessors

Products may be RoHS compliant. Check mouser.com for RoHS status.

COLDFIRE® MCF5301X FAMILY - 32-BIT LOW POWER WITH DUAL ETHERNET, USB AND AUDIO SUB-SYSTEM

For quantities greater than listed, call for quote.

MOUSER STOCK NO.	Freescale Part No.	Package	Internal RAM (Byte)	Cache (Byte)	Serial Interface Type	Bus Freq. (MHz) (Max)	I/O Pins	Timer Ch.	Price Each 1	25	100
841-MCF53010CQT240	MCF53010CQT240	LQFP-208	128K	16K	UART, I²C, SPI, SSI, Ethernet	80	61	8			
841-MCF53011CQT240	MCF53011CQT240	LQFP-208	128K	16K	UART, I²C, SPI, SSI, Ethernet	80	61	8			
841-MCF53012CQT240	MCF53012CQT240	LQFP-208	128K	16K	UART, I²C, SPI, SSI, Ethernet	80	61	8			
841-MCF53013CQT240	MCF53013CQT240	LQFP-208	128K	16K	UART, I²C, SPI, SSI, Ethernet	80	61	8			

COLDFIRE® MCF5225X EXPANDED CONNECTIVITY MCUS

The MCF5225x family consists of highly integrated devices with on-chip USB, Ethernet, CAN and encryption functions, featuring the complete Freescale MQX RTOS software at no additional cost. This solution is ideal for factory automation, building control, and medical applications.

For quantities greater than listed, call for quote.

MOUSER STOCK NO.	Freescale Part No.	Package	Internal RAM (Byte)	Internal FLASH (Byte)	Serial Interface Type	MIPS	Bus Freq. (MHz)(Max)	ADC	I/O Pins	Timer Ch.	Price Each 1	25	100
841-MCF52252AF80	MCF52252AF80	LQFP-100	32	256	QSPI, UART, I2C, USB, Ethernet	76	80	12-bit/8-ch	56	2,4			
841-MCF52254AF80	MCF52254AF80	LQFP-100	64	512	QSPI, UART, I2C, USB, Ethernet	76	80	12-bit/8-ch	56	2,4			
841-MCF52252CAF66	MCF52252CAF66	LQFP-100	32	256	QSPI, UART, I2C, USB, Ethernet, CAN	63	66	12-bit/8-ch	56	2,4			
841-MCF52254CAF66	MCF52254CAF66	LQFP-100	64	512	QSPI, UART, I2C, USB, Ethernet, CAN	63	66	12-bit/8-ch	56	2,4			
841-MCF52255CAF80	MCF52255CAF80	LQFP-100	64	512	QSPI, UART, I2C, USB, Ethernet, CAN	76	80	12-bit/8-ch	56	2,4			
841-MCF52256AG80	MCF52256AG80	LQFP-144	32	256	QSPI, UART, I2C, USB, Ethernet	76	80	12-bit/8-ch	96	2,4			
841-MCF52258AG80	MCF52258AG80	LQFP-144	64	512	QSPI, UART, I2C, USB, Ethernet	76	80	12-bit/8-ch	96	2,4			
841-MCF52256CAG66	MCF52256CAG66	LQFP-144	64	256	QSPI, UART, I2C, USB, Ethernet, CAN	63	66	12-bit/8-ch	96	2,4			
841-MCF52259CAG80	MCF52259CAG80	LQFP-144	64	512	QSPI, UART, I2C, USB, Ethernet, CAN	76	80	12-bit/8-ch	96	2,4			
841-MCF52258CAG66	MCF52258CAG66	LQFP-144	64	512	QSPI, UART, I2C, USB, Ethernet, CAN	63	66	12-bit/8-ch	96	2,4			

COLDFIRE® 32-BIT MICROCONTROLLERS

The ColdFire® product portfolio offers a wide mix of performance, price, integration and debugging capabilities for embedded designers. Its integration possibilities are limited only by imagination, and its 20-year history of 68K legacy is something no other competitor can offer. With these features to work with, the ColdFire® architecture is in a leadership position in the 32-bit embedded space.

NEW PRODUCT

For quantities greater than listed, call for quote.

MOUSER STOCK NO.	Freescale Part No.	Package	Internal RAM (Byte)	Internal FLASH (Byte)	Cache (Byte)	Serial Interface Type	Bus Freq. (MHz) (Max)	ADC	I/O Pins	Timer Ch.	Price Each 1	25	100
841-MCF51JE256CLK	MCF51JE256CLK	LQFP-80	32K	256000	-	SCI, SPI, USB	50.33	12-bit/4-ch	68	2			
841-MCF51AC256BCLKE	MCF51AC256BCLKE	LQFP-80	32K	256000	-	SCI, SPI	50.33	12-bit/24-ch	69	12			
841-MCF5328CVM240J	MCF5328CVM240J	MAPBGA-256	32K	16000	16K	CAN, I2C, QSPI, USB	240	-	-	4			
841-MCF5328CVM240	MCF5328CVM240	MAPBGA-256	32K	16000	16K	CAN, I2C, QSPI, USB	240	-	-	4			
841-MCF5206EAB40	MCF5206EAB40	QFP-160	-	8000	4K	UART	40	- - - - - -	8	-			
841-MCF5206EAB54	MCF5206EAB54	QFP-160	-	8000	4K	UART	54	- - - - - -	8	-			
841-MCF5206ECAB40	MCF5206ECAB40	QFP-160	-	8000	4K	UART	40	- - - - - -	8	-			
841-MCF5211CAE66	MCF5211CAE66	LQFP-64	-	16000	-	- - - - - -	80	12-bit/8-ch	56	-			
841-MCF5211CEP66	MCF5211CEP66	QFN-64	-	-	-	- - - - - -	66	12-bit/8-ch	-	-			
841-MCF5212CAE66	MCF5212CAE66	LQFP-64	256K	32000	-	- - - - - -	665	12-bit/8-ch	33	-			
841-MCF5213CAF66	MCF5213CAF66	LQFP-100	256K	32000	-	- - - - - -	805	12-bit/8-ch	56	-			
841-MCF5213CAF80	MCF5213CAF80	LQFP-100	256K	32000	-	- - - - - -	805	12-bit/8-ch	56	-			
841-MCF5232CAB80	MCF5232CAB80	QFP-160	-	64000	16K	- - - - - -	405	- - - - - -	61	-			
841-MCF5249LAG120	MCF5249LAG120	LQFP-144	-	96000	8K	UART, I2C, QSPI	120	10-bit/8-ch	34	-			
841-MCF5249LCAG120	MCF5249LCAG120	LQFP-144	-	96000	8K	UART, I2C, QSPI	1205	- - - - - -	34	-			
841-MCF5271CAB100	MCF5271CAB100	QFP-160	-	64000	16K	- - - - - -	505	- - - - - -	39	-			
841-MCF5307AI66B	MCF5307AI66B	FQFP-208	-	4000	16K	UART, I2C	66	- - - - - -	16	2			
841-MCF5307AI90B	MCF5307AI90B	FQFP-208	-	4000	16K	UART, I2C	90	- - - - - -	16	2			
841-MCF5307CAI66B	MCF5307CAI66B	FQFP-208	-	4000	16K	UART, I2C	66	- - - - - -	16	2			
841-MCF5407AI162	MCF5407AI162	FQFP-208	-	4000	24K	UART, I2C	162	- - - - - -	16	2			
841-MCF5407AI220	MCF5407AI220	FQFP-208	-	4000	24K	UART, I2C	220	- - - - - -	16	2			
841-MCF5407CAI162	MCF5407CAI162	FQFP-208	-	4000	24K	UART, I2C	162	- - - - - -	16	2			
841-MCF5407CAI220	MCF5407CAI220	FQFP-208	-	4000	24K	UART, I2C	220	- - - - - -	16	2			
841-MCF5471VR200	MCF5471VR200	PBGA-388	-	32000	64K	UART	200	- - - - - -	99	-			
841-MCF5472VR200	MCF5472VR200	PBGA-388	-	32000	64K	UART	200	- - - - - -	99	-			
841-MCF5474VR200	MCF5474VR200	PBGA-388	-	32000	64K	UART	200	- - - - - -	99	-			
841-MCF5474VR266	MCF5474VR266	PBGA-388	-	32000	64K	UART	200	- - - - - -	99	-			
841-MCF5475VR266	MCF5475VR266	PBGA-388	-	32000	64K	UART	266	- - - - - -	99	-			
841-MCF5480CVR166	MCF5480CVR166	PBGA-388	-	32000	64K	- - - - - -	166	- - - - - -	99	-			
841-MCF5482CVR166	MCF5482CVR166	PBGA-388	-	32000	64K	- - - - - -	166	- - - - - -	99	-			
841-MCF5484CVR200	MCF5484CVR200	PBGA-388	-	32000	64K	- - - - - -	200	- - - - - -	99	-			
841-MCF5485CVR200	MCF5485CVR200	PBGA-388	-	32000	64K	- - - - - -	200	- - - - - -	99	-			

MPC5125 - LOW POWER, HIGH PERFORMANCE MICROPROCESSOR

Features:

- Robust high-performance Power Architecture™ display solution at a low-cost/power-efficient point with full OS and middleware support.
- Dual 10/100BT Ethernet for bridging solutions
- Display interface supporting WXGA/720p, 24-bit color
- Rich set of connectivity:
  - 10x Flexible PSC (SPI, UART, AC'97, I2S, Multi-Ch TDM)
  - 4x CAN2.0 A/B , data rates in excess of 1Mbs
  - 2x High Speed USB 2.0 Host/Device/On-The-Go
  - 2x SDHC (MMC, SD, SDIO expansion)

For quantities greater than listed, call for quote.

MOUSER STOCK NO.	Freescale Part No.	Package	Internal RAM (Byte)	Serial Interface Type	Bus Freq. (MHz) (Max)	I/O Pins	Price Each 1	25	100
841-MPC5125YVN400	MPC5125YVN400	PBGA-324	32K	SPI, UART, I²C, USB	400	64			

PX SERIES POWER ARCHITECTURE MICROCONTROLLERS

Ruggedized safety features for complex industrial control applications

NEW! TECHNOLOGY

For quantities greater than listed, call for quote.

MOUSER STOCK NO.	Freescale Part No.	Package	Operating Freq. Max.	Internal Flash (KB)	Internal RAM (KB)	Serial Interface Type	Supply Voltage (V)	Price Each 1	25	100
841-MPXD1005VLQ64	MPXD1005VLQ64	LQFP-144	16	512	48	SPI, UART	3.3 to 5			
841-MPXD1010VLQ64	MPXD1010VLQ64	LQFP-144	16	1000	45	SPI, UART	3.3 to 5			
841-MPXD1010VLU64	MPXD1010VLU64	LQFP-176	16	1000	48	SPI, UART	3.3 to 5			
841-MPXN2020VMG116	MPXN2020VMG116	MAPBGA-208	60	2000	32	CAN, I2C, SPI, UART	1.2			
841-MPXR4040VVU264	MPXR4040VVU264	PBGA-416	66	4000	256	CAN, SPI	1.2			
841-MPXS2010VLQ120	MPXS2010VLQ120	LQFP-144	120	1000	128	UART, SPI, CAN	3 to 3.6			
841-MPXS2010VMM120	MPXS2010VMM120	MAPBGA-257	120	1000	128	UART, SPI, CAN	3 to 3.6			
841-MPXS2005VLQ80	MPXS2005VLQ80	LQFP-144	120	512	128	SPI	3.3 to 5			
841-MPXS2010VLQ80	MPXS2010VLQ80	LQFP-144	120	1000	128	SPI	3.3 to 5			
841-MPXD2020VLU125	MPXD2020VLU125	LQFP-176	125	2000	64	CAN, I2C, SCI, SPI	3.3 to 5			
841-MPXD2020VVU125	MPXD2020VVU125	PBGA-416	125	2000	64	UART, I2C, SCI, SPI	3.3 to 5			
841-MPXS3020VMS180	MPXS3020VMS180	MAPBGA-473	256	2000	512	SPI, CAN, UART	3.3			

© Copyright 2014 Mouser Electronics
© Copyright 2014 Mouser Electronics

FREESCALE Microprocessors

RoHS Compliant This product is RoHS compliant.

i.MX APPLICATIONS PROCESSORS

For quantities greater than listed, call for quote.

MOUSER STOCK NO.	Freescale Part No.	Package Type	Core Type	Core Freq. (MHz)	Cache Size (bytes)	Internal RAM (kbytes)	Temp. Range (C°)	Price Each 1	25	100
i.MX233 Embedded Multimedia Applications Processors										
841-MCIMX233CAG4C	MCIMX233CAG4B	LQFP 128	ARM 9	454	16	32	-40 to 85			
i.MX28 Industrial and Consumer Processors										
841-MCIMX281AVM4B	MCIMX281AVM4B	MPABGA 289	ARM 9	454	32	128	-40 to +85			
841-MCIMX283CVM4B	MCIMX283CVM4B	MPABGA 289	ARM 9	454	32	128	-40 to +85			
841-MCIMX283DVM4B	MCIMX283DVM4B	MPABGA 289	ARM 9	454	32	128	-20 to +70			
841-MCIMX285AVM4B	MCIMX285AVM4B	MPABGA 289	ARM 9	454	32	128	-40 to +85			
841-MCIMX286CVM4B	MCIMX286CVM4B	MPABGA 289	ARM 9	454	32	128	-20 to +70			
841-MCIMX287CVM4B	MCIMX287CVM4B	MPABGA 289	ARM 9	454	32	128	-40 to +85			
i.MX35 Consumer and Industrial Application Processors										
841-MCIMX357CJQ5C	MCIMX357CJQ5C	MAPBGA 400	ARM 11	133	16	128	-40 to 85			
841-MCIMX356AJQ5C	MCIMX356AJQ5C	MAPBGA 400	ARM 11	532	16	128	-40 to 85			
i.MX50 EPD Control Applications Processors										
841-MCIMX507CVM8B	MCIMX507CVM8B	MAPBGA-400	Cortex-A8	800	256K	256K	0 to 70			
841-MCIMX508CVM8B	MCIMX508CVM8B	MAPBGA-400	Cortex-A8	800	256K	256K	0 to 70			

i.MX51 Consumer and Industrial Multimedia Application Processors

For quantities greater than listed, call for quote.

MOUSER STOCK NO.	Freescale Part No.	Package Type	Core Type	Core Freq. (MHz)	Cache (bytes)	L2 Cache (kbytes)	Internal RAM (kbytes)	Temp. Range (C°)	Price Each 1	25	100
841-MCIMX512CJM6C	MCIMX512CJM6C	MABGAPGE 529	Cortex-A8	600	32	256	128	-40 to 85			
841-MCIMX512DJM8C	MCIMX512DJM8C	MABGAPGE 529	Cortex-A8	800	32	256	128	-20 to 70			
841-MCIMX513CJM6C	MCIMX513CJM6C	MABGAPGE 529	Cortex-A8	800	32	256	128	-40 to 85			
841-MCIMX513DJM8C	MCIMX513DJM8C	MABGAPGE 529	Cortex-A8	800	32	256	128	-20 to 70			
841-MCIMX515CJM6C	MCIMX515CJM6C	MAPBGA527	Cortex-A8	800	32	256	128	-40 to 85			
841-MCIMX515DJM8C	MCIMX515DJM8C	MABGAPGE 529	Cortex-A8	800	32	256	128	-20 to 70			

i.MX53 Consumer and Industrial Multimedia Application Processors

PRODUCT NEW

For quantities greater than listed, call for quote.

MOUSER STOCK NO.	Freescale Part No.	Package Type	Core Type	Core Freq. (MHz)	Cache (bytes)	L2 Cache (kbytes)	Internal RAM (kbytes)	Temp. Range (C°)	Price Each 1	25	100
841-MCIMX534AVV8C	MCIMX534AVV8C	TEPBGA-2	ARM Cortex-A8	800	32	256	128	-40 to +85			
841-MCIMX535DVV1C	MCIMX535DVV1C	TEPBGA-2	ARM Cortex-A8	1000	32	256	128	-20 to +70			
841-MCIMX536AVV8C	MCIMX536AVV8C	TEPBGA-2	ARM Cortex-A8	800	32	256	128	-40 to +85			
841-MCIMX537CVV8C	MCIMX537CVV8C	TEPBGA-2	ARM Cortex-A8	800	32	256	128	-40 to +85			

i.MX Power Management IC

PRODUCT NEW

For quantities greater than listed, call for quote.

MOUSER STOCK NO.	Freescale Part No.	Package	Compatible with	Input Voltage Min.	Input Voltage Max.	Output Voltage Max. (V)	Output Current (mA)	Topology	Price Each 1	25	100
841-MC34708VK	MC34708VK	MAPBGA-206	i.MX50, i.MX53	4.5	4.50	1.28	-	Buck			
841-MC13892CJVL	MC13892CJVL	BGA-186	i.MX35, i.MX51, i.MX27, i.MX31, i.MX37	3.0	4.65	1.25	30	Boost, Buck			

POWERQUICC COMMUNICATIONS PROCESSORS

PowerQUICC Communications Processors - MPC8377E

For quantities greater than listed, call for quote.

MOUSER STOCK NO.	Freescale Part No.	Package	Core Type	Core Operating Freq. Max.	Cache (bytes)	External Memory Supported	Ethernet	USB	Bus Frequency max. (MHz)	Price Each 1	25	100
841-MPC8377EVRAJF	MPC8377EVRAJF	PBGA-PGE 689	e300	533	32K	DDR1,DDR2,EPROM,FLASH	10/100/1000 BaseT	2.0	133			
841-MPC8377EVRALG	MPC8377EVRALG	PBGA-PGE 689	e300	667	32K	DDR1,DDR2,EPROM,FLASH	10/100/1000 BaseT	2.0	133			
841-MPC8378EVRAJF	MPC8378EVRAJF	PBGA-PGE 689	e300	533	32K	DDR1,DDR2,EPROM,FLASH	10/100/1000 BaseT	-	133			
841-MPC8379EVRAGD	MPC8379EVRAGD	PBGA-PGE 689	e300	400	32K	DDR1,DDR2,EPROM,FLASH	10/100/1000 BaseT	-	133			

PowerQUICC I

For quantities greater than listed, call for quote.

MOUSER STOCK NO.	Freescale Part No.	Package Type	Core Type	Number of Cores	Core Operating Freq. (MHz)	Cache Size (bytes)	Bus Interface	I/O Operating Voltage Max. (V)	CPU Perform. (MIPS)	Price Each 1	25	100
841-MPC852TVR100A	MPC852TVR100A	PBGA 256	MPC8xx	1	100	8	PCMCIA, PowerPC ISA	3.3	132			
841-MPC852TVR50A	MPC852TVR50A	PBGA 256	MPC8xx	1	50	8	PCMCIA, PowerPC ISA	3.3	-			
841-MPC852TVR66A	MPC852TVR66A	PBGA 256	MPC8xx	1	66	8	PCMCIA, PowerPC ISA	3.3	87			
841-MPC870CVR133	MPC870CVR133	PBGA 256	MPC8xx	1	133	8	PCMCIA	5	-			
841-MPC885CVR133	MPC885CVR133	PBGA-FW 357	MPC8xx	1	133	8	PCMCIA	5	-			
841-MPC885VR133	MPC885VR133	PBGA-FW 357	MPC8xx	1	133	8	PCMCIA	5	-			

PowerQUICC II

For quantities greater than listed, call for quote.

MOUSER STOCK NO.	Freescale Part No.	Package Type	Core Type	Number of Cores	Core Operating Freq. (MHz)	Cache Size (bytes)	Bus Interface	I/O Operating Voltage Max. (V)	CPU Perform. (MIPS)	Price Each 1	25	100
841-MPC8270CVRMIBA	MPC8270CVRMIBA	FPBGA 516	603e	1	266	32	60x, Local, PCI	3.3	505.4			
841-MPC8270CZQMIBA	MPC8270CZQMIBA	FPBGA 516	603e	1	266	32	60x, Local, PCI	3.3	505.4			
841-MPC8270VRMIBA	MPC8270VRMIBA	FPBGA 516	603e	1	266	32	60x, Local, PCI	3.3	505.4			

PowerQUICC II Pro

For quantities greater than listed, call for quote.

MOUSER STOCK NO.	Freescale Part No.	Package Type	Core Type	Number of Cores	Core Operating Freq. (MHz)	Cache Size (bytes)	Bus Interface	I/O Operating Voltage Max. (V)	CPU Perform. (MIPS)	Price Each 1	25	100
841-MPC8306CVMABDCA	MPC8306CVMABDCA	MAP-369	e300	1	133	16	Local	3.3	-			
841-MPC8306CVMACDCA	MPC8306CVMACDCA	MAP-369	e300	1	200	16	Local	3.3	-			
841-MPC8306SCVMABDCA	MPC8306SCVMABDCA	MAP-369	e300	1	133	16	Local	3.3	-			
841-MPC8306SCVMACDCA	MPC8306SCVMACDCA	MAP-369	e300	1	200	16	Local	3.3	-			
841-MPC8306SVMABDCA	MPC8306SVMABDCA	MAP-369	e300	1	133	16	Local	3.3	-			
841-MPC8306SVMACDCA	MPC8306SVMACDCA	MAP-369	e300	1	200	16	Local	3.3	-			
841-MPC8306SVMADDCA	MPC8306SVMADDCA	MAP-369	e300	1	266	16	Local	3.3	-			
841-MPC8306VMABDCA	MPC8306VMABDCA	MAP-369	e300	1	133	16	Local	3.3	-			
841-MPC8306VMACDCA	MPC8306VMACDCA	MAP-369	e300	1	200	16	Local	3.3	-			
841-MPC8306VMADDCA	MPC8306VMADDCA	MAP-369	e300	1	266	16	Local	3.3	-			
841-MPC8308VMAGD	MPC8308VMAGD	MAPBGA 473	e300	1	400	16	Local, PCI	3.6	-			
841-MPC8308VMADD	MPC8308VMADD	MAPBGA 473	e300	1	400	16	Local, PCI	3.6	-			
841-MPC8308CVMADD	MPC8308CVMADD	MAPBGA 473	e300	1	400	16	Local, PCI	3.6	-			
841-MPC8314CVRAGDA	MPC8314CVRAGDA	PBGA 620	e300	1	400	16	Local, PCI, PCI-Express	3.6	-			
841-MPC8343EVRAGDB	MPC8343EVRAGDB	PBGA-620	e300	1	400	64	Local PCI	1.32	760			
841-MPC8321CVRADDC	MPC8321CVRADDC	PBGA-PGE 516	e300	1	266	32	Local, PCI	1.8, 3.3	-			
841-MPC8321CZQAFDC	MPC8321CZQAFDC	PBGA-PGE 516	e300	1	333	32	Local, PCI	1.8, 3.3	-			
841-MPC8321EVRAFDC	MPC8321EVRAFDC	PBGA-PGE 516	e300	1	333	32	Local, PCI	1.8, 3.3	-			
841-MPC8321VRAFDC	MPC8321VRAFDC	PBGA-PGE 516	e300	1	333	32	Local, PCI	1.8, 3.3	-			

PowerQUICC III

For quantities greater than listed, call for quote.

MOUSER STOCK NO.	Freescale Part No.	Package Type	Core Type	Number of Cores	Operating Frequency Max. (MHz)	Cache Size (bytes)	L2 Cache (bytes)	Bus Interface	Ethernet	Price Each 1	25
841-MPC8544VTALF	MPC8544VTALF	FCPBGA 783	e500	1	667	32K	256K	Local, PCI	10/100/1000 BaseT		
841-MPC8536AVTAVLA	MPC8536AVTAVLA	FCPBGA-783	e500	1	1500	32K	512K	PCI-Express	10/100/1000 Base T		-

© Copyright 2014 Mouser Electronics

© Copyright 2014 Mouser Electronics

FREESCALE Digital Signal Processors and Controllers

freescale

Products may be RoHS compliant. Check mouser.com for RoHS status.

QORIQ DIGITAL SIGNAL PROCESSORS & CONTROLLERS

For quantities greater than listed, call for quote.

MOUSER STOCK NO.	Freescale Part No.	Package	Core Type	Data Bus Width (bit)	Clock Freq. Max. (GHz)	Program Memory (KB)	Interface	Operating Voltage (V)	Price Each 1	25	100
841-P4040NSN1MMB	P4040NSN1MMB	FCPBGA-1295	e500mc	32	1.2	128	Ethernet, I2C, DUART, USB	1 to 3.3			

MC56F800x DIGITAL SIGNAL CONTROLLERS

The entry-level MC56F8006/2 DSC provides the most cost-optimized solution for mathematically-intensive, power-sensitive real-time control applications. The MC56F8006/2 series uses the 56800E core, which is based on a dual Harvard-style architecture consisting of three execution units operating in parallel. This allows as many as six operations per instruction cycle. The MCU-style programming model and optimized instruction set allow straightforward generation of efficient, compact DSP and control code.

For quantities greater than listed, call for quote.

MOUSER STOCK NO.	Freescale Part No.	Package	Performance	Internal Flash (Kbytes)	Internal RAM (Kbytes)	Serial Interface Type	I/O Pins	Core Operating Voltage (V)	A/D Converter	Price Each 1	25	100
841-MC56F8002VWL	MC56F8002VWL	SOIC-28W	32MHz/32MMACS	12	2	LIN,I2C,SCI,SPI	9	1.8	36-ch./12-bit			
841-MC56F8006VLC	MC56F8006VLC	LQFP-32	32MHz/32MMACS	16	2	LIN,I2C,SCI,SPI	13	1.8	36-ch./12-bit			
841-MC56F8006VLF	MC56F8006VLF	LQFP-48	32MHz/32MMACS	16	2	LIN,I2C,SCI,SPI	26	1.8	36-ch./12-bit			
841-MC56F8006VWL	MC56F8006VWL	SOIC-28W	32MHz/32MMACS	16	2	LIN,I2C,SCI,SPI	13	1.8	36-ch./12-bit			

56F800 SERIES GENERAL PURPOSE 16-BIT FIXED POINT

For quantities greater than listed, call for quote.

MOUSER STOCK NO.	Freescale Part No.	Package	Performance	Program Flash / RAM	Off-chip Memory	Serial Interface Type	Core Operating Voltage (V)	A/D Converter	Price Each 1	25	100
841-DSP56F803BU80E	DSP56F803BU80E	LQFP-100	80MHz/40MIPS	64KB/1KB	Yes	SCI, SPI, CAN	3.3	8-ch./12-bit			
841-DSP56F805FV80E	DSP56F805FV80E	LQFP-144	80MHz/40MIPS	64KB/1KB	Yes	SCI, SPI, CAN	3.3	8-ch./12-bit			
841-DSP56F807PY80E	DSP56F807PY80E	LQFP-160	80MHz/40MIPS	120KB/4KB	Yes	SCI, SPI, CAN	3.3	16-ch./12-bit			

MC56F82X DIGITAL SIGNAL CONTROLLERS

For quantities greater than listed, call for quote.

MOUSER STOCK NO.	Freescale Part No.	Package	Performance	Internal Flash (Kbytes)	Internal RAM (Kbytes)	Serial Interface Type	Programmable I/Os	Operating Supply Voltage (V)	A/D Converter	Price Each 1	25	100
841-MC56F8245VLD	MC56F8245VLD	LQFP-44	60MHz/60MIPs	48	6	I2C/SMBus	35	3.3	4-ch./12-bit			
841-MC56F8246VLF	MC56F8246VLF	LQFP-48	60MHz/60MIPs	48	6	I2C/SMBus	39	3.3	5-ch./12-bit			
841-MC56F8247VLH	MC56F8247VLH	LQFP-64	60MHz/60MIPs	48	8	I2C/SMBus	54	3.3	8-ch./12-bit			
841-MC56F8255VLD	MC56F8255VLD	LQFP-44	60MHz/60MIPs	64	8	I2C/SMBus	35	3.3	4-ch./12-bit			
841-MC56F8256VLF	MC56F8256VLF	LQFP-48	60MHz/60MIPs	64	8	I2C/SMBus	39	3.3	5-ch./12-bit			
841-MC56F8257VLH	MC56F8257VLH	LQFP-64	60MHz/60MIPs	64	8	I2C/SMBus	54	3.3	8-ch./12-bit			

56F8300 SERIES GENERAL PURPOSE 16-BIT FIXED POINT

For quantities greater than listed, call for quote.

MOUSER STOCK NO.	Freescale Part No.	Package	Performance	Program Flash / RAM	Off-chip Memory	Serial Interface Type	Core Operating Voltage (V)	A/D Converter	Price Each 1	25	100
841-MC56F8322MFAE	MC56F8322MFAE	LQFP-48	40MHz/40MIPS	32KB/32KB	No	SCI,SPI,CAN	3.0-3.6	6-ch./12-bit			
841-MC56F8322VFAE	MC56F8322VFAE	LQFP-48	40MHz/40MIPS	32KB/32KB	No	SCI,SPI,CAN	3.0-3.6	6-ch./12-bit			
841-MC56F8323MFBE	MC56F8323MFBE	LQFP-64	60MHz/60MIPS	32KB/32KB	No	SCI,SPI,CAN	3.0-3.6	8-ch./12-bit			
841-MC56F8323VFBE	MC56F8323VFBE	LQFP-64	60MHz/60MIPS	32KB/32KB	No	SCI,SPI,CAN	3.0-3.6	8-ch./12-bit			
841-MC56F8335VFGE	MC56F8335VFGE	LQFP-128	60MHz/60MIPS	64KB/8KB	No	SCI,SPI,CAN	- - -	16-ch./12-bit			
841-MC56F8345MFGE	MC56F8345MFGE	LQFP-128	60MHz/60MIPS	128KB/8KB	No	SCI,SPI,CAN	3.0-3.6	16-ch./12-bit			
841-MC56F8345VFGE	MC56F8345VFGE	LQFP-128	60MHz/60MIPS	128KB/8KB	No	SCI,SPI,CAN	3.0-3.6	16-ch./12-bit			
841-MC56F8346MFVE	MC56F8346MFVE	LQFP-144	60MHz/60MIPS	128KB/8KB	Yes	SCI,SPI,CAN	3.0-3.6	16-ch./12-bit			
841-MC56F8346VFVE	MC56F8346VFVE	LQFP-144	60MHz/60MIPS	128KB/8KB	Yes	SCI,SPI,CAN	3.0-3.6	16-ch./12-bit			
841-MC56F8355MFGE	MC56F8355MFGE	LQFP-128	60MHz/60MIPS	256KB/16KB	No	SCI,SPI,CAN	3.0-3.6	16-ch./12-bit			
841-MC56F8355VFGE	MC56F8355VFGE	LQFP-128	60MHz/60MIPS	256KB/16KB	No	SCI,SPI,CAN	3.0-3.6	16-ch./12-bit			
841-MC56F8356MFVE	MC56F8356MFVE	LQFP-144	60MHz/60MIPS	256KB/16KB	No	SCI,SPI,CAN	3.0-3.6	16-ch./12-bit			
841-MC56F8356VFVE	MC56F8356VFVE	LQFP-144	60MHz/60MIPS	256KB/16KB	No	SCI,SPI,CAN	3.0-3.6	16-ch./12-bit			
841-MC56F8357MPYE	MC56F8357MPYE	LQFP-160	60MHz/60MIPS	256KB/20KB	Yes	SCI, SPI, CAN	3.0-3.6	16-ch./12-bit			
841-MC56F8357VPYE	MC56F8357VPYE	LQFP-160	60MHz/60MIPS	256KB/16KB	No	SCI,SPI,CAN	3.0-3.6	16-ch./12-bit			
841-MC56F8366VFVE	MC56F8366VFVE	LQFP-144	60MHz/60MIPS	512KB/32KB	Yes	SCI,SPI,CAN	3.0-3.6	16-ch./12-bit			
841-MC56F8367VPYE	MC56F8367VPYE	LQFP-160	60MHz/60MIPS	512KB/32KB	Yes	SCI,SPI,CAN	3.0-3.6	16-ch./12-bit			

56F8000 SERIES GENERAL PURPOSE 16-BIT FIXED POINT

For quantities greater than listed, call for quote.

MOUSER STOCK NO.	Freescale Part No.	Package	Performance	Program Flash / RAM	Off-chip Memory	Serial Interface Type	Core Operating Voltage (V)	A/D Converter	Price Each 1	25	100
841-MC56F8011VFAE	MC56F8011VFAE	LQFP-32	32MHz/32MIPS	12KB/2KB	No	SCI, SPI, I2C	3.0-3.6	6-ch./12-bit			
841-MC56F8013VFAE	MC56F8013VFAE	LQFP-32	32MHz/32MIPS	16KB/4KB	No	SCI, SPI, I2C	3.0-3.6	6-ch./12-bit			
841-MC56F8014VFAE	MC56F8014VFAE	LQFP-32	32MHz/32MIPS	16KB/4KB	No	SCI, SPI, I2C	3.0-3.6	8-ch./12-bit			
841-MC56F8023VLC	MC56F8023VLC	LQFP-32	32MHz/32MIPS	32KB/4KB	No	SCI, SPI, I2C	3.0-3.6	6-ch./12-bit			
841-MC56F8025VLD	MC56F8025VLD	LQFP-44	32MHz/32MIPS	32KB/4KB	No	SCI, SPI, I2C	3.0-3.6	8-ch./12-bit			
841-MC56F8036VLF	MC56F8036VLF	LQFP-48	32MHz/32MIPS	64KB/8KB	No	SCI, SPI, I2C	3.0-3.6	10-ch./12-bit			
841-MC56F8037VLH	MC56F8037VLH	LQFP-64	32MHz/32MIPS	64KB/8KB	No	SCI, SPI, I2C	3.0-3.6	16-ch./12-bit			

56850 SERIES GENERAL PURPOSE 16-BIT FIXED POINT

For quantities greater than listed, call for quote.

MOUSER STOCK NO.	Freescale Part No.	Package	Performance	Program Flash / RAM	Off-chip Memory	Serial Interface Type	Core Operating Voltage (V)	A/D Converter	Price Each 1	25	100
841-DSP56853FGE	DSP56853FGE	LQFP-128	120MHz/120MIPS	12KB/4KB	Yes	SCI, SPI	1.8-3.3	No			
841-DSP56857BUE	DSP56857BUE	LQFP-100	120MHz/120MIPS	40KB/24KB	No	ESSI, SCI, SPI	1.8-3.3	No			
841-DSP56858FVE	DSP56858FVE	LQFP-144	120MHz/120MIPS	40KB/24KB	Yes	ESSI, SCI, SPI	1.8-3.3	No			

SYMPHONY™ AUDIO DSP PRODUCTS

For quantities greater than listed, call for quote.

MOUSER STOCK NO.	Freescale Part No.	Package	Performance	Program Flash / RAM	Off-chip Memory	Serial Interface Type	Core Operating Voltage (V)	A/D Converter	Price Each 1	25	100
841-DSPB56362AG120	DSPB56362AG120	LQFP-144	120MHz/120MIPS	14000	Yes	SPI, I2C, ESAI, SHI	3.3	No			
841-DSPB56371AF180	DSPB56371AF180	LQFP-80	181MHz/181MIPS	-	No	ESIA, SHI	3.3	No			
841-DSPB56374AE	DSPB56374AE	LQFP-52	150MHz/150MIPS	54000	No	SIA, SHI	3.3	No			
841-DSPB56725AF	DSPB56725AF	LQFP-80	250MHz/250MIPs	-	No	SAI, SHI	3.3	No			

© Copyright 2014 Mouser Electronics
© Copyright 2014 Mouser Electronics

FREESCALE Development Tools

Products may be RoHS compliant. Check mouser.com for RoHS status.

freescale™

For quantities greater than listed, call for quote.

MOUSER STOCK NO. / Mfr. Part No.	Description	Price Each
8-Bit MCU Design Tools		
841—DEMO9RS08KA2	9RS08KA2 Demonstration Board	
841—DEMO9S08AW60E	MC9S08AW60 Demonstration Board	
841—DEMO9S08DZ60	9S08DZ60 Demonstration Board	
841—EVB9S08DZ60	9S08DZ60 Evaluation Board	
841—DEMO9S08EL32	MC9S08EL and MC9S08SL Family Demo Board	
841—DEMO9S08EL32AUTO	Demonstration board for the S08EL/SL device for Automotive applications	
841—M68DEMO908GB60E	MC9S08GB60 Demonstration Board	
841—DEMO908GZ60E	908GZ60 Demonstration Board	
841—DEMOJM	Flexis™ JM Demonstration Board	
841—DEMO9S08LL16	S08LL Demonstration Board	
841—DEMO9S08LC60	MC9S08LC60 Demonstration Board	
841—DEMO908QB8	HC908QB8 Demonstration Board	
841—DEMO908QC16	908QC16 Demonstration Board	
841—DEMO9S08QE8	S08QE8 Demonstration board	
841—DEMO9S08QG8E	MC9S08QG8 Demonstration Board	
841—DEMO9S08SH8	S08SH Family Demonstration board	
841—DEMO9S08SH32	S08SH Family Demonstration board	
841—EML08QCBLTYE	Emulator for QB,QC,QL, QT and QY Families	
841—USBMULTILINK08E	USB MON08 Multilink	
841—USBMULTILINKBDME	USB HCS08/HCS12 BDM Multilink - In-Circuit Debugger/Programmer	
841—EVBUSB2SER	USB to Serial Bridge Evaluation Board	
841—M68CYCLONEPROE	Universal Standalone In-Circuit Debugger/Programmer	
841—DC9S08QB8	Development Tools DC for DEMO9S08QB8	
841—DEMO9RS08KB12	Development Tools KB12 DEMO Board	
841—DEMO9RS08LE4	Development Tools LE4 Family Demo Board	
841—DEMO9S08FL16	Development Tools Demo Board for MC9S08SV16 or MC9S08FL16	
841—DEMO9S08SF4	Development Tools Demo Board for S08SF4	
841—DEMO9S08SG32	Development Tools S08SG32 Demo Board	
841—DEMO9S08SV16	Development Tools Demo Board for S08SV16 Family	
841—DEMO9S12PFAME	Development Tools S12P Demo Board	
16-Bit MCU Design Tools		
841—EVB9S12XDP512E	9S12XDP512 Evaluation Board	
841—DEMO9S12XDT512E	9S12XDP512 Demonstration Board	
841—KIT912F634EVME	MM912F634 Development Board for HCS12 Series	
841—DEMO9S12XEP100	Basic (Small) Evaluation Board for 9S	
841—EVB9S12XEP100	Full-featured Evaluation Board for 9S	
841—DEMO9S12NE64E	DEMO9S12NE64 Demonstration Board	
841—DEMO9S12HY64	Development Tools Demo Board For 9S12HY64	
Flexis 8-Bit / 32-Bit MCU Design Tools		
841—DEMOQE128	Flexis QE128 Demonstration Board	
841—EVBQE128	Evaluation Board for QE128 - S08 and V1 Coldfire	
841—DC9S08AC128	Dev Tools Daughter Card for Flexis DEMOAC	
841—DC9S08AC16	Dev Tools Daughter Card for Flexis DEMOAC	
841—DC9S08AC60	Dev Tools Daughter Card for Flexis DEMOAC	
841—DEMO51AC256KIT	Development Tools for DEMOAC DC9S08A	
32-Bit MCU Coldfire V2 Core Design Tools		
841—DEMOEM	MCF51EM Demonstration Board	
841—M5211DEMO	MCF521x Evaluation Board with MCF5211 MCU	
841—M52223EVB	MCF5222X Microprocessors Evaluation Kit	
841—M52235EVB	MCF5223 Evaluation Board	
841—M52233DEMO	MCF52233 Evaluation Board	
32-Bit Digital Signal Controller Design Tools		
841—M53015EVB	Development Tools for MCF5301x Series	
841—M53017KIT	Development Kit for MCF5301x Series	
841—M53017MOD	Production module for MCF53017	
841—DEMO56F8013-EE	MC56F8013 Demonstration Board	
841—DEMO56F8014-EE	MC56F8014 Demonstration Board	
841—MC56F8006DEMO	Demo Board for MC56F8006 Digital Signal Controller	
841—MC56F8367EVME	MC56F8367 Evaluation Board	
32-Bit Power Architecture MCU Design Tools		
841—CYCLONEMAX	Programmer/Debuggers for MPC5x, Coldfire, ARM	
841—MPC555CMEE	MPC555 Evaluation Kit	
841—MPC5534EVBE	Development Tools for MPC5534MZP80	
841—MPC5553EVBE	Development Tools for MPC5553MZP132	
841—MPC5566EVB	Development Tools for MPC5566MZP132	
32-Bit Powerquicc™ Communication Processor Design Tools		
841—MPC8306-KIT	Development Tools for MPC8306	
841—MPC8309-KIT	Development Tools For MPC8309	
841—MPC8377E800RDBA	Development Tools for MPC8377E	
841—MPC8536DS	Development Tools for MPC8536	
841—MPC8544COMEDEV	Development Tools for MPC8544COM	
841—MPC8544DS	Reference Platform for MPC8544E	
841—MPC8569E-MDS-PB	Development Board for MPC8569E	

© Copyright 2014 Mouser Electronics

For quantities greater than listed, call for quote.

MOUSER STOCK NO. / Mfr. Part No.	Description	Price Each
32-Bit Powerquicc™ Communication Processor Design Tools (Cont.)		
841—MPC8572DS	Development Board for MPC8572E	
841—MPC8308-RDB	MPC8308 Reference Board	
i.MX Application Processor Development Tools		
841—MCIMX-LVDS1	i.MX53 Quick Start Board	
841—MCIMX23LCD	i.MX23 LCD Daughter Card	
841—MCIMX25LPDKJ	MCIMX25 PDK for Linux®	
841—IAR-KSK-IMX25	Development Tools Kitstart Dev Kit IMX25	
841—MCIMX28EVK	Development Tool for MCIMX28	
841—MCIMX28LCD	Development Tool for MCIMX28LCD	
841—MCIMX35LPDKJ	I.MX35J for Linux®	
841—MCIMX35WPDKJ	I.MX35J for Windows® Embedded CE	
841—MCIMX51EVKJ	i.MX51 Evaluation Kit	
841—MCIMX51EXP	i.MX51 Expansion Kit	
841—MCIMX51LCD	i.MX51 WVGA LCD Daughter Card	
841—MCIMX53SMD	i.MX53 SABRE Development Platform for Tablets	
Accelerometer Development Tools		
841—RDMMA865X	MMA8652FC, MMA8653FC daughter cards, sensor interface board, and LFSTBUSB Communications Board	
841—LFSTBEB865X	MMA8652FC, MMA8653FC daughter cards, and sensor interface board	
841—LFSTBBAT9	Dev Tools Accelerometer Power Board - 9V Battery	
841—LFSTBPROTO	Proto Board for Sensor Toolbox Application Boards	
841—DEMOAPEXSENSOR	Development Tools for DEMOAPEXSENSOR	
841—LFSTBEB7361	Development Tools for MMA7361	
841—LFSTBEB845X	Development Tools For MMA845X	
841—D3172MMA7455L	Development Tools for MMA7455L	
841—D3965MMA7660FC	Development Tools for MMA7660FC	
841—D3965USB	Development Tools for MMA7660FC	
Magnometer Development Tools		
841—LFSTBEB3110	MAG3110 magnetometer Evaluation Board	
841—RD4247MAG3110	MAG3110 Magnetometer Sensor Toolbox Board	
Pressure Sensor Development Tools		
841—KIT3VSOPXBRD	Development Tools for Pressure Sensor 3V Supply	
841—KIT5VSOPXBRD	Development Tools for Pressure Sensor 5V Supply	
841—KITMPL115A1EVB	Development Tools for MPL115A1	
Starcore DSP Development Tools		
841—MSC8156EVM	Evaluation Board for MSC815x or MSC825x	
QorIQ Processors		
841—P1010-RDB	Reference Board for P1010	
841—P1021-MDS-PB	Modular Development System for P1021/P2012	
841—P1020RDB-PC	P1020 Reference Design Board	
841—P1022COME-DS-PB	P1022 dual core Power Architecture, COM Express Module Development Board	
841—P1024RDB-PA	P1024 Reference Design Board	
841—P3041DS-PA	P3041 Development System	
841—P4080PCIE	P4080 PCI Express Development System	
841—PSC9131RDB	Qonverge Reference Design Board	
841—U-MULTILINK	Universal Multilink In-Circuit Debugger/Programmer	
Power Management Design Tools		
841—KIT33810EKEVME	Development Tools for MC33810, 68HC908JW32	
841—KIT33879AEKEVBE	Development Tools for MC33879	
841—KIT33912G5DGEVME	Development Tools for MC33912	
841—KIT33926PNBEVBE	Development Tools for MC33926	
841—KIT33932VWEVBE	Development Tools for MC33932	
841—KIT33937AEKEVBE	Development Tools for MC33937	
841—KIT33972AEWEVBE	Development Tools for MC33972A	
841—KIT33975AEWEVBE	Development Tools for MC33975	
841—KIT33984PNAEVB	Development Tools for MC33984	
841—KIT34670EGEVBE	Development Tools for MC34670	
841—KIT34671EPEVBE	Development Tools for MC34671	
841—KIT34676EPEVBE	Development Tools for MC34676	
841—KIT10XS3412EVBE	Dev Tools for Quad Hi Side Switch 10XS3412	
841—KIT10XS3435EVBE	Dev Tools for Quad Hi Side Switch 10XS3435	
841—KIT15XS3400EVBE	Dev Tools for Quad Hi Side Switch 15XS3400	
841—KIT33730EKEVBE	Dev Tools for Switch Mode Power Supply MC33730	
841—KIT34825EPEVME	Development Tools for MC34825	
841—KIT34845EPEVME	Development Tools for MC34845	
Amplifier ICs Development Tools		
841—MBC137201900EVK	Dev Tools for MBC13720 LNA w/ Bypass Switch	
841—MBC13720900EVK	Dev Tools for MBC13720 LNA w/ Bypass Switch	
841—MBC13720900HEVK	Dev Tools for MBC13720 LNA w/ Bypass Switch	
841—MBC139161900EVK	Dev Tools for MBC13916 LNA Cascode Amplifier	
841—MBC13916350EVK	Dev Tools for MBC13916 LNA Cascode Amplifier	
841—MBC13916900EVK	Dev Tools for MBC13916 LNA Cascode Amplifier	
841—MC138533BEVK	Dev Tools for MC13853 LNA w/ Bypass Switch	

© Copyright 2014 Mouser Electronics

FREESCALE Tower System Development Tools

RoHS Compliant **This product is RoHS compliant.**

FREESCALE TOWER SYSTEM MCU MODULES

Freescale's Tower System is a modular development platform designed to save you months of development time now and in the future through rapid prototyping and tool re-use. The Tower System consists of interchangeable and reusable modules along with open source design files make it easy to customize your design and reduce low level design giving you more time to focus on differentiated solutions.

MOUSER STOCK NO.	Freescale Part No.	Fig.	Description	Price Each
841-TWR-MCF51CN-KIT	TWR-MCF51CN-KIT	A	Development Kit for MCF51CN128 MCUs	
841-TWR-MCF51CN	TWR-MCF51CN	-	MCF51CN128 MCU Module	
841-TWR-MCF51JE-KIT	TWR-MCF51JE-KIT	-	Development Kit for MCF51JE MCUs	
841-TWR-MCF51JE	TWR-MCF51JE	B	MCF51JE MCU Module	
841-TWR-MCF51JF	TWR-MCF51JF	C	MCF51JF128 MCU Module	
841-TWR-MCF51JF-KIT	TWR-MCF51JF-KIT	-	Development Kit for MCF51JF128 MCUs	
841-TWR-MCF51QM	TWR-MCF51QM	D	MCF51QM128 MCU Module	
841-TWR-MCF51QM-KIT	TWR-MCF51QM-KIT	-	Development Kit for MCF51QM128 MCUs	
841-TWR-MPC5125-KIT	TWR-MPC5125-KIT	-	Development Kit for MCF5125X MCU	
841-TWR-MPC5125	TWR-MPC5125	E	MCF5125X MCU Module	
841-TWR-MCF5225X-KIT	TWR-MCF5225X-KIT	-	Development Kit for MCF5225X MCUs	
841-TWR-MCF5225X	TWR-MCF5225X	F	MCF5225X MCU Module	
841-TWR-K20D50M	TWR-K20D50M	-	ML20DX128VLH5 MCU Module	
841-TWR-MECH	TWR-MECH	G	MCF52259 MCU Mechatronics Module	
841-FSLBOT	FSLBOT	H	MCF52259 MCU Mechatronics Robot Development Kit	
841-TWR-MCF51AG-KIT	TWR-MCF51AG-KIT	-	Development Kit for MCF51AG MCUs	
841-TWR-MCF51AG	TWR-MCF51AG	-	MCF51AG MCU Module	
841-TWR-MCF51MM-KIT	TWR-MCF51MM-KIT	-	Development Kit for MCF51MM	
841-TWR-MCF51MM	TWR-MCF51MM	-	MCF51MM MCU Tower Module	
841-TWR-MCF5441X-KIT	TWR-MCF5441X-KIT	-	Development Kit for MCF5441X	
841-TWR-MCF5441X	TWR-MCF5441X	-	MCF5441X MCU Module	
841-TWR-56F8257	TWR-56F8257	-	56F8257 MCU Module	
841-TWR-P1025	TWR-P1025	-	QorIQ P1025 MPU Module	
841-TWR-PXD10	TWR-PXD10	-	PXD10 Tower Module - MPXD1010VLQ64 MCU	
841-TWR-PXD20	TWR-PXD20	-	PXD20 Tower Module - MPXD2020VLU125 MCU	
841-TWR-PXN20	TWR-PXN20	-	PXN20 Tower Module - MPXN2020VMG116 MCU	
841-TWR-PXR40	TWR-PXR40	-	PXR40 Tower Module - MPXR4040VVU264 MCU	
841-TWR-PXS3020	TWR-PXS3020	-	PXS30 Tower Module - MPXS3020VMS180 MCU	
841-TWR-S08LL64-KIT	TWR-S08LL64-KIT	I	Development Kit for S08LL64	
841-TWR-S08LL64	TWR-S08LL64	-	S08LL64 MCU Module	
841-TWR-S08MM128-KIT	TWR-S08MM128-KIT	-	Development Kit for 9S08MM128	
841-TWR-S08MM128	TWR-S08MM128	-	9S08MM128 USB CAN	
841-TWR-S08JE128-KIT	TWR-S08JE128-KIT	-	Development Kit for S08JE128 MCUs	
841-TWR-S08JE128	TWR-S08JE128	J	S08JE128 MCU Module	
841-TWR-S08PT60	TWR-S08PT60	-	Rugged 5V MC9S08PT60 8-Bit MCU Module	
841-TWR-S08PT60-KIT	TWR-S08PT60-KIT	-	Development Kit for MC9S08PT60 MCUs	
841-TWR-S12G128	TWR-S12G128	-	MC9S12G128 16-Bit MCU Module	
841-TWR-S12G128-KIT	TWR-S12G128-KIT	-	Development Kit for MC9S12G128 16-Bit MCUs	
841-TWR-S12GN32	TWR-S12GN32	-	MC9S12GN32 16-Bit MCU Module	
841-TWR-S12GN32-KIT	TWR-S12GN32-KIT	-	Development Kit for MC9S12GN32 16-Bit MCU	

Peripheral Modules

MOUSER STOCK NO.	Freescale Part No.	PRODUCT NEW Description	Price Each
877-TWR-FRAM	TWR-FRAM	Ramtron FRAM daughter card, 1-MB SPI FRAM, 256KB I2C FRAM, 4-MB Parallel FRAM	
841-TWR-AUDIO-SGTL	TWR-AUDIO-SGTL	Tower System Audio Interface	
841-TWRPI-MMA6900	TWRPI-MMA6900	2-Axis High Accuracy Low g Intertial Sensor	
841-TWRPI-MMA845XQ	TWRPI-MMA845XQ	Xtrinsic Accelerometer Plug-In Module	
841-TWR-RF-SNAP	TWR-RF-SNAP	Wireless Mesh Networking Module - Synapse Wireless SM700 RF Engine	
841-TWR-WIFI-RS2101	TWR-WIFI-RS2101	Tower System 802.11n Wi-Fi Module	
841-TWR-WIFI-G1011MI	TWR-WIFI-G1011MI	Tower System 802.11n WiFi Module - Feat. GS1011MIP WiFi Module	
841-TWR-MC-LV3PH	TWR-MC-LV3PH	Low-Voltage 3-Phase Motor Control Module	
841-TWRPI-TOUCH-PAK	TWRPI-TOUCH-PAK	TWRPI Touch Sensor Development Pack	
841-TWRPI-TOUCH-STR	TWRPI-TOUCH-STR	Capacitive Touch Tower Plug-In Starter Kit	
841-TWR-SER	TWR-SER	Tower System Serial I/O Module	
841-TWR-ELEV	TWR-ELEV	Tower System Elevator Module	
841-TWR-PROTO	TWR-PROTO	Tower System Prototype Board	

S08 and RS08 Universal Tower Module Systems

841-TWR-S08UNIV	TWR-S08UNIV	S08 and RS08 Daughter cards Module	
841-TWR-S08UNIV-DEMO	TWR-S08UNIV-DEMO	TWR-S08UNIV main module along with all six initial daughter cards	
841-TWR-RS08DC-KA8	TWR-RS08DC-KA8	RS08-KA8 Daughter Card	
841-TWR-S08DC-AC60	TWR-S08DC-AC60	S08-AC60 Daughter Card	
841-TWR-S08DC-QD4	TWR-S08DC-QD4	S08-QD4 Daughter Card	
841-TWR-S08DC-QE64	TWR-S08DC-QE64	S08-QE64 Daughter Card	
841-TWR-S08DC-QG8	TWR-S08DC-QG8	S08-QG8 Daughter Card	
841-TWR-S08DC-SH8	TWR-S08DC-SH8	S08-SH8 Daughter Card	

KINETIS TOWER SYSTEMS - MODULAR DEVELOPMENT PLATFORM

The Kinetis MCU portfolio consists of multiple pin-, peripheral-and software-compatible MCU families based on the ARM Cortex -M4 core.

Kinetis K20 Module

MOUSER STOCK NO.	Freescale Part No.	Fig.	Description	Price Each
841-TWR-K20D72M	TWR-K20D72M	K	K20 Tower Module	

Kinetis K40 Development Kit and Module

841-TWR-K40X256	TWR-K40X256	L	K40 Tower Module	
841-TWR-K40X256-KIT	TWR-K40X256-KIT	M	Development Kit for K40X256	

Kinetis K50 Development Kit and Module

841-TWR-K53N512	TWR-K53N512	N	K53 Tower Module	
841-TWR-K53N512-KIT	TWR-K53N512-KIT	-	K53 Tower Development Kit	

Kinetis K60 Development Kit and Module

841-TWR-K60N512-IAR	TWR-K60N512-IAR	O	IAR Kick Start Kit for K60MCU	

Kinetis Kwikstik Development Tool

841-KWIKSTIK-K40	KWIKSTIK-K40	P	Kinetis Development Tool with 306 seg LCD Display	



© Copyright 2014 Mouser Electronics

© Copyright 2014 Mouser Electronics

FTDI USB Host Controllers & Interface Adapters

RoHS Compliant **This product is RoHS compliant.**

FTDI FT311D USB ANDROID HOST

The FT311D provides a bridge between peripheral hardware and an Android platform with a USB device port. The FT311D will enumerate the Android platform and provide an interface to either, GPIO, UART, PWM, I2C Master, SPI Slave or SPI Master.

Features:

- Entire USB protocol handled on the chip. No USB specific firmware programming required.
- Interface options selectable via 3 mode select pins
- 7 GPIO lines interface option
- Basic UART interface with RXD, TXD, RTS, CTS pins option
- 4 PWM channels option
- I2C master interface option
- PI Slave/Master interface option supporting modes 0, 1, 2 and 3 with MSB/LSB options
- Suitable for use on any Android platform supporting Android Open Accessory Mode

NEW PRODUCT

For quantities greater than listed, call for quote.

MOUSER STOCK NO.	FTDI Part No.	Description	Price Each 1	25	100
895-FT311D-32L1C-R	FT311D-32L1C-R	USB 2.0 Android Host Controller IC, 32 Pin LQFP			
895-FT311D-32Q1C-T	FT311D-32Q1C-T	USB 2.0 Android Host Controller IC, 32 Pin QFP			
Development Modules and Boards					
895-UMFT311EV	UMFT311EV	FT311D USB Android Host Development Module			
895-UMFT311GP	UMFT311GP	FT311 GPIO Shield Board			

FTDI VINCULUM AND VINCULUM-II USB HOST CONTROLLER DEVICES

FTDI VNC2 USB Host Controller IC

Vinculum-II (VNC2) is the second generation of FTDI's Vinculum family of dual USB Host Controllers. VNC2 expands on the abilities of the VNC1L devices with more memory and a faster processor. The VNC2 features a powerful 16/32-bit width (instruction/data) MCU core, with embedded 256KB Flash and 16KB RAM memory. The device supports a range of flexible interfaces including UART, SPI, FIFO and PWM. The complete USB protocol data processing is handled entirely by hardware resources within the device freeing up processing resources for user developed applications.

For quantities greater than listed, call for quote.

MOUSER STOCK NO.	FTDI Part No.	USB Ports	UART Ports	SPI Slave	Package	SPI Master Ports	Debtug Ports	Price Each 1	25	100	500
Vinculum-II IC's - Programmable USB 2.0 Host											
895-VNC2-32L1B-REEL	VNC2-32L1B-REEL	2	1	2	32 Pin LQFP	1	1				
895-VNC2-32Q1B-REEL	VNC2-32Q1B-REEL	2	1	2	32 Pin QFN	1	1				
895-VNC2-48L1B-REEL	VNC2-48L1B-REEL	2	1	2	48 Pin LQFP	1	1				
895-VNC2-48Q1B-REEL	VNC2-48Q1B-REEL	2	1	2	48 Pin QFN	1	1				
895-VNC2-64L1B-REEL	VNC2-64L1B-REEL	2	1	2	64 Pin LQFP	1	1				
895-VNC2-64Q1B-REEL	VNC2-64Q1B-REEL	2	1	2	64 Pin QFN	1	1				
Vinculum IC - Embedded USB Host Controller								**1**	**10**	**50**	**100**
895-VNC1L-1A	VNC1L-1A	2	1	1	48 Pin LQFP	0	0				

FTDI VINCULUM AND VINCULUM-II DEVELOPMENT TOOLS

FTDI V2-EVAL Evaluation and Development Kit for VNC2

The V2-EVAL is a hardware platform designed to support easy evaluation of FTDI's Vinculum-II (VNC2) series of embedded USB host controller devices. TheVNC2 is accessed via an onboard daughterboard module enabling support for 32, 48 and 64-pin QFN package types. Daughterboard modules are sold separately.

A



B



Vinculum-II

For quantities greater than listed, call for quote.

MOUSER STOCK NO.	FTDI Part No.	Fig.	Description	Price Each 1	10	50	100
VNC2 Evaluation Kit							
895-V2-EVAL-US	V2-EVAL-US	A	Vinculum-II USB Host/Device Controller Eval Board, US Power Supply			-	-
895-V2-EVAL-EU	V2-EVAL-EU	A	Vinculum-II USB Host/Device Controller Eval Board, EU Power Supply			-	-
895-V2-EVAL-UK	V2-EVAL-UK	A	Vinculum-II USB Host/Device Controller Eval Board, UK Power Supply			-	-
895-V2-EVAL-JP	V2-EVAL-JP	A	Vinculum-II USB Host/Device Controller Eval Board, JP Power Supply			-	-
Daughterboard Module							
895-V2-EVAL-EXT32	V2-EVAL-EXT32	B	32-pin Daughterboard				
895-V2-EVAL-EXT48	V2-EVAL-EXT48	B	48-pin Daughterboard				
895-V2-EVAL-EXT64	V2-EVAL-EXT64	B	64-pin Daughterboard				

Vinculum

Development Board							
895-V-EVAL-1	V-EVAL-1	A	Vinculum Development Board		-	-	-

FTDI VINCULUM AND VINCULUM II MODULES

A



B



C



D



E



Vinculum-II Modules and Accessories							
895-V2DIP1-32	V2DIP1-32	A	Vinculum-II VNC2-32 Dev Module, 1 USB Port, Req VNC2 Debug Module				
895-V2DIP1-48	V2DIP1-48	A	Vinculum-II VNC2-48 Dev Module, 1 USB Port, Req VNC2 Debug Module				
895-V2DIP1-64	V2DIP1-64	A	Vinculum-II VNC2-64 Dev Module, 1 USB Port, Req VNC2 Debug Module				
895-V2DIP2-32	V2DIP2-32	B	Vinculum-II VNC2-32 Dev Module, 2 USB Port, Req VNC2 Debug Module				
895-V2DIP2-48	V2DIP2-48	B	Vinculum-II VNC2-48 Dev Module, 2 USB Port, Req VNC2 Debug Module				
895-V2DIP2-64	V2DIP2-64	B	Vinculum-II VNC2-64 Dev Module, 2 USB Port, Req VNC2 Debug Module				
895-VNC2DEBUGMODULE	VNC2 DEBUG MODULE	C	Vinculum-II VNC2 Debug/Programmer Module				
Vinculum Modules and Accessories							
895-VDIP1	VDIP1	A	Vinculum USB Host Controller Module				
895-VDIP2	VDIP2	B	Vinculum 2 Port USB Host Controller Module				
895-VDRIVE2	VDRIVE2	D	Vinculum USB Flash Driver Interface Module				
895-VMUSIC2	VMUSIC2	E	Vinculum USB Flash Drive Audio Interface Module with Playback				
895-VPROG-1	VPROG-1	-	Vinculum Programmer for VNC1L/VDIP, Req Adapter		-	-	-
895-VPROG-1-S-ZIF40	VPROG-1-S-Zif40	-	VPROG-1 Adapter for VDIP Modules		-	-	-
895-VPROG-1-S-LQFP48	VPROG-1-S-LQFP48	-	VPROG-1 Adapter for VNC1L		-	-	-

FTDI VINCO DEVELOPMENT BOARD AND PROTOTYPING SHIELDS

NEW PRODUCT

A



B



C



D



895-VNCLO-MB1A	VNCLO-MB1A	A	Vinco VNC2 Development Board Based on Arduino, Req VNC2 DEBUG MODULE				
895-VNCLO-START1	VNCLO-START1	-	Vinco VNC2 Development Board Based on Arduino, Incl VNC2 DEBUG MODULE			-	-
895-VNCLO-SHLD-1A	VNCLO-SHLD-1A	B	Vinco Shield Prototyping Daughterboard for the Vinco				
895-VINCO-TOUCH	VINCO-TOUCH	C	Vinco Development Shield for Touch Pad Operation				
895-VSHLD-EMR	VSHLD-EMR	D	Vinco Development Shield for Accessing an Ethernet Port, Audio and RTC				
895-VNCLO-PSU-UK	VNCLO-PSU-UK	-	Vinco +9V/1A UK Power Supply				
895-VNCLO-PSU-USA	VNCLO-PSU-USA	-	Vinco +9V/1A USA Power Supply				
895-VNCLO-PSU-EU	VNCLO-PSU-EU	-	Vinco +9V/1A EU Power Supply				

© Copyright 2014 Mouser Electronics

© Copyright 2014 Mouser Electronics

INTEL Ethernet ICs

RoHS Compliant **This page of product is RoHS compliant.**

GIGABIT ETHERNET CONTROLLERS

Intel's Ethernet Network Controllers are single, compact controllers with an integrated Gigabit Ethernet Media Access Control (MAC) and physical layer (PHY) or a physical layer (PHY) designed to connect to appropriate Intel chipsets with an integrated Media Access Controller (MAC). These devices are all designed for desktop, workstation and mobile PC Network designs with critical space constraints. Each devices allows for a Gigabit Ethernet implementation in a very small area that is footprint compatible with current generation 10/100Mbps Fast Ethernet designs.



For quantities greater than listed, call for quote.

MOUSER STOCK NO.	Intel Part No.	Package	No. of Transceivers	Supply Voltage (Max) (V)	Family	Data Rate (Mbps)	Connection Type	Operating Temperature (°C)	Price Each 1	25	50	100
607-WG82579LMSLHA5	WG82579LM S LHA5	QFN-48	1	3.5	82579	10/100/1000	10Base-T, 100Base-TX, 1000Base-T	0 to 85				
607-WGI210ATSLJXQ	WGI210AT S LJXQ	QFN-64	1	3.5	I210	10/100/1000	1000Base-T	0 to +70				
607-WGI210ATSLJXR	WGI210AT S LJXR	QFN-64	1	3.5	I210	10/100/1000	1000Base-T	0 to +70				
607-WGI210ISSLJXX	WGI210IS S LJXX	QFN-64	1	3.5	I210	10/100/1000	1000Base-T	-40 to +85				
607-WGI210ITSLJXT	WGI210IT S LJXT	QFN-64	1	3.5	I210	10/100/1000	1000Base-T	-40 to +85				
607-WGI211ATSLJXZ	WGI211AT S LJXZ	QFN-64	1	3.5	I211	10/100/1000	1000Base-T	0 to +70				
607-WGI217LMSLJWE	WGI217LM S LJWE	QFN-48	1	3.5	I217	10/100/1000	10Base-T, 100Base-TX, 1000Base-T	0 to 85				
607-GD82541PI857520	GD82541PI 857520	BGA-196	1	3.6	82541	10/100/1000	10Base-T, 100Base-TX, 1000Base-T	0 to 70				
607-LU82541ER862931	LU82541ER 862931	BGA-196	1	3.6	82541	10/100/1000	10Base-T, 100Base-TX, 1000Base-T	0 to +70				
607-LU82541PI860575	LU82541PI 860575	BGA-196	1	3.6	82541	10/100/1000	10Base-T, 100Base-TX, 1000Base-T	0 to +70				
607-PC82545GM867806	PC82545GM 867806	BGA-364	1	3.6	82545	10/100/1000	10Base-T, 100Base-TX, 1000Base-T	0 to +70				
607-NH82546GB867764	NH82546GB 867764	BGA-364	1	3.6	82546	10/100/1000	10Base-T, 100Base-TX, 1000Base-T	0 to +55				
607-HL82571EBSLJAY	HL82571EB S LJAY	BGA-256	1	3.6	82571	10/100/1000	10Base-T, 100Base-TX, 1000Base-T	0 to +55				
607-JL82571EBSLJB4	JL82571EB S LJB4	BGA-256	1	3.6	82571	10/100/1000	10Base-T, 100Base-TX, 1000Base-T	0 to +55				
607-JL82572EISLJB8	JL82572EI S LJB8	BGA-256	1	3.6	82572	10/100/1000	10Base-T, 100Base-TX, 1000Base-T	0 to +55				
607-PC82573E865600	PC82573E 865600	BGA-196	1	3.6	82573	10/100/1000	10Base-T, 100Base-TX, 1000Base-T	0 to +70				
607-PC82573L871245	PC82573L 871245	BGA-196	1	3.6	82573	10/100/1000	10Base-T, 100Base-TX, 1000Base-T	0 to +70				
607-PC82573V869939	PC82573V 869939	BGA-196	1	3.6	82573	10/100/1000	10Base-T, 100Base-TX, 1000Base-T	0 to 70				
607-WG82574ITSLBAB	WG82574IT S LBAB	QFN-64	1	3.6	82574	10/100/1000	10Base-T, 100Base-TX, 1000Base-T	-40 to +85				
607-WG82574ITSLBAC	WG82574IT S LBAC	QFN-64	1	3.6	82574	10/100/1000	10Base-T, 100Base-TX, 1000Base-T	-40 to +85				
607-WG82574LSLBA8	WG82574L S LBA8	QFN-64	1	3.6	82574	10/100/1000	10Base-T, 100Base-TX, 1000Base-T	0 to +85				
607-WG82574LSLBA9	WG82574L S LBA9	QFN-64	1	3.6	82574	10/100/1000	10Base-T, 100Base-TX, 1000Base-T	0 to +85				
607-WG82583VSLGVC	WG82583V S LGVC	QFN-64	1	3.6	82583	10/100/1000	10Base-T, 100Base-TX, 1000Base-T	0 to +85				
607-WG82583VSLGVD	WG82583V S LGVD	QFN-64	1	3.6	82583	10/100/1000	10Base-T, 100Base-TX, 1000Base-T	0 to +85				
607-JL82599EBSLGWH	JL82599EB S LGWH	BGA-576	2	3.46	82599	1000/10000	100Base-TX, 1000Base-BX	0 to +70				
607-JL82599ESSLGWF	JL82599ES S LGWF	BGA-576	2	3.46	82599	1000/10000	100Base-TX, 1000Base-BX	0 to +70				
607-FW82546GB855352	FW82546GB 855352	BGA-364	2	3.6	82546	10/100/1000	10Base-T, 100Base-TX, 1000Base-T	0 to +55				
607-JL82575EBSLJBT	JL82575EB S LJBT	BGA-576	2	3.6	82575	10/100/1000	10Base-T, 100Base-TX, 1000Base-T	0 to +55				
607-HL82576EBSLJBD	HL82576EB S LJBD	BGA-576	2	3.6	82576	10/100/1000	10Base-T, 100Base-TX, 1000Base-T	0 to +55				
607-JL82576EBSLJBH	JL82576EB S LJBH	BGA-576	2	3.6	82576	10/100/1000	10Base-T, 100Base-TX, 1000Base-T	0 to +55				
607-NH82580DBSLH5U	NH82580DB S LH5U	BGA-256	2	3.6	82580	2500/5000	1000Base-KX, 1000Base-SX	-10 to +85				
607-JL82598EBSLJBR	JL82598EB S LJBR	FCBGA-883	2	3.6	82598	10000	100Base-TX, 1000Base-BX	0 to +70				
607-JLX540AT2SLJEJ	JLX540AT2 S LJEJ	BGA-576	2	3.6	540-AT2	1000/10000	10GBase-T	0 to +55				
607-NHI350AM2SLJ3S	NHI350AM2 S LJ3S	BGA-256	2	3.6	I350	10/100/1000	10Base-T, 100Base-TX, 1000Base-T	0 to +55				
607-NH82580EBSLH5Q	NH82580EB S LH5Q	BGA-256	4	3.6	82580	2500/5000	1000Base-KX, 1000Base-SX	-10 to +85				
607-NHI350AM4SLJ3Z	NHI350AM4 S LJ3Z	BGA-256	4	3.6	I350	10/100/1000	10Base-T, 100Base-TX, 1000Base-T	0 to +55				

GIGABIT ETHERNET PHYS

Intel's Gigabit Ethernet PHYs are compact, single-port integrated physical layer (PHY) devices that connect to appropriate Intel chipsets with an integrated Media Access Controller (MAC). The 82567 family of products are Gigabit copper networking components for mobile, desktop, workstation, and value-server designs with critical space constraints. The 82574L uses the PCI Express (PCIe) architecture and provides a single-port implementation in a relatively small area so it can be used for server and client configurations as a LAN on Motherboard (LOM) design.

For quantities greater than listed, call for quote.

MOUSER STOCK NO.	Intel Part No.	Package	No. of Transceivers	Supply Voltage (Max) (V)	Family	Data Rate (Mbps)	Connection Type	Operating Temperature (°C)	Price Each 1	25	50	100
607-WG82579LMSLHA6	WG82579LM S LHA6	QFN-48	1	3.46	82579	10/100/1000	10Base-T, 100Base-TX, 1000Base-T	0 to +85				
607-WG82579VSLHA8	WG82579V S LHA8	QFN-48	1	3.5	82579	10/100/1000	10Base-T, 100Base-TX, 1000Base-T	0 to +85				
607-WG82567VSLAW7	WG82567V S LAW7	QFN-56	1	3.6	82567	10/100/1000	10Base-T, 100Base-TX, 1000Base-T	0 to +85				
607-WG82567LMSLAVU	WG82567LM S LAVU	QFN-56	1	3.6	82567	10/100/1000	10Base-T, 100Base-TX, 1000Base-T	-				
607-WG82567LMSLAVV	WG82567LM S LAVV	QFN-56	1	3.6	82567	10/100/1000	10Base-T, 100Base-TX, 1000Base-T	0 to +85				
607-WG82577LMSLGWS	WG82577LM S LGWS	QFN-48	2	3.5	82577	10/100/1000	10Base-T, 100Base-TX, 1000Base-T	0 to +85				
607-HY82563EB864999	HY82563EB 864999	TQFP-100	2	3.6	82563	10/100/1000	10Base-T, 100Base-TX, 1000Base-T	0 to +60				
607-PCI347AT4SLJGK	PCI347AT4 S LJGK	BGA-196	4	3.47	I347-AT4	1000	10Base-T, 100Base-TX, 1000Base-T	0 to +70				

ETHERNET SWITCH CHIP

For quantities greater than listed, call for quote.

MOUSER STOCK NO.	Intel Part No.	Package	No. of Transceivers	Supply Voltage (Max) (V)	Port Bandwidth (Max)	Data Rate (Gbps)	Connection Type	SGMII Ports	XAUI Ports	TDP (Max)(W)	Price Each 1	25	50	100
607-FBFM2112F897C	FBFM2112F897C S LJLS	BGA-897	1	3.47	96G	2.5/3.2/10/12.8	10GBase-CX4, 1000Base-X	24	8	14.3				

ETHERNET SWITCH/ROUTER

For quantities greater than listed, call for quote.

MOUSER STOCK NO.	Intel Part No.	Package	No. of Transceivers	Supply Voltage (Max) (V)	Ports	Data Rate (Gbps)	Connection Type	Power Dissipation (W)	Operating Temperature (°C)	Price Each 1	5
607-FBFM4410F529E	FBFM4410F529E S LJM7	FCBGA-529	1	3.5	8-10G, 10-2.5G/1G	3.125	10GBase-KX4, 1000Base-CX, 1000Base-KX	48	0 to +85		

ETHERNET OPTICS

Intel's family of Intel® Ethernet X520 Server Adapters with SFP+ connectivity are the most flexible and scalable Ethernet adapters for today's demanding data center environments. The escalating deployments of servers with multi-core processors and demanding applications such as High Performance Computing (HPC), database clusters, and video-on-demand are the types of applications driving the need for 10 Gigabit connections. Powered by Intel's third-generation 10 GbE network controller, the Intel® Ethernet 82599 10 Gigabit Ethernet Controller, the X520 server adapter family addresses the demanding needs of the next-generation data center by providing unmatched features for virtualization, flexibility for LAN and SAN networking, and proven, reliable performance.

For quantities greater than listed, call for quote.

MOUSER STOCK NO.	Intel Part No.	Package	Supply Voltage (Max) (V)	Data Rate (Gb/s)	Uncooled Laser	L (Max)	Power Dissipation (W)	Operating Temperature (°C)	Price Each 1	5	10	25
607-E10GSFPSR	E10GSFPSR	SFP+	3.3	1.25	850nm VCSEL	300m	1	0 to +70				
607-E10GSFPLR	E10GSFPLR	SFP+	3.3	1.25	1310nm DFB	10km	1	0 to +70				

© Copyright 2014 Mouser Electronics
© Copyright 2014 Mouser Electronics

INTEL Central Processing Units (CPU)

RoHS Compliant **This page of product is RoHS compliant.**

CENTRAL PROCESSING UNITS (CPU)

Intel Processor families include the most powerful and flexible Central Processing Units (CPUs) available today. Utilizing industry leading 22nm device fabrication techniques, Intel continues to pack greater processing power into smaller spaces than ever before, providing desktop, mobile, and embedded products with maximum performance per watt across a wide range of applications.



For quantities greater than listed, call for quote.

MOUSER STOCK NO.	Intel Part No.	Package	Processor Series	Family	Code Name	Core Freq. (GHz)	Cache Size (MB)	No. of Cores	Data Bus Width (bit)	TDP (Max) (W)	Price Each 1	25	50	100
Desktop														
607-DF8064101055400S	DF8064101055400S R0D8	FCBGA-559	D2500	Atom™	Cedarview	1.86	1	2	64	10				
607-DF8064101211300B	DF8064101211300S R0QB	FCBGA-559	D2550	Atom™	Cedarview	1.86	1	2	64	10				
607-DF8064101211300Y	DF8064101211300S R0VY	FCBGA-559	D2550	Atom™	Cedarview	1.86	1	2	64	10				
607-CM8063701444901S	CM8063701444901S R10K	FCLGA-1155	G1610	Celeron®	Ivy Bridge	2.6	2	2	64	55				
607-RK80532RC041128S	RK80532RC041128S L6VR	PPGA-478	-	Celeron®	Northwood	2.0	0.0156	1	32	52.8				
607-CM8062301046804S	CM8062301046804S R05J	FCLGA-1155	G540	Celeron®	Sandy Bridge	2.5	2	2	64	65				
607-AT80571RG0641MLS	AT80571RG0641MLS LGTZ	LGA-775	E3400	Celeron®	Wolfdale	2.6	1	2	64	65				
607-HH80557PG0332MS	HH80557PG0332MS LA99	LGA-775	E4300	Core™ 2	Conroe	1.8	2	2	64	65				
607-AT80570PJ0806MS	AT80570PJ0806MS LB9J	LGA-775	E8400	Core™ 2	Wolfdale	3.0	6	2	64	65				
607-AT80571PH0723MLS	AT80571PH0723MLS LGW3	LGA-775	E7400	Core™ 2	Wolfdale	2.8	3	2	64	65				
607-AT80580PJ0676MS	AT80580PJ0676MS LB6B	LGA-775	Q9400	Core™ 2	Yorkfield	2.66	6	4	64	95				
607-CM80616003060AES	CM80616003060AES LBTD	FCLGA-1156	i3-540	iCore™	Clarkdale	3.06	4	2	64	73				
607-CM8064601464802S	CM8064601464802S R14G	FCLGA-1150	i5-4430	iCore™	Haswell	3.0	6	4	64	84				
607-CM8064601465803S	CM8064601465803S R14M	FCLGA-1150	i5-4430S	iCore™	Haswell	2.7	6	4	64	65				
607-CM8064601464707S	CM8064601464707S R14E	FCLGA-1150	i5-4570	iCore™	Haswell	3.2	6	4	64	84				
607-CM8064601465605S	CM8064601465605S R14J	FCLGA-1150	i5-4570S	iCore™	Haswell	2.9	6	4	64	65				
607-CM8064601466203S	CM8064601466203S R14R	FCLGA-1150	i5-4570T	iCore™	Haswell	2.9	4	2	64	35				
607-CM8064601464706S	CM8064601464706S R14D	FCLGA-1150	i5-4670	iCore™	Haswell	3.4	6	4	64	84				
607-CM8064601464506S	CM8064601464506S R14A	FCLGA-1150	i5-4670K	iCore™	Haswell	3.4	6	4	64	84				
607-CM8064601465703S	CM8064601465703S R14K	FCLGA-1150	i5-4670S	iCore™	Haswell	3.1	6	4	64	65				
607-CM8064601466200S	CM8064601466200S R14Q	FCLGA-1150	i7-4765T	iCore™	Haswell	2.0	8	4	64	35				
607-CM8064601464303S	CM8064601464303S R149	FCLGA-1150	i7-4770	iCore™	Haswell	3.4	8	4	64	84				
607-CM8064601464206S	CM8064601464206S R147	FCLGA-1150	i7-4770K	iCore™	Haswell	3.5	8	4	64	84				
607-CM8064601465504S	CM8064601465504S R14H	FCLGA-1150	i7-4770S	iCore™	Haswell	3.1	8	4	64	65				
607-CM8063701137502S	CM8063701137502S R0RG	FCLGA-1155	i3-3220	iCore™	Ivy Bridge	3.3	3	2	64	55				
607-CM8063701134306S	CM8063701134306S R0RQ	FCLGA-1155	i5-3330	iCore™	Ivy Bridge	3.0	6	4	64	77				
607-CM8063701093302S	CM8063701093302S R0T8	FCLGA-1155	i5-3470	iCore™	Ivy Bridge	3.2	6	4	64	77				
607-CM8063701159502S	CM8063701159502S R0RJ	FCLGA-1155	i5-3470T	iCore™	Ivy Bridge	2.9	3	2	64	35				
607-CM8063701212000S	CM8063701212000S R0PP	FCLGA-1155	i5-3475S	iCore™	Ivy Bridge	2.9	6	4	64	65				
607-CM8063701093203S	CM8063701093203S R0P0	FCLGA-1155	i5-3550	iCore™	Ivy Bridge	3.3	6	4	64	77				
607-CM8063701095203S	CM8063701095203S R0P3	FCLGA-1155	i5-3550S	iCore™	Ivy Bridge	3.0	6	4	64	65				
607-CM8063701093103S	CM8063701093103S R0T7	FCLGA-1155	i5-3570	iCore™	Ivy Bridge	3.4	6	4	64	77				
607-CM8063701211800S	CM8063701211800S R0PM	FCLGA-1155	i5-3570K	iCore™	Ivy Bridge	3.4	6	4	64	77				
607-CM8063701094903S	CM8063701094903S R0P1	FCLGA-1155	i5-3570T	iCore™	Ivy Bridge	2.3	6	4	64	45				
607-CM8063701211600S	CM8063701211600S R0PK	FCLGA-1155	i7-3770	iCore™	Ivy Bridge	3.4	8	4	64	77				
607-CM8063701211700S	CM8063701211700S R0PL	FCLGA-1155	i7-3770K	iCore™	Ivy Bridge	3.5	8	4	64	77				
607-BV80605001911APS	BV80605001911APS LBLC	LGA-1156	i5-750	iCore™	Lynnfield	2.66	8	4	64	95				
607-BV80605001908AKS	BV80605001908AKS LBJJ	LGA-1156	i7-860	iCore™	Lynnfield	2.8	8	4	64	95				
607-CM8062301044204Y	CM8062301044204S R05Y	FCLGA-1155	i3-2120	iCore™	Sandy Bridge	3.3	3	2	64	65				
607-CM8062300834106S	CM8062300834106S R00Q	LGA-1155	i5-2400	iCore™	Sandy Bridge	3.1	6	4	64	95				
607-CM8062300834302S	CM8062300834302S R00B	LGA-1155	i7-2600	iCore™	Sandy Bridge	3.4	8	4	64	95				
607-CM8061901049606S	CM8061901049606S R0LD	FCLGA-2011	i7-3820	iCore™	Sandy Bridge-E	3.6	10	4	64	130				
607-CM80616004593AES	CM80616004593AES LBTG	FCLGA-1156	G6950	Pentium®	Clarkdale	2.8	3	2	64	73				
607-CM8063701444601S	CM8063701444601S R10G	FCLGA-1155	G2020T	Pentium®	Ivy Bridge	2.5	3	2	64	35				
607-CM8062301046204Q	CM8062301046204S R05Q	FCLGA-1155	G850	Pentium®	Sandy Bridge	2.9	3	2	64	65				
607-AT80571PG0642MLS	AT80571PG0642MLS LGTL	LGA-775	E5300	Pentium®	Wolfdale	2.6	2	2	64	65				
607-RK80532PC041512S	RK80532PC041512S L6PK	PPGA-478	-	Pentium® 4	Northwood	2.0	0.0625	1	32	54.3				
607-RK80532PE056512S	RK80532PE056512S L6PC	PPGA-478	-	Pentium® 4	Northwood	2.4	0.0625	1	32	59.8				
607-RK80532PE072512S	RK80532PE072512S L6PF	PPGA-478	-	Pentium® 4	Northwood	2.8	0.0625	1	32	68.4				
Integrated														
607-NU80579EZ009C	NU80579EZ009C S LJ6B	FCBGA-1088	EP80579	Pentium®	Tolapai	1.2	0.03125	1	32	19				
607-NU80579EZ004C	NU80579EZ004C S LJ6C	FCBGA-1088	EP80579	Pentium®	Tolapai	1	0.25	1	32	18				
Mobile														
607-DF80641010507062	DF8064101050706S R0W2	FCBGA-559	N2600	Atom™	Cedarview	1.6	1	2	64	3.5				
607-DF8064101050503Q	DF8064101050503Q AYE	FCBGA-559	N2800	Atom™	Cedarview	1.86	1	2	64	6.5				
607-DF80641010505031	DF8064101050503S R0W1	FCBGA-559	N2800	Atom™	Cedarview	1.86	1	2	64	6.5				
607-AU80586GE025DS	AU80586GE025D S LB73	PBGA-437	N270	Atom™	Diamondville	1.6	0.0625	1	32	2.5				
607-AC80566UC005DE	AC80566UC005DE S LB2C	PBGA-441	Z510	Atom™	Silverthorne	1.1	0.0625	1	32	2				
607-CH80566EC005DW	CH80566EC005DW S LGPQ	FCBGA-437	Z510P	Atom™	Silverthorne	1.1	0.0625	1	32	2.2				
607-CH80566EC005DT	CH80566EC005DT S LGPR	FCBGA-437	Z510PT	Atom™	Silverthorne	1.1	0.0625	1	32	2.2				
607-CH80566EE014DT	CH80566EE014DT S LGPP	FCBGA-437	Z520PT	Atom™	Silverthorne	1.33	0.0625	1	32	2.2				
607-AC80566UE025DW	AC80566UE025DW S LB6P	PBGA-441	Z530	Atom™	Silverthorne	1.6	0.0625	1	32	2				
607-CH80566EE025DW	CH80566EE025DW S LGPN	FCBGA-437	Z530P	Atom™	Silverthorne	1.6	0.0625	1	32	2.2				
607-DF80641010507062	DF8064101050706S R0W2	FCBGA-559	N2600	Atom™	Cedarview	1.6	1	2	64	3.5				
607-DF8064101050503Q	DF8064101050503Q AYE	FCBGA-559	N2800	Atom™	Cedarview	1.86	1	2	64	6.5				
607-DF80641010505031	DF8064101050503S R0W1	FCBGA-559	N2800	Atom™	Cedarview	1.86	1	2	64	6.5				
607-AU80586GE025DS	AU80586GE025D S LB73	PBGA-437	N270	Atom™	Diamondville	1.6	0.0625	1	32	2.5				
607-AC80566UC005DE	AC80566UC005DE S LB2C	PBGA-441	Z510	Atom™	Silverthorne	1.1	0.0625	1	32	2				
607-CH80566EC005DW	CH80566EC005DW S LGPQ	FCBGA-437	Z510P	Atom™	Silverthorne	1.1	0.0625	1	32	2.2				
607-CH80566EC005DT	CH80566EC005DT S LGPR	FCBGA-437	Z510PT	Atom™	Silverthorne	1.1	0.0625	1	32	2.2				
607-CH80566EE014DT	CH80566EE014DT S LGPP	FCBGA-437	Z520PT	Atom™	Silverthorne	1.33	0.0625	1	32	2.2				
607-AC80566UE025DW	AC80566UE025DW S LB6P	PBGA-441	Z530	Atom™	Silverthorne	1.6	0.0625	1	32	2				
607-CH80566EE025DW	CH80566EE025DW S LGPN	FCBGA-437	Z530P	Atom™	Silverthorne	1.6	0.0625	1	32	2.2				
607-CT80618005844AAS	CT80618005844AAS LJ32	FCBGA-676	E620	Atom™	Tunnel Creek	600 MHz	0.0625	1	32	3.3				
607-CT80618005844ABS	CT80618005844ABS LJ36	FCBGA-676	E620T	Atom™	Tunnel Creek	600 MHz	0.0625	1	32	3.3				
607-CT80618005841AAS	CT80618005841AAS LJ33	FCBGA-676	E640	Atom™	Tunnel Creek	1	0.0625	1	32	3.6				
607-CT80618005841ABS	CT80618005841ABS LJ37	FCBGA-676	E640T	Atom™	Tunnel Creek	1	0.0625	1	32	3.6				
607-CT80618003201AAS	CT80618003201AAS LJ34	FCBGA-676	E660	Atom™	Tunnel Creek	1.3	0.0625	1	32	3.6				
607-CT80618003201ABS	CT80618003201ABS LJ38	FCBGA-676	E660T	Atom™	Tunnel Creek	1.3	0.0625	1	32	3.6				
607-CT80618007035AAS	CT80618007035AAS LJ35	FCBGA-676	E680	Atom™	Tunnel Creek	1.6	0.0625	1	32	4.5				
607-CT80618007035ABS	CT80618007035ABS LJ39	FCBGA-676	E680T	Atom™	Tunnel Creek	1.6	0.0625	1	32	4.5				
607-FH8065301564600Y	FH8065301564600S R1LY	FCBGA	N2805	Celeron®	Bay Trail-M	-	2	2	-	4.5				
607-FH8065301546402W	FH8065301546402S R1LW	BGA	N2910	Celeron®	Bay Trail-M	1.6	2	4	64	4.5				

© Copyright 2014 Mouser Electronics
© Copyright 2014 Mouser Electronics

INTEL Central Processing Units (CPU)

RoHS Compliant This page of product is RoHS compliant.

CENTRAL PROCESSING UNITS (CPU) (CONT.)

For quantities greater than listed, call for quote.

MOUSER STOCK NO.	Intel Part No.	Package	Processor Series	Family	Code Name	Core Freq. (GHz)	Cache Size (MB)	No. of Cores	Data Bus Width (bit)	TDP (Max) (W)	Price Each 1	25	50	100
Mobile (Cont.)														
607-FH8065301564501X	FH8065301564501S R1LX	BGA	N2810	Celeron®	Bay Trail-M	2	2	2	64	4.5				
607-AW8063801443700S	AW8063801443700S R0ZY	FCPGA-988	1020M	Celeron®	Ivy Bridge	2.1	2	2	64	35				
607-AV8063801276200S	AV8063801276200S R0VR	FCBGA-1023	1020E	Celeron®	Ivy Bridge	2.2	2	2	64	35				
607-AW8063801117700S	AW8063801117700S R10D	FCPGA-988	1020E	Celeron®	Ivy Bridge	2.2	2	2	64	35				
607-AW80577GG0371MLS	AW80577GG0371MLS LGEY	PGA-478	T3100	Celeron®	Penryn	1.9	1	2	64	35				
607-AV8062700849902S	AV8062700849902S R0BU	BGA-1023	847E	Celeron®	Sandy Bridge	1.1	2	2	64	17				
607-FF8062700848800S	FF8062700848800S R088	PGA-988	B810	Celeron®	Sandy Bridge	1.6	2	2	64	35				
607-FF8062700998301S	FF8062700998301S R0EN	FCPGA-988	B840	Celeron®	Sandy Bridge	1.9	2	2	64	35				
607-AV8062700853208S	AV8062700853208S R075	BGA-1023	i5-2515E	Celeron®	Sandy Bridge	2.5	3	2	64	35				
607-LF80538NE0361MES	LF80538NE0361MES L9KW	PPGA-478	440	Celeron® M	Yonah	1.86	1	1	32	27				
607-LE80537LF0214MS	LE80537LF0214MS LGFX	PBGA-479	L7400	Core™ 2	Merom	1.5	4	2	64	17				
607-LF80537GG0494MS	LF80537GG0494MS LAF8	PBGA-479	T7500	Core™ 2	Merom	2.2	4	2	64	35				
607-LE80537UE0042MT	LE80537UE0042MS LAUT	PBGA-479	U7500	Core™ 2	Merom	1.06	2	2	64	10				
607-LE80537GG0494MS	LE80537GG0494MS LADM	PBGA-479	T7500	Core™ 2	Merom	2.2	4	2	64	35			-	-
607-LE80537UE0042MX	LE80537UE0042MS LV3X	PBGA-479	U7500	Core™ 2	Merom	1.06	2	2	64	10			-	-
607-AW80577SH0513MS	AW80577SH0513MS LGFC	PGA-478	P8400	Core™ 2	Penryn	2.26	3	2	64	25				
607-AW80576GH0616MS	AW80576GH0616MS LGE5	PGA-478	T9400	Core™ 2	Penryn	2.53	6	2	64	35				
607-AV80576GH0616MS	AV80576GH0616MS LGEK	BGA-479	T9400	Core™ 2	Penryn	2.53	6	2	64	35			-	-
607-AV80576LH0366MS	AV80576LH0366MS LGAB	BGA-956	SL9400	Core™ 2	Penryn	1.86	6	2	64	17			-	-
607-AV80576SH0516MS	AV80576SH0516MS LGAF	BGA-956	SP9300	Core™ 2	Penryn	2.26	6	2	64	25			-	-
607-AV80577SH0513MS	AV80577SH0513MS LGE2	BGA-479	P8400	Core™ 2	Penryn	2.26	3	2	64	25				
607-AV80577UG0093MS	AV80577UG0093MS LGAL	BGA-956	SU9300	Core™ 2	Penryn	1.2	3	2	64	10			-	-
607-LE80539LF0282MXS	LE80539LF0282MXS L9JT	PBGA-479	L2400	Core™ 2	Yonah	1.66	2	2	32	15				
607-FF8062700849000S	FF8062700849000S R02V	FCPGA-988	i3-2330E	Core™ i3	Sandy Bridge	2.2	3	2	64	35			-	-
607-CL8064701477702S	CL8064701477702S R170	FCBGA-1168	i5-4200U	Core™ i5	Haswell	1.6	3	2	64	15			-	-
607-AV8063801129900S	AV8063801129900S R0XL	FCBGA-1023	i5-3337U	Core™ i5	Ivy Bridge	1.8	3	2	64	17			-	-
607-AV8063801032502S	AV8063801032502S R0N0	FCBGA-1023	i5-3210M	Core™ i5	Ivy Bridge	2.5	3	2	64	35			-	-
607-CL8064701478202Q	CL8064701478202Q EVG	FCBGA-1168	i3-4010U	iCore™	Haswell	1.7	3	2	64	15				
607-CL8064701462800S	CL8064701462800S R16H	FCBGA-1168	i7-4650U	iCore™	Haswell	1.7	4	2	64	15				
607-CW8064701470702S	CW8064701470702S R15H	FCPGA-946	i7-4700MQ	iCore™	Haswell	2.4	6	4	64	47				
607-CW8064701470802S	CW8064701470802S R15J	FCPGA-946	i7-4702MQ	iCore™	Haswell	2.2	6	4	64	37				
607-CW8064701471001S	CW8064701471001S R15L	FCPGA-946	i7-4800MQ	iCore™	Haswell	2.7	6	4	64	47				
607-CW8064701470901S	CW8064701470901S R15K	FCPGA-946	i7-4900MQ	iCore™	Haswell	2.8	8	4	64	47				
607-CW8064701471101S	CW8064701471101S R15M	FCPGA-946	i7-4930MX	iCore™	Haswell	3	8	4	64	57			-	-
607-AW8063801032700S	AW8063801032700S R0N1	FCPGA-988	i3-3110M	iCore™	Ivy Bridge	2.4	3	2	64	35				
607-AV8063801117301S	AV8063801117301S R0WL	BGA-1023	i3-3120ME	iCore™	Ivy Bridge	2.4	3	2	64	35				
607-AW8063801117902S	AW8063801117902S R0WM	FCPGA-988	i3-3120ME	iCore™	Ivy Bridge	2.4	3	2	64	35				
607-AV8063801149502S	AV8063801149502S R0WN	FCBGA-1023	i3-3217UE	iCore™	Ivy Bridge	1.6	3	2	64	17				
607-AV8063801058002S	AV8063801058002S R0N8	BGA-1023	i5-3317U	iCore™	Ivy Bridge	1.7	3	2	64	17				
607-AV8063801031900S	AV8063801031900S R0MY	BGA-1023	i5-3320M	iCore™	Ivy Bridge	2.6	3	2	64	35				
607-AW8063801115901S	AW8063801115901S R0QJ	FCPGA-988	i5-3610ME	iCore™	Ivy Bridge	2.7	3	2	64	35				
607-AV8063801149402S	AV8063801149402S R0T6	FCBGA-1023	i7-3517UE	iCore™	Ivy Bridge	1.7	4	2	64	17				
607-AV8063801116903S	AV8063801116903S R0T5	BGA-1023	i7-3555LE	iCore™	Ivy Bridge	2.5	4	2	64	25				
607-AW8063801118306S	AW8063801118306S R0NP	FCPGA-988	i7-3610QE	iCore™	Ivy Bridge	2.3	6	4	64	45				
607-AW8063801013511S	AW8063801013511S R0MN	FCPGA-988	i7-3610QM	iCore™	Ivy Bridge	2.3	6	4	64	45				
607-AV8063801149203S	AV8063801149203S R0ND	FCBGA-1023	i7-3612QE	iCore™	Ivy Bridge	2.1	6	4	64	35				
607-AV8063801117503S	AV8063801117503S R0NC	BGA-1023	i7-3615QE	iCore™	Ivy Bridge	2.3	6	4	64	45				
607-CM8063701211900S	CM8063701211900S R0PN	FCLGA-1155	i7-3770S	iCore™	Ivy Bridge	3.1	8	4	64	65				
607-CM8063701212200S	CM8063701212200S R0PQ	FCLGA-1155	i7-3770T	iCore™	Ivy Bridge	2.5	8	4	64	45				
607-AV8062701082300S	AV8062701082300S R0C6	BGA-1023	827E	iCore™	Sandy Bridge	1.4	1.5	1	64	17				
607-AV8062700849710S	AV8062700849710S R074	BGA-1023	i3-2340UE	iCore™	Sandy Bridge	1.3	3	2	64	17				
607-FF8062700853304S	FF8062700853304S R02U	FCPGA-988	i5-2510E	iCore™	Sandy Bridge	2.5	3	2	64	35				
607-AV8062700849607S	AV8062700849607S R079	BGA-1023	i7-2610UE	iCore™	Sandy Bridge	1.5	4	2	64	17				
607-AV8062700849508S	AV8062700849508S R078	BGA-1023	i7-2655LE	iCore™	Sandy Bridge	2.2	4	2	64	24				
607-FF8062700841002S	FF8062700841002S R02T	FCPGA-988	i7-2710QE	iCore™	Sandy Bridge	2.1	6	4	64	45				
607-AV8062700843908S	AV8062700843908S R076	BGA-1023	i7-2715QE	iCore™	Sandy Bridge	2.1	6	4	64	45				
607-FH8065301546301V	FH8065301546301S R1LV	FCBGA	N3510	Pentium®	Bay Trail-M	2	-	4	-	4.5				
607-AV8063801119100S	AV8063801119100S R105	BGA-1023	2127U	Pentium®	Ivy Bridge	1.9	2	2	64	17				
607-FF8062700997701S	FF8062700997701S R07V	PGA-988	B960	Pentium®	Sandy Bridge	2.2	2	2	64	35				
Server														
607-DH80S1260SLJZ2	DH80S1260 S LJZ2	FCBGA-1283	S1260	Atom™	Centerton	2	1	2	64	8.5				
607-DH80S1260SLK2H	DH80S1260 S LK2H	FCBGA-1283	S1260	Atom™	Centerton	2	1	2	64	8.5				
607-AT80612004743AAS	AT80612004743AAS LBWN	FCLGA-1366	P1053	Celeron®	Jasper Forest	1.33	2	1	64	30				
607-AV8062701064700S	AV8062701064700S R0NV	BGA-1284	i3-2115C	iCore™	Gladden	2	3	2	64	25				
607-AV8063801116102S	AV8063801116102S R0QK	BGA-988	i5-3610ME	iCore™	Ivy Bridge	2.7	3	2	64	35				
607-AV8062701147401S	AV8062701147401S R0NZ	BGA-1284	B915C	Pentium®	Gladden	1.5	3	2	64	15				
607-AV8062701048800S	AV8062701048800S R0NS	BGA-1284	E3-1105C	Xeon®	Gladden	1	6	4	64	25				
607-AV8062701146600S	AV8062701146600S R0NU	FCBGA-1284	E3-1125C	Xeon®	Gladden	2	8	4	64	40			-	-
607-AT80574JJ053NS	AT80574JJ053NS LBBS	LGA-771	L5410	Xeon®	Harpertown	2.33	12	4	64	50			-	-
607-AT80574KJ073NS	AT80574KJ073NS LBBJ	LGA-771	E5440	Xeon®	Harpertown	2.83	12	4	64	80			-	-
607-CM8064601467202S	CM8064601467202S R153	FCLGA-1150	E3-1230V3	Xeon®	Haswell	3.3	8	4	64	80				
607-CM8064601466509S	CM8064601466509S R14T	FCLGA-1150	E3-1245V3	Xeon®	Haswell	3.4	8	4	64	84				
607-CM8064601467406S	CM8064601467406S R15A	FCLGA-1150	E3-1265LV3	Xeon®	Haswell	2.5	8	4	64	45				
607-CM8064601467101S	CM8064601467101S R151	FCLGA-1150	E3-1270V3	Xeon®	Haswell	3.5	8	4	64	80			-	-
607-CM8064601467102S	CM8064601467102S R152	FCLGA-1150	E3-1240V3	Xeon®	Haswell	3.4	8	4	64	80			-	-
607-CM8064601467204S	CM8064601467204S R154	FCLGA-1150	E3-1220V3	Xeon®	Haswell	3.1	8	4	64	80				
607-CM8063701098101S	CM8063701098101S R0P4	FCLGA-1155	E3-1230V2	Xeon®	Ivy Bridge	3.3	8	4	64	69				
607-AT80612002928ACS	AT80612002928ACS LBWF	FCLGA-1366	LC5518	Xeon®	Jasper Forest	1.73	8	4	64	48			-	-
607-AT80612002931ABS	AT80612002931ABS LBWG	FCLGA-1366	LC3528	Xeon®	Jasper Forest	1.73	4	2	64	35			-	-
607-BV80605001911AQS	BV80605001911AQS LBLD	LGA-1156	X3450	Xeon®	Lynnfield	2.66	8	4	64	95				
607-AT80602002265ABS	AT80602002265ABS LBFW	FCLGA-1366	L5518	Xeon®	Nehalem-EP	2.13	8	4	64	60			-	-
607-CM8062307262304S	CM8062307262304S R00G	LGA-1155	E3-1225	Xeon®	Sandy Bridge	3.1	6	4	64	95				
607-CM8062307262003S	CM8062307262003S R00P	LGA-1155	E3-1275	Xeon®	Sandy Bridge	3.4	8	4	64	95			-	-
607-CM8062000911406S	CM8062000911406S R0M5	FCLGA-1356	E5-2418L	Xeon®	Sandy Bridge-EN	2	10	4	64	50				
607-CM8062101048401W	CM8062101048401S R0KW	FCLGA-2011	E5-2620	Xeon®	Sandy Bridge-EP	2	15	6	64	95				
607-CM8062100854905S	CM8062100854905S R0LX	FCLGA-2011	E5-2648L	Xeon®	Sandy Bridge-EP	1.8	20	8	64	70			-	-
607-CM8062100856218S	CM8062100856218S R0H4	FCLGA-2011	E5-2650	Xeon®	Sandy Bridge-EP	2	20	8	64	95			-	-
607-LF80539KF0282MS	LF80539KF0282MS L9HP	PPGA-478	LV	Xeon®	Sossaman	1.66	2	2	32	31				
607-AT80614003591ABS	AT80614003591ABS LBWY	FCLGA-1366	L5638	Xeon®	Westmere-EP	2	12	6	64	60			-	-
607-AT80614003597ACS	AT80614003597ACS LBWZ	FCLGA-1366	E5645	Xeon®	Westmere-EP	2.4	12	6	64	80			-	-
607-AT80614005073ABS	AT80614005073ABS LBV4	FCLGA-1366	E5620	Xeon®	Westmere-EP	2.4	12	4	64	80			-	-

© Copyright 2014 Mouser Electronics
© Copyright 2014 Mouser Electronics

MICROCHIP Microcontrollers

RoHS Compliant This product is RoHS compliant.

PIC10FXXX 8-BIT FLASH MCUS

PRODUCT NEW

For quantities greater than listed, call for quote.

MOUSER STOCK NO.	Package Type	Description	Price Each			
Mfr. Mfr. Part No.			1	10	25	100
579—PIC10F200-I/P	PDIP-8	0.375KB, 16B RAM, 4MHz				
579—PIC10F200T-I/OT	SOT-23-6	0.375KB, 16B RAM, 4MHz				
579—PIC10F204T-I/OT	SOT-23-6	0.375KB, 16B RAM, 4MHz				
579—PIC10F220-I/P	PDIP-8	0.375KB, 16B RAM, ADC				
579—PIC10F220T-I/OT	SOT-23-6	0.375KB, 16B RAM, ADC				
579—PIC10F320-I/MC	DFN-8	0.448KB, 64B RAM, ADC				
579—PIC10LF320-I/MC	DFN-8	0.448KB, 64B RAM, ADC				
579—PIC10F320-I/P	PDIP-8	0.448KB, 64B RAM, ADC				
579—PIC10LF320-I/P	PDIP-8	0.448KB, 64B RAM, ADC				
579—PIC10F320-I/OT	SOT-23	0.448KB, 64B RAM, ADC				
579—PIC10LF320-I/OT	SOT-23	0.448KB, 64B RAM, ADC				
579—PIC10F202T-I/OT	SOT-23-6	0.75B, 24B RAM, 4 I/O				
579—PIC10F206-I/P	PDIP-8	0.75KB, 24B RAM, 4MHz				
579—PIC10F206T-I/OT	SOT-23-6	0.75KB, 24B RAM, 4MHz				
579—PIC10F222T-I/OT	SOT-23-6	0.75KB, 23B RAM, ADC				
579—PIC10F322-I/OT	SOT-23	0.869KB, 64B RAM, ADC				
579—PIC10LF322-I/OT	SOT-23	0.896KB, 64B RAM, ADC				
579—PIC10F322-I/MC	SOT-23	0.896KB, 64B RAM, ADC				
579—PIC10LF322-I/MC	SOT-23	0.896KB, 64B RAM, ADC				
579—PIC10F322-I/P	PDIP-8	0.896KB, 64B RAM, ADC				
579—PIC10LF322-I/P	PDIP-8	0.896KB, 64B RAM, ADC				

PIC12XXX OTP MCUS

For quantities greater than listed, call for quote.

MOUSER STOCK NO.	Package Type	Description	Price Each			
Mfr. Mfr. Part No.			1	10	25	100
579—PIC12C508A04IP	PDIP-8	0.75KB, 25B RAM, 6 I/O				
579—PIC12C508A04P	PDIP-8	0.75KB, 25B RAM, 6 I/O				
579—PIC12C508A04SM	SOIC-8	0.75KB, 25B RAM, 6 I/O				
579—PIC12C509A-04/P	PDIP-8	1.5KB, 41B RAM, 6 I/O				
579—PIC12C67104P	PDIP-8	1.75KB, 128B RAM, 5 I/O				

PIC12XXX FLASH MCUS

PRODUCT NEW

For quantities greater than listed, call for quote.

MOUSER STOCK NO.	Package Type	Description	Price Each			
Mfr. Mfr. Part No.			1	10	25	100
579—PIC12F508-I/P	PDIP-8	0.75KB, 25B RAM, 6 I/O				
579—PIC12F508-I/SN	SOIC-8	0.75KB, 25B RAM, 6 I/O				
579—PIC12F510-I/MC	2x3 DFN-8	1.5KB, 38B RAM, ADC				
579—PIC12F510-I/P	PDIP-8	1.5KB, 38B RAM, ADC				
579—PIC12F510-I/SN	SOIC-8	1.5KB, 38B RAM, ADC				
579—PIC12F509-I/P	PDIP-8	1.5KB, 41B RAM, 6 I/O				
579—PIC12F509-I/SM	SOIC-8	1.5KB, 41B RAM, 6 I/O				
579—PIC12F509-I/SN	SOIC-8	1.5KB, 41B RAM, 6 I/O				
579—PIC12F519-I/SN	SOIC-8	1.5KB, 64B RAM, 8MHz				
579—PIC12F519IP	PDIP-8	1.5KB, 64B RAM, 8MHz				
579—PIC12F609-I/P	PDIP-8	1.75KB, 64B RAM, 5 I/O				
579—PIC12F615-I/P	PDIP-8	1.75KB, 64B RAM, 5 I/O				
579—PIC12F615-I/SN	SOIC-8	1.75KB, 64B RAM, 5 I/O				
579—PIC12F629-E/P	PDIP-8	1.75KB, 64B RAM, 6 I/O				
579—PIC12F629-I/SN	SOIC-8	1.75KB, 64B RAM, 6 I/O				
579—PIC12F629IP	PDIP-8	1.75KB, 64B RAM, 6 I/O				
579—PIC12F635-I/P	PDIP-8	1.75KB, 64B RAM, 6 I/O				
579—PIC12F635-I/SN	SOIC-8	1.75KB, 64B RAM, 6 I/O				
579—PIC12F752-I/SN	SOIC-8	1.75KB, 64B RAM, 6 I/O				
579—PIC12HV752-I/SN	SOIC-8	1.75KB, 64B RAM, 6 I/O				
579—PIC12F675-E/P	PDIP-8	1.75KB, 64B RAM, ADC				
579—PIC12F675-E/SN	SOIC-8	1.75KB, 64B RAM, ADC				
579—PIC12F675-I/MD	DFNS-8	1.75KB, 64B RAM, ADC				
579—PIC12F675-I/P	PDIP-8	1.75KB, 64B RAM, ADC				
579—PIC12F675-I/SN	SOIC-8	1.75KB, 64B RAM, ADC				
579—PIC12HV615-I/P	PDIP-8	1.75KB, 64B RAM, ADC				
579—PIC12HV615-I/SN	SOIC-8	1.75KB, 64B RAM, ADC				
579—PIC12F1822-I/P	PDIP-8	3.5KB, 128B RAM, 6 I/O				
579—PIC12F1822-I/SN	SOIC-8	3.5KB, 128B RAM, 6 I/O				
579—PIC12F617E/MS	MSOP-8	3.5KB, 128B RAM, 5 I/O				
579—PIC12F617I/P	PDIP-8	3.5KB, 128B RAM, 5 I/O				
579—PIC12F683-E/P	PDIP-8	3.5KB, 128B RAM, ADC				
579—PIC12F683-E/SN	SOIC-8	3.5KB, 128B RAM, ADC				
579—PIC12F683-I/MD	DFNS-8	3.5KB, 128B RAM, ADC				
579—PIC12F683-I/P	PDIP-8	3.5KB, 128B RAM, ADC				
579—PIC12F683-I/SN	SOIC-8	3.5KB, 128B RAM, ADC				
579—PIC12LF1822-I/SN	SOIC-8	3.5KB, 128B RAM, ADC				
579—12LF1840T48AIST	TSSOP-14	4KB, 256B RAM, ADC				
579—PIC12F1840-I/P	PDIP-8	7KB, 256B RAM, 6 I/O				

PIC16XXX OTP MCUS

For quantities greater than listed, call for quote.

MOUSER STOCK NO.	Package Type	Description	Price Each			
Mfr. Mfr. Part No.			1	10	25	100
579—PIC16C54C04P	PDIP-18	0.75KB, 25B RAM, 12 I/O				
579—16C620A-04I/SO	SOIC-18	0.875KB, 96B RAM, 13 I/O				
579—PIC16C71104P	PDIP-18	1.75KB, 68B RAM, 13 I/O				
579—16C621A-04I/SO	SOIC-18	1.75KB, 96B RAM, 13 I/O				
579—16C622A-04I/SO	SOIC-18	3.5KB, 128B RAM, 13 I/O				
579—PIC16C745ISP	SPDIP-28	14KB, 256B RAM, 22 I/O				

PIC16XXX FLASH MCUS

PRODUCT NEW

For quantities greater than listed, call for quote.

MOUSER STOCK NO.	Package Type	Description	Price Each			
Mfr. Mfr. Part No.			1	10	25	100
579—PIC16F54-I/P	PDIP-18	0.75KB, 25B RAM, 12 I/O				
579—PIC16F506-I/P	PDIP-14	1.5KB, 67B RAM, ADC				
579—PIC16F506-I/SL	SOIC-14	1.5KB, 67B RAM, ADC				
579—PIC16F506-I/ST	TSSOP-14	1.5KB, 67B RAM, ADC				
579—PIC16F505-I/P	PDIP-14	1.5KB, 72B RAM, 12 I/O				
579—PIC16F505-I/SL	SOIC-14	1.5KB, 72B RAM, 12 I/O				
579—PIC16F505-I/ST	TSSOP-14	1.5KB, 72B RAM, 12 I/O				
579—PIC16F610-I/P	PDIP-14	1.75KB, 64B RAM, 11 I/O				
579—PIC16F610-I/SL	SOIC-16	1.75KB, 64B RAM, 11 I/O				
579—PIC16F630-I/P	PDIP-14	1.75KB, 64B RAM, 12 I/O				
579—PIC16F630-I/SL	SOIC-14	1.75KB, 64B RAM, 12 I/O				
579—PIC16F631-I/P	PDIP-20	1.75KB, 64B RAM, 18 I/O				
579—PIC16F631-I/SO	SOIC-20	1.75KB, 64B RAM, 18 I/O				
579—PIC16F676-I/P	PDIP-14	1.75KB, 64B RAM, 12 I/O				
579—PIC16F676-I/SL	SOIC-14	1.75KB, 64B RAM, 12 I/O				
579—PIC16F676-I/ST	TSSOP-14	1.75KB, 64B RAM, 12 I/O				
579—PIC16F84A-04I/P	PDIP-18	1.75KB, 68B RAM, 13 I/O				
579—PIC16F84A-04/P	PDIP-18	1.75KB, 68B RAM, 13 I/O				
579—PIC16F84A-20/P	PDIP-18	1.75KB, 68B RAM, 13 I/O				
579—PIC16F818-I/P	PDIP-18	1.75KB, 128B RAM. 16 I/O				
579—PIC16F818-I/SO	SOIC-18	1.75KB, 128B RAM. 16 I/O				
579—PIC16F818-I/SS	SSOP-20	1.75KB, 128B RAM, 16 I/O				
579—PIC16F627A-E/P	PDIP-18	1.75KB, 224B RAM, 16 I/O				
579—PIC16F627A-E/SO	SOIC-18	1.75KB, 224B RAM, 16 I/O				
579—PIC16F627A-I/P	PDIP-18	1.75KB, 224B RAM, 16 I/O				
579—PIC16F627A-I/SO	SOIC-18	1.75KB, 224B RAM, 16 I/O				
579—PIC16F627A-I/SS	SSOP-20	1.75KB, 224B RAM, 16 I/O				
579—PIC16LF1503-I/MG	QFN-16	2KB, 128B RAM, 12 I/O				
579—PIC16LF1503-I/P	PDIP-14	2KB, 128B RAM, 12 I/O				
579—PIC16F57-I/P	PDIP-28	3KB, 72B RAM, 20 I/O				
579—PIC16F57-I/SP	SPDIP-28	3KB, 72B RAM, 20 I/O				
579—PIC16F59-I/P	PDIP-40	3KB, 134B RAM, 32 I/O				
579—PIC16F1823-I/P	PDIP-14	3.5KB, 128B RAM, ADC				
579—PIC16F1823-I/SL	SOIC-14	3.5KB, 128B RAM, ADC				
579—PIC16F616-I/P	PDIP-14	3.5KB, 128B RAM, ADC				
579—PIC16F616-I/SL	SOIC-8	3.5KB, 128B RAM, ADC				
579—PIC16F616-I/ST	TSSOP-14	3.5KB, 128B RAM, ADC				
579—PIC16F636-I/P	PDIP-14	3.5KB, 128B RAM, 12 I/O				
579—PIC16F636-I/SL	SOIC-14	3.5KB, 128B RAM, 12 I/O				
579—PIC16F636-I/ST	TSSOP-14	3.5KB, 128B RAM, 12 I/O				
579—PIC16F677-I/ML	QFN-20	3.5KB, 128B RAM, 18 I/O				
579—PIC16F677-I/SS	SSOP-20	3.5KB, 128B RAM, 18 I/O				
579—PIC16F684-E/P	PDIP-14	3.5KB, 128B RAM, 12 I/O				
579—PIC16F684-E/SL	SOIC-14	3.5KB, 128B RAM, 12 I/O				
579—PIC16F684-I/P	PDIP-14	3.5KB, 128B RAM, 12 I/O				
579—PIC16F684-I/SL	SOIC-14	3.5KB, 128B RAM, 12 I/O				
579—PIC16F684-I/ST	TSSOP-14	3.5KB, 128B RAM, 12 I/O				
579—PIC16F687-I/ML	QFN-20	3.5KB, 128B RAM, 18 I/O				
579—PIC16F687-I/P	PDIP-20	3.5KB, 128B RAM, 18 I/O				
579—PIC16F687-I/SO	SOIC-20	3.5KB, 128B RAM, 18 I/O				
579—PIC16F687-I/SS	SSOP-20	3.5KB, 128B RAM, 18 I/O				
579—PIC16F716-I/P	PDIP-18	3.5KB, 128B RAM, 13 I/O				
579—PIC16F716-I/SO	SOIC-18	3.5KB, 128B RAM, 13 I/O				
579—PIC16F716-I/SS	SSOP-20	3.5KB, 128B RAM, 13 I/O				
579—PIC16F722-I/SO	SOIC-28	3.5KB, 128B RAM, 25 I/O				
579—PIC16F722-I/SP	SPDIP-28	3.5KB, 128B RAM, 25 I/O				
579—PIC16F722-I/SS	SSOP-28	3.5KB, 128B RAM, 25 I/O				
579—PIC16F72-I/SO	SOIC-28	3.5KB, 128B RAM, 3 I/O				
579—PIC16F72-I/SP	SPDIP-28	3.5KB, 128B RAM, 3 I/O				
579—PIC16F785-I/P	PDIP-20	3.5KB, 128B RAM, 17+1 I/O				
579—PIC16F785-I/SO	SOIC-20	3.5KB, 128B RAM, 17+1 I/O				
579—PIC16F785-I/SS	SSOP-20	3.5KB, 128B RAM, 17+1 I/O				
579—PIC16F870-I/SO	SOIC-28	3.5KB, 128B RAM, 3 I/O				
579—PIC16F870-I/SP	SPDIP-28	3.5KB, 128B RAM, 3 I/O				
579—PIC16F871-I/P	PDIP-40	3.5KB, 128B RAM, 5 I/O				
579—PIC16F871-I/PT	TQFP-44	3.5KB, 128B RAM, 5 I/O				
579—PIC16F872-I/SO	SOIC-28	3.5KB, 128B RAM, 3 I/O				
579—PIC16F872-I/SP	SPDIP-28	3.5KB, 128B RAM, 3 I/O				
579—PIC16F882-I/SO	SOIC-28	3.5KB, 128B RAM, 24 I/O				
579—PIC16F882-I/SP	SPDIP-28	3.5KB, 128B RAM, 24 I/O				
579—PIC16F882-I/SS	SSOP-28	3.5KB, 128B RAM, 24 I/O				
579—PIC16F1503-I/ST	TSSOP-14	3.5KB, 128B RAM, ADC				
579—PIC16LF1503-I/ST	TSSOP-14	3.5KB, 128B RAM, ADC				
579—PIC16F1503-E/MG	QFN-16	3.5KB, 128B RAM, ADC				
579—PIC16LF1503-E/MG	QFN-16	3.5KB, 128B RAM, ADC				
579—PIC16F1503-I/SL	SOIC-14	3.5KB, 128B RAM, ADC				
579—PIC16LF1503-I/SL	SOIC-14	3.5KB, 128B RAM, ADC				
579—PIC16F1503-I/MG	QFN-16	3.5KB, 128B RAM, ADC				
579—PIC16F1503-I/P	PDIP-14	3.5KB, 128B RAM, ADC				
579—PIC16LF1902-I/MV	UQFN-28	3.5KB, 128B RAM, 25 I/O				
579—PIC16LF1902-I/SO	SOIC-28	3.5KB, 128B RAM, 25 I/O				
579—PIC16LF1902-I/SP	SPDIP-28	3.5KB, 128B RAM, 25 I/O				
579—PIC16LF1902-I/SS	SSOP-28	3.5KB, 128B RAM, 25 I/O				
579—PIC16LF1902TI/SO	SOIC-28	3.5KB, 128B RAM, 25 I/O				
579—PIC16LF1902TI/SS	SSOP-28	3.5KB, 128B RAM, 25 I/O				
579—PIC16LF870-I/SS	SSOP-28	3.5KB, 128B RAM, 22 I/O				
579—PIC16LF872ISO	SOIC-28	3.5KB, 128B RAM, 3 I/O				
579—PIC16F628-04I/SO	SOIC-18	3.5KB, 224B RAM, 16 I/O				
579—PIC16F62820P	PDIP-18	3.5KB, 224B RAM, 16 I/O				
579—PIC16F628A-E/P	PDIP-18	3.5KB, 224B RAM, 16 I/O				
579—PIC16F628A-I/P	PDIP-18	3.5KB, 224B RAM, 16 I/O				

© Copyright 2014 Mouser Electronics

© Copyright 2014 Mouser Electronics

PIC16XXX FLASH MCUs (CONT.)

NEW PRODUCT

RoHS Compliant This product is RoHS compliant.

For quantities greater than listed, call for quote.

MOUSER STOCK NO. Mfr.	Mfr. Part No.	Package Type	Description	Price Each 1	10	25	100
579—	PIC16F628A-I/SO	SOIC-18	3.5KB, 224B RAM, 16 I/O				
579—	PIC16F628A-I/SS	SSOP-20	3.5KB, 224B RAM, 16 I/O				
579—	PIC16LF628-04I/P	PDIP-18	3.5KB, 224B RAM, 16 I/O				
579—	PIC16F639-I/SS	SSOP-20	3.5KB, 256B RAM, 12 I/O				
579—	PIC16F819-I/P	PDIP-18	3.5KB, 256B RAM, 16 I/O				
579—	PIC16F819-I/SO	SOIC-18	3.5KB, 256B RAM, 16 I/O				
579—	PIC16LF819-I/SS	SSOP-20	3.5KB, 256B RAM, 16 I/O				
579—	PIC16F723-I/SP	SPDIP-28	7KB, 192B RAM, 25 I/O				
579—	PIC16F723-I/SS	SSOP-28	7KB, 192B RAM, 25 I/O				
579—	PIC16F724-I/P	PDIP-40	7KB, 192B RAM, 36 I/O				
579—	PIC16F724-I/PT	TQFP-40	7KB, 192B RAM, 36 I/O				
579—	PIC16F73ISO	SOIC-28	7KB, 192B RAM, 22 I/O				
579—	PIC16F73ISP	SPDIP-28	7KB, 192B RAM, 22 I/O				
579—	PIC16F74IL	PLCC-44	7KB, 192B RAM, 33 I/O				
579—	PIC16F74IP	PDIP-40	7KB, 192B RAM, 33 I/O				
579—	PIC16F873-20I/SP	SPDIP-28	7KB, 192B RAM, 22 I/O				
579—	PIC16F873A-I/SO	SOIC-28	7KB, 192B RAM, 3 I/O				
579—	PIC16F873A-I/SP	SPDIP-28	7KB, 192B RAM, 3 I/O				
579—	PIC16F874-20I/P	PDIP-40	7KB, 192B RAM, 33 I/O				
579—	PIC16F87420P	PDIP-40	7KB, 192B RAM, 33 I/O				
579—	PIC16F874A-I/L	PLCC-44	7KB, 192B RAM, 5 I/O				
579—	PIC16F874A-I/P	PDIP-40	7KB, 192B RAM, 5 I/O				
579—	PIC16F874A-I/PT	TQFP-44	7KB, 192B RAM, 5 I/O				
579—	PIC16LF73-I/SP	SPDIP-28	7KB, 192B RAM, 22 I/O				
579—	PIC16LF873A-I/SO	SOIC-28	7KB, 192B RAM, 22 I/O				
579—	PIC16LF873A-I/SS	SSOP-28	7KB, 192B RAM, 22 I/O				
579—	PIC16F648A-I/P	PDIP-18	7KB, 256B RAM, 16 I/O				
579—	PIC16F648A-I/SO	SOIC-18	7KB, 256B RAM, 16 I/O				
579—	PIC16F685-I/P	PDIP-20	7KB, 256B RAM, 18 I/O				
579—	PIC16F685-I/SO	SOIC-20	7KB, 256B RAM, 18 I/O				
579—	PIC16F685-I/SS	SSOP-20	7KB, 256B RAM, 18 I/O				
579—	PIC16F688-E/P	PDIP-14	7KB, 256B RAM, 12 I/O				
579—	PIC16F688-E/SL	SOIC-14	7KB, 256B RAM, 12 I/O				
579—	PIC16F688-I/P	PDIP-14	7KB, 256B RAM, 12 I/O				
579—	PIC16F688-I/SL	SOIC-14	7KB, 256B RAM, 12 I/O				
579—	PIC16F688-I/ST	TSSOP-14	7KB, 256B RAM, 12 I/O				
579—	PIC16F689-I/ML	QFN-20	7KB, 256B RAM, 18 I/O				
579—	PIC16F689-I/P	PDIP-20	7KB, 256B RAM, 18 I/O				
579—	PIC16F689-I/SO	SOIC-20	7KB, 256B RAM, 18 I/O				
579—	PIC16F689-I/SS	SSOP-20	7KB, 256B RAM, 18 I/O				
579—	PIC16F690-E/P	PDIP-20	7KB, 256B RAM, 18 I/O				
579—	PIC16F690-I/ML	QFN-20	7KB, 256B RAM, 18 I/O				
579—	PIC16F690-I/P	PDIP-20	7KB, 256B RAM, 18 I/O				
579—	PIC16F690-I/SO	SOIC-20	7KB, 256B RAM, 18 I/O				
579—	PIC16F690-I/SS	SSOP-20	7KB, 256B RAM, 18 I/O				
579—	PIC16F883-I/SO	SOIC-28	7KB, 256B RAM, 24 I/O				
579—	PIC16F883-I/SP	SPDIP-28	7KB, 256B RAM, 24 I/O				
579—	PIC16F883-I/SS	SSOP-28	7KB, 256B RAM, 24 I/O				
579—	PIC16F884-I/P	PDIP-40	7KB, 256B RAM, 35 I/O				
579—	PIC16F884-I/PT	TQFP-44	7KB, 256B RAM, 35 I/O				
579—	PIC16F913-I/SO	SOIC-28	7KB, 256B RAM, 24 I/O				
579—	PIC16F913-I/SP	SPDIP-28	7KB, 256B RAM, 24 I/O				
579—	PIC16F913-I/SS	SSOP-28	7KB, 256B RAM, 24 I/O				
579—	PIC16F914-I/P	PDIP-40	7KB, 256B RAM, 35 I/O				
579—	PIC16F914-I/PT	TQFP-44	7KB, 256B RAM, 35 I/O				
579—	PIC16F1824IP	PDIP-14	7KB, 256B RAM, 12 I/O				
579—	PIC16LF1903-I/MV	UQFN-28	7KB, 256B RAM, 25 I/O				
579—	PIC16LF1903-I/SO	SOIC-28	7KB, 256B RAM, 25 I/O				
579—	PIC16LF1903-I/SP	SPDIP-28	7KB, 256B RAM, 25 I/O				
579—	PIC16LF1903-I/SS	SSOP-28	7KB, 256B RAM, 25 I/O				
579—	PIC16LF1903TI/SO	SOIC-28	7KB, 256B RAM, 25 I/O				
579—	PIC16LF1903TI/SS	SSOP-28	7KB, 256B RAM, 25 I/O				
579—	PIC16LF1904-I/MV	UQFN-40	7KB, 256B RAM, 36 I/O				
579—	PIC16LF1904-I/P	PDIP-40	7KB, 256B RAM, 36 I/O				
579—	PIC16LF1904-I/PT	TQFP-44	7KB, 256B RAM, 36 I/O				
579—	PIC16LF1904T-IPT	TQFP-44	7KB, 256B RAM, 36 I/O				
579—	PIC16F1933-I/SP	SPDIP-28	7KB, 256B RAM, LCD				
579—	PIC16LF1934-I/PT	TQFP-44	7KB, 256B RAM, LCD				
579—	PIC16F1508-I/ML	QFN-20	7KB, 256B RAM, ADC				
579—	PIC16F1508-I/P	PDIP-20	7KB, 256B RAM, ADC				
579—	PIC16F1508-I/SO	SOIC-20	7KB, 256B RAM, ADC				
579—	PIC16F1508-I/SS	SSOP-20	7KB, 256B RAM, ADC				
579—	PIC16F737-I/SO	SOIC-28	7KB, 368B RAM, 25 I/O				
579—	PIC16F737-I/SP	SDIP-28	7KB, 368B RAM, 25 I/O				
579—	PIC16F747-I/P	PDIP-40	7KB, 368B RAM, 36 I/O				
579—	PIC16F87-I/P	PDIP-18	7KB, 368B RAM, 16 I/O				
579—	PIC16F87-I/SO	SOIC-18	7KB, 368B RAM, 16 I/O				
579—	PIC16F87-I/SS	SSOP-20	7KB, 368B RAM, 16 I/O				
579—	PIC16F88-I/P	PDIP-18	7KB, 368B RAM, 16 I/O				
579—	PIC16F88-I/SO	SOIC-18	7KB, 368B RAM, 16 I/O				
579—	PIC16LF88-I/P	PDIP-18	7KB, 368B RAM, 16 I/O				
579—	PIC16LF88-I/SO	SOIC-18	7KB, 368B RAM, 16 I/O				
579—	PIC16LF88-I/SS	SSOP-20	7KB, 368B RAM, 16 I/O				
579—	PIC16F1827-E/P	PDIP-18	7KB, 384B RAM, 16 I/O				
579—	PIC16F1827-I/P	PDIP-18	7KB, 384B RAM, 16 I/O				
579—	PIC16F1827-I/SO	SOIC-18	7KB, 384B RAM, 16 I/O				
579—	PIC16F916-I/SO	SOIC-28	14KB, 352B RAM, 24 I/O				
579—	PIC16F916-I/SP	SPDIP-28	14KB, 352B RAM, 24 I/O				
579—	PIC16F916-I/SS	SSOP-28	14KB, 352B RAM, 24 I/O				
579—	PIC16F917-I/P	PDIP-40	14KB, 352B RAM, 35 I/O				
579—	PIC16F917-I/PT	TQFP-44	14KB, 352B RAM, 35 I/O				

PIC16XXX FLASH MCUs (CONT.)

For quantities greater than listed, call for quote.

MOUSER STOCK NO. Mfr.	Mfr. Part No.	Package Type	Description	Price Each 1	10	25	100
579—	PIC16F946-I/PT	TQFP-64	14KB, 352B RAM, 53 I/O				
579—	PIC16F726-I/SO	SOIC-28	14KB, 368B RAM, 25 I/O				
579—	PIC16F726-I/SP	SPDIP-28	14KB, 368B RAM, 25 I/O				
579—	PIC16F726-I/SS	SSOP-28	14KB, 368B RAM, 25 I/O				
579—	PIC16F727-I/P	PDIP-40	14KB, 368B RAM, 36 I/O				
579—	PIC16F727-I/PT	TQFP-40	14KB, 368B RAM, 36 I/O				
579—	PIC16F767-I/SO	SOIC-28	14KB, 368B RAM, 25 I/O				
579—	PIC16F767-I/SP	SDIP-28	14KB, 368B RAM, 25 I/O				
579—	PIC16F76-I/SO	SOIC-28	14KB, 368B RAM, 22 I/O				
579—	PIC16F76-I/SP	SPDIP-28	14KB, 368B RAM, 22 I/O				
579—	PIC16F777-I/P	PDIP-40	14KB, 368B RAM, 36 I/O				
579—	PIC16F77-I/PT	TQFP-44	14KB, 368B RAM, 33 I/O				
579—	PIC16F77IP	PDIP-40	14KB, 368B RAM, 33 I/O				
579—	PIC16F876A-I/ML	QFN-28	14KB, 368B RAM, 22 I/O				
579—	PIC16F876A-I/SO	SOIC-28	14KB, 368B RAM, 22 I/O				
579—	PIC16F876A-I/SP	SPDIP-28	14KB, 368B RAM, 22 I/O				
579—	PIC16F87620SP	SPDIP-28	14KB, 368B RAM, 22 I/O				
579—	PIC16F877A-I/P	PDIP-40	14KB, 368B RAM, 33 I/O				
579—	PIC16F877A-I/PT	TQFP-44	14KB, 368B RAM, 33 I/O				
579—	PIC16F886-E/SP	SPDIP-28	14KB, 368B RAM, 25 I/O				
579—	PIC16F886-I/SO	SOIC-28	14KB, 368B RAM, 24 I/O				
579—	PIC16F886-I/SP	SPDIP-28	14KB, 368B RAM, 24 I/O				
579—	PIC16F886-I/SS	SSOP-28	14KB, 368B RAM, 24 I/O				
579—	PIC16F887-I/P	PDIP-40	14KB, 368B RAM, 35 I/O				
579—	PIC16F887-I/PT	TQFP-44	14KB, 368B RAM, 35 I/O				
579—	PIC16LF876A-I/SO	SOIC-28	14KB, 368B RAM, 22 I/O				
579—	PIC16LF876A-I/SP	SPDIP-28	14KB, 368B RAM, 22 I/O				
579—	PIC16F1509-I/ML	QFN-20	7KB, 512B RAM, ADC				
579—	PIC16F1509-I/P	PDIP-20	7KB, 512B RAM, ADC				
579—	PIC16F1509-I/SO	SOIC-20	7KB, 512B RAM, ADC				
579—	PIC16F1509-I/SS	SSOP-20	7KB, 512B RAM, ADC				
579—	PIC16F1516-I/MV	UQFN-28	14KB, 512B RAM, 25 I/O				
579—	PIC16F1516-I/SO	SOIC-28	14KB, 512B RAM, 25 I/O				
579—	PIC16F1516-I/SP	SPDIP-28	14KB, 512B RAM, 25 I/O				
579—	PIC16F1516-I/SS	SSOP-28	14KB, 512B RAM, 25 I/O				
579—	PIC16F1517-I/MV	UQFN-40	14KB, 512B RAM, 36 I/O				
579—	PIC16F1517-I/P	PDIP-40	14KB, 512B RAM, 36 I/O				
579—	PIC16F1517-I/PT	TQFP-44	14KB, 512B RAM, 36 I/O				
579—	PIC16LF1906-I/MV	UQFN-28	14KB, 512B RAM, LCD				
579—	PIC16LF1906-I/SO	SOIC-28	14KB, 512B RAM, LCD				
579—	PIC16LF1906-I/SP	SPDIP-28	14KB, 512B RAM, LCD				
579—	PIC16LF1906-I/SS	SSOP-28	14KB, 512B RAM, LCD				
579—	PIC16LF1906T-ISO	SOIC-28	14KB, 512B RAM, LCD				
579—	PIC16LF1906T-ISS	SSOP-28	14KB, 512B RAM, LCD				
579—	PIC16LF1907-I/MV	UQFN-40	14KB, 512B RAM, LCD				
579—	PIC16LF1907-I/P	PDIP-40	14KB, 512B RAM, LCD				
579—	PIC16LF1907-I/PT	TQFP-44	14KB, 512B RAM, LCD				
579—	PIC16F1936-I/ML	QFN-28	14KB, 512B RAM, 25 I/O				
579—	PIC16F1936-I/SP	SPDIP-28	14KB, 512B RAM, 25 I/O				
579—	PIC16LF1936-I/SP	SPDIP-28	14KB, 512B RAM, LCD				
579—	PIC16F1937-I/PT	TQFP-44	14KB, 512B RAM, LCD				
579—	PIC16LF1937-I/PT	TQFP-44	14KB, 512B RAM, 36 I/O				
579—	PIC16F1526-I/MR	QFN-64	14KB, 768B RAM, 54 I/O				
579—	PIC16F1526-I/PT	TQFP-64	14KB, 768B RAM, 54 I/O				
579—	PIC16F1518-I/MV	UQFN-28	14KB, 1KB RAM, 25 I/O				
579—	PIC16F1518-I/SO	SOIC-28	14KB, 1KB RAM, 25 I/O				
579—	PIC16F1518-I/SP	SPDIP-28	14KB, 1KB RAM, 25 I/O				
579—	PIC16F1518-I/SS	SSOP-28	14KB, 1KB RAM, 25 I/O				
579—	PIC16F1519-I/MV	UQFN-40	14KB, 1KB RAM, 36 I/O				
579—	PIC16F1519-I/P	PDIP-40	14KB, 1KB RAM, 36 I/O				
579—	PIC16F1519-I/PT	TQFP-44	14KB, 1KB RAM, 36 I/O				
579—	PIC16F1527-I/MR	QFN-64	14KB, 1536B RAM, 54 I/O				
579—	PIC16F1527-I/PT	TQFP-64	14KB, 1536B RAM, 54 I/O				
579—	PIC16F1938-I/SS	SSOP-28	28KB, 1KB RAM, 25 I/O				
579—	PIC16F1939-I/P	PDIP-40	28KB, 1KB RAM, 36 I/O				
579—	PIC16F1939-I/PT	TQFP-44	28KB, 1KB RAM, 36 I/O				

PIC18XXX FLASH MCUs

For quantities greater than listed, call for quote.

MOUSER STOCK NO. Mfr.	Mfr. Part No.	Package Type	Description	Price Each 1	10	25	100
579—	PIC18F1220-E/P	PDIP-18	4KB, 256B RAM, 16 I/O				
579—	PIC18F1220-E/SO	SOIC-18	4KB, 256B RAM, 16 I/O				
579—	PIC18F1220-I/P	PDIP-18	4KB, 256B RAM, 16 I/O				
579—	PIC18F1220-I/SO	SOIC-18	4KB, 256B RAM, 16 I/O				
579—	PIC18F1220-I/SS	SSOP-20	4KB, 256B RAM, 16 I/O				
579—	PIC18F1230-I/P	PDIP-18	4KB, 256B RAM, Motor Control				
579—	PIC18F1330-I/P	PDIP-18	4KB, 256B RAM, Motor Control				
579—	PIC18F1330-I/SO	SOIC-18	4KB, 256B RAM, Motor Control				
579—	PIC18F2220-I/SP	SPDIP-28	4KB, 512B RAM, 25 I/O				
579—	PIC18F2221-I/SO	SOIC-28	4KB, 512B RAM, 25 I/O				
579—	PIC18F2221-I/SP	SPDIP-28	4KB, 512B RAM, 25 I/O				
579—	PIC18F4221-I/P	PDIP-40	4KB, 512B RAM, 36 I/O				
579—	PIC18F4221-I/PT	TQFP-44	4KB, 512B RAM, 36 I/O				
579—	PIC18F13K22-I/ML	QFN-20	8KB, 256B RAM, 18 I/O				
579—	PIC18F13K22-I/P	PDIP-20	8KB, 256B RAM, 18 I/O				
579—	PIC18F13K22-I/SO	SOIC-20	8KB, 256B RAM, 18 I/O				
579—	PIC18LF13K22I/ML	QFN-20	8KB, 256B RAM, 18 I/O				
579—	PIC18LF13K22-I/P	PDIP-20	8KB, 256B RAM, 18 I/O				
579—	PIC18F1320-E/P	PDIP-18	8KB, 256B RAM, 16 I/O				
579—	PIC18F1320-E/SS	SSOP-20	8KB, 256B RAM, 16 I/O				
579—	PIC18F1320-I/P	PDIP-18	8KB, 256B RAM, 16 I/O				

© Copyright 2014 Mouser Electronics

© Copyright 2014 Mouser Electronics

MICROCHIP Microcontrollers

RoHS Compliant This product is RoHS compliant.

PIC18XXX FLASH MCUs (CONT.)

For quantities greater than listed, call for quote.

MOUSER STOCK NO. Mfr.	Mfr. Part No.	Package Type	Description	Price Each 1	10	25	100
579—	PIC18F1320-I/SO	SOIC-18	8KB, 256B RAM, 16 I/O				
579—	PIC18LF1320-I/SS	SSOP-20	8KB, 256B RAM, 16 I/O				
579—	PIC18F23K20-I/MV	QFN-28	8KB, 512B RAM, 25 I/O				
579—	PIC18F13K50-I/MQ	SOIC-20	8KB, 512B RAM, 17 I/O				
579—	PIC18F13K50-I/P	PDIP-20	8KB, 512B RAM, 15 I/O				
579—	PIC18F13K50-I/SO	SOIC-20	8KB, 512B RAM, 15 I/O				
579—	PIC18F13K50-I/SS	SSOP-20	8KB, 512B RAM, 15 I/O				
579—	PIC18LF13K50/MQ	QFN-20	8KB, 512B RAM, 17 I/O				
579—	PIC18F2320-I/SO	SOIC-28	8KB, 512B RAM, 25 I/O				
579—	PIC18F2320-I/SP	SPDIP-28	8KB, 512B RAM, 25 I/O				
579—	PIC18F2321-I/SO	SOIC-28	8KB, 512B RAM, 25 I/O				
579—	PIC18F2321-I/SP	SPDIP-28	8KB, 512B RAM, 25 I/O				
579—	PIC18F2321-I/SS	SSOP-28	8KB, 512B RAM, 25 I/O				
579—	PIC18F23K20-I/SS	SSOP-28	8KB, 512B RAM, 25 I/O				
579—	PIC18F4321-I/P	PDIP-40	8KB, 512B RAM, 36 I/O				
579—	PIC18F4321-I/PT	TQFP-44	8KB, 512B RAM, 36 I/O				
579—	PIC18F4320-I/P	PDIP-40	8KB, 512B RAM, 36 I/O				
579—	PIC18F43K20-E/MV	UQFN-40	8KB, 512B RAM, 36 I/O				
579—	PIC18F43K20-I/MV	UQFN-40	8KB, 512B RAM, 36 I/O				
579—	PIC18F2331-I/SP	SPDIP-28	8KB, 768B RAM, 24 I/O				
579—	PIC18F6310-I/PT	TQFP-64	8KB, 768B RAM, 66 I/O				
579—	PIC18F6390-I/PT	TQFP-64	8KB, 768B RAM, 50 I/O				
579—	PIC18F8310-I/PT	TQFD-80	8KB, 768B RAM, 70 I/O				
579—	PIC18F14K22-I/ML	QFN-20	16KB, 512B RAM, 18 I/O				
579—	PIC18F14K22-I/P	PDIP-20	16KB, 512B RAM, 18 I/O				
579—	PIC18F14K22-I/SO	SOIC-20	16KB, 512B RAM, 18 I/O				
579—	PIC18F14K22-I/SS	SSOP-20	16KB, 512B RAM, 18 I/O				
579—	PIC18LF14K22I/ML	QFN-20	16KB, 512B RAM, 18 I/O				
579—	PIC18LF14K22-I/P	PDIP-20	16KB, 512B RAM, 18 I/O				
579—	PIC18LF14K22I/SO	SOIC-20	16KB, 512B RAM, 18 I/O				
579—	PIC18LF14K22I/SS	SSOP-20	16KB, 512B RAM, 18 I/O				
579—	PIC18F14K50-I/MQ	SOIC-20	16KB, 768B RAM, 15 I/O				
579—	PIC18F14K50-I/P	PDIP-20	16KB, 768B RAM, 15 I/O				
579—	PIC18F14K50-I/SO	SOIC-20	16KB, 768B RAM, 15 I/O				
579—	PIC18F14K50-I/SS	SSOP-20	16KB, 768B RAM, 15 I/O				
579—	PIC18LF14K50I/MQ	QFN-20	16KB, 768B RAM, 15 I/O				
579—	PIC18LF14K50-I/P	PDIP-20	16KB, 768B RAM, 15 I/O				
579—	PIC18LF14K50I/SS	SSOP-20	16KB, 768B RAM, 15 I/O				
579—	PIC18F24K20-I/ML	QFN-28	16KB, 768B RAM, 25 I/O				
579—	PIC18F24K20-I/SO	SOIC-28	16KB, 768B RAM, 25 I/O				
579—	PIC18F24K20-I/SP	SPDIP-28	16KB, 768B RAM, 25 I/O				
579—	PIC18F24K20-I/SS	SSOP-28	16KB, 768B RAM, 25 I/O				
579—	PIC18F2410-I/SO	SOIC-28	16KB, 768B RAM, 24 I/O				
579—	PIC18F2410-I/SP	SDIP-28	16KB, 768B RAM, 24 I/O				
579—	PIC18F242-I/SO	SOIC-28	16KB, 768B RAM, 3 I/O				
579—	PIC18F242-I/SP	SPDIP-28	16KB, 768B RAM, 3 I/O				
579—	PIC18F2420-E/SO	SOIC-28	16KB, 768B RAM, 15 I/O				
579—	PIC18F2420-I/ML	QFN-28	16KB, 768B RAM, 15 I/O				
579—	PIC18F2420-I/SO	SOIC-28	16KB, 768B RAM, 25 I/O				
579—	PIC18F2420-I/SP	SDIP-28	16KB, 768B RAM, 25 I/O				
579—	PIC18LF2420-I/SO	SOIC-28	16KB, 768B RAM, 25 I/O				
579—	PIC18F2423-I/SO	SOIC-28	16KB, 768B RAM, 25 I/O				
579—	PIC18F2423-I/SP	SPDIP-28	16KB, 768B RAM, 25 I/O				
579—	PIC18F2431-I/SO	SOIC-28	16KB, 768B RAM, 24 I/O				
579—	PIC18F2431-I/SP	SPDIP-28	16KB, 768B RAM, 24 I/O				
579—	PIC18F2450-I/SO	SOIC-28	16KB, 768B RAM, 23 I/O				
579—	PIC18F2450-I/SP	SPDIP-28	16KB, 768B RAM, 23 I/O				
579—	PIC18F248-I/SP	SPDIP-28	16KB, 768B RAM, 23 I/O				
579—	PIC18F2480-E/ML	QFN-28	16KB, 768B RAM, 25 I/O				
579—	PIC18F2480-E/SO	SOIC-28	16KB, 768B RAM, 25 I/O				
579—	PIC18F2480-I/ML	QFN-28	16KB, 768B RAM, 25 I/O				
579—	PIC18F2480-I/SO	SOIC-28	16KB, 768B RAM, CAN				
579—	PIC18F2480-I/SP	SPDIP-28	16KB, 768B RAM, CAN				
579—	PIC18F44K20-E/MV	UQFN-40	16KB, 768B RAM, 36 I/O				
579—	PIC18F44K20-I/MV	UQFN-40	16KB, 768B RAM, 36 I/O				
579—	PIC18F44K20-I/PT	TQFP-44	16KB, 768B RAM, 36 I/O				
579—	PIC18F4410-I/P	PDIP-40	16KB, 768B RAM, 36 I/O				
579—	PIC18F4420-I/P	PDIP-40	16KB, 768B RAM, 36 I/O				
579—	PIC18F4420-I/PT	TQFP-44	16KB, 768B RAM, 36 I/O				
579—	PIC18F4431-I/P	PDIP-40	16KB, 768B RAM, 36 I/O				
579—	PIC18F4431-I/PT	TQFP-44	16KB, 768B RAM, 36 I/O				
579—	PIC18F4450-I/P	PDIP-40	16KB, 768B RAM, 34 I/O				
579—	PIC18F4450-I/PT	TQFP-44	16KB, 768B RAM, 34 I/O				
579—	PIC18F4480-I/P	PDIP-40	16KB, 768B RAM, 36 I/O				
579—	PIC18F4480-I/PT	TQFP-44	16KB, 768B RAM, 36 I/O				
579—	PIC18F8490-I/PT	TQFD-80	16KB, 768B RAM, 66 I/O				
579—	PIC18LF6490-I/PT	TQFP-64	16KB, 768B RAM, 68 I/O				
579—	PIC18LF8490-I/PT	TQFP-80	16KB, 768B RAM, 66 I/O				
579—	PIC18F24J10-I/SP	SPDIP-28	16KB, 1024B RAM, 21 I/O				
579—	PIC18F24J10-I/SS	SSOP-28	16KB, 1024B RAM, 21 I/O				
579—	PIC18F44J10-I/PT	TQFP-44	16KB, 1024B RAM, 32 I/O				
579—	PIC18F24J11-I/ML	QFN-28	16KB, 3800B RAM, 3 I/O				
579—	PIC18F24J11-I/SO	SOIC-28	16KB, 3800B RAM, 3 I/O				
579—	PIC18F24J11-I/SP	SPDIP-28	16KB, 3800B RAM, 3 I/O				
579—	PIC18F24J11-I/SS	SSOP-28	16KB, 3800B RAM, 3 I/O				
579—	PIC18F24J50-I/SO	SOIC-28	16KB,3800B RAM,Full Sp USB				
579—	PIC18F24J50-I/SS	SSOP-28	16KB,3800B RAM,Full Sp USB				
579—	PIC18F2455-I/SO	SOIC-28	24KB, 2048B RAM, 24 I/O				
579—	PIC18F2455-I/SP	SPDIP-28	24KB, 2048B RAM, 24 I/O				
579—	PIC18F4455-I/P	PDIP-40	24KB, 2048B RAM, 35 I/O				
579—	PIC18F4455-I/PT	TQFP-44	24KB, 2048B RAM, 35 I/O				
579—	PIC18F25J10-I/SO	SOIC-28	32KB, 1024B RAM, 21 I/O				

PIC18XXX FLASH MCUs (CONT.)

For quantities greater than listed, call for quote.

MOUSER STOCK NO. Mfr.	Mfr. Part No.	Package Type	Description	Price Each 1	10	25	100
579—	PIC18F25J10-I/SP	SPDIP-28	32KB, 1024B RAM, 21 I/O				
579—	PIC18F45J10-I/P	PDIP-40	32KB, 1024B RAM, 32 I/O				
579—	PIC18F45J10-I/PT	TQFP-44	32KB, 1024B RAM, 32 I/O				
579—	PIC18F2520-I/ML	QFN-28	32KB, 1536B RAM, 25 I/O				
579—	PIC18F2523-I/ML	QFN-28	32KB, 1536B RAM, 25 I/O				
579—	PIC18F2523-I/SO	SOIC-28	32KB, 1536B RAM, 25 I/O				
579—	PIC18F2523-I/SP	SPDIP-28	32KB, 1536B RAM, 25 I/O				
579—	PIC18F252-I/SO	SOIC-28	32KB, 1536B RAM, 3 I/O				
579—	PIC18F252-I/SP	SPDIP-28	32KB, 1536B RAM, 3 I/O				
579—	PIC18F2580-E/SO	SOIC-28	32KB, 1536B RAM, 25 I/O				
579—	PIC18F2580-E/SP	SPDIP-28	32KB, 1536B RAM, 25 I/O				
579—	PIC18F2580-I/ML	QFN-28	32KB, 1536B RAM, 25 I/O				
579—	PIC18F2580-I/SO	SOIC-28	32KB, 1536B RAM, CAN				
579—	PIC18F2580-I/SP	SPDIP-28	32KB, 1536B RAM, CAN				
579—	PIC18F258-I/SO	SOIC-28	32KB, 1536B RAM, 22 I/O				
579—	PIC18F258-I/SP	SPDIP-28	32KB, 1536B RAM, 22 I/O				
579—	PIC18F25K20-I/ML	QFN-28	32KB, 1536B RAM, 25 I/O				
579—	PIC18F25K20-I/SO	SOIC-28	32KB, 1536B RAM, 25 I/O				
579—	PIC18F25K20-I/SP	SPDIP-28	32KB, 1536B RAM, 25 I/O				
579—	PIC18F25K20-I/SS	SSOP-28	32KB, 1536B RAM, 25 I/O				
579—	PIC18F25K22-I/SO	SOIC-28	32KB, 1536B RAM, 25 I/O				
579—	PIC18F25K22ISP	SPDIP-28	32KB, 1536B RAM, 25 I/O				
579—	PIC18F4520-E/P	PDIP-40	32KB, 1536B RAM, 36 I/O				
579—	PIC18F4520-I/ML	QFN-44	32KB, 1536B RAM, 36 I/O				
579—	PIC18F4523-I/P	PDIP-40	32KB, 1536B RAM, 36 I/O				
579—	PIC18F4523-I/PT	TQFP-44	32KB, 1536B RAM, 36 I/O				
579—	PIC18F452-E/P	PDIP-40	32KB, 1536B RAM, 5 I/O				
579—	PIC18F452-I/L	PLCC-44	32KB, 1536B RAM, 5 I/O				
579—	PIC18F452-I/P	PDIP-40	32KB, 1536B RAM, 5 I/O				
579—	PIC18F4580-I/P	PDIP-40	32KB, 1536B RAM, CAN				
579—	PIC18F4580-I/PT	TQFP-44	32KB, 1536B RAM, CAN				
579—	PIC18F458-I/P	PDIP-40	32KB, 1536B RAM, 33 I/O				
579—	PIC18F458-I/PT	TQFP-44	32KB, 1536B RAM, 33 I/O				
579—	PIC18F45K20-E/MV	UQFN-40	32KB, 1536B RAM, 36 I/O				
579—	PIC18F45K20-I/ML	QFN-44	32KB, 1536B RAM, 36 I/O				
579—	PIC18F45K20-I/MV	UQFN-40	32KB, 1536B RAM, 36 I/O				
579—	PIC18F45K20-I/P	PDIP-40	32KB, 1536B RAM, 36 I/O				
579—	PIC18F45K20-I/PT	TQFP-44	32KB, 1536B RAM, 36 I/O				
579—	PIC18F45K22-I/P	PDIP-40	32KB, 1536B RAM, 36 I/O				
579—	PIC18LF2520-I/ML	QFN-28	32KB, 1536B RAM, 25 I/O				
579—	PIC18LF2520-I/SO	SOIC-28	32KB, 1536B RAM, 25 I/O				
579—	PIC18LF252-I/SP	SPDIP-28	32KB, 1536B RAM, 23 I/O				
579—	PIC18LF2580-I/SO	SOIC-28	32KB, 1536B RAM, 25 I/O				
579—	PIC18LF25K22I/SO	SOIC-28	32KB, 1536B RAM, 25 I/O				
579—	PIC18LF4520-I/PT	TQFP-44	32KB, 1536B RAM, 36 I/O				
579—	PIC18LF452-I/PT	TQFP-44	32KB, 1536B RAM, 5 I/O				
579—	PIC18F2550-I/SO	SOIC-28	32KB, 2048B RAM, 24 I/O				
579—	PIC18F2550-I/SP	SPDIP-28	32KB, 2048B RAM, 24 I/O				
579—	PIC18F2553-I/SP	SPDIP-28	32KB, 2048B RAM, 24 I/O				
579—	PIC18F4550-I/ML	QFN-44	32KB, 2048B RAM, 35 I/O				
579—	PIC18F4550-I/P	PDIP-40	32KB, 2048B RAM, 35 I/O				
579—	PIC18F4550-I/PT	TQFP-44	32KB, 2048B RAM, 35 I/O				
579—	PIC18F4553-I/P	PDIP-40	32KB, 2048B RAM, 35 I/O				
579—	PIC18F4553-I/PT	TQFP-44	32KB, 2048B RAM, 35 I/O				
579—	PIC18F6520-I/PT	TQFP-64	32KB, 2048B RAM, 52 I/O				
579—	PIC18F65J10-I/PT	TQFP-64	32KB, 2048B RAM, 50 I/O				
579—	PIC18F65K90-I/MR	QFN-64	32KB, 2048B RAM, LCD				
579—	PIC18F65K90-I/PT	TQFP-80	32KB, 2048B RAM, LCD				
579—	PIC18F65K90IMRRS	QFN-64	32KB, 2048B RAM, LCD				
579—	PIC18F65K90IPTRS	TQFP-64	32KB, 2048B RAM, LCD				
579—	PIC18F65K90TI/MR	QFN-64	32KB, 2048B RAM, LCD				
579—	PIC18F65K90TI/PT	TQFP-80	32KB, 2048B RAM, LCD				
579—	PIC18F8520-I/PT	TQFP-80	32KB, 2048B RAM, 68 I/O				
579—	PIC18F85J90I/PT	TQFP-80	32KB, 2048B RAM, 67 I/O				
579—	PIC18LF2550-I/SO	SOIC-28	32KB, 2048B RAM, 24 I/O				
579—	PIC18LF2550-I/SP	SPDIP-28	32KB, 2048B RAM, 24 I/O				
579—	PIC18LF4550-I/PT	TQFP-44	32KB, 2048B RAM, 35 I/O				
579—	PIC18F45K80-I/ML	QFN-44	32KB, 3648B RAM, 35 I/O				
579—	PIC18F45K80-I/P	PDIP-40	32KB, 3648B RAM, 35 I/O				
579—	PIC18F45K80-I/PT	TQFP-44	32KB, 3648B RAM, 35 I/O				
579—	PIC18F65K80-I/MR	QFN-64	32KB, 3648B RAM, 54 I/O				
579—	PIC18F65K80-I/PT	TQFP-64	32KB, 3648B RAM, 54 I/O				
579—	PIC18F25J50-I/ML	QFN-28	32KB, 3776B RAM, 3 I/O				
579—	PIC18F45J50-I/PT	TQFP-44	32KB, 3776B RAM, 5 I/O				
579—	PIC18F25J50-I/SO	SOIC-28	32KB, 3800B RAM, 3 I/O				
579—	PIC18F25J50-I/SP	SPDIP-28	32KB, 3800B RAM, 3 I/O				
579—	PIC18F2520-I/SO	SOIC-28	32KB, 3804B RAM, 25 I/O				
579—	PIC18F2520-I/SP	SDIP-28	32KB, 3804B RAM, 25 I/O				
579—	PIC18F4510-I/P	PDIP-40	32KB, 3804B RAM, 36 I/O				
579—	PIC18F4520-I/P	PDIP-40	32KB, 3804B RAM, 36 I/O				
579—	PIC18F4520-I/PT	TQFP-44	32KB, 3804B RAM, 36 I/O				
579—	PIC18F65J50-I/PT	TQFP-64	32KB, 3904B RAM, 49 I/O				
579—	PIC18F65J15-I/PT	TQFP-64	48KB, 2048B RAM, 50 I/O				
579—	PIC18F6585-I/PT	TQFP-64	48KB, 3328B RAM, CAN				
579—	PIC18F6527-I/PT	TQFP-64	48KB, 3936B RAM, 70 I/O				
579—	PIC18F2525-E/SP	PDIP-28	48KB, 3968B RAM, 25 I/O				
579—	PIC18F2525-I/SO	SOIC-28	48KB, 3968B RAM, 25 I/O				
579—	PIC18F2525-I/SP	PDIP-28	48KB, 3968B RAM, 25 I/O				
579—	PIC18F4525-I/P	PDIP-40	48KB, 3968B RAM, 36 I/O				
579—	PIC18F4525-I/PT	TQFP-44	48KB, 3968B RAM, 36 I/O				
579—	PIC18F66J10-I/PT	TQFP-64	64KB, 2048B RAM, 50 I/O				

© Copyright 2014 Mouser Electronics

© Copyright 2014 Mouser Electronics

PIC18XXX FLASH MCUs (CONT.)

For quantities greater than listed, call for quote.

MOUSER STOCK NO.	Mfr. Part No.	Package Type	Description	Price Each 1	10	25	100
579—PIC18F2680-I/SO		SOIC-28	64KB, 3328B RAM, w/ECAN				
579—PIC18F2680-I/SP		SDIP-28	64KB, 3328B RAM, w/ECAN				
579—PIC18F4680-E/P		PDIP-40	64KB, 3328B RAM, 40/44 I/O				
579—PIC18F4680-I/P		PDIP-40	64KB, 3328B RAM, w/ECAN				
579—PIC18F4680-I/PT		TQFP-44	64KB, 3328B RAM, w/ECAN				
579—PIC18F6680-I/PT		TQFP-64	64KB, 3328B RAM, 52 I/O				
579—PIC18F8680-I/PT		TQFD-80	64KB, 3328B RAM, 68 I/O				
579—PIC18F46K80-I/ML		QFN-44	64KB, 3648B RAM, 35 I/O				
579—PIC18F46K80-I/P		PDIP-40	64KB, 3648B RAM, 35 I/O				
579—PIC18F46K80-I/PT		TQFP-44	64KB, 3648B RAM, 35 I/O				
579—PIC18F66K80-I/MR		QFN-64	64KB, 3648B RAM, 54 I/O				
579—PIC18F66K80-I/PT		TQFP-64	64KB, 3648B RAM, 54 I/O				
579—PIC18F46J50-I/PT		TQFP-44	64KB, 3776B RAM, 5 I/O				
579—PIC18LF46J50-IPT		TQFP-44	64KB, 3776B RAM, 5 I/O				
579—PIC18F26J11-I/ML		QFN-28	64KB, 3800B RAM, 3 I/O				
579—PIC18F26J11-I/SP		SPDIP-28	64KB, 3800B RAM, 3 I/O				
579—PIC18F26J11-I/SS		SSOP-28	64KB, 3800B RAM, 3 I/O				
579—PIC18F8527-I/PT		TQFP-80	48KB, 3936B RAM, 70 I/O				
579—PIC18F4585-I/PT		TQFP-44	48KB, 3.25KB RAM, 44 I/O				
579—PIC18F26J50-I/ML		QFN-28	64KB, 3800B RAM, 3 I/O				
579—PIC18F26J50-I/SO		SOIC-28	64KB, 3800B RAM, 3 I/O				
579—PIC18F26J50-I/SP		SPDIP-28	64KB, 3800B RAM, 3 I/O				
579—PIC18F26J50-I/SS		SSOP-28	64KB, 3800B RAM, 3 I/O				
579—PIC18F46J11-I/PT		TQFP-44	64KB, 3800B RAM, 3 I/O				
579—PIC18F46J50-I/ML		QFN-44	64KB, 3800B RAM, 3 I/O				
579—PIC18F2610-I/SP		SDIP-28	64KB, 3804B RAM, 25 I/O				
579—PIC18F2620-I/SO		SOIC-28	64KB, 3804B RAM, 25 I/O				
579—PIC18F2620-I/SP		SDIP-28	64KB, 3804B RAM, 25 I/O				
579—PIC18F4610-I/P		PDIP-40	64KB, 3804B RAM, 36 I/O				
579—PIC18F4620-I/P		PDIP-40	64KB, 3804B RAM, 36 I/O				
579—PIC18F4620-I/PT		TQFP-44	64KB, 3804B RAM, 36 I/O				
579—PIC18F66J60-I/PT		TQFP-64	64KB, 3808B RAM, 39 I/O				
579—PIC18F8620-I/PT		TQFP-80	64KB, 3840B RAM, 68 I/O				
579—PIC18F26K22EML		QFN-28	64KB, 3896B RAM, 25 I/O				
579—PIC18F26K22ISP		SPDIP-28	64KB, 3896B RAM, 25 I/O				
579—PIC18F46K22IP		PDIP-40	64KB, 3896B RAM, 36 I/O				
579—PIC18F86J72IPT		TQFP-80	64KB, 3923B RAM, LCD				
579—PIC18F86J72TIPT		TQFP-80	64KB, 3923B RAM, LCD				
579—PIC18F26K20-E/ML		QFN-28	64KB, 3936B RAM, 25 I/O				
579—PIC18F26K20-E/SO		SOIC-28	64KB, 3936B RAM, 25 I/O				
579—PIC18F26K20-I/ML		QFN-28	64KB, 3936B RAM, 25 I/O				
579—PIC18F26K20-I/SO		SOIC-28	64KB, 3936B RAM, 25 I/O				
579—PIC18F26K20-I/SP		SPDIP-28	64KB, 3936B RAM, 25 I/O				
579—PIC18F26K20-I/SS		SSOP-28	64KB, 3936B RAM, 25 I/O				
579—PIC18F46K20-E/MV		UQFN-40	64KB, 3936B RAM, 36 I/O				
579—PIC18F46K20-I/ML		QFN-44	64KB, 3936B RAM, 36 I/O				

For quantities greater than listed, call for quote.

MOUSER STOCK NO.	Mfr. Part No.	Package Type	Description	Price Each 1	10	25	100
579—PIC18F46K20-I/P		PDIP-40	64KB, 3936B RAM, 36 I/O				
579—PIC18F46K20-I/PT		TQFP-44	64KB, 3936B RAM, 36 I/O				
579—PIC18F6622-I/PT		TQFP-64	64KB, 3936B RAM, 70 I/O				
579—PIC18F8622-I/PT		TQFD-80	64KB, 3936B RAM, 70 I/O				
579—PIC18F2620-E/SO		SOIC-28	64KB, 3968B RAM, 25 I/O				
579—PIC18F4620-E/P		PDIP-40	64KB, 3968B RAM, 36 I/O				
579—PIC18F4620-E/PT		TQFP-44	64KB, 3968B RAM, 36 I/O				
579—PIC18LF2620-I/SO		SOIC-28	64KB, 3968B RAM, 25 I/O				
579—PIC18LF2620-I/SP		SDIP-28	64KB, 3968B RAM, 25 I/O				
579—PIC18LF4620-I/P		PDIP-40	64KB, 3968B RAM, 36 I/O				
579—PIC18LF4620-I/PT		TQFP-44	64KB, 3968B RAM, 36 I/O				
579—PIC18LF6622-IPT		TQFP-64	64KB, 3936B RAM, 54 I/O				
579—PIC18F2685-I/SO		SOIC-28	96KB, 3328B RAM, ECAN				
579—PIC18F2685-I/SP		SPDIP-28	96KB, 3328B RAM, ECAN				
579—PIC18F4685-I/P		PDIP-44	96KB, 3328B RAM, ECAN				
579—PIC18F4685-I/PT		TQFP-44	96KB, 3328B RAM, ECAN				
579—PIC18F6627-I/PT		TQFP-64	96KB, 3936B RAM, 54 I/O				
579—PIC18F27J13-I/SP		SPDIP-28	128KB, 3800B RAM, 5 I/O				
579—PIC18F27J53-I/ML		QFN-28	128KB, 3800B RAM, 3 I/O				
579—PIC18F27J53-I/SO		SOIC-28	128KB, 3800B RAM, 3 I/O				
579—PIC18F27J53-I/SP		SPDIP-28	128KB, 3800B RAM, 3 I/O				
579—PIC18F27J53-I/SS		SSOP-28	128KB, 3800B RAM, 3 I/O				
579—PIC18F47J53-I/ML		QFN-44	128KB, 3800B RAM, 5 I/O				
579—PIC18F47J53-I/PT		TQFP-44	128KB, 3800B RAM, 5 I/O				
579—PIC18F67J60-I/PT		TQFP-64	128KB, 3808B RAM, 10BASE-T				
579—PIC18F87J60-I/PT		TQFP-80	128KB, 3808B RAM, 10BASE-T				
579—PIC18F97J60-I/PF		TQFP-100	128KB, 3808B RAM, 70 I/O				
579—PIC18F97J60-I/PT		TQFP-100	128KB, 3808B RAM, 70 I/O				
579—PIC18F67K90IPTRS		TQFP-64	128KB, 3828B RAM, 53 I/O				
579—PIC18F6720-I/PT		TQFP-64	128KB, 3840B RAM, 52 I/O				
579—PIC18F8720-I/PT		TQFP-80	128KB, 3840B RAM, 68 I/O				
579—PIC18F87K22IPTRS		TQFP-64	128KB, 3862B RAM, 69 I/O				
579—PIC18F67J50-I/PT		TQFP-64	128KB, 3904B RAM, 49 I/O				
579—PIC18F87J11-I/PT		TQFP-80	128KB, 3904B RAM, 68 I/O				
579—PIC18F87J50-I/PT		TQFP-80	128KB, 3904B RAM, 65 I/O				
579—PIC18F87J72IPT		TQFP-80	128KB, Energy Meter, LCD				
579—PIC18F87J72TIPT		TQFP-80	128KB, Energy Meter, LCD				
579—PIC18F6722-I/PT		TQFP-64	128KB, 3936B RAM, 70 I/O				
579—PIC18F67J10-I/PT		TQFP-64	128KB, 3936B RAM, 50 I/O				
579—PIC18F8722-I/PT		TQFP-80	128KB, 3936B RAM, 70 I/O				
579—PIC18F8723IPT		TQFP-80	128KB, 3936B RAM, 70 I/O				
579—PIC18F87J10-I/PT		TQFP-80	128KB, 3936B RAM, 66 I/O				
579—PIC18LF6722-IPT		TQFP-64	128KB, 3936B RAM, 54 I/O				
579—PIC18LF8722-IPT		TQFP-80	128KB, 3936B RAM, 70 I/O				
579—PIC18F87K90-I/PT		TQFP-80	128KB, 4096B RAM, LCD				
579—PIC18F87K90IPTRS		TQFP-64	128KB, 4096B RAM, LCD				

16-BIT PIC24 FLASH MCUs

16-bit PIC24 microcontrollers offer a new level of performance and higher integration. Features supporting this compatibility between these families include common: instruction set and architecture (dsPIC DSCs add DSP capability), peripherals, pin-out, and tool suite including MPLAB® IDE, C30 C Compiler and MPLAB® PM3 Programmer, Real Ice, Explorer 16 Development Board.

For quantities greater than listed, call for quote.

MOUSER STOCK NO.	Mfr. Part No.	Package Type	Description	Price Each 1	10	25	100
16 MIPS							
579—PIC24F16KL402ISO		SOIC-28	16KB, 1KB RAM, 24 I/O				
579—PIC24F16KL402ISP		SPDIP-28	16KB, 1KB RAM, 24 I/O				
579—PIC24F16KL402ISS		SSOP-28	16KB, 1KB RAM, 24 I/O				
579—PIC24F16KA101ISS		SSOP-20	16KB, 1.5KB RAM, 18 I/O				
579—PIC24F16KA102ISP		SPDIP-20	16KB, 1.5KB RAM, 18 I/O				
579—PIC24F16KA102ISS		SSOP-28	16KB, 1.5KB RAM, 24I/O				
579—PIC24FJ32GA02SO		SOIC-28	32KB, 8KB RAM, 21 I/O				
579—PIC24FJ32GA002SP		SPDIP-28	32KB, 8KB RAM, 21 I/O				
579—PIC24FJ32GA004PT		TQFP-44	32KB, 8KB RAM, 35 I/O				
579—24FJ32GA102-E/SS		SSOP-28	32KB, 8KB RAM, 21 I/O				
579—24FJ32GA102-I/SS		SSOP-28	32KB, 8KB RAM, 21 I/O				
579—24FJ32GB002-I/SS		SSOP-28	32KB, 8KB RAM, 21 I/O				
579—PIC24F32KA304IPT		TQFP-44	32KB, 8KB RAM, 38 I/O				
579—PIC24F32KA304IML		QFN-44	32KB, 8KB RAM, 38 I/O				
579—PIC24F32KA304IMV		UQFN-48	32KB, 8KB RAM, 38 I/O				
579—PIC24F64GA002ISS		SSOP-28	64KB, 8KB RAM, 21 I/O				
579—PIC24FJ64GA002SO		SOIC-28	64KB, 8KB RAM, 21 I/O				
579—PIC24FJ64GA004PT		TQFP-44	64KB, 8KB RAM, 35 I/O				
579—24FJ64GA006IPT		TQFP-64	64KB, 8KB RAM, 53 I/O				
579—24FJ64GA102-E/SS		SSOP-28	64KB, 8KB RAM, 21 I/O				
579—24FJ64GA102-I/SS		SSOP-28	64KB, 8KB RAM, 21 I/O				
579—FJ64GA104-I/PT		TQFP-44	64KB, 8KB RAM, 26 I/O				
579—PIC24F64GA002ESP		SPDIP-28	64KB, 8KB RAM, 16 I/O				
579—24FJ64GA306-I/PT		TQFP-64	64KB, 8KB RAM, 21 I/O				
579—24FJ64GA306-I/MR		QFN-64	64KB, 8KB RAM, 21 I/O				
579—24FJ64GA308-I/PT		TQFP-80	64KB, 8KB RAM, 21 I/O				
579—24FJ64GA310-I/PT		TQFP-100	64KB, 8KB RAM, 21 I/O				
579—24FJ64GA310-I/PF		TQFP-100	64KB, 8KB RAM, 21 I/O				
579—24FJ64GA310-I/BG		XBGA-121	64KB, 8KB RAM, 21 I/O				
579—P24FJ64GB002IML		QFN-28	64KB, 8KB RAM, 21 I/O				
579—P24FJ64GB002ISP		SPDIP-28	64KB, 8KB RAM, 21 I/O				
579—24FJ64GB002-I/SS		SSOP-28	64KB, 8KB RAM, 21 I/O				
579—PIC24F64GB106IPT		TQFP-64	64KB, 16KB RAM, 52 I/O				
579—24FJ128GA006IPT		TQFP-64	128KB, 8KB RAM, 53 I/O				

For quantities greater than listed, call for quote.

MOUSER STOCK NO.	Mfr. Part No.	Package Type	Description	Price Each 1	10	25	100
16 MIPS (Cont.)							
579—24FJ128GA010IPF		TQFP-100	128KB, 8KB RAM, 84 I/O				
579—24FJ128GA306IPT		TQFP-64	128KB, 8KB RAM, 53 I/O				
579—24FJ128GA306IMR		QFN-64	128KB, 8KB RAM, 53 I/O				
579—24FJ128GA308IPT		TQFN-80	128KB, 8KB RAM, 53 I/O				
579—24FJ128GA310IPT		TQFP-100	128KB, 8KB RAM, 53 I/O				
579—24FJ128GA310IPF		TQFP-100	128KB, 8KB RAM, 53 I/O				
579—PIC24128GA106IPT		TQFP-64	128KB, 8KB RAM, 53 I/O				
579—PIC24128GB106IPT		TQFP-64	128KB, 8KB RAM, 53 I/O				
579—PIC24256GA110IPT		TQFP-100	256KB, 8KB RAM, 85 I/O				
579—PIC24256GB110IPF		TQFP-100	256KB, 8KB RAM, 84 I/O				
579—PIC24256GB110IPT		TQFP-100	256KB, 8KB RAM, 84 I/O				
579—PIC24256GA106IPT		TQFP-64	256KB, 16KB RAM, 31 I/O				
579—PIC24256GB106IPT		TQFP-64	256KB, 16KB RAM, 31 I/O				
579—PIC24256GB108IPT		TQFP-64	256KB, 16KB RAM, 42 I/O				
579—PIC24FJ256A106I		QFN-64	256KB, 24KB RAM, 52 I/O				
579—PIC24FJ256D10PT		TQFP-100	256KB, 24KB RAM, 84 I/O				
579—PIC24FJ256DA110I		XBGA-121	256KB, 24KB RAM, 44 I/O				
579—PIC24FJ256DA20MR		QFN-64	256KB, 96KB RAM, 52 I/O				
579—PIC24FJ256D10IPT		TQFP-100	256KB, 96KB RAM, 84 I/O				
579—PIC24FJ256DA210G		XBGA-121	256KB, 96KB RAM, 44 I/O				
40 MIPS							
579—PIC24H32GP204IPT		TQFP-44	32KB, 2KB RAM, 35 I/O				
579—PIC24H32GP302ISP		SPDIP-28	32KB, 4KB RAM, 21 I/O				
579—PIC24H64GP502ISO		SOIC-28	64KB, 8KB RAM, 21 I/O				
579—PIC24128GP204IPT		TQFP-44	128KB, 8KB RAM, 35 I/O				
579—PIC24128GP502ISO		SOIC-28	128KB, 8KB RAM, 21 I/O				
579—PIC24128GP502ISP		SPDIP-28	128KB, 8KB RAM, 21 I/O				
579—PIC24128GP504IPT		TQFP-44	128KB, 8KB RAM, 35 I/O				
579—24HJ128GP506IPT		TQFP-64	128KB, 8KB RAM, 53 I/O				
579—24HJ256GP206IPT		TQFP-64	256KB, 16KB RAM 53 I/O				
579—24HJ256GP210IPT		TQFP-100	256KB, 16KB RAM, 85 I/O				
579—HJ256GP610A-I/PF		TQFP-100	256KB, 16KB RAM 85 I/O				
579—24HJ256GP610IPF		TQFP-100	256KB, 16KB RAM 85 I/O				
579—24HJ256GP610IPT		TQFP-100	256KB, 16KB RAM, 85 I/O				

© Copyright 2014 Mouser Electronics

MICROCHIP Microcontrollers and High Gain Amplifiers

RoHS Compliant **This product is RoHS compliant.**

32-BIT PIC32 FLASH MCUs

Features:
- 10-Bit ADC
- Preftech

For quantities greater than listed, call for quote.

MOUSER STOCK NO. Mfr.	Mfr. Part No.	Package Type	Description	Price Each 1	10	25	100
579—	32MX110F016BISP	SPDIP-28	16KB,4KB RAM, 40MHz				
579—	32MX110F016DIPT	TQFP-44	16KB, 4KB RAM, 40MHz				
579—	32MX210F016BISO	SOIC-28	16KB, 4KB RAM, 40MHz				
579—	32MX210F016BISP	PDIP-28	16KB, 4KB RAM, 40MHz				
579—	32MX210F016DIPT	TQFP-44	16KB, 4KB RAM, 40MHz				
579—	PIC32MX320F40IPT	TQFP-64	32KB, 8KB RAM, 40MHz				
579—	32MX120F032BISO	SOIC-28	32KB, 8KB RAM, 40MHz				
579—	32MX120F032BISP	PDIP-28	32KB, 8KB RAM, 40MHz				
579—	32MX120F032DIPT	TQFP-44	32KB, 8KB RAM, 40MHz				
579—	32MX220F032BISO	SOIC-28	32KB, 8KB RAM, 40MHz				
579—	32MX220F032DIPT	TQFP-44	32KB, 8KB RAM, 40MHz				
579—	PIC32MX32F64H80	TQFP-64	64KB, 16KB RAM, 80MHz				
579—	32MX320F064H80VT	QFN-64	64KB, 16KB RAM, 80MHz				
579—	32MX534F064HIMR	QFN-64	64KB, 16KB RAM, 80MHz				
579—	32MX534F064HIPT	TQFP-64	64KB, 16KB RAM, 80MHz				
579—	PIC32MF128L80IPT	TQFP-100	128KB, 16KB RAM, 80MHz				
579—	PIC32MX32F128H80	TQFP-64	128KB, 16KB RAM, 80MHz				

For quantities greater than listed, call for quote.

MOUSER STOCK NO. Mfr.	Mfr. Part No.	Package Type	Description	Price Each 1	10	25	100
579—	32MX440F128H80VT	QFN-64	128KB, 32KB RAM, 80MHz				
579—	32MX340F128H80VT	QFN-64	128KB, 32KB RAM, 80MHz				
579—	32MX764F128LIPF	TQFP-100	128KB, 32KB RAM, 80MHz				
579—	32MX764F128LIBG	XBGA-121	128KB, 32KB RAM, 80MHz				
579—	32MX764F128LIPT	TQFP-100	128KB, 32KB RAM, 80MHz				
579—	PIC324F256L80IPT	TQFP-100	256KB, 32KB RAM, 80MHz				
579—	PIC32MF256H80IPT	TQFP-64	256KB, 32KB RAM, 80MHz				
579—	32MX440F256H80VM	QFN-64	256KB, 32KB RAM, 80MHz				
579—	32MX340F256H80VT	QFN-64	256KB, 32KB RAM, 80MHz				
579—	32MX440F256H80VT	QFN-64	256KB, 32KB RAM, 80MHz				
579—	32MX460F256L80VT	TQFP-100	256KB, 32KB RAM, 80MHz				
579—	32MX360F256L80VT	TQFP-100	256KB, 32KB RAM, 80MHz				
579—	32MX795F512L80VT	TQFP-100	512KB, 128KB RAM, 80MHz				
579—	32MX695F512L80VT	TQFP-100	512KB, 128KB RAM, 80MHz				
579—	32MX460F512L80VT	TQFP-100	512KB, 32KB RAM, 80MHz				
579—	32MX360F512L80VT	TQFP-100	512KB, 32KB RAM, 80MHz				
579—	32MX340F512H80VT	QFN-64	512KB, 32KB RAM, 80MHz				
579—	32MX440F512H80VT	QFN-64	512KB, 32KB RAM, 80MHz				

DSPIC 16-BIT DIGITAL SIGNAL CONTROLLERS

For quantities greater than listed, call for quote.

MOUSER STOCK NO. Mfr.	Mfr. Part No.	Package Type	Description	Price Each 1	10	25	100
30 MIPS							
579—	DSPIC30202030ISO	SOIC-28	12KB, 512B RAM 21 I/O				
579—	DSPIC30202030ISP	SPDIP-28	12KB, 512B RAM 21 I/O				
579—	DSPIC30F201130IP	DIP-18	12KB, 1KB RAM 12 I/O				
579—	DS30F201230ISO	SOIC-28	12KB, 1KB RAM 12 I/O				
579—	DSPF301030ISO	SOIC-28	24KB, 1KB RAM, 30MHz				
579—	DS30F301220ESO	SOIC-18	24KB, 2KB RAM, 30MHz				
579—	DSPF301230IP	DIP-18	24KB, 2KB RAM, 30MHz				
579—	DS30F301220ISO	SOIC-18	24KB, 2KB RAM, 30MHz				
579—	DSPF301330ISP	SPDIP-28	24KB, 2KB RAM, 30MHz				
579—	DSPF301230ISO	SOIC-18	24KB, 2KB RAM, 30MHz				
579—	30F4011-30I/PT	TQFP-44	48KB, 1KB RAM, 30MHz				
579—	DSPF401330IPT	TQFP-44	48KB, 1KB RAM, 40MHz				
579—	30F4011-30I/P	DIP-40	48KB, 2KB RAM, 30MHz				
579—	30F4012-30I/SO	SOIC-28	48KB, 2KB RAM, 30MHz				
579—	30F4012-30I/SP	SPDIP-28	48KB, 2KB RAM, 30MHz				
579—	DS30F401320EPT	TQFP-44	48KB, 2KB RAM, 30MHz				
579—	DS30F5011-30I/PT	TQFP-64	66KB, 2KB RAM, 30MHz				
579—	DS30F501530IPT	TQFP-64	66KB, 2KB RAM, 30MHz				
579—	DSPF401330IP	DIP-40	48KB, 2KB RAM, 40MHz				
579—	DS30F401320IP	PDIP-40	48KB, 2KB RAM, 40MHz				
579—	DS30F5011-20I/PT	TQFP-64	96KB, 4KB RAM, 52 I/O				
579—	DS30F6011A30IPT	TQFP-64	132KB, 6KB RAM, 30MHz				
579—	DS306010A30IPT	TQFP-80	144KB, 8KB RAM, 30MHz				
579—	DS30F6012A30IPT	TQFP-64	144KB, 8KB RAM, 30MHz				
579—	DS30F6014A30IPT	TQFP-80	144KB, 8KB RAM, 40MHz				
579—	DS30F6012A30IPF	TQFP-64	144KB, 8KB RAM, 52 I/O				
579—	DS30F601530IPT	TQFP-64	144KB, 8KB RAM, 52 I/O				
579—	DS306010A30IPF	TQFP-80	144KB, 8KB RAM, 68 I/O				
40 MIPS							
579—	DSPICFJ12GP201IP	PDIP-18	12KB, 1KB RAM, 13 I/O				
579—	DSPICFJ12MC201IP	PDIP-20	12KB 1KB RAM, 13 I/O				
579—	DSPICJ12MC202ISO	SOIC-28	12KB, 1KB RAM, 21 I/O				
579—	DSPIC332GP302ISO	SOIC-28	32KB, 4KB RAM, 21 I/O				
579—	DSPIC332GP302ISP	SPDIP-28	32KB, 4KB RAM, 21 I/O				
579—	DSPIC332GP304IPT	TQFP-44	32KB, 4KB RAM, 35 I/O				
579—	DSPICJ32MC204IPT	TQFP-44	32KB, 2KB RAM, 35 I/O				
579—	DSPIC332MC304IPT	TQFP-44	32KB, 4KB RAM, 35 I/O				
579—	33FJ64GS606-E/PT	TQFP-64	64KB, 4KB RAM, 58 I/O				
579—	33FJ64GS608-E/PT	TQFP-80	64KB, 4KB RAM, 74 I/O				
579—	DSPIC364GP202ISO	SOIC-28	64KB, 8KB RAM, 21 I/O				
579—	DSPIC364GP202ISP	SPDIP-28	64KB, 8KB RAM, 21 I/O				
579—	DSPIC364MC204IPT	TQFP-44	64KB, 8KB RAM, 35 I/O				
579—	DS33FJ64GP206IPT	TQFP-64	64KB, 8KB RAM, 53 I/O				
579—	33FJ64GS606-I/PT	TQFP-64	64KB, 9KB RAM, 53 I/O				
579—	33FJ64GS608-I/PT	TQFP-80	64KB, 9KB RAM, 69 I/O				
579—	33FJ64GS610-I/PF	TQFP-100	64KB, 9KB RAM, 85 I/O				
579—	DSPIC364GP802ISO	SOIC-28	64KB, 16KB RAM, 21 I/O				
579—	DSPIC364GP802ISP	SPDIP-28	64KB, 16KB RAM, 21 I/O				
579—	DSPIC364MC802ISO	SOIC-28	64KB, 16KB RAM, 21 I/O				
579—	DSPIC364MC802ISP	SPDIP-28	64KB, 16KB RAM, 21 I/O				
579—	DSPIC364GP804IPT	TQFP-44	64KB, 16KB RAM, 35 I/O				
579—	DSPIC364MC804IPT	TQFP-44	64KB, 16KB RAM, 35 I/O				
579—	DS33FJ64GP306IPT	TQFP-64	64KB, 16KB RAM, 53 I/O				
579—	DS33FJ64GP706IPT	TQFP-64	64KB, 16KB RAM, 53 I/O				

For quantities greater than listed, call for quote.

MOUSER STOCK NO. Mfr.	Mfr. Part No.	Package Type	Description	Price Each 1	10	25	100
40 MIPS (Cont.)							
579—	DSPIC128GP202ISP	SPDIP-28	128KB, 8KB RAM, 21 I/O				
579—	DSPIC128GP204IPT	TQFP-44	128KB, 8KB RAM, 35 I/O				
579—	DSPIC128MC204IPT	TQFP-44	128KB, 8KB RAM, 35 I/O				
579—	DS33FJ128GP206IP	TQFP-64	128KB, 8KB RAM, 53 I/O				
579—	DS33FJ128MC506PT	TQFP-64	128KB, 8KB RAM, 53 I/O				
579—	DSPIC128GP802ISO	SOIC-28	128KB, 16KB RAM, 21 I/O				
579—	DSPIC128GP802ISP	SPDIP-28	128KB, 16KB RAM, 21 I/O				
579—	DSPIC128MC802ISO	SOIC-28	128KB, 16KB RAM, 21 I/O				
579—	DSPIC128MC802ISP	SPDIP-28	128KB, 16KB RAM, 21 I/O				
579—	DSPIC128GP804IML	QFN-44	128KB, 16KB RAM, 35 I/O				
579—	DSPIC128GP804IPT	TQFP-44	128KB, 16KB RAM, 35 I/O				
579—	DSPIC128MC804IPT	TQFP-44	128KB, 16KB RAM, 35 I/O				
579—	DS33FJ128GP306IP	TQFP-64	128KB, 16KB RAM, 53 I/O				
579—	DS33FJ128GP708PT	TQFP-80	128KB, 16KB RAM, 69 I/O				
579—	33FJ128GP706IPT	TQFP-64	128KB, 16KB RAM, 85 I/O				
579—	33FJ128MC706IPT	TQFP-64	128KB, 16KB RAM, 85 I/O				
579—	DS33FJ256GP506PT	TQFP-64	256KB, 16KB RAM, 53 I/O				
579—	FJ256GP506A-I/PT	TQFP-64	256KB, 16KB RAM, 53 I/O				
579—	DS33FJ256GP710PF	TQFP-100	256KB, 16KB RAM, 85 I/O				
579—	DS33FJ256GP710PT	TQFP-100	256KB, 16KB RAM, 85 I/O				
579—	FJ256GP710A-E/PF	TQFP-100	256KB, 30KB RAM, 85 I/O				
579—	FJ256GP710A-I/PF	TQFP-100	256KB, 30KB RAM, 85 I/O				
579—	DS33FJ256MC710PF	TQFP-100	256KB, 30KB RAM, 85 I/O				
579—	DS33FJ256MC710PT	TQFP-100	256KB, 30KB RAM, 85 I/O				
60 MIPS							
579—	33EP64GP504IPT	TQFP-44	64KB, 8KB RAM, 35 I/O				
579—	33EP64GP506IPT	TQFP-44	64KB, 8KB RAM, 53 I/O				
579—	33EP64MC204IPT	TQFP-44	64KB, 8KB RAM, 35 I/O				
579—	33EP64MC206IPT	TQFP-44	64KB, 8KB RAM, 53 I/O				
579—	33EP64MC504IPT	TQFP-44	64KB, 8KB RAM, 35 I/O				
579—	33EP64MC506IPT	TQFP-44	64KB, 8KB RAM, 53 I/O				
579—	24EP64GP204IPT	TQFP-44	64KB, 8KB RAM, 60MHz				
579—	24EP64GP206IPT	TQFP-64	64KB, 8KB RAM, 60MHz				
579—	24EP64MC204IPT	TQFP-44	64KB, 8KB, 60MHz				
579—	24EP64MC206IPT	TQFP-44	64KB, 8KB, 60MHz				
579—	24EP64GP204IML	QFN-44	64KB, 8KB, 60MHz				
579—	24EP64MC204IML	QFN-44	64KB, 8KB, 60MHz				
579—	24EP64GP202ISP	SPDIP-28	64KB, 8KB, 60MHz				
579—	24EP64MC202ISP	SPDIP-28	64KB, 8KB, 60MHz				
70 MIPS							
579—	33EP64MC203ITL	VTLA-36	64KB, 8KB RAM, 25 I/O				
579—	24EP64MC203ITL	VTLA-36	64KB, 8KB RAM, 25 I/O				
579—	24EP64MC204ITL	QFN-44	64KB, 8KB RAM, 25 I/O				
579—	33EP64MC202ISO	SOIC-28	64KB, 8KB RAM, 21 I/O				
579—	24EP64MC202ISO	SOIC-28	64KB, 8KB RAM, 21 I/O				
579—	33EP64MC206IMR	QFN-64	64KB, 8KB RAM, 53 I/O				
579—	24EP64MC206IMR	QFN-64	64KB, 8KB RAM, 53 I/O				
579—	33EP64MC202ISP	SPDIP-28	64KB, 8KB RAM, 21 I/O				
579—	33EP64MC204IML	QFN-44	64KB, 8KB RAM, 25 I/O				
579—	33EP64MC504IML	QFN-44	64KB, 8KB RAM, 35 I/O				
579—	33EP64MC503ITL	VTLA-36	64KB, 8KB RAM, 25 I/O				
579—	33EP64MC502ISO	SOIC-28	64KB, 8KB RAM, 21 I/O				
579—	33EP64MC502ISP	SPDIP-28	64KB, 8KB RAM, 21 I/O				
579—	33EP64MC506IMR	QFN-64	64KB, 8KB RAM, 53 I/O				

HIGH-LINEARITY POWER AMPLIFIER

Features:
- Small package size
- High linear output power
- High speed power-up/-down
- Turn on/off time (10%~90%)<100ns

◆ **Surface Mount Device**

For quantities greater than listed, call for quote.

MOUSER STOCK NO.	Microchip Part No.	Case Type	Gain (Db)	Linear Output Power (Max) (dBm)	Temperature Range (°C)	Supply Current (Typ/Max) (Ma)	Supply Voltage (V)	Price Each 1	25	100
◆ 579-11CP15QUBE	SST11CP15-QUBE	UQFN	26	23	-10 to +85	210/-----	-0.3 to +5.5			

HIGH-POWER, HIGH-GAIN AMPLIFIERS

◆ **Surface Mount Device**

For quantities greater than listed, call for quote.

MOUSER STOCK NO.	Microchip Part No.	Case Type	Gain (dB)	Linear Output Power (Max) (dBm)	Temperature Range (°C)	Supply Current (Typ/Max) (mA)	Price Each 1	25	100
◆ 579-SST12LF03-Q3DE	SST12LF03-Q3DE	QFN-20	8	3.1	-40 to +85	200/-----			
◆ 579-12LP17EQU8E	SST12LP17E-QU8E	UDFN-8	29	24	-40 to +85	-			
◆ 579-SST12LP18E-QX8E	SST12LP18E-QX8E	XSON-8	25	26	-40 to +85	-			

© Copyright 2014 Mouser Electronics

© Copyright 2014 Mouser Electronics

MICROCHIP Demo Boards and Development Products

REAL ICE AND PERFORMANCE PACK

MOUSER STOCK NO.	Microchip Part No.	Description	Price Each
MPLAB ICE 2000/4000 Accessories			
579-AC244002	AC244002	REAL ICE Performance Pak	
579-DV244005	DV244005	REAL ICE Base probe kit	
Plug-in Module			
579-MA160014	MA160014	For PIC18LF45K22	
579-MA180027	MA180027	For PIC18F87K90	
579-MA180028	MA180028	For PIC18F87K22	
579-MA180031	MA180031	For PIC18F46K80	
579-MA180032	MA180032	For PIC18F66K80	
579-MA240022	MA240022	For PIC24F32KA304	
579-MA240028	MA240028	For PIC24EP64MC204	
579-MA240029	MA240029	For PIC24FJ128GA310	
579-MA320001	MA320001	PIC32MX 100P QFP to 100P Plug-In Module	
579-MA330028	MA330028	For dsPIC33EP64MC504	
579-MA330031	MA330031	dsPIC33EP256MC506 Int. OpAmp Motor Control PIM	
579-MA330031-2	MA330031-2	dsPIC33EP256MC506 Ext. OpAmp Motor Control PIM	
Socket Modules			
579-AC164126	AC164126	PICtail Plus Prototype Daughter Board	
579-AC164301	AC164301	18L/28L/40L DIP for MPLAB PM3	
579-AC164345	AC164345	28L QFN 4x4mm for MPLAB PM3	
Header Interfaces			
579-AC162050	AC162050	(8 PDIP) for PIC12F629/675 ICD 2	
579-AC162051	AC162051	(28/40 PDIP) for ICD and ICD 2 debuggers	
579-AC162053	AC162053	MPLAB ICD 2 for PIC16F627A, 628A, 648A (18PDIP)	
579-AC162055	AC162055	MPLAB ICD 2 for PIC16F684 (14 PDIP)	
579-AC162056	AC162056	MPLAB ICD 2 for PIC16F688 (14 PDIP)	
Device Adapters, Adapter Plugs and Kits			
579-AC164114	AC164114	PIC18F1 x K50 Program Adapter	

PIC32 DEVELOPMENT TOOLS

MOUSER STOCK NO.	Microchip Part No.	Description	Price Each
579-DM320001	DM320001	PIC32 Starter Kit	
579-DM320005	DM320005	Expansion board for PIC32MX starter kit	
579-DM320011	DM320011	Audio Development Board for PIC32 MCUs	
579-AC323027	AC323027	PIC32 CTMU Eval Board	
579-DM320013	DM320013	PIC32 MX1/MX2 Starter Kit	
579-MA320011	MA320011	PIC32MX220F032D USB/Graphics PIM	
579-TCHIP003	TCHIP003	chipKIT™ Starter Pak Uno32 for PIC32	
579-TDGL008	TDGL008	Cerebot™ Development Board w/ chipKIT™ for PIC32	
579-TDGL009	TDGL009	Cerebot™ Development Board w/ chipKIT™ for PIC32	
579-TDGL010	TDGL010	Cerebot™ MX7 cK Development Board for PIC32	

PICKIT™ STARTER KITS AND DEMO BOARDS

Important Note: The PICkit(tm) 1 FLASH Starter Kit software will not run on Windows 98 1st edition.
DO NOT INSTALL THIS SOFTWARE ON WINDOWS 98 1ST EDITION

MOUSER STOCK NO.	Microchip Part No.	Description	Price Each
579-DV164101	DV164101	PICkit 1 8/14P Flash Starter Kit	
579-DV164122	DV164122	PICkit Serial Analyzer (with 28-Pin Demo Board)	
579-DM164120-1	DM164120-1	PICkit Low Pin Count Demo Board	
579-DM164120-2	DM164120-2	PICkit 2 44-Pin Count Demo Board	
579-DV164120	DV164120	PICkit 2 Starter Kit	
579-DV164121	DV164121	PICkit 2 Debug Express	
579-PG164120	PG164120	PICkit 2 Microcontroller Programmer	
579-DV164131	DV164131	PICkit 3 Debug Express	

PICTAIL™ DEMO BOARDS

MOUSER STOCK NO.	Microchip Part No.	Description	Price Each
579-AC103003	AC103003	PIC10F mTouch Capacitive Eval Board	
579-AC164121	AC164121	Ethernet PICtail Daughter Board	
579-AC164122	AC164122	PICtail Daughter Board for SD & MMC cards	
579-AC164123	AC164123	Ethernet PICtail Daughter Plus Board	
579-AC164125	AC164125	Speech Playback PICtail	
579-AC164126	AC164126	PICtail Plus Prototype Daughter Board	
579-AC164127-5	AC164127-5	Graphics PICtail Plus SSD1926 Board	
579-AC164130-2	AC164130-2	CAN/LIN PICtail Plus Daughter Board	
579-DM1641303	DM164130-3	PICkit 28-Pin LIN Demo Board	
579-AC164142	AC164142	BPSK 7.2kbps PLM PICtail Plus Daughter Brd	
579-AC164144	AC164144	LCC Graphics PICtail Plus Board	
579-AC164145	AC164145	PICtail + Daughter Board Dev Kit	
579-AC320011	AC320011	M2M PICtail Daughter Board	

PICMICRO DEMONSTRATION KITS

MOUSER STOCK NO.	Microchip Part No.	Description	Price Each
579-DM163014	DM163014	PICDEM 4 Demo Board for PIC12F629, 675, PIC16F630, 676, 684, 627A, 628A, 648A, 818, 819,87,88,1220,1320	
579-DM163022-1	DM163022-1	PICDEM 2 Plus 18-, 28- and 40-pin PIC16FXXX, PIC16F1XXX and PIC18 devices	
579-DM163029	DM163029	PICDEM Mechatronics	
579-DM163035	DM163035	PICDEM Lab Development Kit	
579-DM163045	DM163045	PICDEM Lab Development Kit	
579-DV164039	DV164039	PIC24FJ256DA210 Development Kit	

PICMICRO DEMONSTRATION KITS (CONT.)

MOUSER STOCK NO.	Microchip Part No.	Description	Price Each
579-DM240001	DM240001	PICDEM PIC24/dsPIC33 Explorer 16 Kit	
579-DM240002	DM240002	PICDEM PIC24/dsPIC33 Explorer 16 (44-Pin)	
579-DM240312	DM240312	PIC24FJ256DA210 Development Board	
579-DM240313	DM240313	PIC18F87K22 Development Board	
Connectivity			
579-DV250501	DV250501	MCP250XX CAN Developer's Kit	

DSPIC 16 BIT DSC DEMONSTRATION BOARDS

MOUSER STOCK NO.	Microchip Part No.	Description	Price Each
579-DM300018	DM300018	dsPICDEM 2 Demo Board	
579-DM300019	DM300019	dsPICDEM 80L Starter Demo Board	
579-DM330021-2	DM330021-2	dsPICDEM MCLV-2 Demo Board	
579-DM300023	DM300023	dsPICDEM SMPS Buck Demo Board	
579-DM300027	DM300027	16-bit 28-PIN Starter Demo Board	
579-DM330013	DM330013	dsPIC33F and PIC24H Microstick Dev Tool	

DEMO AND EVKITS FOR PICMICRO

MOUSER STOCK NO.	Microchip Part No.	Description	Price Each
579-MA180029	MA180029	PIC18F47J56 Full Speed USB Demo Board	
579-DV164006	DV164006	MPLAB In-Circuit Debugger 2 Evaluation Kit	
579-DV164033	DV164033	MPLAB ICD 2 with Explorer 16 Dev. Board	
579-DV164005	DV164005	MPLAB In-Circuit Debugger 2 Module	
579-DV164035	DV164035	MPLAB In-Circuit Debugger 3	
579-DV164007	DV164007	MPLAB ICD 2 ws Module (includes ICD 2 Module, USB and RS232 cable, Power Supply)	
579-DV007004	DV007004	Production Prog/Dev Kit with built-in ICSP Programs PICmicro and dsPIC30F devices	

DEVELOPMENT TOOLS

MOUSER STOCK NO.	Microchip Part No.	Description	Price Each
579-AC164112	AC164112	MPLAB ICD 2 Vpp Voltage Limiter	
579-ARD00354	ARD00354	MCP6N11 Amp IC Bridge Dev Tool	
579-DM240013-1	DM240013-1	PIC24F K-Series Development Board	
579-MCP9800DM-PCTL	MCP9800DM-PCTL	Thermal Sensor PICtail Demo Board	
579-MCP9800DM-DL	MCP9800DM-DL	Tempurature Data Logger Demo Board	
579-MCP3221DM-PCTL	MCP3221DM-PCTL	PICtail™ Demonstration Board	
579-MCP3551DM-PCTL	MCP3551DM-PCTL	Delta Sigma ADC Demo Board	
579-MCP402XEV	MCP402XEV	Non-Volatile Digital Pot Eval Board	
579-MCP2515DM-PCTL	MCP2515DM-PCTL	CAN Controller PICtail Demo Board	
579-MCP215XDM	MCP215XDM	Data Logger Demonstration Board	
579-MCP23X17EV	MCP23X17EV	Evaluation Board	
579-SOIC8EV	SOIC8EV	8-Pin SOIC/MSOP/TSSOP/DIP E Brd	
579-TC1047ADM-PICTL	TC1047ADM-PICTL	Temperature to Voltage	
579-TC2030-MCP-NL	TC2030-MCP-NL	Tag-Connect In-Circuit Cable No Legs	
579-TSSOP20EV	TSSOP20EV	20-Pin TSSOP/SSOP Evaluation Board	
579-VSUPEV	VSUPEV	Voltage Supervisor Evaluation Board	

MOTOR CONTROL DESIGN

MOUSER STOCK NO.	Microchip Part No.	Description	Price Each
579-DV330021	DV330021	dsPICDEM MCSM Dev Kit	
579-DM330022	DM330022	dsPICDEM MCSM Dev Board	

EVALUATION BOARDS

MOUSER STOCK NO.	Microchip Part No.	Description	Price Each
579-MCP1640EV-SBC	MCP1640EV-SBC	MCP1640 Synchronous Boost Converter Eval Board	
579-MCP1726EV	MCP1726EV	MCP1726 1A LDO Evaluation Board	
579-MCP651EV-VOS	MCP651EV-VOS	MCP651 Input Offset Evaluation Brd	
579-MCP73213EV-2SOVP	MCP73213EV-2SOVP	MCP73213 Dual Eval Board	
579-MCP73831EV	MCP73831EV	MCP73821 Evaluation Board	
579-MCP73833EV	MCP73833EV	MCP73833 Evaluation Board	
579-MCP7386XEV	MCP7386XEV	MCP7386X Li-Ion Battery Charger Evaluation Board	
579-TC1016/17EV	TC1016/17EV	TC1016/17 LDO Linear Regulator Evaluation Board	

STARTER KITS

MOUSER STOCK NO.	Microchip Part No.	Description	Price Each
579-DV243003	DV243003	Memory Starter Kit	
579-DM240011	DM240011	PIC24F Starter Kit	
579-DM240415	DM240415	PIC24F Starter Kit for Android™	

© Copyright 2014 Mouser Electronics
© Copyright 2014 Mouser Electronics

NXP SEMICONDUCTOR MCU/MPU

RoHS Compliant **This product is RoHS compliant.**

LPC2000 SERIES ARM 7

For quantities greater than listed, call for quote.

MOUSER STOCK NO.	NXP Part No.	Package Type	RAM (bytes)	Timers	PWMs	Serial Interface	ADCs	I/O Pins	Price Each 1	25	100
Flash 8KB											
771-LPC2101FBD48-S	LPC2101FBD48-S	LQFP-48	2K	4x32/2x16	---	2xUART; 2xI²C; 2xSPI	8-Ch 10-bit	32			
Flash 16KB											
771-LPC2102FBD48-S	LPC2102FBD48-S	LQFP-48	4K	4x32/2x16	---	2xUART; 2xI²C; 2xSPI	8-Ch 10-bit	32			
Flash 32KB											
771-LPC2103FBD48-S	LPC2103FBD48-S	LQFP-48	8K	4x32/2x16	---	2xUART; 2xI²C; 2xSPI	8-Ch 10-bit	32			
771-LPC2103FHN48H6	LPC2103FHN48H/6,51	HVQFN-48	8K	4x32/2x16	---	2xUART; 2xI²C; 2xSPI	8-Ch 10-bit	32			
771-LPC2131FBD64/01S	LPC2131FBD64/01-S	LQFP-64	8K	4x32	6-Ch	2xUART; 2xI²C; 2xSPI	8-Ch 10-bit	47			
771-LPC2141FBD64-S	LPC2141FBD64-S	LQFP-64	8K	4x32	6-Ch	USB 2.0; 2xUART; 2xI²C; 2xSPI	6-Ch 10-bit	45			
Flash 64KB											
771-LPC2132FBD64/01S	LPC2132FBD64/01-S	LQFP-64	16K	4x32	6-Ch	2xUART; 2xI²C; 2xSPI	8-Ch 10-bit	47			
771-LPC2132FHN640155	LPC2132FHN64/01,55	HVQFN-64	16K	4x32	6-Ch	2xUART; 2xI²C; 2xSPI	8-Ch 10-bit	47			
Flash 128KB											
771-LPC2104FBD48/01S	LPC2104FBD48/01-S	LQFP-48	16K	4x32	6-Ch	128K FL/16K RAM/2 UART/I2C/SPI	---	32			
771-LPC2114FBD64/01S	LPC2114FBD64/01-S	LQFP-64	16K	4x32	6-Ch	2xUART; I²C; 2xSPI	4-Ch 10-bit	46			
771-LPC2119FBD64/01S	LPC2119FBD64/01-S	LQFP-64	16K	4x32	6-Ch	2xUART; I²C; 2xSPI; 2xCAN	4-Ch 10-bit	46			
771-LPC2134FBD64/01S	LPC2134FBD64/01-S	LQFP-64	16K	4x32	6-Ch	2xUART; 2xI²C; 2xSPI	16-Ch 10-bit	47			
771-LPC2144FBD64-S	LPC2144FBD64-S	LQFP-64	16K	4x32	6-Ch	USB 2.0; 2xUART; 2xI²C; 2xSPI	14-Ch 10-bit	45			
771-LPC2364FBD100-S	LPC2364FBD100-S	LQFP-100	34K	6x32	6-Ch	USB 2.0; ENET 2xCAN; I²S; 4xUART 3xI²C; 3xSPI	6-Ch 10-bit	70			
771-LPC2364FET100-T	LPC2364FET100,518	TFBGA-100	34K	6x32	6-Ch	USB 2.0; ENET 2xCAN; I²S; 4xUART 3xI²C; 3xSPI	6-Ch 10-bit	70			
771-LPC2106FBD48/01S	LPC2106FBD48/01-S	LQFP-48	64K	4x32	6-Ch	128K FL/64K RAM/2 UART/I2C/SPI	---	32			
Flash 256KB											
771-LPC2124FBD64/01S	LPC2124FBD64/01-S	LQFP-64	16K	4x32	6-Ch	2xUART; I²C; 2xSPI	4-Ch 10-bit	46			
771-LPC2129FBD64/01S	LPC2129FBD64/01-S	LQFP-64	16K	4x32	6-Ch	2xUART; I²C; 2xSPI; 2xCAN	4-Ch 10-bit	46			
771-LPC2194HBD64/01S	LPC2194HBD64/01-S	LQFP-64	16K	4x32	6-Ch	2xUART; I²C; 2xSPI; 4xCAN	4-Ch 10-bit	46			
771-LPC2214FBD14401S	LPC2214FBD144/01-S	LQFP-144	16K	4x32	6-Ch	2xUART; I²C; 2xSPI	8-Ch 10-bit	112			
771-LPC2136FBD64/01S	LPC2136FBD64/01-S	LQFP-64	32K	4x32	6-Ch	2xUART; 2xI²C; 2xSPI	16-Ch 10-bit	47			
771-LPC2146FBD64-S	LPC2146FBD64-S	LQFP-64	32K	4x32	6-Ch	USB 2.0; 2xUART; 2xI²C; 2xSPI	14-Ch 10-bit	45			
771-LPC2366FBD100-S	LPC2366FBD100-S	LQFP-100	58K	6x32	6-Ch	USB 2.0; ENET; 2xCAN; I²S; 4xUART; 3xI²C; 3xSPI	6-Ch 10-bit	70			
Flash 512KB											
771-LPC2138FBD64/01S	LPC2138FBD64/01-S	LQFP-64	32K	4x32	6-Ch	2xUART; 2xI²C; 2xSPI	16-Ch 10-bit	47			
771-LPC2148FBD64-S	LPC2148FBD64-S	LQFP-64	32K	4x32	6-Ch	USB 2.0; 2xUART; 2xI²C; 2xSPI	14-Ch 10-bit	45			
771-LPC2364HBD100551	LPC2364HBD100,551	LQFP-100	34K	4x32	6-Ch	USB 2.0; ENET; 2xCAN; 4xUART; 3xI²C; SPI	6-Ch 10-bit	**70**			
771-LPC2368FBD100-S	LPC2368FBD100-S	LQFP-100	58K	6x32	6-Ch	USB 2.0; ENET; 2xCAN; I²S; 4xUART; 3xI²C; 3xSPI	6-Ch 10-bit	70			
771-LPC2368FET100518	LPC2368FET100,518	TFBGA-100	58K	6x32	6-Ch	USB 2.0; ENET; 2xCAN; I²S; 4xUART; 3xI²C; 3xSPI	6-Ch 10-bit	70			
771-LPC2378FBD144-S	LPC2378FBD144-S	LQFP-144	58K	6x32	6-Ch	USB 2.0; ENET; 2xCAN; I²S; 4xUART; 3xI²C; 3xSPI	8-Ch 10-bit	104			
771-LPC2387FBD100-S	LPC2387FBD100,551	LQFP-100	64K	4x32	6-Ch	USB 2.0, ENET, 2xCAN, I²S, 4xUART, 3xI²C, SPI	6-Ch 10-bit	70			
771-LPC2388FBD144-S	LPC2388FBD144,551	LQFP-144	64K	4x32	6-Ch	USB 2.0, ENET, 2xCAN, 3xI²S, 4xUART, 3xI²C, SPI	8-Ch 10-bit	104			
771-LPC2468FBD208-S	LPC2468FBD208-S	LQFP-208	98K	6x32	2x6-Ch	USB 2.0; ENET; 2xCAN; I²S; 4xUART; 3xI²C; 3xSPI	8-Ch 10-bit	160			
771-LPC2468FET208-S	LPC2468FET208-S	TFBGA-208	98K	6x32	2x6-Ch	USB 2.0; ENET; 2xCAN; I²S; 4xUART; 3xI²C; 3xSPI	8-Ch 10-bit	160			
LCD Controller											
771-LPC2470FBD208-S	LPC2470FBD208-S	LQFP-208	98K	4x32	2x6-Ch	LCD CONT/ETHNET/USB HOST/OTG	8-Ch 10-bit	160			
771-LPC2478FBD208-S	LPC2478FBD208-S	LQFP-208	98K	4x32	2x6-Ch	LCD CONT/ETHNET/USB/512K FL	8-Ch 10-bit	160			
771-LPC2478FET208-S	LPC2478FET208-S	TFBGA-208	98K	4x32	2x6-Ch	LCD CONT/ETHNET/USB/512K FL	8-Ch 10-bit	160			
RAM Only											
771-LPC2420FET208551	LPC2420FET208,551	TFBGA-208	82K	4x32	2x6-Ch	2xUSB Host, 2xUSB OTG, 4xUART; 3xI²C; SPI	8-Ch 10-bit	160			

LH7 SERIES ARM 7 (SYSTEM-ON-CHIP), RAM ONLY

For quantities greater than listed, call for quote.

MOUSER STOCK NO.	NXP Part No.	Package Type	RAM (bytes)	Timers	PWMs	Serial Interface	ADCs	I/O Pins	Price Each 1	25	100
771-79525N0Q100A1557	LH79525N0Q100A1;55	LQFP-176	16K	3x16	---	USB Host, 3xUART, I2C, SPI	10-Ch 10-bit	86			

LPC 3000 ARM 9, RAM ONLY

For quantities greater than listed, call for quote.

MOUSER STOCK NO.	NXP Part No.	Package Type	RAM (bytes)	Timers	PWMs	Serial Interface	ADCs	I/O Pins	Price Each 1	25	100
771-LPC3220FET296015	LPC3220FET296/01,5	TFBGA-296	128K	6x32	11	USB 2.0, 7xUART, 2xI²C, 2xSSP, 2xSPI	3-Ch 10-bit	87			
771-LPC3230FET296015	LPC3230FET296/01,5	TFBGA-296	256K	6x32	11	USB 2.0, 7xUART, 2xI²C, 2xSSP, 2xSPI	3-Ch 10-bit	87			
771-LPC3240FET296015	LPC3240FET296/01,5	TFBGA-296	256K	6x32	11	USB 2.0, 7xUART, 2xI²C, 2xSSP, 2xSPI	3-Ch 10-bit	87			
771-LPC3250FET296015	LPC3250FET296/01,5	TFBGA-296	256K	6x32	11	USB 2.0, 7xUART, 2xI²C, 2xSSP, 2xSPI	3-Ch 10-bit	87			

LPC 3100 ARM 9, RAM ONLY

For quantities greater than listed, call for quote.

MOUSER STOCK NO.	NXP Part No.	Package Type	RAM (bytes)	Timers	PWMs	Serial Interface	ADCs	I/O Pins	Price Each 1	25	100
771-LPC3141FET18055	LPC3141FET180,551	TFBGA-180	192K	4x32	1	USB,USBHost,OTG,UART,IrDA,2xI2C,2xI2S,SPI	4-Ch 10-bit	16			
771-LPC3152FET20855	LPC3152FET208,551	TFBGA-208	192K	4x32	1	USB,USBHost,OTG,UART,IrDA,2xI2C,2xI2S,SPI	3-Ch 10-bit	157			

© Copyright 2014 Mouser Electronics

© Copyright 2014 Mouser Electronics

NXP SEMICONDUCTOR MCU/MPU

RoHS Compliant This product is RoHS compliant.

32-BIT ARM CORTEX M0

Flash 8KB

For quantities greater than listed, call for quote.

MOUSER STOCK NO.	NXP Part No.	Package Type	RAM (bytes)	Timers	PWMs	Serial Interface	ADCs	I/O Pins	Price Each 1	25	100
771-LPC11E11FHN33101	LPC11E11FHN33/101	HVQFN-33	512	2x32/2x16/WDT	-	UART, I2C, SPI	8-Ch 10-Bit	54			
771-LPC1111FHN331015	LPC1111FHN33/101,5	HVQFN-33	2K	2x32/2x16/WDT	13	UART, I2C, SPI	8-Ch 10-Bit	28			
771-LPC1111FHN332015	LPC1111FHN33/201,5	HVQFN-33	4K	2x32/2x16/WDT	13	UART, I2C, SPI	8-Ch 10-Bit	28			
771-LPC1111FHN332025	LPC1111FHN33/202,5	HVQFN-33	4K	2x32/2x16/WDT	13	UART, I2C, SPI	8-Ch 10-Bit	28			

Flash 16KB

For quantities greater than listed, call for quote.

MOUSER STOCK NO.	NXP Part No.	Package Type	RAM (bytes)	Timers	PWMs	Serial Interface	ADCs	I/O Pins	Price Each 1	25	100
771-LPC11E12FBD48201	LPC11E12FBD48/201	LQFP-48	1K	2x32/2x16/WDT	-	UART, I2C, SPI	8-Ch 10-Bit	54			
771-LPC1112FHN331015	LPC1112FHN33/101,5	HVQFN-33	2K	2x32/2x16/WDT	13	UART, I2C, SPI	8-Ch 10-Bit	28			
771-LPC1112FHN331025	LPC1112FHN33/102,5	HVQFN-33	2K	2x32/2x16/WDT	13	UART, I2C, SPI	8-Ch 10-Bit	28			
771-LPC1112FHN332015	LPC1112FHN33/201,5	HVQFN-33	4K	2x32/2x16/WDT	13	UART, I2C, SPI	8-Ch 10-Bit	28			
771-LPC1112FHN332025	LPC1112FHN33/202,5	HVQFN-33	4K	2x32/2x16/WDT	13	UART, I2C, SPI	8-Ch 10-Bit	28			
771-LPC11C12FD48301	LPC11C12FBD48/301,	LQFP-48	8K	2x32/2x16/WDT	13	CAN, UART, I2C, 2xSPI	8-Ch 10-Bit	40			
771-LPC11C22FBD48301	LPC11C22FBD48/301,151	LQFP-48	8K	2x32/2x16/WDT	-	CAN, UART, I2C, 2xSPI	8-Ch 10-bit	36			

Flash 24KB

For quantities greater than listed, call for quote.

MOUSER STOCK NO.	NXP Part No.	Package Type	RAM (bytes)	Timers	PWMs	Serial Interface	ADCs	I/O Pins	Price Each 1	25	100
771-LPC11E13FBD48301	LPC11E13FBD48/301	LQFP-48	2K	2x32/2x16/WDT	-	UART, I2C, SPI	8-Ch 10-Bit	54			
771-LPC1113FHN332025	LPC1113FHN33/202,5	HVQFN-33	4K	2x32/2x16/WDT	13	UART, I2C, SPI	8-Ch 10-Bit	28			
771-LPC1113FBD483011	LPC1113FBD48/301,1	LQFP-48	8K	2x32/2x16/WDT	13	UART, I2C, 2xSPI	8-Ch 10-Bit	42			
771-LPC1113FBD483021	LPC1113FBD48/302,1	LQFP-48	8K	2x32/2x16/WDT	13	UART, I2C, 2xSPI	8-Ch 10-Bit	42			
771-LPC1113FHN333015	LPC1113FHN33/301,5	HVQFN-33	8K	2x32/2x16/WDT	13	UART, I2C, SPI	8-Ch 10-Bit	28			
771-LPC1113FHN333025	LPC1113FHN33/302,5	HVQFN-33	8K	2x32/2x16/WDT	13	UART, I2C, SPI	8-Ch 10-Bit	28			

Flash 32KB

For quantities greater than listed, call for quote.

MOUSER STOCK NO.	NXP Part No.	Package Type	RAM (bytes)	Timers	PWMs	Serial Interface	ADCs	I/O Pins	Price Each 1	25	100
771-LPC1114FHN332015	LPC1114FHN33/201,5	HVQFN-33	4K	2x32/2x16/WDT	13	UART, I2C, SPI	8-Ch 10-Bit	28			
771-LPC1114FHN332025	LPC1114FHN33/202,5	HVQFN-33	4K	2x32/2x16/WDT	13	UART, I2C, SPI	8-Ch 10-Bit	28			
771-LPC1224FBD482011	LPC1224FBD48/201	LQFP-48	4K	2x32/2x16/WDT/RTC	-	2xUART,I2C, SPI	8-Ch 10-Bit	39			
771-LPC1224FBD482211	LPC1224FBD48/221	LQFP-48	4K	2x32/2x16/WDT/RTC	-	2xUART,I2C, SPI	8-Ch 10-Bit	39			
771-LPC11E14FBD48401	LPC11E14FBD48/401	LQFP-48	4K	2x32/2x16/WDT	-	UART, I2C, SPI	8-Ch 10-Bit	54			
771-LPC11E14FBD64401	LPC11E14FBD64/401	LQFP-64	4K	2x32/2x16/WDT	-	UART, I2C, SPI	8-Ch 10-Bit	54			
771-LPC11E14FHN33401	LPC11E14FHN33/401	HVQFN-33	4K	2x32/2x16/WDT	-	UART, I2C, SPI	8-Ch 10-Bit	54			
771-LPC1224FBD642011	LPC1224FBD64/201	LQFP-64	4K	2x32/2x16/WDT/RTC	-	2xUART,I2C, SPI	8-Ch 10-Bit	55			
771-LPC1224FBD642211	LPC1224FBD64/221	LQFP-64	4K	2x32/2x16/WDT/RTC	-	2xUART,I2C, SPI	8-Ch 10-Bit	55			
771-LPC1102UK118	LPC1102UK,118	WLCSP	8K	2x32/2x16/WDT	-	UART, SPI	5-Ch 10-Bit	11			
771-LPC1114FBD483011	LPC1114FBD48/301,1	LQFP-48	8K	2x32/2x16/WDT	13	UART, I2C, 2xSPI	8-Ch 10-Bit	42			
771-LPC1114FBD483021	LPC1114FBD48/302,1	LQFP-48	8K	2x32/2x16/WDT	13	UART, I2C, SPI	8-Ch 10-Bit	42			
771-LPC1114FHN333015	LPC1114FHN33/301,5	HVQFN-33	8K	2x32/2x16/WDT	13	UART, I2C, SPI	8-Ch 10-Bit	28			
771-LPC1114FHN33302	LPC1114FHN33/302:5	HVQFN-33	8K	2x32/2x16/WDT	13	UART, I2C, SPI	8-Ch 10-Bit	42			
771-LPC11C14FD48301	LPC11C14FBD48/301,	LQFP-48	8K	2x32/2x16/WDT	13	CAN, UART, I2C, 2xSPI	8-Ch 10-Bit	40			
771-LPC11C24FBD48301	LPC11C24FBD48/301,151	LQFP-48	8K	2x32/2x16/WDT	13	CAN, UART, I2C, 2xSPI	8-Ch 10-Bit	42			
771-LPC11U24FBD48401	LPC11U24FBD48/401	LQFP-48	8K	2x32/2x16/WDT	-	UART, I2C, SPI	8-Ch 16-bit	40			
771-LPC11U24FBD64401	LPC11U24FBD64/401	LQFP-64	8K	2x32/2x16/WDT	-	UART, I2C, SPI	8-Ch 10-Bit	54			

Flash 40KB

For quantities greater than listed, call for quote.

MOUSER STOCK NO.	NXP Part No.	Package Type	RAM (bytes)	Timers	PWMs	NEW PRODUCT Serial Interface	ADCs	I/O Pins	Price Each 1	25	100
771-LPC11U34FBD48311	LPC11U34FBD48/311,	LQFP-48	8K	2x32/2x16/WWDT	-	USB, USART, 2xSSP, I2C	8-Ch 10-bit	40			
771-LPC11U34FHN33311	LPC11U34FHN33/311,	HVQFN-33	8K	2x32/2x16/WWDT	-	USB, USART, 2xSSP, I2C	8-Ch 10-bit	26			

Flash 48KB

For quantities greater than listed, call for quote.

MOUSER STOCK NO.	NXP Part No.	Package Type	RAM (bytes)	Timers	PWMs	NEW PRODUCT Serial Interface	ADCs	I/O Pins	Price Each 1	25	100
771-LPC11U34FBD48421	LPC11U34FBD48/421,	LQFP-48	10K	2x32/2x16/WWDT	-	USB, USART, 2xSSP, I2C	8-Ch 10-bit	40			

Flash 64KB

For quantities greater than listed, call for quote.

MOUSER STOCK NO.	NXP Part No.	Package Type	RAM (bytes)	Timers	PWMs	NEW PRODUCT Serial Interface	ADCs	I/O Pins	Price Each 1	25	100
771-LPC1115FBD483031	LPC1115FBD48/303,1	LQFP-48	8K	2x32/2x16/WDT	-	UART, I2C, SPI	8-Ch 10-Bit	42			
771-LPC1225FBD483011	LPC1225FBD48/301	LQFP-48	8K	2x32/2x16/WDT/RTC	-	2xUART,I2C, SPI	8-Ch 10-Bit	39			
771-LPC1225FBD483211	LPC1225FBD48/321	LQFP-48	8K	2x32/2x16/WDT/RTC	-	2xUART,I2C, SPI	8-Ch 10-Bit	39			
771-LPC1225FBD643011	LPC1225FBD64/301	LQFP-64	8K	2x32/2x16/WDT/RTC	-	2xUART,I2C, SPI	8-Ch 10-Bit	55			
771-LPC1225FBD643211	LPC1225FBD64/321	LQFP-64	8K	2x32/2x16/WDT/RTC	-	2xUART,I2C, SPI	8-Ch 10-Bit	55			
771-LPC11U35FBD48401	LPC11U35FBD48/401,	LQFP-48	10K	2x32/2x16/WWDT	-	USB, USART, 2xSSP, I2C	8-Ch 10-bit	40			
771-LPC11U35FBD64401	LPC11U35FBD64/401,	LQFP-64	10K	2x32/2x16/WWDT	-	USB, USART, 2xSSP, I2C	8-Ch 10-bit	54			
771-LPC11U35FHI33501	LPC11U35FHI33/501,	HVQFN-33	12K	2x32/2x16/WWDT	-	USB, USART, 2xSSP, I2C	8-Ch 10-bit	26			

Flash 96KB

For quantities greater than listed, call for quote.

MOUSER STOCK NO.	NXP Part No.	Package Type	RAM (bytes)	Timers	PWMs	NEW PRODUCT Serial Interface	ADCs	I/O Pins	Price Each 1	25	100
771-LPC1226FBD483011	LPC1226FBD48/301	LQFP-48	8K	2x32/2x16/WDT/RTC	-	2xUART,I2C, SPI	8-Ch 10-Bit	39			
771-LPC1226FBD643011	LPC1226FBD64/301	LQFP-64	8K	2x32/2x16/WDT/RTC	-	2xUART,I2C, SPI	8-Ch 10-Bit	55			
771-LPC11U36FBD48401	LPC11U36FBD48/401,	LQFP-48	10K	2x32/2x16/WWDT	-	USB, USART, 2xSSP, I2C	8-Ch 10-bit	40			
771-LPC11U36FBD64401	LPC11U36FBD64/401,	LQFP-64	10K	2x32/2x16/WWDT	-	USB, USART, 2xSSP, I2C	8-Ch 10-bit	54			

Flash 128KB

For quantities greater than listed, call for quote.

MOUSER STOCK NO.	NXP Part No.	Package Type	RAM (bytes)	Timers	PWMs	NEW PRODUCT Serial Interface	ADCs	I/O Pins	Price Each 1	25	100
771-LPC1227FBD483011	LPC1227FBD48/301	LQFP-48	8K	2x32/2x16/WDT/RTC	-	2xUART,I2C, SPI	8-Ch 10-Bit	39			
771-LPC1227FBD643011	LPC1227FBD64/301	LQFP-64	8K	2x32/2x16/WDT/RTC	-	2xUART,I2C, SPI	8-Ch 10-Bit	55			
771-LPC11U37FBD48401	LPC11U37FBD48/401,	LQFP-48	10K	2x32/2x16/WWDT	-	USB, USART, 2xSSP, I2C	8-Ch 10-bit	40			
771-LPC11U37FBD64501	LPC11U37FBD64/501,	LQFP-64	12K	2x32/2x16/WWDT	-	USB, USART, 2xSSP, I2C	8-Ch 10-bit	54			

© Copyright 2014 Mouser Electronics
© Copyright 2014 Mouser Electronics

NXP SEMICONDUCTOR MCU/MPU

RoHS Compliant **This product is RoHS compliant.**

32-BIT ARM CORTEX (CONT.)

Cortex M3

PRODUCT NEW

For quantities greater than listed, call for quote.

MOUSER STOCK NO.	NXP Part No.	Package Type	RAM (bytes)	Timers	PWMs	Serial Interface	ADCs	I/O Pins	Price Each 1	25	100
Flash 16KB											
771-LPC1342FHN33551	LPC1342FHN33,551	HVQFN-33	4K	2x32/2x16/WDT	-----	UART, I2C, SPI	8-Ch 10-Bit	28			
Flash 32KB											
771-LPC1313FBD48,151	LPC1313FBD48,151	LQFP-48	8K	2x32/2x16/WDT	-----	UART, I2C, SPI	8-Ch 10-Bit	42			
771-LPC1315FBD48,551	LPC1315FBD48,551	LQFP-48	8K	2x32/2x16/WWDT	-----	USB, USART, 2xSSP, I2C	8-Ch 12-bit	51			
771-LPC1342FBD48151	LPC1342FBD48,151	LQFP-48	8K	2x32/2x16/WDT	-----	USB, I2C, UART, SPI, SSP	8-Ch 10-Bit	40			
771-LPC1343FBD48151	LPC1343FBD48,151	HVQFN-33	8K	2x32/2x16/WDT	-----	UART, I2C, SPI	8-Ch 10-Bit	40			
771-LPC1343FHN33551	LPC1343FHN33,551	HVQFN-33	8K	2x32/2x16/WDT	-----	UART, I2C, SPI	8-Ch 10-Bit	28			
771-LPC1751FBD80551	LPC1751FBD80,551	LQFP-80	8K	2x32/2x16/WDT/RTC	6	USB, CAN, 4xUART, SPI	6-Ch 10-Bit	52			
771-LPC1345FBD48,151	LPC1345FBD48,151	LQFP-48	10K	2x32/2x16/WWDT	-----	USB, USART, 2xSSP, I2C	8-Ch 12-bit	40			
Flash 48KB											
771-LPC1316FBD48,551	LPC1316FBD48,551	LQFP-48	8K	2x32/2x16/WWDT	-----	USB, USART, 2xSSP, I2C	8-Ch 12-bit	40			
771-LPC1316FHN33,551	LPC1316FHN33,551	HVQFN-33	8K	2x32/2x16/WWDT	-----	USB, USART, 2xSSP, I2C	8-Ch 12-bit	28			
Flash 64KB											
771-LPC1317FHN33,551	LPC1317FHN33,551	HVQFN-33	8K	2x32/2x16/WWDT	-----	USB, USART, 2xSSP, I2C	8-Ch 12-bit	28			
771-LPC1317FBD48,551	LPC1317FBD48,551	LQFP-48	10K	2x32/2x16/WWDT	-----	USB, USART, 2xSSP, I2C	8-Ch 12-bit	40			
771-LPC1317FBD64,551	LPC1317FBD64,551	LQFP-64	10K	2x32/2x16/WWDT	-----	USB, USART, 2xSSP, I2C	8-Ch 12-bit	51			
771-LPC1347FBD64,551	LPC1347FBD64,551	LQFP-64	12K	2x32/2x16/WWDT	-----	USB, USART, 2xSSP, I2C	8-Ch 12-bit	51			
771-LPC1347FBD48,151	LPC1347FBD48,151	LQFP-48	12K	2x32/2x16/WWDT	-----	USB, USART, 2xSSP, I2C	8-Ch 12-bit	40			
771-LPC1347FHN33,551	LPC1347FHN33,551	HVQFN-33	12K	2x32/2x16/WWDT	-----	USB, USART, 2xSSP, I2C	8-Ch 12-bit	26			
771-LPC1752FBD80551	LPC1752FBD80,551	LQFP-80	16K	2x32/2x16/WDT/RTC	6	USB, CAN, 4xUART, SPI	6-Ch 10-Bit	52			
Flash 128KB											
771-LPC1754FBD80551	LPC1754FBD80,551	LQFP-80	32K	2x32/2x16/WDT/RTC	6	USB, USB Host, USB OTG, CAN, 4xUART,SPI	6-Ch 10-Bit	52			
771-LPC1764FBD100551	LPC1764FBD100,551	LQFP-100	32K	2x32/2x16/WDT/RTC	6	USB, 2xCAN, 4xUART, SPI	8-Ch 10-Bit	70			
Flash 256KB											
771-LPC1756FBD80551	LPC1756FBD80,551	LQFP-80	32K	2x32/2x16/WDT/RTC	6	USB, USB Host, USB OTG, 2xCAN, 4xUART,SPI	6-Ch 10-Bit	52			
771-LPC1765FBD100551	LPC1765FBD100,551	LQFP-100	64K	2x32/2x16/WDT/RTC	6	USB, USB OTG, 2xCAN, 4xUART,SPI	8-Ch 10-Bit	70			
771-LPC1766FBD100551	LPC1766FBD100,551	LQFP-100	64K	2x32/2x16/WDT/RTC	6	USB, USB OTG, 2xCAN, 4xUART,SPI	8-Ch 10-Bit	70			
Flash 512KB											
771-LPC1758FBD80551	LPC1758FBD80,551	LQFP-80	64K	2x32/2x16/WDT/RTC	6	USB, USB Host, USB OTG, 2xCAN, 4xUART,SPI	6-Ch 10-Bit	52			
771-LPC1759FBD80551	LPC1759FBD80,551	LQFP-80	64K	2x32/2x16/WDT/RTC	6	USB, USB Host, USB OTG, 2xCAN, 4xUART,SPI	6-Ch 10-Bit	52			
771-LPC1768FBD100551	LPC1768FBD100,551	LQFP-100	64K	2x32/2x16/WDT/RTC	6	USB, USB Host, USB OTG, 2xCAN, 4xUART,SPI	8-Ch 10-Bit	70			
771-LPC1768FET100551	LPC1768FET100,551	TFBGA-100	64K	2x32/2x16/WDT/RTC	6	USB,USB Host,USB OTG,2xCAN,4xUART,SPI	8-Ch 10-Bit	70			
771-LPC1769FBD100551	LPC1769FBD100,551	LQFP-100	64K	2x32/2x16/WDT/RTC	6	USB, USB Host, USB OTG, 2xCAN, 4xUART,SPI	8-Ch 10-Bit	70			
771-LPC1778FBD208551	LPC1778FBD208,551	LQFP-208	96K	4x32/WWDT/RTC	6	USB,USB Host,USB OTG,2xCAN,5xUART,3xI2C	8-Ch 12-Bit	165			
771-LPC1778FET208551	LPC1778FET208,551	TFBGA-208	96K	4x32/WWDT/RTC	6	USB,USB Host,USB OTG,2xCAN,5xUART,3xI2C	8-Ch 12-Bit	165			
771-LPC1788FBD208551	LPC1788FBD208,551	LQFP-208	96K	4x32/WWDT/RTC	6	USB,USB Host,USB OTG,2xCAN,5xUART,3xI2C	8-Ch 12-Bit	165			
771-LPC1788FET208551	LPC1788FET208,551	TFBGA-208	96K	4x32/WWDT/RTC	6	USB,USB Host,USB OTG,2xCAN,5xUART,3xI2C	8-Ch 12-Bit	165			
RAM Only											
771-LPC1857FET256551	LPC1857FET256,551	LBGA-256	136K	6x32/WWDT/RTC	1	USB, CAN, UART, I2C, SPI	2x 8Ch 10-bit	8			
771-LPC1850FET256551	LPC1850FET256,551	LBGA-256	200K	4x32/WWDT/RTC	1	USB,USB Host,USB OTG,CAN,4xUART,I2C,SPI	2x 8Ch 10-Bit	80			

Cortex M4

NEW! TECHNOLOGY

For quantities greater than listed, call for quote.

MOUSER STOCK NO.	NXP Part No.	Package Type	RAM (bytes)	Timers	PWMs	Serial Interface	ADCs	I/O Pins	Price Each 1	25	100
Flash 512KB											
771-LPC4088FBD208551	LPC4088FBD208,551	LQFP-208	96K	4x32/WWDT/RTC	2	USB, USB Host, USB OTG, 2xCAN, 5xUARTS, 3xI2C, 4xSPI	1x 8Ch 12-bit	165			
771-LPC4088FET208551	LPC4088FET208,551	TFBGA-208	96K	4x32/WWDT/RTC	2	USB, USB Host, USB OTG, 2xCAN, 5xUARTS, 3xI2C, 4xSPI	1x 8Ch 12-bit	165			
771-LPC4078FET208551	LPC4078FET208,551	TFBGA-208	96K	4x32/WWDT/RTC	2	USB, USB Host, USB OTG, 2xCAN, 5xUARTS, 3xI2C, 4xSPI	1x 8Ch 12-bit	165			
771-LPC4078FBD208551	LPC4078FBD208,551	LQFP-208	96K	4x32/WWDT/RTC	2	USB, USB Host, USB OTG, 2xCAN, 5xUARTS, 3xI2C, 4xSPI	1x 8Ch 12-bit	165			
Flash 1MB											
771-LPC4357FET256551	LPC4357FET256,551	LBGA-256	136K	4x32/WWDT/RTC	1	USB, 2xCAN, UART, I2C, SPI	2x 8Ch 10-bit	164			
RAM Only											
771-LPC4330FET256551	LPC4330FET256,551	LBGA-256	264K	2x32/WWDT/RTC	1	USB, USB Host, USB OTG, 2xCAN, UART, I2C, 4xSPI	2x 8Ch 10-bit	80			
771-LPC4350FET256551	LPC4350FET256,551	LBGA-256	264K	2x32/WWDT/RTC	1	USB, USB Host, USB OTG, 2xCAN, UART, I2C, 4xSPI	2x 8Ch 10-bit	80			

ENERGY METER IC

The EM773 is an ARM Cortex-M0 based, low-cost 32-bit energy metering IC, designed for 8/16-bit smart metering applications. The EM773 offers programmability and on-chip metrology functionality combined with a low power, simple instruction set and memory addressing with reduced code size compared to existing 8/16-bit architectures. The EM773 operates at CPU frequencies of up to 48MHz. The peripheral complement of the EM773 includes up to 32kB of flash memory, up to 8kB of data memory, one Fast-mode Plus I2C-bus interface, one RS-485/EIA-485 UART, one SPI interface with SSP features, three general purpose counter/timers, up to 25 general purpose I/O pins, and a metrology engine for energy measurement.

PRODUCT NEW

For quantities greater than listed, call for quote.

MOUSER STOCK NO.	NXP Part No.	Package Type	RAM (bytes)	Timers	PWMs	Serial Interface	ADCs	I/O Pins	Price Each 1	25	100
771-EM773FHN33551	EM773FHN33,551	HVQFN-32	8K	2x32, 1x16	-	UART, I2C, SPI	2xCurr, Volt	25			

MAXIMUM POWER POINT TRACKING (MPPT) IC

For quantities greater than listed, call for quote.

MOUSER STOCK NO.	NXP Part No.	Package Type	RAM (bytes)	Timers	PWMs	Serial Interface	ADCs	I/O Pins	Price Each 1	25	100
771-MPT612FBD48151	MPT612FBD48,151	LQFP-48	-----	1x32, 1x16, RTC	---	2xUART,2xI2C, SPI/SSP	8-Ch 10-Bit	28			

80C51

For quantities greater than listed, call for quote.

MOUSER STOCK NO.	NXP Part No.	Package Type	RAM (bytes)	Timers	PWMs	Serial Interface	ADCs	I/O Pins	Price Each 1	25	100
771-P89LPC912FDH-S	P89LPC912FDH-S	TSSOP-14	128	4x16	1-Ch 8-bit	SPI	2 Analog Comp.	12			
771-LPC913FDH129	P89LPC913FDH,129	TSSOP-14	128	4x16	---	SPI	2 Analog Comp.	12			
Flash 2KB											
771-P89LPC9151FDH12	P89LPC9151FDH,129	TSSOP-14	256	2x16	---	UART; I²C; SPI	4-Ch 8-bit	14			
771-P89LPC9201FDH112	P89LPC9201FDH,112	TSSOP-20	256	2x16	---	UART; I²C	4-Ch 8-bit	18			
771-P89LPC920FDH-S	P89LPC920FDH,529	TSSOP-20	256	2x16	---	UART; I²C	2 Analog Comp.	18			
771-P89LPC970FDH129	P89LPC970FDH,129	TSSOP-20	256	5x16, 1x23, RTC	---	UART; I²C; SPI	---	18			

© Copyright 2014 Mouser Electronics

© Copyright 2014 Mouser Electronics

NXP SEMICONDUCTOR MCU/MPU

RoHS Compliant **This product is RoHS compliant.**

80C51

Flash

For quantities greater than listed, call for quote.

MOUSER STOCK NO.	NXP Part No.	Package Type	RAM (bytes)	Timers	PWMs	Serial Interface	ADCs	I/O Pins	Price Each 1	25	100
4KB											
771-P89LPC9241FDH112	P89LPC9241FDH,112	TSSOP-20	256	2x16	4-Ch 8-bit	UART; I²C	4-Ch 8-bit	18			
771-P89LPC9301FDH51	P89LPC9301FDH,512	TSSOP-28	256	2x16	---	UART; I²C; SPI	2 Analog Comp.	26			
771-P89LPC9331FDH51	P89LPC9331FDH,512	TSSOP-28	256	2x16	---	UART; I²C; SPI	4-Ch 8-bit	26			
771-P89LPC971FDH129	P89LPC971FDH,129	TSSOP-20	256	5x16, 1x23, RTC	---	UART; I²C; SPI	---	18			
8KB											
771-P89LPC9221FDH	P89LPC9221FDH,512	TSSOP-20	256	2x16	---	UART; I²C	---	18			
771-LPC922A1FDH112	P89LPC922A1FDH,112	TSSOP-20	256	2x16	---	UART; I²C	4-Ch 8-bit	18			
771-P89LPC9251FDH112	P89LPC9251FDH,112	TSSOP-20	256	2x16	---	UART; I²C	4-Ch 8-bit	18			
771-P89LPC925FDH-S	P89LPC925FDH,529	TSSOP-20	256	2x16	---	UART; I²C	4-Ch 8-bit	18			
771-P89LPC972FDH129	P89LPC972FDH,129	TSSOP-20	256	5x16, 1x23	---	UART; I²C; SPI, RTC	---	18			
771-P89LPC982FDH-529	P89LPC982FDH,529	TSSOP-28	512	5x16, 1x23	---	UART; I²C; SPI	8-Ch 10-bit	26			
771-P89LPC932A1FDH	P89LPC932A1FDH	TSSOP-28	768	5x16	4-Ch CCU	UART; I²C; SPI	2 Analog Comp.	26			
771-LPC935FHN	P89LPC935FHN	TSSOP-28	768	3x16	4-Ch CCU	UART; I²C; SPI	4-Ch 8-bit	26			
771-P89LPC938FDH-S	P89LPC938FDH-S	TSSOP-28	768	5x16	4-Ch CCU	UART; I²C; SPI	8-Ch 10-bit	26			
771-PN5441A2EC20501	PN5441A2ET/C20501	TFBGA-64	5K	---	---	UART, I2C, SPI	---	32			
16KB											
771-P89LPC9361FDH51	P89LPC9361FDH,518	TSSOP-28	256	2x16	4-Ch CCU	2xUART, I²C, SPI	2 Analog Comp.	26			
771-P89LPC954FA-S	P89LPC954FA,529	PLCC-44	512	2x16, 1x23	2-Ch	2xUART, I²C, SPI	8-Ch 10-bit	40			
771-LPC954FBD44151	P89LPC954FBD44,151	LQFP-44	512	2x16, 1x23	2-Ch	2xUART; I²C; SPI	8-Ch 10-bit	40			
771-LPC936FDH518	P89LPC936FDH,518	TSSOP-28	768	5x16	4-Ch CCU	UART; I²C; SPI	2x 4-Ch 8-bit	26			

OTP

For quantities greater than listed, call for quote.

MOUSER STOCK NO.	NXP Part No.	Package Type	RAM (bytes)	Timers	PWMs	Serial Interface	ADCs	I/O Pins	Price Each 1	25	100
2KB											
771-P87LPC762BD	P87LPC762BD	SO-20	128	2x16	---	UART; I²C	---	18			
771-P87LPC762BN	P87LPC762BN	DIP-20	128	2x16	---	UART; I²C	---	18			
4KB											
771-P87C51SBAA	P87C51SBAA	PLCC-44	128	3x16	---	UART	---	32			
771-P87C51SBPN	P87C51SBPN	DIP-40	128	3x16	---	UART	---	32			
771-P87LPC764BN	P87LPC764BN	DIP-20	128	2x16	---	UART; I²C	---	18			
771-P87LPC767BN	P87LPC767BN	DIP-20	128	2x16	---	UART; I²C	4-Ch 8-bit	18			
8KB											
771-P87C51FA-4N	P87C51FA-4N	DIP-40	256	4x16	5-Ch PCA	UART	---	32			
771-P87C52SBAA	P87C52SBAA	PLCC-44	256	3x16	---	UART	---	32			
771-P87C52SBPN	P87C52SBPN	DIP-40	256	3x16	---	UART	---	32			
771-P87C52UBAA	P87C52UBAA	PLCC-44	256	3x16	---	UART	---	32			
16KB											
771-P87C51FB-5A512	P87C51FB-5A,512	PLCC-44	256	3x16	---	UART	---	32			
32KB											
771-P87C58X2FA	P87C58X2FA,512	PLCC-44	256	3x16	---	UART	---	32			

BOARDS

NEW! TECHNOLOGY

MOUSER STOCK NO.	NXP Part No.	Description	Price Each
771-OM11049598	OM11049,598	LPCXpresso Target Board supporting LPC11xx Series	
771-OM13001598	OM13001,598	LPC177x/8x Eval Board - ARM development	
771-OM13014598	OM13014,598	LPCXpresso Target Board supporting LPC11U14 Series	
771-OM13016598	OM13016,598	LPCXpresso Target Board supporting LPC11U14 Series	
771-OM13021,598	OM13021,598	LPCXpresso Development Board supporting LPC11U1x Series - ARM Dev	
771-OM13026598	OM13026,598	ARM NGX DALI Reference Board supporting LPC1100XL Series	
771-OM13029,598	OM13029,598	LPC4088 Evaluation Board-ARM development	
771-OM13031598	OM13031,598	LPC4300 Evaluation Board-ARM Hitex development	
771-OM13035,598	OM13035,598	LPCXpresso Target Board supporting LPC11U14	
771-OM13039,598	OM13039,598	ARM Dev Board Keil MCB1857 for LPC1857 MCU	
771-OM13040,598	OM13040,598	ARM Eval Board Keil MCB4357 for LPC4357 MCU	
771-OM13042,598	OM13042,598	ARM KNX Lighting Reference Design Board supporting LPC1200 Series	
771-OM13043,598	OM13043,598	ARM DMX Reference Design Board supporting LPC1100XL Series	
771-OM13314,598	OM13314,598	TDA5051A lighting master-slave Demo Board	
771-OM13313598	OM13313,598	TDA5051A Powerline Modem Demo Board Kit	
771-OM13005598	OM13005,598	US Plugmeter ARM Development Board	
771-OM13032,598	OM13032,598	mbed NXP LPC11U24 Dev Board	
771-OM11043598	OM11043,598	mbed NXP LPC1768 Dev Board	
771-OM13007598	OM13007,598	Reference board for MPT612 photovoltaic MPPT battery charge controller	

© Copyright 2014 Mouser Electronics
© Copyright 2014 Mouser Electronics

SILICON LABS Microcontrollers

RoHS Compliant This page of product is compliant.

HIGH POWER, LOW-POWER, 32-BIT PRECISION32™

Features:

- 32-bit ARM® Cortex™-M3 CPU
  80MHz maximum frequency, Single-cycle multiplication, hardware division support nested vectored interrupt control (NVIC) with 16 levels of interrupt priority

PRODUCT NEW



For quantities greater than listed, call for quote.

MOUSER STOCK NO.	Silicon Labs Part No.	Package	Flash (KB)	RAM (bytes)	#of EMIF	Digital Port I/O Pins	Interfaces			Comp-arators	Price Each		
							JTAG	ETM	Serial Wire		1	25	100
634-SIM3C157-B-GM	SiM3C157-B-GM	LGA-92	128	32	24	65	Yes	Yes	Yes	8/8			
634-SIM3C157-B-GQ	SiM3C157-B-GQ	TQFP-80	128	32	24	65	Yes	Yes	Yes	8/8			
634-SIM3C167-B-GM	SiM3C167-B-GM	LGA-92	256	32	24	65	Yes	Yes	Yes	8/8			
634-SIM3C167-B-GQ	SiM3C167-B-GQ	TQFP-80	256	32	24	65	Yes	Yes	Yes	8/8			
634-SIM3U157-B-GM	SiM3U157-B-GM	LGA-93	128	32	24	65	Yes	Yes	Yes	16			
634-SIM3U157-B-GQ	SiM3U157-B-GQ	TQFP-80	128	32	24	65	Yes	Yes	Yes	8/8			
634-SIM3U167-B-GM	SiM3U167-B-GM	LGA-92	256	32	24	65	Yes	Yes	Yes	8/8			
634-SIM3U167-B-GQ	SiM3U167-B-GQ	TQFP-80	256	32	24	65	Yes	Yes	Yes	8/8			

Development Boards and Kits

PRODUCT NEW

MOUSER STOCK NO.	Silicon Labs Part No.	Description	Price Each
634-SIM3C1XX-B-DK	SiM3C1xx-B-DK	Precision32™ SiM3U1xx (USB) Development Kit	
634-SIM3C1XX-B-EDK	SiM3C1xx-B-EDK	Precision32™ SiM3U1xx (USB) Enhanced Development Kit	
634-SIM3U1XX-B-DK	SiM3U1xx-B-DK	Precision32™ SiM3C1xx (non-USB) Development Kit	
634-SIM3U1XX-B-EDK	SiM3U1xx-B-EDK	Precision32™ SiM3C1xx (non-USB) Enhanced Development Kit	

C8051F70X CAPACITIVE TOUCH SENSE MCUs

The Silicon Labs C8051F70x MCU family meets designers' demands for Capacitive Touch Sense features and best-in-class performance. These high performance devices perform a wide range of mixed-signal functions and includes a high-speed 8051 Core, Capacitive Touch Sense with 16-bit capacitance-to-Digital Converter, superior noise immunity, fast 40µs acquisition time, and digital peripherals that include up to 39 port I/O with high sink current. The C8051F70x MCU family is robust and reliable with noise immune architecture with best-in-class SNR. Silicon Labs offers a simple GUI and API library that make implementation ast and easy.



RoHS Compliant

Features:

- On-chip voltage comparator
- Capacitive Sense interface with 32 input channels
- Precision calibrated 24.5MHz internal oscillator
- In-system, full-speed, non-intrusive debug interface (on-chip)

For quantities greater than listed, call for quote.

MOUSER STOCK NO.	Silicon Labs Part No.	Package	MIPS (Peak)	Flash (KB)	RAM (bytes)	Digital Port I/O Pins	Interfaces			Analog Peripherals								Price Each		
							UART	I2C	SPI	Internal Osc.	Timers	PCA Ch.	ADC	DAC	Temp Sensor	VREF	Comp-arators	1	25	100
634-C8051F700-GQ	C8051F700-GQ	QFP-64	25	15	512	54	Yes	Yes	Yes	±2%	4 16-bit	3	10-bit	No	Yes	Yes	1			
634-C8051F701-GQ	C8051F701-GQ	QFP-64	25	15	512	54	Yes	Yes	Yes	±2%	4 16-bit	3	No	No	No	No	1			
634-C8051F702-GQ	C8051F702-GQ	QFP-64	25	16	512	54	Yes	Yes	Yes	±2%	4 16-bit	3	10-bit	No	Yes	Yes	1			
634-C8051F703-GQ	C8051F703-GQ	QFP-64	25	16	512	54	Yes	Yes	Yes	±2%	4 16-bit	3	No	No	No	No	1			
634-C8051F704-GM	C8051F704-GM	QFN-48	25	15	512	39	Yes	Yes	Yes	±2%	4 16-bit	3	10-bit	No	Yes	Yes	1			
634-C8051F704-GQ	C8051F704-GQ	QFN-48	25	15	512	39	Yes	Yes	Yes	±2%	4 16-bit	3	10-bit	No	Yes	Yes	1			
634-C8051F705-GM	C8051F705-GM	QFN-48	25	15	512	39	Yes	Yes	Yes	±2%	4 16-bit	3	No	No	No	No	1			
634-C8051F705-GQ	C8051F705-GQ	QFP-48	25	15	512	39	Yes	Yes	Yes	±2%	4 16-bit	3	No	No	No	No	1			
634-C8051F706-GM	C8051F706-GM	QFN-48	25	16	512	39	Yes	Yes	Yes	±2%	4 16-bit	3	10-bit	No	Yes	Yes	1			
634-C8051F706-GQ	C8051F706-GQ	QFP-48	25	16	512	39	Yes	Yes	Yes	±2%	4 16-bit	3	10-bit	No	Yes	Yes	1			
634-C8051F707-GM	C8051F707-GM	QFN-48	25	16	512	39	Yes	Yes	Yes	±2%	4 16-bit	3	No	No	No	No	1			
634-C8051F707-GQ	C8051F707-GQ	QFP-48	25	16	512	39	Yes	Yes	Yes	±2%	4 16-bit	3	No	No	No	No	1			
634-C8051F708-GQ	C8051F708-GQ	QFP-64	25	8	512	54	Yes	Yes	Yes	±2%	4 16-bit	3	10-bit	No	Yes	Yes	1			
634-C8051F709-GQ	C8051F709-GQ	QFP-64	25	8	512	54	Yes	Yes	Yes	±2%	4 16-bit	3	No	No	No	No	1			
634-C8051F710-GQ	C8051F710-GQ	QFP-64	25	8	512	54	Yes	Yes	Yes	±2%	4 16-bit	3	10-bit	No	Yes	Yes	1			
634-C8051F711-GQ	C8051F711-GQ	QFP-64	25	8	512	54	Yes	Yes	Yes	±2%	4 16-bit	3	No	No	No	No	1			
634-C8051F712-GM	C8051F712-GM	QFN-48	25	8	512	39	Yes	Yes	Yes	±2%	4 16-bit	3	10-bit	No	Yes	Yes	1			
634-C8051F712-GQ	C8051F712-GQ	QFP-48	25	8	512	39	Yes	Yes	Yes	±2%	4 16-bit	3	10-bit	No	Yes	Yes	1			
634-C8051F713-GM	C8051F713-GM	QFN-48	25	8	512	39	Yes	Yes	Yes	±2%	4 16-bit	3	No	No	No	No	1			
634-C8051F713-GQ	C8051F713-GQ	QFP-48	25	8	512	39	Yes	Yes	Yes	±2%	4 16-bit	3	No	No	No	No	1			
634-C8051F714-GM	C8051F714-GM	QFN-48	25	8	512	39	Yes	Yes	Yes	±2%	4 16-bit	3	10-bit	No	Yes	Yes	1			
634-C8051F714-GQ	C8051F714-GQ	QFP-48	25	8	512	39	Yes	Yes	Yes	±2%	4 16-bit	3	10-bit	No	Yes	Yes	1			
634-C8051F715-GM	C8051F715-GM	QFN-48	25	8	512	39	Yes	Yes	Yes	±2%	4 16-bit	3	No	No	No	No	1			
634-C8051F715-GQ	C8051F715-GQ	QFP-48	25	8	512	39	Yes	Yes	Yes	±2%	4 16-bit	3	No	No	No	No	1			

C8051F70X CAPACITIVE TOUCH SENSE DEVELOPMENT TOOLS

MOUSER STOCK NO.		Description	Price Each
Mfr.	Mfr. Part No.		
634	KEYBOARDEK	C8051F700 Capacitive Touch Sense Evaluation Kit	
634	C8051F700DK	C8051F700 MCU Family Development Kit	

C8051F8XX CAPACITIVE TOUCH SENSE DEVELOPMENT TOOLS

MOUSER STOCK NO.		Description	Price Each
Mfr.	Mfr. Part No.		
634	C8051F800DK	Development Kit for C8051F8xx Series MCUs	
634	FRONTPANEL2EK	Demonstrates capacitive button sensing, capacitive proximity sensing, infrared proximity sensing and LED control with the C8051F800 MCU and Si1120 C8051F700 MCU Family Development Kit	

C8051F8XX CAPACITIVE TOUCH SENSE MCUS

The QuickSense™ C8051F8xx family of capacitive sensing MCUs provides an easy and reliable solution for capacitive buttons, sliders, wheels and capacitive proximity sensing. The C8051F800 family builds upon the C8051F700 MCU family by adding a lower-pin count, small form factor option to the industry's fastest capacitive touch sense solutions. The C8051F800 adds 16-, 20- and 24-pin package options to the existing 48- and 64-pin C8051F700, providing more options to fit products with the optimal pin count, size and cost. Additional resources such as a 10-bit ADC and digital PWM provide additional human interface support for accelerometers, vibratory haptic feedback, LED illumination control, temperature sensing and resistive touch screen sensing.

RoHS Compliant

For quantities greater than listed, call for quote.

MOUSER STOCK NO.	Silicon Labs Part No.	Package	MIPS (Peak)	Flash (KB)	RAM (bytes)	Digital Port I/O Pins	Interfaces			Analog Peripherals								Price Each		
							UART	I2C	SPI	Internal Osc.	Timers	PCA Ch.	ADC	DAC	Temp Sensor	VREF	Comp-arators	1	25	100
634-C8051F800-GM	C8051F800-GM	QFN-20	25	16	512	17	Yes	Yes	Yes	±2%	3 16-bit	3	10-bit	No	Yes	Yes	1			
634-C8051F800-GU	C8051F800-GU	QSOP-24	25	16	512	17	Yes	Yes	Yes	±2%	3 16-bit	3	10-bit	No	Yes	Yes	1			
634-C8051F803-GS	C8051F803-GS	SOIC-16	25	16	512	13	Yes	Yes	Yes	±2%	3 16-bit	3	10-bit	No	Yes	Yes	1			
634-C8051F824-GS	C8051F824-GS	SOIC-16	25	8	512	13	Yes	Yes	Yes	±2%	3 16-bit	3	10-bit	No	Yes	Yes	1			

C8051F9XX ULTRA LOW POWER TOUCH SENSE MCUS

The QuickSense™ C8051F99x family of capacitive sensing MCUs provides the lowest power and highest sensitivity touch sensing solution for capacitive buttons, sliders, wheels and capacitive proximity sensing. Architected from the popular C8051F9xx platform the device features a 150µA/MHz active mode and multiple sleep modes as low as 10nA. With up to 14 capacitive sensing inputs and a patent-pending charge timing hardware capacitance to digital converter, the C8051F99x achieves unparalleled touch sensitivity, speed and ultra-low power in packages as small as a 3mmx3mm QFN20.

RoHS Compliant

For quantities greater than listed, call for quote.

MOUSER STOCK NO.	Silicon Labs Part No.	Package	MIPS (Peak)	Flash (KB)	RAM (bytes)	Digital Port I/O Pins	Interfaces			Analog Peripherals								Price Each		
							UART	I2C	SPI	Internal Osc.	Timers	PCA Ch.	ADC	DAC	Temp Sensor	VREF	Comp-arators	1	25	100
634-C8051F990-GM	C8051F990-GM	QFN-20	25	8	512	16	Yes	Yes	Yes	±2%	4 16-bit	3	10/12-bit	No	Yes	Yes	1			
634-C8051F991-GM	C8051F991-GM	QFN-20	25	8	512	16	Yes	Yes	Yes	±2%	4 16-bit	3	10/12-bit	No	Yes	Yes	1			
634-C8051F996-GM	C8051F996-GM	QFN-24	25	8	512	17	Yes	Yes	Yes	±2%	4 16-bit	3	10/12-bit	No	Yes	Yes	1			
634-C8051F996-GU	C8051F996-GU	QFN-24	25	8	512	17	Yes	Yes	Yes	±2%	4 16-bit	3	10/12-bit	No	Yes	Yes	1			
634-C8051F997-GM	C8051F997-GM	QFN-24	25	8	512	17	Yes	Yes	Yes	±2%	4 16-bit	3	10/12-bit	No	Yes	Yes	1			
634-C8051F997-GU	C8051F997-GU	QFN-24	25	8	512	17	Yes	Yes	Yes	±2%	4 16-bit	3	10/12-bit	No	Yes	Yes	1			

© Copyright 2014 Mouser Electronics
© Copyright 2014 Mouser Electronics

SILICON LABS Microcontrollers

RoHS Compliant This page of product is compliant.

C8051F9XX ULTRA LOW POWER TOUCH SENSE DEVELOPMENT TOOLS

MOUSER STOCK NO.	Silicon Labs Part No.	Description	Price Each
634-F990SLIDEREK	F990SliderEK	Demonstrates the system level possibilities that can be achieved when combining Silicon Labs QuickSense™ technology with the C8051F99x ultra low power capacitive sensing MCU.	
634-C8051F996DK	C8051F996DK	Development Kit for the C8051F990, F991, F996 and F997 family of ultra low power capacitive sensing MCUs and the C8051F980, F981, F982, F983, F985, F986, F987, F988 and F989 family of ultra low power MCUs.	

C8051FXXX PRECISION MIXED-SIGNAL MICROCONTROLLERS

Silicon Laboratories' mixed-signal microcontrollers integrate world-class analog, a high-speed pipelined 8051 CPU, ISP Flash memory and on-chip JTAG based debug in each device. Configurable high-performance analog, up to 100MIPS core and in-system programmability provide the user with complete design flexibility, improved time-to-market, superior system performance and greater end product differentiation

RoHS Compliant

Typical Silicon Labs MCU Chip

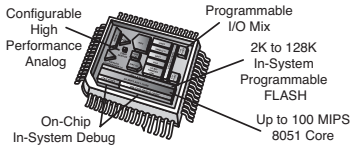

For quantities greater than listed, call for quote.

MOUSER STOCK NO.		Package	MIPS (Peak)	Flash Mem. (KB)	RAM (bytes)	Digital Port I/O Pins	Interfaces				Analog Peripherals								Price Each		
Mfr.	Mfr. Part No.						UART	I2C	SPI	CAN	Internal Osc.	Timers	PCA Ch.	ADC	DAC	Temp Sensor	VREF	Comp-arators	1	25	100
634—	C8051F000-GQ	TQFP-64	20	32	256	32	Yes	Yes	Yes	No	±20%	4 16-bit	5	12-bit	12-bit	Yes	Yes	2			
634—	C8051F001-GQ	TQFP-48	20	32	256	16	Yes	Yes	Yes	No	±20%	4 16-bit	5	12-bit	12-bit	Yes	Yes	2			
634—	C8051F002-GQ	LQFP-32	20	32	256	8	Yes	Yes	Yes	No	±20%	4 16-bit	5	12-bit	12-bit	Yes	Yes	1			
634—	C8051F012-GQ	LQFP-32	20	32	256	8	Yes	Yes	Yes	No	±20%	4 16-bit	5	10-bit	12-bit	Yes	Yes	1			
634—	C8051F019-GQ	TQFP-48	25	16	1280	16	Yes	Yes	Yes	No	±20%	4 16-bit	5	10-bit	No	Yes	Yes	2			
634—	C8051F005-GQ	TQFP-64	25	32	2304	32	Yes	Yes	Yes	No	±20%	4 16-bit	5	2 12-bit	No	Yes	Yes	2			
634—	C8051F006-GQ	TQFP-48	25	32	2304	16	Yes	Yes	Yes	No	±20%	4 16-bit	5	12-bit	12-bit	Yes	Yes	2			
634—	C8051F007-GQ	LQFP-32	25	32	2304	8	Yes	Yes	Yes	No	±20%	4 16-bit	5	12-bit	12-bit	Yes	Yes	1			
634—	C8051F015-GQ	TQFP-64	25	32	2304	32	Yes	Yes	Yes	No	±20%	4 16-bit	5	10-bit	12-bit	Yes	Yes	2			
634—	C8051F016-GQ	TQFP-48	25	32	2304	16	Yes	Yes	Yes	No	±20%	4 16-bit	5	10-bit	12-bit	Yes	Yes	2			
634—	C8051F046-GQ	TQFP-100	25	32	4352	64	2	Yes	Yes	2.0B	±2%	5 16-bit	6	10-bit	No	Yes	Yes	3			
634—	C8051F047-GQ	TQFP-64	25	32	4352	32	2	Yes	Yes	2.0B	±2%	5 16-bit	6	10-bit	No	Yes	Yes	3			
634—	C8051F020-GQ	TQFP-100	25	64	4352	64	2	Yes	Yes	No	±20%	5 16-bit	5	12/8-bit	12-bit	Yes	Yes	2			
634—	C8051F021-GQ	TQFP-64	25	64	4352	32	2	Yes	Yes	No	±20%	5 16-bit	5	12/8-bit	12-bit	Yes	Yes	2			
634—	C8051F022-GQ	TQFP-100	25	64	4352	64	2	Yes	Yes	No	±20%	5 16-bit	5	10/8-bit	12-bit	Yes	Yes	2			
634—	C8051F023-GQ	TQFP-64	25	64	4352	32	2	Yes	Yes	No	±20%	5 16-bit	5	10/8-bit	12-bit	Yes	Yes	2			
634—	C8051F040-GQ	TQFP-100	25	64	4352	64	2	Yes	Yes	2.0B	±2%	5 16-bit	6	12/8-bit	12-bit	Yes	Yes	3			
634—	C8051F041-GQ	TQFP-64	25	64	4352	32	2	Yes	Yes	2.0B	±2%	5 16-bit	6	12/8-bit	12-bit	Yes	Yes	3			
634—	C8051F042-GQ	TQFP-100	25	64	4352	64	2	Yes	Yes	2.0B	±2%	5 16-bit	6	10/8-bit	12-bit	Yes	Yes	3			
634—	C8051F043-GQ	TQFP-100	25	64	4352	32	2	Yes	Yes	2.0B	±2%	5 16-bit	6	10/8-bit	12-bit	Yes	Yes	3			
634—	C8051F044-GQ	TQFP-100	25	64	4352	64	2	Yes	Yes	2.0B	±2%	5 16-bit	6	10-bit	No	Yes	Yes	3			
634—	C8051F045-GQ	TQFP-64	25	64	4352	32	2	Yes	Yes	2.0B	±2%	5 16-bit	6	10-bit	No	Yes	Yes	3			
634—	C8051F060-GQ	TQFP-100	25	64	4352	59	2	Yes	Yes	2.0B	±2%	5 16-bit	6	2 16-bit	12-bit	Yes	Yes	3			
634—	C8051F061-GQ	TQFP-64	25	64	4352	24	2	Yes	Yes	2.0B	±2%	5 16-bit	6	2 16-bit	12-bit	Yes	Yes	3			
634—	C8051F062-GQ	TQFP-100	25	64	4352	59	2	Yes	Yes	2.0B	±2%	5 16-bit	6	2 16-bit	12-bit	Yes	Yes	3			
634—	C8051F063-GQ	TQFP-64	25	64	4352	24	2	Yes	Yes	2.0B	±2%	5 16-bit	6	2 16-bit	12-bit	Yes	Yes	3			
634—	C8051F064-GQ	TQFP-100	25	64	4352	59	2	Yes	Yes	No	±2%	5 16-bit	6	2 16-bit	No	No	Yes	3			
634—	C8051F065-GQ	TQFP-64	25	64	4352	24	2	Yes	Yes	No	±2%	5 16-bit	6	2 16-bit	No	No	Yes	3			
634—	C8051F350-GQ	LQFP-32	50	8	768	17	Yes	Yes	Yes	No	±2%	4 16-bit	3	24-bit	8-bit	Yes	Yes	1			
634—	C8051F351-GM	QFN-28	50	8	768	17	Yes	Yes	Yes	No	±2%	4 16-bit	3	24-bit	8-bit	Yes	Yes	1			
634—	C8051F352-GQ	LQFP-32	50	8	768	17	Yes	Yes	Yes	No	±2%	4 16-bit	3	16-bit	8-bit	Yes	Yes	1			
634—	C8051F353-GM	QFN-28	50	8	768	17	Yes	Yes	Yes	No	±2%	4 16-bit	3	16-bit	8-bit	Yes	Yes	1			
634—	C8051F124-GQ	TQFP-100	50	128	8448	64	2	Yes	Yes	No	±2%	5 16-bit	6	12/8-bit	12-bit	Yes	Yes	2			
634—	C8051F125-GQ	TQFP-64	50	128	8448	32	2	Yes	Yes	No	±2%	5 16-bit	6	12/8-bit	12-bit	Yes	Yes	2			
634—	C8051F126-GQ	TQFP-100	50	128	8448	64	2	Yes	Yes	No	±2%	5 16-bit	6	10/8-bit	12-bit	Yes	Yes	2			
634—	C8051F127-GQ	TQFP-64	50	128	8448	64	2	Yes	Yes	No	±2%	5 16-bit	6	10/8-bit	12-bit	Yes	Yes	2			
634—	C8051F132-GQ	TQFP-100	100	64	8448	64	2	Yes	Yes	No	±2%	5 16-bit	6	10-bit	No	Yes	Yes	2			
634—	C8051F133-GQ	TQFP-64	100	64	8448	32	2	Yes	Yes	No	±2%	5 16-bit	6	10-bit	No	Yes	Yes	2			
634—	C8051F120-GQ	TQFP-100	100	128	8448	64	2	Yes	Yes	No	±2%	5 16-bit	6	12/8-bit	12-bit	Yes	Yes	2			
634—	C8051F121-GQ	TQFP-64	100	128	8448	32	2	Yes	Yes	No	±2%	5 16-bit	6	12/8-bit	12-bit	Yes	Yes	2			
634—	C8051F122-GQ	TQFP-100	100	128	8448	64	2	Yes	Yes	No	±2%	5 16-bit	6	10/8-bit	12-bit	Yes	Yes	2			
634—	C8051F123-GQ	TQFP-64	100	128	8448	32	2	Yes	Yes	No	±2%	5 16-bit	6	10/8-bit	12-bit	Yes	Yes	2			
634—	C8051F130-GQ	TQFP-100	100	128	8448	64	2	Yes	Yes	No	±2%	5 16-bit	6	10-bit	No	Yes	Yes	2			
634—	C8051F131-GQ	TQFP-64	100	128	8448	32	2	Yes	Yes	No	±2%	5 16-bit	6	10-bit	No	Yes	Yes	2			

USB MICROCONTROLLERS

USB MCUs feature an on-board USB 2.0 function controller with an integrated transceiver and on-chip clock recovery. No external resistors, crystal, voltage regulator, EEPROM or other components are required. On-chip resources include a high-speed 8051 CPU with up to 64 kB Flash, UARTs, SMBus, SPI, timers, counters and PWM generators. On-chip analog features include a multi-channel 10-bit ADC, voltage reference, internal oscillator, comparators and a temperature sensor. Available in 28-pin QFN, 32-pin LQFP or 48-pin TQFP packages, these devices provide a single-chip solution for embedded USB applications.

RoHS Compliant

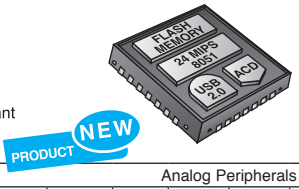



For quantities greater than listed, call for quote.

MOUSER STOCK NO.		Package	MIPS (Peak)	Flash Mem. (KB)	RAM (bytes)	Digital Port I/O Pins	Interfaces					Analog Peripherals								Price Each		
Mfr.	Mfr. Part No.						UART	I2C	SPI	SMBus	USB	Internal Osc.	Timers	PCA Ch.	ADC	DAC	Temp Sensors	VREF	Comp-arators	1	25	100
634—	C8051F326-GM	QFN-28	25	16	1536	15	Yes	No	No	No	2.0	±1.5%	2 16-bit	No	No	No	No	No	No			
634—	C8051F327-GM	QFN-28	25	16	1536	15	Yes	No	No	No	2.0	±1.5%	2 16-bit	No	No	No	No	No	No			
634—	C8051F320-GQ	LQFP-32	25	16	2304	25	Yes	Yes	Yes	No	2.0	±1.5%	4 16-bit	5	10-bit	No	Yes	Yes	2			
634—	C8051F321-GM	QFN-28	25	16	2304	21	Yes	Yes	Yes	No	2.0	±1.5%	4 16-bit	5	10-bit	No	Yes	Yes	2			
634—	C8051F345-GQ	TQFP-48	25	32	2304	40	2	Yes	Yes	No	2.0	±1.5%	4 16-bit	5	10-bit	No	Yes	Yes	2			
634—	C8051F347-GM	QFN-32	25	32	2304	25	Yes	Yes	Yes	No	2.0	±1.5%	4 16-bit	5	10-bit	No	Yes	Yes	2			
634—	C8051F347-GQ	LQFP-32	25	32	2304	25	Yes	Yes	Yes	No	2.0	±1.5%	4 16-bit	5	10-bit	No	Yes	Yes	2			
634—	C8051F348-GQ	TQFP-48	25	32	2304	40	2	Yes	Yes	No	2.0	±1.5%	4 16-bit	5	No	No	No	No	2			
634—	C8051F349-GM	QFN-32	25	32	2304	25	Yes	Yes	Yes	No	2.0	±1.5%	4 16-bit	5	No	No	Yes	Yes	2			
634—	C8051F349-GQ	LQFP-32	25	32	2304	25	Yes	Yes	Yes	No	2.0	±1.5%	4 16-bit	5	No	No	No	No	2			
634—	C8051F344-GQ	TQFP-48	25	64	4352	40	2	Yes	Yes	No	2.0	±1.5%	4 16-bit	5	10-bit	No	Yes	Yes	2			
634—	C8051F346-GM	QFN-32	25	64	4352	25	Yes	Yes	Yes	No	2.0	±1.5%	4 16-bit	5	10-bit	No	Yes	Yes	2			
634—	C8051F346-GQ	LQFP-32	25	64	4352	25	Yes	Yes	Yes	No	2.0	±1.5%	4 16-bit	5	10-bit	No	Yes	Yes	2			
634—	C8051F341-GQ	TQFP-48	48	32	2304	40	2	Yes	Yes	No	2.0	±1.5%	4 16-bit	5	10-bit	No	Yes	Yes	2			
634—	C8051F343-GQ	LQFP-32	48	32	2304	25	Yes	Yes	Yes	No	2.0	±1.5%	4 16-bit	5	10-bit	No	Yes	Yes	2			
634—	C8051F34B-GQ	LQFP-32	48	32	2304	25	2	Yes	Yes	No	2.0	±1.5%	4 16-bit	5	10-bit	No	Yes	Yes	2			
634—	C8051F382-GQ	TQFP-48	48	32	2304	40	2	2	Yes	No	2.0	±1.5%	6 16-bit	5	10-bit	No	Yes	Yes	2			
634—	C8051F383-GM	QFN-32	48	32	2304	25	2	2	Yes	No	2.0	±1.5%	6 16-bit	5	10-bit	No	Yes	Yes	2			
634—	C8051F383-GQ	LQFP-32	48	32	2304	25	2	2	Yes	No	2.0	±1.5%	6 16-bit	5	10-bit	No	Yes	Yes	2			
634—	C8051F386-GQ	TQFP-48	48	32	2304	40	2	2	Yes	No	2.0	±1.5%	6 16-bit	5	No	No	No	No	2			
634—	C8051F387-GM	QFN-32	48	32	2304	25	2	2	Yes	No	2.0	±1.5%	6 16-bit	5	No	No	No	No	2			
634—	C8051F387-GQ	LQFP-32	48	32	2304	25	2	2	Yes	No	2.0	±1.5%	6 16-bit	5	No	No	No	No	2			
634—	C8051F340-GQ	TQFP-48	48	64	4352	40	2	Yes	Yes	No	2.0	±1.5%	4 16-bit	5	10-bit	No	Yes	Yes	2			

© Copyright 2014 Mouser Electronics
© Copyright 2014 Mouser Electronics

SILICON LABS Microcontrollers

RoHS Compliant This page of product is compliant.

SILICON LABS

RoHS Compliant

USB MICROCONTROLLERS (CONT.)

USB MCUs feature an on-board USB 2.0 function controller with an integrated transceiver and on-chip clock recovery. No external resistors, crystal, voltage regulator, EEPROM or other components are required. On-chip resources include a high-speed 8051 CPU with up to 64kB Flash, UARTs, SMBus, SPI, timers, counters and PWM generators. On-chip analog features include a multi-channel 10-bit ADC, voltage reference, internal oscillator, comparators and a temperature sensor. Available in 28-pin QFN, 32-pin LQFP or 48-pin TQFP packages, these devices provide a single-chip solution for embedded USB applications.

For quantities greater than listed, call for quote.

MOUSER STOCK NO.		Package	MIPS (Peak)	Flash Mem. (KB)	RAM (bytes)	Digital Port I/O Pins	Interfaces					Analog Peripherals								Price Each		
Mfr.	Mfr. Part No.						UART	I2C	SPI	SMBus	USB	Internal Osc.	Timers	PCA Ch.	ADC	DAC	Temp Sensor	VREF	Comp-arators	1	25	100
634—C8051F342-GM		QFN-32	48	64	4352	25	Yes	Yes	Yes	No	2.0	±1.5%	4 16-bit	5	10-bit	No	Yes	Yes	2			
634—C8051F342-GQ		LQFP-32	48	64	4352	25	Yes	Yes	Yes	No	2.0	±1.5%	4 16-bit	5	10-bit	No	Yes	Yes	2			
634—C8051F34A-GM		QFN-32	48	64	4352	25	2	Yes	Yes	No	2.0	±1.5%	4 16-bit	5	10-bit	No	Yes	Yes	2			
634—C8051F34A-GQ		LQFP-32	48	64	4352	25	2	Yes	Yes	No	2.0	±1.5%	4 16-bit	5	10-bit	No	Yes	Yes	2			
634—C8051F380-GQ		TQFP-48	48	64	4352	40	2	2	Yes	No	2.0	±1.5%	6 16-bit	5	10-bit	No	Yes	Yes	2			
634—C8051F381-GM		QFN-32	48	64	4352	25	2	2	Yes	No	2.0	±1.5%	6 16-bit	5	10-bit	No	Yes	Yes	2			
634—C8051F381-GQ		LQFP-32	48	64	4352	25	2	2	Yes	No	2.0	±0.5%	6 16-bit	5	10-bit	No	Yes	Yes	2			
634—C8051F384-GQ		TQFP-48	48	64	4352	40	2	2	Yes	No	2.0	±1.5%	6 16-bit	5	No	No	No	No	2			
634—C8051F385-GM		QFN-32	48	64	4352	25	2	2	Yes	No	2.0	±1.5%	6 16-bit	5	No	No	No	No	2			
634—C8051F385-GQ		LQFP-32	48	64	4352	25	2	2	Yes	No	2.0	±1.5%	6 16-bit	5	No	No	No	No	2			
634—C8051F34C-GQ		TQFP-48	48	64	5376	40	2	No	Yes	Yes	2.0	±1.5%	4 16-bit	5	No	No	No	No	2			

OTP - USB MICROCONTROLLERS

NEW PRODUCT

RoHS Compliant

For quantities greater than listed, call for quote.

MOUSER STOCK NO.		Package	MIPS (Peak)	Flash Mem. (KB)	RAM (bytes)	Digital Port I/O Pins	Interfaces					Analog Peripherals								Price Each		
Mfr.	Mfr. Part No.						UART	I2C	SPI	SMBus	USB	Internal Osc.	Timers	PCA Ch.	ADC	DAC	Temp Sensor	VREF	Comp-arators	1	25	100
634—C8051T320-GQ		LQFP-32	48	16	1280	25	2	Yes	Yes	No	2.0	±1.5%	4 16-bit	5	10-bit	No	Yes	Yes	2			
634—C8051T321-GM		QFN-28	48	16	1280	21	2	Yes	Yes	No	2.0	±1.5%	4 16-bit	5	10-bit	No	Yes	Yes	2			
634—C8051T326-GM		QFN-28	48	16	1280	15	2	Yes	Yes	No	2.0	±1.5%	4 16-bit	5	No	No	No	No	-----			
634—C8051T327-GM		QFN-28	48	16	1280	15	2	Yes	Yes	No	2.0	±1.5%	4 16-bit	5	No	No	No	No	-----			
634—C8051T620-GM		QFN-32	48	16	1280	24	2	Yes	Yes	No	2.0	±1.5%	4 16-bit	5	10-bit	No	Yes	Yes	2			
634—C8051T621-GM		QFN-32	48	16	1280	24	2	Yes	Yes	No	2.0	±1.5%	4 16-bit	5	10-bit	No	No	No	2			
634—C8051T626-B-GM		QFN-32	48	32	3328	24	2	Yes	Yes	Yes	Yes	Yes	4 16-bit	5	Yes	No	Yes	Yes	2			
634—C8051T627-B-GM		QFN-32	48	64	3328	24	2	Yes	Yes	Yes	Yes	Yes	4 16-bit	5	Yes	No	Yes	Yes	2			

SMALL FORM FACTOR MICROCONTROLLERS

The Small Form Factor family of microcontrollers combines a high-speed 8051 CPU, Flash memory and high-performance analog circuits in remarkably small packages allowing system designers to reduce component count while improving system performance. These highly-integrated devices are optimized for space-constrained, low-power, low-cost applications in consumer, industrial, communications and automotive markets. Development is quick and easy due to low-cost, professional development tools and in-system debug. High integration, small size, high CPU throughput and best-in-class analog peripherals make the Small Form Factor family ideal for a wide range of applications.

NEW PRODUCT

RoHS Compliant

For quantities greater than listed, call for quote.

MOUSER STOCK NO.		Package	MIPS (Peak)	Flash Mem. (KB)	RAM (bytes)	Digital Port I/O Pins	Interfaces			Analog Peripherals								Price Each		
Mfr.	Mfr. Part No.						UART	I2C	SPI	Internal Osc.	Timers	PCA Ch.	ADC	DAC	Temp Sensor	VREF	Comp-arators	1	25	100
634—C8051F305-GM		QFN-11	25	2	256	8	Yes	Yes	No	±20%	3 16-bit	3	No	No	No	No	1			
634—C8051F334-GM		QFN-20	25	2	768	17	Yes	Yes	Yes	±2%	4 16-bit	3	10-bit	No	Yes	No	1			
634—C8051F335-GM		QFN-20	25	2	768	17	Yes	Yes	Yes	±2%	4 16-bit	3	No	No	No	No	1			
634—C8051F304-GM		QFN-11	25	4	256	8	Yes	Yes	No	±20%	3 16-bit	3	No	No	No	No	1			
634—C8051F332-GM		QFN-20	25	4	768	17	Yes	Yes	Yes	±2%	4 16-bit	3	10-bit	No	Yes	No	1			
634—C8051F220-GQ		TQFP-48	25	8	256	32	Yes	No	Yes	±20%	3 16-bit	No	8-bit	No	No	No	2			
634—C8051F221-GQ		TQFP-32	25	8	256	22	Yes	No	Yes	±20%	3 16-bit	No	8-bit	No	No	No	2			
634—C8051F300-GM		QFN-11	25	8	256	8	Yes	Yes	No	±2%	3 16-bit	3	8-bit	No	Yes	No	1			
634—C8051F301-GM		QFN-11	25	8	256	8	Yes	Yes	No	±2%	3 16-bit	3	No	No	No	No	1			
634—C8051F302-GM		QFN-11	25	8	256	8	Yes	Yes	No	±20%	3 16-bit	3	8-bit	No	Yes	No	1			
634—C8051F330-GM		QFN-20	25	8	768	17	Yes	Yes	Yes	±2%	4 16-bit	3	10-bit	10-bit	Yes	No	1			
634—C8051F331-GM		QFN-20	25	8	768	17	Yes	Yes	Yes	±2%	4 16-bit	3	No	No	No	No	1			
634—C8051F206-GQ		TQFP-48	25	8	1280	32	Yes	No	Yes	±20%	3 16-bit	No	8-bit	No	No	No	2			
634—C8051F226-GQ		TQFP-48	25	8	1280	32	Yes	No	Yes	±20%	3 16-bit	No	8-bit	No	No	No	2			
634—C8051F236-GQ		TQFP-48	25	8	1280	32	Yes	No	Yes	±20%	3 16-bit	No	No	No	No	No	2			
634—C8051F312-GQ		LQFP-32	25	8	1280	29	Yes	Yes	Yes	±2%	4 16-bit	5	10-bit	No	Yes	No	2			
634—C8051F313-GM		QFN-28	25	8	1280	25	Yes	Yes	Yes	±2%	4 16-bit	5	10-bit	No	Yes	No	2			
634—C8051F314-GQ		LQFP-32	25	8	1280	29	Yes	Yes	Yes	±2%	4 16-bit	5	No	No	No	No	2			
634—C8051F315-GM		QFN-28	25	8	1280	25	Yes	Yes	Yes	±2%	4 16-bit	5	No	No	No	No	2			
634—C8051F336-GM		QFN-20	25	16	768	17	Yes	Yes	Yes	±2%	4 16-bit	3	10-bit	10-bit	No	No	1			
634—C8051F338-GM		QFN-24	25	16	768	21	Yes	Yes	Yes	±2%	4 16-bit	3	10-bit	10-bit	No	No	1			
634—C8051F310-GQ		LQFP-32	25	16	1280	29	Yes	Yes	Yes	±2%	4 16-bit	5	10-bit	No	Yes	No	2			
634—C8051F311-GM		QFN-28	25	16	1280	25	Yes	Yes	Yes	±2%	4 16-bit	5	10-bit	No	Yes	No	2			
634—C8051F316-GM		QFN-24	25	16	1280	21	Yes	Yes	Yes	±2%	4 16-bit	5	10-bit	No	Yes	No	2			
634—C8051F317-GM		QFN-24	25	16	1280	21	Yes	Yes	Yes	±2%	4 16-bit	5	No	No	No	No	2			
634—C8051F398-A-GM		QFN-20	50	4	1024	17	Yes	2	Yes	±2%	6 16-bit	3	10-bit	2 10-bit	Yes	Yes	Yes			
634—C8051F399-A-GM		QFN-20	50	4	1024	17	Yes	2	Yes	±2%	6 16-bit	3	10-bit	2 10-bit	Yes	Yes	Yes			
634—C8051F374-A-GM		QFN-24	50	8	512	21	Yes	2	Yes	±2%	6 16-bit	3	10-bit	2 10-bit	Yes	Yes	Yes			
634—C8051F375-A-GM		QFN-24	50	8	512	21	Yes	2	Yes	±2%	6 16-bit	3	10-bit	2 10-bit	Yes	Yes	Yes			
634—C8051F394-A-GM		QFN-24	50	8	1024	21	Yes	2	Yes	±2%	6 16-bit	3	10-bit	2 10-bit	Yes	Yes	Yes			
634—C8051F395-A-GM		QFN-24	50	8	1024	21	Yes	2	Yes	±2%	6 16-bit	3	10-bit	2 10-bit	Yes	Yes	Yes			
634—C8051F396-A-GM		QFN-20	50	8	1024	17	Yes	2	Yes	±2%	6 16-bit	3	10-bit	2 10-bit	Yes	Yes	Yes			
634—C8051F397-A-GM		QFN-20	50	8	1024	17	Yes	2	Yes	±2%	6 16-bit	3	10-bit	2 10-bit	Yes	Yes	Yes			
634—C8051F370-A-GM		QFN-24	50	16	512	21	Yes	2	Yes	±2%	6 16-bit	3	10-bit	2 10-bit	Yes	Yes	Yes			
634—C8051F371-A-GM		QFN-24	50	16	512	21	Yes	2	Yes	±2%	6 16-bit	3	10-bit	2 10-bit	Yes	Yes	Yes			
634—C8051F390-A-GM		QFN-24	50	16	1024	21	Yes	2	Yes	±2%	6 16-bit	3	10-bit	2 10-bit	Yes	Yes	Yes			
634—C8051F391-A-GM		QFN-24	50	16	1024	21	Yes	2	Yes	±2%	6 16-bit	3	10-bit	2 10-bit	Yes	Yes	Yes			
634—C8051F392-A-GM		QFN-24	50	16	1024	17	Yes	2	Yes	±2%	6 16-bit	3	10-bit	2 10-bit	Yes	Yes	Yes			
634—C8051F393-A-GM		QFN-24	50	16	1024	17	Yes	2	Yes	±2%	6 16-bit	3	10-bit	2 10-bit	Yes	Yes	Yes			
634—C8051F369-GM		QFN-28	50	16	1280	25	Yes	Yes	Yes	±2%	4 16-bit	6	10-bit	10-bit	Yes	Yes	2			
634—C8051F412-GQ		LQFP-32	50	16	2304	24	Yes	Yes	Yes	±2%	4 16-bit	6	12-bit	12-bit	Yes	Yes	2			
634—C8051F413-GM		QFN-28	50	16	2304	20	Yes	Yes	Yes	±2%	4 16-bit	6	12-bit	12-bit	Yes	Yes	2			
634—C8051F366-GQ		LQFP-32	50	32	1280	29	Yes	Yes	Yes	±2%	4 16-bit	6	10-bit	10-bit	Yes	Yes	2			
634—C8051F367-GM		QFN-28	50	32	1280	25	Yes	Yes	Yes	±2%	4 16-bit	6	10-bit	10-bit	Yes	Yes	2			
634—C8051F410-GQ		LQFP-32	50	32	2304	24	Yes	Yes	Yes	±2%	4 16-bit	6	12-bit	12-bit	Yes	Yes	2			
634—C8051F411-GM		QFN-28	50	32	2304	20	Yes	Yes	Yes	±2%	4 16-bit	6	12-bit	12-bit	Yes	Yes	2			
634—C8051F360-GQ		TQFP-48	100	32	1280	39	Yes	Yes	Yes	±2%	4 16-bit	6	10-bit	10-bit	Yes	Yes	2			
634—C8051F361-GQ		LQFP-32	100	32	1280	27	Yes	Yes	Yes	±2%	4 16-bit	6	10-bit	10-bit	Yes	Yes	2			
634—C8051F362-GM		QFN-28	100	32	1280	24	Yes	Yes	Yes	±2%	4 16-bit	6	10-bit	10-bit	Yes	Yes	2			
634—C8051F363-GQ		TQFP-48	100	32	1280	39	Yes	Yes	Yes	±2%	4 16-bit	6	No	No	No	No	2			
634—C8051F364-GQ		LQFP-32	100	32	1280	27	Yes	Yes	Yes	±2%	4 16-bit	6	No	No	No	No	2			

© Copyright 2014 Mouser Electronics

© Copyright 2014 Mouser Electronics

SILICON LABS Microcontrollers

RoHS Compliant **This product is RoHS compliant.**

AUTOMOTIVE MICROCONTROLLERS

Silicon Labs offers automotive customers a complete family of of small footprint, high-performance, highly reliable mixed-signal mixed-signal MCUs, featuring:

- 50MIPS 8051CPU
- 24MHz on-board oscillator (±0.5%) with clock multiplier
- 32-channel, 12-bit, 200kbps ADC
- Up to 3 comparators
- -40ºC to +125ºC Operating temperature range
- On-board Temperature Sensor

For quantities greater than listed, call for quote.

MOUSER STOCK NO.	Silicon Labs Part No.	Package	MIPS (Peak)	Flash Mem. (KB)	RAM (bytes)	Digital Port I/O Pins	Communications					Analog Peripherals								Price Each		
							UART	I2C	SPI	CAN	LIN	Internal Osc.	Timers	PCA Ch.	ADC	DAC	Temp Sensor	VREF	Comp-arators	1	25	100
634-C8051F500-IM	C8051F500-IM	QFN-48	50	64	4352	40	Yes	Yes	Yes	2.0	2.1	±0.5%	4 16-bit	6	12-bit	No	Yes	Yes	2			
634-C8051F500-IQ	C8051F500-IQ	QFP-48	50	64	4352	40	Yes	Yes	Yes	2.0	2.1	±0.5%	4 16-bit	6	12-bit	No	Yes	Yes	2			
634-C8051F501-IM	C8051F501-IM	QFN-48	50	64	4352	40	Yes	Yes	Yes	No	No	±0.5%	4 16-bit	6	12-bit	No	Yes	Yes	2			
634-C8051F501-IQ	C8051F501-IQ	QFP-48	50	64	4352	40	Yes	Yes	Yes	No	No	±0.5%	4 16-bit	6	12-bit	No	Yes	Yes	2			
634-C8051F502-IQ	C8051F502-IQ	QFP-32	50	64	4352	25	Yes	Yes	Yes	2.0	2.1	±0.5%	4 16-bit	6	12-bit	No	Yes	Yes	2			
634-C8051F503-IM	C8051F503-IM	QFN-32	50	64	4352	25	Yes	Yes	Yes	No	No	±0.5%	4 16-bit	6	12-bit	No	Yes	Yes	2			
634-C8051F503-IQ	C8051F503-IQ	QFP-32	50	64	4352	25	Yes	Yes	Yes	No	No	±0.5%	4 16-bit	6	12-bit	No	Yes	Yes	2			
634-C8051F504-IM	C8051F504-IM	QFN-48	50	32	4352	40	Yes	Yes	Yes	2.0	2.1	±0.5%	4 16-bit	6	12-bit	No	Yes	Yes	2			
634-C8051F504-IQ	C8051F504-IQ	QFP-48	50	32	4352	40	Yes	Yes	Yes	2.0	2.1	±0.5%	4 16-bit	6	12-bit	No	Yes	Yes	2			
634-C8051F505-IM	C8051F505-IM	QFN-48	50	32	4352	25	Yes	Yes	Yes	No	No	±0.5%	4 16-bit	6	12-bit	No	Yes	Yes	2			
634-C8051F505-IQ	C8051F505-IQ	QFP-48	50	32	4352	40	Yes	Yes	Yes	No	No	±0.5%	4 16-bit	6	12-bit	No	Yes	Yes	2			
634-C8051F506-IM	C8051F506-IM	QFN-32	50	32	4352	25	Yes	Yes	Yes	2.0	2.1	±0.5%	4 16-bit	6	12-bit	No	Yes	Yes	2			
634-C8051F506-IQ	C8051F506-IQ	QFP-32	50	32	4352	25	Yes	Yes	Yes	2.0	2.1	±0.5%	4 16-bit	6	12-bit	No	Yes	Yes	2			
634-C8051F507-IM	C8051F507-IM	QFN-32	50	32	4352	25	Yes	Yes	Yes	No	No	±0.5%	4 16-bit	6	12-bit	No	Yes	Yes	2			
634-C8051F507-IQ	C8051F507-IQ	QFP-32	50	32	4352	25	Yes	Yes	Yes	No	No	±0.5%	4 16-bit	6	12-bit	No	Yes	Yes	2			
634-C8051F508-IM	C8051F508-IM	QFN-40	50	64	4352	33	Yes	Yes	Yes	2.0	2.1	±0.5%	4 16-bit	6	12-bit	No	Yes	Yes	2			
634-C8051F509-IM	C8051F509-IM	QFN-40	50	64	4352	33	Yes	Yes	Yes	No	No	±0.5%	4 16-bit	6	12-bit	No	Yes	Yes	2			
634-C8051F510-IM	C8051F510-IM	QFN-40	50	32	4352	33	Yes	Yes	Yes	2.0	2.1	±0.5%	4 16-bit	6	12-bit	No	Yes	Yes	2			
634-C8051F511-IM	C8051F511-IM	QFN-40	50	32	4352	33	Yes	Yes	Yes	No	No	±0.5%	4 16-bit	6	12-bit	No	Yes	Yes	2			
634-C8051F520A-IM	C8051F520A-IM	DFN-10	25	8	256	6	Yes	No	Yes	No	2.1	±0.5%	3 16-bit	3	12-bit	No	Yes	Yes	1			
634-C8051F521A-IM	C8051F521A-IM	DFN-10	25	8	256	6	Yes	No	Yes	No	No	±0.5%	3 16-bit	3	12-bit	No	Yes	Yes	1			
634-C8051F523A-IM	C8051F523A-IM	DFN-10	25	4	256	6	Yes	No	Yes	No	2.1	±0.5%	3 16-bit	3	12-bit	No	Yes	Yes	1			
634-C8051F524A-IM	C8051F524A-IM	DFN-10	25	4	256	6	Yes	No	Yes	No	No	±0.5%	3 16-bit	3	12-bit	No	Yes	Yes	1			
634-C8051F526A-IM	C8051F526A-IM	DFN-10	25	2	256	6	Yes	No	Yes	No	No	±0.5%	3 16-bit	3	12-bit	No	Yes	Yes	1			
634-C8051F527A-IM	C8051F527A-IM	DFN-10	25	2	256	6	Yes	No	Yes	No	No	±0.5%	3 16-bit	3	12-bit	No	Yes	Yes	1			
634-C8051F530A-IM	C8051F530A-IM	QFN-20	25	8	256	16	Yes	No	Yes	No	2.1	±0.5%	3 16-bit	3	12-bit	No	Yes	Yes	1			
634-C8051F530A-IT	C8051F530A-IT	TSSOP-20	25	8	256	16	Yes	No	Yes	No	2.1	±0.5%	3 16-bit	3	12-bit	No	Yes	Yes	1			
634-C8051F531A-IM	C8051F531A-IM	QFN-20	25	8	256	16	Yes	No	Yes	No	No	±0.5%	3 16-bit	3	12-bit	No	Yes	Yes	1			
634-C8051F531A-IT	C8051F531A-IT	TSSOP-20	25	8	256	16	Yes	No	Yes	No	No	±0.5%	3 16-bit	3	12-bit	No	Yes	Yes	1			
634-C8051F533A-IM	C8051F533A-IM	QFN-20	25	4	256	16	Yes	No	Yes	No	2.1	±0.5%	3 16-bit	3	12-bit	No	Yes	Yes	1			
634-C8051F533A-IT	C8051F533A-IT	TSSOP-20	25	4	256	16	Yes	No	Yes	No	2.1	±0.5%	3 16-bit	3	12-bit	No	Yes	Yes	1			
634-C8051F534A-IM	C8051F534A-IM	QFN-20	25	4	256	16	Yes	No	Yes	No	No	±0.5%	3 16-bit	3	12-bit	No	Yes	Yes	1			
634-C8051F534A-IT	C8051F534A-IT	TSSOP-20	25	4	256	16	Yes	No	Yes	No	No	±0.5%	3 16-bit	3	12-bit	No	Yes	Yes	1			
634-C8051F537A-IM	C8051F537A-IM	QFN-20	25	2	256	16	Yes	No	Yes	No	No	±0.5%	3 16-bit	3	12-bit	No	Yes	Yes	1			
634-C8051F537A-IT	C8051F537A-IT	TSSOP-20	25	2	256	16	Yes	No	Yes	No	No	±0.5%	3 16-bit	3	12-bit	No	Yes	Yes	1			
634-C8051F580-IM	C8051F580-IM	QFN-48	50	128	8448	40	2	Yes	Yes	2.0	2.1	±0.5%	6 16-bit	2x6	12-bit	No	Yes	Yes	3			
634-C8051F580-IQ	C8051F580-IQ	QFP-48	50	128	8448	40	2	Yes	Yes	2.0	2.1	±0.5%	6 16-bit	2x6	12-bit	No	Yes	Yes	3			
634-C8051F581-IM	C8051F581-IM	QFN-48	50	128	8448	40	2	Yes	Yes	No	No	±0.5%	6 16-bit	2x6	12-bit	No	Yes	Yes	3			
634-C8051F581-IQ	C8051F581-IQ	QFP-48	50	128	8448	40	2	Yes	Yes	No	No	±0.5%	6 16-bit	2x6	12-bit	No	Yes	Yes	3			
634-C8051F582-IQ	C8051F582-IQ	QFP-32	50	128	8448	25	2	Yes	Yes	2.0	2.1	±0.5%	6 16-bit	2x6	12-bit	No	Yes	Yes	3			
634-C8051F583-IM	C8051F583-IM	QFN-32	50	128	8448	25	2	Yes	Yes	No	No	±0.5%	6 16-bit	2x6	12-bit	No	Yes	Yes	3			
634-C8051F583-IQ	C8051F583-IQ	QFP-32	50	128	8448	25	2	Yes	Yes	No	No	±0.5%	6 16-bit	2x6	12-bit	No	Yes	Yes	3			
634-C8051F584-IM	C8051F584-IM	QFN-48	50	96	8448	40	2	Yes	Yes	2.0	2.1	±0.5%	6 16-bit	2x6	12-bit	No	Yes	Yes	3			
634-C8051F584-IQ	C8051F584-IQ	QFP-48	50	96	8448	40	2	Yes	Yes	2.0	2.1	±0.5%	6 16-bit	2x6	12-bit	No	Yes	Yes	3			
634-C8051F585-IM	C8051F585-IM	QFN-48	50	96	8448	40	2	Yes	Yes	No	No	±0.5%	6 16-bit	2x6	12-bit	No	Yes	Yes	3			
634-C8051F585-IQ	C8051F585-IQ	QFP-48	50	96	8448	40	2	Yes	Yes	No	No	±0.5%	6 16-bit	2x6	12-bit	No	Yes	Yes	3			
634-C8051F586-IM	C8051F586-IM	QFN-32	50	96	8448	25	2	Yes	Yes	2.0	2.1	±0.5%	6 16-bit	2x6	12-bit	No	Yes	Yes	3			
634-C8051F586-IQ	C8051F586-IQ	QFP-32	50	96	8448	25	2	Yes	Yes	2.0	2.1	±0.5%	6 16-bit	2x6	12-bit	No	Yes	Yes	3			
634-C8051F587-IM	C8051F587-IM	QFN-32	50	96	8448	25	2	Yes	Yes	No	No	±0.5%	6 16-bit	2x6	12-bit	No	Yes	Yes	3			
634-C8051F587-IQ	C8051F587-IQ	QFP-32	50	96	8448	25	2	Yes	Yes	No	No	±0.5%	6 16-bit	2x6	12-bit	No	Yes	Yes	3			
634-C8051F588-IM	C8051F588-IM	QFN-40	50	128	8448	33	2	Yes	Yes	2.0	2.1	±0.5%	6 16-bit	2x6	12-bit	No	Yes	Yes	3			
634-C8051F589-IM	C8051F589-IM	QFN-40	50	128	8448	33	2	Yes	Yes	No	No	±0.5%	6 16-bit	2x6	12-bit	No	Yes	Yes	3			
634-C8051F590-IM	C8051F590-IM	QFN-40	50	96	8448	33	2	Yes	Yes	2.0	2.1	±0.5%	6 16-bit	2x6	12-bit	No	Yes	Yes	3			
634-C8051F591-IM	C8051F591-IM	QFN-40	50	96	8448	33	2	Yes	Yes	No	No	±0.5%	6 16-bit	2x6	12-bit	No	Yes	Yes	3			

OTP-EPROM MICROCONTROLLERS

Silicon Laboratories OTP-EPROM family of MCUs is a high-performance solution for cost and space-sensitive applications. Pin compatible with Silicon Labs' Flash-based MCUs, these devices provide designers the flexibility to develop code in Flash and switch to low cost OTP versions for mass production.

For quantities greater than listed, call for quote.

MOUSER STOCK NO.	Silicon Labs Part No.	Package	MIPS (Peak)	EEPROM Mem. (KB)	RAM (bytes)	Digital Port I/O Pins	Communications			Analog Peripherals									Price Each		
							UART	I2C	SPI	Internal Osc.	Timers	PCA Ch.	ADC	DAC	Temp Sensor	VREF	Comp-arators	VREG	1	25	100
634-C8051T600-GM	C8051T600-GM	QFN-11	25	8	256	8	Yes	Yes	No	±2%	3 16-bit	3	10-bit	No	Yes	No	1	Yes			
634-C8051T600-GS	C8051T600-GS	SOIC-14	25	8	256	8	Yes	Yes	No	±2%	3 16-bit	3	10-bit	No	Yes	No	1	Yes			
634-C8051T602-GS	C8051T602-GS	SOIC-14	25	4	256	8	Yes	Yes	No	±2%	3 16-bit	3	10-bit	No	Yes	No	1	Yes			
634-C8051T603-GS	C8051T603-GS	SOIC-14	25	4	256	8	Yes	Yes	No	±2%	3 16-bit	3	No	No	No	No	1	Yes			
634-C8051T604-GS	C8051T604-GS	SOIC-14	25	2	256	8	Yes	Yes	No	±2%	3 16-bit	3	10-bit	No	Yes	No	1	Yes			
634-C8051T605-GS	C8051T605-GS	SOIC-14	25	2	256	8	Yes	Yes	No	±2%	3 16-bit	3	No	No	No	No	1	Yes			
634-C8051T606-GM	C8051T606-GM	QFN-11	25	1.5	128	6	Yes	Yes	No	±2%	3 16-bit	3	No	No	No	No	1	Yes			
634-C8051T606-GT	C8051T606-GT	MSOP-10	25	1.5	128	6	Yes	Yes	No	±2%	3 16-bit	3	No	No	No	No	1	Yes			
634-C8051T606-ZM	C8051T606-ZM	QFN-10	25	1.5	128	6	Yes	Yes	No	±2%	3 16-bit	3	No	No	No	No	1	Yes			
634-C8051T610-GQ	C8051T610-GQ	LQFP-32	25	16	1280	29	Yes	Yes	Yes	±2%	4 16-bit	5	10-bit	No	Yes	No	2	Yes			
634-C8051T612-GQ	C8051T612-GQ	LQFP-32	25	8	1280	29	Yes	Yes	Yes	±2%	4 16-bit	5	10-bit	No	Yes	No	2	Yes			
634-C8051T630-GM	C8051T630-GM	QFN-20	25	8	768	17	Yes	Yes	Yes	±2%	4 16-bit	3	10-bit	10-bit	Yes	Yes	1	Yes			
634-C8051T632-GM	C8051T632-GM	QFN-20	25	4	768	17	Yes	Yes	Yes	±2%	4 16-bit	3	10-bit	10-bit	Yes	Yes	1	Yes			
634-C8051T634-GM	C8051T634-GM	QFN-20	25	2	768	17	Yes	Yes	Yes	±2%	4 16-bit	3	10-bit	10-bit	Yes	Yes	1	Yes			

© Copyright 2014 Mouser Electronics
© Copyright 2014 Mouser Electronics

SILICON LABS Microcontrollers

RoHS Compliant This product is RoHS compliant.

ULTRA LOW POWER MCUS

For quantities greater than listed, call for quote.

MOUSER STOCK NO.		Package	MIPS (Peak)	Flash (KB)	RAM (bytes)	Digital Port I/O Pins	Interfaces				Analog Peripherals								Price Each		
Mfr.	Mfr. Part No.						UART	I2C	SPI	EMIF	Internal Osc.	Timers	PCA Ch.	ADC	DAC	Temp Sensor	VREF	Comp-arators	1	25	100
634—	C8051F985-GM	QFN-20	25	2	512	16	Yes	Yes	Yes	No	±2%	4 16-bit	3	--	No	Yes	Yes	1			
634—	C8051F982-GM	QFN-20	25	4	512	16	Yes	Yes	Yes	No	±2%	4 16-bit	3	10-bit	No	Yes	Yes	1			
634—	C8051F983-GM	QFN-20	25	4	512	16	Yes	Yes	Yes	No	±2%	4 16-bit	3	--	No	Yes	Yes	1			
634—	C8051F988-GM	QFN-24	25	4	512	17	Yes	Yes	Yes	No	±2%	4 16-bit	3	10-bit	No	Yes	Yes	1			
634—	C8051F988-GU	QSOP-24	25	4	512	17	Yes	Yes	Yes	No	±2%	4 16-bit	3	10-bit	No	Yes	Yes	1			
634—	C8051F989-GM	QFN-24	25	4	512	17	Yes	Yes	Yes	No	±2%	4 16-bit	3	--	No	Yes	Yes	1			
634—	C8051F989-GU	QSOP-24	25	4	512	17	Yes	Yes	Yes	No	±2%	4 16-bit	3	--	No	Yes	Yes	1			
634—	C8051F980-GM	QFN-20	25	8	512	16	Yes	Yes	Yes	No	±2%	4 16-bit	3	12-bit	No	Yes	Yes	1			
634—	C8051F981-GM	QFN-20	25	8	512	16	Yes	Yes	Yes	No	±2%	4 16-bit	3	--	No	Yes	Yes	1			
634—	C8051F986-GM	QFN-24	25	8	512	17	Yes	Yes	Yes	No	±2%	4 16-bit	3	12-bit	No	Yes	Yes	1			
634—	C8051F986-GU	QSOP-24	25	8	512	17	Yes	Yes	Yes	No	±2%	4 16-bit	3	12-bit	No	Yes	Yes	1			
634—	C8051F987-GM	QFN-24	25	8	512	17	Yes	Yes	Yes	No	±2%	4 16-bit	3	--	No	Yes	Yes	1			
634—	C8051F987-GU	QSOP-24	25	8	512	17	Yes	Yes	Yes	No	±2%	4 16-bit	3	--	No	Yes	Yes	1			
634—	C8051F901-GM	QFN-24	25	8	768	16	Yes	Yes	2	No	2%	4 16-bit	6	10-bit	No	Yes	Yes	2			
634—	C8051F901-GU	QSOP-24	25	8	768	16	Yes	Yes	2	No	2%	4 16-bit	6	10-bit	No	Yes	Yes	2			
634—	C8051F902-GM	QFN-24	25	8	768	16	Yes	Yes	2	No	2%	4 16-bit	6	12-bit	No	Yes	Yes	2			
634—	C8051F902-GU	QSOP-24	25	8	768	16	Yes	Yes	2	No	2%	4 16-bit	6	12-bit	No	Yes	Yes	2			
634—	C8051F911-GM	QFN-24	25	16	768	16	Yes	Yes	2	No	2%	4 16-bit	6	10-bit	No	Yes	Yes	2			
634—	C8051F911-GU	QSOP-24	25	16	768	16	Yes	Yes	2	No	2%	4 16-bit	6	12-bit	No	Yes	Yes	2			
634—	C8051F912-GM	QFN-24	25	16	768	16	Yes	Yes	2	No	2%	4 16-bit	6	12-bit	No	Yes	Yes	2			
634—	C8051F912-GU	QSOP-24	25	16	768	16	Yes	Yes	2	No	2%	4 16-bit	6	12-bit	No	Yes	Yes	2			
634—	C8051F920-GM	QFN-32	25	32	4352	24	Yes	Yes	2	Yes	2%	4 16-bit	6	10-bit	No	Yes	Yes	2			
634—	C8051F920-GQ	LQFP-32	25	32	4352	24	Yes	Yes	2	Yes	2%	4 16-bit	6	10-bit	No	Yes	Yes	2			
634—	C8051F921-GM	QFN-24	25	32	4352	16	Yes	Yes	2	No	2%	4 16-bit	6	10-bit	No	Yes	Yes	2			
634—	C8051F930-GM	QFN-32	25	64	4352	24	Yes	Yes	2	Yes	2%	4 16-bit	6	10-bit	No	Yes	Yes	2			
634—	C8051F930-GQ	LQFP-32	25	64	4352	24	Yes	Yes	2	Yes	2%	4 16-bit	6	10-bit	No	Yes	Yes	2			
634—	C8051F931-GM	QFN-24	25	64	4352	16	Yes	Yes	2	No	2%	4 16-bit	6	10-bit	No	Yes	Yes	2			
634—	C8051F968-A-GQ	QFP-80	25	16	4096	57	Yes	Yes	Yes	No	±2%	4 16-bit	6	12-bit	No	Yes	Yes	2			
634—	C8051F966-A-GQ	QFP-80	25	32	8192	57	Yes	Yes	Yes	No	±2%	4 16-bit	6	12-bit	No	Yes	Yes	2			
634—	C8051F964-A-GQ	QFP-80	25	64	8192	57	Yes	Yes	Yes	No	±2%	4 16-bit	6	12-bit	No	Yes	Yes	2			
634—	C8051F962-A-GQ	QFP-80	25	128	8192	57	Yes	Yes	Yes	No	±2%	4 16-bit	6	12-bit	No	Yes	Yes	2			
634—	C8051F960-A-GQ	QFP-80	25	128	8192	57	Yes	Yes	Yes	No	±2%	4 16-bit	6	12-bit	No	Yes	Yes	2			
634—	C8051F960-A-GM	DQFN-76	25	128	8448	57	Yes	Yes	Yes	No	±2%	4 16-bit	6	10/12-bit	No	Yes	Yes	2			
634—	C8051F961-A-GM	QFN-40	25	128	8448	34	Yes	Yes	Yes	No	±2%	4 16-bit	6	10/12-bit	No	Yes	Yes	2			
634—	C8051F962-A-GM	QFN-40	25	128	8448	57	Yes	Yes	Yes	No	±2%	4 16-bit	6	10/12-bit	No	Yes	Yes	2			
634—	C8051F963-A-GM	QFN-40	25	128	8448	34	Yes	Yes	Yes	No	±2%	4 16-bit	6	10/12-bit	No	Yes	Yes	2			
634—	C8051F964-A-GM	TQFP80	25	64	8448	57	Yes	Yes	Yes	No	±2%	4 16-bit	6	10/12-bit	No	Yes	Yes	2			
634—	C8051F965-A-GM	DQFN-76	25	64	8448	34	Yes	Yes	Yes	No	±2%	4 16-bit	6	10/12-bit	No	Yes	Yes	2			
634—	C8051F966-A-GM	DQFN-77	25	32	8448	57	Yes	Yes	Yes	No	±2%	4 16-bit	6	10/12-bit	No	Yes	Yes	2			
634—	C8051F967-A-GM	QFN-40	25	32	8448	34	Yes	Yes	Yes	No	±2%	4 16-bit	6	10/12-bit	No	Yes	Yes	2			
634—	C8051F968-A-GM	DQFN-76	25	16	4352	57	Yes	Yes	Yes	No	±2%	4 16-bit	6	10/12-bit	No	Yes	Yes	2			
634—	C8051F969-A-GM	QFN-40	25	16	4352	34	Yes	Yes	Yes	No	±2%	4 16-bit	6	10/12-bit	No	Yes	Yes	2			

SMART INTERFACE ICS

USB to I2S Bridge

For quantities greater than listed, call for quote.

MOUSER STOCK NO.		Package	EEPROM (bytes)	FIFO (bytes)	Digital Port I/O Pins	Serial Buses	Internal Osc.	Price Each		
Mfr.	Mfr. Part No.							1	25	100
634—	CP2114-B01-GM	QFN-32	352	512	12	UART, USB 2.0	Yes			
Evaluation Kits		Description								
634—	CP2114-CS42L55EK	Evaluation kit for the CP2114 USB to I2S bridge and the CS42L55 codec from Cirrus Logic							-	-
634—	CP2114-WM8523EK	Evaluation kit for the CP2114 USB to I2S bridge and the WM8523 low cost DAC from Wolfson							-	-
634—	CP2114-PCM1774EK	Evaluation kit for the CP2114 USB to I2S bridge and the PCM1774EK codec from Texas Instruments							-	-
634—	CP2114EK	Evaluation kit for the CP2114 USB to I2S bridge, including all GPIO, UART and IIC functions							-	-

USB to UART Bridge

For quantities greater than listed, call for quote.

MOUSER STOCK NO.		Package	EEPROM (bytes)	FIFO (bytes)	Digital Port I/O Pins	Serial Buses	Analog Peripherals				Price Each		
Mfr.	Mfr. Part No.						Internal Osc.	VREG	RS485	Split VDDIO	1	25	100
634—	CP2105-F01-GM	QFN-24	296	608	-	UART, USB 2.0	Yes	Yes	Yes	Yes			
634—	CP2110-F01-GM	QFN-24	343	960	10	UART, USB 2.0	Yes	Yes	Yes	Yes			
634—	CP2110-F02-GM1	QFN-28	343	960	10	UART, USB 2.0	Yes	Yes	Yes	Yes			
634—	CP2101-GM	QFN-28	512	1K	-	USB to UART Bridge	Yes	Yes	No	No			
634—	CP2102-GM	QFN-28	1024	1K	-	USB to UART Bridge	Yes	Yes	No	No			
634—	CP2103-GM	QFN-28	1024	1K	4	USB to UART Bridge	Yes	Yes	Yes	Yes			
634—	CP2104-F03-GM	QFN-24	1024	1152	4	UART, USB 2.0	Yes	Yes	Yes	Yes			
Evaluation Kit		Description											
634—	CP2104EK	Evaluation kit for the CP2104 USB to UART bridge. Includes a USB cable, serial cable and full documentation.										-	-
634—	CP2105EK	Evaluation kit for the CP2105 USB to Dual UART bridge. Includes a USB cable, two serial cables and full documentation.										-	-
634—	CP2110EK	Evaluation kit for the CP2110 HID USB to UART bridge. Includes a USB cable, serial cable and full documentation.										-	-

SPI to I2C Expander

For quantities greater than listed, call for quote.

MOUSER STOCK NO.	Silicon Labs Part No.	Package	EEPROM (bytes)	FIFO (bytes)	Port I/O Pins	Serial Buses	Analog Peripherals		Price Each		
							Internal Osc.	VREG	1	25	100
634-CP2120-GM	CP2120-GM	QFN-20	-	512	9	SPI to I2C Bridge	Yes	Yes			

Ethernet Controller ICs

For quantities greater than listed, call for quote.

MOUSER STOCK NO.	Silicon Labs Part No.	Package	Flash (KB)	RAM (bytes)	Port I/O Pins	Parallel Host Interface	Parallel Host Interface Speed	LEDs	Temperature Range (C°)	Price Each		
										1	25	100
634-CP2200-GQ	CP2200-GQ	TQFP-48	8	2K	-	8-bit non-multiplexed EMIF	30Mbps	Separate link and activity	-40 to +85			
634-CP2201-GM	CP2201-GM	QFN-28	8	2K	-	8-bit multiplexed EMIF	30Mbps	Combined link and activity	-40 to +85			

LCD Controllers

For quantities greater than listed, call for quote.

MOUSER STOCK NO.	Silicon Labs Part No.	Package	RAM (bytes)	LCD Segments	I/O Pins	Serial Buses	Analog Peripherals		Temperature Range (C°)	Price Each		
							Internal Osc.	Timers		1	25	100
634-CP2400-GM	CP2400-GM	QFN-48	256	128	36	SPI	Yes	2 16-bit	-40 to +85			
634-CP2400-GQ	CP2400-GQ	QFP-48	256	128	36	SPI	Yes	2 16-bit	-40 to +85			
634-CP2401-GM	634-CP2401-GM	QFN-48	256	128	36	I2C	Yes	2 16-bit	-40 to +85			
634-CP2401-GQ	634-CP2401-GQ	QFP-48	256	128	36	I2C	Yes	2 16-bit	-40 to +85			
634-CP2402-GM	634-CP2402-GM	QFN-32	256	64	20	SPI	Yes	2 16-bit	-40 to +85			
634-CP2403-GM	634-CP2403-GM	QFN-32	256	64	20	I2C	Yes	2 16-bit	-40 to +85			

© Copyright 2014 Mouser Electronics
© Copyright 2014 Mouser Electronics

SILICON LABS MCU Development Tools

Products may be RoHS compliant. Check mouser.com for RoHS status.

MICROCONTROLLER DEVELOPMENT KITS

MOUSER STOCK NO.	Description	Price Each
634-C8051F005DK	For C8051F000, F001, F002, F005, F006, F010, F011, F012, F015, F016, F017, F018 & F019 MCUs	
634-C8051F020DK	For C8051F020, F021, F022, and F023 MCUs	
634-C8051F040DK	For C8051F040, F041, F042, and F043 MCUs	
634-C8051F060DK	For C8051F060, F061, F062, and F063 MCUs	
634-C8051F120DK	For C8051F120, F121, F122, F123, F124, F125, F126, F127, F130, F131, F132 & F133 MCUs	
634-C8051F206DK	For C8051F206 MCUs	
634-C8051F226DK	For C8051F220, F221, F226, F230, F231, & F236 MCUs	
634-C8051F300DK	For C8051F300, F301, F302, F303, F304, & F305 MCUs	
634-C8051F310DK	For C8051F310 and F311 MCUs	
634-C8051F320DK	For C8051F320 and F321 MCUs	
634-C8051F326DK	For C8051F326 and F327 MCUs	
634-C8051F330DK	For C8051F330 and F331 MCUs	
634-C8051F336DK	For C8051F336 Family	
634-C8051F340DK	For C8051F340, F341, F342, F343, F344, F345, F346 & F347 MCUs	
634-C8051F350DK	For C8051F350, F351, F352, and F353 MCUs	
634-C8051F360DK	For C8051F360, F361 and F362 MCUs	
634-C8051F370-A-DK	For C8051F37x MCUs	
634-C8051F380DK	For C8051F380, F381, F382, F384, F385, F386 and F387 MCUs	
634-C8051F390-A-DK	For C8051F39x MCUs	
634-C8051F410DK	For C8051F410, F411, F412 and F413 MCUs	
634-C8051F500DK	For C8051F50x MCUs	
634-C8051F530ADK	For C8051F52xA and C8051F53xA MCUs	
634-C8051T600DK	For C8051T600, T601, T602, T603, T604 & T605 MCUs	
634-C8051T606DK	Dev Kit for C8051T606 MCUs	
634-C8051T606TDB	MSOP Socket Daughter Card	
634-C8051T620DB32	QFN32 Socket Daughter Card for C8051T620	
634-C8051T620DK	For C8051T620/21/320/321/322 & 323 MCUs	
634-C8051T630DK	For C8051T630 Family	
634-C8051F912DK	For C8051F912DK, C8051F902, F902, F911 and F912 MCUs	
634-C8051F930DK	For C8051F920, F921, F930, F931 MCUs	
634-C8051F960-A-DK	Development Kit CD, Third Party Tools CD, kit for 8051	
634-SLBLDC-MTR-RD	Sensorless BLDC Motor Reference Design	
634-STEPPER-MTR-RD	Stepper Motor Reference Design	

UNIFIED DEVELOPMENT PLATFORM

Motherboard

MOUSER STOCK NO.	Description	Price Each
634-UP-BACKPLANE01EK	CP2105 UDP Motherboard to use with MCU, I/O Expander, Radio and EZLink card	

Accessory Boards

MOUSER STOCK NO.	Description	Price Each
634-UPMP-F960-EMIFEK	For C8051F960, UDP MCU Card (with no LCD) to use with UDP Motherboard	
634-UPMP-F960-MLCDEK	For C8051F960, MCU Card (with Multi LCD) to use with UDP Motherboard	
634-UPMP-F960-SLCDEK	For C8051F960, MCU Card (with Static LCD) to use with UDP Motherboard	
634-UPMU-F390-A-EK	For C8051F390, UDP MCU Card to use with UDP Motherboard	
634-UPMU-F370-A-EK	For C8051F370, UDP MCU Card to use with UDP Motherboard	
634-UPMU-M3U1XX-B-EK	SiM3U1xx (USB) Development Kit	
634-UPMU-M3C1XX-B-EK	SiM3C1xx (non-USB) Development Kit	
634-UPPIF960-A-EK	For C8051F960, Pico Card to use with UDP Motherboard	
634-UPPI1020GMA915EK	For Si1020-GM, 915MHz Pico Card to use with UDP Motherboard	
634-UPPI1024GMA868EK	For Si1024-GM, 868MHz Pico Card to use with UDP Motherboard	
634-UPPI1020GMA470EK	For Si1020-GM, 470MHz Pico Card to use with UDP Motherboard	
634-UPIO-GLCD-SPI-EK	For EZRadioPRO, SPI graphic LCD I/O board	

EVALUATION KITS

MOUSER STOCK NO.	Description	Price Each
634-C8051F064EK	Evaluation Board, USB Cable and Software	
634-CP2103EK	For CP2103 USB-to-UART Bridge Chip	
634-CP2102EK	For CP2102 USB-to-UART Bridge Chip	
634-CP2120EK	Evaluation Board for CP2120	

TARGET/PROTOTYPING BOARDS

MOUSER STOCK NO.	Description	Price Each
634-C8051F005TB	Target/Prototyping Board with C8051F005 MCU	
634-C8051F020TB	Target/Prototyping Board with C8051F020 MCU	
634-C8051F040TB	Target/Prototyping Board with C8051F040 MCU	
634-C8051F060-TB	Target/Prototyping Board with C8051F060 MCU	
634-C8051F120-TB	Target/Prototyping Board with C8051F120 MCU	
634-C8051F300TB	Target/Prototyping Board with C8051F300 MCU	

TARGET/PROTOTYPING BOARDS (CONT.)

MOUSER STOCK NO.	Description	Price Each
634-C8051F310TB	Target/Prototyping Board with C8051F310 MCU	
634-C8051F320TB	Target/Prototyping Board with C8051F320/21 MCU	
634-C8051F340-TB	Target/Prototyping Board with C8051F34x Family MCU	
634-C8051F350-TB	Target/Prototyping Board with C8051F350 MCU	
634-C8051F360-TB	Target/Prototyping Board with C8051F360 MCU	
634-C8051F380-TB	Target/Prototyping Board with C8051F380 MCU	
634-C8051F410-TB	Target/Prototyping Board with C8051F410 MCU	
634-C8051F500-TB	Prototyping Board for C8051F50x	
634-C8051F912-TB	C8051F912-TB Target Board	
634-C8051F930-TB	Prototyping Board with C8051F930	
634-C8051F996-TB	Target/Prototyping Board with C8051F996 MCU	
634-AB1	Prototyping Board with 128KB SRAM	

ACCESSORIES

MOUSER STOCK NO.	Description	Price Each
634-C8051T600SDB	SOIC Socket Daughter Board	
634-C8051T600QDB	QFN Socket Daughter Board	
634-CAT5EXOVER-001	CAT5e Cross-over Cable - 3' length	
634-DEBUGADPTR1-USB	USB Debug Adapter for C8051Fxxx MCU	
634-EC-SJ	Standard JTAG Cable	

USB TOOLSTICK DEVELOPMENT TOOLS

MOUSER STOCK NO.	Description	Price Each
634-TOOLSTICKSK	Starter Kit	
634-TOOLSTICKBA	Base Adapter	
634-TOOLSTICK300DC	C8051F300 Daughter Card	
634-TOOLSTICK300PP	Programming Platform for C8051F30X MCUs	
634-TOOLSTICK310PP	Programming Platform for C8051F310/12/14, F361, F364, F366, F368 MCUs	
634-TOOLSTICK311DC	C8051F311 Daughter Card	
634-TOOLSTICK316PP	Programming Platform for C8051F316/17, F338, F339 MCUs	
634-TOOLSTICK320PP	Programming Platform for C8051F320, F342, F343, F346, F347 MCUs	
634-TOOLSTICK321DC	C8051F320/321 Daughter Card	
634-TOOLSTICK321PP	Programming Platform for C8051F321, F327 MCUs	
634-TOOLSTICK327DC	C8051F327 Daughter Card	
634-TOOLSTICK330DC	C8051F330 Daughter Card	
634-TOOLSTICK330PP	Programming Platform for C8051F330/1/2/3/4/5/6/7 MCUs	
634-TOOLSTICK336DC	C8051F336 Toolstick Daughter Card	
634-TOOLSTICK340PP	Programming Platform for C8051F340/1/4/5 MCUs	
634-TOOLSTICK342DC	C8051F34x Daughter Card	
634-TOOLSTICK360DC	C8051F360 Daughter Card	
634-TOOLSTICK370-ADC	Toolstick Daughter Card for C8051F370x/9x	
634-TOOLSTICK381DC	Daughter Card for C8051F381/2/3/4/5/6/7 MCUs	
634-TOOLSTICK410PP	Programming Platform for C8051F410/2 MCUs	
634-TOOLSTICK411DC	C8051F411 Daughter Card	
634-TOOLSTICK411PP	Programming Platform for C8051F411/3 MCUs	
634-TOOLSTICK500MPP	Programming Platform for C8051F50x (48QFN)	
634-TOOLSTICK500QPP	Programming Platform for C8051F50x (48QFP)	
634-TOOLSTICK502DC	C8051F50x Daughter Card	
634-TOOLSTICK502MPP	Programming Platform for C8051F50x (32QFN)	
634-TOOLSTICK502QPP	Programming Platform for C8051F50x (32QFP)	
634-TOOLSTICK520PP	Programming Platform for C8051F520A (DFN10) MCUs	
634-TOOLSTICK530ADC	Daughter Card C8051F53xA and C8051F52xA MCUs	
634-TOOLSTICK530MPP	Programming Platform for C8051F530A (QFN20) MCUs	
634-TOOLSTICK530TPP	Programming Platform for C8051F530A (TSSOP20) MCUs	
634-TOOLSTICK716MPP	Programming Platform for C8051F716 (QFN-32)	
634-TOOLSTICK717MPP	Programming Platform for C8051F717 (QFN-24)	
634-TOOLSTICK800QPP	Programming Platform for C8051F8xx (QSOP-24) MCUs	
634-TOOLSTICK800SPP	Programming Platform for C8051F8xx (SOIC-16) MCUs	
634-TOOLSTICK800DC	C8051F800 Daughter Card	
634-TOOLSTICK912DC	ToolStick Daughter Card for C8051F901/02/11/12-GM	
634-TOOLSTICK912UPP	Programming Platform for C8051F901/02/11/12-GU	
634-TOOLSTICK990DC	C8051F990 Daughter Card	
634-TOOLSTICK990MPP	Programming Platform for C8051F990 (QFN-20)	
634-TOOLSTICK930MPP	Programming Platform for C8051F920, F930 MCUs	
634-TOOLSTICK930QPP	Programming Platform for C8051F920, F930 MCUs	
634-TOOLSTICK931PP	Programming Platform for C8051F921, F931 MCUs	
634-TOOLSTICK961MPP	Programming Platform for C8051F961 MCU	
634-TOOLSTICK960MPP	Programming Platform for C8051F960 MCU	
634-TOOLSTICKDA	Debug Adapter	
634-CAPTOUCHSENSEDC	Capacitive Touch Sense Daughter Card	
634-CAPTOUCHSENSESK	Capacitive Touch Sense Starter Kit (ToolstickBA + CapTouchSenseDC)	

LCD INTERFACE DEVELOPMENT TOOLS

MOUSER STOCK NO.	Description	Price Each
634-CP2400AB	CP2400 LCD Development Board	
634-CP2401AB	CP2401 LCD Development Board	
634-CP2400DK	Development Kit for CP2400 and CP2402 LCD Drivers with SPI Interface	
634-CP2401DK	Development Kit for CP2401 CP2403 LCD Drivers with I2C Interface	
634-RF-TO-USB2-RD	RF to USB Reference Design Kit	
634-EC-SJ	Standard JTAG Cable	

© Copyright 2014 Mouser Electronics

© Copyright 2014 Mouser Electronics

STMICROELECTRONICS STM32 ARM Cortex™

life.augmented

NEW! TECHNOLOGY

STMICROELECTRONICS STM32 ARM CORTEX™

STM32 (Cortex™-M0)

The STM32F051xx family incorporates the high-performance ARM Cortex™-M0 32-bit RISC core operating at a 48MHz frequency, high-speed embedded memories (Flash memory up to 64Kbytes and SRAM up to 8Kbytes), and an extensive range of enhanced peripherals and I/Os. All devices offer standard communication interfaces (up to two I2Cs, two SPIs, one I2S, one HDMI CEC, and up to two USARTs), one 12-bit ADC, one 12-bit DAC, up to five general-purpose 16-bit timers, a 32-bit timer and an advanced-control PWM timer.

For quantities greater than listed, call for quote.

MOUSER STOCK NO. Mfr.	Mfr. Part No.	Package	Prog. (Bytes)	RAM (Bytes)	A/D Converter	D/A Converter	Serial Interface	I/Os (High Current)	Supply Voltage	Price Each 1	10	100
511—	STM32F050C4T6A	LQFBP-48	16KB	4KB	1x12-bit ADC, 9x16-bit timer	-	1xI2C/1xUSART/1xSPI	39	3.6			
511—	STM32F050K4U6A	UFQFN-32	16KB	4KB	1x12-bit ADC, 9x16-bit timer	-	1xI2C/1xUSART/1xSPI	39	3.6			
511—	STM32F051C4T6	LQFP-48	16KB	8KB	1x12-bit ADC, 11x16-bit timer	1x12-bit	2xI2C/2xUSARTS/2xSPI/CEC	55	3.6			
511—	STM32F051K4U6	UFQFN-48	16KB	8KB	1x12-bit ADC, 11x16-bit timer	1x12-bit	2xI2C/2xUSARTS/2xSPI/CEC	55	3.6			
511—	STM32F051R4T6	LQFP-64	16KB	8KB	1x12-bit ADC, 11x16-bit timer	1x12-bit	2xI2C/2xUSARTS/2xSPI/CEC	55	3.6			
511—	STM32F050C6T6A	LQFP-48	32KB	4KB	1x12-bit ADC, 9x16-bit timer	-	1xI2C/1xUSART/1xSPI	39	3.6			
511—	STM32F050K6U6A	UFQFN-32	32KB	4KB	1x12-bit ADC, 9x16-bit timer	-	1xI2C/1xUSART/1xSPI	39	3.6			
511—	STM32F051C6T6	LQFP-48	32KB	8KB	1x12-bit ADC, 11x16-bit timer	1x12-bit	2xI2C/2xUSARTS/2xSPI/CEC	55	3.6			
511—	STM32F051K6U6	UFQFN-48	32KB	8KB	1x12-bit ADC, 11x16-bit timer	1x12-bit	2xI2C/2xUSARTS/2xSPI/CEC	55	3.6			
511—	STM32F051R6T6	LQFP-64	32KB	8KB	1x12-bit ADC, 11x16-bit timer	1x12-bit	2xI2C/2xUSARTS/2xSPI/CEC	55	3.6			
511—	STM32F051C8T6	LQFP-48	32KB	4KB	1x12-bit ADC, 5x16-bit timer	1x12-bit	2xI2C/2xSPI/1xI2S/1xHDMI CEC/2xUSARTs	24	3.6			
511—	STM32F051K8U6	UFQFN-32	32KB	4KB	1x12-bit ADC, 5x16-bit timer	1x12-bit	2xI2C/2xSPI/1xI2S/1xHDMI CEC/2xUSARTs	24	3.6			
511—	STM32F051R8T6	LQFP-64	32KB	4KB	1x12-bit ADC, 5x16-bit timer	1x12-bit	2xI2C/2xSPI/1xI2S/1xHDMI CEC/2xUSARTs	24	3.6			

STM32 (Cortex™-M3)

The STM32 family of 32-bit Flash Microcontrollers is based on the breakthrough ARM Cortex™-M3 core - a core specifically developed for embedded applications. The STM32 family benefits from the Cortex-M3 architectural enhancements including the Thumb-2 instruction set to deliver improved performance with better code density, significantly faster response to interrupts, all combined with industry leading power consumption. ST is now the first leading MCU supplier to introduce a product family based on this core. The STM32 family is built to offer new degrees of freedom to MCU users. It offers a complete 32-bit product range that combines high performance, low power and low voltage, while maintaining full integration and ease of development.

PRODUCT NEW

For quantities greater than listed, call for quote.

MOUSER STOCK NO. Mfr.	Mfr. Part No.	Package	Prog. (Bytes)	RAM (Bytes)	A/D Converter	Serial Interface	I/Os (High Current)	Supply Voltage	Price Each 1	10	100
511—	STM32F100C4T6B	LQFP-48	16KB	4KB	1x10-bit ADC, 1x5-bit timer	2xUSART, 1xSPI, 1xI2C, 2x12-bit DAC	37 (37)	2.0 to 3.6			
511—	STM32F100R4T6B	LQFP-64	16KB	4KB	1x16-bit ADC, 1x5-bit timer	2xUSART, 1xSPI, 1xI2C, 2x12-bit DAC	51 (51)	2.0 to 3.6			
511—	STM32F100C6T6B	LQFP-48	32KB	4KB	1x10-bit ADC, 1x5-bit timer	2xUSART, 1xSPI, 1xI2C, 2x12-bit DAC	37 (37)	2.0 to 3.6			
511—	STM32F100R6T6B	LQFP-64	32KB	4KB	1x16-bit ADC, 1x5-bit timer	2xUSART, 1xSPI, 1xI2C, 2x12-bit DAC	51 (51)	2.0 to 3.6			
511—	STM32L151R6T6	LQFP-64	32KB	10KB	1x12-bit ADC, 6x16-bit timer	2xI2C, 3xUSART, 1xUSB, 2xSPI	83 (73)	1.65 to 3.6			
511—	STM32L151C6T6	LQFP-32	32KB	16KB	1x12-bit ADC, 10x16-bit timer	3xUSART, 2xSPI, 2xI2C, USB, 2x12-bit DAC	83 (73)	1.65 to 3.6			
511—	STM32L151C6U6	LQFP-32	32KB	16KB	1x12-bit ADC, 10x16-bit timer	3xUSART, 2xSPI, 2xI2C, USB, 2x12-bit DAC	83 (73)	1.65 to 3.6			
511—	STM32F100C8T6B	LQFP-48	64KB	8KB	1x10-bit ADC, 1x6-bit timer	3xUSART, 2xSPI, 1xI2C, 2x12-bit DAC	37 (37)	2.0 to 3.6			
511—	STM32F100CBT6B	LQFP-48	128KB	8KB	1x10-bit ADC, 1x6-bit timer	3xUSART, 2xSPI, 1xI2C, 2x12-bit DAC	37 (37)	2.0 to 3.6			
511—	STM32F100RBT6B	LQFP-64	128KB	8KB	1x16-bit ADC, 1x6-bit timer	3xUSART, 2xSPI, 1xI2C, 2x12-bit DAC	51 (51)	2.0 to 3.6			
511—	STM32L151RBT6	LQFP-64	128KB	16KB	1x12-bit ADC, 6x16-bit timer	2xI2C, 3xUSART, 2xSPI	51 (51)	1.8 to 3.6			
511—	STM32L152RBT6	LQFP-64	128KB	16KB	1x12-bit ADC, 6x16-bit timer	2xI2C, 3xUSART, 2xSPI	51 (51)	1.8 to 3.6			
511—	STM32F105RBT6	LQFP-64	128KB	64KB	2x16-bit ADC, 4x16-bit timer	OGT, 5xUSART, 3xSPI, 2xI2C, USB/2CAN, PWM	51 (80)	2.0 to 3.6			
511—	STM32F205RBT6	LQFP-64	128KB	64KB	3x12-bit ADC, 12x16-bit timer	3xI2C, 4xUSART, 2xUART, 3xSPI, 2xCAN, SDIO	16 (16)	1.8 to 3.6			
511—	STM32F205VBT6	LQFP-100	128KB	64KB	3x12-bit ADC, 12x16-bit timer	3xI2C, 4xUSART, 2xUART, 3xSPI, 2xCAN, SDIO	16 (16)	1.8 to 3.6			
511—	STM32F103CBT6	LQFP-48	128KB	128KB	2x12-bit ADC, 4x16-bit timer	3xUSART, 2xSPI, 2xI2C, PWM timer, USB/CAN	80 (80)	2.0 to 3.6			
511—	STM32F103RBT6	LQFP-64	128KB	128KB	2x12-bit ADC, 3x16-bit timer	3xUSART, 2xSPI, 2xI2C, PWM timer, USB/CAN	49 (49)	2.0 to 3.6			
511—	STM32F103VCT6	LQFP-100	256KB	48KB	3x12-bit ADC, 8x16-bit timer	5xUSART, 3xSPI, 2x12C, SDIO, USB/CAN	80 (80)	2.0 to 3.6			
511—	STM32F105RCT6	LQFP-64	256KB	64KB	2x16-bit ADC, 4x16-bit timer	OGT, 5xUSART, 3xSPI, 2xI2C, USB/2CAN, PWM	51 (80)	2.0 to 3.6			
511—	STM32F105VCT6	LQFP-100	256KB	64KB	2x16-bit ADC, 4x16-bit timer	OGT, 5xUSART, 3xSPI, 2xI2C, USB/2CAN, PWM	51 (80)	2.0 to 3.6			
511—	STM32F107VCT6	LQFP-100	256KB	64KB	2x16-bit ADC, 4x16-bit timer	OGT, 5xUSART, 3xSPI, 2xI2C, USB/2CAN, PWM	51 (80)	2.0 to 3.6			
511—	STM32F205RCT6	LQFP-64	256KB	96KB	3x12-bit ADC, 12x16-bit timer	3xI2C, 4xUSART, 2xUART, 3xSPI, 2xCAN, SDIO	16 (16)	1.8 to 3.6			
511—	STM32F205ZCT6	LQFP-144	256KB	96KB	3x12-bit ADC, 12x16-bit timer	3xI2C, 4xUSART, 2xUART, 3xSPI, 2xCAN, SDIO	24 (24)	1.8 to 3.6			
511—	STM32F207VCT6	LQFP-100	256KB	96KB	3x12-bit ADC, 12x16-bit timer	3xI2C, 4xUSART, 2xUART, 3xSPI, 2xCAN, SDIO	16 (16)	1.8 to 3.6			
511—	STM32F103RET6	LQFP-64	512KB	64KB	3x12-bit ADC, 4x16-bit timer	5xUSART, 2xSPI, 2xI2C, 1xI2S, USB/CAN	51 (51)	2.0 to 3.6			
511—	STM32F103VET6	LQFP-100	512KB	64KB	3x12-bit ADC, 4x16-bit timer	5xUSART, 2xSPI, 2xI2C, SDIO, USB/CAN	80 (80)	2.0 to 3.6			
511—	STM32F103ZET6	LQFP-144	512KB	64KB	3x12-bit ADC, 4x16-bit timer	5xUSART, 2xSPI, 2xI2C, 1xI2S, USB/CAN	112 (112)	2.0 to 3.6			
511—	STM32F205RET6	LQFP-64	512KB	128KB	3x12-bit ADC, 12x16-bit timer	3xI2C, 4xUSART, 2xUART, 3xSPI, 2xCAN, SDIO	16 (16)	1.8 to 3.6			
511—	STM32F205VCT6	LQFP-100	512KB	128KB	3x12-bit ADC, 12x16-bit timer	3xI2C, 4xUSART, 2xUART, 3xSPI, 2xCAN, SDIO	16 (16)	1.8 to 3.6			
511—	STM32F215RET6	LQFP-64	512KB	128KB	3x12-bit ADC, 12x16-bit timer	3xI2C, 4xUSART, 2xUART, 3xSPI, 2xCAN, SDIO	16 (16)	1.8 to 3.6			
511—	STM32F207VET6	LQFP-100	768KB	128KB	3x12-bit ADC, 12x16-bit timer	3xI2C, 4xUSART, 2xUART, 3xSPI, 2xCAN, SDIO	16 (16)	1.8 to 3.6			
511—	STM32F207VFT6	LQFP-100	768KB	128KB	3x12-bit ADC, 12x16-bit timer	3xI2C, 4xUSART, 2xUART, 3xSPI, 2xCAN, SDIO	16 (16)	1.8 to 3.6			
511—	STM32F103VGT6	LQFP-100	1MB	96KB	3x12-bit ADC, 10x16-bit timer	5xUSART, 3xSPI, 2xI2C, USB, CAN, SDIO, PWM	80 (80)	2.0 to 3.6			
511—	STM32F103ZGT6	LQFP-144	1MB	96KB	3x12-bit ADC, 10x16-bit timer	5xUSART, 3xSPI, 2xI2C, USB, CAN, SDIO, PWM	112 (112)	2.0 to 3.6			
511—	STM32F205RGT6	LQFP-64	1MB	128KB	3x12-bit ADC, 12x16-bit timer	3xI2C, 4xUSART, 2xUART, 3xSPI, 2xCAN, SDIO	16 (16)	1.8 to 3.6			
511—	STM32F205VGT6	LQFP-100	1MB	128KB	3x12-bit ADC, 12x16-bit timer	3xI2C, 4xUSART, 2xUART, 3xSPI, 2xCAN, SDIO	16 (16)	1.8 to 3.6			
511—	STM32F205ZGT6	LQFP-144	1MB	128KB	3x12-bit ADC, 12x16-bit timer	3xI2C, 4xUSART, 2xUART, 3xSPI, 2xCAN, SDIO	24 (24)	1.8 to 3.6			
511—	STM32F207IGT6	LQFP-176	1MB	128KB	3x12-bit ADC, 12x16-bit timer	3xI2C, 4xUSART, 2xUART, 3xSPI, 2xCAN, SDIO	24 (24)	1.8 to 3.6			
511—	STM32F207VGT6	LQFP-100	1MB	128KB	3x12-bit ADC, 12x16-bit timer	3xI2C, 4xUSART, 2xUART, 3xSPI, 2xCAN, SDIO	16 (16)	1.8 to 3.6			
511—	STM32F207ZGT6	LQFP-144	1MB	128KB	3x12-bit ADC, 12x16-bit timer	3xI2C, 4xUSART, 2xUART, 3xSPI, 2xCAN, SDIO	24 (24)	1.8 to 3.6			
511—	STM32F215RGT6	LQFP-64	1MB	128KB	3x12-bit ADC, 12x16-bit timer	3xI2C, 4xUSART, 2xUART, 3xSPI, 2xCAN, SDIO	16 (16)	1.8 to 3.6			
511—	STM32F215VGT6	LQFP-100	1MB	128KB	3x12-bit ADC, 12x16-bit timer	3xI2C, 4xUSART, 2xUART, 3xSPI, 2xCAN, SDIO	16 (16)	1.8 to 3.6			
511—	STM32F215ZGT6	LQFP-144	1MB	128KB	3x12-bit ADC, 12x16-bit timer	3xI2C, 4xUSART, 2xUART, 3xSPI, 2xCAN, SDIO	24 (24)	1.8 to 3.6			
511—	STM32F217VGT6	LQFP-100	1MB	128KB	3x12-bit ADC, 12x16-bit timer	3xI2C, 4xUSART, 2xUART, 3xSPI, 2xCAN, SDIO	16 (16)	1.8 to 3.6			
511—	STM32F217ZGT6	LQFP-144	1MB	128KB	3x12-bit ADC, 12x16-bit timer	3xI2C, 4xUSART, 2xUART, 3xSPI, 2xCAN, SDIO	24 (24)	1.8 to 3.6			

STM32 (Cortex™-M4)

The ARM® Cortex™-M4-based STM32 F4 series is an extension of the industry-leading STM32 portfolio towards even higher performance. Like the STM32 F2 series, these MCUs leverage ST's 90 nm NVM technology and ST's ART Accelerator™ to reach the industry's highest benchmark scores for Cortex-M-based microcontrollers with 210DMIPS at 168MHz operating frequency. The DSP instructions and the floating point unit enlarge the range of addressable applications. The STM32 F4 series is the result of a perfect symbiosis of the real-time control capabilities of an MCU and the signal processing performance of a DSP, and thus complements the STM32 portfolio with a new class of devices, digital signal controllers (DSC).

PRODUCT NEW

For quantities greater than listed, call for quote.

MOUSER STOCK NO. Mfr.	Mfr. Part No.	Package	Prog. (Bytes)	RAM (Bytes)	A/D Converter	D/A Converter	Serial Interface	I/Os (High Current)	Supply Voltage	Price Each 1	10	100
511—	STM32F303VCT6	LQFP-100	256KB	48KB	4x12-bit	2x12-bit	3xSPI/2xI2C/5xUSART/USB/CAN	87	2.0			
511—	STM32F373CCT6	LQFP-48	256KB	32KB	1x12-bit	3x12-bit	3xSPI/2xI2C/3xUSART/USB/CAN	84	3.6			
511—	STM32F373RCT6	LQFP-64	256KB	32KB	1x12-bit	3x12-bit	3xSPI/2xI2C/3xUSART/USB/CAN	84	3.6			
511—	STM32F373VCH6	BGA-100	256KB	32KB	1x12-bit	3x12-bit	3xSPI/2xI2C/3xUSART/USB/CAN	84	3.6			
511—	STM32F373VCT6	LQFP-100	256KB	32KB	1x12-bit	3x12-bit	3xSPI/2xI2C/3xUSART/USB/CAN	84	4.0			
511—	STM32F407VET6	LQFP-100	512KB	192KB	16x12-bit	2x12-bit	3xSPI/2xI2C/3xUSART/IrDa/3xUART/1xUSB OTG (FS/HS)/2xCAN/SDIO	140	1.8			
511—	STM32F405RGT6	LQFP-64	1MB	192KB	16x12-bit	2x12-bit	3xSPI/2xI2C/3xUSART/IrDa/3xUART/1xUSB OTG (FS/HS)/2xCAN/SDIO	51	1.8			
511—	STM32F407VGT6	LQFP-100	1MB	192KB	16x12-bit	2x12-bit	3xSPI/2xI2C/3xUSART/IrDa/3xUART/1xUSB OTG (FS/HS)/2xCAN/SDIO	140	1.8			
511—	STM32F415RGT6	LQFP-64	1MB	192KB	16x12-bit	2x12-bit	3xSPI/2xI2C/3xUSART/IrDa/3xUART/1xUSB OTG (FS/HS)/2xCAN/SDIO	51	1.8			
511—	STM32F417VGT6	LQFP-100	1MB	192KB	16x12-bit	2x12-bit	3xSPI/2xI2C/3xUSART/IrDa/3xUART/1xUSB OTG (FS/HS)/2xCAN/SDIO	82	1.8			
511—	STM32F407IGH6	UFBGA-176	1MB	192KB	24X12-bit	2x12-bit	3xSPI/2xI2C/3xUSART/IrDa/3xUART/1xUSB OTG (FS/HS)/2xCAN/SDIO	140	1.8			
511—	STM32F407IGT6	LQFP-176	1MB	192KB	24X12-bit	2x12-bit	3xSPI/2xI2C/3xUSART/IrDa/3xUART/1xUSB OTG (FS/HS)/2xCAN/SDIO	140	1.8			
511—	STM32F407ZGT6	LQFP-144	1MB	192KB	24X12-bit	2x12-bit	3xSPI/2xI2C/3xUSART/IrDa/3xUART/1xUSB OTG (FS/HS)/2xCAN/SDIO	114	1.8			
511—	STM32F417IGH6	UFBGA-176	1MB	192KB	24X12-bit	2x12-bit	3xSPI/2xI2C/3xUSART/IrDa/3xUART/1xUSB OTG (FS/HS)/2xCAN/SDIO	140	1.8			
511—	STM32F417IGT6	LQFP-176	1MB	192KB	24X12-bit	2x12-bit	3xSPI/2xI2C/3xUSART/IrDa/3xUART/1xUSB OTG (FS/HS)/2xCAN/SDIO	140	1.8			
511—	STM32F417ZGT6	LQFP-144	1MB	192KB	24X12-bit	2x12-bit	3xSPI/2xI2C/3xUSART/IrDa/3xUART/1xUSB OTG (FS/HS)/2xCAN/SDIO	114	1.8			

© Copyright 2014 Mouser Electronics

© Copyright 2014 Mouser Electronics

STMICROELECTRONICS Microcontrollers

Products may be RoHS compliant. Check mouser.com for RoHS status.

life.augmented

CORTEX DEVELOPMENT TOOLS

NEW! TECHNOLOGY

For quantities greater than listed, call for quote.

MOUSER STOCK NO. / Mfr. Part No.	Description	Price Each
M0		
511—STM32F0DISCOVERY	STM32 F0 Entry-level Cortex M0 DIP module evaluation board with USB debug interface.	
511—STM320518-EVAL	Evaluation board for STM32 F0 series fitted with an STM32F051 48MHz Entry-level Cortex M0 CPU and QVGA LCD display.	
M3		
511—STM32L152-EVAL	Complete hardware emulation platforms with the STM32L152, implementing the full range of device peripherals and features	
511—STM32L-DISCOVERY	Includes a 6-digit LCD display, one touch-sensing slider, 2 LEDs, 1 user button, current measurement and the embedded debugger (ST-LINK/V2).	
511—STM32VLDISCOVERY	Includes an STM32F100 and an in-circuit ST-Link debugger/programmer to debug Discovery applications and other target board applications.	
511—STM32100B-EVAL	STM32F100V EVB with HDMI CEC, 2xI2C, 2 SPI channels, 3 USART channels, 8KB SRAM, 128KB internal Flash, JTAG and SWD debugging.	
511—STM32100B-MCKIT	Starter kit (w/STM32F100B) provides a complete development platform for motor control applications	
511—STM3210E-EVAL	512K version of complete hardware evaluation platform with the STM32F103, implementing the full range of device peripherals and features.	
511—STM3210C-EVAL	Complete Connectivity Platform with USB-OTG, MAC, 2 CAN2.0, 2I2C, 5 USART, Smartcard, SPI, JTAG, SWD and Debugging Support	
511—STM32-COMSTICK	Complete low-cost Hitex evaluation supporting 10/100 ethernet, USB 2.0, Full-speed device/host/OTG with on-chip PHY and CAN	
511—STEVAL-IPC003V1	Demonstration board is a thermal printer adapter board for the STM3210C_EVAL and offers a solution for parking ticket vending machines.	
511—STM32L152-SK/IAR	IAR KickStart Kit for STM32L EnergyLite ARM, IAR visualSTATE 20-state eval with embedded IAR J-link Lite debugging probe	
511—STM3221G-EVAL	The STM3221G-EVAL evaluation board is a complete demonstration and development platform for the STM32F2 series and includes an embedded STM32F217IGH6 high-performance ARM Cortex -M3 32-bit microcontroller	
511—STM32MICOS-EVAL	The STM32-MICRIUM package consists of a evaluation board and a book. Step-by-step look at the inner workings of Micrium's latest real-time kernel, µC/OS-III.	
M4		
511—STM32F3DISCOVERY	Includes devices with 64 to 256K-bytes of on-chip flash memory and up to 48K-bytes of SRAM	
511—STM32F4DISCOVERY	Based on the STM32F407VGT6, it includes an ST-LINK/V2 embedded debug tool, two ST MEMS, digital accelerometer and digital microphone, one audio DAC with integrated class D speaker driver, LEDs and push buttons and an USB OTG micro-AB connector	
511—STM32373C-EVAL	Eval Board for STM32373C, 72MHz analog integration to complement STM32 F1 and F4 Series	
511—STM3240G-EVAL	Evaluation board for the STM32 F4 series and includes an STM32F407IGH6 high-performance ARM® Cortex™-M4F 32-bit microcontroller.	
511—STM3241G-EVAL	Evaluation board for the STM32 F4 series and includes an STM32F417IGH6 high-performance ARM® Cortex™-M4F 32-bit microcontroller with a cryptographic acceleration cell.	
511—STM3240GSKKEI	Keil starter kit is a complete solution for starting application development and evaluating STM32F4 Series ARM Cortex-M4	
511—STM32F4DISCOVERY	Based on the STM32F407VGT6, it includes an ST-LINK/V2 embedded debug tool, two ST MEMS, digital accelerometer and digital microphone, one audio DAC with integrated class D speaker driver, LEDs and push buttons and an USB OTG micro-AB connector	
511—STM3240G-EVAL	Evaluation board for the STM32 F4 series and includes an STM32F407IGH6 high-performance ARM® Cortex™-M4F 32-bit microcontroller.	
511—STM3241G-EVAL	Evaluation board for the STM32 F4 series and includes an STM32F417IGH6 high-performance ARM® Cortex™-M4F 32-bit microcontroller with a cryptographic acceleration cell.	

THIRD-PARTY SOFTWARE AND TOOLS

Users can choose from a full range of development solutions that deliver start to finish control of application development from a single environment. Solutions come with in-circuit emulators, and offer project management, source editing, application building and debugging from a single, easy-to-use graphical interface. They are available for all popular C/C++ compilers compatible with ARM cores.

PRODUCT NEW

For quantities greater than listed, call for quote.

MOUSER STOCK NO. / Mfr. Part No.	Description	Price Each
511—STM3210CPRIMER	EVOPrimer Raisonance Toolset for the STM32 Performance Line preloaded with 256Kb RAM, Flash, Ride 7, a C/C++ compiler, Circle OS task scheduler and C source code for all sample applications and libraries.	
511—STMPRIMER-BASE	EVOPrimer Raisonance base accessory for use with Target and extension Boards for the STM32 Line with removable transparent cover, USB cable with debugging/programming interface and most hardware features for MCU evaluation. This board can also be extended by add-on connectors.	
511—STMPRIMER-PROTO	STMPrimer accessory for prototype target STM32 extension boards.	
511—STM3210CPRIM-D	STMPRIMER accessory including 264KB flash for the STM32 MCU target boards for use with the EvoPrimer base.	
511—STM32L15PRIM-D	STMPRIMER accessory including 256KB flash for the STM32 and STM8 MCU target boards for use with the EvoPrimer base.	
511—STM3240GPRIM-D	STMPRIMER accessory including 256KB flash for the STM32 and STM8 MCU target boards for use with the EvoPrimer base.	
511—STMPRIMER-EXT	STMPRIMER accessory including 256KB flash for the STM32 and STM8 MCU target boards for use with the EvoPrimer base.	
511—STM3210C-SK/KEIL	Starter kit with uVision3, ARM RealView C/C++ compiler for code up to 16K-bytes, ULINK-ME (USB/JTAG) in-circuit debugger/programmer and evaluation board with STM32F107C (256Kbyte Flash, Ethernet, USB Host and OTG).	
511—STM3210E-SK/KEIL	Kit includes RealView Microcontroller Development, Kit for ARM (16K code-size limited version) with ARM C/C++ compiler, ULINK (USB/JTAG) in-circuit emulator and evaluation board for STM32 with external 1M RAM, 8M flash, and joystick for primer 2 applications.	
511—STM3210E-SK/IAR	Kit includes IAR Embedded Workbench for ARM (EWARM - 32K code-size limited version), J-Link (USB/JTAG) in-circuit emulator and evaluation board for STM32, E-version 512Kb flash memory for Primer 2 applications.	
511—STM3220G-SK/IAR	Complete, cost-effective solution for starting application development and evaluating the STMicroelectronics STM32 F2-series ARM core-based microcontrollers.	
511—STM3220G-JAVA	Kit is composed of the STM3220G-EVAL evaluation board and a DVD ROM which contains an evaluation version of the MicroEJ® Software Development Kit	

ST FLASH STICK (ST IN-CIRCUIT COMMUNICATION KIT); 8-BIT

MOUSER STOCK NO. / Mfr. Part No.	Description	Price Each
511—STX-RLINK	In-Circuit debugger/programmer supporting JTAG and ICC protocols for STM8, ST7, uPSD, STM32, STR7 and STR9	

STM32 GRAPHIC PANEL BOARD

The STM32-based STEVAL-CCM001V2 graphic panel demonstration board display images one by one in a slideshow fashion. The heart of this board is the STM32 microcontroller, which is capable of reading a memory card containing photographs, and display them on a TFT screen. The memory used to store the images is a microSD card. A 3-axis MEMS accelerometer is used for the picture orientation. The application can be used either as a standalone solution, or combined with other applications such as POS, card readers, security panels, USB speakers or high-end remote controls.

MOUSER STOCK NO. / Mfr. Part No.	Description	Price Each
511—STEVAL-CCM001V2	STM32-based graphic panel demonstration board display based on STM32 MCU containing photographs for a TFT screen with microSD and 3-axis MEMS	

STM32 Development Board

PRODUCT NEW

MOUSER STOCK NO.	Description	Price Each
511-STM3220G-EVAL	Full range of hardware features on the board USB OTG HS, USB OTG FS, ethernet, motor control, CAN, MicroSD card, smartcard, USART, Audio DAC, RS-232, IrDA, SRAM, MEMS, EEPROM to develop applications.	

ST6 GENERAL PURPOSE CONTROL 8-BIT

For quantities greater than listed, call for quote.

MOUSER STOCK NO. / Mfr. Part No.	Package Type	Prog. Mem.	Memory Type	RAM	E²PROM	A/D Inputs	Timers	I/Os (HI-Curr)	Special Features	Price Each 1	Price Each 10	Price Each 100
Thru Hole												
511—ST62T65CB6	DIP-28	2K	OTP EPROM	128	128	13x8-bit	1x8-bit	21 (8)	RC oscillator, OSG, ART, ROP, IC/OC			
511—ST62T25CB6	DIP-28	4K	OTP EPROM	64	----	16x8-bit	1x8-bit	20 (4)	RC oscillator, OSG, ROP			

STR7 SERIES ARM7TDMI® CORE, 32-BIT

For quantities greater than listed, call for quote.

MOUSER STOCK NO. / Mfr. Part No.	Package Type	Program Memory	RAM	A/D Inputs	Timers	Serial Interface	I/Os (HI-Curr)	Special Features	Price Each 1	Price Each 10	Price Each 100
Surface Mount											
511—STR711FR1T6	LQFP-64	128K+16K	32K	4x12-bit	4x16-bit	2xSPI/2xI2C/4xUART/HDLC/SC/USB	30 (0)	WDG, RTC			
511—STR712FR2T6	LQFP-64	256K+16K	64K	4x12-bit	4x16-bit	2xSPI/2xI2C/4xUART/HDLC/SC/CAN	32 (0)	WDG, RTC			
511—STR731FV2T6	LQFP-100	256K+16K	---	12x10-bit	15x16-bit	3xSPI/2xI2C/4xUART/3xCAN	72 (0)	WDG, RTC			

© Copyright 2014 Mouser Electronics
© Copyright 2014 Mouser Electronics

STMICROELECTRONICS Microcontrollers

Products may be RoHS compliant. Check mouser.com for RoHS status.

life.augmented

STM8L ULTRA-LOW-POWER 8-BIT

STMicroelectronics has introduced its first ultra-low-power family based on the 8-bit STM8 core. Paving the way for a future complete ultra-low-power platform, the STM8L family combines high performance and ultra-low power consumption thanks to a new proprietary ultra-low-leakage process and optimized architecture. This family is declined in three different lines making the STM8L an optimal family to support many applications with special care on power savings.

For quantities greater than listed, call for quote.

MOUSER STOCK NO.	Mfr. Part No.	Package Type	Prog. Mem.	Memory Type	RAM	A/D Inputs	Timers	Serial Interface	I/Os (HI-Curr)	Special Features	Price Each 1	10	100
511—STM8L101F2P6		TSSOP-20	4K	Flash	1.5K	-----	2x16-bit, 1x8-bit	SPI, I2C, USART	18 (16)	IWD, AWU, beeper			
511—STM8L101F3U6ATR		UFQFPN-20	8K	Flash	1.5K	-----	2x16-bit, 1x8-bit	SPI, I2C, USART	18 (16)	IWD, AWU, beeper			
511—STM8L101K3T6		LQFP-32	8K	Flash	1.5K	21x12-Bit	2x16-bit, 1x8-bit	SPI, I2C, USART	18 (16)	IWD, AWU, beeper			
511—STM8L151C6T6		LQFP-48	32K	Flash	2K	25x12-Bit	3x16-bit, 1x8-bit	SPI, I2C, USART (IrDA,ISO7816)	41 (39)	2xWDG, AWU, RTC, beeper			
511—STM8L152C6T6		LQFP-48	32K	Flash	2K	25x12-Bit	3x16-bit, 1x8-bit	SPI, I2C, USART (IrDA,ISO7816)	41 (39)	2xWDG, AWU, RTC, beeper			

STM8L DEVELOPMENT BOARDS

MOUSER STOCK NO.	Description	Price Each
511—STM8L-DISCOVERY	For the STM8L152C6T6 which includes ST-Link embedded debug tool interface, LCD (24 segments, 4 commons), LEDs and push buttons.	
511—STM8L1526-EVAL	For STM8L152C6 which supports I2C, SPI, USART, 12-bit ADC, 12-bit DAC, LCD driver, 2KB internal SRAM, 32 KB EEPROM and SWIM debugging.	
511—STM8L15LPBOARD	Low-power demo board demonstrates all the STM8L15x low-power modes, and permits the user to take consumption measurements in all modes.	
511—STM8L1526PRIMER	EvoPrimer STM8L Ultralow power line complete evaluation tool including base and target board with 32KB Flash, program/debug USB port, 3 character display, 8 segments, temperature sensor, MEMS accelerometer, rechargeable battery, solar cells, and push buttons.	
511—STM8L1526PRIM-D	STMPRIMER accessory including 32KB flash for the STM8L MCU target boards for use with the EvoPrimer base.	

STM8S GENERAL PURPOSE 8-BIT

The STM8S family of general-purpose 8-bit Flash microcontrollers offers ideal solutions for industrial and appliance market requirements. An advanced core version combined with a 3-stage pipeline ranks the STM8S in the top position for performance to cost ratio . The embedded EEPROM and the calibrated RC oscillator allow a significant cost effectiveness. An easy-to-use and intuitive development environment contributes improving time to market.

For quantities greater than listed, call for quote.

MOUSER STOCK NO.	Mfr. Part No.	Package Type	Prog. Mem.	Memory Type	RAM	A/D Inputs	Timers	Serial Interface	I/Os (HI-Curr)	Special Features	Price Each 1	10	100
511—STM8S105C6T6		LQFP-48	32K	Flash	2K	10x10-bit	3x16-bit, 1x8-bit	SPI, I²C, UART (IrDA,ISO7816)	38 (16)	2xWDG, beep			
511—STM8S207CBT6		LQFP-48	128K	Flash	6K	16x10-bit	3x16-bit, 1x8-bit	SPI, I²C, 2xUART (IrDA,ISO7816)	38 (16)	2xWDG, beep			
511—STM8S207RBT6		LQFP-64	128K	Flash	6K	16x10-bit	3x16-bit, 1x8-bit	SPI, I²C, 2xUART (IrDA,ISO7816)	52 (16)	2xWDG, beep			

STM8S DEVELOPMENT BOARDS

PRODUCT NEW

MOUSER STOCK NO.	Description	Price Each
511—STM8S-DISCOVERY	For the STM8S105 which includes ST-Link embedded debug tool interface, and touch sensing button.	
511—STM8SVLDISCOVERY	For the STM8S003K3T6 which includes ST-Link embedded debug tool interface and user button	
511—STEVAL-ILM001V1	Plug-in hardware module for the STM8S-DISCOVERY interface for DALI communication	

STR9 SERIES ARM9E™ CORE, 32-BIT

MOUSER STOCK NO.	Mfr. Part No.	Package Type	Prog. Mem.	RAM	A/D Inputs	Timers	Serial Interface	I/Os (HI-Curr)	Special Features	Price Each 1	10	100
Surface Mount												
511—STR910FAW32X6		LQFP-128	256K	64K	8x10-bit	7x16-bit	CAN/3xUART/2xFastI2C/2xSPI	80 (16)	WDG, 1µA RTC			
511—STR912FAW44X6		TQFP-128	512K	96K	8x10-bit	7x16-bit	Ethernet/USB/CAN/3xUART/2xFastI2C/2xSPI	80 (16)	WDG, 1µA RTC			

STR9 DEVELOPMENT BOARDS AND STARTER KITS

MOUSER STOCK NO.	Mfr. Part No.	Description	Price Each
511—STR91X-SK/KEI		Keil Starter Kit For STM32, STR9, and STR7 Arm Core-based families of microcontrollers	
511—STR91X-SK/HIT		Hitex Starter Kit with STR912 evaluation board, USB-JTAG in-circuit debugger, 16kb code-size	

ST10 GENERAL PURPOSE CONTROL 16-BIT

For quantities greater than listed, call for quote.

MOUSER STOCK NO.	Mfr. Part No.	Package Type	Prog. Mem.	Memory Type	RAM	E²PROM	A/D Inputs	Timers	I/Os (HI-Curr)	Price Each 1	10	100
511—ST10F269Z2Q3		PQFP-144	256	12	5.5	16x10-bit	8x16-bit	111	USART, SSC, 2xCANs			

POWER ARCHITECTURE® AUTOMOTIVE, 32-BIT

PRODUCT NEW

This 32-bit system-on-chip (SoC) automotive microcontroller family is the latest achievement in integrated automotive application controllers. It belongs to an expanding range of automotive-focused products designed to address chassis applications—specifically, electrical hydraulic power steering (EHPS) and electric power steering (EPS)—as well as airbag applications.

For quantities greater than listed, call for quote.

MOUSER STOCK NO.	Mfr. Part No.	Package Type	Prog. Mem.	Clock Frequency (MHz)	A/D Inputs	Timers	I/Os	Price Each 1	10	100	250
Thru Hole											
511—SPC560B40L5C6E0X		LQFP-144	256KB	64	36x10-bit	6x32-bit	56 (16)				
511—SPC560B50L5C6E0X		LQFP-144	512KB	64	36x10-bit	6x32-bit	56 (16)				
511—SPC563M64L5COAR		LQFP-144	1.5MB	80	34x3-bit	1x32-bit	14 (16)				
511—SPC560B50L3C6E0X		LQFP-100	512KB	64	36x10-bit	6x32-bit	56 (16)				
511—SPC564A80L7CFAR		LQFP-176	4MB	150	-	5x32-bit	120 (1)				
511—SPC560P50L3CEFAR		LQFP-100	512KB	64	2x10-bit	6x16-bit	-				
511—SPC560P50L3BEABR		LQFP-100	512KB	64	2x10-bit	6x16-bit	-				
511—SPC564A80B4CFAR		PBGA-324	4MB	150	2x10-bit	5x32-bit	120 (1)				
511—SPC560P40L3CEFAR		LQFP-100	256KB	64	1x10-bit	6x16-bit	16 (1)				
511—SPC560P40L3CEFBR		LQFP-100	256KB	64	1x10-bit	6x16-bit	64 (1)				
511—SPC560P40L1BEFBR		LQFP-64	256KB	64	1x10-bit	6x16-bit	64 (1)				
511—SPC560P50L5CEFAR		LQFP-144	512KB	64	2x10-bit	6x16-bit	-				
511—SPC560P50L5CEFBR		LQFP-144	512KB	64	2x10-bit	6x16-bit	-				

© Copyright 2014 Mouser Electronics

© Copyright 2014 Mouser Electronics

OLIMEX Development Boards

RoHS Compliant **This product is RoHS compliant.**

Olimex Ltd. designs, prototypes, and manufactures printed circuit boards, sub-assemblies, and complete electronic products. Olimex provides product/PCB design assembly, harnessing, and panel work ranging from small analog devices to large, complex microprocessor products. Olimex is recognized as a third party hardware developer for Texas Instruments, Atmel, STMicroelectronics, IAR Systems, Cirrus Logic, and more.

DEVELOPMENT BOARDS

For quantities greater than listed, call for quote.

MOUSER STOCK NO.	Description	Price Each
909-AVR-CAN	Development Board for AT90CAN128	
909-AVR-USB-STK	Development Board for AT90USB162	
909-AVR-MT128	Development Board for ATMEGA128	
909-AVR-IO-M16	Development Board for ATMEGA16	
909-AVR-T32U4	Development Board for ATMega32U4	
909-SAM3-H256	Development Board for ATSAM3S4BA-AU	
909-SAM3-P256	Development Board for ATSAM3S4BA-AU	
909-IMXOLINUXINOMAXI	OLinuXino-MAXI Single-Board Linux Computer	
909-IMXOLINUXINOMCRO	Single-Board Linux Computer, i.MX233 MCU, SD Card, USB, Comp. Video	
909-IMXOLINUXINOSD	SD Card for OLinuxino-MAXI Board	
909-OLIMEXINO-32U4	Olimexino Development Board for ATMega32U4	
909-OLIMEXINO-5510	Olimexino Development Board for MSP430	
909-OLIMEXINO-328	Development Board for AVR ATMEGA328	
909-OLIMEXINO-STM32	Development Board for ARM STM32	
909-LPC-H1114	Dev. Brd for LPC-H1114 Cortex-M0 , 32KB FLASH, 8KB SRAM	
909-LPC-H1343	Dev. Brd for LPC-1343 Cortex M3, 32KB FLASH 8KB SRAM	
909-LPC-H11C14	Dev. Brd for LPC-H11C14 Cortex M0, 32KB FLASH, 8KB SRAM	
909-LPC-P1227	ARM Prototype Board for LPC1227	
909-LPC1766-STK	Development Board for LPC1766 256KB Flash 64KB RAM	
909-LPC-E2294-8MB	Development Board for LPC2294 256KB Flash 16KB RAM	
909-LPC-P2378	Development Board for LPC2378 512KB Flash 16KB RAM	
909-MSP430-CCRF	Dev. Brd for MSP430-CCRF w/ RF Transceiver (868/915MHz)	
909-MSP430-CCRFLCD	Development Board for TI CC430F5137IRGZ with LCD	
909-MSP430-P149	Development Board for MSP430F149	
909-MSP430-P1611	Development Board for MSP430F1611	
909-MSP430-P169	Development Board for MSP430F169	
909-MSP430-P249	Development Board for MSP430F249	
909-MSP430-5438STK	Development Board for MSP430F5438	
909-MSP430-EASYWEB-2	Development Board for MSP430F149 10A/240V TCP/IP	
909-MSP430-EASYWEB-3	Development Board for MSP430F149 Low Power TCP/IP	
909-MSP430-169STK	Starter Kit for MSP430F169	
909-MSP430-413STK2	Starter Kit for MSP430F413	
909-MSP430-169LCD	Starter Kit for MSP430F169	
909-TMS320-P28016	Development Board for TMS320F28016	
909-PIC-P26J50	Prototype/Development Board for PIC18F26J50	
909-PIC32PINGUINOOTG	Development Board for PIC/DSPIC PIC32 OTG	
909-PINGUINO-MICRO	Pinguino Micro, Development Board for PIC32MX440F256H	
909-PIC-LCD3310	Development Board for PIC18F67J50	
909-PIC32-MX460	Development Board for PIC32MX460F	
909-PIC-MICRO-WEB	Development Board for PIC18F67J60 TCP/IP Micro	
909-PIC-WEB	Development Board for PIC18F67J60 TCP/IP	
909-PIC-MAXI-WEB	Development Board for PIC18F97J60 TCP/IP	
909-PIC32-WEB	Development Board for PIC32MX460F512 TCP/IP	
909-PIC32-MAXI-WEB	Development Board for PIC32MX460F512L TCP/IP	
909-PIC-USB-STK	Starter Kit for PIC18F4550 with USB	
909-STM32-H152	Dev. Brd for STM32L15VBT6 Cortex M3, 128KB Flash, 16KB RAM	
909-STM32-P152	Dev. Brd for STM32L15VBT6 Cortex M3, 128KB Flash, 16KB RAM	
909-STM32-LCD	Development Board for STM32F103ZE	
909-STM32-103STK	Starter Kit for STM32F103RBT6	
909-PIC32-T795	PIC/DSPIC Development Board for PIC32-T795 Pinguino	
909-PIC32PINGUINOMX	Pinguino Development Board for PIC32MX220F032D	
909-MSP430-5510STK	Starter Kit Board for MSP430F5510	
909-EM-32G210F128-H	Hardware Board for EM-32G210F128-H	
909-DUINOMITE-MEGA	PIC32MX795F521H Duinomite Dev. Board - Mega	
909-DUINOMITE-MINI	PIC32MX795F521H Duinomite Development Board - Mini	
909-DUINOMITE	PIC32MX795F521H Duinomite Development Board	
909-DUINOMITE-IO	Duinomite I/O Board - connects VGA, Composite Video, Audio, & PS/2 Keyboard	
909-DUINOMITE-SHIELD	Arduino 26-Pin Connector Shield	
909-DUINOMITE-EMEGA	PIC/DSPIC Maximite Open Source SBC- Mega Ethernet	
909-SHIELD-EKG-EMG	EKG/EMG Shield for Duniomite	

HEADER BOARDS

For quantities greater than listed, call for quote.

MOUSER STOCK NO.	Description	Price Each
909-AVR-H128-CAN	Header Board for AT90CAN128-16AU	
909-AVR-H128-C	Header Board for ATMEGA128	
909-MSP430-H149	Header Board for MSP430F149	
909-MSP430-H1611	Header Board for MSP430F1611	
909-MSP430-H169	Header Board for MSP430F169	
909-MSP430-H249	Header Board for MSP430F249	
909-MSP430-H449	Header Board for MSP430F449	
909-MSP430-HE427	Header Board for MSP430FE427	
909-MSP430-HG439	Header Board for MSP430FG439	
909-MSP430-HW427	Header Board for MSP4730FW427	
909-STM32-H103	Header Board for STM32F103RBT6	
909-STM32-H107	Header Board for STM32F107	

PROTOTYPE BOARDS

For quantities greater than listed, call for quote.

MOUSER STOCK NO.	Description	Price Each
909-PROTO-SHIELD	Prototype Shield for Olimex Ardino Compatible Boards	
909-AVR-P40N85358MHZ	Prototype Board for STK200 10-Pin	
909-AVR-P20B-10MHZ	Prototype Board for STK200 20-Pin	
909-AVR-P28N-8MHZ	Prototype Board for STK200 28-Pin	
909-AVR-USB-162	Prototype Board for AT90USB162	
909-LPC-P1343	Prototype Board for LPC1343	
909-MSP430-P123M	Prototype Board for MSP430F123	
909-TMS320-P28027	Prototype Board for TMS320F28027	
909-PIC-USB-4550	Prototype Board for PIC18F4550 w/USB	
909-PIC-P67J60	Prototype Board for PIC18F67J60	

PROTOTYPE BOARDS (CONT.)

For quantities greater than listed, call for quote.

MOUSER STOCK NO.	Description	Price Each
909-PIC-P32MX	Prototype Board for PIC32MX340F512	
909-PIC-P18-20MHZ	Prototype Board for 18-PIN PIC	
909-PIC-P28-20MHZ	Prototype Board for 28-PIN PIC	
909-PIC-P40-20MHZ	Prototype Board for 40-PIN PIC	
909-PIC-P14-20MHZ	Prototype Board ICSP/ICD Enabled 14-Pin	
909-PIC-P28-USB	Prototype Board ICSP/ICD Enabled 28-Pin	
909-PIC-P40-USB	Prototype Board ICSP/ICD Enabled 40-Pin	
909-STM32-P107	Prototype Board for STM32F107VCT6	
909-STM32-P103	Prototype Board for STM32F103RBT6	
909-STM32-P207	Arm Protype Board for STM32F207	
909-STM32-P407	Arm Protype Board for STM32F207	

WIRELESS, ACCESSORIES, AND MODULES

For quantities greater than listed, call for quote.

MOUSER STOCK NO.	Description	Price Each
909-MOD-WIFI	WIFI Wireless Prototype Module	
909-MOD-GPS	GPS SIRF STAR III Module 20-CH 38mA 4G	
909-MOD-BT	Bluetooth Wireless Prototype Module	
909-MOD-ZIGBEE	Zigbee Wireless Prototype Module	
909-MOD-MRF24J40	MRF24J40 ZigbeeTransciever Module	
909-MOD-NRF24LR	RF 2.4GHZ Transciever Module NRF24L01 34x18mm	
909-MOD-NRF24LS	RF 2.4GHZ Transciever Module NRF24L01 51x18mm	
909-MOD-RFID125-BOX	RFID Reader for 125KHZ TAGS 100x50x10mm	
909-MOD-RFID125	RFID Reader for 125KHZ TAGS 50x20x5mm	
909-RFID125-ISO	RFID Transponder Tag, 125KHz ISO	
909-RFID125-WAT	RFID Watch Tag, 125KHz	
909-RFID125-STI	RFID Sticker Tag, 125KHz	
909-RFID1356-ISO	RFID Transponder Tag, 13.56MHz ISO	
909-RFID1356-STI	RFID Sticker Tag, 13.56MHz	
909-MOD-ENC624J600	Ethernet Controller Header Board w/UEXT Conn 100Mbit	
909-MOD-ENC28J60	Ethernet Controller Header Board w/UEXT Conn 10Mbit	
909-MOD-IO	Expandable Board Input/Output w/UEXT	
909-MOD-USB-RS232	USB to RS232 Interface Module	
909-MOD-POE	PoE Injector for PIC-MICRO-WEB	
909-MOD-MMA7260	3-AXIS Accelerometer Board with AT91SAM7S64	
909-MOD-SMB380	3-AXIS Accelerometer Board with UEXT Conn	
909-MOD-SM380	UEXT Accelerometer Module	
909-MOD-VGA-32MB	Gameduino 32MB VGA Shield	
909-MOD-LCD4.3	Olimex 4.3" LCD Panel extension, UEXT	
909-MOD-NOKIA6610	TFT LCD 128x128 Pixel 12bit Color	
909-MOD-LCD3310	LCD 84x48 B/W Nokia 3310 UEXT Connector	
909-MOD-LCD1X9	LCD 1x9 Alphanumeric UEXT/I2C	
909-MOD-SDMMC	SD/MMC Card Module UEXT/BAT Connector	
909-MOD-RS485	RS232 to RS485 Converter Module w/ UEXT Conn	
909-MOD-EKG	MSP430 Heart-Rate and EKG Kit w/ LCD & RS232 EKG Output	
909-MOD-PULSE	MSP430 Heart-Rate and Blood Oxygenation Dev. Board	
909-MOD-RTC	Real Time Clock Interface Board w/ PCF8536 & UEXT	
909-SHIELD-LOL-SMT	Red SMT3528 LED Shield for Olimexino-328	
909-MOD-POE-V2	PoE Adapter Module	
909-MOD-ZIGBEE-UEXT	Zigbee Uext Module	
909-MOD-ZIGBEE-PIR	Zigbee PIR Module	
909-MOD-USB-RS232	USB to RS232 Interface Module	
909-MOD-IRDA	IRD Uext Module	
909-MOD-TC	Thermocoupler Uext Module	
909-MOD-MAG	Magnetometer Uext Module	
909-MSP430-RFLINK	Wireless Module with MSP430F1232	
909-AVR-GSM	Development Board for ATMEGA32 32KB Flash 2KB RAM	
909-PIC-GSM	Development Board w/GSM Module PIC18F97J60-I/PT	
909-RFID125-ISO-5	RFID Tag 125KHZ ISO 86x54x0.8mm	
909-RFID125-KEY-5	RFID Tag 125KHZ Keyfob 36.5x30x7.5mm	
909-RFID125-STI-5	RFID Tag 125KHZ Sticker 20x1mm	
909-ENC28J60-H	Ethernet Controller Header Board 30x24mm	
909-CS8900A-H	Ethernet Controller Header Board 53x29mm	
909-USB-ISO	FL SPD USB Isolator 1000V 41x36.5mm	
909-MSP430-LEDBOOST	8x8 LED Matrix for TI MSP430 Launchpad	
909-MOD-LED8x8	MSP430 Launchpad 8x8 LED Add-on	
909-MSP430-PIR	PIR Sensor for MSP430F2013 Low Power	
909-MSP430-GBD	Glass Break Detector	
909-MSP430-SOLAR	Solar Panel Battery Charger w/MSP430 JTAG	
909-BATTERY-LITHPO	Lithium Polymer Battery w/JST Conn. for Olimex Arduino Compatible Boards	
909-USB-ULIPO	Lithium Polymer Battery	

PROGRAMMERS / DEBUGGERS

For quantities greater than listed, call for quote.

MOUSER STOCK NO.	Description	Price Each
909-ARM-JTAG-SWD	ARM JTAG SWD Adapter	
909-ARM-JTAG-20-10	JTAG 20-pin 0.1" to 10-pin 0.05" Adapter	
909-ARM-USB-OCD	3-in-1 USB ARM JTAG 2-5V 50x40mm	
909-ARM-USB-TINY-H	Hi Speed ARM USB JTAG 2-5V 50x40mm	
909-AVR-ISP-MK2	AVR Programmer for Atmel STK500 V2	
909-AVR-ISP500-ISO	AVR Programmer 2MB Flash 1000V	
909-AVR-ISP500-TINY	AVR Programmer 2MB Flash	
909-AVR-ISP500	USB AVR Programmer	
909-AVR-JTAG-USB	USB JTAG Dongle OPTOISOLATED 3-5V	
909-MSP430JTAGISOMK2	Optoisolated USB JTAG for MSP430Fxxx flash microcontrollers	
909-MSP430-JTAG-TINY	USB JTAG for MSP430FXXX	
909-MSP430-JTAG-RF	Wireless USB JTAG For MSP430FXXX	
909-TMS320-XDS100-V2	USB JTAG Dongle XDS100V2 TMS320	
909-PIC-KIT3	PIC Programmer/Debugger, USB to PC Connection	
909-PIC-MCP-USB	MPLAB 8/18/28/40P for PICSTART+	

© Copyright 2014 Mouser Electronics

© Copyright 2014 Mouser Electronics

TEXAS INSTRUMENTS MSP430 Microcontrollers

Products may be RoHS compliant. Check mouser.com for RoHS status.

For a complete listing of Texas Instruments Microcontrollers visit mouser.com/ti

Having trouble finding the microcontroller you need? Try using the Texas Instruments microcontroller selection tool at: mouser.com/timicrocontrollers-selector/

META WATCH™ DEVELOPMENT SYSTEM

Meta Watch™ is a wearable development system that enables rapid development of 'connected-watch' applications. With Meta Watch™, developers can quickly and easily extend the interfaces of devices and applications to the wrist. The Meta Watch™ platforms utilize embedded Bluetooth® technology to connect to smartphones, mobile devices and other Bluetooth enabled devices.

Watch Features:
- A great looking watch
- An easy-to-use Bluetooth enabled wearable development system
- Fully-tooled; production-ready modules with FCC, CE certification
- Stainless steel case
- Leather strap
- Water-resistant (3 ATM)
- Mineral crystal lens
- Vibrating motor
- Three-axis accelerometer
- Ambient light sensor

Embedded SDK Features:
- Add your own thread to the watch for special functions
- Use the Meta Watch™ low-power application framework
- No need to open the watch for in-circuit debugging
- Uses TI SPI-BY-Wire
- Leverage the Bluetooth radio and remote protocol for communication
- Sample code which is an Open Source Android SDK project demonstrating watch connectivity to an Android phone. The project demonstrates watch idle screen use as well as notifications for: CallerID, SMS messages, alarms, calendar events, music control, email and IM

Kit Includes:
- Programming/charging clip & USB cable
- Ability to easily program through external clip & cable; no need to open watch
- Supports open source projects that support both CCS (Code Composer Studio) and IAR tool chains
- One digital display watch
- Preprogrammed to connect to an Android device out of the box

Benefits:
- MetaWatch™ is a fully-tooled production unit which lowers the barrier to market entry
- As a development platform it allows users to create custom wearable applications
- Bluetooth technology allows connection to over 3 billion + Bluetooth devices in the market
- Freely available source example code allows for easy development
- Meta Watch™ community with forums, documentation nd links to sample code



For quantities greater than listed, call for quote.

MOUSER STOCK NO.	Texas Instruments Part No.	Display Type	Clock Display	Buttons	Price Each
595-MSPWDS430BT2000D	MSP-WDS430BT2000D	96x96 Dot Matrix	Digital	6	

MSP430LXXX DEVELOPMENT TOOLS AND ACCESSORIES

For quantities greater than listed, call for quote.

MOUSER STOCK NO.	Texas Instruments Part No.	Description	Price Each
595-MSP-FET430U092	MSP-FET430U092	Flash emulation tool that includes the hardware & software required to quickly begin application development on the MSP430 MCU	
595-MSP-TS430L092	MSP-TS430L092	Target board used to program/debug the MSP430 in-system through the JTAG interface or the Spy Bi-Wire (2-wire JTAG) protocol	

MSP430BQXXXX WIRELESS RECEIVER-SIDE COMMUNICATION AND POWER MONITORING IC

For quantities greater than listed, call for quote.

MOUSER STOCK NO.	Texas Instruments Part No.	Package	Freq (MHz)	ADC	Features	Price Each			
						1	25	100	250
595-SP430BQ1010IRTVT	MSP430BQ1010IRTVT	QFN-32	0.2	10-bit	Communication and Voltage/Current Monitoring, WPC-Compliant Communication Protocol				

MSP430FXXXX MIXED SIGNAL MICROCONTROLLER

PRODUCT NEW

For quantities greater than listed, call for quote.

MOUSER STOCK NO.	Texas Instruments Part No.	Package	Freq (MHz)	Flash (KB)	RAM (B)	GPIO	ADC	Timers	Price Each			
									1	25	100	250
595-430FW423IPMR	MSP430FW423IPMR	LQFP-64	8	8	256	---	Slope	2 16-bit, 1 WDT				
595-MSP430F5325IPNR	MSP430F5325IPNR	LQFP-80	25	64	6	---	12-bit SAR	4 16-bit, 1 WDT				

MSP430LXXX MIXED SIGNAL MICROCONTROLLER

For quantities greater than listed, call for quote.

MOUSER STOCK NO.	Texas Instruments Part No.	Package	Freq (MHz)	Flash (KB)	RAM (B)	GPIO	ADC	Timers	Price Each			
									1	25	100	250
595-MSP430L092SPWR	MSP430L092SPWR	TSSOP-14	4	128	-	11	8-bit SAR	2 16-bit (3CCR) 1 WDT				

MSP430BTXXXX MIXED SIGNAL MICROCONTROLLER

For quantities greater than listed, call for quote.

MOUSER STOCK NO.	Texas Instruments Part No.	Package	Freq (MHz)	Flash (KB)	RAM (B)	GPIO	ADC	Timers	Price Each			
									1	25	100	250
595-MSP430BT5190IPZ	MSP430BT5190IPZ	TQFP-100	8	256	16	87	12-bit SAR	3 16-bit, 2 8-bit (3CCR) 1 WDT, RTC				

MSP430X1XX FLASH/ROM NO LCD MICROCONTROLLERS

MSP430x1xx – These non-LCD flash/ROM based MCUs offer 1.8V to 3.6V operation, up to 60kB, 8MIPS with Basic Clock. Includes a wide range of peripherals from a simple low power comparator to high-performance data converters, interfaces and multiplier.

For quantities greater than listed, call for quote.

MOUSER STOCK NO.	Texas Instruments Part No.	Package	Freq (MHz)	Flash (KB)	RAM (B)	GPIO	ADC	Timers	Price Each			
									1	25	100	250
595-430F1101AIPW	MSP430F1101AIPW	TSSOP-20	8	1	128	14	Slope	1 16-bit (3CCR), 1 WD/Int				
595-430F1111AIPW	MSP430F1111AIPW	TSSOP-20	8	2	128	14	Slope	1 16-bit (3CCR), 1 WD/Int				
595-430F1121AIDW	MSP430F1121AIDW	SOIC-20	8	4	256	14	Slope	1 16-bit (3CCR), 1 WD/Int				
595-430F1122IPW	MSP430F1122IPW	TSSOP-20	8	4	256	14	10-bit SAR	1 16-bit (3CCR), 1 WD/Int				
595-430F1222IDW	MSP430F1222IDW	SOIC-28	8	4	256	22	10-bit SAR	1 16-bit (3CCR), 1 WD/Int				
595-430F1222IPW	MSP430F1222IPW	TSSOP-28	8	4	256	22	10-bit SAR	1 16-bit (3CCR), 1 WD/Int				
595-430F1132IPW	MSP430F1132IPW	TSSOP-20	8	8	256	14	10-bit SAR	1 16-bit (3CCR), 1 WD/Int				
595-430F123IDW	MSP430F123IDW	SOIC-28	8	8	256	22	Slope	1 16-bit (3CCR), 1 WD/Int				
595-430F1232IDW	MSP430F1232IDW	SOIC-28	8	8	256	22	10-bit SAR	1 16-bit (3CCR), 1 WD/Int				
595-430F1232IPW	MSP430F1232IPW	TSSOP-28	8	8	256	22	10-bit SAR	1 16-bit (3CCR), 1 WD/Int				
595-430F1232IPWR	MSP430F1232IPWR	TSSOP-28	8	8	256	22	10-bit SAR	1 16-bit (3CCR), 1 WD/Int				
595-430F1232IRHBR	MSP430F1232IRHBR	QFN-32	8	8	256	22	10-bit SAR	1 16-bit (3CCR), 1 WD/Int				
595-430F133IPAG	MSP430F133IPAG	TQFP-64	8	8	256	48	12-bit SAR	2 16-bit (3CCR), 1 WD/Int				
595-430F135IPAG	MSP430F135IPAG	TQFP-64	8	16	512	48	12-bit SAR	2 16-bit (3CCR), 1 WD/Int				
595-430F135IPM	MSP430F135IPM	LQFP-64	8	16	512	48	12-bit SAR	2 16-bit (3CCR), 1 WD/Int				
595-430F135IPMR	MSP430F135IPMR	LQFP-64	8	16	512	48	12-bit SAR	2 16-bit (3CCR), 1 WD/Int				
595-430F147IPAG	MSP430F147IPAG	TQFP-64	8	32	1K	48	12-bit SAR	1 16-bit (3CCR), 1 16-bit (7CCR), 1 WD/Int				
595-430F147IPM	MSP430F147IPM	LQFP-64	8	32	1K	48	12-bit SAR	1 16-bit (3CCR), 1 16-bit (7CCR), 1 WD/Int				
595-430F147IPMR	MSP430F147IPMR	LQFP-64	8	32	1K	48	12-bit SAR	1 16-bit (3CCR), 1 16-bit (7CCR), 1 WD/Int				
595-430F157IPM	MSP430F157IPM	LQFP-64	8	32	1K	48	12-bit SAR	2 16-bit (3CCR), 1 WD/Int				
595-430F167IPM	MSP430F167IPM	LQFP-64	8	32	1K	48	12-bit SAR	1 16-bit (3CCR), 1 16-bit (7CCR), 1 WD/Int				
595-430F167IPMR	MSP430F167IPMR	LQFP-64	8	32	1K	48	12-bit SAR	1 16-bit (3CCR), 1 16-bit (7CCR), 1 WD/Int				
595-430F1471IPM	MSP430F1471IPM	LQFP-64	8	32	1K	48	Slope	1 16-bit (3CCR), 1 16-bit (7CCR), 1 WD/Int				

© Copyright 2014 Mouser Electronics
© Copyright 2014 Mouser Electronics

TEXAS INSTRUMENTS MSP430 Microcontrollers

Products may be RoHS compliant. Check mouser.com for RoHS status.

MSP430X1XX FLASH/ROM NO LCD MICROCONTROLLERS

For quantities greater than listed, call for quote.

MOUSER STOCK NO.	Texas Instruments Part No.	Package	Freq (MHz)	Flash (KB)	RAM (B)	GPIO	ADC	Timers	Price Each 1	25	100	250
595-430F148IPM	MSP430F148IPM	LQFP-64	8	48	2K	48	12-bit SAR	1 16-bit (3CCR), 1 16-bit (7CCR), 1 WD/Int				
595-MSP430F1611IPM	MSP430F1611IPM	LQFP-64	8	48	10K	48	12-bit SAR	1 16-bit (3CCR), 1 16-bit (7CCR), 1 WD/Int				
595-MSP430F1611IRTDT	MSP430F1611IRTDT	QFN-64	8	48	10K	48	12-bit SAR	1 16-bit (3CCR), 1 16-bit (7CCR), 1 WD/Int				
595-MSP430F1612IPM	MSP430F1612IPM	LQFP-64	8	55	5K	48	12-bit SAR	1 16-bit (3CCR), 1 16-bit (7CCR), 1 WD/Int				
595-430F149IPAG	MSP430F149IPAG	TQFP-64	8	60	2K	48	12-bit SAR	1 16-bit (3CCR), 1 16-bit (7CCR), 1 WD/Int				
595-430F149IPM	MSP430F149IPM	LQFP-64	8	60	2K	48	12-bit SAR	1 16-bit (3CCR), 1 16-bit (7CCR), 1 WD/Int				
595-430F169IPM	MSP430F169IPM	LQFP-64	8	60	2K	48	12-bit SAR	1 16-bit (3CCR), 1 16-bit (7CCR), 1 WD/Int				
595-MSP430F169IRTDT	MSP430F169IRTDT	QFN-64	8	60	2K	48	12-bit SAR	1 16-bit (3CCR), 1 16-bit (7CCR), 1 WD/Int				

MSP430G2XX FLASH NO LCD MICROCONTROLLERS

For quantities greater than listed, call for quote.

MOUSER STOCK NO.	Texas Instruments Part No.	Package	Freq (MHz)	Flash (KB)	RAM (B)	GPIO	ADC	Timers	Price Each 1	25	100	250
595-MSP430G2001IN14	MSP430G2001IN14	DIP-14	16	0.512	128	10	---	1x16-bit (TA2)				
595-MSP430G2001IPW14	MSP430G2001IPW14	TSSOP-14	16	0.512	128	10	---	1x16-bit (TA2)				
595-SP430G2001IPW14R	MSP430G2001IPW14R	TSSOP-14	16	0.512	128	10	---	1x16-bit (TA2)				
595-MSP430G2101IPW14	MSP430G2101IPW14	TSSOP-14	16	1	128	10	---	1x16-bit (TA2)				
595-SP430G2152IPW14R	MSP430G2152IPW14R	TSSOP-14	16	1	256	16	10-bit SAR	1 16-bit (2CCR), 1 WD/Int				
595-SP430G2152IPW20R	MSP430G2152IPW20R	TSSOP-20	16	1	256	16	10-bit SAR	1 16-bit (2CCR), 1 WD/Int				
595-P430G2152IRSA16T	MSP430G2152IRSA16T	QFN-16	16	1	256	16	10-bit SAR	1 16-bit (2CCR), 1 WD/Int				
595-P430G2153IRHB32T	MSP430G2153IRHB32T	QFN-32	16	1	256	24	8x10-bit	2 16-bit (3CCR), 1 WD/Int				
595-MSP430G2230IDR	MSP430G2230IDR	SOIC-8	16	2	128	4	10-bit SAR	1 16-bit (2CCR), 1 WD/Int				
595-MSP430G2211IN14	MSP430G2211IN14	DIP-14	16	2	128	10	---	1 16-bit (2CCR), 1 WD/Int				
595-MSP430G2211IPW14	MSP430G2211IPW14	TSSOP-14	16	2	128	10	---	1x16-bit (TA2)				
595-MSP430G2221IN14	MSP430G2221IN14	DIP-14	16	2	128	10	---	1x16-bit (TA2)				
595-MSP430G2221IPW14	MSP430G2221IPW14	TSSOP-14	16	2	128	10	---	1x16-bit (TA2)				
595-MSP430G2231IN14	MSP430G2231IN14	DIP-14	16	2	128	10	8x10-bit	1x16-bit (TA2)				
595-MSP430G2231IPW14	MSP430G2231IPW14	TSSOP-14	16	2	128	10	8x10-bit	1x16-bit (TA2)				
595-SP430G2231IPW14R	MSP430G2231IPW14R	TSSOP-14	16	2	128	10	10-bit SAR	1x16-bit (TA2)				
595-SP430G2231QPW1EP	MSP430G2231QPW1EP	TSSOP-14	16	2	128	10	10-bit SAR	1x16-bit (TA2)				
595-MSP430G2232IN20	MSP430G2232IN20	DIP-20	16	2	256	16	10-bit SAR	1x16-bit (TA3)				
595-P430G2253IRHB32T	MSP430G2253IRHB32T	QFN-32	16	2	256	24	10-bit SAR	2 16-bit (3CCR), 1 WD/Int				
595-P430G2303IRHB32T	MSP430G2303IRHB32T	QFN-32	16	4	256	24	8x10-bit	2x16-Bit (TA3)				
595-MSP430G2452IN20	MSP430G2452IN20	PDIP-20	16	8	256	16	10-bit SAR	1 16-bit (3CCR), 1 WD/Int				
595-SP430G2452IPW14R	MSP430G2452IPW14R	TSSOP-14	16	8	256	16	10-bit SAR	1 16-bit (3CCR), 1 WD/Int				
595-MSP430G2452IPW20	MSP430G2452IPW20	TSSOP-20	16	8	256	16	10-bit SAR	1 16-bit (3CCR), 1 WD/Int				
595-SP430G2452IPW20R	MSP430G2452IPW20R	TSSOP-20	16	8	256	16	10-bit SAR	1 16-bit (3CCR), 1 WD/Int				
595-P430G2452IRSA16T	MSP430G2452IRSA16T	QFN-16	16	8	256	16	10-bit SAR	1 16-bit (3CCR), 1 WD/Int				
595-P430G2403IRHB32T	MSP430G2403IRHB32T	QFN-32	16	8	512	24	---	2x16-bit (TA3)				
595-P430G2553IRHB32T	MSP430G2553IRHB32T	QFN-32	16	16	512	24	10-bit SAR	2x16-bit (TA3)				
595-SP430FR5739IRHAT	MSP430FR5739IRHAT	QFN-40	24	16	1	32	10-bit SAR	5x16-bit (TA0 & TA1)				

MSP430FRXXX FRAM SERIES MICROCONTROLLERS

NEW PRODUCT

For quantities greater than listed, call for quote.

MOUSER STOCK NO.	Texas Instruments Part No.	Package	Freq (MHz)	Flash (KB)	RAM (B)	GPIO	ADC	Timers	Price Each 1	25	100	250
595-SP430FR5720IRGER	MSP430FR5720IRGER	QFN-24	8	4	0.5	10	10-bit SAR	5x16-bit (TA0 & TA1)				
595-SP430FR5730IRGER	MSP430FR5730IRGER	QFN-24	24	4	0.5	10	10-bit SAR	5x16-bit (TA0 & TA1)				
595-SP430FR5721IRHAT	MSP430FR5721IRHAT	QFN-40	8	4	1024	33	10-bit SAR	5 16-bit (3CCR), 1 WDT/Int				
595-SP430FR5731IRHAT	MSP430FR5731IRHAT	QFN-40	24	4	1024	33	10-bit SAR	5 16-bit (3CCR), 1 WDT/Int				
595-SP430FR5725IRHAR	MSP430FR5725IRHAR	QFN-40	8	8	1	10	10-bit SAR	5x16-bit (TA0 & TA1)				
595-SP430FR5735IRHAR	MSP430FR5735IRHAR	QFN-40	24	8	1	10	10-bit SAR	5x16-bit (TA0 & TA1)				
595-SP430FR5722IRGET	MSP430FR5722IRGET	QFN-24	8	8	1024	17	-	5 16-bit (3CCR), 1 WDT/Int				
595-SP430FR5728IRGET	MSP430FR5728IRGET	QFN-24	8	16	1	10	10-bit SAR	5x16-bit (TA0 & TA1)				
595-MSP430FR5729IDAR	MSP430FR5729IDAR	TSSOP-38	8	16	1	10	10-bit SAR	5x16-bit (TA0 & TA1)				
595-SP430FR5729IRHAR	MSP430FR5729IRHAR	QFN-40	8	16	1	10	10-bit SAR	5x16-bit (TA0 & TA1)				
595-SP430G2553IPW20R	MSP430G2553IPW20R	TSSOP-20	16	16	512	24	10-bit SAR	2x16-bit (3CCR)				
595-SP430FR5738IRGET	MSP430FR5738IRGET	QFN-24	24	16	1024	17	10-bit SAR	5 16-bit (3CCR), 1 WDT/Int				
595-SP430FR5727IRHAT	MSP430FR5727IRHAT	QFN-40	8	16	1024	33	-	5 16-bit (3CCR), 1 WDT/Int				
595-SP430FR5737IRHAT	MSP430FR5737IRHAT	QFN-40	24	16	1024	33	-	5 16-bit (3CCR), 1 WDT/Int				

MSP430X2XX DEVELOPMENT TOOLS AND ACCESSORIES

NEW! TECHNOLOGY

For quantities greater than listed, call for quote.

MOUSER STOCK NO. Mfr.	Mfr. Part No.	Description	Price Each
595	MSP-FET430U14	MSP430 14 pin Package Board and USB Programmer	
595	EZ430-RF2500T	MSP430 2.4GHz Wireless Target Board	
595	MSP-FET430U28	MSP430 20 and 28 pin Package Board and USB Programmer	
595	MSP-FET430U38	MSP430 38 pin Package Board and USB Programmer	
595	MSP-FET430U64	MSP430 64 pin Packaged Board and USB Programmer	
595	MSP-TS430PM64	MSP430 64 pin Socket Target Board	
595	MSP-TS430PW14	Flash Emulation Tool for MSP430 Ultra Low Power MCU	
595	MSP-FET430U80	MSP430 80 pin Package Board and USB Programmer	
595	MSP-FET430PIF	MSP430 Parallel Port Debugging Interface	
595	EZ430-RF2500-SEH	MSP430 Solar Energy Harvesting Dev Tool	
595	MSP-FET430UIF	MSP430 USB Debugging Interface	

MOUSER STOCK NO. Mfr.	Mfr. Part No.	Description	Price Each
595	EZ430-F2013	MSP430 USB Stick Dev Tool	
595	EZ430-T2012	MSP430 USB Stick F2012 Board	
595	EZ430-RF2500	MSP430 Wireless Dev Tool	
595	MSP-EXP430FG4618	MSP430FG4618/F2013 Experimenter Board	
595	MSP-EXP430G2	MSP430 flash programmer/debuger for Value Line devices	
595	MSP-FET430PIF	MSP430 Parallel Port Debugging Interface	
595	430BOOST-TMP006	BoosterPack for MSP430G2553, Capable of Con. 2x Circuit Boards	
595	430BOOST-SENSE1	Capacitive Touch BoosterPack for MSP-EXP430G2	
595	430BOOST55AUDIO1	Audio Capacitive Touch BoosterPack for MSP-EXP430G2	

MSP430X2XX FLASH, NO LCD MICROCONTROLLERS

For quantities greater than listed, call for quote.

MOUSER STOCK NO.	Texas Instruments Part No.	Package	Freq (MHz)	Flash (KB)	RAM (B)	GPIO	ADC	Timers	Price Each 1	25	100	250
595-MSP430F2001IN	MSP430F2001IN	DIP-14	16	1	128	10	Slope	1 16-bit (2CCR), 1 WD/Int				
595-MSP430F2001IPW	MSP430F2001IPW	TSSOP-14	16	1	128	10	Slope	1 16-bit (2CCR), 1 WD/Int				
595-MSP430F2001IPWR	MSP430F2001IPWR	TSSOP-14	16	1	128	10	Slope	1 16-bit (2CCR), 1 WD/Int				
595-MSP430F2001IRSAT	MSP430F2001IRSAT	QFN-16	16	1	128	10	Slope	1 16-bit (2CCR), 1 WD/Int				
595-MSP430F2001TRSAT	MSP430F2001TRSAT	QFN-16	16	1	128	10	Slope	1 16-bit (2CCR), 1 WD/Int				
595-MSP430F2002IN	MSP430F2002IN	PDIP-14	16	1	128	10	10-bit SAR	1 16-bit (2CCR), 1 WD/Int				
595-MSP430F2002IPW	MSP430F2002IPW	TSSOP-14	16	1	128	10	10-bit SAR	1 16-bit (2CCR), 1 WD/Int				
595-MSP430F2003IRSAT	MSP430F2003IRSAT	QFN-16	16	1	128	10	16-bit S-D	1 16-bit (2CCR), 1 WD/Int				
595-MSP430F2101IPWR	MSP430F2101IPWR	TSSOP-20	16	1	128	16	Slope	1 16-bit (2CCR), 1 WD/Int				
595-MSP430F2011IPW	MSP430F2011IPW	TSSOP-14	16	2	128	10	Slope	1 16-bit (2CCR), 1 WD/Int				
595-MSP430F2011IPWR	MSP430F2011IPWR	TSSOP-14	16	2	128	10	Slope	1 16-bit (2CCR), 1 WD/Int				
595-MSP430F2012IN	MSP430F2012IN	PDIP-14	16	2	128	10	10-bit SAR	1 16-bit (2CCR), 1 WD/Int				
595-MSP430F2012IPW	MSP430F2012IPW	TSSOP-14	16	2	128	10	10-bit SAR	1 16-bit (2CCR), 1 WD/Int				
595-MSP430F2012IRSAT	MSP430F2012IRSAT	QFN-16	16	2	128	10	10-bit SAR	1 16-bit (2CCR), 1 WD/Int				
595-MSP430F2012TN	MSP430F2012TN	PDIP-14	16	2	128	10	10-bit SAR	1 16-bit (2CCR), 1 WD/Int				

© Copyright 2014 Mouser Electronics
© Copyright 2014 Mouser Electronics

TEXAS INSTRUMENTS MSP430 Microcontrollers

Products may be RoHS compliant. Check mouser.com for RoHS status.

For a complete listing of Texas Instruments Microcontrollers visit mouser.com/ti

Having trouble finding the microcontroller you need? Try using the Texas Instruments microcontroller selection tool at: mouser.com/timicrocontrollers-selector/

MSP430X2XX FLASH, NO LCD MICROCONTROLLERS (CONT.)

For quantities greater than listed, call for quote.

MOUSER STOCK NO.	Texas Instruments Part No.	Package	Freq (MHz)	Flash (KB)	RAM (B)	GPIO	ADC	Timers	Price Each			
									1	25	100	250
595-MSP430F2012TPWR	MSP430F2012TPWR	TSSOP-14	16	2	128	10	10-Bit SAR	1 16-bit (2CCR), 1 WD/Int				
595-MSP430F2012TRSAT	MSP430F2012TRSAT	QFN-16	16	2	128	10	10-Bit SAR	1 16-bit (2CCR), 1 WD/Int				
595-MSP430F2013IPW	MSP430F2013IPW	TSSOP-14	16	2	128	10	16-Bit S-D	1 16-bit (2CCR), 1 WD/Int				
595-MSP430F2013IPWR	MSP430F2013IPWR	TSSOP-14	16	2	128	10	16-Bit S-D	1 16-bit (2CCR), 1 WD/Int				
595-MSP430F2013IRSAT	MSP430F2013IRSAT	QFN-16	16	2	128	10	16-Bit S-D	1 16-bit (2CCR), 1 WD/Int				
595-MSP430F2013IN	MSP430F2013IN	DIP-14	16	2	128	10	16-Bit S-D	1 16-bit (2CCR), 1 WD/Int				
595-MSP430F2013TN	MSP430F2013TN	DIP-14	16	2	128	10	16-Bit S-D	1 16-bit (2CCR), 1 WD/Int				
595-MSP430F2013TPW	MSP430F2013TPW	TSSOP-14	16	2	128	10	16-Bit S-D	1 16-bit (2CCR), 1 WD/Int				
595-MSP430F2013TPWR	MSP430F2013TPWR	TSSOP-14	16	2	128	10	16-Bit S-D	1 16-bit (2CCR), 1 WD/Int				
595-MSP430F2013TRSAT	MSP430F2013TRSAT	QFN-16	16	2	128	10	16-Bit S-D	1 16-bit (2CCR), 1 WD/Int				
595-MSP430F2112IPW	MSP430F2112IPW	TSSOP-28	16	2	256	24	10-Bit SAR	1 16-bit (2CCR), 1 WD/Int				
595-MSP430F2112IRHBT	MSP430F2112IRHBT	QFN-32	16	2	256	24	10-Bit SAR	1 16-bit (2CCR), 1 WD/Int				
595-MSP430F2112TPW	MSP430F2112TPW	TSSOP-24	16	2	256	24	10-Bit SAR	1 16-bit (2CCR), 1 WD/Int				
595-MSP430F2121IDWR	MSP430F2121IDWR	SOIC-20	16	4	256	16	Slope	1 16-bit (2CCR), 1 WD/Int				
595-MSP430F2121IPWR	MSP430F2121IPWR	TSSOP-20	16	4	256	16	Slope	1 16-bit (2CCR), 1 WD/Int				
595-MSP430F2122IPW	MSP430F2122IPW	TSSOP-28	16	4	512	24	10-Bit SAR	1 16-bit (3CCR), 1 16-bit (2CCR), 1 WD/Int				
595-MSP430F2122IPWR	MSP430F2122IPWR	TSSOP-28	16	4	512	24	10-Bit SAR	1 16-bit (3CCR), 1 16-bit (2CCR), 1 WD/Int				
595-MSP430F2122IRHBR	MSP430F2122IRHBR	QFN-32	16	4	512	24	10-Bit SAR	1 16-bit (3CCR), 1 16-bit (2CCR), 1 WD/Int				
595-MSP430F2122IRHBT	MSP430F2122IRHBT	QFN-32	16	4	512	24	10-Bit SAR	1 16-bit (3CCR), 1 16-bit (2CCR), 1 WD/Int				
595-MSP430F2131IDWR	MSP430F2131IDWR	SOIC-20	16	8	256	16	Slope	1 16-bit (3CCR), 1 WD/Int				
595-MSP430F2131IRGET	MSP430F2131IRGET	QFN-24	16	8	256	16	Slope	1 16-bit (3CCR), 1 WD/Int				
595-MSP430F2132IPW	MSP430F2132IPW	TSSOP-28	16	8	512	24	10-Bit SAR	1 16-bit (3CCR), 1 16-bit (2CCR), 1 WD/Int				
595-MSP430F2132IPWR	MSP430F2132IPWR	TSSOP-28	16	8	512	24	10-Bit SAR	1 16-bit (3CCR), 1 16-bit (2CCR), 1 WD/Int				
595-MSP430F2132IRHBR	MSP430F2132IRHBR	QFN-32	16	8	512	24	10-Bit SAR	1 16-bit (3CCR), 1 16-bit (2CCR), 1 WD/Int				
595-MSP430F2132IRHBT	MSP430F2132IRHBT	QFN-32	16	8	512	24	10-Bit SAR	1 16-bit (3CCR), 1 16-bit (2CCR), 1 WD/Int				
595-MSP430F2132TPW	MSP430F2132TPW	TSSOP-28	16	8	512	24	10-Bit SAR	1 16-bit (3CCR), 1 16-bit (2CCR), 1 WD/Int				
595-MSP430F2232IDA	MSP430F2232IDA	TSSOP-38	16	8	512	32	10-Bit SAR	2 16-bit (3CCR), 1 WD/Int				
595-MSP430F2232IDAR	MSP430F2232IDAR	TSSOP-38	16	8	512	32	10-Bit SAR	2 16-bit (3CCR), 1 WD/Int				
595-MSP430F2232IRHAT	MSP430F2232IRHAT	QFN-40	16	8	512	32	10-Bit SAR	2 16-bit (3CCR), 1 WD/Int				
595-MSP430F2234IDA	MSP430F2234IDA	TSSOP-38	16	8	512	32	10-Bit SAR	2 16-bit (3CCR), 1 WD/Int				
595-MSP430F2330IRHAT	MSP430F2330IRHAT	QFN-40	16	8	1K	32	Slope	2 16-bit (3CCR), 1 WD/Int				
595-MSP430F233TPM	MSP430F233TPM	LQFP-64	16	8	1K	48	12-Bit SAR	2 16-bit (3CCR), 1 WD/Int				
595-MSP430F2252IDA	MSP430F2252IDA	TSSOP-38	16	16	512	32	10-Bit SAR	2 16-bit (3CCR), 1 WD/Int				
595-MSP430F2252IDAR	MSP430F2252IDAR	TSSOP-38	16	16	512	32	10-Bit SAR	2 16-bit (3CCR), 1 WD/Int				
595-MSP430F2252IRHAT	MSP430F2252IRHAT	QFN-40	16	16	512	32	10-Bit SAR	2 16-bit (3CCR), 1 WD/Int				
595-MSP430F2254IRHAR	MSP430F2254IRHAR	QFN-40	16	16	512	32	10-Bit SAR	2 16-bit (3CCR), 1 WD/Int				
595-MSP430F2350IRHAT	MSP430F2350IRHAT	QFN-40	16	16	2K	32	Slope	2 16-bit (3CCR), 1 WD/Int				
595-MSP430F2350TRHAT	MSP430F2350TRHAT	QFN-40	16	16	2K	32	Slope	2 16-bit (3CCR), 1 WD/Int				
595-MSP430F235TPM	MSP430F235TPM	LQFP-64	16	16	2K	48	12-Bit SAR	2 16-bit (3CCR), 1 WD/Int				
595-MSP430F235TRGCT	MSP430F235TRGCT	QFN-64	16	16	2K	48	12-Bit SAR	2 16-bit (3CCR), 1 WD/Int				
595-MSP430F2272IDA	MSP430F2272IDA	TSSOP-38	16	32	1K	32	10-Bit SAR	2 16-bit (3CCR), 1 WD/Int				
595-MSP430F2272IDAR	MSP430F2272IDAR	TSSOP-38	16	32	1K	32	10-Bit SAR	2 16-bit (3CCR), 1 WD/Int				
595-MSP430F2272IRHAT	MSP430F2272IRHAT	QFN-40	16	32	1K	32	10-Bit SAR	2 16-bit (3CCR), 1 WD/Int				
595-MSP430F2272TDA	MSP430F2272TDA	TSSOP-38	16	32	1K	32	10-Bit SAR	2 16-bit (3CCR), 1 WD/Int				
595-MSP430F2274IDA	MSP430F2274IDA	TSSOP-38	16	32	1K	32	10-Bit SAR	2 16-bit (3CCR), 1 WD/Int				
595-MSP430F2274IDAR	MSP430F2274IDAR	TSSOP-38	16	32	1K	32	10-Bit SAR	2 16-bit (3CCR), 1 WD/Int				
595-MSP430F2274IRHAT	MSP430F2274IRHAT	QFN-40	16	32	1K	32	10-Bit SAR	2 16-bit (3CCR), 1 WD/Int				
595-MSP430F2274TDA	MSP430F2274TDA	TSSOP-38	16	32	1K	32	10-Bit SAR	2 16-bit (3CCR), 1 WD/Int				
595-MSP430F2274TRHAT	MSP430F2274TRHAT	QFN-40	16	32	1K	32	10-Bit SAR	2 16-bit (3CCR), 1 WD/Int				
595-MSP430F2370IRHAT	MSP430F2370IRHAT	QFN-40	16	32	2K	32	Slope	2 16-bit (3CCR), 1 WD/Int				
595-MSP430F2370TRHAT	MSP430F2370TRHAT	QFN-40	16	32	2K	32	Slope	2 16-bit (3CCR), 1 WD/Int				
595-MSP430F2471TPM	MSP430F2471TPM	LQFP-64	16	32	4K	48	Slope	1 16-bit (3CCDR), 1 16-bit (7CCR), 1 WD/Int				
595-MSP430F2471TRGCT	MSP430F2471TRGCT	QFN-64	16	32	4K	48	Slope	1 16-bit (3CCDR), 1 16-bit (7CCR), 1 WD/Int				
595-MSP430F247TPM	MSP430F247TPM	LQFP-64	16	32	4K	48	12-Bit SAR	1 16-bit (3CCDR), 1 16-bit (7CCR), 1 WD/Int				
595-MSP430F247TRGCT	MSP430F247TRGCT	QFN-64	16	32	4K	48	12-Bit SAR	1 16-bit (3CCDR), 1 16-bit (7CCR), 1 WD/Int				
595-MSP430F248TPM	MSP430F248TPM	LQFP-64	16	48	4K	48	12-Bit SAR	1 16-bit (3CCDR), 1 16-bit (7CCR), 1 WD/Int				
595-MSP430F2410TPM	MSP430F2410TPM	LQFP-64	16	56	4K	48	12-Bit SAR	1 16-bit (3CCDR), 1 16-bit (7CCR), 1 WD/Int				
595-MSP430F2410TPMR	MSP430F2410TPMR	LQFP-64	16	56	4K	48	12-Bit SAR	1 16-bit (3CCDR), 1 16-bit (7CCR), 1 WD/Int				
595-MSP430F2410TRGCT	MSP430F2410TRGCT	VQFN-64	16	56	4K	48	12-Bit SAR	1 16-bit (3CCDR), 1 16-bit (7CCR), 1 WD/Int				
595-MSP430F249TPM	MSP430F249TPM	LQFP-64	16	60	2K	48	12-Bit SAR	1 16-bit (3CCDR), 1 16-bit (7CCR), 1 WD/Int				
595-MSP430F249TPMR	MSP430F249TPMR	LQFP-64	16	60	2K	48	12-Bit SAR	1 16-bit (3CCDR), 1 16-bit (7CCR), 1 WD/Int				
595-MSP430F2417TPM	MSP430F2417TPM	LQFP-64	16	92	8K	48, 64	12-Bit SAR	1 16-bit (3CCR), 1 16-bit (7CCR), 1 WD/Int				
595-MSP430F2416TPM	MSP430F2416TPM	LQFP-64	16	92	4K	48, 64	12-Bit SAR	1 16-bit (3CCR), 1 16-bit (7CCR), 1 WD/Int				
595-MSP430F2616TPM	MSP430F2616TPM	LQFP-64	16	92	4K	48, 64	12-Bit SAR	1 16-bit (3CCR), 1 16-bit (7CCR), 1 WD/Int				
595-MSP430F2617TPM	MSP430F2617TPM	LQFP-64	16	92	8K	48, 64	12-Bit SAR	1 16-bit (3CCR), 1 16-bit (7CCR), 1 WD/Int				
595-MSP430F2418TPM	MSP430F2418TPM	LQFP-64	16	116	8K	48, 64	12-Bit SAR	1 16-bit (3CCR), 1 16-bit (7CCR), 1 WD/Int				
595-MSP430F2418TPMR	MSP430F2418TPMR	LQFP-64	16	116	8K	48, 64	12-Bit SAR	1 16-bit (3CCR), 1 16-bit (7CCR), 1 WD/Int				
595-MSP430F2418TPN	MSP430F2418TPN	LQFP-80	16	116	8K	48, 64	12-Bit SAR	1 16-bit (3CCR), 1 16-bit (7CCR), 1 WD/Int				
595-MSP430F2618TPM	MSP430F2618TPM	LQFP-64	16	116	8K	48, 64	12-Bit SAR	1 16-bit (3CCR), 1 16-bit (7CCR), 1 WD/Int				
595-MSP430F2618TPMR	MSP430F2618TPMR	LQFP-64	16	116	8K	48, 64	12-Bit SAR	1 16-bit (3CCR), 1 16-bit (7CCR), 1 WD/Int				
595-MSP430F2618TPN	MSP430F2618TPN	LQFP-80	16	116	8K	48, 64	12-Bit SAR	1 16-bit (3CCR), 1 16-bit (7CCR), 1 WD/Int				
595-MSP430F2618TPNR	MSP430F2618TPNR	LQFP-80	16	116	8K	48, 64	12-Bit SAR	1 16-bit (3CCR), 1 16-bit (7CCR), 1 WD/Int				
595-MSP430F2419TPM	MSP430F2419TPM	LQFP-64	16	120	4K	48, 64	12-Bit SAR	1 16-bit (3CCR), 1 16-bit (7CCR), 1 WD/Int				
595-MSP430F2619TPM	MSP430F2619TPM	LQFP-64	16	120	4K	48, 64	12-Bit SAR	1 16-bit (3CCR), 1 16-bit (7CCR), 1 WD/Int				
595-MSP430F2619TPMR	MSP430F2619TPMR	LQFP-64	16	120	4K	48, 64	12-Bit SAR	1 16-bit (3CCR), 1 16-bit (7CCR), 1 WD/Int				

MSP430X4XX DEVELOPMENT TOOLS AND ACCESSORIES

For quantities greater than listed, call for quote.

MOUSER STOCK NO.	Texas Instruments Part No.	Description	Price Each
595-MSP-FET430U48	MSP-FET430U48	MSP430 48-pin Package Board and USB Programmer	
595-MSP-FET430U64	MSP-FET430U64	MSP430 64-pin Package Board and USB Programmer	
595-MSP-TS430PM64	MSP-TS430PM64	MSP430 64-pin Socket Target Board	
595-MSP-FET430U80	MSP-FET430U80	MSP430 80-pin Package Board and USB Programmer	
595-MSP-FET430PIF	MSP-FET430PIF	MSP430 Parallel Port Debugging Interface	
595-MSP-FET430UIF	MSP-FET430UIF	MSP430 USB Debugging Interface	
595-MSP-EXP430FG4618	MSP-EXP430FG4618	MSP430FG4618/F2013 Experimenter Board	

© Copyright 2014 Mouser Electronics

© Copyright 2014 Mouser Electronics

TEXAS INSTRUMENTS MSP430 Microcontrollers

Products may be RoHS compliant. Check mouser.com for RoHS status.

For a complete listing of Texas Instruments Microcontrollers visit mouser.com/ti

Having trouble finding the microcontroller you need? Try using the Texas Instruments microcontroller selection tool at: mouser.com/timicrocontrollers-selector/

MSP430X4XX FLASH/ROM LCD MICROCONTROLLERS

MSP430x4xx – This family of LCD flash/ROM based devices offers 1.8V-3.6V operation, up to 120kB/Flash/ROM 8MIPS with FLL + SVS along with an integrated LCD controller. Ideal for low power metering and medical applications.

For quantities greater than listed, call for quote.

MOUSER STOCK NO.	TI Part No.	Package	Freq (MHz)	Flash (KB)	RAM (B)	GPIO	ADC	LCD Seg	Timers	Price Each 1	25	100
595-MSP430F4132IPM	MSP430F4132IPM	LQFP-64	8	8	512	56	10-bit SAR	144	1 16-bit (3CCR), 1 16-bit (5CCR), 1 16-bit (7CCR), 1 WD, RTC			
595-MSP430F4152IPM	MSP430F4152IPM	LQFP-64	8	16	512	56	10-bit SAR	144	1 16-bit (3CCR), 1 16-bit (5CCR), 1 16-bit (7CCR), 1 WD, RTC			
595-430F425IPM	MSP430F425IPM	LQFP-64	8	16	512	14	16-bit S-D	128	2 8-bit, 1 16-bit (3CCR), 1 WD/Int			
595-MSP430FE425AIPM	MSP430FE425AIPM	LQFP-64	8	16	512	14	16-bit S-D	128	2 8-bit, 2 16-bit (3CCR), 1 WD/Int			
595-430F435IPN	MSP430F435IPN	LQFP-80	8	16	512	48	12-bit SAR	128,160	2 8-bit, 1 16-bit (3CCR), 1 WD/Int			
595-MSP430FG479IZQW	MSP430FG479IZQW	BGA MICROSTAR JR	8	60	1K	48	16-bit S-D	128	2 16-bit (3CCR), 1 WD/Int			
595-430F436IPN	MSP430F436IPN	LQFP-80	8	24	1K	48	12-bit SAR	128,160	2 8-bit, 1 16-bit (3CCR), 1 WD/Int			
595-MSP430F4270IDL	MSP430F4270IDL	SSOP-48	8	32	256	32	16-bit S-D	56	1 16-bit (3CCR), 1 WD/Int			
595-430F417IPM	MSP430F417IPM	LQFP-64	8	32	1K	48	Slope	96	2 8-bit, 1 16-bit (3CCR), 1 16-bit (5CCR), 1 WD/Int			
595-MSP430F427AIPM	MSP430F427AIPM	LQFP-64	8	32	1K	14	16-bit S-D	128	2 8-bit, 1 16-bit (3CCR), 1 WD/Int			
595-430F427IPM	MSP430F427IPM	LQFP-64	8	32	1K	14	16-bit S-D	128	2 8-bit, 1 16-bit (3CCR), 1 WD/Int			
595-MSP430FE427AIPM	MSP430FE427AIPM	LQFP-64	8	32	1K	14	16-bit S-D	128	2 8-bit, 1 16-bit (3CCR), 1 WD/Int			
595-MSP430FE4272IPM	MSP430FE4272IPM	LQFP-64	8	32	1K	14	7 16-bit S-D	128	2 8-bit, 1 16-bit (3CCR), 1 WD/Int			
595-430FG437IPN	MSP430FG437IPN	LQFP-80	8	32	1K	48	12-bit SAR	128	2 8-bit, 2 16-bit (3CCR), 1 WD/Int			
595-430F449IPZ	MSP430F449IPZ	LQFP-100	8	60	2K	48	12-bit SAR	160	1 16-bit (3CCR), 1 16-bit (7CCR), 1 WD/Int, 2 8-bit			
595-430FG439IPN	MSP430FG439IPN	LQFP-80	8	60	2K	48	12-bit SAR	128	2 8-bit, 2 16-bit (3CCR), 1 WD/Int			
595-MSP430F4491IPZ	MSP430F4491IPZ	LQFP-100	8	60	2K	48	----	160	1 16-bit (3CCR), 1 16-bit (7CCR), 1 WD/Int, 2 8-bit			
595-MSP430FG4616IPZ	MSP430FG4616IPZ	LQFP-100	8	92	4K	80	12-bit SAR	160	2 8-bit, 1 16-bit (3CCR), 1 16-bit (7CCR), 1 WD/Int			
595-MSP430FG4618IPZ	MSP430FG4618IPZ	LQFP-100	8	116	8K	80	12-bit SAR	160	2 8-bit, 1 16-bit (3CCR), 1 16-bit (7CCR), 1 WD/Int			
595-MSP430FG4619IPZ	MSP430FG4619IPZ	LQFP-100	8	120	4K	80	12-bit SAR	160	2 8-bit, 1 16-bit (3CCR), 1 16-bit (7CCR), 1 WD/Int			
595-MSP430F4783IPZ	MSP430F4783IPZ	LQFP-100	16	48	2K	72	3 16-bit S-D	160	2 8-bit, 2 16-bit (3CCR), 1 WD/Int			
595-MSP430F47127IPZ	MSP430F47127IPZ	LQFP-100	16	56	4K	72	7 16-bit S-D	160	2 8-bit, 2 16-bit (3CCR), 1 WD/Int			
595-MSP430F4793IPZ	MSP430F4793IPZ	LQFP-100	16	60	2.5K	72	3 16-bit S-D	160	2 8-bit, 2 16-bit (3CCR), 1 WD/Int			
595-MSP430F4794IPZ	MSP430F4794IPZ	LQFP-100	16	60	2.5K	72	4 16-bit S-D	160	2 8-bit, 2 16-bit (3CCR), 1 WD/Int			
595-MSP430F47187IPZ	MSP430F47187IPZ	LQFP-100	16	116	8K	68	7 16-bit S-D	160	2 8-bit, 2 16-bit (3CCR), 1 WD/Int			

MSP430X5XX DEVELOPMENT TOOLS AND ACCESSORIES

NEW! TECHNOLOGY

For quantities greater than listed, call for quote.

MOUSER STOCK NO.	TI Part No.	Description	Price Each
595-MSP-FET430UIF	MSP-FET430UIF	MSP430 USB Debugging Interface	
595-MSP-EXP430F5438	MSP-EXP430F5438	MSP430 F5438 Experimenter Board	
595-MSP-TS430PZ5X100	MSP-TS430PZ5X100	MSP430F5xx 100 pin Socket Target Board	
595-MSP-FET430U5X100	MSP-FET430U5X100	MSP430F5xx 100 pin Socket Target Board and USB Programmer	
595-MSP-TS430PN80USB	MSP-TS430PN80USB	MSP430F55xx 80 pin Socket Target Board	

MSP430X5XX/6XX FLASH NO LCD MICROCONTROLLERS

MSP430x5xx/6xx – Introducing the new Flash-based family featuring the lowest power consumption up to 25MIPS with 1.8V to 3.6V operation starting at 12MIPS. New features include an innovative Power Management Module for optimizing power consumption, an internally controlled voltage regulator, and 2x more memory than previous devices.

For quantities greater than listed, call for quote.

MOUSER STOCK NO.	TI Part No.	Package	Freq (MHz)	Flash (KB)	RAM (B)	GPIO	ADC	Timers	Price Each 1	25	100
595-MSP430F5418IPN	MSP430F5418IPN	LQFP-80	18	128	16K	67	12-bit SAR	1 16-bit (3CCR), 1 16-bit (5CCR),1 16-bit (7CCR), 1 WD, RTC			
595-MSP430F5418IPNR	MSP430F5418IPNR	LQFP-80	18	128	16K	67	12-bit SAR	1 16-bit (3CCR), 1 16-bit (5CCR),1 16-bit (7CCR), 1 WD, RTC			
595-MSP430F5419IPZ	MSP430F5419IPZ	LQFP-100	18	128	16K	87	12-bit SAR	1 16-bit (3CCR), 1 16-bit (5CCR),1 16-bit (7CCR), 1 WD, RTC			
595-MSP430F5419IPZR	MSP430F5419IPZR	LQFP-100	18	128	16K	87	12-bit SAR	1 16-bit (3CCR), 1 16-bit (5CCR),1 16-bit (7CCR), 1 WD, RTC			
595-MSP430F5435IPN	MSP430F5435IPN	LQFP-80	18	192	16K	67	12-bit SAR	1 16-bit (3CCR), 1 16-bit (5CCR),1 16-bit (7CCR), 1 WD, RTC			
595-MSP430F5436IPZ	MSP430F5436IPZ	LQFP-100	18	192	16K	87	12-bit SAR	1 16-bit (3CCR), 1 16-bit (5CCR),1 16-bit (7CCR), 1 WD, RTC			
595-MSP430F5437IPN	MSP430F5437IPN	LQFP-80	18	256	16K	67	12-bit SAR	1 16-bit (3CCR), 1 16-bit (5CCR),1 16-bit (7CCR), 1 WD, RTC			
595-MSP430F5438IPZ	MSP430F5438IPZ	LQFP-100	18	256	16K	87	12-bit SAR	1 16-bit (3CCR), 1 16-bit (5CCR),1 16-bit (7CCR), 1 WD, RTC			
595-MSP430F6636IPZ	MSP430F6636IPZ	TQFP-100	20	128	16K	74	12-bit SAR	4 16-bit (3, 5, 7CCR), 1 WDT, RTC			
595-MSP430F5635IPZ	MSP430F5635IPZ	LQFP-100	20	256	16K	74	12-bit SAR	4 16-bit (3, 5, 7CCR), 1 WDT, RTC			
595-MSP430F5637IPZ	MSP430F5637IPZ	LQFP-100	20	256	16K	74	12-bit SAR	4 16-bit (3, 5, 7CCR), 1 WDT, RTC			
595-MSP430F6632IPZ	MSP430F6632IPZ	LQFP-100	20	256	16K	74	12-bit SAR	4 16-bit (3, 5, 7CCR), 1 WDT, RTC			
595-MSP430F6635IPZ	MSP430F6635IPZ	LQFP-100	20	256	16K	74	12-bit SAR	4 16-bit (3, 5, 7CCR), 1 WDT, RTC			
595-MSP430F5500IRGZR	MSP430F5500IRGZR	VQFN-48	25	8	4+2K	31	-	2 16-bit (3CCR),1 16-bit (5CCR),1 16-bit (7CCR),1 Watchdog, RTC			
595-MSP430F5308IPT	MSP430F5308IPT	LQFP-48	25	16	6K	47	10-bit SAR	2 16-bit (3CCR),1 16-bit (5CCR),1 16-bit (7CCR),1 Watchdog, RTC			
595-MSP430F5510IPT	MSP430F5510IPT	LQFP-48	25	32	4K	47	10-bit SAR	2 16-bit (3CCR),1 16-bit (5CCR),1 16-bit (7CCR),1 Watchdog, RTC			
595-MSP430F5510IRGZT	MSP430F5510IRGZT	VQFN-48	25	32	4+2K	47	10-bit SAR	2 16-bit (3CCR),1 16-bit (5CCR),1 16-bit (7CCR),1 Watchdog, RTC			
595-MSP430F5514IRGCR	MSP430F5514IRGCR	VQFN-64	25	64	4+2K	47	12-bit SAR	2 16-bit (3CCR),1 16-bit (5CCR),1 16-bit (7CCR),1 Watchdog, RTC			
595-MSP430F5514IRGCT	MSP430F5514IRGCT	QFN-64	25	64	4+2K	47	-	1 16-bit (3CCR), 1 16-bit (5CCR),1 16-bit (7CCR), 1 WD, RTC			
595-MSP430F5418AIPN	MSP430F5418AIPN	LQFP-80	25	128	16K	67	12-bit SAR	1 16-bit (3CCR), 1 16-bit (5CCR),1 16-bit (7CCR), 1 WD, RTC			
595-MSP430F5419AIPZ	MSP430F5419AIPZ	LQFP-100	25	128	16K	87	12-bit SAR	1 16-bit (3CCR), 1 16-bit (5CCR),1 16-bit (7CCR), 1 WD, RTC			
595-MSP430F5528IZQE	MSP430F5528IZQE	BGA-80	25	128	8+2K	63	12-bit SAR	2 16-bit (3CCR),1 16-bit (5CCR),1 16-bit (7CCR),1 Watchdog, RTC			
595-MSP430F5529IPN	MSP430F5529IPN	LQFP-80	25	128	8+2K	63	12-bit SAR	2 16-bit (3CCR),1 16-bit (5CCR),1 16-bit (7CCR),1 Watchdog, RTC			
595-MSP430F5437AIPN	MSP430F5437AIPN	LQFP-80	25	192	16K	67	12-bit SAR	1 16-bit (3CCR), 1 16-bit (5CCR),1 16-bit (7CCR), 1 WD, RTC			
595-MSP430F5438AIPZ	MSP430F5438AIPZ	LQFP-100	25	256	16K	87	12-bit SAR	1 16-bit (3CCR), 1 16-bit (5CCR),1 16-bit (7CCR), 1 WD, RTC			
595-MSP430F5171IDAR	MSP430F5171IDAR	TSSOP-38	400	32	2K	29	10-bit SAR	3 16-bit (3CCR), 1 WDT			
595-MSP430F5171IRSBT	MSP430F5171IRSBT	TSSOP-38	400	32	2K	29	10-bit SAR	3 16-bit (3CCR), 1 WDT			
595-MSP430F5172IDAR	MSP430F5172IDAR	TSSOP-38	400	32	2K	29	10-bit SAR	3 16-bit (3CCR), 1 WDT			
595-MSP430F5172IRSBT	MSP430F5172IRSBT	TSSOP-38	400	32	2K	29	10-bit SAR	3 16-bit (3CCR), 1 WDT			

MSP430X6XX WITH LCD FLASH/ROM

NEW PRODUCT

For quantities greater than listed, call for quote.

MOUSER STOCK NO.	TI Part No.	Package	Freq (MHz)	Flash (KB)	RAM (B)	GPIO	ADC	Timers	Price Each 1	25	100	250
595-MSP430F6725IPN	MSP430F6725IPN	LQFP-80	25	128	4	16	10-bit SAR	3x16-bit				
595-MSP430F6726IPZ	MSP430F6726IPZ	LQFP-100	25	128	8	16	10-bit SAR	3x16-bit				
595-MSP430F6731IPN	MSP430F6731IPN	LQFP-80	25	32	2	16	10-bit SAR	3x16-bit				
595-MSP430F6731IPZ	MSP430F6731IPZ	LQFP-100	25	32	2	16	10-bit SAR	3x16-bit				
595-MSP430F6735IPN	MSP430F6735IPN	LQFP-80	25	128	4	16	10-bit SAR	3x16-bit				
595-MSP430F6735IPZ	MSP430F6735IPZ	LQFP-100	25	128	4	16	10-bit SAR	3x16-bit				

© Copyright 2014 Mouser Electronics

© Copyright 2014 Mouser Electronics

TEXAS INSTRUMENTS MSP430 MCUs and DSCs

Products may be RoHS compliant. Check mouser.com for RoHS status.

For a complete listing of Texas Instruments Microcontrollers visit mouser.com/ti

Having trouble finding the microcontroller you need. Try using the Texas Instruments microcontroller selection tool at: mouser.com/timicrocontrollers-selector/

CC430 RF SoC SERIES DEVELOPMENT TOOLS AND ACCESSORIES

NEW PRODUCT

For quantities greater than listed, call for quote.

MOUSER STOCK NO.	TI Part No.	Description	Price Each
595-EM430F5137RF900	EM430F5137RF900	Wireless development tool for the CC430 that includes all the hardware required to develop an entire wireless project. Includes two sub-1GHz wireless target boards (including antennas) featuring the CC430F5137IRGZ RF System-on-chip.	
595-EM430F6137RF900	EM430F6137RF900	Wireless development tool for the CC430 that includes all the hardware required to develop an entire wireless project. Includes two sub-1GHz wireless target boards (including antennas) featuring the CC430F6137IRGC RF System-on-chip.	
595-CC-6LOWPAN-DK868	CC-6LOWPAN-DK-868	The CC-6LOWPAN-DK-868 is a complete development kit for a sub-1 GHz 6LoWPAN system. The kit offers a flexible development platform for Sensinode's NanoStack running on the CC430 and CC1180 devices.	

CC430 RF SoC SERIES FLASH MICROCONTROLLERS

For quantities greater than listed, call for quote.

MOUSER STOCK NO.	TI Part No.	Package	Freq (MHz)	Flash (KB)	RAM (B)	GPIO	ADC	LCD Seg	Timers	Price Each 1	Price Each 25	Price Each 100
595-CC430F5135IRGZT	CC430F5135IRGZT	QFN-48	20	16	2K	30	12-bit SAR	96	1 16-bit (3CCR), 1 16-bit (5CCR), 1 WDT, RTC			
595-CC430F6137IRGC	CC430F6137IRGC	VQFN-64	20	32	4K	44	12-bit SAR	96	1 16-bit (3CCR), 1 16-bit (5CCR), 1 WDT, RTC			

MSP430FR5xxx DEVELOPMENT TOOLS

For quantities greater than listed, call for quote.

MOUSER STOCK NO.	TI Part No.	Description	Price Each
595-MSP-EXP430FR5739	MSP-EXP430FR5739	Experimenter Board for the MSP430FR57xx Series MCUs Integrated with Ferroelectric Random Access Memory (FRAM)	
595-MSP-TS430RHA40A	MSP-TS430RHA40A	Target Board for the MSP430FR5xxx (QFN-40) MCUs Integrated with Ferroelectric Random Access Memory (FRAM)	
595-MSP-FET430U40A	MSP-FET430U40A	Flash Emulation Tool for the MSP430FR5xxx MCUs Integrated with Ferroelectric Random Access Memory (FRAM)	

C2000 DEVELOPMENT TOOLS AND ACCESSORIES

NEW PRODUCT

For quantities greater than listed, call for quote.

MOUSER STOCK NO.	TI Part No.	Description	Price Each
760-701902	701902	C2000 XDS510LC JTAG Emulator	
716-BH-USB-2000	BH-USB-2000	Blackhawk USB JTAG Emulator	
595-BOOSTXL-C2KLED	BOOSTXL-C2KLED	C2000 LED BoosterPack 3 Boost Converters to Drive 3 LED Strings	
595-LAUNCHXL-F28027	LAUNCHXL-F28027	TMS320F28027 C2000 Piccolo LaunchPad	
595-TMDSADP1414-ISO	TMDSADP1414-ISO	14-pin TI JTAG Isolation Adapter	
595-TMDSCNCD2808	TMDSCNCD2808	TMS320F2808 controlCARD	
595-TMDSCNCD28335	TMDSCNCD28335	TMS320F28335 controlCARD	
595-TMDSDCDCLEDKIT	TMDSDCDCLEDKIT	C2000 LED DC/DC Developer Kit	
595-TMDSCNCD28027	TMDSCNCD28027	C2000 Piccolo Control Card, RS-232, 100-pin DIMM	
595-TMDSDIM100CON5PK	TMDSDIM100CON5PK	TMDSDIM100 controlCARD	
595-TMDSIACLEDCOMKIT	TMDSIACLEDCOMKIT	C2000 MCU Developer Kit	
595-TMDSSOLARPEXPKIT	TMDSSOLARPEXPKIT	C2000 Solar Inverter Development Kit	
595-TMDSSOLARCEXPKIT	TMDSSOLARCEXPKIT	C2000 Low Voltage Solar Inverter Development Kit	
595-TMDSHVMPPTKIT	TMDSHVMPPTKIT	C2000 High Voltage Solar Inverter Development Kit	
595-TMDSHV1PHINVKIT	TMDSHV1PHINVKIT	C2000 High Voltage Solar Inverter Development Kit	
595-TMDSDOCK2808	TMDSDOCK2808	TMS320F2808 Experimenter Kit	
595-TMDSDOCK28335	TMDSDOCK28335	TMS320F28335 Experimenter Kit	
595-TMDSEZD2812	TMDSEZD2812	Evaluation module for the TMS320F2812	
595-TMDSHVBLPFCKIT	TMDSHVBLPFCKIT	High voltage PFC Developer's Kit which uses a Piccolo microcontroller to control a 300W hgih efficiency bridgeless PFC stage	
595-TMDSHVPFCKIT	TMDSHVPFCKIT	High voltage PFC Developer's Kit which uses a Piccolo microcontroller to control a 300W 2-phase, interleave, PFC stage	
595-TMDSHVPSFBKIT	TMDSHVPSFBKIT	HV phase shifted full bridge Developer's Kit designed to digitally control a phase shifted full bridge topology DC/DC converter	
595-TMDSPREX28335	TMDSPREX28335	C2000 Peripheral Explorer Kit	
595-TMDSPLCMODA-P3X	TMDSPLCMODA-P3X	C2000 MCU Developer Kit	
595-TMDSRGBLEDKIT	TMDSRGBLEDKIT	Mulit-DC/DC Color Kit uses a Piccolo micro & the controlCARD to create a digitally controlled multi-DC/DC LED lighting system	

F24X 16-BIT SERIES MICROCONTROLLERS

For quantities greater than listed, call for quote.

MOUSER STOCK NO.	TI Part No.	Package	Peak MMACS	Freq (MHz)	RAM (KB)	Flash (KB)	EMIF	PWM	CAP/ QEP	ADC	UART	Timers	Price Each 1	Price Each 25	Price Each 100	Price Each 250
595-TMS320LF2406APZA	TMS320LF2406APZA	LQFP-100	40	40	5	64	-	16-Ch	6/4	16-Ch 10-Bit	1 SCI	1 WD, 4 16-Bit GP				
595-TMS320L2407APGEA	TMS320LF2407APGEA	LQFP-144	40	40	5	64	1 16-Bit	16-Ch	6/4	16-Ch 10-Bit	1 SCI	1 WD, 4 16-Bit GP				

F28X FIXED-POINT SERIES MICROCONTROLLERS

For quantities greater than listed, call for quote.

MOUSER STOCK NO.	TI Part No.	Package	Peak MMACS	Freq (MHz)	RAM (KB)	OTP ROM (KB)	Flash (KB)	PWM	CAP/ QEP	ADC	I2C	UART	Timers	Price Each 1	Price Each 25	Price Each 100	Price Each 250
595-TMS320F28015PZA	TMS320F28015PZA	LQFP-100	60	60	12	2	32	8-Ch	2/0	1 16-Ch 12-Bit	1	1 SCI	1 WD, 3 32-Bit GP				
595-TMS320F28016PZA	TMS320F28016PZA	LQFP-100	60	60	12	2	32	8-Ch	2/0	1 16-Ch 12-Bit	1	1 SCI	1 WD, 3 32-Bit GP				
595-TMS320F2808PZA	TMS320F2808PZA	LQFP-100	100	100	36	2	128	16-Ch	4/2	1 16-Ch 12-Bit	1	2 SCI	1 WD, 3 32-Bit GP				
595-TMS320F2809PZA	TMS320F2809PZA	LQFP-100	100	100	36	2	256	16-Ch	4/2	1 16-Ch 12-Bit	1	2 SCI	1 WD, 3 32-Bit GP				
595-TMS320F2810PBKA	TMS320F2810PBKA	LQFP-128	150	150	36	2	128	16-Ch	6/2	1 16-Ch 12-Bit	-	2 SCI	1 WD, 3 32-Bit GP				
595-TMS320F2811PBKA	TMS320F2811PBKA	LQFP-128	150	150	36	2	256	16-Ch	6/2	1 16-Ch 12-Bit	-	2 SCI	1 WD, 3 32-Bit GP				
595-TMS320F2812PGFA	TMS320F2812PGFA	LQFP-176	150	150	36	2	256	16-Ch	6/2	1 16-Ch 12-Bit	-	2 SCI	1 WD, 3 32-Bit GP				
595-TMS320F2812PGFQ	TMS320F2812PGFQ	LQFP-176	150	150	36	2	256	16-Ch	6/2	1 16-Ch 12-Bit	-	2 SCI	1 WD, 3 32-Bit GP				
595-TMS320F2812PGFS	TMS320F2812PGFS	LQFP-176	150	150	36	2	256	16-Ch	6/2	1 16-Ch 12-Bit	-	2 SCI	1 WD, 3 32-Bit GP				

SITARA™ ARM CORTEX-A8 AND ARM9 MICROCONTROLLERS

The Sitara™ ARM® MPU Product Platform – High performance, ARM-based microprocessors include more than 70ARM Cortex™-A8 and ARM9® options. With speeds ranging from 375MHz to 1.5GHz which enables you to find the processor you need for your end application and a roadmap to meet additional performance and power requirements. In addition, Sitara ARM microprocessors offer a software-compatible roadmap if you are using existing Sitara solutions.

NEW PRODUCT

For quantities greater than listed, call for quote.

MOUSER STOCK NO.	TI Part No.	Package	RISC Freq. (MHz)	On-Chip SRAM (KB) L1	On-Chip SRAM (KB) L2	ROM (KB)	EDMA	EMAC	McBSP	UART	USB	EMIF	Timers	Price Each 1	Price Each 25
595-AM1707CZKBA3	AM1707CZKBA3	BGA-256	375, 456	32	128	64	1 32-Ch	10/100	-----	3	2	16-Bit EMIFA, 32-Bit EMIFB	2		
595-AM1806BZWT3	AM1806BZWT3	NFBGA-361	376, 456	32	128	64	2 32-Ch	-----	2	3 SCI	1	16-Bit EMIFA,16-Bit DDR2/mDDR	4		
595-AM1808BZCE3	AM1808BZCE3	NFBGA-361	376, 456	32	128	64	2 32-Ch	10/100	2	3 SCI	2	16-Bit EMIFA,16-Bit DDR2/mDDR	4		
595-AM1808BZCE4	AM1808BZCE4	NFBGA-361	376, 456	32	128	64	2 32-Ch	10/100	2	3 SCI	2	16-Bit EMIFA,16-Bit DDR2/mDDR	4		
595-AM1808BZCED4	AM1808BZCED4	NFBGA-361	376, 456	32	128	64	2 32-Ch	10/100	2	3 SCI	2	16-Bit EMIFA,16-Bit DDR2/mDDR	4		
595-AM1808BZWT3	AM1808BZWT3	NFBGA-361	376, 456	32	128	64	2 32-Ch	10/100	2	3 SCI	2	16-Bit EMIFA,16-Bit DDR2/mDDR	4		
595-AM1808BZWT4	AM1808BZWT4	NFBGA-361	376, 456	32	128	64	2 32-Ch	10/100	2	3 SCI	2	16-Bit EMIFA,16-Bit DDR2/mDDR	4		
595-AM1808BZWTA3	AM1808BZWTA3	NFBGA-361	376, 456	32	128	64	2 32-Ch	10/100	2	3 SCI	2	16-Bit EMIFA,16-Bit DDR2/mDDR	4		
595-AM3352ZCE50	AM3352ZCE50	NFBGA-324	720	32	256	176	2 32-Ch	10/100	2	6	2	16-Bit DDR2/mDDR	8		
595-AM3352ZCZD72	AM3352ZCZD72	NFBGA-324	720	32	256	176	2 32-Ch	10/100	2	6	2	16-Bit DDR2/mDDR	8		
595-AM3354ZCED50	AM3354ZCED50	NFBGA-324	720	32	256	176	2 32-Ch	10/100	2	6	2	16-Bit DDR2/mDDR	8		
595-AM3354ZCZD72	AM3354ZCZD72	NFBGA-324	720	32	256	176	2 32-Ch	10/100	2	6	2	16-Bit DDR2/mDDR	8		
595-AM3517AZCN	AM3517AZCN	NFBGA-491	600	64	256	132	2 32-Ch	10/100	5	4	3	16-Bit EMIFA, 16/32-Bit DDR2/mDDR	12		
595-AM3715CUS100	AM3715CUS100	FCBGA-423	800	64	256	32	1 32-Ch	-----	5	4	4	16-Bit EMIFA, 16/32-Bit DDR2/mDDR	12		
SITARA™ Development Tools		Description												**Price Each**	
595-TMDSEXP1808L	TMDSEXP1808L	Evaluation Module for AM1808, AM18x eXperimenter's Kit													
595-TMDSSK3358	TMDSSK3358	Evaluation Module for AM3352, AM3354, AM3356, AM3358; AM335x Starter Kit													

© Copyright 2014 Mouser Electronics

© Copyright 2014 Mouser Electronics

TEXAS INSTRUMENTS Dev Kits and Microcontrollers

Products may be RoHS compliant. Check mouser.com for RoHS status.

STELLARIS™ FAMILY OF ARM® CORTEX-M3™ MICROCONTROLLERS

The Stellaris family of microcontrollers incorporates the ARM Cortex-M3 MCU core running up to 50MHz, embedded Flash and SRAM, a low-dropout voltage regulator, integrated brown-out reset and power-on reset functions, analog comparators, 10-bit ADC, SSI, GPIOs, watchdog and general purpose timers, UARTs, IC, motion control PWMs, and quadrature encoder inputs.



For quantities greater than listed, call for quote.

MOUSER STOCK NO.	TI Part No.	Flash (KB)	SRAM (KB)	UARTs	GPIOs	SSI	I²C	Analog Comp-arators	Watchdog Timer	General-Purpose Timer	LDO Voltage Regulator	PWM	CCP	Operating Temperature	Price Each 1	Price Each 25	Price Each 100
868-LM3S608-IQN50	LM3S608-IQN50-C2	32	8	2	5-28	1	1	1	1	4	Yes	-	6	-40°C to 85°C			
868-LM3S811-IQN50	LM3S811-IQN50-C2	64	8	2	1-32	1	1	1	1	4	Yes	6	6	-40°C to 85°C			
868-LM3S818-IQN50	LM3S818-IQN50-C2	64	8	2	0-30	1	-	1	1	4	Yes	6	4	-40°C to 85°C			
595-LM3S1P51-IBZ80C5	LM3S1P51-IBZ80-C5	64	24	3	0-67	2	2	16	2	5	Yes	6	8	-40°C to 85°C			
868-LM3S6537-IQC50	LM3S6537-IQC50-A2	96	64	2	6-41	1	1	2	1	5	Yes	1	6	-40°C to 85°C			
868-LM3S6432-IQC50	LM3S6432-IQC50-A2	96	32	2	14-43	1	1	2	1	4	Yes	2	4	-40°C to 85°C			
868-LM3S1607-IQR50	LM3S1607-IQR50-A0	128	32	3	0-33	1	2	0	1	4	Yes	0	6	-40°C to 85°C			
595-LM3S9L71-IQC80C5	LM3S9L71-IQC80-C5	128	48	3	0-72	2	2	2	2	5	Yes	6	8	-40°C to 85°C			
868-LM3S3748-IQC50	LM3S3748-IQC50-A0	128	64	2	3-61	2	2	2	1	5	Yes	8	8	-40°C to 85°C			
868-LM3S5749-IQC50	LM3S5749-IQC50-A0	128	64	2	0-61	2	2	2	1	5	Yes	8	5	-40°C to 85°C			
595-LM3S5R31-IBZ80C5	LM3S5R31-IBZ80-C5	256	48	3	0-67	2	2	2	2	5	Yes	8	8	-40°C to 85°C			
595-LM3S5R36-IQR80C5	LM3S5R36-IQR80-C5	256	48	3	0-33	2	2	2	2	5	Yes	8	8	-40°C to 85°C			
868-LM3S8971-IQC50	LM3S8971-IQC50-A2	256	64	1	4-38	1	-	1	1	5	Yes	6	6	-40°C to 85°C			
868-LM3S1918-IQC50	LM3S1918-IQC50-A2	256	64	2	17-52	2	2	2	1	5	Yes	-	8	-40°C to 85°C			
868-LM3S6918-IQC50	LM3S6918-IQC50-A2	256	64	2	5-38	2	2	2	1	5	Yes	6	2	-40°C to 85°C			
868-LM3S8962-IQC50	LM3S8962-IQC50-A2	256	64	2	5-42	1	1	1	1	5	Yes	6	2	-40°C to 85°C			
868-LM3S1958-IQC50	LM3S1958-IQC50-A2	256	64	3	21-52	2	2	-	1	5	Yes	-	8	-40°C to 85°C			
868-LM3S1968-IQC50	LM3S1968-IQC50-A2	256	64	3	5-52	2	2	3	1	5	Yes	6	4	-40°C to 85°C			
868-LM3S2965-IQC50	LM3S2965-IQC50-A2	256	64	3	3-56	2	2	3	1	5	Yes	6	6	-40°C to 85°C			
868-LM3S6911-IQC50	LM3S6911-IQC50-A2	256	64	3	10-46	2	2	2	1	5	Yes	-	6	-40°C to 85°C			
868-LM3S6965-IQC50	LM3S6965-IQC50-A2	256	64	3	0-42	1	2	2	1	5	Yes	6	4	-40°C to 85°C			
595-LM3S5G51-IQC80A2	LM3S5G51-IQC80-A2	384	64	3	0-67	2	2	2	2	5	Yes	6	8	-40°C to 85°C			
595-LM3S9U81-IQC80A2	LM3S9U81-IQC80-A2	384	96	3	0-65	2	2	3	2	5	Yes	-	8	-40°C to 85°C			
595-LM3S9U96-IQC80A2	LM3S9U96-IQC80-A2	384	96	3	0-65	2	2	3	2	2	Yes	8	8	-40°C to 85°C			
595-LM3S5C56-IQR80A2	LM3S5C56-IQR80-A2	512	64	3	0-33	2	2	2	2	5	Yes	6	8	-40°C to 85°C			
595-LM3S9C97-IQC80A2	LM3S9C97-IQC80-A2	512	64	3	0-60	2	2	2	2	5	Yes	6	8	-40°C to 85°C			
595-LM3S9D90-IQC80A2	LM3S9D90-IQC80-A2	512	96	3	0-60	2	2	3	2	5	Yes	-	8	-40°C to 85°C			
595-LM3S9D92-IQC80A2	LM3S9D92-IQC80-A2	512	96	3	0-65	2	2	3	2	5	Yes	8	8	-40°C to 85°C			
595-LM3S9D96-IBZ80A2	LM3S9D96-IBZ80-A2	512	96	3	0-65	2	2	3	2	5	Yes	8	8	-40°C to 85°C			
595-LM3S9DN6-IQC80A2	LM3S9DN6-IQC80-A2	512	96	3	0-72	2	2	3	2	4	Yes	8	8	-40°C to 85°C			

STELLARIS™ EVALUATION KITS, REFERENCE DESIGN KITS, AND MODULES

Features:

- Fully functional evaluation versions of microcontroller toolsets from ARM/Keil, CodeSourcery (GNU), Code Red Technologies and IAR
- Everything needed to develop and prototype embedded applications right out of the box, including all cables, jumpers, and power over USB
- All boards can be used as booster packs for the MSP430 and Stellaris Launch pads

For quantities greater than listed, call for quote.

MOUSER STOCK NO.	TI Part No.	Description	Price Each
595-DK-EM2-2560B	DK-EM2-2560B	Tempest Full-Featured Development Kit	
595-DK-LM3S9B96-FPGA	DK-LM3S9B96-FPGA	Add-on Board for DK-LM3S9B96	
595-DK-LM3S9B96-FS8	DK-LM3S9B96-FS8	Add-on Board for DK-LM3S9B96	
595-DK-LM3S9B96-EM2	DM-LM3S9B96-EM2	Stellaris LM3S9B96 Development Kit	
595-DK-LM4F-DRV8312	DK-LM4F-DRV8312	Motor Control Kit	
595-EK-LM4F120XL	EK-LM4F120XL	Stellaris LM4F120 LaunchPad Evaluation Board	
595-EKB-UCOS3-BNDL	EKB-UCOS3-BNDL	EvalBot Kit + µC/OS-III Book Bundle	
595-EKB-UCOS3-EVM	EKB-UCOS3-EVM	Board for MCU, DSP and Microprocessors	
595-EKC-EVALBOT	EKC-EVALBOT	Eval Kit/Robot with CodeSourcery Tools	
868-EKC-LM3S3748	EKC-LM3S3748	USB H/D Eval Kit; CodeSourcery G++ GNU	
868-EKC-LM3S6965	EKC-LM3S6965	Ethernet Eval Kit; CodeSourcery G++ GNU	
868-EKC-LM3S811	EKC-LM3S811	LM3S811 Eval Kit; CodeSourcery G++ GNU	
595-EKI-EVALBOT	EKI-EVALBOT	Evaluation Kit/Robot with IAR Tools	
868-EKI-LM3S1968	EKI-LM3S1968	LM3S1968 Eval Kit; IAR Systems	
868-EKI-LM3S2965	EKI-LM3S2965	CAN Eval Kit; IAR Systems	
868-EKI-LM3S3748	EKI-LM3S3748	USB Host/Device Eval Kit; IAR Systems	
868-EKI-LM3S6965	EKI-LM3S6965	Ethernet Eval Kit; IAR Systems	
868-EKI-LM3S811	EKI-LM3S811	LM3S811 Eval Kit; IAR Systems	
868-EKI-LM3S8962	EKI-LM3S8962	Ethernet+CAN Eval Kit; IAR Systems	
595-EKI-LM4F232	EKI-LM4F232	Stellaris LM4F232 Evaluation Board	
595-EKK-EVALBOT	EKK-EVALBOT	Evaluation Kit/Robot with Keil Tools	
868-EKK-LM3S1968	EKK-LM3S1968	LM3S1968 Eval Kit; Keil RealView	
868-EKK-LM3S6965	EKK-LM3S6965	Ethernet Eval Kit; Keil RealView	
868-EKK-LM3S811	EKK-LM3S811	LM3S811 Eval Kit; Keil RealView	
868-EKK-LM3S8962	EKK-LM3S8962	Ethernet+CAN Eval Kit; Keil RealView	
595-EKK-LM4F232	EKK-LM4F232	ARM LM4F232 Evaluation Board	
595-EKS-EVALBOT	EKS-EVALBOT	Evaluation Kit/Robot w/ Code Composer Studio	

For quantities greater than listed, call for quote.

MOUSER STOCK NO.	TI Part No.	Description	Price Each
595-EKS-LM3S1968	EKS-LM3S1968	Stellaris LM3S1968 Evaluation Kit	
595-EKS-LM3S2965	EKS-LM3S2965	Stellaris LM3S2965 Evaluation Kit	
595-EKS-LM3S3748	EKS-LM3S3748	Stellaris LM3S3748 Evaluation Kit	
595-EKS-LM3S6965	EKS-LM3S6965	Stellaris LM3S6965 Evaluation Kit	
595-EKS-LM3S811	EKS-LM3S811	Stellaris LM3S811 Evaluation Kit	
595-EKS-LM3S8962	EKS-LM3S8962	Stellaris LM3S8962 Evaluation Kit	
595-EKS-LM4F232	EKS-LM4F232	Stellaris LM4F232 Evaluation Board	
595-EKT-EVALBOT	EKT-EVALBOT	Eval Kit/Robot w/ Code Red Technologies Tools	
868-EKT-LM3S1968	EKT-LM3S1968	LM3S1968 Eval Kit; Code Red Technologies	
868-EKT-LM3S6965	EKT-LM3S6965	Ethernet Eval Kit; Code Red Technologies	
868-EKT-LM3S811	EKT-LM3S811	LM3S811 Eval Kit; Code Red Technologies	
868-EKT-LM3S8962	EKT-LM3S8962	Ethernet+CAN Eval Kit; Code Red Technologies	
868-MDL-ADA2	MDL-ADA2	JTAG Adapter Module Circuit Board 10 Pin	
868-MDL-IDM	MDL-IDM	Intelligent Display Module (single unit)	
868-MDL-IDM-L35	MDL-IDM-L35	3.5 Stellaris Intelligent Display Module	
595-MDL-LM3S818CNCD	MDL-LM3S818CNCD	Stellaris LM3S818 Microcontroller	
595-MDL-LM4F211CNCD	MDL-LM4F211CNCD	Stellaris LM4F211 ControlCARD Module	
868-MDL-S2E	MDL-S2E	Serial-to-Ethernet Module (single unit)	
868-RDK-ACIM	RDK-ACIM	AC Induction Motor Reference Design Kit	
868-RDK-BLDC	RDK-BLDC	Brushless DC Motor Control RDK	
868-RDK-IDM	RDK-IDM	2.8" QVGA Intelligent Display Ref. Kit	
868-RDK-IDM-L35	RDK-IDM-L35	3.5 Stellaris Intelligent Display Kit	
868-RDK-IDM-SBC	RDK-IDM-SBC	Single Board Computer Ref. Design Kit	
868-RDK-S2E	RDK-S2E	Serial-to-Ethernet Reference Design Kit	
868-RDK-STEPPER	RDK-STEPPER	Stepper Motor Reference Design Kit	
981-EDB-BLE	EDB-BLE	Bluetooth Low energy dev. board (BT 4.0)	
981-EDB-BT	EDB-BT	Bluetooth development board	

PICCOLO™ DEVELOPMENT TOOLS

NEW PRODUCT

For quantities greater than listed, call for quote.

MOUSER STOCK NO.	TI Part No.	Description	Price Each
595-TMDSHVRESLLCKIT	TMDSHVRESLLCKIT	Developer's Kit is designed to show users how to quickly implement a digitally controlled Resonant LLC topology DC/DC converter	
595-DRV8312-C2-KIT	DRV8312-C2-KIT	Evaluation kit for spinning three-phase brushless DC (BLDC) and brushless AC (BLAC) motors	
595-DRV8301-RM48-KIT	DRV8301-RM48-KIT	Evaluation kit for spinning three-phase brushless DC (BLDC) and brushless AC (BLAC) motors	
595-DRV8301-LS31-KIT	DRV8301-LS31-KIT	Evaluation kit for spinning three-phase brushless DC (BLDC) and brushless AC (BLAC) motors	
595-TMDXRM48CNCD	TMDXRM48CNCD	RM48 Hercules Safety MCU contrtolCARD	
595-TMDX570LS31CNCD	TMDX570LS31CNCD	TMS570LS31 Hercules Safety MCU controlCARD	

F28X PICCOLO™ SERIES MICROCONTROLLERS

NEW PRODUCT

For quantities greater than listed, call for quote.

MOUSER STOCK NO.	TI Part No.	Package	Peak MMACS	Freq. (MHz)	RAM (KB)	OTP ROM (KB)	Flash (KB)	PWM	CAP/ QEP	ADC	I2C	UART	SPI	Timers	Price Each 1	Price Each 25	Price Each 100	Price Each 250
595-TMS320F28027PTT	TMS320F28027PTT	LQFP-48	60	60	12	2	64	8	1/0	1 12 bit	1	1 SCI	1	3 32-bit GP, 1 WD				
595-TMS320F28035PAGS	TMS320F28035PAGS	TQFP-64	60	60	20	2	128	12	1/1	1 12 bit	1	1 SCI	1	3 32-bit GP, 1 WD				
595-TMS320F28035PNS	TMS320F28035PNS	LQFP-80	60	60	20	2	128	14	1/1	1 12 bit	1	1 SCI	2	3 32-bit GP, 1 WD				
595-TMS320F28069PNT	TMS320F28069PNT	LQFP-80	80	80	100	2	256	19	7/2	1 12 bit	1	1 SCI	2	3 32-bit GP, 1 WD				

© Copyright 2014 Mouser Electronics
© Copyright 2014 Mouser Electronics

TEXAS INSTRUMENTS MCUs and DSPs

Products may be RoHS compliant. Check mouser.com for RoHS status.

F28X DELFINO™ SERIES MICROCONTROLLERS

For quantities greater than listed, call for quote.

MOUSER STOCK NO.	TI Part No.	Package	Peak MMACS	FPU	Freq (MHz)	RAM (KB)	EMIF	DMA	PWM	CAP/ QEP	I2C	UART	Timers	Price Each 1	25	100	250
595-TMS320F28334PGFA	TMS320F28334PGFA	LQFP-176	150	Yes	150	68	1 32/16-Bit	1 6-Ch DMA	16-Ch	4/2	1	3 SCI	1 WD, 3 32-Bit CPU				
595-TMS320F28335PGFA	TMS320F28335PGFA	LQFP-176	150	Yes	150	68	1 32/16-Bit	1 6-Ch DMA	18-Ch	6/2	1	3 SCI	1 WD, 3 32-Bit CPU				
595-M320F28335PTPMEP	SM320F28335PTPMEP	HLQFP-176	150	Yes	150	68	1 32/16-Bit	1 6-Ch DMA	18-Ch	6/2	1	3 SCI	1 WD, 3 32-Bit CPU				
595-TMS320F28335PTPQ	TMS320F28335PTPQ	HLQFP-176	150	Yes	150	68	1 32/16-Bit	1 6-Ch DMA	16-Ch	6/2	1	3 SCI	1 WD, 3 32-Bit CPU				
595-TMS320F28335ZJZA	TMS320F28335ZJZA	BGA-176	150	Yes	150	68	1 32/16-Bit	1 6-Ch DMA	18-Ch	6/2	1	3 SCI	1 WD, 3 32-Bit CPU				
595-TMS320F28335ZJZS	TMS320F28335ZJZS	BGA-176	150	Yes	150	68	1 32/16-Bit	1 6-Ch DMA	18-Ch	6/2	1	3 SCI	1 WD, 3 32-Bit CPU				
595-TMS320C28346ZFEQ	TMS320C28346ZFEQ	BGA-256	300	Yes	300	516	1 32/16-Bit	1 6-Ch DMA	18-Ch	6/3	1	3 SCI	1 WD, 3 32-Bit CPU				

TMS320C5000™ TOOLS

MOUSER STOCK NO.	TI Part No.	Description	Price Each
595-TMDSDSK5509	TMDSDSK5509	TMS320C55x Low-Power Optimization DSP Starter Kit	
595-TMDXBDKFP5515	TMDXBDKFP5515	C5515 Fingerprint Development Kit	

CODE COMPOSER TOOLS

MOUSER STOCK NO.	TI Part No.	Description	Price Each
595-MDSCCSUBALLN01DP	TMDSCCSUBALLN01D-P	Code Composer Studio IDE v5, Renew Subscription, Node Locked Single User	
595-TMDSCCS-ALLF05	TMDSCCS-ALLF05	Code Composer Studio IDE v5, 5 User Pack	
595-TMDSCCS-ALLF10	TMDSCCS-ALLF10	Code Composer Studio IDE v5, 10 User Pack	
595-TMDSCCS-ALLF25	TMDSCCS-ALLF25	Code Composer Studio IDE v5, 25 User Pack	
595-TMDSCCSUBALLF01P	TMDSCCSUBALLF01-P	Code Composer Studio IDE v5, Renew Subscription, 1 User Pack	
595-TMDSCCSUBALLF03P	TMDSCCSUBALLF03-P	Code Composer Studio IDE v5, Renew Subscription, 3 User Pack	
595-TMDSCCSUBALLF05P	TMDSCCSUBALLF05-P	Code Composer Studio IDE v5, Renew Subscription, 5 User Pack	
595-TMDSCCSUBALLF10P	TMDSCCSUBALLF10-P	Code Composer Studio IDE v5, Renew Subscription, 10 User Pack	
595-TMDSCCSUBALLF25P	TMDSCCSUBALLF25-P	Code Composer Studio IDE v5, Renew Subscription, 25 User Pack	

TMS320C5XX™ DSP GENERATION

For quantities greater than listed, call for quote.

MOUSER STOCK NO.	TI Part No.	Package	RAM (KB)	ROM (KB)	DMA	ADC	McBSP	COM	Timers	MHz	MIPS	Price Each 1	25
595-MS320VC5401PGE50	TMS320VC5401PGE50	LQFP-144	16	8	6 ch	-	2	1 8-Bit HPI	2	50	50		
595-TMS320VC5402P100	TMS320VC5402PGE100	LQFP-144	32	8	6 ch	-	2	1 8-Bit HPI	2	100	100		
595-S320VC5402APGE16	TMS320VC5402APGE16	LQFP-144	32	32	6 ch	-	3	1 8-Bit HPI	1	128	216		
595-TMS320VC5404PGE	TMS320VC5404PGE	LQFP-144	32	128	6 ch	-	3	1 8/16-Bit HPI	2	120	120		
595-S320VC5502PGF300	TMS320VC5502PGF300	LQFP-176	64	32	6 ch	-	3	1 8/16-Bit HPI	3	300	600		
595-TMS320VC5409AP16	TMS320VC5409APGE16	LQFP-144	64	32	6 ch	-	3	1 8/16-Bit HPI	1	160	160		
595-TMS320VC5407PGE	TMS320VC5407PGE	LQFP-144	80	256	6 ch	-	3	1 8/16-Bit HPI	2	120	120		
595-S320VC5410APGE12	TMS320VC5410APGE12	LQFP-144	128	32	6 ch	-	3	1 8/16-Bit HPI	1	120	120		
595-S320VC5410APGE16	TMS320VC5410APGE16	LQFP-144	128	32	6 ch	-	3	1 8/16-Bit HPI	1	160	160		
595-320VC5506PGE	TMS320VC5506PGE	LQFP-144	128	64	6 ch	-	3	-	2	200	400		
595-TMS320VC5507PGE	TMS320VC5507PGE	LQFP-144	128	64	6 ch	1	3	1 16-Bit EHPI	2	200	400		
595-S320VC5416PGE120	TMS320VC5416PGE120	LQFP-144	256	32	6 ch	-	3	1 8/16-Bit HPI	1	120	120		
595-S320VC5416PGE160	TMS320VC5416PGE160	LQFP-144	256	32	6 ch	-	3	1 8/16-Bit HPI	1	160	160		
595-MS320C5532AZHH10	TMS320C5532AZHH10	BGA-144	256	64	4 ch	-	-	-	3	100	200		
595-MS320C5533AZHH10	TMS320C5533AZHH10	BGA-144	256	64	4 ch	-	-	-	3	100	200		
595-MS320C5534AZHH10	TMS320C5534AZHH10	BGA-144	256	64	4 ch	-	-	-	3	100	200		
595-MS320C5535AZHH10	TMS320C5535AZHH10	BGA-144	256	64	4 ch	4	-	-	3	100	200		
595-MS320VC5509APGE	TMS320VC5509APGE	LQFP-144	256	64	6 ch	1	3	1 16-Bit EHPI	2	200	400		
595-320VC5510AZGW2	TMS320VC5510AZGW2	BGA-240	320	32	6 ch	-	3	1 16-Bit EHPI	2	200	400		
595-MS320C5515AZCH12	TMS320C5515AZCH12	FBGA-196	320	128	4 ch	10	-	-	3	120	240		

TMS320C6000™ DSP TOOLS

MOUSER STOCK NO.	TI Part No.	Description	Price Each
760-701900	701900	Spectrum Digital XDS510™ USB Emulator	
595-TMDSDSK6416-T	TMDSDSK6416-T	TMS320C6416 DSP Starter Kit	
595-TMDSDSK6455	TMDSDSK6455	TMS320C6455 DSP Starter Kit	
595-TMDSEVM355	TMDSEVM355	TMS320DM355 Digital Video Evaluation Module	
595-TMDSEVM642	TMDSEVM642	TMS320DM642 Evaluation Module	
595-TMDSEVM6474L	TMDSEVM6474L	TMS320C6474 Evaluation Module	

OMAP PROCESSOR

For quantities greater than listed, call for quote.

MOUSER STOCK NO.	TI Part No.	Package	RISC Freq./ Freq. (MHz)	Peak MMACS	On-Chip L1/SRAM On-Chip L2/SRAM (KB)	McASP	McBSP	Interface	Timers	Price Each 1	25
595-OMAPL132BZWT2	OMAPL132BZWT2	FBGA-36	200, 200	1600	32/256	1	2	2xI2C/2xSPI/3xUART/1xUSB	4		
595-OMAPL138BZWT3	OMAPL138BZWT3	NFBGA-361	375, 456	3000, 3648	64/256	1	2	2xI2C/2xSPI/3xUART/2xUSB	4		
595-OMAP3530ECBB72	OMAP3530ECBB72	FCBGA-515	520, 720	4160	32/256	0	5	3xI2C/4xSPI/3xUARTs/2xUSB	15		

TMS320C62X™- PERFORMANCE VALUE FIXED-POINT DSPS

For quantities greater than listed, call for quote.

MOUSER STOCK NO.	TI Part No.	Package	Internal RAM L1 Program Cache/L1 Data Cache/L2 Unified RAM Cache	McBSP	Enhanced DMA (Chan)	COM	Timers	MHz	MIPS	Price Each 1	25
595-S320C6211BZFN150	TMS320C6211BZFN150	BGA-256	32K/32K/512K	2	16	HPI	2	150	1200		
595-S320C6211BZFN167	TMS320C6211BZFN167	BGA-256	32K/32K/512K	2	16	HPI	2	167	1333		

TMS320C64X™ - PERFORMANCE VALUE FIXED-POINT DSPS

For quantities greater than listed, call for quote.

595-TMS320C6424ZWT5	TMS320C6424ZWT5	BGA-361	32K/80K/128K	2	64	PCI/HPI/EMAC	3	500	4000		
595-TMS320C6424ZDUQ5	TMS320C6424ZDUQ5	BGA-376	32K/80K/128K	2	64	PCI/HPI/EMAC	3	500	4000		
595-TMS320C6424ZWT6	TMS320C6424ZWT6	BGA-361	32K/80K/128K	2	64	PCI/HPI/EMAC	3	600	4800		
595-TMS320C6421ZWT4	TMS320C6421ZWT4	BGA-361	48K/16K/64K	1	64	HPI/EMAC	3	400	3200		
595-TMS320C6421ZWT5	TMS320C6421ZWT5	BGA-361	48K/16K/64K	1	64	HPI/EMAC	3	500	4000		
595-TMS320C6421ZWT6	TMS320C6421ZWT6	BGA-361	48K/16K/64K	1	64	HPI/EMAC	3	600	4800		

TMS32067XX™ - LOW POWER FIXED/FLOATING-POINT DSP

For quantities greater than listed, call for quote.

MOUSER STOCK NO.	TI Part No.	Package	RAM (KB)	ROM (KB)	DMA	ADC	McBSP	COM	Timers	MHz	MIPS	Price Each 1	25
595-TMS320C6746BZWT4	TMS320C6746BZWT4	NFBGA-361	64	256	32-Ch	-	2	1 16-Bit HPI	4	375	3648		

© Copyright 2014 Mouser Electronics
© Copyright 2014 Mouser Electronics

TEXAS INSTRUMENTS DSPs

Products may be RoHS compliant. Check mouser.com for RoHS status.

DSP TOOLS

NEW! TECHNOLOGY

MOUSER STOCK NO.	TI Part No.	Description	Price Each
760-701014	701014	Spectrum Digital XDS510PP-Plus Emulator	
760-701900	701900	Spectrum Digital XDS510™ USB Emulator	
716-BH-PCI-560	BH-PCI-560	Blackhawk XDS560™ JTAG PCI Emulator	
716-BH-USB-560M	BH-USB-560M	Blackhawk XDS560 USB HP JTAG Emulator	
595-BEAGLEBOARD-XM	BEAGLEBOARD-XM	Beagle Board Development Kit	
595-CRANE	CRANE	CraneBoard provides developers a low cost development solution for Sitara AM3517 Cortex-A8 processor.	
778-LSP163-621	LSP163-621-MOQ1	Radio420S - Multimode SDR RF FMC Transceiver, Freq. Range: 300MHz - 3GHz, Selectable Bandwidth: 1.5-28MHz	
778-LSP159-601-MOQ10	LSP159-601-MOQ10	ADAC250 - High-speed Dual A/D and D/A FMC Module, (2) 250 MSPS 14-bit ADCs, (2) 1 GSPS 16-bit DACs	
595-TMDSEVM6446	TMDSEVM6446	TMS320DM6446 Digital Video Eval Module	
595-PANDABOARD	UEVM4430G-01-00-00	PandaBoard is a platform designed to provide access to the powerful features of the OMAP4430 Multimedia Processor	

DAVINCI™ DIGITAL MEDIA PROCESSORS

PRODUCT NEW

For quantities greater than listed, call for quote.

MOUSER STOCK NO.	TI Part No.	Package	CPU	Frequency (MHz)	L1/SRAM (bytes)	L2/SRAM (bytes)	ROM (k bytes)	Price Each 1	Price Each 25
595-TMS320DM365ZCE30	TMS320DM365ZCE30	NFBGA-338	C64+, DaVinci Video	300	32768	-	16		
595-TMS320DM368ZCE	TMS320DM368ZCE	NFBGA-338	C64+, DaVinci Video	432	32768	-	16		
595-TMS320DM642AZNZ7	TMS320DM642AZNZ7	FCBGA-548	C64x+, DaVinci Video	720	32K	256K	1		
595-TMS320DM6435ZWT4	TMS320DM6435ZWT4	BGA-361	C64x+, DaVinci Video	400	112	128	64		
595-TMS320DM6435ZWT5	TMS320DM6435ZWT5	BGA-361	C64x+, DaVinci Video	500	112	128	64		
595-TMS320DM6435ZWT6	TMS320DM6435ZWT6	BGA-361	C64x+, DaVinci Video	600	112	128	64		
595-TMS320DM6437ZWT4	TMS320DM6437ZWT4	BGA-361	C64x+, DaVinci Video	400	112	128	64		
595-TMS320DM6437ZWT6	TMS320DM6437ZWT6	BGA-361	C64x+, DaVinci Video	600	112	128	64		
595-TMS320DM6437ZDU4	TMS320DM6437ZDU4	BGA-376	C64x+, DaVinci Video	400	112	128	64		
595-TMS320DM6437ZDU6	TMS320DM6437ZDU6	BGA-376	C64x+, DaVinci Video	600	112	128	64		
595-TMS320DM6446AZWT	TMS320DM6446AZWT	NFBGA-361	C64+, DaVinci Video	405	16384	-	8		
595-MS320DM6446AZWTA	TMS320DM6446AZWTA	NFBGA-361	C64x+, ARM 9, DaVinci Video	513, 594	112K/40K	64K	16		
595-DM3730CBPA	DM3730CBPA	PBGA-515	C64x+, ARM 8, DaVinci Video	800	32/80	64	16		
595-DM3730CBP100	DM3730CBP100	PBGA-515	C64+, DaVinci Video	800	80	64	16		
595-DM3730CUS100	DM3730CUS100	PBGA-515	C64+, DaVinci Video	800	80	64	16		
595-MS320DM355ZCE216	TMS320DM355ZCE216	-	ARM 9, DaVinci Video	216	-	-	8		
595-MS320DM355ZCE270	TMS320DM355ZCE270	-	ARM 9, DaVinci Video	270	-	-	8		
595-MS320DM6437ZWTQ6	TMS320DM6437ZWTQ6	NFBGA-361	C64+, DaVinci Video	660	112	128	64		

DAVINCI™ TOOLS

PRODUCT NEW

MOUSER STOCK NO.	TI Part No.	Description	Price Each
595-TMDSIPCAM8127J3	TMDSIPCAM8127J3	DaVinci Video HD Video Surveillance IP Camera	

TMS320C67X™ DSP GENERATION - FLOATING-POINT DSPS

PRODUCT NEW

For quantities greater than listed, call for quote.

MOUSER STOCK NO.	TI Part No.	Package	Freq. (MHz)	L1P (bytes)	L1D (bytes)	L2 (bytes)	RAM (bytes)	External Memory I/F	DMA	Timers	Serial Ports	Price Each 1	Price Each 25
595-S320C6713BPYP200	TMS320C6713BPYP200	HLQFP-208	200	4K	4K	256K	-	SDRAM	16 Ch	2 GP	2 McASP, 2 SPI, 2 I2C		
595-TMS32C6713BPY200	TMS32C6713BPYPA200	HLQFP-208	200	4K	4K	256K	-	SDRAM	16 Ch	2 GP	2 McBSP, 2 McASP, 2 I2C		
595-S320C6722BRFP200	TMS320C6722BRFP200	HTQFP-144	200	32K	128K	384K	-	SDRAM	dMAX	1 GP	2 McASP, 2 SPI, 2 I2C		
595-S320C6711DZDP250	TMS320C6711DZDP250	BGA-272	250	4K	4K	64K	-	SDRAM	16 Ch	1 GP	2 McASP		
595-S320C6722BRFP250	TMS320C6722BRFP250	HTQFP-144	250	32K	128K	384K	-	SDRAM	dMAX	1 GP	2 McASP, 2 SPI, 2 I2C		
595-TMSDC6727BZD250	TMSDC6727BZDHA250	BGA-256	250	32K	256K	384K	-	SDRAM	dMAX	1 GP	3 McASP, 2 SPI, 2 I2C		
595-S320C6726BRFP266	TMS320C6726BRFP266	HTQFP-144	266	32K	256K	384K	-	SDRAM	dMAX	1 GP	3 McASP, 2 SPI, 2 I2C		
595-320C6727BZDH275	TMS320C6727BZDH275	BGA-256	275	32K	256K	384K	-	SDRAM	dMAX	1 GP	3 McASP, 2 SPI, 2 I2C		
595-320C6727BZDH300	TMS320C6727BZDH300	BGA-256	300	32K	256K	384K	-	SDRAM	dMAX	1 GP	3 McASP, 2 SPI, 2 I2C		
595-320C6727BZDH350	TMS320C6727BZDH350	BGA-256	350	32K	256K	384K	-	SDRAM	dMAX	1 GP	2 McASP, 2 SPI, 2 I2C		
595-TMS320C6748BZWT4	TMS320C6748BZWT4	BGA-361	456	32K	32K	256K	256	SRAM	2x32 Ch	3 GP	1 McASP, 2 SPI, 2 I2C		

© Copyright 2014 Mouser Electronics
© Copyright 2014 Mouser Electronics

ZILOG eZ80Acclaim! Flash Microcontrollers

Products may be RoHS compliant. Check mouser.com for RoHS status.

zilog
Embedded in Life
An IXYS Company

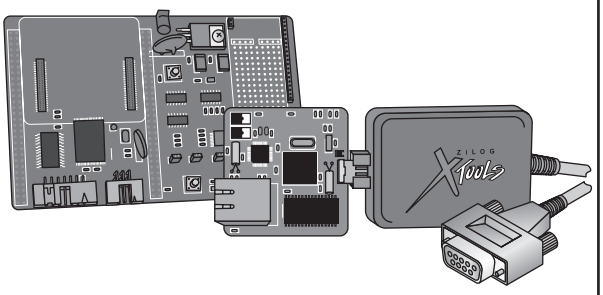

ZILOG EZ80F91 FLASH MICROCONTROLLER

Features:

- eZ80 core operating at 50MHz
- On-chip 10/100BaseT Ethernet MAC
- 256KB on-chip Flash memory
- 16KB on-chip SRAM
- Power management features supporting Sleep, Halt, and peripheral power-down controls
- Glueless external bus supporting eZ80, Z80, Intel, and Motorola modes
- 32GPIO
- IrDA compatible Infrared Encoder/Decoder
- Two independent UARTs with multidrop mode
- SPI and I2C ports
- Four, 16-bit counter/timers with I/O capability
- Watch Dog Timer with selectable clock inputs
- Real-time clock with on-chip 32KHz oscillator
- Full-feature PLL
- JTAG and ZiLOG Debug Interfaces
- Interrupt controller supporting internal and external maskable interrupts as well as non-maskable interrupts input
- New DMA-like eZ80 instructions

Description:

The eZ80F91 is the flagship device of the eZ80Acclaim! family of Flash Microcontrollers (MCUs). With 50MHz speed and an on-chip Ethernet MAC, designers now have the necessary performance to execute complex applications quickly and efficiently. Combining 256KB of Flash with 16KB SRAM, the eZ80F91 provides the memory needed to implement communication protocol stacks and achieve the flexibility when performing in-system updates of application firmware. Complementing the high performance, the eZ80F91 offers a rich set of serial communication peripherals to address application designs ranging from consumer electronics and point-of-sale terminals to security systems and industrial control.

MOUSER STOCK NO.		Package	Mem. Flash (bytes)	SRAM (bytes)	Speed (MHz)	Count /timers	Temp. Range (C°)	Price Each		
Mfr.	Mfr. Part No.							1	25	100
692—EZ80F91AZ050EG		LQFP-144	256K	16K	50	4	-40~+105			

Features:		eZ80F93	
Maximum Speed	50MHz	20MHz	20MHz
Address/Data Bus Width	24-bit/8-bit	24-bit/8-bit	24-bit/8-bit
Flash/SRAM Memory	256KB/16KB	128KB/8KB	64KB/4KB
Other On-Chip Memory	512 Bytes Configuration Flash	258 Bytes Configuration Flash	256 Bytes Configuration Flash
Access Time/ Flash/SRAM	60ns/<20ns	60ns/<20ns	60ns/<20ns
Maximum Addressable Space	16MB Linear	16MB Liner	16MB Linear
Exretnal Bus I/F	Yes	Yes	Yes
Chip Selects and Wait- State Generators	4	4	4
EMAC	1X10/100MBp	No	No
UART with HW Handshake	2 (UART0 has IrDA Endec)	2 (UART0 has IrDA Endec)	2 (UART0 has IrDA Endec)
SPI	1		1
I2C	1	1	1
Timers	4X16-bit	6X16-bit	6X16-bit
Special Timer Features	Selectable timer clock inputs, 2X external event counter, 2X Tout, 4X PWM, 4X Captures, 4X Compares	2XTin, 2X Tout	2X Tin, 2X Tout
Real-TIme Clock	Yes	Yes	Yes
Watchdog Timer	Yes	Yes	Yes
GPIO	32	24	24
Full Featured PLL	Yes	No	No
JTAG	Yes, Also supports ZDI	Yes, Supports debugging only. Also supports ZDI	Yes, Supports debugging only. Also supports ZDI
Operating Voltage	3.0 - 3.6V	3.0 - 3.6V	3.0 - 3.6V
Package	LQFP - 144	LQFP - 100	LQFP - 100

ZILOG EZ80F92 FLASH MICROCONTROLLER

Features:

- eZ80 core operating at 20MHz
- Up to 128KB on-chip Flash memory
- Up to 8KB on-chip SRAM
- Power management features supporting Sleep, Halt, and peripheral power-down controls
- Glueless external bus supporting eZ80, Z80, Intel, and Motorola modes
- Up to 24GPIO
- IrDA compatible Infrared Encoder/Decoder
- Two independent UARTs with multidrop mode
- SPI and I2C ports
- Six, 16-bit counter/timers with I/O capability
- Watch Dog Timer with selectable clock inputs
- Real-time clock with on-chip 32KHz oscillator
- JTAG and ZiLOG Debug Interfaces
- Interrupt controller supporting internal and external maskable interrupts as well as non-maskable interrupts input
- New DMA-like eZ80 instructions

Description:

The eZ80F92 is another of the devices which make up the eZ80Acclaim!™ family of Flash Microcontrollers (MCUs). Combining 20MHZ speed, 128KB of Flash, and 8KB SRAM, the eZ80F92 provides the performance and memory needed to implement communication protocol stacks and achieve the flexibility when performing in-system updates of application firmware. Complementing the high performance, the eZ80F92 offers a rich set of serial communication peripherals to address application designs ranging from consumer electronics and point-of-sale terminals to security systems and industrial control. The zZ80L92 is the ROMless equivalent to the eZ80F92/93.

MOUSER STOCK NO.		Package	Mem. Flash (bytes)	SRAM (bytes)	Speed (MHz)	Count /timers	Temp. Range (C°)	Price Each		
Mfr.	Mfr. Part No.							1	25	100
692—EZ80F92AZ020SG		LQFP-100	128K	8K	20	6	0 ~ +70			
692—EZ80F92AZ020EG		LQFP-100	128K	8K	20	6	-40~+105			

ZILOG EZ80F93 FLASH MICROCONTROLLER

Attention:

- Above features and development kit for eZ80F92Acclaim!™ are applicable to eZ80F93Acclaim!™

Description:

The eZ80F93 is a new part comprising part of the eZ80Acclaim!™ family of Flash Microcontrollers (MCUs). Combining 20MHz speed, 64KB of Flash, and 4KB SRAM, the eZ80F93 provides the performance and memory needed to implement communication protocol stacks and achieve the flexibility when performing in-system updates of application firmware. Complementing the high performance, the eZ80F93 offers a rich set of serial communication peripherals to address application designs ranging from consumer electronics and point-of-sale terminals to security systems and industrial control.

MOUSER STOCK NO.		Package	Mem. Flash (bytes)	SRAM (bytes)	Speed (MHz)	Count /timers	Temp. Range (C°)	Price Each		
Mfr.	Mfr. Part No.							1	25	100
692—EZ80F93AZ020EG		LQFP-100	64K	4K	20	6	-40~+105			

© Copyright 2014 Mouser Electronics
© Copyright 2014 Mouser Electronics

ZILOG Encore!™ XP and Motor Control Microcontrollers

zilog
Embedded in Life
An IXYS Company

Products may be RoHS compliant. Check mouser.com for RoHS status.

Z16FMC SERIES FLASH MICROCONTROLLER

Zilog's Z16FMC Series MCU, a part of the Flash Motor Control family of devices, is a powerful 16-bit CISC microcontroller that outperforms most RISC microcontrollers in its class. The Z16FMC boasts a unique architecture that provides the power, punch and performance of a 32-bit micro with the code, current efficiency and cost of a 16-bit. The Z16FMC features Zilog's ZNEO® CPU, which boasts a highly-optimized instruction set that achieves higher performance per clock cycle with less code space and lower overhead than competing architectures. Optimized for motor control applications, these devices are designed for the control of multiphase AC and DC variable-speed motors.

Features:

- 16-bit optimized Single-Cycle CISC core
- Up to 128KB of in-circuit programmable Flash memory
- Flexible communication interface including a 9-bit UART with LIN & IrDA, I2C, ESPI
- 12-Channel, 10-bit ADC with a 2.1µs conversion time
- Highly integrated Digital/Analog peripherals
  - Operational Amplifier
  - Analog Comparator
  - Internal Precision Oscillator
  - 4-Channel DMA Controller
  - 12-bit PWM module with three complementary pairs or six independent PWM outputs

RoHS Compliant

For quantities greater than listed, call for quote.

MOUSER STOCK NO. Mfr.	Mfr. Part No.	Package	Flash (KB)	SRAM (KB)	GPIO	Interface Type	10-bit A/D Channels	Interrupts	Temperature Range (°C)	Price Each 1	25	100
692	Z16FMC28AG20EG	LQFP-64	128	4	46	LIN and IrDA/12C/SPI/UART	12	24	-40°C to 105°C			

Z16FMC SERIES MOTOR CONTROL DEVELOPMENT KIT

The Z16FMC Series Motor Control Development Kit features a Motor Control Modular Development System (MC MDS) daughter board mounted on a 3-Phase Motor Control Application Board. The MC MDS board consists of a 64LQFP Z16FMC chip and a DBG connector to connect the kit to a host development PC via the USB Smart Cable. The 3-Phase Motor Control Application Board provides spade lug connectors for the 3-phase motor and fused spade lug connectors for an adjustable 24V DC, 3A workbench power source.

RoHS Compliant

MOUSER STOCK NO. Mfr.	Mfr. Part No.	Description	Price Each
692	Z16FMC28200KITG	Z16Motor Control Development Kit	

ZILOG Z8 ENCORE!™ XP MICROCONTROLLERS

Specifications:

- Each Z8 Encore! Microcontroller contains the following: Watchdog Timers, Analog Comparator, Temp. Sensor, Current Sense Amplifier, and Internal Precision Oscillator
- Core Speed: 20MHz
- Voltage: 2.7V to 3.6V
- UARTs: 1
- 2 16-bit Timers with PWMs
- Surface Mount

RoHS Compliant

For quantities greater than listed, call for quote.

MOUSER STOCK NO. Mfr.	Mfr. Part No.	Package	Flash Bytes	RAM Bytes	NVDS Bytes	I/O Lines	Interrupts	10-bit A/D Channels	Temperature Range (°C)	Price Each 1	25	100
692	Z8F042ASB020SG	SOIC-8	4K	1K	128	6	12	4	0ºC to 70ºC			

ZILOG Z8 ENCORE!™ FLASH MCU DEVELOPMENT KIT

The Z8 Encore! Microcontroller (MCU) Development Kit is a general-purpose platform that allows design engineers to evaluate the capabilities and operation of the Z8 Encore! family of microcontrollers and provides tools to shorten the development cycle. Included with the Development Kit is a free full-version ANSI C-Compiler and a Target Interface Module board that interfaces with the on-chip debugger converting a one-wire interface to a two-wire RS-232-like interface. All necessary hardware, software tools, and technical documentation are included, to provide a complete solution at minimal cost.

Features:

Hardware:
- Evaluation Board, Z8 Encore!
- Smart Cable – DB9 to six-pin male (Z8F08200100KIT)
- RS-232 DB9 Serial Cable
- 9VDC Universal Power Supply

Software:
- ZDS II - Z8 Encore! IDE with ANSI C-Compiler
- Sample code
- Device Driver software

CD-ROM contains:
- ZDS II Quick Start Guide
- Development Kit User Manual
- ZDS II - IDE User Manual
- EZ8 CPU User Manual
- Product Specifications
- Product Briefs
- Application Notes
- Flyer
- Product Linecard

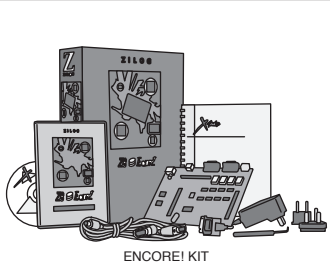
ENCORE! KIT


4K 28-PIN Dev Kit

MOUSER STOCK NO. Mfr.	Mfr. Part No.	Description	Price Each
692	Z8F08200100KIT	ENCORE! KIT (4K-8K Flash)	
692	Z8F04A28100KITG	4K 28-PIN Dev Kit Lead Free	

ZILOG Z8 ENCORE!™ MICROCONTROLLERS

- Each Z8 Encore! Microcontroller contains the following: Watchdog Timers, SPI Port, 12C Port
- Core Speed: 20MHz

NEW PRODUCT

♦ Surface Mount Device

For quantities greater than listed, call for quote.

MOUSER STOCK NO. Mfr.	Mfr. Part No.	Package	Flash (Bytes)	RAM (Bytes)	I/O Lines	Interrupts	16-bit Timers	PWM's	10-bit A/D Channels	DMA Controller	UARTs	Voltage (V)	Temperature (°C)	Price Each 1	25	100
♦ 692	Z8F0411HH020SG	SSOP-20	4K	1K	11	16	2	2	-	-	1	2.7 to 3.6	0ºC to 70ºC			
♦ 692	Z8F0422SJ020SG	SOIC-28	4K	1K	19	19	2	2	5	-	1	2.7 to 3.6	0ºC to 70ºC			
♦ 692	Z8F0411HH020EG	SSOP-20	4K	1K	11	16	2	2	-	-	1	2.7 to 3.6	-40ºC to 105ºC			
692	Z8F0421PH020SG	PDIP-20	4K	1K	11	16	2	2	2	-	1	2.7 to 3.6	0ºC to 70ºC			
♦ 692	Z8F0811HH020SG	SSOP-20	8K	1K	11	16	2	2	-	-	1	2.7 to 3.6	0ºC to 70ºC			
692	Z8F0812PJ020EG	PDIP-28	8K	1K	19	19	2	2	-	-	1	2.7 to 3.6	-40ºC to 105ºC			
692	Z8F0812PJ020EG	PDIP-28	8K	1K	19	19	2	2	-	-	1	2.7 to 3.6	0ºC to 70ºC			
♦ 692	Z8F0821HH020EG	SSOP-20	8K	1K	11	16	2	2	2	-	1	2.7 to 3.6	-40ºC to 105ºC			
692	Z8F0822PJ020SG	PDIP-28	8K	1K	19	19	2	2	5	-	1	2.7 to 3.6	0ºC to 70ºC			
♦ 692	Z8F0822SJ020EG	SOIC-28	8K	1K	19	19	2	2	5	-	1	2.7 to 3.6	-40ºC to 105ºC			
♦ 692	Z8FS040BHH20EG	SSOP-20	4K	1K	16	20	2	2	4	-	1	2.7 to 3.6	-40ºC to 105ºC			
692	Z8F1621PM020SG	PDIP-40	16K	2K	31	23	3	3	8	Yes	2	3.0 to 3.6	0ºC to 70ºC			
♦ 692	Z8F1621VN020EG	PLCC-44	16K	2K	31	23	3	3	8	Yes	2	3.0 to 3.6	-40ºC to 105ºC			
♦ 692	Z8F3221VN020EG	PLCC-44	32K	2K	31	23	3	3	8	Yes	2	3.0 to 3.6	-40ºC to 105ºC			
♦ 692	Z8F6421AN020EG	LQFP-44	64K	4K	31	23	3	3	8	Yes	2	3.0 to 3.6	-40ºC to 105ºC			
692	Z8F6421PM020EG	PDIP-40	64K	4K	31	23	3	3	8	Yes	2	3.0 to 3.6	-40° to 105°			
692	Z8F6421PM020SG	PDIP-40	64K	4K	31	23	3	3	8	Yes	2	3.0 to 3.6	0ºC to 70ºC			
♦ 692	Z8F6421VN020EG	PLCC-44	64K	4K	31	23	3	3	8	Yes	2	3.0 to 3.6	-40ºC to 105ºC			
♦ 692	Z8F6421VN020SG	PLCC-44	64K	4K	31	23	3	3	8	Yes	2	3.0 to 3.6	0ºC to 70ºC			
♦ 692	Z8F6422VS020EG	PLCC-68	64K	4K	46	24	4	4	12	Yes	2	3.0 to 3.6	-40ºC to 105ºC			
♦ 692	Z8F6422VS020SG	PLCC-68	64K	4K	46	24	4	4	12	Yes	2	3.0 to 3.6	0ºC to 70ºC			
♦ 692	Z8F6423FT020EG	QFP-80	64K	4K	60	24	4	4	12	Yes	2	3.0 to 3.6	-40ºC to 105ºC			

© Copyright 2014 Mouser Electronics
© Copyright 2014 Mouser Electronics

ZILOG MCUs

RoHS Compliant **This product is RoHS compliant.**

zilog
Embedded in Life
An IXYS Company

ZILOG Z8 OTP MICROCONTROLLERS

The 8-Bit One-Time Programmable (OTP) Microcontrollers are members of ZiLOG's single-chip Z8 MCU family featuring enhanced wake-up circuitry, programmable Watch-Dog Timers, Low-Noise EMI options, and easy hardware/software system expansion capability.

◆ **Surface Mount Device**

For quantities greater than listed, call for quote.

MOUSER STOCK NO. Mfr.	MOUSER STOCK NO. Mfr. Part No.	Package	ROM (KB)	RAM (Bytes)	I/O	Interrupts	On Chip Special Features	On Chip Analog Features	WDT	Timers	Comm Int.	Volts (V)	Operating Speed (MHz)	Development Tool Available Key	Price Each 1	Price Each 25	Price Each 100
	692—Z86E0208PEG1925	PDIP-18	0.5	61	14	5	POR, LV Protect	2 comp	Yes	1	- - -	4.5-5.5	8	B, L, M, N			
◆	692—Z86E0208SSG1925	SOIC-18	0.5	61	14	5	POR, LV Protect	2 comp	Yes	1	- - -	4.5-5.5	8	B, L, M, N			
◆	692—Z86E0412HSG1903	SSOP-20	1	125	14	6	POR	2 comp	Yes	2	- - -	4.5-5.5	12	B, L, M, N			
◆	692—Z86E0412SSG1903	SOIC-18	1	125	14	6	POR	2 comp	Yes	2	- - -	4.5-5.5	12	B, L, M, N			
◆	692—Z86E0412SEG1903	SOIC-18	2	125	14	6	POR	2 comp	Yes	2	- - -	4.5-5.5	12	B, L, M, N			
◆	692—Z86E0412SEG	SOIC-18	2	125	14	6	POR	2 comp	Yes	2	- - -	4.5-5.5	12	B, L, M, N			
◆	692—Z86E0612SSG	SOIC-18	2	125	14	6	POR	2 comp	Yes	1	SPI	4.5-5.5	12	O, P			
◆	692—Z86E0812SSG1903	SOIC-18	2	125	14	6	POR	2 comp	Yes	2	- - -	4.5-5.5	12	B, L, M, N			
	692—Z86E0812PSG1866	PDIP-18	2	125	14	6	POR	2 comp	Yes	2	- - -	4.5-5.5	12	B, L, M, N			
◆	692—Z86E0812SSG1866	SOIC-18	2	125	14	6	POR	2 comp	Yes	2	- - -	4.5-5.5	12	B, L, M, N			
	692—Z86E0812PEG1903	PDIP-18	4	188	14	6	POR	2 comp	Yes	2	- - -	4.5-5.5	12	B, L, M, N			
	692—Z86E3016PSG	PDIP-28	4	236	24	6	POR	2 comp	Yes	2	- - -	3.5-5.5	16	B, E, F			
	692—Z86E3116PSG	PDIP-28	4	236	24	6	POR	2 comp	Yes	2	- - -	3.5-5.5	16	B, E, F			
	692—Z86E4312PSG	PDIP-40	8	236	32	6	POR	2 comp	Yes	2	- - -	3.5-5.5	12	B, H, I, J, K			
	692—Z86E4412PSG	PDIP-40	16	237	32	6	POR	2 comp	Yes	2	- - -	3.5-5.5	12	B,C,D,F,G,H,I,J,K			
◆	692—Z86E6116VSG	PLCC-44	16	237	32	6	- - -	- - -	No	2	UART	4.5-5.5	16	L, T, U			

ZILOG DEVELOPMENT TOOLS FOR Z8 OTP MICROCONTROLLERS

Key	MOUSER STOCK NO. Mfr.	MOUSER STOCK NO. Mfr. Part No.	Description	Price Each
T		692—Z86E2101ZDF	Z8 OTP Converter (QFP) Kit	

Z8051 8-BIT CORE MCU

PRODUCT NEW

MOUSER STOCK NO.	Zilog Part No.	Package	Max. Clock Freq. (MHz)	Flash (KB)	RAM (bytes)	ADC (Channels)	Communications Controller	I/O	WDT	Voltage (V)	Price Each 1	Price Each 25	Price Each 100
692-Z51F0410HCX	Z51F0410HCX	SSOP-10	8	4	256	8	USART, I2C,	8	Yes	1.8-5.5			
692-Z51F0811RFX	Z51F0811RFX	TSSOP-16	12	8	256	8	SPI, USART, I2C	14	Yes	1.8-5.5			
692-Z51F0811RHX	Z51F0811RHX	TSSOP-20	12	8	256	9	SPI, USART, I2C	18	Yes	1.8-5.5			
692-Z51F0811RJX	Z51F0811RJX	TSSOP-28	12	8	256	12	SPI, USART, I2C	26	Yes	1.8-5.5			
692-Z51F0811QUX	Z51F0811QUX	QFN-32	12	8	256	15	SPI, USART, I2C	30	Yes	1.8-5.5			
692-Z51F3220SKX	Z51F3220SKX	SOP-32	12	32	1024	12	SPI, UART, I2C	30	Yes	1.8-5.5			
692-Z51F3220FNX	Z51F3220FNX	MQFP-44	12	32	1024	16	SPI, UART, I2C	42	Yes	1.8-5.5			
692-Z51F3221ARX	Z51F3221ARX	LQFP-64	12	32	1256	54	SPI, UART, I2C	54	Yes	1.8-5.5			
692-Z51F3221ATX	Z51F3221ATX	LQFP-80	12	32	1256	8	SPI, UART, I2C	70	Yes	1.8-5.5			
692-Z51F6412ARX	Z51F6412ARX	LQFP-64	16	64	3256	15	SPI, UART, I2C	52	Yes	3-5.5			
692-Z51F6412ATX	Z51F6412ATX	LQFP-80	16	64	3256	15	SPI, UART, I2C	66	Yes	3-5.5			

Z8051 8-BIT CORE MCU DEVELOPMENT KITS

PRODUCT NEW

MOUSER STOCK NO.	Zilog Part No.	Description	Price Each
692-Z51F0811000KIT	Z51F0811000KIT	Z51F0811 Evaluation Kit	
692-Z51F3220000ZCO	Z51F3220000ZCO	Z51F3200 Development Kit	

ZILOG SERIAL COMMUNICATIONS CONTROLLERS

- Operating voltage: 5(V)
- On-chip feature: multi-protocol

◆ **Surface Mount Device**

For quantities greater than listed, call for quote.

MOUSER STOCK NO. Mfr	MOUSER STOCK NO. Mfr. Part No.	Package	Comm Controller	Speed (MHz)	Ext. Temp.	Mbps.	FIFO Tx (Bytes)	FIFO Rx (Bytes)	Error Detection	Integrated DMA	Full Duplex Channels	Development Tools Available	Full-Duplex Channels:Dual	Price Each 1	Price Each 25	Price Each 100
	692—Z8523L08VSG	PLCC-44	ESCC	8	No	4	4	8	CRC-16 or CRC-CCITT	Yes	No	-	Yes			
◆	692—Z8523008VEG	PLCC-44	ESCC	8	Yes	5	4	8	CRC-16 or CRC-CCITT	No	No	G, F	Yes			
	692—Z8523008PSG	DIP-40	ESCC	8	No	5	4	8	CRC-16 or CRC-CCITT	No	No	G, F	Yes			
◆	692—Z8523008VSG	PLCC-44	ESCC	8	No	5	4	8	CRC-16 or CRC-CCITT	No	No	G, F	Yes			
	692—Z85C3008PEG	PDIP-40	SCC	8	Yes	4	1	3	CRC-16 or CRC-CCITT	No	No	-	Yes			
	692—Z85C3008PSG	PDIP-40	SCC	8	No	4	1	3	CRC-16 or CRC-CCITT	No	No	-	Yes			
◆	692—Z85C3008VSG	PLCC-44	SCC	8	No	4	1	3	CRC-16 or CRC-CCITT	No	No	-	Yes			
	692—Z8523L10VSG	PLCC-44	ESCC	10	No	4	4	8	CRC-16 or CRC-CCITT	Yes	No	-	Yes			
◆	692—Z16C3010ASG	VQFP-100	USC	10	No	10	32	32	CRC-32, CRC-16, CRC-CCITT	No	No	F	Yes			
◆	692—Z16C3010VSG	PLCC-68	USC	10	No	10	32	32	CRC-32, CRC-16, CRC-CCITT	No	No	F	Yes			
◆	692—Z8523010VSG	PLCC-44	ESCC	10	No	5	4	8	CRC-16 or CRC-CCITT	No	No	G, F	Yes			
	692—Z8523010PSG	DIP-40	ESCC	10	No	5	4	8	CRC-16 or CRC-CCITT	No	No	G, F	Yes			
	692—Z8523010VEG	PLCC-44	ESCC	10	Yes	5	4	8	CRC-16 or CRC-CCITT	No	No	G, F	Yes			
◆	692—Z85C3010PEG	PDIP-40	SCC	10	Yes	4	1	3	CRC-16 or CRC-CCITT	No	No	-	Yes			
◆	692—Z85C3010VEG	PLCC-44	SCC	10	Yes	4	1	3	CRC-16 or CRC-CCITT	No	No	-	Yes			
◆	692—Z85C3010VSG	PLCC-44	SCC	10	No	4	1	3	CRC-16 or CRC-CCITT	No	No	-	Yes			
	692—Z8523010PEG	DIP-40	ESCC	10	Yes	5	4	8	CRC-16 or CRC-CCITT	No	No	G, F	Yes			
	692—Z8523L16VSG	PLCC-44	ESCC	16	No	4	4	8	CRC-16 or CRC-CCITT	Yes	No	-	Yes			
◆	692—Z8023016VSG	PLCC-44	ESCC	16	No	4	4	8	CRC-16 or CRC-CCITT	No	No	G, F	Yes			
◆	692—Z8523016VSG	PLCC-44	ESCC	16	No	5	4	8	CRC-16 or CRC-CCITT	No	No	G, F	Yes			
◆	692—Z8523016VEG	PLCC-44	ESCC	16	Yes	5	4	8	CRC-16 or CRC-CCITT	No	No	G, F	Yes			
◆	692—Z85C3016VSG	PLCC-44	SCC	16	No	4	1	3	CRC-16 or CRC-CCITT	No	No	-	Yes			
	692—Z8523020PSG	DIP-40	ESCC	20	No	5	4	8	CRC-16 or CRC-CCITT	No	No	G, F	Yes			

EARTH LEAKAGE DETECTOR

PRODUCT NEW

MOUSER STOCK NO.	Zilog Part No.	Package	Supply Current (mA)	Supply Voltage (V)	Trip Voltage (mV(rms)) Min.	Trip Voltage (mV(rms)) Typ.	Trip Voltage (mV(rms)) Max.	Response Time (ms)	Max. Power Dissipation (mW)	Price Each 1	Price Each 25	Price Each 100
692-ZGFI7101PBT	ZGFI7101PBT	PDIP-8	8	12-20	9	13.5	18	1-4	200			
692-ZGFI7101JBT	ZGFI7101JBT	SOP-8	8	12-20	9	13.5	18	1-4	200			

ZILOG ZR06 MOTOR CONTROL

◆ **Surface Mount Device**

For quantities greater than listed, call for quote.

MOUSER STOCK NO. Mfr.	MOUSER STOCK NO. Mfr. Part No.	Package	Flash KB Bytes	SRAM Bytes	GPIO	Max. Speed MHz	Temp. Range (°C)	Price Each 1	Price Each 25	Price Each 100
◆	692—Z8FMC16100QKSG	QFN-32	16 (16,384)	512	17	20	0 to +70			
◆	692—Z8FMC16100AKSG	LQFP-32	16 (16,384)	512	17	20	0 to +70			
◆	692—Z8FMC16100AKEG	LQFP-32	16	512	17	20	-40 to +105			
◆	692—Z8FMC04100AKEG	LQFP-32	4	512	17	20	-40 to +105			

MOUSER STOCK NO.	Zilog Part No.	Description	Price Each
692-Z8FMC161000ZEM	Z8FMC161000ZEM	Z8FMC16100 Series Emulator Kit	

© Copyright 2014 Mouser Electronics

© Copyright 2014 Mouser Electronics

ZILOG MCUs and MPUs

RoHS Compliant This product is RoHS compliant.

zilog Embedded in Life An IXYS Company

ZILOG EZ80 MICROCONTROLLERS

♦ Surface Mount Device

For quantities greater than listed, call for quote.

MOUSER STOCK NO.	Zilog Part No.	Package	Communications Controller	Core CPU Used	I/O	WDT	Timers	Voltage (V)	Speed (MHz)	Price Each 1	Price Each 25	Price Each 100
♦ 692-EZ80L92AZ020EG	EZ80L92AZ020EC	LQFP-100	DMA, I²C, SPI, UART	EZ80	24	Yes	6	3.3	20			
♦ 692-EZ80L92AZ020SG	EZ80L92AZ020SC	LQFP-100	DMA, I²C, SPI, UART	EZ80	24	Yes	6	3.3	20			
♦ 692-EZ80L92AZ050EG	EZ80L92AZ050EC	LQFP-100	DMA, I²C, SPI, UART	EZ80	24	Yes	6	3.3	50			
♦ 692-EZ80L92AZ050SG	EZ80L92AZ050SC	LQFP-100	DMA, I²C, SPI, UART	EZ80	24	Yes	6	3.3	50			
♦ 692-EZ80190AZ050SG	EZ80190AZ050SC	LQFP-100	DMA, I²C, SPI, UART	EZ80	32	Yes	6	3.3	50			
♦ 692-EZ80190AZ050EG	EZ80190AZ050EC	LQFP-100	DMA, I²C, SPI, UART	EZ80	32	Yes	6	3.3	50			

ZILOG Z180 MICROPROCESSORS

♦ Surface Mount Device

For quantities greater than listed, call for quote.

MOUSER STOCK NO. Mfr.	MOUSER STOCK NO. Mfr. Part No.	Package	Speed (MHz)	Communications Controller	Core CPU Used	I/O	WDT	Timers	Voltage (V)	Development Tools Available	Price Each 1	Price Each 25	Price Each 100
♦ 692	Z8018006VSG	PLCC-68	6	CPU	Z180	-	No	2	5	-			
♦ 692	Z8018006VEG	PLCC-68	6	CPU	Z180	-	No	2	5	-			
692	Z8018006PSG	DIP-64	6	CPU	Z180	-	No	2	5	-			
692	Z8018006PEG	DIP-64	6	CPU	Z180	-	No	2	5	-			
692	Z8018008PSG	DIP-64	8	CPU	Z180	-	No	2	5	-			
♦ 692	Z8018008VSG	PLCC-68	8	CPU	Z180	-	No	2	5	-			
♦ 692	Z8018010VSG	PLCC-68	10	CPU	Z180	-	No	2	5	-			
692	Z8018010PSG	DIP-64	10	CPU	Z180	-	No	2	5	-			
♦ 692	Z8S18010VSG	PLCC-68	10	CSIO, UART	Z180	Clock Serial	No	2	5	-			
♦ 692	Z8S18020VEG	PLCC-68	20	CSIO, UART	Z180	Clock Serial	No	2	5	A			
♦ 692	Z8S18020VSG1960	PLCC-68	20	CSIO, UART	Z180	Clock Serial	No	2	5	A			
692	Z8S18020PSG	DIP-64	20	CSIO, UART	Z180	Clock Serial	No	2	5	A			
♦ 692	Z8S18020VSG	PLCC-68	20	CSIO, UART	Z180	Clock Serial	No	2	5	A			
♦ 692	Z8S18033VSG	PLCC-68	33	CSIO, UART	Z180	Clock Serial	No	2	5	A			

ZILOG Z80 MICROPROCESSORS

♦ Surface Mount Device

For quantities greater than listed, call for quote.

MOUSER STOCK NO. Mfr.	MOUSER STOCK NO. Mfr. Part No.	Package	Communications Controller	Core CPU Used	I/O	WDT	Timers	Voltage (V)	Speed (MHz)	Price Each 1	Price Each 25	Price Each 100
692	Z84C0006PEG	DIP-40	CPU	Z80	-	Yes	No	5	6			
♦ 692	Z84C0006VEG	PLCC-44	CPU	Z80	-	Yes	No	5	6			
♦ 692	Z84C1506FEG	QFP-100	CPU, CTC, IPC, PIO, SIO	Z80	16 PIO	Yes	4	5	6			
692	Z84C2006PEG	DIP-40	PIO	Z80	16	Yes	No	5	6			
♦ 692	Z84C3006VEG	PLCC-44	CTC	Z80	-	Yes	4	5	6			
692	Z84C3006PEG	DIP-28	CTC	Z80	-	Yes	4	5	6			
692	Z84C4006PEG	DIP-40	SIO	Z80	-	Yes	No	5	6			
692	Z84C0008PEG	DIP-40	CPU	Z80	-	Yes	No	5	8			
♦ 692	Z84C0008VEG	PLCC-44	CPU	Z80	-	Yes	No	5	8			
692	Z84C2008PEG	DIP-40	PIO	Z80	16	Yes	No	5	8			
692	Z84C3008PEG	DIP-28	CTC	Z80	-	Yes	4	5	8			
692	Z84C4008PEG	DIP-40	SIO	Z80	-	Yes	No	5	8			
692	Z84C4208PEG	DIP-40	SIO	Z80	-	Yes	No	5	8			
♦ 692	Z84C4406VEG	PLCC-44	SIO	Z80	-	Yes	No	5	8			
♦ 692	Z84C4408VEG	PLCC-44	SIO	Z80	-	Yes	No	5	8			
♦ 692	Z84C9008VSG	PLCC-84	KIO	Z80	+8 PIA, PIO	No	No	5	8			
692	Z84C0010PEG	DIP-40	CPU	Z80	-	Yes	No	5	10			
♦ 692	Z84C0010VEG	PLCC-44	CPU	Z80	-	Yes	No	5	10			
♦ 692	Z84C1510FEG	QFP-100	IPC	Z80	16 PIO	Yes	4	5	10			
692	Z84C2010PEG	DIP-40	PIO	Z80	16	Yes	No	5	10			
♦ 692	Z84C2010VEG	PLCC-44	PIO	Z80	16	Yes	No	5	10			
692	Z84C3010PEG	DIP-28	CTC	Z80	-	Yes	4	5	10			
692	Z84C4010PEG	DIP-40	SIO	Z80	-	Yes	No	5	10			
♦ 692	Z84C9010VSG	PLCC-84	KIO	Z80	+8 PIA, PIO	No	No	5	10			
♦ 692	Z84C9010VEG	PLCC-84	KIO	Z80	+8 PIA, PIO	No	No	5	10			
♦ 692	Z84C1516FSG	QFP-100	IPC	Z80	16 PIO	Yes	4	5	16			

ZMOTION MICROCONTROLLERS

PRODUCT NEW

For quantities greater than listed, call for quote.

MOUSER STOCK NO.	Zilog Part No.	Description	Price Each 1	Price Each 100
692-ZMOT0BHH1E0AG	ZMOT0BHH1E0AG	ZMOTION Bundle with 10mm ceiling/wall mount array (18°) Lens, RE200B-P PIR Sensor		
692-ZMOT0BHH1D0CG	ZMOT0BHH1D0CG	ZMOTION Bundle with 10mm ceiling/wall mount array (360°) Lens, SBDI46-504AA PIR Sensor		
692-ZMOT0BHH1D0AG	ZMOT0BHH1D0AG	ZMOTION Bundle with 10mm ceiling/wall mount array (360°) Lens, RE200B-P PIR Sensor		
692-ZMOT0BHH1C0AG	ZMOT0BHH1C0AG	ZMOTION Bundle with 10mm Wall Mount Array (60°x60°) Lens, RE200B-P PIR Sensor		
692-ZMOT0BHH1B0AG	ZMOT0BHH1B0AG	ZMOTION Bundle with 10mm Wall Mount Array (80°x30°) Lens, RE200B-P PIR Sensor		
692-ZMOT0BHH1A0CG	ZMOT0BHH1A0CG	ZMOTION Bundle with Clip-on 15mm Array (360°) Lens, SBDI46-504AA PIR Sensor		
692-ZMOT0BHH1A0AG	ZMOT0BHH1A0AG	ZMOTION Bundle with Clip-on 15mm Array (360°) Lens, RE200B-P PIR Sensor		
692-ZMOT0BHH0D0CG	ZMOT0BHH0D0CG	ZMOTION Bundle with Ceiling/Wall Mount Array (180°) Lens, SBDI46-504AA PIR Sensor		
692-ZMOT0BHH0D0AG	ZMOT0BHH0D0AG	ZMOTION Bundle with Ceiling/Wall Mount Array (180°) Lens, RE200B-P PIR Sensor		
692-ZMOT0BHH0C0CG	ZMOT0BHH0C0CG	ZMOTION Bundle with Ceiling Mount Array (360°) Lens, SBDI46-504AA PIR Sensor		
692-ZMOT0BHH0C0AG	ZMOT0BHH0C0AG	ZMOTION Bundle with Ceiling Mount Array (360°) Lens, RE200B-P PIR Sensor		
692-ZMOT0BHH0B0CG	ZMOT0BHH0B0CG	ZMOTION Bundle with Ceiling Mount Array (360°) Lens, SBDI46-504AA PIR Sensor		
692-ZMOT0BHH0B0AG	ZMOT0BHH0B0AG	ZMOTION Bundle with Ceiling Mount Array (360°) Lens, RE200B-P PIR Sensor		
692-ZMOT0BHH0A0BG	ZMOT0BHH0A0BG	ZMOTION Bundle with Ceiling Mount Array (360°) Lens, SDA02-54-P PIR Sensor		
692-ZMOT0BHH0A0AG	ZMOT0BHH0A0AG	ZMOTION Bundle with Animal Alley Array (88°) Lens, RE200B-P PIR Sensor		
692-ZMOT0BSB0A0AG	ZMOT0BSB0A0AG	ZMOTION Bundle with Nicera RE200B-P Pyro, Fresnel AA 0.9 GI T1 Lens		
692-ZMOT0BSB0A0BG	ZMOT0BSB0A0BG	ZMOTION Bundle with Nicera SDA02-54-P Pyro, Fresnel AA 0.9 GI T1 Lens		
692-ZMOT0BSB0B0AG	ZMOT0BSB0B0AG	ZMOTION Bundle with Nicera RE200B-P Pyro, Fresnel CM 0.77 GI V3 Lens		
692-ZMOT0BSB0B0CG	ZMOT0BSB0B0CG	ZMOTION Bundle with Nicera SBDI46-504AA Pyro, Fresnel CM 0.77 GI V3 Lens		
692-ZMOT0BSB0C0AG	ZMOT0BSB0C0AG	ZMOTION Bundle with Nicera RE200B-P Pyro, Fresnel CM 0.77 GI V5 Lens		
692-ZMOT0BSB0C0CG	ZMOT0BSB0C0CG	ZMOTION Bundle with Nicera SBDI46-504AA Pyro, Fresnel CM 0.77 GI V5 Lens		
692-ZMOT0BSB0D0AG	ZMOT0BSB0D0AG	ZMOTION Bundle with Nicera RE200B-P Pyro, Fresnel CWM 0.5 GI V1 Lens		
692-ZMOT0BSB0D0CG	ZMOT0BSB0D0CG	ZMOTION Bundle with Nicera SBDI46-504AA Pyro, Fresnel CWM 0.5 GI V1 Lens		
692-ZMOT0BSB1A0AG	ZMOT0BSB1A0AG	ZMOTION Bundle with Nicera RE200B-P Pyro, Nicera NCL-9(26) Lens		
692-ZMOT0BSB1A0CG	ZMOT0BSB1A0CG	ZMOTION Bundle with Nicera SBDI46-504AA Pyro, Nicera NCL-9(26) Lens		

ZMOTION DEVELOPMENT TOOLS

PRODUCT NEW

For quantities greater than listed, call for quote.

692-ZEPIR0AAS02MODG	ZEPIR0AAS02MODG	ZMOTION Detect Module		
Dev Kits for Zmotion Detect Module				
692-ZMOTIONL200ZCOG	ZMOTIONL200ZCOG	ZMOTION 20-Pin Detection and Control Development Kit - Development Board, Selection of Lenses & Pyroelectric Sensors		- - -
692-ZEPIR000102ZCOG	ZEPIR000102ZCOG	ZMOTION Detect Module Dev Kit		- - -
692-ZMOTIONL100ZCOG	ZMOTIONL100ZCOG	ZMotion™ Detection and Control Development Kit - Evaluation of Z8FS040		- - -
692-ZMOTIONS200ZCOG	ZMOTIONS200ZCOG	ZMotion™ Intrusion Detection Development Kit - Z8FS02		- - -

© Copyright 2014 Mouser Electronics
© Copyright 2014 Mouser Electronics

SEGGER Development Tools



PRODUCTION TOOLS

The Flasher family eases the implementation into a production site by allowing the flash programming to be triggered manually or remotely.

For quantities greater than listed, call for quote.

MOUSER STOCK NO.	Segger Part No.	Fig.	Supported Architecture	Description	Price Each
943-5.04.01	5.04.01	A	ST7 Series	Programming Tool For ST7 Series Of Microcontrollers	
943-5.05.01	5.05.01	A	M16C Series, M32C Series, R8C Series, R32C Series, M38000 Series, ST9 Series	Flash Programmer For M16C, M32C, R8C, R32C, M38000 and ST9 Series Of Flash Microcontrollers	
943-5.07.01	5.07.01	B	ARM7, ARM9, Cortex-M3	Flash Programmer for ARM and Cortex-M3 cores	
943-5.09.01	5.09.01	C	STM9 Series	Flash Programmer For STM8 Series Of Flash Microcontrollers With On-Chip Flash	
943-5.10.01	5.10.01	D	ST SPC560 Series	Flash Programmer For PowerPC Based Microcontrollers With On-Chip Flash	
943-5.15.01	5.15.01	E	Renesas RX600 (RX610, RX621, RX62N, RX62T)	Programming Tool For Renesas RX600 Series Microcontrollers With On-chip Or External Flash Memory And Renesas RX Core	

EMULATORS/SIMULATORS FOR ARM DEVICES

Features include high download speed into RAM and flash memory, the ability to set an unlimited number of breakpoints into flash memory of MCUs. Supports ARM 7/9/11, Cortex, and Coldfire and various IDEs. SDK available.

Features:

- High visibility of tool chain parameters
- Hardware independent breakpoints
- Debugger independent flash download

NEW! TECHNOLOGY

For quantities greater than listed, call for quote.

MOUSER STOCK NO.	Segger Part No.	Fig.	Description	Price Each
943-8.08.00	8.08.00	F	JTAG Emulator	
943-8.08.11	8.08.11	G	J-Link Emulator With J-Flash Software Bundle	
943-8.08.12	8.08.12	G	J-Link Emulator With ARM/Cortex/Renesas RX Debug Probe, ARM Remote Debug Interface (RDI) and Remote Server Bundle	
943-8.08.14	8.08.14	G	J-Link, J-Flash, J-Link ARM Remote Debug Interface (RDI), J-Link ARM Flash Breakpoints, J-Link GDB Server	
943-8.08.90	8.08.90	H	J-Link Emulator For Educational Use	
943-8.12.00	8.12.00	G	Enhanced Version Of J-Link, Equipped With Ethernet Interface and USB Interface	
943-8.13.00	8.13.00	I	USB Driven J-Tag Emulator with Trace Prope for Cortex-M Cores	
943-8.16.00	8.16.00	I	J-Link, High Speed	
943-8.16.11	8.16.11	I	J-Link Ultra, J-Flash, J-Link ARM Remote Debug Interface (RDI), J-Link ARM Flash Breakpoints, J-Link GDB Server Bundle	
943-8.16.12	8.16.12	I	J-Link Ultra, J-Link Arm Remote Debug Interface (RDI), J-Link GDB Server Bundle	
943-8.16.14	8.16.14	I	J-Link Ultra, J-Flash, J-Link ARM Remote Debug Interface (RDI), J-Link ARM Flash Breakpoints, J-Link GDB Server Bundle	
943-8.16.28	J-Link ULTRA+	J	Enhanced version of J-Link Ultra, comes with integrated licenses for unlimited breakpoints in flash memory	

SOCKETS AND ADAPTERS

NEW PRODUCT

For quantities greater than listed, call for quote.

MOUSER STOCK NO.	Segger Part No.	Fig.	Description	Core Architecture	Tool Is For Evaluation Of	Positions/ Sockets	Interface Type	Price Each
943-8.06.00	8.06.00	K	J-Link 19-Pin Cortex-M Adapter	ARM Cortex-M	J-Link, ARM Cortex-M Target Devices	19	JTAG, SWD, SWO	
943-8.06.01	8.06.01	L	J-Link RX Adapter	Renesas RX600	Renesas RX600 Series	14	JTAG	
943-8.06.02	8.06.02	M	J-Link 9-Pin Cortex-M Adapter	ARM Cortex-M	J-Link, ARM Cortex-M Target Devices	9	JTAG, SWD, SWO	
			Description					
943-8.06.04	8.06.04	N	J-Link Needle Adapter; adapts from the 20-pin 0.1" JTAG to a 10-pin needle connector.					
943-8.08.01	8.08.01	O	J-Link ARM-14 Adapter	ARM-7, ARM-9, ARM-11	J-Link, ARM-7/9/11 Target Devices	14	JTAG	

PROCESSOR ACCESSORIES

For quantities greater than listed, call for quote.

MOUSER STOCK NO.	Segger Part No.	Fig.	Description	Tool Type	Core Architecture	Price Each
943-8.07.00	8.07.00	P	J-Link JTAG Isolator	Electrical Isolator	ARM	

© Copyright 2014 Mouser Electronics
© Copyright 2014 Mouser Electronics

APACER Memory Modules

Apacer
Access the best

RoHS Compliant This product is RoHS compliant.

RoHS Compliant

SD2.0 COMMERCIAL SDHC CARDS

Apacer Commercial SDHC Class 4/6/10 Memory Cards are designed specifically for SD 2.0 card applications that put a premium on small form factor with lower power, such as consumer digital cameras, high-resolution cameras, camcorders, and multimedia products. All device and interface configuration data are (such as maximum frequency, card identification, etc.) stored on the card.

Features:
- Variable clock rate 0 - 50MHz
- Correction of memory field errors
- Card Removal during read operation will never harm the content
- Built-in write protection features (permanent and temporary)



For quantities greater than listed, call for quote.

MOUSER STOCK NO.	Apacer Part No.	Memory Size (GB)	Dimensions: mm	Max. Operating Temperature (ºC)	Price Each 1	Price Each 10
Class 4						
908-AP4GSDHC4-B	AP4GSDHC4-B	4	24x32x2.1	-40 to 85		
908-AP8GSDHC4-B	AP8GSDHC4-B	8	24x32x2.1	-40 to 85		
908-AP16GSDHC4-B	AP16GSDHC4-B	16	24x32x2.1	-40 to 85		
908-AP32GSDHC4-B	AP32GSDHC4-B	32	24x32x2.1	-40 to 85		
Class 6						
908-AP4GSDHC6-R	AP4GSDHC6-R	4	24x32x2.1	-40 to 85		
908-AP8GSDHC6-R	AP8GSDHC6-R	8	24x32x2.1	-40 to 85		
Class 10						
908-AP8GSDHC10-R	AP8GSDHC10-R	8	24x32x2.1	-40 to 85		
908-AP16GSDHC10-R	AP16GSDHC10-R	16	24x32x2.1	-40 to 85		

INDUSTRIAL COMPACTFLASH

Apacer Industrial CompactFlash provides solid traceability to ensure all product HW/FW are the same as you qualified.

Features:
- Longevity Support with Fix B.O.M.
- Compliant with CFA 3.0 specifications for CFCIII
- Compliant with CFA 4.1 specifications for CFC4
- Advanced wear-leveling and Block Management
- Secured Protection Zone/Quick Erase for ATA CF
- Interface: PC Card Memory Mode; PC Card I/O Mode; True IDE Mode
- ECC Support: Up to 8/15 bit correction per 512byte page size (BCH)
- Shock: 50G
- Vibration: 15G
- Humidity: 5% ~ 95%
- MTBF (hours): 2,000,000
- Active Mode (Typ.): 80mA/95mA
- Idle Mode: (Typ.): 700μA/900μA

Specifications:
- Ruggedize Power Failure Recovery
- Connector: 50-pin
- Built-in HW ECC and SMART Functions
- Shock resistance, Anti-vibration and Low power consumption



RoHS Compliant

Standard Temperature: 0°C to 70°C

For quantities greater than listed, call for quote.

MOUSER STOCK NO.	Apacer Part No.	Capacity (GB)	Compliant with	Sustained R/W Speed (MB/s)	Price Each 1	Price Each 10
908-AP-CF001GA5GS-NR	AP-CF001GA5GS-NR	1	CF4	50/21		
908-AP-CF002GA5GS-NR	AP-CF002GA5GS-NR	2	CF4	50/21		
908-AP-CF004GA5GS-NR	AP-CF004GA5GS-NR	4	CF4	50/21		
908-AP-CF008GA5GS-NR	AP-CF008GA5GS-NR	8	CF4	50/21		
908-CF002GE3FRNRK	AP-CF002GE3FR-NRK	2	CF3	30/5		
908-CF004GE3FRNRK	AP-CF004GE3FR-NRK	4	CF3	30/5		
908-CF008GE3FRNRK	AP-CF008GE3FR-NRK	8	CF3	30/5		

Extended Temperature: -40°C to 85°C

For quantities greater than listed, call for quote.

MOUSER STOCK NO.	Apacer Part No.	Capacity (GB)	Compliant with	Sustained R/W Speed (MB/s)	Price Each 1	Price Each 10
908-APCF001GA5GSETNR	AP-CF001GA5GS-ETNR	1	CF4	50/21		
908-APCF002GA5GSETNR	AP-CF002GA5GS-ETNR	2	CF4	50/21		
908-APCF004GA5GSETNR	AP-CF004GA5GS-ETNR	4	CF4	50/21		
908-APCF008GA5GSETNR	AP-CF008GA5GS-ETNR	8	CF4	50/21		
908-CF008GE3FRETNRK	AP-CF008GE3FR-ETNRK	8	CF3	30/5		

INDUSTRIAL SD CARDS

Features:
- Access time: 80ms
- Operating supply voltage: 3.3V
- NAND flash type: SLC
- High-speed sustained read/write (MB/sec):
  Standard Temp: 22 read/15 write
  Extended Temp: 10 read/7 write



RoHS Compliant

Standard Temperature

For quantities greater than listed, call for quote.

MOUSER STOCK NO.	Apacer Part No.	Memory Size (GB)	Max. Operating Temperature (ºC)	Price Each 1	Price Each 10
908-AP-ISD01GCS2A-T	AP-ISD01GCS2A-T	1	0 to 70		
908-AP-ISD02GCS2A-T	AP-ISD02GCS2A-T	2	0 to 70		
908-AP-ISD04GCS4A-T	AP-ISD04GCS4A-T	4	0 to 70		
908-AP-ISD08GCD4A-T	AP-ISD08GCD4A-T	8	0 to 70		

Extended Temperature

For quantities greater than listed, call for quote.

MOUSER STOCK NO.	Apacer Part No.	Memory Size (GB)	Max. Operating Temperature (ºC)	Price Each 1	Price Each 10
908-AP-ISD01GIS2B-T	AP-ISD01GIS2B-T	1	-40 to 85		
908-AP-ISD02GIS2B-T	AP-ISD02GIS2B-T	2	-40 to 85		
908-AP-ISD04GIS4B-T	AP-ISD04GIS4B-T	4	-40 to 85		
908-AP-ISD08GID4B-T	AP-ISD08GID4B-T	8	-40 to 85		

microSDHC™ CLASS 4 MEMORY CARDS

The Apacer microSDHC™ memory card– the world's smallest removable storage – features a thumbnail-sized footprint and sufficient storage for all 3G phones' digital content including high-resolution photos, large audio and video files, MMS, e-mail messages, and Java-based games.

Features:
- Supports ECC function to detect and correct errors
- Supports Wear Leveling function to extend product life cycles
- Complies with highest security of SDMI standard
- Speed Class: Class 4 (minimum write speed of 4MB/sec)
- Available with Norton Internet Security



RoHS Compliant

PRODUCT NEW

For quantities greater than listed, call for quote.

MOUSER STOCK NO.	Apacer Part No.	Memory Size (GB)	Dimensions: mm	Compliant with	Price Each 1	Price Each 25
908-AP4GMCSH4-B	AP4GMCSH4-B	4	15x11x1	SD Spec Ver 2.0		
908-AP8GMCSH4-B	AP8GMCSH4-B	8	15x11x1	SD Spec Ver 2.0		
908-AP16GMCSH4-B	AP16GMCSH4-B	16	15x11x1	SD Spec Ver 2.0		
908-AP32GMCSH4-P	AP32GMCSH4-P	32	15x11x1	SD Spec Ver 2.0		

SDHC CLASS 10 MEMORY CARDS

Designed to meet the trend in consumer cameras, Apacer SDHC Class 10 memory card's write speed is over 10MB per second, and available in 8GB-32GB.

Features:
- Supports ECC function to detect and correct errors
- Supports Wear Leveling function to extend product life cycles
- Mechanical write protection switch
- Speed class: Class10 (minimum write speed of 10MB/sec)
- Available with Norton Internet Security



RoHS Compliant

PRODUCT NEW

For quantities greater than listed, call for quote.

MOUSER STOCK NO.	Apacer Part No.	Memory Size (GB)	Dimensions: mm	Compliant with	Price Each 1	Price Each 25
908-AP-MSD04GCS4P-TM	AP-MSD04GCS4P-TM	4	24x32x2.1	SD Spec Ver 2.0		
908-AP-MSD08GCD4P-TM	AP-MSD08GCD4P-TM	8	24x32x2.1	SD Spec Ver 2.0		
908-AP-MSD16GCH4P-TM	AP-MSD16GCH4P-TM	16	24x32x2.1	SD Spec Ver 2.0		

© Copyright 2014 Mouser Electronics
© Copyright 2014 Mouser Electronics

CYPRESS Memory

RoHS Compliant **This product is RoHS compliant.**

Cypress is an industry leader in synchronous, fast asynchronous, low power asynchronous and non-volatile SRAMs, as well as in multi-port solutions and FIFO products. The company remains an optimal solution for a memory market characterized by a shrinking supplier base and dwindling product portfolios. As companies continue to abandon the market, Cypress remains an innovative, reliable, committed supplier for your memory needs. Our long-term commitment to the broadest product line, product development, industry longevity, and most advanced technology sets Cypress apart as a memory supplier of choice. Whatever your application—from handhelds to network gear—Cypress's memory lineup is a testament to versatility: micropower, fast-asynchronous, synchronous, and nonvolatile SRAMs, as well as multi-port, FIFO, and serial EEPROM memories. In a market landscape dotted by "EOL", Cypress gives you the support and confidence you need for the long run.

Cypress provides the broadest portfolio of fast asynchronous SRAMs from 4Kb to 32Mb available in industry standard voltage, bus width, and package options. These devices offer the fastest access times available, making them optimal for network equipment. The company's fast asynchronous SRAMs are supported by best-in-class process technology, manufacturing and customer support. The fast asynchronous SRAMs are offered in RoHS-compliant, industry-standard packaging options such as: FBGA, VFBGA, SOJ, TSOP, TSOP II, and PDIP, in industrial temperature range.

Advantages:
- Access time: 10ns in industrial temperature range
- Low Power Dissipation
- Industry standard packaging options and RoHS compliant
- Cutting edge of process technology: 90nm
- Industrial and automotive temperature ranges

Applications:
- Switches and routers
- IP-phones
- Test equipment
- DSLAM cards
- Automotive electronics

ASYNCHRONOUS SRAM

NEW PRODUCT

For quantities greater than listed, call for quote.

MOUSER STOCK NO.	Cypress Part No.	Package	Density	Organization	Speed (ns)	Temperature Range (°C)	Operating Voltage (V)	Price Each 1	25	50
727-CY7C199D-10VXI	CY7C199D-10VXI	SOJ-28	256K	32Kx8	10	-40 to +85	4.5 to 5.5			
727-CY7C199D-10ZXI	CY7C199D-10ZXI	TSOP I-28	256K	32Kx8	10	-40 to +85	4.5 to 5.5			
727-CY7C1399BN-12VXC	CY7C1399BN-12VXC	SOJ-28	256K	32Kx8	12	0 to +70	3.0 to 3.6			
727-CY7C1399BN-12VXI	CY7C1399BN-12VXI	SOJ-28	256K	32Kx8	12	-40 to +85	3.0 to 3.6			
727-CY7C1399BN-12ZXC	CY7C1399BN-12ZXC	TSOP I-28	256K	32Kx8	12	0 to +70	3.0 to 3.6			
727-CY7C1399BN-15ZXI	CY7C1399BN-15ZXI	TSOP I-28	256K	32Kx8	12	-40 to +85	3.0 to 3.6			
727-CY7C199CN-15PXC	CY7C199CN-15PXC	SOJ-28	256K	32Kx8	15	0 to +70	4.5 to 5.5			
727-CY7C199CNL-15VXI	CY7C199CNL-15VXI	SOJ-28	256K	32Kx8	15	-40 to +85	4.5 to 5.5			
727-CYC197N25PXC	CY7C197N-25PXC	PDIP-24	256K	256Kx1	25	0 to +70	4.5 to 5.5			
727-C1020DV33-10ZSXI	CY7C1020DV33-10ZSXI	TSOP II-44	512K	32Kx16	10	-40 to +85	3.0 to 3.6			
727-CY020CV26-15ZSXE	CY7C1020CV26-15ZSXE	TSOP II-44	512K	32Kx16	15	-40 to +125	2.5 to 2.7			
727-CY7C1009D-10VXI	CY7C1009D-10VXI	SOJ-32	1M	128Kx8	10	-40 to +85	4.5 to 5.5			
727-CY1018DV33-10VXI	CY7C1018DV33-10VXI	SOJ-32	1M	128Kx8	10	-40 to +85	3.0 to 3.6			
727-C1019DV33-10ZSXI	CY7C1019DV33-10ZSXI	TSOP II-32	1M	128Kx8	10	-40 to +85	3.0 to 3.6			
727-CY7C1019D-10VXI	CY7C1019D-10VXI	SOJ-32	1M	128Kx8	10	-40 to +85	4.5 to 5.5			
727-CY7C1019D-10ZSXI	CY7C1019D-10ZSXI	TSOP II-32	1M	128Kx8	10	-40 to +85	4.5 to 5.5			
727-CY7C109D-10ZXI	CY7C109D-10ZXI	TSOP II-32	1M	128Kx8	10	-40 to +85	4.5 to 5.5			
727-CY7C109D-10VXI	CY7C109D-10VXI	SOJ-32	1M	128Kx8	10	-40 to +85	4.5 to 5.5			
727-CY7C1021D-10VXI	CY7C1021D-10VXI	SOJ-44	1M	64Kx16	10	-40 to +85	4.5 to 5.5			
727-CY7C1021D-10ZSXI	CY7C1021D-10ZSXI	TSOP II-44	1M	64Kx16	10	-40 to +85	4.5 to 5.5			
727-CYC21DV3310ZSXIT	CY7C1021DV33-10ZSXIT	TSOP-44	1M	64Kx16	10	-40 to +85	3 to 3.6			
727-CY021DV33-10BVXI	CY7C1021DV33-10BVXI	FBGA-48	1M	64Kx16	10	-40 to +85	3.0 to 3.6			
727-CY1021DV33-10VXI	CY7C1021DV33-10VXI	SOJ-44	1M	64Kx16	10	-40 to +85	3.0 to 3.6			
727-CY021DV33-10ZSXI	CY7C1021DV33-10ZSXI	TSOP II-44	1M	64Kx16	10	-40 to +85	3.0 to 3.6			
727-CY021CV33-12ZSXE	CY7C1021CV33-12ZSXE	TSOP II-44	1M	64Kx16	12	-40 to +125	3.0 to 3.6			
727-CY7C1021BNL15ZXI	CY7C1021BNL-15ZXI	TSOP II-44	1M	64Kx16	15	-40 to +85	4.5 to 5.5			
727-C1021BNV33L15ZXI	CY7C1021BNV33L-15ZXI	TSOP II-44	1M	64Kx16	15	-40 to +85	3.0 to 3.6			
727-CY021CV26-15ZSXE	CY7C1021CV26-15ZSXE	TSOP II-44	1M	64Kx16	15	-40 to +125	2.5 to 2.7			
727-62126EVLL45ZSXA	CY62126EV30LL-45ZSXA	TSOP-44	1M	64Kx16	45	-40 to +85	2.2 to 3.6			
727-C1011DV33-10ZSXI	CY7C1011DV33-10ZSXI	TSOP II-44	2M	128Kx16	10	-40 to +85	3.0 to 3.6			
727-CY7C1011CV3312XE	CY7C1011CV33-12ZSXE	TSOP II-44	2M	128Kx16	12	-40 to +125	3.0 to 3.6			
727-CY7C1041D-10ZSXI	CY7C1041D-10ZSXI	TSOP II-44	4M	256Kx16	10	-40 to +85	4.5 to 5.5			
727-CYC041DV3310BVXI	CY7C1041DV33-10BVXI	VFBGA-48	4M	256Kx16	10	-40 to +85	3.0 to 3.6			
727-CYC1041DV3310VXI	CY7C1041DV33-10VXI	SOJ-44	4M	256Kx16	10	-40 to +85	3.0 to 3.6			
727-C1041DV33-10ZSXI	CY7C1041DV33-10ZSXI	TSOP II-44	4M	256Kx16	10	-40 to +85	3.0 to 3.6			
727-CYC1041D10VXI	CY7C1041D-10VXI	SOJ-44	4M	256Kx16	10	-40 to +85	4.5 to 5.5			
727-C1041BNV33L12ZXC	CY7C1041BNV33L-12ZXC	TSOP II-44	4M	256Kx16	12	0 to +70	3.0 to 3.6			
727-CY1041CV3312ZSXE	CY7C1041CV33-12ZSXE	TSOP II-44	4M	256Kx16	12	-40 to +125	3.0 to 3.6			
727-C1041CV33-20ZSXE	CY7C1041CV33-20ZSXE	TSOP II-44	4M	256Kx16	20	-40 to +125	3.0 to 3.6			
727-CYC1049D10VXI	CY7C1049D-10VXI	SOJ-36	4M	512Kx8	10	-40 to +85	4.5 to 5.5			
727-CYC1049DV3310VXI	CY7C1049DV33-10VXI	SOJ-36	4M	512Kx8	10	-40 to +85	3.0 to 3.6			
727-7C1049CV3310VXA	CY7C1049CV33-10VXA	SOJ-36	4M	512Kx8	10	-40 to +85	3 to 3.6			
727-CYC049DV3310ZSXI	CY7C1049DV33-10ZSXI	TSOP II-44	4M	512Kx8	10	-40 to +85	3.0 to 3.6			
727-CYC051DV3310ZSXI	CY7C1051DV33-10ZSXI	TSOP-44	8M	512Kx16	10	-40 to +85	3 to 3.6			
727-CY7C1062DV33-10	CY7C1062DV33-10BGXI	BGA-119	16M	512Kx32	10	-40 to +85	3.0 to 3.6			
727-CYC1061AV3310ZXC	CY7C1061AV33-10ZXC	TSOP II-54	16M	1Mx16	10	0 to +70	3.0 to 3.6			
727-CYC1061AV3310ZXI	CY7C1061AV33-10ZXI	TSOP II-54	16M	1Mx16	10	-40 to +85	3.0 to 3.6			
727-CY7C1061DV3310ZS	CY7C1061DV33-10ZSXI	TSOP II-54	16M	1Mx16	10	-40 to +85	3.0 to 3.6			
727-CYC1069AV3310ZXC	CY7C1069AV33-10ZXC	TSOP II-54	16M	2Mx8	10	0 to +70	3.0 to 3.6			
727-CY7C1069DV3310ZI	CY7C1069DV33-10ZSXI	TSOP II-54	16M	2Mx8	10	-40 to +85	3.0 to 3.6			

ASYNCHRONOUS DUAL PORT SRAM

For quantities greater than listed, call for quote.

MOUSER STOCK NO.	Cypress Part No.	Package	Density	Organization	Speed (ns)	Temperature Range (°C)	Operating Voltage (V)	Price Each 1	25	50
727-CYC13515JXC	CY7C135-15JXC	PLCC-52	32K	4Kx8	15	0 to +70	4.5 to 5.5			
727-CYC024AV20AXC	CY7C024AV-20AXC	TQFP-100	64K	4Kx16	20	0 to +70	3.0 to 3.6			
727-CY7C024A-25JXC	CY7C024A-25JXC	PLCC-84	64K	4Kx16	25	0 to +70	4.5 to 5.5			
727-CYC024AV25AXC	CY7C024AV-25AXC	TQFP-100	64K	4Kx16	25	0 to +70	3.0 to 3.6			
727-CY7C024-55JXC	CY7C024-55JXC	PLCC-84	64K	4Kx16	55	0 to +70	4.5 to 5.5			
727-CYC144AV25AXC	CY7C144AV-25AXC	TQFP-64	64K	8Kx8	25	0 to +70	3.0 to 3.6			
727-CYC025AV25AXI	CY7C025AV-25AXI	TQFP-100	128K	8Kx16	25	-40 to +85	3.0 to 3.6			
727-CYC026AV20AXC	CY7C026AV-20AXC	TQFP-100	256K	16Kx16	20	0 to +70	3.0 to 3.6			
727-CYC026AV25AXI	CY7C026AV-25AXI	TQFP-100	256K	16Kx16	25	-40 to +85	3.0 to 3.6			

© Copyright 2014 Mouser Electronics
© Copyright 2014 Mouser Electronics

CYPRESS Memory

RoHS Compliant **This product is RoHS compliant.**

MULTI-PORT MEMORIES

Cypress's multi-port memory solutions offer the highest-performing interconnects in the industry. Our multi-port memory portfolio includes more than 250 synchronous and asynchronous products in densities from 8Kb to 36Mb. The FullFlex™ family of high density synchronous dual-port SRAMs developed in 90nm technology is offered in 4Mb, 9Mb, 18Mb, and 36Mb densities in x18, x36, and x72 configurations. Cypress multi-ports are offered in industry-standard packaging such as: TQFP, FBGA , PLCC and molded DIP.

For quantities greater than listed, call for quote.

MOUSER STOCK NO.	Cypress Part No.	Package	Density	Organization	Speed (ns)	Temp. Range (°C)	Operating Voltage (V)	Price Each 1	25	50
Synchronous Dual Port SRAM										
727-CY7C09349AV-9AXC	CY7C09349AV-9AXC	TQFP-100	64K	4Kx18	9	0 to 70	3.0 to 3.6			
727-CYC09159AV9AXC	CY7C09159AV-9AXC	TQFP-100	64K	8Kx9	9	0 to 70	3.0 to 3.6			
727-CY7C09269V-9AXC	CY7C09269V-9AXC	TQFP-100	256K	16Kx16	9	0 to 70	3.0 to 3.6			
ConsuMoBL Dual-Port Asynchronous SRAMs										
727-CYDC128B1655AXI	CYDC128B16-55AXI	TQFP-100	128K	8Kx16	55	-40 to +85	1.8 to 3.3			

NON-VOLATILE SRAM

Cypress's nonvolatile SRAM integrates the company's proprietary Quantum Trap™ nonvolatile elements into high-performance SRAM memory cells. The memory array is accessed the same way as conventional SRAM, supporting standard system designs while adding the ability to retain data when power is lost. On power-up "recall," the nonvolatile elements set the state of the SRAM, then the nvSRAM can be read or written without altering the nonvolatile elements. Recall may also be initiated upon command. Parallel transfer of all data from the nonvolatile elements to SRAM requires a maximum of only 20 milliseconds to complete.



For quantities greater than listed, call for quote.

MOUSER STOCK NO.	Cypress Part No.	Package	Density	Organization	Speed (ns)	Temp. Range (°C)	Operating Voltage (V)	Price Each 1	25	50
727-STK12C68-SF45I	STK12C68-SF45I	SOIC-8	64K	8Kx8	45	-40 to +85	4.5 to 5.5			
727-STK12C68-SF45	STK12C68-SF45	SOIC-28	64K	8Kx8	45	0 to +70	4.5 to 5.5			
727-STK12C68-SF45I	STK12C68-SF45I	SOIC-28	64K	8Kx8	45	-40 to +85	4.5 to 5.5			
727-CY14B256LAZS25XI	CY14B256LA-ZS25XI	TSOP-44	256K	32Kx8	25	-40 to +85	2.7 to 3.6			
727-CY14B256LASZ25XI	CY14B256LA-SZ25XI	SOIC-32	256K	32Kx8	25	-40 to +85	2.7 to 3.6			
727-CY14B256LASP25XI	CY14B256LA-SP25XI	SSOP-48	256K	32Kx8	25	-40 to +85	2.7 to 3.6			
727-CY14E256LASZ25XI	CY14E256LA-SZ25XI	SOIC-32	256K	32Kx8	25	-40 to +85	4.5 to 5.5			
727-CY14B256LASZ45XI	CY14B256LA-SZ45XI	SOIC-32	256K	32Kx8	45	-40 to +85	2.7 to 3.6			
727-CY14B101KASP25XI	CY14B101KA-SP25XI	SSOP-48	1M	128Kx8	25	-40 to +85	2.7 to 3.6			
727-CY14B101LASZ25XI	CY14B101LA-SZ25XI	SOIC-32	1M	128Kx8	25	-40 to +85	2.7 to 3.6			
727-CY14B101LASP25XI	CY14B101LA-SP25XI	SSOP-48	1M	128Kx8	25	-40 to +85	2.7 to 3.6			
727-CY14B101LAZS25XI	CY14B101LA-ZS25XI	TSOP-44	1M	128Kx8	25	-40 to +85	2.7 to 3.6			
727-CY14B104NAZSP25X	CY14B104NA-ZSP25XI	TSOP-54	4M	256Kx16	25	-40 to +85	2.7 to 3.6			

SYNCHRONOUS SRAMS

Cypress is committed to offering a complete range of high-density synchronous SRAM families, including QDR/DDR , II and II , No Bus Latency™ and standard pipelined and flow-through products. From 1Mb to 72Mb, Cypress delivers the industry's broadest synchronous SRAM portfolio. This commitment to SRAM technology is demonstrated by the company's investment and product development in 65nm technology for 144Mb products. As a top-tier synchronous SRAM manufacturer, Cypress complements its products with best-in-class manufacturing and customer support. No other supplier can match Cypress in density, speed-grade options, temperature ranges, and TQFP and BGA leaded and lead-free packaging.

For quantities greater than listed, call for quote.

MOUSER STOCK NO.	Cypress Part No.	Package	Density	Organization	Freq. (MHz)	Temp. Range (°C)	Operating Voltage (V)	Price Each 1	25	50
Flow-Through Synchronous SRAMs										
727-CYC1325G133AXC	CY7C1325G-133AXC	TQFP-100	4M	256Kx18	133	0 to 70	3.14 to 3.63			
727-CYC1361C133AXI	CY7C1361C-133AXI	TQFP-100	9M	256Kx36	133	-40 to +85	3.14 to 3.63			
727-CYC1363C133AJXC	CY7C1363C-133AJXC	TQFP-100	9M	512Kx18	133	0 to 70	3.14 to 3.63			
727-CYC1383D133AXI	CY7C1383D-133AXI	TQFP-100	18M	1Mx18	133	-40 to +85	3.14 to 3.63			
Flow-Through (NoBL™ Architecture) Synchronous SRAMs										
727-CYC1351G100AXC	CY7C1351G-100AXC	TQFP-100	4M	128Kx36	100	0 to 70	3.14 to 3.63			
727-CY7C1352G-133AXC	CY7C1352G-133AXC	TQFP-100	4M	256Kx18	133	0 to 70	3.14 to 3.63			
727-CY7C1355C-133AXC	CY7C1355C-133AXC	TQFP-100	9M	256Kx36	133	0 to 70	3.14 to 3.63			
727-CY7C1355C133BGXC	CY7C1355C-133BGXC	BGA-119	9M	256Kx36	133	0 to 70	3.14 to 3.63			
727-CYC1357C133AXC	CY7C1357C-133AXC	TQFP-100	9M	512Kx18	133	0 to 70	3.14 to 3.63			
727-CYC1356C166AXC	CY7C1356C-166AXC	TQFP-100	9M	512Kx18	166	0 to 70	3.14 to 3.63			
727-CY7C1371D-100AXC	CY7C1371D-100AXC	TQFP-100	18M	512Kx16	100	0 to 70	3.14 to 3.63			
Pipelined Synchronous SRAMs										
727-CY7C1329H-133AXC	CY7C1329H-133AXC	TQFP-100	2M	64Kx32	133	0 to 70	3.14 to 3.63			
727-CYC1339G133AXC	CY7C1339G-133AXC	TQFP-100	4M	128Kx32	133	0 to 70	3.14 to 3.63			
727-CYC1347G250AXC	CY7C1347G-250AXC	TQFP-100	4M	128Kx36	250	0 to 70	3.14 to 3.63			
727-CYC1357C133AXI	CY7C1357C-133AXI	TQFP-100	9M	512Kx18	133	-40 to +85	3.14 to 3.63			
727-CYC1360C200AXC	CY7C1360C-200AXC	TQFP-100	9M	256Kx36	200	0 to 70	3.14 to 3.63			
727-CY7C1380D-167AXC	CY7C1380D-167AXC	TQFP-100	18M	512Kx36	167	0 to 70	3.14 to 3.63			
727-CYC1380D167AXI	CY7C1380D-167AXI	TQFP-100	18M	512Kx36	167	-40 to +85	3.14 to 3.63			
727-CYC1380D200AXC	CY7C1380D-200AXC	TQFP-100	18M	512Kx36	200	0 to 70	3.14 to 3.63			
727-CY7C1382D-167AXC	CY7C1382D-167AXC	TQFP-100	18M	1Mx18	167	0 to 70	3.14 to 3.63			
Pipelined (NoBL™ Architecture) Synchronous SRAMs										
727-CYC1350G133AXC	CY7C1350G-133AXC	TQFP-100	4M	128Kx36	133	0 to 70	3.14 to 3.63			
727-CYC354CV25166AXC	CY7C1354CV25-166AXC	TQFP-100	9M	256Kx36	166	0 to 70	2.38 to 2.63			
727-CYC1354C166AXC	CY7C1354C-166AXC	TQFP-100	9M	256Kx36	166	0 to 70	3.14 to 3.63			
727-CYC1354C166AXI	CY7C1354C-166AXI	TQFP-100	9M	256Kx36	166	-40 to +85	3.14 to 3.63			
727-CYC1360C166AXC	CY7C1360C-166AXC	TQFP-100	9M	256Kx36	166	0 to 70	3.14 to 3.63			
727-CYC354CV25200AXC	CY7C1354CV25-200AXC	TQFP-100	9M	256Kx36	200	0 to 70	2.38 to 2.63			
727-CYC1354C200AXC	CY7C1354C-200AXC	TQFP-100	9M	256Kx36	200	0 to 70	3.14 to 3.63			
727-CY7C1354C-200AXI	CY7C1354C-200AXI	TQFP-100	9M	256Kx36	200	-40 to +85	3.14 to 3.63			
727-CYC1356C166AXI	CY7C1356C-166AXI	TQFP-100	9M	512Kx18	166	-40 to +85	3.14 to 3.63			
727-CYC1356C250AXC	CY7C1356C-250AXC	TQFP-100	9M	512Kx18	250	0 to 70	3.14 to 3.63			
727-CY7C1370D200BGXC	CY7C1370D-200BGXC	BGA-119	18M	512Kx16	200	0 to 70	3.14 to 3.63			
727-CYC370DV25200AXC	CY7C1370DV25-200AXC	TQFP-100	18M	512Kx16	200	0 to 70	2.38 to 2.63			
727-CYC370DV25250AXC	CY7C1370DV25-250AXC	TQFP-100	18M	512Kx16	250	0 to 70	2.38 to 2.63			
727-CYC1371D133AXC	CY7C1371D-133AXC	TQFP-100	18M	512Kx36	133	0 to 70	3.14 to 3.63			
727-CYC1372D167AXC	CY7C1372D-167AXC	TQFP-100	18M	1Mx18	167	0 to 70	3.14 to 3.63			

© Copyright 2014 Mouser Electronics
© Copyright 2014 Mouser Electronics

CYPRESS Memory

RoHS Compliant **This product is RoHS compliant.**

ULTRA LOW POWER SRAMS

Cypress is committed to maintaining support for both fast asynchronous and low-power SRAMs, even with major players exiting the market. Offering the most advanced process technology in the SRAM world, Cypress's MoBL™ SRAMs dominate the low-power segment with the industry's broadest portfolio, from 64Kb to 64Mb. Cypress's RoHS-compliant MicroPower SRAMs offered in industry-standard packaging options such as: FBGA, VFBGA, SOIC, STSOP, TSOP, TSOP II, PDIP, in industrial temperature range. These SRAMs are appropriate for high-performance, high-battery-life memory solutions.

For quantities greater than listed, call for quote.

MOUSER STOCK NO.	Cypress Part No.	Package	Density	Organization	Speed (ns)	Temperature Range (°C)	Operating Voltage (V)	Price Each 1	Price Each 25
727-CY626455SNXI	CY6264-55SNXI	SOIC-28	64K	8Kx8	55	-40 to +85	4.5 to 5.5		
727-CY6264-70SNXC	CY6264-70SNXC	SOIC-28	64K	8Kx8	70	0 to 70	4.5 to 5.5		
727-CY62256NLL55SNXI	CY62256NLL-55SNXI	SOIC-28	256K	32Kx8	55	-40 to +85	4.5 to 5.5		
727-CY62256NLL55ZXE	CY62256NLL-55ZXE	TSOP I-28	256K	32Kx8	55	-40 to +125	4.5 to 5.5		
727-CY62256NLL-55ZXI	CY62256NLL-55ZXI	TSOP I-28	256K	32Kx8	55	-40 to +85	4.5 to 5.5		
727-CY62256NLL70PXC	CY62256NLL-70PXC	PDIP-28	256K	32Kx8	70	0 to 70	4.5 to 5.5		
727-CY62256NLL70SNXC	CY62256NLL-70SNXC	SOIC-28	256K	32Kx8	70	0 to 70	4.5 to 5.5		
727-CY62256NLL70ZRXI	CY62256NLL-70ZRXI	TSOP I-28	256K	32Kx8	70	-40 to +85	4.5 to 5.5		
727-CY256VNLL-70SNXI	CY62256VNLL-70SNXI	SOIC-28	256K	32Kx8	70	-40 to +85	2.2 to 3.6		
727-CY1256VNLL70ZRXI	CY62256VNLL-70ZRXI	TSOP I-28	256K	32Kx8	70	-40 to +85	2.7 to 3.6		
727-CY62256VNLL70ZXC	CY62256VNLL-70ZXC	TSOP I-28	256K	32Kx8	70	0 to 70	2.7 to 3.6		
727-CY62256VNLL70ZXI	CY62256VNLL-70ZXI	TSOP I-28	256K	32Kx8	70	-40 to +85	2.7 to 3.6		
727-CY62126ESL45ZSXI	CY62126ESL-45ZSXI	TSOP II-44	1M	64Kx16	45	-40 to +85	2.2 to 5.5		
727-CY26EV30LL45ZSXI	CY62126EV30LL-45ZSXI	TSOP II-44	1M	64Kx16	45	-40 to +85	2.2 to 3.6		
727-CY27DV30LL55BVXI	CY62127DV30LL-55BVXI	VFBGA-48	1M	64Kx16	55	-40 to +85	2.2 to 3.6		
727-CY127DV30LL55ZXI	CY62127DV30LL-55ZXI	TSOP II-44	1M	64Kx16	55	-40 to +85	2.2 to 3.6		
727-CY62128ELL-45SXA	CY62128ELL-45SXA	SOIC-32	1M	128Kx8	45	-40 to +85	4.5 to 5.5		
727-CY62128ELL-45SXI	CY62128ELL-45SXI	SOIC-32	1M	128Kx8	45	-40 to +85	4.5 to 5.5		
727-CY62128ELL45ZAXI	CY62128ELL-45ZAXI	TSOP I-32	1M	128Kx8	45	-40 to +85	4.5 to 5.5		
727-CY62128ELL-45ZXA	CY62128ELL-45ZXA	TSOP I-32	1M	128Kx8	45	-40 to +85	4.5 to 5.5		
727-CY62128ELL45ZXI	CY62128ELL-45ZXI	TSOP I-32	1M	128Kx8	45	-40 to +85	4.5 to 5.5		
727-CY128EV30LL45SXI	CY62128EV30LL-45SXI	SOIC-32	1M	128Kx8	45	-40 to +85	2.2 to 3.6		
727-CY28EV30LL45ZAXI	CY62128EV30LL-45ZAXI	TSOP I-32	1M	128Kx8	45	-40 to +85	2.2 to 3.6		
727-CY128EV30LL45ZXI	CY62128EV30LL-45ZXI	TSOP I-32	1M	128Kx8	45	-40 to +85	2.2 to 3.6		
727-CY62128ELL-55SXE	CY62128ELL-55SXE	SOIC-32	1M	128Kx8	55	-40 to +85	4.5 to 5.5		
727-CY62128ELL55ZAXE	CY62128ELL-55ZAXE	TSOP I-32	1M	128Kx8	55	-40 to +85	4.5 to 5.5		
727-CY62136ESL45ZSXI	CY62136ESL-45ZSXI	TSOP II-44	2M	128Kx16	45	-40 to +85	2.2 to 5.5		
727-CY36EV30LL45BVXI	CY62136EV30LL-45BVXI	VFBGA-48	2M	128Kx16	45	-40 to +85	2.2 to 3.6		
727-CY36FV30LL45BVXI	CY62136FV30LL-45BVXI	VFBGA-48	2M	128Kx16	45	-40 to +85	2.2 to 3.6		
727-CY36EV30LL45ZSXI	CY62136EV30LL-45ZSXI	TSOP II-44	2M	128Kx16	45	-40 to +85	2.2 to 3.6		
727-CY36FV30LL45ZSXI	CY62136FV30LL-45ZSXI	TSOP II-44	2M	128Kx16	45	-40 to +85	2.2 to 3.6		
727-CY37EV30LL45BVXI	CY62137EV30LL-45BVXI	VFBGA-48	2M	128Kx16	45	-40 to +85	2.2 to 3.6		
727-CY37EV30LL45ZSXI	CY62137EV30LL-45ZSXI	TSOP II-44	2M	128Kx16	45	-40 to +85	2.2 to 3.6		
727-CY37FV18LL55BVXI	CY62137FV18LL-55BVXI	VFBGA-48	2M	128Kx16	55	-40 to +85	1.65 to 2.25		
727-CY38EV30LL45BVXI	CY62138EV30LL-45BVXI	VFBGA-36	2M	256Kx8	45	-40 to +85	2.2 to 3.6		
727-CY62138FLL45ZSXI	CY62138FLL-45ZSXI	TSOP II-32	2M	256Kx8	45	-40 to +85	4.5 to 5.5		
727-CY38FV30LL45BVXI	CY62138FV30LL-45BVXI	VFBGA-36	2M	256Kx8	45	-40 to +85	2.2 to 3.6		
727-CY138FV30LL45SXI	CY62138FV30LL-45SXI	SOIC-32	2M	256Kx8	45	-40 to +85	2.2 to 3.6		
727-CY62138FV30LL45	CY62138FV30LL-45ZAXA	TSOP I-32	2M	256Kx8	45	-40 to +85	2.2 to 3.6		
727-CY38FV30LL45ZAXI	CY62138FV30LL-45ZAXI	TSOP I-32	2M	256Kx8	45	-40 to +85	2.2 to 3.6		
727-CY38FV30LL45ZSXI	CY62138FV30LL-45ZSXI	TSOP II-32	2M	256Kx8	45	-40 to +85	2.2 to 3.6		
727-CY138FV30LL45ZXI	CY62138FV30LL-45ZXI	TSOP I-32	2M	256Kx8	45	-40 to +85	2.2 to 3.6		
727-CY62146ELL45ZSXA	CY62146ELL-45ZSXA	TSOP II-44	4M	256Kx16	45	-40 to +85	4.5 to 5.5		
727-CY62146ELL45ZSXI	CY62146ELL-45ZSXI	TSOP II-44	4M	256Kx16	45	-40 to +85	4.5 to 5.5		
727-CY62146ESL45ZSXI	CY62146ESL-45ZSXI	TSOP II-44	4M	256Kx16	45	-40 to +85	2.2 to 5.5		
727-CY46EV30LL45ZSXI	CY62146EV30LL-45ZSXI	TSOP II-44	4M	256Kx16	45	-40 to +85	2.2 to 3.6		
727-CY47EV30LL45BVXI	CY62147EV30LL-45BVXI	VFBGA-48	4M	256Kx16	45	-40 to +85	2.2 to 3.6		
727-CY47EV30LL45ZSXI	CY62147EV30LL-45ZSXI	TSOP II-44	4M	256Kx16	45	-40 to +85	2.2 to 3.6		
727-C147EV30LL55ZSXE	CY62147EV30LL-55ZSXE	TSOP II-44	4M	256Kx16	55	-40 to +125	2.2 to 3.6		
727-CY6218ELL-45ZSXI	CY62148ELL-45ZSXI	TSOP II-32	4M	512Kx8	45	-40 to +85	4.5 to 5.5		
727-CY48EV30LL45ZSXI	CY62148EV30LL-45ZSXI	TSOP II-32	4M	512Kx8	45	-40 to +85	2.2 to 3.6		
727-CY148DV30LL55SXI	CY62148DV30LL-55SXI	SOIC-32	4M	512Kx8	55	-40 to +85	2.2 to 3.6		
727-CY62148ELL-55SXA	CY62148ELL-55SXA	SOIC-32	4M	512Kx8	55	-40 to +85	4.5 to 5.5		
727-CY62148ELL-55SXI	CY62148ELL-55SXI	SOIC-32	4M	512Kx8	55	-40 to +85	4.5 to 5.5		
727-CY62148ESL-55ZAX	CY62148ESL-55ZAXI	TSOP I-32	4M	512Kx8	55	-40 to +85	2.2 to 5.5		
727-C2148EV30LL55SXI	CY62148EV30LL-55SXI	SOIC-32	4M	512Kx8	55	-40 to +85	2.2 to 3.6		
727-CY62157ELL45ZSXI	CY62157ELL-45ZSXI	TSOP II-44	8M	512Kx16	45	-40 to +85	4.5 to 5.5		
727-CY62157ESL45ZSXI	CY62157ESL-45ZSXI	TSOP II-44	8M	512Kx16	45	-40 to +85	2.2 to 5.5		
727-CY57EV30LL45BVXI	CY62157EV30LL-45BVXI	VFBGA-48	8M	512Kx16	45	-40 to +85	2.2 to 3.6		
727-CY157EV30LL45ZXI	CY62157EV30LL-45ZXI	TSOP I-48	8M	512Kx16	45	-40 to +85	2.2 to 3.6		
727-C157EV30LL45ZSXA	CY62157EV30LL-45ZSXA	TSOP II-44	8M	512Kx16	45	-40 to +85	2.2 to 3.6		
727-CY57EV30LL45ZSXI	CY62157EV30LL-45ZSXI	TSOP II-44	8M	512Kx16	45	-40 to +85	2.2 to 3.6		
727-CY62157ELL55ZSXE	CY62157ELL-55ZSXE	TSOP II-44	8M	512Kx16	55	-40 to +125	4.5 to 5.5		
727-CY62157EV55ZSXE	CY62157EV30LL-55ZSXE	TSOP II-44	8M	512Kx16	55	-40 to +125	2.2 to 3.6		
727-CY62158ELL45ZSXI	CY62158ELL-45ZSXI	TSOP II-44	8M	1Mx8	45	-40 to +85	4.5 to 5.5		
727-CY58EV30LL45ZSXI	CY62158EV30LL-45ZSXI	TSOP II-44	8M	1Mx8	45	-40 to +85	2.2 to 3.6		
727-CY67EV30LL45BVXI	CY62167EV30LL-45BVXI	VFBGA-48	16M	1Mx16	45	-40 to +85	2.2 to 3.6		
727-CY67DV30LL55BVXI	CY62167DV30LL-55BVXI	VFBGA-48	16M	1Mx16	55	-40 to +85	2.2 to 3.6		
727-2167DV30LL-55ZXI	CY62167DV30LL-55ZXI	TSOP I-48	16M	1Mx16	55	-40 to +85	2.2 to 3.6		
727-CY62177EV30LL55Z	CY62177EV30LL-55ZXI	TSOP I-48	32M	2Mx16 or 4Mx8	55	-40 to +85	2.2 to 3.6		

FIFOS

Cypress delivers FIFO memories in densities ranging from 2Kb to 1Mb which provide ideal solutions to interconnect problems like flow control, rate matching and bus matching. The comprehensive FIFO product line is offered in industry standard packaging such as: TQFP and PL CC. These devices can be easily integrated into new and existing designs to help designers simplify system design and reduce design cycle time. More than 100 types of asynchronous and synchronous FIFO memories are available.

For quantities greater than listed, call for quote.

MOUSER STOCK NO.	Cypress Part No.	Package	Density	Organization	Speed (ns)	Temperature Range (°C)	Operating Voltage (V)	Price Each 1	Price Each 25
Asynchronous									
727-CYC42120JXC	CY7C421-20JXC	PLCC-32	4K	512x9	20	0 to 70	4.5 to 5.5		
727-CYC42120VXC	CY7C421-20VXC	SOJ-28	4K	512x9	20	0 to 70	4.5 to 5.5		
Low Voltage Synchronous									
727-CYC4225V15ASXC	CY7C4225V-15ASXC	TQFP-64	16K	1Kx18	15	0 to 70	3.0 to 3.6		
Synchronous									
727-CYC423115JXC	CY7C4231-15JXC	PLCC-32	16K	2Kx9	15	0 to 70	4.5 to 5.5		

© Copyright 2014 Mouser Electronics
© Copyright 2014 Mouser Electronics

GREENLIANT Parallel Flash Memory

RoHS Compliant This product is RoHS compliant.

27 AND 37 SERIES MTP (MANY-TIME PROGRAMMABLE) PARALLEL FLASH

The 27 & 37 Series of Many-Time Programmable (MTP) low cost flash, based on SuperFlash® technology. The split-gate cell design and thick oxide tunneling injector attain better reliability and manufacturability compared with alternate approaches. These MTP devices can be electrically erased and programmed at least 1000 times using an external programmer with a 12V power supply. They have to be erased prior to programming. These devices conform to JEDEC standard pinouts for byte-wide memories. Designed, manufactured, and tested for a wide spectrum of applications, these devices are offered with an endurance of at least 1000 cycles. Data retention is rated at greater than 100 years. They are suited for applications that require infrequent writes and low power nonvolatile storage. These devices will improve flexibility, efficiency, and performance while matching the low cost in nonvolatile applications that currently use UV-EPROMs, OTPs, and mask ROMs.

Features (GLS27 Series):

- 5.0V Read, 12.0V Program and Erase
- Same package and pin assignments as EPROM/OTP
- For use in cordless phones, VCD players, printers and fax machines where code is frozen and in-system programming is not required

Features (GLS37 Series):

- 2.7-3.6V Read, 12.0V Program and Erase
- Same package and pin assignments as standard flash
- For use in cordless phones, VCD players, printers and fax machines where code is frozen and in-system programming is not required

♦ Surface Mount

For quantities greater than listed, call for quote.

MOUSER STOCK NO.	Greenliant Part No.	Package	Density	Organization	Access Time (ns)	Chip Rewrite Time (Sec)(Typ.)	Supply Volt. (V)	Operating Temp. (°C)	Price Each 1	50	100
♦ 804-GLS27SF5123C-NHE	GLS27SF512-70-3C-NHE	PLCC-32	512K	64Kx8	70	1.4	4.5 to 5.5	0 to +70			
♦ 804-GLS27SF010-70NHE	GLS27SF010-70-3C-NHE	PLCC-32	1M	128Kx8	70	2.8	4.5 to 5.5	0 to +70			
804-GLS27SF010-70PHE	GLS27SF010-70-3C-PHE	PDIP-32	1M	128Kx8	70	2.8	4.5 to 5.5	0 to +70			
♦ 804-GLS37VF010-70NHE	GLS37VF010-70-3C-NHE	PLCC-32	1M	128Kx8	70	1.2	2.7 to 3.6	0 to +70			
♦ 804-GLS27SF020-70NHE	GLS27SF020-70-3C-NHE	PLCC-32	2M	256Kx8	70	5.6	4.5 to 5.5	0 to +70			
804-GLS27SF020-70PHE	GLS27SF020-70-3CPHE	PDIP-32	2M	256Kx8	70	5.6	4.5 to 5.5	0 to +70			
♦ 804-GLS37VF020-70NHE	GLS37VF020-70-3C-NHE	PLCC-32	2M	256Kx8	70	2.4	2.7 to 3.6	0 to +70			



PLCC-32

29 SERIES SSF (SMALL-SECTOR FLASH) PARALLEL FLASH

The 29 Series SSF (Small-Sector Flash) devices are suited for applications that require convenient and economical updating of program, configuration, or data memory. For all system applications, they significantly improve performance and reliability, while lowering power consumption. They inherently use less energy during Erase and Program than alternative flash technologies. The total energy consumed is a function of the applied voltage, current, and time of application. Since for any given voltage range, the SuperFlash technology uses less current to program and has a shorter erase time, the total energy consumed during any Erase or Program operation is less than alternative flash technologies. They also improve flexibility while lowering the cost for program, data, and configuration storage applications.

Features (GLS29EE Series):

- 128 byte Sector-Erase
- Sector-by-sector Erase operations
- Byte-by-byte Program operations

Features (GLS29SF/VF Series):

- 128 byte page size
- Page-by-page Write operations
- Page-Write operation includes an internal Erase transparent to the external system

♦ Surface Mount

For quantities greater than listed, call for quote.

MOUSER STOCK NO.	Greenliant Part No.	Package	Density	Organization	Access Time (ns)	Chip Rewrite Time (Sec)(Typ.)	Supply Volt. (V)	Operating Temp. (°C)	Price Each 1	50	100
♦ 804-GLS29EE512-70NHE	GLS29EE512-70-4C-NHE	PLCC-32	512K	64Kx8	70	2.5	4.5 to 5.5	0 to +70			
♦ 804-GLS29EE512-70EHE	GLS29EE512-70-4C-EHE	TSOP-32	512K	64Kx8	70	2.5	4.5 to 5.5	0 to +70			
♦ 804-GLS29EE5124I-EHE	GLS29EE512-70-4I-EHE	TSOP-32	512K	64Kx8	70	2.5	4.5 to 5.5	-40 to +85			
♦ 804-GLS29EE5124I-NHE	GLS29EE512-70-4I-NHE	PLCC-32	512K	64Kx8	70	2.5	4.5 to 5.5	-40 to +85			
♦ 804-GLS29EE010-70NHE	GLS29EE010-70-4C-NHE	PLCC-32	1M	128Kx8	70	5.0	4.5 to 5.5	0 to +70			
♦ 804-GLS29EE010-70WHE	GLS29EE010-70-4C-WHE	TSOP-32	1M	128Kx8	70	5.0	4.5 to 5.5	0 to +70			
♦ 804-GLS29EE010-70EHE	GLS29EE010-70-4C-EHE	TSOP-32	1M	128Kx8	70	5.0	4.5 to 5.5	0 to +70			
♦ 804-GLS29EE0104I-EHE	GLS29EE010-70-4I-EHE	TSOP-32	1M	128Kx8	70	5.0	4.5 to 5.5	-40 to +85			
804-GLS29EE010-70PHE	GLS29EE010-70-4C-PHE	PDIP-32	1M	128Kx8	70	5.0	4.5 to 5.5	0 to +70			
♦ 804-GLS29VF040-NHE-T	GLS29VF040-70-4I-NHE-T	PLCC-32	4M	512Kx8	70	8.0	2.7 to 3.6	-40 to +85			



PDIP-32

36 SERIES CSF (CONCURRENT SUPER FLASH) PARALLEL FLASH

The 36 Series CSF (Concurrent Super Flash) is a dual-bank flash memory device designed for wireless communication and consumer applications.
The dual-bank architecture supports the Concurrent Read-Write operation where the user may read from one bank while programming or erasing in the other bank.

Features:

- Dual-bank architecture for Concurrent Read-While-Write operations
- Operating voltage: 2.7-3.6V for Read and Write operations
- Hardware top or bottom sector protection
- Flexible Erase capability
- Factory and User programmable security ID
- Erase-Suspend/Erase Resume
- User selectable x8/x16 Data Bus through a BYTE# pin
- Hardware Write protection through WP# pin

♦ Surface Mount

For quantities greater than listed, call for quote.

MOUSER STOCK NO.	Greenliant Part No.	Package	Density	Organization	Access Time (ns)	Chip Rewrite Time (Sec)(Typ.)	Supply Volt. (V)	Operating Temp. (°C)	Price Each 1	50	100
♦ 804-GLS36VF1601G-EKE	GLS36VF1601G-70-4I-EKE	TSOP-48	16M	1Mx16 or 2Mx8	70	7.0	2.7 to 3.6	-40 to +85			
♦ 804-GLS36VF3204E-EKE	GLS36VF3203-70-4E-EKE	TSOP-48	32M	2Mx16 or 4Mx8	70	7.0	2.7 to 3.6	-20 to +85			
♦ 804-GLS36VF32044EEKE	GLS36VF3204-70-4E-EKE	TSOP-48	32M	2Mx16 or 4Mx8	70	7.0	2.7 to 3.6	-20 to +85			



TSOP-32

85 SERIES SATA FLASH NANDRIVE

The SATA NANDrive™ family extends Greenliant's portfolio of high-performance, fully integrated embedded solid state drives (SSDs). These managed NAND products integrate a Serial ATA controller and one or more NAND flash die in a multi-chip package. A built-in microcontroller and flash file management firmware replace the need for host-side Flash File System (FFS) and Memory Technology Driver (MTD) software. Compatible with the latest generation chipsets, SATA NANDrive products have the same footprint across all capacities for backward compatibility, simplifying system-level board design.

Features:

- Small Form Factor SATA Solid State Drive
- Industry Standard Serial ATA Interface
- Energy Efficient
- Multi-tasking Technology Increases Performance
- Pre-programmed Firmware in Embedded SuperFlash® Memory
- Robust Power Down Data Protection
- Bad Block Management
- Built-in ECC
- Advanced Data Security
- SSD Lifespan Monitoring
- Multiple Densities with Same Pin-out
- Commercial and Industrial Temperatures

NEW PRODUCT

♦ Surface Mount

For quantities greater than listed, call for quote.

MOUSER STOCK NO.	Greenliant Part No.	Package	Operating Voltage (V)	Supported Capacity	Sustained Write Speed	Sustained Read Speed	Operating Temp. (°C)	Price Each 1	50	100
♦ 804-GLS85LS1002AMCFZ	GLS85LS1002A-M-C-FZJE	FBGA	1.2 and 3.3	2GB	Up to 8MB/sec	Up to 35MB/sec	0 to +70			
♦ 804-GLS85LS1002PSIFZ	GLS85LS1002P-S-I-FZJE	FBGA	1.2 and 3.3	2GB	Up to 60MB/sec	Up to 70MB/sec	-40 to +85			
♦ 804-GLS85LS1004AFZJE	GLS85LS1004A-M-C-FZJE	BGA	1.2 and 3.3	4GB	Up to 10MB/sec	Up to 35MB/sec	0 to +70			
♦ 804-GLS85LS1004PSIFZ	GLS85LS1004P-S-I-FZJE	FBGA	1.2 and 3.3	4GB	Up to 60MB/sec	Up to 70MB/sec	-40 to +85			
♦ 804-GLS85LS1008PSIFZ	GLS85LS1008P-S-I-FZJE	FBGA	1.2 and 3.3	8GB	Up to 60MB/sec	Up to 70MB/sec	-40 to +85			
♦ 804-GLS85LP0512PLBTE	GLS85LP0512P-S-I-LBTE	LBGA	3.3	512MB	Up to 6MB/sec	Up to 25MB/sec	-40 to +85			
♦ 804-GLS85LP1008P-FTE	GLS85LP1008P-S-I-FTE	BGA	3.3	8GB	Up to 39MB/sec	Up to 50MB/sec	-40 to +85			



FBGA, BGA

COMPACTFLASH CARD CONTROLLER

The GLS55LC200 NAND Controller is the core of a high performance, flash media-based, data storage system. The controller recognizes the control, address, and data signals on the CF bus and translates them into memory accesses for standard NAND-type flash media. Using both Single Level Cell (SLC) and Multi-Level Cell (MLC) flash media, this technology supports solid state mass storage applications by offering new, expanded functionality while enabling smaller, lighter designs with lower power consumption. The NAND Controller supports standard CF protocols with up to PIO Mode-6, Multi-word DMA Mode-4, and Ultra DMA Mode-4 interface. The CF interface is widely used in products such as portable and desktop computers, digital cameras, music players, handheld data collection scanners, PDAs, handy terminals, personal communicators, audio recorders, monitoring devices, and set-top boxes.

Features:

- CompactFlash Association Specification Revision 3.0 standard
- Interface for standard NAND Flash media
- Low current operation
- Power management unit
- Flash Media Interface: Single or Dual 8-bit access
- Supports up to 4 flash media devices per channel
- Supports Single-Level Cell (SLC) or Multi-Level Cell (MLC) media 2K Byte and 4K Byte program page size
- 20-byte unique ID for enhanced security
- Programmable, multitasking NAND interface
- Firmware storage in Embedded SuperFlash®
- Pre-programmed Embedded Firmware
- Built-in Hardware ECC
- Built-in Internal System Clock
- Automatic recognition and initialization of Flash Media devices

♦ Surface Mount

For quantities greater than listed, call for quote.

MOUSER STOCK NO.	Greenliant Part No.	Package	Operating Voltage (V)	Clock Speed (MHz)	Supported Capacity	Sustained Write Speed	Sustained Read Speed	Security Features	Price Each 1	50	100
♦ 804-GLS55LC200C-TQWE	GLS55LC200-60-C-TQWE	TQFP-100L	3.3	60	up to 4GB	Up to 30MB/sec	Up to 30MB/sec	Yes			



TQFP-100L

© Copyright 2014 Mouser Electronics
© Copyright 2014 Mouser Electronics

IDT Memory

RoHS Compliant **This product is RoHS compliant.**

RAM

For quantities greater than listed, call for quote.

MOUSER STOCK NO.	IDT Part No.	Package/ Case	Memory Size	Organization	Access Time (ns)	Operating Supply Voltage (V)	Price Each		
							1	25	50
972-71V30L35TFI	71V30L35TFI	TQFP-64	8Kbit	1Kx8	35	3.3			
972-71V321L25TFGI	71V321L25TFGI	TQFP-64	16Kbit	2Kx8	25	3.3			
972-70V24S55PF	70V24S55PF	TQFP-100	64KB	4Kx16	55	3.3			
972-70V05S25PF	70V05S25PF	TQFP-64	64KB	8Kx8	25	3.3			
972-70V05L20PFGI	70V05L20PFGI	TQFP-64	64KB	8Kx8	20	3.3			
972-70V24L15PFG	70V24L15PFG	TQFP-100	64KB	4Kx16	15	3.3			
972-70V24L20PFGI	70V24L20PFGI	TQFP-100	64KB	4Kx16	20	3.3			
972-70V06L15PFG	70V06L15PFG	TQFP-64	128KB	16Kx8	15	3.3			
972-70V06L25PFI	70V06L25PFI	TQFP-64	128KB	16Kx8	25	3.3			
972-70V25L15PFG	70V25L15PFG	TQFP-100	128KB	8Kx16	15	3.3			
972-70V25L20PFI	70V25L20PFI	TQFP-100	128KB	8Kx16	20	3.3			
972-70V25L25PFGI	70V25L25PFGI	TQFP-100	128KB	8Kx16	25	3.3			
972-70V25L25PFI	70V25L25PFI	TQFP-100	128KB	8Kx16	25	3.3			
972-70V261L25PFG	70V261L25PFG	TQFP-100	256KB	16Kx16	25	3.3			
972-70V261L25PFI	70V261L25PFI	TQFP-100	256KB	16Kx16	25	3.3			
972-70V27S55PF	70V27S55PF	TQFP-100	512KB	32Kx16	55	3.3			
972-70V08L20PFI	70V08L20PFI	TQFP-100	512KB	64Kx8	20	3.3			
972-70V27L15PFG	70V27L15PFG	TQFP-100	512KB	32Kx16	15	3.3			
972-70V27L20PFGI	70V27L20PFGI	TQFP-100	512KB	32Kx16	20	3.3			
972-70V27L35PFI	70V27L35PFI	TQFP-100	512KB	32Kx16	35	3.3			
972-70V28L15PFG	70V28L15PFG	TQFP-100	1Mbit	64Kx16	15	3.3			
972-70V28L20PFGI	70V28L20PFGI	TQFP-100	1Mbit	64Kx16	20	3.3			
972-70V28L20PFI	70V28L20PFI	TQFP-100	1Mbit	64Kx16	20	3.3			
972-70V657S12DRI	70V657S12DRI	QFP-208	1Mbit	32Kx36	12	3.3			
972-70V3599S166BFG	70V3599S166BFG	BGA-208	4Mbit	128Kx36	3.6	3.3			
972-70V631S10BC	70V631S10BC	BGA-256	4Mbit	256Kx18	10	3.3			
972-70V3599S133BCI	70V3599S133BCI	BGA-256	4Mbit	128Kx36	4.2	3.3			
972-70V631S12PRF	70V631S12PRF	TQFP-100	4Mbit	256Kx18	12	3.3			
972-70V659S12DR	70V659S12DR	QFP-208	4Mbit	128Kx36	12	3.3			
972-70V3319S133PRFI	70V3319S133PRFI	TQFP-100	4Mbit	256Kx18	4.2	3.3			
972-70V631S12PRFI	70V631S12PRFI	TQFP-100	4Mbit	256Kx18	12	3.3			
972-70T3539MS133BC	70T3539MS133BC	BGA-256	18KB	512x36	4.2	2.5			
972-70T3539MS133BCI	70T3539MS133BCI	BGA-256	18KB	512x36	4.2	2.5			
972-70T3509MS133BPG	70T3509MS133BPG	BGA-256	36KB	1Kx36	4.2	2.5			
972-70T3509MS133BPI	70T3509MS133BPI	BGA-256	36KB	1Kx36	4.2	2.5			

SRAM

For quantities greater than listed, call for quote.

MOUSER STOCK NO.	IDT Part No.	Package/ Case	Memory Size	Organization	Access Time (ns)	Address Bus Width (bit)	Maximum Operating Current	Supply Voltage (V)		Price Each		
								Min.	Max.	1	10	100
972-71016S15PHGI	71016S15PHGI	TSOP-44	1Mbit	64Kx16	15	16	180	4.5	5.5			
972-71016S15YG	71016S15YG	SOIC-44	1Mbit	64Kx16	15	16	180	4.5	5.5			
972-71016S20YG	71016S20YG	SOIC-44	1Mbit	64Kx16	20	16	170	4.5	5.5			
972-71024S15TYG	71024S15TYG	SOIC-32	1Mbit	128Kx8	15	8	155	4.5	5.5			
972-71024S15YG	71024S15YG	SOIC-32	1Mbit	128Kx8	15	8	155	4.5	5.5			
972-71024S20YGI	71024S20YGI	SOIC-32	1Mbit	128Kx8	20	8	140	4.5	5.5			
972-71256SA15YG	71256SA15YG	SOIC-28	256Kbit	32Kx8	15	8	150	4.5	5.5			
972-71256SA15YGI	71256SA15YGI	SOIC-28	256Kbit	32Kx8	15	8	150	4.5	5.5			
972-71256SA20TPG	71256SA20TPG	PDIP-28	256Kbit	32Kx8	20	8	145	4.5	5.5			
972-71256SA25YG	71256SA25YG	SOIC-28	256Kbit	32Kx8	25	8	145	4.5	5.5			
972-71V016SA10PHG	71V016SA10PHG	TSOP-44	1Mbit	64Kx16	10	16	160	3.15	3.6			
972-71V016SA12PHG	71V016SA12PHG	TSOP-44	1Mbit	64Kx16	12	16	150	3.15	3.6			
972-71V016SA12YG	71V016SA12YG	SOIC-44	1Mbit	64Kx16	12	16	150	3.15	3.6			
972-71V016SA15PHG	71V016SA15PHG	TSOP-44	1Mbit	64Kx16	15	16	130	3.15	3.6			
972-71V016SA15PHGI	71V016SA15PHGI	TSOP-44	1Mbit	64Kx16	15	16	130	3.15	3.6			
972-71V016SA20PHG	71V016SA20PHG	TSOP-44	1Mbit	64Kx16	20	16	120	3.15	3.6			
972-71V124SA10PHG	71V124SA10PHG	TSOP-32	1Mbit	128Kx8	10	8	145	3.15	3.6			
972-71V124SA12PHG	71V124SA12PHG	TSOP-32	1Mbit	128Kx8	12	8	130	3.15	3.6			
972-71V124SA12TYG	71V124SA12TYG	SOIC-32	1Mbit	128Kx8	12	8	130	3.15	3.6			
972-71V124SA12YG	71V124SA12YG	SOIC-32	1Mbit	128Kx8	12	8	130	3.15	3.6			
972-71V124SA12YGI	71V124SA12YGI	SOIC-32	1Mbit	128Kx8	12	8	140	3.15	3.6			
972-71V256SA10YG	71V256SA10YG	SOIC-28	256Kbit	32Kx8	10	8	100	3	3.6			
972-71V256SA12PZG	71V256SA12PZG	TSSOP-28	256Kbit	32Kx8	12	8	90	3	3.6			
972-71V256SA12YG	71V256SA12YG	SOIC-28	256Kbit	32Kx8	12	8	90	3	3.6			
972-71V256SA15PZGI	71V256SA15PZGI	TSSOP-28	256Kbit	32Kx8	15	8	85	3	3.6			
972-71V256SA15YG	71V256SA15YG	SOIC-28	256Kbit	32Kx8	15	8	85	3	3.6			
972-71V256SA15YG8	71V256SA15YG8	SOIC-28	256Kbit	32Kx8	15	8	85	3	3.6			
972-71V35761S200PFG	71V35761S200PFG	TQFP-100	4Mbit	128Kx36	3.1	9	360	3.135	3.465			
972-71V3578S133PFG	71V3578S133PFG	TQFP-100	4Mbit	128Kx36	4.2	9	250	3.135	3.465			
972-71V416L10PHG	71V416L10PHG	TSOP-44	4Mbit	256Kx16	10	16	180	3	3.6			
972-71V416L12PHG	71V416L12PHG	TSOP-44	4Mbit	256Kx16	12	16	170	3	3.6			
972-71V416L12PHGI	71V416L12PHGI	TSOP-44	4Mbit	256Kx16	12	16	170	3	3.6			
972-71V416L15PHG	71V416L15PHG	TSOP-44	4Mbit	256Kx16	15	16	160	3	3.6			
972-71V416S10PHG	71V416S10PHG	TSOP-44	4Mbit	256Kx16	10	16	200	3	3.6			
972-71V416S10PHGI	71V416S10PHGI	TSOP-44	4Mbit	256Kx16	10	16	200	3	3.6			
972-71V416S12PHG	71V416S12PHG	TSOP-44	4Mbit	256Kx16	12	16	180	3	3.6			
972-71V416S12PHGI	71V416S12PHGI	TSOP-44	4Mbit	256Kx16	12	16	180	3	3.6			
972-71V416S15PHG	71V416S15PHG	TSOP-44	4Mbit	256Kx16	15	16	170	3	3.6			
972-71V416S15PHGI	71V416S15PHGI	TSOP-44	4Mbit	256Kx16	15	16	170	3	3.6			
972-71V416S15YG8	71V416S15YG8	SOIC-44	4Mbit	256Kx16	15	16	170	3	3.6			
972-71V424L10PHG	71V424L10PHG	TSOP-44	4Mbit	512Kx8	10	8	165	3	3.6			
972-71V424L15PHG	71V424L15PHG	TSOP-44	4Mbit	512Kx8	15	8	145	3	3.6			
972-71V424S10PHG	71V424S10PHG	TSOP-44	4Mbit	512Kx8	10	8	180	3	3.6			
972-71V424S10YG	71V424S10YG	SOIC-36	4Mbit	512Kx8	10	8	180	3	3.6			
972-71V424S12PHGI	71V424S12PHGI	TSOP-44	4Mbit	512Kx8	12	8	170	3	3.6			
972-71V424S15PHGI	71V424S15PHGI	TSOP-44	4Mbit	512Kx8	15	8	160	3	3.6			
972-71V424S15YG	71V424S15YG	SOIC-36	4Mbit	512Kx8	15	8	160	3	3.6			
972-71V424S15YGI	71V424S15YGI	SOIC-36	4Mbit	512Kx8	15	8	160	3	3.6			
972-71V632S5PFG	71V632S5PFG	TQFP-100	2Mbit	64Kx32	5	8	200	3.135	3.63			
972-71V65703S75PFG	71V65703S75PFG	TQFP-100	9Mbit	256Kx36	7.5	8	275	3.135	3.63			

© Copyright 2014 Mouser Electronics
© Copyright 2014 Mouser Electronics

MICROCHIP Serial EEPROMs


PDIP-8


TSSOP-8


SOIC-8

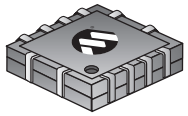
DFN-8

UNI/O™ BUS SERIAL EEPROM FAMILY

♦ Surface Mount Device

Features: • Can support any data rate from 10kHz to 100kHz • The only 1Kbit, 2Kbit, 4Kbit, and 16Kbit EEPROMs available in SOT-23-3

For quantities greater than listed, call for quote.

MOUSER STOCK NO. Mfr.	Mfr. Part No.	Package Type	Density	Organization	Price Each 1	10	25	100
♦	579—11AA010T-I/TT	SOT-23-3	1K	128x8, 1.8V				
	579—11AA010-I/P	PDIP-8	1K	128x8, 1.8V				
♦	579—11AA010-I/SN	SOIC-8	1K	128x8, 1.8V				
♦	579—11AA010-I/MS	MSOP-8	1K	128x8, 1.8V				
♦	579—11AA020T-I/TT	SOT-23-3	2K	256x8, 1.8V				
	579—11AA020-I/P	PDIP-8	2K	256x8, 1.8V				
♦	579—11AA020-I/SN	SOIC-8	2K	256x8, 1.8V				
♦	579—11AA020-I/MS	MSOP-8	2K	256x8, 1.8V				
♦	579—11AA040T-I/TT	SOT-23-3	4K	512x8, 1.8V				
	579—11AA040-I/P	PDIP-8	4K	512x8, 1.8V				
♦	579—11AA040-I/SN	SOIC-8	4K	512x8, 1.8V				
♦	579—11AA040-I/MS	MSOP-8	4K	512x8, 1.8V				
	579—11AA080-I/P	PDIP-8	8K	1024x8, 1.8V				
♦	579—11AA080-I/SN	SOIC-8	8K	1024x8, 1.8V				
♦	579—11AA080-I/MS	MSOP-8	8K	1024x8, 1.8V				
♦	579—11AA160T-I/TT	SOT-23-3	16K	2048x8, 1.8V				
	579—11AA160-I/P	PDIP-8	16K	2048x8, 1.8V				
♦	579—11AA160-I/SN	SOIC-8	16K	2048x8, 1.8V				
♦	579—11AA160-I/MS	MSOP-8	16K	2048x8, 1.8V				

For quantities greater than listed, call for quote.

MOUSER STOCK NO. Mfr.	Mfr. Part No.	Package Type	Density	Organization	Price Each 1	10	25	100
♦	579—11LC010T-I/TT	SOT-23-3	1K	128x8, 2.5V				
	579—11LC010-I/P	PDIP-8	1K	128x8, 2.5V				
♦	579—11LC010-I/SN	SOIC-8	1K	128x8, 2.5V				
♦	579—11LC010-I/MS	MSOP-8	1K	128x8, 2.5V				
♦	579—11LC020T-I/TT	SOT-23-3	2K	256x8, 2.5V				
	579—11LC020-I/P	PDIP-8	2K	256x8, 2.5V				
♦	579—11LC020-I/SN	SOIC-8	2K	256x8, 2.5V				
♦	579—11LC020-I/MS	MSOP-8	2K	256x8, 2.5V				
	579—11LC040-I/P	PDIP-8	4K	512x8, 2.5V				
♦	579—11LC040-I/SN	SOIC-8	4K	512x8, 2.5V				
♦	579—11LC040-I/MS	MSOP-8	4K	512x8, 2.5V				
♦	579—11LC080T-I/TT	SOT-23-3	8K	1024x8, 2.5V				
	579—11LC080-I/P	PDIP-8	8K	1024x8, 2.5V				
♦	579—11LC080-I/SN	SOIC-8	8K	1024x8, 2.5V				
♦	579—11LC080-I/MS	MSOP-8	8K	1024x8, 2.5V				
♦	579—11LC160T-I/TT	SOT-23-3	16K	2048x8, 2.5V				
	579—11LC160-I/P	PDIP-8	16K	2048x8, 2.5V				
♦	579—11LC160-I/SN	SOIC-8	16K	2048x8, 2.5V				
♦	579—11LC160-I/MS	MSOP-8	16K	2048x8, 2.5V				

I2C™ COMPATIBLE SERIAL EEPROM FAMILY

♦ Surface Mount Device

- Range of packages including 8MF, 8SM, 8SN, ST, 8MS, SOT, and wafer
- Maximum bus speed of 400kHz
- Operating temperature of -40°C to +85°C
- UL=1.5-3.6V, AA=1.8-5.5V, LC=2.5-5.5V

For quantities greater than listed, call for quote.

MOUSER STOCK NO. Mfr.	Mfr. Part No.	Package Type	Density	Organization	Price Each 1	10	25	100
♦	579—24VL014HT/SN	SOIC-8	1K	128x8, 1.5V				
♦	579—24VL014T/SN	SOIC-8	1K	128x8, 1.5V				
♦	579—24VL025T/MNY	TDFN-8	2K	256x8, 1.5V				
	579—24AA00-I/P	PDIP-8	128	16x8, 1.8V				
♦	579—24AA00T-I/OT	SOT-23-5	128	16x8, 1.8V				
♦	579—24AA014H-I/SN	SOIC-8	1K	128x8, 1.8V				
♦	579—24AA014-I/MC	DFN (2x3)-8	1K	128x8, 1.8V				
♦	579—24AA01-I/MS	MSOP-8	1K	128x8, 1.8V				
	579—24AA01-I/P	PDIP-8	1K	128x8, 1.8V				
♦	579—24AA01-I/SN	SOIC-8	1K	128x8, 1.8V				
♦	579—24AA01T-I/OT	SOT-23-5	1K	128x8, 1.8V				
♦	579—24AA02-I/MS	MSOP-8	2K	256x8, 1.8V				
♦	579—24AA02-I/SN	SOIC-8	2K	256x8, 1.8V				
♦	579—24AA02T-I/OT	SOT-23-5	2K	256x8, 1.8V				
♦	579—24AA04-I/MS	MSOP-8	4K	512x8, 1.8V				
♦	579—24AA08-I/SN	SOIC-8	8K	1Kx8, 1.8V				
♦	579—24AA08T-I/MNY	TDFN-8	8K	1Kx8, 1.8V				
♦	579—24AA08T-I/OT	SOT-23-5	8K	1Kx8, 1.8V				
♦	579—24AA16-I/MS	MSOP-8	16K	2Kx8, 1.8V				
♦	579—24AA16-I/SN	SOIC-8	16K	2Kx8, 1.8V				
♦	579—24AA16T-I/OT	SOT-23-5	16K	2Kx8, 1.8V				
♦	579—24AA32AFT-I/OT	SOT-23	32K	4Kx8, 1.8V				
♦	579—24AA32A-I/MS	MSOP-8	32K	4Kx8, 1.8V				
	579—24AA32A-I/P	PDIP-8	32K	4Kx8, 1.8V				
♦	579—24AA32AT-I/MC	DFN (2x3)-8	32K	4Kx8, 1.8V				
♦	579—24AA64FT-I/MNY	TDFN-8	64K	8Kx8, 1.8V				
♦	579—24AA64FT-I/OT	SOT-23-5	64K	8Kx8, 1.8V				
♦	579—24AA64-I/SN	SOIC-8	64K	8Kx8, 1.8V				
♦	579—24AA64T-I/MNY	TDFN-8	64K	8Kx8, 1.8V				
♦	579—24AA64T-I/OT	SOT-23-5	64K	8Kx8, 1.8V				
	579—24AA65P	PDIP-8	64K	8Kx8, 1.8V				
	579—24AA128-I/P	PDIP-8	128K	16Kx8, 1.8V				
♦	579—24AA128-I/SN	SOIC-8	128K	16Kx8, 1.8V				
♦	579—24AA256-I/MS	MSOP-8	256K	32Kx8, 1.8V				
	579—24AA256-I/P	PDIP-8	256K	32Kx8, 1.8V				
♦	579—24AA256-I/SM	SOIC-8	256K	32Kx8, 1.8V				
♦	579—24AA256-I/SN	SOIC-8	256K	32Kx8, 1.8V				
♦	579—24AA512-I/MF	DFN (6x5)-8	512K	64Kx8, 1.8V				
	579—24AA512-I/P	PDIP-8	512K	64Kx8, 1.8V				
♦	579—24AA512-I/SM	SOIC-8	512K	64Kx8, 1.8V				
	579—24LC00-I/P	PDIP-8	128	16x8, 2.5V				
♦	579—24LC00-I/SN	SOIC-8	128	16x8, 2.5V				
♦	579—24LC00T-I/OT	SOT-23-5	128	16x8, 2.5V				
♦	579—24LC014HT-I/MNY	TDFN-8	1K	128x8, 2.5V				
♦	579—24LC014-I/SN	SOIC-8	1K	128x8, 2.5V				
♦	579—24LC014T-I/MNY	TDFN-8	1K	128x8, 2.5V				
♦	579—24LC01B-I/MS	MSOP-8	1K	128x8, 2.5V				
	579—24LC01B-I/P	PDIP-8	1K	128x8, 2.5V				
	579—24LC01B-I/P	PDIP-8	1K	128x8, 2.5V				
♦	579—24LC01B-I/SN	SOIC-8	1K	128x8, 2.5V				
♦	579—24LC01B-I/SN	SOIC-8	1K	128x8, 2.5V				
♦	579—24LC01BT/SN	SOIC-8	1K	128x8 2.5V				
♦	579—24LC01BT-I/OT	SOT-23-5	1K	128x8, 2.5V				
♦	579—24LC024H-I/MS	MSOP-8	2K	256x8, 2.5V				
♦	579—24LC024-I/MS	MSOP-8	2K	256x8, 2.5V				
	579—24LC024-I/P	PDIP-8	2K	256x8, 2.5V				
♦	579—24LC024-I/SN	SOIC-8	2K	256x8, 2.5V				
♦	579—24LC02B-I/MS	MSOP-8	2K	256x8, 2.5V				

MOUSER STOCK NO. Mfr.	Mfr. Part No.	Package Type	Density	Organization	Price Each 1	10	25	100
	579—24LC02B-I/P	PDIP-8	2K	256x8, 2.5V				
	579—24LC02B-I/P	PDIP-8	2K	256x8, 2.5V				
♦	579—24LC02B-I/SN	SOIC-8	2K	256x8, 2.5V				
♦	579—24LC02B-I/SN	SOIC-8	2K	256x8, 2.5V				
♦	579—24LC02BT-I/LT	SC-70-5	2K	256x8, 2.5V				
♦	579—24LC02BT-I/OT	SOT-23-5	2K	256x8, 2.5V				
♦	579—24LC02BT-I/SN	SOIC-8	2K	256x8 2.5V				
♦	579—24LC04B-I/SN	SOIC-8	4K	512x8, 2.5V				
♦	579—24LC04B-I/SN	SOIC-8	4K	512x8, 2.5V				
♦	579—24LC08B-I/MS	MSOP-8	8K	1Kx8, 2.5V				
	579—24LC08B-I/P	PDIP-8	8K	1Kx8, 2.5V				
♦	579—24LC08B-I/SN	SOIC-8	8K	1Kx8, 2.5V				
♦	579—24LC08B-I/SN	SOIC-8	8K	1Kx8, 2.5V				
♦	579—24LC08BSN	SOIC-8	8K	1Kx8, 2.5V				
♦	579—24LC08BT-I/OT	SOT-23-5	8K	1Kx8, 2.5V				
♦	579—24LC16B-I/MS	MSOP-8	16K	2Kx8, 2.5V				
	579—24LC16B-I/P	PDIP-8	16K	2Kx8, 2.5V				
	579—24LC16B-I/P	PDIP-8	16K	2Kx8, 2.5V				
♦	579—24LC16B-I/SN	SOIC-8	16K	2Kx8, 2.5V				
♦	579—24LC16B-I/SN	SOIC-8	16K	2Kx8, 2.5V				
♦	579—24LC16BT-I/OT	SOT-23-5	16K	2Kx8, 2.5V				
♦	579—24LC32AFT-I/OT	SOT-23	32K	4Kx8, 2.5V				
♦	579—24LC32A-I/MS	MSOP-8	32K	4Kx8, 2.5V				
	579—24LC32A-I/P	PDIP-8	32K	4Kx8, 2.5V				
	579—24LC32A-I/P	PDIP-8	32K	4Kx8, 2.5V				
♦	579—24LC32AT-I/MC	DFN (2x3)-8	32K	4Kx8, 2.5V				
♦	579—24LC32AT-I/MNY	DFN (2x3)-8	32K	4Kx8, 2.5V				
♦	579—24LC64FT-I/MNY	TDFN-8	64K	8Kx8, 2.5V				
♦	579—24LC64FT-I/OT	SOT-23-5	64K	8Kx8, 2.5V				
♦	579—24LC64-I/MS	MSOP-8	64K	8Kx8, 2.5V				
	579—24LC64-I/P	PDIP-8	64K	8Kx8, 2.5V				
♦	579—24LC64-I/SN	SOIC-8	64K	8Kx8, 2.5V				
♦	579—24LC64-I/SN	SOIC-8	64K	8Kx8, 2.5V				
	579—24LC65-I/P	PDIP-8	64K	8Kx8, 2.5V				
♦	579—24LC65-I/SM	SOIC-8	64K	8Kx8, 2.5V				
♦	579—24LC128-I/MS	MSOP-8	128K	16Kx8, 2.5V				
	579—24LC128-I/P	PDIP-8	128K	16Kx8, 2.5V				
	579—24LC128-I/P	PDIP-8	128K	16Kx8, 2.5V				
♦	579—24LC128-I/SN	SOIC-8	128K	16Kx8, 2.5V				
♦	579—24LC128-I/SN	SOIC-8	128K	16Kx8, 2.5V				
♦	579—24LC256-I/MF	DFN (6x5)-8	256K	32Kx8, 2.5V				
♦	579—24LC256-I/MS	MSOP-8	256K	32Kx8, 2.5V				
	579—24LC256-I/P	PDIP-8	256K	32Kx8, 2.5V				
	579—24LC256-I/P	PDIP-8	256K	32Kx8, 2.5V				
♦	579—24LC256-I/SN	SOIC-8	256K	32Kx8, 2.5V				
♦	579—24LC256-I/SN	SOIC-8	256K	32Kx8, 2.5V				
♦	579—24LC256ISM	SOIC-8	256K	32Kx8, 2.5V				
	579—24FC512-I/P	PDIP-8	512K	64Kx8, 2.5V, Hi Spd				
♦	579—24FC512-I/SM	SOIC-8	512K	64Kx8, 2.5V, Hi Spd				
♦	579—24LC512-I/MF	DFN (6x5)-8	512K	64Kx8, 2.5V				
	579—24LC512-I/P	PDIP-8	512K	64Kx8, 2.5V				
	579—24LC512-I/P	PDIP-8	512K	64Kx8, 2.5V				
♦	579—24LC512-I/SM	SOIC-8	512K	64Kx8, 2.5V				
♦	579—24LC512-I/SM	SOIC-8	512K	64Kx8, 2.5V				
♦	579—24LC1025-I/P	PDIP-8	1024K	128Kx8, 2.5V				
♦	579—24LC1025-I/SM	SOIC-8	1024K	128Kx8, 2.5V				
	579—24C02C-I/P	PDIP-8	2K	256x8, 4.5V				
	579—24C65-I/P	PDIP-8	64K	8Kx8, 4.5V				
♦	579—24C65-I/SM	SOIC-8	64K	8Kx8, 4.5V				

© Copyright 2014 Mouser Electronics

© Copyright 2014 Mouser Electronics

MICROCHIP Serial EEPROMs


PDIP-8


TSSOP-8


SOIC-8

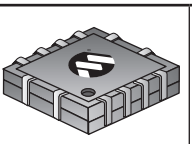
DFN-8


SOT-23-5


SOT-23-6


MSOP-8

SPI™ COMPATIBLE SERIAL EEPROM FAMILY

Features:

- Range of packages including 8MF, 8SM, 8SN, ST, 8MS, and wafer
- Operating temperature of -40°C to +85°C
- Maximum bus speed of 3-10MHz
- AA=1.8-5.5V, LC=2.5-5.5V

♦Surface Mount Device

For quantities greater than listed, call for quote.

MOUSER STOCK NO. Mfr.	Mfr. Part No.	Package Type	Density	Organization	Price Each 1	10	25	100
♦	579—25AA010AT-I/OT	SOT-23-6	1K	128x8, 1.8V				
♦	579—25AA020A-I/SN	SOIC-8	2K	256x8, 1.8V				
	579—25AA040A-I/P	PDIP-8	4K	512x8, 1.8V				
♦	579—25AA080A-I/MS	MSOP-8	8K	1Kx8, 1.8V				
♦	579—25AA080A-I/SN	SOIC-8	8K	1Kx8, 1.8V				
♦	579—25AA080B-I/MS	MSOP-8	8K	1Kx8, 1.8V				
	579—25AA160A-I/P	PDIP-8	16K	2Kx8, 1.8V				
♦	579—25AA160B-I/MS	MSOP-8	16K	2Kx8, 1.8V				
♦	579—25AA320A-I/SN	SOIC-8	32K	4Kx8, 1.8V				
♦	579—25AA256-I/MF	DFN (6x5)-8	256K	32Kx8, 1.8V				
	579—25AA256-I/P	PDIP-8	256K	32Kx8, 1.8V				
♦	579—25AA256-I/SN	SOIC-8	256K	32Kx8, 1.8V				
♦	579—25AA256-I/ST	TSSOP-8	256K	32Kx8, 1.8V				
♦	579—25AA512-I/SM	SOIJ-8	512K	64Kx8, 1.8V				
	579—25LC010A-I/P	PDIP-8	1K	128x8, 2.5V				
♦	579—25LC010AT-I/OT	SOT-23-6	1K	128x8, 2.5V				
♦	579—25LC020A-I/MS	MSOP-8	2K	256x8, 2.5V				
	579—25LC020A-I/P	PDIP-8	2K	256x8, 2.5V				
♦	579—25LC020AT-I/OT	SOT-23-6	2K	256x8, 2.5V				
	579—25LC040-I/P	PDIP-8	4K	512x8, 2.5V				
♦	579—25LC040A-I/SN	SOIC-8	4K	512x8, 2.5V				
♦	579—25LC080A-I/MS	MSOP-8	8K	1Kx8, 2.5V				

MOUSER STOCK NO. Mfr.	Mfr. Part No.	Package Type	Density	Organization	Price Each 1	10	25	100
	579—25LC080A-I/P	PDIP-8	8K	1Kx8, 2.5V				
♦	579—25LC080A-I/SN	SOIC-8	8K	1Kx8, 2.5V				
♦	579—25LC080B-I/MS	MSOP-8	8K	1Kx8, 2.5V				
	579—25LC080B-I/P	PDIP-8	8K	1Kx8, 2.5V				
♦	579—25LC080B-I/SN	SOIC-8	8K	1Kx8, 2.5V				
♦	579—25LC160A-I/MS	MSOP-8	16K	2Kx8, 2.5V				
♦	579—25LC160A-I/SN	SOIC-8	16K	2Kx8, 2.5V				
	579—25LC160B-I/MS	MSOP-8	16K	2Kx8, 2.5V				
	579—25LC160B-I/P	PDIP-8	16K	2Kx8, 2.5V				
♦	579—25LC160B-I/SN	SOIC-8	16K	2Kx8, 2.5V				
♦	579—25LC320-I/SN	SOIC-8	32K	4Kx8, 2.5V				
♦	579—25LC320A-I/MS	MSOP-8	32K	4Kx8, 2.5V				
	579—25LC640AIP	PDIP-8	64K	8Kx8, 2.5V				
♦	579—25LC640AISN	SOIC-8	64K	8Kx8, 2.5V				
	579—25LC128-I/P	PDIP-8	128K	32Kx8, 2.5V				
♦	579—25LC128-I/SN	SOIC-8	128K	32Kx8, 2.5V				
	579—25LC256-I/P	PDIP-8	256K	32Kx8, 2.5V				
♦	579—25LC256-I/SN	SOIC-8	256K	32Kx8, 2.5V				
	579—25LC512-I/P	PDIP-8	512K	64Kx8, 2.5V				
♦	579—25LC512-I/SN	SOIC-8	512K	64Kx8, 2.5V				
♦	579—25LC1024-I/SM	SOIC-8	1024K	128Kx8, 2.5V				
♦	579—25C080-I/SN	SOIC-8	8K	1Kx8, 5.5V				

MICROWIRE® COMPATIBLE SERIAL EEPROM FAMILY

Features:

- Range of packages including 8MF, 8SM, 8SN, ST, 8MS, and wafer
- Operating temperature of -40°C to +85°C
- Maximum bus speed of 3-10MHz
- AA=1.8-5.5V, LC=2.5-5.5V

♦Surface Mount Device

For quantities greater than listed, call for quote.

MOUSER STOCK NO. Mfr.	Mfr. Part No.	Package Type	Density	Organization	Price Each 1	10	25	100
♦	579—93AA46AT-I/OT	SOT-23-6	1K	128x8				
	579—93AA46B-I/P	PDIP-8	1K	64x16				
♦	579—93AA46B-I/SN	SOIC-8	1K	64x16				
♦	579—93AA46BT-I/OT	SOT-23-6	1K	64x16				
♦	579—93AA46C-I/MS	MSOP-8	1K	128x8 or 64x16				
♦	579—93AA46CT-I/MC	DFN (2x3) 8	1K	128x8 or 64x16				
♦	579—93AA56C-I/SN	SOIC-8	2K	256x8 or 128x16				
♦	579—93AA66C-I/SN	SOIC-8	4K	256x8 or 128x16				
♦	579—93AA76A-I/SN	SOIC-8	8K	1024x8				
♦	579—93AA76B-I/SN	SOIC-8	8K	512x16				
♦	579—93AA86A-I/SN	SOIC-8	16K	2048x8				
♦	579—93AA86B-I/SN	SOIC-8	16K	1024x16				
	579—93C46B-I/P	PDIP-8	1K	64x16				
♦	579—93C46B-I/SN	SOIC-8	1K	64x16				
♦	579—93C46BT-I/SN	SOIC-8	1K	64x16				
	579—93LC46A-I/P	PDIP-8	1K	128x8				
♦	579—93LC46A-I/SN	SOIC-8	1K	128x8				
♦	579—93LC46B-I/MS	MSOP-8	1K	64x16				
	579—93LC46B-I/P	PDIP-8	1K	64x16				
♦	579—93LC46BISN	SOIC-8	1K	64x16				
♦	579—93LC46BX-I/SN	SOIC-8	1K	64x16				
♦	579—93LC46BT-I/OT	SOT-23-6	1K	64x16				
♦	579—93LC46C-I/SN	SOIC-8	1K	128x8 or 64x16				

MOUSER STOCK NO. Mfr.	Mfr. Part No.	Package Type	Density	Organization	Price Each 1	10	25	100
	579—93LC56A-I/P	PDIP-8	2K	256x8				
♦	579—93LC56A-I/SN	SOIC-8	2K	256x8				
	579—93LC56B-I/P	PDIP-8	2K	128x16				
♦	579—93LC56BISN	SOIC-8	2K	128x16				
♦	579—93LC56BT-I/OT	SOT-23-6	2K	128x16				
	579—93LC56C-I/P	PDIP-8	2K	128x8 or 64x16				
♦	579—93LC56C-I/SN	SOIC-8	2K	128x8 or 64x16				
	579—93LC66A-I/P	PDIP-8	4K	512x8				
♦	579—93LC66A-I/SN	SOIC-8	4K	512x8				
♦	579—93LC66B-I/MS	MSOP-8	4K	256x16				
	579—93LC66B-I/P	PDIP-8	4K	256x16				
♦	579—93LC66B-I/SN	SOIC-8	4K	256x16				
♦	579—93LC66BT-I/OT	SOT-23-6	4K	256x16				
	579—93LC66C-I/P	PDIP-8	4K	128x8 or 64x16				
♦	579—93LC66C-I/SN	SOIC-8	4K	128x8 or 64x16				
♦	579—93LC76A-I/SN	SOIC-8	8K	1024x8				
♦	579—93LC76B-I/SN	SOIC-8	8K	512x16				
	579—93LC76C-I/P	PDIP-8	8K	512x16 or 1024x8				
♦	579—93LC86AT-I/OT	SOT-23-6	16K	2048x8				
♦	579—93LC86B-I/SN	SOIC-8	16K	1024x16				
	579—93LC86C-I/P	PDIP-8	16K	1024x16 or 2048x8				
♦	579—93LC86C-I/SN	SOIC-8	16K	1024x16 or 2048x8				
	579—93LC86P	PDIP-8	16K	1024x16 or 2048x8				

34XX02 SERIAL EEPROM

Features:

- Range of packages including PDIP-8, SOIC-8, TSSOP-8, MSOP-8, and DFN-8
- Operating temperature of -40°C to +125°C
- Maximum Clock Frequency: AA = 400kHz, LC = 1MHz
- Operating Voltage Range: AA = 1.7-5.5V, LC = 2.2-5.5V

♦Surface Mount Device

For quantities greater than listed, call for quote.

MOUSER STOCK NO. Mfr.	Mfr. Part No.	Package Type	Density	Organization	Price Each 1	10	25	100
♦	579—34AA02-I/MS	MSOP-8	2K	256x8, 1.8V				
♦	579—34AA02-I/SN	SOIC-8	2K	256x8, 1.8V				
♦	579—34AA02-I/ST	TSSOP-8	2K	256x8, 1.8V				
♦	579—34LC02-E/SN	SOIC-8	2K	256x8, 2.5V				
♦	579—34LC02-E/ST	TSSOP-8	2K	256x8, 2.5V				
♦	579—34LC02-I/MS	MSOP-8	2K	256x8, 2.5V				
	579—34LC02-I/P	PDIP-8	2K	256x8, 2.5V				

MOUSER STOCK NO. Mfr.	Mfr. Part No.	Package Type	Density	Organization	Price Each 1	10	25	100
♦	579—34LC02-I/SN	SOIC-8	2K	256x8, 2.5V				
♦	579—34LC02-I/ST	TSSOP-8	2K	256x8, 2.5V				
♦	579—34VL02/MS	MSOP-8	2K	256x8, 1.5V				
	579—34VL02/P	PDIP-8	2K	256x8, 1.5V				
♦	579—34VL02/SN	SOIC-8	2K	256x8, 1.5V				
♦	579—34VL02/ST	TSSOP-8	2K	256x8, 1.5V				

© Copyright 2014 Mouser Electronics

© Copyright 2014 Mouser Electronics

MICROCHIP Serial and Parallel Flash Memory

RoHS Compliant This product is RoHS compliant.


PDIP-32


PLCC-32


SOIC-8

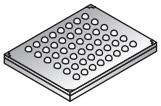
TFBGA-48


TSOP-32


TSOP-48


WSON-8

25 SERIES SERIAL FLASH

♦ Surface Mount Device

SPI Serial Flash is small, low-power flash memory that features Serial Peripheral Interface (SPI) and pin-for-pin compatibility with industry-standard SPI EEPROM devices. Its small footprint reduces ASIIC controller pin-count and packaging costs, saves board space, and keeps system costs down. Lower power consumption than standard flash and fewer wires than parallel flash; SPI Serial Flash is the ideal cost-efficient, data transfer solution. Microchip's CMOS SuperFlash® technology boosts data retention and endurance, reduces erase time and power consumption, making Microchip serial flash ideal for portable designs.

Features:

- Endurance: 100,000 cycles (typical)
- Greater than 100 years data retention
- Fast Sector-Erase or Block-Erase time: 18ms (typical)
- Byte program time: 7uA (typical)
- Active Read Current: 10mA (typical)
- Standby Current: 8uA (typical)

Applications:

- HD DVD
- HDTV
- Bluetooth
- MP3 players
- DSL and cable modems
- Optical disk drives
- Hard disk drives
- PC BIOS
- Printers
- Zigbee
- Wireless LAN
- LCD monitors
- Digital radios
- Set-top boxes

RoHS Compliant

PRODUCT NEW

For quantities greater than listed, call for quote.

MOUSER STOCK NO.	Microchip Part No.	Package	Density	Organization	Frequency (MHz)	Byte Program Time (μS) (Typ)	Supply Voltage (V)	Operating Temperature (°C)	Price Each 1	25	100
♦ 804-25VF512A3CSAE	SST25VF512A-33-4C-SAE	SOIC-8	512K	64Kx8	33	14	2.7 to 3.6	0 to +70			
♦ 804-25VF010A3CSAE	SST25VF010A-33-4C-SAE	SOIC-8	1M	128Kx8	33	14	2.7 to 3.6	0 to +70			
♦ 804-25VF010A3ISAE	SST25VF010A-33-4I-SAE	SOIC-8	1M	128Kx8	33	14	2.7 to 3.6	-40 to +85			
♦ 804-25VF0202CSAE	SST25VF020-20-4C-SAE	SOIC-8	2M	256Kx8	20	14	2.7 to 3.6	0 to +70			
♦ 804-25VF0202ISAE	SST25VF020-20-4I-SAE	SOIC-8	2M	256Kx8	20	14	2.7 to 3.6	-40 to +85			
♦ 804-25LF020A3CSAE	SST25LF020A-33-4C-SAE	SOIC-8	2M	256Kx8	33	14	3.0 to 3.6	0 to +70			
♦ 804-25VF040B5IQAF	SST25VF040B-50-4I-QAF	WSON-8	4M	512Kx8	50	14	2.7 to 3.6	-40 to +85			
♦ 804-25VF040B5CS2AF	SST25VF040B-50-4C-S2AF	SOIC-8	4M	512Kx8	50	7	2.7 to 3.6	0 to +70			
♦ 804-25VF040B8IQAE	SST25VF040B-80-4I-QAE	WSON-8	4M	512Kx8	80	7	2.7 to 3.6	-40 to +85			
♦ 804-25VF080B8CS2AE	SST25VF080B-80-4C-S2AE	SOIC-8	8M	1Mx8	80	7	2.7 to 3.6	0 to +70			
♦ 804-25VF080B5CQAF	SST25VF080B-50-4C-QAF	WSON-8	8M	1Mx8	50	7	2.7 to 3.6	0 to +70			
♦ 804-25WF0807ISAF	SST25WF080-75-4I-SAF	SOIC-8	8M	1Mx8	75	14	1.65 to 1.95	-40 to +85			
♦ 804-25VF032B8IS2AF	SST25VF032B-80-4I-S2AF	SOIC-8	32M	4Mx8	80	7	2.7 to 3.6	-40 to +85			
♦ 804-25VF032B8IQAE	SST25VF032B-80-4I-QAE	WSON-8	32M	4Mx8	80	7	2.7 to 3.6	-40 to +85			
Serial SuperFlash® Kit											
579-AC243005-1	AC243005-1	Serial SuperFlash® Kit 1, contains 3 Serial Flash PICtail™ Plus Daughter Boards									

26 SERIES SERIAL FLASH

♦ Surface Mount Device

Microchip's 26 Series boosts performance while maintaining the compact form factor of standard serial devices. Utilizing Serial Quad Interface (SQI) and operating at frequencies reaching 80 MHz, the 26 Series is a perfect choice for Bluetooth headsets, optical disk drives and GPS applications. The 26 Series SQI flash memories are manufactured with Microchip's proprietary, high performance CMOS SuperFlash® Technology, significantly improving performance and reliability while lowering power consumption. For cutting edge designs requiring high bandwidth and compact layout, the 26 Series is an ideal solution.

Features:

- High speed clock frequency: 80MHz Max
- 4-bit multiplexed I/O's with SPI-like serial command structure
- SPI protocol support for Read, High Speed Read and JEDEC ID Read
- Burst Read: 8, 16, 32, 64 byte burst with wrap around
- Index Jump: Reduce number of input clocks for faster data access
- Write Suspend and Resume: Suspend Program or Erase operation
- Individual Block Locking: 64KB blocks with 8x8KB parameter blocks
- Write protection through Block-Protection bits in status register
- One Time Programmable (OTP) 256-bit Secure ID

Applications:

- Bluetooth Headsets
- Optical disk drives
- GPS
- Portable Media Devices
- Digital Video Recorder
- Blu-Ray
- Hard Disk Drives

RoHS Compliant

PRODUCT NEW

For quantities greater than listed, call for quote.

MOUSER STOCK NO.	Microchip Part No.	Package	Density	Organization	Frequency (MHz)	Chip-Erase Time (ms) (Typ)	Supply Voltage (V)	Operating Temperature (°C)	Price Each 1	25	100
♦ 804-26VF0168IS2AE	SST26VF016-80-5I-S2AE	SOIC-8	16M	2Mx8	80	35	2.7 to 3.6	-40 to +85			
♦ 804-26VF0168IQAE	SST26VF016-80-5I-QAE	WSON-8	16M	2Mx8	80	35	2.7 to 3.6	-40 to +85			
Serial SuperFlash® Kit											
579-AC243005-1	AC243005-1	Serial SuperFlash® Kit 1, contains 3 Serial Flash PICtail™ Plus Daughter Boards									

39 SERIES MPF (MULTI-PURPOSE FLASH) PARALLEL FLASH

♦ Surface Mount Device

The 39 Series MPF (Multi-Purpose Flash) are manufactured with Microchip's proprietary, high performance CMOS SuperFlash® technology. The split-gate cell design and thick oxide tunneling injector attain better reliability and manufacturability compared with alternate approaches. To protect against inadvertent write, they have on-chip hardware and Software Data Protection schemes. Designed, manufactured, and tested for a wide spectrum of applications, these devices are offered with a guaranteed typical endurance of 10,000 cycles. Data retention is rated at greater than 100 years. They are suited for applications that require convenient and economical updating of program, configuration, or data memory. For all system applications, they significantly improve performance and reliability, while lowering power consumption. They inherently use less energy during erase and program than alternative flash technologies. The total energy consumed is a function of the applied voltage, current, and time of application. Since for any given voltage range, the SuperFlash technology uses less current to program and has a shorter erase time, the total energy consumed during any Erase or Program operation is less than alternative flash technologies.

RoHS Compliant

Features:

- 50% smaller than competition's 6mm x 8mm BGA packages
- Industry's smallest 1.8V packages for 8M-bit products
- Thinnest standard flash package in the industry
- Best total-cost solution for price sensitive, fast to market applications
- JEDEC approved packages
- For applications requiring high performance features such as set-top boxes, PDAs, digital cameras and networking equipment

For quantities greater than listed, call for quote.

MOUSER STOCK NO.	Microchip Part No.	Package	Density	Organization	Access Time (ns)	Chip Rewrite Time (Sec) (Typ)	Supply Voltage (V)	Operating Temperature (°C)	Price Each 1	25	100
♦ 804-39SF010A7CNHE	SST39SF010A-70-4C-NHE	PLCC-32	1M	128Kx8	70	2.0	4.5 to 5.5	0 to +70			
♦ 804-39SF010A7CWHE	SST39SF010A-70-4C-WHE	TSOP-32	1M	128Kx8	70	2.0	4.5 to 5.5	0 to +70			
♦ 804-39SF010A7INHE	SST39SF010A-70-4I-NHE	PLCC-32	1M	128Kx8	70	2.0	4.5 to 5.5	-40 to +85			
804-39SF010A7CPHE	SST39SF010A-70-4C-PHE	PDIP-32	1M	128Kx8	70	2.0	4.5 to 5.5	0 to +70			
♦ 804-39VF0107CNHE	SST39VF010-70-4C-NHE	PLCC-32	1M	128Kx8	70	2.0	2.7 to 3.6	0 to +70			
♦ 804-39VF0107INHE	SST39VF010-70-4I-NHE	PLCC-32	1M	128Kx8	70	2.0	2.7 to 3.6	-40 to +85			
♦ 804-39VF0107IWHE	SST39VF010-70-4I-WHE	TSOP-32	1M	128Kx8	70	2.0	2.7 to 3.6	-40 to +85			
♦ 804-39LF200A55CEKE	SST39LF200A-55-4C-EKE	TSOP-48	2M	128Kx16	55	2.0	3.0 to 3.6	0 to +70			
♦ 804-39VF200A7CEKE	SST39VF200A-70-4C-EKE	TSOP-48	2M	128Kx16	70	2.0	2.7 to 3.6	0 to +70			
♦ 804-39VF200A7CB3KE	SST39VF200A-70-4C-B3KE	TFBGA-48	2M	128Kx16	70	2.0	2.7 to 3.6	0 to +70			
♦ 804-39VF200A7IEKE	SST39VF200A-70-4I-EKE	TSOP-48	2M	128Kx16	70	2.0	2.7 to 3.6	-40 to +85			
♦ 804-39SF020A7CNHE	SST39SF020A-70-4C-NHE	PLCC-32	2M	256Kx8	70	4.0	4.5 to 5.5	0 to +70			
♦ 804-39SF020A7CWHE	SST39SF020A-70-4C-WHE	TSOP-32	2M	256Kx8	70	4.0	4.5 to 5.5	0 to +70			
804-39SF020A7CPHE	SST39SF020A-70-4C-PHE	PDIP-32	2M	256Kx8	70	4.0	4.5 to 5.5	0 to +70			
♦ 804-39SF020A7INHE	SST39SF020A-70-4I-NHE	TSOP-32	2M	256Kx8	70	4.0	4.5 to 5.5	-40 to +85			
♦ 804-39VF0207CNHE	SST39VF020-70-4C-NHE	PLCC-32	2M	256Kx8	70	4.0	2.7 to 3.6	0 to +70			
♦ 804-39VF0207CWHE	SST39VF020-70-4C-WHE	TSOP-32	2M	256Kx8	70	4.0	2.7 to 3.6	0 to +70			
♦ 804-39VF0207INHE	SST39VF020-70-4I-NHE	PLCC-32	2M	256Kx8	70	4.0	2.7 to 3.6	-40 to +85			
♦ 804-39VF0207IWHE	SST39VF020-70-4I-WHE	TSOP-32	2M	256Kx8	70	4.0	2.7 to 3.6	-40 to +85			
♦ 804-39LF400A55CEKE	SST39LF400A-55-4C-EKE	TSOP-48	4M	256Kx16	55	4.0	3.0 to 3.6	0 to +70			

© Copyright 2014 Mouser Electronics
© Copyright 2014 Mouser Electronics

MICROCHIP Parallel Flash Memory

RoHS Compliant **This product is RoHS compliant.**

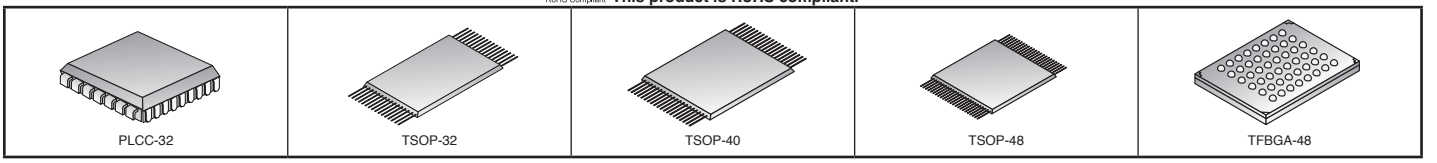

39 SERIES MPF (MULTI-PURPOSE FLASH) PARALLEL FLASH (CONT.)

♦ **Surface Mount Device**

The 39 Series MPF (Multi-Purpose Flash) are manufactured with Microchip's proprietary, high performance CMOS SuperFlash® technology. The split-gate cell design and thick oxide tunneling injector attain better reliability and manufacturability compared with alternate approaches.To protect against inadvertent write, they have on-chip hardware and Software Data Protection schemes. Designed, manufactured, and tested for a wide spectrum of applications, these devices are offered with a guaranteed typical endurance of 10,000 cycles. Data retention is rated at greater than 100 years. They are suited for applications that require convenient and economical updating of program, configuration, or data memory. For all system applications, they significantly improve performance and reliability, while lowering power consumption. They inherently use less energy during erase and program than alternative flash technologies. The total energy consumed is a function of the applied voltage, current, and time of application. Since for any given voltage range, the SuperFlash technology uses less current to program and has a shorter erase time, the total energy consumed during any Erase or Program operation is less than alternative flash technologies.

Features:

- 50% smaller than competition's 6mmx8mm BGA packages
- Industry's smallest 1.8V packages for 8M-bit products
- Thinnest standard flash package in the industry
- Best total-cost solution for price sensitive, fast to market applications
- JEDEC approved packages
- For applications requiring high performance features such as set-top boxes, PDAs, digital cameras and networking equipment

NEW PRODUCT

RoHS Compliant

For quantities greater than listed, call for quote.

MOUSER STOCK NO.	Microchip Part No.	Package	Density	Organization	Access Time (ns)	Chip Rewrite Time (Sec) (Typ)	Supply Voltage (V)	Operating Temperature (°C)	Price Each 1	25	100
♦ 804-39VF400A7CEKE	SST39VF400A-70-4C-EKE	TSOP-48	4M	256Kx16	70	4.0	2.7 to 3.6	0 to +70			
♦ 804-39VF400A7CB3KE	SST39VF400A-70-4C-B3KE	TFBGA-48	4M	256Kx16	70	4.0	2.7 to 3.6	0 to +70			
♦ 804-39VF400A7IEKE	SST39VF400A-70-4I-EKE	TSOP-48	4M	256Kx16	70	4.0	2.7 to 3.6	-40 to +85			
♦ 804-39WF400B7CB3KE	SST39WF400B-70-4C-B3KE	TFBGA-48	4M	256Kx16	70	-----	1.65 to 1.95	0 to +70			
♦ 804-39SF0407CNHE	SST39SF040-70-4C-NHE	PLCC-32	4M	512Kx8	70	8.0	4.5 to 5.5	0 to +70			
♦ 804-39SF0407CWHE	SST39SF040-70-4C-WHE	TSOP-32	4M	512Kx8	70	8.0	4.5 to 5.5	0 to +70			
♦ 804-39VF0407CNHE	SST39VF040-70-4C-NHE	PLCC-32	4M	512Kx8	70	8.0	2.7 to 3.6	0 to +70			
♦ 804-39VF0407CWHE	SST39VF040-70-4C-WHE	TSOP-32	4M	512Kx8	70	8.0	2.7 to 3.6	0 to +70			
♦ 804-39VF0407INHE	SST39VF040-70-4I-NHE	PLCC-32	4M	512Kx8	70	8.0	2.7 to 3.6	-40 to +85			
♦ 804-39VF0407IWHE	SST39VF040-70-4I-WHE	TSOP-32	4M	512Kx8	70	8.0	2.7 to 3.6	-40 to +85			
♦ 804-39VF400A7IB3KE	SST39VF400A-70-4I-B3KE	TFBGA-48	4M	512Kx8	70	4.0	2.7 to 3.6	-40 to +85			
♦ 804-39LF800A55CEKE	SST39LF800A-55-4C-EKE	TSOP-48	8M	512Kx16	55	8.0	3.0 to 3.6	0 to +70			
♦ 804-39LF800A55CB3KE	SST39LF800A-55-4C-B3KE	TFBGA-48	8M	512Kx16	55	8.0	3.0 to 3.6	0 to +70			
♦ 804-39VF800A7CEKE	SST39VF800A-70-4C-EKE	TSOP-48	8M	512Kx16	70	8.0	2.7 to 3.6	0 to +70			
♦ 804-39VF800A7IB3KE	SST39VF800A-70-4C-B3KE	TFBGA-48	8M	512Kx16	70	8.0	2.7 to 3.6	0 to +70			
♦ 804-39VF800A7IEKE	SST39VF800A-70-4I-EKE	TSOP-48	8M	512Kx16	70	8.0	2.7 to 3.6	-40 to +85			
♦ 804-39WF800B7CB3KE	SST39WF800B-70-4C-B3KE	TFBGA-48	8M	512Kx16	70	-----	1.65 to 1.95	0 to +70			
♦ 804-39VF16017CEKE	SST39VF1601-70-4C-EKE	TSOP-48	16M	1Mx16	70	-----	2.7 to 3.6	0 to +70			
♦ 804-39VF16027IEKE	SST39VF1602-70-4I-EKE	TSOP-48	16M	1Mx16	70	-----	2.7 to 3.6	-40 to +85			
♦ 804-39VF16817CEKE	SST39VF1681-70-4C-EKE	TSOP-48	16M	2Mx8	70	-----	2.7 to 3.6	0 to +70			
♦ 804-39VF16817CB3KE	SST39VF1681-70-4C-B3KE	TSOP-48	16M	2Mx8	70	-----	2.7 to 3.6	0 to +70			
♦ 804-39VF32017CEKE	SST39VF3201-70-4C-EKE	TSOP-48	32M	2Mx16	70	-----	2.7 to 3.6	0 to +70			
♦ 804-39VF32017CB3KE	SST39VF3201-70-4C-B3KE	TFBGA-48	32M	2Mx16	70	-----	2.7 to 3.6	0 to +70			
♦ 804-39VF3201B7CEKE	SST39VF3201B-70-4C-EKE	TSOP-48	32M	2Mx16	70	-----	2.7 to 3.6	0 to +70			
♦ 804-39VF32027CEKE	SST39VF3202-70-4C-EKE	TSOP-48	32M	2Mx16	70	-----	2.7 to 3.6	0 to +70			
♦ 804-39VF3202B7CEKE	SST39VF3202B-70-4C-EKE	TSOP-48	32M	2Mx16	70	-----	2.7 to 3.6	0 to +70			
Serial SuperFlash® Kit											
579-AC243006-1	AC243006-1	Serial SuperFlash® Kit 1, contains 2 Serial Flash PICtail™ Plus Daughter Boards									

38 SERIES ADVANCED MPF+ (MULTI-PURPOSE FLASH PLUS) PARALLEL FLASH

♦ **Surface Mount Device**

The 38 Series Advanced MPF+ (Multi-Purpose Flash Plus) is a family of high-performance, parallel flash memories that feature data protection capabilities as well as fast program, erase and read times. These high speed operations enable quick boot times and field updates, resulting in better end-user experiences. These capabilities also provide higher through out in manufacturing lines that use in-system programming of the flash. The data protection features of the Advanced MPF+ family prevent unauthorized data changes, ensuring that content stored on the flash memory is secure. These are ideal for applications that need high performance or require integrity of data and services. Available in standard packages with compatible pinouts, this family of devices also offers the benefits of SuperFlash® technology; high performance, low power and reliability.

Features:

- Page Read
  - 25ns/word (max) page read access time
  - 4-Word page read buffer
- Write-Buffer Programming
  - 2.5µs/word (max) programming time (full buffer)
  - 16-Word write buffer
- Protection/Security
  - 128-bit unique ID
  - 256-Word user programmable SEC ID area
  - Individual block protection
  - Irreversible block lock
  - Boot-block options
- SuperFlash® Technology
  - Endurance, 100,000 cycles (minimum)
  - Greater than 100 years data retention
  - Fast Sector-Erase and Block-Erase time: 25ms (maximum)
  - Low Power

NEW PRODUCT

RoHS Compliant

For quantities greater than listed, call for quote.

MOUSER STOCK NO.	Microchip Part No.	Package	Density	Organization	Access Time (ns)	Sector-Erase Time (ms) (Typ)	Supply Voltage (V)	Operating Temperature (°C)	Price Each 1	25	100
♦ 804-38VF64029CEKE	SST38VF6402-90-5C-EKE	TSOP-48	64M	4Mx16	90	18	2.7 to 3.6	0 to +70			
♦ 804-38VF64039CEKE	SST38VF6403-90-5C-EKE	TSOP-48	64M	4Mx16	90	18	2.7 to 3.6	0 to +70			
Serial SuperFlash® Kit											
579-AC243006-1	AC243006-1	Serial SuperFlash® Kit 1, contains 2 Serial Flash PICtail™ Plus Daughter Boards									

49 SERIES LPC (LOW PIN COUNT) FIRMWARE FLASH/FIRMWARE HUB

♦ **Surface Mount Device**

The 49 Series LPC (Low Pin Count) Firmware Flash/Firmware Hub is a family of flash memories designed for system code and data storage. It complies with the Intel LPC Interface specification supporting multi-byte Firmware Memory and single-byte LPC Memory cycle types. The low pin count interface allows ASIC host controllers to have more free pins resulting in lower overall system costs. These products are ideally suited for embedded systems and processor applications. Available in an array of package and density combinations, this family of devices also offers all the benefits of SuperFlash® technology; high performance, low power and reliability.

Features:

- Intel Support
  - Compliant with Intel low Pin Count (LPC) Interface specification 1.1
  - Compatible with Intel 82802 Firmware Hub (FWH) component
- High Bandwidth
  - Up to 33MHz operating frequency
  - Parallel Programming (PP) for fast production programming
  - Unique features for 16Mbit devices
  - 128-byte burst programming
  - Up to 15.6MB/s data transfer rate
  - Auto Address Increment (AAI)
- Protection Security
  - 256-bit secure ID space
  - Boot block operations
  - Hardware write protection
- SuperFlash® Technology
  - Endurance, 100,000 cycles (minimum)
  - Greater than 100 years data retention
  - Fast Sector-Erase and Block-Erase time: 25ms (maximum)
  - Low Power

RoHS Compliant

For quantities greater than listed, call for quote.

MOUSER STOCK NO.	Microchip Part No.	Package	Density	Organization	Frequency (MHz)	Program Time (µS) (Typ)	Supply Voltage (V)	Operating Temperature (°C)	Price Each 1	25	100
♦ 804-49LF080A3CNHE	SST49LF080A-33-4C-NHE	PLCC-32	8M	1Mx8	33	14	3.0 to 3.6	0 to +85			
♦ 804-49LF080A3CWHE	SST49LF080A-33-4C-WHE	TSOP-32	8M	1Mx8	33	14	3.0 to 3.6	0 to +85			
♦ 804-49LF016C3CNHE	SST49LF016C-33-4C-NHE	PLCC-32	16M	2Mx8	33	7	3.0 to 3.6	0 to +85			
♦ 804-49LF016C3CWHE	SST49LF016C-33-4C-WHE	TSOP-32	16M	2Mx8	33	7	3.0 to 3.6	0 to +85			
♦ 804-49LF016C3CEIE	SST49LF016C-33-4C-EIE	TSOP-40	16M	2Mx8	33	7	3.0 to 3.6	0 to +85			
♦ 804-49LF160C3CNHE	SST49LF160C-33-4C-NHE	PLCC-32	16M	2Mx8	33	7	3.0 to 3.6	0 to +85			

© Copyright 2014 Mouser Electronics
© Copyright 2014 Mouser Electronics

ON SEMICONDUCTOR Serial EEPROMs

ON Semiconductor®

RoHS Compliant This product is RoHS compliant.

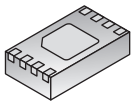
TDFN-8


TSSOP-8

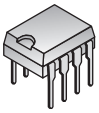
PDIP-8

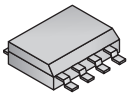
SOIC-8

CATALYST I²C BUS (2-WIRE) LOW STANDBY CURRENT, PARTIAL ARRAY WRITE PROTECTION

Features:

- 16-Byte Page Write Buffer
- Hardware Write Protection for entire memory
- Software Write Protection for lower 128 Bytes
- Schmitt Triggers and Noise Suppression Filters on I²C Bus Inputs (SCL and SDA)
- Low power CMOS technology
- 1,000,000 program/erase cycles
- 100 year data retention

RoHS Compliant

♦ Surface Mount

For quantities greater than listed, call for quote.

MOUSER STOCK NO.	Catalyst Part No.	Case Type	Density	Organization	Temperature Range (°C)	Operating Voltage (V)	Price Each 1	25	100	250
♦ 863-CAT34C02HU4IGT4A	CAT34C02HU4IGT4A	UDFN-8	2K	256x8	-40 to +85	1.7 to 5.5				
♦ 698-CAT34C02YI-G	CAT34C02YI-G	TSSOP-8	2K	256x8	-40 to +85	1.8 to 5.5				

CATALYST I²C BUS (2-WIRE) LOW STANDBY CURRENT, FULL ARRAY WRITE PROTECTION

Features:

- 16-Byte Page Write Buffer
- Hardware Write Protection for entire memory
- Schmitt Triggers and Noise Suppression Filters on I²C Bus Inputs (SCL and SDA)
- Low power CMOS technology
- 1,000,000 program/erase cycles
- 100 year data retention

PRODUCT NEW

RoHS Compliant

♦ Surface Mount

For quantities greater than listed, call for quote.

MOUSER STOCK NO.	Catalyst Part No.	Case Type	Density	Organization	Temperature Range (°C)	Operating Voltage (V)	Price Each 1	25	100	250
698-CAT24C01LI-G	CAT24C01LI-G	PDIP-8	1K	128x8	-40 to +85	1.8 to 5.5				
♦ 698-CAT24C01WI-G	CAT24C01WI-G	SOIC-8	1K	128x8	-40 to +85	1.8 to 5.5				
♦ 698-CAT24C01WI-GT3	CAT24C01WI-GT3	SOIC-8	1K	128x8	-40 to +85	1.8 to 5.5				
♦ 698-CAT24C01YI-G	CAT24C01YI-G	TSSOP-8	1K	128x8	-40 to +85	1.8 to 5.5				
698-CAT24C02LI-G	CAT24C02LI-G	PDIP-8	2K	256x8	-40 to +85	1.8 to 5.5				
♦ 863-CAT24C02VP2IGT3A	CAT24C02VP2IGT3A	TDFN-8	2K	256x8	-40 to +85	1.8 to 5.5				
♦ 698-CAT24C02WI-G	CAT24C02WI-G	SOIC-8	2K	256x8	-40 to +85	1.8 to 5.5				
♦ 698-CAT24C02WI-GT3	CAT24C02WI-GT3	SOIC-8	2K	256x8	-40 to +85	1.8 to 5.5				
♦ 698-CAT24C02YI-G	CAT24C02YI-G	TSSOP-8	2K	256x8	-40 to +85	1.8 to 5.5				
♦ 698-CAT24C02YI-GT3	CAT24C02YI-GT3	TSSOP-8	2K	256x8	-40 to +85	1.8 to 5.5				
♦ 698-CAT24C03YI-GT3	CAT24C03YI-GT3	TSSOP-8	2K	256x8	-40 to +85	1.8 to 5.5				
♦ 863-CAV24C02WE-GT3	CAV24C02WE-GT3	SOIC-8	2K	-	-40 to +85	2.5 to 5.5				
698-CAT24C04LI-G	CAT24C04LI-G	PDIP-8	4K	512x8	-40 to +85	1.8 to 5.5				
♦ 698-CAT24C04WI-G	CAT24C04WI-G	SOIC-8	4K	512x8	-40 to +85	1.8 to 5.5				
♦ 698-CAT24C04WI-GT3	CAT24C04WI-GT3	SOIC-8	4K	512x8	-40 to +85	1.8 to 5.5				
♦ 698-CAT24C04YI-G	CAT24C04YI-G	TSSOP-8	4K	512x8	-40 to +85	1.8 to 5.5				
♦ 698-CAT24C04YI-GT3	CAT24C04YI-GT3	TSSOP-8	4K	512x8	-40 to +85	1.8 to 5.5				
♦ 698-CAT24C05WI-GT3	CAT24C05WI-GT3	SOIC-8	4K	512x8	-40 to +85	1.8 to 5.5				
♦ 698-CAT24C05YI-GT3	CAT24C05YI-GT3	TSSOP-8	4K	512x8	-40 to +85	1.8 to 5.5				
♦ 863-CAV24C04YE-GT3	CAV24C04YE-GT3	TSSOP-8	4K	256x8	-40 to +85	2.5 to 5.5				
♦ 863-CAV24C04WE-GT3	CAV24C04WE-GT3	SOIC-8	4K	-	-40 to +85	2.5 to 5.5				
698-CAT24C08LI-G	CAT24C08LI-G	PDIP-8	8K	1024x8	-40 to +85	1.8 to 5.5				
♦ 698-CAT24C08WI-G	CAT24C08WI-G	SOIC-8	8K	1024x8	-40 to +85	1.8 to 5.5				
♦ 698-CAT24C08WI-GT3	CAT24C08WI-GT3	SOIC-8	8K	1024x8	-40 to +85	1.8 to 5.5				
♦ 863-CAV24C08WE-GT3	CAV24C08WE-GT3	SOIC-8	8K	-	0 to +85	2.5 to 5.5				
698-CAT24C16LI-G	CAT24C16LI-G	PDIP-8	16K	2048x8	-40 to +85	1.8 to 5.5				
♦ 698-CAT24C16WI-G	CAT24C16WI-G	SOIC-8	16K	2048x8	-40 to +85	1.8 to 5.5				
♦ 698-CAT24C16WI-GT3	CAT24C16WI-GT3	SOIC-8	16K	2048x8	-40 to +85	1.8 to 5.5				
♦ 698-CAT24C16YI-G	CAT24C16YI-G	TSSOP-8	16K	2048x8	-40 to +85	1.8 to 5.5				
♦ 698-CAT24C16YI-GT3	CAT24C16YI-GT3	TSSOP-8	16K	2048x8	-40 to +85	1.8 to 5.5				
♦ 863-CAV24C16WE-GT3	CAV24C16WE-GT3	SOIC-8	16K	-	-40 to +85	2.5 to 5.5				
698-CAT24C32LI-G	CAT24C32LI-G	PDIP-8	32K	4096x8	-40 to +85	1.8 to 5.5				
♦ 698-CAT24C32WI-G	CAT24C32WI-G	SOIC-8	32K	4096x8	-40 to +85	1.8 to 5.5				
♦ 698-CAT24C32YI-G	CAT24C32YI-G	TSSOP-8	32K	4096x8	-40 to +85	1.8 to 5.5				
♦ 863-CAV24C32WE-GT3	CAV24C32WE-GT3	SOIC-8	32K	-	-40 to +85	2.5 to 5.5				
698-CAT24C64LI-G	CAT24C64LI-G	PDIP-8	64K	8192x8	-40 to +85	1.8 to 5.5				
♦ 698-CAT24C64WI-G	CAT24C64WI-G	SOIC-8	64K	8192x8	-40 to +85	1.8 to 5.5				
♦ 698-CAT24C64YI-G	CAT24C64YI-G	TSSOP-8	64K	8192x8	-40 to +85	1.8 to 5.5				
♦ 863-CAV24C64WE-GT3	CAV24C64WE-GT3	SOIC-8	64K	-	-40 to +85	2.5 to 5.5				
698-CAT24C128LI-G	CAT24C128LI-G	PDIP-8	128K	16384x8	-40 to +85	1.8 to 5.5				
♦ 698-CAT24C128WI-G	CAT24C128WI-G	SOIC-8	128K	16384x8	-40 to +85	1.8 to 5.5				
698-CAT24C256LI-G	CAT24C256LI-G	PDIP-8	256K	32768x8	-40 to +85	1.8 to 5.5				
♦ 698-CAT24C256WI-G	CAT24C256WI-G	SOIC-8	256K	32768x8	-40 to +85	1.8 to 5.5				
♦ 698-CAT24C256XI	CAT24C256XI	SOIC-8	256K	32768x8	-40 to +85	1.8 to 5.5				
863-CAT24C512LI-G	CAT24C512LI-G	PDIP-8	512K	65536x8	-40 to +85	1.8 to 5.5				
♦ 863-CAT24C512XI-T2	CAT24C512XI-T2	SOIC-8	512K	65536x8	-40 to +85	1.8 to 5.5				
♦ 863-CAT24M01XI-T2	CAT24M01XI-T2	SOIC-8	1000K	256x8	-40 to +85	1.8 to 5.5				
863-CAT24M01LI-G	CAT24M01LI-G	PDIP-8	1000K	256x8	-40 to +85	1.8 to 5.5				

CATALYST I2C BUS (2-WIRE) CASCADABLE SERIAL EEPROM

Features:

- 16-Byte Page Write Buffer
- Hardware Write Protection for Entire Memory
- Schmitt Triggers and Noise Suppression Filters on I²C Bus Inputs (SCL and SDA)
- Low Power CMOS Technology
- 1,000,000 Program/Erase Cycles
- 100 Year Data Retention

RoHS Compliant

♦ Surface Mount

For quantities greater than listed, call for quote.

MOUSER STOCK NO.	Catalyst Part No.	Case Type	Density	Organization	Temperature Range (°C)	Operating Voltage (V)	Price Each 1	25	100	250
♦ 698-CAT24C164WI-G	CAT24C164WI-G	SOIC-8	16K	2048x8	-40 to +85	1.8 to 5.5				

© Copyright 2014 Mouser Electronics

© Copyright 2014 Mouser Electronics

ON SEMICONDUCTOR Serial EEPROMs

ON Semiconductor®

RoHS Compliant This product is RoHS compliant.

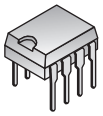
PDIP-8

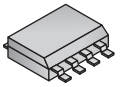
SOIC-8


TSSOP-8


PLCC-32


SOIC-24


SOIC-28

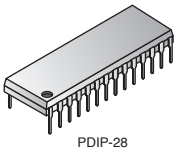
PDIP-28

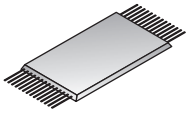
TSOP-28

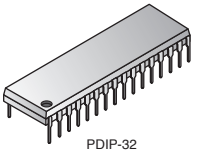
PDIP-32

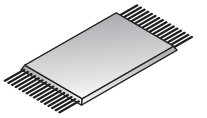
TSOP-32

CATALYST DUAL PORT SERIAL CMOS EEPROM

The CAT24C208 is an 8 kb Dual Port Serial CMOS EEPROM internally organized as 4 segments of 256 bytes each. The CAT24C208 features a 16-byte page write buffer and can be accessed from either of two separate I2C compatible ports, DSP (SDA, SCL) and DDC (SDA, SCL). Arbitration between the two interface ports is automatic and allows the appearance of individual access to the memory from each interface.

Features:

- Supports Standard and Fast I2C Protocol
- 2.5V to 5.5V Supply Voltage Range
- 16-Byte Page Write Buffer
- Schmitt Triggers and Noise Suppression Filters on I2C Bus Inputs
- Low Power CMOS Technology
- 1,000,000 Program/Erase Cycles
- 1 Year Data Retention

RoHS Compliant

♦ Surface Mount

MOUSER STOCK NO.	Catalyst Part No.	Case Type	Density	Organization	Temperature Range (°C)	Operating Voltage (V)	Price Each 1	25	100	250
♦ 698-CAT24C208WI-G	CAT24C208WI-G	SOIC-8	8K	1Kx8	-40 to +85	2.5 to 5.5				

CATALYST MICROWIRE BUS (3-WIRE)

These Microwire Serial EEPROMs are configured as either registers of 16 bits (ORG pin at VCC) or 8 bits (ORG pin at GND). Each register can be written (or read) serially by using the DI (or DO) pin. They are manufactured using Catalyst's advanced CMOS EEPROM floating gate technology. The devices are designed to endure 1,000,000 program/erase cycles and has a data retention of 100 years.

Features:

- High speed operation: 1MHz
- Low power CMOS technology
- 1.8 to 6.0 volt operation
- Selectable x8 or x16 memory organization
- Self-timed write cycle with auto-clear
- Hardware and software write protection
- Power-up inadvertent write protection
- 1,000,000 Program/erase cycles
- 100 year data retention
- Sequential read

RoHS Compliant

♦ Surface Mount

For quantities greater than listed, call for quote.

MOUSER STOCK NO.	Catalyst Part No.	Case Type	Density	Organization	Temperature Range (°C)	Operating Voltage (V)	Price Each 1	25	100	250
698-CAT93C46LI-G	CAT93C46LI-G	PDIP-8	1K	128x8/64x16	-40 to +85	2.5 to 5.5				
♦ 698-CAT93C46VI-G	CAT93C46VI-G	SOIC-8	1K	128x8/64x16	-40 to +85	2.5 to 5.5				
♦ 698-CAT93C46VI-GT3	CAT93C46VI-GT3	SOIC-8	1K	128x8/64x16	-40 to +85	2.5 to 5.5				
♦ 698-CAT93C46WI-G	CAT93C46WI-G	SOIC-8	1K	128x8/64x16	-40 to +85	2.5 to 5.5				
♦ 698-CAT93C46WI-GT3	CAT93C46WI-GT3	SOIC-8	1K	128x8/64x16	-40 to +85	2.5 to 5.5				
♦ 698-CAT93C46YI-G	CAT93C46YI-G	TSSOP-8	1K	128x8/64x16	-40 to +85	2.5 to 5.5				
698-CAT93C56LI-G	CAT93C56LI-G	PDIP-8	2K	256x8/128x16	-40 to +85	2.5 to 5.5				
♦ 698-CAT93C56VI-G	CAT93C56VI-G	SOIC-8	2K	256x8/128x16	-40 to +85	2.5 to 5.5				
♦ 698-CAT93C56YI-G	CAT93C56YI-G	TSSOP-8	2K	256x8/128x16	-40 to +85	2.5 to 5.5				
698-CAT93C66LI-G	CAT93C66LI-G	PDIP-8	4K	512x8/256x16	-40 to +85	2.5 to 5.5				
♦ 698-CAT93C66VI-G	CAT93C66VI-G	SOIC-8	4K	512x8/256x16	-40 to +85	2.5 to 5.5				
♦ 698-CAT93C66YI-G	CAT93C66YI-G	TSSOP-8	4K	512x8/256x16	-40 to +85	2.5 to 5.5				
698-CAT93C86LI-G	CAT93C86LI-G	PDIP-8	8K	2048x8/1024x16	-40 to +85	2.5 to 5.5				
♦ 698-CAT93C86VI-G	CAT93C86VI-G	SOIC-8	8K	2048x8/1024x16	-40 to +85	2.5 to 5.5				
♦ 698-CAT93C86VI-GT3	CAT93C86VI-GT3	SOIC-8	8K	2048x8/1024x16	-40 to +85	2.5 to 5.5				

CATALYST SPI BUS WITH LOW STANDBY CURRENT (MOTOROLA COMPATIBLE)

These SPI Serial CMOS EEPROMs use Catalyst's advanced CMOS Technology that substantially reduces device power requirements. They operate via the SPI bus serial interface and is enabled though a Chip Select (CS). In addition to the Chip Select, the clock input (SCK), data in (SI) and data out (SO) are required to access the device. The HOLD pin may be used to suspend any serial communication without resetting the serial sequence.

Features:

- 10MHz SPI compatible
- 1.8 to 5.5 volt operation
- Hardware and software protection
- Low power CMOS technology
- SPI modes (0,0 & 1,1)
- 1,000,000 program/erase cycles
- 100 year data retention
- Self-timed write cycle
- 16-byte page write buffer
- Block write protection – Protect 1/4, 1/2 or all of EEPROM array

RoHS Compliant

For quantities greater than listed, call for quote.

MOUSER STOCK NO.	Catalyst Part No.	Case Type	Density	Organization	Temperature Range (°C)	Operating Voltage (V)	Price Each 1	25	100	250
698-CAT25010LI-G	CAT25010LI-G	PDIP-8	1K	128x8	-40 to +85	1.8 to 5.5				
♦ 863-CAT25010VE-GT3D	CAT25010VE-GT3D	SOIC-8	1K	128x8	-40 to +125	1.8 to 5.5				
♦ 698-CAT25010YI-G	CAT25010YI-G	TSSOP-8	1K	128x8	-40 to +85	1.8 to 5.5				
698-CAT25020LI-G	CAT25020LI-G	PDIP-8	2K	256x8	-40 to +85	1.8 to 5.5				
♦ 863-CAT25020VE-GT3	CAT25020VE-GT3	SOIC-8	2K	256x8	-40 to +125	1.8 to 5.5				
♦ 698-CAT25020VI-G	CAT25020VI-G	SOIC-8	2K	256x8	-40 to +85	1.8 to 5.5				
♦ 698-CAT25020YI-G	CAT25020YI-G	TSSOP-8	2K	256x8	-40 to +85	1.8 to 5.5				
698-CAT25040LI-G	CAT25040LI-G	PDIP-8	4K	512x8	-40 to +85	1.8 to 5.5				
♦ 698-CAT25040VI-G	CAT25040VI-G	SOIC-8	4K	512x8	-40 to +85	1.8 to 5.5				
♦ 698-CAT25040YI-G	CAT25040YI-G	TSSOP-8	4K	512x8	-40 to +85	1.8 to 5.5				
698-CAT25080LI-G	CAT25080LI-G	PDIP-8	8K	1024x8	-40 to +85	1.8 to 5.5				
♦ 698-CAT25080VI-G	CAT25080VI-G	SOIC-8	8K	1024x8	-40 to +85	1.8 to 5.5				
♦ 698-CAT25080VI-GT3	CAT25080VI-GT3	SOIC-8	8K	1024x8	-40 to +85	1.8 to 5.5				
♦ 698-CAT25080YI-G	CAT25080YI-G	TSSOP-8	8K	1024x8	-40 to +85	1.8 to 5.5				
♦ 698-CAT25080YI-GT3	CAT25080YI-GT3	TSSOP-8	8K	1024x8	-40 to +85	1.8 to 5.5				
698-CAT25160LI-G	CAT25160LI-G	PDIP-8	16K	2048x8	-40 to +85	1.8 to 5.5				
♦ 698-CAT25160VI-G	CAT25160VI-G	SOIC-8	16K	2048x8	-40 to +85	1.8 to 5.5				
♦ 698-CAT25160VI-GT3	CAT25160VI-GT3	SOIC-8	16K	2048x8	-40 to +85	1.8 to 5.5				
♦ 698-CAT25160YI-G	CAT25160YI-G	TSSOP-8	16K	2048x8	-40 to +85	1.8 to 5.5				
♦ 698-CAT25160YI-GT3	CAT25160YI-GT3	TSSOP-8	16K	2048x8	-40 to +85	1.8 to 5.5				
698-CAT25320LI-G	CAT25320LI-G	PDIP-8	32K	4096x8	-40 to +85	1.8 to 5.5				
♦ 698-CAT25320VI-G	CAT25320VI-G	SOIC-8	32K	4096x8	-40 to +85	1.8 to 5.5				
♦ 698-CAT25320VI-GT3	CAT25320VI-GT3	SOIC-8	32K	4096x8	-40 to +85	1.8 to 5.5				
♦ 698-CAT25320YI-GT3	CAT25320YI-GT3	TSSOP-8	32K	4096x8	-40 to +85	1.8 to 5.5				
♦ 698-CAT25128VI-G	CAT25128VI-G	SOIC-8	128K	16384x8	-40 to +85	1.8 to 5.5				
♦ 698-CAT25128YI-G	CAT25128YI-G	TSSOP-8	128K	16384x8	-40 to +85	1.8 to 5.5				
698-CAT25256LI-G	CAT25256LI-G	PDIP-8	256K	32768x8	-40 to +85	1.8 to 5.5				
♦ 698-CAT25256VI-G	CAT25256VI-G	SOIC-8	256K	32768x8	-40 to +85	1.8 to 5.5				
♦ 698-CAT25256XI	CAT25256XI	SOIC-8	256K	32768x8	-40 to +85	1.8 to 5.5				
♦ 698-CAT25256YI-G	CAT25256YI-G	TSSOP-8	256K	32768x8	-40 to +85	1.8 to 5.5				

© Copyright 2014 Mouser Electronics

© Copyright 2014 Mouser Electronics

SPANSION Flash Memory

RoHS Compliant **This product is RoHS compliant.**

SPANSION SLC NAND FLASH

For quantities greater than listed, call for quote.

MOUSER STOCK NO.	Spansion Part No.	Package Type	Memory Size (Gbit)	Access Time (ns)	Architecture	Supply Voltage (V)	Maximum Operating Current (mA)	Timing Type	Price Each 1	25	100
797-34ML01G100TFI000	S34ML01G100TFI000	TSOP-48	1	45	128Mx8	3	30	Asynchronous			
797-34ML02G100TFI000	S34ML02G100TFI000	TSOP-48	2	45	256Mx8	3	30	Asynchronous			
797-34ML04G100TFI000	S34ML04G100TFI000	TSOP-48	4	45	512Mx8	3	30	Asynchronous			

AMD BOOT/UNIFORM MEMORY FLASH

The Spansion F NOR Flash memory family is available in densities of 1 Mb through 32 Mb. Each device requires only a single 5V power supply for read and write functions and is entirely command set compatible with the JEDEC Flash standards. The Spansion F NOR Flash memory is one of the longest-supported Flash memories in the industry.

For quantities greater than listed, call for quote.

MOUSER STOCK NO.	Spansion Part No.	Package Type	Page Access Time (Max)(ns)	Speed (ns)	Density	Bus Width	Sector Type	Supply Voltage (V)	Price Each 1	25	100
797-S29AL008J55TFIR1	S29AL008J55TFIR10	TSOP-48	55	70	8MB	x8, x16	Boot	2.7-3.6			
797-S29AL016J55TFIR1	S29AL016J55TFIR10	TSOP-48	55	70	16MB	x8, x16	Boot	2.7-3.6			

MIRRORBIT® ECLIPSE FLASH NON-VOLATILE MEMORY

The Spansion® S29GL01G/512/256/128S are MirrorBit Eclipse flash products fabricated on 65nm process technology. These devices offer a fast page access time as fast as 15 ns with a corresponding random access time as a Write Buffer that allows a maximum of 256 words/512 bytes to be programmed in one programming time than standard programming algorithms. This makes these devices ideal for today's embedded applications that require higher density, better performance and lower power consumption.

For quantities greater than listed, call for quote.

MOUSER STOCK NO.	Spansion Part No.	Package Type	Page Access Time (Max.) (ns)	Speed (ns)	Density	Bus Width	Sector Type	Address Sector Protected	Supply Voltage (V)	Price Each 1	25	100
797-29GL128S90TFI010	S29GL128S90TFI010	TSOP-56	15	90	128Mb	x8/x16/x32	Uniform	Highest	2.7-3.6			
797-29GL128S90TFI020	S29GL128S90TFI020	TSOP-56	15	90	128Mb	x8/x16/x32	Uniform	Lowest	2.7-3.6			
797-29GL128S10TFI010	S29GL128S10TFI010	TSOP-56	25	100	128Mb	x8/x16/x32	Uniform	Highest	2.7-3.6			
797-29GL128S10TFI020	S29GL128S10TFI020	TSOP-56	25	100	128Mb	x8/x16/x32	Uniform	Lowest	2.7-3.6			
797-29GL128S11TFIV10	S29GL128S11TFIV10	TSOP-56	25	110	128Mb	x8/x16/x32	Uniform	Highest	2.7-3.6			
797-29GL128S11TFIV20	S29GL128S11TFIV20	TSOP-56	25	110	128Mb	x8/x16/x32	Uniform	Lowest	2.7-3.6			
797-25FL128SAGBHI200	S25FL128SAGBHI200	BGA-24	-	-	128Mb	x32	Uniform	-	2.7-3.6			
797-29GL256S90TFI010	S29GL256S90TFI010	TSOP-56	15	90	256Mb	x8/x16/x32	Uniform	Highest	2.7-3.6			
797-29GL256S90TFI020	S29GL256S90TFI020	TSOP-56	15	90	256Mb	x8/x16/x32	Uniform	Lowest	2.7-3.6			
797-29GL256S10TFI010	S29GL256S10TFI010	TSOP-56	25	100	256Mb	x8/x16/x32	Uniform	Highest	2.7-3.6			
797-29GL256S10TFI020	S29GL256S10TFI020	TSOP-56	25	100	256Mb	x8/x16/x32	Uniform	Lowest	2.7-3.6			
797-29GL256S11TFIV10	S29GL256S11TFIV10	TSOP-56	25	110	256Mb	x8/x16/x32	Uniform	Highest	2.7-3.6			
797-29GL256S11TFIV20	S29GL256S11TFIV20	TSOP-56	25	110	256Mb	x8/x16/x32	Uniform	Lowest	2.7-3.6			
797-25FL256SAGBHI200	S25FL256SAGBHI200	BGA-24	-	-	256Mb	x32	Uniform	-	2.7-3.6			
797-S29GL512S10TFI01	S29GL512S10TFI010	TSOP-56	15	100	512Mb	x8/x16/x32	Uniform	Highest	2.7-3.6			
797-S29GL512S10TFI02	S29GL512S10TFI020	TSOP-56	15	100	512Mb	x8/x16/x32	Uniform	Lowest	2.7-3.6			
797-S29GL01GS10TFI01	S29GL01GS10TFI010	TSOP-56	15	100	1GB	x8/x16/x32	Uniform	Highest	2.7-3.6			
797-S29GL01GS10TFI02	S29GL01GS10TFI020	TSOP-56	15	100	1GB	x8/x16/x32	Uniform	Lowest	2.7-3.6			
797-S29GL01GS11TFI01	S29GL01GS11TFI010	TSOP-56	15	110	1GB	x8/x16/x32	Uniform	Highest	2.7-3.6			
797-S29GL01GS11TFI02	S29GL01GS11TFI020	TSOP-56	15	110	1GB	x8/x16/x32	Uniform	Lowest	2.7-3.6			
797-S29GL01GS12TFIV1	S29GL01GS12TFIV10	TSOP-56	15	120	1GB	x8/x16/x32	Uniform	Highest	2.7-3.6			
797-S29GL01GS12TFIV2	S29GL01GS12TFIV20	TSOP-56	15	120	1GB	x8/x16/x32	Uniform	Lowest	2.7-3.6			

FLOATING GATE NOR FLASH MEMORY PRODUCTS

For quantities greater than listed, call for quote.

MOUSER STOCK NO.	Spansion Part No.	Package Type	Speed (ns)	Density	Bus Width	Sector Type	Boot Device	Price Each 1	25	100
797-S29JL064J70TFI00	S29JL064J70TFI000	TSOP-48	70	64Mb	x8/x16	Boot	Top/Bottom, 4 banks 8/24/24/8Mb			

PAGE-MODE INTERFACE FLASH MEMORY

The S29GL-N family of devices are 3.0-Volt single-power Flash memory manufactured using 110nm MirrorBit technology with Page-Mode interface. The S29GL032N is a 32-Mb device organized as 2,097,152 words or 4,194,304 bytes. Depending on the model number, the devices have an 8-bit wide data bus only, 16-bit wide data bus only, or a 16-bit wide data bus that can also function as an 8-bit wide data bus by using the BYTE# input. The devices can be programmed either in the host system or in standard EPROM programmers.
The S29AL032D is a 32-megabit, 3.0 volt-only flash memory device, organized as 2,097,152 words of 16 bits each or 4,194,304 bytes of 8 bits each. Word mode data appears on DQ0-DQ15; byte mode data appears on DQ0-DQ7. The device is designed to be programmed in-system with the standard 3.0 volt VCC supply, and can also be programmed in standard EPROM programmers.

For quantities greater than listed, call for quote.

MOUSER STOCK NO.	Spansion Part No.	Package Type	Page Mode Access Times (ns)	Speed (ns)	Density	Bus Width	Sector Type	Supply Voltage (V)	Price Each 1	25	100
S29GL-N Series											
797-S29GL032N90TFI01	S29GL032N90TFI010	TSOP-56	25	90	32Mb	x8/x16	Uniform/Boot	2.7-3.6			
797-S29GL064N90TFI04	S29GL064N90TFI040	TSOP-48	25	90	64Mb	x8/x16	Uniform/Boot	2.7-3.6			
797-S29GL064N90TFI01	S29GL064N90TFI010	TSOP-56	25	90	64Mb	x8/x16	Uniform/Boot	2.7-3.6			
797-29GL064N90BFI040	S29GL064N90BFI040	TSOP-56	90	110	64Mb	x8/x16	Uniform/Boot	2.7-3.6			
S29AL-J Series											
797-29AL008J70TFI010	S29AL008J70TFI010	TSOP-48	55	70	8Mb	-	Boot	2.7-3.6			
797-29AL008J70TFI020	S29AL008J70TFI020	TSOP-48	55	70	8Mb	-	Boot	2.7-3.6			
797-S29AL008J70BFI02	S29AL008J70BFI020	BGA-48	55	70	8Mb	-	Boot	2.7-3.6			
797-S29AL016J70BFI01	S29AL016J70BFI010	BGA-48	55	70	16Mb	-	Boot	2.7-3.6			
797-S29AL016J70BFI02	S29AL016J70BFI020	BGA-48	55	70	16Mb	-	Boot	2.7-3.6			
797-S29AL016J70TFI02	S29AL016J70TFI020	TSOP-48	55	70	16Mb	-	Boot	2.7-3.6			
797-S29AL008J70BFI01	S29AL008J70BFI010	BGA-48	70	70	8Mb	-	Boot	2.7-3.6			
S29GL-S Series											
797-S29GL512S10DHI02	S29GL512S10DHI020	SMD	-	100	512	16bit	Uniform	3			
797-S29GL512S11TFI02	S29GL512S11TFI020	SMD	-	110	512	16bit	Uniform	3			

SERIAL PERIPHERAL INTERFACE (SPI) PRODUCTS

The new 3.0 volt Spansion® S25FL Flash memory family with Serial Interface is designed to reduce costs and dramatically simplify system design of consumer electronics and PC peripherals such as hard disk drives, optical drives, printers, cordless phones, DSL/cable modems, and DVD players and recorders.

✻ Industrial Temperature Range: -40°C to +85°C

For quantities greater than listed, call for quote.

MOUSER STOCK NO.	Spansion Part No.	Package Type	Clock Frequency	Density	Bus Width	Sector Type	Temperature Range ✻	Technology	Price Each 1	25	100
797-25FL128SDPMFIG10	S25FL128SDPMFIG10	SO-16	66	128Mb	x1, x2, x4	Uniform	Industrial	65nm MirrorBit Eclipse			
797-25FL256SAGMFIG01	S25FL256SAGMFIG01	SO-16	66	256Mb	x1, x2, x4	Uniform	Industrial	65nm MirrorBit Eclipse			
797-25FL256SDPMFIG11	S25FL256SDPMFIG11	SO-16	66	256Mb	x1, x2, x4	Uniform	Industrial	65nm MirrorBit Eclipse			
797-25FL512SAGMFI011	S25FL512SAGMFI011	SO-16	66	512Mb	x1, x2, x4	Uniform	Industrial	65nm MirrorBit Eclipse			
797-25FL512SDPMFI011	S25FL512SDPMFI011	SO-16	66	512Mb	x1, x2, x4	Uniform	Industrial	65nm MirrorBit Eclipse			
797-25FL128SAGNFI011	S25FL128SAGNFI011	WSON-8	133MHz	16MB	x1/x2/x4	Uniform	Industrial	65nm MirrorBit Eclipse			
797-25FL256SAGMFI001	S25FL256SAGMFI001	SO-16	133MHz	32MB	x1/x2/x4	Uniform	Industrial	65nm MirrorBit Eclipse			

© Copyright 2014 Mouser Electronics
© Copyright 2014 Mouser Electronics

STMICROELECTRONICS EEPROMS

RoHS Compliant This product is RoHS compliant.

life.augmented

SERIAL EEPROMS

I²C Bus Serial EEPROMS

Most flexible non-volatile memories for parameter storage because they can be written at byte level and available with a wide range of Serial Standard EEPROMs from1Kb up to 1Mb, 3 industry standard serial buses and 2.5V, 1.8V supply voltage ranges.

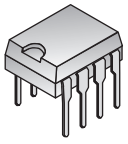

DIP-8

For quantities greater than listed, call for quote.

MOUSER STOCK NO.	STMicroelectronics Part No.	Case Type	Density	Organization	Temp. Range (°C)	Operating Voltage (V)	Supply Current (mA)	Price Each 1	10	100
Surface Mount										
511-M24C01-WMN6TP	M24C01-WMN6TP	SO-8	1K	128x8	-40 to +85	2.5 to 5.5	1.0			
511-M24C01-WDW6TP	M24C01-WDW6TP	TSSOP-8	1K	128x8	-40 to +85	2.5 to 5.5	1.0			
511-M24C01-WMN6P	M24C01-WMN6P	SO-8	1K	128x8	-40 to +85	2.5 to 5.5	1.0			
511-M24C02-RDW6TP	M24C02-RDW6TP	TSSOP-8	2K	256x8	-40 to +85	1.8 to 5.5	1.0			
511-M24C02-RMN6TP	M24C02-RMN6TP	SO-8	2K	256x8	-40 to +85	1.8 to 5.5	1.0			
511-M24C02-WDW6TP	M24C02-WDW6TP	TSSOP-8	2K	256x8	-40 to +85	2.5 to 5.5	1.0			
511-M24C02-WMN6TP	M24C02-WMN6TP	SO-8	2K	256x8	-40 to +85	2.5 to 5.5	1.0			
511-M24C02-WMN6P	M24C02-WMN6P	SO-8	2K	256x8	-40 to +85	2.5 to 5.5	1.0			
511-M24C04-WDW6TP	M24C04-WDW6TP	TSSOP-8	4K	512x8	-40 to +85	2.5 to 5.5	1.0			
511-M24C04-WMN6TP	M24C04-WMN6TP	SO-8	4K	512x8	-40 to +85	2.5 to 5.5	1.0			
511-M24C04-WMN6P	M24C04-WMN6P	SO-8	4K	512x8	-40 to +85	2.5 to 5.5	1.0			
511-M24C08-RMN6TP	M24C08-RMN6TP	SO-8	8K	1Kx8	-40 to +85	1.8 to 5.5	1.0			
511-M24C08-WDW6TP	M24C08-WDW6TP	TSSOP-8	8K	1Kx8	-40 to +85	2.5 to 5.5	1.0			
511-M24C08-WMN6TP	M24C08-WMN6TP	SO-8	8K	1Kx8	-40 to +85	2.5 to 5.5	1.0			
511-M24C08-WMN6P	M24C08-WMN6P	SO-8	8K	1Kx8	-40 to +85	2.5 to 5.5	1.0			
511-M24C16-RMN6TP	M24C16-RMN6TP	SO-8	16K	2Kx8	-40 to +85	1.8 to 5.5	0.8			
511-M24C16-WMN6TP	M24C16-WMN6TP	SO-8	16K	2Kx8	-40 to +85	2.5 to 5.5	1.0			
511-M24C16-WMN6P	M24C16-WMN6P	SO-8	16K	2Kx8	-40 to +85	2.5 to 5.5	1.0			
511-M24C32-WDW6TP	M24C32-WDW6TP	TSSOP-8	32K	4Kx8	-40 to +85	2.5 to 5.5	1.0			
511-M24C32-WMN6TP	M24C32-WMN6TP	SO-8	32K	4Kx8	-40 to +85	2.5 to 5.5	1.0			
511-M24C32-WMN6P	M24C32-WMN6P	SO-8	32K	4Kx8	-40 to +85	2.5 to 5.5	1.0			
511-M24C64-RMN6TP	M24C64-RMN6TP	SO-8	64K	8Kx8	-40 to +85	1.8 to 5.5	1.0			
511-M24C64-WDW6TP	M24C64-WDW6TP	TSSOP-8	64K	8Kx8	-40 to +85	2.5 to 5.5	1.0			
511-M24C64-WMN6TP	M24C64-WMN6TP	SO-8	64K	8Kx8	-40 to +85	2.5 to 5.5	1.0			
511-M24C64-WMN6P	M24C64-WMN6P	SO-8	64K	8Kx8	-40 to +85	2.5 to 5.5	1.0			
511-M24256-BRMN6TP	M24256-BRMN6TP	SO-8	256K	32Kx8	-40 to +85	1.8 to 5.5	2.5			
511-M24256-BWMN6TP	M24256-BWMN6TP	SO-8	256K	32Kx8	-40 to +85	2.5 to 5.5	2.5			
511-M24512-RDW6TP	M24512-RDW6TP	TSSOP-8	512K	64Kx8	-40 to +85	1.8 to 5.5	2.5			
511-M24M01-RMN6TP	M24M01-RMN6TP	SO-8	1M	256Kx8	-40 to +85	1.8 to 5.5	2.5			
Thru Hole										
511-M24C01-WBN6P	M24C01-WBN6P	DIP-8	1K	128x8	-40 to +85	2.5 to 5.5	1.0			
511-M24C02-WBN6P	M24C02-WBN6P	DIP-8	2K	256x8	-40 to +85	2.5 to 5.5	1.0			
511-M24C04-WBN6P	M24C04-WBN6P	DIP-8	4K	512x8	-40 to +85	2.5 to 5.5	1.0			
511-M24C08-WBN6P	M24C08-WBN6P	DIP-8	8K	1Kx8	-40 to +85	2.5 to 5.5	1.0			
511-M24C16-WBN6P	M24C16-WBN6P	DIP-8	16K	2Kx8	-40 to +85	2.5 to 5.5	1.0			
511-M24C64-WBN6P	M24C64-WBN6P	DIP-8	64K	8Kx8	-40 to +85	2.5 to 5.5	1.0			



SO-8

Microwire Bus Serial EEPROMS

For quantities greater than listed, call for quote.

MOUSER STOCK NO.	STMicroelectronics Part No.	Case Type	Density	Organization	Temp. Range (°C)	Operating Voltage (V)	Supply Current (mA)	Price Each 1	10	100
Surface Mount										
511-M93S46-WMN6P	M93S46-WMN6P	SO-8	1K	64x16	-40 to +85	2.5 to 5.5	1.5			
511-M93S46-WMN6TP	M93S46-WMN6TP	SO-8	1K	64x16	-40 to +85	2.5 to 5.5	1.5			
511-M93C46-WDW6TP	M93C46-WDW6TP	TSSOP-8	1K	128x8 or 64x16	-40 to +85	2.5 to 5.5	2.0			
511-M93C46-WMN6TP	M93C46-WMN6TP	SO-8	1K	128x8 or 64x16	-40 to +85	2.5 to 5.5	2.0			
511-M93C46-WMN6P	M93C46-WMN6P	SO-8	1K	128x8 or 64x16	-40 to +85	2.5 to 5.5	2.0			
511-M93S56-WMN6P	M93S56-WMN6P	SO-8	2K	128x16	-40 to +85	2.5 to 5.5	1.5			
511-M93C56-WMN6TP	M93C56-WMN6TP	SO-8	2K	256x8 or 128x16	-40 to +85	2.5 to 5.5	2.0			
511-M93C56-WMN6P	M93C56-WMN6P	SO-8	2K	256x8 or 128x16	-40 to +85	2.5 to 5.5	2.0			
511-M93S66-WMN6P	M93S66-WMN6P	SO-8	4K	256x16	-40 to +85	2.5 to 5.5	1.5			
511-M93S66-WMN6TP	M93S66-WMN6TP	SO-8	4K	256x16	-40 to +85	2.5 to 5.5	1.5			
511-M93C66-WMN6P	M93C66-WMN6P	SO-8	4K	512x8 or 256x16	-40 to +85	2.5 to 5.5	2.0			
511-M93C66-WMN6TP	M93C66-WMN6TP	SO-8	4K	512x8 or 256x16	-40 to +85	2.5 to 5.5	2.0			
511-M93C86-WMN6P	M93C86-WMN6P	SO-8	16K	2Kx8 or 1Kx16	-40 to +85	2.5 to 5.5	2.0			
Thru Hole										
511-M93C46-WBN6P	M93C46-WBN6P	DIP-8	1K	128x8 or 64x16	-40 to +85	2.5 to 5.5	2.0			
511-M93C86-WBN6P	M93C86-WBN6P	DIP-8	16K	2Kx8 or 1Kx16	-40 to +85	2.5 to 5.5	2.0			

SPI BUS Serial EEPROMs



TSSOP-8

For quantities greater than listed, call for quote.

MOUSER STOCK NO.	STMicroelectronics Part No.	Case Type	Density	Organization	Temp. Range (°C)	Operating Voltage (V)	Supply Current (mA)	Price Each 1	10	100
Surface Mount										
511-M95010-WDW6TP	M95010-WDW6TP	TSSOP-8	1K	128x8	-40 to +85	2.5 to 5.5	1.0			
511-M95010-WMN6TP	M95010-WMN6TP	SO-8	1K	128x8	-40 to +85	2.5 to 5.5	1.0			
511-M95020-WMN6TP	M95020-WMN6TP	SO-8	2K	256x8	-40 to +85	2.5 to 5.5	1.0			
511-M95040-WMN6TP	M95040-WMN6TP	SO-8	4K	512x8	-40 to +85	2.5 to 5.5	1.0			
511-M95040-WMN6P	M95040-WMN6P	SO-8	4K	512x8	-40 to +85	2.5 to 5.5	1.0			
511-M95080-WMN6TP	M95080-WMN6TP	SO-8	8K	1Kx8	-40 to +85	2.5 to 5.5	2.0			
511-M95160-WMN6TP	M95160-WMN6TP	SO-8	16K	2Kx8	-40 to +85	2.5 to 5.5	2.0			
511-M95160-WMN6P	M95160-WMN6P	SO-8	16K	2Kx8	-40 to +85	2.5 to 5.5	2.0			
511-M95320-WMN6TP	M95320-WMN6TP	SO-8	32K	4Kx8	-40 to +85	2.5 to 5.5	3.0			
511-M95640-WMN6TP	M95640-WMN6TP	SO-8	64K	8Kx8	-40 to +85	2.5 to 5.5	3.0			
511-M95128-WMN6TP	M95128-WMN6TP	SO-8	128K	16Kx8	-40 to +85	2.5 to 5.5	1.0			
511-M95128-WMN6P	M95128-WMN6P	SO-8	128K	16Kx8	-40 to +85	2.5 to 5.5	3.0			
511-M95256-RMN6TP	M95256-RMN6TP	SO-8	256K	32Kx8	-40 to +85	1.8 to 5.5	3.0			
511-M95256-WMN6P	M95256-WMN6P	SO-8	256K	32Kx8	-40 to +85	2.5 to 5.5	3.0			
511-M95256-WMN6TP	M95256-WMN6TP	SO-8	256K	32Kx8	-40 to +85	2.5 to 5.5	3.0			
511-M95512-RDW6TP	M95512-RDW6TP	TSSOP-8	512K	64Kx8	-40 to +85	1.8 to 5.5	1.0			
511-M95512-RMN6TP	M95512-RMN6TP	SO-8	512K	64Kx8	-40 to +85	1.8 to 5.5	1.0			
511-M95512-WMN6TP	M95512-WMN6TP	SO-8	512K	64Kx8	-40 to +85	2.5 to 5.5	1.0			
511-M95M01-RMN6TP	M95M01-RMN6TP	SO-8	1M	128Kx8	-40 to +85	1.8 to 5.5	1.5			

© Copyright 2014 Mouser Electronics

© Copyright 2014 Mouser Electronics

STMICROELECTRONICS EEPROMs and Non-Volatile RAMs

life.augmented

Products may be RoHS compliant. Check mouser.com for RoHS status.


SO-8

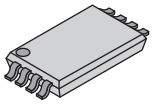
TSSOP-8


PCDIP-24


PCDIP-28


MLP-8

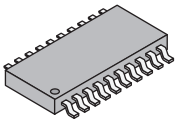
SSOP-20

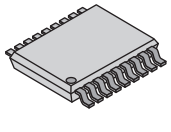
SOX-18

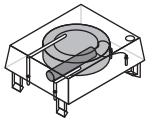
SH-28

DUAL INTERFACE EEPROMS

Dual Interface EEPROMs from STMicroelectronics are an innovative family of memories that provides new features and capabilities. The EEPROM memory bank can be accessed either by a standard I²C interface or by an ISO 15693 RF interface. The ISO 15693 RF interface is based on a passive RFID technology that does not require a battery or power to operate, as it gets both the energy and the data stream from the RF reader.

PRODUCT NEW

For quantities greater than listed, call for quote.

MOUSER STOCK NO.	STMicroelectronics Part No.	Package Type	Density	Interface		Clock Freq. (Max)(kHz)	Temp. Range (°C)	Supply Voltage (V)	Price Each		
				I²C	RF - ISO				1	10	100
Surface Mount											
511-M24LR04E-RMN6T/2	M24LR04E-RMN6T/2	SO-8	4K	2-Wire	15693/18000-3	400	-40 to +85	5.5			
511-M24LR04E-RDW6T/2	M24LR04E-RDW6T/2	TSSOP-8	4K	2-Wire	15693/18000-3	400	-40 to +85	5.5			
511-M24LR64-RMN6T/2	M24LR64-RMN6T/2	SO-8	64K	2-Wire	15693/18000-3	400	-40 to +85	5.0			
511-M24LR64-RDW6T/2	M24LR64-RDW6T/2	TSSOP-8	64K	2-Wire	15693/18000-3	400	-40 to +85	5.0			
511-M24LR16E-RMC6T/2	M24LR16E-RMC6T/2	MLP-8	64K	2-Wire	15693/18000-3	400	-40 to +85	5.5			
511-M24LR16E-RMN6T/2	M24LR16E-RMN6T/2	SO-8	16K	2-Wire	15693/18000-3	400	-40 to +80	5.5			
511-M24LR16E-RDW6T/2	M24LR16E-RDW6T/2	TSSOP-8	16K	2-Wire	15693/18000-3	400	-40 to +80	5.5			

EVALUATION KITS AND BOARDS

ST provides tools for system designers to help determine the remote operating distance they can expect from the device and the impact of the reader antenna, as well as impact of reader and IC antenna sizes on the overall system performance. They also allow evaluation of interaction of I2C and RF modes, entire memory, partitioning, lock mechanisms and password protection. All tools come with an I²C programmer, an RF reader, two different M24LR64 reference antennas with I²C connector. Connections to host computers are USB based.

PRODUCT NEW

RoHS Compliant

MOUSER STOCK NO.	STMicroelectronics Part No.	Description	Price Each
511-DEMOKIT-M24LR-A	DEMOKIT-M24LR-A	Demonstration kit for M24LR series dual interface EEPROMs	
511-DEVKIT-M24LR-A	DEVKIT-M24LR-A	Development (advanced evaluation) kit for M24LR series	
511-ANT1-M24LR16E	ANT1-M24LR16E	45mmx75mm Antenna reference board for the M24LR series dual interface EEPROMs	
511-ANT2-M24LR16E	ANT2-M24LR16E	20mmx40mm Antenna reference board for the M24LR series dual interface EEPROMs	
511-ANT1-M24LR-A	ANT1-M24LR-A	45mmx75mm Antenna reference board for the M24LR64-R series Dual Interface EEPROMs	
511-ANT2-M24LR-A	ANT2-M24LR-A	45mmx75mm Antenna reference board for the M24LR64-R series Dual Interface EEPROMs	
511-ANT3-M24LR-A	ANT3-M24LR-A	45mmx75mm Antenna reference board for the M24LR64-R series Dual Interface EEPROMs	
511-ANT4-M24LR-A	ANT4-M24LR-A	45mmx75mm Antenna reference board for the M24LR64-R series Dual Interface EEPROMs	
511-ANT5-M24LR-A	ANT5-M24LR-A	45mmx75mm Antenna reference board for the M24LR64-R series Dual Interface EEPROMs	
511-ROBOT-M24LR16E	ROBOT-M24LR16E	Evaluation board for the M24LR series dual interface EEPROMs	

ZEROPOWER® NON-VOLATILE RAMS

ZEROPOWER® NVRAMs combine Low Power SRAMs and Automatic Battery Switchover and Write Protect circuits to implement Non-Volatile RAMs. They can be used just like standard SRAMs, but retain their contents when power is removed. Densities range from 16Mbits down to 16Kbits.

For quantities greater than listed, call for quote.

MOUSER STOCK NO.	STMicroelectronics Part No.	Package Type	Density	Organization	Access Time (ns)	Temp. Range (°C)	Supply Voltage (V)	Nominal Battery Cap. (mAh)	Price Each		
									1	10	100
Thru Hole											
511-M48Z0270PC1	M48Z02-70PC1	PCDIP-24	16K	2Kx8	70	0 to +70	4.75 to 5.5	-			
511-M48Z0215PC1	M48Z02-150PC1	PCDIP-24	16K	2Kx8	150	0 to +70	4.75 to 5.5	-			
511-M48Z1215PC1	M48Z12-150PC1	PCDIP-24	16K	2Kx8	150	0 to +70	4.5 to 5.5	-			
511-M48Z0810PC1	M48Z08-100PC1	PCDIP-28	64K	8Kx8	100	0 to +70	4.75 to 5.5	-			
511-M48Z1810PC1	M48Z18-100PC1	PCDIP-28	64K	8Kx8	100	0 to +70	4.5 to 5.5	-			
511-M48Z58Y70PC1	M48Z58Y-70PC1	PCDIP-28	64K	8Kx8	70	0 to +70	4.5 to 5.5	-			
511-M48Z5870PC1	M48Z58-70PC1	PCDIP-28	64K	8Kx8	70	0 to +70	4.75 to 5.5	-			
511-M48Z35Y70PC1	M48Z35Y-70PC1	PCDIP-28	256K	32Kx8	70	0 to +70	4.5 to 5.5	-			
511-M48Z3570PC1	M48Z35-70PC1	PCDIP-28	256K	32Kx8	70	0 to +70	4.75 to 5.5	-			
Snaphat Battery and Crystal for Realtime Clocks			Description								
511-M4Z28BR00SH1	M4Z28-BR00SH1	SH-28	For SOH-28 Zeropower SRAMs			0 to +70	-	48.0			

TIMEKEEPER® NON-VOLATILE RAMS

TIMEKEEPER® NVRAMs build on ST's ZEROPOWER® NVRAMs by adding non-volatile Real-Time Clocks. The Automatic Battery Switchover and Write Protect circuits are extended to the RTC section where counter-registers keep track of year, month, day, date, hours, minutes, and seconds. A low-power 32KHz oscillator provides the timing. It is optimized to draw only a tiny amount of current - as low as 40nA - so it adds only a small additional load to the battery. The RTC registers are mapped into the LPSRAM. Eight to 16 bytes of the LPSRAM are replaced by the RTC registers. The day, date, and time are read and written just like RAM locations.

For quantities greater than listed, call for quote.

MOUSER STOCK NO.	STMicroelectronics Part No.	Package Type	Density	Organization	Access Time (ns)	Temp. Range (°C)	Supply Voltage (V)	Nominal Battery Cap. (mAh)	Price Each		
									1	10	100
Thru Hole											
511-M48T0270PC1	M48T02-70PC1	PCDIP-24	16K	2Kx8	70	0 to +70	4.75 to 5.5	-			
511-M48T5870PC1	M48T58-70PC1	PCDIP-28	64K	8Kx8	70	0 to +70	4.75 to 5.5	-			
511-M48T0810PC1	M48T08-100PC1	PCDIP-28	64K	8Kx8	100	0 to +70	4.75 to 5.5	-			
511-M48T1810PC1	M48T18-100PC1	PCDIP-28	64K	8Kx8	100	0 to +70	4.5 to 5.5	-			
511-M48T35Y70PC1	M48T35Y-70PC1	PCDIP-28	256K	32Kx8	70	0 to +70	4.5 to 5.5	-			
511-M48T3570PC1	M48T35-70PC1	PCDIP-28	256K	32Kx8	70	0 to +70	4.75 to 5.5	-			
Next Generation Timekeeper® Non-Volatile RAMs			Description								
511-M41ST87WSS6F	M41ST87WSS6F	SSOP-20	Serial RTC with NVRAM Supervisor			-40 to +85	3.0 to 3.6	-			
511-M41T93ZMY6F	M41T93ZMY6F	SOX-18	Serial SPI Bus w/Battery Switchover			-40 to +85	2.38 to 5.5	-			
Snaphat Battery and Crystal for Timekeeper Non-Volatile RAMs											
511-M4T28BR12SH1	M4T28-BR12SH1	SH-28	For SOH-28 and 44 realtime clocks			0 to +70	-	48			
511-M4T32BR12SH1	M4T32-BR12SH1	SH-28	For SOH-28 and 44 realtime clocks			0 to +70	-	120			
511-M4T32-BR12SH6	M4T32-BR12SH6	SH-28	For SOH-28 and 44 realtime clocks			-40 to +85	-	120			

© Copyright 2014 Mouser Electronics

© Copyright 2014 Mouser Electronics

FAIRCHILD Logic

Products may be RoHS compliant. Check mouser.com for RoHS status.

FAIRCHILD SEMICONDUCTOR

♦ Surface Mount Device

NEW PRODUCT

For quantities greater than listed, call for quote.

MOUSER STOCK NO. / Mfr. / Mfr. Part No.	Package	Description	Price Each 1	25	100
74AC Series					
♦ 512—74AC00MTC	TSSOP-14	Quad 2-Input NAND Gate			
♦ 512—74AC00SC	SOIC-14	Quad 2-Input NAND Gate			
♦ 512—74AC00SCX	SOIC-14	Quad 2-Input NAND Gate			
♦ 512—74AC04MTC	TSSOP-14	Hex Inverter			
♦ 512—74AC04SC	SOIC-14	Hex Inverter			
♦ 512—74AC04SCX	SOIC-14	Hex Inverter			
♦ 512—74AC08SC	SOIC-14	Quad 2-Input AND Gate			
♦ 512—74AC08SCX	SOIC-14	Quad 2-Input AND Gate			
♦ 512—74AC138MTC	TSSOP-16	1-of-8 Decoder/Demultiplexer			
♦ 512—74AC138SC	SOIC-16	1-of-8 Decoder/Demultiplexer			
♦ 512—74AC14SC	SOIC-14	Hex Inverter			
♦ 512—74AC14SCX	SOIC-14	Hex Inverter Schmitt Trigger Input			
♦ 512—74AC240SC	SOIC-20	Octal Buffer/Line Driver			
♦ 512—74AC244MTC	TSSOP-20	Octal Buffer/Line Driver			
♦ 512—74AC244SC	SOIC-20	Octal Buffer/Line Driver			
♦ 512—74AC244SCX	SOIC-20	Octal Buffer/Line Driver			
♦ 512—74AC245SCX	SOIC-20	Octal Bidirectional Transceiver			
♦ 512—74AC32SC	SOIC-14	Quad 2-Input OR Gate			
♦ 512—74AC540MTC	TSSOP-20	Octal Buffer/Line Driver			
♦ 512—74AC540SC	SOIC-20	Octal Buffer/Line Driver			
♦ 512—74AC541MTC	TSSOP-20	Octal Buffer/Line Driver			
♦ 512—74AC541SC	SOIC-20	Octal Buffer/Line Driver			
♦ 512—74AC86SC	SOIC-14	Quad 2-Input OR Gate			
74ACT Series					
♦ 512—74ACT00MTC	TSSOP-14	Quad 2-Input NAND Gate			
♦ 512—74ACT00SCX	SOIC-14	Quad 2-Input NAND Gate			
♦ 512—74ACT04SC	SOIC-14	Hex Inverter			
♦ 512—74ACT04MTC	TSSOP-14	Hex Inverter			
♦ 512—74ACT08SC	SOIC-14	Quad 2-Input AND Gate			
♦ 512—74ACT138SC	SOIC-16	1-of-8 Decoder/Demultiplexer			
♦ 512—74ACT14MTC	TSSOP-14	Hex Inverter			
♦ 512—74ACT14SCX	SOIC-14	Hex Inverter			
♦ 512—74ACT240SC	SOIC-20	Octal Buf/Line Driver			
♦ 512—74ACT244MTC	TSSOP-20	Octal Buf/Line Driver			
♦ 512—74ACT244SC	SOIC-20	Octal Buf/Line Driver			
♦ 512—74ACT244SJ	SOP-20	Octal Buf/Line Driver			
♦ 512—74ACT245MTC	TSSOP-20	Octal Bidirectional Transceiver			
♦ 512—74ACT32MTC	TSSOP-14	Quad 2-Input OR Gate			
♦ 512—74ACT32SC	SOIC-14	Quad 2-Input OR Gate			
♦ 512—74ACT541SC	SOIC-20	Octal Buf/Line Driver			
♦ 512—74ACT541SCX	SOIC-20	Octal Buf/Line Driver			
74AUP Series					
♦ 512—74AUP1G57FHX	MicroPak-6	Univ Config 2-Input Logic Gates			
♦ 512—74AUP1G57L6X	MicroPak-6	Univ Config 2-Input Logic Gates			
♦ 512—74AUP1G58FHX	MicroPak-6	Univ Config 2-Input Logic Gates			
♦ 512—74AUP1G58L6X	MicroPak-6	Univ Config 2-Input Logic Gates			
♦ 512—74AUP1G97FHX	MicroPak-6	Univ Config 2-Input Logic Gates			
♦ 512—74AUP1G97L6X	MicroPak-6	Univ Config 2-Input Logic Gates			
♦ 512—74AUP1G98FHX	MicroPak-6	Univ Config 2-Input Logic Gates			
♦ 512—74AUP1G98L6X	MicroPak-6	Univ Config 2-Input Logic Gates			
♦ 512—74AUP1T97FHX	MicroPak-6	Univ Config Logic Gate w/Trans			
♦ 512—74AUP1T97L6X	MicroPak-6	Univ Config Logic Gate w/Trans			
74LCX Series					
♦ 512—74LCX00MX	SOIC-14	Quad 2-Input NAND Gate			
♦ 512—74LCX07M	SOIC-14	Hex Buffer			
♦ 512—74LCX08M	SOIC-14	Quad 2-Input AND Gate			
512—74LCX08MTCX	DIP-14	Qd 2-Input AND Gate			
♦ 512—74LCX125BQX	DQFN-14	Quad Buffer			
♦ 512—74LCX125MTC	TSSOP-14	Quad Buffer			
♦ 512—74LCX126MTC	TSSOP-14	Quad Buffer			
♦ 512—74LCX16374MTDX	TSSOP-48	16-Bit D-Type Flip-Flop			
♦ 512—74LCX245MTC	TSSOP-20	Bidirectional Transceiver			
♦ 512—74LCX541MTC	TSSOP-20	Octal Buffer/Line Driver			
♦ 512—74LCX541WMX	SOIC-20	Octal Buffer/Line Driver			
74LVT Series					
♦ 512—74LVT245MTCX	TSSOP-20	8-Bit Octal Bidirectional Transceiver			
74LVX Series					
♦ 512—74LVX3245QSCX	QSOP-24	8-Bit Dual Supply Bus Trans w/ Vol Translation			
♦ 512—74LVX4245QSC	QSOP-24	8-Bit DI Translating Transceiver			
74LVXC Series					
♦ 512—74LVXC3245MTCX	TSSOP-24	8-Bit Dual Sup Trans			
FSA Series					
♦ 512—FSA641UMX	UMLP-20	2:1 MIPI Switch			
FST Series					
♦ 512—FST3257MTCX	TSSOP-16	Quad 2:1 Multiplexer/Demultiplexer			
FT10001 Series					
♦ 512—FT10001FHX	MicroPak2-6	Timer w/Fixed Delay & RS Pulse			
♦ 512—FT10001L6X	MicroPak-6	Timer w/Fixed Delay & RS Pulse			
FT3001 Series					
♦ 512—FT3001MPX	MLP-8	Reset Timer w/Config. Delay			
♦ 512—FT3001UMX	MPL-10	Reset Timer w/Config. Delay			
FT75 Series					
♦ 512—FT7521L6X	MicroPak-6	Timer w/Fixed Delay & RS Pulse			
♦ 512—FT7522L6X	MicroPak-6	Reset Timer w/Fixed Delay & RS Pulse			
FT8010 Series					
♦ 512—FT8010MPX	MLP-8	Reset Timer w/Config. Delay			
FXL Series					
♦ 512—FXL4T245BQX	DQFN-14	Dual Supply 4-Bit Signal Trnsltr			
♦ 512—FXL4TD245BQX	DQFN-16	LV Dual Supply 4-Bit			
♦ 512—FXL5T244BQX	DQFN-14	Dual Supply 5-Bit Signal Trnsltr			
♦ 512—FXLA108BQX	DQFN-20	Dual Supply 8-Bit Signal Trnsltr			
♦ 512—FXLP34FHX	MicroPak-6	Single Bit Uni-Directional Trnsltr			
♦ 512—FXLP34L6X	MicroPak-6	Single Bit Uni-Directional Trnsltr			
♦ 512—FXLP34P5X	SC70-5	Single Bit Uni-Directional Trnsltr			
FXMA Series					
♦ 512—FXMA2104UMX	UMLP-12	Dual Supply 4-Bit Volt. Trnsltr			
♦ 512—FXMAR2104UMX	UMLP-12	Dual Supply 4-Bit Volt. Trnsltr			

© Copyright 2014 Mouser Electronics

♦ Surface Mount Device

For quantities greater than listed, call for quote.

MOUSER STOCK NO. / Mfr. / Mfr. Part No.	Package	Description	Price Each 1	25	100
FXMA Series (Cont.)					
♦ 512—FXMA108BQX	DQFN-20	Dual Supply 8-Bit Signal Trnsltr			
♦ 512—FXMA2102UMX	MicroPak-6	Dual Supply 2-Bit Signal Trnsltr			
♦ 512—FXMAR2102L8X	UMLP-8	Dual Supply 2-Bit Volt. Trnsltr/Iso			
♦ 512—FXMAR2102UMX	UMLP-8	Dual Supply 2-Bit Volt. Trnsltr/Iso			
74HC Series					
♦ 512—MM74HC00M	SOIC-14	Quad 2-Input NAND Gate			
♦ 512—MM74HC00MTC	TSSOP-14	Quad 2-Input NAND Gate			
♦ 512—MM74HC00MX	SOIC-14	Quad 2-Input NAND Gate			
♦ 512—MM74HC02M	SOIC-14	Quad 2-Input NOR Gate			
♦ 512—MM74HC02MTC	TSSOP-14	Quad 2-Input NOR Gate			
♦ 512—MM74HC02MX	SOIC-14	Quad 2-Input NAND Gate			
♦ 512—MM74HC04M	SOIC-14	Hex Inverter			
♦ 512—MM74HC04MX	SOIC-14	Hex Inverter			
♦ 512—MM74HC08M	SOIC-14	Quad 2-Input AND Gate			
♦ 512—MM74HC08MTCX	TSSOP-14	Quad 2-Input AND Gate			
♦ 512—MM74HC125M	SOIC-14	3-State Quad Buffers			
♦ 512—MM74HC126M	SOIC-14	3-State Quad Buffers			
♦ 512—MM74HC126MTC	TSSOP-14	3-State Quad Buffers			
♦ 512—MM74HC132M	SOIC-14	Quad 2-Inp NAND Sch Trigger			
♦ 512—MM74HC132MTCX	TSSOP-14	Quad 2-Inp NAND Sch Trigger			
♦ 512—MM74HC138M	SOIC-16	3 to 8 Line Decoder			
♦ 512—MM74HC138MTC	TSSOP-16	3 to 8 Line Decoder			
♦ 512—MM74HC14M	SOIC-14	Hex Inverting Schmitt Trigger			
♦ 512—MM74HC14MTC	TSSOP-14	Hex Inverting Schmitt Trigger			
♦ 512—MM74HC14MTCX	TSSOP-14	Hex Inverting Schmitt Trigger			
♦ 512—MM74HC14MX	SOIC-14	Hex Inverting Schmitt Trigger			
♦ 512—MM74HC164M	SOIC-14	8-Bit Shift Register			
♦ 512—MM74HC164MX	SOIC-14	8-Bit Shift Register			
♦ 512—MM74HC244MTC	TSSOP-20	Octal 3-State Buffer			
♦ 512—MM74HC244WMX	SOIC(W)-20	Octal 3-State Buffer			
♦ 512—MM74HC245ASJ	SOP-20	Octal 3-State Transceiver			
♦ 512—MM74HC245AWM	SOIC(W)-20	Octal 3-State Transceiver			
♦ 512—MM74HC273WM	SOIC(W)-20	Octal D-Type Flip-Flop			
♦ 512—MM74HC32M	SOIC-14	Quad 2-Input OR Gate			
♦ 512—MM74HC32MTC	TSSOP-14	Quad 2-Input OR Gate			
♦ 512—MM74HC373MTC	TSSOP-20	3-State Octal D-Type Latch			
♦ 512—MM74HC373WMX	SOIC(W)-20	3-State Octal D-Type Latch			
♦ 512—MM74HC374WM	SOIC(W)-20	3-State Oct D-Type Flip-Flop			
♦ 512—MM74HC540WM	SOIC(W)-20	Inverting Octal 3-State Buffer			
♦ 512—MM74HC541MTCX	TSSOP-20	3-State Octal Buffer			
♦ 512—MM74HC541WM	SOIC(W)-20	3-State Octal Buffer			
♦ 512—MM74HC573MTC	TSSOP-20	3-State Octal D Latch			
♦ 512—MM74HC573WMX	SOIC(W)-20	3-State Octal D Latch			
♦ 512—MM74HC574WM	SOIC(W)-20	3-State Oct D-Type Flip-Flop			
♦ 512—MM74HC595M	SOIC-16	8-Bit Shift Register			
♦ 512—MM74HC595MTC	TSSOP-16	8-Bit Shift Register			
♦ 512—MM74HC595MX	SOIC-16	8-Bit Shift Register			
♦ 512—MM74HC595SJ	SOIC-16	8-Bit Shift Register			
♦ 512—MM74HC74AM	SOIC-14	Dual D-Type Flip-Flop			
♦ 512—MM74HC74AMTC	TSSOP-14	Dual D-Type Flip-Flop			
♦ 512—MM74HC74AMX	SOIC-14	Dual D-Type Flip-Flop			
♦ 512—MM74HC86M	SOIC-14	Quad 2-Input OR Gate			
♦ 512—MM74HC86MTC	TSSOP-14	Quad 2-Input OR Gate			
♦ 512—MM74HC86MX	SOIC-14	Quad 2-Input OR Gate			
74HCT Series					
♦ 512—MM74HCT00M	SOIC-14	Quad 2-Input NAND Gate			
♦ 512—MM74HCT00MTC	TSSOP-14	Quad 2-Input NAND Gate			
♦ 512—MM74HCT04MTC	TSSOP-14	Hex Inverter			
♦ 512—MM74HCT04MX	SOIC-14	Hex Inverter			
♦ 512—MM74HCT05MTC	TSSOP-14	Hex Inverter (Open Drain)			
♦ 512—MM74HCT08M	SOIC-14	Quad 2-Input AND Gate			
♦ 512—MM74HCT08MX	SOIC-14	Quad 2-Input AND Gate			
♦ 512—MM74HCT138M	SOIC-16	3-to-8 Line Decoder			
♦ 512—MM74HCT138MX	SOIC-16	3-to-8 Line Decoder			
♦ 512—MM74HCT14M	SOIC-14	Hex Inverting Schmitt Trigger			
♦ 512—MM74HCT164M	SOIC-14	8-Bit Shift Register			
♦ 512—MM74HCT245WM	SOIC(W)-20	Octal 3-STATE Transceiver			
♦ 512—MM74HCT273WM	SOIC(W)-20	Octal D-Type Flip-Flop			
♦ 512—MM74HCT32M	SOIC-14	Quad 2-Input OR Gate			
♦ 512—MM74HCT541MTC	TSSOP-20	Octal 3-STATE Buffer			
♦ 512—MM74HCT541WM	SOIC(W)-20	Octal 3-STATE Buffer			
♦ 512—MM74HCT573MTC	TSSOP-20	Octal D-Type Latch			
♦ 512—MM74HCT573WM	SOIC(W)-20	Octal D-Type Latch			
♦ 512—MM74HCT74M	SOIC-14	Dual D-Type Flip-Flop			
74VCX Series					
♦ 512—74VCX16373MTD	TSSOP-48	16-Bit Transparent Latch			
♦ 512—74VCX164245MTD	TSSOP-48	16-Bit Dual Supply Transceiver			
74VHC Series					
♦ 512—74VHC00M	SOIC-14	Quad 2-Input NAND Gate			
♦ 512—74VHC00MTC	TSSOP-14	Quad 2-Input NAND Gate			
♦ 512—74VHC00MTCX	TSSOP-14	Quad 2-Input NAND Gate			
♦ 512—74VHC02MTCX	TSSOP-14	Quad 2-Input NOR Gate			
♦ 512—74VHC04MTC	TSSOP-14	Hex Inverter			
♦ 512—74VHC08M	SOIC-14	Quad 2-Input AND Gate			
♦ 512—74VHC08MTC	TSSOP-14	Quad 2-Input AND Gate			
♦ 512—74VHC123AM	SOIC-16	Dual Retriggerable Multivibrator			
♦ 512—74VHC123AMTC	TSSOP-16	Dual Retriggerable Multivibrator			
♦ 512—74VHC123AMX	SOIC-16	Dual Monostable Multivibrator			
♦ 512—74VHC125M	SOIC-14	Quad Buffer			
♦ 512—74VHC125MTC	TSSOP-14	Quad Buffer w/3-State Outputs			
♦ 512—74VHC132M	SOIC-14	Quad 2-In NAND Schmitt Trig			
♦ 512—74VHC132MX	SOIC-14	Quad 2-Input NAND Schmitt Trig			
♦ 512—74VHC138MTCX	TSSOP-16	3-to-8 Decoder/Demultiplexer			
♦ 512—74VHC139M	SOIC-16	Dual 2-to-4 Decoder/Demultiplxr			
♦ 512—74VHC14M	SOIC-14	Hex Schmitt Inverter			
♦ 512—74VHC14MX	SOIC-14	Hex Schmitt Inverter			
♦ 512—74VHC153MTC	TSSOP-16	Dual 4-Input Multiplexer			
♦ 512—74VHC161284MTDX	TSSOP-48	IEEE 16284 Transceiver			

© Copyright 2014 Mouser Electronics

FAIRCHILD Logic

Products may be RoHS compliant. Check mouser.com for RoHS status.

FAIRCHILD SEMICONDUCTOR

♦ Surface Mount Device

PRODUCT NEW

For quantities greater than listed, call for quote.

MOUSER STOCK NO. Mfr.	Mfr. Part No.	Package	Description	Price Each 1	25	100
74VHC Series (Cont.)						
♦ 512—	74VHC161M	SOIC-16	4-Bit Binary Counter			
♦ 512—	74VHC161MTC	TSSOP-16	4-Bit Binary Counter			
♦ 512—	74VHC164M	SOIC-14	8-Bit Shift Register			
♦ 512—	74VHC175M	SOIC-16	Quad D-Type Flip-Flop			
♦ 512—	74VHC175MTC	TSSOP-16	Quad D-Type Flip-Flop			
♦ 512—	74VHC221AM	SOIC-16	Dual Monostable Multivibrator			
♦ 512—	74VHC244M	SOIC-20	Octal Buffer/Line Driver			
♦ 512—	74VHC32MX	SOIC-14	Quad 2-Input OR Gate			
♦ 512—	74VHC32MTC	TSSOP-14	Quad 2-Input OR Gate			
♦ 512—	74VHC393M	SOIC-14	Dual 4-Bit Binary Counter			
♦ 512—	74VHC4040M	SOIC-16	12-Stage Binary Counter			
♦ 512—	74VHC4040MX	SOIC-16	12-Stage Binary Counter			
♦ 512—	74VHC541M	SOIC-20	Octal Buffer/Line Driver			
♦ 512—	74VHC541MTC	TSSOP-20	Octal Buffer/Line Driver			
♦ 512—	74VHC573M	SOIC-20	Octal D-Type Latch			
♦ 512—	74VHC573MTCX	TSSOP-20	Octal D-Type Latch			
♦ 512—	74VHC573MX	SOIC-20	Octal D-Type Latch			
♦ 512—	74VHC574M	SOIC-20	Octal D-Type Flip-Flop			
♦ 512—	74VHC574MTC	TSSOP-20	Octal D-Type Flip-Flop			
♦ 512—	74VHC595M	SOIC-16	8-Bit Shift Register			
♦ 512—	74VHC595MTCX	TSSOP-16	8-Bit Shift Register			
♦ 512—	74VHC74M	SOIC-14	Dual D-Type Flip-Flop			
♦ 512—	74VHC74MTC	TSSOP-14	Dual D-Type Flip-Flop			
♦ 512—	74VHC86MTCX	TSSOP-14	Quad 2-Input OR Gate			
74VHCT Series						
♦ 512—	74VHCT04AMTC	TSSOP-14	Hex Inverter			
♦ 512—	74VHCT14AM	SOIC-14	Hex Schmitt Inverter			
♦ 512—	74VHCT244AM	SOIC-20	Octal Buffer/Line Driver			
♦ 512—	74VHCT244AMTC	TSSOP-20	Octal Buffer/Line Driver			
♦ 512—	74VHCT245AMTC	TSSOP-20	Octal Buffer/Line Driver			
♦ 512—	74VHCT574AM	SOIC-20	Octal D-Type Flip-Flop			
TinyLogic NC Series						
♦ 512—	NC7NP34K8X	US8-8	Triple Buffer			
♦ 512—	NC7NZ04K8X	US8-8	Inverter			
♦ 512—	NC7NZ14K8X	US8-8	Inverter			
♦ 512—	NC7NZ17K8X	US8-8	Triple Buffer			
♦ 512—	NC7NZ34K8X	US8-8	Triple Buffer			
♦ 512—	NC7NZ34L8X	MicroPak-8	UHS Triple Buffer			
♦ 512—	NC7S00M5X	SOT-23-5	Single 2-Input NAND Gate			
♦ 512—	NC7S00P5X	SC-70-5	2-Input NAND Gate			
♦ 512—	NC7S02M5X	SOT-23-5	Single 2-Input NOR Gate			
♦ 512—	NC7S02P5X	SC-70-5	2-Input NOR Gate			
♦ 512—	NC7S04L6X	MicroPak-6	Inverter			
♦ 512—	NC7S04M5	SOT-23-5	Inverter			
♦ 512—	NC7S04M5X	SOT-23-5	Inverter			
♦ 512—	NC7S04P5X	SC-70-5	Inverter			
♦ 512—	NC7S08M5	SOT-23-5	Single 2-Input AND Gate			
♦ 512—	NC7S08M5X	SOT-23-5	Single 2-Input AND Gate			
♦ 512—	NC7S08P5X	SC-70-5	Single 2-Input AND Gate			
♦ 512—	NC7S14M5X	SOT-23-5	Single Inv with Sch Trigger Input			
♦ 512—	NC7S14P5X	SC-70-5	Single Inv with Sch Trigger Input			
♦ 512—	NC7S32M5X	SOT-23-5	Single 2-Input OR Gate			
♦ 512—	NC7S32P5X	SC-70-5	Single 2-Input OR Gate			
♦ 512—	NC7S86M5X	SOT-23-5	Single 2-Input Exc OR Gate			
♦ 512—	NC7S86P5X	SC-70-5	Single 2-Input Exc OR Gate			
♦ 512—	NC7SB3157L6X	MicroPak-6	SPDT Switch or Multi/Demlt Bus			
♦ 512—	NC7SB3157P6X	SC-70-6	Low Volt SPDT Analog Switch			
♦ 512—	NC7SB3257P6X	SC-70-6	Sgl Multi/Demultiplexer Switch			
♦ 512—	NC7SP00P5X	SC-70-5	2-Input NAND Gate			
♦ 512—	NC7SP02P5X	SC-70-5	2-Input NOR Gate			
♦ 512—	NC7SP04L6X	MicroPak-6	Inverter			
♦ 512—	NC7SP04P5X	SC-70-5	Inverter			
♦ 512—	NC7SP08P5X	SC-70-5	2-Input AND Gate			
♦ 512—	NC7SP125P5X	SC-70-5	Buffer with 3-STATE Output			
♦ 512—	NC7SP126P5X	SC-70-5	Bufer 3-STATE Output			
♦ 512—	NC7SP14P5X	SC-70-5	Inverter w/ Schmitt Trigger Input			
♦ 512—	NC7SP157P6X	SC-70-6	2-Input Non-Inverting Multiplexr			
♦ 512—	NC7SP17FHX	MicroPak-6	Single Buffer with Schmitt Trigger			
♦ 512—	NC7SP17L6X	MicroPak-6	Single Buffer with Schmitt Trigger			
♦ 512—	NC7SP17P5X	SC-70-5	Single Buffer with Schmitt Trigger			
♦ 512—	NC7SP74K8X	US8-8	D-Type Flip-Flop			
♦ 512—	NC7SPU04P5X	SC-70-5	Unbuffered Inverter			
♦ 512—	NC7ST00M5X	SOT-23-5	2-Input NAND Gate			
♦ 512—	NC7ST00P5X	SC-70-5	2-Input NAND Gate			
♦ 512—	NC7ST04M5X	SOT-23-5	Inverter			
♦ 512—	NC7ST08M5X	SOT-23-5	2-Input AND Gate			
♦ 512—	NC7ST08P5X	SC-70-5	2-Input AND Gate			
♦ 512—	NC7ST32M5X	SOT-23-5	2-Input OR Gate			
♦ 512—	NC7ST86M5X	SOT-23-5	2-Input Exclusive-OR Gate			
♦ 512—	NC7SU04M5X	SOT-23-5	Inverter			
♦ 512—	NC7SV04P5X	SC-70-5	Inverter			
♦ 512—	NC7SV08L6X	MicroPak-6	2-Input AND Gate			
♦ 512—	NC7SV08P5X	SC-70-5	2-Input AND Gate			
♦ 512—	NC7SV11P6X	SC-70-6	3-Input AND Gate			
♦ 512—	NC7SV125L6X	MicroPak-6	Buffer with 3-STATE Output			
♦ 512—	NC7SV125P5X	SC-70-5	Buffer with 3-STATE Output			
♦ 512—	NC7SV126P5X	SC-70-5	Buffer with 3-STATE Output			
♦ 512—	NC7SV14P5X	SC-70-5	Inverter w/ Schmitt Trigger Input			
♦ 512—	NC7SV157P6X	SC-70-6	2-Input Multiplexer			
♦ 512—	NC7SV17P5X	SC-70-5	Single Buffer			
♦ 512—	NC7SV32L6X	MicroPak-6	2-Input OR Gate			
♦ 512—	NC7SV32P5X	SC-70-5	2-Input OR Gate			
♦ 512—	NC7SV74K8X	US8-8	D-Type Flip-Flop			
♦ 512—	NC7SV74L8X	MicroPak-8	D-Type Flip-Flop			
♦ 512—	NC7SV86P5X	SC-70-5	2-Input Exclusive OR Gate			
♦ 512—	NC7SVU04P5X	SC-70-5	Unbuffered Inverter			
♦ 512—	NC7SVL04FHX	MicroPak-6	Low ICCT Inverter			
♦ 512—	NC7SVL08FHX	MicroPak-6	Low ICCT 2-Input AND Gate			

♦ Surface Mount Device

For quantities greater than listed, call for quote.

MOUSER STOCK NO. Mfr.	Mfr. Part No.	Package	Description	Price Each 1	25	100
TinyLogic NC Series (Cont.)						
♦ 512—	NC7SVL32FHX	MicroPak-6	Low ICCT 2-Input OR Gate			
♦ 512—	NC7SZ00M5X	SOT-23-5	2-Input NAND Gate			
♦ 512—	NC7SZ00P5X	SC-70-5	Single 2-Input NAND Gate			
♦ 512—	NC7SZ02M5X	SOT-23-5	UHS 2-Input NOR Gate			
♦ 512—	NC7SZ02P5X	SC-70-5	2-Input NOR Gate			
♦ 512—	NC7SZ04L6X	MicroPak-6	UHS Inverter			
♦ 512—	NC7SZ04M5	SOT-23-5	UHS Inverter			
♦ 512—	NC7SZ04M5X	SOT-23-5	UHS Inverter			
♦ 512—	NC7SZ04P5X	SC-70-5	UHS Inverter			
♦ 512—	NC7SZ05FHX	MicroPak-6	UHS Inverter			
♦ 512—	NC7SZ05M5X	SOT-23-5	UHS Inverter			
♦ 512—	NC7SZ08L6X	MicroPak-6	2-Input AND Gate			
♦ 512—	NC7SZ08M5X	SOT-23-5	Single 2-Input AND Gate			
♦ 512—	NC7SZ08P5	SC-70-5	Single 2-Input AND Gate			
♦ 512—	NC7SZ08P5X	SC-70-5	Single 2-Input AND Gate			
♦ 512—	NC7SZ11L6X	MicroPak-6	3-Input NAND Gate			
♦ 512—	NC7SZ11P6X	SC-70-6	3-Input NAND Gate			
♦ 512—	NC7SZ125L6X	MicroPak-6	Buffer with 3-State Output			
♦ 512—	NC7SZ125M5	SOT-23-5	Buffer with 3-State Output			
♦ 512—	NC7SZ125M5X	SOT-23-5	Buffer with 3-State Output			
♦ 512—	NC7SZ125P5X	SC-70-5	Buffer with 3-State Output			
♦ 512—	NC7SZ126L6X	MicroPak-6	Buffer with 3-State Output			
♦ 512—	NC7SZ126M5	SOT-23-5	Buffer with 3-State Output			
♦ 512—	NC7SZ126M5X	SOT-23-5	Buffer with 3-State Output			
♦ 512—	NC7SZ126P5X	SC-70-5	Buffer with 3-State Output			
♦ 512—	NC7SZ14L6X	MicroPak-6	Single Inv with Schmitt Trigger			
♦ 512—	NC7SZ14M5	SOT-23-5	Single Inv with Schmitt Trigger			
♦ 512—	NC7SZ14M5X	SOT-23-5	Single Inv with Schmitt Trigger			
♦ 512—	NC7SZ14P5X	SC-70-5	Single Inv with Schmitt Trigger			
♦ 512—	NC7SZ157FHX	MicroPak-6	2-Input Non-Inverter Multiplexer			
♦ 512—	NC7SZ157P6X	SC-70-6	2-Input Non-Inverter Multiplexer			
♦ 512—	NC7SZ175P6X	SC-70-6	Single D-Type F-F w/Asyn Clear			
♦ 512—	NC7SZ18P6X	SC-70-6	1-of-2 Non-Inv Demultiplexer			
♦ 512—	NC7SZ19FHX	MicroPak-6	1-of-2 Decoder/Demultiplexer			
♦ 512—	NC7SZ19P6X	SC-70-6	1-of-2 Decoder/Demultiplexer			
♦ 512—	NC7SZ27P6X	SC-70-6	3-Input NOR Gate			
♦ 512—	NC7SZ32L6X	MicroPak-6	2-Input OR Gate			
♦ 512—	NC7SZ32M5	SOT-23-5	2-Input OR Gate			
♦ 512—	NC7SZ32M5X	SOT-23-5	Single 2-Input OR Gate			
♦ 512—	NC7SZ32P5X	SC-70-5	2-Input OR Gate			
♦ 512—	NC7SZ332P6X	SC-70-6	3-Input OR Gate			
♦ 512—	NC7SZ34UCX	WLCSP-4	UHS Buffer			
♦ 512—	NC7SZ373P6X	SC-70-6	UHS D-Type Latch			
♦ 512—	NC7SZ374P6X	SC-70-6	UHS D-Type Flip-Flop			
♦ 512—	NC7SZ38M5	SOT-23-5	UHS 2-Input NAND Gate			
♦ 512—	NC7SZ38FHX	MicroPak-6	UHS 2-Input NAND Gate			
♦ 512—	NC7SZ38P5X	SC-70-5	UHS 2-Input NAND Gate			
♦ 512—	NC7SZ57FHX	MicroPak-6	Univ Config 2-Input Logic Gates			
♦ 512—	NC7SZ57L6X	MicroPak-6	Univ Config 2-Input Logic Gates			
♦ 512—	NC7SZ57P6X	SC-70-6	Univ Config 2-Input Logic Gates			
♦ 512—	NC7SZ58FHX	MicroPak-6	Univ Config 2-Input Logic Gates			
♦ 512—	NC7SZ58P6X	SC-70-6	Univ Config 2-Input Logic Gates			
♦ 512—	NC7SZ66P5X	SC-70-5	1-Bit Bus Switch			
♦ 512—	NC7SZ74K8X	US8-8	D-Type Flip-Flop			
♦ 512—	NC7SZ74L8X	MicroPak-8	D-Type Flip-Flop			
♦ 512—	NC7SZ86M5X	SOT-23-5	2-Input Exclusive-OR Gate			
♦ 512—	NC7SZ86P5X	SC-70-5	UHS 2-Input OR Gate			
♦ 512—	NC7SZU04FHX	MicroPak-6	Unbuffered Inverter			
♦ 512—	NC7SZU04M5X	SOT-23-5	Unbuffered Inverter			
♦ 512—	NC7SZU04P5X	SC-70-5	Unbuffered Inverter			
♦ 512—	NC7WB66K8X	US8-8	2-Bit Bus Switch			
♦ 512—	NC7WP14L6X	MicroPak-6	Inverter Schmitt Trigger			
♦ 512—	NC7WP14P6X	SC-70-6	Inverter Schmitt Trigger			
♦ 512—	NC7WV04P6X	SC-70-6	Dual Inverter			
♦ 512—	NC7WV07L6X	MicroPak-6	Dual Buffer			
♦ 512—	NC7WV07P6X	SC-70-6	Dual Buffer			
♦ 512—	NC7WV125K8X	US8-8	Buffer with 3-state Output			
♦ 512—	NC7WV14P6X	SC-70-6	Dual Inverter			
♦ 512—	NC7WV16P6X	SC-70-6	Dual Buffer			
♦ 512—	NC7WV17P6X	SC-70-6	Dual Buff with Schmitt Trig Input			
♦ 512—	NC7WZ00K8X	US8-8	Dual 2-Input NAND Gate			
♦ 512—	NC7WZ02K8X	US8-8	UHS 2-Inp NOR Gate			
♦ 512—	NC7WZ04L6X	MicroPak-6	UHS Dual Inverter			
♦ 512—	NC7WZ04FHX	MicroPak-6	UHS Dual Inverter			
♦ 512—	NC7WZ04P6X	SC-70-6	UHS Dual Inverter			
♦ 512—	NC7WZ07FHX	MicroPak-6	UHS Dual Buffer			
♦ 512—	NC7WZ07L6X	MicroPak-6	UHS Dual Buffer			
♦ 512—	NC7WZ07P6X	SC-70-6	UHS Dual Buffer			
♦ 512—	NC7WZ08K8X	US8-8	Dual 2-Input AND Gate			
♦ 512—	NC7WZ08L8X	MicroPak-6	Dual 2-Input AND Gate			
♦ 512—	NC7WZ125K8X	US8-8	Buffer with 3-State Output			
♦ 512—	NC7WZ125L8X	MicroPak-8	Buffer with 3-State Output			
♦ 512—	NC7WZ126K8X	US8-8	Buffer with 3-State Output			
♦ 512—	NC7WZ126L8X	MicroPak-8	Buffer with 3-State Output			
♦ 512—	NC7WZ132K8X	US8-8	Dual 2-Input NAND Gate			
♦ 512—	NC7WZ14FHX	MicroPak-6	Dual Inverter Schmitt Trigger			
♦ 512—	NC7WZ14L6X	MicroPak-6	Dual Inverter Schmitt Trigger			
♦ 512—	NC7WZ14P6X	SC-70-6	Dual Inverter Schmitt Trigger			
♦ 512—	NC7WZ16FHX	MicroPak-6	UHS Dual Buffer			
♦ 512—	NC7WZ16L6X	MicroPak-6	UHS Dual Buffer			
♦ 512—	NC7WZ16P6X	SC-70-6	UHS Dual Buffer			
♦ 512—	NC7WZ17L6X	MicroPak-6	Dual Buff with Schmitt Trig Input			
♦ 512—	NC7WZ17P6X	SC-70-6	Dual Buffer			
♦ 512—	NC7WZ240K8X	US8-8	Dual Inverting Buffer			
♦ 512—	NC7WZ32K8X	US8-8	Dual 2-Input OR Gate			
♦ 512—	NC7WZ38K8X	US8-8	Dual 2-Input NAND Gate			
♦ 512—	NC7WZ86L8X	MicroPak-8	UHS Dual 2-Input Excl OR Gate			
♦ 512—	NC7WZU04P6X	SC-70-6	Dual Unbuffered Inverter			

© Copyright 2014 Mouser Electronics

© Copyright 2014 Mouser Electronics

IDT Logic

FIFO

For quantities greater than listed, call for quote.

MOUSER STOCK NO.	IDT Part No.	Package/ Case	Memory Size	Organization	Bus Direction	Timing Type	Access Time (ns)	Data Bus Width (bit)	Max. Clock Freq. (MHz)	Max. Operating Current (mA)	Supply Volt. (Max) (V)		Price Each		
											Max.	Min.	1	10	100
972-72V01L25JI	72V01L25JI	PLCC-32	4Kbit	512 x 9	Unidirectional	Asynchronous	25	9	28.5	60	3.6	3			
972-72V205L15TF	72V205L15TF	TQFP-64	4Kbit	256 x 18	Unidirectional	Synchronous	15	18	66.7	30	3.6	4			
972-72V02L15JG	72V02L15JG	PLCC-32	9Kbit	1K x 9	Unidirectional	Asynchronous	15	9	40	60	3.6	3			
972-72V82L15PAG	72V82L15PAG	SSOP-56	9Kbit	1K x 9	Bidirectional	Asynchronous	15	9	40	100	3.6	20			
972-72V03L25J	72V03L25J	PLCC-32	18Kbit	2K x 9	Unidirectional	Asynchronous	25	9	28.5	60	3.6	3			
972-72V225L10TFG	72V225L10TFG	TQFP-64	18Kbit	1K x 18	Unidirectional	Synchronous	10	18	100	30	3.6	10			
972-72V04L15JG	72V04L15JG	PLCC-32	36Kbit	4K x 9	Unidirectional	Asynchronous	15	9	40	60	3.6	3			
972-72V04L25J	72V04L25J	PLCC-32	36Kbit	4K x 9	Unidirectional	Asynchronous	25	9	28.5	60	3.6	3			
972-72V241L10PF	72V241L10PF	TQFP-32	36Kbit	4K x 9	Unidirectional	Synchronous	10	9	100	20	3.6	11			
972-72V05L15JG	72V05L15JG	PLCC-32	72Kbit	8K x 9	Unidirectional	Asynchronous	15	9	40	75	3.6	3			
972-72V253L7-5BC	72V253L7-5BC	BGA-100	72Kbit	4K x 18	Unidirectional	Synchronous	7	18	133.3	35	3.6	12			
972-72V85L20PA	72V85L20PA	SSOP-56	72Kbit	8K x 9	Bidirectional	Asynchronous	20	9	33.3	100	3.6	21			
972-72V06L15JG	72V06L15JG	PLCC-32	144Kbit	16K x 9	Unidirectional	Asynchronous	15	9	40	75	3.6	3			
972-72V273L10PFG	72V273L10PFG	TQFP-80	288Kbit	16K x 18	Unidirectional	Synchronous	10	18	100	35	3.6	13			
972-72V293L7-5PF	72V293L7-5PF	TQFP-80	1Mbit	128K x 9	Unidirectional	Synchronous	7	18	133.3	35	3.6	14			
972-72V36100L15PFI	72V36100L15PFI	TQFP-100	2Mbit	64K x 36	Unidirectional	Synchronous	15	36	66.7	40	3.6	15			
972-72V2105L10PFG	72V2105L10PFG	TQFP-64	4Mbit	256K x 18	Unidirectional	Synchronous	10	18	100	60	3.6	5			
972-72V2113L10PFI	72V2113L10PFI	TQFP-80	4Mbit	256K x 18	Unidirectional	Synchronous	10	18	100	35	3.6	6			
972-72V2113L6PFG	72V2113L6PFG	TQFP-80	4Mbit	256K x 18	Unidirectional	Synchronous	6	18	166	35	3.6	7			
972-72V2113L7-5BC	72V2113L7-5BC	BGA-100	4Mbit	256K x 18	Unidirectional	Synchronous	7	18	133.3	35	3.6	8			
972-72V2113L7-5BCI	72V2113L7-5BCI	BGA-100	4Mbit	256K x 18	Unidirectional	Synchronous	7	18	133.3	35	3.6	9			
972-72V36110L10PF	72V36110L10PF	TQFP-100	4Mbit	128K x 36	Unidirectional	Synchronous	10	36	100	40	3.6	16			
972-72V36110L15PFI	72V36110L15PFI	TQFP-100	4Mbit	128K x 36	Unidirectional	Synchronous	15	36	66.7	40	3.6	17			
972-72V36110L6BB	72V36110L6BB	BGA-144	4Mbit	128K x 36	Unidirectional	Synchronous	6	36	166	40	3.6	18			
972-72V36110L6PFG	72V36110L6PFG	TQFP-100	4Mbit	128K x 36	Unidirectional	Synchronous	6	36	166	40	3.6	19			
972-72T18125L10BB	72T18125L10BB	BGA-240	9Mbit	1M x 9	Unidirectional	Synchronous	10	18	100	70	2.625	2.375			
972-72T18125L5BBI	72T18125L5BBI	BGA-240	9Mbit	1M x 9	Unidirectional	Synchronous	5	18	200	70	2.625	2.375			

FLIP FLOPS

For quantities greater than listed, call for quote.

MOUSER STOCK NO.	IDT Part No.	Package/ Case	Logic Type	No. of Circuits	Polarity	Propagation Delay Time (ns)	Supply Voltage (V)		Price Each		
							Max.	Min.	1	10	100
972-74LVC16374APAG	74LVC16374APAG	TSSOP-48	D-Type Flip-Flop	1	Inverting	4.5	3.6	3			
972-74LVCH16374APAG	74LVCH16374APAG	TSSOP-48	D-Type Flip-Flop	1	Non-Inverting	4.5	3.6	3			
972-74LVCH16374APVG	74LVCH16374APVG	SSOP-48	D-Type Flip-Flop	1	Non-Inverting	4.5	3.6	3			
972-74LVCH162374APAG	74LVCH162374APAG	TSSOP-48	D-Type Flip-Flop	1	Non-Inverting	6.2	3.6	3			

LATCHES

For quantities greater than listed, call for quote.

MOUSER STOCK NO.	IDT Part No.	Logic Type	Package	No. of Circuits	No. of Input Lines	No. of Output Lines	Polarity	Propagation Delay Time (ns)	Supply Current (μA)	Supply Volt. (V)		Price Each		
										Max.	Min.	1	10	100
972-74ALVCH162373PAG	74ALVCH162373PAG	D-Type Latch	TSSOP-48	1	16	16	Non-Inverting	4	0.1	3.6	3			
972-74FCT162373CTPVG	74FCT162373CTPVG	Transparent Latch	SSOP-48	1	16	16	Inverting	4.2	5	5.5	4.5			
972-74FCT16373ATPVG	74FCT16373ATPVG	Transparent Latch	SSOP-48	1	16	16	Inverting	5.2	5	5.5	4.5			
972-74FCT16373CTPAG	74FCT16373CTPAG	Transparent Latch	TSSOP-48	1	16	16	Inverting	3.6	5	5.5	4.5			
972-74FCT16373CTPVG	74FCT16373CTPVG	Transparent Latch	SSOP-48	1	16	16	Inverting	3.6	5	5.5	4.5			
972-74FCT373ATSOG	74FCT373ATSOG	Transparent Latch	SOIC-20	1	8	8	Inverting	5.2	10	5.25	4.75			
972-74FCT573ATSOG	74FCT573ATSOG	Transparent Latch	SOIC-20	1	8	8	Inverting	5.2	10	5.25	4.75			
972-74LVC16373APAG	74LVC16373APAG	Transparent Latch	TSSOP-48	1	16	16	Inverting	4.2	10	3.6	3			

PHASE LOCKED LOOPS (PLL)

For quantities greater than listed, call for quote.

MOUSER STOCK NO.	IDT Part No.	Package	Type	No. of Circuits	Maximum Input Frequency	Minimum Input Frequency	Supply Voltage (V)		Price Each		
							Max.	Min.	1	10	100
972-82V3012PVG	82V3012PVG	SSOP-56	WAN PLL	1	2MHz	8KHz	3.6	3			
972-82V3001APVG	82V3001APVG	SSOP-56	WAN PLL	2	19MHz	8KHz	3.6	3			

REGISTERS

For quantities greater than listed, call for quote.

MOUSER STOCK NO.	IDT Part No.	Package	No. of Circuits	Logic Type	Propagation Delay Time (ns)	Low Level Output Current (mA)	High Level Output Current (mA)	Supply Voltage (V)		Price Each		
								Max.	Min.	1	10	100
972-74FCT574ATQG	74FCT574ATQG	QSOP-20	8	CMOS	6.5	-	-	5.25	4.75			
972-74FCT574ATSOG	74FCT574ATSOG	SOIC-20	8	CMOS	6.5	-	-	5.25	4.75			
972-74FCT16374CTPVG	74FCT16374CTPVG	SSOP-48	16	CMOS	5.2	-	-	5.5	4.5			
972-74FCT162374ATPAG	74FCT162374ATPAG	TSSOP-48	16	CMOS	6.5	115	-115	5.5	4.5			
972-74FCT16374ATPAG	74FCT16374ATPAG	TSSOP-48	16	CMOS	6.5	-	-	5.5	4.5			
972-74FCT16374ATPVG	74FCT16374ATPVG	TSSOP-48	16	CMOS	6.5	-	-	5.5	4.5			
972-74FCT162823CTPVG	74FCT162823CTPVG	SSOP-56	18	CMOS	4.7	115	-115	5.5	4.5			

BUFFERS AND LINE DRIVERS

For quantities greater than listed, call for quote.

MOUSER STOCK NO.	IDT Part No.	Package	No. of Channels per Chip	No. of Input Lines	No. of Output Lines	Propagation Delay Time (ns)	Supply Current (mA)	Supply Voltage (V)		Price Each		
								Max.	Min.	1	10	100
972-74FCT2244ATQG	74FCT2244ATQG	QSOP-20	8	-	-	4.8	3.2	5.25	4.75			
972-74FCT244ATQG	74FCT244ATQG	QSOP-20	8	-	-	5.1	5	5.25	4.75			
972-74FCT244ATSOG	74FCT244ATSOG	SOIC-20	8	-	-	5.1	5	5.25	4.75			
972-74FCT3244APGG	74FCT3244APGG	TSSOP-20	8	2	4	4.8	1.2	3.6	3			
972-74FCT3244ASOG	74FCT3244ASOG	SOIC-20	8	2	4	4.8	1.2	3.6	3			
972-74ALVCH16244PAG	74ALVCH16244PAG	TSSOP-48	16	4	4	3	0.0001	3.6	3			
972-74ALVC162244PAG	74ALVC162244PAG	TSSOP-48	16	4	4	3.6	0.0001	3.6	3			
972-74FCT162244CTPVG	74FCT162244CTPVG	SSOP-48	16	4	4	4.1	6.4	5.5	4.5			
972-74FCT163244CPVG	74FCT163244CPVG	SSOP-48	16	4	4	4.1	2	3.6	3			
972-74LVC16244APAG	74LVC16244APAG	TSSOP-48	16	4	4	4.1	0.01	3.6	3			
972-74LVC16244APVG	74LVC16244APVG	SSOP-48	16	4	4	4.1	0.01	3.6	3			
972-74LVCH16244APAG	74LVCH16244APAG	TSSOP-48	16	4	4	4.1	0.01	3.6	3			
972-74LVC162244APAG	74LVC162244APAG	TSSOP-48	16	4	4	4.4	0.01	3.6	3			
972-74LVC162244APVG	74LVC162244APVG	SSOP-48	16	4	4	4.4	0.01	3.6	3			
972-74LVCH162244APAG	74LVCH162244APAG	TSSOP-48	16	4	4	4.4	0.01	3.6	3			
972-74FCT162244ATPAG	74FCT162244ATPAG	TSSOP-48	16	4	4	4.8	6.4	5.5	4.5			
972-74FCT162244ATPVG	74FCT162244ATPVG	SSOP-48	16	4	4	4.8	6.4	5.5	4.5			
972-74FCT163244APAG	74FCT163244APAG	TSSOP-48	16	4	4	4.8	2	3.6	3			
972-74FCT163244CPAG	74FCT163244CPAG	TSSOP-48	16	4	4	4.8	2	3.6	3			
972-74FCT16244ATPAG	74FCT16244ATPAG	TSSOP-48	16	4	4	-	-	5.5	4.5			
972-74FCT16244ATPVG	74FCT16244ATPVG	SSOP-48	16	4	4	-	-	5.5	4.5			
972-74FCT16244CTPAG	74FCT16244CTPAG	TSSOP-48	16	4	4	-	-	5.5	4.5			

© Copyright 2014 Mouser Electronics

For current pricing, visit mouser.com

© Copyright 2014 Mouser Electronics

NXP SEMICONDUCTOR Standard Logic

STANDARD LOGIC

RoHS Compliant **This product is RoHS compliant.**

For quantities greater than listed, call for quote.

MOUSER STOCK NO.	NXP Part No.	Package Type	Description	Price Each 1	Price Each 25
4000 Family					
771-HEF4001BPN	HEF4001BP,652	DIP-14	Qd 2-In NOR		
771-HEF4001BT652	HEF4001BT,652	SO-14	Qd 2-In NOR		
771-HEF4002BT652	HEF4002BT,652	SO-14	Dl 4-In NOR		
771-HEF4011BPN	HEF4011BP,652	DIP-14	Qd 2-In NAND		
771-HEF4011BTD	HEF4011BT,652	SO-14	Qd 2-In NAND		
771-HEF4011UBP652	HEF4011UBP,652	DIP-14	Qd 2-In NAND		
771-HEF4013BPN	HEF4013BP,652	DIP-14	Dual D F/F		
771-HEF4013BT652	HEF4013BT,652	SO-14	Dual D F/F		
771-HEF4014BP652	HEF4014BP,652	DIP-16	8B Stat Sh Reg		
771-HEF4015BPN	HEF4015BP,652	DIP-16	Dl 4B Sh Reg		
771-HEF4016BPN	HEF4016BP,652	DIP-14	Qd Bilat Sw		
771-HEF4017BPN	HEF4017BP,652	DIP-16	5St Johnson Cnt		
771-HEF4017BTD	HEF4017BT,652	SO-16	5St Johnson Cnt		
771-HEF4020BT652	HEF4020BT,652	SO-16	14St Bin Rip Cnt		
771-HEF4021BPN	HEF4021BP,652	DIP-16	8B Stat Sh Reg		
771-HEF4021BT652	HEF4021BT,652	SO-16	8B Stat Sh Reg		
771-HEF4023BTD	HEF4023BT,652	SO-14	Trp 3-In NAND		
771-HEC4027BT118	HEC4027BT,118	SO-16	Dual JK F/F		
771-HEF4027BPN	HEF4027BP,652	DIP-16	Dual JK F/F		
771-HEF4027BTD-T	HEF4027BT,653	SO-16	Dual JK F/F		
771-HEF4028BP652	HEF4028BP,652	DIP-16	Dec BCD-Dec		
771-HEF4028BT652	HEF4028BT,652	SO-16	Dec BCD-Dec		
771-HEF4040BP652	HEF4040BP,652	DIP-16	12St Bin Rip Cnt		
771-HEF4040BT652	HEF4040BT,652	SO-16	12St Bin Rip Cnt		
771-HEF4044BTD	HEF4044BT,652	SO-16	Qd R/S Ltch 3St		
771-HEF4046BPN	HEF4046BP,652	DIP-16	Ph Lock Loop		
771-HEF4046BT652	HEF4046BT,652	SO-16	Ph Lock Loop		
771-HEF4046BTD-T	HEF4046BT,653	SO-16	Ph Lock Loop		
771-HEF4047BPN	HEF4047BP,652	DIP-14	Mono/Astbl Multiv		
771-HEF4047BT652	HEF4047BT,652	SO-14	Mono/Astbl Multiv		
771-HEF4049BPN	HEF4049BP,652	DIP-16	Buff Hex Inv		
771-HEF4049BT652	HEF4049BT,652	SO-16	Buff Hex Inv		
771-HEF4049BTD-T	HEF4049BT,653	SO-16	Buff Hex Inv		
771-HEF4050BP652	HEF4050BP,652	DIP-16	Buff Hex NonInv		
771-HEF4050BT652	HEF4050BT,652	SO-16	Buff Hex NonInv		
771-HEF4051BPN	HEF4051BP,652	DIP-16	8-Ch Mux/Demux		
771-HEF4051BT652	HEF4051BT,652	SO-16	8-Ch Mux/Demux		
771-HEF4051BTS118	HEF4051BTS,118	SSOP-16	8-Ch Mux/Demux		
771-HEF4051BTT-T	HEF4051BTT,118	TSSOP-16	8-Ch Mux/Demux		
771-HEF4052BPN	HEF4052BP,652	DIP-16	Dl 4-Ch Mux/Dmux		
771-HEF4052BT652	HEF4052BT,652	SO-16	Dl 4-Ch Mux/Dmux		
771-HEF4053BPN	HEF4053BP,652	DIP-16	Trp 2-Ch Mux/Dmux		
771-HEF4053BT652	HEF4053BT,652	SO-16	Trp 2-Ch Mux/Dmux		
771-HEF4053BTT118	HEF4053BTT,118	TSSOP-16	Trp 2-Ch Mux/Dmux		
771-HEF4059BTD	HEF4059BT,652	SO-24	Cnt Prog Div-By-N		
771-HEF4060BT652	HEF4060BT,652	SO-16	14St Bin Cnt/Div		
771-HEF4066BPN	HEF4066BP,652	DIP-14	Qd Bilat Sw		
771-HEF4066BT652	HEF4066BT,652	SO-14	Qd Bilat Sw		
771-HEF4067BPN	HEF4067BP,652	DIP-24	16-Ch Mux/Dmux		
771-HEF4067BTD-T	HEF4067BT,653	SO-24	16-Ch Mux/Dmux		
771-HEF4068BP652	HEF4068BP,652	DIP-14	8-In NAND Gt		
771-HEF4068BTD	HEF4068BT,652	SO-14	8-In NAND Gt		
771-HEF4069UBP652	HEF4069UBP,652	DIP-14	Hex Inverter		
771-HEF4069UBT652	HEF4069UBT,652	SO-14	Hex Inv Unbuf		
771-HEF4071BPN	HEF4071BP,652	DIP-14	Quad 2-In OR		
771-HEF4071BT652	HEF4071BT,652	SO-14	Quad 2-In OR		
771-HEF4072BP652	HEF4072BP,652	DIP-14	Dual 4-In OR		
771-HEF4072BT652	HEF4072BT,652	SO-14	Dual 4-In OR		
771-HEF4075BP652	HEF4075BP,652	DIP-14	Triple 3-In OR		
771-HEF4075BT653	HEF4075BT,653	SO-14	Triple 3-In OR		
771-HEF4077BPN	HEF4077BP,652	DIP-14	Qd Excl NOR		
771-HEF4081BPN	HEF4081BP,652	DIP-14	Qd 2-In AND		
771-HEF4081BT652	HEF4081BT,652	SO-14	Qd 2-In AND		
771-HEF4082BT653	HEF4082BT,653	SO-14	Dual 4-In AND		
771-HEF4093BPN	HEF4093BP,652	DIP-14	Qd 2-In NAND Sch		
771-HEF4093BTD	HEF4093BT,652	SO-14	Qd 2-In NAND Sch		
771-HEF4093BTD-T	HEF4093BT,653	SO-14	Qd 2-In NAND Sch		
771-HEF4094BP652	HEF4094BP,652	DIP-16	8-St Bus Reg		
771-HEF4094BT652	HEF4094BT,652	SO-16	8-St Bus Reg		
771-HEF4094BTS118	HEF4094BTS,118	SSOP-16	8-St Bus Reg		
771-HEF40098BP652	HEF40098BP,652	DIP-16	Hex Inv Buffer		
771-HEC40106BT118	HEC40106BT,118	SO-14	Hex Sch Trig		
771-HEF40106BPN	HEF40106BP,652	DIP-14	Hex Sch Trig		
771-HEF40106BT652	HEF40106BT,652	SO-14	Hex Sch Trig		
771-HEF40106BTD-T	HEF40106BT,653	SO-14	Hex Sch Trig		
771-HEF40106BTT118	HEF40106BTT,118	TSSOP-14	Hex Sch Trig		
771-HEF401BP652	HEF40174BP,652	DIP-16	Hex D-Type F/F		
771-HEF401BT653	HEF40174BT,653	SO-16	Hex D-Type F/F		
771-HEF40175BT652	HEF40175BT,652	SO-16	Quad D-Type F/F		
771-HEF40193BT653	HEF40193BT,653	SO-16	Bin Up/Dwn Cntr		
771-HEF40373BPN	HEF40373BP,652	DIP-20	Oct Trans Ltch		
771-HEF40373BT652	HEF40373BT,652	SO-20	Oct Trans Ltch		
771-HEF4511BPN	HEF4511BP,652	DIP-16	BCD 7-Segmnt		
771-HEF4511BT652	HEF4511BT,652	SO-16	BCD 7-Segmnt		
771-HEF4516BT652	HEF4516BT,652	SO-16	Bin Up/Dwn Cnt		
771-HEF4516BTD-T	HEF4516BT,653	SO-16	Bin Up/Dwn Cnt		

For quantities greater than listed, call for quote.

MOUSER STOCK NO.	NXP Part No.	Package Type	Description	Price Each 1	Price Each 25
4000 Family (Cont.)					
771-HEF4520BPN	HEF4520BP,652	DIP-16	Dl Cntr Bin		
771-HEF4520BT652	HEF4520BT,652	SO-16	Dl Cntr Bin		
771-HEF4526BP652	HEF4526BP,652	DIP-16	Prog Bin Dwn Cntr		
771-HEF4528BP652	HEF4528BP,652	DIP-16	Dl Mono Multiv		
771-HEF4538BPN	HEF4538BP,652	DIP-16	Dl Mono Multiv		
771-HEF4538BTD	HEF4538BT,652	SO-16	Dl Mono Multiv		
771-HEF4541BPN	HEF4541BP,652	DIP-14	Prog Timer		
771-HEF4543BPN	HEF4543BP,652	DIP-16	BCD 7-Segmnt		
771-HEF4557BT653	HEF4557BT,653	SO-16	1-64B Var Sh Reg		
771-HEF4794BPN	HEF4794BP,112	DIP-16	8St Sh/Str Reg		
771-HEF4894BPN	HEF4894BP,112	DIP-20	12St Shft Reg		
74ABT Family					
771-ABT240DB118	74ABT240DB,118	SSOP-20	Oct Buff/Drvr		
771-74ABT162244D	74ABT162244DGG,118	TSSOP-48	16-bit Buff/Drv		
771-74ABT16244AD	74ABT16244ADGG,118	TSSOP-48	16-bit Buff/Drv		
771-ABT16244ADL118	74ABT16244ADL,118	SSOP-48	16-bit Buff/Drv		
771-74ABT16245BD	74ABT16245BDGG,118	TSSOP-48	16B Txm/Rxv		
771-ABT16245BDL118	74ABT16245BDL,118	SSOP-48	16B Txm/Rxv		
771-ABT16373BDL118	74ABT16373BDL,118	SSOP-48	16B Transp Ltch		
74AHC Family					
771-AHC00D118	74AHC00D,118	SO-14	Qd 2-In NAND		
771-AHC02D118	74AHC02D,118	SO-14	Qd 2-In NOR		
771-AHC08BQ115	74AHC08BQ,115	DHVQFN-14	Qd 2-In AND		
771-AHCBQ115	74AHC74BQ,115	DHVQFN-14	Dual D F/F		
771-AHC86BQ115	74AHC86BQ,115	DHVQFN-14	Qd 2-In Excl OR		
771-AHC123ABQ115	74AHC123ABQ,115	DHVQFN-16	Mono Multiv		
771-AHC164PW118	74AHC164PW,118	TSSOP-14	8-bit Shift Reg		
771-74AHC245BQ115	74AHC245BQ,115	DHVQFN-20	Oct Buff/Ln Drvr		
771-AHC3PW118	74AHC374PW,118	TSSOP-20	Octal D-Type F/F		
771-AHC541BQ115	74AHC541BQ,115	DHVQFN-20	Oct Buff/Ln Drvr		
771-74AHC573BQ115	74AHC573BQ,115	DHVQFN-20	Oct D Trans Latch		
771-AHC5PW118	74AHC574PW,118	TSSOP-20	Octal D-Type F/F		
771-AHC594D118	74AHC594D,118	SO-16	8-bit Shift Reg		
771-AHC595BQ115	74AHC595BQ,115	DHVQFN-16	8-bit Shift Reg		
771-74AHC1G04GW-G	74AHC1G04GW,125	SOT-353	Inverter		
771-AHC1G06GV125	74AHC1G06GV,125	SOT-753	Inv with Open Drain		
771-AHC1G06GW125	74AHC1G06GW,125	TSSOP-5	Inv with Open Drain		
771-AHC1G07GV125	74AHC1G07GV,125	SOT-753	Buff w/Open Drain		
771-AHC1G09GV125	74AHC1G09GV,125	SOT-753	2-In AND w/Open Dr		
771-74AHC1G09GW-G	74AHC1G09GW,125	TSSOP-5	2-In AND w/Open Dr		
771-74AHC1G125GM132	74AHC1G125GM,132	XSON-6	Bus Buff/Ln Drvr		
771-74AHC1G125GW-G	74AHC1G125GW,125	SOT-353	Bus Buff/Ln Drvr		
771-AHC1G126GV125	74AHC1G126GV,125	SOT-753	Bus Buff/Ln Drvr		
771-74AHC1G14GV	74AHC1G14GV,125	SOT-753	Inv Schmitt Trigger		
771-74AHC1G14GW-G	74AHC1G14GW,125	SOT-353	Inv Schmitt Trigger		
771-74AHC1G32GW-G	74AHC1G32GW,125	SOT-353	2-Input OR		
771-AHC2G00DP125	74AHC2G00DP,125	TSSOP-8	Dual 2-In NAND		
771-74AHC2G00GD125	74AHC2G00GD,125	XSON-8U	Dual 2-In NAND		
771-AHC2G08DC125	74AHC2G08DC,125	VSSOP-8	Qd 2-In AND		
771-AHC2G08DP125	74AHC2G08DP,125	TSSOP-8	Qd 2-In AND		
771-74AHC2G08GD125	74AHC2G08GD,125	XSON-8U	Qd 2-In AND		
771-AHC2G32DC125	74AHC2G32DC,125	VSSOP-8	Dual 2-In OR		
771-74AHC2G32GD125	74AHC2G32GD,125	XSON-8U	Dual 2-In OR		
771-AHC2G125DC125	74AHC2G125DC,125	VSSOP-8	Dual Buff/Ln Drvr		
771-74AHC3G14GD,125	74AHC3G14GD,125	XSON-8	Trp Inv Schm Trig		
771-AHC3GU04DP125	74AHC3GU04DP,125	TSSOP-8	Trp Hex Inverter		
771-74AHC3GU04GD125	74AHC3GU04GD,125	XSON-8U	Trp Hex Inverter		
74AHCT Family					
771-AHCT02D118	74AHCT02D,118	SO-14	Qd 2-In NOR		
771-AHCT04D118	74AHCT04D,118	SO-14	Hex Inverter		
771-AHCT08BQ115	74AHCT08BQ,115	DHVQFN-14	Qd 2-In AND		
771-AHCT123ABQ115	74AHCT123ABQ,115	DHVQFN-16	Mono Multiv		
771-AHCT123APW118	74AHCT123APW,118	TSSOP-16	Mono Multiv		
771-AHCT164BQ115	74AHCT164BQ,115	DHVQFN-14	8-bit Shift Reg		
771-AHCT3PW118	74AHCT374PW,118	TSSOP-20	Octal D-Type F/F		
771-AHCT573D118	74AHCT573D,118	SO-20	Octal D Ltch Inv		
771-AHCT5PW118	74AHCT574PW,118	TSSOP-20	Octal D-Type F/F		
771-AHCT594DB118	74AHCT594DB,118	SSOP-16	8-bit Shift Reg		
771-AHCT594PW118	74AHCT594PW,118	TSSOP-16	8-bit Shift Reg		
771-AHCT1G00GV125	74AHCT1G00GV,125	SOT-753	2-In NAND Gate		
771-AHCT1G02GV125	74AHCT1G02GV,125	SOT-753	2-In NOR Gate		
771-AHCT1G86GV125	74AHCT1G86GV,125	SOT-753	2-In Excl OR Gt		
771-AHCT1G125GV125	74AHCT1G125GV,125	SOT-753	Bus Buff/Ln Drvr		
771-AHCT2G125DP125	74AHCT2G125DP,125	TSSOP-8	Dual Buff/Ln Drvr		
771-AHCT2G241DP125	74AHCT2G241DP,125	TSSOP-8	Dual Buff/Ln Drvr		
771-AHCT3G04DC125	74AHCT3G04DC,125	VSSOP-8	Trp Hex Inverter		
771-AHCT3G14DC125	74AHCT3G14DC,125	VSSOP-8	Trp Inv Schm Trig		
74ALVC Family					
771-ALVC02PW118	74ALVC02PW,118	TSSOP-14	Qd 2-In NOR		
771-74AHCT157BQ115	74AHCT157BQ,115	DHVQFN-16	Qd 2-In Multiplxr		
771-ALVC245BQ115	74ALVC245BQ,115	DHVQFN-20	Oct Bus Transcvr		
771-ALVC245PW118	74ALVC245PW,118	TSSOP-20	Oct Bus Transcvr		
771-ALVC541BQ115	74ALVC541BQ,115	DHVQFN-20	Oct Buff/Ln Drvr		
771-ALVC541D118	74ALVC541D,118	SO-20	Oct Buff/Ln Drvr		

© Copyright 2014 Mouser Electronics

© Copyright 2014 Mouser Electronics

NXP SEMICONDUCTOR Standard Logic

STANDARD LOGIC (CONT.)

RoHS Compliant This product is RoHS compliant.

For quantities greater than listed, call for quote.

MOUSER STOCK NO.	NXP Part No.	Package Type	Description	Price Each 1	Price Each 25
74ALVC Family (Cont.)					
771-ALVC573D118	74ALVC573D,118	SO-20	Octal D Ltch Inv		
771-ALVC573PW118	74ALVC573PW,118	TSSOP-20	Octal D Ltch Inv		
771-74AHCT1G125GM115	74AHCT1G125GM,115	XSON-6	Bus Buff/Ln Drvr		
771-74AHCT2G08GD125	74AHCT2G08GD,125	XSON-8U	Dual 2-In AND		
771-74AHCT2G125GD125	74AHCT2G125GD,125	XSON-8U	Dual Buff/Ln Drvr		
771-74ALVC16244D	74ALVC16244DGG,118	TSSOP-48	Buff/Ln Drvr		
771-ALVC16244DL118	74ALVC16244DL,118	SSOP-48	Buff/Ln Drvr		
771-74ALVC164245DL-T	74ALVC164245DL,118	SSOP-48	16B Trans Transcvr		
74ALVCH Family					
771-74ALVH16224	74ALVCH162244DGG:1	TSSOP-48	Buff/Ln Drvr		
771-74ALVCH16244	74ALVCH16244DGG:11	TSSOP-48	Buff/Ln Drvr		
771-ALVCH16823D118	74ALVCH16823DGG,11	TSSOP-56	Bus-Interface D F/F		
74ALVT Family					
771-74ALVT16244D	74ALVT16244DGG,118	TSSOP-48	Buff/Ln Drvr		
771-74ALVT16245D	74ALVT16245DGG,118	TSSOP-48	16-bit Transcvr		
771-74ALVT16373D	74ALVT16373DGG,118	TSSOP-48	16-bit Trans D Ltch		
771-ALVT16827DGG118	74ALVT16827DGG,118	TSSOP-56	Buff/Ln Drvr Non-Inv		
74AUP Family					
771-74AUP1G04GV125	74AUP1G04GV,125	SC-74A	Low Power Inverter		
771-AUP1G07GM115	74AUP1G07GM,115	XSON-6	Buff w/Open Drain		
771-74AUP1G07GN132	74AUP1G07GN,132	XSON-6	Buff w/Open Drain		
771-AUP1G07GW125	74AUP1G07GW,125	TSSOP-5	Buff w/Open Drain		
771-AUP1G08GF132	74AUP1G08GF,132	XSON-6	2-In AND Gate		
771-AUP1G08GM115	74AUP1G08GM,115	XSON-6	2-In AND Gate		
771-74AUP1G09GW125	74AUP1G09GW,125	TSSOP-5	2-In AND Gate		
771-AUP1G11GF132	74AUP1G11GF,132	XSON-6	3-In AND Gate		
771-74AUP1G32GM132	74AUP1G32GM,132	XSON-6	2-In OR Gate		
771-AUP1G38GW125	74AUP1G38GW,125	TSSOP-5	2-In NAND Gate		
771-74AUP1G74GD,125	74AUP1G74GD,125	XSON-8U	D F/F w/Set&Reset		
771-AUP1GGT115	74AUP1G74GT,115	XSON-8	D F/F w/Set&Reset		
771-74AUP1G79GV125	74AUP1G79GV,125	TSSOP-5	D-Type F/F		
771-AUP1G240GW125	74AUP1G240GW,125	TSSOP-5	Inv Buff/Ln Drvr		
771-AUP1G373GW125	74AUP1G373GW,125	SOT-363	D-Type Trans Ltch		
771-AUP1G3GW125	74AUP1G374GW,125	SOT-363	D-Type F/F		
771-74AUP1GU04GW-G	74AUP1GU04GW,125	TSSOP-5	UnBuff Inverter		
771-74AUP1T34GF,132	74AUP1T34GF,132	XSON-6	Dual Sup Trans Buff		
771-AUP1T97GF132	74AUP1T97GF,132	XSON-6	Confg Gate w/V Tran		
771-AUP1Z125GW125	74AUP1Z125GW,125	SOT-363	Xtal Drvr w/Enable		
771-AUP2G00DC125	74AUP2G00DC,125	VSSOP-8	Dual 2-In NAND		
771-74AUP2G00GD,125	74AUP2G00GD,125	XSON-8U	Dual 2-In NAND		
771-74AUP2G06GF132	74AUP2G06GF,132	XSON-6	Dual Inv w/Open Drn		
771-74AUP2G08GN115	74AUP2G08GN,115	XSON-8	Dual 2-In AND		
771-AUP2G14GM115	74AUP2G14GM,115	XSON-6	Dual Schmt Trig Inv		
771-AUP2G17GW125	74AUP2G17GW,125	SOT-363	Dual Schmt Trig		
771-74AUP2G80GD,125	74AUP2G80GD,125	XSON-8U	Dual D F/F		
771-AUP2G86DC125	74AUP2G86DC,125	VSSOP-8	Dl 2-In Excl-OR		
771-AUP2G125DC125	74AUP2G125DC,125	VSSOP-8	Dual Buff/Ln Drvr		
771-74AUP2G125GF115	74AUP2G125GF,115	XSON-8	Dual Buff/Ln Drvr		
771-74AUP2G125GN115	74AUP2G125GN,115	XSON-8	Dual Buff/Ln Drvr		
771-74AUP2G126GD125	74AUP2G126GD,125	XSON-8U	Dual Buff/Ln Drvr		
771-AUP2G132DC125	74AUP2G132DC,125	VSSOP-8	Dl 2-In NAND Schmt		
771-74AUP2G132GD125	74AUP2G132GD,125	XSON-8U	Dl 2-In NAND Schmt		
771-AUP2G241DC125	74AUP2G241DC,125	VSSOP-8	Dual Buff/Ln Drvr		
771-74AUP2G241GD125	74AUP2G241GD,125	XSON-8U	Dual Buff/Ln Drvr		
771-74AUP2G38GD125	74AUP2G38GD,125	XSON-8U	Dual 2-In NAND		
771-74AUP2G79GD125	74AUP2G79GD,125	XSON-8U	Dual D F/F		
771-74AUP3G04GD125	74AUP3G04GD,125	XSON-8U	Triple Inverter		
74AVC Family					
771-74AVC16245DGG11	74AVC16245DGG,118	TSSOP-48	16-bit Transcvr		
771-74AVC16373DGG11	74AVC16373DGG,118	TSSOP-48	16-bit D Trans Ltch		
771-AVC1T45GW125	74AVC1T45GW,125	SOT-363	Dl Sup Trnsl Trnscvr		
771-AVC2T45DC125	74AVC2T45DC,125	VSSOP-8	Dl Sup Trnsl Trnscvr		
771-74AVC2T45DP,125	74AVC2T45DP,125	TSSOP-8	Dl Sup Trnsl Trnscvr		
771-74AVC4T245BQ115	74AVC4T245BQ,115	DHVQFN-16	Dl Sup Trnsl Trnscvr		
771-74AVC4T245PW118	74AVC4T245PW,118	TSSOP-16	Dl Sup Trnsl Trnscvr		
771-74AVC8T245BQ118	74AVC8T245BQ,118	DHVQFN-24	8-bit Trnsl Trnscvr		
771-74AVC8T245PW,118	74AVC8T245PW,118	TSSOP-24	8-bit Trnsl Trnscvr		
771-74AVC16T245DG118	74AVC16T245DGG,118	TSSOP-48	16-bit Trnsl Trnscvr		
771-74AVC20T245DG118	74AVC20T245DGG,118	TSSOP-56	20-bit Trnsl Trnscvr		
74AVCH Family					
771-74AVCH4T245BQ115	74AVCH4T245BQ,115	DHVQFN-16	Dl Sup Trnsl Trnscvr		
771-74AVCH4T245D118	74AVCH4T245D,118	SO-16	Dl Sup Trnsl Trnscvr		
771-74AVCH4T245PW118	74AVCH4T245PW,118	TSSOP-16	Dl Sup Trnsl Trnscvr		
771-74AVCH8T245PW118	74AVCH8T245PW:118	TSSOP-24	8-bit Trnsl Trnscvr		
771-74AVCH16T245DG11	74AVCH16T245DGG,11	TSSOP-48	16-bit Trnsl Trnscvr		
771-74AVCH16T245DG18	74AVCH16T245DGG,18	TSSOP-48	16-bit Trnsl Trnscvr		
771-74AVCH20T245DG11	74AVCH20T245DGG,11	TSSOP-56	20-bit Trnsl Trnscvr		
771-74AVCH20T245DV11	74AVCH20T245DGV:11	TSSOP-56	20-bit Trnsl Trnscvr		
74F Family					
771-IF3037D518	I74F3037D,518	SO-16	Qd 2-In NAND		
771-N74F00D-T	N74F00D,623	SO-14	Qd 2-In NAND		
771-N74F04D-T	N74F04D,623	SO-14	Hex Inverter		
771-NF04N602	N74F04N,602	DIP-14	Hex Inverter		
771-NF07D602	N74F07D,602	SO-14	Hex Buff/Drv		
771-N74F07N	N74F07N,602	DIP-14	Hex Buff/Drv		
771-NF08D602	N74F08D,602	SO-14	Qd 2-In AND		

© Copyright 2014 Mouser Electronics

For quantities greater than listed, call for quote.

MOUSER STOCK NO.	NXP Part No.	Package Type	Description	Price Each 1	Price Each 25
74F Family (Cont.)					
771-NF08N602	N74F08N,602	DIP-14	Qd 2-In AND		
771-N74F125N	N74F125N,602	DIP-14	Qd Buff 3St		
771-NF14D602	N74F14D,602	SO-14	Hex Inv Sch Trig		
771-N74F14D-T	N74F14D,623	DIP-14	Hex Inv Sch Trig		
771-NF161AD623	N74F161AD,623	SO-16	4Bit Binary Cntr		
771-N74F244D	N74F244D,602	SO-20	Buff Oct 3St		
771-NF245D602	N74F245D,602	SO-20	Oct Bus Trans		
771-NF245DB118	N74F245DB,118	SSOP-20	Oct Bus Trans		
771-NF280BN602	N74F280BN,602	DIP-14	Parity Gen/Checker		
771-NF3037D512	N74F3037D,512	SO-16	Qd 2-In NAND Drv		
771-N74F3037N	N74F3037N,602	DIP-16	Qd 2-In NAND Drv		
771-NF32D602	N74F32D,602	SO-14	Qd 2-In OR		
771-NF373N602	N74F373N,602	DIP-20	Octal Trans Latch		
771-NFD602	N74F74D,602	SO-14	Dual D F/F		
CAN Family					
771-CBT3244APW-T	CBT3244APW,118	TSSOP-20	Oct Bus Sw		
771-CBT3306GT115	CBT3306GT,115	SO-14	Dual Bus Sw		
771-74CBTLV16211DGV	74CBTLV16211DGV	TSSOP-56	24-bit Bus Switch		
771-74CBTLV1G125G132	74CBTLV1G125GF,132	XSON-6	Single Bus Switch		
771-74CBTLV3125DS118	74CBTLV3125DS,118	SSOP-16	4-bit Bus Switch		
771-74CBTLV3125PW118	74CBTLV3125PW,118	TSSOP-14	4-bit Bus Switch		
771-74CBTLV3126DS118	74CBTLV3126DS,118	SSOP-16	4-bit Bus Switch		
771-74CBTLV3126PW118	74CBTLV3126PW,118	TSSOP-14	4-bit Bus Switch		
771-74CBTLV3253PW118	74CBTLV3253PW,118	TSSOP-16	Dual 1-of-4 Multplxr		
771-74CBTLV3257BQ115	74CBTLV3257BQ,115	DHVQFN-16	Quad 1-of-2 Multplxr		
771-74CBTLV3257D118	74CBTLV3257D,118	SO-16	Quad 1-of-2 Multplxr		
771-74CBTLV3257PW118	74CBTLV3257PW,118	TSSOP-16	Quad 1-of-2 Multplxr		
771-IP4776CZ38-/T3	IP4776CZ38,118	TSSOP-38	HDMI Intrfc		
771-TJA1028T3V3101	TJA1028T/3V3/10:11	SO-8	LIN Transceiver		
771-TJA1028T3V3201	TJA1028T/3V3/20,11	SO-8	LIN Transceiver		
771-TJA1028T5V0101	TJA1028T/5V0/10,11	SO-8	LIN Transceiver		
771-TJA1028T5V0201	TJA1028T/5V0/20:11	SO-8	LIN Transceiver		
771-TJA1043T118	TJA1043T,118	SO-14	Hi-Speed Transcvr		
771-TJA1048T118	TJA1048T,118	SO-14	Dl Hi-Spd Transcvr		
HC Family					
771-HC00D652	74HC00D,652	SO-14	Qd 2-In NAND		
771-74HC00D-T	74HC00D,653	SO-14	Qd 2-In NAND		
771-74HC00DB	74HC00DB,112	SSOP-14	Qd 2-In NAND		
771-74HC00DB-T	74HC00DB,118	SSOP-14	Qd 2-In NAND		
771-74HC00N	74HC00N,652	DIP-14	Qd 2-In NAND		
771-74HC02D	74HC02D,652	SO-14	Qd 2-In NOR		
771-HC02DB118	74HC02DB,118	SSOP-14	Qd 2-In NOR		
771-74HC02N	74HC02N,652	DIP-14	Qd 2-In NOR		
771-74HC03N	74HC03N,652	DIP-14	Qd 2-In NAND		
771-74HC03PW	74HC03PW,112	TSSOP-14	Qd 2-In NAND		
771-HC03PW118	74HC03PW,118	TSSOP-14	Qd 2-In NAND		
771-HC04D652	74HC04D,652	SO-14	Hex Inverter		
771-74HC04D-T	74HC04D,653	SO-14	Hex Inverter		
771-74HC04DB-T	74HC04DB,118	SSOP-14	Hex Inverter		
771-74HC04N	74HC04N,652	DIP-14	Hex Inverter		
771-74HC05BQ115	74HC05BQ,115	DHVQFN-14	Hex Inverter		
771-HC08BQ115	74HC08BQ,115	DHVQFN-14	Qd 2-In AND		
771-HC08D652	74HC08D,652	SO-14	Qd 2-In AND		
771-74HC08D-T	74HC08D,653	SO-14	Qd 2-In AND		
771-74HC08DB-T	74HC08DB,118	SSOP-14	Qd 2-In AND		
771-74HC08N	74HC08N,652	DIP-14	Qd 2-In AND		
771-74HC107N	74HC107N,652	DIP-14	Flip Flops		
771-74HC109D	74HC109D,652	SO-16	Flip Flops		
771-74HC10N	74HC10N,652	DIP-14	Triple 3-In NAND		
771-74HC11D-T	74HC11D,653	SO-14	Triple 3-In AND		
771-74HC11N	74HC11N,652	DIP-14	Triple 3-In AND		
771-74HC123D	74HC123D,652	SO-16	Mono Multiv		
771-74HC123D-T	74HC123D,653	SO-16	Mono Multiv		
771-74HC123DB-T	74HC123DB,118	SSOP-16	Mono Multiv		
771-74HC123N	74HC123N,652	DIP-16	Mono Multiv		
771-74HC123PW	74HC123PW,112	TSSOP-16	Mono Multiv		
771-74HC125D-T	74HC125D,653	SO-14	Quad Buff/Ln Drvr		
771-HC125DB118	74HC125DB,118	SSOP-14	Quad Buff/Ln Drvr		
771-74HC125N	74HC125N,652	DIP-14	Quad Buff/Ln Drvr		
771-HC126N652	74HC126N,652	DIP-14	Quad Buff/Ln Drvr		
771-HC126PW118	74HC126PW,118	TSSOP-14	Quad Buff/Ln Drvr		
771-HC132D652	74HC132D,652	SO-14	Qd 2-In NAND		
771-HC132DB118	74HC132DB,118	SSOP-14	Qd 2-In NAND		
771-74HC132N	74HC132N,652	DIP-14	Qd 2-In NAND Sch		
771-74HC132PW-T	74HC132PW,118	TSSOP-14	Qd 2-In NAND Sch		
771-74HC138D	74HC138D,652	SO-16	3-to-8 Ln Dec/Dem		
771-74HC138D-T	74HC138D,653	SO-16	3-to-8 Ln Dec/Dem		
771-74HC138N	74HC138N,652	DIP-16	3-to-8 Ln Dec/Dem		
771-74HC139D-T	74HC139D,653	SO-16	Dl 2-to-4 Ln Dec/Dem		
771-74HC139N	74HC139N,652	DIP-16	Dl 2-to-4 Ln Dec/Dem		
771-74HC14D-T	74HC14D,653	SO-14	Hex Inv Schmitt Trig		
771-74HC14N	74HC14N,652	DIP-14	Hex Inv Schmitt Trig		
771-74HC147D-T	74HC147D,653	SO-16	10-to-4 Ln Pri Enc		
771-74HC147N	74HC147N,652	DIP-16	10-to-4 Ln Pri Enc		
771-74HC14DB	74HC14DB,112	SSOP-14	Inverters		
771-74HC151D-T	74HC151D,653	SO-16	8-Input Multiplxr		

© Copyright 2014 Mouser Electronics

NXP SEMICONDUCTOR Standard Logic

STANDARD LOGIC (CONT.)

RoHS Compliant **This product is RoHS compliant.**

For quantities greater than listed, call for quote.

MOUSER STOCK NO.	NXP Part No.	Package Type	Description	Price Each 1	Price Each 25
HC Family (Cont.)					
771-74HC151N	74HC151N,652	DIP-16	8-Input Multiplxr		
771-74HC154D-T	74HC154D,653	SO-24	4-to-16 Ln Dec/Dem		
771-74HC154N	74HC154N,652	DIP-24	4-to-16 Ln Dec/Dem		
771-74HC157D-T	74HC157D,653	SO-16	Quad 2-In Multplxr		
771-HC157N652	74HC157N,652	DIP-16	Quad 2-In Multplxr		
771-74HC160N	74HC160N,652	DIP-16	Sync BCD Dec Cntr		
771-74HC161N	74HC161N,652	DIP-16	Sync 4B Bin Cntr		
771-74HC163D	74HC163D,652	SO-16	Sync 4B Bin Cntr		
771-74HC163N652	74HC163N,652	DIP-16	Sync 4B Bin Cntr		
771-HC163PW118	74HC163PW,118	TSSOP-16	Sync 4B Bin Cntr		
771-74HC164BQ115	74HC164BQ,115	DHVQFN-14	PISO Shift Reg		
771-74HC164D-T	74HC164D,653	SO-14	PISO Shift Reg		
771-74HC164N	74HC164N,652	DIP-14	PISO Shift Reg		
771-74HC164PW-T	74HC164PW,118	TSSOP-14	PISO Shift Reg		
771-HC165D652	74HC165D,652	SO-16	PISO Shift Reg		
771-74HC165D-T	74HC165D,653	SO-16	PISO Shift Reg		
771-HC165DB118	74HC165DB,118	SSOP-16	PISO Shift Reg		
771-74HC165N	74HC165N,652	DIP-16	PISO Shift Reg		
771-74HC165PW-T	74HC165PW,118	TSSOP-16	PISO Shift Reg		
771-74HC166D-T	74HC166D,653	SO-16	PISO Shift Reg		
771-74HC173N	74HC173N,652	DIP-16	Qd D-Type F/F		
771-74HC174D-T	74HC174D,653	SO-16	Hex D-Type F/F		
771-74HC175D-T	74HC175D,653	SO-16	Qd D-Type F/F		
771-74HC175N	74HC175N,652	DIP-16	Qd D-Type F/F		
771-74HC193D-T	74HC193D,653	SO-16	Sync Bin Up/Dn Ctr		
771-74HC193N	74HC193N,652	DIP-16	Sync Bin Up/Dn Ctr		
771-74HC194N	74HC194N,652	DIP-16	Bidir Univ Shift Reg		
771-74HC1G00GW-G	74HC1G00GW,125	TSSOP-5	2-Input NAND Gate		
771-74HC1G02GV	74HC1G02GV,125	SOT-753	2-Input NOR Gate		
771-74HC1G02GW-G	74HC1G02GW,125	TSSOP-5	2-Input NOR Gate		
771-74HC1G04GV	74HC1G04GV,125	SOT-753	Inverters		
771-74HC1G04GW-G	74HC1G04GW,125	TSSOP-5	Inverters		
771-74HC1G08GV	74HC1G08GV,125	SOT-753	2-Input AND Gate		
771-74HC1G08GW-G	74HC1G08GW,125	TSSOP-5	2-Input AND Gate		
771-74HC1G125GW-G	74HC1G125GW,125	TSSOP-5	Bus Buff/Ln Drvr		
771-HC1G126GV125	74HC1G126GV,125	SOT-753	Bus Buff/Ln Drvr		
771-74HC1G14GW-G	74HC1G14GW,125	TSSOP-5	Inv Schmitt Trigger		
771-74HC1G32GV	74HC1G32GV,125	SOT-753	2-Input OR Gate		
771-74HC1G66GW-G	74HC1G66GW,125	TSSOP-5	SPST Switch		
771-74HC1G86GV	74HC1G86GV,125	SOT-753	2-In Excl OR Gate		
771-74HC20N	74HC20N,652	DIP-14	Dual 4-In NAND		
771-HC20PW118	74HC20PW,118	TSSOP-14	Dual 4-In NAND		
771-74HC21D	74HC21D,652	SO-14	Dual 4-In AND		
771-74HC21PW118	74HC21PW,118	TSSOP-14	Dual 4-In AND		
771-74HC221D	74HC221D,652	SO-16	Mono Multiv		
771-74HC221D-T	74HC221D,653	SO-16	Mono Multiv		
771-HC221N652	74HC221N,652	DIP-16	Mono Multiv		
771-74HC237N	74HC237N,652	DIP-16	3-to-8 Ln Dec/Dem		
771-74HC238D-T	74HC238D,653	SO-16	3-to-8 Ln Dec/Dem		
771-74HC238N	74HC238N,652	DIP-16	3-to-8 Ln Dec/Dem		
771-HC240N652	74HC240N,652	DIP-20	Octal Buff/Ln Drvr		
771-74HC241N	74HC241N,652	DIP-20	Octal Buff/Ln Drvr		
771-HC243DB118	74HC243DB,118	SSOP-14	Octal Bus Transcvr		
771-74HC244D	74HC244D,652	SO-20	Octal Buff/Ln Drvr		
771-74HC244D-T	74HC244D,653	SO-20	Octal Buff/Ln Drvr		
771-74HC244N	74HC244N,652	DIP-20	Octal Buff/Ln Drvr		
771-74HC245D	74HC245D,652	SO-20	Octal Bus Transcvr		
771-74HC245D-T	74HC245D,653	SO-20	Octal Bus Transcvr		
771-HC245DB118	74HC245DB,118	SSOP-20	Octal Bus Transcvr		
771-74HC245N	74HC245N,652	DIP-20	Octal Bus Transcvr		
771-74HC245PW	74HC245PW,112	TSSOP-20	Octal Bus Transcvr		
771-74HC259N	74HC259N,652	DIP-16	Addressable Latch		
771-HC273BQ115	74HC273BQ,115	DHVQFN-20	Octal D-Type F/F		
771-74HC273D	74HC273D,652	SO-20	Octal D-Type F/F		
771-74HC273D-T	74HC273D,653	SO-20	Octal D-Type F/F		
771-HC273DB118	74HC273DB,118	SSOP-20	Octal D-Type F/F		
771-74HC273N	74HC273N,652	DIP-20	Octal D-Type F/F		
771-HC27BQ115	74HC27BQ,115	DHVQFN-14	Triple 3-In NOR Gate		
771-74HC27D-T	74HC27D,653	SO-14	Triple 3-In NOR Gate		
771-74HC27N	74HC27N,652	DIP-14	Triple 3-In NOR Gate		
771-HC283N652	74HC283N,652	DIP-16	4B Bin Full Adder		
771-HC2G02DC125	74HC2G02DC,125	VSSOP-8	Dual 2-In NOR		
771-HC2G04GV125	74HC2G04GV,125	TSOP-6	Dual Inverter		
771-HC2G04GW125	74HC2G04GW,125	SOT-363	Dual Inverter		
771-74HC2G126GD125	74HC2G126GD,125	XSON-8U	Dual Buff/Ln Drvr		
771-HC2G14GV125	74HC2G14GV,125	TSOP-6	Dual Inv Schmt Trig		
771-74HC2G17GW-G	74HC2G17GW,125	SOT-363	Buff/Ln Drvr		
771-HC2G32DC125	74HC2G32DC,125	VSSOP-8	Dual 2-In OR		
771-HC2G34GV125	74HC2G34GV,125	TSOP-6	Dual Buffer Gate		
771-74HC2G66GD125	74HC2G66GD,125	XSON-8U	Dual SPST Switch		
771-HC2GU04GW125	74HC2GU04GW,125	SOT-363	Dual Unbuff Inverter		
771-74HC30D-T	74HC30D,653	SO-14	8-Input NAND Gate		
771-74HC30N	74HC30N,652	DIP-14	8-Input NAND Gate		
771-HC32D652	74HC32D,652	SO-14	Quad 2-In OR Gate		
771-74HC32D-T	74HC32D,653	SO-14	Quad 2-In OR Gate		
771-HC32DB112	74HC32DB,112	SSOP-14	Quad 2-In OR Gate		
771-74HC32N	74HC32N,652	DIP-14	Quad 2-In OR Gate		
771-74HC32PW-T	74HC32PW,118	TSSOP-14	Quad 2-In OR Gate		
771-74HC365N	74HC365N,652	DIP-16	Hex Buff/Ln Drvr		
771-74HC366D-T	74HC366D,653	SO-16	Hex Buff/Ln Drvr		

For quantities greater than listed, call for quote.

MOUSER STOCK NO.	NXP Part No.	Package Type	Description	Price Each 1	Price Each 25
HC Family (Cont.)					
771-74HC367N	74HC367N,652	DIP-16	Hex Buff/Ln Drvr		
771-HC368D653	74HC368D,653	SO-16	Hex Buff/Ln Drvr		
771-HC373D652	74HC373D,652	SO-20	Oct D-Type Latch		
771-74HC373D-T	74HC373D,653	SO-20	Oct D-Type Latch		
771-HC373DB118	74HC373DB,118	SSOP-20	Oct D-Type Latch		
771-74HC373N	74HC373N,652	DIP-20	Oct D-Type Latch		
771-74HC374D-T	74HC374D,653	SO-20	Octal D-Type F/F		
771-74HC390D-T	74HC390D,653	SO-16	Dl Dec Ripple Cntr		
771-74HC390N	74HC390N,652	DIP-16	Dl Dec Ripple Cntr		
771-74HC393D-T	74HC393D,653	SO-14	Dl Bin Ripple Cntr		
771-HC393DB118	74HC393DB,118	SSOP-14	Dl Bin Ripple Cntr		
771-74HC393N	74HC393N,652	DIP-14	Dl Bin Ripple Cntr		
771-74HC3G04GD,125	74HC3G04GD,125	XSON-8U	Triple Inverter		
771-HC3G07DC125	74HC3G07DC,125	VSSOP-8	Triple Buffer		
771-HC3G14DC125	74HC3G14DC,125	VSSOP-8	Triple Inv Schmt Trig		
771-74HC3G34GD125	74HC3G34GD,125	XSON-8U	Triple Buffer		
771-HC4002PW118	74HC4002PW,118	TSSOP-14	Dual 4-In NOR Gate		
771-HC40103DB118	74HC40103DB,118	SSOP-16	8B Sync Bin Dn Cntr		
771-74HC4017D-T	74HC4017D,653	SO-16	Johnson Dec Cntr		
771-74HC4017N	74HC4017N,652	DIP-16	Johnson Dec Cntr		
771-HC4020DB118	74HC4020DB,118	SSOP-16	Binary Ripple Cntr		
771-HC4020N652	74HC4020N,652	DIP-16	Binary Ripple Cntr		
771-HC4020PW118	74HC4020PW,118	TSSOP-16	Binary Ripple Cntr		
771-HC4040DB118	74HC4040DB,118	SSOP-16	Binary Ripple Cntr		
771-74HC4040N	74HC4040N,652	DIP-16	Binary Ripple Cntr		
771-HC4046ADB118	74HC4046ADB,118	SSOP-16	Ph-Lock Loop		
771-HC4046AN652	74HC4046AN,652	DIP-16	Ph-Lock Loop		
771-74HC4050D-T	74HC4050D,653	SO-16	Hex Hi-Lo Lvl Sh		
771-HC4050PW118	74HC4050PW,118	TSSOP-16	Hex Hi-Lo Lvl Sh		
771-74HC4051D	74HC4051D,652	SO-16	8-Ch Mux/Dmux		
771-74HC4051DB-T	74HC4051DB,118	SSOP-16	8-Ch Mux/Dmux		
771-74HC4051N	74HC4051N,652	DIP-16	8-Ch Mux/Dmux		
771-74HC4051PW	74HC4051PW,112	TSSOP-16	Switch ICs		
771-74HC4051PW-T	74HC4051PW,118	TSSOP-16	8-Ch Mux/Dmux		
771-74HC4052D-T	74HC4052D,653	SO-16	Dl 4-Ch Mux/Dmux		
771-HC4052DB118	74HC4052DB,118	SSOP-16	Dl 4-Ch Mux/Dmux		
771-74HC4052N	74HC4052N,652	DIP-16	Dl 4-Ch Mux/Dmux		
771-74HC4052PW-T	74HC4052PW,118	TSSOP-16	Dl 4-Ch Mux/Dmux		
771-HC4053D652	74HC4053D,652	SO-16	Trp 2Ch Mux/Demux		
771-74HC4053D-T	74HC4053D,653	SO-16	Trp 2Ch Mux/Demux		
771-74HC4053N	74HC4053N,652	DIP-16	Trp 2Ch Mux/Demux		
771-HC4059D118	74HC4059D,118	SO-24	Prog Div-By-N Cntr		
771-HC4059N112	74HC4059N,112	DIP-24	Prog Div-By-N Cntr		
771-74HC4060BQ,115	74HC4060BQ,115	DHVQFN-16	14Stg Bin Rip Cntr		
771-74HC4060D-T	74HC4060D,653	SO-16	14Stg Bin Rip Cntr		
771-74HC4060N	74HC4060N,652	DIP-16	14Stg Bin Rip Cntr		
771-74HC4066D-T	74HC4066D,653	SO-14	Qd Bilat Sw		
771-74HC4066N	74HC4066N,652	DIP-14	Qd Bilat Sw		
771-HC4066PW112	74HC4066PW,112	TSSOP-14	Qd Bilat Sw		
771-74HC4066PW-T	74HC4066PW,118	TSSOP-14	Switch ICs		
771-74HC4067BQ-T	74HC4067BQ,118	DHVQFN-24	16-Ch Mux/Demux		
771-74HC4067D	74HC4067D,652	SO-24	16-Ch Mux/Demux		
771-74HC4075D	74HC4075D,652	SO-14	Triple 3-In OR		
771-74HC4075N	74HC4075N,652	DIP-14	Triple 3-In OR		
771-74HC4094D	74HC4094D,652	SO-16	8Stg Bus Reg		
771-74HC4094D-T	74HC4094D,653	SO-16	8Stg Bus Reg		
771-HC4094DB118	74HC4094DB,118	SSOP-16	8Stg Bus Reg		
771-74HC4094N	74HC4094N,652	DIP-16	8St Bus Reg		
771-74HC423D-T	74HC423D,653	SO-16	Dl Retrg Mono Multi		
771-74HC423N	74HC423N,652	DIP-16	Dl Retrg Mono Multi		
771-74HC42N	74HC42N,652	DIP-16	Dec BCD-Dec		
771-HC4316D652	74HC4316D,652	SO-16	Qd Bilat Sw		
771-74HC4511N	74HC4511N,652	DIP-16	BCD-7Seg Ltch Dec		
771-74HC4514D-T	74HC4514D,653	SO-24	4-16 Dec/Mux w/Ltch		
771-HC4520D118	74HC4520D,118	SO-16	Dl 4B Bin Rip Cnt		
771-74HC4538D-T	74HC4538D,653	SO-16	Dl Mono Retrig		
771-74HC4538N	74HC4538N,652	DIP-16	Dl Mono Retrig		
771-HC540D652	74HC540D,652	SO-20	Oct Buff/Ln Drvr		
771-74HC540D-T	74HC540D,653	SO-20	Oct Buff/Ln Drvr		
771-74HC540N	74HC540N,652	DIP-20	Oct Buff/Ln Drvr		
771-74HC541D-T	74HC541D,653	SO-20	Oct Buff/Ln Drvr		
771-HC541N652	74HC541N,652	DIP-20	Oct Buff/Ln Drvr		
771-74HC5555D-T	74HC5555D,118	SO-16	Prog Delay Timer		
771-74HC563N	74HC563N,652	DIP-20	Oct D Ltch Inv		
771-HC573BQ115	74HC573BQ,115	DHVQFN-20	Oct D Trans Ltch		
771-74HC573D	74HC573D,652	SO-20	Oct D Trans Ltch		
771-74HC573D-T	74HC573D,653	SO-20	Oct D Trans Ltch		
771-74HC573DB	74HC573DB,112	SSOP-20	Oct D Trans Ltch		
771-74HC573N	74HC573N,652	DIP-20	Oct D Trans Ltch		
771-74HC573PW-T	74HC573PW,118	TSSOP-20	Oct D Trans Ltch		
771-HC5D652	74HC574D,652	SO-20	Octal D-Type F/F		
771-74HC574D-T	74HC574D,653	SO-20	Octal D-Type F/F		
771-74HC574DB-T	74HC574DB,118	SSOP-20	Octal D-Type F/F		
771-HC5N652	74HC574N,652	DIP-20	Octal D-Type F/F		
771-74HC574PW-T	74HC574PW,118	SOT-360	Octal D-Type F/F		
771-74HC58N	74HC58N,652	DIP-14	Dual AND/OR		
771-HC590BQ115	74HC590BQ,115	DHVQFN-16	8B Bin Cntr w/Reg		
771-HC590D118	74HC590D,118	SO-16	8B Bin Cntr w/Reg		
771-HC590PW118	74HC590PW,118	TSSOP-16	8B Bin Cntr w/Reg		

© Copyright 2014 Mouser Electronics
© Copyright 2014 Mouser Electronics

NXP SEMICONDUCTOR Standard Logic

STANDARD LOGIC (CONT.)

RoHS Compliant **This product is RoHS compliant.**

For quantities greater than listed, call for quote.

MOUSER STOCK NO.	NXP Part No.	Package Type	Description	Price Each 1	Price Each 25
HC Family (Cont.)					
771-HC594D112	74HC594D,112	SO-16	8Bit Shift Reg		
771-HC594N112	74HC594N,112	DIP-16	8Bit Shift Reg		
771-74HC595BQ-G	74HC595BQ,115	DHVQFN-16	8Bit Shift Reg		
771-74HC595D	74HC595D,112	SO-16	8Bit Shift Reg		
771-74HC595D-T	74HC595D,118	SO-16	8Bit Shift Reg		
771-74HC595N	74HC595N,112	DIP-16	8Bit Shift Reg		
771-HC595PW112	74HC595PW,112	TSSOP-16	8Bit Shift Reg		
771-74HC595PW-T	74HC595PW,118	TSSOP-16	8Bit Shift Reg		
771-74HC597D-T	74HC597D,653	SO-16	8B Shift Reg		
771-74HC597DB-T	74HC597DB,118	SSOP-16	8B Shift Reg		
771-74HC597N	74HC597N,652	DIP-16	8B Shift Reg		
771-74HC640DB-T	74HC640DB,118	SSOP-20	Oct Bus Transcvr		
771-74HC688D-T	74HC688D,653	SO-20	8B Mag Comp		
771-74HC688N	74HC688N,652	DIP-20	8B Mag Comp		
771-74HC7014D-T	74HC7014D,118	SO-14	Hex Non-Inv Schm		
771-74HC7014N	74HC7014N,112	DIP-14	Hex Non-Inv Schm		
771-HC7266N652	74HC7266N,652	DIP-14	Qd 2-In Excl-NOR		
771-74HC73D-T	74HC73D,653	SO-14	Dual J-K F/F		
771-74HC73N	74HC73N,652	DIP-14	Dual J-K F/F		
771-74HC74BQ-G	74HC74BQ,115	DHVQFN-14	Dual D F/F		
771-74HC74D-T	74HC74D,653	SO-14	Dual D F/F		
771-HCDB118	74HC74DB,118	SSOP-14	Dual D F/F		
771-74HC74N	74HC74N,652	DIP-14	Dual D F/F		
771-74HC7540D-T	74HC7540D,118	SO-20	Oct Buff/Drvr		
771-HC7540DB112	74HC7540DB,112	SSOP-20	Oct Buff/Drvr		
771-74HC7541D-T	74HC7541D,118	SO-20	Buff/Ln Drvr		
771-74HC7541DB	74HC7541DB,112	SOT-339	Buff/Ln Drvr		
771-74HC7541DB-T	74HC7541DB,118	SSOP-20	Oct Buff/Drvr		
771-74HC7541N	74HC7541N,112	DIP-20	Oct Buff/Drvr		
771-74HC75D-T	74HC75D,653	SO-16	Qd Bistable Ltch		
771-74HC75N	74HC75N,652	DIP-16	Qd Bistable Ltch		
771-74HC85D-T	74HC85D,653	SO-16	4B Mag Comp		
771-74HC85DB-T	74HC85DB,118	SSOP-16	4B Mag Comp		
771-74HC85N	74HC85N,652	DIP-16	4B Mag Comp		
771-74HC86D-T	74HC86D,653	SO-14	Qd 2-In Excl OR		
771-74HC86N	74HC86N,652	DIP-14	Qd 2-In Excl OR		
771-74HC93D-T	74HC93D,118	SO-14	4B Bin Rip Cnt		
771-74HC93N	74HC93N,112	DIP-14	4B Bin Rip Cnt		
771-74HCU04D-T	74HCU04D,653	SO-14	Hex Inv Unbuff		
771-HCU04N652	74HCU04N,652	DIP-14	Hex Inv Unbuff		
HCT Family					
771-74HCT00D-T	74HCT00D,653	SO-14	Qd 2-In NAND		
771-74HCT00N	74HCT00N,652	DIP-14	Qd 2-In NAND		
771-74HCT02D	74HCT02D,652	SO-14	Qd 2-In NOR		
771-74HCT02D-T	74HCT02D,653	SO-14	Qd 2-In NOR		
771-74HCT02N	74HCT02N,652	DIP-14	Qd 2-In NOR		
771-HCT03N652	74HCT03N,652	DIP-14	Qd 2-In NAND		
771-74HCT04D	74HCT04D,652	SO-14	Hex Inverter		
771-74HCT04D-T	74HCT04D,653	SO-14	Hex Inverter		
771-HCT04DB118	74HCT04DB,118	SSOP-14	Hex Inverter		
771-74HCT04N	74HCT04N,652	DIP-14	Hex Inverter		
771-74HCT08D-T	74HCT08D,653	SO-14	Qd 2-In AND		
771-HCT08DB118	74HCT08DB,118	SSOP-14	Qd 2-In AND		
771-74HCT08N	74HCT08N,652	DIP-14	Qd 2-In AND		
771-HCT109N652	74HCT109N,652	DIP-16	Dl J-K F/F		
771-HCT11N652	74HCT11N,652	DIP-14	Triple 3-in AND		
771-74HCT123D-T	74HCT123D,653	SO-16	Dl Mono Multiv		
771-74HCT123N	74HCT123N,652	DIP-16	Dl Mono Multiv		
771-74HCT123PW	74HCT123PW,112	TSSOP-16	Dl Mono Multiv		
771-74HCT125D-T	74HCT125D,653	SO-14	Qd Buff/Ln Drvr		
771-HCT125DB118	74HCT125DB,118	SSOP-14	Qd Buff/Ln Drvr		
771-HCT126PW118	74HCT126PW,118	TSSOP-14	Qd Buff/Ln Drvr		
771-74HCT132D-T	74HCT132D,653	SO-14	Qd 2-In NAND Sch		
771-74HCT132N	74HCT132N,652	DIP-14	Qd 2-In NAND Sch		
771-74HCT138D-T	74HCT138D,653	SO-16	3-8 Ln Dec/Demux		
771-74HCT138N	74HCT138N,652	DIP-16	3-8 Ln Dec/Demux		
771-74HCT139D-T	74HCT139D,653	SO-16	2-4 Ln Dec/Demux		
771-74HCT139N	74HCT139N,652	DIP-16	2-4 Ln Dec/Demux		
771-HCT147D652	74HCT147D,652	SO-16	10-4 Pri Encod		
771-HCT14D652	74HCT14D,652	SO-14	Hex Inv Schm		
771-74HCT14D-T	74HCT14D,653	SO-14	Hex Inv Schm		
771-HCT14DB112	74HCT14DB,112	SSOP-14	Hex Inv Schm		
771-74HCT14N	74HCT14N,652	DIP-14	Hex Inv Schm		
771-74HCT151D	74HCT151D,652	SO-16	8-In Multplx		
771-74HCT153D-T	74HCT153D,653	SO-16	Dl 4-In Multplx		
771-74HCT154N	74HCT154N,652	DIP-24	4-16 Ln Dec/Demux		
771-74HCT157D-T	74HCT157D,653	SO-16	Qd 2-In Multplx		
771-74HCT157DB	74HCT157DB,112	SSOP-16	Qd 2-In Multplx		
771-HCT163D653	74HCT163D,653	SO-16	Sync 4B Bin Cntr		
771-74HCT164D-T	74HCT164D,653	SO-14	8Bit Shift Reg		
771-74HCT165D-T	74HCT165D,653	SO-16	8Bit Shift Reg		
771-HCT165DB112	74HCT165DB,112	SSOP-16	8Bit Shift Reg		
771-74HCT174N	74HCT174N,652	DIP-16	Hex D F/F w/Rst		
771-74HCT175N	74HCT175N,652	DIP-16	Quad D F/F		

© Copyright 2014 Mouser Electronics

For quantities greater than listed, call for quote.

MOUSER STOCK NO.	NXP Part No.	Package Type	Description	Price Each 1	Price Each 25
HCT Family (Cont.)					
771-HCT193N652	74HCT193N,652	DIP-16	Sync Bin U/D Cntr		
771-HCT1G02GW125	74HCT1G02GW,125	SOT-353	2-Input NOR Gate		
771-HCT1G08GV125	74HCT1G08GV,125	SOT-753	2-Input AND Gate		
771-74HCT1G14GV	74HCT1G14GV,125	SOT-753	Inv Schmitt Trigger		
771-HCT1G86GV125	74HCT1G86GV,125	SOT-753	2-Input Excl OR Gate		
771-74HCT221D	74HCT221D,112	SO-16	Dl Mono Multv		
771-74HCT238D-T	74HCT238D,653	SO-16	3-to-8 Dec/Demux		
771-HCT238DB112	74HCT238DB,112	SSOP-16	3-to-8 Dec/Demux		
771-74HCT238PW-T	74HCT238PW,118	TSSOP-16	3-to-8 Dec/Demux		
771-74HCT240N	74HCT240N,652	DIP-20	Oct Buff/Ln Drvr		
771-HCT244D652	74HCT244D,652	SO-20	Oct Buff/Ln Drvr		
771-74HCT244D-T	74HCT244D,653	SO-20	Oct Buff/Ln Drvr		
771-HCT244DB118	74HCT244DB,118	SSOP-20	Oct Buff/Ln Drvr		
771-74HCT244N	74HCT244N,652	DIP-20	Oct Buff/Ln Drvr		
771-74HCT245D-T	74HCT245D,653	SO-20	Oct Bus Transcvr		
771-HCT245DB118	74HCT245DB,118	SSOP-20	Oct Bus Transcvr		
771-74HCT245N	74HCT245N,652	DIP-20	Oct Bus Transcvr		
771-74HCT245PW	74HCT245PW,112	TSSOP-20	Oct Bus Transcvr		
771-74HCT259N	74HCT259N,652	DIP-16	8B Address Ltch		
771-HCT273D652	74HCT273D,652	SO-20	Oct D F/F w/Rst		
771-74HCT273N	74HCT273N,652	DIP-20	Oct D F/F w/Rst		
771-HCT273PW118	74HCT273PW,118	TSSOP-20	Oct D F/F w/Rst		
771-HCT2G00DP125	74HCT2G00DP,125	TSSOP-8	Dual 2-In NAND		
771-HCT2G04GV125	74HCT2G04GV,125	TSOP-6	Dual Inverter		
771-74HCT2G126GD125	74HCT2G126GD,125	XSON-8U	Dual Buffer/Ln Drvr		
771-HCT2G14GV125	74HCT2G14GV,125	TSOP-6	Hex Inv Schm		
771-HCT2G17GW125	74HCT2G17GW,125	SOT-363	Dl Non-Inv Schm Trg		
771-HCT2G34GW125	74HCT2G34GW,125	SOT-363	Dual Buffer Gate		
771-74HCT2G66GD125	74HCT2G66GD,125	XSON-8U	Dual SPST Switch		
771-HCT2G86DP125	74HCT2G86DP,125	TSSOP-8	Dl 2-In Excl-OR		
771-HCT30N652	74HCT30N,652	DIP-14	8-Input NAND Gate		
771-HCT30PW118	74HCT30PW,118	TSSOP-14	8-Input NAND Gate		
771-HCT32D652	74HCT32D,652	SO-14	Quad 2-In OR		
771-74HCT32N	74HCT32N,652	DIP-14	Quad 2-In OR		
771-74HCT365D-T	74HCT365D,653	SO-16	Hex Buff w/Com En		
771-HCT365DB118	74HCT365DB,118	SSOP-16	Hex Buff w/Com En		
771-74HCT367D-T	74HCT367D,653	SO-16	Hex Buff/Drvr		
771-74HCT367N	74HCT367N,652	DIP-16	Hex Buff/Drvr		
771-HCT373D653	74HCT373D,653	SO-20	Octal D Latch		
771-74HCT373N	74HCT373N,652	DIP-20	Octal D Latch		
771-HCT3D652	74HCT374D,652	SO-20	Octal D-Type F/F		
771-74HCT374N	74HCT374N,652	DIP-20	Octal D-Type F/F		
771-HCT377PW112	74HCT377PW,112	TSSOP-20	Octal D F/F		
771-74HCT393D-T	74HCT393D,653	SO-14	Dl Bin Rip Ctr		
771-HCT393DB112	74HCT393DB,112	SSOP-14	Dl Bin Rip Ctr		
771-HCT393PW118	74HCT393PW,118	TSSOP-14	Dl Bin Rip Ctr		
771-74HCT3G04GD,125	74HCT3G04GD,125	XSON-8	Triple Inverter		
771-74HCT3G06GD125	74HCT3G06GD,125	XSON-8U	Triple Inverter		
771-74HCT3G34GD125	74HCT3G34GD,125	XSON-8U	Triple Buffer		
771-HCT4002D118	74HCT4002D,118	SO-14	Dual 4-In NOR Gate		
771-74HCT4016N	74HCT4016N,112	DIP-14	Qd Billat Sw		
771-74HCT4020D-T	74HCT4020D,653	SO-16	14St Bin Rip Cnt		
771-HCT4020N652	74HCT4020N,652	DIP-16	14St Bin Rip Cnt		
771-74HCT4040D-T	74HCT4040D,653	SO-16	12St Bin Rip Cnt		
771-74HCT4040N	74HCT4040N,652	DIP-16	12St Bin Rip Cnt		
771-74HCT4046AD-T	74HCT4046AD,118	SO-16	Ph-Lock Loop		
771-HCT4051BQ115	74HCT4051BQ,115	DHVQFN-16	8-Ch Mux/Demux		
771-74HCT4051D-T	74HCT4051D,118	SO-16	8-Ch Mux/Demux		
771-74HCT4052D-T	74HCT4052D,118	SO-16	Dl 4-Ch Mux/Demux		
771-74HCT4052DB-T	74HCT4052DB,118	SSOP-16	Dl 4-Ch Mux/Demux		
771-HCT4052N112	74HCT4052N,112	DIP-16	Dl 4-Ch Mux/Demux		
771-74HCT4052PW118	74HCT4052PW,118	TSSOP-16	Dl 4-Ch Mux/Demux		
771-74HCT4053D-T	74HCT4053D,118	SO-16	Trp 2Ch Mux/Demux		
771-74HCT4059N	74HCT4059N,112	DIP-24	Prog Div-By-N Cntr		
771-74HCT4066D-T	74HCT4066D,118	SO-14	Qd Billat Sw		
771-HCT4066PW112	74HCT4066PW,112	TSSOP-14	Qd Billat Sw		
771-74HCT4067N	74HCT4067N,112	DIP-24	16-Ch Mux/Demux		
771-74HCT4067PW-T	74HCT4067PW,118	TSSOP-24	16-Ch Mux/Demux		
771-HCT4075D652	74HCT4075D,652	SO-14	Trp 3-In OR		
771-HCT4075N652	74HCT4075N,652	DIP-14	Trp 3-In OR		
771-74HCT4094D-T	74HCT4094D,118	SO-16	Sh/Str Bus Reg		
771-74HCT4514D-T	74HCT4514D,653	SO-24	4-16 Dec/Mux w/Ltch		
771-HCT4538D112	74HCT4538D,112	SO-16	Dl Mono Multivb		
771-74HCT4851BQ115	74HCT4851BQ,115	DHVQFN-16	8-Ch Mux/Demux		
771-74HCT4851PW118	74HCT4851PW,118	TSSOP-16	8-Ch Mux/Demux		
771-74HCT4852PW118	74HCT4852PW,118	TSSOP-16	Dl 4-Ch Mux/Demux		
771-HCT534N652	74HCT534N,652	DIP-20	Oct D-Type F/F		
771-74HCT540D	74HCT540D,652	SO-20	Oct Buff/Drv Inv		
771-74HCT541D	74HCT541D,652	SO-20	Oct Buff/Ln Drvr		
771-74HCT541D-T	74HCT541D,653	SO-20	Oct Buff/Ln Drvr		
771-74HCT541N	74HCT541N,652	DIP-20	Oct Buff/Ln Drvr		
771-74HCT5555D-T	74HCT5555D,118	SO-16	Prog Delay Timer		
771-74HCT573D	74HCT573D,652	SO-20	Octal D Latch		
771-HCT573DB118	74HCT573DB,118	SSOP-20	Octal D Latch		
771-74HCT573N	74HCT573N,652	DIP-20	Octal D Latch		

© Copyright 2014 Mouser Electronics

STANDARD LOGIC (CONT.)

RoHS Compliant This product is RoHS compliant.

For quantities greater than listed, call for quote.

MOUSER STOCK NO.	NXP Part No.	Package Type	Description	Price Each 1	Price Each 25
HCT Family (Cont.)					
771-74HCT574D-T	74HCT574D,653	SO-20	Octal D-Type F/F		
771-74HCT574DB-T	74HCT574DB,118	SSOP-20	Octal D-Type F/F		
771-74HCT574N	74HCT574N,652	DIP-20	Octal D-Type F/F		
771-HCT594DB118	74HCT594DB,118	SSOP-16	8Bit Shift Reg		
771-74HCT595BQ-G	74HCT595BQ,115	DHVQFN-16	8Bit Shift Reg		
771-74HCT595D-T	74HCT595D,118	SO-16	8Bit Shift Reg		
771-74HCT595N	74HCT595N,112	DIP-16	8Bit Shift Reg		
771-74HCT595PW-T	74HCT595PW,118	TSSOP-16	8Bit Shift Reg		
771-74HCT640N	74HCT640N,652	DIP-20	Oct Bus Xcvr Inv		
771-HCT670D653	74HCT670D,653	SO-16	4x4 Reg File, 3St		
771-HCT670N652	74HCT670N,652	DIP-16	4x4 Reg File, 3St		
771-74HCT688D-T	74HCT688D,653	SO-20	8B Mag Comp		
771-74HCT688N	74HCT688N,652	DIP-20	8B Mag Comp		
771-HCTDB118	74HCT74DB,118	SSOP-14	Dual D F/F		
771-74HCT74N	74HCT74N,652	DIP-14	Dual D F/F		
771-HCT7731D118	74HCT7731D,118	SO-16	Qd 64B Shift Reg		
771-74HCT85N	74HCT85N,652	DIP-16	4B Mag Comp		
771-74HCT86D-T	74HCT86D,653	SO-14	Qd 2-In Excl OR		
771-74HCT86N	74HCT86N,652	DIP-14	Qd 2-In Excl OR		
771-74HCT9046AD-T	74HCT9046AD,118	SO-16	PLL Bnd Gap Cont		
771-74HCT9046AN	74HCT9046AN,112	DIP-16	PLL Bnd Gap Cont		
Interface					
771-PCA9601D118	PCA9601D,118	SO-8	Dual BiDir Bus Buff		
771-PCA9601DP118	PCA9601DP,118	TSSOP-8	Dual BiDir Bus Buff		
771-PCA9605D118	PCA9605D,118	SO-8	2-Wire Bus Buffer		
771-PCA9605DP118	PCA9605DP,118	TSSOP-8	2-Wire Bus Buffer		
771-PDI1284P11DGG1	PDI1284P11DGG,118	TSSOP-48	Parallel Trans/Buffer		
771-TDA8020HL2BD-T	TDA8020HL/C2,118	LQFP-32	Smart Crd Intrfc		
Logic Translation					
771-GTL2000DL518	GTL2000DL,518	SSOP-48	22B BiDir LV Transltr		
771-GTL2002D-T	GTL2002D,118	SO-8	2B BiDir LV Transltr		
771-GTL2002D/DG,118	GTL2002D/DG,118	SO-8	2B BiDir LV Transltr		
771-GTL2002DP/DG,118	GTL2002DP/DG,118	TSSOP-8	2B BiDir LV Transltr		
771-GTL2014PW-T	GTL2014PW,118	TSSOP-14	4B LVTTL-GTL Trans		
771-NTB0102GT115	NTB0102GT,115	TSSOP-8	Dl Sup Trans Transcv		
771-NTB0104GU12115	NTB0104GU12,115	XQFN-12	Dl Sup Trans Transcv		
771-NTS0102GT115	NTS0102GT,115	XSON-8	Dl Sup Trans Transcv		
LV Family					
771-LV02PW118	74LV02PW,118	TSSOP-14	Qd 2-In NOR		
771-LV125DB112	74LV125DB,112	SSOP-14	Qd Buff/Ln Drvr		
771-74LV125PW-T	74LV125PW,118	TSSOP-14	Qd Buff/Ln Drvr		
771-74LV14D-T	74LV14D,118	SO-14	Hex Inv Schmt		
771-LV14DB118	74LV14DB,118	SSOP-14	Hex Inv Schmt		
771-LV14N112	74LV14N,112	DIP-14	Hex Inv Schmt		
771-74LV153D-T	74LV153D,118	SO-16	Dual 4-In Mux		
771-LV164BQ115	74LV164BQ,115	DHVQFN-14	8Bit SIPO Shift Reg		
771-LV165AD118	74LV165AD,118	SO-16	8Bit PISO Shift Reg		
771-LV165APW118	74LV165APW,118	TSSOP-16	8Bit PISO Shift Reg		
771-LV165PW118	74LV165PW,118	TSSOP-16	8Bit PISO Shift Reg		
771-LV244DB118	74LV244DB,118	SSOP-20	Oct Buff/Ln Drvr		
771-LV245D118	74LV245D,118	SO-20	Oct Bus Transcvr		
771-LV245DB118	74LV245DB,118	SSOP-20	Oct Bus Transcvr		
771-LV245PW118	74LV245PW,118	TSSOP-20	Oct Bus Transcvr		
771-74LV251PW	74LV251PW,112	TSSOP-16	8-Input Mux		
771-LV259D112	74LV259D,112	SO-16	8B Add BL Ltch		
771-LV273D118	74LV273D,118	SO-20	Octal D F/F		
771-LV32DB118	74LV32DB,118	SSOP-14	Qd 2-In OR Gate		
771-LV365D118	74LV365D,118	SO-16	Hex Buff/Ln Drvr		
771-LV367PW118	74LV367PW,118	TSSOP-16	Hex Buff/Ln Drvr		
771-LV373PW118	74LV373PW,118	TSSOP-20	Oct D Trans Latch		
771-LV377D118	74LV377D,118	SO-20	Octal D F/F		
771-LV4053N112	74LV4053N,112	DIP-16	Trp 2-Ch Multlr/Dem		
771-74LV4060D-T	74LV4060D,118	SO-16	14St Bin Rip Cnt		
771-LV4060N112	74LV4060N,112	DIP-16	14St Bin Rip Cnt		
771-74LV4060PW	74LV4060PW,112	TSSOP-16	14St Bin Rip Cnt		
771-74LV4094D-T	74LV4094D,118	SO-16	8St Sh/Str Bus Reg		
771-74LV4094PW-T	74LV4094PW,118	TSSOP-16	8St Sh/Str Bus Reg		
771-LV541D112	74LV541D,112	SO-20	Oct Buff/Ln Drvr		
771-LV5D118	74LV574D,118	SO-20	Octal D-Type F/F		
771-LV5DB118	74LV574DB,118	SSOP-20	Octal D-Type F/F		
771-LV5PW118	74LV574PW,118	TSSOP-20	Octal D-Type F/F		
771-LV595DB118	74LV595DB,118	SSOP-16	8Bit SIPO Shift Reg		
771-LV86PW118	74LV86PW,118	TSSOP-14	Qd 2-In Excl OR		
771-LVU04N112	74LVU04N,112	DIP-14	Hex Inverter		
LVC Family					
771-74LVC00AD-T	74LVC00AD,118	SO-14	Qd 2-In NAND		
771-LVC00ADB118	74LVC00ADB,118	SSOP-14	Qd 2-In NAND		
771-74LVC02APW-T	74LVC02APW,118	TSSOP-14	Qd 2-In NOR		
771-74LVC04AD-T	74LVC04AD,118	SO-14	Hex Inverter		
771-74LVC04APW-T	74LVC04APW,118	TSSOP-14	Hex Inverter		
771-74LVC06AD-T	74LVC06AD,118	SO-14	Hex Inv Buff/Drv		
771-74LVC07AD-T	74LVC07AD,118	SO-14	Hex Buff/Drvr		
771-74LVC07APW-T	74LVC07APW,118	TSSOP-14	Hex Buff/Drvr		
771-74LVC08AD-T	74LVC08AD,118	SO-14	Qd 2-In AND		
771-74LVC08APW-T	74LVC08APW,118	TSSOP-14	Qd 2-In AND		
771-LVC125ABQ115	74LVC125ABQ,115	DHVQFN-14	Qd Buff/Ln Drvr		
771-74LVC125AD-T	74LVC125AD,118	SO-14	Qd Buff/Ln Drvr		

© Copyright 2014 Mouser Electronics

For quantities greater than listed, call for quote.

MOUSER STOCK NO.	NXP Part No.	Package Type	Description	Price Each 1	Price Each 25
LVC Family (Cont.)					
771-74LVC125ADB-T	74LVC125ADB,118	SSOP-14	Qd Buff/Ln Drvr		
771-74LVC125APW-T	74LVC125APW,118	TSSOP-14	Qd Buff/Ln Drvr		
771-LVC132AD118	74LVC132AD,118	SO-14	Qd 2-In NAND Sch		
771-74LVC138AD-T	74LVC138AD,118	SO-16	3to8 Ln Dec/Demux		
771-74LVC14AD-T	74LVC14AD,118	SO-14	Hex Buff/Drvr		
771-74LVC14ADB-T	74LVC14ADB,118	SSOP-14	Hex Inv Sch Trg		
771-74LVC14APW-T	74LVC14APW,118	TSSOP-14	Hex Inv Sch Trg		
771-LVC157ABQ115	74LVC157ABQ,115	DHVQFN-16	Qd 2-In Multiplx		
771-LVC161DB118	74LVC161DB,118	SSOP-16	Sync 4B Bin Cntr		
771-74LVC162244ADG11	74LVC162244ADGG,11	TSSOP-48	16B Buff/Ln Drvr		
771-LVC162244ADL118	74LVC162244ADL,118	SSOP-48	16B Buff/Ln Drvr		
771-LVC162245ADL118	74LVC162245ADL,118	SSOP-48	16B Txm/Rxv		
771-74LVC162373ADG	74LVC162373ADGG,11	TSSOP-48	16B D Trans Latch		
771-74LVC16240ADGG1	74LVC16240ADGG,118	TSSOP-48	16B Buff/Ln Drvr		
771-LVC16244ADL118	74LVC16244ADL,118	SSOP-48	16B Buff/Ln Drvr		
771-74LVC16245ADGG1	74LVC16245ADGG,118	TSSOP-48	16B Bus Transcvr		
771-74LVC16373ADGG1	74LVC16373ADGG,118	TSSOP-48	16B D Trans Latch		
771-74LVC16374ADGG1	74LVC16374ADGG,118	TSSOP-48	16B D-Type F/F		
771-LVC163ADL118	74LVC16374ADL,118	SSOP-48	16B D-Type F/F		
771-74LVC163PW-T	74LVC163PW,118	TSSOP-16	4B Sync Bin Cntr		
771-74LVC1G00GN132	74LVC1G00GN,132	XSON-6	Single 2-In NAND		
771-74LVC1G04GV	74LVC1G04GV,125	SOT-753	Inverter Buff		
771-74LVC1G04GW-G	74LVC1G04GW,125	SOT-353	Inverter Buff		
771-LVC1G07GF132	74LVC1G07GF,132	XSON-6	Buff w/Open Drain		
771-74LVC1G07GW-G	74LVC1G07GW,125	SOT-353	Buff w/Open Drain		
771-LVC1G08GF132	74LVC1G08GF,132	XSON-6	Single 2-In AND		
771-74LVC1G08GV	74LVC1G08GV,125	SOT-753	Single 2-In AND		
771-74LVC1G08GW-G	74LVC1G08GW,125	SOT-353	Single 2-In AND		
771-LVC1G10GV125	74LVC1G10GV,125	TSOP-6	Single 3-In NAND		
771-LVC1G10GW125	74LVC1G10GW,125	SOT-363	Single 3-In NAND		
771-LVC1G11GV125	74LVC1G11GV,125	TSOP-6	Single 3-In AND		
771-74LVC1G125GN132	74LVC1G125GN,132	XSON-6	Bus Buff/Drvr		
771-74LVC1G125GV	74LVC1G125GV,125	SOT-753	Bus Buff/Drvr		
771-74LVC1G125GW-G	74LVC1G125GW,125	SOT-353	Bus Buff/Drvr		
771-74LVC1G14GW-G	74LVC1G14GW,125	SOT-353	Schmitt-Trig Inv		
771-74LVC1G157GV-G	74LVC1G157GV,125	TSOP-6	Single 2-In Mux		
771-74LVC1G157GW-G	74LVC1G157GW,125	SOT-363	Single 2-In Mux		
771-74LVC1G3157GN132	74LVC1G3157GN,132	XSON-6	2-Ch Mux/Demux		
771-LVC1G32GV125	74LVC1G32GV,125	SOT-753	Single 2-In OR		
771-74LVC1G32GW-G	74LVC1G32GW,125	SOT-353	Single 2-In OR		
771-LVC1G332GW125	74LVC1G332GW,125	SOT-363	Single 3-In OR		
771-74LVC1G53DC-G	74LVC1G53DC,125	VSSOP-8	2-Ch Mux/Demux		
771-LVC1G53DP125	74LVC1G53DP,125	TSSOP-8	2-Ch Mux/Demux		
771-74LVC1G53GD,125	74LVC1G53GD,125	XSON-8U	2-Ch Mux/Demux		
771-LVC1G57GV125	74LVC1G57GV,125	TSOP-6	Config Mult Funct		
771-LVC1GDP125	74LVC1G74DP,125	TSSOP-8	Single D F/F		
771-74LVC1G74GF115	74LVC1G74GF,115	XSON-8	Single D F/F		
771-74LVC1G74GN115	74LVC1G74GN,115	XSON-8	Single D F/F		
771-74LVC1G74GT-G	74LVC1G74GT,115	XSON-8	Single D F/F		
771-74LVC1G86GV	74LVC1G86GV,125	SOT-753	2-In Excl OR		
771-74LVC1G99GF115	74LVC1G99GF,115	XSON-8	Config Mult Funct		
771-74LVC1GX04GW-G	74LVC1GX04GW,125	SOT-363	Crystal Drvr		
771-74LVC1T45GF132	74LVC1T45GF,132	XSON-6	Dl Sup Trans Transcv		
771-74LVC1T45GM115	74LVC1T45GM,115	XSON-6	Dl Sup Trans Transcv		
771-74LVC1T45GW125	74LVC1T45GW,125	TSSOP-6	Dl Sup Trans Transcv		
771-LVC2245ADB118	74LVC2245ADB,118	SSOP-20	Octal Transcvr		
771-LVC241APW118	74LVC241APW,118	TSSOP-20	Oct Buff/Ln Drv		
771-LVC244ABQ115	74LVC244ABQ,115	DHVQFN-20	Oct Buff/Ln Drv		
771-74LVC244ABX115	74LVC244ABX,115	DHXQFN-20	Oct Buff/Ln Drv		
771-74LVC244AD-T	74LVC244AD,118	SO-20	Oct Buff/Ln Drv		
771-74LVC244ADB	74LVC244ADB,112	SSOP-20	Oct Buff/Ln Drv		
771-74LVC244APW-T	74LVC244APW,118	TSSOP-20	Oct Buff/Ln Drv		
771-74LVC245ABX115	74LVC245ABX,115	DHXQFN-20	Oct Bus Trans		
771-74LVC245AD-T	74LVC245AD,118	SO-20	Oct Bus Trans		
771-74LVC245ADB-T	74LVC245ADB,118	SSOP-20	Oct Bus Trans		
771-74LVC245APW-T	74LVC245APW,118	TSSOP-20	Oct Bus Trans		
771-74LVC273PW-T	74LVC273PW,118	TSSOP-20	Octal D-Type		
771-74LVC27D-T	74LVC27D,118	SO-14	Trp 3-In NOR		
771-LVC27PW112	74LVC27PW,112	TSSOP-14	Trp 3-In NOR		
771-LVC2G00DP125	74LVC2G00DP,125	TSSOP-8	Dual 2-In NAND		
771-LVC2G02DP125	74LVC2G02DP,125	TSSOP-8	Dual 2-In NOR		
771-74LVC2G02GD,125	74LVC2G02GD,125	XSON-8U	Dual 2-In NOR		
771-74LVC2G02GF115	74LVC2G02GF,115	XSON-8	Dual 2-In NOR		
771-LVC2G04GF132	74LVC2G04GF,132	XSON-6	Dual Inverter		
771-74LVC2G06GF132	74LVC2G06GF,132	XSON-6	Dual Inverter		
771-74LVC2G08GD,125	74LVC2G08GD,125	XSON-8U	Dual 2-In AND		
771-LVC2G125DP125	74LVC2G125DP,125	TSSOP-8	Dl Bus Buff/Ln Drvr		
771-74LVC2G125GN115	74LVC2G125GN,115	XSON-8	Dl Bus Buff/Ln Drvr		
771-LVC2G14GF132	74LVC2G14GF,132	XSON-6	Dl Inv Schmitt Trigg		
771-LVC2G14GM132	74LVC2G14GM,132	XSON-6	Dl Inv Schmitt Trigg		
771-LVC2G14GV125	74LVC2G14GV,125	TSOP-6	Dl Inv Schmitt Trigg		
771-LVC2G17GM115	74LVC2G17GM,115	XSON-6	Dl N-Inc Schm Trig		
771-LVC2G240DP125	74LVC2G240DP,125	TSSOP-8	Dl Inv Buff/Ln Drvr		
771-LVC2G34GF132	74LVC2G34GF,132	XSON-6	Dual Buffer Gate		

© Copyright 2014 Mouser Electronics

NXP SEMICONDUCTOR Standard Logic

STANDARD LOGIC (CONT.)

RoHS Compliant This product is RoHS compliant.

For quantities greater than listed, call for quote.

MOUSER STOCK NO.	NXP Part No.	Package Type	Description	Price Each 1	Price Each 25
LVC Family (Cont.)					
771-LVC2G34GM115	74LVC2G34GM,115	XSON-6	Dual Buffer Gate		
771-74LVC2G34GN132	74LVC2G34GN,132	XSON-6	Dual Buffer Gate		
771-74LVC2G38GD125	74LVC2G38GD,125	XSON-8U	Dual 2-In NAND		
771-LVC2G53DC125	74LVC2G53DC,125	VSSOP-8	2-Ch Ana Mux/Dem		
771-LVC2G53DP125	74LVC2G53DP,125	TSSOP-8	2-Ch Ana Mux/Dem		
771-74LVC2G53GD,125	74LVC2G53GD,125	XSON-8U	2-Ch Ana Mux/Dem		
771-LVC2GDC125	74LVC2G74DC,125	VSSOP-8	Single D-Type F/F		
771-74LVC2G74GF115	74LVC2G74GF,115	XSON-8	Single D-Type F/F		
771-LVC2GGM125	74LVC2G74GM,125	XQFN-8U	Single D-Type F/F		
771-74LVC2G86GF115	74LVC2G86GF,115	XSON-8	DI 2-In Excl-OR		
771-74LVC2T45DC125	74LVC2T45DC,125	VSSOP-8	DI Sup Trans Transcv		
771-74LVC2T45GD125	74LVC2T45GD,125	XSON-8U	DI Sup Trans Transcv		
771-74LVC2T45GT115	74LVC2T45GT,115	XSON-8	DI Sup Trans Transcv		
771-74LVC32ABQ-G	74LVC32ABQ,115	DHVQFN-14	Quad 2-In OR		
771-74LVC32AD-T	74LVC32AD,118	SO-14	Quad 2-In OR		
771-74LVC32APW-T	74LVC32APW,118	TSSOP-14	Quad 2-In OR		
771-74LVC373APW-T	74LVC373APW,118	TSSOP-20	Oct Trans Ltch		
771-74LVC377PW-T	74LVC377PW,118	TSSOP-20	Octal D F/F		
771-LVC3G04DC125	74LVC3G04DC,125	VSSOP-8	Triple Inverter		
771-74LVC3G04GD,125	74LVC3G04GD,125	XSON-8U	Triple Inverter		
771-LVC3G06DP125	74LVC3G06DP,125	TSSOP-8	Triple Inv w/Open Dr		
771-LVC3G07DC125	74LVC3G07DC,125	VSSOP-8	Trpl Buff w/Open Dr		
771-74LVC3G07GD,125	74LVC3G07GD,125	XSON-8U	Trpl Buff w/Open Dr		
771-LVC3G17DC125	74LVC3G17DC,125	VSSOP-8	Trp N-Inv Schm Trig		
771-LVC3G17DP125	74LVC3G17DP,125	TSSOP-8	Trp N-Inv Schm Trig		
771-74LVC3G17GD,125	74LVC3G17GD,125	XSON-8U	Trp N-Inv Schm Trig		
771-74LVC3G34GF115	74LVC3G34GF,115	XSON-8	Triple Buffer		
771-LVC3GU04DC125	74LVC3GU04DC,125	VSSOP-8	Trp Hex Inverter		
771-LVC3GU04DP125	74LVC3GU04DP,125	TSSOP-8	Trp Hex Inverter		
771-74LVC3GU04GD125	74LVC3GU04GD,125	XSON-8U	Trp Hex Inverter		
771-74LVC4066D-T	74LVC4066D,118	SO-14	Qd Analog Sw		
771-74LVC4066PW-T	74LVC4066PW,118	TSSOP-14	Qd Analog Sw		
771-LVC4245AD112	74LVC4245AD,112	SO-24	3-5V Lvl Sh Xcvr		
771-74LVC4245AD-T	74LVC4245AD,118	SO-24	3-5V Lvl Sh Xcvr		
771-74LVC4245ADB-T	74LVC4245ADB,118	SSOP-24	3-5V Lvl Sh Xcvr		
771-LVC4245APW112	74LVC4245APW,112	TSSOP-24	3-5V Lvl Sh Xcvr		
771-74LVC4245APW-T	74LVC4245APW,118	TSSOP-24	3-5V Lvl Sh Xcvr		
771-LVC541ABQ115	74LVC541ABQ,115	DHVQFN-20	Oct Buff/Ln Drvr		
771-74LVC541APW-T	74LVC541APW,118	TSSOP-20	Oct Buff/Ln Drvr		
771-LVC573ADB118	74LVC573ADB,118	SSOP-20	Oct Trans Ltch		
771-74LVC573APW-T	74LVC573APW,118	TSSOP-20	Oct Trans Ltch		
771-LVC5ABQ115	74LVC574ABQ,115	DHVQFN-20	Octal D-Type F/F		
771-LVC595ABQ115	74LVC595ABQ,115	DHVQFN-16	SISO/SIPO Sh Reg		
771-LVCABQ115	74LVC74ABQ,115	SSOP-14	Dual D-Type F/F		
771-74LVC74AD-T	74LVC74AD,118	SO-14	Dual D-Type F/F		
771-LVC86ADB118	74LVC86ADB,118	SSOP-14	Qd 2-In Excl OR		
771-74LVC8T245BQ118	74LVC8T245BQ,118	DHVQFN-24	8-Bit Trans Transcv		
771-74LVC8T245PW118	74LVC8T245PW,118	TSSOP-24	8-Bit Trans Transcv		
771-74LVCH162244ADG1	74LVCH162244ADGG,1	TSSOP-48	16B Buff/Ln Drvr		
771-74LVCH162245ADG1	74LVCH162245ADGG,1	TSSOP-48	16-Bit Transceiver		
771-LVCH162245ADL112	74LVCH162245ADL,11	SSOP-48	16-Bit Transceiver		
771-74LVCH162373ADG1	74LVCH162373ADGG,1	TSSOP-48	16B D Trans Latch		
771-74LVCH16245ADG11	74LVCH16245ADGG,11	TSSOP-48	16B Bus Transcvr		
771-74LVCH16373ADGG	74LVCH16373ADGG:11	TSSOP-48	16B D Trans Latch		
771-74LVCH1T45GF132	74LVCH1T45GF,132	XSON-6	DI Sup Trans Transcv		
771-74LVCH1T45GM115	74LVCH1T45GM,115	XSON-6	DI Sup Trans Transcv		
771-74LVCH1T45GW125	74LVCH1T45GW,125	TSSOP-6	DI Sup Trans Transcv		
771-74LVCH244ABX115	74LVCH244ABX,115	DHXQFN-20	Octal Buff/Ln Drvr		
771-LVCH244AD118	74LVCH244AD,118	SO-20	Octal Buff/Ln Drvr		
771-74LVCH2T45GD125	74LVCH2T45GD,125	XSON-8U	DI Sup Trans Transcv		
771-LVCU04AD118	74LVCU04AD,118	SO-14	Hex Inverter		
771-LVCU04APW118	74LVCU04APW,118	TSSOP-14	Hex Inverter		
LVT Family					
771-74LVT125D-T	74LVT125D,118	SO-14	Quad Buff, 3St		
771-74LVT162240ADG11	74LVT162240ADGG,11	TSSOP-48	16-Bit Buff/Driver		
771-LVT162244BDGG11	74LVT162244BDGG,11	TSSOP-48	16-Bit Buff/Driver		
771-LVT162244BDL118	74LVT162244BDL,118	SSOP-48	16-Bit Buff/Driver		
771-74LVT162245BDG11	74LVT162245BDGG,11	TSSOP-48	16-Bit Transceiver		
771-LVT162373DGG,118	74LVT162373DGG,118	TSSOP-48	16-Bit Trans Latch		
771-74LVT162374DGG1	74LVT162374DGG,118	TSSOP-48	16-Bit D-Type F/F		
771-74LVT16244BDGG1	74LVT16244BDGG,118	TSSOP-48	16-Bit Buff/Driver		
771-LVT16244BDL118	74LVT16244BDL,118	SSOP-48	16-Bit Buff/Driver		
771-74LVT16245BDGG1	74LVT16245BDGG,118	TSSOP-48	16-Bit Transceiver		
771-74LVT16374ADGG1	74LVT16374ADGG,118	TSSOP-48	16-Bit D-Type F/F		
771-LVT163ADL118	74LVT16374ADL,118	SSOP-48	16-Bit D-Type F/F		
771-LVT2244D118	74LVT2244D,118	SO-20	Oct Buff/Ln Drvr		
771-LVT245D118	74LVT245D,118	SO-20	Octal Transceiver		
771-LVT573PW118	74LVT573PW,118	TSSOP-20	Oct D Trans Latch		
LVTH Family					
771-LVTH16245BDL118	74LVTH16245BDL,118	SSOP-48	16-Bit Transceiver		
771-LVTH244AD118	74LVTH244AD,118	SO-20	Oct Buff/Ln Drvr		
771-LVTH244APW118	74LVTH244APW,118	TSSOP-20	Oct Buff/Ln Drvr		
LVTN Family					
771-74LVTN16244BDG11	74LVTN16244BDGG,11	TSSOP-48	16-Bit Buff/Drvr		
VHC Family					
771-74VHC02BQ115	74VHC02BQ,115	DHVQFN-14	Quad 2-In NOR		
771-74VHC02D118	74VHC02D,118	SO-14	Quad 2-In NOR		
771-74VHC02PW118	74VHC02PW,118	TSSOP-14	Quad 2-In NOR		
771-74VHC08BQ115	74VHC08BQ,115	DHVQFN-14	Quad 2-In AND		

© Copyright 2014 Mouser Electronics

For quantities greater than listed, call for quote.

MOUSER STOCK NO.	NXP Part No.	Package Type	Description	Price Each 1	Price Each 25
VHC Family (Cont.)					
771-74VHC08D118	74VHC08D,118	SO-14	Quad 2-In AND		
771-74VHC08PW118	74VHC08PW,118	TSSOP-14	Quad 2-In AND		
771-74VHC125BQ115	74VHC125BQ,115	DHVQFN-14	Quad Buff/Ln Drvr		
771-74VHC125D118	74VHC125D,118	SO-14	Quad Buff/Ln Drvr		
771-74VHC125PW118	74VHC125PW,118	TSSOP-14	Quad Buff/Ln Drvr		
771-74VHC126BQ115	74VHC126BQ,115	DHVQFN-14	Quad Buff/Ln Drvr		
771-74VHC126D118	74VHC126D,118	SO-14	Quad Buff/Ln Drvr		
771-74VHC126PW118	74VHC126PW,118	TSSOP-14	Quad Buff/Ln Drvr		
771-74VHC14BQ115	74VHC14BQ,115	DHVQFN-14	Hex Inv Sch Trg		
771-74VHC14D118	74VHC14D,118	SO-14	Hex Inv Sch Trg		
771-74VHC14PW118	74VHC14PW,118	TSSOP-14	Hex Inv Sch Trg		
771-74VHC244BQ115	74VHC244BQ,115	DHVQFN-20	Octal Buff/Ln Drvr		
771-74VHC244D118	74VHC244D,118	SO-20	Octal Buff/Ln Drvr		
771-74VHC244PW118	74VHC244PW,118	TSSOP-20	Octal Buff/Ln Drvr		
771-74VHC245BQ115	74VHC245BQ,115	DHVQFN-20	Oct Bus Trans		
771-74VHC245D118	74VHC245D,118	SO-20	Oct Bus Trans		
771-74VHC245PW118	74VHC245PW,118	TSSOP-20	Oct Bus Trans		
771-74VHC32BQ115	74VHC32BQ,115	DHVQFN-14	Quad 2-In OR		
771-74VHC32D118	74VHC32D,118	SO-14	Quad 2-In OR		
771-74VHC32PW118	74VHC32PW,118	TSSOP-14	Quad 2-In OR		
771-74VHC541BQ115	74VHC541BQ,115	DHVQFN-20	Octal Buff/Ln Drvr		
771-74VHC541D118	74VHC541D,118	SO-20	Octal Buff/Ln Drvr		
771-74VHC541PW118	74VHC541PW,118	TSSOP-20	Octal Buff/Ln Drvr		
771-74VHC595BQ115	74VHC595BQ,115	DHVQFN-16	8-Bit SISO/SIPO		
771-74VHC595D118	74VHC595D,118	SO-16	8-Bit SISO/SIPO		
771-74VHC595PW118	74VHC595PW,118	TSSOP-16	8-Bit SISO/SIPO		
VHCT Family					
771-74VHCT02BQ115	74VHCT02BQ,115	DHVQFN-14	Quad 2-In NOR		
771-74VHCT02D118	74VHCT02D,118	SO-14	Quad 2-In NOR		
771-74VHCT02PW118	74VHCT02PW,118	TSSOP-14	Quad 2-In NOR		
771-74VHCT08BQ115	74VHCT08BQ,115	DHVQFN-14	Quad 2-In AND		
771-74VHCT08D118	74VHCT08D,118	SO-14	Quad 2-In AND		
771-74VHCT08PW118	74VHCT08PW,118	TSSOP-14	Quad 2-In AND		
771-74VHCT125BQ115	74VHCT125BQ,115	DHVQFN-14	Quad Buff/Ln Drvr		
771-74VHCT125D118	74VHCT125D,118	SO-14	Quad Buff/Ln Drvr		
771-74VHCT125PW118	74VHCT125PW,118	TSSOP-14	Quad Buff/Ln Drvr		
771-74VHCT126BQ115	74VHCT126BQ,115	DHVQFN-14	Quad Buff/Ln Drvr		
771-74VHCT126D118	74VHCT126D,118	SO-14	Quad Buff/Ln Drvr		
771-74VHCT126PW118	74VHCT126PW,118	TSSOP-14	Quad Buff/Ln Drvr		
771-74VHCT14BQ115	74VHCT14BQ,115	DHVQFN-14	Hex Inv Sch Trg		
771-74VHCT14D118	74VHCT14D,118	SO-14	Hex Inv Sch Trg		
771-74VHCT14PW118	74VHCT14PW,118	TSSOP-14	Hex Inv Sch Trg		
771-74VHCT244BQ115	74VHCT244BQ,115	DHVQFN-20	Octal Buff/Ln Drvr		
771-74VHCT244D118	74VHCT244D,118	SO-20	Octal Buff/Ln Drvr		
771-74VHCT244PW118	74VHCT244PW,118	TSSOP-20	Octal Buff/Ln Drvr		
771-74VHCT245BQ115	74VHCT245BQ,115	DHVQFN-20	Oct Bus Trans		
771-74VHCT245D118	74VHCT245D,118	SO-20	Oct Bus Trans		
771-74VHCT245PW118	74VHCT245PW,118	TSSOP-20	Oct Bus Trans		
771-74VHCT32BQ115	74VHCT32BQ,115	DHVQFN-14	Quad 2-In OR		
771-74VHCT32D118	74VHCT32D,118	SO-14	Quad 2-In OR		
771-74VHCT32PW118	74VHCT32PW,118	TSSOP-14	Quad 2-In OR		
771-74VHCT541BQ115	74VHCT541BQ,115	DHVQFN-20	Octal Buff/Ln Drvr		
771-74VHCT541D118	74VHCT541D,118	SO-20	Octal Buff/Ln Drvr		
771-74VHCT541PW118	74VHCT541PW,118	TSSOP-20	Octal Buff/Ln Drvr		
771-74VHCT595BQ115	74VHCT595BQ,115	DHVQFN-16	8-Bit SISO/SIPO		
771-74VHCT595D118	74VHCT595D,118	SO-16	8-Bit SISO/SIPO		
771-74VHCT595PW118	74VHCT595PW,118	TSSOP-16	8-Bit SISO/SIPO		
NX5DV Family					
771-NX5DV330PW,118	NX5DV330PW,118	TSSOP-16	Qd 1-of-2 Vid Mux/De		
771-NX5DV715HF118	NX5DV715HF,118	HWQFN-32	DS 1-of-2 VGA Sw		
XC7 Family					
771-XC7SET04GV125	XC7SET04GV,125	TSOP-5	Hex Inverter		
771-XC7SET04GW125	XC7SET04GW,125	TSSOP-5	Hex Inverter		
771-XC7SET125GV125	XC7SET125GV,125	TSOP-5	Bus Buff/Ln Drvr		
771-XC7SET125GW125	XC7SET125GW,125	TSSOP-5	Bus Buff/Ln Drvr		
771-XC7SET14GV125	XC7SET14GV,125	TSOP-5	Inv Schmitt Trigg		
771-XC7SET14GW125	XC7SET14GW,125	TSSOP-5	Inv Schmitt Trigg		
771-XC7SET32GV125	XC7SET32GV,125	TSOP-5	2-Input OR Gate		
771-XC7SH04GV125	XC7SH04GV,125	TSOP-5	Inverter		
771-XC7SH08GV125	XC7SH08GV,125	TSOP-5	2-Input AND Gate		
771-XC7SH125GF132	XC7SH125GF,132	XSON-6	Bus Buff/Ln Drvr		
771-XC7SH125GM115	XC7SH125GM,115	XSON-6	Bus Buff/Ln Drvr		
771-XC7SH125GV125	XC7SH125GV,125	TSOP-5	Bus Buff/Ln Drvr		
771-XC7SH125GW125	XC7SH125GW,125	TSSOP-5	Bus Buff/Ln Drvr		
771-XC7SH14GV125	XC7SH14GV,125	TSOP-5	Inv Schmitt Trigg		
771-XC7SH14GW125	XC7SH14GW,125	TSSOP-5	Inv Schmitt Trigg		
771-XC7SH32GW125	XC7SH32GW,125	TSSOP-5	2-Input OR Gate		
771-XC7SHU04GV125	XC7SHU04GV,125	TSOP-5	Inverter		
771-XC7SHU04GW125	XC7SHU04GW,125	TSSOP-5	Inverter		
771-XC7WH126DC125	XC7WH126DC,125	VSSOP-8	DI Bus Buff/Ln Drvr		
771-XC7WH126DP125	XC7WH126DP,125	TSSOP-8	DI Bus Buff/Ln Drvr		
771-XC7WH126GD125	XC7WH126GD,125	XSON-8U	DI Bus Buff/Ln Drvr		
771-XC7WH14DC125	XC7WH14DC,125	VSSOP-8	Triple Inv Schm Trig		
771-XC7WH14DP125	XC7WH14DP,125	TSSOP-8	Triple Inv Schm Trig		
771-XC7WH14GD125	XC7WH14GD,125	XSON-8U	Triple Inv Schm Trig		

© Copyright 2014 Mouser Electronics

ON SEMICONDUCTOR Logic

RoHS Compliant This product is RoHS compliant.

ON Semiconductor®

♦ Surface Mount

PRODUCT NEW

MOUSER STOCK NO. Mfr.	Mfr. Part No.	Package	Description	Price Each 1	Price Each 100
♦	863—7WBD3125AMUTCG	UDFN-8	2-Bit Trans Bus Switch		
♦	863—7WBD3306USG	US-8	2-Bit Trans Bus Switch		
♦	863—M74VHC1GT125DT1G	SOT-23	Single Non Inverting		
♦	863—M74VHC1GT50DFT1G	SC 88A	Single Non Inverting		
♦	863—MC100EL29DWG	SOIC-20W	5V ECL Dual Differential Dat		
♦	863—MC100EL32DG	SOIC-8	5V ECL Divide by 2 D		
♦	863—MC100EL33DG	SOIC-8	5V ECL Divide by 4 D		
♦	863—MC100EL34DG	SOIC-16	5V ECL Divide by 2		
♦	863—MC100EL56DWG	SOIC-20W	5V ECL Dual Differential		
♦	863—MC100EL57DG	SOIC-16	5V ECL 4:1 Differential		
♦	863—MC100EL58DG	SOIC-8	5V ECL 2:1 Mux		
♦	863—MC100EL90DWG	SOIC-20W	-3.3V/-5V Triple E		
♦	863—MC100EL91DWG	SOIC-20W	3.3V/5V Triple LVP		
♦	863—MC100ELT20DG	SOIC-8	5V TTL To Differential		
♦	863—MC100ELT21DG	SOIC-8	5V Differential PECL		
♦	863—MC100ELT22DG	SOIC-8	5V Dual TTL to Differential		
♦	863—MC100ELT23DG	SOIC-8	5V Dual Differential		
♦	863—MC100ELT24DG	SOIC-8	5V TTL to Differential		
♦	863—MC100ELT25DG	SOIC-8	Differential -5V ECL		
♦	863—MC100EP01DG	SOIC-8	BBG ECL OR/NOR 4INPUT		
♦	863—MC100EP05DG	SOIC-8	3.3V/5V 2-Input Differential		
♦	863—MC100EP05DTG	TSSOP 8	3.3V/5V 2-Input Differential		
♦	863—MC100EP08DG	SOIC-8	3.3V/5V Differential		
♦	863—MC100EP105MNG	QFN 32	3.3V/5V ECL Quad 2		
♦	863—MC100EP11DG	SOIC-8	3.3V/5V ECL 1:2 Differential		
♦	863—MC100EP131FAG	LQFP-32	3.3V/5V ECL Quad F/F		
♦	863—MC100EP139DTG	TSSOP 20	3.3V/5V ECL 2/4, 4		
♦	863—MC100EP139DWG	SOIC-20W	3.3V/5V ECL ÷2/4,		
♦	863—MC100EP139MNG	QFN-20	3.3V/5V ECL ÷2/4, ÷4/5/6		
♦	863—MC100EP14DTG	TSSOP-20	3.3V/5V 1:5 Differential		
♦	863—MC100EP16DG	SOIC-8	3.3V/5V ECL Differential		
♦	863—MC100EP16DTG	TSSOP-8	3.3V/5V ECL Differ		
♦	863—MC100EP16FDG	SOIC-8	3.3V/5V ECL Differential R		
♦	863—MC100EP16VADTG	TSSOP-8	3.3V/5V ECL Differential R		
♦	863—MC100EP16VTDG	SOIC-8	3.3V/5V ECL Differential R		
♦	863—MC100EP17DWG	SOIC-20W	3.3V/5V ECL Quad D		
♦	863—MC100EP195FAG	QFP 32	3.3V ECL Programmable		
♦	863—MC100EP196FAG	QFP 32	3.3V ECL Programmable		
♦	863—MC100EP210SFAG	QFP 32	2.5V 1:5 Dual Differential		
♦	863—MC100EP29DTG	TSSOP 20	BBG ECL DL DIFF DFF		
♦	863—MC100EP31DG	SOIC-8	3.3V/5V ECL D Flip		
♦	863—MC100EP32DG	SOIC-8	3.3V/5V ECL ÷2 Div		
♦	863—MC100EP33DG	SOIC-8	3.3V/5V ECL ÷4 Div		
♦	863—MC100EP445FAG	LQFP-32	3.3V/5V ECL Ser-Par		
♦	863—MC100EP446MNG	QFN-32	3.3V/5V ECL 8-Bit		
♦	863—MC100EP51DG	SOIC-8	3.3V/5V ECL D Flip		
♦	863—MC100EP52DG	SOIC-8	3.3V/5V ECL Differential		
♦	863—MC100EP56DTG	TSSOP 20	3.3V/5V ECL Dual D		
♦	863—MC100EP57DTG	TSSOP 20	BBG ECL MLTIPLXR DIF		
♦	863—MC100EP57MNG	QFN-20	BBG ECL MLTIPLXR DIF		-
♦	863—MC100EP58DG	SOIC-8	3.3V/5V ECL 2:1 Mu		
♦	863—MC100EP90DTG	TSSOP 20	BBG ECL TRPL ECL/PEC		
♦	863—MC100EPT20DG	SOIC-8	3.3V TTL/CMOS to Differential		
♦	863—MC100EPT20DTG	TSSOP 8	3.3V TTL/CMOS to Differential		
♦	863—MC100EPT21DG	SOIC-8	3.3V Differential LV		
♦	863—MC100EPT22DG	SOIC-8	3.3V Dual LVTTL/LVCM		
♦	863—MC100EPT22DTG	TSSOP 8	3.3V Dual LVTTL/LVCM		
♦	863—MC100EPT24DG	SOIC-8	3.3V LVTTL/LVCMOS to		
♦	863—MC100EPT25DG	SOIC-8	Differential LVECL/E		
♦	863—MC100EPT26DG	SOIC-8	1:2 Fanout Different		
♦	863—MC100EPT26DTG	TSSOP 8	1:2 Fanout Different		
♦	863—MC100H646FNG	PLCC-28	PECL/TTL-TTL 1:8 Dis		
♦	863—MC100LVE111FNG	PLCC-28	3.3V ECL 1:9 Differential		
♦	863—MC100LVE222FAG	QFP 52	BBG ECL CLOCK DRVR D		
♦	863—MC100LVE310FNG	PLCC-28	3.3V ECL 2:8 Differential		
♦	863—MC100LVEL11DG	SOIC-8	3.3V ECL 1:2 Differential		
♦	863—MC100LVEL14DWG	SOIC-20W	3.3V ECL 1:5 Clock D		
♦	863—MC100LVEL16DG	SOIC-8	3.3V ECL Differential		
♦	863—MC100LVEL17DWG	SOIC-20W	3.3V ECL Quad Differential		
♦	863—MC100LVEL29DWG	SOIC-20W	3.3V ECL Dual Diffl		
♦	863—MC100LVEL37DWG	SOIC-20W	3.3V ECL 1:4 ÷ 1/÷ 2		
♦	863—MC100LVEL38DWG	SOIC-20W	3.3V ECL ÷ 2, ÷ 4/6		
♦	863—MC100LVEL40DWG	SOIC-20W	3.3/5V ECL Differential		
♦	863—MC100LVEL56DWG	SOIC-20W	3.3V ECL Dual Differential		
♦	863—MC100LVEL58DG	SOIC-8	3.3V ECL 2:1 Multipl		
♦	863—MC100LVEL90DWG	SOIC-20W	-3.3V/-5V Triple ECL		

MOUSER STOCK NO. Mfr.	Mfr. Part No.	Package	Description	Price Each 1	Price Each 100
♦	863—MC100LVEL91DWG	SOIC-20W	3.3V/5V Triple LVPEC		
♦	863—MC100LVEL92DWG	SOIC-20W	5V Triple PECL Input		
♦	863—MC100LVELT22DG	SOIC-8	3.3V Dual LVTTL/LVCM		
♦	863—MC100LVELT22DTG	TSSOP-8	3.3V Dual LVTTL/LVCM		
♦	863—MC100LVEP11DG	SOIC-8	2.5V/3.3V ECL 1:2		
♦	863—MC100LVEP14DTG	TSSOP-20	2.5V/3.3V 1:5 Differential		
♦	863—MC100LVEP16DG	SOIC-8	2.5V/3.3V ECL Differential		
♦	863—MC100LVEP210FAG	QFP-32	2.5V/3.3V 1:5 Dual		
♦	863—MC100LVEP34DTG	TSSOP-16	2.5V/3.3V ECL 2, 4		
♦	863—MC10E016FNG	PLCC-28	BBG ECL COUNTER 8BIT		
♦	863—MC10E111FNG	PLCC-28	5V ECL 1:9 Differential		
♦	863—MC10E131FNG	PLCC-28	BBG ECL FLIP FLOP 4B		
♦	863—MC10E137FNG	PLCC-28	5V ECL 8-Bit Ripple		
♦	863—MC10E141FNG	PLCC-28	5V ECL 8-Bit Shift R		
♦	863—MC10E151FNG	PLCC-28	5V ECL 6-Bit D Regis		
♦	863—MC10E431FNG	PLCC-28	BBG ECL FLIP FLOP 3B		
♦	863—MC10EL01DG	SOIC-8	5V ECL 4-Input OR/NO		
♦	863—MC10EL04DG	SOIC-8	5V ECL 2-In AND/NAND		
♦	863—MC10EL05DG	SOIC-8	5V ECL 2-In AND/NAND		
♦	863—MC10EL07DG	SOIC-8	5V ECL 2-In XOR/XNOR		
♦	863—MC10EL11DG	SOIC-8	5V ECL 1:2 Different		
♦	863—MC10EL12DG	SOIC-8	5V ECL Low Imped Driver		
♦	863—MC10EL15DG	SOIC-16	5V ECL 1:4 Clock Dis		
♦	863—MC10EL16DG	SOIC-8	5V ECL Differential		
♦	863—MC10EL31DG	SOIC-8	5V ECL D-Type Flip-F		
♦	863—MC10EL32DG	SOIC-8	5V ECL Divide by 2,		
♦	863—MC10EL34DG	SOIC-16	5V ECL Clock Gen		
♦	863—MC10EL57DG	SOIC-16	5V ECL 4:1 Different		
♦	863—MC10EL58DG	SOIC-8	5V ECL 2:1 Mux		
♦	863—MC10EL89DG	SOIC-8	5V ECL Coaxial Cable		
♦	863—MC10ELT20DG	SOIC-8	BBG ECL TRNSLATR DIF		
♦	863—MC10ELT21DG	SOIC-8	5V Differential PECL		
♦	863—MC10ELT21DTG	TSSOP-8	BBG ECL TRNSLATR DIF		
♦	863—MC10ELT22DG	SOIC-8	BBG ECL TRNSLATR DIF		
♦	863—MC10ELT24DG	SOIC-8	BBG ECL TRNSLATR DIF		
♦	863—MC10ELT25DG	SOIC-8	5V Differential ECL		
♦	863—MC10EP01DG	SOIC-8	3.3V/5V ECL 4-Input		
♦	863—MC10EP05DG	SOIC-8	3.3V/5V 2-Input Differential		
♦	863—MC10EP08DG	SOIC-8	3.3V/5V Differential		
♦	863—MC10EP11DG	SOIC-8	3.3V/5V 1:2 Differential		
♦	863—MC10EP16DG	SOIC-8	3.3V/5V ECL Differential		
♦	863—MC10EP16DTG	TSSOP-8	3.3V/5V ECL Differential		
♦	863—MC10EP16TDG	SOIC-8	3.3V/5V ECL Differential		
♦	863—MC10EP31DG	SOIC-8	3.3V/5V ECL D Flip		
♦	863—MC10EP32DG	SOIC-8	3.3V/5V ECL ÷2 Div		
♦	863—MC10EP33DG	SOIC-8	3.3V/5V ECL Divide		
♦	863—MC10EP51DG	SOIC-8	3.3V/5V ECL D Flip		
♦	863—MC10EP52DG	SOIC-8	3.3V/5V ECL Differential		
♦	863—MC10EP57DTG	TSSOP-20	BBG ECL MLTIPLXR DIF		
♦	863—MC10EP57MNG	QFN-20	BBG ECL MLTIPLXR DIF		
♦	863—MC10EP58DG	SOIC-8	3.3V/5V ECL 2:1 Mu		
♦	863—MC10EP89DG	SOIC-8	3.3V/5V ECL Coaxial		
♦	863—MC10EPT20DG	SOIC-8	3.3V TTL/CMOS to Dif		
♦	863—MC10H101PG	PDIP-16	BBG ECL GATE OR/NOR		
♦	863—MC10H116DG	SOIC-16	Triple Line Receiver		
♦	863—MC10H123FNG	PLCC-20	BBG ECL BUS INTRFCE		
	863—MC10H124PG	PDIP-16	Quad TTL to ECL Tran		
	863—MC10H125PG	PDIP-16	BBG ECL TRNSLATR QUA		
	863—MC10H131PG	PLCC-20	BBG ECL FLIP FLOP DU		
♦	863—MC10H136PG	PDIP-16	Universal Hexadecimal		
♦	863—MC10H600FNG	PLCC-28	BBG ECL TRNSLATR 9BI		
♦	863—MC10H601FNG	PLCC-28	BBG ECL TRNSLATR 9BI		
♦	863—MC10LVEP11DG	SOIC-9	2.5V/3.3V ECL 1:2		
♦	863—MC10LVEP16DG	SOIC-8	2.5V/3.3V ECL Diff		
♦	863—MC12026ADG	SOIC-8	1.1GHz Dual Modulus		
♦	863—MC12080DG	SOIC-8	1.1GHz Prescaler		
♦	863—MC12093DG	SOIC-8	÷2, ÷4, ÷8 1.1 GHz L		
♦	863—MC12093MNR4G	DFN-8	÷2, ÷4, ÷8 1.1 GHz L		
♦	863—MC12095DG	SOIC-8	2.5 GHz Low Power Pr		
♦	863—MC14001BDG	SOIC-14	Quad 2-Input NOR Gat		
♦	863—MC14013BDR2G	SOIC-14	Dual D-Type Flip-Flo		
♦	863—MC14014BDR2G	SOIC-16	8-Bit Static S/R		
♦	863—MC14015BCPG	PDIP-16	Dual 4-Bit Static Sh		
	863—MC14017BCPG	PDIP-16	Decade Counter/Divid		
	863—MC14017BDG	SOIC-16	Decade Counter/Divid		

© Copyright 2014 Mouser Electronics

© Copyright 2014 Mouser Electronics

ON SEMICONDUCTOR Logic

RoHS Compliant This product is RoHS compliant.

ON Semiconductor®

♦ Surface Mount

MOUSER STOCK NO. Mfr.	Mfr. Part No.	Package	Description	Price Each 1	Price Each 100
♦ 863	MC14020BCPG	PDIP-16	14-bit Binary Counter		
863	MC14021BCPG	PDIP-16	8-bit Static Shift R		
863	MC14023BCPG	PDIP-14	Triple 3-Input NAND		
863	MC14024BCPG	PDIP-14	7-Segment Ripple Cou		
863	MC14040BCPG	PDIP-16	12-bit Binary Counte		
♦ 863	MC14040BDR2G	SOIC 16	12-bit Binary Counte		
863	MC14043BCPG	PDIP-16	Quad R-S Latches		
♦ 863	MC14044BDG	SOIC-16	Quad R-S Latches		
863	MC14046BCPG	PDIP-16	Phase Locked Loop		
863	MC14049BCPG	PDIP-16	Hex Buffer		
863	MC14049UBCPG	PDIP-16	Hex Buffer		
♦ 863	MC14049UBDR2G	SOIC 16	Hex Buffer		
863	MC14050BCPG	PDIP-16	Hex Buffer		
♦ 863	MC14050BDR2G	SOIC-16	Hex Buffer		
863	MC14060BCPG	PDIP-16	14-Stage Binary Coun		
♦ 863	MC14060BDG	SOIC-16	14-Stage Binary Coun		
863	MC14069UBCPG	PDIP-14	Hex Inverter		
863	MC14070BCPG	PDIP-14	Quad XOR Gate		
863	MC14071BCPG	PDIP-14	Quad 2-Input OR Gate		
♦ 863	MC14071BDR2G	SOIC 14	LOG CMOS GATE OR QUA		
863	MC14081BCPG	PDIP-14	Quad 2-Input AND Gat		
863	MC14082BCPG	PDIP-14	Dual 4-Input AND Gat		
♦ 863	MC14093BDG	SOIC-14	Quad 2-Input NAND Sc		
♦ 863	MC14094BDG	SOIC-16	8-bit Shift/Store Re		
863	MC14106BCPG	PDIP-14	Hex Schmitt Trigger		
♦ 863	MC1413BDR2G	SOIC 16	High Voltage, High C		
863	MC14174BCPG	PDIP-16	Hex D-Type Flip-Flop		
♦ 863	MC14490DWG	SO-16 WB	Hex Bounce Eliminator		
863	MC14490PG	PDIP-16	Hex Bounce Eliminator		
863	MC14504BCPG	PDIP-16	Hex Level Shifter		
♦ 863	MC14504BDG	SOIC-16	Hex Level Shifter		
863	MC14511BCPG	PDIP-16	BCD-to-7 Segment Lat		
♦ 863	MC14511BDG	SOIC-16	BCD-to-7 Segment Lat		
863	MC14512BCPG	PDIP-16	8-Channel Data Selec		
863	MC14517BCPG	PDIP-16	Dual 64-bit Static S		
♦ 863	MC14517BDWG	SOIC-16W	Dual 64-bit Static S		
863	MC14518BCPG	PDIP-16	Dual BCD Up Counter		
863	MC14520BCPG	PDIP-16	Dual BCD Up Counter		
863	MC14521BCPG	PDIP-16	24-Stage Frequency D		
863	MC14526BCPG	PDIP-16	Presettable 4-bit Do		
863	MC14528BCPG	PDIP-16	Dual Monostable Mult		
♦ 863	MC14528BDG	SOIC-16	Dual Monostable Mult		
863	MC14532BCPG	PDIP-16	8-bit Priority Encod		
♦ 863	MC14532BDG	SOIC-16	8-bit Priority Encod		
863	MC14536BCPG	PDIP-16	Programmable Timer		
♦ 863	MC14536BDWG	SOIC-16W	Programmable Timer		
863	MC14538BCPG	PDIP-16	Dual Precision Monos		
♦ 863	MC14538BDG	SOIC-16	Dual Precision Monos		
♦ 863	MC14538BDWR2G	SO-16	Dual Precision Monos		
863	MC14541BCPG	PDIP-14	Programmable Oscilla		
♦ 863	MC14541BDG	SOIC-14	Programmable Oscilla		
863	MC14543BCPG	PDIP-16	BCD-to-7 Segment Lat		
♦ 863	MC14543BDG	SOIC-16	BCD-to-7 Segment Lat		
863	MC14553BCPG	PDIP-16	3-Digit BCD Counter		
863	MC14557BCPG	PDIP-16	1 To 64 bit Variable		
863	MC14569BCPG	PDIP-16	Programmable Divide-		
863	MC14584BCPG	PDIP-14	Hex Schmitt Trigger		
♦ 863	MC14584BDG	SOIC-14	Hex Schmitt Trigger		
♦ 863	MC14584BFELG	SOEIAJ-14	Hex Schmitt Trigger		
♦ 863	MC74AC00DR2G	SOIC 14	Quad 2-Input NAND Ga		
♦ 863	MC74AC04DR2G	SOIC 14	Hex Inverter		
♦ 863	MC74AC138DG	SOIC-16	1-of-8 Decoder/Demul		
♦ 863	MC74AC14DG	SOIC-14	Hex Inverter Schmitt		
♦ 863	MC74AC74DR2G	SOIC-14	Dual D-Type Positive		
♦ 863	MC74ACT04DG	SOIC-14	Hex Inverter		
♦ 863	MC74ACT125DR2G	SOIC 14	Quad Buffer with 3-S		
♦ 863	MC74ACT132DG	SOIC-14	Quad 2-In NAND Schmt		
♦ 863	MC74ACT138DG	SOIC-16	1-of-8 Decoder/Demul		
♦ 863	MC74ACT14DG	SOIC-14	Hex Inverter Schmitt		
♦ 863	MC74ACT14DR2G	SOIC 14	Hex Inverter Schmitt		
♦ 863	MC74ACT273DWG	SOIC-20W	Octal D-Type Flip-Fl		
♦ 863	MC74ACT32DG	SOIC-14	Quad 2-In OR w/TTL		
♦ 863	MC74ACT541DWG	SOIC-20W	Octal Buffer/Line Dr		
♦ 863	MC74ACT541DWR2G	SOIC-20	Octal Buffer/Line Dr		
863	MC74ACT640NG	PDIP-20	Octal 3-State Invert		
♦ 863	MC74ACT74DG	SOIC-14	Dual D-Type Positive		
♦ 863	MC74HC00ADG	SOIC-14	Quad 2-Input NAND Ga		
♦ 863	MC74HC02ADG	SOIC-14	Quad 2-Input NOR Gat		
♦ 863	MC74HC04ADG	SOIC-14	Hex Inverter		
♦ 863	MC74HC08ADG	SOIC-14	Quad 2-Input AND Gat		
♦ 863	MC74HC08ADR2G	SOIC-14	Quad 2-Input AND Gat		
863	MC74HC08ANG	PDIP-14	Quad 2-Input AND Gat		
♦ 863	MC74HC125ADG	SOIC-14	Quad Noninverting Bu		
♦ 863	MC74HC125ADR2G	SOIC 14	Quad Noninverting Bu		
♦ 863	MC74HC132ADG	SOIC-14	Quad 2-Input NAND Sc		
863	MC74HC132ANG	PDIP-14	Quad 2-Input NAND Sc		
♦ 863	MC74HC138ADG	SOIC-16	1-of-8 Decoder/Demul		
863	MC74HC138ANG	PDIP-16	1-of-8 Decoder/Demul		
863	MC74HC139ANG	PDIP-16	Dual 1-of-4 Decoder		

MOUSER STOCK NO. Mfr.	Mfr. Part No.	Package	PRODUCT NEW Description	Price Each 1	Price Each 100
♦ 863	MC74HC14ADG	SOIC-14	Hex Schmitt-Trigger		
♦ 863	MC74HC14ADR2G	SOIC 14	Hex Schmitt-Trigger		
863	MC74HC14ANG	PDIP-14	Hex Schmitt-Trigger		
♦ 863	MC74HC157ADG	SOIC-16	Data Selector/Multip		
♦ 863	MC74HC165ADG	SOIC-16	8-bit Serial or Para		
863	MC74HC165ANG	PDIP-16	8-bit Serial or Para		
863	MC74HC240ANG	PDIP-20	Octal 3-State Invert		
863	MC74HC244ANG	PDIP-20	Octal 3-State Non-In		
♦ 863	MC74HC245ADWG	SOIC-20W	Octal 3-State Non-In		
♦ 863	MC74HC245ADWR2G	SOIC-20W	Octal 3-State Non-In		
863	MC74HC245ANG	PDIP-20	Octal 3-State Non-In		
♦ 863	MC74HC273ADWG	SOIC-20W	Octal D-Type Flip-Fl		
863	MC74HC273ANG	PDIP-20	Octal D-Type Flip-Fl		
♦ 863	MC74HC32ADG	SOIC-14	Quad OR Gate		
♦ 863	MC74HC32ADR2G	SOIC 14	Quad OR Gate		
863	MC74HC32ANG	PDIP-14	Quad OR Gate		
♦ 863	MC74HC373ADWG	SOIC-20W	Oct 3-State Non-Inv		
863	MC74HC373ANG	PDIP-20	Oct 3-State Non-Inv		
♦ 863	MC74HC374ADWG	SOIC-20W	Octal D-Type Flip-Fl		
863	MC74HC4040ANG	PDIP-16	Monolithic WFR, Bina		
♦ 863	MC74HC4046ADG	SOIC-16	Phase Locked Loop		
♦ 863	MC74HC4046ADR2G	SOIC 16	Phase Locked Loop		
♦ 863	MC74HC4051ADTR2G	TSSOP-16	Analog Multiplexers/		
♦ 863	MC74HC4051ADWR2G	SO-16	Analog Multiplexers/		
♦ 863	MC74HC4052ADTR2G	TSSOP-16	Analog Multiplexers/		
♦ 863	MC74HC4052ADWG	SOIC-16W	Analog Mux/Demux		
♦ 863	MC74HC4053ADR2G	SO-16	Analog Multiplexers/		
♦ 863	MC74HC4053ADWG	SOIC-16W	Analog Mux/Demux		
♦ 863	MC74HC4538ADG	SOIC-16	Dual Precision Monos		
♦ 863	MC74HC4538ADR2G	SOIC 16	Dual Precision Monos		
863	MC74HC4538ANG	PDIP-16	Dual Precision Monos		
♦ 863	MC74HC541ADWG	SOIC-20W	Octal 3-State Noninv		
863	MC74HC541ANG	PDIP-20	Octal 3-State Noninv		
♦ 863	MC74HC573ADWR2G	SOIC 20	Octal 3-State Non-In		
863	MC74HC573ANG	PDIP-20	Oct 3-State Non-Inv		
♦ 863	MC74HC574ADWG	SOIC-20W	Octal D-Type 3-State		
♦ 863	MC74HC574ADWR2G	SOIC-20	Octal D-Type 3-State		
863	MC74HC574ANG	PDIP-20	Octal D-Type 3-State		
♦ 863	MC74HC589ADG	SOIC-16	8/bit Shift Register		
863	MC74HC589ANG	PDIP-16	8/bit Shift Register		
♦ 863	MC74HC595ADG	SOIC-16	Shift Register 3-Sta		
♦ 863	MC74HC595ADTR2G	TSS16-16	Shift Register 3-Sta		
863	MC74HC595ANG	PDIP-16	Shift Register 3-Sta		
♦ 863	MC74HC74ADG	SOIC-14	Dual D-Type Flip-Flo		
863	MC74HC74ANG	PDIP-14	Dual D-Type Flip-Flo		
♦ 863	MC74HCT14ADG	SOIC-14	Hex Schmitt-Trigger		
♦ 863	MC74HCT244ADTR2G	TSSOP 20	Octal 3-State Noninv		
♦ 863	MC74HCT245ADWG	SOIC-20W	Octal 3-State Non-In		
♦ 863	MC74HCT245ANG	PDIP-20	Octal 3-State Non-In		
♦ 863	MC74HCT574ADWG	SOIC-20W	Octal D-Type F/F Non-Inv		
♦ 863	MC74HCT74ADG	SOIC-14	Octal D-Type with S&R		
♦ 863	MC74LCX04DTG	TSSOP-14	Low-Volt Hex Inverter		
♦ 863	MC74LCX16244DTG	TSSOP-48	Low-Voltage CMOS 16-		
♦ 863	MC74LCX16374DTG	TSSOP-48	Low-Voltage CMOS 16-		
♦ 863	MC74LCX244DTG	TSSOP-20	Low Voltage Octal No		
♦ 863	MC74LCX244DTR2G	TSSOP 20	Low Voltage Octal No		
♦ 863	MC74LCX245DTG	TSSOP-20	Low-Voltage CMOS Oct		
♦ 863	MC74LVX4245DTG	TSSOP-24	Dual Supply Octal Tr		
♦ 863	MC74VHCT574ADTG	TSSOP-20	Octal D-Type Flip-Fl		
♦ 863	MCH12140DG	SOIC-8	Phase Frequency Dete		
♦ 863	MCK12140DG	SOIC-8	Phase Frequency Dete		
♦ 863	NB100LVEP91DWG	SOIC-20W	2.5V/3.3V NECL Out		
♦ 863	NB6L11DG	SOIC-8	6GHz 2.5V/3.3V LVNEC		
♦ 863	NB6L11DTG	TSSOP 8	6GHz 2.5V/3.3V Multi		
♦ 863	NB6L11SMNG	QFN-16	Fanout Buffer/Transltr		
♦ 863	NB6L16DG	SOIC-8	6GHz/6Gbps 2.5V/3.3V		
♦ 863	NB6L16DTG	TSSOP-8	6GHz/6Gbps 2.5V/3.3V		
♦ 863	NB6L239MNG	QFN 16	2.5 V/3.3 V Any Di		
♦ 863	NBSG16MMNG	QFN-16	Multilvl In Clk/Data Rcvr		
♦ 863	NBSG16VSMNG	QFN-16	2.5V/3.3V SiGe Diffe		
♦ 863	NBSG72AMNG	QFN 16	2.5V/3.3V SiGe Diffe		
♦ 863	NBSG86AMNG	QFN 16	2.5 V/3.3 V SiGe Dif		
♦ 863	NL17SZ32DFT2G	SC 88A	Single 2 Input OR Ga		
♦ 863	NL17SZ74USG	US-8	Single D-Type Flip-F		
♦ 863	NL27WZ00USG	US8	Dual 2 Input NAND Ga		
♦ 863	NL27WZ07DFT2G	SC 88	Dual Buffer, Open Dr		
♦ 863	NL27WZ125USG	US8	Dual Buffer, 3 State		
♦ 863	NL27WZ16DFT2G	SC 88	Dual Buffer		
♦ 863	NL27WZ17DFT2G	SC 88	Dual Buffer Schmitt,		
♦ 863	NL37WZ17USG	US8	Triple Non Inverting		
♦ 863	NL7SZ97DFT2G	SC-88-6	Flexible Choice Gate		
863	NLSV8T244MUTAG	UQFN-20	8-bit Dual Supply Non-Inverting Level Trans.		
863	NLSX4378FCT1G	uBUMP	4-bit 20Mb/s Dual Supply Level Trans.		
863	NLSX4373MUTAG	UDFN	2-bit 20Mb/s Dual Supply Level Trans.		
♦ 863	NLU1G14MUTCG	UDFN-6	Sngl Schmitt-Trig Inv		
♦ 863	NLU1G32MUTCG	UDFN-6	Sngl 2-Input OR		
♦ 863	NLU1GT14MUTCG	UDFN-6	Sngl Schmitt-Trig Inv		
♦ 863	NLU2G16MUTCG	UDFN-6	Dual Non-Inv Buffer		
863	NLU1GT125AMX1TCG	ULLGA-6	3-State Non-inverting TTL Level Buffer		

© Copyright 2014 Mouser Electronics

© Copyright 2014 Mouser Electronics

For current pricing, visit mouser.com

STMICROELECTRONICS Logic

Products may be RoHS compliant. Check mouser.com for RoHS status.

life.augmented

74HC HIGH SPEED CMOS

For quantities greater than listed, call for quote.

MOUSER STOCK NO.	STM Part No.	Case Type	Description	Price Each 1	10	100
Surface Mount						
511-M74HC00M-TR	M74HC00RM13TR	SO-14	Quad 2-input nand gate			
511-M74HC14M-TR	M74HC14RM	SO-14	Hex Schmitt Inverter			
511-M74HC73T	M74HC73TTR	TSSOP-14	Dual J-K F/F with Clear			
511-M74HC151T	M74HC151TTR	TSSOP-16	8-to-1 line multiplexer			
511-M74HC165M-TR	M74HC165RM13TR	SO-16	8-bit PISO shift register			
511-M74HC393T	M74HC393TTR	TSSOP-14	Dual binary counter			
511-M74HC4020M-TR	M74HC4020RM13TR	SO-16	14 stage binary counter			
511-M74HC595M-TR	M74HC595RM13TR	SO-16	8-bit shft reg out latch (3-st)			
511-M74HC595T	M74HC595TTR	TSSOP-16	8-bit shft reg out latch (3-st)			
511-M74HC688T	M74HC688TTR	TSSOP-20	8-bit equality comparator			
511-M74HC4040M-TR	M74HC4040RM13TR	SO-16	12-stage binary counter			
511-M74HC4051T	M74HC4051TTR	TSSOP-16	Single 8-channel analog			
511-M74HC4053M-TR	M74HC4053RM13TR	SO-16	Analog multiplexer			
511-M74HC4060M-TR	M74HC4060RM13TR	SO-16	14-stage binary counter/osc			
511-M74HC4060T	M74HC4060TTR	TSSOP-16	14-stage binary counter/osc			
511-M74HC4066M-TR	M74HC4066RM13TR	SO-14	Quad bilateral switch			
511-M74HC4078M-TR	M74HCC4078RM13TR	SO-14	8-input NOR/OR gate			
511-M74HC4316M-TR	M74HC4316RM13TR	SO-16	Quad analog switch			
511-M74HC4538M-TR	M74HC4538M1R	SO-16	Dual monostable multivibrator			
Thru Hole						
511-M74HC00	M74HC00B1R	DIP-14	Quad 2-input NAND gate			
511-M74HC02	M74HC02B1R	DIP-14	Quad 2-input NOR gate			
511-M74HC04	M74HC04B1R	DIP-14	Hex inverter			
511-M74HC08	M74HC08B1R	DIP-14	Quad 2-input AND gate			
511-M74HC14	M74HC14B1R	DIP-14	Hex schmitt inverter			
511-M74HC32	M74HC32B1R	DIP-14	Quad 2-input OR gate			
511-M74HC74	M74HC74B1R	DIP-14	Dual D-type F/F w/PS & clr			
511-M74HC123	M74HC123B1R	DIP-16	Dual retrig. Multivibrator			
511-M74HC125	M74HC125B1R	DIP-14	Quad bus buffer (3-state)			
511-M74HC132	M74HC132B1R	DIP-14	Quad 2-in schmt NAND gate			
511-M74HC133	M74HC133B1R	DIP-16	13-input NAND gate			
511-M74HC138	M74HC138B1R	DIP-16	3-to-8 line decoder (inv.)			
511-M74HC139	M74HC139B1R	DIP-16	Dual 2-to-4 ln decdr/demltplx			
511-M74HC148	M74HC148B1R	DIP-16	8-to-3 line priority encoder			
511-M74HC157	M74HC157B1R	DIP-16	Quad 2-channel multiplexer			
511-M74HC164	M74HC164B1R	DIP-14	8-bit serial-in-parallel-out			
511-M74HC165	M74HC165B1R	DIP-16	8-bit parallel-in-serial-out			
511-M74HC221	M74HC221B1R	DIP-16	Dual monostable multivibrator			
511-M74HC238	M74HC238B1R	DIP-16	3-to-8 line decoder			
511-M74HC251	M74HC251B1R	DIP-16	8-channel multiplexer (3-state)			
511-M74HC390	M74HC390B1R	DIP-16	Dual decade counter			
511-M74HC595	M74HC595B1R	DIP-16	8-bit shft reg out latch (3-st)			
511-M74HC4017	M74HC4017B1R	DIP-16	Decade counter/divider			
511-M74HC4051	M74HC4051B1R	DIP-16	Single 8-channel analog			
511-M74HC4053	M74HC4053B1R	DIP-16	Triple 2-channel analog			
511-M74HC4066	M74HC4066B1R	DIP-14	Quad bilateral switch			
511-M74HC4075	M74HC4075B1R	DIP-14	Triple 3-input OR gate			
511-M74HC4078	M74HC4078B1R	DIP-14	8-input NOR/OR gate			
511-M74HC4094	M74HC4094B1R	DIP-16	8-bit serial-in-parallel-out			
511-M74HC4538	M74HC4538B1R	DIP-16	Dual monostable multivibrator			

74LCX LOW VOLTAGE CMOS

For quantities greater than listed, call for quote.

MOUSER STOCK NO.	STM Part No.	Case Type	Description	Price Each 1	10	100
Surface Mount						
511-74LCX244T	74LCX244TTR	TSSOP-20	Octal bus buffer (3-state) 5V			

74LVX LOW VOLTAGE CMOS

For quantities greater than listed, call for quote.

MOUSER STOCK NO.	STM Part No.	Case Type	Description	Price Each 1	10	100
Surface Mount						
511-74LVX273T	74LVX273TTR	TSSOP-20	Octal D-type flip-flop with clear			

4000 SERIES CMOS

For quantities greater than listed, call for quote.

MOUSER STOCK NO.	STM Part No.	Case Type	Description	Price Each 1	10	100
Surface Mount						
511-4050BM-TR	HCF4050M013TR	SO-16	Hex buffer/converter			
511-4051BM-TR	HCF4051MO13TR	SO-16	Single 8-channel analog			
511-4066BM-TR	HCF4066M013TR	SO-14	Quad bilateral switch			
511-4098BM-TR	HCF4098M013TR	SO-16	Dual Mono Multivibrator			

4000 SERIES CMOS (CONT.)

For quantities greater than listed, call for quote.

MOUSER STOCK NO.	STM Part No.	Case Type	Description	Price Each 1	10	100
Thru Hole						
511-4001	HCF4001BEY	DIP-14	Quad 2-input NOR gate			
511-4007U	HCF4007UBEY	DIP-14	Dual complementary pair			
511-4011	HCF4011BEY	DIP-14	Quad 2-input NAND gate			
511-4013	HCF4013BEY	DIP-14	Dual D-type flip-flop			
511-4016	HCF4016BEY	DIP-14	Quad bilateral switch			
511-4017	HCF4017BEY	DIP-16	Decade counter/divider			
511-4020	HCF4020BEY	DIP-16	14-stage binary/ripple counter			
511-4024	HCF4024BEY	DIP-14	7-stage binary/ripple counter			
511-4030	HCF4030BEY	DIP-16	Quad exclusive OR gate			
511-4040	HCF4040BEY	DIP-16	12-stage binary/ripple counter			
511-4047	HCF4047BEY	DIP-14	Monostable/astable multivbrtr			
511-4049U	HCF4049UBEY	DIP-16	Hex inverting buffer/converter			
511-4050	HCF4050BEY	DIP-16	Hex non-inv buffer/converter			
511-4051	HCF4051BEY	DIP-16	Single 8-channel Multiplexer			
511-4052	HCF4052BEY	DIP-16	Differential 4-channel Multiplexr			
511-4053	HCF4053BEY	DIP-16	Triple 2-channel Multiplexer			
511-4060	HCF4060BEY	DIP-16	14-stg cntr/drvr & oscillator			
511-4066	HCF4066BEY	DIP-14	Quad bilateral switch			
511-4069U	HCF4069UBEY	DIP-14	Hex inverter			
511-4070	HCF4070BEY	DIP-14	Quad exclusive OR gate			
511-4081	HCF4081BEY	DIP-14	Quad 2-input AND gate			
511-4093	HCF4093BEY	DIP-14	Quad 2-in NAND schmitt trig			
511-4094	HCF4094BEY	DIP-16	8-stg shift-and-store bus reg			
511-4098	HCF4098BEY	DIP-16	Dual monostable multivibrator			
511-4538	HCF4538BEY	DIP-16	Dual precision monostable			
511-4541	HCF4541BEY	DIP-14	Programmable timer			
511-40103	HCF40103BEY	DIP-16	Presettable 8-bit bin dwn cntr			
511-40106	HCF40106BEY	DIP-14	Hex schmitt trigger			

74HCT HIGH SPEED CMOS

For quantities greater than listed, call for quote.

MOUSER STOCK NO.	STM Part No.	Case Type	Description	Price Each 1	10	100
Thru Hole						
511-M74HCT14	M74HCT14B1R	DIP-14	Hex schmitt inverter			

74LVC HIGH PERFORMANCE CMOS

For quantities greater than listed, call for quote.

MOUSER STOCK NO.	STM Part No.	Case Type	Description	Price Each 1	10	100
Thru Hole						
511-74LVC245AT	74LVC245ATTR	TSSOP-20	Octal bus tranceiver			

74LX1G SINGLE GATE LOW VOLTAGE CMOS

For quantities greater than listed, call for quote.

MOUSER STOCK NO.	STM Part No.	Case Type	Description	Price Each 1	10	100
Surface Mount						
511-74LX1G07C	74LX1G07CTR	SOT-323	Single buffer/driver			
511-74LX1G08C	74LX1G08CTR	SOT-323	Single 2-input AND gate			
511-74LX1G14C	74LX1G14CTR	SOT-323	Single schmitt inverter			
511-74LX1G70S	74LX1G70STR	SOT-23-5L	Single buffer			

74V1G SINGLE GATE HIGH SPEED CMOS

For quantities greater than listed, call for quote.

MOUSER STOCK NO.	STM Part No.	Case Type	Description	Price Each 1	10	100
Surface Mount						
511-74V1G02S	74V1G02STR	SOT-23	Single 2-input NOR gate			
511-74V1G04S	74V1G04STR	SOT-23	Single inverter			
511-74V1G08C	74V1G08CTR	SOT-323	Single 2-input AND gate			
511-74V1G08S	74V1G08STR	SOT-23	Single 2-input AND gate			
511-74V1G32C	74V1G32CTR	SOT-323	Single 2-input OR gate			
511-74V1G66S	74V1G66S	SOT-23	Single bilateral switch			

POWER LOGIC (STPIC SERIES)

For quantities greater than listed, call for quote.

MOUSER STOCK NO.	STM Part No.	Case Type	Description	Price Each 1	10	100
Surface Mount						
511-STPIC6C595T	STPIC6C595TTR	SSOP-24	8-bit shift register low			

© Copyright 2014 Mouser Electronics

© Copyright 2014 Mouser Electronics

TEXAS INSTRUMENTS Logic

RoHS Compliant This product is RoHS compliant.

SPECIALTY LOGIC

For quantities greater than listed, call for quote.

MOUSER STOCK NO.	Texas Instruments Part No.	Package Style	Supply Voltage (V) (Min./Max.)	Quiescent Current (Max.) (mA)	Input Resistance (Min./Typ.)	Largest Detection BW (Typ.) (% of f_0)	Bandwidth Skew (Typ.) (% of f_0)	Highest Center Frequency	Operating Temp. Range (°C)	Price Each 1	Price Each 25	Price Each 100
926-LM567CM/NOPB	LM567CM/NOPB	SOIC-8	4.75/9.0	10	15/20Ω	14	±2	500kHz	0 to 70			
926-LM567CN/NOPB	LM567CN/NOPB	DIP-8	4.75/9.0	10	15/20Ω	14	±2	500kHz	0 to 70			
926-LMC567CM/NOPB	LMC567CM/NOPB	SOIC-8	2.0/9.0	1.3	---/40Ω	15	±1	700kHz	-25 to 125			
926-LMC567CN/NOPB	LMC567CN/NOPB	DIP-8	2.0/9.0	1.3	---/40Ω	15	±1	700kHz	-25 to 125			

LOGIC

For quantities greater than listed, call for quote.

MOUSER STOCK NO.	Package	Description	Price Each 1	Price Each 25
595-74ACT16240DLR	SSOP-48	16-Bit Buff/Driver		
595-74ACT16244DGGR	TSSOP-48	16-Bit Buff/Line Driver		
595-74ACT16244DL	SSOP-48	16-Bit Buff/Line Driver		
595-74ACT16245DL	SSOP-48	16-Bit Bus Transceiver		
595-74ACT16373DL	SSOP-48	16-Bit D-Type Latch		
595-74ACT16374DL	SSOP-48	16-Bit D-Type Flip Flop		
595-74AHCT16244DGGR	TSSOP-48	16-Bit Buff/Driver		
595-74AVCB164245ZQLR	BGA-Microstar	16-Bit Voltage-Level Bus		
595-74AVCBH164245GR	TSSOP-48	16-Bit Bus Transceiver		
595-74VMEH22501DGGR	TSSOP-48	8-Bit Univ Bus Transceiver		
595-CD4001BE	DIP-14	Quad NOR Gate		
595-CD4002BE	DIP-14	Dual NOR Gate		
595-CD4007UBE	DIP-14	Pair Plus Inverter		
595-CD40106BE	DIP-14	Hex Schmitt Trigger		
595-CD40106BM96	SOIC-14	Hex Schmitt Trigger		
595-CD40106BPWR	TSSOP-14	Hex Schmitt Trigger		
595-CD40107BE	DIP-8	Dual NAND Buff		
595-CD40109BE	DIP-16	Quad Level Shifter		
595-CD40109BPWR	TSSOP-16	Quad Level Shifter		
595-CD40110BE	PDIP-16	Decade Up-Down Cntr		
595-CD4011BE	DIP-14	Quad NAND Gate		
595-CD4011BM	SOP-14	Quad NAND Gate		
595-CD4011BM96	SOIC-14	Quad NAND Gate		
595-CD4011UBE	DIP-14	Quad NAND Gate		
595-CD4011UBM	SOIC-14	Quad NAND Gate		
595-CD4012BE	DIP-14	Dual NAND Gate		
595-CD4013BE	DIP-14	Dual D-Type Flip Flop		
595-CD4013BM	SOIC-14	Dual D-Type Flip Flop		
595-CD4013BMG4	SOIC-14	Dual D-Type Flip-Flop		
595-CD40147BE	DIP-16	BCD Priority Encoder		
595-CD4015BE	DIP-16	Dual Static Shift Register		
595-CD4016BE	DIP-14	Quad Bilateral Switch		
595-CD40174BE	DIP-16	Hex D-Type Flip-Flop		
595-CD40175BE	DIP-16	Quad D-Type Flip-Flop		
595-CD4017BE	DIP-16	Decade Cntr		
595-CD4017BNSR	SOP-16	Decade Cntr		
595-CD4018BE	DIP-16	Preset Divide-By-N Cntr		
595-CD40192BE	DIP-16	Preset BCD Cntr		
595-CD40193BE	DIP-16	Preset Binary Cntr		
595-CD4020BE	DIP-16	Ripple-Carry Binary Cntr		
595-CD4023BE	DIP-14	Triple NAND Gate		
595-CD4025BE	DIP-14	Triple 3-Input NOR Gate		
595-CD4026BE	DIP-16	Decade Cntr		
595-CD4027BE	DIP-16	Dual J-K Master-Slave Flip-Flop		
595-CD4028BE	DIP-16	BCD-to-Decimal Decoder		
595-CD4029BE	DIP-16	Preset Cntr		
595-CD4030BE	DIP-14	Quad Exclusive-OR Gate		
595-CD4034BE	PDIP-24	8-Stage Static Bus Register		
595-CD4040BE	DIP-16	Ripple-Carry Binary Cntr		
595-CD4043BE	DIP-16	Quad NOR R/S Latch		
595-CD4044BE	DIP-16	Quad NAND R/S Latch		
595-CD4045BE	DIP-16	21-Stage Cntr		
595-CD4046BE	DIP-16	Micropower Phase-Locked Loop		
595-CD4047BE	DIP-14	Monost/Astable Multivibrator		
595-CD4048BE	DIP-16	Multifunction 8-Input Gate		
595-CD4049UBDW	SOIC-16	Hex Inverting Buff		
595-CD4049UBE	DIP-16	Hex Inverting Buff		
595-CD4049UBNSR	SOP-16	Hex Inverting Buff		
595-CD4050BE	DIP-16	Hex Non-Inverting Buff		
595-CD4051BE	DIP-16	Single 8-Chann Multiplex		
595-CD4051BM96	SOIC-16	Single 8-Chann Multiplex		
595-CD4052BE	DIP-16	4-Chann Multiplex		
595-CD4052BM96G3	SOIC-16	4-Chann Multiplex		
595-CD4052BPWR	TSSOP-16	4-Chann Multiplex		
595-CD4053BE	DIP-16	Triple 2-Chann Multiplex		
595-CD4053BM96	SOIC-16	Triple 2-Chann Multiplex		
595-CD4053BM96G3	SOIC-16	Triple 2-Chann Multiplex		
595-CD4053BPWR	TSSOP-16	Triple 2-Chann Multiplex		
595-CD4053BPWRG3	TSSOP-16	Triple 2-Chann Multiplex		
595-CD4054BE	DIP-16	4-Segment LCD Driver		
595-CD4055BE	DIP-16	BCD-to-7-Segment LCD Decoder		
595-CD4056BE	DIP-16	BCD-to-7-Segment LCD Decoder		
595-CD4059AE	PDIP-24	Programmable Cntr		
595-CD4060BE	DIP-16	14-Stage Binary Cntr		
595-CD4060BPWR	TSSOP-16	Ripple-Carry Binary Cntr		
595-CD4063BE	DIP-16	4-Bit Magnitude Comparator		
595-CD4066BE	DIP-14	Single 16-Chann Multiplex		
595-CD4067BE	DIP-24	Single 16-Chann Multiplex		
595-CD4068BE	DIP-14	8-Input NAND/AND Gate		
595-CD4070BE	DIP-14	Quad OR Gate		
595-CD4071BE	DIP-14	Quad OR Gate		

NEW PRODUCT

For quantities greater than listed, call for quote.

MOUSER STOCK NO.	Package	Description	Price Each 1	Price Each 25
595-CD4072BE	SOP-14	Dual OR Gate		
595-CD4073BE	DIP-14	Triple 3-Input AND Gate		
595-CD4073BM	SOP-14	Triple 3-Input AND Gate		
595-CD4075BE	DIP-14	Triple 3-Input OR Gate		
595-CD4077BE	DIP-14	Quad Exclusive-NOR Gate		
595-CD4078BE	DIP-14	8-Input NOR/OR Gate		
595-CD4081BE	DIP-14	Quad 2-Input AND Gate		
595-CD4081BM	SOIC-14	Quad 2-Input AND Gate		
595-CD4082BE	DIP-14	Dual and Gate		
595-CD4086BE	DIP-14	4-Wide AND-OR-INVERT Gate		
595-CD4094BE	DIP-16	8-Stage Bus Register		
595-CD4094BPWR	TSSOP-16	8-Stage Bus Register		
595-CD4098BE	DIP-16	Dual Monostable Multivibrator		
595-CD4502BE	DIP-16	Strobed Hex Inverter		
595-CD4503BE	DIP-16	Hex Non-Inverting Buff		
595-CD4504BE	DIP-16	Hex Voltage-Level Shifter		
595-CD4504BPWR	TSSOP-16	Hex Voltage-Level Shifter		
595-CD4521BE	DIP-16	4-Stage Frequency Divider		
595-CD4521BM	SOIC-16	CMOS 24-Stage Frequency Divider		
595-CD4522BE	DIP-16	CMOS BCD Divide-By-D-Cntr		
595-CD4527BE	DIP-16	CMOS BCD Rate Multiplier		
595-CD4532BE	DIP-16	8-Bit Priority Encoder		
595-CD4541BE	DIP-14	Programmable Timer		
595-CD4543BE	DIP-16	BCD-to-7 Latch Decoder		
595-CD4556BE	DIP-16	CMOS Decoder/DeMultiplex		
595-CD4572UBE	DIP-16	Hex Gate		
595-CD4585BE	DIP-16	4-Bit Magnitude Comparator		
595-CD74AC00E	DIP-14	Quad 2-Input NAND Gate		
595-CD74AC04M	SOIC-14	Hex Inverter		
595-CD74AC05M	SOP-14	Hex Inverter		
595-CD74AC08M	SOIC-14	Quad 2-Input AND Gate		
595-CD74AC138M	SOP-16	Inverting Decoder/Demux		
595-CD74AC139E	PDIP-16	Dual 2-to-4 Line Decoder		
595-CD74AC14M	SOP-14	Hex Schmitt-Trigg Inverter		
595-CD74AC14M96	SOP-14	Hex Schmitt-Trigg Inverter		
595-CD74AC157E	DIP-16	Non-Inverting Multiplex		
595-CD74AC164E	DIP-14	8-Bit Shift Register		
595-CD74AC541E	DIP-20	Octal D-Type Flip-Flop		
595-CD74AC541M96	SOIC-20	Octal D-Type Flip-Flop		
595-CD74AC573E	DIP-20	Octal Trans Latch		
595-CD74AC74E	PDIP-14	D-Type Flip-Flop		
595-CD74AC74M	SOP-14	D-Type Flip-Flop		
595-CD74ACT00M	SOP-14	Quad 2-Input NAND Gate		
595-CD74ACT02M96	SOIC-14	Quad 2-Input NOR Gate		
595-CD74ACT04E	DIP-14	Hex Inverter		
595-CD74ACT05M	SOP-14	Hex Inverter		
595-CD74ACT138E	DIP-16	3 to 8-Line Inverting Decoder		
595-CD74ACT138M	SOP-16	3 to 8-Line Inverting Decoder		
595-CD74ACT138M96	SOIC-16	3 to 8-Line Inverting Decoder		
595-CD74ACT14M	SOP-14	Hex Schmitt-Trigg Inverter		
595-CD74ACT14M96	SOIC-14	Hex Schmitt-Trigg Inverter		
595-CD74ACT157M	SOP-16	2-Input Multiplex		
595-CD74ACT174M96	SOIC-16	Hex D-Type Flip-Flop		
595-CD74ACT245E	DIP-20	Octal Non-Inverting Bus Transc		
595-CD74ACT245M	SOP-20	Octal Non-Inverting Bus Transc		
595-CD74ACT273E	DIP-20	Octal D-Type Flip-Flop		
595-CD74ACT273M	SOP-20	Octal D-Type Flip-Flop		
595-CD74ACT32E	PDIP-14	Quad 2-Input OR Gate		
595-CD74ACT74M	SOP-14	Edge-Trigg D-Type Flip-Flop		
595-CD74ACT74M96	SOIC-14	Edge-Trigg D-Type Flip-Flop		
595-CD74FCT245M	SOP-20	Octal Non-Inverting Bus Transc		
595-CD74HC00E	DIP-14	Quad NAND Gate		
595-CD74HC00M	SOP-14	Quad NAND Gate		
595-CD74HC00M96	SOIC-14	Quad NAND Gate		
595-CD74HC02E	DIP-14	CMOS Quad 2-Input NOR Gate		
595-CD74HC04E	DIP-14	High Speed Hex Inverter		
595-CD74HC04M	SOIC-14	High Speed Hex Inverter		
595-CD74HC04M96	SOIC-14	High Speed Hex Inverter		
595-CD74HC08E	DIP-14	CMOS Quad 2-Input AND Gate		
595-CD74HC08M96	SOIC-14	CMOS Quad 2-Input AND Gate		
595-CD74HC10E	DIP-14	Triple NAND Gate		
595-CD74HC10M	SOIC-14	Triple NAND Gate		
595-CD74HC112E	DIP-16	J-K Flip-Flop		
595-CD74HC123E	DIP-16	Dual Monostable Multivibrator		
595-CD74HC123M	SOIC-16	Dual Monostable Multivibrator		
595-CD74HC123M96	SOIC-16	Dual Monostable Multivibrator		
595-CD74HC123PWR	TSSOP-16	Dual Monostable Multivibrator		
595-CD74HC125M	SOP-14	CMOS Quad Buff		
595-CD74HC125M96	SOIC-14	CMOS Quad Buff		
595-CD74HC126E	DIP-14	Quad Buff		
595-CD74HC132E	DIP-14	Schmitt-Trigg NAND Gate		

© Copyright 2014 Mouser Electronics
© Copyright 2014 Mouser Electronics

TEXAS INSTRUMENTS Logic

RoHS Compliant This product is RoHS compliant.

LOGIC (CONT.)

PRODUCT NEW

For quantities greater than listed, call for quote.

MOUSER STOCK NO.	Package	Description	Price Each	
			1	25
595-CD74HC132M	SOP-14	Schmitt-Trigg NAND Gate		
595-CD74HC138E	DIP-16	3-to-8 Line Decoder		
595-CD74HC138M	SOIC-16	3-to-8 Line Decoder		
595-CD74HC138M96	SOIC-16	3-to-8 Line Decoder		
595-CD74HC14E	DIP-14	Hex Schmitt-Trigg Inverter		
595-CD74HC14M	SOP-14	Hex Schmitt-Trigg Inverter		
595-CD74HC14M96	SOIC-14	Hex Schmitt-Trigg Inverter		
595-CD74HC174M	SOIC-16	Hex D-Type Flip-Flop		
595-CD74HC175E	PDIP-16	Quad D-Type Flip-Flop		
595-CD74HC192E	PDIP-16	BCD Decade Up/Down Cntr		
595-CD74HC21M	SOP-14	4 Input AND Gate		
595-CD74HC237E	PDIP-16	3-to-8 Line Decoder DeMultiplex		
595-CD74HC237M96	SOIC-16	3-to-8 Line Decoder DeMultiplex		
595-CD74HC238M	SOIC-16	3-to-8 Line Decoder		
595-CD74HC238PWR	TSSOP-16	3-to-8 Line Decoder		
595-CD74HC243E	PDIP-14	Inverting Octal Buff		
595-CD74HC244E	DIP-20	Inverting Octal Buff		
595-CD74HC244M	SOIC-20	Inverting Octal Buff		
595-CD74HC244M96	SOIC-20	Inverting Octal Buff		
595-CD74HC245E	DIP-20	Inverting Octal Buff		
595-CD74HC245M	SOP-20	Inverting Octal Buff		
595-CD74HC27M	SOIC-14	CMOS Triple 3-Input NOR Gate		
595-CD74HC273E	DIP-20	Octal D-Type Flip-Flop		
595-CD74HC283E	DIP-16	4-bit Binary Full Adder		
595-CD74HC32E	DIP-14	Quad OR Gate		
595-CD74HC32M	SOIC-14	Quad OR Gate		
595-CD74HC32M96	SOIC-14	Quad OR Gate		
595-CD74HC373E	DIP-20	Octal Trans Latch		
595-CD74HC374E	DIP-20	Edge-Trigg D-Type Flip-Flop		
595-CD74HC390E	DIP-16	Dual Decade Ripple Cntr		
595-CD74HC4046AE	DIP-16	Phase-Locked-Loop		
595-CD74HC4046AM	SOIC-16	Phase-Locked-Loop		
595-CD74HC4046AM96	SOIC-16	Phase-Locked-Loop		
595-CD74HC4046APWR	TSSOP-16	Phase-Locked-Loop		
595-CD74HC4051E	DIP-16	8-Chann Multiplex		
595-CD74HC4051M	SOIC-16	8-Chann Multiplex		
595-CD74HC4051M96	SOIC-16	8-Chann Multiplex		
595-CD74HC4051PWR	SOP-16	8-Chann Multiplex		
595-CD74HC4052E	DIP-16	Differential Multiplex		
595-CD74HC4052M	SOIC-16	Differential Multiplex		
595-CD74HC4052M96	SOIC-16	Differential Multiplex		
595-CD74HC4052PWR	TSSOP-16	Differential Multiplex		
595-CD74HC4053E	DIP-16	Triple 2-Chann Multiplex		
595-CD74HC4053M	SOIC-16	Triple 2-Chann Multiplex		
595-CD74HC4053M96	SOIC-16	Triple 2-Chann Multiplex		
595-CD74HC4053PWR	TSSOP-16	Triple 2-Chann Multiplex		
595-CD74HC4066E	DIP-14	Quad Bilateral Switch		
595-CD74HC4066M96	SOP-14	Quad Bilateral Switch		
595-CD74HC4066PWR	TSSOP-14	Quad Bilateral Switch		
595-CD74HC4067M	SOIC-24	16-Ch Mux/Demux		
595-CD74HC4067SM96	SSOP-24	16-Ch Mux/Demux		
595-CD74HC4316M	SOP-16	Quad Analog Switch		
595-CD74HC4316M96	SOIC-16	Quad Analog Switch		
595-CD74HC4538E	DIP-16	Dual Retriggerable Multivibrator		
595-CD74HC4538M	SOP-16	Dual Retriggerable Multivibrator		
595-CD74HC534E	PDIP-20	Edge-Trigg D-Type Flip-Flop		
595-CD74HC540E	DIP-20	Octal Buff and Line Driver		
595-CD74HC541M	SOIC-20	Octal Non-Inv Buff and Line Driver		
595-CD74HC564E	PDIP-20	Edge-Trigg D-Type Flip-Flop		
595-CD74HC573M96	SOIC-20	Octal Trans Latch		
595-CD74HC574M	SOIC-20	Edge-Trigg D-Type Flip-Flop		
595-CD74HC688PWT	TSSOP-20	8-bit Magnitude Comparator		
595-CD74HC7046AE	PDIP-16	Phase-Locked-Loop		
595-CD74HC7046AM	SOIC-16	Phase-Locked-Loop		
595-CD74HC7266E	PDIP-14	Quad Exclusive-NOR Gate		
595-CD74HC73E	PDIP-14	Edge-Trigg J-K Flip-Flop		
595-CD74HC74E	DIP-14	D-Type Flip-Flop		
595-CD74HC74M	SOIC-14	D-Type Flip-Flop		
595-CD74HC74M96	SOIC-14	D-Type Flip-Flop		
595-CD74HC75E	DIP-16	Dual Bistable Trans Latch		
595-CD74HC75M	SOIC-16	CMOS Dual 2-bit Bistable Latch		
595-CD74HC85E	DIP-16	4-bit Magnitude Comparator		
595-CD74HC86E	DIP-14	Quad 2-Input Exc. OR Gate		
595-CD74HCT00E	DIP-14	Quad NAND Gate		
595-CD74HCT00M	SOP-14	Quad NAND Gate		
595-CD74HCT00M96	SOIC-14	Quad NAND Gate		
595-CD74HCT02E	DIP-14	Quad Two-Input NOR Gate		
595-CD74HCT03M96	SOP-14	Quad NAND Gate		
595-CD74HCT04E	DIP-14	High Speed Hex Inverter		
595-CD74HCT04M	SOP-14	High Speed Hex Inverter		
595-CD74HCT08M	SOIC-14	Quad 2-Input AND Gate		
595-CD74HCT08M96	SOIC-14	Quad 2-Input AND Gate		
595-CD74HCT123E	DIP-16	Dual Monostable Multivibrator		
595-CD74HCT123M	SOP-16	Dual Monostable Multivibrator		
595-CD74HCT125E	DIP-14	Quad Buff		
595-CD74HCT125M	SOIC-14	Quad Buff		
595-CD74HCT132E	DIP-14	Quad NAND Gate		
595-CD74HCT138M96	SOIC-16	3-to-8 Line Decoder/DeMultiplex		
595-CD74HCT139M	SOIC-16	Dual 2-to-4 Line Decoder		
595-CD74HCT14E	DIP-14	Hex Schmitt-Trigg Inverter		

© Copyright 2014 Mouser Electronics

For quantities greater than listed, call for quote.

MOUSER STOCK NO.	Package	Description	Price Each	
			1	25
595-CD74HCT14M	SOP-14	Hex Schmitt-Trigg Inverter		
595-CD74HCT14M96	SOIC-14	Hex Schmitt-Trigg Inverter		
595-CD74HCT151E	PDIP-16	8-Input Multiplex		
595-CD74HCT157E	DIP-16	Quad 2-Input Multiplex		
595-CD74HCT161E	DIP-16	4-bit Binary Cntr		
595-CD74HCT163M	SOIC-16	CMOS 4-bit Binary Counter w/Synch Reset		
595-CD74HCT164E	DIP-14	8-bit Shift Register		
595-CD74HCT165E	DIP-16	8-bit Shift Register		
595-CD74HCT165M	SOP-16	8-bit Shift Register		
595-CD74HCT165M96	SOIC-16	8-bit Shift Register		
595-CD74HCT166E	DIP-16	8-bit Shift Register		
595-CD74HCT174E	DIP-16	Hex D-Type Flip-Flop		
595-CD74HCT175E	DIP-16	Quad D-Type Flip-Flop		
595-CD74HCT21E	DIP-14	Dual 4-Input AND Gate		
595-CD74HCT244E	DIP-20	Inverting Octal Buff		
595-CD74HCT244M	SOIC-20	Inverting Octal Buff		
595-CD74HCT245E	DIP-20	Octal Bus Transc		
595-CD74HCT245M	SOIC-20	Octal Bus Transc		
595-CD74HCT259E	DIP-16	8-bit Addressable Latch		
595-CD74HCT27M	SOIC-14	CMOS Triple 3-Input NOR Gate		
595-CD74HCT273E	DIP-20	Octal D-Type Flip-Flop		
595-CD74HCT273M96	SOIC-20	Octal D-Type Flip-Flop		
595-CD74HCT283M	SOIC-16	4-bit Binary Full Adder		
595-CD74HCT30E	DIP-14	8-Input NAND Gate		
595-CD74HCT32E	DIP-14	Quad Two-Input OR Gate		
595-CD74HCT32M	SOIC-14	Quad Two-Input OR Gate		
595-CD74HCT373E	DIP-20	Octal Trans Latch		
595-CD74HCT374E	DIP-20	Octal D-Type Flip-Flop		
595-CD74HCT390M	SOP-16	Dual Decade Ripple Cntr		
595-CD74HCT393E	DIP-14	Dual 4-Stage Binary Cntr		
595-CD74HCT4051E	DIP-16	8-Chann Multiplex		
595-CD74HCT4052E	PDIP-16	Differential Multiplex		
595-CD74HCT4053M	SOIC-16	2-Chann Mux/Demux		
595-CD74HCT4053PWR	TSSOP-16	2-Chann Mux/Demux		
595-CD74HCT4066E	DIP-14	Quad Bilateral Switch		
595-CD74HCT4066M96	SOP-14	Quad Bilateral Switch		
595-CD74HCT540E	DIP-20	Octal Inverting Buff		
595-CD74HCT563E	PDIP-20	8-bit Shift Register		
595-CD74HCT573E	DIP-20	Octal Trans Latch		
595-CD74HCT573M96	SOP-20	Octal Trans Latch		
595-CD74HCT574E	DIP-20	Edge-Trigg D-Type Flip-Flop		
595-CD74HCT73E	DIP-14	Dual J-K Flip-Flop		
595-CD74HCT74E	DIP-14	Dual D Flip-Flop		
595-CD74HCT74M	SOP-14	Dual D Flip-Flop		
595-CD74HCT74M96	SOIC-14	Dual D Flip-Flop		
595-CD74HCT85E	PDIP-16	4-bit Magnitude Comparator		
595-CD74HCT86E	DIP-14	Quad Exclusive-OR Gate		
595-CD74HCT86M	SOP-14	Quad Exclusive-OR Gate		
595-DRV134PA	PDIP-8	Audio Balanced Line Driver		
595-DRV135UA	SOIC-8	Audio Balanced Line Driver		
595-MPY634KP	PDIP-14	Precision Analog Multiplier		
595-SNCBTLV3253DBQR	SSOP-16	Dual 1 of 4 FET Multiplexer		
595-SN65MLVD3DRBT	SON-8	1-Chan M-LVDS Type 2 Recv		
595-SN7400N	DIP-14	Quad positive-NAND Gate		
595-SN7404N	DIP-14	Hex Inverter		
595-SN7406D	SOIC-14	Hex inverter Buff		
595-SN7406N	DIP-14	Hex inverter Buff		
595-SN7406NSR	SOP-14	Hex inverter Buff		
595-SN7407D	SOIC-14	Hex Buff		
595-SN7407N	DIP-14	Hex Buff		
595-SN74121N	PDIP-14	Monostable Multivibrator		
595-SN74154N	PDIP-24	4-Line To 16-Line Decoder		
595-SN7416N	DIP-14	Hex inverter Buff		
595-SN7417N	DIP-14	Hex Buff		
595-SN7438N	DIP-14	Quad 2-Input NAND Buff		
595-SN74ABT125D	SOIC-14	Quad Bus Buff Gates		
595-SN74ABT125PW	TSSOP-14	Quad Bus Buff Gates		
595-SN74ABT126D	SOIC-14	Quad Bus Buff Gates		
595-SN74ABT16244ADL	SSOP-48	16-bit Buff		
595-SN74ABT16245ADL	SSOP-48	16-bit Bus Transceiver		
595-SN74ABT16373ADLR	SSOP-48	16-bit Trans D-Type Latch		
595-SN74ABT16374ADL	SSOP-48	Edge-Trigg D-Type Flip-Flop		
595-SN74ABT16501DLR	SSOP-56	18-bit Univ Bus Transceiver		
595-SN74ABT2244ADWR	SOIC-20	Octal Buff and Line/MOS Driver		
595-SN74ABT240ADWR	SOIC-20	Octal Buff/Driver		
595-SN74ABT244ADBR	SSOP-20	Octal Buff		
595-SN74ABT244ADW	SOIC-20	Octal Buff		
595-SN74ABT244AN	DIP-20	Octal Buff		
595-SN74ABT244APWR	TSSOP-20	Octal Buff		
595-SN74ABT245BDBR	SSOP-20	Octal Bus Transceiver		
595-SN74ABT245BDW	SOIC-20	Octal Bus Transceiver		
595-SN74ABT245BN	DIP-20	Octal Bus Transceiver		
595-SN74ABT245BPWR	TSSOP-20	Octal Bus Transceiver		
595-SN74ABT541BDW	SOIC-20	Octal Buffs/Drivers		
595-SN74ABT541BN	DIP-20	Octal Buffs/Drivers		
595-SN74ABT574ADW	SOIC-20	Edge-Trigg D-Type Flip-Flop		
595-SN74AC00D	SOIC-14	Quad Positive-NAND Gate		
595-SN74AC00N	DIP-14	Quad Positive-NAND Gate		
595-SN74AC00PWR	TSSOP-14	Quad Positive-NAND Gate		
595-SN74AC04D	SOIC-14	Hex Inverter		

© Copyright 2014 Mouser Electronics

TEXAS INSTRUMENTS Logic

RoHS Compliant **This product is RoHS compliant.**

For quantities greater than listed, call for quote.

MOUSER STOCK NO.	Package	Description	Price Each 1	Price Each 25
595-SN74AC08D	SOIC-14	Quad 2-Input AND Gate		
595-SN74AC10DR	SOIC-14	Triple 3-Input NAND Gate		
595-SN74AC14D	SOIC-14	Hex Inverter		
595-SN74AC14N	DIP-14	Hex Inverter		
595-SN74AC240DWR	SOIC-20	Octal Buff/Driver		
595-SN74AC244DW	SOIC-20	Octal Buff/Driver		
595-SN74AC245DW	SOIC-20	Octal Bus Transceiver		
595-SN74AC32D	SOIC-14	Quad 2-Input OR Gate		
595-SN74AC573DWR	SOIC-20	Octal D-Type Trans Latch		
595-SN74AC573PWR	TSSOP-20	Octal D-Type Trans Latch		
595-SN74AC74D	SOIC-14	D-Type Flip-Flop		
595-SN74AC74N	DIP-14	D-Type Flip-Flop		
595-SN74ACT00D	SOIC-14	Quad 2-Input NAND Gate		
595-SN74ACT00N	DIP-14	Quad 2-Input NAND Gate		
595-SN74ACT04D	SOIC-14	Hex Inverter		
595-SN74ACT04N	DIP-14	Hex Inverter		
595-SN74ACT04PWR	TSSOP-14	Hex Inverter		
595-SN74ACT08D	SOIC-14	Quad Positive-AND Gate		
595-SN74ACT08N	DIP-14	Quad Positive-AND Gate		
595-SN74ACT1284DW	SOIC-20	7-bit Bus Interfaces		
595-SN74ACT14D	SOIC-14	Hex Inverter		
595-SN74ACT244DBR	SSOP-20	Octal Buff		
595-SN74ACT244DW	SOIC-20	Octal Buff		
595-SN74ACT244DWRE4	SOIC-20	Octal Buff and Line Driver		
595-SN74ACT244PW	TSSOP-20	Octal Buff		
595-SN74ACT244PWR	TSSOP-20	Octal Buff		
595-SN74ACT245DW	SOIC-20	Octal Bus Transceiver		
595-SN74ACT245DWR	SOIC-20	Octal Bus Transceiver		
595-SN74ACT245PWR	TSSOP-20	Octal Bus Transceiver		
595-SN74ACT32DR	SOIC-14	Quad Two-Input OR Gate		
595-SN74ACT32N	DIP-14	Quad Two-Input OR Gate		
595-SN74ACT32PWR	TSSOP-14	Quad Two-Input OR Gate		
595-SN74ACT373DWR	SOIC-20	Octal D-Type Trans Latch		
595-SN74ACT573DW	SOIC-20	Octal D-Type Trans Latch		
595-SN74ACT573N	DIP-20	Octal D-Type Trans Latch		
595-SN74ACT74D	SOIC-14	D-Type Flip-Flop		
595-SN74ACT74N	DIP-14	D-Type Flip-Flop		
595-SN74ACT86D	SOIC-14	Quad Two-Input OR Gate		
595-SN74AHC00DR	SOIC-14	Quad 2-Input NAND Gate		
595-SN74AHC00PWR	TSSOP-14	Quad 2-Input NAND Gate		
595-SN74AHC02PWR	TSSOP-14	Quad 2-Input NOR Gate		
595-SN74AHC04D	SOIC-14	Hex Inverter		
595-SN74AHC04DR	SOIC-14	Hex Inverter		
595-SN74AHC04PWR	TSSOP-14	Hex Inverter		
595-SN74AHC08D	SOIC-14	Quad Positive-AND Gate		
595-SN74AHC08N	DIP-14	Quad Positive-AND Gate		
595-SN74AHC08PWR	TSSOP-14	Quad Positive-AND Gate		
595-SN74AHC123APWR	TSSOP-16	Dual Monostable Multivibrator		
595-SN74AHC125D	SOIC-14	Quad Bus Buff Gates		
595-SN74AHC125PWR	TSSOP-14	Quad Bus Buff Gates		
595-SN74AHC132DR	SOIC-14	Quad Positive-NAND Gate		
595-SN74AHC138PWR	TSSOP-16	Decoder/DeMultiplex		
595-SN74AHC14D	SOIC-14	Hex Schmitt-Trigger Inverter		
595-SN74AHC14PWR	TSSOP-14	Hex Schmitt-Trigger Inverter		
595-SN74AHC244DW	SOIC-20	Octal Buff/Driver		
595-SN74AHC244PWR	TSSOP-20	Octal Buff/Driver		
595-SN74AHC245PWR	TSSOP-20	Octal Bus Transceiver		
595-SN74AHC541PWR	TSSOP-20	Octal Buff/Driver		
595-SN74AHC573DW	SOIC-20	Octal Trans D-Type Latch		
595-SN74AHC573DWR	SOIC-20	Octal Trans D-Type Latch		
595-SN74AHC573PWR	TSSOP-20	Octal Trans D-Type Latch		
595-SN74AHC574PWR	TSSOP-20	Edge-Trigg D-Type Flip-Flop		
595-SN74AHC594PW	TSSOP-16	8-bit Shift Register		
595-SN74AHC74D	SOIC-14	D-Type Flip-Flop		
595-SN74AHC74DR	SOIC-14	D-Type Flip-Flop		
595-SN74AHC74PWR	TSSOP-14	D-Type Flip-Flop		
595-SN74AHC86D	SOIC-14	Quad 2-Input Exc OR Gate		
595-SN74AHCT04D	SOIC-14	Hex Inverter		
595-SN74AHCT04PWR	TSSOP-14	Hex Inverter		
595-SN74AHCT125D	SOIC-14	Quad Bus Buff Gates		
595-SN74AHCT125PWR	TSSOP-14	Quad Bus Buff Gates		
595-SN74AHCT126PWR	TSSOP-14	Quad Bus Buff Gates		
595-SN74AHCT132PWR	TSSOP-14	Quad Positive-NAND Gate		
595-SN74AHCT138PWR	TSSOP-16	Decoder/DeMultiplex		
595-SN74AHCT14D	SOIC-14	Hex Schmitt-Trigger Inverter		
595-SN74AHCT14PWR	TSSOP-14	Hex Schmitt-Trigger Inverter		
595-SN74AHCT1G00DBVR	SOT-23-5	Single 2-Input Positive NAND Gate		
595-SN74AHCT1G04DBVR	SOT-23-5	Single Inverter Gate		
595-SN74AHCT1G04DCKR	SOT-5	Single Inverter Gate		
595-SN74AHCT1G08DBVR	SOT-23-5	Single Positive-AND Gate		
595-SN74AHCT1G08DCKR	SOT-5	Single Positive-AND Gate		
595-SN74AHCT1G14DBVR	SOT-23-5	Single Inverter Gate		
595-SN74AHCT1G14DCKR	SOT-5	Single Inverter Gate		
595-SN74AHCT1G32DBVR	SOT-23-5	Single Positive-OR Gate		
595-SN74AHCT1G32DCKR	SOT-5	Single Positive-OR Gate		
595-SN74AHCT1G86DBVR	SOT-23-5	Single 2-Input Exclusive OR Gate		
595-SN74AHCT244DW	SOIC-20	Octal Buff/Driver		
595-SN74AHCT244PW	TSSOP-20	Octal Buff/Driver		

© Copyright 2014 Mouser Electronics

PRODUCT NEW

For quantities greater than listed, call for quote.

MOUSER STOCK NO.	Package	Description	Price Each 1	Price Each 25
595-SN74AHCT244PWR	TSSOP-20	Octal Buff/Driver		
595-SN74AHCT245DW	SOIC-20	Octal Bus Transceiver		
595-SN74AHCT245PWR	TSSOP-20	Octal Bus Transceiver		
595-SN74AHCT273N	PDIP-20	Octal D-Type Flip-Flops		
595-SN74AHCT273PWR	TSSOP-20	Octal D-Type Flip-Flops		
595-SN74AHCT32PWR	TSSOP-14	Quad 2-Input OR Gate		
595-SN74AHCT541DWR	SOIC-20	Octal Buff/Driver		
595-SN74AHCT541PWR	TSSOP-20	Octal Buff/Driver		
595-SN74AHCT573PWR	TSSOP-20	Octal Trans Latch		
595-SN74AHCT574PWR	TSSOP-20	Edge-Trigg D-Type Flip-Flop		
595-SN74AHCT74D	SOIC-14	Edge-Trigg D-Type Flip-Flop		
595-SN74AHCT74PWR	TSSOP-14	Edge-Trigg D-Type Flip-Flop		
595-SN74ALS00AD	SOIC-14	Quad 2-Input NAND Gate		
595-SN74ALS00AN	DIP-14	Quad 2-Input NAND Gate		
595-SN74ALS04BD	SOIC-14	Hex Inverter		
595-SN74ALS08D	SOIC-14	Quad Positive-AND Gate		
595-SN74ALS08N	DIP-14	Quad Positive-AND Gate		
595-SN74ALS1034D	SOIC-14	Hex Non-Inverting Driver		
595-SN74ALS138AD	SOIC-16	3-Line to 8-Line Decoder		
595-SN74ALS138AN	DIP-16	3-Line to 8-Line Decoder		
595-SN74ALS161BN	DIP-16	Synchronous Binary Cntr		
595-SN74ALS240A-1N	PDIP-20	Octal Buffer/Driver w/3-State Outputs		
595-SN74ALS240AN	DIP-20	Octal Buff		
595-SN74ALS244CDW	SOIC-20	Octal Buff/Line Driver		
595-SN74ALS245ADW	SOIC-20	Octal Bus Transceiver		
595-SN74ALS245AN	DIP-20	Octal Bus Transceiver		
595-SN74ALS273N	SOP-20	Octal Edge Trigg Flip-Flop		
595-SN74ALS273NSR	SOP-20	Octal D Type Flip-Flop		
595-SN74ALS32D	SOIC-14	Quad positive-OR Gate		
595-SN74ALS32N	DIP-14	Quad positive-OR Gate		
595-SN74ALS32NSR	SOP-14	Quad 2-Input OR Gate		
595-SN74ALS35AD	SOIC-14	Hex Noninverters		
595-SN74ALS374AN	DIP-20	Octal D-Type Edge Trig Flip-Flop		
595-SN74ALS541DW	SOIC-20	Octal Buff		
595-SN74ALS541N	DIP-20	Octal Buff		
595-SN74ALS573CDW	SOIC-20	Octal D-Type Trans Latch		
595-SN74ALS573CN	DIP-20	Octal D-Type Trans Latch		
595-SN74ALS574BDW	SOIC-20	Octal D-Type Edge Trig Flip-Flop		
595-SN74ALS574BN	DIP-20	Octal D-Type Edge Trig Flip-Flop		
595-SN74ALS652ADW	SOIC-24	Octal Bus Transc/Register		
595-SN74ALS74AD	SOIC-14	D-Type Flip-Flop		
595-SN74ALS74AN	DIP-14	D-Type Flip-Flop		
595-SN74ALVC00PWR	TSSOP-14	Quad 2-Input NAND Gate		
595-SN74ALVC04D	SOIC-14	Hex Inverter		
595-SN74ALVC08IPWRQ1	TSSOP-14	Quad Positive-AND Gate		
595-SN74ALVC08PWR	TSSOP-14	Quad Positive-AND Gate		
595-SN74ALVC125D	SOIC-14	Quad Bus Buff Gates		
595-SN74ALVC125DGVR	TVSOP-14	Quad Bus Buff Gates		
595-SN74ALVC125DR	SOIC-14	Quad Bus Buff Gates		
595-SN74ALVC126PWR	TSSOP-14	Quad Bus Buff Gates		
595-SN74ALVC14PWR	TSSOP-14	Hex Schmitt-Trigger Inverter		
595-SN74ALVC244DWR	SOIC-20	Octal Buff/Driver		
595-SN74ALVC244PWRE4	TSSOP-20	Octal Buff and Line Driver		
595-SN74ALVC245PWR	TSSOP-20	Octal Bus Transceiver		
595-SN74ALVC32PW	TSSOP-14	Quad 2-Input Positive OR Gate		
595-SN74ALVCH16823DL	SSOP-56	D-Type Flip-Flop		
595-SN74AS08D	SOIC-14	Quad 2-Input AND Gate		
595-SN74AS1004AN	PDIP-14	Hex Inverting Drivers		
595-SN74AUC1G07DBVR	SOT-23-5	Single Buff/Driver		
595-SN74AUC2G07DBVR	SOT-23-6	Dual Buff/Driver		
595-SN74AUP1G06DCKR	SC-70-5	Single Inverter Buff/Driver		
595-SN74AUP1G08DCKR	SC-70-5	Single 2-Input Positive AND Gate		
595-SN74AUP1G08DSF2	QFN-6	Low Power Single 2-Input POS Gate		
595-SN74AUP1G32DSF2	QFN-6	Low Power Single 2-Input POS Gate		
595-SN74AUP1G126DCKR	SC-70-5	Single Bus Buff Gate		
595-SN74AUP1T17DCKR	SC-70	Single Schmitt-Trigger Buffer Gate		
595-SN74AVC16244DGGR	TSSOP-48	16-bit Buff/Driver		
595-SN74AVC16T245DGG	TSSOP-48	Dual-Supply Bus Transceiver		
595-SN74AVC1T45DBVR	SOP-6	Single-bit Bus Transceiver		
595-SN74AVC1T45DCKR	SOP-6	Single-bit Bus Transceiver		
595-SN74AVC20T245DGG	TSSOP-56	Dual-Supply Bus Transceiver		
595-SN74AVC2T45DCTR	SSOP-8	Dual-Supply Bus Transceiver		
595-SN74AVC2T45DCUR	VSSOP-8	Bus Transceiver		
595-SN74AVC4T234ZSUR	μCSP-11	4-bit Dual Supply Bus Transceiver		
595-SN74AVC4T245D	SOIC-16	4-bit Dual Supply Bus Transceiver		
595-SN74AVC2T244DQMR	QFN-8	Dual Supply Bus Transceiver		
595-SN74AVC4T245PW	TSSOP-16	4-bit Dual Supply Bus Transceiver		
595-SN74AVC4T245PWT	TSSOP-16	4-bit Dual Supply Bus Transceiver		
595-SN74AVC8T245DGVR	TVSOP-24	8-bit Dual Supply Bus Transceiver		
595-SN74AVC8T245PW	TSSOP-24	8-bit Dual Supply Bus Transceiver		
595-SN74AVCA164245GR	TSSOP-48	16-bit Bus Transceiver		
595-SN74AVCAH164245G	TSSOP-48	Dual-Supply Bus Transceiver		
595-SN74AVCB164245GR	TSSOP-48	16-bit Bus Transceiver		
595-SN74AVCH4T245PWR	TSSOP-16	4-bit Bus Transceiver		
595-SN74CB3Q3257DBQR	SSOP-16	High Bandwidth Bus Switch		
595-SN74CB3Q3305PWR	TSSOP-8	Dual FET Bus Switch 2.5/3.3V		
595-SN74CB3T16211DGG	TSSOP-56	24-bit FET Bus Switch		

© Copyright 2014 Mouser Electronics

TEXAS INSTRUMENTS Logic

RoHS Compliant This product is RoHS compliant.

For quantities greater than listed, call for quote.

MOUSER STOCK NO.	Package	Coil Voltage	Price Each 1	Price Each 25
595-SN74CB3T3306DCTR	SSOP-8	Dual Bus Switch Translator		
595-SN74CB3T3306DCUR	VSSOP-8	Dual Bus Switch Translator		
595-SN74CBT1G125DBVR	TSSOP-5	Single FET Bus Switch		
595-SN74CBT3125PWR	TSSOP-14	Quad FET Bus Switch		
595-SN74CBT3126PWR	TSSOP-14	Quad FET Bus Switch		
595-SN74CBT3253D	SOP-16	Dual 1-Of-4 FET Multiplex		
595-SN74CBT3257D	SOIC-16	Mux/Demux		
595-SN74CBT3257PW	TSSOP-16	Mux/Demux		
595-SN74CBT3306PWR	TSSOP-8	Dual FET Bus Switch		
595-SN74CBTD3306D	SOP-8	Dual FET Bus Switch		
595-SN74CBTD3306DR	SOIC-8	Dual FET Bus Switch		
595-SN74CBTD3384PWR	TSSOP-24	10-bit FET Bus Switch		
595-SN74CBTD3861PWR	TSSOP-24	10-bit FET Bus Switch		
595-SN74CBTLV16211GR	TSSOP-56	24-bit FET Bus Switch		
595-SN74CBTLV16292GR	TSSOP-56	Multiplexer 12-bit 1 to 2 FET		
595-SN74CBTLV3125PW	TSSOP-14	Quad FET Bus Switch		
595-SN74CBTLV3245APW	TSSOP-20	Octal FET Bus Switch		
595-SN74CBTLV3253PW	TSSOP-16	Mux/Demux		
595-SN74CBTLV3257DR	SOP-16	Mux/Demux		
595-SN74CBTLV3257PW	TSSOP-16	Mux/Demux		
595-SN74F04D	SOIC-14	Hex Inverter		
595-SN74F04N	PDIP-14	Hex Inverter		
595-SN74F08D	SOIC-14	Quad Positive-AND Gate		
595-SN74F08N	PDIP-14	Quad Positive-AND Gate		
595-SN74F112D	SOIC-16	Dual J-K Flip-Flop		
595-SN74F125D	SOIC-14	Quad Bus Buff Gates		
595-SN74F153N	PDIP-16	Dual 1-of-4 Data Selector		
595-SN74F240DW	SOIC-20	Octal Buff and Line Driver		
595-SN74F244N	DIP-20	Octal Buff/Driver		
595-SN74F245DW	SOIC-20	Octal Bus Transceiver		
595-SN74F245N	DIP-20	Octal Bus Transceiver		
595-SN74F32D	SOIC-14	Quad 2-Input Positive OR Gate		
595-SN74F32N	PDIP-14	Quad 2-Input Positive OR Gate		
595-SN74F38D	SOIC-14	Quad 2-Input Positive NAND Buff		
595-SN74F74D	SOIC-14	D-Type Flip-Flops		
595-SN74F74N	DIP-14	D-Type Flip-Flops		
595-SN74F86N	DIP-14	Quad Exclusive-OR Gate		
595-SN74HC00D	SOP-14	Quad Positive-NAND Gate		
595-SN74HC00N	DIP-14	Quad Positive-NAND Gate		
595-SN74HC00PW	TSSOP-14	Quad Positive-NAND Gate		
595-SN74HC02D	SOIC-14	Quad Positive-NOR Gate		
595-SN74HC02DR	SOIC-14	Quad Positive-NOR Gate		
595-SN74HC02N	DIP-14	Quad Positive-NOR Gate		
595-SN74HC02PWR	TSSOP-14	Quad Positive-NOR Gate		
595-SN74HC03D	SOP-14	Quad Positive-NAND Gate		
595-SN74HC03N	DIP-14	Quad Positive-NAND Gate		
595-SN74HC04D	SOIC-14	Hex Inverter		
595-SN74HC04N	DIP-14	Hex Inverter		
595-SN74HC04PWR	TSSOP-14	Hex Inverter		
595-SN74HC05D	SOIC-14	Hex Inverter		
595-SN74HC05N	DIP-14	Hex Inverter		
595-SN74HC08D	SOIC-14	Quad Positive-AND Gate		
595-SN74HC08N	DIP-14	Quad Positive-AND Gate		
595-SN74HC109N	DIP-16	Dual J-K Edge-Trigg Flip-Flop		
595-SN74HC10D	SOP-14	Dual J-K Edge-Trigg Flip-Flop		
595-SN74HC10N	DIP-14	Dual J-K Edge-Trigg Flip-Flop		
595-SN74HC112D	SOP-16	Dual J-K Flip-Flop		
595-SN74HC11D	SOP-14	Triple Positive-AND Gate		
595-SN74HC11N	DIP-14	Triple Positive-AND Gate		
595-SN74HC125D	SOIC-14	Quad Bus Buff Gate		
595-SN74HC125N	DIP-14	Quad Bus Buff Gate		
595-SN74HC126D	SOP-14	Quad Bus Buff Gates		
595-SN74HC126N	DIP-14	Quad Bus Buff Gates		
595-SN74HC132D	SOP-14	Quad Positive-NAND Gate		
595-SN74HC132N	DIP-14	Quad Positive-NAND Gate		
595-SN74HC132PWR	TSSOP-14	Quad Positive-NAND Gate		
595-SN74HC138D	SOIC-16	3-Line To 8-Line Decoder		
595-SN74HC138N	DIP-16	3-Line To 8-Line Decoder		
595-SN74HC138PWR	TSSOP-16	3-Line To 8-Line Decoder		
595-SN74HC139D	SOP-16	Dual 2-Line To 4-Line Decoder		
595-SN74HC139N	DIP-16	Dual 2-Line To 4-Line Decoder		
595-SN74HC139PW	TSSOP-16	Dual 2-Line To 4-Line Decoder		
595-SN74HC148D	SOP-16	8-Line to 3-Line Priority Encoder		
595-SN74HC14D	SOIC-14	Hex Inverter		
595-SN74HC14N	DIP-14	Hex Inverter		
595-SN74HC14PWR	TSSOP-14	Hex Inverter		
595-SN74HC151D	SOP-16	8 To 1-Line Data Selector		
595-SN74HC151N	DIP-16	8 To 1-Line Data Selector		
595-SN74HC153D	SOP-16	Dual 4 To 1-Line Data Selector		
595-SN74HC153N	DIP-16	Dual 4 To 1-Line Data Selector		
595-SN74HC157D	SOP-16	Quad 2 To 1-Line Data Selector		
595-SN74HC157N	DIP-16	Quad 2 To 1-Line Data Selector		
595-SN74HC158N	PDIP-16	Quad 2 To 1-Line Data Selector		
595-SN74HC161D	SOP-16	4-bit Binary Cntr		
595-SN74HC161N	DIP-16	4-bit Binary Cntr		
595-SN74HC161PW	TSSOP-16	4-bit Binary Cntr		
595-SN74HC163D	SOP-16	4-Bit Synchronous Binary Cntr		

© Copyright 2014 Mouser Electronics

PRODUCT NEW

For quantities greater than listed, call for quote.

MOUSER STOCK NO.	Package	Coil Voltage	Price Each 1	Price Each 25
595-SN74HC163N	DIP-16	4-bit Synchronous Binary Cntr		
595-SN74HC164D	SOP-14	8-bit Serial Shift Register		
595-SN74HC164N	DIP-14	8-bit Serial Shift Register		
595-SN74HC164PWR	TSSOP-14	8-bit Serial Shift Register		
595-SN74HC165D	SOP-16	8-bit Shift Register		
595-SN74HC165N	DIP-16	8-bit Shift Register		
595-SN74HC165PWR	TSSOP-16	8-bit Shift Register		
595-SN74HC166N	DIP-16	8-bit Parallel-Load Shift Register		
595-SN74HC174D	SOIC-16	Hex D-Type Flip-Flop		
595-SN74HC174N	DIP-16	Hex D-Type Flip-Flop		
595-SN74HC175N	DIP-16	Quad D-Type Flip-Flop		
595-SN74HC175NSR	SOP-16	Quad D Type Flip-Flop		
595-SN74HC191D	SOP-16	4-bit Binary Cntr		
595-SN74HC191N	DIP-16	4-bit Binary Cntr		
595-SN74HC193N	DIP-16	4-bit Binary Cntr		
595-SN74HC193PW	TSSOP-16	4-bit Binary Cntr		
595-SN74HC20D	SOIC-14	Dual Positive-NAND Gate		
595-SN74HC20N	DIP-14	Dual Positive-NAND Gate		
595-SN74HC21D	SOP-14	Dual Positive-AND Gate		
595-SN74HC21N	DIP-14	Dual Positive-AND Gate		
595-SN74HC240DW	SOP-20	Octal Buff and Line Driver		
595-SN74HC241DWR	SOIC-20	Octal Buff and Line Driver		
595-SN74HC244DW	SOIC-20	Octal Buff and Line Driver		
595-SN74HC244N	DIP-20	Octal Buff and Line Driver		
595-SN74HC244ANSR	SOP-20	Octal Buffer and Line Driver		
595-SN74HC244PWR	TSSOP-20	Octal Buff and Line Driver		
595-SN74HC245DW	SOIC-20	Octal Bus Transceiver		
595-SN74HC245N	DIP-20	Octal Bus Transceiver		
595-SN74HC245PWR	TSSOP-20	Octal Bus Transceiver		
595-SN74HC251D	SOP-16	Data Selector		
595-SN74HC251N	DIP-16	Data Selector		
595-SN74HC257D	SOP-16	Quad 2 To 1-Line Data Selector		
595-SN74HC257N	DIP-16	Quad 2 To 1-Line Data Selector		
595-SN74HC259D	SOIC-16	8-bit Addressable Latch		
595-SN74HC259N	DIP-16	8-bit Addressable Latch		
595-SN74HC273DW	SOIC-20	Octal D-Type Flip-Flop		
595-SN74HC273N	DIP-20	Octal D-Type Flip-Flop		
595-SN74HC273PWR	TSSOP-20	Octal D-Type Flip-Flop		
595-SN74HC27D	SOP-14	Triple Positive-NOR Gate		
595-SN74HC27N	DIP-14	Triple Positive-NOR Gate		
595-SN74HC32D	SOIC-14	Quad Positive-OR Gate		
595-SN74HC32N	DIP-14	Quad Positive-OR Gate		
595-SN74HC365D	SOP-16	Hex Buff and Line Driver		
595-SN74HC365N	DIP-16	Hex Buff and Line Driver		
595-SN74HC367N	DIP-16	Hex Buff and Line Driver		
595-SN74HC368D	SOP-16	Hex Inverting Buff and Line Driver		
595-SN74HC368N	DIP-16	Hex Inverting Buff and Line Driver		
595-SN74HC368PWR	TSSOP-16	Hex Inverting Buff and Line Driver		
595-SN74HC373DW	SOIC-20	Octal D-Type Latch		
595-SN74HC373N	DIP-20	Octal D-Type Latch		
595-SN74HC373NSR	SOP-20	Octal D-Type Latch		
595-SN74HC373PWR	TSSOP-20	Octal D-Type Latch		
595-SN74HC374DW	SOIC-20	Octal D-Type Flip-Flop		
595-SN74HC374N	DIP-20	Octal D-Type Flip-Flop		
595-SN74HC377DW	SOP-20	Octal D-Type Flip-Flop		
595-SN74HC393D	SOP-14	Dual 4-Bit Binary Cntr		
595-SN74HC393DR	SOIC-14	Dual 4-Bit Binary Cntr		
595-SN74HC393N	DIP-14	Dual 4-Bit Binary Cntr		
595-SN74HC393PWT	TSSOP-14	Dual 4-Bit Binary Cntr		
595-SN74HC4020DR	SOIC-16	14-bit Async Binary Cntr		
595-SN74HC4020N	DIP-16	14-bit Async Binary Cntr		
595-SN74HC4040D	SOP-16	12-bit Async Binary Cntr		
595-SN74HC4040N	DIP-16	12-bit Async Binary Cntr		
595-SN74HC4060D	SOP-16	14-Stage Asynch Binary Cntr		
595-SN74HC4060DR	SOIC-16	14-Stage Asynch Binary Cntr		
595-SN74HC4060N	DIP-16	14-Stage Asynch Binary Cntr		
595-SN74HC4066D	SOP-14	Quad Bilateral Analog Switch		
595-SN74HC4066N	DIP-14	Quad Bilateral Analog Switch		
595-SN74HC42N	DIP-16	4-Line To 10-Line Decoder		
595-SN74HC540DW	SOIC-20	Octal Buff and Line Driver		
595-SN74HC540N	DIP-20	Octal Buff and Line Driver		
595-SN74HC541DW	SOIC-20	Octal Buff and Line Driver		
595-SN74HC541N	DIP-20	Octal Buff and Line Driver		
595-SN74HC573ADW	SOIC-20	Octal D-Type Latch		
595-SN74HC573AN	DIP-20	Octal D-Type Latch		
595-SN74HC573APWR	TSSOP-20	Octal D-Type Latch		
595-SN74HC574DW	SOIC-20	Octal D-Type Flip-Flop		
595-SN74HC574N	DIP-20	Octal D-Type Flip-Flop		
595-SN74HC574PWR	TSSOP-20	Octal D-Type Flip-Flop		
595-SN74HC590AD	SOP-16	8-bit Binary Cntr		
595-SN74HC590AN	DIP-16	8-bit Binary Cntr		
595-SN74HC594D	SOIC-16	8-bit Shift Register		
595-SN74HC594DW	SOP-16	8-bit Shift Register		
595-SN74HC595D	SOP-16	8-bit Shift Register		
595-SN74HC595N	DIP-16	8-bit Shift Register		
595-SN74HC74D	SOIC-14	Dual D-Type Flip-Flop		
595-SN74HC74DR	SOIC-14	Dual D-Type Flip-Flop		
595-SN74HC74N	DIP-14	Dual D-Type Flip-Flop		

© Copyright 2014 Mouser Electronics

TEXAS INSTRUMENTS Logic

Products may be RoHS compliant. Check mouser.com for RoHS status.

NEW PRODUCT

For quantities greater than listed, call for quote.

MOUSER STOCK NO.	Package	Description	Price Each 1	Price Each 25
595-SN74HC74PWR	TSSOP-14	Dual D-Type Flip-Flop		
595-SN74HC86D	SOP-14	Quad Exclusive-OR Gates		
595-SN74HC86N	DIP-14	Quad Exclusive-OR Gates		
595-SN74HCT00D	SOP-14	Quad Positive-NAND Gate		
595-SN74HCT00N	DIP-14	Quad Positive-NAND Gate		
595-SN74HCT02D	SOP-14	Quad Positive-NOR Gate		
595-SN74HCT02N	DIP-14	Quad Positive-NOR Gate		
595-SN74HCT04D	SOIC-14	Hex Inverter		
595-SN74HCT04N	DIP-14	Hex Inverter		
595-SN74HCT04PWR	TSSOP-14	Hex Inverter		
595-SN74HCT08D	SOP-14	Quad Positive-AND Gates		
595-SN74HCT08N	DIP-14	Quad Positive-AND Gates		
595-SN74HCT08PW	TSSOP-14	Quad Positive-AND Gates		
595-SN74HCT125D	SOIC-14	Quad Bus Buff Gates		
595-SN74HCT138D	SOIC-16	3-Line To 8-Line Decoder		
595-SN74HCT138N	DIP-16	3-Line To 8-Line Decoder		
595-SN74HCT139N	DIP-16	Dual 2-Line To 4-Line Decoder		
595-SN74HCT14D	SOIC-14	Hex Inverter		
595-SN74HCT14N	DIP-14	Hex Inverter		
595-SN74HCT14PWR	TSSOP-14	Hex Inverter		
595-SN74HCT240N	DIP-20	Octal Buff and Line Driver		
595-SN74HCT244DBR	SSOP-20	Octal Buff and Line Driver		
595-SN74HCT244DW	SOIC-20	Octal Buff and Line Driver		
595-SN74HCT244N	DIP-20	Octal Buff and Line Driver		
595-SN74HCT244PW	TSSOP-20	Octal Buff and Line Driver		
595-SN74HCT245DW	SOIC-20	Octal Bus Transc		
595-SN74HCT245N	DIP-20	Octal Bus Transc		
595-SN74HCT245PWR	TSSOP-20	Octal Bus Transc		
595-SN74HCT273DW	SOP-20	Octal D-Type Flip-Flop		
595-SN74HCT273N	DIP-20	Octal D-Type Flip-Flop		
595-SN74HCT32D	SOIC-14	Quad Positive-OR Gate		
595-SN74HCT32N	DIP-14	Quad Positive-OR Gate		
595-SN74HCT373N	DIP-20	Octal D-Type Latch		
595-SN74HCT374N	DIP-20	Octal D-type Flip-Flop		
595-SN74HCT540DW	SOP-20	Octal Buff and Line Driver		
595-SN74HCT541DW	SOIC-20	Octal Buff and Line Driver		
595-SN74HCT541N	DIP-20	Octal Buff and Line Driver		
595-SN74HCT573DWR	SOIC-20	Octal D-Type Latch		
595-SN74HCT573N	DIP-20	Octal D-Type Latch		
595-SN74HCT574DW	SOIC-20	Octal D-Type Flip-Flop		
595-SN74HCT574N	DIP-20	Octal D-Type Flip-Flop		
595-SN74HCT74D	SOIC-14	Dual D-Type Flip-Flop		
595-SN74HCT74N	DIP-14	Dual D-Type Flip-Flop		
595-SN74HCU04N	DIP-14	Hex Inverter		
595-SN74L2G17MDCKREP	SC-70	Dual Schmitt Trigger Buffer		
595-SN74LS00DR	SOIC-14	Quad positive-NAND Gate		
595-SN74LS00N	DIP-14	Quad positive-NAND Gate		
595-SN74LS02D	SOIC-14	Quad positive-NOR Gate		
595-SN74LS02N	DIP-14	Quad positive-NOR Gate		
595-SN74LS03N	PDIP-14	Quad positive-NAND Gate		
595-SN74LS04D	SOIC-14	Hex Inverter		
595-SN74LS04N	DIP-14	Hex Inverter		
595-SN74LS05D	SOIC-14	Hex Inverter		
595-SN74LS05N	DIP-14	Hex Inverter		
595-SN74LS06D	SOIC-14	Hex Inverter Buff/Driver		
595-SN74LS07D	SOP-14	Hex Buff/Driver		
595-SN74LS07N	PDIP-14	Hex Buff/Driver		
595-SN74LS08D	SOIC-14	Quad Positive-AND Gate		
595-SN74LS08N	DIP-14	Quad Positive-AND Gate		
595-SN74LS09N	PDIP-14	Quad 2-Input Positive AND Gate		
595-SN74LS10N	DIP-14	Triple Positive-NAND Gate		
595-SN74LS122N	DIP-14	Monostable Multivibrator		
595-SN74LS123D	SOIC-16	Dual Monostable Multivibrator		
595-SN74LS123N	DIP-16	Dual Monostable Multivibrator		
595-SN74LS125AD	SOIC-14	Quad Bus Buff		
595-SN74LS125AN	DIP-14	Quad Bus Buff		
595-SN74LS132D	SOIC-14	Quad Schmitt Trigger		
595-SN74LS132N	PDIP-14	Quad Schmitt Trigger		
595-SN74LS138D	SOIC-16	3-Line to 8-Line Decoder		
595-SN74LS138N	DIP-16	3-Line to 8-Line Decoder		
595-SN74LS139AN	DIP-16	Dual 2-Line to 4-Line Decoder		
595-SN74LS145N	DIP-16	BCD-To-Decimal Decoder		
595-SN74LS148N	DIP-16	8 to 3-Line priority encoder		
595-SN74LS14D	SOIC-14	Hex Inverter		
595-SN74LS14N	DIP-14	Hex Inverter		
595-SN74LS151N	DIP-16	8-Line To 1-Line Data Selector		
595-SN74LS155AD	SOIC-16	Dual 2-Line to 4-Line Decoder		
595-SN74LS155AN	PDIP-16	Dual 2-Line to 4-Line Decoder		
595-SN74LS157DR	SOIC-16	Quad 2 To 1-Line Data Selector		
595-SN74LS157N	DIP-16	Quad 2 To 1-Line Data Selector		
595-SN74LS164N	DIP-14	Serial-in Shift Register		
595-SN74LS165AN	PDIP-16	Serial-Out Shift Register		
595-SN74LS173AN	PDIP-16	4-Bit D-type Register		
595-SN74LS174N	PDIP-16	Hex D-Type Flip-Flop		
595-SN74LS175N	DIP-16	Quad D-Type Flip-Flop		
595-SN74LS193N	DIP-16	4-Bit Binary Cntr		
595-SN74LS20N	DIP-14	Dual positive-NAND Gate		
595-SN74LS21N	DIP-14	Dual positive-AND gates		
595-SN74LS221D	SOIC-16	Dual Monostable Multivibrator		

For quantities greater than listed, call for quote.

MOUSER STOCK NO.	Package	Description	Price Each 1	Price Each 25
595-SN74LS221N	PDIP-16	Dual Monostable Multivibrator		
595-SN74LS240N	DIP-20	Octal Buff and Line Driver		
595-SN74LS241N	PDIP-20	Octal Buff and Line Driver		
595-SN74LS244DW	SOIC-20	Octal Buff and Line Driver		
595-SN74LS244DWR	SOIC-20	Octal Buff and Line Driver		
595-SN74LS244N	DIP-20	Octal Buff and Line Driver		
595-SN74LS245DW	SOIC-20	Octal Bus Transceiver		
595-SN74LS245N	DIP-20	Octal Bus Transceiver		
595-SN74LS247N	DIP-16	BCD-To-7 Decoder		
595-SN74LS251N	PDIP-16	8-Line To 1-Line Data Selector		
595-SN74LS259BN	PDIP-16	Octal Addressable Latch		
595-SN74LS273DW	SOIC-20	Octal D-Type Flip-Flop		
595-SN74LS273N	DIP-20	Octal D-Type Flip-Flop		
595-SN74LS279AN	PDIP-16	Quad /S-/R Latch		
595-SN74LS30N	DIP-14	8-input Positive-NAND Gate		
595-SN74LS32DR	SOIC-14	Quad Positive-OR Gate		
595-SN74LS32N	DIP-14	Quad Positive-OR Gate		
595-SN74LS33N	PDIP-14	Quad Positive-NOR Buff		
595-SN74LS365AN	PDIP-16	Hex Bus Driver		
595-SN74LS368AN	DIP-16	6-bit Buff and Line Driver		
595-SN74LS373DW	SOIC-20	Octal D-Type Flip-Flop		
595-SN74LS373N	DIP-20	Octal D-Type Flip-Flop		
595-SN74LS374N	DIP-20	Octal D-Type Flip-Flop		
595-SN74LS38N	DIP-14	Quad Positive-NAND Buff		
595-SN74LS390N	PDIP-16	Dual 4-Bit Decade Cntr		
595-SN74LS393N	DIP-14	Dual 4-Bit Binary Cntr		
595-SN74LS241DW	SOIC-20	Octal Buffer/Driver w/3-State Outputs		
595-SN74LS47N	DIP-16	BCD-To-7 Decoder		
595-SN74LS540DW	SOIC-20	Octal Buff and Line Driver		
595-SN74LS540N	PDIP-20	Octal Buff and Line Driver		
595-SN74LS541DW	SOIC-20	Octal Buff and Line Driver		
595-SN74LS541N	DIP-20	Octal Buff and Line Driver		
595-SN74LS74AD	SOIC-14	Dual D-type Flip-Flop		
595-SN74LS74AN	DIP-14	Dual D-type Flip-Flop		
595-SN74LS86ADR	SOIC-14	Quad Exclusive-OR Gate		
595-SN74LS86AN	DIP-14	Quad Exclusive-OR Gate		
595-SN74LS93N	PDIP	4-Bit Binary Cntr		
595-SN74LV04AD	SOIC-14	Hex Inverter		
595-SN74LV04APWR	TSSOP-14	Hex Inverter		
595-SN74LV08APWR	TSSOP-14	Quad Positive-AND Gate		
595-SN74LV123AD	SOIC-16	Dual Regis Monostable Multivibrator		
595-SN74LV123APWR	TSSOP-16	Dual Regis Monostable Multivibrator		
595-SN74LV125APWR	TSSOP-14	Quad Bus Buff Gates		
595-SN74LV138APWR	TSSOP-16	3-Line to 8-Line Decoder/Demult		
595-SN74LV14APWR	TSSOP-14	Hex Inverter		
595-SN74LV165APWR	TSSOP-16	8-Bit Serial Shift Register		
595-SN74LV165APWRG3	TSSOP-16	8-Bit Serial Shift Register		
595-SN74LV166AD	SOIC-16	8-Bit Parallel Load Shift Register		
595-SN74LV244ADW	SOIC-20	Octal Buff/Driver		
595-SN74LV244APWR	TSSOP-20	Octal Buff/Driver		
595-SN74LV273ANSR	SOP-20	Octal D-Type Flip Flop		
595-SN74LV4040APWR	TSSOP-16	12-Bit Async Binary Cntr		
595-SN74LV4051ADR	SOIC-16	8-Chann Mux/Demux		
595-SN74LV4051APWR	TSSOP-16	8-Chann Mux/Demux		
595-SN74LV541APWR	TSSOP-20	Octal Buff/Driver		
595-SN74LV595ADRG3	SOIC-16	8-Bit Shift Register		
595-SN74LV595APWR	TSSOP-16	8-Bit Shift Register		
595-SN74LV595APWRG3	TSSOP-16	8-Bit Shift Register		
595-SN74LV8153N	PDIP-20	Serial-To-Parallel Interface		
595-SN74LV8154N	PDIP-20	Dual 16-Bit Binary Cntr		
595-SN74LV86AD	SOIC-14	Quad Exclusive-OR Gate		
595-SN74LVC00AD	SOIC-14	Quad 2-Input NAND Gate		
595-SN74LVC00APW	TSSOP-14	Quad 2-Input NAND Gate		
595-SN74LVC02ADR	SOP-14	Quad 2-Inp Positive NOR Gate		
595-SN74LVC02APWR	TSSOP-14	Quad 2-Inp Positive NOR Gate		
595-SN74LVC04AD	SOIC-14	Hex Inverter		
595-SN74LVC04ADBR	SSOP-14	Hex Inverter		
595-SN74LVC04APW	TSSOP-14	Hex Inverter		
595-SN74LVC04APWR	TSSOP-14	Hex Inverter		
595-SN74LVC06AD	SOIC-14	Hex Inverter Buff		
595-SN74LVC06APWR	TSSOP-14	Hex Inverter Buff		
595-SN74LVC07AD	SOIC-14	Hex Buff		
595-SN74LVC07ADBR	SSOP-14	Hex Buff		
595-SN74LVC07ADGVR	TVSOP-14	Hex Buff		
595-SN74LVC07APW	TSSOP-14	Hex Buff		
595-SN74LVC07APWR	TSSOP-14	Hex Buff		
595-SN74LVC08AD	SOIC-14	Quad Positive-AND Gate		
595-SN74LVC08ADBR	SSOP-14	Quad Positive-AND Gate		
595-SN74LVC08APW	TSSOP-14	Quad Positive-AND Gate		
595-SN74LVC10APW	TSSOP-14	Triple 3-Inp Positive NAND Gate		
595-SN74LVC125AD	SOIC-14	Quad Bus Buff Gate		
595-SN74LVC125APW	TSSOP-14	Quad Bus Buff Gate		
595-SN74LVC126APWR	TSSOP-14	Quad Bus Buff Gates		
595-SN74LVC138AD	SOP-16	3-Line To 8-Line Decoder		
595-SN74LVC138ADBR	SSOP-16	3-Line To 8-Line Decoder		
595-SN74LVC138APW	TSSOP-16	3-Line To 8-Line Decoder		
595-SN74LVC138ARSVR	QFN-16	3-Line To 8-Line Decoder/Demultiplex		
595-SN74LVC139APWR	TSSOP-16	Dual Decoder/DeMultiplex		

© Copyright 2014 Mouser Electronics

© Copyright 2014 Mouser Electronics

TEXAS INSTRUMENTS Logic

Products may be RoHS compliant. Check mouser.com for RoHS status.

TEXAS INSTRUMENTS

For quantities greater than listed, call for quote.

MOUSER STOCK NO.	Package	Description	Price Each 1	Price Each 25
595-SN74LVC14AD	SOIC-14	Hex Inverter		
595-SN74LVC14APWR	TSSOP-14	Hex Inverter		
595-SN74LVC14MDBVREP	SOT-23-5	Single Schmitt Trig		
595-SN74LVC157APWR	TSSOP-16	Quad Data Selector/Multiplex		
595-74LVC16244ADGGRG	TSSOP-48	16-Bit Buffer/Driver		
595-SN74LVC16245ADL	SSOP-48	16-Bit Bus Transceiver		
595-SN74LVC1G00DBVR	SOT-23-5	Single Positive-NAND Gate		
595-SN74LVC1G00DCKR	SC70	Single Positive-NAND Gate		
595-SN74LVC1G00DRYR	SON-6	Single 2-Input Pos NAND Gate		
595-SN74LVC1G02DCKR	SOP-5	Single 2-Input Positive NOR Gate		
595-SN74LVC1G02DRYR	SON-6	Single 2-Input Pos NOR Gate		
595-SN74LVC1G02DSFR	SON-6	Single 2-Input Pos NOR Gate		
595-SN74LVC1G04DBVR	SOP-5	Single Inverter		
595-SN74LVC1G04DCKR	SOP-5	Single Inverter		
595-SN74LVC1G04DCKTE	SC-70	Single Inverter		
595-SN74LVC1G04DSF2	SON-6	Single Inverter		
595-SN74LVC1G04DSFR	SON-6	Single Inverter		
595-SN74LVC1G06DBVR	SOT-23-5	Single Inverter Buff/Driver		
595-SN74LVC1G06DCKR	SC70-5	Single Inverter Buff/Driver		
595-SN74LVC1G06DRLR	SOP-5	Single Inverter Buff/Driver		
595-SN74LVC1G06DRYR	SON-6	Single Inverter Buffer/Driver		
595-SN74LVC1G06DSFR	SON-6	Single Inverter Buffer/Driver		
595-SN74LVC1G07DBVR	SOT-23-5	Single Buff		
595-SN74LVC1G07DCKR	SC70-5	Single Buff		
595-SN74LVC1G07DSFR	SON-6	Single Buffer/Driver		
595-SN74LVC1G08DBVR	SOP-5	Single Positive-AND Gate		
595-SN74LVC1G08DCKR	SC70-5	Single Positive-AND Gate		
595-SN74LVC1G08DCKT	SC 70-5	Single Positive-AND Gate		
595-SN74LVC1G08DSFR	SON-6	Single 2-Input Pos NAND Gate		
595-SN74LVC1G10DRYR	SON-6	Single 3-Input Positive-NAND Gate		
595-SN74LVC1G10DSFR	SON-6	Single 3-Input Positive-NAND Gate		
595-SN74LVC1G11DRYR	SON-6	Single 3-Input Positive-AND Gate		
595-SN74LVC1G11DSFR	SON-6	Single 3-Input Positive-AND Gate		
595-SN74LVC1G27DRYR	SON-6	Single 3-Input Positive-NOR Gate		
595-SN74LVC1G27DSFR	SON-6	Single 3-Input Positive-NOR Gate		
595-SN74LVC1G32DSF2	SON-6	Single Positive-OR Gate		
595-SN74LVC1G332DRYR	SON-6	Single 3-Input Positive-OR Gate		
595-SN74LVC1G332DSFR	SON-6	Single 3-Input Positive-OR Gate		
595-SN74LVC1G57DRYR	SON-6	Config. Multiple-Function Gate		
595-SN74LVC1G57DSFR	SON-6	Config. Multiple-Function Gate		
595-SN74LVC1G58DRYR	SON-6	Config. Multiple-Function Gate		
595-SN74LVC1G58DSFR	SON-6	Config. Multiple-Function Gate		
595-SN74LVC1G66DRYR	SON-6	Single Analog Switch		
595-SN74LVC1G66DSFR	SON-6	Single Analog Switch		
595-SN74LVC1G97DRYR	SON-6	Config. Multiple-Function Gate		
595-SN74LVC1G97DSFR	SON-6	Config. Multiple-Function Gate		
595-SN74LVC1G98DRYR	SON-6	Config. Multiple-Function Gate		
595-SN74LVC1G98DSFR	SON-6	Config. Multiple-Function Gate		
595-SN74LVC1G125DBVR	SOP-5	Single Bus Buff Gate		
595-SN74LVC1G125DCKR	SOP-5	Single Bus Buff Gate		
595-SN74LVC1G125DRLR	SOP-5	Single Bus Buff Gate		
595-SN74LVC1G126DCKR	SOP-5	Single Bus Buff Gate		
595-SN74LVC1G139DCTR	SSOP-8	2-Ln-to-4-Ln Decoder		
595-SN74LVC1G14DBVR	SOP-5	Single Inverter		
595-SN74LVC1G14DCKR	SOP-5	Single Inverter		
595-SN74LVC1G14DRLR	SOP-5	Single Inverter		
595-SN74LVC1G14DSFR	SON-6	Single Schmitt-Trigger Inverter		
595-SN74LVC1G17DBVR	SOT-23-5	Single Buff		
595-SN74LVC1G17DCKR	SC70-5	Single Buff		
595-SN74LVC1G17DCKT	SC 70-5	Single Buff		
595-SN74LVC1G17DSFR	SON-6	Single Schmitt-Trigger Inverter		
595-SN74LVC1G18DRYR	SON-6	1-of-2 Demultiplexer		
595-SN74LVC1G18DSFR	SON-6	1-of-2 Demultiplexer		
595-SN74LVC1G3157DBV	SOP-6	Double-Throw Analog Switch		
595-SN74LVC1G3157DCK	SOP-6	Double-Throw Analog Switch		
595-SN74LVC1G3157DRL	SOP-6	Double-Throw Analog Switch		
595-N74LVC1G3157DSFR	SON-6	Single-Pole, Double-Throw Switch		
595-SN74LVC1G32DBVR	SOT-23-5	Single Positive-OR Gate		
595-SN74LVC1G32DCKR	SC70	Single Positive-OR Gate		
595-SN74LVC1G32DSFR	SON-6	Single 2-Input Pos NAND Gate		
595-SN74LVC1G34DRYR	SON-6	Single Buffer Gate		
595-SN74LVC1G34DSFR	SON-6	Single Buffer Gate		
595-SN74LVC1G38DRYR	SON-6	Single 2-Input NAND Gate		
595-SN74LVC1G38DSFR	SON-6	Single 2-Input NAND Gate		
595-SN74LVC1G57DCKR	SC70-6	Config Multiple-Function Gate		
595-SN74LVC1G66DBVR	SOT-23-5	Single Analog Switch		
595-SN74LVC1G66DCKR	SC-70-5	Single Analog Switch		
595-SN74LVC1G79DBVR	SOT-23-5	Single Edge-Trigg D-Type Latch		
595-SN74LVC1G79DCKR	SC70-5	Single Edge-Trigg D-Type Latch		
595-SN74LVC1G80DBVR	SOT-23-5	Single Edge-Trigg D-Type Latch		
595-SN74LVC1G80DCKR	SC70-5	Single Edge-Trigg D-Type Latch		
595-SN74LVC1G86DBVR	SOT-23-5	Single 2-Input Exclusive OR Gate		
595-SN74LVC1G86DCKR	SC70	Single 2-Input Exclusive OR Gate		
595-SN74LVC1G97DCKR	SOP-6	Multiple-Function Gate		
595-SN74LVC1G98QDCQ1	SOP-6	Config Multiple-Function Gate		
595-SN74LVC1GU04DBVR	SOT-23-5	Single Inverter Gate		
595-SN74LVC1GU04DCKR	SC70-5	Single Inverter Gate		
595-SN74LVC1GU04DRYR	SON-6	Single Inverter Gate		
595-SN74LVC1GU04DSFR	SON-6	Single Inverter Gate		
595-74LVC2G74MDCUTEP	DCU-8	D-Type Flip-Flop		
595-SN74LVC1T45DCKR	SOP-6	Bus Transceiver		
595-SN74LVC1T45DPKR	USON-6	Sin.-Bit Dual-Supply 3-State Output Trans.		
595-SN74LVC1T45YZPR	WCSP-6	Bus Transceiver		
595-SN74LVC240APWR	TSSOP-20	Octal Buff/Driver		
595-SN74LVC244ADBR	SSOP-20	Octal Buff/Driver		
595-SN74LVC244ADGVR	TVSOP-20	Octal Buff/Driver		
595-SN74LVC244ADW	SOIC-20	Octal Buff/Driver		

For quantities greater than listed, call for quote.

MOUSER STOCK NO.	Package	Description	Price Each 1	Price Each 25
595-SN74LVC244ADWR	SOIC-20	Octal Buff/Driver		
595-SN74LVC244APW	TSSOP-20	Octal Buff/Driver		
595-SN74LVC244APWR	TSSOP-20	Octal Buff/Driver		
595-SN74LVC244ARGYR	QFN-20	Octal Buff/Driver		
595-SN74LVC245ADBR	SSOP-20	Octal Bus Transceiver		
595-SN74LVC245ADW	SOIC-20	Octal Bus Transceiver		
595-SN74LVC245ADWR	SOIC-20	Octal Bus Transceiver		
595-SN74LVC245APW	TSSOP-20	Octal Bus Transceiver		
595-SN74LVC245APWR	TSSOP-20	Octal Bus Transceiver		
595-SN74LVC2G00DCTR	SSOP-8	Dual 2-Input Positive NAND Gate		
595-SN74LVC2G02DCTR	SSOP-8	Dual 2-Input Positive NOR Gate		
595-SN74LVC2G02DCUR	VSSOP-8	Dual 2-Input Positive NOR Gate		
595-SN74LVC2G04DBVR	SOT-23-6	Dual Inverter		
595-SN74LVC2G04DCKR	SC-70-6	Dual Inverter		
595-SN74LVC2G06DBVR	SOT-23-6	Dual Inverter Buff/Driver		
595-SN74LVC2G06DCKR	SC-70-6	Dual Inverter Buff/Driver		
595-SN74LVC2G07DBVR	SOT-23-6	Dual Buff		
595-SN74LVC2G07DCKR	SC-70-6	Dual Buff		
595-SN74LVC2G07DRYR	SON-6	Dual Buffer/Driver		
595-SN74LVC2G07DSFR	SON-6	Dual Buffer/Driver w/Open Drain		
595-SN74LVC2G08DCTR	SSOP-8	Dual Positive-AND Gate		
595-SN74LVC2G08DCUR	VSSOP-8	Dual Positive-AND Gate		
595-SN74LVC2G125DCTR	SSOP-8	Dual Bus Buff Gate		
595-SN74LVC2G14DBVR	SOT-23-6	Dual Inverter		
595-SN74LVC2G14DCKR	SC70-6	Dual Inverter		
595-SN74LVC2G157DCTR	SSOP-8	Single Data Selector/Multiplex		
595-SN74LVC2G157DCUR	VSSOP-8	Single Data Selector/Multiplex		
595-SN74LVC2G17DBVR	SOT-23-6	Dual Buff		
595-SN74LVC2G17DCKR	SC70-6	Dual Buff		
595-SN74LVC2G241DCTR	SSOP-8	Dual Buff/Driver		
595-SN74LVC2G241DCUR	VSSOP-8	Dual Buff/Driver		
595-SN74LVC2G34DBVR	SOT-23-6	Dual Buff Gate		
595-SN74LVC2G34DCKR	SC-70-6	Dual Buff Gate		
595-SN74LVC2G53DCTR	SSOP-8	SPDT Analog Switch		
595-SN74LVC2G53DCUR	VSSOP-8	SPDT Analog Switch		
595-SN74LVC2G66DCTR	SSOP-8	Dual Analog Switch		
595-SN74LVC2G74DCTR	SSOP-8	Single D-Type Flip-Flop		
595-SN74LVC2G74DCUR	VSSOP-8	Single D-Type Flip-Flop		
595-SN74LVC2G86DCUR	VSSOP-8	Dual 2-Input Exclusive OR Gate		
595-SN74LVC2GU04DBVR	SOT-23-6	Dual Inverter		
595-SN74LVC2GU04DCKR	SC-70-6	Dual Inverter		
595-SN74LVC2T45DCTR	SSOP-8	Dual-Bit Dual Supply Transceiver		
595-SN74LVC2T45DCUR	US8-8	Dual-Bit Dual Supply Transceiver		
595-SN74LVC32AD	SOIC-14	Quad Positive-OR Gate		
595-SN74LVC32APW	TSSOP-14	Quad Positive-OR Gate		
595-SN74LVC374ADWR	SOIC-20	Edge-Trigg D-Type Flip-Flop		
595-SN74LVC374APWR	TSSOP-20	Edge-Trigg D-Type Flip-Flop		
595-SN74LVC3G04DCTR	SSOP-8	Triple Inverter Gate		
595-SN74LVC3G07DCTR	SSOP-8	Triple Buff/Driver		
595-SN74LVC3G07DCUR	VSSOP-8	Triple Buff/Driver		
595-SN74LVC3G07QDCQ1	VSSOP-8	Dual 1 of 4 FET Mltplxr/Demltplxr		
595-SN74LVC3G14DCTR	SSOP-8	Triple Schmitt-Trigger Inverter		
595-SN74LVC3G14DCUR	VSSOP-8	Triple Schmitt-Trigger Inverter		
595-SN74LVC3G34DCTR	SSOP-8	Triple Buff Gate		
595-SN74LVC3G34DCUR	VSSOP-8	Triple Buff Gate		
595-SN74LVC4245ADBR	SSOP-24	Octal Bus Transceiver		
595-SN74LVC4245ADW	SOP-24	Octal Bus Transceiver		
595-SN74L4245AIPWREP	TSSOP-24	Octal Bus Xcvr		
595-SN74LVC4245APW	TSSOP-24	Octal Bus Transceiver		
595-SN74LVC540APWR	TSSOP-20	Octal Buff/Driver		
595-SN74LVC541ADBR	SSOP-20	Octal Buff		
595-SN74LVC541ADW	SOP-20	Octal Buff		
595-SN74LVC541APW	TSSOP-20	Octal Buff		
595-SN74LVC573ADW	SOIC-20	Octal Trans D-Type Latch		
595-SN74LVC573ARGYR	QFN-20	Octal Trans D-Type Latch		
595-SN74LVC574ADBR	SSOP-20	Octal Edge-Trigg D-Type Latch		
595-SN74LVC574ADW	SOP-20	Octal Edge-Trigg D-Type Latch		
595-SN74LVC574APWR	TSSOP-20	Octal Edge-Trigg D-Type Latch		
595-SN74LVC74AD	SOIC-14	D-Type Flip-Flop		
595-SN74LVC74APW	TSSOP-14	D-Type Flip-Flop		
595-SN74LVC86AD	SOP-14	Quad 2-Input Exc OR Gate		
595-SN74LVC86APWR	TSSOP-14	Quad 2-Input Exc OR Gate		
595-SN74LVC8T245PWR	TSSOP-24	8-Bit Bus Transceiver		
595-74LVC8T245MPWREP	TSSOP-24	8-Bit Bus Transceiver		
595-SN74LVC8T245RHLR	QFN-24	8-Bit Bus Transceiver		
595-SN74LVCC3245ADBR	SSOP-24	8-Bit Bus Transceiver		
595-SN74LVCC3245ADW	SOIC-24	8-Bit Bus Transceiver		
595-SN74LVCC3245APW	TSSOP-24	8-Bit Bus Transceiver		
595-SN74LVCH244APWR	TSSOP-20	Octal Buff/Driver		
595-SN74LVCH244APWRE	TSSOP-20	Octal Buff and Line Driver		
595-SN74LVCH245APW	TSSOP-20	Octal Bus Transceiver		
595-SN74LVCH245APWR	TSSOP-20	Octal Bus Transceiver		
595-SN74LVT125DBR	SSOP-14	Quad Bus Buffer		
595-SN74LVT244BDW	SOIC-20	3.3V ABT Octal Buff/Driver		
595-SN74LVT244BPWR	TSSOP-20	3.3V ABT Octal Buff/Driver		
595-SN74LVT245BDW	SOP-20	3.3V ABT Octal Bus Transceiver		
595-SN74LVT245BPWR	TSSOP-20	3.3V ABT Octal Bus Transceiver		
595-SN74LVTH125D	SOIC-14	3.3V ABT Quad Bus Buff		
595-SN74LVTH125PWR	TSSOP-14	3.3V ABT Quad Bus Buff		
595-SN74LVTH18502APM	LQFP-64	18-Bit Universal Bus Transceiver		
595-SN74LVTH244ADBR	SSOP-20	3.3V ABT Octal Buff/Driver		
595-SN74LVTH244ADW	SOIC-20	3.3V ABT Octal Buff/Driver		
595-SN74LVTH244APW	TSSOP-20	3.3V ABT Octal Buff/Driver		
595-SN74LVTH244APWR	TSSOP-20	3.3V ABT Octal Buff/Driver		
595-SN74LVTH245APWR	TSSOP-20	3.3V ABT Octal Bus Transceiver		
595-TPIC6B273DWRG4	SOIC-20	Octal D-Type Latch		

© Copyright 2014 Mouser Electronics

© Copyright 2014 Mouser Electronics

ANALOG DEVICES INC. Accelerometers and Sensors

Products may be RoHS compliant. Check mouser.com for RoHS status.

ACCELEROMETERS

For quantities greater than listed, call for quote.

MOUSER STOCK NO.	ADI Part No.	Package	Supply Voltage (Min) (V)	Supply Voltage (Max) (V)	Supply Current (mA)	Acceleration (g)	Sensitivity (mV/g)	Output Type	Price Each 1	10	100	250
Single-Axis												
584-ADXL103CE	ADXL103CE	LCC-8	3	6	0.7	3500	1000	Analog				
584-AD22279-A-R2	AD22279-A-R2	LCC-8	3.135	6	2.5	4000	16	Analog				
584-ADXL001-500BEZ	ADXL001-500BEZ	LCC-8	3.135	6	2.5	4000	2.2	Analog				
584-ADXL001-70BEZ	ADXL001-70BEZ	LCC-8	3.135	6	2.5	4000	16	Analog				
584-ADXL001-250BEZ	ADXL001-250BEZ	LCC-8	3.3	5	4.5	4000	4.4	Analog				
584-AD22280-R2	AD22280-R2	LCC-8	3.5	6	1.3	4000	38	Analog				
584-AD22282-A-R2	AD22282-A-R2	LCC-8	3.5	6	1.5	4000	18	Analog				
584-AD22283-B-R2	AD22283-B-R2	LCC-8	3.5	6	15	4000	8	Analog				
Dual-Axis												
584-ADIS16204BCCZ	ADIS16204BCCZ	LGA-16	3	3.6	12	4000	17.125	Digital				
584-ADIS16003CCCZ	ADIS16003CCCZ	LGA-12	3	5.25	1.5	3500	820	Analog				
584-ADIS16006CCCZ	ADIS16006CCCZ	LGA-12	3	5.25	1	3500	256	Digital				
584-ADXL212AEZ	ADXL212AEZ	LCC-8	3	5.25	0.7	1000	15	Digital				
584-ADXL203CE	ADXL203CE	LGA-8	3	6	0.7	3500	1000	Analog				
584-ADXL213AE	ADXL213AE	LCC-8	3	6	0.7	3500	33	Digital				
584-AD22284-A-R2	AD22284-A-R2	LCC-8	3.5	6	2.2	4000	55	Analog				
584-AD22285-R2	AD22285-R2	LCC-8	3.5	6	2.2	4000	38	Analog				
584-ADXL206HDZ	ADXL206HDZ	SBDIP-8	4.75	5.25	0.7	500	312	Analog		-	-	-
Tri-Axis												
584-ADXL362BCCZ-R2	ADXL362BCCZ-R2	LGA-16	1.6	3.5	1.8	5000	4	Digital				
584-ADXL344ACCZ-R7	ADXL344ACCZ-RL7	LGA-16	1.7	2.75	1.4	10000	3.9	Digital				
584-ADXL345BCCZ	ADXL345BCCZ	LGA-14	1.7	2.75	1.4	10000	3.9	Digital				
584-ADXL377BCPZ-R7	ADXL377BCPZ-RL7	LFCSP-16	1.8	3.6	3	10000	6.5	Analog				
584-ADXL326BCPZ	ADXL326BCPZ	LFCSP-16	1.8	3.6	3.5	10000	57	Analog				
584-ADXL327BCPZ	ADXL327BCPZ	LFCSP-16	1.8	3.6	3.5	10000	420	Analog				
584-ADXL335BCPZ	ADXL335BCPZ	LFCSP-16	1.8	3.6	3.5	10000	300	Analog				
584-ADXL335BCPZ-R7	ADXL335BCPZ-RL7	LFCSP-16	1.8	3.6	3.5	10000	300	Analog				
584-ADXL337BCPZ-R7	ADXL337BCPZ-RL7	LFCSP-16	1.8	3.6	3.5	10000	300	Analog				
584-ADXL343BCCZ	ADXL343BCCZ	LGA-14	2	3.6	1.4	10000	3.9	Digital				
584-ADXL345BCCZ-R7	ADXL345BCCZ-RL7	LGA-14	2	3.6	1.4	10000	4	Digital				
584-ADXL350BCEZ-R7	ADXL350BCEZ-RL7	LGA-16	2	3.6	1.66	10000	2	Digital				
584-ADXL312ACPZ	ADXL312ACPZ	LFCSP-32	2	3.6	1.7	10000	3.2	Digital				
584-ADXL325BCPZ	ADXL325BCPZ	LFCSP-16	2	3.6	1.7	10000	174	Digital				
584-ADXL325BCPZ-R7	ADXL325BCPZ-RL7	LFCSP-16	2	3.6	1.7	10000	174	Digital				

INCLINOMETER/ACCELEROMETERS

For quantities greater than listed, call for quote.

MOUSER STOCK NO.	ADI Part No.	Package	Supply Voltage (Min) (V)	Supply Voltage (Max) (V)	Supply Current (mA)	Acceleration (g)	Sensitivity (mg/LSB)	Output Type	Price Each 1	10	100	250
Dual-Axis												
584-ADIS16201CCCZ	ADIS16201CCCZ	LGA-16	3	3.6	11	3500	2.162	Analog				
584-ADIS16209CCCZ	ADIS16209CCCZ	LGA-16	3	3.6	11	3500	0.244	Digital				
Tri-Axis												
584-ADIS16203CCCZ	ADIS16203CCCZ	LGA-16	3	3.6	11	3500	0.025	Analog				
584-ADIS16210CMLZ	ADIS16210CMLZ	LGA-16	3.15	3.6	18	3500	0.47	Digital				-

TRIAXIAL VIBRATION SENSORS

For quantities greater than listed, call for quote.

MOUSER STOCK NO.	ADI Part No.	Package	Supply Voltage (Min) (V)	Supply Voltage (Max) (V)	Supply Current (mA)	Acceleration (g)	Sensitivity (mg/LSB)	Output Type	Price Each 1	10	100
584-ADIS16223CMLZ	ADIS16223CMLZ	ML-14-2	3.15	3.6	43	2000	1.192	Digital			
584-ADIS16227CMLZ	ADIS16227CMLZ	ML-14-2	3.15	3.6	43	2000	1.192	Digital			
584-ADIS16228CMLZ	ADIS16228CMLZ	ML-15-1	3.15	3.6	40	2000	0.3052	Digital			

IMPACT SENSOR

Features:

- Programmable event recorder internal and external trigger inputs
- Low power operation
- Wake-up and record function
- Peak acceleration sample-and-hold
- Digitally controlled bias correction
- Programmable alarms for condition monitoring
- Programmable digital input/output lines

For quantities greater than listed, call for quote.

MOUSER STOCK NO.	ADI Part No.	Package	Supply Voltage (Min) (V)	Supply Voltage (Max) (V)	Supply Current (mA)	Acceleration (g)	Sensitivity (mg/LSB)	Output Type	Price Each 1	10	100	250
584-ADIS16240ABCZ	ADIS16240ABCZ	CSPBGA-112	2.4	3.6	1	2000	51.4	Digital				

INERTIAL GYROSCOPE/ACCELEROMETERS

For quantities greater than listed, call for quote.

MOUSER STOCK NO.	ADI Part No.	Package	Degrees of Freedom	Supply Voltage (Min) (V)	Supply Voltage (Max) (V)	Supply Current (mA)	Acceleration (g)	Sensitivity (deg/s/LSB)	Price Each 1	10	100
584-ADIS16300AMLZ	ADIS16300AMLZ	ML-24-4	4	4.75	5.25	42	3	0.0125			
584-ADIS16305AMLZ	ADIS16305AMLZ	ML-24-4	4	4.75	5.25	42	3	0.0125			
584-ADIS16334BMLZ	ADIS16334BMLZ	ML-20-1	6	4.75	5.25	49	5	0.0125		-	-
584-ADIS16362BMLZ	ADIS16362BMLZ	ML-24-2	6	4.75	5.25	49	1.7	0.0125		-	-
584-ADIS16364BMLZ	ADIS16364BMLZ	ML-24-2	6	4.75	5.25	49	5	0.0125		-	-
584-ADIS16365BMLZ	ADIS16365BMLZ	ML-24-2	6	4.75	5.25	49	18	0.0125		-	-
584-ADIS16367BMLZ	ADIS16367BMLZ	ML-24-2	6	4.75	5.25	49	18	0.05		-	-
584-ADIS16488AMLZ	ADIS16488AMLZ	ML-24-6	10	3	3.6	254	18	3.052		-	-

TRI-AXIS GYROSCOPE/ACCELEROMETER/MAGNETOMETER

Features:

- Autonomous operation and data collection
- No external configuration commands required
- 220ms start-up time
- 4ms sleep mode recovery time
- Embedded temperature sensor
- Programmable operation and control
- 2000g shock survivability

For quantities greater than listed, call for quote.

MOUSER STOCK NO.	ADI Part No.	Package	Supply Voltage (Min) (V)	Supply Voltage (Max) (V)	Supply Current (mA)	Acceleration (g)	Sensitivity (deg/s/LSB)	Digital Output	Price Each
584-ADIS16405BMLZ	ADIS16405BMLZ	ML-24-2	4.75	5.25	45	18	0.0125	SPI	

© Copyright 2014 Mouser Electronics

© Copyright 2014 Mouser Electronics

ANALOG DEVICES INC. Gyroscopes and DDS

Products may be RoHS compliant. Check mouser.com for RoHS status.

GYROSCOPES

For quantities greater than listed, call for quote.

MOUSER STOCK NO.	ADI Part No.	Package	Supply Voltage (Min) (V)	Supply Voltage (Max) (V)	Supply Current (mA)	Bandwidth	Digital Output	Operating Temp. Range (°C)	Price Each 1	10	100	250
Single-Axis												
584-ADXRS450BEYZ	ADXRS450BEYZ	LCCV-14	3.15	5.25	6	8MHz	SPI	-40 to 105				
584-ADXRS450BRGZ	ADXRS450BRGZ	SOIC-16	3.15	5.25	6	8MHz	SPI	-40 to 105				
584-ADXRS453BEYZ	ADXRS453BEYZ	LCCV-14	3.15	5.25	6	8MHz	SPI	-40 to 105				
584-ADXRS453BRGZ	ADXRS453BRGZ	SOIC-16	3.15	5.25	6	8MHz	SPI	-40 to 105				
584-ADXRS620BBGZ	ADXRS620BBGZ	CBGA-32	4.75	5.25	3.5	2500Hz	Ratiometric	-40 to 105				
584-ADXRS622BBGZ	ADXRS622BBGZ	CBGA-32	4.75	5.25	3.5	2500Hz	Ratiometric	-40 to 105				
584-ADXRS623BBGZ	ADXRS623BBGZ	CBGA-32	4.75	5.25	3.5	3000Hz	Ratiometric	-40 to 105				
584-ADXRS624BBGZ	ADXRS624BBGZ	CBGA-32	4.75	5.25	3.5	1000Hz	Ratiometric	-40 to 105				
584-ADXRS642BBGZ	ADXRS642BBGZ	CBGA-32	4.75	5.25	3.5	2000Hz	Ratiometric	-40 to 105				
584-ADXRS649BBGZ	ADXRS649BBGZ	CBGA-32	4.75	5.25	3.5	2000Hz	Ratiometric	-40 to 105				
584-ADXRS652BBGZ	ADXRS652BBGZ	CBGA-32	4.75	5.25	3.5	2500Hz	Ratiometric	-40 to 105				
584-ADIS16060BCCZ	ADIS16060BCCZ	LGA-16	4.75	5.25	4.3	1kHz	SPI	-40 to 105				
584-ADIS16080ACCZ	ADIS16080ACCZ	LGA-16	4.75	5.25	7	8MHz	SPI	-40 to 85				
584-ADIS16260BCCZ	ADIS16260BCCZ	LGA-20	4.75	5.25	41	335Hz	SPI	-40 to 125				
584-ADIS16265BCCZ	ADIS16265BCCZ	LGA-20	4.75	5.25	41	50Hz	SPI	-40 to 125				
584-ADIS16266BCCZ	ADIS16266BCCZ	LGA-20	4.75	5.25	41	360Hz	SPI	-40 to 105				-
584-ADIS16136AMLZ	ADIS16136AMLZ	ML-24-3	4.75	5.25	120	380Hz	SPI	-40 to 85		-	-	-
584-ADXRS646BBGZ	ADXRS646BBGZ	CBGA-32	5.75	6.25	4	1000Hz	Ratiometric	-40 to 105				
584-ADXRS646TBGZ-EP	ADXRS646TBGZ-EP	CBGA-32	5.75	6.25	4	1000Hz	Ratiometric	-55 to 105				-
Tri-Axis												
584-ADIS16445AMLZ	ADIS16445AMLZ	ML-20-2	3.15	3.45	74	330Hz	SPI	-40 to 85		-	-	-
584-ADIS16448AMLZ	ADIS16448AMLZ	ML-20-2	3.15	3.46	76	330Hz	SPI	-40 to 85		-	-	-
584-ADIS16480AMLZ	ADIS16480AMLZ	ML-24-6	3	3.6	254	330Hz	SPI	-40 to 85		-	-	-
584-ADIS16485AMLZ	ADIS16485AMLZ	ML-24-6	3	3.6	197	330Hz	SPI	-40 to 85		-	-	-
584-ADIS16407BMLZ	ADIS16407BMLZ	ML-24-2	4.75	5.25	70	0.33kHz	SPI	-40 to 105		-	-	-

AUDIO PROCESSORS

For quantities greater than listed, call for quote.

MOUSER STOCK NO.	ADI Part No.	Package	Core	Supply Voltage (Max) (V)	Resolution	Supply Current (mA)	Frequency (MHz)	Power Dissipation (mW)	Operating Temp. Range (°C)	Price Each 1	10	100
584-ADAU1401AWBSTZ	ADAU1401AWBSTZ	LQFP-48	SigmaDSP	3.3	24	50	192	260	40 to 105			
584-ADAU1701JSTZ	ADAU1701JSTZ	LQFP-48	SigmaDSP	3.3	24	85	0.5	287	0 to 70			
584-ADAU1702JSTZ	ADAU1702JSTZ	LQFP-48	SigmaDSP	3.3	24	85	0.5	287	0 to 70			
584-ADAU1446YSTZ-3A	ADAU1446YSTZ-3A	LQFP-100	SigmaDSP	3.6	24	315	172	675	40 to 105			
584-ADAU1445YSVZ-3A	ADAU1445YSVZ-3A	TQFP-100	SigmaDSP	3.6	24	365	172	780	40 to 105			
584-ADAU1442YSVZ-3A	ADAU1442YSVZ-3A	TQFP-100	SigmaDSP	3.6	24	460	172	460	40 to 105			
584-ADAU1761BCPZ	ADAU1761BCPZ	LFCSP-32	SigmaDSP	3.65	24	20	27	7	-40 to 85			

AUDIO SAMPLE RATE CONVERTERS

Features:

- Automatically senses sample frequencies
- No programming required
- Atetnuates sample clock jitter
- Input/Output sample ratios from 7.75: to 1:8
- Multiple TDM Daisy-Chain Mode
- Bypass mode

For quantities greater than listed, call for quote.

MOUSER STOCK NO.	ADI Part No.	Package	Supply Voltage (Max) (V)	Input/Output Sample Ratios	THD + Noise (dB)	Frequency (kHz)	Interface	Power Dissipation (mW)	Operating Temp. Range (°C)	Price Each 1	10	100	250
584-AD1895AYRSZ	AD1895AYRSZ	SSOP-28	5.5	8:1	-122	192	3-Wire	132	-40 to 105				
584-AD1896AYRSZ	AD1896AYRSZ	SSOP-28	5.5	8:1	-133	192	3-Wire	132	-40 to 105				

CAN TRANSCEIVER

For quantities greater than listed, call for quote.

MOUSER STOCK NO.	ADI Part No.	Package	Supply Voltage (Max) (V)	No. of Drivers	No. of Receivers	Data Rate (Mbps)	Supply Current (mA)	CMOS Logic (Max) (uA)	Price Each 1	10	100	250
584-ADM3051CRZ	ADM3051CRZ	SOIC-8	5.5	1	1	1	78	30				
584-ADM3052BRWZ	ADM3052BRWZ	SOIC-16	5	1	1	1	75	500				
584-ADM3053BRWZ	ADM3053BRWZ	SOIC-20	5	1	1	1	232	500				
584-ADM3053BRWZ-R7	ADM3053BRWZ-REEL7	SOIC-20	5	1	1	1	232	500				
584-ADM3054BRWZ	ADM3054BRWZ	SOIC-16	5	1	1	1	75	500				
584-ADM3054BRWZ-R7	ADM3054BRWZ-RL7	SOIC-16	5	1	1	1	75	500				

DIRECT DIGITAL SYNTHESIS (DDS)

For quantities greater than listed, call for quote.

MOUSER STOCK NO.	ADI Part No.	Package	Supply Voltage (Max) (V)	Type	Resolution	Frequency (MHz)	Data Rate (Msps)	Operating Temp. Range (°C)	Price Each 1	10	100	250
584-AD9911BCPZ	AD9911BCPZ	LFCSP-56	1.8	DDS/DAC Synthesizer	10	500	500	-40 to 85				
584-AD9913BCPZ	AD9913BCPZ	LFCSP-32	1.8	CMOS DDS/DAC Synthesizer	10	100	250	-40 to 85				
584-AD9959BCPZ	AD9959BCPZ	LFCSP-56	1.8	IC, 500 MHz 10-Bit Quad DDS	10	500	500	-40 to 85				
584-AD9953YSVZ	AD9953YSVZ	TQFP-48	1.8	CMOS DDS Synthesizer	14	400	160	-40 to 105				
584-AD9954YSVZ	AD9954YSVZ	TQFP-48	1.8	CMOS DDS Synthesizer	14	160	400	-40 to 105				
584-AD9859YSVZ	AD9859YSVZ	TQFP-48	3.3	CMOS DDS Synthesizer	10	160	400	-40 to 105				
584-AD9958BCPZ	AD9958BCPZ	LFCSP-56	3.3	DDS/DAC Synthesizer	10	500	500	-40 to 85				
584-AD9914BCPZ	AD9914BCPZ	LFCSP-88	3.3	DDS/DAC Synthesizer	12	3500	3500	-40 to 85				-
584-AD9915BCPZ	AD9915BCPZ	LFCSP-88	3.3	DDS/DAC Synthesizer	12	2500	2500	-40 to 85				-
584-AD9912ABCPZ	AD9912ABCPZ	LFCSP-64	3.3	DDS/DAC Synthesizer	14	400	1000	-40 to 85				
584-AD9951YSVZ	AD9951YSVZ	TQFP-48	3.3	CMOS DDS/DAC Synthesizer	14	160	400	-40 to 105				
584-AD9952YSVZ	AD9952YSVZ	TQFP-48	3.3	CMOS DDS/DAC Synthesizer	14	160	400	-40 to 105				
584-AD9956YCPZ	AD9956YCPZ	LFCSP-48	3.3	DDS AgileRF® Synthesizer	14	400	2700	-40 to 125				
584-AD9957BSVZ	AD9957BSVZ	TQFP-100	3.3	DDS Quadrature Upconverter	14	400	250	-40 to 85				
584-AD9857ASTZ	AD9857ASTZ	LQFP-80	3.3	DDS Quadrature Upconverter	14	200	200	-40 to 85				
584-AD9852ASTZ	AD9852ASTZ	LQFP-80	3.5	CMOS Complete DDS	12	200	300	-40 to 85				
584-AD9852ASVZ	AD9852ASVZ	TQFP-80	3.5	300 MHz Complete DDS	12	100	300	-40 to 85				
584-AD9854ASTZ	AD9854ASTZ	LQFP-80	3.5	CMOS Quadrature Complete DDS	12	100	300	-40 to 85				
584-AD9837ACPZ-R7	AD9837ACPZ-RL7	LFCSP-10	5	10-bit Prog. Waveform Generator	10	16	5	-40 to 85				
584-AD9850BRSZ	AD9850BRSZ	SSOP-28	5	CMOS Complete DDS Synthesizer	10	125	-	-40 to 85				
584-AD9830ASTZ	AD9830ASTZ	LQFP-48	5.25	10-bit Waveform Generator	10	50	50	-40 to 85				
584-AD9835BRUZ	AD9835BRUZ	TSSOP-16	5.25	10-bit Waveform Generator	10	50	50	-40 to 85				
584-AD9851BRSZ	AD9851BRSZ	SSOP-28	5.25	CMOS DDS/DAC Synthesizer	10	180	-	-40 to 85				
584-AD9858BSVZ	AD9858BSVZ	TQFP-100	5.25	DDS/DAC Synthesizer	10	1000	1000	-40 to 85				

© Copyright 2014 Mouser Electronics
© Copyright 2014 Mouser Electronics

ANALOG DEVICES INC. DDS and HDMI Transmitters

Products may be RoHS compliant. Check mouser.com for RoHS status.

DIRECT DIGITAL SYNTHESIS (DDS) (CONT.)

For quantities greater than listed, call for quote.

MOUSER STOCK NO.	ADI Part No.	Package	Supply Voltage (Max) (V)	Type	Resolution	Frequency (MHz)	Data Rate (Msps)	Operating Temp. Range (°C)	Price Each 1	10	100	250
584-AD5930YRUZ	AD5930YRUZ	TSSOP-20	5.5	Prog Scan/Burst Freq. Waveform Generator	10	25	50	-40 to 105				
584-AD5932YRUZ	AD5932YRUZ	TSSOP-16	5.5	Prog Scan/Burst Freq. Waveform Generator	10	25	50	-40 to 105				
584-AD9831ASTZ	AD9831ASTZ	TQFP-48	5.5	10-bit Waveform Generator	10	25	25	-40 to 85				
584-AD9832BRUZ	AD9832BRUZ	TSSOP-16	5.5	10-bit Waveform Generator	10	25	25	-40 to 85				
584-AD9833BRMZ	AD9833BRMZ	MSOP-10	5.5	10-bit Prog. Waveform Generator	10	12.5	25	-40 to 105				
584-AD9834BRUZ	AD9834BRUZ	TSSOP-20	5.5	10-bit Complete DDS	10	75	75	-40 to 105				
584-AD9834CRUZ	AD9834CRUZ	TSSOP-20	5.5	10-bit Complete DDS	10	75	75	-40 to 105				
584-AD9838BCPZ-R7	AD9838BCPZ-RL7	LFCSP-20	5.5	11mW Power, Complete DDS	10	16	5	-40 to 85				
584-AD5933YRSZ	AD5933YRSZ	SSOP-16	5.5	12-bit Impedance Converter Network	12	1	1	-40 to 125				
584-AD5934YRSZ	AD5934YRSZ	SSOP-16	5.5	12-bit Impedance Converter Network	12	0.25	1	-40 to 125				

SOC ENERGY METERING ICS

For quantities greater than listed, call for quote.

MOUSER STOCK NO.	ADI Part No.	Package	Supply Voltage (Max) (V)	Flash (KB)	RAM (KB)	No. of Timers	MIPS	Frequency (kHz)	Operating Temp. Range (°C)	Price Each 1	10	100	250
584-ADE5169ASTZF62	ADE5169ASTZF62	LQFP-64	3.7	62	2.256	4	4	32.768	-40 to 85				
584-ADE7169ASTZF16	ADE7169ASTZF16	LQFP-64	3.7	16	0.512	4	4	32.768	-40 to 85				

ENERGY METERING ICS

• Analog Input Type

For quantities greater than listed, call for quote.

MOUSER STOCK NO.	ADI Part No.	Package	Description	Supply Voltage (Max) (V)	No. of ADCs	Power Consumption (mW)	Operating Temp. Range (°C)	Price Each 1	10	100	250
584-ADE7953ACPZ	ADE7953ACPZ	LFCSP-28	Single Phase Multifunction Meter w/Neutral Current Measurement	3.6	3	-	-40 to 85				
584-ADE7868ACPZ	ADE7868ACPZ	LFCSP-40	Polyphase Multifunction Energy Meter w/tamper Detection	3.6	6	-	-40 to 85				
584-ADE7816ACPZ	ADE7816ACPZ	LFCSP-40	6 Current Channels, One Voltage Energy Meter	3.6	7	-	-40 to 85				
584-ADE7854ACPZ	ADE7854ACPZ	LFCSP-40	Polyphase Multifunction Energy Meter	3.7	6	-	-40 to 85				
584-ADE7858ACPZ	ADE7858ACPZ	LFCSP-40	Polyphase Multifunction Energy Meter w/Per Phase Active/Reactive	3.7	6	-	-40 to 85				
584-ADE7878ACPZ	ADE7878ACPZ	LFCSP-40	Polyphase Multifunction Energy Meter w/Per Phase Active/Reactive	3.7	6	-	-40 to 85				
584-ADE7880ACPZ	ADE7880ACPZ	LFCSP-40	Polyphase Multifunction Energy Meter w/Harmonic Monitoring	3.7	7	-	-40 to 85				
584-AD71056ARZ	AD71056ARZ	SOIC-16	Energy Meter w/Integrated Oscillator	5.25	2	20	-40 to 85				
584-ADE7753ARSZ	ADE7753ARSZ	SSOP-20	Single Phase Multifunction Meter w/di/dt Sensor Interface	5.25	2	25	-40 to 85				
584-ADE7755ARSZ	ADE7755ARSZ	SSOP-24	Energy Meter w/Pulse Output	5.25	2	17.5	-40 to 85				
584-ADE7757ARNZ	ADE7757ARNZ	SOIC-16	Energy Meter w/Integrated Oscillator	5.25	2	20	-40 to 85				
584-ADE7763ARSZ	ADE7763ARSZ	SSOP-20	Single Phase Active and Apparent Energy Meter	5.25	2	25	-40 to 85				
584-ADE7763ARSZR	ADE7763ARSZRL	SSOP-20	Single Phase Active and Apparent Energy Meter	5.25	2	25	-40 to 85				
584-ADE7768ARZ	ADE7768ARZ	SOIC-16	Energy Meter w/Integrated Oscillator	5.25	2	20	-40 to 85				
584-ADE7751ARSZ	ADE7751ARSZ	SSOP-24	Energy Meter w/On-Chip Fault Detection	5.25	3	15	-40 to 85				
584-ADE7761BARSZ	ADE7761BARSZ	SSOP-20	Energy Meter w/On-Chip Fault Detection	5.25	4	450	-40 to 85				
584-ADE7754ARZ	ADE7754ARZ	SOIC-24	Polyphase Multifunction Energy Meter w/Serial Port	5.25	6	70	-40 to 85				
584-ADE7758ARWZ	ADE7758ARWZ	SOIC-24	Polyphase Multifunction Energy Meter w/Per Phase Info	5.25	6	70	-40 to 85				
584-ADE7762ARWZ	ADE7762ARWZ	SOIC-28	Polyphase Energy Meter w/Phase Drop Indication	5.25	6	42.5	-40 to 85				

CABLE EQUALIZER

Features:

- Compensates cables to 200 meters for wideband video
- All resolutions through UXGA
- Fast rise and fall times: 8ns with 2V step@200 meters of UTP cable
- DC output offset adjust
- Compensates both RGB and YPbPr
- Two on-chip comparators with hysteresis
- Low output offset voltage: 24mV

For quantities greater than listed, call for quote.

MOUSER STOCK NO.	ADI Part No.	Package	No. of Outputs	Supply Voltage (Max) (V)	Peak Gain (dB)	Supply Current (mA)	Operating Temp. Range (°C)	Price Each 1	10	100	250
584-AD8124ACPZ	AD8124ACPZ	LFCSP-40	3	5.5	37	132	-40 to 85				

HDMI TRANSMITTERS

For quantities greater than listed, call for quote.

MOUSER STOCK NO.	ADI Part No.	Package	Supply Voltage (Max) (V)	Supply Current (mA)	Max Speed (MHz)	Conversion Rate	Power Consumption (mW)	Video	Operating Temp. Range (°C)	Price Each 1	10	100	250
584-AD9889BBBCZ-80	AD9889BBBCZ-80	CSPBGA-76	1.8	240	80	165MSPS	432	HDMI 1.3, DVI 1.0, HDCP 1.2	-25 to 85				
584-AD9889BBSTZ-80	AD9889BBSTZ-80	LQFP-80	1.8	240	80	165MSPS	432	HDMI 1.3, DVI 1.0, HDCP 1.2	-25 to 85				
584-AD9889BBCPZ-165	AD9889BBCPZ-165	LFCSP-64	1.8	240	165	165MSPS	432	HDMI 1.3, DVI 1.0, HDCP 1.2	-25 to 85				
584-AD9889BBSTZ-165	AD9889BBSTZ-165	LQFP-80	1.8	240	165	165MSPS	432	HDMI 1.3, DVI 1.0, HDCP 1.2	-25 to 85				
584-AD9880KSTZ-100	AD9880KSTZ-100	LQFP-100	1.8	300	100	100MSPS	130	HDMI 1.1, DVI 1.0	0 to 70				
584-AD9880KSTZ-150	AD9880KSTZ-150	LQFP-100	1.8	330	150	100MSPS	130	HDMI 1.1, DVI 1.0	0 to 70				
584-AD9393BBCZ-80	AD9393BBCZ-80	BGA-76	3.3	109	80	-	485	HDMI 1.2a, DVI 1.0	-10 to 80				
584-AD9884AKSZ-100	AD9884AKSZ-100	MQFP-128	3.3	125	500	100MSPS	675	-	0 to 70				
584-AD9884AKSZ-140	AD9884AKSZ-140	MQFP-128	3.3	125	500	140MSPS	570	-	0 to 70				
584-ADV7612BSWZ-P	ADV7612BSWZ-P	LQFP-100	3.3	150	225	-	-	HDMI 1.4a, HDCP 1.4	-40 to 85				
584-AD9985ABSTZ-110	AD9985ABSTZ-110	LQFP-80	3.3	180	110	140MSPS	500	-	-40 to 85				
584-AD9985AKSTZ-110	AD9985AKSTZ-110	LQFP-80	3.3	180	110	140MSPS	500	-	-40 to 85				
584-AD9985BSTZ-110	AD9985BSTZ-110	LQFP-80	3.3	180	110	140MSPS	500	-	-40 to 85				
584-ADV7611BSWZ	ADV7611BSWZ	LQFP-64	3.3	188	165	-	-	HDMI 1.4a, HDCP 1.4	-40 to 85				
584-ADV7611BSWZ-P	ADV7611BSWZ-P	LQFP-64	3.3	188	165	-	-	HDMI 1.4a, HDCP 1.4	-40 to 85				
584-ADV7612BSWZ	ADV7612BSWZ	LQFP-100	3.3	202	225	-	-	HDMI 1.4a, HDCP 1.4	-40 to 85				
584-AD9984AKCPZ-140	AD9984AKCPZ-140	LFCSP-64	3.3	250	140	170MSPS	740	-	0 to 70				
584-AD9983AKCPZ-170	AD9983AKCPZ-170	LFCSP-64	3.3	250	170	140MSPS	800	-	0 to 70				
584-AD9983AKSTZ-170	AD9983AKSTZ-170	LQFP-80	3.3	250	170	140MSPS	800	-	0 to 70				
584-AD9984AKCPZ-170	AD9984AKCPZ-170	LFCSP-64	3.3	255	170	170MSPS	740	-	0 to 70				
584-AD9887AKSZ-140	AD9887AKSZ-140	MQFP-160	3.3	258	170	170MSPS	-	DVI 1.0	0 to 70				
584-AD9887AKSZ-170	AD9887AKSZ-170	MQFP-160	3.3	258	170	170MSPS	-	DVI 1.0	0 to 70				
584-ADV7619KSVZ-P	ADV7619KSVZ-P	TQFP-128	3.3	268	3000	-	-	HDMI 1.4a, HDCP 1.4	0 to 70				
584-ADV7513BSWZ	ADV7513BSWZ	LQFP-64	3.3	-	165	-	1	HDMI 1.4, DVI 1.0, HDCP 1.4	-25 to 85				
584-ADV7510BSTZ-225	ADV7510BSTZ-225	LQFP-100	3.3	-	225	-	-	HDMI 1.3, DVI 1.0, HDCP 1.3	0 to 85				
584-ADV7510BSTZ-P	ADV7510BSTZ-P	LQFP-100	3.3	-	225	-	-	HDMI 1.3, DVI 1.0, HDCP 1.3	0 to 85				
584-ADV7511KSTZ	ADV7511KSTZ	LQFP-100	3.3	-	225	-	-	HDMI 1.4, DVI 1.0, HDCP 1.4	0 to 70				
584-ADV7511KSTZ-P	ADV7511KSTZ-P	LQFP-100	3.3	-	225	-	-	HDMI 1.4, DVI 1.0, HDCP 1.4	0 to 70				
584-ADV7511WBSWZ	ADV7511WBSWZ	LQFP-100	3.3	-	225	-	-	HDMI 1.4, DVI 1.0, HDCP 1.4	0 to 70				
584-AD9882AKSTZ-140	AD9882AKSTZ-140	LQFP-100	3.45	265	112	140MSPS	875	DVI 1.0	0 to 70				
584-AD9883ABSTZ-110	AD9883ABSTZ-110	LQFP-80	3.6	180	110	140MSPS	500	-	-40 to 85				
584-AD9883ABSTZ-140	AD9883ABSTZ-140	LQFP-80	3.6	180	300	140MSPS	500	-	-40 to 85				
584-AD9883AKSTZ-140	AD9883AKSTZ-140	LQFP-80	3.6	180	300	140MSPS	500	-	-40 to 85				
584-AD9888KSZ-140	AD9888KSZ-140	MQFP-128	3.6	290	500	170MSPS	1000	-	0 to 70				

© Copyright 2014 Mouser Electronics
© Copyright 2014 Mouser Electronics

ANALOG DEVICES INC. Transmitters and Microphones

Products may be RoHS compliant. Check mouser.com for RoHS status.

HDMI TRANSMITTERS (CONT.)

For quantities greater than listed, call for quote.

MOUSER STOCK NO.	ADI Part No.	Package	Supply Voltage (Max) (V)	Supply Current (mA)	Max Speed (MHz)	Conversion Rate	Power Consumption (mW)	Video	Operating Temp. Range (°C)	Price Each 1	10	100	250
584-AD9888KSZ-170	AD9888KSZ-170	MQFP-128	3.6	290	501	170MSPS	1000	-	0 to 70				
584-ADV7842KBCZ-5	ADV7842KBCZ-5	CSPBGA-256	5	0.06	225	-	-	HDMI 1.4a, HDCP 1.4	-10 to 70				
584-ADV7842KBCZ-5P	ADV7842KBCZ-5P	CSPBGA-256	5	0.06	225	-	-	HDMI 1.4a, HDCP 1.4	-10 to 70				
584-ADV3002BSTZ	ADV3002BSTZ	LQFP-80	5	170	225	2.25GBPS	1200	HDMI 1.4a	0 to 85				
584-ADV7623BSTZ-P	ADV7623BSTZ-P	LQFP-144	5	545	225	-	-	HDCP 1.4	0 to 70				
584-ADV7604BBCZ-5P	ADV7604BBCZ-5P	CSPBGA-260	-	-	225	-	-	HDMI 1.3a, HDCP 1.3	-40 to 70				
584-ADV8003KBCZ-7B	ADV8003KBCZ-7B	LQFP-100	-	-	2250	-	-	-	-				

HDMI/DVI SWITCHES

For quantities greater than listed, call for quote.

MOUSER STOCK NO.	ADI Part No.	Package	Supply Voltage (Max) (V)	Iq (mA)	ESD (kV)	Input/Output	Data Rate (Gbps)	Power Dissipation (mW)	Operating Temp. Range (°C)	Price Each 1	10	100	250
584-ADV3003ACPZ	ADV3003ACPZ	LFCSP-40	3.3	40	-	1:1	2.25	148	-40 to 85				
584-AD8197ASTZ	AD8197ASTZ	LQFP-100	3.3	44	-	4:1	2.25	220	-40 to 85				
584-AD8197BASTZ	AD8197BASTZ	LQFP-100	3.3	44	-	4:1	2.25	220	-40 to 85				
584-AD8194ACPZ	AD8194ACPZ	LFCSP-32	3.3	70	-	2:1	2.25	120	-40 to 85				
584-AD8192ACPZ	AD8192ACPZ	LFCSP-56	5	45	7	2:1	2.25	318	-40 to 85				

INTERFACE

HART Modems

Features:
- Integrated receive band-pass filter
- Clocking optimized for various system configurations
- Ultralow power crystal oscillator
- Buffered HART Output-extra drive capability
- Intrinsically safe solution

For quantities greater than listed, call for quote.

MOUSER STOCK NO.	ADI Part No.	Package	Supply Voltage (Max) (V)	Supply Current (uA)	ESD (kV)	Load Regulation (ppm/uA)	Capacitance (pF)	Frequency (MHz)	Operating Temp. Range (°C)	Price Each 1	10	100	250
584-AD5700-1ACPZ-R7	AD5700-1ACPZ-RL7	LFCSP-24	5.5	540	8	18	5	1.2	-40 to 125				
584-AD5700-1BCPZ-R5	AD5700-1BCPZ-R5	LFCSP-24	5.5	442	8	18	5	1.2	-40 to 125				
584-AD5700BCPZ-R5	AD5700BCPZ-R5	LFCSP-24	5.5	157	8	18	5	1.2	-40 to 125				

LVDT Signal Conditioner

Features:
- Single chip solution, contains internal oscillator and voltage reference
- No adjustments required
- Unipolar or bipolar output
- DC output proportional to position

For quantities greater than listed, call for quote.

MOUSER STOCK NO.	ADI Part No.	Package	Supply Voltage (Max) (V)	Supply Current (mA)	Frequency (Max) (kHz)	Linearity (%)	Gain (ppm/°C)	Operating Temp. Range (°C)	Price Each 1	10	100	250
584-AD598AD	AD598AD	CERDIP-20	13	15	20	0.05	50	-40 to 85				
584-AD598JRZ	AD598JRZ	SOIC-20	13	15	20	0.05	50	-40 to 85				
584-AD698APZ	AD698APZ	PLCC-28	13	15	20	0.05	20	-40 to 85				
584-AD698SQ	AD698SQ	CDIP-24	13	15	20	0.05	20	-55 to 125				

LVDS INTERFACE ICS

For quantities greater than listed, call for quote.

MOUSER STOCK NO.	ADI Part No.	Package	Supply Voltage (Max) (V)	No. of Drivers	No. of Receivers	Data Rate (Mbps)	Propagation Delay (ns)	Supply Current (mA)	Operating Temp. Range (°C)	Price Each 1	10	100	250
584-ADN4670BCPZ	ADN4670BCPZ	LFCSP-32	2.6	1	1	1100	3	35	-40 to 85				
584-ADN4661BRZ	ADN4661BRZ	SOIC-8	3.6	1	1	600	1.5	7	-40 to 85				
584-ADN4662BRZ	ADN4662BRZ	SOIC-8	3.6	1	1	400	2.5	5.4	-40 to 85				
584-ADN4690EBRZ	ADN4690EBRZ	SOIC-8	3.6	1	1	100	6	16	-40 to 85				
584-ADN4691EBRZ	ADN4691EBRZ	SOIC-8	3.6	1	1	200	6	16	-40 to 85				
584-ADN4692EBRZ	ADN4692EBRZ	SOIC-14	3.6	1	1	100	6	16	-40 to 85				
584-ADN4693EBRZ	ADN4693EBRZ	SOIC-14	3.6	1	1	200	6	16	-40 to 85				
584-ADN4694EBRZ	ADN4694EBRZ	SOIC-8	3.6	1	1	100	6	16	-40 to 85				
584-ADN4695EBRZ	ADN4695EBRZ	SOIC-14	3.6	1	1	100	6	16	-40 to 85				
584-ADN4696EBRZ	ADN4696EBRZ	SOIC-8	3.6	1	1	200	6	16	-40 to 85				
584-ADN4697EBRZ	ADN4697EBRZ	SOIC-14	3.6	1	1	200	6	16	-40 to 85				
584-ADN4663BRZ	ADN4663BRZ	SOIC-8	3.6	2	2	600	1.5	10	-40 to 85				
584-ADN4664BRZ	ADN4664BRZ	SOIC-8	3.6	2	2	400	2.5	5.4	-40 to 85				
584-ADN4665ARUZ	ADN4665ARUZ	TSSOP-16	3.6	4	4	400	2	23	-40 to 85				
584-ADN4665ARZ	ADN4665ARZ	SOIC-16	3.6	4	4	400	2	23	-40 to 85				
584-ADN4666ARZ	ADN4666ARZ	SOIC-16	3.6	4	4	400	3.3	10	-40 to 85				
584-ADN4667ARUZ	ADN4667ARUZ	TSSOP-16	3.6	4	4	400	1.7	30	-40 to 85				
584-ADN4667ARZ	ADN4667ARZ	SOIC-16	3.6	4	4	400	1.7	30	-40 to 85				
584-ADN4668ARUZ	ADN4668ARUZ	TSSOP-16	3.6	4	4	400	2.7	15	-40 to 85				
584-ADN4668ARZ	ADN4668ARZ	SOIC-16	3.6	4	4	400	2.7	15	-40 to 85				

MEMS OMNIDIRECTIONAL MICROPHONES

For quantities greater than listed, call for quote.

MOUSER STOCK NO.	ADI Part No.	Package	Supply Voltage (Max) (V)	Impedance (Ω)	Sensitivity (dB)	Current Rating (uA)	SNR (dB)	Frequency (kHz)	Operating Temp. Range (°C)	Price Each 1	10	100	250
584-ADMP401ACEZ-R7	ADMP401ACEZ-RL7	LGA-6	3.3	200	-42	250	62	15	-40 to 85				
584-ADMP404ACEZ-R7	ADMP404ACEZ-RL7	LGA-3	3.3	200	-38	250	62	15	-40 to 85				
584-ADMP421BCEZ-R7	ADMP421BCEZ-RL7	LGA-5	3.3	-	-26	650	61	15	-40 to 85				
584-ADMP521ACEZ-R7	ADMP521ACEZ-RL7	LGA-5	3.3	-	-26	900	65	16	-40 to 85				
584-ADMP441ACEZ-R7	ADMP441ACEZ-RL7	LGA-9	3.3	-	-26	1600	61	15	-40 to 85				
584-ADMP411ACEZ-RL7	ADMP411ACEZ-RL7	LGA-6	3.63	200	-46	180	63	0.028	-40 to 85				

MIXED SIGNAL FRONT END

For quantities greater than listed, call for quote.

MOUSER STOCK NO.	ADI Part No.	Package	Supply Voltage (Max) (V)	Data Rate (Msps)	Frequency (MHz)	No. of Channels	Operating Temp. Range (°C)	Price Each 1	10	100	250
584-AD9867BCPZ	AD9867BCPZ	LFCSP-64	3.3	75	33.6	2	-40 to 85				

© Copyright 2014 Mouser Electronics
© Copyright 2014 Mouser Electronics

ANALOG DEVICES INC. Transceivers and Encoders

Products may be RoHS compliant. Check mouser.com for RoHS status.

I/O PORT EXPANDER

For quantities greater than listed, call for quote.

MOUSER STOCK NO.	ADI Part No.	Package	Supply Voltage (Max) (V)	I/O	Interface	Input Capacitance (pF)	Frequency (Max) (kHz)	Operating Temp. Range (°C)	Price Each 1	10	100	250
584-ADP5586ACBZ-00R7	ADP5586ACBZ-00-R7	WLCSP-16	3.6	10	I2C	550	880	-40 to 85				
584-ADP5587ACPZ-R7	ADP5587ACPZ-R7	LFCSP-24	3.6	18	I2C	10	400	-40 to 85				

PROGRAMMABLE OSCILLATORS

For quantities greater than listed, call for quote.

MOUSER STOCK NO.	ADI Part No.	Package	Supply Voltage (Max) (V)	Accuracy (%)	Load Capacitance (pF)	Frequency (Max) (kHz)	Output Format	Iq (Max) (mA)	Operating Temp. Range (°C)	Price Each 1	10	100	250
584-AD2S99APZ	AD2S99APZ	PLCC-20	5.25	10	1000	20	Sinewave	15	-40 to 85				
584-AD2S99BP	AD2S99BP	PLCC-20	5.25	10	1000	20	Sinewave	15	-40 to 85				
584-AD2S99BPZ	AD2S99BPZ	PLCC-20	5.25	10	1000	20	Sinewave	15	-40 to 85				

TRANSCEIVERS

For quantities greater than listed, call for quote.

MOUSER STOCK NO.	ADI Part No.	Package	Supply Voltage (Max) (V)	Supply Current Receiving (mA)	Supply Current Transmitting (mA)	Frequency (Max) (kHz)	Data Rate (Kbps)	Output Power (dBm)	Operating Temp. Range (°C)	Price Each 1	10	100	250
584-ADF7023BCPZ	ADF7023BCPZ	LFCSP-32	3.6	12.8	13	928	300	13.5	-40 to 85				
584-ADF7023-JBCPZ	ADF7023-JBCPZ	LFCSP-32	3.6	12.8	13.3	958	300	13.5	-40 to 85				
584-ADF7021-VBCPZ	ADF7021-VBCPZ	LFCSP-48	3.6	16.3	13.8	960	24	13	-40 to 85				
584-ADF7021-NBCPZ	ADF7021-NBCPZ	LFCSP-48	3.6	17.5	13.5	916	24	13	-40 to 85				
584-ADF7021BCPZ	ADF7021BCPZ	LFCSP-48	3.6	17.5	13.5	950	32.8	13	-40 to 85				
584-ADF7020-1BCPZ	ADF7020-1BCPZ	LFCSP-48	3.6	17.6	13	650	200	13	-40 to 85				
584-ADF7020BCPZ	ADF7020BCPZ	LFCSP-48	3.6	19	19.1	959	200	13	-40 to 85				
584-ADF7025BCPZ	ADF7025BCPZ	LFCSP-48	3.6	19	19.3	928	384	13	-40 to 85				
584-ADF7241BCPZ	ADF7241BCPZ	LFCSP-32	3.6	19	19.6	2484	250	4.8	-40 to 85				
584-ADF7242BCPZ	ADF7242BCPZ	LFCSP-32	3.6	19	19.6	2484	250	4.8	-40 to 85				

ISM BAND TRANSMITTER

Features:

- Multichannel operation using fractional-N PLL
- On-board regulator
- Programmable low battery voltage indicator
- Programmable output power

For quantities greater than listed, call for quote.

MOUSER STOCK NO.	ADI Part No.	Package	Supply Voltage (Max) (V)	Supply Current Transmitting (mA)	Frequency Range (Max)	Output Power (dBm)	Data Rate	Type	Operating Temp. Range (°C)	Price Each 1	10	100	250
584-ADF7012BRUZ	ADF7012BRUZ	TSSOP-24	3.6	16	75MHz to 1GHz	14	179.2Kbps	OOK	-40 to 85				

THERMOELECTRIC COOLER CONTROLLER

For quantities greater than listed, call for quote.

MOUSER STOCK NO.	ADI Part No.	Package	Supply Voltage (Max) (V)	Supply Current (mA)	Temp. Stability (°C)	Frequency (Max) (MHz)	Noise (%)	Shutdown Current (uA)	Operating Temp. Range (°C)	Price Each 1	10	100	250
584-ADN8830ACPZ	ADN8830ACPZ	LFCSP-32	5.5	8	0.01	1	0.5	5	-40 to 85				

TRANSLATION - VOLTAGE LEVELS

For quantities greater than listed, call for quote.

MOUSER STOCK NO.	ADI Part No.	Package	Supply Voltage (Max) (V)	Supply Current Receiving (mA)	Propagation Delay (ns)	Type	Operating Temp. Range (°C)	Price Each 1	10	100	250
584-ADG3247BCPZ	ADG3247BCPZ	LFCSP-40	3.3	0.1	0.225	2-Port Bus Switch	-40 to 85				
584-ADG3241BKSZ500R7	ADG3241BKSZ-500RL7	SC70-6	3.6	0.1	0.225	2-Port Bus Switch	-40 to 85				
584-ADG3245BRUZ	ADG3245BRUZ	TSSOP-20	3.6	0.1	0.225	2-Port Bus Switch	-40 to 85				
584-ADG3246BCPZ	ADG3246BCPZ	LFCSP-24	3.6	0.1	0.225	2-Port Bus Switch	-40 to 85				
584-ADG3246BRUZ	ADG3246BRUZ	TSSOP-24	3.6	0.1	0.225	2-Port Bus Switch	-40 to 85				
584-ADG3247BRUZ	ADG3247BRUZ	TSSOP-38	3.6	0.1	0.225	2-Port Bus Switch	-40 to 85				
584-ADG3233BRMZ	ADG3233BRMZ	MSOP-8	3.6	0.2	3.5	Bypass Bus Switch	-40 to 85				
584-ADG3231BRJZ-R7	ADG3231BRJZ-REEL7	SOT-23-6	3.6	0.2	4	1-Ch. Level Translator	-40 to 85				
584-ADG3304BRUZ	ADG3304BRUZ	TSSOP-14	5.5	0.1	5	4-Ch. Bidirectional Translator	-40 to 85				
584-ADG3304BRUZ-R7	ADG3304BRUZ-REEL7	TSSOP-14	5.5	0.1	5	4-Ch. Bidirectional Translator	-40 to 85				
584-ADG3308BCPZ-R7	ADG3308BCPZ-REEL7	LFCSP-20	5.5	0.1	5	8-Ch. Bidirectional Translator	-40 to 85				
584-ADG3308BRUZ	ADG3308BRUZ	TSSOP-20	5.5	0.1	5	8-Ch. Bidirectional Translator	-40 to 85				
584-ADG3123BRUZ	ADG3123BRUZ	TSSOP-20	5.5	0.151	80	8-Ch. CMOS Logic to Volt. Trans.	-40 to 85				
584-ADG3300BRUZ	ADG3300BRUZ	TSSOP-20	5.5	0.5	5	8-Ch. Bidirectional Translator	-40 to 85				
584-ADG3300BRUZ-R7	ADG3300BRUZ-REEL7	TSSOP-20	5.5	0.5	5	8-Ch. Bidirectional Translator	-40 to 85				

VIDEO ENCODERS

For quantities greater than listed, call for quote.

MOUSER STOCK NO.	ADI Part No.	Package	No. of Channels	Supply Voltage (Max) (V)	Supply Current (mA)	Frequency (MHz)	Gain (Typ) (%)	Operating Temp. Range (°C)	Price Each 1	10	100	250
584-ADV7127JRUZ240	ADV7127JRUZ240	TSSOP-24	1	5.25	25	240	5	-40 to 85				
584-ADV7127KRUZ140	ADV7127KRUZ140	TSSOP-24	1	5.25	26	140	5	-40 to 85				
584-ADV7179BCPZ	ADV7179BCPZ	LFCSP-40	3	3.3	35	-	-	-40 to 85				
584-ADV7179KCPZ	ADV7179KCPZ	LFCSP-40	3	3.3	35	-	-	0 to 70				
584-ADV7391BCPZ	ADV7391BCPZ	LFCSP-32	3	3.3	81	80	0.5	-40 to 85				
584-ADV7393BCPZ	ADV7393BCPZ	LFCSP-40	3	3.3	81	80	0.5	-40 to 85				
584-AD725ARZ	AD725ARZ	SOIC-16	3	5	30	5.2	-2	-40 to 85				
584-AD724JRZ	AD724JRZ	SOIC-16	3	5	33	5	-3	0 to 70				
584-ADV7123KSTZ50	ADV7123KSTZ50	LQFP-48	3	5.25	9	50	0.5	-40 to 85				
584-ADV7125KSTZ50	ADV7125KSTZ50	LQFP-48	3	5.25	9	50	0.5	-40 to 85				
584-ADV7125BCPZ170	ADV7125BCPZ170	LQFP-48	3	5.25	10	170	0.5	-40 to 85				
584-ADV7123KSTZ140	ADV7123KSTZ140	LQFP-48	3	5.25	15	140	0.5	-40 to 85				
584-ADV7125KSTZ140	ADV7125KSTZ140	LQFP-48	3	5.25	15	140	0.5	-40 to 85				
584-ADV7123JSTZ330	ADV7123JSTZ330	LQFP-48	3	5.25	16	330	0.5	-40 to 85				
584-ADV7125JSTZ330	ADV7125JSTZ330	LQFP-48	3	5.25	16	330	0.5	0 to 70				
584-ADV7120KSTZ30	ADV7120KSTZ30	LQFP-48	3	5.25	19	30	-	0 to 70				
584-ADV7120KSTZ50	ADV7120KSTZ50	TQFP-48	3	5.25	19	50	-	0 to 70				
584-ADV7123JSTZ240	ADV7123JSTZ240	LQFP-48	3	5.25	25	240	0.5	-40 to 85				
584-ADV7125JSTZ240	ADV7125JSTZ240	LQFP-48	3	5.25	25	240	0.5	0 to 70				
584-AD723ARUZ	AD723ARUZ	TSSOP-28	3	5.5	41	6.1	-2.5	-40 to 85				
584-ADV7171KSUZ	ADV7171KSUZ	TQFP-44	4	5	150	2	0.3	-40 to 85				
584-ADV7171KSZ	ADV7171KSZ	TQFP-44	4	5	150	2	0.3	-40 to 85				
584-ADV7343BSTZ	ADV7343BSTZ	LQFP-64	6	3.3	122	74.25	0.5	-40 to 85				
584-ADV7173KSTZ	ADV7173KSTZ	LQFP-48	6	5	78	2	0.3	0 to 70				
584-ADV7194KSTZ	ADV7194KSTZ	LQFP-80	6	5	120	54	0.5	0 to 70				

© Copyright 2014 Mouser Electronics
© Copyright 2014 Mouser Electronics

ANALOG DEVICES INC. Decoders and Sensors

Products may be RoHS compliant. Check mouser.com for RoHS status.

VIDEO DECODERS

For quantities greater than listed, call for quote.

MOUSER STOCK NO.	ADI Part No.	Package	No. of Channels	Supply Voltage (Max) (V)	Supply Current (mA)	Frequency (MHz)	Gain (Typ) (%)	Operating Temp. Range (°C)	Price Each 1	10	100	250
584-ADV7180KCP32Z	ADV7180KCP32Z	LFCSP-32	3	1.8	77	29	0.5	-10 to 70				
584-ADV7180WBCPZ	ADV7180WBCPZ	LFCSP-40	3	1.8	77	29	0.5	-40 to 125				
584-ADV7180BCPZ	ADV7180BCPZ	LFCSP-40	3	1.8	77	29	0.5	-40 to 125				
584-ADV7182WBCPZ	ADV7182WBCPZ	LFCSP-32	4	3.3	60	29	0.5	-40 to 105				
584-ADV7180BSTZ	ADV7180BSTZ	LQFP-64	6	1.8	77	29	0.5	-40 to 85				
584-ADV7180WBSTZ	ADV7180WBSTZ	LQFP-64	6	1.8	77	29	0.5	-40 to 125				
584-ADV7180BST48Z	ADV7180BST48Z	LQFP-48	6	1.8	77	29	0.5	-40 to 85				
584-ADV7181CBSTZ	ADV7181CBSTZ	LQFP-64	6	3.3	105	29	0.5	-40 to 85				
584-ADV7186BBCZ	ADV7186BBCZ	CSBGA-196	6	-	-	-	-	-				
584-ADV7401BSTZ-80	ADV7401BSTZ-80	LQFP-100	12	1.8	137	80	0.5	-40 to 85				
584-ADV7403BSTZ-110	ADV7403BSTZ-110	LQFP-100	12	1.8	137	110	1.5	-40 to 85				
584-ADV7183BBSTZ	ADV7183BBSTZ	LQFP-80	12	3.3	82	29	0.5	-40 to 85				
584-ADV7183BKSTZ	ADV7183BKSTZ	LQFP-80	12	3.3	82	54	0.5	0 to 70				
584-ADV7189BBSTZ	ADV7189BBSTZ	LQFP-80	12	3.3	82	54	0.4	-40 to 85				
584-ADV7189BKSTZ	ADV7189BKSTZ	LQFP-80	12	3.3	82	54	0.4	0 to 70				
584-ADV7188BSTZ	ADV7188BSTZ	LQFP-80	12	3.3	105	29	0.4	-40 to 85				
584-ADV7441ABSTZ-5P	ADV7441ABSTZ-5P	LQFP-144	12	3.3	140	170	0.6	-40 to 85				
584-ADV7441ABSTZ-170	ADV7441ABSTZ-170	LQFP-144	12	3.3	198	170	0.6	-40 to 85				
584-ADV7802BSTZ-80	ADV7802BSTZ-80	LQFP-176	12	3.3	236	54	0.45	0 to 85				
584-ADV7802BSTZ-150	ADV7802BSTZ-150	LQFP-176	12	3.3	236	135	0.45	0 to 85				
584-ADV7800BSTZ-150	ADV7800BSTZ-150	LQFP-176	12	3.3	236	150	0.47	0 to 85				
584-ADV7401BSTZ-110	ADV7401BSTZ-110	LQFP-100	12	3.3	269	110	0.5	-40 to 85				
584-ADV7403KSTZ-140	ADV7403KSTZ-140	LQFP-100	12	3.3	269	140	2.5	-40 to 85				

VIDEO ICS

For quantities greater than listed, call for quote.

MOUSER STOCK NO.	ADI Part No.	Package	Type	No. of Channels	Supply Voltage (Max) (V)	Supply Current (mA)	Resolution	Bandwidth (MHz)	Operating Temp. Range (°C)	Price Each 1	10	100	250
584-ADA4430-1YKSZ-R7	ADA4430-1YKSZ-R7	SC70-6	Low Pass Filter	1	5	1.85	480i	9.7	-40 to 125				
584-ADA4417-3ARMZ	ADA4417-3ARMZ	MSOP-10	Low Cost Video Filter and Buffer	3	5	24	720p	42	-40 to 85				
584-ADA4412-3ARQZ	ADA4412-3ARQZ	QSOP-20	Low Cost Video Filter and Buffer	3	5	56	720p	31.5	-40 to 85				
584-ADA4411-3ARQZ	ADA4411-3ARQZ	QSOP-24	Low Cost Video Filter and Buffer	3	5	60	720p	30.5	-40 to 85				
584-AD8075ARUZ	AD8075ARUZ	TSSOP-16	Buffer/Fixed Gain	3	11	30	-	400	-40 to 85				

VOLTAGE TO FREQUENCY CONVERTERS

For quantities greater than listed, call for quote.

MOUSER STOCK NO.	ADI Part No.	Package	Supply Voltage (Max) (V)	Supply Current (mA)	Frequency (Max) (MHz)	Linearity (%)	Gain (ppm/°C)	Operating Temp. Range (°C)	Price Each 1	10	100	250
584-ADVFC32KNZ	ADVFC32KNZ	PDIP-14	15	0.25	0.5	0.02	75	0 to 70				
584-ADVFC32SH	ADVFC32SH	TO-100-10	15	0.25	0.5	0.02	150	-55 to 125				
584-AD652JPZ	AD652JPZ	PLCC-20	36	50	1	0.005	25	-40 to 85				
584-AD652AQ	AD652AQ	CDIP-16	36	50	2	0.02	50	-65 to 150				
584-AD652KPZ	AD652KPZ	PLCC-20	36	50	2	0.02	25	0 to 70				

LASER DRIVERS

For quantities greater than listed, call for quote.

MOUSER STOCK NO.	ADI Part No.	Package	Supply Voltage (Max) (V)	Supply Current (mA)	Data Rate (Gbps)	Modulation Current (mA)	Bias Current (mA)	Operating Temp. Range (°C)	Price Each 1	10	100	250
584-ADN2873ACPZ	ADN2873ACPZ	LFCSP-24	3.3	31	4.25	90	100	-40 to 85				
584-ADN2526ACPZ	ADN2526ACPZ	LFCSP-16	3.3	46	11.3	80	100	-40 to 85				
584-ADN2870ACPZ	ADN2870ACPZ	LFCSP-24	3.6	30	3.3	90	100	-40 to 85				
584-ADN2872ACPZ	ADN2872ACPZ	LFCSP-24	3.6	30	3.3	90	100	-40 to 85				
584-ADN2871ACPZ	ADN2871ACPZ	LFCSP-24	3.6	32	4.25	90	100	-40 to 85				
584-ADN2830ACPZ32	ADN2830ACPZ32	LFCSP-32	5	25	-	-	200	-40 to 85				
584-ADN8810ACPZ	ADN8810ACPZ	LFCSP-24	6	2	-	-	300	-40 to 85				

DETECTORS

For quantities greater than listed, call for quote.

MOUSER STOCK NO.	ADI Part No.	Package	Supply Voltage (Max) (V)	Supply Current (mA)	Dynamic Range (dB)	Accuracy (dB)	Frequency (MHz)	Detector Type	Price Each 1	10	100	250
584-AD8361ARM	AD8361ARM	MSOP-8	5.5	1.1	14	0.25	2500	Cellular				
584-AD8361ARMZ	AD8361ARMZ	TSSOP-8	5.5	1.1	14	0.25	2500	Cellular				
584-AD8361ARTZ-R7	AD8361ARTZ-RL7	SOT-23-6	5.5	1.1	14	0.25	2500	Cellular				
584-AD8362ARUZ	AD8362ARUZ	TSSOP-16	5.5	20	65	0.5	3800	Cellular				

BOARD MOUNT HALL EFFECT/MAGNETIC SENSORS

For quantities greater than listed, call for quote.

MOUSER STOCK NO.	ADI Part No.	Package	Supply Voltage (Min) (V)	Supply Voltage (Max) (V)	Supply Current (A)	Power Dissipation (mW)	Operating Temp. Range (°C)	Price Each 1	10	100	250
584-AD22151YRZ	AD22151YRZ	SOIC-8	4.5	6	0.006	25	-40 to +150				

TEMPERATURE SENSORS

For quantities greater than listed, call for quote.

MOUSER STOCK NO.	ADI Part No.	Package	Supply Voltage (Max) (V)	Accuracy Over Temp. Range (Max) (°C)	Supply Current (Typ) (mA)	Sensor Gain (mV/°C)	Iq (Typ.) (uA)	Output Type	Sensing Temperature (°C)	Price Each 1	10	100	250
584-TMP35GRTZ-R7	TMP35GRTZ-REEL7	SOT-23-5	5.5	1	0.5	10	50	Voltage	10 to 125				
584-TMP35GT9Z	TMP35GT9Z	TO-92-3	5.5	1	0.5	10	50	Voltage	10 to 125				
584-TMP37FT9Z	TMP37FT9Z	TO-92-3	5.5	1	0.5	20	50	Voltage	5 to 100				
584-AD595ADZ	AD595ADZ	CERDIP-14	5.5	1	30	10	300	Voltage	-55 to 125				
584-TMP36FS	TMP36FS	SOIC-8	5.5	2	0.5	10	50	Linear Voltage	-40 to 125				
584-TMP36FSZ	TMP36FSZ	SOIC-8	5.5	2	0.5	10	50	Linear Voltage	-40 to 125				
584-TMP05AKSZ-500R7	TMP05AKSZ-500RL7	SC-70	5.5	2	0.65	-	20	CMOS/TTL	-40 to 150				
584-TMP36GRTZ-R7	TMP36GRTZ-REEL7	SOT-23-5	5.5	3	0.5	10	50	Voltage	-40 to 125				
584-TMP36GSZ	TMP36GSZ	SOIC-8	5.5	3	0.5	10	50	Voltage	-40 to 125				
584-TMP36GT9Z	TMP36GT9Z	TO-92-3	5.5	3	0.5	10	50	Voltage	-40 to 125				
584-TMP05ARTZ-500R7	TMP05ARTZ-500RL7	SOT-23-5	5.5	4	0.65	-	20	CMOS/TTL	-40 to 150				
584-TMP05BKSZ-500R7	TMP05BKSZ-500RL7	SC-70-5	5.5	4	0.65	-	20	CMOS/TTL	-40 to 150				

© Copyright 2014 Mouser Electronics
© Copyright 2014 Mouser Electronics

ANALOG DEVICES INC. Sensors

Products may be RoHS compliant. Check mouser.com for RoHS status.

TEMPERATURE SENSORS (CONT.)

For quantities greater than listed, call for quote.

MOUSER STOCK NO.	ADI Part No.	Package	Supply Voltage (Max) (V)	Accuracy Over Temp. Range (Max) (°C)	Supply Current (Typ) (mA)	Sensor Gain (mV/°C)	Iq (Typ.) (uA)	Output Type	Sensing Temperature (°C)	Price Each 1	10	100	250
584-TMP05BRTZ-500R7	TMP05BRTZ-500RL7	SOT-23-5	5.5	4	0.65	-	20	CMOS/TTL	-40 to 150				
584-TMP06ARTZ-500R7	TMP06ARTZ-500RL7	SOT-23-5	5.5	4	0.65	-	20	Open Drain	-40 to 150				
584-TMP06BRTZ-500R7	TMP06BRTZ-500RL7	SOT-23-5	5.5	4	0.65	-	20	Open Drain	-40 to 150				
584-TMP03FSZ	TMP03FSZ	SO-8	7	3	1.3	-	900	Open Collector	-40 to 100				
584-TMP03FT9Z	TMP03FT9Z	TO-92	7	3	1.3	-	900	Open Collector	-40 to 100				
584-TMP04FSZ	TMP04FSZ	SOIC-8	7	4	1.3	-	900	CMOS/TTL	-40 to 100				
584-TMP04FT9Z	TMP04FT9Z	TO-92-3	7	4	1.3	-	900	CMOS/TTL	-40 to 100				
584-TMP01ES	TMP01ES	SOIC-8	13.2	0.5	0.5	5	500	Open Collector	-55 to 125				
584-TMP01ESZ	TMP01ESZ	SOIC-8	13.2	0.5	0.5	5	500	Open Collector	-55 to 125				
584-TMP01FPZ	TMP01FPZ	PDIP-8	13.2	1	0.5	5	500	Open Collector	-55 to 125				
584-TMP01FSZ	TMP01FSZ	SOIC-8	13.2	1	0.5	5	500	Open Collector	-55 to 125				
584-AD595CDZ	AD595CDZ	CDIP-14	15	1	30	10	300	Voltage	-				
584-AD597ARZ	AD597ARZ	SOIC-8	30	4	5	10	160	Voltage	-200 to 1250				

BOARD MOUNT TEMPERATURE SENSORS

For quantities greater than listed, call for quote.

MOUSER STOCK NO.	ADI Part No.	Package	Supply Voltage (Max) (V)	Accuracy Over Temp. Range (Max) (°C)	Supply Current (Typ) (mA)	Sensor Gain (mV/°C)	Iq (Typ.) (uA)	Output Type	Sensing Temperature (°C)	Price Each 1	10	100	250
584-AD22103KRZ	AD22103KRZ	SOIC-8	3.6	0.75	0.6	28	600	Analog	0 to 100				
584-AD22103KTZ	AD22103KTZ	TO-92	3.6	0.75	0.6	28	600	Analog	0 to 100				
584-ADT7302ARTZ500R7	ADT7302ARTZ-500RL7	SOT-23-6	5.25	2	0.0022	-	-	Digital	-40 to 125				
584-ADT7302ARTZ-R7	ADT7302ARTZ-REEL7	SOT-23-6	5.25	2	0.0022	-	-	Digital	-40 to 125				
584-ADT7302ARMZ	ADT7302ARMZ	MSOP-8	5.25	3	0.0022	-	-	Digital	-40 to 125				
584-ADT7301ARMZ	ADT7301ARMZ	MSOP-8	5.25	4	0.0022	-	-	Digital	-40 to 150				
584-ADT7301ARTZ500R7	ADT7301ARTZ-500RL7	SOT-23-6	5.25	4	0.0022	-	-	Digital	-40 to 150				
584-ADT7301ARTZ-R7	ADT7301ARTZ-REEL7	SOT-23-6	5.25	4	0.0022	-	-	Digital	-40 to 150				
584-ADT7470ARQZ	ADT7470ARQZ	QSOP-16	5.5	0.12	0.8	-	-	Digital	-				
584-ADT6402SRJZ-R7	ADT6402SRJZ-RL7	SOT-23-6	5.5	0.5	0.5	-	-	Push-Pull	45 to 115				
584-ADT7320UCPZ-R2	ADT7320UCPZ-R2	LFCSP-16	5.5	0.66	0.0023	-	-	Digital	-40 to 150				
584-ADT7420UCPZ-R2	ADT7420UCPZ-R2	LFCSP-16	5.5	0.75	0.021	-	-	Digital	-40 to 150				
584-ADT7310TRZ	ADT7310TRZ	SOIC-8	5.5	1	0.0023	-	-	Digital	-55 to 150				
584-ADT7310TRZ-R7	ADT7310TRZ-REEL7	SOIC-8	5.5	1	0.0023	-	-	Digital	-55 to 150				
584-ADT7410TRZ	ADT7410TRZ	SOIC-8	5.5	1	0.0023	-	-	Digital	-55 to 150				
584-ADT7410TRZ-R7	ADT7410TRZ-REEL7	SOIC-8	5.5	1	0.0023	-	-	Digital	-55 to 150				
584-AD594AQ	AD594AQ	CDIP-14	5.5	1	0.3	10	-	Analog	-				
584-ADT75ARMZ	ADT75ARMZ	MSOP-8	5.5	1	0.525	-	-	Digital	-55 to 125				
584-ADT75ARMZ-R7	ADT75ARMZ-REEL7	MSOP-8	5.5	1	0.525	-	-	Digital	-55 to 125				
584-ADT75ARZ	ADT75ARZ	SOIC-8	5.5	1	0.525	-	-	Digital	-55 to 125				
584-ADT75BRMZ	ADT75BRMZ	MSOP-8	5.5	1	0.525	-	-	Digital	-55 to 125				
584-AD7415ARTZ0500R7	AD7415ARTZ-0500RL7	SOT-23-5	5.5	1.5	0.9	-	188	Digital	-40 to 125				
584-AD7415ARTZ1500R7	AD7415ARTZ-1500RL7	SOT-23-5	5.5	1.5	0.9	-	188	Digital	-40 to 125				
584-AD7314ARMZ	AD7314ARMZ	MSOP-8	5.5	2	0.3	-	-	Digital	-35 to 85				
584-AD7314ARMZ-R7	AD7314ARMZ-REEL7	MSOP-8	5.5	2	0.3	-	-	Digital	-35 to 85				
584-AD7814ARMZ	AD7814ARMZ	MSOP-8	5.5	2	0.4	-	-	Digital	-55 to 125				
584-AD7814ARTZ-500R7	AD7814ARTZ-500RL7	SOT-23-6	5.5	2	0.4	-	-	Digital	-55 to 125				
584-AD7814ARTZ-R7	AD7814ARTZ-REEL7	SOT-23-6	5.5	2	0.4	-	-	Digital	-55 to 125				
584-AD7417ARU	AD7417ARU	TSSOP-16	5.5	2	0.6	-	-	Digital	-40 to 125				
584-AD7417ARUZ	AD7417ARUZ	TSSOP-16	5.5	2	0.6	-	-	Digital	-40 to 125				
584-AD7417ARZ	AD7417ARZ	SOIC-16	5.5	2	0.6	-	-	Digital	-40 to 125				
584-AD7417BRZ	AD7417BRZ	SOIC-16	5.5	2	0.6	-	-	Digital	-40 to 125				
584-AD7418ARMZ	AD7418ARMZ	MSOP-8	5.5	2	0.6	-	-	Digital	-40 to 125				
584-AD7418ARZ	AD7418ARZ	SOIC-8	5.5	2	0.6	-	-	Digital	-40 to 125				
584-AD7414ARMZ-0	AD7414ARMZ-0	MSOP-8	5.5	2	0.9	-	188	Digital	-40 to 125				
584-AD7414ARTZ0500R7	AD7414ARTZ-0500RL7	SOT-23-6	5.5	2	0.9	-	188	Digital	-40 to 125				
584-AD7414ARTZ1500R7	AD7414ARTZ-1500RL7	SOT-23-6	5.5	2	0.9	-	188	Digital	-40 to 125				
584-AD7414ARTZ-1R7	AD7414ARTZ-1REEL7	SOT-23-6	5.5	2	0.9	-	188	Digital	-40 to 125				
584-AD7416ARMZ	AD7416ARMZ	MSOP-8	5.5	2	1	-	-	Digital	-40 to 125				
584-AD7416ARZ	AD7416ARZ	SOIC-8	5.5	2	1	-	-	Digital	-40 to 125				
584-ADT7411ARQZ	ADT7411ARQZ	QSOP-16	5.5	3	3	-	-	Digital	-40 to 120				
584-ADT7516ARQZ	ADT7516ARQZ	QSOP-16	5.5	3	3	-	-	Digital	-40 to 120				
584-ADT6401SRJZ-R7	ADT6401SRJZ-RL7	SOT-23-6	5.5	6	0.5	-	-	Open Drain	45 to 115				
584-AD22100KTZ	AD22100KTZ	TO-92	6.5	0.5	0.5	22.5	650	Analog	-50 to 150				
584-AD22100ARZ	AD22100ARZ	SOIC-8	6.5	1	0.5	22.5	650	Voltage	-40 to 85				
584-AD22100ATZ	AD22100ATZ	TO-92-3	6.5	1	0.5	22.5	650	Analog	-50 to 150				
584-AD22100KRZ	AD22100KRZ	SOIC-8	6.5	1	0.5	22.5	650	Analog	-50 to 150				
584-AD22100SRZ	AD22100SRZ	SOIC-8	6.5	1	0.5	22.5	650	Analog	-50 to 150				
584-AD22100STZ	AD22100STZ	TO-92	6.5	1	0.5	22.5	650	Analog	-50 to 150				
584-AD22105ARZ	AD22105ARZ	SOIC-8	7	0.5	0.12	-	-	Analog	-40 to 150				
584-AD594ADZ	AD594ADZ	CDIP-14	15	1	0.3	10	-	Analog	-				
584-AD8494ARMZ	AD8494ARMZ	MSOP-8	18	1	0.18	5	-	Analog	0 to 50				
584-AD8494CRMZ	AD8494CRMZ	MSOP-8	18	1	0.18	5	-	Analog	0 to 50				
584-AD8495ARMZ	AD8495ARMZ	MSOP-8	18	1	0.18	5	-	Analog	0 to 50				
584-AD8495CRMZ	AD8495CRMZ	MSOP-8	18	1	0.18	5	-	Analog	0 to 50				
584-AD8496ARMZ	AD8496ARMZ	MSOP-8	18	1	0.18	5	-	Analog	25 to 100				
584-AD8496CRMZ	AD8496CRMZ	MSOP-8	18	1	0.18	5	-	Analog	25 to 100				
584-AD8497ARMZ	AD8497ARMZ	MSOP-8	18	1	0.18	5	-	Analog	25 to 100				
584-AD8497CRMZ	AD8497CRMZ	MSOP-8	18	1	0.18	5	-	Analog	25 to 100				
584-AD592CN	AD592CN	TO-92	30	0.3	0.298	-	-	Analog	-25 to 105				
584-AD592CNZ	AD592CNZ	TO-92	30	0.3	0.298	-	-	Analog	-25 to 105				
584-AD590MF	AD590MF	FlatPack-2	30	0.5	0.298	-	-	Analog	-55 to 159				
584-AD590MH	AD590MH	TO-52	30	0.5	0.298	-	-	Analog	-55 to 160				
584-AD592BNZ	AD592BNZ	TO-92	30	0.7	0.298	-	-	Analog	-25 to 105				
584-AD590LF	AD590LF	FlatPack-2	30	1	0.298	-	-	Analog	-55 to 157				
584-AD590LH	AD590LH	TO-52	30	1	0.298	-	-	Analog	-55 to 158				
584-AD592AN	AD592AN	TO-92	30	1.5	0.298	-	-	Analog	-25 to 105				
584-AD592ANZ	AD592ANZ	TO-92	30	1.5	0.298	-	-	Analog	-25 to 105				
584-AD590KF	AD590KF	FlatPack-2	30	2.5	0.298	-	-	Analog	-55 to 153				
584-AD590KH	AD590KH	TO-52	30	2.5	0.298	-	-	Analog	-55 to 154				
584-AD590KR	AD590KR	SOIC-8	30	2.5	0.298	-	-	Analog	-55 to 155				
584-AD590KRZ	AD590KRZ	SOIC-8	30	2.5	0.298	-	-	Analog	-55 to 156				
584-TMP17FSZ	TMP17FSZ	SOIC-8	30	3.5	0.298	-	-	Analog	-40 to 105				
584-TMP17GSZ	TMP17GSZ	SOIC-8	30	3.5	0.298	-	-	Analog	-40 to 105				
584-AD596AHZ	AD596AHZ	TO-100-10	30	4	0.3	10	-	Analog	-200 to 760				
584-AD590JF	AD590JF	FlatPack-2	30	5	0.298	-	-	Analog	-55 to 150				
584-AD590JH	AD590JH	TO-52	30	5	0.298	-	-	Analog	-55 to 151				
584-AD590JRZ	AD590JRZ	SOIC-8	30	5	0.298	-	-	Analog	-55 to 152				

© Copyright 2014 Mouser Electronics
© Copyright 2014 Mouser Electronics

ANALOG DEVICES INC. Converters and Circuits

Products may be RoHS compliant. Check mouser.com for RoHS status.

UP/DOWN CONVERTERS

For quantities greater than listed, call for quote.

MOUSER STOCK NO.	ADI Part No.	Package	Supply Voltage (Max) (V)	Channels	Supply Current (Typ) (mA)	Sample Rate (Msps)	Load Capacitance (pF)	Power Dissipation (mW)	Operating Temperature (°C)	Price Each 1	10	100	250
584-AD6636CBCZ	AD6636CBCZ	BGA-256	3.6	4	50	150	200	975	-40 to 85				
584-AD6636BBCZ	AD6636BBCZ	BGA-256	3.6	6	50	150	200	975	-40 to 85				
584-AD6620ASZ	AD6620ASZ	PQFP-80	3.6	6	52	67	200	170	-40 to 85				

UP/DOWN CONVERTER AND MIXERS

For quantities greater than listed, call for quote.

MOUSER STOCK NO.	ADI Part No.	Package	Supply Voltage (Max) (V)	Gain (dB)	Supply Current (Typ) (mA)	Noise Figure (dB)	Frequency (MHz)	Power Dissipation (mW)	Operating Temperature (°C)	Price Each 1	10	100	250
584-AD607ARSZ	AD607ARSZ	SSOP-20	3	20	8.5	17	500	25	-40 to 85				
584-AD608ARZ	AD608ARZ	SOIC-16	5.5	24	7.3	16	500	21	-40 to 85				

ANALOG AND DIGITAL CROSSPOINT ICS

For quantities greater than listed, call for quote.

MOUSER STOCK NO.	ADI Part No.	Package	Supply Voltage (Max) (V)	Configuration	Supply Type	Bandwidth (MHz)	No. of Arrays	RON (Typ) (Ω)	Power Consumption (mW)	Operating Temperature (°C)	Price Each 1	10	100	250
584-AD8175ABPZ	AD8175ABPZ	PBGA-676	2.5	16 x 9	Dual	500	1	-	3500	-40 to 85				-
584-ADV3201ASWZ	ADV3201ASWZ	LQFP-176	2.5	32 x 32	Dual	300	1	-	1250	-40 to 85				-
584-AD8118ABPZ	AD8118ABPZ	BGA-304	2.75	32 x 32	Dual	600	1	150	2500	-40 to 85		-	-	-
584-AD8155ACPZ	AD8155ACPZ	LFCSP-64	3.3	4 x 4	Dual	-	1	110	4850	-40 to 85				
584-ADN4600ACPZ	ADN4600ACPZ	LFCSP-64	3.3	16 x 16	Dual	-	1	55	125	-40 to 85				
584-AD8152JBPZ	AD8152JBPZ	SBGA-256	3.3	34 x 34	Single	-	1	57	2630	0 to 85				-
584-AD8153ACPZ	AD8153ACPZ	LFCSP-32	3.6	3 x 3	Single	-	1	100	200	-40 to 85				
584-AD8159ASVZ	AD8159ASVZ	TQFP-100	3.6	4 x 2	Single	-	1	110	4260	-40 to 85				
584-AD8158ACPZ	AD8158ACPZ	LFCSP-100	3.6	4 x 2	Dual	-	1	110	4260	-40 to 85				
584-AD8156ABCZ	AD8156ABCZ	BGA-49	3.6	4 x 4	Single	-	1	-	60	-40 to 85				
584-ADN4604ASVZ	ADN4604ASVZ	TQFP-100	3.6	16 x 16	Dual	-	1	50	130	-40 to 85				
584-ADN4605ABPZ	ADN4605ABPZ	BGA-352	3.6	40 x 40	Dual	-	1	100	105	-40 to 85				-
584-AD8108ASTZ	AD8108ASTZ	LQFP-80	5	8 x 8	Dual	350	1	150	2600	-40 to 85				
584-AD8109ASTZ	AD8109ASTZ	LQFP-80	5	8 x 8	Dual	250	1	150	2600	-40 to 85				
584-ADV3228ACPZ	ADV3228ACPZ	LFCSP-72	5	8 x 8	Dual	1200	1	150	500	-40 to 85				
584-ADV3229ACPZ	ADV3229ACPZ	LFCSP-72	5	8 x 8	Dual	900	1	150	500	-40 to 85				
584-ADV3224ACPZ	ADV3224ACPZ	LFCSP-72	5	16 x 8	Dual	1200	1	-	500	-40 to 85				
584-ADV3225ACPZ	ADV3225ACPZ	LFCSP-72	5	16 x 8	Dual	900	1	-	500	-40 to 85				
584-ADV3205JSTZ	ADV3205JSTZ	LQFP-100	5	16 x 16	Dual	60	1	-	3100	0 to 70				
584-ADV3226ACPZ	ADV3226ACPZ	LFCSP-100	5	16 x 16	Dual	820	1	-	1300	-40 to 85				-
584-ADV3227ACPZ	ADV3227ACPZ	LFCSP-100	5	16 x 16	Dual	750	1	-	1300	-40 to 85				-
584-AD8150ASTZ	AD8150ASTZ	LQFP-184	5	33 x 17	Single	-	1	-	4200	0 to 85				-
584-AD8110ASTZ	AD8110ASTZ	LQFP-80	5.5	16 x 8	Dual	390	1	150	2600	-40 to 85				
584-AD8114ASTZ	AD8114ASTZ	LQFP-100	5.5	16 x 16	Dual	225	1	150	700	-40 to 85				
584-AD8115ASTZ	AD8115ASTZ	LQFP-100	5.5	16 x 16	Dual	200	1	150	700	-40 to 85				
584-AD8112JSTZ	AD8112JSTZ	LQFP-100	12	16 x 8	Triple	60	1	-	-	0 to 70				
584-AD75019JPZ	AD75019JPZ	PLCC-44	12	16 x 16	Triple	20	1	200	2	0 to 70				
584-AD8113JSTZ	AD8113JSTZ	LQFP-100	12	16 x 16	Triple	60	1	-	3100	0 to 70				

SUPERVISORY CIRCUITS

For quantities greater than listed, call for quote.

MOUSER STOCK NO.	ADI Part No.	Package	No. of Voltages	Monitored Voltage (V)	Supply Voltage (Max) (V)	Supply Voltage (Min.) (V)	Supply Current (Typ) (mA)	Battery Backup	Operating Temperature (°C)	Price Each 1	10	100	250
584-ADM1085AKSZ-R7	ADM1085AKSZ-REEL7	SC70-6	1	0.6	3.6	2.25	0.01	Yes	-40 to 125				
584-ADM1086AKSZ-R7	ADM1086AKSZ-REEL7	SC70-6	1	0.6	3.6	2.25	0.01	Yes	-40 to 125				
584-ADM1087AKSZ-R7	ADM1087AKSZ-REEL7	SC70-6	1	0.6	3.6	2.25	0.01	Yes	-40 to 125				
584-ADM691AANZ	ADM691AANZ	PDIP-16	1	1.25	5.5	4.75	0.1	Yes	-40 to 85				
584-ADM691AARNZ	ADM691AARNZ	SOIC-16	1	1.25	5.5	4.75	0.1	Yes	-40 to 85				
584-ADM691AARUZ	ADM691AARUZ	TSSOP-16	1	1.25	5.5	4.75	0.1	Yes	-40 to 85				
584-ADM691AARWZ	ADM691AARWZ	SOIC-16	1	1.25	5.5	4.75	0.1	Yes	-40 to 85				
584-ADM691ANZ	ADM691ANZ	PDIP-16	1	1.25	5.5	4.75	1.95	Yes	-40 to 85				
584-ADM691ARZ	ADM691ARZ	SOIC-16	1	1.25	5.5	4.75	1.95	Yes	-40 to 85				
584-ADM691ARZ-R	ADM691ARZ-REEL	SOIC-16	1	1.25	5.5	4.75	1.95	Yes	-40 to 85				
584-ADM693AARNZ	ADM693AARNZ	SOIC-16	1	1.25	5.5	4.5	0.1	Yes	-40 to 85				
584-ADM693ANZ	ADM693ANZ	PDIP-16	1	1.25	5.5	4.5	1.95	Yes	-40 to 85				
584-ADM693ARZ	ADM693ARZ	SOIC-16	1	1.25	5.5	4.5	1.95	Yes	-40 to 85				
584-ADM800MARNZ	ADM800MARNZ	SOIC-16	1	1.25	5.5	4.5	0.1	Yes	-40 to 85				
584-ADM8690ARNZ	ADM8690ARNZ	SOIC-8	1	1.3	5.5	4.75	0.2	Yes	-40 to 85				
584-ADM8691ARWZ	ADM8691ARWZ	SOIC-16	1	1.3	5.5	4.75	0.2	Yes	-40 to 85				
584-ADM8696ARWZ	ADM8696ARWZ	SOIC-16	1	1.3	5.5	3	0.2	Yes	-40 to 85				
584-ADM8697ARWZ	ADM8697ARWZ	SOIC-16	1	1.3	5.5	3	0.2	No	-40 to 85				
584-ADM706PARZ	ADM706PARZ	SOIC-8	1	2.63	5.5	4.75	0.25	No	-40 to 85				
584-ADM706RARZ	ADM706RARZ	SOIC-8	1	2.63	5.5	4.75	0.25	No	-40 to 85				
584-ADM708RARZ	ADM708RARZ	SOIC-8	1	2.63	5.5	4.75	0.25	No	-40 to 85				
584-ADM709RARZ	ADM709RARZ	SOIC-8	1	2.63	5.5	2.7	0.2	No	-40 to 85				
584-ADM706SARZ	ADM706SARZ	SOIC-8	1	2.93	5.5	4.75	0.25	No	-40 to 85				
584-ADM708SARZ	ADM708SARZ	SOIC-8	1	2.93	5.5	4.75	0.25	No	-40 to 85				
584-ADM709SARZ	ADM709SARZ	SOIC-8	1	2.93	5.5	2.7	0.2	No	-40 to 85				
584-ADM706TARZ	ADM706TARZ	SOIC-8	1	3.08	5.5	4.75	0.25	No	-40 to 85				
584-ADM708TARZ	ADM708TARZ	SOIC-8	1	3.08	5.5	4.75	0.25	No	-40 to 85				
584-ADM709TARZ	ADM709TARZ	SOIC-8	1	3.08	5.5	2.7	0.2	No	-40 to 85				
584-ADM692AANZ	ADM692AANZ	PDIP-8	1	4.4	5.5	4.5	0.1	Yes	-40 to 85				
584-ADM692AARNZ	ADM692AARNZ	SOIC-8	1	4.4	5.5	4.5	0.1	Yes	-40 to 85				
584-ADM692ANZ	ADM692ANZ	PDIP-8	1	4.4	5.5	4.5	1.95	Yes	-40 to 85				
584-ADM706ANZ	ADM706ANZ	PDIP-8	1	4.4	5.5	4.75	0.25	No	-40 to 85				
584-ADM706ARZ	ADM706ARZ	SOIC-8	1	4.4	5.5	4.75	0.25	No	-40 to 85				
584-ADM708ARZ	ADM708ARZ	SOIC-8	1	4.4	5.5	4.75	0.25	No	-40 to 85				
584-ADM709MARZ	ADM709MARZ	SOIC-8	1	4.4	5.5	2.7	0.2	No	-40 to 85				
584-ADM1232ANZ	ADM1232ANZ	PDIP-8	1	4.5	5.5	4.5	0.05	No	-40 to 85				
584-ADM1232ARMZ	ADM1232ARMZ	MSOP-8	1	4.5	5.5	4.5	0.05	No	-40 to 85				
584-ADM1232ARNZ	ADM1232ARNZ	SOIC-8	1	4.5	5.5	4.5	0.05	No	-40 to 85				
584-ADM1818-10ARTZR7	ADM1818-10ARTZ-RL7	SOT-23	1	4.62	5.5	1	0.016	No	-40 to 125				
584-ADM690AANZ	ADM690AANZ	PDIP-8	1	4.65	5.5	4.75	0.1	Yes	-40 to 85				
584-ADM690AARNZ	ADM690AARNZ	SOIC-8	1	4.65	5.5	4.75	0.1	Yes	-40 to 85				
584-ADM690ANZ	ADM690ANZ	PDIP-8	1	4.65	5.5	4.75	1.95	Yes	-40 to 85				
584-ADM705ANZ	ADM705ANZ	PDIP-8	1	4.65	5.5	4.75	0.25	No	-40 to 85				
584-ADM705AR	ADM705AR	SOIC-8	1	4.65	5.5	4.75	0.25	No	-40 to 85				

© Copyright 2014 Mouser Electronics
© Copyright 2014 Mouser Electronics

ANALOG DEVICES INC. Circuits and Clocks

Products may be RoHS compliant. Check mouser.com for RoHS status.

SUPERVISORY CIRCUITS (CONT.)

For quantities greater than listed, call for quote.

MOUSER STOCK NO.	ADI Part No.	Package	No. of Voltages	Monitored Voltage (V)	Supply Voltage (Max) (V)	Supply Voltage (Min.) (V)	Supply Current (Typ) (mA)	Battery Backup	Operating Temperature (°C)	Price Each 1	10	100	250
584-ADM705ARZ	ADM705ARZ	SOIC-8	1	4.65	5.5	4.75	0.25	No	-40 to 85				
584-ADM707ANZ	ADM707ANZ	PDIP-8	1	4.65	5.5	4.75	0.25	No	-40 to 85				
584-ADM707ARZ	ADM707ARZ	SOIC-8	1	4.65	5.5	4.75	0.25	No	-40 to 85				
584-ADM708ANZ	ADM708ANZ	PDIP-8	1	4.65	5.5	4.75	0.25	No	-40 to 85				
584-ADM709LANZ	ADM709LANZ	PDIP-8	1	4.65	5.5	2.7	0.2	No	-40 to 85				
584-ADM709LARZ	ADM709LARZ	SOIC-8	1	4.65	5.5	2.7	0.2	No	-40 to 85				
584-ADM805LARNZ	ADM805LARNZ	SOIC-8	1	4.65	5.5	4.5	0.1	Yes	-40 to 85				
584-AM6316CY29ARJZR7	ADM6316CY29ARJZ-R7	SOT-23-5	1	5	5.5	1	0.02	No	-40 to 85				
584-AM6320CY29ARJZR7	ADM6320CY29ARJZ-R7	SOT-23-5	1	5	5.5	1	0.02	No	-40 to 85				
584-ADM6711RAKSZR7	ADM6711RAKSZ-REEL7	SC70-4	1	5	5.5	1	0.035	No	-40 to 125				
584-ADM6713LAKSZR7	ADM6713LAKSZ-REEL7	SC70-4	1	5	5.5	1	0.035	No	-40 to 125				
584-ADM6713RAKSZR7	ADM6713RAKSZ-REEL7	SC70-4	1	5	5.5	1	0.035	No	-40 to 125				
584-ADM6713SAKSZR7	ADM6713SAKSZ-REEL7	SC70-4	1	5	5.5	1	0.035	No	-40 to 125				
584-ADM6713TAKSZR7	ADM6713TAKSZ-REEL7	SC70-4	1	5	5.5	1	0.035	No	-40 to 125				
584-ADM6713ZAKSZR7	ADM6713ZAKSZ-REEL7	SC70-4	1	5	5.5	1	0.035	No	-40 to 125				
584-ADM695ANZ	ADM695ANZ	PDIP-16	1	5	5.5	4.75	1.95	Yes	-40 to 85				
584-ADM695ARZ	ADM695ARZ	SOIC-16	1	5	5.5	4.75	1.95	Yes	-40 to 85				
584-ADM698ANZ	ADM698ANZ	PDIP-8	1	5	5.5	3	1.95	No	-40 to 85				
584-ADM699ANZ	ADM699ANZ	PDIP-8	1	5	5.5	3	1.95	No	-40 to 85				
584-ADM699ARZ	ADM699ARZ	SOIC-16	1	5	5.5	3	1.95	No	-40 to 85				
584-ADM696ANZ	ADM696ANZ	PDIP-16	1	5.5	5.5	3	1.95	Yes	-40 to 125				
584-ADM696ARZ	ADM696ARZ	SOIC-16	1	5.5	5.5	3	1.95	Yes	-40 to 125				
584-ADM697ARZ	ADM697ARZ	SOIC-16	1	5.5	5.5	3	1.95	No	-40 to 125				
584-ADM13305-33ARZ	ADM13305-33ARZ	SOIC-8	2	5	5.5	2.7	0.04	No	-40 to 85				
584-ADM13305-4ARZ	ADM13305-4ARZ	SOIC-8	2	5	5.5	2.7	0.04	No	-40 to 85				
584-ADM13307-33ARZ	ADM13307-33ARZ	SOIC-8	3	5	5.5	2	0.04	No	-40 to 85				
584-ADM13307-4ARZ	ADM13307-4ARZ	SOIC-8	3	5	5.5	2	0.04	No	-40 to 85				
584-ADM13307-5ARZ	ADM13307-5ARZ	SOIC-8	3	5	5.5	2	0.04	No	-40 to 85				
584-ADM1184ARMZ	ADM1184ARMZ	MSOP-10	4	0.6	5.5	2.7	0.024	No	-40 to 85				
584-ADM1185ARMZ1R7	ADM1185ARMZ-1REEL7	MSOP-10	4	3.3	5.5	2.7	0.024	No	-40 to 85				
584-ADM1186-1ARQZ	ADM1186-1ARQZ	QSOP-20	4	3.3	5.5	2.7	0.146	No	-40 to 85				
584-ADM1186-2ARQZ	ADM1186-2ARQZ	QSOP-16	4	3.3	5.5	2.7	0.146	No	-40 to 85				
584-ADM811RARTZ-R7	ADM811RARTZ-REEL7	SOT-143	6	2.7	5.5	1	0.015	No	-40 to 85				
584-ADM811SARTZ-R7	ADM811SARTZ-REEL7	SOT-143	6	3	5.5	1	0.015	No	-40 to 85				
584-ADM811TARTZ-R7	ADM811TARTZ-REEL7	SOT-143	6	3.15	5.5	1	0.015	No	-40 to 85				
584-ADM811LARTZ-R7	ADM811LARTZ-REEL7	SOT-143	6	4.75	5.5	1	0.015	No	-40 to 85				
584-ADM803SAKSZ-R7	ADM803SAKSZ-REEL7	SC-70-3	7	3.05	5.5	1	0.035	No	-40 to 125				
584-ADM809SARTZ-R7	ADM809SARTZ-REEL7	SOT-23	7	3.05	5.5	1	0.06	No	-40 to 125				
584-ADM803TAKSZ-R7	ADM803TAKSZ-REEL7	SC-70-3	7	3.21	5.5	1	0.035	No	-40 to 125				
584-ADM809TARTZ-R7	ADM809TARTZ-REEL7	SOT-23	7	3.21	5.5	1	0.06	No	-40 to 125				
584-ADM803LAKSZ-R7	ADM803LAKSZ-REEL7	SC-70-3	7	4.82	5.5	1	0.035	No	-40 to 125				
584-ADM1060ARUZ	ADM1060ARUZ	TSSOP-28	7	14.4	5.1	2.7	3	No	-40 to 85				
584-ADM1068ASTZ	ADM1068ASTZ	LQFP-32	8	14.4	14.4	3	4.2	No	-40 to 85				
584-ADM1069ACPZ	ADM1069ACPZ	LFCSP-40	8	14.4	14.4	3	4.2	No	-40 to 85				
584-ADM1069ASTZ	ADM1069ASTZ	LQFP-32	8	14.4	14.4	3	4.2	No	-40 to 85				
584-ADM1168ASTZ	ADM1168ASTZ	LQFP-32	8	14.4	14.4	3	4.2	No	-40 to 85				
584-ADM1169ACPZ	ADM1169ACPZ	LFCSP-WQ-40	8	14.4	14.4	3	4.2	No	-40 to 85				
584-ADM1062ACPZ	ADM1062ACPZ	LFCSP-40	10	14.4	14.4	3	4.2	No	-40 to 85				
584-ADM1062ASUZ	ADM1062ASUZ	TQFP-48	10	14.4	14.4	3	4.2	No	-40 to 85				
584-ADM1063ACPZ	ADM1063ACPZ	LFCSP-40	10	14.4	14.4	3	4.2	No	-40 to 85				
584-ADM1064ASUZ	ADM1064ASUZ	TQFP-48	10	14.4	14.4	3	4.2	No	-40 to 85				
584-ADM1066ACPZ	ADM1066ACPZ	LFCSP-40	10	14.4	14.4	3	4.2	No	-40 to 85				
584-ADM1066ASUZ	ADM1066ASUZ	TQFP-48	10	14.4	14.4	3	4.2	No	-40 to 85				
584-ADM1166ACPZ	ADM1166ACPZ	LFCSP-40	10	14.4	14.4	3	4.2	No	-40 to 85				
584-ADM1166ASUZ	ADM1166ASUZ	TQFP-48	10	14.4	14.4	3	4.2	No	-40 to 85				

CLOCKS

Clock Buffers

For quantities greater than listed, call for quote.

MOUSER STOCK NO.	ADI Part No.	Package	Supply Voltage (Max.) (V)	Supply Voltage (Min.) (V)	No. of Input/Outputs	Frequency (Max) (GHz)	Input Level	Output Level	Price Each 1	10	100	250
584-AD9511BCPZ	AD9511BCPZ	LFCSP-24	1.89	1.71	1:6	1.2	CML, CMOS, HSTL, LVDS, LVPECL	CMOS, LVDS				
584-AD9512BCPZ	AD9512BCPZ	LFCSP-48	1.89	1.71	1:12	1.2	CML, CMOS, HSTL, LVDS, LVPECL	CMOS, LVDS				
584-AD9513BCPZ	AD9513BCPZ	LFCSP-16	3.3	2.5	1:1	7.5	Clock	ECL, NECL, PECL				
584-AD9515BCPZ	AD9515BCPZ	LFCSP-16	3.3	2.5	1:2	6	Clock	ECL, NECL, PECL				
584-ADCLK905BCPZ-WP	ADCLK905BCPZ-WP	LFCSP-16	3.3	2.5	1:2	6	Clock	ECL, NECL, PECL				
584-ADCLK925BCPZ-WP	ADCLK925BCPZ-WP	LFCSP-32	3.3	2.5	1:8	4.8	CML, CMOS, LVDS, LVPECL	ECL, LVPECL				
584-AD9514BCPZ	AD9514BCPZ	LFCSP-16	3.3	2.97	1:1	7.5	CML, CMOS, LVDS, LVPECL, LVTTL	HVDS				
584-ADCLK846BCPZ	ADCLK846BCPZ	LFCSP-64	3.465	2.375	1:8	1.2	Clock	LVPECL				
584-AD9508BCPZ	AD9508BCPZ	LFCSP-24	3.5	2.4	1:4	1.65	CMOS	LVDS, HSTL, CMOS				
584-ADCLK854BCPZ	ADCLK854BCPZ	LFCSP-48	3.6	-0.3	1:5	1.2	Clock	LVPECL				
584-ADCLK946BCPZ	ADCLK946BCPZ	LFCSP-48	3.6	-0.3	1:5	1.2	Clock	LVPECL				
584-ADCLK954BCPZ	ADCLK954BCPZ	LFCSP-32	3.6	-0.3	1:3	0.8	Clock	LVDS				
584-ADCLK948BCPZ	ADCLK948BCPZ	LFCSP-32	3.6	-0.3	1:3	1.6	Clock	LVPECL				
584-AD9510BCPZ	AD9510BCPZ	LFCSP-32	3.6	-0.3	1:2	1.6	Clock	LVPECL				
584-ADCLK914BCPZ-WP	ADCLK914BCPZ-WP	LFCSP-16	3.63	2.375	1:8	7	CML, CMOS, LVDS, LVPECL	ECL, LVPECL				
584-ADCLK925BCPZ-R2	ADCLK925BCPZ-R2	LFCSP-24	3.63	2.97	1:6	4.8	CML, CMOS, LVDS, LVPECL	ECL, LVPECL				
584-ADCLK944BCPZ-WP	ADCLK944BCPZ-WP	LFCSP-40	3.63	2.97	1:12	4.8	CML, CMOS, LVDS, LVPECL	ECL, LVPECL				

Clock Drivers

For quantities greater than listed, call for quote.

MOUSER STOCK NO.	ADI Part No.	Package	Supply Voltage (Max.) (V)	Supply Voltage (Min.) (V)	No. of Input/Outputs	Frequency (Max) (GHz)	Input Level	Output Level	Price Each 1	10	100
584-AD246JY	AD246JY	SIP-13	15.75	14.25	1:1	0.025	Clock	Clock			

Clock Translator

For quantities greater than listed, call for quote.

MOUSER STOCK NO.	ADI Part No.	Package	Supply Voltage (Max.) (V)	Supply Voltage (Min.) (V)	No. of Input/ Outputs	Frequency (Max) (GHz)	Input Level	Output Level	Price Each 1	10	100	250
584-AD9553BCPZ	AD9553BCPZ	LFCSP-32	3.135	3.465	1:2	0.81	CMOS, LVDS, Crystal	CMOS, LVDS, LVPECL				

© Copyright 2014 Mouser Electronics
© Copyright 2014 Mouser Electronics

CLOCKS (CONT.)

Clock Generators

For quantities greater than listed, call for quote.

MOUSER STOCK NO.	ADI Part No.	Package	Supply Voltage (Max.) (V)	Supply Voltage (Min.) (V)	No. of Input/ Outputs	Frequency (Max) (GHz)	Input Level	Output Level	Price Each 1	10	100	250
584-AD9547BCPZ	AD9547BCPZ	LFCSP-64	1.71	3.465	2:2	0.75	CMOS, LVDS, LVPECL	CMOS, LVDS, LVPECL				
584-AD9573ARUZ	AD9573ARUZ	TSSOP-16	3	3.6	1:2	0.1	Crystal	LVCMOS, LVDS				
584-AD9516-0BCPZ	AD9516-0BCPZ	LFCSP-64	3.465	3.135	2:14	2.4	Clock	LVDS, LVPECL				
584-AD9516-1BCPZ	AD9516-1BCPZ	LFCSP-64	3.465	3.135	2:14	2.4	Clock	LVDS, LVPECL				
584-AD9516-3BCPZ	AD9516-3BCPZ	LFCSP-64	3.465	3.135	2:14	2.4	Clock	LVDS, LVPECL				
584-AD9516-4BCPZ	AD9516-4BCPZ	LFCSP-64	3.465	3.135	2:14	2.4	Clock	LVDS, LVPECL				
584-AD9517-1ABCPZ	AD9517-1ABCPZ	LFCSP-48	3.465	3.135	2:12	2.4	CMOS, LVDS, LVPECL	LVDS, LVPECL				
584-AD9517-3ABCPZ	AD9517-3ABCPZ	LFCSP-48	3.465	3.135	2:12	2.4	CMOS, LVDS, LVPECL	LVDS, LVPECL				
584-AD9517-4ABCPZ	AD9517-4ABCPZ	LFCSP-48	3.465	3.135	2:12	2.4	CMOS, LVDS, LVPECL	LVDS, LVPECL				
584-AD9518-0ABCPZ	AD9518-0ABCPZ	LFCSP-48	3.465	3.135	2:6	2.4	CMOS, LVDS, LVPECL	LVPECL				
584-AD9518-1ABCPZ	AD9518-1ABCPZ	LFCSP-48	3.465	3.135	2:6	2.4	CMOS, LVDS, LVPECL	LVPECL				
584-AD9520-0BCPZ	AD9520-0BCPZ	LFCSP-64	3.465	3.135	2:12	2.4	Crystal	LVPECL				
584-AD9520-1BCPZ	AD9520-1BCPZ	LFCSP-64	3.465	3.135	2:12	0.25	Crystal	LVPECL				
584-AD9520-3BCPZ	AD9520-3BCPZ	LFCSP-64	3.465	3.135	2:12	0.25	Crystal	LVPECL				
584-AD9520-4BCPZ	AD9520-4BCPZ	LFCSP-64	3.465	3.135	2:12	0.25	Crystal	LVPECL				
584-AD9520-5BCPZ	AD9520-5BCPZ	LFCSP-64	3.465	3.135	2:12	0.25	Crystal	LVPECL				
584-AD9522-0BCPZ	AD9522-0BCPZ	LFCSP-64	3.465	3.135	2:12	0.25	CMOS, LVDS, LVPECL, Crystal	LVDS				
584-AD9522-1BCPZ	AD9522-1BCPZ	LFCSP-64	3.465	3.135	2:12	0.25	CMOS, LVDS, LVPECL, Crystal	LVDS				
584-AD9522-3BCPZ	AD9522-3BCPZ	LFCSP-64	3.465	3.135	2:12	0.25	CMOS, LVDS, LVPECL, Crystal	LVDS				
584-AD9522-4BCPZ	AD9522-4BCPZ	LFCSP-64	3.465	3.135	2:12	0.25	CMOS, LVDS, LVPECL, Crystal	LVDS				
584-AD9522-5BCPZ	AD9522-5BCPZ	LFCSP-64	3.465	3.135	2:12	0.25	CMOS, LVDS, LVPECL, Crystal	LVDS				
584-AD9523-1BCPZ	AD9523-1BCPZ	LFCSP-72	3.465	3.135	1:14	1	Clock	HSTL, LVCMOS, LVDS, LVPECL				
584-AD9523BCPZ	AD9523BCPZ	LFCSP-72	3.465	3.135	1:14	1	Clock	HSTL, LVCMOS, LVDS, LVPECL				
584-AD9524BCPZ	AD9524BCPZ	LFCSP-48	3.465	3.135	1:14	1	Clock	HSTL, LVCMOS, LVDS, LVPECL				
584-AD9525BCPZ	AD9525BCPZ	LFCSP-48	3.465	3.135	3:8	3.6	Clock	CMOS, LVPECL				
584-AD9548BCPZ	AD9548BCPZ	LFCSP-88	3.465	3.135	8:8	0.75	Clock	LVDS, LVPECL				
584-AD9549ABCPZ	AD9549ABCPZ	LFCSP-64	3.465	3.135	2:2	0.75	Clock	HSTL, CMOS				
584-AD9552BCPZ	AD9552BCPZ	LFCSP-32	3.465	3.135	2:2	0.1125	Clock, Crystal	CMOS, LVDS, LVPECL				
584-AD9557BCPZ	AD9557BCPZ	LFCSP-40	3.465	3.135	2:4	1.25	Clock, Crystal	CMOS, HSTL, LVDS				
584-AD9558BCPZ	AD9558BCPZ	LFCSP-64	3.465	3.135	4:12	1.25	Clock, Crystal	CMOS, HSTL, LVDS				
584-AD9559BCPZ	AD9559BCPZ	LFCSP-72	3.465	3.135	4:8	1.25	Clock, Crystal	CMOS, HSTL, LVDS				
584-AD9577BCPZ	AD9577BCPZ	LFCSP-40	3.6	-0.3	2:8	0.2	Clock, Crystal	LVCMOS, LVDS, LVPECL				
584-AD5560JSVUZ	AD5560JSVUZ	TQFP-64	3.6	2.3	2:2	0.05	Clock	CMOS				
584-AD9540BCPZ	AD9540BCPZ	LFCSP-48	3.6	-	1:1	0.655	Clock	CML, PECL				
584-AD9572ACPZLVD	AD9572ACPZLVD	LFCSP-40	3.63	2.97	1:7	0.15625	Crystal	CMOS, LVDS, LVPECL				

CLOCK AND DATA RECOVERY ICS

For quantities greater than listed, call for quote.

MOUSER STOCK NO.	ADI Part No.	Package	Supply Voltage (Max) (V)	Supply Current (mA)	Data Rate (Gbps)	Frequency (Max) (GHz)	Input/ Outputs	Power Dissipation (mW)	Operating Temp. Range (°C)	Price Each 1	10	100	250
584-ADN2805ACPZ	ADN2805ACPZ	LFCSP-32	3.3	118	1.25	0.225	1:2	390	-40 to 85				
584-ADN2816ACPZ	ADN2816ACPZ	LFCSP-32	3.6	111	2.7	0.675	1:2	366	-40 to 85				
584-ADN2814ACPZ	ADN2814ACPZ	LFCSP-32	3.6	132	0.675	0.675	1:2	435	-40 to 85				
584-ADN2813ACPZ	ADN2813ACPZ	LFCSP-32	3.6	155	1.25	1.25	1:2	450	-40 to 85				
584-ADN2818ACPZ	ADN2818ACPZ	LFCSP-32	3.6	180	2.7	0.2	1:2	600	-40 to 85				
584-ADN2817ACPZ	ADN2817ACPZ	LFCSP-32	3.6	210	2.7	2.5	1:2	650	-40 to 85				
584-ADN2812ACPZ	ADN2812ACPZ	LFCSP-32	3.6	235	2.7	2.7	1:2	750	-40 to 85				

PHASE LOCKED LOOPS (PLL)

Frequency Synthesizers

For quantities greater than listed, call for quote.

MOUSER STOCK NO.	ADI Part No.	Package	Supply Voltage (Max.) (V)	Supply Voltage (Min.) (V)	No. of Input/Outputs	Frequency (Max) (GHz)	Input Level	Output Level	Price Each 1	10	100	250
584-ADF41020BCPZ	ADF41020BCPZ	LFCSP-20	3.15	2.85	2:1	20	CMOS, TTL	Clock				
584-ADF4218LBRUZ	ADF4218LBRUZ	TSSOP-20	3.3	2.6	2	3	CMOS, TTL	Clock				
584-ADF4002BCPZ	ADF4002BCPZ	LFCSP-20	3.3	2.7	2:1	0.4	CMOS, TTL	Clock				
584-ADF4002BRUZ	ADF4002BRUZ	TSSOP-16	3.3	2.7	2:1	0.4	CMOS, TTL	Clock				
584-ADF4007BCPZ	ADF4007BCPZ	LFCSP-20	3.3	2.7	2:1	7.5	CMOS, TTL	Clock				
584-ADF4106BCPZ	ADF4106BCPZ	LFCSP-20	3.3	2.7	2:1	6	CMOS, TTL	Clock				
584-ADF4106BRUZ	ADF4106BRUZ	TSSOP-16	3.3	2.7	2:1	6	CMOS, TTL	Clock				
584-ADF4106BRUZ-R7	ADF4106BRUZ-R7	TSSOP-16	3.3	2.7	2:1	6	CMOS, TTL	Clock				
584-ADF4107BRUZ	ADF4107BRUZ	TSSOP-16	3.3	2.7	1	7	CMOS, TTL	Clock				
584-ADF4212LBCPZ	ADF4212LBCPZ	LFCSP-20	3.3	2.7	2	2.4	CMOS, TTL	Clock				
584-ADF4212LBRUZ	ADF4212LBRUZ	TSSOP-20	3.3	2.7	2	2.4	CMOS, TTL	Clock				
584-ADF4193BCPZ	ADF4193BCPZ	LFCSP-32	3.3	2.7	1	3.5	CMOS, TTL	Clock				
584-ADF4350BCPZ	ADF4350BCPZ	LFCSP-32	3.6	3	1	4.4	CMOS, TTL	Clock				
584-ADF4350BCPZ-R7	ADF4350BCPZ-RL7	LFCSP-32	3.6	3	1	4.4	CMOS, TTL	Clock				
584-ADF4360-0BCPZ	ADF4360-0BCPZ	LFCSP-24	3.6	3	1	2.725	CMOS, TTL	Clock				
584-ADF4360-1BCPZ	ADF4360-1BCPZ	LFCSP-24	3.6	3	1	2.45	CMOS, TTL	Clock				
584-ADF4360-2BCPZ	ADF4360-2BCPZ	LFCSP-24	3.6	3	1	2.17	CMOS, TTL	Clock				
584-ADF4360-3BCPZ	ADF4360-3BCPZ	LFCSP-24	3.6	3	1	1.96	CMOS, TTL	Clock				
584-ADF4360-4BCPZ	ADF4360-4BCPZ	LFCSP-24	3.6	3	1	1.75	CMOS, TTL	Clock				
584-ADF4360-6BCPZ	ADF4360-6BCPZ	LFCSP-24	3.6	3	1	1.25	CMOS, TTL	Clock				
584-ADF4360-7BCPZ	ADF4360-7BCPZ	LFCSP-24	3.6	3	1	1.8	CMOS, TTL	Clock				
584-ADF4360-8BCPZ	ADF4360-8BCPZ	LFCSP-24	3.6	3	1	0.4	CMOS, TTL	Clock				
584-ADF4360-9BCPZ	ADF4360-9BCPZ	LFCSP-24	3.6	3	1	0.2	CMOS, TTL	Clock				
584-ADF4108BCPZ	ADF4108BCPZ	LFCSP-20	3.6	3.2	1	8	CMOS, TTL	Clock				
584-ADF4351BCPZ	ADF4351BCPZ	LFCSP-32	3.6	3	1	4.4	CMOS, TTL	Clock				
584-AD9901KPZ	AD9901KPZ	PLCC-20	5	4.75	2:1	0.2	CMOS, ECL, TTL	CMOS, ECL, TTL				
584-ADF4110BCPZ	ADF4110BCPZ	LFCSP-20	5.5	2.7	1	0.55	CMOS, TTL	Clock				
584-ADF4110BRUZ	ADF4110BRUZ	TSSOP-16	5.5	2.7	1	0.55	CMOS, TTL	Clock				
584-ADF4111BCPZ	ADF4111BCPZ	LFCSP-20	5.5	2.7	1	1.2	CMOS, TTL	Clock				
584-ADF4111BRUZ	ADF4111BRUZ	TSSOP-16	5.5	2.7	1	1.2	CMOS, TTL	Clock				
584-ADF4112BCPZ	ADF4112BCPZ	LFCSP-20	5.5	2.7	1	3	CMOS, TTL	Clock				
584-ADF4112BRUZ	ADF4112BRUZ	TSSOP-16	5.5	2.7	1	3	CMOS, TTL	Clock				
584-ADF4113BRU	ADF4113BRU	TSSOP-16	5.5	2.7	1	4	CMOS, TTL	Clock				
584-ADF4113BRUZ	ADF4113BRUZ	TSSOP-16	5.5	2.7	1	4	CMOS, TTL	Clock				
584-ADF4113HVBCPZ	ADF4113HVBCPZ	LFCSP-20	5.5	2.7	1	4	CMOS, TTL	Clock				
584-ADF4113HVBRUZ	ADF4113HVBRUZ	TSSOP-16	5.5	2.7	1	4	CMOS, TTL	Clock				
584-ADF4116BRUZ	ADF4116BRUZ	TSSOP-16	5.5	2.7	1	0.55	CMOS, TTL	Clock				

© Copyright 2014 Mouser Electronics

© Copyright 2014 Mouser Electronics

ANALOG DEVICES INC. PLL and Potentiometers

Products may be RoHS compliant. Check mouser.com for RoHS status.

PHASE LOCKED LOOPS (PLL) (CONT.)

Frequency Synthesizers (Cont.)

For quantities greater than listed, call for quote.

MOUSER STOCK NO.	ADI Part No.	Package	Supply Voltage (Max.) (V)	Supply Voltage (Min.) (V)	No. of Input/Outputs	Frequency (Max) (GHz)	Input Level	Output Level	Price Each 1	10	100	250
584-ADF4117BRUZ	ADF4117BRUZ	TSSOP-16	5.5	2.7	1	1.2	CMOS, TTL	Clock				
584-ADF4118BRUZ	ADF4118BRUZ	TSSOP-16	5.5	2.7	1	3	CMOS, TTL	Clock				

Fractional-N Frequency Synthesizers

For quantities greater than listed, call for quote.

MOUSER STOCK NO.	ADI Part No.	Package	Supply Voltage (Max.) (V)	Supply Voltage (Min.) (V)	No. of Input/Outputs	Frequency (Max) (GHz)	Input Level	Output Level	Price Each 1	10	100	250
584-ADF4153ABCPZ	ADF4153ABCPZ	LFCSP-20	3.3	2.7	1:1	4	CMOS, TTL	Clock				
584-ADF4153BCPZ	ADF4153BCPZ	LFCSP-20	3.3	2.7	1:1	4	CMOS, TTL	Clock				
584-ADF4153BRUZ	ADF4153BRUZ	TSSOP-16	3.3	2.7	1:1	4	CMOS, TTL	Clock				
584-ADF4154BCPZ	ADF4154BCPZ	LFCSP-20	3.3	2.7	1:1	4	CMOS, TTL	Clock				
584-ADF4154BRUZ	ADF4154BRUZ	TSSOP-16	3.3	2.7	1:1	4	CMOS, TTL	Clock				
584-ADF4156BCPZ	ADF4156BCPZ	LFCSP-20	3.3	2.7	1:1	6.2	CMOS, TTL	Clock				
584-ADF4156BRUZ	ADF4156BRUZ	TSSOP-16	3.3	2.7	1:1	6.2	CMOS, TTL	Clock				
584-ADF4157BCPZ	ADF4157BCPZ	LFCSP-20	3.3	2.7	1:1	6	CMOS, TTL	Clock				
584-ADF4157BRUZ	ADF4157BRUZ	TSSOP-16	3.3	2.7	1:1	6	CMOS, TTL	Clock				
584-ADF4158CCPZ	ADF4158CCPZ	LFCSP-24	3.3	2.7	1:1	6.1	CMOS, TTL	Clock				
584-ADF4252BCPZ	ADF4252BCPZ	LFCSP-24	3.3	2.7	1:1	3	CMOS, TTL	Clock				
584-ADF4159CCPZ	ADF4159CCPZ	LFCSP-24	3.45	2.7	1	13	CMOS	Clock				
584-ADF4151BCPZ	ADF4151BCPZ	LFCSP-32	3.6	3	1:1	3.5	CMOS, TTL	Clock				
584-ADF4150HVBCPZ	ADF4150HVBCPZ	LFCSP-32	3.6	3	1:1	3	CMOS, TTL	Clock				
584-ADF4150BCPZ	ADF4150BCPZ	LFCSP-24	3.6	3	1:1	3	CMOS, TTL	Clock				

PLL Clock Generator

For quantities greater than listed, call for quote.

MOUSER STOCK NO.	ADI Part No.	Package	Supply Voltage (Max.) (V)	Supply Voltage (Min.) (V)	No. of Input/Outputs	Frequency (Max) (GHz)	Input Level	Output Level	Price Each 1	10	100	250
584-ADF4001BRUZ	ADF4001BRUZ	TSSOP-16	2.7	5.5	2:1	0.2	CMOS, TTL	Clock				
584-ADF4001BCPZ	ADF4001BCPZ	LFCSP-20	5.5	2.7	2:1	0.2	CMOS, TTL	Clock				

Divide by 2 Prescaler

For quantities greater than listed, call for quote.

MOUSER STOCK NO.	ADI Part No.	Package	Supply Voltage (Max.) (V)	Supply Voltage (Min.) (V)	No. of Input/Outputs	Frequency (Max) (GHz)	Input Level	Output Level	Price Each 1	10	100	250
584-ADF5000BCPZ	ADF5000BCPZ	LFCSP-16	3.6	3	1:1	18	Clock	Clock				

Divide by 4 Prescaler

For quantities greater than listed, call for quote.

MOUSER STOCK NO.	ADI Part No.	Package	Supply Voltage (Max.) (V)	Supply Voltage (Min.) (V)	No. of Input/Outputs	Frequency (Max) (GHz)	Input Level	Output Level	Price Each 1	10	100	250
584-ADF5001BCPZ	ADF5001BCPZ	WFQFN-16	3	3.6	1:1	18	Clock	Clock				

Divide by 8 Prescaler

For quantities greater than listed, call for quote.

MOUSER STOCK NO.	ADI Part No.	Package	Supply Voltage (Max.) (V)	Supply Voltage (Min.) (V)	No. of Input/Outputs	Frequency (Max) (GHz)	Input Level	Output Level	Price Each 1	10	100	250
584-ADF5002BCPZ	ADF5002BCPZ	LFCSP-16	3	3.6	1:1	18	Clock	Clock				

DIGITAL POTENTIOMETERS

For quantities greater than listed, call for quote.

MOUSER STOCK NO.	ADI Part No.	Package	Supply Voltage (Max) (V)	No. of Pots	Taps	Resistance (kΩ)	Wiper Memory	Interface	Supply Current (uA)	Operating Temperature (°C)	Price Each 1	10	100	250
584-AD5228BUJZ100-R2	AD5228BUJZ100-R2	TSOT-8	2.7	1	32	100	Volatile	Push Button	0.4	-40 to 105				
584-AD5228BUJZ100-R7	AD5228BUJZ100-RL7	TSOT-8	2.7	1	32	100	Volatile	Push Button	0.4	-40 to 105				
584-AD5228BUJZ10-R2	AD5228BUJZ10-R2	TSOT-8	2.7	1	32	10	Volatile	Push Button	0.4	-40 to 105				
584-AD5228BUJZ10-R7	AD5228BUJZ10-RL7	TSOT-8	2.7	1	32	10	Volatile	Push Button	0.4	-40 to 105				
584-AD5201BRMZ10	AD5201BRMZ10	MSOP-10	2.7	1	33	10	Volatile	SPI	15	-40 to 85				
584-AD5227BUJZ10-R2	AD5227BUJZ10-R2	TSOT-8	2.7	1	64	10	Volatile	Up/Down	0.4	-40 to 105				
584-AD5227BUJZ10-R7	AD5227BUJZ10-RL7	TSOT-8	2.7	1	64	10	Volatile	Up/Down	0.4	-40 to 105				
584-AD5200BRMZ10	AD5200BRMZ10	MSOP-10	2.7	1	256	10	Volatile	SPI	15	-40 to 85				
584-AD5200BRMZ50	AD5200BRMZ50	MSOP-10	2.7	1	256	50	Volatile	SPI	15	-40 to 85				
584-AD5241BRUZ10	AD5241BRUZ10	TSSOP-14	2.7	1	256	10	Volatile	I2C	0.1	-40 to 105				
584-AD5241BRUZ100	AD5241BRUZ100	TSSOP-14	2.7	1	256	100	Volatile	I2C	0.1	-40 to 105				
584-AD5241BRZ10	AD5241BRZ10	SOIC-14	2.7	1	256	10	Volatile	I2C	0.1	-40 to 105				
584-AD5241BRZ100	AD5241BRZ100	SOIC-14	2.7	1	256	100	Volatile	I2C	0.1	-40 to 105				
584-AD5241BRZ1M	AD5241BRZ1M	SOIC-14	2.7	1	256	1000	Volatile	I2C	0.1	-40 to 105				
584-AD5175BRMZ-10	AD5175BRMZ-10	MSOP-10	2.7	1	1024	10	Non-Volatile	I2C	0.3	-40 to 125				
584-AD5231BRUZ10	AD5231BRUZ10	TSSOP-16	2.7	1	1024	10	Non-Volatile	SPI	2.7	-40 to 85				
584-AD5231BRUZ100	AD5231BRUZ100	TSSOP-16	2.7	1	1024	100	Non-Volatile	SPI	2.7	-40 to 85				
584-AD5231BRUZ50	AD5231BRUZ50	TSSOP-16	2.7	1	1024	50	Non-Volatile	SPI	2.7	-40 to 85				
584-AD5222BRZ10	AD5222BRZ10	SOIC-14	2.7	2	128	10	Volatile	Up/Down	15	-40 to 85				
584-AD5222BRZ1M	AD5222BRZ1M	SOIC-14	2.7	2	128	1000	Volatile	Up/Down	15	-40 to 85				
584-AD5222BRZ50	AD5222BRZ50	SOIC-14	2.7	2	128	50	Volatile	Up/Down	15	-40 to 85				
584-AD5232BRUZ10	AD5232BRUZ10	TSSOP-16	2.7	2	256	10	Non-Volatile	SPI	3.5	-40 to 85				
584-AD5235BRUZ25	AD5235BRUZ25	TSSOP-16	2.7	2	1024	25	Non-Volatile	SPI	3.5	-40 to 85				
584-AD5235BRUZ250	AD5235BRUZ250	TSSOP-16	2.7	2	1024	250	Non-Volatile	SPI	3.5	-40 to 85				
584-AD5203ARZ10	AD5203ARZ10	SOIC-24	2.7	4	64	10	Volatile	SPI	0.01	-40 to 85				
584-AD5204BRUZ10	AD5204BRUZ10	TSSOP-24	2.7	4	256	10	Volatile	SPI	12	-40 to 85				
584-AD5204BRUZ100	AD5204BRUZ100	TSSOP-24	2.7	4	256	100	Volatile	SPI	12	-40 to 85				
584-AD5204BRUZ50	AD5204BRUZ50	TSSOP-24	2.7	4	256	50	Volatile	SPI	12	-40 to 85				
584-AD5204BRZ10	AD5204BRZ10	SOIC-24	2.7	4	256	10	Volatile	SPI	12	-40 to 85				
584-AD5204BRZ100	AD5204BRZ100	SOIC-24	2.7	4	256	100	Volatile	SPI	12	-40 to 85				
584-AD5206BN100	AD5206BN100	PDIP-24	2.7	6	256	100	Volatile	SPI	12	-40 to 85				
584-AD5259BRMZ5	AD5259BRMZ5	MSOP-10	2.75	1	256	5	Non-Volatile	I2C	3	-40 to 125				
584-AD5259BRMZ50	AD5259BRMZ50	MSOP-10	2.75	1	256	50	Non-Volatile	I2C	3	-40 to 125				
584-AD5260BRUZ20	AD5260BRUZ20	TSSOP-14	2.75	1	256	20	Volatile	SPI	25	-40 to 85				
584-AD5260BRUZ200	AD5260BRUZ200	TSSOP-14	2.75	1	256	200	Volatile	SPI	25	-40 to 85				
584-AD5260BRUZ50	AD5260BRUZ50	TSSOP-14	2.75	1	256	50	Volatile	SPI	25	-40 to 85				

© Copyright 2014 Mouser Electronics
© Copyright 2014 Mouser Electronics

ANALOG DEVICES INC. Potentiometers

Products may be RoHS compliant. Check mouser.com for RoHS status.

DIGITAL POTENTIOMETERS (CONT.)

For quantities greater than listed, call for quote.

MOUSER STOCK NO.	ADI Part No.	Package	Supply Voltage (Max) (V)	No. of Pots	Taps	Resistance (kΩ)	Wiper Memory	Interface	Supply Current (uA)	Operating Temperature (°C)	Price Each 1	10	100	250
584-AD5248BRMZ10	AD5248BRMZ10	MSOP-10	2.75	2	256	10	Volatile	I2C	3.5	-40 to 125				
584-AD5248BRMZ100	AD5248BRMZ100	MSOP-10	2.75	2	256	100	Volatile	I2C	3.5	-40 to 125				
584-AD5248BRMZ2.5	AD5248BRMZ2.5	MSOP-10	2.75	2	256	2.5	Volatile	I2C	3.5	-40 to 125				
584-AD5248BRMZ50	AD5248BRMZ50	MSOP-10	2.75	2	256	50	Volatile	I2C	3.5	-40 to 125				
584-AD5252BRUZ1	AD5252BRUZ1	TSSOP-14	2.75	2	256	1	Non-Volatile	I2C	3	-40 to 105				
584-AD5252BRUZ10	AD5252BRUZ10	TSSOP-14	2.75	2	256	10	Non-Volatile	I2C	3	-40 to 105				
584-AD5252BRUZ100	AD5252BRUZ100	TSSOP-14	2.75	2	256	100	Non-Volatile	I2C	3	-40 to 105				
584-AD5262BRUZ20	AD5262BRUZ20	TSSOP-16	2.75	2	256	20	Volatile	SPI	25	-40 to 85				
584-AD5262BRUZ200	AD5262BRUZ200	TSSOP-16	2.75	2	256	200	Volatile	SPI	25	-40 to 85				
584-AD5262BRUZ50	AD5262BRUZ50	TSSOP-16	2.75	2	256	50	Volatile	SPI	25	-40 to 85				
584-AD5263BRUZ20	AD5263BRUZ20	TSSOP-24	2.75	4	256	20	Volatile	SPI	1	-40 to 125				
584-AD5263BRUZ200	AD5263BRUZ200	TSSOP-24	2.75	4	256	200	Volatile	SPI	1	-40 to 125				
584-AD5263BRUZ20-R7	AD5263BRUZ20-REEL7	TSSOP-24	2.75	4	256	20	Volatile	SPI	1	-40 to 125				
584-AD5263BRUZ50	AD5263BRUZ50	TSSOP-24	2.75	4	256	50	Volatile	SPI	1	-40 to 125				
584-ADN2850BCPZ250	ADN2850BCPZ250	LFCSP-16	5	2	1024	250	Non-Volatile	SPI	3.5	-40 to 85				
584-AD5220BNZ10	AD5220BNZ10	PDIP-8	5.4	1	128	10	Volatile	Up/Down	15	-40 to 85				
584-AD5220BNZ100	AD5220BNZ100	PDIP-8	5.4	1	128	100	Volatile	Up/Down	15	-40 to 85				
584-AD5220BRMZ10	AD5220BRMZ10	MSOP-8	5.4	1	128	10	Volatile	Up/Down	15	-40 to 85				
584-AD5220BRMZ100	AD5220BRMZ100	MSOP-8	5.4	1	128	100	Volatile	Up/Down	15	-40 to 85				
584-A5114BCPZ10500R7	AD5114BCPZ10-500R7	LFCSP-8	5.5	1	32	10	Non-Volatile	I2C	0.75	-40 to 125				
584-A5115BCPZ10500R7	AD5115BCPZ10-500R7	LFCSP-8	5.5	1	32	10	Non-Volatile	Up/Down	0.75	-40 to 125				
584-A5115BCPZ80500R7	AD5115BCPZ80-500R7	LFCSP-8	5.5	1	32	80	Non-Volatile	Up/Down	0.75	-40 to 125				
584-A5112BCPZ10500R7	AD5112BCPZ10-500R7	LFCSP-8	5.5	1	64	10	Non-Volatile	I2C	0.75	-40 to 125				
584-AD5112BCPZ5500R7	AD5112BCPZ5-500R7	LFCSP-8	5.5	1	64	5	Non-Volatile	I2C	0.75	-40 to 125				
584-A5113BCPZ10500R7	AD5113BCPZ10-500R7	LFCSP-8	5.5	1	64	10	Non-Volatile	Up/Down	0.75	-40 to 125				
584-AD5113BCPZ5500R7	AD5113BCPZ5-500R7	LFCSP-8	5.5	1	64	5	Non-Volatile	Up/Down	0.75	-40 to 125				
584-A5113BCPZ80500R7	AD5113BCPZ80-500R7	LFCSP-8	5.5	1	64	80	Non-Volatile	Up/Down	0.75	-40 to 125				
584-A5116BCPZ10500R7	AD5116BCPZ10-500R7	LFCSP-8	5.5	1	64	10	Non-Volatile	Push Button	0.75	-40 to 125				
584-AD5116BCPZ5500R7	AD5116BCPZ5-500R7	LFCSP-8	5.5	1	64	5	Non-Volatile	Push Button	0.75	-40 to 125				
584-A5116BCPZ80500R7	AD5116BCPZ80-500R7	LFCSP-8	5.5	1	64	80	Non-Volatile	Push Button	0.75	-40 to 125				
584-A5110BCPZ10500R7	AD5110BCPZ10-500R7	LFCSP-8	5.5	1	128	10	Non-Volatile	I2C	0.75	-40 to 125				
584-A5110BCPZ80500R7	AD5110BCPZ80-500R7	LFCSP-8	5.5	1	128	80	Non-Volatile	I2C	0.75	-40 to 125				
584-A5111BCPZ10500R7	AD5111BCPZ10-500R7	LFCSP-8	5.5	1	128	10	Non-Volatile	Up/Down	0.75	-40 to 125				
584-A5111BCPZ80500R7	AD5111BCPZ80-500R7	LFCSP-8	5.5	1	128	80	Non-Volatile	Up/Down	0.75	-40 to 125				
584-AD5121BCPZ10-R7	AD5121BCPZ10-RL7	LFCSP	5.5	1	128	10	Non-Volatile	SPI	0.7	-40 to 125				
584-AD5220BRZ10	AD5220BRZ10	SOIC-8	5.5	1	128	10	Volatile	Up/Down	15	-40 to 85				
584-AD5246BKSZ100-R7	AD5246BKSZ100-RL7	SC70-6	5.5	1	128	100	Volatile	I2C	3	-40 to 125				
584-AD5246BKSZ10-R7	AD5246BKSZ10-RL7	SC70-6	5.5	1	128	10	Volatile	I2C	3	-40 to 125				
584-AD5246BKSZ50-R7	AD5246BKSZ50-RL7	SC70-6	5.5	1	128	50	Volatile	I2C	3	-40 to 125				
584-AD5247BKSZ10-R7	AD5247BKSZ10-RL7	SC70-6	5.5	1	128	10	Volatile	I2C	3	-40 to 125				
584-AD7376ARUZ10	AD7376ARUZ10	TSSOP-14	5.5	1	128	10	Volatile	SPI	12	-40 to 85				
584-AD7376ARUZ50	AD7376ARUZ50	TSSOP-14	5.5	1	128	50	Volatile	SPI	12	-40 to 85				
584-AD7376ARWZ10	AD7376ARWZ10	SOIC-16	5.5	1	128	10	Volatile	SPI	12	-40 to 85				
584-AD7376ARWZ100	AD7376ARWZ100	SOIC-16	5.5	1	128	100	Volatile	SPI	12	-40 to 85				
584-AD7376ARWZ50	AD7376ARWZ50	SOIC-16	5.5	1	128	50	Volatile	SPI	12	-40 to 85				
584-AD5141BCPZ100-R7	AD5141BCPZ100-RL7	LFCSP	5.5	1	256	100	Non-Volatile	SPI	0.7	-40 to 125				
584-AD5141BCPZ10-R7	AD5141BCPZ10-RL7	LFCSP	5.5	1	256	10	Non-Volatile	SPI	0.7	-40 to 125				
584-AD5160BRJZ100-R2	AD5160BRJZ100-R2	SOT-23-8	5.5	1	256	100	Volatile	SPI	3	-40 to 125				
584-AD5160BRJZ100-R7	AD5160BRJZ100-RL7	SOT-23-8	5.5	1	256	100	Volatile	SPI	3	-40 to 125				
584-AD5160BRJZ10-R2	AD5160BRJZ10-R2	SOT-23-8	5.5	1	256	10	Volatile	SPI	3	-40 to 125				
584-AD5160BRJZ10-R7	AD5160BRJZ10-RL7	SOT-23-8	5.5	1	256	10	Volatile	SPI	3	-40 to 125				
584-AD5160BRJZ50-R7	AD5160BRJZ50-RL7	SOT-23-8	5.5	1	256	50	Volatile	SPI	3	-40 to 125				
584-AD5160BRJZ5-R7	AD5160BRJZ5-RL7	SOT-23-8	5.5	1	256	5	Volatile	SPI	3	-40 to 125				
584-AD5161BRMZ10	AD5161BRMZ10	MSOP-10	5.5	1	256	10	Volatile	SPI	3	-40 to 125				
584-AD5161BRMZ100	AD5161BRMZ100	MSOP-10	5.5	1	256	100	Volatile	SPI	3	-40 to 125				
584-AD5161BRMZ5	AD5161BRMZ5	MSOP-10	5.5	1	256	5	Volatile	SPI	3	-40 to 125				
584-AD5161BRMZ50	AD5161BRMZ50	MSOP-10	5.5	1	256	50	Volatile	SPI	3	-40 to 125				
584-AD5165BUJZ100-R2	AD5165BUJZ100-R2	TSOT-8	5.5	1	256	100	Volatile	SPI	0.05	-40 to 125				
584-AD5170BRMZ2.5	AD5170BRMZ2.5	MSOP-10	5.5	1	256	2.5	Volatile	I2C	3.5	-40 to 125				
584-AD5245BRJZ100-R2	AD5245BRJZ100-R2	SOT-23-8	5.5	1	256	100	Volatile	I2C	3	-40 to 125				
584-AD5245BRJZ10-R2	AD5245BRJZ10-R2	SOT-23-8	5.5	1	256	10	Volatile	I2C	3	-40 to 125				
584-AD5245BRJZ50-R2	AD5245BRJZ50-R2	SOT-23-8	5.5	1	256	50	Volatile	I2C	3	-40 to 125				
584-AD5245BRJZ50-R7	AD5245BRJZ50-RL7	SOT-23-8	5.5	1	256	50	Volatile	I2C	3	-40 to 125				
584-AD5245BRJZ5-R2	AD5245BRJZ5-R2	SOT-23-8	5.5	1	256	5	Volatile	I2C	3	-40 to 125				
584-AD5245BRJZ5-R7	AD5245BRJZ5-RL7	SOT-23-8	5.5	1	256	5	Volatile	I2C	3	-40 to 125				
584-AD5290YRMZ10	AD5290YRMZ10	MSOP-10	5.5	1	256	10	Volatile	SPI	15	-40 to 125				
584-AD5290YRMZ100	AD5290YRMZ100	MSOP-10	5.5	1	256	100	Volatile	SPI	15	-40 to 125				
584-AD5290YRMZ50	AD5290YRMZ50	MSOP-10	5.5	1	256	50	Volatile	SPI	15	-40 to 125				
584-AD8400ARZ1	AD8400ARZ1	SOIC-8	5.5	1	256	1	Volatile	SPI	5	-40 to 125				
584-AD8400ARZ10	AD8400ARZ10	SOIC-8	5.5	1	256	10	Volatile	SPI	5	-40 to 125				
584-AD8400ARZ100	AD8400ARZ100	SOIC-8	5.5	1	256	100	Volatile	SPI	5	-40 to 125				
584-AD8400ARZ50	AD8400ARZ50	SOIC-8	5.5	1	256	50	Volatile	SPI	5	-40 to 125				
584-AD5174BRMZ-10	AD5174BRMZ-10	MSOP-10	5.5	1	1024	10	Non Volatile	SPI	0.3	-40 to 125				
584-AD5231BRU10	AD5231BRU10	TSSOP-16	5.5	1	1024	10	Non-Volatile	SPI	2.7	-40 to 85				
584-AD5292BRUZ-100	AD5292BRUZ-100	TSSOP-14	5.5	1	1024	100	Non Volatile	SPI	2	-40 to 105				
584-AD5292BRUZ-20	AD5292BRUZ-20	TSSOP-14	5.5	1	1024	20	Non Volatile	SPI	2	-40 to 105				
584-AD5293BRUZ-100	AD5293BRUZ-100	TSSOP-14	5.5	1	1024	100	Volatile	SPI	0.2	-40 to 105				
584-AD5293BRUZ-20	AD5293BRUZ-20	TSSOP-14	5.5	1	1024	20	Volatile	SPI	0.2	-40 to 105				
584-AD5293BRUZ-50	AD5293BRUZ-50	TSSOP-14	5.5	1	1024	50	Volatile	SPI	0.2	-40 to 105				
584-AD5122ABRUZ10	AD5122ABRUZ10	TSSOP-16	5.5	2	128	10	Non Volatile	I2C	0.7	-40 to 125				
584-AD5222BRUZ10	AD5222BRUZ10	TSSOP-14	5.5	2	128	10	Volatile	Up/Down	15	-40 to 85				
584-AD5142ABRUZ10	AD5142ABRUZ10	TSSOP-16	5.5	2	256	10	Non Volatile	I2C	0.7	-40 to 125				
584-AD5142ABRUZ100	AD5142ABRUZ100	TSSOP-16	5.5	2	256	100	Non Volatile	I2C	0.7	-40 to 125				
584-AD5142BRUZ10	AD5142BRUZ10	TSSOP-16	5.5	2	256	10	Non Volatile	SPI	0.7	-40 to 125				
584-AD5142BRUZ100	AD5142BRUZ100	TSSOP-16	5.5	2	256	100	Non Volatile	SPI	0.7	-40 to 125				
584-AD5162BRMZ10	AD5162BRMZ10	MSOP-10	5.5	2	256	10	Volatile	SPI	3.5	-40 to 125				
584-AD5162BRMZ100	AD5162BRMZ100	MSOP-10	5.5	2	256	100	Volatile	SPI	3.5	-40 to 125				
584-AD5162BRMZ2.5	AD5162BRMZ2.5	MSOP-10	5.5	2	256	2.5	Volatile	SPI	3.5	-40 to 125				
584-AD5162BRMZ50	AD5162BRMZ50	MSOP-10	5.5	2	256	50	Volatile	SPI	3.5	-40 to 125				
584-AD5172BRMZ100	AD5172BRMZ100	MSOP-10	5.5	2	256	100	Volatile	I2C	3.5	-40 to 125				
584-AD5207BRUZ10	AD5207BRUZ10	TSSOP-14	5.5	2	256	10	Volatile	SPI	0.02	-40 to 125				
584-AD5242BRUZ10	AD5242BRUZ10	TSSOP-16	5.5	2	256	10	Volatile	I2C	0.1	-40 to 105				
584-AD5242BRUZ100-R7	AD5242BRUZ100-RL7	TSSOP-16	5.5	2	256	100	Volatile	I2C	0.1	-40 to 105				
584-AD5242BRUZ1M	AD5242BRUZ1M	TSSOP-16	5.5	2	256	1000	Volatile	I2C	0.1	-40 to 105				
584-AD5242BRZ10	AD5242BRZ10	SOIC-16	5.5	2	256	10	Volatile	I2C	0.1	-40 to 105				
584-AD5242BRZ100	AD5242BRZ100	SOIC-16	5.5	2	256	100	Volatile	I2C	0.1	-40 to 105				
584-AD5242BRZ1M	AD5242BRZ1M	SOIC-16	5.5	2	256	1000	Volatile	I2C	0.1	-40 to 105				
584-AD5243BRMZ10	AD5243BRMZ10	MSOP-10	5.5	2	256	10	Volatile	I2C	3.5	-40 to 125				

© Copyright 2014 Mouser Electronics
© Copyright 2014 Mouser Electronics

ANALOG DEVICES INC. Potentiometers and Converters

Products may be RoHS compliant. Check mouser.com for RoHS status.

DIGITAL POTENTIOMETERS (CONT.)

For quantities greater than listed, call for quote.

MOUSER STOCK NO.	ADI Part No.	Package	Supply Voltage (Max) (V)	No. of Pots	Taps	Resistance (kΩ)	Wiper Memory	Interface	Supply Current (uA)	Operating Temperature (°C)	Price Each 1	10	100	250
584-AD5243BRMZ100	AD5243BRMZ100	MSOP-10	5.5	2	256	100	Volatile	I2C	3.5	-40 to 125				
584-AD5243BRMZ2.5	AD5243BRMZ2.5	MSOP-10	5.5	2	256	2.5	Volatile	I2C	3.5	-40 to 125				
584-AD5243BRMZ50	AD5243BRMZ50	MSOP-10	5.5	2	256	50	Volatile	I2C	3.5	-40 to 125				
584-AD5282BRUZ20	AD5282BRUZ20	TSSOP-16	5.5	2	256	20	Volatile	I2C	25	-40 to 85				
584-AD5282BRUZ200	AD5282BRUZ200	TSSOP-16	5.5	2	256	200	Volatile	I2C	25	-40 to 85				
584-AD5282BRUZ50	AD5282BRUZ50	TSSOP-16	5.5	2	256	50	Volatile	I2C	25	-40 to 85				
584-AD8402AN10	AD8402AN10	PDIP-14	5.5	2	256	10	Volatile	SPI	5	-40 to 125				
584-AD8402ARUZ1	AD8402ARUZ1	TSSOP-14	5.5	2	256	1	Volatile	SPI	5	-40 to 125				
584-AD8402ARUZ10	AD8402ARUZ10	TSSOP-14	5.5	2	256	10	Volatile	SPI	5	-40 to 125				
584-AD8402ARUZ100	AD8402ARUZ100	TSSOP-14	5.5	2	256	100	Volatile	SPI	5	-40 to 125				
584-AD8402ARUZ50	AD8402ARUZ50	TSSOP-14	5.5	2	256	50	Volatile	SPI	5	-40 to 125				
584-AD8402ARZ1	AD8402ARZ1	SOIC-14	5.5	2	256	1	Volatile	SPI	5	-40 to 125				
584-AD8402ARZ10	AD8402ARZ10	SOIC-14	5.5	2	256	10	Volatile	SPI	5	-40 to 125				
584-AD8402ARZ100	AD8402ARZ100	SOIC-14	5.5	2	256	100	Volatile	SPI	5	-40 to 125				
584-AD8402ARZ50	AD8402ARZ50	SOIC-14	5.5	2	256	50	Volatile	SPI	5	-40 to 125				
584-AD5124BRUZ100	AD5124BRUZ100	TSSOP-20	5.5	4	128	100	Non Volatile	SPI	0.7	-40 to 125				
584-AD5144ABRUZ10	AD5144ABRUZ10	TSSOP-20	5.5	4	256	10	Non Volatile	I2C	0.7	-40 to 125				
584-AD5144ABRUZ100	AD5144ABRUZ100	TSSOP-20	5.5	4	256	100	Non Volatile	I2C	0.7	-40 to 125				
584-AD5144BRUZ10	AD5144BRUZ10	TSSOP-20	5.5	4	256	10	Non Volatile	SPI	0.7	-40 to 125				
584-AD5144BRUZ100	AD5144BRUZ100	TSSOP-20	5.5	4	256	100	Non Volatile	SPI	0.7	-40 to 125				
584-AD8403ARUZ1	AD8403ARUZ1	TSSOP-24	5.5	4	256	1	Volatile	SPI	5	-40 to 125				
584-AD8403ARUZ10	AD8403ARUZ10	TSSOP-24	5.5	4	256	10	Volatile	SPI	5	-40 to 125				
584-AD8403ARUZ100	AD8403ARUZ100	TSSOP-24	5.5	4	256	100	Volatile	SPI	5	-40 to 125				
584-AD8403ARUZ50	AD8403ARUZ50	TSSOP-24	5.5	4	256	50	Volatile	SPI	5	-40 to 125				
584-AD8403ARZ1	AD8403ARZ1	SOIC-24	5.5	4	256	1	Volatile	SPI	5	-40 to 125				
584-AD8403ARZ10	AD8403ARZ10	SOIC-24	5.5	4	256	10	Volatile	SPI	5	-40 to 125				
584-AD8403ARZ100	AD8403ARZ100	SOIC-24	5.5	4	256	100	Volatile	SPI	5	-40 to 125				
584-AD8403ARZ50	AD8403ARZ50	SOIC-24	5.5	4	256	50	Volatile	SPI	5	-40 to 125				
584-AD5206BN50	AD5206BN50	PDIP-24	5.5	6	256	50	Volatile	SPI	12	-40 to 85				
584-AD5206BRUZ10	AD5206BRUZ10	TSSOP-24	5.5	6	256	10	Volatile	SPI	12	-40 to 85				
584-AD5206BRZ10	AD5206BRZ10	SOIC-24	5.5	6	256	10	Volatile	SPI	12	-40 to 85				
584-AD5206BRZ100	AD5206BRZ100	SOIC-24	5.5	6	256	100	Volatile	SPI	12	-40 to 85				
584-AD5206BRZ50	AD5206BRZ50	SOIC-24	5.5	6	256	50	Volatile	SPI	12	-40 to 85				
584-AD5258BRMZ1	AD5258BRMZ1	MSOP-10	6	1	64	1	Non Volatile	I2C	4	-40 to 85				
584-AD5258BRMZ10	AD5258BRMZ10	MSOP-10	6	1	64	10	Non Volatile	I2C	4	-40 to 85				
584-AD5258BRMZ100	AD5258BRMZ100	MSOP-10	6	1	64	100	Non Volatile	I2C	4	-40 to 85				
584-AD5271BRMZ-20	AD5271BRMZ-20	MSOP-10	6	1	256	20	Non Volatile	SPI	0.3	-40 to 125				
584-AD5270BRMZ-100	AD5270BRMZ-100	MSOP-10	6	1	1024	100	Non Volatile	SPI	0.3	-40 to 125				
584-AD5270BRMZ-20	AD5270BRMZ-20	MSOP-10	6	1	1024	20	Non Volatile	SPI	0.3	-40 to 125				
584-AD5270BRMZ-50	AD5270BRMZ-50	MSOP-10	6	1	1024	50	Non Volatile	SPI	0.3	-40 to 125				
584-AD5272BRMZ-100	AD5272BRMZ-100	MSOP-10	6	1	1024	100	Non Volatile	I2C	1	-40 to 125				
584-AD5254BRUZ1	AD5254BRUZ1	TSSOP-20	6	4	256	1	Non Volatile	I2C	3	-40 to 105				
584-AD5254BRUZ10	AD5254BRUZ10	TSSOP-20	6	4	256	10	Non Volatile	I2C	3	-40 to 105				
584-AD5254BRUZ100	AD5254BRUZ100	TSSOP-20	6	4	256	100	Non Volatile	I2C	3	-40 to 105				
584-AD5254BRUZ50	AD5254BRUZ50	TSSOP-20	6	4	256	50	Non Volatile	I2C	3	-40 to 105				
584-AD5259BRMZ10	AD5259BRMZ10	MSOP-10	7.5	1	256	10	Non Volatile	I2C	3	-40 to 125				
584-AD5259BRMZ100	AD5259BRMZ100	MSOP-10	7.5	1	256	100	Non Volatile	I2C	3	-40 to 125				
584-AD5280BRUZ20	AD5280BRUZ20	TSSOP-14	16.5	1	256	20	Volatile	I2C	25	-40 to 85				
584-AD5272BRMZ-20	AD5272BRMZ-20	MSOP-10	16.5	1	1024	20	Non Volatile	I2C	1	-40 to 125				
584-AD5272BRMZ-50	AD5272BRMZ-50	MSOP-10	16.5	1	1024	50	Non Volatile	I2C	1	-40 to 125				
584-AD5274BRMZ-100	AD5274BRMZ-100	MSOP-10	33	1	256	100	Non Volatile	I2C	0.3	-40 to 125				
584-AD5274BRMZ-20	AD5274BRMZ-20	MSOP-10	33	1	256	20	Non Volatile	I2C	0.3	-40 to 125				

ANALOG-TO-DIGITAL CONVERTERS

For quantities greater than listed, call for quote.

MOUSER STOCK NO.	ADI Part No.	Package	Resolution	ADC Channels	Architecture	Conversion Rate	Power Dissipation (Max.) (mW)	Operating Temperature (°C)	Price Each 1	10	100	250
584-AD670JNZ	AD670JNZ	PDIP-20	8	1	SAR	-	225	-55 to 125				
584-AD673JNZ	AD673JNZ	PDIP-20	8	1	SAR	-	325	-55 to 125				
584-AD7278ARMZ	AD7278ARMZ	MSOP-8	8	1	SAR	3MSPs	19.8	-40 to 85				
584-AD7278BRMZ	AD7278BRMZ	MSOP-8	8	1	SAR	3MSPs	19.8	-40 to 85				
584-AD7468BRMZ	AD7468BRMZ	MSOP-8	8	1	SAR	320kSPs	0.57	-40 to 85				
584-AD7478AARMZ	AD7478AARMZ	MSOP-8	8	1	SAR	1.2MSPs	17.5	-40 to 85				
584-AD7478ARTZ-500R7	AD7478ARTZ-500RL7	SOT-23-6	8	1	SAR	1MSPs	17.5	-55 to 125				
584-AD7478ARTZ-R7	AD7478ARTZ-REEL7	SOT-23-6	8	1	SAR	1MSPs	17.5	-55 to 125				
584-AD7569JNZ	AD7569JNZ	PDIP-24	8	1	SAR	500kSPs	85	-55 to 125				
584-AD7569JRZ	AD7569JRZ	SOIC-24	8	1	SAR	500kSPs	85	-55 to 125				
584-AD7574JNZ	AD7574JNZ	PDIP-18	8	1	SAR	-	25	-55 to 125				
584-AD7575JNZ	AD7575JNZ	PDIP-18	8	1	SAR	50kSPs	35	-55 to 125				
584-AD7819YNZ	AD7819YNZ	PDIP-16	8	1	SAR	200kSPs	17.5	-40 to 105				
584-AD7819YRUZ	AD7819YRUZ	TSSOP-16	8	1	SAR	200kSPs	17.5	-40 to 105				
584-AD7819YRZ	AD7819YRZ	SOIC-16	8	1	SAR	200kSPs	17.5	-40 to 105				
584-AD7820KNZ	AD7820KNZ	PDIP-20	8	1	Flash	-	40	-40 to 85				
584-AD7821KNZ	AD7821KNZ	PDIP-20	8	1	Pipeline	1MSPs	100.5	-55 to 125				
584-AD7821KRZ	AD7821KRZ	SOIC-20	8	1	Pipeline	1MSPs	100.5	-55 to 125				
584-AD7822BRUZ	AD7822BRUZ	TSSOP-20	8	1	Pipeline	2MSPs	60	-40 to 85				
584-AD7823YRMZ	AD7823YRMZ	MSOP-8	8	1	SAR	200kSPs	17.5	-40 to 125				
584-AD7823YRZ	AD7823YRZ	SOIC-8	8	1	SAR	200kSPs	17.5	-40 to 125				
584-AD9054ABSTZ-200	AD9054ABSTZ-200	LQFP-44	8	1	Pipeline	200MSPs	781	-40 to 85				
584-AD9057BRSZ-40	AD9057BRSZ-40	SSOP-20	8	1	Pipeline	80MSPs	220	-40 to 85				
584-AD9057BRSZ-60	AD9057BRSZ-60	SSOP-20	8	1	Pipeline	80MSPs	220	-40 to 85				
584-AD9280ARSZ	AD9280ARSZ	SSOP-28	8	1	Pipeline	32MSPs	110	-40 to 85				
584-AD9283BRSZ-100	AD9283BRSZ-100	SSOP-20	8	1	Pipeline	80MSPs	120	-25 to 85				
584-AD9283BRSZ-50	AD9283BRSZ-50	SSOP-20	8	1	Pipeline	80MSPs	120	-25 to 85				
584-AD9481BSUZ-250	AD9481BSUZ-250	TQFP-44	8	1	Pipeline	250MSPs	618.8	-40 to 85				
584-AD9484BCPZ-500	AD9484BCPZ-500	LFCSP-56	8	1	Pipeline	500MSPs	670	-40 to 85				
584-AD9281ARSZ	AD9281ARSZ	SSOP-28	8	2	Pipeline	28MSPs	260	-40 to 85				
584-AD9284BCPZ-250	AD9284BCPZ-250	LFCSP-48	8	2	Pipeline	250MSPs	314	-40 to 85				
584-AD9288BSTZ-100	AD9288BSTZ-100	LQFP-48	8	2	Pipeline	80MSPs	180	-40 to 85				
584-AD7824KNZ	AD7824KNZ	PDIP-24	8	4	Flash	100KSPs	40	0 to 70				
584-AD7824KRZ	AD7824KRZ	SOIC-24	8	4	Flash	100KSPs	40	0 to 70				
584-AD7825BRZ	AD7825BRZ	SOIC-24	8	4	Pipeline	2MSPs	36	-40 to 85				
584-AD7999YRJZ1500R7	AD7999YRJZ-1500RL7	SOT-23-8	8	4	SAR	1MSPs	4.7	-40 to 125				
584-AD9287ABCPZ-100	AD9287ABCPZ-100	LFCSP-48	8	4	Pipeline	100MSPs	562	-40 to 85				
584-AD7828BRZ	AD7828BRZ	SOIC-28	8	8	Flash	50KSPs	40	-40 to 85				
584-AD7828KNZ	AD7828KNZ	PDIP-28	8	8	Flash	50KSPs	40	0 to 70				
584-AD7828KPZ	AD7828KPZ	PLCC-28	8	8	Flash	50KSPs	40	0 to 70				

© Copyright 2014 Mouser Electronics
© Copyright 2014 Mouser Electronics

ANALOG DEVICES INC. Converters

Products may be RoHS compliant. Check mouser.com for RoHS status.

ANALOG-TO-DIGITAL CONVERTERS (CONT.)

For quantities greater than listed, call for quote.

MOUSER STOCK NO.	ADI Part No.	Package	Resolution	ADC Channels	Architecture	Conversion Rate	Power Dissipation (Max.) (mW)	Operating Temperature (°C)	Price Each 1	10	100	250
584-AD7829BRUZ	AD7829BRUZ	TSSOP-28	8	8	Flash	2MSPs	36	-40 to 85				
584-AD7829BRUZ-1	AD7829BRUZ-1	TSSOP-28	8	8	Flash	2MSPs	36	-40 to 85				
584-AD7829BRWZ-1	AD7829BRWZ-1	SOIC-28	8	8	Flash	2MSPs	36	-40 to 85				
584-AD7829BRZ	AD7829BRZ	SOIC-28	8	8	Flash	2MSPs	36	-40 to 85				
584-AD7908BRUZ	AD7908BRUZ	TSSOP-20	8	8	SAR	1MSPs	13.5	-40 to 85				
584-AD573JNZ	AD573JNZ	PDIP-20	10	1	SAR	-	325	-55 to 125				
584-AD7273BRMZ	AD7273BRMZ	MSOP-8	10	1	SAR	3MSPs	-	-40 to 85				
584-AD7277AUJZ-500R7	AD7277AUJZ-500RL7	TSOT-6	10	1	SAR	3MSPs	19.8	-40 to 125				
584-AD7277BRMZ	AD7277BRMZ	MSOP-8	10	1	SAR	3MSPs	19.8	-40 to 125				
584-AD7440BRMZ	AD7440BRMZ	MSOP-8	10	1	SAR	1MSPs	9	-40 to 85				
584-AD7470ARUZ	AD7470ARUZ	TSSOP-24	10	1	SAR	1.75MSPs	12	-40 to 85				
584-AD7477ARTZ-500R7	AD7477ARTZ-500RL7	SOT-23-6	10	1	SAR	1MSPs	17.5	-55 to 125				
584-AD7813YNZ	AD7813YNZ	PDIP-16	10	1	SAR	400kSPs	17.5	-40 to 105				
584-AD7813YRZ	AD7813YRZ	SOIC-16	10	1	SAR	400kSPs	17.5	-40 to 105				
584-AD7910ARMZ	AD7910ARMZ	MSOP-8	10	1	SAR	250kSPs	15	-40 to 85				
584-AD9051BRSZ	AD9051BRSZ	SSOP-28	10	1	Pipeline	60MSPs	315	-40 to 85				
584-AD9051BRSZ-2V	AD9051BRSZ-2V	SSOP-28	10	1	Pipeline	60MSPs	315	-40 to 85				
584-AD9200ARSZ	AD9200ARSZ	SSOP-28	10	1	Pipeline	20MSPs	100	-40 to 85				
584-AD9200JRSZ	AD9200JRSZ	SSOP-28	10	1	Pipeline	20MSPs	100	-40 to 85				
584-AD9203ARUZ	AD9203ARUZ	TSSOP-28	10	1	Pipeline	40MSPs	108	-40 to 85				
584-AD9211BCPZ-200	AD9211BCPZ-200	LFCSP-56	10	1	Pipeline	300MSPs	437	-40 to 85				
584-AD9214BRSZ-105	AD9214BRSZ-105	SSOP-28	10	1	Pipeline	80MSPs	325	-40 to 85				
584-AD9214BRSZ-65	AD9214BRSZ-65	SSOP-28	10	1	Pipeline	80MSPs	325	-40 to 85				
584-AD9214BRSZ-80	AD9214BRSZ-80	SSOP-28	10	1	Pipeline	80MSPs	325	-40 to 85				
584-AD9215BCPZ-105	AD9215BCPZ-105	LFCSP-32	10	1	Pipeline	80MSPs	145	-40 to 85				
584-AD9215BCPZ-65	AD9215BCPZ-65	LFCSP-32	10	1	Pipeline	80MSPs	145	-40 to 85				
584-AD9215BCPZ-80	AD9215BCPZ-80	LFCSP-32	10	1	Pipeline	80MSPs	145	-40 to 85				
584-AD9215BRUZ-105	AD9215BRUZ-105	TSSOP-28	10	1	Pipeline	80MSPs	145	-40 to 85				
584-AD9215BRUZ-65	AD9215BRUZ-65	TSSOP-28	10	1	Pipeline	80MSPs	145	-40 to 85				
584-AD9410BSVZ	AD9410BSVZ	TQFP-80	10	1	Pipeline	210MSPs	2400	-40 to 85				
584-AD9601BCPZ-200	AD9601BCPZ-200	LFCSP-56	10	1	Pipeline	200MSPs	344	-40 to 85				
584-AD9609BCPZ-20	AD9609BCPZ-20	LFCSP-32	10	1	Pipeline	80MSPs	89.5	-40 to 85				
584-AD9609BCPZ-40	AD9609BCPZ-40	LFCSP-32	10	1	Pipeline	80MSPs	89.5	-40 to 85				
584-AD9609BCPZ-65	AD9609BCPZ-65	LFCSP-32	10	1	Pipeline	80MSPs	89.5	-40 to 85				
584-AD9609BCPZ-80	AD9609BCPZ-80	LFCSP-32	10	1	Pipeline	80MSPs	89.5	-40 to 85				
584-AD9865BCPZ	AD9865BCPZ	LFCSP-64	10	1	Pipeline	80MSPs	475	-40 to 85				
584-AD9943KCPZ	AD9943KCPZ	LFCSP-32	10	1	Pipeline	25KBPs	0.15	-20 to 85				
584-AD7818ARMZ	AD7818ARMZ	MSOP-8	10	2	SAR	100KSPs	450	-40 to 85				
584-AD7911ARMZ	AD7911ARMZ	MSOP-8	10	2	SAR	250kSPs	20	-40 to 85				
584-AD9201ARSZ	AD9201ARSZ	SSOP-28	10	2	Pipeline	40MSPs	245	-40 to 85				
584-AD9204BCPZ-20	AD9204BCPZ-20	LFCSP-64	10	2	Pipeline	80MSPs	177	-40 to 85				
584-AD9204BCPZ-40	AD9204BCPZ-40	LFCSP-64	10	2	Pipeline	80MSPs	177	-40 to 85				
584-AD9204BCPZ-80	AD9204BCPZ-80	LFCSP-64	10	2	Pipeline	80MSPs	177	-40 to 85				
584-AD9216BCPZ-65	AD9216BCPZ-65	LFCSP-64	10	2	Pipeline	80MSPs	330	-40 to 85				
584-AD9218BSTZ-105	AD9218BSTZ-105	LQFP-48	10	2	Pipeline	80MSPs	565	-40 to 85				
584-AD9218BSTZ-65	AD9218BSTZ-65	LQFP-48	10	2	Pipeline	80MSPs	565	-40 to 85				
584-AD9218BSTZ-80	AD9218BSTZ-80	LQFP-48	10	2	Pipeline	80MSPs	565	-40 to 85				
584-AD9600ABCPZ-150	AD9600ABCPZ-150	LFCSP-64	10	2	Pipeline	150MSPs	990	-40 to 85				
584-AD9608BCPZ-105	AD9608BCPZ-105	LFCSP-64	10	2	Pipeline	125MSPs	189	-40 to 85				
584-AD7811YNZ	AD7811YNZ	PDIP-16	10	4	SAR	350kSPs	10.5	-40 to 105				
584-AD7811YRUZ	AD7811YRUZ	TSSOP-16	10	4	SAR	350kSPs	10.5	-40 to 105				
584-AD7811YRZ	AD7811YRZ	SOIC-16	10	4	SAR	350kSPs	10.5	-40 to 105				
584-AD7914BRUZ	AD7914BRUZ	TSSOP-16	10	4	SAR	1MSPs	13.5	-40 to 85				
584-AD7933BRUZ	AD7933BRUZ	TSSOP-28	10	4	SAR	1.5MSPs	13.5	-40 to 85				
584-AD7993BRUZ-0	AD7993BRUZ-0	TSSOP-16	10	4	SAR	188kSPs	6	-40 to 85				
584-AD7993BRUZ-1	AD7993BRUZ-1	TSSOP-16	10	4	SAR	188kSPs	6	-40 to 85				
584-AD7995YRJZ0500R7	AD7995YRJZ-0500RL7	SOT-23-8	10	4	SAR	1MSPs	4.4	-40 to 125				
584-AD7995YRJZ1500R7	AD7995YRJZ-1500RL7	SOT-23-8	10	4	SAR	1MSPs	4.4	-40 to 125				
584-AD9219ABCPZ-40	AD9219ABCPZ-40	LFCSP-48	10	4	Pipeline	65MSPs	378	-40 to 85				
584-AD9219ABCPZ-65	AD9219ABCPZ-65	LFCSP-48	10	4	Pipeline	65MSPs	378	-40 to 85				
584-AD7817ARUZ	AD7817ARUZ	TSSOP-16	10	5	SAR	100KSPs	450	-40 to 85				
584-AD7817ARZ	AD7817ARZ	SOIC-16	10	5	SAR	100KSPs	450	-40 to 85				
584-AD7817BRZ	AD7817BRZ	SOIC-16	10	5	SAR	100KSPs	450	-40 to 85				
584-AD7298-1BCPZ	AD7298-1BCPZ	LFCSP-20	10	8	SAR	1MSPs	23	-40 to 125				
584-AD7778ASZ	AD7778ASZ	QFP-44	10	8	SAR	-	75	-40 to 85				
584-AD7812YNZ	AD7812YNZ	PDIP-20	10	8	SAR	350kSPs	10.5	-40 to 105				
584-AD7812YRZ	AD7812YRZ	SOIC-20	10	8	SAR	350kSPs	10.5	-40 to 105				
584-AD7918BRUZ	AD7918BRUZ	TSSOP-20	10	8	SAR	1MSPs	13.5	-40 to 85				
584-AD7997BRUZ-0	AD7997BRUZ-0	TSSOP-20	10	8	SAR	79kSPs	7	-40 to 85				
584-AD7997BRUZ-1	AD7997BRUZ-1	TSSOP-20	10	8	SAR	79kSPs	7	-40 to 85				
584-AD6677BCPZ	AD6677BCPZ	LFCSP-32	11	1	3-Wire, Serial	250MSPS	435	-40 to 85				
584-AD6643BCPZ-200	AD6643BCPZ-200	LFCSP-64	11	2	Pipeline	250MSPs	853	-40 to 85				
584-AD6643BCPZ-250	AD6643BCPZ-250	LFCSP-64	11	2	Pipeline	250MSPs	853	-40 to 85				-
584-AD6657ABBCZ	AD6657ABBCZ	CSPBGA-144	11	4	Pipeline	200MSPs	1300	-40 to 85				-
584-AD1674ARZ	AD1674ARZ	SOIC-28	12	1	SAR	100kSPs	575	-55 to 125				
584-AD1674BRZ	AD1674BRZ	SOIC-28	12	1	SAR	100kSPs	575	-55 to 125				
584-AD1674JNZ	AD1674JNZ	PDIP-28	12	1	SAR	100kSPs	575	-55 to 125				
584-AD1674JRZ	AD1674JRZ	SOIC-28	12	1	SAR	100kSPs	575	-55 to 125				
584-AD1674KNZ	AD1674KNZ	PDIP-28	12	1	SAR	100kSPs	575	-55 to 125				
584-AD2S90APZ	AD2S90APZ	PLCC-20	12	1	-	-	50	-40 to 85				
584-AD574AJDZ	AD574AJDZ	CERDIP-28	12	1	SAR	-	725	-55 to 125				
584-AD574AJNZ	AD574AJNZ	PDIP-28	12	1	SAR	-	725	-55 to 125				
584-AD574AJPZ	AD574AJPZ	PLCC-28	12	1	SAR	-	725	-55 to 125				
584-AD574AKD	AD574AKD	CERDIP-28	12	1	SAR	-	725	-55 to 125				
584-AD574AKNZ	AD574AKNZ	PDIP-28	12	1	SAR	-	725	-55 to 125				
584-AD574AKPZ	AD574AKPZ	PLCC-28	12	1	SAR	-	725	-55 to 125				
584-AD6640ASTZ	AD6640ASTZ	LQFP-44	12	1	Pipeline	-	865	-40 to 85				
584-AD6641BCPZ-500	AD6641BCPZ-500	LFCSP-56	12	1	-	500MSPs	695	-40 to 85				-
584-AD674BJNZ	AD674BJNZ	PDIP-28	12	1	SAR	-	375	-55 to 125				
584-AD674BKNZ	AD674BKNZ	PDIP-28	12	1	SAR	-	375	-55 to 125				
584-AD7091RBRMZ	AD7091RBRMZ	MSOP-10	12	1	SAR	1MSPs	1	-40 to 125				
584-AD7151BRMZ	AD7151BRMZ	MSOP-10	12	1	Sigma-Delta	100SPs	0.3	-40 to 85				
584-AD7153BRMZ	AD7153BRMZ	MSOP-10	12	1	Sigma-Delta	200SPs	0.432	-40 to 85				
584-AD7274BRMZ	AD7274BRMZ	MSOP-8	12	1	SAR	3MSPs	-	-40 to 85				
584-AD7276ARMZ	AD7276ARMZ	MSOP-8	12	1	SAR	3MSPs	19.8	-40 to 125				
584-AD7276AUJZ-500R7	AD7276AUJZ-500RL7	TSOT-6	12	1	SAR	3MSPs	19.8	-40 to 125				
584-AD7276BRMZ	AD7276BRMZ	MSOP-8	12	1	SAR	3MSPs	19.8	-40 to 125				
584-AD7450ABRMZ	AD7450ABRMZ	MSOP-8	12	1	SAR	1MSPs	9	-40 to 85				

© Copyright 2014 Mouser Electronics

© Copyright 2014 Mouser Electronics

ANALOG DEVICES INC. Converters

Products may be RoHS compliant. Check mouser.com for RoHS status.

ANALOG-TO-DIGITAL CONVERTERS (CONT.)

For quantities greater than listed, call for quote.

MOUSER STOCK NO.	ADI Part No.	Package	Resolution	ADC Channels	Architecture	Conversion Rate	Power Dissipation (Max.) (mW)	Operating Temperature (°C)	Price Each 1	10	100	250
584-AD7450ARZ	AD7450ARZ	SOIC-8	12	1	SAR	1MSPs	9	-40 to 85				
584-AD7450BRZ	AD7450BRZ	SOIC-8	12	1	SAR	1MSPs	9	-40 to 85				
584-AD7451ARMZ	AD7451ARMZ	MSOP-8	12	1	SAR	1MSPs	9.25	-40 to 85				
584-AD7452BRTZ-R2	AD7452BRTZ-R2	SOT-23-8	12	1	SAR	555kSPs	7.25	-40 to 85				
584-AD7466BRMZ	AD7466BRMZ	MSOP-8	12	1	SAR	200kSPs	0.9	-40 to 85				
584-AD7466BRTZ-R2	AD7466BRTZ-R2	SOT-23-6	12	1	SAR	200kSPs	0.9	-40 to 85				
584-AD7472ARUZ	AD7472ARUZ	TSSOP-24	12	1	SAR	1.5MSPs	12	-40 to 85				
584-AD7472BRUZ	AD7472BRUZ	TSSOP-24	12	1	SAR	1.5MSPs	12	-40 to 85				
584-AD7475ARMZ	AD7475ARMZ	MSOP-8	12	1	SAR	1MSPs	10.5	-40 to 85				
584-AD7475ARZ	AD7475ARZ	SOIC-8	12	1	SAR	1MSPs	10.5	-40 to 85				
584-AD7475BRMZ	AD7475BRMZ	MSOP-8	12	1	SAR	1MSPs	10.5	-40 to 85				
584-AD7475BRZ	AD7475BRZ	SOIC-8	12	1	SAR	1MSPs	10.5	-40 to 85				
584-AD7476ABRMZ	AD7476ABRMZ	MSOP-8	12	1	SAR	1MSPs	17.5	-55 to 125				
584-AD7476ARTZ-500R7	AD7476ARTZ-500RL7	SOT-23-6	12	1	SAR	1MSPs	17.5	-55 to 125				
584-AD7476AYRMZ	AD7476AYRMZ	MSOP-8	12	1	SAR	1MSPs	17.5	-55 to 125				
584-AD7482BSTZ	AD7482BSTZ	LQFP-48	12	1	SAR	3MSPs	90	-40 to 85				
584-AD7492ARUZ	AD7492ARUZ	TSSOP-24	12	1	SAR	400kSPs	16.5	-40 to 85				
584-AD7492ARZ	AD7492ARZ	SOIC-24	12	1	SAR	400kSPs	16.5	-40 to 85				
584-AD7492BRUZ	AD7492BRUZ	TSSOP-24	12	1	SAR	400kSPs	16.5	-40 to 85				
584-AD7495ARMZ	AD7495ARMZ	MSOP-8	12	1	SAR	1MSPs	13	-40 to 85				
584-AD7495ARZ	AD7495ARZ	SOIC-8	12	1	SAR	1MSPs	13	-40 to 85				
584-AD7495BRMZ	AD7495BRMZ	MSOP-8	12	1	SAR	1MSPs	13	-40 to 85				
584-AD7495BRZ	AD7495BRZ	SOIC-8	12	1	SAR	1MSPs	13	-40 to 85				
584-AD7572AJNZ03	AD7572AJNZ03	PDIP-24	12	1	SAR	-	215	-40 to 85				
584-AD7572AJNZ10	AD7572AJNZ10	PDIP-24	12	1	SAR	-	215	-40 to 85				
584-AD7578KNZ	AD7578KNZ	PDIP-24	12	1	SAR	10Ksps	75	-40 to 85				
584-AD7854ARZ	AD7854ARZ	SOIC-28	12	1	SAR	200kSPs	30	-55 to 125				
584-AD7854LARSZ	AD7854LARSZ	SSOP-28	12	1	SAR	200kSPs	30	-55 to 125				
584-AD7854LARZ	AD7854LARZ	SOIC-28	12	1	SAR	200kSPs	30	-55 to 125				
584-AD7870JNZ	AD7870JNZ	PDIP-24	12	1	SAR	-	60	-25 to 85				
584-AD7875KNZ	AD7875KNZ	PDIP-24	12	1	SAR	-	95	-55 to 125				
584-AD7875KPZ	AD7875KPZ	PLCC-28	12	1	SAR	-	95	-55 to 125				
584-AD7876BNZ	AD7876BNZ	PDIP-24	12	1	SAR	-	95	-55 to 125				
584-AD7876BRZ	AD7876BRZ	SOIC-24	12	1	SAR	-	95	-55 to 125				
584-AD7880BNZ	AD7880BNZ	PDIP-24	12	1	SAR	66kSPs	37.5	-40 to 85				
584-AD7880BRZ	AD7880BRZ	SOIC-24	12	1	SAR	66kSPs	37.5	-40 to 85				
584-AD7892ANZ-1	AD7892ANZ-1	PDIP-24	12	1	SAR	600kSPs	90	-40 to 85				
584-AD7892ARZ-2	AD7892ARZ-2	SOIC-24	12	1	SAR	600kSPs	90	-40 to 85				
584-AD7892BNZ-1	AD7892BNZ-1	PDIP-24	12	1	SAR	600kSPs	90	-40 to 85				
584-AD7892BRZ-1	AD7892BRZ-1	SOIC-24	12	1	SAR	600kSPs	90	-40 to 85				
584-AD7892BRZ-2	AD7892BRZ-2	SOIC-24	12	1	SAR	600kSPs	90	-40 to 85				
584-AD7892BRZ-3	AD7892BRZ-3	SOIC-24	12	1	SAR	600kSPs	90	-40 to 85				
584-AD7893ANZ-2	AD7893ANZ-2	PDIP-8	12	1	SAR	117kSPs	45	-55 to 125				
584-AD7893ANZ-5	AD7893ANZ-5	PDIP-8	12	1	SAR	117kSPs	45	-55 to 125				
584-AD7893ARZ-10	AD7893ARZ-10	SOIC-8	12	1	SAR	117kSPs	45	-55 to 125				
584-AD7893ARZ-3	AD7893ARZ-3	SOIC-8	12	1	SAR	117kSPs	45	-55 to 125				
584-AD7893ARZ-5	AD7893ARZ-5	SOIC-8	12	1	SAR	117kSPs	45	-55 to 125				
584-AD7893BRZ-10	AD7893BRZ-10	SOIC-8	12	1	SAR	117kSPs	45	-55 to 125				
584-AD7893BRZ-2	AD7893BRZ-2	SOIC-8	12	1	SAR	117kSPs	45	-55 to 125				
584-AD7895ARZ-10	AD7895ARZ-10	SOIC-8	12	1	SAR	192kSPs	20	-40 to 125				
584-AD7895ARZ-3	AD7895ARZ-3	SOIC-8	12	1	SAR	192kSPs	20	-40 to 125				
584-AD7895BRZ-10	AD7895BRZ-10	SOIC-8	12	1	SAR	192kSPs	20	-40 to 125				
584-AD7896ARZ	AD7896ARZ	SOIC-8	12	1	SAR	100kSPs	10.8	-55 to 125				
584-AD7896BRZ	AD7896BRZ	SOIC-8	12	1	SAR	100kSPs	10.8	-55 to 125				
584-AD7898ARZ-3	AD7898ARZ-3	SOIC-8	12	1	SAR	220kSPs	22.5	-40 to 85				
584-AD7920AKSZ-500R7	AD7920AKSZ-500RL7	SC70-6	12	1	SAR	250kSPs	15	-40 to 85				
584-AD7920BRMZ	AD7920BRMZ	MSOP-8	12	1	SAR	250kSPs	15	-40 to 85				
584-AD9042ASTZ	AD9042ASTZ	LQFP-44	12	1	Pipeline	-	595	-40 to 85				
584-AD9220ARSZ	AD9220ARSZ	SSOP-28	12	1	Pipeline	10MSPs	310	-40 to 85				
584-AD9220ARZ	AD9220ARZ	SOIC-28	12	1	Pipeline	10MSPs	310	-40 to 85				
584-AD9221ARSZ	AD9221ARSZ	SSOP-28	12	1	Pipeline	1.5MSPs	70	-40 to 85				
584-AD9223ARSZ	AD9223ARSZ	SSOP-28	12	1	Pipeline	3MSPs	130	-40 to 85				
584-AD9223ARZ	AD9223ARZ	SOIC-28	12	1	Pipeline	3MSPs	130	-40 to 85				
584-AD9224ARSZ	AD9224ARSZ	SSOP-28	12	1	Pipeline	40MSPs	450	-40 to 85				
584-AD9225ARSZ	AD9225ARSZ	SSOP-28	12	1	Pipeline	25MSPs	383	-40 to 85				
584-AD9225ARZ	AD9225ARZ	SOIC-28	12	1	Pipeline	25MSPs	383	-40 to 85				
584-AD9226ARSZ	AD9226ARSZ	SSOP-28	12	1	Pipeline	65MSPs	500	-40 to 85				
584-AD9226ASTZ	AD9226ASTZ	LQFP-48	12	1	Pipeline	65MSPs	500	-40 to 85				
584-AD9230BCPZ-210	AD9230BCPZ-210	LFCSP-56	12	1	Pipeline	250MSPs	434	-40 to 85				
584-AD9230BCPZ-250	AD9230BCPZ-250	LFCSP-56	12	1	Pipeline	250MSPs	434	-40 to 85				
584-AD9233BCPZ-105	AD9233BCPZ-105	LFCSP-48	12	1	Pipeline	80MSPs	425	-40 to 85				
584-AD9233BCPZ-125	AD9233BCPZ-125	LFCSP-48	12	1	Pipeline	80MSPs	425	-40 to 85				
584-AD9235BCPZ-20	AD9235BCPZ-20	LFCSP-32	12	1	Pipeline	65MSPs	350	-40 to 85				
584-AD9235BCPZ-40	AD9235BCPZ-40	LFCSP-32	12	1	Pipeline	65MSPs	350	-40 to 85				
584-AD9235BCPZ-65	AD9235BCPZ-65	LFCSP-32	12	1	Pipeline	65MSPs	350	-40 to 85				
584-AD9235BRUZ-20	AD9235BRUZ-20	TSSOP-28	12	1	Pipeline	65MSPs	350	-40 to 85				
584-AD9235BRUZ-40	AD9235BRUZ-40	TSSOP-28	12	1	Pipeline	65MSPs	350	-40 to 85				
584-AD9235BRUZ-65	AD9235BRUZ-65	TSSOP-28	12	1	Pipeline	65MSPs	350	-40 to 85				
584-AD9236BCPZ-80	AD9236BCPZ-80	LFCSP-32	12	1	Pipeline	80MSPs	411	-40 to 85				
584-AD9237BCPZ-40	AD9237BCPZ-40	LFCSP-32	12	1	Pipeline	65MSPs	270	-40 to 85				
584-AD9430BSVZ-170	AD9430BSVZ-170	TQFP-100	12	1	Pipeline	210MSPs	1700	-40 to 85				
584-AD9430BSVZ-210	AD9430BSVZ-210	TQFP-100	12	1	Pipeline	210MSPs	1700	-40 to 85				
584-AD9432BSTZ-105	AD9432BSTZ-105	LQFP-52	12	1	Pipeline	80MSPs	1100	-40 to 85				
584-AD9432BSTZ-80	AD9432BSTZ-80	LQFP-52	12	1	Pipeline	80MSPs	1100	-40 to 85				
584-AD9432BSVZ-105	AD9432BSVZ-105	TQFP-48	12	1	Pipeline	80MSPs	1100	-40 to 85				
584-AD9433BSVZ-105	AD9433BSVZ-105	TQFP-48	12	1	Pipeline	125MSPs	1500	-40 to 85				
584-AD9433BSVZ-125	AD9433BSVZ-125	TQFP-48	12	1	Pipeline	125MSPs	1500	-40 to 85				
584-AD9434BCPZ-370	AD9434BCPZ-370	LFCSP-56	12	1	Pipeline	500MSPs	660	-40 to 85				-
584-AD9434BCPZ-500	AD9434BCPZ-500	LFCSP-56	12	1	Pipeline	500MSPs	660	-40 to 85				-
584-AD9629BCPZ-20	AD9629BCPZ-20	LFCSP-32	12	1	Pipeline	80MSPs	114	-40 to 85				
584-AD9629BCPZ-40	AD9629BCPZ-40	LFCSP-32	12	1	Pipeline	80MSPs	114	-40 to 85				
584-AD9629BCPZ-80	AD9629BCPZ-80	LFCSP-32	12	1	Pipeline	80MSPs	114	-40 to 85				
584-AD9634BCPZ-170	AD9634BCPZ-170	LFCSP-32	12	1	Pipeline	250MSPs	360	-40 to 85				
584-AD9634BCPZ-250	AD9634BCPZ-250	LFCSP-32	12	1	Pipeline	250MSPs	360	-40 to 85				
584-AD9866BCPZ	AD9866BCPZ	LFCSP-64	12	1	Pipeline	80MSPs	1660	-40 to 85				
584-AD2S1200WSTZ	AD2S1200WSTZ	LQFP-44	12	2	-	-	50	-40 to 125				
584-AD6652BBCZ	AD6652BBCZ	CSPBGA-25 to6	12	2	Pipeline	65MSPs	1500	-40 to 85				
584-AD2S1200YSTZ	AD2S1200YSTZ	LQFP-44	12	2	-	-	50	-40 to 125				

© Copyright 2014 Mouser Electronics
© Copyright 2014 Mouser Electronics

ANALOG DEVICES INC. Converters

Products may be RoHS compliant. Check mouser.com for RoHS status.

ANALOG-TO-DIGITAL CONVERTERS (CONT.)

For quantities greater than listed, call for quote.

MOUSER STOCK NO.	ADI Part No.	Package	Resolution	ADC Channels	Architecture	Conversion Rate	Power Dissipation (Max.) (mW)	Operating Temperature (°C)	Price Each			
									1	10	100	250
584-AD2S1205WSTZ	AD2S1205WSTZ	LQFP-44	12	2	-	-	50	-40 to 125				
584-AD2S1205YSTZ	AD2S1205YSTZ	LQFP-44	12	2	-	-	50	-40 to 125				
584-AD6659BCPZ-80	AD6659BCPZ-80	LFCSP-64	12	2	Pipeline	80MSPs	264	-25 to 85				
584-AD7150BRMZ	AD7150BRMZ	MSOP-10	12	2	Sigma-Delta	200SPs	0.43	-40 to 85				
584-AD7152BRMZ	AD7152BRMZ	MSOP-10	12	2	Sigma-Delta	200SPs	0.432	-40 to 85				
584-AD7352BRUZ	AD7352BRUZ	TSSOP-16	12	2	SAR	3MSPs	45	-40 to 125				
584-AD7356BRUZ	AD7356BRUZ	TSSOP-16	12	2	SAR	5MSPs	59	-40 to 125				
584-AD7356YRUZ	AD7356YRUZ	TSSOP-16	12	2	SAR	5MSPs	59	-40 to 125				
584-AD7887ARMZ	AD7887ARMZ	MSOP-8	12	2	SAR	125kSPs	3.5	-40 to 125				
584-AD7887ARZ	AD7887ARZ	SOIC-8	12	2	SAR	125kSPs	3.5	-40 to 125				
584-AD7887BRZ	AD7887BRZ	SOIC-8	12	2	SAR	125kSPs	3.5	-40 to 125				
584-AD7921ARMZ	AD7921ARMZ	MSOP-8	12	2	SAR	250kSPs	20	-40 to 85				
584-AD7922ARMZ	AD7922ARMZ	MSOP-8	12	2	SAR	1MSPs	15	-40 to 85				
584-AD7992BRMZ-0	AD7992BRMZ-0	MSOP-10	12	2	SAR	79kSPs	7.7	-40 to 85				
584-AD7992BRMZ-1	AD7992BRMZ-1	MSOP-10	12	2	SAR	79kSPs	7.7	-40 to 85				
584-AD9238BCPZ-20	AD9238BCPZ-20	LFCSP-64	12	2	Pipeline	65MSPs	698	-40 to 85				
584-AD9238BSTZ-40	AD9238BSTZ-40	LQFP-64	12	2	Pipeline	65MSPs	698	-40 to 85				
584-AD9238BSTZ-65	AD9238BSTZ-65	LQFP-64	12	2	Pipeline	65MSPs	698	-40 to 85				
584-AD9613BCPZ-170	AD9613BCPZ-170	LFCSP-64	12	2	Pipeline	250MSPs	770	-40 to 85				
584-AD9613BCPZ-210	AD9613BCPZ-210	LFCSP-64	12	2	Pipeline	250MSPs	770	-40 to 85				
584-AD9613BCPZ-250	AD9613BCPZ-250	LFCSP-64	12	2	Pipeline	250MSPs	770	-40 to 85				
584-AD9627ABCPZ-150	AD9627ABCPZ-150	LFCSP-64	12	2	Pipeline	80MSPs	890	-40 to 85				
584-AD9628BCPZ-105	AD9628BCPZ-105	LFCSP-64	12	2	Pipeline	125MSPs	269	-40 to 85				
584-AD9628BCPZ-125	AD9628BCPZ-125	LFCSP-64	12	2	Pipeline	125MSPs	269	-40 to 85				
584-AD9862BSTZ	AD9862BSTZ	LQFP-128	12	2	Sigma-Delta	128MSPs	1420	-40 to 70				
584-AD9863BCPZ-50	AD9863BCPZ-50	LFCSP-64	12	2	Pipeline	50MSPs	-	-40 to 85				
584-ADW71205WSTZ	ADW71205WSTZ	LQFP-44	12	2	-	-	-	-40 to 125				
584-AD7862ARZ-2	AD7862ARZ-2	SOP-28	12	4	SAR	250kSPs	75	-40 to 85				
584-AD9639BCPZ-210	AD9639BCPZ-210	LFCSP-72	12	4	Pipeline	210MSPs	1386	-40 to 85				-
584-AD7366BRUZ	AD7366BRUZ	TSSOP-24	12	4	SAR	1MSPs	88.8	-40 to 85				
584-AD7582KNZ	AD7582KNZ	PDIP-28	12	4	SAR	10kSPs	155	-55 to 125				
584-AD7843ARQZ	AD7843ARQZ	QSOP-16	12	4	SAR	125kSPs	1.4	-40 to 85				
584-AD7843ARUZ	AD7843ARUZ	TSSOP-16	12	4	SAR	125kSPs	1.4	-40 to 85				
584-AD7862ANZ-10	AD7862ANZ-10	PDIP-28	12	4	SAR	250kSPs	75	-40 to 85				
584-AD7862ARSZ-10	AD7862ARSZ-10	SSOP-28	12	4	SAR	250kSPs	75	-40 to 85				
584-AD7862ARSZ-2	AD7862ARSZ-2	SSOP-28	12	4	SAR	250kSPs	75	-40 to 85				
584-AD7862ARSZ-3	AD7862ARSZ-3	SSOP-28	12	4	SAR	250kSPs	75	-40 to 85				
584-AD7862BRZ-10	AD7862BRZ-10	SOIC-28	12	4	SAR	250kSPs	75	-40 to 85				
584-AD7864ASZ-1	AD7864ASZ-1	QFP-44	12	4	SAR	520kSPs	120	-40 to 85				
584-AD7864ASZ-2	AD7864ASZ-2	QFP-44	12	4	SAR	520kSPs	120	-40 to 85				
584-AD7864ASZ-3	AD7864ASZ-3	QFP-44	12	4	SAR	520kSPs	120	-40 to 85				
584-AD7866ARUZ	AD7866ARUZ	TSSOP-20	12	4	SAR	1MSPs	24	-40 to 85				
584-AD7866BRUZ	AD7866BRUZ	TSSOP-20	12	4	SAR	1MSPs	24	-40 to 85				
584-AD7874ANZ	AD7874ANZ	PDIP-28	12	4	SAR	28.6kSPs	150	-55 to 125				
584-AD7874ARZ	AD7874ARZ	SOIC-28	12	4	SAR	28.6kSPs	150	-55 to 125				
584-AD7923BRUZ	AD7923BRUZ	TSSOP-16	12	4	SAR	200kSPs	7.5	-40 to 85				
584-AD7924BRUZ	AD7924BRUZ	TSSOP-16	12	4	SAR	1MSPs	13.5	-40 to 85				
584-AD7934BRUZ	AD7934BRUZ	TSSOP-28	12	4	SAR	1.5MSPs	13.5	-40 to 85				
584-AD7934BRUZ-6	AD7934BRUZ-6	TSSOP-28	12	4	SAR	1.5MSPs	13.5	-40 to 85				
584-AD7991YRJZ0500R7	AD7991YRJZ-0500RL7	SOT-23-8	12	4	SAR	1MSPs	4.68	-40 to 125				
584-AD7991YRJZ1500R7	AD7991YRJZ-1500RL7	SOT-23-8	12	4	SAR	1MSPs	4.68	-40 to 125				
584-AD7994BRUZ-0	AD7994BRUZ-0	TSSOP-16	12	4	SAR	188kSPs	6	-40 to 85				
584-AD9228ABCPZ-40	AD9228ABCPZ-40	LFCSP-48	12	4	Pipeline	65MSPs	510	-40 to 85				
584-AD9228ABCPZ-65	AD9228ABCPZ-65	LFCSP-48	12	4	Pipeline	65MSPs	510	-40 to 85				
584-AD9229ABCPZ-50	AD9229ABCPZ-50	LFCSP-48	12	4	Pipeline	65MSPs	1465	-40 to 85				
584-AD9633BCPZ-105	AD9633BCPZ-105	LFCSP-48	12	4	Pipeline	80MSPs	430	-40 to 85				
584-AD9633BCPZ-125	AD9633BCPZ-125	LFCSP-48	12	4	Pipeline	80MSPs	430	-40 to 85				
584-AD7658BSTZ	AD7658BSTZ	LQFP-64	12	6	SAR	250kSPs	143	-40 to 85				
584-AD7658BSTZ-1	AD7658BSTZ-1	LQFP-64	12	6	SAR	250kSPs	140	-40 to 125				
584-AD7658YSTZ	AD7658YSTZ	LQFP-64	12	6	SAR	250kSPs	143	-40 to 85				
584-AD7873ARQZ	AD7873ARQZ	QSOP-16	12	6	SAR	125kSPs	1.4	-40 to 85				
584-AD7873ARUZ	AD7873ARUZ	TSSOP-16	12	6	SAR	125kSPs	1.4	-40 to 85				
584-AD78791ACPZ500R7	AD7879-1ACPZ-500R7	LFCSP-16	12	6	SAR	105kSPs	2.3	-40 to 85				
584-AD7859APZ	AD7859APZ	PLCC-44	12	8	SAR	200kSPs	30	-40 to 85				
584-AD9278BBCZ	AD9278BBCZ	CSPBGA-144	12	8	Pipeline	-	996	-40 to 85				
584-AD7858ARZ	AD7858ARZ	SOIC-24	12	8	SAR	200kSPs	33	-40 to 85				
584-AD7858LARSZ	AD7858LARSZ	SSOP-24	12	8	SAR	200kSPs	33	-40 to 85				
584-AD7858LARZ	AD7858LARZ	SOIC-24	12	8	SAR	200kSPs	33	-40 to 85				
584-AD7859ASZ	AD7859ASZ	QFP-44	12	8	SAR	200kSPs	30	-40 to 85				
584-AD7888ARUZ	AD7888ARUZ	TSSOP-16	12	8	SAR	125kSPs	3.5	-40 to 105				
584-AD7888ARZ	AD7888ARZ	SOIC-16	12	8	SAR	125kSPs	3.5	-40 to 105				
584-AD7888BRZ	AD7888BRZ	SOIC-16	12	8	SAR	125kSPs	3.5	-40 to 105				
584-AD7890ARZ-4	AD7890ARZ-4	SOIC-24	12	8	SAR	117kSPs	50	-55 to 125				
584-AD7891APZ-1	AD7891APZ-1	PLCC-44	12	8	SAR	500kSPs	100	-40 to 105				
584-AD7891APZ-2	AD7891APZ-2	PLCC-44	12	8	SAR	500kSPs	100	-40 to 105				
584-AD7891ASZ-1	AD7891ASZ-1	QFP-44	12	8	SAR	500kSPs	100	-40 to 105				
584-AD7891ASZ-2	AD7891ASZ-2	QFP-44	12	8	SAR	500kSPs	100	-40 to 105				
584-AD7891BSZ-1	AD7891BSZ-1	QFP-44	12	8	SAR	500kSPs	100	-40 to 105				
584-AD7891BSZ-2	AD7891BSZ-2	QFP-44	12	8	SAR	500kSPs	100	-40 to 105				
584-AD7927BRUZ	AD7927BRUZ	TSSOP-20	12	8	SAR	200kSPs	7.5	-40 to 85				
584-AD7928BRUZ	AD7928BRUZ	TSSOP-20	12	8	SAR	1MSPs	13.5	-40 to 85				
584-AD7938BSUZ	AD7938BSUZ	TQFP-32	12	8	SAR	1.5MSPs	13.5	-40 to 85				
584-AD7938BSUZ-6	AD7938BSUZ-6	TQFP-32	12	8	SAR	1.5MSPs	13.5	-40 to 85				
584-AD7998BRUZ-0	AD7998BRUZ-0	TSSOP-20	12	8	SAR	79kSPs	6.05	-40 to 85				
584-AD7998BRUZ-1	AD7998BRUZ-1	TSSOP-20	12	8	SAR	79kSPs	6.05	-40 to 85				
584-AD9222ABCPZ-50	AD9222ABCPZ-50	LFCSP-64	12	8	Pipeline	65MSPs	910	-40 to 85				
584-AD9272BSVZ-40	AD9272BSVZ-40	TQFP-100	12	8	Pipeline	80MSPs	1780	-40 to 85				
584-AD9272BSVZ-65	AD9272BSVZ-65	TQFP-100	12	8	Pipeline	80MSPs	1780	-40 to 85				
584-AD9272BSVZ-80	AD9272BSVZ-80	TQFP-100	12	8	Pipeline	80MSPs	1780	-40 to 85				
584-AD9273BSVZ-40	AD9273BSVZ-40	TQFP-100	12	8	Pipeline	50MSPs	943	-40 to 85				
584-AD9273BSVZ-50	AD9273BSVZ-50	TQFP-100	12	8	Pipeline	50MSPs	943	-40 to 85				
584-AD9276BSVZ	AD9276BSVZ	TQFP-100	12	8	Pipeline	80MSPs	1780	-40 to 85				
584-AD9279BBCZ	AD9279BBCZ	CSPBGA-144	12	8	Pipeline	80MSPs	1594	-40 to 85				
584-AD9637BCPZ-40	AD9637BCPZ-40	LFCSP-64	12	8	Pipeline	80MSPs	502	-40 to 125				
584-AD9637BCPZ-80	AD9637BCPZ-80	LFCSP-64	12	8	Pipeline	80MSPs	502	-40 to 125				
584-AD7291BCPZ	AD7291BCPZ	LFCSP-20	12	9	SAR	22.2kSPs	12.6	-40 to 125				
584-AD7294BSUZ	AD7294BSUZ	TQFP-64	12	9	SAR	200kSPs	-	-40 to 105				

© Copyright 2014 Mouser Electronics
© Copyright 2014 Mouser Electronics

ANALOG DEVICES INC. Converters

Products may be RoHS compliant. Check mouser.com for RoHS status.

ANALOG-TO-DIGITAL CONVERTERS (CONT.)

For quantities greater than listed, call for quote.

MOUSER STOCK NO.	ADI Part No.	Package	Resolution	ADC Channels	Architecture	Conversion Rate	Power Dissipation (Max.) (mW)	Operating Temperature (°C)	Price Each			
									1	10	100	250
584-AD7298BCPZ	AD7298BCPZ	LFCSP-20	12	9	SAR	1MSPs	22.7	-40 to 125				
584-AD7877ACPZ-500R7	AD7877ACPZ-500RL7	LFCSP-32	12	9	SAR	125kSPs	3.2	-40 to 85				
584-AD7265BCPZ	AD7265BCPZ	LFCSP-32	12	12	SAR	1MSPs	21	-40 to 125				
584-AD7266BCPZ	AD7266BCPZ	LFCSP-32	12	12	SAR	2MSPs	33.6	-40 to 125				
584-AD7266BSUZ	AD7266BSUZ	TQFP-32	12	12	SAR	2MSPs	33.6	-40 to 125				
584-AD774BARZ	AD774BARZ	SOIC-28	12	12	SAR	-	375	-40 to 85				
584-AD774BKNZ	AD774BKNZ	PDIP-28	12	12	SAR	-	375	-40 to 85				
584-AD7490BCPZ	AD7490BCPZ	LFCSP-32	12	16	SAR	1MSPs	12.5	-40 to 85				
584-AD7490BRUZ	AD7490BRUZ	TSSOP-28	12	16	SAR	1MSPs	12.5	-40 to 85				
584-AD7321BRUZ	AD7321BRUZ	TSSOP-14	13	2	SAR	500kSPs	17	-40 to 85				
584-AD7322BRUZ	AD7322BRUZ	TSSOP-14	13	2	SAR	1MSPs	30	-40 to 85				
584-AD7323BRUZ	AD7323BRUZ	TSSOP-16	13	4	SAR	500kSPs	17	-40 to 85				
584-AD7324BRUZ	AD7324BRUZ	TSSOP-16	13	4	SAR	1MSPs	30	-40 to 85				
584-AD7327BRUZ	AD7327BRUZ	TSSOP-20	13	8	SAR	500kSPs	17	-40 to 85				
584-AD7328BRUZ	AD7328BRUZ	TSSOP-20	13	8	SAR	1MSPs	29	-40 to 85				
584-AD7329BRUZ	AD7329BRUZ	TSSOP-24	13	8	SAR	1MSPs	30	-40 to 85				
584-AD6644ASTZ-40	AD6644ASTZ-40	LQFP-52	14	1	Pipeline	65MSPs	1500	-25 to 85				
584-AD6644ASTZ-65	AD6644ASTZ-65	LQFP-52	14	1	Pipeline	65MSPs	1500	-25 to 85				
584-AD6645ASVZ-105	AD6645ASVZ-105	TQFP-48	14	1	Pipeline	80MSPs	1500	-40 to 85				
584-AD6645ASVZ-80	AD6645ASVZ-80	TQFP-48	14	1	Pipeline	80MSPs	1500	-40 to 85				
584-AD679JNZ	AD679JNZ	PDIP-28	14	1	Pipeline	128kSPs	745	-55 to 125				
584-AD7484BSTZ	AD7484BSTZ	LQFP-48	14	1	SAR	3MSPs	90	-40 to 85				
584-AD7485BSTZ	AD7485BSTZ	LQFP-48	14	1	SAR	1MSPs	80	-40 to 85				
584-AD7871JPZ	AD7871JPZ	PLCC-28	14	1	SAR	-	95	-55 to 125				
584-AD7872JNZ	AD7872JNZ	PDIP-16	14	1	SAR	-	95	-55 to 125				
584-AD7872JRZ	AD7872JRZ	SOIC-16	14	1	SAR	-	95	-55 to 125				
584-AD7894ARZ-10	AD7894ARZ-10	SOIC-8	14	1	SAR	200kSPs	27.5	-40 to 85				
584-AD7894ARZ-2	AD7894ARZ-2	SOIC-8	14	1	SAR	200kSPs	27.5	-40 to 85				
584-AD7894ARZ-3	AD7894ARZ-3	SOIC-8	14	1	SAR	200kSPs	27.5	-40 to 85				
584-AD7894BRZ-10	AD7894BRZ-10	SOIC-8	14	1	SAR	200kSPs	27.5	-40 to 85				
584-AD7894BRZ-3	AD7894BRZ-3	SOIC-8	14	1	SAR	200kSPs	27.5	-40 to 85				
584-AD7899ARSZ-1	AD7899ARSZ-1	SSOP-28	14	1	SAR	400kSPs	125	-55 to 125				
584-AD7899ARSZ-2	AD7899ARSZ-2	SSOP-28	14	1	SAR	400kSPs	125	-55 to 125				
584-AD7899ARZ-1	AD7899ARZ-1	SOIC-28	14	1	SAR	400kSPs	125	-55 to 125				
584-AD7899ARZ-2	AD7899ARZ-2	SOIC-28	14	1	SAR	400kSPs	125	-55 to 125				
584-AD7940BRMZ	AD7940BRMZ	MSOP-8	14	1	SAR	100kSPs	17	-40 to 85				
584-AD7942BRMZ	AD7942BRMZ	MSOP-10	14	1	SAR	250kSPs	12.5	-40 to 85				
584-AD7944BCPZ	AD7944BCPZ	LFCSP-20	14	1	SAR	250kSPs	28	-40 to 85				
584-AD7946BRMZ	AD7946BRMZ	MSOP-10	14	1	SAR	500kSPs	19	-40 to 85				
584-AD7951BSTZ	AD7951BSTZ	LQFP-48	14	1	SAR	1MSPs	260	-40 to 85				
584-AD7952BSTZ	AD7952BSTZ	LQFP-48	14	1	SAR	1MSPs	260	-40 to 85				
584-AD9240ASZ	AD9240ASZ	QFP-44	14	1	Pipeline	10MSPs	330	-40 to 85				
584-AD9241ASZ	AD9241ASZ	QFP-44	14	1	Pipeline	1.25MSPs	85	-40 to 85				
584-AD9243ASZ	AD9243ASZ	QFP-44	14	1	Pipeline	3MSPs	145	-40 to 85				
584-AD9244BSTZ-40	AD9244BSTZ-40	LQFP-48	14	1	Pipeline	65MSPs	640	-40 to 85				
584-AD9244BSTZ-65	AD9244BSTZ-65	LQFP-48	14	1	Pipeline	65MSPs	640	-40 to 85				
584-AD9246BCPZ-105	AD9246BCPZ-105	LFCSP-48	14	1	Pipeline	80MSPs	425	-40 to 85				
584-AD9246BCPZ-125	AD9246BCPZ-125	LFCSP-48	14	1	Pipeline	80MSPs	425	-40 to 85				
584-AD9254BCPZ-150	AD9254BCPZ-150	LFCSP-48	14	1	Pipeline	150MSPs	470	-40 to 85				
584-AD9255BCPZ-105	AD9255BCPZ-105	LFCSP-48	14	1	Pipeline	80MSPs	382	-40 to 85				
584-AD9255BCPZ-125	AD9255BCPZ-125	LFCSP-48	14	1	Pipeline	125MSPs	382	-40 to 85				
584-AD9444BSVZ-80	AD9444BSVZ-80	TQFP-100	14	1	Pipeline	80MSPs	1400	-40 to 85				
584-AD9642BCPZ-170	AD9642BCPZ-170	LFCSP-32	14	1	Pipeline	250MSPs	360	-40 to 85				
584-AD9642BCPZ-250	AD9642BCPZ-250	LFCSP-32	14	1	Pipeline	250MSPs	360	-40 to 85				
584-AD9649BCPZ-20	AD9649BCPZ-20	LFCSP-32	14	1	Pipeline	80MSPs	118.3	-40 to 85				
584-AD9649BCPZ-65	AD9649BCPZ-65	LFCSP-32	14	1	Pipeline	80MSPs	118.3	-40 to 85				
584-AD779JNZ	AD779JNZ	PDIP-28	14	1	-	128kSPs	745	0 to 70				
584-AD9245BCPZ-20	AD9245BCPZ-20	LFCSP-32	14	1	Pipeline	20MSPs	120	-40 to 85				
584-AD9245BCPZ-40	AD9245BCPZ-40	LFCSP-32	14	1	Pipeline	40MSPs	220	-40 to 85				
584-AD9245BCPZ-65	AD9245BCPZ-65	LFCSP-32	14	1	Pipeline	65MSPs	375	-40 to 85				
584-AD9245BCPZ-80	AD9245BCPZ-80	LFCSP-32	14	1	Pipeline	80MSPs	366	-40 to 85				
584-AD9683BCPZ-170	AD9683BCPZ-170	LFCSP-32	14	1	Pipeline	170MSPs	434	-40 to 85				
584-AD9683BCPZ-250	AD9683BCPZ-250	LFCSP-32	14	1	Pipeline	250MSPs	434	-40 to 85				
584-AD9250BCPZ-170	AD9250BCPZ-170	LFCSP-48	14	2	Pipeline	250MSPs	607	-40 to 85				
584-AD9250BCPZ-250	AD9250BCPZ-250	LFCSP-48	14	2	Pipeline	250MSPs	607	-40 to 85				-
584-AD2S44-TM11B	AD2S44-TM11B	CERDIP-32	14	2	-	-	1700	-55 to 125		-	-	-
584-AD6649BCPZ	AD6649BCPZ	LFCSP-64	14	2	Pipeline	250MSPs	1160	-40 to 85				-
584-AD6655ABCPZ-125	AD6655ABCPZ-125	LFCSP-64	14	2	Pipeline	80MSPs	-	-40 to 85				-
584-AD7264BCPZ	AD7264BCPZ	LFCSP-48	14	2	SAR	500kSPs	175	-40 to 105				
584-AD7264BSTZ	AD7264BSTZ	LQFP-48	14	2	SAR	500kSPs	175	-40 to 105				
584-AD7357BRUZ	AD7357BRUZ	TSSOP-16	14	2	SAR	4.25MSPs	36	-40 to 125				
584-AD7357YRUZ	AD7357YRUZ	TSSOP-16	14	2	SAR	4.25MSPs	36	-40 to 125				
584-AD7367BRUZ-5	AD7367BRUZ-5	TSSOP-24	14	2	SAR	500kSPs	54.5	-40 to 85				
584-AD9248BCPZ-20	AD9248BCPZ-20	LFCSP-64	14	2	Pipeline	65MSPs	400	-40 to 85				
584-AD9248BCPZ-40	AD9248BCPZ-40	LFCSP-64	14	2	Pipeline	65MSPs	400	-40 to 85				
584-AD9248BCPZ-65	AD9248BCPZ-65	LFCSP-64	14	2	Pipeline	65MSPs	400	-40 to 85				
584-AD9248BSTZ-20	AD9248BSTZ-20	LQFP-64	14	2	Pipeline	65MSPs	400	-40 to 85				
584-AD9248BSTZ-40	AD9248BSTZ-40	LQFP-64	14	2	Pipeline	65MSPs	400	-40 to 85				
584-AD9251BCPZ-20	AD9251BCPZ-20	LFCSP-64	14	2	Pipeline	80MSPs	173	-40 to 85				
584-AD9251BCPZ-40	AD9251BCPZ-40	LFCSP-64	14	2	Pipeline	80MSPs	173	-40 to 85				
584-AD9251BCPZ-65	AD9251BCPZ-65	LFCSP-64	14	2	Pipeline	80MSPs	173	-40 to 85				
584-AD9251BCPZ-80	AD9251BCPZ-80	LFCSP-64	14	2	Pipeline	80MSPs	173	-40 to 85				
584-AD9640ABCPZ-105	AD9640ABCPZ-105	LFCSP-64	14	2	Pipeline	80MSPs	1W	-40 to 85				
584-AD9640ABCPZ-125	AD9640ABCPZ-125	LFCSP-64	14	2	Pipeline	80MSPs	1W	-40 to 85				-
584-AD9640ABCPZ-150	AD9640ABCPZ-150	LFCSP-64	14	2	Pipeline	80MSPs	1W	-40 to 85				-
584-AD9640ABCPZ-80	AD9640ABCPZ-80	LFCSP-64	14	2	Pipeline	80MSPs	1W	-40 to 85				
584-AD9643BCPZ-210	AD9643BCPZ-210	LFCSP-64	14	2	Pipeline	250MSPs	785	-40 to 85				-
584-AD9643BCPZ-250	AD9643BCPZ-250	LFCSP-64	14	2	Pipeline	250MSPs	785	-40 to 85				-
584-AD9645BCPZ-125	AD9645BCPZ-125	LFCSP-32 EP	14	2	Pipeline	125MSPs	257	-40 to 85				
584-AD9645BCPZ-80	AD9645BCPZ-80	LFCSP-32 EP	14	2	Pipeline	80MSPs	200	-40 to 85				
584-AD9648BCPZ-105	AD9648BCPZ-105	LFCSP-64	14	2	Pipeline	125MSPs	220.5	-40 to 85				
584-AD9648BCPZ-125	AD9648BCPZ-125	LFCSP-64	14	2	Pipeline	125MSPs	220.5	-40 to 85				
584-AD7367BRUZ	AD7367BRUZ	TSSOP-24	14	4	SAR	1MSPs	88.7	-40 to 85				
584-AD7863ARSZ-10	AD7863ARSZ-10	SSOP-28	14	4	SAR	175kSPs	52.5	-40 to 85				
584-AD7863ARSZ-3	AD7863ARSZ-3	SSOP-28	14	4	SAR	175kSPs	52.5	-40 to 85				
584-AD7863BRZ-10	AD7863BRZ-10	SOIC-28	14	4	SAR	175kSPs	52.5	-40 to 85				
584-AD7865ASZ-2	AD7865ASZ-2	QFP-44	14	4	SAR	350kSPs	160	-40 to 105				

© Copyright 2014 Mouser Electronics
© Copyright 2014 Mouser Electronics

ANALOG-TO-DIGITAL CONVERTERS (CONT.)

For quantities greater than listed, call for quote.

MOUSER STOCK NO.	ADI Part No.	Package	Resolution	ADC Channels	Architecture	Conversion Rate	Power Dissipation (Max.) (mW)	Operating Temperature (°C)	Price Each 1	10	100	250
584-AD7865ASZ-3	AD7865ASZ-3	QFP-44	14	4	SAR	350kSPs	160	-40 to 105				
584-AD7865BSZ-1	AD7865BSZ-1	QFP-44	14	4	SAR	350kSPs	160	-40 to 105				
584-AD9253BCPZ-125	AD9253BCPZ-125	LFCSP-48	14	4	Pipeline	80MSPs	457	-40 to 85				-
584-AD9253BCPZ-80	AD9253BCPZ-80	LFCSP-48	14	4	Pipeline	80MSPs	457	-40 to 85				
584-AD9259ABCPZ-50	AD9259ABCPZ-50	LFCSP-48	14	4	Pipeline	50MSPs	392	-40 to 85				
584-AD7657BSTZ	AD7657BSTZ	LQFP-64	14	6	SAR	250kSPs	143	-40 to 125				
584-AD7657YSTZ	AD7657YSTZ	LQFP-64	14	6	SAR	250kSPs	143	-40 to 125				
584-AD7607BSTZ	AD7607BSTZ	LQFP-64	14	8	SAR	200kSPs	-	-40 to 85				
584-AD7856ARSZ	AD7856ARSZ	SSOP-24	14	8	SAR	285kSPs	89.25	-40 to 85				
584-AD7856ARZ	AD7856ARZ	SOIC-24	14	8	SAR	285kSPs	89.25	-40 to 85				
584-AD7949BCPZ	AD7949BCPZ	LFCSP-20	14	8	SAR	250kSPs	13.5	-40 to 85				
584-AD9252ABCPZ-50	AD9252ABCPZ-50	LFCSP-64	14	8	Pipeline	50MSPs	748	-40 to 85				
584-AD9257BCPZ-65	AD9257BCPZ-65	LFCSP-64	14	8	Pipeline	65MSPs	464	-40 to 85				
584-AD9277BSVZ	AD9277BSVZ	TQFP-100	14	8	Pipeline	50MSPs	1930	-40 to 85				
584-AD9670BBCZ	AD9670BBCZ	BGA-144	14	8	Serial	40MSPs	150	-				
584-AD9674KBCZ	AD9674KBCZ	BGA-144	14	8	SPI	40MSPs	150	-				
584-AD2S80AJD	AD2S80AJD	CERDIP-40	16	1	-	-	300	0 to 70				-
584-AD2S82AHPZ	AD2S82AHPZ	PLCC-44	16	1	-	-	300	-40 to 85				
584-AD2S82AJPZ	AD2S82AJPZ	PLCC-44	16	1	-	-	300	-40 to 85				-
584-AD2S82AKPZ	AD2S82AKPZ	PLCC-44	16	1	-	-	300	-40 to 85				-
584-AD2S82ALPZ	AD2S82ALPZ	PLCC-44	16	1	-	-	300	-40 to 85				-
584-AD2S83APZ	AD2S83APZ	PLCC-44	16	1	-	-	300	-40 to 85				-
584-AD676JNZ	AD676JNZ	PDIP-28	16	1	SAR	100kSPs	480	-40 to 85				
584-AD677JNZ	AD677JNZ	PDIP-16	16	1	SAR	100kSPs	630	-55 to 125				
584-AD677JRZ	AD677JRZ	SOIC-28	16	1	SAR	100kSPs	630	-55 to 125				
584-AD677KNZ	AD677KNZ	PDIP-16	16	1	SAR	100kSPs	630	-55 to 125				
584-AD677KRZ	AD677KRZ	SOIC-28	16	1	SAR	100kSPs	630	-55 to 125				
584-AD7171BCPZ-500R7	AD7171BCPZ-500RL7	CSP-10	16	1	Sigma-Delta	125SPs	0.675	-40 to 105				
584-AD7400AYRWZ	AD7400AYRWZ	SOIC-16	16	1	Sigma-Delta	10MSPs	95	-40 to 125				
584-AD7400YRWZ	AD7400YRWZ	SOIC-16	16	1	Sigma-Delta	10MSPs	90	-40 to 105				
584-AD7401AYRWZ	AD7401AYRWZ	SOIC-16	16	1	Sigma-Delta	20MSPs	85000	-40 to 125				
584-AD7401YRWZ	AD7401YRWZ	SOIC-16	16	1	Sigma-Delta	16MSPs	100	-40 to 105				
584-AD7610BCPZ	AD7610BCPZ	LFCSP-48	16	1	SAR	250kSPs	110	-40 to 85				
584-AD7610BSTZ	AD7610BSTZ	LQFP-48	16	1	SAR	250kSPs	110	-40 to 85				
584-AD7612BCPZ	AD7612BCPZ	LFCSP-48	16	1	SAR	750kSPs	230	-40 to 85				
584-AD7612BSTZ	AD7612BSTZ	LQFP-48	16	1	SAR	750kSPs	230	-40 to 85				
584-AD7621ASTZ	AD7621ASTZ	LQFP-48	16	1	SAR	3MSPs	86	-40 to 85				
584-AD7622BSTZ	AD7622BSTZ	LQFP-48	16	1	SAR	2MSPs	85	-40 to 85				
584-AD7625BCPZ	AD7625BCPZ	LFCSP-32	16	1	SAR	6.0MSPs	145	-40 to 85				
584-AD7626BCPZ	AD7626BCPZ	LFCSP-32	16	1	SAR	10MSPs	150	-40 to 85				
584-AD7650ASTZ	AD7650ASTZ	LQFP-48	16	1	SAR	570kSPs	115	-40 to 85				
584-AD7651ASTZ	AD7651ASTZ	LQFP-48	16	1	SAR	100kSPs	45	-40 to 85				
584-AD7652ASTZ	AD7652ASTZ	LQFP-48	16	1	SAR	500kSPs	90	-40 to 85				
584-AD7660ASTZ	AD7660ASTZ	LQFP-48	16	1	SAR	100kSPs	25	-40 to 85				
584-AD7663ACPZ	AD7663ACPZ	LFCSP-48	16	1	SAR	250kSPs	41	-40 to 85				
584-AD7663ASTZ	AD7663ASTZ	LQFP-48	16	1	SAR	250kSPs	41	-40 to 85				
584-AD7664ASTZ	AD7664ASTZ	LQFP-48	16	1	SAR	570kSPs	115	-40 to 85				
584-AD7665ASTZ	AD7665ASTZ	LQFP-48	16	1	SAR	570kSPs	107	-40 to 85				
584-AD7666ASTZ	AD7666ASTZ	LQFP-48	16	1	SAR	500kSPs	90	-40 to 85				
584-AD7667ASTZ	AD7667ASTZ	LQFP-48	16	1	SAR	1MSPs	145	-40 to 85				
584-AD7671ASTZ	AD7671ASTZ	LQFP-48	16	1	SAR	1MSPs	125	-40 to 85				
584-AD7675ASTZ	AD7675ASTZ	LQFP-48	16	1	SAR	100kSPs	25	-40 to 85				
584-AD7677ASTZ	AD7677ASTZ	LQFP-48	16	1	SAR	1MSPs	130	-40 to 85				
584-AD7680ARMZ	AD7680ARMZ	MSOP-8	16	1	SAR	100kSPs	-	-40 to 85				
584-AD7680BRMZ	AD7680BRMZ	MSOP-8	16	1	SAR	100kSPs	-	-40 to 85				
584-AD7683ARMZ	AD7683ARMZ	MSOP-8	16	1	SAR	100kSPs	6	-40 to 85				
584-AD7683BRMZ	AD7683BRMZ	MSOP-8	16	1	SAR	100kSPs	6	-40 to 85				
584-AD7684BRMZ	AD7684BRMZ	MSOP-8	16	1	SAR	100kSPs	6	-40 to 85				
584-AD7685ARMZ	AD7685ARMZ	MSOP-10	16	1	SAR	250kSPs	-	-40 to 85				
584-AD7685BRMZ	AD7685BRMZ	MSOP-10	16	1	SAR	250kSPs	-	-40 to 85				
584-AD7685CRMZ	AD7685CRMZ	MSOP-10	16	1	SAR	250kSPs	-	-40 to 85				
584-AD7686BRMZ	AD7686BRMZ	MSOP-10	16	1	SAR	500kSPs	21.5	-40 to 85				
584-AD7686CRMZ	AD7686CRMZ	MSOP-10	16	1	SAR	500kSPs	21.5	-40 to 85				
584-AD7687BRMZ	AD7687BRMZ	MSOP-10	16	1	SAR	250kSPs	12.5	-40 to 85				
584-AD7688BRMZ	AD7688BRMZ	MSOP-10	16	1	SAR	500kSPs	21.5	-40 to 85				
584-AD7693BRMZ	AD7693BRMZ	MSOP-10	16	1	SAR	500kSPs	21.5	-40 to 85				
584-AD7694ARMZ	AD7694ARMZ	MSOP-8	16	1	SAR	250kSPs	6.3	-40 to 85				
584-AD7694BRMZ	AD7694BRMZ	MSOP-8	16	1	SAR	250kSPs	6.3	-40 to 85				
584-AD7701ANZ	AD7701ANZ	PDIP-20	16	1	Sigma-Delta	4kSPs	37	-40 to 85				
584-AD7701ARZ	AD7701ARZ	SOIC-20	16	1	Sigma-Delta	4kSPs	37	-40 to 85				
584-AD7701BNZ	AD7701BNZ	PDIP-20	16	1	Sigma-Delta	4kSPs	37	-40 to 85				
584-AD7715ANZ-3	AD7715ANZ-3	PDIP-16	16	1	Sigma-Delta	500SPs	9.5	-40 to 85				
584-AD7715ARUZ-3	AD7715ARUZ-3	TSSOP-16	16	1	Sigma-Delta	500SPs	9.5	-40 to 85				
584-AD7715ARUZ-5	AD7715ARUZ-5	TSSOP-16	16	1	Sigma-Delta	500SPs	9.5	-40 to 85				
584-AD7715ARZ-3	AD7715ARZ-3	SOIC-16	16	1	Sigma-Delta	500SPs	9.5	-40 to 85				
584-AD7715ARZ-5	AD7715ARZ-5	SOIC-16	16	1	Sigma-Delta	500SPs	9.5	-40 to 85				
584-AD7722ASZ	AD7722ASZ	QFP-44	16	1	Sigma-Delta	195.3kSPs	375	-40 to 85				
584-AD7723BSZ	AD7723BSZ	QFP-44	16	1	Sigma-Delta	1.2MSPs	475	-40 to 85				
584-AD7788ARMZ	AD7788ARMZ	MSOP-10	16	1	Sigma-Delta	16.6SPs	0.4	-40 to 105				
584-AD7788BRMZ	AD7788BRMZ	MSOP-10	16	1	Sigma-Delta	16.6SPs	0.4	-40 to 105				
584-AD7790BRMZ	AD7790BRMZ	MSOP-10	16	1	Sigma-Delta	120SPs	0.8	-40 to 105				
584-AD7796BRUZ	AD7796BRUZ	TSSOP-16	16	1	Sigma-Delta	123SPs	1.6	-40 to 85				
584-AD7980ARMZ	AD7980ARMZ	MSOP-10	16	1	SAR	1MSPs	10	-40 to 125				
584-AD7980BRMZ	AD7980BRMZ	MSOP-10	16	1	SAR	1MSPs	10	-40 to 125				
584-AD7983BRMZ	AD7983BRMZ	MSOP-10	16	1	SAR	1.33MSPs	12	-40 to 85				
584-AD7985BCPZ	AD7985BCPZ	LFCSP-20	16	1	SAR	2.5MSPs	28	-40 to 85				
584-AD7988-1BRMZ	AD7988-1BRMZ	MSOP-10	16	1	SAR	100kSPs	0.7	-40 to 125				
584-AD7988-5BRMZ	AD7988-5BRMZ	MSOP-10	16	1	SAR	500kSPs	3.5	-40 to 125				
584-AD9260ASZ	AD9260ASZ	QFP-44	16	1	Sigma-Delta	2.5MSPs	637	-40 to 85				
584-AD9261BCPZ-10	AD9261BCPZ-10	LFCSP-48	16	1	Sigma-Delta	160MSPs	465	-40 to 85				
584-AD9265BCPZ-105	AD9265BCPZ-105	LFCSP-48	16	1	Pipeline	80MSPs	439	-40 to 85				
584-AD9265BCPZ-125	AD9265BCPZ-125	LFCSP-48	16	1	Pipeline	80MSPs	439	-40 to 85				
584-AD9265BCPZ-80	AD9265BCPZ-80	LFCSP-48	16	1	Pipeline	80MSPs	439	-40 to 85				
584-AD9266BCPZ-20	AD9266BCPZ-20	LFCSP-32	16	1	Pipeline	80MSPs	151	-40 to 85				
584-AD9266TCPZ-65EP	AD9266TCPZ-65EP	LFCSP-32	16	1	Pipeline	80MSPs	151	-40 to 85				
584-AD9446BSVZ-80	AD9446BSVZ-80	TQFP-100	16	1	Pipeline	80MSPs	2800	-40 to 85				
584-AD9460BSVZ-80	AD9460BSVZ-80	TQFP-100	16	1	Pipeline	80MSPs	2200	-40 to 85				

© Copyright 2014 Mouser Electronics

© Copyright 2014 Mouser Electronics

ANALOG DEVICES INC. Converters

Products may be RoHS compliant. Check mouser.com for RoHS status.

ANALOG-TO-DIGITAL CONVERTERS (CONT.)

For quantities greater than listed, call for quote.

MOUSER STOCK NO.	ADI Part No.	Package	Resolution	ADC Channels	Architecture	Conversion Rate	Power Dissipation (Max.) (mW)	Operating Temperature (°C)	Price Each			
									1	10	100	250
584-AD9461BSVZ	AD9461BSVZ	TQFP-100	16	1	Pipeline	130MSPs	2400	-40 to 85				
584-AD9467BCPZ-200	AD9467BCPZ-200	LFCSP-72	16	1	Pipeline	250MSPs	1320	-40 to 85				-
584-AD9467BCPZ-250	AD9467BCPZ-250	LFCSP-72	16	1	Pipeline	250MSPs	1320	-40 to 85				-
584-AD976AANZ	AD976AANZ	PDIP-28	16	1	SAR	200kSPs	100	-40 to 85				
584-AD976AARSZ	AD976AARSZ	SSOP-28	16	1	SAR	200kSPs	100	-40 to 85				
584-AD976AARZ	AD976AARZ	SOIC-28	16	1	SAR	200kSPs	100	-40 to 85				
584-AD976ABNZ	AD976ABNZ	PDIP-28	16	1	SAR	200kSPs	100	-40 to 85				
584-AD976ABRZ	AD976ABRZ	SOIC-28	16	1	SAR	200kSPs	100	-40 to 85				
584-AD976ACNZ	AD976ACNZ	PDIP-28	16	1	SAR	200kSPs	100	-40 to 85				
584-AD976ANZ	AD976ANZ	PDIP-28	16	1	SAR	100kSPs	100	-40 to 85				
584-AD976ARSZ	AD976ARSZ	SSOP-28	16	1	SAR	100kSPs	100	-40 to 85				
584-AD976ARZ	AD976ARZ	SOIC-28	16	1	SAR	100kSPs	100	-40 to 85				
584-AD976BNZ	AD976BNZ	PDIP-28	16	1	SAR	100kSPs	100	-40 to 85				
584-AD976BRZ	AD976BRZ	SOIC-28	16	1	SAR	100kSPs	100	-40 to 85				
584-AD976CNZ	AD976CNZ	PDIP-28	16	1	SAR	100kSPs	100	-40 to 85				
584-AD977AANZ	AD977AANZ	PDIP-20	16	1	SAR	200kSPs	100	-40 to 85				
584-AD977AARSZ	AD977AARSZ	SSOP-28	16	1	SAR	200kSPs	100	-40 to 85				
584-AD977AARZ	AD977AARZ	SOIC-20	16	1	SAR	200kSPs	100	-40 to 85				
584-AD977ABRSZ	AD977ABRSZ	SSOP-28	16	1	SAR	200kSPs	100	-40 to 85				
584-AD977ABRZ	AD977ABRZ	SOIC-20	16	1	SAR	200kSPs	100	-40 to 85				
584-AD977ANZ	AD977ANZ	PDIP-20	16	1	SAR	100kSPs	100	-40 to 85				
584-AD977ARSZ	AD977ARSZ	SSOP-28	16	1	SAR	100kSPs	100	-40 to 85				
584-AD977ARZ	AD977ARZ	SOIC-20	16	1	SAR	100kSPs	100	-40 to 85				
584-AD977BNZ	AD977BNZ	PDIP-20	16	1	SAR	100kSPs	100	-40 to 85				
584-AD977BRSZ	AD977BRSZ	SSOP-28	16	1	SAR	100kSPs	100	-40 to 85				
584-AD977BRZ	AD977BRZ	SOIC-20	16	1	SAR	100kSPs	100	-40 to 85				
584-AD977CNZ	AD977CNZ	PDIP-20	16	1	SAR	100kSPs	100	-40 to 85				
584-AD977CRSZ	AD977CRSZ	SSOP-28	16	1	SAR	100kSPs	100	-40 to 85				
584-AD2S1210ASTZ	AD2S1210ASTZ	LQFP-48	16	2	-	-	50	-40 to 125				
584-AD2S1210BSTZ	AD2S1210BSTZ	LQFP-48	16	2	-	-	50	-40 to 125				
584-AD2S1210CSTZ	AD2S1210CSTZ	LQFP-48	16	2	-	-	50	-40 to 125				
584-AD2S1210DSTZ	AD2S1210DSTZ	LQFP-48	16	2	-	-	50	-40 to 125				
584-AD9269BCPZ-80	AD9269BCPZ-80	LFCSP-64	16	2	Pipeline	80MSPs	235.6	-40 to 85				-
584-AD7705BNZ	AD7705BNZ	PDIP-16	16	2	Sigma-Delta	500SPs	6.5	-40 to 85				
584-AD7705BRZ	AD7705BRZ	SOIC-16	16	2	Sigma-Delta	500SPs	6.5	-40 to 85				
584-AD9262BCPZ-5	AD9262BCPZ-5	LFCSP-64	16	2	Sigma-Delta	160MSPs	688	-40 to 85				
584-AD9268BCPZ-105	AD9268BCPZ-105	LFCSP-64	16	2	Pipeline	80MSPs	870	-40 to 85				-
584-AD9268BCPZ-125	AD9268BCPZ-125	LFCSP-64	16	2	Pipeline	80MSPs	870	-40 to 85				-
584-AD9268BCPZ-80	AD9268BCPZ-80	LFCSP-64	16	2	Pipeline	80MSPs	870	-40 to 85				-
584-AD9269BCPZ-20	AD9269BCPZ-20	LFCSP-64	16	2	Pipeline	80MSPs	235.6	-40 to 85				
584-AD9269BCPZ-65	AD9269BCPZ-65	LFCSP-64	16	2	Pipeline	80MSPs	235.6	-40 to 85				-
584-AD9650BCPZ-105	AD9650BCPZ-105	LFCSP-64	16	2	Pipeline	80MSPs	778	-40 to 85				-
584-AD9650BCPZ-65	AD9650BCPZ-65	LFCSP-64	16	2	Pipeline	80MSPs	778	-40 to 85				-
584-AD9650BCPZ-80	AD9650BCPZ-80	LFCSP-64	16	2	Pipeline	80MSPs	778	-40 to 85				-
584-AD7706BNZ	AD7706BNZ	PDIP-16	16	3	Sigma-Delta	500SPs	6.5	-40 to 85				
584-AD7706BRUZ	AD7706BRUZ	TSSOP-16	16	3	Sigma-Delta	500SPs	6.5	-40 to 85				
584-AD7707BRUZ	AD7707BRUZ	TSSOP-20	16	3	Sigma-Delta	500SPs	3.75	-40 to 85				
584-AD7707BRZ	AD7707BRZ	SOIC-20	16	3	Sigma-Delta	500SPs	3.75	-40 to 85				
584-AD7792BRUZ	AD7792BRUZ	TSSOP-16	16	3	Sigma-Delta	470SPs	2.5	-40 to 105				
584-AD7798BRUZ	AD7798BRUZ	TSSOP-16	16	3	Sigma-Delta	470SPs	2	-40 to 105				
584-AD7654ASTZ	AD7654ASTZ	LQFP-48	16	4	SAR	500kSPs	135	-40 to 85				
584-AD7655ASTZ	AD7655ASTZ	LQFP-48	16	4	SAR	1MSPs	135	-40 to 85				
584-AD7682BCPZ	AD7682BCPZ	LFCSP-20	16	4	SAR	250kSPs	19.2	-40 to 85				
584-AD7709ARUZ	AD7709ARUZ	TSSOP-24	16	4	Sigma-Delta	105SPs	8.8	-40 to 85				
584-AD9653BCPZ-125	AD9653BCPZ-125	LFCSP-48 EP	16	4	Pipeline	125MSPs	708	-40 to 85	-	-	-	
584-AD974ANZ	AD974ANZ	PDIP-28	16	4	SAR	200kSPs	120	-40 to 85				
584-AD974ARSZ	AD974ARSZ	SSOP-28	16	4	SAR	200kSPs	120	-40 to 85				
584-AD974ARZ	AD974ARZ	SOIC-28	16	4	SAR	200kSPs	120	-40 to 85				
584-AD974BNZ	AD974BNZ	PDIP-28	16	4	SAR	200kSPs	120	-40 to 85				
584-AD974BRSZ	AD974BRSZ	SSOP-28	16	4	SAR	200kSPs	120	-40 to 85				
584-AD974BRZ	AD974BRZ	SOIC-28	16	4	SAR	200kSPs	120	-40 to 85				
584-AD73360ARZ	AD73360ARZ	SOIC-28	16	6	Sigma-Delta	64kSPs	80	-40 to 85				
584-AD73360ASUZ	AD73360ASUZ	TQFP-44	16	6	Sigma-Delta	64kSPs	80	-40 to 85				
584-AD7606BSTZ-6	AD7606BSTZ-6	LQFP-64	16	6	SAR	200kSPs	100	-40 to 85				
584-AD7656BSTZ	AD7656BSTZ	LQFP-64	16	6	SAR	250kSPs	143	-40 to 125				
584-AD7656BSTZ-1	AD7656BSTZ-1	LQFP-64	16	6	SAR	250kSPs	140	-40 to 125				
584-AD7656YSTZ	AD7656YSTZ	LQFP-64	16	6	SAR	250kSPs	143	-40 to 125				
584-AD7795BRUZ	AD7795BRUZ	TSSOP-24	16	6	Sigma-Delta	470SPs	2.5	-40 to 125				
584-AD7143ACPZ1500R7	AD7143ACPZ-1500RL7	LFCSP-16	16	8	Sigma-Delta	43.5SPs	3.6	-40 to 85				
584-AD7148ACPZ1500R7	AD7148ACPZ-1500RL7	LFCSP-16	16	8	Sigma-Delta	250kSPs	3.3	-40 to 85				
584-AD7606BSTZ	AD7606BSTZ	LQFP-64	16	8	SAR	200kSPs	100	-40 to 85				
584-AD7689ACPZ	AD7689ACPZ	LFCSP-20	16	8	SAR	250kSPs	19.2	-40 to 85				
584-AD7689BCPZ	AD7689BCPZ	LFCSP-20	16	8	SAR	250kSPs	19.2	-40 to 85				
584-AD7699BCPZ	AD7699BCPZ	LFCSP-20	16	8	SAR	500kSPs	32	-40 to 85				
584-ADAS3022BCPZ	ADAS3022BCPZ	LFCSP-40	16	8	SAR	1MSPs	2 W	-40 to 85				
584-ADAS3023BCPZ	ADAS3023BCPZ	LFCSP-40	16	8	SAR	500kSPs	-	-40 to 85				
584-AD7708BRUZ	AD7708BRUZ	TSSOP-28	16	10	Sigma-Delta	1.365kSPs	8.75	-40 to 85				
584-AD7708BRZ	AD7708BRZ	SOIC-28	16	10	Sigma-Delta	1.365kSPs	8.75	-40 to 85				
584-AD7147ACPZ1500R7	AD7147ACPZ-1500RL7	LFCSP-24	16	12	Sigma-Delta	111SPS	3.6	-40 to 85				
584-AD7147ACPZ-500R7	AD7147ACPZ-500RL7	LFCSP-24	16	12	Sigma-Delta	111SPS	3.6	-40 to 85				
584-A7147PACPZ1500R7	AD7147PACPZ-1500R7	LFCSP-24	16	12	Sigma-Delta	111SPS	3.6	-40 to 85				
584-AD7142ACPZ-500R7	AD7142ACPZ-500RL7	LFCSP-32	16	14	Sigma-Delta	27.8SPs	3.6	-40 to 85				
584-AD7631BSTZ	AD7631BSTZ	LQFP-48	18	1	SAR	250kSPs	120	-40 to 85				
584-AD7641BCPZ	AD7641BCPZ	LFCSP-48	18	1	SAR	2MSPs	92	-40 to 85				
584-AD7641BSTZ	AD7641BSTZ	LQFP-48	18	1	SAR	2MSPs	92	-40 to 85				
584-AD7643BSTZ	AD7643BSTZ	LQFP-48	18	1	SAR	1.25MSPs	80	-40 to 85				
584-AD7674ACPZ	AD7674ACPZ	LFCSP-48	18	1	SAR	800kSPs	138	-40 to 85				
584-AD7674ASTZ	AD7674ASTZ	LQFP-48	18	1	SAR	800kSPs	138	-40 to 85				
584-AD7679ASTZ	AD7679ASTZ	LQFP-48	18	1	SAR	570kSPs	103	-40 to 85				
584-AD7690BRMZ	AD7690BRMZ	MSOP-10	18	1	SAR	400kSPs	20	-40 to 85				
584-AD7691BRMZ	AD7691BRMZ	MSOP-10	18	1	SAR	250kSPs	-	-40 to 85				
584-AD7982BRMZ	AD7982BRMZ	MSOP-10	18	1	SAR	1MSPs	8.6	-40 to 85				
584-AD7984BRMZ	AD7984BRMZ	MSOP-10	18	1	SAR	1.33MSPs	14	-40 to 85				
584-AD7986BCPZ	AD7986BCPZ	LFCSP-20	18	1	SAR	2MSPs	29	-40 to 85				
584-AD7608BSTZ	AD7608BSTZ	LQFP-64	18	8	SAR	200kSPs	100	-40 to 85				
584-AD7609BSTZ	AD7609BSTZ	LQFP-64	18	8	SAR	200kSPs	100	-40 to 85				
584-ADAS1000-1BCPZ	ADAS1000-1BCPZ	LFCSP-56	19	5	Serial	1MSPs	21	-40 to 85				

© Copyright 2014 Mouser Electronics
© Copyright 2014 Mouser Electronics

ANALOG-TO-DIGITAL CONVERTERS (CONT.)

For quantities greater than listed, call for quote.

MOUSER STOCK NO.	ADI Part No.	Package	Resolution	ADC Channels	Architecture	Conversion Rate	Power Dissipation (Max.) (mW)	Operating Temperature (°C)	Price Each 1	10	100	250
584-AD7703ANZ	AD7703ANZ	PDIP-20	20	1	Sigma-Delta	4kSPs	37	-40 to 85				
584-AD7703ARZ	AD7703ARZ	SOIC-20	20	1	Sigma-Delta	4kSPs	37	-40 to 85				
584-AD7703BRZ	AD7703BRZ	SOIC-20	20	1	Sigma-Delta	4kSPs	37	-40 to 85				
584-AD7703CRZ	AD7703CRZ	SOIC-20	20	1	Sigma-Delta	4kSPs	37	-40 to 85				
584-AD7781BRUZ	AD7781BRUZ	TSSOP-16	20	1	Sigma-Delta	16.7SPs	2.1	-40 to 105				
584-AD7781CRUZ	AD7781CRUZ	TSSOP-16	20	1	Sigma-Delta	16.7SPs	2.1	-40 to 105				
584-AD7781CRZ	AD7781CRZ	SOIC-14	20	1	Sigma-Delta	16.7SPs	2.1	-40 to 105				
584-AD7785BRUZ	AD7785BRUZ	TSSOP-16	20	3	Sigma-Delta	470SPs	2.5	-40 to 105				
584-AD7716BPZ	AD7716BPZ	PLCC-44	22	4	Sigma-Delta	2.2kSPs	50	-40 to 85				
584-AD7716BSZ	AD7716BSZ	QFP-44	22	4	Sigma-Delta	2.2kSPs	50	-40 to 85				
584-AD7745ARUZ	AD7745ARUZ	TSSOP-16	24	1	Sigma-Delta	90SPs	4.25	-40 to 125				
584-AD7747ARUZ	AD7747ARUZ	TSSOP-16	24	1	Sigma-Delta	45.5SPs	4.25	-55 to 125				
584-AD7760BSVZ	AD7760BSVZ	TQFP-64	24	1	Sigma-Delta	2.5 MSPs	958	-40 to 85				
584-AD7762BSVZ	AD7762BSVZ	TQFP-64	24	1	Sigma-Delta	625kSPs	958	-40 to 85				
584-AD7763BSVZ	AD7763BSVZ	TQFP-64	24	1	Sigma-Delta	625kSPs	956	-40 to 85				
584-AD7764BRUZ	AD7764BRUZ	TSSOP-28	24	1	Sigma-Delta	320kSPs	371	-40 to 85				
584-AD7765BRUZ	AD7765BRUZ	TSSOP-28	24	1	Sigma-Delta	156kSPs	371	-40 to 85				
584-AD7766BRUZ	AD7766BRUZ	TSSOP-16	24	1	SAR	128kSPs	18	-40 to 105				
584-AD7766BRUZ-1	AD7766BRUZ-1	TSSOP-16	24	1	SAR	128kSPs	18	-40 to 105				
584-AD7766BRUZ-2	AD7766BRUZ-2	TSSOP-16	24	1	SAR	128kSPs	18	-40 to 105				
584-AD7767BRUZ	AD7767BRUZ	TSSOP-16	24	1	SAR	64kSPs	18	-40 to 105				
584-AD7767BRUZ-1	AD7767BRUZ-1	TSSOP-16	24	1	SAR	64kSPs	18	-40 to 105				
584-AD7767BRUZ-2	AD7767BRUZ-2	TSSOP-16	24	1	SAR	64kSPs	18	-40 to 105				
584-AD7780BRZ	AD7780BRZ	SOIC-14	24	1	Sigma-Delta	16.7SPs	2.1	-40 to 105				
584-AD7783BRUZ	AD7783BRUZ	TSSOP-16	24	1	Sigma-Delta	19.79SPs	8.5	-40 to 85				
584-AD7789BRMZ	AD7789BRMZ	MSOP-10	24	1	Sigma-Delta	16.6SPs	0.4	-40 to 105				
584-AD7791BRMZ	AD7791BRMZ	MSOP-10	24	1	Sigma-Delta	120SPs	0.8	-40 to 105				
584-AD9864BCPZ	AD9864BCPZ	LFCSP-48	24	1	Sigma-Delta	375kSPs	-	-40 to 85				
584-AD9874ABST	AD9874ABST	LQFP-48	24	1	Sigma-Delta	541.5kSPs	79.5	-40 to 85				
584-AD7710ANZ	AD7710ANZ	PDIP-24	24	2	Sigma-Delta	1.028kSPs	53	-55 to 125				
584-AD7710ARZ	AD7710ARZ	SOIC-24	24	2	Sigma-Delta	1.028kSPs	53	-55 to 125				
584-AD7711AARZ	AD7711AARZ	SOIC-24	24	2	Sigma-Delta	1.028kSPs	53	-55 to 125				
584-AD7711ANZ	AD7711ANZ	PDIP-24	24	2	Sigma-Delta	1.028kSPs	53	-55 to 125				
584-AD7712ANZ	AD7712ANZ	PDIP-24	24	2	Sigma-Delta	1.028kSPs	53	-55 to 125				
584-AD7730BRUZ	AD7730BRUZ	TSSOP-24	24	2	Sigma-Delta	1.2kSPs	65	-40 to 85				
584-AD7730BRZ	AD7730BRZ	SOIC-24	24	2	Sigma-Delta	1.2kSPs	65	-40 to 85				
584-AD7730LBRUZ	AD7730LBRUZ	TSSOP-24	24	2	Sigma-Delta	600SPs	32.5	-40 to 85				
584-AD7730LBRZ	AD7730LBRZ	SOIC-24	24	2	Sigma-Delta	600SPs	32.5	-40 to 85				
584-AD7732BRUZ	AD7732BRUZ	TSSOP-28	24	2	Sigma-Delta	15.4kSPs	100	-40 to 105				
584-AD7746ARUZ	AD7746ARUZ	TSSOP-16	24	2	Sigma-Delta	90SPs	4.25	-40 to 125				
584-AD7782BRUZ	AD7782BRUZ	TSSOP-16	24	2	Sigma-Delta	19.79SPs	8.5	-40 to 85				
584-AD7787BRMZ	AD7787BRMZ	MSOP-10	24	2	Sigma-Delta	120SPs	0.8	-40 to 105				
584-AD7713ANZ	AD7713ANZ	PDIP-24	24	3	Sigma-Delta	205SPs	5.5	-55 to 125				
584-AD7713ARZ	AD7713ARZ	SOIC-24	24	3	Sigma-Delta	205SPs	5.5	-55 to 125				
584-AD7731BRZ	AD7731BRZ	SOIC-24	24	3	Sigma-Delta	6.4kSPs	67.5	-40 to 85				
584-AD7793BRUZ	AD7793BRUZ	TSSOP-16	24	3	Sigma-Delta	470SPs	2.5	-40 to 105				
584-AD7799BRUZ	AD7799BRUZ	TSSOP-16	24	3	Sigma-Delta	470SPs	2.5	-40 to 105				
584-AD7176-2BRUZ	AD7176-2BRUZ	TSSOP-24	24	4	Sigma-Delta	-	143	-40 to 105				
584-AD7190BRUZ	AD7190BRUZ	TSSOP-24	24	4	Sigma-Delta	4.8kSPs	36.8	-40 to 105				
584-AD7192BRUZ	AD7192BRUZ	TSSOP-24	24	4	Sigma-Delta	4.8kSPs	27.5	-40 to 105				
584-AD7193BCPZ	AD7193BCPZ	LFCSP-32	24	4	Sigma-Delta	4.8kSPs	17.5	-40 to 105				
584-AD7193BRUZ	AD7193BRUZ	TSSOP-28	24	4	Sigma-Delta	4.8kSPs	17.5	-40 to 105				
584-AD7195BCPZ	AD7195BCPZ	LFCSP-32	24	4	Sigma-Delta	4.8kSPs	35.5	-40 to 105				
584-AD7734BRUZ	AD7734BRUZ	TSSOP-28	24	4	Sigma-Delta	15.4kSPs	100	-40 to 105				
584-AD7714ANZ-5	AD7714ANZ-5	PDIP-24	24	5	Sigma-Delta	1kSPs	7	-40 to 105				
584-AD7714ARZ-3	AD7714ARZ-3	SOIC-24	24	5	Sigma-Delta	1kSPs	7	-40 to 105				
584-AD7714YNZ	AD7714YNZ	PDIP-24	24	5	Sigma-Delta	1kSPs	7	-40 to 105				
584-AD7714YRUZ	AD7714YRUZ	TSSOP-24	24	5	Sigma-Delta	1kSPs	7	-40 to105				
584-ADAS1000BCPZ	ADAS1000BCPZ	LFCSP-56	24	5	SAR	-	41	-40 to 85				
584-ADAS1000BSTZ	ADAS1000BSTZ	LQFP-64	24	5	SAR	-	41	-40 to 85				
584-AD7719BRZ	AD7719BRZ	SOIC-28	24	6	Sigma-Delta	105SPs	10	-40 to 85				
584-AD7794BRUZ	AD7794BRUZ	TSSOP-24	24	6	Sigma-Delta	470SPs	2.5	-40 to 125				
584-AD7794CRUZ	AD7794CRUZ	TSSOP-24	24	6	Sigma-Delta	470SPs	2.5	-40 to 125				
584-AD7194BCPZ	AD7194BCPZ	LFCSP-32	24	8	Sigma-Delta	4.8kSPs	29	-40 to 105				
584-AD7738BRUZ	AD7738BRUZ	TSSOP-28	24	8	Sigma-Delta	15.4kSPs	100	-40 to 105				
584-AD7739BRUZ	AD7739BRUZ	TSSOP-24	24	8	Sigma-Delta	15.1kSPs	100	-40 to 105				
584-AD7718BRUZ	AD7718BRUZ	TSSOP-28	24	10	Sigma-Delta	1.365kSPs	8.75	-40 to 85				
584-AD7718BRZ	AD7718BRZ	SOIC-28	24	10	Sigma-Delta	1.365kSPs	8.75	-40 to 85				

AUDIO ANALOG-TO-DIGITAL CONVERTERS

For quantities greater than listed, call for quote.

MOUSER STOCK NO.	ADI Part No.	Package	Resolution	ADC Channels	Architecture	Conversion Rate	SNR (dB)	THD + Noise (dB)	Operating Temperature (°C)	Price Each 1	10	100	250
584-AD1877JRZ	AD1877JRZ	SOIC-28	16	2	Delta-Sigma	48kSPs	92	90	0 to 70				
584-AD1871YRSZ	AD1871YRSZ	SSOP-28	24	2	Delta-Sigma	96kSPs	106	-103	-40 to 85				
584-AD1974YSTZ	AD1974YSTZ	LQFP-48	24	4	Delta-Sigma	192kSPs	107	-94	-40 to 125				

AUDIO CODECS

For quantities greater than listed, call for quote.

MOUSER STOCK NO.	ADI Part No.	Package	Resolution	ADC/DAC Channels	Conversion Rate	SNR (dB)	THD + Noise (dB)	Operating Temperature (°C)	Price Each 1	10	100	250
584-AD74111YRUZ	AD74111YRUZ	SSOP-28	14	1/1	48kSPs	93	-67	-40 to 105				
584-AD73311ARSZ	AD73311ARSZ	SSOP-20	16	1/1	64kSPs	75	-76	-40 to 85				
584-AD73311ARZ	AD73311ARZ	SOIC-20	16	1/1	64kSPs	75	-76	-40 to 85				
584-AD73311LARSZ	AD73311LARSZ	SSOP-20	16	1/1	64kSPs	77	-85	-40 to 105				
584-AD73311LARUZ	AD73311LARUZ	TSSOP-20	16	1/1	64kSPs	77	-85	-40 to 105				
584-ADAU1361BCPZ	ADAU1361BCPZ	LFCSP-32	24	2/2	96kSPs	98	-88	-40 to 85				
584-ADAU1961WBCPZ	ADAU1961WBCPZ	LFCSP-32	24	2/2	96kSPs	98	-90	-40 to 105				
584-ADAV801ASTZ	ADAV801ASTZ	LQFP-64	24	2/2	96kSPs	102	-88	-40 to 85				
584-ADAV803ASTZ	ADAV803ASTZ	LQFP-64	24	2/2	96kSPs	102	-88	-40 to 85				

© Copyright 2014 Mouser Electronics

© Copyright 2014 Mouser Electronics

ANALOG DEVICES INC. Processors and Converters

Products may be RoHS compliant. Check mouser.com for RoHS status.

AUDIO CODECS (CONT.)

For quantities greater than listed, call for quote.

MOUSER STOCK NO.	ADI Part No.	Package	Resolution	ADC/DAC Channels	Conversion Rate	SNR (dB)	THD + Noise (dB)	Operating Temperature (°C)	Price Each 1	10	100	250
584-AD1836AASZ	AD1836AASZ	MQFP-52	24	2/3	96kSPs	108	-95	-40 to 85				
584-ADAU1772BCPZ	ADAU1772BCPZ	LFCSP-40	24	4/2	192kSPs	107	-94	-40 to 85				
584-AD1937WBSTZ	AD1937WBSTZ	LQFP-64	24	4/8	192kSPs	112	-96	-40 to 125				
584-AD1938YSTZ	AD1938YSTZ	LQFP-48	24	4/8	192kSPs	108	-94	-40 to 125				
584-AD1939YSTZ	AD1939YSTZ	LQFP-64	24	4/8	192kSPs	112	-94	-40 to 125				

VIDEO CODECS

For quantities greater than listed, call for quote.

MOUSER STOCK NO.	ADI Part No.	Package	Resolution	Conversion Rate	Compression/ Decompression	Tile/Image Height	Operating Temperature (°C)	Price Each 1	10	100	250
584-ADV202BBCZ-150	ADV202BBCZ-150	BGA-144	16	65Msps	JPEG2000	4096 pixels	-40 to 85				
584-ADV212BBCZ-115	ADV212BBCZ-115	BGA-121	16	65Msps	JPEG2000	4096 pixels	-40 to 85				
584-ADV212BBCZ-150	ADV212BBCZ-150	BGA-144	16	65Msps	Wavescale® JPEG2000	4096 pixels	-40 to 85				

CCD SIGNAL PROCESSORS

For quantities greater than listed, call for quote.

MOUSER STOCK NO.	ADI Part No.	Package	Resolution	ADC Channels	Architecture	Conversion Rate	Clock Rate (Max) (MHz)	Power Dissipation (Typ.) (mW)	DNL (Typ) (±LSB)	Operating Temperature (°C)	Price Each 1	10	100	250
584-AD9840AJSTZ	AD9840AJSTZ	LQFP-48	10	1	3-Wire	40Msps	40	155	0.5	-20 to 85				
584-AD9847AKSTZ	AD9847AKSTZ	LQFP-48	10	1	3-Wire	40Msps	40	450	0.4	-20 to 85				
584-ADDI7006BSUZ	ADDI7006BSUZ	TQFP-80	10	1	3-Wire	40Msps	40	-	-	-25 to 85				
584-AD9849AKSTZ	AD9849AKSTZ	LQFP-48	12	1	3-Wire	30Msps	30	450	4	-20 to 85				
584-AD9920ABBCZ	AD9920ABBCZ	CSPBGA-105	12	1	3-Wire	40.5Msps	40.5	-	0.5	-25 to 85				
584-AD9923ABBCZ	AD9923ABBCZ	CSPBGA-105	12	1	3-Wire	36Msps	36	335	0.5	-25 to 85				
584-AD9945KCPZ	AD9945KCPZ	LFCSP-32	12	1	3-Wire	40Msps	40	160	0.5	-20 to 85				
584-AD9949AKCPZ	AD9949AKCPZ	LFCSP-40	12	1	3-Wire	36Msps	36	320	0.5	-20 to 85				
584-AD9949KCPZ	AD9949KCPZ	LFCSP-40	12	1	3-Wire	36Msps	36	320	0.5	-20 to 85				
584-ADDI7100BCPZ	ADDI7100BCPZ	LFCSP-32	12	1	3-Wire	45Msps	45	125	0.5	-25 to 85				
584-AD9824KCPZ	AD9824KCPZ	LFCSP-48	14	1	3-Wire	30Msps	30	153	0.5	-20 to 85				
584-AD9970BCPZ	AD9970BCPZ	LFCSP-VQ-32	14	1	3-Wire	65Msps	65	-	-	-25 to 85				
584-AD9979BCPZ	AD9979BCPZ	LFCSP-48	14	1	3-Wire	65Msps	65	-	0.5	-25 to 85				
584-AD9928BBCZ	AD9928BBCZ	CSPBGA-128	14	2	Serial, LVDS	-	40	-	-	-25 to 85				
584-AD9974BBCZ	AD9974BBCZ	CSPBGA-100	14	2	3-Wire	65Msps	65	-	0.5	-25 to 85				
584-AD9977BBCZ	AD9977BBCZ	CSPBGA-84	14	2	Serial, LVDS	65Msps	-	-	-	-25 to 85				
584-AD9978BCPZ	AD9978BCPZ	LFCSP-40	14	2	3-Wire	65Msps	65	-	-	-25 to 85				
584-AD9822JRSZ	AD9822JRSZ	SSOP-28	14	3	3-Wire	15Msps	10	385	0.75	0 to 70				
584-ADDI7004BBBCZ	ADDI7004BBBCZ	BGA-76	14	4	3-Wire	72Msps	72	-	-	-40 to 85				
584-ADDI7015BBCZ	ADDI7015BBCZ	CSPBGA-105	16	1	4-Wire	65Msps	65	-	-	-25 to 85				
584-ADDI7018BCPZ	ADDI7018BCPZ	LFCSP-40	16	2	Serial, LVDS	75Msps	75	-	-	-25 to 85				
584-AD9826KRSZ	AD9826KRSZ	SSOP-28	16	3	3-Wire	15Msps	10	400	0.5	-40 to 85				

VERTICAL DRIVER FOR CCD CAMERAS

For quantities greater than listed, call for quote.

MOUSER STOCK NO.	ADI Part No.	Package	Channels	Input Voltage (V)	Output Voltage (V)	Supply Current (mA)	No. of 3-Level Drivers	No. of 2-Level Drivers	Operating Temperature (°C)	Price Each 1	10	100	250
584-ADDI9023BBCZ	ADDI9023BBCZ	CSPBGA-40	12	1.6-3.6	-9.5-15.5	0.5	8	4	-25 to 85				

DIGITAL-TO-ANALOG CONVERTERS

For quantities greater than listed, call for quote.

MOUSER STOCK NO.	ADI Part No.	Package	Resolution	DAC Channels	Architecture	Conversion Rate	Power Dissipation (Max.) (mW)	Operating Temperature (°C)	Price Each 1	10	100	250
584-AD5061BRJZ1500R7	AD5061BRJZ-1500RL7	SOT-23-8	1	1	Serial, SPI	1.3Msps	5	-40 to 85				
584-AD5300BRMZ	AD5300BRMZ	MSOP-8	8	1	SPI	250kSPs	1.4	-40 to 85				
584-AD5300BRMZ-R7	AD5300BRMZ-REEL7	MSOP-8	8	1	SPI	250kSPs	1.4	-40 to 85				
584-AD5300BRTZ-500R7	AD5300BRTZ-500RL7	SOT-23-6	8	1	SPI	250kSPs	1.4	-40 to 85				
584-AD5300BRTZ-R7	AD5300BRTZ-REEL7	SOT-23-6	8	1	SPI	250kSPs	1.4	-40 to 85				
584-AD5301BRMZ	AD5301BRMZ	MSOP-8	8	1	Serial	167kSPs	0.75	-40 to 105				
584-AD5301BRTZ-500R7	AD5301BRTZ-500RL7	SOT-23-6	8	1	Serial	167kSPs	0.75	-40 to 105				
584-AD5330BRUZ	AD5330BRUZ	TSSOP-20	8	1	Parallel	167kSPs	1.25	-40 to 105				
584-AD5424YRUZ	AD5424YRUZ	TSSOP-16	8	1	Parallel	20.4Msps	0.025	-40 to 125				
584-AD5425YRMZ	AD5425YRMZ	MSOP-10	8	1	SPI	2.47Msps	0.025	-40 to 125				
584-AD5426YRMZ	AD5426YRMZ	MSOP-10	8	1	SPI	2.47Msps	0.025	-40 to 125				
584-AD557JNZ	AD557JNZ	PDIP-16	8	1	Parallel	1.25Msps	125	0 to 70				
584-AD557JPZ	AD557JPZ	PLCC-20	8	1	Parallel	1.25Msps	125	0 to 70				
584-AD558JNZ	AD558JNZ	PDIP-16	8	1	TTL, CMOS	-	450	0 to 70				
584-AD558KNZ	AD558KNZ	PDIP-16	8	1	TTL, CMOS	-	450	0 to 70				
584-AD558KPZ	AD558KPZ	PLCC-20	8	1	TTL, CMOS	-	450	0 to 70				
584-AD558SD	AD558SD	CERDIP-16	8	1	TTL, CMOS	-	375	0 to 70				
584-AD558TD	AD558TD	CERDIP-16	8	1	TTL, CMOS	-	450	-55 to 125				
584-AD5601BKSZ-500R7	AD5601BKSZ-500RL7	SC70-6	8	1	SPI	1.7Msps	0.55	-40 to 125				
584-AD5601BKSZ-R7	AD5601BKSZ-REEL7	SC70-6	8	1	SPI	1.7Msps	0.55	-40 to 125				
584-AD5602BKSZ2500R7	AD5602BKSZ-2500RL7	SC70-6	8	1	Serial	1.7Msps	0.55	-40 to 125				
584-AD5602YKSZ1500R7	AD5602YKSZ-1500RL7	SC70-6	8	1	Serial	1.7Msps	0.55	-40 to 125				
584-AD7224KNZ	AD7224KNZ	PDIP-18	8	1	Parallel	143kSPs	75	-55 to 125				
584-AD7224KRZ-1	AD7224KRZ-1	SOIC-20	8	1	Parallel	143kSPs	75	-55 to 125				
584-AD7224KRZ-18	AD7224KRZ-18	SOIC-18	8	1	Parallel	143kSPs	75	-55 to 125				
584-AD7224LRZ-18	AD7224LRZ-18	SOIC-18	8	1	Parallel	143kSPs	75	-55 to 125				
584-AD7801BRUZ	AD7801BRUZ	TSSOP-20	8	1	Parallel	833kSPs	12.9	-40 to 105				
584-AD7801BRZ	AD7801BRZ	SOIC-20	8	1	Parallel	833kSPs	12.9	-40 to 105				
584-AD9704BCPZ	AD9704BCPZ	LFCSP-32	8	1	Parallel	175Msps	57	-40 to 85				
584-AD9708ARUZ	AD9708ARUZ	TSSOP-28	8	1	Parallel	125Msps	175	-40 to 85				
584-AD9708ARZ	AD9708ARZ	SOIC-28	8	1	Parallel	125Msps	175	-40 to 85				
584-AD9748ACPZ	AD9748ACPZ	LFCSP-32	8	1	Parallel	210Msps	145	-40 to 85				
584-AD5302ARMZ	AD5302ARMZ	MSOP-10	8	2	SPI	167kSPs	2.5	-40 to 105				
584-AD5302BRMZ	AD5302BRMZ	MSOP-10	8	2	SPI	167kSPs	2.5	-40 to 105				
584-AD5332BRUZ	AD5332BRUZ	TSSOP-20	8	2	Parallel	167kSPs	1.8	-40 to 105				
584-AD5337ARMZ	AD5337ARMZ	MSOP-8	8	2	Serial, 2-Wire, I2C	14.8kSPs	1.9	-40 to 105				
584-AD5337BRMZ	AD5337BRMZ	MSOP-8	8	2	Serial, 2-Wire, I2C	14.8kSPs	1.9	-40 to 105				
584-AD5428YRUZ	AD5428YRUZ	TSSOP-20	8	2	Parallel	21.3Msps	0.0033	-40 to 125				
584-AD5429YRUZ	AD5429YRUZ	TSSOP-16	8	2	SPI	2.47Msps	0.0035	-40 to 125				

© Copyright 2014 Mouser Electronics
© Copyright 2014 Mouser Electronics

ANALOG DEVICES INC. Converters

Products may be RoHS compliant. Check mouser.com for RoHS status.

DIGITAL-TO-ANALOG CONVERTERS (CONT.)

For quantities greater than listed, call for quote.

MOUSER STOCK NO.	ADI Part No.	Package	Resolution	DAC Channels	Architecture	Conversion Rate	Power Dissipation (Max.) (mW)	Operating Temperature (°C)	Price Each 1	10	100	250
584-AD7302BNZ	AD7302BNZ	PDIP-20	8	2	Parallel	833kSPs	24.8	-40 to 105				
584-AD7302BRUZ	AD7302BRUZ	TSSOP-20	8	2	Parallel	833kSPs	24.8	-40 to 105				
584-AD7302BRZ	AD7302BRZ	SOIC-20	8	2	Parallel	833kSPs	24.8	-40 to 105				
584-AD7303BNZ	AD7303BNZ	PDIP-8	8	2	SPI	833kSPs	6.93	-40 to 105				
584-AD7303BRMZ	AD7303BRMZ	MSOP-8	8	2	SPI	833kSPs	6.93	-40 to 105				
584-AD7303BRZ	AD7303BRZ	SOIC-8	8	2	SPI	833kSPs	6.93	-40 to 105				
584-AD7524JRZ	AD7524JRZ	SOIC-16	8	2	TTL, CMOS	-	450	-40 to 85				
584-AD7524KNZ	AD7524KNZ	PDIP-16	8	2	TTL, CMOS	-	450	-40 to 85				
584-AD7524LNZ	AD7524LNZ	PDIP-16	8	2	TTL, CMOS	-	450	-40 to 85				
584-AD7528JNZ	AD7528JNZ	PDIP-20	8	2	Parallel	5.6MSPs	30	-55 to 125				
584-AD7528JPZ	AD7528JPZ	PLCC-20	8	2	Parallel	5.6MSPs	30	-55 to 125				
584-AD7528JRZ	AD7528JRZ	SOIC-20	8	2	Parallel	5.6MSPs	30	-55 to 125				
584-AD7528KNZ	AD7528KNZ	PDIP-20	8	2	Parallel	5.6MSPs	30	-55 to 125				
584-AD7528KPZ	AD7528KPZ	PLCC-20	8	2	Parallel	5.6MSPs	30	-55 to 125				
584-AD7528LNZ	AD7528LNZ	PDIP-20	8	2	Parallel	5.6MSPs	30	-55 to 125				
584-AD7528LR	AD7528LR	SOIC-20	8	2	Parallel	5.6MSPs	30	-55 to 125				
584-AD7528LRZ	AD7528LRZ	SOIC-20	8	2	Parallel	5.6MSPs	30	-55 to 125				
584-AD7628KNZ	AD7628KNZ	PDIP-20	8	2	TTL, CMOS	-	450	-40 to 85				
584-AD7628KPZ	AD7628KPZ	PLCC-20	8	2	TTL, CMOS	-	450	-40 to 85				
584-AD7628KRZ	AD7628KRZ	SOIC-20	8	2	TTL, CMOS	-	450	-40 to 85				
584-AD9114BCPZ	AD9114BCPZ	LFCSP-40	8	2	Parallel	125MSPs	-	-40 to 85				
584-AD9709ASTZ	AD9709ASTZ	LQFP-48	8	2	Parallel	125MSPs	450	-40 to 85				
584-AD9714BCPZ	AD9714BCPZ	LFCSP-40	8	2	Parallel	125MSPs	-	-40 to 85				
584-DAC08CPZ	DAC08CPZ	PDIP-16	8	2	Parallel	11.80MSPs	174	-40 to 85				
584-DAC08CSZ	DAC08CSZ	SOIC-16	8	2	Parallel	11.80MSPs	174	-40 to 85				
584-DAC08EPZ	DAC08EPZ	PDIP-16	8	2	Parallel	11.80MSPs	174	-40 to 85				
584-DAC08ESZ	DAC08ESZ	SOIC-16	8	2	Parallel	11.80MSPs	174	0 to 70				
584-AD5304ARMZ	AD5304ARMZ	MSOP-10	8	4	SPI	167kSPs	4.5	-40 to 105				
584-AD5304ARMZ-R7	AD5304ARMZ-REEL7	MSOP-10	8	4	SPI	167kSPs	4.5	-40 to 105				
584-AD5304BRMZ	AD5304BRMZ	MSOP-10	8	4	SPI	167kSPs	4.5	-40 to 105				
584-AD5305ARMZ	AD5305ARMZ	MSOP-10	8	4	Serial	167kSPs	5	-40 to 105				
584-AD5305BRMZ	AD5305BRMZ	MSOP-10	8	4	Serial	167kSPs	5	-40 to 105				
584-AD5306ARUZ	AD5306ARUZ	TSSOP-16	8	4	Serial	167kSPs	2.5	-40 to 105				
584-AD5306BRUZ	AD5306BRUZ	TSSOP-16	8	4	Serial	167kSPs	2.5	-40 to 105				
584-AD5307ARUZ	AD5307ARUZ	TSSOP-16	8	4	SPI	167kSPs	4.5	-40 to 105				
584-AD5307BRUZ	AD5307BRUZ	TSSOP-16	8	4	SPI	167kSPs	4.5	-40 to 105				
584-AD5334BRUZ	AD5334BRUZ	TSSOP-24	8	4	Parallel	167kSPs	4.5	-40 to 105				
584-AD7225CRSZ	AD7225CRSZ	SSOP-24	8	4	Parallel	200kSPs	150	-40 to 85				
584-AD7225KNZ	AD7225KNZ	PDIP-24	8	4	Parallel	200kSPs	150	-40 to 85				
584-AD7225LNZ	AD7225LNZ	PDIP-24	8	4	Parallel	200kSPs	150	-40 to 85				
584-AD7225LPZ	AD7225LPZ	PLCC-28	8	4	Parallel	200kSPs	150	-40 to 85				
584-AD7225LRZ	AD7225LRZ	SOIC-24	8	4	Parallel	200kSPs	150	-40 to 85				
584-AD7226BRSZ	AD7226BRSZ	SSOP-20	8	4	TTL, CMOS	-	500	-40 to 85				
584-AD7226KNZ	AD7226KNZ	PDIP-20	8	4	TTL, CMOS	-	500	-40 to 85				
584-AD7226KPZ	AD7226KPZ	PLCC-20	8	4	TTL, CMOS	-	500	-40 to 85				
584-AD7226KRZ	AD7226KRZ	SOIC-20	8	4	TTL, CMOS	-	195	-				
584-AD7304BRUZ	AD7304BRUZ	TSSOP-16	8	4	SPI	1MSPs	60	-40 to 125				
584-AD7304BRZ	AD7304BRZ	SOIC-16	8	4	SPI	1MSPs	60	-40 to 125				
584-AD7304YRZ	AD7304YRZ	SOIC-16	8	4	SPI	1MSPs	60	-40 to 125				
584-AD7305BRUZ	AD7305BRUZ	TSSOP-20	8	4	Parallel	1MSPs	60	-40 to 125				
584-AD7305BRZ	AD7305BRZ	SOIC-20	8	4	Parallel	1MSPs	60	-40 to 125				
584-AD7305YRZ	AD7305YRZ	SOIC-20	8	4	Parallel	1MSPs	60	-40 to 125				
584-DAC8408FPZ	DAC8408FPZ	PDIP-28	8	4	TTL, CMOS	-	20	-40 to 85				
584-DAC8408FSZ	DAC8408FSZ	SOIC-28	8	4	TTL, CMOS	-	20	-40 to 85				
584-DAC8426FSZ	DAC8426FSZ	SOIC-20	8	4	TTL, CMOS	-	210	-40 to 85				
584-AD5308ARUZ	AD5308ARUZ	TSSOP-16	8	8	SPI	167kSPs	5	-40 to 105				
584-AD5308ARUZ-R7	AD5308ARUZ-REEL7	TSSOP-16	8	8	SPI	167kSPs	5	-40 to 105				
584-AD5308BRUZ	AD5308BRUZ	TSSOP-16	8	8	SPI	167kSPs	5	-40 to 105				
584-AD5346BRUZ	AD5346BRUZ	TSSOP-38	8	8	Parallel	167kSPs	8.3	-40 to 105				
584-AD7228ABNZ	AD7228ABNZ	PDIP-24	8	8	TTL, CMOS	-	310	-				
584-AD7228ABPZ	AD7228ABPZ	PLCC-28	8	8	TTL, CMOS	-	1000	-40 to 85				
584-AD7228ABRZ	AD7228ABRZ	SOIC-24	8	8	TTL, CMOS	-	310	-				
584-AD7228ACNZ	AD7228ACNZ	PDIP-24	8	8	TTL, CMOS	-	1000	-40 to 85				
584-AD7228ACPZ	AD7228ACPZ	PLCC-28	8	8	TTL, CMOS	-	1000	-40 to 85				
584-AD7228ACRZ	AD7228ACRZ	SOIC-24	8	8	TTL, CMOS	-	310	-				
584-AD7228LNZ	AD7228LNZ	PDIP-24	8	8	TTL, CMOS	-	1000	-				
584-AD8801ARZ	AD8801ARZ	SOIC-16	8	8	SPI	1.7MSPs	20	-40 to 85				
584-AD8803ARZ	AD8803ARZ	SOIC-16	8	8	SPI	1.7MSPs	20	-40 to 85				
584-AD8842ARZ	AD8842ARZ	SOIC-24	8	8	SPI	500kSPs	135	-40 to 85				
584-DAC8800FSZ	DAC8800FSZ	SOIC-20	8	8	Serial	-	25	-40 to 85				
584-AD8802ARZ	AD8802ARZ	SOIC-20	8	12	SPI	1.7MSPs	20	-40 to 85				
584-AD8804ANZ	AD8804ANZ	PDIP-20	8	12	SPI	1.7MSPs	20	-40 to 85				
584-AD8804ARUZ	AD8804ARUZ	TSSOP-20	8	12	SPI	1.7MSPs	20	-40 to 85				
584-AD5311BRMZ	AD5311BRMZ	MSOP-8	10	1	Serial	143kSPs	1.4	-40 to 105				
584-AD5331BRUZ	AD5331BRUZ	TSSOP-20	10	1	Parallel	143kSPs	1.25	-40 to 105				
584-AD5432YRMZ	AD5432YRMZ	MSOP-10	10	1	SPI	2.47MSPs	0.025	-40 to 125				
584-AD5433YCPZ	AD5433YCPZ	LFCSP-20	10	1	Parallel	20.4MSPs	0.00175	-40 to 125				
584-AD5433YRUZ	AD5433YRUZ	TSSOP-20	10	1	Parallel	20.4MSPs	0.00175	-40 to 125				
584-AD5611AKSZ-500R7	AD5611AKSZ-500RL7	SC70-6	10	1	SPI	1.7MSPs	0.55	-40 to 125				
584-AD5612BKSZ2500R7	AD5612BKSZ-2500RL7	SC70-6	10	1	Serial	1.7MSPs	0.55	-40 to 125				
584-AD561JNZ	AD561JNZ	PDIP-16	10	1	TTL, CMOS	-	-	0 to 70				
584-AD7391ARZ	AD7391ARZ	SOIC-8	10	1	SPI	17kSPs	0.5	-40 to 125				
584-AD7533JNZ	AD7533JNZ	PDIP-16	10	1	Parallel	1.7MSPs	30	-55 to 125				
584-AD7533KNZ	AD7533KNZ	PDIP-16	10	1	Parallel	1.7MSPs	30	-55 to 125				
584-AD7533KPZ	AD7533KPZ	PLCC-20	10	1	Parallel	1.7MSPs	30	-55 to 125				
584-AD7533KRZ	AD7533KRZ	SOIC-16	10	1	Parallel	1.7MSPs	30	-55 to 125				
584-AD7533LNZ	AD7533LNZ	PDIP-16	10	1	Parallel	1.7MSPs	30	-55 to 125				
584-AD7579JNZ	AD7579JNZ	PDIP-24	10	1	SAR	20us	-	0 to 70				
584-AD9705BCPZ	AD9705BCPZ	LFCSP-32	10	1	Parallel	175MSPs	57	-25 to 85				
584-AD9734BBCZ	AD9734BBCZ	BGA-160	10	1	LVDS, Parallel	1.2GSPs	550	-40 to 85				
584-AD9740ACPZ	AD9740ACPZ	LFCSP-32	10	1	Parallel	210MSPs	145	-40 to 85				
584-AD9740ARUZ	AD9740ARUZ	TSSOP-28	10	1	Parallel	210MSPs	145	-40 to 85				
584-AD9750ARUZ	AD9750ARUZ	TSSOP-28	10	1	Parallel	125MSPs	230	-40 to 85				
584-AD9750ARZ	AD9750ARZ	SOIC-28	10	1	Parallel	125MSPs	230	-40 to 85				
584-AD9751ASTZ	AD9751ASTZ	LQFP-48	10	1	Parallel	300MSPs	165	-40 to 85				
584-AD9760ARUZ	AD9760ARUZ	TSSOP-28	10	1	Parallel	125MSPs	175	-25 to 85				
584-AD9760ARUZ50	AD9760ARUZ50	TSSOP-28	10	1	Parallel	125MSPs	175	-25 to 85				
584-AD9760ARZ	AD9760ARZ	SOIC-28	10	1	Parallel	125MSPs	175	-25 to 85				

© Copyright 2014 Mouser Electronics
© Copyright 2014 Mouser Electronics

ANALOG DEVICES INC. Converters

Products may be RoHS compliant. Check mouser.com for RoHS status.

DIGITAL-TO-ANALOG CONVERTERS (CONT.)

For quantities greater than listed, call for quote.

MOUSER STOCK NO.	ADI Part No.	Package	Resolution	DAC Channels	Architecture	Conversion Rate	Power Dissipation (Max.) (mW)	Operating Temperature (°C)	Price Each 1	10	100	250
584-AD9760ARZ50	AD9760ARZ50	SOIC-28	10	1	Parallel	125MSPs	175	-25 to 85				
584-ADV7127KRUZ50	ADV7127KRUZ50	TSSOP-24	10	1	Parallel	240MSPs	30	-40 to 85				
584-AD5312ARMZ	AD5312ARMZ	MSOP-10	10	2	SPI	143kSPs	2.5	-40 to 105				
584-AD5312BRMZ	AD5312BRMZ	MSOP-10	10	2	SPI	143kSPs	2.5	-40 to 105				
584-AD5313ARUZ	AD5313ARUZ	TSSOP-16	10	2	SPI	143kSPs	2.5	-40 to 105				
584-AD5313BRUZ	AD5313BRUZ	TSSOP-16	10	2	SPI	143kSPs	2.5	-40 to 105				
584-AD5333BRUZ	AD5333BRUZ	TSSOP-24	10	2	Parallel	143kSPs	2.25	-40 to 105				
584-AD5338ARMZ	AD5338ARMZ	MSOP-8	10	2	Serial, 2-Wire, I2C	14.8kSPs	1.9	-40 to 105				
584-AD5338BRMZ	AD5338BRMZ	MSOP-8	10	2	Serial, 2-Wire, I2C	14.8kSPs	1.9	-40 to 105				
584-AD5439YRUZ	AD5439YRUZ	TSSOP-16	10	2	SPI	2.47MSPs	0.0035	-40 to 125				
584-AD5440YRUZ	AD5440YRUZ	TSSOP-24	10	2	Parallel	21.3MSPs	0.0033	-40 to 125				
584-AD7397ARZ	AD7397ARZ	SOIC-24	10	2	Parallel	17kSPs	1	-40 to 125				
584-AD9115BCPZ	AD9115BCPZ	LFCSP-40	10	2	Parallel	125MSPs	-	-40 to 85				
584-AD9715BCPZ	AD9715BCPZ	LFCSP-40	10	2	Parallel	125MSPs	-	-40 to 85				
584-AD9743BCPZ	AD9743BCPZ	LFCSP-72	10	2	Parallel	250MSPs	345	-40 to 85				
584-AD9761ARSZ	AD9761ARSZ	SSOP-28	10	2	Parallel	40MSPs	250	-40 to 85				
584-AD9763ASTZ	AD9763ASTZ	LQFP-48	10	2	Parallel	125MSPs	450	-40 to 85				
584-DAC10GPZ	DAC10GPZ	PDIP-18	10	2	Parallel	-	285	0 to 70				
584-AD5314ARMZ	AD5314ARMZ	MSOP-10	10	4	SPI	143kSPs	5	-40 to 105				
584-AD5314BRMZ	AD5314BRMZ	MSOP-10	10	4	SPI	143kSPs	5	-40 to 105				
584-AD5315ARMZ	AD5315ARMZ	MSOP-10	10	4	Serial	143kSPs	5	-40 to 105				
584-AD5315ARMZ-R7	AD5315ARMZ-REEL7	MSOP-10	10	4	Serial	143kSPs	5	-40 to 105				
584-AD5315BRMZ	AD5315BRMZ	MSOP-10	10	4	Serial	143kSPs	5	-40 to 105				
584-AD5316ARUZ	AD5316ARUZ	TSSOP-16	10	4	Serial	143kSPs	2.5	-40 to 105				
584-AD5316BRUZ	AD5316BRUZ	TSSOP-16	10	4	Serial	143kSPs	2.5	-40 to 105				
584-AD5316RBRUZ	AD5316RBRUZ	TSSOP-16	10	4	Serial	143kSPs	2.5	-40 to 105				
584-AD5317ARUZ	AD5317ARUZ	TSSOP-16	10	4	SPI	143kSPs	2.5	-40 to 105				
584-AD5317BRUZ	AD5317BRUZ	TSSOP-16	10	4	SPI	143kSPs	2.5	-40 to 105				
584-AD5317RBRUZ	AD5317RBRUZ	TSSOP-16	10	4	SPI	143kSPs	2.5	-40 to 105				
584-AD5335BRUZ	AD5335BRUZ	TSSOP-24	10	4	Parallel	143kSPs	4.5	-40 to 105				
584-AD5336BRUZ	AD5336BRUZ	TSSOP-28	10	4	Parallel	143kSPs	4.5	-40 to 105				
584-AD7399BRUZ	AD7399BRUZ	TSSOP-16	10	4	SPI	167kSPs	27	-40 to 125				
584-AD7399BRZ	AD7399BRZ	SOIC-16	10	4	SPI	167kSPs	27	-40 to 125				
584-AD7805BRSZ	AD7805BRSZ	SSOP-28	10	4	Parallel	667kSPs	66	-40 to 85				
584-AD5318ARUZ	AD5318ARUZ	TSSOP-16	10	8	SPI	167kSPs	5	-40 to 105				
584-AD5318BRUZ	AD5318BRUZ	TSSOP-16	10	8	SPI	167kSPs	5	-40 to 105				
584-AD5347BCPZ	AD5347BCPZ	LFCSP-40	10	8	Parallel	143kSPs	8.3	-40 to 105				
584-AD5347BRUZ	AD5347BRUZ	TSSOP-38	10	8	Parallel	143kSPs	8.3	-40 to 105				
584-AD7809BSTZ	AD7809BSTZ	TQFP-44	10	8	Parallel	667kSPs	99	-40 to 85				
584-AD9119BBCZ	AD9119BBCZ	BGA-160	11	1	LVDS, DHSTL	5.6 GSPs	1300	-40 to 85				
584-AD9737ABBCZ	AD9737ABBCZ	BGA-160	11	1	SPI	2500MSPs	770	-40 to 85				
584-AD5320BRMZ	AD5320BRMZ	MSOP-8	12	1	SPI	125kSPs	0.345	-40 to 105				
584-AD5320BRTZ-500R7	AD5320BRTZ-500RL7	SOT-23-6	12	1	SPI	125kSPs	0.345	-40 to 105				
584-AD5321BRMZ	AD5321BRMZ	MSOP-8	12	1	Serial	125kSPs	1.4	-40 to 105				
584-AD5321BRTZ-500R7	AD5321BRTZ-500RL7	SOT-23-6	12	1	Serial	125kSPs	1.4	-40 to 105				
584-AD5340BRUZ	AD5340BRUZ	TSSOP-24	12	1	Parallel	125kSPs	1.25	-40 to 105				
584-AD5410AREZ	AD5410AREZ	TSSOP-24	12	1	Serial	-	-	-40 to 85				
584-AD5412AREZ	AD5412AREZ	TSSOP-24	12	1	SPI	40kSPs	158	-40 to 85				
584-AD5441BRMZ	AD5441BRMZ	MSOP-8	12	1	Serial	5MSPs	0.055	-40 to 125				
584-AD5443YRMZ	AD5443YRMZ	MSOP-10	12	1	SPI	2.47MSPs	0.025	-40 to 125				
584-AD5443YRMZ-R7	AD5443YRMZ-REEL7	MSOP-10	12	1	SPI	2.47MSPs	0.025	-40 to 125				
584-AD5444YRMZ	AD5444YRMZ	MSOP-10	12	1	SPI	2.7MSPs	0.0505	-40 to 125				
584-AD5445YCPZ	AD5445YCPZ	LFCSP-20	12	1	Parallel	20.4MSPs	0.00175	-40 to 125				
584-AD5445YRUZ	AD5445YRUZ	TSSOP-20	12	1	Parallel	20.4MSPs	0.00175	-40 to 125				
584-AD5452YRMZ	AD5452YRMZ	MSOP-8	12	1	SPI	2.7MSPs	0.0035	-40 to 125				
584-AD5501BRUZ	AD5501BRUZ	TSSOP-16	12	1	SPI	-	-	-40 to 105				
584-AD5530BRUZ	AD5530BRUZ	TSSOP-16	12	1	SPI	50kSPs	60	-40 to 85				
584-AD5620ARJZ1500R7	AD5620ARJZ-1500RL7	SOT-23-8	12	1	SPI	125kSPs	5	-40 to 105				
584-AD5620ARJZ2500R7	AD5620ARJZ-2500RL7	SOT-23-8	12	1	SPI	125kSPs	5	-40 to 105				
584-AD5620BRJZ1500R7	AD5620BRJZ-1500RL7	SOT-23-8	12	1	SPI	125kSPs	5	-40 to 105				
584-AD5620BRJZ2500R7	AD5620BRJZ-2500RL7	SOT-23-8	12	1	SPI	125kSPs	5	-40 to 105				
584-AD5620CRMZ-1	AD5620CRMZ-1	MSOP-8	12	1	SPI	125kSPs	5	-40 to 105				
584-AD5620CRMZ-2	AD5620CRMZ-2	MSOP-8	12	1	SPI	125kSPs	5	-40 to 105				
584-AD5620CRMZ-3	AD5620CRMZ-3	MSOP-8	12	1	SPI	125kSPs	5	-40 to 105				
584-AD5621AKSZ-500R7	AD5621AKSZ-500RL7	SC70-6	12	1	SPI	1.7MSPs	0.55	-40 to 125				
584-AD5621AKSZ-R7	AD5621AKSZ-REEL7	SC70-6	12	1	SPI	1.7MSPs	0.55	-40 to 125				
584-AD5621BKSZ-500R7	AD5621BKSZ-500RL7	SC70-6	12	1	SPI	1.7MSPs	0.55	-40 to 125				
584-AD5621BKSZ-R7	AD5621BKSZ-REEL7	SC70-6	12	1	SPI	1.7MSPs	0.55	-40 to 125				
584-AD5622AKSZ2500R7	AD5622AKSZ-2500RL7	SC70-6	12	1	Serial	1.7MSPs	0.55	-40 to 125				
584-AD5622BKSZ2500R7	AD5622BKSZ-2500RL7	SC70-6	12	1	Serial	1.7MSPs	0.55	-40 to 125				
584-AD5622YKSZ1500R7	AD5622YKSZ-1500RL7	SC70-6	12	1	Serial	1.7MSPs	0.55	-40 to 125				
584-AD5626BRMZ	AD5626BRMZ	MSOP-8	12	1	SPI	2MSPs	12.5	-40 to 85				
584-AD565AJRZ	AD565AJRZ	SOIC-28	12	1	-	-	1000	0 to 70				
584-AD667JNZ	AD667JNZ	PDIP-28	12	1	TTL, CMOS	-	1000	0 to 70				
584-AD667JPZ	AD667JPZ	PLCC-28	12	1	TTL, CMOS	-	1000	0 to 70				
584-AD667KNZ	AD667KNZ	PDIP-28	12	1	TTL, CMOS	-	555	-				
584-AD667KPZ	AD667KPZ	PLCC-28	12	1	TTL, CMOS	-	1000	0 to 70				
584-AD5687RBRUZ-RL7	AD5687RBRUZ-RL7	TSSOP-16	12	1	3-Wire, Serial	-	3.3	-40 to 105				
584-AD7233ANZ	AD7233ANZ	PDIP-8	12	1	Serial	100kSPs	168	-40 to 85				
584-AD7243ANZ	AD7243ANZ	PDIP-16	12	1	Serial	-	450	-40 to 85				
584-AD7243ARZ	AD7243ARZ	SOIC-16	12	1	Serial	-	84	-				
584-AD7245AANZ	AD7245AANZ	PDIP-24	12	1	Parallel	-	450	-40 to 85				
584-AD7245AARZ	AD7245AARZ	SOIC-24	12	1	Parallel	-	450	-40 to 85				
584-AD7245ABNZ	AD7245ABNZ	PDIP-24	12	1	Parallel	-	450	-40 to 85				
584-AD7245JNZ	AD7245JNZ	PDIP-24	12	1	Parallel	-	450	-				
584-AD7248AANZ	AD7248AANZ	PDIP-20	12	1	-	-	450	-40 to 85				
584-AD7248AAPZ	AD7248AAPZ	PLCC-20	12	1	-	-	450	-40 to 85				
584-AD7248AARZ	AD7248AARZ	SOIC-20	12	1	-	-	450	-40 to 85				
584-AD7390ANZ	AD7390ANZ	PDIP-8	12	1	SPI	17kSPs	0.5	-40 to 85				
584-AD7390ARZ	AD7390ARZ	SOIC-8	12	1	SPI	17kSPs	0.5	-40 to 85				
584-AD7392ARZ	AD7392ARZ	SOIC-20	12	1	Parallel	17kSPs	0.3	-40 to 85				
584-AD7545AKNZ	AD7545AKNZ	PDIP-20	12	1	CMOS	-	450	0 to 70				
584-AD7545AKPZ	AD7545AKPZ	PLCC-20	12	1	CMOS	-	450	0 to 70				
584-AD7545AKRZ	AD7545AKRZ	SOIC-20	12	1	CMOS	-	450	0 to 70				
584-AD7545ALNZ	AD7545ALNZ	PDIP-20	12	1	CMOS	-	450	0 to 70				
584-AD7545JNZ	AD7545JNZ	PDIP-20	12	1	CMOS	-	450	0 to 70				
584-AD7545KNZ	AD7545KNZ	PDIP-20	12	1	CMOS	-	450	0 to 70				
584-AD7548JNZ	AD7548JNZ	PDIP-20	12	1	TTL, CMOS	-	450	0 to 70				

© Copyright 2014 Mouser Electronics
© Copyright 2014 Mouser Electronics

DIGITAL-TO-ANALOG CONVERTERS (CONT.)

For quantities greater than listed, call for quote.

MOUSER STOCK NO.	ADI Part No.	Package	Resolution	DAC Channels	Architecture	Conversion Rate	Power Dissipation (Max.) (mW)	Operating Temperature (°C)	Price Each			
									1	10	100	250
584-AD7548JRZ	AD7548JRZ	SOIC-20	12	1	TTL, CMOS	-	-	-				
584-AD7548KNZ	AD7548KNZ	PDIP-20	12	1	TTL, CMOS	-	450	0 to 70				
584-AD767JNZ	AD767JNZ	PDIP-24	12	1	TTL, CMOS	-	1000	0 to 70				
584-AD767JPZ	AD767JPZ	PLCC-28	12	1	TTL, CMOS	-	400	-				
584-AD767KNZ	AD767KNZ	PDIP-24	12	1	TTL, CMOS	-	1000	0 to 70				
584-AD7845JPZ	AD7845JPZ	PLCC-28	12	1	TTL, CMOS	-	650	0 to 70				
584-AD7845JRZ	AD7845JRZ	SOIC-24	12	1	TTL, CMOS	-	650	0 to 70				
584-AD7845KNZ	AD7845KNZ	PDIP-24	12	1	TTL, CMOS	-	650	0 to 70				
584-AD7845KPZ	AD7845KPZ	PLCC-28	12	1	TTL, CMOS	-	650	0 to 70				
584-AD7943BNZ	AD7943BNZ	PDIP-16	12	1	Serial	1.7MSPs	0.025	-40 to 85				
584-AD7943BRSZ	AD7943BRSZ	SSOP-20	12	1	Serial	1.7MSPs	0.025	-40 to 85				
584-AD7943BRZ	AD7943BRZ	SOIC-16	12	1	Serial	1.7MSPs	0.025	-40 to 85				
584-AD7945ANZ-B	AD7945ANZ-B	PDIP-20	12	1	Parallel	-	0.025	-				
584-AD7945ARSZ-B	AD7945ARSZ-B	SSOP-20	12	1	Parallel	-	0.025	-				
584-AD7945BNZ	AD7945BNZ	PDIP-20	12	1	Parallel	-	670	-40 to 85				
584-AD7945BRZ	AD7945BRZ	SOIC-20	12	1	Parallel	-	0.025	-				
584-AD7948ARSZ-B	AD7948ARSZ-B	SSOP-20	12	1	Byte	1.7MSPs	0.025	-40 to 85				
584-AD7948BNZ	AD7948BNZ	PDIP-20	12	1	Byte	1.7MSPs	0.025	-40 to 85				
584-AD7948BRZ	AD7948BRZ	SOIC-20	12	1	Byte	1.7MSPs	0.025	-40 to 85				
584-AD8300ANZ	AD8300ANZ	PDIP-8	12	1	Serial	71kSPs	8.5	-40 to 85				
584-AD8300ARZ	AD8300ARZ	SOIC-8	12	1	Serial	71kSPs	8.5	-40 to 85				
584-AD9706BCPZ	AD9706BCPZ	LFCSP-32	12	1	Parallel	175MSPs	57	-40 to 85				
584-AD9742ACPZ	AD9742ACPZ	LFCSP-32	12	1	Parallel	210MSPs	145	-40 to 85				
584-AD9742ARUZ	AD9742ARUZ	TSSOP-28	12	1	Parallel	210MSPs	145	-40 to 85				
584-AD9752ARUZ	AD9752ARUZ	TSSOP-28	12	1	Parallel	125MSPs	220	-40 to 85				
584-AD9752ARZ	AD9752ARZ	SOIC-28	12	1	Parallel	125MSPs	220	-40 to 85				
584-AD9753ASTZ	AD9753ASTZ	LQFP-48	12	1	Parallel	300MSPs	165	-40 to 85				
584-AD9762ARUZ	AD9762ARUZ	TSSOP-28	12	1	Parallel	125MSPs	160	-40 to 85				
584-AD9762ARZ	AD9762ARZ	SOIC-28	12	1	Parallel	125MSPs	160	-40 to 85				
584-ADDAC80NZ-CBI-V	ADDAC80NZ-CBI-V	PDIP-24	12	1	-	-	300	0 to 70				
584-DAC8043AESZ	DAC8043AESZ	SOIC-8	12	1	Parallel, Serial 3-Wire	-	0.05	-40 to 85				
584-DAC8043AFPZ	DAC8043AFPZ	PDIP-8	12	1	Parallel, Serial 3-Wire	-	0.05	-40 to 85				
584-DAC8043FPZ	DAC8043FPZ	PDIP-8	12	1	Parallel, Serial 3-Wire	-	0.05	-40 to 85				
584-DAC8512FPZ	DAC8512FP*	PDIP-8	12	1	Serial	-	2.5	-40 to 85				
584-DAC8512FPZ	DAC8512FPZ	PDIP-8	12	1	Serial	-	2.5	-40 to 85				
584-DAC8512FSZ	DAC8512FSZ	SOIC-8	12	1	Serial	-	2.5	-40 to 85				
584-DAC8562FPZ	DAC8562FPZ	PDIP-20	12	1	Parallel	-	30	-40 to 85				
584-DAC8562FSZ	DAC8562FSZ	SOIC-20	12	1	Parallel	-	30	-40 to 85				
584-DAC312HSZ	DAC312HSZ	SOIC-20	12	1	Parallel	-	375	-40 to 85				
584-AD5025BRUZ	AD5025BRUZ	TSSOP-14	12	2	SPI	1.5MSPs	13.5	-40 to 125				
584-AD5322ARMZ	AD5322ARMZ	MSOP-10	12	2	SPI	125kSPs	2.5	-40 to 105				
584-AD5322BRMZ	AD5322BRMZ	MSOP-10	12	2	SPI	125kSPs	2.5	-40 to 105				
584-AD5323BRUZ	AD5323BRUZ	TSSOP-16	12	2	SPI	125kSPs	2.5	-40 to 105				
584-AD5339ARMZ	AD5339ARMZ	MSOP-8	12	2	Serial, 2-Wire, I2C	14.8kSPs	1.9	-40 to 105				
584-AD5339BRMZ	AD5339BRMZ	MSOP-8	12	2	Serial, 2-Wire, I2C	14.8kSPs	1.9	-40 to 105				
584-AD5342BRUZ	AD5342BRUZ	TSSOP-28	12	2	Parallel	125kSPs	2.3	-40 to 105				
584-AD5343BRUZ	AD5343BRUZ	TSSOP-20	12	2	Parallel	125kSPs	2.3	-40 to 105				
584-AD5405YCPZ	AD5405YCPZ	LFCSP-40	12	2	Parallel	21.3MSPs	0.05	-40 to 125				
584-AD5415YRUZ	AD5415YRUZ	TSSOP-24	12	2	SPI	2.47MSPs	0.0035	-40 to 125				
584-AD5447YRUZ	AD5447YRUZ	TSSOP-24	12	2	Parallel	21.3MSPs	0.0033	-40 to 125				
584-AD5449YRUZ	AD5449YRUZ	TSSOP-16	12	2	SPI	2.47MSPs	0.0035	-40 to 125				
584-AD5623RARMZ-5	AD5623RARMZ-5	SOP-10	12	2	SPI	287kSPs	5	-40 to 105				
584-AD5623RBRMZ-3	AD5623RBRMZ-3	MSOP-10	12	2	SPI	287kSPs	5	-40 to 105				
584-AD5623RBRMZ-5	AD5623RBRMZ-5	MSOP-10	12	2	SPI	287kSPs	5	-40 to 105				
584-AD5627BRMZ	AD5627BRMZ	MSOP-10	12	2	Serial	333kSPs	5.75	-40 to 105				
584-AD5627RBRMZ-1	AD5627RBRMZ-1	MSOP-10	12	2	Serial	333kSPs	5.75	-40 to 105				
584-AD5627RBRMZ-2	AD5627RBRMZ-2	MSOP-10	12	2	Serial	333kSPs	5.75	-40 to 105				
584-AD5722AREZ	AD5722AREZ	TSSOP-24	12	2	SPI	1MSPs	190	-40 to 85				
584-AD5722RBREZ	AD5722RBREZ	TSSOP-24	12	2	SPI	1.07MSPs	190	-40 to 85				
584-AD7237AARZ	AD7237AARZ	SOIC-24	12	2	Byte	125kSPs	300	-55 to 125				
584-AD7237JNZ	AD7237JNZ	PDIP-24	12	2	Byte	125kSPs	300	-55 to 125				
584-AD7247AANZ	AD7247AANZ	PDIP-24	12	2	Parallel	125kSPs	300	-55 to 125				
584-AD7247AARZ	AD7247AARZ	SOIC-24	12	2	Parallel	125kSPs	300	-55 to 125				
584-AD7247ABRZ	AD7247ABRZ	SOIC-24	12	2	Parallel	125kSPs	300	-55 to 125				
584-AD7247JRZ	AD7247JRZ	SOIC-24	12	2	Parallel	125kSPs	300	-55 to 125				
584-AD7247KRZ	AD7247KRZ	SOIC-24	12	2	Parallel	125kSPs	300	-55 to 125				
584-AD7249ANZ	AD7249ANZ	PDIP-16	12	2	Serial	125kSPs	300	-55 to 125				
584-AD7249ARZ	AD7249ARZ	SOIC-16	12	2	Serial	125kSPs	300	-55 to 125				
584-AD7249BRZ	AD7249BRZ	SOIC-16	12	2	Serial	125kSPs	300	-55 to 125				
584-AD7396ARZ	AD7396ARZ	SOIC-24	12	2	Parallel	17kSPs	1	-40 to 85				
584-AD7537JNZ	AD7537JNZ	PDIP-24	12	2	Byte	667kSPs	24	-55 to 125				
584-AD7537JPZ	AD7537JPZ	PLCC-28	12	2	Byte	667kSPs	24	-55 to 125				
584-AD7537KNZ	AD7537KNZ	PDIP-24	12	2	Byte	667kSPs	24	-55 to 125				
584-AD7537KPZ	AD7537KPZ	PLCC-28	12	2	Byte	667kSPs	24	-55 to 125				
584-AD7537KRZ	AD7537KRZ	SOIC-24	12	2	Byte	667kSPs	24	-55 to 125				
584-AD7537LNZ	AD7537LNZ	PDIP-24	12	2	Byte	667kSPs	24	-55 to 125				
584-AD7541AJNZ	AD7541AJNZ	PDIP-18	12	2	TTL, CMOS	-	450	0 to 70				
584-AD7541AKNZ	AD7541AKNZ	PDIP-18	12	2	TTL, CMOS	-	450	0 to 70				
584-AD7541AKRZ	AD7541AKRZ	SOIC-18	12	2	TTL, CMOS	-	450	0 to 70				
584-AD7542JNZ	AD7542JNZ	PDIP-16	12	2	CMOS	-	670	-40 to 85				
584-AD7542KNZ	AD7542KNZ	PDIP-16	12	2	CMOS	-	670	-40 to 85				
584-AD7543KNZ	AD7543KNZ	PDIP-16	12	2	Serial	-	670	-40 to 85				
584-AD7547JPZ	AD7547JPZ	PLCC-28	12	2	Parallel	-	450	-40 to 85				
584-AD7547JRZ	AD7547JRZ	SOIC-24	12	2	Parallel	-	450	-40 to 85				
584-AD7547KNZ	AD7547KNZ	PDIP-24	12	2	Parallel	-	450	-40 to 85				
584-AD7549JNZ	AD7549JNZ	PDIP-20	12	2	TTL, CMOS	-	450	-40 to 85				
584-AD7549JPZ	AD7549JPZ	PLCC-20	12	2	TTL, CMOS	-	450	-40 to 85				
584-AD7837ANZ	AD7837ANZ	PDIP-24	12	2	Byte	-	210	-				
584-AD7837ARZ	AD7837ARZ	SOIC-24	12	2	Byte	-	210	-				
584-AD7837BNZ	AD7837BNZ	PDIP-24	12	2	Byte	-	210	-				
584-AD7837BRZ	AD7837BRZ	SOIC-24	12	2	Byte	-	1000	-40 to 85				
584-AD7847ANZ	AD7847ANZ	PDIP-24	12	2	Parallel	-	1000	-40 to 85				
584-AD8522ANZ	AD8522ANZ	PDIP-14	12	2	Serial	62.5kSPs	25	-40 to 85				
584-AD8522ARZ	AD8522ARZ	SOIC-14	12	2	Serial	62.5kSPs	25	-40 to 85				
584-AD8582ARZ	AD8582ARZ	SOIC-24	12	2	Parallel	62.5kSPs	35	-40 to 85				
584-AD9716BCPZ	AD9716BCPZ	LFCSP-40	12	2	Parallel	125MSPs	-	-40 to 85				
584-AD9765ASTZ	AD9765ASTZ	LQFP-48	12	2	Parallel	125MSPs	450	-40 to 85				
584-AD9773BSVZ	AD9773BSVZ	TQFP-80	12	2	Parallel	400MSPs	410	-40 to 85				

© Copyright 2014 Mouser Electronics

© Copyright 2014 Mouser Electronics

ANALOG DEVICES INC. Converters

Products may be RoHS compliant. Check mouser.com for RoHS status.

DIGITAL-TO-ANALOG CONVERTERS (CONT.)

For quantities greater than listed, call for quote.

MOUSER STOCK NO.	ADI Part No.	Package	Resolution	DAC Channels	Architecture	Conversion Rate	Power Dissipation (Max.) (mW)	Operating Temperature (°C)	Price Each 1	10	100	250
584-AD9776ABSVZ	AD9776ABSVZ	TQFP-100	12	2	Parallel	1GSPs	300	-40 to 85				
584-AD9780BCPZ	AD9780BCPZ	LFCSP-72	12	2	LVDS	600MSPs	462.3	-40 to 85				
584-AD9785BSVZ	AD9785BSVZ	TQFP-100	12	2	Parallel	800MSPs	450	-40 to 85				
584-DAC312HPZ	DAC312HPZ	PDIP-20	12	2	Parallel	-	375	-40 to 85				
584-DAC8222FSZ	DAC8222FSZ	SOIC-24	12	2	Parallel	-	0.5	-40 to 85				
584-DAC8248FPZ	DAC8248FPZ	PDIP-24	12	2	CMOS	-	0.5	-40 to 85				
584-DAC8248FSZ	DAC8248FSZ	SOIC-24	12	2	CMOS	-	-	-40 to 85				
584-PM7543FSZ	PM7543FSZ	SOIC-16	12	2	Serial	-	-	-40 to 85				
584-DAC312FR	DAC312FR	CDIP-20	12	2	Parallel	-	375	-40 to 85				
584-DAC8221GPZ	DAC8221GPZ	PDIP-24	12	2	Parallel	-	-	0 to 70				
584-AD5024BRUZ	AD5024BRUZ	TSSOP-16	12	4	SPI	125kSPs	20	-40 to 125				
584-AD5324ARMZ	AD5324ARMZ	MSOP-10	12	4	SPI	125kSPs	5	-40 to 105				
584-AD5324BRMZ	AD5324BRMZ	MSOP-10	12	4	SPI	125kSPs	5	-40 to 105				
584-AD5325ARMZ	AD5325ARMZ	MSOP-10	12	4	Serial	125kSPs	5	-40 to 105				
584-AD5325BRMZ	AD5325BRMZ	MSOP-10	12	4	Serial	125kSPs	5	-40 to 105				
584-AD5326ARUZ	AD5326ARUZ	TSSOP-16	12	4	Serial	125kSPs	2.5	-40 to 105				
584-AD5326BRUZ	AD5326BRUZ	TSSOP-16	12	4	Serial	125kSPs	2.5	-40 to 105				
584-AD5327ARUZ	AD5327ARUZ	TSSOP-16	12	4	SPI	125kSPs	4.5	-40 to 105				
584-AD5327BRUZ	AD5327BRUZ	TSSOP-16	12	4	SPI	125kSPs	4.5	-40 to 105				
584-AD5344BRUZ	AD5344BRUZ	TSSOP-28	12	4	Parallel	125kSPs	4.5	-40 to 105				
584-AD5504BRUZ	AD5504BRUZ	TSSOP-16	12	4	SPI	-	-	-40 to 105				
584-AD5582YRVZ	AD5582YRVZ	TSSOP-48	12	4	Parallel	200kSPs	52.5	-40 to 125				
584-AD5624BRMZ	AD5624BRMZ	MSOP-10	12	4	SPI	287kSPs	4.5	-40 to 105				
584-AD5624RBRMZ-3	AD5624RBRMZ-3	MSOP-10	12	4	SPI	287kSPs	6.6	-40 to 105				
584-AD5624RBRMZ-5	AD5624RBRMZ-5	MSOP-10	12	4	SPI	287kSPs	6.6	-40 to 105				
584-AD5625BRUZ	AD5625BRUZ	TSSOP-14	12	4	Serial	333kSPs	-	-40 to 105				
584-AD5625RBRUZ-1	AD5625RBRUZ-1	TSSOP-14	12	4	Serial	333kSPs	-	-40 to 105				
584-AD5684BRUZ	AD5684BRUZ	TSSOP-16	12	4	SPI	-	-	-40 to 105				
584-AD5684RARUZ	AD5684RARUZ	SOP-16	12	4	SPI	25MSPs	-	-40 to 105				
584-AD5684RBRUZ	AD5684RBRUZ	SOP-16	12	4	SPI	25MSPs	-	-40 to 105				
584-AD5694ARUZ	AD5694ARUZ	TSSOP-16	12	4	I2C	-	-	-40 to 105				
584-AD5694BRUZ	AD5694BRUZ	TSSOP-16	12	4	I2C	-	-	-40 to 105				
584-AD5694RARUZ	AD5694RARUZ	TSSOP-16	12	4	Serial	-	-	-40 to 105				
584-AD5694RBRUZ	AD5694RBRUZ	TSSOP-16	12	4	Serial	-	-	-40 to 105				
584-AD5724AREZ	AD5724AREZ	TSSOP-24	12	4	SPI	100kSPs	310	-40 to 85				
584-AD5724RBREZ	AD5724RBREZ	TSSOP-24	12	4	SPI	1.1MSPs	310	-40 to 85				
584-AD5735ACPZ	AD5735ACPZ	LFCSP-64	12	4	SPI	-	173	-40 to 105				
584-AD5737ACPZ	AD5737ACPZ	LFCSP-64	12	4	SPI	-	155	-40 to 105				
584-AD7398BRUZ	AD7398BRUZ	TSSOP-16	12	4	SPI	167kSPs	27	-40 to 125				
584-AD7398BRZ	AD7398BRZ	SOIC-16	12	4	SPI	167kSPs	27	-40 to 125				
584-AD7564ARSZ-B	AD7564ARSZ-B	SSOP-28	12	4	Serial	1.8MSPs	0.05	-40 to 85				
584-AD7564BNZ	AD7564BNZ	PDIP-28	12	4	Serial	1.8MSPs	0.05	-40 to 85				
584-AD7564BRSZ	AD7564BRSZ	SSOP-28	12	4	Serial	1.8MSPs	0.05	-40 to 85				
584-AD7564BRZ	AD7564BRZ	SOIC-28	12	4	Serial	1.8MSPs	0.05	-40 to 85				
584-AD9106BCPZ	AD9106BCPZ	LFCSP-32	12	4	SPI	-	315	-40 to 85				
584-DAC8412FPC	DAC8412FPC	PLCC-28	12	4	Parallel	-	1000	-40 to 85				
584-DAC8412FPCZ	DAC8412FPCZ	PLCC-28	12	4	Parallel	-	1000	-40 to 85				
584-DAC8412FPZ	DAC8412FPZ	PDIP-28	12	4	Parallel	-	1000	-40 to 85				
584-DAC8413FPCZ	DAC8413FPCZ	PLCC-28	12	4	Parallel	-	1000	-40 to 85				
584-DAC8413FPZ	DAC8413FPZ	PDIP-28	12	4	Parallel	-	1000	-40 to 85				
584-DAC8420ESZ	DAC8420ESZ	SOIC-16	12	4	Parallel, Serial	-	1000	-40 to 85				
584-DAC8420FPZ	DAC8420FPZ	PDIP-16	12	4	Parallel, Serial	-	1000	-40 to 85				
584-DAC8420FSZ	DAC8420FSZ	SOIC-16	12	4	Parallel, Serial	-	1000	-40 to 85				
584-AD9963BCPZ	AD9963BCPZ	LFCSP-72	12	5	-	175MSPs	298	-40 to 85				
584-AD5328ARUZ	AD5328ARUZ	TSSOP-16	12	8	SPI	167kSPs	5	-40 to 105				
584-AD5328BRUZ	AD5328BRUZ	TSSOP-16	12	8	SPI	167kSPs	5	-40 to 105				
584-AD5348BCPZ	AD5348BCPZ	LFCSP-40	12	8	Parallel	125kSPs	8.3	-40 to 105				
584-AD5348BRUZ	AD5348BRUZ	TSSOP-38	12	8	Parallel	125kSPs	8.3	-40 to 105				
584-AD5628ARUZ-2	AD5628ARUZ-2	TSSOP-16	12	8	SPI	95kSPs	12.5	-40 to 105				
584-AD5628BRUZ-1	AD5628BRUZ-1	TSSOP-14	12	8	SPI	95kSPs	12.5	-40 to 105				
584-AD5628BRUZ-2	AD5628BRUZ-2	TSSOP-16	12	8	SPI	95kSPs	12.5	-40 to 105				
584-AD5629RBRUZ-2	AD5629RBRUZ-2	TSSOP-16	12	8	Serial	166kSPs	-	-40 to 105				
584-AD7568BPZ	AD7568BPZ	PLCC-44	12	8	Serial	-	17.5	-40 to 85				
584-AD7568BSZ	AD7568BSZ	QFP-44	12	8	Serial	-	17.5	-40 to 85				
584-AD5391BCPZ-3	AD5391BCPZ-3	LFCSP-64	12	16	SPI	167kSPs	-	-40 to 85				
584-AD5391BCPZ-5	AD5391BCPZ-5	LFCSP-64	12	16	SPI	167kSPs	-	-40 to 85				
584-AD5391BSTZ-3	AD5391BSTZ-3	LQFP-52	12	16	SPI	167kSPs	-	-40 to 85				
584-AD5391BSTZ-5	AD5391BSTZ-5	LQFP-52	12	16	SPI	167kSPs	-	-40 to 85				
584-AD5383BSTZ-3	AD5383BSTZ-3	LQFP-100	12	32	SPI	167kSPs	-	-40 to 85				
584-AD5381BSTZ-3	AD5381BSTZ-3	LQFP-100	12	40	SPI	167kSPs	-	-40 to 85				
584-AD5381BSTZ-5	AD5381BSTZ-5	LQFP-100	12	40	SPI	167kSPs	-	-40 to 85				
584-AD7839ASZ	AD7839ASZ	QFP-44	13	8	Parallel	-	303	-40 to 85				
584-AD5446YRMZ	AD5446YRMZ	MSOP-10	14	1	Serial, SPI	2.7MSPs	0.0033	-40 to 125				
584-AD5453YRMZ	AD5453YRMZ	MSOP-8	14	1	Serial, SPI	2.7MSPs	-	-40 to 125				
584-AD5531BRUZ	AD5531BRUZ	TSSOP-16	14	1	Serial, SPI	50kSPs	60	-40 to 85				
584-AD5551BRZ	AD5551BRZ	SOIC-8	14	1	Serial, SPI	1MSPs	6.05	-40 to 85				
584-AD5552BRZ	AD5552BRZ	SOIC-14	14	1	Serial, SPI	1MSPs	6.05	-40 to 85				
584-AD5553CRMZ	AD5553CRMZ	MSOP-8	14	1	Serial, SPI	1.2MSPs	0.055	-40 to 85				
584-AD5556CRUZ	AD5556CRUZ	TSSOP-28	14	1	Parallel	2MSPs	0.055	-40 to 125				
584-AD5640CRMZ-1	AD5640CRMZ-1	MSOP-8	14	1	SPI	125kSPs	5	-40 to 105				
584-AD5640CRMZ-2	AD5640CRMZ-2	MSOP-8	14	1	SPI	125kSPs	5	-40 to 105				
584-AD5641AKSZ-500R7	AD5641AKSZ-500RL7	SC70-6	14	1	SPI	1.7MSPs	0.55	-40 to 125				
584-AD5641BKSZ-500R7	AD5641BKSZ-500RL7	SC70-6	14	1	SPI	1.7MSPs	0.55	-40 to 125				
584-AD7538JRZ	AD7538JRZ	SOIC-24	14	1	Parallel	667kSPs	60	-55 to 125				
584-AD7538KNZ	AD7538KNZ	PDIP-24	14	1	Parallel	667kSPs	60	-55 to 125				
584-AD7538KRZ	AD7538KRZ	SOIC-24	14	1	Parallel	667kSPs	60	-55 to 125				
584-AD7840ARSZ	AD7840ARSZ	SSOP-24	14	1	Parallel, Serial	400kSPs	110	-				
584-AD7840JNZ	AD7840JNZ	PDIP-24	14	1	Parallel, Serial	400kSPs	110	-				
584-AD7840JPZ	AD7840JPZ	PLCC-28	14	1	Parallel, Serial	400kSPs	450	0 to 70				
584-AD9102BCPZ	AD9102BCPZ	LFCSP-32	14	1	SPI	180MSPs	96.54	-40 to 85				
584-AD9129BBCZ	AD9129BBCZ	BGA-160	14	1	LVDS, DHSTL	5.6GSPs	1300	-40 to 85				
584-AD9707BCPZ	AD9707BCPZ	LFCSP-32	14	1	Parallel	175MSPs	57	-40 to 85				
584-AD9736BBCZ	AD9736BBCZ	BGA-160	14	1	LVDS, Parallel	1.2GSPs	550	-40 to 85				
584-AD9739ABBCZ	AD9739ABBCZ	BGA-160	14	1	LVDS, Parallel	2.5GSPs	960	-40 to 85				
584-AD9739BBCZ	AD9739BBCZ	BGA-160	14	1	LVDS	2.5GSPs	1160	-40 to 85				
584-AD9744ACPZ	AD9744ACPZ	LFCSP-32	14	1	Parallel	165MSPs	145	-40 to 85				
584-AD9744ARUZ	AD9744ARUZ	TSSOP-28	14	1	Parallel	165MSPs	145	-40 to 85				
584-AD9744ARZ	AD9744ARZ	SOIC-28	14	1	Parallel	165MSPs	145	-40 to 85				

© Copyright 2014 Mouser Electronics
© Copyright 2014 Mouser Electronics

DIGITAL-TO-ANALOG CONVERTERS (CONT.)

For quantities greater than listed, call for quote.

MOUSER STOCK NO.	ADI Part No.	Package	Resolution	DAC Channels	Architecture	Conversion Rate	Power Dissipation (Max.) (mW)	Operating Temperature (°C)	Price Each			
									1	10	100	250
584-AD9754ARUZ	AD9754ARUZ	TSSOP-28	14	1	Parallel	125MSPs	220	-40 to 85				
584-AD9754ARZ	AD9754ARZ	SOIC-28	14	1	Parallel	125MSPs	220	-40 to 85				
584-AD9755ASTZ	AD9755ASTZ	LQFP-48	14	1	Parallel	300MSPs	165	-40 to 85				
584-AD9764ARUZ	AD9764ARUZ	TSSOP-28	14	1	Parallel	125MSPs	170	-40 to 85				
584-AD9764ARZ	AD9764ARZ	SOIC-28	14	1	Parallel	125MSPs	170	-40 to 85				
584-AD9772AASTZ	AD9772AASTZ	LQFP-48	14	1	Parallel	160MSPs	272	-40 to 85				
584-AD9789BBCZ	AD9789BBCZ	BGA-164	14	1	LVDS, Parallel	2.4GSPs	1700	-40 to 85				
584-AD5045BRUZ	AD5045BRUZ	TSSOP-14	14	2	Serial, SPI	1.5MSPs	13.5	-40 to 125				
584-AD5555CRUZ	AD5555CRUZ	TSSOP-16	14	2	Serial, SPI	2MSPs	0.055	-40 to 85				
584-AD5557CRUZ	AD5557CRUZ	TSSOP-38	14	2	Parallel	2MSPs	0.055	-40 to 125				
584-AD5643RBRMZ-3	AD5643RBRMZ-3	MSOP-10	14	2	SPI	250kSPs	5	-40 to 105				
584-AD5643RBRMZ-5	AD5643RBRMZ-5	MSOP-10	14	2	SPI	250kSPs	5	-40 to 105				
584-AD5647RBRMZ	AD5647RBRMZ	MSOP-10	14	2	Serial, 2-Wire, I2C	285kSPs	5.75	-40 to 105				
584-AD5732AREZ	AD5732AREZ	TSSOP-24	14	2	SPI	1MSPs	190	-40 to 85				
584-AD7244JNZ	AD7244JNZ	PDIP-24	14	2	Serial	250kSPs	195	-55 to 125				
584-AD7244JRZ	AD7244JRZ	SOIC-28	14	2	Serial	250kSPs	195	-55 to 125				
584-AD9117BCPZN	AD9117BCPZN	LFCSP-40	14	2	Parallel	125MSPs	-	-40 to 85				
584-AD9121BCPZ	AD9121BCPZ	LFCSP-72	14	2	Serial	-	-	-40 to 85				
584-AD9717BCPZ	AD9717BCPZ	LFCSP-40	14	2	Parallel	125MSPs	-	-40 to 85				
584-AD9746BCPZ	AD9746BCPZ	LFCSP-72	14	2	Parallel	250MSPs	355	-40 to 85				
584-AD9767ASTZ	AD9767ASTZ	LQFP-48	14	2	Parallel	125MSPs	450	-40 to 85				
584-AD9778ABSVZ	AD9778ABSVZ	TQFP-100	14	2	Parallel	1GSPs	300	-40 to 85				
584-AD9781BCPZ	AD9781BCPZ	LFCSP-72	14	2	LVDS	600MSPs	462.3	-40 to 85				
584-AD5044BRUZ	AD5044BRUZ	TSSOP-16	14	4	Serial, SPI	125kSPs	20	-40 to 125				
584-AD5535BKBCZ	AD5535BKBCZ	BGA-124	14	4	3-Wire, Serial	-	-	-10 to 85				-
584-AD5554BRSZ	AD5554BRSZ	SSOP-28	14	4	Serial, SPI	500kSPs	1.25	-40 to 125				
584-AD5644RBRMZ-5	AD5644RBRMZ-5	MSOP-10	14	4	Serial, SPI	250kSPs	6.6	-40 to 105				
584-AD5645RBRUZ	AD5645RBRUZ	TSSOP-14	14	4	Serial	333kSPs	1.9	-40 to 105				
584-AD5685RARUZ	AD5685RARUZ	TSSOP-16	14	4	Serial, SPI	25MSPs	-	-40 to 105				
584-AD5685RBRUZ	AD5685RBRUZ	TSSOP-16	14	4	Serial, SPI	25MSPs	-	-40 to 105				
584-AD5695RARUZ	AD5695RARUZ	TSSOP-16	14	4	Serial, 2-Wire, I2C	-	-	-40 to 105				
584-AD5695RBRUZ	AD5695RBRUZ	TSSOP-16	14	4	Serial, 2-Wire, I2C	-	-	-40 to 105				
584-AD5734AREZ	AD5734AREZ	TSSOP-24	14	4	SPI	100kSPs	310	-40 to 85				
584-AD5744RCSUZ	AD5744RCSUZ	TQFP-48	14	4	Serial, SPI	1MSPs	387	-40 to 85				
584-AD7835ASZ	AD7835ASZ	QFP-44	14	4	Byte, Parallel	100kSPs	465	-40 to 85				
584-AD7836ASZ	AD7836ASZ	QFP-44	14	4	Parallel	62.5kSPs	460	-40 to 85				
584-AD5363BSTZ	AD5363BSTZ	LQFP-52	14	8	Serial, SPI	-	-	-40 to 85				
584-AD5392BCPZ-5	AD5392BCPZ-5	LFCSP-64	14	8	SPI	125kSPs	-	-40 to 85				
584-AD5392BSTZ-5	AD5392BSTZ-5	LQFP-52	14	8	SPI	125kSPs	-	-40 to 85				
584-AD5648ARUZ-2	AD5648ARUZ-2	TSSOP-16	14	8	Serial, SPI	95kSPs	2.15	-40 to 105				
584-AD5648BRUZ-1	AD5648BRUZ-1	TSSOP-14	14	8	Serial, SPI	95kSPs	2.15	-40 to 105				
584-AD5648BRUZ-2	AD5648BRUZ-2	TSSOP-16	14	8	Serial, SPI	95kSPs	2.15	-40 to 105				
584-AD7841ASZ	AD7841ASZ	QFP-44	14	8	Parallel	32kSPs	303	-40 to 85				
584-AD7841BSZ	AD7841BSZ	QFP-44	14	8	Parallel	32kSPs	303	-40 to 85				
584-AD5361BSTZ	AD5361BSTZ	LQFP-52	14	16	Serial, SPI	540kSPs	130	-40 to 85				
584-AD5390BCPZ-3	AD5390BCPZ-3	LFCSP-64	14	16	SPI	125kSPs	-	-40 to 85				
584-AD5390BCPZ-5	AD5390BCPZ-5	LFCSP-64	14	16	Serial, SPI	125kSPs	35	-40 to 85				
584-AD5390BSTZ-3	AD5390BSTZ-3	LQFP-52	14	16	SPI	125kSPs	-	-40 to 85				
584-AD5390BSTZ-5	AD5390BSTZ-5	LQFP-52	14	16	Serial, SPI	125kSPs	35	-40 to 85				
584-AD5516ABCZ-1	AD5516ABCZ-1	BGA-74	14	16	Serial 3-Wire	-	243	-40 to 85				
584-AD5516ABCZ-3	AD5516ABCZ-3	BGA-74	14	16	Serial 3-Wire	-	243	-40 to 85				
584-AD5378ABCZ	AD5378ABCZ	BGA-108	14	32	Parallel, Serial, SPI	50kSPs	850	-40 to 85				
584-AD5382BSTZ-5	AD5382BSTZ-5	LQFP-100	14	32	SPI	125kSPs	-	-40 to 85				
584-AD5532ABCZ-1	AD5532ABCZ-1	BGA-74	14	32	Serial 3-Wire	-	623	-40 to 85				
584-AD5532ABCZ-2	AD5532ABCZ-2	BGA-74	14	32	Serial 3-Wire	-	623	-40 to 85				
584-AD5532ABCZ-3	AD5532ABCZ-3	BGA-74	14	32	Serial 3-Wire	-	623	-40 to 85				
584-AD5532BBCZ-1	AD5532BBCZ-1	BGA-74	14	32	Serial 3-Wire	-	623	-40 to 85				
584-AD5535ABCZ	AD5535ABCZ	CSPBGA-124	14	32	Serial	1.2MSPs	787	-10 to 85				-
584-AD5371BSTZ	AD5371BSTZ	LQFP-80	14	40	Serial, SPI	540kSPs	580	-40 to 85				
584-AD5380BSTZ-5	AD5380BSTZ-5	LQFP-100	14	40	SPI	125kSPs	125	-40 to 85				
584-AD420ANZ-32	AD420ANZ-32	PDIP-24	16	1	Serial, SPI	400 SPs	176	-40 to 85				
584-AD420ARZ-32	AD420ARZ-32	SOIC-24	16	1	Serial, SPI	400 SPs	176	-40 to 85				
584-AD421BNZ	AD421BNZ	PDIP-16	16	1	Serial	125 SPs	1.95	-40 to 85				
584-AD421BRZ	AD421BRZ	SOIC-16	16	1	Serial	125 SPs	1.95	-40 to 85				
584-AD5062BRJZ2500R7	AD5062BRJZ-2500RL7	SOT-23-8	16	1	Serial, SPI	1.3MSPs	3.3	-40 to 85				
584-AD5063BRMZ	AD5063BRMZ	MSOP-10	16	1	Serial, SPI	333kSPs	3.85	-40 to 125				
584-AD5063BRMZ-1	AD5063BRMZ-1	MSOP-10	16	1	Serial, SPI	333kSPs	3.85	-40 to 125				
584-AD5420AREZ	AD5420AREZ	TSSOP-24	16	1	Serial	-	-	-40 to 85				
584-AD5421BREZ	AD5421BREZ	TSSOP-28	16	1	SPI	-	1.43	-40 to 105				
584-AD5422AREZ	AD5422AREZ	TSSOP-24	16	1	Serial, SPI	40kSPs	158	-40 to 85				
584-AD5422BREZ	AD5422BREZ	TSSOP-24	16	1	SPI	40kSPs	158	-40 to 85				
584-AD5541AARMZ	AD5541AARMZ	MSOP-10	16	1	SPI	1MSPs	0.6	-40 to 125				
584-AD5541ARZ	AD5541ARZ	SOIC-8	16	1	Serial, SPI	1.5MSPs	6.05	-40 to 85				
584-AD5541BRZ	AD5541BRZ	SOIC-8	16	1	Serial, SPI	1.5MSPs	6.05	-40 to 85				
584-AD5541CRZ	AD5541CRZ	SOIC-8	16	1	Serial, SPI	1.5MSPs	6.05	-40 to 85				
584-AD5541JRZ	AD5541JRZ	SOIC-8	16	1	Serial, SPI	1.5MSPs	6.05	-40 to 85				
584-AD5541LRZ	AD5541LRZ	SOIC-8	16	1	Serial, SPI	1.5MSPs	6.05	-40 to 85				
584-AD5542AARUZ	AD5542AARUZ	TSSOP-16	16	1	Serial, SPI	-	1.5	-40 to 85				
584-AD5542ABRUZ	AD5542ABRUZ	TSSOP-16	16	1	Serial, SPI	-	1.5	-40 to 85				
584-AD5542BRZ	AD5542BRZ	SOIC-14	16	1	Serial, SPI	1.5MSPs	6.05	-40 to 85				
584-AD5542CRZ	AD5542CRZ	SOIC-14	16	1	Serial, SPI	1.5MSPs	6.05	-40 to 85				
584-AD5542LRZ	AD5542LRZ	SOIC-14	16	1	Serial, SPI	1.5MSPs	6.05	-40 to 85				
584-AD5543BRMZ	AD5543BRMZ	MSOP-8	16	1	Serial, SPI	1.2MSPs	0.055	-40 to 85				
584-AD5543BRZ	AD5543BRZ	SOIC-8	16	1	Serial, SPI	1.2MSPs	0.055	-40 to 85				
584-AD5543SRMZ-EP	AD5543SRMZ-EP	SOP-8	16	1	Serial, SPI	1.2MSPs	0.055	-40 to 85				
584-AD5546BRUZ	AD5546BRUZ	TSSOP-28	16	1	Parallel	2MSPs	0.055	-40 to 125				
584-AD5546CRUZ	AD5546CRUZ	TSSOP-28	16	1	Parallel	2MSPs	0.055	-40 to 125				
584-AD5570ARSZ	AD5570ARSZ	SSOP-16	16	1	Serial, SPI	83kSPs	150	-40 to 125				
584-AD5570BRSZ	AD5570BRSZ	SSOP-16	16	1	Serial, SPI	83kSPs	150	-40 to 125				
584-AD5570WRSZ	AD5570WRSZ	SSOP-16	16	1	Serial, SPI	83kSPs	150	-40 to 125				
584-AD5660ARJZ1500R7	AD5660ARJZ-1500RL7	SOT-23-8	16	1	SPI	125kSPs	5	-40 to 105				
584-AD5660ARJZ2500R7	AD5660ARJZ-2500RL7	SOT-23-8	16	1	SPI	125kSPs	5	-40 to 105				
584-AD5660BRJZ1500R7	AD5660BRJZ-1500RL7	SOT-23-8	16	1	SPI	125kSPs	5	-40 to 105				
584-AD5660CRMZ-1	AD5660CRMZ-1	MSOP-8	16	1	SPI	125kSPs	5	-40 to 105				
584-AD5660CRMZ-2	AD5660CRMZ-2	MSOP-8	16	1	SPI	125kSPs	5	-40 to 105				
584-AD5660CRMZ-3	AD5660CRMZ-3	MSOP-8	16	1	SPI	125kSPs	5	-40 to 105				
584-AD5662ARJZ1500R7	AD5662ARJZ-1500RL7	SOT-23-8	16	1	Serial, SPI	125kSPs	1.25	-40 to 125				

© Copyright 2014 Mouser Electronics

© Copyright 2014 Mouser Electronics

ANALOG DEVICES INC. Converters

Products may be RoHS compliant. Check mouser.com for RoHS status.

DIGITAL-TO-ANALOG CONVERTERS (CONT.)

For quantities greater than listed, call for quote.

MOUSER STOCK NO.	ADI Part No.	Package	Resolution	DAC Channels	Architecture	Conversion Rate	Power Dissipation (Max.) (mW)	Operating Temperature (°C)	Price Each 1	10	100	250
584-AD5662ARMZ-1	AD5662ARMZ-1	MSOP-8	16	1	Serial, SPI	125kSPs	1.25	-40 to 125				
584-AD5662BRMZ-1	AD5662BRMZ-1	MSOP-8	16	1	Serial, SPI	125kSPs	1.25	-40 to 125				
584-AD569JNZ	AD569JNZ	PDIP-28	16	1	CMOS	-	1000	-65 to 150				
584-AD569JPZ	AD569JPZ	PLCC-28	16	1	CMOS	-	1000	-65 to 150				
584-AD569KPZ	AD569KPZ	PLCC-28	16	1	CMOS	-	1000	-65 to 150				
584-AD5760ACPZ	AD5760ACPZ	LFCSP-24	16	1	Serial	-	-	-40 to 125				
584-AD5760BCPZ	AD5760BCPZ	LFCSP-24	16	1	Serial	-	-	-40 to 125				
584-AD660ANZ	AD660ANZ	PDIP-24	16	1	Byte, Serial	-	1000	-40 to 85				
584-AD660ARZ	AD660ARZ	SOIC-24	16	1	Byte, Serial	-	1000	-40 to 85				
584-AD660BNZ	AD660BNZ	PDIP-24	16	1	Byte, Serial	-	1000	-40 to 85				
584-AD660BRZ	AD660BRZ	SOIC-24	16	1	Byte, Serial	-	625	-				
584-AD669ANZ	AD669ANZ	PDIP-28	16	1	Parallel	167kSPs	625	-55 to 125				
584-AD669ARZ	AD669ARZ	SOIC-28	16	1	Parallel	167kSPs	625	-55 to 125				
584-AD766JNZ	AD766JNZ	PDIP-16	16	1	Serial	-	150	-				
584-AD768ARZ	AD768ARZ	SOIC-28	16	1	Parallel	30MSPs	600	-40 to 85				
584-AD7846BPZ	AD7846BPZ	PLCC-28	16	1	Parallel	143kSPs	1000	-40 to 85				
584-AD7846JNZ	AD7846JNZ	PDIP-28	16	1	Parallel	143kSPs	1000	0 to 70				
584-AD7846KNZ	AD7846KNZ	PDIP-28	16	1	Parallel	143kSPs	1000	0 to 70				
584-AD7846KPZ	AD7846KPZ	PLCC-28	16	1	Parallel	143kSPs	1000	0 to 70				
584-AD7849BRZ	AD7849BRZ	SOIC-20	16	1	Serial	143kSPs	163	-40 to 85				
584-AD7849CRZ	AD7849CRZ	SOIC-20	16	1	Serial	143kSPs	163	-40 to 85				
584-AD9726BSVZ	AD9726BSVZ	TQFP-80	16	1	LVDS, Parallel	400MSPs	652	-40 to 85				
584-AD9786BSVZ	AD9786BSVZ	TQFP-80	16	1	Parallel	500MSPs	-	-40 to 85				
584-AD5065ARUZ	AD5065ARUZ	TSSOP-14	16	2	Serial, SPI	1.5MSPs	13.5	-40 to 125				
584-AD5065BRUZ	AD5065BRUZ	TSSOP-14	16	2	Serial, SPI	1.5MSPs	13.5	-40 to 125				
584-AD5545BRUZ	AD5545BRUZ	TSSOP-16	16	2	Serial, SPI	2MSPs	0.055	-40 to 85				
584-AD5545CRUZ	AD5545CRUZ	TSSOP-16	16	2	Serial, SPI	2MSPs	0.055	-40 to 85				
584-AD5547BRUZ	AD5547BRUZ	TSSOP-38	16	2	Parallel	2MSPs	0.055	-40 to 85				
584-AD5547CRUZ	AD5547CRUZ	TSSOP-38	16	2	Parallel	2MSPs	0.055	-40 to 85				
584-AD5663BRMZ	AD5663BRMZ	MSOP-10	16	2	Serial, SPI	220kSPs	2.5	-40 to 105				
584-AD5663BRMZ-1	AD5663BRMZ-1	MSOP-10	16	2	Serial, SPI	220kSPs	2.5	-40 to 105				
584-AD5663RBRMZ-3	AD5663RBRMZ-3	MSOP-10	16	2	Serial, SPI	220kSPs	5	-40 to 105				
584-AD5663RBRMZ-5	AD5663RBRMZ-5	MSOP-10	16	2	Serial, SPI	220kSPs	5	-40 to 105				
584-AD5667BRMZ	AD5667BRMZ	MSOP-10	16	2	Serial, 2-Wire, I2C	250kSPs	5.75	-40 to 105				
584-AD5667RBRMZ-1	AD5667RBRMZ-1	MSOP-10	16	2	Serial, 2-Wire, I2C	250kSPs	5.75	-40 to 105				
584-AD5667RBRMZ-2	AD5667RBRMZ-2	MSOP-10	16	2	Serial, 2-Wire, I2C	250kSPs	5.75	-40 to 105				
584-AD5752RBREZ	AD5752RBREZ	TSSOP-24	16	2	SPI	1.07MSPs	190	-40 to 85				
584-AD766ANZ	AD766ANZ	PDIP-16	16	2	Serial	-	150	-40 to 85				
584-AD9122BCPZ	AD9122BCPZ	LFCSP-72	16	2	LVDS, Parallel	1.23GSPs	1100	-40 to 85				
584-AD9122SCPZ-EP	AD9122SCPZ-EP	LFCSP-72	16	2	LVDS, Parallel	1.23GSPs	1100	-40 to 85				
584-AD9125BCPZ	AD9125BCPZ	LFCSP-72	16	2	Parallel	1GSPs	1100	-40 to 85				
584-AD9142BCPZ	AD9142BCPZ	LFCSP-72	16	2	LVDS	1600MSPs	-	-40 to 85				
584-AD9146BCPZ	AD9146BCPZ	LFCSP-48	16	2	Byte, LVDS, Nibble	1200MSPs	1200	-40 to 85				
584-AD9747BCPZ	AD9747BCPZ	LFCSP-72	16	2	Parallel	250MSPs	355	-40 to 85				
584-AD9777BSVZ	AD9777BSVZ	TQFP-80	16	2	Parallel	400MSPs	410	-40 to 85				
584-AD9779ABSVZ	AD9779ABSVZ	TQFP-100	16	2	Parallel	1GSPs	300	-40 to 85				
584-AD9779BSVZ	AD9779BSVZ	TQFP-100	16	2	Parallel	1GSPs	300	-40 to 85				
584-AD9783BCPZ	AD9783BCPZ	LFCSP-72	16	2	LVDS	600MSPs	462.3	-40 to 85				
584-AD9788BSVZ	AD9788BSVZ	TQFP-100	16	2	Parallel	800MSPs	450	-40 to 85				
584-AD5064ARUZ-1	AD5064ARUZ-1	TSSOP-16	16	4	Serial, SPI	125kSPs	20	-40 to 125				
584-AD5064BRUZ	AD5064BRUZ	TSSOP-16	16	4	Serial, SPI	125kSPs	20	-40 to 125				
584-AD5064BRUZ-1	AD5064BRUZ-1	TSSOP-16	16	4	Serial, SPI	125kSPs	20	-40 to 125				
584-AD5066ARUZ	AD5066ARUZ	TSSOP-16	16	4	SPI	-	12.5	-40 to 125				
584-AD5066BRUZ	AD5066BRUZ	TSSOP-16	16	4	SPI	-	12.5	-40 to 125				
584-AD5544ARSZ	AD5544ARSZ	SSOP-28	16	4	Serial, SPI	500kSPs	1.25	-40 to 125				
584-AD5544BRSZ	AD5544BRSZ	SSOP-28	16	4	Serial, SPI	500kSPs	1.25	-40 to 125				
584-AD5664ARMZ	AD5664ARMZ	MSOP-10	16	4	Serial, SPI	223kSPs	4.5	-40 to 105				
584-AD5664BRMZ	AD5664BRMZ	MSOP-10	16	4	Serial, SPI	223kSPs	4.5	-40 to 105				
584-AD5664RBRMZ-5	AD5664RBRMZ-5	MSOP-10	16	4	Serial, SPI	220kSPs	6.6	-40 to 105				
584-AD5665BRUZ	AD5665BRUZ	TSSOP-14	16	4	Serial	-	-	-40 to 105				
584-AD5665RBRUZ-1	AD5665RBRUZ-1	TSSOP-14	16	4	Serial	-	9.5	-40 to 105				
584-AD5665RBRUZ-2	AD5665RBRUZ-2	TSSOP-14	16	4	Serial	-	9.5	-40 to 105				
584-AD5666ARUZ-2	AD5666ARUZ-2	TSSOP-14	16	4	SPI	95kSPs	12.5	-40 to 105				
584-AD5666BRUZ-2	AD5666BRUZ-2	TSSOP-14	16	4	SPI	95kSPs	12.5	-40 to 105				
584-AD5686ARUZ	AD5686ARUZ	TSSOP-16	16	4	Serial, SPI	-	-	-40 to 105				
584-AD5686BRUZ	AD5686BRUZ	TSSOP-16	16	4	Serial, SPI	-	-	-40 to 105				
584-AD5686RARUZ	AD5686RARUZ	SOT-16	16	4	Serial, SPI	25MSPs	-	-40 to 105				
584-AD5686RBRUZ	AD5686RBRUZ	TSSOP-16	16	4	Serial, SPI	25MSPs	-	-40 to 105				
584-AD5696ARUZ	AD5696ARUZ	TSSOP-16	16	4	Serial, 2-Wire, I2C	-	-	-40 to 105				
584-AD5696BRUZ	AD5696BRUZ	TSSOP-16	16	4	Serial, 2-Wire, I2C	-	-	-40 to 105				
584-AD5696RARUZ	AD5696RARUZ	TSSOP-16	16	4	Serial, 2-Wire, I2C	25MSPs	-	-40 to 105				
584-AD5696RBRUZ	AD5696RBRUZ	TSSOP-16	16	4	Serial, 2-Wire, I2C	25MSPs	-	-40 to 105				
584-AD5754BREZ	AD5754BREZ	TSSOP-24	16	4	SPI	100kSPs	310	-40 to 85				
584-AD5754RBREZ	AD5754RBREZ	TSSOP-24	16	4	SPI	1.1MSPs	310	-40 to 85				
584-AD5755-1ACPZ	AD5755-1ACPZ	LFCSP-64	16	4	SPI	91kSPs	173	-40 to 105				
584-AD5755ACPZ	AD5755ACPZ	CSP-64	16	4	SPI	91kSPs	173	-40 to 105				
584-AD5757ACPZ	AD5757ACPZ	LFCSP-64	16	4	SPI	60kSPs	155	-40 to 105				
584-AD5764ASUZ	AD5764ASUZ	TQFP-32	16	4	Serial, SPI	1.26MSPs	381	-40 to 85				
584-AD5764BSUZ	AD5764BSUZ	TQFP-32	16	4	Serial, SPI	1.26MSPs	381	-40 to 85				
584-AD5764CSUZ	AD5764CSUZ	TQFP-32	16	4	Serial, SPI	1.26MSPs	381	-40 to 85				
584-AD5764RBSUZ	AD5764RBSUZ	TQFP-32	16	4	Serial, SPI	1MSPs	275	-40 to 85				
584-AD5765CSUZ	AD5765CSUZ	LQFP-32	16	4	Serial	-	76	-40 to 105				
584-AD9148BBCZ	AD9148BBCZ	LFCSP-48	16	4	LVDS, Parallel	1GSPs	3000	-40 to 85				
584-AD9148BBPZ	AD9148BBPZ	LFCSP-48	16	4	LVDS, Parallel	1GSPs	3000	-40 to 85				
584-AD5362BCPZ	AD5362BCPZ	LFCSP-56	16	8	Serial, SPI	540kSPs	209	-40 to 85				
584-AD5362BSTZ	AD5362BSTZ	LQFP-52	16	8	Serial, SPI	540kSPs	209	-40 to 85				
584-AD5668ARUZ-2	AD5668ARUZ-2	TSSOP-16	16	8	Serial, SPI	95kSPs	2.15	-40 to 105				
584-AD5668BRUZ-1	AD5668BRUZ-1	TSSOP-16	16	8	Serial, SPI	95kSPs	2.15	-40 to 105				
584-AD5668BRUZ-3	AD5668BRUZ-3	TSSOP-16	16	8	Serial, SPI	95kSPs	2.15	-40 to 105				
584-AD5669RBRUZ-2	AD5669RBRUZ-2	TSSOP-16	16	8	Serial, 2-Wire, I2C	166kSPs	-	-40 to 105				
584-AD5678ARUZ-2	AD5678ARUZ-2	TSSOP-16	16	8	Serial, SPI	95kSPs	12.5	-40 to 105				
584-AD5678BRUZ-2	AD5678BRUZ-2	TSSOP-16	16	8	Serial, SPI	95kSPs	12.5	-40 to 105				
584-AD5360BCPZ	AD5360BCPZ	LFCSP-56	16	16	Serial, SPI	540kSPs	130	-40 to 85				
584-AD5360BSTZ	AD5360BSTZ	LQFP-52	16	16	Serial, SPI	540kSPs	130	-40 to 85				
584-AD5372BSTZ	AD5372BSTZ	LQFP-64	16	32	Serial, SPI	2MSPs	520	-40 to 85				
584-AD5370BCPZ	AD5370BCPZ	LFCSP-64	16	40	SPI	540kSPs	610	-40 to 85				
584-AD5370BSTZ	AD5370BSTZ	LQFP-64	16	40	Serial, SPI	540kSPs	280	-40 to 85				
584-AD7111LNZ	AD7111LNZ	PDIP-16	17	1	CMOS	222kSPs	10	0 to 70				

© Copyright 2014 Mouser Electronics

For current pricing, visit mouser.com

© Copyright 2014 Mouser Electronics

ANALOG DEVICES INC. Converters

Products may be RoHS compliant. Check mouser.com for RoHS status.

DIGITAL-TO-ANALOG CONVERTERS (CONT.)

For quantities greater than listed, call for quote.

MOUSER STOCK NO.	ADI Part No.	Package	Resolution	DAC Channels	Architecture	Conversion Rate	Power Dissipation (Max.) (mW)	Operating Temperature (°C)	Price Each 1	10	100	250
584-AD5780ACPZ	AD5780ACPZ	LFCSP-24	18	1	Serial	-	-	-40 to 125				
584-AD5780BCPZ	AD5780BCPZ	LFCSP-24	18	1	Serial	-	-	-40 to 125				
584-AD5781ARUZ	AD5781ARUZ	TSSOP-20	18	1	Serial, SPI	1MSPs	120	-40 to 125				
584-AD5781BRUZ	AD5781BRUZ	TSSOP-20	18	1	Serial, SPI	1MSPs	120	-40 to 125				
584-AD760AQ	AD760AQ	CDIP-28	18	1	Byte, Serial	167kSPs	725	-40 to 85				-
584-AD5790BCPZ	AD5790BCPZ	LFCSP-24	20	1	Serial	-	-	-40 to 125				
584-AD5791ARUZ	AD5791ARUZ	TSSOP-20	20	1	Serial, SPI	1MSPs	126.3	-40 to 125				
584-AD1933WBSTZ	AD1933WBSTZ	LQFP-64	24	8	SPI	192kSPs	429	-40 to 85				

AUDIO DIGITAL-TO-ANALOG CONVERTERS

For quantities greater than listed, call for quote.

MOUSER STOCK NO.	ADI Part No.	Package	Resolution	DAC Channels	Architecture	Conversion Rate	SNR (dB)	THD + Noise (dB)	Operating Temperature (°C)	Price Each 1	10	100	250
584-AD1851RZ	AD1851RZ	SOIC-16	16	1	R2-R	12.5MSPs	110	-60	-25 to 70				
584-AD1851RZ-J	AD1851RZ-J	SOIC-16	16	1	R2-R	12.5MSPs	100	-60	-25 to 70				
584-AD1856RZ	AD1856RZ	SOIC-16	16	1	R2-R	48kHz	96	-60	-25 to 70				
584-AD1866RZ	AD1866RZ	SOIC-16	16	2	R2-R	48kHz	95	-86	-35 to 85				
584-AD1853JRSZ	AD1853JRSZ	SSOP-28	24	1	Sigma-Delta	192kHz	117	-104	0 to 70				
584-AD1854JRSZ	AD1854JRSZ	SSOP-28	24	1	Sigma-Delta	96kHz	112	-97	0 to 70				
584-AD1852JRSZ	AD1852JRSZ	SSOP-28	24	2	Sigma-Delta	192kHz	114	-105	0 to 70				
584-AD1953YSTZ	AD1953YSTZ	LQFP-48	24	3	Sigma-Delta	48kHz	112	-96	-40 to 105				
584-AD1954YSTZ	AD1954YSTZ	LQFP-48	24	3	Sigma-Delta	48kHz	112	-100	-40 to 105				
584-AD1833AASTZ	AD1833AASTZ	LQFP-48	24	6	Sigma-Delta	96kSPs	110	-95	-40 to 85				
584-AD1934WBSTZ	AD1934WBSTZ	LQFP-48	24	8	Sigma-Delta	192kHz	108	-92	-40 to 105				
584-AD1934YSTZ	AD1934YSTZ	LQFP-48	24	8	Sigma-Delta	192kHz	108	-92	-40 to 105				
584-AD1933YSTZ	AD1933YSTZ	LQFP-64	24	8	Sigma-Delta	192kHz	110	-96	-40 to 125				
584-ADAU1966WBSTZ	ADAU1966WBSTZ	LQFP-80	24	16	Sigma-Delta	192kHz	118	-90	-40 to 105				

DATA TRANSMISSION

RS-232

For quantities greater than listed, call for quote.

MOUSER STOCK NO.	ADI Part No.	Package	Supply Voltage (Max) (V)	No. of Drivers	No. of Receivers	Data Rate (Max)	Supply Current (Max) (mA)	Receiver Prop Delay (Max) (ns)	Operating Temperature (°C)	Price Each 1	10	100	250
584-ADM1385ARSZ	ADM1385ARSZ	SSOP-20	3.6	2	2	460Kbps	2.1	1000	-40 to 85				
584-ADM3222ANZ	ADM3222ANZ	PDIP-18	3.6	2	2	460Kbps	2.1	1000	-40 to 85				
584-ADM3222ARSZ	ADM3222ARSZ	SSOP-20	3.6	2	2	460Kbps	2.1	1000	-40 to 85				
584-ADM3222ARUZ	ADM3222ARUZ	TSSOP-20	3.6	2	2	460Kbps	2.1	1000	-40 to 85				
584-ADM3222ARWZ	ADM3222ARWZ	SOIC-18	3.6	2	2	460Kbps	2.1	1000	-40 to 85				
584-ADM3222ARWZ-R7	ADM3222ARWZ-REEL7	SOIC-18	3.6	2	2	460Kbps	2.1	1000	-40 to 85				
584-ADM3312EACPZ	ADM3312EACPZ	LFCSP-32	3.6	3	3	460Kbps	1	300	-40 to 85				
584-ADM3312EARUZ	ADM3312EARUZ	TSSOP-24	3.6	3	3	460Kbps	1	300	-40 to 85				
584-ADM3315EACPZ	ADM3315EACPZ	LFCSP-32	3.6	3	3	460Kbps	0.85	300	-40 to 85				
584-ADM3315EARUZ	ADM3315EARUZ	TSSOP-24	3.6	3	3	460Kbps	0.85	300	-40 to 85				
584-ADM3310EACPZ	ADM3310EACPZ	LFCSP-32	3.6	3	5	460Kbps	0.85	300	-40 to 85				
584-ADM3310EARUZ	ADM3310EARUZ	TSSOP-28	3.6	3	5	460Kbps	0.85	300	-40 to 85				
584-ADM3311EACPZ	ADM3311EACPZ	LFCSP-32	3.6	3	5	460Kbps	1	300	-40 to 85				
584-ADM3311EARSZ	ADM3311EARSZ	SSOP-28	3.6	3	5	460Kbps	1	300	-40 to 85				
584-ADM3311EARUZ	ADM3311EARUZ	TSSOP-28	3.6	3	5	460Kbps	1	300	-40 to 85				
584-ADM560JRSZ	ADM560JRSZ	SSOP-28	3.6	4	5	116Kbps	5	2000	0 to 70				
584-ADM560JRZ	ADM560JRZ	SOIC-28	3.6	4	5	116Kbps	5	2000	0 to 70				
584-ADM561JRZ	ADM561JRZ	SOIC-28	3.6	4	5	116Kbps	5	2000	0 to 70				
584-ADM3307EACPZ	ADM3307EACPZ	LFCSP-32	3.6	5	3	1Mbps	1.5	300	-40 to 85				
584-ADM3307EARUZ	ADM3307EARUZ	TSSOP-28	3.6	5	3	1Mbps	1.5	300	-40 to 85				
584-ADM233LANZ	ADM233LANZ	PDIP-20	5.25	2	2	120Kbps	13	300	-40 to 85				
584-ADM233LJNZ	ADM233LJNZ	PDIP-20	5.25	2	2	120Kbps	13	300	-40 to 85				
584-AD7306ARZ	AD7306ARZ	SOIC-24	5.25	3	2	100Kbps	15	100	-40 to 85				
584-AD7306JNZ	AD7306JNZ	PDIP-24	5.25	3	2	100Kbps	15	100	-40 to 85				
584-AD7306JRZ	AD7306JRZ	SOIC-24	5.25	3	2	100Kbps	15	100	-40 to 85				
584-ADM237LJRZ	ADM237LJRZ	SOIC-24	5.25	5	3	120Kbps	13	300	-40 to 85				
584-ADM101EARMZ	ADM101EARMZ	MSOP-10	5.5	1	1	460Kbps	1	250	-40 to 85				
584-ADM101EARMZ-R7	ADM101EARMZ-REEL7	MSOP-10	5.5	1	1	460Kbps	1	250	-40 to 85				
584-AM3101EACPZ250R7	ADM3101EACPZ-250R7	LFCSP-12	5.5	1	1	460Kbps	5	400	-40 to 85				
584-ADM3101EARQZ	ADM3101EARQZ	QSOP-16	5.5	1	1	460Kbps	5	400	-40 to 85				
584-ADM1181AARWZ	ADM1181AARWZ	SOIC-16	5.5	2	2	230Kbps	6	1000	-40 to 85				
584-ADM202EANZ	ADM202EANZ	PDIP-16	5.5	2	2	230Kbps	6	1000	-40 to 85				
584-ADM202EARNZ	ADM202EARNZ	SOIC-16	5.5	2	2	230Kbps	6	1000	-40 to 85				
584-ADM202EARNZ-R7	ADM202EARNZ-REEL7	SOIC-16	5.5	2	2	230Kbps	6	1000	-40 to 85				
584-ADM202EARUZ	ADM202EARUZ	TSSOP-16	5.5	2	2	230Kbps	6	1000	-40 to 85				
584-ADM202EARUZ-R7	ADM202EARUZ-REEL7	TSSOP-16	5.5	2	2	230Kbps	6	1000	-40 to 85				
584-ADM202EARWZ	ADM202EARWZ	SOIC-16	5.5	2	2	230Kbps	6	1000	-40 to 85				
584-ADM202JNZ	ADM202JNZ	PDIP-16	5.5	2	2	120Kbps	6	5000	0 to 70				
584-ADM202JRNZ	ADM202JRNZ	SOIC-16	5.5	2	2	120Kbps	6	5000	0 to 70				
584-ADM202JRNZ-R7	ADM202JRNZ-REEL7	SOIC-16	5.5	2	2	120Kbps	6	5000	0 to 70				
584-ADM202JRWZ	ADM202JRWZ	SOIC-16	5.5	2	2	120Kbps	6	5000	0 to 70				
584-ADM222ANZ	ADM222ANZ	PDIP-18	5.5	2	2	200Kbps	8	500	-40 to 85				
584-ADM222ARZ	ADM222ARZ	SOIC-18	5.5	2	2	200Kbps	8	500	-40 to 85				
584-ADM232AANZ	ADM232AANZ	PDIP-16	5.5	2	2	200Kbps	8	500	-40 to 85				
584-ADM232AARN	ADM232AARN	SOIC-16	5.5	2	2	200Kbps	8	500	-40 to 85				
584-ADM232AARNZ	ADM232AARNZ	SOIC-16	5.5	2	2	200Kbps	8	500	-40 to 85				
584-ADM232AARWZ	ADM232AARWZ	SOIC-16	5.5	2	2	200Kbps	8	500	-40 to 85				
584-ADM232LANZ	ADM232LANZ	PDIP-16	5.5	2	2	120Kbps	13	300	-40 to 85				
584-ADM232LARZ	ADM232LARZ	SOIC-16	5.5	2	2	120Kbps	13	300	-40 to 85				
584-ADM232LJNZ	ADM232LJNZ	PDIP-16	5.5	2	2	120Kbps	13	300	-40 to 85				
584-ADM232LJRZ	ADM232LJRZ	SOIC-16	5.5	2	2	120Kbps	13	300	-40 to 85				
584-ADM242ANZ	ADM242ANZ	PDIP-18	5.5	2	2	200Kbps	8	500	-40 to 85				
584-ADM242ARZ	ADM242ARZ	SOIC-18	5.5	2	2	200Kbps	8	500	-40 to 85				
584-ADM3202ANZ	ADM3202ANZ	PDIP-16	5.5	2	2	460Kbps	3	1000	-40 to 85				
584-ADM3202ARN	ADM3202ARN	SOIC-16	5.5	2	2	460Kbps	3	1000	-40 to 85				
584-ADM3202ARNZ	ADM3202ARNZ	SOIC-16	5.5	2	2	460Kbps	3	1000	-40 to 85				
584-ADM3202ARNZ-R7	ADM3202ARNZ-REEL7	SOIC-16	5.5	2	2	460Kbps	3	1000	-40 to 85				
584-ADM3202ARU	ADM3202ARU	TSSOP-16	5.5	2	2	460Kbps	3	1000	-40 to 85				
584-ADM3202ARUZ	ADM3202ARUZ	TSSOP-16	5.5	2	2	460Kbps	3	1000	-40 to 85				
584-ADM3202ARUZ-R7	ADM3202ARUZ-REEL7	TSSOP-16	5.5	2	2	460Kbps	3	1000	-40 to 85				
584-ADM3202ARWZ	ADM3202ARWZ	SOIC-16	5.5	2	2	460Kbps	3	1000	-40 to 85				

© Copyright 2014 Mouser Electronics
© Copyright 2014 Mouser Electronics

ANALOG DEVICES INC. Data Transmission

Products may be RoHS compliant. Check mouser.com for RoHS status.

DATA TRANSMISSION (CONT.)

RS-232 (Cont.)

For quantities greater than listed, call for quote.

MOUSER STOCK NO.	ADI Part No.	Package	Supply Voltage (Max) (V)	No. of Drivers	No. of Receivers	Data Rate (Max)	Supply Current (Max) (mA)	Receiver Prop Delay (Max) (ns)	Operating Temperature (°C)	Price Each 1	10	100	250
584-ADM3232EARNZ	ADM3232EARNZ	SOIC-16	5.5	2	2	460Kbps	3	1000	-40 to 85				
584-ADM3232EARUZ	ADM3232EARUZ	TSSOP-16	5.5	2	2	460Kbps	3	1000	-40 to 85				
584-ADM3232EARWZ	ADM3232EARWZ	SOIC-16	5.5	2	2	460Kbps	3	1000	-40 to 85				
584-ADM206ANZ	ADM206ANZ	PDIP-24	5.5	4	3	120Kbps	7	5000	-40 to 85				
584-ADM206EARZ	ADM206EARZ	SOIC-24	5.5	4	3	230Kbps	13	2000	-40 to 85				
584-ADM208ANZ	ADM208ANZ	PDIP-24	5.5	4	4	120Kbps	9	5000	-40 to 85				
584-ADM208ARSZ	ADM208ARSZ	SSOP-24	5.5	4	4	120Kbps	9	5000	-40 to 85				
584-ADM208ARZ	ADM208ARZ	SOIC-24	5.5	4	4	120Kbps	9	5000	-40 to 85				
584-ADM208EANZ	ADM208EANZ	PDIP-24	5.5	4	4	230Kbps	13	2000	-40 to 85				
584-ADM208EARSZ	ADM208EARSZ	SSOP-24	5.5	4	4	230Kbps	13	2000	-40 to 85				
584-ADM208EARUZ	ADM208EARUZ	TSSOP-24	5.5	4	4	230Kbps	13	2000	-40 to 85				
584-ADM208EARZ	ADM208EARZ	SOIC-24	5.5	4	4	230Kbps	13	2000	-40 to 85				
584-ADM238LANZ	ADM238LANZ	PDIP-24	5.5	4	4	120Kbps	13	300	-40 to 85				
584-ADM238LARZ	ADM238LARZ	SOIC-24	5.5	4	4	120Kbps	13	300	-40 to 85				
584-ADM238LJNZ	ADM238LJNZ	PDIP-24	5.5	4	4	120Kbps	13	300	-40 to 85				
584-ADM238LJRZ	ADM238LJRZ	SOIC-24	5.5	4	4	120Kbps	13	300	-40 to 85				
584-ADM211ARSZ	ADM211ARSZ	SSOP-28	5.5	4	5	120Kbps	7	5000	-40 to 85				
584-ADM211ARZ	ADM211ARZ	SOIC-28	5.5	4	5	120Kbps	7	5000	-40 to 85				
584-ADM211EARSZ	ADM211EARSZ	SSOP-28	5.5	4	5	230Kbps	13	2000	-40 to 85				
584-ADM211EARUZ	ADM211EARUZ	TSSOP-28	5.5	4	5	230Kbps	13	2000	-40 to 85				
584-ADM211EARZ	ADM211EARZ	SOIC-28	5.5	4	5	230Kbps	13	2000	-40 to 85				
584-ADM213ARSZ	ADM213ARSZ	SSOP-28	5.5	4	5	120Kbps	7	5000	-40 to 85				
584-ADM213ARZ	ADM213ARZ	SOIC-28	5.5	4	5	120Kbps	7	5000	-40 to 85				
584-ADM213EARSZ	ADM213EARSZ	SSOP-28	5.5	4	5	230Kbps	13	2000	-40 to 85				
584-ADM213EARUZ	ADM213EARUZ	TSSOP-28	5.5	4	5	230Kbps	13	2000	-40 to 85				
584-ADM213EARZ	ADM213EARZ	SOIC-28	5.5	4	5	230Kbps	13	2000	-40 to 85				
584-ADM241LARSZ	ADM241LARSZ	SSOP-28	5.5	4	5	120Kbps	13	300	-40 to 85				
584-ADM241LJRZ	ADM241LJRZ	SOIC-28	5.5	4	5	120Kbps	13	300	-40 to 85				
584-ADM207ARSZ	ADM207ARSZ	SSOP-24	5.5	5	3	120Kbps	9	5000	-40 to 85				
584-ADM207EARSZ	ADM207EARSZ	SSOP-24	5.5	5	3	230Kbps	3.5	2000	-40 to 85				
584-ADM207EARZ	ADM207EARZ	SOIC-24	5.5	5	3	230Kbps	13	2000	-40 to 85				
584-ADM2209EARUZ	ADM2209EARUZ	TSSOP-38	13.2	6	10	920Kbps	5	1000	-40 to 85				

RS-323

For quantities greater than listed, call for quote.

MOUSER STOCK NO.	ADI Part No.	Package	Supply Voltage (Max) (V)	No. of Drivers	No. of Receivers	Data Rate (Max)	Supply Current (Max) (mA)	Receiver Prop Delay (Max) (ns)	Operating Temperature (°C)	Price Each 1	10	100	250
584-ADM3251EARWZ	ADM3251EARWZ	SOIC-20	5.5	1	1	460Kbps	110	0.65	-40 to 85				
584-ADM3251EARWZ-R	ADM3251EARWZ-REEL	SOIC-20	5.5	1	1	460Kbps	110	0.65	-40 to 85				
584-ADM3252EABCZ	ADM3252EABCZ	BGA-44	5.5	2	2	460Kbps	20	1	-40 to 85				

RS-485/RS-422

For quantities greater than listed, call for quote.

MOUSER STOCK NO.	ADI Part No.	Package	Supply Voltage (Max) (V)	No. of Drivers	No. of Receivers	Data Rate (Max)	Supply Current (Max) (mA)	Receiver Prop Delay (Max) (ns)	Operating Temperature (°C)	Price Each 1	10	100	250
584-ADM3491EARZ	ADM3491EARZ	SOIC-14	3.3	1	1	10Mbps	0.001	300	-40 to 85				
584-ADM3491ARZ	ADM3491ARZ	SOIC-14	3.3	1	1	10Mbps	1.1	300	-40 to 85				
584-ADM3070EARZ	ADM3070EARZ	SOIC-14	3.3	1	1	250Kbps	1.5	200	-40 to 85				
584-ADM3070EYRZ	ADM3070EYRZ	SOIC-14	3.3	1	1	250Kbps	1.5	200	-40 to 85				
584-ADM3071EARZ	ADM3071EARZ	SOIC-8	3.3	1	1	250Kbps	1.5	200	-40 to 85				
584-ADM3071EYRZ	ADM3071EYRZ	SOIC-8	3.3	1	1	250Kbps	1.5	200	-40 to 85				
584-ADM3072EARZ	ADM3072EARZ	SOIC-8	3.3	1	1	250Kbps	1.5	200	-40 to 85				
584-ADM3073EARZ	ADM3073EARZ	SOIC-14	3.3	1	1	500Kbps	1.5	200	-40 to 85				
584-ADM3074EYRZ	ADM3074EYRZ	SOIC-8	3.3	1	1	500Kbps	1.5	200	-40 to 85				
584-ADM3075EARZ	ADM3075EARZ	SOIC-8	3.3	1	1	500Kbps	1.5	200	-40 to 85				
584-ADM3076EARZ	ADM3076EARZ	SOIC-14	3.3	1	1	16Mbps	1.5	200	-40 to 85				
584-ADM3076EYRZ	ADM3076EYRZ	SOIC-14	3.3	1	1	16Mbps	1.5	200	-40 to 85				
584-ADM3077EARZ	ADM3077EARZ	SOIC-8	3.3	1	1	16Mbps	1.5	200	-40 to 85				
584-ADM3077EYRZ	ADM3077EYRZ	SOIC-8	3.3	1	1	16Mbps	1.5	200	-40 to 85				
584-ADM3078EARZ	ADM3078EARZ	SOIC-8	3.3	1	1	16Mbps	1.5	200	-40 to 85				
584-ADM3078EYRZ	ADM3078EYRZ	SOIC-8	3.3	1	1	16Mbps	1.5	200	-40 to 85				
584-ADM3483ARZ	ADM3483ARZ	SOIC-8	3.3	1	1	250Kbps	2.2	300	-40 to 85				
584-ADM3483ARZ-R7	ADM3483ARZ-REEL7	SOIC-8	3.3	1	1	250Kbps	2.2	300	-40 to 85				
584-ADM3483EARZ	ADM3483EARZ	SOIC-8	3.3	1	1	250Kbps	2.2	1500	-40 to 85				
584-ADM3485ARZ	ADM3485ARZ	SOIC-8	3.3	1	1	10Mbps	2.2	300	-40 to 85				
584-ADM3485EARZ	ADM3485EARZ	SOIC-8	3.3	1	1	12Mbps	2.2	35	-40 to 85				
584-ADM3485EARZ-R7	ADM3485EARZ-REEL7	SOIC-8	3.3	1	1	12Mbps	2.2	35	-40 to 85				
584-ADM3486EARZ	ADM3486EARZ	SOIC-8	3.3	1	1	2.5Mbps	2.2	75	-40 to 85				
584-ADM3488ARZ	ADM3488ARZ	SOIC-8	3.3	1	1	250Kbps	2.2	300	-40 to 85				
584-ADM3488EARZ	ADM3488EARZ	SOIC-8	3.3	1	1	250Kbps	2.2	1500	-40 to 85				
584-ADM3490ARZ	ADM3490ARZ	SOIC-8	3.3	1	1	10Mbps	2.2	300	-40 to 85				
584-ADM3490EARZ	ADM3490EARZ	SOIC-8	3.3	1	1	12Mbps	2.2	35	-40 to 85				
584-ADM3493ARZ	ADM3493ARZ	SOIC-14	3.3	1	1	12Mbps	2.2	35	-40 to 85				
584-ADM483ARZ	ADM483ARZ	SOIC-8	3.3	1	1	250Kbps	2.2	180	-40 to 85				
584-ADM4850ARZ	ADM4850ARZ	SOIC-8	5	1	1	250Kbps	0.01	2000	-40 to 85				
584-ADM4850ARZ-R7	ADM4850ARZ-REEL7	SOIC-8	5	1	1	250Kbps	0.01	2000	-40 to 85				
584-ADM483EARZ-R	ADM483EARZ-REEL	SOIC-8	5	1	1	250Kbps	0.036	2000	-40 to 85				
584-ADM489ARUZ	ADM489ARUZ	SOIC-14	5	1	1	250Kbps	0.037	2000	-40 to 85				
584-ADM489ABRZ	ADM489ABRZ	PDIP-8	5	1	1	250Kbps	0.074	2000	-40 to 85				
584-ADM489ANZ	ADM489ANZ	SOIC-8	5	1	1	250Kbps	0.074	2000	-40 to 85				
584-ADM489ARZ	ADM489ARZ	PDIP-14	5	1	1	250Kbps	0.074	2000	-40 to 85				
584-ADM3491ARUZ-1	ADM3491ARUZ-1	TSSOP-16	5	1	1	250Kbps	0.074	2000	-40 to 85				
584-ADM483EANZ	ADM483EANZ	SOIC-14	5	1	1	250Kbps	0.074	2000	-40 to 85				
584-ADM4851ARZ	ADM4851ARZ	SOIC-8	5	1	1	115Kbps	0.16	1000	-40 to 85				
584-ADM4852ARZ	ADM4852ARZ	SOIC-8	5	1	1	115Kbps	0.16	1000	-40 to 85				
584-ADM4856ARZ	ADM4856ARZ	SOIC-8	5	1	1	115Kbps	0.16	1000	-40 to 85				
584-ADM4853ARZ	ADM4853ARZ	SOIC-8	5	1	1	500Kbps	0.2	1000	-40 to 85				
584-ADM4857ARZ	ADM4857ARZ	SOIC-8	5	1	1	500Kbps	0.2	1000	-40 to 85				
584-ADM488ARZ	ADM488ARZ	SOIC-8	5	1	1	250Kbps	0.4	200	-40 to 85				
584-ADM1487EARZ	ADM1487EARZ	SOIC-8	5	1	1	2.5Mbps	0.5	200	-40 to 85				
584-ADM4854ARZ	ADM4854ARZ	SOIC-8	5	1	1	2.5Mbps	0.5	1000	-40 to 85				
584-ADM4855ARZ	ADM4855ARZ	SOIC-8	5	1	1	10Mbps	0.5	1000	-40 to 85				
584-ADM485ANZ	ADM485ANZ	SOIC-8	5	1	1	2.5Mbps	0.5	1000	-40 to 85				
584-ADM485ARMZ	ADM485ARMZ	SOIC-8	5	1	1	10Mbps	0.5	1000	-40 to 85				

© Copyright 2014 Mouser Electronics
© Copyright 2014 Mouser Electronics

DATA TRANSMISSION (CONT.)

RS-485/RS-422 (Cont.)

For quantities greater than listed, call for quote.

MOUSER STOCK NO.	ADI Part No.	Package	Supply Voltage (Max) (V)	No. of Drivers	No. of Receivers	Data Rate (Max)	Supply Current (Max) (mA)	Receiver Prop Delay (Max) (ns)	Operating Temperature (°C)	Price Each 1	10	100	250
584-ADM483EARZ	ADM483EARZ	SOIC-8	5	1	1	250Kbps	0.65	2000	-40 to 85				
584-ADM485JRZ	ADM485JRZ	SOIC-8	5	1	1	2.5Mbps	0.9	200	-40 to 85				
584-ADM1490EBRMZ	ADM1490EBRMZ	MSOP-8	5	1	1	16Mbps	1.2	17	-40 to 85				
584-ADM1490EBRZ	ADM1490EBRZ	SOIC-8	5	1	1	16Mbps	1.2	17	-40 to 85				
584-ADM1491EBRMZ	ADM1491EBRMZ	MSOP-10	5	1	1	16Mbps	1.2	17	-40 to 85				
584-ADM1491EBRZ	ADM1491EBRZ	SOIC-14	5	1	1	16Mbps	1.2	17	-40 to 85				
584-ADM1486ARZ	ADM1486ARZ	SOIC-8	5	1	1	30Mbps	2	12	-40 to 85				
584-ADM1485ANZ	ADM1485ANZ	PDIP-8	5	1	1	30Mbps	2.2	15	-40 to 85				
584-ADM1485ARMZ	ADM1485ARMZ	MSOP-8	5	1	1	30Mbps	2.2	15	-40 to 85				
584-ADM1485ARZ	ADM1485ARZ	SOIC-8	5	1	1	30Mbps	2.2	15	-40 to 85				
584-ADM1485JNZ	ADM1485JNZ	PDIP-8	5	1	1	30Mbps	2.2	15	-40 to 85				
584-ADM1485JRZ	ADM1485JRZ	SOIC-8	5	1	1	30Mbps	2.2	15	-40 to 85				
584-ADM485ARZ	ADM485ARZ	PDIP-8	5	1	1	5Mbps	2.2	30	-40 to 85				
584-ADM485EARZ	ADM485EARZ	MSOP-8	5	1	1	5Mbps	2.2	30	-40 to 85				
584-ADM485JNZ	ADM485JNZ	SOIC-8	5	1	1	5Mbps	2.2	30	-40 to 85				
584-ADM487EARZ	ADM487EARZ	PDIP-8	5	1	1	5Mbps	2.2	30	-40 to 85				
584-ADM488ANZ	ADM488ANZ	SOIC-8	5	1	1	5Mbps	2.2	30	-40 to 85				
584-ADM2481BRWZ	ADM2481BRWZ	SOIC-18	5	1	1	500Kbps	2.5	620	-40 to 85				

RS-422

For quantities greater than listed, call for quote.

MOUSER STOCK NO.	ADI Part No.	Package	Supply Voltage (Max) (V)	No. of Drivers	No. of Receivers	Data Rate (Max)	Supply Current (Max) (mA)	Receiver Prop Delay (Max) (ns)	Operating Temperature (°C)	Price Each 1	10	100	250
584-ADM4168EBRUZ	ADM4168EBRUZ	TSSOP-16	5	2	2	10Mbps	4	27	-40 to 85				

Isolated RS-485

For quantities greater than listed, call for quote.

MOUSER STOCK NO.	ADI Part No.	Package	Supply Voltage (Max) (V)	No. of Drivers	No. of Receivers	Data Rate (Max)	Supply Current (Max) (mA)	Receiver Prop Delay (Max) (ns)	Operating Temperature (°C)	Price Each 1	10	100	250
584-ADM2482EBRWZ	ADM2482EBRWZ	SOIC-16	5.5	1	1	500Kbps	6	1	-40 to 85				
584-ADM2483BRWZ	ADM2483BRWZ	SOIC-16	5.5	1	1	500Kbps	2.5	62	-40 to 85				
584-ADM2483BRWZ-R	ADM2483BRWZ-REEL	SOIC-16	5.5	1	1	500Kbps	2.5	62	-40 to 85				
584-ADM2485BRWZ	ADM2485BRWZ	SOIC-16	5.5	1	1	16Mbps	2.5	55	-40 to 85				
584-ADM2486BRWZ	ADM2486BRWZ	SOIC-16	5.5	1	1	20Mbps	3	55	-40 to 85				
584-ADM2487EBRWZ	ADM2487EBRWZ	SOIC-16	5.5	1	1	500Kbps	4	700	-40 to 85				
584-ADM2490EBRWZ	ADM2490EBRWZ	SOIC-16	5.5	1	1	16Mbps	4	60	-40 to 105				
584-ADM2491EBRWZ	ADM2491EBRWZ	SOIC-16	5.5	1	1	16Mbps	6	60	-40 to 85				
584-ADM2582EBRWZ	ADM2582EBRWZ	SOIC-20	5.5	1	1	16Mbps	230	100	-40 to 85				
584-ADM2587EBRWZ	ADM2587EBRWZ	SOIC-20	5.5	1	1	500Kbps	125	200	-40 to 85				
584-ADM2587EBRWZR7	ADM2587EBRWZ-REEL7	SOIC-20	5.5	1	1	500Kbps	125	200	-40 to 85				
584-ADM2682EBRIZ	ADM2682EBRIZ	SOIC-16	5.5	1	1	16Mbps	55	110	-40 to 85				
584-ADM2687EBRIZ	ADM2687EBRIZ	SOIC-16	5.5	1	1	500Kbps	55	110	-40 to 85				

Isolated RS-485/RS-422

For quantities greater than listed, call for quote.

MOUSER STOCK NO.	ADI Part No.	Package	Supply Voltage (Max) (V)	No. of Drivers	No. of Receivers	Data Rate (Max)	Supply Current (Max) (mA)	Receiver Prop Delay (Max) (ns)	Operating Temperature (°C)	Price Each 1	10	100	250
584-ADM2484EBRWZ	ADM2484EBRWZ	SOIC-16	5.5	1	1	500Kbps	2	70	-40 to 85				

MULTIPLEXER SWITCH ICS

For quantities greater than listed, call for quote.

MOUSER STOCK NO.	ADI Part No.	Package	Supply Voltage (Max) (V)	No. of Channels	RDS (On) (Ω)	Power Dissipation (uW)	Supply Current (uA)	On Time (Max) (us)	Off Time (Max) (us)	Operating Temperature (°C)	Price Each 1	10	100	250
584-ADG804YRMZ	ADG804YRMZ	MSOP-10	3	4	0.5	0.0144	0.0004	31	8	-40 to 125				
584-ADG3248BKSZ-R7	ADG3248BKSZ-REEL7	SC70-6	3.6	1	4.5	-	1	-	-	-40 to 85				
584-ADV3219ACPZ	ADV3219ACPZ	LFCSP-8	5	2	0.04	-	7000	-	-	-40 to 85				
584-AD8183ARUZ	AD8183ARUZ	TSSOP-24	5	2	0.3	300	30000	20	45	-40 to 85				
584-AD8185ARUZ	AD8185ARUZ	TSSOP-24	5	2	0.3	300	30000	20	45	-40 to 85				
584-AD8188ARUZ	AD8188ARUZ	TSSOP-24	5	2	0.35	97.5	19500	4	17	-40 to 85				
584-ADG784BCPZ	ADG784BCPZ	LFCSP-20	5	2	2.2	0.005	1	20	8	-40 to 85				
584-AD8170ANZ	AD8170ANZ	PDIP-8	5	2	10	110	11000	17	120	-40 to 85				
584-AD8170ARZ	AD8170ARZ	SOIC-8	5	2	10	110	11000	17	120	-40 to 85				
584-AD8180ARZ	AD8180ARZ	SOIC-8	5	2	27	45	4500	10.5	11	-40 to 85				
584-AD8182ANZ	AD8182ANZ	PDIP-14	5	2	27	80	8000	10.5	11	-40 to 85				
584-AD8182ARZ	AD8182ARZ	SOIC-14	5	2	27	80	8000	10.5	11	-40 to 85				
584-ADG1604BRUZ	ADG1604BRUZ	TSSOP-14	5	4	0.95	2.8	230	177	310	-40 to 125				
584-ADG709BRUZ	ADG709BRUZ	TSSOP-16	5	4	3	0.005	1	25	12	-40 to 85				
584-ADG709BRUZ-R7	ADG709BRUZ-REEL7	TSSOP-16	5	4	3	0.005	1	25	12	-40 to 85				
584-ADG709CRUZ	ADG709CRUZ	TSSOP-16	5	4	3	0.005	1	25	12	-40 to 85				
584-ADG759BCPZ	ADG759BCPZ	LFCSP-20	5	4	3	0.005	1	25	12	-40 to 85				
584-ADG704BRM	ADG704BRM	MSOP-10	5	4	4	0.005	1	20	13	-40 to 85				
584-ADG704BRMZ	ADG704BRMZ	MSOP-10	5	4	4	0.005	1	20	13	-40 to 85				
584-ADG704BRMZ-R7	ADG704BRMZ-REEL7	MSOP-10	5	4	4	0.005	1	20	13	-40 to 85				
584-ADG1609BRUZ	ADG1609BRUZ	TSSOP-16	5	4	4.5	2.7	225	160	202	-40 to 125				
584-ADG3257BRQZ	ADG3257BRQZ	QSOP-16	5	4	4.5	-	1	-	-	-40 to 85				
584-ADG609BNZ	ADG609BNZ	PDIP-16	5	4	22	0.0015	0.2	100	75	-40 to 85				
584-ADG609BRUZ	ADG609BRUZ	TSSOP-16	5	4	22	0.0015	0.2	100	75	-40 to 85				
584-ADG609BRZ	ADG609BRZ	SOIC-16	5	4	22	0.0015	0.2	100	75	-40 to 85				
584-AD8184ANZ	AD8184ANZ	PDIP-14	5	4	33	52	5200	12	22	-40 to 85				
584-AD8184ARZ	AD8184ARZ	SOIC-14	5	4	33	52	5200	12	22	-40 to 85				
584-ADG659YCPZ	ADG659YCPZ	LFCSP-16	5	4	45	0.01	1	165	55	-40 to 125				
584-ADG659YRUZ	ADG659YRUZ	TSSOP-16	5	4	45	0.01	1	165	55	-40 to 125				
584-AD8174ANZ	AD8174ANZ	PDIP-14	5	4	-	130	13000	17	120	-40 to 85				
584-AD8174ARZ	AD8174ARZ	SOIC-14	5	4	-	130	13000	17	120	-40 to 85				
584-ADG707BRUZ	ADG707BRUZ	TSSOP-28	5	8	2.5	0.005	1	50	14	-40 to 85				
584-ADG738BRUZ	ADG738BRUZ	TSSOP-16	5	8	2.5	0.1	20	35	20	-40 to 85				
584-ADG708BRUZ	ADG708BRUZ	TSSOP-16	5	8	3	0.005	1	25	12	-40 to 85				
584-ADG708CRUZ	ADG708CRUZ	TSSOP-16	5	8	3	0.005	1	25	12	-40 to 85				
584-ADG758BCPZ	ADG758BCPZ	LFCSP-20	5	8	3	0.005	1	25	12	-40 to 85				
584-ADG1607BRUZ	ADG1607BRUZ	TSSOP-28	5	8	4	1.85	370	188	202	-40 to 125				
584-ADG1608BRUZ	ADG1608BRUZ	TSSOP-16	5	8	4.4	3.6	300	160	2020	-40 to 125				

© Copyright 2014 Mouser Electronics

© Copyright 2014 Mouser Electronics

ANALOG DEVICES INC. Switches

Products may be RoHS compliant. Check mouser.com for RoHS status.

MULTIPLEXER SWITCH ICS (CONT.)

For quantities greater than listed, call for quote.

MOUSER STOCK NO.	ADI Part No.	Package	Supply Voltage (Max) (V)	No. of Channels	RDS (On) (Ω)	Power Dissipation (uW)	Supply Current (uA)	On Time (Max) (us)	Off Time (Max) (us)	Operating Temperature (°C)	Price Each			
											1	10	100	250
584-ADG658YCPZ	ADG658YCPZ	LFCSP-16	5	8	45	0.01	1	165	55	-40 to 125				
584-ADG658YRQZ	ADG658YRQZ	QSOP-16	5	8	45	0.01	1	165	55	-40 to 125				
584-ADG658YRUZ	ADG658YRUZ	TSSOP-16	5	8	45	0.01	1	165	55	-40 to 125				
584-ADG658YRUZ-R7	ADG658YRUZ-REEL7	TSSOP-16	5	8	45	0.01	1	165	55	-40 to 125				
584-ADG706BRU	ADG706BRU	TSSOP-28	5	16	2.5	0.005	1	50	14	-40 to 85				
584-ADG706BRUZ	ADG706BRUZ	TSSOP-28	5	16	2.5	0.005	1	50	14	-40 to 85				
584-ADG1606BRUZ	ADG1606BRUZ	TSSOP-28	5	16	4	3.6	300	188	202	-40 to 125				
584-ADG725BCPZ	ADG725BCPZ	LFCSP-48	5	16	4	0.1	20	-	-	-40 to 85				
584-ADG725BSUZ	ADG725BSUZ	TQFP-48	5	16	4	0.1	20	-	-	-40 to 85				
584-ADG726BCPZ	ADG726BCPZ	LFCSP-48	5	16	4	0.1	20	40	25	-40 to 85				
584-ADG726BSUZ	ADG726BSUZ	TQFP-48	5	16	4	0.1	20	40	25	-40 to 85				
584-ADG731BCPZ	ADG731BCPZ	LFCSP-48	5	32	4	0.1	20	-	-	-40 to 85				
584-ADG731BSUZ	ADG731BSUZ	TQFP-48	5	32	4	0.1	20	-	-	-40 to 85				
584-ADG732BCPZ	ADG732BCPZ	LFCSP-48	5	32	4	0.1	20	40	25	-40 to 85				
584-ADG732BSUZ	ADG732BSUZ	TQFP-48	5	32	4	0.1	20	40	25	-40 to 85				
584-ADG794BRQZ	ADG794BRQZ	QSOP-16	5.5	2	7	566	0.0001	14	8	-40 to 85				
584-ADG729BRUZ	ADG729BRUZ	TSSOP-16	5.5	4	5	0.1	20	140	130	-40 to 85				
584-ADG604YRUZ	ADG604YRUZ	TSSOP-14	5.5	4	160	0.01	1	150	65	-40 to 125				
584-ADV3221ARZ	ADV3221ARZ	SOIC-16	5.5	4	-	75	7000	-	-	-55 to 125				
584-ADG728BRUZ	ADG728BRUZ	TSSOP-16	5.5	8	5	0.1	20	140	130	-40 to 85				
584-ADG739BRUZ	ADG739BRUZ	TSSOP-16	5.5	8	6	0.1	20	35	20	-40 to 85				
584-ADG608BNZ	ADG608BNZ	PDIP-16	5.5	8	100	0.0015	0.05	225	75	-40 to 85				
584-ADG608BRUZ	ADG608BRUZ	TSSOP-16	5.5	8	100	0.0015	0.05	225	75	-40 to 85				
584-ADG608BRUZ-R7	ADG608BRUZ-REEL7	TSSOP-16	5.5	8	100	0.0015	0.05	225	75	-40 to 85				
584-ADG608BRZ	ADG608BRZ	SOIC-16	5.5	8	100	0.0015	0.05	225	75	-40 to 85				
584-ADG608TRUZ	ADG608TRUZ	TSSOP-16	5.5	8	120	0.0015	0.05	250	90	-40 to 85				
584-ADG1409YRUZ	ADG1409YRUZ	TSSOP-16	12	4	4	0.0049	325	165	170	-40 to 125				
584-ADG1439BRUZ	ADG1439BRUZ	TSSOP-20	12	4	9.5	0.00003	0.001	-	-	-40 to 125				
584-ADG1204YCPZ500R7	ADG1204YCPZ-500RL7	LFCSP-12	12	4	120	1.3	250	110	155	-40 to 125				
584-ADG1204YRUZ	ADG1204YRUZ	TSSOP-14	12	4	120	1.3	250	110	155	-40 to 125				
584-ADG1209YRUZ	ADG1209YRUZ	TSSOP-16	12	4	120	4.8	320	115	140	-40 to 125				
584-ADG1209YRZ	ADG1209YRZ	SOIC-16	12	4	120	4.8	320	115	140	-40 to 125				
584-ADG1408YRUZ	ADG1408YRUZ	TSSOP-16	12	8	4	0.0049	325	165	170	-40 to 125				
584-ADG1407BRUZ	ADG1407BRUZ	TSSOP-28	12	8	9.5	0.28	0.002	155	165	-40 to 125				
584-ADG1438BRUZ	ADG1438BRUZ	TSSOP-20	12	8	9.5	0.00003	0.001	-	-	-40 to 125				
584-ADG407BNZ	ADG407BNZ	PDIP-28	12	8	50	3.1	200	225	180	-40 to 85				
584-ADG407BPZ	ADG407BPZ	PLCC-28	12	8	50	3.1	200	225	180	-40 to 85				
584-ADG1207YRUZ	ADG1207YRUZ	TSSOP-28	12	8	120	6.3	420	115	140	-40 to 125				
584-ADG1208YRUZ	ADG1208YRUZ	TSSOP-16	12	8	120	4.7	320	115	140	-40 to 125				
584-ADG1208YRZ	ADG1208YRZ	SOIC-16	12	8	120	4.7	320	115	140	-40 to 125				
584-ADG1406BRUZ	ADG1406BRUZ	TSSOP-28	12	16	9.5	0.28	0.002	155	165	-40 to 125				
584-ADG406BNZ	ADG406BNZ	PDIP-28	12	16	50	3.1	200	225	180	-40 to 85				
584-ADG406BPZ	ADG406BPZ	PLCC-28	12	16	50	3.1	200	225	180	-40 to 85				
584-ADG426BRSZ	ADG426BRSZ	SSOP-28	12	16	50	3.1	200	-	110	-40 to 85				
584-ADG1206YRUZ	ADG1206YRUZ	TSSOP-28	12	16	120	6.3	420	115	140	-40 to 125				
584-ADG409BNZ	ADG409BNZ	PDIP-16	15	4	100	470	100	225	150	-40 to 85				
584-ADG409BRUZ	ADG409BRUZ	TSSOP-16	15	4	100	450	100	225	150	-40 to 85				
584-ADG409BRZ	ADG409BRZ	SOIC-16	15	4	100	600	100	225	150	-40 to 85				
584-ADG1309BRUZ	ADG1309BRUZ	TSSOP-16	15	4	300	-	220	120	150	-40 to 105				
584-ADG509FBRNZ	ADG509FBRNZ	SOIC-16	15	4	300	3.3	1	230	130	-40 to 85				
584-ADG509FBRUZ	ADG509FBRUZ	TSSOP-16	15	4	300	3.3	1	230	130	-40 to 85				
584-ADG509FBRWZ	ADG509FBRWZ	SOIC-16	15	4	300	3.3	1	230	130	-40 to 85				
584-ADG439FBRZ	ADG439FBRZ	SOIC-16	15	4	400	2.6	200	250	150	-40 to 105				
584-ADG408BNZ	ADG408BNZ	PDIP-16	15	8	100	470	100	225	150	-40 to 85				
584-ADG408BRUZ	ADG408BRUZ	TSSOP-16	15	8	100	450	100	225	150	-40 to 85				
584-ADG408BRZ	ADG408BRZ	SOIC-16	15	8	100	600	100	225	150	-40 to 85				
584-ADG428BNZ	ADG428BNZ	PDIP-18	15	8	100	470	20	225	300	-40 to 85				
584-ADG428BPZ	ADG428BPZ	PLCC-20	15	8	100	800	20	225	300	-40 to 85				
584-ADG428BRZ	ADG428BRZ	SOIC-18	15	8	100	600	20	225	300	-40 to 85				
584-AD7501JNZ	AD7501JNZ	TSSOP-16	15	8	300	30	800	0.8	0.8	0 to 70				
584-AD7501KNZ	AD7501KNZ	PDIP-16	15	8	300	30	800	0.8	0.8	0 to 70				
584-ADG508FBNZ	ADG508FBNZ	PDIP-16	15	8	300	3.3	1	230	130	-40 to 85				
584-ADG508FBRNZ	ADG508FBRNZ	SOIC-16	15	8	300	3.3	1	230	130	-40 to 85				
584-ADG508FBRWZ	ADG508FBRWZ	SOIC-16	15	8	300	3.3	1	230	130	-40 to 85				
584-ADG528FBPZ	ADG528FBPZ	PLCC-20	15	8	300	3.3	200	250	250	-40 to 85				
584-ADG438FBRZ	ADG438FBRZ	SOIC-16	15	8	400	2.6	200	250	150	-40 to 105				
584-AD7506JNZ	AD7506JNZ	PDIP-28	15	16	300	30	1000	1500	1000	-55 to 125				
584-AD7506KNZ	AD7506KNZ	PDIP-28	15	16	300	30	1000	1500	1000	-55 to 125				
584-ADG1404YRUZ	ADG1404YRUZ	TSSOP-14	16.5	4	2.6	0.03	1	165	185	-40 to 125				
584-ADG509AKNZ	ADG509AKNZ	PDIP-16	16.5	4	700	470	600	600	600	-40 to 85				
584-ADG529AKNZ	ADG529AKNZ	PDIP-18	16.5	4	700	470	600	600	600	-40 to 85				
584-ADG529AKPZ	ADG529AKPZ	PLCC-20	16.5	4	700	470	600	600	600	-40 to 85				
584-ADG507AKNZ	ADG507AKNZ	PDIP-28	16.5	8	700	470	600	600	600	-40 to 85				
584-ADG507AKPZ	ADG507AKPZ	PLCC-28	16.5	8	700	470	600	600	600	-40 to 85				
584-ADG507AKRUZ	ADG507AKRUZ	TSSOP-28	16.5	8	700	470	600	600	600	-40 to 85				
584-ADG507AKRZ	ADG507AKRZ	SOIC-28	16.5	8	700	470	600	600	600	-40 to 85				
584-ADG508AKNZ	ADG508AKNZ	PDIP-16	16.5	8	700	470	600	600	600	-40 to 85				
584-ADG508AKPZ	ADG508AKPZ	PLCC-20	16.5	8	700	470	600	600	600	-40 to 85				
584-ADG508AKRZ	ADG508AKRZ	SOIC-16	16.5	8	700	470	600	600	600	-40 to 85				
584-ADG528AKNZ	ADG528AKNZ	PDIP-18	16.5	8	700	470	600	600	600	-40 to 85				
584-ADG528AKPZ	ADG528AKPZ	PLCC-20	16.5	8	700	470	600	600	600	-40 to 85				
584-ADG506AKNZ	ADG506AKNZ	PDIP-28	16.5	16	700	470	600	600	600	-40 to 85				
584-ADG506AKPZ	ADG506AKPZ	PLCC-28	16.5	16	700	470	600	600	600	-40 to 85				
584-ADG506AKRZ	ADG506AKRZ	SOIC-28	16.5	16	700	470	600	600	600	-40 to 85				
584-ADG526AKNZ	ADG526AKNZ	PDIP-28	16.5	16	700	470	600	600	600	-40 to 85				
584-ADG526AKPZ	ADG526AKPZ	PLCC-28	16.5	16	700	470	600	600	600	-40 to 85				
584-ADG526AKRZ	ADG526AKRZ	SOIC-28	16.5	16	700	470	600	600	600	-40 to 85				
584-ADG5408BRUZ	ADG5408BRUZ	TSSOP-16	36	4	22	2.9	80	242	198	-40 to 125				
584-ADG5209BRUZ	ADG5209BRUZ	TSSOP-16	36	4	160	1.1	130	245	180	-40 to 125				
584-ADG5204BRUZ	ADG5204BRUZ	TSSOP-14	36	4	280	1.1	70	285	215	-40 to 125				
584-ADG5409BRUZ	ADG5409BRUZ	TSSOP-16	36	8	22	2.9	80	242	198	-40 to 125				
584-ADG5208BCPZ-R7	ADG5208BCPZ-RL7	LFCSP-16	36	8	160	1.1	130	245	180	-40 to 125				
584-ADG5208BRUZ	ADG5208BRUZ	TSSOP-16	36	8	160	1.1	130	245	180	-40 to 125				
584-MUX08EPZ	MUX08EPZ	PDIP-16	36	8	300	500	10000	2000	500	0 to 70				
584-MUX08FSZ	MUX08FSZ	SOIC-16	36	8	300	500	15000	2000	400	-40 to 85				
584-MUX08FPZ	MUX08FPZ	PDIP-16	36	8	400	500	60000	2000	500	-40 to 85				
584-ADG5206BRUZ	ADG5206BRUZ	TSSOP-28	36	16	285	1.1	55	290	315	-40 to 125				

© Copyright 2014 Mouser Electronics
© Copyright 2014 Mouser Electronics

ANALOG DEVICES INC. Switches

Products may be RoHS compliant. Check mouser.com for RoHS status.

MULTIPLEXER SWITCH ICS (CONT.)

For quantities greater than listed, call for quote.

MOUSER STOCK NO.	ADI Part No.	Package	Supply Voltage (Max) (V)	No. of Channels	RDS (On) (Ω)	Power Dissipation (uW)	Supply Current (uA)	On Time (Max) (us)	Off Time (Max) (us)	Operating Temperature (°C)	Price Each 1	10	100	250
584-ADG5404BRUZ	ADG5404BRUZ	TSSOP-14	48	4	16	2.9	80	278	183	-40 to 125				

ANALOG SWITCHES

For quantities greater than listed, call for quote.

MOUSER STOCK NO.	ADI Part No.	Package	R_{ON} (Max.) (Ω)	Supply Voltage (Max.) (V)	Supply Voltage (Min.) (V)	On Time (ns)	Off Time (ns)	Supply Current (Max.) (mA)	Switch Voltage (V)	Price Each 1	10	100	250
1 x SPDT													
584-ADG884BCPZ-R7	ADG884BCPZ-REEL7	LFCSP-10	0.41	5.5	-	42	15	1	5.5				
584-ADG839YKSZ-500R7	ADG839YKSZ-500RL7	SC70-6	0.61	3.6	-	12	6.5	1	3.6				
584-ADG819BRMZ	ADG819BRMZ	MSOP-8	0.8	5.5	-	35	10	1	5.5				
584-ADG819BRTZ-500R7	ADG819BRTZ-500RL7	SOT-23-6	0.8	5.5	-	35	10	1	5.5				
584-ADG849YKSZ-500R7	ADG849YKSZ-500RL7	SC70-6	0.8	5.5	-	16	13	0.001	5.5				
584-ADG779BKSZ-R	ADG779BKSZ-*	SC70-6	2.5	5.5	-	14	3	1	5.5				
584-ADG779BKSZ-R2	ADG779BKSZ-R2	SC70-6	2.5	5.5	-	14	3	1	5.5				
584-ADG779BKSZ-R7	ADG779BKSZ-REEL7	SC70-6	2.5	5.5	-	14	3	1	5.5				
584-ADG719BRMZ	ADG719BRMZ	MSOP-8	4	5.5	-	7	3	1	5.5				
584-ADG719BRTZ-500R7	ADG719BRTZ-500RL7	SOT-23-6	4	5.5	-	7	3	1	5.5				
584-ADG719BRTZ-R7	ADG719BRTZ-REEL7	SOT-23-6	4	5.5	-	7	3	1	5.5				
584-ADG749BKSZ-R7	ADG749BKSZ-REEL7	SC70-6	5	5.5	-	7	3	1	5.5				
584-ADG619BRMZ	ADG619BRMZ	MSOP-8	6.5	5.5	5.5	80	45	1	5.5				
584-ADG619BRTZ-500R7	ADG619BRTZ-500RL7	SOT-23-8	6.5	5.5	5.5	80	45	1	5.5				
584-ADG619BRTZ-R7	ADG619BRTZ-REEL7	SOT-23-8	6.5	5.5	5.5	80	45	1	5.5				
584-ADG419BNZ	ADG419BNZ	PDIP-8	35	16.5	16.5	-	-	1	16.5				
584-ADG419BRMZ	ADG419BRMZ	MSOP-8	35	16.5	16.5	-	-	1	16.5				
584-ADG419BRZ	ADG419BRZ	SOIC-8	35	16.5	16.5	-	-	1	16.5				
584-ADG419BRZ-R7	ADG419BRZ-REEL7	SOIC-8	35	16.5	16.5	-	-	1	16.5				
584-ADG918BCPZ-R7	ADG918BCPZ-REEL7	LFCSP-8	-	2.75	-	9	9	30	2.75				
584-ADG918BRMZ	ADG918BRMZ	MSOP-8	-	2.75	-	6.6	6.5	30	2.75				
584-ADG919BRMZ	ADG919BRMZ	MSOP-8	-	2.75	-	6.6	6.5	30	2.75				
1 x SPST													
584-ADG842YKSZ-500R7	ADG842YKSZ-500RL7	MSOP-8	0.4	5.5	-	35	9	1	5.5				
584-ADG901BRMZ	ADG901BRMZ	SOT-23-6	0.4	5.5	-	35	9	1	5.5				
584-ADG802BRTZ-500R7	ADG802BRTZ-500RL7	MSOP-8	0.4	5.5	-	35	9	1	5.5				
584-ADG841YKSZ-500R7	ADG841YKSZ-500RL7	SOT-23-6	0.4	5.5	-	35	9	1	5.5				
584-ADG902BRMZ	ADG902BRMZ	SC70-6	0.48	3.6	-	10.5	6.5	4	3.6				
584-ADG417BNZ	ADG417BNZ	SC70-6	0.48	3.6	-	10.5	6.5	4	3.6				
584-ADG1401BRMZ	ADG1401BRMZ	MSOP-8	1.8	16.5	16.5	120	120	95	16.5				
584-ADG1402BRMZ	ADG1402BRMZ	MSOP-8	1.8	16.5	16.5	120	120	95	16.5				
584-ADG701LBRMZ	ADG701LBRMZ	SOT-23-5	4	5.5	-	12	8	1	5.5				
584-ADG701LBRTZ-R7	ADG701LBRTZ-REEL7	MSOP-8	4	5.5	-	12	8	1	5.5				
584-ADG702BRJZ-500R7	ADG702BRJZ-500RL7	MSOP-8	4	5.5	-	12	8	1	5.5				
584-ADG702BRJZ-R7	ADG702BRJZ-REEL7	SOT-23-6	4	5.5	-	12	8	1	5.5				
584-ADG702BRMZ	ADG702BRMZ	SOT-23-5	4	5.5	-	12	8	1	5.5				
584-ADG741BKSZ-R7	ADG741BKSZ-REEL7	SOT-23-5	4	5.5	-	12	8	1	5.5				
584-ADG751ARMZ	ADG751ARMZ	MSOP-8	4	5.5	-	12	8	1	5.5				
584-ADG801BRMZ	ADG801BRMZ	SC70-6	4	5.5	-	12	8	1	5.5				
584-ADG602BRMZ	ADG602BRMZ	MSOP-8	5.5	5.5	5.5	80	45	1	5.5				
584-ADG701BRJZ-500R7	ADG701BRJZ-500RL7	SOT-23-6	5.5	5.5	5.5	80	45	1	5.5				
584-ADG701BRMZ	ADG701BRMZ	MSOP-8	5.5	5.5	5.5	80	145	1	5.5				
584-ADG801BRTZ-500R7	ADG801BRTZ-500RL7	MSOP-8	20	5.5	0	9	3	0.1	5.5				
584-ADG802BRMZ	ADG802BRMZ	MSOP-8	20	5.5	0	8	3	0.1	5.5				
584-ADG601BRMZ	ADG601BRMZ	PDIP-8	35	16.5	16.5	100	60	1	16.5				
584-ADG601BRTZ-R7	ADG601BRTZ-REEL7	SOIC-8	35	16.5	16.5	100	60	1	16.5				
584-ADG417BRZ	ADG417BRZ	MSOP-8	-	2.75	-	3.6	5.8	1	2.75				
584-ADG752BRMZ	ADG752BRMZ	MSOP-8	-	2.75	-	3.6	5.8	1	2.75				
2 x DPDT													
584-ADG888YRUZ	ADG888YRUZ	TSSOP-16	0.6	5.5	0	22	13	0.04	5.5				
2 x SPDT													
584-ADG884BRMZ	ADG884BRMZ	MSOP-10	0.41	5.5	-	42	15	1	5.5				
584-ADG884BRMZ-R7	ADG884BRMZ-REEL7	MSOP-10	0.41	5.5	-	42	15	1	5.5				
584-ADG836LYRMZ	ADG836LYRMZ	MSOP-10	0.8	3.6	-	21	4	1	3.6				
584-ADG836YRMZ	ADG836YRMZ	MSOP-10	0.8	3.6	-	21	4	1	3.6				
584-ADG1636BRUZ	ADG1636BRUZ	TSSOP-16	1.6	16	8	80	133	360	16				
584-ADG1423BRMZ	ADG1423BRMZ	TSSOP-16	3	16	8	31	128	0.001	16				
584-ADG1236YRUZ	ADG1236YRUZ	MSOP-8	3.2	16.5	16.5	85	115	120	16.5				
584-ADG1419BRMZ	ADG1419BRMZ	MSOP-10	3.2	16.5	16.5	115	115	120	16.5				
584-ADG787BCPZ-500R7	ADG787BCPZ-500RL7	LFCSP-10	3.45	5.5	0	13	3	1	5.5				
584-ADG787BRMZ	ADG787BRMZ	MSOP-10	3.45	5.5	0	13	3	1	5.5				
584-ADG787BRMZ-500R7	ADG787BRMZ-500RL7	MSOP-10	3.45	5.5	0	13	3	1	5.5				
584-ADG736LBRMZ	ADG736LBRMZ	MSOP-10	4.5	5.5	1.8	16	8	1	5.5				
584-ADG736LBRMZ-R7	ADG736LBRMZ-REEL7	MSOP-10	4.5	5.5	1.8	20	10	1	5				
584-ADG736BRMZ	ADG736BRMZ	MSOP-10	7	5.5	-	16	8	1	5.5				
584-ADG736BRMZ-R7	ADG736BRMZ-REEL7	MSOP-10	7	5.5	-	16	8	1	5.5				
584-ADG772BCPZ-R7	ADG772BCPZ-REEL7	CSP-10	8.8	3.6	0	9	6	0.006	3.6				
584-ADG5236BRUZ	ADG5236BRUZ	TSSOP-16	16	40	22	164	110	50	40				
584-ADG5436BRUZ	ADG5436BRUZ	TSSOP-14	160	5.5	5.5	164	110	1	5.5				
584-ADG1219BRJZ-R7	ADG1219BRJZ-REEL7	LFCSP-12	260	16.5	16.5	125	70	230	16.5				
584-ADG1236YCPZ500R7	ADG1236YCPZ-500RL7	TSSOP-16	260	16.5	16.5	125	70	230	16.5				
584-ADG436BRZ	ADG436BRZ	TSSOP-16	280	36	22	170	160	70	36				
584-ADG936BCPZ	ADG936BCPZ	LFCSP-20	-	2.75	0	11	10	1	2.75				
584-ADG936BRUZ	ADG936BRUZ	TSSOP-20	-	2.75	0	11	10	1	2.75				
584-ADG936BRUZ-R	ADG936BRUZ-R	TSSOP-20	-	2.75	0	11	10	1	2.75				
584-ADG636YRUZ	ADG636YRUZ	PDIP-14	-	15	15	-	-	800	10				
584-AD7512DIJNZ	AD7512DIJNZ	PDIP-14	-	15	15	-	-	800	10				
584-AD7512DIKNZ	AD7512DIKNZ	PLCC-20	-	15	15	-	-	800	10				
584-AD7512DIKPZ	AD7512DIKPZ	SOT-23-8	-	16.5	16.5	85	105	140	16.5				
584-ADG1633BRUZ	ADG1633BRUZ	SOIC-16	-	30	20	70	60	350	30				
2 x SPST													
584-ADG823BRMZ	ADG823BRMZ	MSOP-8	0.8	5.5	-	33	11	1	5.5				
584-ADG821BRMZ	ADG821BRMZ	MSOP-8	0.8	5.5	-	33	11	1	5.5				
584-ADG822BRMZ	ADG822BRMZ	MSOP-8	0.8	5.5	-	33	11	1	5.5				
584-ADG1422BRMZ	ADG1422BRMZ	MSOP-10	3.2	16.5	15	115	115	120	16.5				
584-ADG1421BRMZ	ADG1421BRMZ	MSOP-10	3.2	16.5	16.6	115	115	120	16.5				
584-ADG723BRMZ	ADG723BRMZ	MSOP-8	5	5.5	-	14	6	1	5.5				
584-ADG721BRMZ	ADG721BRMZ	MSOP-8	5	5.5	-	14	6	1	5.5				
584-ADG721BRMZ-R7	ADG721BRMZ-REEL7	MSOP-8	5	5.5	-	14	6	1	5.5				
584-ADG722BRMZ	ADG722BRMZ	MSOP-8	5	5.5	-	14	6	1	5.5				

© Copyright 2014 Mouser Electronics
© Copyright 2014 Mouser Electronics

ANALOG DEVICES INC. Switches

Products may be RoHS compliant. Check mouser.com for RoHS status.

ANALOG SWITCHES (CONT.)

For quantities greater than listed, call for quote.

MOUSER STOCK NO.	ADI Part No.	Package	R_{ON} (Max.) (Ω)	Supply Voltage (Max.) (V)	Supply Voltage (Min.) (V)	On Time (ns)	Off Time (ns)	Supply Current (Max.) (mA)	Switch Voltage (V)	Price Each 1	10	100	250
2 x SPST (Cont.)													
584-ADG621BRMZ	ADG621BRMZ	MSOP-10	7	5.5	5.5	75	45	1	5.5				
584-ADG1233YRUZ	ADG1233YRUZ	TSSOP-16	260	16.5	16.5	120	40	400	16.5				
584-ADG1221BRMZ	ADG1221BRMZ	MSOP-10	270	16.5	16	130	85	190	16.5				
584-ADG1222BRMZ	ADG1222BRMZ	MSOP-10	270	16.5	16	130	85	190	16.5				
584-ADG1223BRMZ	ADG1223BRMZ	MSOP-10	270	16.5	16	130	85	190	16.5				
3 x SPDT													
584-ADG733BRUZ	ADG733BRUZ	TSSOP-16	5	5.5	2.5	19	7	1	5.5				
584-ADG786BCPZ	ADG786BCPZ	LFCSP-20	5	5.5	2.5	21	10	1	5.5				
584-ADG633YRUZ	ADG633YRUZ	TSSOP-16	6.7	16.5	16.5	140	60	440	16.5				
584-ADG1433YRUZ	ADG1433YRUZ	TSSOP-16	22	40	22	152	90	70	40				
584-ADG5233BRUZ	ADG5233BRUZ	TSSOP-16	100	6	6	70	25	1	6				
584-ADG5433BRUZ	ADG5433BRUZ	TSSOP-16	100	6	6	70	25	1	6				
584-ADG633YRUZ-R7	ADG633YRUZ-REEL7	TSSOP-16	280	36	22	175	80	70	36				
4 x SPDT													
584-ADP1190ACBZ-R7	ADP1190ACBZ-R7	WLCSP-12	0.17	3.6	1.4	5000000	4000	1000	3.6				
584-ADP1190ACBZ-R7	ADP1190ACBZ-R7	WLCSP-12	0.17	3.6	1.4	5000000	4000	1000	3.6				
584-ADG1213YRUZ	ADG1213YRUZ	TSSOP-16	260	16.2	16.2	105	40	320	16.2				
584-ADG1234YRUZ	ADG1234YRUZ	TSSOP-16	260	16.5	16.5	120	40	400	16.5				
4 x SP4T													
584-ADG904BCPZ	ADG904BCPZ	LFCSP-20	-	2.75	-	10	16	1	2.75				
584-ADG904BRUZ	ADG904BRUZ	TSSOP-20	-	2.75	-	10	16	1	2.75				
4 x SPDT													
584-ADG734BRUZ	ADG734BRUZ	TSSOP-20	5	5.5	2.75	19	7	1	5.5				
584-ADG788BCPZ	ADG788BCPZ	LFCSP-20	5	5.5	2.75	19	7	1	5.5				
584-ADG1434YCPZ-R7	ADG1434YCPZ-REEL7	LFCSP-20	6.7	16.5	16.5	140	60	440	16.5				
584-ADG1434YRUZ	ADG1434YRUZ	TSSOP-20	6.7	16.5	16.5	140	60	440	16.5				
584-ADG774ABCPZ-R2	ADG774ABCPZ-R2	LFCSP-16	7	5.5	-	20	9	1	5.5				
584-ADG774ABRQZ	ADG774ABRQZ	QSOP-16	7	5.5	-	20	9	1	5.5				
584-ADG774BRQZ	ADG774BRQZ	QSOP-16	7	5.5	-	20	9	1	5.5				
584-ADG774BRZ	ADG774BRZ	SOIC-16	7	5.5	-	20	9	1	5.5				
584-ADG453BRUZ	ADG453BRUZ	TSSOP-16	7	16.5	16.5	70	60	500	16.5				
584-ADG453BRZ	ADG453BRZ	SOIC-16	7	16.5	16.5	70	60	500	16.5				
584-ADG4613BRUZ	ADG4613BRUZ	TSSOP-16	7.6	12	5	70	46	600	12				
584-ADG1634BRUZ	ADG1634BRUZ	TSSOP-20	8	16	8	61	162	0.001	16				
584-ADG5413BRUZ	ADG5413BRUZ	TSSOP-16	16	36	20	158	110	50	36				
584-ADG5434BRUZ	ADG5434BRUZ	TSSOP-20	22	40	22	152	90	70	40				
584-ADG333ABNZ	ADG333ABNZ	PDIP-20	45	20	20	90	80	250	20				
584-ADG333ABRSZ	ADG333ABRSZ	SSOP-20	45	20	20	90	80	250	20				
584-ADG333ABRZ	ADG333ABRZ	SOIC-20	45	20	20	90	80	250	20				
584-ADG333ABRZ-R	ADG333ABRZ-REEL	SOIC-20	45	20	20	90	80	250	20				
584-ADG1313YRUZ	ADG1313YRUZ	TSSOP-16	230	16.5	16.5	105	40	320	16.5				
584-ADG1313YRZ	ADG1313YRZ	SOIC-16	230	16.5	16.5	105	40	320	16.5				
584-ADG1334BRSZ	ADG1334BRSZ	SSOP-20	230	16.5	16.5	110	65	400	16.5				
584-ADG5234BRUZ	ADG5234BRUZ	TSSOP-20	280	36	22	175	80	70	36				
4 x SPST													
584-ADG783BCPZ	ADG783BCPZ	TSSOP-16	0.8	3.6	-	21	4	4	3.6				
584-ADG811YRUZ	ADG811YRUZ	TSSOP-16	0.8	3.6	-	21	4	4	3.6				
584-ADG812YRUZ	ADG812YRUZ	TSSOP-16	0.8	3.6	-	21	4	4	3.6				
584-ADG1436YRUZ	ADG1436YRUZ	TSSOP-16	1.6	16	8	75	125	480	16				
584-ADG1611BRUZ	ADG1611BRUZ	LFCSP-16	1.6	16	8	125	75	480	16				
584-ADG1612BCPZ-R7	ADG1612BCPZ-REEL7	TSSOP-16	1.6	16	8	125	75	480	16				
584-ADG1612BRUZ	ADG1612BRUZ	TSSOP-16	1.6	16	8	125	75	480	16				
584-ADG1312YRZ	ADG1312YRZ	TSSOP-16	2.6	16.5	16.5	100	90	330	16.5				
584-ADG1411YRUZ	ADG1411YRUZ	TSSOP-16	2.6	16.5	16.5	100	90	330	16.5				
584-ADG1412YRUZ	ADG1412YRUZ	TSSOP-16	2.6	16.5	16.5	100	90	330	16.5				
584-ADG1414BRUZ	ADG1414BRUZ	TSSOP-16	2.6	16.5	16.5	95	105	1	16.5				
584-ADG613YRUZ	ADG613YRUZ	TSSOP-16	4.5	5.5	-	11	6	1	5.5				
584-ADG711BRUZ	ADG711BRUZ	SOIC-16	4.5	5.5	-	11	6	1	5.5				
584-ADG711BRZ	ADG711BRZ	SOIC-16	4.5	5.5	-	11	6	1	5.5				
584-ADG711BRZ-R7	ADG711BRZ-REEL7	TSSOP-16	4.5	5.5	-	11	6	1	5.5				
584-ADG712BRUZ	ADG712BRUZ	SOIC-16	4.5	5.5	-	11	6	1	5.5				
584-ADG712BRZ	ADG712BRZ	TSSOP-16	4.5	5.5	-	11	6	1	5.5				
584-ADG713BRUZ	ADG713BRUZ	SOIC-16	4.5	5.5	-	11	6	1	5.5				
584-ADG713BRZ	ADG713BRZ	LFCSP-20	4.5	5.5	-	11	6	1	5.5				
584-ADG444BRZ	ADG444BRZ	PDIP-16	7	16.5	16.5	70	60	0.5	16.5				
584-ADG451BNZ	ADG451BNZ	TSSOP-16	7	16.5	16.5	70	60	0.5	16.5				
584-ADG451BRUZ	ADG451BRUZ	SOIC-16	7	16.5	16.5	70	60	0.5	16.5				
584-ADG451BRZ	ADG451BRZ	PDIP-16	7	16.5	16.5	70	60	0.5	16.5				
584-ADG452BNZ	ADG452BNZ	TSSOP-16	7	16.5	16.5	70	60	0.5	16.5				
584-ADG452BRUZ	ADG452BRUZ	SOIC-16	7	16.5	16.5	70	60	0.5	16.5				
584-ADG452BRZ	ADG452BRZ	TSSOP-16	7.6	12	5	46	70	600	12				
584-ADG1413YRUZ	ADG1413YRUZ	TSSOP-24	16	16.5	16.5	75	25	1	16.5				
584-ADG5213BRUZ	ADG5213BRUZ	TSSOP-16	16	40	20	158	110	50	40				
584-ADG413BRZ	ADG413BRZ	PDIP-16	26	16.5	16.5	90	60	0.1	16.5				
584-ADG431BNZ	ADG431BNZ	SOIC-16	26	16.5	16.5	90	60	0.1	16.5				
584-ADG431BRZ	ADG431BRZ	SOIC-16	26	16.5	16.5	90	60	0.1	16.5				
584-ADG432BRZ	ADG432BRZ	SOIC-16	26	16.5	16.5	90	60	0.1	16.5				
584-ADG221KNZ	ADG221KNZ	PDIP-16	45	16.5	16.5	110	100	1	16.5				
584-ADG411BNZ	ADG411BNZ	TSSOP-16	45	16.5	16.5	110	100	1	16.5				
584-ADG411BRUZ	ADG411BRUZ	SOIC-16	45	16.5	16.5	110	100	1	16.5				
584-ADG411BRZ	ADG411BRZ	PDIP-16	45	16.5	16.5	110	100	1	16.5				
584-ADG412BNZ	ADG412BNZ	TSSOP-16	45	16.5	16.5	110	100	1	16.5				
584-ADG412BRUZ	ADG412BRUZ	SOIC-16	45	16.5	16.5	110	100	1	16.5				
584-ADG412BRZ	ADG412BRZ	PDIP-16	45	16.5	16.5	110	100	1	16.5				
584-ADG413BNZ	ADG413BNZ	TSSOP-16	45	16.5	16.5	110	100	1	16.5				
584-ADG413BRUZ	ADG413BRUZ	SOIC-16	45	16.5	16.5	110	100	1	16.5				
584-ADG4612BRUZ	ADG4612BRUZ	SOIC-16	50	5.5	5.5	200	120	1	5.5				
584-ADG511BRZ	ADG511BRZ	PDIP-16	50	5.5	5.5	200	120	1	5.5				
584-ADG512BNZ	ADG512BNZ	SOIC-16	50	5.5	5.5	200	120	1	5.5				
584-ADG512BRZ	ADG512BRZ	SOIC-16	50	5.5	5.5	200	120	1	5.5				
584-AD7510DIJNZ	AD7510DIJNZ	PDIP-16	75	15	15	180	350	800	10				
584-AD7510DIKNZ	AD7510DIKNZ	PDIP-16	75	15	15	350	180	800	10				
584-AD7511DIJNZ	AD7511DIJNZ	PDIP-16	75	15	15	350	180	800	10				
584-ADG201AKRZ	ADG201AKRZ	PDIP-16	75	16.5	16.5	50	50	10000	16.5				
584-ADG201HSJNZ	ADG201HSJNZ	PDIP-16	75	16.5	16.5	50	50	10000	16.5				
584-ADG201HSKNZ	ADG201HSKNZ	SOIC-16	75	16.5	16.5	50	50	10000	16.5				
584-ADG433BRZ	ADG433BRZ	PDIP-16	85	16.5	16.5	85	45	80	16.5				

© Copyright 2014 Mouser Electronics
© Copyright 2014 Mouser Electronics

ANALOG DEVICES INC. Switches and Modules

Products may be RoHS compliant. Check mouser.com for RoHS status.

ANALOG SWITCHES (CONT.)

For quantities greater than listed, call for quote.

MOUSER STOCK NO.	ADI Part No.	Package	R_{ON} (Max.) (Ω)	Supply Voltage (Max.) (V)	Supply Voltage (Min.) (V)	On Time (ns)	Off Time (ns)	Supply Current (Max.) (mA)	Switch Voltage (V)	Price Each 1	10	100	250
4 x SPST (Cont.)													
584-ADG441BNZ	ADG441BNZ	SOIC-16	85	16.5	16.5	85	45	80	16.5				
584-ADG441BRZ	ADG441BRZ	PDIP-16	85	16.5	16.5	85	45	80	16.5				
584-ADG442BNZ	ADG442BNZ	SOIC-16	85	16.5	16.5	85	45	80	16.5				
584-ADG442BRZ	ADG442BRZ	PDIP-16	85	16.5	16.5	85	45	1	16.5				
584-ADG444BNZ	ADG444BNZ	SOIC-16	85	16.5	16.5	85	45	1	16.5				
584-ADG1613BRUZ	ADG1613BRUZ	PDIP-16	145	15	15	300	250	2000	15				
584-ADG201AKNZ	ADG201AKNZ	SOIC-16	145	15	15	300	250	2000	15				
584-ADG201HSKRZ	ADG201HSKRZ	PDIP-16	145	15	15	300	250	2000	15				
584-ADG202AKNZ	ADG202AKNZ	SOIC-16	145	15	15	300	250	2000	15				
584-ADG212AKRZ	ADG212AKRZ	PDIP-16	145	15	15	300	250	1500	15				
584-ADG5412BRUZ	ADG5412BRUZ	TSSOP-16	160	5.5	5.5	45	25	1	5.5				
584-ADG611YRUZ	ADG611YRUZ	TSSOP-16	160	5.5	5.5	45	25	1	5.5				
584-ADG612YRUZ	ADG612YRUZ	TSSOP-16	160	5.5	5.5	45	25	1	5.5				
584-ADG202AKRZ	ADG202AKRZ	PDIP-16	175	15	15	600	450	1000	15				
584-ADG211AKNZ	ADG211AKNZ	SOIC-16	175	15	15	600	450	1000	15				
584-ADG211AKRZ	ADG211AKRZ	PDIP-16	175	15	15	600	450	1000	15				
584-ADG212AKNZ	ADG212AKNZ	SOIC-16	175	15	15	600	450	1000	15				
584-SW06GSZ	SW06GSZ	SOL-16	175	18	12	1000	500	10	11				
584-ADG813YRUZ	ADG813YRUZ	SOL-16	175	18	12	1000	500	13500	11				
584-ADG1212YRUZ	ADG1212YRUZ	TSSOP-16	230	16.5	16.5	105	40	320	16.5				
584-ADG1311YRUZ	ADG1311YRUZ	SOIC-16	230	16.5	16.5	105	40	320	16.5				
584-ADG1311YRZ	ADG1311YRZ	TSSOP-16	230	16.5	16.5	105	40	320	16.5				
584-ADG1312YRUZ	ADG1312YRUZ	SOIC-16	230	16.5	16.5	105	40	320	16.5				
584-AD7511DIKNZ	AD7511DIKNZ	LFCSP-16	260	16.2	16.2	50	15	5	16.2				
584-ADG1211YCPZ500R7	ADG1211YCPZ-500RL7	TSSOP-16	260	16.2	16.2	50	15	5	16.2				
584-ADG1211YRUZ	ADG1211YRUZ	LFCSP-16	260	16.2	16.2	105	40	5	16.2				
584-ADG1212YCPZ500R7	ADG1212YCPZ-500RL7	TSSOP-16	260	16.2	16.2	105	40	5	16.2				
584-ADG513BRZ	ADG513BRZ	TSSOP-16	280	40	22	175	140	70	40				
584-ADG5212BRUZ	ADG5212BRUZ	TSSOP-16	280	40	22	175	140	70	40				
5 SPST													
584-ADG714BRUZ	ADG714BRUZ	TSSOP-24	5	5.5	2.75	20	8	25	5.5				
584-ADG715BRUZ	ADG715BRUZ	TSSOP-24	5	5.5	2.75	95	85	25	5.5				
8 x SPST													
584-ADG5207BRUZ	ADG5207BRUZ	TSSOP-28	245	40	9	295	270	130	36				

HIGH-SIDE LOAD SWITCHES

For quantities greater than listed, call for quote.

MOUSER STOCK NO.	ADI Part No.	Package	R_{ON} (Max.) (mΩ)	Input Voltage Range (V)	Cont. Operating Current (Max) (A)	Quiescent Current (Max) (uA)	Shutdown Current (Typ) (uA)	Power Dissipation (uW)	Price Each 1	10	100	250
584-ADP196ACBZ-R7	ADP196ACBZ-R7	WLCSP-6	0.1	1.2	3	25	1	-				
584-ADP197ACBZ-R7	ADP197ACBZ-R7	WLCSP-6	12	1.8-5.5	3	18	1	24				
584-ADP196ACPZN-01R7	ADP196ACPZN-01-R7	LFCSP-6	36	1.8	3	25	1	-				
584-ADP196ACPZN-R7	ADP196ACPZN-R7	LFCSP-6	36	5.5	3	40	1	-				
584-ADP191ACBZ-R7	ADP191ACBZ-R7	WLCSP-4	105	1.1-3.6	0.5	-	1	7.2				
584-ADP195ACBZ-R7	ADP195ACBZ-R7	WLCSP-4	100	1.1-3.6	1.1	1	0.7	360				

CHANNEL PROTECTOR

For quantities greater than listed, call for quote.

MOUSER STOCK NO.	ADI Part No.	Package	No. of Switches	Supply Voltage (Max.) (V)	Switch Voltage (Max.) (V)	Supply Current (Max.) (nA)	Power Dissipation (uW)	Operating Temperature (°C)	Price Each 1	10	100	250
584-ADG465BRMZ	ADG465BRMZ	MSOP-8	1	20	20	500	15	-40 to 85				
584-ADG465BRTZ-R7	ADG465BRTZ-REEL7	SOT-23-6	1	20	20	500	15	-40 to 85				
584-ADG467BRSZ	ADG467BRSZ	SSOP-20	5	20	20	500	15	-40 to 85				
584-ADG467BRZ	ADG467BRZ	SOIC-18	5	20	20	500	15	-40 to 85				

EVALUATION MODULES

For quantities greater than listed, call for quote.

MOUSER STOCK NO.	ADI Part No.	Description	Price Each
584-AD6657EBZ	AD6657EBZ	AD6657 ADC Quad IF Receiver Eval Board	
584-AD6673-250EBZ	AD6673-250EBZ	AD6673 Dual IF Receiver 400 MHz Eval Board	
584-AD6677EBZ	AD6677EBZ	AD6677 SPI 1.75V ADC Eval Board	
584-AD8333-EVALZ	AD8333-EVALZ	AD8333 Dual IQ Demodulator 50MHz Eval Board	
584-AD8362-EVALZ	AD8362-EVALZ	AD8362 RF Detector 3.8GHz Eval Board	
584-AD9129-EBZ	AD9129-EBZ	AD9129 Normal Mode USB DAC Eval Board	
584-AD9250-170EBZ	AD9250-170EBZ	AD9250 USB 6V ADC Eval Board	
584-AD9250-250EBZ	AD9250-250EBZ	AD9250 USB 6V ADC Eval Board	
584-AD9467-FMC250EBZ	AD9467-FMC-250EBZ	AD9467 16 Bit Parallel ADC Eval Board	
584-AD9508PCBZ	AD9508/PCBZ	1:4 Distribution Clock Buffer 1.65GHz Eval Board	
584-AD9520-4PCBZ	AD9520-4/PCBZ	AD9520-4 Clock Generator 1800MHz Eval Board	
584-AD9525PCBZ	AD9525/PCBZ	AD9525 Clock Generator 3.6GHz Eval Board	
584-AD9525PCBZ-VCO	AD9525/PCBZ-VCO	AD9525 Clock Generator 3.6GHz VCO Installed Eval Board	
584-AD9557PCBZ	AD9557/PCBZ	AD9557 Clock Translator 1.25GHz Eval Board	
584-AD9558PCBZ	AD9558/PCBZ	AD9558 Clock Translator 1.25GHz Eval Board	
584-AD9559PCBZ	AD9559/PCBZ	AD9559 Clock Translator 1.25GHz Eval Board	
584-AD9683-170EBZ	AD9683-170EBZ	AD9683-170 SPI 1.8V Eval Board	
584-AD9683-250EBZ	AD9683-250EBZ	AD9683-250 SPI 1.8V ADC Eval Board	
584-AD9739A-EBZ	AD9739A-EBZ	AD9739A USB FMC to High Speed DAC Eval Board	
584-AD9739A-FMC-EBZ	AD9739A-FMC-EBZ	AD9739A USB FMC Connector for Xilinx Eval Board	
584-AD9858PCBZ	AD9858/PCBZ	AD9858 DDS/DAC Synthesizer 1000MHz Eval Board	
584-AD9958PCBZ	AD9958/PCBZ	AD9958 USB Dual DDS PB Free 500MHz Eval Board	
584-AD9959PCBZ	AD9959/PCBZ	AD9959 Quad DDS PB Free 500MHz Eval Board	
584-ADCLK846PCBZ	ADCLK846/PCBZ	ADCLK846 LVDS Clock Fanout Buffer Eval Board	
584-ADCLK948PCBZ	ADCLK948/PCBZ	ADCLK948 SiGe Clock Fanout Buffer 4800MHz Eval Board	
584-AD-DAC-FMC-ADP	AD-DAC-FMC-ADP	AD-DPG3 FMC to High Speed DAC Xilinx Eval Board	
584-AD-FMCOMMS1-EBZ	AD-FMCOMMS1-EBZ	ADL5380, AD8366, ADF4351, ADL5375, ADL5602 4GHz Transceiver FPGA Eval Board	
584-ADIS16003PCBZ	ADIS16003/PCBZ	ADIS16003 Accelerometer with SPI PB Free Eval Board	
584-ADIS16060PCBZ	ADIS16060/PCBZ	ADIS16060 2000g Z-Axis Yaw Rate Gyroscope SPI Eval Board	
584-ADIS16136PCBZ	ADIS16136/PCBZ	ADIS16136 PCB Acceleration Sensor Eval Board	
584-ADIS16201PCBZ	ADIS16201/PCBZ	ADIS16201 Inclinometer/Accelerometer Breakout Board	
584-ADIS16209PCBZ	ADIS16209/PCBZ	ADIS16209 Inclinometer/Accelerometer Breakout Board	

© Copyright 2014 Mouser Electronics
© Copyright 2014 Mouser Electronics

ANALOG DEVICES INC. Modules

Products may be RoHS compliant. Check mouser.com for RoHS status.

ANALOG DEVICES

EVALUATION MODULES (CONT.)

For quantities greater than listed, call for quote.

MOUSER STOCK NO.	ADI Part No.	Description	Price Each
584-ADIS16223PCBZ	ADIS16223/PCBZ	ADIS16223 PCB Acceleration Sensor Eval Board	
584-ADIS16240PCBZ	ADIS16240/PCBZ	ADIS16240 PCB Acceleration Sensor Eval Board	
584-ADIS16265PCBZ	ADIS16265/PCBZ	ADIS16265 PCB Acceleration Sensor Eval Board	
584-ADIS16367PCBZ	ADIS16367/PCBZ	ADIS16367 18g PCB Acceleration Sensor Eval Board	
584-ADIS16375PCBZ	ADIS16375/PCBZ	ADIS16375 18g PCB Acceleration Sensor Eval Board	
584-ADIS16405PCBZ	ADIS16405/PCBZ	ADIS16405 18g PCB Acceleration Sensor Eval Board	
584-ADIS16407PCBZ	ADIS16407/PCBZ	ADIS16407 PCB Acceleration Sensor Eval Board	
584-ADIS16445PCBZ	ADIS16445/PCBZ	ADIS16445 PCB Acceleration Sensor Eval Board	
584-ADIS16448PCBZ	ADIS16448/PCBZ	ADIS16448 PCB Acceleration Sensor Eval Board	
584-ADIS16485PCBZ	ADIS16485/PCBZ	ADIS16485 PCB Acceleration Sensor Eval Board	
584-ADISUSBZ	ADISUSBZ	ADIS PC-USB w/ Software Eval System	
584-ADL5375-05-EVALZ	ADL5375-05-EVALZ	ADL5375 Modulators/Demodulators 6GHz Eval Board	
584-ADL5382-EVALZ	ADL5382-EVALZ	ADL5382 Modulators/Demodulators 2.7GHz Eval Board	
584-ADL5387-EVALZ	ADL5387-EVALZ	ADL5387 Modulators/Demodulators 2GHz Eval Board	
584-ADL5801-EVALZ	ADL5801-EVALZ	ADL5801 RF Mixer 6GHz SMA Connector Eval Board	
584-ADP196CP-EVALZ	ADP196CP-EVALZ	ADP196CP 5.5V High Side Power Eval Board	
584-ADP5585CP-EVALZ	ADP5585CP-EVALZ	ADP5585 Keypad Decoder and I/O Expander Eval Board	
584-ADP5586CB-EVALZ	ADP5586CB-EVALZ	ADP5586 3.6V I2C Keypad Decoder and I/O Expander Eval Board	
584-ADP5589CP-EVALZ	ADP5589CP-EVALZ	ADP5589 Keypad Decoder and I/O Expander Eval Board	
584-ADP-I2C-USB-Z	ADP-I2C-USB-Z	ADP1043A, ADP1047, ADP1048 USB to I2C Interface Connector	
584-ADXL203EB	ADXL203EB	ADXL203 1.7g 2-Axis Accelerometer Eval Board	
584-ADXL213EB	ADXL213EB	ADXL213 1.2g 2-Axis Accelerometer Eval Board	
584-ADXL321EB	ADXL321EB	ADXL321 Dual Axis Acceleration Eval Board	
584-ADZS-AUDIO-EX3	ADZS-AUDIO-EX3	ADSP-BF60x EZ-Board/EZ-Kit Lite Audio Extender for EI3 Extender Board	
584-CABLE-SMBUS3PINZ	CABLE-SMBUS-3PINZ	Parallel Port to 3-Pin I2C Interface Cable	
584-CFTL-CN0134EVALZ	CFTL-CN0134-EVALZ	ADF4350 PLL Synthesizers/Multipliers/Dividers 4400MHz Eval Board	
584-DEMO-AD5700D2Z	DEMO-AD5700D2Z	AD5421, AD5700, AD5700-1, ADUCM360 3.3V HART Interface Eval Board	
584-EV-ADF41020EB1Z	EV-ADF41020EB1Z	ADF41020 PLL Synthesizers/Multipliers/Dividers 18GHz Eval Board	
584-EV-ADF4360-7EB1Z	EV-ADF4360-7EB1Z	ADF4360-7 PLL Synthesizers/Multipliers/Dividers 18GHz Eval Board	
584-EV-ADF4360-9EB1Z	EV-ADF4360-9EB1Z	ADF4360-9 PLL Synthesizers/Multipliers/Dividers 400GHz Eval Board	
584-EVAL-220VAC-UKZ	EVAL-220VAC-UKZ	Plug-In AC Adapter High Speed ADC 220VAC Eval Board	
584-EVALAD1940MINIBZ	EVAL-AD1940MINIBZ	AD1940 Multi Channel 28/56-Bit Signal Processor Eval Board	
584-EVAL-AD2S1210EDZ	EVAL-AD2S1210EDZ	AD2S1210 RTD to Digital 5V Eval Board	
584-EVAL-AD5110SDZ	EVAL-AD5110SDZ	AD5110 Digital Pot 5.5V I2C Eval Board	
584-EVAL-AD5111SDZ	EVAL-AD5111SDZ	AD5111 Digital Pot 5.5V UDC Eval Board	
584-EVAL-AD5116EBZ	EVAL-AD5116EBZ	AD5116 5.5V Push Button 5.5V Digital Pot Eval Board	
584-EVAL-AD5141DBZ	EVAL-AD5141DBZ	AD5141 Digital Pot 5.5V SPI Eval Board	
584-EVAL-AD5142ADBZ	EVAL-AD5142ADBZ	AD5142A I2C Digital Pot 5.5V Eval Board	
584-EVAL-AD5142DBZ	EVAL-AD5142DBZ	AD5142 SPI Digital Pot 5.5V Eval Board	
584-EVAL-AD5143DBZ	EVAL-AD5143DBZ	AD5143 Digital Pot 5.5V I2C Eval Board	
584-EVAL-AD5144DBZ	EVAL-AD5144DBZ	AD5144 SPI 5.5V Digital Pot Eval Board	
584-EVAL-AD5162SDZ	EVAL-AD5162SDZ	AD5162 Digital Pot SPI 5.5V Eval Board	
584-EVAL-AD5228EBZ	EVAL-AD5228EBZ	AD5228 Digital Pot 5.5V Push Button Eval Board	
584-EVAL-AD5235SDZ	EVAL-AD5235SDZ	AD5235 SPI 2.7V Dual 1024 Position Digital Pot Eval Board	
584-EVAL-AD5252SDZ	EVAL-AD5252SDZ	AD5252 Digital Pot 2.75V I2C Eval Board	
584-EVAL-AD5254SDZ	EVAL-AD5254SDZ	AD5254 I2C Digital Pot 2.75V Eval Board	
584-EVAL-AD5272SDZ	EVAL-AD5272SDZ	AD5272 I2C Digital Pot 2.75V Eval Board	
584-EVAL-AD5292EBZ	EVAL-AD5292EBZ	AD5292 Digital Pot 33V SPI Eval Board	
584-EVAL-AD5360EBZ	EVAL-AD5360EBZ	AD5360 USB 16 Channel, 16 Bit DAC Eval Board	
584-EVAL-AD5370EBZ	EVAL-AD5370EBZ	AD5370 USB 40 Channel, 16 Bit DAC Eval Board	
584-EVAL-AD5372EBZ	EVAL-AD5372EBZ	AD5372 USB 32 Channel, 16 Bit DAC Eval Board	
584-EVAL-AD5420EBZ	EVAL-AD5420EBZ	AD5420 USB 5V DAC Eval Board	
584-EVAL-AD5421SDZ	EVAL-AD5421SDZ	AD5421 USB 52V DAC Eval Board	
584-EVAL-AD5422EBZ	EVAL-AD5422EBZ	AD5422 USB 5V DAC Eval Board	
584-EVAL-AD5447EBZ	EVAL-AD5447EBZ	AD5447 Parallel 5.5V DAC Eval Board	
584-EVAL-AD5504EBZ	EVAL-AD5504EBZ	AD5504 USB 5V DAC Eval Board	
584-EVAL-AD5535BEBZ	EVAL-AD5535BEBZ	AD5535B 3-Wire, Serial Data Conversion Eval Board	
584-EVALAD554142EBZ	EVAL-AD5541/42EBZ	AD5541 Serial 5.5V DAC Eval Board	
584-EVAL-AD5542ASDZ	EVAL-AD5542ASDZ	AD5542A 5.5V DAC Eval Board	
584-EVAL-AD5560EBUZ	EVAL-AD5560EBUZ	AD5560 1.54V SPI DAC Eval Board	
584-EVAL-AD5664REBZ	EVAL-AD5664REBZ	AD5664R USB 5.5V DAC Eval Board	
584-EVAL-AD5667REBZ	EVAL-AD5667REBZ	AD5667R USB 5.5V DAC Eval Board	
584-EVAL-AD5668SDCZ	EVAL-AD5668SDCZ	AD5668 USB 5.5V DAC Eval Board	
584-EVAL-AD5684RSDZ	EVAL-AD5684RSDZ	AD5684R USB 5.5V DAC Eval Board	
584-EVAL-AD5686RSDZ	EVAL-AD5686RSDZ	AD5686R USB 5.5V DAC Eval Board	
584-EVAL-AD5687RSDZ	EVAL-AD5687RSDZ	AD5687R SPI 5.5V DAC Eval Board	
584-EVAL-AD5694RSDZ	EVAL-AD5694RSDZ	AD5694R USB 5.5V DAC Eval Board	
584-EVAL-AD5696RSDZ	EVAL-AD5696RSDZ	AD5696R USB 5.5V DAC Eval Board	
584-EVAL-AD5700-1EBZ	EVAL-AD5700-1EBZ	AD5700-1 UART HART Modem 5.5V Eval Board	
584-EVAL-AD5754REBZ	EVAL-AD5754REBZ	AD5754R USB 16.5V DAC Eval Board	
584-EVAL-AD5755-1SDZ	EVAL-AD5755-1SDZ	AD5755-1 USB 5.5V DAC Eval Board	
584-EVAL-AD5755SDZ	EVAL-AD5755SDZ	AD5755 USB 5.5V DAC Eval Board	
584-EVAL-AD5757SDZ	EVAL-AD5757SDZ	AD5757 Serial 5.5V DAC Eval Board	
584-EVAL-AD5764EBZ	EVAL-AD5764EBZ	AD7276 USB 15V DAC Eval Board	
584-EVAL-AD5780SDZ	EVAL-AD5780SDZ	AD5780 USB 16.5V DAC Eval Board	
584-EVAL-AD5930EBZ	EVAL-AD5930EBZ	AD5930 USB 5.5V DAC Eval Board	
584-EVAL-AD5932EBZ	EVAL-AD5932EBZ	AD5932 USB 5.5V DAC Eval Board	
584-EVAL-AD5933EBZ	EVAL-AD5933EBZ	AD5933 Serial ADC 5.5V Eval Board	
584-EVAL-AD7147-1EBZ	EVAL-AD7147-1EBZ	AD7147 4.75V SPI ADC Eval Board	
584-EVAL-AD7147EBZ	EVAL-AD7147EBZ	AD7147 SPI 3.6V ADC Eval Board	
584-EVAL-AD7150EBZ	EVAL-AD7150EBZ	AD7150 3.6V Serial ADC Eval Board	
584-EVAL-AD7152EBZ	EVAL-AD7152EBZ	AD7152 Serial 3.6V ADC Eval Board	
584-EVAL-AD7156EBZ	EVAL-AD7156EBZ	AD7150 3.6V Serial ADC Eval Board	
584-EVAL-AD7176-2SDZ	EVAL-AD7176-2SDZ	AD7176-2 SPI 5V ADC Eval Board	
584-EVAL-AD7190EBZ	EVAL-AD7190EBZ	AD7190 SPI 5.25V ADC Eval Board	
584-EVAL-AD7191EBZ	EVAL-AD7191EBZ	AD7191 SPI 5.25V ADC Eval Board	
584-EVAL-AD7192EBZ	EVAL-AD7192EBZ	AD7192 SPI 5.25V ADC Eval Board	
584-EVAL-AD7193EBZ	EVAL-AD7193EBZ	AD7193 SPI 5.25V ADC Eval Board	
584-EVAL-AD7194EBZ	EVAL-AD7194EBZ	AD7194 SPI 5.25V ADC Eval Board	
584-EVAL-AD7195EBZ	EVAL-AD7195EBZ	AD7195 SPI 5.25V ADC Eval Board	
584-EVAL-AD7266EDZ	EVAL-AD7266EDZ	AD7266 SPI 5.25V ADC Eval Board	
584-EVAL-AD7291SDZ	EVAL-AD7291SDZ	AD7291 Serial 3.6V ADC Eval Board	
584-EVAL-AD7294EBZ	EVAL-AD7294EBZ	AD7294 Serial 5.5V ADC Eval Board	
584-EVAL-AD7298SDZ	EVAL-AD7298SDZ	AD7298 SPI 3.6V ADC Eval Board	
584-EVAL-AD7357EDZ	EVAL-AD7357EDZ	AD7357 SPI 2.75V ADC Eval Board	
584-EVAL-AD7401AEDZ	EVAL-AD7401AEDZ	AD7401A Serial 5.5V ADC Eval Board	
584-EVAL-AD7606-4EDZ	EVAL-AD7606-4EDZ	AD7606-4 SPI 5.25V ADC Eval Board	
584-EVAL-AD7606-6EDZ	EVAL-AD7606-6EDZ	AD7606-6 SPI 5.25V ADC Eval Board	

© Copyright 2014 Mouser Electronics
© Copyright 2014 Mouser Electronics

EVALUATION MODULES (CONT.)

For quantities greater than listed, call for quote.

MOUSER STOCK NO.	ADI Part No.	Description	Price Each
584-EVAL-AD7606EDZ	EVAL-AD7606EDZ	AD7606 SPI 5V ADC Eval Board	
584-EVAL-AD7608EDZ	EVAL-AD7608EDZ	AD7608 SPI 5V ADC Eval Board	
584-EVAL-AD7625EDZ	EVAL-AD7625EDZ	AD7625 Serial 5.25V ADC Eval Board	
584-EVAL-AD7626EDZ	EVAL-AD7626EDZ	AD7626 Serial 5.25V ADC Eval Board	
584-EVAL-AD7689EDZ	EVAL-AD7689EDZ	AD7689 SPI 5.5V ADC Eval Board	
584-EVAL-AD7708EBZ	EVAL-AD7708EBZ	AD7708 SPI 5.25V ADC Eval Board	
584-EVAL-AD7714-3EBZ	EVAL-AD7714-3EBZ	AD7714 SPI 5.25V ADC Eval Board	
584-EVAL-AD7730EBZ	EVAL-AD7730EBZ	AD7730 Serial 5.25V ADC Eval Board	
584-EVAL-AD7732EBZ	EVAL-AD7732EBZ	AD7732 SPI 5.25V ADC Eval Board	
584-EVAL-AD7734EBZ	EVAL-AD7734EBZ	AD7734 SPI 5.25V ADC Eval Board	
584-EVAL-AD7738EBZ	EVAL-AD7738EBZ	AD7738 SPI 5.25V ADC Eval Board	
584-EVAL-AD7746EBZ	EVAL-AD7746EBZ	AD7746 Serial 5.25V ADC Eval Board	
584-EVAL-AD7747EBZ	EVAL-AD7747EBZ	AD7747 Serial 5.25V ADC Eval Board	
584-EVAL-AD7760EDZ	EVAL-AD7760EDZ	AD7760 Parallel 5.25V 18/20 Bit ADC Eval Board	
584-EVAL-AD7762EDZ	EVAL-AD7762EDZ	AD7762 Parallel 5.5V ADC Eval Board	
584-EVAL-AD7763EDZ	EVAL-AD7763EDZ	AD7763 Serial 5.25V ADC Eval Board	
584-EVAL-AD7766-2EDZ	EVAL-AD7766-2EDZ	AD7766 Serial 2.625V 24 Bit 115.5dB ADC Eval Board	
584-EVAL-AD7766EDZ	EVAL-AD7766EDZ	AD7766 Serial 2.625V 24 Bit 109.5dB ADC Eval Board	
584-EVAL-AD7767-1EDZ	EVAL-AD7767-1EDZ	AD7767 Serial 2.625V 24 Bit 111dB ADC Eval Board	
584-EVAL-AD7767-2EDZ	EVAL-AD7767-2EDZ	AD7767 Serial 2.625V 24 Bit 114dB ADC Eval Board	
584-EVAL-AD7767EDZ	EVAL-AD7767EDZ	AD7767 Serial 2.625V 24 Bit 108 dB Eval Board	
584-EVAL-AD7780EBZ	EVAL-AD7780EBZ	AD7780 SPI 5.25V ADC Eval Board	
584-EVAL-AD7781EBZ	EVAL-AD7781EBZ	AD7781 SPI 5.25V ADC Eval Board	
584-EVAL-AD7785EBZ	EVAL-AD7785EBZ	AD7785 SPI 5.25V ADC Eval Board	
584-EVAL-AD7793EBZ	EVAL-AD7793EBZ	AD7793 SPI 5.25V ADC Eval Board	
584-EVAL-AD7794EBZ	EVAL-AD7794EBZ	AD7794 SPI 5.25V ADC Eval Board	
584-EVAL-AD7795EBZ	EVAL-AD7795EBZ	AD7795 SPI 5.25V ADC Eval Board	
584-EVAL-AD7798EBZ	EVAL-AD7798EBZ	AD7798 SPI 5.25V ADC Eval Board	
584-EVAL-AD7799EBZ	EVAL-AD7799EBZ	AD7799 SPI 5.25V ADC Eval Board	
584-EVAL-AD7879-1EBZ	EVAL-AD7879-1EBZ	AD7879 SPI 3.6V ADC Eval Board	
584-EVAL-AD7980SDZ	EVAL-AD7980SDZ	AD7980 SPI 2.625V ADC Eval Board	
584-EVAL-AD7991EBZ	EVAL-AD7991EBZ	AD7991 I2C Serial 5.5V ADC Eval Board	
584-EVAL-AD7998EBZ	EVAL-AD7998EBZ	AD7998 Serial 5.5V ADC Eval Board	
584-EVAL-AD9837SDZ	EVAL-AD9837SDZ	AD9837 USB 5.5V DAC Eval Board	
584-EVAL-AD9838SDZ	EVAL-AD9838SDZ	AD9838 USB 5.5V DAC Eval Board	
584-EVAL-ADAS3022EDZ	EVAL-ADAS3022EDZ	ADAS3022 SPI 15V ADC Eval Board	
584-EVAL-ADAS3023EDZ	EVAL-ADAS3023EDZ	ADAS3023 16-Bit 7V Data Acquisition Eval Board	
584-EVAL-ADAU1442EBZ	EVAL-ADAU1442EBZ	ADAU1442 3-Wire USB 6V Audio DSP 8x2 SRCs Eval Board	
584-EVLADAU1701MINIZ	EVAL-ADAU1701MINIZ	ADAU1701 3.3V 28/56 Bit 2 ADCs, 4 DACs Signal Processor Eval Board	
584-EVAL-ADAU1761Z	EVAL-ADAU1761Z	ADAU1761 3.3V 24 Bit SigmaDSP Audio CODEC Eval Board	
584-EVAL-ADAU1781Z	EVAL-ADAU1781Z	ADAU1781 3.3V SigmaDSP Audio CODEC Eval Board	
584-EVAL-ADAU1966Z	EVAL-ADAU1966Z	ADAU1966 5V Audio DAC Eval Board	
584-EVAL-ADE7758ZEB	EVAL-ADE7758ZEB	ADE7758 Parallel 5V 3-Phase ADC Eval Board	
584-EVAL-ADE7763ZEB	EVAL-ADE7763ZEB	ADE7763 Parallel 5V ADC Active Energy Eval Board	
584-EVAL-ADE7816EBZ	EVAL-ADE7816EBZ	ADE7816 USB 3.3V ADC Eval Board	
584-EVAL-ADE7878EBZ	EVAL-ADE7878EBZ	ADE7878 SPI Energy Meter 3-Phase Eval Board	
584-EVAL-ADE7880EBZ	EVAL-ADE7880EBZ	ADE7880 USB 3.3V ADC Eval Board	
584-EVAL-ADE7953EBZ	EVAL-ADE7953EBZ	ADE7953 USB 3.3V 1-Phase Meter Eval Board	
584-EVAL-ADF4113EBZ2	EVAL-ADF4113EBZ2	ADF4113 Parallel 9V 1750MHz PLL Eval Board	
584-EVLADF4150HVEB1Z	EVAL-ADF4150HVEB1Z	ADF4150HV 30V 3GHz PLL Eval Board	
584-EVAL-ADF4158EB1Z	EVAL-ADF4158EB1Z	ADF4158 USB 6.1GHz 9V PLL Eval Board	
584-EVAL-ADF4350EB1Z	EVAL-ADF4350EB1Z	ADF4350 USB 4.4GHz 5.5V PLL Eval Board	
584-EVAL-ADF4351EB1Z	EVAL-ADF4351EB1Z	ADF4351 USB 5.5V 4.4GHz PLL Eval Board	
584-EVALADF4XXXZ-USB	EVAL-ADF4XXXZ-USB	ADF4xxxx USB Parallel PLL Adapter Board	
584-EVAL-ADF5000EB2Z	EVAL-ADF5000EB2Z	ADF5000 3.3V 18GHz RF Prescaler Eval Board	
584-EVAL-ADF5002EB2Z	EVAL-ADF5002EB2Z	ADF5002 3.3V 18GHz RF Prescaler Eval Board	
584-EVALADF70201DBZ5	EVAL-ADF7020-1DBZ5	ADF7020-1 3.6V Daughter Board	
584-EVAL-ADF7021DBZ3	EVAL-ADF7021DBZ3	ADF7021 3.6V 445MHz Daughter Board	
584-EVAL-ADF70XXMBZ2	EVAL-ADF70XXMBZ2	ADF7021 3.6V 960MHz RF Transceiver Eval Board	
584-EVAL-ADF7241DB1Z	EVAL-ADF7241DB1Z	ADF7241 3.6V Daughter Board	
584-EVAL-ADF7242DB1Z	EVAL-ADF7242DB1Z	ADF7242 2.4GHz Daughter Board	
584-EVAL-ADF7XXXMB3Z	EVAL-ADF7XXXMB3Z	ADF7023 868MHz Mother Board	
584-EVAL-ADG2188EBZ	EVAL-ADG2188EBZ	ADG2188 5V 8x8 I2C USB Analog Switch Eval Board	
584-EVAL-ADG772EBZ	EVAL-ADG772EBZ	ADG772 USB 12V Multi/Demulti Switch Eval Board	
584-EVAL-ADG901EBZ	EVAL-ADG901EBZ	ADG901 2.75V 2.5GHz RF Switch Eval Board	
584-EVAL-ADG904REBZ	EVAL-ADG904REBZ	ADG904R 2GHz 2.75V RF Switch 4:1 mux/SP4T Eval Board	
584-EVAL-ADG918EBZ	EVAL-ADG918EBZ	ADG918 2.75V 2GHz 2:1 mux/SPDT RF Switch Eval Board	
584-EVAL-ADG936EBZ	EVAL-ADG936EBZ	ADG936 2.75V 2GHz Dual SPDT RF Switch Eval Board	
584-EVAL-ADG936REBZ	EVAL-ADG936REBZ	ADG936R 2.75V 2 GHz Dual SPDT Eval Board	
584-EVAL-ADISZ	EVAL-ADISZ	iSensor PC Eval Kit with USB Software	
584-EVALADM2482EEB5Z	EVAL-ADM2482EEB5Z	ADM2482E 5V RS-485 Eval Board	
584-EVAL-ADM2491EEBZ	EVAL-ADM2491EEBZ	ADM2491E 3V RS-485 Eval Board	
584-EVAL-ADM2682EEBZ	EVAL-ADM2682EEBZ	ADM2682E 5V Isolated RS-485 Transceiver Eval Board	
584-EVAL-ADM2687EEBZ	EVAL-ADM2687EEBZ	ADM2687E 5V Isolated RS-422/RS-485 Transceiver Eval Board	
584-EVAL-ADM3051EBZ	EVAL-ADM3051EBZ	ADM3051 5V High Speed CAN Eval Board	
584-EVAL-ADM3053EBZ	EVAL-ADM3053EBZ	ADM3053 5V Isolated CAN Transceiver Eval Board	
584-EVAL-ADM3054EBZ	EVAL-ADM3054EBZ	ADM3054 5V Isolated CAN Transceiver Eval Board	
584-EVAL-ADM3252EEBZ	EVAL-ADM3252EEBZ	ADM3252E 5V Isolated RS-232 Transceiver Eval Board	
584-EVAL-ADM4168EEBZ	EVAL-ADM4168EEBZ	ADM4168E 5V RS-422 Eval Board	
584-EVAL-ADMP401Z	EVAL-ADMP401Z	ADMP401 3V Analog Output Omni MEMS Microphone Eval Board	
584-EVALADMP404ZFLEX	EVAL-ADMP404Z-FLEX	ADMP404 3.3V Analog Output Omni MEMS Microphone Eval Board	
584-EVALADMP405ZFLEX	EVAL-ADMP405Z-FLEX	ADMP405 3.3V Analog Output Omni MEMS Microphone Eval Board	
584-EVAL-ADMP421Z	EVAL-ADMP421Z	ADMP421 3.3V Digital Output Omni MEMS Microphone Eval Board	
584-EVALADMP421ZFLEX	EVAL-ADMP421Z-FLEX	ADMP421 650uA Digital Output Omni MEMS Microphone Eval Board	
584-EVAL-ADMP441Z	EVAL-ADMP441Z	ADMP441 6V USB Digital Output Omni MEMS Microphone Eval Board	
584-EVALADMP441ZFLEX	EVAL-ADMP441Z-FLEX	ADMP441 3.3V Analog Output Omni MEMS Microphone Eval Board	
584-EVAL-ADMP521Z	EVAL-ADMP521Z	ADMP521 3.3V Digital Output Omni MEMS Microphone Eval Board	
584-EVALADMP521ZFLEX	EVAL-ADMP521Z-FLEX	ADMP521 3.3V Analog Output Omni MEMS Microphone Eval Board	
584-EVAL-ADN2850SDZ	EVAL-ADN2850SDZ	ADN2850 Dual 9-Bit 2.7V SPI Digital Pot Eval Board	
584-EVLADN469XEFDEBZ	EVAL-ADN469XEFDEBZ	ADN469XE LVDS Transceiver Eval Board	
584-EVLADN469XEHDEBZ	EVAL-ADN469XEHDEBZ	ADN4695E LVDS Transceiver Eval Board	
584-EVAL-ADT7X10EBZ	EVAL-ADT7X10EBZ	ADT7410 5.5V I2C Digital Temp Sensor Eval Board	
584-EVAL-ADT7X20EBZ	EVAL-ADT7X20EBZ	ADT7420 5.5V Temp Sensor Eval Board	
584-EVAL-ADUM3070EBZ	EVAL-ADUM3070EBZ	ADUM3070 15V Isolated Switch Regulator Eval Board	
584-EVALADUM3221AEBZ	EVAL-ADUM3221AEBZ	ADUM3221 Gate Driver Eval Board	
584-EVAL-ADUM3471EBZ	EVAL-ADUM3471EBZ	ADUM3470, ADUM3471, ADUM3472, ADUM3473, ADUM3474 5V Isolator Eval Board	
584-EVAL-ADUM4160EBZ	EVAL-ADUM4160EBZ	ADUM4160 USB 3.3V Isolator Eval Board	
584-EVAL-ADUM5010EBZ	EVAL-ADUM5010EBZ	ADUM5010 5.25V Isolated Power Module Eval Board	

© Copyright 2014 Mouser Electronics

© Copyright 2014 Mouser Electronics

ANALOG DEVICES INC. Modules

Products may be RoHS compliant. Check mouser.com for RoHS status.

EVALUATION MODULES (CONT.)

For quantities greater than listed, call for quote.

MOUSER STOCK NO.	ADI Part No.	Description	Price Each
584-EVAL-ADUM5211EBZ	EVAL-ADUM5211EBZ	ADUM5211 5.25V Isolated Power Module Eval Board	
584-EVAL-ADUSB2EBUZ	EVAL-ADUSB2EBUZ	USB to I2C, USB to SPI 3.3V SigmaDSP Interface Board	
584-EVAL-ADUSB2EBZ	EVAL-ADUSB2EBZ	USB to SPI/I2C SigmaDSP Interface Board	
584-EVALADV718032EBZ	EVAL-ADV7180-32EBZ	ADV7180 7V USB, Video Encoder Eval Board	
584-EVALADV7180LFEBZ	EVAL-ADV7180LFEBZ	ADV7180 7V USB, Video Encoder Eval Board	
584-EVLADV7181CLQEBZ	EVAL-ADV7181CLQEBZ	ADV7181C 7V HDMI, USB, Video-Video Encoder Eval Board	
584-EVAL-ADV7533-SAZ	EVAL-ADV7533-SAZ	ADV7533 DSI Receiver with HDMI Transmitter Eval Board	
584-EVALADV7612-7511	EVAL-ADV7612-7511	ADV7612 HDMI Receiver 5V Eval Board with HDCP Support	
584-EVALADV76127511P	EVAL-ADV7612-7511P	ADV7612 HDMI Receiver 5V Eval Board	
584-EVAL-ADV8003EB1Z	EVAL-ADV8003EB1Z	ADV8003 Video Signal Processor Eval Board	
584-EVALADXL001-250Z	EVAL-ADXL001-250Z	ADXL001 250g Wide bandwidth Accelerometer Eval Board	
584-EVALADXL001-500Z	EVAL-ADXL001-500Z	ADXL001 500g Wide bandwidth Accelerometer Eval Board	
584-EVAL-ADXL001-70Z	EVAL-ADXL001-70Z	ADXL001 70g Wide bandwidth Accelerometer Eval Board	
584-EVAL-ADXL212Z	EVAL-ADXL212Z	ADXL212 2g 2-Axis Accelerometer Eval Board	
584-EVAL-ADXL312Z	EVAL-ADXL312Z	ADXL312 1.5-12g 3-Axis Accelerometer Eval Board	
584-EVAL-ADXL312Z-M	EVAL-ADXL312Z-M	ADXL312 1.5-12g 3-Axis Accelerometer Eval Board	
584-EVAL-ADXL325Z	EVAL-ADXL325Z	ADXL325 3-Axis Accelerometer Eval Board	
584-EVAL-ADXL326Z	EVAL-ADXL326Z	ADXL326 3-Axis Accelerometer Eval Board	
584-EVAL-ADXL327Z	EVAL-ADXL327Z	ADXL327 3-Axis Accelerometer Eval Board	
584-EVAL-ADXL335Z	EVAL-ADXL335Z	ADXL335 3-Axis Accelerometer Eval Board	
584-EVAL-ADXL337Z	EVAL-ADXL337Z	ADXL337 UG-242 Series 3-Axis Accelerometer Eval Board	
584-EVAL-ADXL343Z	EVAL-ADXL343Z	ADXL343 3-Axis Accelerometer Eval Board	
584-EVAL-ADXL343Z-M	EVAL-ADXL343Z-M	ADXL343 2-16g 3-Axis Accelerometer Eval Board	
584-EVAL-ADXL344Z	EVAL-ADXL344Z	ADXL344 2-16g 3-Axis Accelerometer Eval Board	
584-EVAL-ADXL345Z	EVAL-ADXL345Z	ADXL345 2-16g 3-Axis Accelerometer Eval Board	
584-EVAL-ADXL345Z-DB	EVAL-ADXL345Z-DB	ADXL345 2-16g 3-Axis Accelerometer Datalogger Eval Board	
584-EVAL-ADXL345Z-M	EVAL-ADXL345Z-M	ADXL345 2-16g 3-Axis Accelerometer Eval Board	
584-EVAL-ADXL345Z-S	EVAL-ADXL345Z-S	ADXL345 2-16g 3-Axis Accelerometer Satellite Eval Board	
584-EVAL-ADXL346Z-DB	EVAL-ADXL346Z-DB	ADXL346 2-16g 3-Axis Accelerometer Datalogger Eval Board	
584-EVAL-ADXL350Z	EVAL-ADXL350Z	ADXL350 1-8g 3-Axis Accelerometer Eval Board	
584-EVAL-ADXL350Z-S	EVAL-ADXL350Z-S	ADXL350 1-8g 3-Axis Accelerometer Satellite Eval Board	
584-EVAL-ADXL362Z	EVAL-ADXL362Z	ADXL362 2-8g 3-Axis Accelerometer Stamp Board	
584-EVAL-ADXL362Z-DB	EVAL-ADXL362Z-DB	ADXL362 2-8g 3-Axis Accelerometer Datalogger Eval Board	
584-EVALADXL362Z-MLP	EVAL-ADXL362Z-MLP	ADXL362 2-8g 3-Axis Accelerometer MEMS Eval Board	
584-EVAL-ADXL362Z-S	EVAL-ADXL362Z-S	ADXL362 2-8g 3-Axis Accelerometer Satellite Eval Board	
584-EVAL-ADXL377Z	EVAL-ADXL377Z	ADXL377 200g 3-Axis Accelerometer Eval Board	
584-EVAL-ADXRS450Z	EVAL-ADXRS450Z	ADXRS450 Z-Axis Gyroscope Stamp Eval Board	
584-EVAL-ADXRS450Z-M	EVAL-ADXRS450Z-M	ADXRS450 2000g Z-Axis Gyroscope Stamp Eval Board	
584-EVAL-ADXRS450Z-S	EVAL-ADXRS450Z-S	ADXRS450 1-Axis Gyroscope Satellite Eval Board	
584-EVAL-ADXRS450Z-V	EVAL-ADXRS450Z-V	ADXRS450 SPI 5.25V Single-Axis Digital Output Rate Gyroscope Stamp Board	
584-EVAL-ADXRS453Z	EVAL-ADXRS453Z	ADXRS453 33x33mm Single-Axis Digital Output Rate Gyroscope Eval Board	
584-EVAL-ADXRS620Z	EVAL-ADXRS620Z	ADXRS620 250/sec. Single Chip Yaw Rate Gyroscope Eval Board	
584-EVAL-ADXRS622Z	EVAL-ADXRS622Z	ADXRS622 250/sec. Single Chip Yaw Rate Gyroscope Eval Board	
584-EVAL-ADXRS623Z	EVAL-ADXRS623Z	ADXRS623 150/sec. Single Chip Yaw Rate Gyroscope Eval Board	
584-EVAL-ADXRS624Z	EVAL-ADXRS624Z	ADXRS624 50/sec. Single Chip Yaw Rate Gyroscope Eval Board	
584-EVAL-ADXRS642Z	EVAL-ADXRS642Z	ADXRS622 250/sec. Single Chip Yaw Rate Gyroscope Eval Board	
584-EVAL-ADXRS646Z	EVAL-ADXRS646Z	ADXRS646 6V 250/sec. Single Chip Yaw Rate Gyroscope Breakout Board	
584-EVAL-ADXRS649Z	EVAL-ADXRS649Z	ADXRS649 20000/sec. Single Chip Yaw Rate Gyroscope Eval Board	
584-EVAL-ADXRS652Z	EVAL-ADXRS652Z	ADXRS652 250/sec. Single Chip Yaw Rate Gyroscope Eval Board	
584-EVAL-CED1Z	EVAL-CED1Z	ADC USB Parallel 7V Converter Eval and Development Board (CED)	
584-EVALCFTL-6V-PWRZ	EVAL-CFTL-6V-PWRZ	CFTL 6V DC Supply Wall Adapter	
584-EVAL-CFTL-LVDT	EVAL-CFTL-LVDT	CN-0288 I2C, Serial 5V LVDT Demo Board	
584-EVALCN0150A-SDPZ	EVAL-CN0150A-SDPZ	AD8318 8MHz 6V RF Detector Eval Board	
584-EVAL-CN0158-EB1Z	EVAL-CN0158-EB1Z	ADUM4160, ADP3339, ADP3330 USB 5V Isolator Eval Board	
584-EVAL-CN0159-EB1Z	EVAL-CN0159-EB1Z	ADUM4160, ADP1100, ADP5000 USB 5V Isolator Eval Board	
584-EVAL-CN0160-EB1Z	EVAL-CN0160-EB1Z	ADUM4160, ADP3338 USB 5V Isolator Eval Board	
584-EVAL-CN0178-SDPZ	EVAL-CN0178-SDPZ	ADL5902 9GHz 6V RF Detector Eval Board	
584-EVAL-CN0185-EB1Z	EVAL-CN0185-EB1Z	AD7400A, ADUM5000, AD8646, ADP121 USB 5V Isolator Eval Board	
584-EVAL-CN0187-SDPZ	EVAL-CN0187-SDPZ	ADL5502 6GHz 3.3V RF Detector Eval Board	
584-EVAL-CN0189-SDPZ	EVAL-CN0189-SDPZ	ADXL203 1.7g 6V 2-Axis Accelerometer Eval Board	
584-EVAL-CN0196-EB1Z	EVAL-CN0196-EB1Z	ADuM7234 Power Switch Eval Board	
584-EVAL-CN0202-SDPZ	EVAL-CN0202-SDPZ	AD5662, AD5750, ADR444 15V PLC/DCS Analog Output Eval Board	
584-EVAL-CN0203-SDPZ	EVAL-CN0203-SDPZ	AD5750-1, AD5660-1 15V PLC/DCS Analog Eval Board	
584-EVAL-CN0204-SDPZ	EVAL-CN0204-SDPZ	AD5751, AD5662, ADR444, ADuM5401, ADuM1301 25V PLC/DCS Analog Eval Board	
584-EVAL-CN0206-SDPZ	EVAL-CN0206-SDPZ	AD7793 -200/400°C Temp Sensor Eval Board	
584-EVAL-CN0209-SDPZ	EVAL-CN0209-SDPZ	AD7193 15V Prog Universal AFE Eval Board	
584-EVAL-CN0216-SDPZ	EVAL-CN0216-SDPZ	AD7791, ADA4528-1 USB 6V ADC Eval Board	
584-EVAL-CN0218-SDPZ	EVAL-CN0218-SDPZ	AD8212, AD8605, ADuM5402, ADR381, AD7171 65V Voltage Current Monitor Eval Board	
584-EVAL-CN0225-SDPZ	EVAL-CN0225-SDPZ	AD8295, AD8275, AD7687, ADR431 15V AFE Signal Eval Board	
584-EVAL-CN0229-SDPZ	EVAL-CN0229-SDPZ	AD5750-2, AD5686R, ADuM5400, ADuM1301 15V 4-Channel Eval Board	
584-EVAL-CN0234-SDPZ	EVAL-CN0234-SDPZ	AD7798, ADA4505-2, ADP2503, ADR291 Carbon Monoxide Sensor Eval Board	
584-EVAL-CN0235-SDPZ	EVAL-CN0235-SDPZ	AD7280A, AD8280, ADuM5404, ADuM1400 6V Battery Management Eval Board	
584-EVAL-CN0240-SDPZ	EVAL-CN0240-SDPZ	AD629, AD8622, AD8475, ADuM5402, ADR435, AD7170 6V Current Mode Controller Eval Board	
584-EVAL-CN0241-SDPZ	EVAL-CN0241-SDPZ	ADA4096-2, AD7920, ADP3336 5V Voltage Protection Eval Board	
584-EVAL-CN0251-SDPZ	EVAL-CN0251-SDPZ	ADG1409, AD8226, AD8475, AD7192, ADP1720-5, ADR444 15V 4-Ch AFE Eval Board	
584-EVAL-CN0253-SDPZ	EVAL-CN0253-SDPZ	ADG5408, AD8226 Battery Management Eval Board	
584-EVAL-CN0254-SDPZ	EVAL-CN0254-SDPZ	AD7689, AD8605/8 USB 6V Data Acquisition Eval Board	
584-EVAL-CN0255-SDPZ	EVAL-CN0255-SDPZ	AD7988-1, ADA841-1, AD8031/2 4V USB 16 Bit Data Acquisition Eval Board	
584-EVAL-CN0256-EBZ	EVAL-CN0256-EBZ	ADN4663, ADN4664, ADuM3442, ADuM5000 5V Isolated LVDS Eval Board	
584-EVAL-CN0261-SDPZ	EVAL-CN0261-SDPZ	AD7691, AD8597 USB 8V ADC Eval Board	
584-EVAL-CN0271-SDPZ	EVAL-CN0271-SDPZ	AD7790, AD8476, AD8495, ADR441 Diff Precision Amp Eval Board	
584-EVAL-CN0274-SDPZ	EVAL-CN0274-SDPZ	ADXL362 SPI 3-Axis 3.5V Acceleration	
584-EVAL-CN0285-EB1Z	EVAL-CN0285-EB1Z	CN-0285 5.5V 25 MHz USB VCO Eval Board	
584-EVAL-CN0288-SDPZ	EVAL-CN0288-SDPZ	CN-0289 5V I2C, Serial LVDT Eval Board	
584-EVAL-CN0300-EB1Z	EVAL-CN0300-EB1Z	ADUCM360 3.3V UART USB ARM Cortex M3 Eval Board	
584-EVAL-CN0313-SDPZ	EVAL-CN0313-SDPZ	ADM3485E RS-485 Transceiver EMC Eval Board	
584-EVAL-CN0325-SDPZ	EVAL-CN0325-SDPZ	AD7795, AS8226, ADG442, ADP1720, ADP2441, ADR441 PLC/DCS Terminal Block Eval Board	
584-EVAL-RS485FD8EBZ	EVAL-RS485FD8EBZ	5V Standard RS-485 Eval Board	
584-EVAL-RS485FDEBZ	EVAL-RS485FDEBZ	5V Standard RS-485 Eval Board	
584-EVAL-RS485HDEBZ	EVAL-RS485HDEBZ	5V Standard Half-Duplex RS-485 Eval Board	
584-EVAL-SDP-CB1Z	EVAL-SDP-CB1Z	SDP-S Controller Board, USB 5V ADC Eval Board	
584-EVAL-SDP-CS1Z	EVAL-SDP-CS1Z	SDP-S Controller Board, USB 5V ADC Eval Board	
584-EZLINX-IIIDE-EBZ	EZLINX-IIIDE-EBZ	ezLinx iCoupler Isolated Interface 5V Eval Board	
584-HSCADCAD922XFFAZ	HSC-ADC-AD922XFFAZ	AD9200, AD9201, AD9203, AD9219, AD9226, AD9240 6V Adapter Board	
584-SDP-FMC-IB1Z	SDP-FMC-IB1Z	SDP to FMC Interposer Board	
584-USB-I2CLINCONVZ	USB-I2C/LIN-CONV-Z	USB to I2C or LIN Converter Board	
584-USB-SDP-CABLEZ	USB-SDP-CABLEZ	USB to Serial I/O interface Cable	

© Copyright 2014 Mouser Electronics
© Copyright 2014 Mouser Electronics

AZOTEQ ProxSense™ Capacitive Proximity/Touch ICs

Azoteq

RoHS Compliant **This product is RoHS compliant.**

PROXIMITY/TOUCH SENSOR WITH ATI

For quantities greater than listed, call for quote.

MOUSER STOCK NO.	Azoteq Part No.	Package	Channels	Touch Capacitance Type	Interface	Application	Supply Voltage (V)	Price Each 1	10	25	100
957-IQS127D00000TSR	IQS127D-00000TSR	TSOT23-6	1	Self	Direct	1 Key	2-5.5				
957-IQS127D00002TSR	IQS127D-00002TSR	TSOT23-6	1	Self	Direct	1 Key	2-5.5				
957-IQS127D00008TSR	IQS127D-00008TSR	TSOT23-6	1	Self	Direct	1 Key	2-5.5				
957-IQS127D00200TSR	IQS127D-00200TSR	TSOT23-6	1	Self	Direct	1 Key	2-5.5				
957-IQS243MSR	IQS243MSR	MSOP-10	3	Self	I2C	3-Key	1.8-3.6				

PROXIMITY OR TOUCH, ATI, AND AN ACTIVE DRIVEN SHIELD

For quantities greater than listed, call for quote.

MOUSER STOCK NO.	Azoteq Part No.	Package	Channels	Touch Capacitance Type	Interface	Application	Supply Voltage (V)	Price Each 1	10	25	100
957-IQS127S00000TSR	IQS127S-00000TSR	TSOT23-6	1	Self	Direct	1 Key	2-5.5				

DYCAL SENSOR

For quantities greater than listed, call for quote.

MOUSER STOCK NO.	Azoteq Part No.	Package	Channels	Touch Capacitance Type	Interface	Application	Supply Voltage (V)	Price Each 1	10	25	100
957-IQS12800100TSR	IQS128-00100TSR	TSOT23-6	1	Self	Direct	1 Key	2-5.5				

DIFFERENTIAL TOUCH AND PROXIMITY OUTPUTS

For quantities greater than listed, call for quote.

MOUSER STOCK NO.	Azoteq Part No.	Package	Channels	Touch Capacitance Type	Interface	Application	Supply Voltage (V)	Price Each 1	10	25	100
957-IQS13200000SOR	IQS132-00000SOR	SO-8	2	Self	Direct	2 Key	3-5.5				
957-IQS13300000MSR	IQS133-00000MSR	MSOP-10	3	Self	Direct	3 Key	3-5.5				
957-IQS14200000MSR	IQS142-00000MSR	MSOP-10	2	Self	Direct	2 Key	3-5.5				
957-IQS143MSR	IQS143MSR	MSOP-10	3	Self	I2C	3 Key	3-5.5				
957-IQS15200000MSR	IQS152-00000MSR	MSOP-10	2	Projected	Direct	2 Key	3-5.5				
957-IQS253MSR	IQS253MSR	MSOP-10	3	Projected, Self	I2C	3 Key	1.8-3.6				
957-IQS253DNR	IQS253DNR	DFN-10	3	Projected, Self	I2C	3 Key	1.8-3.6				
957-IQS259QNR	IQS259QNR	QFN-16	3	Projected	I2C	9 Key	1.8-3.6				

PROJECTED CAPACITIVE SENSOR

For quantities greater than listed, call for quote.

MOUSER STOCK NO.	Azoteq Part No.	Package	Channels	Touch Capacitance Type	Interface	Application	Supply Voltage (V)	Price Each 1	10	25	100
957-IQS156MSR	IQS156MSR	MSOP-10	6	Projected	I2C	Keypad	3-5.5				
957-IQS158MSR	IQS158MSR	MSOP-10	8	Projected	Custom I2C	Keypad	3-5.5				

TOUCH SENSOR WITH PROXIMITY DETECTION

For quantities greater than listed, call for quote.

MOUSER STOCK NO.	Azoteq Part No.	Package	Channels	Touch Capacitance Type	Interface	Application	Supply Voltage (V)	Price Each 1	10	25	100
957-IQS22100000QNR	IQS221-00000QNR	QFN-32	9	Self	Direct/SPI	Keypad	3-5.5				
957-IQS222QNR	IQS222QNR	QFN-20	8	Self	I2C	Slider, Scroll Wheel	3-5.5				
957-IQS24000000QNR	IQS240-00000QNR	QFN-20	4	Self	Direct/SPI	Keypad	3-5.5				
957-IQS316QNR	IQS316QNR	QFN-32	16+4	Self	I2C/SPI	Keypad	3-5.5				

SINGLE-TOUCH 3D TOUCHSCREEN & PROXIMITY SENSOR

For quantities greater than listed, call for quote.

MOUSER STOCK NO.	Azoteq Part No.	Package	Channels	Touch Capacitance Type	Interface	Application	Supply Voltage (V)	Price Each 1	10	25	100
957-IQS410QNR	IQS410QNR	QFN-20	4+2	Self	SPI	3D Touch Screen	2.8-5.5				
957-IQS420QNR	IQS420QNR	QFN-32	4-16	Self	I2C/SPI	3D Touch Screen	2.8-5.5				
957-IQS440QNR	IQS440QNR	QFN-32	4-9	Self	I2C/SPI	3D Touch Screen	2.8-5.5				

TOUCH & PROXIMITY DIMMER CONTROLLER

For quantities greater than listed, call for quote.

MOUSER STOCK NO.	Azoteq Part No.	Package	Channels	Touch Capacitance Type	Interface	Application	Supply Voltage (V)	Price Each 1	10	25	100
957-IQS904A00000TSR	IQS904A-00000TSR	TSOT-23-6	1	Self	Custom	Dimmer	3-5.5				
957-IQS904D00000TSR	IQS904D-00000TSR	TSOT-23-6	1	Self	Custom	Dimmer	3-5.5				

EVALUATION KITS

For quantities greater than listed, call for quote.

MOUSER STOCK NO.	Azoteq Part No.	Description	Price Each 1	2	5	10
957-IQS127DEV01	IQS127DEV01	Three evaluation modules of the IQS127D (single channel) sensor with proximity and touch detection				
957-IQS127EV02	IQS127EV02	Demonstration and evaluation kit of the IQS127 (single channel) sensor with proximity and touch detection				
957-IQS128EV01	IQS128EV01	Three evaluation modules of the IQS128 (single channel) DYCAL sensor with proximity and touch detection.				
957-IQS1323334	IQS132/33/34	Demonstration and evaluation kit of the IQS132 (dual channel), IQS133 (3 channel) and IQS143 (3 channel with I2C) sensors with proximity and touch detection				
957-IQS240EV02	IQS240EV02	Demonstration and evaluation kit of the IQS240 (4 channel) sensor with proximity and touch detection				
957-IQS222EV02	IQS222EV02	Demonstration and evaluation kit of the IQS222 (8 channel) sensor with proximity and touch detection. Support for one wheel and 5 touch keys. I2C interface				
957-IQS222EV03	IQS222EV03	Demonstration and evaluation kit of the IQS222 (8 channel) sensor with proximity and touch detection. Includes a scroll wheel and linear slider for stand-alone operation or to interface with IQS222 demonstration GUI. The form factor simulates a remote control, personal gaming console or personal media player				
957-IQS316EV01	IQS316EV01	Three evaluation modules of the IQS316 (16+4 channel) sensor with proximity and touch detection				
957-IQS316EV02	IQS316EV02	Demonstration and evaluation kit of the IQS316 (16+4 channel) sensor with proximity and touch detection				

PROGRAMMING TOOLS

For quantities greater than listed, call for quote.

MOUSER STOCK NO.	Azoteq Part No.	Description	Price Each 1	2	5	10
957-CT200	CT200	Configuration Tool 200 - Communication and Programming				
957-DS100	DS100	Data Streamer 100 - Communication				

© Copyright 2014 Mouser Electronics

© Copyright 2014 Mouser Electronics

CIRRUS LOGIC Analog ICs

RoHS Compliant **This product is RoHS compliant.**

AUDIO COMPONENTS

Cirrus Logic enjoys a long-standing reputation as a leader in innovative audio ICs. Cirrus Logic's portfolio of products includes audio converters such as analog-to-digital converter ICs (ADCs), digital-to-analog converter ICs (DACs), CODECs, S/PDIF receivers, Class-D amplifier solutions as well as audio-optimized digital signal processors (DSPs).

A/D Converters (ADCs)

For quantities greater than listed, call for quote.

MOUSER STOCK NO.	Cirrus Logic Part No.	Package Type	Resolution (Bits)	Dynamic Range (dB)	THD + N (dB)	Sample Rate (kHz)	Analog Inputs	Power Supply (V)	Price Each 1	25	100
777-CS5340-CZZ	CS5340-CZZ	TSSOP-16	24	101	-94	192	Single-ended	3.3 or 5			
777-CS5341-CZZ	CS5341-CZZ	TSSOP-16	24	105	-98	192	Single-ended	3.3 or 5			
777-CS5343-CZZ	CS5343-CZZ	TSSOP-16	24	98	-92	96	Single-ended	3.3 or 5			
777-CS5351-KZZ	CS5351-KZZ	TSSOP-24	24	108	-98	192	Single-ended	5			
777-CS5361-KSZ	CS5361-KSZ	SOIC-24	24	114	-105	192	Differential	5			
777-CS5361-KZZ	CS5361-KZZ	TSSOP-24	24	114	-105	192	Differential	5			
777-CS5364-CQZ	CS5364-CQZ	LQFP-48	24	114	-105	192	Differential	5			
777-CS5366-CQZ	CS5366-CQZ	LQFP48	24	114	-105	192	Differential	5			
777-CS5368-CQZ	CS5368-CQZ	LQFP48	24	114	-105	192	Differential	5			
777-CS5381-KSZ	CS5381-KSZ	SOIC-24	24	120	-110	192	Differential	5			
777-CS5381-KZZ	CS5381-KZZ	TSSOP-24	24	120	-110	192	Differential	5			

D/A Converters (DACs)

For quantities greater than listed, call for quote.

MOUSER STOCK NO.	Cirrus Logic Part No.	Package Type	Channels	Resolution (Bits)	Dynamic Range (dB)	THD + N (dB)	Sample Rate (kHz)	Analog Outputs	Power Supply (V)	Price Each 1	25	100
777-CS4334-KSZ	CS4334-KSZ	SOIC-8	2	24	96	-88	96	Single-ended	5			
777-CS4335-KSZ	CS4335-KSZ	SOIC-8	2	24	96	-88	96	Single-ended	5			
777-CS4338-KSZ	CS4338-KSZ	SOIC-8	2	24	96	-88	96	Single-ended	5			
777-CS4341A-KSZ	CS4341A-KSZ	SOIC-16	2	24	101	-91	192	Single-ended	3.3 or 5			
777-CS4344-CZZ	CS4344-CZZ	TSSOP-10	2	24	96	-88	96	Single-ended	3.3 or 5			
777-CS4345-CZZ	CS4345-CZZ	TSSOP-10	2	24	96	-88	96	Single-ended	3.3 or 5			
777-CS4348-CZZ	CS4348-CZZ	TSSOP-10	2	24	105	-90	192	Single-ended	3.3 or 5			
777-CS4350-CZZ	CS4350-CZZ	TSSOP-24	2	24	109	-91	192	Single-ended or Differential	3.3 or 5			
777-CS4351-CZZ	CS4351-CZZ	TSSOP-20	2	24	112	-100	192	Single-ended	9 or 12			
777-CS4352-CZZ	CS4352-CZZ	TSSOP-20	2	24	106	-93	192	Single-ended	9 or 12			
777-CS4361-CZZ	CS4361-CZZ	TSSOP-20	2	24	105	-95	192	Single-ended	5			
777-CS4353-CNZ	CS4353-CNZ	QFN-24	2	24	106	-93	192	Single-ended	3.3			
777-CS4354-CSZ	CS4354-CSZ	SOIC-14	2	24	101	-86	192	Single-ended	5			
777-CS4362A-CQZ	CS4362A-CQZ	LQFP-48	6/8	24	114	-100	192	Differential	5			
777-CS4365-CQZ	CS4365-CQZ	LQFP-48	6/8	24	114	-100	192	Differential	5			
777-CS4382A-CQZ	CS4382A-CQZ	LQFP-48	6/8	24	114	-100	192	Differential	5			
777-CS4385-CQZ	CS4385-CQZ	LQFP-48	6/8	24	114	-100	192	Differential	5			
777-CS4392-KZZ	CS4392-KZZ	TSSOP-20	2	24	114	-100	192	Differential	5			
777-CS4398-CZZ	CS4398-CZZ	TSSOP-28	2	24	120	-107	192	Differential	5			

Mixed-Signal Portable Audio Converters

For quantities greater than listed, call for quote.

MOUSER STOCK NO.	Cirrus Logic Part No.	Package Type	Dynamic Range (dB)	THD + N (dB)	Sample Rate (kHz)	Analog I/O	Power Supply (V)	Price Each 1	25	100
777-CS42L51-CNZ	CS42L51-CNZ	QFN-32	98 ADC/98 DAC	-88 ADC/-88 DAC	96	Single-ended	1.8 to 2.5			
777-CS42L52-CNZ	CS42L52-CNZ	QFN-40	98 ADC/98 DAC	-88	96	Single-ended	1.65 to 2.83			
777-CS43L21-CNZ	CS43L21-CNZ	QFN-32	98	-86	96	Single-ended	1.8 to 2.5			
777-CS43L22-CNZ	CS43L22-CNZ	QFN-40	98	-86	96	Single-ended	1.65 to 2.83			
777-CS53L21-CNZ	CS53L21-CNZ	QFN-32	98	-88	96	Single-ended	1.8 to 2.5			

Sample-Rate Converters

For quantities greater than listed, call for quote.

MOUSER STOCK NO.	Cirrus Logic Part No.	Package Type	Description	Sample Rate (kHz)	Price Each 1	25	100
777-CS8420-CSZ	CS8420-CSZ	SOIC-28	24-bit Sample Rate Converter and Transceiver with AES3 type and serial digital inputs/outputs	96			
777-CS8421-CZZ	CS8421-CZZ	TSSOP-20	32-bit Asynchronous Stereo Sample-Rate Converter with digital inputs/outputs	192			
777-CS8421-CNZ	CS8421-CNZ	QFN-20	32-bit Asynchronous Stereo Sample-Rate Converter with digital inputs/outputs	192			

Audio CODECs

For quantities greater than listed, call for quote.

MOUSER STOCK NO.	Cirrus Logic Part No.	Package Type	Dynamic Range (dB)	THD + N (dB)	Sample Rate (kHz)	Analog I/O	Power Supply (V)	Price Each 1	25	100
AC '97 CODECs										
777-CS4202-JQZ	CS4202-JQZ	LQFP-48	90DAC/90ADC	-87DAC/-84ADC	-	-	3.3 or 5			
777-CS4299-JQZ	CS4299-JQZ	LQFP-48	87DAC/85ADC	-74DAC/-74ADC	-	-	3.3 or 5			
Mult-Channel CODECs										
777-CS42416-CQZ	CS42416-CQZ	LQFP-64	110/114DAC/114ADC	-100DAC/-100ADC	192	Differential DACs/Single-ended or Differential ADCs	5			
777-CS42432-CMZ	CS42432-CMZ	MQFP-52	108DAC/105ADC	-98DAC/-98ADC	192	Single-ended or Differential	3.3 or 5			
777-CS42436-CMZ	CS42436-CMZ	MQFP-52	105/108DAC/102/105ADC	-95/-95DAC/-95/-98ADC	192	Single-ended or Differential	3.3 or 5			
777-CS42438-CMZ	CS42438-CMZ	MQFP-52	105/108DAC/102/105ADC	-95/-95DAC/-95/-98ADC	192	Single-ended or Differential	3.3 or 5			
777-CS42448-CQZ	CS42448-CQZ	LQFP-64	108DAC/105ADC	-98DAC/-98ADC	192	Single-ended or Differential	3.3 or 5			
777-CS42518-CQZ	CS42518-CQZ	LQFP-64	110/114DAC/114ADC	-100DAC/-100ADC	192	Differential	5			
777-CS42526-CQZ	CS42526-CQZ	LQFP-64	110/114DAC/114ADC	-100DAC/-100ADC	192	Differential DACs/Single-ended or Differential ADCs	5			
777-CS42528-CQZ	CS42528-CQZ	LQFP-64	110/114DAC/114ADC	-100DAC/-100ADC	192	Differential	5			
Stereo CODECs										
777-CS4245-CQZ	CS4245-CQZ	LQFP-48	104ADC/104DAC	-95ADC/-90DAC	192	Single-ended	3.3 or 5			
777-CS4265-CNZ	CS4265-CNZ	QFN-32	104ADC/104DAC	-95ADC/-90DAC	192	Single-ended	3.3 or 5			
777-CS4270-CZZ	CS4270-CZZ	TSSOP-24	105ADC/105DAC	-95ADC/-95DAC	192	Single-ended	3.3 or 5			
777-CS4271-CZZ	CS4271-CZZ	TSSOP-28	108ADC/114DAC	-98ADC/-100DAC	96	Single-ended ADC/Differential DAC	5			
777-CS4272-CZZ	CS4272-CZZ	TSSOP-28	114ADC/114DAC	-100ADC/-100DAC	192	Differential ADC/Differential DAC	5			
Smart Audio CODEC										
777-CS42L73-CWZR	CS42L73-CWZR	WLCSP-64	91/94/97DAC	-85ADC/-86DAC	50	Inputs: Mic. Line Outputs: headphones, line, ear-piece amp, speaker amp	3.2 or 5			

© Copyright 2014 Mouser Electronics
© Copyright 2014 Mouser Electronics

CIRRUS LOGIC Analog ICs

RoHS Compliant **This product is RoHS compliant.**

INDUSTRIAL A/D CONVERTERS (ADCs)

For quantities greater than listed, call for quote.

MOUSER STOCK NO.	Cirrus Logic Part No.	Package Type	Resolution (bits)	Throughput (kSPS)	Integral Linearity	Differential Linearity (±LSB)	Number of Channels	Architecture	Power Consumption	Price Each 1	25	100
Standard												
777-CS5509-ASZ	CS5509-ASZ	SOIC-16	16	20-200	0.0015%	0.25	1	Delta-Sigma	1.7mW			
777-CS5510-ASZ	CS5510-ASZ	SOIC-8	16	53-212	0.0015%	NMC	1	Delta-Sigma	1.4mW			
777-CS5511-ASZ	CS5511-ASZ	SOIC-8	16	100	0.0015%	NMC	1	Delta-Sigma	1.5mW			
777-CS5529-ASZ	CS5529-ASZ	SSOP-20	16	1-303	0.0015%	NMC	1	Delta-Sigma	2.6mW			
777-CS5505-ASZ	CS5505-ASZ	SOIC-24	16	20-200	0.000007%	NMC	4	Delta-Sigma	3.2mW			
777-CS5506-BSZ	CS5506-BSZ	SOIC-24	20	20-100	0.000007%	NMC	4	Delta-Sigma	3.2mW			
777-CS5512-BSZ	CS5512-BSZ	SOIC-8	20	53-326	0.000007%	NMC	1	Delta-Sigma	1.8mW			
With Integrated Amplifiers												
777-CS5523-ASZ	CS5523-ASZ	SSOP-24	16	1-400	0.0015%	NMC	4	Delta-Sigma	6mW			
777-CS5525-ASZ	CS5525-ASZ	SSOP-20	16	3-606	0.0015%	NMC	1	Delta-Sigma	9.4mW			
777-CS5531-ASZ	CS5531-ASZ	SSOP-20	16	7-3840	0.0015%	NMC	2	Delta-Sigma	35mW			
777-CS5533-ASZ	CS5533-ASZ	SSOP-24	16	7-3840	0.0015%	NMC	4	Delta-Sigma	35mW			
777-CS5526-BSZ	CS5526-BSZ	SSOP-20	20	3-606	0.000007%	NMC	1	Delta-Sigma	9.4mW			
777-CS5522-ASZ	CS5522-ASZ	SSOP-20	24	1-606	0.000007%	NMC	2	Delta-Sigma	9mW			
777-CS5524-ASZ	CS5524-ASZ	SSOP24	24	1-606	0.000007%	NMC	4	Delta-Sigma	9mW			
777-CS5528-ASZ	CS5528-ASZ	SSOP-24	24	1-606	0.000007%	NMC	8	Delta-Sigma	9mW			
777-CS5530-ISZ	CS5530-ISZ	SSOP-20	24	7-3840	0.0015%	NMC	1	Delta-Sigma	35mW			
777-CS5532-ASZ	CS5532-ASZ	SSOP-20	24	7-3840	0.0015%	NMC	2	Delta-Sigma	35mW			
777-CS5532-BSZ	CS5532-BSZ	SSOP-20	24	7-3840	0.0015%	NMC	2	Delta-Sigma	35mW			
777-CS5534-ASZ	CS5534-ASZ	SSOP-24	24	7-3840	0.0015%	NMC	4	Delta-Sigma	35mW			
777-CS5534-BSZ	CS5534-BSZ	SSOP-24	24	7-3840	0.0015%	NMC	4	Delta-Sigma	35mW			
777-CS5550-ISZ	CS5550-ISZ	SSOP-24	24	2440-4000	0.01%	NMC	2	Delta-Sigma	21mW			
High-Throughput												
777-CS5581-ISZ	CS5581-ISZ	SSOP-24	16	200	±8ppm	0.1	1, Single Ended	Delta-Sigma	85mW			
777-CS5560-ISZ	CS5560-ISZ	SSOP24	24	50	±5ppm	0.1	1, Differential	Delta-Sigma	90mW			
777-CS5566-ISZ	CS5566-ISZ	SSOP-24	24	5	±5ppm	0.21	1, Differential	Delta-Sigma	20mW			

DIGITAL AUDIO TRANSCEIVER

For quantities greater than listed, call for quote.

MOUSER STOCK NO.	Cirrus Logic Part No.	Package Type	Transmitter	Receiver	Serial Digital I/O Ports	Digital Interface	Sample Rate (kHz)	Price Each 1	25	100
777-CS8427-CZZ	CS8427-CZZ	TSSOP-28	S/PDIF, IEC-60958	S/PDIF, IEC-60958	Flexible 3-Wire	3.3V or 5.0V	96			

CRYSTAL LAN® TRANSCEIVER AND INTERFACE

The CS8952 uses CMOS technology to deliver a high-performance, 100Base-X/10Base-T physical layer (PHY) line interface. It makes use of an adaptive equalizer optimized for noise and near-end crosstalk (NEXT) immunity to extend receiver operation to cable lengths exceeding 160 meters. In addition, the transmit circuitry has been designed to provide extremely low transmit jitter (<400 ps) for improved link partner performance. Transmit driver common mode noise has been minimized to reduce EMI (electromagnetic interference) for simplified FCC certification.

For quantities greater than listed, call for quote.

MOUSER STOCK NO.	Cirrus Logic Part No.	Package Type	Media Supported	Digital Interference	Number Of Channels	Max Current Consumption	Power Supply (V)	Operating Temp. (°C)	Price Each 1	25	100
777-CS8952-CQZ	CS8952-CQZ	TQFP-100	10Base-T, 100Base-X and NRZ	MII	1	+/- 10mA	5V	-55 to +125			

CLASS D AUDIO AMPLIFIERS

Cirrus Logic's innovative products for Class-D amplifier applications help drive new market opportunities for digital amplifier products where analog-quality performance, reduced size, and improved energy efficiency are a premium.

For quantities greater than listed, call for quote.

MOUSER STOCK NO.	Cirrus Logic Part No.	Package Type	Amplifier Channels	Dynamic Range	THD + N (dB)	Power (W)	Description	Power Supply (V)	Price Each 1	25	100
Controllers											
777-CS44600-CQZ	CS44600-CQZ	LQFP-64	6	100	< 0.05	24	6-Channel digital amplifier controller	2.5			
Integrated											
777-CS4525-CNZ	CS4525-CNZ	QFN-48	Configurable	102	0.1	15 (x2)	With ADC, SRC and Signal Processor	8 to 18			

VOLUME CONTROLLERS

For quantities greater than listed, call for quote.

MOUSER STOCK NO.	Cirrus Logic Part No.	Package Type	Channels	Dynamic Range (dB)	TDH+N %	Analog I/O	Description	Power Supply (V)	Price Each 1	25	100
777-CS3310-KSZ	CS3310-KSZ	SOIC-16	2	116	-100	Single-ended	+31.5dB gain/-95.5dB atten, 0.5dB step	±5			
777-CS3308-CQZ	CS3308-CQZ	LQFP-48	8	123	-110	Single-ended	+22dB gain/-96dB atten, 0.25dB step	±5			
777-CS3318-CQZ	CS3318-CQZ	LQFP-48	8	127	-110	Single-ended	+22dB gain/-96dB atten, 0.25dB step	±8 to ±9			

INDUSTRIAL OPERATIONAL AMPLIFIERS

For quantities greater than listed, call for quote.

MOUSER STOCK NO.	Cirrus Logic Part No.	Package Type	Supply Voltage (V)	Supply Current (mA)	V_{OS} (μV)	V_{OS} Drift (μV/°C)	e_{NOISE} (nV/vHz)	AoL min (dB)	Price Each 1	25	100
Single											
777-CS3003-FSZ	CS3003-FSZ	SOIC-8	2.7 to 5.25	1	10	0.05	17	150			
777-CS3013-FSZ	CS3013-FSZ	SOIC-8	2.7 to 5.25	0.5	20	0.05	22	135			
Dual											
777-CS3002-ISZ	CS3002-ISZ	SOIC-8	2.7 to 6.7	3.6	10	0.05	6	200			
777-CS3004-FSZ	CS3004-FSZ	SOIC-8	2.7 to 5.25	2	10	0.05	17	150			
777-CS3012-ISZ	CS3012-ISZ	SOIC-8	2.7 to 6.7	1.7	10	0.05	12	200			
777-CS3014-FSZ	CS3014-FSZ	SOIC-8	2.7 to 5.25	1	20	0.05	22	135			

ENERGY MEASUREMENT

NEW PRODUCT

For quantities greater than listed, call for quote.

MOUSER STOCK NO.	Cirrus Logic Part No.	Package Type	Channels	Instantaneous I & V	Energy Pulse Outputs	SPI Interface	Real (Active) Power	I_{RMS} V_{RMS}	Apparent Power (S)	Reactive Power (Q)	Temp Sensor	Price Each 1	25	100
777-CS5451A-ISZ	CS5451A-ISZ	SSOP-28	6	Yes	No	Yes	No	No	No	No	No			
777-CS5460A-BSZ	CS5460A-BSZ	SSOP-24	2	Yes	Yes	Yes	Yes	Yes	No	No	No			
777-CS5461A-ISZ	CS5461A-ISZ	SSOP-24	2	Yes	Yes	Yes	Yes	Yes	Yes	No	Yes			
777-CS5463-ISZ	CS5463-ISZ	SSOP-24	2	Yes	Yes	Yes	Yes	Yes	Yes	Yes	Yes			
777-CS5464-ISZ	CS5464-ISZ	SSOP-28	3	Yes	Yes	Yes	Yes	Yes	Yes	Yes	Yes			
777-CS5466-ISZ	CS5466-ISZ	SSOP-24	2	No	Yes	No	Yes	No	No	No	No			
777-CS5467-ISZ	CS5467-ISZ	SSOP-28	4	Yes	Yes	Yes	Yes	Yes	Yes	Yes	Yes			
777-CS5480-INZ	CS5480-INZ	QFN-24	3	Yes	Yes	Yes	Yes	Yes	Yes	Yes	Yes			
777-CS5484-INZ	CS5484-INZ	QFN-28	4	Yes	Yes	Yes	Yes	Yes	Yes	Yes	Yes			
777-CS5490-ISZ	CS5490-ISZ	SOIC-16	2	Yes	Yes	No	Yes	Yes	Yes	Yes	Yes			

© Copyright 2014 Mouser Electronics

© Copyright 2014 Mouser Electronics

CIRRUS LOGIC Analog ICs

Products may be RoHS compliant. Check mouser.com for RoHS status.

DIGITAL PFC CONTROLLERS

For quantities greater than listed, call for quote.

MOUSER STOCK NO.	Cirrus Logic Part No.	Package Type	Input (VAC)	Max Switching KHz	Supply Current mA	Op Range (°C)	Price Each 1	25	100
777-CS1501-FSZ	CS1501-FSZ	SOIC-8	90-265	70	1.5	-40 to +125			
777-CS1601-FSZ	CS1601-FSZ	SOIC-8	90-265 (108-305)	70	1.5	-40 to +125			
Development Tools		Description							
777-CDB150X-01-Z	CDB150X-01-Z	Evaluation Board with 90W for CS1501						-	-
777-CDB1601-120W-Z	CDB1601-120W-Z	Evaluation Board with 120W for CS1601						-	-
777-CRD1601-120W-Z	CRD1601-120W-Z	Refence Design Board with 120W for CS1601						-	-

CRYSTAL LAN® EMBEDDED ETHERNET CONTROLLER

The CS8900A is a low-cost Ethernet LAN Controller optimized for the Industry Standard Architecture (ISA) bus and general purpose microcontroller busses. Its highly-integrated design eliminates the need for costly external components required by other Ethernet controllers. The CS8900A includes on-chip RAM, 10BASE-T transmit and receive filters, and a direct ISA-Bus interface with 24mA Drivers.

For quantities greater than listed, call for quote.

MOUSER STOCK NO.	Cirrus Logic Part No.	Package Type	Media Supported	Digital Interface	Number Of Channels	Max Current Consumption	Power Supply (V)	Operating Temp. (°C)	Price Each 1	25	100
777-CS8900A-CQ3Z	CS8900A-CQ3Z	LQFP-100	10Base-T	ISA and General Purpose Parallel	1	55mA @ 5V	3.0 or 5.0V	0 to +70			
777-CS8900A-IQ3Z	CS8900A-IQ3Z	LQFP-100	10Base-T	ISA and General Purpose Parallel	1	55mA @ 5V	3.0 or 5.0V	-40 to 85			

ECHO CANCELLERS

For quantities greater than listed, call for quote.

MOUSER STOCK NO.	Cirrus Logic Part No.	Package Type	Description	Supported Media	Power Supply (V)	Operating Temp. (°C)	Price Each 1	25	100
777-CS6422-CSZ	CS6422-CSZ	SOIC-20	Enhanced Full-Duplex Speakerphone IC	Analog audio (mic and telephone)	5	0 to +70			

PWM CONTROLLERS

For quantities greater than listed, call for quote.

MOUSER STOCK NO.	Cirrus Logic Part No.	Package Type	DACs	Resolution (Bits)	Input Standards	Input Formats	Power Supply (V)	Operating Temp. (°C)	Price Each 1	25	100
777-CS4954-CQZ	CS4954	TQFP-48	6	10	ITU R.BT656 ITU R.BT601	8-bit YUV 8-bit YCbCr	3.3 or 5	-40 to 85			

AUDIO DIGITAL SIGNAL PROCESSORS (DSP)

Complementing Cirrus Logic's strength in analog and mixed-signal technologies, Cirrus Logic provides numerous 24-bit and 32-bit processor solutions ideally designed for audio and industrial markets. Cirrus Logic's processor solutions include audio-optimized digital signal processors (DSP's) for a wide range of consumer, professional and automotive entertainment applications. In addition, Cirrus Logic's CobraNet products provide complete solutions for delivering uncompressed, professional-grade digital audio over standard ethernet networks.

For quantities greater than listed, call for quote.

MOUSER STOCK NO.	Cirrus Logic Part No.	Package Type	Processor Cores	Speed (MIPS)	RAM (Kwords)	ROM (Kwords)	Channels	Serial Communication	Operating Temp. (°C)	Price Each 1	25	100
777-CS48520-CQZ	CS48520-CQZ	QFP-48	1x32-bit	150	24	-	4-in/4-out	I²C or SPI	0 to +70			
777-CS48540-DQZ	CS48540-DQZ	QFP-48	1x32-bit	150	24	-	8-in/8-out	I²C or SPI	-40 to +85			
777-CS48540-CQZ	CS48540-CQZ	QFP-48	1x32-bit	150	24	-	8-in/8-out	I²C or SPI	0 to +70			

COBRANET™ INTERFACE ICs AND PROCESSORS

CobraNet technology is the defacto standard for transporting high fidelity, uncompressed digital audio in real time over off-the-shelf switched Ethernet networks. Dynamically routes digital audio from various sources to one, some or all opints in a network of devices.

For quantities greater than listed, call for quote.

MOUSER STOCK NO.	Cirrus Logic Part No.	Package Type	Processor Cores	Speed (MIPS)	Supported Audio Resolutions	Channels	Serial Communication	Operating Temp. (°C)	Price Each 1	25	100
777-CS181002-CQZ	CS181002-CQZ	LQFP-144	2x32-bit	120	16, 20 or 24-bit	48, 96	2-in/2-out	0 to +70			
777-CS181012-CQZ	CS181012-CQZ	LQFP-144	2x32-bit	120	16, 20 or 24-bit	48, 96	8-in/8-out	0 to +70			
777-CS181022-CQZ	CS181022-CQZ	LQFP-144	2x32-bit	120	16, 20 or 24-bit	48, 96	16-in/16-out	0 to +70			
777-CS496112-CQZ	CS496112-CQZ	LQFP-144	2x32-bit	120	16, 20 or 24-bit	48, 96	8-in/8-out	0 to +70			
777-CS496122-CQZ	CS496122-CQZ	LQFP-144	2x32-bit	120	16, 20 or 24-bit	48, 96	16-in/16-out	0 to +70			

DEVELOPMENT TOOLS - EVALUATION BOARDS

MOUSER STOCK NO. Mfr.	Mfr. Part No.	Description	Price Each
777	CDB2000-DCCLKCP	Evaluation Daughter Board - General Purpose PLL	
777	CDB2000-MB	Evaluation Mother Board - General Purpose PLL	
777	CDB2000-PC-CLK	Evaluation Daughter Board - Gen. Purpose PLL DC	
777	CDB2000-PC-LCO	Evaluation Daughter Board - Gen. Purpose PLL DC	
777	CDB2300-DC-LCOCP	Evaluation Daughter Board - Gen. Purpose PLL	
777	CDB3310	Evaluation Board Stereo Dig. Vol Cont.	
777	CDB42428	Evaluation Board CBoard 42418/28	
777	CDB4265	Eval. Board 192kHz Codec with PGA and Input Mux	
777	CDB4270	Evaluation Board 105dB 192kHz, Codec	
777	CDB4271	Evaluation Board, CS4271	
777	CDB4352	Evaluation Board 192kHz DAC with LD	
777	CDB4354	Evaluation Board for CS4354	
777	CDB4385	Evaluation Board 8 channel DAC w/DSD	
777	CDB43L21	Evaluation Board 98dB 96kHz Low-Pwr DAC	
777	CDB44800	Evaluation Board 8 channel 115dB 192kHz PWM	
777	CDB5340	Eval. Board 101dB 192kHz Mult-bit ADC	
777	CDB5345	Evaluation Board 105dB 24Bit 192kHz Aud ADC	
777	CDB5351	Evaluation Board 24 Bit 108dB 192kHz Mult-bit ADC	

For quantities greater than listed, call for quote.

MOUSER STOCK NO. Mfr.	Mfr. Part No.	Description	Price Each
777	CDB5361	Evaluation Board 24 Bit 114dB 192kHz Mult-bit ADC	
777	CDB5364	Evaluation Board 114dB 4 -channel ADC with TDM	
777	CDB5366	Evaluation Board 114dB 6 channel ADC with TDM	
777	CDB5460AU	Evaluation Board Single-Phase Bi-Dir. Power/Energy	
777	CDB5466U	Evaluation Board F/Residential Pow-Meter Apps	
777	CDB5467U	Evaluation Board 4 channel Sngl-Phs Power/Energy	
777	CDB5480U-Z	Evaluation Board for CDB5480 Energy Measurement IC	
777	CDB5484U-Z	Evaluation Board for CDB5484 Energy Measurement IC	
777	CDB5490U-Z	Evaluation Board for CDB5490 Energy Measurement IC	
777	CDB5530U	Evaluation Board 24 Bit 1 channel Low-Noise ADC	
777	CDB5532U	Evaluation Board 24 Bit ADC with Ultra Low-Noise USB	
777	CDB5534U	Evaluation Board 24 Bit ADC with Ultra Low-Noise USB	
777	CDB5560	Evaluation Board 50kSps 24 Bit Muxable ADC	
777	CDB5581	Evaluation Board 200kSps 16-Bit Muxable ADC	
777	CDB8416	Evaluation Board 192kHz Dig. Audio Receiver	
777	CDB8427	Evaluation Board 96kHz Dig. Audio Transceiver	
777	CRD-4525-Q1	Evaluation Board PWM Controller+ PwrStg_2Lyr 1oz Cu	

© Copyright 2014 Mouser Electronics
© Copyright 2014 Mouser Electronics

CYPRESS Clock Generators, Sensor, SOC & Transceiver

RoHS Compliant **This product is RoHS compliant.**

CLOCK GENERATORS

Cypress's broad portfolio of silicon-based clock generators and buffers offers the best in class performance in jitter, power, speed, integration, and package. The portfolio includes single- and multi-PLL programmable clock synthesizers, programmable skew, programmable XO, VCXO, EMI reduction clocks, zero delay, and fanout buffers.

EMI Reduction

Cypress's proprietary spread spectrum clock technology helps reduce system EMI without needing mechanical solutions such as shielding and ferrite beads. Cypress's spread spectrum clock generators have configurable spread percentages as well as linear and Lexmark modulation profiles to optimize system performance.

For quantities greater than listed, call for quote.

MOUSER STOCK NO.	Cypress Part No.	Package	Operating Voltage		Output Frequency		Core Voltage	No. of PLL	No. of Outputs	Input Signal Type	Temperature Range (°C)	Price Each		
			Min.	Max.	Min.	Max.						1	25	50
727-CY25100SXCF	CY25100SXCF	SOIC-8	3.13	3.45	3	200	3.3	1	2	Xtal/Ref-in CMOS	0 to 70			
727-CY25100SXIF	CY25100SXIF	SOIC-8	3.13	3.45	3	200	3.3	1	2	Xtal/Ref-in CMOS	-45 to +85			
727-CY25560SXC	CY25560SXC	SOIC-8	2.97	3.6	25	100	3.3	1	1	Xtal/Ref-in CMOS	0 to 70			
727-CY25560SXI	CY25560SXI	SOIC-8	2.97	3.6	25	100	3.3	1	1	Xtal/Ref-in CMOS	-45 to +85			
727-CY25562SXC	CY25562SXC	SOIC-8	2.97	3.6	50	200	3.3	1	1	Xtal/Ref-in CMOS	0 to 70			
727-CY25568SXC	CY25568SXC	SOIC-16	2.97	3.6	4	128	3.3	1	4	Xtal/Ref-in CMOS	0 to 70			
727-CY25811SXC	CY25811SXC	SOIC-8	2.97	3.6	4	32	3.3	1	1	Xtal/Ref-in CMOS	0 to 70			
727-CY25812SXC	CY25812SXC	SOIC-8	2.97	3.6	4	64	3.3	1	1	Xtal/Ref-in CMOS	0 to 70			
727-CY25812ZXC	CY25812ZXC	TSSOP-8	2.97	3.6	4	64	3.3	1	1	Xtal/Ref-in CMOS	0 to 70			
727-CY25814SXC	CY25814SXC	SOIC-8	2.97	3.6	4	128	3.3	1	1	Xtal/Ref-in CMOS	0 to 70			
727-CY25814SXI	CY25814SXI	SOIC-8	2.97	3.6	4	128	3.3	1	1	Xtal/Ref-in CMOS	-45 to +85			

Programmable

Programmable timing solutions combine the convenience of field programming with the customary high performance of Cypress's timing products.

For quantities greater than listed, call for quote.

MOUSER STOCK NO.	Cypress Part No.	Package	Operating Voltage		Output Frequency		Core Voltage	No. of PLL	No. of Outputs	Input Signal Type	Temperature Range (°C)	Price Each		
			Min.	Max.	Min.	Max.						1	25	50
727-CY22050KFZXC	CY22050KFZXC	TSSOP-16	3.13	3.45	0.08	200	3.3	1	6	Xtal Inside	0 to 70			
727-CY22150FZXI	CY22150FZXI	TSSOP-16	3.13	3.45	0.08	166.6	3.3	1	6	Xtal Inside	-45 to +85			
727-CY22150KFZXC	CY22150KFZXC	TSSOP-16	3.13	3.45	0.08	200	3.3	1	6	Xtal Inside	0 to 70			
727-CY22381FXC	CY22381FXC	SOIC-8	3.13	3.45	0	200	3.3	3	3	Xtal Inside	0 to 70			
727-CY22381FXI	CY22381FXI	SOIC-8	3.13	3.45	0	166	3.3	3	3	Xtal Inside	-45 to +85			
727-CY22392FXC	CY22392FXC	TSSOP-16	3.13	3.45	0	200	3.3	3	6	Xtal Inside	0 to 70			
727-CY22392FXI	CY22392FXI	TSSOP-16	3.13	3.45	0	166	3.3	3	6	Xtal Inside	-45 to +85			
727-CY223931FXI	CY223931FXI	TSSOP-16	3.13	3.45	0	166	3.3	3	6	Xtal Inside	-45 to +85			
727-CY22393FXC	CY22393FXC	TSSOP-16	3.13	3.45	0	200	3.3	3	6	Xtal Inside	0 to 70			
727-CY22393FXI	CY22393FXI	TSSOP-16	3.13	3.45	0	166	3.3	3	6	Xtal Inside	-45 to +85			
727-CY22394FXI	CY22394FXI	TSSOP-16	3.13	3.45	0	375	3.3	3	5	Xtal Inside	-45 to +85			
727-CY22395FXC	CY22395FXC	TSSOP-16	3.13	3.45	0	200	3.3	3	5	Xtal Inside	0 to 70			
727-CY22801KFXI	CY22801KFXI	SOIC-8	3.14	3.47	1	166.6	3.3	1	3	Xtal Inside	-45 to +85			
727-CY2291FX	CY2291FX	SOIC-20	3.0	5.5	0.077	90	3.3/5.0	3	8	Xtal Inside	0 to 70			
727-CY2292FXC	CY2292FXC	SOIC-16	3.0	5.5	0.077	90	3.3/5.0	3	6	Xtal Inside	0 to 70			
727-CY2292FXI	CY2292FXI	SOIC-16	3.0	5.5	0.077	80	3.3/5.0	3	6	Xtal Inside	-45 to +85			
727-CY2292FZX	CY2292FZX	TSSOP-16	3.0	5.5	0.077	80	3.3/5.0	3	6	Xtal Inside	0 to 70			
Set-Top Box with VCXO														
727-CY24713KSXC	CY24713KSXC	SOIC-8	3.13	3.45	4.9152	27	3.3	1	3	Xtal Inside	0 to 70			
Two Outputs PCI-Express														
727-CY24293ZXC	CY24293ZXC	TSSOP-16	3.0	3.6	25	200	3.3	1	2	Xtal/Ref-in CMOS	0 to 70			

CAPACITIVE BUTTON CONTROLLER

The CY8CMBR2044 incorporates several innovative features to save time, money, and can quickly enable a capacitive touch sensing UI in your next design. It does not require any software tools or coding because system configuration is done using hardware. These features enable a broader audience of designers to implement capacitive buttons without learning new tool sets and developing code. In addition, this device is enabled with Cypress's revolutionary SmartSense auto tuning algorithm. SmartSense ends the need to manually tune the UI during development as well as the required retuning during production ramp. This saves valuable engineering time, test time, production yield loss, and speeds the time to volume.

For quantities greater than listed, call for quote.

MOUSER STOCK NO.	Cypress Part No.	Package	Operating Voltage		CapSense I/Os	No. of GPOs	Operating Temp.	PWM	Slider Segments	SmartSense Enabled	Proximity Sensing	Price Each		
			Min.	Max.								1	25	50
727-8CMBR204424LKXI	CY8CMBR2044-24LKXI	QFN-16	1.71	5.5	4	4	-40 to +85	No	No	Yes	No			

Evaluation Kit

For quantities greater than listed, call for quote.

MOUSER STOCK NO.	Cypress Part No.	Description	Price Each
727-CY3280-MBR	CY3280-MBR	CapSense Express™ evaluation kit with SmartSense™ auto tuning and features up to 4 CapSense buttons and 4 LEDs/GPOs.	

WIRELESSUSB™ NL DEVELOPMENT KIT

The CY3668 WirelessUSB NL development kit provides a generic platform for developing wireless applications based on the WirelessUSB NL, enCoRe II and enCoRe V devices. The out-of-box examples that come with this kit also demonstrates the new enhanced agile HID protocol for secure and reliable wireless data transfers.

Kit Contains:

- CY3668 bridge/keyboard development boards (2)
- NL modules (2)
- CY3668- enCoRe II module (1)
- CY3668-enCoRe V modules (2)
- 3.3-V LCD (2)
- Power adaptor (2)
- Quick Start Guide
- Resource CD which includes, PSoC Designer, PSoC Programmer, Projects and documentation.



For quantities greater than listed, call for quote.

MOUSER STOCK NO.	Cypress Part No.	Description	Price Each
727-CY3668	CY3668	Wireless USB 2.4GHz Development Kit	

USB TRANSCEIVER

Cypress' TX2UL is the world's smallest USB 2.0ULPI transceiver. TX2UL is suitable for use in any application that already has a USB controller but requires a ULPI transceiver. TX2UL supports a high variable input voltage range of 3.0V-5.775V, and is configurable to input frequencies of 13, 19.2, 24, 26MHz. Along with its ultra small size (2.14 x 1.76mm), TX2UL consumes only 5µA in sleep mode, thus making it ideal for mobile and battery powered applications. This Cypress product is popular with USB modem dongles, handsets and other consumer electronic devices.

For quantities greater than listed, call for quote.

MOUSER STOCK NO.	Cypress Part No.	Package	Operating Voltage		I/O Options	Data Transfers	Temperature Range (°C)	Price Each		
			Min.	Max.				1	25	50
727-CY7C68003-24LQXI	CY7C68003-24LQXI	QFN-24	1.8	3.3	ULPI, 8-Bit Uni- or Bi-Directional	Bulk, Interrupt, Isochronous	-40 to +85			

USB 2.0 TO UART BRIDGE CONTROLLER

Cypress CY7C64225 USB-to-UART Bridge Controller is a fully integrated USB-to-UART Bridge that provides a simple way of updating RS-232 based devices to USB with a minimal number of components. The CY7C64225 includes a USB 2.0 Full-Speed controller, a UART transceiver, internal regulator, internal oscillator and internal EEPROM in a 28-pin SSOP package. The internal EEPROM can be used to program customer specific information for OEM applications. This is done in-system via USB. Royalty free Virtual COM Port (VCP) device drivers are provided by Cypress Semiconductor. This allows the device to appear as a COM port to PC applications. All UART signals including the handshaking and control signals are implemented.



For quantities greater than listed, call for quote.

MOUSER STOCK NO.	Cypress Part No.	Package	Operating Voltage		Data Rate (Mbps)	UART Baud Rate	Temperature Range (°C)	Price Each		
			Min.	Max.				1	25	100
727-CY7C64225-28PVXC	CY7C64225-28PVXC	SSOP-20	3	5.25	12, 480	300-115200	0 to 70			

© Copyright 2014 Mouser Electronics
© Copyright 2014 Mouser Electronics

CYPRESS Buffers

RoHS Compliant **This product is RoHS compliant.**

BUFFERS

Cypress delivers high-performance, mixed-signal, programmable solutions that provide customers with rapid time-to-market and exceptional system value. Cypress offerings include the flagship PSoC® programmable system-on-chip families and derivatives such as PowerPSoC® solutions for high-voltage and LED lighting applications, CapSense® touch sensing and TrueTouch™ solutions for touchscreens. Cypress is the world leader in USB controllers, including the high-performance West Bridge® solution that enhances connectivity and performance in multimedia handsets. Cypress is also a leader in high-performance memories and programmable timing devices. Cypress serves numerous markets including consumer, mobile handsets, computation, data communications, automotive, industrial and military.

For quantities greater than listed, call for quote..

MOUSER STOCK NO.	Cypress Part No.	Package	Operating Voltage		Output Frequency		Core Voltage	No. of PLL	No. of Outputs	Input Signal Type	Temperature Range (°C)	Price Each		
			Min.	Max.	Min.	Max.						1	25	50
Clock Fanout														
727-CY2CC810OXI	CY2CC810OXI	SSOP-20	2.38	3.45	0	650	2.5/3.3	0	10	LVCMOS	-40 to +85			
727-CY2DP814ZXC	CY2DP814ZXC	TSSOP-16	3.13	3.45	0	450	3.3	0	4	LVDS/LVPECL/LVTTL	0 to 70			
High Speed, Low Voltage Programmable Skew Clock														
727-CY7B9911V-5JXC	CY7B9911V-5JXC	PLCC-32	3.0	3.6	3.75	110	3.3	1	8	LVTTL	0 to 70			
Low Skew Clock														
727-CY7B9910-2SXC	CY7B9910-2SXC	SOIC-24	4.5	5.5	15	80	5.0	1	8	TTL	0 to 70			
727-CY7B9910-5SXC	CY7B9910-5SXC	SOIC-24	4.5	5.5	15	80	5.0	1	8	TTL	0 to 70			
727-CY7B9910-5SXI	CY7B9910-5SXI	SOIC-24	4.5	5.5	15	80	5.0	1	8	TTL	-40 to +85			
Low Voltage Programmable Skew Clock														
727-CY7B991V-2JXC	CY7B991V-2JXC	PLCC-32	3.0	3.6	3.75	80	3.3	1	8	LVTTL	0 to 70			
727-CY7B991V-5JXC	CY7B991V-5JXC	PLCC-32	3.0	3.6	3.75	80	3.3	1	8	LVTTL	0 to 70			
727-CY7B991V-7JXC	CY7B991V-7JXC	PLCC-32	3.0	3.6	3.75	80	3.3	1	8	LVTTL	0 to 70			
Non-Zero Delay														
727-CY2304NZZXC-1	CY2304NZZXC-1	TSSOP-8	3.0	3.6	0	140	3.3	0	4	LVCMOS/TTL	0 to 70			
727-CY2304NZZXI-1	CY2304NZZXI-1	TSSOP-8	3.0	3.6	0	140	3.3	0	4	LVCMOS/TTL	-40 to +85			
727-CY2309NZSXC-1H	CY2309NZSXC-1H	SOIC-16	3.0	3.6	0	133	3.3	0	9	LVCMOS/LVTTL	0 to 70			
727-CY2309NZSXI-1H	CY2309NZSXI-1H	SOIC-16	3.0	3.6	0	133	3.3	0	9	LVCMOS/LVTTL	-40 to +85			
727-CY29940AXC	CY29940AXC	TQFP-32	2.38	3.45	0	200	2.5/3.3	0	18	LVPECL/LVCMOS	0 to 70			
727-CY29942AXC	CY29942AXC	TQFP-32	2.38	3.45	0	200	2.5/3.3	1	18	LVCMOS/LVTTL	0 to 70			
727-CY29942AXI	CY29942AXI	TQFP-32	2.38	3.45	0	200	2.5/3.3	0	18	LVCMOS/LVTTL	-40 to +85			
727-CY29946AXI	CY29946AXI	TQFP-32	2.38	3.6	0	200	2.5/3.3	0	10	LVCMOS/LVTTL	-40 to +85			
727-CY29972AXI	CY29972AXI	TQFP-52	3.0	3.6	0	125	3.3	1	12	Xtal/LVCMOS/LVTTL	-40 to +85			
Programmable Skew Clock														
727-CY7B991-2JXC	CY7B991-2JXC	PLCC-32	4.5	5.5	3.75	80	5.0	1	8	TTL	0 to 70			
727-CY7B991V-5JXI	CY7B991V-5JXI	PLCC-32	3.0	3.6	3.75	80	3.3	1	8	LVTTL	-40 to +85			
727-CY7B991-5JXI	CY7B991-5JXI	PLCC-32	4.5	5.5	3.75	80	5.0	1	8	TTL	-40 to +85			
Zero Delay														
727-CY2300SXC	CY2300SXC	SOIC-8	3.0	3.6	10	166.67	3.3	1	4	LVCMOS/LVTTL	0 to 70			
727-CY2302SXC-1	CY2302SXC-1	SOIC-8	3.13	5.5	10	133	3.3/5.0	1	2	LVCMOS/LVTTL	0 to 70			
727-CY2302SXI-1	CY2302SXI-1	SOIC-8	3.13	5.5	10	133	3.3/5.0	1	2	LVCMOS/LVTTL	-40 to +85			
727-CY2303SXC	CY2303SXC	SOIC-8	3.0	3.6	10	166.67	3.3	1	3	LVCMOS/LVTTL	0 to 70			
727-CY2304SXC-1	CY2304SXC-1	SOIC-8	3.0	3.6	10	133	3.3	0	4	LVCMOS/LVTTL	0 to 70			
727-CY2304SXC2	CY2304SXC-2	SOIC-8	3.0	3.6	10	133	3.3	0	4	LVCMOS/LVTTL	0 to 70			
727-CY2304SXI-1	CY2304SXI-1	SOIC-8	3.0	3.6	10	133	3.3	0	4	LVCMOS/LVTTL	-40 to +85			
727-CY2305CSXC-1	CY2305CSXC-1	SOIC-8	3.0	3.6	10	133	3.3	1	5	LVCMOS/LVTTL	0 to 70			
727-CY2305CSXC-1H	CY2305CSXC-1H	SOIC-8	3.0	3.6	10	133	3.3	1	5	LVCMOS/LVTTL	0 to 70			
727-CY2305CSXI-1H	CY2305CSXI-1H	SOIC-8	3.0	3.6	10	133	3.3	1	5	LVCMOS/LVTTL	-40 to +85			
727-CY2305SXC-1	CY2305SXC-1	SOIC-8	3.0	3.6	10	133	3.3	1	5	LVCMOS/LVTTL	0 to 70			
727-CY2305SXC-1H	CY2305SXC-1H	SOIC-8	3.0	3.6	10	133	3.3	1	5	LVCMOS/LVTTL	0 to 70			
727-CY2305SXI-1	CY2305SXI-1	SOIC-8	3.0	3.6	10	133	3.3	1	5	LVCMOS/LVTTL	-40 to +85			
727-CY2305SXI-1H	CY2305SXI-1H	SOIC-8	3.0	3.6	10	133	3.3	1	5	LVCMOS/LVTTL	-40 to +85			
727-CY2308SXC-1	CY2308SXC-1	SOIC-16	3.0	3.6	10	133	3.3	1	8	LVCMOS/LVTTL	0 to 70			
727-CY2308SXC-1H	CY2308SXC-1H	SOIC-16	3.0	3.6	10	133	3.3	1	8	LVCMOS/LVTTL	0 to 70			
727-CY2308SXC-2	CY2308SXC-2	SOIC-16	3.0	3.6	10	133	3.3	1	8	LVCMOS/LVTTL	0 to 70			
727-CY2308SXC3	CY2308SXC-3	SOIC-16	3.0	3.6	10	133	3.3	1	8	LVCMOS/LVTTL	0 to 70			
727-CY2308SXC4	CY2308SXC-4	SOIC-16	3.0	3.6	10	133	3.3	1	8	LVCMOS/LVTTL	0 to 70			
727-CY2308SXI-1	CY2308SXI-1	SOIC-16	3.0	3.6	10	133	3.3	1	8	LVCMOS/LVTTL	-40 to +85			
727-CY2308SXI-1H	CY2308SXI-1H	SOIC-16	3.0	3.6	10	133	3.3	1	8	LVCMOS/LVTTL	-40 to +85			
727-CY2308SXI-2	CY2308SXI-2	SOIC-16	3.0	3.6	10	133	3.3	1	8	LVCMOS/LVTTL	-40 to +85			
727-CY2308SXI-4	CY2308SXI-4	SOIC-16	3.0	3.6	10	133	3.3	1	8	LVCMOS/LVTTL	-40 to +85			
727-CY2308ZXI1H	CY2308ZXI-1H	TSSOP-16	3.0	3.6	10	133	3.3	1	8	LVCMOS/LVTTL	-40 to +85			
727-CY2309SXC-1	CY2309SXC-1	SOIC-16	3.0	3.6	10	133	3.3	1	9	LVCMOS/LVTTL	0 to 70			
727-CY2309SXC-1H	CY2309SXC-1H	SOIC-16	3.0	3.6	10	133	3.3	1	9	LVCMOS/LVTTL	0 to 70			
727-CY2309SXI1	CY2309SXI-1	SOIC-16	3.0	3.6	10	133	3.3	1	9	LVCMOS/LVTTL	-40 to +85			
727-CY2309ZXC-1H	CY2309ZXC-1H	TSSOP-16	3.0	3.6	10	133	3.3	1	9	LVCMOS/LVTTL	0 to 70			
727-CY23EP05SXC-1	CY23EP05SXC-1	SOIC-8	2.3	3.6	10	220	2.5/3.3	1	5	LVCMOS/LVTTL	0 to 70			
727-CY23EP05SXC-1H	CY23EP05SXC-1H	SOIC-8	2.3	3.6	10	220	2.5/3.3	1	5	LVCMOS/LVTTL	0 to 70			
727-CY23EP05SXI-1	CY23EP05SXI-1	SOIC-8	2.3	3.6	10	220	2.5/3.3	1	5	LVCMOS/LVTTL	-40 to +85			
727-CY23EP05SXI-1H	CY23EP05SXI-1H	SOIC-8	2.3	3.6	10	220	2.5/3.3	1	5	LVCMOS/LVTTL	-40 to +85			
727-CY23EP09SXC-1	CY23EP09SXC-1	SOIC-16	2.3	3.6	10	220	2.5/3.3	1	9	LVCMOS/LVTTL	0 to 70			
727-CY23EP09SXC-1H	CY23EP09SXC-1H	SOIC-16	2.3	3.6	10	220	2.5/3.3	1	9	LVCMOS/LVTTL	0 to 70			
727-CY23EP09ZXC-1H	CY23EP09ZXC-1H	TSSOP-16	2.3	3.6	10	220	2.5/3.3	1	9	LVCMOS/LVTTL	0 to 70			
727-CY23EP09ZXI-1H	CY23EP09ZXI-1H	TSSOP-16	2.3	3.6	10	220	2.5/3.3	1	9	LVCMOS/LVTTL	-40 to +85			
727-CY23FP12OXC	CY23FP12OXC	SSOP-28	3.13	3.45	10	220	3.3	1	12	LVCMOS/LVTTL	0 to 70			
727-CY23S05SXC-1	CY23S05SXC-1	SOIC-8	3.0	3.6	10	133	3.3	1	5	LVCMOS/LVTTL	0 to 70			
727-CY23S05SXC-1H	CY23S05SXC-1H	SOIC-8	3.0	3.6	10	133	3.3	1	5	LVCMOS/LVTTL	0 to 70			
727-CY29352AXI	CY29352AXI	TQFP-32	2.38	3.45	16.67	200	2.5/3.3	1	11	LVPECL/LVCMOS	-40 to +85			

© Copyright 2014 Mouser Electronics
© Copyright 2014 Mouser Electronics

EXAR Interface Transceivers

RoHS Compliant **This product is RoHS compliant.**

EXAR
A New Direction in Mixed-Signal

EXAR RS-485/RS-422 TRANSCEIVERS

NEW PRODUCT

The XR317x series of transceivers offer a wide range of data rates from 250kbps to 20Mbps with high differential output swing (typ. 2.35V) which are ideal for industrial markets including applications such as field bus networks, high-speed motor control, factory automation, building automation, security systems and remote meter reading, amongst others.

For quantities greater than listed, call for quote.

MOUSER STOCK NO.	Exar Part No.	Package Type	Duplex	Data Rate (Kbps)	No. of Tx	No. of Rx	Vcc (V)	ESD (KV)	Shutdown	Temperature Range	Price Each 1	25	100
701-SP338ECR1-L	SP338ECR1-L	QFN-40	Full	20000	3	5	3.3, 5	15	Yes	0°C to 70°C			
701-SP338EER1-L	SP338EER1-L	QFN-40	Full	20000	3	5	3.3, 5	15	Yes	-40°C to 85°C			
701-SP339ECR1-L	SP339ECR1-L	QFN-40	Full	20000	3	5	3.3, 5	15	Yes	0°C to 70°C			
701-SP339EER1-L	SP339EER1-L	QFN-40	Full	20000	3	5	3.3, 5	15	Yes	-40°C to 85°C			

EXAR RS232 TRANSCEIVERS

NEW PRODUCT

For quantities greater than listed, call for quote.

MOUSER STOCK NO.	Exar Part No.	Package Type	Data Rate (Kbps)	No. of Tx	No. of Rx	Vcc (V) Min.	Vcc (V) Max.	ESD (KV)	No. of Ext. Caps	Nom Cap. Value (µF)	Shutdown	Temperature Range	Price Each 1	25	100
701-SP202ECN-L	SP202ECN-L	SOIC-16	120	2	2	4.5	5.5	15	4	0.1	Low Power	0°C to 70°C			
701-SP202ECP-L	SP202ECP-L	PDIP-16	120	2	2	4.5	5.5	15	4	0.1	Low Power	0°C to 70°C			
701-SP202EEN-L	SP202EEN-L	SOICN-16	120	2	2	4.5	5.5	15	4	0.1	No	-40°C to 85°C			
701-SP208EET-L	SP208EET-L	SOICW-24	120	4	4	4.5	5.5	15	4	0.1	No	-40°C to 85°C			
701-SP211ECA-L	SP211ECA-L	SSOP-28	120	4	5	4.5	5.5	15	4	0.1	Yes	0°C to 70°C			
701-SP211ECT-L	SP211ECT-L	WSOIC-28	120	4	5	4.5	5.5	15	-	0.1	Yes	-40°C to 85°C			
701-SP211EET-L	SP211EET-L	SOICW-28	120	4	5	4.5	5.5	15	4	0.1	Yes	-40°C to 85°C			
701-SP211ET-L	SP211ET-L	WSOIC-28	120	4	5	4.5	5.5.	2	-	0.1	Yes	-40°C to 85°C			
701-SP213ECA-L	SP213ECA-L	SSOP-28	450	4	5	4.5	5.5	15	4	0.1	Yes	0°C to 70°C			
701-SP213EHCA-L	SP213EHCA-L	SSOP-28	450	4	5	4.5	5.5	15	4	0.1	Yes	0°C to 70°C			
701-SP232ACN-L	SP232ACN-L	SOIC-16	120	2	2	4.5	5.5	2	4	0.1	No	0°C to 70°C			
701-SP232ACP-L	SP232ACP-L	PDIP-16	120	2	2	4.5	5.5	2	4	0.1	No	0°C to 70°C			
701-SP232AEN-L	SP232AEN-L	SOICN-16	120	2	2	4.5	5.5	2	4	0.1	No	-40°C to 85°C			
701-SP232AEP-L	SP232AEP-L	PDIP-16	120	2	2	4.5	5.5	2	4	0.1	No	-40°C to 85°C			
701-SP232AET-L	SP232AET-L	SOICW-16	120	2	2	4.5	5.5	2	4	0.1	No	-40°C to 85°C			
701-SP232ECN-L	SP232ECN-L	SOIC-16	120	2	2	4.5	5.5	15	4	0.1	No	0°C to 70°C			
701-SP232ECP-L	SP232ECP-L	PDIP-16	120	2	2	4.5	5.5	15	4	0.1	No	0°C to 70°C			
701-SP232EEN-L	SP232EEN-L	SOICN-16	120	2	2	4.5	5.5	15	4	0.1	No	-40°C to 85°C			
701-SP232EEP-L	SP232EEP-L	PDIP-16	120	2	2	4.5	5.5	15	4	0.1	No	-40°C to 85°C			
701-SP232EET-L	SP232EET-L	SOICW-16	120	2	2	4.5	5.5	15	4	0.1	No	-40°C to 85°C			
701-SP233ACP-L	SP233ACP-L	PDIP-20	120	2	2	4.5	5.5	2	0	-	No	0°C to 70°C			
701-SP233ACT-L	SP233ACT-L	SOICW-20	120	2	2	3.0	5.5	2	0	-	No	0°C to 70°C			
701-SP233AET-L	SP233AET-L	SOICW-20	120	2	2	4.5	5.5	2	0	-	No	-40°C to 85°C			
701-SP238AET-L	SP238AET-L	WSOIC-24	20	4	4	4.5	5.5	2	-	1	No	-40°C to 85°C			
701-SP310ACP-L	SP310ACP-L	PDIP-18	120	2	2	4.5	5.5	2	-	0.1	Yes	0°C to 70°C			
701-SP310ECT-L	SP310ECT-L	SOICW-18	120	2	2	4.5	5.5	15	4	0.1	Yes	-40°C to 85°C			
701-SP312ACT-L	SP312ACT-L	SOICW-18	120	2	2	4.5	5.5	2	4	0.1	Yes	0°C to 70°C			
701-SP3220EBCA-L	SP3220EBCA-L	SSOP-16	120	1	1	3.0	5.5	15	4	0.1	Yes	0°C to 70°C			
701-SP3220EBEA-L	SP3220EBEA-L	SSOP-16	120	1	1	3.0	5.5	15	4	0.1	Yes	-40°C to 85°C			
701-SP3220EEY-L	SP3220EEY-L	TSSOP-16	120	1	1	3.0	5.5	15	4	0.1	Yes	-40°C to 85°C			
701-SP3222EBCA-L	SP3222EBCA-L	SSOP-20	250	2	2	3.0	5.5	15	4	0.1	Yes	0°C to 70°C			
701-SP3222EBEY-L	SP3222EBEY-L	TSSOP-20	250	2	2	3.0	5.5	15	4	0.1	Yes	-40°C to 85°C			
701-SP3222ECT-L	SP3222ECT-L	SOICW-18	120	2	2	3.0	5.5	15	4	0.1	Yes	0°C to 70°C			
701-SP3222EEA-L	SP3222EEA-L	SSOP-20	120	2	2	3.0	5.5	15	4	0.1	Yes	-40°C to 85°C			
701-SP3223EEA-L	SP3223EEA-L	SSOP-20	120	2	2	3.0	5.5	15	4	0.1	Yes	-40°C to 85°C			
701-SP3224ECA-L	SP3224ECA-L	SSOP-20	250	2	2	3.0	5.5	15	4	0.1	Yes	0°C to 70°C			
701-SP3224EEA-L	SP3224EEA-L	SSOP-20	250	2	2	3.0	5.5	15	4	0.1	Yes	-40°C to 85°C			
701-SP3224EEY-L	SP3224EEY-L	TSSOP-20	250	2	2	3.0	5.5	15	4	0.1	Yes	-40°C to 85°C			
701-SP3232EBCA-L	SP3232EBCA-L	SSOP-16	250	2	2	3.0	5.5	15	4	0.1	No	0°C to 70°C			
701-SP3232EBEN-L	SP3232EBEN-L	SOICN-16	250	2	2	3.0	5.5	15	4	0.1	No	-40°C to 85°C			
701-SP3232EBEY-L	SP3232EBEY-L	TSSOP-16	250	2	2	3.0	5.5	15	4	0.1	No	-40°C to 85°C			
701-SP3232ECA-L	SP3232ECA-L	SSOP-16	120	2	2	3.0	5.5	15	4	0.1	No	0°C to 70°C			
701-SP3232ECN-L	SP3232ECN-L	SOIC-16	120	2	2	3.0	5.5	15	4	0.1	No	0°C to 70°C			
701-SP3232ECP-L	SP3232ECP-L	PDIP-16	120	2	2	3.0	5.5	15	4	0.1	No	0°C to 70°C			
701-SP3232ECT-L	SP3232ECT-L	SOICW-16	120	2	2	3.0	5.5	15	4	0.1	No	0°C to 70°C			
701-SP3232ECY-L	SP3232ECY-L	TSSOP-16	120	2	2	3.0	5.5	15	4	0.1	No	0°C to 70°C			
701-SP3232EEA-L	SP3232EEA-L	SSOP-16	120	2	2	3.0	5.5	15	4	0.1	No	-40°C to 85°C			
701-SP3232EEN-L	SP3232EEN-L	SOICN-16	120	2	2	3.0	5.5	15	4	0.1	No	-40°C to 85°C			
701-SP3232EET-L	SP3232EET-L	SOICW-16	120	2	2	3.0	5.5	15	4	0.1	No	-40°C to 85°C			
701-SP3232EEY-L	SP3232EEY-L	TSSOP-16	120	2	2	3.0	5.5	15	4	0.1	No	-40°C to 85°C			
701-SP3232EUCA-L	SP3232EUCA-L	SSOP-16	1000	2	2	3	5.5	15	-	0.1	No	0°C to 70°C			
701-SP3232EUCY-L	SP3232EUCY-L	TSSOP-16	120	2	2	4.5	5.5	15	4	0.1	No	0°C to 70°C			
701-SP3238EEA-L	SP3238EEA-L	SSOP-28	250	5	3	3.0	5.5	15	4	0.1	Yes	-40°C to 85°C			
701-SP3243EBCA-L	SP3243EBCA-L	SSOP-28	250	3	5	3.0	5.5	15	4	0.1	Yes	0°C to 70°C			
701-SP3243EBCY-L	SP3243EBCY-L	TSSOP-28	250	3	5	3.0	5.5	15	4	0.1	Yes	0°C to 70°C			
701-SP3243ECA-L	SP3243ECA-L	SSOP-28	120	3	5	3.0	5.5	15	4	0.1	No	0°C to 70°C			
701-SP3243EEA-L	SP3243EEA-L	SSOP-28	120	3	5	3.0	5.5	15	4	0.1	Yes	-40°C to 85°C			
701-SP3243EUEA-L	SP3243EUEA-L	SSOP-28	120	3	5	3.0	5.5	15	4	0.1	Yes	-40°C to 85°C			
701-SP3244ECY-L	SP3244ECY-L	TSSOP-28	250	3	5	3.0	5.5	15	4	0.1	Yes	0°C to 70°C			
701-SP3244EEA-L	SP3244EEA-L	SSOP28	250	3	5	3.0	5.5	15	4	0.1	Yes	-40°C to 85°C			

EXAR RS422 TRANSCEIVERS

For quantities greater than listed, call for quote.

MOUSER STOCK NO.	Exar Part No.	Package Type	Duplex	Data Rate (Kbps)	No. of Tx	No. of Rx	Vcc (V)	ESD (kV)	Typ Shut Down ICC (µA)	Rx Failsafe Open	Multi-Drop Nodes	Temperature Range	Price Each 1	25	100
701-SP26LV431CN-L	SP26LV431CN-L	SOICN-16	Full	60000	4	0	3.3	2	2	No	10	0°C to 70°C			
701-SP3070EEN-L	SP3070EEN-L	SOICN-14	Full	250	1	1	3.3	15	0.05	Yes	256	-40°C to 85°C			
701-SP3071EEN-L	SP3071EEN-L	SOICN-8	Full	250	1	1	3.3	15	0.05	Yes	256	-40°C to 85°C			
701-SP3072EEN-L	SP3072EEN-L	SOICN-8	Half	250	1	1	3.3	15	0.05	Yes	256	-40°C to 85°C			
701-SP3074EEN-L	SP3074EEN-L	SOICN-8	Full	500	1	1	3.3	15	0.05	Yes	256	-40°C to 85°C			
701-SP3075EEN-L	SP3075EEN-L	SOICN-8	Half	500	1	1	3.3	15	0.5	Yes	256	-40°C to 85°C			
701-SP3494EN-L	SP3494EN-L	SOICN-8	Half	2500	1	1	3.3	2	10	Yes	32	-40°C to 85°C			
701-SP3076EEN-L	SP3076EEN-L	SOICN-14	Full	16000	1	1	3.3	15	0.5	Yes	256	-40°C to 85°C			
701-SP3077EEN-L	SP3077EEN-L	SOICN-8	Full	16000	1	1	3.3	15	0.05	Yes	256	-40°C to 85°C			

© Copyright 2014 Mouser Electronics
© Copyright 2014 Mouser Electronics

EXAR Interface Transceivers and UARTS

RoHS Compliant **This product is RoHS compliant.**

A New Direction in Mixed-Signal

EXAR RS485 TRANSCEIVERS

For quantities greater than listed, call for quote.

MOUSER STOCK NO.	Exar Part No.	Package Type	No. of Tx	No. of Rx	Data Rate (Kbps)	ESD (KV)	Vcc (V) (Max)	Duplex	Typ Shutdown ICC (μA)	Rx Failsafe Open	Multi-Drop Nodes	Temperature Range	Price Each 1	25	100
701-SP4082EEN-L	SP4082EEN-L	SOICN-8	1	1	115	15	5	Half	400	Yes	256	-40°C to 85°C			
701-SP3483EN-L	SP3483EN-L	SOICN-8	1	1	250	2	3.3	Half	1	Yes	32	-40°C to 85°C			
701-SP483ECN-L	SP483ECN-L	SOIC-8	1	1	250	15	5	Half	1	Yes	32	0°C to 70°C			
701-SP483ECP-L	SP483ECP-L	PDIP-8	1	1	250	15	5	Half	1	Yes	32	0°C to 70°C			
701-SP483EEN-L	SP483EEN-L	SOICN-8	1	1	250	15	5	Half	1	Yes	32	-40°C to 85°C			
701-SP483ES-L	SP483ES-L	PDIP-8	1	1	250	2	5	Half	1	Yes	32	-40°C to 85°C			
701-SP3083EEN-L	SP3083EEN-L	SOICN 14	1	1	500	15	5	Full	1	Yes	32	-40°C to 85°C			
701-SP3085EEN-L	SP3085EEN-L	SOICN-8	1	1	500	15	5	Half	1	Yes	32	-40°C to 85°C			
701-SP485CN-L	SP485CN-L	SOIC-8	1	1	5000	2	5	Half	--	Yes	32	0°C to 70°C			
701-SP485CS-L	SP485CS-L	PDIP-8	1	1	5000	2	5	Half	--	Yes	32	0°C to 70°C			
701-SP485EN-L	SP485EN-L	SOICN-8	1	1	5000	2	5	Half	--	Yes	32	-40°C to 85°C			
701-SP485ES-L	SP485ES-L	PDIP-8	1	1	5000	2	5	Half	--	Yes	32	-40°C to 85°C			
701-SP485REN-L	SP485REN-L	SOICN-8	1	1	5000	2	5	Half	--	Yes	32	-40°C to 85°C			
701-SP490CN-L	SP490CN-L	SOIC-8	1	1	5000	2	5	Full	--	Yes	32	0°C to 70°C			
701-SP490EN-L	SP490EN-L	SOICN-8	1	1	5000	2	5	Full	--	Yes	32	-40°C to 85°C			
701-SP491CN-L	SP491CN-L	SOIC-14	1	1	5000	2	5	Full	--	Yes	32	0°C to 70°C			
701-SP491EN-L	SP491EN-L	SOICN-14	1	1	5000	2	5	Full	--	Yes	32	-40°C to 85°C			
701-SP3485EN-L	SP3485EN-L	SOICN-8	1	1	10000	2	3.3	Half	10	Yes	32	-40°C to 85°C			
701-SP3490EN-L	SP3490EN-L	SOICN-8	1	1	10000	2	3.3	Full	--	Yes	32	-40°C to 85°C			
701-SP3491CN-L	SP3491CN-L	SOIC-14	1	1	10000	2	3.3	Full	10	Yes	32	0°C to 70°C			
701-SP3491EN-L	SP3491EN-L	SOICN-14	1	1	10000	2	3.3	Full	10	Yes	32	-40°C to 85°C			
701-SP481EEN-L	SP481EEN-L	SOICN-8	1	1	10000	15	5	Half	1	Yes	32	-40°C to 85°C			
701-SP485ECN-L	SP485ECN-L	SOIC-8	1	1	10000	15	5	Half	--	Yes	32	0°C to 70°C			
701-SP485EEN-L	SP485EEN-L	SOICN-8	1	1	10000	15	5	Half	--	Yes	32	-40°C to 85°C			
701-SP485EEP-L	SP485EEP-L	PDIP-8	1	1	10000	15	5	Half	--	Yes	32	-40°C to 85°C			
701-SP485EMN-L	SP485EMN-L	SOICN-8	1	1	10000	15	5	Half	--	Yes	32	-40C to 125C			
701-SP490EEN-L	SP490EEN-L	SOICN-8	1	1	10000	15	5	Full	--	Yes	32	-40°C to 85°C			
701-SP490EEP-L	SP490EEP-L	PDIP-8	1	1	10000	15	5	Full	--	Yes	32	-40°C to 85°C			
701-SP491EEN-L	SP491EEN-L	SOICN-14	1	1	10000	15	5	Full	--	Yes	32	-40°C to 85°C			
701-SP1485EEN-L	SP1485EEN-L	SOICN-8	1	1	20000	15	5	Half	--	Yes	32	-40°C to 85°C			
701-SP1490ECN-L	SP1490ECN-L	SOICN-8	1	1	20000	15	5	Full	--	Yes	32	0°C to 70°C			
701-SP3088EEN-L	SP3088EEN-L	SOICN-8	1	1	20000	15	5	Half	1	Yes	32	-40°C to 85°C			
701-SP3495EEN-L	SP3495EEN-L	SOIC-8	1	1	32000	15	3.3	Half	1	Yes	64	-40°C to 85°C			
701-SP3496EEN-L	SP3496EEN-L	SOIC-8	1	1	32000	15	3.3	Full	1	Yes	64	-40°C to 85°C			
701-SP3497EEN-L	SP3497EEN-L	SOIC-14	1	1	32000	15	3.3	Full	1	Yes	64	-40°C to 85°C			

EXAR ULTRA HIGH SPEED MULTIPROTOCOL SERIAL TRANSCEIVERS

The SP510 is industry's fastest serial transceiver that supports eight (8) popular serial interface standards for Wide Area Network (WAN) connectivity. The SP510 is fabricated using a low power CMOS process technology, and incorporates Exar's regulated charge pump allowing +5V only operation with an adjustable logic pin down to 1.65V. Exar's patented charge pump provides a regulated output of +5.8V, which will provide enough voltage for compliant operation in all modes. Eight (8) drivers and eight (8) receivers can be configured via software for any of the above interface modes at any time. The SP510 requires no additional external components for compliant operation for all of the eight (8) modes of operation other than four capacitors used for the internal charge pump.

For quantities greater than listed, call for quote.

MOUSER STOCK NO.	Exar Part No.	Package Type	No. of Tx	No. of Rx	Data Rate (Kbps)	Vcc (V)	ESD (KV)	Term	Supported Protocols	Temperature Range	Price Each 1	25	100
701-SP510CM-L	SP510CM-L	LQFP-100	8	8	52000	5	15	Complete	RS232, RS449,EIA530, EIA530A, V.10, V.11, V.28, V.35, V.36, X.21	0°C to 70°C			

EXAR 8-BIT UARTS

PRODUCT NEW

For quantities greater than listed, call for quote.

MOUSER STOCK NO.	Exar Part No.	Package Type	No. of Channels	CPU Interface	Data Rate 5/3.3/2.5V	Tx/Rx FIFO INT Trig	Supply Voltage	Temperature Range	Price Each 1	25	100
701-ST16C1550IJ28-F	ST16C1550IJ28-F	PLCC-28	1	Intel	1.5/0.5/na	4/4 Levels	2.97-5.5	-40°C to 85°C			
701-ST16C1550IQ48-F	ST16C1550IQ48-F	TQFP-48	1	Intel	1.5/0.5/na	4/4 Levels	2.97-5.5	-40°C to 85°C			
701-ST16C450CP40-F	ST16C450CP40-F	PDIP-40	1	Intel	1.5/0.5/na	No/No	2.97-5.5	0°C to 70°C			
701-ST16C450IQ48-F	ST16C450IQ48-F	TQFP-48	1	Intel	1.5/0.5/na	No/No	2.97-5.5	-40°C to 85°C			
701-ST16C550CP40-F	ST16C550CP40-F	PDIP-40	1	Intel	1.5/1.0/na	No/4 Levels	2.97-5.5	0°C to 70°C			
701-ST16C550CJ44-F	ST16C550CJ44-F	PLCC-44	1	Intel	1.5/1.0/na	No/ 4 Levels	2.97-5.5	0°C to 70°C			
701-ST16C550CQ48-F	ST16C550CQ48-F	TQFP 48	1	Intel	1.5/1.0/na	No/ 4 Levels	2.97-5.5	0°C to 70°C			
701-ST16C650ACJ44-F	ST16C650ACJ44-F	PLCC-44	1	Intel or PC COM Port	3.1/2.0/na	4/4 Levels	2.97-5.5	0°C to 70°C			
701-ST16C650ACQ48-F	ST16C650ACQ48-F	TQFP-48	1	Intel or PC COM Port	3.1/2.0/na	4/4 Levels	2.97-5.5	0°C to 70°C			
701-XR16C850CM-F	XR16C850CM-F	TQFP-48	1	Intel or PC COM Port	2.2/1.3/na	Prog./Prog.	2.97-5.5	0°C to 70°C			
701-XR16C850IM-F	XR16C850IM-F	TQFP-48	1	Intel or PC COM Port	2.2/1.3/na	Prog./Prog.	2.97-5.5	-40°C to 85°C			
701-XR16L580IL-F	XR16L580IL-F	QFN32	1	Intel or Motorola	3.0/2.0/1.5	4/4 Levels	2.25-5.5	-40°C to 85°C			
701-XR16M581IL24-F	XR16M581IL24-F	QFN-24	1	VLIO	na/20/16	4 Levels/4 Levels	1.62-3.63	-40°C to 85°C			
701-XR16M890IL32-F	XR16M890IL32-F	QFN-32	1	Intel/Motorola/VLIO	na/24/na	Prog./Prog.	1.62-3.63	-40°C to 85°C			
701-XR16M890IL40-F	XR16M890IL40-F	QFN-40	1	Intel/Motorola/VLIO	na/24/na	Prog./Prog.	1.62-3.63	-40°C to 85°C			
701-XR16M890IM48-F	XR16M890IM48-F	TQFP-48	1	Intel/Motorola/VLIO	na/24/na	Prog./Prog.	1.62-3.63	-40°C to 85°C			
701-XR16M2550IL32-F	XR16M2550IL32-F	QFN32	2	Intel	na/16/12.5	4/4 Levels	1.62-3.63	-40°C to 85°C			
701-XR88C681CJ-F	XR88C681CJ-F	PLCC-44	2	Intel	1.0/na/na	No/No	5	0°C to 70°C			
701-ST16C2450IQ48-F	ST16C2450IQ48-F	TQFP-48	2	Intel	1.5/1.0/na	No/No	2.97-5.5	-40°C to 85°C			
701-ST16C552ACJ68-F	ST16C552ACJ68-F	PLCC-68	2	Intel	1.5/0.5/na	No/4 Levels	2.97-5.5	0°C to 70°C			
701-ST16C552IJ68-F	ST16C552IJ68-F	PLCC-68	2	Intel	1.5/0.5/na	No/4 Levels	2.97-5.5	-40°C to 85°C			
701-XR16L2752IJ-F	XR16L2752IJ-F	PLCC-44	2	Intel	6.2/4.3/3.0@8X	Prog./Prog.	2.25-5.5	-40°C to 85°C			
701-XR68C192CV-F	XR68C192CV-F	LQFP-44	2	Motorola	1.0/0.5/na	4/4 Levels	2.97-5.5	0°C to 70°C			
701-XR68C681CP-F	XR68C681CP-F	PDIP-40	2	Motorola	1.0/na/na	No/No	5	0°C to 70°C			
701-XR88C192CV-F	XR88C192CV-F	LQFP-44	2	Intel	1.0/0.5/na	4/4 Levels	2.97-5.5	0°C to 70°C			
701-XR88C681P/40-F	XR88C681P/40-F	PDIP-40	2	Intel	1.0/na/na	No/No	5	-40°C to 85°C			
701-XR88C92IJ-F	XR88C92IJ-F	PLCC-44	2	Intel	1.0/0.5/na	4/4 Levels	2.97-5.5	-40°C to 85°C			
701-ST16C554DCJ68-F	ST16C554DCJ68-F	PLCC-68	4	Intel or Motorola	1.5/0.5/na	No/4 Levels	2.97-5.5	-45°C to 85°C			
701-ST16C654DCQ64-F	ST16C654DCQ64-F	LQFP64	4	Intel or Motorola	1.5/0.5/na	4/4 Levels	2.97-5.5	0°C to 70°C			
701-ST16C654DIQ64-F	ST16C654DIQ64-F	LQFP64	4	Intel or Motorola	1.5/0.5/na	4/4 Levels	2.97-5.5	-45°C to 85°C			
701-ST16C654IJ68-F	ST16C654IJ68-F	PLCC68	4	Intel or Motorola	15/0.5/na	4/4 Levels	2.97-5.5	-40°C to 85°C			
701-ST16C654IQ100-F	ST16C654IQ100-F	QFP-100	4	Intel or Motorola	1.5/0.5/na	4/4 Levels	2.97-5.5	-40°C to 85°C			
701-XR16C854CJ-F	XR16C854CJ-F	PLCC-68	4	Intel or Motorola	2.0/1.5/na	Prog./Prog.	2.97-5.5	0°C to 70°C		-	-
701-XR16C854IQ-F	XR16C854IQ-F	QFP100	4	Intel or Motorola	2.0/1.5/na	Prog./Prog.	2.97-5.5	-40°C to 85°C		-	-
701-XR16C854DIV-F	XR16C854DIV-F	LQFP64	4	Intel or Motorola	2.0/1.5/na	Prog./Prog.	2.97-5.5	-40°C to 85°C			
701-XR82C684CJ-F	XR82C684CJ-F	PLCC-68	4	Intel or Motorola	1.0/na/na	No/No	5	0°C to 70°C			
701-XR16V798IQ-F	XR16V798IQ-F	QFP-100	8	Intel or Motorola	na/8/6.25@8X	Prog./Prog.	2.25-3.6	-40°C to 85°C		-	-

© Copyright 2014 Mouser Electronics
© Copyright 2014 Mouser Electronics

EXAR Interface Transceivers and UARTS

RoHS Compliant **This product is RoHS compliant.**

EXAR
A New Direction in Mixed-Signal

EXAR PCIE UARTS

Exar's new UART series, the industry's fastest PCIe 2.0Gen 1 UARTs with up to 25Mbps serial data rate. The series is composed of three devices: XR17V352/354/358 which offers distinguishing features customers require for next generation applications. These features include an on-chip PCIe PHY and PCIe digital controller, support for large FIFO sizes (256 bytes), optimized software drivers, and a complete single-chip endpoint solution eliminating the requirement for external PCIe-PCI bridge devices. The XR17V352/354/358 series is ideal for remote access servers, storage network management, factory automation, and Point-of-Sales (POS) systems.

For quantities greater than listed, call for quote.

MOUSER STOCK NO.	Exar Part No.	Package Type	No. of Channels	CPU Interface	Data Rate 5/3.3/2.5V	Tx/Rx FIFO (Bytes)	Tx/Rx FIFO Ctrs	Tx/Rx FIFO INT Trig	Auto RTS/CTS	IrDa Supply	Auto RS-485	Supply Voltage (V)	Price Each 1	25	100
701-XR17V352IB113-F	XR17V352IB113-F	BGA-113	2	PCIe Bus	-/25/-	256/256	Yes	Program	Yes	Yes	Yes	3.3			
701-XR17V354IB176-F	XR17V354IB176-F	BGA-176	4	PCIe Bus	-/25/-	256/256	Yes	Program	Yes	Yes	Yes	3.3			
701-XR17V358IB176-F	XR17V358IB176-F	BGA-176	8	PCIe Bus	-/25/-	256/256	Yes	Program	Yes	Yes	Yes	3.3			

EXAR USB 2.0 BUS INTERFACE UARTS

The XR21V141x series is the industry's fastest Universal Asynchronous Receiver Transmitter (UART) series with USB 2.0 compliant bus interface. The XR21V1410/V1412/V1414 have differentiated features which include the industry's smallest packaging options, up to 12Mbps, optimized software drivers, and support large FIFO sizes delivering flexible and proven design options to system architects.

For quantities greater than listed, call for quote.

MOUSER STOCK NO.	Exar Part No.	Package Type	No. of Channels	CPU Interface	Data Rate 5/3.3/2.5V	Auto RTS/ CTS	Auto RS-485	Tx/Rx FIFO (Bytes)	Supply Voltage (V)	Temp. Range	Price Each 1	25	100
701-XR21V1410IL16-F	XR21V1410IL16-F	QFN-16	1	USB 2.0	NA/12/NA	Yes	Yes	128/384	2.97 - 3.63	-40 to 85°C			
701-XR21B1411IL16-F	XR21B1411IL16-F	QFN-16	1	USB 2.0	12/NA/NA	Yes	Yes	128/384	4.4 - 5.25	-45 to 85°C			
701-XR21V1412IL32-F	XR21V1412IL32-F	QFN-32	2	USB 2.0	NA/12/NA	Yes	Yes	128/384	2.97 - 3.63	-40 to 85°C			
701-XR21V1414IM48-F	XR21V1414IM48-F	TQFP-48	4	USB 2.0	NA/12/NA	Yes	Yes	128/384	2.97 - 3.63	-40 to 85°C			

EXAR PCI UARTS

PRODUCT NEW

For quantities greater than listed, call for quote.

MOUSER STOCK NO.	Exar Part No.	Package Type	No. of Channels	CPU Interface	Data Rate 5/3.3/2.5V	Tx/Rx FIFO (Bytes)	Tx/Rx FIFO Ctrs	Tx/Rx FIFO INT Trig	Auto RTS/CTS	IrDa Supply	Auto RS-485	Supply Voltage (V)	Price Each 1	25	100
701-XR17D152CM-F	XR17D152CM-F	TQFP-100	2	PCI Bus	6.2/4.0/-	64/64	Yes	Program	Yes	Yes	Yes	3.3/5			
701-XR17C158CV-F	XR17C158CV-F	LQFP-144	8	PCI Bus	6.2/-/-	64/64	Yes	Program	Yes	Yes	Yes	5			
701-XR17C158IV-F	XR17C158IV-F	LQFP-144	8	PCI Bus 2.2	8	64/64	Yes	Prog./Prog.	-	Yes	Yes	3-3.6		-	-

EXAR MULTI-PROTOCOL TRANSCEIVERS

For quantities greater than listed, call for quote.

MOUSER STOCK NO.	Exar Part No.	Package Type	No. of Tx	No. of Rx	Data Rate (Kbps)	Vcc (V)	ESD (KV)	Term	Supported Protocols	Temperature Range	Price Each 1	255	100
701-SP336ECT-L	SP336ECT-L	SOIC-W	4	4	250/100/10000	3.3 or 5	15	n/a	RS-232, V.28, RS-485, RS-422, V.24	-65°C to 150°C			
701-SP336ECY-L	SP336ECY-L	TSSOP	4	4	250/100/10000	3.3 or 5	15	n/a	RS-232, V.28, RS-485, RS-422, V.24	-65°C to 150°C			
701-SP336EET-L	SP336EET-L	SOIC-W	4	4	250/100/10000	3.3 or 5	15	n/a	RS-232, V.28, RS-485, RS-422, V.24	-65°C to 150°C			
701-SP336EEY-L	SP336EEY-L	TSSOP	4	4	250/100/10000	3.3 or 5	15	n/a	RS-232, V.28, RS-485, RS-422, V.24	-65°C to 150°C			
701-SP3508EF-L	SP3508EF-L	LQFP-100	8	8	20000	3.3	4	Complete	RS232, RS449,EIA530, EIA530A, V.10, V.11, V.28, V.35, V.36, X.21	-40°C to 85°C			
701-SP505ACM-L	SP505ACM-L	LQFP-80	7	7	10000	5	2	V.35, V.11	RS232, RS449,EIA530,V.10, V.11, V.28, V.35, V.36, X.21	0°C to 70°C			
701-SP508CF-L	SP508CF-L	LQFP-100	8	8	20000	5	15	Complete	RS232, RS449,EIA530, EIA530A, V.10, V.11, V.28, V.35, V.36, X.21	0°C to 70°C			
701-SP508EF-L	SP508EF-L	LQFP-100	8	8	20000	5	15	Complete	RS232, RS449,EIA530, EIA530A, V.10, V.11, V.28, V.35, V.36, X.21	-40°C to 85°C			
701-SP331ET-L	SP331ET-L	SOIC2-28	4	4	10000	5	2	n/a	RS232, V.28, RS485, RS422, V.24	-40°C to 85°C			
701-SP337EBCT-L	SP337EBCT-L	SOICW-28	3/2	5/2	250/15M	3.3 to 5	15	No	RS-232, V.28, RS-485, RS-422, V.24	0°C to 70°C			
701-SP337EBCT-L/TR	SP337EBCT-L/TR	SOICW-28	3/2	5/2	250/15M	3.3 to 5	15	No	RS-232, V.28, RS-485, RS-422, V.24	0°C to 70°C			
701-SP337EBCY-L	SP337EBCY-L	TSSOP-28	3/2	5/2	250/15M	3.3 to 5	15	No	RS-232, V.28, RS-485, RS-422, V.24	0°C to 70°C			
701-SP337EBET-L	SP337EBET-L	SOICW-28	3/2	5/2	250/15M	3.3 to 5	15	No	RS-232, V.28, RS-485, RS-422, V.24	-40°C to 85°C			
701-SP337EBEY-L	SP337EBEY-L	TSSOP-28	3/2	5/2	250/15M	3.3 to 5	15	No	RS-232, V.28, RS-485, RS-422, V.24	-40°C to 85°C			
701-SP337EUCT-L	SP337EUCT-L	SOICW-28	3/2	5/2	1M/15M	3.3 to 5	15	No	RS-232, V.28, RS-485, RS-422, V.24	0°C to 70°C			
701-SP337EUCY-L	SP337EUCY-L	TSSOP-28	3/2	5/2	1M/15M	3.3 to 5	15	No	RS-232, V.28, RS-485, RS-422, V.24	0°C to 70°C			
701-SP337EUET-L	SP337EUET-L	SOICW-28	3/2	5/2	1M/15M	3.3 to 5	15	No	RS-232, V.28, RS-485, RS-422, V.24	-40°C to 85°C			
701-SP337EUEY-L	SP337EUEY-L	TSSOP-28	3/2	5/2	1M/15M	3.3 to 5	15	No	RS-232, V.28, RS-485, RS-422, V.24	-40°C to 85°C			

EXAR BUS UARTS

For quantities greater than listed, call for quote.

MOUSER STOCK NO.	Exar Part No.	Package Type	No. of Channels	CPU Interface	Data Rate 5/3.3/2.5V	Tx/Rx FIFO INT Trig	Supply Voltage (V)	Temperature Range	Price Each 1	25	100
701-ST16C1550CJ28-F	ST16C1550CJ28-F	PLCC-28	1	Intel	1.5/0.5/-	4 Levels/4 Levels	5.5V	0°C to 70°C			
701-ST16C2550IQ48-F	ST16C2550IQ48-F	TQFP-48	2	Intel	4.0/1.8/-	No/4 Levels	5.5V	-40°C to 85°C			
701-XR16C2850CM-F	XR16C2850CM-F	TQFP-48	2	Intel	6.2/4.0/-	Program/Program	5.5V	0°C to 70°C			
701-XR16C2850IM-F	XR16C2850IM-F	TQFP-48	2	Intel	6.2/4.0/-	Program/Program	5.5V	-40°C to 85°C			
701-XR16L2751CM-F	XR16L2751CM-F	TQFP-48	2	Intel/Motorola	6.2/4.0/3.0	Program/Program	5.5V	0°C to 70°C			
701-ST16C554DIJ68-F	ST16C554DIJ68-F	PLCC-68	4	Intel/Motorola	1.5/0.5/-	No/4 Levels	5.5V	-40°C to 85°C			
701-ST16C554DIQ64-F	ST16C554DIQ64-F	LQFP-64	4	Intel/Motorola	1.5/0.5/-	No/4 Levels	5.5V	-40°C to 85°C			
701-ST16C654IQ64-F	ST16C654IQ64-F	LQFP-64	4	Intel/Motorola	1.5/0.5/-	4 Levels/4 Levels	5.5V	-40°C to 85°C			
701-XR16C854IV-F	XR16C854IV-F	LQFP-64	4	Intel/Motorola	2.0/1.5/-	Program/Program	5.5V	-40°C to 85°C			
701-XR16C864CQ-F	XR16C864CQ-F	QFP-100	4	Intel/Motorola	2.0/1.5/-	Program/Program	5.5V	0°C to 70°C			
701-XR16C864IQ-F	XR16C864IQ-F	QFP-100	4	Intel/Motorola	2.0/1.5/-	Program/Program	5.5V	-40°C to 85°C			
701-XR16L784IV-F	XR16L784IV-F	LQFP-64	4	Intel/Motorola	6.2/4.0/-	Program/Program	5.5V	-40°C to 85°C			
701-XR16L788CQ-F	XR16L788CQ-F	QFP-100	8	Intel/Motorola	6.2/4.0/-	Program/Program	5.5V	0°C to 70°C			
701-XR16L788IQ-F	XR16L788IQ-F	QFP-100	8	Intel/Motorola	6.2/4.0/-	Program/Program	5.5V	-40°C to 85°C			

© Copyright 2014 Mouser Electronics
© Copyright 2014 Mouser Electronics

EXAR LIUs and Evaluation Boards

RoHS Compliant **This product is RoHS compliant.**

EXAR
A New Direction in Mixed-Signal

EXAR I2C/SPI UARTS

For quantities greater than listed, call for quote.

MOUSER STOCK NO.	Exar Part No.	Package Type	No. of Channels	GPIOs	CPU Interface	Data Rate 5/3.3/2.5V	Tx/Rx FIFO INT Trig	Supply Voltage (V)	Temperature Range	Price Each 1	25	100
701-XR20M1280IL24-F	XR20M1280IL24-F	QFN-24	1	4	I2C/SPI	na/24/na	Yes	1.62-3.63	-40°C to 85°C			
701-XR20M1280IL32-F	XR20M1280IL32-F	QFN-32	1	8	I2C/SPI	na/24/na	Yes	1.62-3.63	-40°C to 85°C			
701-XR20M1280IL40-F	XR20M1280IL40-F	QFN-40	1	16	I2C/SPI	na/24/na	Yes	1.62-3.63	-40°C to 85°C			

EXAR GPIO EXPANDERS

Features:
- Interrupt Output Pin
- 5V Tolerant Inputs
- Supply Voltage: 1.65-3.6
- Operating Temperature: -40°C to 85°C

NEW PRODUCT

For quantities greater than listed, call for quote.

MOUSER STOCK NO.	Exar Part No.	Package Type	No. of GPIOs	Reset Input Pin	Integrated Level Shifters	Internal Pull-up Resistors Enabled @ Power-up	Clock Freq. (Max.) (KHz)	Operating Freq. (Max.) (KHz)	Output Current (mA)	Price Each 1	25	100
I2C												
701-XRA1200IG16-F	XRA1200IG16-F	TSSOP-16	8	No	No	No	400	100	160			
701-XRA1200IL16-F	XRA1200IL16-F	QFN-16	8	No	No	No	400	100	160			
701-XRA1200PIG16-F	XRA1200PIG16-F	TSSOP-16	8	No	No	Yes	400	100	160			
701-XRA1200PIL16-F	XRA1200PIL16-F	QFN-16	8	No	No	Yes	400	100	160			
701-XRA1201IG24-F	XRA1201IG24-F	TSSOP-24	16	No	No	No	400	100	160			
701-XRA1201IL24-F	XRA1201IL24-F	QFN-24	16	No	No	No	400	100	160			
701-XRA1201PIG24-F	XRA1201PIG24-F	TSSOP-24	16	No	No	Yes	400	100	160			
701-XRA1201PIL24-F	XRA1201PIL24-F	QFN-24	16	No	No	Yes	400	100	160			
701-XRA1202IG16-F	XRA1202IG16-F	TSSOP16	8	Yes	No	No	400	100	160			
701-XRA1202IL16-F	XRA1202IL16-F	QFN-16	8	Yes	No	No	400	100	160			
701-XRA1203IG24-F	XRA1203IG24-F	TSSOP-24	16	Yes	No	No	400	100	160			
701-XRA1203IL24-F	XRA1203IL24-F	QFN-24	16	Yes	No	No	400	100	160			
701-XRA1206IG16-F	XRA1206IG16-F	TSSOP-16	8	Yes	Yes	No	400	100	160			
701-XRA1206IL16-F	XRA1206IL16-F	QFN-16	8	Yes	Yes	No	400	100	160			
701-XRA1207IG24-F	XRA1207IG24-F	TSSOP-24	16	Yes	Yes	No	400	100	160			
701-XRA1207IL24-F	XRA1207IL24-F	QFN-24	16	Yes	Yes	No	400	100	160			
SPI												
701-XRA1402IG16-F	XRA1402IG16-F	TSSOP-16	8	Yes	No	No	26	15	160			
701-XRA1402IL16-F	XRA1402IL16-F	QFN-16	8	Yes	No	No	26	15	160			
701-XRA1403IG24-F	XRA1403IG24-F	TSSOP-24	16	Yes	No	No	26	15	160			
701-XRA1403IL24-F	XRA1403IL24-F	QFN-24	16	Yes	No	No	26	15	160			
701-XRA1404IG16-F	XRA1404IG16-F	TSSOP-16	8	No	Yes	No	26	15	160			
701-XRA1404IL16-F	XRA1404IL16-F	QFN-16	8	No	Yes	No	26	15	160			
701-XRA1405IG24-F	XRA1405IG24-F	TSSOP-24	16	No	Yes	No	26	15	160			
701-XRA1405IL24-F	XRA1405IL24-F	QFN-24	16	No	Yes	No	26	15	160			

EXAR ANALOG TO DIGITAL CONVERTERS

NEW PRODUCT

For quantities greater than listed, call for quote.

MOUSER STOCK NO.	Exar Part No.	Package Type	No. of Channels	Resolution (bits)	Conversion Rate (MSPS)	Power Dis. (mW)	Track/Hold	Vref (V)	Temperature Range	Price Each 1	25	100
701-XRD64L43AIV-F	XRD64L43AIV-F	LQFP-64	2	10	40	225	Yes	1-3	-40°C to 85°C			

EXAR LINE INTERFACE UNITS

XRT Series T1/E1 Framer Combos

NEW PRODUCT

For quantities greater than listed, call for quote.

MOUSER STOCK NO.	Exar Part No.	Package Type	Temperature Range	Function	No. of Channels	Clock Rec	Data Rates	Long Haul/ Short Haul	Price Each 1	25	100
701-XRT6164AID-F	XRT6164AID-F	SOIC-16	-40 to 85°C	Digital LIU TxRx	1	No	64Kbps/E1	SH			
701-XRT83L30IV-F	XRT83L30IV-F	LQFP64	-40 to 85°C	LH/SH LIU	1	Yes	T1/E1/J1	SH/LH			
701-XRT86VX38IB256-F	XRT86VX38IB256-F	PBGA-256	-40 to 85°C	LIU/Framer Combo	8	Yes	T1/E1/J1	Both			

DS1-E1 Series

For quantities greater than listed, call for quote.

MOUSER STOCK NO.	Exar Part No.	Package Type	Temperature Range	No. of Channels	Data Rate(s)	Clock Rec	SH/LH	Operating Power Supply (Max)	Price Each 1	25
701-XRT5683AID-F	XRT5683AID-F	SOIC-18	Industrial, -45°C to 85°C	1	T1, E1, T2, E2	Yes w/tank Ckt	S	V±5%, 40mA		
701-XRT59L91ID-F	XRT59L91ID-F	SOIC-16	-40°C to 85°C	1	E1	No	S	3.3V±5%		
701-XRT5894IV-F	XRT5894IV-F	TQFP-64	-40°C to 85°C	4	E1	No	S	3.3V, 5V±5%		

DS3-E3 Series

NEW PRODUCT

For quantities greater than listed, call for quote.

MOUSER STOCK NO.	Exar Part No.	Package Type	Temperature Range	No. of Channels	Data Rate(s)	Clock Rec	SH/LH	Operating Power Supply (Max)	Price Each 1	25
701-XRT72L52IQ-F	XRT72L52IQ-F	PQFP-160	-40 to 85°C	2	DS3/E3	-	-	3V		
701-XRT7300IV-F	XRT7300IV-F	TQFP-44	-40 to 85°C	1	DS3/E3/STS-1	Yes	n/a	5V		
701-XRT75VL00DIV-F	XRT75VL00DIV-F	TQFP-52	-40 to 85°C	1	DS3/E3/STS-1	Yes	n/a	3V		
701-XRT7295ATIW-F	XRT7295ATIW-F	SOJ-20	Industrial, -45 to 85°C	1	E3	Yes	n/a	5V ±5%, 106mA		

© Copyright 2014 Mouser Electronics
© Copyright 2014 Mouser Electronics

EXAR LIUs and Evaluation Boards

RoHS Compliant **This product is RoHS compliant.**

A New Direction in Mixed-Signal

EXAR TRANSCEIVERS/CDR

For quantities greater than listed, call for quote.

MOUSER STOCK NO.	Exar Part No.	Package Type	Line Interface	Protocols	Trans. Interface	Power Supply	Price Each
701-XRT91L33IG-F	XRT91L33IG-F	TSSOP-20	OC-12/3 STM-4/1	SONET/SDH	LVDS	3.3V	

EXAR WAN TRANSCEIVER

PRODUCT NEW

For quantities greater than listed, call for quote.

MOUSER STOCK NO.	Exar Part No.	Package Type	No. of Tx	No. of Rx	Data Rate (kbps)	Term	Operating Power Supply	Price Each		
								1	25	100
701-SP504MCM-L	SP504MCM-L	LQFP-80	7	7	10000	Basic	5V			

EXAR T1/E1/SDH/WAN CLOCK

For quantities greater than listed, call for quote.

MOUSER STOCK NO.	Exar Part No.	Package Type	Temperature Range	No. of PLLs	Input Freq. Range	Output Freq. Range	Operating Power Supply	Price Each		
								1	25	100
701-XRT8000ID-F	XRT8000ID-F	SOIC-18	-40°C to 85°C	2	8kHz to 32,768kHz	150Hz to 2,048kHz	5V, 3.3V			

EXAR BITS CLOCK

For quantities greater than listed, call for quote.

MOUSER STOCK NO.	Exar Part No.	Package Type	Description	Price Each		
				1	25	100
701-XRT86VL30IV80-F	XRT86VL30IV80-F	LQFP-80	T1/E1/J1 Bits Clock Recovery Element and Framer and Line Interface Combination featuring R³ Technology™			

EXAR EVALUATION BOARDS

PRODUCT NEW

For quantities greater than listed, call for quote.

MOUSER STOCK NO.	Description	Price Each	
		1	5
701-SP337EBET-0A-EB	Eval Board for SP337EBET Series		-
701-SP337EBEY-0A-EB	Eval Board for SP377EBEY Series		-
701-SP337EUET-0A-EB	Eval Board for SP337EUET Series		-
701-SP337EUEY-0A-EB	Eval Board for SP377EUEY Series		-
701-SP336EEY-0A-EB	Eval Board for SP336 Series		-
701-SP338EER1-0A-EB	Eval Board for SP338 Series		-
701-SP339EER1-0A-EB	Eval Board for SP339EER1 Series		-
701-SP510EM-0A-EB	Eval Board for SP510 Series		-
701-SP6125EB	Eval Board for SP6125 Series		-
701-SP6126EB	Eval Board for SP6126 Series		-
701-SP6127EB	Eval Board for SP6127 Series		-
701-SP6651EB	Eval Board for SP6651 Series		-
701-SP6652EB	Eval Board for SP6652 Series		-
701-SP6655EB	Eval Board for SP6655 Series		-
701-SP6669EB	Eval Board for SP6669 Series		-
701-SP6682EB	Eval Board for SP6682 Series		-
701-SP6685EB	Eval Board for SP6685 Series		-
701-SP6686EB	Eval Board for SP6686 Series		-
701-SP6699EB	Eval Board for SP6699 Series		-
701-SP6887EB	Eval Board for SP6887 Series		-
701-SP7121EB	Eval Board for SP7121 Series		-
701-SP7600EB	Eval Board for SP7600 Series		-
701-SP7601EB	Eval Board for SP7601 Series		-
701-SP7650EB	Eval Board for SP7650 Series		-
701-SP7652EB	Eval Board for SP7652 Series		-
701-SP7656EB	Eval Board for SP7656 Series		-
701-SP7685EB	Eval Board for SP7685 Series		-
701-XR17V358IB0A-EVB	Eval Board for XR17V358 Series		-
701-XR21V1410IL0B-EB	Eval Board for XR21V1410 Series, RS232		-
701-XR21V1410IL0C-EB	Eval Board for XR21V1410 Series, RS485		-
701-XR21V1412IL0B-EB	Eval Board for XR21V1412 Series, RS232		-
701-XR21V1414IM0B-EB	Eval Board for XR21V1414 Series, RS232		-
701-XRP6142EVB	Eval Board for XRP6142 Series		-
701-XRP7665EVB	Evaluation Board for XRP7665 Series		-
701-XR21V1410IL0A-EB	Eval Board for XR21V1410 Series		-
701-XR21V1412IL0A-EB	Eval Board for XR21V1412 Series		-
701-XR21V1414IM0A-EB	Eval Board for XR21V1414 Series		-
701-XRP6657EVB	Eval Board for XRP6657 Series		-
701-XRP6658EVB	Eval Board for XRP6658 Series		-
701-XRP6668EVB	Eval Board for XRP6668 Series		-
701-XRP7620EVB	Eval Board for XRP7620 Series		
701-XRP7657EVB	Eval Board for XRP7657 Series		-

For quantities greater than listed, call for quote.

MOUSER STOCK NO.	Description	Price Each	
		1	5
701-XRP7659EVB	Eval Board for XRP7659 Series		-
701-XRP7704EVB	Eval Board for XRP7704 Series		-
701-XRP7704EVB-XCM	Programming board with a USB-I2C for XRP7704 Series		-
701-XRP7704EVB-XPM	XRP7704/40 In-Socket Prog. Board via USB/GUI or Standalone for XRP7704/XRP7740 Series		-
701-XRP7708EVB	Eval Board for XRP7708 Series		-
701-XRP7714EVB	Eval Board for XRP7714 Series		-
701-XRP7740EVB	Evall Board for XRP7740 Series		-
701-XR17V354IB0A-EVB	Eval Board for XR17V354IB-0A Series		-
701-XR17V354IBE4-EVB	Eval Board for XR17V354IB-E4 Series		-
701-XR17V354IBE8-EVB	Eval Board for XR17V354IB-E8 Series		-
701-XR17V358IBE4-EVB	Eval Board for XR17V358IB-E4 Series		-
701-XR17V358IBE8-EVB	Eval Board for XR17V358IB-E8 Series		-
701-XR16M890IL320CEB	Eval Board for XR16M890IL32-0C Series		-
701-XR16M890IL400CEB	Eval Board for XR16M890IL40-0C Series		-
701-XRM890IM480CEB	Eval Board for XR16M890IL48-0C Series		-
701-XRA1402IG16-0BEB	Eval Board for XRA1402 Series TSSOP-24		-
701-XRA1403IG24-0BEB	Eval Board for XRA1403 Series TSSOP-24 Chip		-
701-XRA1403IL24-0BEB	Eval Board for XRA1403 Series QFN-24 Chip		-
701-XRA1404IG16-0BEB	Eval Board for XRA1404 Series TSSOP-16 Chip		-
701-XRA1404IL16-0BEB	Eval Board for XRA1404 Series QFN-16 Chip		-
701-XRA1405IG24-0BEB	Eval Board for XRA1405 TSSOP-24 Chip		-
701-XRA1405IL24-0BEB	Eval Board for XRA1405 QFN-24 Chip		-
701-XR20M1280L240AEB	Eval Board for XR20M1280L24-0A Series		-
701-XR20M1280L240BEB	Eval Board for XR20M1280L24-0B Series		-
701-XR20M1280L320AEB	Eval Board for XR20M1280L31-0A Series		-
701-XR20M1280L320BEB	Eval Board for XR20M1280L31-0B Series		-
701-XR20M1280L400AEB	Eval Board for XR20M1280L40-0A Series		-
701-XR20M1280L400BEB	Eval Board for XR20M1280L40-0B Series		-
701-XR20M1170G160AEB	Eval Board for XR20M1170G16-0A Series		
701-XR20M1170G160BEB	Eval Board for XR20M1170G16-0B Series		
701-XR20M1170G240AEB	Eval Board for XR20M1170G24-0A Series		
701-XR20M1170G240BEB	Eval Board for XR20M1170G24-0B Series		
701-XR20M1170L160AEB	Eval Board for XR20M1170L16-0A Series		
701-XR20M1170L160BEB	Eval Board for XR20M1170L16-0B Series		
701-XR20M1170L240AEB	Eval Board for XR20M1170L24-0A Series		
701-XR20M1170L240BEB	Eval Board for XR20M1170L24-0B Series		
701-XR20M1172G280AEB	Eval Board for XR20M1172G28-0A Series		
701-XR20M1172G280BEB	Eval Board for XR20M1172G28-0B Series		
701-XR20M1172L320AEB	Eval Board for XR20M1172L32-0A Series		
701-XR20M1172L320BEB	Eval Board for XR20M1172L32-0B Series		
701-SP3508EB	Eval Board for SP3508 Series		-

© Copyright 2014 Mouser Electronics

© Copyright 2014 Mouser Electronics

FAIRCHILD Analog ICs

Products may be RoHS compliant. Check mouser.com for RoHS status.

FAIRCHILD SEMICONDUCTOR

USB SWITCHES

♦ Surface Mount Device

For quantities greater than listed, call for quote.

MOUSER STOCK NO.	Fairchild Part No.	Package Type	Configuration	No. of Switches	On Resistance (Ω)	V_{CC}	Bandwidth (MHz)	C_{ON} (pF)	Price Each 1	25	100
♦ 512-FSUSB11MTCX	FSUSB11MTCX	TSSOP-16	1x (SPDT) USB, FS	1	1	1.65V-5.5V	350	40			
♦ 512-FSUSB22MTCX	FSUSB22MTCX	TSSOP-16	2x (4PDT) USB, HS	2	5	3.0V-6.0V	750	12			
♦ 512-FSUSB30BQX	FSUSB30BQX	DQFN-16	1x (DPDT) USB, HS	1	6.5	3.0V-4.3V	720	5			
♦ 512-FSUSB31K8X	FSUSB31K8X	US8-8	1x (DPST) USB, HS	1	6.5	3.0V-4.3V	720	5			
♦ 512-FSUSB46K8X	FSUSB46K8X	US8-8	1x (DPST) USB, HS	2	6.5	3.0V-4.3V	720	7			

VIDEO SWITCHES

♦ Surface Mount Device

For quantities greater than listed, call for quote.

MOUSER STOCK NO.	Fairchild Part No.	Package Type	Configuration	No. of Switches	On Resistance (Ω)	V_{CC}	Bandwidth (MHz)	C_{ON} (pF)	Price Each 1	25	100
♦ 512-FSAV330MTCX	FSAV330MTCX	TSSOP-16	SPDT	4	3	4.75V-5.25V	300	12			
♦ 512-FSAV430QSCX	FSAV430QSCX	QSOP-16	SPDT	4	5	3.0V-3.6V	800	12			
♦ 512-FSHDMI08MTDX	FSHDMI08MTDX	TSSOP-56	2:1	12	19	3.0V-3.6V	-----	-----			

DRMOS FET PLUS DRIVERS

♦ Surface Mount Device

For quantities greater than listed, call for quote.

MOUSER STOCK NO.	Fairchild Part No.	Package Type	No. of Drivers	Supply Voltage (Min)	(Typ)	(Max)	Control Circuit Supply Voltage (Typ) (V)	Efficiency Peak (%)	Frequency (Max) (kHz)	Operating Temperature Range (°C)	Price Each 1	25	100	250
♦ 512-FDMF6820A	FDMF6820A	PQFN-40	1	-0.3	---	6.0	5.0	93	1000	-40 to +125				
♦ 512-FDMF6705	FDMF6705	PQFN-40	1	3.0	12.0	20.5	5.0	93	1000	-40 to +125				
♦ 512-FDMF6705V	FDMF6705V	PQFN-40	1	3.0	12.0	15.0	5.0	93	1000	-40 to +125				

HIGH VOLTAGE GATE DRIVERS

♦ Surface Mount Device

For quantities greater than listed, call for quote.

MOUSER STOCK NO.	Fairchild Part No.	Package Type	No. of Drivers	Gate Drive Current (mA) Sink	Source	Supply Voltage (V)	Quiescent Supply Current (Max)(μA)	Operating Supply Current (Max)(μA)	Turn-on Prog Delay (Typ)(ns)	Turn-Off Prog Delay (Typ)(ns)	Operating Temperature Range (°C)	Price Each 1	25	100	250
512-FAN7171MX_F085	FAN7171MX_F085	SOP-8	1	400	400	10 to 20	70	100	150	150	-40 to +85				
♦ 512-FAN7362MX	FAN7362MX	SOP-8	1	500	250	10 to 20	80	550	120	90	-40 to +125				
♦ 512-FAN7382MX	FAN7382MX	SOP-8	1	650	350	10 to 22	120	600	170	200	-40 to +125				
♦ 512-FAN7382M1X	FAN7382M1X	SOP-14	1	650	350	10 to 22	120	600	170	200	-40 to +125				
512-FAN7631SJ	FAN7631SJ	SOP-16	1	1000	500	10 to 20	200	200	150	150	-40 to +130				
512-FAN7631SJX	FAN7631SJX	SOP-16	1	1000	500	10 to 20	200	200	150	150	-40 to +130				
♦ 512-FAN7390MX	FAN7390MX	SOP-8	1	4500	4500	10 to 22	80	640	140	140	-40 to +125				
♦ 512-FAN7390M1X	FAN7390M1X	SOIC-14	1	4500	4500	10 to 22	80	640	140	140	-40 to +125				
♦ 512-FAN7387MX	FAN7387MX	SOP-8	2	-	-	11 to 14	500	800	550	160	-40 to +125				
♦ 512-FAN7385MX	FAN7385MX	SOP-14	2	650	350	10 to 20	50	70	110	110	-40 to +125				
♦ 512-FAN7388MX	FAN7388MX	SOIC-20	3	650	350	10 to 20	350	900	130	150	-40 to +125				
512-FAN73892MX	FAN73892MX	SOIC-28	6	350	650	10 to 20	200	500	500	500	-40 to +125				

IGBT/MOSFET GATE DRIVERS

♦ Surface Mount Device

For quantities greater than listed, call for quote.

MOUSER STOCK NO.	Fairchild Part No.	Package Type	No. of Drivers	Supply Voltage (Max)(V)	t_{PLH} (ns) (Max)	t_{PHL} (ns) (Max)	Peak Output Current (mA)	Pulse Width Distortion (Max)(ns)	Rise Time (Typ)(ns)	Fall Time (Typ)(ns)	Operating Temperature Range (°C)	Price Each 1	25	100	250
♦ 512-FOD3182S	FOD3182S	SOIC-8	1	30	210	210	3	65	38	24	-40 to +100				
512-FOD3182	FOD3182	DIP-8	1	35	210	210	3	65	38	24	-40 to +100				

HIGH-SIDE GATE DRIVERS

For quantities greater than listed, call for quote.

MOUSER STOCK NO.	Fairchild Part No.	Package Type	RDS (ON) (mΩ)	Operating Supply Voltage (V)	I Load (A)	Turn-On Time (us)	Turn-Off Time (us)	Slew Rate (V/us)	UVLO Circuit	Ptot (W)	Operating Temperature Range (°C)	Price Each 1	25	100	250
512-FDBS09H04A_F085A	FDBS09H04A_F085A	TO-263	9	5.5 to 38	48	400	500	20	Yes	81	-40 to +150				
512-FDDS10H04A_F085A	FDDS10H04A_F085A	TO-252	10	5.5 to 38	41	400	400	20	Yes	59	-40 to +150				

LOW-SIDE GATE DRIVERS

♦ Surface Mount Device

For quantities greater than listed, call for quote.

MOUSER STOCK NO.	Fairchild Part No.	Package Type	No. of Ch.	Gate Drive Current (mA) Sink	Source	Operating Supply Voltage (V)	Quiescent Current (mA)	Input Threshold Type	UVLO Circuit	tPROP (Typ) (ns)	Operating Temperature Range (°C)	Price Each 1	25	100	250
♦ 512-FAN3100CMPX	FAN3100CMPX	MLP-6	1	+2.0A	-1.5A	4.5 to 18	0.2	CMOS	Yes	15	-40 to +125				
♦ 512-FAN3213TMX	FAN3213TMX	SOIC-8	2	+4.0A	-3.0A	4.5 to 18	0.7	TTL	Yes	17	-40 to +125				
♦ 512-FAN3216TMX	FAN3216TMX	SOIC-8	2	+2.4A	-1.6A	4.5 to 18	0.75	TTL	Yes	19	-40 to +125				
♦ 512-FAN3217TMX	FAN3217TMX	SOIC-8	2	+2.4A	-1.6A	4.5 to 18	0.75	TTL	Yes	19	-40 to +125				
♦ 512-FAN3223TMX	FAN3223TMX	SOIC-8	2	+4.0A	-3.0A	4.5 to 18	0.7	TTL	Yes	17	-40 to +125				
♦ 512-FAN3278TMX	FAN3278TMX	SOIC-8	2	+2.4A	-1.6A	8.0 to 27	1.3	TTL	Yes	25	-40 to +125				
High & Low-Side															
♦ 512-FAN7190MX_F085	FAN7190MX_F085	SOP-8	2	+4.5A	+4.5A	10 to 22	0.11	-	Yes	140	-40 to +125				

AUDIO JACK MICROPHONE/VIDEO SWITCHES

♦ Surface Mount Device

For quantities greater than listed, call for quote.

MOUSER STOCK NO.	Fairchild Part No.	Package Type	Configuration	No. of Switches	On Resistance (Ω)	V_{CC}	Crosstalk (dB)	Off Isolation (dB)	Max T On (ns)	Off (ns)	R_{ON} Flatness (Ω)	Price Each 1	25	100
♦ 512-FSA8008AUMX	FSA8008AUMX	UMLP-10	SPST	1	0.6	2.5V-4.4V	-----	-90	---	---	0.7			
♦ 512-FSA8009UMX	FSA8009UMX	UMLP-10	SPST	1	1	2.5V-4.3V	-67	-100	40	15	0.5			
♦ 512-FSA8029UMX	FSA8029UMX	UMLP-10	SPST	1	1	2.5V-4.3V	-67	-100	40	15	0.5			

VIDEO FILTER DRIVERS

♦ Surface Mount Device

For quantities greater than listed, call for quote.

MOUSER STOCK NO.	Fairchild Part No.	Package Type	No. of Chan.	Cutoff Freq. (MHz)	Select. SD/HD Capable	Sound Notch	Modulator Outputs	Group Delay Compensation	Input Clamps	Sync Strippers	Price Each 1	25	100	250
512-FMS6404CSX	FMS6404CSX	SOIC-8	2	7.6	No	Yes	Yes	Yes	Yes	No				
♦ 512-FMS6143CSX	FMS6143CSX	SOIC-8	3	8	No	No	No	No	Yes	Yes				
♦ 512-FMS6303MTC1406X	FMS6303MTC1406X	TSSOP-14	3	65	Yes	No	No	No	No	No				
♦ 512-FMS6346EMTC20X	FMS6346EMTC20X	TSSOP-20	6	8/30	Yes	No	No	No	Yes	No				
♦ 512-FMS6646MTC20X	FMS6646MTC20X	TSSOP-20	6	8/75	Yes	No	No	No	No	No				

VIDEO SWITCH MATRIX/MULTIPLEXERS

♦ Surface Mount Device

For quantities greater than listed, call for quote.

MOUSER STOCK NO.	Fairchild Part No.	Package Type	No. of Inputs	No. of Outputs	Prog. Gain	Control Interface	Standards Supported	Input Clamps	Supply Voltage (Min/Max)	Supply Curr. (Max)	Price Each 1	25	100	250
♦ 512-FMS6501MSA28X	FMS6501MSA28X	SSOP-28	12	9	1	I2C	470i, 480p, 720p, 1080i, 1080p	1	-0.3 to +6.0	100mA				
♦ 512-FMS6502MTC24X	FMS6502MTC24X	TSSOP-24	8	6	1	I2C	470i, 480p, 720p, 1080i, 1080p	1	-0.3 to +6.0	75mA				

© Copyright 2014 Mouser Electronics
© Copyright 2014 Mouser Electronics

FAIRCHILD Interface

Products may be RoHS compliant. Check mouser.com for RoHS status.

FAIRCHILD SEMICONDUCTOR

COMPARATORS

♦ **Surface Mount Device**

For quantities greater than listed, call for quote.

MOUSER STOCK NO.	Fairchild Part No.	Package Type	Supply Voltage (V)	Voltage Gain Typ. (V/mV)	Supply Current Typ. (mA)	Input Offset Voltage Max (mV)	Input Offset Current Max (nA)	Input Bias Current Max (nA)	Response Time (ns)	Price Each 1	25	100	250
Dual													
512-KA319	KA319	DIP-14	36	40	3.6	8	200	1000	80				
♦ 512-KA319D	KA319D	SOP-14	36	40	3.6	8	200	1000	80				
512-KA393	KA393	DIP-8	18 - 36	200	0.6	5	50	250	1400				
512-KA393A	KA393A	DIP-8	18 - 36	200	0.6	2	50	250	1400				
♦ 512-LM2903M	LM2903M	SOP-8	18 - 36	100	0.6	7	50	250	1500				
♦ 512-LM2903MX	LM2903MX	SOIC-8	18 - 36	100	0.6	7	50	250	1500				
512-LM2903N	LM2903N	DIP-8	18 - 36	100	0.6	7	50	250	1500				
♦ 512-LM319M	LM319M	SOP-14	36	40	3.6	8	200	1000	80				
♦ 512-LM319MX	LM319MX	SOP-14	36	40	3.6	8	200	1000	80				
512-LM319N	LM319N	DIP-14	36	40	3.6	8	200	1000	80				
♦ 512-LM393AM	LM393AM	SOP-8	18 - 36	200	0.6	2	50	250	1400				
♦ 512-LM393AMX	LM393AMX	SOP-8	18 - 36	200	0.6	2	50	250	1400				
512-LM393AN	LM393AN	DIP-8	18 - 36	200	0.6	2	50	250	1400				
♦ 512-LM393M	LM393M	SOP-8	18 - 36	200	0.6	5	50	250	1400				
512-LM393MX	LM393MX	SOIC-8	18 - 36	200	0.6	5	50	250	1400				
512-LM393N	LM393N	DIP-8	18 - 36	200	0.6	5	50	250	1400				
Quad													
512-KA339	KA339	DIP-14	18 - 36	200	1.1	5	50	250	1300				
512-KA339A	KA339A	DIP-14	18 - 36	200	1.1	2	50	250	1300				
♦ 512-LM2901M	LM2901M	SOP-14	18 - 36	100	1.1	7	50	250	1300				
♦ 512-LM2901MX	LM2901MX	SOP-14	18 - 36	100	1.1	7	50	250	1300				
512-LM2901N	LM2901N	DIP-14	18 - 36	100	1.1	7	50	250	1300				
♦ 512-LM339AM	LM339AM	SOP-14	18 - 36	200	1.1	2	50	250	1400				
♦ 512-LM339AMX	LM339AMX	SOP-14	18 - 36	200	1.1	2	50	250	1400				
512-LM339AN	LM339AN	DIP-14	18 - 36	200	1.1	2	50	250	1400				
♦ 512-LM339M	LM339M	SOP-14	18 - 36	200	1.1	5	50	250	1400				
♦ 512-LM339MX	LM339MX	SOP-14	18 - 36	200	1.1	5	50	250	1300				
512-LM339N	LM339N	DIP-14	18 - 36	200	1.1	5	50	250	1400				

ANALOG TIMERS

♦ **Surface Mount Device**

For quantities greater than listed, call for quote.

MOUSER STOCK NO.	Fairchild Part No.	Package Type	Supply Voltage (V) Max.	Supply Voltage (V) Min.	Control Voltage at Vcc 5V (V) Max.	Control Voltage at Vcc 5V (V) Min.	Threshold Voltage at Vcc 5V (V) Max.	Threshold Voltage at Vcc 5V (V) Min.	Trigger Voltage at Vcc 5V (V) Max.	Trigger Voltage at Vcc 5V (V) Min.	Operating Temperature (°C)	Contact Form	Price Each 1	25	100
♦ 512-LM555CM	LM555CM	SOIC-8	16	4.5	4	2.6	3.3	3.3	2.2	1.1	0 ~ +70	SPST, Normally Clsd			
512-LM555CN	LM555CN	DIP-8	16	4.5	4	2.6	3.3	3.3	2.2	1.1	0 ~ +70	SPST, Normally Clsd			

LVDS ANALOG INTERFACE

♦ **Surface Mount Device**

NEW PRODUCT

For quantities greater than listed, call for quote.

MOUSER STOCK NO.	Fairchild Part No.	Package Type	Function	No. of Bits	Max. Speed	Supply Voltage	Price Each 1	25	100	250
♦ 512-FIN1001M5X	FIN1001M5X	SOT-23	Line Driver	1	600Mbps	3.3V				
♦ 512-FIN1002M5X	FIN1002M5X	SOT-23	Receiver	1	400Mbps	3.3V				
♦ 512-FIN1019MX	FIN1019MX	SOIC-14	Transceiver	1+1	400Mbps	3.3V				
♦ 512-FIN1031MX	FIN1031MX	SOIC-16	Line Driver	4	400Mbps	3.3V				
♦ 512-FIN1032MX	FIN1032MX	SOIC-16	Receiver	4	400Mbps	3.3V				
♦ 512-FIN1047MTCX	FIN1047MTCX	TSSOP-16	Flow-Through Driver	4	400Mbps	3.6V				
♦ 512-FIN1048MX	FIN1048MX	SOIC-16	Receiver	4	400Mbps	3.3V				
♦ 512-FIN1049MTCX	FIN1049MTCX	TSSOP-16	Transceiver	2+2	400Mbps	3.3V				
♦ 512-FIN1101K8X	FIN1101K8X	US-8	Repeater	1	1600Mbps	3.3V				
♦ 512-FIN1108MTD	FIN1108MTD	TSSOP-48	Repeater	8	1800Mbps	3.3V				
♦ 512-FIN3385MTDX	FIN3385MTDX	TSSOP-56	Serializer/Deserializer	28	2.38Gbps	3.3V				

ANALOG SWITCHES

♦ **Surface Mount Device**

NEW PRODUCT

For quantities greater than listed, call for quote.

MOUSER STOCK NO.	Fairchild Part No.	Package Type	Configuration	No. of Switches	On Resistance (Ω)	Vcc	Bandwidth (MHz)	Con (pF)	Price Each 1	25	100
♦ 512-FSA1156P6X	FSA1156P6X	SC-70-6	1x SPST (NO)	1	9	1.65V-5.5V	350	65			
♦ 512-FSA1157L6X	FSA1157L6X	MicroPak-6	SPST (NC)	1	0.75	1.65V-5.5V	300	65			
♦ 512-FSA1157P6X	FSA1157P6X	SC-70-6	1x SPST (NC)	1	0.75	1.65V-5.5V	350	65			
♦ 512-FSA1208BQX	DQFN-20	DQFN-20	SPST (NO)	8	7	3.0V-4.3V	500	6			
♦ 512-FSA1256AL8X	FSA1256AL8X	MicroPak-8	SPST (NO)	2	0.95	2.7V-5.5V	300	27			
♦ 512-FSA1256L8X	FSA1256L8X	MicroPak-8	2x SPST (NO)	2	0.95	1.65V-5.5V	300	27			
♦ 512-FSA2147K8X	FSA2147K8X	US8-8	DPST	2	3	2.7V-4.3V	-	-			
♦ 512-FSA221MUX	FSA221MUX	MSOP-10	DPDT	1	3	3.0V-4.3V	720	-			
♦ 512-FSA2257L10X	FSA2257L10X	MicroPak-10	2x SPDT	2	0.95	1.65V-5.5V	350	40			
♦ 512-FSA2259UMX	FSA2259UMX	UMLP-10	SPDT (NO)	2	0.8	1.65V-4.3V	50	50			
♦ 512-FSA2267AMUX	FSA2267AMUX	MSOP-10	SPDT (NO)	2	0.35	2.3V-4.3V	45	126			
♦ 512-FSA2268TUMX	FSA2268TUMX	UMLP-10	SPDT (NO)	2	0.4	1.65V-4.3V	50	120			
♦ 512-FSA2269L10X	FSA2269L10X	MicroPak-10	SPDT (NO)	2	0.4	1.65V-4.3V	50	120			
♦ 512-FSA2380BQX	FSA2380BQX	DQFN-14	3x DP3T	1	0.75	-0.5V-6.0V	120	70			
♦ 512-FSA2457UMX	FSA2457UMX	UMLP-16	DPDT	2	5	2.7V-3.6V	160	12			
♦ 512-FSA2467MPX	FSA2467MPX	MLP-16	SPDT (NO)	4	0.4	1.65V-4.3V	45	118			
♦ 512-FSA2567MPX	FSA2567MPX	MLP-16	4PDT	4	6	2.7V-4.3V	160	10			
♦ 512-FSA266K8X	FSA266K8X	US8-8	2x SPST (NO)	2	6	1.65V-5.5V	300	10			
♦ 512-FSA266L8X	FSA266L8X	MicroPak-8	2x SPST (NO)	2	6	1.65V-5.5V	300	10			
♦ 512-FSA3157P6X	FSA3157P6X	SC-70-6	1x SPDT	1	5	1.65V-5.5V	250	19			
♦ 512-FSA3357K8X	FSA3357K8X	US8-8	1x SP3T (NO/NC)	1	5	1.65V-5.5V	250	14.5			
♦ 512-FSA4157L6X	FSA4157L6X	MicroPak-6	SPDT (NO)	1	1	1.65V-5.5V	350	40			
♦ 512-FSA4157P6X	FSA4157P6X	SC-70-6	1x SPDT	1	0.95	1.65V-5.5V	350	40			
♦ 512-FSA4159P6X	FSA4159P6X	SC-70-6	SPDT	1	1	1.65V-5.5V	180	41			
♦ 512-FSA5157P6X	FSA5157P6X	SC-70-6	SPDT (NO)	1	0.35	1.65V-3.6V	45	90			
♦ 512-FSA66P5X	FSA66P5X	SC-70-6	SPST (NO)	1	5	1.65V-5.5V	250	6			
♦ 512-FSAL200QSCX	FSAL200QSCX	QSOP-16	Quad 2:1 LAN Switch	2	6	-5.0V-7.0V	300	15			
♦ 512-NC7SZ66L6X	NC7SZ66L6X	MicroPak-6	1x SPST (NO)	1	5	1.65V-5.5V	-	6			

© Copyright 2014 Mouser Electronics

© Copyright 2014 Mouser Electronics

FREESCALE Sensors and Analog ICs

RoHS Compliant This product is RoHS compliant.

INTELLIGENT MOTION SENSING PLATFORM

NEW! TECHNOLOGY

Development Tools

For quantities greater than listed, call for quote.

MOUSER STOCK NO.	Freescale Part No.	Description	Price Each
841-KITMMA9550LEVM	KITMMA9550LEVM	For Development of MMA9550L Series - Includes 1 MMA9550L development board, 1 interface board, USB cable & Quickstart Guide	
841-KITMMA9551LEVM	KITMMA9551LEVM	For Development of MMA9551L Series - Includes 1 MMA9551L development board, 1 interface board, USB cable & Quickstart Guide	
841-MMA9559LKUBE	MMA9559LKUBE	For Development of MMA9559L Series	

3-AXIS ACCELEROMETERS

NEW! TECHNOLOGY

For quantities greater than listed, call for quote.

MOUSER STOCK NO.	Freescale Part No.	Package	Acceleration Sensitivity (g)	Maximum Acceleration (g)	Digital Output (bits)	Interface	Output Data Rate	Price Each 1	Price Each 25	Price Each 100
841-MMA7660FCR1	MMA7660FCR1	DFN-10	1.5	10,000	6	I2C	User Select.			
841-MMA8453QT	MMA8453QT	QFN-16	2, 4, 8	5000	8, 10	I2C	1.563-800			
841-MMA7455LT	MMA7455LT	LGA-14	2, 4, 8	5000	8, 10	I2C/SPI	125, 250 Hz			
841-MMA7455LR1	MMA7455LR1	LGA-14	2, 4, 8	5000	8, 10	I2C/SPI	125, 250 Hz			
841-MMA8453QR1	MMA8453QR1	QFN-16	2, 4, 8	5000	10	I2C	1.563-800			
841-MMA8452QR1	MMA8452QR1	QFN-16	2, 4, 8	5000	12	I2C	1.563-800			
841-MMA8451QT	MMA8451QT	QFN-16	2, 4, 8	5000	14	I2C	1.563-800			
841-MMA8451QR1	MMA8451QR1	QFN-16	2, 4, 8	5000	14	I2C	1.563-800			
841-MMA8652FCR1	MMA8652FCR1	DFN-10	2, 4, 8	10,000	12	I2C	1.56Hz to 800Hz			
841-MMA8653FCR1	MMA8653FCR1	DFN-10	2, 4, 8	10,000	12	I2C	1.56Hz to 800Hz			
841-MMA8450QT	MMA8450QT	QFN-16	2, 4, 8	10,000	12	I2C	User Select.			
841-MMA8450QR1	MMA8450QR1	QFN-16	2, 4, 8	10,000	12	I2C	User Select.			

Accelerometer Development Tools

NEW! TECHNOLOGY

MOUSER STOCK NO.	Freescale Part No.	Description	Price Each
841-EVBCRTOUCH	EVBCRTOUCH	CRTouch Development Board	
841-RD3803MMA7660FC	RD3803MMA7660FC	MMA7660 Evaluation Kit Board	
841-RD3924MMA8450Q	RD3924MMA8450Q	MMA8450Q Sensor Toolbox Kit	
841-LFSTBEB8450	LFSTBEB8450	MMA8450Q Evaluation Development Board	
841-KIT3803MMA7660FC	KIT3803MMA7660FC	MMA7660 Evaluation Kit Daughter Board	
841-LFSTBEB845X	LFSTBEB845X	MMA8450Q TripleAxis Digital Evaluation Kit	
841-RDMMA845X	RDMMA845X	Acceleration Sensor Development Tool Kit for LFSTBUSB/E845X	

HIGH ACCURACY, THREE AXIS XTRINSIC DIGITAL MAGNETOMETER

For quantities greater than listed, call for quote.

MOUSER STOCK NO.	Freescale Part No.	Magnetic Field Sensitivity (Gauss)	Maximum Applied Magnetic Field (μT)	Sampling Rate	Bus	Supply Current Max (μA)	Voltage Supply (V)	Price Each 1	Price Each 25	Price Each 100
841-MAG3110FCR1	MAG3110FCR1	10	100000	80	I2C	900	.95 - 3.6			

PROXIMITY AND CAPACITIVE TOUCH SENSOR CONTROLLERS

For quantities greater than listed, call for quote.

MOUSER STOCK NO.	Freescale Part No.	Package	Touch Pads	Response Time (ms)	Interface and Input Control	Supply Current (μA)	Shut Down Current (μA)	Supply Voltage (V)	Price Each 1	Price Each 25	Price Each 100
841-MPR031EPR2	MPR031EPR2	QFN-D8	3	32	I2C	8	4	1.71 - 2.75			
841-MPR121QR2	MPR121QR2	QFN-20	12	64	I2C	29	3	1.71 - 3.6			

Development Tools

MOUSER STOCK NO.	Freescale Part No.	Description	Price Each
841-DEMOMPR031	DEMOMPR031	Demo board for MPR031	
841-KITMPR03XEVM	KITMPR03XEVM	Evaluation Kit for MPR03X series	
841-TSSEVB	TSSEVB	Touch Sensing Software Evaluation Board	
841-KITMPR121EVM	KITMPR121EVM	Sensor Toolbox MPR121 Evaluation Kit	

ENGINE CONTROL ANALOG POWER IC

For quantities greater than listed, call for quote.

MOUSER STOCK NO.	Freescale Part No.	Package	Power Output Load - Current Typ(A)	Supply Voltage (V)	Power Output Load - Current Limit per Output -Min (A)	Power Output Load - Number of Channels	Drain-to-Source On Resistance Typ (Ω)	Price Each 1	Price Each 25	Price Each 100
841-MCZ33812EK	MCZ33812EK	SOIC-32	1, 0.3	4.9/36	3, 1	2, 1	0.25			

SYSTEM BASIS CHIP - GEN 2

PRODUCT NEW

For quantities greater than listed, call for quote.

MOUSER STOCK NO.	Freescale Part No.	VDD Output Voltage	LIN Interface(s)	Wake-up Input/LIN Master Termination	V_{AX}	V_{SENSE}	MUX	Price Each 1	Price Each 25	Price Each 100
841-MCZ33903CP5EK	MCZ33903CP5EK	5.0V	0	3 Wake-up	No	Yes	Yes			
841-MCZ33903CS5EK	MCZ33903CS5EK	3.3V	1	2 Wake-up + 1 LIN or 3 Wake-up + no LIN	No	Yes	Yes			
841-MCZ33903CD5EK	MCZ33903CD5EK	5.0V	2	1 Wake-up + 2 LIN or 2 Wake-Up + 1 LIN or 3 Wake-up + no LIN	No	Yes	Yes			

FREESCALE H-BRIDGES AND CONFIGURABLE SWITCHES

For quantities greater than listed, call for quote.

MOUSER STOCK NO.	Freescale Part No.	Package	Load Supply Voltage (V)	Supply Voltage (V)	Power Output Load Current (A)	Power Output Channels	Drain-to-Source On Resistance Typ (Ω)	Current Limit per Output Min. (A)	Interface Control	Price Each 1	Price Each 25	Price Each 100
841-MPC17C724EP	MPC17C724EP	QFN-16	2.7 to 5.5	2.7 to 5.5	0.4	2	-	-	Parallel			

FREESCALE ANALOG AND MIXED SIGNAL DEVELOPMENT TOOLS

PRODUCT NEW

MOUSER STOCK NO.	Freescale Part No.	Description	Price Each
841-KIT34704AEPEVBE	KIT34704AEPEVBE	Evaluation Kit -34704A - 8 Channel DC-DC Power Management IC	
841-KIT34704BEPEVBE	KIT34704BEPEVBE	Evaluation Kit -34704B - 5 Channel DC-DC Power Management IC	
841-KITLEDBKLT16EVBE	KITLEDBKLT16EVBE	Evaluation KIT-16 Ch LED driver board (256 LEDs)	
841-KIT33812EKEVBE	KIT33812EKEVBE	Multifunctional Ignition and Injector Driver Evaluation board	
841-KIT33812ECUEVME	KIT33812ECUEVME	Small Engine Control Reference Design featuring the 33812 and the S12P	
841-KIT33903BD5EVBE	KIT33903BD5EVBE	MC33903 Evaluation board allows the user to implement the functionality of the MCZ33903D3 System Basic Chip (SBC)	

© Copyright 2014 Mouser Electronics
© Copyright 2014 Mouser Electronics

IDT Analog ICs

AUDIO CODECS

For quantities greater than listed, call for quote.

MOUSER STOCK NO.	IDT Part No.	Package	No. of Channels	No. of ADC Inputs	No. of DAC Outputs	Resolution	THD plus Noise	SNR	Operating Supply Volt. (V)	Supply Current (mA)	Price Each 1	10	100
972-STAC9200X5TAEB1X	STAC9200X5TAEB1X	TQFP-48	2	2	2	18 bit, 20 bit	89dB	90dB	5	50			
972-STAC9750XXTAEC1X	STAC9750XXTAEC1X	LQFP-48	2	-	-	24 bit	- 90dB	100dB	3.3	-			

BUS TRANSCEIVERS

For quantities greater than listed, call for quote.

MOUSER STOCK NO.	IDT Part No.	Package	No. of Channels per Chip	Logic Type	Propagation Delay Time (ns)	Supply Current (mA)	Supply Voltage (V) Min.	Max.	Price Each 1	10	100
972-74FCT2245ATQG	74FCT2245ATQG	QSOP-20	8	Bidirectional Transceiver	4.6	10	4.75	5.25			
972-74FCT245ATPGG	74FCT245ATPGG	TSSOP-20	8	Bidirectional Transceiver	4.6	10	4.75	5.25			
972-74FCT245ATQG	74FCT245ATQG	QSOP-20	8	Bidirectional Transceiver	4.6	10	4.75	5.25			
972-74FCT245ATSOG	74FCT245ATSOG	SOIC-20	8	Bidirectional Transceiver	4.6	10	4.75	5.25			
972-74FCT543ATQG	74FCT543ATQG	QSOP-24	8	Latched Transceiver	6.5	10	4.75	5.25			
972-74FCT543ATSOG	74FCT543ATSOG	SOIC-24	8	Latched Transceiver	6.5	10	4.75	5.25			
972-74ALVCH16245PAG	74ALVCH16245PAG	TSSOP-48	16	3-State Bus Transceiver	3	0.1	3	3.6			
972-74LVC16245APAG	74LVC16245APAG	TSSOP-48	16	3-State Bus Transceiver	4	10	3	3.6			
972-74LVC16245APVG	74LVC16245APVG	SSOP-48	16	3-State Bus Transceiver	4	10	3	3.6			
972-74LVCH16245APAG	74LVCH16245APAG	TSSOP-48	16	3-State Bus Transceiver	4	10	3	3.6			
972-74ALVC162245PAG	74ALVC162245PAG	TSSOP-48	16	3-State Bus Transceiver	4.2	0.1	3	3.6			
972-74ALVC164245PAG	74ALVC164245PAG	TSSOP-48	16	3-State Bus Transceiver	4.2	0.1	3	3.6			
972-74ALVC164245PAG8	74ALVC164245PAG8	TSSOP-48	16	3-State Bus Transceiver	4.2	0.1	3	3.6			
972-74ALVC164245PVG	74ALVC164245PVG	SSOP-48	16	3-State Bus Transceiver	4.2	0.1	3	3.6			
972-74ALVCH162245PAG	74ALVCH162245PAG	TSSOP-48	16	3-State Bus Transceiver	4.2	0.1	3	3.6			
972-74LVC162245APAG	74LVC162245APAG	TSSOP-48	16	3-State Bus Transceiver	4.8	10	3	3.6			
972-74LVC162245APAG8	74LVC162245APAG8	TSSOP-48	16	3-State Bus Transceiver	4.8	10	3	3.6			
972-74LVC162245APVG	74LVC162245APVG	SSOP-48	16	3-State Bus Transceiver	4.8	10	3	3.6			
972-LVCHR162245APAG8	74LVCHR162245APAG8	TSSOP-48	16	3-State Bus Transceiver	4.8	10	3	3.6			
972-74LVCH16543APAG	74LVCH16543APAG	SSOP-56	16	3-State Bus Transceiver	5.4	10	3	3.6			
972-74FCT16245ETPAG	74FCT16245ETPAG	TSSOP-48	16	Bidirectional Transceiver	3.2	5	4.5	5.5			
972-FCT162245CTPAG8	74FCT162245CTPAG8	TSSOP-48	16	Bidirectional Transceiver	3.5	5	4.5	5.5			
972-74FCT16245CTPAG	74FCT16245CTPAG	TSSOP-48	16	Bidirectional Transceiver	4.1	5	4.5	5.5			
972-74FCT163245CPAG	74FCT163245CPAG	TSSOP-48	16	Bidirectional Transceiver	4.1	0.1	3	3.6			
972-74FCT163245CPVG	74FCT163245CPVG	SSOP-48	16	Bidirectional Transceiver	4.1	0.1	3	3.6			
972-74FCT162245ATPAG	74FCT162245ATPAG	TSSOP-48	16	Bidirectional Transceiver	4.6	5	4.5	5.5			
972-74FCT162245ATPVG	74FCT162245ATPVG	SSOP-48	16	Bidirectional Transceiver	4.6	5	4.5	5.5			
972-74FCT16245ATPAG	74FCT16245ATPAG	TSSOP-48	16	Bidirectional Transceiver	4.6	5	4.5	5.5			
972-74FCT16245ATPVG	74FCT16245ATPVG	SSOP-48	16	Bidirectional Transceiver	4.6	5	4.5	5.5			
972-74FCT163245APAG	74FCT163245APAG	TSSOP-48	16	Bidirectional Transceiver	4.6	0.1	3	3.6			
972-74FCT164245TPAG	74FCT164245TPAG	TSSOP-48	16	Bidirectional Transceiver	5	350	4.5	5.5			
972-74FCT164245TPAG8	74FCT164245TPAG8	TSSOP-48	16	Bidirectional Transceiver	5	350	4.5	5.5			
972-74FCT164245TPVG	74FCT164245TPVG	SSOP-48	16	Bidirectional Transceiver	5	350	4.5	5.5			
972-74LVCH162245APAG	74LVCH162245APAG	TSSOP-48	16	Bus Transceiver	4.8	10	3	3.6			
972-74FCT16543ATPAG	74FCT16543ATPAG	SSOP-56	16	Latched Transceiver	6.5	5	4.5	5.5			
972-74FCT16543ATPVG	74FCT16543ATPVG	SSOP-56	16	Latched Transceiver	6.5	5	4.5	5.5			
972-74FCT16952CTPVG	74FCT16952CTPVG	SSOP-56	16	Registered Transceiver	6.3	5	4.5	5.5			
972-74LVCH32245ABFG	74LVCH32245ABFG	BGA-96	32	3-State Bus Transceiver	4	10	3	**3.6**			

CAPACITIVE TOUCH SENSORS

For quantities greater than listed, call for quote.

MOUSER STOCK NO.	IDT Part No.	Package	No. of Channels	Interface Type	Supply Voltage (V)	Price Each 1	10	100
972-LDS6023PYGI	LDS6023PYGI	SSOP-28	6	I2C, SPI	1.8			
972-LDS6025PYGI	LDS6025PYGI	SSOP-28	10	I2C, SPI	1.8			

CLOCK BUFFERS

For quantities greater than listed, call for quote.

MOUSER STOCK NO.	IDT Part No.	Package	No. of Outputs	Max Input Freq (MHz)	Propagation Delay (Max) (ns)	Supply Current (mA)	Supply Voltage (V) Min.	Max.	Price Each 1	10	100
972-SSTUB32866BHLF	SSTUB32866BHLF	BGA-96	-	410	1.9	40	1.7	1.9			
972-85320AMILF	85320AMILF	SOIC-8	1	-	1.4	25	3.135	3.465			
972-9DB102BFLF	9DB102BFLF	QSOP-20	2	100	-	75	3.135	3.465			
972-9DB102BGLF	9DB102BGLF	TSSOP-20	2	100	-	75	3.135	3.465			
972-670M-01LF	670M-01LF	SOIC-16	2	160	0	35	3	5.5			
972-9DBV0231AKLF	9DBV0231AKLF	MLF-24	2	200	-	25	1.7	-			
972-9DBV0241AKLF	9DBV0241AKLF	MLF-24	2	200	-	25	1.7	-			
972-527R-01LF	527R-01LF	QSOP-28	2	200	0	8	3	3.6			
972-87002AG-02LF	87002AG-02LF	TSSOP-20	2	250	5.8	100	3.135	3.465			
972-9FG1201HFLF	9FG1201HFLF	SSOP-56	2	400	-	375	3.135	3.465			
972-8725AM-21LF	8725AM-21LF	SOIC-20	2	630	4.5	137	3.135	3.465			
972-85102AGILF	85102AGILF	TSSOP-16	2	700	3.2	27	2.97	3.63			
972-570BILF	570BILF	SOIC-8	2	-	0	16	3.15	3.45			
972-570BLF	570BLF	SOIC-8	2	-	0	16	3.15	3.45			
972-MC100ES6011EF	MC100ES6011EF	SOIC-8	2	-	0.27	12	2.375	3.8			
972-853S011CGILF	853S011CGILF	TSSOP-8	2	-	0.34	24	2.375	3.8			
972-853S011BGILF	853S011BGILF	TSSOP-8	2	-	0.34	25	2.375	3.8			
972-853S011BMILF	853S011BMILF	SOIC-8	2	-	0.34	25	2.375	3.8			
972-MK2302S-01LF	MK2302S-01LF	SOIC-8	2	-	0.35	20	3.15	5.5			
972-854S204BGILF	854S204BGILF	TSSOP-16	2	-	0.5	120	3.135	3.465			
972-85211AMI-01LF	85211AMI-01LF	SOIC-8	2	-	1	22	3.135	3.465			
972-85211AMI-03LF	85211AMI-03LF	SOIC-8	2	-	1	50	3.135	3.465			
972-85211BMI-03LN	85211BMI-03LN	SOIC-8	2	-	1.3	55	3.135	3.465			
972-85311AMLF	85311AMLF	SOIC-8	2	-	1.4	25	3.135	3.465			
972-8535AG-21LF	8535AG-21LF	TSSOP-14	2	-	1.6	50	3.135	3.465			
972-85322AMLF	85322AMLF	SOIC-8	2	-	1.8	25	3.135	3.465			
972-83026BGI-01LF	83026BGI-01LF	TSSOP-8	2	-	1.9	10	3.135	3.465			
972-83026BMI-01LF	83026BMI-01LF	SOIC-8	2	-	1.9	10	3.135	3.465			
972-83026AMILF	83026AMILF	SOIC-8	2	-	2.1	35	3	3.6			
972-5T93GL02PGGI	5T93GL02PGGI	TSSOP-20	2	-	2.2	240	2.3	2.7			
972-8302AMILF	8302AMILF	SOIC-8	2	-	2.35	14	3.135	3.465			
972-8302AMLF	8302AMLF	SOIC-8	2	-	2.35	14	3.135	3.465			
972-85411AMILF	85411AMILF	SOIC-8	2	-	2.5	50	2.97	3.63			
972-85411AMLF	85411AMLF	SOIC-8	2	-	2.5	50	2.97	3.63			
972-9DBL411AGLF	9DBL411AGLF	TSSOP-20	4	150	3.5	20	3	3.6			
972-9DBL411BGLF	9DBL411BGLF	TSSOP-20	4	150	3.5	20	3	3.6			
972-9DBL411BKILF	9DBL411BKILF	QFN-20	4	150	3.5	20	3	3.6			
972-9DBL411BKLF	9DBL411BKLF	QFN-20	4	150	3.5	20	3	3.6			

© Copyright 2014 Mouser Electronics
© Copyright 2014 Mouser Electronics

IDT Analog ICs

CLOCK BUFFERS (CONT.)

For quantities greater than listed, call for quote.

MOUSER STOCK NO.	IDT Part No.	Package	No. of Outputs	Max Input Freq (MHz)	Propagation Delay (Max) (ns)	Supply Current (mA)	Supply Voltage (V)		Price Each		
							Min.	Max.	1	10	100
972-574MILF	574MILF	SOIC-8	4	160	0	36	3	5.5			
972-574MLF	574MLF	SOIC-8	4	160	0	36	3	5.5			
972-551MILF	551MILF	SOIC-8	4	160	4	18	3	5.5			
972-551MILFT	551MILFT	SOIC-8	4	160	4	18	3	5.5			
972-551MLF	551MLF	SOIC-8	4	160	4	18	3	5.5			
972-551MLFT	551MLFT	SOIC-8	4	160	4	18	3	5.5			
972-MPC94551EF	MPC94551EF	SOIC-8	4	160	4	30	3.135	3.465			
972-9DBV0431AKLF	9DBV0431AKLF	MLF-32	4	200	-	35	1.7	-			
972-9DBV0441AKLF	9DBV0441AKLF	MLF-32	4	200	-	35	1.7	-			
972-524MILF	524MILF	SOIC-8	4	200	3	25	2.5	5			
972-553MILF	553MILF	SOIC-8	4	200	3	25	2.375	5.25			
972-553MILFT	553MILFT	SOIC-8	4	200	3	25	2.375	5.25			
972-553MLF	553MLF	SOIC-8	4	200	3	25	2.375	5.25			
972-5T30553DCG	5T30553DCG	SOIC-8	4	200	3	25	2.375	5.25			
972-5T30553DCGI	5T30553DCGI	SOIC-8	4	200	3	25	2.375	5.25			
972-651MILF	651MILF	SOIC-8	4	200	3	25	1.5	2.5			
972-651MLF	651MLF	SOIC-8	4	200	3	25	1.5	2.5			
972-9DB104BFLF	9DB104BFLF	SSOP-20	4	220	-	200	3.135	3.465			
972-9DB104BGLF	9DB104BGLF	TSSOP-20	4	220	-	200	3.135	3.465			
972-9DB401CFLF	9DB401CFLF	SSOP-28	4	400	-	175	3.135	3.465			
972-9DB401CGLF	9DB401CGLF	TSSOP-28	4	400	-	175	3.135	3.465			
972-9DB403DFLF	9DB403DFLF	SSOP-28	4	400	-	175	3.135	3.465			
972-9DB403DGILF	9DB403DGILF	TSSOP-28	4	400	-	175	3.135	3.465			
972-9DB403DGLF	9DB403DGLF	TSSOP-28	4	400	-	175	3.135	3.465			
972-5T93GL04PGGI	5T93GL04PGGI	TSSOP-24	4	450	0	0	2.3	3.6			
972-85104AGILF	85104AGILF	TSSOP-20	4	700	3.2	27	2.97	3.63			
972-8S89831AKILF	8S89831AKILF	QFN-16	4	-	0.57	45	2.375	3.465			
972-854104AGILF	854104AGILF	TSSOP-16	4	-	1.3	75	3.135	3.465			
972-854104AGLF	854104AGLF	TSSOP-16	4	-	1.3	75	3.135	3.465			
972-8533AG-01LF	8533AG-01LF	TSSOP-20	4	-	1.4	50	3.135	3.465			
972-8533AGI-01LF	8533AGI-01LF	TSSOP-20	4	-	1.4	50	3.135	3.465			
972-8535AG-31LF	8535AG-31LF	TSSOP-20	4	-	1.65	60	3.135	3.465			
972-8535AGI-31LF	8535AGI-31LF	TSSOP-20	4	-	1.65	60	3.135	3.465			
972-83904AG-02LF	83904AG-02LF	TSSOP-16	4	-	1.9	7	3.135	3.465			
972-8535AG-01LF	8535AG-01LF	TSSOP-20	4	-	1.9	50	3.135	3.465			
972-8535AGI-01LF	8535AGI-01LF	TSSOP-20	4	-	1.9	50	3.135	3.465			
972-8543BGI	8543BGI	TSSOP-20	4	-	2.6	50	3.135	3.465			
972-8543BGILF	8543BGILF	TSSOP-20	4	-	2.6	50	3.135	3.465			
972-8543BGLF	8543BGLF	TSSOP-20	4	-	2.6	50	3.135	3.465			
972-8305AGILF	8305AGILF	TSSOP-16	4	-	2.8	21	3.135	3.465			
972-8305AGLF	8305AGLF	TSSOP-16	4	-	2.8	21	3.135	3.465			
972-8304AMILF	8304AMILF	SOIC-8	4	-	3.3	18	3.135	3.465			
972-8304AMLF	8304AMLF	SOIC-8	4	-	3.3	18	3.135	3.465			
972-8304AM-01LF	8304AM-01LF	SOIC-8	4	-	3.5	15	3.135	3.465			
972-8545BGILF	8545BGILF	TSSOP-20	4	-	3.6	50	3.135	3.465			
972-8545BGLF	8545BGLF	TSSOP-20	4	-	3.6	50	3.135	3.465			
972-2304NZGI-1LF	2304NZGI-1LF	TSSOP-8	4	-	3.8	0.05	3	3.6			
972-87339AGI-11LF	87339AGI-11LF	TSSOP-20	4	1GHz	2.1	-	3.135	3.465			
972-9112AM-16LF	9112AM-16LF	SOIC-8	5	133	-	30	3	3.6			
972-9112AM-16LFT	9112AM-16LFT	SOIC-8	5	133	-	30	3	3.6			
972-5T9050PGGI	5T9050PGGI	TSSOP-28	5	200	1.8	1	2.3	2.7			
972-5V2305NRGI	5V2305NRGI	QFN-16	5	-	0	0.05	2.3	3.6			
972-5V2305PGGI	5V2305PGGI	TSSOP-16	5	-	0	0.05	2.3	3.6			
972-2305-1DCG	2305-1DCG	SOIC-8	5	-	0	32	3	3.6			
972-2305-1DCG8	2305-1DCG8	SOIC-8	5	-	0	32	3	3.6			
972-2305-1DCGI	2305-1DCGI	SOIC-8	5	-	0	32	3	3.6			
972-2305-1HDCG	2305-1HDCG	SOIC-8	5	-	0	32	3	3.6			
972-2305A-1DCG	2305A-1DCG	SOIC-8	5	-	0	32	3	3.6			
972-23S05E-1HDCG	23S05E-1HDCG	SOIC-8	5	-	0	32	3	3.6			
972-23S05T-1DCG	23S05T-1DCG	SOIC-8	5	-	0	32	2.3	2.7			
972-85314AGI-11LF	85314AGI-11LF	TSSOP-20	5	-	1.4	80	2.375	3.8			
972-85214AGILF	85214AGILF	TSSOP-20	5	-	1.8	80	3.135	3.465			
972-85314BGI-01LF	85314BGI-01LF	TSSOP-20	5	-	1.8	80	2.375	3.8			
972-85304AG-01LF	85304AG-01LF	TSSOP-20	5	-	2.1	55	3.135	3.465			
972-5T905PGGI	5T905PGGI	TSSOP-28	5	-	2.5	20	2.4	2.6			
972-83905AGILF	83905AGILF	TSSOP-16	6	40	0	10	3.135	3.465			
972-83905AGILFT	83905AGILFT	TSSOP-16	6	40	0	10	3.135	3.465			
972-83905AGLF	83905AGLF	TSSOP-16	6	40	0	10	3.135	3.465			
972-83905AMLF	83905AMLF	SOIC-16	6	40	0	10	3.135	3.465			
972-9DB106BFLF	9DB106BFLF	SSOP-28	6	105	-	130	3.135	3.465			
972-9DB106BGILF	9DB106BGILF	TSSOP-28	6	105	-	130	3.135	3.465			
972-9DB106BGILFT	9DB106BGILFT	TSSOP-28	6	105	-	130	3.135	3.465			
972-9DB106BGLF	9DB106BGLF	TSSOP-28	6	105	-	130	3.135	3.465			
972-854S006AGILF	854S006AGILF	TSSOP-24	6	-	0.85	55	3.135	3.465			
972-5T9306NLGI	5T9306NLGI	QFN-28	6	-	1.75	240	2.3	2.7			
972-8546AG-01LF	8546AG-01LF	TSSOP-24	6	-	2.45	-	3.135	3.465			
972-8536AG-01LF	8536AG-01LF	TSSOP-24	6	-	2.5	85	3.135	3.465			
972-MPC905EF	MPC905EF	SOIC-16	6	-	-	0.02	2	5.5			
972-83908AGI-02LF	83908AGI-02LF	TSSOP-24	8	40	0	30	3.135	3.465			
972-9DB803DFLF	9DB803DFLF	SSOP-48	8	110	-	175	3.135	3.465			
972-9DB803DGILF	9DB803DGILF	TSSOP-48	8	110	-	175	3.135	3.465			
972-9DB803DGLF	9DB803DGLF	TSSOP-48	8	110	-	175	3.135	3.465			
972-9DB803DGLFT	9DB803DGLFT	TSSOP-48	8	110	-	175	3.135	3.465			
972-552G-02ILN	552G-02ILN	TSSOP-16	8	200	3.5	35	2.375	5.25			
972-552G-02ILNT	552G-02ILNT	TSSOP-16	8	200	3.5	35	2.375	5.25			
972-9DBV0831AKLF	9DBV0831AKLF	MLF-48	8	200	-	35	1.7	-			
972-9DBV0841AKLF	9DBV0841AKLF	MLF-48	8	200	-	35	1.7	-			
972-9DB801CGLF	9DB801CGLF	TSSOP-48	8	200	-	175	3.135	3.465			
972-9DB108BFLF	9DB108BFLF	SSOP-48	8	220	-	250	3.135	3.465			
972-9DB108BGLF	9DB108BGLF	TSSOP-48	8	220	-	250	3.135	3.465			
972-8752CYLF	8752CYLF	TQFP-32	8	240	0	105	3.135	3.465			
972-85108AGILF	85108AGILF	TSSOP-24	8	700	3	27	2.97	3.63			
972-2308-2DCG	2308-2DCG	SOIC-16	8	-	0	45	3	3.6			
972-2308-2DCGI	2308-2DCGI	SOIC-16	8	-	0	45	3	3.6			
972-85408BGILF	85408BGILF	TSSOP-24	8	-	2.4	90	3.135	3.465			
972-85408BGLF	85408BGLF	TSSOP-24	8	-	2.4	90	3.135	3.465			
972-8308AGILF	8308AGILF	TSSOP-16	8	-	4	46	3.135	3.465			
972-9112AF-17LF	9112AF-17LF	QSOP-16	9	133	-	45	4.5	5.5			
972-MPC9447AC	MPC9447AC	TQFP-32	9	350	3.3	2	3.135	3.465			
972-MPC9447FA	MPC9447FA	TQFP-32	9	350	3.3	2	3.135	3.465			

© Copyright 2014 Mouser Electronics
© Copyright 2014 Mouser Electronics

IDT Analog ICs

CLOCK BUFFERS (CONT.)

For quantities greater than listed, call for quote.

MOUSER STOCK NO.	IDT Part No.	Package	No. of Outputs	Max Input Freq. (MHz)	Propagation Delay (Max) (ns)	Supply Current (mA)	Supply Voltage (V) Min.	Supply Voltage (V) Max.	Price Each 1	Price Each 10	Price Each 100
972-2309NZ-1HDCGI	2309NZ-1HDCGI	SOIC-16	9	-	0	32	3	3.6			
972-8531AY-01LF	8531AY-01LF	TQFP-32	9	-	2	80	3.135	3.465			
972-MPC9446AC	MPC9446AC	TQFP-32	10	250	2.8	2	3.135	3.465			
972-MPC9446FA	MPC9446FA	TQFP-32	10	250	2.8	2	3.135	3.465			
972-5V2310PGGI	5V2310PGGI	TSSOP-24	10	-	0	0.05	2.3	3.6			
972-853S111BYILF	853S111BYILF	TQFP-32	10	-	0.495	124	2.375	3.8			
972-5T9310NLGI	5T9310NLGI	QFN-40	10	-	1.75	295	2.3	2.7			
972-5T9070PAGI	5T9070PAGI	TSSOP-48	10	-	2	1.5	2.3	2.7			
972-85310AYI-01LF	85310AYI-01LF	TQFP-32	10	-	2	120	2.375	3.8			
972-8312AYILF	8312AYILF	TQFP-32	12	200	0	0	3	3.6			
972-8312AYLF	8312AYLF	TQFP-32	12	200	0	0	3	3.6			
972-MPC9448AC	MPC9448AC	TQFP-32	12	350	3.6	2	3.135	3.465			
972-MPC9448FA	MPC9448FA	TQFP-32	12	350	3.6	2	3.135	3.465			
972-9DB1200CGLF	9DB1200CGLF	TSSOP-64	12	400	-	375	3.135	3.465			
972-MPC9449AE	MPC9449AE	TQFP-48	15	200	3	10	3.135	3.465			
972-8516FYLF	8516FYLF	TQFP-48	16	700	2.4	27	2.97	3.63			
972-5T9316NLGI	5T9316NLGI	QFN-52	16	-	1.75	350	2.3	2.7			
972-83115BRLF	83115BRLF	QSOP-28	16	-	2.4	50	3.135	3.465			
972-MPC940LAC	MPC940LAC	TQFP-32	18	250	2.7	20	3.135	3.465			
972-9ZX21901BKLF	9ZX21901BKLF	QFN-72	19	400	-	407	3.135	3.465			

CLOCK DRIVERS AND DISTRIBUTION

For quantities greater than listed, call for quote.

MOUSER STOCK NO.	IDT Part No.	Package	Max Output Freq. (MHz)	Multiply/Divide Factor	No. of Outputs	Output Logic Level	Supply Current (mA)	Supply Voltage (V) Min.	Supply Voltage (V) Max.	Price Each 1	Price Each 10	Price Each 100
972-5V991A-2JG	5V991A-2JG	PLCC-32	85	0.047222222	8	0	0	3	3.6			
972-5V991A-5JGI	5V991A-5JGI	PLCC-32	85	0.047222222	8	0	0	3	3.6			
972-5V993A-2QG	5V993A-2QG	QSOP-28	85	0.047222222	8	0	0	3	3.6			
972-74FCT807BTSOG	74FCT807BTSOG	SOIC-20	100	0.048611111	10	CMOS, TTL	20	4.75	5.25			
972-74FCT807CTQG	74FCT807CTQG	QSOP-20	100	0.048611111	10	CMOS, TTL	20	4.75	5.25			
972-74FCT3807DPYGI	74FCT3807DPYGI	SSOP-20	133	0.048611111	10	CMOS, TTL	15.5	3	3.6			
972-74FCT3807EQGI	74FCT3807EQGI	QSOP-20	133	0.048611111	10	CMOS, TTL	15.5	3	3.6			
972-CSP2510CPGG	CSP2510CPGG	TSSOP-24	140	0.048611111	10	0	10	3	3.6			
972-542MILF	542MILF	SOIC-8	156	0.044444444	4	0	11	3	5.5			
972-542MLF	542MLF	SOIC-8	156	0.044444444	4	0	11	3	5.5			
972-74FCT38072DCGI	74FCT38072DCGI	SOIC-8	166	0.043055556	2	CMOS, TTL	85	3	3.6			
972-74FCT38074DCGI	74FCT38074DCGI	SOIC-8	166	0.044444444	4	CMOS, TTL	110	3	3.6			
972-74FCT38075DCGI	74FCT38075DCGI	SOIC-8	166	0.045138889	5	CMOS, TTL	120	3	3.6			
972-49FCT20805PYGI	49FCT20805PYGI	SSOP-20	166	0.045138889	10	CMOS, TTL	115	2.3	2.7			
972-49FCT3805APYG	49FCT3805APYG	SSOP-20	166	0.045138889	10	CMOS, TTL	20	3	3.6			
972-49FCT3805AQG	49FCT3805AQG	QSOP-20	166	0.045138889	10	CMOS, TTL	20	3	3.6			
972-49FCT3805AQGI	49FCT3805AQGI	QSOP-20	166	0.045138889	10	CMOS, TTL	20	3	3.6			
972-49FCT3805DQGI	49FCT3805DQGI	QSOP-20	166	0.045138889	10	CMOS, TTL	20	3	3.6			
972-49FCT3805PYG	49FCT3805PYG	SSOP-20	166	0.045138889	10	CMOS, TTL	20	3	3.6			
972-49FCT805APYG	49FCT805APYG	SSOP-20	166	0.045138889	10	CMOS, TTL	5.1	4.75	5.25			
972-74FCT3807APYG	74FCT3807APYG	SSOP-20	166	0.048611111	10	CMOS, TTL	15.5	3	3.6			
972-74FCT3807APYG8	74FCT3807APYG8	SSOP-20	166	0.048611111	10	CMOS, TTL	15.5	3	3.6			
972-74FCT3807AQG	74FCT3807AQG	QSOP-20	166	0.048611111	10	CMOS, TTL	15.5	3	3.6			
972-74FCT3807AQGI	74FCT3807AQGI	QSOP-20	166	0.048611111	10	CMOS, TTL	15.5	3	3.6			
972-74FCT3807PYG	74FCT3807PYG	SSOP-20	166	0.048611111	10	CMOS, TTL	15.5	3	3.6			
972-74FCT3807QG	74FCT3807QG	QSOP-20	166	0.048611111	10	CMOS, TTL	15.5	3	3.6			
972-74FCT3807SOG	74FCT3807SOG	SOIC-20	166	0.048611111	10	CMOS, TTL	15.5	3	3.6			
972-CSP2510DPGG	CSP2510DPGG	TSSOP-24	175	0.048611111	10	0	10	3	3.6			
972-5V9950PFI	5V9950PFI	TQFP-32	200	0.047222222	8	0	125	3	3.6			
972-5V995PFGI	5V995PFGI	TQFP-48	200	0.052777778	16	0	250	3	3.6			
972-MK74CB218BRLF	MK74CB218BRLF	QSOP-28	200	0.052777778	16	CMOS, TTL	55	3	3.6			
972-MK74CB218RLF	MK74CB218RLF	QSOP-28	200	0.052777778	16	CMOS, TTL	75	3	3.6			
972-95V847AGLF	95V847AGLF	TSSOP-24	233	0.045138889	5	0	148	2.3	2.7			
972-93716AFLF	93716AFLF	SSOP-28	233	0.045833333	6	0	250	2.3	2.7			
972-MPC9109AC	MPC9109AC	TQFP-32	250	0.054166667	18	LVCMOS	0.5	3	3.6			
972-97U877AHLF	97U877AHLF	BGA-52	370	0.048611111	10	0	300	1.7	1.9			
972-97U877AKLF	97U877AKLF	QFN-40	370	0.048611111	10	0	300	1.7	1.9			
972-97U2A845AHLF	97U2A845AHLF	BGA-28	410	0.045138889	5	0	300	1.7	1.9			
972-98ULPA877AHLF	98ULPA877AHLF	QFN-40	410	0.048611111	10	0	300	1.7	1.9			
972-CSPUA877ABVG	CSPUA877ABVG	BGA-52	410	0.048611111	10	0	300	1.7	1.9			

BUFFERS AND LINE DRIVERS

For quantities greater than listed, call for quote.

MOUSER STOCK NO.	IDT Part No.	Package	No. of Outputs	Jitter (ps)	Max Input Freq (mhZ)	Max Output Freq (MHz)	Operating Supply Voltage (V)	Supply Current (mA)	Type	Price Each 1	Price Each 10	Price Each 100
972-7152MI-01LF	7152MI-01LF	SOIC-8	-	0	67	67	3.3	-	Spread Spectrum Clock Generator			
972-5T940-30NLGI	5T940-30NLGI	QFN-28	-	0.3	667	666.52	3.3	2	Precision Clock Generator			
972-9154A-27CS16LF	9154A-27CS16LF	SOIC-16	-	250	14.318	70	3.3	16	16-Pin Frequency Generator			
972-87421AMILF	87421AMILF	SOIC-8	1	0.17	1000	0	3.3	55	LVDS Clock Generator			
972-501MILF	501MILF	SOIC-8	1	25	50	160	3 to 5.25	2	PLL Clock Multiplier			
972-501MLF	501MLF	SOIC-8	1	25	50	160	3 to 5.25	2	PLL Clock Multiplier			
972-501MLFT	501MLFT	SOIC-8	1	25	50	160	3 to 5.25	2	PLL Clock Multiplier			
972-511MILF	511MILF	SOIC-8	1	25	50	160	3.135 to 5.25	8	PLL Clock Multiplier			
972-511MLF	511MLF	SOIC-8	1	25	50	160	3.135 to 5.25	8	PLL Clock Multiplier			
972-557M-01LF	557M-01LF	SOIC-8	1	80	25	100	3.3	55	Spread Spectrum Clock Generator			
972-664G-01LF	664G-01LF	TSSOP-16	1	100	0	0	3.3	35	Digital Video Clock Source			
972-664G-03LF	664G-03LF	TSSOP-16	1	200	0	0	3.3	35	Digital Video Clock Source			
972-663MILF	663MILF	SOIC-8	1	250	8	120	3.3, 5	15	PLL Building Block			
972-664G-02LF	664G-02LF	TSSOP-16	1	300	0	0	3.3	25	Digital Video Clock Source			
972-MK5811CMLF	MK5811CMLF	SOIC-8	1	350	12	12	3.3	23	Low EMI Clock Generator			
972-662M-03LF	662M-03LF	SOIC-8	1	900	74.25	27	3.3	25	Synchronous Clock Generator			
972-9173B-15CS08LF	9173B-15CS08LF	SOIC-8	2	0	0	37.5	5	-	Clock Generator			
972-9173B-01CS08LF	9173B-01CS08LF	SOIC-8	2	0	0	75	5	-	Clock Generator			
972-9161A-01CW16LF	9161A-01CW16LF	SOIC-16	2	0	0	120	5	65	Graphics Frequency Generator			
972-87332AMI-01LF	87332AMI-01LF	SOIC-8	2	0	1000	500	3.3	3	ECL/LVPECL Clock Generator			

CLOCK GENERATORS AND SUPPORT PRODUCTS

For quantities greater than listed, call for quote.

MOUSER STOCK NO.	IDT Part No.	Package	No. of Outputs	Jitter (ps)	Max Input Freq (MHz)	Max Output Freq (MHz)	Operating Supply Voltage (V)	Supply Current (mA)	Type	Price Each 1	Price Each 10	Price Each 100
972-87021AMILF	87021AMILF	SOIC-8	2	0.18	0	250	3.3	35	LVCMOS/LVTTL Clock Generator			
972-844021BG-01LF	844021BG-01LF	TSSOP-8	2	0.32	0	170	3.3	75	Crystal to LVDS Clock Generator			
972-844021BGI-01LF	844021BGI-01LF	TSSOP-8	2	0.32	0	170	3.3	75	Crystal to LVDS Clock Generator			
972-844071AGLF	844071AGLF	TSSOP-8	2	0.45	0	170	3.3	135	Crystal to LVDS Clock Generator			
972-844001AGLF	844001AGLF	TSSOP-8	2	0.7	0	226.66	3.3	115	Crystal to LVDS Clock Generator			
972-548G-05LF	548G-05LF	TSSOP-16	2	25	2	49.152	3.3	5	T1/E1 Clock Multiplier			
972-525R-02ILF	525R-02ILF	QSOP-28	2	30	50	250	3 to 5.5	8	User Configurable Clock			

© Copyright 2014 Mouser Electronics
© Copyright 2014 Mouser Electronics

IDT Analog ICs

CLOCK GENERATORS AND SUPPORT PRODUCTS (CONT.)

For quantities greater than listed, call for quote.

MOUSER STOCK NO.	IDT Part No.	Package	No. of Outputs	Jitter (ps)	Max Input Freq (MHz)	Max Output Freq (MHz)	Operating Supply Voltage (V)	Supply Current (mA)	Type	Price Each 1	10	100
972-8745BM-21LF	8745BM-21LF	SOIC-20	2	30	700	700	3.3	125	LVDS Zero Delay Clock Generator			
972-9110-02CS14LF	9110-02CS14LF	SOIC-14	2	40	0	130	5	25	Serially Programmable Frequency Generator			
972-525-01RILF	525-01RILF	QSOP-28	2	45	50	160	3 to 5.5	8	User Configurable Clock			
972-525-01RLF	525-01RLF	QSOP-28	2	45	50	160	3 to 5.5	8	User Configurable Clock			
972-9FGV0231AKLF	9FGV0231AKLF	MLF-24	2	50	27	100	1.7 to 1.9	25	PCI Express Clock Generator			
972-9FGV0241AKLF	9FGV0241AKLF	MLF-24	2	50	27	100	1.7 to 1.9	25	PCI Express Clock Generator			
972-514MLF	514MLF	SOIC-8	2	50	50	140	3.3 to 5.5	2	PLL Clock Multiplier			
972-502MILF	502MILF	SOIC-8	2	50	50	190	3 to 5.5	2	PLL Clock Multiplier			
972-502MLF	502MLF	SOIC-8	2	50	50	190	3 to 5.5	2	PLL Clock Multiplier			
972-557G-03LF	557G-03LF	TSSOP-16	2	80	25	200	3.3	78	Spread Spectrum Clock Generator			
972-557GI-03LF	557GI-03LF	TSSOP-16	2	80	25	200	3.3	78	Spread Spectrum Clock Generator			
972-512MILF	512MILF	SOIC-8	2	80	50	160	3 to 5	9	PLL Clock Multiplier			
972-512MLF	512MLF	SOIC-8	2	80	50	160	3 to 5	9	PLL Clock Multiplier			
972-9170B-01CS08LF	9170B-01CS08LF	SOIC-8	2	125	107	107	5	3	Clock Synchronizer and Multiplier			
972-673M-01ILF	673M-01ILF	SOIC-16	2	250	30	120	3.3, 5	15	PLL Building Block			
972-673M-01LF	673M-01LF	SOIC-16	2	250	30	120	3.3, 5	15	PLL Building Block			
972-660GILF	660GILF	TSSOP-16	2	300	0	0	3.3	25	Digital Video Clock Source			
972-661GILF	661GILF	TSSOP-16	2	300	27	49.152	3.3	25	Precision Audio Clock Source			
972-MK1575-01GLF	MK1575-01GLF	TSSOP-16	3	150	20	80	3.3	1	Clock Recovery PLL			
972-8737AG-11LF	8737AG-11LF	TSSOP-20	4	0.04	0	650	3.3	5	LVPECL Clock Generator			
972-9FGV0431AKLF	9FGV0431AKLF	MLF-32	4	50	27	100	1.7 to 1.9	30	PCI Express Clock Generator			
972-9FGV0441AKLF	9FGV0441AKLF	MLF-32	4	50	27	100	1.7 to 1.9	30	PCI Express Clock Generator			
972-557G-05ALF	557G-05ALF	TSSOP-20	4	80	25	200	3.3	15	Spread Spectrum Clock Generator			
972-557GI-05ALF	557GI-05ALF	TSSOP-20	4	80	25	200	3.3	15	Spread Spectrum Clock Generator			
972-5V927PGGI	5V927PGGI	TSSOP-16	4	155	80	160	3.3	-	Clock Generator			
972-5P49EE502NDGI	5P49EE502NDGI	QFN-20	5	80	40	120	1.8	-	Low Power Clock Generator			
972-5V49EE504NLGI	5V49EE504NLGI	QFN-24	5	80	200	200	3.3	-	Programmable Clock Generator			
972-5V49EE502NLGI	5V49EE502NLGI	QFN-24	5	80	200	500	3.3	68	Programmable Clock Generator			
972-5P49EE601NLGI	5P49EE601NLGI	QFN-24	6	80	40	120	1.8	-	Low Power Clock Generator			
972-5P49EE602NLGI	5P49EE602NLGI	QFN-24	6	80	40	120	1.8	-	Low Power Clock Generator			
972-5V19EE604NDGI	5V19EE604NDGI	QFN-28	6	80	200	200	3.3	-	VCXO Clock Generator			
972-5V49EE704NDGI	5V49EE704NDGI	QFN-28	7	80	200	200	3.3	-	Programmable Clock Generator			
972-5V49EE702NDGI	5V49EE702NDGI	QFN-28	7	80	200	500	3.3	68	Programmable Clock Generator			
972-87008AGILF	87008AGILF	TSSOP-24	8	0	0	250	3.3	54	LVCMOS/LVTTL Clock Generator			
972-9FGV0831CKLF	9FGV0831CKLF	MLF-48	8	50	27	100	1.7 to 1.9	35	PCI Express Clock Generator			
972-9FGV0841AKLF	9FGV0841AKLF	MLF-48	8	50	27	100	1.7 to 1.9	35	PCI Express Clock Generator			
972-5P49EE801NDGI	5P49EE801NDGI	QFN-28	8	80	40	120	1.8	-	Low Power Clock Generator			
972-5P49EE802NDGI	5P49EE802NDGI	QFN-28	8	80	40	120	1.8	-	Low Power Clock Generator			
972-MPC9817EN	MPC9817EN	QSOP-20	8	150	25	66	3.3	8	Clock Generator			
972-5V928PGGI	5V928PGGI	TSSOP-24	8	155	80	160	3.3	-	Clock Generator			
972-870919BRILF	870919BRILF	QSOP-28	8	165	100	160	3.3	-	LVCMOS Clock Generator			
972-5V49EE904NLGI	5V49EE904NLGI	QFN-32	9	80	200	200	3.3	-	Programmable Clock Generator			
972-5V49EE901NLGI	5V49EE901NLGI	QFN-32	9	80	200	500	3.3	68	Programmable Clock Generator			
972-87946AYILF	87946AYILF	TQFP-32	10	0	150	150	3.3	85	LVCMOS/LVTTL Clock Generator			
972-MK1491-06RLF	MK1491-06RLF	QSOP-28	10	250	14.318	49.152	3.3	3	System Clock			
972-MK1491-09FILN	MK1491-09FILN	SSOP-28	12	300	14.318	66	3.3	6	System Clock			
972-MK1491-09FLN	MK1491-09FLN	SSOP-28	12	300	14.318	66	3.3	6	System Clock			
972-873991AYLF	873991AYLF	TQFP-48	14	50	125	400	3.3	15	ECL/LVPECL Clock Generator			
972-9UMS9001AKLF	9UMS9001AKLF	QFN-56	14	85	15	0	3.3	8	PC Main Clock			
972-9LPRS436CGILF	9LPRS436CGILF	TSSOP-48	14	85	27	0	3.3	115	Low Power Clock Generator			
972-9LPRS436CGLF	9LPRS436CGLF	TSSOP-48	14	85	27	0	3.3	115	Low Power Clock Generator			
972-9LPRS436CKILF	9LPRS436CKILF	QFN-48	14	85	27	0	3.3	115	Low Power Clock Generator			
972-87973DYILF	87973DYILF	TQFP-48	14	100	120	125	3.3	225	LVCMOS/LVTTL Clock Generator			
972-9FGP202AKLF	9FGP202AKLF	QFN-40	14	250	25	400	3.3	2	Frequency Timing Generator			
972-87974CYILF	87974CYILF	TQFP-48	15	100	0	125	3.3	121	LVCMOS/LVTTL Clock Generator			
972-9EPRS525AGILF	9EPRS525AGILF	SSOP-56	19	85	14.318	0	3.3	115	System Clock			
972-9EPRS525AGLF	9EPRS525AGLF	SSOP-56	19	85	14.318	0	3.3	115	System Clock			
972-9LPRS525AFLF	9LPRS525AFLF	SSOP-56	19	85	15	400	3.3	15	System Clock			
972-9LPRS525AGILF	9LPRS525AGILF	SSOP-56	19	85	15	400	3.3	15	System Clock			
972-9LPRS525AGLF	9LPRS525AGLF	SSOP-56	19	85	15	400	3.3	15	System Clock			
972-9ERS3165BGILF	9ERS3165BGILF	TSSOP-64	21	85	14.318	0	3.3	95	System Clock			
972-9ERS3165BKILF	9ERS3165BKILF	QFN-64	21	85	14.318	0	3.3	95	System Clock			
972-932S203AGLF	932S203AGLF	SSOP-56	23	60	14.318	66.66	3.3	23	Frequency Generator			
972-9EPRS488CKLF	9EPRS488CKLF	QFN-72	25	150	14.318	0	3.3	175	System Clock			

BUFFERS AND LINE DRIVERS

For quantities greater than listed, call for quote.

MOUSER STOCK NO.	IDT Part No.	Package	No. of Outputs	Input Level	Output Level	Max Input Freq. (mhZ)	Max Output Freq. (MHz)	Supply Current (mA)	Supply Voltage (V) Max.	Min.	Price Each 1	10	100
972-932S208DGLF	932S208DGLF	SSOP-56	-	-	-	14.31818	400	350	3.135	3.465			
972-5V41064NLG	5V41064NLG	QFN-16	1	-	-	25	100	70	3.135	3.465			
972-5V41064NLGI	5V41064NLGI	QFN-16	1	-	-	25	100	70	3.135	3.465			
972-874001AGI-02LF	874001AGI-02LF	TSSOP-20	1	HCSL, LVDS, LVHSTL, LVPACL, SSTL	LVDS	128	640	70	2.375	2.625			
972-874001AGI-05LF	874001AGI-05LF	TSSOP-20	1	HCSL, LVDS, LVHSTL, LVPACL, SSTL	LVDS	128	640	75	3	3.6			
972-MK1714-01RLF	MK1714-01RLF	QSOP-20	1	-	-	140	150	40	3	5.5			
972-MK2058-01SILF	MK2058-01SILF	SOIC-20	1	-	CMOS, TTL	-	27	10	3.15	3.45			
972-MK2059-01SILF	MK2059-01SILF	SOIC-20	1	-	CMOS, TTL	-	27	10	3.15	3.45			
972-MPC9229AC	MPC9229AC	TQFP-48	1	-	-	-	400	100	3.135	3.465			
972-844002AGI-01LF	844002AGI-01LF	TSSOP-20	2	LVTTL, LVCMOS	LVDS	25	170	98	2.375	2.625			
972-8431AM-21LF	8431AM-21LF	SOIC-28	2	-	LVPECL	25	350	155	3.135	3.465			
972-MK2716SLF	MK2716SLF	SOIC-8	2	-	-	27	74.25	30	3	5.5			
972-MK2703BSLF	MK2703BSLF	SOIC-8	2	-	-	27	-	25	3.13	5.5			
972-MK2703SILF	MK2703SILF	SOIC-8	2	-	-	27	-	25	3.13	5.5			
972-307M-02ILF	307M-02ILF	SOIC-16	2	-	-	50	180	26	3	5.5			
972-307M-02LF	307M-02LF	SOIC-16	2	-	-	50	200	26	3	5.5			
972-8402AYLF	8402AYLF	TQFP-32	2	-	LVTTL, LVCMOS	50	350	125	3.135	3.465			
972-9DB202CGLF	9DB202CGLF	TSSOP-20	2	HCSL, LVDS, LVHSTL, LVPACL, SSTL	HCSL	140	140	112	3.135	3.465			
972-MPC92432AE	MPC92432AE	TQFP-48	2	-	-	-	1360	150	3.135	3.465			
972-932S421BGLF	932S421BGLF	SSOP-56	3	-	-	14.31818	48	350	3.135	3.465			
972-8432BY-51LF	8432BY-51LF	TQFP-32	3	-	LVPECL	25	700	135	3.135	3.465			
972-8430AY-61LF	8430AY-61LF	TQFP-32	3	-	LVPECL	50	500	155	3.135	3.465			
972-8430AYI-61LF	8430AYI-61LF	TQFP-32	3	-	LVPECL	50	500	155	3.135	3.465			
972-8442AYLF	8442AYLF	TQFP-32	3	LVTTL, LVCMOS	LVDS	50	700	155	3.135	3.465			
972-874002AGLF	874002AGLF	TSSOP-20	3	HCSL, LVDS, LVHSTL, LVPACL, SSTL	LVDS	128	160	80	3.135	3.465			
972-874003AG-02LF	874003AG-02LF	TSSOP-20	3	HCSL, LVDS, LVHSTL, LVPACL, SSTL	LVDS	128	320	75	3.135	3.465			
972-874003AGI-02LF	874003AGI-02LF	TSSOP-20	3	HCSL, LVDS, LVHSTL, LVPACL, SSTL	LVDS	128	320	75	3.135	3.465			
972-874003AGLF	874003AGLF	TSSOP-20	3	HCSL, LVDS, LVHSTL, LVPACL, SSTL	LVDS	128	320	75	3.135	3.465			
972-874003BG-05LF	874003BG-05LF	TSSOP-20	3	HCSL, LVDS, LVHSTL, LVPACL, SSTL	LVDS	128	320	75	3.135	3.465			

© Copyright 2014 Mouser Electronics
© Copyright 2014 Mouser Electronics

IDT Analog ICs

BUFFERS AND LINE DRIVERS (CONT.)

For quantities greater than listed, call for quote.

MOUSER STOCK NO.	IDT Part No.	Package	No. of Outputs	Input Level	Output Level	Max Input Freq. (mhZ)	Max Output Freq. (MHz)	Supply Current (mA)	Supply Voltage (V) Max.	Supply Voltage (V) Min.	Price Each 1	Price Each 10	Price Each 100
972-874003DGI-02LF	874003DGI-02LF	TSSOP-20	3	HCSL, LVDS, LVHSTL, LVPACL, SSTL	LVDS	128	320	75	3.135	3.465			
972-307G-03LF	307G-03LF	TSSOP-16	3	-	-	300	270	24	3	3.6			
972-307GI-03LF	307GI-03LF	TSSOP-16	3	-	-	300	270	24	3	3.6			
972-5V41066PGG	5V41066PGG	TSSOP-20	4	-	-	25	200	115	3.135	3.465			
972-5V41066PGGI	5V41066PGGI	TSSOP-20	4	-	-	25	200	115	3.135	3.465			
972-9FG104DGILF	9FG104DGILF	TSSOP-28	4	-	HCSL	25	400	125	3.135	3.465			
972-9FG104DGLF	9FG104DGLF	TSSOP-28	4	-	HCSL	25	400	125	3.135	3.465			
972-8741004AGLF	8741004AGLF	TSSOP-24	4	HCSL, LVDS, LVHSTL, LVPACL, SSTL	LVDS	128	160	45	3.135	3.465			
972-MK2069-01GILF	MK2069-01GILF	SSOP-56	4	-	CMOS, TTL	170	160	20	3.15	3.45			
972-932SQ420DGLF	932SQ420DGLF	TSSOP-64	5	-	-	25	133.33	380	3.135	3.465			
972-MK2745-21SLF	MK2745-21SLF	SOIC-16	5	-	-	27	-	37	3	5.5			
972-1523MLF	1523MLF	SOIC-24	5	-	-	100	250	25	3	3.6			
972-874005AGLF	874005AGLF	TSSOP-24	5	HCSL, LVDS, LVHSTL, LVPACL, SSTL	LVDS	128	160	85	3.135	3.465			
972-874005AG-04LF	874005AG-04LF	TSSOP-24	5	HCSL, LVDS, LVHSTL, LVPACL, SSTL	LVDS	128	320	80	3.135	3.465			
972-9DB206CFLF	9DB206CFLF	SSOP-28	6	HCSL, LVDS, LVHSTL, LVPACL, SSTL	HCSL	140	140	112	3.135	3.465			
972-9DB306BLLF	9DB306BLLF	TSSOP-28	6	HCSL, LVDS, LVHSTL, LVPACL, SSTL	HCSL	140	140	112	3.135	3.465			
972-841608AKILF	841608AKILF	QFN-32	8	-	LVTTL, LVCMOS	25	125	87	3.135	3.465			
972-9FG108DGILF	9FG108DGILF	TSSOP-48	8	-	HCSL	25	400	215	3.135	3.465			
972-308RLF	308RLF	QSOP-20	9	-	-	50	200	25	3	3.6			
972-9LPR501SGLF	9LPR501SGLF	TSSOP-64	22	-	-	14.31818	-	135	3.135	3.465			

DIGITAL BUS SWITCH ICS

For quantities greater than listed, call for quote.

MOUSER STOCK NO.	IDT Part No.	Package	No. of Switches	Max On Resistance (Ω)	Propagation Delay Time	Supply Current (mA)	Supply Voltage (V) Max.	Supply Voltage (V) Min.	Maximum Power Dissipation (W)	Price Each 1	Price Each 10	Price Each 100
972-72V8985JG	72V8985JG	PLCC-44	1	-	-	0.003	3	3.6	1			
972-QS3306AS1G	QS3306AS1G	SOIC-8	2	15	0.25	0.003	4.75	5.25	0.5			
972-QS3VH125QG	QS3VH125QG	QSOP-16	4	9	0.2	2	2.3	3.6	-			
972-QS3VH125QG8	QS3VH125QG8	QSOP-16	4	9	0.2	2	2.3	3.6	-			
972-QS3VH125S1G	QS3VH125S1G	SOIC-14	4	9	0.2	2	2.3	3.6	-			
972-QS3VH126QG	QS3VH126QG	QSOP-16	4	9	0.2	2	2.3	3.6	-			
972-QS3VH126QG8	QS3VH126QG8	QSOP-16	4	9	0.2	2	2.3	3.6	-			
972-QS3VH126S1G	QS3VH126S1G	SOIC-14	4	9	0.2	2	2.3	3.6	-			
972-QS3125QG	QS3125QG	QSOP-16	4	15	0.25	0.003	4.75	5.25	0.5			
972-QS3125QG8	QS3125QG8	QSOP-16	4	15	0.25	0.003	4.75	5.25	0.5			
972-QS3125S1G	QS3125S1G	SOIC-14	4	15	0.25	0.003	4.75	5.25	0.5			
972-QS3126QG	QS3126QG	QSOP-16	4	15	0.25	0.003	4.75	5.25	0.5			
972-QS3126S1G	QS3126S1G	SOIC-14	4	15	0.25	0.003	4.75	5.25	0.5			
972-74CBTLV3125PGG	74CBTLV3125PGG	TSSOP-14	4	40	0.25	-	2.3	3.6	-			
972-74CBTLV3384PGG	74CBTLV3384PGG	TSSOP-24	4	40	0.25	-	2.3	3.6	-			
972-QS3VH245PAG	QS3VH245PAG	TSSOP-20	8	9	0.2	2	2.3	3.6	-			
972-QS3VH245PAG8	QS3VH245PAG8	TSSOP-20	8	9	0.2	2	2.3	3.6	-			
972-QS3VH245QG	QS3VH245QG	QSOP-20	8	9	0.2	2	2.3	3.6	-			
972-QS3244QG	QS3244QG	QSOP-20	8	12	0.25	0.003	4.75	5.25	0.5			
972-QS3245QG	QS3245QG	QSOP-20	8	15	0.25	0.003	4.75	5.25	0.5			
972-QS3245QG8	QS3245QG8	QSOP-20	8	15	0.25	0.003	4.75	5.25	0.5			
972-QS32245QG	QS32245QG	QSOP-20	8	40	1.25	0.003	4.75	5.25	0.5			
972-QS3VH2245PAG	QS3VH2245PAG	TSSOP-20	8	40	1.35	2	2.3	3.6	-			
972-QS3VH2245QG	QS3VH2245QG	QSOP-20	8	40	1.35	2	2.3	3.6	-			
972-QS3VH384QG	QS3VH384QG	QSOP-24	10	9	0.2	2	2.3	3.6	-			
972-QS3VH861QG	QS3VH861QG	QSOP-24	10	9	0.2	2	2.3	3.6	-			
972-QS3861PAG	QS3861PAG	TSSOP-24	10	15	0.25	0.0002	4.75	5.25	0.5			
972-QS3861PAG8	QS3861PAG8	TSSOP-24	10	15	0.25	0.0002	4.75	5.25	0.5			
972-QS3861QG	QS3861QG	QSOP-24	10	15	0.25	0.0002	4.75	5.25	0.5			
972-QS3861QG8	QS3861QG8	QSOP-24	10	15	0.25	0.0002	4.75	5.25	0.5			
972-QS3383QG	QS3383QG	QSOP-24	10	15	0.25	1.5	4.75	5.25	0.5			
972-QS3383QG8	QS3383QG8	QSOP-24	10	15	0.25	1.5	4.75	5.25	0.5			
972-QS3384PAG	QS3384PAG	TSSOP-24	10	15	0.25	1.5	4.75	5.25	0.5			
972-QS3384QG	QS3384QG	QSOP-24	10	15	0.25	1.5	4.75	5.25	0.5			
972-QS3VH16233PAG	QS3VH16233PAG	SSOP-56	16	9	0.2	1.5	2.3	3.6	-			
972-QS32XVH245Q2G	QS32XVH245Q2G	QVSOP-40	16	9	0.2	4	2.3	3.6	-			
972-QS32XVH245Q2G8	QS32XVH245Q2G8	QVSOP-40	16	9	0.2	4	2.3	3.6	-			
972-QS32X245Q2G	QS32X245Q2G	QVSOP-40	16	15	0.25	0.006	4.75	5.25	0.92			
972-QS32X2245Q2G	QS32X2245Q2G	QVSOP-40	16	40	1.25	0.006	4.75	5.25	0.92			
972-QS32XVH2245Q2G	QS32XVH2245Q2G	QVSOP-40	16	40	1.35	4	3	3.6	-			
972-QS3VH16210PAG	QS3VH16210PAG	TSSOP-48	20	9	0.2	1.5	2.3	3.6	-			
972-QS3VH16861PAG	QS3VH16861PAG	TSSOP-48	20	9	0.2	1.5	2.3	3.6	-			
972-QS32X861Q1G	QS32X861Q1G	QVSOP-48	20	15	0.25	0.006	4.75	5.25	0.5			
972-QS32X384Q1G	QS32X384Q1G	QVSOP-48	20	15	0.25	3	4.75	5.25	0.5			
972-QS3VH16212PAG	QS3VH16212PAG	SSOP-56	24	9	0.2	1.5	2.3	3.6	-			
972-QS34XVH245Q3G	QS34XVH245Q3G	QVSOP-80	32	9	0.2	8	2.3	3.6	-			
972-QS34X245Q3G	QS34X245Q3G	QVSOP-80	32	15	0.25	0.012	4.75	5.25	1.4			
972-QS34X2245Q3G	QS34X2245Q3G	QVSOP-80	32	40	1.25	0.012	4.75	5.25	1.4			
972-QS34XVH2245Q3G	QS34XVH2245Q3G	QVSOP-80	32	40	1.35	8	2.3	3.6	-			

MULTIPLEXER

For quantities greater than listed, call for quote.

MOUSER STOCK NO.	IDT Part No.	Package/ Case	No. of Input Lines	No. of Output Lines	No. of Bits	Propagation Delay Time	Supply Voltage (V) Max.	Supply Voltage (V) Min.	Price Each 1	Price Each 10	Price Each 100
972-83052AGI-01LF	83052AGI-01LF	TSSOP-16	2	1	2	3ns	1.8	3.3			
972-83054AGI-01LF	83054AGI-01LF	TSSOP-16	2	1	4	2.5ns	3.135	3.465			
972-74FCT157CTQG8	74FCT157CTQG8	QSOP-16	2	1	4	5.2ns	4.75	5.25			
972-83056AGI-01LF	83056AGI-01LF	TSSOP-20	2	1	6	2.5ns	1.8	3.3			
972-74CBTLV3257PGG	74CBTLV3257PGG	TSSOP-16	2	1	8	0.25ns	2.3	3.6			
972-74CBTLV3257QG	74CBTLV3257QG	QSOP-16	2	1	8	0.25ns	2.3	3.6			
972-557G-08LF	557G-08LF	TSSOP-16	2	1	-	-	3.135	3.465			
972-5V41068APGG	5V41068APGG	TSSOP-16	2	1	-	-	3.135	3.465			
972-5V41068APGGI	5V41068APGGI	TSSOP-16	2	1	-	-	3.135	3.465			
972-QS3VH257PAG	QS3VH257PAG	TSSOP-16	2	1	-	0.2ns	2.3	3.6			
972-QS3VH257PAG8	QS3VH257PAG8	TSSOP-16	2	1	-	0.2ns	2.3	3.6			
972-QS3VH257QG	QS3VH257QG	QSOP-16	2	1	-	0.2ns	2.3	3.6			
972-QS3VH257QG8	QS3VH257QG8	QSOP-16	2	1	-	0.2ns	2.3	3.6			
972-QS3VH257S1G	QS3VH257S1G	SOIC-16	2	1	-	0.2ns	2.3	3.6			
972-QS3VH257S1G8	QS3VH257S1G8	SOIC-16	2	1	-	0.2ns	2.3	3.6			
972-QS3257QG	QS3257QG	QSOP-16	2	1	-	0.25ns	4.75	5.25			
972-QS3257QG8	QS3257QG8	QSOP-16	2	1	-	0.25ns	4.75	5.25			
972-QS3257S1G	QS3257S1G	SOIC-16	2	1	-	0.25ns	4.75	5.25			
972-85356AGILF	85356AGILF	TSSOP-20	2	1	-	1.15ns	3	3.6			

© Copyright 2014 Mouser Electronics
© Copyright 2014 Mouser Electronics

IDT Analog ICs

MULTIPLEXER (CONT.)

For quantities greater than listed, call for quote.

MOUSER STOCK NO.	IDT Part No.	Package/ Case	No. of Input Lines	No. of Output Lines	No. of Bits	Propagation Delay Time	Supply Voltage (V) Max.	Supply Voltage (V) Min.	Price Each 1	Price Each 10	Price Each 100
972-83052AGILF	83052AGILF	TSSOP-16	2	1	-	2.4ns	3.135	3.465			
972-580M-01ILF	580M-01ILF	SOIC-16	2	2	-	-	2.5	5.5			
972-557G-06LF	557G-06LF	TSSOP-20	2	4	-	-	3.135	3.465			
972-581G-01ILF	581G-01ILF	TSSOP-16	2	4	-	-	3	5.5			
972-581G-01LF	581G-01LF	TSSOP-16	2	4	-	-	3	5.5			
972-5V41067APGG	5V41067APGG	TSSOP-20	2	4	-	-	3.135	3.465			
972-74CBTLV3253PGG	74CBTLV3253PGG	TSSOP-16	4	1	8	0.25ns	2.3	3.6			
972-QS3VH253PAG	QS3VH253PAG	TSSOP-16	4	1	-	0.2ns	2.3	3.6			
972-QS3VH253QG	QS3VH253QG	QSOP-16	4	1	-	0.2ns	2.3	3.6			
972-QS3253QG	QS3253QG	QSOP-16	4	1	-	0.25ns	4.75	5.25			
972-QS3253S1G	QS3253S1G	SOIC-16	4	1	-	0.25ns	4.75	5.25			
972-QS3253S1G8	QS3253S1G8	SOIC-16	4	1	-	0.25ns	4.75	5.25			
972-83054AGILF	83054AGILF	TSSOP-16	4	1	-	2.7ns	1.8	3.3			
972-854S057AGILF	854S057AGILF	TSSOP-20	4	1	-	800ps	-	2.5			
972-854S057BGILF	854S057BGILF	TSSOP-20	4	1	-	800ps	-	2.5			
972-83056AGILF	83056AGILF	TSSOP-16	6	1	-	2.7ns	1.8	3.3			
972-74CBTLV3251QG	74CBTLV3251QG	TSSOP-16	8	1	8	0.25ns	2.3	3.6			
972-QS3VH251PAG	QS3VH251PAG	TSSOP-16	8	1	-	0.2ns	2.3	3.6			
972-QS3VH251QG	QS3VH251QG	QSOP-16	8	1	-	0.2ns	2.3	3.6			
972-QS3251QG	QS3251QG	QSOP-16	8	1	-	0.25ns	4.75	5.25			
972-QS3251QG8	QS3251QG8	QSOP-16	8	1	-	0.25ns	4.75	5.25			
972-83058AGILF	83058AGILF	TSSOP-16	8	1	-	2.4ns	1.8	3.3			
972-854S058AGILF	854S058AGILF	TSSOP-24	8	1	-	600ps	3.135	3.465			
972-QS32390QG	QS32390QG	QSOP-28	16	8	-	1.25ns	4.75	5.25			

ETHERNET ICS

For quantities greater than listed, call for quote.

MOUSER STOCK NO.	IDT Part No.	Package	Auto Negotiation	Communication Mode	Data Rate	Ethernet Connection Type	Standard Supported	Supply Current (Max)	Supply Voltage (V) Max.	Supply Voltage (V) Min.	Type	Price Each 1	Price Each 10
972-1893AFLF	1893AFLF	SSOP-48	Yes	PHY	10/100Mbps	100Base-TX, 10Base-T	IEEE 802.3	160mA	3.47	3.14	Integrated PHY Transceiver		

SMPTE TIME CODE RECEIVER/GENERATOR

For quantities greater than listed, call for quote.

MOUSER STOCK NO.	IDT Part No.	Package	Operating Supply Voltage (V)	Supply Current (mA)	Output Power (W)	Price Each 1	Price Each 10	Price Each 100
972-2008BY-10LF	2008BY-10LF	TQFP-44	5	50	1			

MULTIPLEXER SWITCH ICS

For quantities greater than listed, call for quote.

MOUSER STOCK NO.	IDT Part No.	Package	Bandwidth (MHz)	No. of Channels	Switch Configuration	On Resistance (Max) (Ω)	Supply Current (μA)	Supply Voltage (V) Max.	Supply Voltage (V) Min.	Maximum Power Dissipation (W)	Price Each 1	Price Each 10	Price Each 100
972-QS4A210QG	QS4A210QG	QSOP-16	700	2	SP4T	17	3	5.25	4.75	0.7			
972-QS4A205QG	QS4A205QG	QSOP-16	830	4	SPDT	17	3	5.25	4.75	0.7			

PERIPHERAL DRIVERS AND COMPONENTS (PCIS)

For quantities greater than listed, call for quote.

MOUSER STOCK NO.	IDT Part No.	Package	Description/Function	Operating Supply Voltage (V)	Price Each 1	Price Each 10	Price Each 100
972-HPES24T3G2ZCALG	89HPES24T3G2ZCALG	BGA-324	3-port Gen2 PCIe	-			
972-CA91C142D-33CE	CA91C142D-33CE	BGA-313	VME to PCI bridge	5			
972-CA91C142D-33CEV	CA91C142D-33CEV	BGA-313	VME to PCI bridge	5			
972-CA91C142D-33IE	CA91C142D-33IE	BGA-313	VME to PCI bridge	5			
972-TSI340-66CQY	TSI340-66CQY	TQFP-100	PCI to PCI bridge	-			
972-TSI350-66CQY	TSI350-66CQY	PQFP-208	PCI to PCI bridge	-			
972-TSI381-66ILV	TSI381-66ILV	BGA-144	PCIe to PCI bridge	-			
972-TSI384-133ILV	TSI384-133ILV	BGA-256	PCIe to PCI-X bridge	-			

STANDARD CLOCK OSCILLATORS

For quantities greater than listed, call for quote.

MOUSER STOCK NO.	IDT Part No.	Package	Frequency (KHz)	Frequency Stability (PPM)	Load Capacitance (pF)	Output Format	Supply Voltage (V)	Price Each 1	Price Each 10	Price Each 100
972-MK3200SLF	MK3200SLF	SOIC-8	32.768	30	12	CMOS	2.5 to 5			

VCXO OSCILLATORS

For quantities greater than listed, call for quote.

MOUSER STOCK NO.	IDT Part No.	Package	Duty Cycle (Max) (%)	Frequency (MHz)	Frequency Stability (PPM)	Load Capacitance (pF)	Output Format	Supply Voltage (V)	Price Each 1	Price Each 10	Price Each 100
972-MK3727DLF	MK3727DLF	SOIC-8	55	24 to 36	115	14	CMOS	3.3			
972-MK3722GLF	MK3722GLF	TSSOP-16	60	27	100	5	CMOS	3.3			
972-MK3771-17RLF	MK3771-17RLF	SSOP-28	60	27	100	5	CMOS, TTL	3.3			

TELECOM LINE MANAGEMENT ICS

For quantities greater than listed, call for quote.

MOUSER STOCK NO.	IDT Part No.	Package	Product	Interface Type	Maximum Clock Frequency (MHz)	Maximum Power Dissipation (mW)	Supply Current (mA)	Supply Voltage (V) Min.	Supply Voltage (V) Max.	Price Each 1	Price Each 10	Price Each 100
972-82P2281PFG	82P2281PFG	TQFP-80	Long Haul/Short Haul Transceivers	JTAG, SPI	2	225	15	3	3.6			
972-82P2282PFG	82P2282PFG	TQFP-100	Long Haul/Short Haul Transceivers	JTAG, SPI	2	270	20	3	3.6			
972-82P2284BBG	82P2284BBG	BGA-208	Long Haul/Short Haul Transceivers	JTAG, SPI	2	450	-	3	3.6			
972-82V2048EBBG	82V2048EBBG	BGA-208	Short Haul Line Interface Units	JTAG, SPI	49.152	2630	100	3.13	3.47			

PROGRAMMABLE TIMING CONTROL HUB FOR P4

CK-408 clock for Intel 845 Chipset with P4 Processor

For quantities greater than listed, call for quote.

MOUSER STOCK NO.	IDT Part No.	Package	Input Frequency (MHz)	Supply Current (mA)	Supply Voltage (V) Min.	Supply Voltage (V) Max.	Price Each 1	Price Each 10	Price Each 100
972-950201AFLF	950201AFLF	TSSOP-56	14.318	245	3	3.6			
972-950201AGLF	950201AGLF	SSOP-56	14.318	245	3	3.6			

TRANSLATION - VOLTAGE LEVELS

For quantities greater than listed, call for quote.

MOUSER STOCK NO.	IDT Part No.	Package	Type	Propagation Delay Time	Supply Current (mA)	Supply Voltage (Max.) (V) Min.	Supply Voltage (Max.) (V) Max.	Price Each 1	Price Each 10	Price Each 100
972-83021AMILF	83021AMILF	SOIC-8	LVCMOS/LVTTL Translator	2ns	20	2.5	3.3			
972-83023AMILF	83023AMILF	SOIC-8	LVCMOS Translator/Buffer	2.1ns	20	3.6	3			
972-MC100ES60T22EF	MC100ES60T22EF	SOIC-8	Dual LVTTL/LVCMOS to LVPECL Translator	280ps	0.015	3.8	3.135			
972-MC100ES60T23EF	MC100ES60T23EF	SOIC-8	Dual LVPECL to LVTTL Translator	1.75ns	19	3.6	3			

STANDARD CLOCK OSCILLATORS

For quantities greater than listed, call for quote.

MOUSER STOCK NO.	IDT Part No.	Package	No. of Channels	Comparator Type	Output Type	Supply Current (Max) (mA)	Supply Volt. (Max.) (V) Min.	Supply Volt. (Max.) (V) Max.	Price Each 1	Price Each 10	Price Each 100
972-74FCT521ATSOG	74FCT521ATSOG	SOIC-20	8	Identity	Open Drain	4.5	4.75	5.25			

© Copyright 2014 Mouser Electronics
© Copyright 2014 Mouser Electronics

DIGITAL POTENTIOMETER ICS

For quantities greater than listed, call for quote.

MOUSER STOCK NO.	Intersil Part No.	Package	Channels	Taps	Memory Type	Interface Type	Resistance Options (kΩ)	VCC (V) Min.	VCC (V) Max.	ICC (µA)	Resistance Taper	Price Each 1	25	100	250
968-ISL23318TFRUZT7A	ISL23318TFRUZ-T7A	uTQFN-10	1	128	Volatile	I2C	10, 50, 100	1.7	5.5	18	Linear				
968-ISL23318TFUZ-T7A	ISL23318TFUZ-T7A	MSOP-10	1	128	Volatile	I2C	10, 50, 100	1.7	5.5	18	Linear				
968-ISL23318UFRUZT7A	ISL23318UFRUZ-T7A	uTQFN-10	1	128	Volatile	I2C	10, 50, 100	1.7	5.5	18	Linear				
968-ISL23318UFUZ-T7A	ISL23318UFUZ-T7A	MSOP-10	1	128	Volatile	I2C	10, 50, 100	1.7	5.5	18	Linear				
968-ISL23318WFRUZT7A	ISL23318WFRUZ-T7A	uTQFN-10	1	128	Volatile	I2C	10, 50, 100	1.7	5.5	18	Linear				
968-ISL23318WFUZ-T7A	ISL23318WFUZ-T7A	MSOP-10	1	128	Volatile	I2C	10, 50, 100	1.7	5.5	18	Linear				
968-ISL23418TFRUZT7A	ISL23418TFRUZ-T7A	uTQFN-10	1	128	Volatile	I2C	10, 50, 100	1.7	5.5	100	Linear				
968-ISL23418TFUZ-T7A	ISL23418TFUZ-T7A	MSOP-10	1	128	Volatile	I2C	10, 50, 100	1.7	5.5	100	Linear				
968-ISL23418UFRUZT7A	ISL23418UFRUZ-T7A	uTQFN-10	1	128	Volatile	I2C	10, 50, 100	1.7	5.5	100	Linear				
968-ISL23418UFUZ-T7A	ISL23418UFUZ-T7A	MSOP-10	1	128	Volatile	I2C	10, 50, 100	1.7	5.5	100	Linear				
968-ISL23418WFRUZT7A	ISL23418WFRUZ-T7A	uTQFN-10	1	128	Volatile	I2C	10, 50, 100	1.7	5.5	100	Linear				
968-ISL23418WFUZ-T7A	ISL23418WFUZ-T7A	MSOP-10	1	128	Volatile	I2C	10, 50, 100	1.7	5.5	100	Linear				
968-ISL23328TFRUZT7A	ISL23328TFRUZ-T7A	uTQFN-16	2	128	Volatile	I2C	10, 50, 100	1.7	5.5	3	Linear				
968-ISL23328TFVZ-T7A	ISL23328TFVZ-T7A	TSSOP-14	2	128	Volatile	I2C	10, 50, 100	1.7	5.5	3	Linear				
968-ISL23328UFRUZT7A	ISL23328UFRUZ-T7A	uTQFN-16	2	128	Volatile	I2C	10, 50, 100	1.7	5.5	3	Linear				
968-ISL23328UFVZ-T7A	ISL23328UFVZ-T7A	TSSOP-14	2	128	Volatile	I2C	10, 50, 100	1.7	5.5	3	Linear				
968-ISL23328WFRUZT7A	ISL23328WFRUZ-T7A	uTQFN-16	2	128	Volatile	I2C	10, 50, 100	1.7	5.5	3	Linear				
968-ISL23328WFVZ-T7A	ISL23328WFVZ-T7A	TSSOP-14	2	128	Volatile	I2C	10, 50, 100	1.7	5.5	3	Linear				
968-ISL23348TFRZ-T7A	ISL23348TFRZ-T7A	QFN-20	2	128	Volatile	I2C	10, 50, 100	1.7	5.5	5	Linear				
968-ISL23348TFVZ-T7A	ISL23348TFVZ-T7A	TSSOP-20	2	128	Volatile	I2C	10, 50, 100	1.7	5.5	5	Linear				
968-ISL23348UFRZ-T7A	ISL23348UFRZ-T7A	QFN-20	2	128	Volatile	I2C	10, 50, 100	1.7	5.5	5	Linear				
968-ISL23348UFVZ-T7A	ISL23348UFVZ-T7A	TSSOP-20	2	128	Volatile	I2C	10, 50, 100	1.7	5.5	5	Linear				
968-ISL23348WFRZ-T7A	ISL23348WFRZ-T7A	QFN-20	2	128	Volatile	I2C	10, 50, 100	1.7	5.5	5	Linear				
968-ISL23348WFVZ-T7A	ISL23348WFVZ-T7A	TSSOP-20	2	128	Volatile	I2C	10, 50, 100	1.7	5.5	5	Linear				
968-ISL23428TFRUZT7A	ISL23428TFRUZ-T7A	uTQFN-16	2	128	Volatile	SPI	10, 50, 100	1.7	5.5	4	Linear				
968-ISL23428TFVZ-T7A	ISL23428TFVZ-T7A	TSSOP-14	2	128	Volatile	SPI	10, 50, 100	1.7	5.5	4	Linear				
968-ISL23428UFRUZT7A	ISL23428UFRUZ-T7A	uTQFN-16	2	128	Volatile	SPI	10, 50, 100	1.7	5.5	4	Linear				
968-ISL23428UFVZ-T7A	ISL23428UFVZ-T7A	TSSOP-14	2	128	Volatile	SPI	10, 50, 100	1.7	5.5	4	Linear				
968-ISL23428WFRUZT7A	ISL23428WFRUZ-T7A	uTQFN-16	2	128	Volatile	SPI	10, 50, 100	1.7	5.5	4	Linear				
968-ISL23428WFVZ-T7A	ISL23428WFVZ-T7A	TSSOP-14	2	128	Volatile	SPI	10, 50, 100	1.7	5.5	4	Linear				
968-ISL23325TFRUZT7A	ISL23325TFRUZ-T7A	uTQFN-16	2	256	Volatile	I2C	10, 50, 100	1.7	5.5	3	Linear				
968-ISL23325TFVZ-T7A	ISL23325TFVZ-T7A	TSSOP-14	2	256	Volatile	I2C	10, 50, 100	1.7	5.5	3	Linear				
968-ISL23325UFRUZT7A	ISL23325UFRUZ-T7A	uTQFN-16	2	256	Volatile	I2C	10, 50, 100	1.7	5.5	3	Linear				
968-ISL23325UFVZ-T7A	ISL23325UFVZ-T7A	TSSOP-14	2	256	Volatile	I2C	10, 50, 100	1.7	5.5	3	Linear				
968-ISL23325WFRUZT7A	ISL23325WFRUZ-T7A	uTQFN-16	2	256	Volatile	I2C	10, 50, 100	1.7	5.5	3	Linear				
968-ISL23325WFVZ-T7A	ISL23325WFVZ-T7A	TSSOP-14	2	256	Volatile	I2C	10, 50, 100	1.7	5.5	3	Linear				
968-ISL23425TFRUZT7A	ISL23425TFRUZ-T7A	uTQFN-16	2	256	Volatile	SPI	10, 50, 100	1.7	5.5	4	Linear				
968-ISL23425TFVZ-T7A	ISL23425TFVZ-T7A	TSSOP-14	2	256	Volatile	SPI	10, 50, 100	1.7	5.5	4	Linear				
968-ISL23425UFRUZT7A	ISL23425UFRUZ-T7A	uTQFN-16	2	256	Volatile	SPI	10, 50, 100	1.7	5.5	4	Linear				
968-ISL23425UFVZ-T7A	ISL23425UFVZ-T7A	TSSOP-14	2	256	Volatile	SPI	10, 50, 100	1.7	5.5	4	Linear				
968-ISL23425WFRUZT7A	ISL23425WFRUZ-T7A	uTQFN-16	2	256	Volatile	SPI	10, 50, 100	1.7	5.5	4	Linear				
968-ISL23425WFVZ-T7A	ISL23425WFVZ-T7A	TSSOP-14	2	256	Volatile	SPI	10, 50, 100	1.7	5.5	4	Linear				
968-ISL23448TFRZ-T7A	ISL23448TFRZ-T7A	QFN-20	4	128	Volatile	SPI	10, 50, 100	1.7	5.5	5	Linear				
968-ISL23448TFVZ-T7A	ISL23448TFVZ-T7A	TSSOP-20	4	128	Volatile	SPI	10, 50, 100	1.7	5.5	5	Linear				
968-ISL23448UFRZ-T7A	ISL23448UFRZ-T7A	QFN-20	4	128	Volatile	SPI	10, 50, 100	1.7	5.5	5	Linear				
968-ISL23448UFVZ-T7A	ISL23448UFVZ-T7A	TSSOP-20	4	128	Volatile	SPI	10, 50, 100	1.7	5.5	5	Linear				
968-ISL23448WFRZ-T7A	ISL23448WFRZ-T7A	QFN-20	4	128	Volatile	SPI	10, 50, 100	1.7	5.5	5	Linear				
968-ISL23448WFVZ-T7A	ISL23448WFVZ-T7A	TSSOP-20	4	128	Volatile	SPI	10, 50, 100	1.7	5.5	5	Linear				
968-ISL23345TFRZ-T7A	ISL23345TFRZ-T7A	QFN-20	4	256	Volatile	I2C	10, 50, 100	1.7	5.5	5	Linear				
968-ISL23345TFVZ-T7A	ISL23345TFVZ-T7A	TSSOP-20	4	256	Volatile	I2C	10, 50, 100	1.7	5.5	5	Linear				
968-ISL23345UFRZ-T7A	ISL23345UFRZ-T7A	QFN-20	4	256	Volatile	I2C	10, 50, 100	1.7	5.5	5	Linear				
968-ISL23345UFVZ-T7A	ISL23345UFVZ-T7A	TSSOP-20	4	256	Volatile	I2C	10, 50, 100	1.7	5.5	5	Linear				
968-ISL23345WFRZ-T7A	ISL23345WFRZ-T7A	QFN-20	4	256	Volatile	I2C	10, 50, 100	1.7	5.5	5	Linear				
968-ISL23345WFVZ-T7A	ISL23345WFVZ-T7A	TSSOP-20	4	256	Volatile	I2C	10, 50, 100	1.7	5.5	5	Linear				
968-ISL23445TFRZ-T7A	ISL23445TFRZ-T7A	QFN-20	4	256	Volatile	SPI	10, 50, 100	1.7	5.5	5	Linear				
968-ISL23445TFVZ-T7A	ISL23445TFVZ-T7A	TSSOP-20	4	256	Volatile	SPI	10, 50, 100	1.7	5.5	5	Linear				
968-ISL23445UFRZ-T7A	ISL23445UFRZ-T7A	QFN-20	4	256	Volatile	SPI	10, 50, 100	1.7	5.5	5	Linear				
968-ISL23445UFVZ-T7A	ISL23445UFVZ-T7A	TSSOP-20	4	256	Volatile	SPI	10, 50, 100	1.7	5.5	5	Linear				
968-ISL23445WFRZ-T7A	ISL23445WFRZ-T7A	QFN-20	4	256	Volatile	SPI	10, 50, 100	1.7	5.5	5	Linear				
968-ISL23445WFVZ-T7A	ISL23445WFVZ-T7A	TSSOP-20	4	256	Volatile	SPI	10, 50, 100	1.7	5.5	5	Linear				

ANALOG TO DIGITAL CONVERTERS (ADCS)

For quantities greater than listed, call for quote.

MOUSER STOCK NO.	Intersil Part No.	Package	Channels	Resolution	Max Conversion Rate (kSPS)	INL (%FS)	Power Consumption (mW)	Supply Voltage Max. (V)	Price Each 1	25	100	250
968-ISL26132AVZ-T7A	ISL26132AVZ-T7A	TSSOP-24	2	24	0.08	0.0002	50	5				
968-ISL26134AVZ-T7A	ISL26134AVZ-T7A	TSSOP-28	4	24	0.08	0.0002	50	5				
968-ISL26312FVZ-T7A	ISL26312FVZ-T7A	TSSOP-16	2	12	125	0.7	11	5.25				
968-ISL26314FVZ-T7A	ISL26314FVZ-T7A	TSSOP-16	4	12	125	0.7	11	5.25				
968-ISL26315FVZ-T7A	ISL26315FVZ-T7A	TSSOP-16	4	12	125	0.7	11	5.25				
968-ISL26319FVZ-T7A	ISL26319FVZ-T7A	TSSOP-16	8	12	125	0.7	11	5.25				
968-ISL26708IRTZ-T7A	ISL26708IRTZ-T7A	DFN-8	1	8	1000	0.03	3.75	5.25				
968-ISL26710IRTZ-T7A	ISL26710IRTZ-T7A	DFN-8	1	10	1000	0.1	3.75	5.25				
968-ISL26712IRTZ-T7A	ISL26712IRTZ-T7A	DFN-8	1	12	1000	0.4	3.75	5.25				
968-ISL267440IUZ-T7A	ISL267440IUZ-T7A	MSOP-8	1	10	1000	0.5	2	5.25				
968-ISL267450AIUZT7A	ISL267450AIUZ-T7A	MSOP-8	1	12	1000	1	2	5.25				
968-ISL267817IBZ-T7A	ISL267817IBZ-T7A	SOIC-8	1	12	200	1	2.15	5.25				
968-ISL267817IUZ-T7A	ISL267817IUZ-T7A	MSOP-8	1	12	200	1	2.15	5.25				

LEVEL TRANSLATORS

For quantities greater than listed, call for quote.

MOUSER STOCK NO.	Intersil Part No.	Package	Channels	Auto/Manual Direction Control	Data Rate (Mbps)	V_L (A-Side) Supply Range (V)	V_{CC} (B-Side) Supply Range (V)	I_S /I_{CC} Enabled (µA)	CLK Loopback	Price Each 1	25	100	250
968-ISL3036EIRUZ-T7A	ISL3036EIRUZ-T7A	uTQFN-16	4	Auto	100	1.35-3.2	2.2-3.6	18/30	No				
968-ISL3036EIRZ-T7A	ISL3036EIRZ-T7A	QFN-14	4	Auto	100	1.35-3.2	2.2-3.6	18/30	No				

RS-485/422 TRANSCEIVERS

For quantities greater than listed, call for quote.

MOUSER STOCK NO.	Intersil Part No.	Package	Number of Tx	Number of Rx	Max. Devices on Bus	Half/Full Duplex	Data Rate (Mbps)	V_{CC} (V)	Price Each 1	25	100	250
968-ISL32610EFHZ-T7A	ISL32610EFHZ-T7A	SOT-5	0	1	256	N/A	0.256	1.8-3.6				
968-ISL32611EFHZ-T7A	ISL32611EFHZ-T7A	SOT-6	0	1	256	N/A	0.256	1.8-3.6				
968-ISL32612EFHZ-T7A	ISL32612EFHZ-T7A	SOT-6	0	1	256	N/A	0.256	1.8-3.6				
968-ISL3280EFHZ-T7A	ISL3280EFHZ-T7A	SOT-5	0	1	256	N/A	20	3-5.5				
968-ISL3280EIHZ-T7A	ISL3280EIHZ-T7A	SOT-5	0	1	256	N/A	20	3-5.5				
968-ISL3281EFHZ-T7A	ISL3281EFHZ-T7A	SOT-6	0	1	256	N/A	20	3-5.5				
968-ISL3281EIHZ-T7A	ISL3281EIHZ-T7A	SOT-6	0	1	256	N/A	20	3-5.5				
968-ISL3283EFHZ-T7A	ISL3283EFHZ-T7A	SOT-6	0	1	256	N/A	20	3-5.5				
968-ISL3283EIHZ-T7A	ISL3283EIHZ-T7A	SOT-6	0	1	256	N/A	20	3-5.5				
968-ISL32613EFHZ-T7A	ISL32613EFHZ-T7A	SOT-6	1	0	256	N/A	0.128	1.8-3.6				
968-ISL3293EFHZ-T7A	ISL3293EFHZ-T7A	SOT-6	1	0	256	N/A	0.25	3-5.5				

© Copyright 2014 Mouser Electronics

© Copyright 2014 Mouser Electronics

INTERSIL Analog ICs

intersil™ | SIMPLY SMARTER™

RS-485/422 TRANSCEIVERS (CONT.)

For quantities greater than listed, call for quote.

MOUSER STOCK NO.	Intersil Part No.	Package	Number of Tx	Number of Rx	Max. Devices on Bus	Half/Full Duplex	Data Rate (Mbps)	V_{CC} (V)	Price Each 1	25	100	250
968-ISL3293EIHZ-T7A	ISL3293EIHZ-T7A	SOT-6	1	0	256	N/A	0.25	3-5.5				
968-ISL32614EFHZ-T7A	ISL32614EFHZ-T7A	SOT-6	1	0	256	N/A	0.256	1.8-3.6				
968-ISL3294EFHZ-T7A	ISL3294EFHZ-T7A	SOT-6	1	0	256	N/A	0.5	3-5.5				
968-ISL3294EIHZ-T7A	ISL3294EIHZ-T7A	SOT-6	1	0	256	N/A	0.5	3-5.5				
968-ISL3295EFHZ-T7A	ISL3295EFHZ-T7A	SOT-6	1	0	256	N/A	20	3-5.5				
968-ISL3295EIHZ-T7A	ISL3295EIHZ-T7A	SOT-6	1	0	256	N/A	20	3-5.5				
968-ISL3150EIBZ-T7A	ISL3150EIBZ-T7A	SOIC-14	1	1	256	Full	0.115	4.5-5.5				
968-ISL3150EIUZ-T7A	ISL3150EIUZ-T7A	MSOP-10	1	1	256	Full	0.115	4.5-5.5				
968-ISL3152EIBZ-T7A	ISL3152EIBZ-T7A	SOIC-8	1	1	256	Half	0.115	4.5-5.5				
968-ISL3152EIUZ-T7A	ISL3152EIUZ-T7A	MSOP-8	1	1	256	Half	0.115	4.5-5.5				
968-ISL31470EIBZ-T7A	ISL31470EIBZ-T7A	SOIC-14	1	1	128	Full	0.25	4.5				
968-ISL31472EIBZ-T7A	ISL31472EIBZ-T7A	SOIC-8	1	1	128	Half	0.25	4.5				
968-ISL31490EIBZ-T7A	ISL31490EIBZ-T7A	SOIC-14	1	1	128	Full	0.25	4.5				
968-ISL31490EIUZ-T7A	ISL31490EIUZ-T7A	MSOP-10	1	1	128	Full	0.25	4.5				
968-ISL31491EIBZ-T7A	ISL31491EIBZ-T7A	SOIC-8	1	1	128	Full	0.25	4.5				
968-ISL31492EIBZ-T7A	ISL31492EIBZ-T7A	SOIC-8	1	1	128	Half	0.25	4.5				
968-ISL31492EIRTZT7A	ISL31492EIRTZ-T7A	DFN-8	1	1	128	Half	0.25	4.5				
968-ISL31492EIUZ-T7A	ISL31492EIUZ-T7A	MSOP-8	1	1	128	Half	0.25	4.5				
968-ISL32430EIBZ-T7A	ISL32430EIBZ-T7A	SOIC-14	1	1	128	Full	0.25	3				
968-ISL32430EIUZ-T7A	ISL32430EIUZ-T7A	MSOP-10	1	1	128	Full	0.25	3				
968-ISL32432EIBZ-T7A	ISL32432EIBZ-T7A	SOIC-8	1	1	128	Half	0.25	3.3				
968-ISL32432EIUZ-T7A	ISL32432EIUZ-T7A	MSOP-8	1	1	128	Half	0.25	3.3				
968-ISL32437EIBZ-T7A	ISL32437EIBZ-T7A	SOIC-8	1	1	128	Half	0.25	3.3				
968-ISL32437EIUZ-T7A	ISL32437EIUZ-T7A	MSOP-8	1	1	128	Half	0.25	3.3				
968-ISL32450EIBZ-T7A	ISL32450EIBZ-T7A	SOIC-14	1	1	128	Full	0.25	3.3				
968-ISL32450EIUZ-T7A	ISL32450EIUZ-T7A	MSOP-10	1	1	128	Full	0.25	3.3				
968-ISL32452EIBZ-T7A	ISL32452EIBZ-T7A	SOIC-8	1	1	128	Half	0.25	3.3				
968-ISL32452EIUZ-T7A	ISL32452EIUZ-T7A	MSOP-8	1	1	128	Half	0.25	3.3				
968-ISL32457EIBZ-T7A	ISL32457EIBZ-T7A	SOIC-8	1	1	128	Half	0.25	3.3				
968-ISL32457EIUZ-T7A	ISL32457EIUZ-T7A	MSOP-8	1	1	128	Half	0.25	3.3				
968-ISL32470EIBZ-T7A	ISL32470EIBZ-T7A	SOIC-14	1	1	128	Full	0.25	4.5-5.5				
968-ISL32472EIBZ-T7A	ISL32472EIBZ-T7A	SOIC-8	1	1	128	Half	0.25	4.5-5.5				
968-ISL32490EIBZ-T7A	ISL32490EIBZ-T7A	SOIC-14	1	1	128	Full	0.25	4.5-5.5				
968-ISL32490EIUZ-T7A	ISL32490EIUZ-T7A	MSOP-10	1	1	128	Full	0.25	4.5-5.5				
968-ISL32492EIBZ-T7A	ISL32492EIBZ-T7A	SOIC-8	1	1	128	Half	0.25	4.5-5.5				
968-ISL32492EIUZ-T7A	ISL32492EIUZ-T7A	MSOP-8	1	1	128	Half	0.25	4.5-5.5				
968-ISL83483IBZ-T7A	ISL83483IBZ-T7A	SOIC-8	1	1	32	Half	0.25	3.3				
968-ISL32600EFBZ-T7A	ISL32600EFBZ-T7A	SOIC-14	1	1	256	Full	0.256	2.7-3.6				
968-ISL32600EFUZ-T7A	ISL32600EFUZ-T7A	MSOP-10	1	1	256	Full	0.256	2.7-3.6				
968-ISL31475EIBZ-T7A	ISL31475EIBZ-T7A	SOIC-8	1	1	128	Half	1	4.5				
968-ISL31483EIBZ-T7A	ISL31483EIBZ-T7A	SOIC-14	1	1	128	Full	1	4.5				
968-ISL31485EIBZ-T7A	ISL31485EIBZ-T7A	SOIC-8	1	1	128	Half	1	4.5				
968-ISL31493EIBZ-T7A	ISL31493EIBZ-T7A	SOIC-14	1	1	128	Full	1	4.5				
968-ISL31493EIUZ-T7A	ISL31493EIUZ-T7A	MSOP-10	1	1	128	Full	1	4.5				
968-ISL31495EIBZ-T7A	ISL31495EIBZ-T7A	SOIC-8	1	1	128	Half	1	4.5				
968-ISL31495EIUZ-T7A	ISL31495EIUZ-T7A	MSOP-8	1	1	128	Half	1	4.5				
968-ISL3153EIBZ-T7A	ISL3153EIBZ-T7A	SOIC-14	1	1	256	Full	1	4.5-5.5				
968-ISL3153EIUZ-T7A	ISL3153EIUZ-T7A	MSOP-10	1	1	256	Full	1	4.5-5.5				
968-ISL3155EIBZ-T7A	ISL3155EIBZ-T7A	SOIC-8	1	1	256	Half	1	4.5-5.5				
968-ISL3155EIUZ-T7A	ISL3155EIUZ-T7A	MSOP-8	1	1	256	Half	1	4.5-5.5				
968-ISL32433EIBZ-T7A	ISL32433EIBZ-T7A	SOIC-14	1	1	128	Full	1	3.3				
968-ISL32433EIUZ-T7A	ISL32433EIUZ-T7A	MSOP-10	1	1	128	Full	1	3.3				
968-ISL32435EIBZ-T7A	ISL32435EIBZ-T7A	SOIC-8	1	1	128	Half	1	3.3				
968-ISL32435EIUZ-T7A	ISL32435EIUZ-T7A	MSOP-8	1	1	128	Half	1	3.3				
968-ISL32453EIBZ-T7A	ISL32453EIBZ-T7A	SOIC-14	1	1	128	Full	1	3.3				
968-ISL32453EIUZ-T7A	ISL32453EIUZ-T7A	MSOP-10	1	1	128	Full	1	3.3				
968-ISL32455EIBZ-T7A	ISL32455EIBZ-T7A	SOIC-8	1	1	128	Half	1	3.3				
968-ISL32455EIUZ-T7A	ISL32455EIUZ-T7A	MSOP-8	1	1	128	Half	1	3.3				
968-ISL32475EIBZ-T7A	ISL32475EIBZ-T7A	SOIC-8	1	1	128	Half	1	4.5-5.5				
968-ISL32483EIBZ-T7A	ISL32483EIBZ-T7A	SOIC-14	1	1	128	Full	1	4.5-5.5				
968-ISL32485EIBZ-T7A	ISL32485EIBZ-T7A	SOIC-8	1	1	128	Half	1	4.5-5.5				
968-ISL32493EIBZ-T7A	ISL32493EIBZ-T7A	SOIC-14	1	1	128	Full	1	4.5-5.5				
968-ISL32493EIUZ-T7A	ISL32493EIUZ-T7A	MSOP-10	1	1	128	Full	1	4.5-5.5				
968-ISL32495EIBZ-T7A	ISL32495EIBZ-T7A	SOIC-8	1	1	128	Half	1	4.5-5.5				
968-ISL32495EIUZ-T7A	ISL32495EIUZ-T7A	MSOP-8	1	1	128	Half	1	4.5-5.5				
968-ISL31478EIBZ-T7A	ISL31478EIBZ-T7A	SOIC-8	1	1	128	Half	15	4.5				
968-ISL31496EIBZ-T7A	ISL31496EIBZ-T7A	SOIC-14	1	1	128	Full	15	4.5				
968-ISL31496EIUZ-T7A	ISL31496EIUZ-T7A	MSOP-10	1	1	128	Full	15	4.5				
968-ISL31498EIBZ-T7A	ISL31498EIBZ-T7A	SOIC-8	1	1	128	Half	15	4.5				
968-ISL31498EIUZ-T7A	ISL31498EIUZ-T7A	MSOP-8	1	1	128	Half	15	4.5				
968-ISL32478EIBZ-T7A	ISL32478EIBZ-T7A	SOIC-8	1	1	128	Half	15	4.5-5.5				
968-ISL32496EIBZ-T7A	ISL32496EIBZ-T7A	SOIC-14	1	1	128	Full	15	4.5-5.5				
968-ISL32496EIUZ-T7A	ISL32496EIUZ-T7A	MSOP-10	1	1	128	Full	15	4.5-5.5				
968-ISL32498EIBZ-T7A	ISL32498EIBZ-T7A	SOIC-8	1	1	128	Half	15	4.5-5.5				
968-ISL32498EIUZ-T7A	ISL32498EIUZ-T7A	MSOP-8	1	1	128	Half	15	4.5-5.5				
968-ISL3156EIBZ-T7A	ISL3156EIBZ-T7A	SOIC-14	1	1	256	Full	20	4.5-5.5				
968-ISL3156EIUZ-T7A	ISL3156EIUZ-T7A	MSOP-10	1	1	256	Full	20	4.5-5.5				
968-ISL3158EIBZ-T7A	ISL3158EIBZ-T7A	SOIC-8	1	1	256	Half	20	4.5-5.5				
968-ISL3158EIUZ-T7A	ISL3158EIUZ-T7A	MSOP-8	1	1	256	Half	20	4.5-5.5				
968-ISL3159EFBZ-T7A	ISL3159EFBZ-T7A	SOIC-8	1	1	160	Half	40	4.5-5.5				
968-ISL3159EFRZ-T7A	ISL3159EFRZ-T7A	DFN-10	1	1	160	Half	40	4.5-5.5				
968-ISL3159EFUZ-T7A	ISL3159EFUZ-T7A	MSOP-8	1	1	160	Half	40	4.5-5.5				
968-ISL3159EIBZ-T7A	ISL3159EIBZ-T7A	SOIC-8	1	1	160	Half	40	4.5-5.5				
968-ISL3159EIRZ-T7A	ISL3159EIRZ-T7A	DFN-10	1	1	160	Half	40	4.5-5.5				
968-ISL3159EIUZ-T7A	ISL3159EIUZ-T7A	MSOP-8	1	1	160	Half	40	4.5-5.5				

RS-232 TRANSCEIVER

For quantities greater than listed, call for quote.

MOUSER STOCK NO.	Intersil Part No.	Package	Number of Tx	Number of Rx	Max. Devices on Bus	Half/Full Duplex	Data Rate (Mbps)	V_{CC} (V)	Price Each 1	25	100	250
968-ISL3232EIRZ-T7A	ISL3232EIRZ-T7A	QFN-16	-	2	2	-	0.5	2.7-5.5				

ANALOG SWITCH ICS

For quantities greater than listed, call for quote.

MOUSER STOCK NO.	Intersil Part No.	Package	Channels	Switch Type	Configuration	$R_{OS(ON)}$ (Ω)	Leakage (nA)	Source Cap (pF)	T_{ON} (ns)	T_{OFF} (ns)	Price Each 1	25	100	250
968-ISL43210AIHZ-T7A	ISL43210AIHZ-T7A	SOT-6	2	SPDT	1x2:1	11	0.01	8	25	17				
968-ISL43640IRZ-T7A	ISL43640IRZ-T7A	QFN-16	4	-	Single	45	1	4	25	24				

USB AUDIO SWITCHES

For quantities greater than listed, call for quote.

MOUSER STOCK NO.	Intersil Part No.	Package	Channels	Switch Control	Click Pop Circuitry	Audio Input Range (V)	Bandwidth USB (MHz)	Supply Voltage (V)	Price Each 1	25	100	250
968-ISL54209IRUZ-T7A	ISL54209IRUZ-T7A	uTQFN-10	USB/MP3	Logic Level	No	±1.5	736	2.7-5				

© Copyright 2014 Mouser Electronics
© Copyright 2014 Mouser Electronics

KIONIX Accelerometers

RoHS Compliant **This product is RoHS compliant.**

Kionix® Sensing the Future

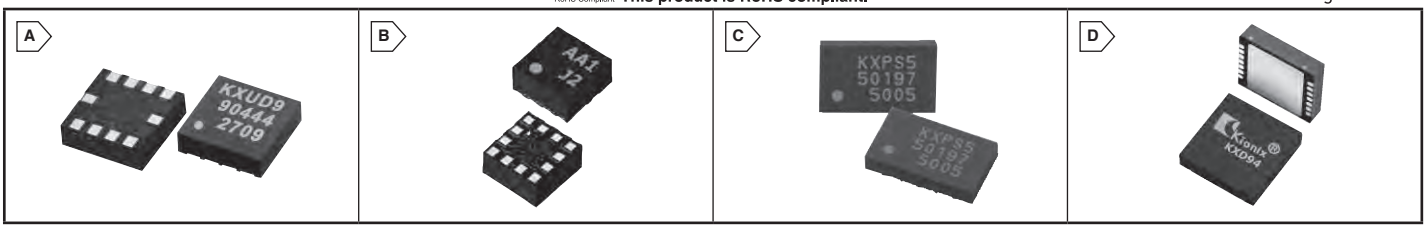

3-AXIS ACCELEROMETER ICS

PRODUCT NEW

For quantities greater than listed, call for quote.

MOUSER STOCK NO.	Kionix Part No.	Fig.	Package	Output	Acceleration	Sensitivity	Offset	Operating Voltage (V)	Operating Temp. (°C)	Price Each 1	25	100	250
KXCJ9 Series													
912-KXCJ9-1008	KXCJ9-1008	A	LGA-10	I2C	2g, 4g, 8g	18-71 (8-bit), 282-1126 (12-bit), 1126 (14-bit) counts/g	0 counts	1.8-3.6	-40 to +85				
KXTI9 Series													
912-KXTI9-1001	KXTI9-1001	A	LGA-10	I2C	2g, 4g, 8g	17-67 (8-bit), 247-1060 (12-bit) counts/g	0 counts	1.8-3.6	-40 to +85				
KXUD9 Series													
912-KXUD9-1026	KXUD9-1026	A	LGA-10	SPI, I2C	2g, 4g, 6g, 8g	819, 410, 273, 205 counts/g	2048 counts	2.6	-40 to +85				
912-KXUD9-2050	KXUD9-2050	A	LGA-10	SPI/I2C	2g, 4g, 6g, 8g	819, 410, 273, 205 counts/g	2048 counts	3.6-1.8	-40 to +85				
912-KXUD9-4100	KXUD9-4100	A	LGA-10	SPI/I2C	2g, 4g, 6g, 8g	819, 410, 273, 205 counts/g	2048 counts	3.6-1.8	-40 to +85				
KXTE9 Series													
912-KXTE9-1026	KXTE9-1026	A	LGA-10	I2C	2g	16 counts/g	32 counts	2.6	-40 to +85				
912-KXTE9-1050	KXTE9-1050	A	LGA-10	I2C	2g	16 counts/g	32 counts	2.8	-40 to +85				
912-KXTE9-2050	KXTE9-2050	A	LGA-10	I2C	2g	16 counts/g	32 counts	3.6-1.8	-40 to +85				
912-KXTE9-4100	KXTE9-4100	A	LGA-10	I2C	2g	16 counts/g	32 counts	3.6-1.8	-40 to +85				
KXF9 Series													
912-KXTF9-2050	KXTF9-2050	A	LGA-10	I2C	2g, 4g, 8g	64, 32, 16 (8-bit) 1024, 512, 256 (12-bit) counts/g	0 counts	3.6-1.8	-40 to +85				
912-KXTF9-4100	KXTF9-4100	A	LGA-10	I2C	2g, 4g, 8g	64, 32, 16 (8-bit) 1024, 512, 256 (12-bit) counts/g	0 counts	3.6-1.8	-40 to +85				
KXTF9 Series													
912-KXTF9-1026	KXTF9-1026	A	LGA-10	I2C	2g, 4g, 8g	64, 32, 16 (8-bit) 1024, 512, 256 (12-bit) counts/g	0 counts	2.6	-40 to +85				
KXTH9 Series													
912-KXTH9-2083	KXTH9-2083	A	LGA-10	Mux Analog	2.5g	400mV/g	1.25V	2.5	-40 to +85				
KXTC9 Series													
912-KXTC9-2050	KXTC9-2050	A	LGA-10	Analog	2g	660mV/g	1.65V	3.6-1.8	-40 to +85				
912-KXTC9-4100	KXTC9-4100	A	LGA-10	Analog	2g	660mV/g	0.9V	3.6-1.8	-40 to +85				
KXTJ2 Series													
912-KXTJ2-1009	KXTJ2-1009	B	LGA-12	I2C	2g, 4g, 8g	18-71 (8-bit), 282-1126 (12-bit), 1126 (14-bit) counts/g	0 counts	1.8-3.6	-40 to +85				
KXTH5 Series													
912-KXTH5-4325	KXTH5-4325	C	LGA-14	Mux Analog	2.75g	364mV/g	1.25V	2.5	-40 to +85				
KXPS5 Series													
912-KXPS5-2050	KXPS5-2050	C	LGA-14	I2C/SPI	2g	660mV/g	1.65V	5.25-1.8	-40 to +85				
912-KXPS5-1083	KXPS5-1083	C	LGA-14	I2C/SPI	2g	1000mV/g	2.5V	5.25-1.8	-40 to +85				
KXRB5 Series													
912-KXRB5-2042	KXRB5-2042	C	LGA-14	Analog	2g	600mV/g	1.5V	2.5-5.25	-40 to +85				
912-KXRB5-2050	KXRB5-2050	C	LGA-14	Mux Analog	2g	660mV/g	1.5V	5.25-2.5	-40 to +85				
912-KXRB5-2050	KXRB5-2050	C	LGA-14	Mux Analog	2g	660mV/g	1.5V	5.25-2.5	-40 to +85				
KXSS5 Series													
912-KXSS5-2057	KXSS5-2057	C	LGA-14	I2C, SPI, Analog	3g	546 counts/g	2048 counts	3.3	-40 to +85				
912-KXSS5-3028	KXSS5-3028	C	LGA-14	I2C, SPI, Analog	3g	546 counts/g	2048 counts	2.8	-40 to +85				
912-KXSS5-4457	KXSS5-4457	C	LGA-14	I2C, SPI, Analog	3g	546 counts/g	2048 counts	1.8	-25 to +70				
KXR94 Series													
912-KXR94-1050	KXR94-1050	D	DNF-14	Analog	2g	560mV/g	1.4V	2.5-5.25	-40 to +85				
912-KXR94-7050	KXR94-7050	D	DNF-14	Analog	2g	660mV/g	1.65V	2.5-5.25	-40 to +85				
KXR95 Series													
912-KXR94-2050	KXR94-2050	D	DNF-14	Mux Analog	2g	660mV/g	1.65V	5.25-2.5	-40 to +85				
912-KXR94-2283	KXR94-2283	D	DNF-14	Mux Analog	2g	1000mV/g	2.5V	5.25-2.5	-40 to +85				
912-KXR94-2353	KXR94-2353	D	DNF-14	Digital SPI	2g	819 counts/g	2048 counts	5.25-2.5	-40 to +85				
KXD94 Series													
912-KXD94-2082	KXD94-2082	D	DNF-14	Mux Analog	10g	200mV/g	2.5V	5.25-2.5	-40 to +85				
912-KXD94-7138	KXD94-7138	D	DNF-14	Analog	5g	400mV/g	2.5V	2.5-5.25	-40 to +125				

EVALUATION BOARDS

PRODUCT NEW

MOUSER STOCK NO.	Kionix Part No.	Description	Price Each
912-EVAL-D9	EVAL-D9	Dev. tools/Eval. board for KXUD9-1026	
912-EVAL-F9	EVAL-F9	Dev. tools/Eval. board for KXTF9-2050	
912-EVAL-C9	EVAL-C9	Dev. tools/Eval. board for KXTC9-2050	
912-EVAL-B5	EVAL-B5	Dev. tools/Eval. board for KXRB5-2050	
912-EVAL-R94	EVAL-R94	Dev. tools/Eval. board for KXR94-2050	
912-EVAL-D94	EVAL-D94	Dev. tools/Eval. board for KXD94 Series	
912-EZ430-C9	EZ430-C9	Dev. tools/Eval. board for KXTC9 series	
912-EVAL-KXTI9-1001	EVAL-KXTI9-1001	Dev tools/Eval. board for KXTI9-1001	
912-EVAL-KXD94-2802	EVAL-KXD94-2802	Dev. tools/Eval. board for KXD-94-2802	
912-EVAL-KXD94-7228	EVAL-KXD94-7228	Dev. tools/Eval. board for KXD94-7228	
912-EVAL-KXR94-1050	EVAL-KXR94-1050	Dev. tools/Eval. board for KXR94-1050	
912-EVAL-KXR94-2283	EVAL-KXR94-2283	Dev. tools/Eval. board for KXR94-2283	
912-EVAL-KXR94-2353	EVAL-KXR94-2353	Dev. tools/Eval. board for KXR94-2353	
912-EVAL-KXR94-7050	EVAL-KXR94-7050	Dev. tools/Eval. board for KXR94-7050	

MOUSER STOCK NO.	Kionix Part No.	Description	Price Each
912-EVAL-KXRB5-2042	EVAL-KXRB5-2042	Dev. Tools/Eval. Board for KXRB5-2042	
912-EVAL-KXSS5-2057	EVAL-KXSS5-2057	Dev. Tools/Eval. Board for KXSS5-2057	
912-EVAL-KXSS5-3028	EVAL-KXSS5-3028	Dev. Tools/Eval. Board for KXSS5-3028	
912-EVAL-KXSS5-4457	EVAL-KXSS5-4457	Dev. Tools/Eval. Board for KXSS5-4457	
912-EVAL-KXTC9-4100	EVAL-KXTC9-4100	Dev. Tools/Eval. Board for KXTC9-4100	
912-EVAL-KXTE9-1026	EVAL-KXTE9-1026	Dev. Tools/Eval. Board for KXTE9-1026	
912-EVAL-KXTE9-1050	EVAL-KXTE9-1050	Dev. Tools/Eval. Board for KXTE9-1050	
912-EVAL-KXTE9-4100	EVAL-KXTE9-4100	Dev. Tools/Eval. Board for KXTE9-4100	
912-EVAL-KXTF9-1026	EVAL-KXTF9-1026	Dev. Tools/Eval. Board for KXTF9-1026	
912-EVAL-KXTF9-4100	EVAL-KXTF9-4100	Dev. Tools/Eval. Board for KXTF9-4100	
912-EVAL-KXTH5-4325	EVAL-KXTH5-4325	Dev. Tools/Eval. Board for KXTH5-4325	
912-EVAL-KXTH9-2083	EVAL-KXTH9-2083	Dev. Tools/Eval. Board for KXTH9-2083	
912-EVAL-KXUD9-2050	EVAL-KXUD9-2050	Dev. Tools/Eval. Board for KXUD9-2050	
912-EVAL-KXUD9-4100	EVAL-KXUD9-4100	Dev. Tools/Eval. Board for KXUD9-4100	

ADAPTER BOARD

MOUSER STOCK NO.	Kionix Part No.	Description	Price Each
912-F340ADAPTERBOARD	F340 Adapter Board	Adapter Board between Accelerometer Eval Boards and Silicon Labs C8051F340-TB Development Kit	

© Copyright 2014 Mouser Electronics
© Copyright 2014 Mouser Electronics

MAXIM INTEGRATED Analog ICs

RoHS Compliant This product is RoHS compliant.

maxim integrated™

ACTIVE FILTERS

♦ Surface Mount Device

PRODUCT NEW

For quantities greater than listed, call for quote.

MOUSER STOCK NO.	Maxim Integrated Part No.	Package	Filter Sections	Order Per Filter Section	Filter Class	Filter Type	Filter Characteristic	Prog. Method	Price Each 1	Price Each 25	Price Each 100
700-MAX280CWE	MAX280CWE+	SOIC-16W	1	5	Switch Cap	Low Pass	Butterworth	Clock			
♦ 700-MAX281ACWE	MAX281ACWE+	SOIC-16W	1	5	Switch Cap	Low Pass	Bessel	Clock			
♦ 700-MAX7408EUA	MAX7408EUA+	µMAX-8	1	5	Switch Cap	Low Pass	Elliptic	Clock			
♦ 700-MAX7409EUA	MAX7409EUA+	µMAX-8	1	5	Switch Cap	Low Pass	Bessel	Clock			
♦ 700-MAX7410EUA	MAX7410EUA+	µMAX-8	1	5	Switch Cap	Low Pass	Butterworth	Clock			
♦ 700-MAX7411EUA	MAX7411EUA+	µMAX-8	1	5	Switch Cap	Low Pass	Elliptic	Clock			
♦ 700-MAX7412EUA	MAX7412EUA+	µMAX-8	1	5	Switch Cap	Low Pass	Elliptic	Clock			
700-MAX7413EUA	MAX7413EUA+	µMAX-8	1	5	Switch Cap	Low Pass	Bessel	Clock			
♦ 700-MAX7414EUA	MAX7414EUA+	µMAX-8	1	5	Switch Cap	Low Pass	Butterworth	Clock			
♦ 700-MAX7415EPA	MAX7415EPA+	µMAX-8	1	5	Switch Cap	Low Pass	Elliptic	Clock			
♦ 700-MAX7415EUA	MAX7415EUA+	µMAX-8	1	5	Switch Cap	Low Pass	Elliptic	Clock			
♦ 700-MAX7419EUA	MAX7419EUA+	µMAX-8	1	5	Switch Cap	Low Pass	Bessel	Clock			
♦ 700-MAX7420EUA	MAX7420EUA+	µMAX-8	1	5	Switch Cap	Low Pass	Butterworth	Clock			
700-MAX7421EUA	MAX7421EUA+	µMAX-8	1	5	Switch Cap	Low Pass	Elliptic	Clock			
♦ 700-MAX7422EUA	MAX7422EUA+	µMAX-8	1	5	Switch Cap	Low Pass	Elliptic	Clock			
700-MAX7423EUA	MAX7423EUA+	µMAX-8	1	5	Switch Cap	Low Pass	Bessel	Clock			
♦ 700-MAX7424CUA	MAX7424CUA+	µMAX-8	1	5	Switch Cap	Low Pass	Butterworth	Clock			
♦ 700-MAX7424EUA	MAX7424EUA+	µMAX-8	1	5	Switch Cap	Low Pass	Butterworth	Clock			
♦ 700-MAX7425EUA	MAX7425EUA+	µMAX-8	1	5	Switch Cap	Low Pass	Elliptic	Clock			
♦ 700-MAX7426EUA	MAX7426EUA+	µMAX-8	1	5	Switch Cap	Low Pass	Elliptic	Clock			
♦ 700-MAX7427EUA	MAX7427EUA+	µMAX-8	1	5	Switch Cap	Low Pass	Elliptic	Clock			
♦ 700-MAX280EWE	MAX280EWE+	WSOIC-16	1	5	Switch Cap	Low Pass	Butterworth	Clock			
♦ 700-MAX7410CUA	MAX7410CUA+	µMAX-8	1	5	Switch Cap	Low Pass	Butterworth	Clock			
♦ 700-MAX7413CUA	MAX7413CUA+	µMAX-8	1	5	Switch Cap	Low Pass	Bessel	Clock			
♦ 700-MAX7419CUA	MAX7419CUA+	µMAX-8	1	5	Switch Cap	Low Pass	Bessel	Clock			
♦ 700-MAX7427CUA	MAX7427CUA+	µMAX-8	1	5	Switch Cap	Low Pass	Elliptic	Clock			
♦ 700-MAX7408EPA	MAX7408EPA+	PDIP-8	1	5	Switch Cap	Low Pass	Elliptic	Clock			
♦ 700-MAX291CSA	MAX291CSA+	SOIC-8	1	8	Switch Cap	Low Pass	Butterworth	Clock			
♦ 700-MAX291EWE	MAX291EWE+	SOIC-16W	1	8	Switch Cap	Low Pass	Butterworth	Clock			
♦ 700-MAX292EWE	MAX292EWE+	SOIC-16W	1	8	Switch Cap	Low Pass	Bessel	Clock			
♦ 700-MAX293CSA	MAX293CSA+	SOIC-8	1	8	Switch Cap	Low Pass	Elliptic	Clock			
♦ 700-MAX295CSA	MAX295CSA+	SOIC-8	1	8	Switch Cap	Low Pass	Butterworth	Clock			
♦ 700-MAX295ESA	MAX295ESA+	SOIC-8	1	8	Switch Cap	Low Pass	Butterworth	Clock			
♦ 700-MAX295EWE	MAX295EWE+	SOIC-16W	1	8	Switch Cap	Low Pass	Butterworth	Clock			
♦ 700-MAX296ESA	MAX296ESA+	SOIC-8	1	8	Switch Cap	Low Pass	Bessel	Clock			
♦ 700-MAX296EWE	MAX296EWE+	SOIC-16W	1	8	Switch Cap	Low Pass	Bessel	Clock			
♦ 700-MAX297ESA	MAX297ESA+	SOIC-8	1	8	Switch Cap	Low Pass	Elliptic	Clock			
♦ 700-MAX7400CSA	MAX7400CSA+	SOIC-8	1	8	Switch Cap	Low Pass	Elliptic	Clock			
♦ 700-MAX7400ESA	MAX7400ESA+	SOIC-8	1	8	Switch Cap	Low Pass	Elliptic	Clock			
♦ 700-MAX7401ESA	MAX7401ESA+	SOIC-8	1	8	Switch Cap	Low Pass	Bessel	Clock			
♦ 700-MAX7403CSA	MAX7403CSA+	SOIC-8	1	8	Switch Cap	Low Pass	Elliptic	Clock			
♦ 700-MAX7403ESA	MAX7403ESA+	SOIC-8	1	8	Switch Cap	Low Pass	Elliptic	Clock			
♦ 700-MAX7480ESA	MAX7480ESA+	SOIC-8	1	8	Switch Cap	Low Pass	Butterworth	Clock			
♦ 700-MAX292ESA	MAX292ESA+	NSOIC-8	1	8	Switch Cap	Low Pass	Bessel	Clock			
♦ 700-MAX294EWE	MAX294EWE+	WSOIC-16	1	8	Switch Cap	Low Pass	Elliptic	Clock			
700-MAX297EWE	MAX297EWE+	WSOIC-16	1	8	Switch Cap	Low Pass	Elliptic	Clock			
♦ 700-MAX7405ESA	MAX7405ESA+	NSOIC-8	1	8	Switch Cap	Low Pass	Bessel	Clock			
♦ 700-MAX7407ESA	MAX7407ESA+	NSOIC-8	1	8	Switch Cap	Low Pass	Elliptic	Clock			
700-MAX291CPA	MAX291CPA+	PDIP-8	1	8	Switch Cap	Low Pass	Butterworth	Clock			
700-MAX293CPA	MAX293CPA+	PDIP-8	1	8	Switch Cap	Low Pass	Elliptic	Clock			
700-MAX293EPA	MAX293EPA+	PDIP-8	1	8	Switch Cap	Low Pass	Elliptic	Clock			
700-MAX294EPA	MAX294EPA+	PDIP-8	1	8	Switch Cap	Low Pass	Elliptic	Clock			
700-MAX295CPA	MAX295CPA+	PDIP-8	1	8	Switch Cap	Low Pass	Butterworth	Clock			
700-MAX296CPA	MAX296CPA+	PDIP-8	1	8	Switch Cap	Low Pass	Bessel	Clock			
700-MAX297EPA	MAX297EPA+	PDIP-8	1	8	Switch Cap	Low Pass	Elliptic	Clock			
700-MAX7400EPA	MAX7400EPA+	PDIP-8	1	8	Switch Cap	Low Pass	Elliptic	Clock			
700-MAX7401CPA	MAX7401CPA+	PDIP-8	1	8	Switch Cap	Low Pass	Bessel	Clock			
700-MAX7403CPA	MAX7403CPA+	PDIP-8	1	8	Switch Cap	Low Pass	Elliptic	Clock			
700-MAX7404CPA	MAX7404CPA+	PDIP-8	1	8	Switch Cap	Low Pass	Elliptic	Clock			
700-MAX7404EPA	MAX7404EPA+	PDIP-8	1	8	Switch Cap	Low Pass	Elliptic	Clock			
700-MAX275BCWP	MAX275BCWP+	SOIC-20W	2	2	Continuous	Bandpass/Low Pass	Programmable	Resistor			
700-MAX275BEWP	MAX275BEWP+	SOIC-20W	2	2	Continuous	Bandpass/Low Pass	Programmable	Resistor			
700-MAX275BCPP	MAX275BCPP+	PDIP-20	2	2	Continuous	Bandpass/Low Pass	Programmable	Resistor			
700-MAX275ACWP	MAX275ACWP+	WSOIC-20	2	2	Continuous	Lowpass	Programmable	Resistor			
700-MAX268BCWG	MAX268BCWG+	WSOIC-24	2	2	Switch Cap	Bandpass	Programmable	Pin Strap			
700-MAX268BEWG	MAX268BEWG+	WSOIC-24	2	2	Switch Cap	Bandpass	Programmable	Pin Strap			
700-MAX267BENG	MAX267BENG+	PDIP-8	2	2	Switch Cap	Bandpass	Programmable	Pin Strap			
700-MAX7490EEE	MAX7490EEE+	QSOP-16	2	2	Switch Cap	Universal	Programmable	Clock			
700-MAX7491EEE	MAX7491EEE+	QSOP-16	2	2	Switch Cap	Universal	Programmable	Clock			
700-MAX260BCWG	MAX260BCWG+	WSO-28	2	2	Switch Cap	Universal	Programmable	µP Bus			
700-MAX261BENG	MAX261BENG+	PDIP-24	2	2	Switch Cap	Universal	Programmable	µP Bus			
700-MAX274BCWI	MAX274BCWI+	SOIC-28W	4	2	Continuous	Bandpass/Low Pass	Programmable	Resistor			
700-MAX274BEWI	MAX274BEWI+	SOIC-28W	4	2	Continuous	Bandpass/Low Pass	Programmable	Resistor			
Development Tools		Description									
700-MAXFILTERBRD+	MAXFILTERBRD+	Unpopulated PCB design to evaluate the MAX7408–MAX7415/MAX7418–MAX7425 5th-order, lowpass, switched-capacitor filters (SCFs)								-	-
700-MAX2900EVKIT#-	MAX2900EVKIT#-	Evaluation kit to evaluate MAX2900-MAX2904's BPSK, OOK, ASK, and FM modulations								-	-

CONTROLLER AREA NETWORK (CAN) TRANSCEIVERS

For quantities greater than listed, call for quote.

MOUSER STOCK NO.	Maxim Integrated Part No.	Package	Drivers Per Package	Receivers Per Package	I_{CC} (Dominant Mode)(mA)	I_{CC} (Recessive Mode)(mA)	I_{CC} (Shutdown)(µA)	Supply Voltage	ESD (kV)	Price Each 1	Price Each 25	Price Each 100
♦ 700-MAX3050ASA	MAX3050ASA+	SOIC-8	1	1	6	5.5	15	5	3			
♦ 700-MAX3053ESA	MAX3053ESA+	SOIC-8	1	1	6	5.5	15	5	3			
♦ 700-MAX3057ASA	MAX3057ASA+	SOIC-8	1	1	6	5.5	15	5	3			
♦ 700-MAX3059ASA	MAX3059ASA+	SOIC-8	1	1	40	2	15	5	-			
♦ 700-MAX3058ASA	MAX3058ASA+	SOIC-8	1	1	40	2	15	5	-			
700-MAX3051ESA	MAX3051ESA+	SO-8	1	1	70	5	15	3.3	-			
700-MAX13054ASA	MAX13054ASA+	SOIC-8	1	1	72	5	11	5	6			
700-MAX13053ESA	MAX13053ESA+	SOIC-8	1	1	72	5	12500	5	6			
700-MAX13052ESA	MAX13052ESA+	SOIC-8	1	1	80	5	25	5	6			
700-MAX13041ASD	MAX13041ASD+	SOIC-14	1	1	80	6	1.8	5	12			

LOCAL INTERCONNECT NETWORK (LIN) TRANSCEIVERS

For quantities greater than listed, call for quote.

MOUSER STOCK NO.	Maxim Integrated Part No.	Package	Fault Protect (±V)	ESD Protect (HBM) (±kV)	Fault Tolarant	I_{CC} (Dominant Mode) (mA)	I_{CC} (Shutdown)(µA)	Data Rate (kbps)	Features	Price Each 1	Price Each 25	Price Each 100
♦ 700-MAX13020ASA	MAX13020ASA+	SOICN-8	60	12	Yes	1	4	20	Auto Shutdown			
♦ 700-MAX13021ASA	MAX13021ASA+	SOICN-8	60	12	Yes	1	4	20	Auto Shutdown, LIN Bus Dom. Mgmt			

© Copyright 2014 Mouser Electronics

© Copyright 2014 Mouser Electronics

RoHS Compliant This product is RoHS compliant.

maxim integrated™

REAL TIME CLOCKS

PRODUCT NEW

♦ Surface Mount Device

For quantities greater than listed, call for quote.

MOUSER STOCK NO.	Maxim Integrated Part No.	Package	Supply Range (V)	Bus Interface	Memory Density (Bytes)	Memory Type	C_L (pF)	Time of Day Alarms	Time Keeping Current (nA) (Typ)	Price Each 1	25	100
700-DS1904L-F5#	DS1904L-F5#	MicroCan	-	1-Wire	64 BITS	ROM Only	-	-	-			
♦ 700-DS1393U-18	DS1393U-18+	µMAX-10	1.8	3-Wire	-	None	6	1	500			
♦ 700-DS1392U-33	DS1392U-33+	µMAX-10	3.3	3-Wire	-	None	6	1	500			
♦ 700-DS1677E	DS1677E+	TSSOP-20	5	3-Wire	-	None	6	1	300			
♦ 700-DS1343E-3+	DS1343E-3+	TSSOP-20	1.8, 3, 3.3	3-Wire, SPI	96	NV SRAM	6	2	250			
700-DS1344E-3+	DS1344E-3+	TSSOP-20	1.8, 3.3, 5.5	3-Wire, SPI	96	NV SRAM	12.5	2	250			
♦ 700-DS1306EN	DS1306EN+	TSSOP-20	2, 3, 3.3, 5	3-Wire, SPI	96	NV SRAM	6	2	450			
700-DS1305	DS1305+	PDIP-16	2,3,3.3,5	3-Wire, SPI	96	NV SRAM	6	2	450			
♦ 700-DS1305E	DS1305E+	TSSOP-20	2,3,3.3,5	3-Wire, SPI	96	NV SRAM	6	2	450			
♦ 700-DS1305EN	DS1305EN+	TSSOP-20	2,3,3.3,5	3-Wire, SPI	96	NV SRAM	6	2	450			
700-DS1305N	DS1305N+	PDIP-16	2,3,3.3,5	3-Wire, SPI	96	NV SRAM	6	2	450			
700-DS1306	DS1306+	PDIP-16	2,3,3.3,5	3-Wire, SPI	96	NV SRAM	6	2	450			
♦ 700-DS1306E	DS1306E+	TSSOP-20	2,3,3.3,5	3-Wire, SPI	96	NV SRAM	6	2	450			
700-DS1306N	DS1306N+	PDIP-16	2,3,3.3,5	3-Wire, SPI	96	NV SRAM	6	2	450			
700-DS1554-70IND	DS1554-70IND+	EDIP-32	3.3, 5	Bytewide	32K	NV SRAM	-	1	-			
700-DS1747-70	DS1747-70+	eDIP-24	3.3, 5	Bytewide	512K	NV SRAM	-	0	-			
700-DS1744W-120IND	DS1744W-120IND+	eDIP-24	3.3, 5	Bytewide	32K	NV SRAM	-	0	-			
700-DS1248Y-70	DS1248Y-70+	eDIP-24	3.3, 5	Bytewide	128K	NV SRAM	-	0	-			
700-DS1553WP-120	DS1553WP-120+	PCAP-34	3.3,5	Bytewide	8K	NV SRAM	-	1	-			
♦ 700-DS1501WE	DS1501WE+	TSSOP-28	3.3,5	Bytewide	256	NV SRAM	6,12.5	1	-			
700-DS1511W	DS1511W+	DIP-28	3.3,5	Bytewide	256	NV SRAM	-	1	-			
♦ 700-DS1339U-3	DS1339U-3+	µMAX-8	3	I2C	-	None	6	2	400			
♦ 700-DS1340Z-3	DS1340Z-3+	SOIC-8	3	I2C	-	None	12.5	0	800			
♦ 700-DS1338C-3#-	DS1338C-3#	SOIC-16	3	I2C	56	NV SRAM	12.5	0	800			
♦ 700-DS1338Z-3	DS1338Z-3+	SOIC-8	3	I2C	56	NV SRAM	12.5	0	800			
♦ 700-DS1388Z-33	DS1388Z-33+	SOIC-8	3.3	I2C	512	EEPROM	6	0	410			
♦ 700-DS1339C-33#	DS1339C-33#	SOIC-16	3.3	I2C	-	None	6	2	400			
♦ 700-DS1339U-33	DS1339U-33+	µMAX-8	3.3	I2C	-	None	6	2	400			
♦ 700-DS1340C-33#	DS1340C-33#	SOIC-16	3.3	I2C	-	None	12.5	0	800			
♦ 700-DS1340U-33	DS1340U-33+	µMAX-8	3.3	I2C	-	None	12.5	0	800			
♦ 700-DS1340Z-33	DS1340Z-33+	SOIC-8	3.3	I2C	-	None	12.5	0	800			
♦ 700-DS1374C-33#	DS1374C-33#	SOIC-16	3.3	I2C	-	None	6	1	400			
♦ 700-DS1338C-33#	DS1338C-33#	SOIC-16	3.3	I2C	56	NV SRAM	12.5	0	800			
♦ 700-DS1338U-33	DS1338U-33+	µMAX-8	3.3	I2C	56	NV SRAM	12.5	0	800			
♦ 700-DS1338Z-33	DS1338Z-33+	SOIC-8	3.3	I2C	56	NV SRAM	12.5	0	800			
♦ 700-DS1388Z-5	DS1388Z-5+	SO-8	5	I2C	512	EEPROM	6	0	410			
♦ 700-DS1678S	DS1678S+	SO-8	5	I2C	-	None	12.5	1	300			
700-DS1307	DS1307+	PDIP-8	5	I2C	56	NV SRAM	12.5	0	300			
700-DS1307N	DS1307N+	PDIP-8	5	I2C	56	NV SRAM	12.5	0	300			
♦ 700-DS1307Z	DS1307Z+	SOIC-8	5	I2C	56	NV SRAM	12.5	0	300			
♦ 700-DS1307ZN	DS1307ZN+	SOIC-8	5	I2C	56	NV SRAM	12.5	0	300			
♦ 700-DS1307ZNT&R	DS1307ZN+T&R	SOICN-8	5	I2C	56	NV SRAM	12.5	0	300			
♦ 700-DS1308U-3+	DS1308U-3+	µMAX-8	1.8, 3, 3.3	I2C	56	NV SRAM	6	0	250			
♦ 700-DS1308U-18+	DS1308U-18+	µMAX-8	1.8, 3, 3.3	I2C	56	NV SRAM	6	0	250			
♦ 700-DS1308U-33+	DS1308U-33+	µMAX-8	1.8, 3, 3.3	I2C	56	NV SRAM	6	0	250			
♦ 700-DS1342U	DS1342U+	µSOP-8	1.8, 5.5	I2C	-	None	6	2	320			
♦ 700-DS1342U+T&R	DS1342U+T&R	µMAX-8	1.8, 5.5	I2C	-	None	12.5	2	250			
♦ 700-DS1338U-33T&R	DS1338U-33+T&R	µMAX-8	1.8, 3, 3.3, 5	I2C	56	NV SRAM	12.5.	0	800			
♦ 700-DS1374U-3T&R	DS1374U-3+T&R	µMAX-10	1.8, 3, 3.3, 5	I2C	-	-	6	1	400			
♦ 700-DS1341U	DS1341U+	µMAX-8	1.8,5.5	I2C	-	None	6	2	320			
♦ 700-DS1337C#	DS1337C#	SOIC-16	2, 3, 3.3, 5	I2C	-	None	6	2	425			
700-DS1337	DS1337+	PDIP-8	2,3,3.3,5	I2C	-	None	6	2	425			
♦ 700-DS1337S	DS1337S+	SOIC-8	2,3,3.3,5	I2C	-	None	6	2	425			
♦ 700-DS1337U	DS1337U+	µMAX-8	2,3,3.3,5	I2C	-	None	6	2	425			
♦ 700-DS3232S#	DS3232S#	SOIC-20	2.3, 3, 3.3, 5.5	I2C	536	NV SRAM	-	2	1500			
♦ 700-DS3232SN#	DS3232SN#	SOIC-20	2.3, 3, 3.3, 5.5	I2C	236	NV SRAM	-	2	1500			
♦ 700-DS3231MZ+	DS3231MZ+	SO-8	2.3. 5.5	I2C	-	None	-	2	2000			
♦ 700-DS3231M+	DS3231M+	SOIC-16	2.3, 5.5	I2C	-	None	-	2	2000			
700-DS3231MZ/V+	DS3231MZ/V+	SOICN-8	2.3-5.5	I2C	-	None	-	2	2000			
♦ 700-DS3231S#	DS3231S#	SOIC-16	2.3, 5.5	I2C	-	None	-	2	840			
♦ 700-DS3231SN#	DS3231SN#	SOIC-16	2.3, 5.5	I2C	-	None	-	2	840			
700-DS17287-3	DS17287-3+	eDIP-24	3	Multiplexed	2K	NV SRAM	-	1	-			
♦ 700-DS1685S-3	DS1685S-3+	SOIC-24	3	Multiplexed	242	NV SRAM	6, 12.5	1	400			
700-DS12CR887-33	DS12CR887-33+	eDIP-24	3.3	Multiplexed	114	NV SRAM	-	1	-			
700-DS12885	DS12885+	PDIP-24W	5	Multiplexed	114	NV SRAM	6	1	225			
700-DS12885N	DS12885N+	PDIP-24W	5	Multiplexed	114	NV SRAM	6	1	225			
♦ 700-DS12885Q	DS12885Q+	PLCC-28	5	Multiplexed	114	NV SRAM	6	1	225			
♦ 700-DS12885QN	DS12885QN+	PLCC-28	5	Multiplexed	114	NV SRAM	6	1	225			
♦ 700-DS12885S	DS12885S+	SOIC-24W	5	Multiplexed	114	NV SRAM	6	1	225			
700-DS12887	DS12887+	PDIP-24	5	Multiplexed	114	NV SRAM	-	1	-			
700-DS12887A	DS12887A+	PDIP-24	5	Multiplexed	114	NV SRAM	-	1	-			
700-DS12CR887-5+	DS12CR887-5+	eDIP-24	5	Multiplexed	114	NV SRAM	-	1	-			
700-DS12C887	DS12C887+	eDIP-24	5	Multiplexed	113	NV SRAM	-	1	-			
700-DS12C887A	DS12C887A+	eDIP-24	5	Multiplexed	113	NV SRAM	-	1	-			
700-DS17887-5	DS17887-5+	DIP-24	3,5	Multiplexed	8K	NV SRAM	-	1	-			
700-DS17487-5	DS17487-5+	DIP-24	3,5	Multiplexed	4K	NV SRAM	-	1	-			
♦ 700-DS17285SN-5	DS17285SN-5+	SOIC-24W	3,5	Multiplexed	2K	NV SRAM	6	1	300			
700-DS17287-5	DS17287-5+	DIP-24	3,5	Multiplexed	2K	NV SRAM	-	1	-			
700-DS1685-5IND	DS1685-5IND+	PDIP-24W	3,5	Multiplexed	242	NV SRAM	6,12.5	1	400			
♦ 700-DS1685E-3	DS1685E-3+	TSSOP-24	3,5	Multiplexed	242	NV SRAM	6,12.5	1	400			
♦ 700-DS1685S-5	DS1685S-5+	SOIC-24W	3,5	Multiplexed	242	NV SRAM	6,12.5	1	400			
700-DS1687-5IND	DS1687-5IND+	DIP-24	3,5	Multiplexed	242	NV SRAM	-	1	-			
♦ 700-DS1390U-3	DS1390U-3+	µMAX-10	3	SPI	-	None	6	1	500			
♦ 700-DS1390U-33	DS1390U-33+	µMAX-10	3.3	SPI	-	None	6	1	500			
♦ 700-DS1391U-33	DS1391U-33+	µMAX-10	3.3	SPI	-	None	6	1	500			
♦ 700-DS1394U-33	DS1394U-33+	µSOP-10	3.3	SPI	-	None	6	1	500			
♦ 700-DS1347T+T&R	DS1347T+T&R	TDFN-EP	2-5.5	SPI	31	SRAM	12.5	1	350			
♦ 700-DS3234S#	DS3234S#	SOIC-20	2.7, 3, 3.3, 5	SPI	256	NV SRAM	-	2	1500			
♦ 700-DS3234SN#	DS3234SN#	SOIC-20	2.7, 3, 3.3, 5	SPI	256	NV SRAM	-	2	1500			

© Copyright 2014 Mouser Electronics
© Copyright 2014 Mouser Electronics

MAXIM INTEGRATED Analog ICs

RoHS Compliant This product is RoHS compliant.

maxim integrated™

For quantities greater than listed, call for quote.

CRYSTAL OSCILLATORS

♦ Surface Mount Device

MOUSER STOCK NO.	Maxim Integrated Part No.	Package	Freq. (MHz)	Osc. Type	Freq. Output Type	Freq. Stability (±ppm/tr) -40°C to 85°C	Freq. Stability (±ppm/tr) vs. V_{CC}	Freq. Stability (±ppm/tr) vs. Aging	Supply Voltage (V)	Price Each 1	Price Each 25	Price Each 100
♦ 700-DS4125P	DS4125P+	LCCC-10	125	XO	LVPECL	35	±3 (max)	7 (0-15 yrs.)	3.3			
♦ 700-DS4150D	DS4150D+	LCCC-10	150	XO	LVDS	35	±3 (max)	7 (0-15 yrs.)	3.3			
♦ 700-DS4150P	DS4150P+	LCCC-10	150	XO	LVPECL	35	±3 (max)	7 (0-15 yrs.)	3.3			
♦ 700-DS4155D	DS4155D+	LCCC-10	155.52	XO	LVDS	35	±3 (max)	7 (0-15 yrs.)	3.3			
♦ 700-DS4155P	DS4155P+	LCCC-10	155.52	XO	LVPECL	35	±3 (max)	7 (0-15 yrs.)	3.3			
♦ 700-DS4156D	DS4156D+	LCCC-10	156.25	XO	LVDS	35	±3 (max)	7 (0-15 yrs.)	3.3			
♦ 700-DS4156P	DS4156P+	LCCC-10	156.25	XO	LVPECL	35	±3 (max)	7 (0-15 yrs.)	3.3			
♦ 700-DS4776D	DS4776D+	LCCC-10	77.66	XO	LVDS/LVPECL	35	±3 (max)	7 (0-15 yrs.)	3.3			
♦ 700-DS4776P	DS4776P+	LCCC-10	77.66	XO	LVDS/LVPECL	35	±3 (max)	7 (0-15 yrs.)	3.3			
♦ 700-DS4625P125/125	DS4625P+125/125	LCCC-10	125	XO	LVPECL	35	±3 (max)	7 (0-15 yrs.)	3.3			
♦ 700-DS4625P150/150	DS4625P+150/150	LCCC-10	150	XO	LVPECL	35	±3 (max)	7 (0-15 yrs.)	3.3			
♦ 700-DS4160P	DS4160P+	LCCC-10	160	XO	LVPECL	35	±3 (max)	7 (0-15 yrs.)	3.3			
♦ 700-DS4311D	DS4311D+	LCCC-10	311.04	XO	LVDS/LVPECL	35	±3 (max)	7 (0-15 yrs.)	3.3			
♦ 700-DS4311P	DS4311P+	LCCC-10	311.04	XO	LVDS/LVPECL	35	±3 (max)	7 (0-15 yrs.)	3.3			
♦ 700-DS4312D	DS4312D+	LCCC-10	312.5	XO	LVDS/LVPECL	35	±3 (max)	7 (0-15 yrs.)	3.3			
♦ 700-DS4622D	DS4622D+	LCCC-10	622.08	XO	LVDS/LVPECL	35	±3 (max)	7 (0-15 yrs.)	3.3			
♦ 700-DS4622P	DS4622P+	LCCC-10	622.08	XO	LVDS/LVPECL	35	±3 (max)	7 (0-15 yrs.)	3.3			
♦ 700-DS4625P100/150	DS4625P+100/150	LCCC-10	100/150	XO	LVPECL	35	±3 (max)	7 (0-15 yrs.)	3.3			
♦ 700-DS4625P125/156	DS4625P+125/156	LCCC-10	125/156	XO	LVPECL	35	±3 (max)	7 (0-15 yrs.)	3.3			
♦ 700-DS4625P150/200	DS4625P+150/200	LCCC-10	150/200	XO	LVPECL	35	±3 (max)	7 (0-15 yrs.)	3.3			
♦ 700-DS32KHZS#	DS32KHZS#	SO-16	32.768kHz	TCXO	CMOS Push-Pull	2	2.5 (Typ.)	1 (First Year)	4.5-5.5			
♦ 700-DS32KHZSN#-	DS32KHZSN#	SO-16	32.768kHz	TCXO	CMOS Push-Pull	2	2.5 (Typ.)	1 (First Year)	4.5-5.5			

SILICON OSCILLATORS ♦ Surface Mount Device

PRODUCT NEW

MOUSER STOCK NO.	Maxim Integrated Part No.	Package	f_{OUT} Max (MHz)	f_{OUT} Min (kHz)	Δf_{OUT} (%)	User Prog. (f_{OUT})	Spread Spectrum	V_{CC} (V)	Reset Out	Price Each 1	Price Each 25	Price Each 100
♦ 700-DS1099U-CD	DS1099U-CD+	µMAX-8	1.048	0.00025	-	None	No	2.7-5.5	No			
♦ 700-DS1090U-2V+	DS1090U-2/V+	µMAX-8	8	125	±2.5 (-40 to 85°C)	Ext. Resistor	Yes	3-5.5	No			
♦ 700-DS1077LZ-40	DS1077LZ-40+	SO-8	66.6	4.87	±1.25 (0 to 70°C)	I2C	No	2.7-3.6	No			
♦ 700-DS1077U-100	DS1077U-100+	µSOP-8	66.6	4.87	±1.25 (0 to 70°C)	I2C	No	2.7-3.6	No			
♦ 700-DS1077Z-133	DS1077Z-133+	SO-8	66.6	4.87	±1.25 (0 to 70°C)	I2C	No	2.7-3.6	No			
♦ 700-DS1091LUA-027	DS1091LUA-027+	µMAX-8	66.6	130	±1.2 (0 to 70°C)/ ±1.75 (-40 to 125°C)	None	Yes	3-3.6	No			
♦ 700-DS1086LU-222+	DS1086LU-222+	µSOP-8	66	130	±0.5 (-40 to 85°C)	I2C	Yes	2.7-3.6	No			
♦ 700-DS1091LUB-016V+	DS1091LUB-016/V+	µMAX-8	66	130	±1.2 (0 to 70°C)	None	Yes	3.0 to 3.6	No			
♦ 700-DS1091LUB-019V+	DS1091LUB-019/V+	µMAX-8	66	130	±1.2 (0 to 70°C)	None	Yes	3.0 to 3.6	No			
♦ 700-DS1091LUB-025V+	DS1091LUB-025/V+	µMAX-8	66	130	±1.2 (0 to 70°C)	None	Yes	3.0 to 3.6	No			
♦ 700-DS1091LUB-027V+	DS1091LUB-027/V+	µMAX-8	66	130	±1.2 (0 to 70°C)	None	Yes	3.0 to 3.6	No			
♦ 700-DS1085Z-10	DS1085Z-10+	SO-8	133	8.1	±1 (0 to 70°C)	I2C	No	4.75-5.25	No			
♦ 700-DS1086U	DS1086U+	µSOP-8	133	260	±1.25 (0 to 70°C)	I2C	Yes	4.75-5.25	No			
♦ 700-DS1086U-266	DS1086U-266+	µSOP-8	133	260	±1.25 (0 to 70°C)	I2C	Yes	4.75-5.25	No			

VOLTAGE CONTROLLED OSCILLATOR ♦ Surface Mount Device

MOUSER STOCK NO.	Maxim Integrated Part No.	Package	RF Freq. (MHz) Min	RF Freq. (MHz) Max	LO Driver Outputs	PLL Driver Outputs	P_{OUT} (Min/ Max.) (dBm)	V_{CC} (V)	I_{SUPPLY} (mA)	Price Each 1	Price Each 25	Price Each 100
♦ 700-MAX2622EUA	MAX2622EUA+	µMAX-8	855	881	No	Yes	-3/-3	2.7-5.5	9			
♦ 700-MAX2750EUA	MAX2750EUA+	µMAX-8	2400	2500	No	Yes	-3/-3	2.7-5.5	11.3			

CLOCK GENERATORS ♦ Surface Mount Device

PRODUCT NEW

For quantities greater than listed, call for quote.

MOUSER STOCK NO.	Maxim Integrated Part No.	Package	f_{IN} (MHz) Min.	f_{IN} (MHz) Max.	f_{OUT} (MHz) Min.	f_{OUT} (MHz) Max.	Fixed or Continuous Freq.	Output Levels	Outputs	PLLs	Spread Spectrum	Output Jitter (ps) RMS	Supply Voltage	Price Each 1	Price Each 25	Price Each 100
♦ 700-MAX9485ETP	MAX9485ETP+	TQFN-56	5	30	27	27	Fixed	LVCMOS	3	1	No	28	3.3			

TIMEKEEPING CLOCKS ♦ Surface Mount Device

For quantities greater than listed, call for quote.

MOUSER STOCK NO.	Maxim Integrated Part No.	Package	Supply Range (V)	Bus Interface	Memory Density (Bytes)	Memory Type	CL (pF)	Operating Temperature (°C)	Time Keeping Current (nA) (Typ)	Price Each 1	Price Each 25	Price Each 100
♦ 700-DS2417P	DS2417P+	TSOC-6	3,3.3,5	1-Wire	-	None	-	0 to +70	200			
700-DS1302	DS1302+	PDIP-8	2,3,3.3,5	3-Wire	31	NV SRAM	6	0 to +70	200			
700-DS1302N	DS1302N+	PDIP-8	2,3,3.3,5	3-Wire	31	NV SRAM	6	-40 to +85	200			
♦ 700-DS1302S	DS1302S+	SOIC-8	2,3,3.3,5	3-Wire	31	NV SRAM	6	0 to +70	200			
♦ 700-DS1302SN	DS1302SN+	SOIC-8	2,3,3.3,5	3-Wire	31	NV SRAM	6	-40 to +85	200			
♦ 700-DS1302Z	DS1302Z+	SOIC-8	2,3,3.3,5	3-Wire	31	NV SRAM	6	0 to +70	200			
♦ 700-DS1302ZN	DS1302ZN+	SOIC-8	2,3,3.3,5	3-Wire	31	NV SRAM	6	-40 to +85	200			
♦ 700-DS1343E-18+	DS1343E-18+	TSSOP-20	1.8, 3, 3.3	3-Wire, SPI	96	NV RAM	6	-40 to +85	250			
♦ 700-DS1344E-18+	DS1344E-18+	TSSOP-20	1.8, 3.3, 5.5	SPI	-	-	12.5	-40 to +85	250			
700-DS1746W-120	DS1746W-120+	DIP-32	3,3.5	Bytewide	128K	NV SRAM	-	0 to +70	-			
700-DS1742W-120	DS1742W-120+	DIP-24	3,3.5	Bytewide	2K	NV SRAM	-	0 to +70	-			
700-DS1744-70	DS1744-70+	DIP-28	3,3.5	Bytewide	32K	NV SRAM	-	0 to +70	-			
700-DS1744W-120	DS1744W-120+	DIP-28	3,3.5	Bytewide	32K	NV SRAM	-	0 to +70	-			
700-DS1744WP-120	DS1744WP-120+	PCAP-34	3,3.5	Bytewide	32K	NV SRAM	-	0 to +70	-			
700-DS1747WP-120	DS1747WP-120+	PCAP-34	3,3.5	Bytewide	512K	NV SRAM	-	0 to +70	-			
700-DS1743W-120	DS1743W-120+	DIP-28	3,3.5	Bytewide	8K	NV SRAM	-	0 to +70	-			
700-DS1743W-150	DS1743W-150+	DIP-28	3,3.5	Bytewide	8K	NV SRAM	-	0 to +70	-			
700-DS1743WP-120	DS1743WP-120+	PCAP-34	3,3.5	Bytewide	8K	NV SRAM	-	0 to +70	-			
700-DS1672-33	DS1672-33+	PDIP-8	2,3,3.3	I2C	-	None	6	0 to +70	425			
700-DS1315-5	DS1315-5+	PDIP-16	3,3.5	Phantom Clk	-	None	6	0 to +70	400			
♦ 700-DS1315S-5	DS1315S-5+	SOIC-16W	3,3.5	Phantom Clk	-	None	6	0 to +70	400			
♦ 700-DS1315SN-5	DS1315SN-5+	SOIC-16W	3,3.5	Phantom Clk	-	None	6	-40 to +85	400			

DETECTORS

MOUSER STOCK NO.	Maxim Integrated Part No.	Package	Detector Type	Dynamic Range (dB)	Vcc (V)	ISupply (mA)	RF Freq. (MHz) Min.	RF Freq. (MHz) Max.	PRF (dBm) 50Ω Term.	Price Each 1	Price Each 25	Price Each 100
700-MAX2209EBS+TG45	MAX2209EBS+TG45	UCSP-4	Peak	25	2.7-5	3.5	800	2000	-25 to 0			

TV TUNERS

PRODUCT NEW

MOUSER STOCK NO.	Maxim Integrated Part No.	Description	Price Each
Evaluation Kits			
700-MAX2121EVKIT#	MAX2121EVKIT#	Evaluation Kit for MAX2121	

DOWNCONVERTER MIXER

PRODUCT NEW

MOUSER STOCK NO.	Maxim Integrated Part No.	Description	Price Each
Evaluation Kits			
700-MAX2690EVKIT-	MAX2690EVKIT	Evaluation Kit for MAX2690	

© Copyright 2014 Mouser Electronics

© Copyright 2014 Mouser Electronics

DELAY LINES

♦ Surface Mount Device

MOUSER STOCK NO.	Maxim Integrated Part No.	Package	Function	Taps	Total Delays (ns)	VSupply (V)	ΔVSupply (V)	Price Each 1	25	100
♦ 700-DS1100LU-250	DS1100LU-250+	µMAX-8	Tapped	5	17	3-3.6	±5%			
♦ 700-DS1100LZ-200	DS1100LZ-200+	SO-8	Tapped	5	17	3-3.6	±5%			
♦ 700-DS1100Z-125	DS1100Z-125+	SO-8	Tapped	5	17	5	±5%			
♦ 700-DS1100Z-300	DS1100Z-300+	SO-8	Tapped	5	17	5	±5%			

DIGITAL POTENTIOMETERS

♦ Surface Mount Device

NEW PRODUCT

For quantities greater than listed, call for quote.

MOUSER STOCK NO.	Maxim Integrated Part No.	Package	Supply Range (V)	Taper	POTs	Taps	Resistance Option (kΩ)	Wiper Memory	Control Interface	Price Each 1	25	100
♦ 700-MAX5j1AEUB	MAX5431AEUB+	µMAX-10	12 to 15	-	1	4	57	Volatile	2-Wire Parallel			
700-DS1866	DS1866+	PDIP-8	2.7 to 5.5	Log	1	8	10	Volatile	3-Input Parallel			
♦ 700-DS1866Z	DS1866Z+	SOIC-8	2.7 to 5.5	Log	1	8	10	Volatile	3-Input Parallel			
♦ 700-MAX5407EKAT	MAX5407EKA+T	SOT-8	2.7 to 5.5	Log	1	32	20	Volatile	Direction+Clock			
♦ 700-MAX5160LEUA	MAX5160LEUA+	µMAX-8	2.7 to 5.5	Linear	1	32	50	Volatile	3-Wire Serial			
♦ 700-MAX5161LEZTT	MAX5161LEZT+T	SOT-23-6	2.7 to 5.5	Linear	1	32	50	Volatile	3-Wire Serial			
♦ 700-MAX5160MEUA	MAX5160MEUA+	µMAX-8	2.7 to 5.5	Linear	1	32	100	Volatile	3-Wire Serial			
♦ 700-MAX5160NEUA	MAX5160NEUA+	µMAX-8	2.7 to 5.5	Linear	1	32	200	Volatile	3-Wire Serial			
♦ 700-MAX5161NEZTT	MAX5161NEZT+T	SOT-23-6	2.7 to 5.5	Linear	1	32	200	Volatile	3-Wire Serial			
♦ 700-MAX5429EUA	MAX5429EUA+	µMAX-8	2.7 to 5.5	Linear	1	32	10	Non-Volatile	Up/Down			
♦ 700-MAX5467EUTT	MAX5467EUT+T	SOT-6	2.7 to 5.5	Linear	1	32	10	Volatile	2-Wire Serial			
♦ 700-MAX5468EUTT	MAX5468EUT+T	SOT-6	2.7 to 5.5	Linear	1	32	10	Volatile	2-Wire Serial			
♦ 700-MAX5434LEZTT	MAX5434LEZT+T	TSOT-6	2.7 to 5.25	Linear	1	32	50	Non-Volatile	2-Wire Serial			
♦ 700-MAX5464EXTT	MAX5464EXT+T	SC-70-6	2.7 to 5.5	Linear	1	32	50	Volatile	2-Wire Serial			
♦ 700-MAX5465EXTT	MAX5465EXT+T	SC-70-6	2.7 to 5.5	Linear	1	32	50	Volatile	2-Wire Serial			
♦ 700-MAX5474EKAT	MAX5474EKA+T	SOT-8	2.7 to 5.25	Linear	1	32	50	Non-Volatile	Up/Down			
♦ 700-MAX5461EXTT	MAX5461EXT+T	SC-70-6	2.7 to 5.5	Linear	1	32	100	Volatile	2-Wire Serial			
♦ 700-MAX5462EXTT	MAX5462EXT+T	SC-70-6	2.7 to 5.5	Linear	1	32	100	Volatile	2-Wire Serial			
♦ 700-MAX5475EKAT	MAX5475EKA+T	SOT-8	2.7 to 5.25	Linear	1	32	100	Non-Volatile	Up/Down			
700-DS1809-010	DS1809-010+	DIP-8	4.5 to 5.5	Linear	1	64	10	Non-Volatile	Contact-Closure			
♦ 700-DS1809Z-010	DS1809Z-010+	SOIC-8	4.5 to 5.5	Linear	1	64	10	Non-Volatile	Contact-Closure			
♦ 700-MAX5529GUA	MAX5529GUA+	µMAX-8	2.7 to 5.5	Linear	1	64	10	Non-Volatile	Up/Down			
700-DS1809-050	DS1809-050+	DIP-8	4.5 to 5.5	Linear	1	64	50	Non-Volatile	Contact-Closure			
700-DS1804-010	DS1804-010+	PDIP-8	2.7 to 5.5	Linear	1	100	10	Non-Volatile	Up/Down			
♦ 700-DS1804U-010	DS1804U-010+	µMAX-8	2.7 to 5.5	Linear	1	100	10	Non-Volatile	Up/Down			
♦ 700-DS1804Z-010	DS1804Z-010+	SOICN-8	3 to 5	Linear	1	100	10	Non-Volatile	Up/Down			
700-DS1804-050	DS1804-050+	PDIP-8	2.7 to 5.5	Linear	1	100	50	Non-Volatile	Up/Down			
♦ 700-DS1804U-050	DS1804U-050+	µMAX-8	3 to 5	Linear	1	100	50	Non-Volatile	Up/Down			
♦ 700-DS1804Z-050	DS1804Z-050+	SOIC-8	2.7 to 5.5	Linear	1	100	50	Non-Volatile	Up/Down			
700-DS1804-100	DS1804-100+	PDIP-8	2.7 to 5.5	Linear	1	100	100	Non-Volatile	Up/Down			
♦ 700-DS1804U-100	DS1804U-100+	µMAX-8	2.7 to 5.5	Linear	1	100	100	Non-Volatile	Up/Down			
♦ 700-DS1804Z-100	DS1804Z-100+	SOIC-8	2.7 to 5.5	Linear	1	100	100	Non-Volatile	Up/Down			
♦ 700-DS3501U	DS3501U+	µMAX-10	2.7 to 15.5	Linear	1	128	10	Non-Volatile	I2C			
♦ 700-MAX5128ELAT	MAX5128ELA+T	µDFN-8	2.7 to 5.5	Linear	1	128	22	Non-Volatile	Up/Down			
♦ 700-MAX5436EUB	MAX5436EUB+	µMAX-10	10 to 30	Linear	1	128	50	Volatile	3-Wire Serial SPI			
♦ 700-MAX5437EUD	MAX5437EUD+	TSSOP-14	10 to 30	Linear	1	128	50	Volatile	3-Wire Serial SPI			
♦ 700-MAX5438EUB	MAX5438EUB+	µMAX-10	10 to 30	Linear	1	128	100	Volatile	3-Wire Serial SPI			
♦ 700-MAX5402EUA	MAX5402EUA+	µMAX-8	2.7 to 5.5	Linear	1	256	10	Volatile	3-Wire Serial			
♦ 700-MAX5402EUAT	MAX5402EUA+T	µMAX-8	2.7 to 5.5	Linear	1	256	10	Volatile	3-Wire Serial			
♦ 700-MAX5400EKAT	MAX5400EKA+T	SOT-8	2.7 to 5.5	Linear	1	256	50	Volatile	3-Wire Serial			
♦ 700-MAX5417LETAT	MAX5417LETA+T	TFDN-8	2.7 to 5.25	Linear	1	256	50	Volatile	2-Wire Serial			
♦ 700-MAX5417METAT	MAX5417META+T	TFDN-8	2.7 to 5.25	Linear	1	256	50	Volatile	2-Wire Serial			
♦ 700-MAX5401EKAT	MAX5401EKA+T	SOT-8	2.7 to 5.5	Linear	1	256	100	Volatile	3-Wire Serial			
♦ 700-MAX5418LETAT	MAX5418LETA+T	TFDN-8	2.7 to 5.25	Linear	1	256	100	Volatile	2-Wire Serial			
♦ 700-MAX5423ETAT	MAX5423ETA+T	TFDN-8	2.7 to 5.25	Linear	1	256	100	Non-Volatile	3-Wire Serial SPI			
♦ 700-MAX5424ETAT	MAX5424ETA+T	TFDN-8	2.7 to 5.25	Linear	1	256	200	Non-Volatile	3-Wire Serial SPI			
♦ 700-MAX5481EUDT	MAX5481EUD+T	TSSOP-14	2.7/5.25	Linear	1	1024	10	Non-Volatile	3-Wire Serial			
♦ 700-MAX5481ETE	MAX5481ETE+	TQFN EP-16	2.7 to 5.25	Linear	1	1024	10	Non-Volatile	3-Wire Serial SPI			
♦ 700-MAX5481EUD	MAX5481EUD+	TSSOP-14	2.7 to 5.25	Linear	1	1024	10	Non-Volatile	3-Wire Serial SPI			
♦ 700-MAX5483ETE	MAX5483ETE+	TQFN EP-16	2.7 to 5.25	Linear	1	1024	10	Non-Volatile	3-Wire Serial SPI			
♦ 700-MAX5483EUD	MAX5483EUD+	TSSOP-14	2.7 to 5.25	Linear	1	1024	10	Non-Volatile	3-Wire Serial SPI			
♦ 700-MAX5482EUD	MAX5482EUD+	TSSOP-14	2.7 to 5.25	Linear	1	1024	50	Non-Volatile	3-Wire Serial SPI			
♦ 700-MAX5484EUD	MAX5484EUD+	TSSOP-14	2.7 to 5.25	Linear	1	1024	50	Non-Volatile	3-Wire Serial SPI			
♦ 700-MAX5410EEE	MAX5410EEE+	QSOP-16	4.5 to 5.5	Log	2	32	10	Volatile	3-Wire Serial SPI			
♦ 700-MAX5456EEE	MAX5456EEE+	QSOP-16	2.7 to 5.5	Log	2	32	10	Volatile	Debounced PB			
♦ 700-MAX5457EEE	MAX5457EEE+	QSOP-16	2.7 to 5.5	Log	2	32	10	Volatile	Debounced PB Up/Down			
♦ 700-DS1808Z-050	DS1808Z-050+	SOIC-16	4.5 to 5.5	Log	2	32	45	Volatile	2-Wire Addrsble			
700-DS1801	DS1801+	PDIP-14	2.7 to 5.5	Log	2	64	45	Volatile	3-Wire Serial			
♦ 700-DS1801E-014	DS1801E-014+	TSSOP-14	2.7 to 5.5	Log	2	64	45	Volatile	3-Wire Serial			
♦ 700-DS1801S	DS1801S+	SOIC-16	2.7 to 5.5	Log	2	64	45	Volatile	3-Wire Serial			
♦ 700-DS1802S	DS1802S+	SOIC-20	2.7 to 5.5	Log	2	64	45	Volatile	3-Wire Serial			
700-DS1807	DS1807+	PDIP-14	2.7 to 5.5	Log	2	64	45	Volatile	2-Wire Addrsble			
♦ 700-DS1807E	DS1807E+	TSSOP-14	2.7 to 5.5	Log	2	64	45	Volatile	2-Wire Addrsble			
♦ 700-DS1882Z-050	DS1882Z-050+	SOICN-16	5 to 7	Log	2	64	45	Non-Volatile	I2C			
700-DS1267-010	DS1267-010+	PDIP-14	4.5 to 5.5	Linear	2	256	10	Volatile	3-Wire Serial			
♦ 700-DS1267E-10	DS1267E-10+	TSSOP-20	4.5 to 5.5	Linear	2	256	10	Volatile	3-Wire Serial			
♦ 700-DS1267S-010	DS1267S-010+	SOIC-16W	4.5 to 5.5	Linear	2	256	10	Volatile	3-Wire Serial			
700-DS18030-010	DS18030-010+	PDIP-16	2.7 to 5.5	Linear	2	256	10	Volatile	2-Wire Addrsble			
♦ 700-DS1803E-010	DS1803E-010+	TSSOP-14	2.7 to 5.5	Linear	2	256	10	Volatile	2-Wire Addrsble			
♦ 700-DS1803Z-010	DS1803Z-010+	SOIC-16	2.7 to 5.5	Linear	2	256	10	Volatile	2-Wire Addrsble			
♦ 700-DS1868-10	DS1868-10+	PDIP-14	4.5 to 5.5	Linear	2	256	10	Volatile	3-Wire Serial			
♦ 700-DS1868E-10	DS1868E-10+	TSSOP-20	4.5 to 5.5	Linear	2	256	10	Volatile	3-Wire Serial			
♦ 700-DS1868S-10	DS1868S-10+	SOIC-16W	4.5 to 5.5	Linear	2	256	10	Volatile	3-Wire Serial			
♦ 700-MAX5387LAUD+	MAX5387LAUD+	TSSOP-14	2.6 to 5.5	Linear	2	256	10	Volatile	I2C			
♦ 700-MAX5389LAUD+	MAX5389LAUD+	TSSOP-14	2.6 to 5.5	Linear	2	256	10	Volatile	Up/Down			
♦ 700-DS1847E-050	DS1847E-050+	TSSOP-14	3 to 5	Linear	2	256	10/50	Linear	2-Wire Addrsble			
♦ 700-DS3902U-530	DS3902U-530+	µSOP-8	2.4 to 5.5	Linear	2	256	50/30	Non-Volatile	2-Wire Addrsble			
700-DS1267-050	DS1267-050+	PDIP-14	4.5 to 5.5	Linear	2	256	50	Volatile	3-Wire Serial			
700-DS18030-050	DS18030-050+	PDIPN-16	3 to 5	Linear	2	256	50	Volatile	2-Wire Addrsble			
♦ 700-DS1803Z-050	DS1803Z-050+	SOIC-16	2.7 to 5.5	Linear	2	256	50	Volatile	2-Wire Addrsble			
♦ 700-DS1868S-50	DS1868S-50+	SOIC-16W	4.5 to 5.5	Linear	2	256	50	Volatile	3-Wire Serial			
♦ 700-MAX5386MATE	MAX5386MATE+	TQFN-16	2.6 to 5.5	Linear	2	256	50	Volatile	3-Wire Serial, SPI			
♦ 700-MAX5387MAUD+	MAX5387MAUD+	TSSOP-14	2.6 to 5.5	Linear	2	256	50	Volatile	I2C			
♦ 700-MAX5389MAUD+	MAX5389MAUD+	TSSOP-14	2.6 to 5.5	Linear	2	256	50	Volatile	Up/Down			
700-DS1267-100	DS1267-100+	PDIP-14	4.5 to 5.5	Linear	2	256	100	Volatile	3-Wire Serial			
♦ 700-DS1267S-100	DS1267S-100+	SOIC-16W	4.5 to 5.5	Linear	2	256	100	Volatile	3-Wire Serial			
700-DS18030-100	DS18030-100+	PDIPN-16	3 to 5	Linear	2	256	100	Volatile	2-Wire Addrsble			
♦ 700-DS1803Z-100	DS1803Z-100+	SOIC-16	2.7 to 5.5	Linear	2	256	100	Volatile	2-Wire Addrsble			
♦ 700-MAX5386NATE	MAX5386NATE+	TQFN-16	2.6 to 5.5	Linear	2	256	100	Volatile	3-Wire Serial, SPI			
♦ 700-MAX5387NAUD+	MAX5387NAUD+	TSSOP-14	2.6 to 5.5	Linear	2	256	100	Volatile	I2C			

© Copyright 2014 Mouser Electronics

© Copyright 2014 Mouser Electronics

MAXIM INTEGRATED Analog ICs

RoHS Compliant This product is RoHS compliant.

maxim integrated™

DIGITAL POTENTIOMETERS (CONT.)

♦ Surface Mount Device

For quantities greater than listed, call for quote.

MOUSER STOCK NO.	Maxim Integrated Part No.	Package	Supply Range (V)	Taper	POTs	Taps	Resistance Option (kΩ)	Wiper Memory	Control Interface	Price Each 1	25	100
♦ 700-MAX5388NAUB+	MAX5388NAUB+	μMAX-10	2.6 to 5.5	Linear	2	256	100	Volatile	3-Wire Serial, SPI			
♦ 700-MAX5389NAUD+	MAX5389NAUD+	TSSOP-14	2.6 to 5.5	Linear	2	256	100	Volatile	Up/Down			
♦ 700-DS1845E-010	DS1845E-010+	TSSOP-14	2.7 to 5.5	Linear	2	100/256	10/10	Non-Volatile	2-Wire Addrsble			
♦ 700-DS1855E-010	DS1855E-010+	TSSOP-14	3 to 5	Linear	2	100/256	10/10	Linear	2-Wire Addrsble			
♦ 700-DS1845E-050	DS1845E-050+	TSSOP-14	3 to 5	Linear	2	100/256	10/50	Linear	2-Wire Addrsble			
♦ 700-DS1845E-100	DS1845E-100+	TSSOP-14	2.7 to 5.5	Linear	2	100/256	10/100	Non-Volatile	2-Wire Addrsble			
♦ 700-MAX5391LATE+T	MAX5391LATE+T	TQFN-16	1.7 to 5.5	Linear	2	256	10	Volatile	3-Wire Serial, SPI			
♦ 700-MAX5392LAUE+	MAX5392LAUE+	TSSOP-16	1.7 to 5.5	Linear	2	256	10	Volatile	I2C			
♦ 700-MAX5393LAUD+	MAX5393LAUD+	TSSOP-14	1.7 to 5.5	Linear	2	256	10	Volatile	3-Wire Serial, SPI			
♦ 700-MAX5403EUB	MAX5403EUB+	μMAX-10	2.7 to 5.5	Linear	2	256	10	Volatile	3-Wire Serial SPI			
♦ 700-MAX5405EUB	MAX5405EUB+	μMAX-10	2.7 to 5.5	Linear	2	256	10	Volatile	3-Wire Serial SPI			
♦ 700-MAX5413EUD	MAX5413EUD+	TSSOP-14	2.7 to 5.5	Linear	2	256	10	Volatile	3-Wire Serial SPI			
♦ 700-MAX5450EUB	MAX5450EUB+	μMAX-10	2.7 to 5.5	Linear	2	256	10	Volatile	Up/Down			
♦ 700-MAX5451EUD	MAX5451EUD+	TSSOP-14	2.7 to 5.5	Linear	2	256	10	Volatile	Up/Down			
♦ 700-MAX5477ETE	MAX5477ETE+	TQFN-16	2.7 to 5.25	Linear	2	256	10	Non-Volatile	2-Wire Serial			
♦ 700-MAX5477EUD	MAX5477EUD+	TSSOP-14	2.7 to 5.25	Linear	2	256	10	Non-Volatile	2-Wire Serial			
♦ 700-MAX5487ETE	MAX5487ETE+	TQFN-16	2.7 to 5.25	Linear	2	256	10	Non-Volatile	3-Wire Serial SPI			
♦ 700-MAX5487EUD	MAX5487EUD+	TSSOP-14	2.7 to 5.25	Linear	2	256	10	Non-Volatile	3-Wire Serial SPI			
♦ 700-MAX5391MATE+T	MAX5391MATE+T	TQFN-16	1.7 to 5.5	Linear	2	256	50	Volatile	3-Wire Serial, SPI			
♦ 700-MAX5392MAUE+	MAX5392MAUE+	TSSOP-16	1.7 to 5.5	Linear	2	256	50	Volatile	I2C			
♦ 700-MAX5393MAUD+	MAX5393MAUD+	TSSOP-14	1.7 to 5.5	Linear	2	256	50	Volatile	3-Wire Serial, SPI			
♦ 700-MAX5404EUB	MAX5404EUB+	μMAX-10	2.7 to 5.5	Linear	2	256	50	Volatile	3-Wire Serial SPI			
♦ 700-MAX5414EUD	MAX5414EUD+	TSSOP-14	2.7 to 5.5	Linear	2	256	50	Volatile	3-Wire Serial SPI			
♦ 700-MAX5452EUB	MAX5452EUB+	μMAX-10	2.7 to 5.5	Linear	2	256	50	Volatile	Up/Down			
♦ 700-MAX5478EUD	MAX5478EUD+	TSSOP-14	2.7 to 5.25	Linear	2	256	50	Non-Volatile	2-Wire Serial			
♦ 700-MAX5488ETE	MAX5488ETE+	TQFN-16	2.7 to 5.25	Linear	2	256	50	Non-Volatile	3-Wire Serial SPI			
♦ 700-MAX5488EUD	MAX5488EUD+	TSSOP-14	2.7 to 5.25	Linear	2	256	50	Non-Volatile	3-Wire Serial SPI			
♦ 700-MAX5391NATE+T	MAX5391NATE+T	TQFN-16	1.7 to 5.5	Linear	2	256	100	Volatile	3-Wire Serial, SPI			
♦ 700-MAX5392NAUE+	MAX5392NAUE+	TSSOP-16	1.7 to 5.5	Linear	2	256	100	Volatile	I2C			
♦ 700-MAX5393NAUD+	MAX5393NAUD+	TSSOP-14	1.7 to 5.5	Linear	2	256	100	Volatile	3-Wire Serial, SPI			
♦ 700-MAX5415EUD	MAX5415EUD+	TSSOP-14	2.7 to 5.5	Linear	2	256	100	Volatile	3-Wire Serial SPI			
♦ 700-MAX5455EUD	MAX5455EUD+	TSSOP-14	2.7 to 5.5	Linear	2	256	100	Volatile	Up/Down			
♦ 700-MAX5479ETE	MAX5479ETE+	TQFN-16	2.7 to 5.25	Linear	2	256	100	Non-Volatile	2-Wire Serial			
♦ 700-MAX5479EUD	MAX5479EUD+	TSSOP-14	2.7 to 5.25	Linear	2	256	100	Non-Volatile	2-Wire Serial			
♦ 700-MAX5489ETE	MAX5489ETE+	TQFN-16	2.7 to 5.25	Linear	2	256	100	Non-Volatile	3-Wire Serial SPI			
♦ 700-MAX5489EUD	MAX5489EUD+	TSSOP-14	2.7 to 5.25	Linear	2	256	100	Non-Volatile	3-Wire Serial SPI			
♦ 700-MAX5494ETE	MAX5494ETE+	TQFN-16	2.7 to 5.25	Linear	2	1024	10	Non-Volatile	3-Wire Serial SPI			
♦ 700-MAX5496ETE	MAX5496ETE+	TQFN-16	2.7 to 5.25	Linear	2	1024	10	Non-Volatile	3-Wire Serial SPI			
♦ 700-MAX5495ETE	MAX5495ETE+	TQFN-16	2.7 to 5.25	Linear	2	1024	50	Non-Volatile	3-Wire Serial SPI			
♦ 700-MAX5497ETE	MAX5497ETE+	TQFN-16	2.7 to 5.25	Linear	2	1024	50	Non-Volatile	3-Wire Serial SPI			
♦ 700-DS3904U-020	DS3904U-020+	μMAX-8	2.7 to 5.5	Linear	3	128	20	Non-Volatile	2-Wire Addrsble			
♦ 700-DS3905U-020	DS3905U-020+	μMAX-10	2.7 to 5.5	Linear	3	128	20	Non-Volatile	2-Wire Addrsble			
700-DS1844-010	DS1844-010+	PDIPN-20	2.7 to 5.5	Linear	4	64	10	Volatile	2-Wire or 5-Wire Serial			
♦ 700-DS1844E-010	DS1844E-010+	TSSOP-20	2.7 to 5.5	Linear	4	64	10	Volatile	2-Wire or 5-Wire Serial			
♦ 700-DS1844S-050	DS1844S-050+	SOICW-20	2.7 to 5.5	Linear	4	64	50	Volatile	2-Wire or 5-Wire Serial			
♦ 700-DS1844S-100	DS1844S-100+	SOICW-20	2.7 to 5.5	Linear	4	64	100	Volatile	2-Wire or 5-Wire Serial			
♦ 700-DS1806E-010	DS1806E-010+	TSSOP-20	2.7 to 5.5	Linear	6	64	10	Volatile	3-Wire Serial			
♦ 700-DS1806E-050	DS1806E-050+	TSSOP-20	2.7 to 5.5	Linear	6	64	50	Volatile	3-Wire Serial			

PRECISION-MATCHED RESISTOR-DIVIDERS

♦ Surface Mount Device

For quantities greater than listed, call for quote.

MOUSER STOCK NO.	Maxim Integrated Part No.	Package	Resistance Option (kΩ)	Resistance Tol (%)	Resistor Ratio	Resistor Ratio Accuracy (% Max.)	Temp. Coeff. (ppm/°C)(Typ)	Operation Temp. (°C)	Price Each 1	25	100
♦ 700-MAX5492LC10000T	MAX5492LC10000+T	SOT-23-5	10	0.025	10:1	0.10%	35	-55 to +125			
♦ 700-MAX5491LA01000T	MAX5491LA01000+T	SOT-23-3	30	0.025	1:1	0.04%	35	-55 to +125			
♦ 700-MAX5491TA05000T	MAX5491TA05000+T	SOT-23-3	30	0.025	5:01	0.035%	35	-40 to +85			
♦ 700-MAX5491VA10000T	MAX5491VA10000+T	SOT-23-3	30	0.025	10:01	0.035%	35	-40 to +85			
♦ 700-MAX5491NA01500T	MAX5491NA01500+T	SOT-23-3	30	0.025	1.5:1	0.035%	35	-40 to +85			
♦ 700-MAX5491RA02500T	MAX5491RA02500+T	SOT-23-3	30	0.025	2.5:1	0.035%	35	-40 to +85			
♦ 700-MAX5490GC01000T	MAX5490GC01000+T	SOT-23-3	100	0.025	1:1	0.10%	35	-55 to +125			
♦ 700-MAX5490GA01000T	MAX5490GA01000+T	SOT-23-3	100	0.025	1:1	0.035%	35	-55 to +125			
♦ 700-MAX5490MA02000T	MAX5490MA02000+T	SOT-23-3	100	0.025	2:1	0.035%	35	-55 to +125			
♦ 700-MAX5490TA05000T	MAX5490TA05000+T	SOT-23-3	100	0.025	5:1	0.04%	35	-55 to +125			
♦ 700-MAX5490VA10000T	MAX5490VA10000+T	SOT-23-3	100	0.025	10:1	0.035%	35	-55 to +125			
♦ 700-MAX5490XC25000T	MAX5490XC25000+T	SOT-23-3	100	0.025	25:1	0.10%	35	-55 to +125			

LEVEL TRANSLATORS

♦ Surface Mount Device

For quantities greater than listed, call for quote.

MOUSER STOCK NO.	Maxim Integrated Part No.	Package	Level Transl.	VCC (V)	Data Rate Max. (Mbps)	I/O VCC State (Shdn)	I/O VL State (Shdn)	ICC (μA) Max.	ICC (Shdn) (μA) Max	Price Each 1	25	100
♦ 700-MAX3370EXKT	MAX3370EXK+T	SC70-5	1	2.5-5.5	2	-	-	100	1			
♦ 700-MAX3390EEUD	MAX3390EEUD+	TSSOP-14	4	1.65-5.5	16	High Impedance	High Impedance	300	1			
♦ 700-MAX3392EEUD	MAX3392EEUD+	TSSOP-14	4	1.65-5.5	16	High Impedance	High Impedance	300	1			
♦ 700-MAX3377EEUD	MAX3377EEUD+	TSSOP-14	4	1.65-5.5	0.23	High Impedance	High Impedance	300	1			
♦ 700-MAX3002ETP	MAX3002ETP+	TQFN-20	8	1.65-5.5	20	High Impedance	6kΩ to GND	10	0.1			

FIBER MONITORING AND CONTROL

♦ Surface Mount Device

NEW PRODUCT

For quantities greater than listed, call for quote.

MOUSER STOCK NO.	Maxim Integrated Part No.	Package	ADCs	Res (bits)	DACs/ Resistors	FS Out (kΩ)	Steps	Temp Sensor	Memory	Supply Voltage (V)	Control Interface	Price Each 1	25	100
♦ 700-DS1856B-M50+	DS1856B-M50+	CSBGA-16	5-Input Muxable	12	2 Resistors	20, 50	256	Internal	EEPROM	3.3-5	I2C			
♦ 700-DS1856E-M50+	DS1856E-M50+	TSSOP-16	5-Input Muxable	12	2 Resistors	20, 50	256	Internal	EEPROM	3.3-5	I2C			
♦ 700-DS1886T+	DS1886T+	TQFN-24	5-Input Muxable	13	2 DACs	None	None	Internal	EEPROM	2.85-3.9	I2C			

PRECISION ANALOG-TO-DIGITAL CONVERTERS (ADCS)

NEW PRODUCT

♦ Surface Mount Device

For quantities greater than listed, call for quote.

MOUSER STOCK NO.	Maxim Integrated Part No.	Package	Res. (bits)	Input Channels	Conversion Rate (ksps) (Max)	Data Bus	External Vref (V) (Min/Max)	DNL (±LSB)	INL (±LSB)	Price Each 1	25	100
♦ 700-MAX105ECS	MAX105ECS+	TQFP-80	6	2	800 Msps	μP/8, Demuxed, LVPECL	---/---	0.25	0.2			
700-ADC0820CCN	ADC0820CCN+	PDIP-20	8	1	400	μP/8	0/5	---	---			
♦ 700-MAX1391ETB+T	MAX1391ETB+T	TDFN-EP-10	8	1	400	SPI	0.6/3.6	0.2	0.2			
♦ 700-MAX1106EUB	MAX1106EUB+	μMAX-10	8	1	25	SPI	1.0/5.5	1	0.2			
♦ 700-MAX1107CUB	MAX1107CUB+	μMAX-10	8	1	25	SPI	1/5.5	1	0.15			
♦ 700-MAX1107EUB	MAX1107EUB+	μMAX-10	8	1	25	SPI	1.0/5.5	1	0.15			
♦ 700-MAX11115AUT+T	MAX11115AUT+T	SOT-23-3	8	1	2000	SPI	2.2/3.6	0.25	0.25			
♦ 700-MAX11116AUT+T	MAX11116AUT+T	SOT-23-3	8	1	3000	SPI	2.2/3.6	0.25	0.25			
♦ 700-MAX1115EKAT	MAX1115EKA+T	SOT-8	8	1	100	SPI	---/---	1	1			
♦ 700-MAX1116EKAT	MAX1116EKA+T	SOT-8	8	1	100	SPI	---/---	1	1			
♦ 700-MAX152CWP	MAX152CWP+	SOW-20	8	1	400	μP/8	0/3	1	---			
♦ 700-MAX153CWP	MAX153CWP+	SOW-20	8	1	1000	μP/8	-2.5/5	1	---			
♦ 700-MAX1108EUB	MAX1108EUB+	μMAX-10	8	2	50	SPI	1.0/5.5	1	0.2			

© Copyright 2014 Mouser Electronics

© Copyright 2014 Mouser Electronics

PRECISION ANALOG-TO-DIGITAL CONVERTERS (ADCS) (CONT.)

♦ Surface Mount Device

For quantities greater than listed, call for quote.

	MOUSER STOCK NO.	Maxim Integrated Part No.	Package	Res. (bits)	Input Channels	Conversion Rate (ksps) (Max)	Data Bus	External Vref (V) (Min/Max)	DNL (±LSB)	INL (±LSB)	Price Each 1	25	100
♦	700-MAX1108EUB+G07	MAX1108EUB+G07	µMAX-10	8	2	50	SPI	1/5.5	1	0.2			
♦	700-MAX1109EUB	MAX1109EUB+	µMAX-10	8	2	50	SPI	1.0/5.5	1	0.15			
♦	700-MAX11111ATB+T	MAX11111ATB+T	TDFN-10	8	2	3000	SPI	1/3.6	0.25	0.25			
♦	700-MAX1117EKAT	MAX1117EKA+T	SOT-8	8	2	100	SPI	---/---	1	1			
♦	700-MAX1118EKAT	MAX1118EKA+T	SOT-8	8	2	100	SPI	1.0/5.5	1	1			
♦	700-MAX1119EKAT	MAX1119EKA+T	SOT-8	8	2	100	SPI	---/---	1	1			
♦	700-MAX1394ETBT	MAX1394ETB+T	TDFN-10	8	2	400	SPI	3.8/4.136	0.2	0.2			
♦	700-MAX11662AUB+	MAX11662AUB+	µMAX-10	8	2	500	SPI	1/3.65	0.25	0.25			
♦	700-MAX11662AUB+T	MAX11662AUB+T	µMAX-10	8	2	500	SPI	1/3.65	0.25	0.25			
♦	700-MAX1111CEE	MAX1111CEE+	QSOP-16	8	4	50	SPI	1.0/5.5	1	0.2			
♦	700-MAX1111EEE	MAX1111EEE+	QSOP-16	8	4	50	SPI	1.0/5.5	1	0.2			
♦	700-MAX114CAG	MAX114CAG+	SSOP-24	8	4	1000	µP/8	0.0/5.0	1	-----			
♦	700-MAX156ACWI	MAX156ACWI+	SOW-28	8	4	250	µP/8	---	1	0.5			
♦	700-MAX1110CAP	MAX1110CAP+	SSOP-20	8	8	50	SPI	1.0/5.5	1	0.2			
♦	700-MAX1110EAP	MAX1110EAP+	SSOP-20	8	8	50	SPI	1.0/5.5	1	0.2			
♦	700-MAX1112CAP	MAX1112CAP+	SSOP-20	8	8	50	SPI	1.0/5.5	1	0.1			
♦	700-MAX1112EAP	MAX1112EAP+	SSOP-20	8	8	50	SPI	1.0/5.5	1	0.1			
♦	700-MAX11639EEE+T	MAX11639EEE+T	QSOP-16	8	8	300	SPI	3.6/2.5	0.5	0.5			
♦	700-MAX117EAI	MAX117EAI+	SSOP-28	8	8	400	µP/8	0/3	1	1			
♦	700-MAX118CAI	MAX118CAI+	SSOP-28	8	8	1000	µP/8	0.0/5.0	1	-----			
	700-MAX155BCPI	MAX155BCPI+	PDIP-28	8	8	250	µP/8	---	1	0.5			
	700-MAX161ACPI	MAX161ACPI+	PDIP-28	8	8	20	µP/8	-5/-15	0.75	---			
♦	700-MAX1038AEEE	MAX1038AEEE+	QSOP-16	8	12	188	I2C	1.0/5.0	1	1			
♦	700-MAX1039AEEE	MAX1039AEEE+	QSOP-16	8	12	188	I2C	1.0/3.3	1	1			
♦	700-MAX11643EEG+T	MAX11643EEG+T	QSOP-24	8	16	300	SPI	3.6/2.5	0.5	0.5			
♦	700-MAX1077ETC	MAX1077ETC+	TQFN-12	10	1	1500	SPI	---/---	0.5	0.5			
♦	700-MAX1089ETAT	MAX1089ETA+T	TFDN-8	10	1	150	SPI	1.0/3.6	1	1			
♦	700-MAX11110AUT+T	MAX11110AUT+T	SOT-23-3	10	1	2000	SPI	2.2/3.6	1	1			
♦	700-MAX11117AUT+T	MAX11117AUT+T	SOT-23-3	10	1	3000	SPI	2.2/3.6	1	1			
♦	700-MAX11663AUT+T	MAX11663AUT+T	SOT-6	10	1	500	SPI	-	0.5	0.5			
♦	700-MAX1242AESA	MAX1242AESA+	SO-8	10	1	73	SPI	1/5.25	1	0.5			
	700-MAX1242BCPA	MAX1242BCPA+	DIP-8	10	1	73	SPI	1/5.25	1	0.5			
♦	700-MAX1242BESA	MAX1242BESA+	SOIC-8	10	1	73	SPI	1.0/5.25	1	0.5			
♦	700-MAX1243BCSA	MAX1243BCSA+	SOIC-8	10	1	73	SPI	1.0/5.25	1	0.5			
♦	700-MAX1243BESA	MAX1243BESA+	SOIC-8	10	1	73	SPI	1.0/5.25	1	0.5			
♦	700-MAX1284BESA	MAX1284BESA+	SOIC-8	10	1	400	SPI	---/---	1	1			
♦	700-MAX1285BESA	MAX1285BESA+	SOIC-8	10	1	300	SPI	---/---	1	1			
♦	700-MAX1086ETAT	MAX1086ETA+T	TFDN-8	10	2	150	SPI	1.0/5.25	1	1			
♦	700-MAX1087ETAT	MAX1087ETA+T	TFDN-8	10	2	150	SPI	1.0/3.6	1	1			
♦	700-MAX11106ATB+T	MAX11106ATB+T	TDFN-10	10	2	3000	SPI	1/3.6	0.5	0.5			
♦	700-MAX11646EUA	MAX11646EUA+	µMAX-8	10	2	94.4	I2C	1.0/5.5	1	1			
♦	700-MAX11647EUA	MAX11647EUA+	µMAX-8	10	2	94.4	I2C	1.0/3.6	1	1			
♦	700-MAX11647EWC+T	MAX11647EWC+T	WLP-12	10	2	94.4	I2C	1/3.6	1	1			
♦	700-MAX11664AUB+	MAX11664AUB+	µMAX-10	10	2	500	SPI	1/3.65	1	1			
♦	700-MAX11664AUB+T	MAX11664AUB+T	µMAX-10	10	2	500	SPI	1/3.65	1	1			
♦	700-MAX1186ECMD	MAX1186ECM+D	TQFP-48	10	2	40Msps	µP/10	---	1	1.7			
♦	700-MAX1395ETBT	MAX1395ETB+T	TDFN-10	10	2	357	SPI	0.6/3.6	0.5	0.5			
♦	700-MAX1064BEEG	MAX1064BEEG+	QSOP-24	10	4	400	µP/8	1/6	1	1			
♦	700-MAX1092BEEG	MAX1092BEEG+	QSOP-24	10	4	400	µP/8	1.0/5.5	1	1			
♦	700-MAX1136EUA	MAX1136EUA+	µMAX-8	10	4	94.4	I2C	1.0/5.5	1	1			
♦	700-MAX1137EUA	MAX1137EUA+	µMAX-8	10	4	94.4	I2C	1.0/3.6	1	1			
♦	700-MAX11607EWC+T	MAX11607EWC+T	µMAX-8	10	4	94.4	I2C	1.0/3.6	1	1			
♦	700-MAX11619EEE+T	MAX11619EEE+T	QSOP-16	10	4	300	SPI	1/3.6	1	1			
♦	700-MAX1248BCPE	MAX1248BCPE+	QSOP-16	10	4	133	SPI	1/5.25	1	1			
♦	700-MAX1248BEEE	MAX1248BEEE+	QSOP-16	10	4	133	SPI	1.0/5.25	1	1			
♦	700-MAX1249BEEE	MAX1249BEEE+	QSOP-16	10	4	133	SPI	1/5.25	1	1			
♦	700-MAX1361EUB	MAX1361EUB+	µMAX-10	10	4	150	I2C	1.0/3.6	1	1			
♦	700-MAX1099CEAE	MAX1099CEAE+	SSOP-16	10	5	0.9	SPI	0.8/1.2	1	1			
♦	700-MAX1026BCEE	MAX1026BCEE+	QSOP-16	10	8	300	SPI	0.5/5.3	0.1	0.1			
♦	700-MAX1027BCEE	MAX1027BCEE+	QSOP-16	10	8	300	SPI	0.5/3.65	0.1	0.1			
♦	700-MAX1027BEEE	MAX1027BEEE+	QSOP-16	10	8	300	SPI	0.5/3.65	0.1	0.1			
♦	700-MAX1080BEUP	MAX1080BEUP+	TSSOP-20	10	8	400	SPI	1.0/5.5	1	1			
♦	700-MAX1081BEUP	MAX1081BEUP+	TSSOP-20	10	8	300	SPI	1.0/3.6	1	1			
♦	700-MAX1090BEEI	MAX1090BEEI+	QSOP-28	10	8	400	µP/8	1.0/5.5	1	1			
♦	700-MAX11621EEE+T	MAX11621EEE+T	QSOP-16	10	8	300	SPI	1/3.6	1	1			
♦	700-MAX1204BEAP	MAX1204BEAP+	SSOP-20	10	8	133	SPI	2.5/5.0	1	1			
♦	700-MAX148BCAP	MAX148BCAP+	SSOP-20	10	8	133	SPI	1.0/5.25	1	1			
♦	700-MAX148BCPP	MAX148BCPP+	PDIP-20	10	8	133	SPI	1/5.25	1	1			
♦	700-MAX148BEAP	MAX148BEAP+	SSOP-20	10	8	133	SPI	1.0/5.25	1	1			
♦	700-MAX149BCAP	MAX149BCAP+	SSOP-20	10	8	133	SPI	1.0/5.25	1	1			
♦	700-MAX149BEAP	MAX149BEAP+	SSOP-20	10	8	133	SPI	1.0/5.25	1	1			
♦	700-MAX192AEAP	MAX192AEAP+	SSOP-20	10	8	133	SPI	2.5/5	1	0.5			
♦	700-MAX192BCWP	MAX192BCWP+	SOIC-20W	10	8	133	SPI	2.5/5.0	1	0.5			
♦	700-MAX192BEAP	MAX192BEAP+	SSOP-20	10	8	133	SPI	2.5/5.0	1	0.5			
♦	700-MAX192BEWP	MAX192BEWP+	SOIC-20W	10	8	133	SPI	2.5/5.0	1	0.5			
♦	700-MAX1154BEUE	MAX1154BEUE+	TSSOP-16	10	10	94	SPI	1.0/5.55	0.5	0.5			
♦	700-MAX1138EEE	MAX1138EEE+	QSOP-16	10	12	94.4	I2C	1.0/5.5	1	1			
♦	700-MAX1139EEE	MAX1139EEE+	QSOP-16	10	12	94.4	I2C	1.0/3.6	1	1			
♦	700-MAX1030BEEG	MAX1030BEEG+	QSOP-24	10	16	300	SPI	0.5/5.3	0.1	0.1			
♦	700-MAX1030BETI	MAX1030BETI+	TQFN-28	10	16	300	SPI	0.5/5.3	0.1	0.1			
♦	700-MAX1031BEEG	MAX1031BEEG+	QSOP-24	10	16	300	SPI	0.5/3.65	0.1	0.1			
♦	700-MAX1031BETI	MAX1031BETI+	TQFN-28	10	16	300	SPI	0.5/3.65	0.1	0.1			
♦	700-MAX11624EEG+	MAX11624EEG+	QSOP-24	10	16	300	SPI	1/5.25	---	---			
♦	700-MAX11625EEG+	MAX11625EEG+	QSOP-24	10	16	300	SPI	1/5.25	---	---			
♦	700-MAX11105AUT+T	MAX11105AUT+T	SOT-23-3	12	1	2000	SPI	2.2/3.6	1	1			
♦	700-MAX11661AUT+T	MAX11661AUT+T	SOT-6	12	1	500	SPI	-	0.25	0.25			
♦	700-MAX11665AUT+T	MAX11665AUT+T	SOT-6	12	1	500	SPI	-	1	1			
♦	700-MAX1240BESA	MAX1240BESA+	SOIC-8	12	1	73	SPI	1.0/3.6	1	1			
	700-MAX1241BCPA	MAX1241BCPA+	PDIP-8	12	1	73	SPI	1.0/5.25	1	1			
♦	700-MAX1241BCSA	MAX1241BCSA+	SOIC-8	12	1	73	SPI	1.0/5.25	1	1			
♦	700-MAX1276ETC	MAX1276ETC+	TQFN-12	12	1	1800	SPI	---	1	1.25			
♦	700-MAX1278ETC	MAX1278ETC+	TQFN-12	12	1	1800	SPI	---	1	1.25			
♦	700-MAX1279BETC	MAX1279BETC+	TQFN-12	12	1	1500	SPI	---	1	1			
♦	700-MAX1289ETAT	MAX1289ETA+T	TDFN-8	12	1	150	SPI	1.0/3.6	1	1			
	700-MAX164CENG	MAX164CENG+	PDIP-24	12	1	100	µP/12	---	1	1			
	700-MAX172BCNG	MAX172BCNG+	PDIP-24	12	1	100	µP/12	---/---	---	---			
	700-MAX174CCPI	MAX174CCPI+	PDIP-28W	12	1	125	µP/12	---/---	1	1			
	700-MAX187BCPA	MAX187BCPA+	PDIP-8	12	1	75	SPI	2.5/5.25	1	---			
♦	700-MAX187BCWE	MAX187BCWE+	SOIC-16W	12	1	75	SPI	2.5/5.25	1	---			

© Copyright 2014 Mouser Electronics

© Copyright 2014 Mouser Electronics

MAXIM INTEGRATED Analog ICs

RoHS Compliant This product is RoHS compliant.

PRECISION ANALOG-TO-DIGITAL CONVERTERS (ADCS) (CONT.)

◆ Surface Mount Device

For quantities greater than listed, call for quote.

MOUSER STOCK NO.	Maxim Integrated Part No.	Package	Res. (bits)	Input Channels	Conversion Rate (ksps) (Max)	Data Bus	External Vref (V) (Min/Max)	DNL (±LSB)	INL (±LSB)	Price Each 1	25	100
◆ 700-MAX187BEWE	MAX187BEWE+	SOIC-16W	12	1	75	SPI	2.5/5.25	1	---			
700-MAX189CCPA	MAX189CCPA+	PDIP-8	12	1	75	SPI	2.5/5.25	1	---			
700-MAX191BCNG	MAX191BCNG+	PDIP-24	12	1	100	µP/8, SPI	2.5/5.0	1	1			
◆ 700-MAX191BCWG	MAX191BCWG+	SOIC-24W	12	1	100	µP/8, SPI	2.5/5.0	1	1			
700-MX7572JN05	MX7572JN05+	PDIPN-24	12	1	80	µP/12	---	1	1			
◆ 700-MAX11102ATB+T	MAX11102ATB+T	TDFN-10	12	2	2000	SPI	1/3.6	1	1			
◆ 700-MAX11103ATB+T	MAX11103ATB+T	TDFN-10	12	2	3000	SPI	1/3.6	1	1			
◆ 700-MAX11644EUA+	MAX11644EUA+	µMAX-8	12	2	94.4	I2C	1/5.5	1	1			
◆ 700-MAX11645EUA+	MAX11645EUA+	µMAX-8	12	2	94.4	I2C	1/3.6	1	1			
◆ 700-MAX11645EWC+T	MAX11645EWC+T	WLP-12	12	2	94.4	I2C	1/3.6	1	1			
◆ 700-MAX11666AUB+	MAX11666AUB+	µMAX-10	12	2	500	SPI	1/3.65	1	1			
◆ 700-MAX11666AUB+T	MAX11666AUB+T	µMAX-10	12	2	500	SPI	1/3.65	1	1			
◆ 700-MAX11666AUBV+	MAX11666AUB/V+	µMAX-EP-10	12	2	500	SPI	1	3.65	1			
◆ 700-MAX1268BEEG	MAX1268BEEG+	QSOP-24	12	2	420	µP/12	1.0/5.5	1	1			
◆ 700-MAX1286ETAT	MAX1286ETA+T	TDFN-8	12	2	150	SPI	1.0/5.25	1	1			
◆ 700-MAX1287ETAT	MAX1287ETA+T	TDFN-8	12	2	150	SPI	1.0/3.6	1	1			
◆ 700-MAX1297BEEG	MAX1297BEEG+	QSOP-24	12	2	265	µP/12	1.0/3.6	1	1			
◆ 700-MAX1329BETL	MAX1329BETL+	TQFN-40	12	2	300	SPI	1.225/5.4	1	1			
◆ 700-MAX1396ETBT	MAX1396ETB+T	TDFN-10	12	2	312	SPI	0.6/3.6	1	1			
◆ 700-MAX144ACUA	MAX144ACUA+	µMAX-8	12	2	108	SPI	0/5.25	0.75	1			
◆ 700-MAX144BCPA	MAX144BCPA+	µMAX-8	12	2	108	SPI	0/5.25	0.75/1	1			
◆ 700-MAX144BEUA	MAX144BEUA+	µMAX-8	12	2	108	SPI	0/5.25	0.75	1			
◆ 700-MAX11613EWC+T	MAX11613EWC+T	WLP-12	12	4	94.4	I2C	1/3.6	1	1			
◆ 700-MAX11613EUA	MAX11613EUA+	µMAX-8	12	4	94.4	I2C	1.0/3.6	1	1			
◆ 700-MAX11626EEE+T	MAX11626EEE+T	QSOP-16	12	4	300	SPI	1/5.25	1	1			
◆ 700-MAX11627EEE+T	MAX11627EEE+T	QSOP-16	12	4	300	SPI	2.5/1	1	1			
◆ 700-MAX11634EEE+	MAX11634EEE+	QSOP-16	12	4	300	SPI	0/5.25	1	1			
◆ 700-MAX11635EEE+	MAX11635EEE+	QSOP-16	12	4	300	SPI	0/3.6	1	1			
◆ 700-MAX1236EUA	MAX1236EUA+	µMAX-8	12	4	94.4	I2C	1.0/5.5	1	1			
◆ 700-MAX1237EUA	MAX1237EUA+	µMAX-8	12	4	94.4	I2C	1.0/3.6	1	1			
◆ 700-MAX1247BCEE	MAX1247BCEE+	QSOP-16	12	4	133	SPI	1.0/5.25	1	1			
700-MAX1247BCPE	MAX1247BCPE+	PDIP-16	12	4	133	SPI	1.0/5.25	1	1			
◆ 700-MAX1247BEEE	MAX1247BEEE+	QSOP-16	12	4	133	SPI	1.0/5.25	1	1			
◆ 700-MAX1282BEUE	MAX1282BEUE+	TSSOP-16	12	4	400	SPI	1.0/5.5	1	1			
◆ 700-MAX1283BEUE	MAX1283BEUE+	TSSOP-16	12	4	300	SPI	1.0/3.6	1	1			
◆ 700-MAX1292BEEG	MAX1292BEEG+	QSOP-24	12	4	400	µP/8	1.0/5.5	1	1			
◆ 700-MAX1293BEEG	MAX1293BEEG+	QSOP-24	12	4	250	µP/8	1.0/3.6	1	1			
◆ 700-MAX1377ATP	MAX1377ATP+	TQFN-20	12	4	1250	SPI	1.0/3.6	1.5	1.25			
◆ 700-MAX1379ATP	MAX1379ATP+	TQFN-20	12	4	1250	SPI	1.0/5.25	1	1.25			
◆ 700-MAX1383ATP	MAX1383ATP+	TQFN-20	12	4	1250	SPI	1.25/2.5	1.5	1.5			
◆ 700-MAX196BCAI	MAX196BCAI+	SSOP-28	12	6	100	µP/12	2.4/4.18	1	1			
700-MAX196BCNI	MAX196BCNI+	PDIP-28	12	6	100	µP/12	2.4/4.18	1	1			
700-MAX196BENI	MAX196BENI+	PDIPN-28	12	6	100	µP/12	2.4/4.18	1	1			
◆ 700-MAX11628EEE+	MAX11628EEE+	QSOP-16	12	8	300	SPI	1/5.25	1	1			
◆ 700-MAX11629EEE+	MAX11629EEE+	QSOP-16	12	8	300	SPI	1/3.6	1	1			
◆ 700-MAX11637EEE+T	MAX11637EEE+T	QSOP-16	12	8	300	SPI	0/3.6	1	1			
700-MAX1202BCPP	MAX1202BCPP+	PDIP-20	12	8	133	SPI	2.5/5.0	1	1			
◆ 700-MAX1202BEAP	MAX1202BEAP+	SSOP-20	12	8	133	SPI	2.5/5.0	1	1			
◆ 700-MAX1203BCAP	MAX1203BCAP+	SSOP-20	12	8	133	SPI	2.5/5	1	1			
◆ 700-MAX1203BEAP	MAX1203BEAP+	SSOP-20	12	8	133	SPI	2.5/5.0	1	1			
◆ 700-MAX1226BCEE	MAX1226BCEE+	QSOP-16	12	8	300	SPI	1.0/5.25	1	1			
◆ 700-MAX1227BCEE	MAX1227BCEE+	QSOP-16	12	8	300	SPI	1.0/3.6	1	1			
◆ 700-MAX1261BEEI	MAX1261BEEI+	QSOP-28	12	8	250	µP/8	1.0/3.6	1	1			
◆ 700-MAX1262BEEI	MAX1262BEEI+	QSOP-28	12	8	400	µP/8	1.0/5.5	1	1			
700-MAX1270ACNG	MAX1270ACNG+	PDIP-24	12	8	110	SPI	2.4/4.18	1	1			
◆ 700-MAX1270AEAI	MAX1270AEAI+	SSOP-28	12	8	110	SPI	2.4/4.18	1	1			
◆ 700-MAX1270BCAI	MAX1270BCAI+	SSOP-28	12	8	110	SPI	2.4/4.18	1	1			
◆ 700-MAX1270BCNG	MAX1270BCNG+	PDIPN-24	12	8	110	SPI	2.4/4.18	1	1			
◆ 700-MAX1270BEAI	MAX1270BEAI+	SSOP-28	12	8	110	SPI	2.4/4.18	1	1			
◆ 700-MAX1271BEAI	MAX1271BEAI+	SSOP-28	12	8	110	SPI	2.4/4.18	1	1			
◆ 700-MAX127ACNG	MAX127ACNG+	DIPN-24	12	8	8	I2C	2.4/4.18	1	1			
◆ 700-MAX127BCAI	MAX127BCAI+	SSOP-28	12	8	8	I2C	2.4/4.18	1	1			
◆ 700-MAX127BEAI	MAX127BEAI+	SSOP-28	12	8	8	I2C	2.4/4.18	1	1			
◆ 700-MAX1280BEUP	MAX1280BEUP+	TSSOP-20	12	8	400	SPI	1.0/5.5	1	1			
◆ 700-MAX1281BEUP	MAX1281BEUP+	TSSOP-20	12	8	300	SPI	1.0/3.6	1	1			
◆ 700-MAX128BEAI	MAX128BEAI+	SSOP-28	12	8	8	I2C	2.4/4.18	1	1			
◆ 700-MAX1290BCEI	MAX1290BCEI+	QSOP-28	12	8	400	µP/8	1.0/5.5	1	1			
◆ 700-MAX1290BEEI	MAX1290BEEI+	QSOP-28	12	8	400	µP/8	1.0/5.5	1	1			
◆ 700-MAX1291BEEI	MAX1291BEEI+	QSOP-28	12	8	250	µP/8	1.0/3.6	1	1			
◆ 700-MAX1312ECM+	MAX1312ECM+	LQFP-48	12	8	1075	µP/12	2/3	0.3	0.5			
◆ 700-MAX146ACAP	MAX146ACAP+	SSOP-20	12	8	133	SPI	1.0/3.6	2	1			
◆ 700-MAX146BEAP	MAX146BEAP+	SSOP-20	12	8	133	SPI	1.0/3.6	2	1			
◆ 700-MAX147BCAP	MAX147BCAP+	SSOP-20	12	8	133	SPI	1.0/5.25	2	1			
700-MAX147BCPP	MAX147BCPP+	PDIP-20	12	8	133	SPI	1.0/5.25	2	1			
◆ 700-MAX147BEAP	MAX147BEAP+	SSOP-20	12	8	133	SPI	1.0/5.25	2	1			
700-MAX180BCPL	MAX180BCPL+	PDIP-40W	12	8	100	µP/16	-4.92/-5.08	1	1			
700-MAX186ACPP	MAX186ACPP+	PDIP-20	12	8	133	SPI	2.5/5.25	1	---			
◆ 700-MAX186AEWP	MAX186AEWP+	SO-20	12	8	133	SPI	2.5/5.25	1	---			
700-MAX186BCPP	MAX186BCPP+	PDIP-20	12	8	133	SPI	2.5/5.25	1	---			
◆ 700-MAX186BCWP	MAX186BCWP+	SOIC-20	12	8	133	SPI	2.5/5.25	1	---			
◆ 700-MAX186CCWP	MAX186CCWP+	SOIC-20	12	8	133	SPI	2.5/5.25	1	---			
◆ 700-MAX186CEWP	MAX186CEWP+	SO-20	12	8	133	SPI	2.5/5.25	1	---			
◆ 700-MAX186DCAP	MAX186DCAP+	SSOP-20	12	8	133	SPI	2.5/5.25	1	---			
700-MAX186DCPP	MAX186DCPP+	PDIP-20	12	8	133	SPI	2.5/5.25	1	---			
◆ 700-MAX186DCWP	MAX186DCWP+	SOIC-20	12	8	133	SPI	2.5/5.25	1	---			
◆ 700-MAX186DEAP	MAX186DEAP+	SSOP-20	12	8	133	SPI	2.5/5.25	1	---			
◆ 700-MAX188CCWP	MAX188CCWP+	SO-20	12	8	133	SPI	2.5/5.25	1	---			
◆ 700-MAX188CEWP	MAX188CEWP+	SO-20	12	8	133	SPI	2.5/5.25	1	---			
◆ 700-MAX188DCAP	MAX188DCAP+	SSOP-20	12	8	133	SPI	2.5/5.25	1	---			
700-MAX188DCPP	MAX188DCPP+	PDIP-20	12	8	133	SPI	2.5/5.25	1	---			
◆ 700-MAX188DCWP	MAX188DCWP+	SOIC-20	12	8	133	SPI	2.5/5.25	1	---			
700-MAX197ACNI	MAX197ACNI+	PDIP-28	12	8	100	µP/8	2.4/4.18	1	1			
◆ 700-MAX197ACWI	MAX197ACWI+	SOIC-28W	12	8	100	µP/8	2.4/4.18	1	1			
◆ 700-MAX197BCAI	MAX197BCAI+	SSOP-28	12	8	100	µP/8	2.4/4.18	1	1			
700-MAX197BCNI	MAX197BCNI+	PDIP-28	12	8	100	µP/8	2.4/4.18	1	1			
◆ 700-MAX197BCWI	MAX197BCWI+	SOIC-28W	12	8	100	µP/8	2.4/4.18	1	1			
700-MAX197BENI	MAX197BENI+	PDIP-28	12	8	100	µP/8	2.4/4.18	1	1			
◆ 700-MAX197BEWI	MAX197BEWI+	SOIC-28W	12	8	100	µP/8	2.4/4.18	1	1			
◆ 700-MAX1254BEUE	MAX1254BEUE+	TSSOP-16	12	10	94	SPI	1.0/5.0	1	1			

© Copyright 2014 Mouser Electronics

© Copyright 2014 Mouser Electronics

RoHS Compliant This product is RoHS compliant.

maxim integrated™

PRECISION ANALOG-TO-DIGITAL CONVERTERS (ADCS) (CONT.)

♦ Surface Mount Device

For quantities greater than listed, call for quote.

MOUSER STOCK NO.	Maxim Integrated Part No.	Package	Res. (bits)	Input Channels	Conversion Rate (ksps) (Max)	Data Bus	External Vref (V) (Min/Max)	DNL (±LSB)	INL (±LSB)	Price Each 1	25	100
♦ 700-MAX1228BEEP	MAX1228BEEP+	QSOP-20	12	12	300	SPI	1.0/5.25	1	1			
♦ 700-MAX1229BCEP	MAX1229BCEP+	QSOP-20	12	12	300	SPI	1.0/3.6	1	1			
♦ 700-MAX1229BEEP	MAX1229BEEP+	QSOP-20	12	12	300	SPI	1.0/3.6	1	1			
♦ 700-MAX1238EEE	MAX1238EEE+	QSOP-16	12	12	94.4	I2C	1.0/5.5	1	1			
♦ 700-MAX1239EEE	MAX1239EEE+	QSOP-16	12	12	94.4	I2C	1.0/3.6	1	1			
♦ 700-MAX1239KEEE	MAX1239KEEE+	QSOP-16	12	12	94.4	I2C	1.0/3.6	1	1			
♦ 700-MAX11632EEG+	MAX11632EEG+	QSOP-16	12	16	300	SPI	1/5.25	1	1			
♦ 700-MAX11633EEG+	MAX11633EEG+	QSOP-16	12	16	300	SPI	1/3.6	1	1			
♦ 700-MAX1230BCTI	MAX1230BCTI+	QSOP-20	12	16	300	SPI	1.0/5.25	1	1			
♦ 700-MAX1230BEEG	MAX1230BEEG+	QSOP-24	12	16	300	SPI	1.0/5.25	1	1			
♦ 700-MAX1230BETI	MAX1230BETI+	TQFN-28	12	16	300	SPI	1.0/5.25	1	1			
♦ 700-MAX1231BEEG	MAX1231BEEG+	QSOP-24	12	16	300	SPI	1.0/3.6	1	1			
♦ 700-MAX1231BETI	MAX1231BETI+	TQFN-28	12	16	300	SPI	1.0/3.6	1	1			
♦ 700-MAX11131ATI+	MAX11131ATI+	TQFN-28	12	16	3000	SPI	1/3.6	1	1			
♦ 700-MAX1066BCUP	MAX1066BCUP+	TSSOP-20	14	1	165	µP/8	3.8/5.0	1	3			
700-MAX1065BEUI	MAX1065BEUI+	TSSOP-28	14	1	165	µP/16	3.8/5	1	3			
700-MAX1066BEUP	MAX1066BEUP+	TSSOP-20	14	1	165	µP/8	3.8/5	1	3			
700-MAX1069BEUD+	MAX1069BEUD+	TSSOP-14	14	1	58	I2C	1/5.5	1	3			
700-MAX11101EUB+	MAX11101EUB+	µMAX-10	14	1	200	Microwire, QSPI, SPI	3.8/5.25	2	2			
♦ 700-MAX1142BEAP	MAX1142BEAP+	SSOP-20	14	1	200	SPI	3.0/4.2	1.375	1			
♦ 700-MAX1144BEAP	MAX1144BEAP+	SSOP-20	14	1	150	SPI	1.9/2.2	1	1			
700-MAX121CPE	MAX121CPE+	PDIP-16	14	1	308	SPI	---/---	1.5	2			
♦ 700-MAX194BEWE	MAX194BEWE+	SOIC-16	14	1	85	SPI	---/5.0	1	1			
700-MAX110ACPE	MAX110ACPE+	PDIP-16	14	2	0.05	SPI	-5.3/5.3	2	4.9			
700-MAX110BCPE	MAX110BCPE+	PDIP-16	14	2	0.05	SPI	-5.3/5.3	2	4.9			
♦ 700-MAX110BCWE	MAX110BCWE+	SOIC-16W	14	2	0.05	SPI	-5.3/5.3	2	4.9			
♦ 700-MAX111BCWE	MAX111BCWE+	SOW-16	14	2	0.05	SPI	0/5.3	1	4.9			
700-MAX1318ECM	MAX1318ECM+	LQFP-48	14	2	526	µP/14	2/3	0.5	0.8			
700-MAX1322ECM	MAX1322ECM+	LQFP-48	14	2	526	µP/14	2/3	0.5	0.8			
700-MAX1326ECM	MAX1326ECM+	LQFP-48	14	2	526	µP/14	2/3	0.5	0.8			
700-MAX1033BEUP+	MAX1033BEUP+	TSSOP-20	14	4	115	SPI	3.8/4.136	1	0.25			
700-MAX11054ECB+	MAX11054ECB+	TQFP-EP-64	14	4	250	µP/14	3/4.25	0.15	0.13			
700-MAX11057ECB+	MAX11057ECB+	TQFP-EP-64	14	4	250	µP/14	3/4.25	0.2	0.2			
♦ 700-MAX1147BEUP	MAX1147BEUP+	TSSOP-20	14	4	116	SPI	1.5/3.3	0.5	0.7			
700-MAX11055ECB+	MAX11055ECB+	TQFP-EP-64	14	6	250	µP/14	3/4.25	0.15	0.13			
700-MAX11058ECB+	MAX11058ECB+	TQFP-EP-64	14	6	250	µP/14	3/4.25	0.2	0.2			
700-MAX1032BEUG+	MAX1032BEUG+	TSSOP-24	14	8	115	SPI	3.8/4.135	1	0.25			
700-MAX11056ECB+	MAX11056ECB+	TQFP-EP-64	14	8	250	µP/14	3/4.25	0.15	0.13			
700-MAX11059ECB+	MAX11059ECB+	TQFP-EP-64	14	8	250	µP/14	3/4.25	0.2	0.2			
♦ 700-MAX1148BCUP	MAX1148BCUP+	TSSOP-20	14	8	116	SPI	1.5/5	0.5	0.7			
♦ 700-MAX1148BEUP	MAX1148BEUP+	TSSOP-20	14	8	116	SPI	1.5/5.0	0.5	0.7			
♦ 700-MAX1149BEUP	MAX1149BEUP+	TSSOP-20	14	8	116	SPI	1.5/3.3	0.5	0.7			
♦ 700-MAX125CCAXD	MAX125CCAX+D	SSOP-36	14	8	250	µP/14	2.25/2.75	---	2			
♦ 700-MAX125CEAXD	MAX125CEAX+D	SSOP-36	14	8	250	µP/14	2.25/2.75	---	2			
700-MAX135CPI	MAX135CPI+	PDIP-28W	15	1	0.0016	µP/8	---/0.545	---	---			
♦ 700-MAX135CWI	MAX135CWI+	SOIC-28W	15	1	0.0016	µP/8	---/0.545	---	---			
700-MAX11100EUB+	MAX11100EUB+	µMAX-10	16	1	200	Microwire, QSPI, SPI	3.8/5.25	2	2			
♦ 700-MAX11203EEE+	MAX11203EEE+	QSOP-16	16	1	0.48	SPI	0/3.6	1	20			
♦ 700-MAX11205AEUB+	MAX11205AEUB+	µMAX-10	16	1	0.12	SPI	0/3.6	1	20			
♦ 700-MAX11205BEUB+	MAX11205BEUB+	µMAX-10	16	1	0.12	SPI	3.6/3.6	1	20			
♦ 700-MAX11213EEE+	MAX11213EEE+	QSOP-16	16	1	0.48	SPI	0/3.6	1	20			
♦ 700-MAX1132BEAP	MAX1132BEAP+	SSOP-20	16	1	200	SPI	3.0/4.2	1.375	1			
♦ 700-MAX1133BEAP	MAX1133BEAP+	SSOP-20	16	1	200	SPI	3.0/4.2	1.375	1			
♦ 700-MAX1135BEAP	MAX1135BEAP+	SSOP-20	16	1	150	SPI	1.9/2.2	1.375	1			
♦ 700-MAX195BEWE	MAX195BEWE+	SOIC-16	16	1	85	SPI	---/5.0	2	1.96608			
♦ 700-MAX1358BETL	MAX1358BETL+	TQFN-40	16	2	0.512	SPI	1/3.6	---	2			
♦ 700-MAX1359BETL	MAX1359BETL+	TQFN-40	16	2	0.512	SPI	1/3.6	---	2			
♦ 700-MAX1415EUE	MAX1415EUE+	TSSOP-16	16	2	0.5	SPI	1/1.75	---	0.98304			
♦ 700-MAX1416EUE	MAX1416EUE+	TSSOP-16	16	2	0.5	SPI	1/3.5	---	0.98304			
♦ 700-MX7705EUE	MX7705EUE+	TSSOP-16	16	2	0.5	SPI	1/3.5	---	1.96608			
♦ 700-MAX11044ETN	MAX11044ETN+	TQFN-56	16	4	250	µP/16	3.0/4.25	0.5	0.8			
♦ 700-MAX11047ETN+	MAX11047ETN+	TQFN-56	16	4	250	µP/16	3/4.25	0.7	0.65			
♦ 700-MAX11060GUU+	MAX11060GUU+	TSSOP-38	16	4	64	SPI	2.3/2.7	1	1.5			
♦ 700-MAX1301AEUP+	MAX1301AEUP+	TSSOP-24	16	4	115	SPI	3.8/4.136	0.5	1			
♦ 700-MAX1301BEUP	MAX1301BEUP+	TSSOP-20	16	4	115	SPI	3.8/4.136	0.5	1			
♦ 700-MAX1303BEUP+	MAX1303BEUP+	TSSOP-20	16	4	115	SPI	3.8/4.136	0.5	1			
♦ 700-MAX1407CAI	MAX1407CAI+	SSOP-28	16	4	0.06	SPI	1.15/1.35	---	2.5			
♦ 700-MAX1414CAI	MAX1414CAI+	SSOP-28	16	4	0.06	SPI	1.15/1.35	---	2.5			
♦ 700-MAX11045ETN	MAX11045ETN+	TQFN-56	16	6	250	µP/16	3.0/4.25	0.5	0.8			
♦ 700-MAX11048ETN+	MAX11048ETN+	TQFN-56	16	6	250	µP/16	3/4.25	0.7	0.65			
♦ 700-MAX1300AEUG+	MAX1300AEUG+	TSSOP-24	16	8	115	SPI	3.8/4.136	0.5	1			
♦ 700-MAX1300BEUG+	MAX1300BEUG+	TSSOP-20	16	8	115	SPI	3.8/4.136	0.5	1			
♦ 700-MAX11046ECB+	MAX11046ECB+	TQFP-EP-64	16	8	250	µP/16	3/4.25	0.4	0.4			
♦ 700-MAX11046ETN	MAX11046ETN+	TQFN-56	16	8	250	µP/16	3.0/4.25	0.5	0.8			
♦ 700-MAX11049ETN+	MAX11049ETN+	TQFN-56	16	8	250	µP/16	3/4.25	0.7	0.65			
♦ 700-MAX1302AEUG+	MAX1302AEUG+	TSSOP-24	16	4, 8	115	SPI	3.8/4.136	1	1			
♦ 700-MAX1302BEUG+	MAX1302BEUG+	TSSOP-24	16	4, 8	115	SPI	3.8/4.136	1	1			
♦ 700-MAX11162EUB+	MAX11162EUB+	TDFN-10	16	---	500	SPI	1.8/5.0	---	---			
♦ 700-MAX11163EUB+	MAX11163EUB+	TDFN-10	16	---	250	SPI	1.8/5.0	---	---			
♦ 700-MAX11359AETL+	MAX11359AETL+	TQFN-EP-40	16	---	---	SPI	---	---	---			
♦ 700-MAX11209EEE+	MAX11209EEE+	QSOP-16	18	1	0.48	SPI	0/3.6	1	15			
♦ 700-MAX11211EEE+	MAX11211EEE+	QSOP-16	18	1	0.48	SPI	0/3.6	1	15			
♦ 700-MAX11212AEUB+	MAX11212AEUB+	µMAX-10	18	1	0.12	SPI	0/3.6	1	10			
♦ 700-MAX11212BEUB+	MAX11212BEUB+	µMAX-10	18	1	0.12	SPI	0/3.6	1	10			
700-MAX132CNG	MAX132CNG+	PDIP-24	18	1	0.1	SPI	---/0.545	---	---			
♦ 700-MAX132CWG	MAX132CWG+	SOIC-24W	18	1	0.1	SPI	---/0.545	---	---			
700-MAX132ENG	MAX132ENG+	PDIP-24	18	1	0.1	SPI	---/0.545	---	---			
♦ 700-MAX132EWG	MAX132EWG+	SOIC-24W	18	1	0.1	SPI	---/0.545	---	---			
♦ 700-MAX1400EAI	MAX1400EAI+	SSOP-28	18	5	4.8	SPI	0.0/2.5	---	3.93216			
♦ 700-MAX1401EAI	MAX1401EAI+	SSOP-28	18	5	4.8	SPI	0.0/1.25	---	3.93216			
♦ 700-MAX1403EAI	MAX1403EAI+	SSOP-28	18	5	4.8	SPI	0.0/1.25	---	3			
♦ 700-MAX11206EEE+	MAX11206EEE+	QSOP-16	20	1	0.48	SPI	0/3.6	1	10			
♦ 700-MAX11207EEE+	MAX11207EEE+	QSOP-16	20	1	0.48	SPI	0/3.6	1	10			
♦ 700-MAX11208AEUB+	MAX11208AEUB+	µMAX-10	20	1	0.12	SPI	0/3.6	1	10			
♦ 700-MAX11208BEUB+	MAX11208BEUB+	µMAX-10	20	1	0.12	SPI	0/3.6	1	10			
♦ 700-MAX11200EEE+	MAX11200EEE+	QSOP-16	24	1	0.48	SPI	0/3.6	1	10			
♦ 700-MAX11201AEUB+	MAX11201AEUB+	µMAX-10	24	1	0.12	SPI	0/3.6	1	10			
♦ 700-MAX11201BEUB+	MAX11201BEUB+	µMAX-10	24	1	0.12	SPI	0/3.6	1	10			
♦ 700-MAX11202AEUB+	MAX11202AEUB+	µMAX-10	24	1	0.12	SPI	0/3.6	1	10			
♦ 700-MAX11202BEUB+	MAX11202BEUB+	µMAX-10	24	1	0.12	SPI	0/3.6	1	10			
♦ 700-MAX11210EEE+	MAX11210EEE+	QSOP-16	24	1	0.48	SPI	0/3.6	1	10			

© Copyright 2014 Mouser Electronics

© Copyright 2014 Mouser Electronics

MAXIM INTEGRATED Analog ICs

RoHS Compliant This product is RoHS compliant.

maxim integrated™

PRECISION ANALOG-TO-DIGITAL CONVERTER (ADCS) DEVELOPMENT KITS

PRODUCT NEW

For quantities greater than listed, call for quote.

MOUSER STOCK NO.	Maxim Integrated Part No.	Description	Price Each
700-MAX11612EVSYS+	MAX11612EVSYS+	Development Kit for MAX11612	
700-MAX11613EVSYS+	MAX11613EVSYS+	Development Kit for MAX11600-MAX11613	
700-MAX11615EVSYS+	MAX11615EVSYS+	Development Kit for MAX11615	
700-MAX11616EVSYS+	MAX11616EVSYS+	Development Kit for MAX11616	
700-MAX11617EVSYS+	MAX11617EVSYS+	Development Kit for MAX11617	
700-MAX11046EVKIT+	MAX11046EVKIT+	Development Kit for MAX11046	
700-MAX11666EVKIT#	MAX11666EVKIT#	Development Kit for MAX11666	
700-MAX1379EVKIT	MAX1379EVKIT+	Development Kit for MAX1379	
700-MAX11635EVSYS#	MAX11635EVSYS#	Development Kit for MAX11635	

DISPLAY-ORIENTED ANALOG-TO-DIGITAL CONVERTERS (ADCS)

♦ Surface Mount Device

PRODUCT NEW

For quantities greater than listed, call for quote.

MOUSER STOCK NO.	Maxim Integrated Part No.	Package	Resolution (±Counts)	Conversion Rate (ksps) (Max)	Data Bus	External Vref (V) (Min/Max)	Internal Vref (V) (Nom)	Uni/Bipolar Vin (V) (Max)	INL (±LSB)	Price Each 1	25	100
700-ICL7107CPL	ICL7107CPL+	PDIP-40W	2000	0.003	7-Seg	-5/5	2.8	---/3.5	---			
700-ICL7136CPL	ICL7136CPL+	PDIP-40W	2000	0.0025	7-Seg	-9/9	---	---/9	---			
700-ICL7137CPL	ICL7137CPL+	PDIP-40W	2000	0.0025	7-Seg	-5/5	3	---/0.2	---			
700-MAX1491CNI	MAX1491CNI+	PDIP-28	2000	0.0025	7-Seg	0/2.048	2.048	---/2	1			
700-ICL7107CPL	ICL7107CPL+	PDIP-40W	2000	0.003	7-Seg	-5/5	2.8	---/3.5	---			
700-ICL7106CPL	ICL7106CPL+	PDIP-40	2000	0.003	7-Seg	---/9	2.8	3.5	---			
700-MAX1496EPI	MAX1496EPI+	PDIP-28W	2000	0.005	7-Seg	0/2.048	2.048	---/2	1			
♦ 700-MAX1367ECM	MAX1367ECM+	LQFP-48	2000	0.005	SPI	-2.2	2.2	2	1			
700-MAX138CPL	MAX138CPL+	PDIP-40W	2000	---	7-Seg	0/7	---	---/7	---			
700-ICL7116CPL	ICL7116CPL+	PDIP-40	2000	---	7-Seg	---/9	2.8	3.5	---			
700-ICL7109CPL	ICL7109CPL+	PDIP-40W	4096	0.03	µP/12,UART	-5/5	-2.8	---/3.5	---			
♦ 700-MAX1493CCJ	MAX1493CCJ+	LQFP-32	20000	0.0025	7-Seg	0/2.048	2.048	---/2	1			
♦ 700-MAX1494CCJ	MAX1494CCJ+	LQFP-32	20000	0.0025	7-Seg	0/2.048	2.048	---/2	1			
♦ 700-MAX1495CCJ	MAX1495CCJ+	LQFP-32	20000	0.0025	7-Seg	0/2.048	2.048	---/2	1			
700-ICL7129ACPL2	ICL7129ACPL+2	PDIP-40W	20000	---	7-Seg	0/14	-2.8	---/15	---			
700-ICL7135CPI	ICL7135CPI+	PDIP-28W	20000	---	µP/4,UART	-5/5	---	---/2	---			
Evaluation Kit												
700-MAX1493EVKIT	MAX1493EVKIT+	Evaluation Kit for MAX1493									-	-

PRECISION DIGITAL-TO-ANALOG CONVERTERS (DACS)

♦ Surface Mount Device

PRODUCT NEW

For quantities greater than listed, call for quote.

MOUSER STOCK NO.	Maxim Integrated Part No.	Package	Res. (bits)	Channels	Output Type	Interface	INL (Max) (±LSB)	I_{CC} (mA) (Max)	Supply Range (V) (Min/Max)	Price Each 1	25	100
♦ 700-DS4412U	DS4412U+	µSOP-8	4	2	Curr Buffered	Serial I2C	1	---	2.7/535			
♦ 700-DS4402N	DS4402N+	TDFN-14	5	2	Curr Buffered	Serial I2C	1	---	2.7/535			
♦ 700-DS4404N	DS4404N+	TDFN-14	5	4	Curr Buffered	Serial I2C	1	---	2.7/535			
♦ 700-MAX5360MEUKT	MAX5360MEUK+T	SOT-5	6	1	Volt Buffered	Serial I2C	1	0.23	2.7/3.6			
♦ 700-MAX5362LEUKT	MAX5362LEUK+T	SOT-5	6	1	Volt Buffered	Serial I2C	1	0.23	2.7/5.5			
♦ 700-MAX5362MEUKT	MAX5362MEUK+T	SOT-5	6	1	Volt Buffered	Serial I2C	1	0.23	2.7/5.5			
♦ 700-DS4432U	DS4432U+	µMAX-8	7	2	Curr Buffered	Serial I2C	1	0.15	2.7/5.5			
♦ 700-DS4424N	DS4424N+	TDFN-18	7	4	Curr Buffered	Serial I2C	1	---	2.7/5.5			
♦ 700-MAX517ACSA	MAX517ACSA+	SOIC-8	8	1	Volt Buffered	Serial I2C	1	3.5	4.5/5.5			
♦ 700-MAX517AESA	MAX517AESA+	SOIC-8	8	1	Volt Buffered	Serial I2C	1	3.5	4.5/5.5			
700-MAX517BCPA	MAX517BCPA+	PDIP-8	8	1	Volt Buffered	Serial I2C	1.5	3.5	4.5/5.5			
♦ 700-MAX517BCSA	MAX517BCSA+	SOIC-8	8	1	Volt Buffered	Serial I2C	1.5	3.5	4.5/5.5			
♦ 700-MAX5380LEUKT	MAX5380LEUK+T	SOT-5	8	1	Volt Buffered	Serial I2C	1	0.23	2.7/3.6			
♦ 700-MAX5380MEUKT	MAX5380MEUK+T	SOT-5	8	1	Volt Buffered	Serial I2C	1	0.23	2.7/3.6			
♦ 700-MAX5382LEUKT	MAX5382LEUK+T	SOT-5	8	1	Volt Buffered	Serial I2C	1	0.23	2.7/5.5			
♦ 700-MAX5383EUTT	MAX5383EUT+T	TSOT-6	8	1	Volt Buffered	Serial SPI	1	0.23	2.7/3.6			
♦ 700-MAX5385EUTT	MAX5385EUT+T	TSOT-6	8	1	Volt Buffered	Serial SPI	1	0.23	2.7/5.5			
♦ 700-MAX5480BEEE	MAX5480BEEE+	QSOP-16	8	1	Curr Unbuff	Parallel-FW	0.5	0.5	5/5			
700-MAX550ACPA	MAX550ACPA+	PDIP-8	8	1	Volt Buffered	Serial SPI	---	0.55	2.5/5.5			
♦ 700-MAX550ACUA	MAX550ACUA+	µMAX-8	8	1	Volt Buffered	Serial SPI	---	0.55	2.5/5.5			
♦ 700-MAX550AEUA	MAX550AEUA+	µMAX-8	8	1	Volt Buffered	Serial SPI	---	0.55	2.5/5.5			
♦ 700-MAX5510ETC	MAX5510ETC+	TQFN-12	8	1	Volt Buffered	Serial SPI	1	0.005	1.8/5.5			
♦ 700-MAX5511ETC	MAX5511ETC+	TQFN-12	8	1	Volt Buffered	Serial SPI	1	0.007	1.8/5.5			
♦ 700-MX7224KCWN	MX7224KCWN+	SOIC-18W	8	1	Volt Buffered	Parallel-FW	1	6	-5.5/16.5			
700-MX7224KN	MX7224KN+	PDIP-18	8	1	Volt Buffered	Parallel-FW	1	6	-5.5/16.5			
♦ 700-MX7224LCWN	MX7224LCWN+	SOIC-18W	8	1	Volt Buffered	Parallel-FW	1	---	-5.5/16.5			
700-MX7224LN	MX7224LN+	PDIP-18	8	1	Volt Buffered	Parallel-FW	1	6	-5.5/16.5			
♦ 700-MX7523JCWE	MX7523JCWE+	SOIC-16W	8	1	Volt Unbuff	Parallel-FW	---	0.1	5/16			
700-MX7523JN	MX7523JN+	PDIP-16	8	1	Volt Unbuff	Parallel-FW	---	0.1	5/16			
♦ 700-MX7524JCSE	MX7524JCSE+	SOIC-16	8	1	Curr Unbuff	Parallel-FW	0.5	2	5/15			
♦ 700-MX7524JCSET	MX7524JCSE+T	SOIC-16	8	1	Curr Unbuff	Parallel-FW	0.5	---	5/15			
♦ 700-MX7524KCSE	MX7524KCSE+	SOIC-16	8	1	Curr Unbuff	Parallel-FW	0.5	2	5/15			
♦ 700-MX7524LCSE	MX7524LCSE+	SOIC-16	8	1	Curr Unbuff	Parallel-FW	0.5	---	5/15			
♦ 700-MAX5102AEUE	MAX5102AEUE+	TSSOP-16	8	2	Volt Buffered	Parallel-FW	1	0.36	2.7/5.5			
♦ 700-MAX5102BEUE	MAX5102BEUE+	TSSOP-16	8	2	Volt Buffered	Parallel-FW	2	0.36	2.7/5.5			
♦ 700-MAX5109EEE	MAX5109EEE+	QSOP-16	8	2	Volt Buffered	Serial I2C	---	---	2.7/5.25			
♦ 700-MAX5189BEEI	MAX5189BEEI+	QSOP-28	8	2	---	Parallel	0.25	---	3			
♦ 700-MAX518ACSA	MAX518ACSA+	SOIC-8	8	2	Volt Buffered	Serial I2C	1	6	4.5/5.5			
700-MAX518BCPA	MAX518BCPA+	PDIP-8	8	2	Volt Buffered	Serial I2C	1.5	6	4.5/5.5			
♦ 700-MAX518BCSA	MAX518BCSA+	SOIC-8	8	2	Volt Buffered	Serial I2C	1.5	6	4.5/5.5			
♦ 700-MAX5191BEEI	MAX5191BEEI+	QSOP-28	8	2	---	Parallel	0.25	---	3			
700-MAX519ACPE	MAX519ACPE+	PDIP-8	8	2	Volt Buffered	Serial I2C	1	---	4.5/5.5			
700-MAX519BCPE	MAX519BCPE+	PDIP-8	8	2	Volt Buffered	Serial I2C	1	---	4.5/5.5			
♦ 700-MAX5222EKAT	MAX5222EKA+T	SOT-8	8	2	Volt Buffered	Serial SPI	1	1	2.7/5.5			
700-MAX522CPA	MAX522CPA+	PDIP-8	8	2	Volt Buffered	Serial SPI	1.5	2.8	2.7/5.5			
♦ 700-MAX522CSA	MAX522CSA+	SOIC-8	8	2	Volt Buffered	Serial SPI	1.5	2.8	2.7/5.5			
♦ 700-MAX522ESA	MAX522ESA+	SOIC-8	8	2	Volt Buffered	Serial SPI	1.5	2.8	2.7/5.5			
700-MAX548ACPA	MAX548ACPA+	PDIP-8	8	2	Volt Unbuff	Serial SPI	---	0.55	2.5/5.5			
♦ 700-MAX548ACUA	MAX548ACUA+	µMAX-8	8	2	Volt Unbuff	Serial SPI	---	0.55	2.5/5.5			
♦ 700-MAX548AEUA	MAX548AEUA+	µMAX-8	8	2	Volt Unbuff	Serial SPI	---	0.55	2.5/5.5			
700-MAX549ACPA	MAX549ACPA+	PDIP-8	8	2	Volt Unbuff	Serial SPI	---	0.55	2.5/5.5			
♦ 700-MAX549ACUA	MAX549ACUA+	µMAX-8	8	2	Volt Unbuff	Serial SPI	---	0.55	2.5/5.5			
♦ 700-MAX549AEUA	MAX549AEUA+	µMAX-8	8	2	Volt Unbuff	Serial SPI	---	0.55	2.5/5.5			
♦ 700-MAX5512EUA	MAX5512EUA+	µMAX-8	8	2	Volt Buffered	Serial SPI	1	0.006	1.8/5.5			
♦ 700-MAX5513EUA	MAX5513EUA+	µMAX-8	8	2	Volt Buffered	Serial SPI	1	0.008	1.8/5.5			
♦ 700-MAX5515ETC	MAX5515ETC+	TQFN-12	8	2	Volt Buffered	Serial SPI	1	---	1.8/5.5			
♦ 700-MAX5820LEUA	MAX5820LEUA+	µMAX-8	8	2	Volt Buffered	Serial I2C	1	0.215	2.7/5.5			
♦ 700-MAX5820MEUA	MAX5820MEUA+	µMAX-8	8	2	Volt Buffered	Serial I2C	1	0.215	2.7/5.5			

© Copyright 2014 Mouser Electronics

© Copyright 2014 Mouser Electronics

MAXIM INTEGRATED Analog ICs

RoHS Compliant This product is RoHS compliant.

PRECISION DIGITAL-TO-ANALOG CONVERTERS (DACS)

♦ Surface Mount Device

NEW PRODUCT

For quantities greater than listed, call for quote.

MOUSER STOCK NO.	Maxim Integrated Part No.	Package	Res. (bits)	Channels	Output Type	Interface	INL (Max) (±LSB)	I_{CC} (mA) (Max)	Supply Range (V) (Min/Max)	Price Each 1	25	100
♦ 700-MX7528JCWP	MX7528JCWP+	SOIC-20W	8	2	Curr Unbuff	Parallel-FW	1	0.5	5/15			
700-MX7528JN	MX7528JN+	PDIP-20	8	2	Curr Unbuff	Parallel-FW	1	0.5	5/15			
♦ 700-MX7528KCWP	MX7528KCWP+	SOIC-20W	8	2	Curr Unbuff	Parallel-FW	1	0.5	5/15			
♦ 700-MX7528KEQP	MX7528KEQP+	PLCC-20	8	2	Curr Unbuff	Parallel-FW	1	0.5	5/15			
700-MX7528KN	MX7528KN+	PDIP-20	8	2	Curr Unbuff	Parallel-FW	1	---	5/15			
♦ 700-MX7628KCWP	MX7628KCWP+	SOIC-20	8	2	Curr Unbuff	Parallel-FW	0.5	---	12/15			
♦ 700-MAX5101AEUE	MAX5101AEUE+	TSSOP-16	8	3	Volt Buffered	Parallel-FW	1	0.52	2.7/5.5			
700-MAX512CPD	MAX512CPD+	PDIP-14	8	3	Volt Buffered	Serial SPI	1.5	2.8	4.5/5.5			
♦ 700-MAX512CSD	MAX512CSD+	SOIC-14	8	3	Volt Buffered	Serial SPI	1.5	2.8	4.5/5.5			
700-MAX512EPD	MAX512EPD+	PDIP-14	8	3	Volt Buffered	Serial SPI	1.5	---	4.5/5.5			
♦ 700-MAX512ESD	MAX512ESD+	SOIC-14	8	3	Volt Buffered	Serial SPI	1.5	2.8	4.5/5.5			
♦ 700-DS4426T	DS4426T+	TQFN-28	8	4	Curr Buffered	Serial I2C	1	---	2.7/535			
700-MAX500ACPE	MAX500ACPE+	PDIP-16	8	4	Volt Buffered	Serial I2C	0.5	12	11.4/16.5			
700-MAX500BCPE	MAX500BCPE+	PDIP-16	8	4	Volt Buffered	Serial I2C	1	12	11.4/16.5			
♦ 700-MAX500BCWE	MAX500BCWE+	SOIC-16	8	4	Volt Buffered	Serial I2C	1	12	11.4/16.5			
700-MAX505ACNG	MAX505ACNG+	PDIPN-24	8	4	Volt Buffered	Parallel-FW	1	---	4.5/5.5			
♦ 700-MAX505ACWG	MAX505ACWG+	SOIC-24W	8	4	Volt Buffered	Parallel-FW	1	12	4.5/5.5			
♦ 700-MAX505BCAG	MAX505BCAG+	SSOP-24	8	4	Volt Buffered	Parallel-FW	1.5	12	4.5/5.5			
700-MAX505BCNG	MAX505BCNG+	PDIP-24	8	4	Volt Buffered	Parallel-FW	1.5	12	4.5/5.5			
♦ 700-MAX505BCWG	MAX505BCWG+	SOIC-24W	8	4	Volt Buffered	Parallel-FW	1.5	12	4.5/5.5			
700-MAX506ACPP	MAX506ACPP+	PDIP-20	8	4	Volt Buffered	Parallel-FW	1	12	4.5/5.5			
♦ 700-MAX506AEWP	MAX506AEWP+	SOIC-20W	8	4	Volt Buffered	Parallel-FW	1	12	4.5/5.5			
700-MAX506BCPP	MAX506BCPP+	PDIP-20	8	4	Volt Buffered	Parallel-FW	1.5	12	4.5/5.5			
♦ 700-MAX506BCWP	MAX506BCWP+	SOIC-20W	8	4	Volt Buffered	Parallel-FW	1.5	12	4.5/5.5			
700-MAX509BCPP	MAX509BCPP+	PDIP-20	8	4	Volt Buffered	Serial SPI	1.5	12	-5.5/5.5			
♦ 700-MAX509BCWP	MAX509BCWP+	SOIC-20W	8	4	Volt Buffered	Serial SPI	1.5	12	-5.5/5.5			
♦ 700-MAX5100AEUP	MAX5100AEUP+	TSSOP-20	8	4	Volt Buffered	Parallel-FW	1	0.7	2.7/5.5			
♦ 700-MAX5106EEE	MAX5106EEE+	QSOP-16	8	4	Volt Buffered	Serial SPI	2	---	2.7/5.5			
700-MAX510ACPE	MAX510ACPE+	PDIP-20	8	4	Volt Buffered	Serial SPI	1	---	-5.5/5.5			
700-MAX510BCPE	MAX510BCPE+	PDIP-16	8	4	Volt Buffered	Serial SPI	1.5	12	-5.5/5.5			
♦ 700-MAX510BCWE	MAX510BCWE+	SOIC-16W	8	4	Volt Buffered	Serial SPI	1.5	12	-5.5/5.5			
♦ 700-MAX5116EEE	MAX5116EEE+	QSOP-16	8	4	Volt Buffered	Serial I2C	---	---	2.7/5.25			
♦ 700-MAX520ACWE	MAX520ACWE+	SOIC-16W	8	4	Volt Unbuff	Serial I2C	1	0.2	4.5/5.5			
700-MAX520BCPE	MAX520BCPE+	PDIP-16	8	4	Volt Unbuff	Serial I2C	1	0.02	4.5/5.5			
♦ 700-MAX520BCWE	MAX520BCWE+	SOIC-16W	8	4	Volt Unbuff	Serial I2C	1	0.02	4.5/5.5			
♦ 700-MAX534AEEE	MAX534AEEE+	QSOP-16	8	4	Volt Buffered	Serial SPI	1	1.5	4.5/5.5			
♦ 700-MAX534BCEE	MAX534BCEE+	QSOP-16	8	4	Volt Buffered	Serial SPI	2	1.5	4.5/5.5			
700-MAX534BCPE	MAX534BCPE+	PDIP-16	8	4	Volt Buffered	Serial SPI	2	1.5	4.5/5.5			
700-MX7226KN	MX7226KN+	PDIP-20	8	4	Volt Buffered	Parallel-FW	1	13	-5.5/16.5			
♦ 700-MAX521ACAG	MAX521ACAG+	SSOP-24	8	8	Volt Buffered	Serial I2C	1.5	24	4.5/5.5			
700-MAX521ACPP	MAX521ACPP+	PDIP-20	8	8	Volt Buffered	Serial I2C	1.5	24	4.5/5.5			
♦ 700-MAX521ACWG	MAX521ACWG+	SOIC-24W	8	8	Volt Buffered	Serial I2C	1.5	24	4.5/5.5			
♦ 700-MAX521BCAG	MAX521BCAG+	SSOP-24	8	8	Volt Buffered	Serial I2C	2	24	4.5/5.5			
700-MAX521BCPP	MAX521BCPP+	PDIP-20	8	8	Volt Buffered	Serial I2C	2	24	4.5/5.5			
♦ 700-MAX521BCWG	MAX521BCWG+	SOIC-24W	8	8	Volt Buffered	Serial I2C	2	24	4.5/5.5			
♦ 700-MAX5258EEE	MAX5258EEE+	QSOP-16	8	8	Volt Buffered	Serial SPI	1	2.6	4.5/5.5			
♦ 700-MAX5259EEE	MAX5259EEE+	QSOP-16	8	8	Volt Buffered	Serial SPI	1	2.6	2.7/3.6			
♦ 700-MAX528CWG	MAX528CWG+	SOIC-24W	8	8	Volt Unbuff	Serial SPI	1	1.5	10.8/16.5			
700-MAX529CPP	MAX529CPP+	PDIP-20	8	8	Volt Unbuff	Serial SPI	1	1.5	4.75/5.25			
♦ 700-MAX521AEWG	MAX521AEWG+	SOICW-24	8	8	Volt Buffered	Serial I2C	1.5	---	4.5/5.5			
♦ 700-MX7228KCWG	MX7228KCWG+	SOIC-24W	8	8	Volt Buffered	Parallel-FW	1	---	-5.5/16.5			
700-MAX503CNG	MAX503CNG+	PDIP-24	10	1	Volt Buffered	Parallel-BW	0.5	0.4	-5.5/5.5			
♦ 700-MAX503CWG	MAX503CWG+	SOIC-24W	10	1	Volt Buffered	Parallel-BW	0.5	0.4	-5.5/5.5			
700-MAX504CPD	MAX504CPD+	PDIP-14	10	1	Volt Buffered	Serial SPI	0.5	0.4	-5.5/5.5			
♦ 700-MAX504CSD	MAX504CSD+	SOIC-14	10	1	Volt Buffered	Serial SPI	0.5	0.4	-5.5/5.5			
♦ 700-MAX504ESD	MAX504ESD+	SOIC-14	10	1	Volt Buffered	Serial SPI	0.5	0.4	-5.5/5.5			
700-MAX515CPA	MAX515CPA+	PDIP-8	10	1	Volt Buffered	Serial SPI	0.5	0.3	4.5/5.5			
♦ 700-MAX515CSA	MAX515CSA+	SOIC-8	10	1	Volt Buffered	Serial SPI	0.5	0.3	4.5/5.5			
♦ 700-MAX515ESA	MAX515ESA+	SOIC-8	10	1	Volt Buffered	Serial SPI	0.5	0.3	4.5/5.5			
♦ 700-MAX5304CUA	MAX5304CUA+	µMAX-8	10	1	Volt Buffered	Serial SPI	4	0.4	4.5/5.5			
♦ 700-MAX5304EUA	MAX5304EUA+	µMAX-8	10	1	Volt Buffered	Serial SPI	4	0.4	4.5/5.5			
♦ 700-MAX5354CUA	MAX5354CUA+	µMAX-8	10	1	Volt Buffered	Serial SPI	2	0.4	4.5/5.5			
♦ 700-MAX5354EUA	MAX5354EUA+	µMAX-8	10	1	Volt Buffered	Serial SPI	2	0.4	4.5/5.5			
♦ 700-MAX5355CUA	MAX5355CUA+	µMAX-8	10	1	Volt Buffered	Serial SPI	2	0.4	3.15/3.6			
♦ 700-MAX5355EUA	MAX5355EUA+	µMAX-8	10	1	Volt Buffered	Serial SPI	2	0.4	3.15/3.6			
♦ 700-MAX5185BEEI	MAX5185BEEI+	QSOP-28	10	2	---	Parallel	0.5	---	3			
♦ 700-MAX5522EUA	MAX5522EUA+	µMAX-8	10	2	Volt Buffered	Serial SPI	4	0.006	1.8/5.5			
♦ 700-MAX5523EUA	MAX5523EUA+	µMAX-8	10	2	Volt Buffered	Serial SPI	4	0.008	1.8/5.5			
♦ 700-MAX5550ETE	MAX5550ETE+	TQFN-16	10	2	Curr Unbuff	I2C,SPI	1	6	2.7/5.25			
♦ 700-MAX5721AUA	MAX5721AUA+	µMAX-8	10	2	Volt Buffered	Serial SPI	4	0.215	2.7/5.5			
♦ 700-MAX5721EUA	MAX5721EUA+	µMAX-8	10	2	Volt Buffered	Serial SPI	4	0.215	2.7/5.5			
♦ 700-MAX5821LEUA	MAX5821LEUA+	µMAX-8	10	2	Volt Buffered	Serial I2C	4	0.215	2.7/5.5			
♦ 700-MAX5821MEUA	MAX5821MEUA+	µMAX-8	10	2	Volt Buffered	Serial I2C	4	0.215	2.7/5.5			
♦ 700-MAX5250ACAP	MAX5250ACAP+	SSOP-20	10	4	Volt Buffered	Serial SPI	0.5	0.98	4.5/5.5			
♦ 700-MAX5250AEAP	MAX5250AEAP+	SSOP-20	10	4	Volt Buffered	Serial SPI	0.5	0.98	4.5/5.5			
♦ 700-MAX5250BCAP	MAX5250BCAP+	SSOP-20	10	4	Volt Buffered	Serial SPI	1	0.98	4.5/5.5			
700-MAX5250BCPP	MAX5250BCPP+	PDIP-20	10	4	Volt Buffered	Serial SPI	1	0.98	4.5/5.5			
♦ 700-MAX5250BEAP	MAX5250BEAP+	SSOP-20	10	4	Volt Buffered	Serial SPI	1	0.98	4.5/5.5			
♦ 700-MAX5251BCAP	MAX5251BCAP+	SSOP-20	10	4	Volt Buffered	Serial SPI	1	0.98	3.0/3.6			
♦ 700-MAX5741AUB	MAX5741AUB+	µMAX-10	10	4	Volt Buffered	Serial SPI	4	0.42	2.7/5.5			
♦ 700-MAX5741EUB	MAX5741EUB+	µMAX-10	10	4	Volt Buffered	Serial SPI	4	0.42	2.7/5.5			
♦ 700-MAX5841LEUB	MAX5841LEUB+	µMAX-10	10	4	Volt Buffered	Serial I2C	4	0.42	2.7/5.5			
♦ 700-MAX5841MEUB	MAX5841MEUB+	µMAX-10	10	4	Volt Buffered	Serial I2C	4	0.42	2.7/5.5			
♦ 700-MAX5308EUE	MAX5308EUE+	TSSOP-16	10	8	Volt Buffered	Serial SPI	2	1.7	2.7/5.5			
700-MAX501BCNG	MAX501BCNG+	PDIP-24	12	1	Volt Buffered	Parallel-BW	1	14	15.75			
♦ 700-MAX501BEWG	MAX501BEWG+	SOW-24	12	1	Volt Buffered	Parallel-BW	0.75	---	1/15/00			
700-MAX502BCNG	MAX502BCNG+	PDIP-24	12	1	Volt Buffered	Parallel-FW	1	14	15.75			
♦ 700-MAX507ACWG	MAX507ACWG+	SOW-24	12	1	Volt Buffered	Parallel-FW	1	---	15.75			
700-MAX507BCNG	MAX507BCNG+	PDIP-24	12	1	Volt Buffered	Parallel-FW	1	---	15.75			
♦ 700-MAX507BCWG	MAX507BCWG+	SOIC-24W	12	1	Volt Buffered	Parallel-FW	1	---	15.75			
700-MAX508BCPP	MAX508BCPP+	PDIP-20	12	1	Volt Buffered	Parallel-BW	1	---	15.75			
♦ 700-MAX508BCWP	MAX508BCWP+	SOIC-20W	12	1	Volt Buffered	Parallel-BW	1	---	15.75			
♦ 700-MAX5123AEEE	MAX5123AEEE+	QSOP-16	12	1	Volt Buffered	Serial SPI	1	0.6	2.7/3.6			
♦ 700-MAX5139GTE	MAX5139GTE+	TQFN-16	12	1	Volt Buffered	Serial SPI	1	---	2.7/5.25			
♦ 700-MAX5302CUA	MAX5302CUA+	µMAX-8	12	1	Volt Buffered	Serial SPI	4	0.4	4.5/5.5			
♦ 700-MAX5302EUA	MAX5302EUA+	µMAX-8	12	1	Volt Buffered	Serial SPI	4	0.4	4.5/5.5			
♦ 700-MAX530BCAG	MAX530BCAG+	SSOP-24	12	1	Volt Buffered	Parallel-BW	---	0.4	5.5			
700-MAX530BCNG	MAX530BCNG+	PDIP-24	12	1	Volt Buffered	Parallel-BW	---	0.4	5.5			
♦ 700-MAX530BCWG	MAX530BCWG+	SOIC-24W	12	1	Volt Buffered	Parallel-BW	---	0.4	5.5			

© Copyright 2014 Mouser Electronics

© Copyright 2014 Mouser Electronics

MAXIM INTEGRATED Analog ICs

RoHS Compliant This product is RoHS compliant.

maxim integrated™

PRECISION DIGITAL-TO-ANALOG CONVERTERS (DACS) (CONT.)

◆ Surface Mount Device

NEW PRODUCT

For quantities greater than listed, call for quote.

MOUSER STOCK NO.	Maxim Integrated Part No.	Package	Res. (bits)	Channels	Output Type	Interface	INL (Max) (±LSB)	I_{CC} (mA) (Max)	Supply Range (V) (Min/Max)	Price Each 1	25	100
◆ 700-MAX5312EAE	MAX5312EAE+	SSOP-16	12	1	Volt Buffered	Serial SPI	1	6.2	15.75			
700-MAX531ACPD	MAX531ACPD+	PDIP-14	12	1	Volt Buffered	Serial SPI	0.5	0.4	5.25			
◆ 700-MAX531ACSD	MAX531ACSD+	SOIC-14	12	1	Volt Buffered	Serial SPI	0.5	0.4	5.25			
◆ 700-MAX531AESD	MAX531AESD+	SOIC-14	12	1	Volt Buffered	Serial SPI	0.5	0.4	5.25			
700-MAX531BCPD	MAX531BCPD+	PDIP-14	12	1	Volt Buffered	Serial SPI	1	0.4	5.25			
◆ 700-MAX531BCSD	MAX531BCSD+	SOIC-14	12	1	Volt Buffered	Serial SPI	1	0.4	5.25			
◆ 700-MAX531BESD	MAX531BESD+	SOIC-14	12	1	Volt Buffered	Serial SPI	1	0.4	5.25			
◆ 700-MAX5352ACUA	MAX5352ACUA+	µMAX-8	12	1	Volt Buffered	Serial SPI	0.8	0.4	4.5/5.5			
◆ 700-MAX5352BCUA	MAX5352BCUA+	µMAX-8	12	1	Volt Buffered	Serial SPI	1	0.4	4.5/5.5			
◆ 700-MAX5352BEUA	MAX5352BEUA+	µMAX-8	12	1	Volt Buffered	Serial SPI	1	0.4	4.5/5.5			
◆ 700-MAX5353AEUA	MAX5353AEUA+	µMAX-8	12	1	Volt Buffered	Serial SPI	1	0.4	3.15/3.6			
700-MAX539BCPA	MAX539BCPA+	PDIP-8	12	1	Volt Buffered	Serial SPI	1	0.3	4.5/5.5			
◆ 700-MAX539BCSA	MAX539BCSA+	SOIC-8	12	1	Volt Buffered	Serial SPI	1	0.3	4.5/5.5			
700-MAX539BEPA	MAX539BEPA+	PDIP-8	12	1	Volt Buffered	Serial SPI	0.5	---	4.5/5.5			
700-MAX543ACPA	MAX543ACPA+	PDIP-8	12	1	Curr Unbuff	Serial Other	0.5	---	11.4/15.75			
◆ 700-MAX543ACWE	MAX543ACWE+	SOIC-16W	12	1	Curr Unbuff	Serial Other	0.5	---	11.4/15.75			
700-MAX543AEPA	MAX543AEPA+	PDIPN-8	12	1	Curr Unbuff	Serial Other	0.5	---	11.4/15.75			
◆ 700-MAX552AEUB	MAX552AEUB+	µMAX-10	12	1	Curr Unbuff	Serial SPI	0.5	0.005	2.7/3.6			
◆ 700-MAX5531ETC	MAX5531ETC+	TQFN-12	12	1	Volt Buffered	Serial SPI	8	0.007	1.8/5.5			
700-MX7548JN	MX7548JN+	PDIP-20	12	1	Curr Unbuff	Parallel-BW	1	---	4.75/15.75			
◆ 700-MAX5104CEE	MAX5104CEE+	QSOP-16	12	2	Volt Buffered	Serial SPI	4	0.65	4.5/5.5			
◆ 700-MAX5104EEE	MAX5104EEE+	QSOP-16	12	2	Volt Buffered	Serial SPI	4	0.65	4.5/5.5			
◆ 700-MAX5137GTG	MAX5137GTG+	TQFN-24	12	2	Volt Buffered	Serial SPI	1	2.3	2.7/5.5			
700-MAX5154BCPE	MAX5154BCPE+	PDIP-16	12	2	Volt Buffered	Serial SPI	1	---	4.5/5.5			
◆ 700-MAX5155ACEE	MAX5155ACEE+	QSOP-16	12	2	Volt Buffered	Serial SPI	1	---	2.7/3.6			
◆ 700-MAX5156BCEE	MAX5156BCEE+	QSOP-16	12	2	Volt Buffered	Serial SPI	1	0.65	4.5/5.5			
700-MAX532ACPE	MAX532ACPE+	PDIP-16	12	2	Volt Buffered	Serial SPI	0.5	10	16.5			
◆ 700-MAX532ACWE	MAX532ACWE+	SOIC-16W	12	2	Volt Buffered	Serial SPI	0.5	10	16.5			
◆ 700-MAX532AEWE	MAX532AEWE+	SOIC-16W	12	2	Volt Buffered	Serial SPI	0.5	10	16.5			
◆ 700-MAX5532EUA	MAX5532EUA+	µMAX-8	12	2	Volt Buffered	Serial SPI	8	0.006	1.8/5.5			
◆ 700-MAX5533EUA	MAX5533EUA+	µMAX-8	12	2	Volt Buffered	Serial SPI	8	0.008	1.8/5.5			
◆ 700-MAX5535ETC	MAX5535ETC+	TQFN-12	12	2	Volt Buffered	Serial SPI	8	---	1.8/5.5			
◆ 700-MAX5722EUA	MAX5722EUA+	µMAX-8	12	2	Volt Buffered	Serial SPI	16	0.215	2.7/5.5			
◆ 700-MAX5822LEUA	MAX5822LEUA+	µMAX-8	12	2	Volt Buffered	Serial I2C	16	0.215	2.7/5.5			
◆ 700-MAX5822MEUA	MAX5822MEUA+	µMAX-8	12	2	Volt Buffered	Serial I2C	16	0.215	2.7/5.5			
◆ 700-MX7537JP	MX7537JP+	PLCC-28	12	2	Curr Unbuff	Parallel-BW	1	---	10.8/16.5			
700-MX7541AJN	MX7541AJN+	PDIP-18	12	2	Curr Unbuff	Parallel-FW	1	500	5/16			
700-MX7542JN	MX7542JN+	PDIP-16	12	2	Curr Unbuff	Parallel-BW	1	2.5	4.75/5.25			
700-MX7542KN	MX7542KN+	PDIP-16	12	2	Curr Unbuff	Parallel-BW	1	---	4.75/5.25			
◆ 700-MX7543JCWE	MX7543JCWE+	SOIC-16W	12	2	Curr Unbuff	Serial Other	1	2.5	4.75/5.25			
700-MX7543JN	MX7543JN+	PDIP-16	12	2	Curr Unbuff	Serial Other	1	2.5	4.75/5.25			
◆ 700-MX7837JR	MX7837JR+	SOIC-24W	12	2	Volt Buffered	Parallel-BW	1	10	16.5			
700-MX7847JN	MX7847JN+	PDIP-24	12	2	Volt Buffered	Parallel-FW	1	10	16.5			
◆ 700-MX7847JR	MX7847JR+	SOIC-24W	12	2	Volt Buffered	Parallel-FW	1	10	16.5			
◆ 700-MAX5135GTG	MAX5135GTG+	TQFN-24	12	4	Volt Buffered	Serial SPI	1	2.3	2.7/5.5			
700-MAX514BCNG	MAX514BCNG+	PDIP-24	12	4	Curr Unbuff	Serial Other	1	0.4	4.5/5.25			
◆ 700-MAX525AEAP	MAX525AEAP+	SSOP-20	12	4	Volt Buffered	Serial SPI	0.5	0.98	4.5/5.5			
◆ 700-MAX525BCAP	MAX525BCAP+	SSOP-20	12	4	Volt Buffered	Serial SPI	1	0.98	4.5/5.5			
◆ 700-MAX525BEAP	MAX525BEAP+	SSOP-20	12	4	Volt Buffered	Serial SPI	1	0.98	4.5/5.5			
◆ 700-MAX526CCWG	MAX526CCWG+	SOIC-24W	12	4	Volt Buffered	Parallel-BW	0.5	28	-5.5/16.5			
700-MAX526DCNG	MAX526DCNG+	PDIP-24	12	4	Volt Buffered	Parallel-BW	1	28	-5.5/16.5			
◆ 700-MAX526DCWG	MAX526DCWG+	SOIC-24W	12	4	Volt Buffered	Parallel-BW	1	28	-5.5/16.5			
700-MAX527DCNG	MAX527DCNG+	PDIP-24	12	4	Volt Buffered	Parallel-BW	1	18	-5.5/5.5			
◆ 700-MAX5500AGAP	MAX5500AGAP+	SSOP-20	12	4	Volt Buffered	Serial SPI	0.75	0.98	4.5/5.5			
◆ 700-MAX5501AGAP	MAX5501AGAP+	SSOP-20	12	4	Volt Buffered	Serial SPI	0.75	---	3/3.6			
◆ 700-MAX5501BGAP	MAX5501BGAP+	SSOP-20	12	4	Volt Buffered	Serial SPI	2	---	3/3.6			
◆ 700-MAX5742AUB	MAX5742AUB+	µMAX-10	12	4	Volt Buffered	Serial SPI	16	0.42	2.7/5.5			
◆ 700-MAX5742EUB	MAX5742EUB+	µMAX-10	12	4	Volt Buffered	Serial SPI	16	0.42	2.7/5.5			
◆ 700-MAX5842LEUB	MAX5842LEUB+	µMAX-10	12	4	Volt Buffered	Serial I2C	16	0.42	2.7/5.5			
◆ 700-MAX5842MEUB+	MAX5842MEUB+	µMAX-10	12	4	Volt Buffered	Serial I2C	16	---	2.7/5.5			
◆ 700-MAX5306EUE	MAX5306EUE+	µMAX-8	12	8	Volt Buffered	Serial SPI	4	1.7	2.7/5.5			
◆ 700-MAX5307EUE	MAX5307EUE+	TSSOP-16	12	8	Volt Buffered	Serial SPI	4	1.7	2.7/5.5			
◆ 700-MAX5590BEUG	MAX5590BEUG+	TSSOP-24	12	8	Volt Buffered	Serial SPI	4	3.2	2.7/5.25			
◆ 700-MAX5725AAUP+	MAX5725AAUP+	TSSOP-20	12	8	Volt Buffered	Serial-SPI	1	2	2.7/5.5			
◆ 700-MAX5825AAUP+	MAX5825AAUP+	TSSOP-20	12	8	Volt Buffered	Serial I2C	1	25	2.7/5.5			
◆ 700-MAX5825BAUP+	MAX5825BAUP+	TSSOP-20	12	8	Volt Buffered	Serial I2C	1	25	2.7/5.5			
◆ 700-MAX535BCUA	MAX535BCUA+	µMAX-8	13	1	Volt Buffered	Serial SPI	0.5	0.4	4.5/5.5			
◆ 700-MAX5214GUA+	MAX5214GUA+	µMAX-8	14	1	Volt Buffered	Serial SPI	1	---	2.7 - 5			
◆ 700-MAX5141EUA	MAX5141EUA+	µMAX-8	14	1	Volt Unbuff	Serial SPI	1	0.2	4.5/5.5			
◆ 700-MAX5142EUB	MAX5142EUB+	µMAX-10	14	1	Volt Unbuff	Serial SPI	1	0.2	4.5/5.5			
◆ 700-MAX5143EUA	MAX5143EUA+	µMAX-8	14	1	Volt Unbuff	Serial SPI	1	0.2	2.7/3.6			
◆ 700-MAX5170AEEE	MAX5170AEEE+	QSOP-16	14	1	Volt Buffered	Serial SPI	1	0.4	4.5/5.5			
◆ 700-MAX5170BEEE	MAX5170BEEE+	QSOP-16	14	1	Volt Buffered	Serial SPI	2	0.4	4.5/5.5			
700-MAX545BCPD	MAX545BCPD+	PDIP-14	14	1	Volt Unbuff	Serial SPI	0.5	---	4.75/5.25			
◆ 700-MAX5544ESA	MAX5544ESA+	SO-8	14	1	Volt Unbuff	Serial SPI	8	---	4.75/5.25			
◆ 700-MX7538KEWG	MX7538KEWG+	SOIC-24W	14	1	Curr Unbuff	Parallel-FW	2	4	11.4/15.75			
◆ 700-MAX5888AEGKD	MAX5888AEGK+D	QFN-68	16	1	---	Parallel, LVDS	3.9	---	3.3			
◆ 700-MAX5216BGUA+	MAX5216BGUA+	µMAX-8	16	1	Volt Buffered	Serial SPI	8	0.08	2.7/5.25			
◆ 700-MAX5216GUA+	MAX5216GUA+	µMAX-8	16	1	Volt Buffered	SerialSPI	1	---	2.7 - 5			
◆ 700-MAX541ACSA	MAX541ACSA+	SOIC-8	16	1	Volt Unbuff	Serial SPI	1	1.1	4.75/5.5			
◆ 700-MAX541AESA	MAX541AESA+	SOIC-8	16	1	Volt Unbuff	Serial SPI	1	1.1	4.75/5.5			
700-MAX541BCPA	MAX541BCPA+	PDIP-8	16	1	Volt Unbuff	Serial SPI	2	1.1	4.75/5.5			
700-MAX541CCPA	MAX541CCPA+	PDIP-8	16	1	Volt Unbuff	Serial SPI	4	1.1	4.75/5.5			
◆ 700-MAX541CCSA	MAX541CCSA+	SOIC-8	16	1	Volt Unbuff	Serial SPI	4	1.1	4.75/5.5			
◆ 700-MAX542BCSD	MAX542BCSD+	SOIC-14	16	1	Volt Unbuff	Serial SPI	2	1.1	4.75/5.5			
◆ 700-MAX542CCSD	MAX542CCSD+	SOIC-14	16	1	Volt Unbuff	Serial SPI	4	1.1	4.75/5.5			
◆ 700-MAX5441ACUA	MAX5441ACUA+	µMAX-8	16	1	Volt Unbuff	Serial SPI	2	0.2	4.5/5.5			
◆ 700-MAX5442ACUB	MAX5442ACUB+	µMAX-10	16	1	Volt Unbuff	Serial SPI	2	0.2	4.5/5.5			
◆ 700-MAX5443AEUA	MAX5443AEUA+	µMAX-8	16	1	Volt Unbuff	Serial SPI	2	0.2	2.7/3.6			
◆ 700-MAX5661GCB	MAX5661GCB+	LQFP-64	16	1	Curr/Volt Buff	Serial SPI	10	---	4.75/5.25			
◆ 700-MAX5136AGTG	MAX5136AGTG+	TQFN-24	16	2	Volt Buffered	Serial SPI	8	3.6	2.7/5.5			
◆ 700-MAX5136AGUE+	MAX5136AGUE+	TSSOP-16	16	2	Volt Buffered	Serial SPI	8	---	2.7/5.5			
◆ 700-MAX5134AGTG	MAX5134AGTG+	TQFN-24	16	4	Volt Buffered	Serial SPI	10	3.6	2.7/5.5			
◆ 700-MAX5318GUG+	MAX5318GUG+	TSSOP-24	18	1	Volt Buffered	Serial SPI	2	18	2.7/5.5			
◆ 700-MAX9850ETI+T	MAX9850ETI+T	TQFN-28	18	2	---	I2C, Audio	---	---	1.8/3.6			
◆ 700-MAX5556ESA	MAX5556ESA+	SO-8	24	2	---	Audio-I2C	---	---	4.75/5.5			
Development Tools												
700-MAX5815BAUD+	MAX5815BAUD+	Evaluation kit for MAX5815A										
700-MAX5216EVKIT+	MAX5216EVKIT+	Evaluation Kit for MAX5216									-	-
700-MAX5535EVKIT	MAX5535EVKIT+	Evaluation Kit for MAX5535									-	-

© Copyright 2014 Mouser Electronics

© Copyright 2014 Mouser Electronics

MAXIM INTEGRATED Analog ICs

RoHS Compliant This product is RoHS compliant.

maxim integrated™

HIGH-SPEED DIGITAL-TO-ANALOG CONVERTERS (DACS)

♦ Surface Mount Device

For quantities greater than listed, call for quote.

MOUSER STOCK NO.	Maxim Integrated Part No.	Package	Res (bits)	fclk (Msps)	Channels	Interface	INL (±LSB)	DNL (±LSB)	Supply Voltage (V)	Price Each 1	25	100
♦ 700-MAX5190BEEG	MAX5190BEEG+	QSOP-24	8	40	1	Parallel	0.25	0.25	3			
♦ 700-MAX5181BEEG	MAX5181BEEG+	QSOP-24	10	40	1	Parallel	0.5	0.5	3			
♦ 700-MAX5180BEEI	MAX5180BEEI+	QSOP-28	10	40	2	Parallel	0.5	0.5	3			
♦ 700-MAX5183BEEI	MAX5183BEEI+	QSOP-28	10	40	2	Parallel	0.5	0.5	3			
♦ 700-MAX5853ETL	MAX5853ETL+	TQFN-40	10	80	2	Parallel	0.25	0.2	3,3.3			
♦ 700-MAX5854ETL	MAX5854ETL+	TQFN-40	10	165	2	Parallel	0.25	0.2	3,3.3			
♦ 700-MAX5886EGKD	MAX5886EGK+D	QFN-68	12	500	1	Parallel,LVDS	0.2	0.15	3.3			
♦ 700-MAX5895EGKD	MAX5895EGK+D	QFN-68	16	500	2	Parallel	3	1	1.8,3.3			
♦ 700-MAX5190BEEG	MAX5190BEEG+	QSOP-24	8	40	1	Parallel	0.25	0.25	3			
♦ 700-MAX5181BEEG	MAX5181BEEG+	QSOP-24	10	40	1	Parallel	0.5	0.5	3			
♦ 700-MAX5180BEEI	MAX5180BEEI+	QSOP-28	10	40	2	Parallel	0.5	0.5	3			
♦ 700-MAX5183BEEI	MAX5183BEEI+	QSOP-28	10	40	2	Parallel	0.5	0.5	3			
♦ 700-MAX5853ETL	MAX5853ETL+	TQFN-40	10	80	2	Parallel	0.25	0.2	3,3.3			
♦ 700-MAX5854ETL	MAX5854ETL+	TQFN-40	10	165	2	Parallel	0.25	0.2	3,3.3			
♦ 700-MAX5886EGKD	MAX5886EGK+D	QFN-68	12	500	1	Parallel,LVDS	0.2	0.15	3.3			
♦ 700-MAX5895EGKD	MAX5895EGK+D	QFN-68	16	500	2	Parallel	3	1	1.8,3.3			

TOUCH INTERFACE ICS

NEW PRODUCT

♦ Surface Mount Device

For quantities greater than listed, call for quote.

MOUSER STOCK NO.	Maxim Integrated Part No.	Package	Controller Type	Interface	Channels	Touch Pressure Management	Digital Supply Voltage (Min)	(Max)	Price Each 1	25	100
♦ 700-MAX11811ETP	MAX11811ETP+	TQFN-20	Resistive	I2C	4	Yes	1.7	3.6			
♦ 700-MAX11811GTP/V	MAX11811GTP/V+	TQFN-20	Resistive	I2C	4	Yes	1.7	3.6			
♦ 700-MXB7843EEE	MXB7843EEE+	QSOP-16	Resistive	QSPI, SPI	4	Yes	2.375	5.25			
♦ 700-MXB7846EEE	MXB7846EEE+	QSOP-16	Resistive	QSPI, SPI	4	Yes	2.375	5.25			
♦ 700-MAX11800ETC+	MAX11800ETC+	TQFN-12	Resistive	SPI	4	Yes	1.7	3.6			
♦ 700-MAX11800EWC+T	MAX11800EWC+T	WLP-12	Resistive	SPI	4	Yes	1.7	3.6			
♦ 700-MAX11801ETC+	MAX11801ETC+	TQFN-12	Resistive	I2C	4	Yes	1.7	3.6			
♦ 700-MAX11801EWC+T	MAX11801EWC+T	WLP-12	Resistive	I2C	4	Yes	1.7	3.6			
♦ 700-MAX11802ETC+	MAX11802ETC+	TQFN-12	Resistive	SPI	4	Yes	1.7	3.6			
♦ 700-MAX11802EWC+T	MAX11802EWC+T	WLP-12	Resistive	SPI	4	Yes	1.7	3.6			
♦ 700-MAX11803ETC+	MAX11803ETC+	TQFN-12	Resistive	I2C	4	Yes	1.7	3.6			
♦ 700-MAX11803EWC+T	MAX11803EWC+T	WLP-12	Resistive	I2C	4	Yes	1.7	3.6			

Evaluation Kit		Description	Price Each
700-MAX1234EVC16	MAX1234EVC16	Touch Evaluation System for MAX1233, MAX1234	
700-MXB7846EVC16	MXB7846EVC16	Touch Evaluation System for MXB7843, MXB7846	
700-MAX11800TEVS+	MAX11800TEVS+	Touch Evaluation Systems for MAX11800	
700-MAX11801TEVS+	MAX11801TEVS+	Touch Evaluation Systems for MAX11801	

UART INTERFACE ICS

♦ Surface Mount Device

For quantities greater than listed, call for quote.

MOUSER STOCK NO.	Maxim Integrated Part No.	Package	Description	Micro Compatible Interface	I_{CC} (Typ)(mA)	Supply Voltage (V)	Price Each 1	25	100
♦ 700-DS2480B	DS2480B+	SOIC-8	UART Protocol (5V RS-232) to 1-Wire	-	3	4.5-5.5			
♦ 700-MAX3100CEE	MAX3100CEE+	QSOP-16	UART Interface for Small Micro Systems	SPI & Microwire	0.27	3,3.3,5			
700-MAX3100CPD	MAX3100CPD+	PDIP-14	UART Interface for Small Micro Systems	SPI & Microwire	0.27	3,3.3,5			
♦ 700-MAX3100EEE	MAX3100EEE+	QSOP-16	UART Interface for Small Micro Systems	SPI & Microwire	0.27	3,3.3,5			
700-MAX3100EPD	MAX3100EPD+	PDIP-14	UART Interface for Small Micro Systems	SPI & Microwire	0.27	3,3.3,5			
♦ 700-MAX3100CEET	MAX3100CEE+T	QSOP-16	SPI/MICROWIRE-Compatible UART	SPI & Microwire	0.27	2.7-5.5			
♦ 700-MAX3100EEET	MAX3100EEE+T	QSOP-16	SPI/MICROWIRE-Compatible UART	SPI & Microwire	0.27	2.7-5.5			
700-MAX3110ECNIG36	MAX3110ECNI+G36	PDIP-28	UART w/±15kV ESD Prot RS-232 Transceiver	SPI & Microwire	0.6	3.3			
♦ 700-MAX3110ECWIG36	MAX3110ECWI+G36	SOIC-28W	UART w/±15kV ESD Prot RS-232 Transceiver	SPI & Microwire	0.6	3.3			
♦ 700-MAX3111ECWIG36	MAX3111ECWI+G36	SOIC-28W	UART w/±15kV ESD Prot RS-232 Transceiver	SPI & Microwire	0.6	5			
♦ 700-MAX3111EEWIG36	MAX3111EEWI+G36	SOIC-28W	UART w/±15kV ESD Prot RS-232 Transceiver	SPI & Microwire	0.6	5			
♦ 700-MAX3110EEWIG36	MAX3110EEWI+G36	SOIC-28	UART w/±15kV ESD Prot RS-232 Transceiver	SPI & Microwire	0.6	5			
♦ 700-MAX3107ETG+	MAX3107ETG+	TQFN-24	SPI/I²C UART with 128-W FIFOs and Internal Osc	SPI & I2C	0.64	2.35-3.3			
♦ 700-MAX3140CEI	MAX3140CEI+	QSOP-28	UART with Fail-Safe RS-485/422 Transceiver	SPI & Microwire	0.7	5			
♦ 700-MAX3140EEI	MAX3140EEI+	QSOP-28	UART w/Integrated True Fail Safe RS-485/RS-422 Trans	SPI & Microwire	0.7	5			

T/E CARRIER AND PACKETIZED PRODUCTS

NEW PRODUCT

♦ Surface Mount Device

For quantities greater than listed, call for quote.

MOUSER STOCK NO.	Maxim Integrated Part No.	Package	Functions	Transmission Standard	Channels	VSupply (V)	EV Kit	Price Each 1	25	100
♦ 700-DS3150T	DS3150T+	TQFP-48	LIU	STS-1, T3/E3	1	3.3	Yes			
♦ 700-DS33Z44	DS33Z44+	CSBGA-256	Ethernet Mapper	Ethernet/Serial TDM	4	3.3	Yes			

RS-232 LINE DRIVERS/RECEIVERS

♦ Surface Mount Device

For quantities greater than listed, call for quote.

MOUSER STOCK NO.	Package	Tx/Rx	V Supply	ESD (kV)	Signal Rate (kbps)	Icc (Typ) (mA)	Price Each 1	25	100
♦ 700-MAX1489ECSD	SOIC-14	0/4	5	15	120	0.35			
♦ 700-MAX221CUE	TSSOP-16	1/1	5	-	250	5			
♦ 700-MAX221ECAE	SSOP-16	1/1	5	15	250	5			
♦ 700-MAX221ECUE	TSSOP-16	1/1	5	-	250	5			
♦ 700-MAX221EEUE	TSSOP-16	1/1	5	15	250	5			
♦ 700-MAX3311CUB	µMAX-10	1/1	5	-	460	0.1			
♦ 700-MAX3311ECUB	µMAX-10	1/1	5	15	460	0.1			
♦ 700-MAX3311EEUB	µMAX-10	1/1	5	15	460	0.1			
♦ 700-MAX3313CUB	µMAX-10	1/1	5	-	460	0.1			
♦ 700-MAX3313ECUB	µMAX-10	1/1	5	15	460	0.1			
♦ 700-MAX3313EUB	µMAX-10	1/1	5	-	460	0.1			
♦ 700-MAX3319EAE	SSOP-16	1/1	2.5, 3	15	460	0.3			
♦ 700-MAX3319ECAE	SSOP-16	1/1	2.5, 3	15	460	0.3			
♦ 700-MAX3221EAET	SSOP-16	1/1	3.3, 5	-	120	0.3			
♦ 700-MAX3221EUE	TSSOP-16	1/1	3.3, 5	-	120	0.3			
♦ 700-MAX3221CAE	SSOP-16	1/1	3.3, 5	-	120	0.3			
♦ 700-MAX3221CUE	TSSOP-16	1/1	3.3, 5	-	120	0.3			
♦ 700-MAX563CWN	SOIC-18W	2/2	3.3	-	116	3			
♦ 700-MAX3233ECWPG36	SOIC-20W	2/2	3.3	15	250	0.3			
♦ 700-MAX3233EEWPG36	SOIC-20W	2/2	3.3	15	250	0.3			
700-MAX250CPD	PDIP-14	2/2	5	-	116	0.1			

MOUSER STOCK NO.	Package	Tx/Rx	V Supply	ESD (kV)	Signal Rate (kbps)	Icc (Typ) (mA)	Price Each 1	25	100
♦ 700-MAX250CSD	SOIC-14	2/2	5	-	116	0.1			
♦ 700-MAX250ESD	SOIC-14	2/2	5	-	116	0.1			
700-MAX251CPD	PDIP-14	2/2	5	-	116	0.1			
♦ 700-MAX251CSD	SOIC-14	2/2	5	-	116	0.1			
♦ 700-MAX251EPD	SOIC-14	2/2	5	-	116	0.1			
♦ 700-MAX251ESD	SO-14	2/2	5	-	116	0.1			
♦ 700-MAX203CPPG36	PDIP-20	2/2	5	-	116	8			
♦ 700-MAX203CWPG36	SOIC-20W	2/2	5	-	116	8			
700-MAX220CPE	PDIP-16	2/2	5	-	120	0.5			
700-MAX220EPE	PDIP-16	2/2	5	-	120	0.5			
♦ 700-MAX220ESE	SO-16N	2/2	5	-	120	0.5			
700-MAX232CPE	PDIP-16	2/2	5	-	120	5			
♦ 700-MAX232CSE	SOIC-16	2/2	5	-	120	5			
♦ 700-MAX232CWE	SOIC-16W	2/2	5	-	120	5			
700-MAX232ECPE	PDIP-16	2/2	5	15	120	5			
♦ 700-MAX232ECSE	SOIC-16	2/2	5	15	120	5			
♦ 700-MAX232ECWE	SOIC-16W	2/2	5	15	120	5			
700-MAX232EEPE	PDIP-16	2/2	5	15	120	5			
♦ 700-MAX232EESE	SOIC-16	2/2	5	15	120	5			
♦ 700-MAX232EEWE	SOIC-16W	2/2	5	15	120	5			
700-MAX232EPE	PDIP-16	2/2	5	15	120	5			

© Copyright 2014 Mouser Electronics
© Copyright 2014 Mouser Electronics

MAXIM INTEGRATED Analog ICs

RoHS Compliant This product is RoHS compliant.

maxim integrated™

RS-232 LINE DRIVERS/RECEIVERS (CONT.)

♦ Surface Mount Device

For quantities greater than listed, call for quote.

MOUSER STOCK NO.	Package	Tx/ Rx	V Supply	ESD (kV)	Signal Rate (kbps)	Icc (Typ) (mA)	Price Each 1	25	100
♦ 700-MAX232ESE	SOIC-16	2/2	5	15	120	5			
♦ 700-MAX232EWE	SOIC-16W	2/2	5	15	120	5			
700-MAX233CPPG36	PDIP-20	2/2	5	-	120	5			
♦ 700-MAX233EPPG36	SOIC-20W	2/2	5	-	120	5			
♦ 700-MAX202CPE	PDIP-16	2/2	5	-	120	8			
♦ 700-MAX202CSE	SOIC-16	2/2	5	-	120	8			
♦ 700-MAX202CWE	SOIC-16W	2/2	5	-	120	8			
♦ 700-MAX202ECPE	PDIP-16	2/2	5	15	120	8			
♦ 700-MAX202ECSE	SOIC-16	2/2	5	15	120	8			
♦ 700-MAX202ECWE	SOIC-16W	2/2	5	15	120	8			
♦ 700-MAX202EEPE	PDIP-16	2/2	5	15	120	8			
♦ 700-MAX202EESE	SOIC-16	2/2	5	15	120	8			
♦ 700-MAX202EEWE	SOIC-16W	2/2	5	15	120	8			
♦ 700-MAX202ESE	SOIC-16	2/2	5	15	120	8			
♦ 700-MAX203ECWPG36	SOIC-20W	2/2	5	15	120	8			
♦ 700-MAX203EEWPG36	SOIC-20W	2/2	5	15	120	8			
700-MAX203EPPG36	PDIP-20	2/2	5	15	120	8			
♦ 700-MAX233AEWP-	SOICW-20	2/2	5	-	200	4			
700-MAX222CPN	PDIP-18	2/2	5	-	200	4			
♦ 700-MAX222CWN	SOIC-18W	2/2	5	-	200	4			
♦ 700-MAX222EWN	SOIC-18W	2/2	5	-	200	4			
700-MAX232ACPE	PDIP-16	2/2	5	-	200	4			
♦ 700-MAX232ACSE	SOIC-16	2/2	5	-	200	4			
♦ 700-MAX232ACWE	SOIC-16W	2/2	5	-	200	4			
700-MAX232AEPE	PDIP-16	2/2	5	15	200	4			
♦ 700-MAX232AESE	SOIC-16	2/2	5	15	200	4			
♦ 700-MAX232AEWE	SOIC-16W	2/2	5	15	200	4			
700-MAX233ACPPG36	PDIP-20	2/2	5	-	200	4			
♦ 700-MAX233ACWPG36	SOIC-20W	2/2	5	-	200	4			
700-MAX233AEPPG36	PDIP-20	2/2	5	-	200	4			
♦ 700-MAX233AEWPG36	SOIC-20W	2/2	5	-	200	4			
700-MAX242CPN	PDIP-18	2/2	5	-	200	4			
♦ 700-MAX242CWN	SOIC-18W	2/2	5	-	200	4			
700-MAX242EPN	PDIP-18	2/2	5	-	200	4			
♦ 700-MAX242EWN	SOIC-18W	2/2	5	-	200	4			
♦ 700-MAX243CSE	SOIC-16	2/2	5	-	200	4			
♦ 700-MAX3235ECWPG36	SOIC-20W	2/2	5	15	250	0.3			
♦ 700-MAX3235EEWPG36	SOIC-20W	2/2	5	15	250	0.3			
♦ 700-MAX3316ECUP	TSSOP-20	2/2	2.5, 3	15	460	0.3			
♦ 700-MAX3381ECUP	TSSOP-20	2/2	2.5, 3, 3.3, 5	15	250	0.3			
♦ 700-MAX3380ECUP	TSSOP-20	2/2	2.5, 3, 3.3, 5	15	460	0.3			
♦ 700-MAX3380EEUP	TSSOP-20	2/2	2.5, 3, 3.3, 5	15	460	0.3			
♦ 700-MAX13234EEUP	TSSOP-20	2/2	3, 3.3, 5	15	250	0.001			
♦ 700-MAX3322EEUP	TSSOP-20	2/2	3, 3.3, 5	15	250	1			
♦ 700-MAX13223EEUP	TSSOP-20	2/2	3, 3.3, 5	-	250	8			
♦ 700-MAX3131EAI	SSOP-28	2/2	3, 5.5	-	115.2	1			
700-MAX3223CPP	PDIP-20	2/2	3.3, 5	-	120	0.3			
700-MAX3223ECPP	PDIP-20	2/2	3.3, 5	-	120	0.3			
♦ 700-MAX3222CAP	SSOP-20	2/2	3.3, 5	-	120	0.3			
700-MAX3222CPN	PDIP-18	2/2	3.3, 5	-	120	0.3			
♦ 700-MAX3222CUP	TSSOP-20	2/2	3.3, 5	-	120	0.3			
♦ 700-MAX3222CWN	SOIC-18W	2/2	3.3, 5	-	120	0.3			
♦ 700-MAX3222EAP	SSOP-20	2/2	3.3, 5	-	120	0.3			
♦ 700-MAX3222EUP	TSSOP-20	2/2	3.3, 5	-	120	0.3			
♦ 700-MAX3223CAP	SSOP-20	2/2	3.3, 5	-	120	0.3			
♦ 700-MAX3223CUP	TSSOP-20	2/2	3.3, 5	-	120	0.3			
♦ 700-MAX3223EAP	SSOP-20	2/2	3.3, 5	-	120	0.3			
♦ 700-MAX3223EUP	TSSOP-20	2/2	3.3, 5	-	120	0.3			
♦ 700-MAX3232CAE	TSSOP-16	2/2	3.3, 5	-	120	0.3			
700-MAX3232CPE	PDIP-16	2/2	3.3, 5	-	120	0.3			
♦ 700-MAX3232CSE	SOIC-16	2/2	3.3, 5	-	120	0.3			
♦ 700-MAX3232CSET	SO-16N	2/2	3.3, 5	-	120	0.3			
♦ 700-MAX3232CUE	TSSOP-16	2/2	3.3, 5	-	120	0.3			
♦ 700-MAX3232CWE	SOIC-16W	2/2	3.3, 5	-	120	0.3			
♦ 700-MAX3232ECUE	TSSOP-16	2/2	3.3, 5	-	120	0.3			
♦ 700-MAX3232EEUE	TSSOP-16	2/2	3.3, 5	-	120	0.3			
♦ 700-MAX3232ESE	SOIC-16	2/2	3.3, 5	-	120	0.3			
♦ 700-MAX3232EUE	TSSOP-16	2/2	3.3, 5	-	120	0.3			
♦ 700-MAX3232EWE	SO-16W	2/2	3.3, 5	-	120	0.3			
♦ 700-MAX3224CUP	TSSOP-20	2/2	3.3, 5	-	250	0.3			
700-MAX3224EEPP	PDIP-20	2/2	3.3, 5	-	250	0.3			
♦ 700-MAX3224EETP	TQFN-20	2/2	3.3, 5	-	250	0.3			
♦ 700-MAX3224ETP	TQFN-20	2/2	3.3, 5	-	250	0.3			
♦ 700-MAX3222ECAP	SSOP-20	2/2	3.3, 5	15	250	0.3			
♦ 700-MAX3222ECUP	TSSOP-20	2/2	3.3, 5	15	250	0.3			
♦ 700-MAX3222ECWN	SOIC-18W	2/2	3.3, 5	15	250	0.3			
♦ 700-MAX3222EEAP	SSOP-20	2/2	3.3, 5	15	250	0.3			
♦ 700-MAX3222EEUP	TSSOP-20	2/2	3.3, 5	15	250	0.3			
♦ 700-MAX3222EEWN	SOIC-18W	2/2	3.3, 5	15	250	0.3			
♦ 700-MAX3223ECAP	SSOP-20	2/2	3.3, 5	15	250	0.3			
♦ 700-MAX3223ECUP	TSSOP-20	2/2	3.3, 5	15	250	0.3			
700-MAX3223EEAP	SSOP-20	2/2	3.3, 5	15	250	0.3			
♦ 700-MAX3223EEPP	PDIP-20	2/2	3.3, 5	15	250	0.3			
♦ 700-MAX3223EEUP	TSSOP-20	2/2	3.3, 5	15	250	0.3			
♦ 700-MAX3224CAP	SSOP-20	2/2	3.3, 5	-	250	0.3			
♦ 700-MAX3224EAP	SSOP-20	2/2	3.3, 5	-	250	0.3			

© Copyright 2014 Mouser Electronics

RS-232 LINE DRIVERS/RECEIVERS (CONT.)

♦ Surface Mount Device

For quantities greater than listed, call for quote.

MOUSER STOCK NO.	Package	Tx/Rx	VSupply	ESD (kV)	Signal Rate (kbps)	Icc (Typ) (mA)	Price Each 1	25	100
♦ 700-MAX3224ECAP	SSOP-20	2/2	3.3, 5	15	250	0.3			
♦ 700-MAX3224EEAP	SSOP-20	2/2	3.3, 5	15	250	0.3			
♦ 700-MAX3232ECAE	SSOP-16	2/2	3.3, 5	15	250	0.3			
700-MAX3232ECPE	PDIP-16	2/2	3.3, 5	15	250	0.3			
♦ 700-MAX3232ECTE	TQFN-16	2/2	3.3, 5	15	250	0.3			
♦ 700-MAX3232ECUP	TSSOP-20	2/2	3.3, 5	15	250	0.3			
♦ 700-MAX3232ECWE	SOIC-16W	2/2	3.3, 5	15	250	0.3			
♦ 700-MAX3232EEAE	SSOP-16	2/2	3.3, 5	15	250	0.3			
♦ 700-MAX3232EEUP	TSSOP-20	2/2	3.3, 5	15	250	0.3			
♦ 700-MAX3232EEWE	SOIC-16W	2/2	3.3, 5	15	250	0.3			
♦ 700-MAX3320ACAP	SSOP-20	2/2	3.3, 5	-	250	0.45			
♦ 700-MAX3320TEAP	SSOP-20	2/2	3.3, 5	-	250	0.45			
♦ 700-MAX3250CAI	SSOP-28	2/2	3.3, 5	-	250	15			
♦ 700-MAX3250EAI	SSOP-28	2/2	3.3, 5	-	250	15			
♦ 700-MAX3225EAP	SSOP-20	2/2	3.3, 5	-	1000	0.3			
♦ 700-MAX3225CAP	SSOP-20	2/2	3.3, 5	-	1000	0.3			
♦ 700-MAX3225ECAP	SSOP-20	2/2	3.3, 5	15	1000	0.3			
♦ 700-MAX3225EEAP	SSOP-20	2/2	3.3, 5	15	1000	0.3			
♦ 700-MAX3225EEAPT	SSOP-20	2/2	3.3, 5	15	1000	0.3			
♦ 700-MAX3225EEUP	TSSOP-20	2/2	3.3, 5	15	1000	0.3			
700-MAX201CPD	PDIP-14	2/2	5, 12	-	116	0.4			
♦ 700-MAX201CWE	SOIC-16W	2/2	5, 12	-	116	0.4			
700-MAX231CPD	PDIP-14	2/2	5, 12	-	120	0.4			
♦ 700-MAX231CWE	SOIC-16	2/2	5, 12	-	120	0.4			
♦ 700-MAX3388EEUG	TSSOP-24	3/2	2.5, 3	15	460	0.3			
♦ 700-MAX3386ECUP	TSSOP-20	3/2	3.3, 5	15	250	0.3			
700-MAX1406CPE	PDIP-16	3/3	12	15	230	0.23			
♦ 700-MAX1406CWE	SOIC-16W	3/3	12	15	230	0.23			
♦ 700-MAX1406EWE	SO-16W	3/3	12	15	230	0.23			
♦ 700-MAX3387ECUG	TSSOP-24	3/3	3.3, 5	15	250	0.3			
♦ 700-MAX3387EEUG	TSSOP-24	3/3	3.3, 5	15	250	0.3			
♦ 700-MAX214CWI	SOIC-28W	3/5	5	-	116	9			
♦ 700-MAX562CAI	SSOP-28	3/5	3, 3.3, 5	-	230	20			
♦ 700-MAX3241CAI	SSOP-28	3/5	3.3, 5	-	120	0.3			
♦ 700-MAX3241CUI	TSSOP-28	3/5	3.3, 5	-	120	0.3			
♦ 700-MAX3241CWI	SOIC-28W	3/5	3.3, 5	-	120	0.3			
♦ 700-MAX3241EAI	SSOP-28	3/5	3.3, 5	-	120	0.3			
♦ 700-MAX3243CAI	SSOP-28	3/5	3.3, 5	-	120	0.3			
♦ 700-MAX3243CUI	TSSOP-28	3/5	3.3, 5	-	120	0.3			
♦ 700-MAX3243EAI	SSOP-28	3/5	3.3, 5	-	120	0.3			
♦ 700-MAX3241ECAI	SSOP-28	3/5	3.3, 5	15	250	0.3			
♦ 700-MAX3241ECWI	SOIC-28W	3/5	3.3, 5	15	250	0.3			
♦ 700-MAX3241EEAI	SSOP-28	3/5	3.3, 5	15	250	0.3			
♦ 700-MAX3241EEUI	TSSOP-28	3/5	3.3, 5	15	250	0.3			
♦ 700-MAX3243ECAI	SSOP-28	3/5	3.3, 5	15	250	0.3			
♦ 700-MAX3243ECUI	TSSOP-28	3/5	3.3, 5	15	250	0.3			
♦ 700-MAX3243EEAI	SSOP-28	3/5	3.3, 5	15	250	0.3			
♦ 700-MAX3243EUI	TSSOP-28	3/5	3.3, 5	15	250	0.3			
♦ 700-MAX3244ECAI	SSOP-28	3/5	3.3, 5	15	250	0.3			
♦ 700-MAX3244EEAI	SSOP-28	3/5	3.3, 5	15	250	0.3			
♦ 700-MAX3245CAI	SSOP-28	3/5	3.3, 5	-	1000	0.3			
♦ 700-MAX3245EAI	SSOP-28	3/5	3.3, 5	-	1000	0.3			
♦ 700-MAX3245ECAI	SSOP-28	3/5	3.3, 5	15	1000	0.3			
♦ 700-MAX3245EEAI	SSOP-28	3/5	3.3, 5	15	1000	0.3			
700-MAX239CNG	PDIP-24	3/5	5, 12	-	120	0.4			
♦ 700-MAX239CWG	SOIC-24W	3/5	5, 12	-	120	0.4			
♦ 700-MAX3185CWP	SO-20	3/5	5, 12	15	230	0.38			
700-MAX204CPE	PDIP-16	4/0	5	-	116	11			
♦ 700-MAX204CWE	SO16W	4/0	5	-	116	11			
700-MAX234CPE	PDIP-16	4/0	5	-	120	7			
♦ 700-MAX234EWE	SO-16	4/0	5	-	120	7			
700-MAX1488ECPD	PDIP-14	4/0	12	15	120	0.085			
♦ 700-MAX1488ECSD	SOIC-14	4/0	12	15	120	0.085			
700-MAX1488EEPD	PDIP-14	4/0	12	15	120	0.085			
♦ 700-MAX206CWG	SOIC-24W	4/3	5	-	116	11			
700-MAX236CNG	PDIP-24	4/3	5	-	120	7			
♦ 700-MAX236CWG	SOIC-24W	4/3	5	-	120	7			
700-MAX238CNG	PDIP-24	4/4	5	-	120	7			
♦ 700-MAX238CWG	SOIC-24W	4/4	5	-	120	7			
♦ 700-MAX238EWG	SOIC-24W	4/4	5	-	120	7			
♦ 700-MAX208EEWG	SO-24	4/4	5	15	120	11			
♦ 700-MAX560CAI	SSOP-28	4/5	3.3	-	116	5			
♦ 700-MAX211CWI	SOIC-28W	4/5	5	-	116	11			
♦ 700-MAX211EAI	SSOP-28	4/5	5	-	116	11			
♦ 700-MAX213CAI	SSOP-28	4/5	5	-	116	11			
♦ 700-MAX213CWI	SOIC-28W	4/5	5	-	116	11			
♦ 700-MAX241CWI	SOIC-28W	4/5	5	-	120	7			
♦ 700-MAX241ECAI	SSOP-28	4/5	5	-	120	7			
♦ 700-MAX241ECWI	SOIC-28W	4/5	5	15	120	7			
♦ 700-MAX241EWI	SOIC-28W	4/5	5	15	120	7			
♦ 700-MAX211ECAI	SSOP-28	4/5	5	15	120	14			
♦ 700-MAX211ECWI	SOIC-28W	4/5	5	15	120	14			
♦ 700-MAX211EEAI	SSOP-28	4/5	5	15	120	14			
♦ 700-MAX213EEAI	SSOP-28	4/5	5	15	120	14			
700-MAX230CPP	PDIP-20	5/0	5	-	120	7			
700-MAX207CNG	PDIP-24	5/3	5	-	116	11			
♦ 700-MAX207CWG	SOIC-24	5/3	5	-	116	11			
♦ 700-MAX207ECAG	SSOP-24	5/3	5	-	116	11			
700-MAX237CNG	PDIP-24	5/3	5	-	120	7			
♦ 700-MAX237CWG	SOIC-24W	5/3	5	-	120	7			
♦ 700-MAX3238CAI	SSOP-28	5/3	3.3, 5	-	250	0.5			
♦ 700-MAX3238EAI	SSOP-28	5/3	3.3, 5	-	250	0.5			

© Copyright 2014 Mouser Electronics

RoHS Compliant This product is RoHS compliant.

RS-232 LINE DRIVERS/RECEIVERS (CONT.)

♦ Surface Mount Device

For quantities greater than listed, call for quote.

MOUSER STOCK NO.	Package	Tx/Rx	VSupply	ESD (kV)	Signal Rate (kbps)	Icc (Typ) (mA)	Price Each 1	25	100
♦ 700-MAX3238ECAI	SSOP-28	5/3	3.3, 5	15	250	0.5			
♦ 700-MAX3238EEAI	SSOP-28	5/3	3.3, 5	15	250	0.5			
♦ 700-MAX3237CAI	SSOP-28	5/3	3.3, 5	-	1000	0.5			
♦ 700-MAX3237ECAI	SSOP-28	5/3	3.3, 5	15	1000	0.5			
♦ 700-MAX3237EEAI	SSOP-28	5/3	3.3, 5	15	1000	0.5			
♦ 700-MAX208CAG	SSOP-24	5/4	5	-	116	11			
700-MAX208CNG	PDIP-24	5/4	5	-	116	11			
♦ 700-MAX208CWG	SOIC-24W	5/4	5	-	116	11			
♦ 700-MAX208ECAG	SSOP-24	5/4	5	15	120	11			
700-MAX208ECNG	PDIP-24	5/4	5	15	120	11			
♦ 700-MAX208ECWG	SOIC-24W	5/4	5	15	120	11			
♦ 700-MAX208EEAG	SSOP-24	5/4	5	15	120	11			
700-MAX205CPGG36	PDIP-24W	5/5	5	-	116	11			
700-MAX235CPGG36	PDIP-24W	5/5	5	-	120	7			
♦ 700-MAX225CWIG36	SOIC-28W	5/5	5	-	120	10			
700-MAX205EPGG36	PDIP-24W	5/5	5	15	120	11			
♦ 700-MAX249CQHD	PLCC-44	6/10	5	-	120	11			
♦ 700-MAX3187CAX	SSOP-36	6/10	5, 12	15	230	0.75			
♦ 700-MAX248EQHD	PLCC-44	8/8	5	-	120	11			

RS-232-485/422 MULTIPROTOCOL TRANSCEIVERS

NEW PRODUCT

♦ Surface Mount Device

For quantities greater than listed, call for quote.

MOUSER STOCK NO.	Package	RS-232 Data Rate (Mbps) (Max)	RS-485 Data Rate (Mbps) (Max)	Single Ended Tx/ Rx	Supply Voltage	Icc (Max) (mA)	Price Each 1	25	100
♦ 700-MAX3098EBCSE	SO-16	0/3	-	3.3-5.5	-	32000			
♦ 700-MAX3097ECEE	QSOP-16	0/3	-	3-5.5	15	32000			
♦ 700-MAX3097ECSE	SOIC-16	0/3	-	3-5.5	15	32000			
700-MAX3095CPE	PDIP-16	0/4	-	5	15	10000			
♦ 700-MAX3095CSE	SOIC-16	0/4	-	5	15	10000			
♦ 700-MAX3095ESE	SOIC-16	0/4	-	5	15	10000			
♦ 700-MAX3535ECWI	SOIC-28W	1/1	Full	3.3,3.0-5.5,5	15	1000			
♦ 700-MAX3535EEWI	SOIC-28W	1/1	Full	3.3,3.0-5.5,5	15	1000			
♦ 700-MAX3488CSA	SOIC-8	1/1	Full	3.3	-	250			
♦ 700-MAX3488ECSA	SOIC-8	1/1	Full	3.3	15	250			
♦ 700-MAX3488EESA	SOIC-8	1/1	Full	3.3	15	250			
700-MAX3073EAPD	PDIP-14	1/1	Full	3.3	15	500			
♦ 700-MAX3073EASD	SOIC-14	1/1	Full	3.3	15	500			
700-MAX3073EEPD	PDIP-14	1/1	Full	3.3	15	500			
♦ 700-MAX3073EESD	SOIC-14	1/1	Full	3.3	15	500			
700-MAX3074EAPA	PDIP-8	1/1	Full	3.3	15	500			
♦ 700-MAX3074EASA	SOIC-8	1/1	Full	3.3	15	500			
700-MAX3074EEPA	PDIP-8	1/1	Full	3.3	15	500			
♦ 700-MAX3074EESA	SOIC-8	1/1	Full	3.3	15	500			
♦ 700-MAX3490CSA	SOIC-8	1/1	Full	3.3	-	10000			
700-MAX3490EPA	PDIP-8	1/1	Full	3.3	-	10000			
♦ 700-MAX3490ESA	SO-8	1/1	Full	3.3	-	10000			
♦ 700-MAX3491CSD	SOIC-14	1/1	Full	3.3	-	10000			
♦ 700-MAX3491ESD	SOIC-14	1/1	Full	3.3	-	10000			
♦ 700-MAX3490ECSA	SOIC-8	1/1	Full	3.3	15	12000			
♦ 700-MAX3490EESA	SOIC-8	1/1	Full	3.3	15	12000			
♦ 700-MAX3491ECSD	SOIC-14	1/1	Full	3.3	15	12000			
♦ 700-MAX3491EESD	SOIC-14	1/1	Full	3.3	15	12000			
700-MAX3076EAPD	PDIP-14	1/1	Full	3.3	15	16000			

RS-485/RS-422 LINE DRIVERS/RECEIVERS

♦ Surface Mount Device

For quantities greater than listed, call for quote.

MOUSER STOCK NO.	Package	Tx/Rx	Duplex	VSupply	ESD (kV)	Signal Rate (kbps)	Price Each 1	25	100
♦ 700-MAX3076EASD	SOIC-14	1/1	Full	3.3	15	16000			
700-MAX3076EEPD	PDIP-14	1/1	Full	3.3	15	16000			
♦ 700-MAX3076EESD	SOIC-14	1/1	Full	3.3	15	16000			
700-MAX3077EAPA	PDIP-8	1/1	Full	3.3	15	16000			
♦ 700-MAX3077EEPA	SOIC-8	1/1	Full	3.3	15	16000			
♦ 700-MAX3077EESA	SOIC-8	1/1	Full	3.3	15	16000			
700-MAX3080CPD	PDIP-14	1/1	Full	5	-	115			
♦ 700-MAX3080CSD	SOIC-14	1/1	Full	5	-	115			
♦ 700-MAX3080ECSD	SOIC-14	1/1	Full	5	15	115			
♦ 700-MAX3080EESD	SOIC-14	1/1	Full	5	15	115			
♦ 700-MAX3080ESD	SOIC-14	1/1	Full	5	-	115			
♦ 700-MAX3081CSA	SO-8	1/1	Full	5	-	115			
700-MAX1490EBCPG	PDIP-24W	1/1	Full	5	-	160			
700-MAX1490EBEPG	PDIP-24W	1/1	Full	5	-	160			
♦ 700-MAX13080EASD	SOIC-14	1/1	Full	5	15	250			
♦ 700-MAX13080ECSD	SOIC-14	1/1	Full	5	15	250			
♦ 700-MAX13080EESD	SOIC-14	1/1	Full	5	15	250			
♦ 700-MAX13081ECSA	SOIC-8	1/1	Full	5	15	250			
♦ 700-MAX1481CUB	µMAX-10	1/1	Full	5	-	250			
♦ 700-MAX1481EUB	µMAX-10	1/1	Full	5	-	250			
700-MAX1482CPD	PDIP-14	1/1	Full	5	-	250			
♦ 700-MAX1482CSD	SOIC-14	1/1	Full	5	-	250			
♦ 700-MAX1482ESD	SOIC-14	1/1	Full	5	-	250			
700-MAX1483CPA	PDIP-8	1/1	Full	5	-	250			
♦ 700-MAX1483CSA	SOIC-8	1/1	Full	5	-	250			

RS-485/RS-422 LINE DRIVERS/ RECEIVERS (CONT.)

NEW PRODUCT

♦ Surface Mount Device

For quantities greater than listed, call for quote.

MOUSER STOCK NO.	Package	Tx/Rx	Duplex	VSupply	ESD (kV)	Signal Rate (kpbs)	Price Each 1	25	100
♦ 700-MAX1483ESA	SOIC-8	1/1	Full	5	-	250			
700-MAX1490BCPG	PDIP-24W	1/1	Full	5	-	250			
700-MAX1490BEPG	PDIP-24W	1/1	Full	5	-	250			
700-MAX488CPA	PDIP-8	1/1	Full	5	-	250			
♦ 700-MAX488CSA	SOIC-8	1/1	Full	5	-	250			
700-MAX488ECPA	PDIP-8	1/1	Full	5	15	250			
♦ 700-MAX488ECSA	SOIC-8	1/1	Full	5	15	250			
♦ 700-MAX488EESA	SOIC-8	1/1	Full	5	15	250			
700-MAX488EPA	PDIP-8	1/1	Full	5	-	250			
♦ 700-MAX488ESA	SOIC-8	1/1	Full	5	-	250			
700-MAX489CPD	PDIP-14	1/1	Full	5	-	250			
♦ 700-MAX489CSD	SOIC-14	1/1	Full	5	-	250			
700-MAX489ECPD	PDIP-14	1/1	Full	5	15	250			
♦ 700-MAX489ECSD	SOIC-14	1/1	Full	5	15	250			
♦ 700-MAX489EESD	SOIC-14	1/1	Full	5	15	250			
700-MAX489EPD	PDIP-14	1/1	Full	5	-	250			
♦ 700-MAX489ESD	SOIC-14	1/1	Full	5	-	250			
700-MAX13083ECPD	PDIP-14	1/1	Full	5	15	500			
700-MAX13083EEPD	PDIP-14	1/1	Full	5	15	500			
♦ 700-MAX13083EESD	SOIC-14	1/1	Full	5	15	500			
♦ 700-MAX3083CSD	SOIC-14	1/1	Full	5	-	500			
♦ 700-MAX3083EESD	SO-14	1/1	Full	5	-	500			
♦ 700-MXL1535ECWI	SOIC-28W	1/1	Full	5	15	1000			
♦ 700-MXL1535EEWI+	SO-28W	1/1	Full	5	-	1000			
700-MAX1490ACPG	PDIP-24W	1/1	Full	5	-	2500			
700-MAX1490AEPG	PDIP-24W	1/1	Full	5	-	2500			
700-MAX1490EACPG	PDIP-24W	1/1	Full	5	-	2500			
700-MAX1490EAEPG	PDIP-24W	1/1	Full	5	-	2500			
♦ 700-MAX490CSA	SOIC-8	1/1	Full	5	-	2500			
700-MAX490ECPA	PDIP-8	1/1	Full	5	15	2500			
♦ 700-MAX490ECSA	SOIC-8	1/1	Full	5	15	2500			
700-MAX490EEPA	PDIP-8	1/1	Full	5	-	2500			
♦ 700-MAX490ESA	SOIC-8	1/1	Full	5	-	2500			
♦ 700-MAX491CSD	SOIC-14	1/1	Full	5	-	2500			
♦ 700-MAX491ECSD	SOIC-14	1/1	Full	5	15	2500			
♦ 700-MAX491EESD	SOIC-14	1/1	Full	5	15	2500			
♦ 700-MAX491ESD	SOIC-14	1/1	Full	5	-	2500			
♦ 700-MAX3086CSD	SOIC-14	1/1	Full	5	-	10000			
♦ 700-MAX3086ESD	SOIC-14	1/1	Full	5	-	10000			
♦ 700-MAX3087ECSA	SOIC-8	1/1	Full	5	15	10000			
♦ 700-MAX3291CSD	SO-14	1/1	Full	5	-	10000			
700-MAX3291EPD	PDIP-14	1/1	Full	5	-	10000			
♦ 700-MAX3291ESD	SO-14	1/1	Full	5	-	10000			
♦ 700-MAX3292CSD+	SO-14	1/1	Full	5	-	10000			
700-MAX13086EEPD	PDIP-14	1/1	Full	5	15	16000			
♦ 700-MAX13086EESD	SOIC-14	1/1	Full	5	15	16000			
♦ 700-MAX13087EESA	SOIC-8	1/1	Full	5	15	16000			
♦ 700-MAX3460CSD	SOIC-14	1/1	Full	5	-	20000			
♦ 700-MAX3465CSD	SOIC-14	1/1	Full	5	-	30000			
♦ 700-MAX3465ESD	SOIC-14	1/1	Full	5	-	30000			
♦ 700-MAX3466CSD	SOIC-14	1/1	Full	5	-	30000			
700-MAX3467CPA	PDIP-14	1/1	Full	5	-	30000			
♦ 700-MAX3467CSA	SOIC-14	1/1	Full	5	-	30000			
700-MAX3467EPA	PDIP-14	1/1	Full	5	-	30000			
♦ 700-MAX3467ESA	SOIC-14	1/1	Full	5	-	30000			
♦ 700-MAX3471CUA	µMAX-8	1/1	Half	2.5-5.5	-	64			
♦ 700-MAX3471EUA	µMAX-8	1/1	Half	2.5-5.5	-	64			
700-MAX3483EPA	PDIPN-8	1/1	Half	3.3	-	250			
700-MAX3483CPA	PDIP-8	1/1	Half	3.3	-	250			
♦ 700-MAX3483ECSA	SOIC-8	1/1	Half	3.3	15	250			
♦ 700-MAX3483EESA	SOIC-8	1/1	Half	3.3	15	250			
♦ 700-MAX3483ESA	SOIC-8	1/1	Half	3.3	-	250			
700-MAX3075EAPA	PDIP-8	1/1	Half	3.3	15	500			
♦ 700-MAX3075EASA	SOIC-8	1/1	Half	3.3	15	500			
700-MAX3075EEPA	PDIP-8	1/1	Half	3.3	15	500			
♦ 700-MAX3075EESA	SOIC-8	1/1	Half	3.3	15	500			
700-MAX3480ACPI	PDIP-28W	1/1	Half	3.3	1	2500			
700-MAX3480AEPI	PDIP-28W	1/1	Half	3.3	1	2500			
♦ 700-MAX3485ESA	SOIC-8	1/1	Half	3.3	-	2500			
♦ 700-MAX3486EESA	SOIC-8	1/1	Half	3.3	15	2500			
♦ 700-MAX3486ESA	SOIC-8	1/1	Half	3.3	-	2500			
700-MAX3485CPA	PDIP-8	1/1	Half	3.3	-	10000			
♦ 700-MAX3485CSA	SOIC-8	1/1	Half	3.3	-	10000			
♦ 700-MAX3485ECSA	SOIC-8	1/1	Half	3.3	15	12000			
♦ 700-MAX3485EESA	SOIC-8	1/1	Half	3.3	15	12000			
700-MAX3078EASA	PDIP-8	1/1	Half	3.3	15	16000			
♦ 700-MAX3078EEPA	SOIC-8	1/1	Half	3.3	15	16000			
♦ 700-MAX3078EESA	SOIC-8	1/1	Half	3.3	15	16000			
700-MAX3082CPA	PDIP-8	1/1	Half	5	-	115			
♦ 700-MAX3082CSA	SOIC-8	1/1	Half	5	-	115			
700-MAX3082ECPA	PDIP-8	1/1	Half	5	-	115			
♦ 700-MAX3082ECSA	SOIC-8	1/1	Half	5	15	115			
♦ 700-MAX3082EESA	SOIC-8	1/1	Half	5	15	115			
700-MAX1480ECCPI	PDIP-28W	1/1	Half	5	-	160			
700-MAX1480ECEPI	PDIP-28W	1/1	Half	5	-	160			
700-MAX13082ECPA	PDIP-8	1/1	Half	5	15	250			
♦ 700-MAX13082ECSA	SOIC-8	1/1	Half	5	15	250			
700-MAX13082EEPA	PDIP-8	1/1	Half	5	15	250			
♦ 700-MAX13082EESA	SOIC-8	1/1	Half	5	15	250			
700-MAX1480BCPI	PDIP-28W	1/1	Half	5	-	250			

© Copyright 2014 Mouser Electronics

© Copyright 2014 Mouser Electronics

MAXIM INTEGRATED Analog ICs

RoHS Compliant This product is RoHS compliant.

maxim integrated™

RS-485/RS-422 LINE DRIVERS/RECEIVERS (CONT.)

◆ Surface Mount Device

For quantities greater than listed, call for quote.

	MOUSER STOCK NO.	Package	Tx/Rx	Duplex	VSupply	ESD (kV)	Signal Rate (kpbs)	Price Each 1	25	100
	700-MAX1480BEPI	PDIP-28W	1/1	Half	5	-	250			
	700-MAX1480CCPI	PDIP-28W	1/1	Half	5	-	250			
	700-MAX483CPA	PDIP-8	1/1	Half	5	-	250			
◆	700-MAX483CSA	SOIC-8	1/1	Half	5	-	250			
	700-MAX483ECPA	PDIP-8	1/1	Half	5	15	250			
◆	700-MAX483ECSA	SOIC-8	1/1	Half	5	15	250			
◆	700-MAX483EESA	SOIC-8	1/1	Half	5	15	250			
	700-MAX483EPA	PDIP-8	1/1	Half	5	-	250			
◆	700-MAX483ESA	SOIC-8	1/1	Half	5	-	250			
	700-MAX487CPA	PDIP-8	1/1	Half	5	-	250			
◆	700-MAX487CSA	SOIC-8	1/1	Half	5	-	250			
◆	700-MAX487CUA	µMAX-8	1/1	Half	5	-	250			
	700-MAX487ECPA	PDIP-8	1/1	Half	5	15	250			
◆	700-MAX487ECSA	SOIC-8	1/1	Half	5	15	250			
	700-MAX487EEPA	PDIP-8	1/1	Half	5	15	250			
◆	700-MAX487EESA	SOIC-8	1/1	Half	5	15	250			
	700-MAX487EPA	PDIP-8	1/1	Half	5	-	250			
◆	700-MAX487ESA	SOIC-8	1/1	Half	5	-	250			
◆	700-MAX13085EASA	SOIC-8	1/1	Half	5	15	500			
◆	700-MAX13085ECSA	SOIC-8	1/1	Half	5	15	500			
	700-MAX13085EEPA	PDIP-8	1/1	Half	5	15	500			
◆	700-MAX13085EESA	SOIC-8	1/1	Half	5	15	500			
◆	700-MAX13485EESA	SOIC-8	1/1	Half	5	15	500			
◆	700-MAX13487EESA	SOIC-8	1/1	Half	5	15	500			
◆	700-MAX3085ECSA	SOIC-8	1/1	Half	5	15	500			
◆	700-MAX3085EESA	SOIC-8	1/1	Half	5	15	500			
	700-MAX1480ACPI	PDIP-28W	1/1	Half	5	-	2500			
	700-MAX1480AEPI	PDIP-28W	1/1	Half	5	-	2500			
	700-MAX1480EACPI	PDIP-28W	1/1	Half	5	-	2500			
	700-MAX1480EAEPI	PDIP-28W	1/1	Half	5	-	2500			
	700-MAX1487CPA	PDIP-8	1/1	Half	5	-	2500			
◆	700-MAX1487CSA	SOIC-8	1/1	Half	5	-	2500			
	700-MAX1487ECPA	PDIP-8	1/1	Half	5	15	2500			
◆	700-MAX1487EESA	SOIC-8	1/1	Half	5	15	2500			
	700-MAX485EEPA	PDIPN-8	1/1	Half	5	15	2500			
	700-MAX481CPA	PDIP-8	1/1	Half	5	-	2500			
	700-MAX481CSA	SOIC-8	1/1	Half	5	-	2500			
	700-MAX481ECPA	PDIP-8	1/1	Half	5	15	2500			
◆	700-MAX481ECSA	SOIC-8	1/1	Half	5	15	2500			

◆ Surface Mount Device

PRODUCT NEW

For quantities greater than listed, call for quote.

	MOUSER STOCK NO.	Package	Tx/Rx	Duplex	VSupply	ESD (kV)	Signal Rate (kpbs)	Price Each 1	25	100
◆	700-MAX481EESA	SOIC-8	1/1	Half	5	15	2500			
◆	700-MAX481ESA	SOIC-8	1/1	Half	5	-	2500			
	700-MAX485CPA	PDIP-8	1/1	Half	5	-	2500			
◆	700-MAX485CSA	SOIC-8	1/1	Half	5	-	2500			
	700-MAX485ECPA	PDIP-8	1/1	Half	5	15	2500			
◆	700-MAX485ECSA	SOIC-8	1/1	Half	5	15	2500			
	700-MAX485EPA	PDIP-8	1/1	Half	5	-	2500			
◆	700-MAX485ESA	SOIC-8	1/1	Half	5	-	2500			
◆	700-MAX3088CSA	SOIC-8	1/1	Half	5	-	10000			
◆	700-MAX3088EESA	SOIC-8	1/1	Half	5	15	10000			
◆	700-MAX3088ESA	SOIC-8	1/1	Half	5	-	10000			
◆	700-MAX13088EESA	SOIC-8	1/1	Half	5	15	16000			
◆	700-MAX13486EESA	SOIC-8	1/1	Half	5	15	16000			
◆	700-MAX13488EESA	SOIC-8	1/1	Half	5	15	16000			
◆	700-MAX3468CSA	SOIC-14	1/1	Half	5	-	30000			
	700-MAX3468EPA	PDIP-8	1/1	Half	5	-	30000			
◆	700-MAX3468ESA	SOIC-14	1/1	Half	5	-	30000			
◆	700-MAX3469CSA	SOIC-8	1/1	Half	5	-	30000			
◆	700-MAX3469ESA	SOIC-8	1/1	Half	5	-	30000			
◆	700-MAX13413EESA	SOIC-8N	1/1	Half	6-28	15	16000			
◆	700-MAX3079EASD	SOIC-14	1/1	Half/Full	3.3	15	16000			
	700-MAX3079EEPD	PDIP-14	1/1	Half/Full	3.3	15	16000			
◆	700-MAX3079EESD	SOIC-14	1/1	Half/Full	3.3	15	16000			
◆	700-MAX1485EUB	µMAX-10	1/1	Half/Full	5	-	250			
	700-MAX3089CPD	PDIP-14	1/1	Half/Full	5	-	10000			
◆	700-MAX3089ECSD	SO-14	1/1	Half/Full	5	-	10000			
◆	700-MAX3089ESD	SOIC-14	1/1	Half/Full	5	-	10000			
◆	700-MAX1486CUB	µMAX-10	1/1	Half/Full	5	-	12000			
◆	700-MAX1486EUB	µMAX-10	1/1	Half/Full	5	-	12000			
◆	700-MAX13089EASD	SOIC-14	1/1	Half/Full	5	15	16000			
◆	700-MAX3094EEUE	TSSOP-16	4/0	-	3.3	15	10000			
◆	700-MAX3030EESE	SO-16N	4/0	-	3.3	15	20000			
◆	700-MAX3032ECSE	SO-16N	4/0	-	3.3	15	20000			
◆	700-MAX3032EESE	SO-16N	4/0	-	3.3	15	20000			
◆	700-MAX3040CSE	SO-16N	4/0	-	5	-	250			
◆	700-MAX3043EUE	TSSOP-16	4/0	-	5	-	250			
◆	700-MAX3041EUE	TSSOP-16	4/0	-	5	-	2500			
◆	700-MAX3044ESE	SO-16N	4/0	-	5	-	2500			
◆	700-MAX3093EEUE	TSSOP-16	4/0	-	5	15	10000			

RS-485 LINE DRIVERS/RECEIVERS

◆ Surface Mount Device

For quantities greater than listed, call for quote.

	MOUSER STOCK NO.	Package	Tx/Rx	Duplex	Supply Voltage	ESD (kV)	Signaling Rate (kpbs)	Price Each 1	25	100
◆	700-MAX3283EAUTT	SOT-23-6	0/1	-	3.3-5.5	15	52000			
◆	700-MAX13442EASA	SOIC-8	1/1	Full	5	15	250			
◆	700-MAX13084EESA	SO-8	1/1	Full	5	15	500			
	700-MAX491EPD	PDIP-14	1/1	Full	5	-	2500			
◆	700-MAX13448EESD	SO-14	1/1	Full	3-5	15	500			
	700-MAX13432EESD	SO-14	1/1	Full	3.3-5.5	30	500			
◆	700-MAX13433EESD	SO-14	1/1	Full	3.3-5.5	30	16000			
◆	700-MAX3157CAI+	SSOP-28	1/1	Half/Full	5	-	250			
◆	700-MAX13089ECSD	SO-14	1/1	Half/Full	5	15	16000			
◆	700-MAX13450EAUD+	TSSOP-14	1/1	Half/Full	5	30	20000			
◆	700-MAX3430CPA	PDIP-8	1/1	Half	3.3	12	250			
◆	700-MAX3430CSA	SOIC-8	1/1	Half	3.3	12	250			
◆	700-MAX3430EPA	PDIP-8	1/1	Half	3.3	12	250			
◆	700-MAX3430ESA	SOIC-8	1/1	Half	3.3	12	250			
◆	700-MAX14840EASA+	SO-8	1/1	Half	3.3	35	40000			
◆	700-MAX14841EASA+	SO-8	1/1	Half	3.3	35	40000			
◆	700-MAX13082EASA	SO-8	1/1	Half	5	15	250			
◆	700-MAX13444EASA	SO-8	1/1	Half	5	15	250			
◆	700-MAX3440EASA	SO-8	1/1	Half	5	15	250			
◆	700-MAX3440EESA	SOIC-8	1/1	Half	5	15	250			
◆	700-MAX3442EESA	SOIC-8	1/1	Half	5	15	250			
◆	700-MAX3441EASA	SO-8	1/1	Half	5	15	10000			
◆	700-MAX3441EESA	SO-8	1/1	Half	5	15	10000			
◆	700-MAX3443ECSA	SOIC-8	1/1	Half	5	15	10000			
◆	700-MAX3443EESA	SOIC-8	1/1	Half	5	15	10000			
	700-MAX13088EASA	SO-8	1/1	Half	5	15	16000			
◆	700-MAX13451EAUD+	TSSOP-14	1/1	Half	5	30	20000			
◆	700-MAX13430EEUB	µMAX-10	1/1	Half	3.3-5.5	30	500			
◆	700-MAX13431EEUB	µMAX-10	1/1	Half	3.3-5.5	30	16000			

I/O PORT EXPANDERS

◆ Surface Mount Device

PRODUCT NEW

For quantities greater than listed, call for quote.

	MOUSER STOCK NO.	Maxim Integrated Part No.	Package	Features	Interface	I/O	Drive Current (mA)	VSUPPLY (V) Min	Max	Price Each 1	25	100
◆	700-DS4520E	DS4520E+	TSSOP-16	64-Byte NV User Mem, Low Pwr Cons, NV I/O, Open Drain Out	Serial-I2C	9	12	2.7	5.5			
◆	700-DS4550E	DS4550E+	TSSOP-20	64-Byte NV User Mem, Low Pwr Cons, NV I/O, Open Drain Out, Port Pullups	Serial-I2C	9	16	2.7	5.5			
◆	700-MAX7300AAI	MAX7300AAI+	SSOP-28	Dir LED Drv with Blinking, Trans Det	Serial-I2C	20 or 28	10	2.5	5.5			
◆	700-MAX7311AUG	MAX7311AUG+	TSSOP-24	64 Slave IDs, Port Pullups, Trans Det	Serial-2 Wire 400kbit	16	40	2	5.5			
◆	700-MAX7315ATE	MAX7315ATE+	TQFN-16	64 Slave IDs, LED Blinking, LED PWM Ctrl, Trans Det	Serial-2 Wire 400kbit	8	50	2	3.6			
◆	700-MAX7301AAXT	MAX7301AAX+T	SSOP-36	-	Serial SPI 26Mbit	28	10	2.5	5.5			
◆	700-MAX7317AEE	MAX7317AEE+	QSOP-16	-	Serial SPI 26Mbit	10	10	2.25	3.6			

© Copyright 2014 Mouser Electronics

© Copyright 2014 Mouser Electronics

MAXIM INTEGRATED Analog ICs

RoHS Compliant This product is RoHS compliant.

maxim integrated™

I/O PORT EXPANDERS (CONT.)

♦ Surface Mount Device

For quantities greater than listed, call for quote.

MOUSER STOCK NO.	Maxim Integrated Part No.	Package	Features	Interface	I/O	Drive Current (mA)	VSupply (V) Min	VSupply (V) Max	Price Each 1	Price Each 25	Price Each 100
♦ 700-MAX7317ATE	MAX7317ATE+	TQFN-16	-	Serial SPI 26Mbit	10	10	2.25	3.6			
♦ 700-MAX7324AEG	MAX7324AEG+	QSOP-24	16 Slave IDs, Low Standby Curr, Port Pullups, Trans Det	Serial I2C Comp, Serial 2-Wire 400k Bit	8/8	25	1.71	5.5			

AMBIENT LIGHT AND PROXIMITY SENSORS

For quantities greater than listed, call for quote.

MOUSER STOCK NO.	Maxim Integrated Part No.	Package	Ambient Light Range (lux)	IR LED	Bus	Supply Current (µA)	Voltage Supply	Price Each 1	Price Each 25	Price Each 100
700-MAX44000GDT+T	MAX44000GDT+T	UTDFN	.03-65535	External	I2C	11	1.7-3.6			

AUDIO CODECS

♦ Surface Mount Device

For quantities greater than listed, call for quote.

MOUSER STOCK NO.	Maxim Integrated Part No.	Package	VSupply (Min/Max) (V)	IQ (mA)	ADC's	DAC's	ADCs Bit Depth	DACs Bit Depth	Sample Rate (kHz)	Price Each 1	Price Each 25	Price Each 100
♦ 700-MAX98089EWY+T	MAX98089EWY+T	WLP-63	1.65-3.6	1.9	2	2	24	24	8-96			

AUDIO LINE DRIVERS

♦ Surface Mount Device

For quantities greater than listed, call for quote.

MOUSER STOCK NO.	Maxim Integrated Part No.	Package	Input Type	Fixed Gain (dB)	PSRR (dB)	CMRR (dB)	SNR (dB)	Interface	Supply Voltage (V)	Price Each 1	Price Each 25	Price Each 100
♦ 700-MAX13325GUI/V	MAX13325GUI/V+	TSSOP-28	Differential	12	-96	-80	112	I2C	4.5-18			
♦ 700-MAX13326GUI/V	MAX13326GUI/V+	TSSOP-28	Differential	0	-96	-80	112	I2C	4.5-18			

UID WIRELESS MEMORY FOB

For quantities greater than listed, call for quote.

MOUSER STOCK NO.	Maxim Integrated Part No.	Package	ISO/IEC	UID Size (bit)	Carrier Freq. (MHz)	Memory Type	Memory Size (bits)	Price Each 1	Price Each 25	Price Each 100
700-MAX66040K-000AA+	MAX66040K-000AA+	RFTAG	14443B	64	13.56	EEPROM	1024			
700-MAX66140K-000AA+	MAX66140K-000AA+	RFTAG	15693, 18000-3-1	64	13.56	EEPROM	1024			

RFID ICS

For quantities greater than listed, call for quote.

MOUSER STOCK NO.	Maxim Integrated Part No.	Package	Protocol	Carrier Freq. (MHz)	UID size (bits)	Memory Type	Memory Size	Price Each 1	Price Each 25	Price Each 100
700-MAX66040E-000AA+	MAX66040E-000AA+	ISO Card	ISO14443B	13.56	64	EEPROM	1K bits			
700-MAX66140E-000AA+	MAX66140E-000AA+	ISO Card	ISO15693	13.56	64	EPROM	1K bits			
Development Kits	Description									
700-MAX66901-K00#-	MAX66901-K00	13.56MHz HF Developers Kit - Includes RFID keys and Sirit INfinity 110 RFID Reader Module							-	-

SATA/PCIE/USB 3.0 REPEATERS AND BUFFERS

♦ Surface Mount Device

For quantities greater than listed, call for quote.

MOUSER STOCK NO.	Maxim Integrated Part No.	Package	Function	Interface	Data Rate (Mbps)	Channels	Supply Voltage (V)	I_{CC} (mA)	Price Each 1	Price Each 25	Price Each 100
♦ 700-MAX4950ACTX	MAX4950ACTX+	TQFN-36	Equalizer/Re-Driver	PCIe	5000	2	3.3	130			
♦ 700-MAX4950CTO	MAX4950CTO+	TQFN-42	Equalizer/Re-Driver	PCIe	5000	2	3.3	130			
♦ 700-MAX4951AECTP	MAX4951AECTP+	TQFN-20	Redriver	SATA	6000	2	3.3	70			
♦ 700-MAX4951BECTP	MAX4951BECTP+	TQFN-20	Redriver	SATA	6000	2	3.3	70			

LVDS LINE DRIVERS

♦ Surface Mount Device

For quantities greater than listed, call for quote.

MOUSER STOCK NO.	Maxim Integrated Part No.	Package	Signal Type Rx	Signal Type Tx	Functions	Drivers Per Package	Receivers Per Package	Data Rate (Mbps)	Supply Voltage (V)	Price Each 1	Price Each 25	Price Each 100
♦ 700-MAX9111ESA	MAX9111ESA+	SO-8	LVDS	CMOS, TVTTL	Level Translator	1	1	500	3.3			
♦ 700-MAX9248ECM	MAX9248ECM+	LQFP-48	LVDS	LVCMOS	Deserializer	27	1	756	3.3			
♦ 700-MAX9217ECM	MAX9217ECM+	LQFP-48	LVCMOS, LVTTL	LVDS	Serializer	1	27	700	3.3			
700-MAX9123EUE+	MAX9123EUE+	TSSOP-16	CMOS, LVTTL	LVDS	Level Translator	4	4	800	3.3			
♦ 700-MAX9218ETM	MAX9218ETM+	TQFN-48	LVDS	LVCMOS	Deserializer	27	1	700	3.3			
♦ 700-MAX9244EUMD	MAX9244EUM+D	TSSOP-48	LVDS	LVCMOS	Deserializer	21	4	840	3.3			
♦ 700-MAX9376EUB	MAX9376EUB+	µMAX-10	CML, HSTL, LVDS, LVPECL	LVDS, LVPECL	Level Translator	2	2	600	3.3			

DIGITAL TEMPERATURE SENSORS

♦ Surface Mount Device

For quantities greater than listed, call for quote.

MOUSER STOCK NO.	Maxim Integrated Part No.	Package	Sensor Type	Alarm Output	Interface	Remote Channel	Accuracy (±°C)	Temp. Resolution (bits)	Price Each 1	Price Each 25	Price Each 100
♦ 700-DS1825U	DS1825U+	µMAX-8	Local	-	1-Wire	-	0.5	9,10,11,12			
700-DS18B20+	DS18B20+	TO-92	Local	-	1-Wire	-	0.5	9,10, 11, 12			
700-DS18B20PAR	DS18B20+PAR	TO-92	Local	-	1-Wire	-	0.5	9,10,11,12			
♦ 700-DS18B20U	DS18B20U+	µSOP-8	Local	-	1-Wire	-	0.5	9,10, 11, 12			
♦ 700-DS18B20Z	DS18B20Z+	SO-8	Local	-	1-Wire	-	0.5	9,10, 11, 12			
700-DS18S20	DS18S20+	TO-92	Local	-	1-Wire	-	0.5	9			
700-DS18S20+PAR	DS18S20+PAR	TO-92	Local	-	1-Wire	-	0.5	9			
♦ 700-DS18S20Z	DS18S20Z+	SOIC-8	Local	-	1-Wire	-	0.5	9			
♦ 700-DS1920-F5	DS1920-F5+	iButton	Local	-	1-Wire	-	0.5	9			
♦ 700-DS1922L-F5#	DS1922L-F5#	iButton	Local	-	1-Wire	-	0.5	8, 11			
♦ 700-DS1923-F5#	DS1923-F5#	iButton	Local	-	1-Wire	-	0.5	8, 12			
♦ 700-DS28EA00U	DS28EA00U+	µSOP-8	Local	-	1-Wire	-	0.5	9,10, 11, 12			
♦ 700-DS1921G-F5#	DS1921G-F5#	iButton	Local	-	1-Wire	-	1	9			
700-DS1822	DS1822+	TO-92	Local	-	1-Wire	-	2	9,10,11,12			
700-DS1822PAR	DS1822+PAR	TO-92	Local	-	1-Wire	-	2	9,10, 11, 12			
♦ 700-DS1822Z	DS1822Z+	SOIC-8	Local	-	1-Wire	-	2	9,10,11,12			
♦ 700-DS1821S	DS1821S+	SOIC-8	Local	-	1-Wire Non-Network, Logic	-	1	8			
700-DS1621	DS1621+	PDIP-8	Local	-	2-Wire, I2C, SMBus	-	0.5	9,10,11,12			
♦ 700-DS1621S	DS1621S+	SOIC-8	Local	-	2-Wire, I2C, SMBus	-	0.5	9,10, 11, 12			
♦ 700-DS1621V	DS1621V+	SOIC-8	Local	-	2-Wire, I2C, SMBus	-	0.5	9,10, 11, 12			
700-DS1624	DS1624+	PDIP-8	Local	-	2-Wire, I2C, SMBus	-	0.5	13			
♦ 700-DS1624S	DS1624S+	SOIC-8	Local	-	2-Wire, I2C, SMBus	-	0.5	13			
♦ 700-DS1631	DS1631+	SO-8	Local	-	2-Wire, I2C, SMBus	-	0.5	9,10, 11, 12			
♦ 700-DS1631AU	DS1631AU+	µMAX-8	Local	-	2-Wire, I2C, SMBus	-	0.5	9,10,11,12			
♦ 700-DS1631S	DS1631S+	SOIC-8	Local	-	2-Wire, I2C, SMBus	-	0.5	9,10,11,12			
♦ 700-DS1631U	DS1631U+	µMAX-8	Local	-	2-Wire, I2C, SMBus	-	0.5	9,10,11,12			
♦ 700-DS1631Z	DS1631Z+	SOIC-8	Local	-	2-Wire, I2C, SMBus	-	0.5	9,10,11,12			
♦ 700-DS620U	DS620U+	µMAX-8	Local	-	2-Wire, I2C, SMBus	-	0.5	10,11,12,13			
♦ 700-MAX6646MUA	MAX6646MUA+	µMAX-8	Remote	Alert, Overt	2-Wire, I2C, SMBus	Single	0.8	11			
♦ 700-MAX6647MUA	MAX6647MUA+	µMAX-8	Remote	Alert, Overt	2-Wire, I2C, SMBus	Single	0.8	11			
♦ 700-MAX6648MUA	MAX6648MUA+	µMAX-8	Remote	Alert, Overt	2-Wire, I2C, SMBus	Single	0.8	10			

© Copyright 2014 Mouser Electronics
© Copyright 2014 Mouser Electronics

MAXIM INTEGRATED Analog ICs

RoHS Compliant This product is RoHS compliant.

maxim integrated™

DIGITAL TEMPERATURE SENSORS (CONT.)

♦ Surface Mount Device

For quantities greater than listed, call for quote.

MOUSER STOCK NO.	Maxim Integrated Part No.	Package	Sensor Type	Alarm Output	Interface	Remote Channel	Accuracy (±°C)	Temp. Resolution (bits)	Price Each 1	25	100
♦ 700-MAX6649MUA	MAX6649MUA+	µMAX-8	Remote	Alert, Overt	2-Wire, I2C, SMBus	Single	0.8	11			
♦ 700-MAX6692MUA	MAX6692MUA+	µMAX-8	Remote	Alert, Overt	2-Wire, I2C, SMBus	Single	0.8	10			
♦ 700-DS1721S	DS1721S+	SOIC-8	Local	-	2-Wire, I2C, SMBus	-	1	9,10,11,12			
♦ 700-DS1721U	DS1721U+	µMAX-8	Local	-	2-Wire, I2C, SMBus	-	1	9,10,11,12			
♦ 700-MAX6581TG98+	MAX6581TG98+	TQFN-24	Remote	Alert, Overt	2-Wire, I2C, SMBus	Seven	1	8, 11			
♦ 700-MAX6581TG9A+	MAX6581TG9A+	TQFN-24	Remote	Alert, Overt	2-Wire, I2C, SMBus	Seven	1	8, 11			
♦ 700-MAX6581TG9C+	MAX6581TG9C+	TQFN-24	Remote	Alert, Overt	2-Wire, I2C, SMBus	Seven	1	8, 11			
♦ 700-MAX6581TG9E+	MAX6581TG9E+	TQFN-24	Remote	Alert, Overt	2-Wire, I2C, SMBus	Seven	1	8, 11			
♦ 700-MAX6616AEG+	MAX6616AEG+	QSOP-24	Remote	Fan Failure	2-Wire, I2C, SMBus	Dual	1	11			
♦ 700-MAX6633MSA	MAX6633MSA+	SOIC-8	Local	-	2-Wire, I2C, SMBus	-	1	13			
♦ 700-MAX6639AEE	MAX6639AEE+	QSOP-16	Remote	Alert, Overt	2-Wire, I2C, SMBus	-	1	-			
♦ 700-MAX6654MEE	MAX6654MEE+	QSOP-16	Remote	Alert, Overt	2-Wire, I2C, SMBus	Single	1	11			
♦ 700-MAX6656MEE	MAX6656MEE+	QSOP-16	Remote	Alert, Overt	2-Wire, I2C, SMBus	Dual	1	11			
♦ 700-MAX6657YMSA	MAX6657YMSA+	QSOP-16	Remote	Alert, Overt	2-Wire, I2C, SMBus	Dual	1	11			
♦ 700-MAX6658MSA	MAX6658MSA+	SO-8	Remote	Alert, Overt	2-Wire, I2C, SMBus	Single	1	11			
♦ 700-MAX6681MEE	MAX6681MEE+	QSOP-16	Remote	Alert, Overt	2-Wire, I2C, SMBus	Single	1	11			
♦ 700-MAX6689UP9A	MAX6689UP9A+	TSSOP-20	Remote	Alert, Overt	2-Wire, I2C, SMBus	Six	1	11			
♦ 700-MAX6698EE38+	MAX6698EE38+	QSOP-16	Remote	Alert/Overt	2-Wire, I2C, SMB	Six	1	11			
♦ 700-MAX6699UE34	MAX6699UE34+	TSSOP-16	Remote	Alert, Overt	2-Wire, I2C, SMBus	Quad	1	11			
700-MAX6683AUB	MAX6683AUB+	µMAX-10	Local	Alert	2-Wire, I2C, SMBus	-	2	11			
♦ 700-DS1629S	DS1629S+	SOIC-8	Local	-	2-Wire, I2C, SMBus	-	2	9			
♦ 700-DS1780ET&R	DS1780E+T&R	TSSOP-24	Local	-	2-Wire, I2C, SMBus	-	2	9			
♦ 700-DS1775RT&R	DS1775R+T&R	SOT-23-5	Local	-	2-Wire, I2C, SMBus	-	2	9,10,11,12			
♦ 700-DS75LVS	DS75LVS+	SOIC-8	Local	-	2-Wire, I2C, SMBus	-	2	9,10,11,12			
♦ 700-DS75LVU	DS75LVU+	µMAX-8	Local	-	2-Wire, I2C, SMBus	-	2	9,10,11,12			
♦ 700-DS75LXS	DS75LXS+	SOIC-8	Local	-	2-Wire, I2C, SMBus	-	2	9,10,11,12			
♦ 700-DS75LXU	DS75LXU+	µMAX-8	Local	-	2-Wire, I2C, SMBus	-	2	9,10,11,12			
♦ 700-DS75S	DS75S+	SOIC-8	Local	-	2-Wire, I2C, SMBus	-	2	9,10,11,12			
♦ 700-MAX1668MEE	MAX1668MEE+	QSOP-16	Remote	Alert	2-Wire, I2C, SMBus	Quad	2	8			
♦ 700-MAX6652AUB	MAX6652AUB+	µMAX-10	Local	Alert	2-Wire, I2C, SMBus	-	2	8			
♦ 700-MAX7500MSA	MAX7500MSA+	SO-8	Local	-	2-Wire, I2C, SMBus	-	2	-			
♦ 700-MAX7500MUA	MAX7500MUA+	SO-8	Local	-	2-Wire, I2C, SMBus	-	2	-			
♦ 700-MAX1617AMEE	MAX1617AMEE+	QSOP-16	Remote	Alert	2-Wire, I2C, SMBus	Single	3	8			
700-DS1620	DS1620+	PDIP-8	Local	-	3-Wire, Logic	-	0.5	9,10,11,12			
♦ 700-DS1620S	DS1620S+	SOIC-8	Local	-	3-Wire, Logic	-	0.5	9,10,11,12			
♦ 700-DS1626U	DS1626U+	µSOP-8	Local	-	3-Wire, Logic	-	0.5	9,10, 11, 12			
♦ 700-DS1726U	DS1726U+	µSOP-8	Local	-	3-Wire, Logic	-	1	9,10, 11, 12			
♦ 700-DS1626S	DS1626S+	SOIC-8	Local	-	3-Wire, Logic	-	2	9,10, 11, 12			
♦ 700-MAX6627MKA#TG16-	MAX6627MKA#TG16	SOT-8	Remote	-	3-Wire, SPI	Single	1	13			
♦ 700-MAX31855SASA+	MAX31855SASA+	SOIC-8	Remote	-	3-Wire, SPI	Single	2	14			
♦ 700-MAX31855RASA+	MAX31855RASA+	SOIC-8	Remote	-	3-Wire, SPI	Single	2	14			
♦ 700-MAX31855NASA+	MAX31855NASA+	SO-8	Remote	-	3-Wire, SPI	Single	2	14			
♦ 700-MAX31855TASA+	MAX31855TASA+	SO-8	Remote	-	3-Wire, SPI	Single	2	14			
♦ 700-MAX6682MUA	MAX6682MUA+	µMAX-8	Remote	-	3-Wire, SPI	Single	0.5	10			
♦ 700-MAX1299CEAE	MAX1299CEAE+	SSOP-16	Local	-	3-Wire, SPI	-	1	12			
♦ 700-MAX6662MSA	MAX6662MSA+	SO-8	Local	Alert, Overt	3-Wire, SPI	-	1	13			
♦ 700-DS1722S	DS1722S+	SOIC-8	Local	-	3-Wire, SPI	-	2	8,9,10,11,12			
♦ 700-DS1722U	DS1722U+	µMAX-8	Local	-	3-Wire, SPI	-	2	8,9,10,11,12			
♦ 700-MAX6674ISA	MAX6674ISA+	SOIC-8	Remote	-	3-Wire, SPI	Single	2	10			
♦ 700-MAX6675ISA	MAX6675ISA+	SOIC-8	Remote	-	3-Wire, SPI	Single	3	12			
♦ 700-DS600U	DS600U+	µMAX-8	Local	-	Analog	-	0.5	-			
♦ 700-MAX6605MXKT	MAX6605MXK+T	SC-70	Local	-	Analog	-	1	-			
♦ 700-MAX6610AUTT	MAX6610AUT+T	SOT-23-6	Local	-	Analog	-	1	-			
♦ 700-MAX6577ZUTT	MAX6577ZUT+T	SOT-6	Local	-	Freq. µ Temp.	-	3	-			
♦ 700-MAX6691MUB	MAX6691MUB+	µMAX-10	Remote	-	PWM	Quad	1	-			
♦ 700-MAX1098CEAE+	MAX1098CEAE+	SSOP-16	Local	-	SPI	-	1	10			

ANALOG SWITCHES

♦ Surface Mount Device

For quantities greater than listed, call for quote.

MOUSER STOCK NO.	Maxim Integrated Part No.	Package	Normal Position	R_{on} (Max) (Ω)	I_L (Off) (nA) (Max)	t_{on} (ns) (Min)	t_{off} (ns) (Min)	Supply Voltage (Single) (Min/Max)	Supply Volt (Dual) (Min/Max)	Price Each 1	25	100
1 x SPST												
♦ 700-DG417CY	DG417CY+	SO-8	Closed	35	0.25	175	145	---/---	4.5/20			
♦ 700-DG417LEUA	DG417LEUA+	µMAX-8	Closed	35	0.25	175	185	9/36	4.5/20			
♦ 700-DG418CY	DG418CY+	SO-8	Open	35	0.25	175	145	---/---	4.5/20			
♦ 700-DG418DY	DG418DY+	SOIC-8	Open	35	0.25	175	147	---/---	4.5/20			
♦ 700-DG418LEUA	DG418LEUA+	µMAX-8	Open	35	0.25	175	185	9/36	4.5/20			
♦ 700-MAX317CSA	MAX317CSA+	SOIC-8	Closed	45	0.25	175	145	10/30	4.5/20			
700-MAX318CPA	MAX318CPA+	PDIP-8	Open	45	0.25	175	145	10/30	4.5/20			
♦ 700-MAX318CSA	MAX318CSA+	SOIC-8	Open	45	0.25	175	145	10/30	4.5/20			
♦ 700-MAX4602CWE+T	MAX4602CWE+T	SOICW-16	Open	2.5	0.5	250	350	---/---	4.5/20			
♦ 700-MAX4514CUK+T	MAX4514CUK+T	SOT-23-5	Open	20	1	150	100	2/12	---/---			
♦ 700-MAX4647EUT+T	MAX4647EUT+T	SOT-23-6	Closed	25	1	100	100	9/36	4.5/20			
2 x SPST												
♦ 700-MAX301CSE	MAX301CSE+	SOIC-16	Open	35	0.25	150	100	10/30	4.5/20			
♦ 700-MAX320CSA	MAX320CSA+	SO-8	Open	35	0.1	150	100	---/---	2.7/8			

© Copyright 2014 Mouser Electronics

© Copyright 2014 Mouser Electronics

ANALOG SWITCHES (CONT.)

♦ Surface Mount Device

PRODUCT NEW

For quantities greater than listed, call for quote.

MOUSER STOCK NO.	Maxim Integrated Part No.	Package	Normal Position	Ron (Max) (Ω)	I_L (Off) (nA) (Max)	t_{on} (ns) (Min)	t_{off} (ns) (Min)	Supply Voltage (Single) (Min/Max)	Supply Volt (Dual) (Min/Max)	Price Each 1	25	100
2 x SPST												
♦ 700-MAX4580EAE	MAX4580EAE+	SSOP-16	Closed	1.25	0.5	160	210	---/---	4.5/20			
♦ 700-MAX4680CWE	MAX4680CWE+	SO-16W	Closed	1.25	0.5	275	175	4.5/36	4.5/20			
♦ 700-MAX4680EAE	MAX4680EAE+	SSOP-16	Closed	1.25	0.5	275	175	4.5/36	4.5/20			
700-MAX321CPA	MAX321CPA+	PDIP-8	Closed	35	0.1	150	100	---/---	2.7/8			
♦ 700-MAX321CUA	MAX321CUA+	µMAX-8	Closed	35	0.1	150	100	---/---	2.7/8			
♦ 700-MAX4732EUA	MAX4732EUA+	µMAX-8	Closed	50	0.1	150	60	2/11	---/---			
700-MAX324CPA	MAX324CPA+	PDIP-8	Closed	60	0.1	150	100	2.7/16	---/---			
♦ 700-MAX4641EUA	MAX4641EUA+	µMAX-8	Open	4	0.25	15	8	1.8/5.5	---/---			
♦ 700-MAX320ESA	MAX320ESA+	SOIC-20	Open	35	0.1	150	100	---/---	2.7/8			
♦ 700-MAX4541CUA	MAX4541CUA+	µMAX-8	Open	60	0.1	100	75	2.7/12	---/---			
700-MAX323CPA	MAX323CPA+	PDIP-8	Open	60	0.1	150	100	2.7/16	---/---			
♦ 700-MAX323CSA	MAX323CSA+	SOIC-8	Open	60	0.1	150	100	2.7/16	---/---			
♦ 700-MAX323ESA	MAX323ESA+	SOIC-8	Open	60	0.1	150	100	2.7/16	---/---			
♦ 700-MAX4575ESA	MAX4575ESA+	SO-8	Open	70	0.5	150	80	2/12	---/---			
700-MAX325CPA	MAX325CPA+	PDIP-8	Open/Closed	60	0.1	150	100	2.7/16	---/---			
♦ 700-MAX325CSA	MAX325CSA+	SOIC-8	Open/Closed	60	0.1	150	100	2.7/16	---/---			
4 x SPST												
♦ 700-MAX4661CAE	MAX4661CAE+	SSOP-16	Closed	2.5	0.5	275	175	4.5/36	4.5/20			
♦ 700-MAX4651ESE	MAX4651ESE+	SO-16	Closed	4	0.1	14	8	1.8/5.5	---/---			
♦ 700-MAX4651EUE	MAX4651EUE+	TSSOP-16	Closed	4	0.1	14	8	1.8/5.5	---/---			
700-MAX312CPE	MAX312CPE+	PDIP-16	Closed	10	0.5	225	185	10/30	4.5/20			
♦ 700-MAX312CSE	MAX312CSE+	SOIC-16	Closed	10	0.5	225	185	10/30	4.5/20			
♦ 700-MAX312ESE	MAX312ESE+	SOIC-16	Closed	10	0.5	225	185	10/30	4.5/20			
♦ 700-MAX312LCSE	MAX312LCSE+	SO-16N	Closed	10	0.5	225	185	4.5/36	4.5/20			
♦ 700-MAX14756EUE+	MAX14756EUE+	TSSOP-16	Closed	10	2.5	60000	3000	---/70	10/35			
♦ 700-MAX4512ESE	MAX4512ESE+	SO-16N	Closed	16	0.5	500	400	9/36	4.5/20			
♦ 700-MAX391CSE	MAX391CSE+	SOIC-16	Closed	35	0.1	130	75	---/---	3/8			
♦ 700-DG411DY	DG411DY+	SOIC-16	Closed	35	0.25	175	145	10/30	4.5/20			
700-MAX351CPE	MAX351CPE+	PDIP-16	Closed	35	0.25	175	145	10/30	4.5/20			
♦ 700-MAX351CSE	MAX351CSE+	SOIC-16	Closed	35	0.25	175	145	10/30	4.5/20			
♦ 700-MAX334CWE	MAX334CWE+	SO-16W	Closed	50	1	100	50	10/30	4.5/20			
700-DG441DJ	DG441DJ+	PDIP-16	Closed	85	0.5	250	120	10/30	4.5/20			
♦ 700-MAX361CSE	MAX361CSE+	SOIC-16	Closed	85	0.5	250	120	10/30	4.5/20			
700-MAX364CPE	MAX364CPE+	PDIP-16	Closed	85	0.5	250	120	10/30	4.5/20			
♦ 700-MAX364CSE	MAX364CSE+	SOIC-16	Closed	85	0.5	250	120	10/30	4.5/20			
♦ 700-MAX364ESE	MAX364ESE+	SO-16N	Closed	85	0.5	250	120	10/30	4.5/20			
♦ 700-DG309DY	DG309DY+	SO-16N	Closed	100	1	200	150	---/---	4.5/20			
♦ 700-MAX4511ESE	MAX4511ESE+	SOIC-16	Closed	160	0.5	500	400	9/36	4.5/20			
700-DG201ACJ	DG201ACJ+	PDIP-16	Closed	175	1	600	450	---/---	4.5/18			
♦ 700-DG201ADY	DG201ADY+	SO-16	Closed	175	1	600	450	---/---	4.5/18			
700-DG211CJ	DG211CJ+	PDIP-16	Closed	175	5	1000	500	---/---	4.5/18			
♦ 700-DG211CSE	DG211CSE+	SOIC-16	Closed	175	5	1000	500	---/---	4.5/18			
♦ 700-DG211CY	DG211CY+	SOIC-16	Closed	175	8	1000	500	---/---	4.5/18			
700-MAX326CPE	MAX326CPE+	PDIP-16	Closed	3500	0.01	1000	500	10/30	5/18			
♦ 700-MAX326CSE	MAX326CSE+	SOIC-16	Closed	3500	0.01	1000	500	10/30	5/18			
♦ 700-MAX4678EUE	MAX4678EUE+	TSSOP-16	Open	1.6	1	350	150	2.7/11	2.7/5.5			
♦ 700-MAX4602EWE	MAX4602EWE+	SO-16W	Open	2.5	0.5	250	350	---/---	4.5/20			
♦ 700-MAX4652ESE	MAX4652ESE+	SO-16	Open	4	0.1	14	8	1.8/5.5	---/---			
♦ 700-MAX4737EUD	MAX4737EUD+	TSSOP-14	Open	4.5	0.5	80	40	1.8/5.5	---/---			
700-MAX313CPE	MAX313CPE+	PDIP-16	Open	10	0.5	225	185	10/30	4.5/20			
♦ 700-MAX313CSE	MAX313CSE+	SOIC-16	Open	10	0.5	225	185	10/30	4.5/20			
♦ 700-MAX313CUE	MAX313CUE+	TSSOP-16	Open	10	0.5	225	185	10/30	4.5/20			
♦ 700-MAX313ESE	MAX313ESE+	SOIC-16	Open	10	0.5	225	185	10/30	4.5/20			
♦ 700-MAX313EUE	MAX313EUE+	TSSOP-16	Open	10	0.5	225	185	4.5/36	4.5/20			
♦ 700-MAX313FESE	MAX313FESE+	SO-16N	Open	10	0.5	225	185	4.5/36	4.5/20			
♦ 700-MAX313LEUE	MAX313LEUE+	TSSOP-16	Open	10	0.5	225	185	4.5/36	4.5/20			
♦ 700-MAX4614CSD	MAX4614CSD+	SOIC-14	Open	10	1	12	10	2/5.5	---/---			
♦ 700-MAX14757EUE+	MAX14757EUE+	TSSOP-16	Open	10	2.5	60000	3000	---/70	10/35			
♦ 700-MAX4712CUE	MAX4712CUE+	TSSOP-16	Open	25	0.5	125	80	2.7/11	2.7/5.5			
♦ 700-MAX392CSE	MAX392CSE+	SOIC-16	Open	35	0.1	130	75	---/---	3/8			
♦ 700-DG412CUE	DG412CUE+	TSSOP-16	Open	35	0.25	175	145	10/30	4.5/20			
700-MAX352CPE	MAX352CPE+	PDIP-16	Open	35	0.25	175	145	10/30	4.5/20			
♦ 700-MAX352CSE	MAX352CSE+	SOIC-16	Open	35	0.25	175	145	10/30	4.5/20			
♦ 700-MAX352ESE	MAX352ESE+	SOIC-16	Open	35	0.25	175	145	10/30	4.5/20			
♦ 700-MAX4066AEEE	MAX4066AEEE+	QSOP-16	Open	45	0.1	125	75	2/16	---/---			
♦ 700-MAX4066CEE	MAX4066CEE+	QSOP-16	Open	45	1	125	75	2/16	---/---			
700-MAX4066CPD	MAX4066CPD+	PDIP-14	Open	45	1	125	75	2/16	---/---			
♦ 700-MAX4066CSD	MAX4066CSD+	SOIC-14	Open	45	1	125	75	2/16	---/---			
♦ 700-MAX4066ESD	MAX4066ESD+	SO-14N	Open	45	1	125	75	2/16	---/---			
700-DG445DJ	DG445DJ+	PDIP-16	Open	85	0.5	250	170	10/30	4.5/20			
♦ 700-MAX365CSE	MAX365CSE+	SOIC-16	Open	85	0.5	250	170	10/30	4.5/20			
700-MAX362CPE	MAX362CPE+	PDIP-16	Open	85	0.5	250	170	10/30	4.5/20			
700-MAX4610CPD	MAX4610CPD+	PDIP-14	Open	100	0.1	60	20	2/12	---/---			
♦ 700-MAX4610CUD	MAX4610CUD+	TSSOP-14	Open	100	0.1	60	20	2/12	---/---			
♦ 700-MAX4522CSE	MAX4522CSE+	SO-16N	Open	100	1	80	30	2/12	2/6			
♦ 700-MAX4522ESE	MAX4522ESE+	SO-16N	Open	100	1	80	30	2/12	2/6			
♦ 700-DG202DY	DG202DY+	SOIC-16	Open	175	1	600	450	---/---	4.5/18			
700-DG212CJ	DG212CJ+	PDIP-16	Open	175	5	1000	500	---/---	4.5/18			
♦ 700-DG212CSE	DG212CSE+	SOIC-16	Open	175	5	1000	500	---/---	4.5/18			
♦ 700-MAX327CSE	MAX327CSE+	SO-16N	Open	3500	0.01	1000	500	10/30	5/18			
♦ 700-MAX4679EUE	MAX4679EUE+	TSSOP-16	Open/Closed	1.6	1	350	150	2.7/11	2.7/5.5			
♦ 700-MAX4666ESE	MAX4666ESE+	SO-16N	Open/Closed	4	0.5	275	175	4.5/36	4.5/20			
♦ 700-MAX314CSE	MAX314CSE+	SOIC-16	Open/Closed	10	0.5	225	185	10/30	4.5/20			
♦ 700-MAX314ESE	MAX314ESE+	SOIC-16	Open/Closed	10	0.5	225	185	10/30	4.5/20			
700-MAX314CPE	MAX314CPE+	PDIP-16	Open/Closed	10	0.5	225	185	4.5/36	4.5/20			
♦ 700-MAX4616CSD	MAX4616CSD+	SOIC-14	Open/Closed	10	1	12	10	2/5.5	---/---			
♦ 700-MAX14758EUE+	MAX14758EUE+	TSSOP-16	Open/Closed	10	2.5	60000	3000	---/70	10/35			
♦ 700-MAX393CSE	MAX393CSE+	SOIC-16	Open/Closed	35	0.1	130	75	---/---	3/8			
700-DG413DY	DG413DY+	SOIC-16	Open/Closed	35	0.25	175	145	10/30	4.5/20			
♦ 700-MAX353CSE	MAX353CSE+	SOIC-16	Open/Closed	35	0.25	175	145	10/30	4.5/20			
♦ 700-MAX4612ESD	MAX4612ESD+	SO-14N	Open/Closed	100	0.1	60	20	2/12	---/---			
8 x SPST												
♦ 700-MAX395CAG	MAX395CAG+	PDIP-24	Open	100	0.1	400	400	---/---	2.7/8			
700-MAX395CWG	MAX395CWG+	SO-24W	Open	100	0.1	400	400	---/---	2.7/8			
♦ 700-MAX335EUG	MAX335EUG+	TSSOP-24	Open	150	1	400	400	---/---	4.5/20			
♦ 700-MAX4800ACCM	MAX4800ACCM+	LQFP-48	Open	-	2000	5000	5000	40/200	40/100			
♦ 700-MAX4800ACQI	MAX4800ACQI+	PLCC-28	Open	-	2000	5000	5000	40/200	40/100			

© Copyright 2014 Mouser Electronics

© Copyright 2014 Mouser Electronics

MAXIM INTEGRATED Analog ICs

RoHS Compliant This product is RoHS compliant.

maxim integrated™

ANALOG SWITCHES (CONT.)

◆ Surface Mount Device

For quantities greater than listed, call for quote.

MOUSER STOCK NO.	Maxim Integrated Part No.	Package	Normal Position	R_{on} (Max) (Ω)	I_L (Off) (nA) (Max)	t_{on} (ns) (Min)	t_{off} (ns) (Min)	Supply Voltage (Single) (Min/Max)	Supply Volt (Dual) (Min/Max)	Price Each 1	25	100
8 x SPST												
◆ 700-MAX4889AETO	MAX4889AETO+	TQFN-42	-	8.4	1000	250	50	1.6/3.6	---/---			
700-MAX335CNG	MAX335CNG+	PDIP-24	Open	150	1	400	400	---/---	4.5/20			
◆ 700-MAX335CWG	MAX335CWG+	SOIC-24W	Open	150	1	400	400	---/---	4.5/20			
◆ 700-MAX335EWG	MAX335EWG+	SOIC-24W	Open	150	1	400	400	---/---	4.5/20			
◆ 700-MAX4802ACCM	MAX4802ACCM+	LQFP-48	Open	-	2000	5000	5000	40/200	40/100			
◆ 700-MAX4802CQI	MAX4802CQI+	PLCC-28	Open	-	2000	5000	5000	40/200	40/100			
1 x SPDT												
◆ 700-MAX4644EUA	MAX4644EUA+	μMAX-8	-	4	0.25	15	5	1.8/5.5	---/---			
◆ 700-MAX4644EUTT	MAX4644EUT+T	SOT-6	-	4	0.25	15	5	1.8/5.5	---/---			
◆ 700-MAX4659EUA	MAX4659EUA+	μMAX-8	-	25	2	150	150	9/40	4.5/20			
◆ 700-MAX4660EUA	MAX4660EUA+	μMAX-8	-	25	2	150	150	9/40	4.5/20			
◆ 700-MAX4659ESA	MAX4659ESA+	SO-8	-	25	2	150	150	9/40	4.5/20			
700-DG419CJ	DG419CJ+	PDIP-8	-	35	0.25	175	145	10/30	4.5/20			
◆ 700-DG419CY	DG419CY+	SOIC-8	-	35	0.25	175	145	10/30	4.5/20			
700-DG419DJ	DG419DJ+	PDIP-8	-	35	0.25	175	145	10/30	4.5/20			
◆ 700-DG419DY	DG419DY+	SOIC-8	-	35	0.25	175	145	10/30	4.5/20			
700-MAX319CPA	MAX319CPA+	PDIP-8	-	35	0.25	175	145	10/30	4.5/20			
◆ 700-MAX319CSA	MAX319CSA+	SOIC-8	-	35	0.25	175	145	10/30	4.5/20			
◆ 700-MAX319ESA	MAX319ESA+	SOIC-8	-	35	0.25	175	145	10/30	4.5/20			
◆ 700-DG419LEUA	DG419LEUA+	SO-8	-	35	0.25	175	145	10/30	4.5/20			
◆ 700-DG419LDY	DG419LDY+	SO-8	-	35	0.25	175	145	---/---	4.5/20			
700-DG301ACJ	DG301ACJ+	PDIP-14	-	50	1	300	250	---/---	5/18			
700-MAX4544CPA	MAX4544CPA+	PDIP-8	-	60	0.1	100	75	2.7/12	---/---			
◆ 700-MAX4544CSA	MAX4544CSA+	SOIC-8	-	60	0.1	100	75	2.7/12	---/---			
◆ 700-MAX4544ESA	MAX4544ESA+	SOIC-8	-	60	0.1	100	75	2.7/12	---/---			
◆ 700-MAX4544EUTT	MAX4544EUT+T	SOT-6	-	60	0.1	100	75	2.7/12	---/---			
2 x SPDT												
◆ 700-MAX4736EUB	MAX4736EUB+	μMAX-10	-	0.8	1	25	20	1.6/3.6	---/---			
◆ 700-MAX4685EUB	MAX4685EUB+	μMAX-10	-	0.8	1	50	30	1.8/5.5	---/---			
◆ 700-MAX4636EUB	MAX4636EUB+	μMAX-10	-	4	0.1	14	16	1.8/5.5	---/---			
700-MAX4717EUB	MAX4717EUB+	μMAX-10	-	4.5	0.5	80	40	1.8/5.5	---/---			
◆ 700-MAX4622CSE	MAX4622CSE+	SOIC-16	-	5	0.5	250	200	---/---	4.5/20			
◆ 700-MAX4622ESE	MAX4622ESE+	SOIC-16	-	5	0.5	250	200	---/---	4.5/20			
◆ 700-MAX4719EUB	MAX4719EUB+	μMAX-10	-	20	0.5	80	40	1.8/5.5	---/---			
◆ 700-DG403CY	DG403CY+	SOIC-16	-	45	0.5	150	100	10/30	4.5/20			
700-DG403DJ	DG403DJ+	PDIP-16	-	45	0.5	150	100	10/30	4.5/20			
◆ 700-DG403DY	DG403DY+	SOIC-16	-	45	0.5	150	100	10/30	4.5/20			
◆ 700-DG303ACWE	DG303ACWE+	SOIC-16	-	50	1	300	250	10/30	5/18			
700-DG303ACJ	DG303ACJ+	PDIP-14	-	50	1	300	250	10/30	5/18			
700-IH5043CPE	IH5043CPE+	PDIP-16	-	80	5	400	200	---/---	4.5/18			
◆ 700-MAX4632CSE	MAX4632CSE+	SO-16N	-	85	0.5	500	400	9/36	4.5/18			
700-MAX303CPE	MAX303CPE+	PDIP-16	Open/Closed	35	0.25	150	100	10/30	4.5/20			
◆ 700-MAX303CSE	MAX303CSE+	SOIC-16	Open/Closed	35	0.25	150	100	10/30	4.5/20			
◆ 700-MAX303ESE	MAX303ESE+	SOIC-16	Open/Closed	35	0.25	150	100	10/30	4.5/20			
3 x SPDT												
700-MAX4619CPE	MAX4619CPE+	PDIP-16	-	10	1	15	10	2/5.5	---/---			
◆ 700-MAX4583ESE	MAX4583ESE+	SOIC-16	-	80	1	200	100	2/12	2/6			
◆ 700-MAX4053ACEE	MAX4053ACEE+	QSOP-16	-	100	0.1	175	150	2/16	2.7/8			
◆ 700-MAX4053ACSE	MAX4053ACSE+	SOIC-16	-	100	0.1	175	150	2/16	2.7/8			
◆ 700-MAX4053AESE	MAX4053AESE+	SOIC-16	-	100	0.1	175	150	2/16	2.7/8			
700-MAX4053CPE	MAX4053CPE+	PDIP-16	-	100	1	175	150	2/16	2.7/8			
4 x SPDT												
◆ 700-MAX394EWP	MAX394EWP+	SO-20N	-	35	0.25	130	75	---/---	2.7/8			
700-MAX394CPP	MAX394CPP+	PDIP-20	-	35	0.25	130	175	---/---	2.7/8			
◆ 700-MAX394CWP	MAX394CWP+	SOIC-20W	-	35	0.25	130	175	---/---	2.7/8			
◆ 700-MAX333ACAP	MAX333ACAP+	SSOP-20	-	35	0.25	175	145	10/30	4.5/20			
700-MAX333ACPP	MAX333ACPP+	PDIP-20	-	35	0.25	175	145	10/30	4.5/20			
◆ 700-MAX333ACUP	MAX333ACUP+	TSSOP-20	-	35	0.25	175	145	10/30	4.5/20			
◆ 700-MAX333ACWP	MAX333ACWP+	SOIC-20W	-	35	0.25	175	145	10/30	4.5/20			
◆ 700-MAX333AEUP	MAX333AEUP+	TSSOP-20	-	35	0.25	175	145	10/30	4.5/20			
◆ 700-MAX333AEWP	MAX333AEWP+	SOIC-20W	-	35	0.25	175	145	10/30	4.5/20			
◆ 700-MAX4533CAP	MAX4533CAP+	SSOP-20	-	175	0.5	250	150	9/36	4.5/18			
◆ 700-MAX4533EAP	MAX4533EAP+	SSOP-20	-	175	0.5	250	150	9/36	4.5/18			
700-MAX333CPP	MAX333CPP+	PDIP-20	-	175	5	1000	500	10/30	5/18			
◆ 700-MAX333CWP	MAX333CWP+	SOIC-20W	-	175	5	1000	500	10/30	5/18			
◆ 700-MAX333EWP	MAX333EWP+	SO-20W	-	175	5	1000	500	10/30	5/18			
6 x SPDT												
◆ 700-MAX4948ETG	MAX4948ETG+	TQFN-24	Bi-Directional	5.5	3	800	800	1.8/5.5	---/---			
8 x SPDT												
◆ 700-MAX4889AETO	MAX4889AETO+	TQFN-42	-	8.4	1000	250	50	1.6/3.6	---/---			
2 x DPST												
◆ 700-DG306ACWE	DG306ACWE+	SO-16W	Closed	50	1	250	150	---/---	5/18			
◆ 700-MAX4623ESE	MAX4623ESE+	SO-16N	Open	5	0.5	250	200	---/---	4.5/20			
700-MAX305CPE	MAX305CPE+	PDIP-16	Open	35	0.25	150	100	10/30	4.5/20			
◆ 700-MAX4633CSE	MAX4633CSE+	SO-16N	Open	85	0.5	500	400	9/36	4.5/18			
2 x DPDT												
◆ 700-MAX4525LEUB	MAX4525LEUB+	μMAX-10	-	100	2	150	120	2/12	---/---			
4 x DPDT												
◆ 700-MAX4758ETX	MAX4758ETX+	TQFN-36	-	0.85	5	140	50	1.8/5.5	---/---			
◆ 700-MAX4760ETX	MAX4760ETX+	TQFN-36	-	3.5	5	140	50	1.8/55	---/---			
16 x SPST												
◆ 700-MAX14802CCM	MAX14802CCM+	TQFP-48	Open	20	2000	5000	5000	200/---	40/160			
◆ 700-MAX14803CCM	MAX14803CCM+	TQFP-48	Open	20	2000	5000	5000	200/---	40/160			
Phase Reversal												
◆ 700-MAX4528ESA	MAX4528ESA+	SO-8	-	130	0.5	200	200	2.7/12	---/---			
◆ 700-MAX4526CSA	MAX4526CSA+	SOIC-8	-	175	0.5	100	100	4.5/36	4.5/18			
◆ 700-MAX4527CSA	MAX4527CSA+	SO-8	-	175	0.5	200	200	4.5/36	4.5/18			
◆ 700-MAX4891ETJ	MAX4891ETJ+	TQFN-32	1:2/5	6.5	1	50	40	3/3.6	---/---			
700-MAX306CPI	MAX306CPI+	PDIP-28W	16:1/1	100	0.75	200	150	4.5/30	4.5/20			
◆ 700-DG406CWI	DG406CWI+	SOIC-28W	16:1/1	100	1	200	150	4.5/30	4.5/20			
700-DG406DJ	DG406DJ+	PDIP-28W	16:1/1	100	1	200	150	4.5/30	4.5/20			
◆ 700-DG406EWI	DG406EWI+	SOIC-28W	16:1/1	100	1	200	150	4.5/30	4.5/20			
700-DG506ACJ	DG506ACJ+	PDIP-28W	16:1/1	400	10	---	---	---/---	4.5/18			
◆ 700-DG506ACWI	DG506ACWI+	SO-28W	16:1/1	400	10	---	---	---/---	4.5/18			
◆ 700-MAX4929EEEP	MAX4929EEEP+	QSOP-20	2:1/2	25	-	---	---	5/---	5/---			
◆ 700-MAX4780ETE	MAX4780ETE+	TQFN-16	2:1/4	1	1	25	10	1.6/3.6	---/---			
◆ 700-MAX4674EUE	MAX4674EUE+	TSSOP-16	2:1/4	4	0.5	18	6	1.8/5.5	---/---			

© Copyright 2014 Mouser Electronics

© Copyright 2014 Mouser Electronics

MAXIM INTEGRATED Analog ICs

RoHS Compliant This product is RoHS compliant.

NEW PRODUCT

maxim integrated™

MULTIPLEXER SWITCH ICS ♦ Surface Mount Device

For quantities greater than listed, call for quote.

MOUSER STOCK NO.	Maxim Integrated Part No.	Package	Config/ Channels	Ron (Max) (Ω)	I_L (Off) (nA) (Max)	t_{on} (ns) (Min)	t_{off} (ns) (Max)	Supply Voltage (Single) (Min/Max)	Supply Volt (Dual) (Min/Max)	Price Each 1	25	100
♦ 700-MAX4899EETE	MAX4899EETE+	TQFN-16	3:1/-	7	1000	2800	3	2.7/3.6	---/---			
♦ 700-MAX4734EUB	MAX4734EUB+	μMAX-10	4:1/1	0.8	1	25	20	1.6/3.6	---/---			
♦ 700-MAX4518CEE	MAX4518CEE+	QSOP-16	4:1/1	100	0.2	150	150	2.7/15	2.7/8			
♦ 700-MAX4518CSD	MAX4518CSD+	SO-14	4:1/1	100	0.2	150	150	2.7/15	2.7/8			
♦ 700-MAX4518EEE	MAX4518EEE+	QSOP-16	4:1/1	100	0.2	150	150	2.7/15	2.7/8			
700-DG409DJ	DG409DJ+	PDIP-16	4:1/1	100	1	150	150	4.5/30	4.5/20			
♦ 700-MAX14753EUE	MAX14753EUE+	TSSOP-16	4:1/1	130	20	25000	20000	20/72	10/36			
♦ 700-MAX14778ETP+	MAX14778ETP+	TQFN-20	4:1/2	1.5	200	-	-	3/5.5	---/25			
♦ 700-MAX4618CUE	MAX4618CUE+	TSSOP-16	4:1/2	10	1	15	10	2/5.5	---/---			
♦ 700-MAX4618ESE	MAX4618ESE+	SO-16N	4:1/2	10	1	15	10	2/5.5	---/---			
♦ 700-MAX4582ESE	MAX4582ESE+	SOIC-16	4:1/2	80	1	200	100	2/12	2/6			
♦ 700-MAX4582LEEE	MAX4582LEEE+	QSOP-16	4:1/2	80	2	200	100	2/12	---/---			
♦ 700-MAX4052ACEE	MAX4052ACEE+	QSOP-16	4:1/2	100	0.1	175	150	2/16	2.7/8			
♦ 700-MAX4052ACSE	MAX4052ACSE+	SO-16N	4:1/2	100	0.1	175	150	2/16	2.7/8			
♦ 700-MAX4052AEEE	MAX4052AEEE+	QSOP-16	4:1/2	100	0.1	175	150	2/16	2.7/8			
♦ 700-MAX4052AESE	MAX4052AESE+	SOIC-16	4:1/2	100	0.1	175	150	2/16	2.7/8			
700-MAX350CPN	MAX350CPN+	PDIP-18	4:1/2	100	0.1	275	150	2.7/16	2.7/18			
♦ 700-MAX350EAP	MAX350EAP+	SSOP-20	4:1/2	100	0.1	275	150	2.7/16	2.7/8			
700-MAX309CPE	MAX309CPE+	PDIP-16	4:1/2	100	0.75	150	150	4.5/30	4.5/20			
♦ 700-MAX309CSE	MAX309CSE+	SOIC-16	4:1/2	100	0.75	150	150	4.5/30	4.5/20			
♦ 700-MAX309ESE	MAX309ESE+	SOIC-16	4:1/2	100	0.75	150	150	4.5/30	4.5/20			
♦ 700-MAX399ESE	MAX399ESE+	SOIC-16	4:1/2	100	1	150	150	3/15	3/8			
♦ 700-MAX14752EUE	MAX14752EUE+	TSSOP-16	4:1/2	130	20	25000	20000	20/72	10/36			
♦ 700-MAX14753EUE	MAX14753EUE+	TSSOP-16	4:1/2	130	20	25000	20000	20/72	10/36			
700-DG509ACJ	DG509ACJ+	PDIP-16	4:1/2	300	2	1000	700	---/---	4.5/18			
♦ 700-DG509ACWE	DG509ACWE+	SO-16W	4:1/2	300	2	1000	700	---/---	4.5/18			
♦ 700-DG509ADY	DG509ADY+	SOIC-16	4:1/2	300	2	1000	700	---/---	4.5/18			
♦ 700-DG509AEWE	DG509AEWE+	SOIC-16W	4:1/2	300	2	1000	700	---/---	4.5/18			
700-MAX355CPE	MAX355CPE+	PDIP-16	4:1/2	350	0.5	250	200	4.5/36	4.5/18			
♦ 700-MAX355CWE	MAX355CWE+	SOIC-16W	4:1/2	350	0.5	250	200	4.5/36	4.5/18			
♦ 700-MAX355EWE	MAX355EWE+	SO-16W	4:1/2	350	0.5	250	200	4.5/36	4.5/18			
♦ 700-MAX339CSE	MAX339CSE+	SO-16N	4:1/2	400	0.05	500	500	4.5/30	4.5/20			
♦ 700-MAX339ESE	MAX339ESE+	SOIC-16	4:1/2	400	0.05	500	500	4.5/30	4.5/20			
♦ 700-MAX4509ESE	MAX4509ESE+	SO-16N	4:1/2	400	1	275	200	9/36	4.5/20			
♦ 700-DG529CWN	DG529CWN+	SOIC-18W	4:1/2	400	10	1500	1000	4.5/30	4.5/20			
700-MAX359CPE	MAX359CPE+	PDIP-16	4:1/2	1800	2	500	500	---/---	4.5/18			
♦ 700-MAX359CWE	MAX359CWE+	SOIC-16W	4:1/2	1800	2	500	500	---/---	4.5/18			
♦ 700-MAX359EWE	MAX359EWE+	SOIC-16W	4:1/2	1800	2	500	500	---/---	4.5/18			
700-MAX329CPE	MAX329CPE+	PDIP-16	4:1/2	3500	0.01	1500	1000	10/30	4.5/18			
♦ 700-MAX329CWE	MAX329CWE+	SOIC-16W	4:1/2	3500	0.01	1500	1000	10/30	4.5/18			
700-MAX379CPE	MAX379CPE+	PDIP-16	4:1/2	3500	2	100	500	---/---	4.5/18			
700-MAX4927ETN	MAX4927ETN+	TQFN-56	4:1/7	5.5	1000	50	50	3/3.6	---/---			
♦ 700-MAX4781ETET	MAX4781ETE+T	TQFN-16	8:1/1	1	2	25	15	1.6/3.6	---/---			
♦ 700-MAX4617CUE	MAX4617CUE+	TSSOP-16	8:1/1	10	1	15	10	2/5.5	---/---			
♦ 700-MAX4581CUE	MAX4581CUE+	TSSOP-16	8:1/1	80	1	200	100	2/12	2/6			
♦ 700-MAX4581LEEE	MAX4581LEEE+	QSOP-16	8:1/1	80	2	200	100	2/12	---/---			
♦ 700-MAX4581LESE	MAX4581LESE+	SO-16N	8:1/1	80	2	200	100	2/12	---/---			
700-MAX4051ACPE	MAX4051ACPE+	PDIP-16	8:1/1	100	0.1	175	150	2/16	2.7/8			
♦ 700-MAX4051ACSE	MAX4051ACSE+	SOIC-16	8:1/1	100	0.1	175	150	2/16	2.7/8			
♦ 700-MAX4051AEEE	MAX4051AEEE+	QSOP-16	8:1/1	100	0.1	175	150	2/16	2.7/8			
♦ 700-MAX4051AESE	MAX4051AESE+	SOIC-16	8:1/1	100	0.1	175	150	2/16	2.7/8			
♦ 700-MAX4051ACEE	MAX4051ACEE+	QSOP-16	8:1/1	100	0.1	175	150	2-16	2.7-8			
♦ 700-MAX349CAP	MAX349CAP+	SSOP-20	8:1/1	100	0.1	275	150	2.7/16	2.7/18			
700-MAX308CPE	MAX308CPE+	PDIP-16	8:1/1	100	0.75	150	150	4.5/30	4.5/20			
♦ 700-MAX308CUE	MAX308CUE+	TSSOP-16	8:1/1	100	0.75	150	150	4.5/30	4.5/20			
♦ 700-MAX398ESE	MAX398ESE+	SOIC-16	8:1/1	100	1	150	150	3/15	3/8			
700-DG408CJ	DG408CJ+	PDIP-16	8:1/1	100	1	150	150	4.5/30	4.5/20			
700-DG408DJ	DG408DJ+	PDIP-16	8:1/1	100	1	150	150	4.5/30	4.5/20			
♦ 700-MAX4051CSE	MAX4051CSE+	SOIC-16	8:1/1	100	1	175	150	2/16	2.7/8			
♦ 700-MAX4051ESE	MAX4051ESE+	SO-16N	8:1/1	100	1	175	150	2/16	2.7/8			
♦ 700-MAX14752EUE	MAX14752EUE+	TSSOP-16	8:1/1	130	20	25000	20000	20/72	10/36			
700-DG508ADY	DG508ADY+	SOIC-16	8:1/1	300	2	1000	700	---/---	4.5/18			
♦ 700-DG508AEWE	DG508AEWE+	SOIC-16W	8:1/1	300	2	1000	700	---/---	4.5/18			
♦ 700-MAX354CWE	MAX354CWE+	SOIC-16W	8:1/1	350	0.5	250	200	4.5/36	4.5/18			
♦ 700-MAX354EWE	MAX354EWE+	SOIC-16W	8:1/1	350	0.5	250	200	4.5/36	4.5/18			
♦ 700-MAX338ESE	MAX338ESE+	SOIC-16	8:1/1	400	0.05	500	500	4.5/30	4.5/20			
♦ 700-DG528CWN	DG528CWN+	SOIC-18W	8:1/1	400	10	1500	1000	5/30	4.5/20			
700-MAX358CPE	MAX358CPE+	PDIP-16	8:1/1	1800	2	500	500	---/---	4.5/18			
♦ 700-MAX358CWE	MAX358CWE+	SOIC-16W	8:1/1	1800	2	500	500	---/---	4.5/18			
♦ 700-MAX358EWE	MAX358EWE+	SOIC-16W	8:1/1	1800	2	500	500	---/---	4.5/18			
700-MAX328CPE	MAX328CPE+	PDIP-16	8:1/1	3500	0.01	1500	1000	10/30	4.5/18			
♦ 700-MAX328CWE	MAX328CWE+	SOIC-16W	8:1/1	3500	0.01	1500	1000	10/30	4.5/18			
♦ 700-MAX328EWE	MAX328EWE+	SOIC-16W	8:1/1	3500	0.01	1500	1000	10/30	4.5/18			
700-MAX378CPE	MAX378CPE+	PDIP-16	8:1/1	3500	2	100	500	---/---	4.5/18			
♦ 700-MAX4639EUE	MAX4639EUE+	TSSOP-16	8:1/2	3.5	0.01	18	7	1.8/5.5	2.5/2.5			
♦ 700-MAX7356EUG	MAX7356EUG+	TSSOP-24	8:1/2	24	±2	-	-	2.5/5.5	---/---			
700-MAX307CPI	MAX307CPI+	PDIP-28W	8:1/2	100	0.75	200	150	4.5/30	4.5/20			
♦ 700-MAX307CWI	MAX307CWI+	SOIC-28W	8:1/2	100	0.75	200	150	4.5/30	4.5/20			
700-MAX307EPI	MAX307EPI+	PDIP-28	8:1/2	100	0.75	200	150	4.5/30	4.5/20			
♦ 700-MAX307EWI	MAX307EWI+	SOIC-28W	8:1/2	100	0.75	200	150	4.5/30	4.5/20			
♦ 700-DG407CWI	DG407CWI+	SO-28W	8:1/2	100	1	200	150	4.5/30	4.5/20			
♦ 700-MAX337CWI	MAX337CWI+	SO-28W	8:1/2	400	0.05	500	500	4.5/30	4.5/20			
700-DG507ACJ	DG507ACJ+	PDIP-28	8:1/2	400	5	-	-	---/---	4.5/18			
♦ 700-MAX14583EEWE+T	MAX14583EEWE+T	WLP-16	8:2	18	100	-	-	2.8/4.5	---/---			
♦ 700-MAX396CAI	MAX396CAI+	SSOP-28	16:1/1	100	0.2	150	150	2/16	2.7/8			
♦ 700-MAX396CWI	MAX396CWI+	SO-28W	16:1/1	100	0.2	150	150	2/16	2.7/8			
♦ 700-MAX306CWI	MAX306CWI+	SOIC-28W	16:1/1	100	0.75	200	150	4.5/30	4.5/20			
700-MAX306EPI	MAX306EPI+	PDIP-28	16:1/1	100	0.75	200	150	4.5/30	4.5/20			
♦ 700-MAX306EQI	MAX306EQI+	PLCC-28	16:1/1	100	0.75	200	150	4.5/30	4.5/20			
♦ 700-MAX306EUI	MAX306EUI+	TSSOP-28	16:1/1	100	0.75	200	150	4.5/30	4.5/20			
♦ 700-MAX306EWI	MAX306EWI+	SO-28W	16:1/1	100	0.75	200	150	4.5/30	4.5/20			
700-DG406DN	DG406DN+	PLCC-28	16:1/1	100	1	200	150	4.5/30	4.5/20			
♦ 700-MAX336CAI	MAX336CAI+	SSOP-28	16:1/1	400	0.05	500	500	4.5/30	4.5/20			
♦ 700-MAX336EAI	MAX336EAI+	SSOP-28	16:1/1	400	0.05	500	500	4.5/30	4.5/20			
♦ 700-MAX336EWI	MAX336EWI+	SO-28W	16:1/1	400	0.05	500	500	4.5/30	4.5/20			

HIGH VOLTAGE TRANSMIT/RECEIVE SWITCHES ♦ Surface Mount Device

For quantities greater than listed, call for quote.

MOUSER STOCK NO.	Maxim Integrated Part No.	Package	Channels	I_L (Off) (μA) (Max)	t_{on} (ns) (Min)	t_{off} (ns) (Min)	Supply Voltage (Single) (Min/Max)	Operating Temperature (C°)	Price Each 1	25	100
♦ 700-MAX4936CTN+	MAX4936CTN+	TQFN-56	8	3	200	100	1.62/5.5	0-70			
♦ 700-MAX4937CTN+	MAX4937CTN+	TQFN-56	8	3	200	100	1.62/5.5	0-70			

© Copyright 2014 Mouser Electronics
© Copyright 2014 Mouser Electronics

MAXIM INTEGRATED Power Meter ICs & Wireless ICs

RoHS Compliant This product is RoHS compliant.

maxim integrated™

POWER MEASUREMENT, METERING & CONTROL

Energy Metering ICs

PRODUCT NEW

For quantities greater than listed, call for quote.

MOUSER STOCK NO.	Maxim Integrated Part No.	Package Type	Description	Price Each 1	25	100
700-71M6541D-IGT/F	71M6541D-IGT/F	LQFP-64	1P Phase, 2 Current Sensor Inputs, 32Kbyes Flash, 3Kbtyes RAM			
700-71M6541F-IGT/F	71M6541F-IGT/F	LQFP-64	1P Phase, 2 Current Sensor Inputs, 64Kbyes Flash, 5Kbtyes RAM			
700-71M6542F-IGT/F	71M6542F-IGT/F	LQFP-100	1P/2P Phase, 2 Current Sensor Inputs, 64Kbytes Flash, 5Kbytes RAM			
700-71M6543F-IGT/F	71M6543F-IGT/F	LQFP-100	3P Phase, 2 Current Sensor Inputs, 64Kbytes Flash, 5Kbytes RAM			
700-71M6543F-IGTR/F	71M6543F-IGTR/F	LQFP-100	3P Phase, 2 Current Sensor Inputs, 64Kbytes Flash, 5Kbytes RAM			
783-78M6612-IGT/F	78M6612-IGT/F	LQFP-64	2-Outlet, Single Phase - Power and Energy Measurement/Monitoring SoC			
783-78M6612-IM/F	78M6612-IM/F	QFN-68	2-Outlet, Single Phase - Power and Energy Measurement/Monitoring SoC			
783-71M6515H-IGT/F	71M6515H-IGT/F	LQFP-64	Polyphase Meter IC for Industrial and Commercial Meters			
700-71M6545-IGT/F	71M6545-IGT/F	LQFP-64	Four-Qudrant Metering, Phase Sequencing - Power and Energy Measurement/Monitoring SoC			
783-71M6515H-DB	71M6515H-DB	-	Demo Board for the 71M6515H Series		-	-
783-71M6513H-DB	71M6513H-DB	-	Demo Board for the 71M6513H Series		-	-
783-71M6511-IGT/F	71M6511-IGT/F	LQFP-64	Single-Phase Meter IC			
783-71M6511H-IGT/F	71M6511H-IGT/F	LQFP-64	Highly Integrated SOC with MCU CORE			
783-71M6511-DB	71M6511-DB	-	Demo Board for the 71M6511 Series		-	-
783-71M6521DE-IGT/F	71M6521DE-IGT/F	LQFP	1 Phase Meter SoC 16K Flash Memory			
783-71M6521FE-IGT/F	71M6521FE-IGT/F	LQFP	1 Phase Meter SoC 32K Flash Memory			
783-78M6618-IM/F	78M6618-IM/F	QFN-68	1 Phase Meter SoC 128KB Flash Memory, (2) UARTS, I2C, EEPROM , SPI			
700-78M6610+LMUB01	78M6610+LMU	TQFN-24	2-Wire Single Phase or 3-wire split phase AC Load (or source), 4 Analog Inputs, SPI, I2C, or UART, Flash Memory			
700-71M6541F-IGTR/F	71M6541F-IGTR/F	LQFP-64	1P Phase, 2 Current Sensor Inputs, 64 KBytes FLASH, 5 KBytes RAM			
700-71M6543G-IGT/F	71M6543G-IGT/F	LQFP-100	3P Phase, 2 Current Sensor Inputs, 128 KBytes FLASH, 5 KBytes RAM			
700-78M6631-IM/F	78M6631-IM/F	TQFN-56	3P Phase, 6 Current Sensor Inputs, 128 KBytes FLASH, 4 KBytes RAM			
783-71M6511-IGTR/F	71M6511-IGTR/F	LQFP-64	1P Phase, Meter SoC, 64KB Flash Memory, (2) UARTS, (12) GPIO, ADC 22 res.			

Evaluation & Demo Kits

For quantities greater than listed, call for quote.

MOUSER STOCK NO.	Maxim Integrated Part No.	Description	Price Each
783-78M6612-EVM-1	78M6612-EVM-1	Evaluation Kit for 78M6612 Series	
783-78M6612DB/OMUUSB	78M6612-DB/OMU-USB	Demo Board for 78M6618 Series	

Energy Management SoCst

For quantities greater than listed, call for quote.

MOUSER STOCK NO.	Maxim Integrated Part No.	Package Type	Description	Price Each 1	25	100
700-78M6613-IM/F	78M6613-IM/F	QFN-32	80515 MCU, UART Interface, 4 Sensor Inputs, 32Kbytes Flash, 2Kbytes RAM			

Isolated Sensor ICs

For quantities greater than listed, call for quote.

MOUSER STOCK NO.	Maxim Integrated Part No.	Package Type	Description	Price Each 1	25	100
700-71M6103-IL/F	71M6103-IL/F	SOIC-8L	3P Phase, 1% Accuracy, On Chip Temperature Sensor, 22-bit ADC			
700-71M6601-IL/F	71M6601-IL/F	SOIC-8L	1P Phase, 0.2% Accuracy, On Chip Temperature Sensor, 22-bit ADC			
700-71M6603-IL/F	71M6603-IL/F	SOIC-8L	3P Phase, 0.2% Accuracy, On Chip Temperature Sensor, 22-bit ADC			

GPS Receiver

For quantities greater than listed, call for quote.

MOUSER STOCK NO.	Maxim Integrated Part No.	Package Type	Description	Price Each 1	25	100
700-MAX2769BETI/V+	MAX2769BETI/V+	TQFN-28	GPS, GLONASS, Compass, and Galileo Receiver			

AISG Integrated Transceiver

PRODUCT NEW

For quantities greater than listed, call for quote.

MOUSER STOCK NO.	Maxim Integrated Part No.	Package Type	No. of Receivers	No. of Transmitters	Wireless Frequency	Maximum Data Rate	Operating Supply Voltage	Maximum Supply Current	Modulation	Output Power	Price Each 1	25	100	500
700-MAX9947ETE	MAX9947ETE+	TQFN-16	1	1	2.176MHz	115.2Kbps	3V to 5.5V	23mA	OOK	7dBm to 12dBm				

Telecom Line Management

PRODUCT NEW

For quantities greater than listed, call for quote.

MOUSER STOCK NO.	Maxim Integrated Part No.	Package Type	Description	Price Each 1	25	100
700-MAXQ3180-RAN	MAXQ3180-RAN+	TSSOP-28	Multifunction Polyphase AFE, SPI, , 48bit, 2.7-3.6 Supply Voltage			

V.22bis Single Chip Modems

The 73M2901CE low speed modem integrates a data pump, controller, and analog front end in a 3.3V device with a powerful "AT" command host interface. The modem reduces external component count/cost by incorporating many features like parallel phone detect, Line-In-Use and Ring detection in software without requiring additional components.

For quantities greater than listed, call for quote.

MOUSER STOCK NO.	Maxim Integrated Part No.	Package Type	Description	Price Each 1	25	100
783-73M2901CE-IGV/F	73M2901CE-IGV/F	TQFP-32	Single Chip Modem			

© Copyright 2014 Mouser Electronics
© Copyright 2014 Mouser Electronics

MAXIM INTEGRATED Smart Card Readers & LAN/WAN

RoHS Compliant **This product is RoHS compliant.**

SMART CARD READERS

73S1209F/73S1210F SoC Smart Card Reader ICs

The Teridian 73S1209F and 73S1210F are self-contained, SoC smart card reader ICs that are the ideal solution for serially connected ISO-7816 designs. Any serial port connected or stand alone smart card reader can benefit from the unique feature set the Teridian 73S1209F and 73S1210F have to offer. With the 73S1209F and 73S1210F, products like personal PINPads, transparent smart card readers or stand alone smart card readers in embedded systems are easily and economically implemented.

NEW PRODUCT

For quantities greater than listed, call for quote.

MOUSER STOCK NO.	Maxim Integrated Part No.	Package Type	Description	Price Each		
				1	25	100
783-73S1209F-44IM/F	73S1209F-44IM/F	QFN-44	Contained 80515-SoC Serial Host Interface			
783-73S1210F-68IM/F	73S1210F-68IM/F	QFN-68	Contained 80515-SoC Serial Host Interface			
783-73S1210F-68IMR/F	73S1210F-68IMR/F	QFN-68	Contained 80515-SoC Serial Host Interface			

73S1215F/73S1217F SoC Smart Card Reader ICs

The Teridian 73S1215F and 73S1217F are state-of-the-art, self contained SoC smart card reader ICs that are ideal solutions for any USB connected ISO-7816 design. Any USB connected or stand alone smart card reader can benefit from the unique feature set the Teridian 73S1215F and 73S1217F have to offer. With the 73S1215F and 73S1217F, products like the personal PINPads, transparent smart card readers or smart card readers built into laptops, desktops and peripherals (keyboards etc.) can now take advantage of the USB connectivity with no impact on the cost compared to traditional unconnected solutions.

For quantities greater than listed, call for quote.

MOUSER STOCK NO.	Maxim Integrated Part No.	Package Type	Description	Price Each		
				1	25	100
783-73S1215F-44IM/F	73S1215F-44IM/F	QFN-44	USB PINpad 80515, SoC Dual Supply Required			
783-73S1215F-68IM/F	73S1215F-68IM/F	QFN-68	USB PINpad 80515, SoC Dual Supply Required			
783-73S1217F-68IM/F	73S1217F-68IM/F	QFN-68	USB PINpad 80515-SoC, Power Management Supply required			

73S8009x Electrical Interfaces

The 73S8009x circuits are transparent electrical interfaces that allow a host processor to communicate with all types of smart cards. A transparent interface implies that an image of each smart card signal is provided by the interface to the host processor and translated to the appropriate digital level. This configuration provides full control to the host of the card management and card activation/deactivation. Additionally, the architecture reduces die size to a minimum, making the 73S8009x circuits the most cost-effective on the market.

The 73S8009C implements a DC-DC converter thus requiring a single power supply whose voltage range can be as wide as +2.7V to +6.5V. Additionally, the 73S8009C features built-in power switches, allowing the device to operate either from a +5V USB bus or from a battery/system power supply.
The 73S8009R generates the smart card power supply (VCC) with an LDO regulator - the IC requires two (2) distinct power supplies.

For quantities greater than listed, call for quote.

MOUSER STOCK NO.	Maxim Integrated Part No.	Package Type	Description	Price Each		
				1	25	100
783-73S8009C-20IM/F	73S8009C-20IM/F	QFN-20	ISO 7816 Transparent Electrical Interface and Power Management			
783-73S8009C-32IM/F	73S8009C-32IM/F	QFN-32	ISO 7816 Transparent Electrical Interface and Power Management			
783-73S8009R-IL/F	73S8009R-IL/F	QFN-20	ISO 7816 Smart Card Interface (ICC) with LDO			
783-73S8009R-IM/F	73S8009R-IM/F	SO-28	ISO 7816 Smart Card Interface (ICC) with LDO			
783-73S8009R-DB	73S8009R-DB	-	Demo Board for 73S8009R Series		-	-

73S8023C Smart Card Interface IC

The 73S8023C is a single smart card interface IC, compliant to the electrical requirements of ISO-7816-3, EMV 4.0 and NDS electrical specifications. The device can be used in systems that require the support of ISO 7816 smart cards, such as Conditional Access cards in digital TV (Set-Top-Box, Integrated DTV, PVRs etc), credit cards in payment terminals (Point of Sale, Pay-per-View in Set-Top-Box etc.) or general-purpose smart cards (identity, loyalty, control access etc.). The 73S8023C implements a step-up converter and requires a single +3.3V standard power supply.

For quantities greater than listed, call for quote.

MOUSER STOCK NO.	Maxim Integrated Part No.	Package Type	Description	Price Each		
				1	25	100
783-73S8023C-IM/F	73S8023C-IM/F	QFN-32	ISO 7816 Electrical Interface IC			

73S8024RN Smart Card Interface ICs

The 73S8024RN is a single smart card interface IC, compliant to the electrical requirements of ISO-7816-3, EMV 4.0 (EMV2000) and NDS electrical specifications. It is available either in a standard SO28 package, or in a 32-pin QFN package (5 x 5 x 0.8mm), making it the smallest solution available today in the market. It can be used in conjunction with any host microcontroller that can support the smart card protocol layer. In its SO28 package option, the Teridian 73S8024RN is an advantageous replacement for the industry-standard device TDA8004 since it offers better performance and requires fewer external components.

For quantities greater than listed, call for quote.

MOUSER STOCK NO.	Maxim Integrated Part No.	Package Type	Description	Price Each		
				1	25	100
783-73S8024RN-20IM/F	73S8024RN-20IM/F	QFN-20	Smart Card Interface IC with LDO Regulator for A/V Applications			
783-73S8024RN-32IM/F	73S8024RN-32IM/F	QFN-32	Smart Card Interface IC with LDO Regulator for A/V Applications			
783-73S8024RN-IL/F	73S8024RN-IL/F	SOIC-28	Smart Card Interface IC with LDO Regulator for A/V Applications			
783-73S8024RN-DB	73S8024RN-DB	-	Demo Board for 73S8024RN Series		-	-

LAN

10/100 Ethernet PHYs

The 78Q8430 with integrated hardware IPChecksum and 32KB of configurable SRAM is ideal for applications where network throughput performance cannot compromise the low latency or performance requirements of mission critical functions like audio or video processing.

For quantities greater than listed, call for quote.

MOUSER STOCK NO.	Maxim Integrated Part No.	Package Type	Description	Price Each		
				1	25	100
783-78Q2123/F	78Q2123/F	QFN-32	5x5mm QFN Includes HP Auto-MDIX Commercial Temperature Operating Range			
783-78Q2133/F	78Q2133/F	QFN-32	5x5mm QFN Includes HP Auto-MDIX Industrial Temperature Operating Range			
783-78Q2123-DB	78Q2123-DB	-	Demo Board for the 78Q21 x 3 Series		-	-

TOOLS/EVALUATION KITS

For quantities greater than listed, call for quote.

MOUSER STOCK NO.	Maxim Integrated Part No.	Description	Price Each
783-80515-FPBM-TFP2	80515-FPBM-TFP2	Stand Alone Flash Programmer Board Meter and 73S12XX	
783-STM1E-SFP02	STM1E-SFP02	155Mbps Copper Different Frame/Supply Ground	
783-STM1E-SFP08	STM1E-SFP08	155Mbps Copper Same Frame/Supply Ground	
783-STM1E-SFP-EVK	STM1e-SFP-EVK	Evaluation Kit for STM1e-SFP Series	

© Copyright 2014 Mouser Electronics
© Copyright 2014 Mouser Electronics

MICROCHIP Analog ICs

RoHS Compliant This product is RoHS compliant.

MICROCHIP DIGITAL POTENTIOMETERS

For quantities greater than listed, call for quote.

MOUSER STOCK NO.	Microchip Part No.	Package Type	Description	Price Each			
				1	10	25	100
579-MCP4017T502E/LT	MCP4017T502E/LT	SC70-6	5K I2C single 7-bit volatile memory				
579-MCP4019T502E/LT	MCP4019T502E/LT	SC70-5	5K I2C single 7-bit volatile memory				
579-MCP4017T103E/LT	MCP4017T103E/LT	SC70-6	10K I2C single 7-bit volatile memory				
579-MCP4018T103E/LT	MCP4018T103E/LT	SC70-6	10K I2C single 7-bit volatile memory				
579-MCP4019T103E/LT	MCP4019T103E/LT	SC70-5	10K I2C single 7-bit volatile memory				
579-MCP4017T503E/LT	MCP4017T503E/LT	SC70-6	50K, I2C single, 7-bit, volatile memory				
579-MCP4018T503E/LT	MCP4018T503E/LT	SC70-6	50K, I2C single, 7-bit, volatile memory				
579-MCP4019T503E/LT	MCP4019T503E/LT	SC70-5	50K, I2C single, 7-bit, volatile memory				
579-MCP40D17T503E/LT	MCP40D17T503E/LT	SC70-6	50k, I2C single, 7-bit, volatile memory				
579-MCP40D18T503E/LT	MCP40D18T503E/LT	SC70-6	50k, I2C single, 7-bit, volatile memory				
579-MCP40D19T503E/LT	MCP40D19T503E/LT	SC70-5	50k, I2C single, 7-bit, volatile memory				
579-MCP4017T104E/LT	MCP4017T104E/LT	SC70-6	100K, I2C single, 7-bit,volatile memory				
579-MCP4018T104E/LT	MCP4018T104E/LT	SC70-6	100K, I2C single, 7-bit,volatile memory				
579-MCP4019T104E/LT	MCP4019T104E/LT	SC70-5	100K, I2C single, 7-bit,volatile memory				
579-MCP40D17T104E/LT	MCP40D17T104E/LT	SC70-6	100k, I2C single, 7-bit, volatile memory				
579-MCP40D19T104E/LT	MCP40D19T104E/LT	SC70-5	100k, I2C single, 7-bit, volatile memory				
579-MCP4011-502E/SN	MCP4011-502E/SN	SOIC-8	5k, U/D single, 6-bit volatile memory, POT				
579-MCP4021-502E/SN	MCP4021-502E/SN	SOIC-8	5k, U/D single, 6-bit non-volatile memory, POT				
579-MCP4011-103E/SN	MCP4011-103E/SN	SOIC-8	10k, U/D single, 6-bit volatile memory, POT				
579-MCP4021-103E/SN	MCP4021-103E/SN	SOIC-8	10k, U/D single, 6-bit non-volatile memory, POT				
579-MCP4531-104E/MS	MCP4531-104E/MS	MSOP-8	Single, 7-bit, volatile memory, I2C, POT				
579-MCP4531-503E/MS	MCP4531-503E/MS	MSOP-8	Single, 7-bit, volatile memory, I2C, POT				
579-MCP4551-104E/MS	MCP4551-104E/MS	MSOP-8	Single, 8-bit, volatile memory, I2C, POT				
579-MCP4551-502E/MS	MCP4551-502E/MS	MSOP-8	Single, 8-bit, volatile memory, I2C, POT				
579-MCP4551-503E/MS	MCP4551-503E/MS	MSOP-8	Single, 8-bit, volatile memory, I2C, POT				
579-MCP4541-104E/MS	MCP4541-104E/MS	MSOP-8	Single, 7-bit, non-volatile memory, I2C, POT				
579-MCP4541-502E/MS	MCP4541-502E/MS	MSOP-8	Single, 7-bit, non-volatile memory, I2C, POT				
579-MCP4541-503E/MS	MCP4541-503E/MS	MSOP-8	Single, 7-bit, non-volatile memory, I2C, POT				
579-MCP4561-502E/MS	MCP4561-502E/MS	MSOP-8	Single, 8-bit, non-volatile memory, I2C, POT				
579-MCP4661-104E/ST	MCP4661-104E/ST	TSSOP-14	Single, 8-bit, non-volatile memory, I2C, POT				
579-MCP4661-503E/ST	MCP4661-503E/ST	TSSOP-14	Single, 8-bit, non-volatile memory, I2C, POT				
579-MCP4231-103-E/P	MCP4231-103-E/P	PDIP-14	Digital Pot, 128 steps, SPI, dual channel				
579-MCP4231-103-E/SL	MCP4231-103-E/SL	SOIC-14	Digital Pot, 128 steps, SPI, dual channel				
579-MCP4631-104E/ST	MCP4631-104E/ST	TSSOP-14	Dual, 7-bit, volatile memory, I2C, POT				
579-MCP4241-103-E/P	MCP4241-103-E/P	PDIP-14	Dual, 7-bit, non-volatile memory, SPI, POT				
579-MCP4241-103E/SL	MCP4241-103E/SL	SOIC-14	Dual, 7-bit, non-volatile memory, SPI, POT				
579-MCP4261-103-E/P	MCP4261-103-E/P	PDIP-14	Dual, 7-bit, non-volatile memory, SPI, POT				
579-MCP4261-103-E/SL	MCP4261-103-E/SL	SOIC-14	Dual, 7-bit, non-volatile memory, SPI, POT				
579-MCP4251-103-E/P	MCP4251-103-E/P	PDIP-14	Dual, 8-bit, volatile memory, SPI, POT				
579-MCP4251-103-E/SL	MCP4251-103-E/SL	SOIC-14	Dual, 8-bit, volatile memory, SPzI, POT				
579-MCP4651-503E/ST	MCP4651-503E/ST	TSSOP-14	Dual, 8-bit, volatile memory, I2C, POT				
579-MCP4532-104E/MS	MCP4532-104E/MS	MSOP-8	Single, 7-bit, volatile memory, I2C, Rheo				
579-MCP4532-502E/MS	MCP4532-502E/MS	MSOP-8	Single, 7-bit, volatile memory, I2C, Rheo				
579-MCP4532-503E/MS	MCP4532-503E/MS	DFN-8	Single, 7-bit, volatile memory, I2C, Rheo				
579-MCP4542-104E/MS	MCP4542-104E/MS	MSOP-8	Single, 7-bit, non-volatile memory, I2C, Rheo				
579-MCP4542-502E/MS	MCP4542-502E/MS	MSOP-8	Single, 7-bit, non-volatile memory, I2C, Rheo				
579-MCP4542-503E/MS	MCP4542-503E/MS	MSOP-8	Single, 7-bit, non-volatile memory, I2C, Rheo				
579-MCP4552-104E/MS	MCP4552-104E/MS	MSOP-8	Single, 8-bit, volatile memory, I2C, Rheo				
579-MCP4552-502E/MS	MCP4552-502E/MS	MSOP-8	Single, 8-bit, volatile memory, I2C, Rheo				
579-MCP4552-503E/MS	MCP4552-503E/MS	MSOP-8	Single, 8-bit, volatile memory, I2C, Rheo				
579-MCP4652-103E/UN	MCP4652-103E/UN	MSOP-10	Single, 8-bit, volatile memory, I2C, Rheo				
579-MCP4652-502E/UN	MCP4652-502E/UN	MSOP-10	Single, 8-bit, volatile memory, I2C, Rheo				
579-MCP4652-503E/UN	MCP4652-503E/UN	MSOP-10	Single, 8-bit, volatile memory, I2C, Rheo				
579-MCP4562-104E/MS	MCP4562-104E/MS	MSOP-8	Single, 8-bit, non-volatile memory, I2C, Rheo				
579-MCP4562-502E/MS	MCP4562-502E/MS	MSOP-8	Single, 8-bit, non-volatile memory, I2C, Rheo				
579-MCP4562-503E/MS	MCP4562-503E/MS	MSOP-8	Single, 8-bit, non-volatile memory, I2C, Rheo				
579-MCP4232-3EUN	MCP4232-3EUN	MSOP-10	Dual, 7-bit, volatile memory, SPI, Rheo				
579-MCP4632-104E/UN	MCP4632-104E/UN	MSOP-10	Dual, 7-bit, volatile memory, I2C, Rheo				
579-MCP4632-502E/UN	MCP4632-502E/UN	MSOP-10	Dual, 7-bit, volatile memory, I2C, Rheo				
579-MCP4632-503E/UN	MCP4632-503E/UN	MSOP-10	Dual, 7-bit, volatile memory, I2C, Rheo				
579-MCP4242-103-E/UN	MCP4242-103-E/UN	MSOP-10	Dual, 7-bit, non-volatile memory, SPI, Rheo				
579-MCP4642-104E/UN	MCP4642-104E/UN	MSOP-10	Dual, 7-bit, non-volatile memory, I2C, Rheo				
579-MCP4642-502E/UN	MCP4642-502E/UN	MSOP-10	Dual, 7-bit, non-volatile memory, I2C, Rheo				
579-MCP42623EUN	MCP42623EUN	MSOP-10	Dual, 8-bit, non-volatile memory, SPI, Rheo				
579-MCP41010-E/P	MCP41010-E/P	PDIP-8	256 steps, SPI, 10k ohms, single channel				
579-MCP41010-E/SN	MCP41010-E/SN	SOIC-8	256 steps, SPI, 10k ohms, single channel				
579-MCP41050-E/P	MCP41050-E/P	PDIP-8	256 steps, SPI, 50k ohms, single channel				
579-MCP41050-E/SN	MCP41050-E/SN	SOIC-8	256 steps, SPI, 50k ohms, single channel				
579-MCP41100-E/P	MCP41100-E/P	PDIP-8	256 steps, SPI, 100k ohms, single channel				
579-MCP41100-E/SN	MCP41100-E/SN	SOIC-8	256 steps, SPI, 100k ohms, single channel				
579-MCP42010-E/P	MCP42010-E/P	PDIP-14	256 steps, SPI, 10k ohms, dual channel				
579-MCP42010-E/SL	MCP42010-E/SL	SOIC-14	256 steps, SPI, 10k ohms, dual channel				
579-MCP42100-E/P	MCP42100-E/P	PDIP-14	256 steps, SPI, 100k ohms, dual channel				
579-MCP4131-103E/P	MCP4131-103E/P	PDIP-8	128 steps, SPI, single channel				
579-MCP4131-104E/P	MCP4131-104E/P	PDIP-8	128 steps, SPI, single channel				
579-MCP4131-502E/P	MCP4131-502E/P	PDIP-8	128 steps, SPI, single channel				
579-MCP4131-503E/P	MCP4131-503E/P	PDIP-8	128 steps, SPI, single channel				
579-MCP4132-104E/P	MCP4132-104E/P	PDIP-8	128 steps, SPI, single channel				
579-MCP4132-502E/P	MCP4132-502E/P	PDIP-8	128 steps, SPI, single channel				
579-MCP4132-503E/P	MCP4132-503E/P	PDIP-8	128 steps, SPI, single channel				
579-MCP4132-503E/SN	MCP4132-503E/SN	SOIC-8	128 steps, SPI, single channel				
579-MCP4151-103E/P	MCP4151-103E/P	PDIP-8	256 steps, SPI, dual channel				
579-MCP4151-104E/P	MCP4151-104E/P	PDIP-8	256 steps, SPI, dual channel				
579-MCP4151-503E/P	MCP4151-503E/P	PDIP-8	256 steps, SPI, dual channel				
579-MCP4152-502E/P	MCP4152-502E/P	PDIP-8	256 steps, SPI, dual channel				
579-MCP4152-503E/P	MCP4152-503E/P	PDIP-8	256 steps, SPI, dual channel				
579-MCP4152-503E/SN	MCP4152-503E/SN	SOIC-8	256 steps, SPI, dual channel				
579-MCP4341502E/ST	MCP4341-502E/ST	TSSOP-20	5K, SPI 7-bit Quad				
579-MCP4341503E/ML	MCP4341-503E/ML	QFN-20	50K, SPI 7-bit Quad				
579-MCP4341104E/ML	MCP4341-104E/ML	QFN-20	100K, SPI 7-bit Quad				
579-MCP4342-502E/ST	MCP4342-502E/ST	TSSOP-14	5K, SPI 7-bit Quad, non-volatile memory				
579-MCP4342-104E/ST	MCP4342-104E/ST	TSSOP-14	100K, SPI 7-bit Quad, non-volatile memory				
579-MCP4361502E/ST	MCP4361-502E/ST	TSSOP-20	5K, SPI 8-bit Quad				
579-MCP4361104E/ML	MCP4361-104E/ML	QFN-20	100K, SPI 8-bit Quad				

© Copyright 2014 Mouser Electronics
© Copyright 2014 Mouser Electronics

MICROCHIP Analog ICs

RoHS Compliant **This product is RoHS compliant.**

ANALOG-TO-DIGITAL CONVERTERS (ADCS)

♦ **Surface Mount Device**

For quantities greater than listed, call for quote.

MOUSER STOCK NO.	Microchip Part No.	Package	Res.	No. of Input Chan.	Architecture	Supply Current (Typ)(μA)	INL (Max) (±LSB)	DNL (Max) (±LSB)	Sample Rate	Input Voltage Range (V)	Price Each 1	10	25	100
♦ 579-MCP3021A5T-E/OT	MCP3021A5T-E/OT	SOT-23A-5	10	1	SAR	250	1	1	22kSPS	2.7 to 5.5				
579-MCP3201-CI/P	MCP3201-CI/P	PDIP-8	12	1	SAR	400	2	1	100kSPS	2.7 to 5.5				
♦ 579-MCP3201-CI/SN	MCP3201-CI/SN	SOIC-8	12	1	SAR	400	2	1	100kSPS	2.7 to 5.5				
♦ 579-MCP3221A5T-E/OT	MCP3221A5T-E/OT	SOT-23A-5	12	1	SAR	250	2	1	22kSPS	2.7 to 5.5				
579-MCP3202-CI/P	MCP3202-CI/P	PDIP-8	12	2	SAR	550	1	1	100kSPS	2.7 to 5.5				
♦ 579-MCP3202-CI/SN	MCP3202-CI/SN	SOIC-8	12	2	SAR	550	1	1	100kSPS	2.7 to 5.5				
♦ 579-MCP3204-BI/SL	MCP3204-BI/SL	SOIC-14	12	4	SAR	400	1	1	100kSPS	2.7 to 5.5				
579-MCP3204-CI/P	MCP3204-CI/P	PDIP-14	12	4	SAR	400	2	1	100kSPS	2.7 to 5.5				
♦ 579-MCP3204-CI/SL	MCP3204-CI/SL	SOIC-14	12	4	SAR	400	2	1	100kSPS	2.7 to 5.5				
579-MCP3208CIP	MCP3208-CI/P	PDIP-16	12	8	SAR	400	1	1	100kSPS	2.7 to 5.5				
♦ 579-MCP3208CISL	MCP3208-CI/SL	SOIC-16	12	8	SAR	400	1	1	100kSPS	2.7 to 5.5				
579-MCP3301-CI/P	MCP3301-CI/P	PDIP-8	13	1	SAR	450	1	1	100kSPS	2.7 to 5.5				
♦ 579-MCP3301-CI/SN	MCP3301-CI/SN	SOIC-8	13	1	SAR	450	1	1	100kSPS	2.7 to 5.5				
579-MCP3304-CI/P	MCP3304-CI/P	PDIP-16	13	4	SAR	450	1	1	100kSPS	2.7 to 5.5				
♦ 579-MCP3304-CI/SL	MCP3304-CI/SL	SOIC-16	13	4	SAR	450	1	1	100kSPS	2.7 to 5.5				
♦ 579-MCP3911A0-E/SS	MCP3911A0-E/SS	SSOP-20	16	2	Delta-Sigma	230	5	-	125kSPS	2.7 to 3.6				
♦ 579-MCP3911A0-E/ML	MCP3911A0-E/ML	QFN-20	16	2	Delta-Sigma	230	5	-	125kSPS	2.7 to 3.6				
♦ 579-MCP3425A0T-E/CH	MCP3425A0T-E/CH	SOT-23A-6	16	1	Delta-Sigma	155	10	-	15SPS	2.7 to 5.5				
♦ 579-MCP3551-E/SN	MCP3551-E/SN	SOIC-8	22	1	Delta-Sigma	120	2	-	14SPS	2.7 to 5.5				
♦ 579-MCP3553-E/MS	MCP3553-E/MS	MSOP-8	22	1	Delta-Sigma	140	2	-	60SPS	2.7 to 5.5				

CAN CONTROLLERS

♦ **Surface Mount Device**

For quantities greater than listed, call for quote.

MOUSER STOCK NO.	Microchip Part No.	Package	Interrupt Output	Buffers Tx	Buffers Rx	Supply Voltage (Min/Max)	Masks	Filters	Operating Supply Current (mA)	Protocol Compatibility	Operating Temperature (°C)	Price Each 1	10	25	100
♦ 579-MCP2510-I/ST	MCP2510-I/ST	TSSOP-20	1	3	2	2.7/5.5	2	6	-	CAN 2.0B	-40 to +125				
579-MCP2515-I/P	MCP2515-I/P	PDIP-18	1	3	2	2.7/5.5	2	6	10	CAN 2.0B	-40 to +125				
♦ 579-MCP2515-I/SO	MCP2515-I/SO	SOIC-18	1	3	2	2.7/5.5	2	6	10	CAN 2.0B	-40 to +125				

CAN TRANSCEIVERS

♦ **Surface Mount Device**

For quantities greater than listed, call for quote.

MOUSER STOCK NO.	Microchip Part No.	Package	Drivers Per Package	Receivers Per Package	I_{CC} (Dominant Mode) (mA)	I_{CC} (Recessive Mode) (mA)	I_{CC} (Shutdown) (μA)	Supply Voltage	ESD (kV)	Price Each 1	10	25	100
579-MCP2551-I/P	MCP2551-I/P	PDIP-8	1	1	75	10	365	7	6				
♦ 579-MCP2551-I/SN	MCP2551-I/SN	SOIC-8	1	1	75	10	365	7	6				

DIGITAL-TO-ANALOG CONVERTERS (DACS)

♦ **Surface Mount Device**

For quantities greater than listed, call for quote.

MOUSER STOCK NO.	Microchip Part No.	Package	Res.	DAC Channel	Architecture	INL (Max) (±LSB)	DNL (Max) (±LSB)	Settling Time (μS)	Standby Current (Typ)(μA)	Operating Current (Typ)(μA)	Price Each 1	10	25	100
♦ 579-MCP47A1T-A0E/LT	MCP47A1T-A0E/LT	SC70-6	6	1	Resistor Ladder	1	0.5	15	0.25	130				
♦ 579-MCP47A1T-A1E/LT	MCP47A1T-A1E/LT	SC70-6	6	1	Resistor Ladder	1	0.5	15	0.25	130				
♦ 579-MCP4706A0TECH	MCP4706A0T-E/CH	SOT-23-6	8	1	Resistor Ladder	0.125	0.05	6	0.06	210				
♦ 579-MCP4706A1TECH	MCP4706A1T-E/CH	SOT-23-6	8	1	Resistor Ladder	0.125	0.05	6	0.06	210				
♦ 579-MCP4706A2TECH	MCP4706A2T-E/CH	SOT-23-6	8	1	Resistor Ladder	0.125	0.05	6	0.06	210				
♦ 579-MCP4706A3TECH	MCP4706A3T-E/CH	SOT-23-6	8	1	Resistor Ladder	0.125	0.05	6	0.06	210				
♦ 579-MCP4801-E/MS	MCP4801-E/MS	MSOP-10	8	1	String	0.125	0.5	4.5	0.3	330				
579-MCP4801-E/P	MCP4801-E/P	PDIP-8	8	1	String	0.125	0.5	4.5	0.3	330				
♦ 579-MCP4801-E/SN	MCP4801-E/SN	SOIC-8	8	1	String	0.125	0.5	4.5	0.3	330				
♦ 579-MCP4901-E/MC	MCP4901-E/MC	DFN-8	8	1	String	0.125	0.5	4.5	3.3	175				
♦ 579-MCP4901-E/MS	MCP4901-E/MS	MSOP-8	8	1	String	0.125	0.5	4.5	3.3	175				
579-MCP4901-E/P	MCP4901-E/P	PDIP-8	8	1	String	0.125	0.5	4.5	3.3	175				
♦ 579-MCP4901-E/SN	MCP4901-E/SN	SOIC-8	8	1	String	0.125	0.5	4.5	3.3	175				
♦ 579-MCP4802-E/MS	MCP4802-E/MS	MSOP-8	8	2	String	0.125	0.5	4.5	3.3	415				
579-MCP4802-E/P	MCP4802-E/P	PDIP-8	8	2	String	0.125	0.5	4.5	3.3	415				
♦ 579-MCP4802-E/SN	MCP4802-E/SN	SOIC-8	8	2	String	0.125	0.5	4.5	3.3	415				
579-MCP4902-E/P	MCP4902-E/P	PDIP-14	8	2	String	0.125	0.5	4.5	0.3	350				
♦ 579-MCP4902-E/SL	MCP4902-E/SL	SOIC-14	8	2	String	0.125	0.5	4.5	0.3	350				
♦ 579-MCP4902-E/ST	MCP4902-E/ST	TSSOP-14	8	2	String	0.125	0.5	4.5	0.3	350				
♦ 579-MCP4716A0TECH	MCP4716A0T-E/CH	SOT-23-6	10	1	Resistor Ladder	0.125	0.05	6	0.06	210				
♦ 579-MCP4716A1TECH	MCP4716A1T-E/CH	SOT-23-6	10	1	Resistor Ladder	0.125	0.05	6	0.06	210				
♦ 579-MCP4716A2TECH	MCP4716A2T-E/CH	SOT-23-6	10	1	Resistor Ladder	0.125	0.05	6	0.06	210				
♦ 579-MCP4716A3TECH	MCP4716A3T-E/CH	SOT-23-6	10	1	Resistor Ladder	0.125	0.05	6	0.06	210				
♦ 579-MCP4811-E/MC	MCP4811-E/MC	DFN-8	10	1	String	0.125	0.5	4.5	0.3	330				
♦ 579-MCP4811-E/MS	MCP4811-E/MS	MSOP-8	10	1	String	0.125	0.5	4.5	0.3	330				
579-MCP4811-E/P	MCP4811-E/P	PDIP-8	10	1	String	0.125	0.5	4.5	0.3	330				
♦ 579-MCP4811-E/SN	MCP4811-E/SN	SOIC-8	10	1	String	0.125	0.5	4.5	0.3	330				
♦ 579-MCP4911-E/MC	MCP4911-E/MC	DFN-8	10	1	String	0.5	0.5	4.5	3.3	175				
♦ 579-MCP4911-E/MS	MCP4911-E/MS	MSOP-8	10	1	String	0.5	0.5	4.5	3.3	175				
579-MCP4911-E/P	MCP4911-E/P	PDIP-8	10	1	String	0.5	0.5	4.5	3.3	175				
♦ 579-MCP4911-E/SN	MCP4911-E/SN	SOIC-8	10	1	String	0.5	0.5	4.5	3.3	175				
♦ 579-MCP4812-E/MS	MCP4812-E/MS	MSOP-8	10	2	String	0.125	0.5	4.5	3.3	415				
♦ 579-MCP4812-E/SN	MCP4812-E/SN	SOIC-8	10	2	String	0.125	0.5	4.5	3.3	415				
579-MCP4912-E/P	MCP4912-E/P	PDIP-14	10	2	String	0.5	0.5	4.5	0.3	350				
♦ 579-MCP4912-E/SL	MCP4912-E/SL	SOIC-14	10	2	String	0.5	0.5	4.5	0.3	350				
♦ 579-MCP4912-E/ST	MCP4912-E/ST	TSSOP-14	10	2	String	0.5	0.5	4.5	0.3	350				
♦ 579-MCP4726A0TECH	MCP4726A0T-E/CH	SOT-23-6	12	1	Resistor Ladder	0.125	0.05	6	0.06	210				
♦ 579-MCP4726A1TECH	MCP4726A1T-E/CH	SOT-23-6	12	1	Resistor Ladder	0.125	0.05	6	0.06	210				
♦ 579-MCP4726A2TECH	MCP4726A2T-E/CH	SOT-23-6	12	1	Resistor Ladder	0.125	0.05	6	0.06	210				
♦ 579-MCP4726A3TECH	MCP4726A3T-E/CH	SOT-23-6	12	1	Resistor Ladder	0.125	0.05	6	0.06	210				
579-MCP4921-E/P	MCP4921-E/P	PDIP-8	12	1	String	2	0.75	4.5	3.3	175				
♦ 579-MCP4921-E/SN	MCP4921-E/SN	SOIC-8	12	1	String	2	0.75	4.5	3.3	175				
579-MCP4922-E/P	MCP4922-E/P	PDIP-14	12	2	String	2	0.75	4.5	0.3	350				
♦ 579-MCP4922-E/SL	MCP4922-E/SL	SOIC-14	12	2	String	2	0.75	4.5	0.3	350				
♦ 579-MCP4922-E/ST	MCP4922-E/ST	TSSOP-14	12	2	String	2	0.75	4.5	0.3	350				
♦ 579-MCP4728-E/UN	MCP4728-E/UN	MSOP-10	12	4	String	2	0.75	6	0.04	800				

© Copyright 2014 Mouser Electronics

© Copyright 2014 Mouser Electronics

MICROCHIP Interface ICs

Products may be RoHS compliant. Check mouser.com for RoHS status.

USB HUB CONTROLLERS AND CARD READERS

For quantities greater than listed, call for quote.

MOUSER STOCK NO.	SMSC Part No.	Package	Transfer Rate (USB 2.0)	Port Hub	Input Tolerance	Volt I/O	Operating Temp Range (°C)	Price Each 1	25	100
886-USB2502-AEZG	USB2502-AEZG	QFN-36	480Mbps	2-Port	3V	5.0 Volt	-40 to +85			
886-USB2502-HT	USB2502-HT	TQFP-48	480Mbps	2-Port	5V	3.3 Volt	-40 to +85			
886-USB2503A-HZH	USB2503A-HZH	QFN-36	480Mbps	3-Port	3V	5.0 Volt	-40 to +85			
886-USB2504A-JT	USB2504A-JT	TQPF-64	480Mbps	4-Port	3V	5.0 Volt	-40 to +85			
886-USB2507-ADT	USB2507-ADT	TQPF-64	480Mbps	7-Port	3V	5.0 Volt	-40 to +85			
886-USB2512-AEZG	USB2512-AEZG	QFN-36	480Mbps	2-Port	3V	5.0 Volt	-40 to +85			
886-USB2517I-JZX	USB2517I-JZX	QFN-64	480Mbps	7-Port	3V	5.0 Volt	-40 to +85			

USB TRANSCEIVERS

For quantities greater than listed, call for quote.

MOUSER STOCK NO.	SMSC Part No.	Package	Interface	Operating Temp. Range (°C)	Price Each 1	25	100
886-USB3322C-GL-TR	USB322C-GL-TR	WLCSP-25	Industry's Smallest Hi-Speed USB Transceiver with 1.8V ULPI Interface	-40 to +85			
886-USB3250-ABZJ	USB3250-ABZJ	QFN-56	Hi-Speed USB Device Transceiver with UTMI Interface	-40 to +85			
886-USB3290-FH-TR	USB3290-FH-TR	VFBGA-40	Small Footprint Hi-Speed USB 2.0 Device PHY with UTMI Interface	-40 to +85			
886-USB3300-EZK	USB3300-EZK	QFN-28	Hi-Speed USB HOST, Device or OTG PHY with ULPI Low Pin Interface	-40 to +85			
886-USB3300-EZK-TR	USB3300-EZK-TR	QFN-32	Hi-Speed USB HOST, Device or OTG PHY with ULPI Low Pin Interface	-40 to +85			
886-USB3317C-CP-TR	USB3317C-CP-TR	QFN-32	Hi-Speed USB Transceiver with 1.8V-3.3V ULPI Interface -26MHz Ref Clock	-40 to +85			
886-USB3320C-EZK-TR	USB3320C-EZK-TR	WLCSP-25	Industry's Smallest Hi-Speed USB Transceiver with 1.8V ULPI Interface	-40 to +85			
886-USB3326C-GL-TR	USB3326C-GL-TR	WLCSP-25	Industry's Smallest Hi-Speed USB Transceiver with 1.8V ULPI Interface	-40 to +85			
886-USB3330E-GL-TR	USB3330E-GL-TR	WLCSP-25	Hi-Speed USB 2.0 Transceiver with RapidCharge Anywhere™ (1.8 ULPI Interface)	-40 to +85			
886-USB3340-EZK-TR	USB3340-EZK-TR	QFN-32	Hi-Speed USB 2.0 Transceiver with RapidCharge Anywhere™ (1.8 ULPI Interface)	-40 to +85			
886-USB3343-CP-TR	USB3343-CP-TR	QFN-24	Hi-Speed USB 2.0 Transceiver with RapidCharge Anywhere™ (26MHz Crystal)	-40 to +85			
886-USB3311C-CP-TR	USB3311C-CP-TR	QFN-24	Highly Integrated, Hi-Speed USB 2.0 with 1.8V ULPI Interface - 26MHz Refence Clock Data Transceiver	-40 to +85			

ETHERNET TRANSCEIVERS

For quantities greater than listed, call for quote.

MOUSER STOCK NO.	SMSC Part No.	Package	Description	Price Each 1	25	100
886-LAN7500-ABZJ	LAN7500-ABZJ	QFN-56	Hi-Speed USB 2.0 to 10/100/1000 Ethernet Controller			
886-LAN8700C-AEZG-TR	LAN8700C-AEZG-TR	QFN-32	ESD Protected 10/100 Ethernet Transceiver w/HP Auto-MDIX FlexPWR			
886-LAN8700C-AEZG	LAN8700C-AEZG	QFN-32	ESD Protected 10/100 Ethernet Transceiver w/HP Auto-MDIX FlexPWR			
886-LAN8710AI-EZK	LAN8710AI-EZK	QFN-32	Small Footprint MII/RMII 10/100 Ethernet Transceiver with HP Auto-MDIZ FlexPWR			
886-LAN8720AI-CP	LAN8720AI-CP	QFN-24	10/100 Ethernet XCVR w/HP AutoMDIX Support			
886-LAN9115-MT	LAN9115-MT	TQFP-100	Highly Efficient Single-Chip 10/100 Non-PCI Ethernet Controller (16-Bit)			
886-LAN9118-MT	LAN9118-MT	TQFP-100	High-Performance Single-Chip 10/100 Non-PCI Ethernet Controller			
886-LAN91C111I-NS	LAN91C111I-NS	QFP-128	Non-PCI 10/100 Ethernet MAC with Integrated PHY - Industrial Temperature			
886-LAN91C111I-NU	LAN91C111I-NU	TQFT-128	Non-PCI 10/100 Ethernet MAC with Integrated PHY - Industrial Temperature			
886-LAN91C111-NS	LAN91C111-NS	QFP-128	Non-PCI 10/100 Ethernet MAC with Integrated PHY			
886-LAN91C111-NU	LAN91C111-NU	TQFP-128	Non-PCI 10/100 Ethernet MAC with Integrated PHY			
886-LAN9211-ABZJ	LAN9211-ABZJ	QFN-56	High Performance Small Form Factor Single-chip Ethernet Controller HP Auto-MDIX			
886-LAN9221-ABZJ	LAN9221-ABZJ	XVTQE-32	High-Performance 16-bit Non-PCI 10/100 Ethernet Controller w/Variable Voltage I/O			
886-LAN9303-ABZJ	LAN9303-ABZJ	QFNE-32	High Performance 3 Port Ethernet Switch with Integrated Ethernet PHY			
886-LAN9303M-AKZE	LAN9303M-AKZE	QFNE3-72	3-Port 10/100 Small Form Factor Managed Ethernet Switch			
886-LAN9500-ABZJ	LAN9500-ABZJ	QFN-56	USB 2.0 to 10/100 Hi-Speed Ethernet Controller			
886-LAN9512-JZX	LAN9512-JZX	QFN-64	USB 2.0 to 10/100 Ethernet Controller with Integrated MAC PHY			
886-LAN9514-JZX	LAN9514-JZX	TQFP-100	High Performance USB 4 Port Hub Switch with Integrated 10/100 Ethernet PHY			

TEMPERATURE SENSORS AND I/O CONTROLLERS

For quantities greater than listed, call for quote.

MOUSER STOCK NO.	SMSC Part No.	Package	Interface	Power Supply	Operating Temp Range (°C)	Price Each 1	25	100
886-EMC1001-AFZQ-TR	EMC1001-AFZQ-TR	SOT-23	Tiny SMBus Temp Sensor with ±1.5 C accuracy and two interrupts	3.3V	-25 to +125			
886-EC1043-1-ACZL-TR	EMC1043-1-ACZL-TR	MSOP-8	1°C Triple Temp Sensor with Beta Compensation and Hotter of Two Zones	3.0V-3.6V	-40 to +80			
886-SCH5027D-NW	SCH5027D-NW	QFP-128	Super I/O with Temp Sensing Quiet Auto Fan and Glue Logic with PECI	3.3V	----			

ARCNET CONTROLLERS

For quantities greater than listed, call for quote.

MOUSER STOCK NO.	SMSC Part No.	Package	RAM	Supply Current VDD	Date Rate	Operating Temp Range (°C)	Price Each
886-COM20020I-DZD	COM20020I-DZD	PLCC-28	2K x 8 Dual Port On-Chip RAM	7V	5Mbps	-40 to +85	
886-HYC9088A-R-LF	HYC9088A R-LF	SIP-20	----	-5V	2.5Mbps	-0 to +70	

EVALUATION BOARDS

For quantities greater than listed, call for quote.

MOUSER STOCK NO.	SMSC Part No.	Product Family	Description	Price Each
886-EVB-LAN7500-LC	EVB-LAN7500-LC	LAN7500 USB 2.0 10/100/1000 Ethernet	Evaluation Board LAN7500 for bus-powered USB to Ethernet interface	
886-EVB9514	EVB9514	LAN9514 USB 2.0 4-Port USB HUB controller	Four port USB 2.0 hub with integrated 10/100 Ethernet controller evaluation	
886-EVB-USB2517	EVB-USB2517	USB2517 High-Performance USB 2.0 Hub Controller	MuliTRAK power-efficient USB 2.0 hub controller evaluation board	

© Copyright 2014 Mouser Electronics
© Copyright 2014 Mouser Electronics

RoHS Compliant This product is RoHS compliant.

ENCODERS

♦ Surface Mount Device

For quantities greater than listed, call for quote.

MOUSER STOCK NO.	Microchip Part No.	Package	Protocols	Transmission Code Length (Bits)	Seed Length	Code Hoppings (Bits)	Tunable Oscillator	Function Codes	CRC	Operating Voltage (V)	Price Each 1	10	25	100
♦ 579-HCS200-I/SN	HCS200-I/SN	SOIC-8	1	66	32	32	No	7	No	3.5 to 13.0				
579-HCS301/P	HCS301/P	PDIP-8	1	66	32	32	No	15	No	3.5 to 13.0				
♦ 579-HCS301-I/SN	HCS301-I/SN	SOIC-8	1	66	32	32	No	15	No	3.5 to 13.0				

ETHERNET CONTROLLERS

♦ Surface Mount Device

For quantities greater than listed, call for quote.

MOUSER STOCK NO.	Microchip Part No.	Package	MAC	PHY	RAM Buffer (bytes) Tx	RAM Buffer (bytes) Rx	LEDs	Interrupt Pin	Max. Speed (MHz)	Interface	Pre-Prog MAC Address	Security Engines	Price Each 1	10	25	100
♦ 579-ENC28J60/SS	ENC28J60/SS	SSOP-28	Yes	Yes	8192	8192	2	1	25	SPI	No	No				
♦ 579-ENC28J60-I/ML	ENC28J60-I/ML	QFN-28	Yes	Yes	8192	8192	2	1	25	SPI	No	No				
♦ 579-ENC28J60-I/SO	ENC28J60-I/SO	SOIC-28	Yes	Yes	8192	8192	2	1	25	SPI	No	No				
♦ 579-ENC28J60-I/SP	ENC28J60-I/SP	SPDIP-28	Yes	Yes	8192	8192	2	1	25	SPI	No	No				
♦ 579-ENC424J600-I/ML	ENC424J600-I/ML	QFN-44	Yes	Yes	24576	24576	2	1	25	SPI/Parallel	Yes	Yes				
♦ 579-ENC424J600-I/PT	ENC424J600-I/PT	TQFP-44	Yes	Yes	24576	24576	2	1	25	SPI/Parallel	Yes	Yes				
♦ 579-ENC624J600-I/PT	ENC624J600-I/PT	TQFP-64	Yes	Yes	24576	24576	2	1	25	SPI/Flexible Parallel	Yes	Yes				

INDUCTIVE SENSOR ANALOG FRONT END

♦ Surface Mount Device

For quantities greater than listed, call for quote.

MOUSER STOCK NO.	Microchip Part No.	Package	Description	Voltage Range	Temperature Range (°C)	Price Each 1	10	25	100
579-MCP2036-I/P	MCP2036-I/P	PDIP-14	Combines all necessary analog functions for inductance -measurement system	2.7 to 5.5	-40 to +85				
♦ 579-MCP2036-I/SL	MCP2036-I/SL	SOIC-14	Combines all necessary analog functions for inductance -measurement system	2.7 to 5.5	-40 to +85				

INFRARED ENCODER/DECODERS

♦ Surface Mount Device

For quantities greater than listed, call for quote.

MOUSER STOCK NO.	Microchip Part No.	Package	Description	Up to IrDA Standard kbaud	Max. Baud Rate @ 20MHz	Operating Voltage (V)	Price Each 1	10	25	100
579-MCP2120IP	MCP2120-I/P	PDIP-14	Infrared Encoder/Decoder used with any UART	115.2	312500.0	2.5 - 5.5				
♦ 579-MCP2120ISL	MCP2120-I/SL	SOIC-14	Infrared Encoder/Decoder used with any UART	115.2	312500.0	2.5 - 5.5				

I/O EXPANDERS

♦ Surface Mount Device

For quantities greater than listed, call for quote.

MOUSER STOCK NO.	Microchip Part No.	Package	Interrupt Output	Reset Input	VDD (Min.)(V)	VDD (Max.)(V)	# of Bits	Bus Speed (Max.)	Config. Registers	5V Tolerant I/O	Push-Pull I/O Type	Open-Drain I/O Type	Price Each 1	10	25	100
579-MCP23008-E/P	MCP23008-E/P	PDIP-18	Yes	Yes	1.8	5.5	8	1.7MHz	Yes	No	Yes	Yes				
♦ 579-MCP23008-E/SO	MCP23008-E/SO	SOIC-18	Yes	Yes	1.8	5.5	8	1.7MHz	Yes	No	Yes	Yes				
♦ 579-MCP23009-E/MG	MCP23009-E/MG	QFN-16	Yes	Yes	1.8	5.5	8	3.4MHz	Yes	Yes	Yes	Yes				
♦ 579-MCP23009-E/SS	MCP23009-E/SS	SSOP-20	Yes	Yes	1.8	5.5	8	3.4MHz	Yes	Yes	Yes	Yes				
♦ 579-MCP23017-E/SO	MCP23017-E/SO	SOIC-28	Yes	Yes	1.8	5.5	16	1.7MHz	Yes	No	No	Yes				
579-MCP23017-E/SP	MCP23017-E/SP	SDIP-28	Yes	Yes	1.8	5.5	16	1.7MHz	Yes	No	No	Yes				
♦ 579-MCP23018-E/SS	MCP23018-E/SS	SSOP-28	Yes	Yes	1.8	5.5	16	3.4MHz	Yes	Yes	No	Yes				
579-MCP23S08-E/P	MCP23S08-E/P	PDIP-18	Yes	Yes	1.8	5.5	8	10MHz	Yes	No	Yes	Yes				
♦ 579-MCP23S08-E/SO	MCP23S08-E/SO	SOIC-18	Yes	Yes	1.8	5.5	8	10MHz	Yes	No	Yes	Yes				
♦ 579-MCP23S09-E/MG	MCP23S09-E/MG	QFN-16	Yes	Yes	1.8	5.5	8	10MHz	Yes	Yes	Yes	Yes				
♦ 579-MCP23S17-E/SO	MCP23S17-E/SO	SOIC-28	Yes	Yes	1.8	5.5	16	10MHz	Yes	No	No	Yes				
579-MCP23S17-E/SP	MCP23S17-E/SP	SPDIP-28	Yes	Yes	1.8	5.5	16	10MHz	Yes	No	No	Yes				
♦ 579-MCP23S18-E/MJ	MCP23S18-E/MJ	QFN-24	Yes	Yes	1.8	5.5	16	10MHz	Yes	Yes	No	Yes				
579-MCP23S18-E/SP	MCP23S18-E/SP	SPDIP-28	Yes	Yes	1.8	5.5	16	10MHz	Yes	Yes	No	Yes				

IRDA PROTOCOL STACK CONTROLLERS

♦ Surface Mount Device

For quantities greater than listed, call for quote.

MOUSER STOCK NO.	Microchip Part No.	Package	Description	Operating Temperature Range (°C)	Max. Baud Rate	Operating Voltage (V)	Price Each 1	10	25	100
579-MCP2140A-I/P	MCP2140A-I/P	PDIP-18	Fixed Speed 9600 Baud IrDA Protocol Stack Controller	-40 to +85	9600.0	2.0 - 5.5				
579-MCP2140-I/P	MCP2140-I/P	PDIP-18	Fixed Speed 9600 Baud IrDA Protocol Stack Controller	-40 to +85	9600.0	3.0 - 5.5				
♦ 579-MCP2140-I/SO	MCP2140-I/SO	SOIC-18	Fixed Speed 9600 Baud IrDA Protocol Stack Controller	-40 to +85	9600.0	3.0 - 5.5				
579-MCP2150-I/P	MCP2150-I/P	PDIP-18	IrDA Protocol Stack Handler Plus Bit Encoding/Decoding	-40 to +85	115200.0	3.0 - 5.5				
♦ 579-MCP2150-I/SO	MCP2150-I/SO	SOIC-18	IrDA Protocol Stack Handler Plus Bit Encoding/Decoding	-40 to +85	115200.0	3.0 - 5.5				
♦ 579-MCP2150-I/SS	MCP2150-I/SS	SSOP-20	IrDA Protocol Stack Handler Plus Bit Encoding/Decoding	-40 to +85	115200.0	3.0 - 5.5				

MOSFET DRIVERS

♦ Surface Mount Device

For quantities greater than listed, call for quote.

MOUSER STOCK NO.	Microchip Part No.	Package	No. of Drivers	Supply Voltage (Max)(V)	Input/Output Delay Time (Typ) tp1 (ns)	Input/Output Delay Time (Typ) tp2 (ns)	Peak Output Current (mA)	Output Resistance (Max)(Ω) High	Output Resistance (Max)(Ω) Low	Rise Time (Typ)(ns)	Fall Time (Typ)(ns)	Operating Temp. Range (°C)	Price Each 1	10	25	100
♦ 579-MCP14700-E/MF	MCP14700-E/MF	DFN-8	1	7	25	25	2000	2.5	2.5	-----	-----	-40 to 125				
♦ 579-MCP1401T-E/OT	MCP1401T-E/OT	SOT-23-5	1	20	40	40	500	18	16	20	18	-40 to 125				
♦ 579-MCP1402T-E/OT	MCP1402T-E/OT	SOT-23-5	1	20	25	25	500	5	8	20	18	-40 to 125				
♦ 579-MCP1415T-E/OT	MCP1415T-E/OT	SOT-23-5	1	20	50	55	1500	7.5	5.5	20	20	-40 to 125				
♦ 579-MCP1416T-E/OT	MCP1416T-E/OT	SOT-23-5	1	20	50	55	1500	7.5	5.5	20	20	-40 to 125				
579-MCP1406-E/P	MCP1406-E/P	PDIP-8	1	20	55	55	6000	2.8	1.5	25	25	-40 to 125				
579-MCP1407-E/P	MCP1407-E/P	PDIP-8	1	20	55	55	6000	2.8	1.5	25	25	-40 to 125				
♦ 579-MCP1407-E/SN	MCP1407-E/SN	SOIC-8	1	20	55	55	6000	2.8	1.5	25	25	-40 to 125				
579-TC4420MJA	TC4420MJA	CDIP-8	1	20	75	75	6000	2.8	2.5	25	25	-40 to 85				
579-TC4421CAT	TC4421CAT	TO-220-5	1	20	60	60	9000	2.4	1.7	60	60	-40 to 85				
♦ 579-TC4421AVOA	TC4421AVOA	SOIC-8	1	20	50.4	53	10000	2	1.6	38	33	-40 to 125				
579-TC4422AVPA	TC4422AVPA	PDIP-8	1	20	50	53	10000	2	1.6	38	33	-40 to 125				
579-TC4452VAT	TC4452VAT	TO-220-5	1	20	52	52	13000	1.5	1.5	35	38	-40 to 125				
♦ 579-TC4452VOA	TC4452VOA	SOIC-8	1	20	52	52	13000	1.5	1.5	35	38	-40 to 125				
♦ 579-TC427COA	TC427COA	SOIC-8	2	20	50	75	1500	15	10	-----	-----	-40 to 85				
♦ 579-TC4424AVOA	TC4424AVOA	SOIC-8	2	20	40	41	3000	3	3.5	12	12	-40 to 125				
579-TC4424AVPA	TC4424AVPA	PDIP-8	2	20	40	41	3000	3	3.5	12	12	-40 to 125				
579-MCP14E4-E/P	MCP14E4-E/P	PDIP-8	2	20	40	40	4000	2.2	2.8	15	18	-40 to 125				
♦ 579-MCP14E4-E/SN	MCP14E4-E/SN	SOIC-8	2	20	40	40	4000	2.2	2.8	15	18	-40 to 125				

© Copyright 2014 Mouser Electronics

© Copyright 2014 Mouser Electronics

MICROCHIP Analog ICs

RoHS Compliant This product is RoHS compliant.

MOSFET DRIVERS (CONT.)

◆ Surface Mount Device
For quantities greater than listed, call for quote.

MOUSER STOCK NO.	Microchip Part No.	Package	No. of Drivers	Supply Voltage (Max)(V)	Input/Output Delay Time (Typ) t_{p1} (ns)	Input/Output Delay Time (Typ) t_{p2} (ns)	Peak Output Current (mA)	Output Resistance (Max)(Ω) High	Output Resistance (Max)(Ω) Low	Rise Time (Typ)(ns)	Fall Time (Typ)(ns)	Operating Temp. Range (°C)	Price Each 1	10	25	100
579-MCP14E5-E/P	MCP14E5-E/P	PDIP-8	2	20	40	40	4000	2.2	2.8	15	18	-40 to 125				
◆ 579-MCP14E5-E/SN	MCP14E5-E/SN	SOIC-8	2	20	40	40	4000	2.2	2.8	15	18	-40 to 125				
579-MCP1403-E/P	MCP1403-E/P	PDIP-8	2	20	48	48	4500	3	3.5	25	25	-40 to 125				
◆ 579-MCP1403-E/SN	MCP1403-E/SN	SOIC-8	2	20	48	48	4500	3	3.5	25	25	-40 to 125				
579-MCP1404-E/P	MCP1404-E/P	PDIP-8	2	20	48	48	4500	3	3.5	25	25	-40 to 125				
◆ 579-MCP1404-E/SN	MCP1404-E/SN	SOIC-8	2	20	48	48	4500	3	3.5	25	25	-40 to 125				
◆ 579-MCP1405-E/SN	MCP1405-E/SN	SOIC-8	2	20	48	48	4500	3	3.5	25	25	-40 to 125				
◆ 579-TC4426ACOA	TC4426ACOA	SOIC-8	2	22	35	35	1500	9	9	25	25	-40 to 125				
579-TC4426ACPA	TC4426ACPA	PDIP-8	2	22	35	35	1500	9	9	25	25	-40 to 125				
◆ 579-TC4427AEOA	TC4427AEOA	SOIC-8	2	22	35	35	1500	9	9	25	25	-40 to 125				
579-TC4427AEPA	TC4427AEPA	PDIP-8	2	22	35	35	1500	9	9	25	25	-40 to 125				
◆ 579-TC4428ACOA	TC4428ACOA	SOIC-8	2	22	35	35	1500	9	9	25	25	-40 to 125				
579-TC4428ACPA	TC4428ACPA	PDIP-8	2	22	35	35	1500	9	9	25	25	-40 to 125				
◆ 579-TC4428COA	TC4428COA	SOIC-8	2	22	30	50	1500	10	10	19	19	-40 to 125				
579-TC4423CPA	TC4423CPA	PDIP-8	2	22	75	75	3000	5	5	28	32	-40 to 125				

REAL TIME CLOCK/CALENDARS

NEW PRODUCT

◆ Surface Mount Device
For quantities greater than listed, call for quote.

MOUSER STOCK NO.	Microchip Part No.	Package	V_{CC} (V)	Bus Interface	Memory Type	Memory Size Kbits	Memory Type	Memory Size Bytes	Unique ID (Bits)	Unique ID Prog.	Max Comm. Speed	Temperature Range (°C)	Price Each 1	10	25	100
◆ 579-MCP7940N-I/MS	MCP7940N-I/MS	MSOP-8	6.5	I²C	EEPROM	-----	SRAM	64	None	None	400kHz	-40 to +85				
◆ 579-MCP7940N-I/SN	MCP7940N-I/SN	SOIC-8	6.5	I²C	EEPROM	-----	SRAM	64	None	None	400kHz	-40 to +85				
◆ 579-MCP7940N-I/ST	MCP7940N-I/ST	TSSOP-8	6.5	I²C	EEPROM	-----	SRAM	64	None	None	400kHz	-40 to +85				
◆ 579-MCP7940NT-I/MNY	MCP7940NT-I/MNY	TDFN-8	6.5	I²C	EEPROM	-----	SRAM	64	None	None	400kHz	-40 to +85				
◆ 579-MCP79410-I/MS	MCP79410-I/MS	MSOP-8	6.5	I²C	EEPROM	1K	SRAM	64	64	Blank ID	400kHz	-40 to +85				
◆ 579-MCP79410-I/SN	MCP79410-I/SN	SOIC-8	6.5	I²C	EEPROM	1K	SRAM	64	64	Blank ID	400kHz	-40 to +85				
◆ 579-MCP79410-I/ST	MCP79410-I/ST	TSSOP-8	6.5	I²C	EEPROM	1K	SRAM	64	64	Blank ID	400kHz	-40 to +85				
◆ 579-MCP79410T-I/MNY	MCP79410T-I/MNY	TDFN-8	6.5	I²C	EEPROM	1K	SRAM	64	64	Blank ID	400kHz	-40 to +85				
◆ 579-MCP79510-I/MS	MCP79510-I/MS	MSOP-10	3.6	SPI	EEPROM	1K	SRAM	64	128	Blank ID	5MHz	-40 to +85				
◆ 579-MCP79520-I/MS	MCP79520-I/MS	MSOP-10	3.6	SPI	EEPROM	2K	SRAM	64	128	Blank ID	5MHz	-40 to +85				

TEMPERATURE SENSORS

◆ Surface Mount Device
For quantities greater than listed, call for quote.

MOUSER STOCK NO.	Microchip Part No.	Package	Temperature Threshold (°C)	Accuracy Over Temp. Range (Max.)(°C)	Input Current (mA)	Output Current (mA)	Supply Voltage (V) Min.	Supply Voltage (V) Max.	Input Supply Current (Max) (μA)	Price Each 1	10	25	100
◆ 579-TC6501P045VCTTR	TC6501P045VCTTR	SOT-23A-5	45	±0.5	20	20	2.7	5.5	40				
◆ 579-TC6501P055VCTTR	TC6501P055VCTTR	SOT-23A-5	55	±0.5	20	20	2.7	5.5	40				
◆ 579-TC6501P065VCTTR	TC6501P065VCTTR	SOT-23A-5	65	±0.5	20	20	2.7	5.5	40				
◆ 579-TC6501P085VCTTR	TC6501P085VCTTR	SOT-23A-5	85	±0.5	20	20	2.7	5.5	40				
◆ 579-TC6501P095VCTTR	TC6501P095VCTTR	SOT-23A-5	95	±0.5	20	20	2.7	5.5	40				
◆ 579-TC6502P045VCTTR	TC6502P045VCTTR	SOT-23A-5	45	±0.5	20	20	2.7	5.5	40				
◆ 579-TC6502P055VCTTR	TC6502P055VCTTR	SOT-23A-5	55	±0.5	20	20	2.7	5.5	40				
◆ 579-TC6502P105VCTTR	TC6502P105VCTTR	SOT-23A-5	105	±0.5	20	20	2.7	5.5	40				
◆ 579-TC6504P005VCTTR	TC6504P005VCTTR	SOT-23A-5	5	±0.5	20	20	2.7	5.5	40				
◆ 579-TC1047AVNBTR	TC1047AVNBTR	SOT-23B-3	-40 to +85	±2	0.1	0.1	2.5	5.5	60				
579-TC74A0-5.0VAT	TC74A0-5.0VAT	TO-220-5	Digitally Adj (I²C/SMBus)	±0.5	50	50	2.7	5.5	350				
◆ 579-TC74A0-5.0VCTTR	TC74A0-5.0VCTTR	SOT-23A-5	Digitally Adj (I²C/SMBus)	±0.5	50	50	2.7	5.5	350				
579-TC74A5-5.0VAT	TC74A5-5.0VAT	TO-220-5	Digitally Adj (I²C/SMBus)	±0.5	50	50	2.7	5.5	350				
◆ 579-TC74A5-5.0VCTTR	TC74A5-5.0VCTTR	SOT-23A-5	Digitally Adj (I²C/SMBus)	±0.5	50	50	2.7	5.5	350				
◆ 579-TCN75AVOA	TCN75AVOA	SOIC-8	Digitally Adj (I²C/SMBus)	±0.5	200	200	2.7	5.5	500				
◆ 579-MCP9800A0T-M/OT	MCP9800A0T-M/OT	SOT-23A-5	Digitally Adj (I²C/SMBus)	±0.5	200	200	2.7	5.5	400				
◆ 579-MCP9801-M/SN	MCP9801-M/SN	SOIC-8	Digitally Adj (I²C/SMBus)	±0.5	200	200	2.7	5.5	400				
◆ 579-MCP9802A0T-M/OT	MCP9802A0T-M/OT	SOT-23A-5	Digitally Adj (I²C/SMBus)	±0.5	200	200	2.7	5.5	400				
◆ 579-MCP9803-M/SN	MCP9803-M/SN	SOIC-8	Digitally Adj (I²C/SMBus)	±0.5	200	200	2.7	5.5	400				
◆ 579-MCP9804-E/MS	MCP9804-E/MS	MSOP-8	Digitally Adj (I²C/SMBus)	±0.25	---	---	2.7	5.5	400				
◆ 579-MCP9804T-E/MC	MCP9804T-E/MC	DFN-8	Digitally Adj (I²C/SMBus)	±0.25	---	---	2.7	5.5	400				
◆ 579-TC77-3.3MOA	TC77-3.3MOA	SOIC-8	Digitally Adj (SPI/Microwire)	±0.5	---	---	2.7	5.5	400				
◆ 579-TC77-5.0MOA	TC77-5.0MOA	SOIC-8	Digitally Adj (SPI/Microwire)	±0.5	---	---	2.7	5.5	400				

LINEAR ACTIVE THERMISTORS

◆ Surface Mount Device
For quantities greater than listed, call for quote.

MOUSER STOCK NO.	Microchip Part No.	Package	Accuracy (Max.)(°C)	Temperature Range (°C)	Temperature Coefficient (Typ.)(mV/°C)	Operating Voltage Range (V) Min.	Operating Voltage Range (V) Max.	Operating Current (Typ)(μA)	Price Each 1	10	25	100
579-MCP9700-E/TO	MCP9700-E/TO	TO-92-3	±4	-40 to +125	10	2.3	5.5	6				
◆ 579-MCP9700T-E/LT	MCP9700T-E/LT	SC-70-5	±4	-40 to +125	10	2.3	5.5	6				
579-MCP9700A-E/TO	MCP9700A-E/TO	TO-92-3	±2	-40 to +125	10	2.3	5.5	6				
◆ 579-MCP9700AT-E/LT	MCP9700AT-E/LT	SC-70-5	±2	-40 to +125	10	2.3	5.5	6				

USB-TO-UART SERIAL CONVERTERS

NEW PRODUCT

◆ Surface Mount Device
For quantities greater than listed, call for quote.

MOUSER STOCK NO.	Microchip Part No.	Package	MCU Interface	USB Speed	PHY	Buffer Size Tx	Buffer Size Rx	EEPROM (bytes)	No. of GPIO	Operating Voltage Range (V)	USB Compliant	Price Each 1	10	25	100
◆ 579-MCP2200-I/MQ	MCP2200-I/MQ	QFN-20	UART	Full	Yes	128	128	256	8	3.0 to 5.5	USB 2.0				
◆ 579-MCP2200-I/SO	MCP2200-I/SO	SOIC-20	UART	Full	Yes	128	128	256	8	3.0 to 5.5	USB 2.0				
◆ 579-MCP2200-I/SS	MCP2200-I/SS	SSOP-20	UART	Full	Yes	128	128	256	8	3.0 to 5.5	USB 2.0				
◆ 579-MCP2210IMQ	MCP2210-I/MQ	QFN-20	SPI	Full	Yes	128	128	256	9	3.3 to 5.5	USB 2.0				
◆ 579-MCP2210ISO	MCP2210-I/SO	SOIC-20	SPI	Full	Yes	128	128	256	9	3.3 to 5.5	USB 2.0				
◆ 579-MCP2210ISS	MCP2210-I/SS	SSOP-20	SPI	Full	Yes	128	128	256	9	3.3 to 5.5	USB 2.0				

ANALOG DEVELOPMENT TOOLS

NEW PRODUCT

MOUSER STOCK NO.	Microchip Part No.	Description	Price Each
579-AC164140	AC164140	MCP7941x PICTail™ Daughter Board	
579-ADM00317	ADM00317	MCP47x6 PICTail™ Daughter Board	
579-ADM00398	ADM00398	MCP3911 16-bit PIC ADC Evaluation Board	
579-ADM00421	ADM00421	MCP2210 Development Board	
579-APGDT002	APGDT002	CAN BUS Analyzer Tool	

For quantities greater than listed, call for quote.

MOUSER STOCK NO.	Microchip Part No.	Description	Price Each
579-MCP1630DM-LED2	MCP1630DM-LED2	MCP1630 Boost Mode LED Driver Demonstration Board	
579-MCP2150DM	MCP2150DM	MCP2150 Development Board	
579-MCP2200EVVCP	MCP2200EV-VCP	MCP2200 Eval/Development Board	
579-MCP6S2XEV	MCP6S2XEV	MCP6S2X PGA Evaluation Board	
579-TMPSNSRD-TCPL1	TMPSNSRD-TCPL1	MCP3421 Thermocouple Reference Design	

© Copyright 2014 Mouser Electronics
© Copyright 2014 Mouser Electronics

MURATA Board Mount Accelerometers

RoHS Compliant **This product is RoHS compliant.**

Murata Power Solutions

DIGITAL ACCELEROMETERS

Features:

- 3.0V ~ 3.6V Supply Voltage
- ±2G ~ ±6G Measurement Range
- 30mg ~ 70mg Offset Accuracy Over Temp Range
- Enhanced Self Diagnostics Features
- SPI Digital Interface
- Size 7.6 x 3.3 x 8.6mm (W x H x L)
- Qualified According to the AEC-Q100 Standard
- Proven Capacitive 3D-MEMS Technology
- Package, Pin-Out and SPI Protocol Compatible
- With VTI Digital Accelerometer Product Family

Applications:

- Automotive
- Hill Start Aid (HSA)
- Electronic Parking Brake (EPB)
- Roll Over detection
- Suspension control

For quantities greater than listed, call for quote.

MOUSER STOCK NO.	Murata Part No.	Sensing Axis	Acceleration (g)	Sensitivity (LSB/g)	Digital Output - Bus Interface	Digital Output (bits)	Output Type	Supply Current (mA)	Supply Voltage (Max)	Price Each 1	10	100
81-SCA820-D04-1	SCA820-D04-1	Single	2	900	SPI	12	Digital	6.3	3.3			
81-SCA830-D06-1	SCA830-D06-1	Single	2	900	SPI	12	Digital	6.3	3.3			
81-SCA3060-D01-1	SCA3060-D01-1	X, Y, Z	2	1000	SPI	16	Digital	0.15	3.3			
81-SCA3100-D04-1	SCA3100-D04-1	X, Y, Z	2	900	SPI	12	Digital	3	3.3			
81-SCA3100-D07-1	SCA3100-D07-1	X, Y, Z	6	650	SPI	13	Digital	3	3.3			
Development Tools												
81-SCA3100-D04DEMO	SCA3100-D04 DEMO	3-axis 3-3.6V, Accelerometer Demonstration Kit with 2 boards, cable, and CD									-	-
81-SCA3100-D04PWB	SCA3100-D04 PWB	3-axis 3-3.6V, Accelerometer Evaluation Board									-	-

ANALOG ACCELEROMETERS

Features:

- Single, dual or three axis acceleration measurement
- SPI digital interface
- 3.3V typical supply voltage
- Enhanced self diagnostics features
- Internal temperature sensor
- Size 7.6 x 3.3 x 8.6mm (W x H x L)
- RoHS compliant Dual Flat Lead (DFL)
- Plastic package suitable for lead free
- Soldering process and SMD mounting
- Package, pin-out and SPI
- Protocol compatible within the product family
- Proven capacitive 3D-MEMS technology
- Qualified according to AEC-Q100 standard

Applications:

- Electronic Stability Control (ESC)
- Hill Start Assist (HSA)
- Electronic Parking Brake (EPB)
- Roll over
- Active suspension
- Inclination
- Industrial applications

For quantities greater than listed, call for quote.

MOUSER STOCK NO.	Murata Part No.	Sensing Axis	Acceleration (g)	Sensitivity (V/g)	Output Type	Supply Current (mA)	Supply Voltage (Max)	Price Each 1	10	100
81-SCA610-E23H1A-1	SCA610-E23H1A-1	Single	1.5	1.333	Analog	4	5.25			
81-SCA620-EF1V1B-1	SCA620-EF1V1B-1	Single	1.7	2	Analog	4	5.25			
81-SCA1000-N10000701	SCA1000-N1000070-1	Double	4	0.55	Analog	4	5			
81-SCA100T-D07-1	SCA100T-D07-1	Double	12	0.17	Analog	4	5.25			

GYROSCOPE AND 3-AXIS ACCELEROMETER SENSOR

SCC1300-D02 is a combined high performance gyroscope and accelerometer component. The sensor is based on Murata's proven capacitive 3D-MEMS technology. The component integrates angular rate and acceleration sensing together with flexible separate digital SPI interfaces. Small robust packaging guarantees reliable operation over product lifetime. The housing is suitable for SMD mounting and the component is compatible with RoHS and ELV directives.

Features:

- SCC1300 Combined Gyroscope and Accelerometer
- All in one digital component
- Exceptionally insensitive to mechanical shocks and vibrations
- Superior angular rate bias stability over temperature and time
- Size 8.5 x 4.53 x 18.65mm (W x H x L)
- ±100°/s & ±300°/s angular rate
- Measurement ranges
- ±2g & ±6g acceleration measurement ranges
- Angular rate measurement around X-axis
- Acceleration measurement in X, Y and Z directions

Applications:

- Platform stabilization and control
- Motion analysis and control
- Guidance and navigation systems

NEW PRODUCT

For quantities greater than listed, call for quote.

MOUSER STOCK NO.	Murata Part No.	Angular Rate Measurement Range (°/s)	Sensing Axis	Digital Output - Number of Bits	Interface	Supply Current	Supply Voltage (Max)	Supply Voltage (Min)	Price Each 1	10	100
81-SCC1300-D02-05	SCC1300-D02-05	±100	X, Y, Z	13-bit	SPI	5mA	3.6V	3V			
81-SCC1300-D04-05	SCC1300-D04-05	±300	X, Y, Z	13-bit	SPI	5mA	3.6V	3V			
Development Tools											
81-SCC1300-D04DEMO	SCC1300-D04DEMO	3-axis, 3-3.6V, Accelerator Demonstration Kit with 2 boards, cable, and CD								-	-
81-SCC1300-D04PWB	SCC1300-D04 PWB	3-axis, 3-3.6V, Accelerator Evaluation Board								-	-

INCLINOMETERS

Features:

- Single or dual axis measurements
- Robust design, high shock durability
- High stability over temperature and time
- High accuracy in high vibration environments
- Digital SPI inclination and temperature output

Applications:

- Platform leveling and stabilization
- Rotating laser levels
- Leveling Instruments
- Construction levels
- Acceleration and motion measurement

For quantities greater than listed, call for quote.

MOUSER STOCK NO.	Murata Part No.	Axis	Range	Sensitivity (V/g)	Resolution (°)	Supply Voltage	Price Each 1	10	100
81-SCA103T-D04-1	SCA6103T-D04-1	Single	±15°, ±0.26g	16	-0.001	5			
81-SCA61T-FAHH1G-1	SCA61T-FAHH1G-1	Single	±30°, ±0.5g	4	0.0025	5			
81-SCA61T-FA1H1G-1	SCA61T-FA1H1G-1	Single	±90°, ±1g	2	0.0025	5			
81-SCA100T-D01-1	SCA100T-D01-1	Double	±30°, ±0.5g	4	0.0025	5			
81-SCA100T-D02-1	SCA6100T-D02-1	Double	±90°, ±1g	2	0.0025	5			
81-SCA830-D07-1	SCA830-D07-1	Single	±90°, ±1g	32000 LSB/g	-	3.3			

© Copyright 2014 Mouser Electronics

© Copyright 2014 Mouser Electronics

NXP SEMICONDUCTOR Analog ICs

RoHS Compliant This product is RoHS compliant.

ANALOG-TO-DIGITAL CONVERTER (ADC)

♦ Surface Mount Device

For quantities greater than listed, call for quote.

MOUSER STOCK NO.	NXP Part No.	Package	Res. (bits)	No. of Input Chan.	Architecture	INL (Typ) (±LSB)	DNL (Typ) (±LSB)	Sample Rate	Power Consumption (Typ)(mW)	Input Bandwidth (MHz)	Price Each 1	25	100	250
♦ 771-ADC1112D125HNC15	ADC1112D125HN/C1,5	HVQFN-56	11	2	Pipeline	0.12	0.06	125	1230	600				

ANALOG SWITCHES

♦ Surface Mount Device

For quantities greater than listed, call for quote.

MOUSER STOCK NO.	NXP Part No.	Package	Normal Position	R_{ON} (Typ) (Ω)	I_S (OFF) (nA)(Max)	t_{en} (ns) (Max)	t_{dis} (ns) (Max)	Supply Voltage (Min/Max)	Supply Current (Max)(nA)	Price Each 1	25	100	250
1 x SPST													
♦ 771-NX3L1G384GW125	NX3L1G384GW,125	TSSOP-5	NC	0.75	5	41	17	1.4/4.3	100				
♦ 771-NX3L1T384GM115	NX3L1T384GM,115	XSON-6	NC	0.75	5	90	45	1.4/4.3	100				
♦ 771-NX3L1G66GW125	NX3L1G66GW,125	TSSOP-5	NO	0.75	5	41	18	1.4/4.3	100				
♦ 771-NX3L1T66GM115	NX3L1T66GM,115	XSON-6	NO	0.75	5	41	18	1.4/4.3	100				
♦ 771-NX3V1G384GM115	NX3V1G384GM,115	XSON-6	NC	0.45	5	43	23	1.4/4.3	100				
♦ 771-NX3V1G384GW125	NX3V1G384GW,125	TSSOP-5	NC	0.45	5	43	23	1.4/4.3	100				
♦ 771-NX3V1T384GM115	NX3V1T384GM,115	XSON-6	NC	0.45	5	90	45	1.4/4.3	100				
♦ 771-NX3V1T66GW125	NX3V1T66GW,125	TSSOP-5	NO	0.45	5	49	70	1.4/4.3	100				
2 x SPST													
♦ 771-NX3L2G384GD125	NX3L2G384GD,125	XSON-8U	NC	0.75	5	41	17	1.4/4.3	100				
♦ 771-NX3L2G384GT115	NX3L2G384GT,115	XSON-8	NC	0.75	5	41	17	1.4/4.3	100				
♦ 771-NX3L2G66GD125	NX3L2G66GD,125	XSON-8U	NO	0.75	5	41	18	1.4/4.3	100				
♦ 771-NX3L2T384GD125	NX3L2T384GD,125	XSON-8U	NC	0.75	5	90	45	1.4/4.3	100				
♦ 771-NX3L2T384GM125	NX3L2T384GM,125	XQFN-8U	NC	0.75	5	90	45	1.4/4.3	100				
♦ 771-NX3L2T384GT115	NX3L2T384GT,115	XSON-8	NC	0.75	5	90	45	1.4/4.3	100				
♦ 771-NX3L2T66GD125	NX3L2T66GD,125	XSON-8U	NO	0.75	5	49	70	1.4/4.3	100				
1 x SPDT													
♦ 771-NX3L1G3157GW125	NX3L1G3157GW,125	TSSOP-6	-----	0.75	5	43	20	1.4/4.3	100				
♦ 771-NX3L1T5157GM132	NX3L1T5157GM,132	XSON-6	-----	0.75	5	90	70	1.4/4.3	100				
♦ 771-NX3L1G53GD125	NX3L1G53GD,125	XSON-8U	-----	0.75	5	42	19	1.4/4.3	100				
♦ 771-NX3L1T53GD125	NX3L1T53GD,125	XSON-8U	-----	0.75	5	90	70	1.4/4.3	100				
♦ 771-NX3L1T53GM125	NX3L1T53GM,125	XQFN-8U	-----	0.75	5	90	70	1.4/4.3	100				
♦ 771-NX3L1T53GT115	NX3L1T53GT,115	XSON-8U	-----	0.75	5	90	70	1.4/4.3	100				
3 x SPDT													
♦ 771-NX3L4053HR115	NX3L4053HR,115	HXQFN-16U	-----	0.8	5	90	70	1.4/4.3	100				
1 x SP3T													
♦ 771-NX3L4357GM132	NX3L4357GM,132	XQFN-10	-----	0.75	5	100	80	1.4/4.3	100				
1 x SP8T													
♦ 771-NX3L4051HR115	NX3L4051HR,115	HXQFN-16U	-----	0.75	5	100	80	1.4/4.3	100				
2 x DPDT													
♦ 771-NX3DV3899GU115	NX3DV3899GU,115	XQFN-16	-----	3.3	5	90	70	1.4/4.3	100				
♦ 771-NX3L2467GU115	NX3L2467GU,115	XQFN-16	-----	0.75	5	40	20	1.4/4.3	100				
♦ 771-NX3L2467HR115	NX3L2467HR,115	HXQFN-16U	-----	0.75	5	40	20	1.4/4.3	100				
1 x 4PDT													
♦ 771-NX3DV2567GU115	NX3DV2567GU,115	XQFN-16	-----	0.7	5	40	20	1.4/4.3	100				
♦ 771-NX5DV330BQ115	NX5DV330BQ,115	DHVQFN-16	-----	7	1	-----	-----	4.0/5.5	3000				

DIGITAL-TO-ANALOG CONVERTER (DAC)

♦ Surface Mount Device

For quantities greater than listed, call for quote.

MOUSER STOCK NO.	NXP Part No.	Package	Res. (bits)	DAC Chann	Setting Time	Filters	Analog Supply Voltage	Sampling Frequency (MSPS)	Power Consumption (Typ)(mW)	Price Each 1	25	100	250
♦ 771-DAC1405D750WC15	DAC1405D750HW/C1,5	HTQFP-100	14	2	20	Selectable 4x or 8x	3.0-3.6	750	750				

AUDIO DIGITAL-TO-ANALOG CONVERTERS (DAC)

♦ Surface Mount Device

For quantities greater than listed, call for quote.

MOUSER STOCK NO.	NXP Part No.	Package	Number of DACs	Res. (bits)	SNR (Typ) (dB)	Sampling Rate (Max) (kHz)	# Inputs/ # Outputs	Digital Audio Interface	Control Interface	Analog Supply (Max)(V)	Price Each 1	25	100	250
♦ 771-UDA1330ATSDK-T	UDA1330ATS/N2,118	SSOP-16	1	20	100	55	0/2	-----	L3 Micro	6				
♦ 771-UDA1334ATSDH-T	UDA1334ATS/N2,118	SSOP-16	2	24	100	100	0/2	-----	Serial	3.6				
♦ 771-UDA1334ATSN2112	UDA1334ATS/N2,112	SSOP-16	2	24	100	100	0/2	-----	Serial	3.6				
♦ 771-UDA1334BTSDH	UDA1334BTS/N2,112	SSOP-16	2	24	100	100	0/2	-----	Serial	3.6				
♦ 771-UDA1361TSDK	UDA1361TS/N1,112	SSOP-16	2	24	100	96	2/0	-----	Serial	3.6				

ADC AND DAC, INTEGRATED, MULTICHANNEL

♦ Surface Mount Device

For quantities greater than listed, call for quote.

MOUSER STOCK NO.	NXP Part No.	Package	Number of ADCs	ADC Res.	ADC Sampling Rate	# of DACs	DAC Res.	DAC Settling Time	Supply Voltage (Min/Max)	Operating Temperature (°C)	Price Each 1	25	100	250
771-PCF8591PN	PCF8591P,112	DIP-16	1	8	11.1kHz	1	8	90µs	2.5/6.0	-40 to +85				
♦ 771-PCF8591TD	PCF8591T/2,512	SO-16	1	8	11.1kHz	1	8	90µs	2.5/6.0	-40 to +85				
♦ 771-PCF8591TD-T	PCF8591T/2,518	SO-16	1	8	11.1kHz	1	8	90µs	2.5/6.0	-40 to +85				

© Copyright 2014 Mouser Electronics
© Copyright 2014 Mouser Electronics

NXP SEMICONDUCTOR Analog ICs

RoHS Compliant **This product is RoHS compliant.**

AUDIO CODEC

♦ **Surface Mount Device**

For quantities greater than listed, call for quote.

MOUSER STOCK NO.	NXP Part No.	Package	Description	Operating Voltage (V)	Supply Current (mA)	Signal-to-Noise Ratio (dB/V)	Power Dissipation (mW)	Price Each 1	25	100	250
♦ 771-UDA1341TSDB-T	UDA1341TS/N1,518	SSOP-28	Economy audio for home & portable	3	7	100	80				
♦ 771-UDA1342TSDB-T	UDA1342TS/N1,518	SSOP-28	Audio for MD	3	6	100	105				
♦ 771-UDA1345TSDB-T	UDA1345TS/N2,118	SSOP-28	Economy audio	3	4	100	65				
♦ 771-UDA1345TSN2112	UDA1345TS/N2,112	SSOP-28	Economy audio	3	4	100	65				
♦ 771-UDA1380HNN2118	UDA1380HN/N2,118	HVQFN-32	Stereo audio for MD, CD and MP3	3	3.4	100	65				

DISPLAYPORT TO VGA ADAPTER IC

- Display Resolutions: VGA to WUXGA

♦ **Surface Mount Device**

For quantities greater than listed, call for quote.

MOUSER STOCK NO.	NXP Part No.	Package	Bus	DAC (bits)	f_{clk} (MHz)	Operating Supply (V)	Supply Current (mA)	Operating Temperature (°C)	Price Each 1	25	100	250
♦ 771-PTN3392BS518	PTN3392BS,518	SOT-619-1	I2C	8	240	3.3	180	0 to 85				

CAN CONTROLLERS, STAND ALONE

♦ **Surface Mount Device**

For quantities greater than listed, call for quote.

MOUSER STOCK NO.	NXP Part No.	Package	DC Supply Voltage (Min/Max)	Operating Supply Current (mA)	Protocol Compatibility	Operating Temperature (°C)	Price Each 1	25	100	250
♦ 771-SJA1000TD	SJA1000T/N1,112	SO-28	4.5/5.5	15	CAN 2.0B	-40 to +125				
♦ 771-SJA1000TN1118	SJA1000T/N1,118	SO-28	4.5/5.5	15	CAN 2.0B	-40 to +125				

INTERFACE BRIDGES

♦ **Surface Mount Device**

For quantities greater than listed, call for quote.

MOUSER STOCK NO.	NXP Part No.	Package	Tx Buffer	Rx Buffer	Interface Type	GPIO	SPI Bus Speed	I2C Bus Speed	Oscillator Type	Price Each 1	25	100	250
♦ 771-SC18IS600IBS,128	SC18IS600IBS,128	HVQFN-24	96-byte	96-byte	SPI to I2C	4	1.2M/s	400	Internal				
♦ 771-SC18IS600IPW	SC18IS600IPW,112	TSSOP-16	96-byte	96-byte	SPI to I2C	4	1.2M/s	400	Internal				
♦ 771-SC18IS602BIPW128	SC18IS602BIPW,128	TSSOP-16	----	----	I2C to SPI	4	1.8M/s	400	Internal				

INTERFACE CONTROLLERS

♦ **Surface Mount Device**

For quantities greater than listed, call for quote.

MOUSER STOCK NO.	NXP Part No.	Package	Interrupt Output	Power-On Reset	Vcc (Min/Max) (V)	Converter/Interface Type	Bus Speed	Number of Addresses	Operating Temperature (°C)	Price Each 1	25	100	250
♦ 771-PCA9564D-T	PCA9564D,118	SO-20	Yes	Yes	2.3/2.6	Parallel-bus to I2C	400	128	-40 to +85				
♦ 771-PCA9564PW	PCA9564PW,112	TSSOP-20	Yes	Yes	2.3/2.6	Parallel-bus to I2C	400	128	-40 to +85				
♦ 771-PCA9564PW118	PCA9564PW,118	TSSOP-20	Yes	Yes	2.3/2.6	Parallel-bus to I2C	400	128	-40 to +85				
♦ 771-PCA9665PW-T	PCA9665PW,118	TSSOP-20	Yes	Yes	2.3/2.6	Fm+ parallel to I2C	1000	128	-40 to +85				
771-PCF8584PN	PCF8584P,112	DIP-20	Yes	Yes	4.5/5.5	Parallel-bus to I2C	100	128	-40 to +85				
♦ 771-PCF8584T2512	PCF8584T/2,512	SO-20	Yes	Yes	4.5/5.5	Parallel-bus to I2C	100	128	-40 to +85				
♦ 771-PCF8584TD-T	PCF8584T/2,518	SO-20	Yes	Yes	4.5/5.5	Parallel-bus to I2C	100	128	-40 to +85				
♦ 771-SC18IM700IPW	SC18IM700IPW,112	TSSOP-16	No	Yes	2.4/3.6	UART to I2C	400	8	-40 to +85				

USB 3.0 SUPERSPEED RE-DRIVER

♦ **Surface Mount Device**

PRODUCT NEW

For quantities greater than listed, call for quote.

MOUSER STOCK NO.	NXP Part No.	Package	Supply Voltage	Interface Type	ESD	Channels	Operating Temperature	Price Each 1	25	100	250
♦ 771-PTN36241BBS,115	PTN36241BBS,115	HVQFN-24	3.3	I2C, USB	8kV	2	0 to +85				

HDMI TRANSMITTERS

♦ **Surface Mount Device**

For quantities greater than listed, call for quote.

MOUSER STOCK NO.	NXP Part No.	Package	Number of Outputs	HDMI Version	Max Video Pixel Rate (MHz)	Video	CEC	HDMI 1.4a 3D	HDMI 1.4a Adobe RGB	I/O	Price Each 1	25	100	250
♦ 771-TDA19989BETC1551	TDA19989BET/C1,551	TFBGA-64	1	1.4a	150	1080p, 50/60Hz, 8-bit color	Yes	Yes	Yes	RGB/YUV				

HOST CONTROLLERS

♦ **Surface Mount Device**

For quantities greater than listed, call for quote.

MOUSER STOCK NO.	NXP Part No.	Package	Core Supply Voltage	Operating Voltage Range	Description	Price Each 1	25	100	250
♦ 771-SDIO101IHR551	SDIO101IHR,551	HXQFN-60U	1.8V	1.8 to 3.3V	An SD/SDIO/MMC/CE-ATA host controller w/16-bit memory interface				

I2C BUS REPEATERS/HUBS/EXTENDERS

♦ **Surface Mount Device**

PRODUCT NEW

For quantities greater than listed, call for quote.

MOUSER STOCK NO.	NXP Part No.	Package	Inputs	Outputs	Vcc (Min/Max) (V)	Description	Price Each 1	25	100	250
771-P82B715PN	P82B715PN,112	DIP-8	1	1	4.5/12	I2C-bus extender				
♦ 771-P82B715TD	P82B715TD,112	SO-8	1	1	4.5/12	I2C-bus extender				
♦ 771-P82B715TD118	P82B715TD,118	SO-8	1	1	4.5/12	I2C-bus extender				
♦ 771-P82B96DP-T	P82B96DP,118	TSSOP-8	1	1	2.0/15	Dual bidirectional bus buffer				
771-P82B96PN	P82B96PN,112	DIP-8	1	1	2.0/15	Dual bidirectional bus buffer				
♦ 771-P82B96TD112	P82B96TD,112	SO-8	1	1	2.0/15	Dual bidirectional bus buffer				
♦ 771-P82B96TD-T	P82B96TD,118	SO-8	1	1	2.0/15	Dual bidirectional bus buffer				
♦ 771-PCA9507D118	PCA9507D,118	SO-8	1	1	2.7/5.5	2-wire serial bus extender for HDMI, DDC, I2C & SMBus				
♦ 771-PCA9507DP118	PCA9507DP,118	TSSOP-8	1	1	2.7/5.5	2-wire serial bus extender for HDMI, DDC, I2C & SMBus				
♦ 771-PCA9508D118	PCA9508D,118	SO-8	1	1	2.7/5.5	Hot swappable level translating I2C-bus repeater				
771-PCA9509ADP,118	PCA9509ADP,118	TSSOP-8	1	1	0.8/5.5	Level translating I2C/SMB repeater				
771-PCA9509AGM,125	PCA9509AGM,125	XQFN-8	1	1	0.8/5.5	Level translating I2C/SMB repeater				
♦ 771-PCA9509D118	PCA9509D,118	SO-8	1	1	2.7/5.5	Level translating I2C-bus/SMB repeater				

© Copyright 2014 Mouser Electronics
© Copyright 2014 Mouser Electronics

NXP SEMICONDUCTOR Analog ICs

RoHS Compliant This product is RoHS compliant.

I²C BUS REPEATERS/HUBS/EXTENDERS (CONT.)

◆ Surface Mount Device

NEW PRODUCT

For quantities greater than listed, call for quote.

MOUSER STOCK NO.	NXP Part No.	Package	Inputs	Outputs	Vcc (Min/Max) (V)	Description	Price Each 1	25	100	250
◆ 771-PCA9509DP-T	PCA9509DP,118	TSSOP-8	1	1	2.7/5.5	Level translating I²C-bus/SMB repeater				
◆ 771-PCA9509DP/DG118	PCA9509DP/DG,118	TSSOP-8	1	1	2.7/5.5	Level translating I²C-bus/SMB repeater				
◆ 771-PCA9510ADP-T	PCA9510ADP,118	TSSOP-8	1	1	2.7/5.5	Hot swappable I²C-bus and SMBus bus buffer				
◆ 771-PCA9510AD118	PCA9510AD,118	SO-8	1	1	2.7/5.5	Hot swappable I²C-bus and SMBus bus buffer				
◆ 771-PCA9511AD	PCA9511AD,112	SO-8	1	1	2.7/5.5	Hot swappable I²C-bus and SMBus bus buffer				
◆ 771-PCA9511AD118	PCA9511AD,118	SO-8	1	1	2.7/5.5	Hot swappable I²C-bus and SMBus bus buffer				
◆ 771-PCA9511ADP-T	PCA9511ADP,118	TSSOP-8	1	1	2.7/5.5	Hot swappable I²C-bus and SMBus bus buffer				
◆ 771-PCA9512AD	PCA9512AD,112	SO-8	1	1	2.7/5.5	Level shifting hot swappable I²C-bus and SMBus bus buffer				
◆ 771-PCA9512AD118	PCA9512AD,118	SO-8	1	1	2.7/5.5	Level shifting hot swappable I²C-bus and SMBus bus buffer				
◆ 771-PCA9512BD118	PCA9512BD,118	SO-8	1	1	2.7/5.5	Level shifting hot swappable I²C-bus and SMBus bus buffer				
◆ 771-PCA9512BDP118	PCA9512BDP,118	TSSOP-8	1	1	2.7/5.5	Level shifting hot swappable I²C-bus and SMBus bus buffer				
◆ 771-PCA9512ADP-T	PCA9512ADP,118	TSSOP-8	1	1	2.7/5.5	Level shifting hot swappable I²C-bus and SMBus bus buffer				
◆ 771-PCA9513ADP-T	PCA9513ADP,118	TSSOP-8	1	1	2.7/5.5	Hot swappable I²C-bus and SMBus bus buffer				
◆ 771-PCA9513AD118	PCA9513AD,118	SO-8	1	1	2.7/5.5	Hot swappable I²C-bus and SMBus bus buffer				
◆ 771-PCA9514AD	PCA9514AD,112	SO-8	1	1	2.7/5.5	Hot swappable I²C-bus and SMBus bus buffer				
◆ 771-PCA9514AD118	PCA9514AD,118	SO-8	1	1	2.7/5.5	Hot swappable I²C-bus and SMBus bus buffer				
◆ 771-PCA9515ADPDG118	PCA9515ADP/DG,118	TSSOP-8	1	1	3.0/3.6	I²C-bus repeater				
◆ 771-PCA9515ADP-T	PCA9515ADP,118	TSSOP-8	1	1	3.0/3.6	I²C-bus repeater				
◆ 771-PCA9515AD-T	PCA9515AD,118	SO-8	1	1	3.0/3.6	I²C-bus repeater				
◆ 771-PCA9515D	PCA9515D,112	SO-8	1	1	3.0/3.6	I²C-bus repeater				
◆ 771-PCA9515DP-T	PCA9515DP,118	TSSOP-8	1	1	3.0/3.6	I²C-bus repeater				
◆ 771-PCA9517AD118	PCA9517AD,118	SO-8	1	1	2.7/3.6	Level translating I²C-bus/SMB repeater				
◆ 771-PCA9517ADP118	PCA9517ADP,118	TSSOP-8	1	1	2.7/3.6	Level translating I²C-bus/SMB repeater				
◆ 771-PCA9525D118	PCA9525D,118	SO-8	1	1	2.7/5.5	Simple 3-wire bus buffer				
◆ 771-PCA9525DP118	PCA9525DP,118	TSSOP-8	1	1	2.7/5.5	Simple 3-wire bus buffer				
◆ 771-PCA9516AD	PCA9516AD,112	SO-16	1	4	3.0/3.6	5-channel I²C-bus hub				
◆ 771-PCA9518PW	PCA9518PW,112	TSSOP-20	1	4	3.0/5.5	Expandable 5-channel I²C-bus hub				
◆ 771-PCA9518PW118	PCA9518PW,118	TSSOP-20	1	4	3.0/5.5	Expandable 5-channel I²C-bus hub				
771-PCA9629PW,118	PCA9629PW,118	TSSOP-16	4	4	4.5/5.5	Fm I²C-bus stepper motor controller				
◆ 771-PCA9646D118	PCA9646D,118	SO-16	1	4	2.7/5.5	Buffered 4-channel 2-wire bus switch				
◆ 771-PCA9646PW118	PCA9646PW,118	TSSOP-16	1	4	2.7/5.5	Buffered 4-channel 2-wire bus switch				
◆ 771-PCA9621D118	PCA9621D,118	SO-16	2	8	2.7/5.5	8-bit 2-wire bus output port				
◆ 771-PCA9621PW118	PCA9621PW,118	TSSOP-16	2	8	2.7/5.5	8-bit 2-wire bus output port				

I²C GENERAL PURPOSE I/O

◆ Surface Mount Device

For quantities greater than listed, call for quote.

MOUSER STOCK NO.	NXP Part No.	Package	Interrupt Output	Reset Input	Vcc (Min/Max) (V)	Number of Bits	Source Current per bit (mA)	Bus Speed	Number of Addresses	Operating Temperature (°C)	Price Each 1	25	100	250
◆ 771-PCA85AD518	PCA8574AD,518	SO-16	No	No	2.3/5.5	8	0.1	400	8	-40 to +85				
◆ 771-PCA85APW118	PCA8574APW,118	TSSOP-16	No	No	2.3/5.5	8	0.1	400	8	-40 to +85				
◆ 771-PCA85PW118	PCA8574PW,118	TSSOP-16	No	No	2.3/5.5	8	0.1	400	8	-40 to +85				
◆ 771-PCA85TS112	PCA8574TS,112	SSOP-20	No	No	2.3/5.5	8	0.1	400	8	-40 to +85				
◆ 771-PCA8575PW-T	PCA8575PW,118	TSSOP-24	No	No	2.3/5.5	16	0.1	400	16	-40 to +85				
◆ 771-PCA9500D-T	PCA9500D,118	SO-16	No	No	2.5/3.6	8	0.1	400	8	-40 to +85				
◆ 771-PCA9500PW-T	PCA9500PW,118	TSSOP-16	No	No	2.5/3.6	8	0.1	400	8	-40 to +85				
◆ 771-PCA9501BS118	PCA9501BS,118	HVQFN-20	No	No	2.5/3.6	8	0.1	400	64	-40 to +85				
◆ 771-PCA9501PW112	PCA9501PW,112	TSSOP-20	No	No	2.5/3.6	8	0.1	400	64	-40 to +85				
◆ 771-PCA9501PW-T	PCA9501PW,118	TSSOP-20	No	No	2.5/3.6	8	0.1	400	64	-40 to +85				
◆ 771-PCA9502BS128	PCA9502BS,128	HVQFN-24	No	No	3.0/3.6	8	10	400	16	-40 to +85				
◆ 771-PCA9502BS-S	PCA9502BS,151	HVQFN-24	No	No	3.0/3.6	8	10	400	16	-40 to +85				
◆ 771-PCA9505DGG-T	PCA9505DGG,118	TSSOP-56	No	No	2.3/5.5	40	10	400	8	-40 to +85				
◆ 771-PCA9506BS-T	PCA9506BS,118	HVQFN-56	No	No	2.3/5.5	40	10	400	8	-40 to +85				
◆ 771-PCA9506DGG-T	PCA9506DGG,518	TSSOP-56	No	No	2.3/5.5	40	10	400	8	-40 to +85				
◆ 771-PCA9534BS118	PCA9534BS,118	HVQFN-16	No	No	2.3/5.5	8	10	400	8	-40 to +85				
◆ 771-PCA9534D-T	PCA9534D,118	SO-16	No	No	2.3/5.5	8	10	400	8	-40 to +85				
◆ 771-PCA9534PW-T	PCA9534PW,118	TSSOP-16	No	No	2.3/5.5	8	10	400	8	-40 to +85				
◆ 771-PCA9535BS-T	PCA9535BS,118	HVQFN-24	No	No	2.3/5.5	16	10	400	8	-40 to +85				
◆ 771-PCA9535CD118	PCA9535CD,118	SO-24	No	No	2.3/5.5	16	10	400	8	-40 to +85				
◆ 771-PCA9535CHF118	PCA9535CHF,118	HWQFN-24	No	No	2.3/5.5	16	10	400	8	-40 to +85				
◆ 771-PCA9535CPW118	PCA9535CPW,118	TSSOP-24	No	No	2.3/5.5	16	10	400	8	-40 to +85				
◆ 771-PCA9535D112	PCA9535D,112	SO-24	No	No	2.3/5.5	16	10	400	8	-40 to +85				
◆ 771-PCA9535D-T	PCA9535D,118	SO-24	No	No	2.3/5.5	16	10	400	8	-40 to +85				
◆ 771-PCA9535PW112	PCA9535PW,112	TSSOP-24	No	No	2.3/5.5	16	10	400	8	-40 to +85				
◆ 771-PCA9535PW-T	PCA9535PW,118	TSSOP-24	No	No	2.3/5.5	16	10	400	8	-40 to +85				
◆ 771-PCA9536D-T	PCA9536D,118	SO-8	No	No	2.3/5.5	4	10	400	1	-40 to +85				
◆ 771-PCA9536DP-T	PCA9536DP,118	TSSOP-8	No	No	2.3/5.5	4	10	400	1	-40 to +85				
◆ 771-PCA9538D-T	PCA9538D,118	SO-16	No	Yes	2.3/5.5	8	10	400	4	-40 to +85				
◆ 771-PCA9538PW-T	PCA9538PW,118	TSSOP-16	No	Yes	2.3/5.5	8	10	400	4	-40 to +85				
◆ 771-PCA9539BS-T	PCA9539BS,118	HVQFN-24	No	Yes	2.3/5.5	16	10	400	4	-40 to +85				
◆ 771-PCA9539PW-T	PCA9539PW,118	TSSOP-24	No	Yes	2.3/5.5	16	10	400	4	-40 to +85				
◆ 771-PCA9539RPW,118	PCA9539RPW,118	TSSOP-24	No	Yes	2.3/5.5	16	10	400	4	-40 to +85				
◆ 771-PCA9554ABS-T	PCA9554ABS,118	HVQFN-16	No	No	2.3/5.5	8	10	400	8	-40 to +85				
◆ 771-PCA9554AD-T	PCA9554AD,118	SO-16	No	No	2.3/5.5	8	10	400	8	-40 to +85				
◆ 771-PCA9554ADB-T	PCA9554ADB,118	SSOP-16	No	No	2.3/5.5	8	10	400	8	-40 to +85				
◆ 771-PCA9554APW	PCA9554APW,112	TSSOP-16	No	No	2.3/5.5	8	10	400	8	-40 to +85				
◆ 771-PCA9554D-T	PCA9554D,118	SO-16	No	No	2.3/5.5	8	10	400	8	-40 to +85				
◆ 771-PCA9554DB-T	PCA9554DB,118	SSOP-16	No	No	2.3/5.5	8	10	400	8	-40 to +85				
◆ 771-PCA9554PW112	PCA9554PW,112	TSSOP-16	No	No	2.3/5.5	8	10	400	8	-40 to +85				
◆ 771-PCA9554PW-T	PCA9554PW,118	TSSOP-16	No	No	2.3/5.5	8	10	400	8	-40 to +85				
◆ 771-PCA9554PWDG118	PCA9554PW/DG,118	TSSOP-16	No	No	2.3/5.5	8	10	400	8	-40 to +85				
◆ 771-PCA9554PWQ900118	PCA9554PW/Q900,118	TSSOP-16	No	No	2.3/5.5	8	10	400	8	-40 to +85				
◆ 771-PCA9555BS-T	PCA9555BS,118	HVQFN-24	No	No	2.3/5.5	16	10	400	8	-40 to +85				
◆ 771-PCA9555D112	PCA9555D,112	SO-24	No	No	2.3/5.5	16	10	400	8	-40 to +85				
◆ 771-PCA9555D-T	PCA9555D,118	SO-24	No	No	2.3/5.5	16	10	400	8	-40 to +85				
◆ 771-PCA9555DB112	PCA9555DB,112	SSOP-24	No	No	2.3/5.5	16	10	400	8	-40 to +85				
◆ 771-PCA9555DB-T	PCA9555DB,118	SSOP-24	No	No	2.3/5.5	16	10	400	8	-40 to +85				

© Copyright 2014 Mouser Electronics
© Copyright 2014 Mouser Electronics

RoHS Compliant **This product is RoHS compliant.**

I²C GENERAL PURPOSE I/O (CONT.)

◆ Surface Mount Device

For quantities greater than listed, call for quote.

MOUSER STOCK NO.	NXP Part No.	Package	Interrupt Output	Reset Input	Vcc (Min/Max) (V)	Number of Bits	Source Current per bit (mA)	Bus Speed	Number of Addresses	Operating Temperature (ºC)	Price Each 1	25	100	250
◆ 771-PCA9555PW	PCA9555PW,112	TSSOP-24	No	No	2.3/5.5	16	10	400	8	-40 to +85				
◆ 771-PCA9555PW-T	PCA9555PW,118	TSSOP-24	No	No	2.3/5.5	16	10	400	8	-40 to +85				
◆ 771-PCA9555PWDG118	PCA9555PW/DG,118	TSSOP-24	No	No	2.3/5.5	16	10	400	8	-40 to +85				
◆ 771-PCA9557BS-T	PCA9557BS,118	HVQFN-16	No	Yes	2.3/5.5	8	10	400	8	-40 to +85				
◆ 771-PCA9557D	PCA9557D,112	SO-16	No	Yes	2.3/5.5	8	10	400	8	-40 to +85				
◆ 771-PCA9557PW-T	PCA9557PW,118	TSSOP-16	No	Yes	2.3/5.5	8	10	400	8	-40 to +85				
◆ 771-PCA9575HF	PCA9575HF,118	HWQFN-24	Yes	No	1.1/3.6	16	1	400	16	-40 to +85				
◆ 771-PCA9575PW2,118	PCA9575PW2,118	TSSOP-28	Yes	No	1.1/3.6	16	1	400	16	-40 to +85				
◆ 771-PCA9670PW118	PCA9670PW,118	TSSOP-16	No	Yes	2.3/5.5	64	0.1	1000	8	-40 to +85				
◆ 771-PCA96ABS118	PCA9674ABS,118	HVQFN-16	Yes	No	2.3/5.5	64	0.1	1000	8	-40 to +85				
◆ 771-PCA9675PW118	PCA9675PW,118	TSSOP-24	Yes	No	2.3/5.5	64	0.1	1000	16	-40 to +85				
◆ 771-PCA9698DGG-T	PCA9698DGG,518	TSSOP-56	Yes	Yes	2.3/5.5	40	10	1000	64	-40 to +85				
◆ 771-PCA9702PW,118	PCA9702PW,118	TSSOP-16	Yes	No	2.3/5.5	16	----	5 MHz	8	-40 to +125				
◆ 771-PCA9703PWQ900118	PCA9703PW/Q900,118	TSSOP-24	Yes	No	4.5/5.5	16	----	5 MHz	16	-40 to +125				
771-PCF8574APN	PCF8574AP,112	DIP-16	No	No	2.5/6.0	8	0.1	100	8	-40 to +85				
◆ 771-PCF85AT3512	PCF8574AT/3,512	SO-16	No	No	2.5/6.0	8	0.1	100	8	-40 to +85				
◆ 771-PCF8574ATD-T	PCF8574AT/3,518	SO-16	No	No	2.5/6.0	8	0.1	100	8	-40 to +85				
◆ 771-PCF8574ATDK-T	PCF8574ATS/3,118	SSOP-20	No	No	2.5/6.0	8	0.1	100	8	-40 to +85				
771-PCF8574PN	PCF8574P,112	DIP-16	No	No	2.5/6.0	8	0.1	100	8	-40 to +85				
◆ 771-PCF8574TD-T	PCF8574T/3,518	SO-16	No	No	2.5/6.0	8	0.1	100	8	-40 to +85				
◆ 771-PCF8574TDK	PCF8574TS/3,112	SSOP-20	No	No	2.5/6.0	8	0.1	100	8	-40 to +85				
◆ 771-PCF8574TDK-T	PCF8574TS/3,118	SSOP-20	No	No	2.5/6.0	8	0.1	100	8	-40 to +85				
◆ 771-PCF8575TSDB	PCF8575TS/1,112	SSOP-24	No	No	2.5/6.0	16	0.1	400	8	-40 to +85				
◆ 771-PCF8575TSDB-T	PCF8575TS/1,118	SSOP-24	No	No	2.5/6.0	16	0.1	400	8	-40 to +85				

I²C MULTIPLEXERS/SWITCHES

◆ Surface Mount Device

For quantities greater than listed, call for quote.

MOUSER STOCK NO.	NXP Part No.	Package	Interrupt Output	Power-On Reset	Vcc (Min/Max) (V)	Inputs	Outputs	Bus Speed	Number of Addresses	Operating Temperature (ºC)	Price Each 1	25	100	250
◆ 771-PCA9540BDP/DG118	PCA9540BDP/DG,118	TSSOP-8	No	Yes	2.3/5.5	1	2	400	1	-40 to +85				
◆ 771-PCA9541APW0311	PCA9541APW/03,118	TSSOP-16	Yes	Yes	2.3/5.5	2 (Masters)	1 Slave	400	16	-40 to +85				

I²C VOLTAGE LEVEL TRANSLATORS

◆ Surface Mount Device

For quantities greater than listed, call for quote.

MOUSER STOCK NO.	NXP Part No.	Package	No. of Outputs	tpd (Max)(ns)	Input Voltage (Max)(V)	R_{on} (Typ/Max) (Ω)	$C_{io(on)}$ (Typ/Max)(pF)	$C_{io(off)}$ (Typ/Max)(pF)	Operating Temperature (ºC)	Price Each 1	25	100	250
◆ 771-NVT2001GM115	NVT2001GM,115	XSON-6	1	1.5	6	2.4/5.0	9.3/12.5	4.0/6.0	-40 to +85				
◆ 771-NVT2002DP118	NVT2002DP,118	TSSOP-8	2	1.5	6	2.4/5.0	9.3/12.5	4.0/6.0	-40 to +85				
◆ 771-PCA9306GF115	PCA9306GF,115	XSON-8	2	1.5	6	2.4/5.0	9.3/12.5	4.0/6.0	-40 to +85				
◆ 771-NVT2004TL115	NVT2004TL,115	HXSON-12	4	1.5	6	2.4/5.0	11.5/13	5.0/7.0	-40 to +85				
◆ 771-NVT2006BQ115	NVT2006BQ,115	DHVQFN-16	6	1.5	6	2.4/5.0	11.5/13	5.0/7.0	-40 to +85				
◆ 771-NVT2006BS118	NVT2006BS,118	HVQFN-16	6	1.5	6	2.4/5.0	11.5/13	5.0/7.0	-40 to +85				
◆ 771-NVT2006PW118	NVT2006PW,118	TSSOP-16	6	1.5	6	2.4/5.0	11.5/13	5.0/7.0	-40 to +85				
◆ 771-NVT2008BQ115	NVT2008BQ,115	DHVQFN-20	8	1.5	6	2.7/5.0	11.5/13	5.0/6.0	-40 to +85				
◆ 771-NVT2008PW118	NVT2008PW,118	TSSOP-20	8	1.5	6	2.7/5.0	11.5/13	5.0/6.0	-40 to +85				
◆ 771-NVT2010BQ118	NVT2010BQ,118	DHVQFN-24	10	1.5	6	2.7/5.0	11.5/13	5.0/6.0	-40 to +85				
◆ 771-NVT2010BS115	NVT2010BS,115	HVQFN-24	10	1.5	6	2.7/5.0	11.5/13	5.0/6.0	-40 to +85				
◆ 771-NVT2010PW118	NVT2010PW,118	TSSOP-24	10	1.5	6	2.7/5.0	11.5/13	5.0/6.0	-40 to +85				

I²C CAPACITIVE PROXIMITY SWITCH

NEW PRODUCT

For quantities greater than listed, call for quote.

MOUSER STOCK NO.	NXP Part No.	Package	No. of Channels	Vcc (Min/Max) (V)	Operating Temperature (ºC)	Description	Price Each 1	25	100	250
771-PCF8885TS1	PCF8885TS/1,118	TSSOP-28	8	2.5/5.5	-40 to 85	Auto-calibration and low power consumption				

MULTIPLEXERS/SWITCHES

◆ Surface Mount Device

For quantities greater than listed, call for quote.

MOUSER STOCK NO.	NXP Part No.	Package	Supply Voltage (V)	Standby Current (μA)	Supply Current (mA)	Bandwidth	No. of Channels	Operating Temperature (ºC)	Price Each 1	25	100	250
◆ 771-CBTL02042ABQ115	CBTL02042ABQ,115	DHVQFN-20	3.0 to 3.6	1	2.5	7.0GHz	2	-40 to +85				
◆ 771-CBTL02042BBQ115	CBTL02042BBQ,115	DHVQFN-20	3.0 to 3.6	1	2.5	7.0GHz	2	-40 to +85				
◆ 771-CBTL02043ABQ115	CBTL02043ABQ,115	DHVQFN-20	3.0 to 3.6	-----	2.5	10.0GHz	2	-40 to +85				
◆ 771-CBTL02043BBQ115	CBTL02043BBQ,115	DHVQFN-20	3.0 to 3.6	-----	2.5	10.0GHz	2	-40 to +85				
◆ 771-CBTL03SB212BS515	CBTL03SB212BS,515	HVQFN-20	3.0 to 3.6	-----	0.2	2.5GHz	3	-40 to +85				
◆ 771-CBTL04082ABS518	CBTL04082ABS,518	HVQFN-42	3.0 to 3.6	1	2.7	6.0GHz	4	-40 to +85				
◆ 771-CBTL04082BBS518	CBTL04082BBS,518	HVQFN-42	3.0 to 3.6	1	2.7	6.0GHz	4	-40 to +85				
◆ 771-CBTL04083ABS518	CBTL04083ABS,518	HVQFN-42	3.0 to 3.6	-----	2.7	8.3GHz	4	-40 to +85				
◆ 771-CBTL04083BBS518	CBTL04083BBS,518	HVQFN-42	3.0 to 3.6	-----	2.7	7.5GHz	4	-40 to +85				
◆ 771-CBTL04DP211BS518	CBTL04DP211BS,518	HVQFN-32	3.0 to 3.6	-----	0.5	2.0GHz	4	-40 to +85				
◆ 771-CBTL06122AHF518	CBTL06122AHF,518	HWQFN-56R	3.0 to 3.6	10	0.2	2.5GHz	6	-10 to +85				
◆ 771-CBTL06DP211EE118	CBTL06DP211EE,118	TFBGA-48	3.0 to 3.6	-----	0.2	2.0GHz	4	-40 to +85				
◆ 771-CBTL06DP212EE118	CBTL06DP212EE,118	TFBGA-48	3.0 to 3.6	-----	2	5.0GHz	4	-40 to +85				
◆ 771-CBTU04083BS518	CBTU04083BS,518	HVQFN-42	-0.5 to +2.5	-----	4.0	4.1GHz	4	-40 to +85				
◆ 771-CBTW28DD14ET118	CBTW28DD14ET,118	TFBGA-48	1.4 to 2.0	-----	0.3	2.5GHz	1	-40 to +85				
◆ 771-74CBTLV3861BQ118	74CBTLV3861BQ,118	HVQFN-24	2.3 to 3.6	-----	100	-----	-----	-40 to 125				

© Copyright 2014 Mouser Electronics

© Copyright 2014 Mouser Electronics

NXP SEMICONDUCTOR Analog ICs

RoHS Compliant **This product is RoHS compliant.**

SWITCHES, WIDEBAND RF

♦ **Surface Mount Device**

For quantities greater than listed, call for quote.

MOUSER STOCK NO.	NXP Part No.	Package	Config.	Supply Voltage Range	Insertion Loss (Max.) (dB)	Return Loss		Switching Speed		1dB Gain Compression (dBm)	NF 900 MHz (Typ) (dB)	Price Each			
						ON Chan 900 MHz	OFF Chan 900 MHz	On-Off Delay	On-Off Rise/Fall			1	25	100	250
♦ 771-SA630D/01-T	SA630D/01,118	SO-8	SPDT	3.0 to 5.5	2.8	12	13	20	5	+18	2				
♦ 771-SA630D01112	SA630D/01,112	SO-8	SPDT	3.0 to 5.5	2.8	12	13	50	5	+18	2				

TEMPERATURE SENSORS, SILICON

♦ **Surface Mount Device**

For quantities greater than listed, call for quote.

MOUSER STOCK NO.	NXP Part No.	Package	Sensor Resistance		Temp. Coefficient (%K)	Ambient Temperature	Resistance Ratio		Drift of Sensor Resistance (Typ)(Ω)	Price Each			
			Min. Ω	Max. Ω			T_{amb}=100°C & 25°C (Min./Typ./Max.)	T_{amb}=55°C & 25°C (Min./Typ./Max.)		1	25	100	250
771-KTY83/110-T/R	KTY83/110,113	SOD-68	990	1010	0.76	-55 to +175	1.65/1.67/1.69	0.49/0.50/0.51	1.0				
771-KTY83/122T/R	KTY83/122,113	SOD-68	1000	1020	0.76	-55 to +175	1.65/1.67/1.69	0.49/0.50/0.51	1.0				

TEMPERATURE / VOLTAGE MONITORS, I²C

♦ **Surface Mount Device**

For quantities greater than listed, call for quote.

MOUSER STOCK NO.	NXP Part No.	Package	Interface	Temp. Accuracy	Temp. Res. (Typ)(°C)	Standby Current (μA)	Over Temp. Alert	Internal Temp. Monitor	Remote Temp. Monitor	Assignable Addresses	Price Each			
											1	25	100	250
♦ 771-LM75AD	LM75AD,112	SO-8	I2C	±2	0.125	3.5	Yes	Yes	No	8				
♦ 771-LM75ADP-T	LM75ADP,118	TSSOP-8	I2C	±2	0.125	3.5	Yes	Yes	No	8				
♦ 771-LM75AD-T	LM75AD,118	SO-8	I2C	±2	0.125	3.5	Yes	Yes	No	8				
♦ 771-LM75BDP	LM75BDP,118	TSSOP-8	I2C	±2	0.125	1	Yes	Yes	No	8				
♦ 771-SA56004ADP-T	SA56004ADP,118	TSSOP-8	I2C, SMBus	±2	0.125	10	Yes	No	Yes	8				
♦ 771-SE95DP-T	SE95DP,118	TSSOP-8	I2C	±1	0.125	4	Yes	No	No	8				
♦ 771-SE97BTP547	SE97BTP,547	HWSON-8	I2C, SMBus	±1	0.125	5	Yes	No	No	8				

TRANSCEIVERS

♦ **Surface Mount Device**

For quantities greater than listed, call for quote.

MOUSER STOCK NO.	NXP Part No.	Package	Supply Voltage (Min./Max.)	Configuration	Data Transfer (Max.) (Mbit/s)	Transceiver Type	Price Each			
							1	25	100	250
♦ 771-TJA1021T10C118	TJA1021T/10/C,118	SO-8	5.5/27	LIN2.1/SAE J2602	0.02	LIN2.1				
♦ 771-TJA1021TK20C1	TJA1021TK/20/C,118	HVSON-8	5.5/27	LIN2.1/SAE J2602	0.02	LIN2.1				
♦ 771-TJA1080ATS2T118	TJA1080ATS/2/T,118	SSOP-20	6.5/60	FlexRay EPL2.1 Rev A	10	FlexRay node and star transceiver				
♦ 771-TJA1081TS118	TJA1081TS,118	SSOP-16	6.5/60	FlexRay EPL2.1 Rev A	10	FlexRay node transceiver				
♦ 771-TJA1082TT118	TJA1082TT,118	TSSOP-14	4.5/5.25	FlexRay EPL2.1 Rev B	10	FlexRay node transceiver				

UARTS

♦ **Surface Mount Device**

For quantities greater than listed, call for quote.

MOUSER STOCK NO.	NXP Part No.	Package	Channels	Data Xfer Rate (Max)	Supply Voltage	Interface Compatible	FIFO (byte/s)	Icc (mA)	Additional Features	Price Each			
										1	25	100	250
♦ 771-SCC2691AC1D24-T	SCC2691AC1D24,518	SO-24	1	115.2kb	5.0	-----	----	1.0	Multifunction Counter/Timer				
771-SCC2691AC1N24	SCC2691AC1N24,602	DIP-24	1	115.2kb	5.0	-----	----	1.0	Multifunction Counter/Timer				
771-SCC2691AE1N24	SCC2691AE1N24,602	DIP-24	1	115.2kb	5.0	-----	----	1.0	Multifunction Counter/Timer				
♦ 771-SC16C550BIA44-T	SC16C550BIA44,518	PLCC-44	1	3 Mbit/s	2.5, 3.3, 5.0	-----	16	4.5	-----				
♦ 771-SC16IS740IPW	SC16IS740IPW,112	TSSOP-16	1	5 Mbit/s	2.5, 3.3	I2C, SPI	64	6.0	IrDA encoder/decoder				
♦ 771-SC16IS740IPWQ900	SC16IS740IPW/Q900,	TSSOP-16	1	5 Mbit/s	2.5, 3.3	I2C, SPI	64	6.0	IrDA encoder/decoder				
♦ 771-SC16IS750IPW-F	SC16IS750IPW,128	TSSOP-24	1	5 Mbit/s	2.5, 3.3	I2C, SPI	64	6.0	IrDA encoder/decoder				
♦ 771-SC16IS760IPW	SC16IS760IPW,112	TSSOP-24	1	5 Mbit/s	2.5, 3.3	I2C, SPI	64	6.0	IrDA encoder/decoder				
771-SCC2681AC1N28	SCC2681AC1N28,112	DIP-28	2	115.2kb	5.0	-----	----	10	Counter/Timer, Multi-Function Ports				
♦ 771-SCC2681AC1N40	SCC2681AC1N40,112	DIP-40	2	115.2kb	5.0	-----	----	10	Counter/Timer, Multi-Function Ports				
♦ 771-SCC2692AC1A44512	SCC2692AC1A44,512	PLCC-44	2	115.2kb	5.0	-----	----	10	Counter/Timer, Multi-Function Ports				
771-SCC2692AC1A44-T	SCC2692AC1A44,518	PLCC-44	2	115.2kb	5.0	-----	----	10	Counter/Timer, Multi-Function Ports				
♦ 771-SCC2692AC1N40	SCC2692AC1N40,602	DIP-40	2	115.2kb	5.0	-----	----	10	Counter/Timer, Multi-Function Ports				
771-SCC68681C1A44-S	SCC68681C1A44,529	PLCC-44	2	115.2kb	5.0	S680000	----	10	Multifunction Ports/Counters/Timers				
♦ 771-SCC68681C1N40	SCC68681C1N40,112	DIP-40	2	115.2kb	5.0	S680000	----	10	Multifunction Ports/Counters/Timers				
♦ 771-SC26C92C1A512	SC26C92C1A,512	PLCC-44	2	230.4kb	5.0	-----	2x8	5.0	Counter/Timer, Multi-Function Ports				
♦ 771-SC26C92C1A-T	SC26C92C1A,518	PLCC-44	2	230.4kb	5.0	-----	2x8	5.0	Counter/Timer, Multi-Function Ports				
♦ 771-SC28L92A1B-T	SC28L92A1B,528	QFP-44	2	230.4kb	3.3, 5.0	-----	16	7.0	Counter/Timer, Multi-Function Ports				
♦ 771-SC28L92A1B557	SC28L92A1B,557	QFP-44	2	230.4kb	3.3, 5.0	-----	16	7.0	Counter/Timer, Multi-Function Ports				
♦ 771-SC16C2550BIA44-T	SC16C2550BIA44,518	PLCC-44	2	5 Mbit/s	2.5, 3.3, 5.0	-----	16	4.5	-----				
♦ 771-SC16C2552BIA44-S	SC16C2552BIA44,529	PLCC-44	2	5 Mbit/s	2.5, 3.3, 5.0	-----	16	4.5	-----				
♦ 771-SC16C652BIB48-S	SC16C652BIB48,151	LQFP-48	2	5 Mbit/s	2.5, 3.3, 5.0	-----	32	4.5	IrDA encoder/decoder				
♦ 771-SC16C752IB48128	SC16C752IB48,128	LQFP-48	2	5 Mbit/s	2.5, 3.3, 5.0	-----	64	4.5	Transmission Control Register				
♦ 771-SC16C752BIB48	SC16C752BIB48,157	LQFP-48	2	5 Mbit/s	2.2, 2.5, 5.0	-----	64	4.5	Transmission Control Register				
♦ 771-SC16IS752IBS-S	SC16IS752IBS,151	HVQFN-32	2	5 Mbit/s	2.5, 3.3	I2C, SPI	64	6.0	IrDA encoder/decoder				
♦ 771-SC16IS752IPW	SC16IS752IPW,112	TSSOP-28	2	5 Mbit/s	2.5, 3.3	I2C, SPI	64	6.0	IrDA encoder/decoder				
♦ 771-SC16IS762IBS-S	SC16IS762IBS,151	HVQFN-32	2	5 Mbit/s	2.5, 3.3	I2C, SPI	64	6.0	IrDA encoder/decoder				
♦ 771-SC16C554DBIA68-S	SC16C554DBIA68,529	PLCC-68	4	5 Mbit/s	2.5, 3.3, 5.0	Intel, Motorola	16	4.5	-----				
♦ 771-SC16C554IB80528	SC16C554IB80,528	LQFP-80	4	3 Mbit/s	2.5, 3.3, 5.0	Intel, Motorola	16	4.5	4-level receive trigger level, IrDA				
♦ 771-SC16C654DBIB64-S	SC16C654DBIB64,151	LQFP-64	4	5 Mbit/s	2.5, 3.3, 5.0	Motorola	64	6.0	IrDA encoder/decoder				

EVALUATION BOARDS

MOUSER STOCK NO.	NXP Part No.	NEW PRODUCT	Description	Price Each
771-OM11055598	OM11055,598		Evaluation board to demonstrate and evaluate the PCF8883 capacitive proximity switch	
771-OM13285,598	OM13285,598		Demonstration Board for PCA9629 Stepper Motor	
771-HSDCJAKIT1W2DBDB	HSDC-JAKIT1W2DB		DAC/ADC Lattice Development Kit for ECP3 FPGA, ADC1413D, DAC1408D	

© Copyright 2014 Mouser Electronics
© Copyright 2014 Mouser Electronics

NXP SEMICONDUCTOR Analog ICs

RoHS Compliant This product is RoHS compliant.

PCI-EXPRESS PHYSICAL LAYER (PHY) DEVICES

♦ Surface Mount Device

For quantities greater than listed, call for quote.

MOUSER STOCK NO.	NXP Part No.	Package	Supply Voltage (Vcc) (Typ)	PCIe	Speed (Max) (Gbps)	Operating Temperature (°C)	Price Each 1	25	100	250
♦ 771-PX1011BI-EL1G551	PX1011BI-EL1/G,551	SOT-643	1.2, 2.5, 3.3	X1	2.5	-0 to +70				
♦ 771-PX1011B-EL1G551	PX1011B-EL1/G,551	SOT-643	1.2, 2.5, 3.3	X1	2.5	-40 to +85				

LCD DRIVERS

♦ Surface Mount Device

For quantities greater than listed, call for quote.

MOUSER STOCK NO.	NXP Part No.	Package	Supply Voltage (Min/Max)	Supply Current (Typ)(mA)	LCD Frame Frequency (Typ)(Hz)	Interface	Limiting Supply Voltage Min	Max	Word Length	Multiplex Rate	LCD Segments	Price Each 1	25	100	250
♦ 771-PCA9620HQ900151	PCA9620H/Q900/1,51	LQFP-80	1.8/5.5	0.125	200	I2C Fast Mode	2.5	5.5	----	1:1,1:2,1:4,1:6,1:8	480				
♦ 771-PCF2100CTD-T	PCF2100CT/F1,118	SO-28	2.25/6.0	20	75	C-Bus	2.25	6.0	22	1:2	40				
♦ 771-PCF2112CTD-T	PCF2112CT/1,118	VSO-40	2.25/6.0	20	35	C-Bus	2.25	6.0	34	1:1	32				
♦ 771-PCF8562TT/2-118	PCF8562TT/2,118	TSSOP-48	1.8/5.5	8	77	I2C Fast Mode	1.8	5.5	8	1:1,1:2,1:3,1:4	Up to 128				
771-PCF8566PN	PCF8566P,112	DIP-40	2.5/6.0	30	64	I2C	2.5	6.0	24	1:1,1:2,1:3,1:4	24				
♦ 771-PCF8566TD-T	PCF8566T/1,118	VSO-40	2.5/6.0	30	64	I2C	2.5	6.0	24	1:1,1:2,1:3,1:4	24				
♦ 771-PCA8576CHQ90011	PCA8576CH/Q900/1,1	LQFP-64	2.0/6.0	40	69	I2C Fast Mode	2.0	6.0	8	1:1,1:2,1:3,1:4	40				
♦ 771-PCF8576CHL/1157	PCF8576CHL/1,157	LQFP-64	2.0/6.0	40	69	I2C Fast Mode	2.0	6.0	8	1:1,1:2,1:3,1:4	40				
♦ 771-PCF8576CTD-T	PCF8576CT/1,118	VSO-56	2.0/6.0	40	69	I2C Fast Mode	2.0	6.0	8	1:1,1:2,1:3,1:4	40				
♦ 771-PCF8576DT/2-T	PCF8576DT/2,118	TSSOP-56	2.0/6.0	40	69	I2C Fast Mode	2.0	6.0	8	1:1,1:2,1:3,1:4	40				

LED DRIVERS

♦ Surface Mount Device

For quantities greater than listed, call for quote.

MOUSER STOCK NO.	NXP Part No.	Package	LED Type	Input Voltage (VDC)(V)	Output Voltage (V)	Output Current (mA)	Dimming Type	Number of LEDs	Output Efficiency (%)	Configuration	Price Each 1	25	100	250
♦ 771-SSL4101T1518	SSL4101T/1,518	SOIC-16	Universal	-0.4 to 38	48	0.7	-----	-----	94	-----				
♦ 771-PCA9551BS118	PCA9551BS,118	HVQFN-16	Universal	-0.5 to +5.8	-----	6.5	PWM	8	-----	-----				
♦ 771-PCA9551D	PCA9551D,112	SO-16	Universal	-0.5 to +5.8	-----	6.5	PWM	8	-----	-----				
♦ 771-PCA9551PW112	PCA9551PW,112	TSSOP-16	Universal	-0.5 to +5.8	-----	6.5	PWM	8	-----	-----				
♦ 771-PCA9552BS-T	PCA9552BS,118	HVQFN-24	Universal	-0.5 to +5.8	-----	25	-----	16	-----	-----				
♦ 771-PCA9552D-T	PCA9552D,118	SO-24	Universal	-0.5 to +5.8	-----	25	-----	16	-----	-----				
♦ 771-PCA9552PW-T	PCA9552PW,118	TSSOP-24	Universal	-0.5 to +5.8	-----	25	-----	16	-----	-----				
♦ 771-PCA9553D/01-T	PCA9553D/01,118	SO-8	Universal	-0.5 to +5.8	-----	6.5	-----	4	-----	-----				
♦ 771-PCA9553DP/01-T	PCA9553DP/01,118	TSSOP-8	Universal	-0.5 to +5.8	-----	6.5	-----	4	-----	-----				
♦ 771-PCA9633D16-T	PCA9633D16,118	SO-16	Universal	-0.5 to +5.8	1.6	20	PWM	4	-----	-----				
♦ 771-PCA9633DP2-T	PCA9633DP2,118	TSSOP-10	Universal	-0.5 to +5.8	1.6	20	PWM	4	-----	-----				
♦ 771-PCA9633PW-T	PCA9633PW,118	TSSOP-16	Universal	-0.5 to +5.8	1.6	20	PWM	4	-----	-----				
♦ 771-PCA9634D	PCA9634D,112	SO-20	Universal	-0.5 to +5.8	1.6	20	PWM	8	-----	-----				
♦ 771-PCA9634PW-T	PCA9634PW,118	TSSOP-20	Universal	-0.5 to +5.8	1.6	20	PWM	8	-----	-----				
♦ 771-PCA9635PW118	PCA9635PW,118	TSSOP-28	Universal	-0.5 to +5.8	1.6	25	PWM	16	-----	-----				
♦ 771-PCA9622DR,118	PCA9622DR,118	TSSOP-32	Universal	-0.5 to +5.8	-----	100	PWM	16	-----	Series/Parallel				
♦ 771-PCA9632DP1118	PCA9632DP1,118	TSSOP-8	Universal	-0.5 to +5.8	1.6	20	PWM	4	-----	-----				
♦ 771-PCA9632DP2118	PCA9632DP2,118	TSSOP-10	Universal	-0.5 to +5.8	1.6	20	PWM	4	-----	-----				
♦ 771-SAA1064TD-T	SAA1064T/N2,118	SO-24	Universal	0.0 to 5.0	0.5	10	-----	4	-----	-----				

REAL TIME CLOCKS/CALENDARS

♦ Surface Mount Device

For quantities greater than listed, call for quote.

MOUSER STOCK NO.	NXP Part No.	Package	Resolutions	Interface	Watchdog Timer	Prog. Alarm	Countdown Timer	Leap Year Tracking	Temperature Compensation	Price Each 1	25	100	250
♦ 771-PCA8565TS-T	PCA8565TS/1,118	TSSOP-8	1 Sec to Year	I2C	Yes	Yes	Yes	Yes	No				
♦ 771-PCF2123TS/1-T	PCF2123TS/1,118	TSSOP-14	1 Sec to Year	SPI	Yes	Yes	Yes	Yes	No				
♦ 771-PCF2127AT/1512	PCF2127AT/1,512	SO-20	1 Sec to Year	I2C, SPI	Yes	Yes	Yes	Yes	Yes				
♦ 771-PCF2129AT/1512	PCF2129AT/1,512	SO-20	1 Sec to Year	I2C, SPI	Yes	Yes	No	Yes	Yes				
♦ 771-PCF8523T/1118	PCF8523T/1,118	SO-8	1 Sec to Year	I2C	Yes	Yes	Yes	Yes	No				
♦ 771-PCF8523TK/1118	PCF8523TK/1,118	HVSON-8	1 Sec to Year	I2C	Yes	Yes	Yes	Yes	No				
♦ 771-PCF8523TS/1112	PCF8523TS/1,112	TSSOP-14	1 Sec to Year	I2C	Yes	Yes	Yes	Yes	No				
♦ 771-PCF8523TS/1118	PCF8523TS/1,118	TSSOP-14	1 Sec to Year	I2C	Yes	Yes	Yes	Yes	No				
♦ 771-PCF8563T/5518	PCF8563T/5,518	SO-8	1 Sec to Year	I2C	Yes	Yes	Yes	Yes	No				
♦ 771-PCF8563TD	PCF8563T/F4,112	SO-8	1 Sec to Year	I2C	Yes	Yes	Yes	Yes	No				
♦ 771-PCF8563TD-T	PCF8563T/F4,118	SO-8	1 Sec to Year	I2C	Yes	Yes	Yes	Yes	No				
♦ 771-PCF8563TS-T	PCF8563TS/4,118	TSSOP-8	1 Sec to Year	I2C	Yes	Yes	Yes	Yes	No				
♦ 771-PCF8563TS/5118	PCF8563TS/5,118	TSSOP-8	1 Sec to Year	I2C	Yes	Yes	Yes	Yes	No				
♦ 771-PCF8583PN	PCF8583P/F5,112	DIP-8	1/100th Sec to Year	I2C	No	Yes	Yes	No	No				
♦ 771-PCF8583TD-T	PCF8583T/5,518	SO-8	1/100th Sec to Year	I2C	No	Yes	Yes	No	No				
♦ 771-PCF8593N	PCF8593P,112	DIP-8	1/100th Sec to Year	I2C	No	Yes	Yes	No	No				
♦ 771-PCF8593TD-T	PCF8593T/1,118	SO-8	1/100th Sec to Year	I2C	No	Yes	Yes	No	No				

SMART CARD READERS

♦ Surface Mount Device

For quantities greater than listed, call for quote.

MOUSER STOCK NO.	NXP Part No.	Package	Analog Interfaces	ISO 7816 UART	Host Interface	Integrated Crystal Oscillator	Supply Voltage (Min/Max)	Card Supply Voltage	Price Each 1	25	100	250
♦ 771-TDA8002CGB-T	TDA8002CG/C1,518	LQFP-32	1	Yes	I/O Lines	12MHz	3.0/6.5	5.0				
♦ 771-TDA8023TTC1118	TDA8023TT/C1,118	TSSOP-28	1	No	I2C	2.5MHz	2.7/6.5	1.8, 3.0, 5.0				
♦ 771-TDA8024TT-T	TDA8024TT/C1,118	TSSOP-28	1	No	I/O Lines	26MHz	2.7/6.5	3.0, 5.0				
♦ 771-TDA8024TC1118	TDA8024T/C1,118	SO-28	1	No	I/O Lines	26MHz	2.7/6.5	3.0, 5.0				
♦ 771-TDA8026ETC2551	TDA8026ET/C2,551	TFBGA-64	5	No	I2C	2.8MHz	2.7/5.5	1.8, 3.0, 5.0				
♦ 771-TDA8029HL07BD-T	TDA8029HL/C207,118	LQFP-32	1	Yes	Serial or I2C	27MHz	2.7/6.0	1.8, 3.0, 5.0				
♦ 771-TDA8034AT/C1-118	TDA8034AT/C1,118	SO-16	1	No	I/O Lines	26MHz	2.7/3.6	1.8, 3.0, 5.0				
♦ 771-TDA8034HN/C1-151	TDA8034HN/C1,151	HVQFN-24	1	No	I/O Lines	26MHz	2.7/3.6	1.8, 3.0, 5.0				
♦ 771-TDA8034T/C1-118	TDA8034T/C1,118	SO-16	1	No	I/O Lines	26MHz	2.7/3.6	1.8, 3.0, 5.0				

© Copyright 2014 Mouser Electronics
© Copyright 2014 Mouser Electronics

Digital Potentiometers and Supervisor Circuits

ON Semiconductor®

RoHS Compliant This product is RoHS compliant.

ON SEMICONDUCTOR DIGITALLY PROGRAMMABLE POTENTIOMETERS (DPP™)

Features:
- 32, 64, 100, 128, 256 position linear taper
- Nonvolatile wiper position storage
- Low power CMOS technology
- Resistor values: 10kΩ, 50kΩ and 100kΩ

♦ Surface Mount Device

For quantities greater than listed, call for quote.

MOUSER STOCK NO. / Mfr.	Mfr. Part No.	Package	Supply Range (V)	Type	Taps	Resistance Option (kΩ)	Buffered Wiper	Digital Interface	Supply Type	Price Each 1	25	100	250
♦ 698	CAT5114VI-10-GT3	SOIC-8	2.5 to 6.0	Single	32	10	No	Up/Down	Single				
698	CAT5114LI-00-G	PDIP-8	2.5 to 6.0	Single	32	100	No	Up/Down	Single				
698	CAT5115LI-00-G	PDIP-8	2.5 to 6.0	Single	32	100	No	Up/Down	Single				
♦ 698	CAT5112VI-00-GT3	SOIC-8	2.5 to 6.0	Single	32	100	Yes	Up/Down	Single				
698	CAT5113LI-01-G	PDIP-8	2.5 to 6.0	Single	100	1	No	Up/Down	Single				
698	CAT5113LI-10-G	PDIP-8	2.5 to 6.0	Single	100	10	No	Up/Down	Single				
♦ 698	CAT5113VI-10-GT3	SOIC-8	2.5 to 6.0	Single	100	10	No	Up/Down	Single				
♦ 698	CAT5132ZI-10-G	MSOP-10	2.7 to 16	Single	128	10	Yes	I2C	Dual				
♦ 863	CAT5140ZI-00-GT3	MSOP-8	2.5 to 5.5	Single	256	100	Yes	I2C	Single				
♦ 863	CAT5271ZI-50-GT3	MSOP-10	2.7 to 5.5	Dual	256	50	No	I2C	Single				
♦ 863	CAT5271ZI-50-GT3	MSOP-10	2.7 to 5.5	Dual	256	50	No	I2C	Single				
♦ 698	CAT5251YI-50	TSSOP-24	2.5 to 6.0	Quad	256	50	Yes	SPI	Single				
♦ 698	CAT5259YI-50	TSSOP-24	2.5 to 6.0	Quad	256	50	Yes	I2C	Single				

ON SEMICONDUCTOR MP SUPERVISORY CIRCUITS WITH WATCHDOG TIMER AND SERIAL EEPROM

Supervisory Functions:
- Power Supply Voltage Supervisor
  - -Issues reset signal if power supply fails or is out of tolerance
  - -Insures μ C operates with power supply voltage
  - -Power-On reset and brownout protection
- Watchdog Timer (CAT1161, CAT1163)
  - -Restarts microcontroller/ASIC that has stalled because of a hardware or software failure

Memory Functions:
- 16K bit EEPROM Memory
- 400kHz I2C Interface
  - -10ms maximum write time
  - -16byte page write buffer
  - -Hardware write protection

Supervisor with Memory Advantages:
- Replaces two ICs with one
- Reduced PCB footprint by 50%
- Low cost

♦ Surface Mount Device

For quantities greater than listed, call for quote.

MOUSER STOCK NO. / Mfr.	Mfr. Part No.	Package	Reset Level (V)	Operating Voltage	Temperature Range (°C)	Price Each 1	25	100	250
uP Supervisory Circuits and 16K-bit I2C Serial EEPROM Memory, Write Protect, Manual Reset, Watchdog Timer on SDA									
♦ 698	CAT1161WI-42	SOIC-8	4.2	2.5 to 6.0	-40 to +85				
uP Supervisory Circuits and 16K-bit I2C Serial EEPROM Memory, Write Protect, Manual Rest									
♦ 698	CAT1162WI-45	SOIC-8	4.5	2.5 to 6.0	-40 to +85				

ON SEMICONDUCTOR MP SUPERVISORS WITHOUT EEPROM MEMORY

PRODUCT NEW

♦ Surface Mount Device

For quantities greater than listed, call for quote.

MOUSER STOCK NO. / Mfr.	Mfr. Part No.	Package	Reset Level (V)	Watchdog Timer	Manual Reset	Output Polarity	Price Each 1	25	100	250
♦ 698	CAT810TTBI-GT3	SOT-23	3.08	No	Yes	Push-Pull, Active HIGH				
♦ 698	CAT809RTBI-GT3	SOT-23	2.63	No	Yes	Push-Pull, Active LOW				
♦ 698	CAT809LTBI-GT3	SOT-23	4.63	No	Yes	Push-Pull, Active LOW				
♦ 698	CAT809STBI-GT3	SOT-23	2.93	No	Yes	Push-Pull, Active LOW				
♦ 863	CAT885ZI-SA-GT3	MSOP-8	2.87/1.68	Yes	Yes	Open-Drain, Active LOW				
♦ 698	CAT823TTDI-G	TSOT-23-5	3.08	No	Yes	Push-Pull, Active LOW				
♦ 698	CAT1232LPV-G	SOIC-8	4.37/4.62	Yes	Yes	Push-Pull, Active LOW/HIGH				
♦ 698	CAT1832V-G	SOIC-8	2.55/2.88	Yes	Yes	Push-Pull, Active LOW/HIGH				
♦ 698	CAT803STBI-GT3	SOT-23	2.93	No	No	Open-Drain, Active LOW				
♦ 863	CAT803TSDI-GT3	SC-70-3	2.93	No	No	Open-Drain, Active LOW				
♦ 863	MAX803SQ293D3T1G	SC-70-3	2.93	No	No	Open-Drain, Active LOW				
♦ 863	MAX803SQ308T1G	SC-70-3	3.08	No	No	Open-Drain, Active LOW				
♦ 698	CAT809STBI-T	SOT-23	2.93	No	No	Push-Pull, Active LOW				
♦ 863	MAX809SN293D1T1G	SOT-23	2.93	No	No	Push-Pull, Active LOW				
♦ 863	MAX810MTRG	SOT-23	4.38	No	No	Push-Pull, Active HIGH				
♦ 698	CAT811STBI-GT3	SOT-143	2.93	No	Yes	Push-Pull, Active LOW				
♦ 698	CAT811TTBI-T3	SOT-143	3.08	No	Yes	Push-Pull, Active LOW				
♦ 698	CAT812LTBI-GT3	SOT-143	4.63	No	Yes	Push-Pull, Active HIGH				
863	NCP361SNT1G	TSOP-5	20	No	No	PFET Driver				

ON SEMICONDUCTOR DC-DC CONTROLLERS

PRODUCT NEW

For quantities greater than listed, call for quote.

MOUSER STOCK NO. / Mfr.	Mfr. Part No.	Package	Input Voltage (V)	Temperature Range (C)	Supply Current (mA)(typ)	Output Current (mA) (min.)	Output Voltage (V)	Oscillation Frequency (kHz)(typ)	Topography	Price Each 1	25	100	500
863	NCP5380MNR2G	QFN-32	0.3	0 to +85	4.2	-5 μA	1.08 to 1.35	390	Buck				
863	ADP3211AMNR2G	QFN-32	19	-40 to +100	6	10	1.1	400	Buck				
863	NCP5395TMNR2G	QFN-48	3	0 to +125	40	1	75mV	1100	2/3/4 Phase Buck				
863	ADP3212MNR2G	QFN-48	8 to 19	-40 to +100	7	52A	0.9512	300	Buck				
863	ADP3211MNR2G	QFN-32	3.3 to 22	-40 to +100	6	10	1.1	400	Buck				
863	NCP5392TMNR2G	QFN-EP	3	0 to +85	-	-	50mV	1000	2/3/4 Phase Buck				
863	ADP3208CJCPZ-RL	LFCSP-EP	3.3 to 22	-10 to +100	6	40A	10mV	300	Buck				
863	ADP3208DJCPZ-RL	LFCSP-EP	3.3 to 22	-10 to +100	6	40A	10mV	300	Buck				
863	NCP5392PMNR2G	QFN-EP	3	0 to +85	-	-	50mV	1000	2/3/4 Phase Buck				
863	ADP3290JCPZ-RL	LFCSP-EP	-0.3 to +6.3	0 to +85	25	500μA	0.5 to 1.6	450	4 Phase Buck				
863	NCP5212AMNTXG	QFN-16	4.5 to 27	-40 to 150	35μA	35μA	0.8 to 3.3	-	Step-down				
863	NCP3218MNR2G	QFN-48	3.3 to 22	-40 to +100	7	52A	1.05	1000	Buck				
863	ADP3209DJCPZ-RL	LFCSP-EP	19	0 to 100	5	15	1.174	390	Buck				
863	ADP3293JCPZ-RL	LFCSP-EP	12	0 to +85	25	500μA	0.5 to 1.6	450	2/3 Phase Buck				
863	NCP5395MNR2G	QFN-48	3	0 to +125	40	-	75mV	1100	2/3/4 Phase Buck				

ON SEMICONDUCTOR DC-DC CONVERTERS

Features:
- 100mA output current
- Charge pump: no inductor required

PRODUCT NEW

♦ Surface Mount Device

For quantities greater than listed, call for quote.

MOUSER STOCK NO. / Mfr.	Mfr. Part No.	Package	Supply Voltage (V)	Temperature Range (°C)	Supply Current (mA) (typ)	Output Current (mA) (min)	Oscillation Frequency (kHz) (typ)	Power Efficiency (%)	Voltage Conversion Eff. % (typ)	Price Each 1	25	100	250
♦ 863	CAT3200ZI-GT3	MSOP-8	5.0	-40 to +85	1.6	200	2MHz	80	-				
863	NCP1522BSNT1G	TSOP-5	2.7 to 5.5	-40 to +85	-	600	3000	93	93				
♦ 863	NCP3125ADR2G	SOIC-8	4.5 to 13.2	-40 to +125	10	4000	350KHz	80	93				
♦ 863	NCP3126ADR2G	SOIC-8	4.5 to 13.2	-40 to +125	10	3000	350KHz	80	93				
♦ 863	NCP3127ADR2G	SOIC-8	4.5 to 13.2	-40 to +125	10	2000	350KHz	80	93				
♦ 863	NCP1529MU12TBG	UDFN-6	2.7 to 5.5	-40 to +85	0.028	1000	1.7MHz	100	96				
♦ 863	NCP1529MU135TBG	UDFN-6	2.7 to 5.5	-40 to +85	0.028	1000	1.7MHz	100	96				
♦ 863	NCV8851BDBR2G	TSSOP-20	-0.3 to 40	-40 to 150	3.2	75	153-575KHz	-	-				

© Copyright 2014 Mouser Electronics
© Copyright 2014 Mouser Electronics

ON SEMICONDUCTOR Analog ICs

RoHS Compliant **This product is RoHS compliant.**

ON SEMICONDUCTOR MULTIPLEXERS

For quantities greater than listed, call for quote.

MOUSER STOCK NO.	ON Semi Part No.	Package Type	No. of Elements	Channels	VCC Max.	ron Max. (Ω)	Ilkg Max. (µA)	Price Each 1	25	100
863-MC74HC4051ANG	MC74HC4051ANG	PDIP-16	1	8	6	190	0.2			
863-MC74HC4053ADG	MC74HC4053ADG	SOIC-16	3	2	6	190	0.1			
863-MC74HC4066ADG	MC74HC4066ADG	SOIC-14	4	1	12	120	0.1			
863-MC14051BCPG	MC14051BCPG	PDIP-16	1	8	18	500	0.1			
863-MC14051BDG	MC14051BDG	SOIC-16	1	8	18	500	0.1			
863-MC14051BDTR2G	MC14051BDTR2G	TSSOP-16	1	8	18	500	0.1			
863-MC14052BCPG	MC14052BCPG	PDIP-16	2	4	18	500	0.1			
863-MC14052BDG	MC14052BDG	SOIC-16	2	4	18	500	0.1			
863-MC14066BDG	MC14066BDG	SOIC-14	4	1	18	500	0.1			
863-MC14551BCPG	MC14551BCPG	PDIP-16	4	2	18	500	0.1			
863-MC14551BDG	MC14551BDG	SOIC-16	4	2	18	500	0.1			

ON SEMICONDUCTOR ANALOG SWITCHES

NEW PRODUCT

For quantities greater than listed, call for quote.

MOUSER STOCK NO.	ON Semi Part No.	Package Type	Switch Configuration	VCC Max.	ron Max. (Ω)	Time On/Off (ns)	Price Each 1	25	100
863-MC14016BCPG	MC14016BCPG	PDIP-14	SPST	18	660	45/90			
863-NLAS52231MUR2G	NLAS52231MUR2G	UQFN	SPDT	4.5	0.46	50/30			
863-NLAS5123MNR2G	NLAS5123MNR2G	WDFN-6	SPDT	5.5	1	30/20			
863-NLAS5123MUR2G	NLAS5123MUR2G	UDFN-6	SPDT	5.5	1	30/20			
863-NLAS7222AMTR2G	NLAS7222AMTR2G	WQFN-10	DPDT	3.6	9	13/12			
863-NLAS7222BMUTBG	NLAS7222BMUTBG	UQFN	DPDT	4.5	9	14/10			
863-NLAS7222CMUTBG	NLAS7222CMUTBG	UQFN	DPDT	4.5	9	14/10			
863-NLAS7242MUTBG	NLAS7242MUTBG	UQFN	DPDT	4.5	10	13/12			
863-NS5S1153MUTAG	NS5S1153MUTAG	UQFN	DPDT	5	5.5	14/75µs			
863-NLAS8252MUTAG	NLAS8252MUTAG	UQFN	DP3T	4.5	4.5	30/25			

ON SEMICONDUCTOR SMARTCARD AND SIM INTERFACE

NEW PRODUCT

For quantities greater than listed, call for quote.

MOUSER STOCK NO.	ON Semi Part No.	Package Type	VCC Max.	IT Typ. (mA)	II (stand by) Max.	fClock Max. (MHz)	Type	Price Each 1	25	100
863-NCN8025AMNTXG	NCN8025AMNTXG	QFN-24	5	3	-	27	Interface			

ON SEMICONDUCTOR MOTOR CONTROL INTERFACES

For quantities greater than listed, call for quote.

MOUSER STOCK NO.	ON Semi Part No.	Package Type	VCC Max.	PD Max. (W)	IO Max. (A)	Type	Price Each 1	25	100
863-AMIS30532C5321G	AMIS30532C5321G	NQFP-32	30	-	3.015	Stepper			
863-NCV7708BDWR2G	NCV7708BDWR2G	SOIC-28W	5.5	-	0.5	Double Hex			
863-MC33039DG	MC33039DG	SOIC-8	9	0.65	0.02	Brushless DC			
863-TDA1085CG	TDA1085CG	PDIP-16	16	1	0.2	Triac Control			
863-MC33035DWG	MC33035DWG	SOIC-24W	30	0.65	0.1	Brushless DC			

LOAD/RELAY DRIVERS

For quantities greater than listed, call for quote.

MOUSER STOCK NO.	ON Semi Part No.	Package Type	V (BR) (V) Min.	V (BR) (V) Max.	IR Max. (µA)	VIO Max. (V)	IO Max. (a)	Price Each 1	25	100
863-NUD3105DMT1G	NUD3105DMT1G	SC-74	6	-	15	0.45	-			
863-NUD3105LT1G	NUD3105LT1G	SOT-23	6	-	15	0.45	-			
863-MDC3105DMT1G	MDC3105DMT1G	SC-74	6.2	-	50	0.4	-			
863-MDC3105LT1G	MDC3105LT1G	SOT-23	6.2	-	50	0.4	-			
863-NUD3112DMT1G	NUD3112DMT1G	SC-74	14	-	15	-	0.5			
863-NUD3112LT1G	NUD3112LT1G	SOT-23	14	-	15	-	0.5			
863-NUD3124DMT1G	NUD3124DMT1G	SC-74	28	-	50	-	0.25			
863-NUD3124LT1G	NUD3124LT1G	SOT-23	28	-	50	-	0.25			
863-NUD3160DMT1G	NUD3160DMT1G	SC-74	61	-	50	-	0.15			
863-NUD3160LT1G	NUD3160LT1G	SOT-23	61	-	50	-	0.15			

ON SEMICONDUCTOR AUDIO AMPLIFIERS

For quantities greater than listed, call for quote.

MOUSER STOCK NO.	ON Semi Part No.	Package Type	Output Power (W)	Class	ISD Typ. (nA)	IQ Typ. (mA)	tON Typ. (ms)	Price Each 1	25	100	250
863-NCP2811ADTBR2G	NCP2811ADTBR2G	TSSOP-14	0.11	AB	10	6	1				
863-NCP2811AMTTXG	NCP2811AMTTXG	WQFN-12	0.11	AB	10	6	1				
863-NCP2811BDTBR2G	NCP2811BDTBR2G	TSSOP-14	0.11	AB	10	6	1				
863-NCP2811BMTTXG	NCP2811BMTTXG	WQFN-12	0.11	AB	10	6	1				
863-NCP2811BFCCT1G	NCP2811BFCCT1G	Flip-Chip-12	0.11	AB	10	6	1				
863-NCP2824FCT2G	NCP2824FCT2G	Flip-Chip-9	1.2	D	10	2.2	7.4				

ON SEMICONDUCTOR VIDEO AMPLIFIERS

NEW PRODUCT

For quantities greater than listed, call for quote.

MOUSER STOCK NO.	ON Semi Part No.	Package Type	Channel	Gain (dB)	Filter Type	Bandwidth (MHz)	Operating Voltage Max. (V)	Price Each 1	25	100
863-NCS2561SQT1G	NCS2561SQT1G	SC-88	1	6	2-pole Reconstruction	8	3.3			
863-NCS2563DR2G	NCS2563DR2G	SOIC-8N	3	6	6th order Butterworth	30	5.5			
863-NCS2553DR2G	NCS2553DR2G	SOIC-8N	3	6	6th order Butterworth	8	5			

ON SEMICONDUCTOR VOLTAGE COMPARATORS

NEW PRODUCT

For quantities greater than listed, call for quote.

MOUSER STOCK NO.	ON Semi Part No.	Package Type	VCC Max. (V)	TA (°C) Max.	TA (°C) Min.	Channels	IO Typ. (mA)	ICC Typ. (mA)	VIO Max. (mV)	Price Each 1	25	100
863-LMV331SN3T1G	LMV331SN3T1G	TSOP-5	5	150	-65	1	23	40	9			
863-LMV393DMR2G	LMV393DMR2G	Micro8	5	150	-65	2	23	70	9			
863-MC3302PG	MC3302PG	PDIP-14	30	85	-40	4	16	1	20			
863-LM2901DG	LM2901DG	SOIC-14	36	105	-40	4	16	1	7			
863-LM2901DR2G	LM2901DR2G	SOIC 14	36	105	-40	4	16	1	7			
863-LM2901NG	LM2901NG	PDIP-14	36	105	-40	4	16	1	7			
863-LM2903DR2G	LM2903DR2G	SOIC-8	36	105	-40	2	16	0.7	7			
863-LM311DR2G	LM311DR2G	SOIC-8	36	70	0	1	8	2.4	7.5			
863-LM339DR2G	LM339DR2G	SOIC-14	36	70	0	4	16	1	5			
863-LM339NG	LM339NG	PDIP-14	36	70	0	4	16	1	5			
863-LM311DR2G	LM2903DG	SOIC-8	36	105	-40	2	16	0.7	7			
863-LM2903NG	LM2903NG	PDIP-8	36	105	-40	2	16	0.7	7			
863-LM393DG	LM393DG	SOIC-8	36	70	0	2	16	0.7	5			
863-LM393DR2G	LM393DR2G	SOIC-8	36	70	0	2	16	0.7	5			
863-LM393NG	LM393NG	PDIP-8	36	70	0	2	16	0.7	5			
863-NE521NG	NE521NG	PDIP-14	±7	70	0	2	-	27	7.5			

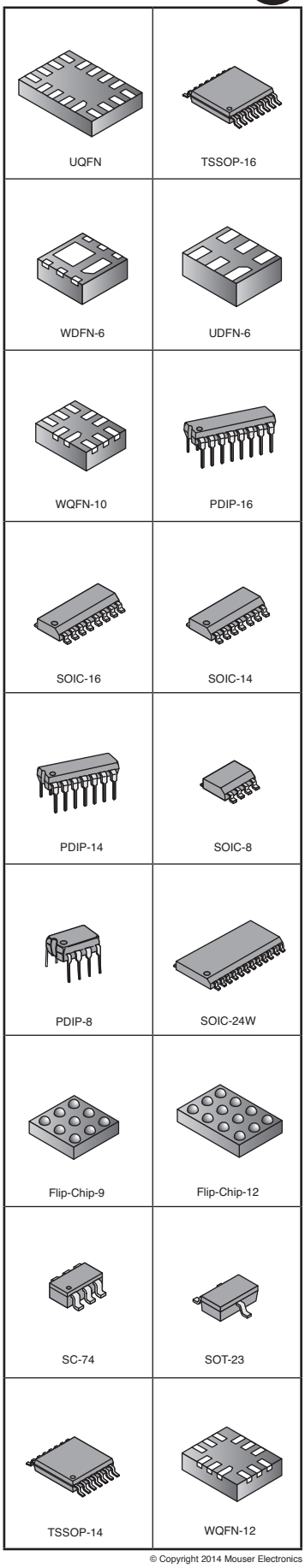

© Copyright 2014 Mouser Electronics

© Copyright 2014 Mouser Electronics

ON SEMICONDUCTOR Analog ICs

ON Semiconductor®

RoHS Compliant This product is RoHS compliant.

ON SEMICONDUCTOR INTERFACES

Data Transmitters

For quantities greater than listed, call for quote.

MOUSER STOCK NO. / Mfr. / Mfr. Part No.	Package Type	No. Drivers	No. Receivers	Vcc Max (V)	t_{PLH} Max (us)	I_O Max (mA)	I_{IH} Max (mA)	Price Each 1	25	100
Industrial HART-Protocol Modems										
863—A5191HRTLG-XTD	LQFP-32	1	1	5.5	0.02	.67	0.0005			
863—A5191HRTPG-XTD	PLCC-28	1	1	5.5	0.02	.67	0.0005			
CAN High-Speed Transceivers										
863—AMIS30660CANH2G	SOIC-8	1	1	5.25	1	45	8			
863—AMIS30663CANG2G	SOIC-8	1	1	5.25	1	45	8			
High-Speed Low Power CAN Transceivers										
863—AMIS42665TJAA1G	SOIC-14	1	1	5.25	1	45	8			
863—AMIS42675ICAA1RG	SOIC-8	1	1	5.25	1	45	8			
Fault Tolerant CAN Transceiver										
863—AMIS41682CANM1G	SOIC-14	1	1	5.25	8	45	6.3			
High-Speed CAN Transceiver for Long Networks										
863—AMIS42673ICAG1RG	SOIC-8	1	1	5.25	1	45	8			
863—AMIS42671ICAB1RG	SOIC-8	1	1	5.25	1	45	8			
Dual High-Speed CAN Transceiver for Long Network										
863—AMIS42770ICAW1RG	SOIC-20	1	1	5.25	1	45	19.5			
863—AMIS42700WCGA4H	SOIC-20	1	1	7	-	15	0.005			

ON SEMICONDUCTOR MOSFET DRIVERS

For quantities greater than listed, call for quote.

MOUSER STOCK NO. / Mfr. / Mfr. Part No.	Package Type	No. Drivers	Vcc Max (V)	Drive Source/Sink Typ. (mA)	Rise Time (ns)	Fall Time (ns)	Propagation Delay Time Max (ns)	Price Each 1	25	100
863—ADP3419JRMZ-REEL	MSOP-10	2	6	1000/1000	14	11	70			

ON SEMICONDUCTOR TEMPERATURE MONITORS

NEW PRODUCT

For quantities greater than listed, call for quote.

MOUSER STOCK NO. / Mfr. / Mfr. Part No.	Package Type	V_{DD} Min. (V)	V_{DD} Max. (V)	I_{CC} Max. (mA)	Sensor Accuracy (°C) Max.	Sensor Accuracy (°C) Typ.	Serial Interface	Price Each 1	25	100
863—NCT75DMR2G	Micro8	3.0	5.5	0.575	±3	±1	SMB			
863—NCT75DR2G	SOIC-8	3.0	5.5	0.575	±3	±1	SMB			
863—CAT6095VP2-GT4	TDFN-8	3.3	3.3	.2	±3	±1	I2C/SMBus			
863—ADT7476AARQZ-R	QSOP-24	3.0	3.6	3	±2.5	±0.5	3-Wire, 4-Wire, SMB			
863—ADT7481ARMZ-R7	MSOP-10	3.0	3.6	4	2.5	1	SMB			

ON SEMICONDUCTOR CLOCK MANAGERS

PLL Voltage Controlled Oscillators

NEW PRODUCT

For quantities greater than listed, call for quote.

MOUSER STOCK NO. / Mfr. / Mfr. Part No.	Package Type	Description	F_{Max} Typ. (MHz)	V_{cc} Max (V)	Duty Cycle (%)	Price Each 1	25	100
863—NBVSBA018LNHTAG	CLCC-6	LVPECL PureEdge VCO Module	155.52	2.5-3.3	50			
863—NBVSBA024LNHTAG	CLCC-6	LVPECL PureEdge VCO Module	622.08	2.5-3.3	50			
863—NBVSPA018LNHTAG	CLCC-6	LVDS PureEdge VCO Module	155.5	2.5-3.3	50			
863—NBVSBA011LNHTAG	CLCC-6	LVPECL Crystal Oscillator	122.88	3.3	50			
863—NBVSBA026LNHTAG	CLCC-6	LVPECL Crystal Oscillator	644.53	3.3	50			
863—NBVSPA015LNHTAG	CLCC-6	LVDS Crystal Oscillator	200	3.3	50			
863—NBVSPA024LNHTAG	CLCC-6	LVDS Crystal Oscillator	160	3.3	50			
863—FS6370-01G-XTD	SOIC-14	EE Programmable 3-PLL Clock	150	5.5	50			
863—NBXDPA019LNHTAG	CLCC-6	LVDS Clock Oscillator	250	4.6	-			
863—NB7L572MNG	QFN-32 EP	4:1 Clock/Data input multiplexer and 1:2 LVPECL Clock/Data fanout buffer	7000	3.6	50			
863—NB2305AI1DR2G	SOIC-8	1:5 Zero Delay Clock Buffer	133	3.6	50			
863—FS7140-01G-XTD	SOIC-14	I2C Programmable 1-PLL Clock, 3.3V	300	3.6	50			
863—FS7140-02G-XTD	SSOP-16	I2C Programmable 1-PLL Clock, 3.3V	300	3.6	50			
863—FS7145-01-XTD	SOIC-16	I2C Programmable 1-PLL Clock, 3.3V	300	3.6	50			
863—P2782AF-08SR	SOIC-8	2x Low EMI Spread Spectrum Clock	156	3.6	50			
863—PCS3P7303AG-08CR	DFN-8	1x, LVCMOS Peak EMI Reduction	70	2.5	50			

ON SEMICONDUCTOR SRAM MEMORY

Parallel SRAM

For quantities greater than listed, call for quote.

MOUSER STOCK NO. / Mfr. / Mfr. Part No.	Description	T_{ACC} Max (ns)	V_{cc} Max (V)	$I_{standby}$ Typ. (µA)	I_{act} Max (µA)	Price Each 1	25	100
863—N02L63W3AB25I	2Mb, 3V Low Power SRAM	55	3.6	2	20			

Serial SRAM

For quantities greater than listed, call for quote.

MOUSER STOCK NO. / Mfr. / Mfr. Part No.	Package Type	Description	F_{cycle} Max (MHz)	V_{cc} Max (V)	$I_{standby}$ Typ. (µA)	Price Each 1	25	100
863—N25S818HAT21I	TSSOP-8	256kb, 1.8V Serial SRAM	16	1.95	0.2			
863—N25S830HAS22I	SOIC-8	256kb, 3V Serial SRAM	20	3.6	1			
863—N25S830HAT22I	TSSOP-8	256kb, 3V Serial SRAM	20	3.6	1			
863—N64S830HAS22I	SOIC-8	64kb, 3V Serial SRAM	20	3.6	1			
863—N64S830HAT22I	TSSOP-8	64kb, 3V Serial SRAM	20	3.6	1			


LQFP-32

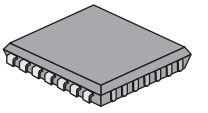
PLCC-28


SOIC-8

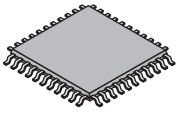
LQFP-44


SOIC-14


SOIC-20


TDFN-8


MSOP-10

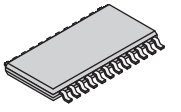
QSOP-24

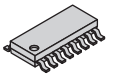
SSOP-16


TSSOP-8

© Copyright 2014 Mouser Electronics

© Copyright 2014 Mouser Electronics

SILICON LABS Clocks, Sensors and Drivers

Products may be RoHS compliant. Check mouser.com for RoHS status.

CLOCK GENERATORS

NEW! TECHNOLOGY

For quantities greater than listed, call for quote.

MOUSER STOCK NO.	Silicon Labs Part No.	Package	Clock Inputs	Clock Outputs	Input Frequency	Output Frequency	RMS Phase Jitter	Price Each 1	25	100
634-SL28EB742ALI	SL28EB742ALI	QFN-56	1	16	14.318MHz	83.33/166MHz	-----			
634-SL28EB742ALC	SL28EB742ALC	QFN-56	1	16	14.318MHz	83.33/166MHz	-----			
634-SI5351A-A-GM	Si5351A-A-GM	QFN-20	1	8	25/27MHz	8KHz-125MHz	3.5ps rms			
634-SI5351A-A-GU	Si5351A-A-GU	QSOP-24	1	8	25/27MHz	8KHz-125MHz	3.5ps rms			

Development Tools	Description	Price Each
634-SI535X24QSOP-EVB	Si535x-24QSOP-EVB	Development Tool for SI5350/51 using QSOP-24 package
634-SI535X-20QFN-EVB	Si535x-20QFN-EVB	Development Tool for SI5350/51 using QFN-20 package
634-SI5XX-PROG-EVB	Si5xx-PROG-EVB	Evaluation kit contains the hardware and software needed for evaluation of the Any-Frequency I2C Programmable XO/VCXO

PCI EXPRESS® CLOCK GENERATORS (PCIe)

NEW! TECHNOLOGY

For quantities greater than listed, call for quote.

MOUSER STOCK NO.	Silicon Labs Part No.	Package	Clock Inputs	Clock Outputs	Input Frequency	Output Frequency	RMS Phase Jitter	Price Each 1	25	100
634-SI52142A01A-GM	Si52142A01A-GM	QFN-24	1	2	25MHz	100MHz, 25MHz	1ps rms			
634-SI52143-A01AGM	Si52143-A01AGM	QFN-24	1	5	200MHz	100MHz, 25MHz	1ps rms			
634-SI52144A01A-GM	Si52144A01A-GM	QFN-24	1	4	25MHz	25MHz	1ps rms			
634-SI52146A01A-GM	Si52146A01A-GM	QFN-32	1	6	25MHz	25MHz	1ps rms			
634-SI52147A01A-GM	Si52147A01A-GM	QFN-48	1	9	25MHz	25MHz	1ps rms			
634-SI53152A01A-GM	Si53152A01A-GM	QFN-24	1	3	25MHz	25MHz	1ps rms			
634-SI53154A01A-GM	Si53154A01A-GM	QFN-24	1	4	25MHz	25MHz	1ps rms			
634-SI53156A01A-GM	Si53156A01A-GM	QFN-32	1	6	25MHz	25MHz	1ps rms			
634-SI53159A01A-GM	Si53159A01A-GM	QFN-48	1	9	25MHz	25MHz	1ps rms			

PCI Express® Development Tools	Description	Price Each
634-SI53159-EVB	Si53159-EVB	Evaluation Board for Si52159 using QFN-48
634-SI53154-EVB	Si53154-EVB	Evaluation Board for Si52154 using QFN-24
634-SI52147-EVB	Si52147-EVB	Evaluation Board for Si52147 using QFN-48
634-SI52144-EVB	Si52144-EVB	Evaluation Board for Si52144 using QFN-24

JITTER ATTENUATING CLOCKS

For quantities greater than listed, call for quote.

MOUSER STOCK NO.	Silicon Labs Part No.	Package	Output Clock Frequency Range (MHz)	Control	Clock Inputs/Outputs	Input Freq. (MHz)	Output Freq. (MHz)	Jitter (12kHz-20MHz)	Price Each 1	25	100	1000
634-SI5317A-C-GM	Si5317A-C-GM	QFN-36	1-710	Pin	1/2	1 to 710	1 to 710	300fs ms (typ)				
634-SI5317B-C-GM	Si5317B-C-GM	QFN-36	1-350	Pin	1/2	1 to 710	1 to 710	300fs ms (typ)				
634-SI5317C-C-GM	Si5317C-C-GM	QFN-36	1-200	Pin	1/2	1 to 710	1 to 710	300fs ms (typ)				
634-SI5317D-C-GM	Si5317D-C-GM	QFN-36	1-100	Pin	1/2	1 to 710	1 to 710	300fs ms (typ)				

Evaluation Kits	Description	Price Each
634-SI5317-EVB	Si5317-EVB	Evaluation Board for Si5317 Series Jitter Attenuating Clocks

4-PLL PRECISION CLOCK MULTIPLIER/JITTER ATTENUATORS

For quantities greater than listed, call for quote.

MOUSER STOCK NO.	Silicon Labs Part No.	Package	Reference Inputs	Clock Outputs	Control	V_{DD} (V)	Freq. (Max.)(MHz) Inputs	Freq. (Max.)(MHz) Outputs	Output Format	Price Each 1	25	100	1000
634-SI5375B-A-GL	Si5375B-A-GL	BGA-80	4	4	I2C	1.8, 2.5	710	808	CMOS, LVDS, LVPECL, CML				
634-SI5374B-A-GL	Si5374B-A-GL	BGA-80	8	8	I2C	1.8, 2.5	710	808	CMOS, LVDS, LVPECL, CML				

Evaluation Kits	Description	Price Each
634-SI5374-EVB	Si5374-EVB	Evaluation Board for Si5374B Any Frequency Precision Clock Multiplier/Jitter Attenuators
634-SI5375-EVB	Si5375-EVB	Evaluation Board for Si5375B Any Frequency Precision Clock Multiplier/Jitter Attenuators

RF SYNTHESIZERS

For quantities greater than listed, call for quote.

MOUSER STOCK NO.	Silicon Labs Part No.	Package	Description	RF1 (MHz)	RF2 (MHz)	IF (MHz)	Setting Time (μs)	Input RF (MHz)	Price Each 1	25	100
634-SI4112-D-GM	SI4112-D-GM	MLP-28	General Purpose	n/a	n/a	62.5 to 1000	200	2 to 26			
634-SI4112-D-GT	SI4112-D-GT	TSSOP-24	General Purpose	n/a	n/a	62.5 to 1000	200	2 to 26			
634-SI4113-D-GM	SI4113-D-GM	MLP-28	General Purpose	900 to 2050	750 to 1500MHz	n/a	200	2 to 26			
634-SI4113-D-GT	SI4113-D-GT	TSSOP-24	General Purpose	900 to 2050	750 to 1500MHz	n/a	200	2 to 26			
634-SI4122-D-GT	SI4122-D-GT	MLP-28	General Purpose	n/a	750 to 1500MHz	62.5 to 1000	200	2 to 26			
634-SI4123-D-GT	SI4123-D-GT	TSSOP-24	General Purpose	900 to 2050	n/a	62.5 to 1000	200	2 to 26			
634-SI4123-D-GM	SI4123-D-GM	MLP-28	GSM/GPRS	900 to 1800	n/a	500 to 1000	140	2 to 26			
634-SI4133-D-GM	SI4133-D-GM	MLP-28	General Purpose	900 to 2050	750 to 1500MHz	62.5 to 1000	200	2 to 26			
634-SI4133-D-GT	SI4133-D-GT	TSSOP-24	General Purpose	900 to 2050	750 to 1500MHz	62.5 to 1000	200	2 to 26			
634-SI4136-F-GM	SI4133-F-GM	MLP-28	802.11b,g and ISM Band	2300 to 2500	2025 to 2300MHz	62.5 to 1000	80	2 to 40			
634-SI4136-F-GT	SI4136-F-GT	TSSOP-24	802.11b and ISM Band	2300 to 2500	2025 to 2300MHz	62.5 to 1000	80	2 to 50			

Evaluation Boards	Description						1		
634-SI4126M-EVB	SI4126M-EVB	802.11b and ISM Band	n/a	2025 to 2300	62.5 to 1000	80	2 to 50		
634-SI4133M-EVB	SI4133M-EVB	General Purpose	900 to 2050	750 to 1500	62.5 to 1000	200	2 to 26		

QUICKSENSE™ INFRARED PROXIMITY SENSORS

PRODUCT NEW

For quantities greater than listed, call for quote.

MOUSER STOCK NO.	Silicon Labs Part No.	Package	Infrared Range (cm)	Ambient Light Sensor	Output Type	Price Each 1	25	100	1000
634-SI1102-A-GMR	Si1102-A-GMR	ODFN-8	40	No	Logic 0/1				

Evaluation Kits	Description	Price Each
634-HID-USB-TO-IR-RD	HID-USB-to-IR-RD	HID USB to IR - Si1143 Quicksense™ to CP2112 USB Reference Kit
634-SI1102EK	Si1102EK	QuickSense™ Si1102 Mini-Proximity Sensing Demonstration Board
634-SI1120EK	Si1120EK	QuickSense™ Si1120 Evaluation Kit
634-IRSLIDEREK	IRSLIDEREK	QuickSense™ Si1120 Touchless Slider Evaluation Kit
634-KEYMATEK	KEYMATEK	QuickSense™ ITO Capacitive Film Evaluation Kit

AUDIO DRIVERS

For quantities greater than listed, call for quote.

MOUSER STOCK NO.	Silicon Labs Part No.	Package	Input Type	Outputs	UVLO Voltage (V)	Isolation Rating (kVrms)	Peak Output (A)	Output Sink Resistance (Ω)	Output Source Resistance (Ω)	Price Each 1	25	100
634-SI8241BB-B-IS1	Si8241BB-B-IS1	SOIC-16	PWM	High Side/Low Side	8	2.5	0.5	5	15			
634-SI8241CB-B-IS1	Si8241CB-B-IS1	SOIC-16	PWM	High Side/Low Side	10	2.5	0.5	5	15			
634-SI8244BB-C-IS1	Si8244BB-C-IS1	SOIC-16	PWM	High Side/Low Side	8	2.5	4	1	2.7			
634-SI8244CB-C-IS1	Si8244CB-C-IS1	SOIC-16	PWM	High Side/Low Side	10	2.5	4	1	2.7			

Demonstration Kit	Description	Price Each
634-SI824XCLASSD-KIT	Si824xClassD-KIT	Reference Design for the Si824x Series Class D Audio Amplifers Drivers

© Copyright 2014 Mouser Electronics
© Copyright 2014 Mouser Electronics

SKYWORKS Analog ICs

SKYWORKS®

ATTENUATORS (ICS)

For quantities greater than listed, call for quote.

MOUSER STOCK NO. Mfr.	Mfr. Part No.	Package	Frequency Range (GHz)	Maximum Attenuation (dB)	Operating Temp. Range (°C)	Power Rating (dBm)	Price Each 1	50	100
873	AA101-80LF	SSOP-16	0.5 to 2.5	31	-40 to +85	21			
873	AA102-80LF	SSOP-16	0.5 to 2.5	15.5	-40 to +85	24			
873	AA103-72LF	SOT-23-5L	0.01 to 2.5	10	-40 to +85	20			
873	AA104-73LF	SOT-23-6L	300KHz to 2.5	32	-40 to +85	21			
873	AA106-86LF	MSOP-10	0.5 to 2	15.5	-40 to +85	21			
873	AA116-72LF	SOT-23-5L	4MHz to 2	15	-40 to +85	20			
873	SKY12322-86LF	MSOP-10	0.5 to 4	15.5	-40 to +85	27			
873	SKY12323-303LF	MSOP-10	0.5 to 3	31	-40 to +85	30			
873	SKY12324-73LF	SOT-23-6L	0.5 to 3	12	-40 to +85	30			
873	SKY12325-350LF	QFN-12	0.5 to 6	7	-40 to +85	27			
873	SKY12328-350LF	QFN-16	0.5 to 4	15.5	-40 to +85	30			
873	SKY12329-350LF	QFN-12	0.4 to 4	31	-40 to +85	29			
873	SKY12338-337LF	QFN-12	0.35 to 4	18	-40 to +85	30			
873	SKY12339-350LF	QFN-12	0.4 to 3	31	-40 to +85	39			
873	SKY12343-364LF	QFN-32	0.01 to 4	31.75	-40 to +85	35			
873	SKY12345-362LF	QFN-24	0.7 to 4	15.5	-40 to +85	32			
873	SKY12347-362LF	QFN-24	3	31.5	-40 to +85	50			
873	SKY12349-362LF	QFN-24	0.7 to 4	15.5	-40 to +85	32			
873	SKY12407-321LF	QFN-12	.050 to 0.60	12	-40 to +85	31			
873	AV101-12LF	SOIC-8	0.7 to 1	20	-40 to +85	47			
873	AV104-12LF	SOIC-8	0.45 to 2.5	25	-40 to +85	20			
873	SKY12146-321LF	QFN-12	3 to 3.8	20	-40 to +85	20			
873	AV102-12LF	SOIC-8	1.7 to 2	20	-40 to +85	47			
873	AV111-12LF	SOIC-8	0.8 to 1	25	-40 to +85	37			
873	AV113-12LF	SOIC-8	2.1 to 2.3	22	-40 to +85	37			

CLOCK SYNTHESIZER/JITTER CLEANER

For quantities greater than listed, call for quote.

MOUSER STOCK NO. Mfr.	Mfr. Part No.	Package	Max Input Freq. (GHz)	Supply Voltage (V) Min.	Max.	Operating Temperature Range (°C)	Price Each 1	50	100
873	SKY72300-21	TSSOP-28	2.1	2.7	3.3	-40 to +85			
873	SKY72300-362	QFN-24	2.1	2.7	3.3	-40 to +85			
873	SKY72302-21	TSSOP-28	6.1	2.7	3.3	-40 to +85			

PHASE DETECTOR/SHIFTER

For quantities greater than listed, call for quote.

MOUSER STOCK NO. Mfr.	Mfr. Part No.	Package	Number of Circuits	Input Frequency (MHz) Min.	Max.	Supply Voltage (V) Min.	Max.	Operating Temperature Range (°C)	Price Each 1	50	100
873	PS088-315	LGA-8	2	700	1100	0 V	12 V	-40 to +85			

RF DIRECTIONAL DETECTOR

For quantities greater than listed, call for quote.

MOUSER STOCK NO. Mfr.	Mfr. Part No.	Package	Frequency Range	Insertion Loss (dB)	Directivity (dB)	Operating Temperature Range (°C)	Price Each 1	50	100
873	DD02-999LF	SC-88	650MHz to 3GHz	0.2	23	-40 to +85			

RF FRONT END

For quantities greater than listed, call for quote.

MOUSER STOCK NO. Mfr.	Mfr. Part No.	Package	Operating Frequency	Maximum Data Rate (Mbps)	Operating Supply Voltage (V)	Supply Current (mA)	Operating Temperature Range (°C)	Price Each 1	50	100
873	SE2442Q-R	QFN-24	902MHz to 928MHz	-	3.6	50	-40 to +85			
873	SE2594L-R	QFN-32	2.4GHz, 5GHz	11	3.3	180	-40 to +85			
873	SE2595L-R	QFN-32	2.4GHz, 5GHz	54	3.3	180	-40 to +85			
873	SKY65206-13	MCM-24	2.4GHz	11	3.3	230	-40 to +85			
873	SKY65249-11	MCM-20	2.4GHz	11	3.3	210	-20 to +85			
873	SE2564L-R	QFN-24	2.4GHz	11	3.3	160	-30 to +85			
873	SE2611T-R	QFN-20	2.4GHz	11	3.3	215	-40 to +85			
873	SE2613T-R	QFN-16	2.4GHz	11	3.3	160	-40 to +85			
873	SE2614BT-R	QFN-20	2.4GHz	11	3.3	190	-40 to +85			
873	SE5007T-R	QFN-16	5GHz	54	3.3	195	-40 to +85			
873	SE5501L-R	QFN-30	2.4GHz, 5GHz	54	3.3	180	-40 to +85			
873	SE5510T-R	QFN-28	2.4GHz, 5GHz	54	3.3	215	-40 to +85			
873	SE5511T-R	QFN-28	2.4GHz, 5GHz	54	3.3	215	-40 to +85			
873	SE2548A-R	LGA-32	2.4GHz, 5GHz	11	3.3	250	0 to +85			
873	SE2547A-R	LGA-32	2.4GHz, 5GHz	11	3.3	250	0 to +85			
873	SE5502L-R	QFN-24	2.4GHz, 5GHz	11	3.3	175	-40 to +85			
873	SE5512L-R	QFN-24	2.4GHz, 5 GHz	11	3.3	175	-40 to +85			
873	SE5012T-R	QFN-16	5GHz	54	5	270	-40 to +85			
873	SE5503A-R	LGA-24	2.4GHz, 5GHz	11	3.3	190	-10 to +85			
873	SKY65313-11	MCM-28	900MHz	-	3.3	-	-40 to +85			
873	SKY65336-11	MCM-28	2.4GHz	-	3	145	-40 to +85			
873	SKY65337-11	MCM-28	2.4GHz	-	3	145	-40 to +85			
873	SKY65343-11	MCM-20	2.4GHz	-	3.3	110	-40 to +85			
873	SKY65344-21	MCM-20	2.4GHz	-	3.3	105	-40 to +85			
873	SKY65346-11	MCM-26	900MHz	-	3.3	223	-40 to +85			
873	SKY65352-11	MCM-20	2.4GHz	-	3.3	110	-40 to +85			
873	SKY65326-11	MCM-12	380MHz to 500MHz	-	3.6	60	-40 to +85			
873	SE2435L-R	QFN-24	860MHz to 930MHz	-	3	50	-40 to +85			
873	SE2442L-R	QFN-24	902MHz to 928MHz	-	3.6	50	-40 to +85			
873	SE2600S-R	WLCSP-11	2.4GHz	-	3.3	10	-40 to +85			
873	SE2601T-R	QFN-12	2.4GHz	-	3.3	10	-40 to +85			
873	SE2603L-R	QFN-24	2.4GHz	11	3.3	180	-30 to +85			
873	SE2431L-R	QFN-24	2.4GHz	-	3	30	-40 to +85			
873	SE2432L-R	QFN-24	2.4GHz	-	3	30	-40 to +85			

GPS RECEIVERS

For quantities greater than listed, call for quote.

MOUSER STOCK NO. Mfr.	Mfr. Part No.	Package	Bandwidth	Noise Figure	Operating Frequency	Operating Supply Voltage (V)	Supply Current (mA)	Operating Temperature Range (°C)	Price Each 1	50	100
873	SE4110L-R	QFN-24	2.2MHz	1.6dB	4.092MHz	3.3	10	-40 to +85			
873	SE4150L-R	QFN-24	2.2MHz	0.9dB	4.092MHz	3.3	15	-40 to +88			

© Copyright 2014 Mouser Electronics
© Copyright 2014 Mouser Electronics

SKYWORKS Analog ICs

SKYWORKS®

RF SWITCH ICS

For quantities greater than listed, call for quote.

MOUSER STOCK NO. Mfr.	Mfr. Part No.	Package	No. of Switches	Switch Configuration	Operating Freq. Range	Control Volt. Range (V)	Insertion Loss (dB)	Operating Temp. Range (°C)	Off Isolation Typ. (dB)	Off Time Max (ns)	On Time Max (ns)	Price Each 1	50	100
873—	SKY13375-389LF	-	-	-	-	-	-	-40 ~ +85	-	-	-			
873—	SKY13347-360LF	DFN-8	Single	SPST	500MHz - 3GHz	3	0.8	-40 ~ +85	30	-	-			
873—	AS165-59LF	MSOP-8	Single	SPST	700MHz - 2.5GHz	5	0.7	-40 ~ +85	38	150	150			
873—	SKY13316-12LF	SOIC-8	Single	SPST	300KHz - 2.5GHz	-5	0.75	-40 ~ +85	30	-	-			
873—	SKY12212-478LF	QFN-16	Single	SPDT	20MHz - 2.7GHz	28	0.3	-55 ~ +175	45	-	-			
873—	SKY12207-306LF	QFN-16	Single	SPDT	900MHz - 4GHz	28	0.4	-55 ~ +175	41	-	-			
873—	SKY12207-478LF	QFN-16	Single	SPDT	900MHz - 4GHz	28	0.4	-55 ~ +175	42	-	-			
873—	SKY12208-306LF	QFN-16	Single	SPDT	20MHz - 2.7GHz	28	0.3	-55 ~ +175	45	-	-			
873—	SKY12208-478LF	QFN-16	Single	SPDT	20MHz - 2.7GHz	28	0.3	-55 ~ +175	50	-	-			
873—	SKY12209-478LF	QFN-16	Single	SPDT	900MHz - 4GHz	28	0.3	-55 ~ +175	46	-	-			
873—	SKY12210-478LF	QFN-16	Single	SPDT	900 MHz - 4GHz	28	0.4	-55 ~ +175	50	-	-			
873—	SKY13290-313LF	QFN-6	Single	SPDT	2.5GHz	3	0.55	-40 ~ +85	18	800	800			
873—	AS139-73LF	SOT-23-6	Single	SPDT	2GHz	5	1	-40 ~ +85	10	100	100			
873—	AS169-73LF	SOT-23-6	Single	SPDT	300KHz - 2.5GHz	3	0.4	-40 ~ +85	24	35	35			
873—	AS176-59LF	MSOP-8	Single	SPDT	300KHz - 3GHz	3, 5	0.9	-40 ~ +85	27	100	100			
873—	AS179-92LF	SC-88	Single	SPDT	20MHz - 3GHz	3	0.4	-40 ~ +85	23	100	100			
873—	AS193-73LF	SOT-23-6	Single	SPDT	100MHz - 2.5GHz	3	0.55	-40 ~ +85	17	100	100			
873—	AS211-334	DFN-6	Single	SPDT	100MHz - 4GHz	3, 5	0.6	-40 ~ +85	22	20	20			
873—	AS213-92LF	SC-88	Single	SPDT	100MHz - 3GHz	1.8	0.5	-40 ~ +85	19	20	20			
873—	AS214-92LF	SC-88	Single	SPDT	100MHz - 3GHz	1.8	0.4	-40 ~ +85	25	20	20			
873—	AS215-92LF	SC-88	Single	SPDT	500MHz - 3GHz	1.8	0.5	-40 ~ +85	20	20	20			
873—	AS225-313LF	QFN-6	Single	SPDT	100MHz - 6GHz	3	0.6	-40 ~ +85	20	-	-			
873—	SKY13268-344LF	SOT-666	Single	SPDT	300KHz - 3GHz	3	0.4	-40 ~ +85	23	58	58			
873—	SKY13270-92LF	SC-88	Single	SPDT	20MHz - 2.5GHz	3	0.6	-40 ~ +85	17	100	100			
873—	SKY13276-334	LGA-6	Single	SPDT	100MHz - 6GHz	3	0.7	-40 ~ +85	20	-	-			
873—	SKY13278-313LF	QFN-6	Single	SPDT	100MHz - 2.5GHz	3	0.5	-40 ~ +85	18	800	800			
873—	SKY13306-313LF	QFN-6	Single	SPDT	100MHz - 6GHz	3	0.6	-40 ~ +85	18	-	-			
873—	AS183-92LF	SC-88	Single	SPDT	300KHz - 2.5GHz	3	0.55	-40 ~ +85	13	20	20			
873—	SKY13314-374LF	QFN-6	Single	SPDT	100MHz - 6GHz	3.3	0.6	-40 ~ +85	21	30	30			
873—	SKY13384-350LF	QFN-16	Single	SP4T	20MHz - 4GHz	5	1.2	-40 ~ +85	36	100	100			
873—	SKY13380-350LF	QFN-16	Single	SP4T	20MHz - 3GHz	2.65	0.6	-40 ~ +85	21	-	-			
873—	SKY14151-350LF	QFN-16	Single	SP4T	20MHz - 2.5GHz	2.65	0.5	-40 ~ +85	23	-	-			
873—	SKY13358-388LF	QFN-16	Single	SP5T	100MHz - 3GHz	1.8, 2.5	1	-40 ~ +85	21	0.1us	0.7us			
873—	SKY18106-455LF	QFN-26	Single	SP8T	400MHz - 2.2GHz	1.8	0.6	-40 ~ +85	25	-	-			
873—	SKY18108-11	MCM-20	Single	SP9T	400MHz - 2.7GHz	1.8	0.95	-40 ~ +85	35	-	-			
873—	SKY13362-389LF	QFN-26	Single	SP10T	400MHz - 2.7GHz	1.8, 2.85	1	-40 ~ +85	38	-	-			
873—	SKY13364-389LF	QFN-26	Single	SP10T	400MHz - 2.2GHz	1.8, 2.65	1	-40 ~ +85	30	-	-			
873—	SKY13320-374LF	QFN-6	Dual	SPDT	100MHz - 6GHz	3.3	0.6	-40 ~ +85	24	80	80			
873—	AS338-12LF	SOIC-8	Dual	SPDT	300KHz - 2.5GHz	5	1.2	-40 ~ +85	26	30	30			
873—	SKY13330-397LF	QFN-12	Dual	SPDT	100MHz - 6GHz	1.65 to 3	0.6	-40 ~ +85	16	1.6us	1.6us			
873—	SKY13348-374LF	QFN-6	Dual	SPDT	500MHz - 6GHz	3	1	-40 ~ +85	24	50	100			
873—	SKY13370-374LF	QFN-6	Dual	SPDT	500MHz - 6GHz	3	1.15V	-40 ~ +85	24	-	-			
873—	SKY13327-365LF	QFN-20	Dual	SP4T	250MHz - 2.15GHz	5	9	-40 ~ +85	41	-	-			
873—	SKY13272-340LF	QFN-20	Dual	SP4T	250MHz - 2.15GHz	5	8.5	-40 ~ +85	31	-	-			
873—	SKY13292-365LF	QFN-20	Dual	SP4T	250MHz - 2.15GHz	5	9	-40 ~ +85	30	-	-			
873—	SKY13293-340LF	QFN-20	Dual	SP4T	250MHz - 2.15GHz	5	9	-40 ~ +85	45	29	29			
873—	SKY13267-321LF	QFN-12	Dual	DPDT	6GHz	3	0.9	-40 ~ +85	20	40	40			
873—	SKY13318-321LF	QFN-12	Dual	DPDT	100 MHz - 6GHz	3	1.15	-40 ~ +85	15	50	50			
873—	SKY13354-368LF	QFN-12	Dual	DPDT	100 MHz - 3GHz	1.6 to 5	0.55	-40 ~ +85	32	-	-			
873—	SKY13355-374LF	QFN-6	Dual	DPDT	100 MHz - 6GHz	1.8 to 5	0.9	-40 ~ +85	15	-	-			
873—	SKY13381-374LF	QFN-6	Dual	DPDT	100 MHz - 6GHz	1.8 to 5	1.4	-40 ~ +85	14	-	-			
873—	AS172-73LF	SOT-23-6	Dual	DPDT	300 KHz - 2GHz	3	0.95	-40 ~ +85	13	100	100			
873—	AS236-321LF	QFN-12	Dual	DPDT	6GHz	3	1.15	-40 ~ +85	15	50	50			
873—	AS186-302LF	MSOP-8	Triple	SPDT	4GHz	3, 5	1	-40 ~ +85	40	50	50			
873—	SKY13286-359LF	QFN-16	Triple	SPDT	100MHz - 6GHz	3, 5	1.5	-40 ~ +85	42	50	50			
873—	SKY13251-349LF	QFN-8	Triple	SP3T	3GHz	3	0.45	-40 ~ +85	15	50	50			
873—	SKY13345-368LF	QFN-12	Triple	SP3T	100MHz - 3.5GHz	1.6 to 3.3	0.55	-40 ~ +85	25	190	220			
873—	SKY13385-460LF	QFN-12	Triple	SP3T	100MHz - 3.5GHz	1.8	0.52	-40 ~ +85	25	190	250			
873—	SKY13309-370LF	QFN-8	Triple	SP3T	100MHz - 3GHz	3	0.5	-40 ~ +85	25	20	55			
873—	SKY13317-373LF	QFN-8	Triple	SP3T	20MHz - 6GHz	1.9 to 5	0.8	-40 ~ +100	25	20	55			
873—	SKY13346-368LF	QFN-12	Triple	SP3T	500MHz - 2.5GHz	1.8 to 5	0.5	-40 ~ +85	25	30	55			
873—	SKY13373-460LF	QFN-12	Triple	SP3T	100MHz - 6GHz	1.8	0.8	-40 ~ +85	30	1500	1500			
873—	SKY13298-360LF	QFN-8	Quad	SPDT	3GHz - 8GHz	1.8, 3.3	0.9	-40 ~ +85	22	20	20			
873—	SKY13299-321LF	QFN-12	Quad	SPDT	20MHz - 5GHz	3, 5	0.75	-40 ~ +85	22	300	300			
873—	SKY13323-378LF	QFN-6	Quad	SPDT	100MHz - 3GHz	1.8 to 5	0.35	-40 ~ +85	24	100	100			
873—	SKY13335-381LF	QFN-6	Quad	SPDT	100MHz - 6GHz	1.8 to 5	0.5	-40 ~ +85	24	50	50			
873—	SKY13350-385LF	QFN-6	Quad	SPDT	10MHz - 6GHz	1.8 to 5	0.6	-40 ~ +85	20	45	45			
873—	SKY13351-378LF	QFN-6	Quad	SPDT	20MHz - 6GHz	1.8 to 5	0.5	-40 ~ +85	26	100	100			
873—	SKY13366-378LF	QFN-6	Quad	SPDT	2GHz - 6GHz	1.8 to 5	0.5	-40 ~ +85	26	100	100			
873—	SKY13274-349LF	QFN-8	Quad	SPDT	500MHz - 6GHz	3	0.8	-40 ~ +85	17	20	100			
873—	SKY13388-465LF	QFN-12	Quad	SP4T	100MHz - 2.7GHz	1.8	0.65	-40 ~ +85	21	-	-			
873—	AS204-80LF	SSOP-16	Quad	SP4T	300KHz - 3.5GHz	5	0.9	-40 ~ +85	25	125	125			
873—	SKY13322-375LF	QFN-10	Quad	SP4T	20MHz - 6GHz	3.3	2	-40 ~ +85	18	60	60			
873—	AS195-306LF	QFN-16	Quint	SP5T	100MHz - 2GHz	3	1	-40 ~ +85	23	100	100			
873—	SKY13352-337LF	QFN-12	Quad	DPDT	4.5GHz - 6GHz	1.8 to 5	1.3	-40 ~ +85	25	-	-			
873—	SKY13296-340LF	QFN-20	Octal	SP4T	20MHz - 2.5GHz	3, 5	0.7	-40 ~ +85	26	50	50			

DIRECTIONAL COUPLERS

For quantities greater than listed, call for quote.

MOUSER STOCK NO. Mfr.	Mfr. Part No.	Package	Freq. Range	Insertion Loss (dB)	Operating Temp. Range (°C)	Price Each 1	50	100
873—	DC08-73LF	SOT-23-6	810 - 960(MHz)	0.45	-40 ~ +85			
873—	DC09-73LF	SOT-23-6	810 - 960(MHz)	0.2	-40 ~ +85			
873—	DC15-73LF	SOT-23-6	1.42 - 1.66(GHz)	0.2	-40 ~ +85			
873—	DC16-73LF	SOT-23-6	1.42 - 1.99(GHz)	0.3	-40 ~ +85			
873—	DC18-73LF	SOT-23-6	1.71 - 1.99(GHz)	0.2	-40 ~ +85			
873—	HY22-73LF	SOT-23-6	2.1 - 2.3(GHz)	0.55	-40 ~ +85			
873—	HY86-12LF	SOIC-8	820 - 900(MHz)	0.4	-40 ~ +85			
873—	HY92-12LF	SOIC-8	820 - 960(MHz)	0.4	-40 ~ +85			

SPLITTERS AND COMBINERS

For quantities greater than listed, call for quote.

MOUSER STOCK NO. Mfr.	Mfr. Part No.	Package	Turns Ratio Pri:Sec	Freq. Range	Isolation (dB)	Operating Temp. Range (°C)	Power Rating (W)	Price Each 1	50	100
873—	PD09-73LF	SOT-23-6	1.2:1	810 - 960(MHz)	25	-40 ~ +85	1.5			
873—	PD15-73LF	SOT-23-6	1.2:1	1.42 - 1.66(GHz)	23	-40 ~ +85	1.5			
873—	PD18-73LF	SOT-23-6	1.3:1	1.71 - 1.99(GHz)	23	-40 ~ +85	1.5			
873—	PD19-73LF	SOT-23-6	1.3:1	1.71 - 1.99(GHz)	25	-40 ~ +85	1.5			
873—	PD22-73LF	SOT-23-6	1.5:1	2.1 - 2.3(GHz)	18	-40 ~ +85	1.5			
873—	PD4W09-12LF	SOIC-8	1.2:1	810 - 960(MHz)	23	-40 ~ +85	1.5			
873—	PD4W09-59LF	MSOP-8	1.2:1	810 - 960(MHz)	23	-40 ~ +85	1.5			
873—	PD4W18-59LF	MSOP-8	1.3:1	1.71 - 1.99(GHz)	25	-40 ~ +85	1.5			

© Copyright 2014 Mouser Electronics

© Copyright 2014 Mouser Electronics

STMICROELECTRONICS Analog ICs

Products may be RoHS compliant. Check mouser.com for RoHS status.

life.augmented

SMART CARD READERS

RoHS Compliant

For quantities greater than listed, call for quote.

MOUSER STOCK NO.	STM Part No.	Package Type	Analog Interfaces	ISO 7816 UART	Host Interface	Integrated Crystal Oscillator	Supply Voltage (Min./Max.)	Card Supply Voltage	Price Each 1	10	100
511-ST8024LTR	ST8024LTR	TSSOP-20	3	Yes	I/O Lines	26MHz	-0.3/7	1.8, 3.0, 5.0			

3-AXIS ACCELEROMETERS

The MEMS sensor of a linear accelerometer is based on a silicon, inter-digitated, comb-like structure composed of fixed and movable fingers. To sense the acceleration in different directions, these structures are packaged in orthogonal groups. The acceleration in each direction is sensed by measuring the displacements of the movable elements correlated to that axis. The motion measured by the sensor is then translated into an analog or digital signal.

For quantities greater than listed, call for quote.

MOUSER STOCK NO.	STM Part No.	Package Type	Full Scale Span (G) Min.	Full Scale Span (G) Max.	Supply Voltage (V)	Supply Current Type/Max. (mA)	Price Each 1	10	100
511-LIS332AX	LIS332AX	LGA-16	-----	±2	2.16 to 3.6	0.3/----			
511-L3G4200D	L3G4200D	LLGA-16 4x4x1mm	-----	-----	2.4 to 3.6	6.1/----			
511-LIS3LV02DL	LIS3LV02DL	LGA-16 4.4x7.5x1mm	-6	+6	2.16 to 3.6	0.60/0.75			
511-LIS331DL	LIS331DL	LGA-16 3x3x1mm	-8	+8	2.16 to 3.6	0.30/0.40			
511-LIS331DLH	LIS331DLH	LGA-16 3x3x1mm	-8	+8	2.16 to 3.6	0.30/0.40			
511-LIS331DLM	LIS331DLM	LGA-16 3x3x1mm	-2	+8	2.16 to 3.6	0.30/0.40			
511-LIS331HH	LIS331HH	LGA-16 3x3x1mm	-6	+24	2.16 to 3.6	0.25/0.01			
511-LIS33DE	LIS33DE	LGA-16 3x3x1mm	-2	+9.2	2.16 to 3.6	0.30/0.40			
511-LIS35DE	LIS35DE	LGA-14 3x5x0.9mm	-2	+8	2.16 to 3.6	0.30/0.40			
511-LIS3DSHTR	LIS3DSHTR	LGA-16 3x3x1mm	±2	±16	1.71 to 3.6	0.225/---			
511-LSM330DLC	LSM330DLC	LGA-28L	±2	±16	2.4 to 3.6	2.0/----			
511-L3GD20	L3GD20	LGA-16	±250	±2000	2.4 to 3.6	6.1/----			

GYROSCOPES

ST's complete family of single-axis (yaw) and two-axis (pitch-and-roll, pitch-and-yaw) MEMS gyroscopes offers the industry's widest full-scale range, from 30 to 6000°/s.

The innovatively designed sensors can provide two separate outputs for each axis at the same time – an unamplified output value for general detection of angular motion and a 4x amplification for high-resolution measurements that enhances design flexibility and the user experience.



For quantities greater than listed, call for quote.

MOUSER STOCK NO.	STM Part No.	Package Type	Sensitivity (mV/dps) Amplified	Sensitivity (mV/dps) Not Amplified	Supply Voltage (V) Min.	Supply Voltage (V) Typ.	Supply Voltage (V) Max.	Price Each 1	10	100
Dual-Axis										
511-LPR410AL	LPR410AL	LGA-28 4x5x1mm	10	2.5	2.7	3.0	3.6			
511-LPY430AL	LPY430AL	LGA-28 4x5x1mm	3.33	0.83	2.7	3.0	3.6			
511-LPY450AL	LPY450AL	LGA-28 4x5x1mm	2.0	0.5	2.7	3.0	3.6			
Triple-Axis										
511-A3G4250D	A3G4250D	LGA-16	10.1	7.4	2.4	3.0	3.6			

ACCELEROMETER/MAGNETOMETER

The integration of high-performance motion and magnetic sensing, coupled with superior stability over time and temperature, makes ST's newest digital-compass device particularly suitable for applications such as location-based services, pedestrian dead reckoning, map/display orientation, and direction finding.

For quantities greater than listed, call for quote.

MOUSER STOCK NO.	STM Part No.	Package Type	Full Scale Span (G) Acceleration Min.	Full Scale Span (G) Acceleration Max.	Full Scale Span (G) Magnetic Field Min.	Full Scale Span (G) Magnetic Field Max.	Analog Supply Voltage (V)	Digital Supply Voltage IOs (V)	Current Consumption (Typ)(μA)	Price Each 1	10	100
511-LSM303DLHC	LSM303DLHC	IGA-14	±2	±16	±1.3	±8.1	2.16 to 3.6	1.8	--			
511-LSM303DLM	LSM303DLM	LGA-28 5x5x1mm	±2	±8	±1.3	±8.1	2.16 to 3.6	1.8	360			

PRODUCT EVALUATION BOARDS FOR MOTION SENSORS (MEMS)

ST's MEMS-based acceleration sensors are all supported by their own evaluation kits that allow system designers to evaluate chip performances and capabilities. The kit enables the acquisition, through an analog or digital interface, of acceleration data sensed by accelerometers, with the support of a dedicated software in case of digital solution. For sensors with analog output, sensing data are converted by a low-noise capacitive amplifier into an analog voltage, while for digital sensors, the signals measured by the device are read by an ST7 microcontroller mounted on the board and sent to a PC via USB link for further processing.

MOUSER STOCK NO. Mfr.	Mfr. Part No.	Description	Price Each
511	STEVALMKI009V1	STM32 Interconnect MEMS Board	
511	STEVAL-MKI013V1	LIS302DL 3-Axis Adapter Board	
511	STEVAL-MKI015V1	LIS344ALH 3-Axis Adapter Board	
511	STEVAL-MKI022V1	LIS331DLH 3-Axis Demo Kit	
511	STEVAL-MKI024V1	LIS331DL Nano Demo Board	
511	STEVAL-MKI087V1	LIS331DL Adapter Board	
511	STEVAL-MKI088V1	LIS33DE Adapter Board	
511	STEVAL-MKI090V1	LIS331DLF Adapter Board	
511	STEVAL-MKI091V1	LIS331DLM Adapter Board	
511	SPMB250-A1EVAL	SPMB250-A1 ZigBee Design Kit	
511	STEVAL-MKI074V1	LY330ALH Adapter Board	
511	STEVAL-MKI075V1	LY3100ALH Complete Adapter Board	
511	STEVAL-MKI076V1	LY3200ALH Ready Adapter Board	
511	STEVAL-MKI078V1	LPR450AL ST7 MCU Demo Kit	
511	STEVAL-MKI079V1	LPR430AL 2-Axis Gyro Demo Board	
511	STEVAL-MKI081V1	LPR403AL ST7MCU Demo Board	
511	STEVAL-MKI082V1	LPY4150AL Adapter Board	
511	STEVAL-MKI084V1	LPY430AL MEMS Adapter Board	

MOUSER STOCK NO. Mfr.	Mfr. Part No.	Description	Price Each
511	STEVAL-MKI085V1	LPY410AL MEMS Adapter Board	
511	STEVAL-MKI086V1	LPY403AL MEMS Adapter Board	
511	STEVAL-MKI095V1	LPR4150AL MEMS Adapter Board	
511	STEVAL-MKI096V1	LPR450AL MEMS Adapter Board	
511	STEVAL-MKI097V1	LPR430AL Complete Adapter Board	
511	STEVAL-MKI098V1	LPR410AL Adapter Board	
511	STEVAL-MKI099V1	LPR403AL Adapter Board	
511	STEVAL-MKI103V1	LPY410AL ST7 MCU Demo Board	
511	STEVAL-MKI105V1	LIS3DH Adapter Board	
511	STEVAL-MKI106V1	LSM303DLHC Adapter Board	
511	STEVAL-MKI107V2	L3G4200D Adapter Board	
511	STEVAL-MKI120V1	LPS331AP Adapter Board	
511	STEVAL-MKI122V1	LSM330DLC Adapter Board	
511	STEVAL-MKI123V1	LSM330D Adapter Board	
511	STEVAL-MKI124V1	L3GD20, LSM303DLHC, LPS331AP 10-axis Adapter Board	
511	STEVAL-MKI126V1	MP45DT02 STA321MPL STSmartVoice Board	
511	STEVAL-MKI126V3	MP45DT02 STA321 STSmartVoice Board	

© Copyright 2014 Mouser Electronics

© Copyright 2014 Mouser Electronics

STMICROELECTRONICS Analog ICs

Products may be RoHS compliant. Check mouser.com for RoHS status.

life.augmented

MEMS AUDIO SENSOR OMNIDIRECTIONAL DIGITAL MICROPHONE

These devices are a compact, low-power, bottom port, omnidirectional digital MEMS microphone. The MP34DB01 is built with a capacitive sensing element and an IC interface with stereo operation capability.

NEW! TECHNOLOGY

◆ Surface Mount Device

For quantities greater than listed, call for quote.

MOUSER STOCK NO.	STM Part No.	Package Type	Output Type	Supply Voltage (V_{DD}) Min (V)	Supply Voltage (V_{DD}) Typ (V)	Supply Voltage (V_{DD}) Max (V)	Current Consumption Typ (mA)	Current Consumption (Power Down Mode) Typ (mA)	Price Each 1	Price Each 10	Price Each 100
◆ 511-MP34DB01	MP34DB01	RHLGA-4	Digital	1.64	1.8	3.6	0.65	0.02			
◆ 511-MP34DT01	MP34DT01	HCLGA-4	Digital	1.64	1.8	2.86	0.6	0.02			

SMART SENSORS

For quantities greater than listed, call for quote.

MOUSER STOCK NO.	STM Part No.	Package Type	Description	Supply Voltage (V)	Precision Volt. Reference V	Precision Volt. Reference (ppm/°C)	Price Each 1	Price Each 10	Price Each 100
511-STPMS2H-PUR	STPMS2H-PUR	QFN-16 4 x 4mm	Smart sensor II dual-channel w/ second order sigma-delta modulator	3.2-5.5	1.23	30			
511-STPMS2L-PUR	STPMS2L-PUR	QFN-16 4 x 4mm	Smart sensor II dual-channel w/ second order sigma-delta modulator	3.2-5.5	1.23	30			

PROGRAMMABLE ENERGY METERING IC

The STMP10 is designed for effective measurement of active, reactive and apparent energy in a power line system using current transformer and shunt sensors. The device can be implemented for peripheral measurement in a microcontroller-based single-phase or poly-phase energy meter.

PRODUCT NEW

For quantities greater than listed, call for quote.

MOUSER STOCK NO.	STM Part No.	Package Type	Description	Supply Voltage (V)	Precision Volt. Reference V	Precision Volt. Reference (ppm/°C)	Price Each 1	Price Each 10	Price Each 100
511-STPM10BTR	STPM10BTR	TSSOP20	Programmable single-phase energy metering IC with tamper detection	3.165 to 5.5V	1.23V w/30 ppm	-40 to 85			

S-TOUCH™ CONTROLLERS

◆ Surface Mount Device

For quantities greater than listed, call for quote.

MOUSER STOCK NO.	STM Part No.	Package Type	No. of Touchkeys	Wheel/ Slider	Supply Voltage (Min.)(V)	Supply Voltage (Max.)(V)	GPIO	PWM	Technology	Price Each 1	Price Each 10	Price Each 100
◆ 511-STMPE16M31PXQTR	STMPE16M31PXQTR	QFN-32 4 x 4mm	16	No	1.65	1.95	16	16	Capacitive			
◆ 511-STMPE16M31QTR	STMPE16M31QTR	QFN-32 4 x 4mm	16	Yes	1.65	1.95	16	16	Capacitive			

TEMPERATURE SENSORS

◆ Surface Mount Device

For quantities greater than listed, call for quote.

MOUSER STOCK NO.	STM Part No.	Package Type	Description	Supply Voltage (V)	Set Curr. Max. (mA)	Set Curr. Error Max. (%)	Operating Temperature Range (°C)	Effective Shunt Cap. Typ. (pF)	Price Each 1	Price Each 10	Price Each 100
◆ 511-LM234D	LM234D	SO-8	3-terminal adjustable current	1.0 to 40	10.0	12	-25 to +100	15			
◆ 511-LM334D	LM334D	SO-8	3-terminal adjustable current	1.0 to 40	10.0	12	0 to +70	15			
511-LM235Z	LM235Z	TO-92	Precision linear output	2.92 to 3.04	15.0	- - - -	-40 to +125	- - - - -			
511-LM335AZ	LM335AZ	TO-92	Precision linear output	2.92 to 3.04	15.0	- - - -	-40 to +100	- - - - -			
511-LM335Z	LM335Z	TO-92	Precision linear output	2.92 to 3.04	15.0	- - - -	-40 to +100	- - - - -			
◆ 511-STTS2002B2DN3F	STTS2002B2DN3F	TDFN-8	with integrated 2Kb EEPROM	2.3 to 3.6	- - - -	- - - -	-40 to +125	- - - - -			
◆ 511-STTS751-0DP3F	STTS751-0DP3F	µDFN-6L	Low-voltage local digital	2.25 to 3.6	- - - -	- - - -	-40 to +125	- - - - -			
◆ 511-STTS751-1DP3F	STTS751-1DP3F	µDFN-6L	Low-voltage local digital	2.25 to 3.6	- - - -	- - - -	-40 to +125	- - - - -			

S-FSK POWER LINE NETWORKING SYSTEM-ON-CHIP

PRODUCT NEW

◆ Surface Mount Device

For quantities greater than listed, call for quote.

MOUSER STOCK NO.	STM Part No.	Package Type	Description	Supply Voltage (V)	Prog. Bit Rate @ 50Hz	Power Supply Current (Max) (mA) Rx Mode	Power Supply Current (Max) (mA) Tx Mode	Price Each 1	Price Each 10	Price Each 100
◆ 511-ST7570	ST7570	VFQFPN-48	Fully integrated narrow-band power line networking system-on-chip	8.0-18.0	2.4Kbps	0.5	30			
◆ 511-ST7580	ST7580	QFPN-48	Fully integrated narrow-band power line networking system-on-chip	8.0-18.0	28.8Kbps	0.5	30			
◆ 511-ST7590	ST7590	QFN-48	Fully integrated narrow-band OFDM power line networking system-on-chip	8.0-18.0	128Kbps	0.5	30			

Evaluation Board		Description	Price
511-EVALKITST7570-1	EVALKITTST7570-1	Demo kit embeds functions required for a turn-key power line communication network (ST7570 modern board, power supply and USB port)	
511-EVALKITST7580-1	EVALKITST7580-1	Demo kit embeds functions required for a turn-key power line communication network (ST580 modem board, power supply and USB port)	
511-STEVAL-IPP002V1	STEVAL-IPP002V1	Demo board typical energy meter board (S-FSK Power line communication up to 2.4kbps) compliant IEC 61334-5-1 standard	

VOLTAGE LEVEL TRANSLATOR

◆ Surface Mount Device

For quantities greater than listed, call for quote.

MOUSER STOCK NO.	STM Part No.	Package Type	No. of Outputs	Supply Voltage Min. (V)	Supply Voltage Max. (V)	Propagation Delay (Max)	VIH (Max) (V)	VIL (Max) (V)	Temp. Range (°C)	Price Each 1	Price Each 10	Price Each 100
◆ 511-ST2G3236QTR	ST2G3236QTR	QFN-10	1	1.4	3.6	6.2ns	3.6	0.35	-40 to +85			
◆ 511-ST2189QTR	ST2189QTR	QFN-20	1	1.65	3.6	4ns	1.2	0.30	-40 to +85			

ANALOG IC EVALUATION BOARDS

For quantities greater than listed, call for quote.

MOUSER STOCK NO.	STM Part No.	Description	Price Each
511-EVL150W-ADP-SR	EVL150W-ADP-SR	150W SMPS demonstration board tailored to all-in-one computer power supply specifications	
511-EVAL2293Q	EVAL2293Q	Evaluation board for a push-pull four channel driver with integrated diodes (L2293Q)	
511-EVAL6229QR	EVAL6229QR	Evaluation board using the L6229Q DMOS driver for a three-phase BLDC motor control application	
511-EVAL6235PD	EVAL6235PD	Demonstration board using a DMOS driver 3-phase brushless DC motor (L6235)	
511-EVAL6460	EVAL6460	Evaluation board for a SPI configurable stepper and DC multi motor driver (L6460)	
511-EVAL6470H	EVAL6470H	Evaluation board for the L6470, a microstepping motor driver	
511-EVLSRK2000-D-40	EVLSRK2000-D-40	Demonstration board for the evaluation of the SRK2000 (with STD954N4F3 MOSFET) in LLC resonant converters w/synch rectification	
511-EVLSRK2000-L-40	EVLSRK2000-L-40	Demonstration board for the evaluation of the SRK2000 (with STL140N4LLF5 MOSFET) in LLC resonant converters w/synch rectification	
511-EVLSRK2000-L-60	EVLSRK2000-L-60	Demonstration board for the evaluation of the SRK2000 (with STL85N6F3 MOSFET) in LLC resonant converters w/synch rectification	
511-EVLSRK2000-S-40	EVLSRK2000-S-40	Demonstration board for the evaluation of the SRK2000 (with STS15N4LLF3 MOSFET) in LLC resonant converters w/synch rectification	
511-EVLVIP25L-10WSB	EVLVIP25L-10WSB	Demonstration board based on the VIPER25 (a off-line high voltage converter)	
511-STEVAL-CBP006V1	STEVAL-CBP006V1	Demonstration board to provide a ready-to-use platform for power supply management and user-interface based on STM8S MCU	
511-STEVAL-CCA018V1	STEVAL-CCA018V1	Demonstration board is designed provide a platform for evaluating the performance of the TS4657 stereo digital-to analog-converter (DAC)	
511-STEVAL-IHM025V1	STEVAL-IHM025V1	Demonstration board is an AC/DC inverter that generates a three-phase waveform for driving 2 or 3-phase motors	
511-STEVAL-IHM029V1	STEVAL-IHM029V1	Demonstration board designed for the home appliance market, with particular focus on vacuum cleaners, food processors and power tools	
511-STEVAL-IHM030V1	STEVAL-IHM030V1	Demonstration board for brushed DC motor (BDC) which presents a 24V, up to 2kW brushed DC motor drive solution	
511-STEVAL-ISA071V1	STEVAL-ISA071V1	Demonstration board based on the VIPER16 (a 4W non-isolated, wide input-voltage range SMPS)	

© Copyright 2014 Mouser Electronics
© Copyright 2014 Mouser Electronics

STMICROELECTRONICS Data Transmission and Drivers

Products may be RoHS compliant. Check mouser.com for RoHS status.

life.augmented

♦ Surface Mount Device

DATA TRANSMISSION

RS-232

For quantities greater than listed, call for quote.

MOUSER STOCK NO.	STM Part No.	Package Type	Supply Voltage (V)	No. of Drivers	No. of Rcvrs	Data Rate (Min/Typ) (kbps)	ICC (Typ) (mA)	Ext. Cap. (uF)	No. of Ext. Cap.	ESD Protect	Temperature Range (ºC)	Price Each 1	10	100
♦ 511-ST3232BT	ST3232BTR	TSSOP-16	3.0	2	2	-----/250	0.3	0.1	4	-	-40 to +85			
♦ 511-ST3232CT	ST3232CTR	TSSOP-16	3.0	2	2	-----/250	0.3	0.1	4	-	0 to +70			
♦ 511-ST3232CWR	ST3232CWR	SO-16L	3.0	2	2	-----/250	0.3	0.1	4	-	0 to +70			
♦ 511-ST3232CDR	ST3232CDR	SO-16	3.0	2	2	-----/400	0.3	0.1	4	-	0 to +70			
♦ 511-ST3232EB	ST3232EBTR	TSSOP-16	3.0	2	2	-----/250	0.3	0.1	4	15kV	-40 to +85			
♦ 511-ST3241ECP	ST3241ECPR	SSOP-28	3.0	3	5	250/-----	0.3	0.1	4	15kV	0 to +70			
♦ 511-ST232CDR	ST232CDR	SO-16	5.0	2	2	-----/400	1.5	0.1	4	-	0 to +70			
511-ST232CN	ST232CN	DIP-16	5.0	2	2	-----/400	1.5	0.1	4	-	0 to +70			
♦ 511-ST3232EBDR	ST3232EBDR	SO-16	5.0	2	2	-----/400	5	0.1	4	15kV	-40 to +85			
♦ 511-ST3232ECD	ST3232ECDR	SO-16	5.0	2	2	-----/400	5	0.1	4	15kV	0 to +70			
♦ 511-ST3485ECDR	ST3485ECDR	SO-8	7.0	1	1	-----/250	0.3	0.1	4	15kV	0 to +70			
♦ 511-ST3485EBDR	ST3485EBDR	SO-8	7.0	1	1	-----/250	0.3	0.1	4	15kV	-40 to +85			

RS-422

For quantities greater than listed, call for quote.

MOUSER STOCK NO.	STM Part No.	Package Type	Supply Voltage (V)	No. of Drivers	No. of Rcvrs	Output State	ICC (Typ) (mA)	VOL (Min) (V)	VOL (Max) (V)	Prop. Delay In-out (typ)(ns)	Temperature Range (ºC)	Price Each 1	10	100
♦ 511-ST26C31BDR	ST26C31BDR	SO-16	5.0	4	-	Tri-State	0.8	2.5	0.5	6	-40 to +85			
♦ 511-ST26C31B	ST26C31BTR	TSSOP-16	5.0	4	-	Tri-State	0.8	2.5	0.5	6	-40 to +85			
♦ 511-ST26C32ABDR	ST26C32ABDR	SO-16	7.0	-	4	Tri-State	16	0.2	0.3	19	-40 to +85			
♦ 511-ST26C32AB	ST26C32ABTR	TSSOP-16	7.0	-	4	Tri-State	16	0.2	0.3	19	-40 to +85			

RS-485

For quantities greater than listed, call for quote.

MOUSER STOCK NO.	STM Part No.	Package Type	Supply Voltage (V)	No. of Drivers	No. of Rcvrs	Data Rate (Min/Typ) (kbps)	ICC (Typ) (mA)	VOL (Min) (V)	VOL (Max) (V)	Prop. Delay In-out (typ)(ns)	Temperature Range (ºC)	Price Each 1	10	100
♦ 511-ST485CDR	ST485CDR	SO-8	5.0	1	1	-----/-----	0.3	3.5	0.4	30	0 to +70			
511-ST485CN	ST485CN	DIP-8	5.0	1	1	-----/-----	0.3	3.5	0.4	30	0 to +70			
♦ 511-ST485EBDR	ST485EBDR	SO-8	5.0	1	1	-----/-----	0.3	3.5	0.4	30	-40 to +85			
♦ 511-ST3485EBDR	ST3485EBDR	SO-8	7.0	1	1	-----/250	0.3	0.1	4	15kV	-40 to +85			
♦ 511-ST3485ECDR	ST3485ECDR	SO-8	7.0	1	1	-----/250	0.3	0.1	4	15kV	0 to +70			

DRIVERS

PRODUCT NEW

For quantities greater than listed, call for quote.

MOUSER STOCK NO.	STM Part No.	Package Type	Description	Supply Voltage (V)	Supply Current Typ/Max (mA)	Drivers Per Package	Propagation Delay Time Type/Max (ns)	Temp. Range (ºC)	Price Each 1	10	100
♦ 511-L293DD-TR	L293DD013TR	SO-12	Push-pull DTL/TTL comp. driver	36	---/1.2	4	----/----	-40 to +150			
511-L297	L297/1	DIP-20	Stepper motor controller driver	10	---/80	4	----/----	-40 to +150			
♦ 511-L297D	L297D	SO-20	Stepper motor controller driver	10	---/80	4	----/----	-40 to +150			
511-L298HN	L298HN	Multiwatt-15	Dual full bridge driver	50	---/4	2	----/----	-40 to +150			
♦ 511-L6201	L6201	SO-20	DMOS full bridge driver	52	---/5	1	----/----	-40 to +150			
♦ 511-L6201PS	L6201PS	PowerSO-20	DMOS full bridge driver	48	---/4	1	200/400	-40 to +150			
511-L6202	L6202	DIP-18	DMOS full bridge driver	48	--/1.5	1	200/400	-40 to +150			
♦ 511-L6205N	L6205N	SO-24	DMOS driver for bipolar stepper motor	52	5/10	1	----/----	-40 to +150			
♦ 511-L6205PD	L6205PD	PowerSO-20	DMOS full bridge driver	52	---/2.8	1	100/400	-40 to +150			
♦ 511-L6206PD	L6206PD	PowerSO-36	DMOS full bridge driver	52	5/10	2	----/----	-40 to +150			
♦ 511-L6207PD	L6207PD	PowerSO-36	DMOS dual full bridge driver with PWM	52	---/2.8	2	100/400	-40 to +150			
♦ 511-L6208PD	L6208PD	PowerSO-36	DMOS driver for bipolar stepper motor	52	---/2800	2	----/----	-40 to +150			
511-L6208Q	L6208Q	QFN-48	Stepper motor controller driver	52	---/5600	1	500	-40 to +150			
511-E-L6219	L6219	PWRDIP-20+2+2	Stepper motor driver	46	8/15	1	----/----	-55 to +150			
♦ 511-E-L6219DS013TR	E-L6219DS013TR	SO-24	Stepper motor driver	10 to 46	8/15	4	----/----	-20 to +85			
511-L6208N	L6208N	PDIP-24	DMOS driver for bipolar stepper motor	8 to 52	10/----	1	500/----	-40 to +150			
♦ 511-L6225DTR	L6225DTR	SO-20	DMOS dual full bridge driver	8 to 52	---/1.4	2	----/----	-40 to +150			
♦ 511-L6230PD	L6230PD	PowerSO-36	DMOS driver for 3-phase brushless DC motor	8 to 52	---/1.4	1	----/----	-40 to +150			
♦ 511-L6230QTR	L6230QTR	VFQFPN-32	DMOS driver for 3-phase brushless DC motor	8 to 52	---/1.4	1	----/----	-40 to +150			
♦ 511-L6234PD	L6234PD	PowerSO-20	Triple half bridge for motor driver	52	---/6.5	3	----/----	-40 to +150			
♦ 511-L6235PD	L6235PD	PowerSO-36	DMOS driver for three-phase brushless DC motor	52	5/10	1	----/----	-40 to +150			
♦ 511-L6235Q	L6235Q	QFN-48	DMOS driver for 3-phase brushless DC motor	8 to 52	2500/5600	1	500/----	-40 to +150			
♦ 511-L6385ED013TR	L6385ED013TR	SO-8	High-voltage high and low side driver	17	---/400	1	110/150	-45 to +125			
♦ 511-L6386ADTR	L6386ADTR	SO-14	High-voltage high and low side driver	17	---/400	1	110/150	-45 to +125			
♦ 511-L6391D	L6391D	SO-14	High-voltage high and low side driver	12.5 to 20	0.1/0.15	1	120/200	-40 to +125			
♦ 511-L6398DTR	L6398DTR	SO-8	High-voltage high and low side driver	10 to 20	0.38/0.44	1	125/200	-40 to +125			
♦ 511-L6470H	L6470H	HTTSOP-28	Microstepping motor driver w/motion engine & SPI	8 to 45	0.5/0.65	2	----/----	-25 to +150			
♦ 511-L6472H	L6472H	HTSSOP-28	Microstepping motor driver	8 to 45	0.5/0.65	2	----/----	-25 to +150			
♦ 511-L6472PD	L6472PD	SO-36	Microstepping motor driver	8 to 45	0.5/0.65	2	----/----	-25 to +150			
♦ 511-L6474PD	L6474PD	PowerSO-36	Microstepping Motor Driver	8 to 45	0.65	1	650/1000	-25 to +125			
511-L6506	L6506	DIP-18	Current controller for stepping motor	4.5 to 7	---/25	1	----/----	-40 to +150			
♦ 511-L6520TR	L6520TR	SO-8	Highly integrated ballast controller for TL and CFL	10.5 to 18.5	8/10	1	----/----	-40 to +150			
♦ 511-L6521TR	L6521TR	SO-8	Highly integrated ballast controller for TL and CFL	10.5 to 18.5	8/10	1	----/----	-40 to +150			
♦ 511-L6563ATR	L6563ATR	SO-14	Advanced transistion-mode PFC controller	10.3 to 22	-----	----	----/----	-25 to +150			
♦ 511-L6747ATR	L6747ATR	VFDFPN-8	High current MOSFET driver	5 to 12	---/2	2	25/35	0 +125			
♦ 511-L6747CTR	L6747CTR	VFDFPN-8	High current MOSFET driver	5 to 12	---/2	2	25/35	0 +125			
511-E-L9637D	E-L9637D	SO-8	Monolithic IC bus driver ISO 9141 interface	36	0.1/0.5	1	---/---	-40 to +150			
♦ 511-L9825TR	L9825TR	PowerSO-20	Octal low-side driver for resistive & inductive loads	-----	---/5	8	----/----	-40 to +150			
♦ 511-E-L9826TR	E-L9826TR	SO-20	Octal low-side driver for resistive & inductive loads	-0.3 to 7	---/.01	8	---/100	-65 to +150			
511-L9942XP1TR	L9942XP1TR	PowerSSO-24	Stepper motor controller driver	-0.3 to 28	---/20	1	50/250	-40 to +150			
♦ 511-L9848	L9848	SO-28	Octal low-high side configurable driver	-0.3 to 7	---/350	8	100/200	-40 to +150			
511-L9958	L9958	SO-20	Low RDSON SPI controlled H-Bridge	40	---/20	2	40	-55 to +150			
511-L9958SBTR	L9958SBTR	SO-16	Low RDSON SPI controlled H-Bridge	40	---/20	2	40	-55 to +150			
511-L9958XP	L9958XP	SSO-24	Low RDSON SPI controlled H-Bridge	40	---/20	2	40	-55 to +150			
511-TDE1798DP	TDE1798DP	DIP-8	Intelligent switch driver	50	6.5/8	1	----/----	-25 to +85			
♦ 511-TD310IDT	TD310IDT	SO-16	Triple IGBT/MOS driver w/current sense	18	1.5/2	3	200/400	-40 to +125			
511-ETE3718DP	E-TEA3718DP	PWRDIP-12+2+2	Bipolar stepper motor driver	7 to 50	---/25	1	----/----	0 to +70			
511-VNL5050N3TR-E	VNL5050N3TR-E	SOT-223	OMNIFET II Low Side Driver SOT-223	5.5	0.1/0.25	1	---/---	-40 to +150			

© Copyright 2014 Mouser Electronics

© Copyright 2014 Mouser Electronics

STMICROELECTRONICS Timers, Analog ICs and RTCs

Products may be RoHS compliant. Check mouser.com for RoHS status.

life.augmented

TIMERS

♦ Surface Mount Device

For quantities greater than listed, call for quote.

MOUSER STOCK NO.	STM Part No.	Package Type	Description	Supply Volt. Max. (V)	Supply Current Max. (mA)	Low Level Output Voltage Typ/Max(V)	High Level Output Volt.Typ. (V)	Output Rise Time Typ/Max(ns)	Output Fall Time Typ/Max(ns)	Price Each 1	10	100
511-TS555CN	TS555CN	DIP-8	Single CMOS low power	18	0.2	0.1/0.3	1.9	25/----	20/----			
511-TS555IN	TS555IN	DIP-8	Single CMOS low power	18	0.2	0.1/0.3	1.9	25/----	20/----			
♦ 511-TS555CDT	TS555CDT	SO-8	Single CMOS low power	18	0.2	0.1/0.3	1.9	25/---	20/---			
♦ 511-TS555IDT	TS555IDT	SO-8	Single CMOS low power	18	0.2	0.1/0.3	1.9	25/---	20/---			
♦ 511-TS555IP	TS555IPT	TSSOP-8	Single CMOS low power	18	0.2	0.1/0.3	1.9	25/----	20/----			
511-TS556CN	TS556CN	DIP-14	Dual CMOS low power	18	0.4	0.1/0.3	1.9	25/----	20/----			
♦ 511-TS556IDT	TS556IDT	SO-14	Dual CMOS low power	18	0.4	0.1/0.3	1.9	25/----	20/----			
511-TS556IN	TS556IN	DIP-14	Dual CMOS low power	18	0.4	0.1/0.3	1.9	25/----	20/----			
♦ 511-SE555DT	SE555DT	SO-8	Single CMOS low power	18	5	0.1/0.15	12.5	100/200	100/200			
511-SE555N	SE555N	PDIP-8	Single CMOS low power	18	5	0.1/0.15	12.5	100/200	100/200			
511-SA555N	SA555N	DIP-8	Single general purpose	18	6	0.1/0.25	12.5	100/300	100/300			
♦ 511-NE555DT	NE555DT	SO-8	Single CMOS low power	18	6	0.1/0.25	12.5	100/300	100/300			
♦ 511-SA556DT	SA556DT	SO-14	Dual general purpose	18	12	0.1/0.25	12.5	100/300	100/300			
511-SA556N	SA556N	DIP-14	Dual general purpose	18	12	0.1/0.25	12.5	100/300	100/300			
♦ 511-NE556DT	NE556DT	SOT-14	Dual CMOS low power	18	12	0.1/0.25	12.5	100/300	100/300			
511-NE555N	NE555N	DIP-8	Single general purpose	18	15	0.1/0.25	12.5	100/300	100/300			
511-NE556	NE556N	DIP-14	Dual general purpose	18	30	0.1/0.25	12.5	100/300	100/300			

I/O LINK TRANSCEIVER IC

PRODUCT NEW

For quantities greater than listed, call for quote.

MOUSER STOCK NO.	STM Part No.	Package Type	Operating Supply Voltage (V) Min.	Max.	VIL (V)	VIH (V)	Tj (°C)	Price Each 1	10	100	250
511-L6360TR	L6360TR	VFQFPN-26	18	32.5	0.8	2.2	-25 to +125				

RESET CIRCUITS

These reset circuits are low-power supervisory devices used to monitor power supplies. They perform a single function; asserting a reset signal whenever the VCC supply voltage drops below a preset value and keeping it asserted until VCC has risen above the preset threshold for a minimum period of time.

PRODUCT NEW

♦ Surface Mount Device

For quantities greater than listed, call for quote.

MOUSER STOCK NO.	STM Part No.	Package	Reset Threshold (V)	Device Options: Watch dog Input	Active Low RESET	Active High RESET	Manual RESET Input	Battery Switch Over	Power Fail Comp.	Chip Enab. Gating	VCC Supply Voltage (V)	Operating Temp. Range (°C)	Price Each 1	10	100	250
Single																
♦ 511-STM1831L24WY6F	STM1831L24WY6F	SOT-23-5	2.50	No	Yes	No	Yes	No	Yes	No	1.6 to 5.7	-40 to +85				
♦ 511-STM1816RWX7F	STM1816RWX7F	SOT-23-3	2.55	No	Yes	No	No	No	No	No	1.0 to 5.5	-40 to +105				
♦ 511-STM6823RWY6F	STM6823RWY6F	SOT-23-5	2.63	Yes	Yes	No	Yes	No	No	No	1.0 to 5.5	-40 to +85				
♦ 511-STM6825SWY6F	STM6825SWY6F	SOT-23-5	2.93	Yes	Yes	No	Yes	No	No	No	1.0 to 5.5	-40 to +85				
♦ 511-STM809RWX6F	STM809RWX6F	SOT-23-3	2.63	No	Yes	No	Yes	No	No	No	1.0 to 5.5	-40 to +85				
♦ 511-STM6822RWY6F	STM6822RWY6F	SOT-23-5	2.63	No	No	No	Yes	No	No	No	1.0 to 5.5	-40 to +85				
♦ 511-STM811RW16F	STM811RW16F	SOT-143-4	2.63	No	Yes	No	Yes	No	No	No	1.0 to 5.5	-40 to +85				
♦ 511-STM6321RWY6F	STM6321RWY6F	SOT-23-5	2.66	Yes	Yes	Yes	No	No	No	No	1.2 to 5.5	-40 to +85				
♦ 511-STM1816SWX7F	STM1816SWX7F	SOT-23-3	2.88	No	Yes	No	No	No	No	No	1.0 to 5.5	-40 to +105				
♦ 511-STM1818SWX7F	STM1818SWX7F	SOT-23-3	2.88	No	Yes	No	Yes	No	No	No	1.0 to 5.5	-40 to +105				
♦ 511-STM809SWX6F	STM809SWX6F	SOT-23-3	2.93	No	Yes	No	No	No	No	No	1.0 to 5.5	-40 to +85				
♦ 511-STM6315SDW13F	STM6315SDW13F	SOT-143-4	2.93	No	Yes	No	Yes	No	No	No	1.0 to 5.5	-40 to +125				
♦ 511-STM6322SWY6F	STM6322SWY6F	SOT-23-5	2.93	No	No	Yes	Yes	No	No	No	1.0 to 5.5	-40 to +85				
♦ 511-STM6822SWY6F	STM6822SWY6F	SOT-23-5	2.93	No	No	No	Yes	No	No	No	1.0 to 5.5	-40 to +85				
♦ 511-STM6823SWY6F	STM6823SWY6F	SOT-23-5	2.93	Yes	Yes	No	Yes	No	No	No	1.0 to 5.5	-40 to +85				
♦ 511-STM811SW16F	STM811SW16F	SOT-143-4	2.93	No	Yes	No	Yes	No	No	No	1.0 to 5.5	-40 to +85				
♦ 511-STM706TM6F	STM706TM6F	SO-8	3.00	Yes	Yes	No	Yes	No	Yes	No	1.0 to 5.5	-40 to +85				
♦ 511-STM795SM6F	STM795SM6F	SO-8	3.07	No	Yes	No	Yes	Yes	No	Yes	1.0 to 5.5	-40 to +85				
♦ 511-STM795TM6F	STM795TM6F	SO-8	3.07	No	Yes	No	Yes	Yes	No	Yes	1.0 to 5.5	-40 to +85				
♦ 511-STM6822TWY6F	STM6822TWY6F	SOT-23-5	3.08	No	No	No	Yes	No	No	No	1.0 to 5.5	-40 to +85				
♦ 511-STM6823TWY6F	STM6823TWY6F	SOT-23-5	3.08	Yes	Yes	No	Yes	No	No	No	1.0 to 5.5	-40 to +85				
♦ 511-STM6322TWY6F	STM6322TWY6F	SOT-23-5	3.08	No	Yes	No	Yes	No	No	No	1.0 to 5.5	-40 to +85				
♦ 511-STM810TWX6F	STM810TWX6F	SOT-23-3	3.08	No	No	Yes	No	No	No	No	1.0 to 5.5	-40 to +85				
♦ 511-STM809TWX6F	STM809TWX6F	SOT-23-3	3.08	No	Yes	No	No	No	No	No	1.0 to 5.5	-40 to +85				
♦ 511-STM811TW16F	STM811TW16F	SOT-143-4	3.08	No	Yes	No	Yes	No	No	No	1.0 to 5.5	-40 to +85				
♦ 511-STM810MWX6F	STM810MWX6F	SOT-23-3	4.38	No	No	Yes	No	No	No	No	1.0 to 5.5	-40 to +85				
♦ 511-STM809MWX6F	STM809MWX6F	SOT-23-3	4.38	No	Yes	No	No	No	No	No	1.0 to 5.5	-40 to +85				
♦ 511-STM810LWX6F	STM810LWX6F	SOT-23-3	4.63	No	No	Yes	No	No	No	No	1.0 to 5.5	-40 to +85				
♦ 511-STM809LWX6F	STM809LWX6F	SOT-23-3	4.63	No	Yes	No	No	No	No	No	1.0 to 5.5	-40 to +85				
♦ 511-STM811LW16F	STM811LW16F	SOT-143-4	4.63	No	Yes	No	Yes	No	No	No	1.0 to 5.5	-40 to +85				
Dual																
♦ 511-STM6720SYWB6F	STM6720SYWB6F	SOT-23-6	2.925/2.188	No	Yes	No	Yes	No	No	No	0.8 to 5.5	-40 to +85				

SERIAL REAL-TIME CLOCKS (RTC)

♦ Surface Mount Device

For quantities greater than listed, call for quote.

MOUSER STOCK NO.	STM Part No.	Package Type	Supply Voltage (V)	I/O Supply Current (mA)	Bus. Type	Temp. Range (°C)	Supply Voltage (V)	Price Each 1	10	100
♦ 511-M41T60Q6F	M41T60Q6F	QFN-16	1.3 to 4.4	20	I2C	-40 to +85	1.3 to 3.6			
♦ 511-M41T62Q6F	M41T62Q6F	QFN-16	-0.3 to 5.0	20	I2C	-40 to +85	1.3 to 3.6			
♦ 511-M41T65Q6F	M41T65Q6F	QFN-16	-0.3 to 5.0	20	I2C	-40 to +85	1.3 to 3.6			
♦ 511-M41T81SMY6F	M41T81SMY6F	SOX-18	-0.3 to 7.0	20	I2C	-40 to +85	2.0 to 5.5			
♦ 511-M41T93RMY6F	M41T93RMY6F	SOX-18	-0.3 to 7.0	20	SPI	-40 to +85	2.38 to 5.5			
♦ 511-M41T0M6F	M41T0M6F	SOIC-8	-0.3 to 7.0	20	I2C	-40 to +85	2 to 5.5			
♦ 511-M41T56M6F	M41T56M6F	SOIC-8	-0.3 to 7.0	20	I2C	-40 to +85	4.5 to 5.5			
♦ 511-M41T62LC6F	M41T62LC6F	CLCC-8	-0.3 to 5.0	20	I2C	-40 to +85	1.3 to 4.4			
♦ 511-M41T80M6F	M41T80M6F	SOIC-8	-0.3 to 7.0	20	I2C	-40 to +85	2 to 5.5			
♦ 511-M41T81M6F	M41T81M6F	SOIC-8	-0.3 to 7.0	20	I2C	-40 to +85	2 to 5.5			
♦ 511-M41T81SM6F	M41T81SM6F	SOIC-8	-0.3 to 7.0	20	I2C	-40 to +85	2.7 to 5.5			
♦ 511-M41T83RMY6F	M41T83RMY6F	SOIC-8	-0.3 to 7.0	20	I2C	-40 to +85	2.7 to 5.5			
♦ 511-M41T83SMY6F	M41T83SMY6F	SOX-18	-0.3 to 7.0	20	I2C	-40 to +85	3 to 5.5			
♦ 511-M41T93RQA6F	M41T93RQA6F	QFN-16	-0.3 to 7.0	20	I2C	-40 to +85	2.7 to 5.5			
♦ 511-M41T93SMY6F	M41T93SMY6F	SOX-18	-0.3 to 7.0	20	I2C	-40 to +85	3 to 5.5			

© Copyright 2014 Mouser Electronics

© Copyright 2014 Mouser Electronics

STMICROELECTRONICS Analog ICs

Products may be RoHS compliant. Check mouser.com for RoHS status.

life.augmented

AUTOMOTIVE H-BRIDGE DRIVERS

NEW PRODUCT

◆ Surface Mount Device

For quantities greater than listed, call for quote.

MOUSER STOCK NO.	STM Part No.	Package	Output Current	Logic Level	PWM	Operating Supply (V)	Pin Count	Operating Temp. (°C)	Price Each 1	10	100	250
◆ 511-VNH5180ATR-E	VNH5180ATR-E	PowerSSO-36	8A	2.1V	20.0	5.5	36	-40 to +150				
◆ 511-VNH5019A-E	VNH5019A-E	MultiPowerSO-30	30A	2.1V	20.0	5.5	30	-40 to +150				
◆ 511-VNH5050ATR-E	VNH5050ATR-E	PowerSSO-36	30A	2.1V	20.0	5.5	36	-40 to +150				
◆ 511-VNH3SP30TR-E	VHN3SP30TR-E	MultiPower SO-30	30A	5V	10.0	5.5	30	-40 to +150				
◆ 511-VNH7013XPTR-E	VNH7013XPTR-E	PowerSSO-36	40A	18V	---	72	36	-40 to +150				

SWITCH MODE POWER SUPPLIES

NEW PRODUCT

◆ Surface Mount Device

For quantities greater than listed, call for quote.

MOUSER STOCK NO.	STM Part No.	Package	Voltage (V)	Source Voltage (V)	RDS (on) (Ω)	Operating Frequency	Input Current (IDD)	Storage Temp.	Price Each 1	10	100	250
511-VIPER06HN	VIPER06HN	DIP-7	11.5 to 23.5	800	32	115 kHz	20mA	- 55 to 150				
◆ 511-VIPER06HSTR	VIPER06HSTR	SSO-10	11.5 to 23.5	800	32	115 kHz	20mA	- 55 to 150				
511-VIPER06LN	VIPER06LN	DIP-7	11.5 to 23.5	800	32	60 kHz	20mA	- 55 to 150				
◆ 511-VIPER06LSTR	VIPER06LSTR	SSO-10	11.5 to 23.5	800	32	60 kHz	20mA	- 55 to 150				
511-VIPER06XN	VIPER06XN	DIP-7	11.5 to 23.5	800	32	30 kHz	20mA	- 55 to 150				
◆ 511-VIPER06XS	VIPER06XS	SSO-10	11.5 to 23.5	800	32	30 kHz	20mA	- 55 to 150				
◆ 511-VIPER16HD	VIPER16HD	SO-16	11.5 to 23.5	800	24	115 kHz	20mA	- 55 to 150				
◆ 511-VIPER16LD	VIPER16LD	SO-16	11.5 to 23.5	800	24	60 kHz	20mA	- 55 to 150				
◆ 511-VIPER26LD	VIPER26LD	SO-16	11.5 to 23.5	800	7	60 kHz	20mA	- 55 to 150				
511-VIPER26LN	VIPER26LN	PDIP-7	11.5 to 23.5	800	7	60 kHz	20mA	- 55 to 150				
511-VIPER27HN	VIPER27HN	PDIP-7	8.5 to 23.5	800	7	115 kHz	25mA	- 55 to 150				
511-VIPER37HE	VIPER37HE	SDIP-10	8.5 to 23.5	800	9	115kHz	25mA	-55 to 150				
511-VIPER37LE	VIPER37LE	SDIP-10	8.5 to 23.6	800	9	60kHz	25mA	-55 to 150				
511-VIPER50A-E	VIPER50A-E	Pentawatt	9 to 15	700	5.7	200 kHz	16mA	- 55 to 150				
511-VIPER12AS-E	VIPER12AS-E	SO-8	9 to 38	730	30	60 kHz	4.5mA	- 55 to 150				

Evaluation Board	Description	Price Each
511-EVLVIP27-7WLED	EVLVIP27-7WLED	Evaluation board that is a 3.5W to 7W power factor offline LED driver based on VIPer devices

HIGH VOLTAGE IGNITION COIL DRIVER

NEW PRODUCT

For quantities greater than listed, call for quote.

MOUSER STOCK NO.	STM Part No.	Package	V_{CC} Max. (V)	I_{CC} (mA)	V_{cl} (V)	I_{cl} (A)	V_{IN} (V)	Operating Temp. Range (ºC)	Price Each 1	10	100	250
511-VB525SP-E	VB525SP-E	PowerSO-10	5.5	150	380	10	-0.3 to 0.3	-40 to 150				

INTERFACE DEVICE FOR VIPOWER™

◆ Surface Mount Device

For quantities greater than listed, call for quote.

MOUSER STOCK NO.	STM Part No.	Package	Description	Supply Voltage (V)	Input Voltage (V)	Input Current (mA)	Output Current (mA)	Price Each 1	10	100	250
◆ 511-L99PD08	L99PD08	LQFP-32	8-Ch SPI control interface device for analog and digital high side drivers	3.3/5.0	-14 to 6.5	10	1				

HIGH SIDE DRIVERS

NEW PRODUCT

◆ Surface Mount Device

For quantities greater than listed, call for quote.

MOUSER STOCK NO.	STM Part No.	Package	Operating Supply Voltage (V)	DC Supply Voltage (V)	Static Drain-Source On State Resistance Max. (Ω)	DC Output Current (A)	Power Dissipation (W)	Turn-On/ Turn/Off Delay Time (µs)	Price Each 1	10	100	250
◆ 511-VND5050AJTR-E	VND5050AJTR-E	Power SSO-12	4.5 to 36	41	0.5	Int. Limit.	---	25/35				
◆ 511-VND5E050AJTR-E	VND5E050AJTR-E	Power SSO-12	4.5 to 28	41	0.5	Int. Limit.	---	20/45				
◆ 511-VND5E004A30-E	VND5E004A30-E	SO-30	4.5 to 28	41	0.4	Int. Limit.	---	25/35				
◆ 511-VND5E006ASPTR-E	VND5E006ASPTR-E	SO-16	4.5 to 28	28	0.5	Int. Limit.	---	35/20				
◆ 511-VND5E025BKTR-E	VND5E025BKTR-E	PowerSSO-24	4.5 to 28	41	0.25	Int. Limit.	---	20/30				
◆ 511-VND5E050MJ-E	VND5E050MJ-E	PowerSSO-12	4.5 to 28	41	0.5	Int. Limit.	---	20/45				
◆ 511-VN5E025AJTR-E	VN5E025AJTR-E	Power SSO-12	4.5 to 28	41	0.25	Int. Limit.	---	15/40				
◆ 511-VN5E160ASTR-E	VN5E160ASTR-E	SO-8	4.5 to 28	41	0.16	Int. Limit.	---	10/10				
511-VN5E016AHTR-E	VN5E016AHTR-E	H-Pak	4.5 to 28	41	0.16	Int. Limit.	---	15/45				
◆ 511-VN5160STR-E	VN5160STR-E	SO-8	4.5 to 36	41	0.16	Int. Limit.	---	10/15				
◆ 511-VN5772AKTR-E	VN5772AKTR-E	SO-28	4.5 to 36	41	0.5	Int. Limit.	---	25/20				
◆ 511-VN5050AJTR-E	VN5050AJTR-E	Power SSO-12	4.5 to 36	41	0.5	Int. Limit.	---	20/40				
◆ 511-VN5050J-E	VN5050J-E	PowerSSO-12	4.5 to 36	41	0.5	Int. Limit.	---	20/35				
◆ 511-VN5016AJTR-E	VN5016AJTR-E	Power SSO-12	4.5 to 36	41	0.16	Int. Limit.	---	35/50				
511-VN750	VN750	Pentawatt V	5.5 to 36	41	0.06	6	60	40/30				
◆ 511-VN750PT-E	VN750PT-E	PPAK	5.5 to 36	41	0.06	6	60	40/30				
◆ 511-VN751PT13TR	VN751PT13TR	PPAK	5.5 to 36	45	0.06	Int. Limit.	Int. Limit.	12/35				
◆ 511-VN751STR	VN751STR	SO-8	5.5 to 36	45	0.06	Int. Limit.	Int. Limit.	12/35				
◆ 511-VN920SP-E	VN920SP-E	PowerSO-10	5.5 to 36	41	0.015	35	125	50/50				
◆ 511-VND5T016ASPTR-E	VND5T016ASPTR-E	PowerSO-16	8 to 36	41	0.16	Int. Limit.	---	50/45				
◆ 511-VND5T035AKTR-E	VND5T035AKTR-E	PowerSSO-24	8 to 36	58	0.35	Int. Limit.	---	46/54				
◆ 511-VND5T050AKTR-E	VND5T050AKTR-E	PowerSSO-24	8 to 36	58	0.5	Int. Limit.	---	30/40				
◆ 511-VND5T100AJ-E	VND5T100AJ-E	PowerSSO-12	8 to 36	58	0.1	Int. Limit.	---	27/38				
◆ 511-VN808CM-E	VN808CM-E	PowerSO-36	10.5 to 45	45	0.16	Int. Limit.	96	50/75				
◆ 511-VNI4140KTR-32	VNI4140KTR-32	SSO-24	10.5 to 36	41	---	-0.25	Int. Limit.	6/12				

MICROPROCESSOR SUPERVISORS

◆ Surface Mount Device

For quantities greater than listed, call for quote.

MOUSER STOCK NO.	STM Part No.	Package Type	Reset Threshold (Typ.)(V)	Device Options: Watch -dog Input	Watch -dog Output	Active Low RESET	Active High RESET	Manual RESET Input	Power Fail Comp	Chip Enable Gating	Batt. Fresh Seal	VCC Supply Voltage (V)	Operating Temp. Range (°C)	Price Each 1	10	100
◆ 511-STM1001TWX6F	STM1001TWX6F	SOT-23	3.08	No	No	Yes	No	No	No	No	No	1.0 to 5.5	-40 to +85			
◆ 511-STM708TAM6F	STM708TAM6F	SO-8	3.08	No	No	Yes	Yes	Yes	Yes	No	No	1.0 to 5.5	-40 to +85			
◆ 511-STM811MW16F	STM811MW16F	SOT-23	4.38	No	No	Yes	Yes	Yes	No	No	No	-0.3 to +0.3	-40 to +85			

DUAL-LOW VOLTAGE POWER AMPLIFIERS

◆ Surface Mount Device

For quantities greater than listed, call for quote.

MOUSER STOCK NO.	STM Part No.	Package Type	Supply Voltage (Min/Max) (V)	Peak Output Current (A)	Total Power Dissipation (W)	Quiescent Drain Curr. (Max)(mA)	Distortion (Typ) (%)	Storage Temp. (°C)	Price Each 1	10	100
511-TDA2822M	TDA2822M	DIP-8	1.8/15	1	1	9	0.2	-40 to +150			
◆ 511-TDA7294V	TDA7294V	Multiwatt 15V	±40	10	50	20	0.1	-0 to +70			

© Copyright 2014 Mouser Electronics

© Copyright 2014 Mouser Electronics

TEXAS INSTRUMENTS Analog ICs

RoHS Compliant This product is RoHS compliant.

ACTIVE FILTERS

For quantities greater than listed, call for quote.

MOUSER STOCK NO.	Texas Instruments Part No.	Package	Filter Sections	Order Per Filter Section	Filter Class	Filter Type	Temperature Range (°C)	Price Each 1	25	100	250
926-MF10CCN/NOPB	MF10CCN/NOPB	DIP-20	2	4	Switched Capacitor	Universal	0 to 70				
926-MF10CCWM/NOPB	MF10CCWM/NOPB	SOIC-20	2	4	Switched Capacitor	Universal	0 to 70				
926-LMF100CIWM/NOPB	LMF100CIWM/NOPB	SOIC-20	2	4	Switched Capacitor	Universal	-40 to 85				

CLOCKS

For quantities greater than listed, call for quote.

MOUSER STOCK NO.	Texas Instruments Part No.	Package	V_{CC}	Input Level	No. of Outputs	Output Level	Price Each 1	25	100	250
Clock Tree Driver										
926-LMH2191TME/NOPB	LMH2191TME/NOPB	MicroSMD	2.5/5.5	-	2	Digital				
Differential Non-PLL Buffers										
595-CDCLVP1102RGTT	CDCLVP1102RGTT	QFN-16	2.5/3.3	LVPECL/LVDS/LVCMOS	2	LVPECL				
595-CDCP1803RGET	CDCP1803RGET	VQFN-24	3.3	LVPECL	3	LVPECL				
595-CDCLVD1204RGTT	CDCLVD1204RGTT	QFN-16	2.5	LVCMOS/LVDS/LVPECL	4	LVDS				
595-CDCLVD2102RGTT	CDCLVD2102RGTT	QFN-16	2.5	LVCMOS/LVDS/LVPECL	4	LVDS				
595-CDCLVP1204RGTT	CDCLVP1204RGTT	QFN-16	2.5/3.3	LVPECL/LVDS/LVCMOS	4	LVPECL				
595-SN65LVDS104PW	SN65LVDS104PW	TSSOP-16	3.3	LVDS	4	LVDS				
595-SN65LVDS105PW	SN65LVDS105PW	TSSOP-16	3.3	LVTTL	4	LVDS				
595-CDCLVD1208RHDT	CDCLVD1208RHDT	VQFN-28	2.5	LVCMOS/LVDS/LVPECL	8	LVDS				
595-CDCLVD2104RHDT	CDCLVD2104RHDT	VQFN-28	2.5	LVCMOS/LVDS/LVPECL	8	LVDS				
595-CDCLVP1208RHDT	CDCLVP1208RHDT	QFN-28	2.5/3.3	LVPECL/LVDS/LVCMOS	8	LVPECL				
595-CDCVF25081PW	CDCVF25081PW	TSSOP-16	3.3	LVTTL	8	LVTTL				
595-CDCLVD110AVF	CDCLVD110AVF	LQFP-32	2.5	LVDS	10	LVDS				
595-CDCLVD2108RGZT	CDCLVD2108RGZT	VQFN-48	2.5	LVCMOS/LVDS/LVPECL	16	LVDS				
595-CDCLVP1216RGZT	CDCLVP1216RGZT	QFN-48	2.5/3.3	LVPECL/LVDS/LVCMOS	16	LVPECL				
Differential PLL Buffers										
595-CDCV855PW	CDCV855PW	TSSOP-28	2.5	SSTL-2	4	SSTL-2				
595-CDCU877GQLT	CDCU877GQLT	BGA MICROSTAR JR-52	1.8	SSTL-18	10	SSTL-18				
595-CDCU877ZQLT	CDCU877ZQLT	BGA MICROSTAR JR-52	1.8	SSTL-18	10	SSTL-18				
595-CDCV850DGG	CDCV850DGG	TSSOP-48	2.5	SSTL-2, LVTTL	10	SSTL-2				
595-CDCV857ADGG	CDCV857ADGG	TSSOP-48	2.5	SSTL-2	10	SSTL-2				
595-CDCV857BDGG	CDCV857BDGG	TSSOP-48	2.5	SSTL-2	10	SSTL-2				
595-CDCV857DGG	CDCV857DGG	TSSOP-48	2.5	SSTL-2	10	SSTL-2				
General Purposed Frequency Synthesizer										
595-CDCE913PW	CDCE913PW	TSSOP-14	1.8 core	Crystal/LVCMOS	3	LVCMOS				
595-CDCE913PWG4	CDCE913PWG4	TSSOP-14	1.8	Crystal/LVCMOS	3	LVCMOS				
595-CDCEL913PW	CDCEL913PW	TSSOP-14	1.8	Crystal/LVCMOS	3	LVCMOS				
595-CDCE925PW	CDCE925PW	TSSOP-16	1.8 core	Crystal/LVCMOS	5	LVCMOS				
595-CDCEL925PW	CDCEL925PW	TSSOP-16	1.8	Crystal/LVCMOS	5	LVCMOS				
595-CDCE706PW	CDCE706PW	TSSOP-20	3.3	Crystal/LVCMOS/Diff	6	LVTTL				
595-CDCE906PW	CDCE906PW	TSSOP-20	3.3	Crystal/LVCMOS/Diff	6	LVTTL				
595-CDCE937PW	CDCE937PW	TSSOP-20	1.8 core	Crystal/LVCMOS	7	LVCMOS				
595-CDCEL937PW	CDCEL937PW	TSSOP-20	1.8	Crystal/LVCMOS	7	LVCMOS				
595-CDCE949PW	CDCE949PW	TSSOP-24	1.8 core	Crystal/LVCMOS	9	LVCMOS				
595-CDCEL949PW	CDCEL949PW	TSSOP-24	1.8	Crystal/LVCMOS	9	LVCMOS				
High Speed with Adjustable Current Buffer										
926-LMH6321MR/NOPB	LMH6321MR/NOPB	SOP-8	5/30	-	1	-				
High Speed Closed Loop Buffers										
926-LMH6559MA/NOPB	LMH6559MA/NOPB	SOIC-8	3/10	-	1	-				
926-LMH6559MF/NOPB	LMH6559MF/NOPB	SOT-23-5	3/10	-	1	-				
High Current Audio										
926-LME49610TS/NOPB	LME49610TS/NOPB	TO-263	2.1/46	-	1	-				
926-LME49600TS/NOPB	LME49600TS/NOPB	TO-263	4.5/36	-	1	-				
High Speed Dual Buffer										
926-LMV112SD/NOPB	LMV112SD/NOPB	LLP-8	2.4/5	-	2	-				
Mixed Differential/Single Ended										
595-CDCM1802RGTT	CDCM1802RGTT	QFN-16	3.3	LVPECL	2	LVPECL, LVCMOS				
595-CDCM9102RHBT	CDCM9102RHBT	QFN-32	3.3	LVPECL, LVDS, LVCMOS, XTAL	3	LVPECL, LVDS, LVCMOS				
595-CDCM1804RGET	CDCM1804RGET	VQFN-24	3.3	LVPECL/LVDS/HSTL/CML/VML/SSTL-2	4	LVPECL/1-LVCMOS				
Multiplier/Divider										
595-CDCVF25084PW	CDCVF25084PW	TSSOP-16	3.3	LVTTL	-	LVTTL				
Phase Aligner										
595-CDC5801ADBQ	CDC5801ADBQ	SSOP-24	3.3	LVCMOS, LVTTL	1	LVCMOS, LVTTL, LVDS				
595-CDCF5801ADBQ	CDCF5801ADBQ	SSOP-24	3.3	HSTL, LVPECL, LVTTL	1	LVDS, LVPECL, LVTTL				
Precision Clock Conditioner										
926-LMK03000CISQNOPB	LMK03000CISQ/NOPB	LLP-48	3.15/3.45	LVPECL, LVDS, LVCMOS	9	LVDS, LVPECL, RF				
926-LMK03002ISQ/NOPB	LMK03002ISQ/NOPB	LLP-48	3.15/3.45	LVPECL, LVDS, LVCMOS	5	LVDS, LVPECL, RF				
Selectable Gain Buffer										
926-LMH6704MF/NOPB	LMH6704MF/NOPB	SOT-23-6	8/12	-	1	-				
Single Ended Non-PLL Buffers										
595-CDCLVC1102PW	CDCLVC1102PW	TSSOP-8	2.5/3.3	LVCMOS	2	LVCMOS				
595-CDCLVC1103PW	CDCLVC1103PW	TSSOP-8	2.5/3.3	LVCMOS	3	LVCMOS				
595-CDCV304PW	CDCV304PW	TSSOP-8	3.3	TTL	4	CMOS				
595-CDCV304PWG4	CDCV304PWG4	TSSOP-8	2.5/3.3	LVTTL	4	LVTTL				
595-CDCV304PWR	CDCV304PWR	TSSOP-8	2.5/3.3	LVTTL	4	LVTTL				
595-CDCV304PWRG4	CDCV304PWRG4	TSSOP-8	2.5/3.3	LVTTL	4	LVTTL				
595-CDCLVC1104PW	CDCLVC1104PW	TSSOP-8	2.5/3.3	LVCMOS	4	LVCMOS				
595-CDCLVC1104PWR	CDCLVC1104PWR	TSSOP-8	2.5/3.3	LVCMOS	4	LVCMOS				
595-CDC203DW	CDC203DW	SOIC-20	3.3	LVTTL	6	LVTTL				
595-CDC328AD	CDC328AD	SOIC-16	5	LVTTL	6	LVTTL				
595-CDC329AD	CDC329AD	SOIC-16	5	LVTTL	6	LVTTL				
595-CDC391D	CDC391D	SOIC-16	5	TTL	6	TTL				
595-CDCLVC1106PW	CDCLVC1106PW	TSSOP-14	2.5/3.3	LVCMOS	6	LVCMOS				
595-CDC208DW	CDC208DW	SOIC-20	5	TTL	8	CMOS				
595-CDC337DW	CDC337DW	SOIC-20	5	LVTTL	8	LVTTL				
595-CDC339DW	CDC339DW	SOIC-20	5	LVTTL	8	LVTTL				
595-CDC340DW	CDC340DW	SOIC-20	5	LVTTL	8	LVTTL				
595-CDC341DW	CDC341DW	SOIC-20	5	LVTTL	8	LVTTL				
595-CDCLVC1108PW	CDCLVC1108PW	TSSOP-16	2.5/3.3	LVCMOS	8	LVCMOS				
595-CDC2351DB	CDC2351DB	SSOP-24	3.3	LVTTL	10	LVTTL				
595-CDC2351DW	CDC2351DW	SOIC-24	3.3	LVTTL	10	LVTTL				
595-CDC351DW	CDC351DW	SOIC-24	3.3	LVTTL	10	LVTTL				
595-CDCLVC1110PW	CDCLVC1110PW	TSSOP-20	2.5/3.3	LVCMOS	10	LVCMOS				

© Copyright 2014 Mouser Electronics
© Copyright 2014 Mouser Electronics

TEXAS INSTRUMENTS Analog ICs

RoHS Compliant This product is RoHS compliant.

CLOCKS (CONT.)

NEW PRODUCT

For quantities greater than listed, call for quote.

MOUSER STOCK NO.	Texas Instruments Part No.	Package	V_{CC}	Input Level	No. of Outputs	Output Level	Price Each 1	25	100	250
Single Ended Non-PLL Buffers (Cont.)										
595-CDCLVP111RHBT	CDCLVP111RHBT	QFN-32	2.5/3.3	LVPECL, LVDS, CML, SSTL	10	LVPECL				
595-CDCVF2310PW	CDCVF2310PW	TSSOP-24	2.5/3.3	LVTTL	10	LVTTL				
595-CDCVF2310PWR	CDCVF2310PWR	TSSOP-24	3.3	LVTTL	10	LVTTL				
595-CDCVF310PW	CDCVF310PW	TSSOP-24	2.5/3.3	LVTTL	10	LVTTL				
595-CDCLVC1112PW	CDCLVC1112PW	TSSOP-24	2.5/3.3	LVCMOS	12	LVCMOS				
Single Ended PLL Buffers										
595-CDCVF2505D	CDCVF2505D	SOIC-8	3.3	LVTTL	5	LVTTL				
595-CDCVF2505PW	CDCVF2505PW	TSSOP-8	3.3	LVTTL	5	LVTTL				
595-CDC2536DB	CDC2536DB	SSOP-28	3.3	LVTTL	6	LVTTL				
595-CDC536DB	CDC536DB	SSOP-28	3.3	LVTTL	6	LVTTL				
595-CDCVF2509APW	CDCVF2509APW	TSSOP-24	3.3	LVTTL	9	LVTTL				
595-CDCVF2510APW	CDCVF2510APW	TSSOP-24	3.3	LVTTL	10	LVTTL				
595-CDC582PAH	CDC582PAH	TQFP-52	3.3	LVPECL	12	LVTTL				
595-TLC2932AIPW	TLC2932AIPW	TSSOP-14	3.0/3.3/5.0	-	-	-				
595-TLC2933AIPW	TLC2933AIPW	TSSOP-14	3.0/3.3/5.0	-	-	-				
Ultra Low Jitter Synthesizer and Jitter Cleaner										
595-CDCM61001RHBT	CDCM61001RHBT	QFN-32	3.3	Crystal,LVCMOS	1	LVPECL/LVDS/2-LVCMOS				
595-CDCM61002RHBT	CDCM61002RHBT	QFN-32	3.3	Crystal,LVCMOS	2	LVPECL/LVDS/2-LVCMOS				
595-CDCM61004RHBT	CDCM61004RHBT	QFN-32	3.3	Crystal,LVCMOS	4	LVPECL/LVDS/2-LVCMOS				
595-CDCE62005RGZT	CDCE62005RGZT	QFN-48	3.3	LVPECL/LVDS/LVCMOS	5	LVPECL/LVDS/LVCMOS				
595-CDCM7005RGZT	CDCM7005RGZT	QFN-48	3.3	LVCMOS	5	LVPECL/LVCMOS				
595-CDCM7005ZVAT	CDCM7005ZVAT	BGA-64	3.3	LVCMOS	5	LVPECL/LVCMOS				
595-CDCM6208V2RGZT	CDCM6208V2RGZT	VQFN-48	1.71	CML, LVPECL, LVDS, LVCMOS, XTAL	8	CML, LVPECL, LVDS, HCSL, LVCMOS				
926-LMK04100SQE/NOPB	LMK04100SQE/NOPB	QFN-48	3.15/3.45	LVDS, LVPECL, LVCMOS	9	LVPECL, LVCMOS, RF				
926-LMK04101SQE/NOPB	LMK04101SQE/NOPB	QFN-48	3.15/3.45	LVDS, LVPECL, LVCMOS	9	LVPECL, LVCMOS, RF				
926-LMK04102SQE/NOPB	LMK04102SQE/NOPB	QFN-48	3.15/3.45	LVDS, LVPECL, LVCMOS	9	LVPECL, LVCMOS, RF				
595-CDCE72010RGCT	CDCE72010RGCT	QFN-64	3.3	Diff/Single Ended	10	LVPECL/LVDS/LVCMOS				
595-CDCL6010RGZT	CDCL6010RGZT	QFN-48	1.8	LVDS	11	CML				

REAL TIME CLOCKS

For quantities greater than listed, call for quote.

MOUSER STOCK NO.	Texas Instruments Part No.	Package	Supply Voltage (V)	Bus Interface	Memory Density	Integrated CPU Supv	RTC Bytes	Price Each 1	25	100	250
595-BQ3285LDSS	BQ3285LDSS	SSOP-24	3	Multiplexed	0.242	No	14				
595-BQ3287MT-SB2	BQ3287MT-SB2	DIP MODULE-24	5	Multiplexed	0.114	No	14				
595-BQ4830YMA-85	BQ4830YMA-85	DIP MODULE-28	5	Parallel	256	No	8				
595-BQ4842YMA-85	BQ4842YMA-85	DIP MODULE-32	5	Parallel	1024	Yes	16				
595-BQ4847YMT	BQ4847YMT	DIP MODULE-28	5	Parallel	-	Yes	16				
595-BQ4852YMC-85	BQ4852YMC-85	DIP MODULE-36	5	Parallel	4096	Yes	16				
926-DP8570AV	DP8570AV	PLCC-28	5.5	Parallel	-	Yes	44				

EMBEDDED CLOCKS

For quantities greater than listed, call for quote.

MOUSER STOCK NO.	Texas Instruments Part No.	Package	Supply Voltage (V)	Clock (MHz) Min.	Clock (MHz) Max.	Total Throughout (Mbps)	Payload Per/Ch (Mbps)	Function	Level Input	Level Output	Price Each 1	25	100	250
926-DS90UR124QVSNOPB	DS90UR124QVS/NOPB	TQFP-64	3.3	5	43	1032	1032	Deserializer	FPD-Link II LVDS	LVCMOS				
926-DS90UR241IVSNOPB	DS90UR241IVS/NOPB	TQFP-48	3.3	5	43	1032	1032	Serializer	LVCMOS	FPD-Link LVDS				
926-DS90UR241QVSNOPB	DS90UR241QVS/NOPB	TQFP-48	3.3	5	43	1032	1032	Serializer	LVCMOS	FPD-Link LVDS				
926-DS92LV18TVV/NOPB	DS92LV18TVV/NOPB	LQFP-80	3.3	15	66	2376	1188	Ser./Deser.	LVTTL,BLVDS	LVDS/BLVDS,LVTTL				
926-DS92LV1021AMSANO	DS92LV1021AMSA/NOPB	SSOP-28	3.3	16	40	400	400	Serializer	LVTTL	LVDS, BLVDS				
926-DS92LV1212AMSANO	DS92LV1212AMSA/NOPB	SSOP-28	3.3	16	40	400	400	Deserializer	LVDS, BLVDS	LVTTL				
926-921025HSM/NOPB	SCAN921025HSM/NOPB	FBGA-49	3.3	20	80	800	800	Serializer	LVTTL	LVDS, BLVDS				
926-921224SLC/NOPB	SCAN921224SLC/NOPB	FBGA-49	3.3	20	66	660	660	Deserializer	LVDS, BLVDS	LVTTL				
926-921226HSM/NOPB	SCAN921226HSM/NOPB	FBGA-49	3.3	20	80	800	800	Deserializer	LVDS, BLVDS	LVTTL				
926-DS92LV16TVHGNOPB	DS92LV16TVHG/NOPB	LQFP-80	3.3	25	80	2560	1280	Ser./Deser.	LVTTL,LVDS/BLVDS	LVDS/BLVDS,LVTTL				
926-DS92LV1224TMSANO	DS92LV1224TMSA/NOPB	SSOP-28	3.3	30	66	660	660	Deserializer	LVDS, BLVDS	LVTTL				

RF SYNTHESIZERS

For quantities greater than listed, call for quote.

MOUSER STOCK NO.	Texas Instruments Part No.	Package	No. of PLLs	PLL Freq. (MHz) Min.	PLL Freq. (MHz) Max.	Aux PLL Freq. (MHz) Min.	Aux PLL Freq. (MHz) Max.	Supply Current (mA)	Supply Volt. (V) Min.	Supply Volt. (V) Max.	Normal PLL Phase Noise	PLL Type	Price Each 1	25	100	250
926-LMX2531LQ1650ENO	LMX2531LQ1650E/NOPB	LLP-36	1	1106	3132	553	1566	34	2.7	3.2	-219dBc/Hz	Delta-Sigma				
926-LMX2531LQ2080ENO	LMX2531LQ2080E/NOPB	LLP-36	1	1106	3132	553	1566	34	2.7	3.2	-219dBc/Hz	Delta-Sigma				
926-2541SQ2380E/NOPB	LMX2541SQ2380E/NOPB	LLP-36	1	1990	4000	31.6	2000	150	3.15	3.45	-225dBc/Hz	Delta-Sigma				
926-2541SQ3740E/NOPB	LMX2541SQ3740E/NOPB	LLP-36	1	1990	4000	31.6	2000	150	3.15	3.45	-225dBc/Hz	Delta-Sigma				
926-LMX2430TM/NOPB	LMX2430TM/NOPB	TSSOP-20	2	250	3000	100	800	4.2	2.25	2.75	-219dBc/Hz	Integer-N				
926-LMX2433TM/NOPB	LMX2433TM/NOPB	TSSOP-20	2	500	3600	250	1700	5.2	2.25	2.75	-219dBc/Hz	Integer-N				
926-LMX2434TM/NOPB	LMX2434TM/NOPB	TSSOP-20	2	1000	5000	500	2500	7	2.25	2.75	-219dBc/Hz	Integer-N				
926-LMX2485ESQ/NOPB	LMX2485ESQ/NOPB	LLP-24	2	50	3000	75	800	5	2.5	3.6	-219dBc/Hz	Delta-Sigma				

TIMERS

NEW PRODUCT

For quantities greater than listed, call for quote.

MOUSER STOCK NO.	Texas Instruments Part No.	Package	Supply Voltage (V) Min.	Supply Voltage (V) Max.	Supply Current (mA) Typ.	Supply Current (mA) Max.	Output Rise Time (Typ.) (ns)	Output Fall Time (Typ.) (ns)	Price Each 1	25	100	250
Single												
595-NE555D	NE555D	SOIC-8	0.5	4.5	3	6	100	100				
595-NE555P	NE555P	PDIP-8	0.5	4.5	3	6	100	100				
595-NE555PSR	NE555PSR	SO-8	0.5	4.5	3	6	100	100				
926-LMC555CM/NOPB	LMC555CM/NOPB	SOIC-8	1.5	15	0.15	0.4	15	15				
926-LMC555CN/NOPB	LMC555CN/NOPB	DIP-8	1.5	15	0.15	0.4	15	15				
926-LM555CM/NOPB	LM555CM/NOPB	SOIC-8	4.5	16	3	6	100	100				
926-LM555CMM/NOPB	LM555CMM/NOPB	MiniSOIC-8	4.5	16	3	6	100	100				
926-LM555CMX/NOPB	LM555CMX/NOPB	SOIC-8	4.5	16	3	6	100	100				
926-LM555CN/NOPB	LM555CN/NOPB	DIIP-8	4.5	16	3	6	100	100				
595-SE555P	SE555P	PDIP-8	4.5	-	3	5	100	100				
Dual												
926-LMC555CMM/NOPB	LMC555CMM/NOPB	MiniSOIC-8	1.5	15	0.05	0.15	15	15				
926-LMC555CMX/NOPB	LMC555CMX/NOPB	SOIC-8	1.5	15	0.05	0.15	15	15				
926-LMC555CM	LMC555CM	SOIC-8	1.5	15	50	150	15	15				
595-TLC555CD	TLC555CD	SOIC-8	2.0	15	0.25	0.4	20	15				
595-TLC555CP	TLC555CP	PDIP-8	2.0	15	0.25	0.4	20	15				
595-TLC555ID	TLC555ID	SOIC-8	2.0	15	0.25	0.4	20	15				
595-TLC555IP	TLC555IP	PDIP-8	2.0	15	0.25	0.4	20	15				
595-TLC556CD	TLC556CD	SOIC-14	2.0	18	0.13	0.5	20	15				
595-TLC556CN	TLC556CN	PDIP-14	2.0	18	0.13	0.5	20	15				
595-TLC556ID	TLC556ID	SOIC-14	2.0	18	0.13	0.5	20	15				
595-TLC556IN	TLC556IN	PDIP-14	2.0	18	0.13	0.5	20	15				
926-LM556CM/NOPB	LM556CM/NOPB	SOIC-14	4.5	16	3	6	100	100				
926-LM556CN/NOPB	LM556CN/NOPB	DIP-14	4.5	16	3	6	100	100				
595-NE556D	NE556D	SOIC-14	4.5	16	20	30	100	100				
595-NE556N	NE556N	PDIP-14	4.5	16	20	30	100	100				

© Copyright 2014 Mouser Electronics

© Copyright 2014 Mouser Electronics

TEXAS INSTRUMENTS Analog ICs

RoHS Compliant This product is RoHS compliant.

TIME MANAGEMENT UNIT

NEW PRODUCT

For quantities greater than listed, call for quote.

MOUSER STOCK NO.	Texas Instruments Part No.	Package	Voltage Supply (V)	Interface Speed (MHz)	Clock Frequency (Max.) (MHz)	Power Per Channel (mW)	Precision (LSB) (ps)	Price Each 1	5	10	50
Quad Channel											
595-THS788PFD	THS788PFD	TQFP-100	4	75-300	200	675	13				

CLOCK AND TIMER EVALUATION TOOLS

NEW PRODUCT

For quantities greater than listed, call for quote.

MOUSER STOCK NO.	Texas Instruments Part No.	Description	Price Each
595-CDCLVC1104EVM	CDCLVC1104EVM	Evaluation Module for CDCLVC1104, low-additive, phase-noise LVCMOS clock buffer	
595-CDCM9102EVM	CDCM9102EVM	Evaluation Module for CDCM9102, a low-jitter clock generator, 2 100-MHz differential clock ports	
926-LMK04100EVALNOPB	LMK04100EVAL/NOPB	Evaluation Module for LMK04100, precision clock conditioner w/dual PLLs and integrated VCO	

VIDEO TIMING ICS

For quantities greater than listed, call for quote.

MOUSER STOCK NO.	Texas Instruments Part No.	Package	Supply Volt. (V)	Function	Supported Formats	Temp. Range (°C)	Price Each 1	25	100	250
926-LM1881M/NOPB	LM1881M/NOPB	SOIC-8	5	Sync Separator	NTSC, SECAM, Bi-level sync only, PAL	0 to 70				
926-LM1881MX/NOPB	LM1881MX/NOPB	SOIC-8	5	Sync Separator	NTSC, SECAM, Bi-level sync only, PAL	0 to 70				
926-LMH1980MM/NOPB	LMH1980MM/NOPB	MiniSOIC-10	3.3	Sync Separator	NTSC, SECAM, SD/PC bi-level and HD tri-level sync, 720p, 1080i/p, VESA, 576i/p, 480i/p, PAL	-40 to 85				
926-LMH1981MT/NOPB	LMH1981MT/NOPB	TSSOP-14	3.3		Sync Separator SD bi-level and HD tri-level sync, NTSC, 720p, 1080i/p, 576i/p, 480i/p, PAL	-40 to 85				
926-LMH1982SQE/NOPB	LMH1982SQE/NOPB	LLP-32	3.3	Clock/Timing Gen	NTSC, 48-kHz audio clock input, 720p, 576 i/p, 480i/p, 1080 i/p, PAL	0 to 70				
926-LMH1983SQE/NOPB	LMH1983SQE/NOPB	LLP-40	3.3	Clock/Timing Gen	NTSC, 48-kHz audio clock input, 720p, 576 i/p, 480i/p, 1080 i/p, PAL	-40 to 85				

ANALOG-TO-DIGITAL CONVERTER EVALUATION MODULES

NEW PRODUCT

For quantities greater than listed, call for quote.

MOUSER STOCK NO.	Texas Instruments Part No.	Description	Price Each
595-ADS1118EVM	ADS1118EVM	Evaluation board for the ADS1118, a 16-bit, precision, 860SPS ADC with Integrated MUX, PGA, Temp Sensor, Oscillator & Ref	
595-ADS1131REF	ADS1131REF	Evaluation board for the ADS1131, a 18-bit ADC for Bridge Sensors	
595-ADS1258EVM-PDK	ADS1258EVM-PDK	Performance demonstration kit for the ADS1258, a low-noise, 24-bit, 8-channel, delta-sigma, 125kSPS ADC	
595-ADS1292RECG-FE	ADS1292RECG-FE	Demo Board for the ADS1292R, 24-bit, 2-channel, delta-sigma ADC	
595-ADS1299EEGFE-PDK	ADS1299EEGFE-PDK	Demo Board for the ADS1299, 24-bit, 8-channel, delta-sigma ADC	
595-ADS130E08EVM-PDK	ADS130E08EVM-PDK	Performance demonstration kit for the ADS130E08, a 16-bit ADC	
595-ADS131E08EVM-PDK	ADS131E08EVM-PDK	Demo Board for the ADS131E08, 24-bit, delta-sigma ADC	
595-ADS4122EVM	ADS4122EVM	Evaluation board for the ADS4122, a 12-bit, 1-channel, pipeline, 65MSPS ADC	
595-ADS4125EVM	ADS4125EVM	Evaluation board for the ADS4125, a 12-bit, 1-channel, pipeline, 125MSPS ADC	
595-ADS4142EVM	ADS4142EVM	Evaluation board for the ADS4142, a 14-bit, 1-channel, pipeline, 65MSPS ADC	
595-ADS4145EVM	ADS4145EVM	Evaluation board for the ADS4145, a 14-bit, 1-channel, pipeline, 125MSPS ADC	
595-ADS4246EVM	ADS4246EVM	Evaluation board for ADS4246, dual-channel 12-bit/14-bit, 160 MSPS	
595-ADS5263EVM	ADS5263EVM	Evaluation board for the ADS5263, a 16-bit, quad channel, 100MSPS, pipeline ADC	
595-ADS5271EVM	ADS5271EVM	Evaluation board for ADS5271, 10-bit/12-bit, 50 MSPS	
595-ADS5481EVM	ADS5481EVM	Evaluation board for ADS5481, 16-bit, 80 MSPS	
595-ADS5482EVM	ADS5482EVM	Evaluation board for ADS5482, 16-bit, 105 MSPS	
595-ADS5483EVM	ADS5483EVM	Evaluation Board for ADS5483, with a 16-Bit 135MSPS ADC with DDR LVDS Outputs	
595-ADS5484EVM	ADS5484EVM	Evaluation board for ADS5484, 16-bit, 170 MSPS	
595-ADS54RF63-ADX4	ADS54RF63-ADX4	Interleaved evaluation board for ADS54RF63, 12-bit, 550 MSPS	
595-ADS58C48EVM	ADS58C48EVM	Evaluation board for the ADS58C17, a 4-channel, 11-bit, 200 MSPS ADC featuring TI's SNRBoost technology	
595-ADS6129EVM	ADS6129EVM	Evaluation board for ADS6129, 12-bit, 250 MSPS	
595-ADS6142EVM	ADS6142EVM	Evaluation board for ADS6142, 14-bit, 65 MSPS	
595-ADS62C17EVM	ADS62C17EVM	Evaluation board for ADS62C17, 11-bit, 200 MSPS	
595-ADS62P23EVM	ADS62P23EVM	Evaluation board for ADS62P23, 12-bit, 80 MSPS	
595-ADS62P42EVM	ADS62P42EVM	Evaluation board for ADS62P42, 14-bit, 65 MSPS	
595-ADS6423EVM	ADS6423EVM	Evaluation board for ADS6423, 12-bit, 80 MSPS	
595-ADS7863EVM	ADS7863EVM	Evaluation board for the ADS7863, a dual, 12-bit, multi-channel, 2MSPS, SAR ADC	
595-ADS7924EVM	ADS7924EVM	Evaluation board for the ADS7924, a 4-channel, 12-bit, 100kSPS, ADC with an I²C™ interface	
595-ADS8331EVM	ADS8331EVM	Evaluation board for the ADS8331, a low power, high resolution, 16-bit, 4-channel, 500kSPS ADC	
595-ADS8332EVM	ADS8332EVM	Evaluation board for the ADS8332, a low power, high resolution, 16-bit, 8-channel, 500kSPS ADC	
595-ADS850-EVM	ADS850-EVM	Evaluation board for ADS850Y, 14-bit, 10 MSPS	
595-ADS8557EVM	ADS8557EVM	Evaluation Board for the ADS8556, ADS8557 or ADS8558 with a 16/14/12-Bit 730kSPS ADC	
595-ADS8568EVM-PDK	ADS8568EVM-PDK	Evaluation board for the ADS8568, a 16-bit, eight channel, 670 kSPS ADC	
595-ADS8638EVM-PDK	ADS8638EVM-PDK	Performance demonstration kit for the ADS8638, a 12-bit, 8-channel, bipolar SAR, 1MSPS ADC	
595-AMC1200EVM	AMC1200EVM	Evaluation board for the AMC1200, an isolated 1-channel, delta-sigma ADC	
595-AMC1204EVM	AMC1204EVM	Evaluation board for the AMC1204, a 1-bit, 20MHz, 2nd Order, isolated delta-sigma ADC	
926-C08D1500CIYBNOPB	ADC08D1500CIYB/NOPB	ADC08 Dual, low power, high performance for a single 1.5 Gsps version	
926-DC083000CIYBNOPB	ADC083000CIYB/NOPB	ADC08 Single, low power, high performance with integrated 4K Byte FIFO	

ANALOG-TO-DIGITAL CONVERTERS (ADCS)

NEW PRODUCT

For quantities greater than listed, call for quote.

MOUSER STOCK NO.	Texas Instruments Part No.	Package	Res.	No. of Input Channels	Architecture	INL (Max.) (±LSB)	DNL (Max.) (±LSB)	Sample Rate	Power Consumption (Typ.) (mW)	Price Each 1	25	100	250
926-ADC0804LCN/NOPB	ADC0804LCN/NOPB	DIP-20	8	1	SAR	-	-	10kSPS	-				
926-ADC0804LCN	ADC0804LCN	MDIP-20	8	1	SAR	1	1	10kSPS	875				
926-ADC0831CCN/NOPB	ADC0831CCN/NOPB	DIP-8	8	1	SAR	-	-	31kSPS	15				
926-ADC0838CIWMXNOPB	ADC0838CIWMX/NOPB	SOIC-20	8	1	SAR	0.5	0.5	31kSPS	800				
595-ADS7868IDBVT	ADS7868IDBVT	SOT-23-6	8	1	SAR	0.5	0.5	280kSPS	0.22				
595-ADS830E	ADS830E	SSOP-20	8	1	Pipeline	1.5	1	60MSPS	215				
595-TLC0820ACDW	TLC0820ACDW	SOIC-20	8	1	SAR	1	1	392kSPS	37.5				
595-TLC0820ACN	TLC0820ACN	PDIP-20	8	1	SAR	1	1	392kSPS	37.5				
595-TLC0820AIDW	TLC0820AIDW	SOIC-20	8	1	SAR	1	1	392kSPS	37.5				
595-TLC0831CD	TLC0831CD	SOIC-8	8	1	SAR	0.4	0.4	31kSPS	3				
595-TLC0831CP	TLC0831CP	PDIP-8	8	1	SAR	0.4	0.4	31kSPS	3				
595-TLC0831ID	TLC0831ID	SOIC-8	8	1	SAR	0.4	0.4	31kSPS	3				
595-TLC0831IP	TLC0831IP	PDIP-8	8	1	SAR	0.4	0.4	31kSPS	3				
595-TLC548CD	TLC548CD	SOIC-8	8	1	SAR	0.5	0.5	45.5kSPS	9				
595-TLC548CP	TLC548CP	PDIP-8	8	1	SAR	0.5	0.5	45.5kSPS	9				
595-TLC549CP	TLC549CP	PDIP-8	8	1	SAR	0.5	0.5	40kSPS	9				
595-TLC549ID	TLC549ID	SOIC-8	8	1	SAR	0.5	0.5	40kSPS	9				
595-TLC549IP	TLC549IP	PDIP-8	8	1	SAR	0.5	0.5	40kSPS	9				
926-ADC08832IMM/NOPB	ADC08832IMM/NOPB	MSOP-8	8	2	SAR	0.2	0.2	153kSPS	8.5				
595-ADS7949SRTET	ADS7949SRTET	WQFN-16	8	2	SAR	0.3	0.3	2MSPS	7.5				
595-TLC0832CP	TLC0832CP	PDIP-8	8	2	SAR	0.4	0.4	22kSPS	12.5				
926-ADC0809CCN/NOPB	ADC0809CCN/NOPB	DIP-28	8	8	SAR	-	-	10kSPS	15				
926-ADC0838CCWM/NOPB	ADC0838CCWM/NOPB	SOIC-20	8	8	SAR	-	-	31kSPS	15				
926-ADC0848CCN/NOPB	ADC0848CCN/NOPB	DIP-24	8	8	SAR	-	-	25kSPS	15				
926-ADC0848CCV/NOPB	ADC0848CCV/NOPB	PLCC-28	8	8	SAR	-	-	25kSPS	15				
595-ADS7830IPWT	ADS7830IPWT	TSSOP-16	8	8	SAR	0.5	0.5	70kSPS	0.75				
595-TLC0838IN	TLC0838IN	PDIP-20	8	8	SAR	0.4	0.4	20kSPS	3				
595-ADS7830IPWR	ADS7830IPWR	TSSOP-16	8	8	SAR	0.5	0.5	70kSPS	0.75				

© Copyright 2014 Mouser Electronics
© Copyright 2014 Mouser Electronics

TEXAS INSTRUMENTS Analog ICs

RoHS Compliant This product is RoHS compliant.

ANALOG-TO-DIGITAL CONVERTERS (ADCS) CONT.

PRODUCT NEW

For quantities greater than listed, call for quote.

MOUSER STOCK NO.	Texas Instruments Part No.	Package	Res.	No. of Input Channels	Architecture	INL (Max.) (±LSB)	DNL (Max.) (±LSB)	Sample Rate	Power Consumption (Typ.) (mW)	Price Each 1	25	100	250
595-ADS7830IPWT	TLC549CPIPWT	TSSOP-16	8	8	SAR	0.5	0.5	70kSPS	0.75				
595-TLC0838CN	TLC0838CN	PDIP-20	8	8	SAR	0.4	0.4	20kSPS	3				
595-TLC0838IDW	TLC0838IDW	SOIC-20	8	8	SAR	0.4	0.4	20kSPS	3				
595-TLC0838IN	TLC0838IN	PDIP-20	8	8	SAR	0.4	0.4	20kSPS	3				
595-TLC540IFN	TLC540IFN	PLCC-20	8	11	SAR	0.5	0.5	75kSPS	6				
595-TLC541IFN	TLC541IFN	PLCC-20	8	11	SAR	0.5	0.5	40kSPS	6				
595-TLC541IN	TLC541IN	PDIP-20	8	11	SAR	0.5	0.5	40kSPS	6				
595-TLC542CDW	TLC542CDW	SOIC-20	8	11	SAR	0.5	0.5	25kSPS	6				
595-TLC542CN	TLC542CN	PDIP-20	8	11	SAR	0.5	0.5	25kSPS	6				
595-TLC542IFNR	TLC542IFNR	PLCC-20	8	11	SAR	0.5	0.5	25kSPS	6				
595-TLC542IN	TLC542IN	PDIP-20	8	11	SAR	0.5	0.5	25kSPS	6				
595-ADS7867IDBVT	ADS7867IDBVT	SOT-23-6	10	1	SAR	0.5	0.5	240kSPS	0.22				
595-TLC1549CP	TLC1549CP	PDIP-8	10	1	SAR	1	1	38kSPS	4				
595-TLV1549CD	TLV1549CD	SOIC-8	10	1	SAR	1	1	38kSPS	1.32				
595-TLV1571CDW	TLV1571CDW	SOIC-24	10	1	SAR	1	1	1.25MSPS	12				
926-AD10D1000CIUTNPB	ADC10D1000CIUT/NOPB	TEBGA-292	10	2	Interpolating	0.65	0.25	2GSPS	2770				
595-ADS7948SRTET	ADS7948SRTET	WQFN-16	10	2	SAR	0.5	0.5	2MSPS	7.5				
926-C104S021CIMMNOPB	ADC104S021CIMM/NOPB	MiniSOIC-10	10	4	SAR	0.13	0.13	200kSPS	6.9				
926-ADC10064CIWMNOPB	ADC10064CIWM/NOPB	SOIC-28	10	4	Pipelined	1	1	800kSPS	235				
595-TLV1544CD	TLV1544CD	SOIC-16	10	4	SAR	1	1	85kSPS	1.05				
595-TLV1544ID	TLV1544ID	SOIC-16	10	4	SAR	1	1	85kSPS	1.05				
595-TLV1562CPW	TLV1562CPW	TSSOP-28	10	4	Pipeline	1.5	1.5	2MSPS	15				
926-C108S022CIMTNOPB	ADC108S022CIMT/NOPB	TSSOP-16	10	8	SAR	0.1	0.1	200kSPS	6.4				
926-A108S022CIMTXNPB	ADC108S022CIMTX/NOPB	TSSOP-16	10	8	SAR	0.3	0.3	200kSPS	6.4				
595-TLV1548IDB	TLV1548IDB	SSOP-20	10	8	SAR	1	1	85kSPS	1.05				
595-TLV1578CDA	TLV1578CDA	TSSOP-32	10	8	SAR	1	1	1.25MSPS	12				
595-TLC1541CDW	TLC1541CDW	SOIC-20	10	11	SAR	1	1	32kSPS	6				
595-TLC1541CN	TLC1541CN	PDIP-20	10	11	SAR	1	1	32kSPS	6				
595-TLC1541IN	TLC1541IN	PDIP-20	10	11	SAR	1	1	32kSPS	6				
595-TLC1542IDW	TLC1542IDW	SOIC-20	10	11	SAR	0.5	0.5	38kSPS	4				
595-TLC1543CDW	TLC1543CDW	SOIC-20	10	11	SAR	1	1	38kSPS	4				
595-TLC1543CDWR	TLC1543CDWR	SOIC-20	10	11	SAR	1	1	38kSPS	4				
595-TLC1543CN	TLC1543CN	PDIP-20	10	11	SAR	1	1	38kSPS	4				
595-TLC1543IN	TLC1543IN	PDIP-20	10	11	SAR	1	1	38kSPS	4				
595-TLC1543QFN	TLC1543QFN	PLCC-20	10	11	SAR	1	1	38kSPS	4				
595-TLV1543CDW	TLV1543CDW	SOIC-20	10	11	SAR	1	1	38kSPS	2.64				
595-TLV1543CFN	TLV1543CFN	PLCC-20	10	11	SAR	1	1	38kSPS	2.64				
595-TLV1543CN	TLV1543CN	PDIP-20	10	11	SAR	1	1	38kSPS	2.64				
595-TLV1543IDB	TLV1543IDB	SSOP-20	10	11	SAR	1	1	38kSPS	2.64				
595-ADS58B18IRGZT	ADS58B18IRGZT	VQFN-48	11	1	Pipeline	-	-	200MSPS	310				
595-ADS58C28IRGC25	ADS58C28IRGC25	QFN-64	11	2	Pipeline	1.5	0.6	200MSPS	710				
926-ADCS7476AIMFXNPB	ADCS7476AIMFX/NOPB	SOT-23	12	1	SAR	1	0.5	1000kSPS	2				
926-AD121S101CISDNPB	ADC121S101CISD/NOPB	LLP-6	12	1	SAR	1	1	1000kSPS	2				
926-C121S021CIMFNOPB	ADC121S021CIMF/NOPB	SOT-23-6	12	1	SAR	-	+0.45; -0.4 +0.45; -0.25	200kSPS	7.9				
926-C121S101CIMFNOPB	ADC121S101CIMF/NOPB	SOT-23-6	12	1	SAR	0.4	+0.5; -0.3	1000kSPS	10				
926-ADCS7476AIMFNOPB	ADCS7476AIMF/NOPB	SOT-23-6	12	1	SAR	0.4	-	1000kSPS	10				
595-ADS1000A1IDBVT	ADS1000A1IDBVT	SOT-23-6	12	1	Delta-Sigma	0.1	1	128SPS	0.21				
595-ADS1015IDGST	ADS1015IDGST	MSOP-10	12	1	Delta-Sigma	1	-	3.3kSPS	0.36				
595-ADS4129IRGZ25	ADS4129IRGZ25	VQFN-48	12	1	Pipeline	5	2.5	250MSPS	265				
595-ADS5400IPZP	ADS5400IPZP	HTQFP-100	12	1	Pipeline	4	-1	1000MSPS	2200				
595-ADS7816PC	ADS7816PC	PDIP-8	12	1	SAR	1	0.75	200kSPS	1.9				
595-ADS7823E/250	ADS7823E/250	MSOP-8	12	1	SAR	1	1	50kSPS	0.75				
595-ADS7866IDBVT	ADS7866IDBVT	SOT-23-6	12	1	SAR	1.5	+1.5/-1.0	200kSPS	0.22				
595-ADS7881IRGZT	ADS7881IRGZT	QFN-48	12	1	SAR	1	1	4MSPS	95				
595-ADS7886SBDBVT	ADS7886SBDBVT	SOT-23-6	12	1	SAR	1.25	+1.0/-1.0	1MSPS	3.9				
595-ADS7886SDBVT	ADS7886SDBVT	SOT-23-6	12	1	SAR	1.25	+1.0/-1.0	1MSPS	3.9				
595-ADS7886SDCKT	ADS7886SDCKT	SC70-6	12	1	SAR	1.25	+1.0/-1.0	1MSPS	3.9				
595-ADS807E	ADS807E	SSOP-28	12	1	Pipeline	2	1	53MSPS	335				
595-ADS8504IBDW	ADS8504IBDW	SOIC-28	12	1	SAR	0.45	0.45	250kSPS	70				
595-ADS8508IBDW	ADS8508IBDW	SOIC-20	12	1	SAR	0.45	0.45	250kSPS	70				
595-TLV2541ID	TLV2541ID	SOIC-8	12	1	SAR	1	1	200kSPS	2.8				
595-ADS4222IRGCT	ADS4222IRGCT	VQFN-64	12	2	Pipeline	3.5	1.5	65MSPS	183				
595-ADS4229IRGC25	ADS4229IRGC25	VQFN-64	12	2	Pipeline	3.5	1.5	250MSPS	470				
595-ADS6225IRGZT	ADS6225IRGZT	QFN-48	12	2	Pipeline	2.5	2	125MSPS	1000				
595-ADS7947SRTET	ADS7947SRTET	WQFN-16	12	2	SAR	1	1	2MSPS	7.5				
595-ADS4225IRGC25	ADS4225IRGC25	QFN-64	12	2	Pipeline	0.5	0.13	125MSPS	277				
595-TLC2552ID	TLC2552ID	SOIC-8	12	2	SAR	1	1	400kSPS	15				
926-C124S021CIMMNOPB	ADC124S021CIMM/NOPB	MiniSOIC-10	12	4	SAR	0.35	+0.4; -0.2	200kSPS	7.9				
926-LM12H458CIV/NOPB	LM12H458CIV/NOPB	PLCC-44	12	4	Parallel	-	0.75	182kSPS	875				
595-ADS6422IRGC25	ADS6422IRGC25	QFN-64	12	4	Pipeline	2	0.5	65MSPS	1050				
595-ADS6425IRGCT	ADS6425IRGCT	QFN-64	12	4	Pipeline	2.5	2	125MSPS	1650				
595-ADS7223SRHBT	ADS7223SRHBT	QFN-32	12	4	SAR	0.5	0.5	1MHz	47.2				
595-ADS7841E	ADS7841E	SSOP-16	12	4	SAR	1	1	200kSPS	0.84				
595-ADS7841EB	ADS7841EB	SSOP-16	12	4	SAR	1	1	200kSPS	0.84				
595-ADS7841P	ADS7841P	PDIP-16	12	4	SAR	1	1	200kSPS	0.84				
595-ADS7842E	ADS7842E	SSOP-28	12	4	SAR	1	1	200kSPS	0.84				
595-ADS7861E	ADS7861E	SSOP-24	12	4	SAR	1	1	500kSPS	25				
595-ADS7861EB	ADS7861EB	SSOP-24	12	4	SAR	1	1	500kSPS	25				
595-ADS7924IRTET	ADS7924IRTET	WQFN-16	12	4	SAR	1.5	1	100kSPS	0.5				
595-ADS8634SRGET	ADS8634SRGET	VQFN-24	12	4	SAR	1.5	-1.0/+1.5	1MSPS	14.45				
595-THS1206CDA	THS1206CDA	TSSOP-32	12	4	Pipeline	1.8	1	6MSPS	186				
595-THS1206IDA	THS1206IDA	TSSOP-32	12	4	Pipeline	1.8	1	6MSPS	186				
926-ADC12048CIVFNOPB	ADC12048CIVF/NOPB	PQFP-44	12	8	-	1	-	278kSPS	34				
926-DC12138CIMSANOPB	ADC12138CIMSA/NOPB	SSOP-28	12	8	SAR	2	-	114kSPS	33				
926-C128S022CIMTNOPB	ADC128S022CIMT/NOPB	TSSOP-16	12	8	SAR	0.4	+0.5; -0.3	200kSPS	7.5				
926-C128S102CIMTNOPB	ADC128S102CIMT/NOPB	TSSOP-16	12	8	SAR	0.5	+0.7; -0.4	1000kSPS	10.7				
926-ADC78H90CIMTNOPB	ADC78H90CIMT/NOPB	TSSOP-16	12	8	SAR	1	1	500kSPS	8.3				
926-A128S022CIMTXNPB	ADC128S022CIMTX/NOPB	TSSOP-16	12	8	SAR	1	1	200kSPS	1.2				
926-LM12458CIV/NOPB	LM12458CIV/NOPB	PLCC-44	12	8	-	1	-	114kSPS	30				
595-ADS7828E/250	ADS7828E/250	TSSOP-16	12	8	SAR	1	1	50kSPS	0.675				
595-ADS7828EB/250	ADS7828EB/250	TSSOP-16	12	8	SAR	1	1	50kSPS	0.675				
595-ADS7844E	ADS7844E	SSOP-20	12	8	SAR	1	1	200kSPS	0.84				
595-ADS7844EB	ADS7844EB	SSOP-20	12	8	SAR	1	1	200kSPS	0.84				

© Copyright 2014 Mouser Electronics
© Copyright 2014 Mouser Electronics

ANALOG-TO-DIGITAL CONVERTERS (ADCS) CONT.

NEW PRODUCT

For quantities greater than listed, call for quote.

MOUSER STOCK NO.	Texas Instruments Part No.	Package	Res.	No. of Input Channels	Architecture	INL (Max.) (±LSB)	DNL (Max.) (±LSB)	Sample Rate	Power Consumption (Typ.) (mW)	Price Each 1	25	100	250
595-ADS7844N	ADS7844N	SSOP-20	12	8	SAR	1	1	200kSPS	0.84				
595-ADS7844NB	ADS7844NB	SSOP-20	12	8	SAR	1	1	200kSPS	0.84				
595-ADS7870EA	ADS7870EA	SSOP-28	12	8	SAR	2	0.5	52kSPS	4.6				
595-ADS8528SRGCT	ADS8528SRGCT	VQFN-64	12	8	SAR	0.75	0.5	650kSP	430.1				
595-ADS8638SRGET	ADS8638SRGET	VQFN-24	12	8	SAR	1.5	-1.0/+1.5	1MSPS	14.45				
595-ADS8028IRTJT	ADS8028IRTJT	QFN-20	12	8	SAR	1	0.99	1MSPS	17				
595-TLV2548CDW	TLV2548CDW	SOIC-20	12	8	SAR	1	1	200kSPS	3.3				
595-TLV2548IDW	TLV2548IDW	SOIC-20	12	8	SAR	1	1	200kSPS	3.3				
595-TLV2548IPW	TLV2548IPW	TSSOP-20	12	8	SAR	1	1	200kSPS	3.3				
595-TLC2543CDB	TLC2543CDB	SSOP-20	12	11	SAR	0.5	0.5	66kSPS	5				
595-TLC2543CDW	TLC2543CDW	SOIC-20	12	11	SAR	0.5	0.5	66kSPS	5				
595-TLC2543CDB	TLC2543CDB	SSOP-20	12	11	SAR	0.5	0.5	66kSPS	5				
595-TLC2543CN	TLC2543CN	PDIP-20	12	11	SAR	0.5	0.5	66kSPS	5				
595-TLC2543IDB	TLC2543IDB	SSOP-20	12	11	SAR	0.5	0.5	66kSPS	5				
595-TLC2543IDW	TLC2543IDW	SOIC-20	12	11	SAR	0.5	0.5	66kSPS	5				
595-TLV2553IDW	TLV2553IDW	SOIC-20	12	11	SAR	1	1	200kSPS	2.43				
595-TLV2553IPW	TLV2553IPW	TSSOP-20	12	11	SAR	1	1	200kSPS	2.43				
595-TLV2556IPW	TLV2556IPW	TSSOP-20	12	11	SAR	1	1	200kSPS	2.43				
595-ADS41B49IRGZ25	ADS41B49IRGZ25	QFN-48	14	1	Pipeline	5	-	250MSPS	350				
595-ADS4145IRGZ25	ADS4145IRGZ25	VQFN-48	14	1	Pipeline	4.5	1.7	125MSPS	136				
595-ADS4149IRGZ25	ADS4149IRGZ25	VQFN-48	14	1	Pipeline	5	0.5	250MSPS	265				
595-TLC3545ID	TLC3545ID	SOIC-8	14	1	SAR	1	1	200kSPS	17.5				
595-TLC7135CN	TLC7135CN	PDIP-28	14	1	Dual-Slope	0.5	0.01	3kSPS	5				
595-ADS4142IRGZT	ADS4142IRGZT	QFN-64	14	2	Serial	0.3	0.2	65MSPS	103				
595-ADS7945SRTET	ADS7945SRTET	WQFN-16	14	2	SAR	1.5	1.5	2MSPS	11.6				
595-ADS7946SRTET	ADS7946SRTET	WQFN-16	14	2	SAR	1.5	1.5	2MSPS	11.6				
595-ADS4242IRGCT	ADS4242IRGCT	VQFN-64	14	2	Pipeline	3.5	5	65MSPS	213				
595-ADS4246IRGC25	ADS4246IRGC25	QFN-65	14	2	Serial	5	1.7	160MSPS	332				
595-ADS4245IRGC25	ADS4245IRGC25	QFN-66	14	2	Serial	5	1.7	125MSPS	277				
595-ADS7263SRHBT	ADS7263SRHBT	QFN-32	14	4	SAR	2	-0.5/+1.0	1MHz	47.2				
595-TLC3578IPW	TLC3578IPW	TSSOP-24	14	8	SAR	1.5	1	200kSPS	29				
595-ADS5294IPFP	ADS5294IPFP	QFN-80	14	8	Pipeline	5.5	1.7	80MSPS	464				
926-C161S626CIMMNOPB	ADC161S626CIMM/NOPB	MiniSOIC-10	16	1	SAR	1	+2; - 1	250kSPS	10.7				
926-AD16V130CISQENPB	ADC16V130CISQE/NOPB	LLP-64	16	1	Pipelined	1.5	0.45	130000kSP	650				
595-ADS1100A0IDBVT	ADS1100A0IDBVT	SOT-23-6	16	1	Delta-Sigma	0.003	1	128SPS	0.27				
595-ADS1100A1IDBVT	ADS1100A1IDBVT	SOT-23-6	16	1	Delta-Sigma	0.003	1	128SPS	0.27				
595-ADS1100A2IDBVT	ADS1100A2IDBVT	SOT-23-6	16	1	Delta-Sigma	0.003	1	128SPS	0.27				
595-ADS1100A5IDBVT	ADS1100A5IDBVT	SOT-23-6	16	1	Delta-Sigma	0.003	1	128SPS	0.27				
595-ADS1110A0IDBVT	ADS1110A0IDBVT	SOT-23-6	16	1	Delta-Sigma	0.004	1	128SPS	0.72				
595-ADS1110A1IDBVT	ADS1110A1IDBVT	SOT-23-6	16	1	Delta-Sigma	0.004	1	128SPS	0.72				
595-ADS1110A2IDBVT	ADS1110A2IDBVT	SOT-23-6	16	1	Delta-Sigma	0.01	1	128SPS	0.72				
595-ADS1110A5IDBVT	ADS1110A5IDBVT	SOT-23-6	16	1	Delta-Sigma	0.004	1	128SPS	0.72				
595-ADS1110A7IDBVT	ADS1110A7IDBVT	SOT-23-6	16	1	Delta-Sigma	0.004	1	128SPS	0.72				
595-ADS1114IDGST	ADS1114IDGST	MSOP-10	16	1	Delta-Sigma	1	-	860SPS	0.36				
595-ADS1146IPW	ADS1146IPW	TSSOP-16	16	1	Delta-Sigma	0.0015	1	2kSPS	2.3				
595-ADS1610IPAPT	ADS1610IPAPT	HTQFP-64	16	1	Delta-Sigma	0.4	0.5	10MSPS	960				
595-ADS5485IRGC25	ADS5485IRGC25	QFN-64	16	1	Pipeline	10	1	200MSPS	2160				
595-ADS8317IDGKT	ADS8317IDGKT	MSOP-8	16	1	SAR	1.5	1	250kSPS	10				
595-ADS8320E/250	ADS8320E/250	MSOP-8	16	1	SAR	8	2	100kSPS	1.95				
595-ADS8320EB/250	ADS8320EB/250	MSOP-8	16	1	SAR	8	2	100kSPS	1.95				
595-ADS8321E/250	ADS8321E/250	MSOP-8	16	1	SAR	8	2	100kSPS	5.5				
595-ADS8321EB/250	ADS8321EB/250	MSOP-8	16	1	SAR	8	2	100kSPS	5.5				
595-ADS8325IBDGKT	ADS8325IBDGKT	MSOP-8	16	1	SAR	4	2	100kSPS	2.25				
595-ADS8325IDGKT	ADS8325IDGKT	MSOP-8	16	1	SAR	4	2	100kSPS	2.25				
595-ADS8326IBDGKT	ADS8326IBDGKT	MSOP-8	16	1	SAR	1.5	1	250kSPS	10				
595-ADS8326IDGKT	ADS8326IDGKT	MSOP-8	16	1	SAR	1.5	1	250kSPS	10				
595-ADS8401IPFBT	ADS8401IPFBT	TQFP-48	16	1	SAR	3.5	2.0/-1.0	1.25MSPS	155				
595-ADS8422IBPFBT	ADS8422IBPFBT	TQFP-48	16	1	SAR	2	-1.0,1.5	4MSPS	155				
595-ADS8422IPFBT	ADS8422IPFBT	TQFP-48	16	1	SAR	2	-1.0,1.5	4MSPS	155				
595-ADS8472IRGZT	ADS8472IRGZT	QFN-48	16	1	SAR	0.65	0.5	1MSPS	225				
595-ADS8505IDW	ADS8505IDW	SOIC-28	16	1	SAR	3	1	250kSPS	70				
595-ADS8507IBDW	ADS8507IBDW	SOIC-28	16	1	SAR	1.5	1.5	40kSPS	24				
595-ADS8507IDW	ADS8507IDW	SOIC-28	16	1	SAR	1.5	1.5	40kSPS	24				
595-ADS8509IDW	ADS8509IDW	SOIC-20	16	1	SAR	2	1	250kSPS	70				
595-AMC1204BDW	AMC1204BDW	SOIC-16	16	1	Delta-Sigma	9	1	78SPS	88				
595-AMC1204DW	AMC1204DW	SOIC-16	16	1	Delta-Sigma, Mod	9	-	78kSPS	88				
595-ADS1118IRUGT	ADS1118IRUGT	QFN-10	16	2	Delta-Sigma	1	-	860SPS	0.9				
595-ADS1148IRHBT	ADS1148IRHBT	QFN-32	16	2	Delta-Sigma	1	-	2kSPS	2.3				
595-ADS1205IRGET	ADS1205IRGET	QFN-24	16	2	Delta-Sigma, Mod	3	1	40kSPS	59				
595-ADS1209SPW	ADS1209SPW	TSSOP-24	16	2	Delta-Sigma, Mod	8	1	40kSPS	65.5				
595-ADS1112IDGST	ADS1112IDGST	MSOP-10	16	3	Delta-Sigma	0.004	1	240SPS	0.675				
595-ADS1147IPW	ADS1147IPW	TSSOP-20	16	3	Delta-Sigma	0.0015	1	2kSPS	2.3				
595-ADS1115IDGST	ADS1115IDGST	MSOP-10	16	4	Delta-Sigma	-	-	860SPS	0.36				
595-ADS1115IRUGT	ADS1115IRUGT	QFN-10	16	4	Delta-Sigma	-	-	860SPS	0.36				
595-ADS1118IDGST	ADS1118IDGST	MSOP-10	16	4	Delta-Sigma	1	-	860SPS	0.3				
595-ADS1194CPAG	ADS1194CPAG	TQFP-64	16	4	Delta-Sigma	-	-	8kSPS	0.75				
595-ADS1198CPAG	ADS1198CPAG	TQFP-64	16	4	Delta-Sigma	-	-	8kSPS	0.12				
595-ADS8331IPW	ADS8331IPW	TSSOP-24	16	4	SAR	2	2	500kSPS	17.55				
595-ADS8331IRGET	ADS8331IRGET	VQFN-24	16	4	SAR	2	2	500kSPS	39				
595-ADS8341E	ADS8341E	SSOP-16	16	4	SAR	6	2	100kSPS	3.6				
595-ADS8341EB	ADS8341EB	SSOP-16	16	4	SAR	6	2	100kSPS	3.6				
595-ADS8363SRHBT	ADS8363SRHBT	QFN-32	16	4	SAR	3	-0.99/+2.0	1MHz	47.2				
595-ADS8364Y/250	ADS8364Y/250	TQFP-64	16	6	SAR	8	1.5	250kSPS	413				
595-ADS8555SPM	ADS8555SPM	LQFP-64	16	6	SAR	4	-1.0/+2.0	630kSPS	251.7				
595-ADS1148IPW	ADS1148IPW	TSSOP-28	16	7	Delta-Sigma	0.0015	1	2kSPS	2.3				
595-ADS1178IPAPT	ADS1178IPAPT	HTQFP-64	16	8	Delta-Sigma	0.0045	1	52kSPS	245				
595-ADS130E08IPAG	ADS130E08IPAG	TQFP-64	16	8	Delta-Sigma	0.0008	-	8000kSPS	6				
595-ADS8332IBPW	ADS8332IBPW	TSSOP-24	16	8	SAR	2	2	500kSPS	17.55				
595-ADS8332IPW	ADS8332IPW	TSSOP-24	16	8	SAR	2	2	500kSPS	17.55				
595-ADS8344E	ADS8344E	SSOP-20	16	8	SAR	6	2	100kSPS	3.6				
595-ADS8345EB	ADS8345EB	SSOP-20	16	8	SAR	6	2	100kSPS	3.6				
595-ADS8568SRGCT	ADS8568SRGCT	VQFN-64	16	8	SAR	3	1.75	510kSP	430.1				

© Copyright 2014 Mouser Electronics

© Copyright 2014 Mouser Electronics

TEXAS INSTRUMENTS Analog ICs

RoHS Compliant This product is RoHS compliant.

ANALOG-TO-DIGITAL CONVERTERS (ADCS) CONT.

NEW PRODUCT

For quantities greater than listed, call for quote.

MOUSER STOCK NO.	Texas Instruments Part No.	Package	Res.	No. of Input Channels	Architecture	INL (Max.) (±LSB)	DNL (Max.) (±LSB)	Sample Rate	Power Consumption (Typ.) (mW)	Price Each 1	25	100	250
595-ADS1131ID	ADS1131ID	SOIC-16	18	1	Delta-Sigma	8	8	80SPS	2.9				
595-ADS1230IPW	ADS1230IPW	TSSOP-16	20	1	Delta-Sigma	0.0006	1	80SPS	2.9				
595-ADS1250U	ADS1250U	SOIC-16	20	1	Delta-Sigma	0.0012	1	25kSPS	75				
595-ADS1212U	ADS1212U	SOP-18	22	1	Delta-Sigma	0.0015	1	6.25kSPS	1.4				
595-ADS1213P	ADS1213P	PDIP-24	22	4	Delta-Sigma	0.0015	1	6.25kSPS	1.4				
595-ADS1210P	ADS1210P	PDIP-18	24	1	Delta-Sigma	0.0015	1	16kSPS	27.5				
595-ADS1210U	ADS1210U	SOP-18	24	1	Delta-Sigma	0.0015	1	16kSPS	27.5				
595-ADS1225IRGVT	ADS1225IRGVT	QFN-16	24	1	Delta-Sigma	0.0005	1	100SPS	1.6				
595-ADS1231ID	ADS1231ID	SOIC-16	24	1	Delta-Sigma	-	1	80SPS	5				
595-ADS1251U	ADS1251U	SOIC-8	24	1	Delta-Sigma	0.0002	1	20kSPS	7.5				
595-ADS1252U	ADS1252U	SOIC-8	24	1	Delta-Sigma	0.0003	1	41kSPS	40				
595-ADS1255IDBT	ADS1255IDBT	SSOP-20	24	1	Delta-Sigma	0.0003	2	30kSPS	36				
595-ADS1259BIPW	ADS1259BIPW	TSSOP-20	24	1	Delta-Sigma	-	-	14.4kSPS	13				
595-ADS1292RIPBS	ADS1292RIPBS	TQFP-32	24	2	Delta-Sigma	-	-	8kSPS	0.7				
595-ADS131E04IPAG	ADS131E04IPAG	TQFP-64	24	4	Delta-Sigma	0.002	-	64000kSPS	8				
595-ADS1211P	ADS1211P	PDIP-24	24	4	Delta-Sigma	0.0015	1	16kSPS	27.5				
595-ADS1211U	ADS1211U	SOIC-24	24	4	Delta-Sigma	0.0015	1	16kSPS	27.5				
595-ADS1234IPW	ADS1234IPW	TSSOP-28	24	4	Delta-Sigma	0.0002	1	80SPS	2.1				
595-ADS1240E	ADS1240E	SSOP-24	24	4	Delta-Sigma	0.0015	1	15SPS	0.6				
595-ADS1242IPWT	ADS1242IPWT	TSSOP-16	24	4	Delta-Sigma	0.0015	1	15SPS	0.6				
595-ADS1254E	ADS1254E	SSOP-20	24	4	Delta-Sigma	0.0002	1	20kSPS	4.36				
595-ADS1274IPAPT	ADS1274IPAPT	HTQFP-64	24	4	Delta-Sigma	0.0003	1	128kSPS	275				
595-ADS1294CZXGT	ADS1294CZXGT	NFBGA-64	24	4	Delta-Sigma	-	-	32kSPS	0.9				
595-ADS1294IPAG	ADS1294IPAG	TQFP-64	24	4	Delta-Sigma	-	-	32kSPS	0.9				
595-ADS1296IPAG	ADS1296IPAG	TQFP-64	24	6	Delta-Sigma	-	-	32kSPS	0.85				
595-ADS131E06IPAG	ADS131E06IPAG	TQFP-64	24	6	Delta-Sigma	0.002	-	64000kSPS	12				
595-ADS1248IPW	ADS1248IPW	TSSOP-28	24	7	Delta-Sigma	0.0015	1	2kSPS	2.3				
595-ADS1217IPFBT	ADS1217IPFBT	TQFP-48	24	8	Delta-Sigma	0.0015	1	780SPS	0.8				
595-ADS1243IPWT	ADS1243IPWT	TSSOP-20	24	8	Delta-Sigma	0.0015	1	15SPS	0.6				
595-ADS131E08IPAG	ADS131E08IPAG	TQFP-64	24	8	Delta-Sigma	0.002	-	64000kSPS	16				
595-ADS1256IDBT	ADS1256IDBT	SSOP-28	24	8	Delta-Sigma	0.0003	2	30kSPS	36				
595-ADS1278IPAPT	ADS1278IPAPT	HTQFP-64	24	8	Delta-Sigma	0.0003	1	128kSPS	530				
595-ADS1294RIZXGT	ADS1294RIZXGT	NFBGA-64	24	8	Delta-Sigma	-	-	32kSPS	4.1				
595-ADS1296RIZXGT	ADS1296RIZXGT	NFBGA-64	24	8	Delta-Sigma	-	-	32kSPS	5.3				
595-ADS1298IPAG	ADS1298IPAG	TQFP-64	24	8	Delta-Sigma	-	-	32kSPS	0.75				
595-ADS1298RIZXGT	ADS1298RIZXGT	NFBGA-64	24	8	Delta-Sigma	-	-	32kSPS	0.75				
595-ADS1258IRTCT	ADS1258IRTCT	QFN-48	24	16	Delta-Sigma	0.0003	1	128kSPS	35				

DIGITAL-TO-ANALOG CONVERTER EVALUATION MODULES

For quantities greater than listed, call for quote.

MOUSER STOCK NO.	Texas Instruments Part No.	Description	Price Each
595-DAC3152EVM	DAC3152EVM	Evaluation module for the DAC3152, a dual-channel, 10-bit, 500MSPS DAC	
595-DAC3162EVM	DAC3162EVM	Evaluation module for the DAC3162, a dual-channel, 12-bit, 500MSPS DAC	
595-DAC3282EVM	DAC3282EVM	Evaluation board for DAC3282, 16-bit, 625 MSPS	
595-DAC3482EVM	DAC3482EVM	Evaluation board for DAC3482, 16-bit, 1.25 GSPS	
595-DAC3484EVM	DAC3484EVM	Evaluation board for the DAC3484, a 4-channel, 16-bit, 1.25GSPS, DAC	
595-DAC34H84EVM	DAC34H84EVM	Evaluation board for DAC34H84, 16-bit, 1.25 GSPS	
595-DAC5681ZEVM	DAC5681ZEVM	Evaluation board for DAC5681, 16-bit, 1 GSPS	
595-DAC5689EVM	DAC5689EVM	Evaluation board for DAC5689, 16-bit, 800 MSPS	
595-DAC7562EVM	DAC7562EVM	Evaluation board for the DAC7562, a dual 12-bit, low-power, ultra low glitch DAC	
595-DAC7571EVM	DAC7571EVM	Evaluation Module for DAC7571, High-Resolution I2C-Input DAC	
595-DAC7574EVM	DAC7574EVM	Evaluation Module for DAC7574, High-Resolution I2C-Input DAC	
595-DAC8562EVM	DAC8562EVM	Evaluation board for the DAC8562, a dual 16-bit, low-power, ultra low glitch DAC	
595-DAC8565EVM	DAC8565EVM	Evaluation Module for DAC8565, 16-bit High Resolution, Quad-Channel	
595-TPL0102EVM	TPL0102EVM	Evaluation Module for the TPL0102, a dual-channel, 256-Position resolution Pot	

DIGITAL-TO-ANALOG CONVERTERS (DACS)

For quantities greater than listed, call for quote.

MOUSER STOCK NO.	Texas Instruments Part No.	Package	Res.	DAC Channels	Architecture	INL (Max.) (±LSB)	DNL (Max.) (±LSB)	Setting Time	Sample/ Update Rate (MSPS)	Power Consumption (Typ.) (mW)	Price Each 1	25	100	250
595-DAC5571IDBVT	DAC5571IDBVT	SOT-23-6	8	1	String	1	0.25	8	-	0.4				
595-DAC908E	DAC908E	TSSOP-28	8	1	I-steering	0.5	0.5	0.03	200	170				
595-TLC7524CD	TLC7524CD	SOIC-16	8	1	R-2R	0.5	0.5	0.1	10	5				
595-TLC7524CN	TLC7524CN	PDIP-16	8	1	R-2R	0.5	0.5	0.1	10	5				
595-TLC7524CNS	TLC7524CNS	SO-16	8	1	R-2R	0.5	0.5	0.1	10	5				
595-TLC7524EN	TLC7524EN	PDIP-16	8	1	R-2R	0.5	0.5	0.1	10	5				
595-TLC7524ID	TLC7524ID	SOIC-16	8	1	R-2R	0.5	0.5	0.1	10	5				
595-TLC7524IN	TLC7524IN	PDIP-16	8	1	R-2R	0.5	0.5	0.1	10	5				
595-TLV5623IDGK	TLV5623IDGK	MSOP-8	8	1	String	0.5	0.2	3	0.102	2.1				
926-DAC0800LCM/NOPB	DAC0800LCM/NOPB	SOIC-16	8	1	-	-	-	100	-	33				
926-DAC081S101CIMKNO	DAC081S101CIMK/NOPB	TSOT-6	8	1	String	0.2	0.04	3000	-	1.41				
926-DAC0830LCN/NOPB	DAC0830LCN/NOPB	DIP-20	8	1	R-2R	0.05	0.1	1000	-	20				
595-TLC7528CDW	TLC7528CDW	SOIC-20	8	2	R-2R	0.5	0.5	0.1	10	7.5				
595-TLC7528CN	TLC7528CN	PDIP-20	8	2	R-2R	0.5	0.5	0.1	10	7.5				
595-TLC7528EDW	TLC7528EDW	SOIC-20	8	2	R-2R	0.5	0.5	0.1	10	7.5				
595-TLC7528IDW	TLC7528IDW	SOIC-20	8	2	R-2R	0.5	0.5	0.1	10	7.5				
595-TLC7528IN	TLC7528IN	PDIP-20	8	2	R-2R	0.5	0.5	0.1	10	7.5				
595-TLV5626CD	TLV5626CD	SOIC-8	8	2	String	1	0.5	0.8	0.278	4.2				
926-DAC082S085CIMMNO	DAC082S085CIMM/NOPB	MiniSOIC-10	8	2	String	0.14	+0.04; -0.02	4500	-	1.6				
595-DAC5573IPW	DAC5573IPW	TSSOP-16	8	4	String	0.5	0.25	8	0.188	1.5				
595-TLC5620CN	TLC5620CN	PDIP-14	8	4	String	1	0.9	10	0.048	8				
595-TLC7226CN	TLC7226CN	PDIP-20	8	4	R-2R	1	1	5	0.143	90				
595-TLC7226IN	TLC7226IN	PDIP-20	8	4	R-2R	1	1	5	0.143	90				
595-TLV5620CD	TLV5620CD	SOIC-14	8	4	R-2R	1	0.9	10	0.048	6				
595-TLV5620CN	TLV5620CN	PDIP-14	8	4	R-2R	1	0.9	10	0.048	6				
595-TLV5620ID	TLV5620ID	SOIC-14	8	4	R-2R	1	0.9	10	0.048	6				
926-DAC084S085CIMMNO	DAC084S085CIMM/NOPB	MiniSOIC-10	8	4	String	0.5	+0.18; -0.13	8500	-	2.5				
595-DAC5578SPW	DAC5578SPW	TSSOP-16	8	8	String	0.25	0.1	7	-	3.4				
595-DAC5578SRGET	DAC5578SRGET	VQFN-24	8	8	String	0.25	0.1	7	-	3.4				
595-TLC5628CN	TLC5628CN	PDIP-16	8	8	String	1	0.9	10	0.045	15				
595-TLV5628CDW	TLV5628CDW	SOIC-16	8	8	String	1	0.9	10	0.045	12				

© Copyright 2014 Mouser Electronics
© Copyright 2014 Mouser Electronics

RoHS Compliant This product is RoHS compliant.

DIGITAL-TO-ANALOG CONVERTERS (DACS) CONT.

PRODUCT NEW

For quantities greater than listed, call for quote.

MOUSER STOCK NO.	Texas Instruments Part No.	Package	Res.	DAC Channels	Architecture	INL (Max.) (±LSB)	DNL (Max.) (±LSB)	Setting Time	Sample/ Update Rate (MSPS)	Power Consumption (Typ.) (mW)	Price Each 1	25	100	250
595-TLV5629IPW	TLV5629IPW	TSSOP-20	8	8	String	1	1	1	0.283	18				
595-TLV5606CDGK	TLV5606CDGK	MSOP-8	10	1	String	1.5	1	3	0.102	0.9				
595-TLV5606IDGK	TLV5606IDGK	MSOP-8	10	1	String	1.5	1	3	0.102	0.9				
595-DAC6311IDCKT	DAC6311IDCKT	SC-70-6	10	1	String	0.5	0.5	6	-	0.14				
595-DAC6571IDBVT	DAC6571IDBVT	SOT-23-6	10	1	String	2	0.5	9	-	160				
595-DAC900E	DAC900E	TSSOP-28	10	1	I-steering	1	0.5	0.03	200	170				
595-TLC5615CD	TLC5615CD	SOIC-8	10	1	String	1	0.5	12.5	0.075	0.75				
595-TLC5615CP	TLC5615CP	PDIP-8	10	1	String	1	0.5	12.5	0.075	0.75				
595-TLC5615IP	TLC5615IP	PDIP-8	10	1	String	1	0.5	12.5	0.075	0.75				
595-DAC3152IRGZT	DAC3152IRGZT	QFN-48	10	2	Delta-Sigma	0.5	0.25	10	500	270				
595-TLV5617ACD	TLV5617ACD	SOIC-8	10	2	String	1	0.5	2.5	0.093	1.8				
595-TLV5637CD	TLV5637CD	SOIC-8	10	2	String	1	0.5	0.8	0.278	4.2				
595-TLV5637ID	TLV5637ID	SOIC-8	10	2	String	1	0.5	0.8	0.278	4.2				
926-DA102S085CIMMNPB	DAC102S085CIMM/NOPB	MSOP-10	10	2	3-Wire Serial	2	0.35; -0.25	6000	-	0.6				
595-DAC6573IPW	DAC6573IPW	TSSOP-16	10	4	String	2	0.5	9	0.188	500				
595-TLV5604CD	TLV5604CD	SOIC-16	10	4	String	1	1	3	0.102	3				
595-TLV5604ID	TLV5604ID	SOIC-16	10	4	String	1	1	3	0.102	3				
595-TLV5608IDW	TLV5608IDW	SOIC-20	10	8	String	2	1	1	0.0283	18				
595-TLV5608IPW	TLV5608IPW	TSSOP-20	10	8	String	2	1	1	0.283	18				
595-DAC6578SPW	DAC6578SPW	TSSOP-16	10	8	String	0.5	0.2	7	-	3.4				
595-TLV5608IPW	TLV5608IPW	TSSOP-20	10	8	String	2	1	1	0.283	18				
595-DAC7311IDCKR	DAC7311IDCKR	SC-70-6	12	1	String	1	1	6	-	0.14				
595-DAC7311IDCKT	DAC7311IDCKT	SC-70-6	12	1	String	1	1	6	-	0.14				
595-DAC7512E/250	DAC7512E/250	MSOP-8	12	1	String	8	1	10	0.095	0.345				
595-DAC7512N/250	DAC7512N/250	SOT-23-6	12	1	String	8	1	10	0.095	0.345				
595-DAC7513E/250	DAC7513E/250	MSOP-8	12	1	String	8	1	10	0.095	0.3				
595-DAC7513N/250	DAC7513N/250	SOT-23-8	12	1	String	8	1	10	0.095	0.3				
595-DAC7551IDRNT	DAC7551IDRNT	SON-12	12	1	String	1	0.5	5	0.5	0.27				
595-DAC7571IDBVT	DAC7571IDBVT	SOT-23-6	12	1	String	4	-	10	0.05	0.85				
595-DAC7821IPW	DAC7821IPW	TSSOP-20	12	1	R-2R	1	1	0.2	10	0.0275				
595-DAC902E	DAC902E	TSSOP-28	12	1	I-steering	2.5	1.75	0.03	200	170				
595-TLV5616CD	TLV5616CD	SOIC-8	12	1	String	4	1	3	0.102	0.9				
926-DAC121S101CIMKNO	DAC121S101CIMK/NOPB	TSOT-6	12	1	String	2.6	+2.5; -0.1	8000	-	1.43				
595-DAC3162IRGZT	DAC3162IRGZT	QFN-48	12	2	Delta-Sigma	0.5	0.25	10	500	270				
595-DAC7562SDGST	DAC7562SDGST	MSOP-10	12	2	String	0.75	0.25	7	-	0.5				
595-DAC7562SDSCT	DAC7562SDSCT	SON-10	12	2	String	0.75	0.25	7	-	0.5				
595-DAC7563SDGST	DAC7563SDGST	MSOP-10	12	2	String	0.75	0.25	7	-	0.5				
595-DAC7563SDSCT	DAC7563SDSCT	SON-10	12	2	String	0.75	0.25	7	-	0.5				
595-TLV5618ACD	TLV5618ACD	SOIC-8	12	2	String	4	1	2.5	0.093	1.8				
595-TLV5618AID	TLV5618AID	SOIC-8	12	2	String	4	1	2.5	0.093	1.8				
595-TLV5638CD	TLV5638CD	SOIC-8	12	2	String	4	1	1	0.233	4.5				
926-DAC122S085CIMMNO	DAC122S085CIMM/NOPB	MiniSOIC-10	12	2	String	2.4	+2.0; -0.15	8500	-	1.6				
595-DAC7554IDGS	DAC7554IDGS	MSOP-10	12	4	String	1	0.5	5	-	3.5				
595-DAC7564IAPW	DAC7564IAPW	TSSOP-16	12	4	String	1	1	8	-	2.9				
595-DAC7565IAPW	DAC7565IAPW	TSSOP-16	12	4	String	1	1	8	-	2.9				
595-TLV5614CD	TLV5614CD	SOIC-16	12	4	String	4	1	3	0.102	3.6				
926-DAC124S085CIMMNO	DAC124S085CIMM/NOPB	MiniSOIC-10	12	4	String	8	+0.7; -0.5	8500	-	2.4				
595-DAC7578SPW	DAC7578SPW	TSSOP-16	12	8	String	1	0.25	7	-	3.4				
595-DAC7578SRGET	DAC7578SRGET	VQFN-24	12	8	String	1	0.25	7	-	3.4				
595-DAC7678SPW	DAC7678SPW	TSSOP-16	12	8	String	1	0.25	7	-	3.4				
595-DAC7678SRGET	DAC7678SRGET	VQFN-24	12	8	String	1	0.25	7	-	3.4				
595-DAC7558IRHBR	DAC7558IRHBR	QFN-32	12	8	String	1	0.5	5	0.5	4.5				
595-TLV5610IDW	TLV5610IDW	SOIC-20	12	8	String	6	1	1	0.283	18				
595-TLV5610IPW	TLV5610IPW	TSSOP-20	12	8	String	6	1	1	0.283	18				
595-TLV5630IPW	TLV5630IPW	TSSOP-20	12	8	String	6	1	1	0.283	18				
926-DAC128S085CIMTNO	DAC128S085CIMT/NOPB	TSSOP-16	12	8	String	8	+0.75; -0.4	8000	-	4.85				
595-DAC8311IDCKT	DAC8311IDCKT	SC-70-6	14	1	String	4	1	6	-	0.14				
595-DAC904E	DAC904E	TSSOP-28	14	1	I-steering	3	2.5	0.03	200	170				
595-THS5671AIPW	THS5671AIPW	TSSOP-28	14	1	I-steering	7	3.5	0.035	125	175				
595-DAC2904Y/250	DAC2904Y/250	TQFP-48	14	2	I-steering	5	4	0.03	125	310				
595-DAC8162SDGST	DAC8162SDGST	MSOP-10	14	2	String	3	0.5	7	-	0.5				
595-DAC8162SDSCT	DAC8162SDSCT	SON-10	14	2	String	3	0.5	7	-	0.5				
595-DAC8163SDGST	DAC8163SDGST	MSOP-10	14	2	String	3	0.5	7	-	0.5				
595-DAC8163SDSCT	DAC8163SDSCT	SON-10	14	2	String	3	0.5	7	-	0.5				
595-DAC8802IPW	DAC8802IPW	TSSOP-16	14	2	R-2R	1	1	0.5	2	0.025				
595-DAC8803IDBT	DAC8803IDBT	SSOP-28	14	4	R-2R	1	1	0.5	2	0.0275				
595-DAC5681IRGC25	DAC5681IRGC25	QFN-64	16	1	I-steering	4	2	0.0104	1000	650				
595-DAC8501E/250	DAC8501E/250	MSOP-8	16	1	String	64	1	10	0.093	0.72				
595-DAC8531E/250	DAC8531E/250	MSOP-8	16	1	String	64	1	10	0.093	0.72				
595-DAC8541Y/250	DAC8541Y/250	TQFP-32	16	1	String	65	1	10	0.1	0.72				
595-DAC8550IBDGKT	DAC8550IBDGKT	MSOP-8	16	1	String	8	1	10	0.2	1				
595-DAC8550IDGKT	DAC8550IDGKT	MSOP-8	16	1	String	8	1	10	0.2	1				
595-DAC8551IADGKT	DAC8551IADGKT	MSOP-8	16	1	String	8	1	10	0.2	1				
595-DAC8551IDGKT	DAC8551IDGKT	MSOP-8	16	1	String	8	1	10	0.2	1				
595-DAC8560IADGKT	DAC8560IADGKT	MSOP-8	16	1	String	8	1	8	0.2	2.6				
595-DAC8560IDDGKT	DAC8560IDDGKT	MSOP-8	16	1	String	8	1	8	0.2	2.6				
595-DAC8571IDGK	DAC8571IDGK	MSOP-8	16	1	String	65	1	10	0.043	0.42				
595-DAC8580IPW	DAC8580IPW	TSSOP-16	16	1	String	64	1	0.65	16	175				
595-DAC8581IPW	DAC8581IPW	TSSOP-16	16	1	String	64	0.5	0.65	3	175				
595-DAC8820ICDB	DAC8820ICDB	SSOP-28	16	1	R-2R	1	1	0.5	2	0.025				
595-DAC8830ICD	DAC8830ICD	SOIC-8	16	1	R-2R	1	1	1	1	0.015				
595-DAC8831IBD	DAC8831IBD	SOIC-14	16	1	R-2R	1	1	1	2	0.015				
595-DAC8831ICD	DAC8831ICD	SOIC-14	16	1	R-2R	1	1	1	2	0.015				
595-DAC8871SBPW	DAC8871SBPW	TSSOP-16	16	1	R-2R	1	1	1	-	0.015				
595-DAC8881SRGET	DAC8881SRGET	QFN-24	16	1	R-2R	1	1	5	-	6				
926-DA161S055CISQNPB	DAC161S055CISQ/NOPB	LLP-16	16	1	4-Wire Serial	3	1.1	5000	-	5.5				
926-DA161P997CISQNPB	DAC161P997CISQ/NOPB	LLP-16	16	1	Single-Wire Serial	3.3	0.2	-	-	-				
595-DAC5682ZIRGCT	DAC5682ZIRGCT	VQFN-64	16	2	R-2R	4	2	0.0104	1000	1300				
595-DAC5686IPZP	DAC5686IPZP	HTQFP-100	16	2	I-steering	12	9	0.012	500	445				
595-DAC5687IPZP	DAC5687IPZP	HTQFP-100	16	2	I-steering	6	3	0.012	500	-				
595-DAC5688IRGCT	DAC5688IRGCT	VQFN-64	16	2	R-2R	4	2	0.011	800	-				
595-DAC8532IDGK	DAC8532IDGK	MSOP-8	16	2	String	65	1	10	0.093	1.35				
595-DAC8552IDGKT	DAC8552IDGKT	MSOP-8	16	2	String	8	1	10	0.2	3				

© Copyright 2014 Mouser Electronics

© Copyright 2014 Mouser Electronics

TEXAS INSTRUMENTS Analog ICs

RoHS Compliant This product is RoHS compliant.

DIGITAL-TO-ANALOG CONVERTERS (DACS) CONT.

PRODUCT NEW

For quantities greater than listed, call for quote.

MOUSER STOCK NO.	Texas Instruments Part No.	Package	Res.	DAC Channels	Architecture	INL (Max.) (±LSB)	DNL (Max.) (±LSB)	Setting Time	Sample/ Update Rate (MSPS)	Power Consumption (Typ.) (mW)	Price Each 1	25	100	250
595-DAC8562SDGST	DAC8562SDGST	MSOP-10	16	2	String	12	1	7	-	0.5				
595-DAC8562SDSCT	DAC8562SDSCT	SON-10	16	2	String	12	1	7	-	0.5				
595-DAC8563SDGST	DAC8563SDGST	MSOP-10	16	2	String	12	1	7	-	0.5				
595-DAC8563SDSCT	DAC8563SDSCT	SON-10	16	2	String	12	1	7	-	0.5				
595-DAC8812IBPW	DAC8812IBPW	TSSOP-16	16	2	R-2R	1	1	0.5	2	0.025				
595-DAC7734EC	DAC7734EC	SSOP-48	16	4	R-2R	3	1	-	-	200				
595-DAC8534IPW	DAC8534IPW	TSSOP-16	16	4	String	64	1	10	0.093	2.7				
595-DAC8544IPFB	DAC8544IPFB	TQFP-48	16	4	String	65	1	8	-	4.75				
595-DAC8554IPW	DAC8554IPW	TSSOP-16	16	4	String	12	1	10	0.2	3				
595-DAC8555IPW	DAC8555IPW	TSSOP-16	16	4	String	12	1	10	0.2	3				
595-DAC8565IAPW	DAC8565IAPW	TSSOP-16	16	4	String	8	1	8	0.2	3.1				
595-DAC1220E	DAC1220E	SSOP-16	20	1	Delta-Sigma	1	1	10000	0.0005	2.5				

INTEGRATED, MULTICHANNEL ADC AND DAC

For quantities greater than listed, call for quote.

MOUSER STOCK NO.	Texas Instruments Part No.	Package	No. of ADCs	ADC Res.	ADC Sampling Rate	ADC Input Range	No. of DACs	DAC Res.	DAC Setting Time	DAC Output Full Scale	Price Each 1	25	100	250
595-AMC7812SRGCT	AMC7812SRGCR	VQFN-64	16	12	500KSPS	±5	12	12	2	3.4				
Development Tool		Description											Price Each	
595-AMC7812EVM-PDK	AMC7812EVM-PDK	Performance Development Kit for AMC7812, an integrated, multi-channel ADC and DAC												

ANALOG FRONT END

PRODUCT NEW

For quantities greater than listed, call for quote.

MOUSER STOCK NO.	Texas Instruments Part No.	Package	Input Channel	ADC Res.	ADC Sampling	Supply Voltage	PGA Gain (dB) Min.	PGA Gain (dB) Max.	DAC Offset Resolution	DAC Offset	Power Diss. (W)	Output Type	Price Each 1	25	100	250
595-AFE7222IRGC25	AFE7222IRGC25	QFN-64	1	12	65	3.6	-2.5	-6	12	350mV	0.65	LVDS, CMOS				
595-ADS1191IRSMT	ADS1191IRSMT	VQFN-32	1	16	8	3.6	1	12	-	-	0.000495	CMOS				
595-ADS1192IRSMT	ADS1192IRSMT	VQFN-32	2	16	8	3.6	1	12	-	-	0.00074	CMOS				
595-ADS1291IRSMT	ADS1291IRSMT	VQFN-32	2	24	8	3.6	1	12	-	-	0.000495	CMOS				
595-ADS1292IRSMT	ADS1292IRSMT	VQFN-32	2	24	8	3.6	1	12	-	-	0.00070	CMOS				
595-ADS1292RIRSMT	ADS1292RIRSMT	VQFN-32	2	24	8	3.6	1	12	-	-	0.00074	CMOS				
926-LM98714BCMT/NOPB	LM98714BCMT/NOPB	TSSOP-48	3	16	45	3.3	-3	17.9	±9	600mV	0.505	LVDS, CMOS				
926-LM96511CCSM/NOPB	LM96511CCSM/NOPB	BGA-376	8	12	50	6	36	40	-	-	1.7	LVDS				
595-ADS1299IPAG	ADS1299IPAG	TQFP-64	8	24	16	5.25	1	24	-	-	0.00041	CMOS				
Development/Evaluation Board		Description										Price Each				
595-AFE7222EVM	AFE7222EVM	Evaluation Module for the AFE7222, a Circuit Board for a Low Power Analog Front End Mixed-Signal Transceiver														
926-LMP90100EB/NOPB	LMP90100EB/NOPB	Evaluation board for the LMP90XXX family of Sensor Analog Front End (AFE)														
926-LMP91200EVALNOPB	LMP91200EVAL/NOPB	Evaluation board for the LMP91200 family of Sensor Analog Front End (AFE)														

ANALOG MONITOR AND CONTROL CIRCUITS

For quantities greater than listed, call for quote.

MOUSER STOCK NO.	Texas Instruments Part No.	Package	Res.	Analog Inputs	ADC Resolution	Interface Type	Interrupt Outputs	Fan Speed Output(s)	Temp Accuracy	Supply Volt. Min.	Supply Volt. Max.	I_q (mA)	Price Each 1	25	100	250
Integrated Fan Control																
926-LM96000CIMT/NOPB	LM96000CIMT/NOPB	TSSOP-24	8	4	8-Bits	SMBus	Undef.	3 PWM	2.5°C	3	3.6	0.53				
926-LM96080CIMTXNOPB	LM96080CIMTX/NOPB	TSSOP-24	12	7	10-Bits	2-Wire Serial	1	2 ADC	0.625°C	3	5.5	0.37				
926-LM96080CIMT/NOPB	LM96080CIMT/NOPB	TSSOP-24	12	7	10-Bits	2-Wire Serial	1	-	3°C	3	5.5	0.37				
Microprocessor Systems																
926-LM87CIMT/NOPB	LM87CIMT/NOPB	TSSOP-24	8	7 to 3	8-Bits	2-Wire Serial	1	1 DAC	4°C	2.8	3.8	2				
926-LM87CIMTX/NOPB	LM87CIMTX/NOPB	TSSOP-24	8	7 to 3	8-Bits	2-Wire Serial	1	4 DAC	3°C	2.8	3.8	2				
926-LM81BIMT-3/NOPB	LM81BIMT-3/NOPB	TSSOP-24	9	6	8-Bits	SMBus	2	1 DAC	3°C	2.8	3.8	0.9				
System Monitor and Controller																
926-LMP92018SQ/NOPB	LMP92018SQ/NOPB	LLP-36	10	8	10-Bits	SPI Serial	Undef.	-	2.5°C	4.75	5.5	-				

ANALOG AUDIO SUBSYSTEM

For quantities greater than listed, call for quote.

MOUSER STOCK NO.	Texas Instruments Part No.	Package	Power @ 5V 8Ω (W)	Speaker THD+N (%)	Speaker PSSR (dB)	Speaker SNR (dB)	Headphone THD+N (%)	Headphone PSSR (dB)	Headphone SNR (dB)	Audio MUX	Audio Mode Control	Analog Inputs Mono	Analog Inputs Stereo	Price Each 1	25	100	250
926-LM49155TL/NOPB	LM49155TL/NOPB	MicroSMD	1.35	0.015	72	94	0.01	94	95	Yes	I2C	1	1				

FREQUENCY-TO-VOLTAGE CONVERTERS

For quantities greater than listed, call for quote.

MOUSER STOCK NO.	Texas Instruments Part No.	Package	Supply Voltage (V)	Supply Current (mA)	Input Voltage Range Tach.	Input Voltage Range Op Amp/ Comp.	Offset Voltage (Max.) (mV) Tach.	Offset Voltage (Max.) (mV) Op Amp/ Comp.	Linearity (Typ.) (%)	Operating Temperature (°C)	Price Each 1	25	100	250
926-LM2907M-8/NOPB	LM2907M-8/NOPB	SOIC-8	28	25	±28	0.0V to +28V	15	10	±0.3	-40 to 85				
926-LM2907N/NOPB	LM2907N/NOPB	DIP-14	28	25	0.0V to +28V	0.0V to +28V	10	10	±0.3	-40 to 85				
926-LM2907N-8/NOPB	LM2907N-8/NOPB	DIP-8	28	25	±28	0.0V to +28V	15	10	±0.3	-40 to 85				
926-LM2917M/NOPB	LM2917M/NOPB	SOIC-14	28	25	0.0V to +28V	0.0V to +28V	10	10	±0.3	-40 to 85				
926-LM2917N/NOPB	LM2917N/NOPB	DIP-14	28	25	0.0V to +28V	0.0V to +28V	10	10	±0.3	-40 to 85				
926-LM2917N-8/NOPB	LM2917N-8/NOPB	DIP-8	28	25	±28	0.0V to +28V	15	10	±0.3	-40 to 85				

VOLTAGE-TO-FREQUENCY CONVERTERS

For quantities greater than listed, call for quote.

MOUSER STOCK NO.	Texas Instruments Part No.	Package	Supply Voltage (V)	VFC Non-Lin (Max.) (%)	Conversion Accuracy Scale Factor (kHz/V) Min.	Conversion Accuracy Scale Factor (kHz/V) Typ.	Conversion Accuracy Scale Factor (kHz/V) Max.	Temp. Stability of Gain (ppm/°C) Typ.	Temp. Stability of Gain (ppm/°C) Max.	Offset Voltage (Max.) (nA)	Input Bias Current (Max.) (nA)	Output Current (Max.) (µA)	Operating Temp. (°C)	Price Each 1	25	100	250
926-LM231N/NOPB	LM231N/NOPB	DIP-8	4/40	0.01	0.95	1.00	1.05	±30	±150	14	1000	144	-25 to 85				
926-LM331AN/NOPB	LM331AN/NOPB	DIP-8	4/40	0.01	0.9	1.00	1.10	±20	±50	10	500	156	0 to 70				
926-LM331N/NOPB	LM331N/NOPB	DIP-8	4/40	0.01	0.9	1.00	1.10	±20	±50	14	1000	156	0 to 70				

AUDIO/DAC ADC

For quantities greater than listed, call for quote.

MOUSER STOCK NO.	Texas Instruments Part No.	Package	No. of ADCs	Res.	SNR (Typ.)	No. of Inputs/ No. of Outputs	Sampling Rate (Max.) (kHz)	Analog Supply	Digital Audio Interface	Control Interface	Digital Supply (up to 5V)	Price Each 1	25	100	250
DAC															
595-V320DAC3202CYZJR	TLV320DAC3202CYZJR	BGA-20	2/0	24	100	0/2	48	2.3-4.8	L, R, I2S, PCM	I2C	1.65-1.95				
595-V320DAC3203IRGET	TLV320DAC3203IRGET	VQFN-24	-	-	100	2/2	192	1.5-1.95	I2C, SPI	-	1.9-3.6				
ADC															
595-PCM1870RHFT	PCM1870RHFT	QFN-24	2	16	90	2/0	50	2.4-3.6	LJ, RJ, I2S, DSP	I2C, SPI	1.71-3.6				
595-PCM1807PW	PCM1807PW	TSSOP-14	2	24	101	2/0	96	4.5-5.5	L, I2S	SPI	2.7-3.6				
595-PCM1803ADB	PCM1803ADB	SSOP-20	2	24	103	2/0	96	4.5-5.5	L, R, I2S	H/W	2.7-3.6				
595-PCM1802DB	PCM1802DB	SSOP-20	2	24	105	2/0	96	4.5-5.5	L, R, I2S	H/W	2.7-3.6				
595-PCM1804DB	PCM1804DB	SSOP-28	2	24	112	2/0	192	4.75-5.25	L, R, I2S, DSP	H/W	3-3.6				
595-PCM1808PW	PCM1808PW	TSSOP-14	2	24	99	2/0	96	4.5-5.5	L, I2S	H/W	2.7-3.6				
595-PCM4202DB	PCM4202DB	SSOP-28	2	24	118	2/0	216	5	PCM, DSD	H/W	3.3				
595-PCM4204PAPT	PCM4204PAPT	HTQFP-64	4	24	118	4/0	216	5	PCM/DSD	H/W	3.3				

© Copyright 2014 Mouser Electronics
© Copyright 2014 Mouser Electronics

TEXAS INSTRUMENTS Analog ICs

RoHS Compliant This product is RoHS compliant.

AUDIO DIGITAL-TO-ANALOG CONVERTER EVALUATION MODULES

For quantities greater than listed, call for quote.

MOUSER STOCK NO.	Texas Instruments Part No.	Description	Price Each
595-TLV320DAC3202EVM	TLV320DAC3202EVM	Evaluation module for TLV320DAC3202, an IC which includes stereo DACs, headset amplifiers & power management support circuitry	

AUDIO DIGITAL-TO-ANALOG CONVERTERS (DACS)

For quantities greater than listed, call for quote.

MOUSER STOCK NO.	Texas Instruments Part No.	Package	No. of DACs	Res.	SNR (Typ.) (dB)	Sampling Rate (Max.) (kHz)	No. of Inputs/ No. of Outputs	Digital Audio Interface	Control Interface	Analog Supply	Price Each 1	25	100	250
595-PCM1704U	PCM1704U	SO-20	1	24	120	768	0/1	-	H/W	±4.75-5.25				
595-PCM1774RGPT	PCM1774RGPT	QFN-20	2	16	93	50	0/2	LJ, RJ, I2S, DSP	I2C, SPI	2.4-3.6				
595-PCM2704CDB	PCM2704CDB	SSOP-28	2	16	98	48	0/2	USB	I2C, SPI	3.3-5				
595-PCM2704DB	PCM2704DB	SSOP-28	2	16	98	48	0/2	USB	HID	4.35-5.25				
595-PCM2705CDB	PCM2705CDB	SSOP-28	2	16	98	48	0/2	USB	HID	5				
595-PCM2702E	PCM2702E	SSOP-28	2	16	105	48	0/2	USB	HID	4.5-5.5				
595-TLV320DAC32IRHBT	TLV320DAC32IRHBT	QFN-32	2	24	95	96	2/4	DSP, I2S, L, R, TDM	I2C	2.7-3.6				
595-PCM1755DBQ	PCM1755DBQ	SSOP-16	2	24	106	192	0/2	L, R, I2S	SPI	4.5-5.5				
595-PCM1791ADB	PCM1791ADB	SSOP-28	2	24	113	192	0/2	L, R, I2S, TDMCA, DSD	I2C, SPI	4.5-5.5				
595-PCM1792ADB	PCM1792ADB	SSOP-28	2	24	127	192	0/2	L, R, I2C, TDMCA, DSD	SPI, I2C	4.75-5.25				
595-PCM1793DB	PCM1793DB	SSOP-28	2	24	113	192	0/2	L, R, I2S	H/W	4.5-5.5				
595-PCM1794ADB	PCM1794ADB	SSOP-28	2	24	127	192	0/2	L, R, I2S	H/W	4.75-5.25				
595-PCM1796DB	PCM1796DB	SSOP-28	2	24	123	192	0/2	L, R, ITS, TDMCA, DSD	I2C, SPI	4.75-5.25				
595-PCM5100PW	PCM5100PW	TSSOP-20	2	32	100	384	0/2	L, I2S	H/W	3.0-3.6				
595-PCM5101PW	PCM5101PW	TSSOP-20	2	32	106	384	0/2	L, I2S	H/W	3.0-3.6				
595-PCM5102PW	PCM5102PW	TSSOP-20	2	32	112	384	0/2	L, I2S	H/W	3.0-3.6				
595-PCM4104PFBT	PCM4104PFBT	TQFP-48	4	24	118	192	0/2x2	I2S, TDM	H/W, SPI	5				

DIGITAL AUDIO TRANSCEIVER

For quantities greater than listed, call for quote.

MOUSER STOCK NO.	Texas Instruments Part No.	Package	Jitter (ps)	Sampling Rate (Max.) (kHz)	ADC Res.	ADC Sampling Rate (kSPS)	Inputs	Outputs	Price Each 1	25	100	250
595-DIX9211PTR	DIX9211PTR	LQFP-48	50	216	-	-	PCM, S/P/DIF	PCM, S/PDIF				
595-PCM9211PT	PCM9211PT	LQFP-48	50	216	24	96	PCM, S/P/DIF, ADC	PCM, S/PDIF				

AUDIO CODEC

For quantities greater than listed, call for quote.

MOUSER STOCK NO.	Texas Instruments Part No.	Package	No. DACs/ No. ADCs	Res.	SNR DAC/ SNR ADC (Typ.) (dB)	Sampling Rate (Max.) (kHz)	Digital Audio Interface	Digital Supply (up to 5V)	I_O Supply	Price Each 1	25	100	250
595-TLV320AIC1107PW	TLV320AIC1107PW	TSSOP-20	1/1	13	-	8	PCM	2.7-3.3	-				
595-PCM3500E	PCM3500E	SSOP-24	1/1	16	92/88	26	DSP	2.7-3.6	-				
595-TLV320AIC12KIDBT	TLV320AIC12KIDBTG4	TSSOP-30	1/1	16	92/84	26	DSP, SMART, TDM	1.65-1.95	1.1-3.6				
595-V320AIC3253IRGET	TLV320AIC3253IRGET	VQFN-24	2/0	32	100/-	192	L, R, I2S, DSP, TDM	1.26-1.95	1.1-3.6				
595-TLV320AIC26IRHB	TLV320AIC26IRHB	QFN-32	2/1	24	97/92	53	L, R, I2S, DSP	1.525-1.95	1.1-3.6				
595-TLV320AIC20KIPFB	TLV320AIC20KIPFB	TQFP-48	2/2	16	92/84	26	DSP, SMART TDM	1.65-1.95	1.1-3.6				
595-TLV320AIC24KIPFB	TLV320AIC24KIPFB	TQFP-48	2/2	16	92/84	26	DSP, SMART TDM	1.65-1.95	1.1-3.6				
595-PCM2906CDB	PCM2906CDB	SSOP-28	2/2	16	93/89	48	USB	-0.3-6.5	-				
595-PCM2900CDB	PCM2900CDB	SSOP-28	2/2	16	96/89	48	USB	3.3-3.5	-				
595-PCM2902CDB	PCM2902CDB	SSOP-28	2/2	16	96/89	48	USB	3.1-3.5	-				
595-PCM2902E	PCM2902E	SSOP-28	2/2	16	96/89	48	USB	4.35-5.25	-				
595-PCM2906DB	PCM2906DB	SSOP-28	2/2	16	96/89	48	USB	4.35-5.25	-				
595-PCM3001E	PCM3001E	SSOP-28	2/2	18	98/94	48	R, L, I2S, DSP	4.5-5.5	-				
595-V320AIC3106IRGZT	TLV320AIC3106IRGZT	QFN-48	2/2	24	92/102	96	L, R, I2S, DSP, TDM	1.65/1.95	1.1/3.6				
595-TLV320AIC23BIPW	TLV320AIC23BIPW	TSSOP-28	2/2	24	100/90	96	L, R, I2S, DSP	1.42-3.6	-				
595-TLV320AIC23BRHD	TLV320AIC23BRHD	QFN-28	2/2	24	100/90	96	L, R, I2S, DSP	1.42-3.6	-				
595-T320AIC3101IRHBT	TLV320AIC3101IRHBT	QFN-32	2/2	24	100/90	96	DSP, I2S, L, R	1.525-1.95	1.1-3.6				
595-TLV320C3104IRHBT	TLV320AIC3104IRHBT	QFN-32	2/2	24	100/90	96	L, R, I2S, DSP	1.525-1.95	1.1-3.6				
595-TLC320AD77CDB	TLC320AD77CDB	SSOP-28	2/2	24	100/100	96	R, L, I2S, DSP	3-3.6	-				
595-PCM3060PW	PCM3060PW	TSSOP-28	2/2	24	105/99	192	I2S, L, R	2.7-3.6	-				
595-PCM3070IRHBT	PCM3070IRHBT	QFN-32	2/2	32	93/100	192	L, R, I2S, TDM, DSP	1.1-3.6	1.8-3.6				
595-V320AIC3212IYZFT	TLV320AIC3212IYZFT	WCSP-81	2/2	32	93/100	192	I2S, TDM, DSP, L&R, PCM	2.7-5.5	-				
595-V320AIC3262IYZFT	TLV320AIC3262IYZFT	BGA-81	2/2	32	93/100	192	I2S, TDM, DSP, L&R, PCM	2.7-5.5	-				
595-TLV320AIC34IZAS	TLV320AIC34IZAS	BGA-87	4/4	24	102/92	96	L, R, I2S, DSP	1.525-1.95	1.1-3.6				

AUDIO LINE DRIVERS

For quantities greater than listed, call for quote.

MOUSER STOCK NO.	Texas Instruments Part No.	Package	Output Voltage (Typ.) (V)	Storage Temperature (°C)	Supply Voltage (V)	ESD (kV)	Signal to Noise Ratio (dB)	Supply Current (mA)	Price Each 1	25	100	250
595-DRV612PW	DRV612PW	TSSOP-14	2.2	-40 to 85	3 to 3.6	8	105	18				
595-DRV632PW	DRV632PW	TSSOP-14	0.001	-40 to 85	3 to 3.6	8	105	25				

AUDIO ATTENUATORS

For quantities greater than listed, call for quote.

MOUSER STOCK NO.	Texas Instruments Part No.	Package	THD (%)	SNR (dB)	Supply Voltage (V) Min.	Supply Voltage (V) Max.	Interface Type	Equivalent Input Noise (μV/root) (Hz)	Special Features	Price Each 1	25	100	250
926-LM1971M/NOPB	LM1971M/NOPB	SOIC-8	0.0008	115	4.5	15	Serial	4	1 Channel, Digitally Controlled Audio Attenuator				

DIGITAL POTENTIOMETERS

For quantities greater than listed, call for quote.

MOUSER STOCK NO.	Texas Instruments Part No.	Package	Supply Current (uA)	Tolerance	Digital Interface	No. of Pots	Temperature Coefficient	Resistance (Ω)	Price Each 1	25	100	250
595-TPL0102-100RUCR	TPL0102-100RUCR	QFN-14	2000	20%	I2C	Dual	90PPM/C	10K				
595-TPL0202-10MRTER	TPL0202-10MRTER	QFN-16	5	20%	SPI	Dual	132PPM/C	10K				
595-TPL0401A-10DCKR	TPL0401A-10DCKR	SC70-6	2000	20%	I2C	Single	35PPM/C	10K				
595-TPL0401B-10DCKR	TPL0401B-10DCKR	SC70-6	2000	20%	12C	Single	35PPM/C	10K				
595-TPL0501-100RSER	TPL0501-100RSER	SOT-23	5	20%	SPI	Single	35PPM/C	100K				
595-TPL0501-100DCNR	TPL0501-100DCNR	SOT23-8	500	20%	SPI	Single	35PPM/C	100K				

© Copyright 2014 Mouser Electronics
© Copyright 2014 Mouser Electronics

TEXAS INSTRUMENTS Analog ICs

RoHS Compliant This product is RoHS compliant.

CAN

For quantities greater than listed, call for quote.

MOUSER STOCK NO.	Texas Instruments Part No.	Package	Drivers Per Package	Receivers Per Package	Supply Voltage	Transient Pulse Protection	I_{CC} (Max.) (mA)	Price Each 1	25	100	250
595-SN65HVD230D	SN65HVD230D	SOIC-8	1	1	3.3	-25 to 25	17				
595-SN65HVD230QDG4Q1	SN65HVD230QDG4Q1	SOIC-8	1	1	3.3	-25 to 25	17				
595-SN65HVD231D	SN65HVD231D	SOIC-8	1	1	3.3	-25 to 25	17				
595-SN65HVD232D	SN65HVD232D	SOIC-8	1	1	3.3	-25 to 25	17				
595-SN65HVD232QD	SN65HVD232QD	SOIC-8	1	1	3.6	-25 to 25	17				
595-SN65HVD232QDRQ1	SN65HVD232QDRQ1	SOIC-8	1	1	3.3	-25 to 25	17				
595-SN65HVD233D	SN65HVD233D	SOIC-8	1	1	3.3	-100 to 100	6				
595-SN65HVD234D	SN65HVD234D	SOIC-8	1	1	3.3	-100 to 100	6				
595-SN65HVD1040D	SN65HVD1040D	SOIC-8	1	1	5	-200 to 200	70				
595-SN65HVD1050D	SN65HVD1050D	SOIC-8	1	1	5	-200 to 200	70				
595-SN65HVD251D	SN65HVD251D	SOIC-8	1	1	5	-200 to 200	65				
595-SN65HVD251P	SN65HVD251P	PDIP-8	1	1	5	-200 to 200	65				
595-SN65HVD252D	SN65HVD252D	SOIC-8	1	1	5	-200 to 200	80				
595-SN65HVD253D	SN65HVD253D	SOIC-8	1	1	5	-200 to 200	80				
595-SN65HVD255D	SN65HVD255D	SOIC-8	1	1	5	-27 to 40	85				
595-N65HVD1040AQDRQ1	SN65HVD1040AQDRQ1	SOIC-8	1	1	5.25	-150 to 100	12				
595-N65HVD1050AQDRQ1	SN65HVD1050AQDRQ1	SOIC-8	1	1	5.25	-200 to 200	70				

ISOLATOR EVALUATION MODULES

PRODUCT NEW

For quantities greater than listed, call for quote.

MOUSER STOCK NO.	Texas Instruments Part No.	Description	Price Each
595-ISO3086TEVM	ISO3086TEVM	Evaluation module for the ISO3086T, a RS-485 Transceiver with integrated transformer driver	
595-ISO35TEVM	ISO35TEVM	Evaluation module for the ISO35T, a RS-485 Transceiver with integrated transformer driver	
595-ISO5500EVM	ISO5500EVM	Evaluation module for the ISO5500, a isolated gate driver	

ISOLATORS

PRODUCT NEW

For quantities greater than listed, call for quote.

MOUSER STOCK NO.	Texas Instruments Part No.	Package	No. of Channels	Channel Config.	Insulation Rating (VRMS)	Supply Volt	Datarate (Mbps)	Input Noise Filter	Prop Delay (Max.) (ns)	TTL/CMOS Input Threshold	Price Each 1	25	100	250
595-ISO721D	ISO721D	SOIC-8	1	1/0	2500	3.35	100	Yes	24	TTL				
595-ISO721MD	ISO721MD	SOIC-8	1	1/0	2500	3.35	150	None	16	CMOS				
595-ISO3086TDW	ISO3086TDW	SOIC-16	1	RS-485	2500	3.3	1	None	45	TTL				
595-ISO1176TDW	ISO1176TDW	SOIC-16	1	RS-485	2500	5	40	None	35	TTL				
595-ISO5500DW	ISO5500DW	SOIC-16	1	-	4243	5.5	-	None	300	CMOS/TTL				
595-ISO7220AD	ISO7220AD	SOIC-8	2	1/0	2500	3.35	1	Yes	475	TTL				
595-ISO7220CD	ISO7220CD	SOIC-8	2	1/0	2500	3.35	25	Yes	42	TTL				
595-ISO7221AD	ISO7221AD	SOIC-8	2	1/1	2500	3.35	1	Yes	475	TTL				
595-ISO7221CD	ISO7221CD	SOIC-8	2	1/1	2500	3.35	25	Yes	42	TTL				
595-ISO7221CDR	ISO7221CDR	SOIC-8	2	1/1	2500	3.35	25	Yes	42	TTL/CMOS				
595-ISO7221MD	ISO7221MD	SOIC-8	2	1/1	2500	3.35	150	None	16	CMOS				
595-ISO7420FED	ISO7420FED	SOIC-8	2	2/0	2500	3.35	50	No	11	TTL				
595-ISO7520CDWR	ISO7520CDWR	SOIC-16	2	2/0	5000	3.35	1	No	14	TTL				
595-ISO7521CDWR	ISO7521CDWR	SOIC-16	2	2/1	5000	3.35	1	No	14	TTL				
595-ISO7230CDW	ISO7230CDW	SOIC-16	3	3/0	2500	3.35	25	Yes	30	TTL				
595-ISO7240ADW	ISO7240ADW	SOIC-16	4	4/0	2500	3.35	1	Yes	70	TTL				
595-ISO7240CDW	ISO7240CDW	SOIC-16	4	4/0	2500	3.35	25	Yes	30	TTL				

LVDS PHYS <800MBPS

For quantities greater than listed, call for quote.

MOUSER STOCK NO.	Texas Instruments Part No.	Package	Supply Voltage (V)	I_{CC} (Max.) (mA)	Signaling Rate (Mbps)	Input Signal	Output Signal	Price Each 1	25	100	250
926-DS64BR401SQENOPB	DS64BR401SQE/NOPB	LLP-54	2.5	-	6400	CML	CML				
926-S90CF364AMTDNOPB	DS90CF364AMTD/NOPB	TSSOP-48	3.3	-	1365	LVDS	LVCMOS				
926-DS90CF364MTDNOPB	DS90CF364MTD/NOPB	TSSOP-48	3.3	-	1365	LVDS	LVCMOS				
926-DS90C363BMT/NOPB	DS90C363BMT/NOPB	TSSOP-48	3.3	-	1365	LVCMOS	LVDS				
926-DS90CR217MTDNOPB	DS90CR217MTD/NOPB	TSSOP-48	3.3	-	1785	LVTTL	LVDS				
926-DS90C365AMT/NOPB	DS90C365AMT/NOPB	TSSOP-48	3.3	-	1785	LVCMOS	LVDS				
926-S90CF384AMTDNOPB	DS90CF384AMTD/NOPB	TSSOP-56	3.3	-	1820	LVDS	LVCMOS				
926-S90CR286AMTDNOPB	DS90CR286AMTD/NOPB	TSSOP-56	3.3	-	1848	LVDS	LVTTL				
926-DS90CR285MTDNOPB	DS90CR285MTD/NOPB	TSSOP-56	3.3	-	1848	LVTTL	LVDS				
926-S90CR288AMTDNOPB	DS90CR288AMTD/NOPB	TSSOP-56	3.3	-	2380	LVDS	LVTTL				
926-DS90CF366MTDNOPB	DS90CF366MTD/NOPB	TSSOP-48	3.3	-	2380	LVDS	LVCMOS				
926-DS90CF386MTDNOPB	DS90CF386MTD/NOPB	TSSOP-56	3.3	-	2380	LVDS	LVCMOS				
926-DS90CR287MTDNOPB	DS90CR287MTD/NOPB	TSSOP-56	3.3	-	2380	LVTTL	LVDS				
926-DS90C385AMT/NOPB	DS90C385AMT/NOPB	TSSOP-56	3.3	-	2380	LVCMOS	LVDS				
926-DS90C385AMTXNOPB	DS90C385AMTX/NOPB	TSSOP-56	3.3	-	2380	LVCMOS	LVDS				
926-DS90C387AVJDNOPB	DS90C387AVJD/NOPB	TQFP-100	3.3	-	-	LVCMOS	LVDS				
926-DS90C387VJD/NOPB	DS90C387VJD/NOPB	TQFP-100	3.3	-	-	LVCMOS	LVDS				
595-SN65LVDS2DBVR	SN65LVDS2DBVR	SOT-23-5	3.3	7	400	LVDS	LVTTL				
595-SN65LVDS2DBVT	SN65LVDS2DBVT	SOT-23-5	3.3	7	400	LVDS	LVTTL				
595-SN65LVDT2DBVR	SN65LVDT2DBVR	SOT-23-5	3.3	7	400	LVDS	LVTTL				
595-SN65LVDT2DBVT	SN65LVDT2DBVT	SOT-23-5	3.3	7	400	LVDS	LVTTL				
595-SN65LVDS1DBVR	SN65LVDS1DBVR	SOT-23-5	3.3	8	630	LVTTL	LVDS				
595-SN65LVDS1DBVT	SN65LVDS1DBVT	SOT-23-5	3.3	8	630	LVTTL	LVDS				
926-S90LV011ATMFNOPB	DS90LV011ATMF/NOPB	SOT-23-5	3.3	8	400	LVTTL	LVDS				
926-DS90LV031ATMTCNO	DS90LV031ATMTC/NOPB	TSSOP-16	3.3	8	400	LVTTL	LVDS				
926-DS90LV047ATMNOPB	DS90LV047ATM/NOPB	SOIC-16	3.3	8	400	LVTTL	LVDS				
926-DS90LV047ATMTCNO	DS90LV047ATMTC/NOPB	TSSOP-16	3.3	8	400	LVTTL	LVDS				
926-DS90LV031ATMNOPB	DS90LV031ATM/NOPB	SOIC-16	3.3	8	400	LVTTL	LVDS				
926-S90LV012ATMFNOPB	DS90LV012ATMF/NOPB	SOT-23-5	3.3	9	400	LVDS	LVTTL				
926-S90LT012ATMFNOPB	DS90LT012ATMF/NOPB	SOT-23-5	3.3	9	400	LVDS	LVTTL				
926-DS90LV018ATMNOPB	DS90LV018ATM/NOPB	SOIC-8	3.3	9	400	LVDS	LVTTL				
926-DS90LV028ATMNOPB	DS90LV028ATM/NOPB	SOIC-8	3.3	9	400	LVDS	LVTTL				
595-SN65LVDS9637D	SN65LVDS9637D	SOIC-8	3.3	10	150	LVDS	LVTTL				
595-SN65LVDS9637DR	SN65LVDS9637DR	SOIC-8	3.3	10	150	LVDS	LVTTL				
595-SN65LVDS179D	SN65LVDS179D	SOIC-8	3.3	12	400TX/150RX	LVDS, LVTTL	LVDS, LVTTL				
595-SN65LVDS179DGK	SN65LVDS179DGK	MSOP-8	3.3	12	400TX/150RX	LVDS, LVTTL	LVDS, LVTTL				
595-SN65LVDS9638D	SN65LVDS9638D	SOIC-8	3.3	13	400	LVTTL	LVDS				
926-DS90LV027ATMNOPB	DS90LV027ATM/NOPB	SOIC-8	3.3	14	600	LVTTL	LVDS				
926-DS90LV032ATMNOPB	DS90LV032ATM/NOPB	SOIC-16	3.3	15	400	LVDS	LVTTL				
926-DS90LV032ATMTCNO	DS90LV032ATMTC/NOPB	TSSOP-16	3.3	15	400	LVDS	LVTTL				
926-DS90LV048ATMNOPB	DS90LV048ATM/NOPB	SOIC-16	3.3	15	400	LVDS	LVTTL				
926-DS90LV048ATMTCNO	DS90LV048ATMTC/NOPB	TSSOP-16	3.3	15	400	LVDS	LVTTL				
595-SN65LVDS32D	SN65LVDS32D	SOIC-16	3.3	18	100	LVDS	LVTTL				
595-SN65LVDS3486D	SN65LVDS3486D	SOIC-16	3.3	18	100	LVDS	LVTTL				
595-SN65LVDT390PW	SN65LVDT390PW	TSSOP-16	3.3	18	630	LVDS	LVTTL				
926-DS90LV019TM/NOPB	DS90LV019TM/NOPB	SOIC-14	3.3	20	100	TTL, LVTTL, LVDS	TTL, LVTTL, LVDS				
926-S90LV019TMTCNOPB	DS90LV019TMTC/NOPB	TSSOP-14	3.3	20	100	TTL, LVTTL, LVDS	TTL, LVTTL, LVDS				
595-SN65LVDS047D	SN65LVDS047D	SOIC-16	3.3	26	400	LVTTL	LVDS				

© Copyright 2014 Mouser Electronics
© Copyright 2014 Mouser Electronics

RoHS Compliant This product is RoHS compliant.

LVDS PHYS <800MBPS (CONT.)

NEW PRODUCT

For quantities greater than listed, call for quote.

MOUSER STOCK NO.	Texas Instruments Part No.	Package	Supply Voltage (V)	I_{CC} (Max.) (mA)	Signaling Rate (Mbps)	Input Signal	Output Signal	Price Each 1	25	100	250
595-SN65LVDS047PW	SN65LVDS047PW	TSSOP-16	3.3	26	400	LVTTL	LVDS				
595-SN65LVDS391D	SN65LVDS391D	SOIC-16	3.3	26	630	LVTTL	LVDS				
595-SN65LVDS391PW	SN65LVDS391PW	TSSOP-16	3.3	26	630	LVTTL	LVDS				
926-90LV031ATMTCXNPB	DS90LV031ATMTCX/NOPB	TSSOP-16	3.3	30	400	LVTTL	LVDS				
595-SN65LVDS049PW	SN65LVDS049PW	TSSOP-16	3.3	35	400	LVDS, LVTTL	LVDS, LVTTL				
595-SN65LVDS31D	SN65LVDS31D	SOIC-16	3.3	35	400	LVTTL	LVDS				
595-SN65LVDS31PW	SN65LVDS31PW	TSSOP-16	3.3	35	400	LVTTL	LVDS				
926-DS90LV049TMTNOPB	DS90LV049TMT/NOPB	TSSOP-16	3.3	35	400	LVTTL, LVDS	LVTTL, LVDS				
926-DS25BR150TSDNOPB	DS25BR150TSD/NOPB	LLP-8	3.3	35	3125	LVDS, LVPECL, CML	LVDS				
595-SN65LVDT388ADBT	SN65LVDT388ADBT	SM8-38	3.3	40	630	LVDS	LVTTL				
926-DS90C363BMTXNOPB	DS90C363BMTX/NOPB	TSSOP-48	3.3	40	455	CMOS, TTL	LVDS				
926-DS90CF363BMTXNPB	DS90CF363BMTX/NOPB	TSSOP-48	3.3	40	455	CMOS, TTL	LVDS				
926-DS25BR100TSDNOPB	DS25BR100TSD/NOPB	LLP-8	3.3	43	3125	LVDS, LVPECL, CML	LVDS				
926-DS25BR110TSDNOPB	DS25BR110TSD/NOPB	LLP-8	3.3	43	3125	LVDS	LVDS				
926-DS25BR120TSDNOPB	DS25BR120TSD/NOPB	LLP-8	3.3	43	3125	LVDS, LVPECL, CML	LVDS				
926-DS90CR215MTDXNPB	DS90CR215MTDX/NOPB	TSSOP-48	3.3	45	1386	CMOS, TTL	CMOS, TTL				
926-DS90CR285MTDXNPB	DS90CR285MTDX/NOPB	TSSOP-56	3.3	45	1848	CMOS, TTL	CMOS, TTL				
926-S25CP104ATSQNOPB	DS25CP104ATSQ/NOPB	LLP-40	3.3	50	3125	LVDS, LVPECL, CML	LVDS				
926-D90CF384AMTDXNPB	DS90CF384AMTDX/NOPB	TSSOP-56	3.3	65	1800	LVDS	LVDS				
595-SN65LVDS389DBT	SN65LVDS389DBT	SM8-38	3.3	70	630	LVTTL	LVDS				
926-DS90LV001TLDNOPB	DS90LV001TLD/NOPB	LLP-8	3.3	70	800	LVDS, LVPECL, CML	LVDS				
926-DS90LV001TM/NOPB	DS90LV001TM/NOPB	SOIC-8	3.3	70	800	LVDS, LVPECL, CML	LVDS				
926-DS90CF386MTDXNPB	DS90CF386MTDX/NOPB	TSSOP-56	3.3	70	2380	CMOS, TTL	LVDS				
595-SN65LVDS387DGG	SN65LVDS387DGG	TSSOP-64	3.3	95	630	LVTTL	LVDS				
595-SN65LVPE501RGET	SN65LVPE501RGET	VQFN-24	3.3	120	5000	PCI Express	PCI Express				
595-SN65LVPE502RGET	SN65LVPE502RGET	QFN-24	3.3	120	5000	USB 3.0	USB 3.0				
926-DS90LV804TSQNOPB	DS90LV804TSQ/NOPB	LLP-32	3.3	140	800	LVDS, LVPECL, CML	LVDS				
926-DS90LV004TVSNOPB	DS90LV004TVS/NOPB	TQFP-48	3.3	140	1500	LVDS, LVPECL, CML	LVDS				
926-DS25BR440TSQNOPB	DS25BR440TSQ/NOPB	LLP-40	3.3	190	3125	LVDS, LVPECL, CML	LVDS				
926-S90LV110TMTCNOPB	DS90LV110TMTC/NOPB	TSSOP-28	3.3	195	400	LVDS, LVPECL, CML	LVDS				
926-DS90LV031ATM	DS90LV031ATM	SOIC-16	3.6	8	400	LVDS	LVDS				
926-DS90LV032ATM	DS90LV032ATM	SOIC-16	3.6	15	400	LVDS	LVDS				
595-SN65LV1224BRHBT	SN65LV1224BRHBT	VQFN-32	3.6	25	660	LVDS	LVDS				
926-DS90C241IVS/NOPB	DS90C241IVS/NOPB	TQFP-48	3.6	65	840	LVTTL	LVTTL				
926-DS90C031BTM/NOPB	DS90C031BTM/NOPB	SOIC-16	5	3	155	TTL	LVDS				
926-DS90C031TM/NOPB	DS90C031TM/NOPB	SOIC-16	5	3	155	TTL	LVDS				
926-DS90C032BTM/NOPB	DS90C032BTM/NOPB	SOIC-16	5	10	155	LVDS	TTL				
926-DS90C032TM/NOPB	DS90C032TM/NOPB	SOIC-16	5	10	155	LVDS	TTL				
926-DS90C402M/NOPB	DS90C402M/NOPB	SOIC-8	5	10	155	LVDS	TTL				

M-LVDS/B-LVDS PHYS <500MBPS

For quantities greater than listed, call for quote.

MOUSER STOCK NO.	Texas Instruments Part No.	Package	Supply Voltage (V)	I_{CC} (Max.) (mA)	Signaling Rate (Mbps)	Input Signal	Output Signal	Price Each 1	25	100	250
926-DS91M040TSQ/NOPB	DS91M040TSQ/NOPB	LLP-32	3.3	-	250	LVTTL, MLVDS	LVTTL, MLVDS				
595-SN65LVDM180D	SN65LVDM180D	SOIC-14	3.3	13	500TX/150RX	LVDM, LVTTL	LVDM, LVTTL				
595-SN65LVDM180PW	SN65LVDM180PW	TSSOP-14	3.3	13	500TX/150RX	LVDM, LVTTL	LVDM, LVTTL				
595-SN65LVDM176DGK	SN65LVDM176DGK	MSOP-8	3.3	15	400	LVDM, LVTTL	LVDM, LVTTL				
926-DS92LV010ATMNOPB	DS92LV010ATM/NOPB	SOIC-8	3.3	22	100	LVTTL, LVDS	LVTTL, LVDS				
595-SN65MLVD200AD	SN65MLVD200AD	SOIC-8	3.3	24	100	LVTTL, M-LVDS	LVTTL, M-LVDS				
595-SN65MLVD204AD	SN65MLVD204AD	SOIC-8	3.3	24	100	LVTTL, M-LVDS	LVTTL, M-LVDS				
595-SN65MLVD201D	SN65MLVD201D	SOIC-8	3.3	24	200	LVTTL, M-LVDS	LVTTL, M-LVDS				
595-SN65MLVD2DRBT	SN65MLVD2DRBT	SON-8	3.3	25	250	M-LVDS	LVTTL				
595-SN65MLVD040RGZT	SN65MLVD040RGZT	VQFN-48	3.3	90	250	LVTTL, M-LVDS	M-LVDS, TTL				

LINE CIRCUITS

For quantities greater than listed, call for quote.

MOUSER STOCK NO.	Texas Instruments Part No.	Package	Drivers Per Package	Receivers Per Package	Driver (RL) (Ohms)	Receiver (Vth) (mV)	Supply Voltage	Driver tpd (ns)	Receiver tpd (ns)	I_{CC} (Max.) (mA)	Price Each 1	25	100	250
595-SN75107AN	SN75107AN	PDIP-14	-	2	-	25	-	-	-	-				
595-SN75107BDR	SN75107BDR	SOIC-14	-	2	-	25	-	-	-	-				
595-SN75107BN	SN75107BN	PDIP-14	-	2	-	25	-	-	-	-				
595-SN75115D	SN75115D	SOIC-16	-	2	-	1000	5	-	75	50				
595-SN75115N	SN75115N	PDIP-16	-	2	-	1000	5	-	75	50				
595-SN75140P	SN75140P	PDIP-8	-	2	-	-	5	-	35	35				
595-SN75182N	SN75182N	PDIP-14	-	2	-	1000	5	-	45	10.2				
595-SN75207BN	SN75207BN	PDIP-14	-	2	-	25	5	-	35	30				
595-SN75ALS197N	SN75ALS197N	PDIP-16	-	4	-	-	-	-	22	35				
595-SN75ALS199D	SN75ALS199D	SOIC-16	-	4	-	-	-	-	22	35				
595-SN75116N	SN75116N	PDIP-16	1	1	100	1000	5	-	30	60				
595-SN75118N	SN75118N	PDIP-16	1	1	100	1000	5	-	30	60				
595-SN75119P	SN75119P	PDIP-8	1	1	100	1000	5	-	30	60				
595-SN65ALS1176D	SN65ALS1176D	SOIC-8	1	1	-	-	5	8	25	30				
595-SN75113N	SN75113N	PDIP-16	2	-	100	-	5	30	-	65				
595-SN75114N	SN75114N	PDIP-16	2	-	100	-	5	30	-	50				
595-SN75183N	SN75183N	PDIP-14	2	-	100	-	5	18	-	18				
595-SN75110AD	SN75110AD	SOIC-14	2	-	-	-	5	15	-	35				
595-SN75110AN	SN75110AN	PDIP-14	2	-	-	-	5	15	-	35				
595-SN75112N	SN75112N	PDIP-14	2	-	-	-	5	15	-	40				
595-SN751730D	SN751730D	SOIC-16	3	3	-	-	5	18.5	19.5	4,780				
595-SN75138N	SN75138N	PDIP-16	4	4	50	-	5	24	15	65				
595-SN75ALS057N	SN75ALS057N	PDIP-20	4	4	-	-	5	-	-	40				
595-SN75160BDW	SN75160BDW	SOIC-20	8	8	-	-	5	20	22	110				
595-SN75160BN	SN75160BN	PDIP-20	8	8	-	-	5	20	22	110				
595-SN75161BDW	SN75161BDW	SOIC-20	8	8	-	-	5	20	35	110				
595-SN75161BN	SN75161BN	PDIP-20	8	8	-	-	5	20	35	110				
595-SN75162BDW	SN75162BDW	SOIC-24	8	8	-	-	5	20	35	110				
595-SN75ALS160DW	SN75ALS160DW	SOIC-20	8	8	-	-	5	20	18	80				
595-SN75ALS160N	SN75ALS160N	PDIP-20	8	8	-	-	5	20	18	80				
595-SN75ALS162DW	SN75ALS162DW	SOIC-24	8	8	-	-	5	20	14	75				

© Copyright 2014 Mouser Electronics

© Copyright 2014 Mouser Electronics

TEXAS INSTRUMENTS Analog ICs

RoHS Compliant This product is RoHS compliant.

PERIPHERAL DRIVERS AND ACTUATORS

NEW PRODUCT

For quantities greater than listed, call for quote.

MOUSER STOCK NO.	Texas Instruments Part No.	Package	Output Voltage (Max.)	Peak Switching Voltage (Max.)	Output Current (mA)	Drivers Per Package	Input Compatibility	Delay Time (Typ.) (ns)	Price Each 1	25	100	250
595-ULN2003LVDR	ULN2003LVDR	SOIC-16	8	8	1000	7	CMOS	80				
595-ULN2003LVPWR	ULN2003LVPWR	TSSOP-16	8	8	1000	7	CMOS	80				
595-TPL9201N	TPL9201N	PDIP-20	16.5	-	150	8	CMOS	1,080				
595-TPL9201PWPR	TPL9201PWPR	HTSSOP-20	16.5	-	150	8	CMOS	1,080				
595-SN75372D	SN75372D	SOIC-8	24	24	500	2	TTL	20				
595-SN75372P	SN75372P	PDIP-8	24	24	500	2	TTL	20				
595-SN75374D	SN75374D	SOIC-16	24	24	500	4	TTL	20				
595-SN75451BD	SN75451BD	SOIC-8	30	20	500	2	TTL	18				
595-SN75451BP	SN75451BP	PDIP-8	30	20	500	2	TTL	18				
595-SN75452BD	SN75452BD	SOIC-8	30	20	500	2	TTL	26				
595-SN75452BP	SN75452BP	PDIP-8	30	20	500	2	TTL	26				
595-SN75453BD	SN75453BD	SOIC-8	30	20	500	2	TTL	18				
595-SN75453BP	SN75453BP	PDIP-8	30	20	500	2	TTL	18				
595-SN75454BP	SN75454BP	PDIP-8	30	20	500	2	TTL	27				
595-SN75462P	SN75462P	PDIP-8	35	30	500	2	TTL	45				
595-SN75463P	SN75463P	PDIP-8	35	30	500	2	TTL	30				
595-L293DNE	L293DNE	PDIP-16	36	36	1200	4	TTL	800				
595-L293NE	L293NE	PDIP-16	36	36	2000	4	TTL	800				
595-SN754410NE	SN754410NE	PDIP-16	36	36	2000	4	CMOS, TTL	800				
595-ULN2003AIDR	ULN2003AIDR	SOIC-16	50	0.02	500	7	CMOS, TTL	250				
595-ULN2003AIN	ULN2003AIN	PDIP-16	50	0.02	500	7	CMOS, TTL	250				
595-ULN2003AINSR	ULN2003AINSR	SO-16	50	50	500	7	CMOS, TTL	250				
595-ULN2003AIPWR	ULN2003AIPWR	TSSOP-16	50	0.02	500	7	CMOS, TTL	250				
595-ULN2003AD	ULN2003AD	SOIC-16	50	50	500	7	CMOS, TTL	250				
595-ULN2003ADRG3	ULN2003ADRG3	SOIC-16	50	50	500	7	CMOZ,TTL	250				
595-ULN2003AN	ULN2003AN	PDIP-16	50	50	500	7	CMOS, TTL	250				
595-ULN2004AD	ULN2004AD	SOIC-16	50	50	500	7	CMOS	250				
595-ULN2004AN	ULN2004AN	PDIP-16	50	50	500	7	CMOS	250				
595-ULN2803ADWR	ULN2803ADWR	SOIC-18	50	50	500	8	-	130				
595-ULN2803AN	ULN2803AN	PDIP-18	50	50	500	8	-	130				
595-DS3680D	DS3680D	SOIC-14	60	60	100	4	CMOS, TTL	1000				
595-DS3680N	DS3680N	PDIP-14	60	60	100	4	CMOS, TTL	1000				
595-SN75437ANE	SN75437ANE	PDIP-16	70	35	750	4	CMOS, TTL	1950				
595-SN75471P	SN75471P	PDIP-8	70	55	500	2	TTL	30				
595-SN75472P	SN75472P	PDIP-8	70	55	500	2	TTL	45				
595-SN75468D	SN75468D	SOIC-16	100	50	500	7	CMOS, TTL	250				
595-SN75468N	SN75468N	PDIP-16	100	50	500	7	CMOS, TTL	250				
595-SN75469N	SN75469N	PDIP-16	100	50	500	7	CMOS	250				
595-SN75477P	SN75477P	PDIP-8	100	55	500	2	CMOS, TTL	200				

PCI BRIDGES

For quantities greater than listed, call for quote.

MOUSER STOCK NO.	Texas Instruments Part No.	Package	Intel Compatible Part Number	Speed (MHz)	Expansion Interface (Bits)	Hot Swap	Supply Voltage	Price Each 1	25	100	250
595-PCI2050BIPDV	PCI2050BIPDV	LQFP-208	21150bc	66	32	Friendly	3.3, 5				
595-PCI2050BPDV	PCI2050BPDV	LQFP-208	21150bc	66	32	Friendly	3.3, 5				
595-PCI2050BZHK	PCI2050BZHK	BGA MICROSTAR-257	21150bc	66	32	Friendly	3.3, 5				

PCI-EXPRESS

PCIe Endpoints

For quantities greater than listed, call for quote.

MOUSER STOCK NO.	Texas Instruments Part No.	Package	134a	Speed (Max.) (Mbps)	FIFO (mb)	Supply Voltage	Price Each 1	25	100	250
595-XIO2200AZHH	XIO2200AZHH	BGA MICROSTAR-175	Yes	400	9	1.5, 3.3				

PCIe PHYs

NEW PRODUCT

For quantities greater than listed, call for quote.

MOUSER STOCK NO.	Texas Instruments Part No.	Package	Supply Voltage (V_{CC}) (nom)	PCIe	Parallel Bus Width	Speed (Max.) (Gbps)	Price Each 1	25	100	250
595-XIO1100ZGB	XIO1100ZGB	BGA-100	1.5, 1.8, 3.3	X1	168	2.5				

PCIe Redriver/Equalizer

For quantities greater than listed, call for quote.

MOUSER STOCK NO.	Texas Instruments Part No.	Package	Channels	I_{CC} (Max.) (mA)	Sleep Mode Power (mW)	Speed (Max.) (Gbps)	Price Each 1	25	100	250
595-SN65LVPE504RUAR	SN65LVPE504RUAR	WQFN-42	4	220	7	5				

RS-232

NEW PRODUCT

For quantities greater than listed, call for quote.

MOUSER STOCK NO.	Texas Instruments Part No.	Package	Data Rate (kbps)	Drivers Per Package	Receivers Per Package	ESD HBM (kV)	Supply Voltage (V)	I_{CC} (Max.) (mA)	Price Each 1	25	100	250
926-DS14C89AM/NOPB	DS14C89AM/NOPB	SOIC-14	20	-	4	2	5	0.9				
926-DS14C89AN/NOPB	DS14C89AN/NOPB	DIP-14	20	-	4	2	5	0.9				
926-DS14C232CM/NOPB	DS14C232CM/NOPB	SOIC-16	20	2	2	2.5	5	3				
926-DS14C232CN/NOPB	DS14C232CN/NOPB	DIP-16	20	2	2	2.5	5	3				
926-DS14C232TM/NOPB	DS14C232TM/NOPB	SOIC-16	20	2	2	2.5	5	3				
926-DS14C335MSA/NOPB	SN75155D	SOIC-8	120	1	1	2	-12	14				
926-DS14185WMX/NOPB	SN75155P	PDIP-8	120	1	1	2	-12	14				
595-SN75155D	MAX202CDR	SOIC-16	120	2	2	15	5	15				
595-SN75155P	MAX202CDWR	SOIC-16	120	2	2	15	5	15				
595-MAX202CDR	MAX202ID	SOIC-16	120	2	2	15	5	15				
595-MAX202CDWR	MAX202IDWR	SOIC-16	120	2	2	15	5	15				
595-MAX202ID	MAX202IPW	TSSOP-16	120	2	2	15	5	15				
595-MAX202IDWR	MAX222IDWR	SOIC-18	120	2	2	15	5	10				
595-MAX202IPW	MAX232D	SOIC-16	120	2	2	2	5	10				
595-MAX222IDWR	MAX232DW	SOIC-16	120	2	2	2	5	10				
595-MAX232D	MAX232ID	SOIC-16	120	2	2	2	5	10				
595-MAX232DW	MAX232IDW	SOIC-16	120	2	2	2	5	10				
595-MAX232ID	MAX232IN	PDIP-16	120	2	2	2	5	10				
595-MAX232IDW	MAX232N	PDIP-16	120	2	2	2	5	10				
595-MAX232IN	MAX232NSR	SO-16	120	2	2	2	5	10				
595-MAX232N	MAX232ECN	PDIP-16	120	2	2	±15	5	10				
595-MAX232NSR	SN75150P	PDIP-8	120	2	-	2	-12	22				
595-MAX232ECN	SN75C1406D	SOIC-16	120	3	3	2	±12, 5	0.45				
595-SN75150P	SN75C1406DW	SOIC-16	120	3	3	2	±12, 5	0.45				
595-SN75C1406D	SN75C1406N	PDIP-16	120	3	3	2	±12, 5	0.45				
595-SN75C1406DW	TL145406DW	SOIC-16	120	3	3	2	±12, 5	20				
595-SN75C1406N	TL145406N	PDIP-16	120	3	3	2	±12, 5	20				
595-TL145406DW	GD75232DBR	SSOP-20	120	3	5	-	±9, 5	30				
595-TL145406N	GD75232DW	SOIC-20	120	3	5	-	±9, 5	30				
595-GD75232DBR	GD75232PWR	TSSOP-20	120	3	5	-	±9, 5	30				

© Copyright 2014 Mouser Electronics
© Copyright 2014 Mouser Electronics

RS-232 (CONT.)

PRODUCT NEW

RoHS Compliant This product is RoHS compliant.

For quantities greater than listed, call for quote.

MOUSER STOCK NO.	Texas Instruments Part No.	Package	Data Rate (kbps)	Drivers Per Package	Receivers Per Package	ESD HBM (kV)	Supply Voltage (V)	I_{CC} (Max.) (mA)	Price Each 1	25	100	250
595-GD75232DW	SN75185DB	SSOP-20	120	3	5	10	±12, 5	30				
595-GD75232PWR	SN75185DW	SOIC-20	120	3	5	10	±12, 5	30				
595-SN75185DB	SN75185N	PDIP-20	120	3	5	10	±12, 5	30				
595-SN75185DW	SN75C185DW	SOIC-20	120	3	5	2	±12, 5	0.75				
595-SN75185N	SN75C185N	PDIP-20	120	3	5	2	±12, 5	0.75				
595-SN75C185DW	SN75LBC187DBR	SSOP-28	120	3	5	-	5	30				
595-SN75C185N	MAX208CDBR	SSOP-24	120	4	4	15	5	20				
595-SN75LBC187DBR	MAX208CDWR	SOIC-24	120	4	4	15	5	20				
595-MAX208CDBR	MAX211CDBR	SSOP-28	120	4	5	15	5	20				
595-MAX208CDWR	MAX211CDW	SOIC-28	120	4	5	15	5	20				
595-MAX211CDBR	MAX211IDBR	SSOP-28	120	4	5	15	5	20				
595-MAX211CDW	SN75188D	SOIC-14	120	4	-	2	-9	25				
595-MAX211IDBR	SN75188N	PDIP-14	120	4	-	2	-9	25				
595-SN75188D	SN75C188D	SOIC-14	120	4	-	2	-12	0.16				
595-SN75188N	SN75C188N	PDIP-14	120	4	-	2	-12	0.16				
595-SN75C188D	MAX207CDBR	SSOP-24	120	5	3	15	5	20				
595-SN75C188N	SN75196DW	SOIC-20	120	5	3	10	±12, 5	20				
595-MAX207CDBR	DS14C335MSA/NOPB	SSOP-28	128	3	5	2	3.3	20				
595-SN75196DW	SN75LV4737ADBR	SSOP-28	128	3	5	4	3 or 5	20.7				
595-SN75LV4737ADBR	DS14185WMX/NOPB	SOIC-20	200	3	5	1.5	7	30				
595-MAX3221ECDB	MAX3221ECDB	SSOP 16	250	-	-	±15	-	1				
595-MAX3221ECPW	MAX3221ECPW	TSSOP 16	250	-	-	±15	-	1				
595-MAX3221EIDB	MAX3221EIDB	SSOP-16	250	-	-	±15	-	1				
595-MAX3221EIPW	MAX3221EIPW	TSSOP-16	250	-	-	±15	-	1				
595-MAX3221CPWG4	MAX3221CPWG4	TSSOP-16	250	1	1	15	3.3	1				
595-MAX3221CDB	MAX3221CDB	SSOP-16	250	1	1	15	3.35	1				
595-MAX3221CPW	MAX3221CPW	TSSOP-16	250	1	1	15	3.35	1				
595-MAX3221IDBR	MAX3221IDBR	SSOP-16	250	1	1	15	3.35	1				
595-MAX3221IPW	MAX3221IPW	TSSOP-16	250	1	1	15	3.35	1				
595-MAX3223CDBR	MAX3223CDBR	SSOP-20	250	2	2	15	3.35	1				
595-MAX3223CDWR	MAX3223CDWR	SOIC-20	250	2	2	15	3.35	1				
595-MAX3223CPWR	MAX3223CPWR	TSSOP-20	250	2	2	15	3.35	1				
595-MAX3223IDB	MAX3223IDB	SSOP-20	250	2	2	15	3.35	1				
595-MAX3223IDWR	MAX3223IDWR	SOIC-20	250	2	2	15	3.35	1				
595-MAX3223IPWR	MAX3223IPWR	TSSOP-20	250	2	2	15	3.35	1				
595-MAX3243CDB	MAX3243CDB	SSOP-28	250	3	5	15	3.35	1				
595-MAX3243CDW	MAX3243CDW	SOIC-28	250	3	5	15	3.35	1				
595-MAX3243CPW	MAX3243CPW	TSSOP-28	250	3	5	15	3.35	1				
595-MAX3243IDBR	MAX3243IDBR	SSOP-28	250	3	5	15	3.35	1				
595-MAX3243IDWR	MAX3243IDWR	SOIC-28	250	3	5	15	3.35	1				
595-MAX3243IPWR	MAX3243IPWR	TSSOP-28	250	3	5	15	3.35	1				
595-MAX3238CDBRE4	MAX3238CDBRE4	TSSOP-28	250	5	3	15	3.3	2				
595-SN75LP1185DBR	SN75LP1185DBR	SSOP-20	256	3	5	15	5, ±12	1				
595-MAX3318IDB	MAX3318IDB	SSOP-20	460	2	2	15	2.253	2				
595-MAX3318IPW	MAX3318IPW	TSSOP-20	460	2	2	15	2.253	2				
595-MAX3318ECPWR	MAX3318ECPWR	TSSOP-20	460	2	2	15	2.253	1				
595-MAX3318EIDBR	MAX3318EIDBR	SSOP-20	460	2	2	15	2.253	1				
595-MAX3318EIPWR	MAX3318EIPWR	TSSOP-20	460	2	2	15	2.253	1				
595-MAX3223EIDB	MAX3223EIDB	SSOP-20	500	-	2	±15	5/3.3	10				
595-MAX3223EIPWR	MAX3223EIPWR	TSSOP-20	500	-	2	±15	5/3.3	10				
595-MAX3243ECDB	MAX3243ECDB	SSOP-28	500	3	5	15	3.35	1				
595-MAX3243ECDW	MAX3243ECDW	SOIC-28	500	3	5	15	3.35	1				
595-MAX3243ECPW	MAX3243ECPW	TSSOP-28	500	3	5	15	3.35	1				
595-MAX3243ECRHBR	MAX3243ECRHBR	QFN-32	500	3	5	15	3.35	1				
595-MAX3243EIDB	MAX3243EIDB	SSOP-28	500	3	5	15	3.35	1				
595-MAX3243EIDW	MAX3243EIDW	SOIC-28	500	3	5	15	3.35	1				
595-MAX3243EIPW	MAX3243EIPW	TSSOP-28	500	3	5	15	3.35	1				
595-MAX3243EIRHBR	MAX3243EIRHBR	QFN-32	500	3	5	15	3.35	1				
595-SN65C3221DBR	SN65C3221DBR	SSOP-16	1000	1	1	15	3.3 or 5	1				
595-SN75C3221DBR	SN75C3221DBR	SSOP-16	1000	1	1	15	3.3 or 5	1				
595-SN75C3221PW	SN75C3221PW	TSSOP-16	1000	1	1	15	3.3 or 5	1				
595-SN65C3221DB	SN65C3221DB	TSSOP-16	1000	1	1	15	5.5	1				
595-SN65C3222DWR	SN65C3222DWR	SOIC-20	1000	2	2	-	3.3 or 5	1				
595-SN65C3223DBR	SN65C3223DBR	SSOP-20	1000	2	2	15	3.3 or 5	1				
595-SN65C3223PWR	SN65C3223PWR	TSSOP-20	1000	2	2	15	3.3 or 5	1				
595-SN65C3232PWR	SN65C3232PWR	TSSOP-16	1000	2	2	15	3.3 or 5	1				
595-SN65C3232ED	SN65C3232ED	SOIC-16	1000	2	2	±15	-	1				
595-SN65C3232EDB	SN65C3232EDB	SSOP-16	1000	2	2	±15	-	1				
595-SN65C3232EDR	SN65C3232EDR	SOIC-16	1000	2	2	±15	-	1				
595-SN65C3232EDW	SN65C3232EDW	SOIC-16	1000	2	2	±15	-	1				
595-SN65C3232EPW	SN65C3232EPW	TSSOP-16	1000	2	2	±15	-	1				
595-SN75C3222DWR	SN75C3222DWR	SOIC-20	1000	2	2	-	3.3 or 5	1				
595-SN75C3232DBR	SN75C3232DBR	SSOP-16	1000	2	2	15	3.3 or 5	1				
595-SN75C3232DR	SN75C3232DR	SOIC-16	1000	2	2	15	3.3 or 5	1				
595-SN75C3232PWR	SN75C3232PWR	TSSOP-16	1000	2	2	15	3.3 or 5	1				
595-SN75C3232ED	SN75C3232ED	SOIC-16	1000	2	2	±15	-	1				
595-SN75C3232EDB	SN75C3232EDB	SSOP-16	1000	2	2	±15	-	1				
595-SN75C3232EPW	SN75C3232EPW	TSSOP-16	1000	2	2	±15	-	1				
595-SN75C3243DW	TRSF3223EIRGWR	QFN-20	1000	2	2	±15	3.35	1				
595-SN65C3243DBR	SN75C3243DW	SOIC-28	1000	3	5	±15	-0.36	1				
595-SN65C3243PWR	SN65C3243DBR	SSOP-28	1000	3	5	15	3.3 or 5	1				
595-SN75C3243PWR	SN65C3243PWR	TSSOP-28	1000	3	5	15	3.3 or 5	1				
595-SN65C3238DWR	SN75C3243PWR	TSSOP-28	1000	3	5	15	3.3 or 5	1				
595-SN65C3238PWR	SN65C3238DWR	SOIC-28	1000	5	3	15	3.3 or 5	2				
595-SN75C3238DBR	SN65C3238PWR	TSSOP-28	1000	5	3	15	3.3 or 5	2				
595-TRSF3223EIRGWR	SN75C3238DBR	SSOP-28	1000	5	3	15	3.3 or 5	2				

RS-422

PRODUCT NEW

For quantities greater than listed, call for quote.

MOUSER STOCK NO.	Texas Instruments Part No.	Package	Drivers Per Package	Receivers Per Package	Supply Voltage	ESD (kV)	Signaling Rate (Mbps)	I_{CC} (Max.) (mA)	Price Each 1	25	100	250
595-AM26C31CD	AM26C31CD	SOIC-16	4	-	5	2	10	3				
595-AM26C31CN	AM26C31CN	PDIP-16	4	-	5	2	10	3				
595-AM26C31ID	AM26C31ID	SOIC-16	4	-	5	2	10	3				
595-AM26C31IN	AM26C31IN	PDIP-16	4	-	5	2	10	3				
595-AM26C32CD	AM26C32CD	SOIC-16	-	4	5	2	10	15				
595-AM26C32CN	AM26C32CN	PDIP-16	-	4	5	2	10	15				
595-AM26C32ID	AM26C32ID	SOIC-16	-	4	5	2	10	15				
595-AM26C32IDR	AM26C32IDR	SOIC-16	-	4	5	2	10	15				
595-AM26C32IDR	AM26C32IDR	SOIC-16	-	4	5	2	10	15				
595-AM26C32IN	AM26C32IN	PDIP-16	-	4	5	2	10	15				
595-AM26LS31CD	AM26LS31CD	SOIC-16	4	-	5	2	10	80				

© Copyright 2014 Mouser Electronics

© Copyright 2014 Mouser Electronics

TEXAS INSTRUMENTS Analog ICs

NEW PRODUCT

RoHS Compliant This product is RoHS compliant.

RS-422 (CONT.)

For quantities greater than listed, call for quote.

MOUSER STOCK NO.	Texas Instruments Part No.	Package	Drivers Per Package	Receivers Per Package	Supply Voltage	ESD (kV)	Signaling Rate (Mbps)	I_{CC} (Max.) (mA)	Price Each 1	25	100	250
595-AM26LS31CDR	AM26LS31CDR	SOIC-16	4	-	5	2	10	80				
595-AM26LS31CN	AM26LS31CN	PDIP-16	4	-	5	2	10	80				
595-AM26LS32ACD	AM26LS32ACD	SOIC-16	-	4	5	2	10	70				
595-AM26LS32ACDR	AM26LS32ACDR	SOIC-16	-	4	5	2	10	70				
595-AM26LS32ACN	AM26LS32ACN	PDIP-16	-	4	5	2	10	70				
595-AM26LS32ACNE4	AM26LS32ACNE4	PDIP-16	-	4	5	2	10	70				
595-AM26LS32AIDR	AM26LS32AIDR	SOIC-16	-	4	5	2	10	70				
595-AM26LS32AINE4	AM26LS32AINE4	PDIP-16	-	4	5	2	10	70				
595-AM26LS33ACD	AM26LS33ACD	SOIC-16	-	4	5	-	-	70				
595-AM26LS33ACDR	AM26LS33ACDR	SOIC-16	-	4	5	-	-	70				
595-AM26LS33ACN	AM26LS33ACN	PDIP-16	-	4	5	-	-	70				
595-AM26LV31CD	AM26LV31CD	SOIC-16	4	-	3.3	-	-	0.1				
595-AM26LV31ESDREP	AM26LV31ESDREP	SOIC-16	4	-	3.3	15	32	0.1				
595-AM26LV32CD	AM26LV32CD	SOIC-16	-	4	3.3	2	10	17				
595-AM26LV32CDR	AM26LV32CDR	SOIC-16	-	4	3.3	2	10	17				
595-AM26LV32IDR	AM26LV32IDR	SOIC-16	-	4	3.3	-	-	17				
595-AM26LV32INSR	AM26LV32INSR	SO-16	-	4	3.3	2	10	17				
926-DS26C31TM/NOPB	DS26C31TM/NOPB	SOIC-16	4	-	5	1	30	0.5				
926-DS26C31TMX/NOPB	DS26C31TMX/NOPB	SOIC-16	4	-	5	1	30	0.5				
926-DS26C32ATM	DS26C32ATM	SOIC-16	-	4	7	1	30	23				
926-DS26C32ATM/NOPB	DS26C32ATM/NOPB	SOIC-16	-	4	5	1	30	23				
926-DS26LS31CM/NOPB	DS26LS31CM/NOPB	SOIC-16	4	-	5	-	10	60				
926-DS26LS32ACM/NOPB	DS26LS32ACM/NOPB	SOIC-16	-	4	5	-	10	60				
926-DS26LV31TM/NOPB	DS26LV31TM/NOPB	SOIC-16	4	-	3.3	7	30	0.1				
926-DS26LV32ATM/NOPB	DS26LV32ATM/NOPB	SOIC-16	-	4	3.3	6.5	30	15				
926-DS26LV32ATMXNOPB	DS26LV32ATMX/NOPB	SOIC-16	-	4	3.3	6.5	30	15				
926-DS34C86TM/NOPB	DS34C86TM/NOPB	SOIC-16	-	4	5	1	30	23				
926-DS34C87TM/NOPB	DS34C87TM/NOPB	SOIC-16	4	-	5	1	30	0.5				
926-DS34LV86TM	DS34LV86TM	SOIC-16	-	4	7	6.5	30	15				
926-DS34LV86TM/NOPB	DS34LV86TM/NOPB	SOIC-16	-	4	3.3	6.5	30	15				
926-DS34LV87TM/NOPB	DS34LV87TM/NOPB	SOIC-16	4	-	3.3	7	30	0.1				
926-DS8921AM/NOPB	DS8921AM/NOPB	SOIC-8	1	1	5	-	10	35				
926-DS8921MX/NOPB	DS8921MX/NOPB	SO-8	2	2	7	-	10	35				
926-DS8921N/NOPB	DS8921N/NOPB	DIP-8	1	1	5	-	10	35				
926-DS8922AM/NOPB	DS8922AM/NOPB	SOIC-16	2	2	5	2	10	76				
926-DS8923AM/NOPB	DS8923AM/NOPB	SOIC-16	2	2	5	2	10	76				
926-DS89C21TM/NOPB	DS89C21TM/NOPB	SOIC-8	1	1	5	2	10	6				
926-DS9637ACMX/NOPB	DS9637ACMX/NOPB	SOIC-8	-	2	5.5	2	10	50				
595-MC3486D	MC3486D	SOIC-16	-	4	5	2	10	85				
595-MC3486DR	MC3486DR	SOIC-16	-	4	5	2	10	85				
595-MC3486N	MC3486N	PDIP-16	-	4	5	2	10	85				
595-MC3487D	MC3487D	SOIC-16	4	-	5	2	10	85				
595-MC3487DR	MC3487DR	SOIC-16	4	-	5	2	10	85				
595-SN65ALS180DR	SN65ALS180DR	SOIC-14	1	1	5	2	25	30				
595-SN751177N	SN751177N	PDIP-16	2	2	5	2	10	110				
595-SN75157D	SN75157D	SOIC-8	-	2	5	2	-	50				
595-SN75157P	SN75157P	PDIP-8	-	2	5	2	-	50				
595-SN75158D	SN75158D	SOIC-8	2	-	5	2	-	50				
595-SN75158P	SN75158P	PDIP-8	2	-	5	2	-	50				
595-SN75172DWR	SN75172DWR	SOIC-20	4	-	5	2	4	60				
595-SN75172N	SN75172N	PDIP-16	4	-	5	2	4	60				
595-SN75173D	SN75173D	SOIC-16	-	4	5	2	10	70				
595-SN75173N	SN75173N	PDIP-16	-	4	5	2	10	70				
595-SN75174DW	SN75174DW	SOIC-20	4	-	5	2	4	60				
595-SN75174DWR	SN75174DWR	SOIC-20	4	-	5	2	4	60				
595-SN75174N	SN75174N	PDIP-16	4	-	5	2	4	60				
595-SN75175D	SN75175D	SOIC-16	-	4	5	2	10	70				
595-SN75175DR	SN75175DR	SOIC-16	-	4	5	2	10	70				
595-SN75175N	SN75175N	PDIP-16	-	4	5	2	10	70				
595-SN75176AD	SN75176AD	SOIC-8	1	1	5	2	10	50				
595-SN75176ADR	SN75176ADR	SOIC-8	1	1	5	2	10	50				
595-SN75176AP	SN75176AP	PDIP-8	1	1	5	2	10	50				
595-SN75176BD	SN75176BD	SOIC-8	1	1	5	2	10	70				
595-SN75176BDR	SN75176BDR	SOIC-8	1	1	5	2	10	70				
595-SN75176BP	SN75176BP	PDIP-8	1	1	5	2	10	70				
595-SN75178BP	SN75178BP	PDIP-8	1	1	5	2	10	70				
595-SN75179BD	SN75179BD	SOIC-8	1	1	5	2	10	70				
595-SN75179BDR	SN75179BDR	SOIC-8	1	1	5	2	10	70				
595-SN75179BP	SN75179BP	PDIP-8	1	1	5	2	10	70				
595-SN75ALS1178N	SN75ALS1178N	PDIP-16	2	2	5	2	10	50				
595-SN75ALS176BD	SN75ALS176BD	SOIC-8	1	1	5	2	35	30				
595-SN75ALS176BDR	SN75ALS176BDR	SOIC-8	1	1	5	2	35	30				
595-SN75ALS176BP	SN75ALS176BP	PDIP-8	1	1	5	2	35	30				
595-SN75ALS176D	SN75ALS176D	SOIC-8	1	1	5	2	35	30				
595-SN75ALS176DR	SN75ALS176DR	SOIC-8	1	1	5	2	35	30				
595-SN75ALS176P	SN75ALS176P	PDIP-8	1	1	5	2	35	30				
595-SN75ALS180D	SN75ALS180D	SOIC-14	1	1	5	2	25	30				
595-SN75ALS180DR	SN75ALS180DR	SOIC-14	1	1	5	2	25	30				
595-SN75ALS180N	SN75ALS180N	PDIP-14	1	1	5	2	25	30				
595-SN75ALS181N	SN75ALS181N	PDIP-14	1	1	5	2	10	30				
595-SN75ALS181NSR	SN75ALS181NSR	SO-14	1	1	5	2	10	30				
595-SN75ALS191D	SN75ALS191D	SOIC-8	2	-	5	2	20	40				
595-SN75ALS191P	SN75ALS191P	PDIP-8	2	-	5	2	20	40				
595-SN75ALS192D	SN75ALS192D	SOIC-16	4	-	5	2	20	45				
595-SN75ALS193D	SN75ALS193D	SOIC-16	-	4	5	2	20	35				
595-SN75ALS193N	SN75ALS193N	PDIP-16	-	4	5	2	20	35				
595-SN75ALS194DR	SN75ALS194DR	SOIC-16	4	-	5	2	20	45				
595-SN75ALS194N	SN75ALS194N	PDIP-16	4	-	5	2	20	45				
595-SN75ALS195N	SN75ALS195N	PDIP-16	-	4	5	2	20	35				
595-SN75C1167N	SN75C1167N	PDIP-16	2	2	5	2	10	9				
595-SN75C1167NSR	SN75C1167NSR	SO-16	2	2	5	2	10	9				
595-SN75C1168N	SN75C1168N	PDIP-16	2	2	5	2	10	9				
595-SN75C1168NSR	SN75C1168NSR	SO-16	2	2	5	2	10	9				
595-SN75C1168PWR	SN75C1168PWR	TSSOP-16	2	2	5	2	10	9				
595-TL3695DR	TL3695DR	SOIC-8	1	1	5	2	10	50				
595-UA9637ACD	UA9637ACD	SOIC-8	-	2	5	2	10	50				
595-UA9637ACDR	UA9637ACDR	SOIC-8	-	2	5	2	10	50				
595-UA9637ACP	UA9637ACP	PDIP-8	-	2	5	2	10	50				
595-UA9638CDE4	UA9638CDE4	SOIC-8	2	-	5	2	15	65				
595-UA9638CDR	UA9638CDR	SOIC-8	2	-	5	2	15	65				
595-UA9638CP	UA9638CP	PDIP-8	2	-	5	2	15	65				

© Copyright 2014 Mouser Electronics

© Copyright 2014 Mouser Electronics

TEXAS INSTRUMENTS Analog ICs

RoHS Compliant This product is RoHS compliant.

RS-485

NEW PRODUCT

For quantities greater than listed, call for quote.

MOUSER STOCK NO.	Texas Instruments Part No.	Package	Drivers Per Package	Receivers Per Package	Supply Voltage	ESD (kV)	Signaling Rate (Mbps)	I_{CC} (Max.) (mA)	Price Each 1	25	100	250
595-SN65HVD33DR	SN65HVD33DR	SOIC-14	1	1	3	16	25	2				
595-SN65HVD34DR	SN65HVD34DR	SOIC-14	1	1	3	16	5	6.5				
595-SN65HVD35DR	SN65HVD35DR	SOIC-14	1	1	3	16	1	6.5				
595-SN65HVD37D	SN65HVD37D	SOIC-14	1	1	3.3	15	20	0.4				
595-SN65HVD10D	SN65HVD10D	SOIC-8	1	1	3.3	16	32	15.5				
595-SN65HVD11D	SN65HVD11D	SOIC-8	1	1	3.3	16	10	15.5				
595-SN65HVD11P	SN65HVD11P	PDIP-8	1	1	3.3	16	10	15.5				
595-SN65HVD11QD	SN65HVD11QD	SOIC-8	1	1	3.3	16	10	15.5				
595-SN65HVD12D	SN65HVD12D	SOIC-8	1	1	3.3	16	1	15.5				
595-SN75HVD12DR	SN75HVD12DR	SOIC-8	1	1	3.3	16	1	15.5				
595-SN65HVD30DR	SN65HVD30DR	SOIC-8	1	1	3.3	16	25	2.1				
595-SN65HVD31DR	SN65HVD31DR	SOIC-8	1	1	3.3	16	5	6.4				
595-SN65HVD32DR	SN65HVD32DR	SOIC-8	1	1	3.3	16	1	6.4				
595-SN75HVD10D	SN75HVD10D	SOIC-8	1	1	3.3	16	32	15.5				
595-SN75HVD12D	SN75HVD12D	SOIC-8	1	1	3.3	16	1	15.5				
595-SN75HVD12P	SN75HVD12P	PDIP-8	1	1	3.3	16	1	15.5				
595-SN65HVD75D	SN65HVD75D	SOIC-8	1	1	3.3	16	20	0.95				
595-SN65HVD78D	SN65HVD78D	SOIC-8	1	1	3.3	16	50	0.95				
595-SN65HVD08D	SN65HVD08D	SOIC-8	1	1	3.35	16	10	16				
595-SN65HVD1782DR	SN65HVD1782DR	SOIC-8	1	1	3.35	16	10	6				
595-SN75HVD08D	SN75HVD08D	SOIC-8	1	1	3.35	16	10	16				
595-SN65HVD1780DR	SN65HVD1780DR	SOIC-8	1	1	3.35	16	0.115	6				
595-SN65HVD1781DR	SN65HVD1781DR	SOIC-8	1	1	3.35	16	1	6				
595-SN75HVD08P	SN75HVD08P	PDIP-8	1	1	3.35	16	10	16				
595-SN65176BD	SN65176BD	SOIC-8	1	1	5	2	10	70				
595-SN65176BP	SN65176BP	PDIP-8	1	1	5	2	10	70				
595-SN65ALS176D	SN65ALS176D	SOIC-8	1	1	5	2	35	30				
595-SN65LBC176D	SN65LBC176D	SOIC-8	1	1	5	2	10	1.5				
595-SN65LBC176P	SN65LBC176P	PDIP-8	1	1	5	2	10	1.5				
595-SN65LBC179P	SN65LBC179P	PDIP-8	1	1	5	2	10	5				
595-SN65LBC180RSAT	SN65LBC180RSAT	QFN-16	1	1	5	2	10	4				
595-SN75LBC176D	SN75LBC176D	SOIC-8	1	1	5	2	10	1.5				
595-SN75LBC176P	SN75LBC176P	PDIP-8	1	1	5	2	10	1.5				
595-SN75LBC179D	SN75LBC179D	SOIC-8	1	1	5	2	10	5				
595-SN75LBC180D	SN75LBC180D	SOIC-14	1	1	5	2	10	5				
595-SN751178N	SN751178N	PDIP-16	2	2	5	2	10	110				
595-SN75LBC174N	SN75LBC174N	PDIP-16	4	-	5	2	10	7				
595-SN65LBC175D	SN65LBC175D	SOIC-16	-	4	5	2	10	20				
595-SN75LBC175D	SN75LBC175D	SOIC-16	-	4	5	2	10	20				
595-SN75LBC175N	SN75LBC175N	PDIP-16	-	4	5	2	10	20				
926-DS1487M/NOPB	DS1487M/NOPB	SOIC-8	1	1	5	2	2	0.5				
926-DS36C278TM/NOPB	DS36C278TM/NOPB	SOIC-8	1	1	5	2	-	0.5				
926-DS485TM/NOPB	DS485TM/NOPB	SOIC-8	1	1	5	2	2.5	0.9				
926-DS75176BM/NOPB	DS75176BM/NOPB	SOIC-8	1	1	5	5	10	55				
926-DS75176BMX/NOPB	DS75176BMX/NOPB	SOIC-8	1	1	5	5	10	55				
926-DS75176BN/NOPB	DS75176BN/NOPB	DIP-8	1	1	5	5	10	55				
926-DS75176BTM/NOPB	DS75176BTM/NOPB	SOIC-8	1	1	5	5	10	55				
926-DS75176BTN/NOPB	DS75176BTN/NOPB	DIP-8	1	1	5	5	10	55				
595-SN65LBC173AD	SN65LBC173AD	SOIC-16	-	4	5	6	50	20				
595-SN75LBC173AN	SN75LBC173AN	PDIP-16	-	4	5	6	50	20				
595-SN75LBC175D	SN75LBC175D	SOIC-16	-	4	5	6	50	20				
595-SN75LBC175N	SN75LBC175N	PDIP-16	-	4	5	6	50	20				
926-DS36276M/NOPB	DS36276M/NOPB	SOIC-8	1	1	5	6	10	60				
926-DS36277TMX/NOPB	DS36277TMX/NOPB	SOIC-8	1	1	5	7	1	60				
595-SN65HVD1176D	SN65HVD1176D	SOIC-8	1	1	5	10	40	6				
595-SN65LBC179AD	SN65LBC179AD	SOIC-8	1	1	5	10	30	15				
595-SN65LBC180AD	SN65LBC180AD	SOIC-14	1	1	5	10	30	15				
595-SN65LBC180AN	SN65LBC180AN	PDIP-14	1	1	5	10	30	15				
595-SN75HVD1176D	SN75HVD1176D	SOIC-8	1	1	5	10	40	6				
595-SN65HVD256D	SN65HVD256D	SOIC-8	1	1	5	12	1	180				
595-SN65HVD96D	SN65HVD96D	SOIC-8	1	1	5	12	5	20				
595-SN65LBC176AD	SN65LBC176AD	SOIC-8	1	1	5	12	30	15				
595-SN65LBC176AP	SN65LBC176AP	PDIP-8	1	1	5	12	30	15				
595-SN75LBC176AD	SN75LBC176AD	SOIC-8	1	1	5	12	30	15				
595-SN65LBC174A16DW	SN65LBC174A16DW	SOIC-16	4	-	5	13	30	23				
595-SN75LBC172ADW	SN75LBC172ADW	SOIC-20	4	-	5	13	30	23				
595-SN75LBC172AN	SN75LBC172AN	PDIP-16	4	-	5	13	30	23				
595-SN65HVD3082ED	SN65HVD3082ED	SOIC-8	1	1	5	15	0.2	0.9				
595-SN65HVD3082EP	SN65HVD3082EP	PDIP-8	1	1	5	15	0.2	0.9				
595-SN65HVD3085ED	SN65HVD3085ED	SOIC-8	1	1	5	15	1	0.9				
595-SN65HVD485ED	SN65HVD485ED	SOIC-8	1	1	5	15	10	2				
595-SN65LBC184D	SN65LBC184D	SOIC-8	1	1	5	15	0.25	25				
595-SN65LBC184DR	SN65LBC184DR	SOIC-8	1	1	5	15	0.25	25				
595-SN65LBC184P	SN65LBC184P	PDIP-8	1	1	5	15	0.25	25				
595-SN75HVD3082ED	SN75HVD3082ED	SOIC-8	1	1	5	15	0.2	0.9				
595-SN75HVD3082EDGK	SN75HVD3082EDGK	MSOP-8	1	1	5	15	0.2	0.9				
595-SN75LBC184D	SN75LBC184D	SOIC-8	1	1	5	15	0.25	25				
595-SN75LBC184P	SN75LBC184P	PDIP-8	1	1	5	15	0.25	25				
595-SN75LBC184DR	SN75LBC184DR	SOIC-8	1	1	5	15	0.25	25				
595-SN65HVD05D	SN65HVD05D	SOIC-8	1	1	5	16	40	15				
595-SN65HVD06D	SN65HVD06D	SOIC-8	1	1	5	16	10	15				
595-SN65HVD07D	SN65HVD07D	SOIC-8	1	1	5	16	1	15				
595-SN65HVD21D	SN65HVD21D	SOIC-8	1	1	5	16	5	12				
595-SN65HVD22D	SN65HVD22D	SOIC-8	1	1	5	16	0.5	9				
595-SN65HVD22P	SN65HVD22P	PDIP-8	1	1	5	16	0.5	9				
595-SN65HVD23D	SN65HVD23D	SOIC-8	1	1	5	16	25	11				
595-SN65HVD24D	SN65HVD24D	SOIC-8	1	1	5	16	3	14				
595-SN65HVD3080EDGS	SN65HVD3080EDGS	MSOP-10	1	1	5	16	0.2	0.75				
595-SN65HVD3086EDGS	SN65HVD3086EDGS	MSOP-10	1	1	5	16	20	0.75				
595-SN65HVD53DR	SN65HVD53DR	SOIC-14	1	1	5	16	25	2.7				
595-SN65HVD55DR	SN65HVD55DR	SOIC-14	1	1	5	16	1	8				
926-DS3695AM/NOPB	DS3695AM/NOPB	SOIC-8	1	1	5	-	10	60				
926-DS3695AMX/NOPB	DS3695AMX/NOPB	SOIC-8	1	1	5	-	10	60				
926-DS3695ATM/NOPB	DS3695ATM/NOPB	SOIC-8	1	1	5	-	10	60				
926-DS3695N/NOPB	DS3695N/NOPB	DIP-8	1	1	5	-	10	60				
926-DS96176CN/NOPB	DS96176CN/NOPB	DIP-8	1	1	5	-	10	35				

© Copyright 2014 Mouser Electronics
© Copyright 2014 Mouser Electronics

TEXAS INSTRUMENTS Analog ICs

RoHS Compliant **This product is RoHS compliant.**

I/O EXPANDERS

- Frequency (Max.): 400kHz

For quantities greater than listed, call for quote.

MOUSER STOCK NO.	Texas Instruments Part No.	Package	No. of I/Os	V_{CC} (Min.) (V)	V_{CC} (Max.) (V)	Interrupt Output	Reset Input	Low Power	Config. Registers	5V Tolerant I/O	Push-Pull I/O Type	Open-Drain I/O Type	Price Each 1	25	100	250
595-TCA7408ZSZR	TCA7408ZSZR	uCSP-16	2	-0.3	6	Yes	Yes	Yes	Yes	No	Yes	Yes				
595-TCA1116PWR	TCA1116PWR	TSSOP-24	2	1.65	5.5	Yes	Yes	No	Yes	Yes	Yes	Yes				
926-LM8333FLQ8Y/NOPB	LM8333FLQ8Y/NOPB	LLP-32	4	2.25	2.8	Yes	Yes	Yes	Yes	No	Yes	No				
595-TCA9554APWR	TCA9554APWR	TSSOP-16	8	1.65	5.5	Yes	Yes	No	Yes	Yes	Yes	Yes				
595-TCA6408APWR	TCA6408APWR	TSSOP-16	8	1.65	5.5	Yes	Yes	Yes	Yes	Yes	Yes	Yes				
595-PCA9554ADB	PCA9554ADB	SSOP-16	8	2.3	5.5	Yes	No	No	Yes	Yes	Yes	No				
595-PCA9557DB	PCA9557DB	SSOP-16	8	2.3	5.5	No	Yes	Yes	Yes	Yes	Yes	Yes				
595-PCA9557RGYR	PCA9557RGYR	QFN-16	8	2.3	5.5	No	Yes	Yes	Yes	Yes	Yes	Yes				
595-PCF8574AN	PCF8574AN	PDIP-16	8	2.5	6.0	Yes	No	No	No	No	Yes	No				
595-PCF8574ANE4	PCF8574ANE4	PDIP-16	8	2.5	6.0	Yes	No	No	No	No	Yes	No				
595-PCF8574N	PCF8574N	PDIP-16	8	2.5	6.0	Yes	No	No	No	No	Yes	No				
595-TCA6416APWR	TCA6416APWR	TSSOP-24	16	1.65	5.5	Yes	Yes	Yes	Yes	Yes	Yes	No				
595-PCA9539RGER	PCA9539RGER	VQFN-24	16	2.3	5.5	Yes	Yes	Yes	Yes	Yes	Yes	Yes				
595-PCF8575PW	PCF8575PW	TSSOP-24	16	2.5	5.5	Yes	No	No	No	No	Yes	No				
595-TCA6424ARGJR	TCA6424ARGJR	UQFN-32	24	1.65	5.5	Yes	Yes	Yes	Yes	Yes	Yes	No				

I²C BUS REPEATERS/HUBS/EXTENDERS

For quantities greater than listed, call for quote.

MOUSER STOCK NO.	Texas Instruments Part No.	Package	Inputs	Outputs	V_{CC} (Min./ Max.) (V)	5V Tol. I/O	Open-Drain I/O Type	Enable Pin	Description	Price Each 1	25	100	250
595-PCA9515ADGKT	PCA9515ADGKT	MSOP-8	1	2	2.3/3.6	Yes	Yes	Yes	Dual bidirectional I2C-bus/SMB repeater				
595-PCA9515BDGKR	PCA9515BDGKR	MSOP-8	1	2	2.3/3.6	Yes	Yes	Yes	Dual bidirectional I2C-bus/SMB repeater				
595-TCA9509DGKR	TCA9509DGKR	MSOP-8	1	1	2.7/5.5	No	Yes	Yes	Level translating I2C-bus/SMB repeater				
595-TCA9509RVHR	TCA9509RVHR	QFN-8	1	1	2.7/5.5	No	Yes	Yes	Level translating I2C-bus/SMB repeater				

I²C SPECIAL FUNCTION ICS

For quantities greater than listed, call for quote.

MOUSER STOCK NO.	Texas Instruments Part No.	Package	No. of Outputs	I_{CC} (mA)	V_{CC} (Min.) (V)	V_{CC} (Max.) (V)	Function	Price Each 1	25	100	250
926-CLC001AJE/NOPB	CLC001AJE/NOPB	SOIC-8	1	130	3.0	3.3	Serial Digital Cable Driver				
926-LMH0002MA/NOPB	LMH0002MA/NOPB	SOIC-8	1	49	0.3	3.3	Serial Digital Cable Driver				
926-LMH0030VS/NOPB	LMH0030VS/NOPB	TQFP-64	1	5	3.1	3.3	Digital Video Serializer				
926-LMH0031VS/NOPB	LMH0031VS/NOPB	TQFP-64	1	5	3.1	3.3	Digital Video Deserializer/Descrambler				
926-LMH0034MA/NOPB	LMH0034MA/NOPB	SOIC-16	1	63	0.5	3.3	Adaptive Cable Equalizer				
926-LMH0302SQ/NOPB	LMH0302SQ/NOPB	LLP-16	1	59	0.5	3.3	SDI Cable Driver				
926-LMH0302SQE/NOPB	LMH0302SQE/NOPB	LLP-16	1	59	1.1	3.3	SDI Cable Driver				
926-LMH0340SQE/NOPB	LMH0340SQE/NOPB	LLP-48	1	-	2.0	3.3	SDI Serializer and Driver with LVDS Interface				
926-LMH0341SQE/NOPB	LMH0341SQE/NOPB	LLP-48	1	-	3.1	3.3	SDI Deserializer with Loopthrough & LVDS Interface				
926-LMH0344SQ/NOPB	LMH0344SQ/NOPB	LLP-16	1	85	0.3	3.3	SDI Adaptive Cable Equalizer				
926-LMH0384SQE/NOPB	LMH0384SQE/NOPB	LLP-16	1	70	0.3	3.3	SDI Extended Reach & Configurable Adaptive Cable Equalizer				
926-LMH0387SLE/NOPB	LMH0387SLE/NOPB	TCSP-48	1	71	0.3	3.3	Configurable I/O Adaptive Cable Equalizer/Cable Driver				
926-LMH0394SQE/NOPB	LMH0394SQE/NOPB	LLP-16	1	65	1.7	2.5	Adaptive Cable Equalizer				
926-ANSTA101SM/NOPB	SCANSTA101SM/NOPB	FBGA-49	1	2.5	0.5	3.3	Low Voltage IEEE 1149.1 STA Master				
926-ANSTA111SM/NOPB	SCANSTA111SM/NOPB	FBGA-49	1	1.65	0.3	3.3	SCAN Bridge Addressable IEEE 1149.1 (JTAG) Port				-
926-ANSTA112SM/NOPB	SCANSTA112SM/NOPB	FBGA-100	1	3.8	0.3	3.3	7-Port Multidrop IEEE 1149.1 (JTAG) Multiplexer				
926-ANSTA112VS/NOPB	SCANSTA112VS/NOPB	TQFP-100	1	3.8	0.3	3.3	7-Port Multidrop IEEE 1149.1 (JTAG) Multiplexer				
926-ANSTA112VS/NOPB	SCANSTA112VS/NOPB	TQFP-100	1	3.8	0.3	3.3	7-Port Multidrop IEEE 1149.1 (JTAG) Multiplexer				
926-LMH0001SQE/NOPB	LMH0001SQE/NOPB	LLP-16	2	28	0.3	3.3	Serial Digital Cable Driver				
926-LMH0024MA/NOPB	LMH0024MA/NOPB	SOIC-16	2	60	0.5	3.3	Adaptive Cable Equalizer				
926-LMH0044SQ/NOPB	LMH0044SQ/NOPB	LLP-16	2	63	0.5	3.3	Adaptive Cable Equalizer				
926-LMH0046MH/NOPB	LMH0046MH/NOPB	TSSOP-20	2	100	2.0	3.3	Reclocker with Dual Differential Outputs				
926-LMH0074SQE/NOPB	LMH0074SQE/NOPB	LLP-16	2	77	0.5	3.3	Adaptive Cable Equalizer				
926-LMH0346MH/NOPB	LMH0346MH/NOPB	TSSOP-20	2	111	0.2	3.3	SDI Reclocker with Dual Differential Outputs				
926-LMH0346SQE/NOPB	LMH0346SQE/NOPB	LLP-24	2	111	0.2	3.3	SDI Reclocker with Dual Differential Outputs				
926-LMH0356SQE/NOPB	LMH0356SQE/NOPB	LLP-48	2	130	2.0	3.3	SDI Reclocker with 4:1 Input Mux				
595-PCA9306DCTT	PCA9306DCTT	SM8-8	2	-	-	5.5	Voltage Translator				
595-PCA9306DCUT	PCA9306DCUT	US8-8	2	-	-	5.5	Voltage Translator				
595-PCA9306DQER	PCA9306DQER	X2SON-8	2	128	-	5.5	Voltage Translator				
595-PCA9306YZTR	PCA9306YZTR	DSBGA-8	2	128	-	5.5	Voltage Translator				
595-PCA9548ADWG4	PCA9548ADWG4	SOIC-24	2	100	2.3	5.5	I2C/SMBus Multiplexer				
595-TCA9406DCTR	TCA9406DCTR	SM8-8	2	50	1.7	3.6	Voltage Translator				
595-TCA9406DCUR	TCA9406DCUR	US8-8	2	50	1.7	3.6	Voltage Translator				
926-CLC007BM/NOPB	CLC007BM/NOPB	SOIC-8	4	47	4.5	5.0	Serial Digital Cable Driver				
595-PCA9545ADW	PCA9545ADW	SOIC-20	4	100	2.3	5.5	I2C/SMBus Multiplexer				
595-TCA8418EYFPR	TCA8418EYFPR	DSBGA-25	18	25	-0.5	4.6	Keypad Scan				

INTERFACE

USB Hub Controllers

For quantities greater than listed, call for quote.

MOUSER STOCK NO.	Texas Instruments Part No.	Package	Supply Voltage	No. of USB Ports	USB Speed	I²C	Price Each 1	25	100	250
595-TUSB2036VF	TUSB2036VF	LQFP-32	3.3	2	Full	No				
595-TUSB2036VFG4	TUSB2036VFG4	LQFP-32	3.3	2	Full	No				
595-TUSB2136PM	TUSB2136PM	LQFP-64	3.3	2	Full	Yes				
595-TUSB7320RKMT	TUSB7320RKMT	WQFN-100	3.3, 1.1	2	Super	No				
595-TUSB2046BIVFRG4	TUSB2046BIVFRG4	LQFP-32	3.3	4	Full	No				
595-TUSB2046BVF	TUSB2046BVF	LQFP-32	3.3	4	Full	No				
595-TUSB2046BVFG4	TUSB2046BVFG4	LQFP-32	3.3	4	Full	No				
595-TUSB2046BVFR	TUSB2046BVFR	LQFP-32	3.3	4	Full	No				
595-TUSB7340RKMT	TUSB7340RKMT	WQFN-100	3.3, 1.1	4	Super	No				
595-TUSB8040PFP	TUSB8040PFP	HTQFP-80	3.3, 1.1	4	Super	No				
595-TUSB2077APT	TUSB2077APT	LQFP-48	3.3	7	Full	No				

Evaluation Modules		Description	Price Each
595-TUSB7320EVM	TUSB7320EVM	Demo Board that is a free-standing reference design for a two-port PCIe-based SuperSpeed USB Extensible Host Controller	
595-TUSB7340EVM	TUSB7340EVM	Demo Board that is a free-standing reference design for a four-port PCIe-based SuperSpeed USB Extensible Host Controller	

© Copyright 2014 Mouser Electronics
© Copyright 2014 Mouser Electronics

INTERFACE (CONT.)

USB Peripherals

For quantities greater than listed, call for quote.

MOUSER STOCK NO.	Texas Instruments Part No.	Package	USB Speed	No. of Endpoints		Supply Voltage	MCU Speed (Max.) (MIPs)	MCU Code Space (Kbytes)	GPIO Pins	Bulk Transfer	Price Each			
				IN	OUT						1	25	100	250
595-TUSB3410IVFG4	TUSB3410IVFG4	LQFP-32	Full	3	3	3.3	2	16	4	Yes				
595-TUSB3410VF	TUSB3410VF	LQFP-32	Full	3	3	3.3	2	16	4	Yes				
595-TUSB9260PVP	TUSB9260PVP	HTQFP-64	Super	5	5	3.3, 1.8, 1.1	75	64	12	-				
595-TUSB9261PVP	TUSB9261PVP	HTQFP-64	Super	5	5	3.3, 1.1	75	64	12	-				
Demonstration Boards		**Description**											**Price Each**	
595-TUSB9261DEMO	TUSB9261DEMO	Demo Board that is a free-standing reference design that acts as a bridge between a SuperSpeed USB bus and a Serial-ATA device												

USB Switches

For quantities greater than listed, call for quote.

MOUSER STOCK NO.	Texas Instruments Part No.	Package	R_{ON} (Max.) (Ω)	I_L OFF (Max.)	OFF Time (Max.)	ON Time (Max.)	R_{ON} Mis-Match (Max.) (Ω)	R_{ON} Flatness (max.) (Ω)	V_{CC}		t_{pd} (Max.)	Price Each			
									Min.	Max.		1	25	100	250
595-TS3USB31ERSER	TS3USB31ERSER	UQFN-8	10	2	25	30	0.35	2	2.25	4.3	0.25				
595-TS3USB221DRCR	TS3USB221DRCR	SON-10	6	2	12	30	0.2	1	2.3	3.6	0.25				
595-TS3USBA225RUTR	TS3USBA225RUTR	QFN-12	7.5	±1000	20	60	0.1	0.1	2.7	4.3	0.25				
595-TS5USBA224RSWR	TS5USBA224RSWR	UQFN-10	43	50	1000	4000	0.3	1.5	2.7	5.5	-				
595-TSU5511YZPR	TSU5511YZPR	DSBGA-20	0.5	25	75000	120	1.5	0.5	2.8	4.4	-				
595-TSU6111ARSVR	TSU6111ARSVR	QFN-16	8	-	200	200	2	2	1.65	3.6	-				
595-TSU6111RSVR	TSU6111RSVR	QFN-16	8	45	3500	95000	2	0.5	-0.5	28	-				
595-TSU5611YZPR	TSU5611YZPR	DSBGA-20	10	25	75000	120	1.5	1.5	2.8	4.4	-				
595-TSU6712YFPRB	TSU6712YFPRB	DSBGA-25	2	45	110	45000	0.5	0.2	3	4.4	-				
Evaluation Modules		**Description**												**Price Each**	
595-TS3USB221EEVM	TS3USB221EEVM	Evaluation Module for the TS3USB221E, a high-speed USB switch													
595-TS3USB221EVM	TS3USB221EVM	Evaluation Module for the TS3USB221, a high-speed USB switch													

USB Transceivers

For quantities greater than listed, call for quote.

MOUSER STOCK NO.	Texas Instruments Part No.	Package	USB Speed	ESD	Supply Voltage V_{CC} (Nom.)	Operating Temperature Range (°C)	Price Each			
							1	25	100	250
595-TUSB1105RGTR	TUSB1105RGTR	QFN-16	Full, Low	±15kV	±9.0	-40 to +85				
595-TUSB1210BRHBT	TUSB1210BRHBT	QFN-32	High	±2kV	5.0	-40 to +85				
595-TUSB1310AZAY	TUSB1310AZAY	NFBGA-175	Super	±0.5kV	3.3, 1.8, 1.1	-40 to +85				
595-TUSB1310ZAY	TUSB1310ZAY	NFBGA-175	Super	±0.5kV	3.3, 1.8, 1.1	-40 to +85				

Ethernet Transceivers

For quantities greater than listed, call for quote.

MOUSER STOCK NO.	Texas Instruments Part No.	Package	Function	Data Rate	Ports	Interface	Supply Voltage (V)	JTAG 11.49.1	Operating Temperature Range (°C)	Price Each			
										1	25	100	250
926-DP83865DVH/NOPB	DP83865DVH/NOPB	PQFP-128	PHY	10/100	1	MII/GMII/RGMII	1.8	Yes	0 to +70				
595-TLK2226ZEA	TLK2226ZEA	BGA-196	PHY	8/10	6	MDIO	1.9	Yes	0 to +70				
595-TLK10002CTR	TLK10002CTR	BGA-144	PHY	8/10	2	MDIO	2.2	Yes	-40 to +85				
926-DP83640TVV/NOPB	DP83640TVV/NOPB	LQFP-48	PHY	10/100	1	MII/RMII	3.3	No	-40 to +85				
926-DP83848CVV/NOPB	DP83848CVV/NOPB	LQFP-48	PHY	10/100	1	MII/RMII/SNI	3.3	Yes	-40 to +85				
926-DP83848CVVX/NOPB	DP83848CVVX/NOPB	LQFP-48	PHY	10/100	1	MII/RMII/SNI	3.3	Yes	-40 to +85				
926-DP83848IVV/NOPB	DP83848IVV/NOPB	LQFP-48	PHY	10/100	1	MII/RMII/SNI	3.3	Yes	-40 to +85				
926-DP83848IVVX/NOPB	DP83848IVVX/NOPB	LQFP	PHY	10/100	1	MII/RMII/SNI	3.3	Yes	-40 to +85				
926-DP83848JSQ/NOPB	DP83848JSQ/NOPB	LLP-40	PHY	10/100	1	MII/RMII	3.3	No	0 to +70				
926-DP83848KSQ/NOPB	DP83848KSQ/NOPB	LLP-40	PHY	10/100	1	MII/RMII	3.3	No	-40 to +85				
926-DP83848MSQ/NOPB	DP83848MSQ/NOPB	LLP-40	PHY	10/100	1	MII/RMII	3.3	No	0 to +70				
926-DP83848TSQ/NOPB	DP83848TSQ/NOPB	LLP-40	PHY	10/100	1	MII/RMII	3.3	No	-40 to +85				
926-DP83848VYB/NOPB	DP83848VYB/NOPB	LQFP-48	PHY	10/100	1	MII/RMII/SNI	3.3	No	-40 to +105				
926-DP83848YB/NOPB	DP83848YB/NOPB	LQFP-48	PHY	10/100	1	MII/RMII/SNI	3.3	Yes	-40 to +125				
595-TLK110PT	TLK110PT	QFP-48	PHY	10/100	1	MII/RMII	3.3	Yes	-40 to +85				
926-DP83849IVS/NOPB	DP83849IVS/NOPB	TQFP-80	PHY	10/100	2	MII/RMII/SNI	3.3	Yes	-40 to +85				
Demo Board		**Description**											**Price Each**
926-DP83630-EVK/NOPB	DP83630-EVK/NOPB	DP83630 Ethernet Physical Layer Transceiver Demo Board											

Ethernet Controller

For quantities greater than listed, call for quote.

MOUSER STOCK NO.	Texas Instruments Part No.	Package	MAC	PHY	Ram Buffer (bytes)		LEDs	Interrupt Pin	Max. Speed (Mbos)	Interface	Pre-Prog MAC Address	Security Engines	Price Each			
					Tx	Rx							1	25	100	250
926-DP83816AVNG/NOPB	DP83816AVNG/NOPB	LQFP-144	Yes	Yes	2K	2K	Yes	Yes	100	PCI Bus	No	No				

Equalizer/Redrivers

NEW PRODUCT

For quantities greater than listed, call for quote.

MOUSER STOCK NO.	Texas Instruments Part No.	Package	Inputs	Outputs	V_{CC} (Min./Max.) (V)	Max. Speed (Gbps)	Total Throughout (Mbps)	Power Consumption (mW)	Input Level	Output Level	Price Each			
											1	25	100	250
926-DS10BR150TSDNOPB	DS10BR150TSD/NOPB	LLP-8	1	1	3.0/3.3	1	1000	53	LVDS,LVPECL,CML	LVDS				
926-DS15BA101SD/NOPB	DS15BA101SD/NOPB	LLP-8	1	1	3.0/3.3	1.5	1500	149	LVDS,LVPECL,CML	CML, LVDS				
926-DS15EA101SQ/NOPB	DS15EA101SQ/NOPB	LLP-16	1	1	3.0/3.3	1.5	1500	207.9	800mVp-p Swing	CML, LVDS				
595-SN75LVCP601RTJT	SN75LVCP601RTJT	QFN-20	4	4	-0.5/3.3	6	-	5	CML	VML				
926-AN90004TVS/NOPB	SCAN90004TVS/NOPB	TQFP-48	4	4	3.15/3.45	1.5	6000	385	LVDS,LVPECL,CML	LVDS				

Peripheral Driver and Actuator

For quantities greater than listed, call for quote.

MOUSER STOCK NO.	Texas Instruments Part No.	Package	VCEO (Max.) (V)	VCBO (Max.) (V)	VEBO (Max.) (V)	hFE (Typ.)	Power Dissipation (Max.) (mW)		Collector Current (Max.) (mA)	Channels	Input Offest Current for Matched Pair (Max.) (μA)	Operating Temp. Range (°C)	Price Each			
							Each	Total					1	25	100	250
926-LM3046M/NOPB	LM3046M/NOPB	SOIC-14	15	20	5	100	300	750	50	5	2	-40 to +85				

UARTs

NEW PRODUCT

For quantities greater than listed, call for quote.

MOUSER STOCK NO.	Texas Instruments Part No.	Package	Channels	Data Xfer Rate (Max.)	Supply Voltage (V)	Interface Compatible	FIFO (byte/s)	I_{CC} (mA)	Additional Features	Operating Temperature Range (°C)	Price Each			
											1	25	100	250
926-PC16550DN/NOPB	PC16550DN/NOPB	DIP-40	1	1.5Mb/s	5	-	16	15	16-bit Baud Counter	0 to +70				
926-PC16550DV/NOPB	PC16550DV/NOPB	PLCC-44	1	1.5Mb/s	5	-	16	15	16-bit Baud Counter	0 to +70				
926-PC16550DV	PC16550DV	PLCC-44	1	1.5Mb/s	5.5	-	16	15	16-bit Baud Counter	0 to +70				
926-PC16552DV/NOPB	PC16552DV/NOPB	PLCC-44	2	1.5Mb/s	5	-	16	30	16-bit Baud Counter	0 to +70				
926-PC16552DVX/NOPB	PC16552DVX/NOPB	PLCC-44	2	1.5Mb/s	5	-	16	30	16-bit Baud Counter	0 to +70				
926-PC16552DV	PC16552DV	PLCC-44	2	1.5Mb/s	5.5	-	16	30	16-bit Baud Counter	0 to +70				

© Copyright 2014 Mouser Electronics

© Copyright 2014 Mouser Electronics

TEXAS INSTRUMENTS Analog ICs

RoHS Compliant This product is RoHS compliant.

LAN NETWORK SWITCHES

For quantities greater than listed, call for quote.

MOUSER STOCK NO.	Texas Instruments Part No.	Package	No. of Bits	I_L OFF (Max.)	R_{ON} (Max.) (Ω)	OFF Time (Max.)	ON Time (Max.)	R_{ON} Flatness (Max.) (Ω)	V_{CC} Max.	V_{CC} Min.	I_{CC} (μA)	Price Each 1	25	100	250
595-TS3L501ERUAR	TS3L501ERUAR	WQFN-42	8	±1	4	150	150	0.5	3	3.6	600				
595-TS3DDR3812RUAR	TS3DDR3812RUAR	WQFN-42	12	1000	8	5	8	1.5	3	3.6	550				
595-TS3L500RHURG4	TS3L500RHURG4	WQFN-56	16	±1	6	4	8	0.5	3	3.6	500				
595-TS3L301DGVR	TS3L301DGVR	SOP-48	16	1	8	4	10.9	4	3.6	3	600				

ANALOG SWITCHES

For quantities greater than listed, call for quote.

MOUSER STOCK NO.	Texas Instruments Part No.	Package	R_{ON} (Max.) (Ω)	I_L OFF (Max.)	OFF Time (Max.)	ON Time (Max.)	Voltage Nodes	R_{ON} Flatness (Typ.) (Ω)	V_{CC} Max.	V_{CC} Min.	I_{CC} (μA)	Price Each 1	25	100	250
1 x SPST															
595-TS5A3166DBVR	TS5A3166DBVR	SOT-23-5	0.9	±5000	11.5	7	5, 3.3, 2.5, 1.8	0.15	5.5	1.65	0.1				
595-TS5A3166DCKR	TS5A3166DCKR	SC70-5	0.9	±5000	11.5	7	5, 3.3, 2.5, 1.8	0.15	5.5	1.65	0.1				
595-TS5A3166YZPR	TS5A3166YZPR	WCSP-5	0.9	±5000	11.5	7	5, 3.3, 2.5, 1.8	0.15	5.5	1.65	0.1				
595-TS5A3167DBVR	TS5A3167DBVR	SOT-23-5	0.9	±5000	11.5	7	5, 3.3, 2.5, 1.8	0.15	5.5	1.65	0.1				
595-TS5A3167DCKR	TS5A3167DCKR	SC70-5	0.9	±5000	11.5	7	5, 3.3, 2.5, 1.8	0.15	5.5	1.65	0.1				
595-TS5A1066YZPR	TS5A1066YZPR	WCSP-5	10	±200	4.5	5.5	5, 3.3, 2.5, 1.8	5	5.5	1.65	0.1				
1 X SPDT															
595-TS5A3159DBVR	TS5A3159DBVR	SOT-23-6	1.1	±1000	15	20	5, 3.3, 2.5, 1.8	0.15	5.5	1.65	0.1				
595-TS5A3159DBVT	TS5A3159DBVT	SOT-23-6	1.1	±1000	15	20	5, 3.3, 2.5, 1.8	0.15	5.5	1.65	0.1				
595-TS5A3159DCKR	TS5A3159DCKR	SC70-6	1.1	±1000	15	20	5, 3.3, 2.5, 1.8	0.15	5.5	1.65	0.1				
595-TS5A3159DCKT	TS5A3159DCKT	SC70-6	1.1	±1000	15	20	5, 3.3, 2.5, 1.8	0.15	5.5	1.65	0.1				
595-TS5A2053DCTR	TS5A2053DCTR	SM8-8	7.5	±10	4.1	6.8	5, 3.3, 2.5, 1.8	1.7	5.5	1.65	0.1				
595-TS5A2053DCUR	TS5A2053DCUR	US8-8	7.5	±10	4.1	6.8	5, 3.3, 2.5, 1.8	1.7	5.5	1.65	0.1				
595-TS12A12511DCNR	TS12A12511DCNR	SOT-23	8	50	56	115	3.3, 5, 12	2.2	12	2.7	-				
595-TS12A12511DRJR	TS12A12511DRJR	SON-8	8	50	56	115	12, 5, 3.3	2.2	12	2.7	-				
1 X SP3T															
595-TS5A3359DCUR	TS5A3359DCUR	US8-8	0.9	-	10.5	21	5, 3.3, 2.5, 1.8	0.25	5.5	1.65	2				
2 X SPST															
595-TS5A23166DCUR	TS5A23166DCUR	US8-8	0.9	±10000	13	9	5, 3.3, 2.5, 1.8	0.25	5.5	1.65	0.15				
2 X SPDT															
595-TS3A26746EYZPR	TS3A26746EYZPR	DSBGA-6	0.08	0.5	5	150	1.8	2.3	3.6	3.0	-				
595-TS3A225EYFFR	TS3A225EYFFR	DSBGA-16	0.1	1000	-	-	1.8	0.1	4.5	2.7	-				
595-TS3A4741DCNR	TS3A4741DCNR	SOT-23	0.9	-	10	14	1.8, 2.5, 3, 3.3	0.4	3.6	1.65	0.75				
595-TS5A22366YFCR	TS5A22366YFCR	DSBGA-12	1.8	-	325	374	2.5, 3, 3.3, 5	0.37	5.5	2.25	7				
595-TS3DS26227YZTR	TS3DS26227YZTR	BGA-12	6	-	5	11.5	2.5, 3, 3.3	4	2.3	3.6	0.5				
595-TS5A23157DGSR	TS5A23157DGSR	MSOP-10	10	±1000	3.8	5.7	5, 3.3, 2.5, 1.8	4	5.5	1.65	10				
595-TS3A225ERTER	TS3A225ERTER	WQFN-16	10	1000	1	1	1.8	0.1	2.7	4.5	5				
4 X SPDT															
595-TS3A5018DBQRG4	TS3A5018DBQRG4	SSOP-16	10	10000	6.5	8	2.5, 3, 3.3	7	2.3	3.6	10				
4 X SPST															
595-TS3A4751PWR	TS3A4751PWR	TSSOP-14	0.9	±2.5	25	30	3, 2.5, 1.8	0.1	3.6	1.6	1				
Digital Bus Exchange/Multiplexing															
595-TS5V522CDBQR	TS5V522CDBQR	SSOP-24	10	1	6	6.6	4, 3.3, 2.5, 1.8, 1.5, 1.2, 0.8	3	7	-0.5	3				
595-TS5V522CPWR	TS5V522CPWR	TSSOP-24	10	1	3	3	4, 3.3, 2.5, 1.8, 1.5, 1.2, 0.8	3	5.5	4	3				
Evaluation Modules		Description												**Price Each**	
595-TX810EVM	TX810EVM	Evaluation Module for the TX810, an 8-channel, current-programmable, low-noise, transmit/receive switch													

VIDEO SWITCHES

For quantities greater than listed, call for quote.

MOUSER STOCK NO.	Texas Instruments Part No.	Package	V_{CC} Max.	V_{CC} Min.	No. of Bits	R_{ON} (Max.) (Ω)	I_{CC} (μA)	t_{pd} (Max.) (ns)	Price Each 1	25	100	250
595-TS3V713ELRTGR	TS3V713ELRTGR	QFN-32	3	5.5	7	4	200	0.25				
595-TS3DV20812RHHR	TS3DV20812RHHR	QFN-36	-0.5	4.6	8	5	500	0.149				
595-TS3DV520RHUR	TS3DV520RHUR	WQFN-56	3	3.6	20	6	500	0.25				
595-TS3DV621RUAR	TS3DV621RUAR	WQFN-42	3	3.6	12	12	300	0.4				

INTEGRATED FILTERS

For quantities greater than listed, call for quote.

MOUSER STOCK NO.	Texas Instruments Part No.	Package	No. of Channels	V_S (Min.) (V)	V_S (Max.) (V)	I_O (Typ.) (mA)	Diff Gain (%)	Diff Phase (°)	Gain (dB)	No. of Filter Poles	Filter-3dB Freq. (Typ.) (MHz)	Bypass BW (Typ.) (MHz)	Price Each 1	25	100	250
595-THS7372IPW	THS7372IPW	TSSOP-14	4	2.7	5.5	90	0.35	0.5	6	6	9.5, 72	8.2				
595-THS7360IPW	THS7360IPW	TSSOP-20	6	2.6	5.5	80	0.15	0.35	15, 13	6	9.2, 17, 35, 70	150, 300				

VOLTAGE LEVEL TRANSLATORS

For quantities greater than listed, call for quote.

MOUSER STOCK NO.	Texas Instruments Part No.	Package	No. of Outputs	Supply Voltage (VDDIO) (Min.) (V)	Supply Voltage (VDDIO) (Max.) (V)	Cont. Output Current (mA)	VIH (Max.) (V)	VIL (Max.) (V)	Operating Temperature (°C)	Price Each 1	25	100	250
595-TXB0304RUTR	TXB0304RUTR	QFN-12	2	0.9	3.6	±50	3.6	0.35	-40 to +85				
595-TXS4558RUKR	TXS4558RUKR	QFN-20	2	1.65	3.3	±50	3.3	0.3	-40 to +85				
595-TXS0202YZPR	TXS0202YZPR	DSBGA-8	2	1.65	3.6	±100	VDDIO	0.15	-				
595-TXS4558RUKR	TXS4558RUKR	QFN-20	2	1.65	3.3	±50	3.3	0.3	-40 to +85				
595-TXS0104ERGYR	TXS0104ERGYR	QFN-14	2	1.65	3.6	±50	5.5	0.15	-40 to +85				
595-TXS02326RGER	TXS02326RGER	QFN-24	2	1.7	3.3	±50	1.9	0	-40 to +85				
595-TXS02326AMRGER	TXS02326AMRGER	VQFN-24	5	1.7	3.3	±50	1.9	0.3	-40 to +85				
595-TXB0108YZPR	TXB0108YZPR	DSBGA-20	6	1.2	3.6	±50	5.5	VCCIx0.35	-40 to +85				
595-TXS02324RUKR	TXS02324RUKR	QFN-20	6	1.7	3.3	±50	1.9	VDDIOx 0.3	-40 to +85				

MOTOR DRIVERS

For quantities greater than listed, call for quote.

MOUSER STOCK NO.	Texas Instruments Part No.	Package	Output Current (Min.) (A)	V_S (Min.) (V)	V_S (Max.) (V)	rDS(on) (Ω)	Switch Freq. (Single-Ended) (kHz)	I_a (mA)	I_q (Typ.) (μA)	Operating Temperature (°C)	Price Each 1	25	100	250
595-DRV8662RGPT	DRV8662RGPT	QFN-20	-	3.0	5.5	-	-	-	5.5	-				
595-DRV8302DCA	DRV8302DCA	TSSOP-56	-	8.0	60.0	0.41	720	-	-	-40 to +85				
926-LP395Z/NOPB	LP395Z/NOPB	TO-92	0.1	1.6	36.0	-	-	-	200	-40 to +125				
926-LM395T/NOPB	LM395T/NOPB	TO-220	0.1	1.6	36.0	-	-	-	200	0 to +125				
926-LM628N-6/NOPB	LM628N-6/NOPB	DIP-28	0.11	4.5	5.5	-	6000	110	-	-40 to +85				
926-LM629M-6/NOPB	LM629M-6/NOPB	SOIC-28	0.11	4.5	5.5	-	6000	110	-	-40 to +85				
926-LM628N-8/NOPB	LM628N-8/NOPB	DIP-28	0.11	4.5	5.5	-	8000	110	-	-40 to +85				
926-LM629M-8/NOPB	LM629M-8/NOPB	SOIC-28	0.11	4.5	5.5	-	8000	110	-	-40 to +85				
926-LM629N-8/NOPB	LM629N-8/NOPB	SOIC-24	0.11	4.5	5.5	-	8000	110	-	-40 to +85				
595-DRV8601ZQVR	DRV8601ZQVR	MicroStar-8	0.4	2.5	5.5	-	-	1.7	-	-40 to +85				
595-DRV8830DGQ	DRV8830DGQ	MSOP-10	1.0	2.75	6.0	0.45	-	-	-	-40 to +85				
595-DRV8830DRCT	DRV8830DRCT	SON-10	1.0	2.75	6.8	450	400	-	-	-40 to +85				
595-DRV8832DRCT	DRV8832DRCT	SON-10	1.0	2.75	6.8	0.45	44.5	-	-	-40 to +85				
595-DRV8836DSSR	DRV8836DSSR	SON-12	1.5	2.0	7.0	30	50	2.5	-	-40 to +150				

© Copyright 2014 Mouser Electronics

© Copyright 2014 Mouser Electronics

MOTOR DRIVERS (CONT.)

For quantities greater than listed, call for quote.

MOUSER STOCK NO.	Texas Instruments Part No.	Package	Output Current (Min.) (A)	V_S (Min.) (V)	V_S (Max.) (V)	rDS(on) (Ω)	Switch Freq. (Single-Ended) (kHz)	I_a (mA)	I_q (Typ.) (μA)	Operating Temperature (°C)	Price Each 1	25	100	250
595-DRV8835DSSR	DRV8835DSSR	SON-12	1.5	2.0	11.0	30	50	1.5	-	-40 to +150				
595-DRV8833PWPR	DRV8833PWPR	TSSOP-16	1.5	2.7	10.8	20	-	-	-	-40 to +150				
595-DRV8824PWP	DRV8824PWP	HTSSOP-28	1.6	8.0	45.0	1.25	50	5	8	-40 to +85				
595-DRV8814PWP	DRV8814PWP	HTSSOP-28	1.7	8.0	45.0	0.4	-	-	-	-40 to +85				
595-DRV8818PWP	DRV8818PWP	TSSOP-28	1.75	8.0	35.0	37	50	7	-	-40 to +150				
595-DRV8818PWPR	DRV8818PWPR	TSSOP-28	1.75	8.0	35.0	0.37	500	2.5	10	-40 to +85				
595-DRV8825PWP	DRV8825PWP	HTSSOP-28	1.75	8.0	45.0	0.4	-	-	-	-40 to +85				
595-DRV8837DSGT	DRV8837DSGT	WSON-8	1.8	1.8	11.0	0.28	250	-	-	-40 to +85				
595-DRV8301DCA	DRV8301DCA	HTSSOP-56	1.8	8.0	60.0	0.3	581	-	-	-40 to +150				
595-DRV8833RTYT	DRV8833RTYT	QFN-16	2.0	2.7	10.8	20	-	-	-	-40 to +150				
595-DRV8803PWP	DRV8803PWP	TSSOP-16	2.0	8.0	60.0	50	-	1.5	-	-40 to +150				
595-DRV8805PWP	DRV8805PWP	TSSOP-16	2.0	8.0	60.0	50	-	1.5	-	-40 to +150				
595-DRV8834PWP	DRV8834PWP	TSSOP-24	2.2	2.5	10.8	30	42.5	4	-	-40 to +150				
595-DRV8834RGET	DRV8834RGET	VQFN-24	2.2	2.5	10.8	305	250	-	-	-40 to +150				
595-DRV8843PWP	DRV8843PWP	HTSSOP-28	2.5	8.0	45.0	0.4	-	-	-	-40 to +85				
926-LMD18200T	LMD18200T	TO-220	3.0	5.0	12.0	0.33	300000	13	-	-40 to +85				
926-LMD18200T/NOPB	LMD18200T/NOPB	TO-220	3.0	12.0	55.0	0.33	300	13	25	-40 to +125				
926-LMD18201T/NOPB	LMD18201T/NOPB	TO-220	3.0	12.0	55.0	0.33	300	13	25	-40 to +125				
926-LMD18245T/NOPB	LMD18245T/NOPB	TO-220	3.0	12.0	55.0	0.3	-	8	15	-40 to +125				
595-DRV8840PWP	DRV8840PWP	HTSSOP-28	3.5	8.0	45.0	0.2	-	-	-	-40 to +85				
595-DRV8842PWP	DRV8842PWP	HTSSOP-28	5.0	8.0	45.0	0.2	-	-	-	-40 to +85				
926-LMD18400N/NOPB	LMD18400N/NOPB	DIP-20	6.0	7.0	28.0	0.8	300	7.5	-	-25 to +85				
595-DRV8332DKD	DRV8332DKD	HSSOP-36	8.0	-	52.5	0.08	500	-	-	-40 to +85				
595-DRV8806PWP	DRV8806PWP	HTSSOP-16	20.0	8.2	40.0	0.5	1MHz	-	-	-40 to +150				

POWER DRIVERS

For quantities greater than listed, call for quote.

MOUSER STOCK NO.	Texas Instruments Part No.	Package	No. of Drivers	Propagation Delay (ns)	Peak Current (mA)	Latch-up Voltage (V)	Supply On-Current (mA)	Output Voltage (V) Low	Output Voltage (V) High	Output Current Low (mA)	Operating Temperature (°C)	Price Each 1	25	100	250
926-DS3658N/NOPB	DS3658N/NOPB	DIP-16	4	2430	600	35	65	0.7	70	600	0 to +70				
926-DS3668N/NOPB	DS3668N/NOPB	DIP-16	4	2000	600	35	80	1.5	70	600	-40 to +125				
926-DS2003CM/NOPB	DS2003CM/NOPB	SOIC-16	7	5000	50	-	-	1.6	50	350	-40 to +125				
926-DS2003CMX/NOPB	DS2003CMX/NOPB	SOIC-16	7	5000	50	-	-	1.6	50	350	-40 to +125				

TEMPERATURE SENSORS

For quantities greater than listed, call for quote.

MOUSER STOCK NO.	Texas Instruments Part No.	Package	Accuracy Over Temp. Range (Max.) (°C)	Supply Voltage (V) Min.	Supply Voltage (V) Max.	I_q (Typ.) (mA)	Sensor Gain (mV/°C)	Output Current (mA)	Specific Temp. Range (°C)	Price Each 1	25	100	250
595-TMP275AID	TMP275AID	SOIC-8	0.5	2.7	5.5	0.05	-	4	-40 to +125				
595-TMP275AIDGKT	TMP275AIDGKT	MSOP-8	0.5	2.7	5.5	0.05	-	3	-40 to +125				
926-LM35CAZ/NOPB	LM35CAZ/NOPB	TO-92	0.5	4	30	56	10	10	-40 to +110				
595-TMP112AIDRLT	TMP112AIDRLT	SOT-6	1	1.4	3.6	0.007	-	0.5	-40 to +125				
595-TMP512AID	TMP512AID	SOIC-14	1	3	26	0.055	0.04	1.4	-40 to +125				
926-LM35CZ/NOPB	LM35CZ/NOPB	TO-92	1	4	30	56	10	10	-40 to +110				
926-LM35DM/NOPB	LM35DM/NOPB	SOIC-8	1	4	30	56	10	10	0 to +100				
926-LM35DMX/NOPB	LM35DMX/NOPB	SOIC-8	1	4	30	56	10	10	0 to +100				
926-LM35DT/NOPB	LM35DT/NOPB	TO-220	1	4	30	56	10	10	0 to +100				
926-LM35DZ/NOPB	LM35DZ/NOPB	TO-92	1	4	30	56	10	10	0 to +100				
926-LM34CAZ/NOPB	LM34CAZ/NOPB	TO-92	1	5	30	75	10	10	-40 to +230				
926-LM94021BIMG/NOPB	LM94021BIMG/NOPB	SC-70-5	1.5	1.5	5.5	9	-5.5 to -13.6	7	-50 to +150				
926-94021QBIMG/NOPB	LM94021QBIMG/NOPB	SC-70-5	1.5	1.5	5.5	9	-5.5 to -13.6	7	-50 to +150				
926-LM94022BIMG/NOPB	LM94022BIMG/NOPB	SC-70-5	1.5	1.5	5.5	5.4	-5.5 to -13.6	7	-50 to +150				
926-94023BITME/NOPB	LM94023BITME/NOPB	MicroSMD	1.5	1.5	5.5	8.1	-5.5 or -8.2	7	-50 to +150				
595-TMP421YZDT	TMP421YZDT	BGA-8	1.5	2.7	5.5	0.4	-	6	-55 to +127				
595-TMP175AIDGKT	TMP175AIDGKT	MSOP-8	1.5	2.7	5.5	0.05	-	4	-25 to +85				
926-LM35CZ	LM35CZ	TO-92	1.5	4	30	0.114	9.9	10	-40 to +110				
926-LM35DT	LM35DT	TO-220	1.5	4	30	0.114	10	10	0 to +100				
926-LM35DZ	LM35DZ	TO-92	1.5	4	30	0.114	10	8	0 to +100				
926-LM35DZ/LFT1	LM35DZ/LFT1	TO-92	1.5	4	30	0.114	9.8	10	0 to +100				
595-TMP102AIDRLT	TMP102AIDRLT	SOT-6	2	1.4	3.6	0.01	-	3	-55 to +150				
926-LM60BIM3/NOPB	LM60BIM3/NOPB	SOT-23-3	2	2.7	10	82	6.25	10	-25 to +125				
926-LM60BIZ/NOPB	LM60BIZ/NOPB	TO-92	2	2.7	10	82	6.25	10	-25 to +125				
926-LM61BIZ/NOPB	LM61BIZ/NOPB	TO-92	2	2.7	10	82	10	10	-25 to +85				
595-TMP121AIDBVT	TMP121AIDBVT	SOT-23-6	2	2.7	5.5	0.035	-	3	-40 to +125				
595-TMP123AIDBVT	TMP123AIDBVT	SOT-23-6	2	2.7	5.5	0.035	-	3	-40 to +125				
595-TMP124AID	TMP124AID	SOIC-8	2	2.7	5.5	0.05	-	3	-40 to +125				
595-TMP75AIDGKT	TMP75AIDGKT	MSOP-8	2	2.7	5.5	0.05	-	3	-40 to +125				
926-LM45BIM3/NOPB	LM45BIM3/NOPB	SOT-23-3	2	4	10	120	10	10	-20 to +100				
926-LM50CIM3	LM50CIM3	SOT-23	2	4.5	10	2	10	10	-40 to +125				
926-LM50BIM3/NOPB	LM50BIM3/NOPB	SOT-23-3	2	4.5	10	130	10	10	-25 to +100				
926-LM34CZ/NOPB	LM34CZ/NOPB	TO-92	2	5	30	75	10	10	-40 to +230				
926-LM34DM/NOPB	LM34DM/NOPB	SOIC-8	2	5	30	75	10	10	32 to +212				
926-LM34DZ/NOPB	LM34DZ/NOPB	TO-92	2	5	30	75	10	10	32 to +212				
926-LM19CIZ/NOPB	LM19CIZ/NOPB	TO-92	2.5	2.4	5.5	4.5	-11.7	10	-55 to +130				
926-LM20BIM7/NOPB	LM20BIM7/NOPB	SC-70-5	2.5	2.4	5.5	4.5	-11.7	10	-55 to +130				
926-LM20BIM7X/NOPB	LM20BIM7X/NOPB	SC-70-5	2.5	2.4	5.5	4.5	-11.7	10	-55 to +130				
926-LM20BIM7	LM20BIM7	SC-70-5	2.5	2.4	5.5	7	-11.77	10	-30 to +130				
595-TMP103AYFFT	TMP103AYFFT	DSBGA-4	3	1.4	3.6	0.0015	-	0.003	-40 to +125				
595-TMP104YFFT	TMP104YFFT	DSBGA-4	3	1.4	3.6	0.0015	-	0.003	-55 to +150				
595-TMP006AIYZFT	TMP006AIYZFT	DSBGA-8	3	2.2	3.6	0.24	7	0.24	-55 to +125				
926-LM60CIZ/NOPB	LM60CIZ/NOPB	TO-92	3	2.7	10	82	6.25	10	-40 to +125				
926-LM61BIM3/NOPB	LM61BIM3/NOPB	SOT-23-3	3	2.7	10	82	10	10	-25 to +85				
926-LM61CIM3/NOPB	LM61CIM3/NOPB	SOT-23-3	3	2.7	10	82	10	10	-30 to 100				
926-LM61CIZ/NOPB	LM61CIZ/NOPB	TO-92	3	2.7	10	82	10	10	-30 to 100				
595-TMP100NA/250	TMP100NA/250	SOT-23-6	3	2.7	5.5	0.045	-	0.75	-55 to 125				
595-TMP101NA	TMP101NA	SOT-23-6	3	2.7	5.5	0.045	-	0.75	-55 to 125				
926-LM83CIMQAX/NOPB	LM83CIMQAX/NOPB	QSOP-16	3	3	3.6	0.8	50	10	-40 to 125				
595-AMC80AIPW	AMC80AIPW	TSSOP-24	3	3.0	5.5	0.1	-	10	-40 to 125				
926-LM45CIM3/NOPB	LM45CIM3/NOPB	SOT-23-3	3	4	10	120	10	10	-20 to 100				
926-LM50CIM3/NOPB	LM50CIM3/NOPB	SOT-23-3	3	4.5	10	130	10	10	-40 to 125				
926-LM50CIM3X/NOPB	LM50CIM3X/NOPB	SOT-23-3	3	4.5	10	130	10	10	-40 to 125				
926-LM335AZ/NOPB	LM335AZ/NOPB	TO-92	3	5	-	1000	10	10	-40 to 100				
926-LM335AM	LM335AM	SOIC-8	3	5	-	1000	10	5	-40 to 100				
926-LM60CIM3	LM60CIM3	SOT-23	4	2.7	10	0.125	6.25	10	-40 to 125				
926-LM60CIM3/NOPB	LM60CIM3/NOPB	SOT-23-3	4	2.7	10	82	6.25	10	-40 to 125				
926-LM20CIM7/NOPB	LM20CIM7/NOPB	SC-70-5	5	2.4	5.5	4.5	-11.7	10	-55 to 130				

© Copyright 2014 Mouser Electronics

© Copyright 2014 Mouser Electronics

TEXAS INSTRUMENTS Analog ICs

TEMPERATURE SENSORS (CONT.)

NEW PRODUCT — RoHS Compliant — This product is RoHS compliant.

For quantities greater than listed, call for quote.

MOUSER STOCK NO.	Texas Instruments Part No.	Package	Accuracy Over Temp. Range (Max.) (°C)	Supply Voltage (V) Min.	Supply Voltage (V) Max.	I_q (Typ.) (mA)	Sensor Gain (mV/°C)	Output Current (mA)	Specific Temp. Range (°C)	Price Each 1	25	100	250
926-LM335M/NOPB	LM335M/NOPB	SOIC-8	6	5	-	1000	10	10	-40 to 100				
926-LM335Z/NOPB	LM335Z/NOPB	TO-92	6	5	-	1000	10	10	-40 to 100				
595-TMP422AIDCNT	TMP422AIDCNT	SOT-23-8	±1.0	2.7	5.5	0.4	-	6	-40 to 125				
595-TMP431CDGKT	TMP431CDGKT	MSOP-8	±1.0	2.7	5.5	0.035	2.5	6	-40 to 125				
595-TMP431DDGKT	TMP431DDGKT	MSOP-8	±1.0	2.7	5.5	0.035	2.5	6	-40 to 125				
595-TMP411AD	TMP411AD	SOIC-8	±1.25	3	5.5	0.4	2.5	6	-40 to 125				
595-TMP20AIDCKT	TMP20AIDCKT	SC-70-5	±2.5	1.8	5.5	0.0026	-	0.0026	-55 to 130				
595-TMP708AIDBVT	TMP708AIDBVT	SOT-23	±3	2.7	5.5	0.04	-	20	-40 to 125				
595-TMP709AIDBVT	TMP709AIDBVT	SOT-23	±3	2.7	5.5	0.04	-	20	-40 to 125				

DIGITAL TEMPERATURE SENSORS

NEW PRODUCT

For quantities greater than listed, call for quote.

MOUSER STOCK NO.	Texas Instruments Part No.	Package	Interface Type	Accuracy Over Temp. Range (Max.) (°C)	Supply Voltage (V) Min.	Supply Voltage (V) Max.	I_q (Typ.) (mA)	Resistance bits	Resistance °C/LSB	Specific Temp. Range (°C)	Price Each 1	25	100	250
926-LM92CIM/NOPB	LM92CIM/NOPB	SOIC-8	2-Wire Serial	0.33	2.7	5.5	625	13	0.0625	-55 to +150				
926-LM92CIMX/NOPB	LM92CIMX/NOPB	SOP-8	2-Wire Serial	0.33	2.7	5.5	625	13	0.0625	-55 to +150				
926-LM86CIMM/NOPB	LM86CIMM/NOPB	MiniSOIC-8	2-Wire Serial	0.75	3	3.6	1700	11	0.125	0 to +125				
926-LM95245CIMM/NOPB	LM95245CIMM/NOPB	MiniSOIC-8	SMBus	0.75	3	3.6	250	13	0.03125	-40 to +125				
926-LM96163CISD/NOPB	LM96163CISD/NOPB	LLP-10	SMBus	0.75	3	3.6	456	13	-	-40 to +125				
926-LM73CIMK-0/NOPB	LM73CIMK-0/NOPB	TSOT-6	2-Wire Serial	1	2.7	5.5	495	14	0.03125	-40 to +150				
926-LM73CIMK-1/NOPB	LM73CIMK-1/NOPB	TSOT-6	2-Wire Serial	1	2.7	5.5	495	14	0.03125	-40 to +150				
926-LM73CIMKX-0/NOPB	LM73CIMKX-0/NOPB	SOT-23	2-Wire Serial	1	2.7	5.5	495	11	0.25	40 to +150				
926-LM76CHM-5/NOPB	LM76CHM-5/NOPB	SOIC-8	2-Wire Serial	1	4.5	5.5	450	13	0.0625	-55 to +150				
926-LM95071CIMF/NOPB	LM95071CIMF/NOPB	SOT-23-5	SPI/Microwire	1	2.4	5.5	280	14	0.03125	-40 to +150				
926-LM74CIM-3/NOPB	LM74CIM-3/NOPB	SOIC-8	SPI/Microwire	1.25	3	3.6	520	13	0.0625	-55 to +150				
926-LM74CIM-5/NOPB	LM74CIM-5/NOPB	SOIC-8	SPI/Microwire	1.25	4.5	5.5	520	13	0.0625	-55 to +150				
926-LM71QCIMF/NOPB	LM71QCIMF/NOPB	SOT-23-5	SPI/Microwire	1.5	2.65	5.5	550	14	0.0325	-40 to +150				
926-LM77CIM-3/NOPB	LM77CIM-3/NOPB	SOIC-8	2-Wire Serial	1.5	3	5.5	500	10	0.5	-55 to +125				
926-LM77CIM-5/NOPB	LM77CIM-5/NOPB	SOIC-8	2-Wire Serial	1.5	3	5.5	500	10	0.5	-55 to +125				
926-LM77CIMM-3/NOPB	LM77CIMM-3/NOPB	MiniSOIC-8	2-Wire Serial	1.5	3	5.5	500	10	0.5	-55 to +125				
926-LM70CIMM-3/NOPB	LM70CIMM-3/NOPB	MiniSOIC-8	SPI/Microwire	2	2.7	5.5	490	11	0.25	-55 to +150				
926-LM70CIMM-5/NOPB	LM70CIMM-5/NOPB	MiniSOIC-8	SPI/Microwire	2	2.7	5.5	500	9	0.5	-55 to +125				
926-LM75AIM/NOPB	LM75AIM/NOPB	SOIC-8	2-Wire Serial	2	2.7	5.5	500	9	0.5	-55 to +125				
926-LM75AIMM/NOPB	LM75AIMM/NOPB	MiniSOIC-8	2-Wire Serial	2	2.7	5.5	500	9	0.5	-55 to +125				
926-LM75BIMM-5/NOPB	LM75BIMM-5/NOPB	MSOP-8	2-Wire Serial	2	3	5.5	300	9	0.5	-55 to +125				
926-LM75BIM-3/NOPB	LM75BIM-3/NOPB	SOIC-8	2-Wire Serial	2	3	5.5	500	9	0.5	-55 to +125				
926-LM75BIMM-3/NOPB	LM75BIMM-3/NOPB	MiniSOIC-8	2-Wire Serial	2	3	5.5	500	9	0.5	-55 to +125				
926-LM75BIMX-3/NOPB	LM75BIMX-3/NOPB	MiniSOIC-8	2-Wire Serial	2	3	5.5	500	9	0.5	-55 to +125				
926-LM83CIMQA/NOPB	LM83CIMQA/NOPB	SSOP-16	2-Wire Serial	3	3	3.6	800	8	1	-40 to +125				
926-LM95172EWG	LM95172EWG	Cerpak-10	SPI/Microwire	3	3	5.5	456	13	0.0625	-40 to +200				

TEMPERATURE SENSOR/SWITCHES

For quantities greater than listed, call for quote.

MOUSER STOCK NO.	Texas Instruments Part No.	Package	Sensor Accuracy Over Temp. Range (Max.) (°C)	Supply Voltage (V) Min.	Supply Voltage (V) Max.	I_q (Typ.) (mA)	Sensor Gain (mV/°C)	Temp Switch Accuracy	Vtemp Output Impedance	Specific Temp. Range (°C)	Price Each 1	25	100	250
926-LM57BISD-5/NOPB	LM57BISD-5/NOPB	LLP-8	0.8	2.4	5.5	24	-5.166 to -12.924	1.5	1Ω	-50 to +150				
926-LM57CISD-10/NOPB	LM57CISD-10/NOPB	LLP-8	1.3	2.4	5.5	24	-5.166 to -12.924	1.5	1Ω	-50 to +150				
926-72480SDE120/NOPB	SM72480SDE-120/NOPB	LLP-6	2.2	1.6	5.5	8	-10.3	-	-	0 to +120				-

TEMPERATURE SWITCHES

NEW PRODUCT

For quantities greater than listed, call for quote.

MOUSER STOCK NO.	Texas Instruments Part No.	Package	Accuracy Over Temp. Range (Max.) (°C)	Supply Voltage (V) Min.	Supply Voltage (V) Max.	I_q (Typ.) (mA)	Sensor Gain (mV/°C)	Ref. Output (V)	Vtemp Output Impedance	Specific Temp. Range (°C)	Price Each 1	25	100	250
926-LM56BIM/NOPB	LM56BIM/NOPB	SOIC-8	2	2.7	10	230	6.2	1.25	1500Ω	-40 to +125				
926-LM26CIM5-TPANOPB	LM26CIM5-TPA/NOPB	SOT-23-5	3	2.7	5.5	40	-10.82	-	18Ω	-55 to +125				
926-LM56CIM/NOPB	LM56CIM/NOPB	SOIC-8	3	2.7	10	230	6.2	1.25	1500Ω	-40 to +125				
926-LM56BIMX/NOPB	LM56BIMX/NOPB	MSOP-8	3	2.7	10	20	6.2	1.25	1500Ω	-40 to +125				
926-LM56CIMX/NOPB	LM56CIMX/NOPB	MSOP-8	3	2.7	10	20	6.2	1.25	1500Ω	-40 to +125				

EVALUATION MODULES

For quantities greater than listed, call for quote.

MOUSER STOCK NO.	Texas Instruments Part No.	Package	Price Each
595-ADS1198ECGFE-PDK	ADS1198ECGFE-PDK	Reference Design for the ADS1198, a Simultaneous Sampling, 16-bit, Delta-Sigma (??) Analog-to-Digital Converter (ADC)	
595-ADS4146EVM	ADS4146EVM	Evaluation Module for the ADS4146, a Low-Power 14-Bit 160 MPSP Analog-to-Digital Converter (ADC)	
595-ADS1231REF	ADS1231REF	Evaluation Module for the ADS1231, a 24-Bit, Delta-Sigma, Precision low Noise, Analog-to-Digital Converter (ADC)	
595-AMC1203EVM	AMC1203EVM	Evaluation Module for the AMC1203, an Isolated Single-Channel Delta-Sigma (??) Modulator	
595-CDC3S04EVM	CDC3S04EVM	Evaluation Module for the CDC3S04, a Four-Channel Low Power Sine-Wave Clock Buffer	
595-CDCLVD1204EVM	CDCLVD1204EVM	Evaluation Module for the CDCLVD1204, a Low-Jitter, 2-Input Selectable 1:4 Universal-to-LVDS Buffer	
595-CDCLVD1213EVM	CDCLVD1213EVM	Evaluation Module for the CDCLVD1213, a Low-Jitter, One Input 1:4 Low Additive LVDS Buffer with Divider	
595-DRV8818EVM	DRV8818EVM	Evaluation Module for DRV8818, integrated micro-stepping motor driver, supply voltage 8V to 35V	
595-DRV8825EVM	DRV8825EVM	Evaluation Module for the DRV8825, a 2.5A Bipolar Stepper Motor Driver with On-Chip 1/32 Microstepping Indexer	
595-DRV8832EVM	DRV8832EVM	Evaluation Module for DRV8832 a 1A, H-bridge Motor Driver with Parallel Control Interface	
595-DRV8834EVM	DRV8834EVM	Evaluation Module for DRV8834, a motor driver with supply voltages from 2.5V to 10.8V	
595-DRV8835EVM	DRV8835EVM	Evaluation Module for DRV8835, a motor driver with supply voltages from 2.0V to 11V	
595-DRV8836EVM	DRV8836EVM	Evaluation Module for DRV8836, a motor driver with supply voltage from 2.0V to 7V	
595-DRV8837EVM	DRV8837EVM	Evaluation Module for DRV8837 1.8A, Motor Driver	
595-DRV8840EVM	DRV8840EVM	Evaluation Module for the DRV8840, a 5A Brushed DC Motor Driver with Inrush Protection	
595-DRV8843EVM	DRV8843EVM	Evaluation Module for the DRV8843, a 2.5A Dual Brushed or Single Bipolar Stepper Motor Driver	
595-ISO1176TEVM	ISO1176TEVM	Evaluation Module for ISO1176T PROFIBUS, ISO35T RS-485 and ISO3086T RS-485 Transceiver	
595-LV320DAC3203EVMK	TLV320DAC3203EVM-K	Evaluation Module for TLV320DAC3203, a audio DAC with USB-based motherboard	
595-SN65HVD96EVM	SN65HVD96EVM	Evaluation Module for the SN65HVD96, a SymPol™ Transceiver	
595-TCA7408-5405EVM	TCA7408-5405EVM	Evaluation Module for TCA7408 and TCA5405	
595-SN65HVD255DEVM	SN65HVD255DEVM	Evaluation Module for SN65HVD255 3.3V to 5V CAN	
595-SN65HVD72EVM	SN65HVD72EVM	Evaluation Module for SN65HVD78, a 3.3V RS-485 with IEC ESD Protection	
595-TLK110CUSEVM	TLK110CUSEVM	Evaluation Module for TLK110	
595-TLK10002FPGAEVM	TLK10002FPGAEVM	Evaluation Module for TLK10002, FPGA Daughterboard	
595-TPD4S014EVM	TPD4S014EVM	Evaluation Module for TPD4S014, Single Chip Solution for USB Charger Port Protection	
595-TPL0401EVM	TPL0401EVM	Evaluation Module for TPL0401, a I2C bus controlled, Single Channel, Linear-Tapered Pot	
595-TPL0501EVM	TPL0501EVM	Evaluation Module for TPL0501, a Single Channel, Linear-Taper Digital Pot	
595-TMP103EVM	TMP103EVM	Evaluation Module for the TMP103, a Low Power Digital Sensor with 2-Wire Interface	
595-TSW4200	TSW4200	Dual ADC and Dual DAC Development Platform for Xilinx Virtex VI FPGA Dev. Platform	

© Copyright 2014 Mouser Electronics
© Copyright 2014 Mouser Electronics

SILICONIX Analog ICs

RoHS Compliant **This product is RoHS compliant.**


DIP-16

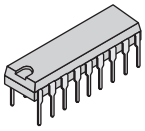
DIP-18

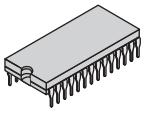
DIP-28

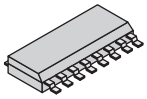
TSSOP-16

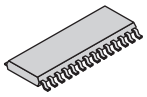
SOIC-16 / SOIC-28

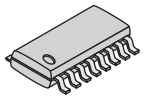
SO-28


TSSOP-14

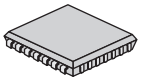
PLCC-28

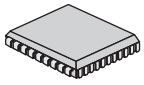
PLCC-44

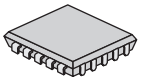
PLCC-20


SOIC-8

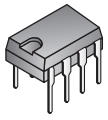
DIP-8

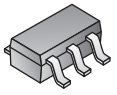
TSOP-6

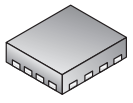
miniQFN-16

ANALOG MULTIPLEXERS

♦ Surface Mount Device

For quantities greater than listed, call for quote.

MOUSER STOCK NO.	Siliconix Part No.	Package	Switch On-Resistance (Max)(Ω)	Drain On Leakage Current (Max)(nA)	Transition Time (Max)(nS)	Change Injection (Typ)(pC)	Analog Signal Range (V)	Package Power Dissipation (Max)(mW)	Temp. Range (°C)	Price Each 1	100	500	1000
Triple 2-Channel (Low Voltage)													
♦ 781-DG4053AEQ-E3	DG4053AEQ-T1-E3	TSSOP-16	100	1	110	0.25	±5	450	-40 to +125				
♦ 781-DG9454EN-T1-E4	DG9454EN-T1-E4	miniQFN-16L	143	1	205	0.86	12	525	-40 to +125				
4 Channel													
♦ 781-DG409DQ-E3	DG409DQ-T1-E3	TSSOP-16	100	1	250	20	±15	600	-40 to +85				
♦ 781-DG409DY-E3	DG409DY-E3	SOIC-16	100	1	250	20	±15	600	-40 to +85				
781-DG604EQ-E3	DG604EQ-T1-E3	TSSOP-14	115	0.1	70	0.7	5	178	-40 to +125				
♦ 781-DG509BEQ-E3	DG509BEQ-T1-E3	TSSOP-16	480	1	300	2	±15	450	-40 to +125				
♦ 781-DG409DJ-E3	DG409-DJ-E3	DIP-16	100	1	250	20	±15	450	-40 to +85				
4 Channel (Low Voltage)													
♦ 781-DG409LDY-E3	DG409LDY-E3	SOIC-16	29	1	60	5	12	600	-40 to +85				
Dual 4-Channel (Low Voltage)													
♦ 781-DG4052AEQ-E3	DG4052AEQ-T1-E3	TSSOP-16	100	1	110	0.25	±5	450	-40 to +125				
8-Channel													
♦ 781-DG407DN-E3	DG407DN-E3	PLCC-28	100	1	350	15	±15	450	-40 to +85				
♦ 781-DG407DW-E3	DG407DW-E3	SOIC-28	100	1	350	15	±15	450	-40 to +85				
♦ 781-DG408DQ-E3	DG408DQ-T1-E3	TSSOP-16	100	1	250	20	±15	600	-40 to +85				
♦ 781-DG408DY-E3	DG408DY-E3	SOIC-16	100	1	250	20	±15	600	-40 to +85				
♦ 781-DG428DN-E3	DG428DN-E3	PLCC-20	100	1	250	1	±15	800	-40 to +85				
781-DG508BEQ-E3	DG508BEQ-T1-E3	TSSOP-16	380	1	300	2	±15	450	-40 to +125				
781-DG407DJ-E3	DG407DJ-E3	DIP-28	100	1	350	15	±15	625	-40 to +85				
781-DG408DJ-E3	DG408DJ-E3	DIP-16	100	1	250	20	±15	450	-40 to +85				
♦ 781-DG428DJ-E3	DG428DJ-E3	DIP-18	100	1	250	1	±15	470	-40 to +85				
8-Channel (Low Voltage)													
♦ 781-DG408LDY-E3	DG408LDY-E3	SOIC-16	30	0.3	60	5	-6 to +12	600	-40 to +85				
♦ 781-DG4051AEQ-E3	DG4051AEQ-T1-E3	TSSOP-16	100	1	110	0.25	±5	450	-40 to +125				
16-Channel													
781-DG406DJ-E3	DG406DJ-E3	DIP-28	100	1	350	15	±15	625	-40 to +85				
♦ 781-DG406DW-E3	DG406DW-E3	SOIC-28	100	1	350	15	±15	450	-40 to +85				
♦ 781-DG407DN-E3	DG407DN-E3	PLCC-28	100	1	350	15	±15	450	-40 to +85				
♦ 781-DG407DW-E3	DG407DW-E3	SO-28	100	1	350	15	±15	450	-40 to +85				
781-DG407DJ-E3	DG407DJ-E3	DIP-28	100	1	350	15	±15	625	-40 to +85				
16-Channel Wideband Video													
♦ 781-DG536DN-E3	DG536DN-E3	PLCC-44	90	10	300	-35	0 to +10	450	-40 to +85				

ANALOG SWITCHES

♦ Surface Mount Device

For quantities greater than listed, call for quote.

MOUSER STOCK NO.	Siliconix Part No.	Package	Switch On-Resistance (Max)(Ω)	Switch Off Leakage Current (Max) (nA)	Transition Time (Max)(nS)	Change Injection (Typ)(pC)	Analog Signal Range (V)	Package Power Dissipation (Max)(mW)	Temp. Range (°C)	Price Each 1	100	500	1000
1-Channel SPST													
♦ 781-DG417BDY-E3	DG417BDY-E3	SOIC-8	25	0.25	89	4	44	400	-40 to +85				
♦ 781-DG418BDY-E3	DG418BDY-E3	SOIC-8	25	0.25	99	4	44	400	-40 to +85				
♦ 781-DG417DY-E3	DG417DY-E3	SOIC-8	35	0.25	175	60	44	400	-40 to +85				
♦ 781-DG418DY-E3	DG418DY-E3	SOIC-8	35	0.25	175	60	44	400	-40 to +85				
781-DG418DJ-E3	DG418DJ-E3	DIP-8	35	0.25	175	60	44	400	-40 to +85				
1-Channel SPST (Low Voltage)													
♦ 781-DG9421DV-E3	DG9421DV-T1-E3	TSOP-6	3.2@Dual 5V	1	63@Dual 5V	207@Dual 5V	5 or ±5	570	-40 to +85				
♦ 781-DG9422DV-E3	DG9422DV-T1-E3	TSOP-6	3.2@Dual 5V	1	63@Dual 5V	207@Dual 5V	5 or ±5	570	-40 to +85				
♦ 781-DG412LDY-T1-E3	DG412LDY-T1-E3	SOIC-16	30	1	50	5	12	650	-40 to +85				
1-Channel SPST (Low Power/High Voltage)													
♦ 781-DG447DV-E3	DG447DV-T1-E3	TSOP-6	25	1	130	10	44	570	-40 to +85				
♦ 781-DG448DV-E3	DG448DV-T1-E3	TSOP-6	25	1	130	10	44	570	-40 to +85				
1-Channel SPDT													
781-DG419BDY-E3	DG419BDY-E3	SOIC-8	25	0.25	87	4	44	400	-40 to +85				
♦ 781-DG419DY-E3	DG419DY-E3	SOIC-8	35	0.25	175	60	44	400	-40 to +85				
♦ 781-DG642DJ-E3	DG642DJ-E3	DIP-8	8	10	100	-40	21	300	-40 to +85				
781-DG419DJ-E3	DG419DJ-E3	DIP-8	35	0.25	175	60	44	400	-40 to +85				
♦ 781-DG417DJ-E3	DG417DJ-E3	SOIC-8	35	0.25	175	60	44	400	-40 to +85				

© Copyright 2014 Mouser Electronics
© Copyright 2014 Mouser Electronics

SILICONIX Analog ICs

RoHS Compliant **This product is RoHS compliant.**

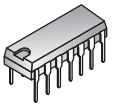
DIP-14

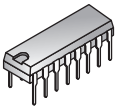
DIP-16


SOIC-8

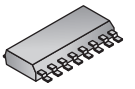
SOIC-16

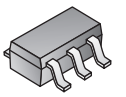
TSOP-6


SC-70-6L


SOT-23-8LD


MiniQFN-6


MiniQFN-8

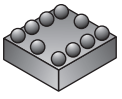
MicroFoot-10


TSSOP-14


MiniQFN-10

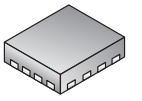
MiniQFN-16

ANALOG SWITCHES

♦ Surface Mount Device

For quantities greater than listed, call for quote.

MOUSER STOCK NO.	Siliconix Part No.	Package	Switch On-Resistance (Max)(Ω)	Switch Off Leakage Current (Max)(nA)	Prop Delay Time (Max)(nS)	Charge Injection (Typ)(pC)	Supply Voltage (Max) (V)	Package Power Dissipation (Max)(mW)	Temp. Range (°C)	Price Each 1	100	500	1000
1-Channel SPDT (Low Voltage)													
♦ 781-DG2714DL-E3	DG2714DL-T1-E3	SC-70-6L	1.2 @ 3V	1 @ 3.3V	51 @ 3V	9 @ 3V	3	250	-40 to +85				
♦ 781-DG2020DV-E3	DG2020DV-T1-E3	TSOP-6	3.2	2.3	10	1	3.3	570	-40 to +85				
♦ 781-DG9431DV-T1-E3	DG9431DV-T1-E3	TSOP-6	50	0.01	120	1	13	400	-40 to +85				
♦ 781-DG9461DV-E3	DG9461DV-T1-E3	TSOP-6	80	5	120	1	13	400	-40 to +85				
♦ 781-DG9461DY-E3	DG9461DY-E3	SOIC-8	80	5	120	1	13	400	-40 to +85				
1-Channel SPDT (High Power/Low Voltage)													
♦ 781-DG449DS-E3	DG449DS-T1-E3	SOT-23-8LD	45	1	146	5	44	675	-40 to +85				
1-Channel SPDT (Low Voltage)													
♦ 781-DG3157ADN-E4	DG3157ADN-T1-E4	MiniQFN-6	7	0.1	1.5	7	5.5	160	-40 to +85				
♦ 781-DG3157BDN-E4	DG3157BDN-T1-E4	MiniQFN-6	7	0.1	1.5	7	5.5	160	-40 to +85				

♦ Surface Mount Device

For quantities greater than listed, call for quote.

MOUSER STOCK NO.	Siliconix Part No.	Package	Switch On-Resistance (Max)(Ω)	Source Off Leakage Current (Max)(nA)	Turn-On Time (Max)(nS)	Charge Injection (Typ)(pC)	Supply Voltage (Max)(V)	Package Power Dissipation (Max)(mW)	Temp. Range (°C)	Price Each 1	100	500	1000
1-Channel SP3T (Low Voltage)													
♦ 781-DG2522DN-E4	DG2522DN-T1-E4	MiniQFN-8	1.1	20	10	27	5.5	190	-40 to +85				
2-Channel SPST													
♦ 781-DG9232DY-E3	DG9232DY-E3	SOIC-8	30	0.01	120	1	13	400	-40 to +85				
♦ 781-DG9233DY-E3	DG6233DY-E3	SOIC-8	30	0.01	120	1	13	400	-40 to +85				
♦ 781-DG9262DY-E3	DG9262DY-E3	SOIC-8	80	0.01	120	1	13	400	-40 to +85				
781-DG200BDJ-E3	DG200BDJ-E3	DIP-14	85	2	1000	1	25	470	-40 to +85				
2-Channel SPST (Low Voltage)													
♦ 781-DG2727DN-E4	DG2727DN-T1-E4	MiniQFN-8	1	100	67	1.2	4.3	190	-40 to +85				
♦ 781-DG2738DN-E4	DG2738DN-T1-E4	MiniQFN-8	8	10	60	10.4	4.3	190	-40 to +85				
♦ 781-DG2739DN-E4	DG2739DN-T1-E4	MiniQFN-8	8	10	60	10.4	4.3	190	-40 to +85				
2-Channel SPDT													
♦ 781-DG3516DB-T5-E1	DG3516DB-T5-E1	MicroFoot-10	2.9 @ 5V	2	45 @ 5V	1	5.5	457	-40 to +85				
♦ 781-DG643DY-E3	DG643DY-E3	SOIC-16	15	10	70	-19	21	600	-40 to +85				
♦ 781-DG403DY-E3	DG403DY-E3	SOIC-16	35	0.25	150	60	44	600	-40 to +85				
♦ 781-DG636EQ-E3	DG636EQ-T1-E3	TSSOP-14	115	0.1	70	0.36	14	178	-40 to +125				
781-DG403DJ-E3	DG403DJ-E3	DIP-16	35	0.25	150	60	44	450	-40 to +85				
781-DG303BDJ-E3	DG303BDJ-E3	DIP-14	50	5	150	8	44	470	-40 to +85				
2-Channel SPDT (Low Voltage)													
♦ 781-DG2735DN-E4	DG2735DN-T1-E4	MiniQFN-10	0.6	2	78	-----	4.3	208	-40 to +85				
2-Channel DPST													
♦ 781-DG405DY-E3	DG405DY-E3	SOIC-16	35	0.25	150	60	44	600	-40 to +85				
781-DG405DJ-E3	DG405DJ-E3	DIP-16	35	0.25	150	60	44	450	-40 to +85				
2-Channel DPDT (Low Voltage)													
♦ 781-DG2599DN-T1-GE4	DG2599DN-T1-GE4	miniQFN-16	3.3	100	115	±10	5	525	-65 to 150				
2-Port DPDT (High-Speed-480Mbps)													
♦ 781-DG2720DN-E4	DG2720DN-T1-E4	MiniQFN-10	7	100	30	0.5	4.3	208	-40 to +85				
♦ 781-DG2722DN-E4	DG2722DN-T1-E4	MiniQFN-10	8	100	30	-30	4.3	208	-40 to +85				
4-Channel SPST													
♦ 781-DG641DY-E3	DG641DY-E3	SOIC-16	15	10	70	-19	21	600	-40 to +85				
♦ 781-DG411DY-E3	DG411DY-E3	SOIC-16	35	0.25	175	5	44	600	-40 to +85				
♦ 781-DG412DY-E3	DG412DY-E3	SOIC-16	35	0.25	175	5	44	600	-40 to +85				
♦ 781-DG413DY-E3	DG413DY-E3	SOIC-16	35	0.25	175	5	44	600	-40 to +85				
♦ 781-DG611DY-E3	DG611DY-E3	SOIC-16	45	0.25	25	4	21	600	-40 to +85				
♦ 781-DG612DY-E3	DG612DY-E3	SOIC-16	45	0.25	25	4	21	600	-40 to +85				
♦ 781-DG613DY-E3	DG613DY-E3	SOIC-16	45	0.25	35	7	21	600	-40 to +85				
781-DG411DJ-E3	DG411DJ-E3	DIP-16	35	0.25	175	5	44	470	-40 to +85				
781-DG412DJ-E3	DG412DJ-E3	DIP-16	35	0.25	175	5	44	470	-40 to +85				
781-DG413DJ-E3	DG413DJ-E3	DIP-16	35	0.25	175	5	44	470	-40 to +85				
781-DG611DJ-E3	DG611DJ-E3	DIP-16	45	0.25	25	4	21	470	-40 to +85				
781-DG612DJ-E3	DG612DJ-E3	DIP-16	45	0.25	25	4	21	470	-40 to +85				

© Copyright 2014 Mouser Electronics

© Copyright 2014 Mouser Electronics

SILICONIX Analog ICs

RoHS Compliant **This product is RoHS compliant.**


DIP-16


TSSOP-16

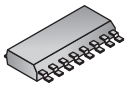
SOIC-16

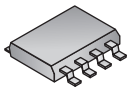
MSOP-8

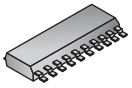
SOIC-20

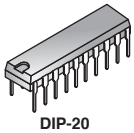
DIP-20

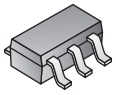
SC-70-6L

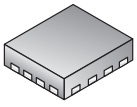
MiniQFN-16

ANALOG SWITCHES

♦ **Surface Mount Device**

For quantities greater than listed, call for quote.

MOUSER STOCK NO.	Siliconix Part No.	Package	Switch On-Resistance (Max)(Ω)	Switch Off Leakage Current (Max)(nA)	Turn-On Time (Max)(nS)	Charge Injection (Typ)(pC)	Supply Voltage (Max) (V)	Package Power Dissipation (Max)(mW)	Temp. Range (°C)	Price Each 1	100	500	1000
4-Channel SPST													
♦ 781-DG201HSDQ-E3	DG201HSDQ-T1-E3	TSSOP-16	50	1	60	-5	44	600	-40 to +85				
♦ 781-DG201HSDY-E3	DG201HSDY-E3	SOIC-16	50	1	60	-5	44	600	-40 to +85				
♦ 781-DG201HSDY-T1-E3	DG201HSDY-T1-E3	SOIC-16	50	1	60	-5	44	600	-40 to +85				
♦ 781-DG271BDY-E3	DG271BDY-E3	SOIC-16	50	1	65	9	44	600	-40 to +85				
♦ 781-DG213DQ-E3	DG213DQ-T1-E3	TSSOP-16	60	0.5	130	1	22	500	-40 to +85				
♦ 781-DG213DY-T1-E3	DG213DY-T1-E3	SOIC-16	60	0.5	130	1	22	640	-40 to +85				
♦ 781-DG541DY-E3	DG541DY-E3	SOIC-16	60	10	70	-25	21	640	-40 to +85				
♦ 781-DG441DY-E3	DG441DY-E3	SOIC-16	85	0.5	250	1	44	900	-40 to +85				
♦ 781-DG442DY-E3	DG442DY-E3	SOIC-16	85	0.5	250	1	44	900	-40 to +85				
♦ 781-DG444DY-E3	DG444DY-E3	SOIC-16	85	0.5	250	1	44	640	-40 to +85				
♦ 781-DG445DY-E3	DG445DY-E3	SOIC-16	85	0.5	250	1	44	640	-40 to +85				
♦ 781-DG201BDQ-E3	DG201BDQ-T1-E3	TSSOP-16	85	0.5	300	1	44	640	-40 to +85				
♦ 781-DG201BDY-E3	DG201BDY-E3	SOIC-16	85	0.5	300	1	44	640	-40 to +85				
♦ 781-DG201BDY-T1-E3	DG201BDY-T1-E3	SOIC-16	85	0.5	300	1	44	640	-40 to +85				
♦ 781-DG202BDQ-E3	DG202BDQ-T1-E3	TSSOP-16	85	0.5	300	1	44	640	-40 to +85				
♦ 781-DG202BDY-E3	DG202BDY-E3	SOIC-16	85	0.5	300	1	44	640	-40 to +85				
♦ 781-DG211BDQ-E3	DG211BDQ-T1-E3	TSSOP-16	85	0.5	300	1	44	640	-40 to +85				
♦ 781-DG211BDY-E3	DG211BDY-E3	SOIC-16	85	0.5	300	1	44	640	-40 to +85				
♦ 781-DG212BDQ-E3	DG212BDQ-T1-E3	TSSOP-16	85	0.5	300	1	44	640	-40 to +85				
♦ 781-DG212BDY-E3	DG212BDY-T1-E3	SOIC-16	85	0.5	300	1	44	640	-40 to +85				
♦ 781-DG611AEQ-E3	DG611AEQ-T1-E3	TSSOP-16	115	0.1	55	1	14	450	-40 to +125				
♦ 781-DG612AEQ-E3	DG612AEQ-T1-E3	TSSOP-16	115	0.1	55	1	14	450	-40 to +125				
♦ 781-DG613AEQ-E3	DG613AEQ-T1-E3	TSSOP-16	115	0.1	55	1	14	450	-40 to +125				
781-DG613DJ-E3	DG613DJ-E3	DIP-16	45	0.25	35	7	21	470	-40 to +85				
781-DG271BCJ-E3	DG271BCJ-E3	DIP-16	50	1	65	9	44	470	-40 to +85				
781-DG441DJ-E3	DG441DJ-E3	DIP-16	85	0.5	250	1	44	470	-40 to +85				
781-DG442DJ-E3	DG442DJ-E3	DIP-16	85	0.5	250	1	44	470	-40 to +85				
781-DG444DJ-E3	DG444DJ-E3	DIP-16	85	0.5	250	1	44	470	-40 to +85				
781-DG445DJ-E3	DG445DJ-E3	DIP-16	85	0.5	250	1	44	470	-40 to +85				
781-DG201BDJ-E3	DG201BDJ-E3	DIP-16	85	0.5	300	1	44	470	-40 to +85				
781-DG202BDJ-E3	DG202BDJ-E3	DIP-16	85	0.5	300	1	44	470	-40 to +85				
781-DG211BDJ-E3	DG211BDJ-E3	DIP-16	85	0.5	300	1	44	470	-40 to +85				
781-DG212BDJ-E3	DG212BDJ-E3	DIP-16	85	0.5	300	1	44	470	-40 to +85				
781-DG308ACJ-E3	DG308ACJ-E3	DIP-16	100	5	200	-10	44	470	0 to 70				
4-Channel SPST (High Voltage/Low Power)													
♦ 781-DG452EQ-E3	DG452EQ-T1-E3	TSSOP-16	5.3	0.5	118	22	44	178	-40 to +125				
4-Channel Precision Monolithic SPST													
♦ 781-DG412HSDY-E3	DG412HSDY-E3	SOIC-16	35	0.25	105	22	44	600	-40 to +85				
♦ 781-DG413HSDY-E3	DG413HSDY-E3	SOIC-16	35	0.25	105	22	44	600	-40 to +85				
4-Channel Precision Monolithic SPST (Low Voltage)													
♦ 781-DG9424DQ-E3	DG9424DQ-T1-E3	TSSOP-16	3.3@Dual 5V	1	74@Dual 5V	112@Dual 5V	13	450	-40 to +85				
♦ 781-DG419LDQ-E3	DG419LDQ-T1-E3	MSOP-8	20	1	46	1	12	400	-40 to +85				
♦ 781-DG419BDQ-T1-E3	DG419BDQ-T1-E3	MSOP-8	29	0.25	99	38	12	400	-40 to +85				
♦ 781-DG411LDY-E3	DG411LDY-E3	SOIC-16	30	1	50	5	12	650	-40 to +85				
♦ 781-DG412LDQ-T1-E3	DG412LDQ-T1-E3	TSSOP-16	30	1	50	5	12	450	-40 to +85				
♦ 781-DG412LDY-E3	DG412LDY-E3	SOIC-16	30	1	50	5	12	650	-40 to +85				
♦ 781-DG413LDQ-E3	DG413LDQ-T1-E3	TSSOP-16	30	1	50	5	12	450	-40 to +85				
♦ 781-DG413LDY-E3	DG413LDY-E3	SOIC-16	30	1	50	5	12	650	-40 to +85				
♦ 781-DG441LDY-E3	DG441LDY-E3	SOIC-16	40	1	70	5	12	650	-40 to +85				
4-Channel SPDT													
♦ 781-DG333ADW-E3	DG333ADW-E3	SOIC-20	45	0.25	175	10	44	800	-40 to +85				
♦ 781-DG333ALDW-E3	DG333ALDW-E3	SOIC-20	45	0.25	175	10	44	800	-40 to +85				
781-DG333ADJ-E3	DG333ADJ-E3	DIP-20	45	0.25	175	10	44	890	-40 to +85				
4-Channel SPDT													
♦ 781-DG4157DL-E3	DG4157DL-T1-E3	SC-70-6L	2.5	2	55	50	5.5	250	-40 to +85				
4-Channel SPDT (High-Speed/Low Voltage)													
♦ 781-DG2706DN-E4	DG2706DN-T1-E4	MiniQFN-16	5.5	5	45	3	4.3	525	-40 to +85				

© Copyright 2014 Mouser Electronics
© Copyright 2014 Mouser Electronics

AMS Analog ICs

ANALOG-TO-DIGITAL CONVERTERS

For quantities greater than listed, call for quote.

MOUSER STOCK NO.	AMS Part No.	Package	Res.	No. of Input Channels	Architecture	INL (Max.) (±LSB)	DNL (Max.) (±LSB)	Sample Rate	Power Consumption (Typ.) (mW)	Price Each 1	10	100	500
985-AS1530	AS1530	TSSOP-20	12	8	SAR	1	1	400kSPs	559				
985-AS1531	AS1531	TSSOP-20	12	8	SAR	1	1	300kSPs	559				
985-AS1538-BTSU	AS1538BTSU	TSSOP-16	12	8	SAR	-	-	50kSPs	-				
985-AS1539-BTSU	AS1539-BTSU	TSSOP-16	10	8	SAR	-	-	50kSPs	-				
985-AS1542-BTSU	AS1542BTSU	TSSOP-18	12	16	SAR	-	-	1MSPs	18.4				

DIGITAL POTENTIOMETERS

For quantities greater than listed, call for quote.

MOUSER STOCK NO.	AMS Part No.	Package	Supply Voltage (V) (Max.)	Resistance (kΩ)	Supply Current (uA)	Temperature Coefficient	Digital Interface	Taps per POT	Price Each 1	10	100	500
985-AS1501	AS1501	SOIC-8	5.5	20	1	15PPM/C	3-Wire	256				
985-AS1502	AS1502	SOIC-8	5.5	50	1	15PPM/C	3-Wire	256				

ANALOG SWITCHES

For quantities greater than listed, call for quote.

MOUSER STOCK NO.	AMS Part No.	Package	Type	Supply Voltage (V) (Max.)	Configuration	Supply Current (mA) (Max.)	RDS(on) (Ω) (Max.)	Power Dissipation (mW)	Price Each 1	10	100	500
985-AS1741G	AS1741G	MSOP-8	Dual	3.6	SPST	250	2.5	362				
985-AS1742G	AS1742G	MSOP-8	Dual	3.6	SPST	250	2.5	362				
985-AS1744G	AS1744G	MSOP-8	Dual	5.5	SPST	100	2.5	330				
985-AS1752S	AS1752S	TSSOP-14	Quad	3.6	SPST	0.0001	2.5	1349				
985-AS1753S	AS1753S	TSSOP-14	Quad	3.6	SPST	0.0001	2.5	1349				

LVDS

For quantities greater than listed, call for quote.

MOUSER STOCK NO.	AMS Part No.	Package	Data Rate	Supply Voltage (V) (Max.)	Supply Current (uA)	Power Dissipation (mW)	Type	No. of Receivers	Price Each 1	10	100	500
985-AS1153	AS1153	SOIC-8	260Mbps	3.3	20	-	LVCMOS	2				
985-AS1150	AS1150	TSSOP-16	500Mbps	3.3	20	750	LVCMOS	4				
985-AS1152	AS1152	TSSOP-16	500Mbps	3.3	6000	750	LVCMOS, LVTTL	4				
985-AS1154-BSOU	AS1154BSOU	SOIC-8	800Mbps	3.3	7500	750	LVCMOS, LVTTL	2				

TELECOM LINE MANAGEMENT

For quantities greater than listed, call for quote.

MOUSER STOCK NO.	AMS Part No.	Package	Supply Voltage (V) (Max.)	Supply Current (uA)	Operating Range (mA)	Interface	Description	Type	Operating Temperature Range (°C)	Price Each 1	10	100	500
985-AS2525B	AS2525B	TQFP-32	5	25	15-100	Serial (SPI)	Telephone Circuit	CMOS Modem	-25 to 70				
985-AS2522B	AS2522B	TQFP-32	5	25	15-100	Serial (SPI)	Caller ID	CMOS Modem	-25 to 70				

LED DISPLAY DRIVERS

For quantities greater than listed, call for quote.

MOUSER STOCK NO.	AMS Part No.	Package	Digits or Characters	Output Format	Display type	Interface	Supply Voltage (Max.) (V)	Power Dissipation (mW)	Price Each 1	10	100	500
985-AS1100-WE	AS1100WE	SOIC-24	8	7 Seg	Common Cath	Serial 4-Wire	5	941				
985-AS1105-WL	AS1105WL	SOIC-20	4	7 Seg	Common Cath	Serial 4-Wire	5	941				
985-AS1106-WE	AS1106WE	SOIC-24	8	7 Seg	Common Cath	Serial 4-Wire	5.5	941				
985-AS1106-WL	AS1106WL	SOIC-24	8	7 Seg	Common Cath	Serial 4-Wire	5	941				
985-AS1107-WL-T	AS1107WL-T	SOIC-24	8	7 Seg	Common Cath	Serial 4-Wire	5	941				
985-AS1108-WL	AS1108WL	SOIC-20	4	7 Seg	Common Cath	Serial 4-Wire	5	941				
985-AS1115-BSST	AS1115-BSST	QSOP-24	8	7 Seg	Common Cath	Serial 2-Wire	5.5	-				
985-AS1109-BQFR	AS1109-BQFR	QFN-16	8	Any Digit	Static	-	5.5	-				
985-AS1109-BSSU	AS1109-BSSU	QSOP-16	8	Any Digit	Static	-	5.5	-				
985-AS1110-BQFR	AS1110BQFR	QFN-28	-	16 Seg	Static	-	5.5	-				
985-AS1110-BSSU	AS1110BSSU	SSOP-24	-	16 Seg	Static	-	5.5	-				
985-AS1113-BQFR	AS1113-BQFR	QFN-28	-	16 Seg	Static	-	5.5	-				
985-AS1113-BSSU	AS1113-BSSU	SSOP-24	-	16 Seg	Static	-	5.5	-				
985-AS1121-BQFT	AS1121-BQFT	TQFN-32	-	Any Digit	Static	-	5.5	-				

LED LIGHTING DRIVERS

For quantities greater than listed, call for quote.

MOUSER STOCK NO.	AMS Part No.	Package	LED Type	Input Volt (VDC)	Output Current (mA)	Dimming Type	Configuration	Output Efficiency (%)	Power Dissipation (mW)	Price Each 1	10	100	500
985-AS1101-T	AS1101-T	SC-70-6	Universal	0.6	80	PWM	Parallel	95	200				
985-AS1102-T	AS1102-T	SC-70-6	Universal	0.6	80	PWM	Parallel	95	200				
985-AS3649-ZWLT	AS3649-ZWLT	WLCSP-16	Flash	1.8	2500	PWM	Parallel	100	1470				

DC-DC CONVERTERS

For quantities greater than listed, call for quote.

MOUSER STOCK NO.	AMS Part No.	Package	Supply Voltage (V) Max.	Supply Voltage (V) Min.	Output Current (mA)	Efficiency (%)	Iq (Typ.) (uA)	Price Each 1	10	100	500
Step-Up											
985-AS1310-BTDT-20	AS1310-BTDT-20	TDFN-8	3.6	0.7	60	92	1				
985-AS1345B-BTDT-AD	AS1345B-BTDT-AD	TDFN-8	5	2.9	40	90	25				
985-AS1345A-BTDT-AD	AS1345A-BTDT-AD	TDFN-8	5	18	40	90	25				
985-AS1340A-BTDT101K	AS1340A-BTDT-10-1K	TDFN-8	5.5	2.7	100	93	0.1				
Step-Down											
985-AS1328A-BQFT-AD	AS1328A-BQFT-AD	TQFN-16	4.8	0.7	300	96	25				
985-AS1328C-BQFT-AD	AS1328C-BQFT-AD	TQFN-16	4.8	0.7	300	96	25				
985-AS1328B-BQFT-AD	AS1328B-BQFT-AD	TQFN-16	5.5	2.7	300	96	25				
985-AS7620A-BQFT-500	AS7620A-BQFT-500	MLPQ-12	32	3.6	500	90	1				
Buck/Boost											
985-AS1337A-BTDT	AS1337A-BTDT	TDFN-8	4.5	0.65	200	97	1				
985-AS1337B-BTDT	AS1337B-BTDT	TDFN-8	4.5	0.65	200	97	1				

© Copyright 2014 Mouser Electronics
© Copyright 2014 Mouser Electronics

ANALOG DEVICES INC. Operational Amplifiers

Products may be RoHS compliant. Check mouser.com for RoHS status.

HIGH SPEED OPERATIONAL AMPLIFIERS

For quantities greater than listed, call for quote.

MOUSER STOCK NO.	ADI Part No.	Package	No. of Channels	Supply Voltage (Max) (V)	Voltage Gain (dB)	Supply Current (mA)	Bandwidth (MHz)	Price Each 1	10	100	250
Low Distortion											
584-ADA4857-1YRZ	ADA4857-1YRZ	SOIC-8	1	10	57	5.5	850				
584-ADA4857-1YR-EBZ	ADA4857-1YR-EBZ	SOIC-8	1	10.5	57	5.5	850				
584-AD8000YCP-EBZ	AD8000YCP-EBZ	SOIC-8	1	12	75	14.3	1580				
584-AD8000YCPZ-R7	AD8000YCPZ-REEL7	LFCSP-8	1	12	75	14.3	1580				
584-AD8000YRD-EBZ	AD8000YRD-EBZ	SOIC-8	1	12	75	14.3	1580				
584-AD8000YRDZ	AD8000YRDZ	SOIC-8	1	12	75	14.3	1580				
584-ADA4899-1YCPZ-R7	ADA4899-1YCPZ-R7	LFCSP-8	1	12	85	16.2	600				
584-ADA4899-1YRD-EBZ	ADA4899-1YRD-EBZ	SOIC-8	1	12	85	16.2	600				
584-ADA4899-1YRDZ	ADA4899-1YRDZ	SOIC-8	1	12	85	16.2	600				
584-AD8009AR	AD8009AR	SOIC-8	1	12	108	16	1000				
584-AD8009ARZ	AD8009ARZ	SOIC-8	1	12	108	16	1000				
584-AD8009JRTZ-R7	AD8009JRTZ-REEL7	SOT-23-5	1	12	108	16	1000				
584-AD8007ARZ	AD8007ARZ	SOIC-8	1	12	120	10.2	650				
584-ADA4857-2YCP-EBZ	ADA4857-2YCP-EBZ	CSP-16	2	10.5	57	11	400				
584-AD8028AR-EBZ	AD8028AR-EBZ	SOP-8	2	12	110	17	190				
584-AD8008ARMZ	AD8008ARMZ	MSOP-8	2	12	120	20.4	650				
584-AD8008ARZ	AD8008ARZ	SOIC-8	2	12	120	20.4	380				
Low Noise											
584-ADA4895-1ARZ	ADA4895-1ARZ	SOIC-8	1	10	110	2.9	9000				
584-ADA4897-1ARZ	ADA4897-1ARZ	SOIC-8	1	10	110	3	90				
584-AD8099ARDZ	AD8099ARDZ	SOIC-8	1	12	86	16	500				
584-AD8021ARMZ	AD8021ARMZ	MSOP-8	1	24	76	7.7	1000				
584-AD8021ARZ	AD8021ARZ	SOIC-8	1	24	76	7.7	1000				
584-AD8021ARZ-R7	AD8021ARZ-REEL7	SOIC-8	1	24	76	7.7	1000				
584-ADA4898-1YRDZ	ADA4898-1YRDZ	SOIC-8	1	33	103	7.9	50				
584-ADA4895-2ARMZ	ADA4895-2ARMZ	MSOP-8	2	10	110	5.8	9000				
584-ADA4896-2ARMZ	ADA4896-2ARMZ	MSOP-8	2	10	110	6	90				
584-ADA4897-2ARMZ	ADA4897-2ARMZ	MSOP-8	2	10	110	6	90				
584-ADA4898-2YRDZ	ADA4898-2YRDZ	SOIC-8	2	33	103	15.8	50				
Low Power											
584-AD8014ART-EBZ	AD8014ART-EBZ	SOT-5	1	12	123	1.3	400				
584-AD848JNZ	AD848JNZ	DIP-8	1	15	92	4.8	175				
584-AD848JRZ	AD848JRZ	DIP-8	1	15	92	4.8	175				
584-ADA4800ACPZ-R7	ADA4800ACPZ-R7	LFCSP-6	1	17	-	1.4	400				
584-AD8079ARZ	AD8079ARZ	SOIC-8	2	12	0.83	11.5	260				
High Output Current											
584-AD8010ANZ	AD8010ANZ	PDIP-8	1	12	114	17	230				
584-AD8010ARZ	AD8010ARZ	SOIC-8	1	12	114	17	230				
High Performance											
584-AD8014ARTZ-R7	AD8014ARTZ-REEL7	SOT-23-5	1	12	123	1.3	400				
584-AD8014ARZ	AD8014ARZ	SOIC-8	1	12	123	1.3	400				
Rail-to-Rail											
584-ADA4891-1ARJZ-R7	ADA4891-1ARJZ-R7	SOT-23-5	1	5.5	83	4.4	-				
584-ADA4891-1ARZ	ADA4891-1ARZ	SOIC-8	1	5.5	83	4.4	-				
584-AD8029AKSZ-R7	AD8029AKSZ-REEL7	SC70-6	1	12	80	1.5	40				
584-AD8029ARZ	AD8029ARZ	SOIC-8	1	12	80	1.5	40				
584-AD8027ARTZ-R7	AD8027ARTZ-REEL7	SOT-23-6	1	12	108	8.5	190				
584-AD8027ARZ	AD8027ARZ	SOIC-8	1	12	108	8.5	190				
584-AD8051ARTZ-R7	AD8051ARTZ-REEL7	SOT-23-5	1	12	-	5.5	80				
584-AD8051ARZ	AD8051ARZ	SOIC-8	1	12	-	5.5	80				
584-AD8091ARTZ-R7	AD8091ARTZ-R7	SOT-23-5	1	12	-	5.5	50				
584-AD8091ARZ	AD8091ARZ	SOIC-8	1	12	-	5.5	50				
584-AD8030ARZ	AD8030ARZ	SOIC-8	2	12	74	3	40				
584-AD8030ARJZ-R7	AD8030ARJZ-REEL7	SOT-23-8	2	12	80	3	40				
584-AD8028ARMZ	AD8028ARMZ	MSOP-10	2	12	110	17	190				
584-AD8028ARZ	AD8028ARZ	SOIC-8	2	12	110	17	190				
584-AD8052ARMZ	AD8052ARMZ	MSOP-8	2	12	-	11	80				
584-AD8052ARZ	AD8052ARZ	SOIC-8	2	12	-	11	80				
584-AD8092ARMZ	AD8092ARMZ	MSOP-8	2	12	-	11	50				
584-AD8092ARZ	AD8092ARZ	SOIC-8	2	12	-	11	50				
584-AD8040ARZ	AD8040ARZ	SOIC-14	4	12	74	6	40				
584-AD8054ARUZ	AD8054ARUZ	TSSOP-14	4	12	-	13.6	80				
584-AD8054ARZ	AD8054ARZ	SOIC-14	4	12	-	13.6	80				
584-AD8024ARZ	AD8024ARZ	SOIC-16	4	24	280	68	-				
Voltage Feedback											
584-AD8045ACPZ-R7	AD8045ACPZ-REEL7	LFCSP-8	1	12	68	16	400				
584-AD8038AKSZ-R7	AD8038AKSZ-REEL7	SC70-5	1	12	71	1.5	80				
584-AD8038ARZ	AD8038ARZ	SOIC-8	1	12	71	1.5	80				
584-AD8047ARZ	AD8047ARZ	SOIC-8	1	12	72	6.6	110				
584-AD8055ANZ	AD8055ANZ	PDIP-8	1	12	72	6.5	120				
584-AD8055ARTZ-R7	AD8055ARTZ-REEL7	SOT-23-5	1	12	72	6.5	120				
584-AD8055ARZ	AD8055ARZ	SOIC-8	1	12	72	6.5	120				
584-AD8045ARDZ	AD8045ARDZ	SOIC-8	1	12	78	16	400				
584-AD8047ANZ	AD8047ANZ	PDIP-8	1	12	78	6.6	110				
584-AD8039ARTZ-R7	AD8039ARTZ-REEL7	SOT-23-8	2	12	71	3	80				
584-AD8039ARZ	AD8039ARZ	SOIC-8	2	12	71	3	80				
584-AD8056ANZ	AD8056ANZ	PDIP-8	2	12	72	12	120				
584-AD8056ARMZ	AD8056ARMZ	MSOP-8	2	12	72	12	120				
584-AD8056ARZ	AD8056ARZ	SOIC-8	2	12	72	12	120				
Voltage Feedback, Rail-to-Rail											
584-AD8061ARTZ-R7	AD8061ARTZ-REEL7	SOT-23-5	1	8	80	9.5	90				
584-AD8061ARZ	AD8061ARZ	SOIC-8	1	8	80	9.5	90				
584-AD8061ARZ-R7	AD8061ARZ-REEL7	SOIC-8	1	8	80	9.5	90				
584-AD8057ARTZ-R7	AD8057ARTZ-REEL7	SOT-23-5	1	12	59	7.5	100				
584-AD8057ARZ	AD8057ARZ	SOIC-8	1	12	59	7.5	100				
584-ADA4860-1YRJZ-R7	ADA4860-1YRJZ-RL7	SOT-23-6	1	12	61	8	-				
584-ADA4851-1YRJZ-R7	ADA4851-1YRJZ-RL7	SOT-23-6	1	12	101	3.2	70				
584-AD8058ARMZ	AD8058ARMZ	MSOP-8	2	12	59	15	100				
584-AD8058ARZ	AD8058ARZ	SOIC-8	2	12	59	15	100				
584-AD8042ARZ	AD8042ARZ	SOIC-8	2	12	80	14	100				
584-ADA4851-2YRMZ	ADA4851-2YRMZ	MSOP-8	2	12	101	6.4	70				
584-ADA4862-3YRZ	ADA4862-3YRZ	SOIC-14	3	12	54	20.5	-				
584-ADA4861-3YRZ	ADA4861-3YRZ	SOIC-14	3	12	62	20.5	-				
584-AD8044ANZ	AD8044ANZ	PDIP-14	4	12	80	13.6	80				
584-AD8044ARZ-14	AD8044ARZ-14	SOIC-14	4	12	80	13.6	80				
584-ADA4851-4YRUZ	ADA4851-4YRUZ	TSSOP-14	4	12	101	12.8	70				
Wide Bandwidth											
584-AD9631ARZ	AD9631ARZ	SOIC-8	1	12	90	18	130				
584-AD9632ARZ	AD9632ARZ	SOIC-8	1	12	90	17	130				

© Copyright 2014 Mouser Electronics

© Copyright 2014 Mouser Electronics

ANALOG DEVICES INC. Operational Amplifiers

Products may be RoHS compliant. Check mouser.com for RoHS status.

OPERATIONAL AMPLIFIERS

For quantities greater than listed, call for quote.

MOUSER STOCK NO.	ADI Part No.	Package	No. of Channels	Supply Voltage (Max) (V)	Voltage Gain (dB)	Supply Current (mA)	Bandwidth (MHz)	Price Each 1	10	100	250
Bipolar											
584-AD744JNZ	AD744JNZ	PDIP-8	1	36	112	-	13				
584-AD744JRZ	AD744JRZ	SOIC-8	1	36	112	-	13				
584-AD744KRZ	AD744KRZ	SOIC-8	1	36	112	-	13				
584-AD708AQ	AD708AQ	DIP-8	2	36	140	5.5	-				
584-AD708BQ	AD708BQ	DIP-8	2	36	140	5.5	-				
584-AD708JNZ	AD708JNZ	PDIP-8	2	36	140	5.5	-				
CBFET											
584-AD845JNZ	AD845JNZ	PDIP-8	1	18	114	10	16				
584-AD845KNZ	AD845KNZ	PDIP-8	1	18	114	10	16				
Current Feedback											
584-AD8005ANZ	AD8005ANZ	PDIP-8	1	12	66	425	225				
584-AD8005ARZ	AD8005ARZ	SOIC-8	1	12	66	425	225				
Dual/Quad Single Supply											
584-OP292GSZ	OP292GSZ	SOIC-8	2	33	106.02	2.4	4				
584-OP492GSZ	OP492GSZ	SOIC-14	4	33	106.02	4.8	4				
Fast FET											
584-ADA4817-1ACP-EBZ	ADA4817-1ACP-EBZ	SOIC-8	1	10	-72	70	410				
584-ADA4817-1ARD-EBZ	ADA4817-1ARD-EBZ	SOIC-8	1	10	-72	70	410				
584-ADA4817-1ARDZ	ADA4817-1ARDZ	SOIC-8	1	10	-72	70	410				
584-AD8033AKSZ-R7	AD8033AKSZ-REEL7	SC70-5	1	24	92	3.5	40				
584-AD8033ARZ	AD8033ARZ	SOIC-8	1	24	92	3.5	40				
584-AD8065ART-EBZ	AD8065ART-EBZ	SOT-5	1	24	100	35	60				
584-AD8065ARTZ-R7	AD8065ARTZ-REEL7	SOT-23-5	1	24	100	35	60				
584-AD8065ARZ	AD8065ARZ	SOIC-8	1	24	100	35	60				
584-AD8065ARZ-R7	AD8065ARZ-REEL7	SOIC-8	1	24	100	35	60				
584-AD8065AR-EBZ	AD8065AR-EBZ	SOT-5	1	24	113	7.4	60				
584-AD8034ART-EBZ	AD8034ART-EBZ	SOT-8	2	24	92	7	40				
584-AD8034ARTZ-R7	AD8034ARTZ-REEL7	SOT-23-8	2	24	92	7	40				
584-AD8034ARZ	AD8034ARZ	SOIC-8	2	24	92	7	40				
584-AD8034ARZ-R	AD8034ARZ-REEL	SOIC-8	2	24	92	7	40				
584-AD8066ARMZ	AD8066ARMZ	MSOP-8	2	24	100	35	60				
584-AD8066ARZ	AD8066ARZ	SOIC-8	2	24	100	35	60				
High Output Current											
584-AD842JNZ	AD842JNZ	PDIP-14	1	18	2	100	80				
584-AD842JRZ-16	AD842JRZ-16	SOIC-16	1	18	2	100	80				
584-AD842KNZ	AD842KNZ	PDIP-14	1	18	2	100	80				
584-AD8016AREZ	AD8016AREZ	TSSOP-28	2	12	-	12.5	78				
584-AD8016ARBZ	AD8016ARBZ	SOIC-24	2	13	24.4	0.25	78				
JFET											
584-OP42AZ	OP42AZ	CDIP-8	1	15	119.08	6	10				
584-OP42FJ	OP42FJ	TO-99	1	15	119.08	6.5	10				
584-OP42FZ	OP42FZ	CDIP-8	1	15	119.08	6.5	10				
584-OP42GPZ	OP42GPZ	PDIP-8	1	15	119.08	6.5	10				
584-OP42GSZ	OP42GSZ	SOIC-8	1	15	119.08	6.5	10				
584-OP249GPZ	OP249GPZ	PDIP-8	2	15	120.83	7	4.7				
584-OP249AZ	OP249AZ	CDIP-8	2	15	122.92	7	4.7				
584-OP282ARMZ	OP282ARMZ	MSOP-8	2	18	70	25	4				
584-OP282GSZ	OP282GSZ	SOIC-8	2	18	70	25	4				
584-OP282GSZ-R7	OP282GSZ-REEL7	SOIC-8	2	18	70	25	4				
584-OP249GSZ	OP249GSZ	SOIC-8	2	18	90	5.6	4.7				
584-OP482GPZ	OP482GPZ	PDIP-14	4	13	-	0.25	4				
584-OP482GSZ	OP482GSZ	SOIC-14	4	18	-	0.21	4				
Low Bias											
584-OP297EZ	OP297EZ	CDIP-8	2	20	0.525	140	0.5				
584-OP297FSZ	OP297FSZ	SOIC-8	2	20	0.525	140	0.5				
584-OP297GSZ	OP297GSZ	SOIC-8	2	20	0.525	140	0.5				
Low Noise											
584-ADA4841-1YRJZ-R7	ADA4841-1YRJZ-R7	SOT-23-6	1	12	114	1.5	30				
584-ADA4841-1YRZ-R7	ADA4841-1YRZ-R7	SOIC-8	1	12	114	1.5	30				
584-OP1177ARMZ	OP1177ARMZ	MSOP-8	1	15	120	0.04	1.3				
584-OP1177ARZ	OP1177ARZ	SOIC-8	1	15	120	0.04	1.3				
584-OP113ESZ	OP113ESZ	SOIC-8	1	18	90	3	3.4				
584-OP113FSZ	OP113FSZ	SOIC-8	1	18	90	3	3.4				
584-OP07DNZ	OP07DNZ	PDIP-8	1	18	115	1.1	0.6				
584-OP07DRZ	OP07DRZ	SOIC-8	1	18	115	1.1	0.6				
584-OP07DRZ-R7	OP07DRZ-REEL7	SOIC-8	1	18	115	1.1	0.6				
584-OP37GPZ	OP37GPZ	PDIP-8	1	18	120	-	63				
584-OP37GSZ	OP37GSZ	SOIC-8	1	18	120	-	63				
584-OP27AZ	OP27AZ	CDIP-8	1	18	122	-	8				
584-OP27EPZ	OP27EPZ	PDIP-8	1	18	124	-	8				
584-OP27EZ	OP27EZ	CDIP-8	1	18	124	-	8				
584-OP37EPZ	OP37EPZ	PDIP-8	1	18	126	-	63				
584-OP27GP	OP27GP	PDIP-8	1	22	126	4.67	5				
584-OP27GPZ	OP27GPZ	PDIP-8	1	22	126	4.67	5				
584-OP27GS	OP27GS	SOIC-8	1	22	126	4.67	5				
584-OP27GSZ	OP27GSZ	SOIC-	1	22	126	4.67	5				
584-ADA4841-2YRMZ	ADA4841-2YRMZ	MSOP-8	2	12	120	3	30				
584-ADA4841-2YRZ	ADA4841-2YRZ	SOIC-8	2	12	120	3	30				
584-OP2177ARMZ	OP2177ARMZ	MSOP-8	2	15	120	4	1.3				
584-OP2177ARZ	OP2177ARZ	SOIC-8	2	15	120	4	1.3				
584-OP213ESZ	OP213ESZ	SOIC-8	2	18	-	1.6	3.4				
584-OP213FPZ	OP213FPZ	PDIP-8	2	18	-	3	3.4				
584-OP213FSZ	OP213FSZ	SOIC-8	2	18	-	3	3.4				
584-OP270EZ	OP270EZ	CDIP-8	2	18	-	4	5				
584-OP413FSZ	OP413FSZ	SOIC-16	4	5	90	2.7	3.5				
584-OP470GPZ	OP470GPZ	PDIP-14	4	15	100	11	6				
584-OP471GS	OP471GS	SOIC-16	4	15	113.98	11	6.5				
584-OP471GSZ	OP471GSZ	SOIC-16	4	15	113.98	11	6.5				
584-OP470GS	OP470GS	SOIC-16	4	15	124.61	11	6				
584-OP470GSZ	OP470GSZ	SOIC-16	4	15	124.61	11	6				
584-OP4177AR	OP4177AR	SOIC-14	4	15	125	10	1.3				
584-OP4177ARU	OP4177ARU	TSSOP-14	4	15	125	10	1.3				
584-OP4177ARUZ	OP4177ARUZ	TSSOP-14	4	15	125	10	1.3				
584-OP4177ARZ	OP4177ARZ	SOIC-14	4	15	125	10	1.3				
584-OP467GPZ	OP467GPZ	PDIP-14	4	18	90	10	28				
584-OP467GSZ	OP467GSZ	SOIC-16	4	18	90	10	28				

© Copyright 2014 Mouser Electronics

© Copyright 2014 Mouser Electronics

OPERATIONAL AMPLIFIERS (CONT.)

For quantities greater than listed, call for quote.

MOUSER STOCK NO.	ADI Part No.	Package	No. of Channels	Supply Voltage (Max) (V)	Voltage Gain (dB)	Supply Current (mA)	Bandwidth (MHz)	Price Each 1	10	100	250
Low Noise (Cont.)											
584-OP413ESZ	OP413ESZ	SOIC-16	4	18	93	2.7	3.5				
584-OP11EPZ	OP11EPZ	PDIP-14	4	22	100	-	1.6				
Low Power											
584-AD8031ANZ	AD8031ANZ	PDIP-8	1	12	80	0.9	40				
584-AD8031ARTZ-R7	AD8031ARTZ-REEL7	SOT-23-5	1	12	80	0.9	40				
584-AD8031ARZ	AD8031ARZ	SOIC-8	1	12	80	0.9	40				
584-AD8031BNZ	AD8031BNZ	PDIP-8	1	12	80	0.9	40				
584-AD8031BRZ	AD8031BRZ	SOIC-8	1	12	80	0.9	40				
584-AD8669ARUZ	AD8669ARUZ	TSSOP-14	1	16	140	1.14	0.26				
584-AD8669ARZ	AD8669ARZ	SOIC-14	1	16	140	1.14	0.26				
584-AD548JRZ	AD548JRZ	SOIC-8	1	18	120	2.5	1				
584-AD548KNZ	AD548KNZ	PDIP-8	1	18	120	2.5	1				
584-OP97EPZ	OP97EPZ	PDIP-8	1	20	132	0.38	0.9				
584-OP97FPZ	OP97FPZ	PDIP-8	1	20	132	0.38	0.9				
584-OP97FS	OP97FS	SOIC-8	1	20	132	0.38	0.9				
584-OP97FSZ	OP97FSZ	SOIC-8	1	20	132	0.38	0.9				
584-AD8032ANZ	AD8032ANZ	PDIP-8	2	12	80	3.2	40				
584-AD8032AR	AD8032AR	SOIC-8	2	12	80	3.2	40				
584-AD8032ARMZ	AD8032ARMZ	MSOP-8	2	12	80	3.2	40				
584-AD8032ARMZ-R7	AD8032ARMZ-REEL7	MSOP-8	2	12	80	3.2	40				
584-AD8032ARZ	AD8032ARZ	SOIC-8	2	12	80	3.2	40				
584-AD8032BNZ	AD8032BNZ	PDIP-8	2	12	80	3.2	40				
584-AD8032BRZ	AD8032BRZ	SOIC-8	2	12	80	3.2	40				
584-OP221GSZ	OP221GSZ	SOIC-8	2	15	118.06	0.9	0.6				
584-AD648JNZ	AD648JNZ	PDIP-8	2	18	120	2.4	1				
584-AD648JRZ	AD648JRZ	SOIC-8	2	18	120	2.4	1				
584-AD648KNZ	AD648KNZ	PDIP-8	2	18	120	2.4	1				
584-AD648KRZ	AD648KRZ	SOIC-8	2	18	120	2.4	1				
584-AD813ANZ	AD813ANZ	PDIP-14	3	36	76	5.5	50				
584-AD813ARZ-14	AD813ARZ-14	SOIC-14	3	36	76	5.5	50				
Low Offset Voltage											
584-OP07CPZ	OP07CPZ	PDIP-8	1	18	120	-	0.6				
584-OP07CSZ	OP07CSZ	SOIC-8	1	18	120	-	0.6				
584-OP07EPZ	OP07EPZ	PDIP-8	1	18	120	-	0.6				
584-OP77EZ	OP77EZ	CDIP-8	1	18	-	-	0.6				
584-OP77FJZ	OP77FJZ	TO-99-8	1	18	-	-	0.6				
584-OP200AZ	OP200AZ	CDIP-8	2	18	130	0.57	0.5				
584-OP200EZ	OP200EZ	CDIP-8	2	18	130	0.57	0.5				
584-OP200GPZ	OP200GPZ	PDIP-8	2	18	130	0.57	0.5				
584-OP200GSZ	OP200GSZ	SOIC-16	2	18	130	0.57	0.5				
584-OP400EY	OP400EY	CDIP-14	4	18	130	0.6	0.5				
584-OP400FY	OP400FY	CDIP-14	4	18	130	0.6	0.5				
584-OP400GPZ	OP400GPZ	PDIP-14	4	18	130	0.6	0.5				
584-OP400GSZ	OP400GSZ	SOIC-16	4	18	130	0.6	0.5				
584-OP400HPZ	OP400HPZ	PDIP-14	4	18	130	0.6	0.5				
584-OP400HS	OP400HS	SOIC-16	4	18	130	0.6	0.5				
584-OP400HSZ	OP400HSZ	SOIC-16	4	18	130	0.6	0.5				
Micropower											
584-OP90GPZ	OP90GPZ	PDIP-8	1	36	-	0.014	-				
584-OP90GSZ	OP90GSZ	SOIC-8	1	36	-	0.014	-				
584-OP296GSZ	OP296GSZ	SOIC-8	2	5	106.02	0.12	0.35				
584-OP296HRUZ-R	OP296HRUZ-REEL	TSSOP-8	2	5	106.02	0.12	0.35				
584-AD8546ARMZ	AD8546ARMZ	MSOP-8	2	18	110	0.022	0.24				
584-OP293ESZ	OP293ESZ	SOIC-8	2	18	-	0.03	0.035				
584-OP293FSZ	OP293FSZ	SOIC-8	2	18	-	0.03	0.035				
584-OP290GPZ	OP290GPZ	PDIP-8	2	36	100	0.025	0.02				
584-OP496GSZ	OP496GSZ	SOIC-14	4	5	106.02	0.24	0.35				
584-AD8548ARZ	AD8548ARZ	SOIC-14	4	18	110	0.022	0.24				
584-OP490GPZ	OP490GPZ	PDIP-14	4	18	118.06	0.08	0.02				
584-AD8659ARZ	AD8659ARZ	SOIC-14	4	18	120	0.072	0.2				
584-AD8659ARZ-R7	AD8659ARZ-R7	SOIC-14	4	18	120	0.072	0.2				
584-OP490GSZ	OP490GSZ	SOIC-16	4	28	118.06	0.08	0.02				
Micropower, Rail-to-Rail											
584-OP196GSZ	OP196GSZ	SOIC-	1	9	106.02	0.06	0.35				
584-OP191GSZ	OP191GSZ	SOIC-8	1	12	96.9	0.4	3				
584-OP193FSZ	OP193FSZ	SOIC-8	1	18	116	25	0.25				
Precision Picoampere											
584-OP497FPZ	OP497FPZ	PDIP-14	4	20	135	0.525	0.5				
584-OP497FSZ	OP497FSZ	SOIC-16	4	20	135	0.525	0.5				
584-OP497GPZ	OP497GPZ	PDIP-14	4	20	135	0.525	0.5				
584-OP497GSZ	OP497GSZ	SOIC-16	4	20	135	0.525	0.5				
Rail-to-Rail											
584-OP162GSZ	OP162GSZ	SOIC-8	1	9	110	0.65	15				
584-ADA4841-1YRJ-EBZ	ADA4841-1YRJ-EBZ	SOT-8	1	12	114	1.5	30				
584-OP777ARMZ	OP777ARMZ	TSSOP-8	1	30	120	30	0.7				
584-OP777ARZ	OP777ARZ	SOIC-8	1	30	120	30	0.7				
584-OP184ES	OP184ES	SOIC-8	1	36	90	2.25	4.25				
584-OP184ESZ	OP184ESZ	SOIC-8	1	36	90	2.25	4.25				
584-OP184FSZ	OP184FSZ	SOIC-8	1	36	90	2.25	4.25				
584-ADA4891-2ARMZ	ADA4891-2ARMZ	MSOP-8	2	5	83	8.8	105				
584-ADA4891-2ARZ	ADA4891-2ARZ	SOIC-8	2	5	83	8.8	105				
584-OP281GSZ	OP281GSZ	SOIC-8	2	6	83.52	0.008	0.1				
584-OP279GS	OP279GS	SOIC-8	2	9	86.02	7	5				
584-OP279GSZ	OP279GSZ	SOIC-8	2	9	86.02	7	5				
584-OP291GSZ	OP291GSZ	SOIC-8	2	9	96.9	0.8	3				
584-OP291GSZ-R7	OP291GSZ-REEL7	SOIC-8	2	9	96.9	0.8	3				
584-OP262GS	OP262GS	SOIC-8	2	12	110	0.55	15				
584-OP262GSZ	OP262GSZ	SOIC-8	2	12	110	0.55	15				
584-OP262HRUZ	OP262HRUZ	TSSOP-8	2	12	110	0.55	15				
584-ADA4665-2ARMZ	ADA4665-2ARMZ	MSOP-8	2	16	100	0.58	1.2				
584-ADA4665-2ARZ	ADA4665-2ARZ	SOIC-8	2	16	100	0.58	1.2				
584-OP284EPZ	OP284EPZ	PDIP-8	2	18	107.6	2.9	3.25				
584-OP284ESZ	OP284ESZ	SOIC-8	2	18	107.6	2.9	3.25				
584-OP284FSZ	OP284FSZ	SOIC-8	2	18	107.6	2.9	3.25				
584-OP295GP	OP295GP	PDIP-8	2	18	140	0.3	0.075				
584-OP295GPZ	OP295GPZ	PDIP-8	2	18	140	0.3	0.075				

© Copyright 2014 Mouser Electronics

© Copyright 2014 Mouser Electronics

ANALOG DEVICES INC. Operational Amplifiers

Products may be RoHS compliant. Check mouser.com for RoHS status.

OPERATIONAL AMPLIFIERS (CONT.)

For quantities greater than listed, call for quote.

MOUSER STOCK NO.	ADI Part No.	Package	No. of Channels	Supply Voltage (Max) (V)	Voltage Gain (dB)	Supply Current (mA)	Bandwidth (MHz)	Price Each 1	10	100	250
Rail-to-Rail (Cont.)											
584-OP295GSZ	OP295GSZ	SOIC-8	2	18	140	0.3	0.075				
584-OP295GSZ-R7	OP295GSZ-REEL7	SOIC-8	2	28	140	0.3	0.075				
584-OP727ARUZ	OP727ARUZ	TSSOP-8	2	30	120	30	0.7				
584-OP727ARZ	OP727ARZ	SOIC-8	2	30	120	30	0.7				
584-ADA4891-3ARUZ	ADA4891-3ARUZ	TSSOP-14	3	5	83	13.2	105				
584-ADA4891-4ARUZ	ADA4891-4ARUZ	TSSOP-14	4	5	83	17.6	105				
584-ADA4891-4ARZ	ADA4891-4ARZ	SOIC-14	4	5	83	17.6	105				
584-OP481GSZ	OP481GSZ	SOIC-	4	6	83.52	0.016	0.1				
584-OP491GPZ	OP491GPZ	PDIP-14	4	9	96.9	1.6	3				
584-OP491GSZ	OP491GSZ	SOIC-14	4	9	96.9	1.6	3				
584-OP462GSZ	OP462GSZ	SOIC-14	4	12	98.89	0.55	15				
584-OP484ESZ	OP484ESZ	SOIC-14	4	18	90	10	4.25				
584-OP484FPZ	OP484FPZ	PDIP-14	4	18	90	10	4.25				
584-OP484FSZ	OP484FSZ	SOIC-14	4	18	90	10	4.25				
584-OP495GPZ	OP495GPZ	PDIP-14	4	28	140	0.6	0.075				
584-OP495GSZ	OP495GSZ	SOIC-16	4	28	140	0.6	0.075				
584-OP747ARUZ	OP747ARUZ	TSSOP-14	4	30	120	30	0.7				
584-OP747ARZ	OP747ARZ	SOIC-14	4	30	120	30	0.7				
Ultraprecision											
584-OP177FPZ	OP177FPZ	PDIP-8	1	22	140	1.6	0.6				
584-OP177FSZ	OP177FSZ	SOIC-8	1	22	140	1.6	0.6				
584-OP177GPZ	OP177GPZ	PDIP-8	1	22	140	1.6	0.6				
584-OP177GS	OP177GS	SOIC-8	1	22	140	1.6	0.6				
584-OP177GSZ	OP177GSZ	SOIC-8	1	22	140	1.6	0.6				
584-OP177GSZ-R	OP177GSZ-REEL	SOIC-8	1	22	140	1.6	0.6				
584-OP177GSZ-R7	OP177GSZ-REEL7	SOIC-8	1	22	140	1.6	0.6				
Voltage Feedback											
584-AD8036ANZ	AD8036ANZ	PDIP-8	1	12	1	70	110				
584-AD8036ARZ	AD8036ARZ	SOIC-8	1	12	1	70	110				
584-AD8037ANZ	AD8037ANZ	PDIP-8	1	12	60	19.5	280				
584-AD8037ARZ	AD8037ARZ	SOIC-8	1	12	60	19.5	280				
584-AD8048ARZ	AD8048ARZ	SOIC-8	1	12	68	6.6	160				
Voltage Feedback, Rail-to-Rail											
584-AD8041ANZ	AD8041ANZ	PDIP-8	1	5	95	5.8	170				
584-AD8041ARZ	AD8041ARZ	SOIC-8	1	12	95	5.8	170				
584-AD8062ARMZ	AD8062ARMZ	MSOP-8	2	8	80	19	90				
584-AD8062ARZ	AD8062ARZ	SOIC-8	2	8	80	19	90				
Wide Bandwidth											
584-AD841JNZ	AD841JNZ	PDIP-14	1	18	-	12	40				
584-AD843JNZ	AD843JNZ	MiniDIP-8	1	36	1	50	30				
584-AD843JRZ-16	AD843JRZ-16	PDIP-8	1	36	1	50	30				
584-AD844ANZ	AD844ANZ	SOIC-16	1	36	1	60	60				
584-AD844JRZ-16	AD844JRZ-16	PDIP-8	1	36	1	60	60				
584-OP285GSZ	OP285GSZ	SOIC-16	2	18	-	5	9				

HIGH SPEED VIDEO AMPLIFIERS

For quantities greater than listed, call for quote.

MOUSER STOCK NO.	ADI Part No.	Package	No. of Channels	Supply Voltage (Max) (V)	Voltage Gain (dB)	Supply Current (mA)	Bandwidth (MHz)	Price Each 1	10	50	250
584-AD8011ANZ	AD8011ANZ	PDIP-8	1	12	123	1.3	328				
584-AD8011ARZ	AD8011ARZ	SOIC-8	1	12	123	1.3	328				
584-AD810ANZ	AD810ANZ	DIP-8	1	18	100	8	80				
584-AD810AR	AD810AR	SOIC-8	1	18	100	8	80				
584-AD810ARZ	AD810ARZ	SOIC-8	1	18	100	8	80				
584-AD811AN	AD811AN	DIP-8	1	18	-	16.5	140				
584-AD811ANZ	AD811ANZ	PDIP-8	1	18	-	16.5	140				
584-AD811AR-16	AD811AR-16	SOIC-16	1	18	-	16.5	140				
584-AD811ARZ-16	AD811ARZ-16	SOIC-16	1	18	-	16.5	140				
584-AD811JRZ	AD811JRZ	SOIC-8	1	18	-	16.5	140				
584-AD829ARZ	AD829ARZ	SOIC-8	1	18	-	5.3	120				
584-AD829JNZ	AD829JNZ	DIP-8	1	18	-	5.3	120				
584-AD829JRZ	AD829JRZ	SOIC-8	1	18	-	5.3	120				
584-AD829JRZ-R7	AD829JRZ-REEL7	SOIC-8	1	18		5.3	120				
584-ADEL2020ANZ	ADEL2020ANZ	PDIP-8	1	36	100	10	90				
584-AD8002ARZ	AD8002ARZ	SOIC-8	2	12	119	5.75	600				
584-AD8023ARZ	AD8023ARZ	SOIC-14	3	15	101	30	125				

AUDIO AMPLIFIERS

For quantities greater than listed, call for quote.

MOUSER STOCK NO.	ADI Part No.	Package	Channels	Supply Voltage (Max) (V)	Supply Current (mA)	THD + N @ 20kHz (%)	Input Offset Voltage (mV)	Price Each 1	10	100	250
584-SSM2167-1RMZ-R7	SSM2167-1RMZ-R7	TFSOP-10	Mono	5.5	5	0.2	100				
584-SSM2167-1RMZR	SSM2167-1RMZ-REEL	MSOP-10	Mono	5.5	5	0.2	100				
584-SSM2166SZ	SSM2166SZ	SOIC-14	Mono	5.5	10	0.5	-				
584-SSM2211SZ	SSM2211SZ	SOIC-8	Mono	5.5	20	0.2	50				
584-SSM2211SZ-R7	SSM2211SZ-REEL7	SOIC-8	Mono	5.5	20	0.2	50				
584-SSM2141SZ	SSM2141SZ	SOIC-8	Mono	18	2.5	0.001	0.025				
584-SSM2143PZ	SSM2143PZ	DIP-8	Mono	18	2.7	0.0006	0.05				
584-SSM2143SZ	SSM2143SZ	SOIC-8	Mono	18	2.7	0.0006	0.05				
584-SSM2141PZ	SSM2141PZ	MiniDIP-8	Mono	18	3.5	0.001	1				
584-SSM2142PZ	SSM2142PZ	DIP-8	Mono	18	5.5	0.006	250				
584-SSM2142SZ	SSM2142SZ	SOIC-16	Mono	18	5.5	0.006	250				
584-SSM2019BNZ	SSM2019BNZ	DIP-8	Mono	18	7.5	0.017	250				
584-SSM2019BRNZ	SSM2019BRNZ	SOIC-8	Mono	18	7.5	0.017	250				
584-SSM2019BRWZ	SSM2019BRWZ	SOIC-16	Mono	18	7.5	0.017	250				
584-SSM2018TPZ	SSM2018TPZ	DIP-16	Mono	18	11	0.006	1				
584-SSM2018PZ	SSM2018PZ	DIP-16	Mono	18	15	0.006	0.015				
584-AD8273ARZ	AD8273ARZ	SOIC-14	Stereo	18	2.5	0.00025	0.7				

© Copyright 2014 Mouser Electronics
© Copyright 2014 Mouser Electronics

ANALOG DEVICES INC. Amplifiers

Products may be RoHS compliant. Check mouser.com for RoHS status.

AUDIO AMPLIFIERS (CONT.)

For quantities greater than listed, call for quote.

MOUSER STOCK NO.	ADI Part No.	Package	Channels	Supply Voltage (Max) (V)	Supply Current (mA)	THD + N @ 20kHz (%)	Input Offset Voltage (mV)	Price Each 1	10	100	250
584-SSM2135SZ	SSM2135SZ	SOIC-8	Stereo	18	6	0.003	2				
584-OP275GPZ	OP275GPZ	DIP-8	Stereo	22	5	0.0006	1				
584-OP275GSZ	OP275GSZ	SOIC-8	Stereo	22	5	0.0006	1				
584-OP275GSZ-R7	OP275GSZ-REEL7	SOIC-8	Stereo	22	5	0.0006	1				

AUDIO MICROPHONE PREAMPLIFERS

For quantities greater than listed, call for quote.

MOUSER STOCK NO.	ADI Part No.	Package	Channels	Supply Voltage (Max) (V)	Supply Current (mA)	Bandwidth (MHz)	Slew Rate (Typ.) (V/us)	Price Each 1	10	100	250
584-AD797ANZ	AD797ANZ	PDIP-8	1	15	8.2	110	20				
584-AD797ARZ	AD797ARZ	SOIC-8	1	15	8.2	110	20				
584-AD797BRZ	AD797BRZ	SOIC-8	1	15	8.2	110	20				

CLASS D AMPLIFIERS

For quantities greater than listed, call for quote.

MOUSER STOCK NO.	ADI Part No.	Package	Channels	Supply Voltage (Max) (V)	Supply Current (mA)	THD + N@ 20kHz (%)	Input Offset Voltage (mV)	Price Each 1	10	100	250
584-SSM2301RMZ-R2	SSM2301RMZ-R2	MOP-8	Mono	5	4.2	1	1200				
584-SSM2305CPZ-R2	SSM2305CPZ-R2	MOP-8	Mono	5.5	3.2	0.2	-				
584-SSM2305RMZ-R2	SSM2305RMZ-R2	MOP-8	Mono	5.5	3.2	0.2	-				
584-SSM2305RMZ-R7	SSM2305RMZ-REEL7	MOP-8	Mono	5.5	3.2	0.2	-				
584-SSM3302ACPZ	SSM3302ACPZ	LFCP-40	Stereo	18	12.2	0.01	-				
584-SSM3302ACPZ-R7	SSM3302ACPZ-R7	LFCP-40	Stereo	18	12.2	0.01	-				

CURRENT SENSE AMPLIFIERS

For quantities greater than listed, call for quote.

MOUSER STOCK NO.	ADI Part No.	Package	Channels	Supply Voltage (Max) (V)	Supply Current (mA)	Bandwidth (kHz)	Input Offset Voltage (uV)	Price Each 1	10	100	250
584-AD8293G160ARJZR2	AD8293G160ARJZ-R2	SOT-23-8	1	5.5	1300	0.5	50				
584-AD8293G160ARJZR7	AD8293G160ARJZ-R7	SOT-23-8	1	5.5	1300	0.5	50				
584-AD8293G80ARJZ-R2	AD8293G80ARJZ-R2	SOT-23-8	1	5.5	1300	0.5	50				
584-AD8293G80ARJZ-R7	AD8293G80ARJZ-R7	SOT-23-8	1	5.5	1300	0.5	50				
584-AD8553ARMZ	AD8553ARMZ	MSOP-10	1	5.5	1300	1	20				
584-AD8553ARMZ-R	AD8553ARMZ-REEL	MSOP-10	1	5.5	1300	1	20				
584-AD8210WYRZ	AD8210WYRZ	SOIC-8	1	5.5	1500	500	1000				
584-AD8210YRZ	AD8210YRZ	SOIC-8	1	5.5	1500	500	1000				
584-AD8208WBRZ	AD8208WBRZ	SOIC-8	1	5.5	1600	70	20				
584-AD8209WBRMZ	AD8209WBRMZ	MSOP-8	1	5.5	1600	80	20				
584-AD8211YRJZ-R2	AD8211YRJZ-R2	SOT-23-5	1	5.5	2000	500	1000				
584-AD8211YRJZ-R7	AD8211YRJZ-RL7	SOT-23-5	1	5.5	2000	500	1000				
584-AD8216YRZ	AD8216YRZ	SOIC-8	1	5.5	2000	3000	500				
584-AD8216YRZ-R7	AD8216YRZ-R7	SOIC-8	1	5.5	2000	3000	500				
584-AD8215YRZ	AD8215YRZ	SOIC-8	1	5.5	2200	450	1000				
584-AD8207WBRZ	AD8207WBRZ	SOIC-8	1	5.5	2500	150	100				
584-AD8213YRMZ	AD8213YRMZ	MSOP-10	1	5.5	2500	500	-				
584-AD8202YRMZ	AD8202YRMZ	MSOP-8	1	12	0.25	50	1000				
584-AD8202YRZ	AD8202YRZ	SOIC-8	1	12	0.25	50	1000				
584-AD22057RZ	AD22057RZ	SOIC-8	1	26	0.5	30	1000				
584-ADM1191-2ARMZ-R7	ADM1191-2ARMZ-R7	MSOP-10	1	26	1700	-	-				
584-ADM1192-1ARMZ-R7	ADM1192-1ARMZ-R7	MSOP-10	1	26	1700	-	-				
584-ADM4073HWRJZR7	ADM4073HWRJZ-REEL7	SOT-23-6	1	28	1200	1800	1000				
584-ADM4073TWRJZR7	ADM4073TWRJZ-REEL7	SOT-23-6	1	28	1200	1800	1000				
584-AD8212YRMZ	AD8212YRMZ	MSOP-8	1	65	720	1000	2000				
584-AD8212YRMZ-R7	AD8212YRMZ-R7	MSOP-8	1	65	720	1000	2000				
584-AD8214ARMZ	AD8214ARMZ	MSOP-8	1	65	1200	-	3000				
584-AD8214ARMZ-R7	AD8214ARMZ-R7	MSOP-8	1	65	1200	-	3000				
584-AD8217BRMZ	AD8217BRMZ	MSOP-8	1	80	800	500	100				
584-AD8217BRMZ-R7	AD8217BRMZ-R7	MSOP-8	1	80	800	500	100				
584-AD8218BRMZ	AD8218BRMZ	MSOP-8	1	80	800	500	220				
584-AD8218BRMZ-R7	AD8218BRMZ-R7	MSOP-8	1	80	800	500	220				
584-AD8219BRMZ	AD8219BRMZ	MSOP-8	1	80	800	500	220				

DIFFERENTIAL AMPLIFIERS

For quantities greater than listed, call for quote.

MOUSER STOCK NO.	ADI Part No.	Package	Channels	Supply Voltage (Max) (V)	Supply Current (mA)	Bandwidth (kHz)	Input Offset Voltage (uV)	Price Each 1	10	100	250
584-AD626ANZ	AD626ANZ	PDIP-8	1	5	0.23	0.1	1900				
584-AD626AR	AD626AR	SOIC-8	1	5	0.23	0.1	1900				
584-AD626ARZ	AD626ARZ	SOIC-8	1	5	0.23	0.1	1900				
584-AD626BNZ	AD626BNZ	PDIP-8	1	5	0.23	0.1	1900				
584-AD8475ACPZ-WP	AD8475ACPZ-WP	LFCSP-16	1	5	3	150	200				
584-AD603AQ	AD603AQ	CDIP-8	1	5	12.5	90	-				
584-AD603ARZ	AD603ARZ	SOIC-8	1	5	12.5	90	-				
584-AD8337BCPZ-R2	AD8337BCPZ-R2	LFCSP-8	1	5	18.5	280	-				
584-AD8337BCPZ-WP	AD8337BCPZ-WP	LFCSP-8	1	5	18.5	280	-				
584-AD8331ARQZ	AD8331ARQZ	QSOP-20	1	5	25	120	-				
584-AD8352ACPZ-R7	AD8352ACPZ-R7	LFCSP-16	1	5	37	2500	60000				
584-AD8205YRZ	AD8205YRZ	SOIC-8	1	5.5	2	0.05	2000				
584-AD8206YRZ	AD8206YRZ	SOIC-8	1	5.5	2	0.1	2000				
584-ADA4830-1BCPZ-R7	ADA4830-1BCPZ-R7	LFCSP-8	1	5.5	6.8	84	-				
584-AD8131ARMZ	AD8131ARMZ	MSOP-8	1	5.5	11.5	400	2000				
584-AD8131ARMZ-R7	AD8131ARMZ-REEL7	MSOP-8	1	5.5	11.5	400	2000				
584-AD8131ARZ	AD8131ARZ	SOIC-8	1	5.5	11.5	400	2000				

© Copyright 2014 Mouser Electronics
© Copyright 2014 Mouser Electronics

ANALOG DEVICES INC. Amplifiers

Products may be RoHS compliant. Check mouser.com for RoHS status.

DIFFERENTIAL AMPLIFIERS (CONT.)

For quantities greater than listed, call for quote.

MOUSER STOCK NO.	ADI Part No.	Package	Channels	Supply Voltage (Max) (V)	Supply Current (mA)	Bandwidth (kHz)	Input Offset Voltage (uV)	Price Each 1	10	100	250
584-AD8132ARMZ	AD8132ARMZ	MSOP-8	1	5.5	12	350	1000				
584-AD8132ARMZ-R7	AD8132ARMZ-REEL7	MSOP-8	1	5.5	12	350	1000				
584-AD8132ARZ	AD8132ARZ	SOIC-8	1	5.5	12	350	1000				
584-AD8132ARZ-R7	AD8132ARZ-R7	SOIC-8	1	5.5	12	350	1000				
584-AD8138ARMZ	AD8138ARMZ	MSOP-8	1	5.5	20	320	1000				
584-AD8138ARZ	AD8138ARZ	SOIC-8	1	5.5	20	320	1000				
584-AD8367ARUZ	AD8367ARUZ	TSSOP-14	1	5.5	26	500	-				
584-AD8351ARM	AD8351ARM	MSOP-10	1	5.5	28	2200	-				
584-AD8351ARMZ	AD8351ARMZ	MSOP-10	1	5.5	28	2200	-				
584-AD8369ARUZ	AD8369ARUZ	TSSOP-16	1	5.5	37	600	-				
584-AD8370AREZ	AD8370AREZ	TSSOP-16	1	5.5	82	750	100				
584-AD8375ACPZ-R7	AD8375ACPZ-R7	LFCSP-24	1	5.5	125	630	-				
584-ADA4940-1ARZ	ADA4940-1ARZ	SOIC-8	1	6	1.25	260	60				
584-AD8137YCPZ-R7	AD8137YCPZ-REEL7	LFCSP-8	1	6	3.2	110	11000				
584-AD8137YRZ	AD8137YRZ	SOIC-8	1	6	3.2	110	11000				
584-AD8137YRZ-R7	AD8137YRZ-REEL7	SOIC-8	1	6	3.2	110	11000				
584-AD8330ACPZ-R2	AD8330ACPZ-R2	LFCSP-16	1	6	20	150	1000				
584-AD8330ARQZ	AD8330ARQZ	QSOP-16	1	6	20	150	1000				
584-AD8139ARDZ	AD8139ARDZ	SOIC-8	1	6	24.5	410	150				
584-ADA4940-1ACPZ-R7	ADA4940-1ACPZ-R7	LFCSP-16	1	7	1.25	260	60				
584-AD8475ARMZ	AD8475ARMZ	MSOP-10	1	10	3	150	200				
584-AD8475BRMZ	AD8475BRMZ	MSOP-10	1	10	3	150	200				
584-ADA4932-1YCPZ-R7	ADA4932-1YCPZ-R7	LFCSP-16	1	11	9.6	1000	500				
584-AD8138AARZ	AD8138AARZ	SOIC-8	1	11	18	320	1000				
584-AD8350ARMZ15	AD8350ARMZ15	MSOP-8	1	11	28	900	1000				
584-AD8350ARMZ20	AD8350ARMZ20	MSOP-8	1	11	28	900	1000				
584-ADA4941-1YCPZ-R7	ADA4941-1YCPZ-R7	LFCSP-8	1	12	2.5	32	100				
584-ADA4941-1YRZ	ADA4941-1YRZ	SOIC-8	1	12	2.5	32	20				
584-AD8129ARZ	AD8129ARZ	SOIC-8	1	12.6	13	200	2000				
584-AD8130AR	AD8130AR	SOIC-8	1	12.6	13	290	4000				
584-AD8130ARMZ	AD8130ARMZ	MSOP-8	1	12.6	13	290	4000				
584-AD8130ARMZ-R7	AD8130ARMZ-REEL7	MSOP-8	1	12.6	13	290	4000				
584-AD8130ARZ	AD8130ARZ	SOIC-8	1	12.6	13	290	4000				
584-AD8130ARZ-R7	AD8130ARZ-REEL7	SOIC-8	1	12.6	13	290	4000				
584-AD8129ARMZ	AD8129ARMZ	MSOP-8	1	12.6	13	200	2000				
584-AD8275ARMZ	AD8275ARMZ	MSOP-8	1	15	1.9	15	300				
584-AD8275ARMZ-R7	AD8275ARMZ-R7	MSOP-8	1	15	1.9	15	300				
584-AD8275BRMZ	AD8275BRMZ	MSOP-8	1	15	1.9	15	150				
584-AD830ANZ	AD830ANZ	PDIP-8	1	16.5	14.5	85	1500				
584-AD830ARZ	AD830ARZ	SOIC-8	1	16.5	14.5	85	1500				
584-AD830JRZ	AD830JRZ	SOIC-8	1	16.5	14.5	85	1500				
584-AD8476ARMZ	AD8476ARMZ	MSOP-8	1	18	0.33	6	50				
584-AD8476BRMZ	AD8476BRMZ	MSOP-8	1	18	0.33	6	50				
584-AD629ANZ	AD629ANZ	PDIP-8	1	18	0.9	0.5	500				
584-AD629AR	AD629AR	SOIC-8	1	18	0.9	0.5	500				
584-AD629ARZ	AD629ARZ	SOIC-8	1	18	0.9	0.5	1000				
584-AD629BNZ	AD629BNZ	PDIP-8	1	18	0.9	0.5	500				
584-AD629BRZ	AD629BRZ	SOIC-8	1	18	0.9	0.5	500				
584-AD8479ARZ	AD8479ARZ	SOIC-8	1	18	0.55	0.13	500				
584-AD8271ARMZ	AD8271ARMZ	MSOP-10	1	18	2.3	10	225				
584-AD8271BRMZ	AD8271BRMZ	MSOP-10	1	18	2.3	10	225				
584-AD8274ARMZ	AD8274ARMZ	MSOP-8	1	18	2.3	10	300				
584-AMP03BJZ	AMP03BJZ	TO-99	1	18	2.5	3	20				
584-AMP03FJZ	AMP03FJZ	TO-99	1	18	2.5	3	10				
584-AMP03GPZ	AMP03GPZ	PDIP-8	1	18	2.5	3	25				
584-AMP03GSZ	AMP03GSZ	PDIP-8	1	18	3.5	3	25				
584-ADA4922-1ARDZ	ADA4922-1ARDZ	SOIC-8	1	26	9.4	38	-				
584-AD8276ARMZ	AD8276ARMZ	MSOP-8	1	36	0.2	0.55	100				
584-AD8276ARMZ-R7	AD8276ARMZ-R7	MSOP-8	1	36	0.2	0.55	100				
584-AD8276BRMZ	AD8276BRMZ	MSOP-8	1	36	0.2	0.55	100				
584-AD8276BRZ	AD8276BRZ	SOIC-8	1	36	0.2	0.55	100				
584-AD8278ARMZ	AD8278ARMZ	MSOP-8	1	36	0.2	0.45	150				
584-AD8278ARMZ-R7	AD8278ARMZ-R7	MSOP-8	1	36	0.2	0.45	150				
584-AD8278ARZ	AD8278ARZ	SOIC-8	1	36	0.2	0.45	150				
584-AD8278BRMZ	AD8278BRMZ	MSOP-8	1	36	0.2	0.45	150				
584-AD628ARMZ	AD628ARMZ	MSOP-8	1	36	1.6	0.6	1500				
584-AD628ARZ	AD628ARZ	SOIC-8	1	36	1.6	0.6	1500				
584-AD600ARZ	AD600ARZ	SOIC-16	2	5	11	35	-				
584-AD600JRZ	AD600JRZ	SOIC-16	2	5	11	35	-				
584-AD602ARZ	AD602ARZ	SOIC-16	2	5	11	35	-				
584-AD602JRZ	AD602JRZ	SOIC-16	2	5	11	35	-				
584-AD605ANZ	AD605ANZ	PDIP-16	2	5	18	40	-				
584-AD605ARZ	AD605ARZ	SOIC-16	2	5	18	40	-				
584-AD605BRZ	AD605BRZ	SOIC-16	2	5	18	40	-				
584-AD8332ARUZ	AD8332ARUZ	TSSOP-28	2	5	27.5	100	50000				
584-AD604ARSZ	AD604ARSZ	SOIC-24	2	5	32	40	-				
584-AD604ARZ	AD604ARZ	SOIC-24	2	5	32	40	-				
584-ADA4940-2ACPZ-R7	ADA4940-2ACPZ-R7	LFCSP-24	2	7	1.25	260	100				
584-AD8270ACPZ-WP	AD8270ACPZ-WP	LFCSP-16	2	18	2.3	10	225				
584-AD8277ARZ	AD8277ARZ	SOIC-14	2	36	0.2	0.55	100				
584-AD8277BRZ	AD8277BRZ	SOIC-14	2	36	0.2	0.55	100				
584-AD8279ARZ	AD8279ARZ	SOIC-14	2	36	0.375	0.45	150				
584-AD8279BRZ	AD8279BRZ	SOIC-14	2	36	0.375	0.45	150				
584-AD8334ACPZ	AD8334ACPZ	LFCSP-64	4	5	29.5	100	-				
584-AD8335ACPZ	AD8335ACPZ	LFCSP-64	4	5	76	70	-				
584-AD8264ACPZ	AD8264ACPZ	LFCSP-40	4	5	99	235	1000				

DIFFERENTIAL RECEIVER VIDEO AMPLIFIER

For quantities greater than listed, call for quote.

MOUSER STOCK NO.	ADI Part No.	Package	Channels	Supply Voltage (Max) (V)	Iq Current (mA)	Bandwidth (kHz)	Output Offset Voltage (mV)	Price Each 1	10	100	250
584-AD8122ACPZ	AD8122ACPZ	LFCSP-40	3	11	120	270	4				

© Copyright 2014 Mouser Electronics

© Copyright 2014 Mouser Electronics

ANALOG DEVICES INC. Amplifiers

RoHS Compliant This page of product is RoHS compliant.

INSTRUMENTATION AMPLIFIERS

For quantities greater than listed, call for quote.

MOUSER STOCK NO.	ADI Part No.	Package	Channels	Supply Voltage (Max) (V)	Supply Current (mA)	Bandwidth (kHz)	Input Offset Voltage (uV)	Price Each 1	10	100	250
584-AD8232ACPZ-WP	AD8232ACPZ-WP	LFCSP-20	1	3.5	0.17	0.002	3000				
584-AD8231ACPZ-R7	AD8231ACPZ-R7	LFCSP-16	1	5	4	2.7	4				
584-AD8231ACPZ-WP	AD8231ACPZ-WP	LFCSP-16	1	5	4	2.7	4				
584-AD8556ARZ	AD8556ARZ	SOIC-8	1	5.25	2	24	2				
584-AD8236ARMZ	AD8236ARMZ	MSOP-8	1	5.5	0.03	0.023	3500				
584-AD8236ARMZ-R7	AD8236ARMZ-R7	MSOP-8	1	5.5	0.03	0.023	3500				
584-AD8237ARMZ	AD8237ARMZ	MSOP-8	1	5.5	0.115	0.2	30				
584-AD8557ARZ	AD8557ARZ	SOIC-8	1	5.5	1.8	24	2				
584-AD623ANZ	AD623ANZ	PDIP-8	1	12	0.375	0.8	25				
584-AD623AR	AD623AR	SOIC-8	1	12	0.375	0.8	25				
584-AD623ARMZ	AD623ARMZ	MSOP-8	1	12	0.375	0.8	200				
584-AD623ARMZ-R7	AD623ARMZ-REEL7	MSOP-8	1	12	0.375	0.8	200				
584-AD623ARZ	AD623ARZ	SOIC-8	1	12	0.375	0.8	200				
584-AD623ARZ-R7	AD623ARZ-R7	SOIC-8	1	12	0.375	0.8	200				
584-AD623BNZ	AD623BNZ	PDIP-8	1	12	0.375	0.8	25				
584-AD623BRZ	AD623BRZ	SOIC-8	1	12	0.375	0.8	25				
584-OP270FZ	OP270FZ	CDIP-8	1	12.5	4	5	20				
584-OP270GPZ	OP270GPZ	PDIP-8	1	12.5	4	5	50				
584-AMP04EPZ	AMP04EPZ	DIP-8	1	15	0.75	0.7	80				
584-AMP04ESZ	AMP04ESZ	DIP-8	1	15	0.75	0.7	80				
584-AMP04FPZ	AMP04FPZ	DIP-8	1	15	0.9	0.7	600				
584-AMP04FSZ	AMP04FSZ	SOIC-8	1	15	0.9	0.7	300				
584-AD524AD	AD524AD	CERDIP-16	1	15	3.5	0.4	250				
584-AD524ADZ	AD524ADZ	CERDIP-16	1	15	3.5	0.4	250				
584-AD524ARZ-16	AD524ARZ-16	SOIC-16	1	15	3.5	0.4	250				
584-AD524BDZ	AD524BDZ	CERDIP-16	1	15	3.5	0.4	250				
584-AD524CDZ	AD524CDZ	CERDIP-16	1	15	3.5	0.4	250				
584-AD524SD	AD524SD	CERDIP-16	1	15	3.5	0.4	250				
584-AD624ADZ	AD624ADZ	CERDIP-16	1	15	3.5	1	200				
584-AD624BDZ	AD624BDZ	CERDIP-16	1	15	3.5	1	75				
584-AD624CDZ	AD624CDZ	CERDIP-16	1	15	3.5	1	25				
584-AD8250ARMZ	AD8250ARMZ	MSOP-10	1	15	4.1	10	200				
584-AD8251ARMZ	AD8251ARMZ	MSOP-10	1	15	4.1	10	200				
584-AD8253ARMZ	AD8253ARMZ	MSOP-10	1	15	4.6	10	150				
584-AD8253ARMZ-R7	AD8253ARMZ-R7	MSOP-10	1	15	4.6	10	150				
584-AD8230YRZ	AD8230YRZ	SOIC-8	1	16	2.7	0.002	10				
584-AD8229HDZ	AD8229HDZ	CERDIP-8	1	17	6.7	15	100				-
584-AD8228ARZ	AD8228ARZ	SOIC-8	1	18	0.85	0.11	90				
584-AD8228BRMZ	AD8228BRMZ	MSOP-8	1	18	0.85	0.11	90				
584-AD8228BRZ	AD8228BRZ	SOIC-8	1	18	0.85	0.11	90				
584-AD620ANZ	AD620ANZ	PDIP-8	1	18	0.9	1	30				
584-AD620ARZ	AD620ARZ	SOIC-8	1	18	0.9	0.8	30000				
584-AD620ARZ-R7	AD620ARZ-REEL7	SOIC-8	1	18	0.9	0.8	30000				
584-AD620BNZ	AD620BNZ	PDIP-8	1	18	0.9	1	15				
584-AD620BRZ	AD620BRZ	SOIC-8	1	18	0.9	0.8	30000				
584-AD621ANZ	AD621ANZ	PDIP-8	1	18	0.9	0.2	35				
584-AD621ARZ	AD621ARZ	SOIC-8	1	18	0.9	0.2	35				
584-AD621BNZ	AD621BNZ	PDIP-8	1	18	0.9	0.2	25				
584-AD621BRZ	AD621BRZ	SOIC-8	1	18	0.9	0.2	25				
584-AD622ANZ	AD622ANZ	PDIP-8	1	18	0.9	1	60				
584-AD622ARZ	AD622ARZ	SOIC-8	1	18	0.9	1	60				
584-AD8221ARMZ	AD8221ARMZ	MSOP-8	1	18	0.9	0.825	70				
584-AD8221ARZ	AD8221ARZ	SOIC-8	1	18	0.9	0.825	60				
584-AD8221BRZ	AD8221BRZ	SOIC-8	1	18	0.9	0.825	25				
584-AMP01AX	AMP01AX	CDIP-18	1	18	3	26	20				
584-AMP01FX	AMP01FX	CERDIP-18	1	18	3	0.57	40				
584-AMP01GSZ	AMP01GSZ	SOIC-20	1	18	3	26	40				
584-AD625ADZ	AD625ADZ	CERDIP-16	1	18	3.5	0.65	50				
584-AD625CDZ	AD625CDZ	CERDIP-16	1	18	3.5	0.65	10				
584-AD625JNZ	AD625JNZ	PDIP-16	1	18	3.5	0.65	50				
584-AMP02EPZ	AMP02EPZ	DIP-8	1	18	5	1.2	20				
584-AMP02FPZ	AMP02FPZ	DIP-8	1	18	5	1.2	40				
584-AMP02FSZ	AMP02FSZ	SOIC-16	1	18	5	1.2	40				
584-AD8428ARZ	AD8428ARZ	SOIC-8	1	18	6.5	3.5	100				
584-AD8428BRZ	AD8428BRZ	SOIC-8	1	18	6.5	3.5	100				
584-AD8429ARZ	AD8429ARZ	SOIC-8	1	18	6.7	15	50				
584-AD8429BRZ	AD8429BRZ	SOIC-8	1	18	6.7	15	50				
584-AD8223ARMZ	AD8223ARMZ	MSOP-8	1	24	0.35	0.125	250				
584-AD8223ARZ	AD8223ARZ	SOIC-8	1	24	0.35	0.125	250				
584-AD8223BRMZ	AD8223BRMZ	MSOP-8	1	24	0.35	0.125	100				
584-AD8223BRZ	AD8223BRZ	SOIC-8	1	24	0.35	0.125	100				
584-AD5750-1ACPZ	AD5750-1ACPZ	LFCSP-32	1	24	4.4	-	-				
584-AD5750-1BCPZ	AD5750-1BCPZ	LFCSP-32	1	24	4.4	-	-				
584-AD5750-2BCPZ	AD5750-2BCPZ	LFCSP-32	1	24	4.4	-	-				
584-AD5750ACPZ	AD5750ACPZ	LFCSP-32	1	24	4.4	-	-				
584-AD694ARZ-R	AD694ARZ-REEL	SOIC-16	1	28	24	100	24000000				
584-AD627ANZ	AD627ANZ	PDIP-8	1	36	0.085	0.08	50				
584-AD627ARZ	AD627ARZ	SOIC-8	1	36	0.085	0.08	50				
584-AD627BRZ	AD627BRZ	SOIC-8	1	36	0.085	0.08	25				
584-AD8420ARMZ	AD8420ARMZ	MSOP-8	1	36	0.085	0.25	250				
584-AD8226ARMZ	AD8226ARMZ	MSOP-8	1	36	0.325	1.5	100				
584-AD8226ARMZ-R7	AD8226ARMZ-R7	MSOP-8	1	36	0.325	1.5	100				
584-AD8226ARZ	AD8226ARZ	SOIC-8	1	36	0.325	1.5	100				
584-AD8226ARZ-R7	AD8226ARZ-R7	SOIC-8	1	36	0.325	1.5	100				
584-AD8227ARZ	AD8227ARZ	SOIC-8	1	36	0.325	0.25	200				
584-AD8227BRZ	AD8227BRZ	SOIC-8	1	36	0.325	0.25	200				
584-AD693AD	AD693AD	DIP-20	1	36	0.5	-	40				
584-AD693AQ	AD693AQ	CERDIP-20	1	36	0.5	-	40				
584-AD8220ARMZ	AD8220ARMZ	MSOP-8	1	36	0.75	1.5	300				
584-AD8220ARMZ-R7	AD8220ARMZ-R7	MSOP-8	1	36	0.75	1.5	300				
584-AD8220BRMZ	AD8220BRMZ	MSOP-8	1	36	0.75	1.5	200				
584-AD8220WARMZ	AD8220WARMZ	MSOP-8	1	36	0.75	1.5	300				
584-AD8225ARZ	AD8225ARZ	SOIC-8	1	36	1.05	0.9	50				
584-AD694ARZ	AD694ARZ	SOIC-16	1	36	1.5	-	150				
584-AD694BQ	AD694BQ	CERDIP-16	1	36	1.5	-	50				
584-AD694BRZ	AD694BRZ	SOIC-16	1	36	1.5	-	50				
584-AD694JNZ	AD694JNZ	PDIP-16	1	36	1.5	-	150				
584-AD8421ARMZ	AD8421ARMZ	MSOP-8	1	36	2	10	60				

© Copyright 2014 Mouser Electronics

© Copyright 2014 Mouser Electronics

ANALOG DEVICES INC. Amplifiers

Products may be RoHS compliant. Check mouser.com for RoHS status.

INSTRUMENTATION AMPLIFIERS (CONT.)

For quantities greater than listed, call for quote.

MOUSER STOCK NO.	ADI Part No.	Package	Channels	Supply Voltage (Max) (V)	Supply Current (mA)	Bandwidth (kHz)	Input Offset Voltage (uV)	Price Each 1	10	100	250
584-AD8421ARZ	AD8421ARZ	SOIC-8	1	36	2	10	60				
584-AD8421BRMZ	AD8421BRMZ	MSOP-8	1	36	2	10	25				
584-AD8421BRZ	AD8421BRZ	SOIC-8	1	36	2	10	25				
584-AD5749ACPZ	AD5749ACPZ	LFCSP-32	1	55	4.4	-	-				
584-AD5751ACPZ	AD5751ACPZ	LFCSP-32	1	55	4.4	-	-				
584-AD5751BCPZ	AD5751BCPZ	LFCSP-32	1	55	4.4	-	-				
584-OP270GSZ	OP270GSZ	SOIC-16	2	12.5	4	5	50				
584-AD8222BCPZ-WP	AD8222BCPZ-WP	LFCSP-16	2	18	0.9	1.2	120				
584-AD8222HACPZ-WP	AD8222HACPZ-WP	LFCSP-16	2	18	0.9	1.2	120				
584-AD627BNZ	AD627BNZ	PDIP-8	2	36	0.085	0.08	25				
584-AD8224ACPZ-WP	AD8224ACPZ-WP	LFCSP-16	2	36	0.35	1.5	300				
584-AD8426ACPZ-WP	AD8426ACPZ-WP	LFCSP-16	2	36	0.35	1	100				
584-AD8295ACPZ-WP	AD8295ACPZ-WP	LFCSP-16	3	18	2	1.2	60				
584-AD8295BCPZ-WP	AD8295BCPZ-WP	LFCSP-16	3	18	2	1.2	60				
584-SMP04ESZ	SMP04ESZ	SOIC-16	4	12	4	-	250				
584-ADA4062-4ACPZ-R2	ADA4062-4ACPZ-R2	LFCSP-16	4	15	0.66	1.4	500				
584-ADA4062-4ARUZ	ADA4062-4ARUZ	TSSOP-14	4	15	0.66	1.4	500				
584-SMP04EPZ	SMP04EPZ	PDIP-16	4	17	1.2	-	10				
584-SMP08FSZ	SMP08FSZ	SOIC-16	8	6	6	-	250				
584-SMP18FSZ	SMP18FSZ	SOIC-16	8	6	6	-	250				
584-SMP08FPZ	SMP08FPZ	PDIP-16	8	17	6	-	250				

ISOLATION AMPLIFIERS

For quantities greater than listed, call for quote.

MOUSER STOCK NO.	ADI Part No.	Package	Channels	Supply Voltage (Max) (V)	Supply Current (mA)	Bandwidth (kHz)	Isolation Voltage (V)	Price Each 1	10	100	250
584-AD204JY	AD204JY	SIP-10	1	15	35	5	750				
584-AD210AN	AD210AN	MOD-12	1	15	50	20	2500				
584-AD210JN	AD210JN	MOD-12	1	15	50	20	2500				
584-AD215AY	AD215AY	SIP-12	1	15	40	120	1500				
584-AD215BY	AD215BY	SIP-12	1	15	40	120	1500				
584-ADUM3190ARQZ-RL7	ADUM3190ARQZ-RL7	QSOP-16	2	20	2.9	400	2500				
584-ADUM3190BRQZ-RL7	ADUM3190BRQZ-RL7	QSOP-16	2	20	2.9	400	2500				
584-ADUM3190SRQZ-RL7	ADUM3190SRQZ-RL7	QSOP-16	2	20	2.9	400	2500				
584-ADUM3190TRQZ-RL7	ADUM3190TRQZ-RL7	QSOP-16	2	20	2.9	400	2500				
584-AD202JN	AD202JN	PDIP-10	4	15	5	2	750				
584-AD202JY	AD202JY	SIP-10	4	15	5	2	750				
584-AD202KN	AD202KN	PDIP-10	4	15	5	2	1500				
584-AD202KY	AD202KY	SIP-10	4	15	5	2	1500				
584-AD203SN	AD203SN	PDIP-11	4	15	20	10	1500				-

LOGARITHMIC AMPLIFIERS

For quantities greater than listed, call for quote.

MOUSER STOCK NO.	ADI Part No.	Package	Channels	Supply Voltage (Max) (V)	Supply Current (mA)	Dynamic Range (dB)	Bandwidth (MHz)	Power Dissipation (mW)	Limiting	Price Each 1	10	100	250
584-AD8312ACBZ-P7	AD8312ACBZ-P7	WLCSP-6	1	3	4.2	45	3500	200	Yes				
584-AD8314ACPZ-R7	AD8314ACPZ-RL7	LFCSP-8	1	3	4.5	45	3500	200	Yes				
584-AD8314ARMZ	AD8314ARMZ	MSOP-8	1	3	4.5	45	3500	200	Yes				
584-AD8304ARUZ	AD8304ARUZ	TSSOP-14	1	5	4.5	160	10	270	No				
584-AD8306ARZ	AD8306ARZ	SOIC-16	1	5	16	100	400	800	Yes				
584-AD8309ARUZ	AD8309ARUZ	TSSOP-16	1	5	16	100	500	500	Yes				
584-AD8318ACPZ-R7	AD8318ACPZ-REEL7	LFCSP-16	1	5	68	70	1000, 8000	0.00000073	No				
584-AD606JNZ	AD606JNZ	PDIP-16	1	5.5	13	80	50	600	Yes				
584-AD606JRZ	AD606JRZ	SOIC-16	1	5.5	13	80	50	600	Yes				
584-AD8307ANZ	AD8307ANZ	PDIP-8	1	5.5	8	92	900	500	Yes				
584-AD8307ARZ	AD8307ARZ	SOIC-8	1	5.5	8	92	900	500	Yes				
584-AD8310ARMZ	AD8310ARMZ	MSOP-8	1	5.5	8	95	440	200	Yes				
584-AD8313ARMZ	AD8313ARMZ	MSOP-8	1	5.5	13.7	70	100, 2500	200	Yes				
584-AD8317ACPZ-R7	AD8317ACPZ-R7	LFCSP-8	1	5.5	22	55	1000, 10000	0.00000073	No				
584-AD8319ACPZ-R7	AD8319ACPZ-R7	LFCSP-8	1	5.5	22	45	1000, 10000	0.00000073	No				
584-ADL5513ACPZ-R7	ADL5513ACPZ-R7	LFCSP-16	1	5.5	31	80	1000, 4000	220	No				
584-AD640BPZ	AD640BPZ	PLCC-20	1	7.5	9	50	145	200	No				-
584-AD640JPZ	AD640JPZ	PLCC-20	1	7.5	9	50	145	200	No				
584-AD8302ARUZ	AD8302ARUZ	TSSOP-14	2	5.5	19	58	30	-	Yes				

PRECISION AMPLIFIERS

For quantities greater than listed, call for quote.

MOUSER STOCK NO.	ADI Part No.	Package	Channels	Supply Voltage (Max) (V)	Supply Current (mA)	Bandwidth (MHz)	Power Dissipation (mW)	Input Bias Current (pA)	Slew Rate (Typ.) (V/us)	Price Each 1	10	100	250
CMOS													
584-AD8613AKSZ-R2	AD8613AKSZ-R2	SC70-5	1	2.5	0.038	4	-	1	0.1				
584-AD8515AKSZ-R2	AD8515AKSZ-R2	SC70-5	1	5	0.41	5	1000	600	2.7				
584-AD8515AKSZ-R7	AD8515AKSZ-REEL7	SC70-5	1	5	0.41	5	1000	600	2.7				
584-AD8515ARTZ-R2	AD8515ARTZ-R2	SOT-23-5	1	5	0.41	5	1000	600	2.7				
584-AD8515ARTZ-R7	AD8515ARTZ-REEL7	SOT-23-5	1	5	0.41	5	1000	600	2.7				
584-AD8613AUJZ-R2	AD8613AUJZ-R2	TSOT-5	1	5	0.038	0.4	400	780	0.1				
584-AD8661ARZ	AD8661ARZ	SOIC-8	1	16	1.25	4	50	300	3.5				
584-AD8638ARJZ-R2	AD8638ARJZ-R2	SOT-23-5	1	16	1.25	1.5	3	250	2				
584-AD8638ARJZ-R7	AD8638ARJZ-REEL7	SOT-23-5	1	16	1.25	1.5	3	250	2				
584-AD8638ARZ	AD8638ARZ	SOIC-8	1	16	1.25	1.5	3	250	2				
584-AD8565AKSZ-R7	AD8565AKSZ-REEL7	SC70-5	1	16	0.7	5	-	600000	6				
584-ADA4505-2ARMZ	ADA4505-2ARMZ	MSOP-8	2	5	0.007	0.05	500	375	6				

© Copyright 2014 Mouser Electronics
© Copyright 2014 Mouser Electronics

PRECISION AMPLIFIERS (CONT.)

For quantities greater than listed, call for quote.

MOUSER STOCK NO.	ADI Part No.	Package	Channels	Supply Voltage (Max) (V)	Supply Current (mA)	Bandwidth (MHz)	Power Dissipation (mW)	Input Bias Current (pA)	Slew Rate (Typ.) (V/us)	Price Each 1	10	100	250
CMOS (Cont.)													
584-AD8656ARMZ	AD8656ARMZ	MSOP-8	2	5.5	3.7	28	50	500	11				
584-AD8656ARZ	AD8656ARZ	SOIC-8	2	5.5	3.7	28	50	500	11				
584-AD8646ARMZ	AD8646ARMZ	MSOP-8	2	5.5	1.5	24	600	550	11				
584-AD8646ARMZ-R	AD8646ARMZ-REEL	MSOP-8	2	5.5	1.5	24	600	550	11				
584-AD8646ARZ	AD8646ARZ	SOIC-8	2	5.5	1.5	24	600	550	11				
584-AD8662ARMZ	AD8662ARMZ	MSOP-8	2	16	1.25	4	50	300	3.5				
584-AD8662ARZ	AD8662ARZ	SOIC-8	2	16	1.25	4	50	300	3.5				
584-AD8566ARMZ-R2	AD8566ARMZ-R2	MSOP-8	2	16	0.7	5	2000	800000	6				
584-AD8619ARUZ	AD8619ARUZ	TSSOP-14	4	5	0.038	0.4	400	780	0.1				
584-AD8504ARUZ	AD8504ARUZ	TSSOP-14	4	5.5	0.00075	0.007	500	600	0.004				
584-AD8664ARUZ	AD8664ARUZ	TSSOP-14	4	16	1.25	4	50	300	3.5				
584-AD8664ARZ	AD8664ARZ	SOIC-14	4	16	1.25	4	50	300	3.5				
584-AD8567ARUZ	AD8567ARUZ	TSSOP-14	4	16	0.7	5	2000	800000	6				
CMOS, Rail-to-Rail													
584-AD8603AUJZ-R2	AD8603AUJZ-R2	TSOT-5	1	5	0.04	0.4	12	500	0.1				
584-AD8603AUJZ-R7	AD8603AUJZ-REEL7	TSOT-5	1	5	0.04	0.4	12	500	0.1				
584-AD8615AUJZ-R2	AD8615AUJZ-R2	TSOT-5	1	5	1.7	24	80	550	12				
584-AD8615AUJZ-R7	AD8615AUJZ-REEL7	TSOT-5	1	5	1.7	24	80	550	12				
584-AD8601ARTZ-R2	AD8601ARTZ-R2	SOT-23-5	1	5.5	0.75	8.4	80	1000	6				
584-AD8601ARTZ-R7	AD8601ARTZ-REEL7	SOT-23-5	1	5.5	0.75	8.4	80	1000	6				
584-AD8605ARTZ-R2	AD8605ARTZ-R2	SOT-23-5	1	5.5	1	10	20	250	5				
584-AD8605ARTZ-R7	AD8605ARTZ-REEL7	SOT-23-5	1	5.5	1	10	20	250	5				
584-AD8655ARMZ	AD8655ARMZ	MSOP-8	1	5.5	3.7	28	50	500	11				
584-AD8655ARZ	AD8655ARZ	SOIC-8	1	5.5	3.7	28	50	500	11				
584-AD8651ARMZ	AD8651ARMZ	MSOP-8	1	5.5	9.5	50	100	600	41				
584-AD8651ARZ	AD8651ARZ	SOIC-8	1	5.5	9.5	50	100	600	41				
584-AD8591ARTZ-R7	AD8591ARTZ-REEL7	SOT-23-6	1	6	1.75	3	2000	60	5				
584-AD8665ARJZ-R2	AD8665ARJZ-R2	SOT-23-5	1	16	1.15	4	600	550	3.5				
584-AD8665ARJZ-R7	AD8665ARJZ-REEL7	SOT-23-5	1	16	1.15	4	600	550	3..5				
584-AD8665ARZ	AD8665ARZ	SOIC-8	1	16	1.15	4	600	550	3..5				
584-AD8607ARMZ	AD8607ARMZ	MSOP-8	2	5	0.04	0.4	12	500	0.1				
584-AD8607ARMZ-R	AD8607ARMZ-REEL	MSOP-8	2	5	0.04	0.4	12	500	0.1				
584-AD8607ARZ	AD8607ARZ	SOIC-8	2	5	0.04	0.4	12	500	0.1				
584-AD8616ARMZ	AD8616ARMZ	MSOP-8	2	5	1.7	24	23	550	12				
584-AD8616ARMZ-R	AD8616ARMZ-REEL	MSOP-8	2	5	1.7	24	23	550	12				
584-AD8616ARZ	AD8616ARZ	SOIC-8	2	5	1.7	24	23	550	12				
584-AD8616ARZ-R7	AD8616ARZ-REEL7	SOIC-8	2	5	1.7	24	23	550	12				
584-AD8602ARMZ	AD8602ARMZ	MSOP-8	2	5.5	0.75	8.4	80	1000	6				
584-AD8602ARZ	AD8602ARZ	SOIC-8	2	5.5	0.75	8.4	80	1000	6				
584-AD8602ARZ-R7	AD8602ARZ-REEL7	SOIC-8	2	5.5	0.75	8.4	80	1000	6				
584-AD8606ARMZ-R	AD8606ARMZ-REEL	MSOP-8	2	5.5	1	10	20	250	5				
584-AD8606ARZ	AD8606ARZ	SOIC-8	2	5.5	1	10	20	250	5				
584-AD8606ARZ-R7	AD8606ARZ-REEL7	SOIC-8	2	5.5	1	10	20	250	5				
584-AD8652ARZ	AD8652ARZ	SOIC-8	2	5.5	17.5	50	400	600	41				
584-AD8652ARMZ	AD8652ARMZ	MSOP-8	2	5.5	17.5	50	400	600	41				
584-AD8532AR	AD8532AR	SOIC-8	2	6	0.7	3	25000	60	5				
584-AD8532ARMZ-R2	AD8532ARMZ-R2	MSOP-8	2	6	0.7	3	25000	60	5				
584-AD8532ARMZ-R	AD8532ARMZ-REEL	MSOP-8	2	6	0.7	3	25000	60	5				
584-AD8532ARUZ	AD8532ARUZ	TSSOP-8	2	6	0.7	3	25000	60	5				
584-AD8532ARZ	AD8532ARZ	SOIC-8	2	6	0.7	3	25000	60	5				
584-AD8532ARZ-R7	AD8532ARZ-REEL7	SOIC-8	2	6	0.7	3	25000	60	5				
584-AD8692ARZ	AD8692ARZ	SOIC-8	2	6	0.95	10	400	260	5				
584-AD8666ARMZ	AD8666ARMZ	MSOP-8	2	16	1.15	4	600	550	3.5				
584-AD8666ARZ	AD8666ARZ	SOIC-8	2	16	1.15	4	600	550	3.5				
584-AD8657ARMZ	AD8657ARMZ	MSOP-8	2	18	0.18	0.23	350	20	80				
584-AD8657ARMZ-R7	AD8657ARMZ-R7	MSOP-8	2	18	0.18	0.23	350	20	80				
584-AD8609ARUZ	AD8609ARUZ	TSSOP-14	4	5	0.04	0.4	12	500	0.1				
584-AD8609ARZ	AD8609ARZ	SOIC-14	4	5	0.04	0.4	12	500	0.1				
584-AD8618ARUZ	AD8618ARUZ	TSSOP-14	4	5	1.7	24	23	550	12				
584-AD8618ARZ	AD8618ARZ	SOIC-14	4	5	1.7	24	23	550	12				
584-AD8604ARUZ	AD8604ARUZ	TSSOP-14	4	5.5	0.75	8.4	80	1000	6				
584-AD8604ARZ	AD8604ARZ	SOIC-14	4	5.5	0.75	8.4	80	1000	6				
584-AD8604DRZ	AD8604DRZ	SOIC-14	4	5.5	0.75	8.4	80	1000	6				
584-AD8608ARUZ	AD8608ARUZ	TSSOP-14	4	5.5	1	10	20	300	5				
584-AD8608ARZ	AD8608ARZ	SOIC-14	4	5.5	1	10	20	300	5				
584-AD8534ARUZ	AD8534ARUZ	TSSOP-14	4	6	0.7	3	25000	60	5				
584-AD8534ARZ	AD8534ARZ	SOIC-14	4	6	0.7	3	25000	60	5				
FET Input													
584-ADA4627-1ARZ	ADA4627-1ARZ	SOIC-8	1	11	7	19	70	2000	40				
584-ADA4637-1BRZ	ADA4637-1BRZ	SOIC-8	1	11	7	79.9	70	2000	170				
584-ADA4000-1ARZ	ADA4000-1ARZ	SOIC-8	1	18	1.35	5	200	4500	20				
584-ADA4000-1AUJZ-R2	ADA4000-1AUJZ-R2	TSOT-5	1	18	1.35	5	200	4500	20				
584-AD711JNZ	AD711JNZ	PDIP-8	1	18	2.5	4	300	50	20				
584-AD711JRZ	AD711JRZ	SOIC-8	1	18	2.5	4	300	50	20				
584-AD711KNZ	AD711KNZ	PDIP-8	1	18	2.5	4	200	50	20				
584-AD711KRZ	AD711KRZ	SOIC-8	1	18	2.5	4	200	50	20				
584-AD743JRZ-16	AD743JRZ-16	SOIC-16	1	18	8.1	4.5	250	600	2.8				
584-AD8067ARTZ-R7	AD8067ARTZ-REEL7	SOT-23-5	1	24	6.5	200	200	5	640				
584-AD8641ARZ	AD8641ARZ	SOIC-8	1	26	0.2	3.5	70	260	3				
584-AD825ARZ	AD825ARZ	SOIC-14	1	26	0.71	30	1000	700	5				
584-AD8627AKSZ-R2	AD8627AKSZ-R2	TSSOP-6	1	26	0.71	5	-	0.25	5				
584-AD8627AKSZ-R7	AD8627AKSZ-REEL7	TSSOP-6	1	26	0.71	5	-	0.25	5				
584-AD8627ARZ	AD8627ARZ	SOIC-8	1	26	0.71	5	350	60	5				
584-AD8641AKSZ-R7	AD8641AKSZ-REEL7	TSSOP-6	1	26	12	3.5	-	0.25	3				
584-AD820ANZ	AD820ANZ	PDIP-8	1	30	0.62	1.9	100	25	3				
584-AD820ARMZ	AD820ARMZ	MSOP-8	1	30	0.62	1.9	100	25	3				
584-AD820ARZ	AD820ARZ	SOIC-8	1	30	0.62	1.9	100	25	3				
584-AD820ARZ-R7	AD820ARZ-REEL7	SOIC-8	1	30	0.62	1.9	100	25	3				
584-AD820BRZ	AD820BRZ	SOIC-8	1	30	0.62	1.9	100	10	3				
584-AD8512ARMZ	AD8512ARMZ	MSOP-8	2	5	2.2	8	100	80	20				
584-AD8512BRZ	AD8512BRZ	SOIC-8	2	5	2.2	8	100	80	20				
584-ADA4610-2ARMZ	ADA4610-2ARMZ	MSOP-8	2	12.5	1.6	16.3	200	1500	61				
584-ADA4610-2ARZ	ADA4610-2ARZ	SOIC-8	2	12.5	1.6	16.3	200	1500	61				
584-ADA4610-2BRZ	ADA4610-2BRZ	SOIC-8	2	12.5	1.6	16.3	200	1500	61				
584-AD706ARZ	AD706ARZ	SOIC-8	2	18	0.8	5	100	500	0.15				
584-AD706JNZ	AD706JNZ	PDIP-8	2	18	0.8	5	100	500	0.15				

© Copyright 2014 Mouser Electronics

© Copyright 2014 Mouser Electronics

ANALOG DEVICES INC. Amplifiers

Products may be RoHS compliant. Check mouser.com for RoHS status.

PRECISION AMPLIFIERS (CONT.)

For quantities greater than listed, call for quote.

MOUSER STOCK NO.	ADI Part No.	Package	Channels	Supply Voltage (Max) (V)	Supply Current (mA)	Bandwidth (MHz)	Power Dissipation (mW)	Input Bias Current (pA)	Slew Rate (Typ.) (V/us)	Price Each 1	10	100	250
FET Input (Cont.)													
584-AD706JRZ	AD706JRZ	SOIC-8	2	18	0.8	5	100	500	0.15				
584-ADA4000-2ARZ	ADA4000-2ARZ	SOIC-8	2	18	1.35	5	200	4500	20				
584-AD712AQ	AD712AQ	CDIP-8	2	18	5	4	300	100	20				
584-AD712JNZ	AD712JNZ	PDIP-8	2	18	5	4	300	100	20				
584-AD712JR	AD712JR	SOIC-8	2	18	5	4	300	100	20				
584-AD712JRZ	AD712JRZ	SOIC-8	2	18	5	4	300	100	20				
584-AD712JRZ-R7	AD712JRZ-REEL7	SOIC-8	2	18	5	4	300	100	20				
584-AD712KNZ	AD712KNZ	PDIP-8	2	18	5	4	200	100	20				
584-AD712KRZ	AD712KRZ	SOIC-8	2	18	5	4	200	100	20				
584-AD746JNZ	AD746JNZ	PDIP-8	2	18	7	13	300	350	75				
584-AD746JRZ	AD746JRZ	SOIC-8	2	18	7	13	300	350	75				
584-AD8626ARMZ	AD8626ARMZ	MSOP-8	2	26	0.71	5	350	60	5				
584-AD8626ARZ	AD8626ARZ	SOIC-8	2	26	0.71	5	350	60	5				
584-AD823AARMZ	AD823AARMZ	MSOP-8	2	26	6.3	10	800	25	35				
584-AD822AN	AD822AN	PDIP-8	2	30	1.3	1.9	100	25	3				
584-AD822ANZ	AD822ANZ	PDIP-8	2	30	1.3	1.9	100	25	3				
584-AD822ARMZ	AD822ARMZ	MSOP-8	2	30	1.3	1.9	100	25	3				
584-AD822ARZ	AD822ARZ	SOIC-8	2	30	1.3	1.9	100	25	3				
584-AD822ARZ-R7	AD822ARZ-REEL7	SOIC-8	2	30	1.3	1.9	100	25	3				
584-AD822BRZ	AD822BRZ	SOIC-8	2	30	1.3	1.9	100	25	3				
584-ADTL082ARMZ	ADTL082ARMZ	MSOP-8	2	36	1.2	5	1500	5000	20				
584-ADTL082ARZ	ADTL082ARZ	SOIC-8	2	36	1.2	5	1500	5000	20				
584-AD823AARZ	AD823AARZ	SOIC-8 Narrow	2	36	6.3	10	800	25	35				
584-AD823ANZ	AD823ANZ	PDIP-8	2	36	7	10	700	30	25				
584-AD823AR	AD823AR	SOIC-8	2	36	7	10	700	30	25				
584-AD823ARZ	AD823ARZ	SOIC-8	2	36	7	10	700	30	25				
584-AD823ARZ-R7	AD823ARZ-R7	SOIC-8	2	36	7	10	700	30	25				
584-AD8684ARUZ	AD8684ARUZ	TSSOP-14	4	18	0.21	3.5	350	125	9				
584-ADA4000-4ARUZ	ADA4000-4ARUZ	TSSOP-14	4	18	1.35	5	200	4500	20				
584-ADA4000-4ARZ	ADA4000-4ARZ	SOIC-14	4	18	1.35	5	200	4500	20				
584-AD8643ARZ	AD8643ARZ	SOIC-14	4	26	0.2	3.5	70	260	3				
584-AD8625ARUZ	AD8625ARUZ	TSSOP-14	4	26	0.71	5	350	60	5				
584-AD8625ARZ	AD8625ARZ	SOIC-14	4	26	0.71	5	350	60	5				
584-AD824ARZ-14	AD824ARZ-14	SOIC-14	4	30	0.5	2	500	35	2				
584-ADTL084ARUZ	ADTL084ARUZ	TSSOP-14	4	36	1.2	5	1500	5000	20				
584-ADTL084ARZ	ADTL084ARZ	SOIC-14	4	36	1.2	5	1500	5000	20				
High Speed													
584-AD817AN	AD817AN	PDIP-8	1	36	7	50	500	10000000	350				
584-AD817ANZ	AD817ANZ	PDIP-8	1	36	7	50	500	10000000	350				
584-AD817ARZ	AD817ARZ	SOIC-8	1	36	7	50	500	10000000	350				
584-AD827JNZ	AD827JNZ	PDIP-8	2	18	10	30	500	8200000	200				
584-AD827JRZ-16	AD827JRZ-16	SOIC-16	2	18	10	30	500	8200000	200				
584-AD827SQ	AD827SQ	CDIP-8	2	18	10	30	1500	7000000	200				
Low Noise													
584-AD8510ARMZ	AD8510ARMZ	MSOP-8	1	5	2.2	8	100	80	20				
584-AD8510ARZ	AD8510ARZ	SOIC-8	1	5	2.2	8	100	80	20				
584-ADA4528-1ARMZ	ADA4528-1ARMZ	MSOP-8	1	5.5	1.5	3.4	0.3	300	0.5				
584-ADA4528-1ARMZ-R7	ADA4528-1ARMZ-R7	MSOP-8	1	5.5	1.5	3.4	0.3	300	0.5				
584-AD8691AKSZ-R2	AD8691AKSZ-R2	SC70-5	1	6	0.95	10	0.36	1	5				
584-AD8691AUJZ-R2	AD8691AUJZ-R2	TSOT-5	1	6	0.95	10	400	260	5				
584-AD8610ARZ	AD8610ARZ	SOIC-8	1	13	3.5	25	150	3500	60				
584-AD8610BRZ	AD8610BRZ	SOIC-8	1	13	3.5	25	80	3500	60				
584-ADA4004-1ARJZ-R2	ADA4004-1ARJZ-R2	SOT-23-5	1	15	2.2	12	40	165000	2.7				
584-AD8597ARZ	AD8597ARZ	SOIC-8	1	18	5	10	10	300000	16				
584-AD8671ARMZ	AD8671ARMZ	MSOP-8	1	36	3	10	30	40000	4				
584-AD8671ARZ	AD8671ARZ	SOIC-8	1	36	3	10	30	40000	4				
584-AD8629ARMZ	AD8629ARMZ	MSOP-8	2	5	1	2.5	1	100	1				
584-AD8629ARZ	AD8629ARZ	SOIC-8	2	5	1	2.5	1	100	1				
584-AD8512ARZ	AD8512ARZ	SOIC-8	2	5	2.2	8	100	80	20				
584-ADA4528-2ARMZ	ADA4528-2ARMZ	MSOP-8	2	5.5	1.5	3.4	0.3	350	0.5				
584-ADA4528-2ARMZ-R7	ADA4528-2ARMZ-R7	MSOP-8	2	5.5	1.5	3.4	0.3	350	0.5				
584-ADA4075-2ARZ	ADA4075-2ARZ	SOIC-8	2	12.5	1.8	6.5	300	150000	12				
584-AD8620ARZ	AD8620ARZ	SOIC-8	2	13	3.5	25	150	3500	60				
584-AD8620BRZ	AD8620BRZ	SOIC-8	2	13	3.5	25	80	3500	60				
584-ADA4004-2ARMZ	ADA4004-2ARMZ	MSOP-8	2	15	2.2	12	40	165000	2.7				
584-ADA4004-2ARZ	ADA4004-2ARZ	SOIC-8	2	15	2.2	12	40	165000	2.7				
584-AD8676ARMZ	AD8676ARMZ	MSOP-8	2	18	2.7	10	12	4500	2.5				
584-AD8676ARMZ-R	AD8676ARMZ-REEL	MSOP-8	2	18	2.7	10	12	4500	2.5				
584-AD8676ARZ	AD8676ARZ	SOIC-8	2	18	2.7	10	12	4500	2.5				
584-AD8676BRMZ	AD8676BRMZ	MSOP-8	2	18	2.7	10	12	4500	2.5				
584-AD8676BRZ	AD8676BRZ	SOIC-8	2	18	2.7	10	12	4500	2.5				
584-AD8599ARZ	AD8599ARZ	SOIC-8	2	18	5	10	10	300000	16				
584-AD8672ARMZ	AD8672ARMZ	MSOP-8	2	36	3	10	30	40000	4				
584-AD8672ARZ	AD8672ARZ	SOIC-8	2	36	3	10	30	40000	4				
584-AD8672ARZ-R7	AD8672ARZ-REEL7	SOIC-8	2	36	3	10	30	40000	4				
584-AD8630ARUZ	AD8630ARUZ	TSSOP-14	4	5	1	2.5	1	300	1				
584-AD8513ARUZ	AD8513ARUZ	TSSOP-14	4	5	2.2	8	100	80	20				
584-AD8513ARZ	AD8513ARZ	SOIC-14	4	5	2.2	8	100	80	20				
584-AD8694WARUZ	AD8694WARUZ	TSSOP-14	4	6	0.95	10	400	260	5				
584-AD8694ARUZ	AD8694ARUZ	TSSOP-14	4	6	0.95	10	400	260	5				
584-AD8694ARZ	AD8694ARZ	SOIC-14	4	6	0.95	10	400	260	5				
584-ADA4004-4ARZ	ADA4004-4ARZ	SOIC-14	4	15	2.2	12	40	165000	2.7				
584-AD8668ARUZ	AD8668ARUZ	TSSOP-14	4	16	1.15	4	600	550	3.5				
584-AD8668ARZ	AD8668ARZ	SOIC-14	4	16	1.15	4	600	550	3.5				
584-AD704ARZ-16	AD704ARZ-16	SOIC-16	4	18	1.6	-	50	300	0.1				
584-AD704JNZ	AD704JNZ	PDIP-14	4	18	1.6	-	50	300	0.1				
584-AD713JNZ	AD713JNZ	PDIP-14	4	18	10	4	300	200	20				
584-AD713JRZ-16	AD713JRZ-16	SOIC-16	4	18	10	4	300	200	20				
584-AD713AQ	AD713AQ	CDIP-14	4	18	-	4	300	200	20				
584-AD8674ARUZ	AD8674ARUZ	TSSOP-14	4	36	3	10	30	40000	4				
584-AD8674ARZ	AD8674ARZ	SOIC-14	4	36	3	10	30	40000	4				
Low Power													
584-AD8500AKSZ-R2	AD8500AKSZ-R2	SC70-5	1	5.5	0.00075	0.7	-	1	0.004				
584-AD8541AKSZ-R2	AD8541AKSZ-R2	SC70-5	1	5.5	0.045	1	-	60	0.92				
584-AD8541AKSZ-R7	AD8541AKSZ-REEL7	SC70-5	1	5.5	0.045	1	-	60	0.92				
584-AD8541ARTZ-R2	AD8541ARTZ-R2	SOT-23-5	1	5.5	0.045	1	1000	1000	0.92				

© Copyright 2014 Mouser Electronics
© Copyright 2014 Mouser Electronics

PRECISION AMPLIFIERS (CONT.)

For quantities greater than listed, call for quote.

MOUSER STOCK NO.	ADI Part No.	Package	Channels	Supply Voltage (Max) (V)	Supply Current (mA)	Bandwidth (MHz)	Power Dissipation (mW)	Input Bias Current (pA)	Slew Rate (Typ.) (V/us)	Price Each 1	10	100	250
Low Power (Cont.)													
584-AD8541ARTZ-R7	AD8541ARTZ-REEL7	SOT-23-5	1	5.5	0.045	1	1000	1000	0.92				
584-AD8541ARZ	AD8541ARZ	SOIC-8	1	5.5	0.045	1	1000	1000	0.92				
584-AD8538ARZ	AD8538ARZ	SOIC-8	1	5.5	0.18	0.43	5	1000	0.4				
584-AD8538AUJZ-R2	AD8538AUJZ-R2	TSOT-5	1	5.5	0.18	0.43	5	1000	0.4				
584-AD847SQ	AD847SQ	CDIP-8	1	15	5.3	30	1200	6600000	200				
584-AD8663ARZ	AD8663ARZ	SOIC-8	1	16	0.23	0.54	40	120	0.3				
584-AD8677ARZ	AD8677ARZ	SOIC-8	1	18	1.1	0.6	45	1000	0.2				
584-AD8677AUJZ-R2	AD8677AUJZ-R2	TSOT-5	1	18	1.1	0.6	45	1000	0.2				
584-AD8677AUJZ-R7	AD8677AUJZ-REEL7	TSOT-5	1	18	1.1	0.6	45	1000	0.2				
584-AD795JRZ	AD795JRZ	SOIC-8	1	18	1.3	1.6	100	2	1				
584-AD847AR	AD847AR	SOIC-8	1	18	5.3	30	500	10000000	200				
584-AD847ARZ	AD847ARZ	SOIC-9	1	18	5.3	30	500	10000000	200				
584-AD847JNZ	AD847JNZ	PDIP-8	1	18	5.3	30	500	7200000	200				
584-AD847JRZ	AD847JRZ	SOIC-8	1	18	5.3	30	500	7200000	200				
584-AD8617ARMZ	AD8617ARMZ	MSOP-8	2	5	0.038	0.4	400	780	0.1				
584-AD8617ARZ	AD8617ARZ	SOIC-8	2	5	0.038	0.4	400	780	0.1				
584-AD8617ACPZ-R2	AD8617ACPZ-R2	LFCSP-8	2	5	0.038	0.4	400	780	0.1				
584-ADA4692-2ARZ	ADA4692-2ARZ	SOIC-8	2	5	0.18	3.6	500	360	1.3				
584-AD8542ARMZ	AD8542ARMZ	MSOP-8	2	5.5	0.045	1	1000	1000	0.92				
584-AD8542ARMZ-R	AD8542ARMZ-REEL	MSOP-8	2	5.5	0.045	1	1000	1000	0.92				
584-AD8542ARUZ	AD8542ARUZ	TSSOP-8	2	5.5	0.045	1	1000	1000	0.92				
584-AD8542ARZ	AD8542ARZ	SOIC-8	2	5.5	0.045	1	1000	1000	0.92				
584-AD8542ARZ-R7	AD8542ARZ-REEL7	SOIC-8	2	5.5	0.045	1	1000	1000	0.92				
584-AD8622ARMZ	AD8622ARMZ	MSOP-8	2	15	0.215	0.56	10	500	0.48				
584-AD8622ARZ	AD8622ARZ	SOIC-8	2	15	0.215	0.56	10	500	0.48				
584-AD8667ARMZ	AD8667ARMZ	MSOP-8	2	16	0.23	0.54	40	120	0.3				
584-AD8667ARZ	AD8667ARZ	SOIC-8	2	16	0.23	0.54	40	120	0.3				
584-AD8682ARMZ	AD8682ARMZ	MSOP-8	2	18	0.21	3.5	350	125	9				
584-AD8682ARZ	AD8682ARZ	SOIC-8	2	18	0.21	3.5	350	125	9				
584-AD8642ARMZ	AD8642ARMZ	MSOP-8	2	26	0.2	3.5	70	260	3				
584-AD8642ARZ	AD8642ARZ	SOIC-8	2	26	0.2	3.5	70	260	3				
584-ADA4084-2ARMZ	ADA4084-2ARMZ	MSOP-8	2	30	0.625	15.9	130	450000	4.6				
584-ADA4084-2ARMZ-R7	ADA4084-2ARMZ-R7	MSOP-8	2	30	0.625	15.9	130	450000	4.6				
584-ADA4084-2ARZ	ADA4084-2ARZ	SOIC-8	2	30	0.625	15.9	100	450000	4.6				
584-ADA4084-2ARZ-R7	ADA4084-2ARZ-R7	SOIC-8	2	30	0.625	15.9	100	450000	4.6				
584-ADA4062-2ARMZ	ADA4062-2ARMZ	MSOP-8	2	36	0.165	1.4	500	50	3.3				
584-ADA4062-2ARZ	ADA4062-2ARZ	SOIC-8	2	36	0.165	1.4	500	50	3.3				
584-ADA4062-2BRZ	ADA4062-2BRZ	SOIC-8	2	36	0.165	1.4	500	50	3.3				
584-AD826ANZ	AD826ANZ	PDIP-8	2	36	6.8	30	500	6600000	350				
584-AD826AR	AD826AR	SOIC-8	2	36	6.8	30	500	6600000	350				
584-AD826ARZ	AD826ARZ	SOIC-8	2	36	6.8	30	500	6600000	350				
584-ADA4692-4ARUZ	ADA4692-4ARUZ	TSSOP-14	4	5	0.18	3.6	500	360	1.3				
584-ADA4691-4ACPZ-R2	ADA4691-4ACPZ-R2	LFCSP-16	4	5	0.18	3.6	500	360	1.3				
584-AD8544ARUZ	AD8544ARUZ	TSSOP-14	4	5.5	0.045	1	1000	1000	0.92				
584-AD8544ARZ	AD8544ARZ	SOIC-14	4	5.5	0.045	1	1000	1000	0.92				
584-AD8624ARUZ	AD8624ARUZ	TSSOP-14	4	15	0.215	0.56	10	500	0.48				
584-AD8624ACPZ-R2	AD8624ACPZ-R2	SOT-23-5	4	24	6.5	0.56	10	500	640				
584-ADA4096-4ARUZ	ADA4096-4ARUZ	TSSOP-14	4	30	0.06	0.786	35	30000	0.4				
Low Voltage Offset													
584-AD549JH	AD549JH	TO-99	1	18	0.6	1	500	11	3				
584-AD549JHZ	AD549JHZ	TO-99	1	18	0.6	1	500	11	3				
584-AD549KH	AD549KH	TO-99	1	18	0.6	1	150	4.2	3				
584-AD549KHZ	AD549KHZ	TO-99	1	18	0.6	1	150	4.2	3				
584-AD549LH	AD549LH	TO-99	1	18	0.6	1	300	2.8	3				
584-AD549LHZ	AD549LHZ	TO-99	1	18	0.6	1	300	2.8	3				
584-AD8644ARUZ	AD8644ARUZ	TSSOP-14	4	18	0.8	5.5	1000	500000	7.5				
584-AD8644ARZ	AD8644ARZ	SOIC-14	4	18	0.8	5.5	1000	500000	7.5				
Micropower													
584-ADA4051-1ARJZ-R2	ADA4051-1ARJZ-R2	SOT-23-5	1	5.5	0.015	0.125	2	200	0.6				
584-ADA4051-2ARMZ	ADA4051-2ARMZ	MSOP-8	2	5.5	0.013	0.125	2	200	0.6				
584-ADA4096-2ARMZ	ADA4096-2ARMZ	MSOP-8	2	30	0.06	0.786	35	30000	0.4				
584-ADA4096-2ARMZ-R7	ADA4096-2ARMZ-R7	MSOP-8	2	30	0.06	0.786	35	30000	0.4				
584-ADA4091-2ACPZ-R2	ADA4091-2ACPZ-R2	LFCSP-8	2	30	0.2	1.27	-35	510000	0.46				
584-ADA4091-2ARZ	ADA4091-2ARZ	SOIC-8	2	30	0.2	1.27	-35	510000	0.46				
584-ADA4091-4ARUZ	ADA4091-4ARUZ	TSSOP-14	4	30	0.2	1.27	-35	510000	0.46				
Wide Bandwidth													
584-AD8531AKSZ-R2	AD8531AKSZ-R2	SC70-5	1	6	0.7	3	250	50000000	5				
584-AD8531AKSZ-R7	AD8531AKSZ-REEL7	SC70-5	1	6	0.7	3	250	50000000	5				
584-AD8531ARTZ-R7	AD8531ARTZ-REEL7	SOT-23-5	1	6	0.7	3	25000	60	5				
584-AD8531ARZ	AD8531ARZ	SOIC-8	1	6	0.7	3	25000	60	5				
584-AD8531ARZ-R	AD8531ARZ-REEL	SOIC-8	1	6	0.7	3	25000	60	5				
584-AD8531ARZ-R	AD8531ARZ-REEL	SOIC-8	1	6	0.7	3	25000	60	5				
584-AD8519AKSZ-R7	AD8519AKSZ-REEL7	SC70-5	1	12	1.2	8	-	300000	2.9				
584-AD8519ARTZ-R7	AD8519ARTZ-REEL7	SOT-23-5	1	12	1.2	8	400000	300000	2.9				
584-AD8614ARTZ-R7	AD8614ARTZ-REEL7	SOT-23-5	1	18	0.8	5.5	1000	500000	7.5				
584-AD8675ARMZ	AD8675ARMZ	MSOP-8	1	18	2.5	10	12	4500	2.5				
584-AD8675ARZ	AD8675ARZ	SOIC-8	1	18	2.5	10	12	4500	2.5				
584-AD8647ARMZ	AD8647ARMZ	MSOP-10	2	5.5	1.5	24	600	550	11				
584-AD8529ARZ	AD8529ARZ	SOIC-8	2	12	1.2	8	400	300000	2.9				
584-ADA4001-2ARZ	ADA4001-2ARZ	SOIC-8	2	12.5	2	16.7	500	4000	25				
584-ADA4077-2ARMZ	ADA4077-2ARMZ	MSOP-8	2	13	0.4	3.9	50	1500	1				
584-ADA4077-2ARMZ-R7	ADA4077-2ARMZ-R7	MSOP-8	2	13	0.4	3.9	50	1500	1				
584-ADA4077-2ARZ	ADA4077-2ARZ	SOIC-8	2	13	0.4	3.9	15	1500	1				
584-ADA4077-2ARZ-R7	ADA4077-2ARZ-R7	SOIC-8	2	13	0.4	3.9	15	1500	1				
584-ADA4077-2BRZ	ADA4077-2BRZ	SOIC-8	2	13	0.4	3.9	15	1500	1				
584-AD8648ARUZ	AD8648ARUZ	SOIC-14	4	5.5	1.5	24	600	550	11				
584-AD8648ARZ	AD8648ARZ	SOIC-14	4	5.5	1.5	24	600	550	11				
Zero Drift, Rail-to-Rail													
584-AD8551ARMZ	AD8551ARMZ	MSOP-8	1	5	1	1.5	1	50	0.4				
584-AD8551ARZ	AD8551ARZ	SOIC-8	1	5	1	1.5	1	50	0.4				
584-AD8571ARZ	AD8571ARZ	SOIC-8	1	5	1	1.5	1	1500	0.4				
584-AD8628ARTZ-R2	AD8628ARTZ-R2	SOT-23-5	1	5	1	2.5	1	100	1				
584-AD8628ARTZ-R7	AD8628ARTZ-REEL7	SOT-23-5	1	5	1	2.5	1	100	1				
584-AD8628ARZ	AD8628ARZ	SOIC-8	1	5	1	2.5	1	100	1				
584-AD8628AUJZ-R2	AD8628AUJZ-R2	TSOT-5	1	5	1	2.5	1	100	1				
584-ADA4638-1ARZ	ADA4638-1ARZ	SOIC-8	1	30	0.85	1.5	0.5	500	1.5				

© Copyright 2014 Mouser Electronics

© Copyright 2014 Mouser Electronics

ANALOG DEVICES INC. Amplifiers

Products may be RoHS compliant. Check mouser.com for RoHS status.

PRECISION AMPLIFIERS (CONT.)

For quantities greater than listed, call for quote.

MOUSER STOCK NO.	ADI Part No.	Package	Channels	Supply Voltage (Max) (V)	Supply Current (mA)	Bandwidth (MHz)	Power Dissipation (mW)	Input Bias Current (pA)	Slew Rate (Typ.) (V/us)	Price Each 1	10	100	250
Zero Drift, Rail-to-Rail (Cont.)													
584-ADA4638-1ARZ-R7	ADA4638-1ARZ-R7	SOIC-8	1	30	0.85	1.5	0.5	500	1.5				
584-AD8552ARUZ	AD8552ARUZ	TSSOP-8	2	5	1	1.5	1	4000	0.4				
584-AD8552ARZ	AD8552ARZ	SOIC-8	2	5	1	1.5	1	4000	0.4				
584-AD8572ARUZ	AD8572ARUZ	TSSOP-8	2	5	1	1.5	1	4000	0.4				
584-AD8572ARZ	AD8572ARZ	SOIC-8	2	5	1	1.5	1	4000	0.4				
584-ADA4500-2ARMZ	ADA4500-2ARMZ	MSOP-8	2	5.5	1.55	10.1	120	190	5.5				
584-AD8639ARMZ	AD8639ARMZ	MSOP-8	2	16	1.25	1.5	3	250	2				
584-AD8639ARZ	AD8639ARZ	SOIC-8	2	16	1.25	1.5	3	250	2				
584-ADA4505-4ARUZ	ADA4505-4ARUZ	TSSOP-14	4	5	0.007	0.05	500	375	6				
584-AD8630ARZ	AD8630ARZ	SOIC-14	4	5	1	2.5	1	300	1				
584-AD8554ARUZ	AD8554ARUZ	TSSOP-14	4	5	1	1.5	1	50	0.4				
584-AD8554ARZ	AD8554ARZ	SOIC-14	4	5	1	1.5	1	50	0.4				
584-AD8574ARUZ	AD8574ARUZ	TSSOP-14	4	5	1	1.5	1	1500	0.4				
584-AD8574ARZ	AD8574ARZ	SOIC-14	4	5	1	1.5	1	1500	0.4				

RF AMPLIFIERS

For quantities greater than listed, call for quote.

MOUSER STOCK NO.	ADI Part No.	Package	Channels	Supply Voltage (Max) (V)	Supply Current (mA)	P1 (dBm)	Operating Frequency (MHz)	Price Each 1	10	100	250
584-AD8354ACPZ-R7	AD8354ACPZ-REEL7	LFCSP-8	1	5	23	4.6	1 to 2700				
584-AD8353ACPZ-R7	AD8353ACPZ-REEL7	LFCP-8	1	5	41	9.1	2.7				
584-ADL5544ARKZ-R7	ADL5544ARKZ-R7	SOT-89-3	1	5	55	17.6	900				
584-ADL5545ARKZ-R7	ADL5545ARKZ-R7	SOT-89-3	1	5	56	18.1	900				
584-ADL5523ACPZ-R7	ADL5523ACPZ-R7	LFCSP-8	1	5	60	20.1	400 to 4000				
584-ADL5565ACPZ-R7	ADL5565ACPZ-R7	LFCSP-16	1	5	80	12.8	100				
584-ADL5601ARKZ-R7	ADL5601ARKZ-R7	SOT-89-3	1	5	83	19	50 to 4000				
584-ADL5602ARKZ-R7	ADL5602ARKZ-R7	SOT-89-3	1	5	89	19.3	50 to 4000				
584-ADL5542ACPZ-R7	ADL5542ACPZ-R7	LFCSP-8	1	5	93	6.8	50 to 6000				
584-ADL5535ARKZ-R7	ADL5535ARKZ-R7	SOT-89-3	1	5	97	18.9	20 to 1000				
584-ADL5531ACPZ-R7	ADL5531ACPZ-R7	LFCSP-8	1	5	100	20.4	20 to 500				
584-ADL5320ARKZ-R7	ADL5320ARKZ-R7	SOT-89-3	1	5	104	27.4	400 to 2700				
584-ADL5536ARKZ-R7	ADL5536ARKZ-R7	SOT-89-3	1	5	105	19.7	20 to 1000				
584-ADL5324ARKZ-R7	ADL5324ARKZ-R7	SOT-89-3	1	5	133	28.5	400 to 4000				
584-AD8432ACPZ-WP	AD8432ACPZ-WP	LFCSP-24	2	5	24	7.7	10				
584-AD8283WBCPZ	AD8283WBCPZ	LFCP-72	6	3.3	190	9.8	12				

RF MIXERS

For quantities greater than listed, call for quote.

MOUSER STOCK NO.	ADI Part No.	Package	Noise Figure (dB)	Supply Voltage (Max) (V)	Supply Current (mA)	P1 (dBm)	Operating Frequency (MHz)	Price Each 1	10	100	250
584-AD831APZ	AD831APZ	PLCC-20	14	5.5	125	-	500				
584-AD8343ARUZ	AD8343ARUZ	TSSOP-14	14	5	50	2.8	2500				

SPECIAL FUNCTION AMPLIFIERS

Sample and Hold

For quantities greater than listed, call for quote.

MOUSER STOCK NO.	ADI Part No.	Package	Channels	Supply Voltage (Max) (V)	Supply Current (mA)	Bandwidth (kHz)	Acquisition Time (us)	Price Each 1	10	100	250
584-AD783JRZ	AD783JRZ	SOIC-8	1	5.25	17	15	0.25				
584-AD781ANZ	AD781ANZ	PDIP-8	1	13.2	6.5	4	0.6				
584-AD781JNZ	AD781JNZ	PDIP-8	1	13.2	6.5	4	0.6				
584-AD585JPZ	AD585JPZ	PLCC-20	1	18	10	160	3				
584-AD684JQ	AD684JQ	CDIP-16	4	13.2	25	400	1				

Special Purpose

For quantities greater than listed, call for quote.

MOUSER STOCK NO.	ADI Part No.	Package	Channels	Supply Voltage (Max) (V)	Supply Current (mA)	Bandwidth (kHz)	Slew Rate (Typ.) (V/us)	Price Each 1	10	100	250
584-AD8018ARZ	AD8018ARZ	SOIC-8	2	8	9	130	300				
584-AD8012ARMZ	AD8012ARMZ	MSOP-8	2	12	1.7	350	2250				
584-AD8012ARZ	AD8012ARZ	SOIC-8	2	12	1.7	350	2250				
584-AD8017ARZ	AD8017ARZ	SOIC-8	2	12	7	160	1600				
584-AD8392AAREZ	AD8392AAREZ	TSSOP-28	2	24	3	37	515				
584-AD8397ARDZ	AD8397ARDZ	SOIC-8	2	24	11	69	53				
584-AD8397ARZ	AD8397ARZ	SOIC-8	2	24	11	69	53				
584-AD8022ARMZ	AD8022ARMZ	MSOP-8	2	26	4	130	50				
584-AD8022ARZ	AD8022ARZ	SOIC-8	2	26	4	130	50				
584-AD812ANZ	AD812ANZ	PDIP-8	2	36	4.5	145	1600				
584-AD812ARZ	AD812ARZ	SOIC-8	2	36	4.5	145	1600				

TRANSIMPEDANCE AMPLIFIER

For quantities greater than listed, call for quote.

MOUSER STOCK NO.	ADI Part No.	Package	Channels	Supply Voltage (Max) (V)	Supply Current (mA)	Bandwidth (MHz)	Rise/Fall Time (ns)	Power Dissipation (mW)	Price Each 1	10	100	250
584-AD8015ARZ	AD8015ARZ	SOIC-8	1	11	25	240	1.5	125				

© Copyright 2014 Mouser Electronics
© Copyright 2014 Mouser Electronics

ANALOG DEVICES INC. Amplifiers

Products may be RoHS compliant. Check mouser.com for RoHS status.

VIDEO AMPLIFIERS

For quantities greater than listed, call for quote.

MOUSER STOCK NO.	ADI Part No.	Package	Channels	Supply Voltage (Max) (V)	Supply Current (mA)	Bandwidth (MHz)	Slew Rate (Typ.) (V/us)	Price Each 1	10	100	250
584-ADA4853-3YRUZ	ADA4853-3YRUZ	TSSOP-14	1	5	1.4	100	Dual				
584-AD8325ARUZ	AD8325ARUZ	TSSOP-28	1	5.25	133		Single				
584-AD8001ANZ	AD8001ANZ	PDIP-8	1	6	5	880	Single				
584-AD8001ARZ	AD8001ARZ	SOIC-8	1	6	5	715	Single				
584-ADA4311-1ARHZ	ADA4311-1ARHZ	Mini-SO-EP-10	1	12	11.8	310	Single, Dual				
584-AD8336ACPZ-WP	AD8336ACPZ-WP	LFCSP-16	1	12	25	600	Dual				
584-AD818ARZ	AD818ARZ	SOIC-8	1	36	7	130	Single, Dual				
584-AD828ANZ	AD828ANZ	PDIP-8	1	36	14	130	Single, Dual				
584-AD8324ACPZ	AD8324ACPZ	LFCSP-VQ-20	2	3.47	207		Single, Dual				
584-AD8073JRZ	AD8073JRZ	SOIC-14	2	6	3.5	100	Single				
584-ADA4310-1ARHZ	ADA4310-1ARHZ	MSOP-10	2	12	7.6	190	Single, Dual				
584-AD8013ARZ-14	AD8013ARZ-14	SOIC-14	2	13	3, 3.5	140	Single, Dual				
584-AD828ARZ	AD828ARZ	SOIC-8	2	36	14	130	Single, Dual				
584-ADA4432-1BCPZ-R7	ADA4432-1BCPZ-R7	LFCSP-WD-8	3	3.6	7.6	10.5	Single				
584-AD8123ACPZ	AD8123ACPZ	LFCSP-40	3	5.5	132	120	Single				
584-AD8072ARMZ	AD8072ARMZ	uSOIC-8	3	6	3.5	100	Dual				
584-AD818ANZ	AD818ANZ	PDIP-8	3	36	7	130	Single				
584-AD8004ANZ	AD8004ANZ	PDIP-14	4	12	16		Single				

PROGRAMMABLE GAIN AMPLIFIER

For quantities greater than listed, call for quote.

MOUSER STOCK NO.	ADI Part No.	Package	Channels	Supply Voltage (Max) (V)	Supply Current (mA)	Bandwidth (MHz)	Input Offset Voltage (uV)	Slew Rate (V/us)	Slew Rate (V/us)	Price Each 1	10	100	250
584-AD526ADZ	AD526ADZ	CDIP-16	1	12	14	350	700	24	1 to 16				
584-AD526BDZ	AD526BDZ	CDIP-16	1	12	14	350	700	24	1 to 16				
584-AD526JNZ	AD526JNZ	PDIP-16	1	12	14	350	700	24	1 to 16				

VARIABLE GAIN AMPLIFIER

For quantities greater than listed, call for quote.

MOUSER STOCK NO.	ADI Part No.	Package	Channels	Supply Voltage (Max) (V)	Supply Current (mA)	Bandwidth (MHz)	Input Offset Voltage (mV)	Slew Rate (V/us)	Available Set Gain (dB)	Price Each 1	10	100	250
584-AD8338ACPZ-R7	AD8338ACPZ-R7	LFCSP-16	1	5	3	18	10	50	80				

COMPARATORS

For quantities greater than listed, call for quote.

MOUSER STOCK NO.	ADI Part No.	Package	Single, Dual, Quad	Supply Voltage (Max) (V)	Output Current (mA)	Propagation Delay Time (ns)	Power Dissipation (mW)	Price Each 1	10	100	250
584-AD8611ARMZ-R2	AD8611ARMZ-R2	MSOP-8	Single	5	Complementary	5	50				
584-AD8611ARZ	AD8611ARZ	SOIC-8	Single	5	Complementary	5	50				
584-ADCMP582BCPZ-R2	ADCMP582BCPZ-R2	LFCSP-16	Single	5	PECL	180	350				
584-ADCMP582BCPZ-WP	ADCMP582BCPZ-WP	LFCSP-16	Single	5	PECL	180	350				
584-ADCMP551BRQZ	ADCMP551BRQZ	QSOP-16	Single	5.25	PECL	500	130				
584-ADCMP552BRQZ	ADCMP552BRQZ	QSOP-20	Single	5.25	PECL	500	130				
584-ADCMP553BRMZ	ADCMP553BRMZ	MSOP-8	Single	5.25	PECL	500	75				
584-ADCMP572BCPZ-R2	ADCMP572BCPZ-R2	LFCSP-16	Single	5.4	Complementary	150	230				
584-ADCMP572BCPZ-WP	ADCMP572BCPZ-WP	LFCSP-16	Single	5.4	Complementary	150	230				
584-ADCMP573BCPZ-R2	ADCMP573BCPZ-R2	LFCSP-16	Single	5.4	PECL	150	230				
584-AD8465WBCPZ-WP	AD8465WBCPZ-WP	CSP-12	Single	5.5	LVDS	1.6	120				
584-ADCMP606BKSZ-R2	ADCMP606BKSZ-R2	SC70-6	Single	5.5	Complementary	2.1	150				
584-ADCMP607BCPZ-WP	ADCMP607BCPZ-WP	LFCSP-12	Single	5.5	Complementary	2.1	150				
584-ADCMP604BKSZ-R2	ADCMP604BKSZ-R2	SC70-6	Single	5.5	LVDS	3	120				
584-ADCMP350YKSZR7	ADCMP350YKSZ-REEL7	SC70-4	Single	5.5	Open Drain	5	83				
584-ADCMP354YKSZR7	ADCMP354YKSZ-REEL7	SC70-4	Single	5.5	Open Drain	5	83				
584-ADCMP370AKSZR7	ADCMP370AKSZ-REEL7	SC70-5	Single	5.5	Open Drain	5	0.039				
584-ADCMP371AKSZR7	ADCMP371AKSZ-REEL7	SC70-5	Single	5.5	Push-Pull	5	39				
584-ADCMP600BKSZ-R2	ADCMP600BKSZ-R2	SC70-5	Single	5.5	CMOS/TTL	5	23				
584-ADCMP600BRJZ-R2	ADCMP600BRJZ-R2	SOT-23-5	Single	5.5	CMOS/TTL	5	23				
584-ADCMP600BRJZR7	ADCMP600BRJZ-REEL7	SOT-23-5	Single	5.5	CMOS/TTL	5	23				
584-ADCMP601BKSZ-R2	ADCMP601BKSZ-R2	SC70-6	Single	5.5	CMOS/TTL	5	23				
584-ADCMP601BKSZR7	ADCMP601BKSZ-REEL7	SC70-6	Single	5.5	CMOS/TTL	5	23				
584-ADCMP602BRMZ	ADCMP602BRMZ	MSOP-8	Single	5.5	CMOS/TTL	5	23				
584-ADCMP361YRJZR7	ADCMP361YRJZ-REEL7	SOT-23-5	Single	5.5	Open Drain	10	-				
584-AD8468WBKSZ-R7	AD8468WBKSZ-R7	SC70-6	Single	5.5	CMOS/TTL	35	7.15				
584-ADCMP580BCPZ-WP	ADCMP580BCPZ-WP	LFCSP-16	Single	5.5	Complementary	180	260				
584-ADCMP581BCPZ-WP	ADCMP581BCPZ-WP	LFCSP-16	Single	5.5	ECL	180	200				
584-AD8469WBRMZ	AD8469WBRMZ	MSOP-8	Single	5.5	CMOS/TTL	35 to 60	7				
584-ADCMP608BKSZ-R2	ADCMP608BKSZ-R2	SC70-6	Single	5.5	CMOS/TTL	35 to 60	7.15				
584-ADCMP608BKSZR7	ADCMP608BKSZ-REEL7	SC70-6	Single	5.5	CMOS/TTL	35 to 60	7.15				
584-ADCMP609BRMZ	ADCMP609BRMZ	MSOP-8	Single	5.5	CMOS/TTL	35 to 60	7				
584-ADCMP609BRMZR7	ADCMP609BRMZ-REEL7	MSOP-8	Single	5.5	CMOS/TTL	35 to 60	7				
584-AD8561ANZ	AD8561ANZ	PDIP-8	Single	10	Complementary	6.75	65				
584-AD8561ARUZ	AD8561ARUZ	TSSOP-8	Single	10	Complementary	6.75	65				
584-AD8561ARZ	AD8561ARZ	SOIC-8	Single	10	Complementary	6.75	65				
584-AD8561ARZ-R7	AD8561ARZ-REEL7	SOIC-8	Single	10	Complementary	6.75	65				
584-AD8612ARUZ	AD8612ARUZ	TSSOP-14	Dual	5	Complementary	5	100				
584-ADCMP562BRQZ	ADCMP562BRQZ	QSOP-20	Dual	5	PECL	830	250				
584-ADCMP563BRQZ	ADCMP563BRQZ	QSOP-16	Dual	5.25	ECL	830	230				
584-ADCMP341YRJZR7	ADCMP341YRJZ-REEL7	SOT-23-8	Dual	5.5	Open Drain	10	38.5				
584-ADCMP670-1YUJZR7	ADCMP670-1YUJZ-RL7	TSOT-6	Dual	5.5	Open Drain	10	-				
584-CMP401GSZ	CMP401GSZ	SOIC-16	Quad	3.9	CMOS/TTL	33	-				
584-CMP402GSZ	CMP402GSZ	SOIC-16	Quad	3.9	CMOS/TTL	60	-				
584-AD8564ARZ	AD8564ARZ	SOIC-16	Quad	5	CMOS/TTL	8	150				
584-ADM12914-1ARQZ	ADM12914-1ARQZ	QSOP-16	Quad	6.8	Open Drain	125	-				
584-ADM12914-2ARQZ	ADM12914-2ARQZ	QSOP-16	Quad	6.8	Open Drain	125	-				
584-CMP04FSZ	CMP04FSZ	SOIC-14	Quad	36	CMOS/TTL	-	-				
584-ADM2914-1ARQZ	ADM2914-1ARQZ	QSOP-16	Octal	6.8	Open Drain	125	-				
584-ADM2914-2ARQZ	ADM2914-2ARQZ	QSOP-16	Octal	6.8	Open Drain	125	-				

© Copyright 2014 Mouser Electronics
© Copyright 2014 Mouser Electronics

ANALOG DEVICES INC. Amplifiers

RoHS Compliant **This page of product is RoHS compliant.**

MULTIPLIER/DIVIDERS

For quantities greater than listed, call for quote.

MOUSER STOCK NO.	ADI Part No.	Package	Supply Voltage (Max) (V)	Supply Current (mA)	Iq (Max) (mA)	Slew Rate (V/us)	No. of Bits/Stages	Operating Temperature (°C)	Price Each			
									1	10	100	250
584-AD835ANZ	AD835ANZ	PDIP-8	5	16	16	1000	4-Quadrant	-40 to +85				
584-AD835ARZ	AD835ARZ	SOIC-8	5	16	16	1000	4-Quadrant	-40 to +85				
584-AD834JNZ	AD834JNZ	PDIP-8	9	28	28	-	4-Quadrant	0 to +70				
584-AD834JRZ	AD834JRZ	SOIC-8	9	28	28	-	4-Quadrant	0 to +70				
584-AD734ANZ	AD734ANZ	PDIP-14	16.5	9	9	450	4-Quadrant	-40 to +85				
584-AD734AQ	AD734AQ	CDIP-14	16.5	9	9	450	4-Quadrant	-40 to +85				
584-AD734BNZ	AD734BNZ	PDIP-14	16.5	9	9	450	4-Quadrant	-40 to +85				
584-AD532KDZ	AD532KDZ	CDIP-14	18	4	4	45	4-Quadrant	0 to +70				-
584-AD534JDZ	AD534JDZ	CDIP-14	18	4	4	20	4-Quadrant	0 to +70				
584-AD534JH	AD534JH	TO-100-10	18	4	4	20	4-Quadrant	0 to +70				
584-AD534JHZ	AD534JHZ	TO-100-10	18	4	4	20	4-Quadrant	0 to +70				
584-AD534KDZ	AD534KDZ	CDIP-14	18	4	4	20	4-Quadrant	0 to +70				
584-AD534KHZ	AD534KHZ	TO-100-10	18	4	4	20	4-Quadrant	0 to +70				
584-AD534LDZ	AD534LDZ	CDIP-14	18	4	4	20	4-Quadrant	0 to +70				-
584-AD632AHZ	AD632AHZ	TO-100-10	18	4	4	20	4-Quadrant	-25 to +85				
584-AD632BDZ	AD632BDZ	CDIP-14	18	4	4	20	4-Quadrant	-25 to +85				
584-AD633ANZ	AD633ANZ	PDIP-8	18	4	4	20	4-Quadrant	-40 to +85				
584-AD633ARZ	AD633ARZ	SOIC-8	18	4	4	20	4-Quadrant	-40 to +85				
584-AD633JNZ	AD633JNZ	PDIP-8	18	4	4	20	4-Quadrant	0 to +70				
584-AD633JRZ	AD633JRZ	SOIC-8	18	4	4	20	4-Quadrant	0 to +70				
584-AD538ADZ	AD538ADZ	CDIP-18	18	4.5	4.5	1.4	2-Quadrant	-25 to +85				
584-AD532JDZ	AD532JDZ	CDIP-14	22	6	6	45	4-Quadrant	0 to +70				

EVALUATION MODULES

For quantities greater than listed, call for quote.

MOUSER STOCK NO.	ADI Part No.	Description	Price Each
584-AC1059	AC1059	Mating Socket to AD210 Isolation Amplifier	
584-AD603-EVALZ	AD603-EVALZ	AD603 Variable Gain Amplifier Eval Board	
584-AD633-EVALZ	AD633-EVALZ	AD633 Analog Multiplier Eval Board	
584-AD8004AR-EBZ	AD8004AR-EBZ	AD8004ARZ-14 High Speed Amplifier Eval Board	
584-AD8021AR-EBZ	AD8021AR-EBZ	AD8021 High Speed Amplifier Eval Board	
584-AD8045ACP-EBZ	AD8045ACP-EBZ	AD8045 High Speed Amplifier Eval Board	
584-AD8045ARD-EBZ	AD8045ARD-EBZ	AD8045 High Speed Amplifier Eval Board	
584-AD8067ART-EBZ	AD8067ART-EBZ	AD8067 Op Amp Eval Board	
584-AD8091AR-EBZ	AD8091AR-EBZ	AD8091 High Speed Op Amplifier Eval Board	
584-AD811JR-EBZ	AD811JR-EBZ	AD811 Video Amplifier Eval Board	
584-AD8129AR-EBZ	AD8129AR-EBZ	AD8129 Differential Receiver Amplifier Eval Board	
584-AD8130AR-EBZ	AD8130AR-EBZ	AD8130 Differential Receiver Amplifier Eval Board	
584-AD8131AR-EBZ	AD8131AR-EBZ	AD8131 Differential Driver Eval Board	
584-AD8131ARM-EBZ	AD8131ARM-EBZ	AD8131 Differential Driver Eval Board	
584-AD8132AR-EBZ	AD8132AR-EBZ	AD8132 ADC Differential Driver Eval Board	
584-AD8132ARM-EBZ	AD8132ARM-EBZ	AD8132 ADC Differential Driver Eval Board	
584-AD8137YR-EBZ	AD8137YR-EBZ	AD8137 ADC Differential Driver Eval Board	
584-AD8138AR-EBZ	AD8138AR-EBZ	AD8138 ADC Differential Driver Eval Board	
584-AD8138ARM-EBZ	AD8138ARM-EBZ	AD8138 ADC Differential Driver Eval Board	
584-AD8139ARD-EBZ	AD8139ARD-EBZ	AD8139 ADC Differential Driver Eval Board	
584-AD8222-EVALZ	AD8222-EVALZ	AD8222 Instrumentation Amplifier Eval Board	
584-AD8224-EVALZ	AD8224-EVALZ	AD8224 Instrumentation Amplifier Eval Board	
584-AD8231-EVALZ	AD8231-EVALZ	AD8231 Zero Drift Programmable Amplifier Eval Board	
584-AD8232-EVALZ	AD8232-EVALZ	AD8232 Heart Rate Monitor Front End Eval Board	
584-AD8250-EVALZ	AD8250-EVALZ	AD8250 Programmable Gain Amplifier Eval Board	
584-AD8264-EVALZ	AD8264-EVALZ	AD8264 Differential Output Amplifier Eval Board	
584-AD8302-EVALZ	AD8302-EVALZ	AD8302 RF/IF Gain and Phase Detector Eval Board	
584-AD8318-EVALZ	AD8318-EVALZ	AD8318 Logarithmic Amplifier Eval Board	
584-AD8330-EVALZ	AD8330-EVALZ	AD8330 Variable Gain Amplifier Eval Board	
584-AD8332-EVALZ	AD8332-EVALZ	AD8332 Variable Gain Amplifier Eval Board	
584-AD8336-EVALZ	AD8336-EVALZ	AD8336 Video Amplifier Eval Board	
584-AD8337-EVALZ	AD8337-EVALZ	AD8337 Video Amplifier Eval Board	
584-AD8397ARD-EBZ	AD8397ARD-EBZ	AD8397 High Output Current Amplifier Eval Board	
584-AD8475-EVALZ	AD8475-EVALZ	AD8475 Differential Funnel Amplifier Eval Board	
584-AD8476-EVALZ	AD8476-EVALZ	AD8476 Differential Amplifier and Driver Eval Board	
584-ADA4851-4YRU-EBZ	ADA4851-4YRU-EBZ	ADA4851-4 High Speed Op Amplifier Eval Board	
584-ADA4860-1YRJ-EBZ	ADA4860-1YRJ-EBZ	ADA4860-1 High Speed Op Amplifier Eval Board	
584-ADA4891-2AR-EBZ	ADA4891-2AR-EBZ	ADA4891-2 Bare Eval Board	
584-ADA4897-1AR-EBZ	ADA4897-1AR-EBZ	ADA4897-1 Bare Board for High Speed Amplifiers	
584-ADA4927-1YCP-EBZ	ADA4927-1YCP-EBZ	ADA4927-1 Differential ADC Driver Eval Board	
584-ADA4927-2YCP-EBZ	ADA4927-2YCP-EBZ	ADA4927 Differential ADC Driver Eval Board	
584-ADA4930-1YCP-EBZ	ADA4930-1YCP-EBZ	ADA4930-1 Differential ADC Driver Eval Board	
584-ADA4930-2YCP-EBZ	ADA4930-2YCP-EBZ	ADA4930-2 Differential ADC Driver Eval Board	
584-ADA4932-1YCP-EBZ	ADA4932-1YCP-EBZ	ADA4932-1 Differential ADC Driver Eval Board	
584-ADA4932-2YCP-EBZ	ADA4932-2YCP-EBZ	ADA4932-2 Differential ADC Driver Eval Board	
584-ADA4937-1YCP-EBZ	ADA4937-1YCP-EBZ	ADA4937-1 Differential ADC Driver Eval Board	
584-ADA4937-2YCP-EBZ	ADA4937-2YCP-EBZ	ADA4937-2 Differential ADC Driver Eval Board	
584-ADA4950-1YCP-EBZ	ADA4950-1YCP-EBZ	ADA4950-1 Differential ADC Driver Eval Board	
584-ADL5330-EVALZ	ADL5330-EVALZ	ADL5330 Variable Gain Amplifier/Attenuator Eval Board	
584-ADL5513-EVALZ	ADL5513-EVALZ	ADL5513 Logarithmic Detector/Controller Eval Board	
584-EVALADMP411ZFLEX	EVAL-ADMP411Z-FLEX	ADMP411 3.3V Microphone Eval Board	
584-EVALAD8003-3CPEZ	EVAL-AD8003-3CPEZ	AD8003 Ultrahigh Speed Op Amplifier Eval Board	
584-EVALADCMP580BCPZ	EVAL-ADCMP580BCPZ	ADCMP580 High Speed Comparator Eval Board	
584-EVAL-CN0312-SDPZ	EVAL-CN0312-SDPZ	AD8618, ADG633 2.5V Data Acquisition Eval Board	
584-EVAL-INAMP-62RZ	EVAL-INAMP-62RZ	AD62x Series Instrumentation Amplifier Eval Board	
584-EVAL-INAMP-82RMZ	EVAL-INAMP-82RMZ	AD822x Series Instrumentation Amplifier Eval Board	
584-EVAL-INAMP-82RZ	EVAL-INAMP-82RZ	AD822x Series Instrumentation Amplifier Eval Board	
584-EVALPRAOPAMP1KSZ	EVAL-PRAOPAMP-1KSZ	Universal Precision Op Amplifier Eval Board (Single KS-5 Id SC-70) KS-5	
584-EVALPRAOPAMP1RJZ	EVAL-PRAOPAMP-1RJZ	Universal Precision Op Amplifier Eval Board (Single SOT-23-5) RJ-5	
584-EVALPRAOPAMP-1RZ	EVAL-PRAOPAMP-1RZ	Universal Precision Op Amplifier Eval Board (Single SOIC-8) R-8	
584-EVALPRAOPAMP4RUZ	EVAL-PRAOPAMP-4RUZ	Universal Precision Op Amplifier Eval Board (Quad TSSOP-14) RU-14	
584-EVALPRAOPAMP-4RZ	EVAL-PRAOPAMP-4RZ	Universal Precision Op Amplifier Eval Board (Quad SOIC-14) R-14	
584-EVAL-SSM2375Z	EVAL-SSM2375Z	SSM2375 Audio Amplifier Eval Board	
584-EVAL-SSM2377Z	EVAL-SSM2377Z	SSM2377 Audio Amplifier Eval Board	
584-EVAL-SSM2529Z	EVAL-SSM2529Z	SSM2529 Audio Amplifier Eval Board	
584-EVAL-SSM3302Z	EVAL-SSM3302Z	SSM3302 Audio Amplifier Eval Board	
584-SSM2301MINIEVALZ	SSM2301-MINI-EVALZ	SSM2301 Audio Amplifier Eval Board	
584-SSM2315-EVALZ	SSM2315-EVALZ	SSM2315 Audio Amplifier Eval Board	

© Copyright 2014 Mouser Electronics

© Copyright 2014 Mouser Electronics

AVAGO RFIC Amplifiers and Transistors

RoHS Compliant **This product is RoHS compliant.**

AVAGO TECHNOLOGIES

INGAP HIGH GAIN

For quantities greater than listed, call for quote.

MOUSER STOCK NO.	Avago Part No.	Package	Gain (dB)	Voltage (V)	Current (mA)	Operating Range (MHz)	Frequency (MHz)	NF (dB)	OIP3 (dBm)	P1dB (dBm)	Price Each 1	25	100	500
630-AVT-54689-TR1G	AVT-54689-TR1G	SOT-89	17	5	64	DC-6000	2000	4.5	30	17.5				
630-AVT-55689-TR1G	AVT-55689-TR1G	SOT-89	16.5	5	82	DC-6000	2000	4.5	33	19				
630-MGA-31589-BLKG	MGA-31589-BLKG	SOT-89	20	5	150	400-1500	900	3	44.5	28				
630-MGA-31689-BLKG	MGA-31689-BLKG	SOT-89	18	5	150	1500-3000	1900	3	44.5	28				

ISOLATION AMPLIFIERS

For quantities greater than listed, call for quote.

MOUSER STOCK NO.	Avago Part No.	Package	Lead Conf.	Type	Operating Frequency	Gain (dB)	SNR (dB)	Vf (V)	Id (mA)	Price Each 1	25	100	500
630-ACPL-7900-000E	ACPL-7900-000E	DIP-8	Straight	Precision Iso-Amplifier	200kHz	-78	60	4.5	13				
630-ACPL-7900-300E	ACPL-7900-300E	DIP-8	Gull Wing	Precision Iso-Amplifier	200kHz	-78	60	4.5	13				
630-ACPL-7900-500E	ACPL-7900-500E	DIP-8	Gull Wing	Precision Iso-Amplifier	200kHz	-78	60	4.5	13				
630-ACPL-790A-000E	ACPL-790A-000E	DIP-8	Straight	Precision Iso-Amplifier	200kHz	-78	60	4.5	13				
630-ACPL-790A-300E	ACPL-790A-300E	DIP-8	Gull Wing	Precision Iso-Amplifier	200kHz	-78	60	4.5	13				
630-ACPL-790A-500E	ACPL-790A-500E	DIP-8	Gull Wing	Precision Iso-Amplifier	200kHz	-78	60	4.5	13				
630-ACPL-790B-000E	ACPL-790B-000E	DIP-8	Straight	Precision Iso-Amplifier	200kHz	-78	60	4.5	13				
630-ACPL-790B-300E	ACPL-790B-300E	DIP-8	Gull Wing	Precision Iso-Amplifier	200kHz	-78	60	4.5	13				
630-ACPL-790B-500E	ACPL-790B-500E	DIP-8	Gull Wing	Precision Iso-Amplifier	200kHz	-78	60	4.5	13				
630-ACPL-7970-000E	ACPL-7970-000E	DIP-8	Straight	Miniature Iso-Amplifier	10MHz	-	78	5.5	14				
630-ACPL-7970-500E	ACPL-7970-500E	DIP-8	Gull Wing	Miniature Iso-Amplifier	10MHz	-	78	5.5	14				

SILICON RFICS

For quantities greater than listed, call for quote.

MOUSER STOCK NO.	Avago Part No.	Package	Type	Operating Frequency	Gain (dB)	NF (dB)	Vf (V)	Id (mA)	Price Each 1	25	100	500
630-MSA-0386-BLKG	MSA-0386-BLKG	86 Plastic	Silicon Fixed Gain Amplifier	DC-2.4GHz	12	6	5	35				
630-MSA-0486-BLKG	MSA-0486-BLKG	86 Plastic	Silicon Fixed Gain Amplifier	DC-3.2GHz	8	7	5.25	50				
630-MSA-0505-STRG	MSA-0505-STRG	05 Plastic	Silicon Fixed Gain Amplifier	0.02-2.4GHz	7	6.5	8.4	80				
630-MSA-0611-TR1G	MSA-0611-TR1G	SOT-143	Silicon Fixed Gain Amplifier	DC-0.7GHz	18	3	3.3	16				
630-MSA-0886-BLKG	MSA-0886-BLKG	86 Plastic	Silicon Fixed Gain Amplifier	DC-4GHz	22.5	3.3	7.8	36				
630-MSA-0886-TR1G	MSA-0886-TR1G	86 Plastic	Silicon Fixed Gain Amplifier	DC-4GHz	22.5	3.3	7.8	36				
630-MSA-1105-STRG	MSA-1105-STRG	05 Plastic	Silicon Fixed Gain Amplifier	0.05-1.3GHz	12	3.6	5.5	60				
630-MSA-1105-TR1G	MSA-1105-TR1G	05 Plastic	Silicon Fixed Gain Amplifier	0.02-1.3GHz	12	3.6	5.5	60				
630-ABA-31563-BLKG	ABA-31563-BLKG	SOT-363	Silicon Broadband Amplifier	DC-3.5GHz	21	3.8	3	14.5				
630-ABA-31563-TR1G	ABA-31563-TR1G	SOT-363	Silicon Broadband Amplifier	DC-3.5GHz	21	3.8	3	14.5				
630-ABA-32563-TR1G	ABA-32563-TR1G	SOT-363	Silicon Broadband Amplifier	DC-2.5GHz	18.5	3.4	3	38				
630-ABA-51563-BLKG	ABA-51563-BLKG	SOT-363	Silicon Broadband Amplifier	DC-3.5GHz	21.5	3.7	5	18				
630-ABA-52563-TR1G	ABA-52563-TR1G	SOT-363	Silicon Broadband Amplifier	DC-3.5GHz	21.5	3.3	5	35				
630-ABA-53563-BLKG	ABA-53563-BLKG	SOT-363	Silicon Broadband Amplifier	DC-3.5GHz	21.5	3.5	5	46				
630-ABA-53563-TR1G	ABA-53563-TR1G	SOT-363	Silicon Broadband Amplifier	DC-3.5GHz	21.5	3.5	5	46				
630-ABA-54563-BLKG	ABA-54563-BLKG	SOT-363	Silicon Broadband Amplifier	DC-3GHz	23	4.4	5	79				
630-ADA-4543-BLKG	ADA-4543-BLKG	SOT-343	Silicon Darlington Amplifier	DC-2.5GHz	15.1	3.7	3.4	15				
630-ADA-4543-TR1G	ADA-4543-TR1G	SOT-343	Silicon Darlington Amplifier	DC-2.5GHz	15.1	3.7	3.4	15				
630-ADA-4643-TR1G	ADA-4643-TR1G	SOT-343	Silicon Darlington Amplifier	DC-2.5GHz	17	4	3.5	35				
630-ADA-4743-BLKG	ADA-4743-BLKG	SOT-343	Silicon Darlington Amplifier	DC-2.5GHz	16.5	4.2	3.8	60				

GAAS RFICS

For quantities greater than listed, call for quote.

MOUSER STOCK NO.	Avago Part No.	Package	Type	Operating Frequency	Gain (dB)	NF (dB)	Vf (V)	Id (mA)	Price Each 1	25	100	500
630-MGA-22103-TR1G	MGA-22103-TR1G	---	WiMAX Power Amplifier Module	2.5GHz	34	31	3.3	13				
630-MGA-52543-TR1G	MGA-52543-TR1G	SOT-343	GaAs Fixed Gain Amplifier	0.4-6GHz	14.2	1.9	5	53				
630-MGA-53543-BLKG	MGA-53543-BLKG	SOT-343	GaAs Fixed Gain Amplifier	0.4-6GHz	15.4	1.5	5	54				
630-MGA-634P8-BLKG	MGA-634P8-BLKG	QFN-8	GaAs MMIC Low Noise Amplifier	1.5-2.3GHz	18	0.37	5	50				
630-ALM-11036-BLKG	ALM-11036-BLKG	MCOB-36	GaAS Low Noise, High Linearity Amplifier	776-870MHz	15.6	0.95	5	100				
630-ALM-11136-BLKG	ALM-11136-BLKG	MCOB-36	GaAS Low Noise, High Linearity Amplifier	870-915MHz	15.4	0.76	5	107				
630-ALM-11236-BLKG	ALM-11236-BLKG	MCOB-36	GaAS Low Noise, High Linearity Amplifier	1.71-1.85GHz	15.9	0.67	5	117				
630-ALM-11336-BLKG	ALM-11336-BLKG	MCOB-36	GaAS Low Noise, High Linearity Amplifier	1.85-1.98GHz	15.3	0.72	5	117				
630-MGA-635P8-BLKG	MGA-635P8-BLKG	QFN-8	Ultra low Noise Amplifier	2.3-4GHz	18	0.56	5.5	56				
630-MGA-81563-TR1G	MGA-81563-TR1G	SOT-363	GaAs Fixed Gain Amplifier	0.1-1.6GHz	12.4	2.8	3	42				
630-MGA-82563-TR1G	MGA-82563-TR1G	SOT-363	GaAs Fixed Gain Amplifier	0.1-1.6GHz	13	2.2	3	84				
630-MGA-85563-BLKG	MGA-85563-BLKG	SOT-363	GaAs Fixed Gain Amplifier	-	19	1.9	3	15-30				
630-MGA-86563-TR1G	MGA-86563-TR1G	SOT-363	GaAs Fixed Gain Amplifier	-	19	1.9	3	15-30				
630-MGA-86576-STRG	MGA-86576-STRG	SM Ceramic	GaAs Fixed Gain Amplifier	1.5-8GHz	23.1	1.6	5	16				
630-MGA-545P8-BLK	MGA-545P8-BLK	LPCC	GaAs Medium Power Amplifier	0.05-7GHz	11.5	-	3.3	92				
630-MGA-62563-BLKG	MGA-62563-BLKG	SOT-363	GaAs Smart Bial Amplifier	0.1-3GHz	22	0.9	3	60				
630-MGA-68563-TR1G	MGA-68563-TR1G	SOT-363	GaAs Smart Bial Amplifier	0.1-1.5GHz	19.7	1	3	11				
630-MGA-685T6-TR1G	MGA-685T6-TR1G	UTSLP	GaAs Smart Bial Amplifier	0.1-1.5GHz	18.9	0.9	3	10				
630-MGA-645T6-TR1G	MGA-645T6-TR1G	UTSLP	GaAs Amplifier with Bypass Switch	1.7-3GHz	15	1.1	3	7				
630-MGA-64606-BLKG	MGA-64606-BLKG	UTP-6	GaAS Amplifier with Bypass Switch	1.5-3GHz	15.3	0.95	5	10				
630-MGA-65606-BLKG	MGA-65606-BLKG	UTP-6	GaAS Amplifier with Bypass Switch	2.5-4GHz	15.3	1.05	5	12				
630-MGA-71543-BLKG	MGA-71543-BLKG	SOT-343	GaAs Amplifier with Bypass Switch	-	15.9	0.8	2.7	10				
630-MGA-72543-BLKG	MGA-72543-BLKG	SOT-343	GaAs Amplifier with Bypass Switch	0.1-6GHz	13.6	1.4	2.7	20				
630-MGA-665P8-BLK	MGA-665P8-BLK	LPCC	GaAs LNA with Power Down	-	16	1.22	3	21				
630-ALM-1412-TR1G	ALM-1412-TR1G	MCOB	GPS LNA Module with Integrated FBAR Filter	-	13.1	0.8	2.85	9				
630-MGA-565P8-TR1	MGA-565P8-TR1	PLCC	GaAs Low Buffer Amplifier	Up to 3.5GHz	22	-	5	67				

TRANSISTOR

For quantities greater than listed, call for quote.

MOUSER STOCK NO.	Avago Part No.	Package	Type	Operating Frequency	Gain (dB)	NF (dB)	Vf (V)	Id (mA)	Price Each 1	25	100	500
630-AT-41511-TR1G	AT-41511-TR1G	SOT-143	Silicon Bipolar Transistor	DC-5GHz	15.5	1	5	-				
630-VMMK-1225-BLKG	VMMK-1225-BLKG	SM 1x0.5	Low Noise GaAs pHEMTS	-	11	0.9	2	20				
630-ATF-35143-TR1G	ATF-35143-TR1G	SOT-343	Low Noise GaAs pHEMTS	0.45-6GHz	-	0.4	2	15				
630-ATF-35143-BLKG	ATF-35143-BLKG	SOT-343	Low Noise GaAs pHEMTS	0.45-6GHz	18	0.4	2	15				
630-ATF-33143-BLKG	ATF-33143-BLKG	SOT-343	Low Noise GaAs pHEMTS	0.45-6GHz	15	0.5	4	80				
630-ATF-34143-BLKG	ATF-34143-BLKG	SOT-343	Low Noise GaAs pHEMTS	0.45-6GHz	17.5	0.5	4	60				
630-ATF-551M4-BLK	ATF-551M4-BLK	MiniPak	Single Voltage Low Noise GaAs E-pHEMTs	-	17.5	0.5	2.7	10				
630-ATF-55143-BLKG	ATF-55143-BLKG	SOT-343	Single Voltage Low Noise GaAs E-pHEMTs	0.45-6GHz	17.7	0.6	2.7	10				
630-ATF-58143-BLKG	ATF-58143-BLKG	SOT-343	Single Voltage Low Noise GaAs E-pHEMTs	0.45-6GHz	16.5	0.5	3	30				
630-ATF-54143-BLKG	ATF-54143-BLKG	SOT-343	Single Voltage Low Noise GaAs E-pHEMTs	0.45-6GHz	16.6	0.5	3	60				
630-ATF-54143-TR1G	ATF-54143-TR1G	SOT-343	Single Voltage Low Noise GaAs E-pHEMTs	0.45-6GHz	16.6	0.5	3	60				
630-ATF-55143-TR1G	ATF-55143-TR1G	SOT-343	Single Voltage Low Noise GaAs E-pHEMTs	0.45-6GHz	17.7	0.6	2.7	10				

© Copyright 2014 Mouser Electronics
© Copyright 2014 Mouser Electronics

RENESAS/CEL SMD Monolithic Microwave ICs

CEL
California Eastern Laboratories

RoHS Compliant **This product is RoHS compliant.**

A

SO-6

B
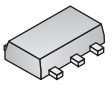
TK

C
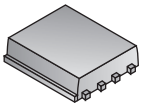
TU

D
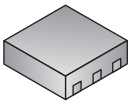
TSON-6

E

SSOP-8, SSOP-16, SSOP-20 (SSOP-8 Shown)

♦ Surface Mount

CEL SMD SILICON MONOLITHIC CIRCUITS

CEL offers a broad range of silicon ICs for multimedia, mobile communications and wireless applications. They are based on a high performance bipolar process featuring fTS up to 45GHz. The process permits the productions of transistors with lower parasitics, improved passivation and emitter line widths as small as 0.6 microns. It accommodates low operating voltages while offering high operating frequencies, low noise figures, high efficiency and high reliability. These devices operate from 1 to 5 volts; they include amplifiers, prescalers, frequency converters, IQ modulators and demodulators and multifunction ICs for GPS (Global Positioning System), RKE (Remote Keyless Entry) and W-CDMA markets or for cable modems/settop boxes applications.

RoHS Compliant

Electrical Characteristics (TA=25°C)

Amplifiers

For quantities greater than listed, call for quote.

MOUSER STOCK NO.	CEL Part No.	Fig.	Frequency Range @ 3dB Down TYP (MHz)	VCC (V)	ICC (mA)			NF (dB) TYP.	Gain (dB)			RLIN TYP (dB)	RLOUT TYP (dB)	P1B TYP (dBm)	ISOL TYP (dB)	Price Each			
					MIN	TYP	MAX		MIN	TYP	MAX					1	10	100	500
Low Power Amplifiers																			
♦ 551-UPC2748TB-A	UPC2748TB-A	A	1600	3	4.5	6.0	8.0	2.8	16.0	19.0	21.0	11.5	8.5	-8.5	40				
♦ 551-UPC2746TB-A	UPC2746TB-A	A	1600	3	5.0	7.5	10.0	4.0	16.0	19.0	21.0	13.0	8.5	-3.7	45				
♦ 551-UPC2747TB-A	UPC2747TB-A	A	1800	4	3.8	5.0	7.0	3.3	9.0	12.0	14.0	14.0	10.0	-7.0	40				
♦ 551-UPC2745TB-A	UPC2745TB-A	A	2700	3	5.0	7.5	10.0	6.0	9.0	12.0	14.0	11.0	5.5	-3.0	38				
♦ 551-UPC2749TB-A	UPC2749TB-A	A	2900	3	4.0	6.0	8.0	4.0	13.0	16.0	18.5	10.0	12.5	-12.5	30				
♦ 551-UPC8182TB-A	UPC8182TB-A	A	2900	3	22.0	30.0	38.0	4.5	17.5	20.5	23.5	0.0	11.0	9.0	32				
♦ 551-UPC8151TB-A	UPC-8151TB-A	A	100 to 1900	3	2.8	4.2	5.8	6.0	9.5	12.5	14.5	5.0	10.0	2.5	38				
♦ 551-UPC8178TK-A	UPC8178TK-A	B	100 to 2400	3	1.4	1.9	2.4	5.5	9.0	11.5	13.5	8.0	- - -	-7.0	40				
♦ 551-UPC8179TK-A	UPC8179TK-A	B	100 to 2400	3	2.9	4.0	5.4	5.0	13.0	15.5	17.5	7.0	- - -	0.5	42				
Wideband Amplifiers																			
♦ 551-UPC2710TB-A	UPC2710TB-A	A	1000	5	16.0	22.0	29.0	3.5	30.0	33.0	36.5	6.0	12.0	10.8	39				
♦ 551-UPC2711TB-A	UPC2711TB-A	A	1900	5	9.0	12.0	16.0	5.0	11.0	13.0	16.5	25.0	12.0	-2.6	30				
♦ 551-UPC2771TB-A	UPC2771TB-A	A	2100	3	- - -	36.0	45.0	6.0	19.0	21.0	24.0	14.0	10.0	11.5	30				
♦ 551-UPC2709TB-A	UPC2709TB-A	A	2300	5	19.0	25.0	32.0	5.0	21.0	23.0	26.5	10.0	16.0	8.7	31				
♦ 551-UPC2712TB-A	UPC2712TB-A	A	2600	5	9.0	12.0	16.0	4.5	18.0	20.0	23.5	12.0	13.0	-0.4	33				
♦ 551-UPC2762TB-A	UPC2762TB-A	A	2900	3	- - -	27.0	35.0	6.5	11.5	16.5	17.5	8.5	12.0	7.0	25				
♦ 551-UPC3215TB-A	UPC3215TB-A	A	2900	5	- - -	14.0	- - -	2.3	18.5	20.5	- - -	15.0	9.5	1.5	44				
♦ 551-UPC3223TB-A	UPC3223TB-A	A	3200	5	15.0	19.0	24.0	4.5	20.5	23.0	22.5	12.0	12.0	6.5	33				
♦ 551-UPC3225TB-A	UPC3225TB-A	A	2800	5	20.0	24.5	31.0	3.7	30.0	32.5	35.0	8.5	10.5	9.0	41				
551-UPC3239TB-A	UPC3239TB-A	A	3000	3.3	- - -	29	37	4.2	22	25	29	15	25	9	35				
♦ 551-UPC2708TB-A	UPC2708TB-A	A	2900	5	20.0	26.0	33.0	6.5	13.0	16.0	18.5	11.0	20.0	7.5	23				
♦ 551-UPC8181TB-A	UPC8181TB-A	A	4000	3	- - -	23.0	30.0	4.5	18.0	21.0	24.0	10.5	10.0	7.0	32				
SiGe Low Noise Amplifier																			
♦ 551-UPC8230TU-A	UPC8230TU-A	C	1575	3	- - -	6.0	- - -	0.85	- - -	18.5	- - -	-11.0	-15.0	-17.0	- - -				
♦ 551-UPC8231TK-A	UPC8231TK-A	B	1575	3	- - -	3.5	- - -	0.80	- - -	20.0	- - -	-8.0	-19.0	-22.0	- - -				
♦ 551-UPC8232T5N-A	UPC8232T5N-A	D	1575	3	- - -	3.0	- - -	0.95	- - -	17.0	- - -	-10.0	-19.0	-22.0	- - -				
♦ 551-UPC8211TK-A	UPC8211TK-A	B	3000	3	- - -	3.5	4.5	1.3	15.5	18.5	21.5	7.5	14.5	-4.0	32.5				

Frequency Downconverters

For quantities greater than listed, call for quote.

MOUSER STOCK NO.	CEL Part No.	Fig.	RF Input Freq. Range @ 3dB Down Typ. (MHz)	IF Output Freq. Range @ 3dB Down Typ. (MHz)	VCC (V)	ICC TYP. (mA)	Conversion Gain TYP. (dB)	PSAT TYP. (dBm)	Noise Figure TYP. (dB)	Test Cond. (MHz)		Price Each			
										RF	IF	1	10	100	500
♦ 551-UPC2757TB-A	UPC2757TB-A	A	100 to 2000	20 to 300	3.0	5.6	13	-8	13.0	2000	250				
♦ 551-UPC2758TB-A	UPC2758TB-A	A	100 to 2000	20 to 300	3.0	11.0	17	-4	13.0	2000	250				
♦ 551-UPC2798GR-A	UPC2798GR-A	E	20 to 250	DC to 150	5.0	23.0	25	-----	9.0	-----	-----				

Frequency Upconverters

For quantities greater than listed, call for quote.

MOUSER STOCK NO.	CEL Part No.	Fig.	IF Input Freq. Range @ 3dB Down Typ. (MHz)	RF Output Freq. Range Down Typ. (MHz)	VCC TYP. (V)	ICC TYP. (mA)	Conversion Gain TYP. (dB)	PSAT TYP. (dBm)	Noise Figure TYP. (dB)	Price Each			
										1	10	100	500
♦ 551-UPC8172TB-A	UPC8172TB-A	A	50 to 400	800 to 2500	3.0	9.0	8.5	0	10.4				
♦ 551-UPC8187TB-A	UPC8187TB-A	A	50 to 400	800 to 2500	3.0	15.0	11	+2.5	12.0				
♦ 551-UPC8106TB-A	UPC8106TB-A	A	50 to 400	400 to 2000	3.0	9.0	10	-2	8.5				

Prescalers

For quantities greater than listed, call for quote.

MOUSER STOCK NO.	CEL Part No.	Fig.	fIN (GHz)		PIN (dBm)		POUT TYP. (dBm)	VCC (V)	ICC (mA)			Divide Ratio	Price Each			
			Min.	Max.	Min.	Max.			Min.	TYP.	Max.		1	10	100	500
♦ 551-UPB1509GV-A	UPB1509GV-A	E	0.5	1	-20	-5	NA	2.2 to 5.5	---	5.3	---	2/4/8				
♦ 551-UPB1508GV-A	UPB1508GV-A	E	0.5	3	-10	+10	-7	5.0	---	12	---	2				
♦ 551-UPB1507GV-A	UPB1507GV-A	E	0.5	3	-15	+6	NA	5.0	12.5	---	26.5	64/128/256				
♦ 551-UPB1510GV-A	UPB1510GV-A	E	0.5	3	-15	+6	-7	5.0	---	16	---	4				

AGC Amplifiers with Video Output

For quantities greater than listed, call for quote.

MOUSER STOCK NO.	CEL Part No.	Fig.	Freq. Range @ 3dB Down Typ. (MHz)	VCC (V)	ICC (mA)			NF (dB) Typ.	Gain (dB)		ISOL Typ. (dB)	Price Each			
					Min.	Typ.	Max.		Min.	Max.		1	10	100	500
♦ 551-UPC3217GV-A	UPC3217GV-A	E	100	5	15	23	34	6.5	0	53	53				
♦ 551-UPC3218GV-A	UPC3218GV-A	E	100	5	15	23	34	3.5	10	63	53				
♦ 551-UPC3219GV-A	UPC3219GV-A	E	100	5	28	35	42	9.0	0	42	42				
♦ 551-UPC3221GV-A	UPC3221GV-A	E	100	5	26	33	41	4.2	10	60	50				

Variable Gain Amplifier

For quantities greater than listed, call for quote.

MOUSER STOCK NO.	CEL Part No.	Fig.	Freq. Range @ 3dB Down Typ. (MHz)	VCC (V)	ICC (mA)			NF (dB) Typ.	Gain (dB)		RLIN Typ. (dB)	Price Each			
					Min.	Typ.	Max.		Typ.	Max.		1	10	100	500
♦ 551-UPC8204TK-A	UPC8204TK-A	B	800 to 2500	3	8.5	11.5	15	7.5	-26	+14	13.0				

© Copyright 2014 Mouser Electronics
© Copyright 2014 Mouser Electronics

RENESAS/CEL Monolithic Microwave ICs

California Eastern Laboratories

RoHS Compliant **This product is RoHS compliant.**

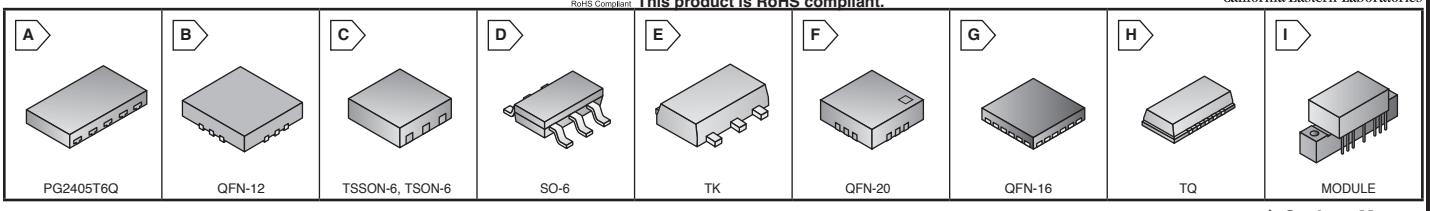

GAAS MONOLITHIC CIRCUITS

♦ Surface Mount

CEL offers a broad range of gallium arsenide (GaAs) IC switches for medium to high power applications.
They have the same high reliability, low cost technology found in CEL's discrete FET devices.

Electrical Characteristics (TA=25°C)

RoHS Compliant

Medium Power 1 W Compact SP3T Switch for WiFi + Bluetooth, NFC-RFID

The µPG2405T6Q is an SP3T GaAs FET switch which was developed for BluetoothTM, wireless LAN and NFC.
This device can operate from 10MHz to 2.5GHz, with low insertion loss and high linearity.

For quantities greater than listed, call for quote.

MOUSER STOCK NO.	CEL Part No.	Fig.	Control Voltages	Insertion Loss	Isolation	Input Power (dBm) @0.1dB compression point	Price Each 1	10	100	500
551-UPG2405T6Q-A	UPG2405T6Q-A	A	+2.8/0	0.60@2.5GHz	20@2.5GHz	+31dBm				
Evaluation Board										
551-UPG2405T6Q-EVALA	UPG2405T6Q-EVAL-A		Engineering Evaluation Board					-	-	-

Switches

For quantities greater than listed, call for quote.

MOUSER STOCK NO.	CEL Part No.	Fig.	Frequency Range (GHz)	Insertion Loss (dB)	Isolation (dB) @ 1GHz	Isolation (dB) @ 2GHz	RLIN Min./ Typ. (dB)	RLOUT (Through) Min. (dB)	P1dB (dBm)	Switching Speed (ns)	VCONT Control Voltage (V)	Price Each 1	10	100	500
SP4T Switches															
♦ 551-UPD5904T7K-E2-A	UPD5904T7K-E2-A	B	0.05-6	0.4	35	30	15/25	15	38	150	0 to +1.3				
SPDT Dual Control Switches															
♦ 551-UPG2158T5K-A	UPG2158T5K-A	C	0.05 to 3.0	0.45	---	19	15/20	15	29.0	50	+6.0				
♦ 551-UPG2214TB-A	UPG2214TB-A	D	0.5 to 2.5	0.35	27	27	15/20	15	20.0	20	-6.0 to +6.0				
♦ 551-UPG2214TK-A	UPG2214TK-A	E	0.5 to 2.5	0.36	27	27	15/20	15	20.0	20	-6.0 to +6.0				
♦ 551-UPG2155TB-A	UPG2155TB-A	D	0.5 to 2.5	0.4	19	17	15/20	15	38.0	0.001	+6.0				
♦ 551-UPG2030TK-A	UPG2030TK-A	E	0.5 to 2.5	0.55	27	27	---/15	15	30.0	50	-6.0 to +6.0				
♦ 551-UPG2009TB-A	UPG2009TB-A	D	100 to 2500	0.5	---	28	---/20	20	36.0	150	+2.5 to +5.3				
♦ 551-UPG2179TB-A	UPG2179TB-A	D	100 to 2500	0.3	---	27	15/20	15	32.0	50	+2.5 to +5.3				

RF Switching ICs

For quantities greater than listed, call for quote.

MOUSER STOCK NO.	CEL Part No.	Fig.	Frequency Range (GHz)	Insertion Loss (dB)	Isolation (dB) @ 1GHz	Isolation (dB) @ 2GHz	RLIN Min./Typ. (dB)	RLOUT (Through) Min. (dB)	P1dB (dBm)	Switching Speed (ns)	VCONT Control Voltage (V)	Price Each 1	10	100	500
SPDT Single Control Switch															
♦ 551-UPD5713TK-A	UPG5713TK-A	F	0.05 to 2.5	0.8	25	22.5	13/17	13	+21	30	-0.5 to +4.6				
♦ 551-UPG2015TB-A	UPG2015TB-A	D	0.5 to 2.5	0.3	28	25	---/20	20	+30	300	+6.0				
♦ 551-UPG2012TB-A	UPG2012TB-A	F	0.1 to 2.5	0.3	-	28	---/15	15	+24	300	+6.0				
♦ 551-UPG2012TK-A	UPG2012TK-A	D	0.1 to 2.5	0.3	-	28	---/15	15	+24	300	+6.0				
♦ 551-UPG2010TB-A	UPG2010TB-A	D	0.1 to 2.5	0.35	28	25	---/15	15	+33	1000	+6.0				
Broadband Switches															
♦ 551-UPG2162T5N-A	UPG2162T5N-A	C	2.4 to 2.5 4.9 to 6.0	0.6/0.85	-	30/27	---/15	15 (Typ)	31/29	150	3.0/0.0				
♦ 551-UPG2163T5N-A	UPG2163T5N-A	C	4.9 to 6.0	0.4/0.5	-	35/30	---/15	15	31/29	50	-6.0 to +6.0				
♦ 551-UPG2164T5N-A	UPG2164T5N-A	C	2.4 to 2.5 4.9 to 6.0	0.5/0.7	-	25/17	---/15	15 (Typ)	31/29	50	-6.0 to +6.0				

RANGE EXTENDING GAAS MONOLITHIC CIRCUITS

These devices (the UPG2314T5N medium power amplifier and two UPG2214TK RF switches) can be used for a "range extension" application at 2.4GHz (such as for Bluetooth or ZigBee applications). With a 3V power supply and 0dBm of input power, this range extender will deliver 19dBm of output power (including the insertion loss of the switches and PCB), for a current draw of approximately 65mA. The "thru" path has approx. 1.4dB of loss (insertion loss of both switches + loss in the PCB). Please see the CEL RF IC Evaluation Boards page for evaluation boards (UPG2301TQ-ZBT-EV-A, UPG2314T5N-ZBT-EV-A and UPG2250T5N-EVAL-A) that are available for use in this type of application.

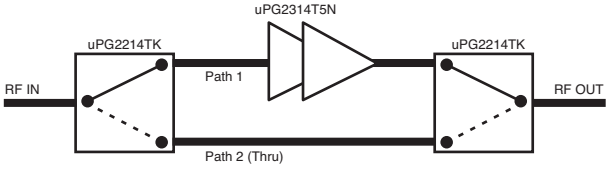

RoHS Compliant

RF Front-End IC for 2.4GHz Bluetooth™, ZigBee, ISM Band

♦ Surface Mount

The UPG2353T6S is a RF front-end integrated circuit (FEIC) for Bluetooth Class 1, ZigBee, and ISM Band and includes TX/Bypass switches, a power amplifier, and a low-pass filter This device does not require any RF matching parts. The UPG2253T6S operates with 3.0V supply and provides high efficiency and low harmonics.

For quantities greater than listed, call for quote.

MOUSER STOCK NO.	CEL Part No.	Fig.	Frequency Range (MHz)	Output Power (dBm)	Power Added Efficiency (%)	Package Style	Price Each 1	10	100	500
551-UPG2253T6S-A	UPG2253T6S-A	G	2400 to 2500	+19 TYP/-1.5TYP	28 TYP	QFN-16				

Engineering Evaluation Board

MOUSER STOCK NO.	CEL Part No.	Description	Price Each
551-UPG2253T6S-EVALA	UPG2253T6S-EVAL-A	Engineering Evaluation Board	

Power Amplifiers for Bluetooth Class1 and ZigBee

For quantities greater than listed, call for quote.

MOUSER STOCK NO.	CEL Part No.	Fig.	Operating Frequency (MHz)	Supply Voltage (V)	Total Current (mA)	Input Power (dBm)	Power Gain (dB)	AGC Control Current	AGC Control Voltage (V)	Variable Gain Range (dB) Min.	Max.	Total Power Dissipation (mW)	Price Each 1	10	100	500
♦ 551-UPG2250T5N-A	UPG2250T5N-A	C	2400 to 2500	1.8	250	+5.0	60.0	3.0mA	2.4	-	-	400				
♦ 551-UPG2314T5N-A	UPG2314T5N-A	B	2400 to 2500	3.0	-	+10.0	23.0	0.5mA	3.6	17.0	23.0	700				

Power Amplifier for UHF to S-Band

For quantities greater than listed, call for quote.

MOUSER STOCK NO.	CEL Part No.	Fig.	Operating Frequency (MHz)	Supply Voltage (V)	Ref. Voltage Max (V)	Input Power Max (dBm)	Reference Current Max (mA)	Output Power Min (dBm)	Power Added Efficiency Min (%)	Total Power Dissipation (mW)	Price Each 1	10	100	500
♦ 551-UPG2118K-A	UPG2118K-A	H	800 to 2500	3.2	5.0	15.0	10.0	31.5	42	4				

Power Doubler Amplifiers

For quantities greater than listed, call for quote.

MOUSER STOCK NO.	CEL Part No.	Fig.	Frequency Range (MHz)	Power Gain Min(dB)	Power Gain Max.(dB)	Composite Triple Beat Typ.	Composite Triple Beat Max.	Composite 2nd Order Beat Typ.	Composite 2nd Order Beat Max.	Cross Mod (dBc) Typ.	Cross Mod (dBc) Max.	Operating Current Max. (mA)	Price Each 1	10	100	500
♦ 551-MC7893-AZ	MC7893-AZ	I	40-1000	22.5	24.0	-	-63	-	-65	-	60	385				

© Copyright 2014 Mouser Electronics
© Copyright 2014 Mouser Electronics

INTERSIL Amplifier ICs

intersil | SIMPLY SMARTER™

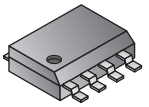
MSOP-8

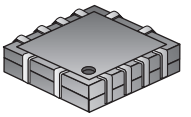
DFN-8


SOIC-8

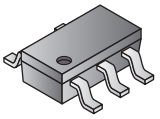
SOT-5

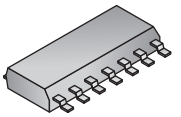
SOIC-14

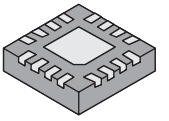
TQFN-16

PRECISION OPERATIONAL AMPLIFIERS

Intersil's precision operational amplifier portfolio delivers best in class performance to achieve low offset voltages, low noise, and overall higher performance at low power. Intersil's operational amplifiers are perfect for precision instrumentation, industrial and high end medical applications where higher accuracy makes a difference.

For quantities greater than listed, call for quote.

MOUSER STOCK NO.	Intersil Part No.	Package	Channels	Bandwidth (MHz)	Slew Rate (V/µs)	Supply Voltage (V)		Supply Current per Amp (mA)	I_{BIAS} Max. (nA)	I_{OUT} (mA)	Gain A_V (min)	Price Each			
						Min.	Max.					1	25	100	250
968-ISL28107FUZ-T7A	ISL28107FUZ-T7A	MSOP-8	1	1	0.32	4.5	40	0.21	0.06	40	1				
968-ISL28108FBZ-T7A	ISL28108FBZ-T7A	DFN-8	1	1.2	0.45	3	40	0.165	-13	19	1				
968-ISL28108FRTZ-T7A	ISL28108FRTZ-T7A	DFN-8	1	1.2	0.45	3	40	0.165	-13	19	1				
968-ISL28117FBBZ-T7A	ISL28117FBBZ-T7A	SOIC-8	1	1.5	0.5	4.5	40	0.44	1	43	1				
968-ISL28117FBZ-T7A	ISL28117FBZ-T7A	SOIC-8	1	1.5	0.5	4.5	40	0.44	1	43	1				
968-ISL28117FUZ-T7A	ISL28117FUZ-T7A	MSOP-8	1	1.5	0.5	4.5	40	0.44	1	43	1				
968-ISL28118FUZ-T7A	ISL28118FUZ-T7A	MSOP-8	1	4	1.2	3	40	0.85	230	16	1				
968-ISL28118MUZ-T7A	ISL28118MUZ-T7A	MSOP-8	1	4	1.2	3	40	0.85	230	16	1				
968-ISL28134FHZ-T7A	ISL28134FHZ-T7A	SOT-5	1	3.5	1.5	2.25	6	0.675	0.3	65	1				
968-ISL28134IBZ-T7A	ISL28134IBZ-T7A	SOIC-8	1	3.5	1.5	2.25	6	0.675	0.3	65	1				
968-ISL28177FBZ-T7A	ISL28177FBZ-T7A	SOIC-8	1	0.6	0.2	6	40	1.18	0.2	30	1				
968-ISL28207FUZ-T7A	ISL28207FUZ-T7A	MSOP-8	2	1	0.32	4.5	40	0.21	0.3	40	1				
968-ISL28208FBZ-T7A	ISL28208FBZ-T7A	SOIC-8	2	1.2	0.45	3	40	0.165	43	19	1				
968-ISL28208FRTZ-T7A	ISL28208FRTZ-T7A	DFN-8	2	1.2	0.45	3	40	0.165	43	19	1				
968-ISL28217FBBZ-T7A	ISL28217FBBZ-T7A	SOIC-8	2	1.5	0.5	4.5	40	0.44	1	43	1				
968-ISL28217FBZ-T7A	ISL28217FBZ-T7A	SOIC-8	2	1.5	0.5	4.5	40	0.44	1	43	1				
968-ISL28217FUZ-T7A	ISL28217FUZ-T7A	MSOP-8	2	1.5	0.5	4.5	40	0.44	1	43	1				
968-ISL28227FBZ-T7A	ISL28227FBZ-T7A	SOIC-8	2	10	3.6	4.5	40	2.8	10	45	1				
968-ISL28227FUZ-T7A	ISL28227FUZ-T7A	MSOP-8	2	10	3.6	4.5	40	2.8	10	45	1				
968-ISL28230FBZ-T7A	ISL28230FBZ-T7A	SOIC-8	2	0.4	0.2	1.8	5.5	0.02	0.25	15	1				
968-ISL28233FRZ-T7A	ISL28233FRZ-T7A	DFN-8	2	0.4	0.2	1.8	6	0.018	0.3	17	1				
968-ISL28325FBZ-T7A	ISL28325FBZ-T7A	SOIC-8	2	1.2	0.4	4.5	40	0.5	0.2	40	1				
968-ISL28325FUZ-T7A	ISL28325FUZ-T7A	MSOP-8	2	1.2	0.4	4.5	40	0.5	0.2	40	1				
968-ISL28345FBZ-T7A	ISL28345FBZ-T7A	SOIC-14	4	1.2	0.4	4.5	40	0.5	0.2	40	1				
968-ISL28407FBZ-T7A	ISL28407FBZ-T7A	SOIC-14	4	1	0.32	4.5	40	0.21	0.05	40	1				
968-ISL28408FBZ-T7A	ISL28408FBZ-T7A	SOIC-14	4	1.2	0.45	3	40	0.165	-13	19	1				
968-ISL28417FBBZ-T7A	ISL28417FBBZ-T7A	SOIC-14	4	1.5	0.5	4.5	40	0.44	0.08	43	1				
968-ISL28417FBZ-T7A	ISL28417FBZ-T7A	SOIC-14	4	1.5	0.5	4.5	40	0.44	0.08	43	1				

DIFFERENTIAL AMPLIFIERS

Intersil's fully differential amplifiers (FDAs) are intended for high dynamic range ADC input interface applications.

For quantities greater than listed, call for quote.

MOUSER STOCK NO.	Intersil Part No.	Package	Channels	Bandwidth (MHz)	Slew Rate (V/µs)	Supply Voltage (V)		Supply Current per Amp (mA)	I_{BIAS} Max. (nA)	I_{OUT} (mA)	Gain A_V (min)	Topology	Price Each			
						Min.	Max.						1	25	100	250
968-ISL28617FVZ-T7A	ISL28617FVZ-T7A	TSSOP-24	1	5	4	8	40	4.3	-	45	0.1	VFA				
968-ISL55210IRTZ-T7A	ISL55210IRTZ-T7A	TQFN-16	1	2200	5600	3	4.2	35	90	45	2	FDA				
968-ISL55211IRTZ-T7A	ISL55211IRTZ-T7A	TQFN-16	1	1400	5600	3.3	4.2	35	50	45	2	FDA				

© Copyright 2014 Mouser Electronics
© Copyright 2014 Mouser Electronics

NEW SUPPLIER
NEW SUPPLIER
NEW SUPPLIER

MAXIM INTEGRATED Amplifiers

maxim integrated™

RoHS Compliant This product is RoHS compliant.

NEW PRODUCT

For quantities greater than listed, call for quote.

OPERATIONAL AMPLIFIERS ♦Surface Mount Device

MOUSER STOCK NO.	Maxim Integrated Part No.	Package	No. of Channels	Total Supply Voltage (Min/Max) (V)	I_{CC} Per Amp (Max) (µA)	Unity Gain BW (Typ) (V/µs)	Slew Rate (Typ) (V/µs)	V_{OS} (µV) (Max)	Price Each 1	25	100
♦ 700-MAX4200ESA	MAX4200ESA+	SO-8	1	5	2.2	-	4200	-			
♦ 700-MAX4201ESA	MAX4201ESA+	SO-8	1	5	2.2	-	4200	-			
♦ 700-MAX9943AUA	MAX9943AUA+	µMAX-8	1	6/38	950	2.4	0.35	100			
700-ICL7611DCPA	ICL7611DCPA+	PDIP-8	1	2/16	15	0.044	0.016	2000			
♦ 700-MAX4430ESA	MAX4430ESA+	SO-8	1	9/11	11	-	100	-			
♦ 700-MAX4431ESA	MAX4431ESA+	SO-8	1	9/11	11	-	145	-			
♦ 700-MAX4036EXKT	MAX4036EXK+T	SC70-5	1	1.4/3.6	1.2	0.004	0.0004	2000			
♦ 700-MAX9613AXT+T	MAX9613AXT+T	SC70-6	1	1.7/5.5	305	2.8	1.3	100			
♦ 700-MAX9614AXT+T	MAX9614AXT+T	SC70-6	1	1.7/5.5	305	2.8	1.3	100			
♦ 700-MAX44264EWT+T	MAX44264EWT+T	WLP-6	1	1.8/5.5	1	0.009	0.002	7000			
♦ 700-MAX4470EUKT	MAX4470EUK+T	SOT-23-5	1	1.8/5.5	1.2	0.009	0.002	7000			
♦ 700-MAX44265EWT+T	MAX44265EWT+T	WLP-6	1	1.8/5.5	4	-	0.1	200			
♦ 700-MAX9910EXKT	MAX9910EXK+T	SC70-6	1	1.8/5.5	5	0.2	0.1	1000			
♦ 700-MAX9911EXTT	MAX9911EXT+T	SC70-6	1	1.8/5.5	5	0.2	0.1	1000			
♦ 700-MAX4241ESA	MAX4241ESA+	SO-8	1	1.8/5.5	18	0.09	0.04	750			
♦ 700-MAX9914EXKT	MAX9914EXK+T	SC70-6	1	1.8/5.5	25	1	0.5	1000			
♦ 700-MAX9915EXTT	MAX9915EXT+T	SC70-6	1	1.8/5.5	25	1	0.5	1000			
♦ 700-MAX9617AXTT	MAX9617AXT+T	SC70-6	1	1.8/5.5	78	1.5	0.7	10			
♦ 700-MAX9619AXT+T	MAX9619AXT+T	SC70-6	1	1.8/5.5	78	1.5	0.7	10			
♦ 700-MAX4289EUTT	MAX4289EUT+T	SOT-23-6	1	1/5.5	9	0.017	-	2000			
♦ 700-MAX9636AXT+T	MAX9636AXT+T	SC70-6	1	2.1/5.5	55	-	0.9	2200			
♦ 700-MAX410CSA	MAX410CSA+	SOIC-8	1	2.4/10.5	2700	28	4.5	250			
700-MAX410EPA	MAX410EPA+	PDIP-8	1	2.4/105	2700	28	4.5	250			
♦ 700-MAX410ESA	MAX410ESA+	SO-8	1	2.4/105	2700	28	4.5	250			
♦ 700-MAX4236AESA	MAX4236AESA+	SO-8	1	2.4/5.5	440	1.7	0.3	20			
♦ 700-MAX4236AEUA+	MAX4236AEUA+	µMAX-8	1	2.4/5.5	440	1.7	0.3	50			
♦ 700-MAX4236BESA	MAX4236BESA+	SO-8	1	2.4/5.5	440	1.7	0.3	20			
♦ 700-MAX4236EUTT	MAX4236EUT+T	SOT-23-6	1	2.4/5.5	440	1.7	0.3	20			
♦ 700-MAX4237AESA	MAX4237AESA+	SO-8	1	2.4/5.5	440	7.5	1.3	20			
♦ 700-MAX4237BESA	MAX4237BESA+	SO-8	1	2.4/5.5	440	7.5	1.3	50			
♦ 700-MAX4237EUTT	MAX4237EUT+T	SOT-23-6	1	2.4/5.5	440	7.5	1.3	50			
♦ 700-MAX4251ESA	MAX4251ESA+	SO-8	1	2.4/5.5	575	3	0.3	750			
♦ 700-MAX4251EUA	MAX4251EUA+	µMAX-8	1	2.4/5.5	575	3	0.3	750			
♦ 700-MAX4245AUTT	MAX4245AUT+T	SOT-6	1	2.5/5.5	700	-	0.4	1500			
♦ 700-MAX4245AXTT	MAX4245AXT+T	SC70-6	1	2.5/5.5	700	-	0.4	1500			
♦ 700-MAX406BCSA	MAX406BCSA+	SO-8	1	2.5/10	1.2	0.004	0.005	500			
♦ 700-MAX4162ESAT	MAX4162ESA+T	SOIC-8	1	2.5/10	40	0.2	0.115	3000			
♦ 700-MAX4162ESA	MAX4162ESA+	SOIC-8	1	2.5/10.5	40	0.2	0.115	3000			
♦ 700-MAX4414EUA	MAX4414EUA+	µMAX-8	1	2.7/5.5	1.6	-	200	-			
♦ 700-MAX4239ASA	MAX4239ASA+	SO-8	1	2.7/5.5	850	6.5	-	2			
♦ 700-MAX4239ATT+T	MAX4239ATT+T	TDFN-6	1	2.7/5.5	850	6.5	-	2			
♦ 700-MAX4231AUTT	MAX4231AUT+T	SOT-23-6	1	2.7/5.5	1100	10	10	6000			
♦ 700-MAX4231AYT+	MAX4231AYT+	µDFN-6	1	2.7/5.5	1100	10	10	6000			
♦ 700-MAX4488ASA	MAX4488ASA+	SO-8	1	2.7/5.5	4400	42	10	750			
♦ 700-MAX4094AUD	MAX4094AUD+	TSSOP-14	1	2.7/6	165	0.5	0.2	1400			
♦ 700-MAX4122EUKT	MAX4122EUK+T	SOT-23-5	1	2.7/6.5	825	5	2	1500			
♦ 700-MAX4123EUA	MAX4123EUA+	µMAX-8	1	2.7/6.5	825	5	2	600			
♦ 700-MAX4131ESA	MAX4131ESA+	SOIC-8	1	2.7/6.5	1150	10	4	600			
♦ 700-MAX4212EUKT	MAX4212EUK+T	SOT-23-5	1	3.15/11	5.5	-	600	-			
♦ 700-MAX4012EUKT	MAX4012EUK+T	SOT-23-5	1	3.15/11	100	-	600	-			
♦ 700-MAX4215EUA	MAX4215EUA+	µMAX-8	1	3.3/5	5.5	-	600	-			
♦ 700-MAX4390EUKT	MAX4390EUK+T	SOT-23-5	1	4.5/11	6	-	500	-			
♦ 700-MAX9632ASA	MAX9632ASA+	SO-8	1	4.5/36	6500	55	30	125			
♦ 700-MAX9945AUA	MAX9945AUA+	µMAX-8	1	4.75/38	700	3	2.2	5000			
♦ 700-MAX4224ESA	MAX4224ESA+	SO-8	1	5.7/11	6	-	1700	-			
♦ 700-MAX4203ESA	MAX4203ESA+	SO-8	2	5	2.2	-	4200	-			
♦ 700-MAX9944ASA	MAX9944ASA+	SO-8	2	6/38	950	-	0.35	100			
700-ICL7621BCPA	ICL7621BCPA+	PDIP-8	2	2/16	15	0.044	0.016	2000			
700-ICL7622DCPD	ICL7622DCPD+	PDIP-14	2	2/16	15	0.044	0.016	2000			
♦ 700-MAX4038EUA	MAX4038EUA+	µMAX-8	2	1.4/3.6	1.2	0.004	0.0004	2000			
♦ 700-MAX4039EUB	MAX4039EUB+	µMAX-10	2	1.4/3.6	2	0.004	0.0004	2000			
♦ 700-MAX9615AXA+T	MAX9615AXA+T	SC70-6	2	1.7/5.5	305	2.8	1.3	100			
♦ 700-MAX9912EKAT	MAX9912EKA+T	SOT-23-8	2	1.8/5.5	5	0.2	0.1	1000			
♦ 700-MAX9913EUB	MAX9913EUB+	µMAX-10	2	1.8/5.5	5	0.2	0.1	1000			
♦ 700-MAX4242ESA	MAX4242ESA+	SOIC-8	2	1.8/5.5	18	0.09	0.04	880			
♦ 700-MAX4243EUB	MAX4243EUB+	µMAX-10	2	1.8/5.5	18	0.09	0.04	880			
♦ 700-MAX9916EKAT	MAX9916EKA+T	SOT-8	2	1.8/5.5	25	1	0.5	1000			
♦ 700-MAX9917EUB	MAX9917EUB+	µMAX-10	2	1.8/5.5	25	1	0.5	1000			
♦ 700-MAX9618AXA+T	MAX9618AXA+T	SC70-6	2	1.8/5.5	78	1.5	0.7	10			
♦ 700-LMX358AUA	LMX358AUA+	µMAX-8	2	2.3/7	170	1.3	1	6000			
700-MAX412BEPA	MAX412BEPA+	PDIP-8	2	2.4/10.5	2700	28	4.5	250			
700-MAX412CPA	MAX412CPA+	PDIP-8	2	2.4/10.5	2700	28	4.5	250			
700-MAX412EPA	MAX412EPA+	PDIP-8	2	2.4/10.5	2700	28	4.5	250			
♦ 700-MAX412ESA	MAX412ESA+	SOIC-8	2	2.4/10.5	2700	28	4.5	250			
♦ 700-MAX4042EUA	MAX4042EUA+	µMAX-8	2	2.4/5.5	20	0.09	0.04	1500			
700-MAX4333ESD	MAX4333ESD+	SOICN-14	2	2.4/6.5	325	3	1.5	1000			
♦ 700-MAX4249ESD	MAX4249ESD+	SO-14	2	2.4/5.5	575	22	2.1	750			
♦ 700-MAX4249EUB	MAX4249EUB+	µMAX-10	2	2.4/5.5	575	22	2.1	750			
♦ 700-MAX4252ESA	MAX4252ESA+	SOIC-8	2	2.4/5.5	575	3	0.3	750			
♦ 700-MAX4252EUA	MAX4252EUA+	µMAX-8	2	2.4/5.5	575	3	0.3	750			
♦ 700-MAX4327EUBT	MAX4327EUB+T	SO-14	2	2.4/6.5	1100	5	2	2000			
♦ 700-MAX4326ESA	MAX4326ESA+	SO-8	2	2.4/6.5	1100	5	2	2500			
♦ 700-MAX4327EUB	MAX4327EUB+	SO-14	2	2.4/6.5	1100	5	2	2000			
♦ 700-MAX407CSA	MAX407CSA+	SOIC-8	2	2.5/10	1	0.008	0.005	3000			
♦ 700-MAX4163ESA	MAX4163ESA+	SOIC-8	2	2.5/10.5	40	0.2	0.115	4000			
♦ 700-MAX4163EUA	MAX4163EUA+	µMAX-8	2	2.5/10.5	40	0.2	0.115	4000			
♦ 700-MAX4402ASA	MAX4402ASA+	SO-8	2	2.5/5.5	700	0.8	1	5500			
♦ 700-MAX4402AUA	MAX4402AUA+	µMAX-8	2	2.5/5.5	700	0.8	1	5500			
♦ 700-MAX4416ESA	MAX4416ESA+	SO-8	2	2.7/5.5	1.6	-	200	-			
♦ 700-MAX4416EUA	MAX4416EUA+	µMAX-8	2	2.7/5.5	1.6	-	200	-			
♦ 700-MAX9616AXA+T	MAX9616AXA+T	SC70-6	2	2.7/5.5	255	2.8	1.3	100			
♦ 700-MAX4232AUA	MAX4232AUA+	µMAX-8	2	2.7/5.5	1100	10	10	6000			
♦ 700-MAX4233AUB	MAX4233AUB+	µMAX-10	2	2.7/5.5	1100	10	10	6000			
♦ 700-MAX4477ASA	MAX4477ASA+	SOIC-8	2	2.7/5.5	4400	10	3	750			
♦ 700-MAX4477AUA	MAX4477AUA+	µMAX-8	2	2.7/5.5	4400	10	3	750			
700-MAX4489AUAT	MAX4489AUA+T	µMAX-8	2	2.7/5.5	4400	42	10	750			
700-MAX492CPA	MAX492CPA+	PDIP-8	2	2.7/6.0	170	0.5	0.2	500			
♦ 700-MAX492CSA	MAX492CSA+	SOIC-8	2	2.7/6.0	170	0.5	0.2	500			
♦ 700-MAX492ESA	MAX492ESA+	SOIC-8	2	2.7/6.0	170	0.5	0.2	500			
♦ 700-MAX4126ESA	MAX4126ESA+	SOIC-8	2	2.7/6.5	825	5	2	750			

© Copyright 2014 Mouser Electronics

© Copyright 2014 Mouser Electronics

MAXIM INTEGRATED Amplifiers

RoHS Compliant This product is RoHS compliant.

maxim integrated™

◆Surface Mount Device

For quantities greater than listed, call for quote.

OPERATIONAL AMPLIFIERS

NEW PRODUCT

MOUSER STOCK NO.	Maxim Integrated Part No.	Package	No. of Channels	Total Supply Voltage (Min/Max) (V)	I_{CC} Per Amp (Max) (µA)	Unity Gain BW (Typ) (V/µs)	Slew Rate (Typ) (V/µs)	V_{OS} (µV) (Max)	Price Each 1	25	100
◆ 700-MAX4128EUA	MAX4128EUA+	µMAX-8	2	2.7/6.5	825	25	10	750			
◆ 700-MAX4132ESA	MAX4132ESA+	SOIC-8	2	2.7/6.5	1150	10	4	750			
◆ 700-MAX4132EUA	MAX4132EUA+	µMAX-8	2	2.7/6.5	1150	10	4	750			
700-MAX4167EPA	MAX4167EPA+	PDIP-8	2	2.7/6.5	1500	5	2	850			
◆ 700-MAX4167ESA	MAX4167ESA+	SOIC-8	2	2.7/6.5	1500	5	2	850			
700-MAX4168EPD	MAX4168EPD+	PDIP-14	2	2.7/6.5	1500	5	2	850			
◆ 700-MAX4216ESA	MAX4216ESA+	SO-8	2	3.15/11	5.5	-	600	-			
◆ 700-MAX4217EUA	MAX4217EUA+	µMAX-8	2	3.3/5	5.5	-	600	-			
◆ 700-MAX4392ESA	MAX4392ESA+	SO-8	2	4.5/11	6	-	500	-			
◆ 700-MAX4393EUB	MAX4393EUB+	µMAX-10	2	4.5/11	6	-	500	-			
700-MAX9633ATA+T	MAX9633ATA+T	TDFN-8	2	4.5/36	5000	27	18	200			
◆ 700-MAX9633ASA+	MAX9633ASA+	SOICN-EP-8	2	4.5/36	5000	27	18	200			
◆ 700-MAX4019ESD	MAX4019ESD+	SO-14	3	3.3/5	5.5	-	600	-			
◆ 700-MAX4382EUD	MAX4382EUD+	TSSOP-14	3	4.5/11	5.5	-	485	-			
700-ICL7641ECPD	ICL7641ECPD+	PDIP-14	4	2/16	15	0.044	0.016	2000			
◆ 700-MAX4234ASD	MAX4234ASD+	SO-14	4	2.7/5.5	1100	10	10	6000			
◆ 700-MAX44252ASD+	MAX44252ASD+	SOICN-14	4	2.7/20	1550	10	8	6			
◆ 700-MAX4495AUD	MAX4495AUD+	TSSOP-14	4	4.5/11	1100	5	3	5000			
		Description							1	25	100
700-MAX9632EVKIT+	MAX9632EVKIT+	MAX9632 Precision Op Amp Evalution Kit								-	-

LOW NOISE AMPLIFIERS

NEW PRODUCT

For quantities greater than listed, call for quote.

MOUSER STOCK NO.	Maxim Integrated Part No.	Description	Price Each
Evaluation Kits			
700-MAX2691EVKIT#	MAX2691EVKIT#	Evaluation Kit for MAX2691 Series - GPS L2 Applications	

INSTRUMENTATION AMPLIFIERS

NEW PRODUCT

◆Surface Mount Device

For quantities greater than listed, call for quote.

MOUSER STOCK NO.	Maxim Integrated Part No.	Package	No. of Channels	Rail to Rail	Av (V/V)	Total Supply Voltage (Min/Max) (V)	I_{CC} Per Amp (Max) (µA)	Unity Gain BW (Typ) (V/µs)	Slew Rate (Typ) (V/µs)	V_{OS} (µV) (Max)	Price Each 1	25	100
◆ 700-MAX4195ESA	MAX4195ESA+	SO-8	1	Output Only	1	2.7/7.5	0.11	0.22	0.06	450			
◆ 700-MAX4196ESA	MAX4196ESA+	SO-8	1	Output Only	10	2.7/7.5	0.11	0.34	0.06	450			
◆ 700-MAX4194ESA+T	MAX4194ESA+T	SOIC-8	1	Output Only	Adj.	2.7/7.5	0.11	0.25	0.06	450			
◆ 700-MAX4460ESA	MAX4460ESA+	SO-8	1	Output Only	Adj.	2.85/5.25	1.1	2.5	0.5	500			
◆ 700-MAX9620AXK+T	MAX9620AXK+T	SC70-5	1	Input/Output	1	1.8/5.5	78	1.5	0.7	10			
◆ 700-MAX4198ESA	MAX4198ESA+	SO-8	1	Input/Output	1	2.7/7.5	0.055	0.175	0.07	500			

AUDIO AMPLIFIERS

NEW PRODUCT

◆Surface Mount Device

For quantities greater than listed, call for quote.

MOUSER STOCK NO.	Maxim Integrated Part No.	Package	Class	Speaker Amp. VCC (V)(Max.)	P_{out} (W)	Speaker Amp Half Power THD+N	SNR (dB)	Speaker Amp. Ext. Gain	Price Each 1	25	100
◆ 700-MAX98310EWL+T	MAX98310EWL+T	WLP-9	AB	5.5	2.7	0.01	110	No			
◆ 700-MAX9710ETP	MAX9710ETP+	TQFN-20	AB	5.5	3	0.015	98	Yes			
◆ 700-MAX9701ETG	MAX9701ETG+	TQFN-24	D	5.5	2.5	0.08	88.5	No			
◆ 700-MAX9700CEUB	MAX9700CEUB+	µMAX-10	D	5.5	1.5	0.02	95.5	No			
◆ 700-MAX97000EWAT	MAX97000EWA+T	WLP-25	D	5.5	0.93	0.05	-	-			
◆ 700-MAX97001EWPT	MAX97001EWP+T	WLP-20	D	5.5	0.92	0.005	-	-			
◆ 700-MAX97002EWPT	MAX97002EWP+T	WLP-20	D	5.5	0.92	0.05	-	-			
◆ 700-MAX9791BETI	MAX9791BETI+	TQFN-28	D	5.5	1.7	0.04	-	-			
◆ 700-MAX9792AETI	MAX9792AETI+	TQFN-28	D	5.5	3	0.03	-	-			
◆ 700-MAX98302ETD+T	MAX98302ETD+T	TDFN-14	D	5.5	2.4	0.04	-	-			
◆ 700-MAX9877EWP+TG45	MAX9877EWP+TG45	WLP-20	D	5.5	0.825	0.05	-	-			
◆ 700-MAX9768ETG	MAX9768ETG+	TQFN-24	D	14	10	0.09	97	Yes			
◆ 700-MAX9736AETJ	MAX9736AETJ+	TQFN-32	D	28	16	0.04	96.5	Yes			
◆ 700-MAX9737ETG	MAX9737ETG+	TQFN-24	D	28	14	0.06	97	-			
◆ 700-MAX98400BETG+	MAX98400BETG+	TQFN-24	D	28	15	0.03	101	No			
◆ 700-MAX98400AETX+	MAX98400AETX+	TQFN-36	D	28	17	0.03	107	No			
◆ 700-MAX9742ETX+	MAX9742ETX+	TQFN-36	D	40	20.5	0.06	93	Yes			
◆ 700-MAX97200AEWC+T	MAX97200AEWC+T	WLP-12	H	1.98	34	0.003	105	No			
◆ 700-MAX4410EUD	MAX4410EUD+	TSSOP-14	-	3.6	-	0.006	98	Yes			
◆ 700-MAX9723CETE+	MAX9723CETE+	TQFN-16	-	3.6	59	0.007	100	No			
◆ 700-MAX9724AETC	MAX9724AETC+	TQFN-12	-	5.5	63	0.02	101	Yes			
◆ 700-MAX9724BETC	MAX9724BETC+	TQFN-12	-	5.5	63	0.02	101	Yes			
◆ 700-MAX97220AETE+	MAX97220AETE+	TQFN-16	-	5.5	125	0.0035	102	Yes			
◆ 700-MAX9722AETE	MAX9722AETE+	TQFN-16	-	5.5	130	0.015	103	Yes			
◆ 700-MAX9722AEUE	MAX9722AEUE+	TSSOP-16	-	5.5	130	0.015	103	Yes			
◆ 700-MAX9722BEUE	MAX9722BEUE+	TSSOP-16	-	5.5	130	0.015	103	Yes			
Evaluation Kits		Description									
700-MAX2180EVKIT#	MAX2180EVKIT#	Amplifier IC Development Tool								-	-

VIDEO/WIDEBAND AMPLIFIERS

NEW PRODUCT

◆Surface Mount Device

For quantities greater than listed, call for quote.

MOUSER STOCK NO.	Maxim Integrated Part No.	Package	No. of Channels	Total Supply Voltage (Min/Max) (V)	BW (MHz) @ -3dB	I_{SUPPLY} (mA) (Typ)	Slew Rate (Typ) (V/µs)	I_{OUT} (mA) (Min)	Price Each 1	25	100
◆ 700-MAX452CSA	MAX452CSA+	SO-8	1	9/10	50	25	300	14			
◆ 700-MAX4213ESA	MAX4213ESA+	SOIC-8	1	3.15/11	300	5.5	600	120			
◆ 700-MAX457CPA	MAX457CPA+	SO-8	2	5.5/9	70	17.5	300	15			
◆ 700-MAX4026EUP	MAX4026EUP+	TSSOP-20	2	5	200	-	363	-			
◆ 700-MAX4313EUA	MAX4313EUA+	µMAX-8	2	5	150	-	540	-			
◆ 700-MAX4016ESA	MAX4016ESA+	SOIC-8	2	3.15/11	150	5.5	600	100			
◆ 700-MAX4016ESAT	MAX4016ESA+T	SO-8	2	3.15/11	150	5.5	600	100			
◆ 700-MAX4395ESD	MAX4395ESD+	SOIC-14	4	4.5/11	80	6	500	50			
◆ 700-MAX4020ESD	MAX4020ESD+	SOIC-14	4	3.15/11	150	5.5	600	100			
◆ 700-MAX4220EEE	MAX4220EEE+	QSOP-16	4	3.15/11	200	5.5	600	120			

VIDEO FILTER AMPLIFIERS

◆Surface Mount Device

For quantities greater than listed, call for quote.

MOUSER STOCK NO.	Maxim Integrated Part No.	Package	Poles	Supply Voltage (V)	Filter Type	Signal Type	Technology	Channels	Price Each 1	25	100
◆ 700-MAX9652ASA	MAX9652ASA+	SO-8	6	2.7-3.6	HDTV	RGB, Y Pb, Pr	-	3			
◆ 700-MAX9653AUB	MAX9653AUB+	µMAX-10	6	2.7-3.6	HDTV	RGB, Y Pb, Pr	-	3			
◆ 700-MAX9654AUB	MAX9654AUB+	µMAX-10	6	2.7-3.6	HDTV, SDTV	CVBS, RGB, S-Video, Y Pb Pr	-	3			
◆ 700-MAX9516ALBT	MAX9516ALB+T	µDFN-10	5	1.8-2.5	SDTV	Async CVBS, CVBS	DirectDrive, SmartSleep	1			
◆ 700-MAX9507ATE	MAX9507ATE+	TQFN-16	5	1.8-2.5	SDTV	Async CVBS, CVBS	DirectDrive	1			
◆ 700-MAX9509ATA+T	MAX9509ATA+T	TDFN-8	5	1.8-2.5	SDTV	CVBS	DirectDrive	1			
◆ 700-MAX9503GEEE	MAX9503GEEE+	QSOP-16	6	2.7-3.6	SDTV	CVBS	DirectDrive	1			
◆ 700-MAX9503MEEE	MAX9503MEEE+	QSOP-16	6	2.7-3.6	SDTV	CVBS	DirectDrive	1			
◆ 700-MAX9505ETE	MAX9505ETE+	TQFN-16	6	2.7-3.6	SDTV	CVBS	DirectDrive	1			
◆ 700-MAX9508ATE	MAX9508ATE+	TQFN-16	6	2.7-3.6	SDTV	CVBS, RGB, S-Video, Y Pb Pr	SmartSleep	3			
◆ 700-MAX9585AUB	MAX9585AUB+	µMAX-10	6	2.7-3.6	SDTV	CVBS, RGB, S-Video, Y PB PR	-	4			
◆ 700-MAX9510AUA	MAX9510AUA+	µMAX-8	-	1.8-2.5	SDTV	Async CVBS, CVBS	DirectDrive	1			
◆ 700-MAX9512ATE	MAX9512ATE+	TQFN-16	-	-	-	-	-	-			

© Copyright 2014 Mouser Electronics

© Copyright 2014 Mouser Electronics

MAXIM INTEGRATED Amplifiers

RoHS Compliant This product is RoHS compliant.

maxim integrated™

COMPARATORS ♦Surface Mount Device

PRODUCT NEW

For quantities greater than listed, call for quote.

MOUSER STOCK NO.	Maxim Integrated Part No.	Package	No. of Comparators	t_{PD} (ns) (Typ.)	Input Range	Total Supply Voltage (Min./ Max.) (V)	I_{CC} Per Comp. (Max.) (µA)	V_{OS} (mV) (Max.)	Logic Output	Price Each 1	25	100
♦ 700-MAX9051AESA	MAX9051AESA+	SO-8	1	0.4	-	2.7/5.5	72	7	TTL/CMOS			
♦ 700-MAX9691ESA	MAX9691ESA+	SO-8	1	1.2	-	9.5/10.5	26000	6.5	ECL			
♦ 700-MAX9691EUA	MAX9691EUA+	µMAX-8	1	1.2	-	9.5/10.5	26000	6.5	ECL			
♦ 700-MAX961ESA	MAX961ESA+	SOIC-8	1	4.5	to Neg. Rail	2.7/5.5	11000	0.5/1.5	Push-Pull			
♦ 700-MAX961EUA	MAX961EUA+	µMAX-8	1	4.5	to Neg. Rail	2.7/5.5	11000	0.5/1.5	Push-Pull			
♦ 700-MAX999EUKT	MAX999EUK+T	SOT-23-5	1	4.5	to Neg. Rail	2.7/5.5	6500	0.5/1.5	Push-Pull			
♦ 700-MAX9013EUA	MAX9013EUA+	µMAX-8	1	5	to Neg. Rail	4.5/5.5	2300	5	Push-Pull			
♦ 700-MAX9203ESA	MAX9203ESA+	SOIC-8	1	7	to Neg. Rail	4.75/10.5	2000	1/4	Push-Pull			
♦ 700-MAX903CSA	MAX903CSA+	SOIC-8	1	8	to Neg. Rail	5/10	4000	1/4	Push-Pull			
♦ 700-MAX903ESA	MAX903ESA+	SOIC-8	1	8	to Neg. Rail	5/10	4000	1/4	Push-Pull			
700-MAX913CPA	MAX913CPA+	PDIP-8	1	10	to Neg. Rail	5/10	10000	0.8/2	Push-Pull			
♦ 700-MAX913CSA	MAX913CSA+	SOIC-8	1	10	to Neg. Rail	5/10	10000	0.8/2	Push-Pull			
♦ 700-MAX913ESA	MAX913ESA+	SOIC-8	1	10	to Neg. Rail	5/10	10000	0.8/2	Push-Pull			
♦ 700-MAX998ESA	MAX998ESA+	SOIC-8	1	20	to Neg. Rail	2.7/5.5	650	0.2/2	Push-Pull			
♦ 700-MAX918ESA	MAX918ESA+	SO-8	1	22	-	1.8/5.5	0.8	10	Open Drain			
700-MAX941CPA	MAX941CPA+	PDIP-8	1	80	Rail to Rail, to Neg. Rail	2.7/5.5	600	4	Push-Pull			
♦ 700-MAX941CSA	MAX941CSA+	SOIC-8	1	80	to Neg. Rail	2.7/5.5	600	1/4	Push-Pull			
♦ 700-MAX941ESA	MAX941ESA+	SOIC-8	1	80	to Neg. Rail	2.7/5.5	600	1/4	Push-Pull			
♦ 700-MAX941EUA	MAX941EUA+	µMAX-8	1	80	Rail to Rail, to Neg. Rail	2.7/5.5	600	4	Push-Pull			
♦ 700-MAX987ESA	MAX987ESA+	SO-8	1	120	Rail to Rail, to Neg. Rail	2.5/5.5	80	5	Push-Pull			
♦ 700-MAX988ESA	MAX988ESA+	SO-8	1	120	Rail to Rail, to Neg. Rail	2.5/5.5	80	5	Open Drain			
♦ 700-MAX9031AUKT	MAX9031AUK+T	SOT-23-5	1	188	to Neg. Rail	2.5/5.5	55	1/5	Push-Pull			
♦ 700-MAX9075EXKT	MAX9075EXK+T	SC-70-5	1	580	to Neg. Rail	2.1/5.5	5.2	8	Push-Pull			
700-MAX9061EBSTG45	MAX9061EBS+TG45	USCP-4	1	2500	Rail to Rail, above Pos. Rail, to Neg. Rail	0.9/5.5	0.35	9	Open Drain			
700-MAX9061EUKT	MAX9061EUK+T	SOT-5	1	2500	Rail to Rail, above Pos. Rail, to Neg. Rail	0.9/5.5	0.35	9	Open Drain			
♦ 700-MAX9021AUKT	MAX9021AUK+T	SOT-23-5	1	3000	to Neg. Rail	2.5/5.5	5	8	Push-Pull			
♦ 700-MAX9119EXKT	MAX9119EXK+T	SC70-5	1	14000	Rail to Rail, to Neg. Rail	1.8/5.5	0.8	5	Push-Pull			
♦ 700-MAX919EUKT	MAX919EUK+T	SO-23-5	1	22000	Rail to Rail, to Neg. Rail	1.8/5.5	1.3	5	Push-Pull			
700-MAX9060EBSTG45	MAX9060EBS+TG45	USCP-4	1	25000	Rail to Rail, above Pos. Rail, to Neg. Rail	0.9/5.5	0.35	9	Open Drain			
♦ 700-MAX975ESA	MAX975ESA+	SO-8	1	28/480	-	2.7/5.25	500/5	2	TTL/CMOS			
♦ 700-MAX975EUA	MAX975EUA+	µMAX-8	1	28/480	-	2.7/5.25	500/5	0.2/2	TTL/CMOS			
♦ 700-MAX9601EUP	MAX9601EUP+	TSSOP-20	2	0.5	-	8.3/10.5	12000	1/5	PECL			
♦ 700-MAX9693ESE	MAX9693ESE+	SO-16N	2	1.2	-	9.5/10.5	23000	6.5	ECL			
♦ 700-MAX962ESA	MAX962ESA+	SOIC-8	2	4.5	to Neg. Rail	2.7/5.5	8000	0.5/1.5	Push-Pull			
♦ 700-MAX962EUA	MAX962EUA+	µMAX-8	2	4.5	to Neg. Rail	2.7/5.5	8000	0.5/1.5	Push-Pull			
♦ 700-MAX9202ESD	MAX9202ESD+	SOIC-14	2	7	to Neg. Rail	4.75/10.5	4000	1/4	Push-Pull			
♦ 700-MAX9202EUD	MAX9202EUD+	TSSOP-14	2	7	to Neg. Rail	4.75/10.5	4000	1/4	Push-Pull			
700-MAX912CPE	MAX912CPE+	PDIP-16	2	10	to Neg. Rail	5/10	10000	2	Push-Pull			
♦ 700-MAX912CSE	MAX912CSE+	SOIC-16	2	10	to Neg. Rail	5/10	10000	0.8/2	Push-Pull			
♦ 700-MAX912ESE	MAX912ESE+	SOIC-16	2	10	to Neg. Rail	5/10	10000	0.8/2	Push-Pull			
♦ 700-MAX976ESA	MAX976ESA+	SOIC-8	2	20	to Neg. Rail	2.7/5.5	650	0.2/2	Push-Pull			
♦ 700-MAX976EUA	MAX976EUA+	µMAX-8	2	20	to Neg. Rail	2.7/5.5	650	0.2/2	Push-Pull			
700-MAX907CPA	MAX907CPA+	PDIP-8	2	40	to Neg. Rail	4.5/11	1000	0.5/2	Push-Pull			
♦ 700-MAX907CSA	MAX907CSA+	SOIC-8	2	40	to Neg. Rail	4.5/11	1000	0.5/2	Push-Pull			
♦ 700-MAX907ESA	MAX907ESA+	SOIC-8	2	40	to Neg. Rail	4.5/11	1000	0.5/2	Push-Pull			
♦ 700-MAX9142ESA	MAX9142ESA+	SOIC-8	2	40	to Neg. Rail	2.7/5.5	300	0.5/2	Push-Pull			
♦ 700-MAX942CSA	MAX942CSA+	SOIC-8	2	80	to Neg. Rail	2.7/5.5	500	1/4	Push-Pull			
♦ 700-MAX942ESA	MAX942ESA+	SOIC-8	2	80	to Neg. Rail	2.7/5.5	500	1/4	Push-Pull			
♦ 700-LMX393AUA	LMX393AUA+	µMAX-8	2	100	to Neg. Rail	1.8/5.5	120	7	Open Drain			
♦ 700-MAX9032ASA	MAX9032ASA+	SO-8	2	188	to Neg. Rail	2.5/5.5	55	5	Push-Pull			
♦ 700-MAX9077ESA	MAX9077ESA+	SO-8	2	580	to Neg. Rail	2.1/5.5	5.2	8	Push-Pull			
♦ 700-MAX9022ASA	MAX9022ASA+	SO-8	2	3000	to Neg. Rail	2.5/5.5	5	8	Push-Pull			
♦ 700-MAX972CSA	MAX972CSA+	SO-8	2	12000	to Neg. Rail	2.5/11	1.6	10	Open Drain			
♦ 700-MAX44269EWL+T	MAX44269EWL+T	WLP-9	2	13000	Rail to Rail	1.8/5.5	0.85	5	Open Drain			
♦ 700-MAX977ESD	MAX977ESD+	SO-14	2	28/480	-	2.7/5.25	1000/10	2	TTL/CMOS			
♦ 700-MAX9201EUE	MAX9201EUE+	TSSOP-16	4	7	to Neg. Rail	4.75/10.5	7000	1/4	Push-Pull			
♦ 700-MAX901BCSE	MAX901BCSE+	SOIC-16	4	8	to Neg. Rail	5/10	4000	0.5/2	Push-Pull			
♦ 700-MAX9144ESD	MAX9144ESD+	SOIC-14	4	40	to Neg. Rail	2.7/5.5	300	0.5/2	Push-Pull			
♦ 700-MAX9144EUD	MAX9144EUD+	TSSOP-14	4	40	Rail to Rail, to Neg. Rail	2.7/5.5	300	2	Push-Pull			
700-MAX944CPD	MAX944CPD+	PDIP-14	4	80	Rail to Rail, to Neg. Rail	2.7/5.5	500	4	Push-Pull			
♦ 700-MAX944CSD	MAX944CSD+	SOIC-14	4	80	to Neg. Rail	2.7/5.5	500	1/4	Push-Pull			
♦ 700-LMX339AUD	LMX339AUD+	TSSOP-14	4	100	to Neg. Rail	1.8/5.5	120	7	Open Drain			
700-MAX516ACNG	MAX516ACNG+	PDIP-24N	4	800	-	4.75/16.5	10	4.9	TTL/CMOS			
Evaluation Kits		Description										
700-MAX9060EVKIT	MAX9060EVKIT+	Evaluation Kit for MAX9060 Series									-	-

COMPARATORS PLUS REFERENCE ♦Surface Mount Device

PRODUCT NEW

For quantities greater than listed, call for quote.

MOUSER STOCK NO.	Maxim Integrated Part No.	Package	No. of Comparators	t_{PD} (µs) (Typ.)	Threshold Voltage	Supply Voltage (Min./Max.) (V)	I_{CC} (Max.) (µA)	V_{OS} (mV) (Max.)	Int. Ref Accuracy (%)	Price Each 1	25	100
♦ 700-MAX921CSA	MAX921CSA+	SOIC-8	1	12	1.182	2.5/11	3.2	10	1			
♦ 700-MAX921CUA	MAX921CUA+	µMAX-8	1	12	1.182	2.5/11	3.2	10	1			
700-MAX921EPA	MAX921EPA+	PDIP-8	1	12	1.182	2.5/11	3.2	10	1			
♦ 700-MAX921ESA	MAX921ESA+	SOIC-8	1	12	1.182	2.5/11	3.2	10	1			
700-MAX931CPA	MAX931CPA+	PDIP-8	1	12	1.182	2.5/11	3.2	11	2			
♦ 700-MAX931CSA	MAX931CSA+	SOIC-8	1	12	1.182	2.5/11	3.2	11	2			
♦ 700-MAX931CUA	MAX931CUA+	µMAX-8	1	12	1.182	2.5/11	3.2	10	2			
♦ 700-MAX931ESA	MAX931ESA+	SOIC-8	1	12	1.182	2.5/11	3.2	11	2			
700-MAX971CPA	MAX971CPA+	PDIP-8	1	12	1.182	2.5/11	3.2	10	1			
♦ 700-MAX923CSA	MAX923CSA+	SOIC-8	2	12	1.182	2.5/11	4.5	10	1			
♦ 700-MAX923ESA	MAX923ESA+	SOIC-8	2	12	1.182	2.5/11	4.5	10	1			
700-MAX931EPA	MAX931EPA+	PDIP-8	2	12	1.182	2.5/11	3.2	10	2			
700-MAX932CPA	MAX932CPA+	PDIP-8	2	12	1.182	2.5/11	4.5	10	2			
♦ 700-MAX932CSA	MAX932CSA+	SOIC-8	2	12	1.182	2.5/11	4.5	11	2			
♦ 700-MAX932ESA	MAX932ESA+	SOIC-8	2	12	1.182	2.5/11	4.5	11	2			
♦ 700-MAX973ESA	MAX973ESA+	SO-8	2	12	1.182	2.5/11	4.5	10	1			
♦ 700-MAX969EEE	MAX969EEE+	QSOP-16	4	10	1.22	1.6/5.5	22	4	1.5			
♦ 700-MAX924ESE	MAX924ESE+	SOIC-16	4	12	1.182	2.5/11	6.6	10	1			
♦ 700-MAX934CSE	MAX934CSE+	SOIC-16	4	12	1.182	2.5/11	6.6	10	2			
♦ 700-MAX984CSE	MAX984CSE+	SO-16N	4	12	1.182	2.5/11	6.6	10	2			
♦ 700-MAX44268EWL+T	MAX44268EWL+T	WLP-9	2	14	1.236	1.8/5.5	1.15	5	1			

© Copyright 2014 Mouser Electronics
© Copyright 2014 Mouser Electronics

MICROCHIP Amplifier ICs

Products may be RoHS compliant. Check mouser.com for RoHS status.

OPERATIONAL AMPLIFIERS

For quantities greater than listed, call for quote.

MOUSER STOCK NO.	Microchip Part No.	Package	Description	Price Each 1	10	25	100
579-MCP6N11-001E/SN	MCP6N11-001E/SN	SOIC-8	Single, 500kHz, 800uA, Rail-to-Rail Input/Output, E Temp				
579-MCP6N11-002E/SN	MCP6N11-002E/SN	SOIC-8	Single, 500kHz, 800uA, Rail-to-Rail Input/Output, E Temp				
579-MCP6N11-005E/SN	MCP6N11-005E/SN	SOIC-8	Single, 500kHz, 800uA, Rail-to-Rail Input/Output, E Temp				
579-MCP6N11-010E/SN	MCP6N11-010E/SN	SOIC-8	Single, 500kHz, 800uA, Rail-to-Rail Input/Output, E Temp				
579-MCP6N11-100E/SN	MCP6N11-100E/SN	SOIC-8	Single, 500kHz, 800uA, Rail-to-Rail Input/Output, E Temp				
579-MCP6001RT-I/OT	MCP6001RT-I/OT	SOT-23-5	Single, 1MHz, Low-Power, I Temp				
579-MCP6001T-E/OT	MCP6001T-E/OT	SOT-23-5	Single, 1MHz, Low-Power, E Temp				
579-MCP6001T-I/OT	MCP6001T-I/OT	SOT-23-5	Single, 1MHz, Low-Power, I Temp				
579-MCP6002-E/P	MCP6002-E/P	PDIP-8	Dual, 1MHz, Low-Power, E Temp				
579-MCP6002-I/P	MCP6002-I/P	PDIP-8	Dual, 1MHz, Low-Power, I Temp				
579-MCP6002-E/SN	MCP6002-E/SN	SOIC-8	Dual, 1MHz, Low-Power, E Temp				
579-MCP6002-I/SN	MCP6002-I/SN	SOIC-8	Dual, 1MHz, Low-Power, I Temp				
579-MCP6002T-I/MS	MCP6002T-I/MS	MSOP-8	Dual, 1MHz, Low-Power, I Temp				
579-MCP6004-E/P	MCP6004-E/P	PDIP-14	Quad, 1MHz, Low-Power, E Temp				
579-MCP6004-E/SL	MCP6004-E/SL	SOIC-14	Quad, 1MHz, Low-Power, E Temp				
579-MCP6004-I/P	MCP6004-I/P	PDIP-14	Quad, 1MHz, Low-Power, I Temp				
579-MCP601IP	MCP601-I/P	PDIP-8	Single 2.7V Op Amp, I temp				
579-MCP601-I/SN	MCP601-I/SN	SOIC-8	Single 2.7V Op Amp, I temp				
579-MCP6022IP	MCP6022-I/P	PDIP-8	Dual 2.3V 10MHz OP, I temp				
579-MCP6022-I/SN	MCP6022-I/SN	SOIC-8	Dual 2.3V 10MHz OP, I temp				
579-MCP6024-I/P	MCP6024-I/P	PDIP-14	Quad 2.3V 10MHz OP, I temp				
579-MCP6024-I/SL	MCP6024-I/SL	SOIC-14	Quad 2.3V 10MHz OP, I temp				
579-MCP602IP	MCP602-I/P	PDIP-8	Dual 2.7V Op Amp, I temp				
579-MCP602ISN	MCP602-I/SN	SOIC-8	Dual 2.7V Op Amp, I temp				
579-MCP6031-E/SN	MCP6031-E/SN	SOIC-8	Single 1.8V 14kHz Op Amp, E temp				
579-MCP6032-E/SN	MCP6032-E/SN	SOIC-8	Dual 1.8V 14kHz Op Amp, E temp				
579-MCP6034-E/SL	MCP6034-E/SL	SOIC-14	Quad 1.8V 14kHz Op Amp, E temp				
579-MCP6041IP	MCP6041-I/P	PDIP-8	Single, 14kHz, Rail-to-Rail Input/Output, I Temp				
579-MCP6041T-I/OT	MCP6041T-I/OT	SOT-23-5	Single, 14kHz, Rail-to-Rail Input/Output, I Temp				
579-MCP6042-I/MS	MCP6042-I/MS	MSOP-8	Dual, 14kHz, Rail-to-Rail Input/Output, I Temp				
579-MCP6042IP	MCP6042-I/P	PDIP-8	Dual, 14kHz, Rail-to-Rail Input/Output, I Temp				
579-MCP6042ISN	MCP6042-I/SN	SOIC-8	Dual, 14kHz, Rail-to-Rail Input/Output, I Temp				
579-MCP6044IP	MCP6044-I/P	PDIP-14	Quad, 14kHz, Rail-to-Rail Input/Output, I Temp				
579-MCP6044ISL	MCP6044-I/SL	SOIC-14	Quad, 14kHz, Rail-to-Rail Input/Output, I Temp				
579-MCP604IP	MCP604-I/P	PDIP-14	Quad 2.7V Op Amp, I temp				
579-MCP604-I/SL	MCP604-I/SL	SOIC-14	Quad 2.7V Op Amp, I temp				
579-MCP606-I/SN	MCP606-I/SN	SOIC-8	Single 25uA, 2.5V Op Amp, I temp				
579-MCP6071-E/SN	MCP6071-E/SN	SOIC-8	Single, 1.2MHz, 110µA, High Precision, E Temp				
579-MCP6072-E/SN	MCP6072-E/SN	SOIC-8	Dual, 1.2MHz, 110µA, High Precision, E Temp				
579-MCP6074-E/SL	MCP6074-E/SL	SOIC-14	Quad, 1.2MHz, 110µA, High Precision, E Temp				
579-MCP607-I/P	MCP607-I/P	PDIP-8	Dual 25uA, 2.5V Op Amp, I temp				
579-MCP607-I/SN	MCP607-I/SN	SOIC-8	Dual 25uA, 2.5V Op Amp, I temp				
579-MCP609-I/P	MCP609-I/P	PDIP-14	Quad 25uA, 2.5V Op Amp, I temp				
579-MCP609-I/SL	MCP609-I/SL	SOIC-14	Quad 25uA, 2.5V Op Amp, I temp				
579-MCP6231-E/P	MCP6231-E/P	PDIP-8	Single, 300kHz, 20µA, Rail-to-Rail, E Temp				
579-MCP6231-E/SN	MCP6231-E/SN	SOIC-8	Single, 300kHz, 20µA, Rail-to-Rail, E Temp				
579-MCP6231UT-E/OT	MCP6231UT-E/OT	SOT-23-5	Single, 300kHz, 20µA, Rail-to-Rail, E Temp				
579-MCP6232-E/SN	MCP6232-E/SN	SOIC-8	Dual, 300kHz, 20µA, Rail-to-Rail, E Temp				
579-MCP6234-E/P	MCP6234-E/P	PDIP-14	Quad, 300kHz, 20µA, Rail-to-Rail, E Temp				
579-MCP6234-E/SL	MCP6234-E/SL	SOIC-14	Quad, 300kHz, 20µA, Rail-to-Rail, E Temp				
579-MCP6241-E/P	MCP6241-E/P	PDIP-8	Single 1.8V, 650kHz OP, E Temp				
579-MCP6242-E/P	MCP6242-E/P	PDIP-8	Dual 1.8V, 650kHz OP, E temp				
579-MCP6242-E/SN	MCP6242-E/SN	SOIC-8	Dual 1.8V, 650kHz OP, E temp				
579-MCP6271-E/P	MCP6271-E/P	PDIP-8	Single 2MHz OP, E temp				
579-MCP6271-E/SN	MCP6271-E/SN	SOIC-8	Single 2MHz OP, E temp				
579-MCP6272-E/P	MCP6272-E/P	PDIP-8	Dual 2MHz OP, E temp				
579-MCP6272-E/SN	MCP6272-E/SN	SOIC-8	Dual 2MHz OP, E temp				
579-MCP6282-E/SN	MCP6282-E/SN	SOIC-8	Dual 5MHz OP, E temp				
579-MCP6292-E/P	MCP6292-E/P	DIP-8	Dual, 10MHz, 1.0mA, Rail-to-Rail, E Temp				
579-MCP6292-E/SN	MCP6292-E/SN	SOIC-8	Dual, 10MHz, 1.0mA, Rail-to-Rail, E Temp				
579-MCP6294-E/P	MCP6294-E/P	PDIP-14	Quad, 10MHz, 1.0mA, Rail-to-Rail, E Temp				
579-MCP6442-E/MS	MCP6442-E/MS	MSOP-8	Dual, 9kHz, 0.45µA, Rail-to-Rail, E Temp				
579-MCP6442-E/SN	MCP6442-E/SN	SOIC-8	Dual, 9kHz, 0.45µA, Rail-to-Rail, E Temp				
579-MCP6444-E/ST	MCP6444-E/ST	TSSOP-14	Quad, 9kHz, 0.45µA, Rail-to-Rail, E Temp				
579-MCP6444-E/SL	MCP6444-E/SL	SOIC-14	Quad, 9kHz, 0.45µA, Rail-to-Rail, E Temp				
579-MCP6H01ESN	MCP6H01-E/SN	SOIC-8	Single 16V, 1.2MHz General Purpose, E Temp				
579-MCP6H02ESN	MCP6H02-E/SN	SOIC-8	Dual 16V, 1.2MHz General Purpose, E Temp				
579-MCP6H04-E/ST	MCP6H04-E/ST	TSSOP-14	Quad, 16V, 1.2MHz, General Purpose, E Temp				
579-MCP6H04-E/SL	MCP6H04-E/SL	SOIC-14	Quad, 16V, 1.2MHz, General Purpose, E Temp				
579-MCP6L01RT-E/OT	MCP6L01RT-E/OT	SOT-23-5	Single, 1MHz, 85µA, General Purpose, E Temp				
579-MCP6L04T-E/SL	MCP6L04T-E/SL	SOIC-14	Quad, 1MHz, 85µA, General Purpose, E Temp				
579-MCP6V26-E/MS	MCP6V26-E/MS	MSOP-8	Single, 2MHz, 620µA, Auto-Zeroed, E Temp				
579-MCP6V26-E/SN	MCP6V26-E/SN	SOIC-8	Single, 2MHz, 620µA, Auto-Zeroed, E Temp				
579-MCP6V26T-E/MNY	MCP6V26T-E/MNY	DFN-8	Single, 2MHz, 620µA, Auto-Zeroed, E Temp				
579-MCP6V27-E/MD	MCP6V27-E/MD	DFN-8	Dual, 2MHz, 620µA, Auto-Zeroed, E Temp				
579-MCP6V27-E/MS	MCP6V27-E/MS	MSOP-8	Dual, 2MHz, 620µA, Auto-Zeroed, E Temp				
579-MCP6V27-E/SN	MCP6V27-E/SN	SOIC-8	Dual, 2MHz, 620µA, Auto-Zeroed, E Temp				
579-MCP6V28-E/MS	MCP6V28-E/MS	MSOP-8	Single, 2MHz, 620µA, Auto-Zeroed, E Temp				
579-MCP6V28-E/SN	MCP6V28-E/SN	SOIC-8	Single, 2MHz, 620µA, Auto-Zeroed, E Temp				
579-MCP6V28T-E/MNY	MCP6V28T-E/MNY	DFN-8	Single, 2MHz, 620µA, Auto-Zeroed, E Temp				
579-TC913BCOA	TC913BCOA	SOIC-8	Dual, 1.5MHz, 650µA, Auto-Zeroed, C Temp				

COMPARATORS

For quantities greater than listed, call for quote.

579-MCP6541-I/P	MCP6541-I/P	PDIP-8	Single 1.6V Push/Pull Comparator, I temp				
579-MCP6541T-I/OT	MCP6541T-I/OT	SOT-23-5	Single 1.6V Push/Pull Comparator, I temp				
579-MCP6542-I/P	MCP6542-I/P	PDIP-8	Dual 1.6V Push/Pull Comparator, I temp				
579-MCP6542-I/SN	MCP6542-I/SN	SOIC-8	Dual 1.6V Push/Pull Comparator, I temp				
579-MCP6544-I/P	MCP6544-I/P	PDIP-14	Quad 1.6V Push/Pull Comparator, I temp				
579-MCP6544-I/SL	MCP6544-I/SL	SOIC-14	Quad 1.6V Push/Pull Comparator, I temp				
579-MCP6547-I/P	MCP6547-I/P	PDIP-8	Dual 1.6V Open Drain Comparator, I temp				

PROGRAMMABLE GAIN AMPLIFIERS

For quantities greater than listed, call for quote.

579-MCP6S21-I/P	MCP6S21-I/P	PDIP-8	1-Chan. 12MHz SPI PGA				
579-MCP6S21-I/MS	MCP6S21-I/MS	MSOP-8	1-Chan. 12MHz SPI PGA				
579-MCP6S21-I/SN	MCP6S21-I/SN	SOIC-8	1-Chan. 12MHz SPI PGA				
579-MCP6S22-I/P	MCP6S22-I/P	PDIP-8	2-Chan. 12MHz SPI PGA				
579-MCP6S28-I/P	MCP6S28-I/P	PDIP-16	8-Chan. 12MHz SPI PGA				
579-MCP6S28-I/SL	MCP6S28-I/SL	SOIC-16	8-Chan. 12MHz SPI PGA				

© Copyright 2014 Mouser Electronics
© Copyright 2014 Mouser Electronics

ON SEMICONDUCTOR Amplifiers

RoHS Compliant This product is RoHS compliant.

OPERATIONAL AMPLIFIERS

NEW PRODUCT

For quantities greater than listed, call for quote.

MOUSER STOCK NO.	ON Semi Part No.	Package Type	No. of Channels	Supply Voltage (Min.) (V)	Supply Voltage (Max.) (V)	Output Current (Min.) (mA)	Output Current (Typ.) (mA)	Standby Current (mA) (Typ.)	GBW (Typ.) (MHz)	SR Typ. (v/uS)	Input-Offset Voltage (mV) (Max)	Price Each 1	25	100	500
General Purpose															
863-LMV821SQ3T2G	LMV821SQ3T2G	SC-70	1	2.5	5.5	12	26	0.3	5	1.4	3.5				
863-LMV321SN3T1G	LMV321SN3T1G	TSOP-5	1	2.7	5	10	160	0.22	1	1	9				
863-TLV271SN1T1G	TLV271SN1T1G	TSOP-5	1	2.7	16	5	13	0.56	3	2.6	5				
863-TLV271SN2T1G	TLV271SN2T1G	TSOP-5	1	2.7	16	5	13	0.56	3	2.6	5				
863-LMV931SQ3T2G	LMV931SQ3T2G	SC-88A	1	3	5	55	65	0.21	1.5	0.48	6				
863-LM301ADG	LM301ADG	SOIC-14	1	3	18	-----	-----	1.2	1	0.5	7.5				
863-NCS36000DG	NCS36000DG	SOIC-14	1	3	5.5	-----	-----	-----	-----	-----	-----				
863-MC33071ADG	MC33071ADG	SOIC-8	1	3	44	10	30	1.9	4.5	10	5				
863-LM258DG	LM258DG	SOIC-8	2	3	32	20	40	1.5	1	0.6	5				
863-LM258NG	LM258NG	PDIP-8	2	3	32	20	40	1.5	1	0.6	5				
863-LM2904ANG	LM2904ANG	PDIP-8	2	3	32	20	40	1.5	1	0.6	7				
863-LM2904DG	LM2904DG	SOIC-8	2	3	32	20	40	1.5	1	0.6	7				
863-LM2904NG	LM2904NG	PDIP-8	2	3	32	20	40	1.5	1	0.6	7				
863-LM358DG	LM358DG	SOIC-8	2	3	32	20	40	1.5	1	0.6	7				
863-LM358NG	LM358NG	PDIP-8	2	3	32	20	40	1.5	1	0.6	7				
863-MC33072ADG	MC33072ADG	SOIC-8	2	3	44	10	30	3.8	4.5	10	3				
863-MC33072APG	MC33072APG	PDIP-8	2	3	44	10	30	3.8	4.5	10	3				
863-MC33072DG	MC33072DG	SOIC-8	2	3	44	10	30	3.8	4.5	10	5				
863-MC33072PG	MC33072PG	PDIP-8	2	3	44	10	30	3.8	4.5	10	5				
863-MC34072ADG	MC34072ADG	SOIC-8	2	3	44	10	30	3.8	4.5	10	3				
863-MC34072APG	MC34072APG	PDIP-8	2	3	44	10	30	3.8	4.5	10	5				
863-MC34072DG	MC34072DG	SOIC-8	2	3	44	10	30	3.8	4.5	10	5				
863-MC34072PG	MC34072PG	PDIP-8	2	3	44	10	30	3.8	4.5	10	5				
863-LM833NG	LM833NG	PDIP-8	2	5	18	-----	29	7	15	7	5				
863-LMV324DR2G	LMV324DR2G	SIOC-14	4	2.7	5	10	60	0.22	1	1	9				
863-LM224NG	LM224NG	PDIP-14	4	3	32	20	40	1.4	1	0.6	5				
863-LM2902DG	LM2902DG	SOIC-14	4	3	32	20	40	1.4	1	0.6	7				
863-LM2902NG	LM2902NG	PDIP-14	4	3	32	20	40	1.4	1	0.6	7				
863-LM324ADG	LM324ADG	SOIC-14	4	3	32	20	40	1.4	1	0.6	3				
863-LM324ANG	LM324ANG	PDIP-14	4	3	32	20	40	1.4	1	0.6	3				
863-LM324DG	LM324DG	SOIC-14	4	3	32	20	40	1.4	1	0.6	7				
863-LM324NG	LM324NG	PDIP-14	4	3	32	20	40	1.4	1	0.6	7				
863-MC3403PG	MC3403PG	PDIP-14	4	3	36	10	20	2.8	1	0.6	10				
863-MC33074ADG	MC33074ADG	SOIC-14	4	3	44	10	30	7.6	4.5	10	3				
863-MC33074APG	MC33074APG	PDIP-14	4	3	44	10	30	7.6	4.5	10	3				
863-MC33074DG	MC33074DG	SOIC-14	4	3	44	10	30	7.6	4.5	10	5				
863-MC33074PG	MC33074PG	PDIP-14	4	3	44	10	30	7.6	4.5	10	5				
863-MC34074ADG	MC34074ADG	SOIC-14	4	3	44	10	30	7.6	4.5	10	3				
863-MC34074APG	MC34074APG	PDIP-14	4	3	44	10	30	7.6	4.5	10	3				
863-MC34074DG	MC34074DG	SOIC-14	4	3	44	10	30	7.6	4.5	10	3				
863-MC34074PG	MC34074PG	PDIP-14	4	3	44	10	30	7.6	4.5	10	5				
863-MC34074VPG	MC34074VPG	PDIP-14	4	3	44	10	30	7.6	4.5	10	5				
Low Power															
863-MC33171DG	MC33171DG	SOIC-8	1	3	44	3	5	0.22	1.8	2.1	4.5				
863-MC33172DG	MC33172DG	SOIC-8	2	3	44	-----	5	440	1.8	2.1	4500				
863-MC33172PG	MC33172PG	PDIP-8	2	3	44	-----	5	0.44	1.8	2.1	4.5				
863-MC33178DG	MC33178DG	SOIC-8	2	4	36	50	80	0.9	5	2	3				
863-MC33178PG	MC33178PG	PDIP-8	2	4	36	50	80	0.9	5	2	3				
863-MC33174DG	MC33174DG	SOIC-14	4	3	44	3	5	0.88	1.8	2.1	4.5				
863-MC33174PG	MC33174PG	PDIP-14	4	3	44	3	5	0.88	1.8	2.1	4.5				
863-MC33179DG	MC33179DG	SOIC-14	4	4	36	50	80	1.7	5	2	3				
863-MC33179PG	MC33179PG	PDIP-14	4	4	36	50	80	1.7	5	2	3				
Low Noise															
863-NE5534ANG	NE5534ANG	PDIP-8	1	3	20	-----	38	8	10	13	4				
863-SA5534ADG	SA5534ADG	SOIC-8	1	3	20	-----	38	8	10	13	4				
863-SA5534ANG	SA5534ANG	PDIP-8	1	3	20	-----	38	8	10	13	4				
863-SA5534NG	SA5534NG	PDIP-8	1	3	20	-----	38	8	10	13	4				
863-SE5534ANG	SE5534ANG	PDIP-8	1	3	20	-----	38	8	10	13	4				
863-SE5534NG	SE5534NG	PDIP-8	1	3	20	-----	38	8	10	13	4				
863-NE5532ANG	NE5532ANG	PDIP-8	2	3	20	10	38	8	10	9	4				
863-NE5532DG	NE5532DG	SOIC-16W	2	3	20	10	38	8	10	9	4				
863-NE5532NG	NE5532NG	PDIP-8	2	3	20	10	38	8	10	9	4				
863-SA5532NG	SA5532NG	PDIP-8	2	3	20	10	38	8	10	9	4				
863-SE5532NG	SE5532NG	PDIP-8	2	3	20	10	38	8	10	9	4				
863-MC33178DG	MC33178DG	SOIC-8	2	4	36	50	80	0.9	5	2	3				
863-MC33178PG	MC33178PG	PDIP-8	2	4	36	50	80	0.9	5	2	3				
863-MC33078DG	MC33078DG	SOIC-8	2	5	18	15	29	4.1	16	7	2				
863-MC33078PG	MC33078PG	PDIP-8	2	5	18	15	29	4.1	16	7	2				
863-MC33274ADG	MC33274ADG	SOIC-14	4	3	36	25	37	8.6	24	10	1				
863-MC33274APG	MC33274APG	PDIP-14	4	3	36	25	37	8.6	24	10	1				
863-MC33079DG	MC33079DG	SOIC-14	4	5	18	15	29	8.4	16	7	2				
863-MC33079PG	MC33079PG	PDIP-14	4	5	18	15	29	8.4	16	7	2				
Low Voltage															
863-MC33201DG	MC33201DG	SOIC-8	1	1.8	12	50	80	0.9	2.2	1	6				
863-NE5230DG	NE5230DG	SOIC-8	1	1.8	15	4	6	0.11	0.25	0.09	0.4				
863-NE5230NG	NE5230NG	PDIP-8	1	1.8	15	4	6	0.11	0.25	0.09	0.4				
863-SA5230DG	SA5230DG	SOIC-8	1	1.8	15	4	6	0.11	0.25	0.09	0.4				
863-SA5230NG	SA5230NG	PDIP-8	1	1.8	15	4	6	0.11	0.25	0.09	0.4				
863-LMV981MU3TBG	LMV981MU3TBG	ULLGA8	1	2.7	5.5	4	65	0.21	1.4-1.5	0.35-0.48	6				
863-LMV982MUTAG	LMV982MUTAG	UQFN10	2	2.7	5.5	4	65	0.21	1.4-1.5	0.35-0.48	6				
863-MC33202DG	MC33202DG	SOIC-8	2	1.8	12	50	80	1.8	2	1	8				
863-MC33202PG	MC33202PG	PDIP-8	2	1.8	12	50	80	1.8	2	1	8				
863-MC33204DG	MC33204DG	SOIC-14	4	1.8	12	50	80	3.6	2.2	1	10				
863-MC33204PG	MC33204PG	PDIP-14	4	1.8	12	50	80	3.6	2.2	1	10				
High Current															
863-TCA0372DP1G	TCA0372DP1G	PDIP-8	2	5	40	-----	1000	5	1.4	1.4	15				
863-TCA0372DWR2G	TCA0372DWR2G	SOIC-16W	2	5	40	-----	1000	5	1.4	1.4	15				

COMPANDORS

For quantities greater than listed, call for quote.

MOUSER STOCK NO.	ON Semi Part No.	Package Type	I_{CC} Max. (mA)	V_{CC} Max. (V)	THD Typ. (%)	E_n Typ. (μV)	V_{ref} (V)	T_A Min. (°C)	T_A Max. (°C)	Price Each 1	25	100	500
863-NE570DG	NE570DG	SO-16WB	4.3	24	0.3	20	1.8	0	70				
863-SA571DG	SA571DG	SO-16WB	4.3	18	0.5	20	1.8	-40	85				
863-SA571NG	SA571NG	PDIP-16	4.3	18	0.5	20	1.8	-40	85				
863-SA572DG	SA572DG	SO-16WB	6.3	22	0.05	6	2.5	-40	85				
863-SA572NG	SA572NG	PDIP-16	6.3	22	0.05	6	2.5	-40	85				
863-SA575DG	SA575DG	SO-20	4.2	7	0.12	6	Vcc/2	-40	85				
863-SA575NG	SA575NG	PDIP-20	4.2	7	0.12	6	Vcc/2	-40	85				

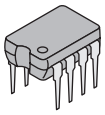
PDIP-8

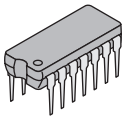
PDIP-14


PDIP-16

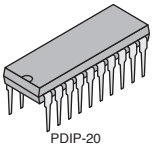
PDIP-20


SO-16WB


SO-20


SOIC-8


SOIC-14

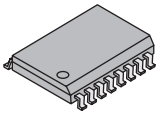
SOIC-16W

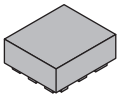
ULLGA-8

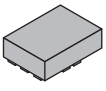
UQFN-10

© Copyright 2014 Mouser Electronics

© Copyright 2014 Mouser Electronics

SKYWORKS Amplifier ICs

RoHS Compliant This product is RoHS compliant.

SKYWORKS®

BLUETOOTH POWER AMPLIFIER

For quantities greater than listed, call for quote.

MOUSER STOCK NO.	SKYWORKS Part No.	Package/Case	Noise Figure (dB)	Operating Frequency	Operating Supply Voltage (V)	Power Gain Typ (dB)	Supply Current (mA)	Operating Temperature Range (°C)	Price Each 1	50	100
873-SE2425U-R	SE2425U-R	QFN-16	-	2.4 GHz	3.3	28.2	110	-40 to +85			

InGaP CASCADABLE AMPLIFIER

For quantities greater than listed, call for quote.

873-SE2425U-R	SE2425U-R	QFN-16	-	2.4 GHz	3.3	28.2	110	-40 to +85			
873-SKY65013-70LF	SKY65013-70LF	SOT-89	5.5	7 GHz	5	12.5	120	-40 to +85			
873-SKY65013-92LF	SKY65013-92LF	SC-88	5.8	12 GHz	5	12.5	70	-40 to +85			
873-SKY65014-70LF	SKY65014-70LF	SOT-89	4.8	6 GHz	5	16	120	-40 to +85			
873-SKY65014-92LF	SKY65014-92LF	SC-88	5.4	9 GHz	5	15	120	-40 to +85			
873-SKY65015-70LF	SKY65015-70LF	SOT-89	4.2	6 GHz	5	18	120	-40 to +85			
873-SKY65015-92LF	SKY65015-92LF	SC-88	4.8	6 GHz	5	18	120	-40 to +85			
873-SKY65016-70LF	SKY65016-70LF	SOT-89	4.8	3 GHz	5	20	120	-40 to +85			
873-SKY65016-92LF	SKY65016-92LF	SC-88	5.4	3 GHz	5	20	120	-40 to +85			
873-SKY65017-70LF	SKY65017-70LF	SOT-89	4.5	6 GHz	6	20	120	-40 to +85			
873-SKY65111-348LF	SKY65111-348LF	QFN-16	6.5	1.1 GHz	3.5	40	250	-40 to +85			

LINEAR POWER AMPLIFIER

For quantities greater than listed, call for quote.

873-SKY65028-70LF	SKY65028-70LF	SOT-89	5.5	2.7 GHz	5	16	125	-40 to +85			
873-SKY65162-70LF	SKY65162-70LF	SOT-89	3.6	2.7 GHz	5	20	188	-40 to +85			
873-SKY65116-21	SKY65116-21	MCM-12	6	500 MHz	3.6	35	330	-40 to +85			

LOW NOISE AMPLIFIER

For quantities greater than listed, call for quote.

873-SKY65048-360LF	SKY65048-360LF	QFN-8	0.65	1.2 GHz	5	16.5	85	-40 to +85			
873-SKY67001-396LF	SKY67001-396LF	DFN-8	0.6	1.2 GHz	5	17.5	100	-40 to +100			
873-SKY67002-396LF	SKY67002-396LF	DFN-8	0.65	2.1 GHz	5	17.5	95	-40 to +100			
873-SKY67003-396LF	SKY67003-396LF	DFN-8	0.88	3 GHz	5	17.5	100	-40 to +100			
873-SKY67100-396LF	SKY67100-396LF	DFN-8	0.7	3 GHz	4	17.5	56	-40 to +85			
873-SKY67101-396LF	SKY67101-396LF	DFN-8	0.5	1.2 GHz	4	17.5	56	-40 to +85			
873-SKY67102-396LF	SKY67102-396LF	DFN-8	0.8	3 GHz	4	17.2	50	-40 to +85			
873-SKY67105-306LF	SKY67105-306LF	QFN-16	0.7	1.1 GHz	5	37	138	-40 to +85			
873-SKY67106-306LF	SKY67106-306LF	QFN-16	0.65	3 GHz	5	35	100	-40 to +85			
873-SKY67107-306LF	SKY67107-306LF	QFN-16	0.85	2.8 GHz	5	32	125	-40 to +85			
873-SKY65047-360LF	SKY65047-360LF	DFN-8	0.8	3 GHz	3.3	16.5	5	-40 to +85			

LOW NOISE POWER AMPLIFIER

For quantities greater than listed, call for quote.

873-SKY65045-70LF	SKY65045-70LF	DFN-6	1.8	1.5 GHz	5	14	46	-40 to +85			
873-SKY65080-70LF	SKY65080-70LF	SOT-89	2.3	2.5 GHz	5	15	66	-40 to +85			

LOW NOISE TRANSISTOR

For quantities greater than listed, call for quote.

873-SKY65050-372LF	SKY65050-372LF	SC-70	0.65	6 GHz	3	15.5	20	-40 to +85			

LOW NOISE/CURRENT AMPLIFIER

For quantities greater than listed, call for quote.

873-SKY67012-396LF	SKY67012-396LF	DFN-8	0.85	600 MHz	3.3	16.5	15	-40 to +85			
873-SKY67013-396LF	SKY67013-396LF	DFN-8	0.85	1.5 GHz	3.3	14	15	-40 to +85			
873-SKY67014-396LF	SKY67014-396LF	DFN-8	0.95	3 GHz	3.3	12	5	-40 to +85			

POWER AMPLIFIER

For quantities greater than listed, call for quote.

873-SKY65120-21	SKY65120-21	MCM-20	8.4	2.5 GHz	5	24.6	447	-40 to +85			
873-SKY65124-21	SKY65124-21	MCM-20	6.3	1.99 GHz	5	24	550	-40 to +85			
873-SKY65126-21	SKY65126-21	MCM-20	4.5	900 MHz	5	30	285	-40 to +85			
873-SE2597L-R	SE2597L-R	QFN-16	-	2.4 GHz	3.3	28	125	-40 to +85			
873-SE2527L-R	SE2527L-R	QFN-16	-	2.4 GHz	3.3	34	300	-20 to +85			
873-SE2528L-R	SE2528L-R	QFN-16	-	2.4 GHz	3.3	34	300	-40 to +85			
873-SE2537L-R	SE2537L-R	QFN-16	-	5 GHz	3.3	28	150	-10 to +85			
873-SE2567L-R	SE2567L-R	QFN-16	-	5 GHz	3.3	30	150	-40 to +85			
873-SE2598L-R	SE2598L-R	QFN-16	-	2.4 GHz	3.3	28	125	-40 to +85			
873-SE5003L-R	SE5003L-R	QFN-20	-	5 GHz	5	32	150	-40 to +85			
873-SE5004L-R	SE5004L-R	QFN-20	-	5 GHz	5	26	300	-40 to +85			
873-SE5005L-R	SE5005L-R	QFN-16	-	5 GHz	3.3	27	195	-40 to +85			
873-SE2609L-R	SE2609L-R	QFN-8	-	2.4 GHz	3.3	28	200	-20 to +85			

WIRELESS LAN POWER AMPLIFIER

For quantities greater than listed, call for quote.

873-SE2568U-R	SE2568U-R	QFN-8	-	2.4 GHz	3.3	27	135	-40 to +85			
873-SE2574L-R	SE2574L-R	QFN-8	-	2.4 GHz	3.3	28	135	-40 to +85			
873-SE2565T-R	SE2565T-R	QFN-16	-	2.4 GHz	3.3	31	410	-40 to +85			
873-SE2568L-R	SE2568L-R	QFN-8	-	2.4 GHz	3.3	27	135	-40 to +85			
873-SE2576L-R	SE2576L-R	QFN-16	-	2.4 GHz	5	33	500	-40 to +85			
873-SE2580L-R	SE2580L-R	QFN-20	-	2.5 GHz, 5 GHz	3.3	30	145	-10 to +85			
873-SE2604L-R	SE2604L-R	QFN-16	-	2.4 GHz	3.3	32	410	-40 to +85			
873-SE2605L-R	SE2605L-R	QFN-16	-	2.4 GHz	5	33	500	-40 to +70			

WLAN POWER AMPLIFIER

For quantities greater than listed, call for quote.

873-SKY65135-21	SKY65135-21	MCM-20	5	2.5 GHz	3.3	33.5	405	-40 to +85			
873-SKY65131-21	SKY65131-21	MCM-16	5	2.5 GHz	5	26	500	-40 to +85			
873-SKY65132-21	SKY65132-21	MCM-20	5	2.5 GHz	3.3	33	1100	-40 to +85			
873-SKY65135-31	SKY65135-31	MCM-20	5	2.5 GHz	5	31.5	465	-40 to +85			
873-SKY65152-11	SKY65152-11	MCM-20	5	2.5 GHz	5	32	490	-40 to +85			

WLAN/ZIGBEE POWER AMPLIFIER

For quantities greater than listed, call for quote.

873-SKY65006-348LF	SKY65006-348LF	QFN-16	6.2	2.5 GHz	3.3	27	53	-40 to +85			

© Copyright 2014 Mouser Electronics
© Copyright 2014 Mouser Electronics

STMICROELECTRONICS Amplifiers

Products may be RoHS compliant. Check mouser.com for RoHS status.

life.augmented

AUDIO

♦ Surface Mount Device

For quantities greater than listed, call for quote.

MOUSER STOCK NO.	STMicroelectronics Part No.	Package Type	Description	Supply Voltage (V) (Max)	Output Power Min/Typ (W)	Output Power @ (V)	Output Power Harm. Distort.	Temperature Range (°C)	Price Each 1	Price Each 10	Price Each 100
511-STA2065N	STA2065N	TFBGA-372	HD-Radio base-band receiver	1.8	---	---	---	-40 to +85			
♦ 511-STA309A13TR	STA309A13TR	TQFP-64	8-Ch DDX Digital Audio Processor	3.3	---/---	---	---	-40 to +150			
♦ 511-STA321	STA321	LQFP-64	4-Ch Digital Audio FFX Driver System	3.6	0.041/---	3.3	0.30%	0 to +70			
511-STA321MPLTR	STA321MPLTR	TQFP-64	Scalable digital microphone processor	3.6	---	---	---	-40 to +150			
♦ 511-STA333ML13TR	STA333ML13TR	PowerSSO-36	2-Ch Sound Terminal Microless 24B	12	---/16	---	0.20%	0 to +70			
♦ 511-STA333W13TR	STA333W13TR	PowerSSO-EP	2.1-Ch 40W FFX Audio System	20	---/16	18	1%	0 to +70			
♦ 511-STA339BWS13TR	STA339BWS13TR	PowerSSO-36	2.1-Ch 40W high-efficiency digital audio system	4.5/21.5	---/16	---	0.02%	-20 to +150			
♦ 511-STA339BWTR	STA339BWTR	PowerSSO-36	2.1-Ch high-efficiency digital audio system	5/26	---/16	---	0.02%	-20 to +150			
♦ 511-STA350BWTR	STA350BWTR	PowerSSO-36	2.1-Ch high-efficiency digital audio system	5/26	---/27	---	---	-20 to +150			
♦ 511-STA369BWTR	STA369BWTR	PowerSSO-36	2.1-Ch Hi-Efficiency Digital Audio System	26	---/20	---	0.09%	-20 to +150			
♦ 511-STA381BWSTR	STA381BWSTR	VQFN-48	2.1-Ch Hi-Efficiency Digital Audio System	25.5	---/20	---	0.20%	0 to +150			
♦ 511-STA510FTR	STA510FTR	PowerSSO-36	44V 5.5A quad power half-bridge	---/44	---/100	---	10%	0 to +70			
♦ 511-STA516B13TR	STA516B13TR	PowerSO-36	2.1-Ch digital audio system	65	---/200	51	10%	0 to +90			
♦ 511-STA51813TR	STA51813TR	PowerSSO-36	40V 3.5A Quad Amp Half-Bridge BCD	40	---/24	30	10%	-40 to 90			
♦ 511-STA533WF13TR	STA533WF13TR	PowerSSO-36	2-Ch high-efficiency digital audio	23	---/20	18	10%	0 to +70			
511-STA540	STA540	Multiwatt-15V	4x13W dual/quad power amplifier	8/22	---/34	22	0.02%	0 to +70			
♦ 511-STA540SAN	STA540SAN	Clipwatt-15	4x10W dual/quad power amplifier	22	---/10	17	10%	0 to +70			
♦ 511-STA559BW13TR	STA559BW13TR	PowerSSO-36	18-volt, 3-amp, quad power half-bridge	16	---/5.3	---	10%	0 to +70			
511-STA680Q	STA680Q	LQFP-144	HD Radio? baseband receiver	1.8	---/100	---	0.01%	-55 to +150			
511-TDA2003AH	TDA2003AH	Pentawatt-H	10W car radio audio amplifier	8/18	9/10	---	0.15%	-40 to +150			
511-TDA2003AV	TDA2003AV	Pentawatt-V	10W Car radio audio amplifier	--/40	5.5/6	20	0.15%	-40 to +150			
511-TDA2004R	TDA2004R	Multiwatt-11	2x12W 2-Ch. Stereo Amplifier	8/18	6/6.5	14.4	10%	-40 to +150			
511-TDA2005R	TDA2005R	Multiwatt-11	20W bridge/stereo amplifier for car radio	14.4	18/20	---	1%	-40 to +150			
511-TDA2030AV	TDA2030AV	Pentawatt-V	Hi-Fi amplifier and 35W driver	±6/±22	15/18	19	0.50%	-40 to +150			
511-TDA2030H	TDA2030H	Pentawatt-H	Hi-Fi amplifier and 35W driver	±6/±22	15/18	19	0.50%	-40 to +150			
511-TDA2040V	TDA2040V	Pentawatt-V	Hi-Fi, high output current with low distortion	2.5/20	20/22	16	0.50%	-40 to +150			
511-TDA2050V	TDA2050V	Pentawatt-V	Hi-Fi audio power amplifier	±4.5/±25	24/28	22	0.50%	-40 to +150			
511-TDA2052V	TDA2052V	Heptawatt-7V	Hi-Fi audio power amplifier with mute and standby	±6/±25	35/40	22	10%	0 to +70			
♦ 511-TDA7233D013TR	TDA7233D013TR	SO-8	Audio amplifier with mute	1.8/15	---/1.9	12	10%	-40 to +150			
511-TDA7266SA	TDA7266SA	Clipwatt-15	7x7W dual bridge amplifier	18	6.3/7	11	10%	0 to +70			
511-TDA7388A	TDA7388A	Flexiwatt-27	4x42W quad bridge car radio amplifier	18	25/27	14.4	0.10%	-55 to +150			
511-TDA7498ETR	TDA7498ETR	PowerSSO-36	160W mono BTL class D audio amplifier	40	--/160	---	10%	0 to +70			
♦ 511-TDA7492MV13TR	TDA7492MV13TR	PowerSSO-36	50W mono BTL class D audio amplifier	10/26	---/50	25	10%	-40 to +150			
511-TDA7293V	TDA7293V	Multiwatt-15V	DMOS audio amplifier with mute/standby	12/50	90/100	29	0.01%	0 to +70			
511-TDA7294HS	TDA7294HS	Multiwatt-15	1-Ch 100W stereo amplifier	40	60/70	35	0.50%	0 to +70			
511-TDA7297SA	TDA7297SA	Clipwatt-15	100W DMOS audio amplifier	18	8.3/10	13	10%	-40 to +150			
511-E-TDA7384A	E-TDA7384A	Flexiwatt-25	4x35W Quad bridge amplifier for car radio	---/18	38/42	10	0.15%	-55 to +150			
511-ETD7385	E-TDA7385	Flexiwatt-25	4x37W quad bridge car radio amplifier	18	21/23	---	0.30%	-55 to +150			
♦ 511-TDA7388	TDA7388	Flexiwatt-25	4x41W Quad bridge amplifier for car radio	---/18	22/26	14.4	10%	-55 to +150			
♦ 511-TDA7418TR	TDA7418TR	SO-20	3 band car audio processor	10	---/---	---	0.10%	-40 to +85			
511-TDA7419	TDA7419	SO-28	3 band car audio processor	10	---/---	---	0.01%	-40 to +85			
♦ 511-TDA7498LTR	TDA7498LTR	PowerSSO-36	80W+80W dual BTL class D audio amplifier	14/36	---/65	32	10%	-20 to +85			
♦ 511-TDA7498TR	TDA7498TR	PowerSSO-36	100W+100W dual BTL class D audio amplifier	14/39	---/80	---	10%	-40 to +85			
511-TDA7572	TDA7572	QUAD-64	200W mono bridge PWM amplifier	58	---/---	---	5%	-55 to +150			
511-TEA2025B	TEA2025B	PWRDIP-12+2+2	Stereo, high channel separation, dual or bridge	3/12	0.7/1	6	10%	-40 to +150			
♦ 511-TS472IQT	TS472IQT	FlipChip-12	Very low noise microphone preamplifier w/bias	2.2/5.5	---/---	---	---	-40 to +85			
♦ 511-TS4871ID	TS4871ID	SO-8	Stereo headphone power amp with standby mode	2.5/5.5	---/1.0	---	0.15%	-40 to +85			

HIGH SIDE CURRENT SENSE

♦ Surface Mount Device

For quantities greater than listed, call for quote.

MOUSER STOCK NO.	STMicroelectronics Part No.	Package Type	Gain (V/V)	Gain Accuracy (%)	Input Bias Current (Max)	Supply Voltage (Min.)(V)	Supply Voltage (Max.)(V)	Slew Rate (V/uS)(Typ)	Supply Current (μA)(Max)	Temperature Range (°C)	Price Each 1	Price Each 10	Price Each 100
♦ 511-TSC101CILT	TSC101CILT	SOT-23-5	100	±2.5	8μA	4	24	0.9	300	-40 to +125			
511-TSC1021AIPT	TSC1021AIPT	TSSOP-8	20	±1.5	7uA	3.5	5.5	0.45	300	-			

OPERATIONAL AMPLIFIERS

♦ Surface Mount Device

For quantities greater than listed, call for quote.

MOUSER STOCK NO.	STMicroelectronics Part No.	Package Type	Single, Dual, Quad	Input Offset Voltage (mV)(Max)	Input Bias Current (Max)	Gain Bandwidth Product (MHz)(Typ)	Slew Rate (V/uS)(Typ)	Supply Voltage (V) (Max)	Supply Current (mA) (Max)	Temperature Range (°C)	Price Each 1	Price Each 10	Price Each 100
General Purpose													
♦ 511-UA741CD	UA741CD	SO-8	S	5.0	100nA	1.00	0.50	±22	2.80	0 to +70			
511-UA741CN	UA741CN	DIP-8	S	5.0	100nA	1.00	0.50	±22	2.80	0 to +70			
♦ 511-UA741ID	UA741ID	SO-8	S	5.0	100nA	1.00	0.50	±22	2.80	-40 to +105			
♦ 511-UA741IDT	UA741IDT	SO-8	S	5.0	100nA	1.00	0.50	±22	2.80	-40 to +105			
511-UA741IN	UA741IN	DIP-8	S	5.0	100nA	1.00	0.50	±22	2.80	-40 to +105			
♦ 511-LMX321ICT	LMX321ICT	SC-70-5	S	6.0	110nA	1.30	0.70	±5.5	12.00	-40 to +125			
♦ 511-LMX321ILT	LMX321ILT	SOT-23-5	S	6.0	110nA	1.30	0.60	±5.5	12.00	-40 to +125			
511-LM301AN	LM301AN	DIP-8	S	7.5	250nA	1.00	0.50	±22	3.00	0 to +70			
511-L165V	L165V	Pentawatt	S	10.0	1μA	-	8.00	±18	-	-40 to +150			
♦ 511-TL081CD	TL081CD	SO-8	S	10.0	200pA	4.00	16.00	±18	2.50	0 to +70			
511-TL081CN	TL081CN	DIP-8	S	10.0	200pA	4.00	16.00	±18	2.50	0 to +70			
♦ 511-MC1458D	MC1458D	SO-8	D	5.0	500nA	1.00	0.80	±22	5.00	0 to +70			
511-MC1458IN	MC1458IN	DIP-8	D	5.0	500nA	1.00	0.80	±22	5.00	-40 to +105			
511-MC1458N	MC1458N	DIP-8	D	5.0	500nA	1.00	0.80	±22	5.00	0 to +70			
♦ 511-LMX358IDT	LMX358IDT	SOT-23-5	D	6.0	110nA	1.30	0.60	±5.5	12.00	-40 to +125			
♦ 511-LMX358IST	LMX358IST	SOT-23-5	D	6.0	110nA	1.30	0.60	±5.5	12.00	-40 to +125			
♦ 511-TL082ACD	TL082ACD	SO-8	D	6.0	100pA	4.00	16.00	±18	2.50	0 to +70			
511-TL082ACN	TL082ACN	DIP-8	D	6.0	100pA	4.00	16.00	±18	2.50	0 to +70			
♦ 511-TL082CD	TL082CD	SO-8	D	10.0	100pA	4.00	16.00	±18	2.50	0 to +70			
511-TL082CN	TL082CN	DIP-8	D	10.0	100pA	4.00	16.00	±18	2.50	0 to +70			
511-TL082IN	TL082IN	DIP-8	D	10.0	100pA	4.00	16.00	±18	2.50	-40 to +105			
♦ 511-LM248DT	LM248DT	SO-14	Q	5.0	100nA	1.30	0.50	±22	3.60	-40 to +105			
511-LM248N	LM248N	DIP-14	Q	5.0	100nA	1.30	0.50	±22	3.60	-40 to +105			
511-LM348N	LM348N	DIP-14	Q	5.0	100nA	1.30	0.50	±22	3.60	0 to +70			
♦ 511-LMX324IDT	LMX324IDT	SOT-23-5	Q	6.0	110nA	1.30	0.60	±5.5	12.00	-40 to +125			
♦ 511-LMX324IPT	LMX324IPT	SOT-23-5	Q	6.0	110nA	1.30	0.60	±5.5	12.00	-40 to +125			
511-TL084ACN	TL084ACN	DIP-14	Q	6.0	200pA	4.00	16.00	±18	2.50	0 to +70			
♦ 511-TL084CD	TL084CD	SO-14	Q	10.0	200pA	4.00	16.00	±18	2.50	0 to +70			
♦ 511-TL084CDT	TL084CDT	SO-14	Q	10.0	200pA	4.00	16.00	±18	2.50	0 to +70			
511-TL084CN	TL084CN	DIP-14	Q	10.0	200pA	4.00	16.00	±18	2.50	0 to +70			
♦ 511-TL084ID	TL084ID	SO-14	Q	10.0	200pA	4.00	16.00	±18	2.50	-40 to +105			
511-TL084IN	TL084IN	DIP-14	Q	10.0	200pA	4.00	16.00	±18	2.50	-40 to +105			
High Performance													
♦ 511-TSH22IDT	TSH221DT	SO-8	D	3.5	650nA	25.00	15.00	±30	15	-65 to +150			
Low Noise													
♦ 511-TL071CD	TL071CD	SO-8	S	10.0	200pA	4.00	16.00	±18	2.5	0 to +70			
♦ 511-TS522ID	TS522ID	SO-8	D	0.85	750nA	15.00	7.00	±18 or +36	5.0	-40 to +105			
♦ 511-MC33078D	MC33078D	SO-8	D	2.0	750nA	15.00	7.00	±18 or +36	5.0	-40 to +105			
♦ 511-LM833D	LM833D	SO-8	D	5.0	1000nA	15.00	7.00	±18 or +36	8.0	-40 to +105			
♦ 511-TL072CD	TL072CD	SO-8	D	10.0	200pA	4.00	16.00	±18	2.5	0 to +70			

© Copyright 2014 Mouser Electronics

© Copyright 2014 Mouser Electronics

STMICROELECTRONICS Operational Amplifiers

Products may be RoHS compliant. Check mouser.com for RoHS status.

life.augmented

OPERATIONAL AMPLIFIERS (CONT.)

NEW PRODUCT

For quantities greater than listed, call for quote.

MOUSER STOCK NO.	STM Part No.	Package Type	Single, Dual, Quad	Input Offset Voltage (mV) (Max.)	Input Bias Current (Max.)	Gain Bandwidth Product (MHz) (Typ)	Slew Rate (V/uS) (Typ.)	Supply Voltage (V) (Max.)	Supply Current (µA) (Max.)	Temperature Range (°C)	Price Each 1	10	100
Low Noise (Cont.) - Surface Mount													
511-LMV820AILT	LMV820AILT	SOT-23-6	S	2	180nA	5.5	1.7	5.5	500	-40 to +125			
511-LMV821AILT	LMV821AILT	SOT-23-6	S	2	180nA	5.5	1.7	5.5	500	-40 to +125			
511-TSV850AILT	TSV850AILT	SOT-23-6	S	2	60nA	1.3	0.6	6	1.5	-40 to +125			
511-TSV851AICT	TSV851AICT	SOT-23-6	S	2	60nA	1.3	0.6	5.5	1.5	-40 to +125			
511-TSV851AILT	TSV851AILT	SOT-23-6	S	2	60nA	1.3	0.6	5.5	1.5	-40 to +125			
511-LMV820ILT	LMV820ILT	SOT-23-6	S	3.5	180nA	5.5	1.7	5.5	500	-40 to +125			
511-LMV821ICT	LMV821ICT	SC-70-5	S	3.5	180nA	5.5	1.7	5.5	500	-40 to +125			
511-LMV821ILT	LMV821ILT	SOT-23-5	S	3.5	180nA	5.5	1.7	5.5	500	-40 to +125			
511-LMV821AICT	LMV821AICT	SC-70-5	S	4	180nA	5.5	1.7	5.5	500	-40 to +125			
511-TSV850ILT	TSV850ILT	SOT-23-6	S	4	60nA	1.3	0.6	5.5	1.5	-40 to +125			
511-TSV851ICT	TSV851ICT	SC-70-5	S	4	60nA	1.3	0.6	5.5	1.5	-40 to +125			
511-TSV851ILT	TSV851ILT	SOT-23-5	S	4	60nA	1.3	0.6	5.5	1.5	-40 to +125			
511-LM2904Q2T	LM2904Q2T	DFN-8	D	7	200nA	1.1	0.6	30	1200	-40 to +125			
511-TL072ID	TL072ID	SO-8	D	10	200pA	4.00	16	±18	2.5	-40 to +105			
511-LMV824AIDT	LMV824AIDT	SO-14	Q	0.8	180nA	5.5	1.9	5.5	1.5	-40 to +125			
511-TS524ID	TS524ID	SO-14	Q	0.95	750nA	15	7	±18 or +36	10	-40 to +105			
511-MC33079D	MC33079D	SO-14	Q	2.5	750nA	15	7	±18 or +36	10	-40 to +105			
511-LM324QT	LM324QT	QFN-16	Q	7	150nA	1.3	0.4	30	375	0 to +70			
511-LM224QT	LM224QT	QFN-16	Q	7	300nA	1.3	0.4	30	375	-40 to +105			
511-TL074CD	TL074CD	SO-14	Q	10	200pA	3.00	13	±18	2.5	0 to +70			
511-TL074CDT	TL074CDT	SO-14	Q	10	200pA	3.00	13	±18	2.5	0 to +70			
511-TL074IDT	TL074IDT	SO-14	Q	10	200pA	3.00	13	±18	2.5	-40 to +105			
Low Noise - Thru Hole													
511-TL072ACN	TL072ACN	DIP-8	S	6	200pA	4.00	16	±18	2.5	0 to +70			
511-TL071CN	TL071CN	DIP-8	S	10	200pA	4.00	16	±18	2.5	0 to +70			
511-TS522IN	TS522IN	DIP-8	D	0.85	750nA	15	7	±18 or +36	5	-40 to +105			
511-MC33078N	MC33078N	DIP-8	D	2	750nA	15	7	±18 or +36	5	-40 to +105			
511-LM833N	LM833N	DIP-8	D	5	1000nA	15	7	±18 or +36	8	-40 to +105			
511-TL072CN	TL072CN	DIP-8	D	10	200pA	4.00	16	±18	2.5	0 to +70			
511-TL072IN	TL072IN	DIP-8	D	10	200pA	4.00	16	±18	2.5	-40 to +105			
511-TL074CN	TL074CN	DIP-14	Q	10	200pA	3.00	13	±18	2.5	0 to +70			
511-TL074IN	TL074IN	DIP-14	Q	10	200pA	3.00	13	±18	2.5	-40 to +105			
Low Power - Surface Mount													
511-TS321AIL	TS321AILT	SOT-23-5L	S	2	150nA	0.80	0.4	±16 or 32	0.6	-40 to +105			
511-TS321IL	TS321ILT	SOT-23-5L	S	4	150nA	0.80	0.4	±16 or 32	0.6	-40 to +125			
511-LMV321LICT	LMV321LICT	SC-70-5	S	7	60nA	1.30	0.6	5.5	10	-40 to +125			
511-LMV321LILT	LMV321LILT	SOT-23-5	S	7	60nA	1.30	0.6	5.5	10	-40 to +125			
511-TSV358AIST	TSV358AIST	MiniSO-8	D	1	150nA	1.30	0.6	7	0.875	-40 to +125			
511-LM158APT	LM158APT	TSSOP-8	D	2	50nA	1.10	0.6	±16 or 32	1.2	-55 to +125			
511-LM358AD	LM358AD	SO-8	D	3	50nA	1.10	0.6	+32	2	0 to +70			
511-LM358QT	LM358QT	DFN-8	D	3	20nA	1.10	0.6	±16 or 32	1.2	-55 to +125			
511-LM158DT	LM158DT	SO-8	D	5	150nA	1.10	0.6	±16 or 32	1.2	-55 to +125			
511-LM258D	LM258D	SO-8	D	5	150nA	1.10	0.6	+32	2	-40 to +105			
511-LMV358LIDT	LMV358LIDT	SO-8	D	7	60nA	1.30	0.6	5.5	10	-40 to +125			
511-LMV358LIST	LMV358LIST	MiniSO-8	D	7	60nA	1.30	0.6	5.5	10	-40 to +125			
511-LM2904D	LM2904D	SO-8	D	7	150nA	1.10	0.6	+32	1.2	-40 to +125			
511-LM2904P	LM2904PT	TSSOP-8	D	7	150nA	1.10	0.6	+32	1.2	-40 to +125			
511-LM358ADT	LM358ADT	SO-8	D	7	150nA	1.10	0.6	+32	2	0 to +70			
511-LM358AST	LM358AST	MiniSO-8	D	7	150nA	1.10	0.6	+32	2	0 to +70			
511-LM358D	LM358D	SO-8	D	7	150nA	1.10	0.6	+32	2	0 to +70			
511-LM358S	LM358ST	MiniSO-8	D	7	150nA	1.10	0.6	+32	2	0 to +70			
511-TL062CD	TL062CD	SO-8	D	15	400pA	1.00	3.5	±18	250	0 to +70			
511-LM324AD	LM324AD	SO-14	Q	3	100nA	1.30	0.4	±16 or 32	3	0 to +70			
511-LM324AD-TR	LM324ADT	SO-14	Q	3	100nA	1.30	0.4	±16 or 32	3	0 to +70			
511-LMV824IDT	LMV824IDT	SO-14	Q	3.5	180nA	5.50	1.7	5.5	300	-40 to +125			
511-LMV824IPT	LMV824IPT	TSSOP-14	Q	3.5	180nA	5.50	1.7	5.5	0.05	-40 to +125			
511-MC33174DT	MC33174DT	SO-14	Q	4.5	100nA	2.10	2	±22	0.25	-40 to +105			
511-LM124D	LM124D	SO-14	Q	5	150nA	1.30	0.4	±16 or 32	3	-55 to +125			
511-LM224D	LM224D	SO-14	Q	5	150nA	1.30	0.4	±16 or 32	3	-40 to +105			
511-LM224P	LM224PT	TSSOP-14	Q	5	150nA	1.30	0.4	±16 or 32	3	-40 to +105			
511-LMV324LIDT	LMV324LIDT	SO-14	Q	7	60nA	1.30	0.6	5.5	0.18	-40 to +125			
511-LMV324LIPT	LMV324LIPT	TSSOP-14	Q	7	60nA	1.30	0.6	5.5	0.18	-40 to +125			
511-LM2902D	LM2902D	SO-14	Q	7	150nA	1.30	0.4	±16 or 32	3	-40 to +125			
511-LM2902P	LM2902P	TSSOP-14	Q	7	150nA	1.30	0.4	±16 or 32	3	-40 to +125			
511-LM324AP	LM324AP	TSSOP-14	Q	7	150nA	1.30	0.4	±16 or 32	3	0 to +70			
511-LM324D	LM324D	SO-14	Q	7	150nA	1.30	0.4	±16 or 32	3	0 to +70			
511-LM324P	LM324PT	TSSOP-14	Q	7	150nA	1.30	0.4	±16 or 32	3	0 to +70			
511-TL064CD	TL064CD	SO-14	Q	15	400pA	1.00	3.5	±18	250	0 to +70			
511-TL064CDT	TL064CDT	SO-14	Q	15	400pA	1.00	3.5	±18	250	0 to +70			
Low Power - Thru Hole													
511-LM358AN	LM358AN	DIP-8	D	3	50nA	1.10	0.6	+32	2	0 to +70			
511-LM258N	LM258N	DIP-8	D	5	150nA	1.10	0.6	+32	2	-40 to +105			
511-TL062IN	TL062IN	DIP-8	D	6	214pA	1.00	3.5	±18	250	-40 to +105			
511-LM2904N	LM2904N	DIP-8	D	7	150nA	1.10	0.6	+32	1.2	-40 to +125			
511-LM358N	LM358N	DIP-8	D	7	150nA	1.10	0.6	+32	2	0 to +70			
511-TL062CN	TL062CN	DIP-8	D	15	400pA	1.00	3.5	±18	250	0 to +70			
511-LM224AN	LM224AN	DIP-14	Q	3	100nA	1.30	0.4	±16 or 32	3	-40 to +105			
511-LM324AN	LM324AN	DIP-14	Q	3	100nA	1.30	0.4	±16 or 32	3	0 to +70			
511-LM224N	LM224N	DIP-14	Q	5	150pA	1.30	0.4	±16 or 32	3	-40 to +105			
511-MC3403N	MC3403N	DIP-14	Q	5	500nA	1.00	0.5	±18 or 36	7	0 to +70			
511-LM2902N	LM2902N	DIP-14	Q	7	150nA	1.30	0.4	±16 or 32	3	-40 to +125			
511-LM324N	LM324N	DIP-14	Q	7	150pA	1.30	0.4	±16 or 32	3	0 to +70			
511-TL064CN	TL064CN	DIP-14	Q	15	400pA	1.00	3.5	±18	250	0 to +70			
Power - Surface Mount													
511-L2726013TR	L2726013TR	SO-20	D	10	1µA	1.20	2	28	-	-40 to +105			
511-L272D	L272D	SO-16	D	60	2.5µA	0.35	1	28	-	-40 to +125			
Power - Thru Hole													
511-L272M	L272M	DIP-8	D	60	2.5µA	0.35	1	28	-	-40 to +85			
Precision - Surface Mount													
511-TS9511ILT	TS9511ILT	SOT-23-5	S	0.8	70nA	3.00	1	14	1.2	-40 to +125			
511-TS9224IDT	TS9224IDT	SO-14	Q	0.5	55nA	4.00	1.3	12	1.3	-40 to +125			
511-TS514AIDT	TS514AIDT	SO-14	Q	2.5	150nA	3.00	1.50	±18	2.40	-40 to +125			
Precision - Thru Hole													
511-UA748CN	UA748CN	DIP-8	S	7.5	50nA	1.00	0.5	±22	3	0 to +70			
Programmable - Thru Hole													
511-LM346N	LM346N	DIP-16	Q	5	250nA	1.00	0.5	±22	2	0 to +70			

© Copyright 2014 Mouser Electronics
© Copyright 2014 Mouser Electronics

STMICROELECTRONICS Operational Amplifiers

Products may be RoHS compliant. Check mouser.com for RoHS status.

life.augmented

OPERATIONAL AMPLIFIERS (CONT.)

Rail-to-Rail Full CMOS

♦ Surface Mount Device

NEW PRODUCT

For quantities greater than listed, call for quote.

MOUSER STOCK NO.	STM Part No.	Package Type	Single, Dual, Quad	Input Offset Voltage (mV) (Max.)	Input Bias Current (Max.)	Gain Bandwidth Product (MHz) (Typ.)	Slew Rate (V/uS) (Typ.)	Supply Voltage (V) (Max.)	Supply Current (µA) (Max.)	Temperature Range (°C)	Price Each 1	10	100
♦ 511-TSV522AIQ2T	TSV522AIQ2T	DFN-8	S	0.018	1pA	1.15	0.74	5.5	45	40 to +125			
♦ 511-TSV6191AICT	TSV6191AICT	SC-70-5	S	0.8	10pA	0.38	0.06	6	12.5	-40 to +85			
♦ 511-TSV6191AILT	TSV6191AILT	SOT-23-5	S	0.8	10pA	0.38	0.06	6	12.5	-40 to +85			
♦ 511-TSV622ILT	TSV622ILT	SOT-23-8	S	4	10pA	340	0.155	6	33	-40 to +125			
♦ 511-TSV522IQ2T	TSV522IQ2T	DFN-8	D	0.018	100pA	1.15	0.74	5.5	51	-40 to +125			
♦ 511-TSV6192AIST	TSV6192AIST	MiniSO-8	D	0.8	1pA	0.45	0.06	6	9	-40 to +85			
♦ 511-TSV6192AIDT	TSV6192AIDT	SO-8	D	2	1pA	0.45	0.06	6	9	-40 to +85			
♦ 511-TSV6192IDT	TSV6192IDT	SO-8	D	2	1pA	0.45	0.06	6	9	-40 to +86			
♦ 511-TS912BID	TS912BID	SO-8	D	2	100pA	1.00	0.8	18	0.35	-40 to +125			
♦ 511-TS912AIDT	TS912AIDT	SO-8	D	7	150pA	0.80	+0.4/-0.3	18	0.3	-40 to +125			
♦ 511-TS912ID	TS912ID	SO-8	D	10	100pA	1.00	0.8	18	0.35	-40 to +125			
♦ 511-TS912IDT	TS912IDT	SO-8	D	10	100pA	1.00	0.8	18	0.35	-40 to +125			
511-TS912IN	TS912IN	DIP-8	D	10	100pA	1.00	0.8	18	0.35	-40 to +125			
♦ 511-TSV522AIST	TSV522AIST	MiniSO-8	D	18	100pA	1.15	0.74	5.5	51	-40 to +125			
♦ 511-TSV524AIPT	TSV524AIPT	TSSOP-14	Q	0.018	100pA	1.15	0.74	5.5	51	-40 to +125			
♦ 511-TSV524IPT	TSV524IPT	TSSOP-14	Q	0.018	100pA	1.15	0.74	5.5	51	-40 to +125			
♦ 511-TSV524IQ4T	TSV524IQ4T	QFN-16	Q	0.018	100pA	1.15	0.74	5.5	51	-40 to +125			
♦ 511-TS914ID	TS914ID	SO-14	Q	10	150pA	0.90	+0.8/-0.5	18	0.35	-40 to +125			
♦ 511-TS914IDT	TS914IDT	SO-14	Q	10	150pA	0.90	+0.8/-0.5	18	0.35	-40 to +125			

Rail-to-Rail Input/Output

NEW PRODUCT

For quantities greater than listed, call for quote.

♦ 511-TSV631AICT	TSV631AICT	SC-70-5	S	0.002	1pA	880kHz	0.27	5.5	60	-40 to +125			
♦ 511-TSV521ICT	TSV521ICT	SC-70-5	S	0.018	100pA	1.15	0.74	5.5	51	-40 to +125			
♦ 511-TSV521AICT	TSV521AICT	SC-70-5	S	0.018	100pA	1.15	0.74	5.5	51	-40 to +125			
♦ 511-TSV621ICT	TSV621ICT	SC-70-5	S	0.8	100pA	420kHz	0.14	5.5	31	-40 to +125			
♦ 511-TSV621AICT	TSV621AICT	SC-70-5	S	0.8	100pA	420kHz	0.14	5.5	31	-40 to +125			

Rail-to-Rail High Output Current

For quantities greater than listed, call for quote.

♦ 511-TS922AID	TS922AID	SO-8	D	0.9	100nA	4.00	1.3	14	3	-40 to +125			
♦ 511-TS922ID	TS922ID	SO-8	D	3	100nA	4.00	1.3	14	3	-40 to +125			
511-TS922IN	TS922IN	DIP-8	D	3	100nA	4.00	1.3	14	3	-40 to +125			
♦ 511-TS922IP	TS922IPT	TSSOP-8	D	3	100nA	4.00	1.3	14	3	-40 to +125			
♦ 511-TS924AID	TS924AID	SO-14	Q	0.9	100nA	4.00	1.3	14	7	-40 to +125			
♦ 511-TS924ID	TS924ID	SO-14	Q	3	100nA	4.00	1.3	14	7	-40 to +125			
511-TS924IN	TS924IN	DIP-14	Q	3	100nA	4.00	1.3	14	7	-40 to +125			
♦ 511-TS924IP	TS924IPT	TSSOP-14	Q	3	100nA	4.00	1.3	14	7	-40 to +125			

Rail-to-Rail Low Power

NEW PRODUCT

For quantities greater than listed, call for quote.

♦ 511-TS1851IL	TS1851ILT	SOT-23-5L	S	3	50nA	0.48	0.18	7	0.17	-40 to +125			
♦ 511-TS461CL	TS461CLT	SOT-23-5L	S	5	750nA	10	4	12	2.8	-20 to +70			
♦ 511-TS951IL	TS951ILT	SOT-23-5L	S	6	100nA	3.00	1	12	1.3	-40 to +125			
♦ 511-LMV358IPT	LMV358IPT	TSSOP-14	D	3	50nA	1.00	0.35	7	0.2	-40 to +125			
♦ 511-TSV358AIDT	TSV358AIDT	SO-8	D	3	125nA	1.30	0.6	7	0.65	-40 to +125			
♦ 511-TS462CD	TS462CD	SO-8	D	5	750nA	10	4	12	2.8	-20 to +70			
♦ 511-TS952ID	TS952ID	SO-8	D	6	100nA	3.00	1	12	1.3	-40 to +125			
511-TS952IN	TS952IN	DIP-8	D	6	100nA	3.00	1	12	1.3	-40 to +125			
♦ 511-TS952IP	TS952IPT	TSSOP-8	D	6	100nA	3.00	1	12	1.3	-40 to +125			
♦ 511-TSV854AIDT	TSV854AIDT	SO-14	Q	4	60nA	1.3	0.6	5.5	180	-40 to +125			
♦ 511-TSV854IDT	TSV854IDT	SO-14	Q	4	60nA	1.3	0.6	5.5	180	-40 to +125			
♦ 511-TS464CD	TS464CD	SO-14	Q	5	750nA	10	4	12	2.8	-20 to +70			
♦ 511-TS954ID	TS954ID	SO-14	Q	6	100nA	3.00	1	12	1.3	-40 to +125			

Rail-to-Rail Micropower

NEW PRODUCT

For quantities greater than listed, call for quote.

♦ 511-TSV6291AICT	TSV6291AICT	SC-70-6	S	0.8	10pA	1.10	0.33	6	0.031	-40 to +125			
♦ 511-TSV6291AILT	TSV6291AILT	SOT-23-6	S	0.8	10pA	1.10	0.33	6	0.031	-40 to +125			
511-TSV6292IST	TSV6292IST	MiniSO-8	S	6	100pA	1.3	0.5	6	60	-40 to +125			
♦ 511-TSV6291ICT	TSV6291ICT	SC-70-6	S	4	10pA	1.10	0.33	6	0.031	-40 to +125			
♦ 511-TSV6291ILT	TSV6291ILT	SOT-23-6	S	4	10pA	1.10	0.33	6	0.031	-40 to +125			
♦ 511-TSV6390ICT	TSV6390ICT	SC-70-6	S	10	1pA	2.40	0.70	6	1.5	-40 to +125			
♦ 511-TSV6390ILT	TSV6390ILT	SOT-23-6	S	10	1pA	2.40	0.70	6	1.5	-40 to +125			
♦ 511-TS941IL	TS941ILT	SOT-23-5L	S	10	150pA	0.01	4	12	2	-40 to +85			
♦ 511-TS931IL	TS931ILT	SOT-23-5L	S	10	150pA	0.10	50	12	31	-40 to +85			
511-TSV632IQ2T	TSV632IQ2T	DFN-8	D	0.8	100pA	0.88	0.27	6	60	-40 to +125			
♦ 511-TSV6292AIDT	TSV6292AIDT	SO-8	D	2	1pA	1.30	0.33	6	33	-40 to +125			
♦ 511-TSV6292AIST	TSV6292AIST	MiniSO-8	D	2	1pA	1.30	0.33	6	33	-40 to +125			
♦ 511-TSV6392AIDT	TSV6392AIDT	SO-8	D	2	1pA	2	0.70	6	60	-40 to +125			
♦ 511-TSV6392AIST	TSV6392AIST	MiniSO-8	D	2	1pA	2	0.70	6	60	-40 to +125			
♦ 511-TSV6392IST	TSV6392IST	MiniSO-8	D	2	1pA	2	0.70	6	64	-40 to +125			
♦ 511-TSV6393IST	TSV6393IST	MiniSO-10	D	2	1pA	2.4	0.70	6	62	-40 to +125			
♦ 511-TSV6392IDT	TSV6392IDT	SO-8	D	3	1pA	2.4	0.70	6	60	-40 to +125			
♦ 511-TSV6292IDT	TSV6292IDT	SO-8	D	4	100pA	1.1	0.33	6	0.033	-40 to +125			
♦ 511-TS942ID	TS942ID	SO-8	D	10	150pA	0.01	4	12	2	-40 to +85			
♦ 511-TSV6395IPT	TSV6395IPT	TSSOP-16	Q	3	10pA	2.00	0.7	6	62	-40 to +125			

Rail-to-Rail Very Low Noise

For quantities greater than listed, call for quote.

♦ 511-TS971IL	TS971ILT	SOT-23-5L	S	5.0	750nA	12	4	12	2.8	-40 to +125			
♦ 511-TS972IST	TS972IST	MSOP-8	D	5.0	750nA	12	4	12	2.8	-40 to +125			
♦ 511-TS972IQT	TS972IQT	DFN-8	D	5.0	750nA	12	4	10	5600	-40 to +125			

Rail-to-Rail Wideband Width

NEW PRODUCT

For quantities greater than listed, call for quote.

♦ 511-TSH70CLT	TSH70CLT	SOT-23-5L	S	10.0	15µA	65	80	14	9.8	0 to +70			
♦ 511-TSH80ILT	TSH80ILT	SOT-23-5L	S	10.0	15µA	65	104	14	10.5	-40 to +85			
♦ 511-TSH84IPT	TSH84IPT	TSSOP-14	Q	12.0	15uA	100	100	12	42000	-40 to +85			

Very Low Power

For quantities greater than listed, call for quote.

♦ 511-TS27L4ACD	TS27L4ACD	SO-14	Q	5.0	150nA	0.10	0.04	18	15.00	0 to +70			

Wideband Width

NEW PRODUCT

For quantities greater than listed, call for quote.

♦ 511-TSX561ILT	TSX561ILT	SOT-23-5	S	0.012	200pA	900kHz	1	16	350	-25 to +125			
♦ 511-TSX561AILT	TSX561AILT	SOT-23-5	S	0.012	200pA	900kHz	1	16	350	-40 to +125			
511-LF351N	LF351N	DIP-8	S	10.0	200pA	4.00	16	±18	3.40	0 to +70			
511-MC4558CN	MC4558CN	DIP-8	D	5.0	400nA	5.50	2.20	±22	4.50	0 to +70			
♦ 511-MC4558ID-TR	MC4558IDT	SO-8	D	5.0	400nA	5.50	2.20	±22	4.50	-40 to +125			
♦ 511-LF353D	LF353D	SO-8	D	10.0	200pA	4.00	16	±18	3.20	0 to +70			
511-LF353N	LF353N	DIP-8	D	10.0	200pA	4.00	16	±18	3.20	0 to +70			
♦ 511-LF347D	LF347D	SO-14	Q	10.0	200pA	4.00	16	±18	2.70	0 to +70			
511-LF347N	LF347N	DIP-14	Q	10.0	200pA	4.00	16	±18	2.70	0 to +70			

© Copyright 2014 Mouser Electronics

© Copyright 2014 Mouser Electronics

TEXAS INSTRUMENTS Operational Amplifiers

HIGH SPEED AMPLIFIERS (≤50MHZ)

HS Compliant This product is RoHS compliant.

PRODUCT NEW

For quantities greater than listed, call for quote.

MOUSER STOCK NO.	Texas Instruments Part No.	Package	No. of Channels	V_S (Min./Max.)	I_q per Channel (Max.) (mA)	GBW (Typ.) (MHz)	I_O (Typ.) (MHz)	Slew Rate (Typ.) (V/us)	Price Each 1	25	100	250
Adjustable Bandwidth												
926-LMH6732MA/NOPB	LMH6732MA/NOPB	SOIC-8	1	9/12	9	540	115	2700				
Current Feedback												
595-OPA691ID	OPA691ID	SOIC-8	1	-	4.5	2000	190	2100				
595-OPA691IDBVT	OPA691IDBVT	SOT-6	1	-	4.5	2000	190	2100				
595-OPA694ID	OPA694ID	SOIC-8	1	-	5.8	-	80	1700				
595-OPA694IDBVT	OPA694IDBVT	SOT-5	1	-	5.8	-	80	1700				
926-LMH6723MA/NOPB	LMH6723MA/NOPB	SOIC-8	1	5/12	1	370	110	600				-
926-LMH6723MF/NOPB	LMH6723MF/NOPB	SOT-23-5	1	5/12	1	370	110	600				
595-OPA683ID	OPA683ID	SOIC-8	1	5/12	2.1	1440	110	400				
595-OPA683IDBVT	OPA683IDBVT	SOT-6	1	5/12	2.1	1440	110	400				
595-OPA695ID	OPA695ID	SOIC-8	1	5/12	12.9	-	120	2900				
595-OPA695IDBVT	OPA695IDBVT	SOT-6	1	5/12	12.9	-	120	2900				
595-THS3201D	THS3201D	SOIC-8	1	6.6/15	21	-	115	10500				
595-THS3201DBVT	THS3201DBVT	SOT-5	1	6.6/15	21	-	115	10500				
595-THS3201DGN	THS3201DGN	HTSSOP-8	1	6.6/15	21	-	115	10500				
926-LM6181IM-8/NOPB	LM6181IM-8/NOPB	SOIC-8	1	7/32	7.5	120	130	1400				
926-LM6181IN/NOPB	LM6181IN/NOPB	DIP-8	1	7/32	7.5	120	130	1400				
595-THS3001CD	THS3001CD	SOIC-8	1	9/32	10	1750	120	6500				
595-THS3061D	THS3061D	SOIC-8	1	10/30	12	2200	145	7000				
595-THS3061DGN	THS3061DGN	HTSSOP-8	1	10/30	12	2200	145	7000				
595-THS3091DDA	THS3091DDA	HSOP-8	1	10/30	11	-	250	7300				
595-THS3111ID	THS3111ID	SOIC-8	1	10/30	7.5	-	260	1300				
926-LMH6724MA/NOPB	LMH6724MA/NOPB	SOIC-8	2	5/12	1	370	110	600				
595-OPA2674I-14D	OPA2674I-14D	SOIC-14	2	5/12	19.2	2080	500	2000				
595-OPA2674I-14DR	OPA2674I-14DR	SOIC-14	2	5/12	19.2	2080	500	2000				
595-OPA2674ID	OPA2674ID	SOIC-8	2	5/12	19.2	2080	500	2000				
595-OPA2683ID	OPA2683ID	SOIC-8	2	5/12	2.1	1440	110	400				
595-THS3202D	THS3202D	SOIC-8	2	6.6/15	20	-	115	9000				
595-THS3202DGN	THS3202DGN	HTSSOP-8	2	6.6/15	20	-	115	9000				
595-THS6012CDWP	THS6012CDWP	HSOP-20	2	9/32	-	-	500	1300				
595-THS6022IPWP	THS6022IPWP	HTSSOP-14	2	9/32	10	-	250	1900				
595-THS3062DDA	THS3062DDA	HSOP-8	2	10/30	12	2200	145	7000				
595-THS3092D	THS3092D	SOIC-8	2	10/30	11	-	250	5700				
595-THS3092DDA	THS3092DDA	HSOP-8	2	10/30	11	-	250	5700				
595-OPA2695ID	OPA2695ID	SOIC-8	2	12/3.6	26.8	-	120	4300				
595-OPA3691ID	OPA3691ID	SOIC-16	3	5/12	5.1	2000	190	2100				
595-OPA3691IDBQT	OPA3691IDBQT	SSOP-16	3	5/12	5.1	2000	190	2100				
595-OPA4684ID	OPA4684ID	SOIC-14	4	5/12	7.8	1900	120	750				
DSL/Power Line												
595-OPA2613ID	OPA2613ID	SOIC-8	2	5/12	6.5	125	350	70				
595-OPA2614ID	OPA2614ID	SOIC-8	2	5/12	6.5	290	350	145				
595-OPA2674I-14D	OPA2674I-14D	SOIC-14	2	5/12	19.2	2080	500	2000				
595-OPA2674ID	OPA2674ID	SOIC-8	2	5/12	19.2	2080	500	2000				
595-OPA2677U	OPA2677U	SOIC-8	2	5/12	19.5	2000	500	1800				
595-OPA2670IRGVT	OPA2670IRGVT	QFN-16	2	5.5/12.6	15.75	420	700	5000				
595-THS6226IRHBT	THS6226IRHBT	QFN-32	2	10/12.5	24.5	125	383	1500				
595-THS3092D	THS3092D	SOIC-8	2	10/30	11	-	250	5700				
595-THS3092DDA	THS3092DDA	HSOP-8	2	10/30	11	-	250	5700				
High Output Current												
926-LMH6672MA/NOPB	LMH6672MA/NOPB	SOIC-8	2	5/12	6.2	90	200	170				
926-LMH6672MR/NOPB	LMH6672MR/NOPB	SOP-8	2	5/12	6.2	90	200	170				-
JFET/CMOS												
595-OPA354AIDBVT	OPA354AIDBVT	SOT-5	1	2.5/5.5	7.5	100	100	150				
595-OPA354AIDDA	OPA354AIDDA	HSOP-8	1	2.5/5.5	7.5	100	100	150				
595-OPA356AIDBVT	OPA356AIDBVT	SOT-5	1	2.5/5.5	14	200	100	360				
595-OPA356AIDBVRG4	OPA356AIDBVRG4	SOT-23	1	2.5/3.3	14	450	100	360				
595-OPA356AIDBVR	OPA356AIDBVR	SOT-23	1	2.5/5.5	14	450	100	360				
595-OPA357AIDDA	OPA357AIDDA	HSOP-8	1	2.5/5.5	7.5	100	100	150				
595-OPA361AIDCKT	OPA361AIDCKT	SOT-6	1	2.5/3.6	-	-	80	-				
595-THS4631D	THS4631D	SOIC-8	1	10/30	11.5	210	95	1000				
595-OPA656U	OPA656U	SOIC-8	1	10/12	-	230	70	290				
595-OPA656UB	OPA656UB	SOIC-8	1	10/12	-	230	70	290				
595-OPA657NB/250	OPA657NB/250	SOT-5	1	10/12	16.3	1600	70	700				
595-OPA657U	OPA657U	SOIC-8	1	10/12	16.3	1600	70	700				
595-OPA2356AID	OPA2356AID	SOIC-8	2	2.5/5.5	14	200	100	360				
595-OPA2356AIDGKR	OPA2356AIDGKR	MSOP-8	2	2.5/5.5	14	450	100	360				
595-OPA2354AIDDA	OPA2354AIDDA	HSOP-8	2	2.7/5.5	7.5	180	100	150				
595-OPA4354AID	OPA4354AID	SOIC-14	4	2.7/5.5	7.5	100	100	150				
595-OPA4354AIPWR	OPA4354AIPWR	TSSOP-14	4	2.7/5.5	7.5	100	100	150				
595-OPA4354AIPWT	OPA4354AIPWT	TSSOP-14	4	2.7/5.5	7.5	100	100	150				
Low Distortion												
926-LM6171AIM	LM6171AIM	SOIC-8	1	5.5/34	2.5	62	90	750				
926-LM6171BIM	LM6171BIM	SOIC-8	1	5.5/38	2.5	62	90	750				
926-LMH6703MF/NOPB	LMH6703MF/NOPB	SOT-23-6	1	8/12	11	1800	90	4200				
Low Noise												
926-LMH6629SD/NOPB	LMH6629SD/NOPB	LLP-8	1	2.7/5.5	15.5	900	250	1600				
926-LMH6655MA/NOPB	LMH6655MA/NOPB	SOIC-8	2	4.5/12	4.5	250	186	200				
Low Power												
926-LM321MF	LM321MF	SOT23-5	1	3/30	1.15	1	40	0.4				
926-LM324N	LM324N	DIP-14	4	1.5/16	3	1	40	-				
Rail to Rail												
926-LMH6642MA/NOPB	LMH6642MA/NOPB	SOIC-8	1	2.7/12.8	2.7	130	115	135				
926-LMH6642MF/NOPB	LMH6642MF/NOPB	SOT-23-5	1	2.7/12.8	2.7	130	115	135				
926-LMH6642MAX/NOPB	LMH6642MAX/NOPB	SOIC-8	1	2.7/12.8	4.25	130	115	125				
595-THS4281D	THS4281D	SOIC-8	1	2.7/15	1	-	30	35				
595-THS4281DBVT	THS4281DBVT	SOT-5	1	2.7/15	1	-	30	35				
595-THS4281DGK	THS4281DGK	VSSOP-8	1	2.7/15	1	-	30	35				
595-OPA830IDBVT	OPA830IDBVT	SOT-5	1	2.8/11	-	-	80	-				
595-OPA832ID	OPA832ID	SOIC-8	1	2.8/11	-	-	80	-				
926-LMH6654MF/NOPB	LMH6654MF/NOPB	SOT-23-5	1	4.5/12	4.5	250	186	200				
595-THS4221DBVT	THS4221DBVT	SOT-5	1	5/15	-	120	100	975				
926-LMH6643QMM/NOPB	LMH6643QMM/NOPB	MSOP-8	2	2.7/10	4.5	130	95	130				
926-LMH6612MA/NOPB	LMH6612MA/NOPB	SOIC-8	2	2.7/11	3.45	365	120	460				
926-LMH6619MA/NOPB	LMH6619MA/NOPB	SOIC-8	2	2.7/11	1.45	140	35	57				
926-LMH6643MA/NOPB	LMH6643MA/NOPB	SOIC-8	2	2.7/12.8	2.7	130	115	135				
926-LMH6643MM/NOPB	LMH6643MM/NOPB	MiniSOIC-8	2	2.7/12.8	2.7	130	115	135				
926-LM6152ACMX/NOPB	LM6152ACMX/NOPB	SOIC-8	2	2.7/24	1.4	75	25	1100				

© Copyright 2014 Mouser Electronics
© Copyright 2014 Mouser Electronics

TEXAS INSTRUMENTS Operational Amplifiers

RoHS Compliant This product is RoHS compliant.

HIGH SPEED AMPLIFIERS (≤50MHZ) (CONT.)

NEW PRODUCT

For quantities greater than listed, call for quote.

MOUSER STOCK NO.	Texas Instruments Part No.	Package	No. of Channels	V_S (Min./Max.)	I_Q per Channel (Max.) (mA)	GBW (Typ) (MHz)	I_O (Typ.) (MHz)	Slew Rate (Typ.) (V/us)	Price Each 1	25	100	250
Rail to Rail (Cont.)												
926-LM6152BCMX/NOPB	LM6152BCMX/NOPB	SOIC-8	2	2.7/24	2	37.5	25	30				
595-OPA2830ID	OPA2830ID	SOIC-8	2	3/11	3.9	100	75	500				
595-OPA2830IDGKT	OPA2830IDGKT	VSSOP-8	2	3/11	3.9	100	75	500				
595-THS4222D	THS4222D	SOIC-8	2	5/15	-	120	100	975				
926-LMH6644MTX/NOPB	LMH6644MTX/NOPB	TSSOP-14	4	2.7/12.8	4.25	130	115	125				
926-LMH6644MA/NOPB	LMH6644MA/NOPB	SOIC-8	4	2.7/12.8	2.7	130	115	135				
926-LMH6644MAX/NOPB	LMH6644MAX/NOPB	SOIC-14	4	2.7/12.8	2.7	130	115	135				
Single Supply												
926-LMH6657MG/NOPB	LMH6657MG/NOPB	SC-70-5	1	3/12	6	270	45	700				
926-LMH6658MA/NOPB	LMH6658MA/NOPB	SOIC-8	2	3/12	6	270	45	700				
926-LMH6683MT/NOPB	LMH6683MT/NOPB	TSSOP-14	3	3/12	6.5	180	80	940				
926-LMH6733MQ/NOPB	LMH6733MQ/NOPB	SSOP-16	3	3/12	6.5	1000	80	3750				
Voltage Feedback												
595-OPA835IDBVT	OPA835IDBVT	SOT-23-6	1	2.5/5.5	0.25	31	40	160				
595-OPA835IRUNT	OPA835IRUNT	WQFN-10	1	2.5/5.5	0.245	30	60	160				
595-OPA836IDBVT	OPA836IDBVT	SOT-23-6	1	2.5/5.5	1	118	50	560				
595-OPA836IRUNT	OPA836IRUNT	WQFN-10	1	2.5/5.5	1.15	110	60	260				
595-OPA380AID	OPA380AID	SOIC-8	1	2.7/5.5	8.8	90	-	80				
595-OPA380AIDGKT	OPA380AIDGKT	VSSOP-8	1	2.7/5.5	8.8	90	-	80				
595-THS4304D	THS4304D	SOIC-8	1	3/5	-	-	100	830				
595-THS4304DBVT	THS4304DBVT	SOT-5	1	3/5	-	-	100	830				
595-OPA890IDBVT	OPA890IDBVT	SOT-6	1	3/12	1.2	130	40	500				
595-SN10501DBVT	SN10501DBVT	SOT-5	1	3/15	22	120	100	900				
595-OPA690ID	OPA690ID	SOIC-8	1	4.5/12	6.2	300	190	1800				
595-OPA690IDBVT	OPA690IDBVT	SOT-6	1	4.5/12	6.2	300	190	1800				
926-LM7121IM/NOPB	LM7121IM/NOPB	SOIC-8	1	4.5/33	4.8	235	52	1300				
926-LM7121IM5/NOPB	LM7121IM5/NOPB	SOT-23-5	1	4.5/33	4.8	235	52	1300				
595-OPA698ID	OPA698ID	SOIC-8	1	5/12	16.6	250	120	1100				
595-OPA699ID	OPA699ID	SOIC-8	1	5/12	16.6	1000	120	1400				
595-OPA820ID	OPA820ID	SOIC-8	1	5/12	6.4	280	110	240				
595-OPA820IDBVR	OPA820IDBVR	SOT-5	1	5/12	6.4	280	110	240				
595-OPA820IDBVT	OPA820IDBVT	SOT-5	1	5/12	6.4	280	110	240				
595-THS4211D	THS4211D	SOIC-8	1	5/15	24	350	200	970				
595-THS4271D	THS4271D	SOIC-8	1	5/15	28	400	160	1000				
595-THS4001CD	THS4001CD	SOIC-8	1	5/30	9.5	270	100	400				
926-LM6171AIMX/NOPB	LM6171AIMX/NOPB	SOIC-8	1	5.5/34	2.5	62	90	750				
926-LM6171BIMX/NOPB	LM6171BIMX/NOPB	SOIC-8	1	5.5/34	2.5	160	90	3600				
926-LM6171AIM/NOPB	LM6171AIM/NOPB	SOIC-8	1	5.5/34	2.5	160	135	3600				
926-LM6171BIM/NOPB	LM6171BIM/NOPB	SOIC-8	1	5.5/34	2.5	160	135	3600				
926-LM6171BIN/NOPB	LM6171BIN/NOPB	DIP-8	1	5.5/34	2.5	160	135	3600				
926-LM7171AIM/NOPB	LM7171AIM/NOPB	SOIC-8	1	5.5/36	6.5	220	100	4100				
926-LM7171BIM/NOPB	LM7171BIM/NOPB	SOIC-8	1	5.5/36	6.5	220	100	4100				
926-LM7171BIN/NOPB	LM7171BIN/NOPB	DIP-8	1	5.5/36	6.5	220	100	4100				
595-OPA656N/250	OPA656N/250	SOT-5	1	10/12	-	230	70	290				
595-OPA656NB/250	OPA656NB/250	SOT-5	1	10/12	-	230	70	290				
595-OPA842ID	OPA842ID	SOIC-8	1	10/12	22.5	200	100	400				
595-OPA842IDBVT	OPA842IDBVT	SOT-5	1	10/12	22.5	200	100	400				
595-OPA843ID	OPA843ID	SOIC-8	1	10/12	22.5	800	100	1000				
595-OPA843IDBVT	OPA843IDBVT	SOT-5	1	10/12	22.5	800	100	1000				
595-OPA846ID	OPA846ID	SOIC-8	1	10/12	13.2	1750	80	625				
595-OPA847ID	OPA847ID	SOIC-8	1	10/12	18.9	3900	75	950				
595-OPA847IDBVT	OPA847IDBVT	SOT-6	1	10/12	18.9	3900	75	950				
595-THS4021CD	THS4021CD	SOIC-8	1	10/30	11	1600	100	470				
595-THS4031CD	THS4031CD	SOIC-8	1	10/30	11	100	90	100				
595-THS4031ID	THS4031ID	SOIC-8	1	10/30	11	100	90	100				
595-THS4031IDGN	THS4031IDGN	HTSSOP-8	1	10/30	11	100	90	100				
595-THS4061CD	THS4061CD	SOIC-8	1	10/30	11	100	115	400				
595-THS4061ID	THS4061ID	SOIC-8	1	10/30	11	100	115	400				
595-THS4601ID	THS4601ID	SOIC-8	1	10/30	11.7	180	50	100				
595-THS4631DGN	THS4631DGN	HTSSOP-8	1	10/30	11.5	210	95	1000				
595-OPA2835ID	OPA2835ID	SOIC-8	2	2.5/5.5	0.25	56	40	160				
595-OPA2835IDGS	OPA2835IDGS	VSSOP-10	2	2.5/5.5	0.25	56	40	160				
595-OPA2835IRUNT	OPA2835IRUNT	WQFN-10	2	2.5/5.5	0.25	56	40	160				
595-OPA2836IRUNT	OPA2836IRUNT	WQFN-10	2	2.5/5.5	1	205	50	560				
595-OPA2889ID	OPA2889ID	SOIC-8	2	2.6/12	0.46	75	40	70				
595-OPA2380AIDGKT	OPA2380AIDGKT	VSSOP-8	2	2.7/5.5	8.8	90	-	80				
595-OPA2890ID	OPA2890ID	SOIC-8	2	3/12	1.2	-	40	400				
595-OPA2890IDGST	OPA2890IDGST	VSSOP-10	2	3/12	1.2	-	40	400				
595-SN10502DGK	SN10502DGK	VSSOP-8	2	3/15	22	120	100	900				
926-LM7121IMX/NOPB	LM7121IMX/NOPB	SOIC-8	2	4.5/33	5.3	235	15	1300				
926-LMH6628MA/NOPB	LMH6628MA/NOPB	SOIC-8	2	5/12	9	300	85	550				
595-OPA2690I-14D	OPA2690I-14D	SOIC-14	2	5/12	6.3	300	190	1800				
595-OPA2690ID	OPA2690ID	SOIC-8	2	5/12	6.3	300	190	1800				
926-LM6172IM/NOPB	LM6172IM/NOPB	SOIC-8	2	5.5/36	2.3	160	85	3000				
926-LM6172IMX/NOPB	LM6172IMX/NOPB	SOIC-8	2	5.5/36	2.3	160	85	3000				
926-LM6172IN/NOPB	LM6172IN/NOPB	DIP-8	2	5.5/36	2.3	160	85	3000				
595-OPA2652U	OPA2652U	SOIC-8	2	6/12	7.75	200	140	335				
595-OPA2822U	OPA2822U	SOIC-8	2	6/12	6.3	240	150	170				
595-OPA2846ID	OPA2846ID	SOIC-8	2	6/12	13.35	1650	80	600				
595-THS4012CDGN	THS4012CDGN	HTSSOP-8	2	10/30	11	290	110	310				
595-THS4022CD	THS4022CD	SOIC-8	2	10/30	11	1600	100	470				
595-THS4032CD	THS4032CD	SOIC-8	2	10/30	11	100	90	100				
595-THS4032CDGN	THS4032CDGN	HTSSOP-8	2	10/30	11	100	90	100				
595-THS4032ID	THS4032ID	SOIC-8	2	10/30	11	100	90	100				
595-THS4052CD	THS4052CD	SOIC-8	2	10/30	11.5	38	100	240				
595-THS4052ID	THS4052ID	SOIC-8	2	10/30	11.5	38	100	240				
595-THS4052IDGN	THS4052IDGN	HTSSOP-8	2	10/30	11.5	38	100	240				
595-THS4082ID	THS4082ID	SOIC-8	2	10/30	5	100	85	233				
595-OPA4820ID	OPA4820ID	SOIC-14	4	4/12.6	5.7	250	85	250				
Voltage Feedback, Rail-to-Rail												
926-LMH6645MA/NOPB	LMH6645MA/NOPB	SOIC-8	1	2.5/12	0.725	55	20	22				
926-LMH6645MF/NOPB	LMH6645MF/NOPB	SOT-23-5	1	2.5/12	0.725	55	20	22				
926-LMH6647MA/NOPB	LMH6647MA/NOPB	SOIC-8	1	2.5/12	0.725	55	20	22				
926-LMH6639MF/NOPB	LMH6639MF/NOPB	SOT-23-6	1	3/12	3.6	228	160	172				
926-LMH6646MA/NOPB	LMH6646MA/NOPB	SOIC-8	2	2.5/12	0.725	55	20	22				
926-LMH6646MM/NOPB	LMH6646MM/NOPB	MiniSOIC-8	2	2.5/12	0.725	55	20	22				

© Copyright 2014 Mouser Electronics
© Copyright 2014 Mouser Electronics

TEXAS INSTRUMENTS Operational Amplifiers

RoHS Compliant This product is RoHS compliant.

HIGH SPEED AMPLIFIERS (≤50MHZ) (CONT.)

PRODUCT NEW

For quantities greater than listed, call for quote.

MOUSER STOCK NO.	Texas Instruments Part No.	Package	No. of Channels	V_S (Min./Max.)	I_q per Channel (Max.) (mA)	GBW (Typ.) (MHz)	I_O (Typ.) (MHz)	Slew Rate (Typ.) (V/us)	Price Each 1	25	100	250
Wideband												
926-LMH6624MA/NOPB	LMH6624MA/NOPB	SOIC-8	1	5/12	12	180	100	400				
926-LMH6624MF/NOPB	LMH6624MF/NOPB	SOT-23-5	1	5/12	12	180	100	400				
926-LM318MX/NOPB	LM318MX/NOPB	SOIC-8	1	5/20	10	15	-	70				
926-LMH6703MA/NOPB	LMH6703MA/NOPB	SOIC-8	1	8/12	11	1800	90	4200				
926-LMH6702MA/NOPB	LMH6702MA/NOPB	SOIC-8	1	10/12	12.5	1700	80	3100				
926-LMH6702MF/NOPB	LMH6702MF/NOPB	SOT-23-5	1	10/12	12.5	1700	80	3100				
926-LMH6714MA/NOPB	LMH6714MA/NOPB	SOIC-8	1	10/12	5.6	400	70	1800				
926-LMH6720MA/NOPB	LMH6720MA/NOPB	SOIC-8	1	10/12	5.6	400	70	1800				
926-LMH6622MA/NOPB	LMH6622MA/NOPB	SOIC-8	2	5/12	4.3	160	90	80				
926-LMH6626MA/NOPB	LMH6626MA/NOPB	SOIC-8	2	5/12	12	160	100	360				
926-LMH6626MM/NOPB	LMH6626MM/NOPB	MiniSOIC-8	2	5/12	12	160	100	360				
926-LMH6738MQ/NOPB	LMH6738MQ/NOPB	SSOP-16	3	10/12	10.5	750	90	3300				
926-LMH6722MT/NOPB	LMH6722MT/NOPB	TSSOP-14	4	10/12	5.6	400	70	1800				

PRECISION AMPLIFIERS

PRODUCT NEW

For quantities greater than listed, call for quote.

MOUSER STOCK NO.	Texas Instruments Part No.	Package	No. of Channels	Total Supply Voltage Min./Max. (+5V=5, ±5V=10)	I_q per Channel (Max.) (mA)	GBW (Typ.) (MHz)	Slew Rate (Typ.) (V/us)	V_{IO} (25°C) (Max.) (mV)	Price Each 1	25	100	250
Low Power												
595-TL7660CD	TL7660CD	SOIC-8	1	1.5/10	0.11	-	-	-				
595-TL7660CDGKR	TL7660CDGKR	VSSOP-8	1	1.5/10	0.11	-	-	-				
595-TL7660CDGKT	TL7660CDGKT	VSSOP-8	1	1.5/10	0.11	-	-	-				
595-TL7660CDR	TL7660CDR	SOIC-8	1	1.5/10	0.11	-	-	-				
595-TLV2760IDBVT	TLV2760IDBVT	SOT-6	1	1.8/3.6	0.028	0.5	0.2	3.5				
595-TLV2761IDBVT	TLV2761IDBVT	SOT-5	1	1.8/3.6	0.028	0.5	0.2	3.5				
595-OPA330AIYFFT	OPA330AIYFFT	DSBGA-5	1	1.8/5.5	0.035	0.35	0.16	0.05				
595-OPA379AID	OPA379AID	SOIC-8	1	1.8/5.5	0.0055	0.09	0.03	1.5				
595-OPA379AIDBVT	OPA379AIDBVT	SOT-5	1	1.8/5.5	0.0055	0.09	0.03	1.5				
595-OPA379AIDCKT	OPA379AIDCKT	SOT-5	1	1.8/5.5	0.0055	0.09	0.03	1.5				
595-OPA314AIDCKT	OPA314AIDCKT	SC70-5	1	1.8/5.5	0.21	3	1.5	2.5				
595-TLV2241IDBVT	TLV2241IDBVT	SOT-5	1	2.5/12	0.0012	0.0055	0.002	3				
595-TLV2401CDBVT	TLV2401CDBVT	SOT-5	1	2.5/16	0.00095	0.0055	0.0025	1.2				
595-TLV2401ID	TLV2401ID	SOIC-8	1	2.5/16	0.00095	0.0055	0.0025	1.2				
595-TLV2401IDBVT	TLV2401IDBVT	SOT-5	1	2.5/16	0.00095	0.0055	0.0025	1.2				
595-TLV2450AIPE4	TLV2450AIPE4	PDIP-8	1	2.7/6	0.035	0.22	0.12	1				
595-TLV2451CDBVR	TLV2451CDBVR	SOT-5	1	2.7/6	0.035	0.22	0.11	1.5				
595-TLV2451IDBVR	TLV2451IDBVR	SOT-5	1	2.7/6	0.035	0.22	0.11	1.5				
595-TLV2461CDR	TLV2461CDR	SOIC-8	1	2.7/6	0.575	6.4	1.6	2				
595-TLV2211CDBVR	TLV2211CDBVR	SOT-5	1	2.7/10	0.025	0.056	0.025	3				
595-TLV2211IDBVR	TLV2211IDBVR	SOT-5	1	2.7/10	0.025	0.056	0.025	3				
595-TLV2221CDBVR	TLV2221CDBVR	SOT-5	1	2.7/10	0.15	0.48	0.18	3				
595-TLV2721CDBVT	TLV2721CDBVT	SOT-5	1	2.7/10	0.15	0.51	0.18	3				
595-TLV2370IDBVR	TLV2370IDBVR	SOT-6	1	2.7/16	0.56	2.4	2	4.5				
595-TLV2371IDBVR	TLV2371IDBVR	SOT-5	1	2.7/16	0.56	2.4	2	4.5				
595-TLV2371IDBVT	TLV2371IDBVT	SOT-5	1	2.7/16	0.56	2.4	2	4.5				
595-TLV2381IDBVT	TLV2381IDBVT	SOT-5	1	2.7/16	0.01	0.16	0.06	4.5				
595-TLV271CD	TLV271CD	SOIC-8	1	2.7/16	0.66	3	2.4	5				
595-TLV271IDBVR	TLV271IDBVR	SOT-5	1	2.7/16	0.66	3	2.4	5				
595-TLV271IDBVT	TLV271IDBVT	SOT-5	1	2.7/16	0.66	3	2.4	5				
595-TLV27L1CDBVT	TLV27L1CDBVT	SOT-5	1	2.7/16	0.011	0.16	0.06	4.5				
595-OPA170AIDBVT	OPA170AIDBVT	SOT-23-5	1	2.7/36	1.1	1.2	0.4	1.8				
595-OPA171AID	OPA171AID	SOIC-8	1	2.7/36	0.595	3	1.5	1.8				
595-OPA171AIDBVT	OPA171AIDBVT	SOT-23-5	1	2.7/36	0.595	3	1.5	1.8				
595-OPA171AIDRLT	OPA171AIDRLT	SOT-5	1	2.7/36	0.595	3	1.5	1.8				
595-TLC27L1BCD	TLC27L1BCD	SOIC-8	1	3/16	0.017	0.085	0.03	2				
595-TLV2762ID	TLV2762ID	SOIC-8	2	1.8/3.6	0.028	0.5	0.2	3.5				
595-TLV2763IDGS	TLV2763IDGS	VSSOP-10	2	1.8/3.6	0.028	0.5	0.2	3.5				
595-TLV2763IDGSR	TLV2763IDGSR	VSSOP-10	2	1.8/3.6	0.028	0.5	0.2	3.5				
595-OPA2314AID	OPA2314AID	SOIC-8	2	1.8/5.5	0.19	3	1.5	2.5				
595-OPA2369AIDCNT	OPA2369AIDCNT	SSOP-8	2	1.8/5.5	0.001	0.012	0.005	0.75				
595-OPA2369AIDGKT	OPA2369AIDGKT	VSSOP-8	2	1.8/5.5	0.001	0.012	0.005	0.75				
595-OPA2379AID	OPA2379AID	SOIC-8	2	1.8/5.5	0.0055	0.09	0.03	1.5				
595-TLV2322IPW	TLV2322IPW	TSSOP-8	2	2/8	0.017	0.027	0.02	9				
595-TLV2332ID	TLV2332ID	SOIC-8	2	2/8	0.25	0.3	0.38	9				
595-TLV2342ID	TLV2342ID	SOIC-8	2	2/8	1.5	0.79	2.1	9				
595-TLV2402CDGK	TLV2402CDGK	VSSOP-8	2	2.5/16	0.00095	0.0055	0.0025	1.2				
595-TLV2402IDGKR	TLV2402IDGKR	MSOP-8	2	2.5/16	0.00095	0.0055	0.0025	1.2				
595-TLV2402IDG4	TLV2402IDG4	SOIC-8	2	2.5/16	0.00095	0.0055	0.0025	1.2				
595-TLV2452ID	TLV2452ID	SOIC-8	2	2.7/6	0.035	0.22	0.11	1.5				
595-TLV2252AID	TLV2252AID	SOIC-8	2	2.7/8	0.0625	0.187	0.1	0.85				
595-TLV2252AIPW	TLV2252AIPW	TSSOP-8	2	2.7/8	0.0625	0.187	0.1	0.85				
595-TLV2432AIPW	TLV2432AIPW	TSSOP-8	2	2.7/10	0.125	0.5	0.25	0.95				
595-TLV2432CD	TLV2432CD	SOIC-8	2	2.7/10	0.125	0.5	0.25	2				
595-TLV2432CDR	TLV2432CDR	SOIC-8	2	2.7/10	0.125	0.5	0.25	2				
595-TLV2432ID	TLV2432ID	SOIC-8	2	2.7/10	0.125	0.5	0.25	2				
595-TLV2442CD	TLV2442CD	SOIC-8	2	2.7/10	1.1	1.75	1.3	2				
595-TLV2442AIDR	TLV2442AIDR	SOIC-8	2	2.7/10	0.725	1.75	1.3	0.95				
595-TLV272CDGK	TLV272CDGK	VSSOP-8	2	2.7/16	0.66	3	2.4	5				
595-TLV272ID	TLV272ID	SOIC-8	2	2.7/16	0.66	3	2.4	5				
595-TLV272IDGK	TLV272IDGK	VSSOP-8	2	2.7/16	0.66	3	2.4	5				
595-TLV272IDGKR	TLV272IDGKR	VSSOP-8	2	2.7/16	0.66	3	2.4	5				
595-TLV272IDR	TLV272IDR	SOIC-8	2	2.7/16	0.66	3	2.4	5				
595-TLV2372ID	TLV2372ID	SOIC-8	2	2.7/16	0.56	2.4	2	4.5				
595-TLV2372IDGK	TLV2372IDGK	VSSOP-8	2	2.7/16	0.56	2.4	2	4.5				
595-TLV2372IDGKR	TLV2372IDGKR	VSSOP-8	2	2.7/16	0.56	2.4	2	4.5				
595-TLV2372IDR	TLV2372IDR	SOIC-8	2	2.7/16	0.56	2.4	2	4.5				
595-TLV2382ID	TLV2382ID	SOIC-8	2	2.7/16	0.01	0.16	0.06	4.5				
595-TLV27L2IDGK	TLV27L2IDGK	VSSOP-8	2	2.7/16	0.01	0.16	0.06	4.5				
595-TLV27L2IDR	TLV27L2IDR	SOIC-8	2	2.7/16	0.01	0.16	0.06	4.5				
595-OPA2170AID	OPA2170AID	SOIC-8	2	2.7/36	0.145	1.2	0.5	1.8				
595-OPA2170AIDGK	OPA2170AIDGK	MSOP-8	2	2.7/36	0.145	1.2	0.5	1.8				
595-OPA2171AIDCUT	OPA2171AIDCUT	USB-8	2	2.7/36	1.1	1.2	0.4	1.8				
595-OPA2171AID	OPA2171AID	SOIC-8	2	2.7/36	0.595	3	1.5	1.8				
595-OPA2171AIDGK	OPA2171AIDGK	MSOP-8	2	2.7/36	0.595	3	1.5	1.8				
595-TLC27L2ACD	TLC27L2ACD	SOIC-8	2	3/16	0.017	0.085	0.03	5				
595-TLC27L2AID	TLC27L2AID	SOIC-8	2	3/16	0.017	0.085	0.03	5				

© Copyright 2014 Mouser Electronics
© Copyright 2014 Mouser Electronics

RoHS Compliant This product is RoHS compliant.

PRECISION AMPLIFIERS (CONT.)

NEW PRODUCT

For quantities greater than listed, call for quote.

MOUSER STOCK NO.	Texas Instruments Part No.	Package	No. of Channels	Total Supply Voltage Min./Max. (+5V=5, ±5V=10)	I_q per Channel (Max.) (mA)	GBW (Typ.) (MHz)	Slew Rate (Typ.) (V/us)	V_{IO} (25°C) (Max.) (mV)	Price Each 1	25	100	250
Low Power (Cont.)												
595-TLC27L2AIDR	TLC27L2AIDR	SOIC-8	2	3/16	0.017	0.085	0.03	5				
595-TLC27L2BCD	TLC27L2BCD	SOIC-8	2	3/16	0.017	0.085	0.03	2				
595-TLC27L2BCDR	TLC27L2BCDR	SOIC-8	2	3/16	0.017	0.085	0.03	2				
595-TLC27L2CD	TLC27L2CD	SOIC-8	2	3/16	0.017	0.085	0.03	10				
595-TLC27L2ID	TLC27L2ID	SOIC-8	2	3/16	0.017	0.085	0.03	10				
926-LM358AM	LM358AM	SOIC-8	2	3/32	0.5	1	-	20				
926-LM358N	LM358N	DIP-8	2	3/32	0.5	1	-	20				
595-TLC2252AID	TLC2252AID	SOIC-8	2	4.4/16	0.0625	0.2	0.12	0.85				
595-TLC2252CD	TLC2252CD	SOIC-8	2	4.4/16	0.0625	0.2	0.12	1.5				
595-TLC2252ID	TLC2252ID	SOIC-8	2	4.4/16	0.0625	0.2	0.12	1.5				
595-TLC1079CD	TLC1079CD	SOIC-14	4	1.4/16	0.017	0.085	32	0.85				
595-TLV2764ID	TLV2764ID	SOIC-14	4	1.8/3.6	0.028	0.5	0.2	3.5				
595-TLV2764IPW	TLV2764IPW	TSSOP-14	4	1.8/3.6	0.028	0.5	0.2	3.5				
595-TLV2764IPWG4	TLV2764IPWG4	TSSOP-14	4	1.8/3.6	0.028	0.5	0.2	3.5				
595-TLV2765CD	TLV2765CD	SOIC-16	4	1.8/3.6	0.028	0.5	0.2	3.5				
595-OPA4330AID	OPA4330AID	SOIC-14	4	1.8/5.5	0.035	0.35	0.16	0.05				
595-OPA4330AIRGYT	OPA4330AIRGYT	VQFN-14	4	1.8/5.5	0.035	0.35	0.16	0.05				
595-TLV2244ID	TLV2244ID	SOIC-14	4	2.5/12	0.0012	0.0055	0.002	3				
595-TLV2244IPW	TLV2244IPW	TSSOP-14	4	2.5/12	0.0012	0.0055	0.002	3				
595-TLV2404CD	TLV2404CD	SOIC-14	4	2.5/16	0.00095	0.0055	0.0025	1.2				
595-TLV2454AIPW	TLV2454AIPW	TSSOP-14	4	2.7/6	0.035	0.22	0.12	1				
595-TLV2454AIPWR	TLV2454AIPWR	TSSOP-14	4	2.7/6	0.035	0.22	0.12	1				
595-TLV2254AID	TLV2254AID	SOIC-14	4	2.7/8	0.0625	0.187	0.1	0.85				
595-TLV2254AIPW	TLV2254AIPW	TSSOP-14	4	2.7/8	0.0625	0.187	0.1	0.85				
595-TLV2434ID	TLV2434ID	SOIC-14	4	2.7/10	0.125	0.5	0.25	2				
595-TLV2444AID	TLV2444AID	SOIC-14	4	2.7/10	0.725	1.75	1.3	0.95				
595-TLV2444AIPW	TLV2444AIPW	TSSOP-14	4	2.7/10	0.725	1.75	1.3	0.95				
595-TLV2374ID	TLV2374ID	SOIC-14	4	2.7/16	0.56	2.4	2	4.5				
595-TLV2374IDR	TLV2374IDR	SOIC-14	4	2.7/16	0.56	2.4	2	4.5				
595-TLV2374IPWR	TLV2374IPWR	TSSOP-14	4	2.7/16	0.56	2.4	2	4.5				
595-TLV274CD	TLV274CD	SOIC-14	4	2.7/16	0.66	3	2.4	5				
595-TLV274IDR	TLV274IDR	SOIC-14	4	2.7/16	0.66	3	2.4	5				
595-TLV274IPW	TLV274IPW	TSSOP-14	4	2.7/16	0.66	3	2.4	5				
595-OPA4170AIPW	OPA4170AIPW	TSSOP-14	4	2.7/36	0.145	1.2	0.5	1.8				
595-OPA4171AIPWR	OPA4171AIPWR	USB-8	4	2.7/36	1.1	1.2	0.4	1.8				
595-OPA4171AID	OPA4171AID	SOIC-14	4	2.7/36	0.595	3	1.5	1.8				
595-TLC27L4BID	TLC27L4BID	SOIC-14	4	3/16	0.017	0.085	0.03	2				
595-TLC27L4CD	TLC27L4CD	SOIC-14	4	3/16	0.017	0.085	0.03	10				
595-TLC27L4ID	TLC27L4ID	SOIC-14	4	3/16	0.017	0.085	0.03	10				
595-TLC2254ID	TLC2254ID	SOIC-14	4	4.4/16	0.0625	0.2	0.12	1.5				
Low Input Bias Current/FET Input												
926-LMV301MG/NOPB	LMV301MG/NOPB	SC-70-5	1	1.8/5	0.163	1	0.66	8				
926-LMV301MGX/NOPB	LMV301MGX/NOPB	SC-70	1	1.8/5	1.5	1	0.66	8				
926-LMP7721MA/NOPB	LMP7721MA/NOPB	SOIC-8	1	1.8/5.5	1.3	17	10.5	0.15				
595-OPA320AIDBVT	OPA320AIDBVT	SOT-23-5	1	1.8/5.5	1.45	20	10	15				
595-OPA349UA	OPA349UA	SOIC-8	1	1.8/5.5	0.002	0.065	0.02	10				
595-OPA348AID	OPA348AID	SOIC-8	1	2.1/5.5	0.065	1	0.5	5				
595-OPA348AIDBVT	OPA348AIDBVT	SOT-5	1	2.1/5.5	0.065	1	0.5	5				
595-OPA348AIDCKR	OPA348AIDCKR	SOT-5	1	2.1/5.5	0.065	1	0.5	5				
595-OPA348AIDCKT	OPA348AIDCKT	SOT-5	1	2.1/5.5	0.065	1	0.5	5				
595-OPA347NA/250	OPA347NA/250	SOT-5	1	2.3/5.5	0.034	0.35	0.17	6				
595-OPA347SA/250	OPA347SA/250	SOT-5	1	2.3/5.5	0.034	0.35	0.17	6				
595-OPA337NA/250	OPA337NA/250	SOT-5	1	2.7/5.5	1	3	1.2	3				
595-OPA337UA	OPA337UA	SOIC-8	1	2.7/5.5	1	3	1.2	3				
595-OPA342NA/250	OPA342NA/250	SOT-5	1	2.7/5.5	0.25	1	1	6				
595-OPA705NA/250	OPA705NA/250	SOT-5	1	4/12	4	1	0.6	5				
595-OPA140AID	OPA140AID	SOIC-8	1	4.5/36	2	11	20	0.12				
595-OPA140AIDBVT	OPA140AIDBVT	SOT-23-5	1	4.5/36	2	11	20	0.12				
595-OPA140AIDGKT	OPA140AIDGKT	MSOP-8	1	4.5/36	2	11	20	0.12				
595-OPA2320AIDGKT	OPA2320AIDGKT	MSOP-8	2	1.5/5.5	1.6	20	10	0.15				
595-OPA2320AIDRGT	OPA2320AIDRGT	SON-8	2	1.8/5.5	1.6	20	10	0.15				
595-OPA2349UA	OPA2349UA	SOIC-8	2	1.8/5.5	0.002	0.065	0.02	10				
595-OPA2348AID	OPA2348AID	SOIC-8	2	2.1/5.5	0.065	1	0.5	5				
595-OPA2348AIDCNT	OPA2348AIDCNT	SSOP-8	2	2.1/5.5	0.065	1	0.5	5				
595-OPA2347EA/250	OPA2347EA/250	SSOP-8	2	2.3/5.5	0.034	0.35	0.17	6				
595-OPA2347UA	OPA2347UA	SOIC-8	2	2.3/5.5	0.034	0.35	0.17	6				
595-OPA2342EA/250	OPA2342EA/250	VSSOP-8	2	2.7/5.5	0.25	1	1	6				
595-OPA2342UA	OPA2342UA	SOIC-8	2	2.7/5.5	0.25	1	1	6				
595-OPA2337EA/250	OPA2337EA/250	SSOP-8	2	2.7/5.5	1	3	1.2	3				
595-OPA2337UA	OPA2337UA	SOIC-8	2	2.7/5.5	1	3	1.2	3				
595-OPA2705EA/250	OPA2705EA/250	VSSOP-8	2	4/12	0.25	1	0.6	5				
595-OPA2705UA	OPA2705UA	SOIC-8	2	4/12	0.25	1	0.6	5				
595-OPA2140AIDGKT	OPA2140AIDGKT	MSOP-8	2	4.5/36	2	11	20	0.12				
595-OPA4348AID	OPA4348AID	SOIC-14	4	2.1/5.5	0.065	1	0.5	5				
595-OPA4348AIDG4	OPA4348AIDG4	SOIC-14	4	2.1/5.5	0.065	1	0.5	5				
595-OPA4348AIPWR	OPA4348AIPWR	TSSOP-14	4	2.1/5.5	0.065	1	0.5	5				
595-OPA4348AIPWT	OPA4348AIPWT	TSSOP-14	4	2.1/5.5	0.065	1	0.5	5				
595-OPA4347EA/250	OPA4347EA/250	TSSOP-14	4	2.3/5.5	0.034	0.35	0.17	6				
595-OPA4140AID	OPA4140AID	SOIC-14	4	4.5/36	2	11	20	0.12				
595-OPA4140AIPW	OPA4140AIPW	TSSOP-14	4	4.5/36	2	11	20	0.12				
595-OPA4141AIPW	OPA4141AIPW	TSSOP-14	4	4.5/36	2.3	10	20	3.5				
Low Noise												
926-LMV721M5X/NOPB	LMV721M5X/NOPB	SOT-5	1	2.2/5.5	1.4	10	5.25	3				
926-LMP8671MA/NOPB	LMP8671MA/NOPB	SOIC-8	1	2.5/20	4	55	20	0.4				-
926-LMP7715MF/NOPB	LMP7715MF/NOPB	SOT-23-5	1	2.7/5	1.15	17	9.5	0.15				
595-OPA569AIDWP	OPA569AIDWP	HSOP-20	1	2.7/5.5	6	1.2	1.2	2				
595-OPA569AIDWPR	OPA569AIDWPR	HSOP-20	1	2.7/5.5	6	1.2	1.2	2				
926-LMV751M5/NOPB	LMV751M5/NOPB	SOT-23-5	1	2.7/5.5	0.6	5	2.3	1				
926-LMV771MG/NOPB	LMV771MG/NOPB	SC-70-5	1	2.7/5.5	0.6	3.5	1.4	0.85				
595-TLV2471CDBVT	TLV2471CDBVT	SOT-5	1	2.7/6	0.75	2.8	1.4	2.2				
595-TLV2471IDBVR	TLV2471IDBVR	SOT-5	1	2.7/6	0.75	2.8	1.4	2.2				
595-OPA141AID	OPA141AID	SOIC-8	1	4.5/36	2.3	10	20	3.5				
595-OPA209AID	OPA209AID	SOIC-8	1	4.5/36	2.5	18	6.4	0.15				
595-OPA209AIDBVT	OPA209AIDBVT	SOT-23-5	1	4.5/36	2.5	18	6.4	0.15				
595-OPA209AIDGKT	OPA209AIDGKT	MSOP-8	1	4.5/36	2.5	18	6.4	0.15				
595-OPA227UA/2K5	OPA227UA/2K5	SOIC-8	1	5/36	3.8	8	2.3	0.075				

© Copyright 2014 Mouser Electronics

© Copyright 2014 Mouser Electronics

TEXAS INSTRUMENTS Operational Amplifiers

RoHS Compliant This product is RoHS compliant.

PRECISION AMPLIFIERS (CONT.)

NEW PRODUCT

For quantities greater than listed, call for quote.

MOUSER STOCK NO.	Texas Instruments Part No.	Package	No. of Channels	Total Supply Voltage Min./Max. (+5V=5, ±5V=10)	I_q per Channel (Max.) (mA)	GBW (Typ.) (MHz)	Slew Rate (Typ.) (V/us)	V_{IO} (25°C) (Max.) (mV)	Price Each 1	25	100	250
Low Noise (Cont.)												
595-OPA2314AIDRBT	OPA2314AIDRBT	DFN-8	2	1.8/5.5	1.5	3	1.5	0.5				
926-LMP7716MM/NOPB	LMP7716MM/NOPB	MiniSOIC-8	2	1.8/5.5	1.3	17	9.5	0.15				
926-LMP7732MME/NOPB	LMP7732MME/NOPB	MSOP-8	2	1.8/5.5	6.8	22	2.4	50				
595-OPA2378AIDCNT	OPA2378AIDCNT	SOT-23-8	2	2.2/5.5	0.15	0.9	0.4	0.07				
926-LMV722MMX/NOPB	LMV722MMX/NOPB	MSOP-8	2	2.2/5.5	2.8	10	5.25	3				
926-LMP8672MA/NOPB	LMP8672MA/NOPB	SOIC-8	2	2.5/20	4	55	20	0.4				
926-LMV772MAX/NOPB	LMV772MAX/NOPB	SOIC-8	2	2.7/5.5	5.5	3.5	1.4	1.2				
595-TLV2472AID	TLV2472AID	SOIC-8	2	2.7/6	0.75	2.8	1.4	1.6				
595-TLV2472CD	TLV2472CD	SOIC-8	2	2.7/6	0.75	2.8	1.4	2.2				
595-TLV2472CDR	TLV2472CDR	SOIC-8	2	2.7/6	0.75	2.8	1.4	2.2				
595-TLV2472ID	TLV2472ID	SOIC-8	2	2.7/6	0.75	2.8	1.4	2.2				
595-TLV2262AID	TLV2262AID	SOIC-8	2	2.7/8	0.25	0.67	0.55	0.95				
595-TLC2262AID	TLC2262AID	SOIC-8	2	4.4/16	0.25	0.82	0.55	0.95				
595-TLC2262AIDR	TLC2262AIDR	SOIC-8	2	4.4/16	0.25	0.82	0.55	0.95				
595-TLC2262CD	TLC2262CD	SOIC-8	2	4.4/16	0.25	0.71	0.55	2.5				
595-TLC2262CDR	TLC2262CDR	SOIC-8	2	4.4/16	0.25	0.71	0.55	2.5				
595-TLC2262CPWR	TLC2262CPWR	TSSOP-8	2	4.4/16	0.25	0.71	0.55	2.5				
595-TLC2262ID	TLC2262ID	SOIC-8	2	4.4/16	0.25	0.71	0.55	2.5				
595-TLC2272ACD	TLC2272ACD	SOIC-8	2	4.4/16	1.5	2.18	3.6	0.95				
595-TLC2272ACDR	TLC2272ACDR	SOIC-8	2	4.4/16	1.5	2.18	3.6	0.95				
595-TLC2272ACPW	TLC2272ACPW	TSSOP-8	2	4.4/16	1.5	2.18	3.6	0.95				
595-TLC2272AID	TLC2272AID	SOIC-8	2	4.4/16	1.5	2.18	3.6	0.95				
595-TLC2272AIDR	TLC2272AIDR	SOIC-8	2	4.4/16	1.5	2.18	3.6	0.95				
595-TLC2272CD	TLC2272CD	SOIC-8	2	4.4/16	1.5	2.18	3.6	2.5				
595-TLC2272CDR	TLC2272CDR	SOIC-8	2	4.4/16	1.5	2.18	3.6	2.5				
595-TLC2272CPWR	TLC2272CPWR	TSSOP-8	2	4.4/16	1.5	2.18	3.6	2.5				
595-TLC2272ID	TLC2272ID	SOIC-8	2	4.4/16	1.5	2.18	3.6	2.5				
595-TLC2272IDG4	TLC2272IDG4	SOIC-8	2	4.4/16	1.5	2.18	3.6	2.5				
595-TLC2272IPWR	TLC2272IPWR	TSSOP-8	2	4.4/16	1.5	2.18	3.6	2.5				
595-OPA2141AID	OPA2141AID	SOIC-8	2	4.5/36	2.3	10	20	3.5				
595-OPA2209AID	OPA2209AID	SOIC-8	2	4.5/36	2.5	18	6.4	0.15				
595-OPA2209AIDGKT	OPA2209AIDGKT	MSOP-8	2	4.5/36	2.5	18	6.4	0.15				
595-OPA1652AIDGK	OPA1652AIDGK	MSOP-8	2	4.5/36	2.5	18	10	1.5				
595-OPA2131UA	OPA2131UA	SOIC-8	2	9/36	1.75	4	10	1				
595-OPA2131UA/2K5	OPA2131UA/2K5	SOIC-8	2	9/36	1.75	4	10	1				
595-OPA2131UJ	OPA2131UJ	SOIC-8	2	9/36	1.75	4	10	1				
595-TLV2474AIDR	TLV2474AIDR	SOIC-14	4	2.7/6	0.75	2.8	1.4	1.6				
595-TLV2474CDR	TLV2474CDR	SOIC-14	4	2.7/6	0.75	2.8	1.4	2.2				
595-TLV2474IPWP	TLV2474IPWP	HTSSOP-14	4	2.7/6	0.75	2.8	1.4	2.2				
595-TLV2264AID	TLV2264AID	SOIC-14	4	2.7/8	0.25	0.67	0.55	0.95				
595-TLC2264AID	TLC2264AID	SOIC-14	4	2.7/8	0.25	0.82	0.55	0.95				
595-TLC2264CD	TLC2264CD	SOIC-14	4	2.7/8	0.25	0.71	0.55	2.5				
595-TLC2264CPW	TLC2264CPW	TSSOP-14	4	2.7/8	0.25	0.71	0.55	2.5				
595-TLC2264ID	TLC2264ID	SOIC-14	4	2.7/8	0.25	0.71	0.55	2.5				
595-TLC2274ACDR	TLC2274ACDR	SOIC-14	4	4.4/16	1.5	2.18	3.6	0.95				
595-TLC2274ACPW	TLC2274ACPW	TSSOP-14	4	4.4/16	1.5	2.18	3.6	0.95				
595-TLC2274AID	TLC2274AID	SOIC-14	4	4.4/16	1.5	2.18	3.6	0.95				
595-TLC2274AIPW	TLC2274AIPW	TSSOP-14	4	4.4/16	1.5	2.18	3.6	0.95				
595-TLC2274CD	TLC2274CD	SOIC-14	4	4.4/16	1.5	2.18	3.6	2.5				
595-TLC2274CDR	TLC2274CDR	SOIC-14	4	4.4/16	1.5	2.18	3.6	2.5				
595-TLC2274CPW	TLC2274CPW	TSSOP-14	4	4.4/16	1.5	2.18	3.6	2.5				
595-TLC2274CPWR	TLC2274CPWR	TSSOP-14	4	4.4/16	1.5	2.18	3.6	2.5				
595-TLC2274ID	TLC2274ID	SOIC-14	4	4.4/16	1.5	2.18	3.6	2.5				
595-TLC2274IPW	TLC2274IPW	TSSOP-14	4	4.4/16	1.5	2.18	3.6	2.5				
595-OPA1654AID	OPA1654AID	SOIC-14	4	4.5/36	2	18	10	1.5				
595-OPA1654AIPW	OPA1654AIPW	TSSOP-14	4	4.5/36	2	18	10	1.5				
595-OPA4141AID	OPA4141AID	TSSOP-14	4	4.5/36	2.3	10	20	3.5				
595-OPA4209AIPW	OPA4209AIPW	TSSOP-14	4	4.5/36	2.5	18	6.4	0.15				
595-OPA4131NA	OPA4131NA	SOIC-14	4	9/36	1.75	4	10	1				
595-OPA4131UA	OPA4131UA	SOIC-16	4	9/36	1.75	4	10	1				
Low Noise, Rail-to-Rail												
926-LMP7731MA/NOPB	LMP7731MA/NOPB	SOIC-8	1	2.5/5.5	2.2	22	2.4	0.5				
926-LMP7731MF/NOPB	LMP7731MF/NOPB	SOT-23-5	1	2.5/5.5	2.2	22	2.4	0.5				
926-LMP7732MA/NOPB	LMP7732MA/NOPB	SOIC-8	2	2.5/5.5	2.2	22	2.4	0.5				
926-LMP7732MM/NOPB	LMP7732MM/NOPB	MSOP-8	2	1.8/5.5	4.4	22	2.4	0.05				
926-LMV772MA/NOPB	LMV772MA/NOPB	SOIC-8	2	2.7/5	0.6	3.5	1.4	1				
926-LMV772MM/NOPB	LMV772MM/NOPB	MiniSOIC-8	2	2.7/5	0.6	3.5	1.4	1				
926-LMV774MT/NOPB	LMV774MT/NOPB	TSSOP-14	4	2.7/5	0.6	3.5	1.4	1				
Low Noise, Zero Drift												
926-LMP2021MA/NOPB	LMP2021MA/NOPB	SOIC-8	1	2.2/5.5	1.1	5	2.6	0.005				
926-LMP2021MFE/NOPB	LMP2021MFE/NOPB	SOT-23-5	1	2.2/5.5	1.1	5	2.6	0.005				
926-LMP2022MA/NOPB	LMP2022MA/NOPB	SOIC-8	2	2.2/5.5	1.1	5	2.6	0.005				
926-LMP2022MME/NOPB	LMP2022MME/NOPB	MiniSOIC-8	2	2.2/5.5	1.1	5	2.6	0.005				
Low Offset Voltage												
595-OPA333AID	OPA333AID	SOIC-8	1	1.8/5.5	0.025	0.35	0.16	0.01				
595-OPA333AIDBVT	OPA333AIDBVT	SOT-5	1	1.8/5.5	0.025	0.35	0.16	0.01				
595-OPA333AIDCKR	OPA333AIDCKR	SOT-5	1	1.8/5.5	0.025	0.35	0.16	0.01				
595-OPA333AIDCKT	OPA333AIDCKT	SOT-5	1	1.8/5.5	0.025	0.35	0.16	0.01				
595-OPA363ID	OPA363ID	SOIC-8	1	1.8/5.5	0.75	7	5	0.5				
595-OPA363IDBVT	OPA363IDBVT	SOT-6	1	1.8/5.5	0.75	7	5	0.5				
595-OPA364AIDBVT	OPA364AIDBVT	SOT-5	1	1.8/5.5	0.75	7	5	0.5				
595-OPA364IDBVT	OPA364IDBVT	SOT-5	1	1.8/5.5	0.75	7	5	0.5				
595-OPA364IDG4	OPA364IDG4	SOIC-8	1	1.8/5.5	0.75	7	5	0.5				
595-OPA376AID	OPA376AID	SOIC-8	1	2.2/5.5	0.95	5.5	2	0.025				
595-OPA376AIDBVT	OPA376AIDBVT	SOT-5	1	2.2/5.5	0.95	5.5	2	0.025				
595-OPA376AIDCKT	OPA376AIDCKT	SOT-5	1	2.2/5.5	0.95	5.5	2	0.025				
595-OPA365AMDBVTEP	OPA365AMDBVTEP	SOT-23-5	1	2.2/5.5	5	50	25	20				
595-OPA365AID	OPA365AID	SOIC-8	1	2.2/5.5	5	50	25	0.2				
595-OPA365AIDBVR	OPA365AIDBVR	SOT-5	1	2.2/5.5	5	50	25	0.2				
595-OPA336N/250	OPA336N/250	SOT-5	1	2.3/5.5	0.032	0.1	0.03	0.125				
595-OPA336N/3K	OPA336N/3K	SOT-5	1	2.3/5.5	0.032	0.1	0.03	0.125				
595-OPA336NA/250	OPA336NA/250	SOT-5	1	2.3/5.5	0.032	0.1	0.03	0.125				
595-OPA336NJ/250	OPA336NJ/250	SOT-5	1	2.3/5.5	0.032	0.1	0.03	0.125				
595-OPA336U	OPA336U	SOIC-8	1	2.3/5.5	0.032	0.1	0.03	0.125				
595-OPA336UA	OPA336UA	SOIC-8	1	2.3/5.5	0.032	0.1	0.03	0.125				

© Copyright 2014 Mouser Electronics
© Copyright 2014 Mouser Electronics

PRECISION AMPLIFIERS (CONT.)

PRODUCT NEW

For quantities greater than listed, call for quote.

MOUSER STOCK NO.	Texas Instruments Part No.	Package	No. of Channels	Total Supply Voltage Min./Max. (+5V=5, ±5V=10)	I_q per Channel (Max.) (mA)	GBW (Typ.) (MHz)	Slew Rate (Typ.) (V/us)	V_{IO} (25°C) (Max.) (mV)	Price Each 1	25	100	250
Low Offset Voltage (Cont.)												
926-LMV2011MAX/NOPB	LMV2011MAX/NOPB	SOIC-8	1	2.7/5.25	1.2	3	4	0.025				
595-OPA334AIDBVT	OPA334AIDBVT	SOT-6	1	2.7/5.5	0.35	2	1.6	0.005				
595-OPA335AID	OPA335AID	SOIC-8	1	2.7/5.5	0.35	2	1.6	0.005				
595-OPA335AIDBVT	OPA335AIDBVT	SOT-5	1	2.7/5.5	0.35	2	1.6	0.005				
595-OPA734AIDBVT	OPA734AIDBVT	SOT-6	1	2.7/12	0.75	1.6	1.5	0.005				
595-OPA735AID	OPA735AID	SOIC-8	1	2.7/12	0.75	1.6	1.5	0.005				
595-OPA735AIDBVT	OPA735AIDBVT	SOT-5	1	2.7/12	0.75	1.6	1.5	0.005				
595-TLC2652AI-8D	TLC2652AI-8D	SOIC-8	1	3.8/16	2.4	1.9	3.1	0.001				
595-TLC4501AID	TLC4501AID	SOIC-8	1	4/6	1.5	4.7	2.5	0.04				
595-TLC4501CD	TLC4501CD	SOIC-8	1	4/6	1.5	4.7	2.5	0.08				
595-OPA727AIDGKT	OPA727AIDGKT	VSSOP-8	1	4/12	6.5	20	30	0.15				
595-OPA277U	OPA277U	SOIC-8	1	4/36	0.825	1	0.8	0.02				
595-OPA277UA	OPA277UA	SOIC-8	1	4/36	0.825	1	0.8	0.02				
595-OPA277UA/2K5E4	OPA277UA/2K5E4	SOIC-8	1	4/36	0.825	1	0.8	0.02				
595-TLE2021ACD	TLE2021ACD	SOIC-8	1	4/40	0.3	1.2	0.5	0.3				
595-TLE2021CD	TLE2021CD	SOIC-8	1	4/40	0.3	1.2	0.5	0.6				
595-TLE2021ID	TLE2021ID	SOIC-8	1	4/40	0.3	1.2	0.5	0.6				
595-OPA211AID	OPA211AID	SOIC-8	1	4.5/36	4.5	80	27	0.125				
595-OPA211AIDR	OPA211AIDR	SOIC-8	1	4.5/36	4.5	80	27	0.125				
595-TLC2201ACD	TLC2201ACD	SOIC-8	1	4.6/16	1.5	1.9	2.7	0.2				
595-TLC2201AID	TLC2201AID	SOIC-8	1	4.6/16	1.5	1.9	2.7	0.2				
595-OPA132U	OPA132U	SOIC-8	1	5/36	4.8	8	20	0.5				
595-OPA132UA	OPA132UA	SOIC-8	1	5/36	4.8	8	20	0.5				
595-OPA177GS	OPA177GS	SOIC-8	1	6/36	2	0.6	0.3	0.025				
595-TLE2037CD	TLE2037CD	SOIC-8	1	8/38	5.3	50	7.5	0.1				
595-OPA627AM	OPA627AM	TO-8	1	9/36	7.5	16	55	0.25				
595-OPA627BM	OPA627BM	TO-8	1	9/36	7.5	16	55	0.25				
595-OPA2333AID	OPA2333AID	SOIC-8	2	1.8/5.5	0.025	0.35	0.16	0.01				
595-OPA2333AIDGKR	OPA2333AIDGKR	MSOP-8	2	1.8/5.5	0.025	0.35	0.16	0.01				
595-OPA2333AIDGKT	OPA2333AIDGKT	VSSOP-8	2	1.8/5.5	0.025	0.35	0.16	0.01				
595-OPA2333AIDR	OPA2333AIDR	SOIC-8	2	1.8/5.5	0.025	0.35	0.16	0.01				
595-OPA2333AIDRBT	OPA2333AIDRBT	SON-8	2	1.8/5.5	0.025	0.35	0.16	0.01				
595-OPA2365AID	OPA2365AID	SOIC-8	2	2.2/5.5	5	50	25	0.2				
595-OPA2365AIDR	OPA2365AIDR	SOIC-8	2	2.2/5.5	5	50	25	0.2				
595-OPA2376AID	OPA2376AID	SOIC-8	2	2.2/5.5	0.95	5.5	2	0.025				
595-OPA2376AIDGKR	OPA2376AIDGKR	MSOP-8	2	2.2/5.5	0.95	5.5	2	0.025				
595-OPA2350EA/250	OPA2350EA/250	VSSOP-8	2	2.5/5.5	7.5	38	22	0.5				
595-OPA2350UA	OPA2350UA	SOIC-8	2	2.5/5.5	7.5	38	22	0.5				
595-OPA2350UA/2K5	OPA2350UA/2K5	SOIC-8	2	2.5/5.5	7.5	38	22	0.5				
595-OPA2334AIDGST	OPA2334AIDGST	VSSOP-10	2	2.7/5.5	0.35	2	1.6	0.005				
595-OPA2335AID	OPA2335AID	SOIC-8	2	2.7/5.5	0.35	2	1.6	0.005				
595-OPA2335AIDGKT	OPA2335AIDGKT	VSSOP-8	2	2.7/5.5	0.35	2	1.6	0.005				
595-OPA2335AIDR	OPA2335AIDR	SOIC-8	2	2.7/5.5	0.35	2	1.6	0.005				
595-OPA2340EA/2K5	OPA2340EA/2K5	MSOP-8	2	2.7/5.5	0.95	5.5	6	0.5				
595-OPA2340EA/250	OPA2340EA/250	VSSOP-8	2	2.7/5.5	0.95	5.5	6	0.5				
595-OPA2340UA	OPA2340UA	SOIC-8	2	2.7/5.5	0.95	5.5	6	0.5				
595-OPA2340UA/2K5	OPA2340UA/2K5	SOIC-8	2	2.7/5.5	0.95	5.5	6	0.5				
595-OPA2734AIDGST	OPA2734AIDGST	VSSOP-10	2	2.7/12	0.75	1.6	1.5	0.005				
595-OPA2735AID	OPA2735AID	SOIC-8	2	2.7/12	0.75	1.6	1.5	0.005				
595-OPA2735AIDGKT	OPA2735AIDGKT	VSSOP-8	2	2.7/12	0.75	1.6	1.5	0.005				
595-OPA2234U	OPA2234U	SOIC-8	2	2.7/36	0.3	0.35	0.2	0.1				
595-OPA2234UA	OPA2234UA	SOIC-8	2	2.7/36	0.3	0.35	0.2	0.1				
595-TLC277CD	TLC277CD	SOIC-8	2	3/16	1.6	1.7	3.6	0.5				
595-TLC277ID	TLC277ID	SOIC-8	2	3/16	1.6	1.7	3.6	0.5				
595-TLC27L7CD	TLC27L7CD	SOIC-8	2	3/16	0.017	0.085	0.03	0.5				
595-TLC27L7ID	TLC27L7ID	SOIC-8	2	3/16	0.017	0.085	0.03	0.5				
595-TLC27M7ID	TLC27M7ID	SOIC-8	2	3/16	0.28	0.525	0.43	0.5				
595-OPA2727AIDR	OPA2727AIDR	SOIC-8	2	4/12	6.5	20	30	0.15				
595-OPA2188AIDGKT	OPA2188AIDGKT	MSOP-8	2	4/36	0.475	2	0.8	15				
595-OPA2277U	OPA2277U	SOIC-8	2	4/36	0.825	1	0.8	0.025				
595-OPA2277UA	OPA2277UA	SOIC-8	2	4/36	0.825	1	0.8	0.025				
595-OPA2277UA/2K5	OPA2277UA/2K5	SOIC-8	2	4/36	0.825	1	0.8	0.025				
595-OPA2188AIDGKR	OPA2188AIDGKR	MSOP-8	2	4/36	4.75	2	0.8	15				
595-TLE2022ACD	TLE2022ACD	SOIC-8	2	4/40	0.3	1.7	0.5	0.4				
595-TLE2022AID	TLE2022AID	SOIC-8	2	4/40	0.3	1.7	0.5	0.4				
595-TLE2022CD	TLE2022CD	SOIC-8	2	4/40	0.3	1.7	0.5	0.6				
595-OPA2132U	OPA2132U	SOIC-8	2	5/36	4.8	8	20	0.5				
595-OPA2132UA	OPA2132UA	SOIC-8	2	5/36	4.8	8	20	0.5				
595-OPA2227U	OPA2227U	SOIC-8	2	5/36	3.8	8	2.3	0.075				
595-OPA2227UA	OPA2227UA	SOIC-8	2	5/36	3.8	8	2.3	0.075				
595-OPA2227UA/2K5	OPA2227UA/2K5	SOIC-8	2	5/36	3.8	8	2.3	0.075				
595-OPA2228UA	OPA2228UA	SOIC-8	2	5/36	3.8	33	11	0.75				
595-OPA4376AIPW	OPA4376AIPW	TSSOP-14	4	2.2/5.5	0.95	5.5	2	0.025				
595-OPA4376AIPWR	OPA4376AIPWR	TSSOP-14	4	2.2/5.5	0.95	5.5	2	0.025				
595-OPA4340UA	OPA4340UA	SOIC-14	4	2.7/5.5	0.95	5.5	6	0.5				
595-OPA4188AID	OPA4188AID	SO-14	4	4/36	0.475	2	0.8	0.025				
595-OPA4277UA	OPA4277UA	SOIC-14	4	4/36	0.825	1	0.8	5.5				
595-OPA4277UA/2K5	OPA4277UA/2K5	SOIC-14	4	4/36	0.825	1	0.8	0.05				
595-TLE2024CDW	TLE2024CDW	SOIC-16	4	4/40	0.3	1.7	0.5	1.1				
High Output Current												
595-TLV2770CD	TLV2770CD	SOIC-8	1	2.5/5.5	2	5.1	10.5	2.5				
595-TLV2771ID	TLV2771ID	SOIC-8	1	2.5/5.5	2	5.1	10.5	2.5				
595-TLV2771IDBVR	TLV2771IDBVR	SOT-23-5	1	2.5/5.5	2	5.1	10.5	2.5				
595-TLV4111CD	TLV4111CD	SOIC-8	1	2.5/6	1	2.7	1.6	3.5				
595-TLV4111IDGN	TLV4111IDGN	HTSSOP-8	1	2.5/6	1	2.7	1.6	3.5				
595-OPA567AIRHGT	OPA567AIRHGT	QFN-12	1	2.7/5.5	6	1.2	1.2	2				
595-AFE030AIRGZT	AFE030AIRGZT	VQFN-48	1	7/26	60.3	4.4	19	100				
595-TLE2061CD	TLE2061CD	SOIC-8	1	7/36	0.325	1.8	3.4	3.1				
595-OPA548F/500	OPA548F/500	PFM-7	1	8/60	20	1	10	10				
595-OPA548FKTWT	OPA548FKTWT	PFM-7	1	8/60	20	1	10	10				
595-OPA548T	OPA548T	PFM-7	1	8/60	20	1	10	10				
595-OPA548T-1	OPA548T-1	TO-7	1	8/60	20	1	10	10				
595-OPA551FAKTWT	OPA551FAKTWT	PFM-7	1	8/60	8.5	3	15	3				
595-TLV2772CDR	TLV2772CDR	SOIC-8	2	2.5/5.5	2	5.1	10.5	2.5				
595-TLV2772ID	TLV2772ID	SOIC-8	2	2.5/5.5	2	5.1	10.5	2.5				

© Copyright 2014 Mouser Electronics

© Copyright 2014 Mouser Electronics

TEXAS INSTRUMENTS Operational Amplifiers

RoHS Compliant This product is RoHS compliant.

PRECISION AMPLIFIERS (CONT.)

NEW PRODUCT

For quantities greater than listed, call for quote.

MOUSER STOCK NO.	Texas Instruments Part No.	Package	No. of Channels	Total Supply Voltage Min./Max. (+5V=5, ±5V=10)	I_q per Channel (Max.) (mA)	GBW (Typ.) (MHz)	Slew Rate (Typ.) (V/us)	V_{IO} (25°C) (Max.) (mV)	Price Each 1	25	100	250
High Output Current (Cont.)												
595-TLV4112IDGN	TLV4112IDGN	HTSSOP-8	2	2.5/6	1	2.7	1.6	3.5				
595-TLE2062ACD	TLE2062ACD	SOIC-8	2	7/36	0.31	1.8	3.4	4				
595-TLE2062AID	TLE2062AID	SOIC-8	2	7/36	0.31	1.8	3.4	4				
595-TLE2062CD	TLE2062CD	SOIC-8	2	7/36	0.31	1.8	3.4	5				
595-TLE2062CDR	TLE2062CDR	SOIC-8	2	7/36	0.31	1.8	3.4	5				
595-TLE2062ID	TLE2062ID	SOIC-8	2	7/36	0.31	1.8	3.4	5				
595-TLV2774CD	TLV2774CD	SOIC-14	4	2.5/5.5	2	5.1	10.5	2.7				
595-TLV2774CPW	TLV2774CPW	TSSOP-14	4	2.5/5.5	2	5.1	10.5	2.7				
595-TLV2774ID	TLV2774ID	SOIC-14	4	2.5/5.5	2	5.1	10.5	2.7				
595-TLE2064ACD	TLE2064ACD	SOIC-14	4	7/36	0.325	1.8	3.4	6				
595-TLE2064AID	TLE2064AID	SOIC-14	4	7/36	0.325	1.8	3.4	6				
595-TLE2064CD	TLE2064CD	SOIC-14	4	7/36	0.325	1.8	3.4	7				
Micropower												
926-LMP2231AMA/NOPB	LMP2231AMA/NOPB	SOIC-8	1	1.6/5.5	0.016	0.13	0.042	0.15				
926-LMP2231BMFE/NOPB	LMP2231BMFE/NOPB	SOT-23-5	1	1.6/5.5	0.016	0.13	0.042	0.15				
926-LMP2232AMM/NOPB	LMP2232AMM/NOPB	MiniSOIC-8	2	1.6/5.5	0.014	0.13	0.048	0.15				
926-LMP2234AMTE/NOPB	LMP2234AMTE/NOPB	TSSOP-14	4	1.6/5.5	0.01	0.13	0.058	0.15				
926-LMP2234BMA/NOPB	LMP2234BMA/NOPB	SOIC-14	4	1.6/5	0.009	0.13	0.048	0.15				
926-LMP2234BMT/NOPB	LMP2234BMT/NOPB	TSSOP-14	4	1.6/5	0.009	0.13	0.048	0.15				
Rail-to-Rail												
926-LM7321MAX/NOPB	LM7321MAX/NOPB	SOIC-8	1	2.5/32	1.3	20	12.3	6				
926-LMP2011MF/NOPB	LMP2011MF/NOPB	SOT-23-5	1	2.7/5	0.93	3	4	0.025				
926-LMV2011MF/NOPB	LMV2011MF/NOPB	SOT-23-5	1	2.7/5	0.93	3	4	0.025				
926-LMV771MGX/NOPB	LMV771MGX/NOPB	SOT-5	1	2.7/5	0.95	3.5	1.4	0.85				
926-LMP7701MA/NOPB	LMP7701MA/NOPB	SOIC-8	1	2.7/12	0.715	2.5	1	0.2				
926-LMP7701MF/NOPB	LMP7701MF/NOPB	SOT-23-5	1	2.7/12	0.715	2.5	1	0.2				
926-LMP7707MF/NOPB	LMP7707MF/NOPB	SOT-23-5	1	2.7/12	0.75	14	5.6	0.15				
926-LM7322MAX/NOPB	LM7322MAX/NOPB	SOIC-8	2	2.5/32	2.8	20	12.3	6				
926-LMP7702MA/NOPB	LMP7702MA/NOPB	SOIC-8	2	2.7/12	0.75	2.5	1	0.22				
926-LMP7702MM/NOPB	LMP7702MM/NOPB	MiniSOIC-8	2	2.7/12	0.75	2.5	1	0.22				
926-LMP7708MM/NOPB	LMP7708MM/NOPB	MiniSOIC-8	2	2.7/12	0.75	14	5.6	0.15				
926-LMP2014MT/NOPB	LMP2014MT/NOPB	TSSOP-14	4	2.7/5	0.93	3	4	0.025				
926-LMP7704MA/NOPB	LMP7704MA/NOPB	SOIC-14	4	2.7/12	0.725	2.5	1	0.22				
926-LMP7704MT/NOPB	LMP7704MT/NOPB	TSSOP-14	4	2.7/12	0.725	2.5	1	0.22				
926-LMP7709MT/NOPB	LMP7709MT/NOPB	TSSOP-14	4	2.7/12	0.75	14	5.6	0.15				
Wide Bandwidth												
595-OPA322AIDBVT	OPA322AIDBVT	SOT-23-6	1	1.8/5.5	1.9	20	10	2				
595-OPA377AIDBVT	OPA377AIDBVT	SOT-23-5	1	2.2/5.5	1.05	5.5	2	1				
595-OPA377AIDCKT	OPA377AIDCKT	SC-70-5	1	2.2/5.5	1.05	5.5	2	1				
595-OPA373AIDBVT	OPA373AIDBVT	SOT-6	1	2.3/5.5	0.75	6.5	5	5				
595-OPA374AIDBVT	OPA374AIDBVT	SOT-5	1	2.3/5.5	0.75	6.5	5	5				
595-OPA374AIDG4	OPA374AIDG4	SOIC-8	1	2.3/5.5	0.75	6.5	5	5				
595-OPA343NA/250	OPA343NA/250	SOT-5	1	2.5/5.5	1.25	5.5	6	8				
595-TLV2621IDBVT	TLV2621IDBVT	SOT-5	1	2.5/5.5	1	11	9.5	3.5				
595-OPA301AIDBVT	OPA301AIDBVT	SOT-5	1	2.7/5.5	12	150	80	5				
595-OPA338UA	OPA338UA	SOIC-8	1	2.7/5.5	1	12.5	4.6	3				
595-OPA341NA/250	OPA341NA/250	SOT-6	1	2.7/5.5	1	5.5	6	6				
595-OPA353UA	OPA353UA	SOIC-8	1	2.7/5.5	8	44	22	8				
595-TLV2460CD	TLV2460CD	SOIC-8	1	2.7/6	0.575	6.4	1.6	2				
595-TLV2461CD	TLV2461CD	SOIC-8	1	2.7/6	0.575	6.4	1.6	2				
595-TLV2461CDBVR	TLV2461CDBVR	SOT-5	1	2.7/6	0.575	6.4	1.6	2				
595-TLV2461IDBVR	TLV2461IDBVR	SOT-5	1	2.7/6	0.575	6.4	1.6	2				
595-OPA743NA/3K	OPA743NA/3K	SOT-5	1	3.5/12	1.5	7	10	7				
595-OPA725AID	OPA725AID	SOIC-8	1	4/12	5.5	20	30	3				
595-OPA725AIDBVT	OPA725AIDBVT	SOT-5	1	4/12	5.5	20	30	3				
595-OPA726AID	OPA726AID	SOIC-8	1	4/12	5.5	20	30	3				
595-TLE2141ACD	TLE2141ACD	SOIC-8	1	4/44	4.4	5.8	45	1				
595-TLE2141CD	TLE2141CD	SOIC-8	1	4/44	4.4	5.8	45	1.4				
595-TLE2141ID	TLE2141ID	SOIC-8	1	4/44	4.4	5.8	45	1.4				
595-TLC070CD	TLC070CD	SOIC-8	1	4.5/16	2.5	10	16	1.9				
595-TLC070IP	TLC070IP	PDIP-8	1	4.5/16	2.5	10	16	1.9				
595-TLC071AID	TLC071AID	SOIC-8	1	4.5/16	2.5	10	16	1.4				
595-TLC071CD	TLC071CD	SOIC-8	1	4.5/16	2.5	10	16	1.9				
595-TLC071CDR	TLC071CDR	SOIC-8	1	4.5/16	2.5	10	16	1.9				
595-TLC071CDGN	TLC071CDGN	HTSSOP-8	1	4.5/16	2.5	10	16	1.9				
595-TLC071ID	TLC071ID	SOIC-8	1	4.5/16	2.5	10	16	1.9				
595-TLC080CD	TLC080CD	SOIC-8	1	4.5/16	2.5	10	16	1.9				
595-TLC081AID	TLC081AID	SOIC-8	1	4.5/16	2.5	10	16	1.4				
595-TLC081CD	TLC081CD	SOIC-8	1	4.5/16	2.5	10	16	1.9				
595-TLC081ID	TLC081ID	SOIC-8	1	4.5/16	2.5	10	16	1.9				
595-TLE2071ACD	TLE2071ACD	SOIC-8	1	4.5/38	2.2	9.4	35	2				
595-TLE2071CD	TLE2071CD	SOIC-8	1	4.5/38	2.2	9.4	35	4				
595-TLE2071ID	TLE2071ID	SOIC-8	1	4.5/38	2.2	9.4	35	4				
595-OPA134UA	OPA134UA	SOIC-8	1	5/36	5	8	20	2				
595-OPA1641AIDGKT	OPA1641AIDGKT	MSOP-8	1	5/36	2.3	11	20	-				
595-TLE2161ACD	TLE2161ACD	SOIC-8	1	7/36	0.325	5.8	10	2.6				
595-TLE2161CD	TLE2161CD	SOIC-8	1	7/36	0.325	5.8	10	3.1				
595-TLV2782CDGK	TLV2782CDGK	VSSOP-8	2	1.8/3.6	0.82	8	4.3	3				
595-OPA2322AIDGKT	OPA2322AIDGKT	MSOP-8	2	1.8/5.5	1.8	20	10	1.5				
595-OPA2322AIDRGT	OPA2322AIDRGT	SON-8	2	1.8/5.5	1.8	20	10	1.5				
595-OPA2363IDGST	OPA2363IDGST	VSSOP-10	2	1.8/5.5	0.75	7	5	0.9				
595-OPA2364AIDGKT	OPA2364AIDGKT	VSSOP-8	2	1.8/5.5	0.75	7	5	0.9				
595-OPA2364AIDR	OPA2364AIDR	SOIC-8	2	1.8/5.5	0.75	7	5	0.9				
595-OPA2377AID	OPA2377AID	SOIC-8	2	2.2/5.5	1.05	5.5	2	1				
595-OPA2374AIDCNT	OPA2374AIDCNT	SSOP-8	2	2.3/5.5	0.75	6.5	5	5				
595-OPA2343EA/2K5	OPA2343EA/2K5	MSOP-8	2	2.5/5.5	1.25	5.5	6	8				
595-OPA2343UA	OPA2343UA	SOIC-8	2	2.5/5.5	1.25	5.5	6	8				
595-OPA2301AID	OPA2301AID	SOIC-8	2	2.7/5.5	12	150	80	5				
595-OPA2301AIDGKT	OPA2301AIDGKT	VSSOP-8	2	2.7/5.5	12	150	80	5				
595-OPA2338UA	OPA2338UA	SOIC-8	2	2.7/5.5	1	12.5	4.6	3				
595-OPA2353UA	OPA2353UA	SOIC-8	2	2.7/5.5	8	44	22	8				
595-TLV2462AID	TLV2462AID	SOIC-8	2	2.7/6	0.575	5.2	1.6	1.5				
595-TLV2462CD	TLV2462CD	SOIC-8	2	2.7/6	0.575	6.4	1.6	2				
595-TLV2462CDR	TLV2462CDR	SOIC-8	2	2.7/6	0.575	6.4	1.6	2				
595-TLV2462ID	TLV2462ID	SOIC-8	2	2.7/6	0.575	6.4	1.6	2				
595-TLV2462IDGKR	TLV2462IDGKR	VSSOP-8	2	2.7/6	0.575	6.4	1.6	2				

© Copyright 2014 Mouser Electronics

© Copyright 2014 Mouser Electronics

RoHS Compliant This product is RoHS compliant.

PRECISION AMPLIFIERS (CONT.)

For quantities greater than listed, call for quote.

MOUSER STOCK NO.	Texas Instruments Part No.	Package	No. of Channels	Total Supply Voltage Min./Max. (+5V=5, ±5V=10)	I_q per Channel (Max.) (mA)	GBW (Typ.) (MHz)	Slew Rate (Typ.) (V/us)	V_{IO} (25°C) (Max.) (mV)	Price Each 1	25	100	250
Wide Bandwidth (Cont.)												
595-OPA2725AIDGKT	OPA2725AIDGKT	VSSOP-8	2	4/12	5.5	20	30	5				
595-OPA2743EA/250	OPA2743EA/250	VSSOP-8	2	4/12	1.5	7	10	7				
595-OPA2743UA	OPA2743UA	SOIC-8	2	4/12	1.5	7	10	7				
595-TLE2142ACD	TLE2142ACD	SOIC-8	2	4/44	4.4	5.8	45	1.5				
595-TLE2142AID	TLE2142AID	SOIC-8	2	4/44	4.4	5.8	45	1.5				
595-TLE2142CD	TLE2142CD	SOIC-8	2	4/44	4.4	5.8	45	1.9				
595-TLE2142ID	TLE2142ID	SOIC-8	2	4/44	4.4	5.8	45	1.9				
595-TLC072AID	TLC072AID	SOIC-8	2	4.5/16	2.5	10	16	1.4				
595-TLC072CD	TLC072CD	SOIC-8	2	4.5/16	2.5	10	16	1.9				
595-TLC072CDGN	TLC072CDGN	HTSSOP-8	2	4.5/16	2.5	10	16	1.9				
595-TLC072CDR	TLC072CDR	SOIC-8	2	4.5/16	2.5	10	16	1.9				
595-TLC072ID	TLC072ID	SOIC-8	2	4.5/16	2.5	10	16	1.9				
595-TLC082AID	TLC082AID	SOIC-8	2	4.5/16	2.5	10	16	1.4				
595-TLC082CD	TLC082CD	SOIC-8	2	4.5/16	2.5	10	16	1.9				
595-TLC082CDGN	TLC082CDGN	HTSSOP-8	2	4.5/16	2.5	10	16	1.9				
595-TLC082ID	TLC082ID	SOIC-8	2	4.5/16	2.5	10	16	1.9				
595-TLC082IDGN	TLC082IDGN	HTSSOP-8	2	4.5/16	2.5	10	16	1.9				
595-TLE2072ACD	TLE2072ACD	SOIC-8	2	4.5/38	1.8	9.4	35	3.5				
595-TLE2072AID	TLE2072AID	SOIC-8	2	4.5/38	1.8	9.4	35	3.5				
595-TLE2072CD	TLE2072CD	SOIC-8	2	4.5/38	1.8	9.4	35	6				
595-TLE2072CDR	TLE2072CDR	SOIC-8	2	4.5/38	1.8	9.4	35	6				
595-TLE2072ID	TLE2072ID	SOIC-8	2	4.5/38	1.8	9.4	35	6				
595-TLE2082ACD	TLE2082ACD	SOIC-8	2	4.5/38	1.8	9.4	35	4				
595-TLE2082CD	TLE2082CD	SOIC-8	2	4.5/38	1.8	9.4	35	6				
595-TLE2082ID	TLE2082ID	SOIC-8	2	4.5/38	1.8	9.4	35	6				
595-OPA1602AID	OPA1602AID	SOIC-8	2	5/36	3.2	35	20	-				
595-OPA2134UA	OPA2134UA	SOIC-8	2	5/36	5	8	20	2				
595-SN412008DRE4	SN412008DRE4	SOIC-8	2	5/36	5	8	20	2				
595-OPA2604AU	OPA2604AU	SOIC-8	2	9/48	6	20	25	5				
595-OPA4364AID	OPA4364AID	SOIC-14	4	1.8/5.5	0.75	7	5	2.5				
595-OPA4364AIPWT	OPA4364AIPWT	TSSOP-14	4	1.8/5.5	0.75	7	5	2.5				
595-OPA4322AIPW	OPA4322AIPW	TSSOP-14	4	1.8/5.5	1.65	20	10	2.0				
595-OPA4322SAIPW	OPA4322SAIPW	TSSOP-16	4	1.8/5.5	1.65	20	10	2				
595-OPA4377AIPW	OPA4377AIPW	TSSOP-14	4	2.2/5.5	1.05	5.5	2	1				
595-OPA4374AIPWT	OPA4374AIPWT	TSSOP-14	4	2.3/5.5	0.75	6.5	5	5				
595-OPA4343NA/250	OPA4343NA/250	TSSOP-14	4	2.5/5.5	1.25	5.5	6	8				
595-OPA4353UA	OPA4353UA	SOIC-14	4	2.7/5.5	8	44	22	8				
595-TLV2464CD	TLV2464CD	SOIC-14	4	2.7/6	0.575	6.4	1.6	2				
595-TLV2464CDR	TLV2464CDR	SOIC-14	4	2.7/6	0.575	6.4	1.6	2				
595-TLV2464CPW	TLV2464CPW	TSSOP-14	4	2.7/6	0.575	6.4	1.6	2				
595-TLV2464ID	TLV2464ID	SOIC-14	4	2.7/6	0.575	6.4	1.6	2				
595-OPA4743UA	OPA4743UA	SOIC-14	4	3.5/12	1.5	7	10	7				
595-TLC074CD	TLC074CD	SOIC-14	4	4.5/16	2.5	10	16	1.9				
595-TLC084AID	TLC084AID	SOIC-14	4	4.5/16	2.5	10	16	1.4				
595-TLC084CD	TLC084CD	SOIC-14	4	4.5/16	2.5	10	16	1.9				
595-TLC084ID	TLC084ID	SOIC-14	4	4.5/16	2.5	10	16	1.9				
595-TLE2074CDW	TLE2074CDW	SOIC-16	4	4.5/38	1.875	9.4	35	5				
595-TLE2084CDW	TLE2084CDW	SOIC-16	4	4.5/38	1.875	9.4	35	7				
595-OPA1644AID	OPA1644AID	TSSOP-14	4	5/36	2.3	11	20	3.5				
595-OPA4132UA	OPA4132UA	SOIC-14	4	5/36	4.8	8	20	2				
595-OPA4134UA	OPA4134UA	SOIC-14	4	5/36	5	8	20	2				

STANDARD LINEAR AMPLIFIERS

For quantities greater than listed, call for quote.

MOUSER STOCK NO.	Texas Instruments Part No.	Package	No. of Channels	Total Supply Voltage Min./Max. (+5V=5, ±5V=10)	I_q per Channel (Max.) (mA)	GBW (Typ.) (MHz)	Slew Rate (Typ.) (V/us)	V_{IO} (25°C) (Max.) (mV)	Price Each 1	25	100	250
926-LM10CN/NOPB	LM10CN/NOPB	DIP-8	1	1.1/45	0.28	0.09	0.2	2				
926-LM10CWM/NOPB	LM10CWM/NOPB	SOIC-14	1	1.1/45	0.28	0.09	0.2	2				
926-LM10CLN/NOPB	LM10CLN/NOPB	DIP-8	1	1.1/7	0.3	0.09	0.2	4				
926-LMP2231AMFE/NOPB	LMP2231AMFE/NOPB	SOT-23	1	1.6/5.5	0.016	0.13	0.042	150				
926-LPV521MGE/NOPB	LPV521MGE/NOPB	SC-70-5	1	1.6/5.5	0.0004	0.0062	0.0024	1				
926-LM7301IM5	LM7301IM5	SOT-23	1	1.8/32	1.1	4	1.25	8				
926-LMV793MA/NOPB	LMV793MA/NOPB	SOIC-8	1	1.8/5	1.15	88	28	1.35				
926-LMV931MFX/NOPB	LMV931MFX/NOPB	SOT-23	1	1.8/5	0.21	1.4	0.42	6				
926-LMV931MF/NOPB	LMV931MF/NOPB	SOT-23-5	1	1.8/5.5	0.116	1.5	0.42	4				
926-LMV931MG/NOPB	LMV931MG/NOPB	SC-70-5	1	1.8/5.5	0.116	1.5	0.42	4				
926-LMV981TL/NOPB	LMV981TL/NOPB	MicroSMD-6	1	1.8/5.5	0.116	1.5	0.42	4				
926-LM7301IM/NOPB	LM7301IM/NOPB	SOIC-8	1	2.2/30	0.6	4	1.25	6				
926-LM7301IM5/NOPB	LM7301IM5/NOPB	SOT-23-5	1	2.2/30	0.6	4	1.25	6				
926-LMV721M5/NOPB	LMV721M5/NOPB	SOT-23-5	1	2.2/5.5	1.03	10	5.25	3				
926-LMV721M7/NOPB	LMV721M7/NOPB	SC-70-5	1	2.2/5.5	1.03	10	5.25	3				
926-LMV721M7X/NOPB	LMV721M7X/NOPB	SC-70	1	2.2/5.5	1.4	10	5.25	3.5				
926-LM8261M5/NOPB	LM8261M5/NOPB	SOT-23-5	1	2.5/30	0.97	21	12	5				
926-LM7321MA/NOPB	LM7321MA/NOPB	SOIC-8	1	2.5/32	1.7	16	18	6				
926-LM7321MF/NOPB	LM7321MF/NOPB	SOT-23-5	1	2.5/32	1.7	16	18	6				
926-LMV821M5/NOPB	LMV821M5/NOPB	SOT-23-5	1	2.5/5.5	0.3	5.6	2	4				
926-LMV821M7/NOPB	LMV821M7/NOPB	SC-70-5	1	2.5/5.5	0.3	5.6	2	3.5				
595-LMV341IDBVR	LMV341IDBVR	SOT-23-6	1	2.5/5.5	0.17	1	1	4				
926-LMV710M5/NOPB	LMV710M5/NOPB	SOT-23-5	1	2.7/5	1.17	5	5	3				
926-LMV651MF/NOPB	LMV651MF/NOPB	SOT-23-5	1	2.7/5.5	0.11	12	15	1.5				
926-LMV651MG/NOPB	LMV651MG/NOPB	SC-70-5	1	2.7/5.5	0.11	12	2.8	1.5				
926-LMV831MG/NOPB	LMV831MG/NOPB	SC-70	1	2.7/5.5	0.52	3.3	2	1				
926-LMV321M5/NOPB	LMV321M5/NOPB	SOT-23-5	1	2.7/5.5	0.13	1	1	7				
926-LMV341MG/NOPB	LMV341MG/NOPB	SC-70-6	1	2.7/5.5	0.107	1	1	4				
926-LMV321M7/NOPB	LMV321M7/NOPB	SC-70-5	1	2.7/5.5	0.13	1	1	7				
926-LMV551MF/NOPB	LMV551MF/NOPB	SOT-23-5	1	2.7/5.5	0.037	3	1	3				
926-LMV551MG/NOPB	LMV551MG/NOPB	SC-70-5	1	2.7/5.5	0.037	3	1	3				
595-LMV321IDBVR	LMV321IDBVR	SOT-23-5	1	2.7/5.5	0.17	1	1	7				
595-LMV321IDCKR	LMV321IDCKR	SC-70-5	1	2.7/5.5	0.17	1	1	7				
926-LMC8101TP/NOPB	LMC8101TP/NOPB	MicroSMD-8	1	2.7/10	0.7	1	1	5				
926-LMC7111BIM5/NOPB	LMC7111BIM5/NOPB	SOT-23-5	1	2.7/11	0.025	0.05	0.027	7				
926-LMC7111BIM5XNOPB	LMC7111BIM5X/NOPB	SOT-23-5	1	2.7/11	0.025	0.05	0.027	7				
926-LMV641MG/NOPB	LMV641MG/NOPB	SC-70	1	2.7/12	0.19	10	2.6	7.5				
926-LMV116MF/NOPB	LMV116MF/NOPB	SOT-23-5	1	2.7/12	0.6	45	40	5				

© Copyright 2014 Mouser Electronics

© Copyright 2014 Mouser Electronics

TEXAS INSTRUMENTS Amplifiers

RoHS Compliant This product is RoHS compliant.

STANDARD LINEAR AMPLIFIERS (CONT.)

For quantities greater than listed, call for quote.

MOUSER STOCK NO.	Texas Instruments Part No.	Package	No. of Channels	Total Supply Voltage Min./Max. (+5V=5, ±5V=10)	I_q per Channel (Max.) (mA)	GBW (Typ.) (MHz)	Slew Rate (Typ.) (V/us)	V_{IO} (25°C) (Max.) (mV)	Price Each 1	25	100	250
926-LMV841MG/NOPB	LMV841MG/NOPB	SC-70-5	1	2.7/12	1.02	4.5	2.5	0.5				
926-LMV641MGE/NOPB	LMV641MGE/NOPB	SC-70-5	1	2.7/12	0.158	10	1.6	0.5				
926-LPV511MG/NOPB	LPV511MG/NOPB	SC-70-5	1	2.7/12	0.00097	0.027	0.0077	3				
926-LMC7101AIM5/NOPB	LMC7101AIM5/NOPB	SOT-23-5	1	2.7/15.5	0.5	1.1	1.1	3				
926-LMC7101AIM5XNOPB	LMC7101AIM5X/NOPB	SOT-23-5	1	2.7/15.5	0.5	1.1	1.1	3				
926-LMC7101BIM5/NOPB	LMC7101BIM5/NOPB	SOT-23-5	1	2.7/15.5	0.5	1.1	1.1	7				
926-LMC7101BIM5XNOPB	LMC7101BIM5X/NOPB	SOT-23-5	1	2.7/15.5	0.5	1.1	1.1	7				
926-LMC7101QM5/NOPB	LMC7101QM5/NOPB	SOT-23-5	1	2.7/15.5	0.5	1.1	1.1	7				
926-LMC7101BIM5	LMC7101BIM5	SOT-23	1	2.7/15.5	0.85	1	1	9				
595-OPA237NA/250	OPA237NA/250	SOT-5	1	2.7/36	0.35	1.5	0.5	0.75				
595-OPA237NA/250E4	OPA237NA/250E4	SOT-23-5	1	2.7/36	0.35	1.5	0.5	0.75				
595-OPA237UA	OPA237UA	SOIC-8	1	2.7/36	0.35	1.5	0.5	0.75				
595-TLC271AID	TLC271AID	SOIC-8	1	3/16	1.6	1.7	3.6	5				
595-TLC271CD	TLC271CD	SOIC-8	1	3/16	1.6	1.7	3.6	10				
595-TLC271CDR	TLC271CDR	SOIC-8	1	3/16	1.6	1.7	3.6	10				
595-TLC271CP	TLC271CP	PDIP-8	1	3/16	1.6	1.7	3.6	10				
595-TLC271CPWR	TLC271CPWR	TSSOP-8	1	3/16	1.6	1.7	3.6	10				
595-TLC271ID	TLC271ID	SOIC-8	1	3/16	1.6	1.7	3.6	10				
595-TLC271IP	TLC271IP	PDIP-8	1	3/16	1.6	1.7	3.6	10				
595-TS321IDBVR	TS321IDBVR	SOT-23-5	1	3/30	1	0.8	0.4	4				
926-LM321MF/NOPB	LM321MF/NOPB	SOT-23-5	1	3/32	0.45	1	0.5	7				
926-LM321MFX/NOPB	LM321MFX/NOPB	SOT-23-5	1	3/32	0.45	1	0.5	7				
926-LM611IM/NOPB	LM611IM/NOPB	SOIC-14	1	4/36	0.21	0.5	0.7	5				
926-LMC6001BIN/NOPB	LMC6001BIN/NOPB	DIP-8	1	4.5/15.5	0.45	1.3	1.5	1				
926-LMC6081AIM/NOPB	LMC6081AIM/NOPB	SOIC-8	1	4.5/15.5	0.45	1.3	1.5	0.35				
926-LMC6081IM/NOPB	LMC6081IM/NOPB	SOIC-8	1	4.5/15.5	0.45	1.3	1.5	0.8				
926-LMC6081IN/NOPB	LMC6081IN/NOPB	DIP-8	1	4.5/15.5	0.45	1.3	1.5	0.8				
926-LMC6041AIM/NOPB	LMC6041AIM/NOPB	SOIC-8	1	4.5/15.5	0.014	0.075	0.02	3				
926-LMC6041IN/NOPB	LMC6041IN/NOPB	DIP-8	1	4.5/15.5	0.014	0.075	0.02	6				
926-LMC6061AIM/NOPB	LMC6061AIM/NOPB	SOIC-8	1	4.5/15.5	0.02	0.1	0.035	0.35				
926-LMC6061IM/NOPB	LMC6061IM/NOPB	SOIC-8	1	4.5/15.5	0.02	0.1	0.035	0.8				
926-LMC6001AIN/NOPB	LMC6001AIN/NOPB	DIP-8	1	4.5/15.5	0.45	1.3	1.5	0.35				
595-OPA137NA/250	OPA137NA/250	SOT-23-5	1	4.5/36	0.27	1	3.5	3				
926-LPC661IM/NOPB	LPC661IM/NOPB	SOIC-8	1	5/15	0.055	0.35	0.11	6				
926-LM6211MF/NOPB	LM6211MF/NOPB	SOT-23-5	1	5/24	0.96	17	5.5	2.5				
595-OP07CD	OP07CD	SOIC-8	1	6/36	5	0.6	0.3	0.15				
595-OP07DP	OP07DP	PDIP-8	1	6/36	5	0.6	0.3	0.15				
595-TL061CD	TL061CD	SOIC-8	1	7/36	0.25	1	3.5	15				
595-TL061IDR	TL061IDR	SOIC-8	1	7/36	0.25	1	3.5	15				
595-TL071CD	TL071CD	SOIC-8	1	7/36	2.5	3	13	10				
595-TL071CP	TL071CP	PDIP-8	1	7/36	2.5	3	13	10				
595-TL071CPSR	TL071CPSR	SOP-8	1	7/36	2.5	3	13	10				
595-TL071ID	TL071ID	SOIC-8	1	7/36	2.5	3	13	10				
595-TL081ACD	TL081ACD	SOIC-8	1	7/36	2.8	3	13	6				
595-TL081BCD	TL081BCD	SOIC-8	1	7/36	2.8	3	13	3				
595-TL081CD	TL081CD	SOIC-8	1	7/36	2.8	3	13	15				
595-TL081ID	TL081ID	SOIC-8	1	7/36	2.8	3	13	15				
595-UA741CP	UA741CP	PDIP-8	1	7/36	2.8	1	0.5	6				
595-UA741CPE4	UA741CPE4	PDIP-8	1	7/36	2.8	1	0.5	6				
595-TL031CD	TL031CD	SOIC-8	1	10/30	0.28	1.1	5.1	1.5				
595-TL031CP	TL031CP	PDIP-8	1	10/30	0.28	1.1	5.1	1.5				
595-TL051ACD	TL051ACD	SOIC-8	1	10/30	3.2	3.1	20	0.8				
595-TL051CD	TL051CD	SOIC-8	1	10/30	3.2	3.1	20	1.5				
595-NE5534D	NE5534D	SOIC-8	1	10/30	8	10	13	4				
595-SA5534AD	SA5534AD	SOIC-8	1	10/30	8	10	13	4				
926-LM301AH/NOPB	LM301AH/NOPB	TO-99	1	10/36	1.8	1	0.5	7.5				
926-LM741CH/NOPB	LM741CH/NOPB	TO-99	1	10/36	1.7	1	0.5	6				
926-LM741CN/NOPB	LM741CN/NOPB	DIP-8	1	10/36	1.7	1	0.5	6				
926-LF356M/NOPB	LF356M/NOPB	SOIC-8	1	10/36	5	5	12	10				
926-LF356N/NOPB	LF356N/NOPB	DIP-8	1	10/36	5	5	12	10				
926-LF411CN/NOPB	LF411CN/NOPB	DIP-8	1	10/36	1.8	4	15	2				
926-LF411ACN/NOPB	LF411ACN/NOPB	DIP-8	1	10/44	1.8	4	15	0.5				
926-LM675T/NOPB	LM675T/NOPB	TO-220-5	1	10/60	18	5.5	8	10				
595-OPA454AIDDA	OPA454AIDDA	HSOP-8	1	10/100	4	2.5	13	4				
595-TLC252CD	TLC252CD	SOIC-8	2	1.4/16	1.6	1.7	3.6	10				
926-LMC6442AIM/NOPB	LMC6442AIM/NOPB	SOIC-8	2	1.8/11	0.00095	0.01	0.0041	3				
926-LMC6442IM/NOPB	LMC6442IM/NOPB	SOIC-8	2	1.8/11	0.00095	0.01	0.0041	7				
926-LMC6442IN/NOPB	LMC6442IN/NOPB	DIP-8	2	1.8/11	0.00095	0.01	0.0041	7				
926-LM6142AIM/NOPB	LM6142AIM/NOPB	SOIC-8	2	1.8/24	0.65	17	25	1				
926-LM6142BIM/NOPB	LM6142BIM/NOPB	SOIC-8	2	1.8/24	0.65	17	25	2.5				
926-LM6142BIN/NOPB	LM6142BIN/NOPB	DIP-14	2	1.8/24	0.65	17	25	2.5				
926-LM6142BIMX/NOPB	LM6142BIMX/NOPB	SOIC-8	2	1.8/24	1.6	17	25	3.3				
926-LMV792MM/NOPB	LMV792MM/NOPB	MiniSOIC-8	2	1.8/5	1.3	17	9.5	1.35				
926-LMV932MA/NOPB	LMV932MA/NOPB	SOIC-8	2	1.8/5.5	0.116	1.5	0.42	5.5				
926-LMV932MM/NOPB	LMV932MM/NOPB	MiniSOIC-8	2	1.8/5.5	0.116	1.5	0.42	5.5				
926-LM2904M/NOPB	LM2904M/NOPB	SOIC-8	2	3/26	0.25	1	0.1	7				
926-LM2904MX/NOPB	LM2904MX/NOPB	SOIC-8	2	3/26	0.25	1	0.1	7				
926-LM358AM/NOPB	LM358AM/NOPB	SOIC-8	2	3/32	0.25	1	0.1	3				
926-LM358AMX/NOPB	LM358AMX/NOPB	SOIC-8	2	3/32	0.25	1	0.1	3				
926-LM358AN/NOPB	LM358AN/NOPB	DIP-8	2	3/32	0.25	1	0.1	3				
926-LM358M/NOPB	LM358M/NOPB	SOIC-8	2	3/32	0.25	1	0.1	7				
926-LM358MX/NOPB	LM358MX/NOPB	SOIC-8	2	3/32	0.25	1	0.1	7				
926-LM358N/NOPB	LM358N/NOPB	DIP-8	2	3/32	0.25	1	0.1	7				
926-LPC662AIM/NOPB	LPC662AIM/NOPB	SOIC-8	2	5/15	0.043	0.35	0.11	3				
926-LM1458M/NOPB	LM1458M/NOPB	SOIC-8	2	6/36	1.5	1	0.5	6				
926-LM1458N/NOPB	LM1458N/NOPB	DIP-8	2	6/36	1.5	1	0.5	6				
926-LF442CN/NOPB	LF442CN/NOPB	DIP-8	2	6/36	0.2	1	1	5				
926-LF442ACN/NOPB	LF442ACN/NOPB	DIP-8	2	6/44	0.15	1	1	1				
926-LM7372IMA/NOPB	LM7372IMA/NOPB	SOIC-16	2	9/36	6.5	120	3000	8				
926-LM7372MR/NOPB	LM7372MR/NOPB	SOP-8	2	9/36	6.5	120	3000	8				
595-TL022CP	TL022CP	PDIP-8	2	10/30	0.125	0.5	0.5	5				
595-TL032CD	TL032CD	SOIC-8	2	10/30	0.28	1.1	5.1	1.5				
595-RC4558P	RC4558P	PDIP-8	2	10/30	2.8	3	1.7	6				
595-RC4558PE4	RC4558PE4	PDIP-8	2	10/30	2.8	3	1.7	6				
595-TL052CD	TL052CD	SOIC-8	2	10/30	2.8	3	20.7	1.5				
595-NE5532P	NE5532P	PDIP-8	2	10/30	4	10	9	4				
595-NE5532PE4	NE5532PE4	PDIP-8	2	10/30	4	10	9	4				

© Copyright 2014 Mouser Electronics
© Copyright 2014 Mouser Electronics

STANDARD LINEAR AMPLIFIERS (CONT.)

For quantities greater than listed, call for quote.

MOUSER STOCK NO.	Texas Instruments Part No.	Package	No. of Channels	Total Supply Voltage Min./Max. (+5V=5, ±5V=10)	I_q per Channel (Max.) (mA)	PRODUCT NEW GBW (Typ.) (MHz)	Slew Rate (Typ.) (V/us)	V_{IO} (25°C) (Max.) (mV)	Price Each 1	25	100	250
926-LF412CN/NOPB	LF412CN/NOPB	DIP-8	2	10/36	1.8	4	15	3				
926-LM833MX/NOPB	LM833MX/NOPB	SOIC-8	2	10/36	2.5	15	7	5				
926-LM833N/NOPB	LM833N/NOPB	DIP-8	2	10/36	2.5	15	7	5				
926-LM13700M/NOPB	LM13700M/NOPB	SOIC-16	2	10/36	1.3	2	50	4				
926-LF353M/NOPB	LF353M/NOPB	SOIC-8	2	10/36	1.8	4	13	10				
926-LF353MX/NOPB	LF353MX/NOPB	SOIC-8	2	10/36	1.8	4	13	10				
926-LF353N/NOPB	LF353N/NOPB	DIP-8	2	10/36	1.8	4	13	10				
595-LM833DGKR	LM833DGKR	MSOP-8	2	10/36	2.5	16	7	2				
926-LF412ACN/NOPB	LF412ACN/NOPB	DIP-8	2	10/45	1.8	4	15	1				

FULLY DIFFERENTIAL ISOLATION AMPLIFIERS

PRODUCT NEW

For quantities greater than listed, call for quote.

MOUSER STOCK NO.	Texas Instruments Part No.	Package	No. of Channels	Architecture	Analog V_S (Min./Max.)	Digital V_S (Min./Max.)	INL (+/=) (Max.) (%)	Power Consumption (Typ) (mW)	Price Each 1	25	100	250
595-AMC1200SDUBR	AMC1200SDUBR	SOP-8	1	Delta-Sigma	4.5/5.5	2.7/5.5	0.05	82.5				
595-AMC1100DUB	AMC1100DUB	SOP-8	1	Isolated	4.5/5.5	2.7/5.5	0.05	82.5				

FULLY DIFFERENTIAL AMPLIFIERS

For quantities greater than listed, call for quote.

MOUSER STOCK NO.	Texas Instruments Part No.	Package	No. of Channels	Total Supply Voltage Min./Max. (+5V=5, ±5V=10)	I_q per Channel (Max.) (mA)	GBW (Typ.) (MHz)	Slew Rate (Typ.) (V/us)	I_O (Typ.) (mA)	Price Each 1	25	100	250
595-THS4531ID	THS4531ID	VSSOP-8	1	2.5/5.5	0.25	36	220	26				
595-THS4531IDGK	THS4531IDGK	VSSOP-8	1	2.5/5.5	0.25	36	220	26				
595-THS4531IRUNT	THS4531IRUNT	WQFN-10	1	2.5/5.5	0.25	36	220	26				
595-THS4520RGTT	THS4520RGTT	QFN-16	1	3/5.25	15.3	1200	570	105				
595-THS4509RGTT	THS4509RGTT	QFN-16	1	3/5.5	37.7	3000	6600	96				
595-THS4513RGTT	THS4513RGTT	QFN-16	1	3/5.5	41.9	2800	5100	96				
926-LMH6551QMME/NOPB	LMH6551QMME/NOPB	MSOP-8	1	3/11	16.5	370	2400	65				
595-THS4511RGTT	THS4511RGTT	QFN-16	1	3.75/5.25	39.2	2000	4900	61				
926-LMP7312MA/NOPB	LMP7312MA/NOPB	SOIC-14	1	4.5/5.5	2	1	1.4	55				
926-LMH6552MA/NOPB	LMH6552MA/NOPB	SOIC-8	1	4.5/12	19	1000	3800	25				
926-LMH6553MR/NOPB	LMH6553MR/NOPB	SOP-8	1	4.5/12	29.1	720	2300	33				-
926-LMH6553SDE/NOPB	LMH6553SDE/NOPB	LLP-8	1	4.5/12	29.1	720	2300	33				
926-LMH6554LEE/NOPB	LMH6554LEE/NOPB	LLP-14	1	4.7/5.25	52	2500	6200	57				
595-THS770006IRGET	THS770006IRGET	VQFN-24	1	4.75/5.25	100	2400	3100	100				
595-THS770012IRGET	THS770012IRGET	VQFN-24	1	4.75/5.25	115	900	3300	100				
595-THS4508RGTT	THS4508RGTT	QFN-16	1	5/5.5	39.2	3000	6400	61				
926-LMH6550MA/NOPB	LMH6550MA/NOPB	SOIC-8	1	5/12	20	400	3000	23.5				
595-THS4503CD	THS4503CD	SOIC-8	1	5/15	34	300	2800	98				
595-THS4503ID	THS4503ID	SOIC-8	1	5/15	34	300	2800	98				
595-THS4503IDGK	THS4503IDGK	VSSOP-8	1	5/15	34	300	2800	98				
595-THS4503IDGN	THS4503IDGN	HTSSOP-8	1	5/15	34	300	2800	98				
595-THS4505D	THS4505D	SOIC-8	1	5/15	21	210	1800	100				
595-THS4130CD	THS4130CD	SOIC-8	1	5/30	16	225	51	85				
595-THS4130ID	THS4130ID	SOIC-8	1	5/30	16	225	51	85				
595-THS4131CD	THS4131CD	SOIC-8	1	5/30	16	225	51	85				
595-THS4131CDGN	THS4131CDGN	HTSSOP-8	1	5/30	16	225	51	85				
595-THS4131ID	THS4131ID	SOIC-8	1	5/30	16	225	51	85				
595-THS4131IDGN	THS4131IDGN	HTSSOP-8	1	5/30	16	225	51	85				
595-THS4140CD	THS4140CD	SOIC-8	1	5/30	18	205	450	85				
595-THS4151IDGN	THS4151IDGN	HTSSOP-8	1	5/30	23	340	650	85				
595-THS4522IPW	THS4522IPW	TSSOP-16	2	2.5/5.5	1.25	95	490	55				

PIEZO HAPTIC DRIVER

PRODUCT NEW

For quantities greater than listed, call for quote.

MOUSER STOCK NO.	Texas Instruments Part No.	Package	Supply Voltage (Max.) (V)	Supply Voltage (Min.) (V)	High Level Input Voltage (Max.) (V)	Low Level Input Voltage (Min.) (V)	I_q (Typ.) (mA)	V_{out} (Max.) (V)	Startup Time (ms)	Input Signal	Price Each 1	25	100	250
595-DRV2603RUNR	DRV2603RUNR	QFN-10	5.2	2.5	1.3	0.35	1.5	-----	1.3	PWM, Analog				
595-DRV2665RGPT	DRV2665RGPT	QFN-20	5.5	3	1.4	0.75	5	200	2	I2C, PWM, Analog				

INSTRUMENTATIONAL AMPLIFIERS

PRODUCT NEW

For quantities greater than listed, call for quote.

MOUSER STOCK NO.	Texas Instruments Part No.	Package	Input Bias Current (±) (Max.) (nA)	Bandwidth at G=100 (Min.) (kHz)	Non-Linearity (±) (Max.) (%)	Noise at 1kHz (Typ.) (nv/rt) (Hz)	V_S (Min./Max.)	Quiescent Current (±) (Typ.) (mA)	Price Each 1	25	100	250
Single Supply												
595-INA322EA/250	INA322EA/250	VSSOP-8	0.01	50	0.01	100	2.5/5.5	0.04				
595-INA2332AIPWT	INA2332AIPWT	TSSOP-14	0.01	500	0.4	46	2.5/5.5	0.415				
595-INA332AIDGKT	INA332AIDGKT	VSSOP-8	0.01	500	0.4	46	2.5/5.5	0.415				
595-INA326EA/250	INA326EA/250	VSSOP-8	2	1	0.01	33	2.7/5.5	2.4				
595-INA118U	INA118U	SOIC-8	5	70	0.002	10	2.7/36	0.35				
595-INA118UB	INA118UB	SOIC-8	5	70	0.002	10	2.7/36	0.35				
595-INA826AID	INA826AID	SOIC-8	65	60	0.0005	18	2.7/36	0.2				
595-INA826AIDRGT	INA826AIDRGT	SON-8	65	60	0.0005	18	2.7/36	0.2				
595-INA827AIDGK	INA827AIDGK	VSSOP-8	65	150	0.0005	18	2.7/36	200				
Dual Supply												
595-INA121U	INA121U	SOIC-8	0.05	50	0.005	20	4.5/36	0.45				
595-INA121UA	INA121UA	SOIC-8	0.05	50	0.005	20	4.5/36	0.45				
595-INA114AP	INA114AP	PDIP-8	2	10	0.002	11	4.5/36	2.2				
595-INA114AU	INA114AU	SOIC-16	2	10	0.002	11	4.5/36	2.2				
595-INA114BU	INA114BU	SOIC-16	2	10	0.002	11	4.5/36	2.2				
595-INA128U	INA128U	SOIC-8	5	200	0.012	8	4.5/36	0.7				
595-INA128UA	INA128UA	SOIC-8	5	200	0.012	8	4.5/36	0.7				
595-INA129U	INA129U	SOIC-8	5	200	0.002	8	4.5/36	0.7				
595-INA129UA	INA129UA	SOIC-8	5	200	0.002	8	4.5/36	0.7				
595-INA126E/250	INA126E/250	VSSOP-8	25	9	0.002	35	2.7/36	0.175				
595-INA126U	INA126U	SOIC-8	25	9	0.002	35	2.7/36	0.175				
595-INA126UA	INA126UA	SOIC-8	25	9	0.002	35	2.7/36	0.175				
595-INA126UA/2K5	INA126UA/2K5	SOIC-8	25	9	0.002	35	2.7/36	0.175				
595-INA826AIDGKR	INA826AIDGKR	MSOP-8	65	60	5	100	2.7/36	0.2				

© Copyright 2014 Mouser Electronics

© Copyright 2014 Mouser Electronics

TEXAS INSTRUMENTS Amplifiers

RoHS Compliant This product is RoHS compliant.

DIFFERENCE AMPLIFIERS

PRODUCT NEW

For quantities greater than listed, call for quote.

MOUSER STOCK NO.	Texas Instruments Part No.	Package	V_S (Min./Max.)	Gain (V/V)	Input Offset (±) (Max.) (uA)	Drift (±) (Max.) (uA/°C)	C_{MRR} (Min.) (dB)	Bandwidth (Typ.) (MHz)	Price Each 1	25	100	250
595-INA159AIDGKT	INA159AIDGKT	VSSOP-8	1.8/5.5	0.2	500	-	86	1.5				
595-INA132UA	INA132UA	SOIC-8	2.7/36	1	250	-	76	0.3				
595-INA149AID	INA149AID	SOIC-8	4.0/36	1	1000	10	90	0.5				
595-INA2134UA	INA2134UA	SOIC-14	8.0/36	1	1000	2	74	3.1				
595-INA2137UA	INA2137UA	SOIC-14	8.0/36	0.52	1000	2	74	4				

CURRENT SHUNT MONITORS

For quantities greater than listed, call for quote.

MOUSER STOCK NO.	Texas Instruments Part No.	Package	V_S (Min./Max.)	Gain (V/V)	Input Offset (±) (Max.) (uA)	Drift (±) (Max.) (uA/°C)	C_{MRR} (Min.) (dB)	Bandwidth (Typ.) (MHz)	Price Each 1	25	100	250
595-INA216A4YFFT	INA216A4YFFT	DSBGA-4	1.8/5.5	200	1.8	75	90	-				
595-INA226AIDGST	INA2261IDGST	MSOP-10	2.5/5.5	Prog	0 to +36	10	126	-				
595-INA230AIRGTT	INA230AIRGTT	QFN-16	2.7/5.5	1	0.5	50	100	0.007				
595-INA223AIDSKT	INA223AIDSKT	SON-10	2.7/5.5	Prog	0 to 26	100	100	0.025				
595-INA3221AIRGVT	INA3221AIRGVT	QFN-16	2.7/5.5	1	5	80	110	0.007				
595-INA196AIDBVT	INA196AIDBVT	SOT-5	2.7/13.5	20	-16 to +80	2000	100	-				
595-INA197AIDBVT	INA197AIDBVT	SOT-5	2.7/13.5	50	-16 to +80	2000	100	-				
595-INA198AIDBVT	INA198AIDBVT	SOT-5	2.7/13.5	100	-16 to +80	2000	100	-				
595-INA193AIDBVT	INA193AIDBVT	SOT-5	2.7/18	20	-16 to +80	2000	100	0.4				
595-INA193AQDBVRQ1	INA193AQDBVRQ1	SOT-23-5	2.7/18	20	-16 to +80	2000	100	0.4				
595-INA194AIDBVT	INA194AIDBVT	SOT-5	2.7/18	50	-16 to +80	2000	100	0.4				
595-INA195AIDBVT	INA195AIDBVT	SOT-5	2.7/18	100	-16 to +80	2000	100	0.4				
595-INA200AID	INA200AID	SOIC-8	2.7/18	20	-16 to +80	2500	100	0.5				
595-INA200AIDGKR	INA200AIDGKR	VSSOP-8	2.7/18	20	-16 to +80	2500	100	0.5				
595-INA201AIDGKT	INA201AIDGKT	VSSOP-8	2.7/18	50	-16 to +80	2500	100	0.3				
595-INA202AID	INA202AID	SOIC-8	2.7/18	100	-16 to +80	2500	100	0.2				
595-INA206AID	INA206AID	SOIC-14	2.7/18	20	-16 to +80	2500	100	0.5				
595-INA271AID	INA271AID	SOIC-8	2.7/18	20	-16 to +80	2500	100	0.13				
595-INA199A1RSWT	INA199A1RSWT	QFN-10	2.7/26	50	-0.3 to 26	150	100	0.014				
595-INA199A2RSWT	INA199A2RSWT	QFN-10	2.7/26	100	-0.3 to 26	150	100	0.014				
595-INA199A3RSWT	INA199A3RSWT	QFN-10	2.7/26	200	-0.3 to 26	150	100	0.014				
595-INA210AIDCKT	INA210AIDCKT	SC-70-6	2.7/26	200	-0.3	35	105	0.014				
595-INA213AIDCKT	INA213AIDCKT	SC-70-6	2.7/26	50	-0.3	0.5	100	0.014				
595-INA214AIDCKT	INA214AIDCKT	SC-70-6	2.7/26	100	-0.3	60	105	0.014				
595-INA138NA/250	INA138NA/250	SOT-5	2.7/36	1 to 100	2.7 to 36	1000	100	0.8				
595-INA139NA/250	INA139NA/250	SOT-5	2.7/40	1 to 100	2.7 to 36	1000	100	0.44				
595-INA168NA/250	INA168NA/250	SOT-5	2.7/60	1 to 100	2.7 to 60	1000	100	0.08				
595-INA169NA/250	INA169NA/250	SOT-5	2.7/60	1 to 100	2.7 to 60	1000	100	0.44				
595-INA170EA/2K5	INA170EA/2K5	MSOP-8	2.7/60	1 to 100	2.7 to 60	1	100	0.4				
595-INA209AIPW	INA209AIPW	TSSOP-16	3/5.5	Prog	0 to +26	100	100	-				
595-INA209AIPWR	INA209AIPWR	TSSOP-16	3/5.5	Prog	0 to +26	100	100	-				
595-INA219AIDCNT	INA219AIDCNT	SOT-23-8	3/5.5	Prog	0 to +26	50	100	-				
595-INA219AIDCNR	INA219AIDCNR	SOT-23-8	3/5.5	Prog	0 to +26	50	100	-				
595-INA219BIDCNT	INA219BIDCNT	SOT-23-8	3/5.5	Prog	0 to +26	50	100	-				

COMPARATORS

PRODUCT NEW

For quantities greater than listed, call for quote.

MOUSER STOCK NO.	Texas Instruments Part No.	Package	No. of Channels	I_q Per Channel (Max.) (mA)	Output Current (Min.) (mA)	t_{RESP} Low-to-High (uS)	Total Supply Voltage (Min./Max.) (+5V=5, ±5V=10)	V_{IO} (25°C) (Max.) (mV)	Price Each 1	25	100	250
Emitter, Open Collector												
595-LM211D	LM211D	SOIC-8	1	6	50	0.115	3.5/30	3				
595-LM211P	LM211P	PDIP-8	1	6	50	0.115	3.5/30	3				
High-Speed												
926-LM360M/NOPB	LM360M/NOPB	SOIC-8	1	18	20	0.013	9/16	2				
926-LM319AM/NOPB	LM319AM/NOPB	SOIC-14	2	4	25	0.08	5/36	1				
926-LM319MX/NOPB	LM319MX/NOPB	SOIC-14	2	4	25	0.08	5/36	8				
Low Power												
926-LM397MF/NOPB	LM397MF/NOPB	SOT-23-5	1	0.25	13	0.25	5/30	7				
926-LM311M/NOPB	LM311M/NOPB	SOIC-8	1	5.1	50	0.1	5/36	7.5				
926-LM311MX/NOPB	LM311MX/NOPB	SOIC-8	1	5.1	50	0.1	5/36	7.5				
926-LM311N/NOPB	LM311N/NOPB	DIP-8	1	5.1	50	0.1	5/36	7.5				
926-LM2903M/NOPB	LM2903M/NOPB	SOIC-8	2	0.2	16	0.4	2/36	7				
926-LM2903MX/NOPB	LM2903MX/NOPB	SOIC-8	2	0.2	16	0.4	2/36	7				
926-LM393M/NOPB	LM393M/NOPB	SOIC-8	2	0.2	16	0.4	2/36	5				
926-LM393MX/NOPB	LM393MX/NOPB	SOIC-8	2	0.2	16	0.4	2/36	5				
926-LM393N/NOPB	LM393N/NOPB	DIP-8	2	0.2	16	0.4	2/36	5				
926-LM392M/NOPB	LM392M/NOPB	SOIC-8	2	0.5	20	1.5	3/32	5				
926-LM392MX/NOPB	LM392MX/NOPB	SOIC-8	2	0.5	20	1.5	3/32	5				
926-LM392N/NOPB	LM392N/NOPB	DIP-8	2	0.5	20	1.5	3/32	5				
926-LP339M/NOPB	LP339M/NOPB	SOIC-8	4	0.02125	30	8	2/36	5				
926-LP339MX/NOPB	LP339MX/NOPB	SOIC-8	4	0.02125	30	8	2/36	5				
926-LM2901M/NOPB	LM2901M/NOPB	SOIC-14	4	0.2	16	0.5	2/36	7				
926-LM2901MX/NOPB	LM2901MX/NOPB	SOIC-14	4	0.2	16	0.5	2/36	7				
926-LM339AM/NOPB	LM339AM/NOPB	SOIC-14	4	0.2	16	0.5	2/36	2				
926-LM339AMX/NOPB	LM339AMX/NOPB	SOIC-14	4	0.2	16	0.5	2/36	2				
926-LM339M/NOPB	LM339M/NOPB	SOIC-14	4	0.2	16	0.5	2/36	5				
926-LM339MX/NOPB	LM339MX/NOPB	SOIC-14	4	0.2	16	0.5	2/36	5				
926-LM339N/NOPB	LM339N/NOPB	DIP-14	4	0.2	16	0.5	2/36	5				
926-LM2901M	LM2901M	SOIC-14	4	2	6	1.3	2/36	3				
926-LM2901MX	LM2901MX	SOIC-14	4	2	6	1.3	2/36	3				
926-LM2903M	LM2903M	SOIC-14	4	2	6	1.3	2/36	3				
926-LM2903MX	LM2903MX	SOIC-14	4	2	6	1.3	2/36	3				
Open Drain												
926-LMC7221AIM5/NOPB	LMC7221AIM5/NOPB	SOT-23-5	1	0.007	45	4	2.7/15	5				
926-LMC7221BIM/NOPB	LMC7221BIM/NOPB	SOIC-8	1	0.007	45	4	2.7/15	15				
926-LMC7221BIM5/NOPB	LMC7221BIM5/NOPB	SOT-23-5	1	0.007	45	4	2.7/15	15				
926-LMC7225IM5/NOPB	LMC7225IM5/NOPB	SOT-23-5	1	0.007	30	4	2/8	6				
926-LMV7275MF/NOPB	LMV7275MF/NOPB	SOT-23-5	1	0.009	34	0.88	1.8/5.5	4				
926-LMV7275MG/NOPB	LMV7275MG/NOPB	SC-70-5	1	0.009	34	0.88	1.8/5.5	4				
926-LMP7300MA/NOPB	LMP7300MA/NOPB	SOIC-8	1	0.012	10	4	2.7/36	0.3				
926-LMV7275MGX/NOPB	LMV7275MGX/NOPB	SOT-5	1	0.014	10	1.8	1.8/5.5	4				
926-LMC7221BIMX/NOPB	LMC7221BIMX/NOPB	SOIC-8	1	0.014	5	4	2.7/15	18				
926-SM72375MME/NOPB	SM72375MME/NOPB	MiniSOIC-8	1	0.02	30	-	2.7/15	10				
926-LMV331M5/NOPB	LMV331M5/NOPB	SOT-23-5	1	0.06	84	0.2	2.7/5.5	7				

© Copyright 2014 Mouser Electronics
© Copyright 2014 Mouser Electronics

COMPARATORS (CONT.)

NEW PRODUCT

For quantities greater than listed, call for quote.

MOUSER STOCK NO.	Texas Instruments Part No.	Package	No. of Channels	I_q Per Channel (Max.) (mA)	Output Current (Min.) (mA)	t_{RESP} Low-to-High (uS)	Total Supply Voltage (Min./Max.) (+5V=5, ±5V=10)	V_{IO} (25°C) (Max.) (mV)	Price Each 1	25	100	250
Open Drain (Cont.)												
926-LMV331M5X/NOPB	LMV331M5X/NOPB	SOT-23-5	1	0.06	84	0.2	2.7/5.5	7				
926-LMV331M7/NOPB	LMV331M7/NOPB	SC-70-5	1	0.06	84	0.2	2.7/5.5	7				
926-LMV331M7X/NOPB	LMV331M7X/NOPB	SC-70-5	1	0.06	84	0.2	2.7/5.5	7				
926-LMV7235M5/NOPB	LMV7235M5/NOPB	SOT-23-5	1	0.065	55	0.045	2.7/5	6				
926-LMV7235M7/NOPB	LMV7235M7/NOPB	SC-70-5	1	0.065	55	0.045	2.7/5	6				
926-LMV7235M5X/NOPB	LMV7235M5X/NOPB	SOT-23	1	0.095	15	0.045	2.7/5.5	8				
926-LMV7235M7X/NOPB	LMV7235M7X/NOPB	SOT-5	1	0.095	60	0.045	2.7/5.5	6				
926-LMV7219M5/NOPB	LMV7219M5/NOPB	SOT-23-5	1	1.1	20	0.007	2.7/5	6				
926-LMV7219M7/NOPB	LMV7219M7/NOPB	SC-70-5	1	1.1	20	0.007	2.7/5	6				
926-LM6511IM/NOPB	LM6511IM/NOPB	SOIC-8	1	2.7	100	0.18	2.7/36	5				
926-LM311H/NOPB	LM311H/NOPB	TO-99	1	5.1	50	0.1	5.0/36	7.5				
926-LMC6762AIM/NOPB	LMC6762AIM/NOPB	SOIC-8	2	0.006	30	4	2.7/15	5				
926-LMC6762BIM/NOPB	LMC6762BIM/NOPB	SOIC-8	2	0.006	30	4	2.7/15	15				
926-LMC6772AIM/NOPB	LMC6772AIM/NOPB	SOIC-8	2	0.006	45	4	2.7/15	5				
926-LMC6772AIMM/NOPB	LMC6772AIMM/NOPB	MiniSOIC-8	2	0.006	45	4	2.7/15	5				
926-LMC6772BIM/NOPB	LMC6772BIM/NOPB	SOIC-8	2	0.006	45	4	2.7/15	15				
926-LMC6772BIN/NOPB	LMC6772BIN/NOPB	DIP-8	2	0.006	45	4	2.7/15	15				
926-LMC6772AIMMXNOPB	LMC6772AIMMX/NOPB	MSOP-8	2	0.02	50	4	2.7/15	5				
926-LMV393M/NOPB	LMV393M/NOPB	SOIC-8	2	0.0425	84	0.2	2.7/5.5	7				
926-LMV393MM/NOPB	LMV393MM/NOPB	MiniSOIC-8	2	0.0425	84	0.2	2.7/5.5	7				
926-LM613IWM/NOPB	LM613IWM/NOPB	SOIC-16	2	0.112	25	0.75	4.0/36	5				
595-LM2903AVQDRQ1	LM2903AVQDRQ1	SOIC-8	2	0.4	6	0.3	2.0/30	7				
595-LM2903QPWRQ1	LM2903QPWRQ1	TSSOP-8	2	0.4	6	0.3	2.0/30	7				
926-LMV339M/NOPB	LMV339M/NOPB	SOIC-14	4	0.05	84	0.2	2.7/5.5	7				
926-LMV339MT/NOPB	LMV339MT/NOPB	TSSOP-14	4	0.05	84	0.2	2.7/5.5	7				
926-LMV7231SQE/NOPB	LMV7231SQE/NOPB	LLP-24	6	0.007	10	7	2.2/5.5	-				
Open Collector, Open Drain												
595-TLV3401IDBVR	TLV3401IDBVR	SOT-23-5	1	0.00055	-	80	2.5/16	3.6				
595-LMV331IDBVR	LMV331IDBVR	SOT-23-5	1	0.12	10	0.2	2.7/5.5	7				
595-LMV331IDCKR	LMV331IDCKR	SC-70-5	1	0.12	10	0.2	2.7/5.5	7				
595-LM139ADRG4	LM139ADRG4	SOIC-14	1	0.5	20	0.3	2.0/36	2				
595-TL331IDBVR	TL331IDBVR	SOT-23-5	1	0.7	6	0.3	2.0/36	5				
595-TL331IDBVRE4	TL331IDBVRE4	SOT-23-5	1	0.7	6	0.3	2.0/36	5				
595-TL331IDBVRG4	TL331IDBVRG4	SOT-23-5	1	0.7	6	0.3	2.0/36	5				
595-TL331KDBVR	TL331KDBVR	SOT-23-5	1	0.7	6	0.3	2.0/36	5				
595-LM311D	LM311D	SOIC-8	1	7.5	50	0.115	3.5/30	7.5				
595-LM311DR	LM311DR	SOIC-8	1	7.5	50	0.115	3.5/30	7.5				
595-LM311P	LM311P	PDIP-8	1	7.5	50	0.115	3.5/30	7.5				
595-TLC393CDR	TLC393CDR	SOIC-8	2	0.02	6	1.1	3.0/16	5				
595-TLC393CP	TLC393CP	PDIP-8	2	0.02	6	1.1	3.0/16	5				
595-TLC372CD	TLC372CD	SOIC-8	2	0.15	6	0.2	3.0/16	5				
595-TLC372CP	TLC372CP	PDIP-8	2	0.15	6	0.2	3.0/16	5				
595-TLC372IP	TLC372IP	PDIP-8	2	0.15	6	0.2	3.0/16	5				
595-TLC372MD	TLC372MD	SOIC-8	2	0.3	6	0.2	4.0/16	5				
595-LM2903D	LM2903D	SOIC-8	2	0.5	6	0.3	2.0/30	7				
595-LM2903DGKR	LM2903DGKR	MSOP-8	2	0.5	6	0.3	2.0/30	7				
595-LM2903DGKRG4	LM2903DGKRG4	MSOP-8	2	0.5	6	0.3	2.0/30	7				
595-LM2903DRG3	LM2903DRG3	SOIC-8	2	0.5	6	0.3	2.0/30	7				
595-LM2903P	LM2903P	PDIP-8	2	0.5	6	0.3	2.0/30	7				
595-LM2903PWR	LM2903PWR	TSSOP-8	2	0.5	6	0.3	2.0/30	7				
595-LM2903PWRG3	LM2903PWRG3	TSSOP-8	2	0.5	6	0.3	2.0/30	7				
595-LM293ADGKR	LM293ADGKR	MSOP-8	2	0.5	6	0.3	2.0/30	2				
595-LM293D	LM293D	SOIC-8	2	0.5	6	0.3	2.0/30	5				
595-LM293DGKR	LM293DGKR	MSOP-8	2	0.5	6	0.3	2.0/30	5				
595-LM293DRG3	LM293DRG3	SOIC-8	2	0.5	6	0.3	2.0/30	5				
595-LM293P	LM293P	PDIP-8	2	0.5	6	0.3	2.0/30	5				
595-LM293MDREP	LM293MDREP	SOIC-8	2	0.5	6	0.3	2.0/30	9				
595-LM393AD	LM393AD	SOIC-8	2	0.5	6	0.3	4.0/30	2				
595-LM393ADR	LM393ADR	SOIC-8	2	0.5	6	0.3	4.0/30	2				
595-LM393AP	LM393AP	PDIP-8	2	0.5	6	0.3	4.0/30	2				
595-LM393APWR	LM393APWR	TSSOP-8	2	0.5	6	0.3	4.0/30	2				
595-LM393D	LM393D	SOIC-8	2	0.5	6	0.3	2.0/30	5				
595-LM393DGKR	LM393DGKR	MSOP-8	2	0.5	6	0.3	2.0/30	5				
595-LM393DR	LM393DR	SOIC-8	2	0.5	6	0.3	4.0/30	2				
595-LM393DRG3	LM393DRG3	SOIC-8	2	0.5	6	0.3	2.0/30	5				
595-LM393P	LM393P	PDIP-8	2	0.5	6	0.3	2.0/30	5				
595-LM393PWR	LM393PWR	TSSOP-8	2	0.5	6	0.3	2.0/30	5				
595-LM393DRE4	LM393DRE4	SOIC-8	2	0.5	6	0.3	2.0/30	5				
595-LM393DRG4	LM393DRG4	SOIC-8	2	0.5	6	0.3	2.0/30	5				
595-TLC339CDR	TLC339CDR	SOIC-14	4	0.02	20	1	3.0/16	5				
595-LP339N	LP339N	PDIP-14	4	0.025	20	1.3	5.0/30	5				
595-LP339NE4	LP339NE4	PDIP-14	4	0.025	20	1.3	5.0/30	5				
595-LM3302N	LM3302N	PDIP-14	4	0.2	6	0.3	2.0/28	20				
595-LM139ADG4	LM139ADG4	SOIC-14	4	0.5	6	0.3	2.0/36	2				
595-LM139ADR	LM139ADR	SOIC-14	4	0.5	6	0.3	2.0/36	2				
595-LM193DR	LM193DR	SOIC-8	4	0.5	6	0.3	2.0/36	5				
595-LM239DRG3	LM239DRG3	SOIC-14	4	0.5	6	0.3	2.0/30	5				
595-LM239N	LM239N	PDIP-14	4	0.5	6	0.3	2.0/30	5				
595-LM2901PW	LM2901PW	TSSOP-14	4	0.5	6	0.3	2.0/30	7				
595-LM339AD	LM339AD	SOIC-14	4	0.5	6	0.3	2.0/30	2				
595-LM339ADG4	LM339ADG4	SOIC-14	4	0.5	6	0.3	2.0/30	2				
595-LM339AN	LM339AN	PDIP-14	4	0.5	6	0.3	2.0/30	2				
595-LM339APWR	LM339APWR	TSSOP-14	4	0.5	6	0.3	2.0/30	2				
595-LM339D	LM339D	SOIC-14	4	0.5	6	0.3	2.0/30	5				
595-LM339DRE4	LM339DRE4	SOIC-14	4	0.5	6	0.3	2.0/30	5				
595-LM339DRG3	LM339DRG3	SOIC-14	4	0.5	6	0.3	2.0/30	5				
595-LM339N	LM339N	PDIP-14	4	0.5	6	0.3	2.0/30	5				
595-LM339PWR	LM339PWR	TSSOP-14	4	0.5	6	0.3	2.0/30	5				
595-LM339ADR	LM339ADR	SOIC-14	4	0.5	6	0.3	2.0/30	5				
595-LM339DBR	LM339DBR	SSOP-14	4	0.5	6	0.3	2.0/30	5				
595-LM2901PWR	LM2901PWR	TSSOP-14	4	0.5	6	0.3	2.0/30	7				
Push-Pull												
926-LPV7215MG/NOPB	LPV7215MG/NOPB	SC-70-5	1	0.00058	15	4.5	1.8/5	3				
595-TLV3701CDBVT	TLV3701CDBVT	SOT-23-5	1	0.0008	-	36	2.5/16	5				
595-TLV3701IDBVT	TLV3701IDBVT	SOT-23-5	1	0.0008	-	36	2.5/16	5				
595-TLV3701IP	TLV3701IP	PDIP-8	1	0.0008	-	36	2.5/16	5				

© Copyright 2014 Mouser Electronics

© Copyright 2014 Mouser Electronics

TEXAS INSTRUMENTS Amplifiers

RoHS Compliant This product is RoHS compliant.

COMPARATORS (CONT.)

For quantities greater than listed, call for quote.

MOUSER STOCK NO.	Texas Instruments Part No.	Package	No. of Channels	I_q Per Channel (Max.) (mA)	Output Current (Min.) (mA)	t_{RESP} Low-to-High (uS)	Total Supply Voltage (Min./Max.) (+5V=5, ±5V=10)	V_{IO} (25°C) (Max.) (mV)	Price Each 1	25	100	250
Push-Pull (Cont.)												
595-TLV3491AIDBVT	TLV3491AIDBVT	SOT-23-5	1	0.0012	-	6	1.8/5.5	15				
595-TLV3012AIDBVT	TLV3012AIDBVT	SOT-23-6	1	0.005	-	6	1.8/5.5	12				
595-TLV3012AIDCKT	TLV3012AIDCKT	SC-70-6	1	0.005	-	6	1.8/5.5	12				
595-TLV3012AIDCKR	TLV3012AIDCKR	SC-70-6	1	0.005	-	6	1.8/5.5	12				
926-LMC7215IM/NOPB	LMC7215IM/NOPB	SOIC-8	1	0.007	30	24	2/8	6				
926-LMC7215IM5/NOPB	LMC7215IM5/NOPB	SOT-23-5	1	0.007	30	24	2/8	6				
926-LMC7211AIM/NOPB	LMC7211AIM/NOPB	SOIC-8	1	0.007	30	4	2.7/15	5				
926-LMC7211AIM5/NOPB	LMC7211AIM5/NOPB	SOT-23-5	1	0.007	30	4	2.7/15	5				
926-LMC7211BIM/NOPB	LMC7211BIM/NOPB	SOIC-8	1	0.007	30	4	2.7/15	15				
926-LMC7211BIM5/NOPB	LMC7211BIM5/NOPB	SOT-23-5	1	0.007	30	4	2.7/15	15				
926-LMV7271MF/NOPB	LMV7271MF/NOPB	SOT-23-5	1	0.009	34	0.88	1.8/5.5	4				
926-LMV7271MG/NOPB	LMV7271MG/NOPB	SC-70-5	1	0.009	34	0.88	1.8/5.5	4				
926-LMV7271MFX/NOPB	LMV7271MFX/NOPB	SOT-23	1	0.014	3.5	-	1.8/5.5	6				
926-LMC7211AIM5	LMC7211AIM5	SOT-23	1	0.014	5	4	2.7/15	18				
595-TLV7211IDBVR	TLV7211IDBVR	SOT-23-5	1	0.014	5	4	2.7/15	15				
595-TLV7211IDCKR	TLV7211IDCKR	SC-70-6	1	0.014	5	4	2.7/15	15				
595-TLV3201AIDCKT	TLV3201AIDCKT	SC-70	1	0.05	-	4	2.7/5.5	5				
926-LMV7239M5/NOPB	LMV7239M5/NOPB	SOT-23-5	1	0.065	55	0.045	2.7/5.5	6				
926-LMV7239M7/NOPB	LMV7239M7/NOPB	SC-70-5	1	0.065	55	0.045	2.7/5.5	6				
926-LMV7239M7X/NOPB	LMV7239M7X/NOPB	SC-70	1	0.095	20	3	2.7/5.5	8				
926-LMV761MA/NOPB	LMV761MA/NOPB	SOIC-8	1	0.275	40	0.12	2.7/5	0.3				
926-LMV761MF/NOPB	LMV761MF/NOPB	SOT-23-6	1	0.275	40	0.12	2.7/5	0.3				
926-LMV761MFX/NOPB	LMV761MFX/NOPB	SOT-23	1	0.7	-	-	2.7/5	-				
926-LMV7219M5	LMV7219M5	SOT-23	1	1.8	20	3	2.7/5	8				
595-TLV3501AID	TLV3501AID	SOIC-8	1	5	-	0.0045	2.2/5.5	6.5				
595-TLV3501AIDBVT	TLV3501AIDBVT	SOT-23-6	1	5	-	0.0045	2.2/5.5	6.5				
595-TLV3492AIDCNT	TLV3492AIDCNT	SOT-23-8	2	0.0012	-	6	1.8/5.5	15				
926-LMV762MMX/NOPB	LMV762MMX/NOPB	MSOP-8	2	0.014	5	0.12	2.7/5	0.2				
595-TLC3702CD	TLC3702CD	SOIC-8	2	0.02	4	1.1	3.0/16	5				
595-TLC3702CP	TLC3702CP	PDIP-8	2	0.02	4	1.1	3.0/16	5				
595-TLC3702ID	TLC3702ID	SOIC-8	2	0.02	4	1.1	3.0/16	5				
595-TLC3702IDR	TLC3702IDR	SOIC-8	2	0.02	4	1.1	3.0/16	5				
595-TLC3702IPW	TLC3702IPW	TSSOP-8	2	0.02	4	1.1	3.0/16	5				
595-TLV3202AIDGK	TLV3202AIDGK	SOIC-8	2	0.05	-	0.04	2.7/5.5	5				
595-TLV3202AID	TLV3202AID	SOIC-8	2	0.05	-	0.04	2.7/5.5	5				
926-LMV762MA/NOPB	LMV762MA/NOPB	SOIC-8	2	0.275	40	0.12	2.7/5	0.2				
926-LMV762MM/NOPB	LMV762MM/NOPB	MiniSOIC-8	2	0.275	40	0.12	2.7/5	0.2				
595-TLV3502AID	TLV3502AID	SOIC-8	2	5	-	0.0045	2.2/5.5	6.5				
595-TLV3502AIDCNT	TLV3502AIDCNT	SOT-23-8	2	5	-	0.0045	2.2/5.5	6.5				
595-TLV3704IPW	TLV3704IPW	TSSOP-14	4	0.0008	-	36	2.5/16	5				

AUDIO DIGITAL AMPLIFIER

For quantities greater than listed, call for quote.

MOUSER STOCK NO.	Texas Instruments Part No.	Package	Output Config.	Output Power (W)	Load (Min.) (Ω)	SE Output Support	Volume Control	Half-Power THD + N @ 1kHz (%)	Sampling Rate (kHz)	Serial Interface	Price Each 1	25	100	250
595-TAS5717PHPR	TAS5717PHPR	HTQFP-48	Stereo	10	4	No	Yes	<0.1	8 - 48	I2S,LJ,RJ				

AUDIO AMPLIFIERS

For quantities greater than listed, call for quote.

MOUSER STOCK NO.	Texas Instruments Part No.	Package	Speaker Channels	Output Power (W)	Load (Min.) (Ω)	I_q Per Channel (mA)	Dynamic Range (dB)	Half-Power THD + N @ 1kHz (%)	PSRR (dB)	Price Each 1	25	100	250
Headphone (Stereo)													
595-TPA152D	TPA152D	SOIC-8	None	0.075	32	-	-	0.007	81				
595-TPA152D	TPA152D	SOIC-8	None	0.075	32	-	-	0.007	81				
926-LM4916MM/NOPB	LM4916MM/NOPB	MiniSOIC-10	Stereo	0.085	16	1.4	-	0.1	66				
926-LM4917MT/NOPB	LM4917MT/NOPB	TSSOP-14	Stereo	0.095	32	20	-	0.02	70				
926-LM4809MM/NOPB	LM4809MM/NOPB	MSOP	Stereo	0.105	32	3	-	0.3	70				
595-TPA6130A2RTJR	TPA6130A2RTJR	QFN-20	None	0.138	16	-	-	0.008	109				
595-TPA6130A2RTJR	TPA6130A2RTJR	QFN-20	None	0.138	16	-	-	0.008	109				
926-LM4911MM/NOPB	LM4911MM/NOPB	MSOP	Stereo	0.145	32	5	-	0.5	65				
595-TPA6111A2D	TPA6111A2D	SOIC-8	None	0.15	8	-	-	0.25	83				
595-TPA6111A2D	TPA6111A2D	SOIC-8	None	0.15	8	-	-	0.25	83				
926-LM4881M/NOPB	LM4881M/NOPB	SOIC-8	Stereo	0.2	32	3.6	0.5	0.03	50				
595-TPA6138A2PW	TPA6138A2PW	TSSOP-14	None	0.25	32	-	-	0.01	80				
595-TPA6139A2PW	TPA6139A2PW	TSSOP-14	None	0.25	32	-	-	0.03	80				
595-TPA6138A2PW	TPA6138A2PW	TSSOP-14	None	0.25	32	-	-	0.01	80				
595-TPA6139A2PW	TPA6139A2PW	TSSOP-14	None	0.25	32	-	-	0.03	80				
Mid/High Power													
926-LM386M-1/NOPB	LM386M-1/NOPB	SOIC-8N	Mono	0.325	32	4	20	0.2	50				
926-LM386MX-1/NOPB	LM386MX-1/NOPB	SOIC-8	Mono	0.325	32	8	20	0.2	50				
926-LM386N-1/NOPB	LM386N-1/NOPB	DIP-8	Mono	0.325	32	4	20	0.2	50				
926-LM4890M/NOPB	LM4890M/NOPB	SOIC-8	Mono	1	8	8	-	0.1	62				
926-LM4898MM/NOPB	LM4898MM/NOPB	MiniSOIC-8	Mono	1	8	6	-	0.05	83				-
926-LM386N-4/NOPB	LM386N-4/NOPB	DIP-8	Mono	1	32	4	20	0.2	50				
926-LM4861M/NOPB	LM4861M/NOPB	SOIC-8	Mono	1.1	8	10	-	0.72	65				
926-LM4667MM/NOPB	LM4667MM/NOPB	MSOP	Mono	1.3	8	3.5	12	0.8	41				
926-LM48901RL/NOPB	LM48901RL/NOPB	microSMD-36	Diff.	1.7	4	21	87	0.06	60				
926-LM48901SQ/NOPB	LM48901SQ/NOPB	LLP-32	Diff.	1.7	4	21	87	0.06	60				
926-LM48901SQE/NOPB	LM48901SQE/NOPB	LLP-32	Diff.	1.7	4	21	87	0.06	60				
926-LM4990ITLX/NOPB	LM4990ITLX/NOPB	microSMD-9	Mono	2	4	7	-	0.2	62				
926-LM1877M-9/NOPB	LM1877M-9/NOPB	SOIC-14	Mono	2	8	25	70	0.055	-65				
926-LM1877MX-9/NOPB	LM1877MX-9/NOPB	SOIC-14	Mono	2	8	25	70	0.055	-65				
926-LM4938MH/NOPB	LM4938MH/NOPB	TSSOP-28	Stereo	2.2	32	30	100	0.05	78				-
926-LM380N/NOPB	LM380N/NOPB	DIP-8	Mono	2.5	8	1	34	0.2	38				
926-LM4673SD/NOPB	LM4673SD/NOPB	LLP-8	Mono	2.65	8	2	-	0.03	78				
926-LM4871M/NOPB	LM4871M/NOPB	SOIC-8	Mono	3	8	10	-	0.25	60				
926-LM4950TS/NOPB	LM4950TS/NOPB	TO-263	Diff.	3.1	8	16	76	0.14	56				
926-LM4952TS/NOPB	LM4952TS/NOPB	TO-263	Stereo	3.8	4	18	72	0.08	80				
926-LM384N/NOPB	LM384N/NOPB	DIP-14	Mono	5.5	8	25	34	0.25	31				
595-TPA1517NE	TPA1517NE	PDIP-20	Stereo	6	4	22.5	-	0.15	65				
595-TPA3007D1PW	TPA3007D1PW	TSSOP-24	Mono	6.5	7	8	-	0.3	73				
595-TPA3111D1PWP	TPA3111D1PWP	HTSSOP-28	Mono	10	4	10	-	0.07	70				
926-LM4752TS/NOPB	LM4752TS/NOPB	TO-263	Stereo	11	8	20	34	0.08	50				
595-TPA3117D2RHBT	TPA3117D2RHBT	QFN-32	Stereo	15	4	-	-	0.1	72				

© Copyright 2014 Mouser Electronics
© Copyright 2014 Mouser Electronics

TEXAS INSTRUMENTS Amplifiers

RoHS Compliant This product is RoHS compliant.

AUDIO AMPLIFIERS (CONT.)

NEW PRODUCT

For quantities greater than listed, call for quote.

MOUSER STOCK NO.	Texas Instruments Part No.	Package	Speaker Channels	Output Power (W)	Load (Min.) (Ω)	I_q Per Channel (mA)	Dynamic Range (dB)	Half-Power THD + N @ 1kHz (%)	PSRR (dB)	Price Each 1	25	100	250
Mid/High Power (Cont.)													
595-TPA3110D2PWP	TPA3110D2PWP	HTSSOP-28	Stereo	15	4	10	-	0.07	70				
595-TPA3122D2N	TPA3122D2N	PDIP-20	Stereo	15	4	30	-	0.15	60				
595-TPA3001D1PWP	TPA3001D1PWP	HTSSOP-24	Mono	20	4	8	-	0.06	73				
595-TAS5731PHP	TAS5731PHP	HTQFP-48	Stereo	20	4	8	-	10	20				
595-TPA3112D1PWP	TPA3112D1PWP	HTSSOP-28	Mono	25	4	10	-	0.07	70				
595-TPA3123D2PWP	TPA3123D2PWP	HTSSOP-24	Stereo	25	4	30	-	0.08	60				
595-TAS5727PHP	TAS5727PHP	HTQFP-48	Stereo	25	4	-	2-Band	0.03	-				
926-LM1875T/LF03	LM1875T/LF03	TO-220	Mono	25	8	70	90	0.02	94				
926-LM1875T/NOPB	LM1875T/NOPB	TO-220	Mono	30	8	70	90	0.015	94				
595-TPA3106D1VFPR	TPA3106D1VFPR	HLQFP-32	Mono	40	4	11	-	0.2	70				
595-TPA3116D2DAD	TPA3116D2DAD	TSSOP-32	Stereo	50	4	-	102	0.1	-70				
595-TPA3118D2DAP	TPA3118D2DAP	TSSOP-32	Stereo	50	4	-	102	0.1	-70				
595-TPA3130D2DAP	TPA3130D2DAP	TSSOP-32	Stereo	50	4	-	102	0.1	-70				
926-LM3886T/NOPB	LM3886T/NOPB	TO-220	Mono	50	8	85	115	0.03	120				
926-LM3886TF/NOPB	LM3886TF/NOPB	ISOTO-220	Mono	50	8	85	115	0.03	120				
595-TAS5611APHD	TAS5611APHD	HTQFP-64	Stereo	125	4	60	100	0.03	80				
595-TAS5612LADDV	TAS5612LADDV	TSSOP-44	Stereo	125	4	-	105	10	65				
595-TAS5622ADDV	TAS5622ADDV	TSSOP-44	Stereo	125	4	-	105	10	65				
595-TAS5613APHD	TAS5613APHD	HTQFP-64	Stereo	150	4	65	-	0.03	80				
595-TAS5614LADDV	TAS5614LADDV	TSSOP-44	Stereo	150	4	-	105	10	65				
595-TAS5624ADDV	TAS5624ADDV	TSSOP-44	Stereo	150	4	-	105	10	65				
595-TAS5631BPHD	TAS5631BPHD	HTQFP-64	Stereo	300	4	-	110	0.04	80				
926-LME49810TB/NOPB	LME49810TB/NOPB	TO-247	Mono	300	8	50	120	0.0006	110				
595-TAS5630BPHD	TAS5630BPHD	QFP-64	Stereo	400	1.8	22.5	100	10	80				
595-TAS5630DKD	TAS5630DKD	HSSOP-44	Stereo	600	4	11.5	-	0.03	80				
Portable													
595-TPA301D	TPA301D	SOIC-8	Mono	0.35	8	0.7	-	-	85				
595-TPA301DGN	TPA301DGN	MSOP-8PowerPAD	Mono	0.35	8	0.7	-	-	85				
595-TPA321D	TPA321D	SOIC-8	Mono	0.35	8	0.7	-	-	85				
595-TPA4861D	TPA4861D	SOIC-8	Mono	1	8	-	-	-	75				
595-TPA2005D1DGN	TPA2005D1DGN	MSOP-8PowerPAD	Mono	1.4	8	2.8	-	0.2	75				
595-TPA2005D1DRBR	TPA2005D1DRBR	SON-8	Mono	1.4	8	2.8	-	0.2	75				
595-TPA2025D1YZGT	TPA2025D1YZGT	BGA-12	Mono	1.7	8	2	20	1	62.5				
595-TPA6017A2PWP	TPA6017A2PWP	HTSSOP-20	Stereo	2	3	3	-	0.1	77				
595-TPA2000D1PW	TPA2000D1PW	TSSOP-16	Mono	2	4	4	-	0.08	77				
595-TPA2080D1YZGT	TPA2080D1YZGT	BGA-12	Mono	2.2	4	3.6	20	1	62.5				
595-TPA2036D1YZFT	TPA2036D1YZFT	DSBGA-9	Mono	2.5	4	2.8	-	0.2	75				
595-TPA6211A1DGN	TPA6211A1DGN	MSOP-8PowerPAD	Mono	3.1	3	4	-	0.02	85				
595-TPA2029D1YZFT	TPA2029D1YZFT	BGA-9	Mono	3.2	4	10	30	0.1	86				

AUDIO OPERATIONAL AMPLIFIERS

For quantities greater than listed, call for quote.

MOUSER STOCK NO.	Texas Instruments Part No.	Package	No. of Channels	Total Supply Voltage (Min./Max.)	Supply Current Per Channel (Max.) (mA)	GBW (Typ.) (MHz)	Slew Rate (Typ.) (V/µs)	V_{OS} (25°C) (Max.) (mV)	Price Each 1	25	100	250
General Purpose												
926-LM833M/NOPB	LM833M/NOPB	SOIC-8	2	10/36	2.5	15	7	5				
926-LM833MM/NOPB	LM833MM/NOPB	MiniSOIC-8	2	10/36	2.5	15	7	5				
High Current, Low Distortion, Rail-to-Rail												
926-LME49726MY/NOPB	LME49726MY/NOPB	MiniSOIC-8	2	2.5/6	0.64	6.25	3.7	0.5				
High Performance, High Fidelity												
926-LME49710MA/NOPB	LME49710MA/NOPB	SOIC-8	1	5/34	4.8	55	20	0.05				
926-LME49710NA/NOPB	LME49710NA/NOPB	DIP-8	1	5/34	4.8	55	20	0.05				
926-LME49720MA/NOPB	LME49720MA/NOPB	SOIC-8	2	5/34	5	55	20	0.1				
926-LME49720NA/NOPB	LME49720NA/NOPB	DIP-8	2	5/34	5	55	20	0.1				
926-LME49860MA/NOPB	LME49860MA/NOPB	SOIC-8	2	5/44	5.25	55	20	0.14				
926-LME49860NA/NOPB	LME49860NA/NOPB	DIP-8	2	5/44	5.25	55	20	0.14				
926-LME49743MT/NOPB	LME49743MT/NOPB	TSSOP-14	4	3/17	2.62	30	12	0.05				
High Performance, High Fidelity, Current Feedback												
926-LME49713MA/NOPB	LME49713MA/NOPB	SOIC-8	1	10/36	8	190	1900	0.05				
High Performance, High Fidelity, Fully-Differential												
926-LME49724MR/NOPB	LME49724MR/NOPB	SOP-8	1	2.5/38	-	50	18	0.2				
595-OPA1632DGN	OPA1632DGN	MSOP-8PowerPAD	1	5/32	17.1	180	50	3				
High Performance, High Fidelity, Low Noise												
926-LME49723MA/NOPB	LME49723MA/NOPB	SOIC-8	2	2.5/36	6.7	17	8	0.3				
926-LME49722MA/NOPB	LME49722MA/NOPB	SOIC-8	2	2.5/38	12.1	55	22	0.02				
926-LME49725MA/NOPB	LME49725MA/NOPB	SOIC-8	2	4.5/18	3	40	15	0.5				
926-LM4562MA/NOPB	LM4562MA/NOPB	SOIC-8	2	5/34	5	55	20	0.1				
926-LM4562NA/NOPB	LM4562NA/NOPB	DIP-8	2	5/34	5	55	20	0.1				
926-LME49740MA/NOPB	LME49740MA/NOPB	SOIC-14	4	5/34	4.62	55	20	0.1				
926-LME49740NA/NOPB	LME49740NA/NOPB	DIP-14	4	5/34	4.62	55	20	0.1				
High Performance, High Fidelity, Rail-to-Rail												
926-LME49721MA/NOPB	LME49721MA/NOPB	SOIC-8	2	2.5/5.5	2.15	20	8.5	0.3				
595-OPA1612AID	OPA1612AID	SOIC-8	2	5/36	3.6	40	27	0.5				
High Performance, JFET Input												
926-LME49880MR/NOPB	LME49880MR/NOPB	SOP-8	2	5/17	14	25	17	5				
595-OPA1644AIPW	OPA1644AIPW	TSSOP-14	4	5/36	2.3	11	20	3.5				
High Performance, Ultra-Low Distortion, Ultra-Low Noise												
926-LME49990MA/NOPB	LME49990MA/NOPB	SOIC-8	1	10/38	8	110	22	0.13				

AUDIO CODEC SUB-SYSTEM

For quantities greater than listed, call for quote.

MOUSER STOCK NO.	Texas Instruments Part No.	Package	Power@5V 8Ω (W)	THD+N (%)		PSRR (dB)		SNR (dB)		Price Each 1	25	100	250
				Speaker	Headphone	Speaker	Headphone	Speaker	Headphone				
926-LM49350RL/NOPB	LM49350RL/NOPB	MicroSMDXT-36	1.2	0.07	0.025	97	97	106	106				
926-LM4936MH/NOPB	LM4936MH/NOPB	TSSOP-28	1.25	0.06	0.02	55	57	-----	-----				

AUDIO NOISE SUPPRESSION MICROPHONE AMPLIFIERS

For quantities greater than listed, call for quote.

MOUSER STOCK NO.	Texas Instruments Part No.	Package	THD (%)	PSRR (dB)	SNR (dB)	Mono/ Stereo	Output Type	Supply Voltage (Min./Max.) 1kHz (%)	Supply Current (mA)	Price Each 1	25	100	250
926-LMV1089VY/NOPB	LMV1089VY/NOPB	LQFP-32	0.1	96	65	Mono	Differential	2.7/5.5	1.1				
926-LMV1090TL/NOPB	LMV1090TL/NOPB	MicroSMD-16	0.1	99	65	Mono	Differential	2.7/5.5	0.6				
926-LMV1091TM/NOPB	LMV1091TM/NOPB	MicroSMD-25	0.1	99	65	Mono	Differential	2.7/5.5	0.6				
926-LMV1099TL/NOPB	LMV1099TL/NOPB	MicroSMD-25	0.1	106	65	Mono	Differential	2.7/5.5	3.7				

© Copyright 2014 Mouser Electronics

© Copyright 2014 Mouser Electronics

TEXAS INSTRUMENTS Amplifiers

RoHS Compliant **This product is RoHS compliant.**

CURRENT SENSE AMPLIFIERS

For quantities greater than listed, call for quote.

MOUSER STOCK NO.	Texas Instruments Part No.	Package	CMVR (V)		V_{CC} (V)		I_{CC} (Max.) (mA)	Slew Rate (Typ.) (V/µs)	V_{OS} (25°C) (Max.) (mV)	Price Each			
			Min.	Max.	Min.	Max.				1	25	100	250
926-LMP8603MME/NOPB	LMP8603MME/NOPB	MSOP-8	-4	27	3	5.5	1.1	0.7	1				
926-LMP8601MA/NOPB	LMP8601MA/NOPB	SOIC-8	-4	27	3	5.5	1.3	0.7	0.15				
926-LMP8602MA/NOPB	LMP8602MA/NOPB	SOIC-8	-4	27	3	5.5	1.5	0.7	0.15				
926-LMP8602QMA/NOPB	LMP8602QMA/NOPB	SOIC-8	-4	27	3	5.5	1.5	0.7	0.15				
926-LMP8603MA/NOPB	LMP8603MA/NOPB	SOIC-8	-4	27	3	5.5	1.5	0.7	0.15				
926-P8645HVMKE/NOPB	LMP8645HVMKE/NOPB	TSOT-6	-2	76	2.7	12	0.61	0.5	1				

SENSOR AMPLIFIERS

For quantities greater than listed, call for quote.

MOUSER STOCK NO.	Texas Instruments Part No.	Package	Total Supply Voltage	Temp. (Min.)	Temp. (Max.)	Power Dissipation (mW)	Supply Current (µA)	Price Each			
								1	25	100	250
926-LM1815M/NOPB	LM1815M/NOPB	TO-7	42V	-65	150	1250	500				

SENSOR INTERFACE AMPLIFIERS

For quantities greater than listed, call for quote.

MOUSER STOCK NO.	Texas Instruments Part No.	Package	Total Supply Voltage	Temp. (Min.)	Temp. (Max.)	Differential Voltage Gain (Min.)	Differential Voltage Gain (Max.)	Price Each			
								1	25	100	250
926-LM9044V/NOPB	LM9044V/NOPB	PLCC-20	±60V	-40	125	4.41	4.59				

FIXED GAIN AMPLIFIERS

For quantities greater than listed, call for quote.

MOUSER STOCK NO.	Texas Instruments Part No.	Package	No. of Channels	I_Q Per Channel (mA)	Slew Rate (V/µs)	Acl. Min. Stable Gain (V/V)	BW @ Acl (MHz)	Offset Voltage Drift (±) (Max.) (µV/°C)	Diff Gain (%)	Diff Phase (°)	Price Each			
											1	25	100	250
595-OPA832IDBVT	OPA832IDBVT	SOT-23-5	1	-	350	1	92	-	-	-				
595-OPA693IDBVT	OPA693IDBVT	SOT-23-6	1	14.1	2500	1	1400	8	0.03	0.01				
595-OPA633KP	OPA633KP	PDIP-8	1	30	2500	1	260	33	0.1	0.1				
595-THS4303RGTT	THS4303RGTT	QFN-16	1	48	5500	10	1800	20	-	-				

VARIABLE GAIN AMPLIFIERS

For quantities greater than listed, call for quote.

MOUSER STOCK NO.	Texas Instruments Part No.	Package	No. of Channels	Supply Voltage (Min.Max.)	Gain Adjust Range (dB)	Output Current (Typ.) (mA)	V_{OS} (25°C) (Max.) (mV)	Harmonic Distortion (dB)		Price Each			
								2nd	3rd	1	25	100	250
Wideband, Low Power													
926-LMH6502MA/NOPB	LMH6502MA/NOPB	SOIC-14	1	5/12	70	90	300	-55	-57				
926-LMH6503MA/NOPB	LMH6503MA/NOPB	SOIC-14	1	5/12	70	90	370	-60	-61				
926-LMH6504MA/NOPB	LMH6504MA/NOPB	SOIC-8	1	7/12	80	80	55	-47	-55				
926-LMH6505MA/NOPB	LMH6505MA/NOPB	SOIC-8	1	7/12	80	80	55	-47	-55				
Zero Drift, Programmable													
926-LMP8358MA/NOPB	LMP8358MA/NOPB	SOIC-14	1	2.7/5.5	40	31	0.01	-	-				
926-LMP8358MT/NOPB	LMP8358MT/NOPB	TSSOP-14	1	2.7/5.5	40	31	0.01	-	-				

SPECIAL FUNCTION AMPLIFIERS

High Speed Video Multiplexer

For quantities greater than listed, call for quote.

MOUSER STOCK NO.	Texas Instruments Part No.	Package	Channels	-3dB Bandwidth (MHz)	Supply Voltage (V)	Supply Current (mA)	Switching Speed (ns)	Harmonic Distortion (dB)		Settling Time (ns)	Crosstalk Rejection (dB)	Operating Temp. (°C)	Price Each			
								2nd	3rd				1	25	100	250
926-LMH6574MA/NOPB	LMH6574MA/NOPB	SOIC-14	4	500	12	13	10	-65	-85	17	85	-40 to 85				

Monolithic Sample and Hold Circuits

For quantities greater than listed, call for quote.

MOUSER STOCK NO.	Texas Instruments Part No.	Package	Supply Voltage (V)	Supply Current (mA)	Input Offset Voltage (mV)		Input Bias Current (nA)		Gain Error (Typ.) (%)	Acquisition Time to 0.1% (Typ.) (µs)	Input Compatible	Price Each			
					Typ.	Max.	Typ.	Max.				1	25	100	250
926-LF298M/NOPB	LF298M/NOPB	SOIC-14	±18	5.5	1	3	5	25	0.002	4	TTL, PMOS, CMOS				
926-LF398AN/NOPB	LF398AN/NOPB	TO-99	±18	6.5	2	7	10	50	0.004	4	TTL, PMOS, CMOS				
926-LF398H/NOPB	LF398H/NOPB	TO-99	±18	6.5	2	7	10	50	0.004	4	TTL, PMOS, CMOS				
926-LF398M/NOPB	LF398M/NOPB	TO-99	±18	6.5	2	7	10	50	0.004	4	TTL, PMOS, CMOS				
926-LF398N/NOPB	LF398N/NOPB	TO-99	±18	6.5	2	7	10	50	0.004	4	TTL, PMOS, CMOS				

EVALUATION MODULES

For quantities greater than listed, call for quote.

MOUSER STOCK NO.	Texas Instruments Part No.	Description	Price Each
595-AMC1100EVM	AMC1100EVM	Evaluation Module for AMC1100, an Isolated Single-Ch. Analog Amplifier	
595-BUF08630EVM	BUF08630EVM	Evaluation Module for the BUF08630 uder various signal, reference and supply conditions	
595-DRV2603EVM-CT	DRV2603EVM-CT	Evaluation Module for DRV2603, a haptic driver designed to control LRA and ERM motors	
595-DRV612EVM	DRV612EVM	Evaluation Module for the DRV612, 2-Vrms Stereo Line Driver	
595-DRV632EVM	DRV632EVM	Evaluation Module for the DRV632, 2-Channel, 2-VRMS Line Output Stereo Line Driver	
595-DRV8601ZQVEVM	DRV8601ZQVEVM	Evaluation Module for the DRV8601, a General Purpose Single-Supply Haptics Driver designed to drive a DC motor	
595-INA149EVM	INA149EVM	Evaluation Module for the INA149, High Common-Mode Difference Amplifier	
595-INA223EVM	INA223EVM	Evaluation Module for INA223, evaluating under various signal, shunt, and supply conditions	
595-INA230EVM	INA230EVM	Evaluation Module for the INA230, a High-Side Current Sensor and Power Monitor	
595-INA282-286EVM	INA282-286EVM	Evaluation Module for the INA282, a Wide Common Mode Range, Bidirectional, High Accuracy Current Shunt Monitor	
595-INA826EVM	INA826EVM	Evaluation Module for the INA826, Single and Dual, Low Power, Wide Supply Voltage Amplifier	
595-INA827EVM	INA827EVM	Evaluation Module for INA827, advanced evaluation with two prototype areas	
595-OPA2836IDGSEVM	OPA2836IDGSEVM	Evaluation Module for OPA2836, Dual DGS (10-lead VSSOP)	
595-PCM2906CEVM-U	PCM2906CEVM-U	Evaluation Module for the PCM2906C, a Bus-Powered (500mA) USB Codec with an S/PDIF Interface	
595-PCM9211EVM-U	PCM9211EVM-U	Evaluation Module for the PCM9211, a Digital Audio Interface Transceiver with Stereo ADC and Routing	
595-TAS5614LADDVEVM	TAS5614LADDVEVM	Evaluation Module for TAS5614L, Integrated Stereo Feedback Digital Amplifier Power Stages	
595-TAS5624ADDVEVM	TAS5624ADDVEVM	Evaluation Module for TAS5624, Integrated Stereo Feedback Digital Amplifier Power Stages	
595-TAS5630DKD2EVM	TAS5630DKD2EVM	Evaluation Module for the TAS5630, an Analog Input Stereo Class D Amplifier with Integrated Feedback	
595-TAS5715EVM	TAS5715EVM	Evaluation Module for the TAS5715, a 25W Stereo I2S Audio Amplifier with Speaker EQ, 2-Band DRC and DC protection	
595-TAS5717EVM	TAS5717EVM	Evaluation Module for the TAS5717, a Digital Input Stereo Amplifier with integrated CAP free headphone amp	
595-TAS5719EVM	TAS5719EVM	Evaluation Module for the TAS5719, a Digital Input Stereo Amplifier with integrated CAP free headphone amp	
595-TAS5731EVM	TAS5731EVM	Evaluation Module for the TAS5731PHP, a 20W Stereo Class-D Audio Amplifier	
595-TPA2025D1EVM	TPA2025D1EVM	Evaluation Module for the TPA2025D1, a mono 2.0 W Class-D Audio Amplifier	
595-TPA6138A2EVM	TPA6138A2EVM	Evaluation Module for the TPA6138A2, a DIRECTPATH™ Headphone Driver with Adjustable Gain	
595-TPA6139A2EVM	TPA6139A2EVM	Evaluation Module for the TPA6139A2, a DIRECTPATH™ 25mW Headphone Amplifier	
595-THS770006EVM	THS770006EVM	Evaluation Module for the THS770006, a High-Speed Fully Differential ADC Driver Amplifier with Fixed Gain	
595-THS770012EVM	THS770012EVM	Evaluation Module for the THS770012, a High-Speed Fully Differential ADC Driver Amplifier with 10-13dB Selectable Gain	
595-LV320AIC1106EVMK	TLV320AIC1106EVM-K	Evaluation Module for the TLV320AIC1106, a PCM Codec with Microphone Amps and Speaker Driver	
595-LV320AIC1110EVMK	TLV320AIC1110EVM-K	Evaluation Module for the TLV320AIC1110, a Programmable PCM Codec with Microphone Amps and Speaker Driver	
595-LV320AIC3212EVMU	TLV320AIC3212EVM-U	Evaluation Module for TLV320AIC3212, a Low Power Stereo Codec	
595-LV320AIC3262EVMU	TLV320AIC3262EVM-U	Evaluation Module for TLV320AIC3262, a Low Power Stereo Codec	
595-TPA3117D2EVM	TPA3117D2EVM	Evaluation Module for the TPA3117D2, a 15W Filter-Free Stereo Class D Amplifier	
595-MULTI-CAL-SYSTEM	MULTI-CAL-SYSTEM	A system of evaluation modules and accessories that can be used to calibrate multiple PGA308 sensor modules	
595-MULTICALSLAVEKIT	MULTI-CAL-SLAVEKIT	Evaluation Module for PGA308, a Single Supply, Auto-Zero Sensor Amplifier with Programmable Gain and Offset (Slave)	

© Copyright 2014 Mouser Electronics
© Copyright 2014 Mouser Electronics

TRIQUINT SEMICONDUCTOR Amplifiers

RoHS Compliant This page of product is compliant.

TriQuint SEMICONDUCTOR

GAIN BLOCK AMPLIFIERS

TriQuint's gain block amplifiers are a broad family of InGaP HBT general-purpose amplifiers offering superior dynamic range in low-cost, surface mount packages. These devices are designed to provide broadband gain at frequencies from DC to 6GHz. Targeted at telecommunications infrastructure and CATV markets, they can be directly applied to various current and next generation system applications wherever low-cost gain blocks are needed. Configured internally as Darlington pairs, these amplifiers are available in a variety of gain, power, and package combinations.

For quantities greater than listed, call for quote.

MOUSER STOCK NO.	Mfr. Part No.	Package Type	Operating Bandwidth (MHz)	Gain Performance	Price Each 1	25	100
772—TQP369180		SOT-89	0-6GHz	15.7dB @ 1GHz			
772—TQP369181		SOT-89	0-6GHz	15.3dB @ 1.9GHz			
772—TQP369182		SOT-89	0-6GHz	22.3dB @ 1GHz			
772—TQP369184		SOT-89	0-6GHz	20.6dB @ 1.9GHz			
772—TQP369185		SOT-89	0-6GHz	20.5dB @ 1GHz			
772—EC1078B-G		SOT-89	DC-3500	20dB Gain@1GHz			
772—ECG001B-G		SOT-89	DC-6000	22.5dB Gain@1GHz			
772—ECG003B-G		SOT-89	DC-6000	+24dBm P1dB@1GHz			
772—ECG004B-G		SOT-89	DC-6GHz	16.2dB@1GHz			
772—ECG005B-G		SOT-89	DC-4000	+18dBm P1dB@1GHz			
772—ECG006C-G		SOT-86	DC-5500	+15.5dBm P1dB@1GHz			
772—ECG006F-G		SOT-363	DC-5500	+15.5dBm P1dB@1GHz			
772—ECG008B-G		SOT-89	DC-4000	+24dBm P1dB@1GHz			
772—ECG055B-G		SOT-89	DC-3000	20.5dB Gain @1GHz			
772—WJA1500		SOT-89	50-1000	+43.5dBm OIP3			
772—WJA1510		SOT-89	50-1000	+47dBm OIP3			
772—AG203-63G		SOT-363	DC-6000	20dB Gain@900MHz			

For quantities greater than listed, call for quote.

MOUSER STOCK NO.	Mfr. Part No.	Package Type	Operating Bandwidth (MHz)	Gain Performance	Price Each 1	25	100
772—AG302-63G		SOT-363	DC-6000	15.5dB Gain@900MHz			
772—AG303-63G		SOT-363	DC-6000	20.5dB Gain@900MHz			
772—AG303-86G		SOT-86	DC-6000	20.5dB Gain@900MHz			
772—AG603-89G		SOT-89	DC-3000	18.5dB Gain@900MHz			
772—AG604-86G		SOT-86	DC-6000	20.5dB Gain@900MHz			
772—AG604-89G		SOT-89	DC-2700	21dB Gain@900MHz			
772—TQP3M9005		QFN-16	100-4000	15.3dB Gain@1.9GHz			
772—TQP3M9006		QFN-16	500-4000	13.5dB Gain@1.9GHz			
772—TQP3M9007		SOT-89	100-4000	13dB Gain@1.9GHz			
772—TQP3M9018		QFN-16	50-4000	20.5dB@1.9GHz			
772—TQP3M9019		QFN-16	50-4000	22dB@1.9GHz			
772—TQP3M9028		SOT-89	50-4000	4.7±0.3dB from 0.5-3.5GHz			
772—TQP770001		2mmx2mm	2.4-2.5GHz	27dB			
772—T1G6001528-Q3		SMD-3	DC-6000	>10 dBGain @ 6GHz			
772—T1G6003028-FS		Flange Mount	DC-6GHz	>14 dB Linear Gain@6GHz			
772—T1G4005528-FS		SMD-3	DC-3500	>15 dbGain@3.5GHz			

HIGH LINEARITY AMPLIFIERS

TriQuint offers an extensive range of highly linear amplifiers - the perfect choice for today's high data rate telecommunications systems. TriQuint's medium power amplifiers provide high reliability, high output IP3, low noise, and excellent linear figure of merit (LFOM = OIP3/DC power) in frequency ranges from 50-4000MHz. TriQuint's amplifiers are available in industry-standard green surface-mount packages.

For quantities greater than listed, call for quote.

MOUSER STOCK NO.	Mfr. Part No.	Package Type	Operating Bandwidth (MHz)	Gain Performance	Price Each 1	25	100
772—AG102-G		SOT-89	60-3000	14dB@900MHz			
772—AH1-G		SOT-89	250-4000	13.5dB@800MHz			
772—AH101-G		SOT-89	50-1500	13.5dB@900MHz			
772—AH102A-G		SOT-89	350-3000	14.5dB@900MHz			
772—AH118-89G		SOT-89	60-3500	20.4dB@900MHz			
772—AH125-89G		SOT-89	400-2700	16.2dB@2140MHz			
772—AH202-F		QFN-28	50-2200	17dB@900MHz			
772—AH3-G		SOT-89	50-870	13dB@800MHz			
772—AH31-G		SOT-89	50-1000	19dB@240MHz			
772—AH322-S8G		SO-8	400-2700	13.5dB@2140MHz			
772—AH420-EG		4x5 DFN	400-2700	14dB@2140MHz			
772—AM1-G		SOT-89	60-3000	14dB@800MHz			

For quantities greater than listed, call for quote.

MOUSER STOCK NO.	Mfr. Part No.	Package Type	Operating Bandwidth (MHz)	Gain Performance	Price Each 1	25	100
772—TQP3M9009		SOT-89	50-4000	21.8dB@1.9GHz			
772—TQP3M9008		SOT-89	50-4000	20dB@1.9GHz			
772—TQP7M9101		SOT-89	400-4000	17.5dB Gain@2140MHz			
772—TQP7M9102		SOT-89	400-4000	17.8dB Gain@2140MHz			
772—TQP8M9013		QFN-24	.7-3.8GHz	29.5dB@2140MHz			
772—TQP3M9035		QFN-8	50-4000	16.5dB @ 1.9GHz			
772—TQP3M9037		DFN-8	1.5-2.7GHz	20dB@1.95GHz			
772—TQP3M9038		QFN-24	50-4000	14.9 @ 0.5-3.5GHz			
772—TQP7M9104		QFN-24	700-2700	15.8dB @ 2140MHz			
772—TQP7M9105		SOT-89-3	50-1500	19db@940MHz			
772—TQP7M9106		QFN-24	50-1500	20.8dB@940MHz			
772—TGA2507-SM-TR		QFN-12	11-17GHz	25dB			

POWER AMPLIFIERS

TriQuint's family of power amplifier ICs and modules features high efficiency and linearity in both 12V and 28V InGaP HBT processes. Power amplifier ICs developed on TriQuint's highly reliable 28V InGaP HBT process operate over a wide frequency range to include all the key cellular frequencies. The +12V InGaP HBT (GaAs) power amplifier modules are ideal for the PHS/PAS and PCS/UMTS markets and include internal matching for 50 Ohm.

For quantities greater than listed, call for quote.

MOUSER STOCK NO.	TriQuint Part No.	Package Type	Operating Bandwidth	Gain Performance	Price Each 1	25	100
772-TGA8659-FL	TGA8659-FL	Flange Mount	13-15GHz	25dB Nominal			
772-TQM679002A	TQM679002A	3.0x3.0x0.45mm ETSLP	2.4-2.5GHz	33.5dB			
772-TQP6M9002	TQP6M9002	4.0x4.0x0.5mm ETSLP-24	2.4-2.5GHz	-			

CATV AMPLIFIERS

The AH2, AH22, and AG606 are general purpose amplifiers that are very well-suited for cable TV applications requiring gain flatness, high linearity, and wide bandwidth. Designed for 75 Ohm systems, these devices can operate from a single supply voltage and manufactured using TriQuint's highly reliable GaAs MESFET process. These products offer low noise performance and a high dynamic range. Other applications suitable for these products are cable modem and laser diode drivers. In addition, TriQuint has a wide variety of products that can be used for CATV transmission, headend, or STB applications.

For quantities greater than listed, call for quote.

MOUSER STOCK NO.	TriQuint Part No.	Package Type	Operating Bandwidth	Gain Performance	Price Each 1	25	100
772-AH22S-G	AH22S-G	SOIC-8	50-1000MHz	14.5@800MHz ,±0.2dB Gain Flatness			
772-TAT7457	TAT7457	SOT-89	DC-2000MHz	19dB			
772-AH2-G	AH2-G	SOT-89	50-1000MHz	14.5dB@800MHz			

DISCRETE AMPLIFIERS

TriQuint's discrete FETs meet today's demand for wireless receiver and transmitter applications. TriQuint's FETs deliver exceptional performance and high reliability and are the basic building blocks within TriQuint's amplifier products. TriQuint's FETs offer OEM's high efficiency, high-power and high-quality for wireless infrastructure applications. TriQuint's high dynamic range FETs are packaged in low-cost surface mount packages for customized design applications.

772-FH1-G	FH1-G	SOT-89	50-4000MHz	18dB Gain, +21dBm P1dB			
772-FP1189-G	FP1189-G	SOT-89	50-4000MHz	20.5dB Gain, +27dBm P1dB			
772-FP2189-G	FP2189-G	SOT-89	50-4000MHz	18dB Gain, +30dBm P1dB			
772-FP31QF-F	FP31QF-F	QFN28	50-4000MHz	18dB Gain, +34dBm P1dB			
772-TAT6254B	TAT6254B	4.0mmx4.0mm	50-1000MHz	38dB			

PHEMT AMPLIFIERS

772-TGA2601-SM	TGA2601-SM-T/R	QFN-16	800-3000MHz	24dB Gain@900MHz			

RF MIXER

For quantities greater than listed, call for quote.

MOUSER STOCK NO.	TriQuint Part No.	Package Type	Operating Bandwidth	RF	IF	Price Each 1	25	100
772-ML483-G	ML483-G	MSOP-8	.7GHz-1GHz	700MHz to 1000MHz	70MHz to 300MHz			
772-CMY210	CMY210	MW-6	500MHz-2.5GHz	0.5-2.5GHz	50-250MHz			

HIGH POWER SWITCHING

For quantities greater than listed, call for quote.

MOUSER STOCK NO.	TriQuint Part No.	Package Type	Switch Type	Operating Bandwidth	Switching Speed (ns)	Control Voltages (V)	Power Handling (W)	Price Each 1	25	100
772-TGS2351-SM	TGS2351-SM	QFN-24	SPDT	DC-6000MHz	<35	0/-40	40			

ATTENUATOR

For quantities greater than listed, call for quote.

MOUSER STOCK NO.	TriQuint Part No.	Package Type	Operating Bandwidth	Insertion Loss	Price Each 1	25	100
772-TQP4M9083	TQP4M9083	QFN-24	0.4-3.5GHz	1.5 dB			
772-TQP4M9071	TQP4M9071	QFN-24	DC to 4GHz	1.7dB@2.2GHz			
772-TQP4M9072	TQP4M9072	QFN-24	DC-4GHz	1.7dB@2.2GHz			

© Copyright 2014 Mouser Electronics
© Copyright 2014 Mouser Electronics

ANALOG DEVICES INC. Power Management

Products may be RoHS compliant. Check mouser.com for RoHS status.

BATTERY MANAGEMENT

For quantities greater than listed, call for quote.

MOUSER STOCK NO.	ADI Part No.	Package	Supply Voltage (Max) (V)	Supply Voltage (Min) (V)	Description	Supply Current (A)	Price Each 1	10	100	250
584-ADP5062ACPZ-1-R7	ADP5062ACPZ-1-R7	LFCSP-20	6.7	4	Li-Ion USB Linear Battery Charger	1.3				
584-ADP2291ARMZ-R7	ADP2291ARMZ-R7	MSOP-8	12	4.5	Single Cell Li-Battery Charger	1.5				
584-AD7280ABSTZ	AD7280ABSTZ	LQFP-48	30	8	Li-Ion Battery Monitoring System	0.0002				
584-AD7280AWBSTZ	AD7280AWBSTZ	LQFP-48	30	8	Li-Ion Battery Monitoring System	0.0002				
584-AD8280WASTZ	AD8280WASTZ	LQFP-49	30	8	Li-Ion Battery Safety Monitor	0.0002				

HOT SWAP CONTROLLERS

For quantities greater than listed, call for quote.

MOUSER STOCK NO.	ADI Part No.	Package	No. of Channels	Supply Voltage (Max) (V)	Supply Voltage (Min) (V)	Fault Condition Controls	Current Limiting	Positive/ Negative Rail	Price Each 1	10	100	250
584-ADM1075-1ACPZ	ADM1075-1ACPZ	WFQFN-28	1	-80	-35	Latched Off/Periodic Retry	Yes	Negative				
584-ADM1075-1ARUZ	ADM1075-1ARUZ	TSSOP-28	1	-80	-35	Latched Off/Periodic Retry	Yes	Negative				
584-ADM1075-2ARUZ	ADM1075-2ARUZ	TSSOP-28	1	-80	-35	Latched Off/Periodic Retry	Yes	Negative				
584-ADM1073ARUZ	ADM1073ARUZ	TSSOP-14	1	-80	-18	Latched Off/Periodic Retry	Yes	Positive				
584-ADP199ACBZ-R7	ADP199ACBZ-R7	WLCSP-4	1	3.6	0.9	Latched Off/Periodic Retry	Yes	Negative				
584-ADP198ACBZ-R7	ADP198ACBZ-R7	WLCSP-4	1	6.5	1.65	Latched Off/Periodic Retry	Yes	Positive				
584-ADM1275-3ARQZ	ADM1275-3ARQZ	QSOP-20	1	20	2.95	Latched Off/Periodic Retry	Yes	Positive				
584-ADM1276-3ACPZ	ADM1276-3ACPZ	LFCSP-20	1	20	2.95	Latched Off/Periodic Retry	Yes	Positive				

ISOLATORS

For quantities greater than listed, call for quote.

MOUSER STOCK NO.	ADI Part No.	Package	No. of Channels	Supply Voltage (Max) (V)	Supply Voltage (Min) (V)	Supply Current (mA)	Operating Temperature Range (°C)	Price Each 1	10	100	250
584-ADUM3100ARZ	ADUM3100ARZ	SOIC-8	1	5.5	3	0.1	-40 to 105				
584-ADUM3100BRZ	ADUM3100BRZ	SOIC-8	1	5.5	3	0.1	-40 to 105				
584-ADUM1200ARZ	ADUM1200ARZ	SOIC-8	1	5.5	3	0.1	-40 to 105				
584-ADUM1200ARZ-R7	ADUM1200ARZ-RL7	SOIC-8	1	5.5	3	0.1	-40 to 105				
584-ADUM1200BRZ	ADUM1200BRZ	SOIC-8	1	5.5	3	0.1	-40 to 125				
584-ADUM1401CRWZ-R	ADUM1401CRWZ-RL	SOIC-8	1	5.5	3	1.8	-40 to 105				
584-ADUM1402ARWZ	ADUM1402ARWZ	SOIC-8	1	5.5	3	1.8	-40 to 105				
584-ADUM1200CRZ	ADUM1200CRZ	SOIC-8	2	5.5	2.7	0.26	-40 to 105				
584-ADUM1201ARZ	ADUM1201ARZ	SOIC-8	2	5.5	2.7	0.26	-40 to 105				
584-ADUM1201ARZ-R7	ADUM1201ARZ-RL7	SOIC-8	2	5.5	2.7	0.26	-40 to 105				
584-ADUM1201BRZ	ADUM1201BRZ	SOIC-8	2	5.5	2.7	0.26	-40 to 105				
584-ADUM1201BRZ-R7	ADUM1201BRZ-RL7	SOIC-8	2	5.5	2.7	0.26	-40 to 105				
584-ADUM1201CRZ	ADUM1201CRZ	SOIC-8	2	5.5	2.7	0.26	-40 to 105				
584-ADUM1201CRZ-R7	ADUM1201CRZ-RL7	SOIC-8	2	5.5	2.7	0.26	-40 to 105				
584-ADUM1210BRZ	ADUM1210BRZ	SOIC-8	2	5.5	2.7	0.26	-40 to 105				
584-ADUM1280ARZ	ADUM1280ARZ	SOIC-8	2	5.5	2.7	0.26	-40 to 105				
584-ADUM1280BRZ	ADUM1280BRZ	SOIC-8	2	5.5	2.7	0.26	-40 to 105				
584-ADUM1280CRZ	ADUM1280CRZ	SOIC-8	2	5.5	2.7	0.5	-40 to 105				
584-ADUM3300ARWZ	ADUM3300ARWZ	SOIC-16	2	5.5	2.7	20	-40 to 125				
584-ADUM3300BRWZ	ADUM3300BRWZ	SOIC-16	2	5.5	2.7	16	-40 to 125				
584-ADUM3300CRWZ	ADUM3300CRWZ	SOIC-16	2	5.5	2.7	16	-40 to 125				
584-ADUM1402ARWZ-R	ADUM1402ARWZ-RL	SOIC-8	2	5.5	2.7	7.7	-40 to 105				
584-ADUM1402BRWZ	ADUM1402BRWZ	SOIC-8	2	5.5	2.7	7.7	-40 to 105				
584-ADUM1402CRWZ	ADUM1402CRWZ	SOIC-8	2	5.5	2.7	7.7	-40 to 105				
584-ADUM1402CRWZ-R	ADUM1402CRWZ-RL	SOIC-8	2	5.5	2.7	7.7	-40 to 105				
584-ADUM1410ARWZ	ADUM1410ARWZ	SOIC-8	2	5.5	2.7	7.7	-40 to 105				
584-ADUM1410BRWZ	ADUM1410BRWZ	SOIC-8	2	5.5	2.7	7.7	-40 to 105				
584-ADUM1411ARWZ	ADUM1411ARWZ	SOIC-8	2	5.5	2.7	1.7	-40 to 105				
584-ADUM1411ARWZ-R	ADUM1411ARWZ-RL	SOIC-8	2	5.5	2.7	4.6	-40 to 105				
584-ADUM1411BRWZ	ADUM1411BRWZ	SOIC-8	2	5.5	2.7	4.6	-40 to 105				
584-ADUM1412ARWZ	ADUM1412ARWZ	SOIC-8	2	5.5	2.7	4.6	-40 to 125				
584-ADUM1412BRWZ	ADUM1412BRWZ	SOIC-8	2	5.5	2.7	1.5	-40 to 105				
584-ADUM2400ARWZ	ADUM2400ARWZ	SOIC-8	2	5.5	2.7	1.5	-40 to 105				
584-ADUM2400BRWZ	ADUM2400BRWZ	SOIC-8	2	5.5	2.7	3.4	-40 to 105				
584-ADUM2400CRIZ	ADUM2400CRIZ	SOIC-8	2	5.5	2.7	3.4	-40 to 125				
584-ADUM4402BRWZ	ADUM4402BRWZ	SOIC-8	2	5.5	2.7	140	-40 to 105				
584-ADUM4402CRIZ	ADUM4402CRIZ	SOIC-8	2	5.5	2.7	140	-40 to 105				
584-ADUM4402CRWZ	ADUM4402CRWZ	SOIC-8	2	5.5	2.7	140	-40 to 105				
584-ADUM7440ARQZ	ADUM7440ARQZ	SOIC-8	2	5.5	2.7	140	-40 to 105				
584-ADUM1281ARZ	ADUM1281ARZ	SOIC-8	2	5.5	3	0.75	-40 to 125				
584-ADUM1281BRZ	ADUM1281BRZ	SOIC-8	2	5.5	3	5.1	-40 to 125				
584-ADUM1281CRZ	ADUM1281CRZ	SOIC-8	2	5.5	3	17	-40 to 125				
584-ADUM1285ARZ	ADUM1285ARZ	SOIC-8	2	5.5	3	1.6	-40 to 125				
584-ADUM1285CRZ	ADUM1285CRZ	SOIC-8	2	5.5	3	3.8	-40 to 125				
584-ADUM1286CRZ	ADUM1286CRZ	SOIC-8	2	5.5	3	11	-40 to 125				
584-ADUM2200ARWZ	ADUM2200ARWZ	SOIC-8	2	5.5	3	0.75	-40 to 125				
584-ADUM2200BRIZ	ADUM2200BRIZ	SOIC-8	2	5.5	3	17	-40 to 125				
584-ADUM2200BRWZ	ADUM2200BRWZ	SOIC-8	2	5.5	3	11	-40 to 125				
584-ADUM1300ARWZ-R	ADUM1300ARWZ-RL	SOIC-16	2	5.5	3	1.3	-40 to 105				
584-ADUM1300BRWZ	ADUM1300BRWZ	SOIC-16	2	5.5	3	3.5	-40 to 105				
584-ADUM1300CRWZ	ADUM1300CRWZ	SOIC-16	2	5.5	3	3.5	-40 to 105				
584-ADUM1301ARWZ	ADUM1301ARWZ	SOIC-16	2	5.5	3	1.1	-40 to 105				
584-ADUM1301ARWZ-R	ADUM1301ARWZ-RL	SOIC-16	2	5.5	3	2.6	-40 to 105				
584-ADUM1301BRWZ	ADUM1301BRWZ	SOIC-16	2	5.5	3	2.6	-40 to 105				
584-ADUM1301CRWZ	ADUM1301CRWZ	SOIC-16	2	5.5	3	1.3	-40 to 125				
584-ADUM1310ARWZ	ADUM1310ARWZ	SOIC-16	2	5.5	3	3.5	-40 to 125				
584-ADUM1310BRWZ	ADUM1310BRWZ	SOIC-16	2	5.5	3	3.5	-40 to 125				
584-ADUM1311ARWZ	ADUM1311ARWZ	SOIC-16	2	5.5	3	1.1	-40 to 125				
584-ADUM1311BRWZ	ADUM1311BRWZ	SOIC-16	2	5.5	3	2.6	-40 to 125				
584-ADUM7440CRQZ	ADUM7440CRQZ	SOIC-16	2	5.5	3	30	-40 to 105				
584-ADUM7441ARQZ	ADUM7441ARQZ	SOIC-8	2	5.5	3	2.8	-40 to 105				
584-ADUM7441CRQZ	ADUM7441CRQZ	SOIC-8	2	5.5	3	21	-40 to 105				
584-ADUM7442ARQZ	ADUM7442ARQZ	SOIC-8	2	5.5	3	2.4	-40 to 105				
584-ADUM7442CRQZ	ADUM7442CRQZ	SOIC-8	2	5.5	3	13	-40 to 105				
584-ADUM2201ARWZ	ADUM2201ARWZ	SOIC-16	3	5.5	2.7	8.2	-40 to 105				
584-ADUM2201BRIZ	ADUM2201BRIZ	SOIC-16	3	5.5	2.7	8.2	-40 to 105				
584-ADUM2201BRWZ	ADUM2201BRWZ	SOIC-16	3	5.5	2.7	8.2	-40 to 105				
584-ADUM2210SRWZ	ADUM2210SRWZ	SOIC-16	3	5.5	2.7	8.2	-40 to 105				
584-ADUM2210TRIZ	ADUM2210TRIZ	SOIC-16	3	5.5	2.7	8.2	-40 to 105				
584-ADUM2210TRWZ	ADUM2210TRWZ	SOIC-16	3	5.5	2.7	8.2	-40 to 105				
584-ADUM2211SRWZ	ADUM2211SRWZ	SOIC-16	3	5.5	2.7	8.2	-40 to 105				
584-ADUM2211TRIZ	ADUM2211TRIZ	SOIC-16	3	5.5	2.7	8.2	-40 to 105				
584-ADUM2280CRIZ	ADUM2280CRIZ	SOIC-16	3	5.5	2.7	-	-40 to 105				
584-ADUM2281CRIZ	ADUM2281CRIZ	SOIC-16	3	5.5	2.7	-	-40 to 105				
584-ADUM2286CRIZ	ADUM2286CRIZ	SOIC-16	3	5.5	2.7	-	-40 to 105				
584-ADUM3200ARZ	ADUM3200ARZ	SOIC-16	3	5.5	2.7	-	-40 to 105				

© Copyright 2014 Mouser Electronics

© Copyright 2014 Mouser Electronics

ISOLATORS (CONT.)

For quantities greater than listed, call for quote.

MOUSER STOCK NO.	ADI Part No.	Package	No. of Channels	Supply Voltage (Max) (V)	Supply Voltage (Min) (V)	Supply Current (mA)	Operating Temperature Range (°C)	Price Each 1	10	100	250
584-ADUM2400CRWZ	ADUM2400CRWZ	SOIC-16	3	5.5	2.7	1.4	-40 to 105				
584-ADUM2401ARWZ	ADUM2401ARWZ	SOIC-16	3	5.5	2.7	3.8	-40 to 105				
584-ADUM2401BRWZ	ADUM2401BRWZ	SOIC-16	3	5.5	2.7	3.8	-40 to 105				
584-ADUM2401CRIZ	ADUM2401CRIZ	SOIC-16	3	5.5	2.7	1.1	-40 to 105				
584-ADUM2401CRWZ	ADUM2401CRWZ	SOIC-16	3	5.5	2.7	3	-40 to 105				
584-ADUM2402ARWZ	ADUM2402ARWZ	SOIC-16	3	5.5	2.7	3	-40 to 105				
584-ADUM3200BRZ	ADUM3200BRZ	SOIC-16	4	5.5	2.7	11	-40 to 105				
584-ADUM3200CRZ	ADUM3200CRZ	SOIC-16	4	5.5	2.7	11	-40 to 105				
584-ADUM3201ARZ	ADUM3201ARZ	SOIC-16	4	5.5	2.7	11	-40 to 105				
584-ADUM3201BRZ	ADUM3201BRZ	SOIC-16	4	5.5	2.7	11	-40 to 105				
584-ADUM3201CRZ	ADUM3201CRZ	SOIC-16	4	5.5	2.7	11	-40 to 105				
584-ADUM3210ARZ	ADUM3210ARZ	SOIC-16	4	5.5	2.7	11	-40 to 105				
584-ADUM3210BRZ	ADUM3210BRZ	SOIC-16	4	5.5	2.7	11	-40 to 105				
584-ADUM3210BRZ-R7	ADUM3210BRZ-RL7	SOIC-16	4	5.5	2.7	11	-40 to 105				
584-ADUM3210TRZ	ADUM3210TRZ	SOIC-16	4	5.5	2.7	11	-40 to 105				
584-ADUM3211ARZ	ADUM3211ARZ	SOIC-16	4	5.5	2.7	11	-40 to 105				
584-ADUM3211ARZ-R7	ADUM3211ARZ-RL7	SOIC-16	4	5.5	2.7	11	-40 to 105				
584-ADUM3211BRZ	ADUM3211BRZ	SOIC-16	4	5.5	2.7	11	-40 to 105				
584-ADUM3211TRZ	ADUM3211TRZ	SOIC-16	4	5.5	2.7	11	-40 to 105				
584-ADUM5240ARZ	ADUM5240ARZ	SOIC-16	4	5.5	2.7	11	-40 to 105				
584-ADUM5241ARZ	ADUM5241ARZ	SOIC-16	4	5.5	2.7	11	-40 to 105				
584-ADUM5241ARZ-R7	ADUM5241ARZ-RL7	SOIC-16	4	5.5	2.7	-	-40 to 105				
584-ADUM5242ARZ	ADUM5242ARZ	SOIC-16	4	5.5	2.7	-	-40 to 105				
584-ADUM5400ARWZ	ADUM5400ARWZ	SOIC-16	4	5.5	2.7	4	-40 to 105				
584-ADUM7240ARZ	ADUM7240ARZ	SOIC-16	4	5.5	2.7	4	-40 to 105				
584-ADUM7240CRZ	ADUM7240CRZ	SOIC-16	4	5.5	2.7	4	-40 to 105				
584-ADUM7241ARZ	ADUM7241ARZ	SOIC-16	4	5.5	2.7	5	-40 to 105				
584-ADUM7241CRZ	ADUM7241CRZ	SOIC-16	4	5.5	2.7	5	-40 to 105				
584-ADUM3301ARWZ	ADUM3301ARWZ	SOIC-16	4	5.5	2.7	-	-40 to 105				
584-ADUM3301BRWZ	ADUM3301BRWZ	SOIC-16	4	5.5	2.7	-	-40 to 105				
584-ADUM3301CRWZ	ADUM3301CRWZ	SOIC-16	4	5.5	2.7	-	-40 to 105				
584-ADUM1400ARWZ	ADUM1400ARWZ	SOIC-16	4	5.5	2.7	-	-40 to 105				
584-ADUM1400ARWZ-R	ADUM1400ARWZ-RL	SOIC-16	4	5.5	2.7	-	-40 to 105				
584-ADUM1400BRWZ	ADUM1400BRWZ	SOIC-16	4	5.5	2.7	-	-40 to 105				
584-ADUM1400CRWZ	ADUM1400CRWZ	SOIC-16	4	5.5	2.7	-	-40 to 105				
584-ADUM1401ARWZ	ADUM1401ARWZ	SOIC-16	4	5.5	2.7	-	-40 to 105				
584-ADUM1401ARWZ-R	ADUM1401ARWZ-RL	SOIC-16	4	5.5	2.7	-	-40 to 105				
584-ADUM1401BRWZ	ADUM1401BRWZ	SOIC-16	4	5.5	2.7	-	-40 to 105				
584-ADUM1401BRWZ-R	ADUM1401BRWZ-RL	SOIC-16	4	5.5	2.7	-	-40 to 105				
584-ADUM1401CRWZ	ADUM1401CRWZ	SOIC-16	4	5.5	2.7	-	-40 to 105				
584-ADUM2402BRWZ	ADUM2402BRWZ	SOIC-16	4	5.5	2.7	3.5	-40 to 105				
584-ADUM2402CRIZ	ADUM2402CRIZ	SOIC-16	4	5.5	2.7	11.6	-40 to 105				
584-ADUM2402CRWZ	ADUM2402CRWZ	SOIC-16	4	5.5	2.7	100	-40 to 105				
584-ADUM3400ARWZ	ADUM3400ARWZ	SOIC-16	4	5.5	2.7	3.2	-40 to 105				
584-ADUM3400BRWZ	ADUM3400BRWZ	SOIC-16	4	5.5	2.7	10.6	-40 to 105				
584-ADUM3400CRWZ	ADUM3400CRWZ	SOIC-16	4	5.5	2.7	82	-40 to 105				
584-ADUM3401ARWZ	ADUM3401ARWZ	SOIC-16	4	5.5	2.7	2.8	-40 to 105				
584-ADUM3401BRWZ	ADUM3401BRWZ	SOIC-16	4	5.5	2.7	7.5	-40 to 105				
584-ADUM3401CRWZ	ADUM3401CRWZ	SOIC-16	4	5.5	2.7	62	-40 to 105				
584-ADUM3481BRSZ	ADUM3481BRSZ	SOIC-16	4	5.5	2.7	3.5	-40 to 105				
584-ADUM3482ARSZ	ADUM3482ARSZ	SOIC-16	4	5.5	2.7	11.6	-40 to 105				
584-ADUM3482BRSZ	ADUM3482BRSZ	SOIC-16	4	5.5	2.7	100	-40 to 105				
584-ADUM4400ARWZ	ADUM4400ARWZ	SOIC-16	4	5.5	2.7	100	-40 to 105				
584-ADUM4400BRWZ	ADUM4400BRWZ	SOIC-16	4	5.5	2.7	3.2	-40 to 105				
584-ADUM4400CRIZ	ADUM4400CRIZ	SOIC-16	4	5.5	2.7	10.6	-40 to 105				
584-ADUM4400CRWZ	ADUM4400CRWZ	SOIC-16	4	5.5	2.7	82	-40 to 105				
584-ADUM4401ARWZ	ADUM4401ARWZ	SOIC-16	4	5.5	2.7	82	-40 to 105				
584-ADUM4401BRWZ	ADUM4401BRWZ	SOIC-16	4	5.5	2.7	2.8	-40 to 105				
584-ADUM4401CRIZ	ADUM4401CRIZ	SOIC-16	4	5.5	2.7	7.5	-40 to 105				
584-ADUM4401CRWZ	ADUM4401CRWZ	SOIC-16	4	5.5	2.7	62	-40 to 105				
584-ADUM4402ARWZ	ADUM4402ARWZ	SOIC-16	4	5.5	2.7	62	-40 to 105				
584-ADUM3402ARWZ	ADUM3402ARWZ	SOIC-16	4	5.5	3	220	-40 to 105				
584-ADUM3402BRWZ	ADUM3402BRWZ	SOIC-16	4	5.5	3	165	-40 to 105				
584-ADUM3402CRWZ	ADUM3402CRWZ	SOIC-16	4	5.5	3	130	-40 to 105				
584-ADUM1510BRWZ	ADUM1510BRWZ	QSOP-16	4	5.5	3	5.4	-40 to 105				
584-ADUM7510BRQZ	ADUM7510BRQZ	QSOP-16	4	5.5	3	35	-40 to 105				
584-ADUM7640CRQZ	ADUM7640CRQZ	QSOP-16	4	5.5	3	4.9	-40 to 105				
584-ADUM7641CRQZ	ADUM7641CRQZ	QSOP-16	4	5.5	3	26	-40 to 105				
584-ADUM7642CRQZ	ADUM7642CRQZ	QSOP-16	4	5.5	3	4	-40 to 105				
584-ADUM7643CRQZ	ADUM7643CRQZ	QSOP-16	4	5.5	3	20	-40 to 105				
584-ADUM3440CRWZ	ADUM3440CRWZ	SSOP-20	4	5.5	3	2.9	-40 to 125				
584-ADUM3441CRWZ	ADUM3441CRWZ	SSOP-20	4	5.5	3	12	-40 to 125				
584-ADUM3442CRWZ	ADUM3442CRWZ	SSOP-20	4	5.5	3	3	-40 to 125				
584-ADUM3480ARSZ	ADUM3480ARSZ	SSOP-20	4	5.5	1.8	10	-40 to 125				
584-ADUM3480BRSZ	ADUM3480BRSZ	SSOP-20	4	5.5	1.8	4.1	-40 to 125				
584-ADUM3481ARSZ	ADUM3481ARSZ	SSOP-20	4	5.5	1.8	8.8	-40 to 125				
584-ADUM1300ARWZ	ADUM1300ARWZ	SOIC-16	5	5.5	4.5	-	-40 to 105				
584-ADUM1100ARZ	ADUM1100ARZ	QSOP-16	5	5.5	4.5	3.5	-40 to 105				
584-ADUM1100ARZ-R7	ADUM1100ARZ-RL7	QSOP-20	6	5.5	3	54	-40 to 105				
584-ADUM1100BRZ	ADUM1100BRZ	QSOP-20	6	5.5	3	46	-40 to 105				
584-ADUM1100BRZ-R7	ADUM1100BRZ-RL7	QSOP-20	6	5.5	3	38	-40 to 105				
584-ADUM1100URZ	ADUM1100URZ	QSOP-20	6	5.5	3	30	-40 to 105				
USB											
584-ADUM4160BRIZ	ADUM4160BRIZ	SOIC-16	1	5.5	3	8	-40 to 105				
584-ADUM4160BRWZ	ADUM4160BRWZ	SOIC-16	1	5.5	3	8	-40 to 105				
584-ADUM3160BRWZ	ADUM3160BRWZ	SOIC-16	4	5.5	4	8	-40 to 105				

HOT SWAPPABLE I2C ISOLATORS

For quantities greater than listed, call for quote.

MOUSER STOCK NO.	ADI Part No.	Package	No. of Channels	Supply Voltage (Max) (V)	Supply Voltage (Min) (V)	Isolation Voltage (Vrms)	Propagation Delay (ns)	Price Each 1	10	100	250
584-ADUM1251ARZ	ADUM1251ARZ	SOIC-8	1	5.5	3	2500	150				
584-ADUM2250ARIZ	ADUM2250ARIZ	SOIC-16	2	5.5	3	5000	-				
584-ADUM2250ARWZ	ADUM2250ARWZ	SOIC-16	2	5.5	3	5000	-				
584-ADUM2251ARIZ	ADUM2251ARIZ	SOIC-16	2	5.5	3	5000	-				
584-ADUM2251ARWZ	ADUM2251ARWZ	SOIC-16	2	5.5	3	5000	-				
584-ADUM1250ARZ	ADUM1250ARZ	SOIC-8	4	5.5	3	2500	150				
584-ADUM1250ARZ-R7	ADUM1250ARZ-RL7	SOIC-8	4	5.5	3	2500	150				
584-ADUM1250SRZ	ADUM1250SRZ	SOIC-8	4	5.5	3	2500	150				

© Copyright 2014 Mouser Electronics

© Copyright 2014 Mouser Electronics

ANALOG DEVICES INC. Drivers and PPMU

Products may be RoHS compliant. Check mouser.com for RoHS status.

ISOLATED GATE DRIVERS

For quantities greater than listed, call for quote.

MOUSER STOCK NO.	ADI Part No.	Package	No. of Channels	Supply Voltage (Max) (V)	Supply Voltage (Min) (V)	Supply Current (mA)	Propagation Delay Time (ns)	Isolation Voltage (Vrms)	Price Each 1	10	100	250
584-ADUM3220ARZ	ADUM3220ARZ	SOIC-8	2	5	3.3	1.2	60	2500				
584-ADUM3220ARZ-R7	ADUM3220ARZ-RL7	SOIC-8	2	5	3.3	1.2	60	2500				
584-ADUM3220BRZ	ADUM3220BRZ	SOIC-8	2	5	3.3	1.2	60	2500				
584-ADUM3221ARZ	ADUM3221ARZ	SOIC-8	2	5	3.3	1.2	60	2500				
584-ADUM3221BRZ	ADUM3221BRZ	SOIC-8	2	5	3.3	1.2	60	2500				

ISOLATED PWM CONTROLLER AND TRANSFORMER DRIVERS

For quantities greater than listed, call for quote.

MOUSER STOCK NO.	ADI Part No.	Package	No. of Channels	Supply Voltage (Max) (V)	Supply Voltage (Min) (V)	Supply Current (Max)(mA)	Propagation Delay Time (ns)	Isolation Voltage (Vrms)	Price Each 1	10	100	250
584-ADUM3471CRSZ	ADUM3471CRSZ	SSOP-20	4	5	3	30	60	2500				
584-ADUM3472CRSZ	ADUM3472CRSZ	SSOP-20	4	5	3	30	60	2500				
584-ADUM3473ARSZ	ADUM3473ARSZ	SSOP-20	4	5	3	30	60	2500				
584-ADUM3473CRSZ	ADUM3473CRSZ	SSOP-20	4	5	3	30	60	2500				
584-ADUM3474CRSZ	ADUM3474CRSZ	SSOP-20	4	5	3	30	60	2500				
584-ADUM3471ARSZ	ADUM3471ARSZ	SSOP-20	4	5.5	3	15	55	2500				
584-ADUM3470CRSZ	ADUM3470CRSZ	SSOP-20	4	5.5	3	33	60	2500				

HALF BRIDGE GATE DRIVERS

For quantities greater than listed, call for quote.

MOUSER STOCK NO.	ADI Part No.	Package	No. of Channels	Supply Voltage (Max) (V)	Supply Voltage (Min) (V)	Supply Current (Max)(mA)	Propagation Delay Time (ns)	Isolation Voltage (Vrms)	Price Each 1	10	100	250
584-ADUM4223CRWZ	ADUM4223CRWZ	SOIC-16	1	5.5	4.5	3	100	3750				
584-ADUM1233BRWZ	ADUM1233BRWZ	SOIC-16	2	5	3.3	2.4	38	3000				
584-ADUM1234BRWZ	ADUM1234BRWZ	SOIC-16	2	5	3.3	2.4	38	3000				
584-ADUM3223ARZ	ADUM3223ARZ	SOIC-16	2	5	3.3	2.4	38	3000				
584-ADUM3223BRZ	ADUM3223BRZ	SOIC-16	2	5	3.3	2.4	38	3000				
584-ADUM3223CRZ	ADUM3223CRZ	SOIC-16	2	5	3.3	2.4	38	3000				
584-ADUM4223ARWZ	ADUM4223ARWZ	SOIC-16	2	5	3.3	2.4	38	3000				
584-ADUM5230ARWZ	ADUM5230ARWZ	SOIC-16	2	5.5	4.5	9	160	2500				
584-ADUM6132ARWZ	ADUM6132ARWZ	SOIC-16	2	5.5	4.5	4.2	160	2500				
584-ADUM7234BRZ	ADUM7234BRZ	SOIC-16	2	5.5	4.5	3	160	1000				
584-ADUM7234BRZ-R7	ADUM7234BRZ-RL7	SOIC-16	2	5.5	4.5	3	160	1000				
584-ADUM4223BRWZ	ADUM4223BRWZ	SOIC-16	2	12	4.5	200	100	2500				

LED DRIVER

Features:

- 3 Output Voltages (5.1, 15.3, -10.2) from one 3V input supply
- Option to use external Ido
- Power saving during blanking period
- Shutdown function

For quantities greater than listed, call for quote.

MOUSER STOCK NO.	ADI Part No.	Package	Supply Voltage (Max) (V)	Supply Voltage (Min) (V)	Description	Power Dissipation (W)	Output Current (mA)	Operating Frequency (kHz)	Price Each 1	10	100	250
584-ADM8832ACPZ	ADM8832ACPZ	LFCSP-20	3.6	2.6	Charge Pump	3.55	5	100				

DRIVERS

For quantities greater than listed, call for quote.

MOUSER STOCK NO.	ADI Part No.	Package	Supply Voltage (Max) (V)	Supply Voltage (Min) (V)	Supply Current (Max) (A)	Description	Operating Temperature Range (°C)	Price Each 1	10	100	250
584-ADP3623ARDZ-R	ADP3623ARDZ-RL	SOIC-8	18	4.5	1.2	High Speed, Dual Inverting MOSFET Driver	-40 to 85				
584-ADP3624ARDZ	ADP3624ARDZ	SOIC-8	18	4.5	1.2	High Speed, Dual Non-Inverting MOSFET Driver	-40 to 85				
584-ADP3630ARZ-R7	ADP3630ARZ-R7	SOIC-8	18	9.5	1.2	High Speed, Dual Non-Inverting MOSFET Driver	-40 to 85				
584-ADP3634ARDZ	ADP3634ARDZ	SOIC-8	18	9.5	1.2	High Speed, Dual Non-Inverting MOSFET Driver	-40 to 85				

MODULATORS/DEMODULATORS

For quantities greater than listed, call for quote.

MOUSER STOCK NO.	ADI Part No.	Package	Type	Supply Voltage (Max) (V)	Supply Voltage (Min) (V)	Supply Current (Max) (mA)	Bandwidth (MHz)	Gain (dB)	P1dB (Typ.) (dBm)	Price Each 1	10	100	250
Demodulators													
584-AD8348ARUZ	AD8348ARUZ	TSSOP-28	Quadrature	5.5	2.7	48	380	11	-22				
584-AD8347ARUZ	AD8347ARUZ	TSSOP-28	Quadrature	5.5	2.7	64	90	11	-30				
584-ADRF6850BCPZ	ADRF6850BCPZ	LFCSP-56	Quadrature	3.45	3.15	350	250	60	12				
584-AD8333ACPZ-WP	AD8333ACPZ-WP	LFCSP-32	Quadrature	6	4.5	44	200	4.7	14.5				
584-ADL5387ACPZ-WP	ADL5387ACPZ-WP	LFCSP-24	Quadrature	5.25	4.75	180	240	4	13				
584-ADL5380ACPZ-R7	ADL5380ACPZ-R7	LFCSP-24	Quadrature	5.25	4.75	245	390	7	11.6				
Modulators													
584-AD8346ARUZ	AD8346ARUZ	TSSOP-16	Quadrature	5.5	2.7	45	70	-	-3				
584-AD8345AREZ	AD8345AREZ	TSSOP-16	Quadrature	5.5	2.7	65	800	-	2.5				
584-ADL5375-05ACPZR7	ADL5375-05ACPZ-R7	LFCSP-24	Quadrature	5.25	4.75	174	6000	-3.1	-3.5				
584-ADRF6701ACPZ-R7	ADRF6701ACPZ-R7	LFCSP-40	Quadrature	5.25	4.75	240	750	-	10.3				
584-ADRF6755ACPZ	ADRF6755ACPZ	VFQFN-56	Quadrature	5.25	4.75	380	600	47	9				
584-AD8349AREZ	AD8349AREZ	TSSOP-16	Quadrature	5.5	4.75	135	340	-	7.6				
Balanced Modulator/Demodulators													
584-AD630ADZ	AD630ADZ	DIP-20	Quadrature	16.5	5	5	2	110	-				
584-AD630ARZ	AD630ARZ	SOIC-20	Modulator	16.5	5	5	2	110	-				
584-AD630BDZ	AD630BDZ	DIP-20	Modulator	16.5	5	5	2	120	-				
584-AD630JNZ	AD630JNZ	PDIP-20	Modulator	16.5	5	5	2	110	-				
584-AD630KNZ	AD630KNZ	PDIP-20	Modulator	16.5	5	5	2	120	-				

PIN PARAMETRIC MEASUREMENT UNITS (PPMU)

Features:

- Force/measure functions: FIMV, FVMI, FVMV, FIMI FNMV (AD5520)
- Quad parametric measurement unit: FV, FI, FN (high-Z), MV, MI (AD5522)
- 2 user programmable extended current ranges (AD5520)
- 4 user programmable current ranges (AD5522)
- Guard amplifier

Applications:

- Automatic test equipment
- Per pin PMU, shared pin PMU, device power supply instrumentation
- Source measure, parametric measurement, precision measurement

For quantities greater than listed, call for quote.

MOUSER STOCK NO.	ADI Part No.	Package	No. of Outputs	Force/Measure Voltage Range (V)	Supply Voltage (Max) (V)	Supply Current (Max) (mA)	Operating Temperature Range (°C)	Price Each 1	10	100	250
584-AD5520JSTZ	AD5520JSTZ	LQFP-64	1	±11	15	12	0 to 70				
584-AD5522JSVDZ	AD5522JSVDZ	TQFP-80	4	±4	28	26	-25 to 90				

© Copyright 2014 Mouser Electronics
© Copyright 2014 Mouser Electronics

ANALOG DEVICES INC. Voltage References

Products may be RoHS compliant. Check mouser.com for RoHS status.

ANALOG DEVICES

SHUNT VOLTAGE REFERENCES

For quantities greater than listed, call for quote.

MOUSER STOCK NO.	ADI Part No.	Package	Output Voltage (Typ.) (V)	Output Current (mA)	Cathode Current (uA)	Initial Accuracy @ 25°C (%)	Temp. Coeff. (ppm/°C) (Max.)	Operating Temperature Range (°C)	Price Each 1	10	100	250
584-ADR510ARTZ-R2	ADR510ARTZ-R2	SOT-23	1	10	100	0.35	70	-40 to 85				
584-ADR510ARTZ-R7	ADR510ARTZ-REEL7	SOT-23	1	10	100	0.35	70	-40 to 85				
584-AD1580BRTZ-R2	AD1580BRTZ-R2	SOT-23	1.2	10	50	0.1	50	-40 to 85				
584-AD1580BRTZ-R7	AD1580BRTZ-REEL7	SOT-23	1.2	10	50	0.1	50	-40 to 125				
584-ADR512ARTZ-R7	ADR512ARTZ-REEL7	SOT-23	1.2	10	100	0.3	60	-40 to 85				
584-ADR1581ARTZ-R2	ADR1581ARTZ-R2	SOT-23	1.25	10	60	0.12	50	-40 to 85				
584-ADR1581BRTZ-R2	ADR1581BRTZ-R2	SOT-23	1.25	10	60	0.12	50	-40 to 85				
584-ADR5040ARTZ-R7	ADR5040ARTZ-REEL7	SOT-23	2	15	50	0.2	100	-40 to 85				
584-ADR5040BKSZ-R2	ADR5040BKSZ-R2	SC-70-3	2	15	50	0.1	75	-40 to 125				
584-ADR5040BRTZ-R2	ADR5040BRTZ-R2	SOT-23	2	15	50	0.1	75	-40 to 125				
584-ADR5041AKSZ-R2	ADR5041AKSZ-R2	SC-70-3	2.5	15	50	0.2	100	-40 to 125				
584-ADR5041ARTZ-R2	ADR5041ARTZ-R2	SOT-23	2.5	15	50	0.2	100	-40 to 125				
584-ADR5041ARTZ-R7	ADR5041ARTZ-REEL7	SOT-23	2.5	15	50	0.2	100	-40 to 125				
584-ADR5041BKSZ-R2	ADR5041BKSZ-R2	SC-70-3	2.5	15	50	0.1	75	-40 to 125				
584-ADR5041BRTZ-R2	ADR5041BRTZ-R2	SOT-23	2.5	15	50	0.1	75	-40 to 125				
584-ADR525ARTZ-R2	ADR525ARTZ-R2	SOT-23	2.5	15	50	0.4	70	-40 to 85				
584-ADR525ARTZ-R7	ADR525ARTZ-REEL7	SOT-23	2.5	15	50	0.4	70	-40 to 85				
584-ADR5043ARTZ-R2	ADR5043ARTZ-R2	SOT-23	3	15	50	0.2	100	-40 to 125				
584-ADR5043BKSZ-R2	ADR5043BKSZ-R2	SC-70-3	3	15	50	0.1	75	-40 to 125				
584-ADR530BRTZ-R7	ADR530BRTZ-REEL7	SOT-23	3	15	50	0.2	40	-40 to 85				
584-ADR5044AKSZ-R2	ADR5044AKSZ-R2	SC-70-3	4	15	50	0.2	100	-40 to 125				
584-ADR5044ARTZ-R2	ADR5044ARTZ-R2	SOT-23	4	15	50	0.2	100	-40 to 125				
584-ADR5044ARTZ-R7	ADR5044ARTZ-REEL7	SOT-23	4	15	50	0.2	100	-40 to 125				
584-ADR5045ARTZ-R2	ADR5045ARTZ-R2	SOT-23	5	15	50	0.2	100	-40 to 125				
584-ADR5045BKSZ-R2	ADR5045BKSZ-R2	SC-70-3	5	15	50	0.1	75	-40 to 125				
584-ADR5045BRTZ-R2	ADR5045BRTZ-R2	SOT-23	5	15	50	0.1	75	-40 to 125				

SERIES VOLTAGE REFERENCES

For quantities greater than listed, call for quote.

MOUSER STOCK NO.	ADI Part No.	Package	Input Voltage (Max) (V)	Input Voltage (Min) (V)	Output Current (mA)	Initial Accuracy	Temp. Coeff. (ppm/°C) (Max.)	Operating Temperature Range (°C)	Price Each 1	10	100	250
584-ADR280AKSZ-R2	ADR280AKSZ-R2	SC-70-3	5.5	2.4	0.016	-	5	-40 to 85				
584-ADR280ARTZ-R2	ADR280ARTZ-R2	SOT-23	5.5	2.4	0.016	-	5	-40 to 85				
584-ADR3425ARJZ-R2	ADR3425ARJZ-R2	SOT-23-6	5.5	2.7	10	0.1	2.5	-40 to 125				
584-ADR3525WARMZ-R7	ADR3525WARMZ-R7	MSOP-8	5.5	2.7	10	0.1	8	-40 to 125				
584-ADR3430ARJZ-R2	ADR3430ARJZ-R2	SOT-23-6	5.5	3.2	10	0.1	2.5	-40 to 125				
584-ADR3440ARJZ-R2	ADR3440ARJZ-R2	SOT-23-6	5.5	4.3	10	0.1	2.5	-40 to 125				
584-ADR3450ARJZ-R2	ADR3450ARJZ-R2	SOT-23-6	5.5	5.2	10	0.1	2.5	-40 to 125				
584-AD1582ARTZ-R2	AD1582ARTZ-R2	SOT-23	12	2.7	5	0.8	50	-40 to 125				
584-AD1582ARTZ-R7	AD1582ARTZ-REEL7	SOT-23	12	2.7	5	0.8	50	-40 to 125				
584-AD1582BRTZ-R7	AD1582BRTZ-REEL7	SOT-23	12	2.7	5	0.08	50	-40 to 125				
584-AD1583ARTZ-R2	AD1583ARTZ-R2	SOT-23	12	3.2	5	1	100	-40 to 125				
584-AD1583ARTZ-R7	AD1583ARTZ-REEL7	SOT-23	12	3.2	5	1	100	-40 to 125				
584-AD1583BRTZ-R7	AD1583BRTZ-REEL7	SOT-23	12	3.2	5	0.1	50	-40 to 125				
584-AD1584ARTZ-R7	AD1584ARTZ-REEL7	SOT-23	12	4.3	5	0.98	100	-40 to 125				
584-AD1584BRTZ-R7	AD1584BRTZ-REEL7	SOT-23	12	4.3	5	0.1	50	-40 to 125				
584-AD1585BRTZ-R7	AD1585BRTZ-REEL7	SOT-23	12	5.2	5	0.1	50	-40 to 125				
584-ADR360AUJZ-R2	ADR360AUJZ-R2	TSOT-5	15	2.35	5	0.29	25	-40 to 125				
584-ADR360BUJZ-R2	ADR360BUJZ-R2	TSOT-5	15	2.35	5	0.15	9	-40 to 125				
584-ADR361AUJZ-R2	ADR361AUJZ-R2	TSOT-5	15	2.8	5	0.24	25	-40 to 125				
584-ADR361BUJZ-R2	ADR361BUJZ-R2	TSOT-5	15	2.8	5	0.12	9	-40 to 125				
584-ADR391AUJZ-R2	ADR391AUJZ-R2	TSOT-5	15	2.8	5	0.24	25	-40 to 125				
584-ADR391BUJZ-R2	ADR391BUJZ-R2	TSOT-5	15	2.8	5	0.16	9	-40 to 125				
584-ADR291ERZ	ADR291ERZ	SOIC-8	15	3	5	0.08	8	-40 to 125				
584-ADR291FRZ	ADR291FRZ	SOIC-8	15	3	5	0.12	15	-40 to 125				
584-ADR291GRZ	ADR291GRZ	SOIC-8	15	3	5	0.24	25	-40 to 125				
584-ADR4520ARZ	ADR4520ARZ	SOIC-8	15	3	10	0.04	4	-40 to 125				
584-ADR4520BRZ	ADR4520BRZ	SOIC-8	15	3	10	0.02	2	-40 to 125				
584-ADR4525ARZ	ADR4525ARZ	SOIC-8	15	3	10	0.04	4	-40 to 125				
584-ADR4525BRZ	ADR4525BRZ	SOIC-8	15	3	10	0.02	2	-40 to 125				
584-ADR4525BRZ-R7	ADR4525BRZ-R7	SOIC-8	15	3	10	0.02	2	-40 to 125				
584-ADR4530ARZ	ADR4530ARZ	SOIC-8	15	3	10	0.04	4	-40 to 125				
584-ADR4530BRZ	ADR4530BRZ	SOIC-8	15	3	10	0.02	2	-40 to 125				
584-ADR4533ARZ	ADR4533ARZ	SOIC-8	15	3	10	0.04	4	-40 to 125				
584-ADR4533BRZ	ADR4533BRZ	SOIC-8	15	3	10	0.02	2	-40 to 125				
584-ADR4540ARZ	ADR4540ARZ	SOIC-8	15	3	10	0.04	4	-40 to 125				
584-ADR4540BRZ	ADR4540BRZ	SOIC-8	15	3	10	0.02	2	-40 to 125				
584-ADR4550ARZ	ADR4550ARZ	SOIC-8	15	3	10	0.04	4	-40 to 125				
584-ADR4550BRZ	ADR4550BRZ	SOIC-8	15	3	10	0.02	2	-40 to 125				
584-ADR363AUJZ-R2	ADR363AUJZ-R2	TSOT-5	15	3.3	5	0.2	25	-40 to 125				
584-ADR363BUJZ-R2	ADR363BUJZ-R2	TSOT-5	15	3.3	5	0.1	9	-40 to 125				
584-ADR363BUJZ-R7	ADR363BUJZ-REEL7	TSOT-5	15	3.3	5	0.1	9	-40 to 125				
584-REF192GPZ	REF192GPZ	PDIP-8	15	3.3	30	-	5	-40 to 85				
584-ADR366AUJZ-R2	ADR366AUJZ-R2	TSOT-5	15	3.6	5	0.25	25	-40 to 125				
584-ADR366BUJZ-R2	ADR366BUJZ-R2	TSOT-5	15	3.6	5	0.125	9	-40 to 125				
584-ADR366BUJZ-R7	ADR366BUJZ-REEL7	TSOT-5	15	3.6	5	0.125	9	-40 to 125				
584-ADR392AUJZ-R2	ADR392AUJZ-R2	TSOT-5	15	4.3	5	0.15	25	-40 to 125				
584-ADR392AUJZ-R7	ADR392AUJZ-REEL7	TSOT-5	15	4.3	5	0.15	25	-40 to 125				
584-ADR392BUJZ-R2	ADR392BUJZ-R2	TSOT-5	15	4.3	5	0.12	9	-40 to 125				
584-ADR392BUJZ-R7	ADR392BUJZ-REEL7	TSOT-5	15	4.3	5	0.12	9	-40 to 125				
584-ADR364AUJZ-R2	ADR364AUJZ-R2	TSOT-5	15	4.4	5	0.2	25	-40 to 125				
584-ADR364BUJZ-R2	ADR364BUJZ-R2	TSOT-5	15	4.4	5	0.1	9	-40 to 125				
584-ADR365AUJZ-R2	ADR365AUJZ-R2	TSOT-5	15	5.3	5	0.16	25	-40 to 125				
584-ADR365BUJZ-R2	ADR365BUJZ-R2	TSOT-5	15	5.3	5	0.08	9	-40 to 125				
584-ADR395AUJZ-R2	ADR395AUJZ-R2	TSOT-5	15	5.3	5	0.12	25	-40 to 125				
584-ADR395AUJZ-R7	ADR395AUJZ-REEL7	TSOT-5	15	5.3	5	0.12	25	-40 to 125				
584-ADR395BUJZ-R2	ADR395BUJZ-R2	TSOT-5	15	5.3	5	0.1	9	-40 to 125				
584-ADR293ERZ	ADR293ERZ	SOIC-8	15	6	5	-	3	-40 to 125				
584-ADR293GRZ	ADR293GRZ	SOIC-8	15	6	5	-	3	-40 to 125				
584-REF191ESZ	REF191ESZ	SOIC-8	18	-0.3	30	-	5	-40 to 85				
584-REF191GSZ	REF191GSZ	SOIC-8	18	-0.3	30	-	5	-40 to 85				
584-REF192ESZ	REF192ESZ	SOIC-8	18	-0.3	30	-	5	-40 to 85				
584-REF192FSZ	REF192FSZ	SOIC-8	18	-0.3	30	-	5	-40 to 85				
584-REF192GPZ	REF192GPZ	PDIP-8	18	-0.3	30	-	5	-40 to 85				
584-REF192GRUZ	REF192GRUZ	TSSOP-8	18	-0.3	30	-	5	-40 to 85				
584-REF192GSZ	REF192GSZ	SOIC-8	18	-0.3	30	-	5	-40 to 85				
584-REF193GSZ	REF193GSZ	SOIC-8	18	-0.3	30	-	5	-40 to 85				

© Copyright 2014 Mouser Electronics

© Copyright 2014 Mouser Electronics

ANALOG DEVICES INC. Voltage References

Products may be RoHS compliant. Check mouser.com for RoHS status.

ANALOG DEVICES

SERIES VOLTAGE REFERENCES (CONT.)

For quantities greater than listed, call for quote.

MOUSER STOCK NO.	ADI Part No.	Package	Input Voltage (Max) (V)	Input Voltage (Min) (V)	Output Current (mA)	Initial Accuracy	Temp. Coeff. (ppm/°C) (Max.)	Operating Temperature Range (°C)	Price Each 1	10	100	250
584-REF194ESZ	REF194ESZ	SOIC-8	18	-0.3	30	-	5	-40 to 85				
584-REF194GSZ	REF194GSZ	SOIC-8	18	-0.3	30	-	5	-40 to 85				
584-REF195ESZ	REF195ESZ	SOIC-8	18	-0.3	30	-	5	-40 to 85				
584-REF195FSZ	REF195FSZ	SOIC-8	18	-0.3	30	-	5	-40 to 85				
584-REF195GPZ	REF195GPZ	PDIP-8	18	-0.3	30	-	5	-40 to 85				
584-REF195GRUZ	REF195GRUZ	TSSOP-8	18	-0.3	30	-	5	-40 to 85				
584-REF195GSZ	REF195GSZ	SOIC-8	18	-0.3	30	-	5	-40 to 85				
584-REF196GSZ	REF196GSZ	SOIC-8	18	-0.3	30	-	5	-40 to 85				
584-REF198ESZ	REF198ESZ	SOIC-8	18	-0.3	30	-	5	-40 to 85				
584-REF198FSZ	REF198FSZ	SOIC-8	18	-0.3	30	-	5	-40 to 85				
584-REF198GRUZ	REF198GRUZ	TSSOP-8	18	-0.3	30	-	5	-40 to 85				
584-REF198GSZ	REF198GSZ	SOIC-8	18	-0.3	30	-	5	-40 to 85				
584-ADR130AUJZ-R2	ADR130AUJZ-R2	TSOT-6	18	2	4	0.7	50	-40 to 125				
584-ADR130AUJZ-R7	ADR130AUJZ-REEL7	TSOT-6	18	2	4	0.7	50	-40 to 125				
584-ADR130BUJZ-R2	ADR130BUJZ-R2	TSOT-6	18	2	4	0.35	25	-40 to 125				
584-ADR130BUJZ-R7	ADR130BUJZ-REEL7	TSOT-6	18	2	4	0.35	25	-40 to 125				
584-ADR380ARTZ-R7	ADR380ARTZ-REEL7	SOT-23	18	2.4	5	0.24	5	-40 to 85				
584-ADR127AUJZ-R2	ADR127AUJZ-R2	TSOT-6	18	2.7	5	0.24	25	-40 to 125				
584-ADR381ARTZ-R2	ADR381ARTZ-R2	SOT-23	18	2.8	5	0.24	3	-40 to 85				
584-ADR381ARTZ-R7	ADR381ARTZ-REEL7	SOT-23	18	2.8	5	0.24	3	-40 to 85				
584-ADR440ARMZ	ADR440ARMZ	MSOP-8	18	3	10	0.15	10	-40 to 125				
584-ADR440ARZ	ADR440ARZ	SOIC-8	18	3	10	0.15	10	-40 to 125				
584-ADR440BRZ	ADR440BRZ	SOIC-8	18	3	10	0.05	3	-40 to 125				
584-ADR441ARMZ	ADR441ARMZ	MSOP-8	18	3	10	0.12	10	-40 to 125				
584-ADR441ARZ	ADR441ARZ	SOIC-8	18	3	10	0.12	10	-40 to 125				
584-ADR441BRZ	ADR441BRZ	SOIC-8	18	3	10	0.04	3	-40 to 125				
584-ADR443ARMZ	ADR443ARMZ	MSOP-8	18	3.5	10	0.13	10	-40 to 125				
584-ADR443ARZ	ADR443ARZ	SOIC-8	18	3.5	10	0.13	10	-40 to 125				
584-ADR443BRZ	ADR443BRZ	SOIC-8	18	3.5	10	0.04	3	-40 to 125				
584-ADR420ARMZ	ADR420ARMZ	MSOP-8	18	4	10	0.15	10	-40 to 125				
584-ADR420ARZ	ADR420ARZ	SOIC-8	18	4	10	0.15	10	-40 to 125				
584-ADR420BRZ	ADR420BRZ	SOIC-8	18	4	10	0.05	3	-40 to 125				
584-ADR430ARMZ	ADR430ARMZ	MSOP-8	18	4.1	30	0.15	10	-40 to 125				
584-ADR430ARZ	ADR430ARZ	SOIC-8	18	4.1	30	0.15	10	-40 to 125				
584-ADR430BRZ	ADR430BRZ	SOIC-8	18	4.1	30	0.05	3	-40 to 125				
584-ADR292ERZ	ADR292ERZ	SOIC-8	18	4.5	5	0.07	8	-40 to 125				
584-ADR292GRZ	ADR292GRZ	SOIC-8	18	4.5	5	0.15	25	-40 to 125				
584-ADR421ARMZ	ADR421ARMZ	MSOP-8	18	4.5	10	0.12	10	-40 to 125				
584-ADR421ARZ	ADR421ARZ	SOIC-8	18	4.5	10	0.12	10	-40 to 125				
584-ADR421BR	ADR421BR	SOIC-8	18	4.5	10	0.04	3	-40 to 125				
584-ADR421BRZ	ADR421BRZ	SOIC-8	18	4.5	10	0.04	3	-40 to 125				
584-ADR431ARMZ	ADR431ARMZ	MSOP-8	18	4.5	30	0.12	10	-40 to 125				
584-ADR431ARZ	ADR431ARZ	SOIC-8	18	4.5	30	0.12	10	-40 to 125				
584-ADR431BRMZ	ADR431BRMZ	MSOP-8	18	4.5	30	0.12	10	-40 to 125				
584-ADR431BRZ	ADR431BRZ	SOIC-8	18	4.5	30	0.04	3	-40 to 125				
584-ADR431TRZ-EP	ADR431TRZ-EP	SOIC-8	18	4.5	30	0.04	5	-40 to 125				
584-ADR444ARMZ	ADR444ARMZ	MSOP-8	18	4.6	10	0.13	10	-40 to 125				
584-ADR444ARZ	ADR444ARZ	SOIC-8	18	4.6	10	0.13	10	-40 to 125				
584-ADR444BRZ	ADR444BRZ	SOIC-8	18	4.6	10	0.04	3	-40 to 125				
584-ADR423ARMZ	ADR423ARMZ	MSOP-8	18	5	10	0.13	10	-40 to 125				
584-ADR423ARZ	ADR423ARZ	SOIC-8	18	5	10	0.13	10	-40 to 125				
584-ADR423BRZ	ADR423BRZ	SOIC-8	18	5	10	0.04	3	-40 to 125				
584-ADR433ARMZ	ADR433ARMZ	MSOP-8	18	5	30	0.13	10	-40 to 125				
584-ADR433ARZ	ADR433ARZ	SOIC-8	18	5	30	0.13	10	-40 to 125				
584-ADR433BRZ	ADR433BRZ	SOIC-8	18	5	30	0.05	3	-40 to 125				
584-ADR445ARMZ	ADR445ARMZ	MSOP-8	18	5.5	10	0.12	10	-40 to 125				
584-ADR445ARZ	ADR445ARZ	SOIC-8	18	5.5	10	0.12	10	-40 to 125				
584-ADR445BRZ	ADR445BRZ	SOIC-8	18	5.5	10	0.04	3	-40 to 125				
584-ADR434ARMZ	ADR434ARMZ	MSOP-8	18	6.1	30	0.12	10	-40 to 125				
584-ADR434ARZ	ADR434ARZ	SOIC-8	18	6.1	30	0.12	10	-40 to 125				
584-ADR434BRZ	ADR434BRZ	SOIC-8	18	6.1	30	0.04	3	-40 to 125				
584-ADR425ARMZ	ADR425ARMZ	MSOP-8	18	7	10	0.12	10	-40 to 125				
584-ADR425ARZ	ADR425ARZ	SOIC-8	18	7	10	0.12	10	-40 to 125				
584-ADR425BRZ	ADR425BRZ	SOIC-8	18	7	10	0.04	3	-40 to 125				
584-ADR435ARMZ	ADR435ARMZ	MSOP-8	18	7	30	0.12	10	-40 to 125				
584-ADR435ARZ	ADR435ARZ	SOIC-8	18	7	30	0.12	10	-40 to 125				
584-ADR435BRMZ	ADR435BRMZ	MSOP-8	18	7	30	0.04	3	-40 to 125				
584-ADR435BRZ	ADR435BRZ	SOIC-8	18	7	30	0.04	3	-40 to 125				
584-AD584JH	AD584JH	TO-100	30	4.5	10	0.05	30	-55 to 125				
584-AD584JNZ	AD584JNZ	PDIP-8	30	4.5	10	0.05	30	-55 to 125				
584-AD584KNZ	AD584KNZ	PDIP-8	30	4.5	10	0.05	15	-55 to 125				
584-AD580JH	AD580JH	TO-52	30	4.5	-	0.4	85	-55 to 125				
584-AD580KH	AD580KH	TO-52	30	4.5	-	0.4	40	-55 to 125				
584-AD580LH	AD580LH	TO-52	30	4.5	-	0.4	25	-55 to 125				
584-AD580TH	AD580TH	TO-52	30	4.5	-	0.4	25	-55 to 125				
584-AD581JH	AD581JH	TO-5-3	30	12	10	0.05	30	-55 to 125				
584-AD581KH	AD581KH	TO-5-3	30	12	10	0.05	15	-55 to 125				
584-AD581LH	AD581LH	TO-5-3	30	12	10	0.05	5	-55 to 125				
584-AD780ANZ	AD780ANZ	PDIP-8	36	4	10	0.04	7	-40 to 85				
584-AD780ARZ	AD780ARZ	SOIC-8	36	4	10	0.04	7	-40 to 85				
584-AD780BRZ	AD780BRZ	SOIC-8	36	4	10	0.04	3	-40 to 85				
584-AD680ANZ	AD680ANZ	PDIP-8	36	4.5	0.005	-	20	-40 to 85				
584-AD680ARZ	AD680ARZ	SOIC-8	36	4.5	0.005	-	20	-40 to 85				
584-AD680JRZ	AD680JRZ	SOIC-8	36	4.5	0.005	-	20	-40 to 85				
584-AD680JRZ-R7	AD680JRZ-REEL7	SOIC-8	36	4.5	0.005	-	20	-40 to 85				
584-AD680JTZ	AD680JTZ	TO-92	36	4.5	0.005	-	20	-40 to 85				
584-REF03GPZ	REF03GPZ	PDIP-8	36	4.5	10	0.6	50	-40 to 85				
584-REF02AZ	REF02AZ	CDIP-8	36	7	10	0.3	8.5	-40 to 85				
584-REF02CPZ	REF02CPZ	PDIP-8	36	7	10	0.3	8.5	-40 to 85				
584-REF02CSZ	REF02CSZ	SOIC-8	36	7	10	0.3	8.5	-40 to 85				
584-REF02EZ	REF02EZ	CDIP-8	36	7	10	0.3	8.5	-40 to 85				
584-REF02HPZ	REF02HPZ	PDIP-8	36	7	10	0.3	8.5	-40 to 85				
584-REF02HSZ	REF02HSZ	SOIC-8	36	7	10	0.3	8.5	-40 to 85				
584-AD588AQ	AD588AQ	CDIP-16	36	10.8	10	-	1.5	-55 to 125				
584-AD588ARWZ	AD588ARWZ	SOIC-16	36	10.8	10	-	1.5	-55 to 125				
584-AD588BQ	AD588BQ	CDIP-16	36	10.8	10	-	1.5	-55 to 125				
584-AD588JQ	AD588JQ	CDIP-16	36	10.8	10	-	1.5	-55 to 125				
584-REF01CPZ	REF01CPZ	PDIP-8	36	12	10	0.3	8.5	-40 to 85				

© Copyright 2014 Mouser Electronics

For current pricing, visit mouser.com

© Copyright 2014 Mouser Electronics

SERIES VOLTAGE REFERENCES (CONT.)

For quantities greater than listed, call for quote.

MOUSER STOCK NO.	ADI Part No.	Package	Input Voltage (Max) (V)	Input Voltage (Min) (V)	Output Current (mA)	Initial Accuracy	Temp. Coeff. (ppm/°C) (Max.)	Operating Temperature Range (°C)	Price Each 1	10	100	250
584-REF01CSZ	REF01CSZ	SOIC-8	36	12	10	0.3	8.5	-40 to 85				
584-REF01EZ	REF01EZ	CDIP-8	36	12	10	0.3	8.5	-40 to 85				
584-REF01HPZ	REF01HPZ	PDIP-8	36	12	10	0.3	8.5	-40 to 85				
584-AD586ARZ	AD586ARZ	SOIC-8	36	-	10	0.04	15	-55 to 125				
584-AD586BRZ	AD586BRZ	SOIC-8	36	-	10	0.04	5	-55 to 125				
584-AD586JNZ	AD586JNZ	PDIP-8	36	-	10	0.04	25	-55 to 125				
584-AD586JRZ	AD586JRZ	SOIC-8	36	-	10	0.04	25	-55 to 125				
584-AD586KNZ	AD586KNZ	PDIP-8	36	-	10	0.04	15	-55 to 125				
584-AD586KRZ	AD586KRZ	SOIC-8	36	-	10	0.04	15	-55 to 125				
584-AD586LRZ	AD586LRZ	SOIC-8	36	-	10	0.04	5	-55 to 125				
584-AD586MNZ	AD586MNZ	PDIP-8	36	-	10	0.04	2	-55 to 125				
584-AD688ARWZ	AD688ARWZ	SOIC-16	36	-	10	-	8	-40 to 85				
584-AD688BQ	AD688BQ	CDIP-16	36	-	10	-	3	-40 to 85				
584-AD587JNZ	AD587JNZ	PDIP-8	36	-	-	0.05	20	-55 to 125				
584-AD587JRZ	AD587JRZ	SOIC-8	36	-	-	0.05	20	-55 to 125				
584-AD587KNZ	AD587KNZ	PDIP-8	36	-	-	0.05	10	-55 to 125				
584-AD587KRZ	AD587KRZ	SOIC-8	36	-	-	0.05	10	-55 to 125				
584-ADR03AKSZ-R7	ADR03AKSZ-REEL7	SC-70-5	40	4.5	10	0.1	3	-40 to 125				
584-ADR03ARZ	ADR03ARZ	SOIC-8	40	4.5	10	0.1	3	-40 to 125				
584-ADR03BKSZ-R7	ADR03BKSZ-REEL7	SC-70-5	40	4.5	10	0.1	3	-40 to 125				
584-ADR03BRZ	ADR03BRZ	SOIC-8	40	4.5	10	0.1	3	-40 to 125				
584-REF43GPZ	REF43GPZ	PDIP-8	40	4.5	60	0.1	25	-40 to 85				
584-REF43GSZ	REF43GSZ	SOIC-8	40	4.5	60	0.1	25	-40 to 85				
584-ADR06BRZ	ADR06BRZ	SOIC-8	40	5	10	0.1	3	-40 to 125				
584-ADR02ARZ	ADR02ARZ	SOIC-8	40	7	10	0.1	3	-40 to 125				
584-ADR02ARZ-R7	ADR02ARZ-REEL7	SOIC-8	40	7	10	0.1	3	-40 to 125				
584-ADR02AUJZ-R7	ADR02AUJZ-REEL7	TSOT-5	40	7	10	0.1	3	-40 to 125				
584-ADR02BRZ	ADR02BRZ	SOIC-8	40	7	10	0.1	3	-40 to 125				
584-ADR01ARZ	ADR01ARZ	SOIC-8	40	12	10	0.1	3	-40 to 125				
584-ADR01ARZ-R7	ADR01ARZ-REEL7	SOIC-8	40	12	10	0.1	3	-40 to 125				
584-ADR01AUJZ-R7	ADR01AUJZ-REEL7	TSOT-5	40	12	10	0.1	3	-40 to 125				
584-ADR01BRZ	ADR01BRZ	SOIC-8	40	12	10	0.1	3	-40 to 125				
584-AD589JH	AD589JH	TO-51-2	-	-	10	1.2	100	-55 to 125				
584-AD589JRZ	AD589JRZ	SOIC-8	-	-	10	1.2	100	-55 to 125				
584-AD589KH	AD589KH	TO-51-2	-	-	10	1.2	50	-55 to 125				
584-AD589MH	AD589MH	TO-51-2	-	-	10	1.2	10	-55 to 125				

VOLTAGE COMPARATORS

For quantities greater than listed, call for quote.

MOUSER STOCK NO.	ADI Part No.	Package	Single, Dual, Quad	Supply Voltage (Max) (V)	Supply Voltage (Min) (V)	Input Offset Voltage (Max) (mV)	Quiescent Current (mA)	Response Time (Typ.) (ns)	Power Dissipation (mW)	Operating Temperature (°C)	Price Each 1	10	100	250
584-ADCMP566BCPZ	ADCMP566BCPZ	LFCSP-32	S	3	-2	5	18	0.25	525	-40 to 85				
584-AD96685BRZ	AD96685BRZ	SOIC-16	S	5	-2.5	2	18	6	118	-25 to 85				
584-ADCMP565BPZ	ADCMP565BPZ	PLCC-20	S	6	-0.5	6	18	0.5	490	-40 to 85				
584-AD790JNZ	AD790JNZ	PDIP-8	S	7	4.5	0.6	10	45	60	0 to 70				
584-AD790JRZ	AD790JRZ	SOIC-8	S	7	4.5	0.6	10	45	60	0 to 70				
584-ADCMP567BCPZ	ADCMP567BCPZ	LFCSP-32	D	3	-2	5	18	0.25	615	-40 to 85				
584-AD96687BPZ	AD96687BPZ	PLCC-20	D	5	-2.5	2	18	6	118	-25 to 85				
584-AD96687BRZ	AD96687BRZ	SOIC-16	D	5	-2.5	2	18	6	118	-25 to 85				

VOLTAGE-TO-FREQUENCY AND FREQUENCY-TO-VOLTAGE CONVERTERS

For quantities greater than listed, call for quote.

MOUSER STOCK NO.	ADI Part No.	Package	Supply Voltage (Max) (V)	Quiescent Current (mA)	Linearity Error (%)	Voltage Frequency (MHz)	Temp. Coeff. (ppm/°C) (Max.)	Operating Temperature Range (°C)	Price Each 1	10	100	250
584-AD7740KRMZ	AD7740KRMZ	MSOP-8	5.25	1.25	0.012	1	50	0 to 85				
584-AD7740YRMZ	AD7740YRMZ	MSOP-8	5.25	1.25	0.012	1	50	-40 to 105				
584-AD7740YRMZ-R7	AD7740YRMZ-REEL7	MSOP-8	5.25	1.25	0.012	1	50	-40 to 105				
584-AD7741BNZ	AD7741BNZ	PDIP-8	5.25	8	0.012	6.144	50	-40 to 85				
584-AD7741BRZ	AD7741BRZ	SOIC-8	5.25	8	0.012	6.144	50	-40 to 85				
584-AD7741YRZ	AD7741YRZ	SOIC-8	5.25	8	0.012	6.144	50	-40 to 105				
584-AD650JPZ	AD650JPZ	PLCC-20	18	8	0.015	1	150	0 to 70				
584-AD650KNZ	AD650KNZ	PDIP-14	18	8	0.015	1	150	0 to 70				
584-AD650SD	AD650SD	CDIP-14	18	8	0.015	1	200	-55 to 125				
584-AD654JNZ	AD654JNZ	PDIP-8	36	3	0.4	0.5	50	-40 to 85				
584-AD654JRZ	AD654JRZ	SOIC-8	36	3	0.4	0.5	50	-40 to 85				
584-AD654JRZ-R7	AD654JRZ-REEL7	SOIC-8	36	3	0.4	0.5	50	-40 to 85				
584-AD650JNZ	AD650JNZ	PDIP-14	36	8	0.015	1	150	0 to 70				

RMS TO DC CONVERTERS

For quantities greater than listed, call for quote.

MOUSER STOCK NO.	ADI Part No.	Package	Supply Voltage (Max) (V)	Supply Voltage (Min) (V)	Supply Current (Max) (mA)	Signal Range (mV)	Operating Temperature Range (°C)	Price Each 1	10	100	250
584-AD636JDZ	AD636JDZ	CDIP-14	16	2.5	0.8	200	0 to 70				
584-AD636JH	AD636JH	CDIP-14	16	2.5	1	200	0 to 70				
584-AD636JHZ	AD636JHZ	TO-100-10	16	2.5	1	200	0 to 70				
584-AD736AQ	AD736AQ	CDIP-8	16.5	2.8	0.2	200	-40 to 85				
584-AD736ARZ	AD736ARZ	SOIC-8	16.5	2.8	0.2	200	-40 to 85				
584-AD736JNZ	AD736JNZ	PDIP-8	16.5	2.8	0.2	200	0 to 70				
584-AD736JRZ	AD736JRZ	SOIC-8	16.5	2.8	0.2	200	0 to 70				
584-AD736KRZ	AD736KRZ	SOIC-8	16.5	2.8	0.2	200	0 to 70				
584-AD737JRZ	AD737JRZ	SOIC-8	16.5	2.5	0.16	200	-40 to 85				
584-AD8436ACPZ-R7	AD8436ACPZ-R7	LFCSP-20	18	2.4	0.3	-	-40 to 125				
584-AD8436ACPZ-WP	AD8436ACPZ-WP	LFCSP-20	18	2.4	0.3	-	-40 to 125				
584-AD8436ARQZ	AD8436ARQZ	QSOP-20	18	2.4	0.3	-	-40 to 125				
584-AD8436JCPZ-R7	AD8436JCPZ-R7	LFCSP-20	18	2.4	0.3	-	0 to 70				
584-AD8436JCPZ-WP	AD8436JCPZ-WP	LFCSP-20	18	2.4	0.3	-	0 to 70				
584-AD536AJD	AD536AJD	CERDIP-14	18	3	2	-	0 to 70				
584-AD536AJDZ	AD536AJDZ	CERDIP-14	18	3	2	-	0 to 70				
584-AD536AJHZ	AD536AJHZ	TO-100-10	18	3	2	-	0 to 70				
584-AD536AJQ	AD536AJQ	CDIP-14	18	3	2	-	0 to 70				
584-AD536AKDZ	AD536AKDZ	CERDIP-14	18	3	2	-	0 to 70				

© Copyright 2014 Mouser Electronics

© Copyright 2014 Mouser Electronics

ANALOG DEVICES INC. Converters and LDO Regulators

Products may be RoHS compliant. Check mouser.com for RoHS status.

RMS TO DC CONVERTERS (CONT.)

For quantities greater than listed, call for quote.

MOUSER STOCK NO.	ADI Part No.	Package	Supply Voltage (Max) (V)	Supply Voltage (Min) (V)	Supply Current (Max) (mA)	Signal Range (mV)	Operating Temperature Range (°C)	Price Each 1	10	100	250
584-AD536ASD	AD536ASD	CERDIP-14	18	3	2	-	-55 to 125				
584-AD536ASH	AD536ASH	TO-100-10	18	3	2	-	-55 to 125				
584-AD637ARZ	AD637ARZ	SOIC-16	18	3	3	-	-40 to 85				
584-AD637BRZ	AD637BRZ	SOIC-16	18	3	3	-	-40 to 85				
584-AD637JDZ	AD637JDZ	CERDIP-14	18	3	3	-	0 to 70				
584-AD637JQ	AD637JQ	CDIP-14	18	3	3	-	0 to 70				
584-AD637JRZ	AD637JRZ	SOIC-16	18	3	3	-	0 to 70				
584-AD637KQ	AD637KQ	CDIP-14	18	3	3	-	0 to 70				
584-AD637KRZ	AD637KRZ	SOIC-16	18	3	3	-	0 to 70				

LINEAR VOLTAGE REGULATORS (LDO)

For quantities greater than listed, call for quote.

MOUSER STOCK NO.	ADI Part No.	Package	Input Voltage (Max) (V)	Input Voltage (Min) (V)	Output Current (Max) (mA)	Load Regulation (%)	Quiescent Current (uA)	Dropout Voltage (mV)	Operating Temperature (°C)	Price Each 1	10	100	250
584-ADP7182ACPZ-R7	ADP7182ACPZ-R7	LFCSP-8	-28	-2.7	-200	0.001	-650	-185	-40 to 125				
584-ADP170AUJZ-1.2R7	ADP170AUJZ-1.2-R7	TSOT-5	3.6	1.6	300	0.007	170	66	-40 to 125				
584-ADP171AUJZ-R7	ADP171AUJZ-R7	TSOT-5	3.6	1.6	300	0.007	170	66	-40 to 125				
584-ADP1755ACPZ-R7	ADP1755ACPZ-R7	LFCSP-16	3.6	1.6	1200	0.6	800	105	-40 to 125				
584-ADP1740ACPZ1.2R7	ADP1740ACPZ-1.2-R7	LFCSP-16	3.6	1.6	2000	0.5	800	160	-40 to 125				
584-ADP1741ACPZ-R7	ADP1741ACPZ-R7	LFCSP-16	3.6	1.6	2000	0.5	500	160	-40 to 125				
584-ADP150ACBZ-2.5R7	ADP150ACBZ-2.5-R7	WLCSP-4	5.5	2.2	150	0.002	10	105	-40 to 125				
584-ADP150ACBZ-3.3R7	ADP150ACBZ-3.3-R7	WLCSP-4	5.5	2.2	150	0.002	10	105	-40 to 125				
584-ADP150AUJZ-1.8R7	ADP150AUJZ-1.8-R7	TSOT-5	5.5	2.2	150	0.003	10	105	-40 to 125				
584-ADP150AUJZ-2.5R7	ADP150AUJZ-2.5-R7	TSOT-5	5.5	2.2	150	0.003	10	105	-40 to 125				
584-ADP150AUJZ-2.8R7	ADP150AUJZ-2.8-R7	TSOT-5	5.5	2.2	150	0.003	10	105	-40 to 125				
584-ADP150AUJZ-3.0R7	ADP150AUJZ-3.0-R7	TSOT-5	5.5	2.2	150	0.003	10	105	-40 to 125				
584-ADP150AUJZ-3.3R7	ADP150AUJZ-3.3-R7	TSOT-5	5.5	2.2	150	0.003	10	105	-40 to 125				
584-ADP160AUJZ-1.8R7	ADP160AUJZ-1.8-R7	TSOT-5	5.5	2.2	150	0.004	860	195	-40 to 125				
584-ADP160AUJZ-2.5R7	ADP160AUJZ-2.5-R7	TSOT-5	5.5	2.2	150	0.004	860	195	-40 to 125				
584-ADP160AUJZ-3.0R7	ADP160AUJZ-3.0-R7	TSOT-5	5.5	2.2	150	0.004	860	195	-40 to 125				
584-ADP160AUJZ-3.3R7	ADP160AUJZ-3.3-R7	TSOT-5	5.5	2.2	150	0.004	860	195	-40 to 125				
584-ADP161AUJZ-R7	ADP161AUJZ-R7	TSOT-5	5.5	2.2	150	0.004	860	195	-40 to 125				
584-ADP162AUJZ-3.3R7	ADP162AUJZ-3.3-R7	TSOT-5	5.5	2.2	150	0.004	860	195	-40 to 125				
584-ADP151ACBZ-1.8R7	ADP151ACBZ-1.8-R7	WLCSP-4	5.5	2.2	200	0.006	265	140	-40 to 125				
584-ADP151AUJZ-1.2R7	ADP151AUJZ-1.2-R7	TSOT-5	5.5	2.2	200	0.006	265	140	-40 to 125				
584-ADP151AUJZ-1.8R7	ADP151AUJZ-1.8-R7	TSOT-5	5.5	2.2	200	0.006	265	140	-40 to 125				
584-ADP151AUJZ-2.5R7	ADP151AUJZ-2.5-R7	TSOT-5	5.5	2.2	200	0.006	265	140	-40 to 125				
584-ADP151AUJZ-3.0R7	ADP151AUJZ-3.0-R7	TSOT-5	5.5	2.2	200	0.006	265	140	-40 to 125				
584-ADP151AUJZ-3.3R7	ADP151AUJZ-3.3-R7	TSOT-5	5.5	2.2	200	0.006	265	140	-40 to 125				
584-ADP122AUJZ-2.5R7	ADP122AUJZ-2.5-R7	TSOT-5	5.5	2.3	300	0.0005	45	85	-40 to 125				
584-ADP122AUJZ-2.7R7	ADP122AUJZ-2.7-R7	TSOT-5	5.5	2.3	300	0.0005	45	85	-40 to 125				
584-ADP122AUJZ-2.8R7	ADP122AUJZ-2.8-R7	TSOT-5	5.5	2.3	300	0.0005	45	85	-40 to 125				
584-ADP122AUJZ-3.0R7	ADP122AUJZ-3.0-R7	TSOT-5	5.5	2.3	300	0.0005	45	85	-40 to 125				
584-ADP122AUJZ-3.3R7	ADP122AUJZ-3.3-R7	TSOT-5	5.5	2.3	300	0.0005	45	85	-40 to 125				
584-ADP123AUJZ-R7	ADP123AUJZ-R7	TSOT-5	5.5	2.3	300	0.0005	45	85	-40 to 125				
584-ADP130AUJZ-1.2R7	ADP130AUJZ-1.2-R7	SOT-23-5	5.5	2.3	350	0.001	25	17	-40 to 125				
584-ADP124ARHZ-1.8R7	ADP124ARHZ-1.8-R7	MSOP-8	5.5	2.3	500	0.0005	45	130	-40 to 125				
584-ADP124ARHZ-2.5R7	ADP124ARHZ-2.5-R7	MSOP-8	5.5	2.3	500	0.0005	45	130	-40 to 125				
584-ADP124ARHZ-3.3R7	ADP124ARHZ-3.3-R7	MSOP-8	5.5	2.3	500	0.0005	45	130	-40 to 125				
584-ADP125ARHZ	ADP125ARHZ	SOIC-8	5.5	2.3	500	0.0005	45	130	-40 to 125				
584-ADP125ARHZ-R7	ADP125ARHZ-R7	SOIC-8	5.5	2.3	500	0.0005	45	130	-40 to 125				
584-ADP121-ACBZ33R7	ADP121-ACBZ33R7	WLCSP-4	5.5	2.5	150	0.001	30	90	-40 to 125				
584-ADP121-AUJZ12R7	ADP121-AUJZ12R7	TSOT-5	5.5	2.5	150	0.001	30	90	-40 to 125				
584-ADP121-AUJZ15R7	ADP121-AUJZ15R7	TSOT-5	5.5	2.5	150	0.001	30	90	-40 to 125				
584-ADP121-AUJZ25R7	ADP121-AUJZ25R7	TSOT-5	5.5	2.5	150	0.001	30	90	-40 to 125				
584-ADP121-AUJZ28R7	ADP121-AUJZ28R7	TSOT-5	5.5	2.5	150	0.001	30	90	-40 to 125				
584-ADP121-AUJZ30R7	ADP121-AUJZ30R7	TSOT-5	5.5	2.5	150	0.001	30	90	-40 to 125				
584-ADP121-AUJZ33R7	ADP121-AUJZ33R7	TSOT-5	5.5	2.5	150	0.001	30	90	-40 to 125				
584-ADP1710AUJZ1.2R7	ADP1710AUJZ-1.2-R7	TSOT-5	5.5	2.5	150	0.004	35	150	-40 to 125				
584-ADP1710AUJZ2.5R7	ADP1710AUJZ-2.5-R7	TSOT-5	5.5	2.5	150	0.004	35	150	-40 to 125				
584-ADP1710AUJZ3.3R7	ADP1710AUJZ-3.3-R7	TSOT-5	5.5	2.5	150	0.004	35	150	-40 to 125				
584-ADP1710AUJZ-R7	ADP1710AUJZ-R7	TSOT-5	5.5	2.5	150	0.004	35	150	-40 to 125				
584-ADP1711AUJZ3.3R7	ADP1711AUJZ-3.3-R7	TSOT-5	5.5	2.5	150	0.004	35	150	-40 to 125				
584-ADP323ACPZ-R7	ADP323ACPZ-R7	LFCSP-16	5.5	2.5	200	0.005	85	200	-40 to 125				
584-ADP221ACDZ1818R7	ADP221ACDZ-1818-R7	WLCSP-6	5.5	2.5	200	0.01	120	150	-40 to 125				
584-ADP1712AUJZ1.8R7	ADP1712AUJZ-1.8-R7	TSOT-5	5.5	2.5	300	0.004	75	170	-40 to 125				
584-ADP1712AUJZ3.3R7	ADP1712AUJZ-3.3-R7	TSOT-5	5.5	2.5	300	0.004	75	170	-40 to 125				
584-ADP1712AUJZ-R7	ADP1712AUJZ-R7	TSOT-5	5.5	2.5	300	0.004	75	170	-40 to 125				
584-ADP1713AUJZ3.3R7	ADP1713AUJZ-3.3-R7	TSOT-5	5.5	2.5	300	0.004	75	170	-40 to 125				
584-ADP223ACPZ-R7	ADP223ACPZ-R7	LFCSP-8	5.5	2.5	300	0.002	65	170	-40 to 125				
584-ADP225ACPZ-R7	ADP225ACPZ-R7	LFCSP-8	5.5	2.5	300	0.002	65	170	-40 to 125				
584-ADP1715ARMZ1.2R7	ADP1715ARMZ-1.2-R7	MSOP-8	5.5	2.5	500	0.004	220	500	-40 to 125				
584-ADP1715ARMZ1.8R7	ADP1715ARMZ-1.8-R7	MSOP-8	5.5	2.5	500	0.004	220	500	-40 to 125				
584-ADP1715ARMZ2.5R7	ADP1715ARMZ-2.5-R7	MSOP-8	5.5	2.5	500	0.004	220	500	-40 to 125				
584-ADP1715ARMZ3.3R7	ADP1715ARMZ-3.3-R7	MSOP-8	5.5	2.5	500	0.004	220	500	-40 to 125				
584-ADP1715ARMZ-R7	ADP1715ARMZ-R7	MSOP-8	5.5	2.5	500	0.004	220	500	-40 to 125				
584-ADP1706ARDZ1.2R7	ADP1706ARDZ-1.2-R7	SOIC-8	5.5	2.5	1000	0.001	390	345	-40 to 125				
584-ADP1706ARDZ1.8R7	ADP1706ARDZ-1.8-R7	SOIC-8	5.5	2.5	1000	0.001	390	345	-40 to 125				
584-ADP1706ARDZ2.5R7	ADP1706ARDZ-2.5-R7	SOIC-8	5.5	2.5	1000	0.001	390	345	-40 to 125				
584-ADP1706ARDZ3.3R7	ADP1706ARDZ-3.3-R7	SOIC-8	5.5	2.5	1000	0.001	390	345	-40 to 125				
584-ADP1708ACPZ-R7	ADP1708ACPZ-R7	LFCSP-8	5.5	2.5	1000	0.001	390	345	-40 to 125				
584-ADP1708ARDZ-R7	ADP1708ARDZ-R7	SOIC-8	5.5	2.5	1000	0.001	390	345	-40 to 125				
584-ADP3339AKCZ1.5R7	ADP3339AKCZ-1.5-R7	SOT-223	6	2.8	1500	0.04	300	230	-40 to 85				
584-ADP3339AKCZ1.8R7	ADP3339AKCZ-1.8-R7	SOT-223	6	2.8	1500	0.04	300	230	-40 to 85				
584-ADP3339AKCZ2.5R7	ADP3339AKCZ-2.5-R7	SOT-223	6	2.8	1500	0.04	300	230	-40 to 85				
584-ADP3339AKCZ3.3R7	ADP3339AKCZ-3.3-R7	SOT-223	6	2.8	1500	0.04	300	230	-40 to 85				
584-ADP3339AKCZ-5-R7	ADP3339AKCZ-5-R7	SOT-223	6	2.8	1500	0.04	300	230	-40 to 85				
584-ADP3338AKCZ1.5R7	ADP3338AKCZ-1.5-R7	SOT-223	8	2.7	1000	0.006	600	190	-40 to 85				
584-ADP3338AKCZ1.8R7	ADP3338AKCZ-1.8-R7	SOT-223	8	2.7	1000	0.006	600	190	-40 to 85				
584-ADP3338AKCZ2.5R7	ADP3338AKCZ-2.5RL7	SOT-223	8	2.7	1000	0.006	600	190	-40 to 85				
584-ADP3338AKCZ3.3R7	ADP3338AKCZ-3.3RL7	SOT-223	8	2.7	1000	0.006	600	190	-40 to 85				
584-ADP3338AKCZ-3-R7	ADP3338AKCZ-3-RL7	SOT-223	8	2.7	1000	0.006	600	190	-40 to 85				
584-ADP3338AKCZ-5-R7	ADP3338AKCZ-5-R7	SOT-223	8	2.7	1000	0.006	600	190	-40 to 85				
584-ADP3334ACPZ-R7	ADP3334ACPZ-REEL7	LFCSP-8	11	2.6	500	0.04	450	200	-40 to 85				
584-ADP3334ARMZ-R7	ADP3334ARMZ-REEL7	MSOP-8	11	2.6	500	0.04	450	200	-40 to 85				
584-ADP3334ARZ	ADP3334ARZ	SOIC-8	11	2.6	500	0.04	450	200	-40 to 85				

© Copyright 2014 Mouser Electronics

© Copyright 2014 Mouser Electronics

ANALOG DEVICES INC. LDO and DC-DC Regulators

Products may be RoHS compliant. Check mouser.com for RoHS status.

LINEAR VOLTAGE REGULATORS (LDO) (CONT.)

For quantities greater than listed, call for quote.

MOUSER STOCK NO.	ADI Part No.	Package	Input Voltage (Max) (V)	Input Voltage (Min) (V)	Output Current (Max) (mA)	Load Regulation (%)	Quiescent Current (uA)	Dropout Voltage (mV)	Operating Temperature (°C)	Price Each 1	10	100	250
584-ADP3333ARMZ1.8R7	ADP3333ARMZ-1.8RL7	MSOP-8	12	2.6	300	0.04	160	230	-40 to 85				
584-ADP3333ARMZ2.5R7	ADP3333ARMZ-2.5-R7	MSOP-8	12	2.6	300	0.04	160	230	-40 to 85				
584-ADP3333ARMZ3.3R7	ADP3333ARMZ-3.3-R7	MSOP-8	12	2.6	300	0.04	160	230	-40 to 85				
584-ADP3333ARMZ-5-R7	ADP3333ARMZ-5-R7	MSOP-8	12	2.6	300	0.04	160	230	-40 to 85				
584-ADP3335ACPZ3.3R7	ADP3335ACPZ-3.3-R7	LFCSP-8	12	2.6	500	0.04	400	200	-40 to 85				
584-ADP3335ACPZ-5-R7	ADP3335ACPZ-5-R7	LFCSP-8	12	2.6	500	0.04	400	200	-40 to 85				
584-ADP3335ARMZ1.8R7	ADP3335ARMZ-1.8-R7	MSOP-8	12	2.6	500	0.04	400	200	-40 to 85				
584-ADP3335ARMZ2.5R7	ADP3335ARMZ-2.5RL7	MSOP-8	12	2.6	500	0.04	400	200	-40 to 85				
584-ADP3335ARMZ3.3R	ADP3335ARMZ-3.3-RL	MSOP-8	12	2.6	500	0.04	400	200	-40 to 85				
584-ADP3335ARMZ3.3R7	ADP3335ARMZ-3.3RL7	MSOP-8	12	2.6	500	0.04	400	200	-40 to 85				
584-ADP3335ARMZ-5-R7	ADP3335ARMZ-5-R7	MSOP-8	12	2.6	500	0.04	400	200	-40 to 85				
584-ADP3336ARMZ-R7	ADP3336ARMZ-REEL7	MSOP-8	12	2.6	500	0.04	400	200	- 40 to 85				
584-ADP3309ARTZ3.3R7	ADP3309ARTZ-3.3-R7	SOT-23-5	12	2.8	100	0.06	300	120	-20 to 85				
584-ADP3300ARTZ3.3R7	ADP3300ARTZ-3.3RL7	SOT-23-6	12	3	50	0.06	300	80	-55 to 125				
584-ADP3300ARTZ5R7	ADP3300ARTZ-5REEL7	LOT-23-6	12	3	50	0.06	300	80	-55 to 125				
584-ADP3301ARZ-3	ADP3301ARZ-3	SOIC-8	12	3	100	0.014	300	100	-20 to 85				
584-ADP3301ARZ-3.3	ADP3301ARZ-3.3	SOIC-8	12	3	100	0.014	300	100	-20 to 85				
584-ADP3301ARZ-5	ADP3301ARZ-5	SOIC-8	12	3	100	0.014	300	100	-20 to 85				
584-ADP3330ARTZ2.5R7	ADP3330ARTZ-2.5-R7	SOT-23-6	12	3	200	0.06	50	80	-40 to 85				
584-ADP3330ARTZ3.3R7	ADP3330ARTZ3.3-RL7	SOT-23-6	12	3	200	0.06	50	80	-40 to 85				
584-ADP3330ARTZ-5-R7	ADP3330ARTZ-5-RL7	SOT-23-6	12	3	200	0.06	50	80	-40 to 85				
584-ADP3331ARTZ-R7	ADP3331ARTZ-REEL7	SOT-23-6	12	3	200	0.014	50	100	-20 to 85				
584-ADP3303ARZ-3.3	ADP3303ARZ-3.3	SOIC-8	12	3.2	200	0.013	400	180	-20 to 85				
584-ADP3303ARZ-5	ADP3303ARZ-5	SOIC-8	12	3.2	200	0.013	400	180	-20 to 85				
584-ADP5050ACPZ-R7	ADP5050ACPZ-R7	LFCSP-48	12	4.5	200	5	6500	225	-40 to 125				
584-ADP5052ACPZ-R7	ADP5052ACPZ-R7	LFCSP-48	15	4.5	200	1.5	200000	225	-40 to 125				
584-ADP3367ARZ	ADP3367ARZ	SOIC-8	16.5	2.5	300	-	30	300	-40 to 85				
584-ADP667ANZ	ADP667ANZ	PDIP-8	16.5	3.5	250	-	20	150	-40 to 85				
584-ADP667ARZ	ADP667ARZ	SOIC-8	16.5	3.5	250	-	20	150	-40 to 85				
584-ADP7102ARDZ-R7	ADP7102ARDZ-R7	SOIC-8	20	3.3	300	0.2	750	200	-40 to 125				
584-ADP7104ARDZ-R7	ADP7104ARDZ-R7	SOIC-8	20	3.3	500	0.2	900	350	-40 to 125				
584-ADP1720ARMZ3.3R7	ADP1720ARMZ-3.3-R7	MSOP-8	28	4	50	0.005	28	275	-40 to 125				
584-ADP1720ARMZ-5-R7	ADP1720ARMZ-5-R7	MSOP-8	28	4	50	0.005	28	275	-40 to 125				
584-ADP1720ARMZ-R7	ADP1720ARMZ-R7	MSOP-8	28	4	50	0.005	17	275	-40 to 125				

SWITCHING DC-DC REGULATORS

For quantities greater than listed, call for quote.

MOUSER STOCK NO.	ADI Part No.	Package	Input Voltage (Max) (V)	Input Voltage (Min) (V)	Switching Frequency (Max) (kHz)	Output Current (mA)	Iq (Typ) (uA)	Price Each 1	10	100	250
Charge Pumps											
584-ADM8828ARTZ-R7	ADM8828ARTZ-REEL7	SOT-23	5.5	1.5	120	25	600				
584-ADM660ANZ	ADM660ANZ	PDIP-8	7	1.5	120	100	600				
584-ADM660ARUZ	ADM660ARUZ	TSSOP-16	7	1.5	120	100	600				
584-ADM660ARZ	ADM660ARZ	SOIC-8	7	1.5	120	100	600				
584-ADM8660ARZ	ADM8660ARZ	SOIC-8	7	1.5	120	100	600				
584-ADP3605ARZ-R7	ADP3605ARZ-R7	SOIC-8	6	3	250	120	2				
584-ADP3605ARZ	ADP3605ARZ	SOIC-8	6	3	250	120	2				
DC-DC Controllers											
584-ADP1621ARMZ-R7	ADP1621ARMZ-R7	MSOP-10	5.5	2.9	1500	0.07	1800				
584-ADUM3070ARQZ	ADUM3070ARQZ	QSOP-16	5	3	1000	500	0.005				
584-ADUM4070ARIZ	ADUM4070ARIZ	SOIC-20	5	3	1000	350, 500	0.005				
584-ADP1864AUJZ-R7	ADP1864AUJZ-R7	TSOT-6	14	3.15	580	0.005	235				
Step-Up Regulators											
584-ADP2108AUJZ1.2R7	ADP2108AUJZ-1.2-R7	TSOT-5	5.5	2.3	3000	600	0.018				
584-ADP2108AUJZ1.8R7	ADP2108AUJZ-1.8-R7	TSOT-5	5.5	2.3	3000	600	0.018				
584-ADP2108AUJZ3.3R7	ADP2108AUJZ-3.3-R7	TSOT-5	5.5	2.3	3000	600	0.018				
584-ADP1614ACPZ1.3R7	ADP1614ACPZ-1.3-R7	LFCSP-10	5.5	2.5	650	4000	1100				
584-ADP1610ARMZ-R7	ADP1610ARMZ-R7	MSOP-8	5.5	2.5	700	1200	600				
Step-Down Regulators											
584-ADP5023ACPZ-R7	ADP5023ACPZ-R7	LFCSP-24	5.5	1.7	3000	800, 300	0.03				
584-ADP5034ACPZ-R2	ADP5034ACPZ-R2	LFCSP-24	5.5	1.7	3000	1200, 300	-				
584-ADP5037ACPZ-R7	ADP5037ACPZ-R7	LFCSP-24	5.5	1.7	3000	800, 300	-				
584-ADP5034AREZ	ADP5034AREZ	TSSOP-28	5.5	1.7	3000	1200, 300	-				
584-ADP2164ACPZ-R7	ADP2164ACPZ-R7	LFCSP-16	6.5	2.7	600	4000	1100				
584-ADP2301AUJZ-R7	ADP2301AUJZ-R7	TSOT-6	20	3	1400	1200	800				
Step-Up/Step-Down Regulators											
584-ADP2503ACPZ3.3R7	ADP2503ACPZ-3.3-R7	LFCSP-10	5.5	2.3	2500	600	50				
584-ADP2503ACPZ-R7	ADP2503ACPZ-R7	LFCSP-10	5.5	2.3	2500	600	50				
584-ADP2504ACPZ3.3R7	ADP2504ACPZ-3.3-R7	LFCSP-10	5.5	2.3	2500	1000	50				
584-ADP2504ACPZ5.0R7	ADP2504ACPZ-5.0-R7	LFCSP-10	5.5	2.3	2500	1000	50				
584-ADP1111ANZ-5	ADP1111ANZ-5	PDIP-8	30	2.7	72	200	500				
584-ADP1111ARZ	ADP1111ARZ	SOIC-8	30	2.7	72	200	500				
584-ADP1111ARZ-5	ADP1111ARZ-5	SOIC-8	30	2.7	72	200	500				
Step-Down Converters											
584-ADP5037ACPZ-2-R7	ADP5037ACPZ-2-R7	LFCSP-24	3.3	2.3	3000	300	300000				
584-ADP2118ACPZ-R7	ADP2118ACPZ-R7	LFCSP-16	5.5	2.3	600	300	900				
584-ADP2119ACPZ-R7	ADP2119ACPZ-R7	LFCSP-10	5.5	2.3	1200	200	900				
584-ADP2120ACPZ-R7	ADP2120ACPZ-R7	LFCSP-10	5.5	2.3	1200	1250	900				
584-ADP5024ACPZ-2-R7	ADP5024ACPZ-2-R7	LFCSP-24	5.5	2.3	3000	300	300000				
584-ADP5037ACPZ-3-R7	ADP5037ACPZ-3-R7	LFCSP-24	5.5	2.3	3000	300	300000				
584-ADP2107ACPZ-R7	ADP2107ACPZ-R7	LFCSP-16	5.5	2.7	1200	200	20				
584-ADP2302ARDZ	ADP2302ARDZ	SOIC-8	20	3	700	200	-				
584-ADP2302ARDZ3.3R7	ADP2302ARDZ-3.3-R7	SOIC-8	20	3	700	201	-				
584-ADP2302ARDZ5.0R7	ADP2302ARDZ-5.0-R7	SOIC-8	20	3	700	202	-				
584-ADP2302ARDZ-R7	ADP2302ARDZ-R7	SOIC-8	20	3	700	203	-				
584-ADP2303ARDZ	ADP2303ARDZ	SOIC-8	20	3	700	204	-				
584-ADP2303ARDZ5.0R7	ADP2303ARDZ-5.0-R7	SOIC-8	20	3	700	205	-				
584-ADP2303ARDZ-R7	ADP2303ARDZ-R7	SOIC-8	20	3	700	206	-				
584-ADP2370ACPZ-R7	ADP2370ACPZ-R7	LFCSP-8	15	3.2	600	800	14				
584-ADP3050ARZ	ADP3050ARZ	SOIC-8	30	3.6	200	1000	40				
584-ADP3050ARZ-3.3	ADP3050ARZ-3.3	SOIC-8	30	3.6	200	1000	40				
584-ADP3050ARZ-5	ADP3050ARZ-5	SOIC-8	30	3.6	200	1000	40				
584-ADP2386ACPZN-R7	ADP2386ACPZN-R7	LFCSP-24	20	4.5	200	6000	0.0036				
584-ADP2323ACPZ-R7	ADP2323ACPZ-R7	LFCSP-32	20	4.5	250	-	0.005				

© Copyright 2014 Mouser Electronics
© Copyright 2014 Mouser Electronics

ANALOG DEVICES INC. Regulators and Eval Modules

Products may be RoHS compliant. Check mouser.com for RoHS status.

SWITCHING DC-DC REGULATORS (CONT.)

For quantities greater than listed, call for quote.

MOUSER STOCK NO.	ADI Part No.	Package	Input Voltage (Max) (V)	Input Voltage (Min) (V)	Switching Frequency (Max) (kHz)	Output Current (mA)	Iq (Typ) (uA)	Price Each 1	10	100	250
Step-Down Converters (Cont.)											
584-ADP2384ACPZN-R7	ADP2384ACPZN-R7	LFCSP-24	20	4.5	1400	4000	0.0036				
584-ADP2441ACPZ-R7	ADP2441ACPZ-R7	LFCSP-12	36	4.5	600	1000	-				
Step-Up Converters											
584-ADP1612ARMZ-R7	ADP1612ARMZ-R7	MSOP-8	5.5	1.8	650	1400	1350				
584-ADP1613ARMZ-R7	ADP1613ARMZ-R7	MSOP-8	5.5	2.5	650	1400	1350				
isoPower Integrated											
584-ADUM5210ARSZ	ADUM5210ARSZ	SSOP-20	5.5	3	12500	100	0.8				
584-ADUM5210BRSZ	ADUM5210BRSZ	SSOP-20	5.5	3	12500	100	0.8				
584-ADUM5210CRSZ	ADUM5210CRSZ	SSOP-20	5.5	3	12500	100	0.8				
584-ADUM5211ARSZ	ADUM5211ARSZ	SSOP-20	5.5	3	12500	100	0.8				
584-ADUM5211BRSZ	ADUM5211BRSZ	SSOP-20	5.5	3	12500	100	0.8				
584-ADUM5211CRSZ	ADUM5211CRSZ	SSOP-20	5.5	3	12500	100	0.8				
584-ADUM5212ARSZ	ADUM5212ARSZ	SSOP-20	5.5	3	12500	100	0.8				
584-ADUM5212BRSZ	ADUM5212BRSZ	SOIC-16	5.5	3	12500	100	0.8				
584-ADUM5212CRSZ	ADUM5212CRSZ	SOIC-16	5.5	3	12500	100	0.8				
584-ADUM6210CRSZ	ADUM6210CRSZ	SOIC-16	5.5	3	12500	100	2000				
584-ADUM6211CRSZ	ADUM6211CRSZ	SSOP-20	5.5	3	12500	20, 30	2000				
584-ADUM5000ARWZ	ADUM5000ARWZ	SOIC-16	5.5	3	18000	100	-				
584-ADUM6000ARIZ	ADUM6000ARIZ	SOIC-16	5.5	3	18000	100	-				
584-ADUM6000ARWZ	ADUM6000ARWZ	SOIC-16	5.5	3	18000	100	-				
584-ADUM5200ARWZ	ADUM5200ARWZ	SOIC-16	5.5	3	18000	100	-				
584-ADUM5200CRWZ	ADUM5200CRWZ	SOIC-16	5.5	3	18000	100	-				
584-ADUM5201ARWZ	ADUM5201ARWZ	SOIC-16	5.5	3	18000	100	-				
584-ADUM5201CRWZ	ADUM5201CRWZ	SOIC-16	5.5	3	18000	100	-				
584-ADUM5202ARWZ	ADUM5202ARWZ	SSOP-20	5.5	3	18000	100	-				
584-ADUM5202CRWZ	ADUM5202CRWZ	SSOP-20	5.5	3	18000	100	-				
584-ADUM6200ARWZ	ADUM6200ARWZ	SOIC-16	5.5	3	18000	100	-				
584-ADUM6200CRIZ	ADUM6200CRIZ	SOIC-16	5.5	3	18000	100	-				
584-ADUM6200CRWZ	ADUM6200CRWZ	SOIC-16	5.5	3	18000	100	-				
584-ADUM6201ARWZ	ADUM6201ARWZ	SOIC-16	5.5	3	18000	100	-				
584-ADUM6201CRIZ	ADUM6201CRIZ	SOIC-16	5.5	3	18000	100	-				
584-ADUM6201CRWZ	ADUM6201CRWZ	SOIC-16	5.5	3	18000	100	-				
584-ADUM6202CRIZ	ADUM6202CRIZ	SOIC-16	5.5	3	18000	100	-				
584-ADUM5401ARWZ	ADUM5401ARWZ	SOIC-16	5.5	3	18000	100	-				
584-ADUM5401CRWZ	ADUM5401CRWZ	SOIC-16	5.5	3	18000	100	-				
584-ADUM5402ARWZ	ADUM5402ARWZ	SOIC-16	5.5	3	18000	100	-				
584-ADUM5402CRWZ	ADUM5402CRWZ	SOIC-16	5.5	3	18000	100	-				
584-ADUM5403ARWZ	ADUM5403ARWZ	SOIC-16	5.5	3	18000	100	-				
584-ADUM5403CRWZ	ADUM5403CRWZ	SOIC-16	5.5	3	18000	100	-				
584-ADUM5404ARWZ	ADUM5404ARWZ	SSOP-20	5.5	3	18000	100	-				
584-ADUM5404CRWZ	ADUM5404CRWZ	SSOP-20	5.5	3	18000	100	-				
584-ADUM6400ARWZ	ADUM6400ARWZ	SOIC-16	5.5	3	18000	100	-				
584-ADUM6400CRWZ	ADUM6400CRWZ	SOIC-16	5.5	3	18000	100	-				
584-ADUM6401ARWZ	ADUM6401ARWZ	SOIC-16	5.5	3	18000	100	-				
584-ADUM6401CRWZ	ADUM6401CRWZ	SOIC-16	5.5	3	18000	100	-				
584-ADUM6402ARWZ	ADUM6402ARWZ	SOIC-16	5.5	3	18000	100	-				
584-ADUM6402CRWZ	ADUM6402CRWZ	SOIC-16	5.5	3	18000	100	-				
584-ADUM6403ARWZ	ADUM6403ARWZ	SOIC-16	5.5	3	18000	100	-				
584-ADUM6403CRWZ	ADUM6403CRWZ	SOIC-16	5.5	3	18000	100	-				
584-ADUM6404ARWZ	ADUM6404ARWZ	SOIC-16	5.5	3	18000	100	-				
584-ADUM6404CRWZ	ADUM6404CRWZ	SOIC-16	5.5	3	180000	100	-				
584-ADUM5010ARSZ	ADUM5010ARSZ	SSOP-20	5	3.3	125000	30	-				
584-ADUM5010ARSZ-R7	ADUM5010ARSZ-RL7	SSOP-20	5	3.3	125000	30	-				
584-ADUM6010ARSZ	ADUM6010ARSZ	SOIC-16	5	3.3	125000	100	-				

EVALUATION MODULES

For quantities greater than listed, call for quote.

MOUSER STOCK NO.	ADI Part No.	Description	Price Each
584-AD637-EVALZ	AD637-EVALZ	AD637 RMS to DC Converter Eval Board	
584-AD736-EVALZ	AD736-EVALZ	AD736 RMS to DC Converter Eval Board	
584-AD8436-EVALZ	AD8436-EVALZ	AD8436 RMS to DC Converter Eval Board	
584-ADP1046DC1-EVALZ	ADP1046DC1-EVALZ	ADP1046 Daughter Card	
584-ADP1046A-100-EVZ	ADP1046A-100-EVALZ	ADP1046A 60V 100W Power Switch Eval Board	
584-ADP1048-600EVALZ	ADP1048-600-EVALZ	ADP1048 PFC Energy Metering Eval Board	
584-ADP1048DC1-EVALZ	ADP1048DC1-EVALZ	ADP1048 Daughter Card	
584-ADP150CB3.3EVLZ	ADP150CB-3.3-EVALZ	ADP150 CMOS Linear Regulator Eval Board	
584-ADP1607-001EVALZ	ADP1607-001-EVALZ	ADP1607 Sync. PWM Eval Board	
584-ADP1607-EVALZ	ADP1607-EVALZ	ADP1607 PFM/PWM Switching Modes Eval Board	
584-ADP1612-5-EVALZ	ADP1612-5-EVALZ	ADP1612 PWM Step-Up Eval Board	
584-ADP1613-12-EVALZ	ADP1613-12-EVALZ	ADP1613 PWM Step-Up Eval Board	
584-ADP1614-1.3EVALZ	ADP1614-1.3-EVALZ	ADP1614 1.3MHz PWM Step-Up Eval Board	
584-ADP1614-650EVALZ	ADP1614-650-EVALZ	ADP1614 650kHz PWM Step-Up Eval Board	
584-ADP1621-EVALZ	ADP1621-EVALZ	ADP1621 Constant Freq. Step-Up Eval Board	
584-ADP1851-EVALZ	ADP1851-EVALZ	ADP1851 N-Channel MOSFET Step-Down Eval Board	
584-ADP198CP-EVALZ	ADP198CP-EVALZ	ADP198 High-Side Load Switch Eval Board	
584-ADP2108UJZREDYKT	ADP2108UJZ-REDYKIT	ADP2108 Step-Down DC-DC Converter Eval Board	
584-ADP2164-EVALZ	ADP2164-EVALZ	ADP2164 Synch. Step-Down DC-DC Converter Eval Board	
584-ADP223CP-EVALZ	ADP223CP-EVALZ	ADP223 LDO Eval Board	
584-ADP2301-EVALZ	ADP2301-EVALZ	ADP2301 Non-Sync Step-Down Eval Board	
584-ADP2303-EVALZ	ADP2303-EVALZ	ADP2303 Non-Sync Step-Down Eval Board	
584-ADP2386-EVALZ	ADP2386-EVALZ	ADP2386 Synch. Step-Down DC-DC Eval Board	
584-ADP2441-EVALZ	ADP2441-EVALZ	ADP2441 Synch. Step-Down DC-DC Eval Board	
584-ADP2503CPZREDYKT	ADP2503CPZ-REDYKIT	ADP2503 Step-Up/Step-Down DC-DC Eval Board	
584-ADP2504CPZREDYKT	ADP2504CPZ-REDYKIT	ADP2504 Step-Up/Step-Down DC-DC Eval Board	
584-ADP2504-EVALZ	ADP2504-EVALZ	ADP2504 Step-Up/Step-Down DC-DC Eval Board	
584-ADP5034-1-EVALZ	ADP5034-1-EVALZ	ADP5034ACPZ-R7 PWM Controller Eval Board	
584-ADP5061CB-EVALZ	ADP5061CB-EVALZ	ADP5061 Linear Battery Charger Eval Board	
584-ADP5062CP-EVALZ	ADP5062CP-EVALZ	ADP5062 Linear Battery Charger Eval Board	
584-EVAL-AD5520EBZ	EVAL-AD5520EBZ	AD5520 Parametric/Source Measure Unit	
584-EVAL-AD7280AEDZ	EVAL-AD7280AEDZ	AD7280A Lithium Ion Battery Monitoring Eval Board	
584-EVALADCMP600BRJZ	EVAL-ADCMP600BRJZ	ADCMP600 TTL/CMOS Comparator Eval Board	
584-EVALADCMP601BKSZ	EVAL-ADCMP601BKSZ	ADCMP601 TTL/CMOS Comparator Eval Board	
584-EVALADCMP605BCPZ	EVAL-ADCMP605BCPZ	ADCMP605 TTL/CMOS Comparator Eval Board	
584-EVAL-CN0321-SDPZ	EVAL-CN0321-SDPZ	AD5422, AD5700-1, ADP2441, ADUM3471, ADUM3482 HART Eval Board	

© Copyright 2014 Mouser Electronics
© Copyright 2014 Mouser Electronics

EXAR Power Management

RoHS Compliant This product is RoHS compliant.

A New Direction in Mixed-Signal

DIGITAL POWER CONTROLLERS

For quantities greater than listed, call for quote.

MOUSER STOCK NO.	Exar Part No.	Package Type	Temperature Range	Channels	Type	Current/Channel	Input Voltage (V) Min.	Input Voltage (V) Max.	Price Each 1	Price Each 25	Price Each 100
701-XRP7713ILB-F	XRP7713ILB-F	QFN32	-40°C to 85°C	3	Step Down	3ch/5A	4.75	25			
701-XRP7714ILB-F	XRP7714ILB-F	QFN40	-40°C to 85°C	4	Step Down	4ch/5A	4.75	25			
701-XRP7740ILB-F	XRP7740ILB-F	QFN40	-40°C to 85°C	4	Buck	2ch/5A : 2ch/15A	6.5	20			
Evaluation Boards		Description									
701-XRP7714EVB	XRP7714EVB	XRP7714 Evaluation Board								-	-

STEP-DOWN CONTROLLER

For quantities greater than listed, call for quote.

MOUSER STOCK NO.	Exar Part No.	Package Type	Temperature Range	Vin (V) Min.	Vin (V) Max.	Packing Quantity	IQ (µA)	Vout (V) Min.	Vout (V) Max.	Efficiency (%)	Price Each 1	Price Each 25	Price Each 100
701-XRP6124ES0.5-F	XRP6124ES0.5-F	SOT-23-5	-40°C to 125°C	3	18	Bulk	500	0.8	16	92			
701-XRP6124ESTR0.5-F	XRP6124ESTR0.5-F	SOT-23-5	-40°C to 125°C	3	18	Tape & Reel	500	0.8	16	92			
701-XRP6124HVES0.5-F	XRP6124HVES0.5-F	SOT-23-5	-40°C to 125°C	4.5	30	Bulk	500	0.8	16	92			
701-XRP6124HVESTR05F	XRP6124HVESTR0.5-F	SOT-23-5	-40°C to 125°C	4.5	30	Tape & Reel	500	0.8	16	92			
701-XRP7714ILB-0X10F	XRP7714ILB-0X10-F	TQFN-40	-40°C to 85°C	4.75	25	Bulk	9000	0.9	5.1	86			
701-XRP7714ILB-0X14F	XRP7714ILB-0X14-F	TQFN-40	-40°C to 125°C	4.75	25	Bulk	9000	0.9	5.1	86			
701-XRP7714ILB-0X18F	XRP7714ILB-0X18-F	TQFN-40	-40°C to 125°C	4.75	25	Bulk	9000	0.9	5.1	86			
701-XRP7714ILB-0X1CF	XRP7714ILB-0X1C-F	TQFN-40	-40°C to 125°C	4.75	25	Bulk	9000	0.9	5.1	86			

REGULATORS

For quantities greater than listed, call for quote.

MOUSER STOCK NO.	Exar Part No.	Package Type	Temperature Range	Iout (mA)	Vin (V) Min.	Vin (V) Max.	IQ (µA)	Vout (V) Min.	Vout (V) Max.	Freq. (kHz)	Efficiency (%)	Price Each 1	Price Each 25	Price Each 100
Buck														
701-SP7650ER-L	SP7650ER-L	DFN-26	-40°C to 85°C	3000	2.5	28	1500	0.8	27	300	95			
701-XRP2997IDBTR-F	XRP2997IDBTR-F	SOIC-8	-40°C to 85°C	2000	1.1	5.5	2	Adj.	-	-	-			
701-XRP6668IDBTR-F	XRP6668IDBTR-F	SOIC-8	-45°C to 85°C	1000	2.5	5.5	30	0.6	5	1500	97			
701-XRP6658ISTR-F	XRP6658ISTR-F	SOIC-8	-45°C to 85°C	1000	2.5	5.5	15	0.6	5	1500	97			
701-XRP7664IDTR-F	XRP7664IDTR-F	SOIC-8	-40°C to 85°C	2000	4.75	18	1000	0.925	16	340	93			
701-XRP7665IDBTR-F	XRP7665IDBTR-F	SOIC-8	-	3000	4.75	18	1000	0.925	16	340	93			
701-XRP7657EDTR-F	XRP7657EDTR-F	SOIC-8	-40°C to 85°C	2000	4.75	25	1300	0.8	21	420	94			
701-SP7652ER-L	SP7652ER-L	DFN26	-40°C to 85°C	6000	2.5	28	1500	0.8	27	600	92			
701-XRP7659ISTR-F	XRP7659ISTR-F	SOT-23-6	-40°C to 85°C	1500	4.5	18	800	0.81	15	1400	92			
701-SP7662ER-L	SP7662ER-L	DFN-26	-40°C to 125°C	12000	3	22	1500	0.8	20.24	300	93			
Boost														
701-SP6644EU-L	SP6644EU-L	MSOP-8	-40°C to 85°C	190	.88	3.3	0.0016	2V	5.5	-	92			
Buck/Boost/Inverting														
701-SP34063AEN-L/TR	SP34063AEN-L/TR	SOIC-8	-40°C to 85°C	1500	3	36	4	-	28	110	80			

CONVERTER DESIGN KIT

MOUSER STOCK NO.	Exar Part No.	Description	Price Each
695-XRPWRKIT-LWP-1	XRPWRKIT-LWP-1	POL Design Kit - 600-1500mA Converters, 4 EV boards, 4 different ICs, more than 150 inductors	

LDO REGULATORS

For quantities greater than listed, call for quote.

MOUSER STOCK NO.	Exar Part No.	Package Type	Temperature Range	Iout (mA)	Vin (V) Min.	Vin (V) Max.	IQ (µA)	Acc	Vdrop (mV)	Vout (V)	Vout Adj.	Price Each 1	Price Each 25	Price Each 100
701-SP6213EC5-L-3-3	SP6213EC5-L-3-3	SC-70-5	-40°C to 125°C	100	2.5	7	65	2.50%	250	1.2 - 3.3	No			
701-SPX431AM1-L/TR	SPX431AM1-L/TR	SOT89-3	0°C to 105°C	150	-	20	1000	0.50%	-	-	No			
701-SPX5205M5-L	SPX5205M5-L	SOT23-5	-	150	2.5	16	70	1%	210	1.2 - 5.0	Yes			
701-SPX5205M5-L-3-3	SPX5205M5-L-3-3	SOT23-5	-	150	2.5	16	70	1%	210	1.2 - 5.0	Yes			
701-SP6201EM5-L	SP6201EM5-L	SOT23-5	-40°C to 125°C	200	2.5	7	28	2%	320	1.5 - 5.0	Yes			
701-SPX3819M5-L	SPX3819M5-L	SOT23-5	-	500	2.5	16	90	1%	340	1.2 - 5.0	Yes			
701-SPX1117M3-L	SPX1117M3-L	SOT223	-	800	2.6	15	5000	1%	100	1.5 - 5.0	Yes			
701-SPX1117M3-L-2-5	SPX1117M3-L-2-5	SOT223	-	800	2.6	15	5000	1%	100	1.5 - 5.0	Yes			
701-SPX1117M3-L-3-3	SPX1117M3-L-3-3	SOT223	-	800	2.6	15	5000	1%	100	1.5 - 5.0	Yes			
701-SPX2941T5-L	SPX2941T5-L	TO263	-	1000	3	16	12000	3%	280	-	Yes			
701-SPX2940U-L-5-0	SPX2940U-L-5-0	TO-220-3	-40°C to 125°C	1000	3.2	16	12000	3%	280	5	No			
701-SPX29152T5-L	SPX29152T5-L	TO263-5	-	1500	2.5	16	12000	1.50%	390	-	Yes			
701-SPX29302T5-L	SPX29302T5-L	TO263-5	-	3000	2.8	16	37000	1%	450	-	Yes			
701-XRP6272ITC5TR-F	XRP6272ITC5TR-F	TO-252	-40°C to 80°C	2000	1.8	6	30	2%	550	5	Yes			
701-XRP6272IDBTR-F	XRP6272IDBTR-F	HSOIC-8	-40°C to 80°C	2000	1.8	6	30	2%	550	5	Yes			
701-SPX29501T5-L-5-0	SPX29501T5-L-5-0	TO-263-5	-40°C to 125°C	5000	2.8	16	20000	1%	370	3.3 - 5	No			
701-SPX1585AT-L	SPX1585AT-L	TO263	-40°C to 125°C	5000	3.3	10	5	1%	1200	1.2 - 3.3	Yes			

SUPERVISORS

For quantities greater than listed, call for quote.

MOUSER STOCK NO.	Exar Part No.	Package Type	Temperature Range	IQ (µA)	No. of Channels	Vcc (V) Min.	Vcc (V) Max.	Reset Threshold (V)	Reset Active	Reset Output Type	Price Each 1	Price Each 25	Price Each 100
701-SP706SEN-L	SP706SEN-L	SOIC-8	-40°C to 85°C	60	1	1.0	5.5	4.40	Low	Other			
701-SP706TEN-L	SP706TEN-L	SOIC-8	-40°C to 85°C	60	1	1.0	5.5	4.40	Low	Other			
701-SP708SEN-L	SP708SEN-L	SOIC-8	-40°C to 85°C	60	1	1.0	5.5	4.40	Low/High	Other			
701-SP708TEN-L	SP708TEN-L	SOIC-8	-40°C to 85°C	60	1	1.0	5.5	4.40	Low/High	Other			
701-SP707CN-L	SP707CN-L	SOIC-8	-40°C to 85°C	60	1	1.0	5.5	4.65	Low/High	Other			
701-SP691ACN-L	SP691ACN-L	SOIC-16	-40°C to 85°C	60	1	1.0	5.5	4.65	Low/High	Other			
701-SP691AET-L	SP691AET-L	SOIC-16	-40°C to 85°C	60	1	-	5.5	4.65	Low/High	Other			
701-SP813LCP-L	SP813LCP-L	PDIP-8	0°C to 70°C	60	1	1	5.5	4.65	High	Other			
701-SP691AEN-L	SP691AEN-L	NSOIC-8	-40°C to 85°C	60	1	-	5.5	4.65	Low/High	Other			
701-SP813LEN-L	SP813LEN-L	SOIC-8	-40°C to 85°C	60	1	1.0	5.5	4.65	High	Other			

USB POWER SWITCHES

For quantities greater than listed, call for quote.

MOUSER STOCK NO.	Exar Part No.	Package Type	Temperature Range	IQ (µA)	No. of Channels	Vin (V) Min.	Vin (V) Max.	Max Current Per Channel	Channel Enable	Price Each 1	Price Each 25	Price Each 100
701-SP2525A-1EN-L	SP2525A-1EN-L	NSOIC-8	-45°C to 85°C	75	1	3	5.5	500	Yes			
701-SP2525A-2EN-L	SP2525A-2EN-L	NSOIC-8	-45°C to 85°C	75	1	3	5.5	500	Yes			
701-SP2526A-1EN-L	SP2526A-1EN-L	NSOIC-8	-45°C to 85°C	80	2	3	6	500	Yes			
701-SP2526A-2EN-L	SP2526A-2EN-L	NSOIC-8	-45°C to 85°C	80	2	3	6	500	Yes			
USB 3.0/2.0 Compliant												
701-XRP2523ISTR-F	XRP2523ISTR-F	SOT-23	-40°C to 85°C	40	1	3.2	6.5	1.5	Active High			
701-XRP2525ID-1-F	XRP2525ID-1-F	NSOIC-8	-40°C to 85°C	52	1	1.8	5.5	900	Active High			
701-XRP2525ID-2-F	XRP2525ID-2-F	NSOIC-8	-40°C to 85°C	52	1	1.8	5.5	900	Active Low			
701-XRP2526ID-1-F	XRP2526ID-1-F	NSOIC-8	-40°C to 85°C	80	2	1.8	5.5	900	Active High			
701-XRP2526ID-2-F	XRP2526ID-2-F	NSOIC-8	-40°C to 85°C	80	2	1.8	5.5	900	Active Low			
701-XRP2527IHB-F	XRP2527IHB-F	DFN-8	-40°C to 85°C	52	1	1.8	5.5	900	Yes			
701-XRP2528IHB-F	XRP2528IHB-F	DFN-10	-40°C to 85°C	80	2	1.8	5.5	900	Yes			
Evaluation Boards		Description										
701-XRP2525EVB	XRP2525EVB	XRP2525 Evaluation Board									-	-
701-XRP2526EVB	XRP2526EVB	XRP2526 Evaluation Board									-	-
701-XRP2527EVB	XRP2527EVB	XRP2527 Evaluation Board									-	-
701-XRP2528EVB	XRP2528EVB	XRP2528 Evaluation Board									-	-

© Copyright 2014 Mouser Electronics
© Copyright 2014 Mouser Electronics

FAIRCHILD Voltage Regulators

FAIRCHILD SEMICONDUCTOR

Products may be RoHS compliant. Check mouser.com for RoHS status.

DC/DC CONVERTERS

NEW PRODUCT

♦ Surface Mount Device

For quantities greater than listed, call for quote.

MOUSER STOCK NO.	Fairchild Part No.	Package	Type	Output Current (A)	Voltage Input (Min.) (V)	Voltage Input (Max.) (V)	Frequency Range (KHz)	Modulation	PWM Outputs	Price Each 1	25	100	250
♦ 512-FAN5331SX	FAN5331SX	SOT-23-5	Async Boost	0.05	2.7	5.5	1600	PFM	Adj.				
♦ 512-FAN4860UMP5X	FAN4860UMP5X	UMLP-6	Sync TinyBoost™	0.3	2.3	4.5	3000	-	-				
♦ 512-FAN4860UC33X	FAN4860UC33X	WLCSP-6	Sync TinyBoost™	0.3	2.3	4.5	3000	-	-				
♦ 512-FAN5403UCX	FAN5403UCX	WLCSP-20	Switching Charger/Boost	0.3	4	6	3000	-	-				
♦ 512-FAN5404UCX	FAN5404UCX	WLCSP-20	Switching Charger/Boost	0.3	4	6	3000	-	-				
♦ 512-FAN5405UCX	FAN5405UCX	WLCSP-20	Switching Charger/Boost	0.3	4	6	3000	-	-				
♦ 512-FAN5362UC29X	FAN5362UC29X	WL-CSP-6	Integrated Sync Buck	0.5	2.7	5.5	3000	-	-				
♦ 512-FAN4860UC33X	FAN4860UC33X	WL-CSP-6	Sync Boost	0.3	2.3	4.5	3000	-	-				
♦ 512-FAN5362UMP29X	FAN5362UMP29X	UMLP-6	Integrated Sync Buck	0.5	2.7	5.5	3000	-	-				
♦ 512-FAN5362UMP33X	FAN5362UMP33X	UMLP-6	Integrated Sync Buck	0.5	2.7	5.5	3000	-	-				
♦ 512-FAN4603MM10X	FAN4603MM10X	MLP-6	Integrated Sync Buck	0.6	2.3	5.5	6000	-	-				
♦ 512-FAN4603MM12X	FAN4603MM12X	MLP-6	Integrated Sync Buck	0.6	2.3	5.5	6000	-	-				
♦ 512-FAN4603MM13X	FAN4603MM13X	MLP-6	Integrated Sync Buck	0.6	2.3	5.5	6000	-	-				
♦ 512-FAN4603MM15X	FAN4603MM15X	MLP-6	Integrated Sync Buck	0.6	2.3	5.5	6000	-	-				
♦ 512-FAN4603MM18X	FAN4603MM18X	MLP-6	Integrated Sync Buck	0.6	2.3	5.5	6000	-	-				
♦ 512-FAN5361UC123X	FAN5361UC123X	WL-CSP-6	Integrated Sync Buck	0.6	2.3	5.5	6000	-	-				
♦ 512-FAN5361UMP182X	FAN5361UMP182X	UMLP-6	Integrated Sync Buck	0.6	2.3	5.5	6000	-	-				
♦ 512-FAN5333ASX	FAN5333ASX	SOT-23-5	Async Boost	0.75	1.8	5.5	1600	PFM	Adj.				
♦ 512-FAN2001MPX	FAN2001MPX	MLP-6	Integrated Sync Buck	1	2.5	5.5	1300	PFM/PWM	Adj.				
♦ 512-FAN2002MPX	FAN2002MPX	MLP-6	Integrated Sync Buck	1	2.5	5.5	1300	PFM/PWM	Adj.				
♦ 512-FAN2011EMPX	FAN2011EMPX	MLP-6	Integrated Sync Buck	1.5	4.5	5.5	1300	PWM	Adj.				
♦ 512-FAN2012EMPX	FAN2012EMPX	MLP-6	Integrated Sync Buck	1.5	4.5	5.5	1300	PWM	Adj.				
♦ 512-FAN8301MX	FAN8301MX	SOIC-8	Intgrtd. Non-Sync Buck	2	4.75	16	370	Curr Mode	Yes				
♦ 512-FAN8303MX	FAN8303MX	SOIC-8	Intgrtd. Non-Sync Buck	2	5	23	370	Curr Mode	Yes				
♦ 512-FAN5904UC00X	FAN5904UC00X	WLCSP-16	Multi-Mode Buck	2.3	2.7	5.5	6000	PFM	-				
♦ 512-FAN5904UC01X	FAN5904UC01X	WLCSP-16	Multi-Mode Buck	2.3	2.7	5.5	6000	PFM	-				
♦ 512-FAN5353MPX	FAN5353MPX	MLP-12	Integrated Sync Buck	3	2.7	5.5	3000	-	-				
♦ 512-FAN5354MPX	FAN5354MPX	MLP-12	Integrated Sync Buck	3	2.7	5.5	3000	-	-				
♦ 512-FAN2103EMPX	FAN2103EMPX	MLP-25	Integrated Sync Buck	3	3	24	200-600	PWM	1				
♦ 512-FAN2103MPX	FAN2103MPX	MLP-25	Integrated Sync Buck	3	3	24	200-600	PWM	1				
♦ 512-FAN53540UCX	FAN53540UCX	WLCSP-20	Sync TinyBuck™	5	2.7	5.5	2400	PFM	-				
♦ 512-FAN54013UCX	FAN54013UCX	WLCSP-20	Switching Charger/Boost	5.5	4	6	3000	Curr. Mode	-				
♦ 512-FAN21SV06MPX	FAN21SV06MPX	MLP-25	Integrated Sync Buck	6	6.5	24	200-600	PWM	1				
♦ 512-FAN2108EMPX	FAN2108EMPX	MLP-25 5x6	Integrated Sync Buck	8	3	24	200-600	PWM	1				
♦ 512-FAN2108MPX	FAN2108MPX	MLP-25	Integrated Sync Buck	8	3	24	200-600	PWM	1				

DC MOTOR CONTROLLER

♦ Surface Mount Device

For quantities greater than listed, call for quote.

MOUSER STOCK NO.	Fairchild Part No.	Package	Control	Supply Voltage (V)	Protection: Overvolt	Over Current	Over Temp	Short Circuit	Speed: Feedback Loop	Price Each 1	25	100	250
♦ 512-FCM8202QY	FCM8202QY	LQFP-32	Sinusoidal & Trapezoidal	10.0-17.5	1	3	1	No	No				

EVALUATION BOARDS

NEW PRODUCT

For quantities greater than listed, call for quote.

MOUSER STOCK NO.	Fairchild Part No.	Description	Price Each
512-FEBFAN104WMX	FEBFAN104WMX_T06U005A	PSR Smart Phone Battery Charger, <30mW, 500V, 600µA	
512-FEBFAN6754WAMR	FEBFAN6754WAMR_CP450V1	FAN6754WAMR, FAN6204MY, Notebook Adapter for Flyback Converter, 65W	
512-FEBFAN6756MR	FEBFAN6756MR_T03U065A	FAN6756, Notebook Adapter for Flyback Converter, 65W	
512-FEBFAN6208	FEBFAN6208	Evaluation board is a secondary-side synchronous rectifier supporting FAN6208	
512-FEBFAN9611	FEBFAN9611_S01U300A	FAN9611, 300W Interleaved Dual-BCM, Low-Profile, PFC Eval Board	
512-FEBFSB127H	FEBFSB127H	Evaluation board is a 16W for ATX standby using FSB127H	
512-FEBFSFR2100	FEBSFR2100_D015v1	Evaluation Board using the FSFR2100 PWM controller	
512-FEBFSL126MR	FEBFSL126MR_H432V1	Auxillary Power Supply, 13.8W	
512-FEBFSL206MRN	FEBFSL206MRN_H428V1	Auxillary Power Supply, 5W	
512-FEBFSEZ1317WA	FEBFSEZ1317WA_CH310V3	Mobile Phone Battery Charger, 5V/0.7A	
512-FEBFSQ500L	FEBFSQ500L_H257V1	Compact Auxillary Power Supply, 2W	

GROUND FAULT INTERRUPTERS

♦ Surface Mount Device

For quantities greater than listed, call for quote.

MOUSER STOCK NO.	Fairchild Part No.	Package	Line Voltage (Min.)(V)	Line Voltage (Max.)(V)	Supports UL493	Output SCR Trigger Voltage	Trigger Output Current	Response Time (ms)	Sense Transformer	Operating Temp. Range (°C)	Price Each 1	25	100	250
♦ 512-FAN4147SX	FAN4147SX	SSOT-6	110	240	UL943B	2.5V	500µA	1	1	0 to +70				
♦ 512-FAN4146ESX	FAN4146ESX	SSOT-6	110	240	UL943B	2.5V	500µA	1	1	-25 to +80				

GENERAL PURPOSE VOLTAGE REGULATORS

♦ Surface Mount Device

NEW PRODUCT

For quantities greater than listed, call for quote.

MOUSER STOCK NO.	Fairchild Part No.	Package	No. of Outputs	Output Level	Output Voltage (Typ.)(V)	Input Voltage (Max.)(V)	ADJ Output Voltage (Min.)(V)	ADJ Output Voltage (Max.)(V)	Output Current (Typ.)(A)	Voltage Drop (Max.)(V)	Price Each 1	25	100	250
512-LM79M05CT	LM79M05CT	TO-220	1	Negative	5	30	5	24	0.002	1.7				
♦ 512-KA79L05AMTF	KA79L05AMTF	SOT-89-3	1	Negative	5	30	5	24	0.1	1.7				
512-KA79L05AZTA	KA79L05AZTA	TO-92R	1	Negative	5	30	-	-	0.1	1.7				
512-LM79L05ACZ	LM79L05ACZ	TO-92R	1	Negative	5	40	5	24	0.1	1.7				
♦ 512-KA79M05RTF	KA79M05RTF	TO-252	1	Negative	5	35	5	24	0.5	2				
512-LM7905CT	LM7905CT	TO-220	1	Negative	5	35	-	-	1	2				
♦ 512-MC79L05ACHX	MC79L05ACHX	SOT-89-3	1	Negative	5	30	5	24	1	1.7				
512-MC79L05ACP	MC79L05ACP	TO-92R	1	Negative	5	30	5	24	1	1.7				
512-KA7906TU	KA7906TU	TO-220	1	Negative	6	35	-	-	1	2				
♦ 512-FAN4010IL6X_F113	FAN4010IL6X_F113	MLP-6	1	-	6.3	6.3	0	6.3	0.000009	-				
512-KA7908TU	KA7908TU	TO-220	1	Negative	8	35	-	-	1	2				
512-LM7908CT	LM7908CT	TO-220	1	Negative	8	35	-	-	1	2				
512-KA7909TU	KA7909TU	TO-220	1	Negative	9	35	5	24	0.003	2				
512-LM7910CT	LM7910CT	TO-220	1	Negative	10	35	-	-	1	2				
512-KA7912TU	KA7912TU	TO-220	1	Negative	12	35	5	24	0.003	2				
512-KA7912ATU	KA7912ATU	TO-220	1	Negative	12	35	-	-	1	2				
512-LM7912CT	LM7912CT	TO-220	1	Negative	12	35	-	-	1	2				
512-KA7915TU	KA7915TU	TO-220	1	Negative	15	35	5	24	0.003	2				
512-LM7915CT	LM7915CT	TO-220	1	Negative	15	35	-	-	1	2				
512-KA7918TU	KA7918TU	TO-220	1	Negative	18	35	-	-	1	2				
512-KA7924TU	KA7924TU	TO-220	1	Negative	24	35	5	24	1	2				
512-LM337T	LM337T	TO-220	1	Negative	ADJ	40	1.2	37	1.5	3				
512-KA78L05AZBU	KA78L05AZBU	TO-92R	1	Positive	5	30	5	24	0.002	1.7				
512-KA78L05AAZTA	KA78L05AAZTA	TO-92R	1	Positive	5	30	5	24	0.1	1.7				
♦ 512-KA78L05ADTF	KA78L05ADTF	SOIC-8	1	Positive	5	30	5	24	0.1	1.7				
♦ 512-KA78L05AMTF	KA78L05AMTF	SOT-89	1	Positive	5	30	5	24	0.1	1.7				
512-KA78L05AZTA	KA78L05AZTA	TO-92R	1	Positive	5	30	5	24	0.1	1.7				
512-LM78L05ACZ	LM78L05ACZ	TO-92R	1	Positive	5	35	-	-	0.1	1.7				

© Copyright 2014 Mouser Electronics

© Copyright 2014 Mouser Electronics

FAIRCHILD Voltage Regulators

Products may be RoHS compliant. Check mouser.com for RoHS status.

FAIRCHILD SEMICONDUCTOR

♦ Surface Mount Device

GENERAL PURPOSE VOLTAGE REGULATORS (CONT.)

For quantities greater than listed, call for quote.

MOUSER STOCK NO.	Fairchild Part No.	Package	No. of Outputs	Output Levels	Output Voltage (Typ.)(V)	Input Voltage (Max.)(V)	ADJ Output Voltage (Min.)(V)	ADJ Output Voltage (Max.)(V)	Output Current (Typ.)(V)	Voltage Drop (Max.)(V)	Price Each 1	25	100	250
512-LM78L05ACZX	LM78L05ACZX	TO-92R	1	Positive	5	30	-	-	0.1	1.7				
512-MC78L05ABPX	MC78L05ABPX	TO-92R	1	Positive	5	30	-	-	0.1	1.7				
♦ 512-MC78L05ACD	MC78L05ACD	SOIC-8	1	Positive	5	30	-	-	0.1	1.7				
♦ 512-MC78L05ACDX	MC78L05ACDX	SOIC-8	1	Positive	5	30	-	-	0.1	1.7				
♦ 512-MC78L05ACHX	MC78L05ACHX	SOT-89	1	Positive	5	30	5	24	0.1	1.7				
512-MC78L05ACP	MC78L05ACP	TO-92R	1	Positive	5	40	5	24	0.1	1.7				
512-MC78L05ACPXA	MC78L05ACPXA	TO-92R	1	Positive	5	30	5	24	0.1	1.7				
♦ 512-KA78M05RTM	KA78M05RTM	TO-252	1	Positive	5	35	-	-	0.5	2				
512-KA78M05TU	KA78M05TU	TO-220	1	Positive	5	35	-	-	0.5	2				
512-LM78M05CT	LM78M05CT	TO-220	1	Positive	5	35	-	-	0.5	2				
♦ 512-MC78M05CDTX	MC78M05CDTX	TO-252	1	Positive	5	35	-	-	0.5	2				
512-KA7805AETU	KA7805AETU	TO-220	1	Positive	5	35	-	-	1	2				
♦ 512-KA7805ERTF	KA7805ERTF	TO-252	1	Positive	5	40	5	24	1	2				
512-KA7805ETU	KA7805ETU	TO-220	1	Positive	5	35	5	24	1	2				
512-LM7805ACT	LM7805ACT	TO-220	1	Positive	5	35	-	-	1	2				
512-LM7805CT	LM7805CT	TO-220	1	Positive	5	35	-	-	1	2				
♦ 512-MC7805ECDTX	MC7805ECDTX	TO-252	1	Positive	5	35	5	24	1	2				
♦ 512-KA7805ERTM	KA7805ERTM	TO-252	1	Positive	5	35	-	-	1	2				
512-KA78L06AZTA	KA78L06AZTA	TO-92R	1	Positive	6	30	5	24	0.1	1.7				
512-KA7806ETU	KA7806ETU	TO-220	1	Positive	6	35	5	24	1	2				
512-LM7806CT	LM7806CT	TO-220	1	Positive	6	35	-	-	1	2				
♦ 512-KA78L08AMTF	KA78L08AMTF	SOT-89	1	Positive	8	30	5	24	0.002	1.7				
512-KA78L08AZTA	KA78L08AZTA	TO-92R	1	Positive	8	30	5	24	0.1	1.7				
512-MC78L08ACP	MC78L08ACP	TO-92R	1	Positive	8	30	5	24	0.1	1.7				
512-LM7808CT	LM7808CT	TO-220	1	Positive	8	35	-	-	1	2				
512-KA7809AETU	KA7809AETU	TO-220	1	Positive	9	35	5	24	0.005	2				
512-KA7809ETU	KA7809ETU	TO-220	1	Positive	9	35	5	24	0.005	2				
512-LM7809ACT	LM7809ACT	TO-220	1	Positive	9	35	-	-	1	2				
512-LM7809CT	LM7809CT	TO-220	1	Positive	9	35	-	-	1	2				
512-KA7810AETU	KA7810AETU	TO-220	1	Positive	10	40	5	24	1	2				
512-KA7810ETU	KA7810ETU	TO-220	1	Positive	10	35	5	24	1	2				
512-LM7810ACT	LM7810ACT	TO-220	1	Positive	10	35	-	-	1	2				
512-LM7810CT	LM7810CT	TO-220	1	Positive	10	35	-	-	1	2				
512-KA78L12AZTA	KA78L12AZTA	TO-92R	1	Positive	12	35	5	24	0.0021	1.7				
512-KA7812AETU	KA7812AETU	TO-220	1	Positive	12	35	5	24	0.0051	2				
512-KA7812ETU	KA7812ETU	TO-220	1	Positive	12	35	5	24	0.0051	2				
♦ 512-MC7812ECDTX	MC7812ECDTX	TO-252	1	Positive	12	35	5	24	0.0051	2				
512-LM78L12ACZ	LM78L12ACZ	TO-92R	1	Positive	12	40	5	24	0.1	1.7				
512-LM78L12ACZX	LM78L12ACZX	TO-92R	1	Positive	12	35	-	-	0.1	1.7				
512-LM7812ACT	LM7812ACT	TO-220	1	Positive	12	35	-	-	1	2				
512-LM7812CT	LM7812CT	TO-220	1	Positive	12	35	-	-	1	2				
512-KA7815AETU	KA7815AETU	TO-220	1	Positive	15	35	5	24	0.0052	2				
512-KA78L15AZTA	KA78L15AZTA	TO-92R	1	Positive	15	35	5	24	0.1	1.7				
512-MC78L15ACP	MC78L15ACP	TO-92R	1	Positive	15	40	5	24	0.1	1.7				
512-MC78L15ACPXA	MC78L15ACPXA	TO-92R	1	Positive	15	35	-	-	0.1	1.7				
512-KA7815ETU	KA7815ETU	TO-220	1	Positive	15	35	5	24	1	2				
512-LM7815ACT	LM7815ACT	TO-220	1	Positive	15	35	-	-	1	2				
512-LM7815CT	LM7815CT	TO-220	1	Positive	15	35	-	-	1	2				
512-LM7818CT	LM7818CT	TO-220	1	Positive	18	35	-	-	1	2				
512-KA78L09AZTA	KA78L09AZTA	TO-92R	1	Positive	ADJ	30	5	24	0.1	1.7				
512-KA78L10AZTA	KA78L10AZTA	TO-92R	1	Positive	ADJ	30	5	24	0.1	1.7				
♦ 512-LM317LM	LM317LM	SOIC-8	1	Positive	ADJ	40	1.2	37	0.1	3				
♦ 512-LM317LMX	LM317LMX	SOIC-8	1	Positive	ADJ	40	1.2	37	0.1	3				
512-LM317LZ	LM317LZ	TO-92R	1	Positive	ADJ	40	1.2	37	0.1	3				
512-LM317LZX	LM317LZX	TO-92R	1	Positive	ADJ	40	1.2	37	0.1	3				
512-LM336Z25	LM336Z25	TO-92R	1	Positive	ADJ	2.5	2.5	37	0.1	-				
512-LM431ACZ	LM431ACZ	TO-92R	1	Positive	ADJ	37	2.5	37	0.1	-				
512-LM78L05ACZXA	LM78L05ACZXA	TO-92R	1	Positive	ADJ	30	5	24	0.1	1.7				
♦ 512-LM317MDTX	LM317MDTX	TO-252	1	Positive	ADJ	40	1.2	37	0.5	3				
♦ 512-LM317MDTXM	LM317MDTXM	TO-252	1	Positive	ADJ	40	1.2	37	0.5	3				
512-LM317MT	LM317MT	TO-220	1	Positive	ADJ	40	1.2	37	0.5	3				
♦ 512-KA317MRTM	KA317MRTM	TO-252	1	Positive	ADJ	40	1.2	37	0.5	3				
512-KA317TU	KA317TU	TO-220	1	Positive	ADJ	40	1.2	37	1.5	3				
512-LM317AHVT	LM317AHVT	TO-220	1	Positive	ADJ	60	1.2	57	1.5	3				
512-LM317T	LM317T	TO-220	1	Positive	ADJ	40	1.2	37	1.5	3				
512-LM350T	LM350T	TO-220	1	Positive	ADJ	35	1.2	33	3	3				

FAIRCHILD SEMICONDUCTOR

LOW DROPOUT VOLTAGE REGULATORS

♦ Surface Mount Device

For quantities greater than listed, call for quote.

MOUSER STOCK NO.	Fairchild Part No.	Package	Output Type	Preset Output Volt Typ. (V)	Output Current (A)	Dropout Voltage (@Iout) (V)	Input Voltage (min.) (V)	Input Voltage (max.) (V)	Operating Temp. (°C)	Output Disable Function	Price Each 1	25	100	250
♦ 512-FAN2500S33X	FAN2500S33X	SOT-23	Single	3.3	0.1	0.1	3.4	7	-40 to 125	Yes				
♦ 512-FAN2503S33X	FAN2503S33X	SOT-23	Single	3.3	0.2	0.15	3.45	7	-40 to 125	Yes				
♦ 512-FAN2504S33X	FAN2504S33X	SOT-23	Single	3.3	0.2	0.2	3.5	7	-40 to 125	Yes				
512-KA78R33CTU	KA78R33CTU	TO-220F	Single	3.3	1.0	0.5	-	35	-20 to 80	Yes				
512-KA278R33CTU	KA278R33CTU	TO-220F	Single	3.3	2	0.5	3.8	35	-20 to 80	Yes				
512-KA378R33TU	KA378R33TU	TO-220F	Single	3.3	3.0	0.5	3.8	35	-20 to 80	Yes				
♦ 512-FAN2106MPX	FAN2106MPX	MLP-25	Single	5	0.0022	0.4	4.5	5.5	-10 to 85	No				
512-KA78R05CTU	KA78R05CTU	TO-220F	Single	5	1.0	0.5	-	35	-20 to 80	Yes				
512-KA378R05TU	KA378R05TU	TO-220F	Single	5	3.0	0.5	5.5	35	-20 to 80	Yes				
512-KA78R08CTU	KA78R08CTU	TO-220F	Single	8	1.0	0.5	8.5	35	-20 to 80	Yes				
512-KA78R09CTU	KA78R09CTU	TO-220F	Single	9	1.0	0.5	9.5	35	-20 to 80	Yes				
512-KA78R12CTU	KA78R12CTU	TO-220F	Single	12	1.0	0.5	-	35	-20 to 80	Yes				
512-KA278R12CTU	KA278R12CTU	TO-220F	Single	12	2	0.5	12.5	35	-20 to 80	Yes				
512-KA78R15CTU	KA78R15CTU	TO-220F	Single	15	1.0	0.5	-	35	-20 to 80	Yes				
♦ 512-FAN2500S30X	FAN2500S30X	SOT-23	Single	ADJ	0.1	0.1	-	7	-40 to 125	Yes				
♦ 512-FAN2500SX	FAN2500SX	SOT-23	Single	ADJ	0.1	0.1	-	7	-40 to 125	Yes				

© Copyright 2014 Mouser Electronics
© Copyright 2014 Mouser Electronics

FAIRCHILD Voltage References, PWMs and PFCs

Products may be RoHS compliant. Check mouser.com for RoHS status.

FAIRCHILD SEMICONDUCTOR

LOW DROPOUT VOLTAGE REGULATORS (CONT.)

◆ Surface Mount Device

For quantities greater than listed, call for quote.

MOUSER STOCK NO.	Fairchild Part No.	Package	Output Type	Preset Output Volt Typ. (V)	Output Current (A)	Dropout Voltage (@Iout) (V)	Input Voltage (Min.) (V)	Input Voltage (Max.) (V)	Operating Temp. (°C)	Output Disable Function	Price Each 1	25	100	250
◆ 512-LP2951CM	LP2951CM	SOIC-8	Single	ADJ	0.1	0.6	2.5	30	-40 to 125	No				
◆ 512-LP2951CMX	LP2951CMX	SOIC-8	Single	ADJ	0.1	0.6	-	30	-40 to 125	No				
◆ 512-FAN2558MPX	FAN2558MPX	MLP-6	Single	ADJ	0.18	0.25	-	7	-40 to 125	Yes				
◆ 512-FAN2558S10X	FAN2558S10X	SOT-23	Single	ADJ	0.18	0.25	-	7	-40 to 125	Yes				
◆ 512-FAN2558S12X	FAN2558S12X	SOT-23-5	Single	ADJ	0.18	0.25	2.7	5.5	-40 to 125	No				
◆ 512-FAN2558S18X	FAN2558S18X	SOT-23-5	Single	ADJ	0.18	0.25	2.7	5.5	-40 to 125	No				
◆ 512-FAN2558S25X	FAN2558S25X	SOT-23	Single	ADJ	0.18	0.25	-	7	-40 to 125	Yes				
◆ 512-FAN2558S33X	FAN2558S33X	SOT-23	Single	ADJ	0.18	0.25	-	7	-40 to 125	Yes				
◆ 512-FAN2558S35X	FAN2558S35X	SOT-23-5	Single	ADJ	0.18	0.25	2.7	5.5	-40 to 125	No				
◆ 512-FAN2558SX	FAN2558SX	SOT-23-6	Single	ADJ	0.18	0.25	2.7	5.5	-40 to 125	No				
◆ 512-FAN2564UMP12X	FAN2564UMP12X	UMLP-6	Single	ADJ	0.3	0.1	1.65	3.6	-40 to 85	Yes				
◆ 512-FAN2564UMP18X	FAN2564UMP18X	UMLP-6	Single	ADJ	0.3	0.1	1.65	3.6	-40 to 85	Yes				

SHUNT VOLTAGE REFERENCES

NEW PRODUCT

◆ Surface Mount Device

For quantities greater than listed, call for quote.

MOUSER STOCK NO.	Fairchild Part No.	Package	Preset Output Voltage (V)	Adj. Output Voltage (Min.) (V)	Adj. Output Voltage (Max.) (V)	Tolerance (%)	Max. Current (mA)	Price Each 1	25	100	250	Packaging	Qty.	Price Per Piece
◆ 512-LM431SACM32X	LM431SACM32X	SOT-23	ADJ	0.2	36.0	2	100					Tape and Reel	12000	
◆ 512-LM431SBCM32X	LM431SBCM32X	SOT-23	ADJ	0.2	36.0	1	100					Tape and Reel	12000	
◆ 512-LM431SCCM32X	LM431SCCM32X	SOT-23	ADJ	0.2	36.0	0.5	100					Tape and Reel	12000	
512-LM336Z25X	LM336Z25X	TO-92R	2.5	2.5	37.0	2	15					Tape and Reel	2000	
512-LM336Z5	LM336Z5	TO-92R	ADJ	4	6.0	4	15					-	-	-
512-LM336Z5X	LM336Z5X	TO-92R	5	4	6.0	4	15					Tape and Reel	2000	
◆ 512-LM431CCMX	LM431CCMX	SOIC-8	ADJ	2.5	37.0	0.5	100					Tape and Reel	3000	
512-LM431CCZ	LM431CCZ	TO-92R	ADJ	2.5	37.0	0.5	100					-	-	-
512-KA431LZTA	KA431LZTA	TO-92R	ADJ	2.5	37.0	0.5	100					Ammo	2000	
◆ 512-LM431SCCMFX	LM431SCCMFX	SOT-23	ADJ	2.5	37.0	0.5	100					Tape and Reel	3000	
512-KA431AZBU	KA431AZBU	TO-92R	ADJ	2.5	37.0	1	100					-	-	-
◆ 512-LM431BCMX	LM431BCMX	SOIC-8	ADJ	2.5	37.0	1	100					Tape and Reel	3000	
◆ 512-LM431SBCMFX	LM431SBCMFX	SOT-23	ADJ	2.5	37.0	1	100					Tape and Reel	3000	
512-LM431BIZX	LM431BIZX	TO-92R	ADJ	2.5	37.0	1	100					Tape and Reel	2000	
512-FAN431LZXA	FAN431LZXA	TO-92R	ADJ	2.5	37.0	2	100					Ammo	2000	
512-KA431AZTA	KA431AZTA	TO-92R	ADJ	2.5	37.0	2	100					Ammo	2000	
◆ 512-KA431SAMFTF	KA431SAMFTF	SOT-23	ADJ	2.5	37.0	2	100					Tape and Reel	3000	
512-LM431ACZX	LM431ACZX	TO-92R	ADJ	2.5	37.0	2	100					Tape and Reel	2000	
512-LM431AIZ	LM431AIZ	TO-92R	ADJ	2.5	37.0	2	100					-	-	-
◆ 512-LM431SACMFX	LM431SACMFX	SOT-23	ADJ	2.5	37.0	2	100					Tape and Reel	3000	
◆ 512-KA431SAMF2TF	KA431SAMF2TF	SOT-23	ADJ	2.5	37.0	2	100					Tape and Reel	3000	

PRIMARY SIDE REGULATION (PSR) PWM CONTROLLERS

Fairchild Semiconductor's industry-leading portfolio of primary side regulation (PSR) PWM controllers offers designers of mobile chargers, adapters and LED lighting applications multiple solutions to meet the stringent power and regulatory specifications such as ENERGY STAR® Level V. Fairchild's PSR PWM controller portfolio, including the FSEZ1307, FSEZ1317 and FAN103, enhance Fairchild's extensive power offerings that enable efficient electronics and maximize energy savings in power-sensitive applications.

NEW PRODUCT

◆ Surface Mount Device

For quantities greater than listed, call for quote.

MOUSER STOCK NO.	Fairchild Part No.	Package	Number of Outputs	Control Mode	Switching Frequency (kHz)	Supply Voltage (Max.)(V)	Duty Ratio (%)	Startup Current (μA)	Operating Temperature	Price Each 1	25	100	250
◆ 512-FAN102MY	FAN102MY	SOIC-8	1	Current	45	30	75	10	-40 to 105°C				
512-FSEZ1317WAMY	FSEZ1317WAMY	SOIC-7	1	Current	50	30	82	3	-40 to 105°C				
◆ 512-FL103M	FL103M	SOIC-8	1	Current	50	30	85	3	-40 to 125°C				
◆ 512-FAN103MY	FAN103MY	SOP-8	1	Current	53	30	80	5	-40 to 105°C				
◆ 512-FSEZ1307MY	FSEZ1307MY	SOP-8	1	Current	53	30	80	5	-40 to 105°C				
◆ 512-FSEZ1317AMY_F116	FSEZ1317AMY_F116	SOP-7	1	Current	53	30	80	5	-40 to 105°C				
512-FSEZ1317NY	FSEZ1317NY	DIP-7	1	Current	53	30	80	5	-40 to 105°C				

SECONDARY SIDE SYNCHRONOUS RECTIFICATION (SR) CONTROLLERS

◆ Surface Mount Device

For quantities greater than listed, call for quote.

MOUSER STOCK NO.	Fairchild Part No.	Package	Number of Outputs	Control Mode	Supply Voltage (Max.)(V)	Rising Time (Max.)(ns)	Falling Time (Max.)(ns)	Operating Current (Type)(mA)	Operating Temperature	Price Each 1	25	100	250
◆ 512-FAN6204MY	FAN6204MY	SOIC-8	1	CCM/DCM/QR	30	120	100	1.1	-40 to 105°C				
◆ 512-FAN6206MY	FAN6206MY	SOIC-8	2	DCM	30	120	100	3	-40 to 105°C				

PWM CONTROLLERS

NEW PRODUCT

◆ Surface Mount Device

For quantities greater than listed, call for quote.

MOUSER STOCK NO.	Fairchild Part No.	Package	Number of Outputs	Control Mode	Switching Frequency (kHz)	Supply Voltage (Max.)(V)	Duty Ratio (%)	Startup Current (μA)	Operating Temperature	Price Each 1	25	100	250
◆ 512-FAN6754WAMRMY	FAN6754WAMRMY	SOP-8	1	Current	22	30	92	108	-40 to 105°C				
◆ 512-FAN6863TY	FAN6863TY	SSOT-6	1	Current	65	20	70	8	-40 to 105°C				
◆ 512-SG6846WALSY	SG6846WALSY	SOIC-8	1	Current	65	25	90	8	-40 to 105°C				
◆ 512-FAN6754AMRMY	FAN6754AMRMY	SOIC-8	1	Current	65	30	89	30	-40 to 105°C				
◆ 512-FAN6754BMLMY	FAN6754BMLMY	SOIC-8	1	Current	65	30	89	30	-40 to 105°C				
◆ 512-FAN6754BMRMY	FAN6754BMRMY	SOIC-8	1	Current	65	30	89	30	-40 to 105°C				
◆ 512-FAN6756MLMY	FAN6756MLMY	SOP-8	1	Current	65	30	90	450	-40 to 105°C				
◆ 512-FAN6756MRMY	FAN6756MRMY	SOP-8	1	Current	65	30	90	450	-40 to 105°C				
◆ 512-FAN6747WALMY	FAN6747WALMY	SOIC-8	1	Current	65	30	91	30	-40 to 105°C				
◆ 512-FAN6862LTY	FAN6862LTY	SSOT-6	1	Current	68	30	70	8	-40 to 105°C				
◆ 512-FAN6862RTY	FAN6862RTY	SSOT-6	1	Current	68	30	70	8	-40 to 105°C				
◆ 512-FAN6754AMLMY	FAN6754AMLMY	SOP-8	1	Current	69	30	92	30	-40 to 105°C				
◆ 512-FAN400ATY	FAN400ATY	SSOT-6	1	Current	70	30	78	8	-40 to 105°C				
◆ 512-SG6858TZ	SG6858TZ	SSOT-6	1	Current	75	30	80	10	-40 to 125°C				
◆ 512-FL6300AMY	FL6300AMY	SOIC-8	1	Current	100	30	-	10	-40 to 125°C				
◆ 512-FAN302ULMY	FAN302ULMY	SOIC-8	1	Current	140	25	67	450	-40 to 105°C				
◆ 512-FAN6300HMY	FAN6300HMY	SOIC-8	1	Current	190	30	-	10	-40 to 125°C				
◆ 512-FAN5069MTCX	FAN5069MTCX	TSSOP-16	1	Current	300	24	-	10	-10 to 85°C				

© Copyright 2014 Mouser Electronics
© Copyright 2014 Mouser Electronics

FAIRCHILD PFC ICs, Power Switch, SPMs & Comparators

Products may be RoHS compliant. Check mouser.com for RoHS status.

PWM CONTROLLERS (CONT.)

♦ Surface Mount Device

For quantities greater than listed, call for quote.

MOUSER STOCK NO.	Fairchild Part No.	Package	Number of Outputs	Control Mode	Switching Frequency (kHz)	Supply Voltage (Max.)(V)	Duty Ratio (%)	Startup Current (µA)	Operating Temperature	Price Each 1	25	100	250
♦ 512-FAN7601BMX	FAN7601BMX	SOIC-8	1	Current	300	20	98	1000	-40 to 150				
512-KA3842ACS	KA3842ACS	DIP-8	1	Current	500	30	100	200	0 to 70				
512-KA3842B	KA3842B	DIP-8	1	Current	500	30	100	450	0 to 70				
512-FSAR001BNY	FSAR001BNY	DIP-8	1	Voltage	-----	600	-	10	-40 to 125				
512-FAN6791NY	FAN6791NY	DIP-16	2	Current	130	27	48	10	-40 to 105				
512-KA7500C	KA7500C	DIP-16	2	Voltage	300	42	-	1000	-25 to 85				
♦ 512-FAN5026MTCX	FAN5026MTCX	TSSOP-28	2	DDR	300	24	87	5	-40 to 85				

POWER FACTOR CORRECTION (PFC)

NEW PRODUCT

♦ Surface Mount Device

For quantities greater than listed, call for quote.

MOUSER STOCK NO.	Fairchild Part No.	Package	Startup Current (µA)	Operating Current (mA)	PFC Control	Drive Output (A)	F_{pwm} F_{Pfc}	PWM Duty Cycle Max. (%)	UVLO	Price Each 1	25	100	250
PFC													
512-FAN6961DZ	FAN6961DZ	DIP-8	10	4.5	DCM	DCM	-	-	-				
♦ 512-FAN6961SZ	FAN6961SZ	SOIC-8	10	4.5	DCM	-	-	-	-				
♦ 512-FAN6982MY	FAN6982MY	SOIC-14	30	2.3	Average Current	-	-	97	-				
512-FAN7527BN	FAN7527BN	DIP-8	60	3	Disc (Transition)	0.5	-	-	12/9				
♦ 512-FAN7930BMX	FAN7930BMX	SOIC-8	120	1.5	Disc (Transition)	0.5	-	-	12/8.5				
♦ 512-FAN7930CMX	FAN7930CMX	SOIC-8	120	1.5	Disc (Transition)	0.5	-	-	12.5/8.5				
♦ 512-FAN9611MX	FAN9611MX	SOIC-16	80	3.5	Interleaved BCM	2	-	-	10.0/7.5				
♦ 512-FAN9612MX	FAN9612MX	SOIC-16	80	3.5	Interleaved BCM	2	-	-	12.5/7.5				
♦ 512-FL6961MY	FL6961MY	SOIC-8	10	4.5	DCM	-	-	-	-				
PWM + PFC													
♦ 512-FAN4800AMY	FAN4800AMY	SOIC-16	30	2.6	Average Current	-	-	50	12.9/11				
512-FAN4800ANY	FAN4800ANY	DIP-16	30	2.6	Average Current	-	-	50	12.9/11				
♦ 512-FAN4800CMY	FAN4800CMY	SOIC-16	30	2.6	Average Current	-	1	50	12.9/11				
512-FAN4800CNY	FAN4800CNY	DIP-16	30	2.6	Average Current	-	1	50	12.9/11				
♦ 512-FAN4801MY	FAN4801MY	SOIC-16	30	2.6	Average Current	-	1	50	12.9/11				
512-FAN4801NY	FAN4801NY	DIP-16	30	2.6	Average Current	-	1	50	12.9/11				
♦ 512-FAN4801SMY	FAN4801SMY	SOIC-16	30	2.6	Average Current	-	1	50	12.9/11				
512-FAN4801SNY	FAN4801SNY	DIP-16	30	2.6	Average Current	-	1	50	12.9/11				
♦ 512-FAN4802LMY	FAN4802LMY	SOIC-16	30	2.6	Average Current	-	1	50	12.9/11				
512-FAN4802LNY	FAN4802LNY	DIP-16	30	2.6	Average Current	-	1	50	12.9/11				
♦ 512-FAN4802MY	FAN4802MY	SOIC-16	30	2.6	Average Current	-	1	50	12.9/11				
512-FAN4802NY	FAN4802NY	DIP-16	30	2.6	Average Current	-	1	50	12.9/11				
♦ 512-FAN6920MRMY	FAN6920MRMY	SOIC-16	20	10	Critical-Mode	-	-	-	5.0/12				
♦ 512-FAN6921MLMY	FAN6921MLMY	SOIC-16	20	10	Critical-Mode	-	-	-	8.0/16				
♦ 512-FAN4800AUM	FAN4800AUM	SOP-16	80	5	Average Current	-	-	97	-				
512-FAN4800AUN	FAN4800AUN	DIP-16	80	5	Average Current	-	-	97	-				
♦ 512-FAN4800CUM	FAN4800CUM	SOIC-16	80	5	Average Current	-	-	97	-				
512-FAN4800CUN	FAN4800CUN	DIP-16	80	5	Average Current	-	-	97	-				
♦ 512-FL7930BMX	FL7930BMX	SOIC-8	120	1.5	Critical-Mode	0.5	1	-	-				
512-ML4800CP	ML4800CP	DIP-16	200	5.5	Average Current	1	1	49	13/10				
512-ML4824CP1	ML4824CP1	DIP-16	700	16	Average Current	0.5	1	49	13/10				
♦ 512-ML4824CS2X	ML4824CS2X	SOIC-16(W)	700	16	Average Current	1	1	49	13/10				

VOLTAGE COMPARATORS

For quantities greater than listed, call for quote.

MOUSER STOCK NO.	Fairchild Part No.	Package	Offset Voltage (Max.)(mV)	Response Time	Supply Voltage (Max.)(V)	Supply Voltage (Min.)(V)	Supply Current (Max.)(µA)	Power Dissipation (Max.)(mW)	Operating Temperature (°C)	Price Each 1	25	100	250
Single													
512-FAN156L6X	FAN156L6X	MicroPak-6	15	16.5ns	3	-3	17	194	-40 to +85				
Dual													
512-FAN256L8X	FAN256L8X	MicroPak-8	15	13ns	3	-3	17	226	-40 to +85				

SMART POWER MODULES

For quantities greater than listed, call for quote.

MOUSER STOCK NO.	Fairchild Part No.	Package	Max. Input Voltage	Maximum Current	Frequency	Motor Rating	Price Each 1	25	100	250
512-FSBF15CH60BT	FSBF15CH60BT	SPM27-JA	600	3A	20kHz	220VAC				
512-FNB41060	FNB41060	SPM26-AA	600	5A	20kHz	253VAC				
512-FNA41060B2	FNA41060B2	SPM26-AA	600	10A	20kHz	253VAC				
512-FSAM10SH60A	FSAM10SH60A	SPM32-AA	600	10A	15kHz	220VAC				
512-FNB41560B2	FNB41560B2	SPM26-AA	600	15A	20kHz	-----				
512-FSAM15SM60A	FSAM15SM60A	SPM32-AA	600	15A	5kHz	220VAC				
512-FSBF10CH60B	FSBF10CH60B	SPM27-CC	600	15A	20kHz	253VAC				
512-FPAB30BH60	FPAB30BH60	SPM27-IA	600	30A	20kHz	264VAC				
512-FSAM30SM60A	FSAM30SM60A	SPM32-AA	600	30A	5kHz	220VAC				
512-FSAM75SM60A	FSAM75SM60A	SPM-32DA	600	75A	5kHz	200VAC				

FULL FUNCTION LOAD SWITCHES

NEW PRODUCT

♦ Surface Mount Device

For quantities greater than listed, call for quote.

MOUSER STOCK NO.	Fairchild Part No.	Package	Input Voltage Range	Off Supply Current (Max.)(µA)	RDSon (Typ)(Ω) @V	RDSon (Typ)(Ω) @Amps	Quiescent Current (Typ./Max.)(µA)	Rise Time (Typ.)(µS)	Fall Time (Typ.)(µS)	Price Each 1	25	100	250
♦ 512-FPF1504UCX	FPF1504UCX	WLCSP-4	1.0-3.6	1	0.15 @ 3.3	-----	1.0/-----	-----	-----				
♦ 512-FPF1004	FPF1004	WLCSP-6	1.2-5.5	1	0.02 @ 5.5	-----	-----/1.0	13	113				
♦ 512-FPF1039BUCX	FPF1039BUCX	WLCSP-6	1.2-5.5	1	0.024 @ 5.5	1	5.5/8.0	2700	30				
♦ 512-FPF1006	FPF1006	MicroFET-6	1.2-5.5	1	0.05 @ 5.5	-----	-----/1.0	10	100				
♦ 512-FPF1007	FPF1007	MicroFET-6	1.2-5.5	1	0.03 @ 5.5	0.2	8.0/-----	10	15				
♦ 512-FPF1008	FPF1008	MicroFET-6	1.2-5.5	1	0.03 @ 5.5	0.2	8.0/-----	80	15				
♦ 512-FPF1009	FPF1009	MicroFET-6	1.2-5.5	1	0.03 @ 5.5	0.2	8.0/-----	1	15				
♦ 512-FPF1038UCX	FPF1038UCX	WLCSP-6	1.2-5.5	1	0.02 @ 5.5	1	5.5/-----	2700	30000				
♦ 512-FPF1103	FPF1103	WLCSP-4	1.2-4.0	1	0.035 @ 3.3	0.2	-----/1.0	65	2.2				
♦ 512-FPF1205UCX	FPF1205UCX	WLCSP-4	1.2-4.0	0.1	.075 @ 3.3	0.2	-----/1.5	110	2				
♦ 512-FPF1206UCX	FPF1206UCX	WLCSP-4	1.2-4.0	0.1	.075 @ 3.3	0.2	-----/1.5	110	2				
♦ 512-FPF1207UCX	FPF1207UCX	WLCSP-4	1.2-4.0	0.1	0.05 @ 3.3	0.2	-----/1.5	110	2				
♦ 512-FPF1208UCX	FPF1208UCX	WLCSP-4	1.2-4.0	0.1	0.05 @ 3.3	0.2	-----/1.5	110	2				
♦ 512-FPF1048BUCX	FPF1048BUCX	WLCSP-6	1.5-5.5	1	0.21 @ 5.5	---	11	2.7	34				
♦ 512-FPF1320UCX	FPF1320UCX	WLCSP-6	1.5-5.5	5	0.05 @ 3.3	0.2	22	130	320				
♦ 512-FPF1321UCX	FPF1321UCX	WLCSP-6	1.5-5.5	5	0.05 @ 3.3	0.2	22	130	320				
♦ 512-FPF2001	FPF2001	SC-70-5	1.8-5.5	1	0.7 @ 3.3	0.2	60/-----	10	0.1				
♦ 512-FPF2002	FPF2002	SC-70-5	1.8-5.5	1	0.7 @ 3.3	0.2	60/-----	10	0.1				
♦ 512-FPF2004	FPF2004	SC-70-5	1.8-5.5	1	0.7 @ 3.3	0.2	60/-----	10	0.1				
♦ 512-FPF2024	FPF2024	WLCSP-6	1.6-5.5	1	0.215 @ 5.5	-----	1.0/4.0	30	-----				
♦ 512-FPF2100	FPF2100	SOT-23-5	1.8-5.5	1	0.125 @ 3.3	0.05	95/-----	12	136				
♦ 512-FPF2101	FPF2101	SOT-23-5	1.8-5.5	1	0.125 @ 3.3	0.05	95/-----	12	136				
♦ 512-FPF2103	FPF2103	SOT-23-5	1.8-5.5	1	0.125 @ 3.3	0.05	95/-----	12	136				

© Copyright 2014 Mouser Electronics

© Copyright 2014 Mouser Electronics

FAIRCHILD Power Modules, Load and Power Switches

Products may be RoHS compliant. Check mouser.com for RoHS status.

FAIRCHILD SEMICONDUCTOR

♦ Surface Mount Device

FULL FUNCTION LOAD SWITCHES (CONT.)

For quantities greater than listed, call for quote.

MOUSER STOCK NO.	Fairchild Part No.	Package	Input Voltage Range	Off Supply Current (Max.) (μA)	RDSon (Typ)(Ω) @V	RDSon (Typ)(Ω) @Amps	Quiescent Current (Typ./Max.) (μA)	Rise Time (Typ.) (μS)	Fall Time (Type) (μS)	Price Each 1	25	100	250
♦ 512-FPF2104	FPF2104	SOT-23-5	1.8-5.5	1	0.125@3.3	0.05	95/-----	12	136				
♦ 512-FPF2106	FPF2106	SOT-23-5	1.8-5.5	1	0.125@3.3	0.05	95/-----	12	136				
♦ 512-FPF2107	FPF2107	SOT-23-5	1.8-5.5	1	0.125@3.3	0.05	95/-----	12	136				
♦ 512-FPF2123	FPF2123	SOT-23-5	1.8-5.5	2	0.125@3.3	0.05	75/-----	12	200				
♦ 512-FPF2125	FPF2125	SOT-23-5	1.8-5.5	2	0.125@3.3	0.05	75/-----	12	200				
512-FPF2165R	FPF2165R	MLP-6	1.8-5.5	2	0.12@3.3	0.2	63/100	10	110				
♦ 512-FPF2700MPX	FPF2700MPX	MLP-8	2.8-36.0	5	0.114@12	-----	92/140	7500	1500				
♦ 512-FPF2700MX	FPF2700MX	SOIC-8	2.8-36.0	5	0.114@12	-----	92/140	7500	1500				
♦ 512-FPF2701MPX	FPF2701MPX	MLP-8	2.8-36.0	5	0.088@12	-----	92/140	7500	1500				
♦ 512-FPF2701MX	FPF2701MX	SOIC-8	2.8-36.0	5	0.088@12	-----	92/140	7500	1500				
♦ 512-FPF2702MPX	FPF2702MPX	MLP-8	2.8-36.0	5	0.088@12	-----	92/140	7500	1500				
♦ 512-FPF2702MX	FPF2702MX	SOIC-8	2.8-36.0	5	0.088@12	-----	92/140	7500	1500				

INTEGRATED LOAD SWITCHES

♦ Surface Mount Device

For quantities greater than listed, call for quote.

MOUSER STOCK NO.	Fairchild Part No.	Package	Input Voltage Range	Off Supply Current (Max.) (μA)	RDSon (Max.) (Ω) @4.5V	RDSon (Max.) (Ω) @Amps	Leakage Current (Max.) (μA)	Power Dissipation (Max.) (W)	Price Each 1	25	100	250
♦ 512-FDC6330L	FDC6330L	SSOT-6	3-20	1.6	0.125	1.9	1	0.7				
♦ 512-FDC6323L	FDC6323L	SSOT-6	3-8.0	1.5	0.2	-----	1	0.7				

USB SWITCHES

PRODUCT NEW

♦ Surface Mount Device

For quantities greater than listed, call for quote.

MOUSER STOCK NO.	Fairchild Part No.	Package	No. of Switches	Supply Voltage Range	RDSon (Ω)	RDSon Flatness (Ω)	Leakage Current (Max.) (μA)	Bandwidth (MHz)	Crosstalk (dB)	Price Each 1	25	100	250
♦ 512-FSA2000UMX	FSA2000UMX	UMLP-16	2	2.7-4.5	4	0.4	10	720	-60				
♦ 512-FSA831L10X	FSA831L10X	MicroPak-10	1	-2.0-2.8	9	-----	10	240	-36				
♦ 512-FSA880UMX	FSA880UMX	UMLP-16	1	3.0-3.4	8	-----	10	-----	-60				
♦ 512-FSUSB30L10X	FSUSB30L10X	MicroPak-10	1	3.0-3.4	9	2	1	720	-45				
♦ 512-FSUSB30MUX	FSUSB30MUX	MSOP-10	1	3.0-3.4	9	2	1	720	-45				
♦ 512-FSUSB30UMX	FSUSB30UMX	UMLP-10	1	3.0-3.4	9	2	1	720	-45				
512-FSUSB42UMX	FSUSB42UMX	UMLP-10	1	3.0-4.3	6.5	0.65	2	720	-45				

SMART HIGH SIDE SWITCH

PRODUCT NEW

♦ Surface Mount Device

For quantities greater than listed, call for quote.

MOUSER STOCK NO.	Fairchild Part No.	Package	Supply Voltage (Max.) (V)	Supply Voltage (Min.) (V)	Supply Current (mA)	On Resistance (Max.) (mΩ)	Power Dissipation (Max.) (W)	On/Off Time (Max.) (us)	Price Each 1	25	100	250
♦ 512-FDDS100H06_F085	FDDS100H06_F085	TO-252-5	37	5.5	0.5	100	41.6	170/170				

OFFLINE ICs - POWER SWITCH

The Fairchild Power Switch(FPS) product family is specially designed for an off line SMPS with minimal external components. The Fairchild Power Switch(FPS) consist of a high voltage power SenseFET and a current mode PWM IC.

Fairchild Power Switch Designer Software (10.5M)
This software currently only works with Windows 95 and Windows 98.
Available online at:
fairchildsemi.com/products/analog/fps_designer_software.zip

PRODUCT NEW

♦ Surface Mount Device

For quantities greater than listed, call for quote.

MOUSER STOCK NO.	Fairchild Part No.	Package	Output Power Vac (W) Max. @ 85-165V	Output Power Vac (W) Max. @ 230V	Output Power Vac (W) Max. @ 350-400	Peak Current Limit (A)	Drain Voltage (Max.) (V)	RDS On (Ohms)	Switching Frequency (kHz)	Power Saver	Soft Start	Over Current Protection	Price Each 1	25	100
512-FAN7621N	FAN7621N	DIP-16	---	---	200	---	---	---	Resonant	Yes	Soft Start	Latch			
♦ 512-FAN7621SJ	FAN7621SJ	SOIC-16	---	---	---	---	---	---	Resonant	Yes	Soft Start	Latch			
512-FS7M0880TU	FS7M0880TU	TO-3P	85	110	---	5	800	1.5	66	No	Soft Start	Latch			
512-FSB127HNY	FSB127HNY	DIP-8	---	40	---	Adj.	700	7.2	100	No	Soft Start	Auto-Restart			
512-FSB147HNY	FSB147HNY	DIP-8	---	40	---	5	700	2.7	100	Yes	Soft Start	Auto Restart			
512-FSCQ0965RTYDTU	FSCQ0965RTYDTU	TO-220F	110	130	---	6	650	1.2	QRC	Yes	Soft Start	Latch			
512-FSCQ1565RTYDTU	FSCQ1565RTYDTU	TO-220F	170	210	---	8	650	0.65	QRC	Yes	Internal	Latch			
512-FSD146MRBN	FSD146MRBN	DIP-8	26	35	---	1.5	---	2.6	73	No	Soft Start	Auto Restart			
512-FSD156MRBN	FSD156MRBN	DIP-8	30	40	---	1.75	---	2.2	73	No	Soft Start	Auto Restart			
512-FSD176MRTLDTU	FSD176MRTLDTU	TO-220-6	70	90	---	3.85	---	1.6	73	No	Soft Start	Auto Restart			
512-FSD176MRTUDTU	FSD176MRTUDTU	TO-220-6	70	90	---	3.85	---	1.6	73	No	Soft Start	Auto Restart			
512-FSDM0465REWDTU	FSDM0465REWDTU	TO-220F	38	46	---	1.8	650	2.6	67	Yes	Soft Start	Auto Restart			
512-FSDM311A	FSDM311A	DIP-8	8	13	---	0.57	650	19	67	Yes	Soft Start	No			
512-FSFA2100	FSFA2100	SIP-9	---	---	200	---	600	0.38	Asym	Yes	Soft Start	Latch			
512-FSFR1600XS	FSFR1600XS	SIP-9	---	---	---	---	500	1.55	Resonant	Yes	Soft Start	Auto Restart			
512-FSFR1700	FSFR1700	SIP-9	---	---	100	---	500	1.25	Resonant	Yes	Soft Start	Latch			
512-FSFR1700USL	FSFR1700USL	SIP-9	---	---	100	---	500	1.25	Resonant	Yes	Soft Start	Auto Restart			
512-FSFR1800USL	FSFR1800USL	SIP-9	---	---	120	---	500	0.95	Resonant	Yes	Soft Start	Auto Restart			
♦ 512-FSFR1700HS	FSFR1700HS	SIP-9	---	---	120	---	---	0.95	600	No	Soft Start	Auto Restart			
♦ 512-FSFR1700HSL	FSFR1700HSL	SIP-9	---	---	120	---	---	0.95	600	No	Soft Start	Auto Restart			
512-FSFR1700XS	FSFR1700XS	SIP-9	---	---	---	---	500	1.25	Resonant	Yes	Soft Start	Auto Restart			
♦ 512-FSFR1800HS	FSFR1800HS	SIP-9	---	---	120	---	---	0.95	600	No	Soft Start	Auto Restart			
♦ 512-FSFR1800HSL	FSFR1800HSL	SIP-9	---	---	120	---	---	0.95	600	No	Soft Start	Auto Restart			
512-FSFR2100	FSFR2100	SIP-9	---	---	200	---	600	0.38	Resonant	Yes	Soft Start	Latch			
512-FSFR2100USL	FSFR2100USL	SIP-9	---	---	180	---	500	0.51	Resonant	Yes	Soft Start	Auto Restart			
512-FSFR2100XS	FSFR2100XS	SIP-9	---	---	---	---	500	0.51	Resonant	Yes	Soft Start	Auto Restart			
512-FSGM0565RWDTU	FSGM0565RWDTU	TO-220F	60	80	---	2.2	650	2.2	67	Yes	Internal	Auto Restart			
512-FSL106HR	FSL106HR	DIP-8	10	13	---	0.7	650	18	100	Yes	Internal	Auto Restart			
512-FSL126HR	FSL126HR	DIP-8	17	21	---	1.5	650	6.2	100	Yes	Internal	Auto Restart			
512-FSL136HR	FSL136HR	DIP-8	20	26	---	2.15	650	4	100	Yes	Internal	Auto Restart			
512-FSL176MRTUDTU	FSL176MRTUDTU	TO-220-6	70	80	---	3.5	650	1.6	73	No	Internal	Auto-Restart			
♦ 512-FSL206MRL	FSL206MRL	SOP-8	12	17	---	0.6	650	19	67	Yes	Internal	No			
512-FSL206MRBN	FSL206MRBN	DIP-8	7	12	---	0.6	650	19	73	No	Soft Start	Auto Restart			
512-FSL206MRN	FSL206MRN	DIP-8	12	17	---	0.6	650	19	67	Yes	Internal	No			
512-FSQ0165RN	FSQ0165RN	DIP-8	13	15	---	0.6	650	10	QRC	Yes	Soft Start	Auto Restart			
512-FSQ0170RNA	FSQ0170RNA	DIP-8	13	20	---	1.2	700	11	67	Yes	Soft Start	No			
♦ 512-FSQ0265RL	FSQ0265RL	LSOP-8	16	20	---	1.2	650	6	QRC	Yes	Soft Start	Auto Restart			
512-FSQ0365RN	FSQ0365RN	DIP-8	19	31	---	1.5	650	4.5	QRC	Yes	Soft Start	Auto Restart			
512-FSQ110	FSQ110	DIP-8	12	17	---	0.7	650	19	100	Yes	Soft Start	No			
512-FSQ321	FSQ321	DIP-8	10	12	---	0.6	650	19	QRC	Yes	Soft Start	Auto Restart			
512-FSQ510	FSQ510	DIP-7	5	7	---	0.32	700	32	QRC	Yes	Soft Start	Auto Restart			
♦ 512-FSQ500L	FSQ500L	SOT-223	2.5	3	---	0.315	---	29	140	No	Soft Start	Auto Restart			
512-KA5H0365RTU	KA5H0365RTU	TO-220F	32	40	---	2.2	650	4.5	100	No	No	Auto Restart			
512-KA5H0380RTU	KA5H0380RTU	TO-220F	32	40	---	2.2	800	5	100	No	No	Auto Restart			
512-KA5L0380RTU	KA5L0380RTU	TO-220F	32	40	---	2.2	800	3.6	50	No	No	Auto Restart			
512-KA5L0380RYDTU	KA5L0380RYDTU	TO-220F	32	40	---	2.2	800	5	50	No	No	Auto Restart			
512-KA5M0365RTU	KA5M0365RTU	TO-220F	32	40	---	2.2	800	5	50	No	No	Auto Restart			
512-KA5M0380RTU	KA5M0380RTU	TO-220F	32	40	---	2.2	800	5	67	No	No	Auto Restart			
512-KA5M0380RYDTU	KA5M0380RYDTU	TO-220F	---	---	---	3	800	4.5	70	No	Internal	Auto-Restart			
512-FSL116HR	FSL116HR	DIP-8	14	16	---	---	650	10	110	No	Soft Start	Auto Restart			
512-FSL116LR	FSL116LR	DIP-8	14	16	---	---	650	10	54.5	No	Soft Start	Auto Restart			
512-FSL126MR	FSL126MR	DIP-8	17	21	---	---	650	6.2	73	No	Soft Start	Auto Restart			

© Copyright 2014 Mouser Electronics

© Copyright 2014 Mouser Electronics

INFINEON Power Semiconductors

RoHS Compliant **This product is RoHS compliant.**

CONSTANT CURRENT RELAY DRIVERS

The IFX52001 is intended to drive relays with a constant current in order to reduce the coil current during relay hold phase. For relay activation, the IC pass element works as an activated switch for a limited period of time. After the activation time period has elapsed, the IC reduces the relay coil current to a lower constant value. Different operation modes allow adequate functionality also at very low or very high battery voltage.

For quantities greater than listed, call for quote.

MOUSER STOCK NO.	Infineon Part No.	Package Type	Min. Hold Current (mA)	Relay Coil Inductance (mH)	Relay Series Resistance (Ω)	Supply Voltage (V)	Relay Freewheeling Resistor (Ω)	Price Each 1	10	100	500
726-IFX52001EJ	IFX52001EJ	PG-DSO-8	40	2000	120	3-30	420-750				

DC/DC SWITCHING CONTROLLER

Features:
- High-efficiency regulators
- Wide supply voltage operation range
- Very low current consumption operation
- Suitable for standard 12V/24V PowerNets
- Disable function for main output
- Short-circuit protection
- Overtemperature protection
- Wide ambient operation range - 40°C up to +125°C

Applications:
- Automation
- Data Processing
- Electromobility
- Industrial
- Lighting
- Medical
- Motor Control & Drives
- Motorcycles, E-Bikes and Small Electric Vehicles
- Power Management
- Renewable Energy
- Smart Grid

For quantities greater than listed, call for quote.

MOUSER STOCK NO.	Infineon Part No.	Package Type	No. of Outputs	Input Voltage (V)	Switching Freq. (KHz)	Output Voltage (V)	Output Current	Duty Cycle (%)	Price Each 1	10	100	500
726-IFX80471SKV	IFX80471SK V	PG-DSO-14	1	5-60	360	7-15	2.3	100				
726-IFX80471SKV50	IFX80471SK V50	PG-DSO-14	1	5-60	360	5	2.3	100				
726-IFX91041EJV33	IFX91041EJ V33	PG-DSO-8-27	1	4.75-45	370	3.3	1.8	-				
726-IFX91041EJV	IFX91041EJV	PG-DSO-8-27	1	4.75-45	370	.6-16	1.8	-				
726-IFX91041EJV50	IFX91041EJ V50	PG-DSO-8-27	1	4.75-45	370	5	1.8	-				

LDO LINEAR VOLTAGE REGULATORS

Features:
- Low current consumption
- Overvoltage/Short-circuit protection
- Reverse polarity protection
- Overtemperature protection
- Load protection
- Pin-to-pin compatible to industry standard parts
- High input voltage rating: Up to 45V
- Very low dropout voltage
- Temp. range: –40°C up to +125°C

Applications:
- Automation
- Data Processing
- Electromobility
- Industrial
- Lighting
- Medical
- Motor Control & Drives
- Motorcycles, E-Bikes and Small Electric Vehicles
- Power Management
- Renewable Energy
- Smart Grid

For quantities greater than listed, call for quote.

MOUSER STOCK NO.	Infineon Part No.	Package Type	No. of Outputs	Output Voltage (V)	Input Voltage Max. (V)	Dropout Voltage Max. (V)	Output Current (A)	Regulation Accuracy (%)	Price Each 1	100	500
726-IFX25001MEV25	IFX25001ME V25	PG-SOT-223-4	1	2.5	45	0.5	0.4	-			
726-IFX2931GV50	IFX2931G V50	PG-DSO-8	1	2.75-5.25	28	0.2	0.1	-			
726-IFX2931GV33	IFX2931G V33	PG-DSO-8	1	3.3	28	1.1	3.3	-			
726-IFX27001TFV33	IFX27001TF V33	PG-TO-252-3	1	3.3	40	1	1	-			
726-IFX25001MEV33	IFX25001ME V33	PG-SOT-223-4	1	3.3	45	0.5	0.4	-			
726-IFX25001TFV33	IFX25001TF V33	PG-TO-252-3	1	3.3	45	0.5	0.4	-			
726-IFX21004TNV51	IFX21004TN V51	PG-DSO-8	1	4.75-5.25	28	0.2	0.1	-			
726-IFX27001TFV50	IFX27001TF V50	PG-TO-252-3	1	5	40	1	1	-			
726-IFX24401TEV50	IFX24401TE V50	PG-TO-252-5	1	5	42	0.25	0.8	2			
726-IFX24401ELV50	IFX24401EL V50	PG-SSOP-14	1	5	45	0.25	0.8	2			
726-IFX25001TCV50	IFX25001TC V50	PG-TO-263-3	1	5	45	0.5	0.4	-			
726-IFX25001TFV50	IFX25001TF V50	PG-TO-252-3	1	5	45	0.5	0.4	-			
726-IFX25001TSV50	IFX25001TS V50	PG-TO-220-3	1	5	45	0.5	0.4	-			
726-IFX25001TCV85	IFX25001TC V85	PG-TO-263-3	1	8.5	45	0.5	0.4	-			
726-IFX25001TSV85	IFX25001TS V85	PG-TO-220-3	1	8.5	45	0.5	0.4	-			
726-IFX1117MEV	IFX1117ME V	PG-SOT-223	1	adj.	15	1.4	1	2			
726-IFX27001TFV	IFX27001TFV	PG-TO-252-3	1	adj.	40	1	1	-			
726-IFX21401MB	IFX21401MB	PG-SCT-595-5	1	adj.	45	0.3	0.05	-			
726-IFX8117MEV33	IFX8117ME V33	PG-SOT-223-4	2	3.3	15	1.2	1	1			
726-IFX8117MEV50	IFX8117ME V50	PG-SOT-223-4	2	5	15	1.2	1	1			
726-IFX25401TBV50	IFX25401TB V50	PG-TO-263-5	2	5	40	0.5	0.4	-			
726-IFX25401TEV50	IFX25401TE V50	PG-TO-252-5	2	5	40	0.5	0.4	-			
726-IFX20001MBV50	IFX20001MB V50	PG-SCT-595-5	2	5	45	0.3	0.03	4			
726-IFX8117MEV	IFX8117ME V	PG-SOT-223-4	2	adj.	15	1.2	1	1			
726-IFX25401TBV	IFX25401TBV	PG-TO-263-5	2	adj.	40	0.5	0.4	-			
726-IFX25401TEV	IFX25401TEV	PG-TO-252-5	2	adj.	40	0.5	0.4	-			

POWER SEMICONDUCTORS FOR AUTOMOTIVE

Power Supplies

Voltage and current regulators from Infineon handle input voltages up to 65V and output currents up to 2.5A. A wide range of product solutions with quiescent currents down to 20µA, high accuracy outputs and various package and features options are available to address all automotive application needs.

For quantities greater than listed, call for quote.

MOUSER STOCK NO.	Infineon Part No.	Package Type	V_Q (Max.) (V)	I_Q (Max.) (mA)	I_q (Typ.) (µA)	Tolerance	Protect	Price Each 1	10	100	500
Voltage Trackers											
726-TLE42502G	TLE4250-2G	SCT595-5	0	50.0	140.0	0.5%	Y				
726-TLE4254GS	TLE4254GS	DSO-8	0	70.0	50.0	10%	Y				
Automotive Linear Voltage Regulator											
726-TLE42712G	TLE4271-2G	TO263-7	5.0	550.0	800.0	single fixed-V	2%				
726-TLE4473GV55-2	TLE4473G V55-2	DSO-12	5.0	190.0	220.0	-	2%				

INTEGRATED HIGH CURRENT MOTOR DRIVERS

Trilith IC - the Trilith IC family members combine two high-side and two low-side switches in one package. They are geared to drive high-current DC motors in an H-bridge configuration but can also be used as single independent switches.

For quantities greater than listed, call for quote.

MOUSER STOCK NO.	Infineon Part No.	Package Type	Operating Range (V)	$R_{DS(on)}$ Typ. (mΩ)	$I_{D(llm)}$ (A)	Iq Typ. (µA)	Diagnosis	Price Each 1	10	100
726-BTM7752G	BTM7752G	PG-DSO-36	5.5-28	150	12	5	OV-, OC-, OT-failure flag, current sense			
726-BTM7755G	BTM7755G	PG-DSO-36	5.5-28	150	12	5	OV-, OC-, OT-failure flag			
726-BTM7742G	BTM7742G	PG-DSO-36	5.5-28	250	12	5	OV, OT, OC-failure flag, current sense			
726-BTM7745G	BTM7745G	PG-DSO-36	5.5-28	250	12	5	OV-, OC-, OT-failure flag			

© Copyright 2014 Mouser Electronics

© Copyright 2014 Mouser Electronics

INFINEON Power Semiconductors

RoHS Compliant **This product is RoHS compliant.**

SMART LOW SIDE SWITCHES

HITFET® - Fully Protected Universal Switches provide a higher level of protection with over temperature, short circuit, over current, overvoltage and END. HITFET® combines all these protection features in one easy-to-use device. With these features and Infineon's renowned quality and reliability you can be confident the HITFET® can meet even the most challenging application requirements.

NEW PRODUCT

For quantities greater than listed, call for quote.

MOUSER STOCK NO.	Infineon Part No.	Package Type	V_{DS} (Max.) (V)	I_D (Max.) (A)	R_{DS} (ON) (Max.) (mΩ)	P_{tot} (Max.) (W)	Price Each 1	10	100	500
726-BTS3800SL	BTS3800SL	PG-SCT595	41.0	0.35	1.6	-				
726-BTS3205G	BTS3205G	DSO-8	42.0	0.35	700	0.78				
726-BTS3207N	BTS3207N	SOT223-4	42.0	0.64	500	3.8				
726-BTS3405G	BTS3405G	DSO-8	42.0	0.35	700	0.78				

SMART HIGH SIDE SWITCHES

The highly integrated PROFET® family (PROtected FET) incorporates a broad range of smart features. PROFET® intelligent power switches consist of a DMOS power transistor and CMOS logic circuitry for complete built-in protection. They offer protection against e.g. overload, over temperature, short circuit for all kinds of automotive and industrial applications.

For quantities greater than listed, call for quote.

MOUSER STOCK NO.	Infineon Part No.	Package Type	V_{DS} (Max.) (V)	I_L (SCr) (A)	R_{ON} (Max.) (mΩ)	P_{tot} (Max.) (W)	V_{BB} (Max.) (V)	Price Each 1	10	100	500
726-BTS5231-2GS	BTS5231-2GS	DSO-14	40.0	8.0	140.0	0.9	28.0				
726-BTS5235-2L	BTS5235-2L	DSO-12	40.0	23.0	60.0	1.6	28.0				
726-BTS5242-2L	BTS5242-2L	DSO-12	40.0	11.0 - 50.0	25.0	1.4	28.0				
726-BTS5246-2L	BTS5246-2L	DSO-12	40.0	50.0	19.0	1.4	28.0				
726-ISP752T	ISP752T	DSO-8	62.0	6.5	200.0	1.5	52.0				
726-ITS4140N	ITS4140N	SOT223-4	62.0	0.9	1,500.0	1.7	60.0				

SPDT RF SWITCHES

RF-Switches for Rx/Tx switching, band select or antenna diversity switching are used in almost every wireless application, like cellular phones, WLAN, WiMAX, GPS-navigation systems, bluetooth accessories or remote-keyless entry (RKE). Infineon RF Switches are manufactured in a unique RF-CMOS technology, combining the inherent advantages of CMOS technology with outstanding RF performance.

For quantities greater than listed, call for quote.

MOUSER STOCK NO.	Infineon Part No.	Package Type	$P_{-0.1dB}$ (Min.)(dBm)	Switching Time (Max.)(μS)	Isolation @1GHz (dB)	Insertion Loss @1GHz (dB)	P_{max} (dBm)	Price Each 1	10	100	500
726-BGS12AL74E6327	BGS12AL74E6327XT	TSLP-7-4	21	4	32	0.4	21				
726-BGS12AL76E6327XT	BGS12AL76E6327XT	TSLP-7-6	21	4	32	0.4	21				

INTEGRATED POWER ICs

Highly suited for power supplies design in Consumer Appliances, CoolSET ® (Integrating Control IC and CoolMOS™ in one package) continues to mark a new dimension in design agility and miniaturization. The CoolSET ® F3 family provides the highest output power with the lowest losses available in industry.

For quantities greater than listed, call for quote.

MOUSER STOCK NO.	Infineon Part No.	Package Type	V_{DS} (Max.) (V)	I_D (Nom) (A)	R_{DS} (on) (Max.) (mΩ)	P_{IN} (Max.) (W)	ESD (Max) (V)	Price Each 1	10	100	500
CoolSET ® F2											
726-ICE2A0565	ICE2A0565	DIP-8	650.0	0.5	4.7	13.0	2.0k				
726-ICE2A165	ICE2A165	DIP-8	650.0	1.0	3.0	18.0	2.0k				
726-ICE2A180Z	ICE2A180Z	DIP-7	800.0	1.0	3.0	17.0	2.0k				
726-ICE2A265	ICE2A265	DIP-8	650.0	2.0	0.9	32.0	2.0k				
726-ICE2A280Z	ICE2A280Z	DIP-7	800.0	2.0	0.8	31.0	2.0k				
726-ICE2A365	ICE2A365	DIP-8	650.0	3.0	0.45	45.0	2.0k				
726-ICE2A765P	ICE2A765P	TO220-6	650.0	7.0	0.45	130.0	2.0k				
726-ICE2B265	ICE2B265	DIP-8	650.0	2.0	0.9	32.0	2.0k				
CoolSET ® F3											
726-ICE3BR4765J	ICE3BR4765JXK	DIP-8	650.0	0.5	5.44	18	2.0				

POWER CONTROL ICs

By offering a wide variety of highly efficient control ICs we enable our customer to meet new demands like PFC regulations and ultra low standby power requirements in a very cost effective way. A comprehensive array of safety features helps to minimize the number of external components, reduces design in time and improves the reliability of the SMPS.

For quantities greater than listed, call for quote.

MOUSER STOCK NO.	Infineon Part No.	Package Type	V_{CC} (Min.) (V)	V_{CC} (Max.) (V)	I_{CC} (Max.) (mA)	I_q (Typ.) (μA)	I_Q (Max.) (A)	Price Each 1	10	100	500
726-ICE2PCS01	ICE2PCS01	DIP-8	11.0	25.0	20.0	300.0	-1.5-2.0				
726-ICE2PCS01G	ICE2PCS01G	DSO-8	11.0	25.0	20.0	300.0	-1.5-2.0				
726-ICE2PCS02	ICE2PCS02	DIP-8	11.0	25.0	13.0	300.0	-1.5-2.0				
726-ICE2PCS02G	ICE2PCS02G	DSO-8	11.0	25.0	13.0	300.0	-1.5-2.0				

© Copyright 2014 Mouser Electronics
© Copyright 2014 Mouser Electronics

INTERNATIONAL RECTIFIER Driver ICs

International IOR Rectifier

RoHS Compliant **This product is RoHS compliant.**

SUPIRBUCK® VOLTAGE REGULATORS

For quantities greater than listed, call for quote.

MOUSER STOCK NO.	International Rectifier Part No.	Package	No. of Outputs	Input Voltage (V)		Output Voltage (V)		Output Current (A)	Switching Freq. (KHz)	Price Each			
				Min.	Max.	Min.	Max			1	25	100	250
942-IR3897MTR1PBF	IR3897MTR1PBF	PQFN 4x5	1	5	21V	0.5	12	4A	300-1500				
942-IR3898MTR1PBF	IR3898MTR1PBF	PQFN 4x5	1	5	21V	0.5	12	6A	300-1500				
942-IR3899MTR1PBF	IR3899MTR1PBF	PQFN 4x5	1	5	21V	0.5	12	9A	300-1500				
942-IR3894MTR1PBF	IR3894MTR1PBF	PQFN 5x6	1	5	21V	0.5	12	12A	300-1500				
942-IR3895MTR1PBF	IR3895MTR1PBF	PQFN 5x6	1	5	21V	0.5	12	16A	300-1500				
942-IR3473MTR1PBF	IR3473MTR1PBF	QFN-17	1	3	27	0.5	12	6	750				
942-IR3475MTR1PBF	IR3475MTR1PBF	QFN-17	1	3	27	0.5	12	10	750				
942-IR3476MTR1PBF	IR3476MTR1PBF	QFN-17	1	3	27	0.5	12	12	750				
942-IR3477MTR1PBF	IR3477MTR1PBF	QFN-17	1	3	27	0.5	12	15	750				
942-IR3831WMTR1PBF	IR3831WMTR1PBF	PowerQFN-15	1	1.5	16	0.6	0.9	8	250-1500				
942-IR3832WMTR1PBF	IR3832WMTR1PBF	PowerQFN-15	1	1.5	16	0.6	0.9	4	250-1500				
942-IR3837MTR1PBF	IR3837MTR1PBF	QFN-17	1	1.5	16	0.6	14.4	14	250-1500				
942-IR3838MTR1PBF	IR3838MTR1PBF	QFN-17	1	1.5	16	0.6	14.4	10	250-1500				
942-IR3839MTR1PBF	IR3839MTR1PBF	QFN-17	1	1.5	16	0.6	14.4	6	250-1500				
942-IR3840WMTR1PBF	IR3840WMTR1PBF	PowerQFN-15	1	1.5	16	0.7	0.9	12	250-1500				
942-IR3842MTR1PBF	IR3842MTR1PBF	PowerQFN-15	1	1.5	16	0.7	0.9	4	250-1500				
942-IR3841WMTR1PBF	IR3841WMTR1PBF	PowerQFN-15	1	1.5	16	0.7	0.9	8	250-1500				
942-IR3842WMTR1PBF	IR3842WMTR1PBF	PowerQFN-15	1	1.5	16	0.7	0.9	4	250-1500				
942-IR3843WMTR1PBF	IR3843WMTR1PBF	PowerQFN-15	1	1.5	16	0.7	0.9	2	250-1500				
942-IR3853MTR1PBF	IR3853MTR1PBF	QFN-17	1	1.5	16	0.7	18.9	4	250-1500				
942-IR3856WMTR1PBF	IR3856WMTR1PBF	QFN-17	1	1.5	16	0.7	14.4	6	250-1500				
942-IR3859MTR1PBF	IR3859MTR1PBF	QFN-17	1	1.5	21	0.7	18.9	9	250-1500				

Design Kits		Description	Price Each
942-IRDC3894	IRDC3894	Reference design for IR3894MTR1PBF & IR3894MTRPBF	
942-IRDC3895	IRDC3895	Reference design for IR3895MTR1PBF	
942-IRDC3897	IRDC3897	Reference design for IR3897MTR1PBF & IR3897MTRPBF	
942-IRDC3898	IRDC3898	Reference design for IR3898MTR1PBF & IR3898MTRPBF	
942-IRDC3899	IRDC3899	Reference design for IR3899MTR1PBF & IR3899MTRPBF	

PROTECTED DIGITAL AUDIO AMPLIFIERS

For quantities greater than listed, call for quote.

MOUSER STOCK NO.	International Rectifier Part No.	Package	Supply Voltage (Max./Min.) (V)	Output Source Current (Min.) (mA)	Output Sink Current (Min.) (mA)	Price Each			
						1	25	100	250
942-IRS20957STRPBF	IRS20957STRPBF	SOIC-16	10/15	1000	1200				
942-IRS2092STRPBF	IRS2092STRPBF	SOIC-16	10/20	1000	1200				
942-IRS20124STRPBF	IRS20124STRPBF	SOIC-14	18/10	1000	1200				

Design Kits		Description	Price Each
942-IRAUDAMP11	IRAUDAMP11	120Wx3 channel class D audio power amplifier	
942-IRAUDAMP4A	IRAUDAMP4A	IRS20757S Two-channel 120W half-bridge class-D audio power amplifier	
942-IRAUDAMP5	IRAUDAMP5	120Wx2 Channel class D audio power amplifier using the IRS2092S and IRF6645	
942-IRAUDAMP7D	IRAUDAMP7D	25W-500W Scalable output class D audio power amp using the IRS2092	
942-IRAUDAMP7S	IRAUDAMP7S	25W-500W Scalable output class D audio power amp using the IRS2092	
942-IRAUDAMP8	IRAUDAMP8	120Wx4 Channel class D audio Power Amp using the IRS2093M and IRF6665	
942-IRAUDPS1	IRAUDPS1	250W-1000W Scalable audio power supply for class D audio power amps using self-oscillating gate driver IR2085 and DirectFETS IRF6648	

HALF BRIDGE DRIVERS

For quantities greater than listed, call for quote.

MOUSER STOCK NO.	International Rectifier Part No.	Package	Channels	V_{offset}	Output Current (mA)	Maximum Turn-On Delay Time (ns)	Maximum Turn-Off Delay Time (ns)	Price Each			
								1	25	100	250
942-IR2085STRPBF	IR2085STRPBF	SOIC-8	2	100	1000	60	30				
942-IRS2003STRPBF	IRS2003STRPBF	SOIC-8	2	200	130	680	150				
942-IRS2004STRPBF	IRS2004STRPBF	SOIC-8	2	200	130	680	150				
942-IR2104STRPBF	IR2104STRPBF	SOIC-8	2	600	130	680	150				
942-IRS2103STRPBF	IRS2103STRPBF	SOIC-8	2	600	130	680	150				
942-IRS2104STRPBF	IRS2104STRPBF	SOIC-8	2	600	130	680	150				
942-IRS2304STRPBF	IRS2304STRPBF	SOIC-8	2	600	130	150	150				
942-IRS2111STRPBF	IRS2111STRPBF	SOIC-8	2	600	200	750	150				
942-IRS25091STRPBF	IRS25091STRPBF	SOIC-8	2	600	200	750	250				
942-IRS2509STRPBF	IRS2509STRPBF	SOIC-8	2	600	200	750	250				
942-IRS2608DSTRPBF	IRS2608DSTRPBF	SOIC-8	2	600	200	250	250				
942-IRS2609DSTRPBF	IRS2609DSTRPBF	SOIC-8	2	600	200	1100	400				
942-IRS21531DSTRPBF	IRS21531DSTRPBF	SOIC-8	2	600	260	-	-				
942-IRS2153DSTRPBF	IRS2153DSTRPBF	SOIC-8	2	600	260	-	-				
942-IRS2168DSTRPBF	IRS2168DSTRPBF	SOIC-16	2	600	260	-	-				
942-IR2302STRPBF	IR2302STRPBF	SOIC-8	8	600	260	320	330				
942-IR2304STRPBF	IR2304STRPBF	SOIC-8	2	600	260	320	330				
942-IRS21084STRPBF	IRS21084STRPBF	SOIC-14	2	600	290	220	200				
942-IRS2108STRPBF	IRS2108STRPBF	SOIC-8	2	600	290	220	200				
942-IRS21091STRPBF	IRS21091STRPBF	SOIC-8	2	600	290	750	200				
942-IRS21094STRPBF	IRS21094STRPBF	SOIC-14	2	600	290	750	200				
942-IRS2109STRPBF	IRS2109STRPBF	SOIC-8	2	600	290	750	200				
942-IRS2308STRPBF	IRS2308STRPBF	SOIC-8	2	600	290	220	200				
942-IR2308STRPBF	IR2308STRPBF	SOIC-8	2	600	350	300	280				
942-IR2103STRPBF	IR2103STRPBF	SOIC-8	2	600	360	820	220				
942-IRS2548DSTRPBF	IRS2548DSTRPBF	SOIC-14	2	600	500	120	50				
942-IRS25411STRPBF	IRS25411STRPBF	SOIC-8	2	600	700	320	180				
942-IRS27951STRPBF	IRS27951STRPBF	SOIC-8	2	600	900	-	-				
942-IRS27952STRPBF	IRS27952STRPBF	SOIC-8	2	600	900	-	-				
942-IR2183STRPBF	IR2183STRPBF	SOIC-8	2	600	1900	180	220				
942-IRS21834STRPBF	IRS21834STRPBF	SOIC-14	2	600	1900	180	220				
942-IRS2183STRPBF	IRS2183STRPBF	SOIC-8	2	600	1900	180	220				
942-IR2184PBF	IR2184PBF	PDIP-14	2	600	1900	680	270				
942-IR2184SPBF	IR2184S	SOIC-8	2	600	1900	680	270				
942-IR21844PBF	IR21844PBF	PDIF-14	2	600	1900	680	270				
942-IRS21844MTRPBF	IRS21844MTRPBF	MLPQ-16	2	600	1900	680	270				
942-IRS21844STRPBF	IRS21844STRPBF	SOIC-14	2	600	1900	680	270				
942-IRS2184STRPBF	IRS2184STRPBF	SOIC-8	2	600	1900	680	270				
942-IR21834STRPBF	IR21834STRPBF	SOIC-14	2	600	2300	270	330				

INTELLIGENT POWER SWITCHES

For quantities greater than listed, call for quote.

MOUSER STOCK NO.	International Rectifier Part No.	Package	Channels	Vout Clamp	Resistance Drain Source RDS (on) (mΩ)	Over Current Protection (A)	Price Each			
							1	25	100	250
942-IPS1021SPBF	IPS1021SPBF	D2PAK	1	36	25	SD@35				
942-IPS1031SPBF	IPS1031SPBF	D2PAK	1	36	50	SD@18				
942-IPS1041RPBF	IPS1041RPBF	DPAK	1	39	100	SD@6				
942-IPS1051LPBF	IPS1051LPBF	SOT-223	1	39	250	SD@2.8				
942-IPS6021RPBF	IPS6021RPBF	DPAK-5	1	39	30	I LIM@32				
942-IPS6031RPBF	IPS6031RPBF	DPAK-5	1	39	60	I LIM@16				
942-IPS6041GPBF	IPS6041GPBF	SOIC-8	1	39	130	I LIM@7				
942-IPS6041RPBF	IPS6041RPBF	DPAK-5	1	39	130	I LIM@7				

© Copyright 2014 Mouser Electronics
© Copyright 2014 Mouser Electronics

INTERNATIONAL RECTIFIER Driver ICs

RoHS Compliant This product is RoHS compliant.

INTELLIGENT POWER SWITCHES (CONT.)

For quantities greater than listed, call for quote.

MOUSER STOCK NO.	International Rectifier Part No.	Package	Channels	Vout Clamp	Resistance Drain Source RDS (on) (mΩ)	Over Current Protection (A)	Price Each 1	25	100	250
942-IPS6041SPBF	IPS6041SPBF	D2PAK-5	1	39	130	I LIM@7				
942-IPS511GTR	IPS511GTR	SOIC-8	1	50	150	LIM @5				
942-IPS2041RPBF	IPS2041RPBF	DPAK	1	68	130	SD@5				
942-IPS1042GPBF	IPS1042GPBF	SOIC-8	2	39	100	SD@6				
942-IPS1052GPBF	IPS1052GPBF	SOIC-8	2	39	250	SD@2.8				

DRIVERS

NEW PRODUCT

For quantities greater than listed, call for quote.

MOUSER STOCK NO.	International Rectifier Part No.	Package	Channels	Voffset	Output Current (A)	Topology	Maximum Turn-On Delay Time (ns)	Maximum Turn-Off Delay Time (ns)	Price Each 1	25	100	250
942-IR4427STRPBF	IR4427STRPBF	SOIC-8	2	25	2.3	Dual Low Side	160	150				
942-IRS2001STRPBF	IRS2001STRPBF	SOIC-8	2	200	0.13	High Side and Low Side	60	60				
942-IRS2001MTRPBF	IRS2001MTRPBF	MLPQ-16	2	200	0.29	High Side and Low Side	160	150				
942-IR2011STRPBF	IR2011STRPBF	SOIC-8	2	200	1	High Side and Low Side	220	200				
942-IRS2011STRPBF	IRS2011STRPBF	SOIC-8	2	200	1	High Side and Low Side	160	150				
942-IR2010STRPBF	IR2010STRPBF	SOIC-16	2	200	3	High Side and Low Side	80	75				
942-IR2110STRPBF	IR2110STRPBF	SOIC-16	2	500	2.5	High Side and Low Side	180	220				
942-IRS2101STRPBF	IRS2101STRPBF	SOIC-8	2	600	0.13	High Side and Low Side	220	220				
942-IR21064STRPBF	IR21064STRPBF	SOIC-8	2	600	0.2	High Side and Low Side	120	94				
942-IR2301STRPBF	IR2301STRPBF	SOIC-8	2	600	0.2	High Side and Low Side	85	65				
942-IR2181STRPBF	IR2181STRPBF	SOIC-8	2	600	1.9	High Side and Low Side	280	225				
942-IR2213STRPBF	IR2213STRPBF	SOIC-16	2	1200	1.7	High Side and Low Side	220	200				
942-IRS21271STRPBF	IRS21271STRPBF	SOIC-8	1	600	0.2	Floating Channel	150	150				
942-IRS2127STRPBF	IRS2127STRPBF	SOIC-8	1	600	0.2	Floating Channel	150	150				
942-IRS21281STRPBF	IRS21281STRPBF	SOIC-8	1	600	0.2	Floating Channel	150	150				
942-IRS21858STRPBF	IRS21858STRPBF	SOIC-16	1	600	0.29	Single High Side	170	170				
942-IRS2117STRPBF	IRS2117STRPBF	SOIC-6	1	600	0.29	Single High Side	125	105				
942-IRS2118STRPBF	IRS2118STRPBF	SOIC-8	1	600	0.29	Single High Side	200	180				
942-IRS2128STRPBF	IRS2128STRPBF	SOIC-8	1	600	0.42	Floating Channel	200	200				
942-IRS2123STRPBF	IRS2123STRPBF	SOIC-8	1	600	0.5	Floating Channel	140	140				
942-IRS2124STRPBF	IRS2124STRPBF	SOIC-8	1	600	0.5	Floating Channel	150	150				
942-IRS21171STRPBF	IRS21171STRPBF	SOIC-8	1	600	0.6	Single High Side	125	105				
942-IRS21850STRPBF	IRS21850STRPBF	SOIC-8	1	600	4	Single High Side	150	160				
942-IRS21851STRPBF	IRS21851STRPBF	SOIC-8	1	600	4	Single High Side	500	500				
942-IRS4426STRPBF	IRS4426STRPBF	SOIC-8	2	25	2.3	Dual Low Side	50	50				
942-IRS4427STRPBF	IRS4427STRPBF	SOIC-8	2	25	2.3	Dual Low Side	50	50				
942-IRS4428STRPBF	IRS4428STRPBF	SOIC-8	2	25	2.3	Dual Low Side	95	95				
942-IR2086STRPBF	IR2086STRPBF	SOIC-16	2	200	1.2	Full Bridge	-	-				
942-IRS2110STRPBF	IRS2110STRPBF	SOIC-16	2	500	2.5	High Side and Low Side	135	130				
942-IRS2112STRPBF	IRS2112STRPBF	SOIC-16	2	600	0.2	High Side and Low Side	130	120				
942-IRS2301STRPBF	IRS2301STRPBF	SOIC-8	2	600	0.2	High Side and Low Side	220	200				
942-IRS2302STRPBF	IRS2302STRPBF	SOIC-8	2	600	0.2	High Side and Low Side	530	530				
942-IRS26072DSTRPBF	IRS26072DSTRPBF	SOIC-8	2	600	0.2	High Side and Low Side	515	500				
942-IRS2607DSTRPBF	IRS2607DSTRPBF	SOIC-8	2	600	0.2	High Side and Low Side	50	50				
942-IRS21064STRPBF	IRS21064STRPBF	SOIC-14	2	600	0.29	High Side and Low Side	220	200				
942-IRS2106STRPBF	IRS2106STRPBF	SOIC-8	2	600	0.29	High Side and Low Side	130	120				
942-IR2106STRPBF	IR2106STRPBF	SOIC-8	2	600	0.35	High Side and Low Side	300	280				
942-IRS21856STRPBF	IRS21856STRPBF	SOIC-14	2	600	0.5	High Side and Low Side	160	160				
942-IRS21956STRPBF	IRS21956STRPBF	SOIC-20	2	600	0.5	High Side and Dual Low Side	220	200				
942-IRS210614STRPBF	IRS210614STRPBF	SOIC-14	2	600	0.6	High Side and Low Side	220	200				
942-IRS21853STRPBF	IRS21853STRPBF	SOICN-16	2	600	0.6	Dual High Side	170	170				
942-IRS21814MTRPBF	IRS21814MTRPBF	PQFN 4X4	2	600	1.9	High Side and Low Side	180	220				
942-IRS21814STRPBF	IRS21814STRPBF	SOIC-14	2	600	1.9	High Side and Low Side	180	220				
942-IRS2181STRPBF	IRS2181STRPBF	SOIC-8	2	600	1.9	High Side and Low Side	160	160				
942-IRS2113MTRPBF	IRS2113MTRPBF	MLPQ-16	2	600	2.5	High Side and Low Side	130	120				
942-IRS2113STRPBF	IRS2113STRPBF	SOIC-16	2	600	2.5	High Side and Low Side	180	220				
942-IRS21864STRPBF	IRS21864STRPBF	SOIC-14	2	600	4	High Side and Low Side	170	170				
942-IRS21867STRPBF	IRS21867STRPBF	SOIC-8	2	600	4	High Side and Low Side	170	170				
942-IRS2186STRPBF	IRS2186STRPBF	SOIC-8	2	600	4	High Side and Low Side	300	280				
942-IRS2334STRPBF	IRS2334STRPBF	SOIC-20	6	600	0.2	3 High Side and 3 Low Side	200	200				
942-AUIRS20302S	AUIRS20302S	SOIC-28	1	200	0.2	Three Phase	850	850				
942-IR21362STRPBF	IR21362STRPBF	SOIC-28	6	600	0.2	Three Phase	425	400				
942-IR2136STRPBF	IR2136STRPBF	SOIC-28	6	600	0.2	Three Phase	550	550				
942-IRS2330DSTRPBF	IRS2330DSTRPBF	SOIC-28	6	600	0.2	Three Phase	500	500				
942-IRS2330STRPBF	IRS2330STRPBF	SOIC-28	6	600	0.2	Three Phase	500	500				
942-IRS2332DSTRPBF	IRS2332DSTRPBF	SOIC-28	6	600	0.2	Three Phase	500	500				
942-IRS2332STRPBF	IRS2332STRPBF	SOIC-28	6	600	0.2	Three Phase	530	530				
942-IRS23364DSTRPBF	IRS23364DSTRPBF	SOIC-28	6	600	0.2	Three Phase	530	530				
942-IRS2336DSTRPBF	IRS2336DSTRPBF	SOIC-28	6	600	0.2	Three Phase	750	750				
942-IR21363STRPBF	IR21363STRPBF	SOIC-28	6	600	0.35	Three Phase	550	550				
942-IR21364STRPBF	IR21364STRPBF	SOIC-28	6	600	0.35	Three Phase	650	685				
942-IR21365STRPBF	IR21365STRPBF	SOIC-28	6	600	0.35	Three Phase	550	550				
942-IRS2336STRPBF	IRS2336STRPBF	SOIC-28	6	600	0.35	Three Phase	-	-				
942-IR2135STRPBF	IR2135STRPBF	SOIC-28	6	600	0.5	Three Phase	1000	950				
942-IR2113STRPBF	IR2113STRPBF	SOIC-16	-	600	2	High and Low Mosfet Drivers	425	400				
942-IRS2334MPBF	IRS2334MPBF	MLPQ-28	6	600	120	3 High Side & 3 Low Side	750	400				
942-AUIRS2334STR	AUIRS2334STR	SOIC-20	6	600	200	3 High Side & 3 Low Side	750	400				

LIGHTING BALLAST ICS

For quantities greater than listed, call for quote.

MOUSER STOCK NO.	International Rectifier Part No.	Package	Vcc Range (V)	Voffset	Topology	Price Each 1	25	100	250
942-IR21592STRPBF	IR21592STRPBF	SOIC-16	10-20	600	Fluorescent Ballast IC				
942-IRS2166DSTRPBF	IRS2166DSTRPBF	SOIC-16	10-20	600	Fluorescent Ballast IC				
942-IRS24531DSTRPBF	IRS24531DSTRPBF	SOIC-14	10-20	600	HID Ballast IC				
942-IRS2453DSTRPBF	IRS2453DSTRPBF	SOIC-14	10-20	600	HID Ballast IC				
942-IR2156STRPBF	IR2156STRPBF	SOIC-14	10-25	600	Fluorescent Ballast IC				
942-IR21571STRPBF	IR21571STRPBF	SOIC-16	10-25	625	Fluorescent Ballast IC				
942-IR2166STRPBF	IR2166STRPBF	SOIC-16	11-17	600	Fluorescent Ballast IC				
942-IRS2158DSTRPBF	IRS2158DSTRPBF	SOIC-16	12-20	600	Fluorescent Ballast IC				
942-IRS21571DSTRPBF	IRS21571DSTRPBF	SOIC-16	-	600	Fluorescent Ballast IC				
942-IRS2530DSTRPBF	IRS2530DSTRPBF	SOIC-8	-	600	Dimming Fluorescent Ballast IC				
942-IRS2573DSTRPBF	IRS2573DSTRPBF	SOIC-28	-	600	HID Ballast IC				
942-IR2161STRPBF	IR2161STRPBF	SOIC-8	-	600	Halogen Transformer				
942-IRS2580DSTRPBF	IRS2580DSTRPBF	SOIC-8	-	600	Half-Bridge Ballast IC				
942-IR2520DSTRPBF	IR2520DSTRPBF	SOIC-8	11.4-15.4	600	Fluorescent Ballast IC				
942-IR2521DSTRPBF	IR2521DSTRPBF	SOIC-8	11.4-15.4	600	Fluorescent Ballast IC				
942-IRS21681DSTRPBF	IRS21681DSTRPBF	SOIC-16	11.5-16.6	600	Adv. PFC and Ballast Control				
942-IRS25401STRPBF	IRS25401STRPBF	SOIC-8	8-16.6	200	LED Ballast IC				
942-IRS2552DSTRPBF	IRS2552DSTRPBF	SOICN-16	9.6-16.6	600	CCFL/EEFL Ballast Controller				

© Copyright 2014 Mouser Electronics

© Copyright 2014 Mouser Electronics

INTERNATIONAL RECTIFIER Power Management ICs

RoHS Compliant **This product is RoHS compliant.**

iMOTION™ MOTOR DRIVERS

For quantities greater than listed, call for quote.

MOUSER STOCK NO.	International Rectifier Part No.	Package	Operating Supply Voltage (V)	Supply Current (mA)	Power Dissipation (W)	Switching Frequency (kHz)	Output Current Max. (A)	Price Each 1	25	100	250
942-IRAM136-3063B	IRAM136-3063B	SIP-3	15	3.35	73	20	30				
942-IRAMX20UP60A-2	IRAMX20UP60A-2	SIP-23	5	0.165	38	20	20				
942-IRAMX16UP60B-2	IRAMX16UP60B-2	SIP-23	4	0.165	31	20	30				
942-IRAMS10UP60B	IRAMS10UP60B	SIP-23	5	0.165	27	20	15				
942-IRAMS10UP60A	IRAMS10UP60A	SIP-23	7	0.12	20	20	15				

MOTOR/MOTION/IGNITION CONTROLLERS AND DRIVERS

For quantities greater than listed, call for quote.

MOUSER STOCK NO.	International Rectifier Part No.	Package	Channels	Topology	Voffset	Over Current Protection	Price Each 1	25	100	250
942-IR21771STRPBF	IR21771STRPBF	SOIC-16	1	Current Sense	600	Yes				
942-IR2177STRPBF	IR2177STRPBF	SOIC-16	1	Current Sense	600	Yes				
942-IR22771STRPBF	IR22771STRPBF	SOIC-16	1	Current Sense	1200	Yes				
942-IR2277STRPBF	IR2277STRPBF	SOIC-16	1	Current Sense	1200	Yes				
942-IR21814STRPBF	IR21814STRPBF	SOICN-14	2	High Side and Low Side	600	-				

PLUG AND DRIVE POWER MODULES

For quantities greater than listed, call for quote.

MOUSER STOCK NO.	International Rectifier Part No.	Package	Channels	Topology	Voffset	Over Current Protection	Price Each 1	25	100	250
942-IRAMX16UP60A-2	IRAMX16UP60A-2	SIP-2	-	Low Side	600	Yes				

LOW QUIESCENT CURRENT MOSFET DRIVERS

NEW PRODUCT

For quantities greater than listed, call for quote.

MOUSER STOCK NO.	International Rectifier Part No.	Package	Channels	Input Voltage Min.	Input Voltage Max.	Output Voltage	Topology	Price Each 1	25	100	250
942-AUIR3240S	AUIR3240S	SOIC-8	1	4	36	12.5	Single High Side				

POWER FACTOR CORRECTION ICS

For quantities greater than listed, call for quote.

MOUSER STOCK NO.	International Rectifier Part No.	Package	Switching Frequency (KHz)	VCC Range (V)	Peak Current Output (A)	Price Each 1	25	100	250
942-IR1152STRPBF	IR1152STRPBF	SOIC-8	66	14-17	0.75				
942-IR1153STRPBF	IR1153STRPBF	SOIC-8	22.2	14-17	0.75				
942-IR1155STRPBF	IR1155STRPBF	SOIC-8	48 to 200	12-20	1.5				

SWITCHING CONVERTERS, REGULATORS, AND CONTROLLERS

For quantities greater than listed, call for quote.

MOUSER STOCK NO.	International Rectifier Part No.	Package	Input Voltage (V)	Output Voltage (V)	Output Current (A)	Switching Frequency (KHz)	Price Each 1	25	100	250
942-IR11662STRPBF	IR11662STRPBF	SOIC-8	11.4-18	200	1	500				
942-IR1166STRPBF	IR1166STRPBF	SOIC-8	11.4-18	200	1	500				
942-IR11672ASTRPBF	IR11672ASTRPBF	SOIC-8	11.4-18	200	+2/-7	500				
942-IR1167ASTRPBF	IR1167ASTRPBF	SOIC-8	11.4-18	200	+2/-7	500				
942-IR1167BSTRPBF	IR1167BSTRPBF	SOIC-8	11.4-18	200	+2/-7	500				
942-IR11682STRPBF	IR11682STRPBF	SOIC-8	8.6-18	200	1	400				
942-IR1168STRPBF	IR1168STRPBF	SOIC-8	8.6-18	200	1	500				

DESIGN KITS

For quantities greater than listed, call for quote.

MOUSER STOCK NO.	International Rectifier Part No.	Description	Price Each
942-IRPLCFL8U	IRPLCFL8U	3 level dimming CFL ballast	
942-IRPLCFL9U	IRPLCFL9U	3 level dimming CFL ballast	
942-IRPLDIM3	IRPLDIM3	Wide Range Input Linear Dimming Fluorescent Ballast	
942-IRPLDIM4E	IRPLDIM4E	Miniature Dimmable 26W Ballast	
942-IRPLDIM5E	IRPLDIM5E	Four Level Switch Dim Fluorescent Ballast	
942-IRPLHALO1E	IRPLHALO1E	Halogen Converter - Dimmable	
942-IRPLHID2	IRPLHID2	HID Ballast for 70W Lamp	
942-IRPLLNR5	IRPLLNR5	Universal Input Linear Fluorescent Ballast for 50W TL5 Lamp	
942-IRPLLNR7	IRPLLNR7	Universal Input Linear Fluorescent Ballast for 35W TL5 Lamp	
942-IRPLCFL3	IRPLCFL3	Fluorescent Ballast - can be dimmed from a domestic (phase cut) dimmer	
942-IRPLLED1	IRPLLED1	High-voltage DC-DC buck converter for HB-LEDs constant current control	
942-IRADK31	IRADK31	1/4 HP Dc brushless motor driver using IR31xx	
942-IRAC1166-100W	IRAC1166-100W	+16V low-side smart rectification 100W flyback reference design	
942-IRAC11662-100W	IRAC11662-100W	+16V low-side smart rectification 100W flyback demo board	
942-IRDC3831W	IRDC3831W	IR3831W Integrated point of load DC-DC voltage regulator	
942-IRDC3832W	IRDC3832W	IR3832W Integrated point of load DC-DC voltage regulator	
942-IRDC3837	IRDC3837	IR3837 Integrated point of load DC-DC voltage regulator	
942-IRDC3838	IRDC3838	IR3838 Integrated point of load DC-DC voltage regulator	
942-IRDC3839	IRDC3839	IR3939 Integrated point of load DC-DC voltage regulator	
942-IRDC3840W	IRDC3840W	IR3840 Integrated point of load DC-DC voltage regulator	
942-IRDC3841W	IRDC3841W	IR3841W Integrated point of load DC-DC voltage regulator	
942-IRDC3842W	IRDC3842W	IR3842W Integrated point of load DC-DC voltage regulator	
942-IRDC3843W	IRDC3843W	IR3842W Integrated point of load DC-DC voltage regulator	
942-IRDC3853	IRDC3853	IR3853 Integrated point of load DC-DC voltage regulator	
942-IRDC3856W	IRDC3856W	IR3856W Integrated point of load DC-DC voltage regulator	
942-IRDC3859	IRDC3859	IR3859 Integrated point of load DC-DC voltage regulator	

© Copyright 2014 Mouser Electronics
© Copyright 2014 Mouser Electronics

INTERSIL Power Management

intersil | SIMPLY SMARTER™

INTEGRATED FET REGULATORS

For quantities greater than listed, call for quote.

MOUSER STOCK NO.	Intersil Part No.	Package	Topology	No. of Outputs	VIN (V)		VOUT (V) Min.		IOUT Max. (A)	IQ (mA)	Switching Freq. Max. (MHz)	Peak Efficiency (%)	Price Each			
					Min.	Max.	Min.	Max.					1	25	100	250
968-ISL85033IRTZ-T7A	ISL85033IRTZ-T7A	TQFN-28	Buck	2	4.5	28	0.8	VIN	3	1.2	2	92				
968-ISL8540IVEZ-T	ISL8540IVEZ-T	TSSOP-20	Buck	1	9	40	1.21	35	2	0.06	0.6	95				
968-ISL8560IRZ	ISL8560IRZ	QFN-20	Buck	1	9	60	1.21	55	2	0.06	0.6	95				
968-ISL9103IRUAZ-T	ISL9103IRUAZ-T	uTDFN-6	Buck	1	2.7	6	0.8	6	0.5	0.02	2.4	95				
968-ISL9104IRUAZ-T7A	ISL9104IRUAZ-T7A	uTDFN-6	Buck	1	2.7	6	0.8	6	0.5	0.02	4.3	93				
968-ISL9107IRZ-T	ISL9107IRZ-T	DFN-8	Buck	1	2.7	5.5	0.8	5.5	1.5	0.017	1.6	95				
968-ISL9110IRTNZ-T7A	ISL9110IRTNZ-T7A	DFN-12	Buck-Boost	1	1.8	5.5	1	5.2	1.2	0.035	2.75	95				
968-ISL9111EHADJZT7A	ISL9111EHADJZ-T7A	SOT-6	Boost	1	0.8	5.25	2.5	5.25	1.2	-	-	97				
968-ISL97701IRZ	ISL97701IRZ	DFN-10	Boost	1	2.3	5.5	-	28	0.05	0.0001	1.1	87				
968-ISL98012IUZ	ISL98012IUZ	MSOP-10	Boost	1	1.8	13.2	4.5	17	0.6	-	0.75	92				
968-ISL8500IRZ	ISL8500IRZ	DFN-12	Buck	1	5.5	25	0.6	19	2	0.08	0.5	94				
968-ISL97516IUZ	ISL97516IUZ	MSOP-8	Boost	1	2.3	5.5	1.1	25	2	-	1.2	90				
968-ISL8016IRAJZ-T7A	ISL8016IRAJZ-T7A	QFN-20	Buck	1	2.7	5.5	0.6	VIN	6	0.07	4	97				
968-ISL8023IRTAJZT7A	ISL8023IRTAJZ-T7A	TQFN-16	Buck	1	2.7	5.5	0.6	VIN	3	0.05	4	95				
968-ISL8024IRTAJZT7A	ISL8024IRTAJZ-T7A	TQFN-16	Buck	1	2.7	5.5	0.6	VIN	4	0.05	4	95				
968-ISL8088IRZ-T7A	ISL8088IRZ-T7A	DFN-10	Buck	2	2.75	5.5	0.6	VIN	0.8	-	2.25	96				

PWM CONTROLLERS

For quantities greater than listed, call for quote.

MOUSER STOCK NO.	Intersil Part No.	Package	Topology	No. of PWM Outputs	Control Mode	UVLO Rising (V)	UVLO Falling (V)	VBIAS Max. (V)	FET IOUT Max. (A)	Max Duty Cycle (%)	Price Each			
											1	25	100	250
968-ISL6721ABZ	ISL6721ABZ	SOIC-16	Single-Ended	1	Peak Current Mode	8.25	7.7	20	4.5	100				
968-ISL6721AVZ	ISL6721AVZ	TSSOP-16	Single-Ended	1	Peak Current Mode	8.25	7.7	20	4.5	100				
968-ISL6740IBZ	ISL6740IBZ	SOIC-16	Double-Ended	2	Voltage Mode	7.25	6.75	20	0.5	100				
968-ISL6740IVZ	ISL6740IVZ	TSSOP-16	Double-Ended	2	Voltage Mode	7.25	6.75	20	0.5	100				
968-ISL6840IBZ	ISL6840IBZ	SOIC-8	Single-Ended	1	Peak Current Mode	7	6.6	20	1	100				
968-ISL6840IRZ-T	ISL6840IRZ-T	DFN-8	Single-Ended	1	Peak Current Mode	7	6.6	20	1	100				
968-ISL6840IUZ	ISL6840IUZ	MSOP-8	Single-Ended	1	Peak Current Mode	7	6.6	20	1	100				
968-ISL6841IBZ	ISL6841IBZ	SOIC-8	Single-Ended	1	Peak Current Mode	7	6.6	20	1	50				
968-ISL6841IRZ-T	ISL6841IRZ-T	DFN-8	Single-Ended	1	Peak Current Mode	7	6.6	20	1	50				
968-ISL6841IUZ-T	ISL6841IUZ-T	MSOP-8	Single-Ended	1	Peak Current Mode	7	6.6	20	1	50				
968-ISL6842IBZ	ISL6842IBZ	SOIC-8	Single-Ended	1	Peak Current Mode	14.4	8.8	20	1	100				
968-ISL6842IRZ-T	ISL6842IRZ-T	DFN-8	Single-Ended	1	Peak Current Mode	14.4	8.8	20	1	100				
968-ISL6842IUZ	ISL6842IUZ	MSOP-8	Single-Ended	1	Peak Current Mode	14.4	8.8	20	1	100				
968-ISL6843IBZ	ISL6843IBZ	SOIC-8	Single-Ended	1	Peak Current Mode	8.4	7.6	20	1	100				
968-ISL6843IRZ-T	ISL6843IRZ-T	DFN-8	Single-Ended	1	Peak Current Mode	8.4	7.6	20	1	100				
968-ISL6843IUZ	ISL6843IUZ	MSOP-8	Single-Ended	1	Peak Current Mode	8.4	7.6	20	1	100				
968-ISL6844IBZ	ISL6844IBZ	SOIC-8	Single-Ended	1	Peak Current Mode	14.4	8.8	20	1	50				
968-ISL6844IUZ	ISL6844IUZ	MSOP-8	Single-Ended	1	Peak Current Mode	14.4	8.8	20	1	50				
968-ISL6845IBZ	ISL6845IBZ	SOIC-8	Single-Ended	1	Peak Current Mode	8.4	7.6	20	1	50				
968-ISL6845IUZ	ISL6845IUZ	MSOP-8	Single-Ended	1	Peak Current Mode	8.4	7.6	20	1	50				
968-ISL8840AABZ	ISL8840AABZ	SOIC-8	Single-Ended	1	Peak Current Mode	7	6.6	30	1	100				
968-ISL8840AAUZ	ISL8840AAUZ	MSOP-8	Single-Ended	1	Peak Current Mode	7	6.6	30	1	100				

LED DRIVERS

For quantities greater than listed, call for quote.

MOUSER STOCK NO.	Intersil Part No.	Package	Channels	Max Vout (V)	Max. Output Current/Channel	Supply Voltage	Frequency (MHz)	Peak Efficiency (%)	Price Each			
									1	25	100	250
968-ISL97694AIRTZ-TK	ISL97694AIRTZ-TK	TQFN-20	6	26.00	30	2.4-5.5	0.4, 1.2, 1.5	90				

MULTIPLE OUTPUT CONTROLLERS

For quantities greater than listed, call for quote.

MOUSER STOCK NO.	Intersil Part No.	Package	No. of Outputs	Switching Freq. (kHz)	Bias Voltage (V)	VIN (V)		IOUT Max. (A)	VOUT Min. (V)	VOUT Max. (V)	Price Each			
						Min.	Max.				1	25	100	250
968-ISL6440IAZ	ISL6440IAZ	QSOP-24	2	300	5	4.5	24	10	0.8	24				
968-ISL6445IAZ	ISL6445IAZ	QSOP-24	2	1400	5	4.5	24	6	0.8	24				
968-ISL9443IRZ-T7A	ISL9443IRZ-T7A	QFN-32	3	200-1200	5	4.5	26	20	0.7	26				
968-ISL9444IRZ-T7A	ISL9444IRZ-T7A	QFN-40	3	200-1200	5	4.5	26	20	0.7	26				

LINEAR REGULATORS

For quantities greater than listed, call for quote.

MOUSER STOCK NO.	Intersil Part No.	Package	VIN (V)		VOUT (V) Min.		O/P Voltage Accuracy (%)	PSRR (dB)	Typ. Drop-out Voltage (mV)	Price Each			
			Min.	Max.	Min.	Max.				1	25	100	250
968-ISL80101IRAJZT7A	ISL80101IRAJZ-T7A	DFN-10	2.2	6	0.8	5	±1.8	62	212				
968-ISL80102IRAJZ-TK	ISL80102IRAJZ-TK	DFN-10	2.2	6	0.8	5	±1.8	62	81				
968-ISL80103IRAJZ-TK	ISL80103IRAJZ-TK	DFN-10	2.2	6	0.8	5	±1.8	62	120				
968-ISL80136IBEAJZ	ISL80136IBEAJZ	SOIC-8	6	40	2.5	12	±1	58	120				
968-ISL80138IVEAJZ	ISL80138IVEAJZ	TSSOP-14	6	40	2.5	12	±1	66	295				
968-ISL9001AIRCZ-T	ISL9001AIRCZ-T	DFN-8	2.3	6.5	1.5	3.3	±1.8	90	250				
968-ISL9003AIEBZ-T	ISL9003AIEBZ-T	SC70-5	2.3	6.5	1.5	3.3	±1.8	90	200				
968-ISL9003AIRUBZ-T	ISL9003AIRUBZ-T	uTDFN-6	2.3	6.5	1.5	3.3	±1.8	90	200				

ANALOG POWER MODULES

For quantities greater than listed, call for quote.

MOUSER STOCK NO.	Intersil Part No.	Package	VIN (V)		VOUT (V) Min.		IOUT (A)	IQ (mA)	Switching Freq. Max. (MHz)	Peak Efficiency (%)	Price Each			
			Min.	Max.	Min.	Max.					1	25	100	250
968-ISL8200MIRZ	ISL8200MIRZ	MODULE-23	3	20	0.6	6	10	36	1.5	94				
968-ISL8201MIRZ	ISL8201MIRZ	MODULE-15	1	20	0.6	5	10	10	0.6	95				
968-ISL8204MIRZ	ISL8204MIRZ	MODULE-15	1	20	0.6	6	4	13	0.6	95				
968-ISL8206MIRZ	ISL8206MIRZ	MODULE-15	1	20	0.6	6	6	13	0.66	95				

VOLTAGE SUPERVISORS

For quantities greater than listed, call for quote.

MOUSER STOCK NO.	Intersil Part No.	Package	Voltage Trip Points	Fixed VTRIP	Reset Output Type	Manual Reset	Features	Price Each			
								1	25	100	250
968-ISL88016IHTZ-T7A	ISL88016IHTZ-T7A	TSOT-6	1.60 - 2.85V	Yes	Active Low	Yes	26 Pin Selectable VTRIP				
968-ISL88017IHTZ-T7A	ISL88017IHTZ-T7A	TSOT-6	2.15 - 4.65V	Yes	Active Low	Yes	26 Pin Selectable VTRIP				

© Copyright 2014 Mouser Electronics
© Copyright 2014 Mouser Electronics

POWER DISTRIBUTION CONTROLLERS

For quantities greater than listed, call for quote.

MOUSER STOCK NO.	Intersil Part No.	Package	Number of Outputs	Internal/ External FET	VBIAS		Controlled Voltages (V)	OC VTH	Overcurrent	UV/OV Feature	Price Each			
					Min.	Max.					1	25	100	500
968-HIP1013CBZA	HIP1013CBZA	SOIC-14	2	External	12	12	12 & 5, 5 & 3.3	-	Latch-Off	UV Notification				
968-ISL6115AIBZ	ISL6115AIBZ	SOIC-8	1	External	12	12	12	Adjustable	Current Regulation	UV Lockout				
968-ISL6116CBZA	ISL6116CBZA	SOIC-8	1	External	12	12	5	Adjustable	Current Regulation	UV Lockout				
968-ISL6117CBZA	ISL6117CBZA	SOIC-8	1	External	12	12	3.3	Adjustable	Current Regulation	UV Lockout				

MOSFET DRIVERS

For quantities greater than listed, call for quote.

MOUSER STOCK NO.	Intersil Part No.	Package	Max Bootstrap Supply Voltage (V)	VBIAS Max. (V)	Peak Pull-Up Current	Peak Pull-Down Current	Turn-On Prop Delay (ns)	Turn-Off Prop Delay (ns)	Rise Time (ns)	Fall Time (ns)	Price Each			
											1	25	100	500
968-HIP2100IBZ	HIP2100IBZ	SOIC-8	114	14	2	-	20	20	10	10				
968-HIP2100IR4Z	HIP2100IR4Z	DFN-12	114	14	2	-	20	20	10	10				
968-HIP2101IBZ	HIP2101IBZ	SOIC-8	114	14	2	-	25	25	10	10				
968-HIP2101IR4Z	HIP2101IR4Z	DFN-12	114	14	2	-	25	25	10	10				
968-HIP4080AIBZ	HIP4080AIBZ	SOIC-20	95	15	2.6	2.4	70	50	10	10				
968-HIP4080AIPZ	HIP4080AIPZ	PDIP-20	95	15	2.4	2.4	70	50	10	10				
968-HIP4086AABZ	HIP4086AABZ	SOIC-24	95	15	0.5	1.1	65	75	20	10				
968-HIP4086ABZ	HIP4086ABZ	SOIC-24	95	15	0.5	1.1	65	75	20	10				
968-ISL2110ABZ	ISL2110ABZ	SOIC-8	114	14	3	4	38	32	9	7.5				
968-ISL2111ABZ	ISL2111ABZ	SOIC-8	114	14	3	4	38	32	9	7.5				

HIGH SPEED DUAL CHANNEL MOSFET DRIVERS

For quantities greater than listed, call for quote.

MOUSER STOCK NO.	Intersil Part No.	Package	Supply Current (mA)	VIN Max. (V)	Max. Operating Freq. (MHz)	Peak Output Current (A)	VBIAS Min. (V)	Input Signal Range (V)	Rise Time (ns)	Fall Time (ns)	Price Each			
											1	25	100	500
968-ISL89410IBZ	ISL89410IBZ	SOIC-8	4.5	18	10	2	4.5	0 to 18	10	13				
968-ISL89411IBZ	ISL89411IBZ	SOIC-8	1.0	18	10	2	4.5	0 to 18	10	13				
968-ISL89412IBZ	ISL89412IBZ	SOIC-8	2.5	18	10	2	4.5	0 to 18	10	13				

HIGH VOLTAGE ORING MOSFET CONTROLLERS

For quantities greater than listed, call for quote.

MOUSER STOCK NO.	Intersil Part No.	Package	VBIAS (V)	Transient Voltage Withstanding (V)	Response Time Dead Short (ns)	Response Time to PS Slow Turn-Off (µs)	Ramp	Reverse Voltage Threshold	Price Each			
									1	25	100	500
968-ISL6144IRZA	ISL6144IRZA	QFN-20	10-75	100	<300	<100	Voltage	Resistor Adj. (0-5.3V)				
968-ISL6144IVZA-T7A	ISL6144IVZA-T7A	TSSOP-16	10-75	100	<300	<100	Voltage	Resistor Adj. (0-5.3V)				
968-ISL6146AFRZ-T7A	ISL6146AFRZ-T7A	DFN-8	3-20	24	<300	<80	Voltage	Resistor Adj. (0.04-0.8)				
968-ISL6146AFUZ-T7A	ISL6146AFUZ-T7A	MSOP-8	3-20	24	<300	<80	Voltage	Resistor Adj. (0.04-0.8)				

VOLTAGE REFERENCES

For quantities greater than listed, call for quote.

MOUSER STOCK NO.	Intersil Part No.	Package	VOUT (v)	Temp Coeff. (ppm/°C)	IS Max. (µS)	VS (V)		LTD Stability (ppm)	Initial Acc. (% VOUT)	ISOURCE Max. (mA)	ISINK Max. (mA)	Price Each			
						Min.	Max.					1	25	100	500
968-ISL60002BAH333Z7	ISL60002BAH333Z-T7A	SOT-3	3.3	20	0.9	3.5	5.5	50	0.03	7	7				
968-ISL60002BIH310Z7	ISL60002BIH310Z-T7A	SOT-3	1.024	20	0.9	2.7	5.5	50	0.1	7	7				
968-ISL60002BIH320Z7	ISL60002BIH320Z-T7A	SOT-3	2.048	20	0.7	2.7	5.5	50	0.05	7	7				
968-ISL60002BIH325Z7	ISL60002BIH325Z-T7A	SOT-3	2.5	20	0.9	2.7	5.5	50	0.04	7	7				
968-ISL60002CIH325Z7	ISL60002CIH325Z-T7A	SOT-3	2.5	20	0.9	2.7	5.5	50	0.1	7	7				
968-ISL60002DAH333Z7	ISL60002DAH333Z-T7A	SOT-3	3.3	20	0.7	3.5	5.5	50	0.15	20	20				
968-ISL60002DIH310Z7	ISL60002DIH310Z-T7A	SOT-3	1.024	20	0.9	2.7	5.5	50	0.49	7	7				
968-ISL60002DIH312Z7	ISL60002DIH312Z-T7A	SOT-3	1.24	20	0.9	2.7	5.5	50	0.4	7	7				
968-ISL60002DIH325Z7	ISL60002DIH325Z-T7A	SOT-3	2.5	20	0.9	2.7	5.5	50	0.2	7	7				
968-ISL60002DIH330Z7	ISL60002DIH330Z-T7A	SOT-3	3	20	0.9	3.2	5.5	50	0.17	7	7				
968-ISL21080CIH315Z7	ISL21080CIH315Z-T7A	SOT-3	1.5	50	1.5	2.7	5.5	50	0.5	7	7				

POWER SEQUENCING CONTROLLERS

For quantities greater than listed, call for quote.

MOUSER STOCK NO.	Intersil Part No.	Package	VBIAS (V)		Sequenced Voltages (V)		Enable	Logic Level(s)	Monitored Inputs	Preset or Adjustable Sequence	Price Each			
			Min.	Max.	Min.	Max.					1	25	100	250
968-ISL6123IRZA	ISL6123IRZA	QFN-24	1.5	5.5	0.7	5.5	Active High	TTL	4	Adjustable ON & OFF Delay				
968-ISL8702AIBZ	ISL8702AIBZ	SOIC-14	3.3	24	3.3	24	Active High	TTL	1	Preset Order, Adjustable Delay				
968-ISL8702IBZ	ISL8702IBZ	SOIC-14	2.5	12	2.5	12	Active High	TTL	1	Preset Order, Adjustable Delay				

DC-DC CONTROLLERS/REGULATORS

For quantities greater than listed, call for quote.

MOUSER STOCK NO.	Intersil Part No.	Package	VIN (V)		VOUT (V) Min.	IOUT Max. (A)	VBIAS (V)		IS (mA)		Price Each			
			Min.	Max.			Min.	Max.	Min.	Typ.	1	25	100	500
968-ISL6341AIRZ	ISL6341AIRZ	DFN-10	1.5	12	0.8	30	4.5	14.4	6.4	7				
968-ISL6525CBZ	ISL6525CBZ	SOIC-14	2.5	12	1.2	25	12	12	-	5				
968-ISL6526ACBZ	ISL6526ACBZ	SOIC-14	2.5	5	0.8	20	3.3	5	6.1	6.9				
968-ISL6526AIRZ	ISL6526AIRZ	QFN-16	2.5	5	0.8	20	3.3	5	6.1	6.9				
968-ISL6527CRZ	ISL6527CRZ	QFN-16	2.5	5	0.8	20	3.3	5	2.6	3.3				
968-ISL6527AIRZ	ISL6527AIRZ	QFN-16	2.5	5	0.8	20	3.3	5	2.6	3.3				
968-ISL8105AIBZ	ISL8105AIBZ	SOIC-8	1	12	0.6	5	25	4.9	14.4	3.2				
968-ISL8105AIRZ	ISL8105AIRZ	DFN-10	1	12	0.6	5	25	4.9	14.4	3.2				
968-ISL85402IRZ-T7A	ISL85402IRZ-T7A	QFN-20	3	36	0.8	2.5	-	-	-	-				

© Copyright 2014 Mouser Electronics

© Copyright 2014 Mouser Electronics

MAXIM INTEGRATED Power Management ICs

RoHS Compliant This product is RoHS compliant.

maxim integrated™

♦Surface Mount Device

NON-VOLATILE RAM CONTROLLERS

For quantities greater than listed, call for quote.

MOUSER STOCK NO.	Maxim Integrated Part No.	Package	CE Controller	Smart Socket with Int. Batt.	Li Batt. Monitor	Power Fail Out	Supply Voltage (Typ.) (V)	I_{CC} (Max.) (mA)	RAMs Controlled	Price Each 1	25	100
700-DS1210	DS1210+	PDIP-8	Yes	No	No	No	5	5	1			
700-DS1210N	DS1210N+	PDIP-8	Yes	No	No	No	5	5	1			
♦ 700-DS1210S	DS1210S+	SOIC-16W	Yes	No	No	No	5	5	1			
♦ 700-DS1210SN	DS1210SN+	SOIC-16W	Yes	No	No	No	5	5	1			
♦ 700-DS1218S	DS1218S+	SOIC-8	Yes	No	No	No	5	5	1			
♦ 700-DS1312S	DS1312S+	SOIC-16W	Yes	No	Yes	No	5	0.4	1			
♦ 700-DS1312S-2	DS1312S-2+	SOIC-8	Yes	No	Yes	No	5	0.4	1			
♦ 700-DS1314S	DS1314S+	SOIC-16W	Yes	No	Yes	No	3.3	0.2	1			
♦ 700-DS1314S-2	DS1314S-2+	SOIC-8	Yes	No	Yes	No	3.3	0.2	1			
♦ 700-DS1321S	DS1321S+	SOIC-16	Yes	No	Yes	No	5	1.5	4			
700-DS1218	DS1218+	PDIP-8	Yes	No	No	No	5	5	1			

BATTERY BACKUP CIRCUIT ICS

♦Surface Mount Device

For quantities greater than listed, call for quote.

NEW PRODUCT

MOUSER STOCK NO.	Maxim Integrated Part No.	Package	Reset Thresh. (V)	Reset Out	ICC (µA) (Max.)r	Features	Price Each 1	25	100
♦ 700-MAX696EWE	MAX696EWE+	SOIC-16W	1.2 to 1.8	Active High and Low/Push-Pull	4000	Adj RS, Batt on, Pwr Fail, WD			
700-MAX696CPE	MAX696CPE+	PDIP-16	1.2 to 1.8	Active High/Active Low/Push-Pull	4000	Adj. RS, Batt On, Low Line, Pwr Fail, WD			
♦ 700-MAX696CWE	MAX696CWE+	SOIC-16W	1.2 to 1.8	Active High/Active Low/Push-Pull	4000	Adj. RS, Batt On, Low Line, Pwr Fail, WD			
♦ 700-MAX16021LTEL	MAX16021LTEL+	TQFN-16	1.2 to 5.5	Active High/Active Low/Open Drain/Push-Pull	5	Batt Fresh, Chip Enable, Batt On, Low Line, Man Reset, Pwr Fail Comp, WD			
♦ 700-MAX16021LTEM	MAX16021LTEM+	TQFN-16	1.2 to 5.5	Active High/Active Low/Open Drain/Push-Pull	5	Batt Fresh, Chip Enable, Batt On, Low Line, Man Reset, Pwr Fail Comp, WD			
♦ 700-MAX16021LTER	MAX16021LTER+	TQFN-16	1.2 to 5.5	Active High/Active Low/Open Drain/Push-Pull	5	Batt Fresh, Chip Enable, Batt On, Low Line, Man Reset, Pwr Fail Comp, WD			
♦ 700-MAX16021LTES	MAX16021LTES+	TQFN-16	1.2 to 5.5	Active High/Active Low/Open Drain/Push-Pull	5	Batt Fresh, Chip Enable, Batt On, Low Line, Man Reset, Pwr Fail Comp, WD			
♦ 700-MAX16021LTET	MAX16021LTET+	TQFN-16	1.2 to 5.5	Active High/Active Low/Open Drain/Push-Pull	5	Batt Fresh, Chip Enable, Batt On, Low Line, Man Reset, Pwr Fail Comp, WD			
♦ 700-MAX16021LTEV	MAX16021LTEV+	TQFN-16	1.2 to 5.5	Active High/Active Low/Open Drain/Push-Pull	5	Batt Fresh, Chip Enable, Batt On, Low Line, Man Reset, Pwr Fail Comp, WD			
♦ 700-MAX16021LTEW	MAX16021LTEW+	TQFN-16	1.2 to 5.5	Active High/Active Low/Open Drain/Push-Pull	5	Batt Fresh, Chip Enable, Batt On, Low Line, Man Reset, Pwr Fail Comp, WD			
♦ 700-MAX16021LTEY	MAX16021LTEY+	TQFN-16	1.2 to 5.5	Active High/Active Low/Open Drain/Push-Pull	5	Batt Fresh, Chip Enable, Batt On, Low Line, Man Reset, Pwr Fail Comp, WD			
♦ 700-MAX16021LTEZ	MAX16021LTEZ+	TQFN-16	1.2 to 5.5	Active High/Active Low/Open Drain/Push-Pull	5	Batt Fresh, Chip Enable, Batt On, Low Line, Man Reset, Pwr Fail Comp, WD			
♦ 700-MAX16021PTEL	MAX16021PTEL+	TQFN-16	1.2 to 5.5	Active High/Active Low/Open Drain/Push-Pull	5	Batt Fresh, Chip Enable, Batt On, Low Line, Man Reset, Pwr Fail Comp, WD			
♦ 700-MAX16021PTEM	MAX16021PTEM+	TQFN-16	1.2 to 5.5	Active High/Active Low/Open Drain/Push-Pull	5	Batt Fresh, Chip Enable, Batt On, Low Line, Man Reset, Pwr Fail Comp, WD			
♦ 700-MAX16021PTER	MAX16021PTER+	TQFN-16	1.2 to 5.5	Active High/Active Low/Open Drain/Push-Pull	5	Batt Fresh, Chip Enable, Batt On, Low Line, Man Reset, Pwr Fail Comp, WD			
♦ 700-MAX16021PTES	MAX16021PTES+	TQFN-16	1.2 to 5.5	Active High/Active Low/Open Drain/Push-Pull	5	Batt Fresh, Chip Enable, Batt On, Low Line, Man Reset, Pwr Fail Comp, WD			
♦ 700-MAX16021PTET	MAX16021PTET+	TQFN-16	1.2 to 5.5	Active High/Active Low/Open Drain/Push-Pull	5	Batt Fresh, Chip Enable, Batt On, Low Line, Man Reset, Pwr Fail Comp, WD			
♦ 700-MAX16021PTEV	MAX16021PTEV+	TQFN-16	1.2 to 5.5	Active High/Active Low/Open Drain/Push-Pull	5	Batt Fresh, Chip Enable, Batt On, Low Line, Man Reset, Pwr Fail Comp, WD			
♦ 700-MAX16021PTEW	MAX16021PTEW+	TQFN-16	1.2 to 5.5	Active High/Active Low/Open Drain/Push-Pull	5	Batt Fresh, Chip Enable, Batt On, Low Line, Man Reset, Pwr Fail Comp, WD			
♦ 700-MAX16021PTEY	MAX16021PTEY+	TQFN-16	1.2 to 5.5	Active High/Active Low/Open Drain/Push-Pull	5	Batt Fresh, Chip Enable, Batt On, Low Line, Man Reset, Pwr Fail Comp, WD			
♦ 700-MAX16021PTEZ	MAX16021PTEZ+	TQFN-16	1.2 to 5.5	Active High/Active Low/Open Drain/Push-Pull	5	Batt Fresh, Chip Enable, Batt On, Low Line, Man Reset, Pwr Fail Comp, WD			
♦ 700-MAX704SCSA	MAX704SCSA+	SOIC-8	2.5 to 3.0	Active Low/Push-Pull	50	Adj Reset, Man Reset, Pwr Fail			
♦ 700-MAX704RESA	MAX704RESA+	SOIC-8	2.5 to 3.0	Active Low/Push-Pull	50	Adj RS, Manual RS, Pwr Fail			
♦ 700-MAX6366PKA29T	MAX6366PKA29+T	SOT-8	2.5 to 3.3	Push-Pull/Active Low/Open Drain	30	Manual RS, Batt on, Adj. RS, WD			
♦ 700-MAX795SCSA	MAX795SCSA+	SOIC-8	2.5 to 3.3	Active Low/Open Drain	50	Batt on, Chip Enable Gate			
♦ 700-MAX793RCSE	MAX793RCSE+	SOIC-16	2.5 to 3.3	Active High and Lo/OD and PP	60	Adj RS, Batt on, Pwr Fail, WD			
♦ 700-MAX793SCSE	MAX793SCSE+	SOIC-16	2.5 to 3.3	Active High and Lo/OD and PP	60	Adj RS, Batt on, Pwr Fail, WD			
♦ 700-MAX793SESE	MAX793SESE+	SOIC-16	2.5 to 3.3	Active High and Lo/OD and PP	60	Adj RS, Batt on, Pwr Fail, WD			
♦ 700-MAX793TCSE	MAX793TCSE+	SOIC-16	2.5 to 3.3	Active High and Lo/OD and PP	60	Adj RS, Batt on, Pwr Fail, WD			
♦ 700-MAX793TESE	MAX793TESE+	SOIC-16	2.5 to 3.3	Active High and Lo/OD and PP	60	Adj RS, Batt on, Pwr Fail, WD			
♦ 700-MAX6361LUT26T	MAX6361LUT26+T	SOT-23-6	2.5 to 3.3/3.3	Active High/Open Drain	50	Manual Reset			
700-MAX704CPA	MAX704CPA+	PDIP-8	2.5 to 3.3/3.3 to 5.5	Active Low/Push-Pull	350	Adj Reset, Man Reset, Pwr Fail			
♦ 700-MAX704CSA	MAX704CSA+	SOIC-8	2.5 to 3.3/3.3	Active Low/Push-Pull	350	Adj Reset, Man Reset, Pwr Fail			
♦ 700-MAX704TCSA	MAX704TCSA+	SOIC-8	3.0 to 3.5	Active Low/Push-Pull	50	Adj Reset, Man Reset, Pwr Fail			
♦ 700-MAX690TESA	MAX690TESA+	SOIC-8	3.0 to 3.5	Active Low/Push-Pull	50	Adj RS, Pwr Fail, WD			
♦ 700-MAX806TCSA	MAX806TCSA+	SOIC-8	3.0 to 3.5	Active Low/Push-Pull	50	Adj RS, Manual RS, Pwr Fail			
♦ 700-MAX818LCSA	MAX818LCSA+	SOIC-8	3.3 to 5.5	Active Low/Push-Pull	45	Batt Fresh, Chip Enable, WD			
♦ 700-MAX817LESA	MAX817LESA+	SOIC-8	3.3 to 5.5	Active Low/Push-Pull	60	Adj RS, Batt Fresh, Pwr Fail, WD			
700-MAX791CPE	MAX791CPE+	PDIP-16	3.3 to 5.5	Active Low/Push-Pull	150	Adj RS, Batt on, Pwr Fail, WD			
♦ 700-MAX791CSE	MAX791CSE+	SOIC-16	3.3 to 5.5	Active Low/Push-Pull	150	Adj RS, Batt on, Pwr Fail, WD			
♦ 700-MAX703CSA	MAX703CSA+	SOIC-8	3.3 to 5.5	Active Low/Push-Pull	350	Adj Reset, Man Reset, Pwr Fail			
♦ 700-MXD1210CSA	MXD1210CSA+	SOIC-8	3.3 to 5.5	-	500	Chip Enable Gate			
700-MAX692EPA	MAX692EPA+	PDIP-8	4.0 to 4.5	Active Low/Push-Pull	5000	Adj RS, Pwr Fail, WD			
♦ 700-MAX693EWE	MAX693EWE+	SOIC-16W	4.0 to 4.5	Active High/Active Low/Push-Pull	5000	Adj RS, Pwr Fail, WD			
♦ 700-MAX807LCUE	MAX807LCUE+	TSSOP-16	4.0 to 5.0	Active High/Active Low/Push-Pull	110	Adj RS, Batt On, Chip Enable, Low Line, Manual RS, Pwr Fail, WD			
700-MAX691ACPE	MAX691ACPE+	PDIP-16	4.5 to 5.0	Active High and Low/Push-Pull	100	Adj RS, Batt on, Pwr Fail, WD			
700-MAX690ACPA	MAX690ACPA+	PDIP-8	4.5 to 5.0	Active Low/Push-Pull	350	Adj Reset, Pwr Fail, WD			
♦ 700-MAX690ACSA	MAX690ACSA+	SOIC-8	4.5 to 5.0	Active Low/Push-Pull	350	Adj Reset, Pwr Fail, WD			
♦ 700-MAX690AESA	MAX690AESA+	SOIC-8	4.5 to 5.0	Active Low/Push-Pull	350	Adj Reset, Pwr Fail, WD			
700-MAX690CPA	MAX690CPA+	PDIP-8	4.5 to 5.0	Active Low/Push-Pull	5000	Adj Reset, Pwr Fail, WD			
700-MAX690EPA	MAX690EPA+	PDIP-8	4.5 to 5.0	Active Low/Push-Pull	5000	Adj Reset, Pwr Fail, WD			
♦ 700-MAX691ACSE	MAX691ACSE+	SOIC-16	4.5 to 5.0	Active High and Low/Push-Pull	100	Adj RS, Batt on, Pwr Fail, WD			
♦ 700-MAX691ACWE	MAX691ACWE+	SOIC-16W	4.5 to 5.0	Active High and Low/Push-Pull	100	Adj RS, Batt on, Pwr Fail, WD			
700-MAX691AEPE	MAX691AEPE+	PDIP-16	4.5 to 5.0	Active High and Low/Push-Pull	100	Adj RS, Batt on, Pwr Fail, WD			
♦ 700-MAX691AESE	MAX691AESE+	SOIC-16	4.5 to 5.0	Active High and Low/Push-Pull	100	Adj RS, Batt on, Pwr Fail, WD			
♦ 700-MAX691AEWE	MAX691AEWE+	SOIC-16W	4.5 to 5.0	Active High and Low/Push-Pull	100	Adj RS, Batt on, Pwr Fail, WD			
♦ 700-MAX692ACSA	MAX692ACSA+	SOIC-8	4.5 to 5.0	Active Low/Push-Pull	350	Adj Reset, Pwr Fail, WD			

© Copyright 2014 Mouser Electronics

© Copyright 2014 Mouser Electronics

MAXIM INTEGRATED Power Management ICs

RoHS Compliant This product is RoHS compliant.

maxim integrated™

BATTERY BACKUP CIRCUIT ICS (CONT.)

♦ Surface Mount Device

For quantities greater than listed, call for quote.

MOUSER STOCK NO.	Maxim Integrated Part No.	Package	Reset Thresh. (V)	Reset Out	I_{CC} (µA) (Max.)	Features	Price Each 1	25	100
♦ 700-MAX692AESA	MAX692AESA+	SOIC-8	4.5 to 5.0	Active Low/Push-Pull	350	Adj Reset, Pwr Fail, WD			
700-MAX692CPA	MAX692CPA+	PDIP-8	4.5 to 5.0	Active Low/Push-Pull	350	Adj Reset, Pwr Fail, WD			
700-MAX690AEPA	MAX690AEPA+	PDIP-8	4.5 to 5.0	Active Low/Push-Pull	350	Adj RS, Pwr Fail, WD			
700-MAX805LCPA	MAX805LCPA+	PDIP-8	4.5 to 5.0	Active High/Push-Pull	350	Adj RS, Pwr Fail, WD			
♦ 700-MAX691CWE	MAX691CWE+	SOIC-16W	4.5 to 5.0	Active High and Low/Push-Pull	5000	Adj RS, Batt on, Pwr Fail, WD			
♦ 700-MAX691EWE	MAX691EWE+	SOIC-16W	4.5 to 5.0	Active High and Low/Push-Pull	5000	Adj RS, Batt on, Pwr Fail, WD			
700-MAX693ACPE	MAX693ACPE+	PDIP-16	4.5 to 5.0	Active High and Low/Push-Pull	5000	Adj RS, Batt on, Pwr Fail, WD			
700-MAX694CPA	MAX694CPA+	PDIP-8	4.5 to 5.0	Active Low/Push-Pull	5000	Adj Reset, Pwr Fail, WD			
700-MAX695CPE	MAX695CPE+	PDIP-16	4.5 to 5.0	Active High and Low/Push-Pull	5000	Adj RS, Batt on, Pwr Fail, WD			
♦ 700-MAX695CWE	MAX695CWE+	SOIC-16W	4.5 to 5.0	Active High and Low/Push-Pull	5000	Adj RS, Batt on, Pwr Fail, WD			
700-MAX691CPE	MAX691CPE+	PDIP-16	4.5 to 5.0	Active High/Active Low/Push-Pull	5000	Adj RS, Batt on, Chip Enable, Low Line, Pwr Fail, WD			
700-MAX691EPE	MAX691EPE+	PDIP-16	4.5 to 5.0	Active High/Active Low/Push-Pull	5000	Adj RS, Batt on, Chip Enable,			

BATTERY CHARGERS

NEW PRODUCT

♦ Surface Mount Device

For quantities greater than listed, call for quote.

MOUSER STOCK NO.	Maxim Integrated Part No.	Package	Protected VIN (V) (Max.)	Charging VIN (V) (Max.)	Cells Supported NiCd	NiMH	Li-On	Li-Polymer	Charge Regulation	Price Each 1	25	100
♦ 700-MAX8606ETDT	MAX8606ETD+T	TDFN-14	14	5.5	0	0	1	1	Linear			
♦ 700-MAX1501ETE	MAX1501ETE+	TQFN-16	13	6	3	3	1	1	Linear			
♦ 700-MAX1926ETC	MAX1926ETC+	TQFN-12	12	6.1	0	0	1	1	Switchmode			
♦ 700-MAX1811ESA	MAX1811ESA+	SOIC-8	6.5	6.5	0	0	1	1	Linear			
♦ 700-MAX8814ETAT	MAX8814ETA+T	TDFN-8	28	6.5	0	0	1	1	Linear			
♦ 700-MAX8808XETAT	MAX8808XETA+T	TDFN-EP-8	15	6.5	0	0	1	1	Linear			
♦ 700-MAX8934AETI+	MAX8934AETI+	TQFN-24	14	6.6	0	0	1	1	Linear			
♦ 700-MAX8934BETI+	MAX8934BETI+	TQFN-24	14	6.6	0	0	1	1	Linear			
♦ 700-MAX8934CETI+	MAX8934CETI+	TQFN-24	14	6.6	0	0	1	1	Linear			
♦ 700-MAX8934DETI+	MAX8934DETI+	TQFN-24	14	6.6	0	0	1	1	Linear			
♦ 700-MAX8934EETI+	MAX8934EETI+	TQFN-24	14	6.6	0	0	1	1	Linear			
♦ 700-MAX8677AETG	MAX8677AETG+	TQFN-24	16	6.6	0	0	1	1	Linear			
♦ 700-MAX8677CETG	MAX8677CETG+	TQFN-24	16	6.6	0	0	1	1	Linear			
♦ 700-MAX1551EZK+T	MAX1551EZK+T	TSOT-5	7	7	0	0	1	1	Linear			
♦ 700-MAX1508ETA+T	MAX1508ETA+T	TDFN-8	13	7	0	0	1	1	Linear			
♦ 700-MAX8600ETDT	MAX8600ETD+T	TDFN-14	14	7	0	0	1	1	Linear			
♦ 700-MAX8601ETDT	MAX8601ETD+T	TDFN-14	14	7	0	0	1	1	Linear			
♦ 700-MAX8804YETAT	MAX8804YETA+T	TDFN-8	28	7	0	0	1	1	Linear			
♦ 700-MAX8844YETDT	MAX8844YETD+T	TDFN-EP-14	28	7	0	0	1	1	Linear			
♦ 700-MAX8844ZETD+T	MAX8844ZETD+T	TDFN-EP-14	28	7	0	0	1	1	Linear			
♦ 700-MAX8845WETC+	MAX8845WETC+	TDFN-12	28	7	0	0	1	1	Linear			
♦ 700-MAX8845XETC+	MAX8845XETC+	TQFN-12	28	7	0	0	1	1	Linear			
♦ 700-MAX8845YETC	MAX8845YETC+	TQFN-12	28	7	0	0	1	1	Linear			
♦ 700-MAX8845ZETC	MAX8845ZETC+	TQFN-12	28	7	0	0	1	1	Linear			
♦ 700-MAX1925ETC	MAX1925ETC+	TQFN-12	12	12	0	0	1	1	Switchmode			
♦ 700-MAX1757EAI	MAX1757EAI+	SSOP-28	14	14	0	0	1-3	1-3	Switchmode			
♦ 700-MAX8934GETI+	MAX8934GETI+	TQFN-28	16	16	0	0	1	1	-			
♦ 700-MAX8903AETI	MAX8903AETI+	TQFN-28	20	16	0	0	1	1	Switchmode			
♦ 700-MAX8903CETI+	MAX8903CETI+	TQFN-28	20	16	0	0	1	1	Switchmode			
♦ 700-MAX8903EETI+	MAX8903EETI+	TQFN-28	20	16	0	0	1	1	Switchmode			
♦ 700-DS2715Z	DS2715Z+	SOIC-16	16.5	16.5	0	1-10	0	0	Linear/SwMode			
♦ 700-MAX846AEEE	MAX846AEEE+	QSOP-16	20	20	1-11	1-11	1-11	1-11	Linear			
♦ 700-MAX745EAP	MAX745EAP+	SSOP-20	24	24	0	0	1-4	1-4	Switchmode			
♦ 700-MAX17435ETG	MAX17435ETG+	TQFN-24	26	26	0	0	2-4	2-4	Switchmode			
♦ 700-MAX17535ETG	MAX17535ETG+	TQFN-24	26	26	0	0	2-4	2-4	Switchmode			
♦ 700-MAX8731AETI	MAX8731AETI+	TQFN-28	26	26	0	0	1-4	1-4	Switchmode			
♦ 700-MAX1758EAI	MAX1758EAI+	SSOP-28	28	28	0	0	1-4	1-4	Switchmode			
♦ 700-MAX1873REEE	MAX1873REEE+	QSOP-16	28	28	5-10	5-10	2-4	2-4	Switchmode			
♦ 700-MAX1873SEEE	MAX1873SEEE+	QSOP-16	28	28	5-10	5-10	2-4	2-4	Switchmode			
♦ 700-MAX1908ETI	MAX1908ETI+	TQFN-28	28	28	2-10	2-10	2-4	2-4	Switchmode			
♦ 700-MAX8724ETI	MAX8724ETI+	TQFN-28	28	28	2-10	2-10	2-4	2-4	Switchmode			
♦ 700-MAX8725ETI	MAX8725ETI+	TQFN-28	28	28	4-10	4-10	3-4	3-4	Switchmode			

BATTERY MANAGEMENT

NEW PRODUCT

♦ Surface Mount Device

For quantities greater than listed, call for quote.

MOUSER STOCK NO.	Maxim Integrated Part No.	Package	V_{SUPPLY} (V) Min.	Max.	Cells Supported Li-On	NiMH	Interface	Features	Price Each 1	25	100
♦ 700-MAX17041G+T	MAX17041G+T	TDFN-EP-8	2.5	4.5	1-2	0	2-Wire	Fuel Gauge			
♦ 700-DS2786BG	DS2786BG+	TDFN-10	2.5	4.5	1	0	2-Wire	Fuel Gauge			
♦ 700-DS2784G	DS2784G+	TDFN-14	2.5	4.6	1	0	1-Wire	Fuel Gauge, Prot			
♦ 700-DS2745U	DS2745U+	µMAX-8	2.5	5.5	1	3	2-Wire	Fuel Gauge			
♦ 700-DS2746G	DS2746G+	TDFN-10	2.5	5.5	1	3	2-Wire	Fuel Gauge			
♦ 700-DS2762AE	DS2762AE+	TSSOP-16	2.5	5.5	1	0	1-Wire	Fuel Gauge, Prot., Status Monitor			
♦ 700-DS2762BE	DS2762BE+	µMAX-8	2.5	5.5	1	3	2-Wire	Fuel Gauge			
♦ 700-DS2762BE025	DS2762BE+025	TSSOP-16	2.5	5.5	1	0	1-Wire	Fuel Gauge, Prot., Status Monitor			
♦ 700-DS2764BE	DS2764BE+	TSSOP-16	2.5	5.5	1	0	2-Wire	Fuel Gauge, Prot			
♦ 700-DS2764BE025	DS2764BE+025	TSSOP-16	2.5	5.5	1	0	2-Wire	Fuel Gauge, Prot			
♦ 700-DS2780E	DS2780E+	TSSOP-8	2.5	5.5	1-2	0	1-Wire	Fuel Gauge			
♦ 700-DS2782E	DS2782E+	TSSOP-8	2.5	5.5	1-2	0	2-Wire	Fuel Gauge			
♦ 700-DS2786G	DS2786G+	TDFN-10	2.5	5.5	1	3	2-Wire	Fuel Gauge			
♦ 700-DS2788E	DS2788E+	TSSOP-14	2.5	5.5	1-10	0	1-Wire	Fuel Gauge			
♦ 700-DS2740U	DS2740U+	µMAX-8	2.7	5.5	1	3	1-Wire	Fuel Gauge			
♦ 700-DS2756E	DS2756E+	TSSOP-8	3	5.5	1	3	1-Wire	Fuel Gauge			
♦ 700-DS2438AZ	DS2438AZ+	SOIC-8	2.4	10	1-2	2-6	1-Wire	Status Monitor			
♦ 700-DS2438Z	DS2438Z+	SOIC-8	2.4	10	1-2	2-6	1-Wire	Status Monitor			
♦ 700-DS2781E	DS2781E+	TSSOP-8	2.5	10	1-2	0	1-Wire	Fuel Gauge			
♦ 700-MAX11080GUU/V+	MAX11080GUU/V+	TSSOP-38	6	72	1-12	0	-	Status Monitor			
♦ 700-MAX11080GUUT	MAX11080GUU+T	TSSOP-38	6	72	1-12	0	-	Status Monitor			

CURRENT SENSE AMPLIFIERS

NEW PRODUCT

♦ Surface Mount Device

For quantities greater than listed, call for quote.

MOUSER STOCK NO.	Maxim Integrated Part No.	Package	CMVR (V) Min.	Max.	V_{CC} (V) Min.	Max.	I_{CC} (µA) (Typ.)	V_{SENSE_FS} (mV) Rec.	V_{OS} @ 25°C (Max.) (µV)	Price Each 1	25	100
♦ 700-MAX9938FELT+T	MAX9938FELT+T	µDFN-6	1.6	28	1.6	28	1	25/50/100	500			
♦ 700-MAX9938FEUK+T	MAX9938FEUK+T	SOT-23-5	1.6	28	1.6	28	1	25/50/100	500			
♦ 700-MAX9938HEUK+T	MAX9938HEUK+T	SOT-23-5	1.6	28	1.6	28	1	25/50/100	500			
♦ 700-MAX9938TEUK+T	MAX9938TEUK+T	SOT-23-5	1.6	28	1.6	28	1	25/50/100	500			
♦ 700-MAX9934FAUA+	MAX9934FAUA+	µMAX-8	-0.1	5.5	2.5	3.6	120	5/25	10			

© Copyright 2014 Mouser Electronics

© Copyright 2014 Mouser Electronics

MAXIM INTEGRATED Power Management ICs

maxim integrated™

RoHS Compliant This product is RoHS compliant.

CURRENT SENSE AMPLIFIERS (CONT.)

NEW PRODUCT

◆Surface Mount Device

For quantities greater than listed, call for quote.

MOUSER STOCK NO.	Maxim Integrated Part No.	Package	CMVR (V)		V_{CC} (V)		I_{CC} (µA) (Typ.)	V_{SENSE_FS} (mV) Rec.	V_{OS} @ 25°C (Max.) (µV)	Price Each		
			Min.	Max.	Min.	Max.				1	25	100
◆ 700-MAX4372TESA	MAX4372TESA+	SO-8	0	28	2.7	28	30	100/150	1300			
◆ 700-MAX4372FEUKT	MAX4372FEUK+T	SOT-23-5	0	28	2.7	28	30	100/150	1300			
◆ 700-MAX4372TEUKT	MAX4372TEUK+T	SOT-23-5	0	28	2.7	28	30	100/150	1300			
◆ 700-MAX4375FEUB	MAX4375FEUB+	µMAX-10	0	28	2.7	28	50	100/150	1000			
◆ 700-MAX4373HEUA	MAX4373HEUA+	µMAX-8	0	28	2.7	28	50	100/150	1000			
◆ 700-MAX4373FEUA	MAX4373FEUA+	µMAX-8	0	28	2.7	28	50	100/150	1000			
◆ 700-MAX4373HESA	MAX4373HESA+	SO-8	0	28	2.7	28	50	100/150	1000			
◆ 700-MAX4373TESA	MAX4373TESA+	SOIC-8	0	28	2.7	28	50	100/150	1000			
◆ 700-MAX4071AUA	MAX4071AUA+	µMAX-8	1.35	24	2.7	24	120	50/75	250			
◆ 700-MAX4211DETE	MAX4211DETE+	TQFN-16	4	28	2.7	5.5	670	100/150	---			
◆ 700-MAX4211FETE	MAX4211FETE+	TQFN-16	4	28	2.7	5.5	670	100/150	---			
◆ 700-MAX4211AEUE	MAX4211AEUE+	TSSOP-16	4	28	2.7	5.5	670	100/150	---			
◆ 700-MAX9643UATA+T	MAX9643UATA+T	TDFN-EP	-1.5	60	2.7	36	1000	100/300/400	50			
◆ 700-MAX9611AUB+	MAX9611AUB+	µMAX-10	0	60	2.7	5.5	1600	440	300			
◆ 700-MAX4173FESA	MAX4173FESA+	SOIC-8	0	28	3	28	420	150	3000			
◆ 700-MAX4173HESA	MAX4173HESA+	SOIC-8	0	28	3	28	420	150	3000			
◆ 700-MAX4173TESA	MAX4173TESA+	SOIC-8	0	28	3	28	420	150	3000			
◆ 700-MAX4172EUA	MAX4172EUA+	µMAX-8	0	32	3	32	800	150	750			
◆ 700-MAX4172ESA	MAX4172ESA+	SOIC-8	0	32	3	32	800	150	750			
◆ 700-MAX4376FASA	MAX4376FASA+	SO-8	0	28	3	28	1000	150	-			
◆ 700-MAX4376TASA	MAX4376TASA+	SOT-23-5	0	28	3	28	1000	150	---			
◆ 700-MAX4080TAUA	MAX4080TAUA+	µMAX-8	4.5	76	4.5	76	75	100/250/1000	600			
◆ 700-MAX4080FASA	MAX4080FASA+	SOIC-8	4.5	76	4.5	76	75	100/250/1000	600			
◆ 700-MAX4080SASA	MAX4080SASA+	SOIC-8	4.5	76	4.5	76	75	100/250/1000	600			
◆ 700-MAX4080TASA	MAX4080TASA+	SOIC-8	4.5	76	4.5	76	75	100/250/1000	600			
◆ 700-MAX4081FAUA	MAX4081FAUA+	µMAX-8	4.5	76	4.5	76	103	50/500	600			
◆ 700-MAX4081TAUA	MAX4081TAUA+	µMAX-8	4.5	76	4.5	76	103	50/500	600			
◆ 700-MAX4081SASA	MAX4081SASA+	SO-8	4.5	76	4.5	76	103	50/500	600			
◆ 700-MAX16913AGEEV	MAX16913AGEE/V+	QSOP-16	---	---	5	18	600	---	---			
◆ 700-MAX9928FAUA	MAX9928FAUA+	µMAX-8	-0.1	28	25	55	20	±50	400			
◆ 700-MAX9929FAUA	MAX9929FAUA+	µMAX-8	-0.1	28	25	55	20	±50/±125	400			

MULTIFUNCTION PMICS (POWER MANAGEMENT INTEGRATED CIRCUIT)

NEW PRODUCT

◆Surface Mount Device

For quantities greater than listed, call for quote.

MOUSER STOCK NO.	Maxim Integrated Part No.	Package	V_I (V)		V_{OUT} (V)		I_{OUT} (Max.) (A)	I_{CC} (Max.) (mA)	Operating Freq. (kHz)	Price Each		
			Min.	Max.	Min.	Max.				1	25	100
◆ 700-MAX8620YETDT	MAX8620YETD+T	TDFN-14	2.7	5.5	0.6	3.3	0.5	0.11	4000			
◆ 700-MAX8668ETET	MAX8668ETET+	TQFN-16	2.6	5.5	0.6	3.3	1.2	0.15	1500			
◆ 700-MAX8819AETI	MAX8819AETI+	TQFN-28	4.1	5.5	1	24	0.5	0.98	2000			
◆ 700-MAX8819BETI	MAX8819BETI+	TQFN-28	4.1	5.5	1	24	0.5	0.98	2000			
◆ 700-MAX1774EEI	MAX1774EEI+	QSOP-28	2.7	28	1	5.5	2	0.04	600			
◆ 700-MAX1678EUA	MAX1678EUA+	µMAX-8	0.7	5.5	2	5.5	0.09	0.061	---			
◆ 700-MAX1677EEE	MAX1677EEE+	QSOP-16	0.7	5.5	2.5	5.5	0.35	0.065	400			
◆ 700-MAX1748EUE	MAX1748EUE+	TSSOP-16	2.7	5.5	2.7	13	0.5	1	1000			
◆ 700-MAX1880EUG	MAX1880EUG+	TSSOP-24	2.7	5.5	2.7	13	0.75	1	1000			

OVERVOLTAGE PROTECTION CONTROLLERS

NEW PRODUCT

◆Surface Mount Device

For quantities greater than listed, call for quote.

MOUSER STOCK NO.	Maxim Integrated Part No.	Package	Channels	VIN (Min/Max) (V)	Over Voltage Trip Level (V)	Under Voltage Trip Level (V)	Over Voltage Flag	Price Each		
								1	25	100
◆ 700-MAX4945ELAT	MAX4945ELA+T	µDFN-8	1	2.2/28	5.8	4.15	Open Drain			
◆ 700-MAX16126TCA+	MAX16126TCA+	TQFN-12	1	3/90	Adj.	2.8, adj	Open Drain			
◆ 700-MAX16126TCB+	MAX16126TCB+	TQFN-12	1	3/90	Adj.	2.8, adj	Open Drain			
◆ 700-MAX16126TCC+	MAX16126TCC+	TQFN-12	1	3/90	Adj.	2.8, adj	Open Drain			
◆ 700-MAX16126TCD+	MAX16126TCD+	TQFN-12	1	3/90	Adj.	2.8, adj	Open Drain			
◆ 700-MAX16127TC+	MAX16127TC+	TQFN-12	1	3/90	Adj.	1.2, adj	Open Drain			

MONITORED VOLTAGE SUPERVISORS

NEW PRODUCT

◆Surface Mount Device

For quantities greater than listed, call for quote.

MOUSER STOCK NO.	Maxim Integrated Part No.	Package	Reset Threshold (V)	Reset Out	t_{RESET} (Min.) (ms)	Watchdog Feature	Price Each		
							1	25	100
◆ 700-MAX6834FXRD3T	MAX6834FXRD3+T	SC70-3	0 to 1.8	Active Low, Open Drain	adj.	None			
◆ 700-MAX16008TP	MAX16008TP+	TQFN-20	0 to 5.5	Active Low/Open Drain/with Internal Pull-Up	<1	-			
◆ 700-MAX6443US31L+T	MAX6443US31L+T	SOT-4	1.2 to 4.99	Active Low/Push-Pull	85 to 300	-			
◆ 700-MAX6451UT29L+T	MAX6451UT29L+T	SOT-6	1.2 to 4.99	Active Low/Push-Pull	85 to 300	-			
◆ 700-MAX6452UT29LT	MAX6452UT29L+T	SOT-6	1.2 to 4.99	Active Low/Open Drain	85 to 300	-			
◆ 700-MAX6446UK29LT	MAX6446UK29L+T	SOT-5	1.2 to 4.99	Active Low/Open Drain	85 to 300	-			
◆ 700-MAX6444US26LT	MAX6444US26L+T	SOT-4	1.2 to 4.99	Active Low/Open Drain	85 to 300	-			
◆ 700-MAX6389LT26D1+T	MAX6389LT26D1+T	µDFN-6	1.2 to 4.99	Active Low, Open Drain	>1000	-			
◆ 700-MAX6447UK46LT	MAX6447UK29L+T	SOT-5	1.2 to 4.99	Active Low/Push-Pull	85 to 300	None			
◆ 700-MAX6448UK46LT	MAX6448UK29L+T	SOT-5	1.2 to 4.99	Active Low/Open Drain	85 to 300	None			
◆ 700-MAX6449UT46LT	MAX6449UT29L+T	SOT-6	1.2 to 4.99	Active Low/Push-Pull	85 to 300	None			
◆ 700-MAX6450UT46LT	MAX6450UT29L+T	SOT-6	1.2 to 4.99	Active Low/Open Drain	85 to 300	None			
◆ 700-MAX6301CSA	MAX6301CSA+	SOIC-8	1.2 to 5.5	Active Low/Open Drain	<1	Cap Adj, WDI			
◆ 700-MAX6301CUA	MAX6301CUA+	µMAX-8	1.2 to 5.5	Active Low/Open Drain	<1	Cap Adj, WDI			
◆ 700-MAX6866UK16D3ST	MAX6866UK16D3S+T	SOT-5	1.2 to 5.5	Active Low, Open Drain	1 to 1000	Input (WDI)			
◆ 700-MAX16056ATA17+T	MAX16056ATA17+T	TDFN-8	1.2 to 5.5	Active Low/Push-Pull	adj.	Cap adj./WDI			
◆ 700-MAX16056ATA31+T	MAX16056ATA31+T	TDFN-8	1.2 to 5.5	Active Low/Push-Pull	adj.	Cap adj./WDI			
◆ 700-MAX16056ATA46+T	MAX16056ATA46+T	TDFN-8	1.2 to 5.5	Active Low/Push-Pull	adj.	Cap adj./WDI			
◆ 700-MAX16058ATA31+T	MAX16058ATA31+T	TDFN-8	1.2 to 5.5	Active Low/Open Drain	adj.	Cap adj./WDI			
◆ 700-MAX16058ATA46+T	MAX16058ATA46+T	TDFN-8	1.2 to 5.5	Active Low/Open Drain	adj.	Cap adj./WDI			
◆ 700-MAX6301CPA	MAX6301CPA+	PDIP-8	1.2 to 5.5	Active Low/Open Drain	adj.	Cap adj./WDI			
◆ 700-MAX6301ESA	MAX6301ESA+	SOIC-8	1.2 to 5.5	Active Low/Open Drain	adj.	Cap adj./WDI			
◆ 700-MAX6303CPA	MAX6303CPA+	SOIC-8	1.2 to 5.5	Active Low/Push-Pull	adj.	Cap adj./WDI			
◆ 700-MAX6303CSA	MAX6303CSA+	SOIC-8	1.2 to 5.5	Active Low/Push-Pull	adj.	Cap adj./WDI			
◆ 700-MAX6303ESA	MAX6303ESA+	SOIC-8	1.2 to 5.5	Active Low/Push-Pull	adj.	Cap adj./WDI			
◆ 700-MAX6304ESA	MAX6304ESA+	SOIC-8	1.2 to 5.5	Active High/Push-Pull	adj.	Cap adj./WDI			
◆ 700-MAX16055AAUB	MAX16055AAUB+	µMAX-10	0 to 3.3	Active Low/Open Drain/with Internal Pull-Up	85 to 300	None			
◆ 700-MAX16055CAUB	MAX16055CAUB+	µMAX-10	0 to 3.3	Active Low/Open Drain/with Internal Pull-Up	85 to 300	None			
◆ 700-MAX16055EAUB	MAX16055EAUB+	µMAX-10	0 to 3.3	Active Low/Open Drain/with Internal Pull-Up	85 to 300	None			
◆ 700-MAX16055IAUB	MAX16055IAUB+	µMAX-10	0 to 3.3	Active Low/Open Drain/with Internal Pull-Up	85 to 300	None			
◆ 700-MAX16055JAUB	MAX16055JAUB+	µMAX-10	0 to 3.3	Active Low/Open Drain/with Internal Pull-Up	85 to 300	None			
◆ 700-MAX6709OUB	MAX6709OUB+	µMAX-10	0 to 5.5	Active Low/Open Drain	<1	None			
◆ 700-MAX6708SKAT	MAX6708SKA+T	SOT-23-8L	0 to 5.5	Active High/Active Low/Push-Pull	85 to 300	None			
◆ 700-MAX16009TG	MAX16009TG+	TQFN-24	0 to 5.5	Active Low/Open Drain/with Internal Pull-Up	adj.	None			
◆ 700-MAX6338BUB	MAX6338BUB+	µMAX-10	1.2 to 5.5	Active Low/Open Drain	<1	None			
◆ 700-MAX6338IUB	MAX6338IUB+	µMAX-10	1.2 to 5.5	Active Low/Open Drain	<1	None			
◆ 700-MAX6338PUB	MAX6338PUB+	µMAX-10	1.2 to 5.5	Active Low/Open Drain	<1	None			

© Copyright 2014 Mouser Electronics

© Copyright 2014 Mouser Electronics

MONITORED VOLTAGE SUPERVISORS (CONT.)

PRODUCT NEW

MOUSER STOCK NO.	Maxim Integrated Part No.	Package	Reset Threshold (V)	Reset Out	t_{RESET} (Min.) (ms)	Watchdog Feature	Price Each 1	25	100
◆ 700-MAX6415UKT	MAX6415UK+T	SOT-23-5	1.2 to 5.5	Active Low/Push-Pull	<1	None			
◆ 700-MAX6778XKT	MAX6778XK+T	SC-70-5	1.2 to 5.5	Active Low/Open Drain	<1	None			
700-MAX8211CPA	MAX8211CPA+	PDIP-8	1.2 to 5.5	Active Low/Open Drain	<1	None			
◆ 700-MAX8211CSA	MAX8211CSA+	SOIC-8	1.2 to 5.5	Active Low/Open Drain	<1	None			
◆ 700-MAX8211ESA	MAX8211ESA+	SOIC-8	1.2 to 5.5	Active Low/Open Drain	<1	None			
700-MAX8212CPA	MAX8212CPA+	PDIP-8	1.2 to 5.5	Active Low/Open Drain	<1	None			
◆ 700-MAX8212CSA	MAX8212CSA+	SOIC-8	1.2 to 5.5	Active Low/Open Drain	<1	None			
700-MAX8213ACPE+	MAX8213ACPE+	PDIP-16	1.2 to 5.5	Active Low/Open Drain	<1	None			
◆ 700-MAX8213ACSE	MAX8213ACSE+	SOIC-16	1.2 to 5.5	Active Low/Open Drain	<1	None			
700-MAX8214BCPE	MAX8214BCPE+	PDIP-16	1.2 to 5.5	Active Low/Push-Pull	<1	None			
◆ 700-MAX834EUKT	MAX834EUK+T	SOT-23-5L	1.2 to 5.5	Active Low/Open Drain	<1	None			
◆ 700-MAX837EUST	MAX837EUS+T	SOT-4	1.2 to 5.5	Active Low/Push-Pull	<1	None			
700-MAX700CPA	MAX700CPA+	PDIP-8	1.2 to 5.5	Active High, Active Low/Push-Pull	85 - 300	None			
◆ 700-MAX700CSA	MAX700CSA+	SOIC-8	1.2 to 5.5	Active High, Active Low/Push-Pull	85 - 300	None			
◆ 700-MAX700ESA	MAX700ESA+	SOIC-8	1.2 to 5.5	Active High, Active Low/Push-Pull	85 - 300	None			
700-MAX701CPA	MAX701CPA+	PDIP-8	1.2 to 5.5	Active High, Active Low/Push-Pull	85 - 300	None			
◆ 700-MAX701CSA	MAX701CSA+	SOIC-8	1.2 to 5.5	Active High, Active Low/Push-Pull	85 - 300	None			
◆ 700-MAX701ESA	MAX701ESA+	SOIC-8	1.2 to 5.5	Active High, Active Low/Push-Pull	85 - 300	None			
◆ 700-MAX816CSA	MAX816CSA+	SOIC-8	1.2 to 5.5	Active High, Active Low/Push-Pull	85 - 300	None			
◆ 700-MAX6357LSUTT	MAX6357LSUT+T	SOT-23-6L	1.2 to 5.5	Active Low/Push-Pull	85 - 300	None			
700-MAX700EPA	MAX700EPA+	PDIP-8	1.2 to 5.5	Active High/Active Low/Push-Pull	85 - 300	None			
◆ 700-MAX6445UK29LT	MAX6445UK29L+T	SOT-5	1.2 to 5.5	Active Low/Push-Pull	85 - 300	None			
◆ 700-MAX6445UK31L+T	MAX6445UK31L+T	SOT-5	1.2 to 5.5	Active Low/Push-Pull	85 - 300	None			
◆ 700-MAX6343RUTT	MAX6343RUT+T	SOT-6	1.2 to 5.5	Active Low, Open Drain	85 - 300	None			
◆ 700-MAX6413UK46T	MAX6413UK46+T	SOT-5	1.2 to 5.5	Active High, Push-Pull	adj.	None			
◆ 700-MAX6446UK46LT	MAX6446UK46L+T	SOT-5	1.2 to 5.5	Active Low/Open Drain	85 - 300	None			
◆ 700-MAX6450UT16LT	MAX6450UT16L+T	SOT-6	1.2 to 5.5	Active Low/Open Drain	85 - 300	None			
◆ 700-MAX16057ATT17+T	MAX16057ATT17+T	TDFN-6	1.2 to 5.5	Active Low/Push-Pull	adj.	None			
◆ 700-MAX16057ATT31+T	MAX16057ATT31+T	TDFN-6	1.2 to 5.5	Active Low/Push-Pull	adj.	None			
◆ 700-MAX16057ATT46+T	MAX16057ATT46+T	TDFN-6	1.2 to 5.5	Active Low/Push-Pull	adj.	None			
700-ICL7665ACPA	ICL7665ACPA+	PDIP-8	1.225 to 1.375	Active High, Active Low/Open Drain	<1	None			
◆ 700-ICL7665ACSA	ICL7665ACSA+	SOIC-8	1.225 to 1.375	Active High, Active Low/Open Drain	<1	None			
◆ 700-ICL7665AESA	ICL7665AESA+	SOIC-8	1.225 to 1.375	Active High, Active Low/Open Drain	<1	None			
◆ 700-MAX803MEXRT	MAX803MEXR+T	SC-70-3	1.8 to 5.5	Active Low/Open Drain	85 - 300	None			
◆ 700-MAX803REXRT	MAX803REXR+T	SC-70-3	1.8 to 5.5	Active Low/Open Drain	85 - 300	None			
◆ 700-MAX809MEURT	MAX809MEUR+T	SOT-23-3	1.8 to 5.5	Active Low/Push-Pull	85 - 300	None			
◆ 700-MAX809REURT	MAX809REUR+T	SOT-23-3	1.8 to 5.5	Active Low/Push-Pull	85 - 300	None			
◆ 700-MAX809SEURT	MAX809SEUR+T	SOT-23-3	1.8 to 5.5	Active Low/Push-Pull	85 - 300	None			
◆ 700-MAX809TEURT	MAX809TEUR+T	SOT-23-3	1.8 to 5.5	Active Low/Push-Pull	85 - 300	None			
◆ 700-MAX809JEURT	MAX809JEUR+T	SOT-23-3L	1.8 to 5.5	Active Low/Push-Pull	85 - 300	None			
◆ 700-MAX810MEURT	MAX810MEUR+T	SOT-23-3L	1.8 to 5.5	Active High/Push-Pull	85 - 300	None			
◆ 700-MAX825REUKT	MAX825REUK+T	SOT-23-5L	1.8 to 5.5	Active High/Active Low/Push-Pull	85 - 300	None			
◆ 700-MAX825TEUKT	MAX825TEUK+T	SOT-23-5L	1.8 to 5.5	Active High/Active Low/Push-Pull	85 - 300	None			
700-DS1233A-10	DS1233A-10+	TO-92	2.5 to 3.3	Active Low/Open Drain with Internal Pull-Up	85 - 300	None			
700-DS1233A-15	DS1233A-15+	TO-92	2.5 to 3.3	Active Low/Open Drain with Internal Pull-Up	85 - 300	None			
◆ 700-DS1233AZ-10	DS1233AZ-10+	SOT-223	2.5 to 3.3	Active Low/Open Drain with Internal Pull-Up	85 - 300	None			
◆ 700-DS1233AZ-15	DS1233AZ-15+	SOT-223	2.5 to 3.3	Active Low/Open Drain with Internal Pull-Up	85 - 300	None			
◆ 700-DS1233AZ-15T&R	DS1233AZ-15+T&R	SOT-223	2.5 to 3.3	Active Low, Open Drain, With Internal Pull-up	85 - 300	None			
◆ 700-DS1233MS-3	DS1233MS-3+	SOIC-8	2.5 to 3.3	Active Low/Open Drain with Internal Pull-Up	85 - 300	None			
◆ 700-DS1708SESA	DS1708SESA+	SOIC-8	2.5 to 3.3	Active High, Active Low/Push-Pull	85 - 300	None			
◆ 700-DS1708TESA	DS1708TESA+	SOIC-8	2.5 to 3.3	Active High, Active Low/Push-Pull	85 - 300	None			
700-DS1815-10T&R	DS1815-10+T&R	TO-92	2.5 to 3.3	Active Low/Push-Pull	85 - 300	None			
700-DS1818-10T&R	DS1818-10+T&R	TO-92	2.5 to 3.3	Active Low/Open Drain	85 - 300	None			
◆ 700-DS1818R-10T&R	DS1818R-10+T&R	SOT-23-3	2.5 to 3.3	Active Low/Open Drain	85 - 300	None			
◆ 700-DS1832S	DS1832S+	SOIC-8	2.5 to 3.3	Active High, Active Low/Push-Pull	85 - 300	None			
◆ 700-MAX708SCSA	MAX708SCSA+	SOIC-8	2.5 to 3.3	Active High, Active Low/Push-Pull	85 - 300	None			
◆ 700-MAX708SESA	MAX708SESA+	SOIC-8	2.5 to 3.3	Active High, Active Low/Push-Pull	85 - 300	None			
◆ 700-MAX708TCSA	MAX708TCSA+	SOIC-8	2.5 to 3.3	Active High, Active Low/Push-Pull	85 - 300	None			
◆ 700-MAX708TESA	MAX708TESA+	SOIC-8	2.5 to 3.3	Active High, Active Low/Push-Pull	85 - 300	None			
◆ 700-MAX708TCUA	MAX708TCUA+	μMAX-8	2.5 to 3.3	Active High/Active Low/Push-Pull	85 - 300	None			
700-DS1815R-10T&R	DS1815R-10+T&R	TO-92-3	2.5 to 3.3	Active Low/Push-Pull	85 - 300	None			
700-DS1816R-5T&R	DS1816R-5+T&R	TO-92-3	2.5 to 3.3	Active Low/Push-Pull	85 - 300	None			
◆ 700-DS1819CR-10T&R	DS1819CR-10+T&R	SOT-23-5L	2.5 to 3.3	Active High/Active Low/Push-Pull	85 - 300	None			
◆ 700-MAX6315US29D3T	MAX6315US29D3+T	SOT-143-4L	2.5 to 5.5	Active Low/Open Drain	1 to >1s	None			
◆ 700-MAX6315US44D2T	MAX6315US44D2+T	SOT-4	2.5 to 5.5	Active Low, Open Drain	1ms - 300	None			
◆ 700-MAX6315US31D3T	MAX6315US31D3+T	SOT-143-4L	2.5 to 5.5	Active Low/Open Drain	1 to >1s	None			
◆ 700-DS1831CS	DS1831CS+	SOIC-16	2.5 to 5.5	Active Low/Open Drain	15 - 1s	None			
◆ 700-MAX6323AUT29T	MAX6323AUT29+T	SOT-6	2.5 to 5.5	Active Low, Push-Pull	85 - 300	WDI/WDO, Windowed			
◆ 700-MAX709LCSA	MAX709LCSA+	SOIC-8	2.5 to 5.5	Active Low/Push-Pull	85 - 300	None			
◆ 700-MAX811LEUST	MAX811LEUS+T	SOT-4	2.5 to 5.5	Active Low/Push-Pull	85 - 300	None			
◆ 700-MAX812SEUST	MAX812SEUS+T	SOT-4	2.5 to 5.5	Active High/Push-Pull	85 - 300	None			
◆ 700-MAX709MCSA	MAX709MCSA+	SOIC-8	2.5 to 5.5	Active Low/Push-Pull	85 - 300	None			
◆ 700-MAX709MESA	MAX709MESA+	SOIC-8	2.5 to 5.5	Active Low/Push-Pull	85 - 300	None			
◆ 700-MAX709SCSA	MAX709SCSA+	SOIC-8	2.5 to 5.5	Active Low/Push-Pull	85 - 300	None			
◆ 700-MAX811MEUST	MAX811MEUS+T	SOT-143-4L	2.5 to 5.5	Active Low/Push-Pull	85 - 300	None			
700-DS1233-10	DS1233-10+	TO-92	3.3 to 5.5	Active Low/Open Drain with Internal Pull-Up	250 - 450	None			
700-DS1233-15	DS1233-15+	TO-92	3.3 to 5.5	Active Low/Open Drain with Internal Pull-Up	250 - 450	None			
700-DS1233-5	DS1233-5+	TO-92	3.3 to 5.5	Active Low/Open Drain with Internal Pull-Up	250 - 450	None			
◆ 700-DS1233Z-10	DS1233Z-10+	SOT-223	3.3 to 5.5	Active Low/Open Drain with Internal Pull-Up	250 - 450	None			
◆ 700-DS1233Z-15	DS1233Z-15+	SOT-223	3.3 to 5.5	Active Low/Open Drain with Internal Pull-Up	250 - 450	None			
◆ 700-DS1233Z-5	DS1233Z-5+	SOT-223	3.3 to 5.5	Active Low/Open Drain with Internal Pull-Up	250 - 450	None			
700-DS1833-10	DS1833-10+	TO-92	3.3 to 5.5	Active High/Open Drain with Internal Pull-Up	250 - 450	None			
700-DS1833-5	DS1833-5+	TO-92	3.3 to 5.5	Active High/Open Drain with Internal Pull-Up	250 - 450	None			
◆ 700-DS1833Z-10	DS1833Z-10+	SOT-223	3.3 to 5.5	Active High/Open Drain with Internal Pull-Up	250 - 450	None			
700-DS1233-5T&R	DS1233-5+T&R	TO-92-3	3.3 to 5.5	Active Low/Open Drain/with Internal Pull-Up	250 - 450	None			
700-DS1233A-10T&R	DS1233A-10+T&R	TO-92-3	3.3 to 5.5	Active Low/Open Drain/with Internal Pull-Up	250 - 450	None			
700-DS1233M-5	DS1233M-5+	TO-92	3.3 to 5.5	Active Low/Open Drain with Internal Pull-Up	300 - 1000	None			
700-DS1233M-55	DS1233M-55+	TO-92	3.3 to 5.5	Active Low/Open Drain with Internal Pull-Up	300 - 1000	None			
◆ 700-DS1233MS-5	DS1233MS-5+	SOIC-8	3.3 to 5.5	Active Low/Open Drain with Internal Pull-Up	300 - 1000	None			
◆ 700-DS1231S-20	DS1231S-20+	SOIC-16W	3.3 to 5.5	Active Low/Open Drain	85 - 300	None			
700-DS1233D-10	DS1233D-10+	TO-92	3.3 to 5.5	Active Low/Open Drain with Internal Pull-Up	85 - 300	None			
700-DS1233D-10T&R	DS1233D-10+T&R	TO-92	3.3 to 5.5	Active Low/Open Drain with Internal Pull-Up	85 - 300	None			
700-DS1233D-5	DS1233D-5+	TO-92	3.3 to 5.5	Active Low/Open Drain with Internal Pull-Up	85 - 300	None			
◆ 700-DS1233DZ-10	DS1233DZ-10+	SOT-223	3.3 to 5.5	Active Low/Open Drain with Internal Pull-Up	85 - 300	None			
◆ 700-DS1233DZ-15	DS1233DZ-15+	SOT-223	3.3 to 5.5	Active Low/Open Drain with Internal Pull-Up	85 - 300	None			

© Copyright 2014 Mouser Electronics

© Copyright 2014 Mouser Electronics

MAXIM INTEGRATED Power Management ICs

RoHS Compliant This product is RoHS compliant.

maxim integrated™

MONITORED VOLTAGE SUPERVISORS (CONT.)

♦ Surface Mount Device

For quantities greater than listed, call for quote.

PRODUCT NEW

MOUSER STOCK NO.	Maxim Integrated Part No.	Package	Reset Threshold (V)	Reset Out	t_{RESET} (Min.) (ms)	Watchdog Feature	Price Each 1	Price Each 25	Price Each 100
♦ 700-DS1233DZ-5	DS1233DZ-5+	SOT-223	3.3 to 5.5	Active Low/Open Drain with Internal Pull-Up	85 - 300	None			
♦ 700-DS1707ESA	DS1707ESA+	SOIC-8	3.3 to 5.5	Active High, Active Low/Push-Pull	85 - 300	None			
♦ 700-DS1707EUA	DS1707EUA+	µMAX-8	3.3 to 5.5	Active High, Active Low/Push-Pull	85 - 300	None			
♦ 700-DS1708ESA	DS1708ESA+	SOIC-8	3.3 to 5.5	Active High, Active Low/Push-Pull	85 - 300	None			
700-DS1810-10	DS1810-10+	TO-92	3.3 to 5.5	Active Low/Push-Pull	85 - 300	None			
700-DS1810-5T&R	DS1810-5+T&R	TO-92	3.3 to 5.5	Active Low/Push-Pull	85 - 300	None			
700-DS1811-10	DS1811-10+	TO-92	3.3 to 5.5	Active Low/Open Drain	85 - 300	None			
700-DS1811-10T&R	DS1811-10+T&R	TO-92	3.3 to 5.5	Active Low/Open Drain	85 - 300	None			
700-DS1811-15T&R	DS1811-15+T&R	TO-92	3.3 to 5.5	Active Low/Open Drain	85 - 300	None			
700-DS1811-5T&R	DS1811-5+T&R	TO-92	3.3 to 5.5	Active Low/Open Drain	85 - 300	None			
♦ 700-DS1811R-10T&R	DS1811R-10+T&R	SOT-23-3	3.3 to 5.5	Active Low/Open Drain	85 - 300	None			
♦ 700-DS1811R-5T&R	DS1811R-5+T&R	SOT-23-3	3.3 to 5.5	Active Low/Open Drain	85 - 300	None			
700-DS1812-10T&R	DS1812-10+T&R	TO-92	3.3 to 5.5	Active High/Push-Pull	85 - 300	None			
700-DS1812-5T&R	DS1812-5+T&R	TO-92	3.3 to 5.5	Active High/Push-Pull	85 - 300	None			
700-DS1813-10T&R	DS1813-10+T&R	TO-92	3.3 to 5.5	Active Low/Open Drain	85 - 300	None			
700-DS1813-5T&R	DS1813-5+T&R	TO-92	3.3 to 5.5	Active Low/Open Drain	85 - 300	None			
♦ 700-DS1813R-5T&R	DS1813R-5+T&R	SOT-23-3	3.3 to 5.5	Active Low/Open Drain	85 - 300	None			
♦ 700-DS1814CR-10T&R	DS1814CR-10+T&R	SOT-23-5	3.3 to 5.5	Active High, Active Low/Push-Pull	85 - 300	None			
♦ 700-DS1834AS	DS1834AS+	SOIC-8	3.3 to 5.5	Active Low/Open Drain	85 - 300	None			
♦ 700-DS1834AU	DS1834AU+	µMAX-8	3.3 to 5.5	Active Low/Open Drain	85 - 300	None			
♦ 700-DS1834S	DS1834S+	SOIC-8	3.3 to 5.5	Active Low/Open Drain	85 - 300	None			
♦ 700-MAX702CSA	MAX702CSA+	SOIC-8	3.3 to 5.5	Active Low/Push-Pull	85 - 300	None			
700-MAX707CPA	MAX707CPA+	PDIP-8	3.3 to 5.5	Active High, Active Low/Push-Pull	85 - 300	None			
♦ 700-MAX707CSA	MAX707CSA+	SOIC-8	3.3 to 5.5	Active High, Active Low/Push-Pull	85 - 300	None			
♦ 700-MAX707ESA	MAX707ESA+	SOIC-8	3.3 to 5.5	Active High, Active Low/Push-Pull	85 - 300	None			
♦ 700-MAX707ESAT	MAX707ESA+T	SOIC-8	3.3 to 5.5	Active High, Active Low, Push-Pull	85 - 300	None			
700-MAX708CPA	MAX708CPA+	PDIP-8	3.3 to 5.5	Active High, Active Low/Push-Pull	85 - 300	None			
♦ 700-MAX708CSA	MAX708CSA+	SOIC-8	3.3 to 5.5	Active High, Active Low/Push-Pull	85 - 300	None			
♦ 700-MAX708ESA	MAX708ESA+	SOIC-8	3.3 to 5.5	Active High, Active Low/Push-Pull	85 - 300	None			
700-MAX813LCPA	MAX813LCPA+	PDIP-8	3.3 to 5.5	Active High/Push-Pull	85 - 300	None			
♦ 700-MAX813LCSA	MAX813LCSA+	SOIC-8	3.3 to 5.5	Active High/Push-Pull	85 - 300	None			
700-MAX813LEPA	MAX813LEPA+	PDIP-8	3.3 to 5.5	Active High/Push-Pull	85 - 300	None			
♦ 700-MAX8215CSD	MAX8215CSD+	SOIC-14	3.3 to 5.5	Active High, Active Low/Open Drain	85 - 300	None			
♦ 700-MAX8215ESD	MAX8215ESD+	SOIC-14	3.3 to 5.5	Active High, Active Low/Open Drain	85 - 300	None			
♦ 700-MAX8216CSD	MAX8216CSD+	SOIC-14	3.3 to 5.5	Active High, Active Low/Open Drain	85 - 300	None			
♦ 700-MAX8216ESD	MAX8216ESD+	SOIC-14	3.3 to 5.5	Active High, Active Low/Open Drain	85 - 300	None			
700-DS1231-20	DS1231-20+	PDIP-8	3.3 to 5.5	Active Low/Open Drain	85 - 300	None			
700-DS1231-35	DS1231-35+	PDIP-8	3.3 to 5.5	Active Low/Open Drain	85 - 300	None			
♦ 700-MAX6346UR46T	MAX6346UR46+T	SOT-23-3L	3.3 to 5.5	Active Low/Push-Pull	85 - 300	None			
♦ 700-MAX698EWE	MAX698EWE+	SOIC-16W	3.3 to 5.5	Active High/Active Low/Open Drain/Push-Pull	85 - 300	None			
700-MAX702CPA	MAX702CPA+	PDIP-8	3.3 to 5.5	Active Low/Push-Pull	85 - 300	None			
700-MAX707EPA	MAX707EPA+	PDIP-8	3.3 to 5.5	Active High/Active Low/Push-Pull	85 - 300	None			
700-MAX8215EPD	MAX8215EPD+	PDIP-14	3.3 to 5.5	Active High/Active Low/Open Drain	85 - 300	None			
700-MAX8216CPD	MAX8216CPD+	PDIP-14	3.3 to 5.5	Active High/Active Low/Open Drain	85 - 300	None			
700-DS1707EPA	DS1707EPA+	DIP-8	3.3 to 5.5	Active High/Active Low/Push-Pull	85 - 300	None			
♦ 700-DS1708SEUA	DS1708SEUA+	µSOP-8	3.3 to 5.5	Active High/Active Low/Push-Pull	85 - 300	None			
700-DS1811-5+	DS1811-5+	TO-92-3	3.3 to 5.5	Active Low/Open Drain	85 - 300	None			
700-DS1813-10+	DS1813-10+	TO-92-3	3.3 to 5.5	Active Low/Open Drain	85 - 300	None			
700-DS1813-15+	DS1813-15+	TO-92-3	3.3 to 5.5	Active Low/Open Drain	85 - 300	None			
♦ 700-MAX16061ATP	MAX16061ATP+	TQFN-20	0 to 5.5	Active Low/Open Drain/with Internal Pull-Up	adj.	None/WDI			
♦ 700-MAX16061ETP	MAX16061ETP+	TQFN-20	0 to 5.5	Active Low/Open Drain/with Internal Pull-Up	adj.	None/WDI			
♦ 700-MAX16002BTC	MAX16002BTC+	TQFN-12	0 to 5.5	Active Low/Open Drain/with Internal Pull-Up	adj.	WDI			
♦ 700-MAX16002DTC	MAX16002DTC+	TQFN-12	0 to 5.5	Active Low/Open Drain/with Internal Pull-Up	adj.	WDI			
♦ 700-MAX16004CTP	MAX16004CTP+	TQFN-20	0 to 5.5	Active Low/Open Drain/with Internal Pull-Up	adj.	WDI			
♦ 700-MAX16060ATE	MAX16060ATE+	TQFN-16	0 to 5.5	Active Low/Open Drain/with Internal Pull-Up	adj.	WDI			
♦ 700-MAX16060ETE	MAX16060ETE+	TQFN-16	0 to 5.5	Active Low/Open Drain/with Internal Pull-Up	adj.	WDI			
♦ 700-MAX823MEUKT	MAX823MEUK+T	SOT-23-5L	1.8 to 5.5	Active Low/Push-Pull	85 - 300	WDI			
♦ 700-MAX824LEUKT	MAX824LEUK+T	SOT-23-5L	1.8 to 5.5	Active High/Active Low/Push-Pull	85 - 300	WDI			
♦ 700-MAX6316LUK29CYT	MAX6316LUK29CY+T	SOT-23-5L	2.5 to 5.5	Active Low/Push-Pull	1 - >1s	WDI			
700-DS1232	DS1232+	PDIP-8	3.3 to 5.5	Active High/Open Drain/Active Low/Push-Pull	85 - 300	WDI			
700-DS1232LP	DS1232LP+	PDIP-8	3.3 to 5.5	Active High/Open Drain/Active Low/Push-Pull	85 - 300	WDI			
700-DS1232LPN	DS1232LPN+	PDIP-8	3.3 to 5.5	Active High/Open Drain/Active Low/Push-Pull	85 - 300	WDI			
♦ 700-DS1232LPS	DS1232LPS+	SOIC-8	3.3 to 5.5	Active High/Open Drain/Active Low/Push-Pull	85 - 300	WDI			
♦ 700-DS1232LPS-2	DS1232LPS-2+	SOIC-8	3.3 to 5.5	Active High/Open Drain/Active Low/Push-Pull	85 - 300	WDI			
♦ 700-DS1232LPSN-2	DS1232LPSN-2+	SOIC-16W	3.3 to 5.5	Active High/Open Drain/Active Low/Push-Pull	85 - 300	WDI			
700-DS1232N	DS1232N+	PDIP-8	3.3 to 5.5	Active High/Open Drain/Active Low/Push-Pull	85 - 300	WDI			
♦ 700-DS1232S	DS1232S+	SOIC-16W	3.3 to 5.5	Active High/Open Drain/Active Low/Push-Pull	85 - 300	WDI			
♦ 700-DS1232SN	DS1232SN+	SOIC-16W	3.3 to 5.5	Active High/Open Drain/Active Low/Push-Pull	85 - 300	WDI			
700-MAX1232CPA	MAX1232CPA+	PDIP-8	3.3 to 5.5	Active High, Active Low/Open Drain	85 - 300	WDI			
♦ 700-MAX1232CSA	MAX1232CSA+	SOIC-8	3.3 to 5.5	Active High, Active Low/Open Drain	85 - 300	WDI			
700-MAX1232EPA	MAX1232EPA+	PDIP-8	3.3 to 5.5	Active High, Active Low/Open Drain	85 - 300	WDI			
♦ 700-MAX1232ESA	MAX1232ESA+	SOIC-8	3.3 to 5.5	Active High, Active Low/Open Drain	85 - 300	WDI			
♦ 700-MAX1232CSAT	MAX1232CSA+T	SOIC-8	3.3 to 5.5	Active High/Active Low/Open Drain	85 - 300	WDI			
♦ 700-DS1814AR-10+T&R	DS1814AR-10+T&R	SOT-23-5L	3.3 to 5.5	Active Low/Push-Pull	85 - 300	WDI			
♦ 700-DS1814BR-10T&R	DS1814BR-10+T&R	SOT-23-5L	3.3 to 5.5	Active High/Active Low/Push-Pull	85 - 300	WDI			
♦ 700-DS1819AR-10T&R	DS1819AR-10+T&R	SOT-23-5L	3.3 to 5.5	Active Low/Push-Pull	85 - 300	WDI			
♦ 700-DS1706SESA	DS1706SESA+	SOIC-8	2.5 to 3.3	Active Low/Push-Pull	85 - 300	WDI/WDO			
♦ 700-DS1706TESA	DS1706TESA+	SOIC-8	2.5 to 3.3	Active Low/Push-Pull	85 - 300	WDI/WDO			
♦ 700-DS1831AS	DS1831AS+	SOIC-16	2.5 to 3.3	Active Low/Open Drain	85 - 300	WDI/WDO			
♦ 700-DS1831S	DS1831S+	SOIC-16	2.5 to 3.3	Active Low/Open Drain	85 - 300	WDI/WDO			
♦ 700-MAX706RCSA	MAX706RCSA+	SOIC-8	2.5 to 3.3	Active Low/Push-Pull	85 - 300	WDI/WDO			
♦ 700-MAX706RESA	MAX706RESA+	SOIC-8	2.5 to 3.3	Active Low/Push-Pull	85 - 300	WDI/WDO			
♦ 700-MAX706SCSA	MAX706SCSA+	SOIC-8	2.5 to 3.3	Active Low/Push-Pull	85 - 300	WDI/WDO			
♦ 700-MAX706SESA	MAX706SESA+	SOIC-8	2.5 to 3.3	Active Low/Push-Pull	85 - 300	WDI/WDO			
♦ 700-MAX706TCSA	MAX706TCSA+	SOIC-8	2.5 to 3.3	Active Low/Push-Pull	85 - 300	WDI/WDO			
♦ 700-MAX706TCUA	MAX706TCUA+	µMAX-8	2.5 to 3.3	Active Low/Push-Pull	85 - 300	WDI/WDO			
♦ 700-MAX706TESA	MAX706TESA+	SOIC-8	2.5 to 3.3	Active Low/Push-Pull	85 - 300	WDI/WDO			
♦ 700-MAX706TEUA	MAX706TEUA+	µMAX-8	2.5 to 3.3	Active Low/Push-Pull	85 - 300	WDI/WDO			
♦ 700-MAX706ASESA	MAX706ASESA+	SOIC-8	2.5 to 3.3	Active High/Push-Pull	85 - 300	WDI/WDO			
♦ 700-MAX815TESA	MAX815TESA+	SOIC-8	2.5 to 5.5	Active High/Push-Pull	85 - 300	WDI/WDO			
700-DS1705EPA	DS1705EPA+	PDIP-8	3.3 to 5.5	Active Low/Push-Pull	85 - 300	WDI/WDO			
♦ 700-DS1705ESA	DS1705ESA+	SOIC-8	3.3 to 5.5	Active Low/Push-Pull	85 - 300	WDI/WDO			
♦ 700-DS1706ESA	DS1706ESA+	SOIC-8	3.3 to 5.5	Active Low/Push-Pull	85 - 300	WDI/WDO			
♦ 700-DS1706LESA	DS1706LESA+	SOIC-8	3.3 to 5.5	Active Low/Push-Pull	85 - 300	WDI/WDO			
700-MAX699CPA	MAX699CPA+	PDIP-8	3.3 to 5.5	Active High and Low/Open Drain and Push-Pull	85 - 300	WDI/WDO			
700-MAX705CPA	MAX705CPA+	PDIP-8	3.3 to 5.5	Active Low/Push-Pull	85 - 300	WDI/WDO			
♦ 700-MAX705CSA	MAX705CSA+	SOIC-8	3.3 to 5.5	Active Low/Push-Pull	85 - 300	WDI/WDO			

© Copyright 2014 Mouser Electronics

© Copyright 2014 Mouser Electronics

MONITORED VOLTAGE SUPERVISORS (CONT.)

◆ Surface Mount Device

For quantities greater than listed, call for quote.

MOUSER STOCK NO.	Maxim Integrated Part No.	Package	Reset Threshold (V)	Reset Out	t_{RESET} (Min.) (ms)	Watchdog Feature	Price Each 1	25	100
◆ 700-MAX705ESA	MAX705ESA+	SOIC-8	3.3 to 5.5	Active Low/Push-Pull	85 to 300	WDI/WDO			
700-MAX706CPA	MAX706CPA+	PDIP-8	3.3 to 5.5	Active Low/Push-Pull	85 to 300	WDI/WDO			
◆ 700-MAX706CSA	MAX706CSA+	SOIC-8	3.3 to 5.5	Active Low/Push-Pull	85 to 300	WDI/WDO			
◆ 700-MAX706ESA	MAX706ESA+	SOIC-8	3.3 to 5.5	Active Low/Push-Pull	85 to 300	WDI/WDO			
◆ 700-MAX699CWE	MAX699CWE+	SOIC-16W	3.3 to 5.5	Active High/Active Low/Open Drain/Push-Pull	85 to 300	WDI/WDO			
700-MAX705EPA	MAX705EPA+	PDIP-8	3.3 to 5.5	Active Low/Push-Pull	85 to 300	WDI/WDO			
◆ 700-MAX705EUA	MAX705EUA+	μMAX-8	3.3 to 5.5	Active Low/Push-Pull	85 to 300	WDI/WDO			
◆ 700-MAX16062ATG	MAX16062ATG+	TNQFN-24	0 to 5.5	Active Low/Open Drain/with Internal Pull-Up	adj.	WDI/WDO/None			
Development Tools		Description							
700-MAX6496EVKIT	MAX6496EVKIT+	Evaluation kit for MAX6496						-	-

CURRENT LIMIT SWITCHES

◆ Surface Mount Device

For quantities greater than listed, call for quote.

MOUSER STOCK NO.	Maxim Integrated Part No.	Package	I_{LOAD} (A) (Max.)	Current Limit Accuracy (%)	Lowest Adj. Setting (A)	R_{ON} (Ω) (Typ)	Operating Voltage Range (V)	Indicator Output(s)	Over-Current Response	Price Each 1	25	100
◆ 700-MAX890LESA	MAX890LESA+	SOIC-8	1	15	0.32	0.075	2.7 to 5.5	Fault	Current Reg.			
◆ 700-MAX16946GTE/V+	MAX16946GTE/V+	TQFN-16	0.5	-	-	-	4.5 to 18	Fault	Current Reg.			
◆ 700-MAX8586ETA/VT	MAX8586ETA/V+T	TDFN-EP-8	1200	14	0.5	0.055	2.7/5.5	-	-			

SIGNAL LINE PROTECTORS

◆ Surface Mount Device

For quantities greater than listed, call for quote.

MOUSER STOCK NO.	Maxim Integrated Part No.	Package	Functions	Signal Path Leakage	ΔR_{on}	Features	Supply Voltage (V)	R_{on} (W)	Fault Protection (±V)	Price Each 1	25	100
◆ 700-MAX4506ESA	MAX4506ESA+	SOICN-8	3-line	20	10	Auto Protection	9-36	100	40			

CHARGE PUMPS

◆ Surface Mount Device

For quantities greater than listed, call for quote.

MOUSER STOCK NO.	Maxim Integrated Part No.	Package	V_{IN} (V) Min.	V_{IN} (V) Max.	Unadj. V_{OUT} (V)	Adj. V_{OUT} (Min/Max) (V)	I_{OUT} (Typ.) (A)	ICC (Max.) (mA)	Operating Freq. (kHz)	Price Each 1	25	100
700-MAX660CPA	MAX660CPA+	PDIP-8	1.2	5.5	2xVIN/-VIN	---/---	0.1	0.5	80			
◆ 700-MAX660ESA	MAX660ESA+	SOIC-8	1.2	5.5	2xVIN/-VIN	---/---	0.1	0.5	80			
700-MAX828EUKT	MAX828EUK+T	SOT-5	1.5	5.5	-VIN	---/---	0.025	0.09	12			
◆ 700-MAX829EUKT	MAX829EUK+T	SOT-5	1.5	5.5	-VIN	---/---	0.025	0.26	35			
◆ 700-MAX860ESA	MAX860ESA+	SOIC-8	1.5	5.5	2xVIN/-VIN	---/---	0.05	0.3	130			
◆ 700-MAX860ISA	MAX860ISA+	SOIC-8	1.5	5.5	2xVIN/-VIN	---/---	0.05	0.3	130			
◆ 700-MAX860IUA	MAX860IUA+	μMAX-8	1.5	5.5	2xVIN/-VIN	---/---	0.05	0.3	130			
◆ 700-MAX861ESA	MAX861ESA+	SOIC-8	1.5	5.5	2xVIN/-VIN	---/---	0.05	0.4	250			
◆ 700-MAX861ISA	MAX861ISA+	SOIC-8	1.5	5.5	2xVIN/-VIN	---/---	0.05	0.4	250			
700-ICL7660CPA	ICL7660CPA+	PDIP-8	1.5	10	2xVIN/-VIN	---/---	0.02	0.175	10			
◆ 700-ICL7660CSA	ICL7660CSA+	SOIC-8	1.5	10	2xVIN/-VIN	---/---	0.02	0.175	10			
700-ICL7660EPA	ICL7660EPA+	PDIP-8	1.5	10	2xVIN/-VIN	---/---	0.02	0.175	10			
◆ 700-ICL7660ESA	ICL7660ESA+	SOIC-8	1.5	10	2xVIN/-VIN	---/---	0.02	0.175	10			
700-MAX1044CPA	MAX1044CPA+	PDIP-8	1.5	10	+2xVIN/-VIN	---/---	0.02	0.2	20			
◆ 700-MAX1044CSA	MAX1044CSA+	SOIC-8	1.5	10	+2xVIN/-VIN	---/---	0.02	0.2	20			
◆ 700-MAX1044ESA	MAX1044ESA+	SOIC-8	1.5	10	+2xVIN/-VIN	---/---	0.02	0.2	20			
◆ 700-MAX864EEE	MAX864EEE+	QSOP-16	1.75	6	±2xVIN	---/---	0.035	1	185			
◆ 700-MAX865EUA	MAX865EUA+	μMAX-8	1.75	6	±2xVIN	---/---	0.018	1.05	24			
◆ 700-MAX1595EUA33	MAX1595EUA33+	μMAX-8	1.8	5.5	3.3/5	---/---	0.125	0.22	1000			
◆ 700-MAX1595EUA50	MAX1595EUA50+	μMAX-8	1.8	5.5	3.3/5	---/---	0.125	0.22	1000			
◆ 700-MAX868EUB	MAX868EUB+	μMAX-10	1.8	5.5	2xVIN	2xVIN/0	0.03	0.18	450			
700-MAX619CPA	MAX619CPA+	PDIP-8	2	3.6	5	---/---	0.05	0.17	500			
◆ 700-MAX1673ESA	MAX1673ESA+	SOIC-8	2	5.5	-VIN	-VIN/0	0.125	16	350			
◆ 700-MAX1680ESA	MAX1680ESA+	SOIC-8	2	5.5	+2xVIN/-VIN	---/---	0.125	4.5	250			
700-MAX680CPA	MAX680CPA+	PDIP-8	2	6	+2xVIN/-2xVIN	---/---	0.01	2	8			
◆ 700-MAX680CSA	MAX680CSA+	SOIC-8	2	6	+2xVIN/-2xVIN	---/---	0.01	2	8			
700-MAX680EPA	MAX680EPA+	PDIP-8	2	6	+2xVIN/-2xVIN	---/---	0.01	2	8			
◆ 700-MAX680ESA	MAX680ESA+	SOIC-8	2	6	+2xVIN/-2xVIN	---/---	0.01	2	8			
◆ 700-MAX881REUB	MAX881REUB+	μMAX-10	2.5	5.5	-VIN - 0.6	-VIN-0.6/-0.5	0.01	0.95	100			
◆ 700-MAX840ISA	MAX840ISA+	SOIC-8	2.5	10	-VIN-0.6	-0.5	0.01	1.3	100			
◆ 700-MAX1730EUB	MAX1730EUB+	μMAX-10	2.7	5.5	1.8/1.9	---/---	0.05	0.15	2000			
◆ 700-MAX682ESA	MAX682ESA+	SOIC-8	2.7	5.5	-2xVIN	---/---	0.25	0.18	1000			
◆ 700-MAX889RESA	MAX889RESA+	SOIC-8	2.7	5.5	-VIN	-VIN/-2.5	0.2	7	500			
◆ 700-MAX889SESA	MAX889SESA+	SOIC-8	2.7	5.5	-VIN	-VIN/-2.5	0.2	12	1000			
◆ 700-MAX889TESA	MAX889TESA+	SOIC-8	2.7	5.5	-VIN	-VIN/-2.5	0.2	22	2000			
◆ 700-MAX1681ESA	MAX1681ESA+	SOIC-8	3	5.5	2xVIN/-VIN	---/---	0.125	17	1000			
700-MAX662ACPA	MAX662ACPA+	PDIP-8	4.5	5.5	12	---/---	0.02	0.6	10			
◆ 700-MAX662ACSA	MAX662ACSA+	SOIC-8	4.5	5.5	12	---/---	0.02	0.6	10			
◆ 700-MAX662AESA	MAX662AESA+	SOIC-8	4.5	5.5	12	---/---	0.02	0.6	10			
◆ 700-MAX850ESA	MAX850ESA+	SOIC-8	4.5	10	-4.1	-VIN-0.6/-0.5	0.005	3	100			
◆ 700-ICL7662CBA	ICL7662CBA+	SOIC-8	4.5	20	2xVIN/-VIN	---/---	0.02	0.6	10			
◆ 700-ICL7662CBD	ICL7662CBD+	SOIC-14	4.5	20	2xVIN/-VIN	---/---	0.02	0.6	10			
700-ICL7662CPA	ICL7662CPA+	PDIP-8	4.5	20	2xVIN/-VIN	---/---	0.02	0.6	10			
◆ 700-ICL7662EBA	ICL7662EBA+	SOIC-8	4.5	20	2xVIN/-VIN	---/---	0.02	0.6	10			
◆ 700-ICL7662EBD	ICL7662EBD+	SOIC-14	4.5	20	2xVIN/-VIN	---/---	0.02	0.6	10			
700-ICL7662EPA	ICL7662EPA+	PDIP-8	4.5	20	2xVIN/-VIN	---/---	0.02	0.6	10			
◆ 700-SI7661CSA	SI7661CSA+	SOIC-8	4.5	20	-VIN	-2.5	0.02	0.6	10			
Development Tools		Description										
700-MAX8686EVKIT+	MAX8686EVKIT+	Eval Kit for MAX8686									-	-

DC/DC SWITCHING REGULATORS

◆ Surface Mount Device

For quantities greater than listed, call for quote.

MOUSER STOCK NO.	Maxim Integrated Part No.	Package	V_{IN} (V) Min.	V_{IN} (V) Max.	V_{OUT} (V) Min.	V_{OUT} (V) Max.	I_{OUT} (Max.) (A)	I_{CC} (Max.) (mA)	Operating Freq. (kHz)	Price Each 1	25	100
Inverting												
◆ 700-MAX1620EEE	MAX1620EEE+	QSOP-16	1.8	20	-	-	0.07	0.25	300			
700-MAX637ACPA	MAX637ACPA+	PDIP-8	2.3	16.5	-14.25	-15.75	-	-	50			
◆ 700-MAX637ACSA	MAX637ACSA+	SOIC-8	2.3	16.5	-14.25	-15.75	-	-	50			
700-MAX636ACPA	MAX636ACPA+	PDIP-8	2.3	16.5	-11.4	-12.6	-	-	50			
700-MAX635ACPA	MAX635ACPA+	PDIP-8	2.3	16.5	-4.75	-5.25	-	-	50			
◆ 700-MAX635AEPA	MAX635AEPA+	SOIC-8	2.3	16.5	-4.75	-5.25	-	-	50			
700-MAX634CPA	MAX634CPA+	PDIP-8	2.3	16.5	0	-18	0.15	0.15	75			
700-MAX638ACPA	MAX638ACPA+	PDIP-8	2.3	16.5	1.25	16	0.075	0.6	65			
◆ 700-MAX638ACSA	MAX638ACSA+	SOIC-8	2.3	16.5	1.25	16	0.075	0.6	65			
◆ 700-MAX629ESA	MAX629ESA+	SOIC-8	2.7	5.5	-	-	0.5	0.08	300			
◆ 700-MAX1847EEE	MAX1847EEE+	QSOP-16	3	16.5	-2	-200	5	0.008	500			

© Copyright 2014 Mouser Electronics

© Copyright 2014 Mouser Electronics

MAXIM INTEGRATED Power Management ICs

RoHS Compliant This product is RoHS compliant.

maxim integrated™

DC/DC SWITCHING REGULATORS (CONT.)

NEW PRODUCT

◆ Surface Mount Device

For quantities greater than listed, call for quote.

MOUSER STOCK NO.	Maxim integrated Part No.	Package	V_{IN} (V)		V_{OUT} (V)		I_{OUT} (Max.) (A)	I_{CC} (Max.) (mA)	Operating Freq. (kHz)	Price Each		
			Min.	Max.	Min.	Max.				1	25	100
Inverting												
◆ 700-MAX764ESA	MAX764ESA+	SOIC-8	3	16.5	-1	-16	0.26	0.12	300			
700-MAX765CPA	MAX765CPA+	PDIP-8	3	16.5	-1	-16	0.12	0.12	300			
◆ 700-MAX765CSA	MAX765CSA+	SOIC-8	3	16.5	-1	-16	0.12	0.12	300			
◆ 700-MAX765ESA	MAX765ESA+	SOIC-8	3	16.5	-1	-16	0.12	0.12	300			
◆ 700-MAX774CSA	MAX774CSA+	SOIC-8	3	16.5	0	-100	1	0.1	300			
◆ 700-MAX774ESA	MAX774ESA+	SOIC-8	3	16.5	0	-100	1	0.1	300			
◆ 700-MAX634ESA	MAX634ESA+	SO-8	2.3	16.5	0	-18	0.15	0.15	75			
◆ 700-MAX755CSA	MAX755CSA+	SO-8	2.7	9	0	-6.5	0.2	3.5	160			
◆ 700-MAX685EEE	MAX685EEE+	QSOP-16	2.7	5.5	2.7	24	---	---	480			
700-MAX764EPA	MAX764EPA+	PDIP-8	3	16.5	-1	-16	0.26	0.12	300			
700-MAX766EPA	MAX766EPA+	PDIP-8	3	16.5	-1	-16	0.1	0.12	300			
◆ 700-MAX775CSA+	MAX775CSA+	SO-8	3	16.5	0	-100	1	0.1	300			
◆ 700-MAX775ESA+	MAX775ESA+	SO-8	3	16.5	0	-100	1	0.1	300			
700-MAX776CPA	MAX776CPA+	PDIP-8	3	16.5	0	-100	1	0.1	300			
◆ 700-MAX776CSA+	MAX776CSA+	SO-8	3	16.5	0	-100	1	0.1	300			
◆ 700-MAX759EWE	MAX759EWE+	SOICW-16	4	11	0	-24	0.3	4	220			
◆ 700-MAX735CSA	MAX735CSA+	SOIC-8	4	6.2	-5	-5	0.2	3	160			
700-MAX739CPD	MAX739CPD+	PDIP-14	4	11	-5	-5	0.3	3.5	220			
◆ 700-MAX739EWE	MAX739EWE+	SO-16	4	11	-5	-5	0.3	3.5	220			
Step-Down												
◆ 700-MAX1672EEE	MAX1672EEE+	QSOP-16	1.8	11	1.25	5.5	0.26	0.125	---			
◆ 700-MAX8792ETDT	MAX8792ETD+T	TDFN-14	2	26	0	23	10	---	300			
◆ 700-MAX1960EEP	MAX1960EEP+	QSOP-20	2.35	5.5	0.8	5	15	15	1000			
◆ 700-MAX1556ETBT	MAX1556ETB+T	TDFN-EP-10	2.6	5.5	0.75	5.5	1.8-3.3	-	1000			
◆ 700-MAX15021ATI	MAX15021ATI+	TQFN-28	2.5	5.5	0.6	5.5	---	6	4000			
◆ 700-MAX15022ATI	MAX15022ATI+	TQFN-28	2.5	5.5	0.6	5.5	---	6	4000			
◆ 700-MAX1945REUI	MAX1945REUI+	TSSOP-28	2.6	5.5	0.8	4.5	6	20	500			
◆ 700-MAX8505EEE	MAX8505EEE+	QSOP-16	2.6	5.5	0.8	4.5	3	10	1000			
◆ 700-MAX1951ESA	MAX1951ESA+	SOIC-8	2.6	5.5	0.8	5	2	10	1000			
◆ 700-MAX1951AESA+	MAX1951AESA+	SOIC-8	2.6	5.5	0.8	5	2	10	1000			
◆ 700-MAX8640YELT12T	MAX8640YELT12+T	µDFN-6	2.7	5.5	1.2	1.2	0.5	0.048	2000			
◆ 700-MAX8640YEXT12T	MAX8640YEXT12+T	SC70	2.7	5.5	1.2	1.2	0.5	0.048	2000			
◆ 700-MAX1973EUB	MAX1973EUB+	µMAX-10	2.6	5.5	1.25	5	0.95	7.5	1400			
◆ 700-MAX1928EUB18	MAX1928EUB18+	µMAX-10	2.6	5.5	1.5	2.5	1	0.24	1000			
◆ 700-MAX8640YELT18T	MAX8640YELT18+T	µDFN-6	2.7	5.5	1.8	1.8	0.5	0.048	2000			
◆ 700-MAX8640YEXT18T	MAX8640YEXT18+T	SC70	2.7	5.5	1.8	1.8	0.5	0.048	2000			
◆ 700-MAX8640YEXT25T	MAX8640YEXT25+T	SC70	2.7	5.5	2.5	2.5	0.5	0.048	2000			
◆ 700-MAX8896EREET	MAX8896EREE+T	UCSP(R)-16	2.7	5.5	0.5	5	0.7	0.155	2000			
◆ 700-MAX8546EUB	MAX8546EUB+	µMAX-10	2.7	28	0.8	23	15	1.2	300			
◆ 700-MAX1775EEE	MAX1775EEE+	QSOP-16	2.7	28	1	5.5	2	0.03	1250			
◆ 700-MAX1692EUB	MAX1692EUB+	µMAX-10	2.7	5.5	1.25	5.5	0.6	0.14	750			
◆ 700-MAX1684EEE	MAX1684EEE+	QSOP-16	2.7	14	1.25	14	1	0.61	300			
◆ 700-MAX1685EEE	MAX1685EEE+	QSOP-16	2.7	14	1.25	14	1	0.61	600			
◆ 700-MAX686EEE	MAX686EEE+	QSOP-16	2.7	5.5	---	---	0.1	0.125	300			
◆ 700-MAX15038ETG	MAX15038ETG+	TQFN-24	2.9	5.5	0.6	4.5	4	8	2000			
◆ 700-MAX15039ETG	MAX15039ETG+	TQFN-24	2.9	5.5	0.6	4.5	≥6/≤4	8	2000			
◆ 700-MAX766CSA	MAX766CSA+	SOIC-8	3	16.5	-1	-16	0.1	0.12	300			
◆ 700-MAX1953EUB	MAX1953EUB+	µMAX-10	3	5.5	0.8	4.5	4	1	1000			
◆ 700-MAX1644EAE	MAX1644EAE+	SSOP-16	3	5.5	1.1	5.5	2	0.36	350			
◆ 700-MAX1742EEE	MAX1742EEE+	QSOP-16	3	5.5	1.1	5.5	1	0.6	1000			
◆ 700-MAX1830EEE	MAX1830EEE+	QSOP-16	3	5.5	1.1	5.5	3	0.75	1000			
◆ 700-MAX1831EEE	MAX1831EEE+	QSOP-16	3	5.5	1.1	5.5	3	0.75	1000			
◆ 700-MAX1649CSA	MAX1649CSA+	SOIC-8	3	16	1.5	16	2.5	0.1	300			
◆ 700-MAX1649ESA	MAX1649ESA+	SOIC-8	3	16	1.5	16	2.5	0.1	300			
700-MAX1649CPA	MAX1649CPA+	PDIP-8	3	16	1.5	16	3	0.1	300			
◆ 700-MAX1651ESA	MAX1651ESA+	SO-8	3	16	1.5	16	3	0.1	300			
◆ 700-MAX1627ESAT	MAX1627ESA+T	SOIC-8	3	16.5	1.3	16	3	---	300			
◆ 700-MAX1626ESA	MAX1626ESA+	SOIC-8	3	16.5	3.3	5	3	0.09	300			
◆ 700-MAX1627ESA	MAX1627ESA+	SOIC-8	3	16.5	13	16	3	0.09	300			
◆ 700-MAX887HESA	MAX887HESA+	SOIC-8	3.5	11	1.25	10	0.6	0.5	440			
◆ 700-MAX16909RAUE/V+	MAX16909RAUE/V+	TSSOP-EP-16	3.5	36	1	10	3	3.5	1000			
◆ 700-MAX16922ATPI/V+	MAX16922ATPI/V+	TQFN-20	3.7	28	1	5.5	1.2	1.2	2200			
◆ 700-MAX750ACSA	MAX750ACSA+	SOIC-8	4	11	1.25	11	0.45	3	190			
700-MAX758ACPA	MAX758ACPA+	PDIP-8	4	16	1.25	16	0.75	3	190			
◆ 700-MAX639ESA	MAX639ESA+	SOIC-8	4	11.5	1.3	11.5	0.225	0.02	---			
◆ 700-MAX640ESA	MAX640ESA+	SOIC-8	4	11.5	1.3	11.5	0.225	0.02	---			
◆ 700-MAX639CSA	MAX639CSA+	SO-8	4	11.5	1.3	11.5	0.225	0.02	---			
◆ 700-MAX640CSA	MAX640CSA+	SO-8	4	11.5	1.3	11.5	0	0.02	---			
◆ 700-MAX651ESA	MAX651ESA+	SO-8	4	16.5	1.5	16.5	3	0.1	300			
◆ 700-MAX1902EAI	MAX1902EAI+	SSOP-28	4.2	30	2.5	5.5	5	0.05	330			
◆ 700-MAX15035ETL	MAX15035ETL+	TQFN-40	4.5	26	0.5	23	15	---	600			
◆ 700-MAX15041ETE	MAX15041ETE+	TQFN-16	4.5	28	0.6	25	3	4	350			
◆ 700-MAX15002ATL	MAX15002ATL+	TQFN-40	4.5	23	0.6	18	20	6	2200			
◆ 700-MAX15023ETG	MAX15023ETG+	TQFN-24	4.5	28	0.6	28	15	6	1000			
◆ 700-MAX5072ETJ	MAX5072ETJ+	TQFN-32	4.5	23	0.8	28	2	4	2200			
◆ 700-MAX5098AATJ	MAX5098AATJ+	TQFN-32	4.5	19	0.8	16.5	2	6	2200			
◆ 700-MAX5099ATJ	MAX5099ATJ+	TQFN-32	4.5	19	0.8	16.5	2	6	2200			
◆ 700-MAX1655EEE	MAX1655EEE+	QSOP-16	4.5	30	1	5.5	10	0.364	340			
◆ 700-MAX1655ESE	MAX1655ESE+	SOIC-16	4.5	30	1	5.5	10	0.364	340			
◆ 700-MAX1623EAP	MAX1623EAP+	SSOP-20	4.5	5.5	1.1	3.8	3	0.525	350			
◆ 700-MAX1776EUA	MAX1776EUA+	µMAX-8	4.5	24	1.25	24	0.6	0.03	200			
◆ 700-MAX1745EUB	MAX1745EUB+	µMAX-10	4.5	36	1.25	18	10	0.14	330			
◆ 700-MAX1653EEE	MAX1653EEE+	QSOP-16	4.5	30	2.5	5.5	10	0.364	340			
◆ 700-MAX1653ESE	MAX1653ESE+	SOIC-16	4.5	30	2.5	5.5	10	0.364	340			
◆ 700-MAX797CSE	MAX797CSE+	SOIC-16	4.5	30	2.5	6	10	0.44	340			
◆ 700-MAX767CAP	MAX767CAP+	SSOP-20	4.5	5.5	3.3	3.6	10	1	350			
◆ 700-MAX1744EUB	MAX1744EUB+	µMAX-10	4.5	36	3.3	5	10	0.14	330			
◆ 700-MAX15048ETJ+	MAX15048ETJ+	TQFN-32	4.7	23	0.6	20	15	9	1200			
◆ 700-MAX15049ETJ+	MAX15049ETJ+	TQFN-32	4.7	23	0.6	20	15	9	1200			
◆ 700-MAX15034AAUI	MAX15034AAUI+	TSSOP-28	4.75	28	0.61	5.5	50	17	1000			
◆ 700-MAX5066AUI	MAX5066AUI+	TSSOP-EP-28	4.75	28	0.61	5.5	25	-	1000			
◆ 700-MAX5066EUI	MAX5066EUI+	TSSOP-EP-28	4.75	28	0.61	5.5	25	-	1000			
◆ 700-MAX730ACSA	MAX730ACSA+	SOIC-8	5.2	11	5	5	0.45	3	210			
700-MAX738ACPA	MAX738ACPA+	PDIP-8	6	16	5	5	0.75	3	190			
◆ 700-MAX738ACWE	MAX738ACWE+	SOIC-16	6	16	5	5	0.75	3	190			
◆ 700-MAX738AEWE	MAX738AEWE+	SOIC-16	6	16	5	5	0.75	3	190			
◆ 700-MAX5090BATE	MAX5090BATE+	TQFN-16	6.5	76	1.265	11	2	0.55	125			
◆ 700-MAX5090CATE	MAX5090CATE+	TQFN-16	6.5	76	1.265	11	2	0.55	125			
◆ 700-MAX15020ATP	MAX15020ATP+	TQFN-20	7.5	40	0.5	36	2	2.8	500			

© Copyright 2014 Mouser Electronics

© Copyright 2014 Mouser Electronics

MAXIM INTEGRATED Power Management ICs

maxim integrated™

RoHS Compliant This product is RoHS compliant.

DC/DC SWITCHING REGULATORS (CONT.)

♦Surface Mount Device

NEW PRODUCT

For quantities greater than listed, call for quote.

MOUSER STOCK NO.	Maxim Integrated Part No.	Package	V_{IN} (V)		V_{OUT} (V)		I_{OUT} (Max.) (A)	I_{CC} (Max.) (mA)	Operating Freq. (kHz)	Price Each		
			Min.	Max.	Min.	Max.				1	25	100
Step-Down												
♦ 700-MAX5033DASA	MAX5033DASA+	SOIC-8	7.5	76	1.25	13.2	0.5	0.5	125			
♦ 700-MAX5035BASA	MAX5035BASA+	SOIC-8	7.5	76	1.25	13.2	1	0.5	125			
♦ 700-MAX5035CUSA	MAX5035CUSA+	SOIC-8	7.5	76	1.25	13.2	1	0.5	125			
♦ 700-MAX5035DASA	MAX5035DASA+	SOIC-8	7.5	76	1.25	13.2	1	0.5	125			
♦ 700-MAX5035DUSA	MAX5035DUSA+	SOIC-8	7.5	76	1.25	13.2	1	0.5	125			
♦ 700-MAX5033AUSA	MAX5033AUSA+	SO-8	7.5	7.6	1.25	13.2	1	0.5	125			
♦ 700-MAX5033BASA	MAX5033BASA+	SO-8	7.5	76	1.25	13.2	1	0.5	125			
♦ 700-MAX5033BUSA	MAX5033BUSA+	SO-8	7.5	76	1.25	13.2	1	0.5	125			
♦ 700-MAX5035CASA	MAX5035CASA+	SO-8	7.5	76	1.25	13.2	1	0.5	125			
♦ 700-MAX8643AETG	MAX8643AETG+	TQFN-24	2.35	3.6	0.6	2.5	3	6.5	2000			
♦ 700-MAX15050EWE+T	MAX15050EWE+T	WLP-16	2.9	5.5	0.6	5	4	8.5	1000			
♦ 700-MAX15051EWE+T	MAX15051EWE+T	WLP-16	2.9	5.5	0.6	5	4	8.5	1000			
♦ 700-MAX1954EUB	MAX1954EUB+	µMAX-10	3	13.2	0.8	4.5	25	1	300			
♦ 700-MAX8544EEP	MAX8544EEP+	QSOP-20	3	13.2	0.8	11	25	3	1000			
♦ 700-16903RAUE33/V+	MAX16903RAUE33/V+	TSSOP-16	3.5	28	3.3	5	1	0.025	2100			
♦ 700-16903RAUE50/V+	MAX16903RAUE50/V+	TSSOP-16	3.5	28	3.3	5	1	0.025	2100			
♦ 700-16903SAUE33/V+	MAX16903SAUE33/V+	TSSOP-16	3.5	28	3.3	5	1	0.025	2100			
♦ 700-16903SAUE50/V+	MAX16903SAUE50/V+	TSSOP-16	3.5	28	3.3	5	1	0.025	2100			
♦ 700-16904RAUE33/V+	MAX16904RAUE33/V+	TSSOP-16	3.5	28	3.3	5	1	0.035	2100			
♦ 700-16904RAUE50/V+	MAX16904RAUE50/V+	TSSOP-16	3.5	28	3.3	5	1	0.035	2100			
♦ 700-16904SAUE33/V+	MAX16904SAUE33/V+	TSSOP-16	3.5	28	3.3	5	1	0.035	2100			
♦ 700-16904SAUE50/V+	MAX16904SAUE50/V+	TSSOP-16	3.5	28	3.3	5	1	0.035	2100			
♦ 700-MAX17410GTM	MAX17410GTM+	TQFN-48	4.5	26	0	1.5	50	7	300			
♦ 700-MAX15046BAEE+	MAX15046BAEE+	QSOP-16	4.5	40	0.6	36	25	3	1000			
♦ 700-MAX8655ETN	MAX8655ETN+	TQFN-56	4.5	25	0.7	5.5	25	3	1000			
♦ 700-MAX8855ETJ	MAX8855ETJ+	TQFN-56	4.5	25	0.7	5.5	25	3	1000			
♦ 700-MAX8717ETI	MAX8717ETI+	TQFN-28	4.5	26	1	5.5	5	1.3	500			
700-MAX730ACPA	MAX730ACPA+	PDIP-8	5.2	11	5	5	0	3	210			
Step-Up												
♦ 700-MAX1947ETA18T	MAX1947ETA18+T	TDFN-8	0.7	3.6	1.8	3.3	0.25	0.11	-			
♦ 700-MAX1947ETA25T	MAX1947ETA25+T	TDFN-8	0.7	3.6	1.8	3.3	0.25	0.11	-			
♦ 700-MAX1947ETA30T	MAX1947ETA30+T	TDFN-8	0.7	3.6	1.8	3.3	0.25	0.11	-			
♦ 700-MAX1947ETA33T	MAX1947ETA33+T	TDFN-8	0.7	3.6	1.8	3.3	0.25	0.11	-			
♦ 700-MAX1674EUA	MAX1674EUA+	µMAX-8	0.7	5.5	2	5.5	0.3	0.035	-			
♦ 700-MAX1675EUA	MAX1675EUA+	µMAX-8	0.7	5.5	2	5.5	0.3	0.035	-			
♦ 700-MAX1676EUB	MAX1676EUB+	µMAX-10	0.7	5.5	2	5.5	0.3	0.06	-			
♦ 700-MAX1708EEE	MAX1708EEE+	QSOP-16	0.7	5	2.5	5	2	2	350			
♦ 700-MAX1709ESE	MAX1709ESE+	SOIC-16	0.7	5	2.5	5.5	4	0.44	600			
♦ 700-MAX1703ESE	MAX1703ESE+	SOIC-16	0.7	5.5	2.5	5.5	1.5	0.12	400			
♦ 700-MAX1705EEE	MAX1705EEE+	QSOP-16	0.7	5.5	2.5	5.5	0.8	0.19	400			
♦ 700-MAX1706EEE	MAX1706EEE+	QSOP-16	0.7	5.5	2.5	5.5	0.4	0.19	400			
♦ 700-MAX1760EUB	MAX1760EUB+	µMAX-10	0.7	5.5	2.5	5.5	0.8	0.185	1000			
♦ 700-MAX1760HEUB	MAX1760HEUB+	µMAX-10	0.7	5.5	2.5	5.5	0.8	0.185	1000			
♦ 700-MAX1763EEE	MAX1763EEE+	QSOP-16	0.7	5.5	2.5	5.5	1.5	0.2	1000			
♦ 700-MAX1763EUE	MAX1763EUE+	TSSOP-16	0.7	5.5	2.5	5.5	1.5	0.2	1000			
♦ 700-MAX848ESE	MAX848ESE+	SOIC-16	0.7	5.5	2.7	5.5	0.3	0.09	400			
700-MAX756EPA	MAX756EPA+	PDIP-8	0.7	5.5	2.7	5.5	0.3	0.06	500			
700-MAX757CPA	MAX757CPA+	PDIP-8	0.7	5.5	2.7	5.5	0.3	0.06	500			
♦ 700-MAX757ESA	MAX757ESA+	SO-8	0.7	5.5	2.7	5.5	0.3	0.06	500			
♦ 700-MAX1724EZK33T	MAX1724EZK33+T	TSOT-5	0.8	5.5	2.7	5	0.15	0.0035	-			
♦ 700-MAX856CSA	MAX856CSA+	SOIC-8	0.8	6	3.3	5	0.15	0.06	500			
♦ 700-MAX856ESA	MAX856ESA+	SOIC-8	0.8	6	3.3	5	0.15	0.06	500			
♦ 700-MAX1765EEE	MAX1765EEE+	QSOP-16	1	5.5	1.25	5	0.8	0.2	1000			
♦ 700-MAX1765EUE	MAX1765EUE+	TSSOP-16	1	5.5	1.25	5	0.8	0.2	1000			
♦ 700-MAX1796EUA	MAX1796EUA+	µMAX-8	1	5.5	2	5.5	0.3	0.045	-			
♦ 700-MAX1797EUA	MAX1797EUA+	µMAX-8	1	5.5	2	5.5	0.55	0.045	-			
700-MAX751CPA	MAX751CPA+	PDIP-8	1.2	5.5	5	5	0.15	3	170			
♦ 700-MAX1834EUT+T	MAX1834EUT+T	SOT-23-6	1.5	5.5	2	5.5	0.15	0.008	500			
700-MAX633ACPA	MAX633ACPA+	PDIP-8	1.5	15.6	2	16.5	0.05	2	65			
♦ 700-MAX1833ETT30T	MAX1833ETT30+T	TDFN-6	1.5	5.5	3.3	3.3	0.15	0.008	500			
♦ 700-MAX608ESA	MAX608ESA+	SOIC-8	1.8	16.5	3	16.5	1	0.11	300			
700-MAX608EPA	MAX608EPA+	PDIP-8	1.8	16.5	3	16.5	1	0.11	300			
♦ 700-MAX630CSA	MAX630CSA+	SOIC-8	2	16.5	0	187	-	-	75			
700-MAX631ACPA	MAX631ACPA+	PDIP-8	2	16.5	2	16.5	0.05	0.4	60			
700-MAX632ACPA	MAX632ACPA+	PDIP-8	2	16.5	2	16.5	0.05	2	65			
♦ 700-MAX632ACSA	MAX632ACSA+	SOIC-8	2	16.5	2	16.5	0.05	2	65			
700-MAX1771CPA	MAX1771CPA+	PDIP-8	2	16.5	2	100	2	0.11	300			
♦ 700-MAX1771CSA	MAX1771CSA+	SOIC-8	2	16.5	2	100	2	0.11	300			
♦ 700-MAX1771ESA	MAX1771ESA+	SOIC-8	2	16.5	2	100	2	0.11	300			
700-MAX1771EPA	MAX1771EPA+	PDIP-8	2	16.5	2	100	2	0.11	300			
♦ 700-MAX631ACSA	MAX631ACSA+	SO-8	2	16.5	2	16.5	0.05	0.4	60			
♦ 700-MAX641ACSA	MAX641ACSA+	SOIC-8	2	16.5	4.75	5.25	-	-	50			
♦ 700-MAX641AESA	MAX641AESA+	SOIC-8	2	16.5	4.75	5.25	-	-	50			
♦ 700-MAX17116ETG+	MAX17116ETG+	TQFN-24	2.3	4.2	4.556	4.645	250	-	1400			
♦ 700-MAX1523EUTT	MAX1523EUT+T	SOT-6	2.5	5.5	2.5	100	0.95	0.05	1000			
♦ 700-MAX1790EUA	MAX1790EUA+	µMAX-8	2.6	5.5	2.6	12	0.7	0.35	1200			
♦ 700-MAX1932ETC	MAX1932ETC+	TQFN-12	2.7	5.5	4.5	90	0.01	1	300			
♦ 700-MAX618EEE	MAX618EEE+	QSOP-16	3	28	3	28	0.5	0.5	250			
♦ 700-MAX5026EUTT	MAX5026EUT+T	SOT-6	3	11	5	36	0.04	1	500			
♦ 700-MAX1791EUB	MAX1791EUB+	µMAX-10	5	20	0.5	5.5	2	0.41	300			
♦ 700-MAX857ESA	MAX857ESA+	SO-8	0.8	6	2.7	6	0.15	0.06	500			
♦ 700-MAX1795EUA	MAX1795EUA+	µMAX-8	1	5.5	2	5.5	0.18	0.045	---			
♦ 700-MAX863EEE	MAX863EEE+	QSOP-16	1.5	11	1.25	100	2	0.085	---			
♦ 700-MAX606EUA	MAX606EUA+	µMAX-8	3	5.5	3	12.5	0.18	0.25	1000			
♦ 700-MAX15004AAUE	MAX15004AAUE+	TSSOP-16	4.5	40	1	100	10	3.1	1000			
♦ 700-MAX15004BAUE/V+	MAX15004BAUE/V+	TSSOP-16	4.5	40	1	100	10	3.1	1000			
♦ 700-MAX15005AAUE	MAX15005AAUE+	TSSOP-16	4.5	40	1.23	100	10	3.1	1000			
♦ 700-MAX15005BAUE	MAX15005BAUE+	TSSOP-16	4.5	40	1.23	100	10	3.1	1000			
♦ 700-MAX17498AATE+	MAX17498AATE+	QFN-16	4.5	36	1.25	65	2	-	500			
Step-Up/Down												
♦ 700-MAX710ESE	MAX710ESE+	SOIC-16	1.8	11	4.8	5.2	0.25/0.5	10	---			
Development Tools		Description										
700-MAX15021EVKIT+	MAX15021EVKIT+	Evaluation kit for MAX15021									-	-
700-MAX5066EVKIT-	MAX5066EVKIT-	Evaluation kit for MAX15034B and MAX5066									-	-
700-MAX15023EVKIT	MAX15023EVKIT+	Evaluation kit for MAX15023									-	-
700-MAX15038EVKIT	MAX15038EVKIT+	Evaluation kit for MAX15038									-	-
700-MAX5066EVKIT-	MAX5066EVKIT	Evaluation kit for MAX5066									-	-
700-MAX8664EVKIT	MAX8664EVKIT+	Evaluation kit for MAX8664									-	-

© Copyright 2014 Mouser Electronics

© Copyright 2014 Mouser Electronics

MAXIM INTEGRATED Power Management ICs

RoHS Compliant This product is RoHS compliant.

maxim integrated™

PROGRAMMABLE PULSE WIDTH MODULATORS

♦Surface Mount Device

For quantities greater than listed, call for quote.

MOUSER STOCK NO.	Maxim Integrated Part No.	Package	f_{OUT} (kHz)	Freq. Var. (%)	Program Range Duty Cycle (%)	Interface	V_{SUPPLY} (V)	Price Each 1	25	100
♦ 700-DS1050Z-005	DS1050Z-005+	SOIC-8N	5	20	0 to 100	2-Wire	2.7-5.5			
♦ 700-DS1050U-010	DS1050U-010+	µMAX-8	10	20	0 to 100	2-Wire	2.7-5.5			
♦ 700-DS1050Z-025	DS1050Z-025+	SOIC-8N	25	20	0 to 100	2-Wire	2.7-5.5			

CURRENT MODE PWM CONTROLLERS WITH PROGRAMMABLE SWITCHING FREQUENCY

NEW PRODUCT

♦Surface Mount Device

For quantities greater than listed, call for quote.

MOUSER STOCK NO.	Maxim Integrated Part No.	Package	Prog. Switching Freq.	No. of Outputs	Duty Cycle (max.) (%)	Output Voltage (V)	Output Current (µA)	Supply Voltage (V)	Supply Current (µA)	Price Each 1	25	100
♦ 700-MAX17499AAUB+	MAX17499AAUB+	µMAX-10	12.5-625	3	50	1.5	50	9.5	50			
♦ 700-MAX17499BAUB+	MAX17499BAUB+	µMAX-10	12.5-625	3	75	1.5	50	9.5	50			
♦ 700-MAX17500AAUB+	MAX17500AAUB+	µMAX-10	12.5-625	3	50	1.5	50	24	50			
♦ 700-MAX17500BAUB+	MAX17500BAUB+	µMAX-10	12.5-625	3	75	1.5	50	24	50			

LOW DROPOUT (LDO) REGULATORS

♦Surface Mount Device

For quantities greater than listed, call for quote.

MOUSER STOCK NO.	Maxim Integrated Part No.	Package	Rated I_{LOAD} (mA)	V_{IN} (V) Min.	V_{IN} (V) Max.	Adj. V_{OUT} (V) Min.	Adj. V_{OUT} (V) Max.	V_{OUT} Accuracy (±%)	I_{CC} (Max.) (µA)	Price Each 1	25	100
♦ 700-MAX1725EUKT	MAX1725EUK+T	SOT-5	20	2.5	12	1.5	5	1.5	4.5			
♦ 700-MAX1726EUK50T	MAX1726EUK50+T	SOT-5	20	2.5	12	---	---	1.5	4.5			
700-MAX664CPA	MAX664CPA+	PDIP-8	40	-2	-16.5	-1.3	-15	5	12			
♦ 700-MAX664CSA	MAX664CSA+	SOIC-8	40	-2	-16.5	-1.3	-15	5	12			
♦ 700-MAX664ESA	MAX664ESA+	SOIC-8	40	-2	-16.5	-1.3	-15	5	12			
700-MAX663CPA	MAX663CPA+	PDIP-8	40	2	16.5	1.3	16	5	12			
♦ 700-MAX663CSA	MAX663CSA+	SOIC-8	40	2	16.5	1.3	16	5	12			
♦ 700-MAX663ESA	MAX663ESA+	SOIC-8	40	2	16.5	1.3	16	5	12			
700-MAX666CPA	MAX666CPA+	PDIP-8	40	2	16.5	1.3	15	5	12			
♦ 700-MAX666CSA	MAX666CSA+	SO-8	40	2	16.5	1.3	15	5	12			
♦ 700-MAX666ESA	MAX666ESA+	SOIC-8	40	2	16.5	1.3	15	5	12			
♦ 700-MAX8865TEUA	MAX8865TEUA+	µMAX-8	100	2.5	5.5	1.3	5.5	2.5	270			
♦ 700-MAX8863SEUKT	MAX8863SEUK+T	SOT-5	120	2.5	5.5	1.25	5.5	3.5	170			
♦ 700-MAX8892EXKT	MAX8892EXK+T	SC70-5	150	2	6	1.225	4.5	3	40			
♦ 700-MAX8877EUK28T	MAX8877EUK28+T	SOT-5	150	2.5	6.5	1.5	5	1.4	180			
♦ 700-MAX6791TPLD2	MAX6791TPLD2+	TQFN-20	150	5	72	1.8	11	3	85			
♦ 700-MAX6791TPSD2	MAX6791TPSD2+	TQFN-20	150	5	72	1.8	11	3	85			
♦ 700-MAX6791TPSD2+T	MAX6791TPSD2+T	TQFN-20	150	5	72	1.8	11	3	85			
♦ 700-MAX6793TPSD2	MAX6793TPSD2+	TQFN-20	150	5	72	1.8	11	3	85			
♦ 700-MAX6794TPSD2	MAX6794TPSD2+	TQFN-20	150	5	72	1.8	11	3	85			
♦ 700-MAX1735EUK30T	MAX1735EUK30+T	SOT-5	200	-2.5	-6.5	-1.25	-5.5	3	180			
♦ 700-MAX8880EUTT	MAX8880EUT+T	SOT-23-6	200	2.5	12	1.25	5	1.5	10			
♦ 700-MAX8881EUT33T	MAX8881EUT33+T	SOT-6	200	2.5	12	---	---	1.5	10			
700-MAX882CPA	MAX882CPA+	PDIP-8	200	2.7	11.5	1.25	11	5	15			
♦ 700-MAX882CSA	MAX882CSA+	SOIC-8	200	2.7	11.5	1.25	11	5	15			
♦ 700-MAX882ESA	MAX882ESA+	SOIC-8	200	2.7	11.5	1.25	11	5	15			
700-MAX883CPA	MAX883CPA+	PDIP-8	200	2.7	11.5	1.25	11	5	15			
♦ 700-MAX883CSA	MAX883CSA+	SOIC-8	200	2.7	11.5	1.25	11	5	15			
♦ 700-MAX883ESA	MAX883ESA+	SOIC-8	200	2.7	11.5	1.25	11	5	15			
♦ 700-MAX5093AATE	MAX5093AATE+	TQFN-16	250	3.5	72	1.5	10	1.5	85			
♦ 700-MAX5093BATE	MAX5093BATE+	TQFN-16	250	3.5	72	1.5	10	1.5	85			
700-MAX667CPA	MAX667CPA+	PDIP-8	250	3.5	16.5	1.3	15	4	25			
♦ 700-MAX667CSA	MAX667CSA+	SOIC-8	250	3.5	16.5	1.3	15	4	25			
700-MAX667EPA	MAX667EPA+	PDIP-8	250	3.5	16.5	1.3	15	4	25			
♦ 700-MAX667ESA	MAX667ESA+	SOIC-8	250	3.5	16.5	1.3	15	4	25			
♦ 700-MAX8860EUA18	MAX8860EUA18+	µMAX-8	300	2.5	6.5	1.25	6.5	1.4	270			
♦ 700-MAX8860EUA28	MAX8860EUA28+	µMAX-8	300	2.5	6.5	1.25	6.5	1.4	270			
♦ 700-MAX8860EUA33	MAX8860EUA33+	µMAX-8	300	2.5	6.5	1.25	6.5	1.4	270			
♦ 700-MAX6795TPLD2	MAX6795TPLD2+	TQFN-20	300	5	72	1.8	11	3	85			
♦ 700-MAX6795TPSD2	MAX6795TPSD2+	TQFN-20	300	5	72	1.8	11	3	85			
♦ 700-MAX6796TPSD2	MAX6796TPSD2+	TQFN-20	300	5	72	1.8	11	3	85			
♦ 700-MAX1658ESA	MAX1658ESA+	SOIC-8	350	2.7	16.5	1.25	16	3	60			
♦ 700-MAX1659ESA	MAX1659ESA+	SOIC-8	350	2.7	16.5	1.25	16	3	60			
♦ 700-MAX1806EUA08	MAX1806EUA08+	µMAX-8	500	2.25	5.5	0.8	4.5	1	400			
♦ 700-MAX1806EUA15	MAX1806EUA15+	µMAX-8	500	2.25	5.5	0.8	4.5	1	400			
♦ 700-MAX1806EUA18	MAX1806EUA18+	µMAX-8	500	2.25	5.5	0.8	4.5	1	400			
♦ 700-MAX1806EUA33	MAX1806EUA33+	µMAX-8	500	2.25	5.5	0.8	4.5	1	400			
♦ 700-MAX1792EUA25	MAX1792EUA25+	µMAX-8	500	2.5	5.5	1.25	5	1	250			
♦ 700-MAX1792EUA33	MAX1792EUA33+	µMAX-8	500	2.5	5.5	1.25	5	1	250			
♦ 700-MAX1792EUA50	MAX1792EUA50+	µMAX-8	500	2.5	5.5	1.25	5	1	250			
♦ 700-MAX1857EUA47	MAX1857EUA47+	µMAX-8	500	2.5	5.5	1.25	5	1	250			
700-MAX603CPA	MAX603CPA+	PDIP-8	500	2.7	11.5	1.3	11.5	3	50			
♦ 700-MAX603CSA	MAX603CSA+	SOIC-8	500	2.7	11.5	1.3	11.5	3	50			
♦ 700-MAX603ESA	MAX603ESA+	SOIC-8	500	2.7	11.5	1.3	11.5	3	50			
700-MAX604CPA	MAX604CPA+	PDIP-8	500	2.7	11.5	1.3	11.5	5	35			
♦ 700-MAX604CSA	MAX604CSA+	SOIC-8	500	2.7	11.5	1.3	11.5	5	35			
♦ 700-MAX604ESA	MAX604ESA+	SOIC-8	500	2.7	11.5	1.3	11.5	5	35			
♦ 700-MAX8516EUB	MAX8516EUB+	µMAX-10	1000	1.4	3.6	0.5	3.4	0.6	600			
♦ 700-MAX8517EUB	MAX8517EUB+	µMAX-10	1000	1.4	3.6	0.5	3.4	0.6	600			
♦ 700-MAX8516EUBT	MAX8516EUB+T	µMAX-EP-10	1000	1.4	3.6	0.5	3.4	1.4	600			
♦ 700-MAX15027ATBT	MAX15027ATB+T	TDFN-10	1000	1.425	3.6	0.5	3.3	2	410			
♦ 700-MAX1793EUE15	MAX1793EUE15+	TSSOP-16	1000	2.5	5.5	1.25	5	1	200			
♦ 700-MAX1793EUE25	MAX1793EUE25+	TSSOP-16	1000	2.5	5.5	1.25	5	1	200			
♦ 700-MAX1793EUE33	MAX1793EUE33+	TSSOP-16	1000	2.5	5.5	1.25	5	1	200			
♦ 700-MAX8869EUE18	MAX8869EUE18+	TSSOP-16	1000	2.7	5.5	0.8	5	1	2000			
♦ 700-MAX8869EUE33	MAX8869EUE33+	TSOP-16	1000	2.7	5.5	0.8	5	1	2000			
♦ 700-MAX8526EUD	MAX8526EUD+	TSSOP-14	2000	1.4	3.6	0.5	3.4	0.6	800			
♦ 700-MAX8527EUD	MAX8527EUD+	TSSOP-14	2000	1.4	3.6	0.5	3.4	0.6	800			
♦ 700-MAX8528EUD	MAX8528EUD+	TSSOP-14	2000	1.4	3.6	0.5	3.4	0.6	800			
♦ 700-MAX8557ETE	MAX8557ETE+	TQFN-16	4000	1.4	3.6	0.5	3.4	1	1600			

© Copyright 2014 Mouser Electronics

For current pricing, visit mouser.com

© Copyright 2014 Mouser Electronics

MAXIM INTEGRATED Power Management ICs

RoHS Compliant This product is RoHS compliant.

LINEAR REGULATORS

♦Surface Mount Device

For quantities greater than listed, call for quote.

MOUSER STOCK NO.	Maxim Integrated Part No.	Package	Regulators	V_{IN} (V) (Min./Max.)	Preset V_{OUT} (V)	Adj. V_{OUT} (V)(Min./Max.)	$V_{DROPOUT}$ @ Rated I_{LOAD} (mA)	I_{CC} (Max.) (µA)	Watchdog	Price Each 1	25	100
♦ 700-MAX16910CASA8/V	MAX16910CASA8/V+	SO-8	1	3.5/45	3.3, 5	1.5/11	0.28	30	No			
♦ 700-MAX16910CASA9/V	MAX16910CASA9/V+	SO-8	1	3.5/45	3.3, 5	1.5/11	0.28	30	No			
♦ 700-MAX6765TTLD2T	MAX6765TTLD2+T	TDFN-EP-6	1	4/72	1.8, 2.5, 3.3, 5	4/27	0.62	45	No			
♦ 700-MAX6769TALD2T	MAX6769TALD2+T	TDFN-EP-8	1	4/72	1.8, 2.5, 3.3, 5	1.8/1.1	0.62	45	No			
♦ 700-MAX6773TATD2T	MAX6773TATD2+T	TDFN-EP-8	1	4/72	1.8, 2.5, 3.3, 5	1.8/1.1	0.62	50	Yes			
♦ 700-MAX5023LASA	MAX5023LASA+	SO-8	1	6.5/65	3.3, 5	-	0.9	140	Yes			
♦ 700-MAX5024TASA	MAX5024TASA+	SO-8	1	6.5/65	3.3, 5	2.5/11	0.9	140	No			

SERIES VOLTAGE REFERENCES

♦Surface Mount Device

For quantities greater than listed, call for quote.

MOUSER STOCK NO.	Maxim Integrated Part No.	Package	V_{OUT} (V)	Initial Accuracy @ +25°C (%)	Temp. Coeff. (ppm/°C) (Max.)	V_{SUPPLY} (V) (Max.)	I_{SUPPLY} (µA) (Max.)	Noise 0.1Hz to 10Hz (Typ.) (VPP)	Operating Temp. (°C)	Price Each 1	25	100
♦ 700-MAX6120EURT	MAX6120EUR+T	SOT-23-3	1.2	1	100	2.4/11	70	10	-40 to +85			
♦ 700-MAX6520EURT	MAX6520EUR+T	SOT-23-3	1.2	1	50	2.4/11	70	10	-40 to +85			
♦ 700-MAX6190AESA	MAX6190AESA+	SOIC-8	1.25	0.16	5	2.5/12.6	35	25	-40 to +85			
♦ 700-MAX6061AEURT	MAX6061AEUR+T	SOT-23-3	1.25	0.4	20	2.5/12.6	125	13	-40 to +85			
♦ 700-MAX6101EURT	MAX6101EUR+T	SOT-23-3	1.25	0.4	75	2.5/12.6	125	13	-40 to +85			
♦ 700-MAX6018AEUR12T	MAX6018AEUR12+T	SOT-3	1.263	0.2	50	5.5	5	40	-40 to +85			
♦ 700-MAX6126AASA21	MAX6126AASA21+	SOIC-8	2.048	0.02	3	2.7/12.6	550	1.35	-40 to +125			
♦ 700-MAX6126A21	MAX6126A21+	µMAX-8	2.048	0.06	3	2.7/12.6	550	1.35	-40 to +125			
♦ 700-MAX6126BASA21	MAX6126BASA21+	SOIC-8	2.048	0.06	5	2.7/12.6	550	1.35	-40 to +125			
♦ 700-MAX6162AESA	MAX6162AESA+	SOIC-8	2.048	0.1	5	2.5/12.6	120	22	-40 to +85			
♦ 700-MAX6191AESA	MAX6191AESA+	SOIC-8	2.048	0.1	5	2.5/12.6	35	40	-40 to +85			
♦ 700-MAX6191BESA	MAX6191BESA+	SOIC-8	2.048	0.244	10	2.5/12.6	35	40	-40 to +85			
♦ 700-MAX6018AEUR21T	MAX6018AEUR21+T	SOT-3	2.048	0.4	50	5.5	5	40	-40 to +85			
♦ 700-MAX6018BEUR21T	MAX6018BEUR21+T	SOT-23-3	2.048	0.4	50	1.8/5.5	5	40	-40 to +85			
♦ 700-MAX6106EURT	MAX6106EUR+T	SOT-23-3	2.048	0.4	75	2.5/12.6	125	22	-40 to +85			
♦ 700-MAX6126AASA25	MAX6126AASA25+	SOIC-8	2.5	0.02	3	2.7/12.6	550	1.35	-40 to +125			
♦ 700-MAX6133AASA25	MAX6133AASA25+	SOIC-8	2.5	0.04	5	2.7/12.6	60	16	-40 to +125			
♦ 700-MAX6325CSA	MAX6325CSA+	SOIC-8	2.5	0.04	1	8/36	3000	1.5	0 to +70			
♦ 700-MAX6325ESA	MAX6325ESA+	SOIC-8	2.5	0.04	1	8/36	3000	1.5	-40 to +85			
♦ 700-MAX6126A25	MAX6126A25+	µMAX-8	2.5	0.06	3	2.7/12.6	550	1.35	-40 to +125			
♦ 700-MAX6126BASA25	MAX6126BASA25+	SOIC-8	2.5	0.06	5	2.7/12.6	550	1.35	-40 to +125			
♦ 700-MAX6133A25	MAX6133A25+	µMAX-8	2.5	0.06	5	2.7/12.6	60	16	-40 to +125			
♦ 700-MAX6173AASA	MAX6173AASA+	SOIC-8	2.5	0.06	3	4.5/40	600	4	-40 to +125			
♦ 700-MAX6173BASA	MAX6173BASA+	SOIC-8	2.5	0.06	10	4.5/40	600	4	-40 to +125			
♦ 700-MAX873AESA	MAX873AESA+	SOIC-8	2.5	0.06	7	4.5/18	280	16	-40 to +85			
♦ 700-MAX6192AESA	MAX6192AESA+	SOIC-8	2.5	0.08	5	2.7/12.6	35	60	-40 to +85			
♦ 700-MAX6126B25	MAX6126B25+	µMAX-8	2.5	0.1	7	2.7/12.6	550	1.35	-40 to +125			
♦ 700-MAX6166AESA	MAX6166AESA+	SOIC-8	2.5	0.1	5	2.7/12.6	120	27	-40 to +85			
♦ 700-MAX6220ASA-2.5	MAX6220ASA-2.5+	SOIC-8	2.5	0.1	20	8/40	3300	1.5	-40 to +125			
♦ 700-MAX873BESA	MAX873BESA+	SOIC-8	2.5	0.1	20	4.5/18	280	16	-40 to +85			
♦ 700-MAX6225BCSA	MAX6225BCSA+	SOIC-8	2.5	0.12	5	8/36	3000	2.8	0 to +70			
♦ 700-MAX6225BESA	MAX6225BESA+	SOIC-8	2.5	0.12	5	8/36	3000	2.8	-40 to +85			
♦ 700-MAX6029ESA25	MAX6029ESA25+	SOIC-8	2.5	0.15	30	2.7/12.6	5	30	-40 to +85			
♦ 700-MAX6034AEXR25T	MAX6034AEXR25+T	SC-70-3	2.5	0.2	30	2.7/5.5	115	45	-40 to +85			
♦ 700-MAX6035AAUR25T	MAX6035AAUR25+T	SOT-23-3	2.5	0.2	25	4.4/33	95	21	-40 to +125			
♦ 700-MAX6037AAUK25T	MAX6037AAUK25+T	SOT-23-5	2.5	0.2	25	2.5/5.5	280	11	-40 to +125			
♦ 700-MAX6166BESA	MAX6166BESA+	SOIC-8	2.5	0.2	10	2.7/12.6	120	27	-40 to +85			
♦ 700-MAX6192BESA	MAX6192BESA+	SOIC-8	2.5	0.2	10	2.7/12.6	35	60	-40 to +85			
♦ 700-MAX6034BEXR25T	MAX6034BEXR25+T	SC-70-3	2.5	0.4	75	2.7/5.5	115	45	-40 to +85			
♦ 700-MAX6102EURT	MAX6102EUR+T	SOT-23-3	2.5	0.4	75	2.7/12.6	125	27	-40 to +85			
♦ 700-MAX6192CESA	MAX6192CESA+	SOIC-8	2.5	0.4	25	2.7/12.6	35	60	-40 to +85			
♦ 700-MAX6035BAUR25T	MAX6035BAUR25+T	SOT-23-3	2.5	0.5	65	4.4/33	95	21	-40 to +125			
♦ 700-MAX6002EURT	MAX6002EUR+T	SOT-23-3	2.5	1	100	2.7/12.6	45	60	-40 to +85			
♦ 700-MAX6125ESA	MAX6125ESA+	SO-8	2.5	1	50	12.6	130	15	-40 to +85			
♦ 700-MAX6125EURT	MAX6125EUR+T	SOT-23-3	2.5	1	50	2.7/12.6	130	15	-40 to +85			
♦ 700-MAX6126AASA30	MAX6126AASA30+	SOIC-8	3	0.02	3	2.7/12.6	550	1.35	-40 to +125			
♦ 700-MAX6133A30	MAX6133A30+	µMAX-8	3	0.06	5	2.7/12.6	60	16	-40 to +125			
♦ 700-MAX6163AESA	MAX6163AESA+	SOIC-8	3	0.07	5	3.2/12.6	120	22	-40 to +85			
♦ 700-MAX6126B30	MAX6126B30+	µMAX-8	3	0.1	7	2.7/12.6	550	1.35	-40 to +125			
♦ 700-MAX6063AEURT	MAX6063AEUR+T	SOT-23-3	3	0.2	20	3.2/12.6	125	27	-40 to +85			
♦ 700-MAX6034BEXR30T	MAX6034BEXR30+T	SC-70-3	3	0.4	75	2.7/5.5	115	45	-40 to +85			
♦ 700-MAX6103EURT	MAX6103EUR+T	SOT-23-3	3	0.4	75	3.2/12.6	125	35	-40 to +85			
♦ 700-MAX6003EURT	MAX6003EUR+T	SOT-23-3	3	1	100	3.2/12.6	45	75	-40 to +85			
♦ 700-MAX6143AASA33	MAX6143AASA33+	SOIC-8	3.3	0.05	3	4.5/40	600	4	-40 to +125			
♦ 700-MAX6126AASA41	MAX6126AASA41+	SOIC-8	4.096	0.02	3	2.7/12.6	550	1.35	-40 to +125			
♦ 700-MAX6241ACSA	MAX6241ACSA+	SOIC-8	4.096	0.02	2	8/36	3200	2.4	0 to +70			
♦ 700-MAX6241AESA	MAX6241AESA+	SOIC-8	4.096	0.02	2	8/36	3200	2.4	-40 to +85			
♦ 700-MAX6341CSA	MAX6341CSA+	SOIC-8	4.096	0.02	1	8/36	3200	2.4	0 to +70			
♦ 700-MAX6164AESA	MAX6164AESA+	SOIC-8	4.096	0.05	5	4.3/12.6	120	50	-40 to +85			
♦ 700-MAX6198AESA	MAX6198AESA+	SOIC-8	4.096	0.05	5	4.3/12.6	35	100	-40 to +85			
♦ 700-MAX6126BASA41	MAX6126BASA41+	SO-8	4.096	0.06	5	12.6	550	1	-40 to +125			
♦ 700-MAX6133A41	MAX6133A41+	µMAX-8	4.096	0.06	5	2.7/12.6	60	16	-40 to +125			
♦ 700-MAX6241BCSA	MAX6241BCSA+	SOIC-8	4.096	0.1	5	8/36	3200	2.4	0 to +70			
700-MAX6241BEPA	MAX6241BEPA+	PDIP-8	4.096	0.1	5	8/36	3200	2.4	-40 to +85			
♦ 700-MAX6241BESA	MAX6241BESA+	SOIC-8	4.096	0.1	5	8/36	3200	2.4	-40 to +85			
♦ 700-MAX6164BESA	MAX6164BESA+	SOIC-8	4.096	0.12	10	4.3/12.6	120	50	-40 to +85			
♦ 700-MAX6029ESA41	MAX6029ESA41+	SOIC-8	4.096	0.15	30	2.7/12.6	5	30	-40 to +85			
♦ 700-MAX6041AEURT	MAX6041AEUR+T	SOT-23-3	4.096	0.2	20	4.3/12.6	35	100	-40 to +85			
♦ 700-MAX6104EURT	MAX6104EUR+T	SOT-23-3	4.096	0.4	75	4.3/12.6	125	50	-40 to +85			
♦ 700-MAX6004EURT	MAX6004EUR+T	SOT-23-3	4.096	1	100	4.3/12.6	45	100	-40 to +85			
♦ 700-MAX6141ESA	MAX6141ESA+	SOIC-8	4.096	1	50	4.3/12.6	130	25	-40 to +85			
♦ 700-MAX6141EURT	MAX6141EUR+T	SOT-23-3	4.096	1	50	4.3/12.6	130	25	-40 to +85			
♦ 700-MAX6167AESA	MAX6167AESA+	SOIC-8	4.5	0.04	5	4.7/12.6	120	55	-40 to +85			
♦ 700-MAX6107EURT	MAX6107EUR+T	SOT-23-3	4.5	0.4	75	4.7/12.6	125	55	-40 to +85			

© Copyright 2014 Mouser Electronics
© Copyright 2014 Mouser Electronics

MAXIM INTEGRATED Power Management ICs

RoHS Compliant This product is RoHS compliant.

maxim integrated™

SERIES VOLTAGE REFERENCES (CONT.)

♦ Surface Mount Device

For quantities greater than listed, call for quote.

MOUSER STOCK NO.	Maxim Integrated Part No.	Package	V_{OUT} (V)	Initial Accuracy @ +25°C (%)	Temp. Coeff. (ppm/°C) (Max.)	V_{SUPPLY} (V) (Max.)	I_{SUPPLY} (µA) (Max.)	Noise 0.1Hz to 10Hz (Typ.) (VPP)	Operating Temp. (°C)	Price Each 1	25	100
♦ 700-MAX6145EURT	MAX6145EUR+T	SOT-23-3	4.5	1	50	4.7/12.6	130	30	-40 to +85			
♦ 700-MAX6250ACSA	MAX6250ACSA+	SOIC-8	5	0.02	2	8/36	3300	3	0 to +70			
700-MAX6250AEPA	MAX6250AEPA+	PDIP-8	5	0.02	2	8/36	3300	3	-40 to +85			
♦ 700-MAX6250AESA	MAX6250AESA+	SOIC-8	5	0.02	2	8/36	3300	3	-40 to +85			
♦ 700-MAX6350CSA	MAX6350CSA+	SOIC-8	5	0.02	1	8/36	3300	3	0 to +70			
♦ 700-MAX6350ESA	MAX6350ESA+	SOIC-8	5	0.02	1	8/36	3300	3	-40 to +85			
♦ 700-MAX6143AASA50	MAX6143AASA50+	SOIC-8	5	0.05	3	4.5/40	600	4	-40 to +125			
♦ 700-MAX6143BASA50	MAX6143BASA50+	SOIC-8	5	0.05	10	4.5/40	600	4	-40 to +125			
♦ 700-MAX6126BASA50	MAX6126BASA50+	SOIC-8	5	0.06	5	2.7/12.6	550	1.35	-40 to +125			
♦ 700-MAX6175AASA	MAX6175AASA+	SOIC-8	5	0.06	3	---/40	600	9	-40 to +125			
♦ 700-MAX6175BASA	MAX6175BASA+	SOIC-8	5	0.06	10	---/40	600	9	-40 to +125			
♦ 700-MAX875BESA	MAX875BESA+	SOIC-8	5	0.06	20	7/18	280	32	-40 to +85			
♦ 700-MAX6165BESA	MAX6165BESA+	SO-8	5	0.1	10	12.6	120	60	-40 to +85			
♦ 700-MAX6195BESA	MAX6195BESA+	SOIC-8	5	0.1	10	5.2/12.6	35	120	-40 to +85			
♦ 700-MAX6220ASA-5.0	MAX6220ASA-5.0+	SOIC-8	5	0.1	20	8/40	3300	1.5	-40 to +125			
♦ 700-MAX6250BCSA	MAX6250BCSA+	SOIC-8	5	0.1	5	8/36	3300	3	0 to +70			
♦ 700-MAX6250BESA	MAX6250BESA+	SOIC-8	5	0.1	5	8/36	3300	3	-40 to +85			
700-MAX675CPA	MAX675CPA+	PDIP-8	5	0.15	12	33	1400	10	-40 to +85			
♦ 700-MAX675ESA	MAX675ESA+	SOIC-8	5	0.15	12	8/33	1400	10	-40 to +85			
♦ 700-MAX6033BAUT50TG1	MAX6033BAUT50#TG16	SOT-6	5	0.2	10	2.7/12.6	60	16	-40 to +125			
♦ 700-MAX6050AEURT	MAX6050AEUR+T	SOT-23-3	5	0.2	20	5.2/12.6	35	120	-40 to +85			
♦ 700-REF02CESA	REF02CESA+	SOIC-8	5	0.3	8.5	8/33	1400	10	-40 to +85			
700-REF02CP	REF02CP+	PDIP-8	5	0.3	8.5	8/33	1400	10	0 to +70			
♦ 700-REF02CSA	REF02CSA+	SOIC-8	5	0.3	8.5	8/33	1400	10	0 to +70			
♦ 700-REF02HSA	REF02HSA+	SOIC-8	5	0.3	8.5	8/33	1400	10	-40 to +85			
♦ 700-MAX6105EURT	MAX6105EUR+T	SOT-23-3	5	0.4	75	5.2/12.6	125	60	-40 to +85			
♦ 700-MAX6035BAUR50T	MAX6035BAUR50+T	SOT-23-3	5	0.5	65	4.4/33	95	21	-40 to +125			
♦ 700-MAX6150EURT	MAX6150EUR+T	SOT-23-3	5	1	50	5.2	130	35	-40 to +85			
♦ 700-MAX6143AASA10	MAX6143AASA10+	SOIC-8	10	0.05	3	4.5/40	600	4	-40 to +125			
♦ 700-MAX6176AASA	MAX6176AASA+	SOIC-8	10	0.05	3	---/40	600	18	-40 to +125			
♦ 700-MAX674ESA	MAX674ESA+	SOIC-8	10	0.15	12	13/33	1400	20	-40 to +85			
700-REF01CP	REF01CP+	PDIP-8	10	0.3	8.5	33	1400	20	-40 to +85			
♦ 700-REF01CSA	REF01CSA+	SOIC-8	10	0.3	8.5	13/33	1400	20	0 to +70			
700-REF01HP	REF01HP+	PDIP-8	10	0.3	8.5	33	1400	20	-40 to +85			
♦ 700-MAX6037AAUKADJT	MAX6037AAUKADJ+T	SOT-23-5	Adj.	0.2	25	2.5/5.5	280	11	-40 to +125			
♦ 700-MAX6160ESA	MAX6160ESA+	SOIC-8	Adj.	1	100	2.7/12.6	130	15	-40 to +85			
♦ 700-MAX6160EUST	MAX6160EUS+T	SOT-4	Adj.	1	100	2.7/12.6	130	15	-40 to +85			

SHUNT VOLTAGE REFERENCES

♦ Surface Mount Device

For quantities greater than listed, call for quote.

MOUSER STOCK NO.	Maxim Integrated Part No.	Package	V_{OUT} (V)	Initial Accuracy @ +25°C	Temp. Coeff. (ppm/°C) (Max.)	IREV (µA) (Min.)	IREV (mA) (Max.) (mA)	Noise 0.1Hz to 10Hz (Typ.) (VPP)	Operating Temp. (°C)	Price Each 1	25	100
♦ 700-MAX6006AEURT	MAX6006AEUR+T	SOT-23-3	1.25	0.2	30	1	2	30	-40 to +85			
♦ 700-LM4041BIM3-1.2T	LM4041BIM3-1.2+T	SOT-23-3	1.25	0.2	100	65	15	---	-40 to +85			
♦ 700-LM4050AEM3-2.1T	LM4050AEM3-2.1+T	SOT-23-3	2.048	0.1	50	65	15	---	-40 to +85			
♦ 700-MAX6007AEURT	MAX6007AEUR+T	SOT-23-3	2.048	0.2	30	1	2	50	-40 to +85			
♦ 700-LM4040BIM3-2.1T	LM4040BIM3-2.1+T	SOT-23-3	2.048	0.2	100	65	15	---	-40 to +85			
♦ 700-MAX6138AEXR25T	MAX6138AEXR25+T	SC-70-3	2.5	0.1	25	65	15	---	-40 to +85			
♦ 700-LM4050AEM3-2.5T	LM4050AEM3-2.5+T	SOT-23-3	2.5	0.1	50	65	15	---	-40 to +85			
♦ 700-LM4040AIM3-2.5T	LM4040AIM3-2.5+T	SOT-23-3	2.5	0.1	100	65	15	---	-40 to +85			
♦ 700-MAX6008AESA	MAX6008AESA+	SOIC-8	2.5	0.2	30	1	2	60	-40 to +85			
♦ 700-LM4040AIM3-3.0T	LM4040AIM3-3.0+T	SOT-23-3	3	0.1	100	65	15	---	-40 to +85			
♦ 700-LM4050AEM3-5.0T	LM4050AEM3-5.0+T	SOT-23-3	5	0.1	50	65	15	---	-40 to +85			
♦ 700-LM4041DIM3-1.2T	LM4041DIM3-1.2+T	SOT-23-3	1.25	1	100	70	15	---	-40 to +85			
♦ 700-MAX8069ESA	MAX8069ESA+	SOIC-8	1.25	2.4	25	60	5	---	-40 to +85			
♦ 700-LM4050CEM3-2.1T	LM4050CEM3-2.1+T	SOT-23-3	2.048	0.5	50	65	15	---	-40 to +85			
♦ 700-LM4040BIM3-2.5T	LM4040BIM3-2.5+T	SOT-23-3	2.5	0.2	100	65	15	---	-40 to +85			
♦ 700-LM4040BIX3-2.5T	LM4040BIX3-2.5+T	SC-70-3	2.5	0.2	100	65	15	---	-40 to +125			
♦ 700-MAX6008AEURT	MAX6008AEUR+T	SOT-23-3	2.5	0.5	75	1	2	60	-40 to +85			
♦ 700-LM4040CIM3-2.5T	LM4040CIM3-2.5+T	SOT-23-3	2.5	0.5	100	65	15	---	-40 to +85			
♦ 700-LM4040DIM3-2.5T	LM4040DIM3-2.5+T	SOT-23-3	2.5	1	150	70	15	---	-40 to +85			
♦ 700-LM4040DIX3-2.5T	LM4040DIX3-2.5+T	SC-70-3	2.5	1	150	70	15	---	-40 to +125			
♦ 700-MAX6009AEURT	MAX6009AEUR+T	SOT-23-3	3	0.2	30	1	2	75	-40 to +85			
♦ 700-LM4040BIX3-3.0T	LM4040BIX3-3.0+T	SC-70-3	3	0.2	100	65	15	---	-40 to +125			
♦ 700-LM4050BEX3-5.0T	LM4050BEX3-5.0+T	SC-70-3	5	0.2	50	65	15	---	-40 to +125			
♦ 700-LM4040BIM3-5.0T	LM4040BIM3-5.0+T	SOT-23-3	5	0.2	100	65	15	---	-40 to +85			
♦ 700-LM4040CIX3-5.0T	LM4040CIX3-5.0+T	SC-70-3	5	0.5	100	65	15	---	-40 to +125			
♦ 700-LM4040DEM3-5.0T	LM4040DEM3-5.0+T	SOT-23-3	5	1	150	70	15	---	-40 to +85			

HALF BRIDGE MOSFET DRIVERS

♦ Surface Mount Device

NEW PRODUCT

For quantities greater than listed, call for quote.

MOUSER STOCK NO.	Maxim Integrated Part No.	Package	Driver: High Side	Driver: Low Side	High Side Voltage Typ. (V)	Voltage Supply (V)	I_{SOURCE}/I_{SINK} (peak) (A)	t_{PD} (typ.) (ns)	Logic Input	Price Each 1	25	100
♦ 700-MAX15012CASA	MAX15012CASA+	SOICN-EP-8	Non-Inverting	Non-Inverting	7	8 - 12.6	2/2	30	CMOS			

© Copyright 2014 Mouser Electronics

© Copyright 2014 Mouser Electronics

MAXIM INTEGRATED Power Management ICs

RoHS Compliant This product is RoHS compliant.

DRIVERS FOR ISOLATED POWER SUPPLIES

♦Surface Mount Device

For quantities greater than listed, call for quote.

MOUSER STOCK NO.	Maxim Integrated Part No.	Package	VIN (V) Min.	VIN (V) Max.	Freq. (kHz) (Min.)	ICC (mA) (Min.)	Feedback	Topology	Price Each 1	Price Each 25	Price Each 100
700-MAX253CPA	MAX253CPA+	PDIP-8	2.5	6	350	0.45	Open Loop	Half-Bridge Push-Pull			
♦ 700-MAX253CSA	MAX253CSA+	SOIC-8	2.5	6	350	0.45	Open Loop	Half-Bridge Push-Pull			
♦ 700-MAX253CUA	MAX253CUA+	µMAX-8	2.5	6	350	0.45	Open Loop	Half-Bridge Push-Pull			
700-MAX253EPA	MAX253EPA+	PDIP-8	2.5	6	350	0.45	Open Loop	Half-Bridge Push-Pull			
♦ 700-MAX253ESA	MAX253ESA+	SOIC-8	2.5	6	350	0.45	Open Loop	Half-Bridge Push-Pull			
♦ 700-MAX256ASA	MAX256ASA+	SOIC-8	3	5.5	1000	1	Open Loop	Half-Bridge Push-Pull			
♦ 700-MAX845ESA	MAX845ESA+	SOIC-8	2.5	6	860	1.1	Open Loop	Push-Pull			
♦ 700-MAX845EUA	MAX845EUA+	µMAX-8	2.5	6	860	1.1	Open Loop	Push-Pull			
700-MAX15001BEUB	MAX15001BEUB+	µMAX-10	9.5	24	625	2	Primary Side	Flyback, Single-ended Forward			
700-MAX5022EUA	MAX5022EUA+	µMAX-8	24	375	262	2.43	Opto	Flyback			
700-MAX5069DAUE	MAX5069DAUE+	TSSOP-16	10.8	24	2500	3	Linear, Opto	Half-Bridge, Full Bridge, Push-Pull			

POWER-SUPPLY SEQUENCERS AND VOLTAGE TRACKERS

♦Surface Mount Device

For quantities greater than listed, call for quote.

MOUSER STOCK NO.	Maxim Integrated Part No.	Package	Option	Interface	Input Channels	Features	Price Each 1	Price Each 25	Price Each 100
♦ 700-MAX16029TG	MAX16029TG+	TQFN-24	Sequence	Factory Fixed, R/C Adjust	4	Enable Input, Reset Output			
♦ 700-MAX6338OUB	MAX6338OUB+	µMAX-10	None	-	4	Adj. Reset Input, Negative Voltage			
♦ 700-MAX6339CUTT	MAX6339CUT+T	SOT-6	None	Factory Fixed, R/C Adjust	4	Adj. Reset Input, Negative Voltage			
♦ 700-MAX16046ETN	MAX16046ETN+	TQFN-56	Monitor, Sequence Seq and Track, Track	I2C/SMBus, JTAG	12	ADC, Add GPIOs, Charge Pump Out, En Input, Man RS, NV Fault Event Log, Output Discharge Pin, OV Detection, RS Out, Rev Seq, Slew Rate Cont., User EEPROM, V Margining, WD			
♦ 700-MAX16048ETN	MAX16048ETN+	TQFN-56	Sequence, Sequence and Track	I2C/SMBus, JTAG	8	ADC, Add GPIOs, Charge Pump Out, En Input, Man RS, NV Fault Event Log, Output Discharge Pin, OV Detection, RS Out, Rev Seq, Slew Rate Cont., User EEPROM, V Margining, WD			
♦ 700-MAX16049ETN	MAX16049ETN+	TQFN-56	Sequence, Sequence and Track, Track	I2C/SMBus, JTAG	8	ADC, Add GPIOs, Charge Pump Out, En Input, Man RS, NV Fault Event Log, Output Discharge Pin, OV Detection, RS Out, Rev Seq, Slew Rate Cont., User EEPROM, WD			
♦ 700-MAX16050ETI	MAX16050ETI+	TQFN-28	Sequence	Factory Fixed, R/C Adjust	5	Charge Pump Out, En Input, Out Discharge Pin, OV Detection, RS Output, Rev Seq.			
♦ 700-MAX16065ETM	MAX16065ETM+	TQFN-48	Monitor, Sequence	I2C/SMBus, JTAG	12	ADC, Add GPIOs, Charge Pump Out, Curr Sense, En Input, Man RS, NV Fault Event Log, OV Detection, RS Output, User EEPROM, WD Timer			
♦ 700-MAX16066ETL	MAX16066ETL+	TQFN-40	Monitor, Sequence	I2C/SMBus, JTAG	8	ADC, Add GPIOs, Charge Pump Out, Curr Sense, En Input, Man RS, NV Fault Event Log, OV Detection, RS Output, User EEPROM, WD Timer			
♦ 700-MAX34440ETL+	MAX34440ETL+	TQFN-40	Monitor, Sequence	I2C/SMBus, PMBus	6	ADC, Curr Sensing, NV Fault Event Logger, Overvoltage Det, RS Output, Rev Seq, V Margining			
♦ 700-MAX34441ETL	MAX34441ETL+	TQFN-40	Monitor, Sequence	I2C/SMBus, PMBus	5	ADC, Curr Sensing, Fan Mon/Cntrl, NV Fault Event Log, OV Det, RS Out, RV Seq, V Margining			
700-MAX16025TE	MAX16025TE+	TQFN-16	Sequence	Factory Fixed, R/C Adjust	2	Enable Input, Reset Output			

WATCHDOG TIMERS

♦Surface Mount Device

For quantities greater than listed, call for quote.

MOUSER STOCK NO.	Maxim Integrated Part No.	Package	Watchdog Feature	Watchdog Timeout	Watchdog Startup Delay	Watchdog Output	I_{CC} (µA) Max.	Price Each 1	Price Each 25	Price Each 100
♦ 700-MAX16998AAUA	MAX16998AAUA+	µMAX-8	Input (WDI)	Adj	<60s	Open Drain	60			

HOT SWAP CONTROLLERS

♦Surface Mount Device

NEW PRODUCT

For quantities greater than listed, call for quote.

MOUSER STOCK NO.	Maxim Integrated Part No.	Package	V_{IN} (V) (Min./Max.)	Circuit Breaker/ Current Limit	Fault Condition Controls	Channels	Positive/ Negative Rail	Price Each 1	Price Each 25	Price Each 100
♦ 700-DS4560S-AR	DS4560S-AR+	SO-8	9/13.2	Current Limit	Latched Off, Periodic Retry	1	Positive			
♦ 700-MAX5921AESA	MAX5921AESA+	SO-8	-20/-80	Current Limit	Periodic Retry	1	Negative			
♦ 700-MAX5947AESA	MAX5947AESA+	SO-8	9/80	Current Limit	Latched Off, Periodic Retry	1	Positive			
♦ 700-MAX5956AEEE	MAX5956AEEE+	QSOP-16	1/13.2	Current Limit	Latched Off, Periodic Retry	2	Positive			
Development Kits										
700-MAX34565EVKIT#	MAX34565EVKIT#	Development Kit for MAX34565							-	-

POWERLINE NETWORKING ICS

♦Surface Mount Device

NEW PRODUCT

For quantities greater than listed, call for quote.

MOUSER STOCK NO.	Maxim Integrated Part No.	Package	Line Impedance Capability (min.) (Ω)	Standard Compliance	Adaptive Gain Control (dB)	ADC & DAC (bit)	Price Each 1	Price Each 25	Price Each 100
♦ 700-MAX2981GCB/V+	MAX2981GCB/V+	TQFP-64	10	HomePlug 1.0	50	10			

POWER OVER ETHERNET (POE) CONTROLLERS

♦Surface Mount Device

NEW PRODUCT

For quantities greater than listed, call for quote.

MOUSER STOCK NO.	Maxim Integrated Part No.	Package	Supply Voltage Max. (V)	Inrush Current Limit Max. (mA)	Current Limit (mA)	$R_{DS(ON)}$ (Ω)	IEEE Compliance	Price Each 1	Price Each 25	Price Each 100
♦ 700-MAX5980GTJ+	MAX5980GTJ+	TQFN-32	60	-	-	0.25	802.3at/af			
♦ 700-MAX5982AETE+	MAX5982AETE+	TQFN-16	60	182	2100	0.2	802.3at/af			
♦ 700-MAX5981AETE+	MAX5981AETE+	TQFN-16	100	180	720-880	0.5	802.3at/af			
♦ 700-MAX5981BETE+	MAX5981BETE+	TQFN-16	100	180	720-880	0.5	802.3at/af			

© Copyright 2014 Mouser Electronics
© Copyright 2014 Mouser Electronics

MICROCHIP Power Management

Products may be RoHS compliant. Check mouser.com for RoHS status.

NEW PRODUCT

LINEAR REGULATORS

♦Surface Mount Device

For quantities greater than listed, call for quote.

MOUSER STOCK NO.	Microchip Part No.	Package	Output Current (mA)	Output Voltage (V)	Dropout Voltage (Max.)(mV)	Input Voltage (Max.)(V)	Iq (Typ) (µA)	Voltage Accuracy (Typ.)(%)	Price Each 1	10	25	100
♦ 579-TC1014-1.8VCT713	TC1014-1.8VCT713	SOT-23A-5	50	1.8	85	6	---	0.5				
♦ 579-TC1014-2.5VCT713	TC1014-2.5VCT713	SOT-23A-5	50	2.5	85	6	---	0.5				
♦ 579-TC1014-3.0VCT713	TC1014-3.0VCT713	SOT-23A-5	50	3.0	85	6	---	0.5				
♦ 579-TC1014-3.3VCT713	TC1014-3.3VCT713	SOT-23A-5	50	3.3	85	6	---	0.5				
♦ 579-TC1014-5.0VCT713	TC1014-5.0VCT713	SOT-23A-5	50	5.0	85	6	---	0.5				
♦ 579-MCP1790-3302E/DB	MCP1790-3302E/DB	SOT-223-3	70	3.3	700	48	70	0.2				
♦ 579-MCP1790-5002E/DB	MCP1790-5002E/DB	SOT-223-3	70	5.0	700	48	70	0.2				
♦ 579-TC1016-3.3VCTTR	TC1016-3.3VCTTR	SOT-23-5	80	3.3	150	6	----	0.5				
♦ 579-TC595002ECBTR	TC595002ECBTR	SOT-23A-3	100	-5.0	380	-10	----	0.5				
♦ 579-TC1015-1.8VCT713	TC1015-1.8VCT713	SOT-23A-5	100	1.8	250	6	---	0.5				
♦ 579-TC10153.0VCT	TC1015-3.0VCT713	SOT-23A-5	100	3.0	250	6	---	0.5				
♦ 579-TC1015-3.3VCT713	TC1015-3.3VCT713	SOT-23A-5	100	3.3	250	6	---	0.5				
♦ 579-TC1017-1.8VCTTR	TC1017-1.8VCTTR	SOT-23-5	150	1.8	285	6	---	0.5				
♦ 579-MCP1754T-1802ECB	MCP1754ST-1802E/CB	SOT-23A-3	150	1.8	500	16	56	2				
♦ 579-MCP1754T-1802EMB	MCP1754ST-1802E/MB	SOT-89-3	150	1.8	500	16	56	2				
♦ 579-MCP1754ST1802EMC	MCP1754ST-1802E/MC	DFN-8	150	1.8	500	16	56	2				
♦ 579-MCP1754T-1802EMC	MCP1754T-1802E/MC	DFN-8	150	1.8	500	16	56	2				
♦ 579-MCP1804T-1802IDB	MCP1804T-1802I/DB	SOT-223	150	1.8	300	28	50	2				
♦ 579-MCP1804T-1802IMB	MCP1804T-1802I/MB	SOT-89-3	150	1.8	300	28	50	2				
♦ 579-MCP1804T-1802IOT	MCP1804T-1802I/OT	SOT-23-5	150	1.8	300	28	50	2				
♦ 579-MCP1804T-2502IMB	MCP1804T-2502I/MB	SOT-89-3	150	2.5	300	28	50	2				
♦ 579-MCP1804T-2502IMT	MCP1804T-2502I/MT	SOT-89-5	150	2.5	300	28	50	2				
♦ 579-MCP1804T-2502IOT	MCP1804T-2502I/OT	SOT-23-5	150	2.5	300	28	50	2				
♦ 579-MCP1801T-3002IOT	MCP1801T-3002I/OT	SOT-23-5	150	3.0	250	10	25	0.4				
♦ 579-MCP1804T-3002IMB	MCP1804T-3002I/MB	SOT-89-3	150	3.0	300	28	50	2				
♦ 579-MCP1804T-3002IOT	MCP1804T-3002I/OT	SOT-23-5	150	3.0	300	28	50	2				
♦ 579-TC1185-3.0VCT713	TC1185-3.0VCT713	SOT-23A-5	150	3.0	400	6	---	0.5				
♦ 579-MCP1754T-3302ECB	MCP1754ST-3302E/CB	SOT-23A-3	150	3.3	500	16	56	2				
♦ 579-MCP1754T-3302EDB	MCP1754ST-3302E/DB	SOT-223	150	3.3	500	16	56	2				
♦ 579-MCP1754T3302E/MC	MCP1754T-3302E/MC	DFN-8	150	3.3	500	16	56	2				
♦ 579-MCP1801T-3302IOT	MCP1801T-3302I/OT	SOT-23-5	150	3.3	250	10	25	0.4				
♦ 579-MCP1804T-3302IDB	MCP1804T-3302I/DB	SOT-223	150	3.3	300	28	50	2				
♦ 579-MCP1804T-3302IMB	MCP1804T-3302I/MB	SOT-89-3	150	3.3	300	28	50	2				
♦ 579-MCP1804T-3302IMT	MCP1804T-3302I/MT	SOT-89-5	150	3.3	300	28	50	2				
♦ 579-MCP1754T-5002ECB	MCP1754ST-5002E/CB	SOT-23A-3	150	5.0	500	16	56	2				
♦ 579-MCP1754T-5002EDB	MCP1754ST-5002E/DB	SOT-223	150	5.0	500	16	56	2				
♦ 579-MCP1754T-5002EMB	MCP1754ST-5002E/MB	SOT-89-3	150	5.0	500	16	56	2				
♦ 579-MCP1754ST5002EMC	MCP1754ST-5002E/MC	DFN-8	150	5.0	500	16	56	2				
♦ 579-MCP1754T-5002EMC	MCP1754T-5002E/MC	DFN-8	150	5.0	500	16	56	2				
♦ 579-MCP1804T-3302IOT	MCP1804T-3302I/OT	SOT-23-5	150	3.3	300	28	50	2				
♦ 579-MCP1801T-5002IOT	MCP1801T-5002I/OT	SOT-23-5	150	5.0	250	10	25	0.4				
♦ 579-MCP1804T-5002IDB	MCP1804T-5002I/DB	SOT-223	150	5.0	300	28	60	2				
♦ 579-MCP1804T-5002IMB	MCP1804T-5002I/MB	SOT-89-3	150	5.0	300	28	60	2				
♦ 579-MCP1804T-5002IMT	MCP1804T-5002I/MT	SOT-89-5	150	5.0	300	28	60	2				
♦ 579-MCP1804T-5002IOT	MCP1804T-5002I/OT	SOT-23-5	150	5.0	300	28	60	2				
♦ 579-MCP1804T-A002IDB	MCP1804T-A002I/DB	SOT-223	150	10	300	28	60	2				
♦ 579-MCP1804T-A002IMB	MCP1804T-A002I/MB	SOT-89-3	150	10	300	28	60	2				
♦ 579-MCP1804T-A002IOT	MCP1804T-A002I/OT	SOT-23-5	150	10	300	28	60	2				
♦ 579-MCP1804T-C002IDB	MCP1804T-C002I/DB	SOT-223	150	12	300	28	60	2				
♦ 579-MCP1804T-C002IMB	MCP1804T-C002I/MB	SOT-89-3	150	12	300	28	60	2				
♦ 579-MCP1804T-C002IMT	MCP1804T-C002I/MT	SOT-89-5	150	12	300	28	60	2				
♦ 579-MCP1804T-C002IOT	MCP1804T-C002I/OT	SOT-23-5	150	12	300	28	60	2				
♦ 579-MCP1702T1502E/CB	MCP1702T-1502E/CB	SOT-23A-3	200	1.5	1100	13.2	2	0.4				
♦ 579-MCP1700T1202E/MB	MCP1700T-1202E/MB	SOT-89-3	250	1.2	350	6	1.6	0.4				
579-MCP1700-1802E/TO	MCP1700-1802E/TO	TO-92-3	250	1.8	300	6	1.6	0.4				
♦ 579-MCP1700T1802E/TT	MCP1700T-1802E/TT	SOT-23-3	250	1.8	300	6	1.6	0.4				
♦ 579-MCP1702T1802E/CB	MCP1702T-1802E/CB	SOT-23-3	250	1.8	330	13.2	2.0	0.4				
♦ 579-MCP1700T1802E/MB	MCP1700T-1802E/MB	SOT-89-3	250	1.8	350	6	1.6	0.4				
♦ 579-MCP1702T2502E/MB	MCP1702T-2502E/MB	SOT-89-3	250	2.5	330	13.2	2	0.4				
♦ 579-MCP1700T2502E/MB	MCP1700T-2502E/MB	SOT-89-3	250	2.5	350	6	1.6	0.4				
579-MCP1700-3002E/TO	MCP1700-3002E/TO	TO-92-3	250	3.0	300	6	1.6	0.4				
♦ 579-MCP1700T3002E/TT	MCP1700T-3002E/TT	SOT-23-3	250	3.0	300	6	1.6	0.4				
579-MCP1702-3002E/TO	MCP1702-3002E/TO	TO-92-3	250	3.0	330	13.2	2.0	0.4				
♦ 579-MCP1702T3002E/CB	MCP1702T-3002E/CB	SOT-23A-3	250	3.0	330	13.2	2.0	0.4				
♦ 579-MCP1700T3002E/MB	MCP1700T-3002E/MB	SOT-89-3	250	3.0	350	6	1.6	0.4				
♦ 579-MCP1703T-3002ECB	MCP1703T-3002E/CB	SOT-23A-3	250	3.0	625	16	2.0	0.4				
579-MCP1700-3302E/TO	MCP1700-3302E/TO	TO-92-3	250	3.3	300	6	1.6	0.4				
♦ 579-MCP1700T3302E/TT	MCP1700T-3302E/TT	SOT-23-3	250	3.3	300	6	1.6	0.4				
579-MCP1702-3302E/TO	MCP1702-3302E/TO	TO-92-3	250	3.3	330	13.2	2.0	0.4				
♦ 579-MCP1702T3302E/CB	MCP1702T-3302E/CB	SOT-23A-3	250	3.3	330	13.2	2.0	0.4				
♦ 579-MCP1700T3302E/MB	MCP1700T-3302E/MB	SOT-89-3	250	3.3	350	6	1.6	0.4				
♦ 579-MCP1701AT3302IMB	MCP1701AT-3302I/MB	SOT-89-3	250	3.3	380	10	2	2				
♦ 579-MCP1703T-3302ECB	MCP1703T-3302E/CB	SOT-23A-3	250	3.3	625	16	2.0	0.4				
♦ 579-MCP1703-3302E/DB	MCP1703-3302E/DB	SOT-223-3	250	3.3	625	16	2	0.4				
♦ 579-MCP1703T-3302EMB	MCP1703T-3302E/MB	SOT-89-3	250	3.3	625	16	2	0.4				
♦ 579-MCP1702T3302E/MB	MCP1702T-3302E/MB	SOT-89-3	250	3.3	975	13.2	2	0.4				
579-MCP1700-5002E/TO	MCP1700-5002E/TO	TO-92-3	250	5.0	300	6	1.6	0.4				
♦ 579-MCP1700T5002E/TT	MCP1700T-5002E/TT	SOT-23-3	250	5.0	300	6	1.6	0.4				
♦ 579-MCP1700T5002E/MB	MCP1700T-5002E/MB	SOT-89-3	250	5.0	300	6	1.6	0.4				
579-MCP1702-5002E/TO	MCP1702-5002E/TO	TO-92-3	250	5.0	330	13.2	2.0	0.4				
♦ 579-MCP1702T5002E/CB	MCP1702T-5002E/CB	SOT-23A-3	250	5.0	330	13.2	2.0	0.4				
♦ 579-MCP1701AT5002IMB	MCP1701AT-5002I/MB	SOT-89	250	5.0	380	10	2.0	2				
♦ 579-MCP1703T-5002ECB	MCP1703T-5002E/CB	SOT-23A-3	250	5.0	625	16	2.0	0.4				
♦ 579-MCP1703-5002E/DB	MCP1703-5002E/DB	SOT-223-3	250	5.0	625	16	2	0.4				
♦ 579-MCP1703T-5002EMB	MCP1703T-5002E/MB	SOT-89-3	250	5.0	625	16	2	0.4				
♦ 579-MCP1702T5002E/MB	MCP1702T-5002E/MB	SOT-89-3	250	5.0	650	13.2	2	0.4				
♦ 579-MCP1824ST1202EDB	MCP1824ST-1202E/DB	SOT-223	300	1.2	0.32	6	120	0.5				
♦ 579-MCP1802T-3002IOT	MCP1802T-3002I/OT	SOT-23-5	300	3.0	800	10	25	0.4				
♦ 579-TC1107-3.3VOA	TC1107-3.3VOA	SOIC-8	300	3.3	240	6	----	0.5				
♦ 579-MCP1802T-3302IOT	MCP1802T-3302I/OT	SOT-23-5	300	3.3	800	10	25	0.4				
♦ 579-MCP1802T-5002IOT	MCP1802T-5002I/OT	SOT-23-5	300	5.0	800	10	25	0.4				
♦ 579-MCP1825S-3002EDB	MCP1825S-3002E/DB	SOT-223-3	500	3.0	210	6	120	0.5				
579-MCP1825S-3302EAB	MCP1825S-3302E/AB	TO-220-3	500	3.3	210	6	120	0.5				

© Copyright 2014 Mouser Electronics

© Copyright 2014 Mouser Electronics

LINEAR REGULATORS (CONT.)

♦ Surface Mount Device

For quantities greater than listed, call for quote.

MOUSER STOCK NO.	Microchip Part No.	Package	Output Current (mA)	Output Voltage (V)	Dropout Voltage (Max.)(mV)	Input Voltage (Max.)(V)	Iq (Typ) (µA)	Voltage Accuracy (Typ.)(%)	Price Each 1	10	25	100
♦ 579-MCP1825S-3302EDB	MCP1825S-3302E/DB	SOT-223-3	500	3.3	210	6	120	0.5				
♦ 579-MCP1725-3302E/SN	MCP1725-3302E/SN	SOIC-8	500	3.3	350	6	120	0.5				
579-TC1262-3.3VAB	TC1262-3.3VAB	TO-220-3	500	3.3	350	6	----	0.5				
♦ 579-TC1262-3.3VDB	TC1262-3.3VDB	SOT-223-3	500	3.3	350	6	----	0.5				
♦ 579-TC1262-3.3VDBTR	TC1262-3.3VDBTR	SOT-223-3	500	3.3	350	6	----	0.5				
579-MCP1825S-5002EAB	MCP1825S-5002E/AB	TO-220-3	500	5.0	210	6	120	0.5				
♦ 579-MCP1825S-5002EDB	MCP1825S-5002E/DB	SOT-223-3	500	5.0	210	6	120	0.5				
♦ 579-TC1262-5.0VDB	TC1262-5.0VDB	SOT-223-3	500	5.0	350	6	----	0.5				
♦ 579-MCP1825T-ADJE/DC	MCP1825T-ADJE/DC	SOT-223-5	500	Adj.	210	6	120	0.5				
♦ 579-TC1264-3.3VDB	TC1264-3.3VDB	SOT-223-3	800	3.3	450	6	----	0.5				
♦ 579-MCP1826S-1202EDB	MCP1826S-1202E/DB	SOT-223-3	1000	1.2	225	6	120	0.5				
♦ 579-MCP1726-1202E/SN	MCP1726-1202E/SN	SOIC-8	1000	1.2	500	6	140	0.5				
♦ 579-MCP1826S-1802EDB	MCP1826S-1802E/DB	SOT-223-3	1000	1.8	225	6	120	0.5				
579-MCP1826S-3302EAB	MCP1826S-3302E/AB	TO-220-3	1000	3.3	225	6	120	0.5				
♦ 579-MCP1826S-3302EDB	MCP1826S-3302E/DB	SOT-223-3	1000	3.3	225	6	120	0.5				
♦ 579-MCP1826S-3302EEB	MCP1826S-3302E/EB	DDPAK-3	1000	3.3	225	6	120	0.5				
♦ 579-MCP1726-3302E/SN	MCP1726-3302E/SN	SOIC-8	1000	3.3	500	6	140	0.5				
579-MCP1826S-5002EAB	MCP1826S-5002E/AB	TO-220-3	1000	5.0	225	6	120	0.5				
♦ 579-MCP1826S-5002EDB	MCP1826S-5002E/DB	SOT-223-3	1000	5.0	225	6	120	0.5				
579-MCP1826-ADJE/AT	MCP1826-ADJE/AT	TO-220-5	1000	Adj.	225	6	120	0.5				
♦ 579-MCP1726-ADJE/SN	MCP1726-ADJE/SN	SOIC-8	1000	Adj.	500	6	140	0.5				
♦ 579-MCP1727-3302E/SN	MCP1727-3302E/SN	SOIC-8	1500	3.3	330	6	120	0.5				
579-MCP1827S3302E/AB	MCP1827S-3302E/AB	TO-220-3	1500	3.3	330	6	120	0.5				
♦ 579-MCP1827S3302E/EB	MCP1827S-3302E/EB	DDPAK-3	1500	3.3	330	6	120	0.5				
♦ 579-MCP1727-ADJE/SN	MCP1727-ADJE/SN	SOIC-8	1500	Adj.	330	6	220	0.5				
579-MCP1827-ADJE/AT	MCP1827-ADJE/AT	TO-220-5	1500	Adj.	330	6	120	0.5				

DC/DC SWITCHING REGULATORS

♦ Surface Mount Device

For quantities greater than listed, call for quote.

MOUSER STOCK NO.	Microchip Part No.	Package	V_{IN} (Min.)(V)	V_{IN} (Max.)(V)	V_{OUT} (Min.)(V)	V_{OUT} (Max.)(V)	I_{OUT} (Max.)(mA)	Switching Frequency (Max.)(kHz)	Price Each 1	10	25	100
Synchronous Buck Regulators												
♦ 579-MCP1601-I/MS	MCP1601-I/MS	MSOP-8	2.7	5.5	0.9	VIN	500	750				
Step-Down Regulators												
♦ 579-MCP16301T-I/CHY	MCP16301T-I/CHY	SOT-23-6	4.0	30	2	15	600	550				
♦ 579-MCP1603T-180I/OS	MCP1603T-180I/OS	TSOT-5	2.7	5.5	0.8	1.8	500	2000				
♦ 579-MCP1603T-330I/OS	MCP1603T-330I/OS	TSOT-5	2.7	5.5	0.8	3.3	500	2000				
♦ 579-MCP1603T-ADJI/OS	MCP1603T-ADJI/OS	TSOT-5	2.7	5.5	0.8	Adj.	500	2000				
♦ 579-MCP1612-ADJI/MS	MCP1612-ADJI/MS	MSOP-8	2.7	5.5	0.8	Adj.	1000	1400				
Step-Up Regulators												
♦ 579-MCP1640B-I/MC	MCP1640B-I/MC	DFN-8	0.65	5.5	2	5.5	350	500				
♦ 579-MCP1640BT-I/CHY	MCP1640BT-I/CHY	SOT-23-6	0.65	5.5	2	5.5	350	500				
♦ 579-MCP1640CT-I/CHY	MCP1640CT-I/CHY	SOT-23-6	0.65	5.5	2	5.5	350	500				
♦ 579-MCP1640D-I/MC	MCP1640D-I/MC	DFN-8	0.65	5.5	2	5.5	350	500				
♦ 579-MCP1640DT-I/CHY	MCP1640DT-I/CHY	SOT-23-6	0.65	5.5	2	5.5	350	500				
♦ 579-MCP1640I/MC	MCP1640-I/MC	DFN-8	0.65	5.5	2	5.5	350	500				
♦ 579-MCP1640TI/CHY	MCP1640T-I/CHY	SOT-23-6	0.65	5.5	2	5.5	350	500				
♦ 579-MCP1650R-E/MS	MCP1650R-E/MS	MSOP-8	2.7	5.5	2.5	5.5	-----	750				
♦ 579-MCP1652R-E/MS	MCP1652R-E/MS	MSOP-8	2.7	5.5	2.5	5.5	-----	750				
Development Tools		Description									**Price Each**	
579-ADM00360	ADM00360	Demonstration Board for MCP16301, a high voltage buck converter (D2PAK, 300mA)										
579-ADM00352	ADM00352	Demonstration Board for MCP16301, a high voltage buck converter (SOT-23-6, 600mA)										

CHARGE PUMPS

♦ Surface Mount Device

For quantities greater than listed, call for quote.

MOUSER STOCK NO.	Microchip Part No.	Package	V_{DD} (Min.)(V)	V_{DD} (Max.)(V)	V_{OUT} (V)	Oscillator Frequency (Max.)(kHz)	Operating Temp. Range (°C)	Price Each 1	10	25	100
♦ 579-TC7660COA	TC7660COA	SOIC-8	1.5	10	-VIN or 2xVIN	10	0 to 70				
579-TC7660CPA	TC7660CPA	PDIP-8	1.5	10	-VIN or 2xVIN	10	0 to 70				
♦ 579-TC7660EOA	TC7660EOA	SOIC-8	1.5	10	-VIN or 2xVIN	10	-45 to 85				
579-TC7660HCPA	TC7660HCPA	PDIP-8	1.5	10	-VIN or 2xVIN	120	0 to 70				
579-TC7660HEPA	TC7660HEPA	PDIP-8	1.5	10	-VIN or 2xVIN	120	-40 to 85				
♦ 579-TC1044SCOA	TC1044SCOA	SOIC-8	1.5	12	-VIN or 2xVIN	45	0 to 70				
579-TC1044SCPA	TC1044SCPA	PDIP-8	1.5	12	-VIN or 2xVIN	45	0 to 70				
579-TC1044SEPA	TC1044SEPA	PDIP-8	1.5	12	-VIN or 2xVIN	45	-45 to 85				
♦ 579-TC7660SCOA	TC7660SCOA	SOIC-8	1.5	12	-VIN or 2xVIN	45	0 to 70				
♦ 579-TC7660SEOA	TC7660SEOA	SOIC-8	1.5	12	-VIN or 2xVIN	45	-40 to 85				
♦ 579-MCP1252-ADJI/MS	MCP1252-ADJI/MS	MSOP-8	2	5.5	5.5 to 5.5	780	-40 to 85				
♦ 579-MCP1253-ADJI/MS	MCP1253-ADJI/MS	MSOP-8	2	5.5	5.5 to 5.5	1200	-40 to 85				
♦ 579-MCP125233X50I/MS	MCP1252-33X50I/MS	MSOP-8	2.1	5.5	3.3 or 5.0	780	-45 to 85				
♦ 579-MCP125333X50I/MS	MCP1253-33X50I/MS	MSOP-8	2.1	5.5	3.3 or 5.0	1200	-45 to 85				
579-TC7662ACPA	TC7662ACPA	PDIP-8	3	18	-VIN or 2xVIN	12	0 to 70				
579-TC7662AEPA	TC7662AEPA	PDIP-8	3	18	-VIN or 2xVIN	12	-40 to 85				
♦ 579-TC7662BCOA	TC7662BCOA	SOIC-8	3	18	-VIN or 2xVIN	12	0 to 70				
579-TC7662BCPA	TC7662BCPA	PDIP-8	3	18	-VIN or 2xVIN	12	0 to 70				
♦ 579-TC7662BEOA	TC7662BEOA	SOIC-8	3	18	-VIN or 2xVIN	12	-40 to 85				
579-TC7662BEPA	TC7662BEPA	PDIP-8	3	18	-VIN or 2xVIN	12	-40 to 85				
♦ 579-TC962COE	TC962COE	SOIC-16W	3	18	-VIN or 2xVIN	24	0 to 70				
579-TC962EPA	TC962EPA	PDIP-8	3	18	-VIN or 2xVIN	24	-40 to 85				

SYSTEM SUPERVISORS

♦ Surface Mount Device

For quantities greater than listed, call for quote.

MOUSER STOCK NO.	Microchip Part No.	Package	Nominal Reset Voltage	V_{CC} (Min./Max.) (V)	I_{CC} (Typ) (µA)	Reset Type	Output	Operating Temp. Range (°C)	Price Each 1	10	25	100
♦ 579-TCM809ZVLB713	TCM809ZVLB713	SOT-23B-3	2.320	1.0/5.5	12	Active Low	Push-Pull	-40 to 125				
♦ 579-MCP100T-270I/TT	MCP100T-270I/TT	SOT-23-3	2.625	1.0/5.5	45	Active Low	Push-Pull	-40 to 85				

© Copyright 2014 Mouser Electronics

© Copyright 2014 Mouser Electronics

MICROCHIP Power Management

Products may be RoHS compliant. Check mouser.com for RoHS status.

SYSTEM SUPERVISORS (CONT.)

♦ Surface Mount Device

For quantities greater than listed, call for quote.

MOUSER STOCK NO.	Microchip Part No.	Package	Nominal Reset Voltage	V_{CC} (Min/Max) (V)	I_{CC} (Typ) (μA)	Reset Type	Output	Operating Temp. Range (°C)	Price Each 1	10	25	100
♦ 579-TCM809RENB713	TCM809RENB713	SOT-23B-3	2.630	1.0/5.5	12	Active Low	Push-Pull	-40 to 85				
♦ 579-TCM809RVLB713	TCM809RVLB713	SOT-23B-3	2.630	1.0/5.5	12	Active Low	Push-Pull	-40 to 125				
♦ 579-MCP1316T-29LE/OT	MCP1316T-29LE/OT	SOT-23-5	2.900	1.0/5.5	1	Active Low	Push-Pull	-40 to 125				
♦ 579-MCP1317T-29LE/OT	MCP1317T-29LE/OT	SOT-23-5	2.900	1.0/5.5	1	Active High	Push-Pull	-40 to 125				
♦ 579-MCP1319MT29LE/OT	MCP1319MT-29LE/OT	SOT-23-5	2.900	1.0/5.5	1	Active Low	Open Drain	-40 to 125				
♦ 579-MCP1320T-29LE/OT	MCP1320T-29LE/OT	SOT-23-5	2.900	1.0/5.5	1	Active Low	Open Drain	-40 to 125				
♦ 579-MCP1321T-29LE/OT	MCP1321T-29LE/OT	SOT-23-6	2.900	1.0/5.5	1	Active Low	Open Drain	-40 to 125				
♦ 579-MCP1322T-29LE/OT	MCP1322T-29LE/OT	SOT-23-5	2.900	1.0/5.5	1	Active Low	Open Drain	-40 to 125				
♦ 579-MCP100T-300I/TT	MCP100T-300I/TT	SOT-23-3	2.925	1.0/5.5	45	Active Low	Push-Pull	-40 to 85				
♦ 579-MCP101T-300I/TT	MCP101T-300I/TT	SOT-23-3	2.925	1.0/5.5	45	Active High	Push-Pull	-40 to 85				
579-MCP120-300DI/TO	MCP120-300DI/TO	TO-92-3	2.925	1.0/5.5	45	Active Low	Open Drain	-40 to 85				
♦ 579-MCP120T-300I/TT	MCP120T-300I/TT	SOT-23-3	2.925	1.0/5.5	45	Active Low	Open Drain	-40 to 85				
579-MCP130-300DI/TO	MCP130-300DI/TO	TO-92-3	2.925	1.0/5.5	45	Active Low	Open Drain	-40 to 85				
♦ 579-MCP130T-300I/TT	MCP130T-300I/TT	SOT-23-3	2.925	1.0/5.5	45	Active Low	Open Drain	-40 to 85				
♦ 579-TCM809TVNB713	TCM809TVNB713	SOT-23B-3	3.080	1.0/5.5	12	Active Low	Push-Pull	-40 to 125				
579-MCP100-450DI/TO	MCP100-450DI/TO	TO-92-3	4.375	1.0/5.5	45	Active Low	Push-Pull	-40 to 85				
♦ 579-MCP100T-450I/TT	MCP100T-450I/TT	SOT-23-3	4.375	1.0/5.5	45	Active Low	Push-Pull	-40 to 85				
579-MCP101-450DI/TO	MCP101-450DI/TO	TO-92-3	4.375	1.0/5.5	45	Active High	Push-Pull	-40 to 85				
♦ 579-MCP101T-450I/TT	MCP101T-450I/TT	SOT-23-3	4.375	1.0/5.5	45	Active High	Push-Pull	-40 to 85				
579-MCP120-450DI/TO	MCP120-450DI/TO	TO-92-3	4.375	1.0/5.5	45	Active Low	Open Drain	-40 to 85				
♦ 579-MCP120T-450I/TT	MCP120T-450I/TT	SOT-23-3	4.375	1.0/5.5	45	Active Low	Open Drain	-40 to 85				
579-MCP130-450DI/TO	MCP130-450DI/TO	TO-92-3	4.375	1.0/5.5	45	Active Low	Open Drain	-40 to 85				
♦ 579-MCP130T-450I/TT	MCP130T-450I/TT	SOT-23-3	4.375	1.0/5.5	45	Active Low	Open Drain	-40 to 85				
♦ 579-MCP1316T-46LE/OT	MCP1316T-46LE/OT	SOT-23-5	4.600	1.0/5.5	1	Active Low	Push-Pull	-40 to 125				
♦ 579-MCP1317T-46LE/OT	MCP1317T-46LE/OT	SOT-23-5	4.600	1.0/5.5	1	Active High	Push-Pull	-40 to 125				
♦ 579-MCP1319MT46LE/OT	MCP1319MT-46LE/OT	SOT-23-5	4.600	1.0/5.5	1	Active Low	Open Drain	-40 to 125				
♦ 579-MCP1320T-46LE/OT	MCP1320T-46LE/OT	SOT-23-5	4.600	1.0/5.5	1	Active Low	Open Drain	-40 to 125				
♦ 579-MCP1322T-46LE/OT	MCP1322T-46LE/OT	SOT-23-5	4.600	1.0/5.5	1	Active Low	Open Drain	-40 to 125				
♦ 579-MCP100T-475I/TT	MCP100T-475I/TT	SOT-23-3	4.625	1.0/5.5	45	Active Low	Push-Pull	-40 to 85				
♦ 579-MCP101T-475I/TT	MCP101T-475I/TT	SOT-23-3	4.625	1.0/5.5	45	Active High	Push-Pull	-40 to 85				
♦ 579-TCM809LVNB713	TCM809LVNB713	SOT-23B-3	4.630	1.0/5.5	12	Active Low	Push-Pull	-40 to 125				

VOLTAGE DETECTORS

For quantities greater than listed, call for quote.

MOUSER STOCK NO.	Microchip Part No.	Package	Minimal Reset Voltage	Hysteresis Voltage (Typ)(mV)	Tolerance (%)	Supply Current (Typ)(μA)	Reset Type	Output	Operating Temp. Range (°C)	Price Each 1	10	25	100
579-TC54VN4302EZB	TC54VN4302EZB	TO-92-3	4.21	215	±2	1.1	Active Low	Open Drain	-40 to 85				

VOLTAGE REFERENCES

♦ Surface Mount Device

For quantities greater than listed, call for quote.

MOUSER STOCK NO.	Microchip Part No.	Package	Output Voltage (Typ)(V)	Initial Accuracy (Max)(%)	Temp Coeff (Max) (ppm/°C)	Output Current Drive (mA)	Max Load Current (mA)	V_{CC} Range (V)	Price Each 1	10	25	100
579-MCP1525ITO	MCP1525-I/TO	TO-92-3	2.5	1	50	2	±2	2.7 to 5.5				
♦ 579-MCP1525TITT	MCP1525T-I/TT	SOT-23-3	2.5	1	50	2	±2	2.7 to 5.5				
579-MCP1541ITO	MCP1541-I/TO	TO-92-3	4.096	1	50	2	±2	4.3 to 5.5				
♦ 579-MCP1541TITT	MCP1541T-I/TT	SOT-23-3	4.096	1	50	2	±2	4.3 to 5.5				

BATTERY CHARGERS

♦ Surface Mount Device

For quantities greater than listed, call for quote.

MOUSER STOCK NO.	Microchip Part No.	Package	No. of Cells	VCC Range (V)	Internal/ External FET	Voltage Regulation Accuracy (%)	Temperature Monitor	Charge Safety Timers	Thermal Regulation	Price Each 1	10	25	100
♦ 579-MCP73811T-420IOT	MCP73811T-420I/OT	SOT-23-5	1	3.75 to 6.0	Internal	1	No	No	Yes				
♦ 579-MCP73812T-420IOT	MCP73812T-420I/OT	SOT-23-5	1	3.75 to 6.0	Internal	1	No	No	Yes				
♦ 579-MCP73831T-2ACIOT	MCP73831T-2ACI/OT	SOT-23-5	1	3.75 to 6.0	Internal	0.75	No	No	Yes				
♦ 579-MCP73832T-2ACIOT	MCP73832T-2ACI/OT	SOT-23-5	1	3.75 to 6.0	Internal	0.75	No	No	Yes				
♦ 579-MCP73833-AMI/MF	MCP73833-AMI/MF	DFN-10	1	3.75 to 6.0	Internal	0.75	Yes	Yes	Yes				
♦ 579-MCP73833-AMI/UN	MCP73833-AMI/UN	MSOP-10	1	3.75 to 6.0	Internal	0.75	Yes	Yes	Yes				
♦ 579-MCP73834-FCI/UN	MCP73834-FCI/UN	MSOP-10	1	3.75 to 6.0	Internal	0.75	Yes	Yes	Yes				
♦ 579-MCP73837-FCI/MF	MCP73837-FCI/MF	DFN-10	1	3.75 to 6.0	Internal	0.5	Yes	Yes	Yes				
♦ 579-MCP73837-FCI/UN	MCP73837-FCI/UN	MSOP-10	1	3.75 to 6.0	Internal	0.5	Yes	Yes	Yes				
♦ 579-MCP73838-FCI/MF	MCP73838-FCI/MF	DFN-10	1	3.75 to 6.0	Internal	0.5	Yes	Yes	Yes				
♦ 579-MCP73113-06SI/MF	MCP73113-06SI/MF	DFN-10	1	4 to 16	Internal	0.5	No	Yes	Yes				
♦ 579-MCP73113-16SI/MF	MCP73113-16SI/MF	DFN-10	1	4 to 16	Internal	0.5	No	Yes	Yes				
♦ 579-MCP73114-1NSI/MF	MCP73114-1NSI/MF	DFN-10	1	4 to 16	Internal	0.5	No	Yes	Yes				
♦ 579-MCP73123-22SI/MF	MCP73123-22SI/MF	DFN-10	1	4 to 16	Internal	0.5	No	Yes	Yes				
♦ 579-MCP73123T-22SIMF	MCP73123T-22SI/MF	DFN-10	1	4 to 16	Internal	0.5	No	Yes	Yes				
♦ 579-MCP73124-2JAI/MF	MCP73124-2JAI/MF	DFN-10	1	4.2 to 6.5	Internal	0.5	No	Yes	Yes				
♦ 579-MCP73871-2AAI/ML	MCP73871-2AAI/ML	QFN-20	1	4.4 to 6.0	Internal	0.5	Yes	Yes	Yes				
♦ 579-MCP73871-2CCI/ML	MCP73871-2CCI/ML	QFN-20	1	4.4 to 6.0	Internal	0.5	Yes	Yes	Yes				
♦ 579-MCP73841-410I/UN	MCP73841-410I/UN	MSOP-10	1	4.5 to 12	External	0.5	Yes	Yes	No				
♦ 579-MCP73841-420I/UN	MCP73841-420I/UN	MSOP-10	1	4.5 to 12	External	0.5	Yes	Yes	No				
♦ 579-MCP73843-420I/MS	MCP73843-420I/MS	MSOP-8	1	4.5 to 12	External	0.5	No	Yes	No				
♦ 579-MCP73861-I/ML	MCP73861-I/ML	QFN-16	1	4.5 to 12	Internal	0.5	Yes	Yes	Yes				
♦ 579-MCP73861-I/SL	MCP73861-I/SL	SOIC-16	1	4.5 to 12	Internal	0.5	Yes	Yes	Yes				
♦ 579-MCP73863-I/SL	MCP73863-I/SL	SOIC-16	1	4.5 to 12	Internal	0.5	Yes	Yes	Yes				
♦ 579-MCP73213-A6SI/MF	MCP73213-A6SI/MF	DFN-10	2	4 to 16	Internal	0.6	No	Yes	Yes				
♦ 579-MCP73213T-A6SIMF	MCP73213T-A6SI/MF	DFN-10	2	4 to 16	Internal	0.6	No	Yes	Yes				
♦ 579-MCP73213-B6SI/MF	MCP73213-B6SI/MF	DFN-10	2	4 to 16	Internal	0.6	No	Yes	Yes				
♦ 579-MCP73223-C2SI/MF	MCP73223-C2SI/MF	DFN-10	2	4 to 16	Internal	0.6	No	Yes	Yes				
♦ 579-MCP73842-840I/UN	MCP73842-840I/UN	MSOP-10	2	8.7 to 12	External	0.5	Yes	Yes	No				
♦ 579-MCP73844-840I/MS	MCP73844-840I/MS	MSOP-8	2	8.7 to 12	External	0.5	No	Yes	No				
♦ 579-MCP73862-I/ML	MCP73862-I/ML	QFN-16	2	8.7 to 12	Internal	0.5	Yes	Yes	Yes				
♦ 579-MCP73862-I/SL	MCP73862-I/SL	SOIC-16	2	8.7 to 12	Internal	0.5	Yes	Yes	Yes				
♦ 579-MCP73864-I/SL	MCP73864-I/SL	SOIC-16	2	8.7 to 12	Internal	0.5	Yes	Yes	Yes				

© Copyright 2014 Mouser Electronics

© Copyright 2014 Mouser Electronics

MONOLITHIC POWER SYSTEMS Power Management

RoHS Compliant **This product is RoHS compliant.**

Monolithic Power Systems

QUASI RESONANT CONTROLLER

For quantities greater than listed, call for quote.

MOUSER STOCK NO.	MPS Part No.	Package Type	Output Power (W)	Breakdown Voltage (Min.)(V)	Supply Current (Max.)(mA)	Current Consumption (μA)(Typ.)	Input Voltage (Max.)(V)	Operating Temperature Range (°C)	Price Each 1	25	100	500
946-HFC0100HSLF	HFC0100HS-LF	SOIC-8	1.3	700	2.6	450	265	-40 to +85				

VARIABLE OFF TIME CONTROLLER

For quantities greater than listed, call for quote.

MOUSER STOCK NO.	MPS Part No.	Package Type	Output Power (W)	Breakdown Voltage (Min.)(V)	Supply Current (Max.)(mA)	Current Consumption (μA)(Typ.)	Input Voltage (Max.)(V)	Operating Temperature Range (°C)	Price Each 1	25	100	500
946-HFC0300HSLF	HFC0300HS-LF	SOIC-8	1.3	700	2.6	450	265	-40 to +125				

BOUNDARY MODE PFC CONTROLLER

For quantities greater than listed, call for quote.

MOUSER STOCK NO.	MPS Part No.	Package Type	Supply Voltage (Max.)(V)	Gain-Bandwidth (Typ.)(MHz)	Quiescent Current (Max.)(mA)	Operating Current (Max.)(mA)	Input Current (Max.)(μA)	Operating Temperature Range (°C)	Price Each 1	25	100	500
946-MP44010HSLF	MP44010HS-LF	SOIC-8	22	1	0.65	2.5	-1	-40 to +125				

POE PD CONTROLLERS

For quantities greater than listed, call for quote.

MOUSER STOCK NO.	MPS Part No.	Package Type	Supply Voltage (Max.) (V)	On Resistance (Max.) (Ω)	Supply Current (mA)	Current Limit (mA)	Output Low Voltage (Max.)(V)	Operating Temperature Range (°C)	Price Each 1	25	100	500
946-MP8001DSLF	MP8001DS-LF	SOIC-8	57	1.2	300	460	0.4	-40 to +85				
946-MP8005DFLF	TSSOP-20	57	1.2	320	440	0.4	-40 to +85				

RECTIFIER DRIVERS

For quantities greater than listed, call for quote.

MOUSER STOCK NO.	MPS Part No.	Package Type	Supply Voltage (Max.)(V)	Quiescent Current (Typ.)(mA)	Operating Current (Typ.)(mA)	Gate Drive Sink Current (Typ.)(mA)	Operating Temperature Range (°C)	Price Each 1	25	100	500
946-MP6900DJLFP	MP6900DJ-LF-P	TSOT-23-5	24	2	8	2	-40 to +85				
946-MP6900DSLF	MP6900DS-LF	SOIC-8	24	3	8	2	-40 to +85				
946-MP6901DJLFP	MP6901DJ-LF-P	TSOT-23-5	24	3	8	2	-40 to +85				
946-MP6902DSLF	MP6902DS-LF	SOIC-8	24	3	8	2	-40 to +85				

LED DRIVERS

For quantities greater than listed, call for quote.

MOUSER STOCK NO.	MPS Part No.	Package Type	Output Current (A)	Supply Current (Max.)(mA)	Quiescent Current (Typ.)(mA)	Input Voltage (Max.)(V)	Operating Temperature Range (°C)	Price Each 1	25	100	500
946-MP2489DJLFP	MP2489DJ-LF-P	TSOT-23-5	1	108	1	60	-40 to +85				
946-MP2489DQLFP	MP2489DQ-LF-P	QFN-6	1	108	1	60	-40 to +85				
946-MP3204DJLFP	MP3204DJ-LF-P	TSOT-23-5	1	750	0.75	6	-40 to +85				
946-MP3205DJLFP	MP3205DJ-LF-P	TSOT-23-5	1	750	0.75	6	-40 to +85				
946-MP3302DDLFP	MP3302DD-LF-P	QFN-8	0.80	850	0.85	6	-40 to +85				
946-MP3302DJLFP	MP3302DJ-LF-P	TSOT-23-5	0.80	850	0.85	6	-40 to +85				
946-MP4688DNLF	MP4688DN-LF	SOIC-8	0.22	220	0.17	80	-40 to +85				
946-MP3304CDDLFP	MP3304CDD-LF-P	QFN-8	0.20	850	0.85	6	-40 to +85				
946-MP3310EQLFP	MP3310EQ-LF-P	QFN-10	0.10	200	2	25	-20 to +85				
946-MP3384EQLFP	MP3384EQ-LF-P	QFN-16	0.20	108	---	25	-20 to +85				
946-MP2483DQLFP	MP2483DQ-LF-P	QFN-10	2.5	---	1	55	-40 to +85				
946-MP2483DSLF	MP2483DS-LF	SOIC-14	2.5	---	1	55	-40 to +85				
946-MP2480DNLF	MP2480DN-LF	SOIC-8	---	220	0.22	36	-40 to +85				
946-MP1518DGLFP	MP1518DG-LF-P	QFN-8	---	1	0.75	6	-40 to +85				
946-MP1528DQLFP	MP1528DQ-LF-P	QFN-6	---	800	0.80	3.6	-40 to +85				

LED DRIVER CONTROLLERS

For quantities greater than listed, call for quote.

MOUSER STOCK NO.	MPS Part No.	Package Type	Supply Voltage (V)	Quiescent Current (mA)	Operating Current (mA)	Gate Drive Sink Current (mA)	Operating Temperature Range (°C)	Price Each 1	25	100	500
946-MP2370DJLFP	MP2370DJ-LF-P	TSOT-23-6	1.2	---	0.8	24	-40 to +85				
946-MP3394EFLF	MP3394EF-LF	TSSOP-16	28	4	---	0.20	-20 to +85				
946-MP4000DSLF	MP4000DS-LF	SOIC-8	10	0.60	0.90	-1.2	-40 to +85				
946-MP4012DSLF	MP4012DS-LF	SOIC-16	55	---	---	0.70	-40 to +85				
946-MP4020GSLF	MP4020GS-LF	SOIC-8	23	1	2	-1.2	-40 to +105				
946-MP4021GSLF	MP4021GS-LF	SOIC-8	23	0.75	2	-1.2	-40 to +85				

SMART BYPASS FOR LED DRIVER

For quantities greater than listed, call for quote.

MOUSER STOCK NO.	MPS Part No.	Package Type	On-State Resistance (Typ.)(Ω)	Off-State Current (Typ.)(μA)	Protection Threshold (Typ.)(V)	Terminals	Operating Temperature Range (°C)	Price Each 1	25	100	500
946-MP4690GSDLFP	MP4690GSD-LF-P	SOD-123	0.22	1	6	2	-40 to +105				

XENON FLASH BOOST CHARGER WITH DRIVER

For quantities greater than listed, call for quote.

MOUSER STOCK NO.	MPS Part No.	Package Type	Voltage Range (Max.)(V)	Quiescent Current (Max.)(mA)	Leakage Current (Max.)(μA)	Propagation Delay (Typ.)(ns)	Operating Temperature Range (°C)	Price Each 1	25	100	500
946-MP3351DQLFP	MP3351DQ-LF-P	QFN-16	6	5	2	45	-40 to +85				

INTELLI-PHASE™ SOLUTIONS INTEGRATED FETS AND DRIVERS

For quantities greater than listed, call for quote.

MOUSER STOCK NO.	MPS Part No.	Package Type	Supply Voltage (V)	Operating Input Range (V)	Output Current (A)	I_{CC} Standby (Max.)(μA)	Operating Temperature Range (°C)	Price Each 1	25	100	500
946-MP86961DULFP	MP86961DU-LF-P	QFN-5	27	4.5-21	20	300	-40 to +125				
946-MP86963DUTLFP	MP86963DUT-LF-P	QFN-5	27	4.5-21	20	610	-40 to +125				

HALF BRIDGE DRIVERS

For quantities greater than listed, call for quote.

MOUSER STOCK NO.	MPS Part No.	Package Type	Supply Voltage (V)	Operating Current (Max.)(mA)	Max. Turn-On Delay Time (ns)	Max. Turn-Off Delay Time (ns)	Operating Temperature Range (°C)	Price Each 1	25	100	500
946-MP8040DNLF	MP8040DN-LF	SOIC-8	28	2.5	70	70	-40 to +85				
946-MP18021HNLF	MP18021HN-LF	SOIC-8	18	3.5	16	16	-40 to +125				

N-CHANNEL MOSFET

For quantities greater than listed, call for quote.

MOUSER STOCK NO.	MPS Part No.	Package Type	$V_{(BR)DSS}$ (Min.)(V)	$r_{DS\ (ON)}$ (Max.)(Ω)	Gate-Source Breakdown Voltage (V))	$t_{(on)}/t_{(off)}$ (Typ.)(ns)	Operating Temperature Range (°C)	Price Each 1	25	100	500
946-LN60A01ESLF	LN60A01ES-LF	SOIC-8	600	200	15	50/3000	-20 to +85				

CHARGE PUMP CONVERTER

For quantities greater than listed, call for quote.

MOUSER STOCK NO.	MPS Part No.	Package Type	Input Voltage Range (V)	Output Voltage Range (V)	Quiescent Current (Max.)(mA)	I_O (Min.)(mA)	Operating Temperature Range (°C)	Price Each 1	25	100	500
946-MP9361DJLFP	MP9361DJ-LF-P	TSOT-23-6	2.8-5	4.8-5.2	4	110	-40 to +85				

© Copyright 2014 Mouser Electronics

© Copyright 2014 Mouser Electronics

MONOLITHIC POWER SYSTEMS Power Management

RoHS Compliant **This product is RoHS compliant.**

Monolithic Power Systems

VOLTAGE BOOST CONVERTER

For quantities greater than listed, call for quote.

MOUSER STOCK NO.	MPS Part No.	Package Type	Input Voltage Range (V)	Output Power (W)	Quiescent Current (Max.) (μA)	Efficiency (%)	Operating Temperature Range (°C)	Price Each 1	25	100	500
946-MP5410EQLFP	MP5410EQ-LF-P	QFN-16	1.8 to 5.5	2.08	50	80	-20 to +85				

CLASS D AUDIO AMPLIFIERS

For quantities greater than listed, call for quote.

MOUSER STOCK NO.	MPS Part No.	Package Type	Description	Supply Voltage (V)	Quiescent Current (Max.) (mA)	Efficiency (%)	Operating Temperature Range (°C)	Temperature Range (°C)	Price Each 1	25	100	500
946-MP1720DQ216LFP	MP1720DQ-216-LF-P	QFN-10	2.7W Class-D Audio	5.5	8	90	2.14	-40 to +125				
946-MP1720DQ3LFP	MP1720DQ-3-LF-P	QFN-10	2.7W Class-D Audio	5.98	8	90	2.70	-40 to +125				
946-MP7720DSLF	MP7720DS-LF	SOIC-8	20W, Class D Mono, Single-Ended Audio Amp	20	3	93	20	-40 to +85				
946-MP7731DFLF	MP7731DF-LF	TSSOP-20	5W-30W, Class D Mono, Bridged Audio Amp	26	6	85	30	-40 to +85				
946-MP7782DFLF	MP7782DF-LF	TSSOP-20	50W, Class D Mono, Bridged Audio Amp	26	6	90	50	-40 to +85				

HIGH SIDE CURRENT SENSE AMPLIFIER

For quantities greater than listed, call for quote.

MOUSER STOCK NO.	MPS Part No.	Package Type	Description	Input Bias Current (Max) (nA)	Supply Voltage (Min.) (V)	Supply Voltage (Max.) (V)	Supply Current (Max.) (μA)	Temperature Range (°C)	Price Each 1	25	100	500
946-MP8110DSLF	MP8110DS-LF	SOIC-8	40V Precision High-Side Current Sense Amp	20	2.5	40	12	-40 to +85				

OPERATIONAL AMPLIFIERS

For quantities greater than listed, call for quote.

MOUSER STOCK NO.	MPS Part No.	Package Type	Single, Dual, Quad	Input Offset Voltage (mV) (Max.)	Input Bias Current (Max.) (pA)	Gain Bandwidth Product (KHz) (Typ.)	Slew Rate (V/uS) (Typ.)	Supply Voltage (V) (Max.)	Supply Current (μA) (Max.)	Operating Temperature Range (°C)	Price Each 1	25	100	500
946-MP8101DJLFP	MP8101DJ-LF-P	TSOT-23-5	Single	5	2	400	0.2	6	20	-40 to +85				
946-MP8102DJLFP	MP8102DJ-LF-P	TSOT-23-5	Single	5	2	200	0.1	6	7.5	-40 to +85				

BATTERY CHARGERS

For quantities greater than listed, call for quote.

MOUSER STOCK NO.	MPS Part No.	Package Type	Supply Voltage (Max.) (V)	Cells Supported NICd	NiMH	Li-On	Li-Polymer	Charge Regulation	Price Each 1	25	100	500
946-MP2603EJLFP	MP2603EJ-LF-P	TSOT-23-5	5.25	0	0	1	0	Linear				
946-MP26059DQLFP	MP26059DQ-LF-P	QFN-10	6.5	0	0	1	1	Linear				
946-MP26101DRLFP	MP26101DR-LF-P	QFN-16	26	0	0	2	0	Switchmode				
946-MP2610ERLFP	MP2610ER-LF-P	QFN-16	24	0	0	0.5	0	Switchmode				
946-MP2612ERLFP	MP2612ER-LF-P	QFN-16	24	0	0	3	0	Switchmode				

ENERGY STORAGE AND RELEASE CONTROL IC

For quantities greater than listed, call for quote.

MOUSER STOCK NO.	MPS Part No.	Package Type	Supply Voltage Range (V)	Input Supply Voltage Range (V)	Shutdown Supply Current (Typ.) (μA)	Quiescent Supply Current (Max.) (μA)	Continuous Power Dissipation (W)	Feedback Voltage (Max.) (V)	Price Each 1	25	100	500
946-MP6302DDLFP	MP6302DD-LF-P	QFN-10	-0.3-22	4.2 to 18	1	250	1.2	1.03				

SUPERVISORY CIRCUIT

For quantities greater than listed, call for quote.

MOUSER STOCK NO.	MPS Part No.	Package Type	No. of Voltages	Monitored Voltage (V)	Supply Voltage (Max.)	Supply Voltage (Min.)	Supply Current (Typ.) (uA)	Power Dissipation (Max.) (W)	Operating Temperature Range (°C)	Price Each 1	25	100	500
946-MP6400DG-01-LF-Z	MP6400DG-LF-Z	QFN-6	1	0.4	6.5	-0.3	1.85	0.57	-40 to +85				
946-MP6400DJ-01-LF-Z	MP6400DJ-LF-Z	TSOT-23-6	1	0.4	6.5	-0.3	1.85	0.57	-40 to +85				

OFFLINE HIGH VOLTAGE QUASI RESONANT REGULATORS

For quantities greater than listed, call for quote.

MOUSER STOCK NO.	MPS Part No.	Package Type	Output Power (W)	Breakdown Voltage (Min.) (V)	Supply Current (Min.) (mA)	Current Consumption (μA) (Typ.)	Input Voltage (Max.) (V)	Operating Temperature Range (°C)	Price Each 1	25	100	500
946-HF01B00DPLF	HF01B00DP-LF	PDIP-7	35	700	1.4	400	85-265	-40 to +85				
946-HF01B02DPLF	HF01B02DP-LF	PDIP-7	24	700	1.4	400	85-265	-40 to +85				
946-HF01B04DPLF	HF01B04DP-LF	PDIP-7	19	700	1.4	400	85-265	-40 to +85				
946-HF01B04DSLF	HF01B04DS-LF	SOIC-7	19	700	1.4	400	85-265	-40 to +85				

LOW DROP OUT LINEAR REGULATORS

For quantities greater than listed, call for quote.

MOUSER STOCK NO.	MPS Part No.	Package Type	Type	Output Current (mA)	Dropout Voltage (Typ.) (mV)	Supply Current (Max.) (μA)	Ground Current (μA) (Typ.)	Accuracy (%)	Input Voltage (Max.) (V)	Operating Temperature Range (°C)	Price Each 1	25	100	500
946-MP2005DDLFP	MP2005DD-LF-P	QFN-8	Adjustable	---	70	1	100	2	5.5	-40 to +85				
946-MP2002DDLFP	MP2002DD-LF-P	QFN-8	Adjustable	1	290	---	100	---	6.5	-40 to +85				
946-MP2016DDLFP	MP2016DD-LF-P	SOT-23-5	Adjustable	30	700	30	35	2	42	-40 to +85				
946-MP2016DJLFP	MP2016DJ-LF-P	QFN-8	Adjustable	30	700	30	35	2	42	-40 to +85				
946-MP2000DJADJLFP	MP2000DJ-ADJ-LF-P	TSOT-23-5	Adjustable	150	300	---	65	3	6	-40 to +85				
946-MP8904DDLFP	MP8904DD-LF-P	QFN-8	Adjustable	500	300	7	100	---	6.5	-40 to +85				
946-MP20045DQLFP	MP20045DQ-LF-P	QFN-8	Adjustable	1000	140	16	110	2.5	5.5	-40 to +85				
946-MP2030DQLFP	MP2030DQ-LF-P	QFN-8	Adjustable	3000	700	30	35	2	42	-40 to +85				
946-MP8801DJ2.5LFP	MP8801DJ-2.5-LF-P	SOT-23-5	Fixed	100	100	1	125	2	6.5	-40 to +85				
946-MP8801DJ3.3LFP	MP8801DJ-3.3-LF-P	SOT-23-5	Fixed	100	100	1	125	2	6.5	-40 to +85				
946-MP8903DG3.3LFP	MP8903DG-3.3-LF-P	QFN-8	Fixed	100	150	1	---	2	6.5	-40 to +85				
946-MP8802DJ2.85LFP	MP8802DJ-2.85-LF-P	SOT-23-5	Fixed	250	250	1	125	2	6.5	-40 to +85				
946-MP8802DJ3.3LFP	MP8802DJ-3.3-LF-P	SOT-23-5	Fixed	250	230	1	125	2	6.5	-40 to +85				
946-MP20045DQ33LFP	MP20045DQ-33-LF-P	QFN-8	Fixed	1000	140	16	110	2.5	5.5	-40 to +85				

ADJUSTABLE SHUNT VOLTAGE REGULATOR

For quantities greater than listed, call for quote.

MOUSER STOCK NO.	MPS Part No.	Package Type	Output Power (W)	Output Voltage (V)	Continuous Power Dissipation (W)	Reference Voltage (Max.) (mV)	Accuracy (%)	Operating Current (Typ.) (μA)	Operating Temperature Range (°C)	Price Each 1	25	100	500
946-MP8201DTLFP	MP8201DT-LF-P	SOT-23	0.52	1.2	0.52	160.8	0.5	60	-40 to +85				

CURRENT LIMIT SWITCHES

For quantities greater than listed, call for quote.

MOUSER STOCK NO.	MPS Part No.	Package Type	Supply Voltage (Max.) (V)	Supply Current (A)	ON Resistance (Max.) (mΩ)	Continuous Current (Typ.) (A)	Adj. Current Limit (Min./Max) (A)	Power Dissipation (Max.) (W)	Operating Voltage (V)	Operating Temperature Range (°C)	Price Each 1	25	100	500
946-MP5000DQLFP	MP5000DQ-LF-P	QFN-10	18	4.2	82	4.2	1-5	2.5	12	-40 to +85				
946-MP5001DQLFP	MP5001DQ-LF-P	QFN-10	10	4.2	82	4.2	---	2.5	5	-40 to +85				
946-MP5002DQLFP	MP5002DQ-LF-P	QFN-10	6	3	82	---	1-3	2.5	3.3	-40 to +85				
946-MP5003EQLFP	MP5003EQ-LF-P	QFN-10	6	3	82	---	1-3	2.5	3.3	-40 to +85				
946-MP6211DNLF	MP6211DN-LF	SOIC-8	5.5	9	130	1	1.1-2.2	2.5	5	-40 to +85				
946-MP6212DNLF	MP6212DN-LF	SOIC-8	5.5	9	130	1	1.1-2.2	2.5	5	-40 to +85				
946-MP62160DDLFP	MP62160DD-LF-P	QFN-8	5.5	9	130	2	2.1-3.5	2.3	5	-40 to +85				
946-MP62171ES1LF	MP62171ES-1-LF	SOIC-8	5.5	9	130	1.5	1.6-3	1.4	5	-20 to +85				
946-MP6232DNLF	MP6232DN-LF	SOIC-8	5.5	14	130	5	0.55-1.1	2.5	5	-40 to +85				
946-MP62340DSLF	MP62340DS-LF	SOIC-8	5.5	14	130	1	1.1-2.2	1.4	5	-40 to +85				
946-MP62341DSLF	MP62341DS-LF	SOIC-8	5.5	14	130	1	1.1-2.2	1.4	5	-40 to +85				
946-MP62351ESLF	MP62351ES-LF	SOIC-8	5.5	14	130	0.5	0.55-1.1	1.4	5	-20 to +85				

© Copyright 2014 Mouser Electronics
© Copyright 2014 Mouser Electronics

RoHS Compliant This product is RoHS compliant.

DC-DC CONVERTERS

For quantities greater than listed, call for quote.

MOUSER STOCK NO.	MPS Part No.	Package Type	Output Current (Max.) (A)	Input Voltage (V)	Output Voltage (Max.) (V)	Switching Frequency	Duty Cycle (Max.) (%)	Operating Temperature Range (°C)	Price Each 1	25	100	500
Buck Step-Down Converters												
946-MP1583DNLF	MP1583DN-LF	SOIC-8	3	4.75 to 23	21	385kHz	90	-40 to +85				
946-MP2357DJLFP	MP2357DJ-LF-P	TSOT-23-6	0.5	-0.3 to +0.3	15	1.4mHz	87	-40 to +85				
946-MP2357DTLFP	MP2357DT-LF-P	SOT-23-6	0.5	-0.3 to +0.3	15	1.4MHz	87	-40 to +85				
946-MP2359DJLFP	MP2359DJ-LF-P	TSOT-23-6	1.2	4.5 to 24	15	1.4MHz	87	-40 to +85				
946-MP2359DTLFP	MP2359DT-LF-P	SOT-23-6	1.2	4.5 to 24	15	1.4MHz	87	-40 to +85				
946-MP2360DGLFP	MP2360DG-LF-P	QFN-8	1.8	4.5 to 24	15	1.4MHz	87	-40 to +85				
946-MP2451DTLFP	MP2451DT-LF-P	SOT-23-6	0.6	3.3 to 36	0.8	2MHz	85	-40 to +85				
946-MP2452DDLFP	MP2452DD-LF-P	QFN-8	1	3.3 to 36	33	1MHz	85	-40 to +85				
946-MP2492DQLFP	MP2492DQ-LF-P	QFN-10	2	4.5 to 55	15	100kHz	85	-40 to +85				
946-MP2493DSLF	MP2493DS-LF	SOIC-8	2	4.5 to 36	15	130kHz	75	-40 to +85				
946-MP2494DNLF	MP2494DN-LF	SOIC-8	2	4.5 to 55	15	100kHz	85	-40 to +85				
946-MP2562DQLFP	MP2562DQ-LF-P	QFN-10	1	4.5 to 50	47	4MHz	50	-40 to +85				
946-MP2562DSLF	MP2562DS-LF	SOIC-8	1	4.5 to 50	47	4MHz	50	-40 to +85				
946-MP2490DQLFP	MP2490DQ-LF-P	QFN-10	1.5	4.5 to 36	15	700kHz	90	-40 to +85				
946-MP2490DSLF	MP2490DS-LF	SOIC-8	1.5	4.5 to 36	15	700kHz	90	-40 to +85				
946-MP2495DSLF	MP2495DS-LF	SOIC-16	2	----	15	700kHz	90	-40 to +85				
946-MP4566DDLFP	MP4566DD-LF-P	QFN-8	0.6	4.5 to 36	0.8	1MHz	65	-40 to +85				
946-MP1580HSLF	MP1580HS-LF	SOIC-8	2	4.75 to 25	21	380kHz	90	-40 to +125				
946-MP1591DNLF	MP1591DN-LF	SOIC-8	2	6.5 to 32	21	330kHz	90	-40 to +85				
946-MP1593DNLF	MP1593DN-LF	SOIC-8	3	4.75 to 28	12	385kHz	90	-40 to +85				
946-MP2363DNLF	MP2363DN-LF	SOIC-8	3	4.75 to 27	21	365kHz	88	-40 to +85				
946-MP2365DNLF	MP2365DN-LF	SOIC-8	3	4.75 to 28	21	1.4MHz	65	-40 to +85				
946-MP2560DNLF	MP2560DN-LF	SOIC-8	2.5	4.5 to 42	39	4MHz	50	-40 to +85				
946-MP2560DQLFP	MP2560DQ-LF-P	QFN-10	2.5	4.5 to 42	39	4MHz	50	-40 to +85				
946-MP2565DNLF	MP2565DN-LF	SOIC-8	2.5	4.5 to 50	47	4MHz	50	-40 to +85				
946-MP2565DQLFP	MP2565DQ-LF-P	QFN-10	2.5	4.5 to 50	47	4MHz	50	-40 to +85				
946-MP4462DNLF	MP4462DN-LF	SOIC-8	3.5	4.5 to 36	30	4MHz	65	-40 to +85				
946-MP4462DQLFP	MP4462DQ-LF-P	QFN-10	3.5	4.5 to 36	30	4MHz	65	-40 to +85				
946-MP4560DNLF	MP4560DN-LF	SOIC-8	2	4.5 to 55	52	2MHz	65	-40 to +85				
946-MP4560DQLFP	MP4560DQ-LF-P	QFN-10	2	4.5 to 55	52	2MHz	65	-40 to +85				
946-MP4561DQLFP	MP4561DQ-LF-P	QFN-10	1.5	4.5 to 55	52	2MHz	65	-40 to +85				
946-MP38671DLLFP	MP38671DL-LF-P	QFN-14	10	4.5 to 25	15	600kHz	90	-40 to +85				
946-MP38872DLLFP	MP38872DL-LF-P	QFN-14	6	4.5 to 21	15	600kHz	90	-40 to +85				
946-MP38874DLLFP	MP38874DL-LF-P	QFN-14	8	4.5 to 21	15	600kHz	90	-40 to +85				
946-MP38892DNLF	MP38892DN-LF	SOIC-8	6	4.5 to 42	5	420kHz	90	-40 to +85				
946-MP38894DNLF	MP38894DN-LF	SOIC-8	4.5	4.5 to 42	15	420kHz	90	-40 to +85				
946-MP8352DLLFP	MP8352DL-LF-P	QFN-14	6	3 to 6	0.8	600kHz	90	-40 to +85				
946-MP2467DNLF	MP2467DN-LF	SOIC-8	2.5	6 to 36	30	500kHz	65	-40 to +85				
946-MP4458DQTLFP	MP4458DQT-LF-P	QFN-10	1	4.5 to 36	36	4MHz	50	-40 to +85				
946-MP4459DQTLFP	MP4459DQT-LF-P	QFN-10	1.5	4.5 to 36	36	4MHz	50	-40 to +85				
946-MP4460DQLFP	MP4460DQ-LF-P	QFN-10	2.5	4.5 to 36	30	4MHz	50	-40 to +85				
Synchronous Buck Step-Down Converters												
946-MP8736DLLFP	MP8736DL-LF-P	QFN-20	6	4.5 to 19	3.3	2.5MHz	----	-40 to +85				
946-MP2106DQLFP	MP2106DQ-LF-P	QFN-10	1.5	2.6 to 15	3.3	800kHz	85	-40 to +85				
946-MP8620DQKLFP	MP8620DQK-LF-P	QFN-6	25	6 to 16	1.5	600kHz	90	-40 to +85				
946-MP2102DQLFP	MP2102DQ-LF-P	QFN-10	0.8	2.5 to 6	5.4	1.5MHz	100	-40 to +85				
946-MP2125DLLFP	MP2125DL-LF-P	QFN-14	1.5	2.7 to 6	3.3	1.5MHz	100	-40 to +85				
946-MP2128DGLFP	MP2128DG-LF-P	QFN-8	1	2.5 to 6	6	3MHz	100	-40 to +85				
946-MP2128DTLFP	MP2128DT-LF-P	SOT-23-5	6	2.5 to 6	6	3MHz	100	-40 to +85				
946-MP2136EGLFP	MP2136EG-LF-P	QFN-6	1.2	2.5 to 6	6	2MHz	100	-20 to +85				
946-MP2208DLLFP	MP2208DL-LF-P	QFN-14	4	3 to 16	0.9	600kHz	90	-40 to +85				
946-MP2209DLLFP	MP2209DL-LF-P	QFN-14	2	3 to 16	0.9	600kHz	90	-40 to +85				
946-MP2212DQLFP	MP2212DQ-LF-P	QFN-10	3	3 to 6	0.9	600kHz	90	-40 to +85				
946-MP28255ELLFP	MP28255EL-LF-P	QFN-14	4	4.5 to 21	0.8	500kHz	90	-20 to +85				
946-MP28265ELLFP	MP28265EL-LF-P	QFN-14	5	4.5 to 21	0.8	1.1MHz	90	-20 to +85				
946-MP28275ELLFP	MP28275EL-LF-P	QFN-14	5	4.5 to 7	0.8	1.1MHz	90	-20 to +85				
946-MP8716ENLF	MP8716EN-LF	SOIC-8	3	4.5 to 21	0.8	500kHz	90	-20 to +85				
946-NB6381DLLFP	NB6381DL-LF-P	QFN-20	8	4.5 to 28	13	1MHz	----	-40 to +85				
946-NB638DLLFP	NB638DL-LF-P	QFN-20	7	4.5 to 28	13	1MHz	----	-40 to +85				
946-NB639DLLFP	NB639DL-LF-P	QFN-20	8	4.5 to 28	13	600kHz	----	-40 to +85				
946-MP28223DDLFP	MP28223DD-LF-P	QFN-8	1.5	2.7 to 6	0.6	1.5MHz	100	-40 to +85				
946-MP2303ADNLF	MP2303ADN-LF	SOIC-8	3	4.75 to 28	25	340kHz	90	-40 to +85				
946-MP2303DNLF	MP2303DN-LF	SOIC-8	3	4.75 to 28	25	340kHz	90	-40 to +85				
946-MP28119EGLFP	MP28119EG-LF-P	QFN-8	6	2.5 to 6	6	1.7MHz	100	-20 to +85				
946-MP2403DNLF	MP2403DN-LF	SOIC-8	3	4.6 to 32	28	250kHz	90	-40 to +85				
946-MP8715DNLF	MP8715DN-LF	SOIC-8	4	4.5 to 21	0.8	500KHz	100	-40 to +85				
946-MP1492DSLF	MP1492DS-LF	SOIC-8	2	4.2 to 16	13	Programmable	----	-40 to +85				
946-MP1493DSLF	MP1493DS-LF	SOIC-8	3	4.2 to 16	13	Programmable	----	-40 to +85				
946-MP1495DJLFP	MP1495DJ-LF-P	TSOT-23-8	2	4.5 to 16	Adjust.	500KHz	----	-40 to +85				
946-MP1497DJLFP	MP1497DJ-LF-P	TSOT-23-8	3	4.5 to 16	Adjust.	500KHz	----	-40 to +85				
946-MP2012DQLFP	MP2012DQ-LF-P	QFN-6	1.5	2.7 to 6	0.8	1.2MHz	100	-40 to +85				
946-MP2104DJLFP	MP2104DJ-LF-P	SOT-23-5	0.6	2.5 to 6	6	1.7MHz	100	-40 to +85				
946-MP2105DJLFP	MP2105DJ-LF-P	SOT-23-5	0.8	2.5 to 6	6	1MHz	100	-40 to +85				
946-MP2109DQLFP	MP2109DQ-LF-P	QFN-10	0.8	2.5 to 6	6	1.24MHz	100	-40 to +85				
946-MP2130DGLFP	MP2130DG-LF-P	QFN-12	3.5	2.7 to 6	5.5	1.2MHz	100	-40 to +85				
946-MP2207DQLFP	MP2207DQ-LF-P	QFN-10	4	3 to 16	0.9	1.3MHz	90	-40 to +85				
946-MP2227DQLFP	MP2227DQ-LF-P	QFN-10	3	3 to 24	0.9	1.3MHz	90	-40 to +85				
946-MP28115DQLFP	MP28115DQ-LF-P	QFN-10	4	2.7 to 6	0.9	1.5MHz	90	-40 to +85				
946-MP28128DQLFP	MP28128DQ-LF-P	QFN-10	2.5	2.7 to 6	0.9	1.5MHz	90	-40 to +85				
946-MP28258DDLFP	MP28258DD-LF-P	QFN-12	3	4.2 to 20	13	Programmable	----	-40 to +85				
946-MP28259DDLFP	MP28259DD-LF-P	QFN-12	2	4.2 to 20	13	Programmable	----	-40 to +85				
946-MP2107DQLFP	MP2107DQ-LF-P	QFN-10	4	2.7 to 6	0.9	1.5MHz	90	-40 to +85				
946-MP2119DQLFP	MP2119DQ-LF-P	QFN-10	2	2.7 to 5.5	0.9	1.5MHz	90	-40 to +85				
946-MP2120DQLFP	MP2120DQ-LF-P	QFN-10	2.5	2.7 to 5.5	0.9	1.5MHz	90	-40 to +85				
946-MP38115DQLFP	MP38115DQ-LF-P	QFN-10	4	1.1 to 5.5	0.9	1.5MHz	90	-40 to +85				
946-MP1482DSLF	MP1482DS-LF	SOIC-8	2	4.75 to 18	15	340kHz	90	-40 to +85				
946-MP1484ENLF	MP1484EN-LF	SOIC-8	3	4.75 to 23	20	340kHz	90	-20 to +85				
946-MP2305DSLF	MP2305DS-LF	SOIC-8	2	4.7 to 23	20	340kHz	90	-40 to +85				
946-MP2307DNLF	MP2307DN-LF	SOIC-8	3	4.7 to 23	20	340kHz	90	-40 to +85				
946-MP2309DSLF	MP2309DS-LF	SOIC-8	1	4.7 to 23	20	340kHz	90	-40 to +85				
946-MP2303DQLFP	MP2303DQ-LF-P	QFN-10	3	4.75 to 28	25	340kHz	90	-40 to +85				
946-MP2117DNLF	MP2117DN-LF	SOIC-8	2.2	2.5 to 6	6	1.25MHz	100	-40 to +85				
Boost Step-Up Converters												
946-MP1541DJLFP	MP1541DJ-LF-P	SOT-23-5	----	2.5 to 6	22	1.3MHz	85	-40 to +85				
946-MP3212DQLFP	MP3212DQ-LF-P	QFN-10	1.3	2.3 to 5.5	28	1MHz	90	-40 to +85				
946-MP3425DLLFP	MP3425DL-LF-P	QFN-14	3	3.1 to 22	55	2MHz	0	-40 to +85				
946-MP3217DJLFP	MP3217DJ-LF-P	TSOT-23-6	0.5	2.3 to 6	36	670kHz	92	-40 to +85				
946-MP1530DQLFP	MP1530DQ-LF-P	QFN-16	----	2.7 to 5.5	22	1.4MHz	90	-40 to +85				
946-MP1531DMLF	MP1531DM-LF	TSSOP-16	----	2.7 to 5.5	22	250kHz	90	-40 to +85				
946-MP1531DQLFP	MP1531DQ-LF-P	QFN-16	----	2.7 to 5.5	22	250kHz	90	-40 to +85				
946-MP1530DMLF	MP1530DM-LF	TSSOP-16	----	2.7 to 5.5	22	1.4MHz	90	-40 to +85				
946-MP1522ETLFP	MP1522ET-LF-P	TSOT-23-5	10	2.7 to 25	25	----	90	-20 to +85				
946-MP6001DNLF	MP6001DN-LF	SOIC-8	----	10 to 100	150	Programmable	67.5	-40 to +125				
Synchronous Boost Step-Up Converters												
946-MP3412EJLFP	MP3412EJ-LF-P	TSOT-23-6	----	0 to 4.4	5	1MHz	87	-20 to +125				
946-MP3120DJLFP	MP3120DJ-LF-P	TSOT-23-6	1.2	0.8 to 5	5	1.1MHz	98	-40 to +85				
946-MP3115DTLFP	MP3115DT-LF-P	TSOT-23-6	----	0.950 to 1.1	4	1.3MHz	90	-40 to +85				
946-MP3410DJLFP	MP3410DJ-LF-P	TSOT-23-5	1.3	1.8 to 6	6	550kHz	90	-40 to +85				

© Copyright 2014 Mouser Electronics

© Copyright 2014 Mouser Electronics

NXP Power Management

RoHS Compliant **This product is RoHS compliant.**

LOW DROPOUT VOLTAGE REGULATORS

NEW! TECHNOLOGY

◆ Surface Mount Device

For quantities greater than listed, call for quote.

MOUSER STOCK NO.	NXP Part No.	Package	Output Type	Output Voltage (Typ.) (V)	Output Current (mA)	Dropout Voltage (Max.) (mV)	Input Voltage (V) Min.	Input Voltage (V) Max.	Operating Temperature (°C)	Price Each 1	25	100	250
◆ 771-LD6806CX413H,315	LD6806CX4/13H,315	WLCSP-4	Single	1.3	200	100	2.3	5.5	-40 to +85				
◆ 771-LD6806CX416H,315	LD6806CX4/16H,315	WLCSP-4	Single	1.6	200	100	2.3	5.5	-40 to +85				
◆ 771-LD6806CX418H,315	LD6806CX4/18H,315	WLCSP-4	Single	1.8	200	100	2.3	5.5	-40 to +85				
◆ 771-LD6806CX420H,315	LD6806CX4/20H,315	WLCSP-4	Single	2	200	100	2.3	5.5	-40 to +85				
◆ 771-LD6806CX422H,315	LD6806CX4/22H,315	WLCSP-4	Single	2.2	200	100	2.3	5.5	-40 to +85				
◆ 771-LD6806CX423H,315	LD6806CX4/23H,315	WLCSP-4	Single	2.3	200	100	2.3	5.5	-40 to +85				
◆ 771-LD6806CX425H,315	LD6806CX4/25H,315	WLCSP-4	Single	2.5	200	100	2.3	5.5	-40 to +85				
◆ 771-LD6806CX428H,315	LD6806CX4/28H,315	WLCSP-4	Single	2.8	200	100	2.3	5.5	-40 to +85				
◆ 771-LD6806CX429H,315	LD6806CX4/29H,315	WLCSP-4	Single	2.9	200	100	2.3	5.5	-40 to +85				
◆ 771-LD6806CX430H,315	LD6806CX4/30H,315	WLCSP-4	Single	3	200	100	2.3	5.5	-40 to +85				
◆ 771-LD6806CX433H,315	LD6806CX4/33H,315	WLCSP-4	Single	3.3	200	100	2.3	5.5	-40 to +85				
◆ 771-LD6806CX436H,315	LD6806CX4/36H,315	WLCSP-4	Single	3.6	200	100	2.3	5.5	-40 to +85				
◆ 771-LD6806F/18H115	LD6806F/18H,115	XSON-6	Single	3.6	200	60	2.3	5.5	-40 to +85				
◆ 771-LD6806F/25H115	LD6806F/25H,115	XSON-6	Single	3.6	200	60	2.3	5.5	-40 to +85				
◆ 771-LD6806F/28H115	LD6806F/28H,115	XSON-6	Single	3.6	200	60	2.3	5.5	-40 to +85				
◆ 771-LD6806F/30H115	LD6806F/30H,115	XSON-6	Single	3.6	200	60	2.3	5.5	-40 to +85				
◆ 771-LD6806F/13H,115	LD6806F/13H,115	XSON-6	Single	1.3	200	100	2.3	5.5	-40 to +85				
◆ 771-LD6806F/23H,115	LD6806F/23H,115	XSON-6	Single	2.3	200	100	2.3	5.5	-40 to +85				

LINEAR REGULATORS

◆ Surface Mount Device

For quantities greater than listed, call for quote.

MOUSER STOCK NO.	NXP Part No.	Package	Output Current (mA)	Output Voltage (V)	Dropout Voltage (Max.) (mV)	Input Voltage (Max.) (mV)	Iq (Typ.) (mA)	Voltage Accuracy (Typ.) (%)	Operating Temperature (°C)	Price Each 1	25	100	250
◆ 771-NX1117CE12Z,115	NX1117CE12Z,115	SOT-223	1200	1.20	1.10	20	5	1.25	-40 to +125				
◆ 771-NX1117CADJZ115	NX1117CADJZ,115	SOT-223	1000	1.25	1.20	20	5	1	-40 to +125				
◆ 771-NX1117CE15Z,115	NX1117CE15Z,115	SOT-223	1200	1.50	1.10	20	5	1.25	-40 to +125				
◆ 771-NX1117C15Z115	NX1117C15Z,115	SOT-223	1000	1.50	1.20	20	5	1	-40 to +125				
◆ 771-NX1117CE18Z,115	NX1117CE18Z,115	SOT-223	1200	1.80	1.10	20	5	1.25	-40 to +125				
◆ 771-NX1117C18Z115	NX1117C18Z,115	SOT-223	1000	1.80	1.20	20	5	1	-40 to +125				
◆ 771-NX1117CE19Z,115	NX1117CE19Z,115	SOT-223	1200	1.90	1.10	20	5	1.25	-40 to +125				
◆ 771-NX1117C19Z115	NX1117C19Z,115	SOT-223	1000	1.90	1.20	20	5	1	-40 to +125				
◆ 771-NX1117CE20Z,115	NX1117CE20Z,115	SOT-223	1200	2.00	1.10	20	5	1.25	-40 to +125				
◆ 771-NX1117C20Z115	NX1117C20Z,115	SOT-223	1000	2.00	1.20	20	5	1	-40 to +125				
◆ 771-NX1117CE25Z,115	NX1117CE25Z,115	SOT-223	1200	2.50	1.10	20	5	1.25	-40 to +125				
◆ 771-NX1117CE285Z,115	NX1117CE285Z,115	SOT-223	1200	2.85	1.10	20	5	1.25	-40 to +125				
◆ 771-NX1117C25Z115	NX1117C25Z,115	SOT-223	1000	2.50	1.20	20	5	1	-40 to +125				
◆ 771-NX1117CE33Z,115	NX1117CE33Z,115	SOT-223	1200	3.30	1.10	20	5	1.25	-40 to +125				
◆ 771-NX1117CE50Z,115	NX1117CE50Z,115	SOT-223	1200	5.00	1.10	20	5	1.25	-40 to +125				
◆ 771-NX1117CEADJZ,115	NX1117CEADJZ,115	SOT-223	1200	1.25	1.10	20	5	1.25	-40 to +125				

ADJUSTABLE PRECISION SHUNT REGULATORS

NEW! TECHNOLOGY

◆ Surface Mount Device

For quantities greater than listed, call for quote.

MOUSER STOCK NO.	NXP Part No.	Package	Output Voltage (V) Min.	Output Voltage (V) Max.	VREF Input Voltage (Max) (V)	Power Dissipation (Max) (mW)	Temperature Drift (mV)	Output Impedance (Ω)	Operating Temperature (°C)	Price Each 1	25	100	250
◆ 771-TL431FDT215	TL431FDT,215	SOT-23	2.5	36	2.495	350	6	0.2	-40 to +125				

DC-DC SWITCHING CONTROLLERS

◆ Surface Mount Device

GreenChip SMPS Control ICs

For quantities greater than listed, call for quote.

MOUSER STOCK NO.	NXP Part No.	Package	VCC (V) Min.	VCC (V) Max.	ICC Max. (A)	Ptot Max. (W)	Tj Max. (°C)	Price Each 1	25	100	250
◆ 771-TEA1733BT/N2118	TEA1733BT/N2,118	SO-8	0.4	30	0.4	0.5	150				
771-TEA1733P/N1112	TEA1733P/N1	DIP-8	0.4	30	0.4	0.5	150				
◆ 771-TEA1738FT/N1118	TEA1738FT/N1,118	SO-8	0.4	30	0.4	0.5	150				
◆ 771-TEA1738LT/N1118	TEA1738LT/N1,118	SO-8	0.4	30	0.4	0.5	150				
◆ 771-TEA1738T/N1118	TEA1738T/N1,118	SO-8	0.4	30	0.4	0.5	150				

GreenChip II SMPS Control ICs

For quantities greater than listed, call for quote.

MOUSER STOCK NO.	NXP Part No.	Package	VCC (V) Min.	VCC (V) Max.	ICC Max. (A)	Ptot Max. (W)	Tj Max. (°C)	Price Each 1	25	100	250
771-TEA1533APN1112	TEA1533AP/N1,112	PDIP-8	-.40	20	0.8	0.75	145				
◆ 771-TEA1533ATN1518	TEA1533AT/N1,518	SO-14	-.40	20	0.8	0.75	145				

GreenChip III SMPS Control ICs

For quantities greater than listed, call for quote.

MOUSER STOCK NO.	NXP Part No.	Package	VCC (V) Min.	VCC (V) Max.	ICC Max. (A)	Ptot Max. (W)	Tj Max. (°C)	Price Each 1	25	100	250
◆ 771-TEA1750TN1DG518	TEA1750T/N1/DG,518	SO-16	0.4	38	0.38	0.6	150				
◆ 771-TEA1751AT/N1518	TEA1751AT/N1,518	SO-16	0.4	38	0.38	0.6	150				
◆ 771-TEA1753LT/N1518	TEA1753LT/N1,518	SO-16	0.4	38	0.38	0.6	150				
◆ 771-TEA1753T/N1518	TEA1753T/N1,518	SO-16	0.4	38	0.38	0.6	150				

GreenChip Synchronous Rectifier Controller

For quantities greater than listed, call for quote.

MOUSER STOCK NO.	NXP Part No.	Package	VCC (V) Min.	VCC (V) Max.	ICC Max. (A)	Ptot Max. (W)	Tj Max. (°C)	Price Each 1	25	100	250
◆ 771-TEA1761TN2DG118	TEA1761T/N2/DG,118	SO-8	0.4	38	0.14	0.45	150				
◆ 771-TEA1762TN2DG118	TEA1762T/N2/DG,118	SO-14	0.4	38	0.14	0.65	150				
◆ 771-TEA1795T/N1118	TEA1795T/N1,118	SO-8	0.4	38	0.35	0.45	150				

Light Position Controller

For quantities greater than listed, call for quote.

MOUSER STOCK NO.	NXP Part No.	Package	VCC Min.(V)	Operating Supply Voltage (V)	Output Current (mA)	Operating Temperature (°C)	Price Each 1	25	100	250
◆ 771-TDA3629T/YM118	TDA3629T/YM,118	SO-16	8	18	670	18 to 28				

GreenChip Controller for LED Lighting

For quantities greater than listed, call for quote.

MOUSER STOCK NO.	NXP Part No.	Package	VCC (V) Min.	VCC (V) Max.	ICC Typ. (mA)	Plot Max. (W)	Tj Max. (°C)	Price Each 1	25	100	250
771-SSL2109T/1,118	SSL2109T/1,118	SO-8	8	14	1.3	0.6	150				
SSL2109 Reference Designs		Description									
771-SSL2109DB01	SSL2109DB01	230 V 23 W Buck reference design							-	-	-
771-SSL2109DB02	SSL2109DB02	120 V 19 W Buck reference design							-	-	-

Zero-Voltage-Switching Resonant Converter Controller

For quantities greater than listed, call for quote.

MOUSER STOCK NO.	NXP Part No.	Package	VCC Min.(V)	VHS Max. (V)	Output Current (mA)	Operating Temperature (°C)	Price Each 1	25	100	250
◆ 771-TEA1610TN6DG518	TEA1610T/N6/DG,518	SO-16	12	600	300	-20 to +70				

© Copyright 2014 Mouser Electronics

© Copyright 2014 Mouser Electronics

GENERAL PURPOSE LINEAR REGULATORS

RoHS Compliant This product is RoHS compliant.

NEW PRODUCT

For quantities greater than listed, call for quote.

MOUSER STOCK NO.	ON Semiconductor Part No.	Package	VO Typ. (V)	I_O Typ. (A)	VDO Typ. (V)	VI Max. (V)	Price Each 1	25	100	500
Negative Polarity, Single Output										
863-MC7915ACTG	MC7915ACTG	TO-220	-15	1	1.3	-35				
863-MC7915CTG	MC7915CTG	TO-220	-15	1	1.3	-35				
863-MC79L15ACPG	MC79L15ACPG	TO-92	-15	0.1	1.7	-35				
863-MC79M15CTG	MC79M15CTG	TO-220	-15	0.5	1.1	-35				
863-MC7912CTG	MC7912CTG	TO-220	-12	1	1.3	-35				
863-MC79L12ACPG	MC79L12ACPG	TO-92	-12	0.1	1.7	-35				
863-MC79M12BTG	MC79M12BTG	TO-220	-12	0.5	1.1	-35				
863-MC79M12CDTG	MC79M12CDTG	DPAK	-12	0.5	1.1	-35				
863-MC79M12CTG	MC79M12CTG	TO-220	-12	0.5	1.1	-35				
863-MC7906CTG	MC7906CTG	TO-220	-6	1	1.3	-35				
863-MC7905ACTG	MC7905ACTG	TO-220	-5	1	1.3	-35				
863-MC7905CTG	MC7905CTG	TO-220	-5	1	1.3	-35				
863-MC79L05ABPRAG	MC79L05ABPRAG	TO-92	-5	0.1	1.7	-30				
863-MC79L05ACDG	MC79L05ACDG	SOIC-8	-5	0.1	1.7	-30				
863-MC79L05ACDR2G	MC79L05ACDR2G	SOIC-8	-5	0.1	1.7	-30				
863-MC79L05ACPG	MC79L05ACPG	TO-92	-5	0.1	1.7	-5				
863-MC79L05ACPRAG	MC79L05ACPRAG	TO-92	-5	0.1	1.7	-30				
863-MC79M05CDTG	MC79M05CDTG	DPAK	-5	0.5	1.1	-35				
863-LM337BD2TR4G	LM337BD2TR4G	D2PAK	Adjustable	1.5	2.7	-40				
863-LM337BTG	LM337BTG	TO-220	Adjustable	1.5	2.5	-40				
863-LM337TG	LM337TG	TO-220	Adjustable	1.5	2.5	-40				
Positive Polarity, Single Output										
863-NCP566ST12T3G	NCP566ST12T3G	SOT-223	1.2	1.5	1.3	9				
863-NCP4640H020T1G	NCP4640H020T1G	SOT-89-5	2	0.05	0.2	50				
863-NCP4640H030T1G	NCP4640H030T1G	SOT-89-5	3	0.05	0.2	50				
863-NCP698SQ30T1G	NCP698SQ30T1G	SC-82AB	3	0.28	0.35	6				
863-NCP603SNADJT1G	NCP603SNADJT1G	TSOP-5	1.25 to 5	0.3	0.25	6				
863-NCP612SQ31T2G	NCP612SQ31T2G	SC-70-5	3.1	0.1	0.21	6				
863-NCP603SN330T1G	NCP603SN330T1G	TSOP-5	3.3	0.3	0.125	6				
863-NCP4640H033T1G	NCP4640H033T1G	SOT-89-5	3.3	0.05	0.2	50				
863-MC7805ACD2TG	MC7805ACD2TG	D2PAK	5	1	2	35				
863-MC7805ACTG	MC7805ACTG	TO-220	5	1	2	35				
863-MC7805BD2TG	MC7805BD2TG	D2PAK	5	1	2	35				
863-MC7805BTG	MC7805BTG	TO-220	5	1	2	35				
863-MC7805CD2TG	MC7805CD2TG	D2PAK	5	1	2	35				
863-MC7805CD2TR4G	MC7805CD2TR4G	D2PAK	5	1	2	35				
863-MC7805CDTRKG	MC7805CDTRKG	DPAK	5	1	2	35				
863-MC78L05ABDG	MC78L05ABDG	SOIC-8	5	0.1	1.7	30				
863-MC78L05ABPG	MC78L05ABPG	TO-92	5	0.1	1.7	30				
863-MC78L05ABPRAG	MC78L05ABPRAG	TO-92	5	0.1	1.7	30				
863-MC78L05ACDG	MC78L05ACDG	SOIC-8	5	0.1	1.7	30				
863-MC78L05ACDR2G	MC78L05ACDR2G	SOIC-8	5	0.1	1.7	30				
863-MC78L05ACPG	MC78L05ACPG	TO-92	5	0.1	1.7	30				
863-MC78L05ACPRAG	MC78L05ACPRAG	TO-92	5	0.1	1.7	30				
863-MC78L05ACPREG	MC78L05ACPREG	TO-92	5	0.1	1.7	30				
863-MC78L05ACPRPG	MC78L05ACPRPG	TO-92	5	0.1	1.7	30				
863-MC78L05ABDR2G	MC78L05ABDR2G	SOIC-8	5	0.1	1.7	30				
863-MC78L05ACPRPG	MC78L05ACPRPG	TO-92	5	0.1	1.7	30				
863-NCV4275ADS50R4G	NCV4275ADS50R4G	D2PAK	5	0.45	0.5	42				
863-MC78M05BDTG	MC78M05BDTG	DPAK	5	0.5	2	35				
863-MC78M05BTG	MC78M05BTG	TO-220	5	0.5	2	35				
863-MC78M05BDTRKG	MC78M05BDTRKG	DPAK	5	0.5	2	35				
863-MC78M05CDTG	MC78M05CDTG	DPAK	5	0.5	2	35				
863-MC78M05CDTRKG	MC78M05CDTRKG	DPAK	5	0.5	2	35				
863-MC78M05CTG	MC78M05CTG	TO-220	5	0.5	2	35				
863-MC7806CTG	MC7806CTG	TO-220	6	1	2	35				
863-NCP4640H080T1G	NCP4640H080T1G	SOT-89-5	8	0.05	0.2	50				
863-MC7808BTG	MC7808BTG	TO-220	8	1	2	35				
863-MC7808CTG	MC7808CTG	TO-220	8	1	2	35				
863-MC78L08ACDR2G	MC78L08ACDR2G	SOIC-8	8	0.1	1.7	30				
863-MC78L08ACPG	MC78L08ACPG	TO-92	8	0.1	1.7	30				
863-MC78M08CDTG	MC78M08CDTG	DPAK	8	0.5	2	35				
863-MC78M08CTG	MC78M08CTG	TO-220	8	0.5	2	35				
863-MC7809CTG	MC7809CTG	TO-220	9	1	2	35				
863-MC7812ACTG	MC7812ACTG	TO-220	12	1	2	35				
863-MC7812BTG	MC7812BTG	TO-220	12	1	2	35				
863-MC7812CTG	MC7812CTG	TO-220	12	1	2	35				
863-MC78L12ACDG	MC78L12ACDG	SOIC-8	12	0.1	1.7	35				
863-MC78L12ACDR2G	MC78L12ACDR2G	SOIC-8	12	0.1	1.7	35				
863-MC78L12ACPG	MC78L12ACPG	TO-92	12	0.1	1.7	35				
863-MC78M12BTG	MC78M12BTG	TO-220	12	0.5	2	35				
863-MC78M12CDTG	MC78M12CDTG	DPAK	12	0.5	2	35				
863-MC78M12CTG	MC78M12CTG	TO-220	12	0.5	2	35				
863-MC7812CD2TG	MC7812CD2TG	D2PAK	15	1	2	35				
863-MC7815CD2TR4G	MC7815CD2TR4G	D2PAK	15	1	2	35				
863-MC7815BTG	MC7815BTG	TO-220	15	1	2	35				
863-MC7815CTG	MC7815CTG	TO-220	15	1	2	35				
863-MC78L15ACDR2G	MC78L15ACDR2G	SOIC-8	15	0.1	1.7	35				
863-MC78L15ACPG	MC78L15ACPG	TO-92	15	0.1	1.7	35				
863-MC78M15CTG	MC78M15CTG	TO-220	15	0.5	2	35				
863-MC78L18ACPG	MC78L18ACPG	TO-92	18	0.1	1.7	35				
863-MC7824CTG	MC7824CTG	TO-220	24	1	2	40				
863-MC78M24CTG	MC78M24CTG	TO-220	24	0.5	2	40				
863-LM317BD2TG	LM317BD2TG	D2PAK	Adjustable	1.5	2.25	40				
863-LM317BTG	LM317BTG	TO-220	Adjustable	1.5	2.25	40				
863-LM317D2TG	LM317D2TG	D2PAK	Adjustable	1.5	2.25	40				
863-LM317LDR2G	LM317LDR2G	SOIC-8	Adjustable	0.1	2	40				
863-LM317LBDG	LM317LBDG	SOIC-8	Adjustable	0.1	2	40				
863-LM317LDG	LM317LDG	SOIC-8	Adjustable	0.1	2	40				
863-LM317LZG	LM317LZG	TO-92	Adjustable	0.1	2	40				

© Copyright 2014 Mouser Electronics

© Copyright 2014 Mouser Electronics

ON SEMICONDUCTOR Power Management

ON Semiconductor®

RoHS Compliant This product is RoHS compliant.

LOW DROP OUT LINEAR REGULATORS

NEW PRODUCT

For quantities greater than listed, call for quote.

MOUSER STOCK NO.		Package	V_O Typ. (V)	I_O Typ. (A)	V_{DO} Typ. (V)	V_I Max. (V)	Price Each			
Mfr.	Mfr. Part No.						1	25	100	500
Positive Polarity, Single Output										
863—	LM317LZRAG	TO-92	Adj.	0.1	2	40				
863—	LM317MBTG	TO-220	Adj.	0.5	2.2	40				
863—	LM317MDTG	DPAK	Adj.	0.5	2.2	40				
863—	LM317MTG	TO-220	Adj.	0.5	2.2	40				
863—	LM317TG	TO-220	Adj.	1.5	2.25	40				
863—	NCP4671DSN06T1G	SOT-23-5	0.6	0.4	0.18	6				
863—	NCP4680DSQ08T1G	SC-70-5	0.8	0.15	0.25	6				
863—	NCP694H08HT1G	SOT-89-5	0.8	1	0.33	6				
863—	NCP4680DSQ09T1G	SC-70-5	0.9	0.15	0.25	6				
863—	NCP4671DSN09T1G	SOT-23-5	0.9	0.4	0.18	6				
863—	NCP4588DSQ10T1G	SC-88A	1	0.2	0.27	5.3				
863—	NCP4588DMX10TCG	XDFN-6	1	0.2	0.27	5.3				
863—	NCP4671DSN10T1G	SOT-23-5	1	0.4	0.18	6				
863—	NCP694DSAN10T1G	HSON-6	1	1	0.22	6				
863—	NCP694D10HT1G	SOT-89-5	1	1	0.22	6				
863—	NCP694H10HT1G	SOT-89-5	1	1	0.22	6				
863—	NCP4682DSQ12T1G	SC82AB-4	1.2	0.15	0.24	6				
863—	NCP4587DMX12TCG	XDFN-6	1.2	0.15	0.24	6				
863—	NCP4680DSQ12T1G	SC-70-5	1.2	0.15	0.25	6				
863—	NCP4586DSQ12T1G	SC-82AB	1.2	0.15	1	7				
863—	NCP4620HSQ12T1G	SC-70	1.2	0.165	1.4	12				
863—	NCP4589DMX12TCG	XDFN-6	1.2	0.3	0.23	5.3				
863—	NCP4625DSN12T1G	SOT-23	1.2	0.3	1.8	12				
863—	NCP4625HSN12T1G	SOT-23	1.2	0.3	1.8	12				
863—	NCP4671DSN12T1G	SOT-23-5	1.2	0.4	0.18	6				
863—	NCP694DSAN12T1G	HSON-6	1.2	1	0.18	6				
863—	NCP694HSAN12T1G	HSON-6	1.2	1	0.18	6				
863—	NCP694D12HT1G	SOT-89-5	1.2	1	0.18	6				
863—	NCP694H12HT1G	SOT-89-5	1.2	1	0.18	6				
863—	NCP565D2T12G	D2PAK	1.2	1.5	0.9	9				
863—	NCP565D2T12R4G	D2PAK	1.2	1.5	0.9	9				
863—	NCV565ST12T3G	SOT-223-4	1.2	1.5	0.9	9				
863—	NCP4671DSN13T1G	SOT-23-5	1.3	0.4	0.18	6				
863—	NCP508SQ15T1G	SC-88A	1.5	0.05	0.155	13				
863—	NCV553SQ15T1G	SC-82AB	1.5	0.08	0.7	12				
863—	NCP4682DSQ15T1G	SC82AB-4	1.5	0.15	0.24	6				
863—	NCP4680DSQ15T1G	SC-70-5	1.5	0.15	0.25	6				
863—	NCP4685ESQ25T1G	SC82AB-4	1.5	0.15	0.25	6				
863—	NCP4681DSQ15T1G	SC-70-5	1.5	0.15	0.28	6				
863—	NCP4620HSQ15T1G	SC-70	1.5	0.165	1.1	12				
863—	NCP4620DSN15T1G	SOT-23	1.5	0.165	1.1	12				
863—	NCP4588DSQ15T1G	SC-88A	1.5	0.2	0.27	5.3				
863—	NCP4588DMX15TCG	XDFN-6	1.5	0.2	0.27	5.3				
863—	NCP4671DSN15T1G	SOT-23-5	1.5	0.4	0.18	6				
863—	NCV8605MN15T2G	DFN-6	1.5	0.5	0.29	6				
863—	NCP5661MN15T2G	DFN 6	1.5	1	1	9				
863—	NCP508SQ18T1G	SC-88A	1.8	0.05	0.155	13				
863—	NCP4587DMX18TCG	XDFN-6	1.8	0.15	0.19	6				
863—	NCP4682DSQ18T1G	SC82AB-4	1.8	0.15	0.24	6				
863—	NCP4680DSQ18T1G	SC-70-5	1.8	0.15	0.25	6				
863—	NCP4586DSQ18T1G	SC-82AB	1.8	0.15	0.68	7				
863—	NCP4620HSQ18T1G	SC-70	1.8	0.165	0.8	12				
863—	NCV8570BMN180R2G	DFN-6	1.8	0.2	-	6				
863—	NCP700BSN18T1G	TSOP-5	1.8	0.2	-	6				
863—	NCV8570BSN18T1G	TSOP-5	1.8	0.2	-	6				
863—	NCP700BMT18TBG	WDFN-6	1.8	0.2	-	6				
863—	NCP4589DMX18TCG	XDFN-6	1.8	0.3	0.23	5.3				
863—	NCP4683DSQ18T1G	SC-70-5	1.8	0.3	0.25	1.4				
863—	NCP4625DSN18T1G	SOT-23	1.8	0.3	1.3	12				
863—	NCP4625HSN18T1G	SOT-23	1.8	0.3	1.3	12				
863—	NCV8605MN18T2G	DFN-6	1.8	0.5	0.25	6				
863—	NCV8606MN18T2G	DFN-6	1.8	0.5	0.25	6				
863—	NCV8537MN180R2G	DFN-10	1.8	0.5	0.34	12				
863—	NCV1117ST18T3G	SOT-223	1.8	1	1.07	20				
863—	NCP1117ST18T3G	SOT-223	1.8	1	1.2	20				
863—	NCV8535MN190R2G	DFN-10	1.9	0.5	-----	12				
863—	NCP4682DSQ20T1G	SC82AB-4	2	0.15	0.24	6				
863—	NCP508SQ25T1G	SC-88A	2.5	0.05	0.155	13				
863—	NCP512SQ25T2G	SC-70-5	2.5	0.08	0.22	6				
863—	NCP4682DSQ25T1G	SC82AB-4	2.5	0.15	0.24	6				
863—	NCP4680DSQ25T1G	SC-70-5	2.5	0.15	0.25	6				
863—	NCP4681DSQ25T1G	SC-70-5	2.5	0.15	0.28	6				
863—	NCP4620HSQ25T1G	SC-70	2.5	0.165	0.58	12				
863—	NCP4588DSQ25T1G	SC-88A	2.5	0.2	0.27	5.3				
863—	NCP4588DMX25TCG	XDFN-6	2.5	0.2	0.27	5.3				
863—	NCP4589DSQ25T1G	SC-88A	2.5	0.3	0.23	5.3				
863—	NCV8605MN25T2G	DFN-6	2.5	0.5	0.2	6				
863—	NCV8606MN25T2G	DFN-6	2.5	0.5	0.2	6				
863—	NCV8537MN250R2G	DFN-10	2.5	0.5	0.34	12				
863—	NCP694DSAN25T1G	HSON-6	2.5	1	0.1	6				
863—	NCP694HSAN25T1G	HSON-6	2.5	1	0.1	6				
863—	NCP694D25HT1G	SOT-89-5	2.5	1	0.1	6				
863—	NCP694H25HT1G	SOT-89-5	2.5	1	0.1	6				
863—	NCP512SQ27T2G	SC-70-5	2.7	0.08	0.2	6				
863—	NCP508SQ28T1G	SC-88A	2.8	0.05	0.155	13				

For quantities greater than listed, call for quote.

MOUSER STOCK NO.		Package	V_O Typ. (V)	I_O Typ. (A)	V_{DO} Typ. (V)	V_I Max. (V)	Price Each			
Mfr.	Mfr. Part No.						1	25	100	500
Positive Polarity, Single Output (Cont.)										
863—	NCP512SQ28T2G	SC-70-5	2.8	0.08	0.2	6				
863—	NCP4587DMX28TCG	XDFN-6	2.8	0.15	0.12	6				
863—	NCP4682DSQ28T1G	SC82AB-4	2.8	0.15	0.24	6				
863—	NCP4680DSQ28T1G	SC-70-5	2.8	0.15	0.25	6				
863—	NCP4681DSQ28T1G	SC-70-5	2.8	0.15	0.28	6				
863—	NCP4586DSQ28T1G	SC-82AB	2.8	0.15	0.51	7				
863—	NCP700BSN28T1G	TSOP-5	2.8	0.2	0.12	6				
863—	NCP700BMT28TBG	WDFN-6	2.8	0.2	0.12	6				
863—	NCV8570BMN280R2G	DFN-6	2.8	0.2	0.205	6				
863—	NCV8570BSN28T1G	TSOP-5	2.8	0.2	0.205	6				
863—	NCP4589DMX28TCG	XDFN-6	2.8	0.3	0.23	5.3				
863—	NCP4683DSQ28T1G	SC-70-5	2.8	0.3	0.25	1.4				
863—	NCP4625DSN28T1G	SOT-23	2.8	0.3	1.08	12				
863—	NCP4625HSN28T1G	SOT-23	2.8	0.3	1.08	12				
863—	NCV8605MN28T2G	DFN-6	2.8	0.5	0.19	6				
863—	NCV8606MN28T2G	DFN-6	2.8	0.5	0.19	6				
863—	NCP508SQ30T1G	SC-88A	3	0.05	0.155	13				
863—	NCP512SQ30T2G	SC-70-5	3	0.08	0.18	6				
863—	NCP502SQ30T2G	SC-70-5	3	0.08	0.85	12				
863—	NCP4641H030T1G	SOT-89-5	3	0.12	-	36				
863—	NCP4587DMX30TCG	XDFN-6	3	0.15	0.12	6				
863—	NCP4680DSQ30T1G	SC-70-5	3	0.15	0.25	6				
863—	NCP4586DSQ30T1G	SC-82AB	3	0.15	0.51	7				
863—	NCP4586DSN30T1G	SOT-23	3	0.15	0.51	7				
863—	NCP4620DSN30T1G	SOT-23	3	0.165	0.48	12				
863—	NCP700BSN30T1G	TSOP-5	3	0.2	0.115	6				
863—	NCP700BMT30TBG	WDFN-6	3	0.2	0.115	6				
863—	NCV8570BMN300R2G	DFN-6	3	0.2	0.19	6				
863—	NCV8570BSN30T1G	TSOP-5	3	0.2	0.19	6				
863—	NCP4589DMX30TCG	XDFN-6	3	0.3	0.23	5.3				
863—	NCP4625DSN30T1G	SOT-23	3	0.3	0.85	12				
863—	NCP4625HSN30T1G	SOT-23	3	0.3	0.85	12				
863—	NCV8605MN30T2G	DFN-6	3	0.5	0.18	6				
863—	NCP512SQ31T2G	SC-70-5	3.1	0.08	0.17	6				
863—	NCP502SQ31T2G	SC-70-5	3.1	0.08	0.85	12				
863—	NCV551SN31T1G	SOT-23	3.1	0.15	0.04	12				
863—	NCV33375ST3.3T3G	SOT-223	3.3	0.03	0.26	13				
863—	NCP508SQ33T1G	SC-88A	3.3	0.05	0.155	13				
863—	NCV562SQ33T1G	SC-70-4	3.3	0.08	0.19	6				
863—	NCP502SQ33T2G	SC-70-5	3.3	0.08	0.85	12				
863—	LP2950CDT-3.3G	DPAK	3.3	0.1	0.35	30				
863—	LP2950ACZ-3.3G	TO-92	3.3	0.1	0.35	30				
863—	LP2950CZ-3.3G	TO-92	3.3	0.1	0.35	30				
863—	NCP4587DMX33TCG	XDFN-6	3.3	0.15	0.12	6				
863—	NCP4682DSQ33T1G	SC82AB-4	3.3	0.15	0.24	6				
863—	NCP4685ESQ33T1G	SC82AB-4	3.3	0.15	0.24	6				
863—	NCP4680DSQ33T1G	SC-70-5	3.3	0.15	0.25	6				
863—	NCP4681DSQ33T1G	SC-70-5	3.3	0.15	0.28	6				
863—	NCV86601BD33R2G	SOIC-8	3.3	0.15	0.3	40				
863—	NCV86602BD33R2G	SOIC-8	3.3	0.15	0.3	40				
863—	NCV86603BD33R2G	SOIC-8	3.3	0.15	0.3	40				
863—	NCV86604BD33R2G	SOIC-8	3.3	0.15	0.3	40				
863—	NCP4586DSQ33T1G	SC-82AB	3.3	0.15	0.51	7				
863—	NCP4620DSN33T1G	SOT-23	3.3	0.165	0.48	12				
863—	NCP4620HSN33T1G	SOT-23	3.3	0.165	0.48	12				
863—	NCP700BSN33T1G	TSOP-5	3.3	0.2	0.11	6				
863—	NCP700BMT33TBG	WDFN-6	3.3	0.2	0.11	6				
863—	NCV8570BMN330R2G	DFN-6	3.3	0.2	0.185	6				
863—	NCV8570BSN33T1G	TSOP-5	3.3	0.2	0.185	6				
863—	NCV85082BPD33R2G	SOIC-8	3.3	0.25	0.25	45				
863—	NCP4589DSQ33T1G	SC-88A	3.3	0.3	0.23	5.3				
863—	NCP4589DMX33TCG	XDFN-6	3.3	0.3	0.23	5.3				
863—	NCP4683DSQ33T1G	SC-70-5	3.3	0.3	0.25	1.4				
863—	NCP4625DSN33T1G	SOT-23	3.3	0.3	0.85	12				
863—	NCP4625HSN33T1G	SOT-23	3.3	0.3	0.85	12				
863—	NCV4274ADT33RKG	DPAK	3.3	0.4	0.25	45				
863—	NCV4276ADT33RKG	DPAK	3.3	0.4	0.25	45				
863—	NCV4274AST33T3G	SOT-223	3.3	0.4	0.25	45				
863—	NCV4274AST33T3G	SOT-223	3.3	0.4	1.2	45				
863—	NCV8605MN33T2G	DFN-6	3.3	0.5	0.17	6				
863—	NCV8606MN33T2G	DFN-6	3.3	0.5	0.17	6				
863—	NCP3337MN330R2G	DFN-10	3.3	0.5	0.26	16				
863—	NCV8537MN330R2G	DFN-10	3.3	0.5	0.34	12				
863—	MC33269DT-3.3G	DPAK	3.3	0.8	1.1	20				
863—	MC33269D-3.3G	SOIC-8	3.3	0.8	1.1	20				
863—	NCP694DSAN33T1G	HSON-6	3.3	1	0.05	6				
863—	NCP694HSAN33T1G	HSON-6	3.3	1	0.05	6				
863—	NCP694D33HT1G	SOT-89-5	3.3	1	0.05	6				
863—	NCP694H33HT1G	SOT-89-5	3.3	1	0.05	6				
863—	NCP1117DT33G	DPAK	3.3	1	1.2	20				
863—	NCP1117DT33RKG	DPAK	3.3	1	1.2	20				
863—	NCP1117DT33T5G	DPAK	3.3	1	1.2	20				
863—	NCP1117ST33T3G	SOT-223	3.3	1	1.2	20				
863—	NCP502SQ34T2G	SC-70-5	3.4	0.08	0.85	12				
863—	NCP502SQ35T2G	SC-70-5	3.5	0.08	0.85	12				
863—	NCP502SQ36T2G	SC-70-5	3.6	0.08	0.85	12				

© Copyright 2014 Mouser Electronics

© Copyright 2014 Mouser Electronics

For current pricing, visit mouser.com

RoHS Compliant This product is RoHS compliant.

LOW DROP OUT LINEAR REGULATORS (CONT.)

NEW PRODUCT

MOUSER STOCK NO.	ON Semiconductor Part No.	Package	VO Typ. (V)	IO Typ. (A)	VDO Typ. (V)	VI Max. (V)	Price Each 1	25	100	500
863-LM2931AT-5.0G	LM2931AT-5.0G	TO-220	5	0.1	0.16	40				
863-LM2931AZ-5.0G	LM2931AZ-5.0G	TO-92	5	0.1	0.16	40				
863-NCV4949APDR2G	NCV4949APDR2G	SOIC-8EP	5	0.1	0.3	28				
863-LP2950CDT-5.0G	LP2950CDT-5.0G	DPAK	5	0.1	0.35	30				
863-LP2950CDT-5.0RKG	LP2950CDT-5.0RKG	DPAK	5	0.1	0.35	30				
863-LP2950ACZ-5.0G	LP2950ACZ-5.0G	TO-92	5	0.1	0.35	30				
863-LP2950CZ-5.0G	LP2950CZ-5.0G	TO-92	5	0.1	0.35	30				
863-NCP4641H050T1G	NCP4641H050T1G	SOT-89-5	5	0.15	0.2	36				
863-NCV4299AD250R2G	NCV4299AD250R2G	SOIC-14	5	0.15	0.22	45				
863-NCV8768ABD250R2G	NCV8768ABD250R2G	SOIC-14	5	0.15	0.225	40				
863-NCV876950D250R2G	NCV876950D250R2G	SOIC-14	5	0.15	0.225	40				
863-NCV866710D250R2G	NCV866710D250R2G	SOIC-14	5	0.15	0.225	40				
863-NCV4279A50D2G	NCV4279A50D2G	SOIC-14	5	0.15	0.25	45				
863-NCV4269AD250G	NCV4269AD250G	SOIC-14	5	0.15	0.25	45				
863-NCV4269ADW50G	NCV4269ADW50G	SOIC-20W	5	0.15	0.25	45				
863-NCV4269AD150G	NCV4269AD150G	SOIC-8	5	0.15	0.25	45				
863-NCV4269APD50G	NCV4269APD50G	SOIC-8	5	0.15	0.25	45				
863-NCV4266ST50T3G	NCV4266ST50T3G	SOT-223	5	0.15	0.25	45				
863-NCV86602BD50R2G	NCV86602BD50R2G	SOIC-8	5	0.15	0.3	40				
863-NCV86603BD50R2G	NCV86603BD50R2G	SOIC-8	5	0.15	0.3	40				
863-NCV86604BD50R2G	NCV86604BD50R2G	SOIC-8	5	0.15	0.3	40				
863-NCP4586DSQ50T1G	NCP4586DSQ50T1G	SC-82AB	5	0.15	0.37	7				
863-NCP4620DSN50T1G	NCP4620DSN50T1G	SOT-23-5	5	0.15	0.4	12				
863-NCV8501D50G	NCV8501D50G	SOIC-8	5	0.15	0.4	26				
863-NCP4620DSN50T1G	NCP4620DSN50T1G	SOT-23	5	0.165	0.4	12				
863-NCP4620HSN50T1G	NCP4620HSN50T1G	SOT-23	5	0.165	0.4	12				
863-NCV85081BDS50R4G	NCV85081BDS50R4G	D2PAK-7	5	0.25	0.45	45				
863-NCP4625DSN50T1G	NCP4625DSN50T1G	SOT-23	5	0.3	0.75	12				
863-NCP4625HSN50T1G	NCP4625HSN50T1G	SOT-23	5	0.3	0.75	12				
863-NCV8675DT50RKG	NCV8675DT50RKG	DPAK	5	0.35	0.31	45				
863-NCV87725D7S50R4G	NCV87725D7S50R4G	D2PAK-7	5	0.35	0.44	45				
863-NCV4274ADS50G	NCV4274ADS50G	D2PAK	5	0.4	0.25	45				
863-NCV4274ADS50G	NCV4274ADS50G	D2PAK	5	0.4	0.25	45				
863-NCV4274ADS50R4G	NCV4274ADS50R4G	D2PAK	5	0.4	0.25	45				
863-NCV4276BDS50R4G	NCV4276BDS50R4G	D2PAK-5	5	0.4	0.25	45				
863-NCV4274ADT50RKG	NCV4274ADT50RKG	DPAK	5	0.4	0.25	45				
863-NCV4274ADT50RKG	NCV4274ADT50RKG	DPAK	5	0.4	0.25	45				
863-NCV8503PW50G	NCV8503PW50G	SOIC-16W	5	0.4	0.4	26				
863-NCV8605MN50T2G	NCV8605MN50T2G	DFN-6	5	0.5	0.15	6				
863-NCV8606MN50T2G	NCV8606MN50T2G	DFN-6	5	0.5	0.15	6				
863-NCP4629HDT050T5G	NCP4629HDT050T5G	DPAK-5	5	0.5	0.18	24				
863-NCV8537MN500R2G	NCV8537MN500R2G	DFN-10	5	0.5	0.34	12				
863-MC33269DT-5.0G	MC33269DT-5.0G	DPAK	5	0.8	1.1	20				
863-MC33269D-5.0G	MC33269D-5.0G	SOIC-8	5	0.8	1.1	20				
863-NCP1117DT50G	NCP1117DT50G	DPAK	5	1	1.2	20				
863-NCP1117ST50T3G	NCP1117ST50T3G	SOT-223	5	1	1.2	20				
863-NCV1117ST50T3G	NCV1117ST50T3G	SOT-223	5	1	1.2	20				
863-NCP4629HDT060T5G	NCP4629HDT060T5G	DPAK-5	6	0.5	0.18	24				
863-NCP4641H080T1G	NCP4641H080T1G	SOT-89-5	8	0.15	0.2	36				
863-NCV8501D80G	NCV8501D80G	SOIC-8	8	0.15	0.4	26				
863-NCV4274ADS85R4G	NCV4274ADS85R4G	D2PAK	8.5	0.4	0.25	45				
863-NCP4629HDT120T5G	NCP4629HDT120T5G	DPAK-5	12	0.5	0.135	24				
863-NCP4629HDT120T5G	NCP4629HDT120T5G	DPAK-5	12	0.5	0.155	24				
863-CAT6243-ADJMT5T3	CAT6243-ADJMT5T3	WDFN-6	0.8-5.5	1	0.25	5.5				
863-LP2951ACDG	LP2951ACDG	SOIC-8	Adj.	0.1	0.35	30				
863-NCV8502DADJG	NCV8502DADJG	SOIC-8	Adj.	0.15	0.4	26				
863-NCV8503PWADJG	NCV8503PWADJG	SOIC-16W	Adj.	0.4	0.4	26				
863-NCP3337MNADJR2G	NCP3337MNADJR2G	DFN-10	Adj.	0.5	0.26	16				
863-NCV8537MNADJR2G	NCV8537MNADJR2G	DFN-10	Adj.	0.5	0.34	12				
863-NCV8605MNADJT2G	NCV8605MNADJT2G	DFN-6	Adj.	0.5	0.45	6				
863-NCV8606MNADJT2G	NCV8606MNADJT2G	DFN-6	Adj.	0.5	0.45	6				
863-MC33269DTG	MC33269DTG	DPAK	Adj.	0.8	1.1	20				
863-MC33269DTRK-3.3G	MC33269DTRK-3.3G	DPAK	Adj.	0.8	1.1	20				
863-NCP694HSANADJT1G	NCP694HSANADJT1G	HSON-6	Adj.	1	0.32	6				
863-NCP694DADJHT1G	NCP694DADJHT1G	SOT-89-5	Adj.	1	0.32	6				
863-NCP694HADJHT1G	NCP694HADJHT1G	SOT-89-5	Adj.	1	0.32	6				
863-NCP1117STAT3G	NCP1117STAT3G	SOT-223	Adj.	1	1.2	20				
863-NCP565D2TG	NCP565D2TG	D2PAK	Adj.	1.5	0.9	9				
863-NCP565D2TR4G	NCP565D2TR4G	D2PAK	Adj.	1.5	0.9	9				
863-NCV565D2TG	NCV565D2TG	D2PAK	Adj.	1.5	0.9	9				
863-NCP59302DSADJR4G	NCP59302DSADJR4G	D2PAK-5	Adj.	3	0.3	18				
863-NCV59302DSADJR4G	NCV59302DSADJR4G	D2PAK-5	Adj.	3	0.3	18				
863-NCP630AD2TG	NCP630AD2TG	D2PAK	Adj.	3	1.25	12				
863-NCV8184DG	NCV8184DG	SOIC-8	Trkg	0.07	0.35	26				

OFF-LINE REGULATORS

For quantities greater than listed, call for quote.

MOUSER STOCK NO.	ON Semiconductor Part No.	Package	VO Typ. (V)	O Typ. (A)	VDO Typ. (V)	Price Each 1	25	100	500
Current Mode									
863-NCP1010AP065G	NCP1010AP065G	PDIP-7	10	700	0.1				
863-NCP1012APL130R2G	NCP1012APL130R2G	PDIP-7 GW	10	700	0.25				
863-NCP1013AP065G	NCP1013AP065G	PDIP-7	10	700	-				
863-NCP1014AP065G	NCP1014AP065G	PDIP-7	10	700	0.45				

© Copyright 2014 Mouser Electronics
© Copyright 2014 Mouser Electronics

ON SEMICONDUCTOR Power Management

ON Semiconductor®

RoHS Compliant This product is RoHS compliant.

REGULATOR ICS

For quantities greater than listed, call for quote.

MOUSER STOCK NO.	ON Semi Part No.	Package	VCC Min. (V)	VCC Max. V)	VO Typ. (V)	IO Typ. (A)	Efficiency (%)	fSW Typ. (kHz)	Mode	Price Each 1	25	100	500
Boost/Flyback/Forward/Inverting/SEPIC													
863-LM2596DSADJR4G	LM2596DSADJR4G	D2PAK	-5	-12	1.23-37	3	-	150	-				
863-LM2594DADJR2G	LM2594DADJR2G	SOIC-8	-5	-12	1.23-37	0.5	-	150	-				
863-NCP1589AMNTWG	NCP1589AMNTWG	DFN-10	-	15	0.4	0.008	80	300	Voltage Mode				
863-NCP1587ADR2G	NCP1587ADR2G	SOIC-8N	-	15	0.8-5	0.008	80	220	Voltage Mode				
863-CS5171GD8G	CS5171GD8G	SOIC-8	2.7	30	- - -	1.5	- - -	Up to 500	Current Mode				
863-CS5173GD8G	CS5173GD8G	SOIC-8	2.7	30	- - -	1.5	- - -	Up to 1000	Current Mode				
Buck													
863-CS51411ED8G	CS51411ED8G	SOIC-8	4.5	40	- - -	1.5	- - -	260	V^2				
863-CS51411GD8G	CS51411GD8G	SOIC-8	4.5	40	- - -	1.5	- - -	260	V^2				
863-CS51412ED8G	CS51412ED8G	SOIC-8	4.5	40	- - -	1.5	- - -	260	V^2				
863-CS51412GD8G	CS51412GD8G	SOIC-8	4.5	40	- - -	1.5	- - -	260	V^2				
863-CS51413ED8G	CS51413ED8G	SOIC-8	4.5	40	- - -	1.5	- - -	520	V^2				
863-CS51413GD8G	CS51413GD8G	SOIC-8	4.5	40	- - -	1.5	- - -	520	V^2				
863-CS51414ED8G	CS51414ED8G	SOIC-8	4.5	40	- - -	1.5	- - -	520	V^2				
863-CS51414GD8G	CS51414GD8G	SOIC-8	4.5	40	- - -	1.5	- - -	520	V^2				
863-NCP3155ADR2G	NCP3155ADR2G	SOIC-8	4.7	24	0.8-5	3	-	-	-				
863-NCP3155BDR2G	NCP3155BDR2G	SOIC-8	4.7	24	0.8-5	3	-	-	-				
863-NCP5393BMNR2G	NCP5393BMNR2G	QFN-48	-0.3	3	1-3.5	-	-	100-900	-				
863-NCP3066DR2G	NCP3066DR2G	SOIC-8	3	40	0.8	-	-	250	-				
Step-Down													
863-LM2574N-3.3G	LM2574N-3.3G	PDIP-8	12	40	3.3	0.5	77	- - -	- - -				
863-LM2575T-ADJG	LM2575T-ADJG	TO-220	12	40	1.23 to 37	1	77	- - -	- - -				
863-LM2576T-005G	LM2576T-005G	TO-220	12	40	5	3	77	- - -	- - -				
863-LM2576T-ADJG	LM2576T-ADJG	TO-220	12	40	1.23 to 37	3	77	- - -	- - -				
863-LM2576TV-ADJG	LM2576TV-ADJG	TO-220	12	40	1.23 to 37	3	77	- - -	- - -				
Step-Up/Step-Down													
863-NCP1587DR2G	NCP1587DR2G	SOIC-8N	-	15	0.8-5	0.008	80	300	Voltage Mode				
863-NCP3064BDR2G	NCP3064BDR2G	SOIC-8	10	16	-	1.5	-	150	-				
863-MC33063ADG	MC33063ADG	SOIC-8	3	40	1.25 to 40	1.5	- - -	100	Voltage Mode				
863-MC33063AVDG	MC33063AVDG	SOIC-8	3	40	1.25 to 40	1.5	- - -	100	Voltage Mode				
863-MC33163DWG	MC33163DWG	SOIC-16W	2.5	40	1.25 to 40	3.4	- - -	- - -	Voltage Mode				
863-MC33166TG	MC33166TG	TO-220	7.5	40	1.5 to 40	3	- - -	- - -	Voltage Mode				
863-MC33167TG	MC33167TG	TO-220	7.5	40	2.0 to 40	5	- - -	- - -	Voltage Mode				
863-MC34063ADG	MC34063ADG	SOIC-8	3	40	1.25 to 40	1.5	- - -	100	Voltage Mode				
863-MC34063AP1G	MC34063AP1G	PDIP-8	3	40	1.25 to 40	1.5	- - -	100	Voltage Mode				
863-MC34163DWG	MC34163DWG	SOIC-16W	2.5	40	1.25 to 40	3.4	- - -	- - -	Voltage Mode				
863-MC34163PG	MC34163PG	PDIP-16	2.5	40	1.25 to 40	3.4	- - -	- - -	Voltage Mode				
863-MC34166TG	MC34166TG	TO-220	7.5	40	1.5 to 40	3	- - -	- - -	Voltage Mode				
863-MC34166THG	MC34166THG	TO-220	7.5	40	1.5 to 40	3	- - -	- - -	Voltage Mode				
863-MC34166TVG	MC34166TVG	TO-220	7.5	40	1.5 to 40	3	- - -	- - -	Voltage Mode				
863-MC34167TG	MC34167TG	TO-220	7.5	40	2.0 to 40	5	- - -	- - -	Voltage Mode				
863-MC34167TVG	MC34167TVG	TO-220	7.5	40	2.0 to 40	5	- - -	- - -	Voltage Mode				
863-NCP3064DR2G	NCP3064DR2G	SOIC-8	10	16	-	1.25	-	150	-				

INTERFACE DATA TRANSMISSION

For quantities greater than listed, call for quote.

MOUSER STOCK NO.	ON Semi Part No.	Package	VCC (V) Min.	VCC (V) Max.	tPLH Typ (μS)	No. of Drivers	No. of Receivers	IC Max. (mA)	IO Max. (μA)	IIH Max. (mA)	PC Max. (mW)	Price Each 1	25	100	500
863-MC1413BDG	MC1413BDG	SOIC-16	-	-	1	7	-	500	50	-	-				
863-MC1413BPG	MC1413BPG	PDIP-16	-	-	1	7	-	500	50	-	-				
863-MC1413DG	MC1413DG	SOIC-16	-	-	1	7	-	500	50	-	-				
863-MC1413PG	MC1413PG	PDIP-16	-	-	1	7	-	500	50	-	-				

INTERFACE MODULATORS/DEMODULATORS

For quantities greater than listed, call for quote.

MOUSER STOCK NO.	ON Semi Part No.	Package	TA Min. (°C)	zis Typ. (KΩ)	zos Typ. (KΩ)	VCFT Typ. (μV)	VCS Typ. (mV)	AVS Typ. (mV)	B Typ. (MHz)	IIB Typ. (μA)	ACM Typ. (dB)	Price Each 1	25	100	500
863-MC1496DG	MC1496DG	SOIC-14	0	200	40	20	65	3.5	300	12	85				
863-MC1496PG	MC1496PG	PDIP-14	0	200	40	20	65	3.5	300	12	85				

CLOCK SYNTHESIS ICS

For quantities greater than listed, call for quote.

MOUSER STOCK NO.	ON Semi Part No.	Package	TA Min. (°C)	VCC Min. (MHz)	VCC Max. (MHz)	tLOCK Max. (ms)	tJitter Typ. (ps)	tsu Min. (ns)	th Min. (ns)	tR & tF Min. (ps)	Max. (ps)	Price Each 1	25	100	500
863-NB3N508SDTG	NB3N508SDTG	TSSOP-16	-	-	-	-	-	-	-	-	500				
863-NBC12429FNG	NBC12429FNG	PLCC-28	3.3/5.0	25	400	10	20	20	20	175	425				
863-NBC12430FNG	NBC12430FNG	PLCC-28	3.3/5.0	50	800	10	20	20	20	175	425				

© Copyright 2014 Mouser Electronics

© Copyright 2014 Mouser Electronics

RoHS Compliant This product is RoHS compliant.

OFF-LINE CONTROLLERS

PRODUCT NEW

For quantities greater than listed, call for quote.

MOUSER STOCK NO.	ON Semi Part No.	Package	VCC		VO Max. (V)	IO Max. (A)	VIT Typ. (V)	Price Each			
			Min.	Max.				1	25	100	500
Current Mode											
863-NCP5392MNR2G	NCP5392MNR2G	QFN-40	-	5.5	3.5	0.002	-				
863-NCP1015ST100T3G	NCP1015ST100T3G	SOT-223	-0.3	10	700	-	-				
863-NCP1031MNTXG	NCP1031MNTXG	DFN-8	-0.3	16	-	0.016	-				
863-NCP1200P100G	NCP1200P100G	PDIP-8	-	16	-	0.11	-				
863-NCP1236AD100R2G	NCP1236AD100R2G	SOIC-7	-0.3	28	28	1	-				
863-NCP1236BD100R2G	NCP1236BD100R2G	SOIC-7	-0.3	28	28	1	-				
863-NCP1200P40G	NCP1200P40G	PDIP-8	-	16	-	0.11	-				
863-NCP1200P60G	NCP1200P60G	PDIP-8	-	16	-	0.11	-				
863-NCP1203P60G	NCP1203P60G	PDIP-8	-	16	-	0.25	12.8				
863-NCP1216AP100G	NCP1216AP100G	PDIP-7	-	16	-	0.5	-				
863-NCP1216AP100G	NCP1216AP100G	PDIP-7	-	16	100	-	-				
863-NCP1250BSN65T1G	NCP1250BSN65T1G	TSOP-6	2.8	28	14	-	-				
863-NCP1251BSN65T1G	NCP1251BSN65T1G	TSOP-6	8.2	28	14	-	-				
863-NCP1253ASN65T1G	NCP1253ASN65T1G	TSOP-6	8.2	28	14	-	-				
863-NCP1380BDR2G	NCP1380BDR2G	SOIC-8	-0.3	28	15.5	0.8	-				
863-NCP1207BDR2G	NCP1207BDR2G	SOIC-7	3	30	5	0.5	-				
863-UC3842BNG	UC3842BNG	PDIP-8	-	30	-	1.0	-				
863-UC3843BNG	UC3843BNG	PDIP-8	-	-	-	-	-				
863-UC3843BVD1G	UC3843BVD1G	SOIC-8	7.6	30	13.5	-	8.4				
863-UC3844BNG	UC3844BNG	PDIP-8	-	36	-	1.0	-				
863-UC3845BVNG	UC3845BVNG	PDIP-8	7.6	30	13.5	-	8.4				
Current Mode, Quasi Resonant											
863-NCP1207APG	NCP1207APG	PDIP-8	-	16	16	-	-				
Resonant											
863-MC33067PG	MC33067PG	PDIP-16	9	20	10.3	0.3	16				
Voltage Mode											
863-NCP3020ADR2G	NCP3020ADR2G	SOIC-8	4.7	28	-	-	-				
863-NCP3030ADR2G	NCP3030ADR2G	SOIC-8	4.7	28	40	0.13	-				
863-MC34060APG	MC34060APG	PDIP-14	7	42	30	0.5	4.7				

POWER FACTOR CORRECTION

PRODUCT NEW

For quantities greater than listed, call for quote.

MOUSER STOCK NO.	ON Semiconductor Part No.	Package	VCC Max. (V)	PD Max. (W)	IO Max. (A)	Vref Max. (V)	Restart Max. (V)	Price Each			
								1	25	100	500
Critical Conduction											
863-NCP1607BDR2G	NCP1607BDR2G	SOIC-8	20	0.45	-	2.5	-				
863-NCP1608BDR2G	NCP1608BDR2G	SOIC-8	20	0.45	-	2.5	-				
863-MC33262DG	MC33262DG	SOIC-8	36	0.45	0.5	2.5	Yes				
863-MC33262PG	MC33262PG	PDIP-8	36	0.8	0.5	2.5	Yes				
Average Current Mode, CCM											
863-NCP1653APG	NCP1653APG	PDIP-8	18	0.45	0.5	-	-				
863-NCP1653PG	NCP1653PG	PDIP-8	18	0.8	0.5	-	-				
863-NCP1910A65DWR2G	NCP1910A65DWR2G	SOIC-24	20	-	0.5	5.25	-				
863-NCP1910B65DWR2G	NCP1910B65DWR2G	SOIC-24	20	-	0.5	5.25	-				
863-NCP1652ADR2G	NCP1652ADR2G	SOIC-16	20	0.77	0.6	4.36	-				
Current Controlled Frequency Foldback, CRM											
863-NCP1611ADR2G	NCP1611ADR2G	SOIC-8	35	0.55	-	2.54	-				

VOLTAGE REFERENCE

For quantities greater than listed, call for quote.

MOUSER STOCK NO.	ON Semiconductor Part No.	Package	V(BR) Typ. (V)	TA Min. (°C)	TA Max. (°C)	Toler. (%)	IR Min. (mA)	VF Max. (v)	Price Each			
									1	25	100	500
Fixed												
863-LM285Z-1.2G	LM285Z-1.2G	TO-92	1.235	-40	85	1	0.01	-				
863-LM285D-2.5G	LM285D-2.5G	SOIC-8	2.5	-40	85	1.5	0.01	-				
863-LM285Z-2.5G	LM285Z-2.5G	TO-92	2.5	-40	85	1.5	0.01	-				
863-LM385BZ-2.5G	LM385BZ-2.5G	TO-92	2.5	-40	85	1	0.015	-				
863-LM385D-2.5G	LM385D-2.5G	SOIC-8	2.5	0	70	3	0.015	-				
863-LM385Z-2.5G	LM385Z-2.5G	TO-92	2.5	0	70	3	0.015	-				
863-NCP51460SN33T1G	NCP51460SN33T1G	SOT-23-6	3.3	0	100	1	20	30				
863-CAT8900D300TBGT3	CAT8900D300TBGT3	SOT-23-3	3.0	-40	85	1.0mV	10	-				
Adjustable 2.495 to 36V												
863-TL431ACDR2G	TL431ACDR2G	SOIC-8	2.495	0	70	1	1	36				
863-TL431ACLPRAG	TL431ACLPRAG	TO-92	2.495	0	70	1	1	36				
863-TL431AILPRPG	TL431AILPRPG	TO-92	2.495	-40	85	1	1	36				
863-TL431CDR2G	TL431CDR2G	SOIC-8	2.495	0	70	2.2	1	36				
863-TL431CLPG	TL431CLPG	TO-92	2.495	0	70	2.2	1	36				
863-TL431ACDG	TL431ACDG	SOIC-8	2.495	0	70	1	1	36				
863-TL431BIDG	TL431BIDG	SOIC-8	2.495	-40	85	0.4	1	36				
863-TL431BVDG	TL431BVDG	SOIC-8	2.495	-40	85	0.4	1	36				

© Copyright 2014 Mouser Electronics
© Copyright 2014 Mouser Electronics

ON SEMICONDUCTOR Power Management Tools

ON Semiconductor®

Products may be RoHS compliant. Check mouser.com for RoHS status.


Eval Boards


AC-DC


DC-DC


Audio Amplifiers


Clocks


Drivers

MOUSER STOCK NO. Mfr.	Mfr. Part No.	Description	Price Each
863	CAT4201AGEVB	CAT4201 LED Driver Evaluation Board	
863	CCRGEVB	CCR Evaluation Board	
863	CS5171BSTGEVB	CS5171/3 Demo BD Boost	
863	ECLSOIC8EVB	SOIC-8 High Freq. Evaluation Board	
863	LA0152CSGEVB	LA0152CS-TLM-H, Photo sensor Eval Board	
863	LB11685AVGEVB	LB11685AV-TLM-H, 3P motor driver Eval Board	
863	LB11696VGEVB	LB11696V-TLM-E, PWM pre-driver IC Eval Board	
863	LB11868VGEVB	LB11868V-TLM-H, 1P bipolar motor pre-driver Eval Board	
863	LB1836MEVB	LB1836M-TLM-E, 2-ch low-volt, low sat. volt type Eval Board	
863	LB1838MEVB	LB1838M-TRM-E, 2-ch volt. type Eval Board	
863	LB1909MCGEVB	LB1909MC-BH, Low sat. V stepping motor driver IC Eval Board	
863	LB1930MCGEVB	LB1930MC-AH, Low sat. V 1-ch H-bridge Eval Board	
863	LB1930MGEVB	LB1930M-TLM-H, Low sat. V 1-ch H-bridge Eval Board	
863	LB1948MCGEVB	LB1948MC-AH, 2-ch low sat. volt F/Rev motor driver Eval Board	
863	LB1973JAGEVB	LB1973JA-AH, 2-ch H-bridge Eval Board	
863	LC717A00ARGEVB	LC717A00AR-NH, capacitance-digital-converter LSI Eval Board	
863	LM2595ADPBCKGEVB	LM2595ADJ D2PAK Buck Demo Board	
863	LV4904VGEVB	LV4904V, 2-ch class-D amplifier Eval Board	
863	LV4924VHGEVB	LV4924VH, 2-ch full-bridge driver digital power amp Eval Board	
863	LV5068VGEVB	LV5068V, 1-ch buck switching regulator Eval Board	
863	LV5683PGEVB	LV5683P, multi-V reg. USB tuner Eval Board	
863	LV8044LPGEVB	LV8044LP, 6-ch motor driver IC digital still camera Eval Board	
863	LV8075LPGEVB	LV8075LP, low V DC motor driver Eval Board	
863	LV8080LPGEVB	LV8080LP, 2-ch constant-current driver Eval Board	
863	LV8136VGEVB	LV8136V, 3P PWM system pre-driver IC Eval Board	
863	LV8400VEVB	LV8400V, 1-ch motor driver IC Eval Board	
863	LV8402GPEVB	LV8402GP, 2-ch forward/reverse motor driver IC Eval Board	
863	LV8411GREVB	LV8411GR, H-bridge motor driver IC Eval Board	
863	LV8413GPGEVB	LV8413GP, H-bridge x 2-ch motor driver IC Eval Board	
863	LV8417CSGEVB	LV8417CS, 1-ch H-bridge motor driver IC Eval Board	
863	LV8498CTGEVB	LV8498CT-TE-L-H, voice coil motors Eval Board	
863	LV8548MGEVB	LV8548M, 2-ch low sat. V, F/Rev motor driver IC Eval Board	
863	LV8549MGEVB	LV8549M, 2-ch low sat. V, F/Rev motor driver IC Eval Board	
863	LV8711TGEVB	LV8711T, PWM stepping motor driver Eval Board	
863	LV8712TGEVB	LV8712T, microstepping motor driver IC with transistor Eval Board	
863	LV8713TGEVB	LV8713T, microstepping motor driver IC with transistor Eval Board	
863	LV8731VGEVB	LV8731V, 2-ch H-bridge stepping motor driver Eval Board	
863	LV8732VGEVB	LV8732V, 2-ch H-bridge stepping motor driver Eval Board	
863	LV8734VGEVB	LV8734V, 2-ch H-bridge stepping motor driver Eval Board	
863	LV8735VGEVB	LV8735V, 2-ch H-bridge stepping motor driver Eval Board	
863	LV8736VGEVB	LV8736V, 2-ch H-bridge stepping motor driver Eval Board	
863	LV8740VGEVB	LV8740V, 2-ch H-bridge stepping motor driver Eval Board	
863	LV8741VGEVB	LV8741V, 2-ch H-bridge stepping motor driver Eval Board	
863	LV8746VGEVB	LV8746V, 2-ch H-bridge stepping motor driver Eval Board	
863	LV8760TGEVB	LV8760T, H-bridge driver Eval Board	
863	LV8761VGEVB	LV8761T, H-bridge driver Eval Board	
863	LV8762TEVB	LV8761T, 1-ch H-bridge driver Eval Board	
863	LV8771VHGEVB	LV8771VH, PWM current control stepping motor driver Eval Board	
863	LV8772GEVB	LV8772 PWM Evaluation Board	
863	LV8772GEVB	LV8772, microstep stepping motor driver Eval Board	
863	LV8773GEVB	LV8773, 2-CH bridge driver Eval Board	
863	LV8804FVGEVB	LV8804FV, 3P sensorless motor driver IC Eval Board	
863	LV8805SVGEVB	LV8805SV-TLM-H, 3P motor driver Eval Board	
863	LV8860VGEVB	LV8860V, driver IC used single-phase fan motor Eval Board	
863	MC33063DFBCKGEVB	MC33063 DFN SD Demo Board	
863	MC34063LBGEVB	MC34063 Boost Evaluation Board	
863	NB3H83905CDGEVB	NB3H83905C SOIC-16 Evaluation Board	
863	NB3N3020DTGEVB	NB3N3020 Clock Multiplier Evaluation Board	
863	NB3N5573DTGEVB	NB3N5573 Clock Generator Evaluation Board	
863	NB3N65027DTGEVB	NB3N65027 Clock Synthesizer Evaluation Board	
863	NCL30000LED1GEVB	NCL30000 LED Driver Evaluation Board	
863	NCL30000LED2GEVB	NCL30000 LED Triac Evaluation Board	
863	NCL30000LED3GEVB	NCL30000 LED Triac Evaluation Board	
863	NCL30001LEDGEVB	NCL30001 LED Driver Evaluation Board	
863	NCL30051LEDGEVB	NCL30051 PFC Evaluation Board	
863	NCL30105GEVB	NCL30105 LED Buck Driver Evaluation Board	
863	NCN1154MUTGEVB	NCN1154 Audio Switch Evaluation Board	
863	NCN4555GEVB	NCN4555 Evaluation Board	
863	NCN8025AMNGEVB	NCN8025A Evaluation Board	
863	NCP1013ADAPGEVB	NCP1013 Adapter Evaluation Board	
863	NCP1013LEDGEVB	NCP1013 LED Driver Evaluation Board	
863	NCP1014LEDGTGEVB	NCP1010X LED Driver Evaluation Board	
863	NCP1014STBUCGEVB	NCP1014 Positive Output Buck Evaluation Board	
863	NCP1027ATXGEVB	NCP1027 ATX PSU Evaluation Board	
863	NCP1030GEVB	NCP1030 Evaluation Board	
863	NCP1031POEEVB	NCP1031 Reg Cont Evaluation Board	

MOUSER STOCK NO. Mfr.	Mfr. Part No.	Description	Price Each
863	NCP1034BCK5VGEVB	NCP1034 Sync Buck Evaluation Board	
863	NCP1081SPCGEVB	NCP1081 Hpower POE-PD Splitter	
863	NCP1083QBCGEVB	NCP1083 High Power POE-PD Module	
863	NCP1207AADAPGEVB	NCP1207A 24W Adapter Evaluation Board	
863	NCP1237PRINTGEVB	NCP1237 Printer Adapter Evaluation Board	
863	NCP1252TSFWDGEVB	NCP1252 AC-DC Evaluation Board	
863	NCP1271ADAPGEVB	NCP1271 57W Adapter Evaluation Board	
863	NCP1337ADAPGEVB	NCP1337 60W Adapter Evaluation Board	
863	NCP1351LEDGEVB	NCP1351 20W Constant Cur LED DRV	
863	NCP1380BGEVB	NCP1380 QR Cont Evaluation Board	
863	NCP1380DGEVB	NCP1380D QR Cont Evaluation Board	
863	NCP1400AV19EVB	NCP1400A 1.9V/100mA DC-DC Eval Board	
863	NCP1400AV33EVB	NCP1400A 3.3V/100mA DC-DC Eval Board	
863	NCP1410GEVB	NCP1410 250mA Detector Evaluation Board	
863	NCP1421EVB	NCP1421 600mA DC-DC Evaluation Board	
863	NCP1423EVB	NCP1423 400mA DC-DC Evaluation Board	
863	NCP1521BEVB	NCP1521 Step Down Conv Evaluation Board	
863	NCP1529ASNT1GEVB	NCP1529 Step-Down Evaluation Board	
863	NCP1529MUTBGEVB	NCP1523 1A High Eff. Step Down Conv	
863	NCP1562-100WEVBG	NCP1562 100W 48V DC-DC Evaluation Board	
863	NCP1593AGEVB	NCP1593 Synch Buck Reg Evaluation Board	
863	NCP1593BGEVB	NCP1593 Synch Buck Reg Evaluation Board	
863	NCP1595AGEVB	NCP1595AG PWM Evaluation Board	
863	NCP1605FORWGEVB	NCP1605 152W Forward Evaluation Board	
863	NCP1608BOOSTGEVB	NCP1608 Boost PFC Evaluation Board	
863	NCP1631PFCGEVB	NCP1631 PFC Evaluation Board	
863	NCP1654PFCGEVB	NCP1654 Power Fact Evaluation Board	
863	NCP1910GEVB	NCP1910G PFC Demo Board	
863	NCP2809BGEVB	NCP2809 Adj. Stereo Audio Evaluation Board	
863	NCP2823AGEVB	NCP2823A Amp Evaluation Board	
863	NCP2890EVB	NCP2890 1W Audio Power Evaluation Board	
863	NCP2892AEVB	NCP2892A 1.3W Audio Power Amplifier	
863	NCP3011GEVB	NCP3011 PWM Evaluation Board	
863	NCP3020AGEVB	NCP3020 PWM Evaluation Board	
863	NCP3020BGEVB	NCP3020A PWM Evaluation Board	
863	NCP3063BSTEXGEVB	NCP3063 BST Demo Board EXT FET	
863	NCP3063DIPBCKEVB	NCP3063 Buck Regulator Evaluation Board	
863	NCP3063SMDBSTEVB	LQFP32 High Frequency Evaluation Board	
863	NCP3065BBGEVB	NCP3065 Buck-Boost MR16 Eval Board	
863	NCP3065D3SLDGEVB	MC34063A Evaluation Board	
863	NCP3065SOBCKGEVB	MC34063A Evaluation Board	
863	NCP3065SOBSTGEVB	MC34063A Evaluation Board	
863	NCP3066DFSEPGEVB	MC34063A Evaluation Board	
863	NCP3066SCBSTGEVB	NB4N527S 3.3V Evaluation Board	
863	NCP3125AGEVB	NCP3125 Evaluation Board	
863	NCP3155AGEVB	NCP3155 Buck Cont Evaluation Board	
863	NCP3163BUCKGEVB	NCP3163 Buck Evaluation Board	
863	NCP3170BGEVB	NCP3170 Sync PWM Buck Evaluation Board	
863	NCP349GEVB	NCP1083 POE-PD Module with Vaux	
863	NCP4894FCEVB	NCP1207A 24W Adapter Evaluation Board	
863	NCP5005GEVB	NCP1216 Non Isolated Buck LED DRI	
863	NCP5222GEVB	NCP5222 Buck Cont Evaluation Board	
863	NCP5425DOEVB	NCP1400A ANA Evaluation Board	
863	NCP565V12EVB	NCP1421 High Current LED Evaluation Board	
863	NCP565VADJEVB	NCP1422 800mA DC-DC Evaluation Board	
863	NCP690MNADT2GEVB	NCP1521 Step Down Conv Evaluation Board	
863	NCP692MN18T2GEVB	NCP1523B Step Down DC-DC Evaluation Board	
863	NCS2200AGEVB	NCS2200A UDFN-6 Evaluation Board	
863	NCS2564DTBGEVB	NCD2564 4-Ch Video Evaluation Board	
863	NCS8353MNGEVB	NCS8353 Audio Amp Evaluation Board	
863	NCV7708AGEVB	NCP1654 Power Fact Evaluation Board	
863	NCV8851BDBGEVB	NCV8851B Sync Buck Evaluation Board	
863	NCV8871BSTGEVB	NCV8871 Non-Sync Boost Evaluation Board	
863	NCV8871FLYGEVB	NCV8871 Non-Sync Boost Evaluation Board	
863	NCV8871LVBGEVB	NCV8871 Evaluation Board	
863	NCV8871SEPGEVB	NCV8871 SEPIC Converter Evaluation Board	
863	NLSF595EVB	NCP2892A 1.3W Audio Power Amplifier	
863	NUD4001DEVB	NCP2990 1.3W Audio Amplifier Eval Board	
863	STK672-040GEVB	STK672-040-E, stepping motor driver hybrid IC Eval Board	
863	STK672-050GEVB	STK672-050-E, stepping motor driver hybrid IC Eval Board	
863	STK672-060GEVB	STK672-060-E, stepping motor driver hybrid IC Eval Board	
863	STK681-300GEVB	STK681-300, F/Rev motor driver Eval Board	
863	STK681-310GEVB	STK681-310, F/Rev motor driver Eval Board	
863	STK681-320GEVB	STK681-320, F/Rev motor driver Eval Board	
863	STK681-332GEVB	STK681-332-E, hybrid IC use in current control F/Rev Eval Board	
863	STK681-352GEVB	STK681-352-E, F/Rev Eval Board	
863	XOCLCC6EVB	NCP3063 DFN Boost Demo Board	

© Copyright 2014 Mouser Electronics

© Copyright 2014 Mouser Electronics

RoHS Compliant This product is RoHS compliant.

MOTOR DRIVERS

NEW PRODUCT

For quantities greater than listed, call for quote.

MOUSER STOCK NO.	ON Semiconductor Part No.	Package	VM (V)		VCC (V)		IO Max. (A)	Control Type	Price Each			
			Min.	Max.	Min.	Max.			1	25	100	500
863-NCV7729BPPR2G	NCV7729BPPR2G	PSOP-20	5	40	3	5.5	9.6	Parallel, SPI				
863-LB1836M-TLM-E	LB1836M-TLM-E	MFP-14	1.8	10.5	2.5	10.5	1	Parallel				
863-LB1838M-TRM-E	LB1838M-TRM-E	MFP-14	1.8	10.5	2.5	10.5	1	Parallel				
863-LV8080LP-TE-L-E	LV8080LP-TE-L-E	VCT-16	2.5	6.5	-	-	0.4	Parallel				
863-LV8741V-TLM-E	LV8741V-TLM-E	SSOP-44	9.5	38	2.7	6	1.5	Clock, Parallel				
863-LV8760T-TLM-E	LV8760T-TLM-E	TSSOP-20	9	38	3	6	3	Parallel				
863-LV8761V-TLM-E	LV8761V-TLM-E	SSOP-36	9	38	3	6	3	Parallel				
863-LA6242H-TE-L-E	LA6242H-TE-L-E	HSOP-28HC	5	14	5	14	1	None				
863-LB11847-E	LB11847-E	PDIP-28H	10	50	4.75	7	1.5	Parallel				
863-LB11946-E	LB11946-E	DIP-28H	10	50	3	7	1	SPI				
863-LB1843V-TLM-E	LB1843V-TLM-E	SSOP-20	2.2	10.5	3	10.5	0.8	Parallel				
863-LB1909M-TE-L-E	LB1909M-TE-L-E	MFP-10S	2.5	20	-	-	0.8	Parallel				
863-LB1939T-TLM-E	LB1939T-TLM-E	TSSOP-20	1.6	10.5	1.9	10.5	0.4	Parallel				
863-LB1941T-TLM-E	LB1941T-TLM-E	MSOP-8	2.5	10.5	-	-	0.6	Parallel				
863-LB1945H-TLM-E	LB1945H-TLM-E	HSOP-28H	10	30	4.75	6	0.8	Parallel				
863-LB1946-E	LB1946-E	DIP-28	10	50	4.5	7	1.5	SPI				
863-LB1973M-TLM-E	LB1973M-TLM-E	MFP-10S	1.8	8	-	-	1	Parallel				
863-LV8011V-TLM-E	LV8011V-TLM-E	SSOP-20	2	7.5	4.5	6	1	Parallel				
863-LV8012T-TLM-E	LV8012T-TLM-E	TSSOP-24	2	7	2.7	6	1.4	Parallel				
863-LV8013T-A-TLM-E	LV8013T-A-TLM-E	TSSOP-24	2	16	2.7	6	1.2	Parallel				
863-LV8014T-TLM-E	LV8014T-TLM-E	TSSOP-24	2	7	2.7	6	1.4	Parallel				
863-LV8018W-MPB-E	LV8018W-MPB-E	SQFP-48	1.2	5.5	2	3.6	0.5	Parallel				
863-LV8075LP-TE-L-E	LV8075LP-TE-L-E	VCT-16	2.5	6	2.5	6	0.5	Parallel				
863-LV8082LP-TE-L-H	LV8082LP-TE-L-H	VCT-16	2.5	6	-	-	0.4	Parallel				
863-LV8086T-TLM-H	LV8086T-TLM-H	TSSOP-24	2	7	2..7	6	1.4	Parallel				
863-LV8400V-TLM-E	LV8400V-TLM-E	SSOP-16	4	16	2.7	6	1.2	Parallel				
863-LV8401V-TLM-E	LV8401V-TLM-E	SSOP-16	4	16	2.7	6	1.2	Parallel				
863-LV8402GP-TE-L-H	LV8402GP-TE-L-H	VCT-24	1.5	16	2.8	6	1.4	Parallel				
863-LV8405V-TLM-E	LV8405V-TLM-E	SSOP-16	1.5	16	2.8	5.5	1.4	Parallel				
863-LV8406T-TLM-E	LV8406T-TLM-E	TSSOP-20J	1.5	16	2.8	5.5	1.4	Parallel				
863-LV8411GR-TE-L-E	LV8411GR-TE-L-E	VCT-24	2.5	6	2.5	6	0.4	Parallel				
863-LV8413GP-TE-L-H	LV8413GP-TE-L-H	VCT-16	2.5	6	2.5	6	0.4	Parallel				
863-LV8548M-TLM-H	LV8548M-TLM-H	MFP-10S	4	20	-	-	1	Parallel				
863-LV8549M-TLM-H	LV8549M-TLM-H	MFP-10S	4	20	-	-	1	Parallel				
863-LV8711T-TLM-H	LV8711T-TLM-H	TSSOP-24	4	18	2.7	6	0.8	None				
863-LV8712T-TLM-H	LV8712T-TLM-H	TSSOP-24	4	18	2.7	6	0.8	Clock				
863-LV8713T-TLM-H	LV8713T-TLM-H	TSSOP-24	4	18	2.7	6	0.8	Clock				
863-LV8731V-TLM-H	LV8731V-TLM-H	SSOP-44K	9	36	-	-	2	Clock, Parallel				
863-LV8732V-TLM-H	LV8732V-TLM-H	SSOP-44K	9	36	-	-	2	Clock, Parallel				
863-LV8734V-TLM-H	LV8734V-TLM-H	SSOP-44K	9	36	-	-	2	Clock, Parallel				
863-LV8735V-TLM-H	LV8735V-TLM-H	SSOP-44K	9	36	-	-	1	Clock, Parallel				
863-LV8736V-TLM-H	LV8736V-TLM-H	SSOP-44K	9	36	-	-	1	Clock, Parallel				
863-LV8740V-TLM-E	LV8740V-TLM-E	SSOP-44J	9	38	-	-	2.5	Clock, Parallel				
863-LV8743V-TLM-E	LV8743V-TLM-E	SSOP-44K	10	35	4.5	5.5	0.1	-				
863-LV8746V-TLM-E	LV8746V-TLM-E	SSOP-44K	9	38	-	-	1	Clock, Parallel				
863-LV8747T-TLM-E	LV8747T-TLM-E	TQFP-64K	10	38	-	-	1.5	Parallel				
863-LV8762T-TLM-H	LV8762T-TLM-H	TSSOP-24	9	36	-	-	1	Parallel				

IGNITION DRIVERS

NEW PRODUCT

MOUSER STOCK NO.	ON Semiconductor Part No.	Package	V (BR) CES Typ. (V)	VCE (sat) Typ. (V)	IC Max. (A)	EAS Typ. (μJ)	PD Max. (W)	Price Each			
								1	25	100	500
863-NGD8201ANT4G	NGD8201ANT4G	DPAK-4	400	1.3	20	250000	125				

VOLTAGE SUPERVISORY

For quantities greater than listed, call for quote.

MOUSER STOCK NO.	ON Semiconductor Part No.	Package	TA (°C)		VCC (V)		V(TO) Typ. (V)	Vhys Typ. (V)	IQ Typ. (μA)	Price Each			
			Min.	Max.	Min.	Max.				1	25	100	500
863-MC34161DG	MC34161DG	SOIC-8	0	70	2	40	1.27	0.025	-				
863-MC33161DG	MC33161DG	SOIC-8	-40	105	2	40	1.27	0.025	-				
863-MC33161PG	MC33161PG	PDIP-8	-40	105	2	40	1.27	0.025	-				
863-MC34161PG	MC34161PG	PDIP-8	0	70	2	40	1.27	0.025	-				
863-MAX809JTRG	MAX809JTRG	SOT-23	-40	105	1	5.5	4.0	-	0.5				
863-MAX809MTRG	MAX809MTRG	SOT-23	-40	105	1	5.5	4.38	-	0.5				
863-MC33064D-5R2G	MC33064D-5R2G	SOIC-8	-40	85	1	6.5	4.61	0.02	390				
863-MC33161DR2G	MC33161DR2G	SOIC-8	-40	105	2	40	1.27	0.025	-				
863-MC33164D-5R2G	MC33164D-5R2G	SOIC-8	-40	125	1	10	4.33	0.09	32				
863-MC34161DR2G	MC34161DR2G	SOIC-8	0	70	2	40	1.27	0.025	-				
863-MC34164P-5G	MC34164P-5G	TO-92	0	70	1	10	4.33	-	32				
863-NCP302HSN30T1G	NCP302HSN30T1G	TSOP-5	-40	125	0.8	10	3.0	0.045	0.5				
863-NCP302LSN20T1G	NCP302LSN20T1G	TSOP-5	-40	125	0.8	10	2.0	0.045	0.5				
863-NCP302LSN30T1G	NCP302LSN30T1G	SOT-23	-40	125	0.8	10	3.0	0.045	0.5				
863-NCP303LSN28T1G	NCP303LSN28T1G	TSOP-5	-40	125	0.8	10	2.8	0.045	0.5				
863-NCP303LSN45T1G	NCP303LSN45T1G	SOT-23	-40	125	0.8	10	4.5	0.045	0.5				

© Copyright 2014 Mouser Electronics

© Copyright 2014 Mouser Electronics

ON SEMICONDUCTOR Power Management

ON Semiconductor®

RoHS Compliant This product is RoHS compliant.

LED DRIVERS

PRODUCT NEW

For quantities greater than listed, call for quote.

MOUSER STOCK NO.	ON Semiconductor Part No.	Package	VCC (V)		IO Max. (mA)	Switching Freq. (MHz)	Dimming	Mode	Price Each
			Min.	Max.					
863-NCL30160DR2G	NCL30160DR2G	SOIC-8	6.3	40	1	1.4	PWM	Constant Current	
863-CAT4026V-T1	CAT4026V-T1	SOIC-28W	4.5	5.5	-	-	PWM, Analog	Constant Current	
863-CAT3604AHV4-T2	CAT3604AHV4-T2	TQFN-16	3	5.5	30	1	PWM, Analog	Charge Pump	
863-CAT3649HV3-GT2	CAT3649HV3-GT2	TQFN-16	2.4	5.5	25	1	PWM, Analog	Charge Pump	
863-CAT4003BTD-GT3	CAT4003BTD-GT3	TSOT-23-6	2.4	5.5	75	-	PWM, Analog	Constant Current	
863-CAT4004AHU2-GT3	CAT4004AHU2-GT3	UDFN-8	2.4	5.5	40	-	PWM, Analog	Constant Current	
863-CAT3661HV3-GT2	CAT3661HV3-GT2	TQFN-16	2	5.5	6	100	-	Charge Pump	

POWER SWITCH ICS

PRODUCT NEW

For quantities greater than listed, call for quote.

MOUSER STOCK NO.	ON Semiconductor Part No.	Package	VI Max. (V)	rDS(on) Max. (mΩ)	Over Current Limit (A)	Price Each		
						1	25	100
863-NCP380HMU10AATBG	NCP380HMU10AATBG	UDFN-6	7	80	1			
863-NCP380HMU15AATBG	NCP380HMU15AATBG	UDFN-6	7	80	1.5			
863-NCP380HSN10AAT1G	NCP380HSN10AAT1G	TSOP-5	7	100	1			
863-NCP380LMU10AATBG	NCP380LMU10AATBG	UDFN-6	7	80	1			
863-NCP380LMU15AATBG	NCP380LMU15AATBG	UDFN-6	7	80	1.5			
863-NCP382HD15AAR2G	NCP382HD15AAR2G	SOIC-8	7	140	1.5			
863-NCP382LD15AAR2G	NCP382LD15AAR2G	SOIC-8	7	140	1.5			

DC-DC SWITCHING

PRODUCT NEW

For quantities greater than listed, call for quote.

MOUSER STOCK NO.	ON Semiconductor Part No.	Package	VCC (V)		fSW Typ. (kHz)	Mode	Price Each			
			Min.	Max.			1	25	100	500
Controllers										
863-NCP5425DBG	NCP5425DBG	TSSOP-20	4.75	13.2	750	V2				
863-NCP5425DBG	NCP5425DBG	TSSOP-20	4.75	13.2	750	V2				
863-NCP1252CDR2G	NCP1252CDR2G	SOIC-8	-	28	up to 500	Current Mode				
863-NCP3020ADR2G	NCP3020ADR2G	SOIC-8	4.7	28	300	Voltage Mode				
863-NCP3020BDR2G	NCP3020BDR2G	SOIC-8	4.7	28	600	Voltage Mode				
863-NCP3011DTBR2G	NCP3011DTBR2G	TSSOP-14	4.7	28	400	Voltage Mode				
863-NCP3012DTBR2G	NCP3012DTBR2G	TSSOP-14	4.7	28	70	Voltage Mode				
Converters										
863-NCP1450ASN19T1G	NCP1450ASN19T1G	TSOP-5	0.6	5.5	180	-				
863-NCP1450ASN27T1G	NCP1450ASN27T1G	TSOP-5	0.6	5.5	180	-				
863-NCP1450ASN30T1G	NCP1450ASN30T1G	SOT-23-5	0.6	5.5	180	-				
863-NCP1450ASN33T1G	NCP1450ASN33T1G	TSOP-5	0.6	5.5	180	-				
863-NCP1450ASN50T1G	NCP1450ASN50T1G	SOT-23-5	0.6	5.5	180	-				
863-NCP3102CMNTXG	NCP3102CMNTXG	QFN-40	2.7	1.32	275	Voltage Mode				
863-NCP1529MU12TBG	NCP1529MU12TBG	UDFN-6	2.7	5.5	1700	Current Mode				
863-NCP3170ADR2G	NCP3170ADR2G	SOIC-8	4.5	18	500	Current Mode				
863-CS51414EDR8G	CS51414EDR8G	SOIC-8	4.5	40	520	V2				
863-NCV8881PWR2G	NCV8881PWR2G	SOIC-16W	5	40	275	Voltage Mode				

DRIVERS - MOSFET/IGBT

For quantities greater than listed, call for quote.

MOUSER STOCK NO.	ON Semiconductor Part No.	Package	VCC (V)		Number of Drivers	IO Max. (A)	tp Max. (ns)	Price Each			
			Min.	Max.				1	25	100	500
863-NCP5359AMNR2G	NCP5359AMNR2G	DFN-8	-0.3	15	2	0.0025	25				
863-NCP5359ADR2G	NCP5359ADR2G	SOIC-8	-0.3	15	2	0.0025	25				
863-ADP3110AKRZ-RL	ADP3110AKRZ-RL	SO-8	-0.3	15	2	0.005	70				
863-NCP5106BDR2G	NCP5106BDR2G	SOIC-8	-0.3	20	2	0.5	620				
863-NCP5104DR2G	NCP5104DR2G	SOIC-8	-0.3	20	2	0.005	620				
863-ADP3110AKCPZ-RL	ADP3110AKCPZ-RL	DFN-8	4.15	13.2	2	0.005	45				
863-ADP3121JCPZ-RL	ADP3121JCPZ-RL	LFCSP-8	4.15	13.2	2	0.005	30				
863-ADP3121JRZ-RL	ADP3121JRZ-RL	SOIC-8	4.15	13.2	2	0.005	30				
863-NCP5901MNTBG	NCP5901MNTBG	DFN-8	4.5	13.2	2	0.0122	25				
863-ADP3611JRMZ-REEL	ADP3611JRMZ-REEL	MSOP-10	4.6	5.5	2	0.0105	20				
863-MC33152DG	MC33152DG	SOIC-8	6.5	18	2	1.5	120				
863-MC34151DG	MC34151DG	SOIC-8	6.5	18	2	1.5	100				
863-MC34151PG	MC34151PG	PDIP-8	6.5	18	2	1.5	100				
863-MC34152DG	MC34152DG	SOIC-8	6.5	18	2	1.5	120				
863-MC34152PG	MC34152PG	PDIP-8	6.5	18	2	1.5	120				

© Copyright 2014 Mouser Electronics

© Copyright 2014 Mouser Electronics

POWER INTEGRATIONS AC-DC Power Conversion

Products may be RoHS compliant. Check mouser.com for RoHS status.


SO-8


SO-8C


DIP-8


DIP-8B


SMD-8B

SENZERO® FAMILY - ZERO1 LOSS, AUTOMATIC X CAPACITOR DISCHARGE IC

Features:

- Eliminates significant standby losses
- Provides remote disconnect functionality
- Ultra low leakage
- Triggerable via remote-off signal/load conditions
- Withstands high differential surge conditions
- ACDC converters with high-voltage resistive signal paths

For quantities greater than listed, call for quote.

MOUSER STOCK NO.	Power Integrations Part No.	Package	Integrated Disconnect MOSFETs	Power Consumption (230VAC) (mW)	Bias Req'd	Price Each 1	25	100
869-SEN012DG	SEN012DG	SO-8	2	<1	No			
869-SEN013DG	SEN013DG	SO-8	3	<1.5	No			

LINKZERO FAMILY

Zero No-Load Consumption Integrated Off-Line Switcher

Features:

- Automatically enters zero input power mode when load is disconnected
- Detects load reconnection and automatically restarts regulation
- Suitable for low-cost clampless designs
- Universal input range allows worldwide operation
- Simple ON/OFF control, no loop compensation needed
- No-load consumption as low as 4mW at 230VAC input (IEC 62301 Clause 4.5 rounds standby power use below 5mW to zero.)
- Easily meets all global energy efficiency regulations with no added components

For quantities greater than listed, call for quote.

MOUSER STOCK NO.	Power Integrations Part No.	Package	Output Power (W)	Bypass Pin Voltage	Duty Cycle Max. (%)	Price Each 1	25	100	250
LinkZero-LP									
869-LNK574DG	LNK574DG	SO-8C	3	9	63				
LinkZero-AX									
869-LNK584DG	LNK584DG	SO-8C	3	9	63				

VERY LOW POWER AC-DC POWER CONVERSION (UP TO 6W)

LinkSwitch-CV

Features:

- Eliminates optocoupler and all secondary CV control circuitry
- Eliminates bias winding supply -IC is self biasing
- Compensates for external component temperature variations
- Tight IC parameter tolerances
- Continuous and/or discontinuous mode operation
- Frequency jittering
- Auto-restart protection
- Hysteretic thermal shutdown
- No load power consumption

For quantities greater than listed, call for quote.

MOUSER STOCK NO.	Power Integrations Part No.	Package	Continuous Output Power 230VAC ±15%/Open Adapter	230VAC ±15%/Open Frame	85-265VAC/Open Adapter	85-265VAC/Open Frame	HV-FET Rating	Switching Frequency	Control Method	Frequency Jitter	Bias Req'd	Adjust. I-Lim	Price Each 1	25	100
551-LNK623PG	LNK623PG	DIP-8	6.5W	9.0W	5.0W	6.0W	700	100khZ	ON/OFF	Yes	No	No			
551-LNK623DG	LNK623DG	SO-8C	6.5W	9.0W	5.0W	6.0W	700	100khZ	ON/OFF	Yes	No	No			
551-LNK625PG	LNK625PG	DIP-8	8.0W	13.5W	6.5W	8.0W	700	100khZ	ON/OFF	Yes	No	No			
551-LNK625DG	LNK625DG	SO-8C	8.0W	13.5W	6.5W	8.0W	700	100khZ	ON/OFF	Yes	No	No			
551-LNK626PG	LNK626PG	DIP-8	10.5W	17.0W	8.5W	10.0W	700	100khZ	ON/OFF	Yes	No	No			

LinkSwitch-XT

Features:

- Self Powered (LP and XT Series only)
- Auto Restart
- EcoSmart® Low Standby/No-Load Power Consumption
- Power Limiting
- Remote ON/OFF (LP and XT Series only)
- Thermal Shutdown - Hysteresis

For quantities greater than listed, call for quote.

869-LNK362DN	LNK362DN	SO-8C	2.8W	2.8W	2.6W	2.8W	700V	132	ON/OFF	Yes	Yes	No			
869-LNK363DN	LNK363DN	SO-8C	5W	7.5W	3.7W	4.7W	700V	132	ON/OFF	Yes	No	No			

LinkSwitch-LP

For quantities greater than listed, call for quote.

869-LNK562DN	LNK562DN	SO-8C	1.9W	1.9W	1.9W	1.9W	700V	66	ON/OFF	Yes	No	No			
869-LNK564DN	LNK564DN	SO-8C	3W	3W	3W	3W	700V	100	ON/OFF	Yes	No	No			

VERY LOW POWER AC-DC, NON-ISOLATED LINEAR/PASSIVE SUPPLY REPLACEMENT (≤ 360MA)

LinkSwitch-TN

Features:

- Self Powered
- Remote ON/OFF
- Auto Restart
- Power Limiting
- EcoSmart® Low Standby/No-Load Power Consumption
- Thermal Shutdown - Hysteresis

For quantities greater than listed, call for quote.

MOUSER STOCK NO.	Power Integrations Part No.	Package	Output Current 230VAC ±15% MDCM	230VAC ±15% CCM	85-265VAC MDCM	85-265VAC CCM	HV-FET Rating	Switching Frequency	Control Method	Frequency Jitter	Bias Req'd	Adjust. I-Lim	Price Each 1	25	100
869-LNK302PN	LNK302PN	DIP-8B	63mA	80mA	63mA	80mA	700V	66kHz	ON/OFF	Yes	No	No			
869-LNK302GN	LNK302GN	SMD-8B	63mA	80mA	63mA	80mA	700V	66kHz	ON/OFF	Yes	No	No			
869-LNK304PN	LNK304PN	DIP-8B	120mA	170mA	120mA	170mA	700V	66kHz	ON/OFF	Yes	No	No			
869-LNK304GN	LNK304GN	SMD-8B	120mA	170mA	120mA	170mA	700V	66kHz	ON/OFF	Yes	No	No			
869-LNK305GN	LNK305GN	DIP-8B	175mA	360mA	175mA	360mA	700V	66kHz	ON/OFF	Yes	No	No			
869-LNK306PN	LNK306PN	SMD-8B	225mA	360mA	225mA	360mA	700V	66kHz	ON/OFF	Yes	No	No			
869-LNK302DN	LNK302DN	SO-8C	63mA	80mA	63mA	80mA	700V	66kHz	ON/OFF	Yes	No	No			
869-LNK304DN	LNK304DN	SO-8C	120mA	170mA	120mA	170mA	700V	66kHz	ON/OFF	Yes	No	No			
869-LNK305DN	LNK305DN	SO-8C	175mA	280mA	175mA	280mA	700V	66kHz	ON/OFF	Yes	No	No			
869-LNK306DN	LNK306DN	SO-8C	225mA	360mA	225mA	360mA	700V	66kHz	ON/OFF	Yes	No	No			

LOW POWER AC-DC POWER CONVERSION

TinySwitch II (Up to 23W)

- S- Self Powered
- Auto Restart
- Remote On/Off
- Power Limiting
- EcoSmart® Low Standby, No-Load Power Consumption
- Thermal Shutdown - Hysteresis
- HV-FET Rating: 700V
- Control Method: On/Off
- Frequency Jitter
- Bias Not Required

For quantities greater than listed, call for quote.

MOUSER STOCK NO. Mfr.	Mfr. Part No.	Package	Continuous Output Power 230VAC ±15%/Open Adapter	230VAC ±15%/Open Frame	85-265VAC/Open Adapter	85-265VAC/Open Frame	Switching Freq. (kHz)	Adjust. I-Lim	Price Each 1	25	100
869	TNY263GN	SMD-8B	5W	7.5W	3.7W	4.7W	132	No			
869	TNY264PN	DIP-8B	5.5W	9W	4W	6W	132	No			
869	TNY264GN	SMD-8B	5.5W	9W	4W	6W	132	No			
869	TNY265GN	SMD-8B	8.5W	11W	5.5W	7.5W	132	No			
869	TNY266PN	DIP-8B	10W	15W	6W	9.5W	132	No			
869	TNY266GN	SMD-8B	10W	15W	6W	9.5W	132	No			

© Copyright 2014 Mouser Electronics
© Copyright 2014 Mouser Electronics

POWER INTEGRATIONS AC-DC & DC-DC Power Conversion

Products may be RoHS compliant. Check mouser.com for RoHS status.

LOW POWER AC-DC POWER CONVERSION (CONT.)

TinySwitch II (Up to 23W)

For quantities greater than listed, call for quote.

MOUSER STOCK NO.		Package	Continuous Output Power				Switching Freq. (kHz)	Adjust. I-Lim	Price Each		
Mfr.	Mfr. Part No.		230VAC ±15%/Open		85-265VAC/Open				1	25	100
			Adapter	Frame	Adapter	Frame					
869—	TNY267PN	DIP-8B	13W	19W	8W	12W	132	No			
869—	TNY268PN	DIP-8B	16W	23W	10W	15W	132	No			
869—	TNY268GN	SMD-8B	16W	23W	10W	15W	132	No			

HIGH POWER AC-DC POWER CONVERSION

TopSwitch™ Family

For quantities greater than listed, call for quote.

MOUSER STOCK NO.		Package	Continuous Output Power				Switching Freq. (kHz)	Price Each		
Mfr.	Mfr. Part No.		230VAC ±15%/Open		85-265VAC			1	25	100
			Adapter	Frame	Adapter	Frame				
TopSwitch-HX (Up to 195W)										
869—	TOP253EN	eSIP-7C	21W	43W	13W	29W	66			
869—	TOP254YN	TO-220-7C	30W	62W	20W	43W	66			
869—	TOP255YN	TO-220-7C	40W	81W	26W	57W	66			
869—	TOP256YN	TO-220-7C	60W	119W	40W	86W	66			
869—	TOP257YN	TO-220-7C	85W	157W	55W	119W	66			
869—	TOP258YN	TO-220-7C	105W	195W	70W	148W	66			
869—	TOP260EN	eSIP-7C	147W	275W	93W	200W	66/132			
869—	TOP261YN	TO-220-7C	177W	333W	118W	254W	66			
869—	TOP261EN	eSIP-7C	177W	333W	118W	254W	66/132			
TopSwitch-GX (Up to 290W)										
869—	TOP242GN	SMD-8B	9W	15W	6.5W	10W	132			
869—	TOP243YN	TO-220-7C	20W	45W	15W	30W	132/66			
869—	TOP244YN	TO-220-7C	30W	65W	20W	45W	132/66			
869—	TOP245YN	TO-220-7C	40W	85W	26W	60W	132/66			
869—	TOP246YN	TO-220-7C	60W	125W	40W	90W	132/66			
869—	TOP249YN	TO-220-7C	120W	250W	80W	180W	132/66			
869—	TOP250YN	TO-220-7C	135W	290W	90W	210W	132/66			
TopSwitch-JX (Up to 244W)										
869—	TOP265VG	eDIP-12	22.5W	36W	15W	25W	132/66			
869—	TOP266VG	eDIP-12	24W	39W	17W	28.5W	132/66			
869—	TOP268VG	eDIP-12	30W	48W	21.5W	36W	132/66			
869—	TOP269VG	eDIP-12	32W	51W	22.5W	37.5W	132/66			
869—	TOP271VG	eDIP-12	36W	59W	26W	43W	132/66			
869—	TOP264KG	eSOP-12	30W	49W	16W	30W	132/66			
869—	TOP265KG	eSOP-12	33W	53W	20W	34W	132/66			
869—	TOP267KG	eSOP-12	40W	65W	26W	45W	132/66			
869—	TOP268KG	eSOP-12	46W	73W	30W	50W	132/66			
869—	TOP269KG	eSOP-12	50W	81W	33W	55W	132/66			
869—	TOP270KG	eSOP-12	56W	91W	36W	60W	132/66			
869—	TOP271KG	eSOP-12	63W	102W	40W	66W	132/66			
869—	RDK-242	Ref. Design Report for a 30W Supply Using TOPSwitch®-JX TOP266VG, 85VAC-264VAC Input; 12V, 2.5A Output							-	-

HIPER™ FAMILY

HiperLCS

NEW PRODUCT

For quantities greater than listed, call for quote.

MOUSER STOCK NO.		Package	Max. Power	VCO Operating Current (mA)	Frequency Range (kHz)	Drain Pin Voltage (V)	Price Each		
Mfr.	Mfr. Part No.						1	25	100
869—	LCS700HG	eSIP-16	110W	4.0	25-1000	-1.3V to 530V			
869—	LCS701HG	eSIP-16	170W	4.4	25-1000	-1.3V to 530V			
869—	LCS702HG	eSIP-16	220W	4.9	25-1000	-1.3V to 530V			
869—	LCS703HG	eSIP-16	275W	5.4	25-1000	-1.3V to 530V			
869—	LCS705HG	eSIP-16	350W	6.6	25-1000	-1.3V to 530V			
869—	LCS708HG	eSIP-16	440W	8.8	25-1000	-1.3V to 530V			

HiperPLC

For quantities greater than listed, call for quote.

MOUSER STOCK NO.		Package	Max. Cont. Supply Voltage (VCC, VCCL)	Max LLC Voltage	VCO Frequency Range	Max Power Dissipation	Max Current ISL and ISP Pins	I_{FMAX}	Price Each		
Mfr.	Mfr. Part No.								1	25	100
551—	PLC810PG	DIP-24	15V	600V	50-300kHz	700mW	-100mA	120µA			

HiperPFS

For quantities greater than listed, call for quote.

MOUSER STOCK NO.		Package	V_{CC} Max. (V)	Drain Pin Voltage (V)	Max. Cont. Output Power Rating	Peak Output Power Rating	Price Each		
Mfr.	Mfr. Part No.						1	25	100
869—	PFS704EG	eSIP-7G	13.40	7.50	110@90VAC	120@90VAC			
869—	PFS706EG	eSIP-7G	13.40	9.00	140@90VAC	150@90VAC			
869—	PFS708EG	eSIP-7G	13.40	11.30	190@90VAC	205@90VAC			
869—	PFS710EG	eSIP-7G	13.40	13.50	240@90VAC	260@90VAC			
869—	PFS712EG	eSIP-7G	13.40	15.80	300@90VAC	320@90VAC			
869—	PFS714EG	eSIP-7G	13.40	18.00	350@90VAC	385@90VAC			
869—	PFS716EG	eSIP-7G	13.40	21.00	388@90VAC	425@90VAC			
869—	PFS723EG	eSIP-7G	13.40	7.50	255@180VAC	280@180VAC			
869—	PFS724EG	eSIP-7G	13.40	9.00	315@180VAC	350@180VAC			
869—	PFS725EG	eSIP-7G	13.40	11.30	435@180VAC	480@180VAC			
869—	PFS726EG	eSIP-7G	13.40	13.50	540@180VAC	600@180VAC			
869—	PFS727EG	eSIP-7G	13.40	15.80	675@180VAC	750@180VAC			
869—	PFS728EG	eSIP-7G	13.40	18.00	810@180VAC	900@180VAC			
869—	PFS729EG	eSIP-7G	13.40	21.00	900@180VAC	1000@180VAC			
869—	RDK-236	Reference Design Report for a High Performance 347W PFC Frontend Using HiperPFS™ PFS714EG						-	-

HiperTFS

For quantities greater than listed, call for quote.

MOUSER STOCK NO.		Package	Two-Switched Forward (380V)			Flyback (100V-400V)	Price Each		
Mfr.	Mfr. Part No.		Cont. (25°C)	Cont. (50°C)	Peak (50°C)		1	25	100
869—	TFS757HG	eSIP-16B	193W	163W	228W	20W			
869—	TFS758HG	eSIP-16B	236W	200W	278W	20W			
869—	TFS759HG	eSIP-16B	280W	235W	309W	20W			
869—	TFS760HG	eSIP-16B	305W	258W	358W	20W			
869—	TFS761HG	eSIP-16B	326W	276W	383W	20W			
869—	TFS762HG	eSIP-16B	360W	304W	407W	20W			
869—	TFS763HG	eSIP-16B	388W	327W	455W	20W			
869—	TFS764HG	eSIP-16B	414W	344W	530W	20W			
869—	RDK-249	Ref. Design Report for 14.5W Standby and 300W Main Power Supply Using HiperTFS™ TFS762HG						-	-


SMD-8B


DIP-8B


TO-220-7C


eSIP-7C/G


eDIP-12


eSIP-16


eSIP-16B


eSOP-12


DIP-24

© Copyright 2014 Mouser Electronics

© Copyright 2014 Mouser Electronics

POWER INTEGRATIONS LED Drivers and Discharge ICs

RoHS Compliant **This product is RoHS compliant.**

LINKSWITCH™- FAMILY

LED Driver IC, Single-Stage PFC, Primary-Side Contant Current Control and TRIAC Dimming/Non-Dimming Device Options

Features:
- LNK403-409 family is optimized for flicker-free operation in TRIAC dimming
- Single stage power factor corrected and accurate constant current (CC) output
- Eliminates optocoupler and all secondary current control circuitry
- Simple primary-side PWM dimming interface

Specifications:
- Operating Junction Temperature: -40°C to +150°C
- Bypass Pin Current: 100mA
- Breakdown Voltage: 725V
- Packaging: Tube

DIMENSIONS: in. (mm)

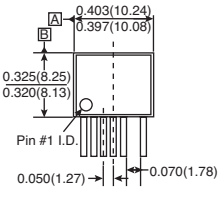

Front View

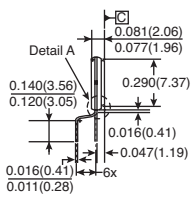

Side View

For quantities greater than listed, call for quote.

MOUSER STOCK NO.	Power Integrations Part No.	Package	Output Power (W)	TRIAC Dimming	Drain Pin Peak Current Typ. (mA)	Current Limit (Max.)(mA)	Maximum Duty Cycle (%)	ON-State Resistance (Typ.)(Ω)	Price Each 1	100	250	500
Linkswitch-PH												
869-LNK403EG	LNK403EG	eSIP-7C	12	Yes	-4.2	-----	99.9	9.00				
869-LNK404EG	LNK404EG	eSIP-7C	15	Yes	-8.0	1.00	99.9	5.40				
869-LNK405EG	LNK405EG	eSIP-7C	18	Yes	-11.9	1.24	99.9	4.10				
869-LNK406EG	LNK406EG	eSIP-7C	22	Yes	-11.9	1.48	99.9	2.80				
869-LNK407EG	LNK407EG	eSIP-7C	25	Yes	-11.9	1.76	99.9	2.00				
869-LNK408EG	LNK408EG	eSIP-7C	35	Yes	-11.9	2.37	99.9	1.60				
869-LNK409EG	LNK409EG	eSIP-7C	50	Yes	-11.9	3.12	99.9	1.40				
869-LNK413EG	LNK413EG	eSIP-7C	12	No	1370	0.94	99.9	9.00				
869-LNK414EG	LNK414EG	eSIP-7C	15	No	2080	1.16	99.9	5.40				
869-LNK415EG	LNK415EG	eSIP-7C	18	No	2720	1.44	99.9	4.10				
869-LNK416EG	LNK416EG	eSIP-7C	22	No	4080	1.72	99.9	2.80				
869-LNK417EG	LNK417EG	eSIP-7C	25	No	5440	2.05	99.9	2.00				
869-LNK418EG	LNK418EG	eSIP-7C	35	No	6880	2.75	99.9	1.60				
869-LNK419EG	LNK419EG	eSIP-7C	50	No	7730	3.63	99.9	1.40				-
Linkswitch-PL												
869-LNK454DG	LNK454DG	SO-8C	3	Yes	400	325	70	26.6				
869-LNK456DG	LNK456DG	SO-8C	6	Yes	850	650	70	13.5				
869-LNK457DG	LNK457DG	SO-8C	8	Yes	1350	1020	70	7.9				
869-LNK457VG	LNK457VG	eDIP-12	8	Yes	1350	1020	70	7.9				
869-LNK457KG	LNK457KG	eSOP-12	8	Yes	1350	1020	70	7.9				
869-LNK458VG	LNK458VG	eDIP-12	11.5	Yes	1750	1288	70	5.1				
869-LNK458KG	LNK458KG	eSOP-12	11.5	Yes	1750	1288	70	5.1				
869-LNK460VG	LNK460VG	eDIP-12	16	Yes	2700	2083	70	2.6				
869-LNK460KG	LNK460KG	eSOP-12	16	Yes	2700	2083	70	2.6				
		Description										
869-RDK-251	RDK-251	Reference Design for 5W, TRIAC Dimmable, Power Factor Corrected, Non-Isolated LED Driver								-	-	-

CAPZERO™ FAMILY

Zero Loss Automatic X Capacitor Discharge IC

Features:
- Blocks current through X capacitor discharge resistors when AC voltage is connected
- Simplifies EMI filter design - larger X capacitor allows smaller inductive components with no change in consumption
- Only two terminals - meets safety standards for use before or after system input fuse
- Self supplied - no external bias required.

Specifications:
- Lead Temperature: 260°C
- <5mW consumption at 230VAC for all X capacitor values
- Packaging: Tube and Tape/Reel

DIMENSIONS: in. (mm)

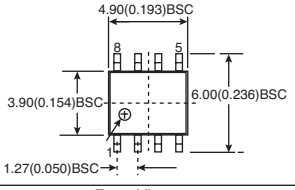

Front View

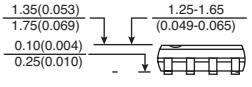

Side View

For quantities greater than listed, call for quote.

MOUSER STOCK NO.	Power Integrations Part No.	BV_{DSS} (V)	Max. Total X Capacitance (nF)	I_{DSAT} (Min.) (mA)	t_{detect} (Typ.) (ms)	Price Each 1	100	500	1000
869-CAP002DG	CAP002DG	825	500	0.25	22				
869-CAP003DG	CAP003DG	825	750	0.37	22				
869-CAP004DG	CAP004DG	825	1000	0.48	22				
869-CAP005DG	CAP005DG	825	1500	0.78	22				
869-CAP006DG	CAP006DG	825	2000	1.04	22				
869-CAP007DG	CAP007DG	825	2500	1.25	22				
869-CAP008DG	CAP008DG	825	3500	1.88	22				
869-CAP009DG	CAP009DG	825	5000	2.50	22				
869-CAP012DG	CAP012DG	1000	500	0.25	22				
869-CAP013DG	CAP013DG	1000	750	0.37	22				
869-CAP014DG	CAP014DG	1000	1000	0.48	22				
869-CAP015DG	CAP015DG	1000	1500	0.78	22				
869-CAP016DG	CAP016DG	1000	2000	1.04	22				
869-CAP017DG	CAP017DG	1000	2500	1.25	22				
869-CAP018DG	CAP018DG	1000	3500	1.88	22				
869-CAP019DG	CAP019DG	1000	5000	2.50	22				

POWER MANAGEMENT MODULES AND DEVELOPMENT TOOLS



For quantities greater than listed, call for quote.

MOUSER STOCK NO.	Power Integrations Part No.	Fig.	PRODUCT NEW Description	Price Each
869-RDK-131	RDK-131	A	3W Constant Current LED Driver Kit Using LNK306DN	
869-RDK-193	RDK-193	B	7W High Power Factor TRIAC Dimmable LED Driver Kit Using LNK403EG	
869-RDK-195	RDK-195	C	14W High Power Factor TRIAC Dimmable LED Driver Kit Using LNK406EG	
869-RDK-239	RDK-239	D	150W, 380VDC Input, 24VDC Output at 6.25A Converter Using LCS702HG	
869-RDK-248	RDK-248	E	180W, 90-264 VAC Input, 380VDC Output Converter Using PFS708EG	
869-RDK-252	RDK-252	F	CAP Zero Board for Active Discharging, 85-264 VAC Input, Using CAP014DG	
869-RDK-257	RDK-257	G	12W, 90-265 VAC Input, PFC LED Driver Kit Using LNK405EG	
869-RDK-268	RDK-268	H	1.1W, 85-265 VAC Input, PFC LED Driver Kit Using LNK454DG	
869-RDK-271	RDK-271	I	4.5W, 85-135 VAC Input, PFC LED Driver Kit Using LNK458KG	

© Copyright 2014 Mouser Electronics
© Copyright 2014 Mouser Electronics

SILICON LABS Digital Isolators

RoHS Compliant **This product is RoHS compliant.**

ISOPRO UNIDIRECTIONAL DIGITAL ISOLATORS

Features:
- 5kV, 2.5kV and 1kV isolation ratings
- High integration: up to 6 isolation channels in a single package
- High-speed operation: DC–150Mbps
- Wide operating supply voltage: 2.7V-5.5V
- Low power
- Transient immunity: >25kV/µs
- No start-up initialization required
- Precise timing
  - Less than 10ns propagation delay
  - 2ns pulse width distortion
  - 1ns channel-channel matching
  - 2ns pulse width skew
- Enable controlled outputs
- DC correct

Applications:
- Example circuit applications
  - Isolation
  - Level shifting
  - Ground loop elimination
- Example end applications
  - Isolated analog data acquisition
  - Operator interface controls
  - AC-DC and dc-dc switching supplies
  - Plasma TVs
  - USB/CAN/I²C networks
  - Isolated point-to-point communications
  - Motor control
  - UPS systems

For quantities greater than listed, call for quote.

MOUSER STOCK NO.	Silicon Labs Part No.	Package	Forward Data Channels	Reverse Data Channels	Max. Data Rate (Mbps)	Insulation Rating	Default Output State	Temp. Range (°C)	Price Each 1	25	100	1000
1.0kV												
634-SI8440AA-D-IS1	Si8440AA-D-IS1	NB SOIC-16	4	0	1	1.0kV	L	-40 to +125				
634-SI8440BA-D-IS1	Si8440BA-D-IS1	NB SOIC-16	4	0	150	1.0kV	L	-40 to +125				
634-SI8441AA-D-IS1	Si8441AA-D-IS1	NB SOIC-16	3	1	1	1.0kV	L	-40 to +125				
634-SI8441BA-D-IS1	Si8441BA-D-IS1	NB SOIC-16	3	1	150	1.0kV	L	-40 to +125				
634-SI8442AA-D-IS1	Si8442AA-D-IS1	NB SOIC-16	2	2	1	1.0kV	L	-40 to +125				
634-SI8442BA-D-IS1	Si8442BA-D-IS1	NB SOIC-16	2	2	150	1.0kV	L	-40 to +125				
634-SI8442BA-D-IU	SI8442BA-D-IU	QSOP-16	2	2	150	1.0kV	L	-40 to +125				
634-SI8450AA-B-IS1	Si8450AA-B-IS1	NB SOIC-16	5	0	1	1.0kV	L	-40 to +125				
634-SI8450BA-B-IS1	Si8450BA-B-IS1	NB SOIC-16	5	0	150	1.0kV	L	-40 to +125				
634-SI8451AA-B-IS1	Si8451AA-B-IS1	NB SOIC-16	4	1	1	1.0kV	L	-40 to +125				
634-SI8451BA-B-IS1	Si8451BA-B-IS1	NB SOIC-16	4	1	150	1.0kV	L	-40 to +125				
634-SI8452AA-B-IS1	Si8452AA-B-IS1	NB SOIC-16	3	2	1	1.0kV	L	-40 to +125				
634-SI8452BA-B-IS1	Si8452BA-B-IS1	NB SOIC-16	3	2	150	1.0kV	L	-40 to +125				
634-SI8460AA-B-IS1	Si8460AA-B-IS1	NB SOIC-16	6	0	1	1.0kV	L	-40 to +125				
634-SI8461AA-B-IS1	Si8461AA-B-IS1	NB SOIC-16	5	1	1	1.0kV	L	-40 to +125				
634-SI8461BA-B-IS1	Si8461BA-B-IS1	NB SOIC-16	5	1	150	1.0kV	L	-40 to +125				
634-SI8462AA-B-IS1	Si8462AA-B-IS1	NB SOIC-16	4	2	1	1.0kV	L	-40 to +125				
634-SI8462BA-B-IS1	Si8462BA-B-IS1	NB SOIC-16	4	2	150	1.0kV	L	-40 to +125				
634-SI8463AA-B-IS1	Si8463AA-B-IS1	NB SOIC-16	3	3	1	1.0kV	L	-40 to +125				
634-SI8463BA-B-IS1	Si8463BA-B-IS1	NB SOIC-16	3	3	150	1.0kV	L	-40 to +125				
2.5kV												
634-SI8410AB-D-IS	Si8410AB-D-IS	NB SOIC-8	1	0	1	2.5kV	L	-40 to +125				
634-SI8410BB-D-IS	Si8410BB-D-IS	NB SOIC-8	1	0	150	2.5kV	L	-40 to +125				
634-SI8420BB-D-IS	Si8420BB-D-IS	NB SOIC-8	2	0	150	2.5kV	L	-40 to +125				
634-SI8421AB-D-IS	Si8421AB-D-IS	NB SOIC-8	1	1	1	2.5kV	L	-40 to +125				
634-SI8421BB-D-IS	Si8421BB-D-IS	NB SOIC-8	1	1	150	2.5kV	L	-40 to +125				
634-SI8430AB-D-IS	Si8430AB-D-IS	WB SOIC-16	3	0	1	2.5kV	L	-40 to +125				
634-SI8430BB-D-IS	Si8430BB-D-IS	WB SOIC-16	3	0	150	2.5kV	L	-40 to +125				
634-SI8431AB-D-IS	Si8431AB-D-IS	WB SOIC-16	2	1	1	2.5kV	L	-40 to +125				
634-SI8431BB-D-IS	Si8431BB-D-IS	WB SOIC-16	2	1	150	2.5kV	L	-40 to +125				
634-SI8431BB-D-IS1	Si8431BB-D-IS1	NB SOIC-16	2	1	150	2.5kV	L	-40 to +125				
634-SI8435BB-D-IS	Si8435BB-D-IS	WB SOIC-16	3	0	150	2.5kV	L	-40 to +125				
634-SI8435BB-D-IS1	Si8435BB-D-IS1	NB SOIC-16	3	0	150	2.5kV	L	-40 to +125				
634-SI8440AB-D-IS	Si8440AB-D-IS	WB SOIC-16	4	0	1	2.5kV	L	-40 to +125				
634-SI8440AB-D-IS1	Si8440AB-D-IS1	NB SOIC-16	4	0	1	2.5kV	L	-40 to +125				
634-SI8440BB-D-IS	Si8440BB-D-IS	WB SOIC-16	4	0	150	2.5kV	L	-40 to +125				
634-SI8440BB-D-IS1	Si8440BB-D-IS1	NB SOIC-16	4	0	150	2.5kV	L	-40 to +125				
634-SI8441AB-D-IS	Si8441AB-D-IS	WB SOIC-16	3	1	1	2.5kV	L	-40 to +125				
634-SI8441AB-D-IS1	Si8441AB-D-IS1	NB SOIC-16	3	1	1	2.5kV	L	-40 to +125				
634-SI8441BB-D-IS1	Si8441BB-D-IS1	NB SOIC-16	3	1	150	2.5kV	L	-40 to +125				
634-SI8442AB-D-IS	Si8442AB-D-IS	WB SOIC-16	2	2	1	2.5kV	L	-40 to +125				
634-SI8442AB-D-IS1	Si8442AB-D-IS1	NB SOIC-16	2	2	1	2.5kV	L	-40 to +125				
634-SI8442BB-D-IS	Si8442BB-D-IS	WB SOIC-16	2	2	150	2.5kV	L	-40 to +125				
634-SI8442BB-D-IS1	Si8442BB-D-IS1	NB SOIC-16	2	2	150	2.5kV	L	-40 to +125				
634-SI8445BB-D-IS	Si8445BB-D-IS	WB SOIC-16	4	0	150	2.5kV	L	-40 to +125				
634-SI8445BB-D-IS1	Si8445BB-D-IS1	NB SOIC-16	4	0	150	2.5kV	L	-40 to +125				
634-SI8450AB-B-IS1	Si8450AB-B-IS1	NB SOIC-16	5	0	1	2.5kV	L	-40 to +125				
634-SI8450BB-B-IS1	Si8450BB-B-IS1	NB SOIC-16	5	0	150	2.5kV	L	-40 to +125				
634-SI8451AB-B-IS1	Si8451AB-B-IS1	NB SOIC-16	4	1	1	2.5kV	L	-40 to +125				
634-SI8451BB-B-IS1	Si8451BB-B-IS1	NB SOIC-16	4	1	150	2.5kV	L	-40 to +125				
634-SI8452AB-B-IS1	Si8452AB-B-IS1	NB SOIC-16	3	2	1	2.5kV	L	-40 to +125				
634-SI8452BB-B-IS1	Si8452BB-B-IS1	NB SOIC-16	3	2	150	2.5kV	L	-40 to +125				
634-SI8460AB-B-IS1	Si8460AB-B-IS1	NB SOIC-16	6	0	1	2.5kV	L	-40 to +125				
634-SI8460BB-B-IS1	Si8460BB-B-IS1	NB SOIC-16	6	0	150	2.5kV	L	-40 to +125				
634-SI8461AB-B-IS1	Si8461AB-B-IS1	NB SOIC-16	5	1	1	2.5kV	L	-40 to +125				
634-SI8461BB-B-IS1	Si8461BB-B-IS1	NB SOIC-16	5	1	150	2.5kV	L	-40 to +125				
634-SI8462AB-B-IS1	Si8462AB-B-IS1	NB SOIC-16	4	2	1	2.5kV	L	-40 to +125				
634-SI8462BB-B-IS1	Si8462BB-B-IS1	NB SOIC-16	4	2	150	2.5kV	L	-40 to +125				
634-SI8463AB-B-IS1	Si8463AB-B-IS1	NB SOIC-16	3	3	1	2.5kV	L	-40 to +125				
634-SI8463BB-B-IS1	Si8463BB-B-IS1	NB SOIC-16	3	3	150	2.5kV	L	-40 to +125				
5.0kV												
634-SI8410AD-A-IS	Si8410AD-A-IS	WB SOIC-16	1	0	1	5.0kV	L	-40 to +125				
634-SI8410BD-A-IS	Si8410BD-A-IS	WB SOIC-16	1	0	150	5.0kV	L	-40 to +125				
634-SI8420AD-A-IS	Si8420AD-A-IS	WB SOIC-16	2	0	1	5.0kV	L	-40 to +125				
634-SI8420BD-A-IS	Si8420BD-A-IS	WB SOIC-16	2	0	150	5.0kV	L	-40 to +125				
634-SI8421AD-B-IS	Si8421AD-B-IS	WB SOIC-16	1	1	1	5.0kV	L	-40 to +125				
634-SI8421BD-B-IS	Si8421BD-B-IS	WB SOIC-16	1	1	150	5.0kV	L	-40 to +125				
634-SI8422AB-B-IS	Si8422AB-B-IS	NB SOIC-8	1	1	1	5.0kV	L	-40 to +125				
634-SI8422AD-B-IS	Si8422AD-B-IS	WB SOIC-16	1	1	1	5.0kV	L	-40 to +125				
634-SI8422BB-B-IS	Si8422BB-B-IS	NB SOIC-8	1	1	150	5.0kV	L	-40 to +125				
634-SI8422BD-B-IS	Si8422BD-B-IS	WB SOIC-16	1	1	150	5.0kV	L	-40 to +125				
634-SI8423AB-B-IS	Si8423AB-B-IS	NB SOIC-8	2	0	1	5.0kV	L	-40 to +125				
634-SI8423AD-B-IS	Si8423AD-B-IS	WB SOIC-16	2	0	1	5.0kV	L	-40 to +125				
634-SI8423BB-B-IS	Si8423BB-B-IS	NB SOIC-8	2	0	150	5.0kV	L	-40 to +125				
634-SI8423BD-B-IS	Si8423BD-B-IS	WB SOIC-16	2	0	150	5.0kV	L	-40 to +125				

DIGITAL ISOLATORS REFERENCE DESIGN KITS

MOUSER STOCK NO.	Silicon Labs Part No.	Description	Price Each
634-ISOVOLT35-KIT	ISOVOLT35-KIT	3V/5V ISOvolt reference design for kit for digital isolators	
634-ISOVOLT55-KIT	ISOVOLT55-KIT	3V/3V or 5V/5V ISOvolt reference design for kit for digital isolators	
634-SI84XXCOM-RD	Si84XXCOM-RD	Si84xx digital isolated communications reference design kit for Si84xx digital isolators	

© Copyright 2014 Mouser Electronics
© Copyright 2014 Mouser Electronics

SILICON LABS Digital Isolators and POE

RoHS Compliant This product is RoHS compliant.

ISOPRO BI-DIRECTIONAL I²C COMPATIBLE DIGITAL ISOLATORS

For quantities greater than listed, call for quote.

MOUSER STOCK NO.	Silicon Labs Part No.	Package	Forward Data Channels	Reverse Data Channels	Max. Data Rate (Mbps)	Insulation Rating	Bidirectional Serial Data	Bidirectional Serial Clock	Temp. Range (°C)	Price Each 1	25	100	1000
634-SI8400AA-B-IS	Si8400AA-B-IS	NB SOIC-8	0	0	1.7	1.0kV	Yes	Yes	-40 to +125				
634-SI8400AB-B-IS	Si8400AB-B-IS	NB SOIC-8	0	0	1.7	2.5kV	Yes	Yes	-40 to +125				
634-SI8401AA-B-IS	Si8401AA-B-IS	NB SOIC-8	1	1	1.7	5.0kV	Yes	Yes	-40 to +125				
634-SI8401AB-B-IS	Si8401AB-B-IS	NB SOIC-8	1	1	1.7	5.0kV	Yes	Yes	-40 to +125				
634-SI8405AA-B-IS1	Si8405AA-B-IS1	NB SOIC-16	1	1	1.7	1.0kV	Yes	Yes	-40 to +125				
634-SI8405AB-B-IS1	Si8405AB-B-IS1	NB SOIC-16	1	1	1.7	2.5kV	Yes	Yes	-40 to +125				
Evaluation Kit		Description										**Price Each**	
634-SI840XI2C-KIT	SI840XI2C-KIT	Evaluation kit provides a convenient engineering break out board for easy evaluation of the SI840x series of I2C isolators.											

BI-DIRECTIONAL I²C COMPATIBLE DIGITAL ISOLATORS WITH UNIDIRECTIONAL DIGITAL CHANNELS

The Si86xx family is the industry's highest performing, widest channel count series of unidirectional and bidirectional isolators supporting up to 5kV and reinforced isolation ratings.
Based on Silicon Labs' patented isolation technology, Si86xx isolators enable robust operation in harsh industrial applications.

For quantities greater than listed, call for quote.

MOUSER STOCK NO.	Silicon Labs Part No.	Package	Forward Data Channels	Reverse Data Channels	Max. Data Rate (Mbps)	Bidirectional Channels	Unidirectional Channels	Insulation Rating	Default Output State	Temp. Range (°C)	Price Each 1	25	100	250
1.0kV														
634-SI8641BA-B-IU	Si8641BA-B-IU	QSOP-16	3	1	150	0	4	1.0kV	Low	-40 to +125				
634-SI8642BA-B-IU	Si8642BA-B-IU	QSOP-16	2	2	150	0	4	1.0kV	Low	-40 to +125				
634-SI8645BA-B-IU	Si8645BA-B-IU	QSOP-16	4	0	150	0	4	1.0kV	Low	-40 to +125				
634-SI8655BA-B-IS	Si8655BA-B-IS	WB SOIC-16	5	0	150	0	5	1.0kV	Low	-40 to +125				
634-SI8655BA-B-IU	Si8655BA-B-IU	QSOP-16	5	0	150	0	5	1.0kV	Low	-40 to +125				
3.75kV														
634-SI8600AC-B-IS	Si8600AC-B-IS	SOIC-8	0	0	1.7	2	1	3.75kV	Low	-40 to +125				
634-SI8602AC-B-IS	Si8602AC-B-IS	SOIC-8	0	0	1.7	1	1	3.75kV	Low	-40 to +125				
634-SI8605AC-B-IS1	Si8605AC-B-IS1	NB SOIC-16	0	0	1.7	2	2	3.75kV	Low	-40 to +125				
634-SI8606AC-B-IS1	Si8606AC-B-IS1	NB SOIC-16	0	0	1.7	2	2	3.75kV	Low	-40 to +125				
634-SI8610BC-B-IS	Si8610BC-B-IS	SOIC-8	1	0	150	0	1	3.75kV	Low	-40 to +125				
634-SI8610EC-B-IS	Si8610EC-B-IS	SOIC-8	1	0	150	0	1	3.75kV	High	-40 to +125				
634-SI8620BC-B-IS	Si8620BC-B-IS	SOIC-8	2	0	150	0	2	3.75kV	Low	-40 to +125				
634-SI8621BC-B-IS	Si8621BC-B-IS	SOIC-8	1	1	150	0	2	3.75kV	Low	-40 to +125				
634-SI8621EC-B-IS	Si8621EC-B-IS	SOIC-8	1	1	150	0	2	3.75kV	High	-40 to +125				
634-SI8622BC-B-IS	Si8622BC-B-IS	SOIC-8	1	1	150	0	2	3.75kV	Low	-40 to +125				
634-SI8622EC-B-IS	Si8622EC-B-IS	SOIC-8	1	1	150	0	2	3.75kV	High	-40 to +125				
634-SI8630BC-B-IS1	Si8630BC-B-IS1	WB SOIC-16	3	0	150	0	3	3.75kV	Low	-40 to +125				
634-SI8630EC-B-IS1	Si8630EC-B-IS1	NB SOIC-16	3	0	150	0	3	3.75kV	High	-40 to +125				
634-SI8631BC-B-IS1	Si8631BC-B-IS1	NB SOIC-16	2	1	150	0	3	3.75kV	Low	-40 to +125				
634-SI8631EC-B-IS1	Si8631EC-B-IS1	NB SOIC-16	2	1	150	0	3	3.75kV	High	-40 to +125				
634-SI8635BC-B-IS1	Si8635BC-B-IS1	NB SOIC-16	3	0	150	0	3	3.75kV	Low	-40 to +125				
634-SI8640BC-B-IS1	Si8640BC-B-IS1	NB SOIC-16	4	0	150	0	4	3.75kV	Low	-40 to +125				
634-SI8640EC-B-IS1	Si8640EC-B-IS1	NB SOIC-16	4	0	150	0	4	3.75kV	High	-40 to +125				
634-SI8641BC-B-IS1	Si8641BC-B-IS1	NB SOIC-16	3	1	150	0	4	3.75kV	Low	-40 to +125				
634-SI8641EC-B-IS1	Si8641EC-B-IS1	NB SOIC-16	3	1	150	0	4	3.75kV	High	-40 to +125				
634-SI8642BC-B-IS1	Si8642BC-B-IS1	NB SOIC-16	2	2	150	0	4	3.75kV	Low	-40 to +125				
634-SI8642EC-B-IS1	Si8642EC-B-IS1	NB SOIC-16	2	2	150	0	4	3.75kV	High	-40 to +125				
634-SI8645BC-B-IS1	Si8645BC-B-IS1	NB SOIC-16	4	0	150	0	4	3.75kV	Low	-40 to +125				
634-SI8650BC-B-IS1	Si8650BC-B-IS1	NB SOIC-16	5	0	150	0	5	3.75kV	Low	-40 to +125				
634-SI8651BC-B-IS1	Si8651BC-B-IS1	NB SOIC-16	4	1	150	0	5	3.75kV	Low	-40 to +125				
634-SI8651EC-B-IS1	Si8651EC-B-IS1	NB SOIC-16	4	1	150	0	5	3.75kV	High	-40 to +125				
634-SI8652BC-B-IS1	Si8652BC-B-IS1	NB SOIC-16	3	2	150	0	5	3.75kV	Low	-40 to +125				
634-SI8652EC-B-IS1	Si8652EC-B-IS1	NB SOIC-16	3	2	150	0	5	3.75kV	High	-40 to +125				
634-SI8660BA-B-IS1	Si8660BA-B-IS1	NB SOIC-16	6	0	150	0	6	3.75kV	Low	-40 to +125				
634-SI8660BC-B-IS1	Si8660BC-B-IS1	NB SOIC-16	6	0	150	0	6	3.75kV	Low	-40 to +125				
634-SI8660EC-B-IS1	Si8660EC-B-IS1	NB SOIC-16	6	0	150	0	6	3.75kV	High	-40 to +125				
634-SI8661BC-B-IS1	Si8661BC-B-IS1	NB SOIC-16	5	1	150	0	6	3.75kV	Low	-40 to +125				
634-SI8661EC-B-IS1	Si8661EC-B-IS1	NB SOIC-16	5	1	150	0	6	3.75kV	High	-40 to +125				
634-SI8662BC-B-IS1	Si8662BC-B-IS1	NB SOIC-16	4	2	150	0	6	3.75kV	Low	-40 to +125				
634-SI8662EC-B-IS1	Si8662EC-B-IS1	NB SOIC-16	4	2	150	0	6	3.75kV	High	-40 to +125				
634-SI8663BC-B-IS1	Si8663BC-B-IS1	NB SOIC-16	3	3	150	0	6	3.75kV	Low	-40 to +125				
634-SI8663EC-B-IS1	Si8663EC-B-IS1	NB SOIC-16	3	3	150	0	6	3.75kV	High	-40 to +125				
5.0kV														
634-SI8600AD-B-IS	Si8600AD-B-IS	WB SOIC-16	0	0	1.7	2	0	5.0kV	Low	-40 to +125				
634-SI8602AD-B-IS	Si8602AD-B-IS	WB SOIC-16	0	0	1.7	1	1	5.0kV	Low	-40 to +125				
634-SI8605AD-B-IS	Si8605AD-B-IS	WB SOIC-16	0	0	1.7	2	2	5.0kV	Low	-40 to +125				
634-SI8610BD-B-IS	Si8610BD-B-IS	WB SOIC-16	1	0	150	0	1	5.0kV	Low	-40 to +125				
634-SI8610ED-B-IS	Si8610ED-B-IS	SOIC-8	1	0	150	0	1	5.0kV	High	-40 to +125				
634-SI8620BD-B-IS	Si8620BD-B-IS	WB SOIC-16	2	0	150	0	2	5.0kV	Low	-40 to +125				
634-SI8620ED-B-IS	Si8620ED-B-IS	WB SOIC-16	2	0	150	0	2	5.0kV	High	-40 to +125				
634-SI8621ED-B-IS	Si8621ED-B-IS	WB SOIC-16	1	1	150	0	2	5.0kV	High	-40 to +125				
634-SI8622BD-B-IS	Si8622BD-B-IS	WB SOIC-16	1	1	150	Unidirectional	2	5.0kV	Low	-40 to +125				
634-SI8630BD-B-IS	Si8630BD-B-IS	WB SOIC-16	3	0	150	0	3	5.0kV	Low	-40 to +125				
634-SI8631BD-B-IS	Si8631BD-B-IS	WB SOIC-16	2	1	150	0	3	5.0kV	Low	-40 to +125				
634-SI8631ED-B-IS	Si8631ED-B-IS	WB SOIC-16	2	1	150	0	3	5.0kV	High	-40 to +125				
634-SI8635BD-B-IS	Si8635BD-B-IS	WB SOIC-16	3	0	150	0	3	5.0kV	Low	-40 to +125				
634-SI8640BD-B-IS	Si8640BD-B-IS	WB SOIC-16	4	0	150	0	4	5.0kV	Low	-40 to +125				
634-SI8640ED-B-IS	Si8640ED-B-IS	WB SOIC-16	4	0	150	0	4	5.0kV	High	-40 to +125				
634-SI8641BD-B-IS	Si8641BD-B-IS	WB SOIC-16	3	1	150	0	4	5.0kV	Low	-40 to +125				
634-SI8641ED-B-IS	Si8641ED-B-IS	WB SOIC-16	3	1	150	0	4	5.0kV	High	-40 to +125				
634-SI8642BD-B-IS	Si8642BD-B-IS	WB SOIC-16	2	2	150	0	4	5.0kV	Low	-40 to +125				
634-SI8642ED-B-IS	Si8642ED-B-IS	WB SOIC-16	2	2	150	0	4	5.0kV	High	-40 to +125				
634-SI8651BD-B-IS	Si8651BD-B-IS	WB SOIC-16	4	1	150	0	5	5.0kV	Low	-40 to +125				
634-SI8651ED-B-IS	Si8651ED-B-IS	WB SOIC-16	4	1	150	0	5	5.0kV	High	-40 to +125				
634-SI8652BD-B-IS	Si8652BD-B-IS	WB SOIC-16	3	2	150	0	5	5.0kV	Low	-40 to +125				
634-SI8655BD-B-IS	Si8655BD-B-IS	WB SOIC-16	5	0	150	0	5	5.0kV	Low	-40 to +125				
634-SI8660BD-B-IS	Si8660BD-B-IS	WB SOIC-16	6	0	150	0	6	5.0kV	Low	-40 to +125				
634-SI8660ED-B-IS	Si8660ED-B-IS	WB SOIC-16	6	0	150	0	6	5.0kV	High	-40 to +125				
634-SI8661BD-B-IS	Si8661BD-B-IS	WB SOIC-16	5	1	150	0	6	5.0kV	Low	-40 to +125				
634-SI8661ED-B-IS	Si8661ED-B-IS	WB SOIC-16	5	1	150	0	6	5.0kV	High	-40 to +125				
634-SI8662BD-B-IS	Si8662BD-B-IS	WB SOIC-16	4	2	150	0	6	5.0kV	Low	-40 to +125				
634-SI8662ED-B-IS	Si8662ED-B-IS	WB SOIC-16	4	2	150	0	6	5.0kV	High	-40 to +125				
634-SI8663BD-B-IS	Si8663BD-B-IS	WB SOIC-16	3	3	150	0	6	5.0kV	Low	-40 to +125				
634-SI8663ED-B-IS	Si8663ED-B-IS	WB SOIC-16	3	3	150	0	6	5.0kV	High	-40 to +125				
Evaluation Kit		Description											**Price Each**	
634-SI86XXISO-KIT	Si86XXISO-KIT	Evaluation kit is intended to simplify basic functional testing and engineering validation of various isolation product configurations.												

© Copyright 2014 Mouser Electronics
© Copyright 2014 Mouser Electronics

SILICON LABS Interface ICs, Current Sensors, Drivers and POE

RoHS Compliant **This product is RoHS compliant.**

PRODUCT NEW

ISOLATED AC MAINS MONITOR

For quantities greater than listed, call for quote.

MOUSER STOCK NO.	Silicon Labs Part No.	Package	Serial Port	Isolation Rating	Number of Channels	Full Scale Current (A)	Price Each 1	25	100	1000
634-SI8900B-A01-GS	Si8900B-A01-GS	SOIC-16	UART	2.5Kv	3	13.3				
634-SI8900D-A01-GS	Si8900D-A01-GS	SOIC-16	UART	5.0Kv	3	13.3				
634-SI8901B-A01-GS	Si8901B-A01-GS	SOIC-16	I²C/SMBUS	2.5Kv	3	13.3				
634-SI8901D-A01-GS	Si8901D-A01-GS	SOIC-16	I²C/SMBUS	5.0Kv	3	13.3				
634-SI8902B-A01-GS	Si8902B-A01-GS	SOIC-16	SPI Port	2.5Kv	3	13.3				
634-SI8902D-A01-GS	Si8902D-A01-GS	SOIC-16	SPI Port	5.0Kv	3	13.3				

Development Kit

For quantities greater than listed, call for quote.

MOUSER STOCK NO.	Silicon Labs Part No.	Description	Price Each
634-SI890XPWR-KIT	Si890xPWR-KIT	Si890x Power Development Kit	

AC CURRENT SENSORS

For quantities greater than listed, call for quote.

MOUSER STOCK NO.	Silicon Labs Part No.	Package	Full Scale Current (A)	Full Scale Error (% of Reading)	Isolation Rating	Output Mode	Price Each 1	25	100	1000
634-SI8501-C-IM	Si8501-C-IM	QFN-12	5	±5	1kV RMS	Single				
634-SI8502-C-IM	Si8502-C-IM	QFN-12	10	±5	1kV RMS	Single				
634-SI8503-C-IM	Si8503-C-IM	QFN-12	20	±5	1kV RMS	Single				
634-SI8501-C-IS	Si8501-C-IS	SOIC-20	5	±5	5kV RMS	Single				
634-SI8502-C-IS	Si8502-C-IS	SOIC-20	10	±5	5kV RMS	Single				
634-SI8503-C-IS	Si8503-C-IS	SOIC-20	20	±5	5kV RMS	Single				
634-SI8511-C-IM	Si8511-C-IM	QFN-12	5	±5	1kV RMS	Ping-Pong				
634-SI8512-C-IM	Si8512-C-IM	QFN-12	10	±5	1kV RMS	Ping-Pong				
634-SI8511-C-IS	Si8511-C-IS	SOIC-20	5	±5	5kV RMS	Ping-Pong				
634-SI8512-C-IS	Si8512-C-IS	SOIC-20	10	±5	5kV RMS	Ping-Pong				
634-SI8513-C-IS	Si8513-C-IS	SOIC-20	20	±5	5kV RMS	Ping-Pong				
634-SI8517-C-IM	Si8517-C-IM	QFN-12	5	±5	1kV RMS	Ping-Pong				
634-SI8518-C-IM	Si8518-C-IM	QFN-12	10	±5	1kV RMS	Ping-Pong				
634-SI8519-C-IM	Si8519-C-IM	QFN-12	20	±5	1kV RMS	Ping-Pong				
634-SI8517-C-IS	Si8517-C-IS	SOIC-20	5	±5	5kV RMS	Ping-Pong				
634-SI8518-C-IS	Si8518-C-IS	SOIC-20	10	±5	5kV RMS	Ping-Pong				
634-SI8519-C-IS	Si8519-C-IS	SOIC-20	20	±5	5kV RMS	Ping-Pong				

Current Sensor Evaluation Kit

For quantities greater than listed, call for quote.

MOUSER STOCK NO.	Silicon Labs Part No.	Description	Price Each
634-SI85XX-EVB	Si85XX-EVB	Si85xx Universal AC Current Sensor Evaluation Kit	

Target Board

For quantities greater than listed, call for quote.

MOUSER STOCK NO.	Silicon Labs Part No.	Description	Price Each
634-SI85XX20AQFN-EVB	Si85XX20AQFN-EVB	Unidirectional AC Current Sensor Target Board	

ISOPRO ISOLATED GATE DRIVERS

For quantities greater than listed, call for quote.

MOUSER STOCK NO.	Silicon Labs Part No.	Package	Input Type	Output Config	Peak Output Current (A)	Max. Prop. Delay (ns)	Isolation Rating Input-Output (kVrms)	Isolation Rating Output-Output (Vdc)	UVLO Voltage (V)	Overlap Protection & Dead Time Control	Driver Supply (V)	Price Each 1	25	100	1000
634-SI8220BB-A-IS	Si8220BB-A-IS	SOIC-8	Opto	Single	2.5	80	2.5	-----	8	No	6.5 to 24				
634-SI8220CB-A-IS	Si8220CB-A-IS	SOIC-8	Opto	Single	2.5	80	2.5	-----	10	No	6.5 to 24				
634-SI8220DB-A-IS	Si8220DB-A-IS	SOIC-8	Opto	Single	2.5	80	2.5	-----	12.5	No	6.5 to 24				
634-SI8221CC-A-IS	Si8221CC-A-IS	SOIC-8	Opto	Single	0.5	80	3.75	-----	10	No	6.5 to 24				
634-SI8221DC-A-IS	Si8221DC-A-IS	SOIC-8	Opto	Single	0.5	80	3.75	-----	12.5	No	6.5 to 24				
634-SI8230BB-B-IS	SI8230BB-B-IS	WB SOIC-16	VIA, VIB	HS/LS	0.5	60	2.5	1500	8	Yes	6.5 to 24				
634-SI8230BB-B-IS1	SI8230BB-B-IS1	NB SOIC-16	VIA, VIB	HS/LS	0.5	60	2.5	1500	8	Yes	6.5 to 24				
634-SI8231BB-B-IS	SI8231BB-B-IS	WB SOIC-16	PWM	HS/LS	0.5	60	2.5	1500	8	Yes	6.5 to 24				
634-SI8231BD-B-IS	SI8231BD-B-IS	WB SOIC-16	PWM	HS/LS	0.5	60	5.0	1500	8	Yes	6.5 to 24				
634-SI8232BB-B-IS	SI8232BB-B-IS	WB SOIC-16	VIA, VIB	Dual Drvr	0.5	60	2.5	1500	8	No	6.5 to 24				
634-SI8232BB-B-IS1	SI8232BB-B-IS1	NB SOIC-16	VIA, VIB	Dual Drvr	0.5	60	2.5	1500	8	No	6.5 to 24				
634-SI8232BD-B-IS	SI8232BD-B-IS	WB SOIC-16	VIA, VIB	Dual Drvr	0.5	60	5.0	1500	8	No	6.5 to 24				
634-SI8233BB-C-IM	SI8233BB-C-IM	LGA-14	VIA, VIB	HS/LS	4.0	60	2.5	9000	8	Yes	6.5 to 24				
634-SI8233BB-C-IS	SI8233BB-C-IS	WB SOIC-16	VIA, VIB	HS/LS	4.0	60	2.5	9000	8	Yes	6.5 to 24				
634-SI8233BB-C-IS1	SI8233BB-C-IS1	NB SOIC-16	VIA, VIB	HS/LS	4.0	60	2.5	9000	8	Yes	6.5 to 24				
634-SI8233BD-C-IS	SI8233BD-C-IS	WB SOIC-16	VIA, VIB	HS/LS	4.0	60	5.0	1500	8	Yes	6.5 to 24				
634-SI8234BB-C-IM	SI8234BB-C-IM	LGA-14	PWM	HS/LS	4.0	60	2.5	9000	8	Yes	6.5 to 24				
634-SI8234BB-C-IS	SI8234BB-C-IS	WB SOIC-16	PWM	HS/LS	4.0	60	2.5	9000	8	Yes	6.5 to 24				
634-SI8234BB-C-IS1	SI8234BB-C-IS1	NB SOIC-16	PWM	HS/LS	4.0	60	2.5	9000	8	Yes	6.5 to 24				
634-SI8234BD-C-IS	SI8234BD-C-IS	WB SOIC-16	VIA, VIB	HS/LS	0.5	60	5.0	1500	8	Yes	6.5 to 24				
634-SI8235BB-C-IS	SI8235BB-C-IS	WB SOIC-16	VIA, VIB	Dual Drvr	4.0	60	2.5	1500	8	No	6.5 to 24				
634-SI8235BB-C-IS1	SI8235BB-C-IS1	NB SOIC-16	VIA, VIB	Dual Drvr	4.0	60	2.5	1500	8	No	6.5 to 24				
634-SI8235BD-C-IS	SI8235BD-C-IS	WB SOIC-16	VIA, VIB	Dual Drvr	4.0	60	5.0	1500	8	No	6.5 to 24				

Evaluation Kit

For quantities greater than listed, call for quote.

MOUSER STOCK NO.	Silicon Labs Part No.	Description	Price Each
634-SI82XX-KIT	SI82XX-KIT	Evaluation kit provides a platform for evaluating several different isolated gate driver products.	

POWER OVER ETHERNET (POE) POWERED/SOURCING DEVICES

For quantities greater than listed, call for quote.

MOUSER STOCK NO.	Silicon Labs Part No.	Package	Description	Current Limit (mA) (Min/Max)	Max. Output Power (W)	Operating Temp. (°C)	Price Each 1	25	100	1000
Si3460/Si3500 PoE PSE										
634-SI3402-A-GM	Si3402-A-GM	QFN-20	Integrated 802.3-compliant PoE PD Interface & Low-emi Switching Regulator	470/---	17	-40 to +85				
634-SI3460-E03-GM	Si3460-E03-GM	QFN-11	Single Port PSE with DC-DC Controller	400/450	15.4	-40 to +85				
634-SI3500-A-GM	Si3500-A-GM	QFN-20	High Voltage DC-DC Controller (-42 to -57V input range)	400/---	17	-40 to +85				

© Copyright 2014 Mouser Electronics
© Copyright 2014 Mouser Electronics

STMICROELECTRONICS Power Management ICs

Products may be RoHS compliant. Check mouser.com for RoHS status.

DARLINGTON ARRAYS

◆Surface Mount Devices

For quantities greater than listed, call for quote.

MOUSER STOCK NO.	STM Part No.	Package Type	Description	Output Voltage (V)	Output Leakage Current Max. (µA)	Output Leakage Current VCE (V)	Temperature Range (°C)	VCE (SAT) Max. (V)	VCE (SAT) @ I_C (A)	Price Each 1	Price Each 10	Price Each 100
511-ULN2002A	ULN2002A	DIP-16	Seven NPN darlington pairs	50	500	50	-20 to +85	1.6	0.35			
◆ 511-ULN2002D1013TR	ULN2002D1013TR	SO-16	Seven NPN darlington pairs	50	500	50	-20 to +85	1.6	0.35			
511-ULN2003A	ULN2003A	DIP-16	Seven NPN darlington pairs	50	50	50	-20 to +85	1.6	0.35			
511-ULN2004A	ULN2004A	DIP-16	Seven NPN darlington pairs	50	500	50	-20 to +85	1.6	0.35			
◆ 511-ULN2004D1013TR	ULN2004D13TR	SO-16	Seven NPN darlington pairs	50	50	50	-20 to +85	1.6	0.35			
511-ULN2064B	ULN2064B	PWRDIP-12+2+2	Four NPN darlington switches	50	100	50	-20 to +85	1.4	1.25			
511-ULN2065B	ULN2065B	PWRDIP-12+2+2	Four NPN darlington switches	80	100	80	-20 to +85	1.5	1.5			
511-ULN2068B	ULN2068B	PWRDIP-12+2+2	Four NPN darlington switches	50	100	50	-20 to +85	1.4	1.25			
511-ULN2801A	ULN2801A	DIP-18	Eight NPN darlington pairs	50	50	50	-20 to +85	1.6	0.35			
511-ULN2802A	ULN2802A	DIP-18	Eight NPN darlington pairs	50	500	50	-20 to +85	1.6	0.35			
511-ULN2804A	ULN2804A	DIP-18	Eight NPN darlington pairs	50	500	50	-20 to +85	1.6	0.35			
511-ULQ2003A	ULQ2003A	DIP-16	Seven NPN darlington pairs	50	50	50	-40 to +105	1.1	0.1			
◆ 511-ULQ2003D1013TR	ULQ2003D13TR	SO-16	Seven NPN darlington pairs	50	50	50	-40 to +105	1.1	0.1			

VOLTAGE COMPARATORS

◆Surface Mount Devices

PRODUCT NEW

For quantities greater than listed, call for quote.

MOUSER STOCK NO.	STM Part No.	Package Type	Single Dual Quad	Input Offset Voltage Max. (mV)	Input Bias Current Max.	Response Time Typ. (ns)	Supply Currents Typ./Max. (mA) Positive	Supply Currents Typ./Max. (mA) Negative	Operating Temperature Range (°C)	Price Each 1	Price Each 10	Price Each 100
General Purpose												
◆ 511-LM211D	LM211D	SO-8	S	3	100nA	200	5.1/6.0	4.1/5.0	-40 to +105			
511-LM211N	LM211N	DIP-8	S	3	100nA	200	5.1/6.0	4.1/5.0	-40 to +105			
◆ 511-LM311D	LM311D	SO-8	S	7.5	250nA	200	5.1/7.5	4.1/5.0	-65 to +150			
◆ 511-LM311DT	LM311DT	SO-8	S	7.5	250nA	200	5.1/7.5	4.1/5.0	-65 to +150			
511-LM311N	LM311N	DIP-8	S	7.5	250nA	200	5.1/7.5	4.1/5.0	-65 to +150			
High Speed												
◆ 511-TS3021ICT	TS3021ICT	SC-70-5	S	6	160nA	0.038	.073/.0.9	----/----	0 to +70			
◆ 511-TS3021ILT	TS3021ILT	SOT-23-5	S	6	160nA	0.038	.073/.0.9	----/----	0 to +70			
◆ 511-TS3011ICT	TS3011ICT	SC70-5	S	8	0.1nA	-	0.52/0.64	0.65/0.88	3.10			
◆ 511-TS3011ILT	TS3011ILT	SOT-23-5	S	8	0.1nA	-	0.52/0.64	0.65/0.88	3.10			
◆ 511-LM319D	LM319D	SO-14	D	8	1000nA	80	8.0/12.5	3.0/5.0	0 to +70			
511-LM319N	LM319N	DIP-14	D	8	1000nA	80	8.0/12.5	3.0/5.0	0 to +70			
Low Current Nanopower												
◆ 511-TS881ICT	TS881ICT	SC-70-5	S	6	100pA	100	----/----	----/----	-40 to +125			
Low Power Low Voltage												
◆ 511-TS391IL	TS391ILT	SOT-23-5L	S	5	250nA	1300	0.2/0.5	----/----	-40 to +125			
◆ 511-LMV331ILT	LMV331ILT	SOT-23-5	S	7	250nA	----	0.02/0.1	----/----	-40 to +85			
◆ 511-LM293ADT	LM293ADT	SO-8	D	2	250nA	1300	0.4/1.0	----/----	-40 to +105			
◆ 511-LM393ADT	LM393ADT	SO-8	D	2	250nA	1300	0.4/1.0	----/----	0 to +70			
511-LM293N	LM293N	DIP-8	D	5	250nA	1300	0.4/1.0	----/----	-40 to +105			
◆ 511-LM393D	LM393D	SO-8	D	5	250nA	1300	0.4/1.0	----/----	0 to +70			
511-LM393N	LM393N	DIP-8	D	5	250nA	1300	0.4/1.0	----/----	0 to +70			
◆ 511-LM193DT	LM193DT	SOIC-8	D	5	250nA	1300	0.45/1.0	---/---	-55 to +125			
◆ 511-LM2903D	LM2903D	SO-8	D	7	250nA	1300	0.4/1.0	----/----	-40 to +125			
511-LM2903N	LM2903N	DIP-8	D	7	250nA	1300	0.4/1.0	----/----	-40 to +125			
◆ 511-LMV339IDT	LMV339IDT	SO-14	D	9	400nA	200	0.2/1.0	----/----	-40 to +85			
◆ 511-LMV393IDT	LMV393IDT	SO-8	D	9	400nA	200	0.2/1.5	----/----	-40 to +85			
◆ 511-LMV393IST	LMV393IST	MiniSO-8	D	9	400nA	200	0.2/1.5	----/----	-40 to +85			
511-LM239AN	LM239AN	DIP-14	Q	2	100nA	1300	1.1/2.0	----/----	-40 to +105			
◆ 511-LM139APT	LM139APT	TSSOP-14	Q	2	100nA	1300	1.3/2.5	----/----	-55 to +125			
◆ 511-LM339AD	LM339AD	SO-14	Q	2	100nA	1300	1.3/2.5	----/----	0 to +70			
511-LM339AN	LM339AN	DIP-14	Q	2	100nA	1300	1.3/2.5	----/----	0 to +70			
◆ 511-LM239QT	LM239QT	QFN-16	Q	5	25nA	1300	1.1/2.0	---/---	40 to +105			
◆ 511-LM339QT	LM339QT	QFN-16	Q	5	250nA	1300	1.1/2.0	----/----	0 to +70			
◆ 511-LM139DT	LM139DT	SOP-14	Q	5	250nA	1300	1.1/2.0	---/---	-55 to +125			
◆ 511-LM239D	LM239D	SO-14	Q	5	250nA	1300	1.3/2.5	----/----	-40 to +105			
511-LM239N	LM239N	DIP-14	Q	5	250nA	1300	1.3/2.5	----/----	-40 to +105			
◆ 511-LM239DT	LM239DT	SO-14	Q	5	250nA	1300	1.3/2.5	----/----	-40 to +105			
◆ 511-LM339D	LM339D	SO-14	Q	5	250nA	1300	1.3/2.5	----/----	0 to +70			
511-LM339N	LM339N	DIP-14	Q	5	250nA	1300	1.3/2.5	----/----	0 to +70			
◆ 511-LM339P	LM339PT	TSSOP-14	Q	5	250nA	1300	1.3/2.5	----/----	0 to +70			
511-LM2901N	LM2901N	DIP-14	Q	7	250nA	1300	1.1/2.0	----/----	-40 to +125			
◆ 511-LM2901P	LM2901PT	TSSOP-14	Q	7	250nA	1300	1.1/2.0	----/----	-40 to +125			
◆ 511-LMV339IPT	LMV339IPT	TSSOP-14	Q	9	400nA	200	0.2/1.0	----/----	-40 to +85			
Micropower												
◆ 511-TS331ICT	TS331ICT	SC-70-5	S	6	160nA	0.038	.073/0.09	----/----	-40 to +125			
◆ 511-TS861AIL	TS861AILT	SOT-23-5L	S	7	0.3nA	500	.006/.012	----/----	-40 to +85			
◆ 511-TS861IL	TS861ILT	SOT-23-5L	S	7	0.3nA	500	.006/.012	----/----	-40 to +85			
◆ 511-TS7211AIL	TS7211AILT	SOT-23-5L	S	7	0.3nA	1500	.006/.012	----/----	-40 to +85			
◆ 511-TS3702ID	TS3702ID	SO-8	D	5	0.6nA	0.15	0.018/.04	----/----	-40 to +125			
511-TS3702IN	TS3702IN	DIP-8	D	5	0.6nA	0.15	0.018/.04	----/----	-40 to +125			
◆ 511-TS393IP	TS393IPT	TSSOP-8	D	5	0.6nA	0.15	0.02/0.04	----/----	-40 to +125			
◆ 511-TS332IDT	TS332IDT	SO-8	D	6	100nA	210	0.02/0.026	----/----	-40 to +85			
◆ 511-TS332IST	TS332IST	MiniSO-8	D	6	100nA	210	----/0.038	----/----	-40 to +85			
◆ 511-TS3704IDT	TS3704IDT	SO-14	Q	5	0.6nA	0.12	0.036/.08	----/----	-40 to +125			
◆ 511-TS3704IP	TS3704IPT	TSSOP-14	Q	5	0.6nA	0.12	0.036/.08	----/----	-40 to +125			
◆ 511-TS334IDT	TS334IDT	SO-14	Q	6	100nA	210	----/0.038	----/----	-40 to +85			
◆ 511-TS334IPT	TS334IPT	TSSOP-14	Q	6	100nA	210	----/0.038	----/----	-40 to +85			

SIGNAL RE-DRIVER

◆Surface Mount Devices

PRODUCT NEW

For quantities greater than listed, call for quote.

MOUSER STOCK NO.	STM Part No.	Package Type	Supply Voltage (Min/Max) (V)	No. of Input Lines	No. of Output Lines	Data Rate (Gbps)	Operating Temp Range (°C)	Price Each 1	Price Each 10	Price Each 100
◆ 511-STA1102RUTR	STA1102RUTR	QFN-20	3/3.6	4	4	1.5	-40 to +85			

© Copyright 2014 Mouser Electronics
© Copyright 2014 Mouser Electronics

STMICROELECTRONICS Power Management ICs

Products may be RoHS compliant. Check mouser.com for RoHS status.

life.augmented

ENHANCED SINGLE CHANNEL POWER SWITCH

♦ Surface Mount Devices

For quantities greater than listed, call for quote.

MOUSER STOCK NO.	STM Part No.	Package Type	$R_{ds(on)}$@2.7V (Max.) (mA)	DC Output Current (Max.) (mA)	Supply Voltage(V)	Output Voltage (Typ.) (V)	t_{on} (Max.)	t_{off} (Max.)	Input Voltage (V)		Temp. Range (°C)	Price Each		
									High Level (Min.)	Low Level (Max.)		1	10	100
♦ 511-STMPS2171STR	STMPS2171STR	SOT-23-5L	170	1000	2.7 to 5.5	5.0	5ms	10ms	2.0	0.8	-40 to +85			

MULTIPLEXER/DEMULTIPLEXER

♦ Surface Mount Devices

For quantities greater than listed, call for quote.

MOUSER STOCK NO.	STM Part No.	Package Type	R_{on} (Max) (Ω)	Leakage Current thru Switch (Max) (μA)	Propagation Delay (Typ.) (ns)	Output Current (Max) (mA)	Supply Voltage to Ground (Max) (V)	Temp. Range (°C)	Price Each		
									1	10	100
♦ 511-STMUX7000QTR	STMUX7000QTR	QFN-32	6.5	±1	0.25	120	4.6	-40 to +85			

ELECTRONIC FUSES

♦ Surface Mount Devices

For quantities greater than listed, call for quote.

MOUSER STOCK NO.	STM Part No.	Package Type	UVLO Threshold (Typ)(V)	DC Input Voltage (Max)(V)	Output Voltage (Nom)(V)	$R_{DS(ON)}$		Clamping Voltage (Nom)(V)	Operating Temperature (°C)	Price Each		
						(Typ) (mΩ)	(Max) (mΩ)			1	10	100
♦ 511-STEF05PUR	STEF05PUR	DFN-10	3.6	10	5	40	70	6.65	-40 to 125			
♦ 511-STEF12PUR	STEF12PUR	DFN-10	8.5	18	12	53	70	15	-40 to 125			

POWER FACTOR CORRECTORS

♦ Surface Mount Devices

Specifications:
- Regulation Type (mV): Line: 2; Load: 5

NEW PRODUCT

For quantities greater than listed, call for quote.

MOUSER STOCK NO.	STM Part No.	Package Type	Description	Operating Range (VCC)	Supply Curr. Nom. (mA)	Operating Temp.	Gate Driver		Price Each		
							Low (V)	High (V)	1	10	100
♦ 511-L6562AD	L6562AD	SO-8	Transition-mode PFC controller	10.5/22.5	3.5	-40 to +150	0.6	10.3			
♦ 511-L6562DTR	L6562DTR	DIP-8	Transition-mode PFC controller	10.5/22.5	3.5	-40 to +150	0.6	10.3			
♦ 511-L6564DTR	L6564DTR	SSOP-10	Transistion-mode PFC controller	10.3/22.5	5.0	-40 to +150	0.6	10.3			
♦ 511-L6564HTR	L6564HTR	SO-14	Transition-mode PFC controller	10.3/22.5	5.0	-40 to +150	0.6	10.3			
♦ 511-L6599AD	L6599AD	SO-16N	Improved high-voltage resonant controller	8.85/16	3.0	-40 to +150	1.5	13.3			
511-L6599AN	L6599AN	DIP-16	Improved high-voltage resonant controller	8.85/16	3.0	-40 to +150	1.5	13.3			
♦ 511-L6699D	L6699D	SO-16N	Enhanced high-voltage resonant controller	8.85/16	3.0	-40 to +150	1.5	13.3			

Evaluation Boards		Description	Price Each
511-EVL6562ATM80W	EVL6562A-TM-80W	80 watt high performance transition mode PFC (L6562A) evaluation board	
511-EVL130W-STRLIG	EVL130W-STRLIG	48V-130W LED street lighting SMPS evaluation board based on L6562AT/L6599AT	

CONSTANT VOLTAGE/CONSTANT CURRENT CONTROLLER

NEW PRODUCT

For quantities greater than listed, call for quote.

MOUSER STOCK NO.	STM Part No.	Package Type	Supply Voltage (Min/Max) (V)	Quiescent Current (Max) (uA)	Voltage Ref. Value (Max) (V)	Iout (Max) (mA	Accuracy (%)	Operating Temp. Range (°C)	Price Each		
									1	10	100
♦ 511-SEA05TR	SEA05TR	SOT23-6L	3.5-36	300	2.52	20	0.5	-40 to 150			

POWER OVER ETHERNET (POE) PD INTERFACE AND PWM CONTROLLER

♦ Surface Mount Devices

For quantities greater than listed, call for quote.

MOUSER STOCK NO.	STM Part No.	Package Type	Description	Inrush Current (mA)	$R_{DS(ON)}$ (Typ) (Ω)	Input Current (Max)(mA)	Signature Resistor	Internal DC-DC Conv.	Topology	Price Each		
										1	10	100
♦ 511-PM8803TR	PM8803TR	HTSSOP-20	High efficiency integrated IEEE 802.3 interface	140	0.45	1000	No	Yes	Isolated			

SYNCHRONOUS RECTIFICATION CONTROLLER

♦ Surface Mount Devices

For quantities greater than listed, call for quote.

MOUSER STOCK NO.	STM Part No.	Package Type	Description	Supply Voltage (V)	Start-Up Current Typ/Max	Drivers Per Pack	Temp. Range (°C)	Price Each		
								1	10	100
♦ 511-SRK2000DTR	SRK2000DTR	SO-8	Synch rectifier smart driver for LLC resonant converter	4.5 to 32	45/70	2	-40 to +150			

PULSE WIDTH MODULATORS (PWM)

♦ Surface Mount Devices

For quantities greater than listed, call for quote.

MOUSER STOCK NO.	STM Part No.	Package Type	Ref. Output Voltage Min/Typ/Max (V)	Output Current Max. (A)	Supply Voltage (V)	Freq. Typ./Max. (kHz)	Operating Supp.Curr. Typ. (mA)	Output Voltage Tol. (%)	Duty Cycle Max.(%)	Time (Typ.) (nS)		Price Each		
										Rise	Fall	1	10	100
♦ 511-L6591	L6591	SO-16	4.90/5.00/5.10	1	17	170/190	8	5.1	50	80	40			
♦ 511-UC3842BD1013TR	UC3842BD1013TR	SO-8	4.90/5.00/5.10	1	30	52/55	12	2	100	50	50			
♦ 511-UC3843BD	UC3843BD1	SO-8	4.90/5.00/5.10	1	30	52/57	12	2	100	50	50			
♦ 511-UC3843BD1013TR	UC3843BD1013TR	SO-8	4.90/5.00/5.10	1	30	52/55	12	2	100	50	50			
♦ 511-UC3844BD1013TR	UC3844BD1013TR	SO-8	4.90/5.00/5.10	1	30	52/55	12	2	50	50	50			
511-SG2525AN	SG2525AN	DIP-16	5.05/5.10/5.15	0.5	40	--/400	12	1	49	100	50			
511-SG3524N	SG3524N	DIP-16	5.00/5.10/5.20	1	40	52/57	12	2	49	100	50			

PULSE WIDTH MODULATOR (PWM) CONTROLLERS

♦ Surface Mount Devices

NEW PRODUCT

For quantities greater than listed, call for quote.

MOUSER STOCK NO.	STM Part No.	Package Type	Supply Voltage (V)	Supply Current (mA)	Hysteresis (Typ.) (V)	Duty Cycle (Max) (%)	Time (Typ.) (nS)		Price Each		
							Rise	Fall	1	10	100
♦ 511-STOD03BTPUR	STOD03BTPUR	DFN-12L	2.3 to 4.5	150	5	87	-	-			
♦ 511-STOD03ATPUR	STOD03ATPUR	DFN-12L	2.3 to 4.5	200	5	87	-	-			
♦ 511-STODD03PQR	STODD03PQR	QFN-16L	4 to 6	2	15	90	-	-			
♦ 511-L6599ATD	L6599ATD	SOIC-16	8.85 to 16	3.5	2.55	52	60	30			
♦ 511-L6738A	L6738A	VFQFPN-16	5 to 12	9	0.2	100	-	-			
♦ 511-L6738TR	L6738TR	QFPN-16	5 to 12	9	0.2	100	-	-			

BATTERY MANAGEMENT ICS

♦ Surface Mount Devices

NEW PRODUCT

For quantities greater than listed, call for quote.

MOUSER STOCK NO.	STM Part No.	Package Type	Description	Supply Voltage (V)	Supply Current (mA)	Price Each		
						1	10	100
♦ 511-L6924UTR	L6924UTR	VFQFPN-16	USB Compatible Battery Charger w/switch for Li-Ion/Li-Polymer	2.5 to 12	1.8			
♦ 511-STBC08PMR	STBC08PMR	DFN-6	Constant current/constant voltage charger for single Li-Ion battery	4.25 to 6.5	0.5			
♦ 511-STBC21FTR	STBC21FTR	HTSSOP-14	LI+ Battery Charger with Thermal Regulation	2.6 to 9.0	0.75			
♦ 511-STC3100IST	STC3100IST	MiniSO-8	Monitors critical parameters (volt, temp and current) of a single Li-Ion battery	2.7 to 5.5	0.1			
♦ 511-STC3105IQT	STC3105IQT	TDFN-8	Battery monitor w/alarm output for gas gauge app.	2.7 to 5.5	0.5			

© Copyright 2014 Mouser Electronics

© Copyright 2014 Mouser Electronics

STMICROELECTRONICS Power Management ICs

Products may be RoHS compliant. Check mouser.com for RoHS status.

life.augmented

DC-DC CONVERTERS

◆ Surface Mount Devices

For quantities greater than listed, call for quote.

MOUSER STOCK NO.	STM Part No.	Package Type	Input Voltage Range (V)	Output Voltage (Max.) (V)	Switching Frequency	Typical Effeciency	Output Current	Temperature Range (°C)	Price Each 1	10	100
◆ 511-STBB1-APUR	STBB1-APUR	DFN-10	2 to 5.5	7	1.5MHz	94%	1A	-40 to +85			
◆ 511-STOD03ASTPUR	STOD03ASTPUR	DFN-12L	2.5 to 4.5	4.6	1.5MHz	85%	200mA	-40 to +85			
◆ 511-STOD13ATPUR	STOD13ATPUR	DFN-12L	2.5 to 4.5	46	1.5MHz	85%	250mA	-65 to +150			
◆ 511-SPV1020	SPV1020	PowerSSO-36	6.5 to 40	40	1.5MHz	98%	5mA	-50 to +125			

STEP-UP CONVERTERS

◆ Surface Mount Devices

For quantities greater than listed, call for quote.

MOUSER STOCK NO.	STM Part No.	Package Type	Input Voltage Min/Max (V)	Quiescent Current (Max.) (mA)	Output Voltage Min/Max (V)	Shut-Down Current Max. (µA)	Turn-On/Off Time Max. (µs)	Temperature Range (°C)	Price Each 1	10	100
◆ 511-L6920D	L6920D	TSSOP-8	0.6/5.5	15	3.2/3.4	1.0	6.25/1.25	-40 to +125			
◆ 511-LED7708TR	LED7708TR	VFQFPN-7	3.6/36	4	3.2/3.4	30	3.0/2.7	-50 to +150			

OFF-LINE SWITCHING REGULATORS

◆ Surface Mount Devices

For quantities greater than listed, call for quote.

MOUSER STOCK NO.	STM Part No.	Package Type	Drain-Source Breakdown (Min)(V)	Operating Voltage Min/Max (V)	Quiescent Current Max. (uA)	Start-Up Current Max. (uA)	RDS(ON) (Max)(Ω)	Power Dissipation (Max)(W)	Drain Current (Max)(A)	Price Each 1	10	100
◆ 511-ALTAIR05T-800TR	ALTAIR05T-800TR	SO-16	800	11.5/23	1.4	300.0	14	0.9	1			
◆ 511-ALTAIR04-900TR	ALTAIR04-900TR	SO-16	900	11.5/23	1.4	300.0	19	0.9	0.7			

STEP-DOWN SWITCHING REGULATORS

◆ Surface Mount Devices

For quantities greater than listed, call for quote.

MOUSER STOCK NO.	STM Part No.	Package Type	DC Input Voltage Min/Max (V)	Output Current (Max.) (mA)	Regulated Output Volt. Min/Max (V)	Efficiency Nominal	Switching Frequency Typ./Max. (kHz)	Temperature Range (°C)	Price Each 1	10	100
511-MC34063ECN	MC34063ECN	DIP-8	-0.3 to +40	1.5	1.25/38	80%	-----/-----	0 to +70			
◆ 511-ST1S10PHR	ST1S10PHR	PowerSO-8	2.5/18	3	-0.3/20	90%	0.9/1.1	-40 to +150			
◆ 511-ST1S30IPUR	ST1S30IPUR	DFN-8	2.7/6.0	3	-----/-----	90%	1500/1800	-40 to +150			
◆ 511-ST1S31PUR	ST1S31PUR	VFDFPN-8L	2.8/5.5	3000	-----/-----	95%	1500/1900	-40 to +150			
◆ 511-ST1S32PUR	ST1S32PUR	VFDFPN-8L	2.8/5.5	4000	0.8/-----	100%	1500/1900	-40 to +150			
◆ 511-PM8903TR	PM8903TR	VFQFPN-16	2.8/6	3000	2.9/5.5	100%	1100	-40 to +150			
◆ 511-LED2000PUR	LED2000PUR	VFQFPN-8L	3.0/18.0	3000	-----/-----	60%	850/1000	-40 to +125			
◆ 511-ST1S40IDR	ST1S40IDR	SO-8	4/18	4	0.8/4	100%	850/1000	-40 to +125			
◆ 511-ST1S40IPHR	ST1S40IPHR	HSOP-8	4/18	3000	0.8/18	100%	850	-40 to +150			
◆ 511-ST1S40IPUR	ST1S40IPUR	QFPN-8	4/18	4	0.8/4	100%	850/1000	-40 to +125			
◆ 511-PM6644TR	PM6644TR	DFN-10	4.5/25	350	0.9/8	100%	200/600	-40 to +125			
◆ 511-L7980TR	L7980TR	VFQFPN-8	4.5/28	2	0.6	100%	225/275	-40 to +150			
◆ 511-L7981	L7981	VFQFPN-8	4.5/28	3	0.6	100%	225/275	-40 to +150			
◆ 511-ST1S14PHR	ST1S14PHR	HSOP-8	5.5/48	3	-0.3	90%	600/1000	-40 to +150			
◆ 511-ST2S08BPQR	ST2S08BPQR	QFN-12	6.5/45	0.9	----/1	98%	100	-40 to +85			
511-L4970A	L4970A	Multiwatt-15V	12/50	10	5.1/40	83%	-----/500	-40 to +150			

VOLTAGE REFERENCES

◆ Surface Mount Devices

For quantities greater than listed, call for quote.

MOUSER STOCK NO.	STM Part No.	Package Type	Type	Output Voltage (Typ.) (V)	Voltage Precision (%)	Temperature Coefficient (ppm/°C)	Cathode Current Range (mA)	Dynamic Impedance Typ./Max. (Ω)	Operating Temperature Range (°C)	Price Each 1	10	100
General Purpose												
511-TS431AIZ	TS431AIZ	TO-92	Adjust	1.24 to 6	1.0	100	-20 to +40	0.2/0.4	-40 to +125			
◆ 511-TLVH431AICT	TLVH431AICT	SOT-323-6L	Adjust	1.24 to 18	0.5	100	-100 to +100	0.22/0.85	-40 to +125			
◆ 511-TLVH431AIL3T	TLVH431AIL3T	SOT-323-3L	Adjust	1.24 to 18	0.5	100	-100 to +100	0.22/0.85	-40 to +125			
◆ 511-TLVH431AIL5T	TLVH431AIL5T	SOT-323-5L	Adjust	1.24 to 18	0.5	100	-100 to +100	0.22/0.85	-40 to +125			
◆ 511-TLVH431BICT	TLVH431BICT	SOT-323-6L	Adjust	1.24 to 18	0.25	100	-100 to +100	0.22/0.85	-40 to +125			
◆ 511-TLVH431BIL3T	TLVH431BIL3T	SOT-323-3L	Adjust	1.24 to 18	0.25	100	-100 to +100	0.22/0.85	-40 to +125			
◆ 511-TLVH431BIL5T	TLVH431BIL5T	SOT-323-5L	Adjust	1.24 to 18	0.25	100	-100 to +100	0.22/0.85	-40 to +125			
◆ 511-TL431ACCT	TL431ACCT	SOT-323-6	Adjust	2.5 to 36	1	-	1 to 100	0.22/0.5	-40 to +125			
511-TL431ACZ	TL431ACZ	TO-92	Adjust	2.5 to 36	1	100	1 to 100	0.22/0.5	0 to +70			
◆ 511-TL431AICT	TL431AICT	SOT-323-6	Adjust	2.5 to 36	1	-	1 to 100	0.22/0.5	-40 to +125			
◆ 511-TL431CCT	TL431CCT	SOT-323-6	Adjust	2.5 to 36	1	-	1 to 100	0.22/0.5	-40 to +125			
◆ 511-TL431ICT	TL431ICT	SOT-323-6	Adjust	2.5 to 36	1	-	1 to 100	0.22/0.5	-40 to +125			
Micropower												
◆ 511-LM4041AICT-1.2	LM4041AICT-1.2	SOT323-5L	Fixed	1.225	0.1	100	-----	0.4/1	-40 to +85			
◆ 511-LM4041AILT-1.2	LM4041AILT-1.2	SOT-23-3	Fixed	1.225	0.1	120	0.025	0.4/1	-40 to +85			
◆ 511-LM4041BILT-1.2	LM4041BILT-1.2	SOT23-3L	Fixed	1.225	0.2	100	-----	0.4/1	-40 to +85			
◆ 511-LM4041DICT-1.2	LM4041DICT-1.2	SOT-23-5	Fixed	1.225	1	120	0.025	0.4/1	-40 to +85			
◆ 511-LM4041DILT-1.2	LM4041DILT-1.2	SOT-23-3	Fixed	1.225	1	120	0.025	0.4/1	-40 to +85			

PUSH-BUTTON SMART RESET™ ICS

◆ Surface Mount Devices

For quantities greater than listed, call for quote.

MOUSER STOCK NO.	STM Part No.	Package Type	Supply Current (Typ.) (mA)	V_{RST} (V)	t_{SRC} User Prog. 65kΩ Input Pull-Up	Output Type	Reset Time-Out Period	Operating Temperature Range (°C)	Price Each 1	10	100
Single											
511-STM6519APAAUB6F	STM6519APAAUB6F	uDFN-6L	0.0004	5.5	0.5 to 10s	Open-drain, active-low	Factory Prog.	-40 to +85			
511-STM6519APBBUB6F	STM6519APBBUB6F	uDFN-6L	0.0004	5.5	0.5 to 10s	Open-drain, active-low	Factory Prog.	-40 to +85			
◆ 511-STM6519APARUB6F	STM6519APARUB6F	uDFN-6L	0.0004	5.5	1 to 7.5s	Open-drain, active-low	User Prog.	-40 to +85			
◆ 511-STM6519ACARUB6F	STM6519ACARUB6F	uDFN-6L	0.0004	5.5	1 to 1.5s	Open-drain, active-low	User Prog.	-40 to +85			
◆ 511-STM6519AHARUB6F	STM6519AHARUB6F	uDFN-6L	0.0004	5.5	1 to 4.0s	Open-drain, active-low	User Prog.	-40 to +85			
◆ 511-STM6519ALARUB6F	STM6519ALARUB6F	uDFN-6L	0.0004	5.5	1 to 6.0s	Open-drain, active-low	User Prog.	-40 to +85			
◆ 511-STM6519AUARUB6F	STM6519AUARUB6F	uDFN-6L	0.0004	5.5	1 to 10.0s	Open-drain, active-low	User Prog.	-40 to +85			
◆ 511-STM6524AHARDL6F	STM6524AHARDL6F	UDFN-6	1.5	1.575	0.5 to 10s	Open-drain, active-low	User Prog.	-40 to +85			
◆ 511-STM6524ALARDL6F	STM6524ALARDL6F	UDFN-6	1.5	1.575	0.5 to 10s	Open-drain, active-low	User Prog.	-40 to +85			
◆ 511-STM6524APARDL6F	STM6524APARDL6F	UDFN-6	1.5	1.575	0.5 to 10s	Open-drain, active-low	User Prog.	-40 to +85			
Dual											
◆ 511-STM6503REAADG6F	STM6503REAADG6F	TDFN-8	0.0004	1.575	2 to 10s	Open-drain, active-low	User Prog.	-40 to +85			
◆ 511-STM6503SEAADG6F	STM6503SEAADG6F	TDFN-8	0.0004	1.575	2 to 10s	Open-drain, active-low	User Prog.	-40 to +85			
◆ 511-STM6524ALABDL6F	STM6524ALABDL6F	UDFN-6	0.0011	5.5	0.5 to 10s	Open-drain, active low	Factory Prog.	-40 to +85			
◆ 511-STM6524AUABDL6F	STM6524AUABDL6F	UDFN-6	0.0011	5.5	0.5 to 10s	Open-drain, active low	Factory Prog.	-40 to +85			
511-STM6524AUARDL6F	STM6524AUARDL6F	uDFN-6	0.0011	5.5	0.5 to 10s	Open-drain, active-low	Factory Prog.	-40 to +85			
◆ 511-STM6524AHARDL6F	STM6524AHARDL6F	uDFN-6	0.0011	5.5	1 to 4.0s	Open-drain, active-low	Factory Prog.	-40 to +85			
◆ 511-STM6524ALARDL6F	STM6524ALARDL6F	uDFN-6	0.0011	5.5	1 to 6.0s	Open-drain, active-low	Factory Prog.	-40 to +85			
◆ 511-STM6524APARDL6F	STM6524APARDL6F	uDFN-6	0.0011	5.5	1 to 7.5s	Open-drain, active-low	Factory Prog.	-40 to +85			

© Copyright 2014 Mouser Electronics

© Copyright 2014 Mouser Electronics

STMICROELECTRONICS Controllers and Regulators

Products may be RoHS compliant. Check mouser.com for RoHS status.

life.augmented

SMART ON/OFF CONTROLLERS

♦ Surface Mount Devices

For quantities greater than listed, call for quote.

MOUSER STOCK NO.	STM Part No.	Package Type	Supply Current (Typ.) (mA)	Product Selector						Price Each		
				EN or EN(1)	Setting After Long Push (2)	Power-On Lock-Out Volt (V)	Forced Power-Off Volt (V)	TON BLANK at Start-Up (Min.) (s)	TON BLANK at Reset (Min.) (s)	1	10	100
♦ 511-STM6600AS24DM6F	STM6600AS24DM6F	TDFN-12	6	EN	RST	3.4	-----	5.6	5.6			
♦ 511-STM6600CS25DM6F	STM6600CS25DM6F	TDFN-12	6	EN	EN	3.4	-----	11.2	11.2			
♦ 511-STM6600DA55DM6F	STM6600DA55DM6F	TDFN-12	6	$\overline{EN}$	EN	2.5	-----	11.2	11.2			

(1) EN (or $\overline{EN}$) output is push-pull. $\overline{RST}$, $\overline{INT}$, $\overline{PB}_{OUT}$ and $\overline{VCC}_{LO}$ outputs are open drain.

(2) After t_{SRD} expires through long push, either device reset ($\overline{RST}$) will be activated for t_{REC} (240 ms min.) or the EN (or $\overline{EN}$) pin will be deasserted. The additional Smart Reset™ delay time, t_{SRD}, can be adjusted by the user at 10 s/µF (typ.) by connecting the external capacitor to the C_{SRD} pin.

LOW POWER VOLTAGE DETECTORS

For quantities greater than listed, call for quote.

MOUSER STOCK NO.	STM Part No.	Case Type	Output Type	Threshold Voltage (Typ.) (V)	Threshold Hysteresis (Typ.) (V)	Supply Current (Typ.) (µA)	Temperature Range (°C)	Price Each 1	10	100
511-STM1061N16WX6F	STM1061N16WX6F	SOT-23-3	Open Drain - Active Low	1.6	0.05	0.9	-40 to +85			
511-STM1061N17WX6F	STM1061N17WX6F	SOT-23-3	Open Drain - Active Low	1.7	0.05	0.9	-40 to +85			
511-STM1061N25WX6F	STM1061N25WX6F	SOT-23-3	Open Drain - Active Low	2.5	0.05	0.9	-40 to +85			
511-STM1061N26WX6F	STM1061N26WX6F	SOT-23-3	Open Drain - Active Low	2.6	0.05	0.9	-40 to +85			
511-STM1061N29WX6F	STM1061N29WX6F	SOT-23-3	Open Drain - Active Low	2.9	0.05	0.9	-40 to +85			
511-STM1061N30WX6F	STM1061N30WX6F	SOT-23-3	Open Drain - Active Low	3.0	0.05	0.9	-40 to +85			

VOLTAGE SUPERVISORS

For quantities greater than listed, call for quote.

MOUSER STOCK NO.	STM Part No.	Case Type	Description	Supply Current Max. (µA)	Supply Voltage Max. (V)	Threshold Voltage Typ. (V)	Response Time High-Low (µS)	Temp. Range (°C)	Price Each 1	10	100
Surface Mount											
511-STM6710KWB6F	STM6710KWB6F	SOT-23-6	For up to four supply voltages	115	5.5	1.8/2.5/3.3/5.0	-	-40 to +85			
511-STM6710FWB6F	STM6710FWB6F	SOT-23-6	For up to four supply voltages	115	5.5	1.8/2.5/3.3/5.0	-	-40 to +85			
Thru Hole											
511-TS831-4IZ	TS831-4IZ	TO-92	Micropower, reset active low	12	7	4.5	20	-40 to +125			

PROGRAMMABLE POSITIVE ADJUSTABLE VOLTAGE REGULATORS

For quantities greater than listed, call for quote.

MOUSER STOCK NO.	STM Part No.	Package	Output Voltage (V)	Output Current (A)	Input-Output Volt. Diff. (Max) (V)	Line Regulation %/V (Max)	Load Regulation %/V (Max)	Temperature Range (°C)	Price Each 1	10	100
Thru Hole											
511-LM723CN	LM723CN	DIP-14	2-37	0.15	-	0.5	0.6	0 to +70			

NEGATIVE ADJUSTABLE VOLTAGE REGULATORS

For quantities greater than listed, call for quote.

Thru Hole											
511-LM137K	LM137K	TO-3	1.2-37	1.5	40	0.05	1.0	-55 to +150			
511-LM337K	LM337K	TO-3	1.2-37	1.5	40	0.05	1.0	0 to +125			
511-LM337SP	LM337SP	TO-220AB	1.2-37	1.5	40	0.05	1.0	0 to +125			
511-LM350K	LM350K	TO-3	1.2-37	3.0	35	0.05	1.5	0 to +125			
511-L200CV	L200CV	Pentawatt	2.85-36	2.0	60	-	1.4	-25 to +150			

POSITIVE ADJUSTABLE VOLTAGE REGULATORS

NEW PRODUCT

For quantities greater than listed, call for quote.

Surface Mount											
511-LM217LD13TR	LM217LD13TR	SO-8	1.2-37	0.1	40	0.02	0.015	-25 to +150			
511-LM317LD13TR	LM317LD13TR	SO-8	1.2-37	0.1	40	0.02	0.3	0 to +125			
511-LM217D2T-TR	LM217D2T-TR	TO-263	1.2-37	1.5	40	0.02	0.015	-25 to +150			
511-LM317D2T-TR	LM317D2T-TR	TO-263	1.2-37	1.5	40	0.04	0.5	0 to +125			
511-LM317MDT-TR	LM317MDT-TR	TO-252	1.2-37	1.5	40	0.04	0.5	0 to +125			
Thru Hole											
511-LM117K	LM117K	TO-3	1.2-37	1.5	40	0.02	0.015	-55 to +150			
511-LM217T	LM217T	TO-220AB	1.2-37	1.5	40	0.02	0.015	-25 to +150			
511-LM317K	LM317K	TO-3	1.2-37	1.5	40	0.04	0.5	0 to +125			
511-LM317LZ-AP	LM317LZ-AP	TO-92	1.2-37	1.5	40	0.04	0.5	0 to +125			
511-LM317P	LM317P	TO-220FP	1.2-37	1.5	40	0.04	0.5	0 to +125			
511-LM317T	LM317T	TO-220AB	1.2-37	1.5	40	0.04	0.5	0 to +125			
511-LM317T-DG	LM317T-DG	TO-220	1.2-37	1.5	40	0.04	0.5	0 to +125			
511-LM138K	LM138K	TO-3	1.2-37	5.0	35	0.03	0.5	-55 to +150			
511-LM338K	LM338K	TO-3	1.2-37	5.0	35	0.03	0.5	0 to +125			

POSITIVE ADJUSTABLE LOW DROPOUT VOLTAGE REGULATORS

For quantities greater than listed, call for quote.

Surface Mount											
511-LD39050PUR	LD39050PUR	DFN-6	0.8-7	0.5	-	0.01	0.02	-40 to +125			
511-LD1117DT-TR	LD1117DT-TR	TO-252	1.25-15	0.8	-	0.2	0.4	0 to +125			
511-LD1117DTC	LD1117DTC-R	TO-252	1.25-15	0.8	-	0.2	0.4	-40 to +125			
511-LD1117S	LD1117STR	SOT-223	1.25-15	0.8	-	0.2	0.4	0 to +125			
511-LD1117SC-R	LD1117SC-R	SOT-223	1.25-15	0.8	-	0.2	0.4	-40 to +125			
511-LD29080P	LD29080PTR	PPAK	2.5-130	0.8	-	1	0.5	-40 to +125			
511-ST715MR	ST715MR	DFN-8	2.5-24	0.85	-	0.004	0.004	-40 to +125			
511-LD1086DT-TR	LD1086DTTR	TO-252	2.85-30	1.5	-	0.2	0.3	-40 to +125			
511-LD1085D2M	LD1085D2M-R	TO-263A	2.85-30	3.0	-	0.2	0.3	-40 to +125			
511-LD1085D2T-TR	LD1085D2T-R	TO-263	2.85-30	3.0	-	0.2	0.3	-40 to +125			
Thru Hole											
511-LD1117V	LD1117V	TO-220AB	1.25-15	0.8	-	0.2	0.4	0 to +125			
511-LD1086V	LD1086V	TO-220AB	2.85-30	1.5	-	0.2	0.3	-40 to +125			
511-LD1085V	LD1085V	TO-220AB	2.85-30	3.0	-	0.2	0.3	-40 to +125			
511-LD1084V	LD1084V	TO-220AB	2.85-30	5.0	-	0.2	0.3	-40 to +125			

POSITIVE ADJUSTABLE VERY LOW DROPOUT VOLTAGE REGULATORS

For quantities greater than listed, call for quote.

Surface Mount											
511-LD29150PTR	LD29150PTR	PPAK	2.5-30	1.5	-	1	0.5	-40 to +125			
511-LD29300P2MTR	LD29300P2MTR	TO-263A	2.5 (Min)	3.0	-	1	0.5	-40 to +125			

© Copyright 2014 Mouser Electronics

© Copyright 2014 Mouser Electronics

STMICROELECTRONICS Voltage Regulators

Products may be RoHS compliant. Check mouser.com for RoHS status.

life.augmented

POSITIVE ADJUSTABLE ULTRA LOW DROPOUT VOLTAGE REGULATORS

For quantities greater than listed, call for quote.

MOUSER STOCK NO.	STM Part No.	Package	Output Voltage (V)	Output Current (A)	Input-Output Volt. Diff. (Max) (V)	Line Regulation %/V (Max)	Load Regulation %/V (Max)	Temperature Range (°C)	Price Each 1	10	100
Surface Mount											
511-LD39100PUR	LD39100PUR	DFN-6	-0.3 to 7.0	1.0	0.2	10	40	-40 to +125			
511-LD39150PT-R	LD39150PT-R	PPAK	1.22 to 5.0	1.5	-----	0.04	0.04	-40 to +125			

NEGATIVE FIXED VOLTAGE REGULATORS

PRODUCT NEW

For quantities greater than listed, call for quote.

MOUSER STOCK NO.	STM Part No.	Package	Output Voltage (V)	Output Current (A)	Dropout Voltage (Typ.) (V)	Line Regulation (Max) (mV)	Load Regulation (Max) (mV)	Temperature Range (°C)	Price Each 1	10	100
Surface Mount											
511-L79L05ACD-TR	L79L05ACD13TR	SO-8	5.0	0.1	1.7	150	60	0 to +125			
511-L79L05ACU	L79L05ACUTR	SOT-89	5.0	0.1	1.7	150	60	0 to +125			
Thru Hole											
511-L7912ACV-DG	L7912ACV-DG	TO-220	-12.0	1.5	1.4	240	240	-65 to +150			
511-L7915ACV-DG	L7915ACV-DG	TO-220	-15.0	1.5	1.4	300	300	-65 to +150			
511-L79L05ABU-TR	L79L05ABUTR	TO-92	5.0	0.1	1.7	200	60	-40 to +125			
511-L79L05ACZ	L79L05ACZ	TO-92	5.0	0.1	1.7	150	60	0 to +125			
511-L7905CV	L7905CV	TO-220AB	5.0	1.5	1.4	100	100	0 to +150			
511-L7912ACV	L7912ACV	TO-220AB	12.0	1.5	1.1	240	240	0 to +125			
511-L7912CV	L7912CV	TO-220AB	12.0	1.5	1.1	240	240	0 to +150			
511-L7915ACV	L7915ACV	TO-220AB	15.0	1.5	1.1	300	300	0 to +125			
511-L7915CV	L7915CV	TO-220AB	15.0	1.5	1.1	300	300	0 to +150			

POSITIVE FIXED VOLTAGE REGULATORS

PRODUCT NEW

For quantities greater than listed, call for quote.

MOUSER STOCK NO.	STM Part No.	Package	Output Voltage (V)	Output Current (A)	Dropout Voltage (Typ) (V)	Line Regulation (Max) (mV)	Load Regulation (Max) (mV)	Temperature Range (°C)	Price Each 1	10	100
Surface Mount											
511-L78L33ABU-TR	L78L33ABUTR	SOT-89	3.3	0.1	1.7	150	100	-40 to +125			
511-L78L33ACD-TR	L78L33ACD13TR	SO-8	3.3	0.1	1.7	150	60	0 to +125			
511-L78L33ACU	L78L33ACUTR	SOT-89	3.3	0.1	1.7	150	60	0 to +125			
511-L78L05ABD-TR	L78L05ABD13TR	SO-8	5.0	0.1	1.7	150	60	-40 to +125			
511-L78L05ABU	L78L05ABUTR	SOT-89	5.0	0.1	1.7	150	60	-40 to +125			
511-L78L05ACU	L78L05ACUTR	SOT-89	5.0	0.1	1.7	150	60	0 to +125			
511-L78M05ACDT-TR	L78M05ACDT-TR	TO-252	5.0	0.5	2.0	100	100	0 to +125			
511-L7805ABD2T-TR	L7805ABD2T-TR	TO-263	5.0	1.0	2.0	50	100	-40 to +125			
511-L7805CD2T-TR	L7805CD2T-TR	TO-263	5.0	1.0	2.0	50	100	0 to +125			
511-L5150CJTR	L5150CJTR	PowerSSO-12	5.0	1.5	0.5	40	55	-40 to 150			
511-L5150CSTR	L5150CSTR	SO-8	5.0	1.5	0.5	40	55	-40 to 150			
511-L5150BNTR	L5150BNTR	SOT-223	5.0	1.5	0.5	40	55	-40 to 150			
511-L5150GJTR	L5150GJTR	PowerSSO-12	5.0	1.5	0.5	40	55	-40 to 151			
511-L7805ACD2T-TR	L7805ACD2T-TR	TO-263	5.0	1.5	2.0	50	100	0 to +125			
511-L7805CDT-TR	L7805CDT-TR	TO-252	5.0	1.5	2.0	100	100	0 to +125			
511-L78L08ABD-TR	L78L08ABD13TR	SO-8	8.0	0.1	1.7	175	80	-40 to +125			
511-L78L08ABU	L78L08ABUTR	SOT-89	8.0	0.1	1.7	175	80	-40 to +125			
511-L78L09ACU	L78L09ACUTR	SOT-89	9.0	0.1	1.7	225	80	0 to +125			
511-L78L09ACD-TR	L78L09ACD13TR	SO-8	9.0	0.1	1.7	225	80	0 to +125			
511-L7809CD2T-TR	L7809CD2T-TR	TO-263	9.0	1.0	2.0	180	180	0 to +125			
511-L78M10ABDT-TR	L78M10ABDT-TR	TO-252	10.0	0.5	2.0	100	200	-40 to +125			
511-L78L12ACU	L78L12ACUTR	SOT-89	12.0	0.1	1.7	250	100	0 to +125			
511-L78L12ABD-TR	L78L12ABD-TR	SO-8	12.0	0.1	1.7	250	100	-40 to +125			
511-L78L12ABUTR	L78L12ABUTR	SOT-89	12.0	0.1	1.7	250	100	-40 to +125			
511-L79L12ACU-TR	L79L12ACUTR	SOT-89	12.0	0.1	1.7	250	100	-40 to +125			
511-L78M12ABDT-TR	L78M12ABDT-TR	TO-252	12.0	0.5	2.0	100	240	-40 to +125			
511-L78M12ACDT-TR	L78M12ACDT-TR	TO-252	12.0	0.5	2.0	100	240	0 to +125			
511-L78M12CDT-TR	L78M12CDT-TR	TO-252	12.0	0.5	2.0	100	240	0 to +125			
511-L7812ABD2T-TR	L7812ABD2T-TR	TO-263	12.0	1.0	2.0	120	100	-40 to +125			
511-L7812ACD2T-TR	L7812ACD2T-TR	TO-263	12.0	1.0	2.0	120	100	0 to +125			
511-L7812CD2T-TR	L7812CD2T-TR	TO-263	12.0	1.5	2.5	120	100	0 to +125			
511-L78L15ABU-TR	L78L15ABUTR	SOT-89	15.0	0.1	1.7	300	150	-40 to +125			
511-L78L15ACU-TR	L78L15ACUTR	SOT-89	15.0	0.1	1.7	300	150	0 to +125			
511-L78M15CDT-TR	L78M15CDT-TR	TO-252	15.0	0.5	2.0	100	300	0 to +125			
511-L7815ABD2T-TR	L7815ABD2T-TR	TO-263	15.0	1.0	2.0	150	100	-40 to +125			
511-L7815CD2T-TR	L7815CD2T-TR	TO-263	15.0	1.5	2.5	150	150	0 to +125			
511-L7824CD2T-TR	L7824CD2T-TR	TO-263	24.0	1.5	1.7	150	150	0 to +125			
Thru Hole											
511-L7905CV-DG	L7905CV-DG	TO-220	-5.0	1.5	2	100	100	0 to +125			
511-L7912CV-DG	L7912CV-DG	TO-220	-12.0	1.5	2	240	240	0 to +125			
511-L7915CV-DG	L7915CV-DG	TO-220	-15.0	1.5	2	300	300	0 to +125			
511-L78L33ABZ-AP	L78L33ABZ-AP	TO-92	3.3	0.1	1.7	150	100	-40 to +125			
511-L78L33ACZ	L78L33ACZ	TO-92	3.3	0.1	1.7	150	60	0 to +125			
511-L78L05ABZ	L78L05ABZ	TO-92	5.0	0.1	1.7	150	60	-40 to +125			
511-L78L05ACZ	L78L05ACZ	TO-92	5.0	0.1	1.7	150	60	0 to +125			
511-L7805ABP	L7805ABP	TO-220FP	5.0	0.5	2.0	100	100	-40 to +125			
511-L78M05ABV	L78M05ABV	TO-220AB	5.0	0.5	2.0	100	100	-40 to +125			
511-L78M05CV	L78M05CV	TO-220AB	5.0	0.5	2.0	100	100	0 to +125			
511-L7805ABV	L7805ABV	TO-220AB	5.0	1.0	2.0	50	100	-40 to +125			
511-L7805ACP	L7805ACP	Isowatt220AB	5.0	1.0	2.0	50	100	0 to +125			
511-L7805ACV	L7805ACV	TO-220AB	5.0	1.0	2.0	50	100	0 to +125			
511-L7805CP	L7805CP	Isowatt220AB	5.0	1.0	2.0	100	100	0 to +125			
511-L7805CV	L7805CV	TO-220AB	5.0	1.0	2.0	100	100	0 to +150			
511-L7805T	L7805T	TO-3	5.0	1.5	2.0	50	100	-55 to +150			
511-L7805CV-DG	L7805CV-DG	TO-220-3	5.0	1.5	2	100	100	0 to +125			
511-L78S05CV	L78S05CV	TO-220AB	5.0	2.0	----	100	100	0 to +125			
511-L78L06ABZ	L78L06ABZ	TO-92	6.0	0.1	1.7	150	60	-40 to +125			
511-L7806ABV	L7806ABV	TO-220AB	6.0	1.5	2.0	60	100	-40 to +125			
511-L7806CV	L7806CV	TO-220AB	6.0	1.5	2.0	120	120	0 to +125			
511-L7806CV-DG	L7806CV-DG	TO-220-3	6.0	1.5	2	120	120	0 to +125			
511-L78S75CV	L78S75CV	TO-220AB	7.5	2.0	----	120	120	0 to +125			
511-L78L08ACZ	L78L08ACZ	TO-92	8.0	0.1	1.7	175	80	0 to +125			

© Copyright 2014 Mouser Electronics
© Copyright 2014 Mouser Electronics

STMICROELECTRONICS Voltage Regulators

Products may be RoHS compliant. Check mouser.com for RoHS status.

life.augmented

POSITIVE FIXED VOLTAGE REGULATORS (CONT.)

PRODUCT NEW

For quantities greater than listed, call for quote.

MOUSER STOCK NO.	STMicroelectronics Part No.	Package	Output Voltage (V)	Output Current (A)	Dropout Voltage (Typ) (V)	Line Regulation (Max) (mV)	Load Regulation (Max) (mV)	Temperature Range (°C)	Price Each 1	10	100
Thru Hole (Cont.)											
511-L7808ACV	L7808ACV	TO-220AB	8.0	1.0	2.0	80	100	0 to +125			
511-L7808CV	L7808CV	TO-220AB	8.0	1.0	2.0	160	160	0 to +125			
511-L7808ABV	L7808ABV	TO-220AB	8.0	1.5	2.0	80	100	-40 to +125			
511-L7808ABV-DG	L7808ABV-DG	TO-220-3	8.0	1.5	2.0	80	100	-40 to +125			
511-L78M09CV	L78M09CV	TO-220AB	9.0	0.5	2.0	100	180	0 to +125			
511-L7809CP	L7809CP	Isowatt220AB	9.0	1.0	2.0	180	180	0 to +125			
511-L7809ABV	L7809ABV	TO-220AB	9.0	1.0	2.0	90	100	-40 to +125			
511-L7809CV	L7809CV	TO-220AB	9.0	1.0	2.0	180	180	0 to +125			
511-L78S09CV	L78S09CV	TO-220AB	9.0	2.0	-	130	130	0 to +125			
511-L78S10CV	L78S10CV	TO-220AB	10.0	2.0	-	200	150	0 to +125			
511-L78L12ABZ	L78L12ABZ	TO-92	12.0	0.1	1.7	250	100	-40 to +125			
511-L78L12ACZ	L78L12ACZ	TO-92	12.0	0.1	1.7	250	100	0 to +125			
511-L78M12CV	L78M12CV	TO-220AB	12.0	0.5	2.0	100	120	0 to +125			
511-L7812ABV	L7812ABV	TO-220AB	12.0	1.0	2.0	120	100	-40 to +125			
511-L7812ACV	L7812ACV	TO-220AB	12.0	1.0	2.0	120	100	0 to +125			
511-L7812CP	L7812CP	Isowatt220AB	12.0	1.0	2.0	240	240	0 to +125			
511-L7812CT	L7812CT	TO-3	12.0	1.0	2.0	240	240	0 to +125			
511-L7812CV	L7812CV	TO-220AB	12.0	1.0	2.0	240	240	0 to +125			
511-L7812ACV-DG	L7812ACV-DG	TO-220	12.0	1.5	2.0	50	100	0 to +125			
511-L7812ABV-DG	L7812ABV-DG	TO-220	12.0	1.5	2.0	120	100	-40 to +125			
511-L7812CV-DG	L7812CV-DG	TO-220-3	12.0	1.5	2.0	240	240	0 to +125			
511-L78S12CV	L78S12CV	TO-220AB	12.0	2.0	-	240	160	0 to +125			
511-L78L15ACZ	L78L15ACZ	TO-92	15.0	0.1	1.7	300	150	0 to +125			
511-L78M15ABV	L78M15ABV	TO-220AB	15.0	0.5	2.0	100	300	-40 to +125			
511-L7815ACV	L7815ACV	TO-220AB	15.0	0.5	2.0	150	100	0 to +125			
511-L78M15CV	L78M15CV	TO-220AB	15.0	0.5	2.0	100	300	0 to +125			
511-L7815ABV	L7815ABV	TO-220AB	15.0	1.0	2.0	150	100	-40 to +125			
511-L7815CP	L7815CP	Isowatt220AB	15.0	1.0	2.0	300	300	0 to +125			
511-L7815CT	L7815CT	TO-3	15.0	1.0	2.0	300	300	0 to +125			
511-L7815CV	L7815CV	TO-220AB	15.0	1.0	2.0	300	300	0 to +125			
511-L7815CV-DG	L7815CV-DG	TO-220-3	15.0	1.5	2.0	300	300	0 to +125			
511-L78S15CV	L78S15CV	TO-220AB	15.0	2.0	-	300	180	0 to +125			
511-L7818CV	L7818CV	TO-220AB	18.0	1.0	2.0	360	360	0 to +125			
511-L78M24CV	L78M24CV	TO-220AB	24.0	0.5	2.0	100	480	0 to +125			
511-L7824CT	L7824CT	TO-3	24.0	1.0	2.0	480	480	0 to +125			
511-L7824ACV	L7824ACV	TO-220AB	24.0	1.0	2.0	240	100	0 to +125			
511-L7824CV	L7824CV	TO-220AB	24.0	1.0	2.0	480	480	0 to +125			
511-L78S24CV	L78S24CV	TO-220AB	24.0	2.0	-	480	250	0 to +125			

POSITIVE FIXED LOW DROPOUT VOLTAGE REGULATORS

PRODUCT NEW

For quantities greater than listed, call for quote.

MOUSER STOCK NO.	STMicroelectronics Part No.	Package	Output Voltage (V)	Output Current (A)	Dropout Voltage (Typ) (V)	Line Regulation (Max) (mV)	Load Regulation (Max) (mV)	Temperature Range (°C)	Price Each 1	10	100
Surface Mount											
511-LD1117ADT33-TR	LD1117ADT33TR	TO-252	1.2	0.8	1.1	6	10	0 to +125			
511-LD1117DT12	LD1117DT12TR	TO-252	1.2	0.8	1.1	6	10	0 to +125			
511-LD1117DT12CTR	LD1117DT12CTR	TO-252	1.2	0.8	1.1	0.20%	0.40%	-40 to +125			
511-LD1117S12	LD1117S12TR	SOT-223	1.2	0.8	1.1	0.20%	0.40%	0 to +125			
511-LD1117AS12TR	LD1117AS12TR	SOT-223	1.2	1.0	1	6	10	0 to +125			
511-LD1117AS18	LD1117AS18TR	SOT-223	1.8	1.0	1	6	10	0 to +125			
511-LD1117S18-TR	LD1117S18TR	SOT-223	1.8	0.8	1	6	10	0 to +125			
511-LD1117DT18CTR	LD1117DT18CTR	TO-252	1.8	0.8	1.1	30	30	-40 to +125			
511-LD1117S18CTR	LD1117S18CTR	SOT-223	1.8	0.8	1.1	30	30	-40 to +125			
511-STLQ015XG25R	STLQ015XG25R	SOT-666	2.5	0.15	0.3	0.01%	0.002%	-40 to +125			
511-LD1117S25C	LD1117S25CTR	SOT-223	2.5	0.8	1.1	30	30	0 to +125			
511-LD1086DT25-TR	LD1086DT25TR	TO-252	2.5	1.5	1.3	4	8	-40 to +125			
511-LD1086D2T25-TR	LD1086D2T25TR	TO-263	2.5	1.5	1.3	4	8	-40 to +125			
511-STLQ50C33R	STLQ50C33R	SOT-323-5L	3.3	0.05	0.4	0.15%	0.30%	-40 to +150			
511-LK112M33	LK112M33TR	SOT-23-5L	3.3	0.1	0.24	20	30	-30 to +80			
511-STLQ015XG33R	STLQ015XG33R	SOT-666	3.3	0.15	0.3	0.01%	0.002%	-40 to +125			
511-LK112SM33	LK112SM33TR	SOT-23-5L	3.3	0.2	0.24	20	30	-30 to +80			
511-LD39050PU33R	LD39050PU33R	DFN-6	3.3	0.5	0.2	0.01%	0.002%	-40 to +125			
511-LD1117AS33	LD1117AS33TR	SOT-223	3.3	0.8	1.1	6	10	0 to +125			
511-LD1117D33-TR	LD1117D33TR	SO-8	3.3	0.8	1.1	6	10	0 to +125			
511-LD1117DT33C-TR	LD1117DT33CTR	TO-252	3.3	0.8	1.1	30	30	0 to +125			
511-LD1117S33	LD1117S33	SOT-223	3.3	0.8	1.1	6	10	0 to +125			
511-LD1117DT33-TR	LD1117DT33TR	SO-8	3.3	0.8	1.1	6	10	0 to +125			
511-LD1117D33-TR	LD1117D33TR	SO-8	3.3	0.8	1.1	6	10	-40 to +125			
511-LD1117S33C	LD1117S33C	SOT-223	3.3	0.8	1.1	30	30	-40 to +125			
511-LD1086D2T33-TR	LD1086D2T33TR	TO-252	3.3	1.5	1.3	6	10	-40 to +125			
511-LD1086DT33-TR	LD1086DT33TR	TO-252	3.3	1.5	1.3	6	10	-40 to +125			
511-LD1086D2M33-TR	LD1086D2M33TR	TO-263A	3.3	1.5	1.3	6	10	-40 to +125			
511-LD1085D2T33-TR	LD1085D2T33R	TO-263	3.3	3.0	1.3	6	15	-40 to +125			
511-LD1085D2M33-TR	LD1085D2M33R	TO-263A	3.3	3.0	1.3	6	15	-40 to +125			
511-L5962	L5962	PowerSO-36	3.4	0.13	---	25	---	-40 to 85			
511-LK112SM50	LK112SM50TR	SOT-23-5L	5.0	0.2	0.24	20	30	-30 to +80			
511-LD1117DT50C-TR	LD1117DT50CTR	TO-252	5.0	0.8	1.1	50	50	-40 to +125			
511-LD1117S50	LD1117S50TR	SOT-223	5.0	0.8	1.1	10	15	0 to +125			
511-LD1117S50C-TR	LD1117S50CTR	SOT-223	5.0	0.8	1.1	50	50	-40 to +125			
511-LD1086DT50TR	LD1086DT50TR	TO-252	5.0	1.5	1.3	10	20	-40 to +125			
511-LD1086D2T50-TR	LD1086D2T50TR	TO-263	5.0	1.5	1.3	10	20	-40 to +125			
511-L5957PD	L5957PD	PowerSO-20	9.0	Int. Limited	---	50	100	-40 to 85			
511-L4949ED-E	L4949ED-E	SO-8	20.0	Int. Limited	0.1	20	30	-55 to 150			
Thru Hole											
511-LD1086V18	LD1086V18	TO-220AB	1.8	1.5	1.3	4	8	-40 to +125			
511-LD1117V33	LD1117V33	TO-220AB	3.3	0.8	1.1	6	10	0 to +125			
511-LD1117V33C	LD1117V33C	TO-220AB	3.3	0.8	1.1	30	30	0 to +125			
511-LD1117AV33	LD1117AV33	TO-220AB	3.3	1.2	1	6	10	0 to +125			
511-LD1086V33	LD1086V33	TO-220AB	3.3	1.5	1.3	10	25	-40 to +150			

© Copyright 2014 Mouser Electronics
© Copyright 2014 Mouser Electronics

STMICROELECTRONICS Voltage Regulators

Products may be RoHS compliant. Check mouser.com for RoHS status.

life.augmented

POSITIVE FIXED LOW DROP VOLTAGE REGULATORS (CONT.)

For quantities greater than listed, call for quote.

MOUSER STOCK NO.	STMicroelectronics Part No.	Package	Output Voltage (V)	Output Current (A)	Dropout Voltage (Typ) (V)	Line Regulation (Max) (mV)	Load Regulation (Max) (mV)	Temperature Range (°C)	Price Each 1	10	100
Thru Hole (Cont.)											
511-LD1117V50	LD1117V50	TO-220AB	5.0	0.8	1	10	15	0 to +125			
511-L4941BV	L4941BV	TO-220AB	5.0	1.0	0.45	20	20	0 to +125			
511-L4940V5	L4940V5	TO-220AB	5.0	1.5	0.5	10	25	0 to +125			
511-LD1085V50	LD1085V50	TO-220AB	5.0	3.0	1.3	10	10	-40 to +125			

POSITIVE FIXED VERY LOW DROP VOLTAGE REGULATORS

For quantities greater than listed, call for quote.

MOUSER STOCK NO.	STMicroelectronics Part No.	Package	Output Voltage (V)	Output Current (A)	Dropout Voltage (Typ) (V)	Line Regulation (Max) (mV)	Load Regulation (Max) (mV)	Temperature Range (°C)	Price Each 1	10	100
Surface Mount											
511-LD59015C12R	LD59015C12R	SOT-323-5L	1.2	0.15	0.15	0.001%	0.001%	-40 to +125			
511-LD59015C15R	LD59015C15R	SOT-323-5L	1.5	0.15	0.15	0.001%	0.001%	-40 to +125			
511-LD59015C18R	LD59015C18R	SOT-323-5L	1.8	0.15	0.15	0.001%	0.001%	-40 to +125			
511-LD59015C25R	LD59015C25R	SOT-323-5L	2.5	0.15	0.15	0.001%	0.001%	-40 to +125			
511-LF25ABDT-TR	LF25ABDT-TR	TO-252	2.5	0.5	0.2	12	12	-40 to +125			
511-KF25BD-TR	KF25BD-TR	SO-8	2.5	1	0.2	12	50	-40 to +125			
511-LD59015C30R	LD59015C30R	SOT-323-5L	3.0	0.15	0.15	0.001%	0.001%	-40 to +125			
511-LE33CD-TR	LE33CD-TR	SO-8	3.3	0.1	0.2	20	25	-40 to +125			
511-L4931ABD33-TR	L4931ABD33-TR	SO-8	3.3	0.25	0.4	15	15	-40 to +125			
511-L4931ABDT33-TR	L4931ABDT33-TR	TO-252	3.3	0.3	0.4	15	15	-40 to +125			
511-L4931CD33-TR	L4931CD33-TR	SO-8	3.3	0.3	0.4	18	18	-40 to +125			
511-KF33BD-TR	KF33BD-TR	SO-8	3.3	0.5	0.2	12	50	-40 to +125			
511-KF33BDT-TR	KF33BDT-TR	TO-252	3.3	0.5	0.2	18	50	-40 to +125			
511-LF33ABDT-TR	LF33ABDT-TR	TO-252	3.3	0.5	0.2	16	16	-40 to +125			
511-LF33CDT-TR	LF33CDT-TR	TO-252	3.3	0.5	0.2	16	16	-40 to +125			
511-LD29080DT33R	LD29080DT33R	TO-252	3.3	0.8	0.1	1%	0.50%	-40 to +125			
511-LD29080S33R	LD29080S33R	SOT-223	3.3	0.8	0.7	0.50%	1%	-40 to +125			
511-LD29150DT33R	LD29150DT33R	TO-252	3.3	1.5	0.1	1%	0.50%	-40 to +125			
511-L4949ED-TR	L4949ED013TR	SO-8	5.0	0.005	0.1	20	30	-40 to +150			
511-LM2931AD50	LM2931AD50R	SO-8	5.0	0.1	0.25	10	50	-40 to +125			
511-LM2931ADT50R	LM2931ADT50	TO-252	5.0	0.1	0.25	10	50	-40 to +125			
511-L4949EPTR-E	L4949EPTR-E	SO-20W	5.0	0.1	0.5	20	30	-40 to +150			
511-L4931CD50-TR	L4931CD50-TR	SO-8	5.0	0.3	0.4	17.5	15	-40 to +125			
511-L4931CDT50-TR	L4931CDT50-TR	TO-252	5.0	0.3	0.6	17.5	15	-40 to +125			
511-KF50BDT-TR	KF50BDT-TR	TO-252	5.0	0.5	0.2	18	50	-40 to +125			
511-LF50ABDT-TR	LF50ABDT-TR	TO-252	5.0	0.5	0.2	25	25	-40 to +125			
511-LF50CDT-TR	LF50CDT-TR	TO-252	5.0	0.5	0.2	25	25	-40 to +125			
511-LD29080DT50R	LD29080DT50R	TO-252	5.0	0.8	0.1	1%	0.50%	-40 to +125			
511-L4941BDT-TR	L4941BDT-TR	TO-252	5.0	1.0	0.25	20	20	-40 to +150			
511-L4940D2T5-TR	L4940D2T5-TR	TO-263	5.0	1.5	0.2	10	25	-40 to +150			
511-LD29150DT50R	LD29150DT50R	TO-252	5.0	1.5	0.1	1%	0.50%	-40 to +125			
511-LF80ABDT-TR	LF80ABDT-TR	TO-252	8.0	0.5	0.35	40	40	-40 to +125			
511-L4940D2T10-TR	L4940D2T10-TR	TO-263	10.0	1.5	0.2	0.008	0.035	-40 to +150			
511-L4931ABD120TR	L4931ABD120TR	SO-8	12.0	0.25	0.4	20	15	-40 to +125			
Thru Hole											
511-LE33CZ-TR	LE33CZ-TR	TO-92	3.3	0.1	0.2	20	25	-40 to +125			
511-L4931CZ33-AP	L4931CZ33-AP	TO-92	3.3	0.3	0.4	18	18	-40 to +125			
511-LF33ABV	LF33ABV	TO-220AB	3.3	0.5	0.2	16	16	-40 to +125			
511-LF33CV	LF33CV	TO-220AB	3.3	0.5	0.2	16	16	-40 to +125			
511-LM2931AZ50R	LM2931AZ50R	TO-92	5.0	0.1	0.25	10	33	-40 to +125			
511-L4931CZ50-AP	L4931CZ50-AP	TO-92	5.0	0.3	0.4	21	18	-40 to +125			
511-LF50CV	LF50CV	TO-220AB	5.0	0.5	0.2	25	25	-40 to +125			
511-LDFM50DT-TR	LDFM50DT-TR	DPAK	5.0	0.5	0.3	0.04%	0.40%	-40 to +125			

POSITIVE FIXED ULTRA LOW DROP VOLTAGE REGULATORS

For quantities greater than listed, call for quote.

MOUSER STOCK NO.	STMicroelectronics Part No.	Package	Output Voltage (V)	Output Current (A)	Dropout Voltage (Typ) (V)	Line Regulation (Max) (mV)	Load Regulation (Max) (mV)	Temperature Range (°C)	Price Each 1	10	100
Surface Mount											
511-LDCL015MR	LDCL015MR	SOT-23-5L	0.8	15	5	0.05%	0.00%	-40 to +125			
511-LD39015M15R	LD39015M15R	SOT-23-5L	1.5	0.15	0.08	0.01%	0.002%	-40 to +125			
511-LD39015M18R	LD39015M18R	SOT-23-5L	1.8	0.15	0.08	0.01%	0.002%	-40 to +125			
511-LD2980CM33	LD2980CM33TR	SOT-23-5L	3.3	0.05	0.003	0.014%	-	-40 to +125			
511-LD2981ABM33	LD2981ABM33TR	SOT-23-5L	3.3	0.1	0.001	0.014%	-	-40 to +125			
511-LD2981ABU33	LD2981ABU33TR	SOT-89	3.3	0.1	0.001	0.014%	-	-40 to +125			
511-LD2985BM33	LD2985BM33R	SOT-23-5L	3.3	0.15	0.003	0.014	-	-40 to +125			
511-LD3985M33R	LD3985M33R	SOT-23-5L	3.3	0.15	0.0004	0.10%	0.01%	-40 to +125			
511-LD39015M33R	LD39015M33R	SOT-23-5L	3.3	0.15	0.08	0.01%	0.002%	-40 to +125			
511-LDS3985M33R	LDS3985M33R	SOT-23-5L	3.3	0.3	0.0004	0.10%	0.01%	-40 to +125			
511-LDCL015M33R	LDCL015M33R	SOT-23-5L	3.3	15	5	0.05%	0.003%	-40 to +125			
511-LD2980ABM50	LD2980ABM50TR	SOT-23-5L	5.0	0.05	0.003	0.014%	-	-40 to +125			
511-LD2980CM50	LD2980CM50TR	SOT-23-5L	5.0	0.05	0.003	0.014%	-	-40 to +125			
511-LD2981ABM50	LD2981ABM50TR	SOT-23-5L	5.0	0.1	0.001	0.014%	-	-40 to +125			
511-LD2981ABU50	LD2981ABU50TR	SOT-89	5.0	0.1	0.001	0.014%	-	-40 to +125			
511-LD2981CU50	LD2981CU50TR	SOT-89	5.0	0.1	0.001	0.014%	-	-40 to +125			

POSITIVE FIXED VOLTAGE REGULATORS FOR BATTERY CHARGER

For quantities greater than listed, call for quote.

MOUSER STOCK NO.	STMicroelectronics Part No.	Package	Output Voltage (V)	Output Current (A)	Dropout Voltage (Typ) (V)	Line Regulation (Max) (mV)	Load Regulation (Max) (mV)	Temperature Range (°C)	Price Each 1	10	100
Thru Hole											
511-PB137ACV	PB137ACV	TO-220AB	13.7	1.5	2.1	150	100	0 to +150			

© Copyright 2014 Mouser Electronics
© Copyright 2014 Mouser Electronics

STMICROELECTRONICS Evaluation Boards

RoHS Compliant This product is RoHS compliant.

life.augmented

POWER MANAGEMENT EVALUATION/DEMONSTRATION BOARDS

For quantities greater than listed, call for quote.

MOUSER STOCK NO.	ST Micro Part No.	Description	Price Each
511-EVAL4971	EVAL4971	L4971, 1.5A High Efficiency DC-DC Converter Demonstration Board	
511-EVAL5972D	EVAL5972D	L5972D, 2A High Efficiency DC-DC Converter Demonstration Board	
511-EVAL5980	EVAL5980	L5980, 700mA Step-Down Regulator Demonstration Board	
511-EVAL5981	EVAL5981	L5981, 1A Step-Down Regulator Demonstration Board	
511-EVAL5986A	EVAL5986A	L5986A, 2A Step-Down Regulator Demonstration Board	
511-EVAL5987A	EVAL5987A	L5987A, 3A Step-Down Switching Regulator Demo Board	
511-EVAL6206N	EVAL6206N	L6206 for ST72F264, 12 to 48V PractiSPIN Motor Driver Evaluation and Demonstration System	
511-EVAL6206PD	EVAL6206PD	L6206PD for ST72F264, 12 to 48V PractiSPIN Full BridgeMotor Driver Evaluation and Demonstration System	
511-EVAL6207N	EVAL6207N	L6207N, for ST72F264 12 to 48V PractiSPIN Dual Bridge Motor Driver Evaluation and Demonstration System	
511-EVAL6208N	EVAL6208N	L6208, for ST72F264 12 to 48V PractiSPIN Motor Driver Evaluation and Demonstration System	
511-EVAL6208PD	EVAL6208PD	L6208PD, for ST72F264 12 to 48V PractiSPIN Motor Driver Evaluation and Demonstration System	
511-EVAL6227QR	EVAL6227QR	L6227Q, 8V to 52V, 1.4A Dual Full-Bridge for Motor Control Demonstration Board	
511-EVAL6228QR	EVAL6228QR	L6228Q, 8V to 52V, 1A Stepper Motor Driver Evaluation Board	
511-EVAL638X-KIT	EVAL638X-KIT	L638X, MOSFET & Power Driver Evaluation Board	
511-EVAL6574B	EVAL6574B	L6574 and L6561, 15.6V Electronic Ballast with PFC Evaluation Board	
511-EVL6564H-100W	EVL6564H-100W	L6564H, 90 to 265VAC 100W PFC Pre-Regulator Evaluation Board	
511-EVL6699-150W-SR	EVL6699-150W-SR	L6699, 12-150W, Resonant Converter w/Synch Rectification Eval Board	
511-EVL6699-90WADP	EVL6699-90WADP	L6699, 19-90V, Adapter with PFC Eval Board	
511-EVAL6902D	EVAL6902D	L6902D, 8V to 25V, 1A Stepdown Switching Regulator Evaluation Board	
511-EVAL6924U	EVAL6924U	L6924, 4.2V, 1A USB Battery Charger Evaluation Board	
511-EVALPRACTISPIN	EVALPRACTISPIN	L6207, 5V PractiSPIN Motor Driver evaluation and Demonstration System	
511-EVALST7590-1	EVALST7590-1	ST7590, 3.3V STM32 Demonstration Board	
511-EVALTSM1052	EVALTSM1052	TSM1052, 90V to 264V Ultra Small battery Charger Evaluation Board	
511-EVALVIPER17L-7W	EVALVIPER17L-7W	VIPer17, 90V to 265V High Voltage Converter PWM Controller and MOSFET Demonstration Board	
511-EVL170W-FTV	EVL170W-FTV	AN3329, 100VAC to 230VAC, 6A 170W Power Supply with PFC and Standby Supply Demonstration Board	
511-EVL6562A-35WFLB	EVL6562A-35WFLB	L6562A, 90V to 265V 35W Wide-Range High Power Factor Flyback Converter Demonstration Board	
511-EVL6562A400W	EVL6562A400W	L6562A, 90V to 265V 400W Wide-Range Input, PFC Pre-Regulator Evaluation Board	
511-EVL6563S-400W	EVL6563S-400W	L6563S, 400W FOT-controlled PFC Pre-Regulator Demonstration Board	
511-EVL6591-90WADP	EVL6591-90WADP	L6591, 12V, 7.5A 90W AC-DC Asymmectrical Half-Bridge Adapter Evaluation Board	
511-EVLALTAIR05T-5W	EVLALTAIR05T-5W	ALTAIR05T, 90V to 264V , 45-65Hz, 5W Wide Range CV-CC Optoless Adapter Evaluation Board	
511-EVLALTAIR900-M1	EVLALTAIR900-M1	ALTAIR05T, 90V to 264V, 45-65Hz 7.5W Double Output SMPS for Power Line Evaluation Board	
511-EVLVIPER28H-10W	EVLVIPER28H-10W	VIPer28HN, 85V to 265V, AC/DC Evaluation Board	
511-EVLVIPER28L-10W	EVLVIPER28L-10W	VIPer28LN, 85V to 265V, 60kHz Isolated Flyback with Extra Power Management Demonstration Board	
511-STEVAL-IHM033V1	STEVAL-IHM033V1	STM32F100CB Motor Control w/Serial Communication User Interface Demonstration Board	
511-STEVAL-IHM035V1	STEVAL-IHM035V1	STGIPN3H60 Motor Control SLLIMM™ Demonstration Board	
511-STEVAL-IHM036V1	STEVAL-IHM036V1	STGIPN3H60 LP Motor Control SLLIMM™ Demonstration Board	
511-STEVAL-IHT001V2	STEVAL-IHT001V2	STM8S Cold Thermostat Kit	
511-STEVAL-IHT007V1	STEVAL-IHT007V1	STM8S Discovery Kit Ext. Eval Board	
511-STEVAL-ILB009V1	STEVAL-ILB009V1	STD3N62K3 Electronic Lamp Ballast with Active PFC Demonstration Board	
511-STEVAL-ILD003V1	STEVAL-ILD003V1	TS820 Wall Dimmer CFL LED 220V Demonstration Board	
511-STEVAL-ILD003V2	STEVAL-ILD003V2	TS820 Wall Dimmer CFL LED 110V Demonstration Board	
511-STEVAL-ILH004V1	STEVAL-ILH004V1	L6382D5, 85V to 265V, 70W Electronic Ballast for Metal Halide Lamp Demonstration Board	
511-STEVAL-ILH005V2	STEVAL-ILH005V2	L6562A, 185VAC to 265VAC 150W Electronic Ballast for HID Lamps Demonstration Board	
511-STEVAL-ILL038V1	STEVAL-ILL038V1	L6585DED 90VAC to 265VAC, 2.08A LED Resonant Driver Demonstration Board	
511-STEVAL-ILL041V1	STEVAL-ILL041V1	L6564 LED Driver US Solution Demonstration Board	
511-STEVAL-IME003V1	STEVAL-IME003V1	STHV748 High Voltage Pulser Demonstration Board	
511-STEVALIPB001V1	STEVALIPB001V1	UC3845B, STC04IE170 150V to 1200V, 2W 3-Phase Breaker Single-Output SMPS Demonstration Board	
511-STEVAL-IPE002V1	STEVAL-IPE002V1	Electricity Meter (mono phase) Measurement Board with 2 Current Transformers Evaluation Board	
511-STEVAL-IPE003V1	STEVAL-IPE003V1	Electricity Meter (mono phase) Measurement Board with 1 Current Transformer and Shunt Evaluation Board	
511-STEVAL-IPE010V2	STEVAL-IPE010V2	STPMC1, Energy Meter Motherboard Demonstration Kit	
511-STEVAL-IPE011V1	STEVAL-IPE011V1	STPMS1 Energy Meter Daughterboard Demonstration Kit	
511-STEVAL-IPE012V2	STEVAL-IPE012V2	STPM10, STM8L152 Single Phase Energy Meter Demonstration Board	
511-STEVAL-IPE015V1	STEVAL-IPE015V1	STPM10 Single-Phase 2 Trans Demonstration Board	
511-STEVAL-IPE016V1	STEVAL-IPE016V1	STPM10 Single-Phase 1 Trans 1 Shunt Demonstration Board	
511-STEVAL-IPE017V1	STEVAL-IPE017V1	STPM10 Single-Phase 1 Shunt Demonstration Board	
511-STEVAL-IPE018V1	STEVAL-IPE018V1	STPM10 Single-Phase 1 Trans Demonstration Board	
511-STEVAL-IPP001V2	STEVAL-IPP001V2	ST7580, Power Line Communication Demonstration Board	
511-STEVAL-ISA006V1	STEVAL-ISA006V1	VIPer12AS, 90V to 264V 6W Non-Isolated Flyback Topology Power Supply Evaluation Board	
511-STEVAL-ISA010V1	STEVAL-ISA010V1	VIP16L, 85VAC to 500VAC, Ultra Wide Range Dual Output Back Converter Demonstration Board	
511-STEVAL-ISA020V1	STEVAL-ISA020V1	VIPer12AS-E, 88V to 264V, 3.5W Battery Charger Demonstration Board	
511-STEVAL-ISA035V1	STEVAL-ISA035V1	VIPer22A-E, 85V to 264V, Non-Isolated Offline Power Supply Demonstration Board	
511-STEVAL-ISA044V5	STEVAL-ISA044V5	ST1S10, 3A Step-Down Regulator Demonstration Board	
511-STEVAL-ISA044V6	STEVAL-ISA044V6	ST1S10, 3A Step-Down Regulator Demonstration Board	
511-STEVAL-ISA059V1	STEVAL-ISA059V1	TSM108, 6V, 800mA, DC-DC Converter Demonstration Board	
511-STEVAL-ISA068V1	STEVAL-ISA068V1	ST1S32 4A, 1.5MHz Step-Down Synch Switching Regulator Demonstration Board	
511-STEVAL-ISA069V1	STEVAL-ISA069V1	ST1S31, 3A Step-Down Synch Switching Regulator Demonstration Board	
511-STEVAL-ISA070V1	STEVAL-ISA070V1	ST1S31, 3A Step-Down Synch Switching Regulator Demonstration Board	
511-STEVAL-ISA071V2	STEVAL-ISA071V2	VIPer16, 4W Non-Insulated, Wide Input Voltage Range Demonstration Board	
511-STEVAL-ISA076V2	STEVAL-ISA076V2	L6924U, 12V, USB Compatible Battery Charger Demonstration Board	
511-STEVAL-ISA077V1	STEVAL-ISA077V1	L6920DB, 5.5V, 750mA High Efficiency Synchronous Retifier Step-Up Converter Demonstration Board	
511-STEVAL-ISA079V2	STEVAL-ISA079V2	L6928 DC-DC Monolithic Synch Step-Down Regulator Demonstration Board	
511-STEVAL-ISA082V1	STEVAL-ISA082V1	ST1S40IPHR, 4V to 18V, 800kHz Fixed-Frequency PWM Synchronous Step-Down Demonstration Board	
511-STEVAL-ISA083V1	STEVAL-ISA083V1	ST1S40IPUR, 4V to 18V, 4A, 800kHz Fixed Frequency PWM Synchronous Step-Down Demonstration Board	
511-STEVAL-ISA084V1	STEVAL-ISA084V1	ST1S40, 4V to 18V, 4A, 800kHz Fixed Frequency PWM Synchronous Step-Down Demonstration Board	
511-STEVAL-ISA088V1	STEVAL-ISA088V1	L5970D, 1A Step-Down Regulator Eval Board	
511-STEVAL-ISA089V1	TEVAL-ISA089V1	L5972, 1.5A Step-Down Regulator Eval Board	
511-STEVAL-ISA091V1	STEVAL-ISA091V1	L7980, 4.5V to 28V, 2A Step-Down Switching Power Supply Demonstration Board	
511-STEVAL-ISA092V1	STEVAL-ISA092V1	L980A, 4.5V to 28V, 2A Step-Down Switching Demonstration Board	
511-STEVAL-ISA093V1	STEVAL-ISA093V1	L7981, 4.5V to 28V, 3A Step-Down Switching Power Supply Demonstration Board	
511-STEVAL-ISA094V1	STEVAL-ISA094V1	L7981, 4.5V to 28V, 3A Step-Down Switching Power Supply Demonstration Board	
511-STEVAL-ISA096V1	STEVAL-ISA096V1	Viper06 Non-Isolated SMPS Buck-Boost Demonstration Board	
511-STEVAL-ISA097V1	STEVAL-ISA097V1	L7985, 2A Step-Down Switching Power Supply Demonstration Board	
511-STEVAL-ISA098V1	STEVAL-ISA098V1	L7985A, 2A Step-Down Switching Power Supply Demonstration Board	
511-STEVAL-ISA099V1	STEVAL-ISA099V1	L7986, 2A Step-Down Switching Power Supply Demonstration Board	
511-STEVAL-ISA101V1	STEVAL-ISA101V1	L5973D 4-36V Step-Down Switching Regulator	
511-STEVAL-ISA102V1	STEVAL-ISA102V1	L6562A 80W High Performance Transition Mode PFC Demonstration Board	
511-STEVALISC001V1	STEVALISC001V1	L6565, 88V to 264V, 30W AD-DC Adapter Evaluation Board	
511-STEVAL-ISV005V2	STEVAL-ISV005V2	SPV1020, 240W Photovoltaic Battery Charger Demonstration Board	
511-STEVAL-ISV012V1	STEVAL-ISV012V1	SPV1040, L6924D, Solar Demonstration Battery Board	
511-STEVAL-ISV014V1	STEVAL-ISV014V1	SPV1040, STBC21, STC3100 3W, USB Battery Charger Demonstration Board	
511-STEVAL-ISV018V1	STEVAL-ISV018V1	SPV1020 300W, 120V PV Converter, Photovoltaic Panel Demonstration Board	
511-STEVAL-PCC015V1	STEVAL-PCC015V1	Full Speed, USB to RS-232 Bridge Demonstration Board	
511-STEVAL-PCC009V2	STEVAL-PCC009V2	STM32F103VB, 2V to 3.6V, IBU Universal Interface Board	
511-STEVAL-PCC009V4	STEVAL-PCC009V4	STM32F103RBT6 USB Universal Interface Serial Bridge Demonstration Board	
511-STEVAL-PCC011V1	STEVAL-PCC011V1	ST802RT1B, 3.3V Ethernet PHY Demonstration Board	
511-STEVAL-PCC012V1	STEVAL-PCC012V1	STM32F107, 7V to 35V, Connectivity Gateway Demonstration Board	
511-STR91X-SK/IAR	STR91X-SK/IAR	ST912FAW4, IAR KickStart Starter Kit, with USB-JTAG Debugger and 32KB IAR Software	

© Copyright 2014 Mouser Electronics
© Copyright 2014 Mouser Electronics

STMICROELECTRONICS Evaluation Boards

RoHS Compliant **This product is RoHS compliant.**

life.augmented

EVALUATION/DEMONSTRATION BOARDS

Amplifier ICs

For quantities greater than listed, call for quote.

MOUSER STOCK NO.	ST Micro Part No.	Description	Price Each
511-STEVAL-CCA022V1	STEVAL-CCA022V1	TS507, TS621, TS631, TS911, TSV991, TS1851, TS1871, etc. for Single Op-Amps in SC-70 and SOT-23	
511-STEVAL-CCA023V1	STEVAL-CCA023V1	TS472, 2.2V to 5.5V, 1.8mA, Low Noise Microphone Preamplifier Demonstration Board	
511-STEVAL-CCA025V1	STEVAL-CCA025V1	TS4621, 2.3V to 4.8V, 0.6mA Class G Capless Headphone Amplifier Demonstration Board	
511-STEVAL-CCA027V1	STEVAL-CCA027V1	TDA7492, 50W Dual BTL Class-D Audio Amplifier Demo Board	
511-STEVAL-CCA028V1	STEVAL-CCA028V1	TDA7491P, Audio 10W + 10W Class D, Demo Board	
511-STEVAL-CCA035V1	STEVAL-CCA035V1	STA120D APWLink USB Interface Demonstration Board	
511-STEVAL-ISQ010V1	STEVAL-ISQ010V1	TSC102, 3.5V to 5.5V, High-Side Current Sense Amplifier Demonstration Board	
511-STEVAL-TDR011V1	STEVAL-TDR011V1	PD85006L-E, STAP85050, 13.6V, 50W/400-470MHz Reference Design Demonstration Board	

Analog ICs

For quantities greater than listed, call for quote.

MOUSER STOCK NO.	ST Micro Part No.	Description	Price Each
511-EVALCOMMBOARD	EVALCOMMBOARD	ST7538, ST7540, Communication/Control Board Microcontroller for Power Line Comm and Industrial Products	
511-EVAL-IBU-STR7	EVAL-IBU-STR7	L640, SPI Configurable Stepper and DC Multi-Motor Driver Demonstration Board	
511-EVAL6206Q	EVAL6206Q	L6206Q PowerSPIN Dual Full Bridge Drive Demonstration Board	
511-EVAL6208Q	EVAL6208Q	L6208Q PowerSPIN Dual Full Bridge Drive Demonstration Board	
511-EVAL6235Q	EVAL6235Q	L6235Q 3-Phase DMOS Motor Driver Eval Board	
511-EVAL6393FB	EVAL6393FB	L6393 Half-Bridge Gate Driver Eval Board	
511-EVAL6472H	EVAL6472H	L6472 8V to 45V Stepper Motor Eval Board	
511-EVAL6472PD	EVAL6472PD	L6472 8V to 45V Stepper Motor Eval Board	
511-EVAL6474H	EVAL6474H	L6474 8V to 45V Stepper Motor Eval Board	
511-EVAL6474PD	EVAL6474PD	L6474 8V to 45V Stepper Motor Eval Board	
511-EVAL6480H	EVAL6480H	L6480H 10.5V to 85V Stepper Motor Board	
511-EVALST7540-2	EVALST7540-2	ST72F651AR6, FSK Powerline Transceiver Design Guide for AMR Reference Design Board	
511-STEVAL-ICB002V1	STEVAL-ICB002V1	STMPE821, STM32 Capacitive Touch Daughterboard	
511-STEVAL-ICB004V1	STEVAL-ICB004V1	STMPE811, 3.3V, Advanced Resistive Touchscreen Controller Demonstration Board	
511-STEVAL-IFN004V1	STEVAL-IFN004V1	L6230 3-Phase DMOS Motor Driver Eval Board	
511-STEVAL-IFP010V3	STEVAL-IFP010V3	VN12140J, High-Side Driver Demonstration Board	
511-STEVAL-IFP016V2	STEVAL-IFP016V2	L6360 IO-Link Comm. Master Transceiver Demo Board	
511-STEVAL-IFP019V1	STEVAL-IFP019V1	VNI4140K-32 Solid State Relay Demonstration Board	
511-STEVAL-IFP020V1	STEVAL-IFP020V1	L6370Q High Side DVR Single Channel Demonstration Board	
511-STEVAL-IFS006V2	STEVAL-IFS006V2	SPT01-335DEE and is an Inductive Proximity Switch Application Demonstration Board	
511-STEVAL-IFS012V8	STEVAL-IFS012V8	STLM75, 2.7V to 5.5V, Temperature Sensor Daughter Card Demonstration Board	
511-STEVAL-IHM023V2	STEVAL-IHM023V2	L6390, 1kW 3-Phase Motor Control Demonstration Board	
511-STEVAL-ISA062V1	STEVAL-ISA062V1	VIPer17, 85VAC to 264VAC, 6W Dual Output SMPS Demonstration Board	
511-STEVAL-ISA103V1	STEVAL-ISA103V1	VIPer27LN, 5V-12V 12W Wide Range Input Demo Board	
511-STEVAL-MKI089V1	STEVAL-MKI089V1	LIS331DLH, Adapter Board for Standard DIL 24 Socket	
511-STEVAL-MKI114V1	STEVAL-MKI114V1	LSM303DLHC, Magnetic Field Probe Kit	
511-STEVAL-MKI119V1	STEVAL-MKI119V1	STM32F103RE, 3V, eMotion Win8 Demonstration Board	
511-STEVAL-PCC001V1	STEVAL-PCC001V1	ST72651, RS-232, USB Reference and Design Board	

Memory

For quantities greater than listed, call for quote.

MOUSER STOCK NO.	ST Micro Part No.	Description	Price Each
511-STEVAL-IDX001V1	STEVAL-IDX001V1	STM32F103 USB 512kB, 64kB Extendible Motherboard Demonstration Board	
511-STEVAL-IDX001V11	STEVAL-IDX001V11	SPZB32W 802.15.4/ZigBee® Daughterboard Demonstration Board	
511-STEVAL-IDZ401V1	STEVAL-IDZ401V1	SPZB32W1A2, STM32F103 USB 802.15.4 Dongle Based on SPZB32W1 Evaluation Board	
511-STEVAL-IHP002V2	STEVAL-IHP002V2	STM32F103CB PLM Smartplug System Demonstration Board	
511-STEVAL-IKR001V1	STEVAL-IKR001V1	STM32L USB Sub-GHz Transceiver Development Kit	
511-STEVAL-IPR002V1	STEVAL-IPR002V1	M24LR64-R Data Logger and Event Logger Evaluation Board	
511-STEVAL-ISB006V1	STEVAL-ISB006V1	STW4102 Dual USB/Wall Adapter Li-Ion Battery Charger with Gas Gauge Demonstration Board	
511-STEVAL-ISB008V1	STEVAL-ISB008V1	STW4102, STM32F103C6, Standalone USB Li-Ion Battery Charger Demonstration Board	
511-STEVAL-ISB012V1	STEVAL-ISB012V1	STC3105, Battery Monitoring System Demonstration Board	
511-STEVAL-ISB013V1	STEVAL-ISB013V1	STC3105, Battery Monitoring System with Alarm Output for Gas Gauge Demonstration Board	
511-STEVAL-SPBT3ATV3	STEVAL-SPBT3ATV3	SPBT2632C2A.AT2 USB 802.15.1 Dongle for Bluetooth Demo Board	
511-STEVAL-SPBT4ATV3	STEVAL-SPBT4ATV3	SPBT2632C1A.AT2 USB Dongle for Bluetooth Demo Board	
511-STEVAL-SPBT2ATV2	STEVAL-SPBT2ATV2	SPBT2532C2.AT, USB 802.15.1 Dongle for Bluetooth Demo Board	
511-STEVAL-TDR013V1	STEVAL-TDR013V1	PD84002, 2W, 860-960MHz LDMOS Transistor Evaluation Board	
511-STEVAL-TDR017V1	STEVAL-TDR017V1	PD84001, 1W, 860-960MHz LDMOS Transistor Evaluation Board	
511-STEVAL-TDR019V1	STEVAL-TDR019V1	PD85004, 860MHz to 960MHz, 2-Way Radio Demonstration Board	
511-STEVAL-TDR021V1	STEVAL-TDR021V1	PD84008L-E, 740MHz to 950MHz, 2-Way Radio Demonstration Board	
511-STEVAL-TDR028V1	STEVAL-TDR028V1	STAC2942B, 48V, 370W, FM Broadcast Demonstration Board	
511-STEVAL-TDR029V1	STEVAL-TDR029V1	STAC2942B, 48V, 700W, FM Broadcast Demonstration Board	

Opto Drivers

For quantities greater than listed, call for quote.

MOUSER STOCK NO.	ST Micro Part No.	Description	Price Each
511-EVALED2000P	EVALED2000P	LED2000P Step-Down, 3V to 18V LED Driver Evaluation Board	
511-EVAL5988D	EVAL5988D	L5988D, 4A, 14W-21W, T5 Miniature Ballast Driven by Bipolar Transistors Demonstration Board	
511-EVAL6520-1421	EVAL6520-1421	L6520, 198V to 264V, 14W-21W, T5 Miniature Ballast Driven by Bipolar Transistors Demonstration Board	
511-EVALPM8803-FWD	EVALPM8803-FWD	PM8803, IEEE802.3at with Synchronous Active Clamp Forward PoE Converter Demonstration Kit	
511-STEVALILL009V3	STEVALILL009V3	STP04CM05, OSRAM ONSTAR® Projection LED Board	
511-STEVAL-ILL013V1	STEVAL-ILL013V1	L6562A, 80W Offline PFC and LED Driver with Dimming Demonstration Board	
511-STEVAL-ILL014V1	STEVAL-ILL014V1	STCS1, 4.5V to 40V, Constant Current Controller for High Brightness LEDs Evaluation Board	
511-STEVAL-ILL024V1	STEVAL-ILL024V1	STM32F103VB, Control Unit for LED Matrix Display Demonstration System	
511-STEVAL-ILL031V1	STEVAL-ILL031V1	STM8S208, 48V, Digital Constant Current Controller for LED Driving Demonstration Board	
511-STEVALTLL001V1	STEVALTLL001V1	STLD40D, 3V to 5.5V, White LED Controller Evaluation Board	
511-STEVAL-TLL006V2	STEVAL-TLL006V2	STCF06, High-Power Buck-Boast LED Driver Demo Board	
511-STEVAL-TLL008V1	STEVAL-TLL008V1	STCF04, Camera Flash LED SuperCap Demo Board	
511-STEVAL-TLL009V1	STEVAL-TLL009V1	STCF07 Camera Flash LED Demo Board	
511-STEVAL-TLL010V1	STEVAL-TLL010V1	STLA02 Step-Up 6 WH LED Driver Demonstration Board	
511-STEVAL-TLL011V1	STEVAL-TLL011V1	STLD41 Step-Up 40 WH LED Driver Demonstration Board	
511-STEVAL-TLL013V1	STEVAL-TLL013V1	STLED25 5-Channel Step-Up WH LED Driver Demonstration Board	

© Copyright 2014 Mouser Electronics

© Copyright 2014 Mouser Electronics

TEXAS INSTRUMENTS Power Management ICs

Products may be RoHS compliant. Check mouser.com for RoHS status.

LED DRIVERS

NEW PRODUCT

For quantities greater than listed, call for quote.

MOUSER STOCK NO.	Texas Instruments Part No.	Package	Type	Input Voltage (V)	Output Voltage (V)	Output Current (mA)	Dimming Type	No. of LEDs	Configuration	Price Each 1	25	100	250
926-LP5523TM/NOPB	LP5523TM/NOPB	MicroSMD	Charge Pump	-/-	-	25.5	PWM	9	Parallel				
595-TLC59282RGET	TLC59282RGET	QFN-24	Con-Current	0.3	18	1	On/Off	4	-				
595-TLC5926IPWPR	TLC5926IPWPR	TSSOP-24	Con-Current	0.4	20	120	On/Off	1	Parallel				
926-LM3914N-1	LM3914N-1	PLCC-20	Linear	1.2-12.0	1.34	30	Analog	10	Series				
595-TPS61040DBVR	TPS61040DBVR	SOT-23 5	Boost	1.8-6.0	36	400	PWM	6	Series				
595-TPS61040QDBVRQ1	TPS61040QDBVRQ1	SOT-23-5	Boost	1.8-6.0	28	400	PWM	6	Series				
595-TPS61041DBVR	TPS61041DBVR	SOT-23 5	Boost	1.8-6.0	24	250	PWM	4	Series				
595-TPS61042DRBR	TPS61042DRBR	SON-8	Boost	1.8-6.0	36	500	PWM	6	Series				
595-TPS61042DRBT	TPS61042DRBT	SON-8	Boost	1.8-6.0	36	500	PWM	6	Series				
595-TPS61043DRBR	TPS61043DRBR	SON-8	Boost	1.8-6.0	24	500	PWM	4	Series				
595-TPS92020D	TPS92020D	SOIC-8	Half-bridge	12.0-450.0	9 - 11	-5	-	Multiple	-				
926-LM3448MA/NOPB	LM3448MA/NOPB	SOIC-16	Buck	2.0-2.85	12	2.85	PWM, Analog	7	Parallel				
926-LM2703MF-ADJNOPB	LM2703MF-ADJ/NOPB	SOT-23-5	Boost	2.2-7.0	20	350	PWM	4	Series				
926-LM2704MF-ADJNOPB	LM2704MF-ADJ/NOPB	SOT-23-5	Boost	2.2-7.0	20	550	-	4	Series				
926-LP3943ISQ/NOPB	LP3943ISQ/NOPB	LLP-24	Boost	2.3-5.5	Undefined	25	PWM	16	Parallel				
595-TPS61050DRCT	TPS61050DRCT	SON-10	Boost	2.5-5.5	5.5	1500	PWM	1	Series				
595-TPS61050YZGT	TPS61050YZGT	DSBGA-12	Boost	2.5-5.5	5.5	1500	PWM	1	Series				
595-TPS75103YFFR	TPS75103YFFR	DSBGA-9	LDO	2.7-5.5	3.6	25	PWM	1 - 4	Series				
595-TPS75103YFFT	TPS75103YFFT	DSBGA-9	LDO	2.7-5.5	3.6	25	PWM	1 - 4	Series				
926-LP5521TM/NOPB	LP5521TM/NOPB	MicroSMD	Charge Pump	2.7-5.5	4.5	25.5	PWM	3	Parallel				
926-LP5521YQ/NOPB	LP5521YQ/NOPB	LLP-24	Charge Pump	2.7-5.5	4.5	25.5	PWM	3	Parallel				
926-LP5524TM-5/NOPB	LP5524TM-5/NOPB	MicroSMD	High Side	2.7-5.5	-	25.5	PWM	4	Parallel				
595-TPS61060DRBR	TPS61060DRBR	SON-8	Boost	2.7-6.0	18	400	PWM	3	Series				
595-TPS61060YZFT	TPS61060YZFT	DSBGA-8	Boost	2.7-6.0	18	400	PWM	3	Series				
595-TPS60250RTER	TPS60250RTER	QFN-16	Boost	2.7-6.5	6	125	PWM	1s 7p	Parallel				
595-TPS60250RTET	TPS60250RTET	QFN-16	Boost	2.7-6.5	6	125	PWM	1s 7p	Parallel				
595-TPS60251RTWT	TPS60251RTWT	QFN-24	Boost	2.7-6.5	6.5	125	PWM	5 + 2	Parallel				
926-LM3405XMK/NOPB	LM3405XMK/NOPB	TSOT-6	Buck	3.0/15.0	13.5	1000	-	1	Series				
926-LM3914N-1/NOPB	LM3914N-1/NOPB	DIP-18	Linear	3.0-15.0	1.34	30	-	10	Parallel				
926-LM3914V/NOPB	LM3914V/NOPB	PLCC-20	Linear	3.0-15.0	1.34	30	-	10	Parallel				
926-LM3914VX/NOPB	LM3914VX/NOPB	PLCC-20	Linear	3.0-15.0	1.34	30	-	10	Parallel				
926-LM3915N-1/NOPB	LM3915N-1/NOPB	DIP-18	Linear	3.0-25.0	1.34	30	-	10	Parallel				
926-LM3916N-1/NOPB	LM3916N-1/NOPB	DIP-18	Linear	3.0-25.0	1.34	30	-	10	Parallel				
595-TLC5930PWP	TLC5930PWP	HTSSOP-24	Linear	3.0-3.6	17	40	PWM	3s 16 p	Parallel				
595-TLC5940NT	TLC5940NT	PDIP-28	Linear	3.0-5.0	17	120	PWM	3s 16 p	Parallel				
595-TLC5940PWP	TLC5940PWP	HTSSOP-28	Linear	3.0-5.0	17	120	PWM	3s 16 p	Parallel				
595-TLC5941PWP	TLC5941PWP	HTSSOP-28	Linear	3.0-5.0	17	80	PWM	3s 16 p	Parallel				
595-TLC5941RHBT	TLC5941RHBT	QFN-32	Linear	3.0-5.0	17	80	PWM	3s 16 p	Parallel				
595-TLC5916IPWRG4	TLC5916IPWRG4	TSSOP-16	Con-Current	3.0-5.5	20	120	-	8	Series				
595-TLC5922DAP	TLC5922DAP	HTSSOP-32	Linear	3.0-5.5	17	80	On/Off	3s 16 p	Parallel				
595-TLC5923DAP	TLC5923DAP	HTSSOP-32	Linear	3.0-5.5	17	80	On/Off	3s 16 p	Parallel				
595-TLC5924RHBT	TLC5924RHBT	QFN-32	Linear	3.0-5.5	17	80	On/Off	3s 16 p	Parallel				
595-TLC5945PWP	TLC5945PWP	HTSSOP-28	Linear	3.0-5.5	17	80	PWM	3s 16 p	Parallel				
595-TLC5945PWPR	TLC5945PWPR	HTSSOP-28	Linear	3.0-5.5	17	80	PWM	3s 16 p	Parallel				
595-TLC5945RHBT	TLC5945RHBT	QFN-32	Linear	3.0-5.5	17	80	PWM	3s 16 p	Parallel				
595-TPS61140DRCT	TPS61140DRCT	SON-10	Boost	3.0-6.0	24	700	PWM	1 Oled + 4	2x Series				
595-TPS61151DRCR	TPS61151DRCR	SON-10	Boost	3.0-6.0	27	700	PWM	2 x 6	2x Series				
926-LM3407MY/NOPB	LM3407MY/NOPB	MiniSOIC-8	Buck	4.5-30.0	Undefined	350	PWM	1-7	Series				
926-LM3401MM/NOPB	LM3401MM/NOPB	MiniSOIC-8	Buck	4.5-35.0	Undefined	410	PWM	Multiple	Series				
926-TPS92550TZ/NOPB	TPS92550TZ/NOPB	TO-PMOD-7	Constant	4.5-36.0	36	450	PWM	1	Series				
926-LM3414MR/NOPB	LM3414MR/NOPB	SOP-8	Buck	4.5-42.0	Undefined	3.5	PWM, Analog	Multiple	Series				
926-LM3414HVMRX/NOPB	LM3414HVMRX/NOPB	PSOP-8	Buck	4.5-42.0	6	1000	PWM	12	Series				
595-TLC5905PAP	TLC5905PAP	HTQFP-64	Linear	4.5-5.5	17	120	On/Off	8/16	Parallel				
595-TLC5920DL	TLC5920DL	SSOP-48	Linear	4.5-5.5	17	80	On/Off	3s 16 p	Parallel				
595-TLC5921DAP	TLC5921DAP	HTSSOP-32	Linear	4.5-5.5	17	80	On/Off	3s 16 p	Parallel				
595-TLC5921DAPR	TLC5921DAPR	TSSOP-32	Con-Current	4.5-5.5	1	90	-	4	Series				
926-TPS92551TZ/NOPB	TPS92551TZ/NOPB	TO-PMOD-7	Constant	4.5-60.0	60	450	PWM	1	Series				
926-LM3414HVMR/NOPB	LM3414HVMR/NOPB	SOP-8	Buck	4.5-65.0	Undefined	1000	PWM, Analog	Multiple	Series				
926-LM3429MH/NOPB	LM3429MH/NOPB	TSSOP-14	Boost/Buck/Sepic	4.5-75.0	Undefined	27	PWM, Analog	Multiple	Series				
926-LM3406MH/NOPB	LM3406MH/NOPB	TSSOP-14	Buck	6.0-42.0	Undefined	1500	PWM, 2-Wire	Multiple	Series				
926-LM3406HVMH/NOPB	LM3406HVMH/NOPB	TSSOP-14	Buck	6.0-75.0	Undefined	1500	PWM, 2-Wire	Multiple	Series				
926-LM3409HVMY/NOPB	LM3409HVMY/NOPB	MiniSOIC-10	Buck	6.0-75.0	Undefined	2000	PWM, Analog	Multiple	Series				
926-LM3402MM/NOPB	LM3402MM/NOPB	MiniSOIC-8	Buck	6.0-42.0	Undefined	525	PWM	Multiple	Series/Parallel				
926-LM3404MR/NOPB	LM3404MR/NOPB	SOP-8	Buck	6.0-42.0	Undefined	1000	PWM	Multiple	Series/Parallel				
926-LM3409MY/NOPB	LM3409MY/NOPB	MiniSOIC-10	Buck	6.0-42.0	Undefined	2000	PWM, Analog	Multiple	Series				
926-LM3466MR/NOPB	LM3466MR/NOPB	PSOP-8	Linear	6.0-70.0	Undefined	0.64	-	20	Parallel				
926-LM3404HVMA/NOPB	LM3404HVMA/NOPB	SOIC-8	Buck	6.0-75.0	Undefined	1000	PWM	Multiple	Series/Parallel				
926-LM3404HVMR/NOPB	LM3404HVMR/NOPB	SOP-8	Buck	6.0-75.0	Undefined	1000	PWM	Multiple	Series/Parallel				
926-LM3404MA/NOPB	LM3404MA/NOPB	SOIC-8	Buck	6.0-75.0	Undefined	1000	PWM	Multiple	Series/Parallel				
926-LM3404HVMRX/NOPB	LM3404HVMRX/NOPB	PSOP-8	Buck	6.0-75.0	Undefined	1000	PWM	1	Series/Parallel				
926-LM3406HVMHX/NOPB	LM3406HVMHX/NOPB	TSSOP-14	Buck	6.0-75.0	19.7	1700	PWM	5	Series				
926-LM3404HVMAX/NOPB	LM3404HVMAX/NOPB	SOIC-8	Buck	6.0-75.0	73	1000	PWM	10	Parallel				
926-LM3447MT/NOPB	LM3447MT/NOPB	SOIC-14	Constant	7.5-17.5	19	1.6	PWM, Analog	1	Series/Parallel				
595-TPS92070PW	TPS92070PW	TSSOP-16	Linear	9.0-21.5	Undefined	0.1	Non-Diss, Triac	1	-				
926-LM3433SQ/NOPB	LM3433SQ/NOPB	LLP-24	Buck	9.0-14.0	Undefined	6000	PWM, Analog	Multiple	Series				
926-LM3463SQ/NOPB	LM3463SQ/NOPB	QFN-48	Linear	12	95	10	Analog/PWM	6	Parallel				
926-LM3444MA/NOPB	LM3444MA/NOPB	SOIC-8	Buck	80.0-277.0	13	2.25	PWM	7	Parallel				
926-LM3445MM/NOPB	LM3445MM/NOPB	MiniSOIC-10	Buck	85.0-305.0	-	2.85	Fwd Ph Triac	Multiple	Series				

LCD DRIVERS

For quantities greater than listed, call for quote.

MOUSER STOCK NO.	Texas Instruments Part No.	Package	Segments	Sink Current Per Digit (mA)	Source Current Per Digit (mA)	Supply Voltage	Operating Temp. Range (°C)	Price Each 1	25	100	250
926-MM5483N/NOPB	MM5483N/NOPB	MDIP-40	31	0.02	0.02	10	-40 to +85				
926-MM5452N/NOPB	MM5452N/NOPB	DIP-40	32	0.02	0.02	10	-40 to +85				
926-MM5452V/NOPB	MM5452V/NOPB	PLCC-44	32	0.02	0.02	10	-40 to +85				
926-MM5453N/NOPB	MM5453N/NOPB	DIP-40	33	0.02	0.02	10	-40 to +85				
926-MM5453V/NOPB	MM5453V/NOPB	PLCC-44	33	0.02	0.02	10	-40 to +85				
926-MM145453V/NOPB	MM145453V/NOPB	PLCC-44	33	-0.04	0.04	10	-40 to +85				

© Copyright 2014 Mouser Electronics
© Copyright 2014 Mouser Electronics

Products may be RoHS compliant. Check mouser.com for RoHS status.

MOSFET DRIVERS

NEW PRODUCT

For quantities greater than listed, call for quote.

MOUSER STOCK NO.	Texas Instruments Part No.	Package	No. of Outputs	Driver Configuration	V_{CC} (Min)	V_{CC} (Max)	Peak Output Current	Rise Time (ns)	Fall Time (ns)	Price Each 1	25	100	250
595-CSD86360Q5D	CSD86360Q5D	SON-6	1	Sync FET	-	22	25	20.4	4.3				
926-LM5112MYX/NOPB	LM5112MYX/NOPB	MSOP-8	1	-	3.5	14	1	14	12				
926-LM5112Q1SD/NOPB	LM5112Q1SD/NOPB	LLP-6	1	Inverting, Non-Inverting	3.5	14	1	14	12				
926-LM5112SD/NOPB	LM5112SD/NOPB	LLP-6	1	Inverting, Non-Inverting	3.5	14	1	14	12				
595-TPS2829DBVR	TPS2829DBVR	SOT-23-5	1	Non-Inverting	4	14	2	14	14				
595-TPS2829DBVT	TPS2829DBVT	SOT-23-5	1	Non-Inverting	4	14	2	14	14				
595-UCC27322DGN	UCC27322DGN	MSOP PowerPAD-8	1	Non-Inverting	4	15	9	35	20				
595-UCC27322P	UCC27322P	PDIP-8	1	Non-Inverting	4	15	9	35	20				
595-UCC37322P	UCC37322P	PDIP-8	1	Non-Inverting	4	15	9	35	20				
595-UCC37321P	UCC37321P	PDIP-8	1	Inverting	4	15	9	35	20				
595-UCC24610D	UCC24610D	SOIC-8	1	Single	4.5	6.5	3	14	9				
595-UCC24610DRBT	UCC24610DRBT	QFN-8	1	Single	4.5	6.5	3	14	9				
595-UCC27511DBVT	UCC27511DBVT	SOT-23-6	1	Inverting, Non-Inverting	4.5	18	8	9	7				
595-UCC27516DRST	UCC27516DRST	SON-6	1	Inverting, Non-Inverting	4.5	18	4	9	7				
595-UCC27517DBVT	UCC27517DBVT	SOT-23-5	1	Inverting, Non-Inverting	4.5	18	4	9	7				
595-UCC27518DBVT	UCC27518DBVT	SOT-23-5	1	Inverting	4.5	18	4	9	7				
595-UCC27519DBVT	UCC27519DBVT	SOT-23-5	1	Non-Inverting	4.5	18	4	9	7				
595-UC3710T	UC3710T	TO-220-5	1	Inverting, Non-Inverting	4.7	18	6	-	8				
595-UC3705D	UC3705D	SOIC-8	1	Single	5	40	1.5	40	40				
595-UC3705N	UC3705N	PDIP-8	1	Single	5	40	1.5	40	40				
926-LM9061M/NOPB	LM9061M/NOPB	SOIC-8	1	-	7	26	5	-	-				
926-LM5110-1M/NOPB	LM5110-1M/NOPB	SOIC-8	2	Non-Inverting	3.5	14	1	15	15				
926-LM5110-1SD/NOPB	LM5110-1SD/NOPB	LLP-10	2	Non-Inverting	3.5	14	1	15	15				
926-LM5110-2M/NOPB	LM5110-2M/NOPB	SOIC-8	2	Inverting	3.5	14	1	15	15				
926-LM5110-3M/NOPB	LM5110-3M/NOPB	SOIC-8	2	Inverting, Non-Inverting	3.5	14	1	15	15				
926-LM5111-1M/NOPB	LM5111-1M/NOPB	SOIC-8	2	Non-Inverting	3.5	14	1	15	12				
926-LM5111-2M/NOPB	LM5111-2M/NOPB	SOIC-8	2	Inverting	3.5	14	1	15	12				
926-LM5111-4M/NOPB	LM5111-4M/NOPB	SOIC-8	2	Inverting, Non-Inverting	3.5	14	1	15	12				
595-TPS2812D	TPS2812D	SOIC-8	2	Non-Inverting	4	40	2	14	15				
595-TPS2814D	TPS2814D	SOIC-8	2	1 Inverting, 2 Input AND	4	14	2	14	15				
595-TPS2814P	TPS2814P	PDIP-8	2	1 Inverting, 2 Input AND	4	14	2	14	15				
595-TPS28225D	TPS28225D	SOIC-8	2	Single	4	8.8	6	10	5				
595-TPS28225DRBT	TPS28225DRBT	SON-8	2	Single	4	8.8	6	10	5				
595-UCC27323D	UCC27323D	SOIC-8	2	Inverting	4	15	4	23	23				
595-UCC27324P	UCC27324P	PDIP-8	2	Non-Inverting	4	15	4	23	23				
595-UCC27423P	UCC27423P	PDIP-8	2	Inverting	4	15	4	20	15				
595-UCC27424D	UCC27424D	SOIC-8	2	Non-Inverting	4	15	4	20	15				
595-UCC27424P	UCC27424P	PDIP-8	2	Non-Inverting	4	15	4	20	15				
595-UCC27425P	UCC27425P	PDIP-8	2	Inverting, Non-Inverting	4	15	4	20	15				
595-UCC27324DGN	UCC27324DGN	MSOP PowerPAD-8	2	Non-Inverting	4	15	4	23	23				
595-UCC37323DGN	UCC37323DGN	MSOP PowerPAD-8	2	Inverting	4	15	4	23	23				
595-UCC27524DGN	UCC27524DGN	MSOP-8	2	Dual Non-Inverting	4.5	18	5	7	7				
595-UCC27523D	UCC27523D	SOIC-8	2	Dual Inverting	4.5	18	5	7	7				
595-UCC27525D	UCC27525D	SOIC-8	2	Inverting, Non-Inverting	4.5	18	5	7	7				
595-UCC27524P	UCC27524P	PDIP-8	2	Dual Non-Inverting	4.5	18	5	7	6				
595-UCC27526DSDT	UCC27526DSDT	SON-8	2	2 Input	4.5	18	5	7	6				
595-UCC27524D	UCC27524D	SOIC-8	2	Non-Inverting	4.5	18	5	7	6				
595-UCC27524DSDT	UCC27524DSDT	SON-8	2	Dual Non-Inverting	4.5	18	5	7	7				
926-LM5113SD/NOPB	LM5113SD/NOPB	LLP-10	2	Non-Inverting	4.5	5.5	0.1	7	1.5				
595-UC3706N	UC3706N	PDIP-16	2	Dual Uncommitted	5	40	1.5	40	40				
595-UC3709N	UC3709N	PDIP-8	2	Inverting	5	40	1.5	40	40				
926-LM5113SDE/NOPB	LM5113SDE/NOPB	LLP-10	2	Non-Inverting	5.2	14	0.1	7	1.5				
926-LM5100AM/NOPB	LM5100AM/NOPB	SOIC-8	2	Non-Inverting	7.5	14	0.2	10	10				
926-LM5100AMR/NOPB	LM5100AMR/NOPB	SOP-8	2	Non-Inverting	7.5	14	0.2	10	10				
926-LM5101AM/NOPB	LM5101AM/NOPB	SOIC-8	2	Non-Inverting	7.5	14	0.2	10	10				
926-LM5101AMR/NOPB	LM5101AMR/NOPB	SOP-8	2	Non-Inverting	7.5	14	0.2	10	10				
926-LM5101ASD/NOPB	LM5101ASD/NOPB	LLP-10	2	Non-Inverting	7.5	14	0.2	10	10				
926-LM5101BMA/NOPB	LM5101BMA/NOPB	SOIC-8	2	Non-Inverting	7.5	14	0.2	10	10				
926-LM5101CMA/NOPB	LM5101CMA/NOPB	SOIC-8	2	Non-Inverting	7.5	14	0.2	10	10				
926-LM5101CMYE/NOPB	LM5101CMYE/NOPB	MiniSOIC-8	2	Non-Inverting	7.5	14	0.2	10	10				
926-LM5102SD/NOPB	LM5102SD/NOPB	LLP-10	2	Non-Inverting	7.5	14	0.4	10	10				
926-LM5104M/NOPB	LM5104M/NOPB	SOIC-8	2	Inverting, Non-Inverting	7.5	14	0.4	10	10				
926-LM5104SD/NOPB	LM5104SD/NOPB	LLP-10	2	Inverting, Non-Inverting	7.5	14	0.4	10	10				
926-LM5105SD/NOPB	LM5105SD/NOPB	LLP-10	2	Inverting, Non-Inverting	7.5	14	0.4	10	10				
926-LM5107MA/NOPB	LM5107MA/NOPB	SOIC-8	2	Non-Inverting	7.5	14	0.3	15	15				
926-LM5109AMA/NOPB	LM5109AMA/NOPB	SOIC-8	2	Non-Inverting	7.5	14	0.2	15	15				
926-LM5109ASD/NOPB	LM5109ASD/NOPB	LLP-8	2	Non-Inverting	7.5	14	0.2	15	15				
926-LM5109BMA/NOPB	LM5109BMA/NOPB	SOIC-8	2	Non-Inverting	7.5	14	0.2	15	15				
926-LM5106MM/NOPB	LM5106MM/NOPB	MiniSOIC-10	2	Inverting, Non-Inverting	7.6	14	0.34	15	10				
926-LM5106SD/NOPB	LM5106SD/NOPB	LLP-10	2	Inverting, Non-Inverting	7.6	14	0.34	15	10				
595-UCC27210DPRT	UCC27210DPRT	WSON-10	2	Non-Inverting	7.8	20	4	8	7				
595-UCC27210D	UCC27210D	SOIC-8	2	Non-Inverting TTL Comp	7.8	20	4	8	7				
595-UCC27210DRMT	UCC27210DRMT	SON-8	2	Non-Inverting CMOS Comp	7.8	20	4	8	7				
595-UCC27211D	UCC27211D	SOIC-8	2	Non-Inverting TTL Comp	7.8	20	4	8	7				
595-UCC27211DDA	UCC27211DDA	SO-8	2	Dual Non-Inverting	7.8	20	4	8	7				
595-UCC27211DRMT	UCC27211DRMT	SON-8	2	Non-Inverting TTL Comp	7.8	20	4	8	7				
595-UC2950T	UC2950T	TO-220-5	2	Sink/Source TTL	8	35	4	-	-				
595-UCC27200D	UCC27200D	SOIC-8	2	Non-Inverting	8	20	3	8	7				
595-UCC27201ADDA	UCC27201ADDA	SO PowerPAD-8	2	Non-Inverting	8	20	3	8	7				
595-UCC27201D	UCC27201D	SOIC-8	2	Non-Inverting	8	20	3	8	7				
595-UCC27201DDA	UCC27201DDA	SO PowerPAD-8	2	Non-Inverting	8	20	3	8	7				
595-UCC27210DDA	UCC27210DDA	SO-8	2	Dual Non-Inverting	8	17	4	7.2	5.5				
595-UCC27211DPRT	UCC27211DPRT	WSON-10	2	Non-Inverting	8	17	4	7.2	5.5				
595-UCC27201ADPRT	UCC27201ADPRT	WSON-10	2	Non-Inverting	8	20	3	8	7				
595-UCC27201ADRCT	UCC27201ADRCT	SON-9	2	Non-Inverting	8	20	3	8	7				
595-UCC27201ADRMT	UCC27201ADRMT	SON-8	2	Non-Inverting	8	20	3	8	7				
595-UCC28089D	UCC28089D	SOIC-8	2	Prog Push-Pull Outputs	8	15	1	28	13				
926-LM5107MAX/NOPB	LM5107MAX/NOPB	SOIC-8	2	Non-Inverting	8	14	0.2	15	15				
926-LM5109BMAX/NOPB	LM5109BMAX/NOPB	SOIC-8	2	Non-Inverting	8	14	0.1	15	15				
926-LM5101AMX/NOPB	LM5101AMX/NOPB	LLP-10	2	Non-Inverting	9	14	0.2	430	260				

© Copyright 2014 Mouser Electronics

© Copyright 2014 Mouser Electronics

TEXAS INSTRUMENTS Power Management ICs

Products may be RoHS compliant. Check mouser.com for RoHS status.

PWM POWER SUPPLY CONTROLLERS

NEW PRODUCT

For quantities greater than listed, call for quote.

MOUSER STOCK NO.	Texas Instruments Part No.	Package	Duty Cycle (Max.) (%)	PWM Outputs	Frequency (Max) (kHz)	Input Voltage (Max)	UVLO Thresholds On/Off (V)	Error Amplifier	Price Each 1	25	100	250
Current Mode												
595-UC2845AD	UC2845AD	SOIC-14	50	1	450	30	8.4/7.6	Yes				
595-UC2845AD8	UC2845AD8	SOIC-8	50	1	450	30	8.4/7.6	Yes				
595-UC3845D	UC3845D	SOIC-14	50	1	450	30	8.4/7.6	Yes				
595-UC3845N	UC3845N	PDIP-8	50	1	450	30	8.4/7.6	Yes				
595-UC3845AD8	UC3845AD8	SOIC-8	50	1	450	30	8.4/7.6	Yes				
595-UC3845AN	UC3845AN	PDIP-8	50	1	450	30	8.4/7.6	Yes				
595-UC2843D8	UC2843D8	SOIC-8	100	1	450	30	8.4/7.6	Yes				
595-UC2843N	UC2843N	PDIP-8	100	1	450	30	8.4/7.6	Yes				
595-UC2843AD8	UC2843AD8	SOIC-8	100	1	450	30	8.4/7.6	Yes				
595-UC2843AN	UC2843AN	PDIP-8	100	1	450	30	8.4/7.6	Yes				
595-UC3843D	UC3843D	SOIC-14	100	1	450	30	8.4/7.6	Yes				
595-UC3843AD	UC3843AD	SOIC-14	100	1	450	30	8.4/7.6	Yes				
595-UC3843AD8	UC3843AD8	SOIC-8	100	1	450	30	8.4/7.6	Yes				
595-UC3843AN	UC3843AN	PDIP-8	100	1	450	30	8.4/7.6	Yes				
595-TL3843P	TL3843P	PDIP-8	100	1	500	30	8.4/7.6	Yes				
595-UC2844AN	UC2844AN	PDIP-8	50	1	450	30	16/10	Yes				
595-UC2844AQD8	UC2844AQD8	SOIC-8	50	1	450	30	16/10	Yes				
595-UC2844N	UC2844N	PDIP-8	50	1	450	30	16/10	Yes				
595-UC3844AD	UC3844AD	SOIC-14	50	1	450	30	16/10	Yes				
595-UC3844N	UC3844N	PDIP-8	50	1	450	30	16/10	Yes				
595-UC3844AD8	UC3844AD8	SOIC-8	50	1	450	30	16/10	Yes				
595-UC2842AD8	UC2842AD8	SOIC-8	100	1	450	30	16/10	Yes				
595-UC2842AN	UC2842AN	PDIP-8	100	1	450	30	16/10	Yes				
595-UC3842N	UC3842N	PDIP-8	100	1	450	30	16/10	Yes				
595-UC3842AN	UC3842AN	PDIP-8	100	1	450	30	16/10	Yes				
595-TL2842P	TL2842P	PDIP-8	100	1	500	30	16/10	Yes				
595-TL3845P	TL3845P	PDIP-8	50	1	500	35	8.4/7.6	Yes				
595-TL2844D-8	TL2844D-8	SOIC-8	50	1	500	35	16/10	Yes				
595-TL3844P	TL3844P	PDIP-8	50	1	500	35	16/10	Yes				
926-LM2731YMF/NOPB	LM2731YMF/NOPB	SOT-23-5	90	1	600	14	1.5/-	No				
926-LM2733YMF/NOPB	LM2733YMF/NOPB	SOT-23-5	Undefined	1	600	14	1.5/-	No				
595-UCC2805D	UCC2805D	SOIC-8	50	1	1000	12	4.1/3.6	Yes				
595-UCC2803QDRQ1	UCC2803QDRQ1	SOIC-8	100	1	1000	12	4.1/3.6	Yes				
595-UCC3803D	UCC3803D	SOIC-8	100	1	1000	12	4.1/3.6	Yes				
595-UCC3813D-3	UCC3813D-3	SOIC-8	100	1	1000	12	4.1/3.6	Yes				
595-UCC3813N-0	UCC3813N-0	PDIP-8	100	1	1000	12	7.2/6.9	Yes				
595-UCC2801D	UCC2801D	SOIC-8	50	1	1000	12	9.4/7.4	Yes				
595-UCC2813D-1	UCC2813D-1	SOIC-8	50	1	1000	12	9.4/7.4	Yes				
595-UCC2813D-4	UCC2813D-4	SOIC-8	50	1	1000	12	12.5/8.3	Yes				
595-UCC3804D	UCC3804D	SOIC-8	50	1	1000	12	12.5/8.3	Yes				
595-UCC3813D-4	UCC3813D-4	SOIC-8	50	1	1000	12	12.5/8.3	Yes				
595-UCC2802D	UCC2802D	SOIC-8	100	1	1000	12	12.5/8.3	Yes				
595-UCC28C40D	UCC28C40D	SOIC-8	100	1	1000	18	7/6.6	Yes				
595-UCC28C43P	UCC28C43P	PDIP-8	100	1	1000	18	8.4/7.6	Yes				
595-UCC38C43D	UCC38C43D	SOIC-8	100	1	1000	18	8.4/7.6	Yes				
595-UCC38C42P	UCC38C42P	PDIP-8	100	1	1000	18	14.5/9	Yes				
595-UCC2809D-1	UCC2809D-1	SOIC-8	100	1	1000	19	10/8	No				
595-UCC28C45D	UCC28C45D	SOIC-8	50	1	1000	20	8.4/7.6	Yes				
595-UCC28C44D	UCC28C44D	SOIC-8	50	1	1000	20	14.5/9	Yes				
595-UC2823ADW	UC2823ADW	SOIC-16	100	1	1000	22	16/10	Yes				
595-UC2823AN	UC2823AN	PDIP-16	100	1	1000	22	16/10	Yes				
926-LM5021NA-1/NOPB	LM5021NA-1/NOPB	DIP-8	80	1	1000	30	7.25/12.5	No				
926-LM5021MM-2/NOPB	LM5021MM-2/NOPB	MiniSOIC-8	50	1	1000	30	7.5/12.5	No				
926-LM5088MH-1/NOPB	LM5088MH-1/NOPB	TSSOP-16	97	1	1000	75	0.4/1.25	No				
926-LM5088MH-2/NOPB	LM5088MH-2/NOPB	TSSOP-16	97	1	1000	75	0.4/1.20	No				
926-LM5115AMT/NOPB	LM5115AMT/NOPB	TSSOP-16	90	1	1000	75	0.75/4.25	No				
926-LM5115MTC/NOPB	LM5115MTC/NOPB	TSSOP-16	90	1	1000	75	1.27/4.25	No				
926-LM5115SD/NOPB	LM5115SD/NOPB	LLP-16	90	1	1000	75	0.75/1.27	No				
926-LM5030MM/NOPB	LM5030MM/NOPB	MiniSOIC-10	95	1	1000	90	0.45/0.55	No				
926-LM5026MT/NOPB	LM5026MT/NOPB	TSSOP-16	92.5	1	1000	100	1.3/2.95	No				
926-LM5041MTCX/NOPB	LM5041MTCX/NOPB	TSSOP-16	50	1	1000	100	2.44/2.56	No				
926-LM5041BMTC/NOPB	LM5041BMTC/NOPB	TSSOP-16	91	1	1000	100	2.44/2.56	No				
926-LM5041MTC/NOPB	LM5041MTC/NOPB	TSSOP-16	91	1	1000	100	2.44/2.56	No				
926-LM5116MH/NOPB	LM5116MH/NOPB	TSSOP-20	95	1	1000	100	1.5/-	No				
926-LM5020MM-1/NOPB	LM5020MM-1/NOPB	MiniSOIC-10	50	1	1000	100	5.3/6.7	No				
926-LM5020MM-2/NOPB	LM5020MM-2/NOPB	MiniSOIC-10	50	1	1000	100	5.3/6.7	No				
926-LM5020SD-1/NOPB	LM5020SD-1/NOPB	LLP-10	80	1	1000	100	5.3/6.7	No				
926-LM2731XMF/NOPB	LM2731XMF/NOPB	SOT-23-5	90	1	1600	14	1.5/-	No				
926-LM2733XMF/NOPB	LM2733XMF/NOPB	SOT-23-5	Undefined	1	1600	14	1.5/-	No				
926-LM27313XMF/NOPB	LM27313XMF/NOPB	SOT-23-5	90	1	1600	14	1.5/-	No				
595-UC2846DW	UC2846DW	SOIC-16	50	2	450	40	7.7/6.95	Yes				
595-UC2846N	UC2846N	PDIP-16	50	2	450	40	7.7/6.95	Yes				
595-UC3846N	UC3846N	PDIP-16	50	2	450	40	7.7/6.95	Yes				
926-LM5642XMT/NOPB	LM5642XMT/NOPB	TSSOP-28	90	2	500	36	3.6/4.4	No				
926-LM5119PSQE/NOPB	LM5119PSQE/NOPB	LLP-32	95	2	750	65	0.4/1.25	No				
595-UCC28084P	UCC28084P	PDIP-8	50	2	1000	15	4.3/4.1	No				
595-UCC3808N-2	UCC3808N-2	PDIP-8	50	2	1000	15	4.3/4.1	Yes				
595-UCC2806DW	UCC2806DW	SOIC-16	50	2	1000	15	7.5/6.75	Yes				
595-UCC3806DW	UCC3806DW	SOIC-16	50	2	1000	15	7.5/6.75	Yes				
595-UCC3808D-1	UCC3808D-1	SOIC-8	50	2	1000	15	12.5/8.3	Yes				
595-UC2825ADW	UC2825ADW	SOIC-16	50	2	1000	22	16/10	Yes				
595-UC2825DW	UC2825DW	SOIC-16	50	2	1000	30	9.2/8.4	Yes				
595-UC2856QDWR	UC2856QDWR	SOIC-16	50	2	1000	40	7/7.7	No				
595-UC3856N	UC3856N	PDIP-16	50	2	1000	40	7/7.7	Yes				
926-LM5037MT/NOPB	LM5037MT/NOPB	TSSOP-16	88	2	2000	100	0.45/1.25	No				
926-LM5034MTCX/NOPB	LM5034MTCX/NOPB	TSSOP-20	76	2	1000	100	1.22/1.28	Yes				
595-UC2827DW-1	UC2827DW-1	SOIC-24	50	3	450	9.5	9/8.4	Yes				
Current Mode, Voltage												
595-UCC28250RGPT	UCC28250RGPT	TSSOP-20	100	1	1000	72	4.3/4.1	No				
595-UC3825DW	UC3825DW	SOIC-16	50	2	1000	0.015	9.2/8.4	Yes				
595-UC3825N	UC3825N	PDIP-16	50	2	1000	0.015	9.2/8.4	Yes				
595-UC3825ADW	UC3825ADW	SOIC-16	50	2	1000	0.015	16/10	Yes				
595-UC3825AN	UC3825AN	PDIP-16	50	2	1000	0.015	16/10	Yes				
595-UC3879N	UC3879N	PDIP-20	100	4	500	20	10.75/9	Yes				
595-UC2879DW	UC2879DW	SOIC-20	100	4	500	20	10.8/9	Yes				
595-UCC2895DW	UCC2895DW	SOIC-20	100	4	1000	17	11/9	Yes				
595-UCC2895N	UCC2895N	PDIP-20	100	4	1000	17	11/9	Yes				

© Copyright 2014 Mouser Electronics
© Copyright 2014 Mouser Electronics

TEXAS INSTRUMENTS Power Management ICs

Products may be RoHS compliant. Check mouser.com for RoHS status.

PWM POWER SUPPLY CONTROLLERS (CONT.)

NEW PRODUCT

For quantities greater than listed, call for quote.

MOUSER STOCK NO.	Texas Instruments Part No.	Package	Duty Cycle (Max.) (%)	PWM Outputs	Frequency (Max) (kHz)	Input Voltage (Max)	UVLO Thresholds On/Off (V)	Error Amplifier	Price Each 1	25	100	250
Current Mode, Voltage (Cont.)												
595-UCC3895DW	UCC3895DW	SOIC-20	100	4	1000	17	11/9	Yes				
595-UC2875N	UC2875N	PDIP-20	100	4	1000	20	10/7/9.2	Yes				
595-UC3875DWP	UC3875DWP	SOIC-28	100	4	1000	20	10.7/9.5	Yes				
595-UC3875N	UC3875N	PDIP-20	100	4	1000	20	10.7/9.5	Yes				
595-UC3876N	UC3876N	PDIP-20	100	4	1000	20	15.2/9.2	Yes				
Voltage Mode												
595-UCC2581D	UCC2581D	SOIC-14	83	1	100	15	7.3/6.8	No				
595-UCC2889D	UCC2889D	SOIC-8	55	1	250	12	8.4/6.3	Yes				
926-LM3524DM/NOPB	LM3524DM/NOPB	SOIC-16	80	1	550	40	1/3.5	No				
595-UCC28950PW	UCC28950PW	TSSOP-24	97	1	1000	20	6.75/6.15	Yes				
926-LM5033SD/NOPB	LM5033SD/NOPB	LLP-10	95.5	1	1000	90	0.1/0.3	No				
926-LM5025AMTC/NOPB	LM5025AMTC/NOPB	TSSOP-16	92.5	1	1000	90	2.44/2.56	No				
926-LM5025ASD/NOPB	LM5025ASD/NOPB	LLP-16	92.5	1	1000	90	2.44/2.56	No				
926-LM5025MTC/NOPB	LM5025MTC/NOPB	TSSOP-16	92.5	1	1000	90	2.44/2.56	No				
926-LM5025SD/NOPB	LM5025SD/NOPB	LLP-16	92.5	1	1000	90	2.44/2.56	No				
926-LM5027AMH/NOPB	LM5027AMH/NOPB	TSSOP-20	92	1	1000	105	0.4/1.25	No				
926-LM5027MH/NOPB	LM5027MH/NOPB	TSSOP-20	92	1	1000	105	0.4/1.25	No				
926-LM5027MH-1/NOPB	LM5027MH-1/NOPB	TSSOP-20	92	1	1000	105	0.4/1.25	No				
926-LM5035AMH/NOPB	LM5035AMH/NOPB	TSSOP-20	95	1	1000	105	0.4/1.25	No				
926-LM5035AMH-1/NOPB	LM5035AMH-1/NOPB	TSSOP-20	95	1	1000	105	0.4/1.25	No				
926-LM5035BMH/NOPB	LM5035BMH/NOPB	TSSOP-20	92	1	1000	105	0.4/1.25	No				
926-LM5035CMH/NOPB	LM5035CMH/NOPB	TSSOP-20	92	1	1000	105	0.4/1.25	No				
926-LM5035MH/NOPB	LM5035MH/NOPB	TSSOP-20	92	1	1000	105	0.4/1.25	No				
926-LM5035SQ/NOPB	LM5035SQ/NOPB	LLP-24	92	1	1000	105	0.4/1.25	No				
926-LM5039MH/NOPB	LM5039MH/NOPB	TSSOP-20	92	1	1000	105	0.4/1.25	No				
926-LM5045MH/NOPB	LM5045MH/NOPB	TSSOP-28	0	1	2000	100	0.4/1.25	Yes				
595-TL494CD	TL494CD	SOIC-16	45	2	300	41	-	Yes				
595-TL494CN	TL494CN	PDIP-16	45	2	300	41	-	Yes				
595-TL494CNSR	TL494CNSR	SOIC-16	45	2	300	41	-	Yes				
595-TL494CPWR	TL494CPWR	TSSOP-16	45	2	300	41	-	Yes				
595-TL494ID	TL494ID	SOIC-16	45	2	300	41	-	Yes				
595-TL494IN	TL494IN	PDIP-16	45	2	300	41	-	Yes				
595-TL594CD	TL594CD	SOIC-16	45	2	300	41	6.1/6	Yes				
595-TL594CN	TL594CN	PDIP-16	45	2	300	41	6.1/6	Yes				
595-TL594CPWR	TL594CPWR	TSSOP-16	45	2	300	41	6.1/6	Yes				
595-TL594ID	TL594ID	SOIC-16	45	2	300	41	6.1/6	Yes				
595-TL594IN	TL594IN	PDIP-16	45	2	300	41	6.1/6	Yes				
595-TL594INSR	TL594INSR	SOIC-16	45	2	300	41	6.1/6	Yes				
595-TL598CD	TL598CD	SOIC-16	45	2	300	41	6.1/6	Yes				
595-TL598CN	TL598CN	PDIP-16	45	2	300	41	6.1/6	Yes				
595-UCC25600D	UCC25600D	SOIC-8	50	2	350	22	10.5/9.5	No				
595-UCC25230DRMT	UCC25230DRMT	VSON-8	85	2	380	100	8/7.3	Yes				
595-UC3865DW	UC3865DW	SOIC-16	5	2	450	22	16.5/10.5	Yes				
595-UC2525AN	UC2525AN	PDIP-16	50	2	450	40	7/6.8	Yes				
595-UC2526ADW	UC2526ADW	SOIC-18	50	2	450	40	7/6.8	Yes				
595-UC2526AN	UC2526AN	PDIP-18	50	2	450	40	7/6.8	Yes				
595-UC3525AN	UC3525AN	PDIP-16	50	2	450	40	7/6.8	Yes				
595-UC3526ADW	UC3526ADW	SOIC-18	50	2	450	40	7/6.8	Yes				
595-UC3526AN	UC3526AN	PDIP-18	50	2	450	40	7/6.8	Yes				
595-UC3526DW	UC3526DW	SOIC-18	50	2	450	40	7/6.8	Yes				
595-UC2524ADW	UC2524ADW	SOIC-16	50	2	450	40	7.5/7	Yes				
595-UC2524AN	UC2524AN	PDIP-16	50	2	450	40	7.5/7	Yes				
595-SG2524DR	SG2524DR	SOIC-16	45	2	722	40	-	Yes				
595-SG2524N	SG2524N	PDIP-16	45	2	722	40	-	Yes				
595-SG3524D	SG3524D	SOIC-16	45	2	722	40	-	Yes				
595-SG3524N	SG3524N	PDIP-16	45	2	722	40	-	Yes				
926-LM5025MTCX/NOPB	LM5025MTCX/NOPB	TSSOP-16	80	2	1000	90	2.44/2.56	No				
Boost Switching Controllers												
926-LM5022MM/NOPB	LM5022MM/NOPB	MiniSOIC-10	95	1	2000	60	0.3/5	No				
Buck Switching Controllers												
926-LM2700MT-ADJNOPB	LM2700MT-ADJ/NOPB	TSSOP-14	90	1	720	12	0.3/0.9	No				
926-LM25116MH/NOPB	LM25116MH/NOPB	TSSOP-20	95	1	1000	42	1.22/4.5	No				
Buck-Boost Switching Controllers												
926-LM5118Q1MH/NOPB	LM5118Q1MH/NOPB	TSSOP-20	95	1	500	75	0.5/1.23	No				
Simple Switcher® Power Modules												
926-LMZ22008TZ/NOPB	LMZ22008TZ/NOPB	TO-PMOD-11	93	1	600	20	1.27/4.3	No				
926-LMZ22003TZ/NOPB	LMZ22003TZ/NOPB	TO-PMOD-7	92	1	950	20	1.28/4.3	No				
926-LMZ22005TZ/NOPB	LMZ22005TZ/NOPB	TO-PMOD-7	92	1	950	20	1.28/4.3	No				
926-LMZ23603TZ/NOPB	LMZ23603TZ/NOPB	TO-PMOD-7	92	1	950	36	1.28/4.3	No				
926-LMZ23605TZ/NOPB	LMZ23605TZ/NOPB	TO-PMOD-7	92	1	950	36	1.28/4.3	No				

POWER FACTOR CORRECTION ICS

NEW PRODUCT

For quantities greater than listed, call for quote.

MOUSER STOCK NO.	Texas Instruments Part No.	Package	Operating Supply (Max) (V)	Practical Operating Frequency (Max) (MHz)	Startup Current (mA)	UVLO Thresholds On/Off (V)	Operating Supply Current (mA)	Price Each 1	25	100	250
595-UCC2819D	UCC2819D	SOIC-16	17	0.25	0.15	10.2/9.7	4				
595-UCC2817N	UCC2817N	PDIP-16	18	0.25	0.15	16/10	4				
595-UCC2818AD	UCC2818AD	SOIC-16	18	0.25	0.15	10.5/10	4				
595-UCC28051D	UCC28051D	SOIC-8	18	0.20	0.075	16/10	4				
595-UCC28513DW	UCC28513DW	SOIC-20	18	0.50	0.1	10.2/9.7	4				
595-UCC38503DW	UCC38503DW	SOIC-20	18	0.20	0.15	10.5/10	4				
595-UC2854BDW	UC2854BDW	SOIC-16	20	0.20	0.25	10.5/10	12				
595-UC3854AN	UC3854AN	PDIP-16	20	0.20	0.25	16/10	12				
595-UC3854BN	UC3854BN	PDIP-16	20	0.20	0.25	10.5/10	12				
595-UCC28060D	UCC28060D	SOIC-16	21	0.50	0.2	12/10	5				
595-UCC28063D	UCC28063D	SOIC-16	21	0.50	0.1	12.6/10.4	5				
595-UCC28070APW	UCC28070APW	TSSOP-20	21	0.30	20	10.2/9.2	20				
595-UCC28019D	UCC28019D	SOIC-8	22	0.65	0.1	10.5/9.5	7				
595-UCC28019P	UCC28019P	PDIP-8	22	0.65	0.1	10.5/9.5	7				
595-UCC28070PW	UCC28070PW	TSSOP-20	22	-	-	10.6/-	20				
595-UC2854N	UC2854N	PDIP-16	30	0.20	1.5	16/10	10				
595-UC3854DW	UC3854DW	SOIC-16	30	0.20	1.5	16/10	10				
595-UC3854N	UC3854N	PDIP-16	30	0.20	1.5	16/10	10				

© Copyright 2014 Mouser Electronics
© Copyright 2014 Mouser Electronics

TEXAS INSTRUMENTS Power Management ICs

Products may be RoHS compliant. Check mouser.com for RoHS status.

POWER SEQUENCERS

NEW PRODUCT

For quantities greater than listed, call for quote.

MOUSER STOCK NO.	Texas Instruments Part No.	Package	$V_{in.}$ (Min.)	$V_{in.}$ (Max.)	No. of Regulators Able to Sequence	Quiescent Current (Typ) (uA)	Power		Ability to Cascade	On/Off Pin	Operating Temp Range (°C)	Price Each			
							Down	Up				1	25	100	250
595-UCD90124ARGCT	UCD90124ARGCT	QFN-64	3	3.6	12	-	Yes	Yes	Yes	Yes	-40 to +150				
926-LM3880MF-1AANOPB	LM3880MF-1AA/NOPB	SOT-23-6	2.7	5.5	3	25	Yes	Yes	Yes	Yes	-40 to +125				
926-LM3881MM/NOPB	LM3881MM/NOPB	SOIC-8	2.7	5.5	3	80	Yes	Yes	Yes	Yes	-40 to +125				

SWITCHING DC-DC REGULATORS

NEW PRODUCT

For quantities greater than listed, call for quote.

MOUSER STOCK NO.	Texas Instruments Part No.	Package	$V_{in.}$ (Min.)	$V_{in.}$ (Max.)	V_{out} (Min.)	V_{out} (Max.)	Preset V_{out}	Switch Current (A)	Switching Frequency (Max) (kHz)	I_q (Typ) (mA)	Price Each			
											1	25	100	250
Boost Regulators, Step-Up														
595-TPS61200DRCR	TPS61200DRCR	SON-10	0.3	0.5	1.8	5.5	-	1.2	1250	0.05				
595-TPS61200DRCT	TPS61200DRCT	SON-10	0.3	5.5	1.8	5.5	-	1.2	1250	0.05				
595-TPS61201DRCT	TPS61201DRCT	SON-10	0.3	5.5	3.3	3.3	3.3	1.2	1250	0.05				
595-TPS61202DRCT	TPS61202DRCT	SON-10	0.3	5.5	5	5	5	1.2	1250	0.05				
926-LM2623MM/NOPB	LM2623MM/NOPB	MiniSOIC-8	0.8	14	1.24	14	-	1.2	2000	-				
595-TPS61016DGS	TPS61016DGS	MSOP-10	0.8	3.3	3.3	3.3	3.3	1.07	780	0.05				
595-TPS61029DRCT	TPS61029DRCT	SON-10	0.9	5.5	1.8	5.5	-	1.5	720	0.025				
595-TPS61070DDCR	TPS61070DDCR	TO/SOT-6	0.9	5.5	1.8	5.5	-	0.5	1200	0.019				
595-TPS61020DRCR	TPS61020DRCR	SON-10	0.9	6.5	1.8	5.5	-	1.2	720	0.025				
595-TPS61025DRCR	TPS61025DRCR	SON-10	0.9	6.5	-	-	3.3	1.2	720	0.025				
595-TPS61027DRCR	TPS61027DRCR	SON-10	0.9	6.5	-	-	5	1.2	720	0.025				
926-LM2621MM/NOPB	LM2621MM/NOPB	MiniSOIC-8	1.2	14	1.24	14	-	2.85	2000	-				
595-TPS61030PWPR	TPS61030PWPR	HTSSOP-16	1.8	5.5	5	-	-	3.6	700	0.02				
926-LM2698MM-ADJNOPB	LM2698MM-ADJ/NOPB	MiniSOIC-8	2.2	12	2.2	17	-	1.35	1250	1.3				
595-TPS61251DSGT	TPS61251DSGT	WSON-8	2.3	6	3	6.5	-	-	3500	0.03				
595-TPS61252DSGT	TPS61252DSGT	WSON-8	2.3	6	3	6.5	-	-	3500	0.03				
595-TPS61254YFFT	TPS61254YFFT	BGA-9	2.5	4.35	4.5	4.5	-	-	3500	0.023				
595-TPS61253YFFT	TPS61253YFFT	BGA-9	2.5	4.5	5	5	-	2.65	3500	0.02				
595-TPS81256SIPT	TPS81256SIPT	uSIP-9	2.5	5.5	5	5	-	-	4000	0.037				
595-TPS61081DRCT	TPS61081DRCT	SON-10	2.5	6	-	-	-	0.35	1200	6				
595-TPS61258YFFT	TPS61258YFFT	BGA-9	2.65	4.85	4.5	4.5	-	2.65	3500	0.02				
595-TPS61259YFFT	TPS61259YFFT	BGA-9	2.65	4.85	5.1	5.1	-	3.6	3500	0.02				
926-LM2735XMF/NOPB	LM2735XMF/NOPB	SOT-23-5	2.7	5.5	2.7	24	-	2.25	1700	7				
926-LM2735YMF/NOPB	LM2735YMF/NOPB	SOT-23-5	2.7	5.5	2.7	24	-	2.25	550	3.4				
926-LMR62421XMFENOPB	LMR62421XMFE/NOPB	SOT23-5	2.7	5.5	12	24	-	2.1	1.6MHz	7				
926-LM2750SD50NOPB	LM2750SD-5.0/NOPB	LLP-10	2.7	5.6	4.8	5.2	-	0.12	1700	5				
926-LM3224MM-ADJNOPB	LM3224MM-ADJ/NOPB	MiniSOIC-8	2.7	7	Undefined	20	-	2.6	1250	1.3				
595-TPS55340RTET	TPS55340RTET	WQFN-16	2.9	32	3	38	-	0.8	1200	0.5				
595-TPS55340RTET	TPS55340RTET	WQFN-16	2.9	32	3	38	-	0.8	1200	0.5				
926-LMZ10505EXTTZNPB	LMZ10505EXTTZ/NOPB	TO-PMOD-7	2.95	5.5	0.8	5	-	5	1000	1.55				
926-LM3478MM/NOPB	LM3478MM/NOPB	MiniSOIC-8	2.95	40	1.2416	1.292	-	1	1000	0.005				
926-LM3478QMM/NOPB	LM3478QMM/NOPB	MiniSOIC-8	2.95	40	1.2416	1.292	-	1	1000	0.005				
926-LM3488MM/NOPB	LM3488MM/NOPB	MiniSOIC-8	2.95	40	1.2507	1.28	-	1	1000	0.005				
926-LM3481MM/NOPB	LM3481MM/NOPB	MiniSOIC-10	2.97	48	1.256	1.294	-	1	1000	0.009				
595-TPS62125DSGT	TPS62125DSGT	SON-8	3.0	17	1.2	10	-	0.3	1000	0.013				
926-LM5000-3MTC/NOPB	LM5000-3MTC/NOPB	TSSOP-16	3.1	40	1.259	-	-	2	1300	2				
926-LM5000SD-3/NOPB	LM5000SD-3/NOPB	LLP-16	3.1	40	1.259	Undefined	-	2	1300	2				
926-LM50003MTCXNOPB	LM5000-3MTCX/NOPB	TSSOP-16	3.1	40	1.259	75	-	2	1300	2				
926-LM5001MA/NOPB	LM5001MA/NOPB	SOIC-8	3.1	75	Undefined	Undefined	-	1	1500	0.095				
926-LM5001SD/NOPB	LM5001SD/NOPB	LLP-8	3.1	75	Undefined	Undefined	-	1	1500	0.095				
926-LM2577S-ADJ/NOPB	LM2577S-ADJ/NOPB	TO-263	3.5	40	11.6	12.6	-	3	52	7				
926-LM2577T-ADJ/NOPB	LM2577T-ADJ/NOPB	TO-220	3.5	40	11.6	12.6	-	3	52	7				
926-LM2585S-ADJ/NOPB	LM2585S-ADJ/NOPB	TO-263	4.0	40	11.4	12.6	-	3	100	11				
926-LM2585SX-ADJNOPB	LM2585SX-ADJ/NOPB	TO-263	4.0	40	11.4	12.6	-	3	100	11				
926-LM2585T-ADJ/NOPB	LM2585T-ADJ/NOPB	TO-220	4.0	40	11.4	12.6	-	3	100	0.002				
926-LM2586S-ADJ/NOPB	LM2586S-ADJ/NOPB	TO-263	4.0	40	11.4	12.6	-	3	200	-				
926-LM2587S-ADJ/NOPB	LM2587S-ADJ/NOPB	TO-263	4.0	40	11.4	12.6	-	5	100	-				
926-LM2587T-ADJ/NOPB	LM2587T-ADJ/NOPB	TO-220	4.0	40	11.4	12.6	-	5	100	-				
926-LM2588S-ADJ/NOPB	LM2588S-ADJ/NOPB	TO-263	4.0	40	11.4	12.6	-	5	200	-				
926-LM5015MH/NOPB	LM5015MH/NOPB	TSSOP-14	4.25	75	Undefined	Undefined	-	1.2	750	0.11				
Boost, Step-Up Charge Pump Regulators														
595-TPS60204DGSR	TPS60204DGSR	MSOP-10	1.6	3.6	3.3	3.3	3.3	0.1	400	0.035				
595-TPS60210DGS	TPS60210DGS	MSOP-10	1.8	3.6	3.3	3.3	3.3	0.1	400	0.002				
595-TPS60110PWP	TPS60110PWP	HTSSOP-20	2.7	5.4	5	5	5	0.3	400	0.05				
595-TPS60131PWP	TPS60131PWP	HTSSOP-20	2.7	5.4	5	5	5	0.3	450	0.06				
Buck-Boost Charge Pump Regulators														
595-REG710NA-3.3/250	REG710NA-3.3/250	SOT-23-6	0.03	1.8	5.5	3.3	3.3	3.3	1000	0.065				
595-REG710NA-5/250	REG710NA-5/250	SOT-23-6	0.03	2.7	5.5	5	5	5	1000	0.065				
595-REG710NA-5/3K	REG710NA-5/3K	SOT-23-6	0.03	2.7	5.5	5	5	5	1000	0.065				
595-REG71050DDCT	REG71050DDCT	TO/SOT-6	0.06	2.7	5.5	5	5	5	1000	0.065				
595-REG71055DDCT	REG71055DDCT	TO/SOT-6	0.06	3	5.5	5.5	5.5	5.5	1000	0.065				
595-LT1054CP	LT1054CP	PDIP-8	0.1	3.5	15	-5	-5	-5	35	2.5				
595-LT1054IDW	LT1054IDW	SOIC-16	0.1	3.5	15	-5	-5	-5	35	2.5				
595-LT1054IP	LT1054IP	PDIP-8	0.1	3.5	15	-5	-5	-5	35	2.5				
Buck-Boost Regulators														
595-TL499ACP	TL499ACP	PDIP-8	0.1	1.1	10	2.9	30	-	-	-				
595-TPS65131RGET	TPS65131RGET	QFN-24	0.8	2.7	5.5	-15	15	-	1500	0.5				
595-TPS63020DSJT	TPS63020DSJT	VSON-14	1.8	5.5	1.2	5.5	-	3	2600	0.05				
926-LM3668SD2833NOPB	LM3668SD-2833/NOPB	LLP-12	2.5	5.5	-0.2	6	-	1	2700	0.045				
595-TPS63060DSCT	TPS63060DSCT	SON-10	2.5	12	2.5	8	-	-	2600	0.037				
595-TPS63061DSCT	TPS63061DSCT	SON-10	2.5	12	5	5	-	-	2600	0.037				
926-LM2611AMF/NOPB	LM2611AMF/NOPB	SOT-23-5	2.7	14	-1.23	Undefined	-	1.2	1400	1.8				
926-LM2611BMF/NOPB	LM2611BMF/NOPB	SOT-23-5	2.7	14	-1.23	Undefined	-	0.9	1400	1.8				
926-LM5118MH/NOPB	LM5118MH/NOPB	TSSOP-20	3.0	75	1.23	70	-	-	500	-				
Buck Regulators, Step-Down														
595-TPS62730DRYT	TPS62730DRYT	SON-6	1.9	3.9	1.9	2.1	-	0.1	3000	-				
595-TPS62000DGS	TPS62000DGS	MSOP-10	2.0	5.5	0.9	5	-	0.6	1000	0.05				
595-TPS62005DGSR	TPS62005DGSR	MSOP-10	2.0	5.5	1.8	1.8	1.8	0.6	1000	0.05				
595-TPS62240DDCT	TPS62240DDCT	TO/SOT-5	2.0	6	0.6	6	-	0.3	2250	0.015				
595-TPS62260DDCT	TPS62260DDCT	TO/SOT-5	2.0	6	0.6	6	-	0.6	2250	0.015				
595-TPS62120DCNT	TPS62120DCNT	SOT-23-8	2.0	15	1.2	5.5	-	0.075	800	0.011				
595-TPS62122DRVT	TPS62122DRVT	SON-6	2.0	15	1.2	5.5	-	0.075	800	0.011				
926-LM3578AM/NOPB	LM3578AM/NOPB	SOIC-8	2.0	40	1	Undefined	-	0.75	100	-				
926-LM3578AN/NOPB	LM3578AN/NOPB	DIP-8	2.0	40	1	Undefined	-	0.75	100	-				
595-TPS54010PWP	TPS54010PWP	HTSSOP-28	2.2	4	0.9	2.5	-	14	700	13				
926-LM2737MTCX/NOPB	LM2737MTCX/NOPB	TSSOP-14	2.2	16	0.6	5	-	20	600	1.5				
926-LM2743MTCX/NOPB	LM2743MTCX/NOPB	TSSOP-14	2.2	16	0.6	5	-	20	600	1.5				

© Copyright 2014 Mouser Electronics
© Copyright 2014 Mouser Electronics

Products may be RoHS compliant. Check mouser.com for RoHS status.

SWITCHING DC-DC REGULATORS (CONT.)

NEW PRODUCT

For quantities greater than listed, call for quote.

MOUSER STOCK NO.	Texas Instruments Part No.	Package	$V_{in.}$ (Min.)	$V_{in.}$ (Max.)	V_{out} (Min.)	V_{out} (Max.)	Preset Vout	Switch Current (A)	Switching Freq. (Max) (kHz)	I_q (Typ) (mA)	Price Each 1	25	100	250
Buck Regulators, Step-Down (Cont.)														
595-TPS82695SIPT	TPS82695SIPT	SIP-8	2.3	4.35	2.5	2.5	2.5	0.5	4000	0.024				
595-TPS82676SIPT	TPS82676SIPT	SIP-8	2.3	4.8	1.1	1.1	1.1	0.6	5500	0.17				
595-TPS82672SIPT	TPS82672SIPT	SIP-8	2.3	4.8	1.5	1.5	1.5	0.6	5500	0.017				
595-TPS82671SIPT	TPS82671SIPT	µSIP-8	2.3	4.8	1.8	1.8	1.8	0.6	-	-				
595-TPS826711SIPR	TPS826711SIPR	uSIP-8	2.3	4.8	-	1.8	1.8	600	5500	0.017				
595-TPS82670SIPT	TPS82670SIPT	µSIP-8	2.3	4.8	1.86	1.86	1.86	0.6	5500	0.017				
595-TPS82675SIPT	TPS82675SIPT	µSIP-8	2.3	4.8	1.2	1.2	1.2	0.6	-	-				
595-TPS82673SIPT	TPS82673SIPT	µSIP-8	2.3	4.8	1.26	1.26	1.26	0.6	5500	0.017				
926-LM3691TL15NOPB	LM3691TL-1.5/NOPB	SMD-6	2.3	5.5	0.75	3.3	-	1	4000	0.064				
595-TPS62651YFFT	TPS62651YFFT	DSBGA-9	2.3	5.5	0.75	1.44	-	0.8	6000	0.038				
595-TPS62080ADSGT	TPS62080ADSGT	SON-8	2.3	6	0.5	4	-	1.2	2000	0.0065				
595-TPS62290DRVR	TPS62290DRVR	SON-6	2.3	6	0.6	6	-	1	2250	0.015				
595-TPS62290DRVT	TPS62290DRVT	SON-6	2.3	6	0.6	6	-	1	2250	0.015				
595-TPS62080DSGT	TPS62080DSGT	SON-8	2.3	6	0.5	4	-	1.2	2000	0.0065				
595-TPS62081DSGT	TPS62081DSGT	SON-8	2.3	6	1.8	1.8	-	1.2	2000	0.006				
595-TPS62082DSGT	TPS62082DSGT	SON-8	2.3	6	3.3	3.3	-	1.2	2000	0.006				
595-TPS62363YZHT	TPS62363YZHT	BGA-16	2.5	5.5	0.5	1.77	-	3	2500	0.056				
595-TPS62007DGS	TPS62007DGS	MSOP-10	2.5	5.5	1.9	1.9	1.9	0.6	1000	0.05				
595-TPS62400DRCT	TPS62400DRCT	SON-10	2.5	6	0.6	6	-	0.4	2250	0.032				
595-TPS62410DRCT	TPS62410DRCT	SON-10	2.5	6	0.6	6	-	0.8	2250	0.032				
595-TPS62420DRCR	TPS62420DRCR	SON-10	2.5	6	0.6	6	-	0.6	2250	0.032				
595-TPS62420DRCT	TPS62420DRCT	SON-10	2.5	6	0.6	6	-	0.6	2250	0.032				
595-TPS62040DGQ	TPS62040DGQ	MSOP PowerPAD-10	2.5	6	0.7	6	-	1.2	1500	0.018				
595-TPS62200DBVR	TPS62200DBVR	SOT-23-5	2.5	6	0.7	6	-	0.3	1500	0.015				
595-TPS62200DBVT	TPS62200DBVT	SOT-23-5	2.5	6	0.7	6	-	0.3	1500	0.015				
595-TPS62220DDCT	TPS62220DDCT	TO/SOT-5	2.5	6	0.7	6	-	0.4	1850	0.015				
595-TPS62090RGTT	TPS62090RGTT	QFN-16	2.5	6	0.8	6	-	3	1400	0.02				
595-TPS62227DDCT	TPS62227DDCT	TO/SOT-5	2.5	6	1.2	1.2	1.2	0.4	1850	0.015				
595-TPS62402DRCT	TPS62402DRCT	SON-10	2.5	6	1.2	1.8	-	0.4	2250	0.032				
595-TPS62204DBVT	TPS62204DBVT	SOT-23-5	2.5	6	1.6	1.6	1.6	0.3	1500	0.015				
595-TPS62093RGTT	TPS62093RGTT	QFN-16	2.5	6	1.8	1.8	-	3	1400	0.02				
595-TPS62092RGTT	TPS62092RGTT	QFN-16	2.5	6	2.5	2.5	-	3	1400	0.02				
595-TPS62091RGTT	TPS62091RGTT	QFN-16	2.5	6	3.3	3.3	-	3	1400	0.02				
595-TPS62203DBVT	TPS62203DBVT	SOT-23-5	2.5	6	3.3	3.3	3.3	0.3	1500	0.015				
926-LMZ10501SEE/NOPB	LMZ10501SEE/NOPB	LLP-8	2.7	5.5	0.6	3.6	-	1	2000	6.5				
926-LMZ10500SEE/NOPB	LMZ10500SEE/NOPB	LLP-8	2.7	5.5	0.6	3.6	-	0.65	2000	6.5				
926-LM3671MF-ADJNOPB	LM3671MF-ADJ/NOPB	SOT-23-5	2.7	5.5	1.1	3.3	-	0.6	2000	0.016				
926-LM3671MF-1.2NOPB	LM3671MF-1.2/NOPB	SOT-23-5	2.7	5.5	1.2	1.2	-	0.6	2000	0.016				
926-LM3671MF-1.8NOPB	LM3671MF-1.8/NOPB	SOT-23-5	2.7	5.5	1.8	1.8	-	0.6	2000	0.016				
926-LM3671MF-3.3NOPB	LM3671MF-3.3/NOPB	SOT-23-5	2.7	5.5	3.3	3.3	-	0.6	2000	0.016				
595-TPS62060DSGT	TPS62060DSGT	WSON-8	2.7	6	0.8	6	-	1.6	3000	0.018				
926-LM3475MF/NOPB	LM3475MF/NOPB	SOT-23-5	2.7	10	0.8	10	-	5	1400	0.26				
926-LM3475MFX/NOPB	LM3475MFX/NOPB	SOT-23-5	2.7	10	0.8	10	-	5	2000	0.26				
595-TPS62050DGSR	TPS62050DGSR	MSOP-10	2.7	10	0.7	6	-	0.8	1000	0.012				
595-TPS62051DGS	TPS62051DGS	MSOP-10	2.7	10	0.7	6	-	0.8	1000	0.012				
595-TPS62050DGS	TPS62050DGS	MSOP-10	2.7	10	1.5	1.5	1.5	0.8	1000	0.012				
595-TPS62054DGS	TPS62054DGS	MSOP-10	2.7	10	1.8	1.8	1.8	0.8	1000	0.012				
595-TPS62056DGS	TPS62056DGS	MSOP-10	2.7	10	3.3	3.3	3.3	0.8	1000	0.012				
926-LMR62014XMFENOPB	LMR62014XMFE/NOPB	SOT-23-5	2.7	14	5.4	20	-	1.4	1600	2				
926-LMR64010XMFENOPB	LMR64010XMFE/NOPB	SOT-23-5	2.7	14	3	40	-	1	1600	2.1				
926-LM26480SQ-AANOPB	LM26480SQ-AA/NOPB	LLP-24	2.8	5.5	-	Undefined	-	1.5	2000	0.0005				
926-LM2852XMXA12NOPB	LM2852XMXA-1.2/NOPB	TSSOP-14	2.85	5.5	1.173	1.227	-	2	1500	0.85				
926-LM2852YMXA33NOPB	LM2852YMXA-3.3/NOPB	TSSOP-14	2.85	5.5	3.23	3.37	-	2	500	0.85				
595-TPS53316RGTT	TPS53316RGTT	QFN-16	2.9	6	0.6	4.2	-	5	2000	2				
926-LM20144QMHE/NOPB	LM20144QMHE/NOPB	TSSOP-16	2.95	5.5	0.8	1.2	-	4	1.5MHz	3.5				
926-LM20145QMHE/NOPB	LM20145QMHE/NOPB	TSSOP-16	2.95	5.5	0.8	1.2	-	5	750	3.5				
926-LM2854MH1000NOPB	LM2854MH-1000/NOPB	TSSOP-16	2.95	5.5	0.8	5	-	4	1000	1.7				
926-LM2854MH-500NOPB	LM2854MH-500/NOPB	TSSOP-16	2.95	5.5	0.8	5	-	4	500	1.7				
926-MZ10503TZADJNOPB	LMZ10503TZ-ADJ/NOPB	TO-PMOD	2.95	5.5	0.8	5	-	3	1000	-				
926-LMZ10504TZADJNOP	LMZ10504TZ-ADJ/NOPB	TO-PMOD	2.95	5.5	0.8	5	-	4	1000	-				
926-MZ10505TZADJNOPB	LMZ10505TZ-ADJ/NOPB	TO-PMOD	2.95	5.5	0.8	5	-	5	1000	-				
595-TPS54519RTET	TPS54519RTET	QFN-16	2.95	6	0.6	4.5	-	5	2000	0.035				
595-TPS54719RTET	TPS54719RTET	WQFN-16	2.95	6	0.6	4.5	-	7	2000	0.35				
595-TPS5432DDA	TPS5432DDA	SO-8	2.95	6	0.808	4.5	-	3	700	0.36				
595-TPS84610RKGT	TPS84610RKGT	QFN-39	2.95	6	0.8	3.6	-	6	2000	-				
595-TPS84610RKGT	TPS84610RKGT	QFN-39	2.95	6	0.8	3.6	1.5	6	2000	-				
595-TPS53311RGTT	TPS53311RGTT	WQFN-16	2.95	6	0.8	4.5	-	3	2000	0.36				
595-TPS54318RTET	TPS54318RTET	WQFN-16	2.95	6	0.8	4.5	-	3	2000	0.35				
595-TPS54319RTET	TPS54319RTET	WQFN-16	2.95	6	0.8	4.5	-	3	2000	0.36				
595-TPS54478RTET	TPS54478RTET	WQFN-16	2.95	6	0.6	4.5	-	4	2000	0.035				
595-TPS54618RTET	TPS54618RTET	WQFN-16	2.95	6	0.8	4.5	-	6	2000	0.25				
926-LM7705MME/NOPB	LM7705MME/NOPB	MiniSOIC-8	3	5.25	-0.232	-0.232	-	0.026	92	0.078				
926-LM2830XMF/NOPB	LM2830XMF/NOPB	SOT-23-5	3	5.5	0.6	4.5	-	1	1600	3.3				
926-LM2831XMF/NOPB	LM2831XMF/NOPB	SOT-23-5	3	5.5	0.6	4.5	-	1.5	1600	3.3				
926-LM2831YMF/NOPB	LM2831YMF/NOPB	SOT-23-5	3	5.5	0.6	4.5	-	1.5	550	3.3				
926-LM2832XMY/NOPB	LM2832XMY/NOPB	MiniSOIC-8	3	5.5	0.6	4.5	-	2	1600	3.3				
926-LM2853MH-1.2NOPB	LM2853MH-1.2/NOPB	TSSOP-14	3	5.5	1.173	1.227	-	3	550	0.85				
926-LM2853MH-3.3NOPB	LM2853MH-3.3/NOPB	TSSOP-14	3	5.5	3.23	3.37	-	3	550	0.85				
926-LMR10515XMFENOPB	LMR10515XMFE/NOPB	SOT23-5	3	5.5	0.6	4.5	-	1.5	1.6MHz	3.3				
926-LMR10515XSDENOPB	LMR10515XSDE/NOPB	LLP-6	3	5.5	0.6	4.5	-	1.5	1.6MHz	3.3				
926-LMR10515YMFENOPB	LMR10515YMFE/NOPB	SOT23-5	3	5.5	0.6	4.5	-	1.5	3MHz	4.3				
926-LMR10515YSDENOPB	LMR10515YSDE/NOPB	LLP-6	3	5.5	0.6	4.5	-	1.5	3MHz	4.3				
926-LMR10520XSDENOPB	LMR10520XSDE/NOPB	LLP-6	3	5.5	0.6	4..5	-	2	1.6MHz	3.3				
926-LMR10510XMFENOPB	LMR10510XMFE/NOPB	SOT23-5	3	5.5	0.6	4.5	-	1	1.6MHz	3.3				
926-LMR10510YMFENOPB	LMR10510YMFE/NOPB	SOT23-5	3	5.5	0.6	4.5	-	1	3MHz	4.3				
926-LMR10510YSDENOPB	LMR10510YSDE/NOPB	LLP-6	3	5.5	0.6	4.5	-	1	3MHz	4.3				
595-TPS54672PWP	TPS54672PWP	HTSSOP-28	3	6	0.2	4.5	-	6	700	11				
595-TPS62065DSGT	TPS62065DSGT	WSON-8	3	6	0.8	6	-	2	3000	0.018				
595-TPS62067DSGT	TPS62067DSGT	WSON-8	3	6	0.8	6	-	2	3000	0.018				
595-TPS54110PWP	TPS54110PWP	HTSSOP-20	3	6	0.9	4.5	-	1.5	700	4.2				
595-TPS54310PWP	TPS54310PWP	HTSSOP-20	3	6	0.9	3.3	-	3	700	6.2				
595-TPS54317RHFT	TPS54317RHFT	QFN-24	3	6	0.9	3.3	-	3	1600	6.2				
595-TPS54610PWP	TPS54610PWP	HTSSOP-28	3	6	0.9	4.5	-	6	700	11				
595-TPS54312PWP	TPS54312PWP	HTSSOP-20	3	6	-	-	1.2	3	700	6.2				
595-TPS54313PWP	TPS54313PWP	HTSSOP-20	3	6	-	-	1.5	3	700	6.2				
595-TPS54314PWP	TPS54314PWP	HTSSOP-20	3	6	-	-	1.8	3	700	6.2				
595-TPS54315PWP	TPS54315PWP	HTSSOP-20	3	6	-	-	2.5	3	700	6.2				
595-TPS54612PWP	TPS54612PWP	HTSSOP-28	3	6	-	-	1.2	6	700	11				

© Copyright 2014 Mouser Electronics

© Copyright 2014 Mouser Electronics

TEXAS INSTRUMENTS Power Management ICs

Products may be RoHS compliant. Check mouser.com for RoHS status.

SWITCHING DC-DC REGULATORS (CONT.)

NEW PRODUCT

For quantities greater than listed, call for quote.

MOUSER STOCK NO.	Texas Instruments Part No.	Package	$V_{in.}$ (Min.)	$V_{in.}$ (Max.)	V_{out} (Min.)	V_{out} (Max.)	Preset V_{out}	Switch Current (A)	Switching Freq. (Max) (kHz)	I_q (Typ) (mA)	Price Each 1	25	100	250
Buck Regulators, Step-Down (Cont.)														
595-TPS54613PWP	TPS54613PWP	HTSSOP-28	3	6	-	-	1.5	6	700	11				
595-TPS54614PWP	TPS54614PWP	HTSSOP-28	3	6	-	-	1.8	6	700	11				
595-TPS54615PWP	TPS54615PWP	HTSSOP-28	3	6	-	6	-	2.5	700	11				
595-TPS53353DQPT	TPS53353DQPT	SON-22	3	15	0.6	5.5	-	20	1000	0.42				
595-TPS53355DQPT	TPS53355DQPT	SON-22	3	15	0.6	5.5	-	20	1000	0.42				
595-TPS62160DGKT	TPS62160DGKT	MSOP-8	3	17	0.9	6	-	1	2500	0.017				
926-LM21305SQE/NOPB	LM21305SQE/NOPB	LLP-28	3	18	0.598	5	-	5.9	300	9				
926-LM21305SQ/NOPB	LM21305SQ/NOPB	LLP-28	3	18	0.598	5	-	5.9	300	9				
595-TPS61170QDRVRQ1	TPS61170QDRVRQ1	QFN-6	3	18	-	38	-	-	1.2	2.3				
926-LM2734YQMK/NOPB	LM2734YQMK/NOPB	SOT-23-6	3	20	0.8	18	-	1	1600	1.5				
926-LM26400YMH/NOPB	LM26400YMH/NOPB	TSSOP-16	3	20	0.6	16	-	2	520	-				
926-LM2734XMK/NOPB	LM2734XMK/NOPB	TSOT-6	3	20	0.8	18	-	1	1600	1.5				
926-LM2734YMK/NOPB	LM2734YMK/NOPB	TSOT-6	3	20	0.8	18	-	1	550	1.5				
926-LM2736XMK/NOPB	LM2736XMK/NOPB	TSOT-6	3	20	0.8	18	-	0.75	1600	1.5				
926-LM2736YMK/NOPB	LM2736YMK/NOPB	TSOT-6	3	20	0.8	18	-	0.75	550	1.5				
926-LMR12010XMKENOPB	LMR12010XMKE/NOPB	SOT-23-6	3	20	0.8	17	-	1	1600	1.5				
926-LMR12010YMKENOPB	LMR12010YMKE/NOPB	SOT-23-6	3	20	0.8	17	-	1	3000	1.5				
595-MC33063AD	MC33063AD	SOIC-8	3	40	1.25	40	-	0.75	100	-				
595-MC33063ADRJR	MC33063ADRJR	SON-8	3	40	1.25	40	-	0.75	100	-				
595-MC33063AP	MC33063AP	PDIP-8	3	40	1.25	40	-	0.75	100	-				
595-MC34063AD	MC34063AD	SOIC-8	3	40	1.25	40	-	0.75	100	-				
595-MC34063AP	MC34063AP	PDIP-8	3	40	1.25	40	-	0.75	100	-				
926-LM5118MHX/NOPB	LM5118MHX/NOPB	TSSOP-20	3	75	1.23	70	-	3.5	500	-				
595-TPS62110RSAR	TPS62110RSAR	QFN-16	3.1	17	1.2	16	-	1.5	1000	0.02				
595-TPS62110RSAT	TPS62110RSAT	QFN-16	3.1	17	1.2	16	-	1.5	1000	0.02				
595-TPS62111RSAT	TPS62111RSAT	QFN-16	3.1	17	3.3	3.3	3.3	1.5	1000	0.02				
595-TPS62112RSAT	TPS62112RSAT	QFN-16	3.1	17	5	5	5	1.5	1000	0.02				
595-TPS51462RGET	TPS51462RGET	QFN-24	3.3	5	0.5	2	-	6	700	-				
595-TPS54231DR	TPS54231DR	SOIC-8	3.5	28	0.8	25	-	2	740	0.11				
595-TPS54331DR	TPS54331DR	SOIC-8	3.5	28	0.8	25	-	3	684	0.11				
595-TPS54331DDA	TPS54331DDA	SO-8	3.5	28	0.8	25	-	3	570	0.11				
595-TPS54331DDA	TPS54331DDA	SOIC-8	3.5	28	0.8	-	-	3	570	0.1				
595-TPS54040ADGQ	TPS54040ADGQ	MSOP-10	3.5	42	0.8	39	-	0.5	2500	0.116				
595-TPS54240DRCT	TPS54240DRCT	MSOP-10	3.5	42	-0.6	47	-	1.3	2.5MHz	5				
595-TPS54140ADGQ	TPS54140ADGQ	MSOP PowerPAD-10	3.5	42	0.8	39	-	1.5	2500	-				
595-TPS54140ADRCT	TPS54140ADRCT	SON-10	3.5	42	0.8	39	-	1.5	2500	-				
595-TPS54240DGQ	TPS54240DGQ	MSOP PowerPAD-10	3.5	42	0.8	39	-	2.5	2500	0.138				
595-TPS54040ADRCT	TPS54040ADRCT	SON-10	3.5	42	0.8	39	-	0.5	2500	0.116				
595-TPS54260DGQ	TPS54260DGQ	MSOP PowerPAD-10	3.5	60	0.8	58	-	2.5	2500	0.138				
595-TPS54060ADGQ	TPS54060ADGQ	MSOP-10	3.5	60	0.8	58	-	0.5	2500	0.116				
595-TPS54060ADRCT	TPS54060ADRCT	SON-10	3.5	60	0.8	58	-	0.5	2500	0.116				
595-TPS54160ADGQ	TPS54160ADGQ	MSOP PowerPAD-10	3.5	60	0.8	58	-	1.5	2500	-				
595-TPS54160ADRCT	TPS54160ADRCT	SON-10	3.5	60	0.8	58	-	1.5	2500	-				
595-TPS54260DRCT	TPS54260DRCT	SON-10	3.5	60	0.8	-	-	1.3	581	0.138				
595-TPS54810PWP	TPS54810PWP	HTSSOP-28	4	6	0.9	3.3	-	8	700	11				
595-TPS54316PWP	TPS54316PWP	HTSSOP-20	4	6	-	-	3.3	3	700	6.2				
595-TPS54616PWP	TPS54616PWP	HTSSOP-28	4	6	-	-	3.3	6	700	11				
926-LM2651MTC3.3NOPB	LM2651MTC-3.3/NOPB	TSSOP-16	4	14	3.265	3.399	-	1.5	300	1.6				
926-LM2651MTCADJNOPB	LM2651MTC-ADJ/NOPB	TSSOP-16	4	14	1.2	1.263	-	1.5	300	1.6				
926-LM2651MTCXADJNPB	LM2651MTCX-ADJ/NOPB	TSSOP-16	4	14	1.2	1.26	-	1.5	300	1.6				
926-LM2651MTCX33NOPB	LM2651MTCX-3.3/NOPB	TSSOP-16	4	14	3.3	13	-	1.5	300	1.6				
926-LM2717MT/NOPB	LM2717MT/NOPB	TSSOP-24	4	20	1.265	18	-	2.2/3.2	600	2.7				
926-LM2717MT-ADJNOPB	LM2717MT-ADJ/NOPB	TSSOP-24	4	20	1.265	18	-	2.2/3.2	600	2.7				
926-LM2574MX-ADJNOPB	LM2574MX-ADJ/NOPB	SOIC-14	4	40	1.193	1.286	-	0.5	52	5				
926-LM2574N-ADJ/NOPB	LM2574N-ADJ/NOPB	DIP-8	4	40	1.193	1.286	-	0.5	52	5				
926-LM2575S-ADJ/NOPB	LM2575S-ADJ/NOPB	TO-263	4	40	1.193	1.28	-	1	52	5				
926-LM2575SX-ADJNOPB	LM2575SX-ADJ/NOPB	TO-263	4	40	1.193	1.28	-	1	52	5				
926-LM2575T-ADJ/NOPB	LM2575T-ADJ/NOPB	TO-220	4	40	1.193	1.28	-	1	52	5				
926-LM2576S-ADJ/NOPB	LM2576S-ADJ/NOPB	TO-263	4	40	1.193	1.28	-	3	52	5				
926-LM2576SX-ADJNOPB	LM2576SX-ADJ/NOPB	TO-263	4	40	1.193	1.28	-	3	52	5				
926-LM2576T-ADJ/NOPB	LM2576T-ADJ/NOPB	TO-220	4	40	1.193	1.28	-	3	52	5				
926-LM2574M-3.3/NOPB	LM2574M-3.3/NOPB	SOIC-14	4	40	3.168	3.465	-	0.5	52	5				
926-LM2575S-3.3/NOPB	LM2575S-3.3/NOPB	TO-263	4	40	3.168	3.465	-	1	52	5				
926-LM2576S-3.3/NOPB	LM2576S-3.3/NOPB	TO-263	4	40	3.168	3.465	-	3	52	5				
926-LM2574M-5.0/NOPB	LM2574M-5.0/NOPB	SOIC-14	4	40	4.8	5.25	-	0.5	52	5				
926-LM2574MX-5.0NOPB	LM2574MX-5.0/NOPB	SOIC-14	4	40	4.8	5.25	-	0.5	52	5				
926-LM2574N-5.0/NOPB	LM2574N-5.0/NOPB	DIP-8	4	40	4.8	5.25	-	0.5	52	5				
926-LM2575S-5.0/NOPB	LM2575S-5.0/NOPB	TO-263	4	40	4.8	5.25	-	1	52	5				
926-LM2575SX-5.0NOPB	LM2575SX-5.0/NOPB	TO-263	4	40	4.8	5.25	-	1	52	5				
926-LM2575T-5.0/NOPB	LM2575T-5.0/NOPB	TO-220	4	40	4.8	5.25	-	1	52	5				
926-LM2576S-5.0/NOPB	LM2576S-5.0/NOPB	TO-263	4	40	4.8	5.25	-	3	52	5				
926-LM2576SX-5.0NOPB	LM2576SX-5.0/NOPB	TO-263	4	40	4.8	5.25	-	3	52	5				
926-LM2576T-5.0/NOPB	LM2576T-5.0/NOPB	TO-220	4	40	4.8	5.25	-	3	52	5				
926-LM2575T-12/NOPB	LM2575T-12/NOPB	TO-220	4	40	11.52	12.6	-	1	52	5				
926-LM2576T-12/NOPB	LM2576T-12/NOPB	TO-220	4	40	11.52	12.6	-	3	52	5				
926-LM2575T-15/NOPB	LM2575T-15/NOPB	TO-220	4	40	14.4	15.75	-	1	52	5				
926-LM2574HVMADJNOPB	LM2574HVM-ADJ/NOPB	SOIC-14	4	60	1.193	1.28	-	0.5	52	5				
926-LM2574HVNADJNOPB	LM2574HVN-ADJ/NOPB	DIP-8	4	60	1.193	1.28	-	0.5	52	5				
926-LM2575HVSADJNOPB	LM2575HVS-ADJ/NOPB	TO-263	4	60	1.193	1.286	-	1	52	5				
926-LM2575HVTADJNOPB	LM2575HVT-ADJ/NOPB	TO-220	4	60	1.193	1.286	-	1	52	5				
926-LM2576HVSADJNOPB	LM2576HVS-ADJ/NOPB	TO-263	4	60	1.193	1.286	-	3	52	5				
926-M2576HVSXADJNOPB	LM2576HVSX-ADJ/NOPB	TO-263	4	60	1.193	1.286	-	3	52	5				
926-LM2576HVTADJNOPB	LM2576HVT-ADJ/NOPB	TO-220	4	60	1.193	1.286	-	3	52	5				
926-LM2574HVM3.3NOPB	LM2574HVM-3.3/NOPB	SOIC-14	4	60	3.168	3.482	-	0.5	52	5				
926-LM2575HVS3.3NOPB	LM2575HVS-3.3/NOPB	TO-263	4	60	3.168	3.482	-	1	52	5				
926-LM2574HVM5.0NOPB	LM2574HVM-5.0/NOPB	SOIC-14	4	60	4.8	5.275	-	0.5	52	5				
926-LM2574HVN5.0NOPB	LM2574HVN-5.0/NOPB	DIP-8	4	60	4.8	5.275	-	0.5	52	5				
926-LM2575HVS5.0NOPB	LM2575HVS-5.0/NOPB	TO-263	4	60	4.8	5.275	-	1	52	5				
926-LM2575HVT5.0NOPB	LM2575HVT-5.0/NOPB	TO-220	4	60	4.8	5.275	-	1	52	5				
926-LM2576HVS5.0NOPB	LM2576HVS-5.0/NOPB	TO-263	4	60	4.8	5.275	-	3	52	5				
926-LM2576HVT5.0NOPB	LM2576HVT-5.0/NOPB	TO-220	4	60	4.8	5.275	-	3	52	5				
926-LM2575HVT-12NOPB	LM2575HVT-12/NOPB	TO-220	4	60	11.52	12.66	-	1	52	5				
926-LM2576HVS-12NOPB	LM2576HVS-12/NOPB	TO-263	4	60	11.52	12.66	-	3	52	5				
926-LM2576HVT-12NOPB	LM2576HVT-12/NOPB	TO-220	4	60	11.52	12.66	-	3	52	5				
926-LM2576HVT-15NOPB	LM2576HVT-15/NOPB	TO-220	4	60	14.4	15.83	-	3	52	5				
595-TPS51463RGET	TPS51463RGET	QFN-24	4.5	5.5	-0.8	2	-	5	700	-				
595-TPS51916RUKT	TPS51916RUKT	QFN-20	4.5	5.5	0.7	1.8	-	2	670	-				
595-TPS56121DQPT	TPS56121DQPT	SON-22	4.5	14	0.6	12	-	15	1000	2.5				

© Copyright 2014 Mouser Electronics

© Copyright 2014 Mouser Electronics

SWITCHING DC-DC REGULATORS (CONT.)

NEW PRODUCT

For quantities greater than listed, call for quote.

MOUSER STOCK NO.	Texas Instruments Part No.	Package	$V_{in.}$ (Min.)	$V_{in.}$ (Max.)	V_{out} (Min.)	V_{out} (Max.)	Preset V_{out}	Switch Current (A)	Switching Freq. (Max) (kHz)	I_q (Typ) (mA)	Price Each 1	25	100	250
Buck Regulators, Step-Down (Cont.)														
595-TPS56221DQPT	TPS56221DQPT	SON-22	4.5	14	0.6	12	-	25	1000	2.5				
595-TPS84620RUQR	TPS84620RUQR	B1QFN-47	4.5	14.5	1.2	5.5	-	6	560	-				
595-TPS84621RUQT	TPS84621RUQT	QFN-47	4.5	14.5	0.6	5.5	-	6	780	-				
595-TPS53313RGET	TPS53313RGET	QFN-24	4.5	16	0.6	0.7	-	6	1.5MHz	-				
595-TPS54120RGYT	TPS54120RGYT	QFN-24	4.5	17	0.8	6	-	1	500	0.04				
595-TPS54623RHLT	TPS54623RHLT	QFN-14	4.5	17	0.6	15	-	6	1600	0.002				
595-TPS54320RHLT	TPS54320RHLT	QFN-14	4.5	17	0.8	15	-	3	1200	0.6				
595-TPS54292PWP	TPS54292PWP	HTSSOP-16	4.5	18	0.8	14	-	2.5/1.5	1200	1.8				
595-TPS54526PWP	TPS54526PWP	HTSSOP-14	4.5	18	0.76	5.5	-	5.5	650	0.9				
595-TPS54394PWP	TPS54394PWP	HTSSOP-16	4.5	18	0.76	7	-	3	700	1.2				
595-TPS54395PWP	TPS54395PWP	HTSSOP-16	4.5	18	0.76	7	-	3	700	1.2				
595-TPS54494PWP	TPS54494PWP	HTSSOP-16	4.5	18	0.76	7	-	4	700	1.2				
595-TPS54495PWP	TPS54495PWP	HTSSOP-16	4.5	18	0.76	7	-	4	700	1.2				
595-TPS54525PWP	TPS54525PWP	HTSSOP-14	4.5	18	0.76	5.5	-	5	650	0.9				
595-TPS54526RSAT	TPS54526RSAT	QFN-16	4.5	18	0.76	5.5	-	5	650	0.9				
595-TPS54226PWP	TPS54226PWP	HTSSOP-14	4.5	18	0.76	5.5	-	2	700	0.85				
595-TPS54425PWP	TPS54425PWP	HTSSOP-14	4.5	18	0.76	5.5	-	4	700	0.85				
595-TPS54426PWP	TPS54426PWP	HTSSOP-14	4.5	18	0.76	5.5	-	4	700	0.85				
595-TPS54527DDA	TPS54527DDA	SO-8	4.5	18	0.76	6	-	5	650	0.9				
595-TPS54528DDA	TPS54528DDA	SO-8	4.5	18	0.76	6	-	5	650	0.9				
595-TPS54227DDA	TPS54227DDA	SO PowerPAD-8	4.5	18	0.76	7	-	2	700	0.8				
595-TPS54228D	TPS54228D	SOIC-8	4.5	18	0.76	7	-	2	700	0.8				
595-TPS54294PWP	TPS54294PWP	TSSOP-16	4.5	18	0.76	7	-	2	700	1.8				
595-TPS54327DDA	TPS54327DDA	SO PowerPAD-8	4.5	18	0.76	7	-	3	700	0.85				
595-TPS54427DDA	TPS54427DDA	SO-8	4.5	18	0.76	7	-	4	650	0.5				
595-TPS54428DDA	TPS54428DDA	SO-8	4.5	18	0.76	7	-	4	650	0.5				
926-MZ12001TZADJNOPB	LMZ12001TZ-ADJ/NOPB	TO-PMOD	4.5	20	0.8	6	-	1	1000	-				
926-MZ12002TZADJNOPB	LMZ12002TZ-ADJ/NOPB	TO-PMOD	4.5	20	0.8	6	-	2	1000	-				
926-LMZ12003EXTTZNPB	LMZ12003EXTTZ/NOPB	TO-PMOD-7	4.5	20	0.8	6	-	3	1000	-				
926-MZ12003TZADJNOPB	LMZ12003TZ-ADJ/NOPB	TO-PMOD	4.5	20	0.8	6	-	3	1000	-				
926-LM12001EXTTZENPB	LMZ12001EXTTZE/NOPB	TO-7	4.5	20	0.8	6	-	1	1000	-				
926-LM12002EXTTZENPB	LMZ12002EXTTZE/NOPB	TO-7	4.5	20	0.8	6	-	2	1000	-				
595-TPS54350PWP	TPS54350PWP	HTSSOP-16	4.5	20	0.9	12	-	3	700	5				
595-TPS54550PWP	TPS54550PWP	HTSSOP-16	4.5	20	0.9	12	-	6	700	9				
926-LM2696MXA/NOPB	LM2696MXA/NOPB	TSSOP-16	4.5	24	1.254	20	-	3	500	1.3				
926-LM2642MTCX/NOPB	LM2642MTCX/NOPB	TSSOP-28	4.5	30	1.3	30	-	20	60	-				
926-LM3489MM/NOPB	LM3489MM/NOPB	MiniSOIC-8	4.5	35	1.223	1.264	-	-	1400	0.28				
926-LM3485MM/NOPB	LM3485MM/NOPB	MiniSOIC-8	4.5	35	1.226	1.258	-	4	1400	0.25				
926-LM3100MH/NOPB	LM3100MH/NOPB	TSSOP-20	4.5	36	0.8	7	-	1.5	1000	-				
926-LM20323MH/NOPB	LM20323MH/NOPB	TSSOP-20	4.5	36	0.8	32	-	3	-	2.3				
926-LM20333MH/NOPB	LM20333MH/NOPB	TSSOP-20	4.5	36	0.8	32	-	3	1500	2.3				
926-LM20343MHX/NOPB	LM20343MHX/NOPB	TSSOP-20	4.5	36	0.8	32	-	5.2	825	2.3				
926-LM20242MHX/NOPB	LM20242MHX/NOPB	TSSOP-20	4.5	36	0.8	32	-	-	1000	2				
926-LM5642MTCX/NOPB	LM5642MTCX/NOPB	TSSOP-28	4.5	36	1.3	32.4	-	20	200	-				
595-TPS84259RKGT	TPS84259RKGT	QFN-41	4.5	40	-3	-17	-	2	800	-				
926-LM2594M-ADJ/NOPB	LM2594M-ADJ/NOPB	SOIC-8	4.5	40	1.193	1.28	-	0.5	150	5				
926-LM2595S-ADJ/NOPB	LM2595S-ADJ/NOPB	TO-263	4.5	40	1.193	1.28	-	1	150	5				
926-LM2595SX-ADJNOPB	LM2595SX-ADJ/NOPB	TO-263	4.5	40	1.193	1.28	-	1	150	5				
926-LM2595T-ADJ/NOPB	LM2595T-ADJ/NOPB	TO-220	4.5	40	1.193	1.28	-	1	150	5				
926-LM2596S-ADJ/NOPB	LM2596S-ADJ/NOPB	TO-263	4.5	40	1.193	1.28	-	3	260	5				
926-LM2596SX-ADJNOPB	LM2596SX-ADJ/NOPB	TO-263	4.5	40	1.193	1.28	-	3	260	5				
926-LM2597M-ADJ/NOPB	LM2597M-ADJ/NOPB	SOIC-8	4.5	40	1.193	1.28	-	0.5	150	5				
926-LM2596T-ADJ/NOPB	LM2596T-ADJ/NOPB	TO-220	4.5	40	1.193	1.28	-	3	260	5				
926-LM2594MX33NOPB	LM2594MX-3.3/NOPB	SOIC-8	4.5	40	1.2	37	-	0.5	150	5				
926-LM2594M-3.3/NOPB	LM2594M-3.3/NOPB	SOIC-8	4.5	40	3.168	3.465	-	0.5	150	5				
926-LM2595S-3.3/NOPB	LM2595S-3.3/NOPB	TO-263	4.5	40	3.168	3.465	-	1	150	5				
926-LM2596S-3.3/NOPB	LM2596S-3.3/NOPB	TO-263	4.5	40	3.168	3.465	-	3	260	5				
926-LM2594MX-12/NOPB	LM2594MX-12/NOPB	SOIC-8	4.5	40	3.3	37	-	0.5	173	5				
926-LM2594M-5.0/NOPB	LM2594M-5.0/NOPB	SOIC-8	4.5	40	4.8	5.25	-	0.5	150	5				
926-LM2594MX-5.0NOPB	LM2594MX-5.0/NOPB	SOIC-8	4.5	40	4.8	5.25	-	0.5	150	5				
926-LM2594N-5.0/NOPB	LM2594N-5.0/NOPB	DIP-8	4.5	40	4.8	5.25	-	0.5	150	5				
926-LM2595S-5.0/NOPB	LM2595S-5.0/NOPB	TO-263	4.5	40	4.8	5.25	-	1	150	5				
926-LM2595SX-5.0NOPB	LM2595SX-5.0/NOPB	TO-263	4.5	40	4.8	5.25	-	1	150	5				
926-LM2595T-5.0/NOPB	LM2595T-5.0/NOPB	TO-220	4.5	40	4.8	5.25	-	1	150	5				
926-LM2596S-5.0/NOPB	LM2596S-5.0/NOPB	TO-263	4.5	40	4.8	5.25	-	3	260	5				
926-LM2596SX-5.0NOPB	LM2596SX-5.0/NOPB	TO-263	4.5	40	4.8	5.25	-	3	260	5				
926-LM2596T-5.0/NOPB	LM2596T-5.0/NOPB	TO-220	4.5	40	4.8	5.25	-	3	260	5				
926-LM2594M-12/NOPB	LM2594M-12/NOPB	SOIC-8	4.5	40	11.52	12.6	-	0.5	150	5				
926-LM2596S-12/NOPB	LM2596S-12/NOPB	TO-263	4.5	40	11.52	12.6	-	3	260	5				
926-LM3103MH/NOPB	LM3103MH/NOPB	TSSOP-16	4.5	42	0.6	7	-	0.75	1000	-				
926-M2841XMKADJLNOPB	LM2841XMK-ADJL/NOPB	TSOT-6	4.5	42	0.765	34	-	0.3	1250	-				
926-M2841YMKADJLNOPB	LM2841YMK-ADJL/NOPB	TSOT-6	4.5	42	0.765	34	-	0.3	1250	-				
926-LMR14203XMKENOPB	LMR14203XMKE/NOPB	SOT23-6	4.5	42	0.765	34	-	0.3	1.25MHz	-				
926-LMR14206XMKENOPB	LMR14206XMKE/NOPB	SOT23-6	4.5	42	0.765	34	-	0.6	1.25MHz	-				
926-M2842XMKADJLNOPB	LM2842XMK-ADJL/NOPB	TSOT-6	4.5	42	0.765	34	-	0.6	1250	-				
926-M2842YMKADJLNOPB	LM2842YMK-ADJL/NOPB	TSOT-6	4.5	42	0.765	34	-	0.6	1250	-				
926-LM3102MH/NOPB	LM3102MH/NOPB	TSSOP-20	4.5	42	0.8	7	-	2.5	1000	-				
926-LMR24210TL/NOPB	LMR24210TL/NOPB	MicroSMD	4.5	42	0.8	24	-	1	1000	0.025				
926-LMR24220TL/NOPB	LMR24220TL/NOPB	MicroSMD	4.5	42	0.8	24	-	2	1000	0.025				
926-LM22670MRADJNOPB	LM22670MR-ADJ/NOPB	SOP-8	4.5	42	1.259	1.311	-	3	500	-				
926-M22670MREADJNOPB	LM22670MRE-ADJ/NOPB	SOP-8	4.5	42	1.259	1.311	-	3	500	-				
926-M22670TJEADJNOPB	LM22670TJE-ADJ/NOPB	TO-263	4.5	42	1.259	1.311	-	3	500	-				
926-M22672MREADJNOPB	LM22672MRE-ADJ/NOPB	SOP-8	4.5	42	1.259	1.311	-	1	500	-				
926-M22673MREADJNOPB	LM22673MRE-ADJ/NOPB	SOP-8	4.5	42	1.259	1.311	-	3	500	-				
926-M22674MREADJNOPB	LM22674MRE-ADJ/NOPB	SOP-8	4.5	42	1.259	1.311	-	0.5	500	-				
926-LM22675MRADJNOPB	LM22675MR-ADJ/NOPB	SOP-8	4.5	42	1.259	1.311	-	1	500	-				
926-M22675MREADJNOPB	LM22675MRE-ADJ/NOPB	SOP-8	4.5	42	1.259	1.311	-	1	500	-				
926-LM22676MRADJNOPB	LM22676MR-ADJ/NOPB	SOP-8	4.5	42	1.259	1.311	-	3	500	-				
926-M22676MREADJNOPB	LM22676MRE-ADJ/NOPB	SOP-8	4.5	42	1.259	1.311	-	3	500	-				
926-M22676TJEADJNOPB	LM22676TJE-ADJ/NOPB	TO-263	4.5	42	1.259	1.311	-	3	500	-				
926-M22677TJEADJNOPB	LM22677TJE-ADJ/NOPB	TO-263	4.5	42	1.259	1.311	-	5	500	-				
926-M22678TJEADJNOPB	LM22678TJE-ADJ/NOPB	TO-263	4.5	42	1.259	1.311	-	5	500	-				
926-M22679TJEADJNOPB	LM22679TJE-ADJ/NOPB	TO-263	4.5	42	1.259	1.311	-	5	500	-				
926-M22680MREADJNOPB	LM22680MRE-ADJ/NOPB	SOP-8	4.5	42	1.259	1.311	-	2	500	-				
926-LM22677TJADJNOPB	LM22677TJ-ADJ/NOPB	TO-263	4.5	42	1.285	5	-	1	500	-				
926-LM22679TJADJNOPB	LM22679TJ-ADJ/NOPB	TO-263	4.5	42	1.285	5	-	5	500	-				
926-LM22671MRE50NOPB	LM22671MRE-5.0/NOPB	PSOP-8	4.5	42	1.3	5	-	0.9	500	-				
926-LM22673TJADJNOPB	LM22673TJ-ADJ/NOPB	TO-263	4.5	42	1.3	5	-	3	500	-				

© Copyright 2014 Mouser Electronics

© Copyright 2014 Mouser Electronics

TEXAS INSTRUMENTS Power Management ICs

Products may be RoHS compliant. Check mouser.com for RoHS status.

SWITCHING DC-DC REGULATORS (CONT.)

NEW PRODUCT

For quantities greater than listed, call for quote.

MOUSER STOCK NO.	Texas Instruments Part No.	Package	$V_{in.}$ (Min.)	$V_{in.}$ (Max.)	V_{out} (Min.)	V_{out} (Max.)	Preset V_{out}	Switch Current (A)	Switching Freq. (Max) (kHz)	I_q (Typ) (mA)	Price Each 1	25	100	250
Buck Regulators, Step-Down (Cont.)														
926-LM22674MRXADJNPB	LM22674MRX-ADJ/NOPB	PSOP-8	4.5	42	1.3	5	-	5	500	-				
926-LM22679TJ50NOPB	LM22679TJ-5.0/NOPB	TO-263	4.5	42	1.3	5	-	5	500	-				
926-LM2840XMKADJLNPB	LM2840XMK-ADJL/NOPB	SOT-23	4.5	42	3.3	8	-	1.7	750	-				
926-LM2840YMKADJLNPB	LM2840YMK-ADJL/NOPB	TSOT-6	4.5	42	3.3	8	-	1.7	750	-				
926-LM22670MRE50NOPB	LM22670MRE-5.0/NOPB	SOP-8	4.5	42	4.9	5.1	-	3	500	-				
926-LM22672MRE50NOPB	LM22672MRE-5.0/NOPB	SOP-8	4.5	42	4.9	5.1	-	1	500	-				
926-LM22674MRE50NOPB	LM22674MRE-5.0/NOPB	SOP-8	4.5	42	4.9	5.1	-	0.5	500	-				
926-LM22675MRE50NOPB	LM22675MRE-5.0/NOPB	SOP-8	4.5	42	4.9	5.1	-	1	500	-				
926-LM22676MR5.0NOPB	LM22676MR-5.0/NOPB	SOP-8	4.5	42	4.9	5.1	-	3	500	-				
926-LM22676MRE50NOPB	LM22676MRE-5.0/NOPB	SOP-8	4.5	42	4.9	5.1	-	3	500	-				
926-LM22676TJE50NOPB	LM22676TJE-5.0/NOPB	TO-263	4.5	42	4.9	5.1	-	3	500	-				
926-LM22678TJE50NOPB	LM22678TJE-5.0/NOPB	TO-263	4.5	42	4.9	5.1	-	5	500	-				
595-TPS54360DDA	TPS54360DDA	SOIC-8	4.5	60	-0.6	65	-	3.5	2.5MHz	0.146				
926-LM2591HVSADJNOPB	LM2591HVS-ADJ/NOPB	TO-263	4.5	60	1.193	1.28	-	1	150	5				
926-LM2592HVSADJNOPB	LM2592HVS-ADJ/NOPB	TO-263	4.5	60	1.193	1.28	-	2	150	5				
926-LM2592HVTADJNOPB	LM2592HVT-ADJ/NOPB	TO-220	4.5	60	1.193	1.28	-	2	150	5				
926-LM2593HVSADJNOPB	LM2593HVS-ADJ/NOPB	TO-263	4.5	60	1.193	1.28	-	2	150	5				
926-LM2594HVMADJNOPB	LM2594HVM-ADJ/NOPB	SOIC-8	4.5	60	1.193	1.28	-	0.5	150	5				
926-LM2593HVTADJNOPB	LM2593HVT-ADJ/NOPB	TO-220	4.5	60	1.2	57	-	2	173	5				
926-LM2594HVMXADJNPB	LM2594HVMX-ADJ/NOPB	SOIC-8	4.5	60	1.23	5	-	0.5	150	5				
926-LM2592HVS3.3NOPB	LM2592HVS-3.3/NOPB	TO-263	4.5	60	3.168	3.465	-	2	150	5				
926-LM2594HVM3.3NOPB	LM2594HVM-3.3/NOPB	SOIC-8	4.5	60	3.168	3.465	-	0.5	150	5				
926-LM2591HVS5.0NOPB	LM2591HVS-5.0/NOPB	TO-263	4.5	60	4.8	5.25	-	1	150	5				
926-LM2592HVS5.0NOPB	LM2592HVS-5.0/NOPB	TO-263	4.5	60	4.8	5.25	-	2	150	5				
926-LM2593HVS5.0NOPB	LM2593HVS-5.0/NOPB	TO-263	4.5	60	4.8	5.25	-	2	150	5				
926-LM2594HVM5.0NOPB	LM2594HVM-5.0/NOPB	SOIC-8	4.5	60	4.8	5.25	-	0.5	150	5				
926-LM2594HVM-12NOPB	LM2594HVM-12/NOPB	SOIC-8	4.5	60	11.52	12.6	-	0.5	150	5				
926-LM5085MYE/NOPB	LM5085MYE/NOPB	MiniSOIC-8	4.5	75	1.25	75	-	-	1000	5				
595-TPS54062DRBT	TPS54062DRBT	SON-8	4.7	60	0.8	58	-	0.05	400	0.089				
595-TPS54061DRBT	TPS54061DRBT	SON-8	4.7	60	0.8	58	-	0.2	1100	0.09				
926-LM2597MX50NOPB	LM2597MX-5.0/NOPB	TO-263	4.75	5.25	7	40	-	3	173	5				
926-LM2596S-33	LM2596S-3.3	TO-263	4.75	40	3.135	3.465	-	3	173	5				
926-LM2825N-33/NOPB	LM2825N-3.3/NOPB	PDIP-24	4.75	40	3.3	3.465	-	1	150	5				
926-LM2825N-50	LM2825N-5.0	PDIP-24	4.75	40	3.3	3.465	-	1	150	5				
595-LM2575IN	LM2575IN	PDIP-16	4.75	40	1.23	37	1.23	1	52	5				
595-TL2575-ADJIKV	TL2575-ADJIKV	TO-220-5	4.75	40	1.23	37	-	1	52	5				
595-TL2575-ADJIN	TL2575-ADJIN	PDIP-16	4.75	40	1.23	37	-	1	52	5				
595-TL2575-33IKTTR	TL2575-33IKTTR	TO-263-5	4.75	40	3.135	3.3	3.3	1	52	5				
595-TL2575-33IN	TL2575-33IN	PDIP-16	4.75	40	3.135	3.3	3.3	1	52	5				
595-TL2575-05IKTTR	TL2575-05IKTTR	TO-263-5	4.75	40	4.75	5	5	1	52	5				
595-TL2575-05IN	TL2575-05IN	PDIP-16	4.75	40	4.75	5	5	1	52	5				
595-TL2575-12IKTTR	TL2575-12IKTTR	TO-263-5	4.75	40	11.4	12	12	1	52	5				
595-TL2575-12IN	TL2575-12IN	PDIP-16	4.75	40	11.4	12	12	1	52	5				
595-TL2575HV-12IKTTR	TL2575HV-12IKTTR	TO-263-5	4.75	40	11.76	12.24	-	1	63	5				
926-LM2575HVT50LF03	LM2575HVT-5.0/LF03	TO-220	4.75	60	1.23	37	-	1	58	5				
926-LM2575HVTADJLF03	LM2575HVT-ADJ/LF03	TO-220	4.75	60	1.23	37	-	1	52	5				
926-LM2575SX-12/NOPB	LM2575SX-12/NOPB	TO-263	4.75	60	1.23	37	-	1	52	5				
926-LM2575T-50	LM2575T-5.0	TO-220	4.75	60	1.23	37	-	1	58	5				
926-LM2575T-50/LB03	LM2575T-5.0/LB03	TO-220	4.75	60	1.23	37	-	1	58	5				
926-LM2575T-50/LF03	LM2575T-5.0/LF03	TO-220	4.75	60	1.23	37	-	1	52	5				
926-LM2575T-ADJ/LF03	LM2575T-ADJ/LF03	TO-220-5	4.75	60	1.23	37	-	1	52	5				
926-LM2576HVT-ADJ	LM2576HVT-ADJ	TO-220	4.75	60	1.23	37	-	3	58	5				
926-LM2576HVTADJLB03	LM2576HVT-ADJ/LB03	TO-220	4.75	60	1.23	37	-	3	58	5				
926-LM2576HVTADJLF03	LM2576HVT-ADJ/LF03	TO-220-5	4.75	60	1.23	37	-	3	52	5				
926-LM2576T-50	LM2576T-5.0	TO-220	4.75	60	1.23	37	-	3	58	5				
926-LM2576T-50/LF03	LM2576T-5.0/LF03	TO-220-5	4.75	60	1.23	37	-	3	52	5				
926-LM2576T-ADJ/LF03	LM2576T-ADJ/LF03	TO-220-5	4.75	60	1.23	37	-	3	52	5				
926-LM2575HVS-ADJ	LM2575HVS-ADJ	TO-263	4.75	60	1.23	57	-	1	58	5				
595-TPS5431DDA	TPS5431DDA	SO PowerPAD-8	5.5	23	1.23	20	-	3	500	3				
595-TPS5450DDA	TPS5450DDA	SO PowerPAD-8	5.5	36	1.22	31	-	5	500	3				
595-TPS5450DDAR	TPS5450DDAR	SO PowerPAD-8	5.5	36	1.22	31	-	5	500	3				
595-TPS5410D	TPS5410D	SOIC-8	5.5	36	1.23	31	-	1	-	3				
595-TPS5420D	TPS5420D	SOIC-8	5.5	36	1.23	31	-	2	500	3				
595-TPS5430DDA	TPS5430DDA	SO PowerPAD-8	5.5	36	1.23	31	-	3	500	3				
595-TPS5430DDAR	TPS5430DDAR	SO PowerPAD-8	5.5	36	1.23	31	-	3	600	3				
926-LMZ12008TZ/NOPB	LMZ12008TZ/NOPB	TO-PMOD	6	20	0.8	6	-	8	350	3				
926-LM3152MH33NOPB	LM3152MH-3.3/NOPB	TSSOP-14	6	33	3.234	3.366	-	12	500	2				
926-LM2576HVT50LF03	LM2576HVT-5.0/LF03	TO-220-5	6	40	1.23	37	-	3	52	5				
926-LM3150MH/NOPB	LM3150MH/NOPB	TSSOP-14	6	42	0.6	-	-	12	1000	2				
926-LM3150MHE/NOPB	LM3150MHE/NOPB	TSSOP-14	6	42	0.6	-	-	12	1000	2				
926-MZ14201EXTTZNOPB	LMZ14201EXTTZ/NOPB	TO-PMOD	6	42	0.8	6	-	1	1000	-				
926-MZ14201TZADJNOPB	LMZ14201TZ-ADJ/NOPB	TO-PMOD	6	42	0.8	6	-	1	1000	-				
926-MZ14202TZADJNOPB	LMZ14202TZ-ADJ/NOPB	TO-PMOD	6	42	0.8	6	-	2	1000	-				
926-MZ14203TZADJNOPB	LMZ14203TZ-ADJ/NOPB	TO-PMOD	6	42	0.8	6	-	3	900	-				
926-LM14201EXTTZENPB	LMZ14201EXTTZE/NOPB	TO-7	6	42	0.8	6	-	1	1000	-				
926-LM14202EXTTZENPB	LMZ14202EXTTZE/NOPB	TO-7	6	42	0.8	6	-	1	1000	-				
926-LM14201TZXADJNPB	LMZ14201TZX-ADJ/NOPB	TO-7	6	42	0.8	6	-	1	1000	-				
926-LM14202TZEADJNPB	LMZ14202TZE-ADJ/NOPB	TO-7	6	42	0.8	6	-	2	1000	-				
926-LM14203TZXADJNPB	LMZ14203TZX-ADJ/NOPB	TO-7	6	42	0.8	6	-	3	1000	-				
926-LMZ14202EXTTZNPB	LMZ14202EXTTZ/NOPB	TO-PMOD-7	6	42	0.8	6	-	2	1000	-				
926-LM25574MTX/NOPB	LM25574MTX/NOPB	TSSOP-16	6	42	1.225	7.45	-	0.5	300	-				
926-LM25576MHX/NOPB	LM25576MHX/NOPB	TSSOP-16	6	42	1.225	7.45	-	3	300	-				
926-LM25575MHX/NOPB	LM25575MHX/NOPB	TSSOP-16	6	42	1.225	40	-	1.5	1000	-				
926-LM25574MT/NOPB	LM25574MT/NOPB	TSSOP-16	6	42	1.23	40	-	0.5	1000	-				
926-LM25575MH/NOPB	LM25575MH/NOPB	TSSOP-16	6	42	1.23	40	-	1.5	1000	-				
926-LM25576MH/NOPB	LM25576MH/NOPB	TSSOP-20	6	42	1.23	40	-	3	1000	-				
926-LM25010MH/NOPB	LM25010MH/NOPB	TSSOP-14	6	42	2.5	37	-	1	1000	-				
926-LM25010SD/NOPB	LM25010SD/NOPB	LLP-10	6	42	2.5	37	-	1	1000	-				
926-LM25011MY/NOPB	LM25011MY/NOPB	MiniSOIC-10	6	42	2.51	40	-	2	2000	-				
926-LMZ14201HTZ/NOPB	LMZ14201HTZ/NOPB	TO-PMOD	6	42	5	30	-	1	1000	1				
926-LMZ14203HTZ/NOPB	LMZ14203HTZ/NOPB	TO-PMOD	6	42	5	30	-	3	1000	1				
926-LM5574MT/NOPB	LM5574MT/NOPB	TSSOP-16	6	75	1.23	70	-	0.5	500	-				
926-LM5574QMT/NOPB	LM5574QMT/NOPB	TSSOP-16	6	75	1.23	70	-	0.5	500	-				
926-LM5575MH/NOPB	LM5575MH/NOPB	TSSOP-16	6	75	1.23	70	-	1.5	500	-				
926-LM5575MHX/NOPB	LM5575MHX/NOPB	TSSOP-16	6	75	1.23	70	-	1.5	500	-				
926-LM5575QMH/NOPB	LM5575QMH/NOPB	TSSOP-16	6	75	1.23	70	-	1.5	500	-				
926-LM5576MHX/NOPB	LM5576MHX/NOPB	TSSOP-16	6	75	1.23	70	-	3	500	-				
926-LM5576QMH/NOPB	LM5576QMH/NOPB	TSSOP-20	6	75	1.23	70	-	3	500	-				

© Copyright 2014 Mouser Electronics
© Copyright 2014 Mouser Electronics

Products may be RoHS compliant. Check mouser.com for RoHS status.

SWITCHING DC-DC REGULATORS (CONT.)

NEW PRODUCT

For quantities greater than listed, call for quote.

MOUSER STOCK NO.	Texas Instruments Part No.	Package	$V_{in.}$ (Min.)	$V_{in.}$ (Max.)	V_{out} (Min.)	V_{out} (Max.)	Preset V_{out}	Switch Current (A)	Switching Freq. (Max) (kHz)	I_q (Typ) (mA)	Price Each 1	25	100	250
Buck Regulators, Step-Down (Cont.)														
926-LM5576MH/NOPB	LM5576MH/NOPB	TSSOP-20	6	75	1.23	70	-	3	500	-				
926-LM34923MM/NOPB	LM34923MM/NOPB	SOP-10	6	75	2.5	7.9	-	1.32	300	-				
926-LM5010AMH/NOPB	LM5010AMH/NOPB	TSSOP-14	6	75	2.5	70	-	1	1000	-				
926-LM5010AQ0MH/NOPB	LM5010AQ0MH/NOPB	TSSOP-14	6	75	2.5	70	-	1	1000	-				
926-LM5010ASD/NOPB	LM5010ASD/NOPB	LLP-10	6	75	2.5	70	-	1	1000	-				
926-LM5574MTX/NOPB	LM5574MTX/NOPB	TSSOP-16	6	75	5.03	5.67	-	0.5	300	-				
926-LM5008AMM/NOPB	LM5008AMM/NOPB	MiniSOIC-8	6	95	2.5	75	-	0.35	600	-				
926-LM5008ASD/NOPB	LM5008ASD/NOPB	LLP-8	6	95	2.5	75	-	0.35	600	-				
926-LM5009AMM/NOPB	LM5009AMM/NOPB	MiniSOIC-8	6	95	2.5	85	-	0.15	600	-				
926-SM72485SDE/NOPB	SM72485SDE/NOPB	LLP-8	6	95	6.6	7.4	-	0.3	-	-				
926-LM5116MHX/NOPB	LM5116MHX/NOPB	TSSOP-20	6	100	1.215	80	-	20	1000	0.01				
595-TPS54357PWP	TPS54357PWP	HTSSOP-16	6.5	20	5	5	5	3	700	9				
926-LM2674M-ADJ/NOPB	LM2674M-ADJ/NOPB	SOIC-8	6.5	40	1.192	1.246	-	0.5	260	-				
926-LM2674MX-ADJNOPB	LM2674MX-ADJ/NOPB	SOIC-8	6.5	40	1.192	1.246	-	0.5	260	-				
926-LM2674N-5.0/NOPB	LM2674N-5.0/NOPB	DIP-8	6.5	40	1.192	1.246	-	0.5	260	-				
926-LM2675MX33NOPB	LM2675MX-3.3/NOPB	SOIC-8	6.5	40	1.21	37	-	1	260	-				
926-LM2671M-3.3/NOPB	LM2671M-3.3/NOPB	SOIC-8	6.5	40	1.23	37	-	0.5	260	-				
926-LM2671M-5.0/NOPB	LM2671M-5.0/NOPB	SOIC-8	6.5	40	1.23	37	-	0.5	260	-				
926-LM2671M-ADJ/NOPB	LM2671M-ADJ/NOPB	SOIC-8	6.5	40	1.23	37	-	0.5	260	-				
926-LM2672M-12/NOPB	LM2672M-12/NOPB	SOIC-8	6.5	40	1.23	37	-	1	260	-				
926-LM2672M-3.3/NOPB	LM2672M-3.3/NOPB	SOIC-8	6.5	40	1.23	37	-	1	260	-				
926-LM2672M-5.0/NOPB	LM2672M-5.0/NOPB	SOIC-8	6.5	40	1.23	37	-	1	260	-				
926-LM2672M-ADJ/NOPB	LM2672M-ADJ/NOPB	SOIC-8	6.5	40	1.23	37	-	1	260	-				
926-LM2672MX50NOPB	LM2672MX-5.0/NOPB	SOIC-8	6.5	40	1.23	37	-	1	260	-				
926-LM2672MX-ADJNOPB	LM2672MX-ADJ/NOPB	SOIC-8	6.5	40	1.23	37	-	1	260	-				
926-LM2674M-3.3/NOPB	LM2674M-3.3/NOPB	SOIC-8	6.5	40	3.251	3.399	-	0.5	260	2.5				
926-LM2675MX-12/NOPB	LM2675MX-12/NOPB	SOIC-8	6.5	40	3.3	37	-	1	260	2.5				
926-LM2674M-5.0/NOPB	LM2674M-5.0/NOPB	SOIC-8	6.5	40	4.925	5.15	-	0.5	260	2.5				
926-LM2674MX-5.0NOPB	LM2674MX-5.0/NOPB	SOIC-8	6.5	40	4.925	5.15	-	0.5	260	2.5				
926-LM2674M-12/NOPB	LM2674M-12/NOPB	SOIC-8	6.5	40	11.82	12.36	-	0.5	260	2.5				
926-LM2675M-12/NOPB	LM2675M-12/NOPB	SOIC-8	6.5	40	11.82	12.36	-	1	260	2.5				
926-LM2675M-3.3/NOPB	LM2675M-3.3/NOPB	SOIC-8	6.5	40	3.251	3.399	-	1	260	2.5				
926-LM2675M-5.0/NOPB	LM2675M-5.0/NOPB	SOIC-8	6.5	40	4.925	5.15	-	1	260	2.5				
926-LM2675M-ADJ/NOPB	LM2675M-ADJ/NOPB	SOIC-8	6.5	40	1.192	1.246	-	1	260	2.5				
926-LM2675MX-5.0NOPB	LM2675MX-5.0/NOPB	SOIC-8	6.5	40	4.925	5.15	-	1	260	2.5				
926-LM2675MX-ADJNOPB	LM2675MX-ADJ/NOPB	SOIC-8	6.5	40	1.192	1.246	-	1	260	2.5				
926-LM2675N-5.0/NOPB	LM2675N-5.0/NOPB	DIP-8	6.5	40	4.925	5.15	-	1	260	2.5				
926-LM2675N-ADJ/NOPB	LM2675N-ADJ/NOPB	DIP-8	6.5	40	1.192	1.246	-	1	260	2.5				
926-LM2825N-5.0/NOPB	LM2825N-5.0/NOPB	DIP-24	7	40	4.8	5.25	-	1	150	5				
926-LM25005MH/NOPB	LM25005MH/NOPB	TSSOP-20	7	42	1.23	37	-	2.5	500	-				
595-TPS84250RKGT	TPS84250RKGT	QFN-41	7	50	2.5	15	-	2.5	1000	-				
926-LM2594HVMX50NOPB	LM2594HVMX-5.0/NOPB	SO-8	7	60	4.75	5.25	-	0.5	150	0.085				
926-LM2594M-50	LM2594M-5.0	SOIC-8	7	60	4.75	5.25	-	0.5	173	0.085				
926-LM5005MH/NOPB	LM5005MH/NOPB	TSSOP-20	7	75	1.23	70	-	2.5	500	-				
926-LM5005MHX/NOPB	LM5005MHX/NOPB	TSSOP-16	7	75	1.23	70	-	2.5	500	-				
926-LM2670S-5.0/NOPB	LM2670S-5.0/NOPB	TO-263	8	40	1.23	37	-	3	260	4.2				
926-LM2670S-ADJ/NOPB	LM2670S-ADJ/NOPB	TO-263	8	40	1.23	37	-	3	260	4.2				
926-LM2671N-ADJ/NOPB	LM2671N-ADJ/NOPB	PDIP-8	8	40	1.21	37	-	0.5	260	2.5				
926-LM2671MX50NOPB	LM2671MX-5.0/NOPB	SO-8	8	40	4.85	5.15	-	0.5	260	2.5				
926-LM2673S-5.0/NOPB	LM2673S-5.0/NOPB	TO-263	8	40	4.9	5.15	-	3	260	-				
926-LM2673S-ADJ/NOPB	LM2673S-ADJ/NOPB	TO-263	8	40	1.186	1.246	-	3	260	-				
926-LM2673S-ADJ	LM2673S-ADJ	TO-263	8	40	1.2	37	-	3	260	-				
926-LM2673SX-ADJNOPB	LM2673SX-ADJ/NOPB	TO-263	8	40	1.186	1.246	-	3	260	-				
926-LM2674MX33NOPB	LM2674MX-3.3/NOPB	SOIC-8	8	40	1.21	37	-	1.5	260	-				
926-LM2674M-50	LM2674M-5.0	SOIC-8	8	40	4.85	5.15	-	0.5	275	-				
926-LM2675M-50	LM2675M-5.0	SOIC-8	8	40	4.85	5.15	-	1	260	-				
926-LM2671MXADJNOPB	LM2671MX-ADJ/NOPB	SO-8	8	40	-	5	-	0.5	260	-				
926-LM2676S-12/NOPB	LM2676S-12/NOPB	TO-263	8	40	11.76	12.36	-	3	260	-				
926-LM2676S-3.3/NOPB	LM2676S-3.3/NOPB	TO-263	8	40	3.234	3.399	-	3	260	-				
926-LM2676S-5.0/NOPB	LM2676S-5.0/NOPB	TO-263	8	40	4.9	5.15	-	3	260	-				
926-LM2676S-ADJ/NOPB	LM2676S-ADJ/NOPB	TO-263	8	40	1.186	1.246	-	3	260	-				
926-LM2676S-ADJ	LM2676S-ADJ	TO-263	8	40	1.174	1.246	-	3	260	-				
926-LM2676SD-5.0NOPB	LM2676SD-5.0/NOPB	LLP-14	8	40	4.9	5.15	-	3	260	-				
926-LM2676SX-3.3NOPB	LM2676SX-3.3/NOPB	LLP-14	8	40	3.324	3.399	-	3	260	-				
926-LM2676SX-5.0NOPB	LM2676SX-5.0/NOPB	LLP-14	8	40	4.9	5.15	-	3	260	-				
926-LM2676SX-ADJNOPB	LM2676SX-ADJ/NOPB	LLP-14	8	40	1.186	1.246	-	3	260	-				
926-LM2676T-5.0/NOPB	LM2676T-5.0/NOPB	TO-220	8	40	4.9	5.15	-	3	260	-				
926-LM2676T-ADJ/NOPB	LM2676T-ADJ/NOPB	TO-220	8	40	1.186	1.246	-	3	260	-				
926-LM2677S-5.0/NOPB	LM2677S-5.0/NOPB	TO-263	8	40	4.9	5.15	-	5	260	4.2				
926-LM2677S-ADJ/NOPB	LM2677S-ADJ/NOPB	TO-263	8	40	1.186	1.246	-	5	260	4.2				
926-LM2678S-12/NOPB	LM2678S-12/NOPB	TO-263	8	40	11.76	12.36	-	5	260	4.2				
926-LM2678S-3.3/NOPB	LM2678S-3.3/NOPB	TO-263	8	40	3.234	3.399	-	5	260	4.2				
926-LM2678S-5.0/NOPB	LM2678S-5.0/NOPB	TO-263	8	40	4.9	5.15	-	5	260	4.2				
926-LM2678S-ADJ/NOPB	LM2678S-ADJ/NOPB	TO-263	8	40	1.186	1.246	-	5	260	4.2				
926-LM2678SD-ADJNOPB	LM2678SD-ADJ/NOPB	LLP-14	8	40	1.186	1.246	-	5	260	4.2				
926-LM2678T-5.0/NOPB	LM2678T-5.0/NOPB	TO-220	8	40	4.9	5.15	-	5	260	4.2				
926-LM2678T-ADJ/NOPB	LM2678T-ADJ/NOPB	TO-220	8	40	1.186	1.246	-	5	260	4.2				
926-LM2679S-5.0/NOPB	LM2679S-5.0/NOPB	TO-263	8	40	4.9	5.15	-	5	260	4.2				
926-LM2679S-ADJ/NOPB	LM2679S-ADJ/NOPB	TO-263	8	40	1.186	1.246	-	5	260	4.2				
926-LM2679T-ADJ/NOPB	LM2679T-ADJ/NOPB	TO-220	8	40	1.186	1.246	-	5	260	4.2				
926-LM5010MH/NOPB	LM5010MH/NOPB	TSSOP-14	8	75	2.5	70	-	1	1000	-				
926-LM5010MHX/NOPB	LM5010MHX/NOPB	TSSOP-14	8	75	2.5	70	-	1	1000	-				
926-LM5010SD/NOPB	LM5010SD/NOPB	LLP-10	8	75	2.5	70	-	1	1000	-				
926-LM25007MM/NOPB	LM25007MM/NOPB	MiniSOIC-8	9	42	2.5	37	-	0.5	800	-				
926-LM5007MM/NOPB	LM5007MM/NOPB	MiniSOIC-8	9	75	2.5	73	-	0.5	800	-				
926-LM5007MM	LM5007MM	MSOP-8	9	75	2.5	73	-	0.5	800	-				
926-LM5007MMX/NOPB	LM5007MMX/NOPB	MSOP-8	9	75	2.5	73	-	0.725	800	-				
926-LM5008MM/NOPB	LM5008MM/NOPB	MiniSOIC-8	9.5	95	2.5	75	-	0.35	600	-				
926-LM5009MM/NOPB	LM5009MM/NOPB	MiniSOIC-8	9.5	95	2.5	85	-	0.15	600	-				
926-LM5009SDC/NOPB	LM5009SDC/NOPB	LLP-8	9.5	95	2.5	85	-	0.15	600	-				
926-LM2674MX-12/NOPB	LM2674MX-12/NOPB	SO-8	15	40	11.64	12.36	-	0.5	260	-				
926-LM2594MXADJNOPB	LM2594MX-ADJ/NOPB	SOIC-8	15	40	5	5	-	0.5	150	0.085				
DC/DC Controllers (External Switch)														
595-TPS75003RHLR	TPS75003RHLR	QFN-20	-	2.2	-	6.5	-	-	-	0.075				
595-TPS75003RHLT	TPS75003RHLT	QFN-20	-	2.2	-	6.5	-	-	-	0.075				
595-TPS59641RSLT	TPS59641RSLT	VQFN-48	-0.1	28	0.25	1.52	-	25	385	6				
595-UC2572D	UC2572D	SOIC-8	0.5	4.2	-70	35	-1	-	300	9				
595-TPS40077PWP	TPS40077PWP	HTSSOP-16	1.6	4.5	0.7	28	23	-	1250	-				

© Copyright 2014 Mouser Electronics

© Copyright 2014 Mouser Electronics

TEXAS INSTRUMENTS Power Management ICs

Products may be RoHS compliant. Check mouser.com for RoHS status.

SWITCHING DC-DC REGULATORS (CONT.)

NEW PRODUCT

For quantities greater than listed, call for quote.

MOUSER STOCK NO.	Texas Instruments Part No.	Package	V_{in} (Min.)	V_{in} (Max.)	V_{out} (Min.)	V_{out} (Max.)	Preset V_{out}	Switch Current (A)	Switching Freq. (Max) (kHz)	I_q (Typ) (mA)	Price Each 1	25	100	250
DC/DC Controllers (External Switch) (Cont.)														
595-TPS63002DRCR	TPS63002DRCR	SON-10	1.8	5.5	5	5	5	1.2	1500	0.03				
595-TPS40007DGQ	TPS40007DGQ	MSOP PowerPAD-10	2.25	15	0.7	5.5	4	-	300	1.5				
595-TPS40040DRBT	TPS40040DRBT	SON-8	2.25	15	0.6	5.5	4.95	-	300	2				
926-LM3488MMX/NOPB	LM3488MMX/NOPB	MSOP-8	2.95	40	1.26	2.4	-	1	1000	5				
595-TPS64203DBVT	TPS64203DBVT	SOT-23-6	3	1.8	1.2	6.5	6.5	-	-	0.02				
595-TPS51117PW	TPS51117PW	TSSOP-14	3	1.8	0.76	28	5.5	-	-	0.02				
595-TL5001CD	TL5001CD	SOIC-8	3	3.6	1	40	50	-	400	1.1				
595-TL5001ACD	TL5001ACD	SOIC-8	3	3.6	1	40	50	-	400	1.1				
595-TL5001AIP	TL5001AIP	PDIP-8	3	3.6	1	40	50	-	400	1.1				
595-TL1451ACD	TL1451ACD	SOIC-16	3	3.6	1	50	50	-	500	1.7				
595-TPS40130DBT	TPS40130DBT	SM8-30	3	10	0.7	40	3.6	-	400	0.8				
595-TPS51116PWP	TPS51116PWP	HTSSOP-20	3	15	1.5	28	3	-	420	0.35				
595-TPS40400RHLT	TPS40400RHLT	QFN-24	3	20	-	-	-	30	600	-				
595-TPS40304DRCT	TPS40304DRCT	SON-10	3	20	-	-	-	25	600	-				
595-TPS59650RSLT	TPS59650RSLT	QFN-48	3	28	0.1	6	-	60	660	10				
595-TPS59640RSLT	TPS59640RSLT	QFN-48	3	28	0.25	1.52	-	35	600	-				
595-TPS51518RUKT	TPS51518RUKT	QFN-20	3	28	0.5	2	-	20	350	-				
595-TPS51116PWPR	TPS51116PWPR	HTSSOP-20	3	28	1.5	3	-	10	400	0.8				
595-TPS51116PWPG4	TPS51116PWPG4	HTSSOP-20	3	28	1.5	3	-	10	400	0.8				
595-TPS51116PWPRG4	TPS51116PWPRG4	TSSOP-20	3	28	1.5	3	-	10	400	0.8				
595-TPS51116RGER	TPS51116RGER	VQFN-24	3	28	1.5	3	-	10	400	0.8				
595-TPS51116RGET	TPS51116RGET	QFN-24	3	28	1.5	3	-	10	400	0.8				
595-TPS51124RGER	TPS51124RGER	VQFN-24	3	28	0.76	5.5	-	15	420	0.55				
595-TPS51124RGET	TPS51124RGET	QFN-24	3	50	0.76	28	5.5	-	1000	-				
595-TPS40422RHAT	TPS40422RHAT	QFN-40	4.25	16	0.6	5.6	-	25	1MHz	120				
595-TPS40193DRCR	TPS40193DRCR	SON-10	4.5	15	0.591	18	14.4	-	600	4				
595-TPS40190DRCR	TPS40190DRCR	SON-10	4.5	20	0.6	15	12.75	-	300	-				
595-TPS40192DRCR	TPS40192DRCR	SON-10	4.5	20	0.591	18	14.4	-	300	2.5				
595-TPS40195PW	TPS40195PW	TSSOP-16	4.5	20	0.591	20	17	-	1000	1.5				
595-TPS40200D	TPS40200D	SOIC-8	4.5	20	0.7	52	46	-	450	1.4				
595-TPS40222DRPT	TPS40222DRPT	SON-6	4.5	20	0.8	8	-	-	580	0.75				
595-TPS51020DBT	TPS51020DBT	SM8-30	4.5	20	0.9	28	24	-	500	1.1				
595-TPS51120RHBT	TPS51120RHBT	QFN-32	4.5	20	-	28	-	-	1000	1.5				
595-TPS53127PW	TPS53127PW	TSSOP-24	4.5	24	0.76	5.5	-	15	700	0.45				
595-TPS53219ARGTT	TPS53219ARGTT	QFN-16	4.5	25	0.6	5.5	-	50	1070	-				
595-TPS51120RHBR	TPS51120RHBR	QFN-32	4.5	28	1.05	5.5	-	20	580	0.75				
595-TPS51220RHBR	TPS51220RHBR	QFN-32	4.5	32	1	12	-	20	1000	1.3				
926-LM3489MMX/NOPB	LM3489MMX/NOPB	MSOP-8	4.5	35	1.24	2.5	-	4	1400	0.28				
926-LM5642XMTX/NOPB	LM5642XMTX/NOPB	TSSOP-28	4.5	36	1.3	5	-	3	500	-				
926-LM25117PSQE/NOPB	LM25117PSQE/NOPB	LLP-24	4.5	42	4.5	14	-	9	230	-				
595-TPS40200GDR	TPS40200GDR	SOIC-8	4.5	52	0.7	46	-	3	500	1.5				
595-TPS40200DRG4	TPS40200DRG4	SOIC-8	4.5	52	0.7	46	-	3	500	1.5				
595-TPS40210DGQ	TPS40210DGQ	MSOP PowerPAD-10	4.5	52	5	260	-	6	1000	-				
595-TPS40210DGQR	TPS40210DGQR	MSOP PowerPAD-10	4.5	52	5	260	-	6	1000	-				
595-TPS40210DRCT	TPS40210DRCT	SON-10	4.5	52	5	260	-	6	1000	-				
595-TPS40170RGYT	TPS40170RGYT	VQFN-20	4.5	60	-	-	-	20	600	-				
595-TPS51123ARGET	TPS51123ARGET	VQFN-24	5.5	28	2	5.5	-	-	-	-				
595-TPS51125RGER	TPS51125RGER	VQFN-24	5.5	28	2	5.5	-	20	460	0.55				
926-LM25117PMH/NOPB	LM25117PMH/NOPB	TSSOP-20	6	36	3.3	7.6	-	9	230	-				
595-TPS40055PWP	TPS40055PWP	HTSSOP-16	8	20	0.7	40	35	-	1000	1.5				
595-TPS40057PWP	TPS40057PWP	HTSSOP-16	8	20	0.7	40	35	-	1000	1.5				
595-TPS40055PWPR	TPS40055PWPR	HTSSOP-16	8	40	0.7	35	-	20	1000	1.5				
595-TPS40057PWPR	TPS40057PWPR	HTSSOP-16	8	40	0.7	35	-	20	1000	1.5				
595-TPS40061PWP	TPS40061PWP	HTSSOP-16	10	10	55	0.7	45	-	1000	1.5				
926-LM5020MMX-1/NOPB	LM5020MMX-1/NOPB	MSOP-8	13	100	1.25	7.7	-	2	50	-				
High-Current, Step-Down														
926-LP3906SQJXXINOPB	LP3906SQ-JXXI/NOPB	LLP-24	2.7	5.5	0.8/1.0	2.0/3.5	-	1.5/1.5/0.3/0.3	2000	0.04				
926-3907TL-JJ11/NOPB	LP3907TL-JJ11/NOPB	MicroSMD	2.8	5.5	-/1/1/1	3/3.5/3.5/3.5	-	1/0.6/0.3/0.3	2100	0.03				
926-LMZ14201HTZXNOPB	LMZ14201HTZX/NOPB	TO-PMOD-7	6	42	5	24	-	1	400	-				
Isolated Regulators														
595-TPS55010RTER	TPS55010RTER	WQFN-16	2.95	6	5	20	-	0.1	2000	-				
595-TPS55010RTET	TPS55010RTET	WQFN-16	2.95	6	5	20	-	0.1	2000	-				
Inverting Charge Pump Regulators														
595-TPS60401DBVT	TPS60401DBVT	SOT-23-5	0.06	1.6	-1.6	5.5	-5.25	-	25	0.07				
595-TPS60402DBVT	TPS60402DBVT	SOT-23-5	0.06	1.6	-1.6	5.5	-5.25	-	80	0.275				
595-TPS60403DBVT	TPS60403DBVT	SOT-23-5	0.06	1.6	-1.6	5.5	-5.25	-	400	0.4				
Inverting Regulators														
595-TPS63700DRCT	TPS63700DRCT	SON-10	0.36	2.7	-15	5.5	-2	-	1380	0.97				
595-TPS54372PWP	TPS54372PWP	HTSSOP-20	3	3	0.2	6	4.5	-	700	6.2				
595-TPS54356PWP	TPS54356PWP	HTSSOP-16	3	4.5	-	20	-	3.3	700	9				
595-MC34063ADR	MC34063ADR	SOIC-8	3	40	1.55	40	-	0.75	100	4				
595-TL497ACD	TL497ACD	SOIC-14	4.5	12	-25	30	-	0.5	-	11				

DUAL CHANNEL LDOS

For quantities greater than listed, call for quote.

MOUSER STOCK NO.	Texas Instruments Part No.	Package	I_{out} (Max) (A)	V_{do} (Typ) (mV)	I_q (Typ) (mA)	V_{in} (Min)	V_{in} (Max)	Accuracy (%)	Output Capacitor (μF)	Output Capacitor Type	Price Each 1	25	100	250
595-TLV7111323DDSET	TLV7111323DDSET	SON-6	0.2	150	0.03	2	5.5	2	-	Ceramic				
595-TLV7111518DDSET	TLV7111518DDSET	SON-6	0.2	150	0.03	2	5.5	2	-	Ceramic				
595-TLV7111533DDSET	TLV7111533DDSET	SON-6	0.2	150	0.03	2.0	5.5	2	0.1	Ceramic				
595-TLV7111833DDSET	TLV7111833DDSET	SON-6	0.2	150	0.03	2	5.5	2	-	Ceramic				
595-TLV71128518DDSET	TLV71128518DDSET	SON-6	0.2	150	0.03	2.0	5.5	2	0.1	Ceramic				
595-LV711285285DDSET	TLV711285285DDSET	SON-6	0.2	150	0.03	2	5.5	2	0.1	Ceramic				
595-TLV7113030DDSET	TLV7113030DDSET	SON-6	0.2	150	0.03	2.0	5.5	2	0.1	Ceramic				
595-TLV71133285DDSET	TLV71133285DDSET	SON-6	0.2	150	0.03	2.0	5.5	2	0.1	Ceramic				
595-TLV7113330DDSET	TLV7113330DDSET	SON-6	0.2	150	0.03	2.0	5.5	2	0.1	Ceramic				
595-TPS71933-33DRVR	TPS71933-33DRVR	SON-6	0.2	230	90	2.7	6.5	-	1	Ceramic				
595-TPS71202DRCT	TPS71202DRCT	SON-10	0.25	125	-	2.7	5.5	-	4.7	Ceramic				
926-3996SD-3333/NOPB	LP3996SD-3333/NOPB	LLP-10	0.3	210	0.035	2	6	2.75	1	Ceramic				
926-5996SD-1833/NOPB	LP5996SD-1833/NOPB	LLP-10	0.3	210	0.035	2	6	1.5	1	Ceramic				
926-5952TL-1.2/NOPB	LP5952TL-1.2/NOPB	MicroSMD	0.35	200	0.061	0.7	4.5	1.5	2.2	Ceramic				
595-TPS75005RGWT	TPS75005RGWT	QFN-20	0.5	60	0.175	4	6.5	5	10	Ceramic				
595-TPS7133QD	TPS7133QD	SOIC-8	0.5	146	-	2.5	10	-	10	Tantalum				
595-TPS7150QP	TPS7150QP	PDIP-8	0.5	146	-	5.146	10	-	10	Tantalum				
595-TPS70102PWP	TPS70102PWP	HTSSOP-20	0.5	170	-	2.7	6	-	10	Tantalum				
595-TPS70151PWP	TPS70151PWP	HTSSOP-20	0.5	170	-	3.47	6	-	10	Ceramic				

© Copyright 2014 Mouser Electronics
© Copyright 2014 Mouser Electronics

DUAL CHANNEL LDOS (CONT.)

For quantities greater than listed, call for quote.

MOUSER STOCK NO.	Texas Instruments Part No.	Package	I_{out} (Max) (A)	V_{do} (Typ) (mV)	I_q (Typ) (mA)	V_{in} (Min)	V_{in} (Max)	Accuracy (%)	Output Capacitor (µF)	Output Capacitor Type	Price Each 1	25	100	250
595-TPS70158PWP	TPS70158PWP	HTSSOP-20	0.5	170	-	3.47	6	-	10	Ceramic				
595-TPS767D301PWP	TPS767D301PWP	HTSSOP-28	1	350	-	3.65	10	-	10	Tantalum				
595-TPS767D318PWP	TPS767D318PWP	HTSSOP-28	1	350	-	3.65	10	-	10	Tantalum				
595-TPS767D325PWP	TPS767D325PWP	HTSSOP-28	1	350	-	3.65	10	-	10	Tantalum				
595-TPS70302PWP	TPS70302PWP	HTSSOP-24	2	160	-	2.7	6	-	22	Tantalum				
595-TPS70351PWP	TPS70351PWP	HTSSOP-24	2	160	-	2.7	6	-	22	Tantalum				
595-TPS70402PWP	TPS70402PWP	HTSSOP-24	2	160	-	2.7	6	-	22	Tantalum				
595-TPS70448PWP	TPS70448PWP	HTSSOP-24	2	160	-	2.7	6	-	22	Tantalum				

SINGLE CHANNEL LDOS

NEW PRODUCT

For quantities greater than listed, call for quote.

MOUSER STOCK NO.	Texas Instruments Part No.	Package	I_{out} (Max) (A)	V_{do} (Typ) (mV)	I_q (Typ) (mA)	V_{in} (Min)	V_{in} (Max)	Accuracy (%)	Output Capacitor (µF)	Output Capacitor Type	Price Each 1	25	100	250
595-TPS7A3001DGNT	TPS7A3001DGNT	MSOP PowerPAD-8	-0.2	-3	-36	-1.202	-33	1.5	2.2	Ceramic				
926-LM2937ESX12NOPB	LM2937ESX-12/NOPB	TO-263	0.05	0.25	2	-	26	5	10	Fixed				
926-LM2937IMPX15NOPB	LM2937IMPX-15/NOPB	SOT-223	0.05	0.25	2	-	26	5	10	Fixed				
926-LM2937IMPX50NOPB	LM2937IMPX-5.0/NOPB	SOT-223	0.05	0.25	2	-	26	5	10	Fixed				
926-LM2936DTX50NOPB	LM2936DTX-5.0/NOPB	TO-252	0.05	0.4	0.3	5.5	26	2	10	Fixed				
595-TPS77050DBVT	TPS77050DBVT	SOT-23-5	0.05	35	0.017	5.035	10	3	4.7	Tantalum				
926-LM9036MM33NOPB	LM9036MM-3.3/NOPB	MSOP	0.05	40	2.5	-45	40	5	1	Fixed				
595-TPS77033DBVR	TPS77033DBVR	SOT-23-5	0.05	48	0.017	3.348	10	3	4.7	Tantalum				
595-TPS72201DBVT	TPS72201DBVT	SOT-23-5	0.05	50	0.08	1.8	5.5	3	0.1	Ceramic				
595-TPS77030DBVT	TPS77030DBVT	SOT-23-5	0.05	57	0.017	3.057	10	3	4.7	Tantalum				
595-TPS79718DCKR	TPS79718DCKR	SC-70-5	0.05	105	0.0012	1.8	5.5	4	0.47	Ceramic				
595-TPS79733DCKR	TPS79733DCKR	SC-70-5	0.05	105	0.0012	1.8	5.5	4	0.47	Ceramic				
595-TPS79730DCKT	TPS79730DCKT	SC-70-5	0.05	110	0.0012	1.8	5.5	4	0.47	Ceramic				
926-LP2980AIM525NOPB	LP2980AIM5-2.5/NOPB	SOT-23-5	0.05	120	0.065	2.1	16	0.5	1	Tantalum				
926-2980AIM53.0/NOPB	LP2980AIM5-3.0/NOPB	SOT-23-5	0.05	120	0.065	2.1	16	0.5	1	Tantalum				
926-LP2980AIM533NOPB	LP2980AIM5-3.3/NOPB	SOT-23-5	0.05	120	0.065	2.1	16	0.5	1	Tantalum				
926-P2980AIM5X33NOPB	LP2980AIM5X-3.3/NOPB	SOT-23-5	0.05	120	0.065	2.1	16	0.5	1	Tantalum				
926-2980AIM55.0/NOPB	LP2980AIM5-5.0/NOPB	SOT-23-5	0.05	120	0.065	2.1	16	0.5	1	Tantalum				
926-LP2980IM52.5NOPB	LP2980IM5-2.5/NOPB	SOT-23-5	0.05	120	0.065	2.1	16	1	1	Tantalum				
926-LP2980IM53.3NOPB	LP2980IM5-3.3/NOPB	SOT-23-5	0.05	120	0.065	2.1	16	1	1	Tantalum				
926-LP2980IM55.0NOPB	LP2980IM5-5.0/NOPB	SOT-23-5	0.05	120	0.065	2.1	16	1	1	Tantalum				
926-LP2980IM5ADJNOPB	LP2980IM5-ADJ/NOPB	SOT-23-5	0.05	120	0.065	2.1	16	1	1	Tantalum				
926-2982IM5-3.3/NOPB	LP2982IM5-3.3/NOPB	SOT-23-5	0.05	120	0.065	2.1	16	1.5	1	Tantalum				
595-TPS76033DBVR	TPS76033DBVR	SOT-23-5	0.05	120	0.09	3.5	16	2	2.2	Tantalum				
595-TPS76038DBVT	TPS76038DBVT	SOT-23-5	0.05	120	0.09	4	16	2	2.2	Tantalum				
595-TPS76050DBVR	TPS76050DBVR	SOT-23-5	0.05	120	0.09	5.2	16	2	2.2	Tantalum				
926-LM2936DT-5.0NOPB	LM2936DT-5.0/NOPB	TO-252	0.05	200	0.015	14	40	3	-	-				
926-M2936HVBMA33NOPB	LM2936HVBMA-3.3/NOPB	SOIC-8	0.05	200	0.015	14	60	3	-	-				
926-LM2936HVMA50NOPB	LM2936HVMA-5.0/NOPB	SOIC-8	0.05	200	0.015	14	60	3	-	-				
926-LM2936M-3.3/NOPB	LM2936M-3.3/NOPB	SOIC-8	0.05	200	0.015	14	40	3	-	-				
926-LM2936M-5.0/NOPB	LM2936M-5.0/NOPB	SOIC-8	0.05	200	0.015	14	40	3	-	-				
926-LM2936MM-3.3NOPB	LM2936MM-3.3/NOPB	MiniSOIC-8	0.05	200	0.015	14	40	3	-	-				
926-LM2936MM-5.0NOPB	LM2936MM-5.0/NOPB	MiniSOIC-8	0.05	200	0.015	14	40	3	-	-				
926-LM2936MP-3.3NOPB	LM2936MP-3.3/NOPB	SOT-223	0.05	200	0.015	14	40	3	-	-				
926-LM2936MP-5.0NOPB	LM2936MP-5.0/NOPB	SOT-223	0.05	200	0.015	14	40	3	-	-				
926-LM2936MX-5.0NOPB	LM2936MX-5.0/NOPB	SOIC-8	0.05	200	0.015	14	40	3	-	-				
926-LM2936Z-5.0/NOPB	LM2936Z-5.0/NOPB	TO-92	0.05	200	0.015	14	40	3	-	-				
595-TPS7A4001DGNT	TPS7A4001DGNT	MSOP PowerPAD-8	0.05	290	0.02	7	100	2.5	4.7	Ceramic				
595-TPS7A4201DGNT	TPS7A4201DGNT	SOP-8	0.05	290	0.02	7	28	1	-	Ceramic				
595-TPS7A4101DGNT	TPS7A4101DGNT	SOP-8	0.05	290	0.02	7	50	1	-	Ceramic				
595-TPS71501DCKR	TPS71501DCKR	SC-70-5	0.05	415	0.0032	2.5	24	4	0.47	Ceramic				
595-TPS71518DCKR	TPS71518DCKR	SC-70-5	0.05	415	0.0032	2.5	24	4	0.47	Ceramic				
595-TPS71523DCKR	TPS71523DCKR	SC-70-5	0.05	415	0.0032	2.5	24	4	0.47	Ceramic				
595-TPS71525DCKR	TPS71525DCKR	SC-70-5	0.05	415	0.0032	2.5	24	4	0.47	Ceramic				
595-TPS71530DCKR	TPS71530DCKR	SC-70-5	0.05	415	0.0032	2.5	24	4	0.47	Ceramic				
595-TPS71530DCKRG4	TPS71530DCKRG4	SC-70-5	0.05	415	0.0032	2.5	24	4	0.47	Ceramic				
595-TPS71533DCKR	TPS71533DCKR	SC-70-5	0.05	415	0.0032	2.5	24	4	0.47	Ceramic				
595-TPS71550DCKR	TPS71550DCKR	SC-70-5	0.05	415	0.0032	2.5	24	4	0.47	Ceramic				
595-TPS715A01DRBT-NM	TPS715A01DRBT-NM	SON-8	0.08	670	0.003	2.5	24	4	-	Ceramic				
595-TPS71401DRVT	TPS71401DRVT	SON-6	0.08	670	0.0032	2.5	10	4	0.47	Ceramic				
595-TPS715A01DRBT	TPS715A01DRBT	SON-8	0.08	670	0.0032	2.5	24	4	0.47	Ceramic				
595-TPS715A01DRBTG4	TPS715A01DRBTG4	SON-8	0.08	670	0.0032	2.5	24	4	0.47	Ceramic				
595-TPS715A33DRVR	TPS715A33DRVR	SON-6	0.08	670	0.0032	2.5	24	4	0.47	Ceramic				
595-TPS715A30DRVT	TPS715A30DRVT	SON-6	0.08	670	0.032	3	24	4	0.47	Ceramic				
926-LM3480IM3-50	LM3480IM3-5.0	SOT-23	0.1	1	-	1.2	30	5	10	Fixed				
595-TPS79101DBVR	TPS79101DBVR	SOT-23-6	0.1	38	0.185	2.7	5.5	2	1	Ceramic				
595-TPS79118DBVR	TPS79118DBVR	SOT-23-5	0.1	38	0.185	2.7	5.5	2	1	Ceramic				
595-TPS79147DBVT	TPS79147DBVT	SOT-23-5	0.1	38	0.185	2.7	5.5	2	1	Ceramic				
926-LM9036M-3.3/NOPB	LM9036M-3.3/NOPB	SOIC-8	0.1	50	0.3	-45	55	5	22	Ceramic				
595-TPS79133DBVR	TPS79133DBVR	SOT-23-5	0.1	50	0.185	2.7	5.5	2	1	Ceramic				
595-TPS79133DBVT	TPS79133DBVT	SOT-23-5	0.1	50	0.185	2.7	5.5	2	1	Ceramic				
595-TPS79225DBVR	TPS79225DBVR	SOT-23-5	0.1	55	0.185	2.7	5.5	2	1	Ceramic				
595-TPS7A1601DGNT	TPS7A1601DGNT	MSOP-8	0.1	60	0.005	3	60	2	2.2	Ceramic				
595-TPS7A1633DGNT	TPS7A1633DGNT	SOP-8	0.1	60	0.005	3	60	2	2.2	Ceramic				
595-TPS7A1650DGNT	TPS7A1650DGNT	SOP-8	0.1	60	0.005	3	60	2	2.2	Ceramic				
595-REG101NA-5/250	REG101NA-5/250	SOT-23-5	0.1	60	0.4	1.8	10	1.5	-	Capacitor Free				
595-REG101UA-2.5	REG101UA-2.5	SOIC-8	0.1	60	0.4	1.8	10	1.5	-	Capacitor Free				
595-TPS76901DBVR	TPS76901DBVR	SOT-23-5	0.1	71	0.018	2.7	10	3	4.7	Tantalum				
595-TPS76912DBVR	TPS76912DBVR	SOT-23-5	0.1	71	0.018	2.7	10	3	4.7	Tantalum				
595-TPS76912DBVT	TPS76912DBVT	SOT-23-5	0.1	71	0.018	2.7	10	3	4.7	Tantalum				
595-TPS76915DBVT	TPS76915DBVT	SOT-23-5	0.1	71	0.018	2.7	10	3	4.7	Tantalum				
595-TPS76925DBVT	TPS76925DBVT	SOT-23-5	0.1	71	0.018	2.7	10	3	4.7	Tantalum				
595-LP2950-30LPR	LP2950-30LPR	TO-92-3	0.1	80	0.075	2	30	1.4	1	Any				
595-TPS76933DBVR	TPS76933DBVR	SOT-23-5	0.1	98	0.018	3.398	10	3	4.7	Tantalum				
595-TPS76933DBVT	TPS76933DBVT	SOT-23-5	0.1	98	0.018	3.398	10	3	4.7	Tantalum				
595-TPS76201DBVR	TPS76201DBVR	SOT-23-5	0.1	100	0.022	2.7	10	-	4.7	Tantalum				
595-TPS76201DBVT	TPS76201DBVT	SOT-23-5	0.1	100	0.022	2.7	10	-	4.7	Tantalum				
595-TPS76930DBVT	TPS76930DBVT	SOT-23-5	0.1	115	0.018	3.115	10	3	4.7	Tantalum				
595-TPS78918DBVT	TPS78918DBVT	SOT-23-5	0.1	115	0.018	2.7	13.5	-	4.7	Tantalum				
595-TPS78925DBVT	TPS78925DBVT	SOT-23-5	0.1	115	0.018	2.7	13.5	-	4.7	Tantalum				
595-TPS76928DBVT	TPS76928DBVT	SOT-23-5	0.1	122	0.018	2.922	10	3	4.7	Tantalum				
595-TPS76130DBVT	TPS76130DBVT	SOT-23-5	0.1	170	0.09	3.35	16	2	4.7	Tantalum				
595-TPS76150DBVR	TPS76150DBVR	SOT-23-5	0.1	170	0.09	5.38	16	2	4.7	Tantalum				
926-LP2981AIM530NOPB	LP2981AIM5-3.0/NOPB	SOT-23-5	0.1	200	0.065	2.1	16	0.75	3.3	Tantalum				

© Copyright 2014 Mouser Electronics

© Copyright 2014 Mouser Electronics

TEXAS INSTRUMENTS Power Management ICs

Products may be RoHS compliant. Check mouser.com for RoHS status.

SINGLE CHANNEL LDOS (CONT.)

NEW PRODUCT

For quantities greater than listed, call for quote.

MOUSER STOCK NO.	Texas Instruments Part No.	Package	I_{out} (Max) (A)	V_{do} (Typ) (mV)	I_q (Typ) (mA)	V_{in} (Min)	V_{in} (Max)	Accuracy (%)	Output Capacitor (μF)	Output Capacitor Type	Price Each 1	25	100	250
926-LP2981AIM533NOPB	LP2981AIM5-3.3/NOPB	SOT-23-5	0.1	200	0.065	2.1	16	0.75	3.3	Tantalum				
926-2981AIM55.0/NOPB	LP2981AIM5-5.0/NOPB	SOT-23-5	0.1	200	0.065	2.1	16	0.75	1	Tantalum				
926-2981IM5-2.5/NOPB	LP2981IM5-2.5/NOPB	SOT-23-5	0.1	200	0.065	2.1	16	0.75	1	Tantalum				
926-2981IM5-3.3/NOPB	LP2981IM5-3.3/NOPB	SOT-23-5	0.1	200	0.065	2.1	16	0.75	1	Tantalum				
926-2981IM5-5.0/NOPB	LP2981IM5-5.0/NOPB	SOT-23-5	0.1	200	0.065	2.1	16	0.75	1	Tantalum				
926-LP2981IM5X33NOPB	LP2981IM5X-3.3/NOPB	SOT-23	0.1	200	0.1	2.1	16	2	1	Fixed				
595-LP2981-28DBVR	LP2981-28DBVR	SOT-23-5	0.1	200	0.6	2.2	16	1.25	4.7	Tantalum				
595-LP2981-30DBVR	LP2981-30DBVR	SOT-23-5	0.1	200	0.6	2.2	16	1.25	4.7	Tantalum				
595-LP2981-33DBVR	LP2981-33DBVR	SOT-23-5	0.1	200	0.6	2.2	16	1.25	4.7	Tantalum				
595-LP2981-50DBVR	LP2981-50DBVR	SOT-23-5	0.1	200	0.6	2.2	16	1.25	4.7	Tantalum				
595-LP2981A-30DBVR	LP2981A-30DBVR	SOT-23-5	0.1	200	0.6	2.2	16	0.75	4.7	Tantalum				
595-LP2981A-33DBVR	LP2981A-33DBVR	SOT-23-5	0.1	200	0.6	2.2	16	0.75	4.7	Tantalum				
926-LM2931AM-5.0NOPB	LM2931AM-5.0/NOPB	SOIC-8	0.1	300	0.4	2.6	26	3.8	22	Tantalum				
926-LM2931AMX5.0NOPB	LM2931AMX-5.0/NOPB	SOIC-8	0.1	300	0.4	2.6	26	3.8	22	Tantalum				
926-LM2931AT-5.0NOPB	LM2931AT-5.0/NOPB	TO-220	0.1	300	0.4	2.6	26	3.8	22	Tantalum				
926-LM2931AZ-5.0NOPB	LM2931AZ-5.0/NOPB	TO-92	0.1	300	0.4	2.6	26	3.8	22	Tantalum				
926-LM2931CMX/NOPB	LM2931CMX/NOPB	SOIC-8	0.1	300	0.4	2.6	26	5	22	Tantalum				
926-LM2931M-5.0/NOPB	LM2931M-5.0/NOPB	SOIC-8	0.1	300	0.4	2.6	26	5	22	Tantalum				
926-LM2931Z-5.0/NOPB	LM2931Z-5.0/NOPB	TO-92	0.1	300	0.4	2.6	26	5	22	Tantalum				
926-2950ACZ-3.0/NOPB	LP2950ACZ-3.0/NOPB	TO-92	0.1	380	0.075	-0.3	30	0.5	1	Tantalum				
926-2950ACZ-5.0/NOPB	LP2950ACZ-5.0/NOPB	TO-92	0.1	380	0.075	-0.3	30	0.5	1	Tantalum				
926-2950CDT-3.3/NOPB	LP2950CDT-3.3/NOPB	TO-252	0.1	380	0.075	-0.3	30	0.5	1	Tantalum				
926-LP2950CDT5.0NOPB	LP2950CDT-5.0/NOPB	TO-252	0.1	380	0.075	-0.3	30	1	1	Tantalum				
926-LP2950CDTX50NOPB	LP2950CDTX-5.0/NOPB	TO-252	0.1	380	0.075	-0.3	30	1	1	Tantalum				
926-2950CZ-3.0/NOPB	LP2950CZ-3.0/NOPB	TO-92	0.1	380	0.075	-0.3	30	0.5	1	Tantalum				
926-2950CZ-3.3/NOPB	LP2950CZ-3.3/NOPB	TO-92	0.1	380	0.075	-0.3	30	0.5	1	Tantalum				
926-2950CZ-5.0/NOPB	LP2950CZ-5.0/NOPB	TO-92	0.1	380	0.075	-0.3	30	0.5	1	Tantalum				
926-LP2951ACM/NOPB	LP2951ACM/NOPB	SOIC-8	0.1	380	0.075	-0.3	30	0.5	1	Tantalum				
926-2951ACM-3.3/NOPB	LP2951ACM-3.3/NOPB	SOIC-8	0.1	380	0.075	-0.3	30	0.5	1	Tantalum				
926-LP2951ACMM/NOPB	LP2951ACMM/NOPB	MiniSOIC-8	0.1	380	0.075	-0.3	30	0.5	1	Tantalum				
926-LP2951ACMX/NOPB	LP2951ACMX/NOPB	SOIC-8	0.1	380	0.075	-0.3	30	0.5	1	Tantalum				
926-LP2951CM/NOPB	LP2951CM/NOPB	SOIC-8	0.1	380	0.075	-0.3	30	0.5	1	Tantalum				
926-LP2951CMX/NOPB	LP2951CMX/NOPB	MiniSOIC-8	0.1	380	0.075	-0.3	30	0.5	1	Tantalum				
926-2951CM-3.3/NOPB	LP2951CM-3.3/NOPB	SOIC-8	0.1	380	0.075	-0.3	30	0.5	1	Tantalum				
926-LP2951CN/NOPB	LP2951CN/NOPB	DIP-8	0.1	380	0.075	-0.3	30	0.5	1	Tantalum				
595-LP2950-33LPE3	LP2950-33LPE3	TO-92-3	0.1	380	0.075	3.75	30	1.4	2.2	Electrolytic				
595-LP2950-33LPRE3	LP2950-33LPRE3	TO-92-3	0.1	380	0.075	3.75	30	1.4	2.2	Electrolytic				
595-LP2950-50LPRE3	LP2950-50LPRE3	TO-92-3	0.1	380	0.075	5.45	30	1.4	1	Electrolytic				
595-LP2951-33DR	LP2951-33DR	SOIC-8	0.1	380	0.075	3.9	30	1.4	2.2	Electrolytic				
595-LP2951D	LP2951D	SOIC-8	0.1	380	0.075	1.68	30	1.4	2.2	Electrolytic				
926-LP2950CZ50LFT3	LP2950CZ-5.0/LFT3	TO-92	0.1	450	0.75	0.3	30	-	1	Fixed				
926-LP2950CZ50LFT7	LP2950CZ-5.0/LFT7	TO-92	0.1	450	0.75	0.3	30	0.5	1	Fixed				
926-LP2951ACM	LP2951ACM	SOIC-8	0.1	450	0.75	0.3	30	-	1	Ceramic				
926-LP2951ACMX	LP2951ACMX	SOIC-8	0.1	450	0.75	0.3	30	0.17	1	Ceramic				
926-LP2951ACSD/NOPB	LP2951ACSD/NOPB	LLP-8	0.1	450	0.75	0.3	30	0.17	0.33	Ceramic				
926-LP2951CMX	LP2951CMX	SOIC-8	0.1	450	0.75	0.3	30	0.17	1	Ceramic				
926-LP2975IMM33NOPB	LP2975IMM-3.3/NOPB	SO-8	0.1	680	0.32	1.8	24	2.5	180	Fixed				
926-LM3480IM3-12NOPB	LM3480IM3-12/NOPB	SOT-23-3	0.1	700	-	-	30	5	-	-				
926-LM3480IM33.3NOPB	LM3480IM3-3.3/NOPB	SOT-23-3	0.1	700	-	-	30	5	-	-				
926-LM3480IM35.0NOPB	LM3480IM3-5.0/NOPB	SOT-23-3	0.1	700	-	-	30	5	-	-				
926-LM3480IM3X12NOPB	LM3480IM3X-12/NOPB	SOT-23-3	0.1	700	-	-	30	5	-	-				
926-LM3480IM3X50NOPB	LM3480IM3X-5.0/NOPB	SOT-23-3	0.1	700	-	-	30	5	-	-				
926-LM3490IM53.3NOPB	LM3490IM5-3.3/NOPB	SOT-23-5	0.1	700	-	-	30	5	-	-				
595-TPS73101DBVR	TPS73101DBVR	SOT-23-5	0.15	30	0.4	1.7	5.5	1	-	Capacitor Free				
595-TPS73101DBVT	TPS73101DBVT	SOT-23-5	0.15	30	0.4	1.7	5.5	1	-	Capacitor Free				
595-TPS73118DBVT	TPS73118DBVT	SOT-23-5	0.15	30	0.4	1.9	5.5	1	-	Capacitor Free				
595-TPS73125DBVT	TPS73125DBVT	SOT-23-5	0.15	30	0.4	2.6	5.5	1	-	Capacitor Free				
595-TPS73133DBVT	TPS73133DBVT	SOT-23-5	0.15	30	0.4	3.4	5.5	1	-	Capacitor Free				
926-LM9076SX50NOPB	LM9076SX-5.0/NOPB	TO-263	0.15	50	-	14	40	3	10	Fixed				
926-LP3995ITLX18NOPB	LP3995ITLX-1.8/NOPB	SOT-23	0.15	60	-	2.5	6	2	1	-				
926-3985IM5-2.5/NOPB	LP3985IM5-2.5/NOPB	SOT-23-5	0.15	60	0.085	2.5	6	2	1	Ceramic				
926-3985IM5-3.0/NOPB	LP3985IM5-3.0/NOPB	SOT-23-5	0.15	60	0.085	2.5	6	2	1	Ceramic				
926-3985IM5-3.2/NOPB	LP3985IM5-3.2/NOPB	SOT-23-5	0.15	60	0.085	2.5	6	2	1	Ceramic				
926-3985IM5-3.3/NOPB	LP3985IM5-3.3/NOPB	SOT-23-5	0.15	60	0.085	2.5	6	2	1	Ceramic				
926-3985IM5-4.7/NOPB	LP3985IM5-4.7/NOPB	SOT-23-5	0.15	60	0.085	2.5	6	2	1	Ceramic				
926-3985ITL-3.3/NOPB	LP3985ITL-3.3/NOPB	MicroSMD	0.15	60	0.085	2.5	6	2	1	Ceramic				
926-3986TL-2518/NOPB	LP3986TL-2518/NOPB	MicroSMD	0.15	60	0.115	2.5	6	3	1	Ceramic				
926-3995ILD-1.8/NOPB	LP3995ILD-1.8/NOPB	LLP-6	0.15	60	0.085	2.5	6	-	1	Ceramic				
926-3999ITL-3.3/NOPB	LP3999ITL-3.3/NOPB	MicroSMD	0.15	60	0.085	2.5	6	-	1	Ceramic				
926-3990MF-1.8/NOPB	LP3990MF-1.8/NOPB	SOT-23-5	0.15	60	0.085	2.7	6	3	1	Ceramic				
926-3990TL-1.2/NOPB	LP3990TL-1.2/NOPB	MicroSMD	0.15	60	0.085	2.7	6	3	1	Ceramic				
926-3990TL-1.8/NOPB	LP3990TL-1.8/NOPB	MicroSMD	0.15	60	0.085	2.7	6	3	1	Ceramic				
926-LP3990MF-3.3NOPB	LP3990MF-3.3/NOPB	SOT-23-5	0.15	60	0.043	2	6	1.5	1	Ceramic				
926-3988IMF-3.0/NOPB	LP3988IMF-3.0/NOPB	SOT-23-5	0.15	80	0.085	2.7	6	3	1	Ceramic				
926-LP5900SD-1.8NOPB	LP5900SD-1.8/NOPB	LLP-6	0.15	80	0.025	2.5	5.5	2	0.47	Ceramic				
926-5900SD-2.5/NOPB	LP5900SD-2.5/NOPB	LLP-6	0.15	80	0.025	2.5	5.5	2	0.47	Ceramic				
926-5900SD-2.8/NOPB	LP5900SD-2.8/NOPB	LLP-6	0.15	80	0.025	2.5	5.5	2	0.47	Ceramic				
926-5900SD-3.0/NOPB	LP5900SD-3.0/NOPB	LLP-6	0.15	80	0.025	2.5	5.5	2	0.47	Ceramic				
926-LP5900SD-3.3NOPB	LP5900SD-3.3/NOPB	LLP-6	0.15	80	0.025	2.5	5.5	2	0.47	Ceramic				
926-LP5900TL-1.8NOPB	LP5900TL-1.8/NOPB	MicroSMD	0.15	80	0.025	2.5	5.5	2	0.47	Ceramic				
926-5900TL-2.5/NOPB	LP5900TL-2.5/NOPB	MicroSMD	0.15	80	0.025	2.5	5.5	2	0.47	Ceramic				
926-5900TL-2.6/NOPB	LP5900TL-2.6/NOPB	MicroSMD	0.15	80	0.025	2.5	5.5	2	0.47	Ceramic				
926-5900TL-2.65/NOPB	LP5900TL-2.65/NOPB	MicroSMD	0.15	80	0.025	2.5	5.5	2	0.47	Ceramic				
926-5900TL-2.85/NOPB	LP5900TL-2.85/NOPB	MicroSMD	0.15	80	0.025	2.5	5.5	2	0.47	Ceramic				
926-LP5900TL-3.0NOPB	LP5900TL-3.0/NOPB	MicroSMD	0.15	80	0.025	2.5	5.5	2	0.47	Ceramic				
926-LP5900TL-3.3NOPB	LP5900TL-3.3/NOPB	MicroSMD	0.15	80	0.025	2.5	5.5	2	0.47	Ceramic				
926-5900TL-4.5/NOPB	LP5900TL-4.5/NOPB	MicroSMD	0.15	80	0.025	2.5	5.5	2	0.47	Ceramic				
595-TPS77133DGK	TPS77133DGK	MSOP-8	0.15	115	0.09	3.415	10	2	10	Tantalum				
595-TPS78236DDCT	TPS78236DDCT	SOT-5	0.15	130	0.005	-0.3	6	3	1	Ceramic				
595-TPS78001DRVT	TPS78001DRVT	SON-6	0.15	130	0.0005	2.2	5.5	3	1	Ceramic				
595-TPS780330220DDCR	TPS780330220DDCR	TSOT-23-5	0.15	130	0.0005	2.2	5.5	3	1	Ceramic				
595-TPS78225DDCR	TPS78225DDCR	SOT-23-5	0.15	130	0.0005	2.2	5.5	2	1	Ceramic				
595-TPS78330DDCT	TPS78330DDCT	TSOT-23-5	0.15	130	0.0005	2.2	5.5	2	1	Ceramic				
926-LP5900TLX33NOPB	LP5900TLX-3.3/NOPB	uSMD-4	0.15	150	25	2.5	5.5	2	0.47	Fixed				
595-TPS72101DBVT	TPS72101DBVT	SOT-23-5	0.15	150	0.09	1.8	5.5	3	0.1	Ceramic				
595-TPS72116DBVT	TPS72116DBVT	SOT-23-5	0.15	150	0.09	1.9	5.5	3	0.1	Ceramic				
595-TPS72118DBVT	TPS72118DBVT	SOT-23-5	0.15	150	0.09	2.1	5.5	3	0.1	Ceramic				
595-TPS78833DBVR	TPS78833DBVR	SOT-23-5	0.15	150	0.018	2.7	10	3	4.7	Ceramic				
595-TPS71701DCKT	TPS71701DCKT	SC-70-5	0.15	170	0.05	2.5	6.5	3	1	Ceramic				

© Copyright 2014 Mouser Electronics
© Copyright 2014 Mouser Electronics

Products may be RoHS compliant. Check mouser.com for RoHS status.

NEW PRODUCT

SINGLE CHANNEL LDOS (CONT.)

For quantities greater than listed, call for quote.

MOUSER STOCK NO.	Texas Instruments Part No.	Package	I_{out} (Max) (A)	V_{do} (Typ) (mV)	I_q (Typ) (mA)	V_{in} (Min)	V_{in} (Max)	Accuracy (%)	Output Capacitor (μF)	Output Capacitor Type	Price Each 1	25	100	250
595-TPS71710DCKR	TPS71710DCKR	SC-70-5	0.15	170	0.05	2.5	6.5	3	1	Ceramic				
595-TPS71712DCKR	TPS71712DCKR	SC-70-5	0.15	170	0.05	2.5	6.5	3	1	Ceramic				
595-TPS71712DCKT	TPS71712DCKT	SC-70-5	0.15	170	0.05	2.5	6.5	3	1	Ceramic				
595-TPS71718DCKR	TPS71718DCKR	SC-70-5	0.15	170	0.05	2.5	6.5	3	1	Ceramic				
595-TPS71725DCKT	TPS71725DCKT	SC-70-5	0.15	170	0.05	2.5	6.5	3	1	Ceramic				
595-TPS71730DCKR	TPS71730DCKR	SC-70-5	0.15	170	0.05	2.5	6.5	3	1	Ceramic				
595-TPS71733DSER	TPS71733DSER	SON-6	0.15	170	0.05	2.5	6.5	3	1	Ceramic				
595-TPS71750DSET	TPS71750DSET	WSON-6	0.15	170	0.05	2.5	6.5	3	1	Ceramic				
926-LP2986IMX50NOPB	LP2986IMX-5.0/NOPB	SOIC-8	0.15	180	0.1	2.1	16	1	-	Fixed				
595-TPS76301DBVR	TPS76301DBVR	SOT-23-5	0.15	180	0.085	2.7	10	3	4.7	Tantalum				
595-TPS76301DBVT	TPS76301DBVT	SOT-23-5	0.15	180	0.085	2.7	10	3	4.7	Tantalum				
595-TPS76318DBVT	TPS76318DBVT	SOT-23-5	0.15	180	0.085	2.7	10	3	4.7	Tantalum				
595-TPS76350DBVR	TPS76350DBVR	SOT-23-5	0.15	180	0.085	5.18	10	3	4.7	Tantalum				
595-TPS76350DBVT	TPS76350DBVT	SOT-23-5	0.15	180	0.085	5.18	10	3	4.7	Tantalum				
926-5951MG-2.5/NOPB	LP5951MG-2.5/NOPB	SC-70-5	0.15	200	0.029	1.8	5.5	2	1	Ceramic				
926-5951MG-2.8/NOPB	LP5951MG-2.8/NOPB	SC-70-5	0.15	200	0.029	1.8	5.5	2	1	Ceramic				
926-9076BMA-3.3/NOPB	LM9076BMA-3.3/NOPB	SOIC-8	0.15	250	4.5	-50	70	1.5	22	Tantalum				
926-9076BMA-5.0/NOPB	LM9076BMA-5.0/NOPB	SOIC-8	0.15	250	4.5	-50	70	1.5	22	Tantalum				
926-LM9076S-3.3/NOPB	LM9076S-3.3/NOPB	TO-263	0.15	250	4.5	-50	70	1.5	22	Tantalum				
926-LM9076S-5.0/NOPB	LM9076S-5.0/NOPB	TO-263	0.15	250	4.5	-50	70	1.5	22	Tantalum				
926-9076SX-3.3/NOPB	LM9076SX-3.3/NOPB	TO-263	0.15	250	4.5	-50	70	1.5	22	Tantalum				
595-TPS7A4901DGNT	TPS7A4901DGNT	MSOP PowerPAD-8	0.15	260	0.061	3	36	1.5	2.2	Ceramic				
926-LP2985AIM525NOPB	LP2985AIM5-2.5/NOPB	SOT-23-5	0.15	280	0.065	2.5	16	1	2.2	Ceramic				
926-LP2985AIM528NOPB	LP2985AIM5-2.8/NOPB	SOT-23-5	0.15	280	0.065	2.5	16	1	2.2	Ceramic				
926-LP2985IM53.0NOPB	LP2985IM5-3.0/NOPB	SOT-23-5	0.15	280	0.065	2.5	16	1.5	2.2	Ceramic				
926-LP2985IM53.6NOPB	LP2985IM5-3.6/NOPB	SOT-23-5	0.15	280	0.065	2.5	16	1.5	2.2	Ceramic				
926-LP2985AIM545NOPB	LP2985AIM5-4.5/NOPB	SOT-23-5	0.15	280	0.065	2.5	16	1	2.2	Ceramic				
926-LP2985AIM550NOPB	LP2985AIM5-5.0/NOPB	SOT-23-5	0.15	280	0.065	2.5	16	1	2.2	Ceramic				
926-LP2985IM55.0NOPB	LP2985IM5-5.0/NOPB	SOT-23-5	0.15	280	0.065	2.5	16	1.5	2.2	Ceramic				
595-LP2985A-18DBVJ	LP2985A-18DBVJ	SOT-23-5	0.15	280	0.85	2.2	16	1	2.2	Ceramic				
595-LP2985A-18DBVR	LP2985A-18DBVR	SOT-23-5	0.15	280	0.85	2.05	16	1	4.7	Ceramic				
595-LP2985A-28DBVR	LP2985A-28DBVR	SOT-23-5	0.15	280	0.85	2.5	16	1	4.7	Ceramic				
595-LP2985A-33DBVR	LP2985A-33DBVR	SOT-23-5	0.15	280	0.85	2.5	16	1	4.7	Ceramic				
595-LP2985-50DBVR	LP2985-50DBVR	SOT-23-5	0.15	280	0.85	2.5	16	1.5	4.7	Ceramic				
595-LP2985-18DBVR	LP2985-18DBVR	SOT-23-5	0.15	280	0.85	2.05	16	1.5	4.7	Ceramic				
595-LP2985-33DBVT	LP2985-33DBVT	SOT-23-5	0.15	280	0.85	2.5	16	1.5	4.7	Ceramic				
595-LP2985-33DBVTE4	LP2985-33DBVTE4	SOT-23-5	0.15	280	0.85	2.5	16	1.5	4.7	Ceramic				
595-TPS76333DBVR	TPS76333DBVR	SOT-23-5	0.15	300	0.085	3.3	10	3	4.7	Tantalum				
595-TPS76433DBVR	TPS76433DBVR	SOT-23-5	0.15	300	0.085	3.3	10	3	4.7	Tantalum				
595-TPS76333DBVT	TPS76333DBVT	SOT-23-5	0.15	300	0.085	3.3	10	3	4.7	Tantalum				
595-TPS76333DBVRG4	TPS76333DBVRG4	SOT-23-5	0.15	300	0.1	2.7	10	3	0.047	Ceramic				
595-TPS76333DBVTG4	TPS76333DBVTG4	SOT-23-5	0.15	300	0.1	2.7	10	3	0.047	Ceramic				
595-TPS79301DBVRG4	TPS79301DBVRG4	SOT-23-5	0.15	300	0.1	2.7	10	3	0.047	Ceramic				
595-TPS76325DBVRG4	TPS76325DBVRG4	SOT-23-5	0.15	300	0.2	2.7	10	3	0.047	Ceramic				
595-TPS76330DBVT	TPS76330DBVT	SOT-23-5	0.15	322	0.085	3.322	10	3	4.7	Tantalum				
595-TPS76328DBVT	TPS76328DBVT	SOT-23-5	0.15	339	0.085	3.149	10	3	4.7	Tantalum				
926-LP3985IM550NOPB	LP3985IM5-5.0/NOPB	SOT-23	0.15	350	0.15	2.5	6	2	0.7	Fixed				
595-TLV71725PDQNT	TLV71725PDQNT	X2SON-4	0.15	360	0.0035	1.7	5.5	1.5	0.1	Ceramic				
595-TLV717285PDQNT	TLV717285PDQNT	X2SON-4	0.15	360	0.0035	1.7	5.5	1.5	0.1	Ceramic				
595-TLV71730PDQNT	TLV71730PDQNT	X2SON-4	0.15	360	0.0035	1.7	5.5	1.5	0.1	Ceramic				
595-TLV71736PDQNT	TLV71736PDQNT	X2SON-4	0.15	360	0.0035	1.7	5.5	1.5	0.1	Ceramic				
595-TPS76325DBVR	TPS76325DBVR	SOT-23-5	0.15	360	0.085	2.7	10	3	4.7	Tantalum				
595-TPS76325DBVT	TPS76325DBVT	SOT-23-5	0.15	360	0.085	2.7	10	3	4.7	Tantalum				
595-TLV71712PDQNT	TLV71712PDQNT	X2SON-4	0.15	360	0.35	1.7	5.5	1.5	0.1	Ceramic				
595-TLV71713PDQNT	TLV71713PDQNT	X2SON-4	0.15	360	0.35	1.7	5.5	1.5	0.1	Ceramic				
595-TLV71715PDQNT	TLV71715PDQNT	X2SON-4	0.15	360	0.35	1.7	5.5	1.5	0.1	Ceramic				
595-TLV71718PDQNT	TLV71718PDQNT	X2SON-4	0.15	360	0.35	1.7	5.5	1.5	0.1	Ceramic				
595-TLV71728PDQNT	TLV71728PDQNT	X2SON-4	0.15	360	0.35	1.7	5.5	1.5	0.1	Ceramic				
595-TLV71733PDQNT	TLV71733PDQNT	X2SON-4	0.15	360	0.35	1.7	5.5	1.5	0.1	Ceramic				
595-TLV70436DBVT	TLV70436DBVT	SOT-23-5	0.15	400	0.0032	2.5	24	2	0.47	Ceramic				
595-TLV70130DBVT	TLV70130DBVT	SSOT-23	0.15	400	0.032	2.5	24	2	-	Ceramic				
595-TLV70133DBVT	TLV70133DBVT	SSOT-23	0.15	400	0.032	2.5	24	2	-	Ceramic				
595-TLV70430DBVT	TLV70430DBVT	SOT-23-5	0.15	400	0.003	2.5	24	2	1	Ceramic				
595-TLV70433DBVT	TLV70433DBVT	SOT-23-5	0.15	400	0.003	2.5	24	2	1	Ceramic				
595-TLV70450DBVT	TLV70450DBVT	SOT-23-5	0.15	400	0.003	2.5	24	1	1	Ceramic				
926-2985AIM51.8/NOPB	LP2985AIM5-1.8/NOPB	SOT-23-5	0.15	600	2	2.2	16	1	1	Ceramic				
926-2985AIM52.7/NOPB	LP2985AIM5-2.7/NOPB	SOT-23-5	0.15	600	2	2.2	16	1	1	Ceramic				
926-2985AIM53.0/NOPB	LP2985AIM5-3.0/NOPB	SOT-23-5	0.15	600	2	2.2	16	1	1	Ceramic				
926-2985AIM53.3/NOPB	LP2985AIM5-3.3/NOPB	SOT-23-5	0.15	600	2	2.2	16	1	1	Ceramic				
926-2985IM5-1.8/NOPB	LP2985IM5-1.8/NOPB	SOT-23-5	0.15	600	2	2.2	16	1	1	Ceramic				
926-2985IM5-2.5/NOPB	LP2985IM5-2.5/NOPB	SOT-23-5	0.15	600	2	2.2	16	1	1	Ceramic				
926-2985IM5-2.7/NOPB	LP2985IM5-2.7/NOPB	SOT-23-5	0.15	600	2	2.2	16	1	1	Ceramic				
926-2985IM5-3.3/NOPB	LP2985IM5-3.3/NOPB	SOT-23-5	0.15	600	2	2.2	16	1	1	Ceramic				
926-2985IM5-3.5/NOPB	LP2985IM5-3.5/NOPB	SOT-23-5	0.15	600	2	2.2	16	1	1	Ceramic				
595-TL750L05CD	TL750L05CD	SOIC-8	0.15	600	1	6	26	4	10	Tantalum				
595-TL750L05CLP	TL750L05CLP	TO-92-3	0.15	600	1	6	26	4	10	Tantalum				
595-TL750L08CD	TL750L08CD	SOIC-8	0.15	600	1	9	26	4	10	Tantalum				
595-TL750L10CD	TL750L10CD	SOIC-8	0.15	600	1	11	26	4	10	Tantalum				
595-TL750L10CLPR	TL750L10CLPR	TO-92-3	0.15	600	1	6	26	4	10	Tantalum				
595-TL750L12CD	TL750L12CD	SOIC-8	0.15	600	1	13	26	4	10	Tantalum				
595-TL751L05CD	TL751L05CD	SOIC-8	0.15	600	1	6	26	4	10	Tantalum				
595-TL751L10CD	TL751L10CD	SOIC-8	0.15	600	1	11	26	4	10	Tantalum				
595-TL751L10CP	TL751L10CP	PDIP-8	0.15	600	1	11	26	4	10	Tantalum				
595-SN105125DBVR	SN105125DBVR	SOT-23-5	0.15	1000	0.15	3	5.25	2	1	Ceramic				
926-LP3988IMF33NOPB	LP3988IMF-3.3/NOPB	SOT-23	0.15	1150	0.1	2.5	6	2	1	Fixed				
926-2966IMM2525/NOPB	LP2966IMM-2525/NOPB	MiniSOIC-8	0.15	1350	0.34	2.7	7	1	1	Tantalum				
926-2966IMM3325/NOPB	LP2966IMM-3325/NOPB	MiniSOIC-8	0.15	1350	0.34	2.7	7	1	1	Tantalum				
595-TLV70025DDCT	TLV70025DDCT	TSOT-23-5	0.2	0.175	0.031	2	5.5	2	1	Ceramic				
595-TLV70029DSET	TLV70029DSET	WSON-6	0.2	0.175	0.031	2	5.5	2	1	Ceramic				
595-TLV70033DCKT	TLV70033DCKT	SC-70-5	0.2	0.175	0.031	2	5.5	2	1	Ceramic				
595-TPS79301DBVR	TPS79301DBVR	SOT-23-6	0.2	77	0.18	2.7	5.5	2	2.2	Ceramic				
595-TPS79318DBVR	TPS79318DBVR	SOT-23-5	0.2	77	0.18	2.7	5.5	2	2.2	Ceramic				
595-TPS79325DBVR	TPS79325DBVR	SOT-23-5	0.2	77	0.18	2.7	5.5	2	2.2	Ceramic				
595-TPS793475DBVR	TPS793475DBVR	SOT-23-5	0.2	77	0.18	2.7	5.5	2	2.2	Ceramic				
595-TPS79901DDCR	TPS79901DDCR	TO/SOT-5	0.2	90	0.04	2.7	6.5	2	2.2	Ceramic				
595-TPS79901DRVT	TPS79901DRVT	SON-6	0.2	90	0.04	2.7	6.5	2	2.2	Ceramic				
595-TPS79933DDCR	TPS79933DDCR	TO/SOT-5	0.2	90	0.04	2.7	6.5	2	2.2	Ceramic				
595-TPS79933DRVR	TPS79933DRVR	SON-6	0.2	90	0.04	2.7	6.5	2	2.2	Ceramic				
595-TPS79933YZUT	TPS79933YZUT	DSBGA-5	0.2	90	0.04	2.7	6.5	2	2.2	Ceramic				

© Copyright 2014 Mouser Electronics

© Copyright 2014 Mouser Electronics

TEXAS INSTRUMENTS Power Management ICs

Products may be RoHS compliant. Check mouser.com for RoHS status.

NEW PRODUCT

SINGLE CHANNEL LDOS (CONT.)

For quantities greater than listed, call for quote.

MOUSER STOCK NO.	Texas Instruments Part No.	Package	I_{out} (Max) (A)	V_{do} (Typ) (mV)	I_q (Typ) (mA)	V_{in} (Min)	V_{in} (Max)	Accuracy (%)	Output Capacitor (μF)	Output Capacitor Type	Price Each 1	25	100	250
926-LP5904TME285NOPB	LP5904TME-2.85/NOPB	uSMD-4	0.2	95	11	2.2	5.5	2	1	Ceramic				
595-TPS79912DDCT	TPS79912DDCT	TSOT-23-5	0.2	100	0.04	2.7	6.5	2	2.2	Ceramic				
595-TPS79912DRVT	TPS79912DRVT	SON-6	0.2	100	0.04	2.7	6.5	2	2.2	Ceramic				
595-TPS79912YZUT	TPS79912YZUT	DSBGA-5	0.2	100	0.04	2.7	6.5	2	2.2	Ceramic				
595-TPS79915DDCT	TPS79915DDCT	TO/SOT-5	0.2	100	0.04	2.7	6.5	2	2.2	Ceramic				
595-TPS79918DDCR	TPS79918DDCR	TO/SOT-5	0.2	100	0.04	2.7	6.5	2	2.2	Ceramic				
595-TPS79918DRVT	TPS79918DRVT	SON-6	0.2	100	0.04	2.7	6.5	2	2.2	Ceramic				
595-TPS79925DDCT	TPS79925DDCT	TO/SOT-5	0.2	100	0.04	2.7	6.5	2	2.2	Ceramic				
595-TPS79927DDCR	TPS79927DDCR	TO/SOT-5	0.2	100	0.04	2.7	6.5	2	2.2	Ceramic				
595-TPS79928DRVT	TPS79928DRVT	SON-6	0.2	100	0.04	2.7	6.5	2	2.2	Ceramic				
595-TPS79930DDCT	TPS79930DDCT	TO/SOT-5	0.2	100	0.04	2.7	6.5	2	2.2	Ceramic				
595-TPS79333DBVR	TPS79333DBVR	SOT-23-5	0.2	102	0.18	2.7	5.5	2	2.2	Ceramic				
595-TPS79333DBVRQ1	TPS79333DBVRQ1	SOT-23-5	0.2	102	0.17	2.7	5.5	2	2.2	Ceramic				
595-TPS79330DBVR	TPS79330DBVR	SOT-23-5	0.2	112	0.18	2.7	5.5	2	2.2	Ceramic				
595-TPS73001DBVR	TPS73001DBVR	SOT-23-6	0.2	120	0.18	2.7	5.5	2	2.2	Ceramic				
595-TPS73001DBVT	TPS73001DBVT	SOT-23-6	0.2	120	0.18	2.7	5.5	2	2.2	Ceramic				
595-TPS73018DBVT	TPS73018DBVT	SOT-23-5	0.2	120	0.18	2.7	5.5	2	2.2	Ceramic				
595-TPS73025DBVT	TPS73025DBVT	SOT-23-5	0.2	120	0.18	2.7	5.5	2	2.2	Ceramic				
595-TPS73028DBVT	TPS73028DBVT	SOT-23-5	0.2	120	0.18	2.7	5.5	2	2.2	Ceramic				
595-TPS73030DBVT	TPS73030DBVT	SOT-23-5	0.2	120	0.18	2.7	5.5	2	2.2	Ceramic				
595-TPS73033DBVR	TPS73033DBVR	SOT-23-5	0.2	120	0.18	2.7	5.5	2	2.2	Ceramic				
595-TPS73033DBVTG4	TPS73033DBVTG4	SOT-23-5	0.2	120	0.18	2.7	5.5	2	3.3	Ceramic				
595-TPS72711YFFT	TPS72711YFFT	DSBGA-4	0.2	130	0.0079	2	5.5	2	1	Ceramic				
595-TPS72710DSET	TPS72710DSET	SON-6	0.2	130	0.008	2	5.5	2	-	Ceramic				
595-TLV70525YFPT	TLV70525YFPT	BGA-4	0.2	145	0.03	-0.3	6	0.5	0.1	Ceramic				
595-TLV70530YFPT	TLV70530YFPT	BGA-4	0.2	145	0.03	-0.3	6	0.5	0.1	Ceramic				
595-TLV70518YFPT	TLV70518YFPT	BGA-4	0.2	145	0.03	2	5.5	0.5	-	Ceramic				
595-TLV70528YFPT	TLV70528YFPT	BGA-4	0.2	145	0.03	2	5.5	0.5	-	Ceramic				
595-TLV70533YFFT	TLV70533YFFT	BGA-4	0.2	145	1.03	2	5.5	1.5	-	Ceramic				
595-TLV70533YFPT	TLV70533YFPT	BGA-4	0.2	145	2.03	2	5.5	2.5	-	Ceramic				
595-TLV70032DDCT	TLV70032DDCT	SOT-5	0.2	175	0.03	2	5.5	2	1	Ceramic				
595-TLV70036DDCT	TLV70036DDCT	SOT-5	0.2	175	0.03	2	5.5	2	1	Ceramic				
595-TLV70036DSET	TLV70036DSET	WSON-6	0.2	175	0.03	2	5.5	2	-	Ceramic				
595-TLV70019DDCT	TLV70019DDCT	SOT-5	0.2	175	0.031	2	5.5	2	1	Ceramic				
595-TLV70012DSET	TLV70012DSET	WSON-6	0.2	175	0.31	2	5.5	2	0.1	Ceramic				
595-TLV70022DDCT	TLV70022DDCT	SOT-5	0.2	175	0.031	2	5.5	2	1	Ceramic				
926-2986AIM-3.3/NOPB	LP2986AIM-3.3/NOPB	SOIC-8	0.2	180	0.1	2.1	16	0.5	4.7	Tantalum				
926-2986IM-3.3/NOPB	LP2986IM-3.3/NOPB	SOIC-8	0.2	180	0.1	2.1	16	1	4.7	Tantalum				
926-2986IM-5.0/NOPB	LP2986IM-5.0/NOPB	SOIC-8	0.2	180	0.1	2.1	16	1	4.7	Tantalum				
926-2987IM-3.3/NOPB	LP2987IM-3.3/NOPB	SOIC-8	0.2	180	0.1	2.1	16	1	4.7	Tantalum				
926-2987IM-5.0/NOPB	LP2987IM-5.0/NOPB	SOIC-8	0.2	180	0.1	2.1	16	1	4.7	Tantalum				
926-2988AIM-5.0/NOPB	LP2988AIM-5.0/NOPB	SOIC-8	0.2	180	0.1	2.1	16	0.5	4.7	Tantalum				
926-2988IM-5.0/NOPB	LP2988IM-5.0/NOPB	SOIC-8	0.2	180	0.1	2.1	16	1	4.7	Tantalum				
595-TPS7A3401DGNT	TPS7A3401DGNT	MSOP PowerPAD-8	0.2	216	0.05	-3	-20	1.5	2.2	Ceramic				
595-TPS728185295YZUT	TPS728185295YZUT	BGA-5	0.2	230	0.005	-0.3	7	3	1	Ceramic				
595-TPS728285180YZUT	TPS728285180YZUT	BGA-5	0.2	230	0.05	2.7	6.5	3	-	Ceramic				
595-TPS728330185DRVT	TPS728330185DRVT	SON-6	0.2	230	0.05	2.7	6.5	3	-	Ceramic				
595-TLV70730DQNT	TLV70730DQNT	SON-4x2	0.2	250	0.025	2	5.5	1.5	1	Ceramic				
595-TLV70718DQNT	TLV70718DQNT	SON-4	0.2	250	0.25	2	5.5	1.5	0.1	Ceramic				
595-TPS72301DBVT	TPS72301DBVT	SOT-23-5	0.2	280	0.13	-10	-2.7	2	2.2	Ceramic				
595-TPS72325DBVT	TPS72325DBVT	SOT-23-5	0.2	280	0.13	-10	-3	2	2.2	Ceramic				
595-TPS79301DBVRQ1	TPS79301DBVRQ1	SOT-23-6	0.2	-	0.17	2.7	5.5	2	2.2	Ceramic				
595-TPS73201DBVT	TPS73201DBVT	SOT-23-5	0.25	40	0.4	1.7	5.5	1	-	Capacitor Free				
595-TPS73201DCQ	TPS73201DCQ	SOT-223-6	0.25	40	0.4	1.7	5.5	1	-	Capacitor Free				
595-TPS73201DRBT	TPS73201DRBT	SON-8	0.25	40	0.4	1.7	5.5	1	-	Capacitor Free				
595-TPS73225DBVT	TPS73225DBVT	SOT-23-5	0.25	40	0.4	2.65	5.5	1	-	Capacitor Free				
595-TPS73233DBVT	TPS73233DBVT	SOT-23-5	0.25	40	0.4	3.45	5.5	1	-	Capacitor Free				
595-TPS73233DCQ	TPS73233DCQ	SOT-223-6	0.25	40	0.4	3.45	5.5	1	-	Capacitor Free				
595-TPS71219DRCT	TPS71219DRCT	SON-10	0.25	125	-	2.7	5.5	3	4.7	Ceramic				
595-TPS73433DDCT	TPS73433DDCT	TSOT-23-5	0.25	125	0.044	3.6	6.5	2	2	Ceramic				
595-TPS79401DCQ	TPS79401DCQ	SOT-223-6	0.25	145	0.172	2.7	5.5	3	2.2	Ceramic				
595-TPS79401DGNT	TPS79401DGNT	MSOP PowerPAD-8	0.25	145	0.172	2.7	5.5	3	2.2	Ceramic				
595-TPS79418DGNT	TPS79418DGNT	MSOP PowerPAD-8	0.25	145	0.172	2.7	5.5	3	2.2	Ceramic				
595-TPS79425DCQ	TPS79425DCQ	SOT-223-6	0.25	145	0.172	2.7	5.5	3	2.2	Ceramic				
595-TPS79425DGNT	TPS79425DGNT	MSOP PowerPAD-8	0.25	145	0.172	2.7	5.5	3	2.2	Ceramic				
595-TPS79428DGNT	TPS79428DGNT	MSOP PowerPAD-8	0.25	155	0.172	2.7	5.5	3	2.2	Ceramic				
595-TPS7250QD	TPS7250QD	SOIC-8	0.25	190	0.18	5.41	10	2	10	Tantalum				
595-TPS77333DGK	TPS77333DGK	MSOP-8	0.25	200	0.09	3.5	10	2	10	Tantalum				
595-TPS76633D	TPS76633D	SOIC-8	0.25	230	0.033	3.53	10	-	4.7	Tantalum				
595-TPS76628D	TPS76628D	SOIC-8	0.25	310	0.033	3.11	10	-	4.7	Tantalum				
926-2992AILD1.8/NOPB	LP2992AILD-1.8/NOPB	LLP-6	0.25	450	0.065	2.5	16	1	4.7	Ceramic				
926-2992AIM51.5/NOPB	LP2992AIM5-1.5/NOPB	SOT-23-5	0.25	450	0.065	2.5	16	1	4.7	Ceramic				
926-LP2992AIM518NOPB	LP2992AIM5-1.8/NOPB	SOT-23-5	0.25	450	0.065	2.5	16	1	4.7	Ceramic				
926-2992AIM52.5/NOPB	LP2992AIM5-2.5/NOPB	SOT-23-5	0.25	450	0.065	2.5	16	1	4.7	Ceramic				
926-2992AIM53.3/NOPB	LP2992AIM5-3.3/NOPB	SOT-23-5	0.25	450	0.065	2.5	16	1	4.7	Ceramic				
926-LP2992AIM550NOPB	LP2992AIM5-5.0/NOPB	SOT-23-5	0.25	450	0.065	2.5	16	1	4.7	Ceramic				
926-2992ILD-1.8/NOPB	LP2992ILD-1.8/NOPB	LLP-6	0.25	450	0.065	2.5	16	1.5	4.7	Ceramic				
926-2992IM5-1.5/NOPB	LP2992IM5-1.5/NOPB	SOT-23-5	0.25	450	0.065	2.5	16	1.5	4.7	Ceramic				
926-LP2992IM51.8NOPB	LP2992IM5-1.8/NOPB	SOT-23-5	0.25	450	0.065	2.5	16	1.5	4.7	Ceramic				
926-LP2992IM53.0NOPB	LP2992IM5-3.0/NOPB	SOT-23-5	0.25	450	0.065	2.5	16	1.5	4.7	Ceramic				
926-2992IM5-3.3/NOPB	LP2992IM5-3.3/NOPB	SOT-23-5	0.25	450	0.065	2.5	16	1.5	4.7	Ceramic				
926-2992IM5-5.0/NOPB	LP2992IM5-5.0/NOPB	SOT-23-5	0.25	450	0.065	2.5	16	1.5	4.7	Ceramic				
926-LP2952IM/NOPB	LP2952IM/NOPB	SOIC-8	0.25	470	0.13	-20	30	0.5	2.2	Tantalum				
926-LP2953AIM/NOPB	LP2953AIM/NOPB	SOIC-8	0.25	470	0.13	-20	30	0.5	2.2	Tantalum				
926-LP2953IM/NOPB	LP2953IM/NOPB	SOIC-8	0.25	470	0.13	-20	30	0.5	2.2	Tantalum				
926-LP2957IS/NOPB	LP2957IS/NOPB	TO-263	0.25	470	0.15	-20	30	0.5	2.2	Tantalum				
926-LP2954AISX/NOPB	LP2954AISX/NOPB	TO-263	0.25	600	0.9	1.23	30	0.17	1	Fixed				
926-LP2954AIS/NOPB	LP2954AIS/NOPB	TO-263	0.25	800	0.21	-20	30	1.2	6.5	Tantalum				
926-LP2954AIT/NOPB	LP2954AIT/NOPB	TO-220	0.25	800	0.21	-20	30	0.5	2.2	Tantalum				
926-LP2954IS/NOPB	LP2954IS/NOPB	TO-263	0.25	800	0.21	-20	30	0.5	2.2	Tantalum				
926-LP2954IT/NOPB	LP2954IT/NOPB	TO-220	0.25	800	0.21	-20	30	0.5	2.2	Tantalum				
926-3991TL-1.2/NOPB	LP3991TL-1.2/NOPB	MicroSMD	0.3	75	0.05	1.65	3.6	1	4.7	Ceramic				
926-3991TL-2.8/NOPB	LP3991TL-2.8/NOPB	MicroSMD	0.3	75	0.05	1.65	3.6	1	4.7	Ceramic				
926-3982ILD-1.8/NOPB	LP3982ILD-1.8/NOPB	LLP-8	0.3	120	0.09	2.5	6	2	2.2	Ceramic				
926-LP3982ILDADJNOPB	LP3982ILD-ADJ/NOPB	LLP-8	0.3	120	0.09	2.5	6	2	2.2	Ceramic				
926-LP3982IMM1.8NOPB	LP3982IMM-1.8/NOPB	MiniSOIC-8	0.3	120	0.09	2.5	6	2	2.2	Ceramic				
926-3982IMM-3.3/NOPB	LP3982IMM-3.3/NOPB	MiniSOIC-8	0.3	120	0.09	2.5	6	2	2.2	Ceramic				
926-3982IMM-ADJ/NOPB	LP3982IMM-ADJ/NOPB	MiniSOIC-8	0.3	120	0.09	2.5	6	2	2.2	Ceramic				
926-3981ILD-2.5/NOPB	LP3981ILD-2.5/NOPB	LLP-6	0.3	132	0.07	2.5	6	2	2.2	Ceramic				

© Copyright 2014 Mouser Electronics
© Copyright 2014 Mouser Electronics

Products may be RoHS compliant. Check mouser.com for RoHS status.

SINGLE CHANNEL LDOS (CONT.)

NEW PRODUCT

For quantities greater than listed, call for quote.

MOUSER STOCK NO.	Texas Instruments Part No.	Package	I_{out} (Max) (A)	V_{do} (Typ) (mV)	I_q (Typ) (mA)	V_{in} (Min)	V_{in} (Max)	Accuracy (%)	Output Capacitor (µF)	Output Capacitor Type	Price Each 1	25	100	250
926-3981IMM-3.3/NOPB	LP3981IMM-3.3/NOPB	MiniSOIC-8	0.3	132	0.07	2.5	6	2	2.2	Ceramic				
595-TLV70228DSET	TLV70228DSET	SON-6	0.3	220	0.03	2.0	5.5	2	0.1	Ceramic				
595-TLV70212DBVT	TLV70212DBVT	SSOT-23	0.3	220	0.03	2	5.5	2	-	Ceramic				
595-TLV70233DSET	TLV70233DSET	SON-6	0.3	220	0.03	2.0	5.5	2	0.1	Ceramic				
595-TLV70236DSET	TLV70236DSET	SON-6	0.3	220	0.03	2.0	5.5	2	0.1	Ceramic				
595-TLV70245DBVT	TLV70245DBVT	SOT-23-5	0.3	220	0.35	2	5.5	2	0.1	Ceramic				
595-TLV71211DSET	TLV71211DSET	WSON-6	0.3	260	0.0035	2.0	5.5	2	0.1	Ceramic				
595-TPS7A6201QKTTRQ1	TPS7A6201QKTTRQ1	TO-263-5	0.3	300	0.025	4	40	2	1	Ceramic				
595-TPS73601DBVT	TPS73601DBVT	SOT-23-5	0.4	75	0.3	1.7	5.5	1	-	Capacitor Free				
595-TPS73601DCQ	TPS73601DCQ	SOT-223-6	0.4	75	0.3	1.7	5.5	1	-	Capacitor Free				
595-TPS73601DCQR	TPS73601DCQR	SOT-223-6	0.4	75	0.3	1.7	5.5	1	-	Capacitor Free				
595-TPS73601DRBR	TPS73601DRBR	SON-8	0.4	75	0.3	1.7	5.5	1	-	Capacitor Free				
595-TPS73601DRBT	TPS73601DRBT	SON-8	0.4	75	0.3	1.7	5.5	1	-	Capacitor Free				
595-TPS736125DRBT	TPS736125DRBT	SON-8	0.4	75	0.3	1.7	5.5	1	-	Capacitor Free				
595-TPS73625DBVT	TPS73625DBVT	SOT-23-5	0.4	75	0.3	2.7	5.5	1	-	Capacitor Free				
595-TPS73625DCQ	TPS73625DCQ	SOT-223-6	0.4	75	0.3	2.7	5.5	1	-	Capacitor Free				
595-TPS73633DBVT	TPS73633DBVT	SOT-23-5	0.4	75	0.3	3.5	5.5	1	-	Capacitor Free				
595-TPS73633DCQ	TPS73633DCQ	SOT-223-5	0.4	75	0.3	3.5	5.5	1	-	Capacitor Free				
595-REG113NA-3.3/250	REG113NA-3.3/250	SOT-23-5	0.4	250	0.4	1.8	10	1.5	-	Capacitor Free				
595-REG113NA-3.3/3K	REG113NA-3.3/3K	SOT-23-5	0.4	250	0.4	1.8	10	1.5	-	Capacitor Free				
595-REG113NA-5/250	REG113NA-5/250	SOT-23-5	0.4	250	0.4	1.8	10	1.5	-	Capacitor Free				
595-TLV70725PDQNT	TLV70725PDQNT	DQN-4	0.45	360	0.025	2	5.5	2	1	Ceramic				
595-TLV70734DQNT	TLV70734DQNT	DQN-4	0.45	360	0.025	2	5.5	2	1	Ceramic				
595-TPS74701DRCR	TPS74701DRCR	SON-10	0.5	50	1	0.8	5.5	2	2.2	Ceramic				
595-TPS74701DRCT	TPS74701DRCT	SON-10	0.5	50	1	0.8	5.5	2	2.2	Ceramic				
595-TPS79501DCQ	TPS79501DCQ	SOT-223-6	0.5	105	0.265	2.7	5.5	3	1	Ceramic				
595-TPS79501DRBR	TPS79501DRBR	SON-8	0.5	105	0.265	2.7	5.5	3	1	Ceramic				
595-TPS79518DCQ	TPS79518DCQ	SOT-223-6	0.5	105	0.265	2.7	5.5	3	1	Ceramic				
595-TPS79525DCQ	TPS79525DCQ	SOT-223-6	0.5	105	0.265	2.7	5.5	3	1	Ceramic				
595-TPS79533DCQ	TPS79533DCQ	SOT-223-6	0.5	105	0.265	2.7	5.5	3	1	Ceramic				
595-TPS7350QD	TPS7350QD	SOIC-8	0.5	146	0.29	5.33	10	-	10	Tantalum				
595-UCC384DP-12	UCC384DP-12	SOIC-8	0.5	150	0.2	-12.05	-15	2.5	4.7	Tantalum				
595-TPS77533D	TPS77533D	SOIC-8	0.5	169	0.087	3.469	10	2	10	Tantalum				
595-TPS77601D	TPS77601D	SOIC-8	0.5	169	0.087	2.7	10	2	10	Tantalum				
595-TPS77618D	TPS77618D	SOIC-8	0.5	169	0.087	2.7	10	2	10	Tantalum				
595-TPS77633D	TPS77633D	SOIC-8	0.5	169	0.087	3.469	10	2	10	Tantalum				
595-TPS77633PWP	TPS77633PWP	HTSSOP-20	0.5	169	0.087	3.469	10	2	10	Tantalum				
595-UCC284DP-5	UCC284DP-5	SOIC-8	0.5	200	0.2	-5.2	-16	-	4.7	Tantalum				
926-38693MP-5.0/NOPB	LP38693MP-5.0/NOPB	SOT-223	0.5	250	0.055	2.7	10	2	1	Ceramic				
926-LP38693MPADJNOPB	LP38693MP-ADJ/NOPB	SOT-223	0.5	250	0.055	2.7	10	2	1	Ceramic				
926-38693SD-5.0/NOPB	LP38693SD-5.0/NOPB	LLP-6	0.5	250	0.055	2.7	10	2	1	Ceramic				
926-LP38691DTX18NOPB	LP38691DTX-1.8/NOPB	TO-252	0.5	250	0.1	2.7	10	2	1	Ceramic				
926-LP38691QSD18NOPB	LP38691QSD-1.8/NOPB	LLP-6	0.5	250	0.1	2.7	10	2	1	Ceramic				
926-LP38691QSD25NOPB	LP38691QSD-2.5/NOPB	LLP-6	0.5	250	0.1	2.7	10	2	1	Ceramic				
926LP38691QSD3.3NOPB	LP38691QSD-3.3/NOPB	LLP-6	0.5	250	0.1	2.7	10	2	1	Ceramic				
926LP38691QSD5.0NOPB	LP38691QSD-5.0/NOPB	LLP-6	0.5	250	0.1	2.7	10	2	1	Ceramic				
595-TPS73501DRBT	TPS73501DRBT	SON-8	0.5	250	0.045	2.5	6.5	2	2	Ceramic				
595-TPS73533DRVT	TPS73533DRVT	SON-6	0.5	250	0.045	3.8	6.5	2	2	Ceramic				
595-UCC284DP-ADJ	UCC284DP-ADJ	SOIC-8	0.5	250	0.2	-1.45	-16	-	4.7	Tantalum				
595-UCC384DP-ADJ	UCC384DP-ADJ	SOIC-8	0.5	250	0.2	-3.5	-15	2.5	4.7	Tantalum				
595-TPS77733PWP	TPS77733PWP	HTSSOP-20	0.5	260	0.085	3.56	10	2	10	Tantalum				
595-TPS77625D	TPS77625D	SOIC-8	0.5	285	0.087	2.7	10	2	10	Tantalum				
926-2989AIM-3.3/NOPB	LP2989AIM-3.3/NOPB	SOIC-8	0.5	310	0.11	2.1	16	0.75	4.7	Ceramic				
926-2989AIM-5.0/NOPB	LP2989AIM-5.0/NOPB	SOIC-8	0.5	310	0.11	2.1	16	0.75	4.7	Ceramic				
926-2989AIMM3.0/NOPB	LP2989AIMM-3.0/NOPB	MiniSOIC-8	0.5	310	0.11	2.1	16	0.75	4.7	Ceramic				
926-2989ILD-3.0/NOPB	LP2989ILD-3.0/NOPB	LLP-8	0.5	310	0.11	2.1	16	1.25	4.7	Ceramic				
926-2989ILD-3.3/NOPB	LP2989ILD-3.3/NOPB	LLP-8	0.5	310	0.11	2.1	16	1.25	4.7	Ceramic				
926-2989ILD-5.0/NOPB	LP2989ILD-5.0/NOPB	LLP-8	0.5	310	0.11	2.1	16	1.25	4.7	Ceramic				
926-2989IM-3.3/NOPB	LP2989IM-3.3/NOPB	SOIC-8	0.5	310	0.11	2.1	16	1.25	4.7	Ceramic				
926-2989IM-5.0/NOPB	LP2989IM-5.0/NOPB	SOIC-8	0.5	310	0.11	2.1	16	1.25	4.7	Ceramic				
926-2989IMM-3.0/NOPB	LP2989IMM-3.0/NOPB	MiniSOIC-8	0.5	310	0.11	2.1	16	1.25	4.7	Ceramic				
926-LP2989IMM3.3NOPB	LP2989IMM-3.3/NOPB	MiniSOIC-8	0.5	310	0.11	2.1	16	1.25	4.7	Ceramic				
926-2989IMM-5.0/NOPB	LP2989IMM-5.0/NOPB	MiniSOIC-8	0.5	310	0.11	2.1	16	1.25	4.7	Ceramic				
926-LP2989AIMX33NOPB	LP2989AIMX-3.3/NOPB	SOIC-8	0.5	310	0.08	3.98	16	0.75	1	Ceramic				
926-38691DT-3.3/NOPB	LP38691DT-3.3/NOPB	TO-252	0.5	330	0.055	2.7	10	2	1	Ceramic				
926-38691SD-3.3/NOPB	LP38691SD-3.3/NOPB	LLP-6	0.5	330	0.055	2.7	10	2	1	Ceramic				
926-38693MP-3.3/NOPB	LP38693MP-3.3/NOPB	SOT-223	0.5	330	0.055	2.7	10	2	1	Ceramic				
926-38691DT-2.5/NOPB	LP38691DT-2.5/NOPB	TO-252	0.5	430	0.055	2.7	10	2	1	Ceramic				
926-LP38691SD5.0NOPB	LP38691SD-5.0/NOPB	LLP-6	0.5	450	0.055	2.7	10	2	1	Ceramic				
926-LP38691DTX50NOPB	LP38691DTX-5.0/NOPB	TO-252	0.5	450	0.1	2.7	10	2	1	Ceramic				
926-2960IM-5.0/NOPB	LP2960IM-5.0/NOPB	SOIC-16	0.5	470	0.45	-20	30	1	4.7	Tantalum				
926-LM2937ES-12/NOPB	LM2937ES-12/NOPB	TO-263	0.5	500	2	-	26	5	10	Tantalum				
926-LM2937ES-3.3/NOPB	LM2937ES-3.3/NOPB	TO-263	0.5	500	2	-	26	5	10	Tantalum				
926-LM2937ES-5.0/NOPB	LM2937ES-5.0/NOPB	TO-263	0.5	500	2	-	26	5	10	Tantalum				
926-LM2937ESX5.0NOPB	LM2937ESX-5.0/NOPB	TO-263	0.5	500	2	-	26	5	10	Tantalum				
926-LM2937ET-12/NOPB	LM2937ET-12/NOPB	TO-220	0.5	500	2	-	26	5	10	Tantalum				
926-LM2937ET-3.3/NOPB	LM2937ET-3.3/NOPB	TO-220	0.5	500	2	-	26	5	10	Tantalum				
926-LM2937ET-5.0/NOPB	LM2937ET-5.0/NOPB	TO-220	0.5	500	2	-	26	5	10	Tantalum				
926-LM2937IMP-10NOPB	LM2937IMP-10/NOPB	SOT-223	0.5	500	2	-	26	5	10	Tantalum				
926-LM2937IMP-12NOPB	LM2937IMP-12/NOPB	SOT-223	0.5	500	2	-	26	5	10	Tantalum				
926-LM2937IMP2.5NOPB	LM2937IMP-2.5/NOPB	SOT-223	0.5	500	2	-	26	5	10	Tantalum				
926-LM2937IMP3.3NOPB	LM2937IMP-3.3/NOPB	SOT-223	0.5	500	2	-	26	5	10	Tantalum				
926-LM2937IMP5.0NOPB	LM2937IMP-5.0/NOPB	SOT-223	0.5	500	2	-	26	5	10	Tantalum				
926-LM2937IMP8.0NOPB	LM2937IMP-8.0/NOPB	SOT-223	0.5	500	2	-	26	5	10	Tantalum				
926-LP38691DT1.8NOPB	LP38691DT-1.8/NOPB	TO-252	0.5	725	0.055	2.7	10	2	1	Ceramic				
926-38691SD-ADJ/NOPB	LP38691SD-ADJ/NOPB	LLP-6	0.5	-	0.055	2.7	10	2	1	Ceramic				
926-38693MP-1.8/NOPB	LP38693MP-1.8/NOPB	SOT-223	0.5	-	0.055	2.7	10	2	1	Ceramic				
926-38693SD-ADJ/NOPB	LP38693SD-ADJ/NOPB	LLP-6	0.5	-	0.055	2.7	10	2	1	Ceramic				
926-LP2997M/NOPB	LP2997M/NOPB	SOIC-8	0.5	-	0.00032	2.2	5.5	-	0.1	Ceramic				
926-LP2997MR/NOPB	LP2997MR/NOPB	SOP-8	0.5	-	0.00032	2.2	5.5	-	0.1	Ceramic				
926-LP2997MX/NOPB	LP2997MX/NOPB	SOIC-8	0.5	-	0.32	2.2	5.5	-	0.1	Ceramic				
926-LP2998MAX/NOPB	LP2998MAX/NOPB	SO-8	0.5	-	0.32	2.2	5.5	-	0.1	Ceramic				
595-TPS77801PWP	TPS77801PWP	HTSSOP-20	0.75	260	0.085	2.7	10	-	10	Tantalum				
926-38511TJ-ADJ/NOPB	LP38511TJ-ADJ/NOPB	TO-263	0.8	25	7.5	2.25	5.5	2	10	Ceramic				
926-38841S-1.2/NOPB	LP38841S-1.2/NOPB	TO-263	0.8	75	32	0.875	5.5	1.5	4.7	Tantalum				
926-3891EMR-1.2/NOPB	LP3891EMR-1.2/NOPB	SOP-8	0.8	100	4	1.3	5.5	1.5	10	Tantalum				
926-3891ES-1.2/NOPB	LP3891ES-1.2/NOPB	TO-263	0.8	100	4	1.3	5.5	1.5	10	Tantalum				
926-38851MR-ADJ/NOPB	LP38851MR-ADJ/NOPB	SOP-8	0.8	115	10	0.915	5.5	1.5	10	Ceramic				
926-38851S-ADJ/NOPB	LP38851S-ADJ/NOPB	TO-220	0.8	115	10	0.915	5.5	1.5	10	Ceramic				

© Copyright 2014 Mouser Electronics

© Copyright 2014 Mouser Electronics

TEXAS INSTRUMENTS Power Management ICs

Products may be RoHS compliant. Check mouser.com for RoHS status.

SINGLE CHANNEL LDOS (CONT.)

NEW PRODUCT

For quantities greater than listed, call for quote.

MOUSER STOCK NO.	Texas Instruments Part No.	Package	I_{out} (Max) (A)	V_{do} (Typ) (mV)	I_q (Typ) (mA)	V_{in} (Min)	V_{in} (Max)	Accuracy (%)	Output Capacitor (μF)	Output Capacitor Type	Price Each 1	25	100	250
926-3871EMP-3.3/NOPB	LP3871EMP-3.3/NOPB	SOT-223	0.8	240	5	2.5	7	1.5	10	Tantalum				
926-3871EMP-5.0/NOPB	LP3871EMP-5.0/NOPB	SOT-223	0.8	240	5	2.5	7	1.5	10	Tantalum				
926-3871ES-1.8/NOPB	LP3871ES-1.8/NOPB	TO-263	0.8	240	5	2.5	7	1.5	10	Tantalum				
926-3871ES-2.5/NOPB	LP3871ES-2.5/NOPB	TO-263	0.8	240	5	2.5	7	1.5	10	Tantalum				
926-3871ES-3.3/NOPB	LP3871ES-3.3/NOPB	TO-263	0.8	240	5	2.5	7	1.5	10	Tantalum				
926-3874EMP-1.8/NOPB	LP3874EMP-1.8/NOPB	SOT-223	0.8	240	5	2.5	7	1.5	10	Tantalum				
926-LP3874EMP3.3NOPB	LP3874EMP-3.3/NOPB	SOT-223	0.8	240	5	2.5	7	1.5	10	Tantalum				
926-3874ES-2.5/NOPB	LP3874ES-2.5/NOPB	TO-263	0.8	240	5	2.5	7	1.5	10	Tantalum				
926-3874ES-3.3/NOPB	LP3874ES-3.3/NOPB	TO-263	0.8	240	5	2.5	7	1.5	10	Tantalum				
926-3874ES-ADJ/NOPB	LP3874ES-ADJ/NOPB	TO-263	0.8	240	5	2.5	7	1.5	10	Tantalum				
926-LP3961EMP1.8NOPB	LP3961EMP-1.8/NOPB	SOT-223	0.8	240	-	2.5	7	1.5	33	Tantalum				
926-LP3961EMP3.3NOPB	LP3961EMP-3.3/NOPB	SOT-223	0.8	240	-	2.5	7	1.5	33	Tantalum				
926-3961ES-1.8/NOPB	LP3961ES-1.8/NOPB	TO-263	0.8	240	-	2.5	7	1.5	33	Tantalum				
926-3961ES-2.5/NOPB	LP3961ES-2.5/NOPB	TO-263	0.8	240	-	2.5	7	1.5	33	Tantalum				
926-3961ES-3.3/NOPB	LP3961ES-3.3/NOPB	TO-263	0.8	240	-	2.5	7	1.5	33	Tantalum				
926-3964EMP-1.8/NOPB	LP3964EMP-1.8/NOPB	SOT-223	0.8	240	3	2.5	7	1.5	33	Tantalum				
926-3964EMP-2.5/NOPB	LP3964EMP-2.5/NOPB	SOT-223	0.8	240	3	2.5	7	1.5	33	Tantalum				
926-3964EMP-3.3/NOPB	LP3964EMP-3.3/NOPB	SOT-223	0.8	240	3	2.5	7	1.5	33	Tantalum				
926-3964EMP-ADJ/NOPB	LP3964EMP-ADJ/NOPB	SOT-223	0.8	240	3	2.5	7	1.5	33	Tantalum				
926-3964ES-1.8/NOPB	LP3964ES-1.8/NOPB	TO-263	0.8	240	3	2.5	7	1.5	33	Tantalum				
926-3964ES-2.5/NOPB	LP3964ES-2.5/NOPB	TO-263	0.8	240	3	2.5	7	1.5	33	Tantalum				
926-3964ES-ADJ/NOPB	LP3964ES-ADJ/NOPB	TO-263	0.8	240	3	2.5	7	1.5	33	Tantalum				
926-38511MR-ADJ/NOPB	LP38511MR-ADJ/NOPB	SOP-8	0.8	250	7.5	2.25	5.5	2	10	Ceramic				
926-LP3891ESX12NOPB	LP3891ESX-1.2/NOPB	TO-263	0.8	300	0.6	-0.3	6	1.5	10	Fixed				
926-LP3878MR-ADJNOPB	LP3878MR-ADJ/NOPB	SOP-8	0.8	475	0.18	2.5	16	1	10	Ceramic				
926-LP3878MRXADJNOPB	LP3878MRX-ADJ/NOPB	SOP-8	0.8	475	0.18	2.5	16	1	10	Ceramic				
926-3878SD-ADJ/NOPB	LP3878SD-ADJ/NOPB	LLP-8	0.8	475	0.18	2.5	16	1	10	Ceramic				
595-REG1117-3.3	REG1117-3.3	SOT-223-3	0.8	1100	4	3.8	15	-	10	Tantalum				
926-LM1117DT-3.3NOPB	LM1117DT-3.3/NOPB	TO-252	0.8	1200	5	2.6	15	1	10	Tantalum				
926-LM1117DT-ADJNOPB	LM1117DT-ADJ/NOPB	TO-252	0.8	1200	5	2.6	15	1	10	Tantalum				
926-LM1117DTX3.3NOPB	LM1117DTX-3.3/NOPB	TO-252	0.8	1200	5	2.6	15	1	10	Tantalum				
926-LM1117DTXADJNOPB	LM1117DTX-ADJ/NOPB	TO-252	0.8	1200	5	2.6	15	1	10	Tantalum				
926-LM1117IDT3.3NOPB	LM1117IDT-3.3/NOPB	TO-252	0.8	1200	5	2.6	15	1	10	Tantalum				
926-LM1117IMP3.3NOPB	LM1117IMP-3.3/NOPB	SOT-223	0.8	1200	5	2.6	15	1	10	Tantalum				
926-LM1117IMP5.0NOPB	LM1117IMP-5.0/NOPB	SOT-223	0.8	1200	5	2.6	15	1	10	Tantalum				
926-LM1117IMPADJNOPB	LM1117IMP-ADJ/NOPB	SOT-223	0.8	1200	5	2.6	15	1	10	Tantalum				
926-LM1117IMPX33NOPB	LM1117IMPX-3.3/NOPB	SOT-223	0.8	1200	5	2.6	15	1	10	Tantalum				
926-M1117IMPXADJNOPB	LM1117IMPX-ADJ/NOPB	SOT-223	0.8	1200	5	2.6	15	1	10	Tantalum				
926-LM1117MP-1.8NOPB	LM1117MP-1.8/NOPB	SOT-223	0.8	1200	5	2.6	15	1	10	Tantalum				
926-LM1117MP-3.3NOPB	LM1117MP-3.3/NOPB	SOT-223	0.8	1200	5	2.6	15	1	10	Tantalum				
926-LM1117MP-5.0NOPB	LM1117MP-5.0/NOPB	SOT-223	0.8	1200	5	2.6	15	1	10	Tantalum				
926-LM1117MP-ADJNOPB	LM1117MP-ADJ/NOPB	SOT-223	0.8	1200	5	2.6	15	1	10	Tantalum				
926-LM1117MPX1.8NOPB	LM1117MPX-1.8/NOPB	SOT-223	0.8	1200	5	2.6	15	1	10	Tantalum				
926-LM1117MPX2.5NOPB	LM1117MPX-2.5/NOPB	SOT-223	0.8	1200	5	2.6	15	1	10	Tantalum				
926-LM1117MPX3.3NOPB	LM1117MPX-3.3/NOPB	SOT-223	0.8	1200	5	2.6	15	1	10	Tantalum				
926-LM1117MPX5.0NOPB	LM1117MPX-5.0/NOPB	SOT-223	0.8	1200	5	2.6	15	1	10	Tantalum				
926-LM1117MPXADJNOPB	LM1117MPX-ADJ/NOPB	SOT-223	0.8	1200	5	2.6	15	1	10	Tantalum				
926-LM1117T-3.3/NOPB	LM1117T-3.3/NOPB	TO-220	0.8	1200	5	2.6	15	1	10	Tantalum				
926-3879MR-1.0/NOPB	LP3879MR-1.0/NOPB	SOP-8	0.8	-	0.2	2.5	6	1	10	Ceramic				
926-3879MR-1.2/NOPB	LP3879MR-1.2/NOPB	SOP-8	0.8	-	0.2	2.5	6	1	10	Ceramic				
926-3879SD-1.0/NOPB	LP3879SD-1.0/NOPB	LLP-8	0.8	-	0.2	2.5	6	1	10	Ceramic				
595-TLV111733CDCYRG3	TLV1117-33CDCYRG3	SOT-223-3	0.8	-	5	4.7	15	-	-	Capacitor Free				
595-TLV1117-33IDCY	TLV1117-33IDCY	SOT-223-3	0.8	-	5	4.7	15	-	-	Capacitor Free				
595-TLV1117-33IDCYG3	TLV1117-33IDCYG3	SOT-223-3	0.8	-	5	4.7	15	-	-	Capacitor Free				
595-TLV111750IDCYRG3	TLV1117-50IDCYRG3	SOT-223-3	0.8	-	5	6.4	15	-	-	Capacitor Free				
595-TPS76801QPWPRQ1	TPS76801QPWPRQ1	HTSSOP-20	1	14	0.085	2.7	10	2	10	Tantalum				
926-LP38690DTX33NOPB	LP38690DTX-3.3/NOPB	TO-252	1	100	0.1	2.7	10	2.5	1	Fixed				
595-TPS73701DCQ	TPS73701DCQ	SOT-223-6	1	130	0.3	2.2	5.5	3	1	Ceramic				
595-TPS73701DRBR	TPS73701DRBR	SON-8	1	130	0.3	2.2	5.5	3	1	Ceramic				
595-TPS73701DRBT	TPS73701DRBT	SON-8	1	130	0.3	2.2	5.5	3	1	Ceramic				
595-TPS73733DCQR	TPS73733DCQR	SOT-223-6	1	130	0.3	2.2	5.5	3	1	Ceramic				
595-TPS7A8001DRBR	TPS7A8001DRBR	SON-8	1	170	-	2.2	6.5	3	4.7	Ceramic				
595-TPS72501DCQ	TPS72501DCQ	SOT-223-5	1	170	0.075	1.8	6	2	-	Capacitor Free				
595-TPS72501KTTT	TPS72501KTTT	DDPAK	1	170	0.075	1.8	6	2	-	Capacitor Free				
595-TPS72525DCQ	TPS72525DCQ	SOT-223-5	1	170	0.075	2.8	6	2	-	Capacitor Free				
595-TPS72525KTTT	TPS72525KTTT	TO-263-5	1	170	0.075	2.8	6	2	-	Capacitor Free				
595-TPS7A7100RGWT	TPS7A7100RGWT	QFN-20	1	200	-	1.5	6.5	2	1	Ceramic				
595-TPS79601DCQ	TPS79601DCQ	SOT-223-6	1	200	0.31	2.7	5.5	2	1	Ceramic				
595-TPS79601DCQR	TPS79601DCQR	SOT-223-6	1	200	0.31	2.7	5.5	2	1	Ceramic				
595-TPS79601KTTT	TPS79601KTTT	TO-263-5	1	200	0.31	2.7	5.5	2	1	Ceramic				
595-TPS79618DCQ	TPS79618DCQ	SOT-223-6	1	200	0.31	2.7	5.5	2	1	Ceramic				
595-TPS79633DCQ	TPS79633DCQ	SOT-223-6	1	200	0.31	2.7	5.5	2	1	Ceramic				
595-TPS79633DCQR	TPS79633DCQR	SOT-223-6	1	200	0.31	2.7	5.5	2	1	Ceramic				
595-TPS79633KTTT	TPS79633KTTT	TO-263-5	1	200	0.31	2.7	5.5	2	1	Ceramic				
595-TPS7A4700RGWT	TPS7A4700RGWT	VQFN-20	1	216	-	3	35	1	10	Ceramic				
595-TPS7A8101DRBT	TPS7A8101DRBT	SON-8	1	230	0.04	2.2	6.5	3	-	Ceramic				
595-TPS7A8001DRBT	TPS7A8001DRBT	SON-8	1	230	0.045	2.2	6.5	3	4.7	Ceramic				
595-TPS76718QPWP	TPS76718QPWP	HTSSOP-20	1	230	0.085	2.7	10	2	10	Tantalum				
595-TPS76801QD	TPS76801QD	SOIC-8	1	230	0.08	2.7	10	2	10	Tantalum				
595-TPS76801QPWP	TPS76801QPWP	HTSSOP-20	1	230	0.08	2.7	10	2	10	Tantalum				
595-TPS76850QPWP	TPS76850QPWP	HTSSOP-20	1	230	0.08	5.23	10	2	10	Tantalum				
926-LM3940IMP3.3NOPB	LM3940IMP-3.3/NOPB	SOT-223	1	310	0.11	-	7.5	3	33	Tantalum				
926-LM3940IS-3.3NOPB	LM3940IS-3.3/NOPB	TO-263	1	310	0.11	-	7.5	3	33	Tantalum				
926-LM3940ISX3.3NOPB	LM3940ISX-3.3/NOPB	TO-263	1	310	0.11	-	7.5	3	33	Tantalum				
926-LM3940IT-3.3NOPB	LM3940IT-3.3/NOPB	TO-220	1	310	0.11	-	7.5	3	33	Tantalum				
595-REG104FA-5KTTT	REG104FA-5KTTT	TO-263-5	1	320	0.6	2.1	15	2	-	Capacitor Free				
595-REG104GA-5	REG104GA-5	SOT-223-6	1	320	0.6	2.1	15	2	-	Capacitor Free				
595-TPS76733QD	TPS76733QD	SOIC-8	1	350	0.085	3.65	10	2	10	Tantalum				
595-TPS76733QPWP	TPS76733QPWP	HTSSOP-20	1	350	0.085	3.65	10	2	10	Tantalum				
595-TPS76833QPWP	TPS76833QPWP	HTSSOP-20	1	350	0.08	3.65	10	2	10	Tantalum				
926-38690DT-5.0/NOPB	LP38690DT-5.0/NOPB	TO-252	1	450	0.055	2.7	10	2.5	1	Ceramic				
926-LP38690SDADJNOPB	LP38690SD-ADJ/NOPB	LLP-6	1	450	0.055	2.7	10	2.5	1	Ceramic				
926-38692MP-5.0/NOPB	LP38692MP-5.0/NOPB	SOT-223	1	450	0.055	2.7	10	2.5	1	Ceramic				
926-LM2940CS-12/NOPB	LM2940CS-12/NOPB	TO-263	1	500	10	-	26	-	22	Tantalum				
926-LM2940CS-5.0/NOPB	LM2940CS-5.0/NOPB	TO-263	1	500	10	-	26	-	22	Tantalum				
926-LM2940CSX5.0NOPB	LM2940CSX-5.0/NOPB	TO-263	1	500	10	-	26	-	22	Tantalum				
926-LM2940CT-12/NOPB	LM2940CT-12/NOPB	TO-220	1	500	10	-	26	-	22	Tantalum				
926-LM2940CT-15/NOPB	LM2940CT-15/NOPB	TO-220	1	500	10	-	26	-	22	Tantalum				
926-LM2940CT-5.0/NOPB	LM2940CT-5.0/NOPB	TO-220	1	500	10	-	26	-	22	Tantalum				

© Copyright 2014 Mouser Electronics

© Copyright 2014 Mouser Electronics

Products may be RoHS compliant. Check mouser.com for RoHS status.

SINGLE CHANNEL LDOS (CONT.)

NEW PRODUCT

For quantities greater than listed, call for quote.

MOUSER STOCK NO.	Texas Instruments Part No.	Package	I_{out} (Max) (A)	V_{do} (Typ) (mV)	I_q (Typ) (mA)	V_{in} (Min)	V_{in} (Max)	Accuracy (%)	Output Capacitor (μF)	Output Capacitor Type	Price Each 1	25	100	250
926-LM2940IMP-12NOPB	LM2940IMP-12/NOPB	SOT-223	1	500	10	-	26	-	22	Tantalum				
926-LM2940IMP-15NOPB	LM2940IMP-15/NOPB	SOT-223	1	500	10	-	26	-	22	Tantalum				
926-LM2940IMP5.0NOPB	LM2940IMP-5.0/NOPB	SOT-223	1	500	10	-	26	-	22	Tantalum				
926-LM2940S-12/NOPB	LM2940S-12/NOPB	TO-263	1	500	10	-	26	-	22	Tantalum				
926-LM2940S-5.0/NOPB	LM2940S-5.0/NOPB	TO-263	1	500	10	-	26	-	22	Tantalum				
926-LM2940SX-5.0NOPB	LM2940SX-5.0/NOPB	TO-263	1	500	10	-	26	-	22	Tantalum				
926-LM2940T-10.0/NOPB	LM2940T-10.0/NOPB	TO-220	1	500	10	-	26	-	22	Tantalum				
926-LM2940T-12.0NOPB	LM2940T-12.0/NOPB	TO-220	1	500	10	-	26	-	22	Tantalum				
926-LM2940T-5.0/NOPB	LM2940T-5.0/NOPB	TO-220	1	500	10	-	26	-	22	Tantalum				
926-LM2941CS/NOPB	LM2941CS/NOPB	TO-263	1	500	10	-15	26	-	22	Tantalum				
926-LM2941CSX/NOPB	LM2941CSX/NOPB	TO-263	1	500	10	-15	26	-	22	Tantalum				
926-LM2941CT/NOPB	LM2941CT/NOPB	TO-220	1	500	10	-15	26	-	22	Tantalum				
926-LM2941S/NOPB	LM2941S/NOPB	TO-263	1	500	10	-15	26	-	22	Tantalum				
926-LM2941SX/NOPB	LM2941SX/NOPB	TO-263	1	500	10	-15	26	-	22	Tantalum				
926-LM2941T/NOPB	LM2941T/NOPB	TO-220	1	500	10	-15	26	-	22	Tantalum				
595-REG104GA-3.3	REG104GA-3.3	SOT-223-5	1	530	0.6	2.1	15	2	-	Capacitor Free				
926-LM2991S/NOPB	LM2991S/NOPB	TO-263	1	600	0.7	-26	0.3	-	10	Electrolytic				
926-LM2991SX/NOPB	LM2991SX/NOPB	TO-263	1	600	0.7	-26	0.3	-	10	Electrolytic				
926-LM2991T/NOPB	LM2991T/NOPB	TO-220	1	600	0.7	-26	0.3	-	10	Electrolytic				
926-38690DT-3.3/NOPB	LP38690DT-3.3/NOPB	TO-252	1	650	0.055	2.7	10	2.5	1	Ceramic				
926-LP38692MP3.3NOPB	LP38692MP-3.3/NOPB	SOT-223	1	650	0.055	2.7	10	2.5	1	Ceramic				
926-38690DT-2.5/NOPB	LP38690DT-2.5/NOPB	TO-252	1	800	0.055	2.7	10	2.5	1	Ceramic				
926-38692SD-2.5/NOPB	LP38692SD-2.5/NOPB	LLP-6	1	800	0.055	2.7	10	2.5	1	Ceramic				
926-LP38692MP-50	LP38692MP-5.0	SOT-223-5	1	800	0.1	2.7	10	2.5	1	Ceramic				
926-38690DT-1.8/NOPB	LP38690DT-1.8/NOPB	TO-252	1	950	0.055	2.7	10	2.5	1	Ceramic				
926-38690SD-1.8/NOPB	LP38690SD-1.8/NOPB	LLP-6	1	950	0.055	2.7	10	2.5	1	Ceramic				
595-REG1117A	REG1117A	SOT-223-3	1	1200	4	3.8	15	-	10	Tantalum				
926-38692MP-ADJ/NOPB	LP38692MP-ADJ/NOPB	SOT-223	1	-	0.055	2.7	10	2.5	1	Ceramic				
926-LP38692SDADJNOPB	LP38692SD-ADJ/NOPB	LLP-6	1	-	0.055	2.7	10	2.5	1	Ceramic				
595-TPS73615DBVT	TPS73615DBVT	SOT-23-5	1	-	0.3	1.7	5.5	1	-	Capacitor Free				
595-TPS73615DRBT	TPS73615DRBT	SON-8	1	-	0.3	1.7	5.5	1	-	Capacitor Free				
926-LP3879MRX12NOPB	LP3879MRX-1.2/NOPB	PSOP-8	1.2	-	0.1	2.5	6	2	0.1	Fixed				
926-LP3879SD12NOPB	LP3879SD-1.2/NOPB	LLP-8	1.2	-	0.1	2.5	6	2	0.1	Fixed				
595-TPS74201RGWT	TPS74201RGWT	QFN-20	1.5	55	3	0.8	5.5	1	-	Capacitor Free				
595-TPS74301RGWT	TPS74301RGWT	QFN-20	1.5	55	3	0.8	5.5	1	-	Capacitor Free				
595-TPS74801DRCR	TPS74801DRCR	SON-10	1.5	60	1	0.8	5.5	2	2.2	Ceramic				
595-TPS74801RGWR	TPS74801RGWR	VQFN-20	1.5	60	1	0.8	5.5	2	2.2	Ceramic				
595-TPS74801RGWT	TPS74801RGWT	VQFN-20	1.5	60	1	0.8	5.5	2	2.2	Ceramic				
595-TPS74012DGKT	TPS74012DGKT	SOP-8	1.5	100	1	1.2	5.5	2	-	Ceramic				
926-3882EMR-1.2/NOPB	LP3882EMR-1.2/NOPB	SOP-8	1.5	110	4	1.326	5.5	1.5	4.7	Tantalum				
926-3882EMR-1.5/NOPB	LP3882EMR-1.5/NOPB	SOP-8	1.5	110	4	1.326	5.5	1.5	4.7	Tantalum				
926-3882EMR-1.8/NOPB	LP3882EMR-1.8/NOPB	SOP-8	1.5	110	4	1.326	5.5	1.5	4.7	Tantalum				
926-3882ES-1.2/NOPB	LP3882ES-1.2/NOPB	TO-263	1.5	110	4	1.326	5.5	1.5	4.7	Tantalum				
926-3882ES-1.5/NOPB	LP3882ES-1.5/NOPB	TO-263	1.5	110	4	1.326	5.5	1.5	4.7	Tantalum				
926-38842MR-ADJ/NOPB	LP38842MR-ADJ/NOPB	SOP-8	1.5	115	32	0.675	5.5	1.5	4.7	Tantalum				
926-38852MR-ADJ/NOPB	LP38852MR-ADJ/NOPB	SOP-8	1.5	130	10	0.93	5.5	1.5	10	Ceramic				
926-38852S-ADJ/NOPB	LP38852S-ADJ/NOPB	TO-263	1.5	130	10	0.93	5.5	1.5	10	Ceramic				
926-38855S-1.2/NOPB	LP38855S-1.2/NOPB	TO-263	1.5	130	10	0.98	5.5	1	10	Ceramic				
926-38855T-1.2/NOPB	LP38855T-1.2/NOPB	TO-220	1.5	130	10	0.98	5.5	1	10	Ceramic				
926-3892EMR-1.2/NOPB	LP3892EMR-1.2/NOPB	SOP-8	1.5	140	4	1.34	5.5	1.5	10	Tantalum				
926-3892EMR-1.5/NOPB	LP3892EMR-1.5/NOPB	SOP-8	1.5	140	4	1.34	5.5	1.5	10	Tantalum				
926-3892ES-1.5/NOPB	LP3892ES-1.5/NOPB	TO-263	1.5	140	4	1.34	5.5	1.5	10	Tantalum				
595-TPS75101QPWP	TPS75101QPWP	HTSSOP-20	1.5	160	0.075	2.7	5	2	47	Tantalum				
595-TPS75118QPWP	TPS75118QPWP	HTSSOP-20	1.5	160	0.075	2.7	5	2	47	Tantalum				
595-TPS75333QPWP	TPS75333QPWP	HTSSOP-20	1.5	160	0.075	3.46	5	-	47	Tantalum				
926-LP3906SQDJXINOPB	LP3906SQ-DJXI/NOPB	LLP-24	1.5	200	0.4	-0.3	5.5	3	0.47	-				
595-UA7812CKCT	UA7812CKCT	TO-220	1.5	200	-	14.5	30	-	0.1	Ceramic				
926-38500SD-ADJ/NOPB	LP38500SD-ADJ/NOPB	LLP-8	1.5	220	2	2.7	5.5	3.5	10	Any				
926-38500TS-ADJ/NOPB	LP38500TS-ADJ/NOPB	TO-263	1.5	220	2	2.7	5.5	3.5	10	Any				
926-38502ATJADJ/NOPB	LP38502ATJ-ADJ/NOPB	TO-263	1.5	220	2	2.7	5.5	1.5	10	Any				
926-38502SD-ADJ/NOPB	LP38502SD-ADJ/NOPB	LLP-8	1.5	220	2	2.7	5.5	3.5	10	Any				
926-38502TJ-ADJ/NOPB	LP38502TJ-ADJ/NOPB	TO-263	1.5	220	2	2.7	5.5	3.5	10	Any				
926-P38502TSXADJNOPB	LP38502TSX-ADJ/NOPB	TO-263	1.5	220	2	2.7	5.5	3	10	Any				
926-3852EMP-5.0/NOPB	LP3852EMP-5.0/NOPB	SOT-223	1.5	240	3	2.5	7	1.5	10	Tantalum				-
926-3852ES-1.8/NOPB	LP3852ES-1.8/NOPB	TO-263	1.5	240	3	2.5	7	1.5	10	Tantalum				
926-3852ES-2.5/NOPB	LP3852ES-2.5/NOPB	TO-263	1.5	240	3	2.5	7	1.5	10	Tantalum				
926-3852ET-5.0/NOPB	LP3852ET-5.0/NOPB	TO-220	1.5	240	3	2.5	7	1.5	10	Tantalum				
926-3855EMP-3.3/NOPB	LP3855EMP-3.3/NOPB	SOT-223	1.5	240	3	2.5	7	1.5	10	Ceramic				
926-3855ES-1.8/NOPB	LP3855ES-1.8/NOPB	TO-263	1.5	240	3	2.5	7	1.5	10	Ceramic				
926-3855ES-2.5/NOPB	LP3855ES-2.5/NOPB	TO-263	1.5	240	3	2.5	7	1.5	10	Ceramic				
926-3855ES-3.3/NOPB	LP3855ES-3.3/NOPB	TO-263	1.5	240	3	2.5	7	1.5	10	Ceramic				
926-3855ES-ADJ/NOPB	LP3855ES-ADJ/NOPB	TO-263	1.5	240	3	2.5	7	1.5	10	Ceramic				
926-3855ET-5.0/NOPB	LP3855ET-5.0/NOPB	TO-220	1.5	240	3	2.5	7	1.5	10	Ceramic				
926-3855ET-ADJ/NOPB	LP3855ET-ADJ/NOPB	TO-220	1.5	240	3	2.5	7	1.5	10	Ceramic				
926-LP38500TSXADJNPB	LP38500TSX-ADJ/NOPB	TO-263	1.5	275	0.25	2.7	5.5	3.5	10	-				
926-38512MR-ADJ/NOPB	LP38512MR-ADJ/NOPB	SOP-8	1.5	300	10	2.25	5.5	2	10	Ceramic				
926-38512TJ-ADJ/NOPB	LP38512TJ-ADJ/NOPB	TO-263	1.5	300	10	2.25	5.5	2	10	Ceramic				
595-TPS7A4501KTTR	TPS7A4501KTTR	TO-263-5	1.5	300	1	2.1	20	-	10	Ceramic				
595-TPS78601DCQ	TPS78601DCQ	SOT-223-6	1.5	305	0.31	2.7	5.5	3	1	Ceramic				
595-TPS78601DCQR	TPS78601DCQR	SOT-23-6	1.5	305	0.31	2.7	5.5	3	1	Ceramic				
595-TPS78601KTTR	TPS78601KTTR	TO-263-5	1.5	305	0.31	2.7	5.5	3	1	Ceramic				
595-TPS78601KTTT	TPS78601KTTT	TO-263-5	1.5	305	0.31	2.7	5.5	3	1	Ceramic				
595-TPS78618DCQ	TPS78618DCQ	SOT-223-6	1.5	305	0.31	2.7	5.5	3	1	Ceramic				
595-TPS78625DCQR	TPS78625DCQR	SOT-223-6	1.5	305	0.31	2.7	5.5	3	1	Ceramic				
595-TPS78625KTTT	TPS78625KTTT	TO-263-5	1.5	305	0.31	2.7	5.5	3	1	Ceramic				
595-TPS78633DCQ	TPS78633DCQ	SOT-223-6	1.5	305	0.31	2.7	5.5	3	1	Ceramic				
595-TPS78633DCQR	TPS78633DCQR	SOT-23-6	1.5	305	0.31	2.7	5.5	3	1	Ceramic				
595-TPS78633KTTT	TPS78633KTTT	TO-263-5	1.5	305	0.31	2.7	5.5	3	1	Ceramic				
595-TL1963AKTTR	TL1963AKTTR	TO-263-5	1.5	340	1	2.1	20	-	10	Ceramic				
926-LP3962ESX50NOPB	LP3962ESX-5.0/NOPB	TO-263	1.5	380	0.15	2.5	7	1.5	100	-				
926-LP3965ESX18NOPB	LP3965ESX-1.8/NOPB	TO-263	1.5	380	0.15	2.5	7	1.5	100	-				
926-LP3965ESX25NOPB	LP3965ESX-2.5/NOPB	TO-263	1.5	380	0.15	2.5	7	1.5	100	-				
926-3872EMP-5.0/NOPB	LP3872EMP-5.0/NOPB	SOT-223	1.5	380	6	2.5	7	1.5	10	Tantalum				
926-3872ES-2.5/NOPB	LP3872ES-2.5/NOPB	TO-263	1.5	380	6	2.5	7	1.5	10	Tantalum				
926-3872ES-3.3/NOPB	LP3872ES-3.3/NOPB	TO-263	1.5	380	6	2.5	7	1.5	10	Tantalum				
926-3872ES-5.0/NOPB	LP3872ES-5.0/NOPB	TO-263	1.5	380	6	2.5	7	1.5	10	Tantalum				
926-3875EMP-2.5/NOPB	LP3875EMP-2.5/NOPB	SOT-223	1.5	380	6	2.5	7	1.5	10	Tantalum				
926-3875EMP-5.0/NOPB	LP3875EMP-5.0/NOPB	SOT-223	1.5	380	6	2.5	7	1.5	10	Tantalum				
926-LP3875EMPADJNOPB	LP3875EMP-ADJ/NOPB	SOT-223	1.5	380	6	2.5	7	1.4	10	Tantalum				

© Copyright 2014 Mouser Electronics

© Copyright 2014 Mouser Electronics

TEXAS INSTRUMENTS Power Management ICs

Products may be RoHS compliant. Check mouser.com for RoHS status.

NEW PRODUCT

For quantities greater than listed, call for quote.

SINGLE CHANNEL LDOS (CONT.)

MOUSER STOCK NO.	Texas Instruments Part No.	Package	I_{out} (Max) (A)	V_{do} (Typ) (mV)	I_q (Typ) (mA)	V_{in} (Min)	V_{in} (Max)	Accuracy (%)	Output Capacitor (μF)	Output Capacitor Type	Price Each 1	25	100	250
926-3875ES-1.8/NOPB	LP3875ES-1.8/NOPB	TO-263	1.5	380	6	2.5	7	1.5	10	Tantalum				
926-3875ES-2.5/NOPB	LP3875ES-2.5/NOPB	TO-263	1.5	380	6	2.5	7	1.5	10	Tantalum				
926-3875ES-3.3/NOPB	LP3875ES-3.3/NOPB	TO-263	1.5	380	6	2.5	7	1.5	10	Tantalum				
926-LP3875ES-ADJNOPB	LP3875ES-ADJ/NOPB	TO-263	1.5	380	6	2.5	7	1.4	10	Tantalum				
926-3875ET-3.3/NOPB	LP3875ET-3.3/NOPB	TO-220	1.5	380	6	2.5	7	1.5	10	Tantalum				
926-3962EMP-3.3/NOPB	LP3962EMP-3.3/NOPB	SOT-223	1.5	380	4	2.5	7	1.5	33	Tantalum				
926-3962ES-1.8/NOPB	LP3962ES-1.8/NOPB	TO-263	1.5	380	4	2.5	7	1.5	33	Tantalum				
926-3962ES-2.5/NOPB	LP3962ES-2.5/NOPB	TO-263	1.5	380	4	2.5	7	1.5	33	Tantalum				
926-3962ES-3.3/NOPB	LP3962ES-3.3/NOPB	TO-263	1.5	380	4	2.5	7	1.5	33	Tantalum				
926-LP3965EMP3.3NOPB	LP3965EMP-3.3/NOPB	SOT-223	1.5	380	4	2.5	7	1.5	33	Tantalum				
926-LP3965EMPADJNOPB	LP3965EMP-ADJ/NOPB	SOT-223	1.5	380	4	2.5	7	1.5	33	Tantalum				
926-3965ES-1.8/NOPB	LP3965ES-1.8/NOPB	TO-263	1.5	380	4	2.5	7	1.5	33	Tantalum				
926-3965ES-2.5/NOPB	LP3965ES-2.5/NOPB	TO-263	1.5	380	4	2.5	7	1.5	33	Tantalum				
926-3965ES-3.3/NOPB	LP3965ES-3.3/NOPB	TO-263	1.5	380	4	2.5	7	1.5	33	Tantalum				
926-3965ES-ADJ/NOPB	LP3965ES-ADJ/NOPB	TO-263	1.5	380	4	2.5	7	1.5	33	Tantalum				
926-3965ET-3.3/NOPB	LP3965ET-3.3/NOPB	TO-220	1.5	380	4	2.5	7	1.5	33	Tantalum				
926-3965ET-ADJ/NOPB	LP3965ET-ADJ/NOPB	TO-220	1.5	380	4	2.5	7	1.5	33	Tantalum				
926-LP3872EMP18NOPB	LP3872EMP-1.8/NOPB	SOT-223	1.5	450	0.1	2.5	7	1.5	10	Fixed				
926-LM2990S-12/NOPB	LM2990S-12/NOPB	TO-263	1.5	600	1	-26	0.3	5	10	Electrolytic				
926-LM2990S-15/NOPB	LM2990S-15/NOPB	TO-263	1.5	600	1	-26	0.3	5	10	Electrolytic				
926-LM2990S-5.0/NOPB	LM2990S-5.0/NOPB	TO-263	1.5	600	1	-26	0.3	5	10	Electrolytic				
926-LM2990SX-5.0NOPB	LM2990SX-5.0/NOPB	TO-263	1.5	600	1	-26	0.3	5	10	Electrolytic				
926-LM2990T-12/NOPB	LM2990T-12/NOPB	TO-220	1.5	600	1	-26	0.3	5	10	Electrolytic				
926-LM2990T-15/NOPB	LM2990T-15/NOPB	TO-220	1.5	600	1	-26	0.3	5	10	Electrolytic				
926-LM2990T-5.0/NOPB	LM2990T-5.0/NOPB	TO-220	1.5	600	1	-26	0.3	5	10	Electrolytic				
926-LM1086CS-3.3NOPB	LM1086CS-3.3/NOPB	TO-263	1.5	1300	2	2.6	27	2	10	Tantalum				
926-LM1086CS-5.0NOPB	LM1086CS-5.0/NOPB	TO-263	1.5	1300	2	2.6	25	2	10	Tantalum				
926-LM1086CS-ADJNOPB	LM1086CS-ADJ/NOPB	TO-263	1.5	1300	2	2.6	29	2	10	Tantalum				
926-LM1086CSX3.3NOPB	LM1086CSX-3.3/NOPB	TO-263	1.5	1300	2	2.6	27	2	10	Tantalum				
926-LM1086CSXADJNOPB	LM1086CSX-ADJ/NOPB	TO-263	1.5	1300	2	2.6	29	2	10	Tantalum				
926-LM1086CT-3.3NOPB	LM1086CT-3.3/NOPB	TO-220	1.5	1300	2	2.6	27	2	10	Tantalum				
926-LM1086CT-ADJNOPB	LM1086CT-ADJ/NOPB	TO-220	1.5	1300	2	2.6	29	2	10	Tantalum				
926-LM1086IS18NOPB	LM1086IS-1.8/NOPB	TO-263	1.5	1300	2	6	20	-	10	Fixed				
926-LM1086IS-3.3NOPB	LM1086IS-3.3/NOPB	TO-263	1.5	1300	2	2.6	27	2	10	Tantalum				
926-LM1086IS-ADJNOPB	LM1086IS-ADJ/NOPB	TO-263	1.5	1300	2	2.6	29	2	10	Tantalum				
926-LM1086ISX3.3NOPB	LM1086ISX-3.3/NOPB	TO-263	1.5	1300	2	2.6	27	2	10	Tantalum				
926-LM1086ISXADJNOPB	LM1086ISX-ADJ/NOPB	TO-263	1.5	1300	2	2.6	29	2	10	Tantalum				
595-UA7808CKCT	UA7808CKCT	TO-220	1.5	2000	8	10.5	25	-	0.33	Fixed				
595-UA7815CKCT	UA7815CKCT	TO-220	1.5	2000	8	17.5	30	-	0.33	Fixed				
926-LP2996LQ/NOPB	LP2996LQ/NOPB	LLP-16	1.5	-	0.00032	1.5	5.5	-	0.1	Ceramic				
926-LP2996M/NOPB	LP2996M/NOPB	SOIC-8	1.5	-	0.00032	1.5	5.5	-	0.1	Ceramic				
926-LP2996MR/NOPB	LP2996MR/NOPB	SOP-8	1.5	-	0.00032	1.5	5.5	-	0.1	Ceramic				
926-LP2996MRX/NOPB	LP2996MRX/NOPB	SOP-8	1.5	-	0.00032	1.5	5.5	-	0.1	Ceramic				
926-LP2998MR/NOPB	LP2998MR/NOPB	SOP-8	1.5	-	0.00032	1.5	5.5	-	0.1	Ceramic				
926-LP2995M/NOPB	LP2995M/NOPB	SOIC-8	1.5	-	0.00025	2.2	5	-	0.1	Ceramic				
926-LP2995MR/NOPB	LP2995MR/NOPB	SOP-8	1.5	-	0.00025	2.2	5	-	0.1	Ceramic				
926-LP2998MRX/NOPB	LP2998MRX/NOPB	PSOP-8	1.5	-	0.50	2.3	5.5	-	0.1	Ceramic				
926-LP2996MX/NOPB	LP2996MX/NOPB	SOIC-8	1.5	-	0.50	2.3	5.5	-	0.1	Ceramic				
926-LM2990S-50	LM2990S-5.0	TO-263	1.8	0.3	1	-26	0.3	5	47	Fixed				
926-LM2990SX-15/NOPB	LM2990SX-15/NOPB	TO-263	1.8	0.3	1	-26	0.3	5	47	Fixed				
926-LM2990SX-50	LM2990SX-5.0	TO-263	1.8	0.3	1	-26	0.3	5	47	Fixed				
926-LP3875ESXADJNOPB	LP3875ESX-ADJ/NOPB	TO-263	1.8	450	0.1	2.5	7	1.4	10	-				
595-TPS7A7001DDA	TPS7A7001DDA	SOIC-8	2	170	0.001	1.4	6.5	2	4.7	Ceramic				
595-TPS7A7200RGWT	TPS7A7200RGWT	QFN-20	2	200	-	1.5	6.5	2	1	Ceramic				
595-TPS75201QPWP	TPS75201QPWP	HTSSOP-20	2	210	0.075	2.7	5	2	47	Tantalum				
595-TPS75215QPWP	TPS75215QPWP	HTSSOP-20	2	210	0.075	2.7	5	2	47	Tantalum				
595-TPS75225QPWP	TPS75225QPWP	HTSSOP-20	2	210	0.075	2.7	5	2	47	Tantalum				
595-LP2950-30LPR	LP2950-30LPR	TO-92-3	3	80	0.075	2	30	1.4	1	Any				
595-TPS74401KTWT	TPS74401KTWT	DDPAK-7	3	115	3	0.8	5.5	1	-	Capacitor Free				
595-TPS74401RGWT	TPS74401RGWT	QFN-20	3	115	3	0.8	5.5	1	-	Capacitor Free				
595-TPS74901KTWR	TPS74901KTWR	DDPAK-7	3	120	3	0.8	5.5	2	2.2	Ceramic				
595-TPS74901RGWR	TPS74901RGWR	QFN-20	3	120	3	0.8	5.5	2	2.2	Ceramic				
595-TPS74901RGWT	TPS74901RGWT	QFN-20	3	120	3	0.8	5.5	2	2.2	Ceramic				
595-TPS75701KTTT	TPS75701KTTT	TO-263-5	3	150	0.11	2.8	5.5	-	47	Tantalum				
595-TPS75715KTTT	TPS75715KTTT	TO-263-5	3	150	0.11	2.8	5.5	-	47	Tantalum				
595-TPS75718KTTT	TPS75718KTTT	TO-263-5	3	150	0.11	2.8	5.5	-	47	Tantalum				
595-TPS75725KTTT	TPS75725KTTT	TO-263-5	3	150	0.11	2.8	5.5	-	47	Tantalum				
595-TPS75733KTTT	TPS75733KTTT	TO-263-5	3	150	0.11	3.45	5.5	-	47	Tantalum				
595-TPS75801KTTT	TPS75801KTTT	TO-263-5	3	150	0.125	2.8	5.5	3	47	Tantalum				
595-TPS75818KTTT	TPS75818KTTT	TO-263-5	3	150	0.125	2.8	5.5	3	47	Tantalum				
595-TPS75825KTTT	TPS75825KTTT	TO-263-5	3	150	0.125	2.8	5.5	3	47	Tantalum				
595-TPS75833KTTT	TPS75833KTTT	TO-263-5	3	150	0.125	2.8	5.5	3	47	Tantalum				
595-TPS758A01KTTR	TPS758A01KTTR	TO-263-5	3	150	0.125	2.8	5.5	3	47	Tantalum				
595-TPS7A7300RGWT	TPS7A7300RGWT	QFN-20	3	200	-	1.5	6.5	2	1	Ceramic				
926-3883ES-1.2/NOPB	LP3883ES-1.2/NOPB	TO-263	3	210	4	1.426	5.5	1.5	4.7	Tantalum				
926-3883ES-1.5/NOPB	LP3883ES-1.5/NOPB	TO-263	3	210	4	1.426	5.5	1.5	4.7	Tantalum				
926-38843S-1.2/NOPB	LP38843S-1.2/NOPB	TO-263	3	210	32	1.01	5.5	1.5	4.7	Tantalum				
926-38843S-1.5/NOPB	LP38843S-1.5/NOPB	TO-263	3	210	32	1.01	5.5	1.5	4.7	Tantalum				
926-38843T-1.2/NOPB	LP38843T-1.2/NOPB	TO-220	3	210	32	1.01	5.5	1.5	4.7	Tantalum				
926-38853MR-ADJ/NOPB	LP38853MR-ADJ/NOPB	SOP-8	3	240	10	1.04	5.5	1.5	10	Ceramic				
926-38853S-ADJ/NOPB	LP38853S-ADJ/NOPB	TO-263	3	240	10	1.04	5.5	1.5	10	Ceramic				
926-LP38856S-1.2NOPB	LP38856S-1.2/NOPB	TO-263	3	240	10	2.5	5.5	1	10	Ceramic				
926-3893ES-1.2/NOPB	LP3893ES-1.2/NOPB	TO-263	3	270	4	1.47	5.5	1.5	10	Tantalum				
595-TPS51200QDRCRQ1	TPS51200QDRCRQ1	SON-10	3	300	0.5	2.3	3.5	5	20	Ceramic				
926-38859S-1.2/NOPB	LP38859S-1.2/NOPB	TO-263	3	350	10	1.15	5.5	1	10	Ceramic				
595-UC282TDKTTT-ADJ	UC282TDKTTT-ADJ	TO-263-5	3	350	0.006	1.7	7.5	-	100	Tantalum				
595-UC382TDKTTT-ADJ	UC382TDKTTT-ADJ	TO-263-5	3	350	0.006	1.7	7.5	1	100	Tantalum				
926-3853ES-1.8/NOPB	LP3853ES-1.8/NOPB	TO-263	3	390	4	2.5	7	1.5	10	Ceramic				
926-3853ES-2.5/NOPB	LP3853ES-2.5/NOPB	TO-263	3	390	4	2.5	7	1.5	10	Ceramic				
926-3853ES-3.3/NOPB	LP3853ES-3.3/NOPB	TO-263	3	390	4	2.5	7	1.5	10	Ceramic				
926-3853ES-5.0/NOPB	LP3853ES-5.0/NOPB	TO-263	3	390	4	2.5	7	1.5	10	Ceramic				
926-3853ET-3.3/NOPB	LP3853ET-3.3/NOPB	TO-220	3	390	4	2.5	7	1.5	10	Ceramic				
595-UCC283T-5	UCC283T-5	TO-220-5	3	400	0.4	5.45	9	-	-	Tantalum				
926-LP38501TSADJNOPB	LP38501TS-ADJ/NOPB	TO-263	3	420	2	2.7	5.5	3	10	Any				
926-38503ATJADJ/NOPB	LP38503ATJ-ADJ/NOPB	TO-263	3	420	2	2.7	5.5	1.5	10	Any				
926-3856ES-ADJ/NOPB	LP3856ES-ADJ/NOPB	TO-263	3	700	10	2.5	7	-	10	Ceramic				
926-3856ET-3.3/NOPB	LP3856ET-3.3/NOPB	TO-220	3	700	10	2.5	7	-	10	Ceramic				
926-3856ET-5.0/NOPB	LP3856ET-5.0/NOPB	TO-220	3	700	10	2.5	7	-	10	Ceramic				
926-LP3876ESADJNOPB	LP3876ES-ADJ/NOPB	TO-263	3	800	0.1	2.5	7	1.4	10	-				

© Copyright 2014 Mouser Electronics

© Copyright 2014 Mouser Electronics

Products may be RoHS compliant. Check mouser.com for RoHS status.

NEW PRODUCT

SINGLE CHANNEL LDOS (CONT.)

For quantities greater than listed, call for quote.

MOUSER STOCK NO.	Texas Instruments Part No.	Package	I_{out} (Max) (A)	V_{do} (Typ) (mV)	I_q (Typ) (mA)	V_{in} (Min)	V_{in} (Max)	Accuracy (%)	Output Capacitor (µF)	Output Capacitor Type	Price Each 1	25	100	250
926-3873ES-1.8/NOPB	LP3873ES-1.8/NOPB	TO-263	3	800	6	2.5	7	1.5	10	Tantalum				
926-3873ES-2.5/NOPB	LP3873ES-2.5/NOPB	TO-263	3	800	6	2.5	7	1.5	10	Tantalum				
926-3873ES-3.3/NOPB	LP3873ES-3.3/NOPB	TO-263	3	800	6	2.5	7	1.5	10	Tantalum				
926-3873ES-5.0/NOPB	LP3873ES-5.0/NOPB	TO-263	3	800	6	2.5	7	1.5	10	Tantalum				
926-3876ES-3.3/NOPB	LP3876ES-3.3/NOPB	TO-263	3	800	6	2.5	7	1.5	10	Tantalum				
926-3876ET-3.3/NOPB	LP3876ET-3.3/NOPB	TO-220	3	800	6	2.5	7	1.5	10	Tantalum				
926-3963ES-2.5/NOPB	LP3963ES-2.5/NOPB	TO-263	3	800	5	2.5	7	1.5	33	Tantalum				
926-3963ES-3.3/NOPB	LP3963ES-3.3/NOPB	TO-263	3	800	5	2.5	7	1.5	33	Tantalum				
926-3966ES-2.5/NOPB	LP3966ES-2.5/NOPB	TO-263	3	800	5	2.5	7	1.5	33	Tantalum				
926-3966ES-3.3/NOPB	LP3966ES-3.3/NOPB	TO-263	3	800	5	2.5	7	1.5	33	Tantalum				
926-LP3966ES-ADJNOPB	LP3966ES-ADJ/NOPB	TO-263	3	800	5	2.5	7	1.5	33	Tantalum				
926-LP3876ESXADJNOPB	LP3876ESX-ADJ/NOPB	TO-263	3	1050	0.1	2.5	7	1.4	10	-				
926-S1587CS-1.5/NOPB	LMS1587CS-1.5/NOPB	TO-263	3	1150	7	2.5	13	2	10	Ceramic				
926-LMS1587CSX15NOPB	LMS1587CSX-1.5/NOPB	TO-263	3	1150	7	2.4	13	2	10	Tantalum				
926-S1587CS-3.3/NOPB	LMS1587CS-3.3/NOPB	TO-263	3	1150	7	2.5	13	2	10	Ceramic				
926-S1587IS-3.3/NOPB	LMS1587IS-3.3/NOPB	TO-263	3	1150	7	2.5	13	2	10	Ceramic				
926-LM1085IS-12/NOPB	LM1085IS-12/NOPB	TO-263	3	1300	5	2.6	18	2	10	Tantalum				
926-LM1085IS-3.3NOPB	LM1085IS-3.3/NOPB	TO-263	3	1300	5	2.6	27	2	10	Tantalum				
926-LM1085IS-ADJNOPB	LM1085IS-ADJ/NOPB	TO-263	3	1300	5	2.6	29	2	10	Tantalum				
926-LM1085ISX3.3NOPB	LM1085ISX-3.3/NOPB	TO-263	3	1300	5	2.6	27	2	10	Tantalum				
926-LM1085IT-5.0NOPB	LM1085IT-5.0/NOPB	TO-220	3	1300	5	2.6	25	2	10	Tantalum				
926-LM1085IT-ADJNOPB	LM1085IT-ADJ/NOPB	TO-220	3	1300	5	2.6	29	2	10	Tantalum				
595-TPS51100DGQ	TPS51100DGQ	MSOP PowerPAD-10	3	-	0.5	4.75	5.25	-	20	Ceramic				
595-TPS51100DGQG4	TPS51100DGQG4	MSOP PowerPAD-10	3	-	0.5	4.75	5.25	-	20	Ceramic				
595-TPS51100DGQR	TPS51100DGQR	MSOP PowerPAD-10	3	-	0.5	4.75	5.25	-	20	Ceramic				
595-TPS51200DRCR	TPS51200DRCR	SON-10	3	-	0.5	2.375	3.5	-	20	Ceramic				
595-TPS51200DRCT	TPS51200DRCT	SON-10	3	-	0.5	2.375	3.5	-	20	Ceramic				
595-TPS51200DRCTG4	TPS51200DRCTG4	SON-10	3	-	0.5	2.375	3.5	-	20	Ceramic				
595-TPS75501KTTT	TPS75501KTTT	TO-263-5	5	250	0.11	2.8	5.5	-	47	Tantalum				
595-TPS75515KTTT	TPS75515KTTT	TO-263-5	5	250	0.11	2.8	5.5	-	47	Tantalum				
595-TPS75533KTTT	TPS75533KTTT	TO-263-5	5	250	0.11	3.55	5.5	-	47	Tantalum				
595-TPS75601KTTT	TPS75601KTTT	TO-263-5	5	250	0.11	2.8	5.5	3	47	Tantalum				
595-TPS75633KTTT	TPS75633KTTT	TO-263-5	5	250	0.11	3.55	5.5	3	47	Tantalum				
595-TPS75525KTTT	TPS75525KTTT	TO-263-5	5	290	0.11	2.8	5.5	-	47	Tantalum				
926-1585ACS-3.3/NOPB	LMS1585ACS-3.3/NOPB	TO-263	5	1200	7	2.5	13	2	10	Ceramic				
926-1585AIS-3.3/NOPB	LMS1585AIS-3.3/NOPB	TO-263	5	1200	7	2.5	13	2	10	Ceramic				
926-LM1084IS-3.3NOPB	LM1084IS-3.3/NOPB	TO-263	5	1300	5	2.6	27	1	10	Tantalum				
926-LM1084IS-ADJNOPB	LM1084IS-ADJ/NOPB	TO-263	5	1300	5	2.6	29	1	10	Tantalum				
926-LM1084IT-3.3NOPB	LM1084IT-3.3/NOPB	TO-220	5	1300	5	2.6	27	1	10	Tantalum				
926-LM1084IT-ADJNOPB	LM1084IT-ADJ/NOPB	TO-220	5	1300	5	2.6	29	1	10	Tantalum				
926-LMS1585ACSX33NPB	LMS1585ACSX-3.3/NOPB	TO-263	5	1400	7	-	13	-	-	Fixed				
595-TPS75901KTTT	TPS75901KTTT	TO-263-5	7.5	400	0.11	2.8	5.5	3	47	Tantalum				
595-TPS75925KTTT	TPS75925KTTT	TO-263-5	7.5	400	0.11	2.92	5.5	3	47	Tantalum				

STANDARD VOLTAGE REGULATORS

For quantities greater than listed, call for quote.

MOUSER STOCK NO.	Texas Instruments Part No.	Package	I_{out} (Max) (A)	V_{in} (Min)	V_{in} (Max)	V_{out} (Min)	V_{out} (Max)	I_q (Typ) (mA)	V_{do} (Typ) (mV)	Price Each 1	25	100	250
595-MC79L12ACD	MC79L12ACD	SOIC-8	0.1	-14.5	-27	-12	-12	6.5	2.5				
595-MC79L12ACLPR	MC79L12ACLPR	TO-92-3	0.1	-14.5	-27	-12	-12	6.5	2.5				
926-LM79L12ACMX/NOPB	LM79L12ACMX/NOPB	SOIC-8	0.1	-12	-14.5	15.6	14.4	6	-				
595-MC79L05ACD	MC79L05ACD	SOIC-8	0.1	-7	-20	-5	-5	6	2				
595-MC79L05ACDR	MC79L05ACDR	SOIC-8	0.1	-7	-20	-5	-5	6	2				
595-MC79L05ACLP	MC79L05ACLP	TO-92-3	0.1	-7	-20	-5	-5	6	2				
595-TL317CD	TL317CD	SOIC-8	0.1	3.7	38	1.2	35	-	2.5				
595-TL317CDR	TL317CDR	SOIC-8	0.1	3.7	38	1.2	35	-	2.5				
595-TL317CLPR	TL317CLPR	TO-92-3	0.1	3.7	38	1.2	35	-	2.5				
595-TL317CPWR	TL317CPWR	TSSOP-8	0.1	3.7	38	1.2	35	-	2.5				
595-LM317LCPW	LM317LCPW	TO-92-3	0.1	3.7	38	1.2	32	-	2.5				
595-LM317LILP	LM317LILP	TO-92-3	0.1	3.7	38	1.2	32	-	2.5				
595-LM317LIPK	LM317LIPK	SOT-89-3	0.1	3.7	38	1.2	32	-	2.5				
595-UA78L02ACLP	UA78L02ACLP	TO-92-3	0.1	4.75	20	2.45	2.75	6	2.15				
926-LM78L05ACM/NOPB	LM78L05ACM/NOPB	SOIC-8	0.1	6.7	35	4.8	5.2	5	-				
926-LM78L05ACMX/NOPB	LM78L05ACMX/NOPB	SOIC-8	0.1	6.7	35	4.8	5.2	5	-				
926-LM78L05ACZ/NOPB	LM78L05ACZ/NOPB	TO-92	0.1	6.7	35	4.8	5.2	5	-				
926-LM78L12ACM/NOPB	LM78L12ACM/NOPB	SOIC-8	0.1	6.7	35	11.5	12.5	5	-				
926-LM78L15ACMX/NOPB	LM78L15ACMX/NOPB	SOIC-8	0.1	6.7	35	14.4	15.6	5	-				
926-LM78L12ACZ/NOPB	LM78L12ACZ/NOPB	TO-92	0.1	6.7	35	11.5	12.5	5	-				
926-LM78L15ACM/NOPB	LM78L15ACM/NOPB	SOIC-8	0.1	6.7	35	14.4	15.6	5	-				
926-LM78L15ACZ/NOPB	LM78L15ACZ/NOPB	TO-92	0.1	6.7	35	14.4	15.6	5	-				
595-UA78L05ACD	UA78L05ACD	SOIC-8	0.1	7	20	4.75	5.25	6	2				
595-UA78L05ACDR	UA78L05ACDR	SOIC-8	0.1	7	20	4.75	5.25	6	2				
595-UA78L05ACDRE4	UA78L05ACDRE4	SOIC-8	0.1	7	20	4.75	5.25	6	2				
595-UA78L05ACLP	UA78L05ACLP	TO-92-3	0.1	7	20	4.75	5.25	6	2				
595-UA78L05ACLPR	UA78L05ACLPR	TO-92-3	0.1	7	20	4.75	5.25	6	2				
595-UA78L05ACPK	UA78L05ACPK	SOT-89-3	0.1	7	20	4.75	5.25	6	2				
595-UA78L05ACPKG3	UA78L05ACPKG3	SOT-89-3	0.1	7	20	4.75	5.25	6	2				
595-UA78L05AID	UA78L05AID	SOIC-8	0.1	7	20	4.75	5.25	6	2				
595-UA78L05AIDR	UA78L05AIDR	SOIC-8	0.1	7	20	4.75	5.25	6	2				
595-UA78L05AILP	UA78L05AILP	TO-92-3	0.1	7	20	4.75	5.25	6	2				
595-UA78L05AIPK	UA78L05AIPK	SOT-89-3	0.1	7	20	4.75	5.25	6	2				
595-UA78L05CD	UA78L05CD	SOIC-8	0.1	7	20	4.5	5.5	6	2				
595-UA78L05CDRG4	UA78L05CDRG4	SOIC-8	0.1	7	20	4.5	5.5	6	2				
595-UA78L05CLP	UA78L05CLP	TO-92-3	0.1	7	20	4.5	5.5	6	2				
595-UA78L05CLPE3	UA78L05CLPE3	TO-92-3	0.1	7	20	4.5	5.5	6	2				
595-UA78L05CPK	UA78L05CPK	SOT-89-3	0.1	7	20	4.5	5.5	6	2				
926-140LAH-5.0/NOPB	LM140LAH-5.0/NOPB	TO-39	0.1	7.2	35	4.9	5.1	4.5	-				
926-LM78L05ACM	LM78L05ACM	SO-8	0.1	10	35	4.75	5.25	5	-				
595-UA78L10ACLP	UA78L10ACLP	TO-92-3	0.1	12.5	25	9.5	10.5	6	3				
595-UA78L12ACLPM	UA78L12ACLPM	TO-92-3	0.1	14.5	27	11.4	12.6	6.5	2				
595-LP2951-50D	LP2951-50D	SOIC-8	0.1	22.3	30	4.88	5.12	-	0.150, 0.600				
595-UA723CD	UA723CD	SOIC-14	0.15	5	40	2	37	4	3				
595-UA723CDR	UA723CDR	SOIC-14	0.15	5	40	2	37	4	3				
595-UA723CDRE4	UA723CDRE4	SOIC-14	0.15	5	40	2	37	4	3				
595-UA723CN	UA723CN	PDIP-14	0.15	5	40	2	37	4	3				
595-UA723CNE4	UA723CNE4	PDIP-14	0.15	5	40	2	37	4	3				
595-TLV70018DDCT	TLV70018DDCT	TSOT-23-5	0.2	2	5.5	2	5.5	0.031	0.175				
595-TLV70030DDCT	TLV70030DDCT	TSOT-23-5	0.2	2	5.5	2	5.5	0.031	0.175				
595-UA79M08CKVURG3	UA79M08CKVURG3	PFM-3	0.5	-10.5	-25	-7.6	-8.4	2	2.5				
595-LM317MQDCYRG4	LM317MQDCYRG4	SOT-89-3	0.5	4.2	40	1.25	37	-	3				

© Copyright 2014 Mouser Electronics

© Copyright 2014 Mouser Electronics

TEXAS INSTRUMENTS Power Management ICs

Products may be RoHS compliant. Check mouser.com for RoHS status.

STANDARD VOLTAGE REGULATORS (CONT.)

For quantities greater than listed, call for quote.

MOUSER STOCK NO.	Texas Instruments Part No.	Package	I_{out} (Max) (A)	V_{in} (Min)	V_{in} (Max)	V_{out} (Min)	V_{out} (Max)	I_q (Typ) (mA)	V_{do} (Typ) (mV)	Price Each 1	25	100	250
595-UA78M33CDCYG3	UA78M33CDCYG3	SOT-223-3	0.5	5.3	25	3.1	3.5	6	2				
595-UA78M33QDCYRG4Q1	UA78M33QDCYRG4Q1	SOT-223-3	0.5	5.3	25	3.2	3.4	6	2				
595-UA78M33CDCY	UA78M33CDCY	SOT-223-4	0.5	5.3	25	3.1	3.5	6	-				
595-UA78M33CDCYR	UA78M33CDCYR	SOT-223-4	0.5	5.3	25	3.1	3.5	6	2				
595-UA78M33CDCYRG3	UA78M33CDCYRG3	SOT-223-4	0.5	5.3	25	3.1	3.5	6	2				
595-UA78M33CKCS	UA78M33CKCS	TO-220-3	0.5	5.3	25	3.1	3.5	6	-				
595-UA78M33CKVURG3	UA78M33CKVURG3	PFM-3	0.5	5.3	25	3.1	3.5	6	-				
595-UA78M05CDCY	UA78M05CDCY	SOT-23-3	0.5	7	25	4.75	5.25	6	2				
595-UA78M05CDCYR	UA78M05CDCYR	SOT-223-4	0.5	7	25	4.75	5.25	6	-				
595-UA78M05CDCYRG3	UA78M05CDCYRG3	SOT-23-3	0.5	7	25	4.75	5.25	6	2				
595-UA78M05CKCS	UA78M05CKCS	TO-220-3	0.5	7	25	4.75	5.25	6	-				
595-UA78M05CKCSE3	UA78M05CKCSE3	TO-220-3	0.5	7	25	4.75	5.25	6	2				
595-UA78M05CKVURG3	UA78M05CKVURG3	PFM-3	0.5	7	25	4.75	5.25	6	-				
595-UA78M05IDCY	UA78M05IDCY	SOT-223-4	0.5	7	25	4.75	5.25	6	2				
926-LM78M05CDT/NOPB	LM78M05CDT/NOPB	TO-252	0.5	10	35	4.8	5.2	10	-				
926-LM78M05CDTX/NOPB	LM78M05CDTX/NOPB	TO-252	0.5	10	35	4.8	5.2	10	-				
926-LM341T-5.0/NOPB	LM341T-5.0/NOPB	TO-220	0.5	10	35	4.8	5.2	10	-				
595-TL783CKTTR	TL783CKTTR	TO-263-3	0.7	21.5	150	1.25	125	-	20				
595-TLV1117CDCYR	TLV1117CDCYR	SOT-223-4	0.8	2.7	15	1.238	1.262	-	-				
595-TLV1117CDRJR	TLV1117CDRJR	SON-8	0.8	2.7	15	1.238	1.262	-	-				
595-TLV1117CKVURG3	TLV1117CKVURG3	PFM-3	0.8	2.7	15	1.238	1.262	-	-				
595-TLV1117IDCYR	TLV1117IDCYR	SOT-223-4	0.8	2.7	15	1.238	1.262	-	-				
595-TLV1117IDRJR	TLV1117IDRJR	SON-8	0.8	2.7	15	1.238	1.262	-	-				
595-TLV1117IKCS	TLV1117IKCS	TO-220-3	0.8	2.7	15	1.238	1.262	-	-				
595-TLV1117IKVURG3	TLV1117IKVURG3	PFM-3	0.8	2.7	15	1.238	1.262	-	-				
595-TLV1117-15IDCYR	TLV1117-15IDCYR	SOT-223-4	0.8	2.9	15	1.485	1.515	-	-				
595-TLV1117-18CDCYR	TLV1117-18CDCYR	SOT-223-4	0.8	3.2	15	1.782	1.818	-	-				
595-TLV1117-18IDCYR	TLV1117-18IDCYR	SOT-223-4	0.8	3.2	15	1.782	1.818	-	-				
595-TLV1117-25CDCYR	TLV1117-25CDCYR	SOT-223-4	0.8	3.9	15	2.475	2.525	-	-				
595-TLV1117-25IDCYR	TLV1117-25IDCYR	SOT-223-4	0.8	3.9	15	2.475	2.525	-	-				
595-TLV1117-33CDCY	TLV1117-33CDCY	SOT-223-4	0.8	4.7	15	3.267	3.333	-	-				
595-TLV1117-33CDRJR	TLV1117-33CDRJR	SON-8	0.8	4.7	15	3.267	3.333	-	-				
595-TLV1117-33IDCYR	TLV1117-33IDCYR	SOT-223-4	0.8	4.7	15	3.267	3.333	-	-				
595-TLV111733IKVURG3	TLV1117-33IKVURG3	PFM-3	0.8	4.7	15	3.267	3.333	-	-				
595-TLV1117-33CDCYR	TLV1117-33CDCYR	SOT-223-4	0.8	4.7	15	3.3	3.3	5	-				
595-TLV1117-50CDCYR	TLV1117-50CDCYR	SOT-223-4	0.8	6.4	15	4.95	5.05	-	-				
595-TLV1117-50CDRJR	TLV1117-50CDRJR	SON-8	0.8	6.4	15	4.95	5.05	-	-				
595-TLV1117-50IDCYR	TLV1117-50IDCYR	SOT-223-4	0.8	6.4	15	4.95	5.05	-	-				
595-TLV1117-50IDRJR	TLV1117-50IDRJR	SON-8	0.8	6.4	15	4.95	5.05	-	-				
926-LM309H/NOPB	LM309H/NOPB	TO-39	1	7.1	35	4.8	5.2	10	-				
926-LM340AT-5.0/NOPB	LM340AT-5.0/NOPB	TO-220	1	10	35	4.9	5.1	6.5	2				
926-LM340AT-50	LM340AT-5.0	TO-220-3	1	10	35	4.9	5.1	0.5	2				
926-LM340MP-5.0/NOPB	LM340MP-5.0/NOPB	SOT-223	1	10	35	4.9	5.1	6.5	2				
926-LM340S-5.0/NOPB	LM340S-5.0/NOPB	TO-263	1	10	35	4.9	5.1	6.5	2				
926-LM340SX-5.0/NOPB	LM340SX-5.0/NOPB	TO-263	1	10	35	4.9	5.1	6.5	2				
926-LM340T-5.0/NOPB	LM340T-5.0/NOPB	TO-220	1	10	35	4.9	5.1	6.5	2				
926-LM340T-12	LM340T-12	TO-220-3	1	14.6	35	11.75	12.25	6.5	2				
926-LM340T-15	LM340T-15	TO-220-3	1	19	35	14.7	15.3	6.5	2				
926-LM340S-12/NOPB	LM340S-12/NOPB	TO-263	1	19	35	11.75	12.25	6.5	2				
926-LM340T-12/NOPB	LM340T-12/NOPB	TO-220	1	19	35	11.75	12.25	6.5	2				
926-LM340T-15/NOPB	LM340T-15/NOPB	TO-220	1	23	35	14.7	15.3	6.5	2				
595-LM317LCDR	LM317LCDR	SOIC-8	1.2	3.7	38	1.2	32	-	2.5				
595-LM317LCLPR	LM317LCLPR	TO-92-3	1.2	3.7	38	1.2	32	-	2.5				
595-LM317LCPK	LM317LCPK	SOT-89-3	1.2	3.7	38	1.2	32	-	2.5				
595-LM317LIDR	LM317LIDR	SOIC-8	1.2	3.7	38	1.2	32	-	2.5				
595-LM317MQDCYR	LM317MQDCYR	SOT-223-4	1.25	3	40	1.25	37	-	3				
595-LM317DCYR	LM317DCYR	SOT-223-4	1.25	4.2	40	1.25	37	-	3				
595-LM317KCS	LM317KCS	TO-220-3	1.25	4.2	40	1.25	37	-	3				
595-LM317MDCY	LM317MDCY	SOT-223-4	1.25	4.2	40	1.25	37	-	3				
595-LM317MDCYR	LM317MDCYR	SOT-223-4	1.25	4.2	40	1.25	37	-	3				
595-LM317MKVURG3	LM317MKVURG3	PFM-3	1.25	4.2	40	1.25	37	-	3				
926-LM7905CT/NOPB	LM7905CT/NOPB	TO-220	1.5	-25	-7	-4.8	-5.2	2	1.1				
926-LM7912CT/NOPB	LM7912CT/NOPB	TO-220	1.5	-25	-7	11.5	-12.5	2	1.1				
926-LM7915CT/NOPB	LM7915CT/NOPB	TO-220	1.5	-25	-7	-14.4	-15.6	2	1.1				
595-LM337KCSE3	LM337KCSE3	TO-220-3	1.5	-4.2	-40	-1.2	-37	-	3				
595-LM337KTTR	LM337KTTR	TO-263-3	1.5	-4.2	-40	-1.2	-37	-	3				
595-LM337KVURG3	LM337KVURG3	TO-252-3	1.5	-4.2	-40	-1.2	-37	-	3				
595-LM317DCY	LM317DCY	SOT-23-3	1.5	4.2	40	1.25	37	-	3				
595-LM317DCYG3	LM317DCYG3	SOT-23-3	1.5	4.2	40	1.25	37	-	3				
595-LM317DCYRG3	LM317DCYRG3	SOT-223-4	1.5	4.2	40	1.25	37	-	3				
595-LM317KCSE3	LM317KCSE3	TO-220-3	1.5	4.2	40	1.25	37	-	3				
595-LM317KTTR	LM317KTTR	TO-263-3	1.5	4.2	40	1.25	37	-	3				
595-LM317KTTRG3	LM317KTTRG3	TO-263-3	1.5	4.2	40	1.25	37	-	3				
595-UA7810CKCSE3	UA7810CKCSE3	TO-220-3	1.5	12.5	28	10	10	8	2				
595-TL780-12KCSE3	TL780-12KCSE3	TO-220-3	1.5	14.5	30	12	12	8	2				
595-UA7815CKCS	UA7815CKCS	TO-220-3	1.5	17.5	30	15	15	8	2				
595-UA7815CKCSE3	UA7815CKCSE3	TO-220-3	1.5	17.5	30	15	15	8	2.5				
595-UA78M05IDCYR	UA78M05IDCYR	SOT-223-4	7	25	4.75	5.25	0.5	6	-				
595-UA78M05IKCSE3	UA78M05IKCSE3	SOT-223-4	7	25	4.75	5.25	0.5	6	-				
595-UA78M05IKVURG3	UA78M05IKVURG3	PFM-3	7	25	4.75	5.25	0.5	6	-				
595-TL780-05CKTTR	TL780-05CKTTR	TO-263-3	7	25	5	5	1.5	8	2				
595-TL780-05KCS	TL780-05KCS	TO-220-3	7	25	5	5	1.5	8	2				
595-UA7805CKCS	UA7805CKCS	TO-220-3	7	25	5	5	1.5	8	2				
595-UA7805CKTTR	UA7805CKTTR	TO-263-3	7	25	5	5	1.5	8	2				
595-UA78M06CKVURG3	UA78M06CKVURG3	PFM-3	8	25	5.7	6.3	0.5	6	2				
595-UA78L06ACLP	UA78L06ACLP	TO-92-3	8.5	20	5.9	6.5	0.1	6	2.3				
595-UA78L08ACD	UA78L08ACD	SOIC-8	10.5	23	7.6	8.4	0.1	6	2.5				
595-UA78M08CDCYR	UA78M08CDCYR	SOT-223-4	10.5	25	7.6	8.4	0.5	6	2.5				
595-UA78L09ACD	UA78L09ACD	SOIC-8	11.5	24	8.55	9.45	0.1	6	3				
595-UA78L09ACLP	UA78L09ACLP	TO-92-3	11.5	24	8.55	9.45	0.1	6	3				
595-UA78L09ACPK	UA78L09ACPK	SOT-89-3	11.5	24	8.55	9.45	0.1	6	3				
595-UA78M09CKVURG3	UA78M09CKVURG3	PFM-3	11.5	26	8.5	9.5	0.5	6	2.5				
595-UA78L10ACDR	UA78L10ACD	SOIC-8	12.5	25	9.5	10.5	0.1	6	3				
595-UA78L10ACDR	UA78L10ACDR	SOIC-8	12.5	25	9.5	10.5	0.1	6	3				
595-UA78L10ACLPE3	UA78L10ACLPE3	TO-92-3	12.5	25	9.5	10.5	0.1	6	3				
595-UA78L10ACLPR	UA78L10ACLPR	TO-92-3	12.5	25	9.5	10.5	0.1	6	3				
595-UA78L10ACPK	UA78L10ACPK	SOT-89-3	12.5	25	9.5	10.5	0.1	6	3				
595-UA78M10CKVURG3	UA78M10CKVURG3	PFM-3	12.5	28	9.5	10.5	0.5	6	2.5				
595-UA78L12ACDR	UA78L12ACD	SOIC-8	14.5	27	11.4	12.6	0.1	6.5	2				
595-UA78L12ACDR	UA78L12ACDR	SOIC-8	14.5	27	11.4	12.6	0.1	6.5	2				

© Copyright 2014 Mouser Electronics
© Copyright 2014 Mouser Electronics

Products may be RoHS compliant. Check mouser.com for RoHS status.

STANDARD VOLTAGE REGULATORS (CONT.)

For quantities greater than listed, call for quote.

MOUSER STOCK NO.	Texas Instruments Part No.	Package	I_{out} (Max) (A)	V_{in} (Min)	V_{in} (Max)	V_{out} (Min)	V_{out} (Max)	I_q (Typ) (mA)	V_{do} (Typ) (mV)	Price Each 1	25	100	250
595-UA78L12ACLP	UA78L12ACLP	TO-92-3	14.5	27	11.4	12.6	0.1	6.5	2				
595-UA78L12ACPK	UA78L12ACPK	SOT-89-3	14.5	27	11.4	12.6	0.1	6.5	2				
595-TL780-12KCS	TL780-12KCS	TO-220-3	14.5	30	12	12	1.5	8	2.5				
595-UA7812CKCS	UA7812CKCS	TO-220-3	14.5	30	12	12	1.5	8	2.5				
595-UA7812CKTTR	UA7812CKTTR	TO-263-3	14.5	30	12	12	1.5	8	2.5				
595-UA78L15ACLP	UA78L15ACLP	TO-92-3	17.5	30	14.25	15.75	0.1	6.5	2.5				
595-UA78L15ACPKG3	UA78L15ACPKG3	SOT-89-3	17.5	30	14.25	15.75	0.1	6.5	2.5				
595-TL780-15KCS	TL780-15KCS	TO-220-3	17.5	30	15	15	1.5	8	2.5				
595-TL783CKCSE3	TL783CKCSE3	TO-220-3	21.5	150	1.25	125	0.7	-	20				

ADJUSTABLE VOLTAGE REGULATORS

For quantities greater than listed, call for quote.

MOUSER STOCK NO.	Texas Instruments Part No.	Package	Output Current	Input Current	Input-Output Voltage Diff (Max) (V)	V_{out} (Min)	V_{out} (Max)	Line Regulation (Max) (mV)	Load Regulation (Max) (mV)	Price Each 1	25	100	250
926-LP2951CSD/NOPB	LP2951CSD/NOPB	SOIC-8	0.1	-0.3-30	20	3.3	29	30	100				
926-LP4951CM/NOPB	LP4951CM/NOPB	SOIC-8	0.1	-0.3-30	30	1.24	29	0.2	0.2				
926-LM317LITPX/NOPB	LM317LITPX/NOPB	uSMD-6	0.1	-0.3-40	40	1.2	37	40	500				
926-LM317LM/NOPB	LM317LM/NOPB	SOIC-8	0.1	4.2-40	40	1.2	37	40	500				
926-LM317LMX/NOPB	LM317LMX/NOPB	SOIC-8	0.1	4.2-40	40	1.2	37	40	500				
926-LM317LZ/NOPB	LM317LZ/NOPB	TO-92	0.1	4.2-40	40	1.2	37	40	500				
926-LM337LM/NOPB	LM337LM/NOPB	SOIC-8	0.1	-4.2 to -40	40	-1.2	-37	70	1500				
926-LM337LMX/NOPB	LM337LMX/NOPB	SOIC-8	0.1	-4.2 to -40	40	-1.2	-37	70	1500				
926-LM337IMPX/NOPB	LM337IMPX/NOPB	SOT-223-3	0.1	-	40	-37	-1.2	10	300				
926-LM723CN/NOPB	LM723CN/NOPB	DIP-14	0.15	9.5-40	40	2	37	0.1	0.2				
926-LM317AMDT/NOPB	LM317AMDT/NOPB	TO-252	0.5	4.2-40	40	1.2	37	20	30				
926-LM317MDT/NOPB	LM317MDT/NOPB	TO-252	0.5	4.2-40	40	1.2	37	20	30				
926-LM317AMDTX/NOPB	LM317AMDTX/NOPB	TO-252	0.5	4.2-40	40	1.2	37	0.01	0.5				
926-LM317AEMP/NOPB	LM317AEMP/NOPB	SOT-223	1	4.2-40	40	1.2	37	20	30				
926-LM317AEMPX/NOPB	LM317AEMPX/NOPB	SOT-223	1	4.2-40	40	1.2	37	20	30				
926-LM317EMP/NOPB	LM317EMP/NOPB	SOT-223	1	4.2-40	40	1.2	37	20	30				
926-LM317EMPX/NOPB	LM317EMPX/NOPB	SOT-223	1	4.2-40	40	1.2	37	20	30				
926-LM337IMP/NOPB	LM337IMP/NOPB	SOT-223	1	4.2-40	40	1.2	37	40	1000				
926-LM78S40CN/NOPB	LM78S40CN/NOPB	DIP-16	1.5	2.5-40	30	2.5	40	0.2	0.5				
926-LM78S40N/NOPB	LM78S40N/NOPB	DIP-16	1.5	2.5-40	30	2.5	40	0.2	0.5				
926-LM117H/NOPB	LM117H/NOPB	TO-39	1.5	4.2-40	40	1.2	37	0.05	1				
926-LM317AT/NOPB	LM317AT/NOPB	TO-220	1.5	4.2-40	40	1.2	37	20	30				
926-LM317S/NOPB	LM317S/NOPB	TO-263	1.5	4.2-40	40	1.2	37	20	30				
926-LM317SX/NOPB	LM317SX/NOPB	TO-263	1.5	4.2-40	40	1.2	37	20	30				
926-LM317T/NOPB	LM317T/NOPB	TO-220	1.5	4.2-40	40	1.2	37	20	30				
926-LM337T/NOPB	LM337T/NOPB	TO-220	1.5	4.2-40	40	1.2	37	40	1000				
926-LM317HVT/NOPB	LM317HVT/NOPB	TO-220	1.5	4.2-60	60	1.2	57	10	100				
926-LM350AT/NOPB	LM350AT/NOPB	TO-220	3	28	35	1.2	33	10	300				
926-LM350T/NOPB	LM350T/NOPB	TO-220	3	4.2-35	35	1.2	33	10	300				
926-LM338T/NOPB	LM338T/NOPB	TO-220	5	4.2-40	40	1.2	32	10	30				

PRECISION SHUNT REGULATORS

For quantities greater than listed, call for quote.

MOUSER STOCK NO.	Texas Instruments Part No.	Package	Output Current (mA)	Operating Voltage (V)	Operating Current (Typ) (mA)	VREF (Min.)	VREF (Max.)	Accuracy (%)	Operating Temperature (°C)	Price Each 1	25	100	250
926-LMV431AIM5/NOPB	LMV431AIM5/NOPB	SOT-23-5	Undefined	1.24-30	0.055	1.228	1.252	1	-40 to +85				
926-LMV431AIZ/NOPB	LMV431AIZ/NOPB	TO-92	Undefined	1.24-30	0.055	1.228	1.252	1	-40 to +85				
926-LMV431ACM5/NOPB	LMV431ACM5/NOPB	SOT-23-5	Undefined	1.24-30	0.055	1.228	1.252	1	0 to 70				
926-LMV431AIMF/NOPB	LMV431AIMF/NOPB	SOT-23-3	Undefined	1.24-30	0.055	1.228	1.252	1	-40 to +85				
926-LMV431BIMF/NOPB	LMV431BIMF/NOPB	SOT-23-3	Undefined	1.24-30	0.055	1.234	1.246	0.5	-40 to +85				
926-LM431ACM3/NOPB	LM431ACM3/NOPB	SOIC-8	100	36	1	2.44	2.55	1	0 to 70				
926-LM431ACM3X/NOPB	LM431ACM3X/NOPB	SOT-23-3	100	36	1	2.44	2.55	1	0 to 70				
926-LM431AIM3/NOPB	LM431AIM3/NOPB	SOT-23-3	100	36	1	2.44	2.55	1	-40 to +85				
926-LM431BCM3/NOPB	LM431BCM3/NOPB	SOT-23-3	100	36	1	2.47	2.52	1	0 to 70				
926-LM431BIM3/NOPB	LM431BIM3/NOPB	SOT-23-3	100	36	1	2.47	2.52	1	-40 to +85				
926-LM431BIM3X/NOPB	LM431BIM3X/NOPB	SOT-23-3	100	36	1	2.47	2.52	1	-40 to +85				
926-LM431CIM3/NOPB	LM431CIM3/NOPB	SOT-23-3	100	36	1	2.485	2.51	1	-40 to +85				
926-LM3411M5-5.0NOPB	LM3411M5-5.0/NOPB	SOT-23-5	15	5	15	4.95	5.05	1	-40 to +85				
926-LM3411M533NOPB	LM3411M5-3.3/NOPB	SOT-23-5	100	3.3	15	4.95	20	1	-----				

SUPERVISORY CIRCUITS - VOLTAGE

NEW PRODUCT

For quantities greater than listed, call for quote.

MOUSER STOCK NO.	Texas Instruments Part No.	Package	No. of Supervisors	V_{sense1} (Nom)	V_{it1} (Typ)	V_{it2} (Typ)	V_{it3} (Typ)	V_{in} (Min)	V_{in} (Max)	I_{cc} (Max)	Price Each 1	25	100	250
595-TPS3808G09DBVR	TPS3808G09DBVR	SOT-23-6	1	0.9	0.84	-	-	1.8	6.5	5.7				
595-TPS3808G12DRVT	TPS3808G12DRVT	SON-6	1	1.2	1.12	-	-	1.8	6.5	5.7				
595-TPS3126E12DBVT	TPS3126E12DBVT	SOT-23-5	1	1.2	1.14	-	-	0.75	3.3	25				
595-TPS3103E12DBVT	TPS3103E12DBVT	SOT-23-6	1	1.2	1.142	-	-	0.4	3.3	3				
595-TPS3103E12DBVR	TPS3103E12DBVR	SOT-23-6	1	1.2	1.142	-	-	0.4	3.3	3				
595-TPS3126E15DBVT	TPS3126E15DBVT	SOT-23-5	1	1.5	1.43	-	-	0.75	3.3	25				
595-TPS3808G18DBVT	TPS3808G18DBVT	SOT-23-6	1	1.8	1.67	-	-	1.8	6.5	5.7				
595-TPS3126E18DBVT	TPS3126E18DBVT	SOT-23-5	1	1.8	1.71	-	-	0.75	3.3	25				
595-TPS3836E18DBVT	TPS3836E18DBVT	SOT-23-5	1	1.8	1.71	-	-	1.6	6	0.45				
595-TPS3838E18DBVT	TPS3838E18DBVT	SOT-23-5	1	1.8	1.71	-	-	1.6	6	0.45				
595-TLC7725ID	TLC7725ID	SOIC-8	1	2.5	2.25	-	-	2	6	16				
595-TPS3809J25DBVR	TPS3809J25DBVR	SOT-23-3	1	2.5	2.25	-	-	2	6	25				
595-TPS3823-25DBVR	TPS3823-25DBVR	SOT-23-5	1	2.5	2.25	-	-	1.1	5.5	25				
595-TPS3838J25DBVT	TPS3838J25DBVT	SOT-23-5	1	2.5	2.25	-	-	1.6	6	0.45				
595-TPS3808G25DBVR	TPS3808G25DBVR	SOT-23-6	1	2.5	2.33	-	-	1.8	6.5	5.7				
595-TPS3800G27DCKR	TPS3800G27DCKR	SOT-5	1	2.7	2.5	-	-	2	6	18				
595-TL7702ACD	TL7702ACD	SOIC-8	1	2.7	2.53	-	-	3.5	18	3000				
595-TL7702ACP	TL7702ACP	PDIP-8	1	2.7	2.53	-	-	3.5	18	3000				
595-TL7702AID	TL7702AID	SOIC-8	1	2.7	2.53	-	-	3.5	18	3000				
595-TL7702BCD	TL7702BCD	SOIC-8	1	2.7	2.53	-	-	3.6	18	3000				
595-TL7702BIP	TL7702BIP	PDIP-8	1	2.7	2.53	-	-	3.6	18	3000				
595-TPS3823-30DBVR	TPS3823-30DBVR	SOT-23-5	1	3	2.63	-	-	1.1	5.5	25				
595-TPS3125L30DBVR	TPS3125L30DBVR	SOT-23-5	1	3	2.64	-	-	0.75	3.3	30				
595-TPS3809L30DBVR	TPS3809L30DBVR	SOT-23-3	1	3	2.64	-	-	2	6	25				
595-TPS3813L30DBVT	TPS3813L30DBVT	SOT-23-6	1	3	2.64	-	-	2	6	13				
595-TPS3836L30DBVT	TPS3836L30DBVT	SOT-23-5	1	3	2.64	-	-	1.6	6	0.45				
595-TPS3838L30DBVT	TPS3838L30DBVT	SOT-23-5	1	3	2.64	-	-	1.6	6	0.45				
595-TPS3808G30DBVR	TPS3808G30DBVR	SOT-23-6	1	3	2.79	-	-	1.8	6.5	5.7				
595-TPS3836H30DBVT	TPS3836H30DBVT	SOT-23-5	1	3	2.79	-	-	1.6	6	0.45				

© Copyright 2014 Mouser Electronics

© Copyright 2014 Mouser Electronics

TEXAS INSTRUMENTS Power Management ICs

Products may be RoHS compliant. Check mouser.com for RoHS status.

SUPERVISORY CIRCUITS - VOLTAGE (CONT.)

NEW PRODUCT

For quantities greater than listed, call for quote.

MOUSER STOCK NO.	Texas Instruments Part No.	Package	No. of Supervisors	V_{sense1} (Nom)	V_{it1} (Typ)	V_{it2} (Typ)	V_{it3} (Typ)	V_{in} (Min)	V_{in} (Max)	I_{cc} (Max)	Price Each 1	25	100	250
595-TLC7733ID	TLC7733ID	SOIC-8	1	3.3	2.93	-	-	2	6	16				
595-TLC7733IPW	TLC7733IPW	TSSOP-8	1	3.3	2.93	-	-	2	6	16				
595-TPS3619-33DGK	TPS3619-33DGK	MSOP-8	1	3.3	2.93	-	-	1.65	5.5	40				
595-TPS3620-33DGKR	TPS3620-33DGKR	MSOP-8	1	3.3	2.93	-	-	1.65	5.5	40				
595-TPS3620-33DGKT	TPS3620-33DGKT	MSOP-8	1	3.3	2.93	-	-	1.65	5.5	40				
595-TPS3801K33DCKR	TPS3801K33DCKR	SC-70-5	1	3.3	2.93	-	-	2	6	25				
595-TPS3802K33DCKR	TPS3802K33DCKR	SC-70-5	1	3.3	2.93	-	-	1.6	4	18				
595-TPS3809K33DBVR	TPS3809K33DBVR	SOT-23-3	1	3.3	2.93	-	-	2	6	25				
595-TPS3820-33DBVT	TPS3820-33DBVT	SOT-23-5	1	3.3	2.93	-	-	1.1	5.5	25				
595-TPS3823-33DBVR	TPS3823-33DBVR	SOT-23-5	1	3.3	2.93	-	-	1.1	5.5	25				
595-TPS3824-33DBVR	TPS3824-33DBVR	SOT-23-5	1	3.3	2.93	-	-	1.1	5.5	25				
595-TPS3825-33DBVR	TPS3825-33DBVR	SOT-23-5	1	3.3	2.93	-	-	1.1	5.5	25				
595-TPS3828-33DBVT	TPS3828-33DBVT	SOT-23-5	1	3.3	2.93	-	-	1.1	5.5	25				
595-TPS3836K33DBVT	TPS3836K33DBVT	SOT-23-5	1	3.3	2.93	-	-	1.6	6	0.45				
595-TPS3837K33DBVT	TPS3837K33DBVT	SOT-23-5	1	3.3	2.93	-	-	1.6	6	0.45				
595-TPS3838K33DBVR	TPS3838K33DBVR	SO-8	1	3.3	2.93	-	-	1.6	6	220				
595-TPS3838K33DBVT	TPS3838K33DBVT	SOT-23-5	1	3.3	2.93	-	-	1.6	6	0.45				
595-TPS3838K33QDBRQ1	TPS3838K33QDBVRQ1	SOT-23-5	1	3.3	2.93	-	-	1.6	6	0.45				
595-TPS3600D33PW	TPS3600D33PW	TSSOP-14	1	3.3	2.93	-	-	1.65	5.5	40				
595-TPS3103K33DBVR	TPS3103K33DBVR	SOT-23-6	1	3.3	2.941	-	-	0.4	3.3	3				
595-TPS3808G33DBVR	TPS3808G33DBVR	SOT-23-6	1	3.3	3.07	-	-	1.8	6.5	5.7				
595-TL7733BCDR	TL7733BCDR	SOIC-8	1	3.3	3.08	-	-	3.6	18	3500				
595-TL7705ACD	TL7705ACD	SOIC-8	1	5	4.55	-	-	3.5	18	3000				
595-TL7705ACP	TL7705ACP	PDIP-8	1	5	4.55	-	-	3.5	18	3000				
595-TL7705ACPSR	TL7705ACPSR	SOIC-8	1	5	4.55	-	-	3.5	18	3000				
595-TL7705AID	TL7705AID	SOIC-8	1	5	4.55	-	-	3.5	18	3000				
595-TL7705AIP	TL7705AIP	PDIP-8	1	5	4.55	-	-	3.5	18	3000				
595-TL7705BCD	TL7705BCD	SOIC-8	1	5	4.55	-	-	3.6	18	3000				
595-TL7705BCP	TL7705BCP	PDIP-8	1	5	4.55	-	-	3.6	18	3000				
595-TL7705BID	TL7705BID	SOIC-8	1	5	4.55	-	-	3.6	18	3000				
595-TL7705BIP	TL7705BIP	PDIP-8	1	5	4.55	-	-	3.6	18	3000				
595-TL7757CD	TL7757CD	SOIC-8	1	5	4.55	-	-	1	7	40				
595-TL7757CLP	TL7757CLP	TO-92-3	1	5	4.55	-	-	1	7	40				
595-TL7757CLPR	TL7757CLPR	TO-92-3	1	5	4.55	-	-	1	7	40				
595-TL7757CPK	TL7757CPK	SOT-89-3	1	5	4.55	-	-	1	7	40				
595-TL7757ILP	TL7757ILP	TO-92-3	1	5	4.55	-	-	1	7	40				
595-TL7757IPK	TL7757IPK	SOT-89-3	1	5	4.55	-	-	1	7	40				
595-TL7759CPWR	TL7759CPWR	TSSOP-8	1	5	4.55	-	-	1	7	40				
595-TLC7705ID	TLC7705ID	SOIC-8	1	5	4.55	-	-	2	6	16				
595-TPS3808G50DBVR	TPS3808G50DBVR	SOT-23-6	1	5	4.65	-	-	1.8	6.5	5.7				
595-TPS3809I50DBVR	TPS3809I50DBVR	SOT-23-3	1	5	4.55	-	-	2	6	25				
595-TPS3820-50DBVT	TPS3820-50DBVT	SOT-23-3	1	5	4.55	-	-	1.1	5.5	25				
595-TPS3823-50DBVR	TPS3823-50DBVR	SOT-23-3	1	5	4.55	-	-	1.1	5.5	25				
595-TPS3824-50DBVR	TPS3824-50DBVR	SOT-23-3	1	5	4.55	-	-	1.1	5.5	25				
595-TPS3825-50DBVT	TPS3825-50DBVT	SOT-23-3	1	5	4.55	-	-	1.1	5.5	25				
595-TPS3828-50DBVT	TPS3828-50DBVT	SOT-23-3	1	5	4.55	-	-	1.1	5.5	25				
595-TL7712ACD	TL7712ACD	SOIC-8	1	12	10.8	-	-	3.5	18	3000				
595-UCC2946D	UCC2946D	SOIC-8	1	-	Prog.	-	-	2.1	5.5	18				
595-TLC7701IDRG4	TLC7701IDRG4	SOIC-8	1	-	Adj.	-	-	2	6	9				
595-TLC7701IPWR	TLC7701IPWR	PDIP-8	1	-	Adj.	-	-	2	6	9				
595-TPS3803-01DCKR	TPS3803-01DCKR	SC-70-5	1	-	Adj.	-	-	1.3	6	4				
595-PS3808G01MDBVTEP	TPS3808G01MDBVTEP	SOT-23-6	1	-	Adj.	-	-	1.7	6.5	5				
595-TPS3808G01DBVR	TPS3808G01DBVR	SOT-23-6	1	-	0.405	-	-	1.8	6.5	5.7				
595-TPS3808G12DBVR	TPS3808G12DBVR	SOT-23-6	1	-	1.12	-	-	1.7	6.5	5				
595-TLV810SDBZT	TLV810SDBZT	SOT-23-3	1	-	2.93	-	-	1.1	6	30				
595-TPS3809K33DBVT	TPS3809K33DBVT	SOT-23-3	1	-	2.93	-	-	2	6	25				
595-TPS3809K33QDBVRQ	TPS3809K33QDBVRQ1	SOT-23-3	1	-	2.93	-	-	2	6	9				
595-TPS3813K33DBVT	TPS3813K33DBVT	SOT-23-6	1	-	2.93	-	-	2	6	25				
595-TPS3823-33QDBVRQ	TPS3823-33QDBVRQ1	SOT-23-5	1	-	2.93	-	-	1.1	5.5	15				
926-LM809M3-2.63NOPB	LM809M3-2.63/NOPB	SOT-23-3	1	-	-	-	-	1.2	5.5	50				
926-3470IM52.63/NOPB	LP3470IM5-2.63/NOPB	SOT-23-5	1	-	-	-	-	0.5	5.5	30				
926-LP3470M52.63NOPB	LP3470M5-2.63/NOPB	SOT-23-5	1	-	-	-	-	0.5	5	30				
926-LP3470M5X463NOPB	LP3470M5X-4.63/NOPB	SOT-23-5	1	-	-t	-	-	0.5	5	30				
926-LM809M3-2.93NOPB	LM809M3-2.93/NOPB	SOT-23-3	1	-	-	-	-	1.2	5.5	100				
926-3470IM52.93/NOPB	LP3470IM5-2.93/NOPB	SOT-23-5	1	-	-	-	-	0.5	5	30				
926-LM809M3-3.08NOPB	LM809M3-3.08/NOPB	SOT-23-3	1	-	-	-	-	1.2	5.5	100				
926-LM3724EM5308NOPB	LM3724EM5-3.08/NOPB	SOT-23-5	1	-	-	-	-	1	6	10				
926-LM3724IM5308NOPB	LM3724IM5-3.08/NOPB	SOT-23-5	1	-	-	-	-	1	6	10				
926-3470IM53.08/NOPB	LP3470IM5-3.08/NOPB	SOT-23-5	1	-	-	-	-	0.5	5.5	30				
926-LP3470M53.08NOPB	LP3470M5-3.08/NOPB	SOT-23-5	1	-	-	-	-	0.5	5.5	30				
926-LP3470M54.00NOPB	LP3470M5-4.00/NOPB	SOT-23-5	1	-	-	-	-	0.5	5.5	30				
926-809M3-4.63/NOPB	LM809M3-4.63/NOPB	SOT-23-3	1	-	-	-	-	1	5.5	60				
926-LP3470M54.63NOPB	LP3470M5-4.63/NOPB	SOT-23-5	1	-	-	-	-	0.5	5	30				
926-240MFE4.63/NOPB	SM72240MFE-4.63/NOPB	SOT-23-3	1	-	-	-	-	1	5.5	15				
926-LMS33460MG/NOPB	LMS33460MG/NOPB	SC-70-5	1	-	-	-	-	0.8	7	200				
595-TPS3106E09DBVT	TPS3106E09DBVT	SOT-23-6	2	0.9	0.86	Adj.	-	0.4	3.3	4.5				
595-TPS3106E16DBVT	TPS3106E16DBVT	SOT-23-6	2	1.6	1.521	-	-	0.4	3.3	3				
595-TPS3705-33D	TPS3705-33D	SOIC-8	2	3	2.93	1.25	-	2	3.3	50				
595-TPS3707-33D	TPS3707-33D	SOIC-8	2	3.3	2.93	1.25	-	2	3.3	50				
595-TPS3306-15D	TPS3306-15D	SOIC-8	2	3.3	2.93	1.4	-	2.7	6	40				
595-TPS3305-18D	TPS3305-18D	SOIC-8	2	3.3	2.93	1.68	-	2.7	6	40				
595-TPS3305-18DGNR	TPS3305-18DGNR	MSOP PowerPAD-8	2	3.3	2.93	1.68	-	2.7	6	40				
595-TPS3306-25D	TPS3306-25D	SOIC-8	2	3.3	2.93	2.25	-	2.7	6	40				
595-TPS3106K33DBVR	TPS3106K33DBVR	SOT-23-6	2	3.3	2.941	-	-	0.4	3.3	3				
595-TPS3106K33DBVT	TPS3106K33DBVT	SOT-23-6	2	3.3	2.941	-	-	0.4	3.3	4.5				
595-TPS3110K33DBVT	TPS3110K33DBVT	SOT-23-6	2	3.3	2.941	-	-	0.4	3.3	3				
595-TPS3806I33DBVR	TPS3806I33DBVR	SOP-6	2	3.3	3	-	-	1.3	6	5				
595-TL7770-5CDWR	TL7770-5CDWR	SOIC-16	2	5	4.55	-	-	3.5	18	5000				
595-TPS3705-50D	TPS3705-50D	SOIC-8	2	5	4.55	1.25	-	2	5	50				
595-TPS3707-50D	TPS3707-50D	SOIC-8	2	5	4.55	1.25	-	2	5	50				
595-TPS3305-33D	TPS3305-33D	SOIC-8	2	5	4.55	2.93	-	2.7	6	40				
595-TPS3306-33D	TPS3306-33D	SOIC-8	2	5	4.55	2.93	-	2.7	6	40				
595-TPS3805H33DCKR	TPS3805H33DCKR	SC-70-5	2	-	3.05	-	-	1.3	6	4				
595-TPS3307-18D	TPS3307-18D	SOIC-8	3	3.3	2.93	1.68	1.25	2	6	40				
595-TPS3307-18DGN	TPS3307-18DGN	MSOP PowerPAD-8	3	3.3	2.93	1.68	1.25	2	6	40				
595-TPS3307-25D	TPS3307-25D	SOIC-8	3	3.3	2.93	2.25	1.25	2	6	40				
595-TPS3510P	TPS3510P	PDIP-8	3	3.3	2.2	3.5	-	4	15	1000				
595-TPS3307-33D	TPS3307-33D	SOIC-8	3	5	4.55	2.93	1.25	2	6	40				
595-TPS3307-33DGN	TPS3307-33DGN	MSOP PowerPAD-8	3	5	4.55	2.93	1.25	2	6	40				

© Copyright 2014 Mouser Electronics
© Copyright 2014 Mouser Electronics

TEXAS INSTRUMENTS Power Management ICs

Products may be RoHS compliant. Check mouser.com for RoHS status.

POWER-OVER-ETHERNET (POE) POWERED DEVICES

NEW PRODUCT

For quantities greater than listed, call for quote.

MOUSER STOCK NO.	Texas Instruments Part No.	Package	Output Power (W)	V_{in} (Min.) (V)	V_{in} (Max.) (V)	Topology	Accuracy (%)	Operating Temperature (°C)	Price Each 1	25	100	250
595-TPS2379DDA	TPS2379DDA	SO-8	13	-0.3	100	Any DC-DC Conv	-	-40 to 85				
595-TPS2375DRG4	TPS2375DRG4	SOIC-8	13	0	57	Any DC-DC Conv	-	-40 to 85				
595-TPS2375D	TPS2375D	SOIC-8	13	0	57	Any DC-DC Conv	-	-40 to 85				
595-TPS2375PW-1	TPS2375PW-1	TSSOP-8	13	0	57	Any DC-DC Conv	-	-40 to 85				
595-TPS23750PWP	TPS23750PWP	HTSSOP-20	13	0	57	Any DC-DC Conv	-	-40 to 85				
595-TPS23750PWPR	TPS23750PWPR	HTSSOP-20	13	0	57	Any DC-DC Conv	-	-40 to 85				
595-TPS23753PW	TPS23753PW	TSSOP-14	13	0	57	Any DC-DC Conv	-	-40 to 85				
595-TPS2376D	TPS2376D	SOIC-8	13	0	57	Any DC-DC Conv	-	-40 to 85				
595-TPS2376DDA-H	TPS2376DDA-H	HSOP-8	13	0	57	Any DC-DC Conv	-	-40 to 85				
595-TPS2378DDA	TPS2378DDA	SO-8	13	0	57	Any DC-DC Conv	-	-40 to 85				
926-LM5070MTCX50NOPB	LM5070MTCX-50/NOPB	TSSOP-16	13	1.21	1.28	DC-DC Conv	20	-40 to 125				
926-LM5071MTX80NOPB	LM5071MTX-80/NOPB	TSSOP-16	13	1.22	1.28	DC-DC Conv	-	-40 to 125				
926-5070MTC-50/NOPB	LM5070MTC-50/NOPB	TSSOP-16	13	1.8	75	Single Ended	2	-40 to 125				
926-5070MTC-80/NOPB	LM5070MTC-80/NOPB	TSSOP-16	13	1.8	75	Single Ended	2	-40 to 125				
926-LM5072MH-80/NOPB	LM5072MH-80/NOPB	TSSOP-16	13	9	100	Single Ended	2	-40 to 125				
926-LM5071MT-50/NOPB	LM5071MT-50/NOPB	TSSOP-16	13	9.5	60	Single Ended	2	-40 to 125				
926-LM5071MT-80/NOPB	LM5071MT-80/NOPB	TSSOP-16	13	9.5	60	Single Ended	2	-40 to 125				
595-TPS23751PWP	TPS23751PWP	TSSOP-16	25.5	0	57	Single-Ended	-	-40 to 85				
595-TPS23752PWP	TPS23752PWP	TSSOP-20	25.5	0	57	Single-Ended	-	-40 to 85				
926-LM5072MHX80NOPB	LM5072MHX-80/NOPB	TSSOP-16	25	1.23	1.28	Buck	-	-40 to 125				
926-LM5073MH/NOPB	LM5073MH/NOPB	TSSOP-14	25	9	100	Any DC-DC Conv	-	-40 to 125				

POWER-OVER-ETHERNET (POE) POWER SOURCING EQUIPMENT

For quantities greater than listed, call for quote.

MOUSER STOCK NO.	Texas Instruments Part No.	Package	Channels	Abs Max. V_{in}	Operating Temperature (°C)	IEEE Compliant	Interface	Disconnect	PowerFET	Price Each 1	25	100	250
595-TPS23851DCE	TPS23851DCE	SSOP-36	4	70	-20 to 125	Yes	I_2C	Both AC and DC	External				
595-TPS2384PAP	TPS2384PAP	HTQFP-64	4	80	-40 to 125	Yes	I_2C	Both AC and DC	Internal				
595-TPS23841PJD	TPS23841PJD	HTQFP-64	4	Yes	-40 to 125	Yes	I_2C	Both AC and DC	Internal				

FIXED SHUNT VOLTAGE REFERENCES

NEW PRODUCT

For quantities greater than listed, call for quote.

MOUSER STOCK NO.	Texas Instruments Part No.	Package	VO (V)	Initial Accuracy @ 25/deg°C (%)	Temp. Coeff. (Typ) (ppm/deg°C)	I_{out}/I_Z (Max) (mA)	Price Each 1	25	100	250
926-LM4041AIM312NOPB	LM4041AIM3-1.2/NOPB	SOT-23-3	1.225	0.1	100	10				
926-LM4041BIM312NOPB	LM4041BIM3-1.2/NOPB	SOT-23-3	1.225	0.2	100	10				
595-LM4041C12IDBZR	LM4041C12IDBZR	SOT-23-3	1.225	0.5	15	12				
926-LM4041CIM312NOPB	LM4041CIM3-1.2/NOPB	SOT-23-3	1.225	0.5	100	10				
595-LM4041D12IDBZR	LM4041D12IDBZR	SOT-23-3	1.225	1	15	12				
595-LM4041D12ILP	LM4041D12ILP	TO-92-3	1.225	1	15	12				
926-LM4041DIM312NOPB	LM4041DIM3-1.2/NOPB	SOT-23-3	1.225	1	150	10				
926-LM385Z-1.2/NOPB	LM385Z-1.2/NOPB	TO-92	1.225	2	150	10				
926-LM4041EIM312NOPB	LM4041EIM3-1.2/NOPB	SOT-23-3	1.225	2	150	10				
595-LT1004CD-1-2	LT1004CD-1-2	SOIC-8	1.235	0.3	-	20				
595-LT1004CPW-1-2	LT1004CPW-1-2	TSSOP-8	1.235	0.3	-	20				
595-LT1004ID-1-2	LT1004ID-1-2	SOIC-8	1.235	0.3	-	20				
595-LT1004IDG4-1-2	LT1004IDG4-1-2	SOIC-8	1.235	0.3	-	20				
595-REF1004I-1.2	REF1004I-1.2	SOIC-8	1.235	0.3	-	20				
595-LM285D-1-2	LM285D-1-2	SOIC-8	1.235	1	-	20				
595-LM285LP-1-2	LM285LP-1-2	TO-92	1.235	1	20	20				
595-LM385BLP-1-2	LM385BLP-1-2	TO-92-3	1.235	1	-	20				
595-LM385BLPRE3-1-2	LM385BLPRE3-1-2	TO-92-3	1.235	2	-	20				
595-LM385DR-1-2	LM385DR-1-2	SOIC-8	1.235	2	-	20				
595-LM385LP-1-2	LM385LP-1-2	TO-92	1.235	2	20	20				
926-LM385M-1.2/NOPB	LM385M-1.2/NOPB	SOIC-8	1.235	2	150	10				
926-LM385M3-1.2/NOPB	LM385M3-1.2/NOPB	SOT-23-3	1.235	2	150	10				
926-LM385M3X-1.2/NOPB	LM385M3X-1.2/NOPB	SOT-23-3	1.235	2	150	10				
926-LM385MX-1.2/NOPB	LM385MX-1.2/NOPB	SOIC-8	1.235	2	150	10				
595-REF1112AIDBZT	REF1112AIDBZT	SOT-23-3	1.25	0.2	50	5				
926-LM4121AIM512NOPB	LM4121AIM5-1.2/NOPB	SOT-23	1.25	0.2	50	10				
926-LM4040BIM720NOPB	LM4040BIM7-2.0/NOPB	SC-70	2.048	0.08	100	10				
595-LM4040A20IDBZR	LM4040A20IDBZR	SOT-23-3	2.048	0.1	15	15				
926-LM4040AIM320NOPB	LM4040AIM3-2.0/NOPB	SOT-23-3	2.048	0.1	100	10				
595-LM4040C20IDBZR	LM4040C20IDBZR	SOT-23-3	2.048	0.5	15	15				
595-LM4040D20IDBZR	LM4040D20IDBZR	SOT-23-3	2.048	1	15	15				
595-LM4040D20QDBZR	LM4040D20QDBZR	SOT-23-3	2.048	1	15	15				
595-LM236D-2-5	LM236D-2-5	SOIC-8	2.49	2	33	10				
595-LM336BD-2-5	LM336BD-2-5	SOIC-8	2.49	2	34	10				
926-LM4132AMF2.5NOPB	LM4132AMF-2.5/NOPB	SOT-23-5	2.5	0.05	10	-				
595-LM4040A25IDBZR	LM4040A25IDBZR	SOT-23-3	2.5	0.1	15	15				
926-LM4040BIM3-25	LM4040BIM3-2.5	SOT-23	2.5	0.1	100	10				
926-LM4040AIM325NOPB	LM4040AIM3-2.5/NOPB	SOT-23-3	2.5	0.1	100	10				
926-LM4040CIM3-25	LM4040CIM3-2.5	SOT-23	2.5	0.1	100	10				
926-LM4040DIM3-25	LM4040DIM3-2.5	SOT-23	2.5	0.1	100	10				
926-LM4050AEM325NOPB	LM4050AEM3-2.5/NOPB	SOT-23-3	2.5	0.1	50	10				
926-LM4050AIM325NOPB	LM4050AIM3-2.5/NOPB	SOT-23-3	2.5	0.1	50	10				
926-LM4132BMF2.5NOPB	LM4132BMF-2.5/NOPB	SOT-23-5	2.5	0.1	20	-				
926-LM4140CCM2.5NOPB	LM4140CCM-2.5/NOPB	SOIC-8	2.5	0.1	10	-				
926-LM4431M3-2.5NOPB	LM4431M3-2.5/NOPB	SOT-23-3	2.5	0.1	30	10				
926-LM4050BIM325NOPB	LM4050BIM3-2.5/NOPB	SOT-23-3	2.5	0.1	50	10				
595-LM4040A25IDBZT	LM4040A25IDBZT	SOT-23-3	2.5	0.2	15	15				
595-LM4040B25IDBZT	LM4040B25IDBZT	SOT-23-3	2.5	0.2	15	15				
595-LT1009CLP	LT1009CLP	TO-92-3	2.5	0.2	25	10				
926-LM4040BIM325NOPB	LM4040BIM3-2.5/NOPB	SOT-23-3	2.5	0.2	100	10				
926-LM4040BIM725NOPB	LM4040BIM7-2.5/NOPB	SOT-23-3	2.5	0.2	100	10				
926-LM4120AIM525NOPB	LM4120AIM5-2.5/NOPB	SOT-23-5	2.5	0.2	14	-				
595-REF1004C-2.5	REF1004C-2.5	SOIC-8	2.5	0.4	-	20				
595-LM4040C25IDBZR	LM4040C25IDBZR	SOT-23-3	2.5	0.5	15	15				
595-LM4040C25MDBZTEP	LM4040C25MDBZTEP	SOT-23	2.5	0.5	15	15				
595-LM4040C25ILP	LM4040C25ILP	TO-92	2.5	0.5	15	75				
926-LM4040CIM325NOPB	LM4040CIM3-2.5/NOPB	SOT-23-3	2.5	0.5	100	10				
926-M4040CIM3X25NOPB	LM4040CIM3X-2.5/NOPB	SOT-23-3	2.5	0.5	100	10				
926-LM4050CIM325NOPB	LM4050CIM3-2.5/NOPB	SOT-23-3	2.5	0.5	50	10				
926-LM4120IM52.5NOPB	LM4120IM5-2.5/NOPB	SOT-23-5	2.5	0.5	14	-				
595-LT1004ID-2-5	LT1004ID-2-5	SOIC-8	2.5	0.8	-	20				
595-LM4040D20IDBZRG4	LM4040D20IDBZRG4	SOT-23	2.5	1	15	15				
595-LM4040D25IDBZR	LM4040D25IDBZR	SOT-23-3	2.5	1	15	15				

© Copyright 2014 Mouser Electronics
© Copyright 2014 Mouser Electronics

TEXAS INSTRUMENTS Power Management ICs

Products may be RoHS compliant. Check mouser.com for RoHS status.

FIXED SHUNT VOLTAGE REFERENCES (CONT.)

NEW PRODUCT

For quantities greater than listed, call for quote.

MOUSER STOCK NO.	Texas Instruments Part No.	Package	VO (V)	Initial Accuracy @ 25/deg°C (%)	Temp Coeff (Typ) (ppm/deg°C)	I_{out}/L_z (Max) (mA)	Price Each 1	25	100	250
595-LM4040D25IDCKR	LM4040D25IDCKR	SC-70-5	2.5	1	15	15				
595-LM4040D25ILP	LM4040D25ILP	TO-92-3	2.5	1	15	15				
926-LM336BZ-2.5/NOPB	LM336BZ-2.5/NOPB	TO-92	2.5	1	20	10				
926-LM336Z-2.5/NOPB	LM336Z-2.5/NOPB	TO-92	2.5	1	20	10				
926-LM4040DIM325NOPB	LM4040DIM3-2.5/NOPB	SOT-23-3	2.5	1	150	10				
595-LM285DR-2-5	LM285DR-2-5	SOIC-8	2.5	1.5	-	20				
595-LM285LP-2-5	LM285LP-2-5	TO-92-3	2.5	1.5	-	20				
595-LM385BLP-2-5	LM385BLP-2-5	TO-92-3	2.5	1.5	-	20				
926-LM285M-2.5/NOPB	LM285M-2.5/NOPB	SOIC-8	2.5	1.5	150	10				
926-LM285MX-2.5/NOPB	LM285MX-2.5/NOPB	SOIC-8	2.5	1.5	30	10				
926-LM4040EIM325NOPB	LM4040EIM3-2.5/NOPB	SOT-23-3	2.5	2	150	10				
926-LM4431M3X25NOPB	LM4431M3X-2.5/NOPB	SOT-23	2.5	2	30	10				
595-LM385LP-2-5	LM385LP-2-5	TO-92-3	2.5	3	-	20				
926-LM385BZ-2.5/NOPB	LM385BZ-2.5/NOPB	TO-92	2.5	3	150	10				
926-LM385M3-2.5/NOPB	LM385M3-2.5/NOPB	SOT-23-3	2.5	3	150	10				
926-LM385M3X-2.5NOPB	LM385M3X-2.5/NOPB	SOT-23-3	2.5	3	30	10				
926-LM385Z-2.5/NOPB	LM385Z-2.5/NOPB	TO-92	2.5	3	150	10				
595-LM4040A30IDBZR	LM4040A30IDBZR	SOT-23-3	3	0.1	15	15				
926-LM4120AIM530NOPB	LM4120AIM5-3.0/NOPB	SOT-23-5	3	0.2	14	-				
595-LM4040C30IDBZR	LM4040C30IDBZR	SOT-23-3	3	0.5	15	15				
595-LM4040C30IDCKR	LM4040C30IDCKR	SC-70-5	3	0.5	15	15				
926-LM4120IM53.0NOPB	LM4120IM5-3.0/NOPB	SOT-23-5	3	0.5	14	-				
595-LM4040D30IDBZR	LM4040D30IDBZR	SOT-23-3	3	1	15	15				
926-LM4132AMF3.3NOPB	LM4132AMF-3.3/NOPB	SOT-23-5	3.3	0.05	10	-				
926-LM4120AIM533NOPB	LM4120AIM5-3.3/NOPB	SOT-23-5	3.3	0.2	14	-				
926-LM4132AMF4.1NOPB	LM4132AMF-4.1/NOPB	SOT-23-5	4.096	0.05	-	-				
595-LM4040A41IDBZT	LM4040A41IDBZT	SOT-23-3	4.096	0.1	15	15				
926-LM4040AIM341NOPB	LM4040AIM3-4.1/NOPB	SOT-23-3	4.096	0.1	20	10				
926-LM4040AIZ4.1NOPB	LM4040AIZ-4.1/NOPB	TO-92	4.096	0.1	20	10				
926-LM4050AIM341NOPB	LM4050AIM3-4.1/NOPB	SOT-23-3	4.096	0.1	50	10				
926-LM4132BMF4.1NOPB	LM4132BMF-4.1/NOPB	SOT-23-5	4.096	0.1	20	-				
595-LM4040B41IDBZT	LM4040B41IDBZT	SOT-23-3	4.096	0.2	15	15				
926-LM4040BIM341NOPB	LM4040BIM3-4.1/NOPB	SOT-23-3	4.096	0.2	20	10				
926-LM4050BIM341NOPB	LM4050BIM3-4.1/NOPB	SOT-23-3	4.096	0.2	50	10				
926-LM4120AIM541NOPB	LM4120AIM5-4.1/NOPB	SOT-23-5	4.096	0.2	14	-				
595-LM4040C41IDBZR	LM4040C41IDBZR	SOT-23-3	4.096	0.5	15	15				
595-LM4040C41ILPR	LM4040C41ILPR	TO-92-3	4.096	0.5	15	15				
926-LM4040CIM341NOPB	LM4040CIM3-4.1/NOPB	SOT-23-3	4.096	0.5	20	10				
595-LM4040D41IDBZR	LM4040D41IDBZR	SOT-23-3	4.096	1	15	15				
595-LM4040D41ILP	LM4040D41ILP	TO-92	4.096	1	15	15				
926-LM4040DIM341NOPB	LM4040DIM3-4.1/NOPB	SOT-23-3	4.096	1	150	10				
595-LM4040A50IDBZR	LM4040A50IDBZR	SOT-23-3	5	0.1	15	15				
926-LM4040BIM3-50	LM4040BIM3-5.0	SOT-23	5	0.1	100	10				
926-LM4040AIM3-50	LM4040AIM3-5.0	SOT-23	5	0.1	100	10				
926-LM4040CIM3-50	LM4040CIM3-5.0	SOT-23	5	0.1	100	10				
926-LM4040DIM750NOPB	LM4040DIM7-5.0/NOPB	SC-70	5	0.1	100	10				
926-LM4040DIZ50LFT1	LM4040DIZ-5.0/LFT1	TO-92	5	0.1	100	10				
926-LM4040AIM350NOPB	LM4040AIM3-5.0/NOPB	SOT-23-3	5	0.1	20	10				
926-LM4040AIZ5.0NOPB	LM4040AIZ-5.0/NOPB	TO-92	5	0.1	20	10				
926-LM4050AIM350NOPB	LM4050AIM3-5.0/NOPB	SOT-23-3	5	0.1	50	10				
595-LM4040B50IDBZT	LM4040B50IDBZT	SOT-23-3	5	0.2	15	15				
926-LM4040BIM350NOPB	LM4040BIM3-5.0/NOPB	SOT-23-3	5	0.2	20	10				
926-LM4050BIM350NOPB	LM4050BIM3-5.0/NOPB	SOT-23-3	5	0.2	20	10				
926-LM4120AIM550NOPB	LM4120AIM5-5.0/NOPB	SOT-23-5	5	0.2	14	-				
595-LM4040C50IDBZR	LM4040C50IDBZR	SOT-23-3	5	0.5	15	15				
595-LM4040C50ILP	LM4040C50ILP	TO-92-3	5	0.5	15	15				
595-LM4040C50ILPR	LM4040C50ILPR	TO-92	5	0.5	15	15				
595-LM4040C50QDBZR	LM4040C50QDBZR	SOT-23-3	5	0.5	15	15				
926-LM4040CIM350NOPB	LM4040CIM3-5.0/NOPB	SOT-23-3	5	0.5	20	10				
926-LM4040CIZ5.0NOPB	LM4040CIZ-5.0/NOPB	TO-92	5	0.5	15	10				
595-LM4040D50IDBZR	LM4040D50IDBZR	SOT-23-3	5	1	15	15				
595-LM4040D50ILP	LM4040D50ILP	TO-92-3	5	1	15	15				
595-LM4040D50QDBZR	LM4040D50QDBZR	SOT-23-3	5	1	15	15				
926-LM4040DIM350NOPB	LM4040DIM3-5.0/NOPB	SOT-23-3	5	1	15	10				
926-LM336BZ-5.0/NOPB	LM336BZ-5.0/NOPB	TO-92	5	1	20	10				
926-LM336M-5.0/NOPB	LM336M-5.0/NOPB	SOIC-8	5	1	20	10				
926-LM385MX/NOPB	LM385MX/NOPB	SOIC-8	5.3	2	150	10				
926-LM329DZ/NOPB	LM329DZ/NOPB	TO-92	6.9	5	10	2				
595-LM4040D82IDBZR	LM4040D82IDBZR	SOT-23-3	8.192	1	15	15				
926-M4040AIM3100NOPB	LM4040AIM3-10.0/NOPB	SOT-23-3	10	0.1	100	10				
595-LM4040B10IDBZT	LM4040B10IDBZT	SOT-23-3	10	0.2	15	15				
595-LM4040C10IDBZR	LM4040C10IDBZR	SOT-23-3	10	0.5	15	15				

ADJUSTABLE SHUNT VOLTAGE REFERENCES

NEW PRODUCT

For quantities greater than listed, call for quote.

MOUSER STOCK NO.	Texas Instruments Part No.	Package	VO Adj (Min) (V)	VO Adj (Max) (V)	Initial Accuracy @ 25°C (%)	Temp Coeff (Typ) (ppm/deg°C)	Temp Coeff (Max) (ppm/deg°C)	I_{out}/L_z (Max) (mA)	Price Each 1	25	100	250
595-LM4041DIDBZR	LM4041DIDBZR	SOT-23-3	1.225	15	1	15	150	100				
595-TLV431ACDBVR	TLV431ACDBVR	SOT-23-5	1.24	6	1.5	39	129	15				
595-TLV431ACDBVRE4	TLV431ACDBVRE4	SOT-23	1.24	6	1	39	129	15				
595-TLV431ACDBVRG4	TLV431ACDBVRG4	SOT-23-5	1.24	6	1	39	129	80				
595-TLV431ACDBZR	TLV431ACDBZR	SOT-23-3	1.24	6	1	39	129	80				
595-TLV431AIDBVR	TLV431AIDBVR	SOT-23-5	1.24	6	0.5	39	129	15				
595-TLV431AIDBZR	TLV431AIDBZR	SOT-23-3	1.24	6	1	39	129	80				
595-TLV431AILP	TLV431AILP	TO-92-3	1.24	6	0.5	39	129	15				
595-TLV431BCDBZT	TLV431BCDBZT	SOT-23-3	1.24	6	1.5	-	-	15				
595-TLV431BIDBZR	TLV431BIDBZR	SOT-23-3	1.24	6	1.5	39	129	15				
595-TLV431CDBVR	TLV431CDBVR	SOT-23-5	1.24	6	1	39	129	80				
595-TLV431CDBZR	TLV431CDBZR	SOT-23-3	1.24	6	1.5	39	129	80				
595-TLV431IDBZR	TLV431IDBZR	SOT-23-3	1.24	6	1	39	129	80				
926-M4041CIM3ADJNOPB	LM4041CIM3-ADJ/NOPB	SOT-23-3	1.24	10	0.5	100	100	10				
926-M4041DIM3ADJNOPB	LM4041DIM3-ADJ/NOPB	SOT-23-3	1.24	10	1	100	150	10				
926-LM4041CIM7ADJNPB	LM4041CIM7-ADJ/NOPB	SC-70	1.24	10	0.5	20	100	10				
595-TLVH431ACDBVR	TLVH431ACDBVR	SOT-23-5	1.24	18	1	-	-	80				
595-TLVH431ACDBZR	TLVH431ACDBZR	SOT-23-3	1.24	18	0.5	-	-	80				
595-TLVH431AIDBZR	TLVH431AIDBZR	SOT-23-3	1.24	18	0.5	-	-	80				
595-TLVH431BQDBZR	TLVH431BQDBZR	SOT-23-3	1.24	18	0.5	-	-	80				
595-TLVH431BIDBZR	TLVH431BIDBZR	SOT-23-3	1.24	18	1	-	-	80				

© Copyright 2014 Mouser Electronics
© Copyright 2014 Mouser Electronics

Products may be RoHS compliant. Check mouser.com for RoHS status.

ADJUSTABLE SHUNT VOLTAGE REFERENCES (CONT.)

PRODUCT NEW

For quantities greater than listed, call for quote.

MOUSER STOCK NO.	Texas Instruments Part No.	Package	VO Adj (Min) (V)	VO Adj (Max) (V)	Initial Accuracy @ 25°C (%)	Temp Coeff (Typ) (ppm/deg C)	Temp Coeff (Max) (ppm/deg C)	I_{out}/Iz (Max) (mA)	Price Each 1	25	100	250
595-TLVH431BIPK	TLVH431BIPK	SOT-89-3	1.24	18	1	-	-	80				
595-TLVH432AIDBZR	TLVH432AIDBZR	SOT-23-3	1.24	18	0.5	-	-	80				
595-TLVH432AQDBZR	TLVH432AQDBZR	SOT-23-3	1.24	18	1.5	-	-	80				
595-TLVH432BIDBZR	TLVH432BIDBZR	SOT-23-3	1.24	18	1.5	-	-	80				
595-TLVH432CDBZR	TLVH432CDBZR	SOT-23-3	1.24	18	1.5	-	-	80				
595-TLVH432QDBZR	TLVH432QDBZR	SOT-23-3	1.24	18	1	15	150	12				
595-TLVH432IDBZR	TLVH432IDBZR	SOT-23-3	1.24	18	0.5	15	100	12				
595-TL431ACD	TL431ACD	SOIC-8	2.495	36	1	34	-	100				
595-TL431ACDR	TL431ACDR	SOIC-8	2.495	36	1	34	600	100				
595-TL431ACDBZR	TL431ACDBZR	SOT-23-3	2.495	36	1	34	-	100				
595-TL431ACDCKR	TL431ACDCKR	SOT-23-6	2.495	36	1	34	-	100				
595-TL431ACLP	TL431ACLP	TO-92-3	2.495	36	1	34	-	100				
595-TL431ACPK	TL431ACPK	SOT-89-3	2.495	36	1	34	-	100				
595-TL431AID	TL431AID	SOIC-8	2.495	36	1	34	-	100				
595-TL431AIDBVRE4	TL431AIDBVRE4	SOT-23-5	2.495	36	1	34	-	100				
595-TL431AIDBZR	TL431AIDBZR	SOT-23-3	2.495	36	1	34	-	100				
595-TL431AILPR	TL431AILPR	TO-92-3	2.495	36	1	34	-	100				
595-TL431AQDBVR	TL431AQDBVR	SOT-23-5	2.495	36	1	34	-	100				
595-TL431AQDBZR	TL431AQDBZR	SOT-23-3	2.495	36	0.5	34	-	100				
595-TL431AQPK	TL431AQPK	SOT-89-3	2.495	36	0.5	34	-	100				
595-TL431BCDBZR	TL431BCDBZR	SOT-23-3	2.495	36	0.5	34	-	100				
595-TL431BQDBZRQ1	TL431BQDBZRQ1	SOT-23-3	2.495	36	0.5	34	-	100				
595-TL431BCLP	TL431BCLP	TO-92-3	2.495	36	0.5	34	-	100				
595-TL431BCPK	TL431BCPK	SOT-89-3	2.495	36	0.5	34	-	100				
595-TL431BILPRE3	TL431BILPRE3	TO-92-3	2.495	36	0.5	34	-	100				
595-TL431BIPK	TL431BIPK	SOT-23-3	2.495	36	1	34	-	100				
595-TL431BQDBZR	TL431BQDBZR	SOT-23-3	2.495	36	1	34	-	100				
595-TL431BQLP	TL431BQLP	TO-92-3	2.495	36	0.5	34	600	100				
595-TL431BQPK	TL431BQPK	SOT-89-3	2.495	36	0.5	34	600	100				
595-TL431BIDBZR	TL431BIDBZR	SOT-23-3	2.495	36	0.5	34	-	100				
595-TL431BIDR	TL431BIDR	SOIC-8	2.495	36	0.5	34	-	100				
595-TL431BILP	TL431BILP	TO-92-3	2.495	36	0.5	34	-	100				
595-TL431CDBVR	TL431CDBVR	SOT-23-5	2.495	36	1	34	-	100				
595-TL431CDBZR	TL431CDBZR	SOT-23-3	2.495	36	1	34	-	100				
595-TL431CDBZRG4	TL431CDBZRG4	SOT-23-3	2.495	36	1	34	-	100				
595-TL431CLP	TL431CLP	TO-92-3	2.495	36	1	34	-	100				
595-TL431IDBVR	TL431IDBVR	SOT-23-5	2.495	36	2	34	-	100				
595-TL431IDBZR	TL431IDBZR	SOT-23-3	2.495	36	2	34	-	100				
595-TL431ILP	TL431ILP	TO-92-3	2.495	36	2	34	-	100				
595-TL431ILPR	TL431ILPR	TO-92-3	2.495	36	2	34	-	100				
595-TL431IPK	TL431IPK	SOT-89-3	2.495	36	2	34	-	100				
595-TL431QDBVRE4	TL431QDBVRE4	SOT-23-5	2.495	36	2	34	-	100				
595-TL431QDBZR	TL431QDBZR	SOT-23-3	2.495	36	2	34	-	100				
595-TL432ACDBZR	TL432ACDBZR	SOT-23-3	2.495	36	1	39	129	15				
595-TL432AIDBZR	TL432AIDBZR	SOT-23-3	2.495	36	1	39	129	15				
595-TL4050A50IDBZT	TL4050A50IDBZT	SOT-23	2.5	10	0.1	15	15	15				
595-TL1431QDR	TL1431QDR	SOIC-8	2.5	36	1	34	-	100				

CURRENT REFERENCES

For quantities greater than listed, call for quote.

MOUSER STOCK NO.	Texas Instruments Part No.	Package	Input Voltage Min.	Input Voltage Max.	Output Current (Max.) (mA)	Initial Accuracy (%)	Temperature Range (°C)	Price Each 1	25	100	250
926-LM234Z-3/NOPB	LM234Z-3/NOPB	TO-92	0.8	30	10	3	-25 to +100				
926-LM234Z-6/NOPB	LM234Z-6/NOPB	TO-92	0.8	30	10	3	-25 to +100				
926-LM334M/NOPB	LM334M/NOPB	SOIC-8	0.8	40	10	6	0 to +70				
926-LM334Z/NOPB	LM334Z/NOPB	TO-92	0.8	40	10	6	0 to +70				
595-REF200AU	REF200AU	SOIC-8	2.5	40	25	0.5	-25 to +85				

POWER MANAGEMENT IC (PMIC) SOLUTIONS WITH AND WITHOUT BATTERY

PRODUCT NEW

For quantities greater than listed, call for quote.

MOUSER STOCK NO.	Texas Instruments Part No.	Package	Battery Charger	Step-Down DC-DC Converter	Step-Up DC-DC Converter	LDO	V_{in} (Min./Max.)	Processor Supplier	Adjustable Output	Price Each 1	25	100	250
595-TPS65023RSBT	TPS65023RSBT	QFN-40	No	3	-	3	2.5/6	TI	Yes				
595-TPS650241RHBT	TPS650241RHBT	QFN-32	-	3	-	3	2.5/6	Freescale, Samsung	-				
595-TPS65053RGER	TPS65053RGER	QFN-24	No	2	-	3	2.5/6	TI, Freescale	Yes				
595-TPS65053RGET	TPS65053RGET	QFN-24	No	2	-	3	2.5/6	-	Yes				
595-TPS650532RGET	TPS650532RGET	QFN-24	No	2	-	3	2.5/6	-	-				
595-TPS65010RGZT	TPS65010RGZT	QFN-48	Yes	2	-	2	2.5/20	TI	Yes				
595-TPS65217ARSLT	TPS65217ARSLT	QFN-48	Yes	3	1	4	2.7/5.8	AM335x DDR2	Yes				
595-TPS65217BRSLT	TPS65217BRSLT	QFN-48	Yes	3	1	4	2.7/5.8	AM335x DDR2	Yes				
595-TPS65270RGET	TPS65270RGET	QFN-24	No	2	-	1	4.5/16	-	-				
595-TPS65280RGER	TPS65280RGER	VQFN-24	No	1	-	1	5.5/18	-	Yes				
595-TPS65735RSNR	TPS65735RSNR	QFN-32	Yes	-	-	1	2.5/6.4	-	Yes				
595-TPS658310YFFR	TPS658310YFFR	BGA-49	Yes	-	2	-	2.5/6.5	-	-				
595-TPS658640ZGUT	TPS658640ZGUT	BGA-169	No	3	-	11	3/5.5	Nvidia-TegraT20	-				
595-TPS658640ZQZT	TPS658640ZQZT	BGA-120	No	3	-	11	3/5.5	Nvidia-TegraT20	-				
595-TPS658643ZGUT	TPS658643ZGUT	BGA-169	No	11	-	11	3/5.5	Nvidia-TegraT20	-				
595-TPS658643ZQZT	TPS658643ZQZT	BGA-120	No	11	-	11	3/5.5	Nvidia-TegraT20	-				
595-TWL6030B1A4CMR	TWL6030B1A4CMR	BGA-187	No	7	-	11	2.5/4.8	TI-OMAP4430/60/70	-				
595-TWL6040A2ZQZ	TWL6040A2ZQZ	BGA-120	No	0	-	0	2.3/5.5	TI-OMAP4430/60/70	-				
595-TWL6041BSRSYFFT	TWL6041BSRSYFFT	DSBGA-81	Yes	-	-	0	2.3/5.5	TI	No				
595-TPS65258RHAT	TPS65258RHAT	QFN-40	-	3	-	2	4.5/16	TI	Yes				
Evaluation Module		**Description**											
595-TPS65258EVM	TPS65258EVM	Evaluation module for TP65258 PMIC, 2 USB switches, wide input supply range: 4.5V-16V									-	-	-

MOTION - MOTOR CONTROLLERS

For quantities greater than listed, call for quote.

MOUSER STOCK NO.	Texas Instruments Part No.	Package	Operating Supply (Min./Max.)	Operating Supply Current (mA)	Peak Output Current (A)	DC Motor Control	Brushless DC Motor Control	Stepper Motor Controllers	Current Limited	Differential Current Sense Amp	Price Each 1	25	100	250
595-UC2637N	UC2637N	PDIP-18	5/36	8.5	0.4	Yes	No	No	Yes	No				
595-UC3637DW	UC3637DW	SOIC-20	5/36	8.5	0.4	Yes	No	No	Yes	No				
595-UC3637N	UC3637N	PDIP-18	5/36	8.5	0.4	Yes	No	No	Yes	No				
595-UC3638DW	UC3638DW	SOIC-20	10/36	15	0.4	Yes	No	No	Yes	Yes				
595-UC3770AN	UC3770AN	PDIP-16	10/45	33	1.5	No	No	Yes	Yes	No				

© Copyright 2014 Mouser Electronics

© Copyright 2014 Mouser Electronics

TEXAS INSTRUMENTS Power Management ICs

Products may be RoHS compliant. Check mouser.com for RoHS status.

NVSRAM

For quantities greater than listed, call for quote.

MOUSER STOCK NO.	Texas Instruments Part No.	Package	Memory Density	Controller	Module	Supply Voltage	Negative Voltage Tolerance (%)	Price Each 1	25	100	250
595-BQ2201SN	BQ2201SN	SOIC-8	-	Yes	No	5	-				
595-BQ4010MA-150	BQ4010MA-150	DIP MODULE-28	64	No	Yes	5	5				
595-BQ4010MA-85	BQ4010MA-85	DIP MODULE-28	64	No	Yes	5	5				
595-BQ4010YMA-150N	BQ4010YMA-150N	DIP MODULE-28	64	No	Yes	5	10				
595-BQ4010YMA-70	BQ4010YMA-70	DIP MODULE-28	64	No	Yes	5	10				
595-BQ4011MA-100	BQ4011MA-100	DIP MODULE-28	256	No	Yes	5	5				
595-BQ4011YMA-100	BQ4011YMA-100	DIP MODULE-28	256	No	Yes	5	10				
595-BQ4011YMA-200	BQ4011YMA-200	DIP MODULE-28	256	No	Yes	5	10				
595-BQ4013MA-85	BQ4013MA-85	DIP MODULE-32	1024	No	Yes	5	5				
595-BQ4013YMA-120	BQ4013YMA-120	DIP MODULE-32	1024	No	Yes	5	10				
595-BQ4013YMA-85	BQ4013YMA-85	DIP MODULE-32	1024	No	Yes	5	10				

BATTERY FUEL GAUGES

NEW PRODUCT

For quantities greater than listed, call for quote.

MOUSER STOCK NO.	Texas Instruments Part No.	Package	NiCd	NiMH	Primary Lithium	Li-Ion Safety Enhancement	Lead Acid	Li-Ion	Communication Interface	Charge vs Discharge Relationship	Price Each 1	25	100	250
595-BQ2010SN-D107	BQ2010SN-D107	SOIC-16	Yes	Yes	No	No	No	No	DQ	C=D				
595-BQ2013HSN-A514	BQ2013HSN-A514	SOIC-16	Yes	Yes	No	No	Yes	No	HDQ	D>C				
595-BQ2014SN-D120	BQ2014SN-D120	SOIC-16	Yes	Yes	No	No	No	No	DQ	C=D				
595-BQ2026LPR	BQ2026LPR	SOT-23	No	No	No	No	No	No	SDQ	-				
595-BQ2050SN-D119	BQ2050SN-D119	SOIC-16	No	No	No	No	No	Yes	DQ	C=D				
595-BQ2060A-E619DBQ	BQ2060A-E619DBQ	SSOP-28	Yes	Yes	Yes	Yes	Yes	Yes	HDQ, SMBus	C=D				
595-BQ20Z95DBT	BQ20Z95DBT	SM8-44	No	No	No	Yes	No	Yes	SMBus	C=D				
595-BQ27200DRKR	BQ27200DRKR	SON-10	No	No	No	No	No	Yes	I2C	C=D				
595-BQ27520YZFT-G1	BQ27520YZFT-G1	CSP-15	No	No	No	No	No	Yes	I2C	C=D				
595-BQ27541DRZT-V200	BQ27541DRZT-V200	SON-12	No	No	No	No	No	Yes	HDQ, I2C	-				
595-BQ78PL116RGZT	BQ78PL116RGZT	QFN-48	No	No	No	Yes	No	Yes	SMBus	C=D				

WIRELESS POWER RECEIVER SOLUTIONS

NEW! TECHNOLOGY

For quantities greater than listed, call for quote.

MOUSER STOCK NO.	Texas Instruments Part No.	Package	I_{out} (Max) (A)	Ext USB/ Adapter Support	Power Supply or Internal Charger	P_{out} (Typ) (W)	V_{IN} Range (Typ) (V)	V_{IN} (Max) (V)	Peak AC-DC Efficiency (%)	Price Each 1	25	100	250
595-BQ51011YFFT	BQ51011YFFT	DSBGA-28	1.5	Auto Select	1.9 x 3.0	5	4 - 10	20	93				
595-BQ51013YFFT	BQ51013YFFT	DSBGA-28	1.5	Auto Select	1.9 x 3.0	5	4 - 10	20	93				

WIRELESS POWER TRANSMITTER SOLUTIONS

NEW PRODUCT

For quantities greater than listed, call for quote.

MOUSER STOCK NO.	Texas Instruments Part No.	Package	Transmitter Input Volt. (Typ) (V)	WPC Standard Compliance	Number of Channels	Internal Digital Demod.	Pre-Programmed Light Load Efficiency Mode	Typical System BOM Count	Price Each 1	25	100	250
595-BQ500110RGZT	BQ500110RGZT	VQFN-48	19	Yes	1	No	No	160				
595-BQ500211RGZT	BQ500211RGZT	VQFN-48	5	Yes	1	Yes	No	-				
595-BQ500210RGZT	BQ500210RGZT	VQFN-48	19	Yes	1	Yes	Yes	80				
Evaluation Kit		Description										
595-BQ500210EVM-689	BQ500210EVM-689	Evaluation Module for BQ500210 Qi compliant wireless power transmitter manager								-	-	-

BATTERY CHARGE MANAGEMENT

NEW PRODUCT

For quantities greater than listed, call for quote.

MOUSER STOCK NO.	Texas Instruments Part No.	Package	Lead Acid	Li-Ion	Li Polymer	NiCd	NiMH	# Series Cells	Integrated FET	Safety Charge Timer	Temp. Monitoring	Price Each 1	25	100	250
595-BQ2000PN-B5	BQ2000PN-B5	PDIP-8	No	Yes	Yes	Yes	Yes	Multiple	No	Yes	Yes				
595-BQ2002TPN	BQ2002TPN	PDIP-8	No	No	No	Yes	Yes	Multiple	No	Yes	Yes				
595-BQ2002TSN	BQ2002TSN	SOIC-8	No	No	No	Yes	Yes	Multiple	No	Yes	Yes				
595-BQ2004PN	BQ2004PN	PDIP-16	No	No	No	Yes	Yes	Multiple	No	Yes	Yes				
595-BQ2031PN-A5	BQ2031PN-A5	PDIP-16	Yes	No	No	No	No	Multiple	No	Yes	Yes				
595-BQ2031SN-A5	BQ2031SN-A5	SOIC-16	Yes	No	No	No	No	Multiple	No	Yes	Yes				
595-BQ2057DGKG4	BQ2057DGKG4	MSOP-8	No	Yes	Yes	No	No	1	No	No	Yes				
595-BQ2057TTS	BQ2057TTS	TSSOP-8	No	Yes	Yes	No	No	1	No	No	Yes				
595-BQ24006PWP	BQ24006PWP	HTSSOP-20	No	Yes	Yes	No	No	2	Yes	Yes	Yes				
595-BQ24012DRCR	BQ24012DRCR	SON-10	No	Yes	Yes	No	No	1	Yes	Yes	No				
595-BQ24060DRCT	BQ24060DRCT	SON-10	No	Yes	Yes	No	No	1	Yes	Yes	Yes				
595-BQ24072RGTT	BQ24072RGTT	QFN-16	No	Yes	No	No	No	1	No	Yes	Yes				
595-BQ24075RGTT	BQ24075RGTT	QFN-16	No	Yes	No	No	No	1	No	No	Yes				
595-BQ24080DRCT	BQ24080DRCT	SON-10	No	Yes	Yes	No	No	1	Yes	Yes	No				
595-BQ24090DGQT	BQ24090DGQT	MSOP-10	No	Yes	No	No	No	1	No	Yes	No				
595-BQ24091DGQT	BQ24091DGQT	MSOP-10	No	Yes	No	No	No	1	No	Yes	No				
595-BQ24160RGET	BQ24160RGET	VQFN-24	No	Yes	Yes	No	No	1	Yes	Yes	Yes				
595-BQ24160YFFT	BQ24160YFFT	WCSP-49	No	Yes	Yes	No	No	1	Yes	No	Yes				
595-BQ24161YFFT	BQ24161YFFT	WCSP-49	No	Yes	Yes	No	No	1	Yes	No	Yes				
595-BQ24163RGET	BQ24163RGET	QFN-24	No	Yes	Yes	No	No	1	Yes	Yes	Yes				
595-BQ24165YFFT	BQ24165YFFT	WCSP-49	No	Yes	Yes	No	No	1	Yes	Yes	Yes				
595-BQ24166YFFT	BQ24166YFFT	WCSP-49	No	Yes	Yes	No	No	1	Yes	Yes	Yes				
595-BQ24167RGET	BQ24167RGET	QFN-24	No	Yes	Yes	No	No	1	Yes	Yes	Yes				
595-BQ24167YFFT	BQ24167YFFT	WCSP-49	No	Yes	Yes	No	No	1	Yes	Yes	Yes				
595-BQ24168RGET	BQ24168RGET	WCSP-49	No	Yes	Yes	No	No	1	Yes	No	Yes				
595-BQ24170RGYT	BQ24170RGYT	VQFN-24	No	Yes	No	No	No	Multiple	Yes	Yes	Yes				
595-BQ24271RGET	BQ24271RGET	VQFN-24	No	Yes	Yes	No	No	1	Yes	Yes	Yes				
595-BQ24210DQCT	BQ24210DQCT	WSON-10	No	Yes	No	No	No	1	Yes	Yes	Yes				
595-BQ24600RVAT	BQ24600RVAT	QFN-16	No	Yes	Yes	No	No	12	No	Yes	Yes				
595-BQ24610RGET	BQ24610RGET	VQFN-24	No	Yes	Yes	No	No	1-6	Yes	Yes	Yes				
595-BQ24616RGET	BQ24616RGET	VQFN-24	No	Yes	Yes	No	No	1-6	Yes	Yes	Yes				
595-BQ24640RVAT	BQ24640RVAT	QFN-16	No	No	No	No	No	-	Yes	No	Yes				
595-BQ24650RVAT	BQ24650RVAT	QFN-16	Yes	Yes	Yes	No	No	1	Yes	No	Yes				
595-BQ24270YFFT	BQ24270YFFT	DSBGA-49	No	Yes	Yes	No	No	1	Yes	Yes	Yes				
595-BQ24702PW	BQ24702PW	TSSOP-24	Yes	Yes	Yes	Yes	Yes	Multiple	No	No	No				
595-BQ24703PW	BQ24703PW	TSSOP-24	No	Yes	No	No	No	Multiple	No	No	No				
595-BQ24707RGRT	BQ24707RGRT	VQFN-20	No	Yes	No	No	No	1-4	No	No	No				
595-BQ24271YFFT	BQ24271YFFT	DSBGA-49	No	Yes	Yes	No	No	1	Yes	Yes	Yes				
595-BQ24725RGRT	BQ24725RGRT	VQFN-20	No	Yes	No	No	No	2-4	No	No	No				
595-BQ24735RGRT	BQ24735RGRT	VQFN-20	No	No	No	No	No	4	Yes	No	Yes				
595-BQ25504RGTT	BQ25504RGTT	QFN-16	No	Yes	No	No	No	Multiple	No	No	Yes				
595-BQ2954PNE4	BQ2954PNE4	PDIP-16	No	Yes	Yes	No	No	Multiple	No	Yes	Yes				
595-BQ29440DRBT	BQ29440DRBT	SON-8	No	Yes	No	No	No	234	No	No	No				
595-BQ29449DRBT	BQ29449DRBT	SON-8	No	Yes	No	No	No	234	No	Yes	No				
595-BQ76PL536TPAPTQ1	BQ76PL536TPAPTQ1	TQFP-64	No	Yes	No	No	No	3,456	No	Yes	Yes				
595-BQ77910ADBT	BQ77910ADBT	TSSOP-38	No	Yes	Yes	No	No	Multiple	Yes	No	Yes				

© Copyright 2014 Mouser Electronics
© Copyright 2014 Mouser Electronics

TEXAS INSTRUMENTS Power Management ICs

Products may be RoHS compliant. Check mouser.com for RoHS status.

BATTERY CHARGE MANAGEMENT (CONT.)

PRODUCT NEW

For quantities greater than listed, call for quote.

MOUSER STOCK NO.	Texas Instruments Part No.	Package	Lead Acid	Li-Ion	Li Polymer	NiCd	NiMH	# Series Cells	Intergrated FET	Safety Charge Timer	Temperature Monitoring	Price Each 1	25	100	250
595-UC2906DW	UC2906DW	SOIC-16	Yes	No	No	No	No	-	No	No	No				
595-UC2906N	UC2906N	PDIP-16	Yes	No	No	No	No	-	No	No	No				
595-UC3906DW	UC3906DW	SOIC-16	Yes	No	No	No	No	Multiple	No	No	No				
595-UC3906N	UC3906N	PDIP-16	Yes	No	No	No	No	Multiple	No	No	No				

LITHIUM ION PROTECTION

PRODUCT NEW

For quantities greater than listed, call for quote.

MOUSER STOCK NO.	Texas Instruments Part No.	Package	Li-Ion	Li-Polymer	Cells Protected (Max.)	Protection FETs	Shutdown Current (µA)	Over Current Delay	Over Current Protection	Serial Bus	Price Each 1	25	100	250
595-UCC3911DP-1	UCC3911DP-1	SOIC-16	Yes	Yes	2	Internal	3.5	Yes	Yes	No				
595-BQ29312PW	BQ29312PW	TSSOP-24	No	No	234	External	1	Yes	Yes	Yes				
595-BQ29330DBT	BQ29330DBT	SM8-30	Yes	Yes	24	External	1	Yes	Yes	Yes				
595-BQ29311PW	BQ29311PW	TSSOP-24	Yes	Yes	34	External	1	Yes	Yes	Yes				
595-BQ29312APW	BQ29312APW	TSSOP-24	Yes	Yes	4	External	1	Yes	Yes	No				
595-BQ29312ARTHR	BQ29312ARTHR	QFN-24	Yes	Yes	4	External	1	Yes	Yes	No				
595-BQ29411DCTRG4	BQ29411DCTRG4	SM8-8	Yes	No	234	External	2	No	No	No				
595-BQ29412DCT3R	BQ29412DCT3R	SM8-8	Yes	Yes	4	External	2	No	No	No				
595-BQ29412PW	BQ29412PW	TSSOP-8	Yes	Yes	4	External	2	No	No	No				
595-BQ294582DRVT	BQ294582DRVT	SON-6	Yes	No	23	Internal	1	No	Yes	No				
595-BQ294602DRVT	BQ294602DRVT	SON-6	Yes	No	1	External	1	No	Yes	No				
595-BQ76925PW	BQ76925PW	TSSOP-20	Yes	Yes	36	External	1	No	Yes	Yes				
595-BQ76925RGET	BQ76925RGET	QFN-24	Yes	Yes	36	External	1.5	No	No	Yes				

ISOLATED DC-DC CONVERTERS

For quantities greater than listed, call for quote.

MOUSER STOCK NO.	Texas Instruments Part No.	Package	V_{in} (Min)	V_{in} (Max)	I_{out} (Max)	P_o (W)	48V Bus	24V Bus	Excalibur	V_o Ajustable	Price Each 1	25	100	250
1W & 2W Miniature														
595-DCH010505DN7	DCH010505DN7	SIP Module-5	4.5	5.5	0.1	-	No	No	No	No				
595-DCH010505SN7	DCH010505SN7	SIP Module-4	4.5	5.5	0.2	-	No	No	No	No				
595-DCH010512DN7	DCH010512DN7	SIP Module-5	4.5	5.5	0.042	-	No	No	No	No				
595-DCH010512SN7	DCH010512SN7	SIP Module-4	4.5	5.5	0.083	-	No	No	No	No				
595-DCH010515DN7	DCH010515DN7	SIP Module-5	4.5	5.5	0.033	-	No	No	No	No				
595-DCH010515SN7	DCH010515SN7	SIP Module-4	4.5	5.5	0.067	-	No	No	No	No				
595-DCP010505BP-U	DCP010505BP-U	SOP-14	4.5	5.5	0.2	-	No	No	No	No				
595-DCP020515DU	DCP020515DU	SO-28	4.5	5.5	0.066	-	No	No	No	No				
595-DCP020505U	DCP020505U	SO-28	4.5	5.5	0.4	-	No	No	No	No				
595-DCR010505U	DCR010505U	SO-28	4.5	5.5	0.2	-	No	No	No	No				
595-DCR010505UE4	DCR010505UE4	SO-28	4.5	5.5	0.2	-	No	No	No	No				
595-DCR010505U/1K	DCR010505U/1K	SO-28	4.5	5.5	0.2	-	No	No	No	No				
595-DCR012405P	DCR012405P	PDIP-10	21.6	26.4	0.2	-	No	No	No	No				
Single Output														
595-SN6501DBVT	SN6501DBVT	SOT-23	3	5.5	0.35	-	No	No	No	No				
595-PT4142A	PT4142A	DIP Module-6	18	40	4	20	No	Yes	No	Yes				
595-PT4142C	PT4142C	DIP Module-6	18	40	4	20	No	Yes	No	Yes				
595-PT4143A	PT4143A	DIP Module-6	18	40	1.6	20	No	Yes	No	Yes				
595-PT4144C	PT4144C	DIP Module-6	18	40	1.3	20	No	Yes	No	Yes				
595-PT4582A	PT4582A	SIP Module-19	18	60	6	30	No	Yes	Yes	Yes				
595-PTEA404120N2AD	PTEA404120N2AD	DIP Module-8	36	75	4.2	50	Yes	No	No	Yes				
595-PTMA402050N2AD	PTMA402050N2AD	DIP Module-5	36	75	2	10	Yes	No	No	No				
595-PTQA420050N2AD	PTQA420050N2AD	DIP Module-8	36	75	20	100	Yes	No	No	No				
595-PTQA430033N2AD	PTQA430033N2AD	DIP Module-8	36	75	30	100	Yes	No	No	No				
Dual Output														
595-PTB48510CAZ	PTB48510CAZ	SIP Module-8	36	76	2.2	66	Yes	No	No	Yes				
Charge Pumps														
926-LM2660MX/NOPB	LM2660MX/NOPB	SOIC-8	1.5	5.5	0.5	0.735	No	No	No	No				
926-LM2660MM/NOPB	LM2660MM/NOPB	MSOP-8	1.5	5.5	0.5	0.735	No	No	No	No				
926-LM2660M/NOPB	LM2660M/NOPB	SOIC-8	1.5	5.5	0.5	0.735	No	No	No	No				
926-LM2662M/NOPB	LM2662M/NOPB	SOIC-8	1.5	5.5	0.8	0.735	No	No	No	No				
926-LM2663M/NOPB	LM2663M/NOPB	SOIC-8	1.5	5.5	0.8	0.735	No	No	No	No				
926-LM2664M6	LM2664M6	SOT-23	1.8	5.5	0.5	0.600	No	No	No	No				
926-LM828M5/NOPB	LM828M5/NOPB	SOT-23-5	1.8	5.5	0.075	0.240	No	No	No	No				
926-LM2664M6/NOPB	LM2664M6/NOPB	SOT-23-6	1.8	5.8	0.5	0.600	No	No	No	No				
926-LM2665M6/NOPB	LM2665M6/NOPB	SOT-23-6	1.8	5.8	1.25	0.600	No	No	No	No				
926-LM2767M5/NOPB	LM2767M5/NOPB	SOT-23-5	1.8	5.8	0.09	0.400	No	No	No	No				
926-LMC7660IM/NOPB	LMC7660IM/NOPB	SOIC-8	3	10	0.2	1.4	No	No	No	No				
926-LMC7660IMX/NOPB	LMC7660IMX/NOPB	SOIC-8	3	10	0.4	0.6	No	No	No	No				
926-LMC7660IN/NOPB	LMC7660IN/NOPB	DIP-8	3	10	0.2	1..4	No	No	No	No				
926-MAX660M/NOPB	MAX660M/NOPB	SOIC-8	3.5	5.5	0.5	0.735	No	No	No	No				
926-MAX660MX/NOPB	MAX660MX/NOPB	SOIC-8	3.5	5.5	0.5	0.735	No	No	No	No				
926-LM2767M5X/NOPB	LM2767M5X/NOPB	SOT-23-5	3.6	11	0.9	0.400	No	No	No	No				

NON-ISOLATED POL

PRODUCT NEW

For quantities greater than listed, call for quote.

MOUSER STOCK NO.	Texas Instruments Part No.	Package	V_{in} (Min)	V_{in} (Max)	V_{out} (Min)	V_{out} (Max)	I_{out} (Max.)	Topology	3.3V Bus	5V Bus	12V Bus	24V Bus	Price Each 1	25	100	250
96% Efficient																
595-PTH04T241WAZT	PTH04T241WAZT	SIP Module-11	2.2	5.5	0.69	3.6	10	Buck, Boost	Yes	Yes	No	No				
595-PTH04T220WAD	PTH04T220WAD	DIP Module-11	2.2	5.5	0.69	3.6	16	Buck	Yes	Yes	No	No				
595-PTH04T220WAZ	PTH04T220WAZ	DIP Module-11	2.2	5.5	0.69	3.6	16	Buck	Yes	Yes	No	No				
595-PTH04T230WAZ	PTH04T230WAZ	DIP Module-10	2.2	5.5	0.69	3.6	6	Buck	Yes	Yes	No	No				
595-PTH05020WAH	PTH05020WAH	DIP Module-10	4.5	5.5	0.8	3.6	22	Buck	No	Yes	No	No				
595-PTH05050WAH	PTH05050WAH	DIP Module-6	4.5	5.5	0.8	3.6	6	Buck	No	Yes	No	No				
595-PTH05060WAH	PTH05060WAH	DIP Module-10	4.5	5.5	0.8	3.6	10	Buck	No	Yes	No	No				
595-PTH05060WAZ	PTH05060WAZ	DIP Module-10	4.5	5.5	0.8	3.6	10	Buck	No	Yes	No	No				
595-PTN78020WAH	PTN78020WAH	DIP Module-7	7	36	2.5	12.6	6	Buck	No	No	Yes	Yes				
595-PTN78060WAH	PTN78060WAH	DIP Module-7	7	36	2.5	12.6	3	Buck	No	No	Yes	Yes				
595-PTN78020HAH	PTN78020HAH	DIP Module-7	15	36	11.85	22	6	Buck	No	No	No	Yes				
595-PTN78060HAH	PTN78060HAH	DIP Module-7	15	36	11.85	22	3	Buck	No	No	No	Yes				
95% Efficient																
595-PTH03010WAH	PTH03010WAH	DIP Module-10	2.95	3.65	0.8	2.5	15	Buck	Yes	No	No	No				
595-PTH03000WAH	PTH03000WAH	DIP Module-5	3	3.6	0.9	2.5	6	Buck	Yes	No	No	No				
595-PTH03000WAZ	PTH03000WAZ	DIP Module-5	3	3.6	0.9	2.5	6	Buck	Yes	No	No	No				
595-PTH05T210WAD	PTH05T210WAD	DIP Module-14	4.5	5.5	0.7	3.6	30	Buck	No	Yes	No	No				
595-PTH05T210WAH	PTH05T210WAH	DIP Module-14	4.5	5.5	0.7	3.6	30	Buck	No	Yes	No	No				
595-PTH05T210WAZ	PTH05T210WAZ	DIP Module-14	4.5	5.5	0.7	3.6	30	Buck	No	Yes	No	No				
595-PTV05010WAH	PTV05010WAH	SIP Module-8	4.5	5.5	0.8	3.6	8	Buck	No	Yes	No	No				

© Copyright 2014 Mouser Electronics
© Copyright 2014 Mouser Electronics

TEXAS INSTRUMENTS Power Management ICs

Products may be RoHS compliant. Check mouser.com for RoHS status.

NON-ISOLATED POL (CONT.)

NEW PRODUCT

For quantities greater than listed, call for quote.

MOUSER STOCK NO.	Texas Instruments Part No.	Package	V_{in} (Min)	V_{in} (Max)	V_{out} (Min)	V_{out} (Max)	I_{out} (Max.)	Topology	3.3V Bus	5V Bus	12V Bus	24V Bus	Price Each 1	25	100	250
95% Efficient (Cont.)																
595-PTH08T220WAD	PTH08T220WAD	DIP Module-11	4.5	14	0.7	5.5	16	Buck	No	Yes	Yes	No				
595-PTH08T220WAH	PTH08T220WAH	DIP Module-11	4.5	14	0.7	5.5	16	Buck	No	Yes	Yes	No				
595-PTH08T220WAZ	PTH08T220WAZ	DIP Module-11	4.5	14	0.7	5.5	16	Buck	No	Yes	Yes	No				
595-PTH08T221WAD	PTH08T221WAD	DIP Module-11	4.5	14	0.7	5.5	16	Buck	No	Yes	Yes	No				
595-PTH08T221WAZ	PTH08T221WAZ	DIP Module-11	4.5	14	0.7	5.5	16	Buck	No	Yes	Yes	No				
595-PTH08T230WAD	PTH08T230WAD	DIP Module-10	4.5	14	0.7	5.5	6	Buck	No	Yes	Yes	No				
595-PTH08T231WAZ	PTH08T231WAZ	DIP Module-10	4.5	14	0.7	5.5	6	Buck	No	Yes	Yes	No				
595-PTH08T240WAD	PTH08T240WAD	DIP Module-11	4.5	14	0.7	5.5	10	Buck	No	Yes	Yes	No				
595-PTH08T240WAH	PTH08T240WAH	DIP Module-11	4.5	14	0.7	5.5	10	Buck	No	Yes	Yes	No				
595-PTH08T240WAZ	PTH08T240WAZ	DIP Module-11	4.5	14	0.7	5.5	10	Buck	No	Yes	Yes	No				
595-PTH08T241WAD	PTH08T241WAD	DIP Module-11	4.5	14	0.7	5.5	10	Buck	No	Yes	Yes	No				
595-PTH08T250WAZ	PTH08T250WAZ	DIP Module-22	4.5	14	0.7	3.6	50	Buck	No	Yes	Yes	No				
595-PTH08T260WAD	PTH08T260WAD	DIP Module-10	4.5	14	0.69	5.5	3	Buck	No	Yes	Yes	No				
595-PTH08T210WAD	PTH08T210WAD	DIP Module-14	5.5	14	0.7	3.6	30	Buck	No	No	Yes	No				
595-PTH08T210WAZ	PTH08T210WAZ	DIP Module-14	5.5	14	0.7	3.6	30	Buck	No	No	Yes	No				
595-PTN78000WAH	PTN78000WAH	DIP Module-5	7	36	2.5	12.6	1.5	Buck	No	No	Yes	Yes				
595-PTN78000WAZ	PTN78000WAZ	DIP Module-5	7	36	2.5	12.6	1.5	Buck	No	No	Yes	Yes				
595-PTN78000WAZT	PTN78000WAZT	DIP Module-5	7	36	2.5	12.6	1.5	Buck	No	No	Yes	Yes				
595-PTH12020LAH	PTH12020LAH	DIP Module-10	10.8	13.2	0.8	1.8	18	Buck	No	No	Yes	No				
595-PTN78000HAH	PTN78000HAH	DIP Module-5	15	36	11.85	22	1.5	Buck	No	No	No	Yes				
94% Efficient																
595-PTH04070WAH	PTH04070WAH	DIP Module-5	3	5.5	0.9	3.6	3	Buck	Yes	Yes	No	No				
595-PTH04070WAZ	PTH04070WAZ	DIP Module-5	3	5.5	0.9	3.6	3	Buck	Yes	Yes	No	No				
595-PTH05000WAH	PTH05000WAH	DIP Module-5	4.5	5.5	0.9	3.6	6	Buck	No	Yes	No	No				
595-PTH05000WAZ	PTH05000WAZ	DIP Module-5	4.5	5.5	0.9	3.6	6	Buck	No	Yes	No	No				
595-PTH08000WAH	PTH08000WAH	DIP Module-6	4.5	14	0.9	5.5	2.25	Buck	No	Yes	Yes	No				
595-PTH08080WAH	PTH08080WAH	DIP Module-5	4.5	18	0.9	5.5	2.25	Buck	No	Yes	Yes	No				
595-PTH08080WAZ	PTH08080WAZ	DIP Module-5	4.5	18	0.9	5.5	2.25	Buck	No	Yes	Yes	No				
595-PTH12040WAH	PTH12040WAH	DIP Module-20	8	14	0.8	5.5	50	Buck	No	No	Yes	No				
595-PTH12010WAH	PTH12010WAH	DIP Module-10	10.8	13.2	1.2	5.5	12	Buck	No	No	Yes	No				
595-PTH12020WAH	PTH12020WAH	DIP Module-10	10.8	13.2	1.2	5.5	18	Buck	No	No	Yes	No				
595-PTH12050WAH	PTH12050WAH	DIP Module-6	10.8	13.2	1.2	5.5	6	Buck	No	No	Yes	No				
595-PTH12050WAZ	PTH12050WAZ	DIP Module-6	10.8	13.2	1.2	5.5	6	Buck	No	No	Yes	No				
93% Efficient																
595-PTH03050WAH	PTH03050WAH	DIP Module-6	2.95	3.65	0.8	2.5	6	Buck	Yes	No	No	No				
595-PTH03060WAH	PTH03060WAH	DIP Module-10	2.95	3.65	0.8	2.5	10	Buck	Yes	No	No	No				
595-PTH12050LAH	PTH12050LAH	DIP Module-6	10.8	13.2	0.8	1.8	6	Buck	No	No	Yes	No				
595-PTV12010LAH	PTV12010LAH	SIP Module-8	10.8	13.2	0.8	1.8	8	Buck	No	No	Yes	No				
595-PTV12020WAH	PTV12020WAH	SIP Module-12	10.8	13.2	1.2	5.5	16	Buck	No	No	Yes	No				
92% Efficient																
595-PTH12000WAH	PTH12000WAH	DIP Module-5	10.8	13.2	1.2	5.5	6	Buck	No	No	Yes	No				
90% Efficient																
595-PTN04050CAD	PTN04050CAD	DIP Module-4	2.95	5.5	5	15	2.4	Boost	Yes	Yes	No	No				
595-PTN04050CAH	PTN04050CAH	DIP Module-4	2.95	5.5	5	15	2.4	Boost	Yes	Yes	No	No				
595-PTN04050CAZ	PTN04050CAZ	DIP Module-4	2.95	5.5	5	15	2.4	Boost	Yes	Yes	No	No				
595-PT78HT233H	PT78HT233H	SIP Module-3	9	15	3.3	3.3	2	Buck	No	No	Yes	No				
595-PT78HT205H	PT78HT205H	SIP Module-3	9	28	5	5	2	Buck	No	No	Yes	Yes				
595-PT78HT205S	PT78HT205S	SIP Module-3	9	28	5	5	2	Buck	No	No	Yes	Yes				
595-PT78HT205V	PT78HT205V	SIP Module-3	9	28	5	5	2	Buck	No	No	Yes	Yes				
85% Efficient																
595-PT78ST133H	PT78ST133H	SIP Module-3	9	26	3.3	3.3	1.5	Buck	No	No	Yes	No				
595-PT78ST105H	PT78ST105H	SIP Module-3	9	38	5	5	1.5	Buck	No	No	Yes	Yes				
595-PT78ST105S	PT78ST105S	SIP Module-3	9	38	5	5	1.5	Buck	No	No	Yes	Yes				
595-PT78ST105V	PT78ST105V	SIP Module-3	9	38	5	5	1.5	Buck	No	No	Yes	Yes				
595-PT78ST108S	PT78ST108S	SIP Module-3	12	38	8	8	1.5	Buck	No	No	No	Yes				
595-PT78ST112H	PT78ST112H	SIP Module-3	16	38	12	12	1.5	Buck	No	No	No	Yes				
595-PT78ST112V	PT78ST112V	SIP Module-3	16	38	12	12	1.5	Buck	No	No	No	Yes				
595-PT78ST115H	PT78ST115H	SIP Module-3	19	38	15	15	1.5	Buck	No	No	No	Yes				
595-PT78ST115S	PT78ST115S	SIP Module-3	19	38	15	15	1.5	Buck	No	No	No	Yes				
84% Efficient																
595-PTN78000AAH	PTN78000AAH	DIP Module-5	7	29	-15	-3	1.5	Boost, Buck	No	No	Yes	Yes				
595-PTN78000AAZ	PTN78000AAZ	DIP Module-5	7	29	-15	-3	1.5	Boost, Buck	No	No	Yes	Yes				

PMW POWER DRIVERS

NEW PRODUCT

For quantities greater than listed, call for quote.

MOUSER STOCK NO.	Texas Instruments Part No.	Package	V_{in} (Min/Max) (V)	Output Current (Min)	Iq (Max) (mA)	Operating Temp. Range (°C)	Price Each 1	25	100	250
595-DRV110APWR	DRV110APWR	TSSOP-8	6/15	15	3	-40 to +105				
595-DRV110PWR	DRV110PWR	TSSOP-14	6/15	15	3	-40 to +105				

DIGITAL AUDIO PWM

For quantities greater than listed, call for quote.

MOUSER STOCK NO.	Texas Instruments Part No.	Package	Audio Output Ch. (PWM)	Dynamic Range (dB)	Digital Supply (V)	Data Resolution	Volume Control	Loudness Comp.	Mute	EQ	Bass/Treble Tone Control	Price Each 1	25	100	250
595-TAS5508CPAG	TAS5508CPAG	TQFP-6	8	110	3 - 3.6	16, 20, 24	Yes	Yes	Yes	Yes	Yes				

HOT SWAP CONTROLLERS

NEW PRODUCT

For quantities greater than listed, call for quote.

MOUSER STOCK NO.	Texas Instruments Part No.	Package	No. of Outputs	V_{in} (V) Min.	V_{in} (V) Max.	Current Limiting During Fault	Digital Interface	Current Monitoring	Operation	Price Each 1	25	100	250
926-LM5067MM-2/NOPB	LM5067MM-2/NOPB	MiniSOIC-10	1	-80	-9	Yes	None	None	Latch Off, Auto-Retry				
595-TPS2400DBVT	TPS2400DBVT	SOT-23-5	1	2	100	No	None	None	Latch Off				
595-TPS2330IPW	TPS2330IPW	TSSOP-14	1	3	13	Yes	None	None	Latch Off				
595-TPS2421-1DDA	TPS2421-1DDA	PowerPADSO-8	1	3	20	Yes	None	None	Latch Off				
595-TPS2421-2DDA	TPS2421-2DDA	PowerPADSO-8	1	3	20	Yes	None	None	Retry				
595-TPS2590RSAT	TPS2590RSAT	QFN-16	1	3	20	Yes	None	None	Latch Off				
595-TPS2540RTET	TPS2540RTET	WQFN-16	1	4.5	5.5	Yes	None	None	-----				
595-TPS2541RTET	TPS2541RTET	WQFN-16	1	4.5	5.5	Yes	None	None	-----				
926-LM5060Q1MM/NOPB	LM5060Q1MM/NOPB	MiniSOIC-10	1	5.5	65	No	None	None	Latch Off				
595-TPS2480PW	TPS2480PW	TSSOP-20	1	9	20	Yes	I2C	Digital	Latch Off				
595-TPS2490DGS	TPS2490DGS	MSOP-10	1	9	80	Yes	None	None	Latch Off				
595-TPS2491DGS	TPS2491DGS	MSOP-10	1	9	80	Yes	None	None	Auto-Retry				
595-TPS2492PW	TPS2492PW	TSSOP-14	1	9	80	Yes	None	Analog	Latch Off				
595-TPS2493PW	TPS2493PW	TSSOP-14	1	9	80	Yes	None	Analog	Latch Off				
926-LM5069MM-1/NOPB	LM5069MM-1/NOPB	MiniSOIC-10	1	9	80	Yes	None	None	Latch Off, Auto-Retry				
926-LM5069MM-2/NOPB	LM5069MM-2/NOPB	MiniSOIC-10	1	9	80	Yes	None	None	Latch Off, Auto-Retry				
926-LM5066PMH/NOPB	LM5066PMH/NOPB	TSSOP-28	1	10	80	Yes	I2C	Analog	Latch Off, Auto-Retry				

© Copyright 2014 Mouser Electronics
© Copyright 2014 Mouser Electronics

Products may be RoHS compliant. Check mouser.com for RoHS status.

HOT SWAP CONTROLLERS (CONT.)

NEW PRODUCT

For quantities greater than listed, call for quote.

MOUSER STOCK NO.	Texas Instruments Part No.	Package	No. of Outputs	V_{in} (V) Min.	V_{in} (V) Max.	Current Limiting During Fault	Digital Interface	Current Monitoring	Operation	Price Each 1	25	100	250
926-LM5064PMH/NOPB	LM5064PMH/NOPB	TSSOP-28	1	10	80	Yes	I2C	None	Latch Off, Auto-Retry				
595-TPS2458RHBT	TPS2458RHBT	QFN-32	2	8.5	15	Yes	None	None	Latch Off				
595-TPS2420RSAT	TPS2420RSAT	QFN-16	3	3	20	No	None	Analog	Auto-Retry				

LOADSHARE CONTROLLER

NEW PRODUCT

For quantities greater than listed, call for quote.

MOUSER STOCK NO.	Texas Instruments Part No.	Package	Operating Supply Current (mA)	Share Bus	Start-up Current (µA)	Operating Supply (Min) (V)	Operating Supply (Max) (V)	Price Each 1	25	100	250
Through-Hole											
595-UCC29002P	UCC29002P	PDIP-8	2.5	Single-Ended	2500	4.375	14.25				

N1 + ORING CONTROLLERS

For quantities greater than listed, call for quote.

MOUSER STOCK NO.	Texas Instruments Part No.	Package	No. of Outputs	V_{in} (V) Min.	V_{in} (V) Max.	Gate Control	Fault and Status	Under/Over Voltage Reporting	Input Filter	Price Each 1	25	100	250
595-TPS2410PW	TPS2410PW	TSSOP-14	1	0.8	16.5	Linear	Yes	Yes	Yes				
595-TPS2411PW	TPS2411PW	TSSOP-14	1	0.8	16.5	On/Off	Yes	Yes	Yes				
595-TPS2413D	TPS2413D	SOIC-8	1	0.8	16.5	On/Off	No	No	No				
595-TPS2419D	TPS2419D	SOIC-8	1	0.8	16.5	On/Off	No	No	No				

POWER-INTERFACE CONTROLLERS

For quantities greater than listed, call for quote.

MOUSER STOCK NO.	Texas Instruments Part No.	Package	Ports	$r_{DS(on)}$ (Typ) (Ω) 3V	$r_{DS(on)}$ (Typ) (Ω) 5V	Interface	Output Current (Max) (A)	Adj. Current Limit (Min.) (A)	Operating Temp. Range (°C)	Price Each 1	25	100	250
595-TPS2211AIDBR	TPS2211AIDBR	SSOP-16	1	70	70	Parallel	0.15	1	-40 to +85				

LOAD SWITCHES - CURRENT LIMITED

For quantities greater than listed, call for quote.

MOUSER STOCK NO.	Texas Instruments Part No.	Package	V_{in} (V)	I_a(Typ) (µA)	$r_{DS(on)}$ Per FET (Typ) (Ω)	No. of FETs	Adj. Current Limit (Min.) (A)	Enable/ Shutdown	Price Each 1	25	100	250
595-TPS22942DCKR	TPS22942DCKR	SC-70-5	1.62 to 5.5	40	400	1	0.1	Active Low				
595-TPS22944DCKR	TPS22944DCKR	SC-70-5	1.62 to 5.5	40	400	1	0.1	Active High				

LOAD SWITCHES - NON CURRENT LIMITED

NEW PRODUCT

For quantities greater than listed, call for quote.

MOUSER STOCK NO.	Texas Instruments Part No.	Package	V_{in} (V)	I_{in} (nA)	$r_{(on)}$ @ 1.8V (Ω)	Channels	I_{max} (A)	Output RiseTime (µS)	Price Each 1	25	100	250
595-TPS22902BYFPR	TPS22902BYFPR	DSBGA-4	1.1 to 3.6	880	130	1	0.5	220 @ 1.8V				
595-TPS22904YFPT	TPS22904YFPT	DSBGA-4	1.1 to 3.6	1000	125	1	0.5	0.8 @ 3.6V				
595-TPS27081ADDCR	TPS27081ADDCR	SOT-6	1.2 to 8	100	820	1	3	100ns to 4ms				
595-TPS22913BYZVT	TPS22913BYZVT	CSP-4	1.4	10000	75	1	2	17 @ 1.5V				
595-TPS22929DDBVT	TPS22929DDBVT	SOT-23-6	5.5	10000	85	1	1.8	4500 @ 3.3				
595-TPS22934YZVT	TPS22934YZVT	DSBGA-4	1.1 to 3.6	20000	78	1	1	26 @ 3.6V				

USB POWER SWITCHES

NEW PRODUCT

For quantities greater than listed, call for quote.

MOUSER STOCK NO.	Texas Instruments Part No.	Package	Current Limit (A)	V_{in} (Min) (V)	V_{in} (Max) (V)	$r_{DS(on)}$ per FET (Typ) (Ω)	Cont. Current (Max) (A)	No. of Switches	Operating Temp. Range (°C)	Price Each 1	25	100	250
595-BQ24392RSER	BQ24392RSER	uQFN-10	-	4.75	5.25	500	0.25	1	-40 to 85				
595-TPS2511DGN	TPS2511DGN	MSOP-8	Prog	4.5	5.5	70	3.5	1	-40 to 85				
595-TPS2051CDBVT	TPS2051CDBVT	SOP-8	0.85	4.5	5.5	90	0.5	1	-40 to 85				
595-TPS2041BMDBVTEP	TPS2041BMDBVTEP	SOT-23	1	2.7	5.5	70	0.5	1	-55 to 125				
926-LM3525M-H/NOPB	LM3525M-H/NOPB	SOIC-8	1.5	2.7	5.5	80	0.5	1	-40 to 125				
926-LM3525M-L/NOPB	LM3525M-L/NOPB	SOIC-8	1.5	2.7	5.5	80	0.5	1	-40 to 125				
595-TPS2065CDBVT	TPS2065CDBVT	SOP-8	1.55	4.5	5.5	90	1	1	-40 to 85				
595-TPS2065CDGN	TPS2065CDGN	SOP-8	1.55	4.5	5.5	90	1	1	-40 to 85				
595-TPS2062CDGN	TPS2062CDGN	MSOP-8	1.85	4.5	5.5	70	1	2	-40 to 85				
595-TPS2066CDGN	TPS2066CDGN	MSOP-8	1.85	4.5	5.5	70	1	2	-40 to 85				
926-LM3526M-H/NOPB	LM3526M-H/NOPB	SOIC-8	1.9	2.7	5.5	100	0.5	2	-40 to 125				
926-LM3526M-L/NOPB	LM3526M-L/NOPB	SOIC-8	1.9	2.7	5.5	100	0.5	2	-40 to 125				
926-LM3526MX-H/NOPB	LM3526MX-H/NOPB	SOIC-8	1.9	2.7	5.5	100	0.5	2	-40 to 125				
926-LM3526MX-L/NOPB	LM3526MX-L/NOPB	SOIC-8	1.9	2.7	5.5	100	0.5	2	-40 to 125				
595-TPS2069CDGN	TPS2069CDGN	SOP-8	2.15	4.5	5.5	70	1.5	1	-40 to 85				
595-TPS2543RTET	TPS2543RTET	QFN-16	2.7	4.5	5.5	75	2.5	1	-40 to 85				
595-TPS2000CDGN	TPS2000CDGN	SOP-8	2.9	4.5	5.5	70	2	1	-40 to 85				
595-TPS2001CDGN	TPS2001CDGN	SOP-8	2.9	4.5	5.5	70	2	1	-40 to 85				
595-TPS2060CDGN	TPS2060CDGN	MSOP-8	9	4.5	5.5	70	1.5	2	-40 to 85				

EVALUATION MODULES

NEW PRODUCT

For quantities greater than listed, call for quote.

MOUSER STOCK NO.	Texas Instruments Part No.	Description	Price Each
595-BQ2026EVM	BQ2026EVM	Evaluation Module for BQ2026, 1.5K bit serial EPROM Evaluation Software	
595-BQ24210EVM-678	BQ24210EVM-678	Evaluation Module for the BQ24210, a Single Input, Single Cell Li-ion Solar Battery Charger	
595-BQ24610EVM	BQ24610EVM	Evaluation Module for BQ24610, a Multi Cell Synchronous Switch-Mode Charger	
595-BQ24650EVM-639	BQ24650EVM-639	Evaluation Module for BQ24650, a High Efficiency Synchronous Swide-Mode Charger Controller - Solar Battery Charger	
595-BQ27510EVM	BQ27510EVM	Evaluation Module for BQ27510, a System-Side Single-Cell Impedance Track™ Technology Battery Fuel Gauge IC	
595-DRV8412-C2-KIT	DRV8412-C2-KIT	Evaluation Kit for DRV8412, a Dual Full Bridge PWM Motor Driver for brushed and stepper motors	
595-DRV8812EVM	DRV8812EVM	Evaluation Module for DRV8812, a Dual-Bridge Motor Controller IC	
595-DRV8824EVM	DRV8824EVM	Evaluation Module for DRV8824, a Stepper Motor Controller IC	
595-PS2051CDBVEVM636	TPS2051CDBVEVM-636	Evaluation Module for TPS2051CDBV, a Single Channel, Power-Distribution Switch	
595-TLV70728EVM-612	TLV70728EVM-612	Evaluation Module for TLV70728, a 200mA, Low IQ, Low Dropout Regulator	
595-TLV7101828EVM595	TLV7101828EVM-595	Evaluation Module for TLV7101828 Dual, 200mA Output, Low Noise, High PSRR, Low-Dropout Regulator	
595-TPS24701EVM-002	TPS24701EVM-002	Evaluation Module for TPS27401, a Positive Voltage Power-Limiting Hotswap Controller	
595-TPS2491EVM-002	TPS2491EVM-002	Evaluation Module for TPS2491 or TPS2490, 2 board Platform +48-V Hot Swap Power Manager	
595-TPS2492EVM-001	TPS2492EVM-001	Evaluation Module for TPS2492, Positive High-Voltage Power-Limiting Hot Swap Controller	
595-TPS2492EVM-003	TPS2492EVM-003	Evaluation Module for TPS2492, Positive High-Voltage Power-Limiting Hotswap Controller	
595-TPS2540EVM-623	TPS2540EVM-623	Evaluation Module for TPS2540, a USB Charging Port and Controller for Charging Host Ports & Dedicated Charging Ports	
595-TPS40170EVM-578	TPS40170EVM-578	Evaluation Module for TPS40170, a Wide Input Synchronous PWM Buck Controller	
595-TPS40400EVM-351	TPS40400EVM-351	Evaluation Module for TPS40400, a wide input Synchronous Buck Controller	
595-TPS40422EVM-091	TPS40422EVM-091	Evaluation Module for TPS40422, Dual Output or Multiphase Synch. Buck Controller with PMBus	
595-TPS51916EVM-746	TPS51916EVM-746	Evaluation Module for TPS51916, a DDR2, DDR3, DDR3L and DDR4 Memory Power Solution, Step-Down, LDO Controller	
595-TPS53353EVM-744	TPS53353EVM-744	Evaluation Module for TPS53353, a High-Efficiency, Step-Down with Eco-mode™ Control Scheme Converter	
595-TPS54061EVM-142	TPS54061EVM-142	Evaluation Module for TPS54061, Synchronous Step-Down SWIFT™ Converter	
595-TPS54120EVM-103	TPS54120EVM-103	Evaluation Module for TPS54120, a Low-Noise, 1A Power Supply with DC-DC Converter and LDO Regulator	
595-TPS54227EVM-686	TPS54227EVM-686	Evaluation Module for TPS54227, a 4.5V to 18V Input, 2A Synchronous Step-Down SWIFT Converter	
595-TPS54294EVM-057	TPS54294EVM-057	Evaluation Module for TPS54294 a 4.5V to 18V input 2A Synchronous Step-down SWIFT™ Converter	
595-TPS54295EVM-057	TPS54295EVM-057	Evaluation Module for TPS54295 a 4.5V to 18V input 2A Synchronous Step-down SWIFT™ Converter	
595-TPS54327EVM-686	TPS54327EVM-686	Evaluation Module for TPS54327, a Synchronous Step-Down SWIFT Converter	
595-TPS54328EVM-686	TPS54328EVM-686	Evaluation Module for TPS54328, a Synchronous Step-Down SWIFT Converter	

© Copyright 2014 Mouser Electronics

© Copyright 2014 Mouser Electronics

TEXAS INSTRUMENTS Power Management ICs

Products may be RoHS compliant. Check mouser.com for RoHS status.

EVALUATION MODULES (CONT.)

NEW PRODUCT

For quantities greater than listed, call for quote.

MOUSER STOCK NO.	Texas Instruments Part No.	Description	Price Each
595-TPS5432EVM-116	TPS5432EVM-116	Evaluation Module for TPS5432, a 3A Synchronous Step-Down Converter	
595-TPS54519EVM-037	TPS54519EVM-037	Evaluation Module for TPS54519, a 5-A, SWIFT™ Regulator	
595-TPS54620EVM-374	TPS54620EVM-374	Evaluation Module for TPS54620, a 8V to 17V, 6A SWIFT Converter	
595-TPS55010EVM-009	TPS55010EVM-009	Evaluation Module for TPS55010, a 2.95V to 6V Input, 2W Isolated DC/DC Converter with integrated FETs	
595-TPS55010EVM-051	TPS55010EVM-051	Evaluation Module for TPS55010, Isolated Dual Output DC/DC Converter	
595-TPS55340EVM-017	TPS55340EVM-017	Evaluation Module for TPS55340, 5A, 40V Current Mode Integrated-FET DC Converter	
595-TPS55340EVM-147	TPS55340EVM-147	Evaluation Module for TPS55340 5A, 40V Current Mode Integrated-FET DC Converter	
595-TPS56121EVM-601	TPS56121EVM-601	Evaluation Module for TPS56121, a High Current (15A) Synchronous Step-Down SWIFT™ Converter	
595-TPS56221EVM-579	TPS56221EVM-579	Evaluation Module for TPS56221, a High Current (25A) Synchronous Step-Down SWIFT™ Converter	
595-TPS61175EVM-326	TPS61175EVM-326	Evaluation Module for TPS61175, a 12V Input, 24V Output 1.2A Step-Up Regulator	
595-TPS61200EVM-179	TPS61200EVM-179	Evaluation Module for TPS61200, a Low Input Voltage Synchronous Boost Converter	
595-TPS61220EVM-319	TPS61220EVM-319	Evaluation Module for TPS61220, a Low Input Voltage Boost Converter	
595-TPS62080EVM-641	TPS62080EVM-641	Evaluation Module for TPS62080, a High-Efficiency, Step-Down Converter	
595-TPS62090EVM-063	TPS62090EVM-063	Evaluation Module for TPS62090, a 2.5VDC to 6VDC Step-Down Converter with DCS™ Control	
595-TPS62125EVM-044	TPS62125EVM-044	Evaluation Module for TPS62125, a 4V to 17V Buck Converter with Adj. Enable Threshold	
595-TPS62160EVM-627	TPS62160EVM-627	Evaluation Module for TPS62160, a 1A Synchronous Step-Down Converter	
595-TPS62230EVM-574	TPS62230EVM-574	Evaluation Module for TPS62230, 3MHz Ultra Small Step Down Converter	
595-TPS62730EVM-726	TPS62730EVM-726	Evaluation Module for TPS62730, a Step-Down Converter with Bypass Mode for Ultra Low Power Wireless Applications	
595-TPS7A1601EVM-046	TPS7A1601EVM-046	Evaluation Module for TPS7A1601, 60V, 100mA, <6uA Iq, Low Noise, Low Dropout Linear Regulator	
595-TPS7A3401EVM-042	TPS7A3401EVM-042	Evaluation Module for TPS7A3401, a -20V, -200mA, Low-Noise, Negative Voltage, Low-Dropout Linear Regulator	
595-TPS7A4001EVM-709	TPS7A4001EVM-709	Evaluation Module for TPS7A4001, a 50mA, 100V Input, Single Output Low-Dropout Linear Regulator	
595-TPS7A4700EVM-094	TPS7A4700EVM-094	Evaluation Module for TPS7A4700, 600mV at 1A, 3-36V, Low Dropout Regulator	
595-TPS81256EVM-121	TPS81256EVM-121	Evaluation Module for TPS81256, 4.5MHz, 2.5-4.85V, Step Up DC-DC Converter	
595-TPS82671EVM-646	TPS82671EVM-646	Evaluation Module for TPS82671, a 600mA, 1.8 Vout Fully Integrated, Low Noise Step-Down Converter	
595-TPS82672EVM-646	TPS82672EVM-646	Evaluation Module for TPS82672, a 600mA High Efficiency MicroSiP Step-Down Converter	
595-TPS84410EVM-001	TPS84410EVM-001	Evaluation Module for TPS4410, 6V, Synchronous Step Down Converter	
595-TPS84610EVM-003	TPS84610EVM-003	Evaluation Module for TPS84610 6A Synchronous Buck, Integrated Power Solution	
595-TPS92070EVM-648	TPS92070EVM-648	Evaluation Module for TPS92070, 16V, a Low Power Isolated Converter	
595-UCC25230EVM-754	UCC25230EVM-754	Evaluation Module for UCC25230, 12V, 65mA, 1.5W Isolated Forward-Flyback PWM Controller	
595-UCC28950EVM-442	UCC28950EVM-442	Evaluation Module for UCC28950, a 600W, Phase-Shifted, Full-Bridge Converter	
926-LM21212-1EVM	LM21212-1EVM	LM21212 Buck Switching Regulator Evaluation Board	
926-LM25010EVAL	LM25010EVAL	LM25010 Buck Regulator Evaluation Board	
926-LM25066EVK/NOPB	LM25066EVK/NOPB	LM25066 Hot Swap Protection Board for Positive Voltage Systems Evaluation Kit	
926-LM25069MM2EVALNO	LM25069MM-2EVAL/NOPB	LM25069MM Positive Low Voltage Power Limiting Hot Swap Controller Evaluation Board	
926-LM25117EVAL/NOPB	LM25117EVAL/NOPB	LM25117 Snynchronous buck converter board with 3.3V ouput	
926-LM2587EVAL	LM2587EVAL	LM25576 Power Converter based on Emulated Current Mode Control Evaluation Board	
926-LM3100EVAL	LM3100EVAL	LM3100 Sync Rectifier Buck Regulator Evaluation Board	
926-LM3103EVAL	LM3103EVAL	LM3103 Step Down Switching Regulator Demostration Board	
926-LM3150-250EVLNPB	LM3150-250EVAL/NOPB	LM3150 Power Converter based on Constant On-Time w/Emulated Ripple Mode Evaluation Board	
926-LM3152-3.3DEMO	LM3152-3.3DEMO	LM3152 Power Converter based on Constant On-Time w/Emulated Ripple Mode Demostration Board	
595-LM3447A19120VEVM	LM3447-A19-120VEVM	Evaluation board for the LM3447 PFC Flyback Controller	
926-LM3450EV120V15WN	LM3450EV120V15W/NOPB	Evaluation board for the LM3450 120 VAC 15W Flyback LED Driver	
926-LM34923EVAL/NOPB	LM34923EVAL/NOPB	LM34923 Fully Functional Buck Regualtor, Employing the COT Operating Principle Evaluation Board	
926-LM5020EVAL/NOPB	LM5020EVAL/NOPB	LM5020 100V Current Mode PWM Controller Flyback Eval Board	
926-LM5026EVAL/NOPB	LM5026EVAL/NOPB	LM5026 Active Clamp Current Mode PWM Controller Eval Board	
926-LM5027MH-EVLNOPB	LM5027MH-EVAL/NOPB	LM5027 Voltage Mode Active Clamp Controller Eval Board	
926-LM5037EVAL	LM5037EVAL	LM5037 Dual Mode PWM Controller with Alternating Outputs Eval Board	
926-LM5039EVAL/NOPB	LM5039EVAL/NOPB	LM5039 Half-Bridge PMW Controller with Advanced Current Limit Eval Board	
926-LM5046EVAL/NOPB	LM5046EVAL/NOPB	LM5046 Phase-Shifted Full-Bridge PWM Controller Eval Board	
926-LM5050MK-1EVLNPB	LM5050MK-1EVAL/NOPB	LM5050-1 High Side N-Channel MOSFET & Driver Eval Board	
926-LM5050MK-2EVLNPB	LM5050MK-2EVAL/NOPB	LM5050-2 Diode Controller Eval Board	
926-LM5064EVK/NOPB	LM5064EVK/NOPB	LM5064 Evaluation Kit	
926-LM5066EVK/NOPB	LM5066EVK/NOPB	LM5066 Positive High Voltage Hot Swap Systems Eval Board	
926-LM5067EVAL	LM5067EVAL	LM5067 Hot Swap Inrush Current Controller with Power Limiting Eval Board	
926-LM5069EVAL/NOPB	LM5069EVAL/NOPB	LM5069 Positive High Voltage Hot Swap Inrush Current Controller with Power Limiting Eval Board	
926-LM5113LLPEVBNOPB	LM5113LLPEVB/NOPB	LM5113 Synchronous Buck Converter, 100V Half-Bridge FET Driver Eval Board	
926-LM5574BLDT/NOPB	LM5574BLDT/NOPB	LM5574 75V, 0.5A Step-Down Switching Regulator Eval Board	
926-LM5574EVAL	LM5574EVAL	LM5574 75V, 0.5A Step-Down Switching Regulator Eval Board	
926-LM5575EVAL	LM5575EVAL	LM5575 75V, 1.5A Step-Down Switching Regulator Eval Board	
926-LM5576EVAL	LM5576EVAL	LM5576 75V, 3A Step-Down Switching Regulator Eval Board	
926-LMR10510YSDDEMNO	LMR10510YSDDEMO/NOPB	LMR10510 PWM DC/DC Buck Regulator Demo Board	
926-LMR10510YSDDEMNO	LMR10510YSDDEMO/NOPB	LMR10510 PWM DC/DC Buck Regulator Demo Board	
926-LMR10515YSDDEMNO	LMR10515YSDDEMO/NOPB	LMR10515 PWM DC/DC Buck Regulator Demo Board	
926-LMR10515YSDDEMNO	LMR10515YSDDEMO/NOPB	LMR10515 PWM DC/DC Buck Regulator Demo Board	
926-LMR10520YSDDEMNO	LMR10520YSDDEMO/NOPB	LMR10520 PWM DC/DC Buck Switching Regulator Demo Board	
926-LMR12010YMKDEMNO	LMR12010YMKDEMO/NOPB	LMR12010 DC/DC Buck Regulator Demo Board	
926-LMR12010YMKDEMNO	LMR12010YMKDEMO/NOPB	LMR12010 DC/DC Buck Regulator Demo Board	
926-LMR14203XMKDEMNO	LMR14203XMKDEMO/NOPB	LMR14203 PWM DC/DC Buck Regulator Demo Board	
926-LMR14203XMKDEMNO	LMR14203XMKDEMO/NOPB	LMR14203 PWM DC/DC Buck Regulator Demo Board	
926-LMR14206XMKDEMNO	LMR14206XMKDEMO/NOPB	LMR14206 PWM DC/DC Buck Regulator Demo Board	
926-LMR14206XMKDEMNO	LMR14206XMKDEMO/NOPB	LMR14206 PWM DC/DC Buck Regulator Demo Board	
926-LMR24210EVALNOPB	LMR24210EVAL/NOPB	LMR24210 Buck Switching Regulator Evaluation Board	
926-LMR24210EVALNOPB	LMR24210EVAL/NOPB	LMR24210 Buck Switching Regulator Evaluation Board	
926-LMR24220EVALNOPB	LMR24220EVAL/NOPB	LMR24220 Buck Switching Regulator Evaluation Board	
926-LMR24220EVALNOPB	LMR24220EVAL/NOPB	LMR24220 Buck Switching Regulator Evaluation Board	
926-LMR24220RB/NOPB	LMR24220RB/NOPB	LMR24220 DC/DC Switching Reference Board	
926-LMR62014XMFDEMNO	LMR62014XMFDEMO/NOPB	LMR62014 High Frequency Switching Boost Regulator Demo Board	
926-LMR62014XMFDEMNO	LMR62014XMFDEMO/NOPB	LMR62014 High Frequency Switching Boost Regulator Demo Board	
926-LMR62421XSDDEMNO	LMR62421XSDDEMO/NOPB	LMR62421 Step-up Voltage Regulator Demo Board	
926-LMR64010XMFDEMNO	LMR64010XMFDEMO/NOPB	LMR64010 High Frequency Switching Boost Regulator Demo Board	
926-LMR64010XMFDEMNO	LMR64010XMFDEMO/NOPB	LMR64010 High Frequency Switching Boost Regulator Demo Board	
926-LMZ10500EVALNOPB	LMZ10500EVAL/NOPB	LMZ10500 Simple Switcher Nano Module DC-DC Solutions Evaluation Board	
926-LMZ10501EVALNOPB	LMZ10501EVAL/NOPB	LMZ10501 Simple Switcher Nano Module DC-DC Solutions Evaluation Board	
926-LMZ12010DEMONOPB	LMZ12010DEMO/NOPB	LMZ12010 10A, Simple Switcher Power Module Current Sharing Evaluation Board	
926-LMZ13610DEMONOPB	LMZ13610DEMO/NOPB	LMZ13610 11A, Simple Switcher Power Module Current Sharing Evaluation Board	
926-LMZ14201HEVLNOPB	LMZ14201HEVAL/NOPB	LMZ14201H 42V, 3A Simple Switcher Power Module High Output Voltage Evaluation Board	
926-LMZ14202HEVLNOPB	LMZ14202HEVAL/NOPB	LMZ14202H 42V, 3A Simple Switcher Power Module High Output Voltage Evaluation Board	
926-LMZ23605DEMONOPB	LMZ23605DEMO/NOPB	LMZ23605 20V Constant Frequency PWM Demostration Board	
926-LMZ23608EVALNOPB	LMZ23608EVAL/NOPB	LMZ23608 10A, Simple Switcher Power Module Current Sharing Evaluation Board	
926-LMZ23610EVALNOPB	LMZ23610EVAL/NOPB	LMZ23610 10A, Simple Switcher Power Module Current Sharing Evaluation Board	
926-LP38502ASD-EV	LP38502ASD-EV	LP38502ASD 5.5V, 1.5A, Low Dropout Linear Regulator Evaluation Board	
926-LP38511TJ-ADJEV	LP38511TJ-ADJEV	LP38511 1.2V, 800mA, Low Dropout Linear Regulator Evaluation Board	
926-LP38512TJ-ADJEV	LP38512TJ-ADJEV	LP38512TJ 1.2A, 800mA, Low Dropout Linear Regulator Evaluation Board	
926-LP38513TJ-ADJEV	LP38513TJ-ADJEV	LP38513TJ 1.2A, 800mA, Low Dropout Linear Regulator Evaluation Board	
926-LP38693-ADJEV	LP38693-ADJEV	LP38693 9V, 500mA, Low Dropout Linear Regulator Evaluation Board	
926-LP3878-ADJEVAL	LP3878-ADJEVAL	LP3878 5.5V, 800mA, Low Dropout Linear Regulator Evaluation Board	
926-LP38852EVAL	LP38852EVAL	LP38852 1.8V, 1.5A, Low Dropout Linear Regulator Evaluation Board	
926-LP38853EVAL	LP38853EVAL	LP38853 1.8V, 3A, Low Dropout Linear Regulator Evaluation Board	
926-M3433SQ36AEVNOPB	LM3433SQ-36AEV/NOPB	Evaluation board for the LM3433 10A to 40A LED Driver	

© Copyright 2014 Mouser Electronics
© Copyright 2014 Mouser Electronics

VISHAY SILICONIX Power Management ICs

RoHS Compliant **This product is RoHS compliant.**

DIP-8 	DIP-14 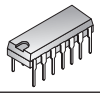	DIP-16 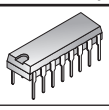	MLP55-32L 	MLP66-40 	SC-70-5 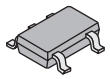
SOIC-8 	SO-8 	SO-14 	SO-24 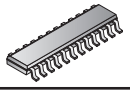	SQFP-48 	TSSOP-8 

INTEGRATED POWER STAGE

Features:

- Integrated Gen III MOSFETs and DrMOS compliant gate driver IC
- Enables Vcore switching at 1MHz
- Low ringing on the VSWH pin reduces EMI
- Pin compatible with DrMOS 6 x 6 version 3.0
- Tri-state PWM input function prevents negative output voltage swing
- 5V logic levels on PWM
- Automatic skip mode operation (SMOD) for light load efficiency
- Built-in bootstrap schottky diode
- Thermal shutdown warning flag

NEW PRODUCT

For quantities greater than listed, call for quote.

MOUSER STOCK NO.	Siliconix Part No.	Package	Input Voltage (V)		Control Input Voltage (V)		Control Input Current (Typ @ 5) (μA)	PWM Rising Threshold (Typ) (V)	PWM Failing Threshold (Typ) (V)	PWM Input Current (Typ) (μA)	Price Each			
			Min.	Max.	Min.	Max.					1	100	500	1000
Surface Mount														
781-SIC769CD-E3	SIC769CD-T1-E3	Power Pak MLP66-40	-0.3	20	4.5	5.5	400	3.8	1.0	250				
781-SIC762CD-T1-GE3	SIC762CD-T1-GE3	Power Pak MLP66-40	-0.3	30	-0.3	7.0	350	3.9	1.0	250				
781-SIC779CD-T1-GE3	SIC779CD-T1-GE3	MLP66-40	-0.3	20	-0.3	7	600	8	8	-40 to 125				

SYNCHRONOUS BUCK REGULATORS

Features (SIC413):

- Integrated PWM controller and Gen III trench MOSFETs
- Quick and easy single chip converter
- Integrated current sense
- Cycle by cycle over-current protection
- Built-In bootstrap diode
- Output over-voltage protection
- Under voltage lockout
- Thermal shutdown
- Soft start
- Break-before-make operation

Features (SIC417):

- Integrated bootstrap diode
- Integrated configurable 150mA LDO with bypass logic
- Temperature compensated current limit
- Pseudo fixed-frequency adaptive on-time control
- All ceramic solution enabled
- Independent enable pin for switcher and LDO
- Programmable input UVLO threshold
- Selectable ultra-sonic power-save mode
- Internal soft-start and soft-shutdown
- 1% internal reference voltage
- Power good output and over voltage protection

NEW PRODUCT

For quantities greater than listed, call for quote.

MOUSER STOCK NO.	Siliconix Part No.	Package	Input Volt. Range (V)	Output Voltage Range (V)	Continuous Output Current (A)	Operating Frequency	Highside/ Lowside RDS_{ON} (mΩ)	Peak Efficiency (Typ) (V)	Operating Temp. (°C)	Price Each			
										1	100	500	1000
Surface Mount													
781-SIC413CB-E3	SIC413CB-T1-E3	SOIC-8	4.75 to 26	0.6 to 13.2	4	500kHz	35/19	93%	-25 to +125				
78-SIC401ACD-T1-GE3	SIC401ACD-T1-GE3	PowerPAK MLP55-32L	3 to 17	0.6 to 5.5	15	200kHz to 1MHz	-	93%	-40 to +85				
78-SIC401BCD-T1-GE3	SIC401BCD-T1-GE3	PowerPAK MLP55-32L	3 to 17	0.6 to 5.5	15	200kHz to 1MHz	-	93%	-40 to +85				
78-SIC402ACD-T1-GE3	SIC402ACD-T1-GE3	PowerPAK MLP55-32L	3 to 28	0.6 to 5.5	10	200kHz to 1MHz	-	95%	-40 to +85				
78-SIC402BCD-T1-GE3	SIC402BCD-T1-GE3	PowerPAK MLP55-32L	3 to 28	0.6 to 5.5	10	200kHz to 1MHz	-	95%	-40 to +85				
781-SIC417CD-E3	SIC417CD-T1-E3	MLPQ55-32	3.0 to 28	0.5 to 5.5	10	200kHz to 1MHz	27/9	95%	-25 to +125				
78-SIP12107DMP-T1GE3	SIP12107DMP-T1-GE3	MLP-16L	2.8-5.5	0.6-5	3	4MHz	56/33	95%	-65 to 150				

SWITCHMODE CONTROLLERS

For quantities greater than listed, call for quote.

MOUSER STOCK NO.	Siliconix Part No.	Package	Input Voltage (V)		Supply Voltage (V)		Output Voltage (V)			Switching Frequency (Min) (MHz)	Price Each			
			Min.	Max.	Min.	Max.	Min.	Typ.	Max.		1	100	500	1000
Surface Mount														
781-SI9114ADY-E3	SI9114ADY-E3	SO-14	15	200	9.5	16.5	3.94	4.00	4.06	0.45				
Thru-Hole														
781-SI9120DJ-E3	SI9120DJ-E3	DIP-16	15	450	9.5	13.5	3.88	4.00	4.12	1				

SWITCHMODE REGULATORS

For quantities greater than listed, call for quote.

MOUSER STOCK NO.	Siliconix Part No.	Package	Input Voltage (V)		Supply Voltage (V)		Output Voltage (V)			Switching Frequency (Min) (MHz)	Price Each			
			Min.	Max.	Min.	Max.	Min.	Typ.	Max.		1	100	500	1000
Thru-Hole														
781-SI9100DJ02-E3	SI9100DJ02-E3	DIP-14	10	70	9.5	13.5	3.92	4.00	4.08	1				

BUS INTERFACE-DRIVER AND RECEIVER

For quantities greater than listed, call for quote.

MOUSER STOCK NO.	Siliconix Part No.	Package	Supply Voltage Range (Max) (V)	Bus Load Resistance (Max) (Ω)	Continuous Output Current (Max) (mA)	Features	Price Each			
							1	100	500	1000
Surface Mount										
781-SI9200EY-E3	SI9200EY-E3	SO-8	-0.3 to 12	60	±100	Survives ground shorts and transients, single power supply, Intel 82526 CAN compatible				

POWER MOSFET DRIVERS

For quantities greater than listed, call for quote.

MOUSER STOCK NO.	Siliconix Part No.	Package	Supply Voltage Range (Max) (V)	Output Drive Capacity	Input Drive Logic	Features	Protection	Price Each			
								1	100	500	1000
Surface Mount											
781-SI9912DY-T1-E3	SI9912DY-T1-E3	SO-8	4.5 to 30	2N-Ch	5V TTL/ CMOS	250kHz to 1MHz switching, freq shutdown	Undervoltage shoot through				
Thru-Hole											
781-SI9910DJ-E3	SI9910DJ-E3	DIP-8	-0.3 to +18	1N-Ch	12V Logic	dv/dt, di/dt control	Short circuit, over current & under voltage				

MOTOR CONTROLLERS

For quantities greater than listed, call for quote.

MOUSER STOCK NO.	Siliconix Part No.	Package	Supply Voltage Range (Max) (V)	Output Drive Capacity	Input Drive Logic	Features	Protection	Price Each			
								1	100	500	1000
Surface Mount											
781-SI9986CY-T1-E3	SI9986CY-T1-E3	SO-8	3.8 to 13.2	0.5A	TTL/CMOS	PWM, saturated	Shoot through				
781-SI9986DY-T1-E3	SI9986DY-T1-E3	SO-8	3.8 to 13.2	0.5A	TTL/CMOS	PWM, saturated	Shoot through				
781-SI9988DQ-T1-E3	SI9988DQ-T1-E3	TSSOP-8	3.8 to 13.2	0.6A	TTL/CMOS	PWM, saturated	Shoot through				
781-SI9978DW-E3	SI9978DW-E3	SO-24	20 to 40	4N-Ch	TTL/CMOS	PWM, brake, DC operation	Over current, under voltage				
781-SI9979CS-E3	SI9979CS-E3	SQFP-48	20 to 40	6N-Ch	TTL/CMOS	PWM hall sensor, computation, DC operation	Over current, under voltage, Commutation error				

LOW DROP-OUT VOLTAGE REGULATORS

For quantities greater than listed, call for quote.

MOUSER STOCK NO.	Siliconix Part No.	Package	Output Voltage (V)	Output Current (A)	Input Voltage (V)		Drop-out Voltage (Max) (mV)	Line Regulation (Max) (%/V)	Shut-Down Supply Current (Max) (μA)	Price Each			
					Min.	Max.				1	100	500	1000
Fixed Surface Mount													
781-SIP21106DR33E3	SIP21106DR-33E3	SC-70-5	3.3	.15	2.2	6.0	135	0.2	1				

© Copyright 2014 Mouser Electronics
© Copyright 2014 Mouser Electronics

BOURNS SMD Diodes

BOURNS®

SMD SWITCHING DIODES

Bourns offers small-signal high-speed Switching Diodes for switching digital signal applications, in compact chip package size format, which offer PCB real estate savings and are considerably smaller than competitive parts. The diodes are lead-free with Cu/Ni/Au plated terminations and are compatible with lead-free manufacturing processes, conforming to many industry and government regulations on lead-free components. Bourns® Chip Diodes conform to JEDEC standards, easy to handle on standard pick and place equipment and their flat configuration makes roll away much more difficult.

RoHS Compliant

LEAD-FREE

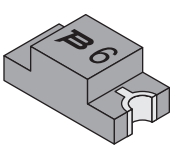

CD0805 Series Illustrated

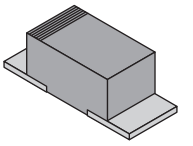
CD1607 Series Illustrated

Features:
- Leadless
- Lead-free
- High speed
- Low Profile Package
- Very Low Forward Voltage Drop

Applications:
- Cellular phones
- PDAs
- Desktop PCs and notebooks
- Digital cameras
- MP3 players

DIMENSIONS: mm			
Package Size	Length ±0.2	Width ±0.2	Height (typ.)
0603	1.6	0.8	0.25
1005	2.4	1.1	0.35
1206	3.0	1.4	0.50

For quantities greater than listed, call for quote.

MOUSER STOCK NO.	Bourns Part No.	Package Size	Repetitive Peak Reverse Vt.	Reverse Voltage (V_R)	Average Forward Current (mA)	$R_{\theta JL}$	Junction Temperature T_J (°C)	Price Each 1	100	500	1000	Piece Price By Reel Qty	Piece
SMD-Small Signal Switching Diode													
652-CD0603-S0180	CD0603-S0180	0603	90	80	100	150	-40 to +125					4000	
652-CD0603-S01575	CD0603-S01575	0603	100	75	150	150	-40 to +125					4000	
652-CD0603-S0180R	CD0603-S0180R	0603	90	80	100	150	-40 to +125					4000	
652-CD1005-S01575	CD1005-S01575	1005	100	75	150	300	-40 to +125					4000	
652-CD1005-S0180R	CD1005-S0180R	1005	90	80	100	300	-40 to +125					4000	
652-CD1206-S01575	CD1206-S01575	1206	100	75	150	350	-55 to +125					3000	
SMD-Small Signal Schottky Barrier Diode													
652-CD0603-B00340	CD0603-B00340	0603	45	40	30	150	-40 to +125					4000	
652-CD0603-B0130L	CD0603-B0130L	0603	35	30	100	150	-40 to +125					4000	
652-CD0603-B0230	CD0603-B0230	0603	35	30	200	150	-40 to +125					4000	
652-CD1005-B0130L	CD1005-B0130L	1005	35	30	100	250	-40 to +125					4000	
652-CD1005-B0230	CD1005-B0230	1005	35	30	200	250	-40 to +125					4000	

SMD RECTIFIER DIODES

Bourns offers Rectifier Diodes for rectification applications, in compact chip package DO-214AC (SMA) size format, which offer PCB real estate savings and are considerably smaller than competitive parts.

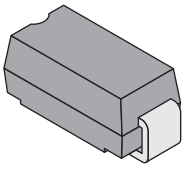
DO-214AC Package

Features:
- SMA package
- Surface mount
- Very low forward voltage drop

LEAD-FREE

RoHS Compliant

Schottky Rectifiers

For quantities greater than listed, call for quote.

MOUSER STOCK NO.	Bourns Part No.	Package Size	Repetitive Peak Reverse Vt.	Reverse Voltage (V_R)	Average Forward Current (mA)	$R_{\theta JL}$	Junction Temperature T_J (°C)	Price Each 1	100	500	1000	Piece Price By Reel Qty	Piece
652-CD214A-B120LF	CD214A-B120LF	DO-214AC	14	20	1.0	20	-55 to +125					5000	
652-CD214A-B130LF	CD214A-B130LF	DO-214AC	21	30	1.0	20	-55 to +125					5000	
652-CD214A-B130LLF	CD214A-B130LLF	DO-214AC	21	30	1.0	35	-55 to +125					5000	
652-CD214A-B140LF	CD214A-B140LF	DO-214AC	28	40	1.0	20	-55 to +125					5000	
652-CD214A-B150LF	CD214A-B150LF	DO-214AC	38	50	1.0	20	-55 to +125					5000	
652-CD214A-B160LF	CD214A-B160LF	DO-214AC	42	60	1.0	20	-55 to +125					5000	
652-CD214A-B170LF	CD214A-B170LF	DO-214AC	49	70	1.0	25	-55 to +125					5000	
652-CD214A-B180LF	CD214A-B180LF	DO-214AC	56	80	1.0	25	-55 to +125					5000	
652-CD214A-B1100LF	CD214A-B1100LF	DO-214AC	70	100	1.0	25	-55 to +125					5000	
652-CD214A-B220LF	CD214A-B220LF	DO-214AC	14	20	2.0	15	-55 to +125					5000	
652-CD214A-B240LF	CD214A-B240LF	DO-214AC	28	40	2.0	15	-55 to +125					5000	
652-CD214A-B240LLF	CD214A-B240LLF	DO-214AC	28	40	2.0	18	-55 to +125					5000	
652-CD214A-B260LF	CD214A-B260LF	DO-214AC	42	60	2.0	15	-55 to +125					5000	
652-CD214A-B320LF	CD214A-B320LF	DO-214AC	14	20	3.0	10	-55 to +125					5000	
652-CD214A-B330LF	CD214A-B330LF	DO-214AC	21	30	3.0	10	-55 to +125					5000	
652-CD214A-B340L	CD214A-B340LF	DO-214AC	28	40	3.0	10	-55 to +125					5000	
652-CD214A-B360LF	CD214A-B360LF	DO-214AC	42	60	3.0	10	-55 to +125					5000	

Fast Response Rectifiers

For quantities greater than listed, call for quote.

MOUSER STOCK NO.	Bourns Part No.	Package Size	Repetitive Peak Reverse Vt.	Reverse Voltage (V_R)	Average Forward Current (mA)	$R_{\theta JL}$	Junction Temperature T_J (°C)	Price Each 1	100	500	1000	Piece Price By Reel Qty	Piece
652-CD214A-F1600	CD214A-F1600	DO214AC	600	420	1000	34	-55 to +150					7500	
652-CD214A-F1200	CD214A-F1200	DO214AC	200	140	1000	34	-55 to +150					7500	
652-CD214A-F1100	CD214A-F1100	DO214AC	100	70	1000	34	-55 to +150					7500	
652-CD214A-F1150	CD214A-F1150	DO214AC	150	105	1000	34	-55 to +150					7500	
652-CD214A-F1400	CD214A-F1400	DO214AC	400	280	1000	34	-55 to +150					7500	
652-CD214A-F150	CD214A-F150	DO214AC	50	35	1000	34	-55 to +150					7500	

© Copyright 2014 Mouser Electronics
© Copyright 2014 Mouser Electronics

FAIRCHILD Zener Diodes

Products may be RoHS compliant. Check mouser.com for RoHS status.

FAIRCHILD SEMICONDUCTOR

♦ **Surface Mount Device**

For quantities greater than listed, call for quote.

MOUSER STOCK NO.	Mfr. Part No.	Package	PD (W)	VZ (V)	Price Each 1	Price Each 25
♦ 512—MM3Z2V4B		SOD-323F	0.20	2.4		
♦ 512—MM3Z2V7B		SOD-323F	0.20	2.7		
♦ 512—MM5Z2V7		SOD-523F	0.20	2.7		
♦ 512—MM3Z3V0B		SOD-323F	0.20	3.0		
♦ 512—MM5Z3V0		SOD-523F	0.20	3.0		
♦ 512—MM3Z3V3B		SOD-323F	0.20	3.3		
♦ 512—MM3Z3V3C		SOD-323F	0.20	3.3		
♦ 512—MM5Z3V3		SOD-523F	0.20	3.3		
♦ 512—MM3Z3V6B		SOD-323F	0.20	3.6		
♦ 512—MM5Z3V6		SOD-523F	0.20	3.6		
♦ 512—MM3Z3V9B		SOD-323F	0.20	3.9		
♦ 512—MM5Z3V9		SOD-523F	0.20	3.9		
♦ 512—MM3Z4V3B		SOD-323F	0.20	4.3		
♦ 512—MM3Z4V7B		SOD-323F	0.20	4.7		
♦ 512—MM5Z5V1		SOD-523F	0.20	5.1		
♦ 512—MM3Z5V1B		SOD-323F	0.20	5.1		
♦ 512—MM3Z5V1C		SOD-323F	0.20	5.1		
♦ 512—MM3Z5V6B		SOD-323F	0.20	5.6		
♦ 512—MM3Z5V6C		SOD-323F	0.20	5.6		
♦ 512—MM3Z6V2B		SOD-323F	0.20	6.2		
♦ 512—MM3Z7V5B		SOD-323F	0.20	7.5		
♦ 512—MM3Z8V2B		SOD-323F	0.20	8.2		
♦ 512—MM3Z9V1C		SOD-323F	0.20	9.1		
♦ 512—MM3Z10VB		SOD-323F	0.20	10.0		
♦ 512—MM5Z10V		SOD-523F	0.20	10.0		
♦ 512—MM3Z12VB		SOD-323F	0.20	12.0		
♦ 512—MM3Z12VC		SOD-323F	0.20	12.0		
♦ 512—MM5Z12V		SOD-523F	0.20	12.0		
♦ 512—MM5Z15V		SOD-523F	0.20	15.0		
♦ 512—MM3Z15VB		SOD-323F	0.20	15.0		
♦ 512—MM3Z15VC		SOD-323F	0.20	15.0		
♦ 512—MM3Z16VB		SOD-323F	0.20	16.0		
♦ 512—MM3Z36VB		SOD-323F	0.20	36.0		
♦ 512—MM3Z51VB		SOD-323F	0.20	51.0		
♦ 512—MM3Z56VB		SOD-323F	0.20	56.0		
♦ 512—BZX84C3V3		SOT-23	0.35	3.3		
♦ 512—MMBZ5226B		SOT-23	0.35	3.3		
♦ 512—BZX84C3V6		SOT-23	0.35	3.6		
♦ 512—MMBZ5227B		SOT-23	0.35	3.6		
♦ 512—BZX84C3V9		SOT-23	0.35	3.9		
♦ 512—BZX84C4V3		SOT-23	0.35	4.3		
♦ 512—MMBZ5229B		SOT-23	0.35	4.3		
♦ 512—BZX84C4V7		SOT-23	0.35	4.7		
♦ 512—MMBZ5230B		SOT-23	0.35	4.7		
♦ 512—BZX84C5V1		SOT-23	0.35	5.1		
♦ 512—MMBZ5231B		SOT-23	0.35	5.1		
♦ 512—BZX84C5V6		SOT-23	0.35	5.6		
♦ 512—MMBZ5232B		SOT-23	0.35	5.6		
♦ 512—MMBZ5233B		SOT-23	0.35	6.0		
♦ 512—BZX84C6V2		SOT-23	0.35	6.2		
♦ 512—MMBZ5234B		SOT-23	0.35	6.2		
♦ 512—BZX84C7V5		SOT-23	0.35	7.5		
♦ 512—MMBZ5236B		SOT-23	0.35	7.5		
♦ 512—BZX84C8V2		SOT-23	0.35	8.2		
♦ 512—MMBZ5237B		SOT-23	0.35	8.2		
♦ 512—BZX84C9V1		SOT-23	0.35	9.1		
♦ 512—MMBZ5239B		SOT-23	0.35	9.1		
♦ 512—BZX84C10		SOT-23	0.35	10.0		
♦ 512—MMBZ5240B		SOT-23	0.35	10.0		
♦ 512—BZX84C11		SOT-23	0.35	11.0		
♦ 512—MMBZ5241B		SOT-23	0.35	11.0		
♦ 512—BZX84C12		SOT-23	0.35	12.0		
♦ 512—MMBZ5242B		SOT-23	0.35	12.0		
♦ 512—BZX84C13		SOT-23	0.35	13.0		
♦ 512—MMBZ5243B		SOT-23	0.35	13.0		
♦ 512—MMBZ5244B		SOT-23	0.35	14.0		
♦ 512—BZX84C15		SOT-23	0.35	15.0		
♦ 512—MMBZ5245B		SOT-23	0.35	15.0		
♦ 512—BZX84C16		SOT-23	0.35	16.0		
♦ 512—MMBZ5246B		SOT-23	0.35	16.0		
♦ 512—MMBZ5247B		SOT-23	0.35	17.0		
♦ 512—BZX84C18		SOT-23	0.35	18.0		
♦ 512—MMBZ5248B		SOT-23	0.35	18.0		
♦ 512—BZX84C20		SOT-23	0.35	20.0		
♦ 512—MMBZ5250B		SOT-23	0.35	20.0		
♦ 512—BZX84C22		SOT-23	0.35	22.0		
♦ 512—MMBZ5251B		SOT-23	0.35	22.0		
♦ 512—BZX84C24		SOT-23	0.35	24.0		
♦ 512—MMBZ5252B		SOT-23	0.35	24.0		
♦ 512—BZX84C27		SOT-23	0.35	27.0		
♦ 512—MMBZ5254B		SOT-23	0.35	27.0		
♦ 512—BZX84C30		SOT-23	0.35	30.0		
♦ 512—BZX84C33		SOT-23	0.35	33.0		
♦ 512—MMBZ5257B		SOT-23	0.35	33.0		
512—1N5221B		DO-35	0.50	2.4		
512—BZX79C2V4		DO-35	0.50	2.4		
512—1N5222B		DO-35	0.50	2.5		
512—1N5223B		DO-35	0.50	2.7		
512—BZX79C2V7		DO-35	0.50	2.7		
512—1N5224B		DO-35	0.50	2.8		

For quantities greater than listed, call for quote.

MOUSER STOCK NO.	Mfr. Part No.	Package	PD (W)	VZ (V)	Price Each 1	Price Each 25
512—1N5225B		DO-35	0.50	3.0		
512—1N5226B		DO-35	0.50	3.3		
512—BZX79C3V3		DO-35	0.50	3.3		
♦ 512—MMSZ4684		SOD-123	0.50	3.3		
♦ 512—MMSZ5226B		SOD-123	0.50	3.3		
512—1N5227B		DO-35	0.50	3.6		
512—1N5227BTR		DO-35	0.50	3.6		
512—BZX79C3V6		DO-35	0.50	3.6		
♦ 512—MMSZ5227B		SOD-123	0.50	3.6		
512—1N5228B		DO-35	0.50	3.9		
512—BZX79C3V9		DO-35	0.50	3.9		
♦ 512—MMSZ4686		SOD-123	0.50	3.9		
♦ 512—MMSZ5228B		SOD-123	0.50	3.9		
512—1N5229B		DO-35	0.50	4.3		
512—1N5229BTR		DO-35	0.50	4.3		
512—BZX79C4V3		DO-35	0.50	4.3		
♦ 512—MMSZ5229B		SOD-123	0.50	4.3		
512—1N5230B		DO-35	0.50	4.7		
512—1N5230BTR		DO-35	0.50	4.7		
512—BZX79C4V7		DO-35	0.50	4.7		
♦ 512—MMSZ4688		SOD-123	0.50	4.7		
♦ 512—MMSZ5230B		SOD-123	0.50	4.7		
512—1N5231B		DO-35	0.50	5.1		
512—1N5231BTR		DO-35	0.50	5.1		
512—BZX79C5V1		DO-35	0.50	5.1		
♦ 512—MMSZ4689		SOD-123	0.50	5.1		
♦ 512—MMSZ5231B		SOD-123	0.50	5.1		
512—1N5231C		DO-35	0.50	5.2		
512—1N5232B		DO-35	0.50	5.6		
512—1N5232BTR		DO-35	0.50	5.6		
512—BZX79C5V6		DO-35	0.50	5.6		
♦ 512—MMSZ5232B		SOD-123	0.50	5.6		
512—1N5233B		DO-35	0.50	6.0		
♦ 512—MMSZ5233B		SOD-123	0.50	6.0		
512—1N5234B		DO-35	0.50	6.2		
512—1N5234BTR		DO-35	0.50	6.2		
512—BZX79C6V2		DO-35	0.50	6.2		
♦ 512—MMSZ5234B		SOD-123	0.50	6.2		
512—1N5235B		DO-35	0.50	6.8		
512—1N5235BTR		DO-35	0.50	6.8		
512—BZX79C6V8		DO-35	0.50	6.8		
♦ 512—MMSZ5235B		SOD-123	0.50	6.8		
♦ 512—FLZ6V8B		SOD-80	0.50	6.8		
512—1N5236B		DO-35	0.50	7.5		
♦ 512—MMSZ5236B		SOD-123	0.50	7.5		
512—1N5237B		DO-35	0.50	8.2		
512—1N5237BTR		DO-35	0.50	8.2		
512—BZX79C8V2		DO-35	0.50	8.2		
♦ 512—MMSZ5237B		SOD-123	0.50	8.2		
512—1N5238B		DO-35	0.50	8.7		
512—1N5239B		DO-35	0.50	9.1		
512—1N5239BTR		DO-35	0.50	9.1		
512—BZX79C9V1		DO-35	0.50	9.1		
♦ 512—FLZ9V1A		SOD-80	0.50	9.1		
♦ 512—MMSZ5239B		SOD-123	0.50	9.1		
512—1N5240B		DO-35	0.50	10.0		
512—1N5240BTR		DO-35	0.50	10.0		
512—BZX79C10		DO-35	0.50	10.0		
♦ 512—FLZ10VC		SOD-80	0.50	10.0		
♦ 512—MMSZ4697		SOD-123	0.50	10.0		
♦ 512—MMSZ5240B		SOD-123	0.50	10.0		
512—1N5241B		DO-35	0.50	11.0		
512—1N5241BTR		DO-35	0.50	11.0		
512—BZX79C11		DO-35	0.50	11.0		
♦ 512—FLZ11VC		SOD-80	0.50	11.0		
♦ 512—MMSZ5241B		SOD-123	0.50	11.0		
512—1N5242B		DO-35	0.50	12.0		
512—1N5242BTR		DO-35	0.50	12.0		
512—BZX79C12		DO-35	0.50	12.0		
♦ 512—FLZ12VA		SOD-80	0.50	12.0		
♦ 512—FLZ12VC		SOD-80	0.50	12.0		
♦ 512—MMSZ5242B		SOD-123	0.50	12.0		
512—1N5243B		DO-35	0.50	13.0		
♦ 512—MMSZ5243B		SOD-123	0.50	13.0		
512—1N5244B		DO-35	0.50	14.0		
512—1N5245B		DO-35	0.50	15.0		
512—BZX79C15		DO-35	0.50	15.0		
♦ 512—FLZ15VA		SOD-80	0.50	15.0		
♦ 512—FLZ15VB		SOD-80	0.50	15.0		
♦ 512—FLZ15VC		SOD-80	0.50	15.0		
♦ 512—MMSZ4702		SOD-123	0.50	15.0		
♦ 512—MMSZ5245B		SOD-123	0.50	15.0		
512—1N5246B		DO-35	0.50	16.0		
512—1N5246BTR		DO-35	0.50	16.0		
♦ 512—MMSZ5246B		SOD-123	0.50	16.0		
512—1N5247B		DO-35	0.50	17.0		
♦ 512—MMSZ5247B		SOD-123	0.50	17.0		
512—1N5248B		DO-35	0.50	18.0		
512—1N5248BTR		DO-35	0.50	18.0		

For quantities greater than listed, call for quote.

MOUSER STOCK NO.	Mfr. Part No.	Package	PD (W)	VZ (V)	Price Each 1	Price Each 25
♦ 512—MMSZ5248B		SOD-123	0.50	18.0		
512—1N5249BTR		DO-35	0.50	19.0		
512—1N5250B		DO-35	0.50	20.0		
512—BZX79C20		DO-35	0.50	20.0		
♦ 512—MMSZ5250B		SOD-123	0.50	20.0		
512—1N5251B		DO-35	0.50	22.0		
♦ 512—MMSZ5251B		SOD-123	0.50	22.0		
512—1N5252B		DO-35	0.50	24.0		
512—BZX79C24		DO-35	0.50	24.0		
♦ 512—MMSZ5252B		SOD-123	0.50	24.0		
512—1N5253B		DO-35	0.50	25.0		
512—1N5254B		DO-35	0.50	27.0		
♦ 512—MMSZ5254B		SOD-123	0.50	27.0		
512—1N5255B		DO-35	0.50	28.0		
512—1N5256B		DO-35	0.50	30.0		
♦ 512—MMSZ5256B		SOD-123	0.50	30.0		
512—1N5257B		DO-35	0.50	33.0		
512—BZX79C33		DO-35	0.50	33.0		
♦ 512—MMSZ5257B		SOD-123	0.50	33.0		
512—1N5259B		DO-35	0.50	39.0		
512—BZX79C39		DO-35	0.50	39.0		
512—1N5261B		DO-35	0.50	47.0		
512—1N5262B		DO-35	0.50	51.0		
512—1N5263B		DO-35	0.50	56.0		
512—1N4728A		DO-41	1.0	3.3		
512—BZX85C3V3		DO-41	1.0	3.3		
512—1N4729A		DO-41	1.0	3.6		
512—BZX85C3V6		DO-41	1.0	3.6		
512—1N4730A		DO-41	1.0	3.9		
512—1N4730ATR		DO-41	1.0	3.9		
512—BZX85C3V9		DO-41	1.0	3.9		
512—1N4731A		DO-41	1.0	4.3		
512—1N4731ATR		DO-41	1.0	4.3		
512—BZX85C4V3		DO-41	1.0	4.3		
512—1N4732A		DO-41	1.0	4.7		
512—1N4732ATR		DO-41	1.0	4.7		
512—BZX85C4V7		DO-41	1.0	4.7		
512—1N4733A		DO-41	1.0	5.1		
512—1N4733ATR		DO-41	1.0	5.1		
512—BZX85C5V1		DO-41	1.0	5.1		
512—1N4734A		DO-41	1.0	5.6		
512—1N4734ATR		DO-41	1.0	5.6		
512—1N4734AT50A		DO-41	1.0	5.6		
512—BZX85C5V6		DO-41	1.0	5.6		
512—1N4735A		DO-41	1.0	6.2		
512—1N4735ATR		DO-41	1.0	6.2		
512—1N4735AT50A		DO-41	1.0	6.2		
512—BZX85C6V2		DO-41	1.0	6.2		
512—1N4736A		DO-41	1.0	6.8		
512—BZX85C6V8		DO-41	1.0	6.8		
512—1N4737A		DO-41	1.0	7.5		
512—1N4737ATR		DO-41	1.0	7.5		
512—BZX85C7V5		DO-41	1.0	7.5		
512—1N4738A		DO-41	1.0	8.2		
512—1N4738ATR		DO-41	1.0	8.2		
512—BZX85C8V2		DO-41	1.0	8.2		
512—1N4739A		DO-41	1.0	9.1		
512—1N4739ATR		DO-41	1.0	9.1		
512—BZX85C9V1		DO-41	1.0	9.1		
512—1N4740A		DO-41	1.0	10.0		
512—1N4740ATR		DO-41	1.0	10.0		
512—BZX85C10		DO-41	1.0	10.0		
512—1N4741A		DO-41	1.0	11.0		
512—1N4742A		DO-41	1.0	12.0		
512—1N4742AT50A		DO-41	1.0	12.0		
512—1N4742ATR		DO-41	1.0	12.0		
512—BZX85C12		DO-41	1.0	12.0		
512—1N4743A		DO-41	1.0	13.0		
512—1N4743ATR		DO-41	1.0	13.0		
512—BZX85C13		DO-41	1.0	13.0		
512—1N4744A		DO-41	1.0	15.0		
512—1N4744AT50A		DO-41	1.0	15.0		
512—1N4744ATR		DO-41	1.0	15.0		
512—BZX85C15		DO-41	1.0	15.0		
512—1N4745A		DO-41	1.0	16.0		
512—1N4745AT50A		DO-41	1.0	16.0		
512—BZX85C16		DO-41	1.0	16.0		
512—1N4746A		DO-41	1.0	18.0		
512—1N4746ATR		DO-41	1.0	18.0		
512—BZX85C18		DO-41	1.0	18.0		
512—1N4747A		DO-41	1.0	20.0		
512—1N4747ATR		DO-41	1.0	20.0		
512—BZX85C20		DO-41	1.0	20.0		
512—1N4748A		DO-41	1.0	22.0		
512—1N4748ATR		DO-41	1.0	22.0		
512—BZX85C22		DO-41	1.0	22.0		
512—1N4749A		DO-41	1.0	24.0		
512—1N4749ATR		DO-41	1.0	24.0		

© Copyright 2014 Mouser Electronics

FAIRCHILD Diodes

Products may be RoHS compliant. Check mouser.com for RoHS status.

FAIRCHILD SEMICONDUCTOR

ZENER DIODES (CONT.)

For quantities greater than listed, call for quote.

MOUSER STOCK NO.	Mfr. Part No.	Package	PD (W)	VZ (V)	Price Each 1	Price Each 25
512—1N4749AT50A		DO-41	1.0	24.0		
512—BZX85C24		DO-41	1.0	24.0		
512—1N4750A		DO-41	1.0	27.0		
512—1N4750ATR		DO-41	1.0	27.0		
512—1N4751A		DO-41	1.0	30.0		
512—1N4751ATR		DO-41	1.0	30.0		
512—BZX85C30		DO-41	1.0	30.0		
512—1N4752A		DO-41	1.0	33.0		
512—1N4752ATR		DO-41	1.0	33.0		
512—BZX85C33		DO-41	1.0	33.0		
512—1N4753A		DO-41	1.0	36.0		
512—BZX85C36		DO-41	1.0	36.0		
512—1N4754A		DO-41	1.0	39.0		
512—1N4755A		DO-41	1.0	43.0		
512—1N4756A		DO-41	1.0	47.0		
512—BZX85C47		DO-41	1.0	47.0		
512—1N4757A		DO-41	1.0	51.0		
512—BZX85C51		DO-41	1.0	51.0		
512—1N4758A		DO-41	1.0	56.0		

SMALL SIGNAL DIODES

NEW PRODUCT

◆ Surface Mount Device

For quantities greater than listed, call for quote.

MOUSER STOCK NO.	Mfr. Part No.	Package	VRRM (V)	I_R (μA)	Price Each 1	Price Each 25
Single						
512—1N457		DO-35	70	0.025		
512—1N457A		DO-35	70	0.025		
512—1N457ATR		DO-35	70	0.025		
◆ 512—FDLL457A		LL-34	70	0.025		
◆ 512—1N4148WS		SOD-323F	75	0.025		
◆ 512—1N4448WS		SOD-323F	75	0.025		
◆ 512—1N4448WT		SOD-523F	75	0.025		
◆ 512—1N914BWS		SOD-323F	75	0.025		
◆ 512—1N914BWT		SOD-523F	75	0.025		
512—BAW62		DO-35	75	0.025		
512—1N4454		DO-35	75	0.1		
512—1N4454TR		DO-35	75	0.1		
◆ 512—FDLL4150		LL-34	75	0.1		
512—1N483B		DO-35	80	0.025		
512—1N5282		DO-35	80	0.1		
512—BAW76		DO-35	85	0.1		
◆ 512—BAS16		SOT-23	85	1		
◆ 512—BAS16HT1G		SOD-323	85	1		
◆ 512—BAS16SL		SOD-923F	85	1		
512—1N4148		DO-35	100	0.025		
512—1N4148T26A		DO-35	100	0.025		
512—1N4148T50A		DO-35	100	0.025		
512—1N4148T50R		DO-35	100	0.025		
512—1N4148TA		DO-35	100	0.025		
512—1N4148TR		DO-35	100	0.025		
512—1N4149		DO-35	100	0.025		
512—1N4448		DO-35	100	0.025		
512—1N4448TR		DO-35	100	0.025		
512—1N914		DO-35	100	0.025		
512—1N914ATR		DO-35	100	0.025		
512—1N914B		DO-35	100	0.025		
512—1N914BTR		DO-35	100	0.025		
512—1N914T50A		DO-35	100	0.025		
512—1N914TR		DO-35	100	0.025		
512—1N916		DO-35	100	0.025		
512—1N916A		DO-35	100	0.025		
Single (Cont.)						
512—1N916B		DO-35	100	0.025		
◆ 512—FDLL4148D87Z		SOD-80	100	0.025		
◆ 512—FDLL4448		LL-34	100	0.025		
◆ 512—FDLL914		LL-34	100	0.025		
◆ 512—FDLL914A		LL-34	100	0.025		
◆ 512—FDLL914B		LL-34	100	0.025		
◆ 512—LL4148		SOD-80	100	0.025		
◆ 512—MMBD4148		SOT-23	100	0.025		
◆ 512—MMBD4448		SOT-23	100	0.025		
◆ 512—MMBD914		SOT-23	100	0.025		
◆ 512—MMSD4148_D87Z		SOD-123	100	0.025		
◆ 512—MMSD4448		SOD-123	100	0.025		
◆ 512—MMSD914		SOD-123	100	0.025		
◆ 512—MMBD1201		SOT-23	100	0.05		
◆ 512—MMSD4148		SOD-123	100	5		
◆ 512—BAS19		SOT-23	120	0.1		
◆ 512—BAS29		SOT-23	120	0.1		
512—FDH300A		DO-35	150	0.001		
◆ 512—FDLL300A		LL-34	150	0.001		
◆ 512—FDLL333		SOD-80	150	0.001		
512—FDH333		DO-35	150	0.003		
512—1N458A		DO-35	150	0.025		
512—1N3595		DO-35	150	0.1		
512—1N3595TR		DO-35	150	0.1		
◆ 512—FDLL3595		LL-34	150	100		
512—BAX16		DO-35	180	0.025		
◆ 512—MMBD1501A		SOT-23	200	0.01		
512—1N459		DO-35	200	0.025		
512—1N459A		DO-35	200	0.025		
512—1N459ATR		DO-35	200	0.025		
512—1N485B		DO-35	200	0.025		
◆ 512—FDLL485B		LL-34	200	0.025		
512—1N3070TR		DO-35	200	0.1		
◆ 512—BAS20		SOT-23	200	0.1		
◆ 512—BAV102		LL-34	200	0.1		
Single (Cont.)						
512—FDH400		DO-35	200	0.1		
◆ 512—MMBD1401		SOT-23	200	0.1		
◆ 512—MMBD1403		SOT-23	200	0.1		
◆ 512—MMSD3070		SOD-123	200	0.1		
◆ 512—MMBD1401A		SOT-23	250	0.04		
512—1N486B		DO-35	250	0.05		
◆ 512—BAS21		SOT-23	250	0.1		
◆ 512—BAV103		LL-34	250	0.1		
512—BAV21		DO-35	250	0.1		
512—BAV21T50A		DO-35	250	0.1		
Dual and Common Anode						
◆ 512—BAW74		SOT-23	50	100		
◆ 512—MMBD4148CA		SOT-23	100	0.025		
◆ 512—MMBD1205		SOT-23	100	0.05		
◆ 512—BAS35		SOT-23	120	0.1		
◆ 512—MMBD1505A		SOT-23	200	0.01		
◆ 512—MMBD1405A		SOT-23	250	0.1		
Dual and Common Cathode						
◆ 512—BAV74		SOT-23	50	0.1		
◆ 512—BAV70		SOT-23	70	5		
◆ 512—MMBD2838		SOT-23	75	0.1		
◆ 512—MMBD4148CC		SOT-23	100	0.025		
◆ 512—MMBD1204		SOT-23	100	0.05		
◆ 512—MMBD1504A		SOT-23	200	0.01		
◆ 512—MMBD1404A		SOT-23	250	0.1		
Dual Series						
◆ 512—BAV99		SOT-23	70	2.5		
◆ 512—BAV99WT1G		SOT-323	70	2.5		
◆ 512—MMBD4148SE		SOT-23	100	0.025		
◆ 512—MMBD1203		SOT-23	100	0.05		
◆ 512—MMBD7000		SOT-23	100	0.3		
◆ 512—BAS31		SOT-23	120	0.1		
◆ 512—FLLD261		SOT-23	200	0.005		
◆ 512—BAV23S		SOT-23	250	0.1		
◆ 512—MMBD1403A		SOT-23	250	0.1		

ULTRAFAST DIODES

NEW PRODUCT

◆ Surface Mount Device

For quantities greater than listed, call for quote.

MOUSER STOCK NO.	Fairchild Part No.	Package	Max. Repetitive Reverse Voltage	Avg. Rectified Forward Current	Max. Instantaneous Forward Voltage	Max. Reverse Recovery Time	Price Each 1	Price Each 25	Price Each 100	Price Each 250
Single										
◆ 512-RURD660S9A	RURD660S9A	TO-252	600V	6A	1.5V	60ns				
512-RURP860	RURP860	TO-220AC	600V	8A	1.5V	70ns				
512-FFPF08S60STTU	FFPF0860STTU	TO-220F	600V	8A	2.6V	25ns				
512-RURP8100	RURP8100	TO-220AC	1000V	8A	1.8V	100ns				
512-FFPF20UP20DNTU	FFPF20UP20DNTU	TO-220F	200V	10A	1.15V	45ns				
◆ 512-RUR1S1560S9A	RUR1S1560S9A	TO-263	600V	15A	1.5V	60ns				
512-RURP1560	RURP1560	TO-220AC	600V	15A	1.5V	60ns				
512-FFA60UP30DNTU	FFA60UP30DNTU	TO-3P	300V	30A	1.5V	55ns				
512-RURG3060	RURG3060	TO-247	600V	30A	1.5V	60ns				
512-RURP3060	RURP3060	TO-220AC	600V	30A	1.5V	60ns				
512-FFA40UP35STU	FFA40UP35STU	TO-3P	350V	40A	1.6V	53ns				
512-FFH60UP40S3	FFH60UP40S3	TO-247	400V	60A	1.4V	85ns				
512-FFH60UP60S	FFH60UP60S	TO-247	600V	60A	1.7V	80ns				
512-FFH60UP60S3	FFH60UP60S3	TO-247	600V	60A	1.7V	80ns				
512-RURG5060	RURG5060	TO-247	600V	75A	1.6V	75ns				
512-RURG8060	RURG8060	TO-247	600V	80A	1.6V	85ns				
512-RURG80100	RURG80100	TO-247	1000V	80A	1.9V	200ns				
Common Cathode										
512-FFPF20UA60DN	FFPF20UA60DN	TO-220F	600V	10A	2.3V	120ns				
512-FFPF20UP40S	FFPF20UP40S	TO-220F	400V	20A	1.4V	50ns				
512-FFA60UP20DNTU	FFA60UP20DNTU	TO-3P	200V	30A	1.15V	32ns				
512-RURG3020CC	RURG3020CC	TO-247	200V	30A	1.0V	50ns				
512-RURG3060CC	RURG3060CC	TO-247	600V	30A	1.5V	60ns				

DAMPER DIODES - SINGLE

For quantities greater than listed, call for quote.

MOUSER STOCK NO.	Fairchild Part No.	Package	Max. Repetitive Reverse Voltage	Avg. Rectified Forward Current	Max. Instantaneous Forward Voltage	Max. Reverse Recovery Time	Price Each 1	Price Each 25	Price Each 100	Price Each 250
512-FFPF10F150STU	FFPF10F150STU	TO-220F	1500V	10A	1.6V	170ns				

© Copyright 2014 Mouser Electronics

© Copyright 2014 Mouser Electronics

FAIRCHILD Diodes and Rectifiers

Products may be RoHS compliant. Check mouser.com for RoHS status.

FAIRCHILD SEMICONDUCTOR

STEALTH™ DIODES

♦Surface Mount Device

For quantities greater than listed, call for quote.

MOUSER STOCK NO.	Fairchild Part No.	Package	Max. Repetitive Reverse Voltage	Avg. Rectified Forward Current	Max. Instantaneous Forward Voltage	Max. Reverse Recovery Time	Price Each 1	25	100	250
512-FFPF04S60STU	FFPF04S60STU	TO-220F	600V	4A	2.6V	23ns				
512-ISL9K460P3	ISL9K460P3	TO-220	600V	4A	2.4V	22ns				
512-ISL9R460PF2	ISL9R460PF2	TO-220F	600V	4A	2.4V	22ns				
512-FFP08H60STU	FFP08H60STU	TO-220AC	600V	8A	2.1V	35ns				
512-FFP08S60SNTU	FFP08S60SNTU	TO-220AC	600V	8A	3.4V	25ns				
512-FFP08S60STU	FFP08S60STU	TO-220	600V	8A	2.6V	25ns				
512-FFPF08H60STU	FFPF08H60STU	TO-220F	600V	8A	2.1V	35ns				
512-FFPF08S60SNTU	FFPF08S60SNTU	TO-220F	600V	8A	3.4V	32ns				
512-FFPF08S60STU	FFPF08S60STU	TO-220F	600V	8A	2.6V	25ns				
512-ISL9R860P2	ISL9R860P2	TO-220AC	600V	8A	2.4V	30ns				
512-ISL9R860PF2	ISL9R860PF2	TO-220F	600V	8A	2.4V	25ns				
♦ 512-ISL9R860S3ST	ISL9R860S3ST	TO-263	600V	8A	2.4V	30ns				
512-ISL9R8120P2	ISL9R8120P2	TO-220AC	1200V	8A	3.3V	44ns				
512-FFP15S60STU	FFP15S60STU	TO-220AC	600V	15A	2.6V	30ns				
512-FFPF15S60STU	FFPF15S60STU	TO-220F	600V	15A	2.6V	25ns				
512-ISL9R1560P2	ISL9R1560P2	TO-220AC	600V	15A	2.2V	40ns				
512-ISL9R1560PF2	ISL9R1560PF2	TO-220F	600V	15A	2.2V	40ns				
♦ 512-ISL9R1560S3ST	ISL9R1560S3ST	TO-263	600V	15A	2.2V	40ns				
512-FFH30S60STU	FFH30S60STU	TO-247	600V	30A	2.6V	35ns				
512-ISL9R3060G2	ISL9R3060G2	TO-247	600V	30A	2.4V	45ns				
512-ISL9R3060P2	ISL9R3060P2	TO-220AC	600V	30A	2.4V	45ns				
512-FFH50US60S	FFH50US60S	TO-247	600V	50A	1.54V	80ns				

SCHOTTKY BARRIER RECTIFIERS

For quantities greater than listed, call for quote.

MOUSER STOCK NO.	Fairchild Part No.	Description	V_{RRM} (V)	I_{FAV} (A)	Price Each 1	25	100
Single							
♦ 512-MBR0520L	MBR0520L	SOD-123	20	0.5			
512-SB120	SB120	DO-41	20	1.0			
♦ 512-SS12	SS12	DO-214AC	20	1.0			
♦ 512-SS22	SS22	DO-214AA	20	2.0			
512-1N5820	1N5820	DO-201AD	20	3.0			
♦ 512-MBRS320	MBRS320	DO-214AB	20	3.0			
512-SB320	SB320	DO-201AD	20	3.0			
♦ 512-SS32	SS32	DO-214AB	20	3.0			
512-SB520	SB520	DO-201AD	20	5.0			
♦ 512-BAR43	BAR43	SOT-23	30	0.2			
♦ 512-BAT54XV2	BAT54XV2	SOD-523F	30	0.2			
♦ 512-RB520S30	RB520S30	SOD-523F	30	0.2			
♦ 512-RB521S30	RB521S30	SOD-523F	30	0.2			
♦ 512-BAT54	BAT54	SOT-23	30	0.3			
♦ 512-BAT54D87Z	BAT54_D87Z	SOT-23	30	0.3			
♦ 512-MBR0530	MBR0530	SOD-123	30	0.5			
512-1N5818	1N5818	DO-41	30	1.0			
♦ 512-FMKA130L	FMKA130L	DO-214AC	30	1.0			
♦ 512-MBRS130	MBRS130	DO-214AA	30	1.0			
♦ 512-MBRS130L	MBRS130L	DO-214AA	30	1.0			
♦ 512-SS13	SS13	DO-214AC	30	1.0			
♦ 512-BAT54HT1G	BAT54HT1G	SOD-323	30	2.0			
♦ 512-SS23	SS23	DO-214AA	30	2.0			
512-1N5821	1N5821	DO-201AD	30	3.0			
♦ 512-SS33	SS33	DO-214AB	30	3.0			
512-SB530	SB530	DO-201AD	30	5.0			
♦ 512-RB751S40	RB751S40	SOD-523F	40	0.03			
♦ 512-BAS40SL	BAS40SL	SOD-923	40	0.1			
♦ 512-MBR0540	MBR0540	SOD-123	40	0.5			
♦ 512-FYV0704SMTF	FYV0704SMTF	SOT-23	40	0.75			
512-1N5817	1N5817	DO-41	40	1.0			
512-1N5819	1N5819	DO-41	40	1.0			
♦ 512-MBRS140	MBRS140	DO-214AA	40	1.0			
512-SB140	SB140	DO-41	40	1.0			
♦ 512-SS14	SS14	DO-214AC	40	1.0			
♦ 512-SS24	SS24	DO-214AA	40	2.0			
512-1N5822	1N5822	DO-201AD	40	3.0			
♦ 512-MBRS340	MBRS340	DO-214AB	40	3.0			
512-SB340	SB340	DO-201AD	40	3.0			
♦ 512-SS34	SS34	DO-214AB	40	3.0			
♦ 512-FYD0504SATM	FYD0504SATM	TO-252	40	5.0			
512-SB540	SB540	DO-201AD	40	5.0			
512-MBR745	MBR745	TO-220AC	45	7.5			
512-MBR1045	MBR1045	TO-220AC	45	10.0			
512-SB1245	SB1245	DO-201AD	45	12.0			
512-MBR1645	MBR1645	TO-220AC	45	16.0			
♦ 512-RS1A	RS1A	DO-214AC	50	1.0			
♦ 512-SS25	SS25	DO-214AA	50	2.0			
512-SB350	SB350	DO-201AD	50	3.0			
♦ 512-SS35	SS35	DO-214AB	50	3.0			
512-SB550	SB550	DO-201AD	50	5.0			
512-SB160	SB160	DO-41	60	1.0			
♦ 512-SS16	SS16	DO-214AC	60	1.0			
♦ 512-SS26	SS26	DO-214AA	60	2.0			
512-SB360	SB360	DO-201AD	60	3.0			

♦Surface Mount Device

NEW PRODUCT

For quantities greater than listed, call for quote.

MOUSER STOCK NO.	Fairchild Part No.	Description	V_{RRM} (V)	I_{FAV} (A)	Price Each 1	25	100
Single (Cont.)							
♦ 512-SS36	SS36	DO-214AB	60	3.0			
512-SB560	SB560	DO-201AD	60	5.0			
512-MBR760	MBR760	TO-220AC	60	7.5			
512-MBR1060	MBR1060	TO-220AC	60	10.0			
512-MBR1660	MBR1660	TO-220AC	60	16.0			
512-SB180	SB180	DO-41	80	1.0			
♦ 512-SS18	SS18	DO-214AC	80	1.0			
♦ 512-SS28	SS28	DO-214AA	80	2.0			
512-SB380	SB380	DO-201AD	80	3.0			
♦ 512-SS38	SS38	DO-214AB	80	3.0			
512-SB580	SB580	DO-201AD	80	5.0			
♦ 512-SS29	SS29	DO-214AA	90	2.0			
♦ 512-RS1B	RS1B	DO-214AC	100	1.0			
♦ 512-S100	S100	DO-214AC	100	1.0			
512-SB1100	SB1100	DO-41	100	1.0			
♦ 512-S210	S210	DO-214AA	100	2.0			
♦ 512-S310	S310	DO-214AB	100	3.0			
512-SB3100	SB3100	DO-201AD	100	3.0			
512-SB5100	SB5100	DO-201AD	100	5.0			
♦ 512-RS1D	RS1D	DO-214AC	200	1.0			
♦ 512-S320	S320	DO-214AA	200	3.0			
♦ 512-RS1G	RS1G	DO-214AC	400	1.0			
♦ 512-RS1J	RS1J	DO-214AC	600	1.0			
♦ 512-RS1K	RS1K	DO-214AC	800	1.0			
♦ 512-RS1M	RS1M	DO-214AC	1000	1.0			
Dual & Common Anode							
♦ 512-BAT54A	BAT54A	SOT-23	30	0.3			
Dual & Common Cathode							
♦ 512-BAR43C	BAR43C	SOT-23	30	0.2			
♦ 512-BAT54C	BAT54C	SOT-23	30	0.3			
♦ 512-BAT54CWT1G	BAT54CWT1G	SOT-323	30	0.2			
512-MBR1535CT	MBR1535CT	TO-220AB	35	15.0			
512-FYP1004DNTU	FYP1004DNTU	TO-220	40	10.0			
512-MBR1545CT	MBR1545CT	TO-220AB	45	15.0			
512-MBR2545CT	MBR2545CT	TO-220AB	45	30.0			
512-MBRP3045NTU	MBRP3045NTU	TO-220	45	30.0			
512-MBR3045PT	MBR3045PT	TO-247	45	30.0			
512-MBR4045PT	MBR4045PT	TO-247	45	40.0			
512-MBR1560CT	MBR1560CT	TO-220AB	60	15.0			
512-FYP2006DNTU	FYP2006DNTU	TO-220	60	20.0			
512-MBR3060PT	MBR3060PT	TO-247	60	30.0			
512-MBR4060PT	MBR4060PT	TO-247	60	40.0			
512-FYP1010DNTU	FYP1010DNTU	TO-220	100	10.0			
512-FYP2010DNTU	FYP2010DNTU	TO-220	100	20.0			
512-FYPF2010DNTU	FYPF2010DNTU	TO-220F	100	20.0			
512-MBRP3010NTU	MBRP3010NTU	TO-220	100	30.0			
512-MBR20150CTTU	MBR20150CTTU	TO-220AB	150	20.0			
512-MBR20200CTTU	MBR20200CTTU	TO-220AB	200	20.0			
Dual Series							
♦ 512-BAR43S	BAR43S	SOT-23	30	0.2			
♦ 512-BAT54S	BAT54S	SOT-23	30	0.3			
♦ 512-BAT54SWT1G	BAT54SWT1G	SOT-323	30	0.2			
♦ 512-BAT54SD87Z	BAT54S_D87Z	SOT-23	30	0.3			
♦ 512-BAS70SV	BAS70SV	SOT-563F	70	70			

TRIGGER DIODES

For quantities greater than listed, call for quote.

MOUSER STOCK NO.	Fairchild Part No.	Package	V(BO) (V) Min.	Typ.	Max.	V(BO) Symmetry (V) Max.	Dynamic Breakover Voltage (V) Min.	I(BO) Max. (μA)	Power Dissipation (mW)	ITRM Max. (A)	Price Each 1	25	100
512-DB3	DB3	DO-35	28	32	36	±3	5	100	150	2			
512-DB3TG	DB3TG	DO-35	30	32	34	±2	9	15	50	2			

© Copyright 2014 Mouser Electronics

© Copyright 2014 Mouser Electronics

FAIRCHILD Rectifiers

Products may be RoHS compliant. Check mouser.com for RoHS status.

FAIRCHILD SEMICONDUCTOR

◆Surface Mount Device

GENERAL PURPOSE SINGLE RECTIFIERS

For quantities greater than listed, call for quote.

MOUSER STOCK NO.	Fairchild Part No.	Package	V_{RRM} (V)	I_{FAV} (A)	V_{FM} (V)	Price Each 1	25	100	250
512-1N4001	1N4001	DO-41	50	1	1.1				
◆ 512-GF1A	GF1A	DO-214AC	50	1	1				
◆ 512-S1A	S1A	DO-214AC	50	1	1.1				
◆ 512-S2A	S2A	DO-214AA	50	1.5	1.15				
◆ 512-S3A	S3A	DO-214AB	50	3	1.2				
512-1N4002	1N4002	DO-41	100	1	1.1				
◆ 512-S1B	S1B	DO-214AC	100	1	1.1				
◆ 512-S2B	S2B	DO-214AA	100	1.5	1.15				
512-1N5401	1N5401	DO-201AD	100	3	1.2				
◆ 512-S3B	S3B	DO-214AB	100	3	1.2				
512-1N4003	1N4003	DO-41	200	1	1.1				
◆ 512-GF1D	GF1D	DO-214AC	200	1	1				
◆ 512-S1D	S1D	DO-214AC	200	1	1.1				
512-1N5393	1N5393	DO-15	200	1.5	1.4				
◆ 512-S2D	S2D	DO-214AA	200	1.5	1.15				
512-1N5402	1N5402	DO-201AD	200	3	1.2				
◆ 512-S3D	S3D	DO-214AB	200	3	1.2				
512-1N4004	1N4004	DO-41	400	1	1.1				
◆ 512-GF1G	GF1G	DO-214AC	400	1	1				
◆ 512-S1G	S1G	DO-214AC	400	1	1.1				
◆ 512-S2G	S2G	DO-214AA	400	1.5	1.15				
512-1N5404	1N5404	DO-201AD	400	3	1.2				
◆ 512-S3G	S3G	DO-214AB	400	3	1.2				
512-1N4005	1N4005	DO-41	600	1	1.1				
◆ 512-S1J	S1J	DO-214AC	600	1	1.1				
512-1N5397	1N5397	DO-15	600	1.5	1.4				
◆ 512-S2J	S2J	DO-214AA	600	1.5	1.15				
512-1N5406	1N5406	DO-201AD	600	3	1.2				
◆ 512-S3J	S3J	DO-214AB	600	3	1.2				
512-1N4006	1N4006	DO-41	800	1	1.1				
◆ 512-GF1K	GF1K	DO-214AC	800	1	1.2				
512-1N4007	1N4007	DO-41	1000	1	1.1				
◆ 512-GF1M	GF1M	DO-214AC	1000	1	1.2				
◆ 512-S1M	S1M	DO-214AC	1000	1	1.1				
◆ 512-S2M	S2M	DO-214AA	1000	1.5	1.15				
512-1N5408	1N5408	DO-201AD	1000	3	1.2				
◆ 512-S3M	S3M	DO-214AB	1000	3	1.2				

ULTRAFAST RECOVERY RECTIFIERS

NEW PRODUCT

◆Surface Mount Device

For quantities greater than listed, call for quote.

MOUSER STOCK NO.	Fairchild Part No.	Package	Configuration	Max Repetitive Reverse Voltage	Avg Rectified Forward Current	Max Instantaneous Forward Voltage	Max Reverse Recovery Time	Price Each 1	25	100	250
◆ 512-EGF1A	EGF1A	DO-214AC	Single	50V	1A	1V	50ns				
◆ 512-ES1A	ES1A	DO-214AC	Single	50V	1A	0.92V	15ns				
◆ 512-EGF1B	EGF1B	DO-214AC	Single	100V	1A	1V	50ns				
◆ 512-ES1B	ES1B	DO-214AC	Single	100V	1A	0.92V	15ns				
512-UF4002	UF4002	DO-41	Single	100V	1A	1V	50ns				
◆ 512-EGF1C	EGF1C	DO-214AC	Single	150V	1A	1V	50ns				
512-EGP10C	EGP10C	DO-41	Single	150V	1A	1V	50ns				
◆ 512-ES1C	ES1C	DO-214AC	Single	150V	1A	0.92V	15ns				
◆ 512-EGF1D	EGF1D	TO-220AC	Single	200V	1A	1V	50ns				
◆ 512-ES1D	ES1D	DO-214AC	Single	200V	1A	0.92V	15ns				
512-UF4003	UF4003	DO-41	Single	200V	1A	1V	50ns				
◆ 512-ES1F	ES1F	DO-214AC	Single	300V	1A	1.3V	35ns				
◆ 512-ES1G	ES1G	DO-214AC	Single	400V	1A	1.3V	35ns				
512-UF4004	UF4004	DO-41	Single	400V	1A	1V	50ns				
◆ 512-ES1H	ES1H	DO-214AC	Single	500V	1A	1.7V	35ns				
◆ 512-ES1J	ES1J	DO-214AC	Single	600V	1A	1.7V	35ns				
512-UF4005	UF4005	DO-41	Single	600V	1A	1.7V	75ns				
512-UF4006	UF4006	DO-41	Single	800V	1A	1.7V	75ns				
512-UF4007	UF4007	DO-41	Single	1000V	1A	1.7V	75ns				
◆ 512-ES2A	ES2A	DO-214AA	Single	50V	2A	0.95V	20ns				
◆ 512-ES2B	ES2B	DO-214AA	Single	100V	2A	0.95V	20ns				
◆ 512-ES2C	ES2C	DO-214AA	Single	150V	2A	0.95V	20ns				
512-EGP20D	EGP20D	DO-15	Single	200V	2A	0.95V	50ns				
◆ 512-ES2D	ES2D	DO-214AA	Single	200V	2A	0.95V	20ns				
512-EGP20G	EGP20G	DO-15	Single	400V	2A	1.25V	50ns				
◆ 512-ES3A	ES3A	DO-214AB	Single	50V	3A	0.95V	20ns				
◆ 512-ES3B	ES3B	DO-214AB	Single	100V	3A	0.95V	20ns				
◆ 512-ES3C	ES3C	DO-214AB	Single	150V	3A	0.95V	20ns				
512-EGP30D	EGP30D	DO-201AD	Single	200V	3A	0.95V	50ns				
◆ 512-ES3D	ES3D	DO-214AB	Single	200V	3A	0.95V	20ns				
512-EGP30F	EGP30F	DO-201AD	Single	300V	3A	1.25V	50ns				
512-EGP30J	EGP30J	DO-201AD	Single	600V	3A	1.7V	75ns				
◆ 512-ES3J	ES3J	DO-214AB	Single	600V	3A	1.7V	20ns				
512-EGP30K	EGP30K	DO-201AD	Single	800V	3A	1.7V	75ns				
512-FFD10UP20S	FFD10UP20S	TO-220F	Single	200V	10A	1.15V	35ns				
512-FFPF10UP20STU	FFPF10UP20STU	TO-220F	Single	200V	10A	1V	32ns				
512-FFPF10UP60STU	FFPF10UP60STU	TO-220F	Single	600V	10A	2.2V	40ns				
512-FES16CT	FES16CT	TO-220AC	Single	150V	16A	0.975V	35ns				
512-FES16DT	FES16DT	TO-220AC	Single	200V	16A	0.975V	35ns				
512-FES16DTR	FES16DTR	TO-220AC	Single	200V	16A	0.975V	35ns				
512-FES16GT	FES16GT	TO-220AC	Single	400V	16A	1.3V	50ns				
512-RHRG3060	RHRG3060	TO-247	Single	600V	30A	2.1V	45ns				
512-FEP16DTD	FEP16DTD	TO-220AB	Dual	200V	16A	0.975V	35ns				
512-FEP16GTD	FEP16GTD	TO-220AB	Dual	400V	16A	1.3V	50ns				
512-FEP16JTD	FEP16JTD	TO-220AB	Dual	600V	16A	1.5V	50ns				
512-FEP16BTA	FEP16BTA	TO-220AB	Common Anode	100V	16A	0.975V	35ns				
512-FEP16CTA	FEP16CTA	TO-220AB	Common Anode	150V	16A	0.975V	35ns				
512-FEP16DTA	FEP16DTA	TO-220AB	Common Anode	200V	16A	0.975V	35ns				
512-FEP16GTA	FEP16GTA	TO-220AB	Common Anode	400V	16A	1.3V	50ns				
512-FEP16JTA	FEP16JTA	TO-220AB	Common Anode	600V	16A	1.5V	50ns				
512-FFPF20UP60DNTU	FFPF20UP60DNTU	TO-220F	Common Cathode	600V	10A	2.2V	70ns				
512-FEP16BT	FEP16BT	TO-220AB	Common Cathode	100V	16A	0.975V	35ns				
512-FEP16CT	FEP16CT	TO-220AB	Common Cathode	150V	16A	0.975V	35ns				
512-FEP16DT	FEP16DT	TO-220AB	Common Cathode	200V	16A	0.975V	35ns				
512-FEP16FT	FEP16FT	TO-220AB	Common Cathode	300V	16A	1.3V	50ns				
512-FEP16GT	FEP16GT	TO-220AB	Common Cathode	400V	16A	1.3V	50ns				
512-FEP16HT	FEP16HT	TO-220AB	Common Cathode	500V	16A	1.5V	50ns				
512-FEP16JT	FEP16JT	TO-220AB	Common Cathode	600V	16A	1.5V	50ns				

FAST RECOVERY RECTIFIERS

◆Surface Mount Device

For quantities greater than listed, call for quote.

MOUSER STOCK NO.	Fairchild Part No.	Package	Configuration	Max Repetitive Reverse Voltage	Avg Rectified Forward Current	Max Instantaneous Forward Voltage	Max Reverse Recovery Time	Price Each 1	25	100	250
512-RGP10A	RGP10A	DO-41	Single	50V	1A	1.3V	150ns				
512-1N4934	1N4934	DO-41	Single	100V	1A	1.2V	150ns				
◆ 512-RGF1B	RGF1B	DO-214AC	Single	100V	1A	1.3V	150ns				

© Copyright 2014 Mouser Electronics

© Copyright 2014 Mouser Electronics

FAIRCHILD Rectifiers

Products may be RoHS compliant. Check mouser.com for RoHS status.

FAIRCHILD SEMICONDUCTOR

♦Surface Mount Device

FAST RECOVERY RECTIFIERS (CONT.)

For quantities greater than listed, call for quote.

MOUSER STOCK NO.	Fairchild Part No.	Package	Configuration	Max Repetitive Reverse Voltage	Avg Rectified Forward Current	Max Instantaneous Forward Voltage	Max Reverse Recovery Time	Price Each 1	25	100	250
512-1N4935	1N4935	DO-41	Single	200V	1A	1.2V	150ns				
512-1N4936	1N4936	DO-41	Single	400V	1A	1.2V	150ns				
♦ 512-RGF1G	RGF1G	DO-214AC	Single	400V	1A	1.3V	150ns				
512-RGP10G	RGP10G	DO-41	Single	400V	1A	1.3V	150ns				
512-1N4937	1N4937	DO-41	Single	600V	1A	1.2V	150ns				
♦ 512-RGF1J	RGF1J	DO-214AC	Single	600V	1A	1.3V	250ns				
512-RGP10K	RGP10K	DO-41	Single	800V	1A	1.3V	500ns				
♦ 512-RGF1M	RGF1M	DO-214AC	Single	1000V	1A	1.3V	500ns				
512-RGP10M	RGP10M	DO-41	Single	1000V	1A	1.3V	500ns				

HYPERFAST RECOVERY RECTIFIERS

♦Surface Mount

For quantities greater than listed, call for quote.

MOUSER STOCK NO.	Fairchild Part No.	Package	Configuration	Max Repetitive Reverse Voltage	Avg Rectified Forward Current	Max Instantaneous Forward Voltage	Max Reverse Recovery Time	Price Each 1	25	100	250
♦ 512-RHRD660S9A	RHRD660S9A	TO-252	Single	600V	6A	2.1V	35ns				
512-RHRP8120	RHRP8120	TO-220	Single	1200V	8A	3.2V	70ns				
512-RHRP1560	RHRP1560	TO-220	Single	600V	15A	2.1V	40ns				
512-RHRP15120	RHRP15120	TO-220	Single	1200V	15A	3.2V	75ns				
512-RHRP3060	RHRP3060	TO-220	Single	600V	30A	2.1V	45ns				
512-RHRG30120	RHRG30120	TO-247	Single	1200V	30A	3.2V	75ns				
512-RHRP30120	RHRP30120	TO-220	Single	1200V	30A	3V	75ns				
512-RHRG5060	RHRG5060	TO-247	Single	600V	50A	2.1V	50ns				
512-RHRG75120	RHRG75120	TO-247	Single	1200V	75A	3.2V	100ns				
512-RHRG1560CC	RHRG1560CC	TO-247	Common Cathode	600V	15A	1.5V	60ns				

BRIDGE RECTIFIERS

PRODUCT NEW

♦Surface Mount

For quantities greater than listed, call for quote.

MOUSER STOCK NO.	Fairchild Part No.	Package	V_{RRM} (V)	I_{FAV} (A)	V_{FM} (V)	Price Each 1	25	100	250
512-DF005M	DF005M	DIP-4	50	1.5	1.1				
512-DF005S	DF005S	DIP-4	50	1.5	1.1				
512-GBU6A	GBU6A	GBU	50	6	1				
512-GBU8A	GBU8A	GBU	50	8	1				
512-DFB2005	DFB2005	TS-6P	50	20	1.1				
512-DFB2505	DFB2505	TS-6P	50	25	1				
512-GBPC25005W	GBPC25005W	GBPC-W	50	25	1.1				
♦ 512-MB1S	MB1S	SOIC-4	100	0.5	1				
512-DF01M	DF01M	DIP-4	100	1.5	1.1				
512-DF01S	DF01S	DIP-4	100	1.5	1.1				
512-GBU4B	GBU4B	GBU	100	4	1				
512-GBU6B	GBU6B	GBU	100	6	1				
512-GBU8B	GBU8B	GBU	100	8	1				
512-GBPC1201	GBPC1201	GBPC	100	12	1.1				
512-DFB2010	DFB2010	TS-6P	100	20	1.1				
512-DFB2510	DFB2510	TS-6P	100	25	1				
512-GBPC3501	GBPC3501	GBPC	100	35	1.1				
512-GBPC3501W	GBPC3501W	GBPC-W	100	35	1.1				
♦ 512-MB2S	MB2S	SOIC-4	200	0.5	1				
512-DF02M	DF02M	DIP-4	200	1.5	1.1				
512-DF02S	DF02S	DIP-4	200	1.5	1.1				
512-GBU4D	GBU4D	GBU	200	4	1				
512-GBPC1202W	GBPC1202W	GBPC-W	200	12	1.1				
512-GBPC1502	GBPC1502	GBPC	200	15	1.1				
512-DFB2020	DFB2020	TS-6P	200	20	1.1				
512-DFB2520	DFB2520	TS-6P	200	25	1				
512-GBPC2502	GBPC2502	GBPC	200	25	1.1				
512-GBPC2502W	GBPC2502W	GBPC-W	200	25	1.1				
512-GBPC3502W	GBPC3502W	GBPC-W	200	35	1.1				
♦ 512-MB4S	MB4S	SOIC-4	400	0.5	1				
512-DF04M	DF04M	DIP-4	400	1.5	1.1				
512-DF04S	DF04S	DIP-4	400	1.5	1.1				
512-GBU4G	GBU4G	GBU	400	4	1				
512-GBPC1204	GBPC1204	GBPC	400	12	1.1				
512-GBPC1504	GBPC1504	GBPC	400	15	1.1				
512-DFB2040	DFB2040	TS-6P	400	20	1.1				
512-DFB2540	DFB2540	TS-6P	400	25	1				
512-GBPC2504	GBPC2504	GBPC	400	25	1.1				
512-GBPC2504W	GBPC2504W	GBPC-W	400	25	1.1				
512-GBPC3504	GBPC3504	GBPC	400	35	1.1				

MOUSER STOCK NO.	Fairchild Part No.	Package	V_{RRM} (V)	I_{FAV} (A)	V_{FM} (V)	Price Each 1	25	100	250
512-GBPC3504W	GBPC3504W	GBPC-W	400	35	1.1				
♦ 512-MB6S	MB6S	SOIC-4	600	0.5	1				
♦ 512-MDB6S	MDB6S	MicroDIP	600	1	1.1				
512-DF06M	DF06M	DIP-4	600	1.5	1.1				
512-DF06S	DF06S	DIP-4	600	1.5	1.1				
512-GBU6J	GBU6J	GBU	600	6	1				
512-GBU8J	GBU8J	GBU	600	8	1				
512-DFB2060	DFB2060	TS-6P	600	20	1.1				
512-DFB2560	DFB2560	TS-6P	600	25	1				
512-GBPC2506	GBPC2506	GBPC	600	25	1.1				
512-GBPC2506W	GBPC2506W	GBPC-W	600	25	1.1				
512-GBPC3506	GBPC3506	GBPC	600	35	1.1				
512-GBPC3506W	GBPC3506W	GBPC-W	600	35	1.1				
♦ 512-MB8S	MB8S	SOIC-4	800	0.5	1				
♦ 512-MDB8S	MDB8S	MicroDIP	800	1	1.1				
512-DF08M	DF08M	DIP-4	800	1.5	1.1				
512-DF08S	DF08S	DIP-4	800	1.5	1.1				
512-GBU4K	GBU4K	GBU	800	4	1				
512-GBU6K	GBU6K	GBU	800	6	1				
512-GBPC1208	GBPC1208	GBPC	800	12	1.1				
512-DFB2080	DFB2080	TS-6P	800	20	1.1				
512-DFB2580	DFB2580	TS-6P	800	25	1				
512-GBPC2508W	GBPC2508W	GBPC-W	800	25	1.1				
512-GBPC3508	GBPC3508	GBPC	800	35	1.1				
512-GBPC3508W	GBPC3508W	GBPC-W	800	35	1.1				
♦ 512-MDB10S	MDB10S	MicroDIP	1000	1	1.1				
512-DF10M	DF10M	DIP-4	1000	1.5	1.1				
512-DF10S	DF10S	DIP-4	1000	1.5	1.1				
512-GBU4M	GBU4M	GBU	1000	4	1				
512-GBU6M	GBU6M	GBU	1000	6	1				
512-GBU8M	GBU8M	GBU	1000	8	1				
512-GBPC1210	GBPC1210	GBPC	1000	12	1.1				
512-GBPC1210W	GBPC1210W	GBPC-W	1000	12	1.1				
512-GBPC1510W	GBPC1510W	GBPC-W	1000	15	1.1				
512-DFB20100	DFB20100	TS-6P	1000	20	1.1				
512-DFB25100	DFB25100	TS-6P	1000	25	1				
512-GBPC2510	GBPC2510	GBPC	1000	25	1.1				
512-GBPC2510W	GBPC2510W	GBPC-W	1000	25	1.1				
512-GBPC3510	GBPC3510	GBPC	1000	35	1.1				
512-GBPC3510W	GBPC3510W	GBPC-W	1000	35	1.1				

© Copyright 2014 Mouser Electronics

© Copyright 2014 Mouser Electronics

INFINEON Diodes

RoHS Compliant **This product is RoHS compliant.**

GENERAL PURPOSE DIODES

General Purpose Diodes for rectifying, switching and clamping. More than 60 types are available mainly in the packages SOT23, SOT323, SOT363 and TSLP.
They meet the requirements for low leakage current, low switching time, high variation of permitted current and small packages resp. more elements per package.
General Purpose Diodes are used in all kinds of applications e.g. Safety, Cellular phones, TV chassis, Set-Top Box, Camcorder, Motherboards etc.

RoHS Compliant

High Speed Switching Diodes

For quantities greater than listed, call for quote.

MOUSER STOCK NO.	Infineon Part No.	Package	Configuration	VR (max)	IF (max)	IR (max)	Trr (max)	Price Each 1	10	100	500
726-BAS2103WE6327	BAS2103WE6327XT	SOD-323-2	Single	200V	250mA	100nA	50ns				
726-BAW78DE6327	BAW78DE6327XT	SOT-89-4	Single	400V	1000mA	100nA	1000ns				
726-SMBD7000E6327	SMBD7000E6327XT	SOT-23-3	Dual	100V	200mA	300nA	4ns				
726-BAS21UE6327	BAS21UE6327XT	SC-74-6	Triple	200V	250mA	100nA	50ns				

Switching and Rectifier Diodes

For quantities greater than listed, call for quote.

MOUSER STOCK NO.	Infineon Part No.	Package	Configuration	VR (max)	IF (max)	IR (max)	Trr (max)	Price Each 1	10	100	500
726-BAS16E6327	BAS16E6327XT	SOT-23-3	Single	75V	250mA	80nA	4ns				
726-MMBD914LT1	MMBD914LT1XT	SOT-23-3	Single	100V	250mA	100nA	4ns				
726-SMBD914E6327	SMBD914E6327XT	SOT-23-3	Single	100V	250mA	100nA	4ns				
726-BAS21E6327	BAS21E6327XT	SOT-23-3	Single	200V	250mA	100nA	50ns				
726-BAV170E6327	BAV170E6327XT	SOT-23-3	Dual	80V	200mA	5nA	15000ns				
726-BAV199E6327	BAV199E6327XT	SOT-23-3	Dual	80V	200mA	5nA	15000ns				
726-BAV70E6327	BAV70E6327XT	SOT-23-3	Dual	80V	200mA	150nA	4ns				
726-MMBD7000LT1	MMBD7000LT1XT	SOT-23-3	Dual	100V	200mA	500nA	4ns				

Bridge Rectifier Diodes

For quantities greater than listed, call for quote.

MOUSER STOCK NO.	Infineon Part No.	Package	Configuration	VR (max)	IF (max)	IR (max)	Trr (max)	Price Each 1	10	100	500
726-BGX50AE6327	BGX50AE6327XT	SOT-143-4	Bridge	50V	140mA	200nA	6ns				

PIN DIODES

RF PIN diodes feature very low forward resistance, capacitance and low harmonics. Products for a frequency range from 1MHz and up to 6GHz are offered. Antenna switches, TV- and FM-tuner, as well as signal attenuators belong to the target applications. Single and dual diodes are available in various packages, including super-mini.

RoHS Compliant

For quantities greater than listed, call for quote.

MOUSER STOCK NO.	Infineon Part No.	Package	Configuration	IF (max)	CT (max)	rF (typ)	Trr (typ)	Price Each 1	10	100	500
726-BA592E6327	BA592E6327XT	SOD-323-2	Single	100mA	1.4pF	0.36Ohm	120ns				
726-BAR6303WE6327	BAR6303WE6327XT	SOD-323-2	Single	100mA	0.3pF	1Ohm	75ns				
726-BAR6404WH6327	BAR6404WH6327XT	SOD-323-3	Dual	100mA	0.35pF	2.1Ohm	1550ns				
726-BAR6405WH6327	BAR6405WH6327XT	SOD-323-3	Dual	100mA	0.35pF	2.1Ohm	1550ns				
726-BAR6406WH6327	BAR6406WH6327XT	SOD-323-3	Dual	100mA	0.35pF	2.1Ohm	1550ns				
726-BAR141E6327	BAR141E6327XT	SOT-23-3	Dual	140mA	0.5pF	7Ohm	1000ns				
726-BAR151E6327	BAR151E6327XT	SOT-23-3	Dual	140mA	0.5pF	7Ohm	1000ns				

RF VARACTOR DIODES

Infineon Varactor Diodes feature excellent inline matching, extremely low leakage current and low series resistance. It is the ideal choice for prestage filter and bandpass filter in SAT/UHF/VHF/FM tuner applications. Varactor Diodes, that are optimized for use in low tuning voltage applications, e.g. VCO's for mobile communication, are also offered.
Available as single and dual diodes in various packages, including super-mini TSLP-package.

RoHS Compliant

UHF and VHF Tuners

For quantities greater than listed, call for quote.

MOUSER STOCK NO.	Infineon Part No.	Package	Configuration	IF (max)	CT1 (typ)	CT2 (typ)	CT/CT	Price Each 1	10	100	500
726-BB439E6327	BB439E6327XT	SOD-323-2	Single	20mA	43pF	34.5pF	6.9 (2/25V)				
726-BB535E7904	BB535E7904XT	SOD-323-2	Single	20mA	18.7pF	15pF	6.7(2/25V)				
726-BB639E7904	BB639E7904XT	SOD-323-2	Single	20mA	38.3pF	29.75pF	14.7(1/28V)				
726-BB640E6327	BB640E6327XT	SOD-323-2	Single	20mA	69pF	54.5pF	16.6(2/25V)				
726-BB833E6327	BB833E6327XT	SOD-323-2	Single	20mA	9.3pF	--	12.7(1/28V)				

SCHOTTKY DIODES

RF & AF Schottky diodes for Detector, Mixer, Clipping and Clamping, Switching and Rectifier Applications. Features include low forward resistance, low leakage, low capacitance and low level of signal distortion. Products for a current up to 3A and reverse voltages up to 240V are offered. Single Diodes and Diode Arrays in a variety of packages are offered, TSLP-package. including super-mini.

RoHS Compliant

For quantities greater than listed, call for quote.

MOUSER STOCK NO.	Infineon Part No.	Package	Configuration	VR (max)	IF (max)	CT (max)	VF (max)	Price Each 1	10	100	500
726-BAT54-06E6327	BAT5406E6327XT	SOT-23-3	Single	30V	200mA	10pF	800mV				
726-BAT54E6327	BAT54E6327XT	SOT-23-3	Single	30V	200mA	10pF	800mV				
726-BAT64E6327	BAT64E6327XT	SOT-23-3	Single	40V	250mA	4pF	570mV				
726-BAS40E6327	BAS40E6327XT	SOT-23-3	Single	40V	120mA	3pF	720mV				
726-BAS70E6327	BAS70E6327XT	SOT-23-3	Single	70V	70mA	1.5pF	705mV				
726-BAT54-04E6327	BAT5404E6327XT	SOT-23-3	Dual	30V	200mA	10pF	800mV				
726-BAT54-05E6327	BAT5405E6327XT	SOT-23-3	Dual	30V	200mA	10pF	800mV				
726-BAS40-04E6327	BAS4004E6327XT	SOT-23-3	Dual	40V	120mA	3pF	720mV				
726-BAT64-04E6327	BAT6404E6327XT	SOT-23-3	Dual	40V	250mA	4pF	570mV				
726-BAT64-05E6327	BAT6405E6327XT	SOT-23-3	Dual	40V	250mA	4pF	570mV				
726-BAT64-06E6327	BAT6406E6327XT	SOT-23-3	Dual	40V	250mA	4pF	570mV				
726-BAS40-05E6327	BAS4005E6327XT	SOT-23-3	Dual	40V	120mA	3pF	720mV				
726-BAS40-06E6327	BAS4006E6327XT	SOT-23-3	Dual	40V	120mA	3pF	720mV				
726-BAS70-04E6327	BAS7004E6327XT	SOT-23-3	Dual	70V	70mA	1.6pF	705mV				
726-BAS70-05E6327	BAS7005E6327XT	SOT-23-3	Dual	70V	70mA	1.6pF	705mV				
726-BAS7006E6327	BAS7006E6327XT	SOT-23-3	Dual	70V	70mA	1.6pF	705mV				

© Copyright 2014 Mouser Electronics
© Copyright 2014 Mouser Electronics

SCHOTTKY DIODES

RF and AF Schottky diodes for Detector, Mixer, Clipping and Clamping, Switching and Rectifier Applications. Features include low forward resistance, low leakage, low capacitance and low level of signal distortion. Products for a current up to 3A and reverse voltages up to 240V are offered. Single Diodes and Diode Arrays in a variety of packages are offered, TSLP-package. including super-mini.

Medium Power

For quantities greater than listed, call for quote.

MOUSER STOCK NO.	Infineon Part No.	Package	Configuration	VR (max)	IF (max)	CT (max)	VF (max)	Price Each 1	10	100	500
726-BAT60AE6327	BAT60AE6327XT	SOD-323-2	Single	10V	3A	35pF	370mV				

RF Mixer and Detector

For quantities greater than listed, call for quote.

MOUSER STOCK NO.	Infineon Part No.	Package	Configuration	VR (max)	IF (max)	CT (max)	VF (max)	Price Each 1	10	100	500
726-BAT1504WH6327	BAT1504WH6327XT	SOT-323-3	Dual	4V	110mA	0.26pF	0.23V				
726-BAT2402LSE6327	BAT2402LSE6327XT	TSSLP-2-1	Single	4V	110mA	0.21pF	0.23V				

RF Signal Detection and Power Leveling

For quantities greater than listed, call for quote.

MOUSER STOCK NO.	Infineon Part No.	Package	Configuration	VR (max)	IF (max)	CT (max)	VF (max)	Price Each 1	10	100	500
726-BAT6202LSE6327XT	BAT6202LSE6327XT	TSLP-2-1	Single	40V	20mA	0.35pF	0.58V				

ESD AND EMI PROTECTION DEVICES AND FILTERS

The Infineon solutions for ESD and EMI-protection are divided into two families. First, the ESDxx-series, our discrete and robust TVS diode arrays for ESD-, EFT- and surge protection and second the Infineon HiPAC, or BGFxx-series, that offer ESD and EMI protection. Our TVS-diode arrays and Infineon HiPAC products are characterized by low clamping voltage and high robustness. As for all Infineon products, this ESD/EMI-protection devices come with the same superior quality level and benefit from the advantages that only a proven high volume system supplier can provide.

Bi-Directional Low Capacitance

For quantities greater than listed, call for quote.

MOUSER STOCK NO.	Infineon Part No.	Package	VESD (min)	VRWM	VBR (min)	CT, VR @0V	IR (typ)	Price Each 1	10	100	500
726-ESD8V0R1B02LSE63	8V0R1B02LSE6327XT	TSSLP-2-1	18kV	-8.0 - 14.0V	8.5V	7pF	<1nA				

General Purpose TVS

For quantities greater than listed, call for quote.

MOUSER STOCK NO.	Infineon Part No.	Package	VESD (min)	VRWM	VBR (min)	CT, VR @0V	IR (typ)	Price Each 1	10	100	500
726-ESD3V3U1U02LRHE6	3V3U1U02LRHE6327XT	TSLP-2-7	20kV	3.3V	5V	0.6pF	<1nA				
726-ESD3V3U1U02LSE63	3V3U1U02LSE6327XT	TSSLP-2-1	20kV	3.3V	5V	0.6pF	<1nA				
726-ESD5V0S1U03WE632	5V0S1U03WE6327XT	SOD-323-2	2.5kV	5V	5.5V	430pF	2mA				
726-ESD5V0S2U06E6327	5V0S2U06E6327XT	SOT-23-3	2.5kV	5V	5.5V	430pF	2mA				
726-5V3S1B02LRHE6327	5V3S1B02LRHE6327XT	TSLP-2-17	25kV	5.3V	6V	20pF	0.1µA				
726-5V3S1U02LRHE6327	5V3S1U02LRHE6327XT	TSLP-2-17	25kV	5.3V	5.7V	40pF	0.1µA				
726-ESD24VS2UE6327	24VS2UE6327XT	SOT-23-3	30kV	24V	26V	28pF	<1nA				

High Speed Data Interfaces

For quantities greater than listed, call for quote.

MOUSER STOCK NO.	Infineon Part No.	Package	VESD (min)	VRWM	VBR (min)	CT, VR @0V	IR (typ)	Price Each 1	10	100	500
726-ESD8V0L2B03LE632	8V0L2B03LE6327XT	TSLP-3	15kV	-8.0-14.0V	8.5V	2.0-8.5pF	100nA				

Low Capacitance

For quantities greater than listed, call for quote.

MOUSER STOCK NO.	Infineon Part No.	Package	VESD (min)	VRWM	VBR (min)	CT, VR @0V	IR (typ)	Price Each 1	10	100	500
726-5V3L1U02LRHE6327	5V3L1U02LRHE6327XT	TSLP-2-17	30kV	5.3V	6V	2pF	<1nA				
726-8V0L1B02LRHE6327	8V0L1B02LRHE6327XT	TSLP-2-17	25kV	-8.0 - 14.0V	8.5V	8.5pF	<1nA				

RF ESD Protection

For quantities greater than listed, call for quote.

MOUSER STOCK NO.	Infineon Part No.	Package	VESD (min)	VRWM	VBR (min)	CT, VR @0V	IR (typ)	Price Each 1	10	100	500
726-ESD0P4RFLE6327	0P4RFLE6327XT	TSLP-4-7	15kV	50V	---	0.4pF	20nA				
726-ESD0P8RFLE6327	0P8RFLE6327XT	TSLP-4-7	20kV	50V	---	0.8pF	100nA (max)				

Low Capacitance

NEW PRODUCT

For quantities greater than listed, call for quote.

MOUSER STOCK NO.	Infineon Part No.	Package	VESD (min)	VRWM	VBR (min)	CT, VR @0V	IR (typ)	Price Each 1	10	100	500
726-ESD5V3L1B02LRHE6	ESD5V3L1B02LRHE6327XTMA1	TSLP-2-17	20kV	5.3V	6V	-	100nA				
726-ESD5V3L1B02LSE63	ESD5V3L1B02LSE6327XTSA1	TSSLP-2-1	20kV	5.3V	6V	-	100nA				
726-ESD5V5U5ULCE6327	ESD5V5U5ULC E6327	SC-74	25kV	5.5V	-	-	<1nA				

Ultra-Low Capacitance

For quantities greater than listed, call for quote.

MOUSER STOCK NO.	Infineon Part No.	Package	VESD (min)	VRWM	VBR (min)	CT, VR @0V	IR (typ)	Price Each 1	10	100	500
726-ESD5V3U1U02LRHE6	5V3U1U02LRHE6327XT	TSLP-2-7	20kV	5.3V	6V	0.6pF	<10nA				
726-ESD5V3U2U03LRHE6	5V3U2U03LRHE6327XT	TSLP-3-7	20kV	5.3V	6V	0.6pF	<1nA				
726-ESD5V3U4UHDMIE63	5V3U4UHDMIE6327XT	TSLP-9-1	20kV	5.3V	6V	0.6pF	<1nA				

© Copyright 2014 Mouser Electronics

© Copyright 2014 Mouser Electronics

MA-COM Diodes

SCHOTTKY MIXER AND DETECTER DIODES

For quantities greater than listed, call for quote.

MOUSER STOCK NO.	MA-COM Part No.	Package	Frequency (MHz) Min.	Frequency (MHz) Max.	Junction Capacitance (pF)	Total Capacitance (pF)	Description	Price Each 1	Price Each 100	Price Each 200
937-MA4E1318	MA4E1318	ODS-1197	0	80000	0.09	0.09	GaAs Flip Chip Anti-Parallel			
937-MA4E2502L-1246	MA4E2502L-1246	ODS-1246	0	26000	0.12	0.12	Low Barrier Si Single			

PIN SWITCH AND ATTENUATOR DIODES

For quantities greater than listed, call for quote.

MOUSER STOCK NO.	MA-COM Part No.	Package	Frequency (MHz) Min.	Frequency (MHz) Max.	Series Resistance (Ω)	Total Capacitance (pF)	Description	Price Each 1	Price Each 10	Price Each 50
937-MA4P4006F-1091-T	MA4P4006F-1091T	ODS-1091	0.1	1000	0.5	2.2	High Avg. Power SMQ			
937-MA4P4301F-1091-T	MA4P4301F-1091T	ODS-1091	0.1	1000	1	2	High Avg. Power SMQ			
937-MA4P506-1072-T	MA4P506-1072T	ODS-1072	0.1	1500	0.3	1	PIN Diode			
937-MA4P7006F-1072-T	MA4P7006F-1072T	ODS-1072	0.1	1500	0.8	0.7	High Avg. Power SMQ			
937-MA4P1250-1072-T	MA4P1250-1072T	ODS-1072	0.1	1500	0.5	0.9	High Avg. Power SMQ			
937-MA4P504-1072-T	MA4P504-1072T	ODS-1072	0.1	1500	0.6	0.55	PIN Diode			
937-MA4P505-1072-T	MA4P505-1072T	ODS-1072	0.1	1500	0.45	0.7	PIN Diode			
937-MA4P7001F-1072-T	MA4P7001F-1072T	ODS-1072	0.1	1500	0.8	0.7	High Avg. Power SMQ			
937-MA4P7102F-1072-T	MA4P7102F-1072T	ODS-1072	0.1	1500	0.5	1	High Avg. Power SMQ			
937-MA4P7104F-1072-T	MA4P7104F-1072T	ODS-1072	0.1	1500	0.5	1	High Avg. Power SMQ			
937-MA4P7470F-1072-T	MA4P7470F-1072T	ODS-1072 Non-Mag	0.1	1500	0.8	0.7	Non-Magnetic MELF for MRI			
937-MA4P303-134	MA4P303-134	ODS-134 Die	20	18000	1.5	0.15	PIN Diode			
937-MADP-402-12530P	MADP-000402-12530P	ODS-1253 Die	50	18000	4.5	0.04	Surmount PIN Diodes			
937-MADP17015-13140P	MADP-017015-13140P	ODS-1314 Die	1	6000	0.72	0.32	Surmount PIN Diodes			
937-MADP30015-13140P	MADP-030015-13140P	ODS-1314 Die	1	6000	0.49	0.78	Surmount PIN Diodes			

VARACTOR TUNING DIODES

For quantities greater than listed, call for quote.

MOUSER STOCK NO.	MA-COM Part No.	Package	Total Capacitance (pF)	Gamma	Quality Factor @ 50MHz (Min.)	Breakdown Voltage	Description	Price Each 1	Price Each 10	Price Each 50
937-MA46H120	MA46H120	Flip Chip	0.35	1	3000	15	GaAs Hyperabrupt			

VOLTAGE VARIABLE ATTENUATORS

For quantities greater than listed, call for quote.

MOUSER STOCK NO.	MA-COM Part No.	Package	Frequency(MHz) Min.	Frequency(MHz) Max.	Insertion Loss (dB)	Attenuator Range (dB)	Price Each 1	Price Each 10	Price Each 100
937-MAAVSS0001-T3	MAAVSS0001TR-3000	SOT-25	1800	2500	2.4	42			
937-MAAVSS0006-T3	MAAVSS0006TR-3000	SOT-25	0	2500	3.6	25			

DIGITAL ATTENUATORS

For quantities greater than listed, call for quote.

MOUSER STOCK NO.	MA-COM Part No.	Package	Freq.(MHz) Min.	Freq.(MHz) Max.	No.of Bits	Attenuator Range(dB)	Price Each 1	Price Each 10	Price Each 100
937-MAADSS0008-T3	MAADSS0008TR-3000	SOT-25	0	2000	1	15			
937-MAATSS0017-T	MAATSS0017TR	QSOP-16	400	2500	5	15.5			
937-MAATSS0020-T	MAATSS0020TR	TSSOP-20	0	2000	5	31			

COUPLERS

For quantities greater than listed, call for quote.

MOUSER STOCK NO.	MA-COM Part No.	Package	Freq.(MHz) Min.	Freq.(MHz) Max.	Coupling (nom.)(dB)	Isolation (dB)	Price Each 1	Price Each 100	Price Each 200
937-EMDC-10-1-T	EMDC-10-1TR	SM-22	5	1000	10	17			

POWER DIVIDERS AND COMBINERS

For quantities greater than listed, call for quote.

MOUSER STOCK NO.	MA-COM Part No.	Package	Frequency (MHz) Min.	Frequency (MHz) Max.	Number of Channels	Amplitude Balance (dB)	Description	Price Each 1	Price Each 100	Price Each 200
937-MAPD-9278-5T1000	MAPD-009278-5T1000	SM-156	5	1000	2	-	2-Way 0 Degree			
937-MAPD-8072-ESSM26	MAPD-008072-ESSM26	SM-1	5	900	2	0.5	2-Way 0 Degree			
937-MAPD-8957-CT0012	MAPD-008957-CT0012	SM-89	1	2700	2	1.5	Surface Mount Power Driver			
937-MAPD-7246-ES4700	MAPD-007246-ES4700	SM-46	2	1000	4	0.5	4-Way			

DIGITAL PHASE SHIFTER

NEW PRODUCT

For quantities greater than listed, call for quote.

MOUSER STOCK NO.	MA-COM Part No.	Package	Frequency (MHz) Min.	Frequency (MHz) Max.	Bit Count	Insertion Loss (dB)	Phase Shift (°)	RMS Phase Error (°)	CMOS Driver	Price Each 1	Price Each 100	Price Each 200
937-MAPS-010146-T5	MAPS-010146-TR0500	PQFN-24	8000	12000	4	6.5	22.5	5	Yes			
937-MAPS-010166-T5	MAPS-010166-TR0500	PQFN-24	8000	12000	6	6.5	5.625	5	Yes			

MIXERS

For quantities greater than listed, call for quote.

MOUSER STOCK NO.	MA-COM Part No.	Package	Frequency RF/LO (MHz) Min.	Frequency RF/LO (MHz) Max.	Frequency, IF (MHz) Min.	Frequency, IF (MHz) Max.	Description	Price Each 1	Price Each 10	Price Each 50
937-MAMXSS0013-T	MAMXSS0013TR-3000	SOT-25	1400	2100	0	500	Low Cost MMIC			
937-MAMXES0108	MAMXES0108	SM-89	0.5	500	0.5	500	Double Balanced			
937-MAMX-7238-CM25MH	MAMX-007238-CM25MH	SM-87	2	2500	2	2500	Double Balanced			
937-MAMXES0115	MAMXES0115	SM-89	5	1000	0	1000	Double Balanced			
937-MAMX-7607-ELCM1H	MAMX-007607-ELCM1H	SM-87	0.5	500	0.5	500	Double Balanced			
937-MAMX-9239-001500	MAMX-009239-001500	SM-87	10	2500	10	2500	High Drive			
937-MAMXES0117	MAMXES0117	SM-2	80	2500	0	1000	Passive Double Double Balanced			

TRANSFORMERS

NEW PRODUCT

For quantities greater than listed, call for quote.

MOUSER STOCK NO.	MA-COM Part No.	Package	Frequency (MHz) Min.	Frequency (MHz) Max.	Impedance Ratio	Insertion Loss (dB)	Description	Price Each 1	Price Each 10	Price Each 100
937-MABAES0060	MABAES0060	SM-22	0.3	200	1:1	1.5	Flux Coupled Balun			
937-ETC1-1T-2	ETC1-1T-2	SM-22	0.1	200	1:1	1.5	RF			
937-MABA007532CF18A0	MABA-007532-CF18A0	SM-138	5	200	1:1	0.4	Flux Coupled Balun			
937-MABA00948760HWCA	MABA-009487-60HWCA	SM-195	0.5	500	1:1	2.3	RF Flux Coupled			
937-MABA010245CT1160	MABA-010245-CT1160	SM-55	46	1002	1:1	0.4	1:1 Transmission Line Transformer			
937-MABA009210CT1760	MABA-009210-CT1760	SM-118A	50	1200	1:1	0.63	T-Line Balun w/ tertary winding			
937-ETC1-1-13TR	ETC1-1-13TR	SM-22	4.5	3000	1:1	2	T-Line Balun			
937-MABA007159000000	MABA-007159-000000	SM-22	4.5	3000	1:1	2	T-Line Balun			
937-MABA010125TC1113	MABA-010125-TC1113	SM-22	4.5	3000	1:1	2.8	Transmission Line			
937-MABA007871CT1A40	MABA-007871-CT1A40	SM-164	5	3000	1:1	0.3	T-line Balun, MoCA			
937-MABA010061CF4FA0	MABA-010061-CF4FA0	SMT	5	100	1:4	1.5	Flux Coupled			
937-MABA007237ETC410	MABA-007237-ETC410	SM-22	1	350	1:4	3	Flux Coupled Balun			
937-MABAES0061	MABAES0061	SM-22	2	800	1:4	3	Flux Coupled Balun			
937-MABA00948861HWCA	MABA-009488-61HWCA	SM-195	3	800	1:4	1.5	RF Flux Coupled			
937-MABA010129CT4A40	MABA-010129-CT4A40	SMT	5	1200	1:4	0.8	Transmission Line			
937-MABA010012ES4302	MABA-010012-ES4302	SM-22	30	2500	1:4	2	Transmission Line			
937-MABA007236C16423	MABA-007236-C16423	SM-22	500	3000	1:4	3	T-Line Balun			
937-MABA008639TC41T7	MABA-008639-TC41T7	SM-22	6	1000	1:4	3	Flux Coupled Balun			
937-MABA007569ETK42T	MABA-007569-ETK42T	SM-22	2	1000	1:4	4	T-Line Balun			
937-MABA010143FLUX18	MABA-010143-FLUX18	SM-22	2	500	1:8	1	RF Flux Coupled			
937-MABA010181CF9A40	MABA-010181-CF9A40	SMT	5	90	1:9	1.3	Flux Coupled			
937-MABA009573CF1A40	MABA-009573-CF1A40	SM-164	5	100	1.77:1	0.3	Flux Coupled			
937-MABA009776CF28A0	MABA-009776-CF28A0	SM-164	5	100	2:1	0.4	Flux Coupled Balun			
937-MABA007681CT2010	MABA-007681-CT2010	SM-118	5	1200	2:1	0.6	T-line Balun			
937-MABA009836CF48A0	MABA-009836-CF48A0	SMT	5	200	4:1	0.9	4:1 Flux Coupled Transformer			
Transformer Designer Kits							Description		1	
937-MABA00000150KIT1	MABA-000001-50KIT1	50Ω Transformers from 1-3000MHz; Each kit contains 15 models, 10 of each, 150 total								
937-MABA-000001-75K1	MABA-000001-75KIT1	75Ω CATV Transformer Kit - Transformers from 5-3000MHz, Kit contains 12 models, 10 of each, 120 pieces total								

© Copyright 2014 Mouser Electronics
© Copyright 2014 Mouser Electronics

NXP SEMICONDUCTOR Diodes

RoHS Compliant **This product is RoHS compliant.**

HIGH-SPEED SWITCHING DIODES

For quantities greater than listed, call for quote.

MOUSER STOCK NO.	NXP Part No.	Package	Configuration	V_R (Max.) (V)	I_F (Max.) (mA)	V_F (Max.) (mV)	V_F @ I_F (mA)	I_R (Max.) (µA)	t_{rr} (Max) (ns).	Price Each 1	25	100
771-BAS16LD315	BAS16LD,315	SOD-882	Single	100	215	715	1	0.5	4			
771-NUR460133	NUR460,133	DO-201AD	Single	600	110	1.28	4000	50	65			

RF PIN DIODES

For quantities greater than listed, call for quote.

MOUSER STOCK NO.	NXP Part No.	Package	No. of Diodes	V_R (Max.) (V)	V_F (V) Typ.	V_F (V) Max.	I_F (Max.) (mA)	I_R @ V_R=20V (Max.)(µA)	Price Each 1	25	100
771-BAP64Q125	BAP64Q,125	TSOP-5	4	100	0.95	1.1	100	1			

SMALL SIGNAL SCHOTTKY DIODES

For quantities greater than listed, call for quote.

MOUSER STOCK NO.	NXP Part No.	Package	Configuration	V_R (Max.) (V)	I_F (Max.) (mA)	V_F (Max.) (mV)	@ I_F (mA)	I_R (Max.) (µA)	@ V_R (V)	Price Each 1	25	100
771-BAT754S-T/R	BAT754S	SOT-23	Dual Series	30	200	340	10	2	25			
771-BAT754C-T/R	BAT754C	SOT-23	Dual Common Cathode	30	200	340	10	2	25			
771-BAS85-T/R	BAS85	SOD-80	Single	30	200	400	10	2	25			
771-BAT85-T/R	BAT85	SOD-68	Single	30	200	400	10	2	25			
771-BAT54-T/R	BAT54	SOT-23	Single	30	200	400	10	2	25			
771-BAT54H-T/R	BAT54H	SOD-123	Single	30	200	400	10	2	25			
771-BAT54W-T/R	BAT54W	SOT-323	Single	30	200	400	10	2	25			
771-1PS76SB10-T/R	1PS76SB10	SOD-323	Single	30	200	400	10	2	25			
771-BAT54S-T/R	BAT54S	SOT-23	Dual Series	30	200	400	10	2	25			
771-BAT54SW-T/R	BAT54SW	SOT-323	Dual Series	30	200	400	10	2	25			
771-BAT54C-T/R	BAT54C	SOT-23	Dual Common Cathode	30	200	400	10	2	25			
771-BAT54CW-T/R	BAT54CW	SOT-323	Dual Common Cathode	30	200	400	10	2	25			
771-BAT54A-T/R	BAT54A	SOT-23	Dual Common Anode	30	200	400	10	2	25			
771-BAT54AW-T/R	BAT54AW	SOT-323	Dual Common Anode	30	200	400	10	2	25			
771-BAT74-T/R	BAT74	SOT-143	Dual Isolated	30	200	400	10	2	25			
771-BAT54XY-T/R	BAT54XY	SOT-363	Dual-Dual Series	30	200	400	10	2	25			
771-BAS40H-T/R	BAS40H	SOD-123	Single	40	120	500	10	1	30			
771-BAS40-04-T/R	BAS40-04	SOT-23	Dual Series	40	120	500	10	1	30			
771-BAS40-04W-T/R	BAS40-04W	SOT-323	Dual Series	40	120	500	10	1	30			
771-BAT721S-T/R	BAT721S	SOT-23	Dual Series	40	200	300	10	15	30			
771-BAT721C-T/R	BAT721C	SOT-23	Dual Common Cathode	40	200	300	10	15	30			
771-BAT721A-T/R	BAT721A	SOT-23	Dual Common Anode	40	200	300	10	15	30			
771-PMEG4002EL-T/R	PMEG4002EL	SOD-882	Single	40	200	360	10	0.5	25			
771-BAS86-T/R	BAS86	SOD-80	Single	50	200	450	10	5	40			
771-BAS70-T/R	BAS70	SOT-23	Single	70	70	750	10	0.1	50			
771-BAS70-04-T/R	BAS70-04	SOT-23	Dual Series	70	70	750	10	0.1	50			
771-BAS70-04W-T/R	BAS70-04W	SOT-323	Dual Series	70	70	750	10	0.1	50			
771-BAS70-05-T/R	BAS70-05	SOT-23	Dual Common Cathode	70	70	750	10	0.1	50			
771-BAS70-06-T/R	BAS70-06	SOT-23	Dual Common Anode	70	70	750	10	0.1	50			
771-BAS70-07-T/R	BAS70-07	SOT-143	Dual Isolated	70	70	750	10	0.1	50			

LOW VF SCHOTTKY DIODES

For quantities greater than listed, call for quote.

MOUSER STOCK NO.	NXP Part No.	Package	Configuration	Features	I_F Max. (A)	V_R Max. (V)	V_F Max. (mV) @ I_F Max.	I_R Max. (mA) @ V_R Max.	Price Each 1	25	100
771-PMEG3002AEB-T/R	PMEG3002AEB	SOD-523	Single	Low VF/Low IR	0.2	30	480	0.05			
771-PMEG3002AELD315	PMEG3002AELD,315	SOD-882	Single	Low VF/Low IR	0.2	30	480	0.01			
771-PMEG4002EL-T/R	PMEG4002EL	SOD-882	Single	Low VF/Low IR	0.2	40	600	0.01			
771-PMEG4002ELD315	PMEG4002ELD,315	SOD-882	Single	Low VF/Low IR	0.2	40	600	0.05			
771-PMEG2005AELD315	PMEG2005AELD,315	SOD-882	Single	Low VF/Low IR	0.5	20	440	0.6			
771-PMEG2005ET215	PMEG2005ET215	SOT-23	Single	Low VF/Low IR	0.5	20	390	0.2			
771-PMEG2005EJ115	PMEG2005EJ115	SOD-323	Single	Low VF/Low IR	0.5	20	390	0.2			
771-PMEG2005ELD315	PMEG2005ELD,315	SOD-882	Single	Low VF/Low IR	0.5	20	500	0.03			
771-PMEG3005ET-T/R	PMEG3005ET	SOT-23	Single	Low VF/Low IR	0.5	30	430	0.15			
771-PMEG3005ELD315	PMEG3005ELD,315	SOD-882	Single	Low VF/Low IR	0.5	30	500	0.2			
771-PMEG3005EH-T/R	PMEG3005EH	SOD-123	Single	Low VF/Low IR	0.5	30	430	0.15			
771-PMEG4005EH-T/R	PMEG4005EH	SOD-123	Single	Low VF/Low IR	0.5	40	470	0.1			
771-PMEG4005EJ-T/R	PMEG4005EJ	SOD-323	Single	Low VF/Low IR	0.5	40	470	0.1			
771-PMEG2010AEH-T/R	PMEG2010AEH	SOD-123	Single	Very Low VF	1	20	430	0.2			
771-PMEG2010EH115	PMEG2010EH115	SOD-123	Single	Low VF/Low IR	1	20	500	0.2			
771-PMEG2010EJ-T/R	PMEG2010EJ	SOD-323	Single	Low VF/Low IR	1	20	500	0.2			
771-PMEG2010EA-T/R	PMEG2010EA	SOD-323	Single	Very Low IR	1	20	550	0.05			
771-PMEG3010CEJ-T/R	PMEG3010CEJ	SOD-323	Single	Very Low IR	1	30	520	0.05			
771-PMEG3010ET-T/R	PMEG3010ET	SOT-23	Single	Low VF/Low IR	1	30	560	0.15			
771-PMEG4010EJ-T/R	PMEG4010EJ	SOD-323	Single	Low VF/Low IR	1	40	640	0.1			
771-PMEG4010CEJ-T/R	PMEG4010CEJ	SOD-323	Single	Very Low IR	1	40	570	0.05			
771-PMEG6010CEH-T/R	PMEG6010CEH	SOD-123	Single	Very Low IR	1	60	710	0.1			
771-PMEG6010CEJ-T/R	PMEG6010CEJ	SOD-323	Single	Very Low IR	1	60	710	0.1			
771-PMEG3015EH-T/R	PMEG3015EH	SOD-123	Single	Very Low VF	1.5	30	550	1			
771-PMEG1020EH-T/R	PMEG1020EH	SOD-123	Single	Very Low VF	2	10	460	3			
771-PMEG1020EJ-T/R	PMEG1020EJ	SOD-323	Single	Very Low VF	2	10	460	3			
771-PMEG1020EV115	PMEG1020EV115	SOT-666	Single	Very Low VF	2	10	460	3			
771-PMEG2020EH-T/R	PMEG2020EH	SOD-123	Single	Very Low VF	2	20	525	0.2			
771-PMEG2020AEA-T/R	PMEG2020AEA	SOD-323	Single	Very Low VF	2	20	525	0.2			
771-PMEG2020EJ-T/R	PMEG2020EJ	SOD-323	Single	Very Low VF	2	20	525	0.2			
771-PMEG3020EH-T/R	PMEG3020EH	SOD-123	Single	Very Low VF	2	30	620	1			
771-PMEG3020EJ-T/R	PMEG3020EJ	SOD-323	Single	Very Low VF	2	30	620	1			
771-PMEG1030EH-T/R	PMEG1030EH	SOD-123	Single	Very Low VF	3	10	530	3			
771-PMEG1030EJ-T/R	PMEG1030EJ	SOD-323	Single	Very Low VF	3	10	530	3			

VARICAP TUNING DIODES

For quantities greater than listed, call for quote.

MOUSER STOCK NO.	NXP Part No.	Package	C_d (pF) Min.	C_d (pF) Max.	C_{d1}/C_{d2}	I_R (Max.)(nA)	Diode Series Resistance (Typ.)	Diode Capacitance Matching (Max.)	Price Each 1	25	100
771-BB189115	BB189,115	SOD-523	1.89	2.18	6.3	10	0.65Ω	1.8%			

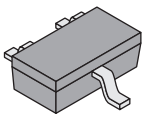
SOT-23/SOT-323

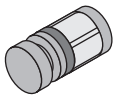
SOD-80

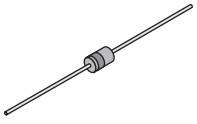
SOD-68/DO-201AD

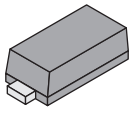
SOD-123/SOD-523

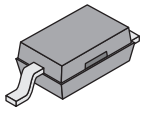
SOD-323

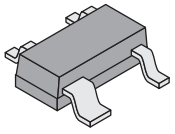
SOT-143

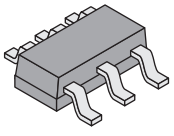
SOT-363

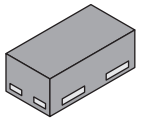
SOD-882

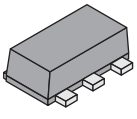
SOT-666

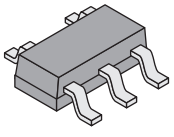
TSOP-5

© Copyright 2014 Mouser Electronics

© Copyright 2014 Mouser Electronics

NXP SEMICONDUCTOR Diodes

RoHS Compliant **This product is RoHS compliant.**

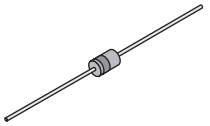
SOD-66

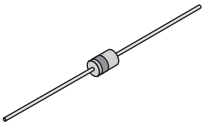
SOD-27

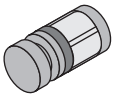
SOD-80C

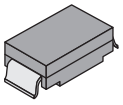
SOD-123F

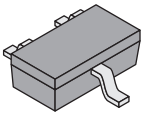
SOT-23/TO-236AB

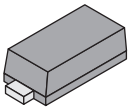
SOD-523

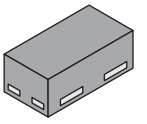
SOD-882

For quantities greater than listed, call for quote.

MOUSER STOCK NO.	NXP Part No.	Nom. Volt (V)	Test Curr. (mA)	Ptot (mW)	Price Each 1	25	100
1N47xxA Series Zener Diodes: SOD-66 (DO41) Tol 5%							
771-1N4733A-T/R	1N4733A	5.1	49	1000			
771-1N4734A-T/R	1N4734A	5.6	45	1000			
771-1N4735A-T/R	1N4735A	6.2	41	1000			
771-1N4739A-T/R	1N4739A	9.1	28	1000			
771-1N4740A-T/R	1N4740A	10	25	1000			
771-1N4742A-T/R	1N4742A	12	21	1000			
771-1N4743A-T/R	1N4743A	13	19	1000			
771-1N4744A-T/R	1N4744A	15	17	1000			
771-1N4745A-T/R	1N4745A	16	15.5	1000			
771-1N4746A-T/R	1N4746A	18	14	1000			
771-1N4749A-T/R	1N4749A	24	10.5	1000			
BZX79 Series Zener Diodes: SOD-27 (DO35) Tol 5% (Also Available in 2% Tol)							
771-BZX79-C2V7-T/R	BZX79-C2V7	2.7	5	500			
771-BZX79-C3V3-T/R	BZX79-C3V3	3.3	5	500			
771-BZX79-C4V7-T/R	BZX79-C4V7	4.7	5	500			
771-BZX79-C5V1-T/R	BZX79-C5V1	5.1	5	500			
771-BZX79-C8V2-T/R	BZX79-C8V2	8.2	5	500			
BZV55 Series Zener Diodes: SOD-80C Tol 5% (Also Available in 2% Tol)							
771-BZV55-C3V6-T/R	BZV55-C3V6	3.6	5	500			
771-BZV55-C4V3-T/R	BZV55-C4V3	4.3	5	500			
771-BZV55-C4V7-T/R	BZV55-C4V7	4.7	5	500			
771-BZV55-C5V1-T/R	BZV55-C5V1	5.1	5	500			
771-BZV55-C5V6-T/R	BZV55-C5V6	5.6	5	500			
771-BZV55-C6V2-T/R	BZV55-C6V2	6.2	5	500			
771-BZV55-C10-T/R	BZV55-C10	10	5	500			
771-BZV55-C12-T/R	BZV55-C12	12	5	500			
771-BZV55-C36-T/R	BZV55-C36	36	5	500			
771-BZV55-C39-T/R	BZV55-C39	39	5	500			
771-BZV55-C47115	BZV55-C47115	47	5	500			
BZT52H Series Zener Diodes: SOD-123F Tol 5%							
771-BZT52H-C2V4-T/R	BZT52H-C2V4	2.4	5	830			
771-BZT52H-C3V0-T/R	BZT52H-C3V0	3.0	5	830			
771-BZT52H-C3V3-T/R	BZT52H-C3V3	3.3	5	830			
771-BZT52H-C3V6-T/R	BZT52H-C3V6	3.6	5	830			
771-BZT52H-C4V7-T/R	BZT52H-C4V7	4.7	5	830			
771-BZT52H-C5V1-T/R	BZT52H-C5V1	5.1	5	830			
771-BZT52H-C5V6115	BZT52H-C5V6115	5.6	5	830			
771-BZT52H-C6V2-T/R	BZT52H-C6V2	6.2	5	830			
771-BZT52H-C6V8115	BZT52H-C6V8115	6.8	5	830			
771-BZT52H-C15115	BZT52H-C15115	15	5	830			
771-BZT52H-C68115	BZT52H-C68115	68	5	830			
BZX84 Series Zener Diodes: SOT-23/TO-236AB Tol 5% (Available in 1% and 2% Tol)							
771-BZX84-C2V4-T/R	BZX84-C2V4	2.4	5	250			
771-BZX84-C2V7-T/R	BZX84-C2V7	2.7	5	250			
771-BZX84-C3V0-T/R	BZX84-C3V0	3.0	5	250			
771-BZX84-C3V3-T/R	BZX84-C3V3	3.3	5	250			
771-BZX84-C3V6-T/R	BZX84-C3V6	3.6	5	250			
771-BZX84-C3V9-T/R	BZX84-C3V9	3.9	5	250			

For quantities greater than listed, call for quote.

MOUSER STOCK NO.	NXP Part No.	Nom. Volt (V)	Test Curr. (mA)	Ptot (mW)	Price Each 1	25	100
BZX84 Series Zener Diodes: SOT-23/TO-236AB Tol 5% (Available in 1% and 2% Tol) (Cont.)							
771-BZX84-C4V3-T/R	BZX84-C4V3	4.3	5	250			
771-BZX84-C4V7-T/R	BZX84-C4V7	4.7	5	250			
771-BZX84-C5V1-T/R	BZX84-C5V1	5.1	5	250			
771-BZX84-C5V6-T/R	BZX84-C5V6	5.6	5	250			
771-BZX84-C6V2-T/R	BZX84-C6V2	6.2	5	250			
771-BZX84-C6V8-T/R	BZX84-C6V8	6.8	5	250			
771-BZX84-C7V5-T/R	BZX84-C7V5	7.5	5	250			
771-BZX84-C8V2-T/R	BZX84-C8V2	8.2	5	250			
771-BZX84-C9V1-T/R	BZX84-C9V1	9.1	5	250			
771-BZX84-C10-T/R	BZX84-C10	10	5	250			
771-BZX84-C11-T/R	BZX84-C11	11	5	250			
771-BZX84-C12-T/R	BZX84-C12	12	5	250			
771-BZX84-C13-T/R	BZX84-C13	13	5	250			
771-BZX84-C15-T/R	BZX84-C15	15	5	250			
771-BZX84-C16-T/R	BZX84-C16	16	5	250			
771-BZX84-C18-T/R	BZX84-C18	18	5	250			
771-BZX84-C20-T/R	BZX84-C20	20	5	250			
771-BZX84-C22-T/R	BZX84-C22	22	5	250			
771-BZX84-C24-T/R	BZX84-C24	24	5	250			
771-BZX84-C30-T/R	BZX84-C30	30	5	250			
771-BZX84-C33-T/R	BZX84-C33	33	5	250			
771-BZX84-C36-T/R	BZX84-C36	36	5	250			
771-BZX84-C43-T/R	BZX84-C43	43	5	250			
771-BZX84-C47-T/R	BZX84-C47	47	5	250			
771-BZX84-C51-T/R	BZX84-C51	51	5	250			
771-BZX84-C56-T/R	BZX84-C56	56	5	250			
771-BZX84-C62-T/R	BZX84-C62	62	5	250			
BZX585 Series Zener Diodes: SOD-523 (SC79) Tol 5% (Also Available in 2% Tol)							
771-BZX585-C16-T/R	BZX585-C16	16	5	300			
771-BZX585-C18-T/R	BZX585-C18	18	5	300			
771-BZX585-C33115	BZX585-C33115	33	5	300			
771-BZX585-C47115	BZX585-C47115	47	5	300			
771-BZX585-C62115	BZX585-C62115	62	5	300			
771-BZX585-C75-T/R	BZX585-C75	75	5	300			
BZX884 Series Zener Diodes: SOD-882 Tol 5% (Also Available in 2% Tol)							
771-BZX884-C6V2315	BZX884-C6V2315	6.2	5	250			
771-BZV49-C2V4-T/R	BZV49-C2V4	2.4	5	1000			
771-BZV49-C12-T/R	BZV49-C12	12	5	1000			
771-BZV90-C18115	BZV90-C18115	18	5	1500			
771-PDZ2.4B-T/R	PDZ2.4B	2.43	2.63	5			
771-PDZ47B115	PDZ47B115	4.55	4.75	5			
771-PDZ5.1B-T/R	PDZ5.1B	4.96	5.2	5			
771-PDZ5.6B-T/R	PDZ5.6B	5.48	5.73	5			
771-PDZ82B115	PDZ82B115	8.02	8.36	5			
771-PDZ15B-T/R	PDZ15B	14.34	14.98	5			
771-PDZ18B-T/R	PDZ18B	17.56	18.35	5			
771-PDZ36B-T/R	PDZ36B	35.07	36.87	5			

© Copyright 2014 Mouser Electronics

© Copyright 2014 Mouser Electronics

ON SEMICONDUCTOR Zener Diodes

ON Semiconductor®

RoHS Compliant This product is RoHS compliant.

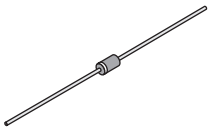
Surmetic 30

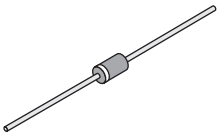
Surmetic 40

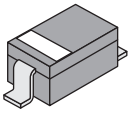
SOD-323

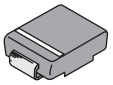
SMA

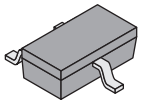
SOT-23

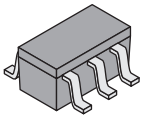
SOT-353


SOD-923

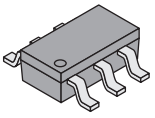
SOT-363

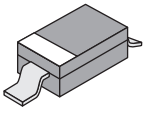
SOD-123

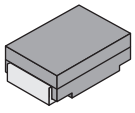
SMB

ON Semiconductor® **ZENER DIODES**

PRODUCT NEW

For quantities greater than listed, call for quote.

MOUSER STOCK NO.	ON Semi Part No.	Package	P Max (W)	VZ Typ. (V)	Price Each 1	25	100	500
Axial Lead								
863-1N5920BG	1N5920BG	Surmetic 30	3	6.2				
863-1N5929BG	1N5929BG	Surmetic 30	3	15				
863-1N5934BG	1N5934BG	Surmetic 30	3	24				
863-1N5953BG	1N5953BG	Surmetic 30	3	150				
863-1N5956BG	1N5956BG	Surmetic 30	3	200				
863-1N5333BG	1N5333BG	Surmetic 40	5	3.3				
863-1N5335BG	1N5335BG	Surmetic 40	5	3.9				
863-1N5337BG	1N5337BG	Surmetic 40	5	4.7				
863-1N5338BG	1N5338BG	Surmetic 40	5	5.1				
863-1N5339BG	1N5339BG	Surmetic 40	5	5.6				
863-1N5340BG	1N5340BG	Surmetic 40	5	6				
863-1N5341BG	1N5341BG	Surmetic 40	5	6.2				
863-1N5342BG	1N5342BG	Surmetic 40	5	6.8				
863-1N5343BG	1N5343BG	Surmetic 40	5	7.5				
863-1N5344BG	1N5344BG	Surmetic 40	5	8.2				
863-1N5346BG	1N5346BG	Surmetic 40	5	9.1				
863-1N5347BG	1N5347BG	Surmetic 40	5	10				
863-1N5348BG	1N5348BG	Surmetic 40	5	11				
863-1N5349BG	1N5349BG	Surmetic 40	5	12				
863-1N5350BG	1N5350BG	Surmetic 40	5	13				
863-1N5351BG	1N5351BG	Surmetic 40	5	14				
863-1N5352BG	1N5352BG	Surmetic 40	5	15				
863-1N5353BG	1N5353BG	Surmetic 40	5	16				
863-1N5355BG	1N5355BG	Surmetic 40	5	18				
863-1N5357BG	1N5357BG	Surmetic 40	5	20				
863-1N5358BG	1N5358BG	Surmetic 40	5	22				
863-1N5359BG	1N5359BG	Surmetic 40	5	24				
863-1N5360BG	1N5360BG	Surmetic 40	5	25				
863-1N5361BG	1N5361BG	Surmetic 40	5	27				
863-1N5362BG	1N5362BG	Surmetic 40	5	28				
863-1N5363BG	1N5363BG	Surmetic 40	5	30				
863-1N5364BG	1N5364BG	Surmetic 40	5	33				
863-1N5365BG	1N5365BG	Surmetic 40	5	36				
863-1N5366BG	1N5366BG	Surmetic 40	5	39				
863-1N5368BG	1N5368BG	Surmetic 40	5	47				
863-1N5373BG	1N5373BG	Surmetic 40	5	68				
863-1N5374BG	1N5374BG	Surmetic 40	5	75				
863-1N5378BG	1N5378BG	Surmetic 40	5	100				
863-1N5384BG	1N5384BG	Surmetic 40	5	160				
863-1N5386BG	1N5386BG	Surmetic 40	5	180				
Surface Mount								
863-MM3Z12VT1G	MM3Z12VT1G	SOD-323	0.2	12				
863-NZ9F3V3ST5G	NZ9F3V3ST5G	SOD-923	0.2	3.425				
863-MM3Z4V7T1G	MM3Z4V7T1G	SOD-323	0.2	4.7				
863-MM3Z5V6T1G	MM3Z5V6T1G	SOD-323	0.2	5.6				
863-MM3Z33VST1G	MM3Z33VST1G	SOD-323	0.2	32.97				
863-1SMA5921BT3G	1SMA5921BT3G	SMA	1.5	6.8				
863-1SMB5939BT3G	1SMB5939BT3G	SMB	3	39				
863-BZX84C10LT1G	BZX84C10LT1G	SOT-23	0.225	10				
863-BZX84C13LT1G	BZX84C13LT1G	SOT-23	0.225	13				
863-BZX84C15LT1G	BZX84C15LT1G	SOT-23	0.225	15				
863-BZX84C16LT1G	BZX84C16LT1G	SOT-23	0.225	16				
863-BZX84C2V4LT1G	BZX84C2V4LT1G	SOT-23	0.225	2.4				
863-BZX84C33LT1G	BZX84C33LT1G	SOT-23	0.225	33				
863-BZX84C3V3LT1G	BZX84C3V3LT1G	SOT-23	0.225	3.3				
863-BZX84C3V9LT1G	BZX84C3V9LT1G	SOT-23	0.225	3.9				
863-BZX84C47LT1G	BZX84C47LT1G	SOT-23	0.225	47				
863-BZX84C4V3LT1G	BZX84C4V3LT1G	SOT-23	0.225	4.3				

RoHS Compliant

For quantities greater than listed, call for quote.

MOUSER STOCK NO.	ON Semi Part No.	Package	P Max (W)	VZ Typ. (V)	Price Each 1	25	100	500
Surface Mount (Cont.)								
863-BZX84C51LT1G	BZX84C51LT1G	SOT-23	0.225	51				
863-BZX84C6V8LT1G	BZX84C6V8LT1G	SOT-23	0.225	6.8				
863-BZX84C7V5LT1G	BZX84C7V5LT1G	SOT-23	0.225	7.5				
863-BZX84C8V2LT1G	BZX84C8V2LT1G	SOT-23	0.225	8.2				
863-MMBZ5223BLT1G	MMBZ5223BLT1G	SOT-23	0.225	2.7				
863-MMBZ5225BLT1G	MMBZ5225BLT1G	SOT-23	0.225	3.0				
863-MMBZ5244BLT1G	MMBZ5244BLT1G	SOT-23	0.225	14				
863-MMBZ5247BLT1G	MMBZ5247BLT1G	SOT-23	0.225	17				
863-MSQA6V1W5T2G	MSQA6V1W5T2G	SOT-353	0.385	6.6				
863-DF6A6.8FUT1G	DF6A6.8FUT1G	SOT-363	0.385	6.8				
863-MMBZ18VALT1G	MMBZ18VALT1G	SOT-23	0.225	18				
863-MMBZ5V6ALT1G	MMBZ5V6ALT1G	SOT-23	0.225	5.6				
863-MMSZ43T1G	MMSZ43T1G	SOD-123	0.5	43				
863-MMSZ5231BT1G	MMSZ5231BT1G	SOD-123	0.5	5.1				
863-MMSZ5248BT1G	MMSZ5248BT1G	SOD-123	0.5	18				
863-MMSZ5252BT1G	MMSZ5252BT1G	SOD-123	0.5	24				
863-MMSZ5256BT1G	MMSZ5256BT1G	SOD-123	0.5	30				
863-MMSZ5258BT1G	MMSZ5258BT1G	SOD-123	0.5	36				
863-MMSZ5V6T1G	MMSZ5V6T1G	SOD-123	0.5	5.6				
863-MMSZ4678T1G	MMSZ4678T1G	SOD-123	0.5	1.8				
863-MMSZ4679T1G	MMSZ4679T1G	SOD-123	0.5	2				
863-MMSZ4683T1G	MMSZ4683T1G	SOD-123	0.5	3				
863-MMSZ4685T1G	MMSZ4685T1G	SOD-123	0.5	3.6				
863-MMSZ4687T1G	MMSZ4687T1G	SOD-123	0.5	4.3				
863-MMSZ4689ET1G	MMSZ4689ET1G	SOD-123	0.5	5.1				
863-MMSZ4690T1G	MMSZ4690T1G	SOD-123	0.5	5.6				
863-MMSZ4691T1G	MMSZ4691T1G	SOD-123	0.5	6.2				
863-MMSZ4692T1G	MMSZ4692T1G	SOD-123	0.5	6.8				
863-MMSZ4693T1G	MMSZ4693T1G	SOD-123	0.5	7.5				
863-MMSZ4694T1G	MMSZ4694T1G	SOD-123	0.5	8.2				
863-MMSZ4696T1G	MMSZ4696T1G	SOD-123	0.5	9.1				
863-MMSZ4697T1G	MMSZ4697T1G	SOD-123	0.5	10				
863-MMSZ4698T1G	MMSZ4698T1G	SOD-123	0.5	11				
863-MMSZ4699T1G	MMSZ4699T1G	SOD-123	0.5	12				
863-MMSZ4703T1G	MMSZ4703T1G	SOD-123	0.5	16				
863-MMSZ4704T1G	MMSZ4704T1G	SOD-123	0.5	17				
863-MMSZ4711T1G	MMSZ4711T1G	SOD-123	0.5	27				
863-MMSZ5233BT1G	MMSZ5233BT1G	SOD-123	0.5	6				
863-MMSZ5255BT1G	MMSZ5255BT1G	SOD-123	0.5	28				
863-MMSZ5261BT1G	MMSZ5261BT1G	SOD-123	0.5	47				
863-MMSZ5262BT1G	MMSZ5262BT1G	SOD-123	0.5	51				
863-MMSZ5267BT1G	MMSZ5267BT1G	SOD-123	0.5	75				
863-MMSZ5270BT1G	MMSZ5270BT1G	SOD-123	0.5	91				
863-1SMA5919BT3G	1SMA5919BT3G	SMA	1.5	5.6				
863-1SMB5914BT3G	1SMB5914BT3G	SMB	3	3.6				
863-1SMB5915BT3G	1SMB5915BT3G	SMB	3	3.9				
863-1SMB5916BT3G	1SMB5916BT3G	SMB	3	4.3				
863-1SMB5917BT3G	1SMB5917BT3G	SMB	3	4.7				
863-1SMB5918BT3G	1SMB5918BT3G	SMB	3	5.1				
863-1SMB5922BT3G	1SMB5922BT3G	SMB	3	7.5				
863-1SMB5923BT3G	1SMB5923BT3G	SMB	3	8.2				
863-1SMB5925BT3G	1SMB5925BT3G	SMB	3	10				
863-1SMB5928BT3G	1SMB5928BT3G	SMB	3	13				
863-1SMB5930BT3G	1SMB5930BT3G	SMB	3	16				
863-1SMB5932BT3G	1SMB5932BT3G	SMB	3	20				
863-1SMB5933BT3G	1SMB5933BT3G	SMB	3	22				
863-1SMB5943BT3G	1SMB5943BT3G	SMB	3	56				
863-1SMB5949BT3G	1SMB5949BT3G	SMB	3	100				

© Copyright 2014 Mouser Electronics

© Copyright 2014 Mouser Electronics

ON SEMICONDUCTOR Rectifiers

ON Semiconductor®

RoHS Compliant This product is RoHS compliant.

FULL BRIDGE RECTIFIER WITH N-CHANNEL MOSFETS

PRODUCT NEW

Dual 20 V N-Channel MOSFETs with Dual 3.2 A Schottky Barrier Diodes

For quantities greater than listed, call for quote.

MOUSER STOCK NO.	ON Semi Part No.	Package	Drain-Source Break-down (V)	Gate-Source Break-down (V)	Continuous Drain Current (A)	RDS(on) @ 4.5V (mΩ)	Config.	Power Dissipation (W)	Price Each 1	25	100	500
863-NMLU1210TWG	NMLU1210TWG	UDFN-8 EP	20	10	2.2	17	Dual	1.2				

STANDARD RECOVERY

For quantities greater than listed, call for quote.

MOUSER STOCK NO.	ON Semi Part No.	Package	IO (rec) Max. (A)	VRRM Min. (V)	trr Max. (ns)	VF Max. (V)	IFSM Max. (A)	IR Max. (mA)	Price Each 1	25	100	500
863-1N4001G	1N4001G	DO-41	1	50	-	1.1	30	0.01				
863-1N4002G	1N4002G	DO-41	1	100	-	1.1	30	0.01				
863-1N4003G	1N4003G	DO-41	1	200	-	1.1	30	0.01				
863-MRA4003T3G	MRA4003T3G	SMA	1	300	-	1.1	30	0.01				
863-MRA4004T3G	MRA4004T3G	SMA	1	400	-	1.1	30	0.01				
863-1N4005G	1N4005G	DO-41	1	600	-	1.1	30	0.01				
863-MRA4005T3G	MRA4005T3G	SMA	1	600	-	1.1	30	0.01				
863-1N4006G	1N4006G	DO-41	1	800	-	1.1	30	0.01				
863-1N4006RLG	1N4006RLG	DO-41	1	800	-	1.1	30	0.01				
863-MRA4006T3G	MRA4006T3G	SMA	1	800	-	1.1	30	0.01				
863-1N4007G	1N4007G	DO-41	1	1000	-	1.1	30	0.01				
863-MRA4007T3G	MRA4007T3G	SMA	1	1000	-	1.1	30	0.01				
863-1N5400G	1N5400G	DO-201AD	3	50	-	1	200	0.01				
863-1N5401G	1N5401G	DO-201AD	3	100	-	1	200	0.01				
863-1N5402G	1N5402G	DO-201AD	3	200	-	1	200	0.01				
863-1N5404G	1N5404G	DO-201AD	3	400	-	1	200	0.01				
863-1N5406G	1N5406G	DO-201AD	3	600	-	1	200	0.01				
863-1N5408G	1N5408G	DO-201AD	3	1000	-	1	200	0.01				

FAST RECOVERY

PRODUCT NEW

For quantities greater than listed, call for quote.

MOUSER STOCK NO.	ON Semi Part No.	Package	IO (rec) Max. (A)	VRRM Min. (V)	trr Max. (ns)	VF Max. (V)	IFSM Max. (A)	IR Max. (mA)	Price Each 1	25	100	500
863-1N4933G	1N4933G	DO-41	1	50	200	1.2	30	0.005				
863-1N4934G	1N4934G	DO-41	1	100	200	1.2	30	0.005				
863-1N4935G	1N4935G	DO-41	1	200	200	1.2	30	0.005				
863-1N4936G	1N4936G	DO-41	1	400	200	1.2	30	0.005				
863-1N4937G	1N4937G	DO-41	1	600	200	1.2	30	0.005				
863-MR852RLG	MR852RLG	DO-201AD	3	200	200	1.25	100	0.01				
863-MR854G	MR854G	DO-201AD	3	400	200	1.25	100	0.01				
863-MR856G	MR856G	DO-201AD	3	600	200	1.25	100	0.01				
863-MURD530T4G	MURD530T4G	DPAK	5	300	50	1.05	75	0.005				
863-MURF550PFG	MURF550PFG	TO-220FP	5	520	95	1.15	100	0.005				
863-MURF860G	MURF860G	TO-220FP	8	600	60	1.5	100	0.01				
863-MURF1560G	MURF1560G	TO-220FP	15	600	60	1.5	150	0.01				

ULTRAFAST RECOVERY

For quantities greater than listed, call for quote.

MOUSER STOCK NO.	ON Semi Part No.	Package	IO (rec) Max. (A)	VRRM Min. (V)	trr Max. (ns)	VF Max. (V)	IFSM Max. (A)	IR Max. (mA)	Price Each 1	25	100	500
863-MUR110G	MUR110G	DO-41	1	100	35	0.875	35	0.002				
863-MUR115G	MUR115G	DO-41	1	150	35	0.875	35	0.002				
863-MUR120G	MUR120G	DO-41	1	200	35	0.875	35	0.002				
863-MUR120RLG	MUR120RLG	DO-41	1	200	35	0.875	35	0.002				
863-MURS120T3G	MURS120T3G	SMB	1	200	35	0.875	40	0.002				
863-MUR140G	MUR140G	DO-41	1	400	75	1.25	35	0.005				
863-MUR140RLG	MUR140RLG	DO-41	1	400	75	1.25	35	0.005				
863-MURA140T3G	MURA140T3G	SMA	1	400	65	1.1	35	0.005				
863-MUR160G	MUR160G	DO-41	1	600	75	1.25	35	0.005				
863-MUR160RLG	MUR160RLG	DO-41	1	600	75	1.25	35	0.005				
863-MURS160T3G	MURS160T3G	SMB	1	600	75	1.25	35	0.005				
863-MUR180EG	MUR180EG	DO-41	1	800	75	1.75	35	0.01				
863-MURA210T3G	MURA210T3G	SMA	2	100	30	0.94	50	0.002				
863-MURS220T3G	MURS220T3G	SMB	2	200	25	0.95	40	0.002				
863-MUR260G	MUR260G	DO-41	2	600	75	1.35	35	0.005				
863-MURS260T3G	MURS260T3G	SMB	2	600	50	1.45	35	0.005				
863-MURS320T3G	MURS320T3G	SMC	3	200	35	0.875	75	0.005				
863-MURS360T3G	MURS360T3G	SMC	3	600	75	1.25	75	0.01				
863-MUR410G	MUR410G	DO-201AD	4	100	35	0.89	125	0.005				
863-MUR415G	MUR415G	DO-201AD	4	150	35	0.89	125	0.005				
863-MUR460G	MUR460G	DO-201AD	4	600	75	1.28	70	0.01				
863-MUR460RLG	MUR460RLG	DO-41	4	600	75	0.89	70	0.01				
863-MUR480EG	MUR480EG	DO-201AD	4	800	75	1.85	70	0.025				
863-MUR4100EG	MUR4100EG	DO-201AD	4	1000	75	1.85	70	0.9				
863-MUR620CTG	MUR620CTG	TO-220	6	200	35	0.975	75	0.005				
863-MURD620CTT4G	MURD620CTT4G	DPAK	6	200	35	1.2	63	0.005				
863-MUR810G	MUR810G	TO-220	8	100	35	0.975	100	0.005				
863-MUR815G	MUR815G	TO-220	8	150	35	0.975	100	0.005				
863-MUR820G	MUR820G	TO-220	8	200	35	0.975	100	0.005				
863-MURH840CTG	MURH840CTG	TO-220	8	400	28	2	100	0.5				
863-MUR860G	MUR860G	TO-220	8	600	60	1.5	100	0.01				
863-MURH860CTG	MURH860CTG	TO-220	8	600	35	2.8	100	0.5				
863-MURHF860CTG	MURHF860CTG	TO-220 FP	8	600	35	2.8	100	0.5				
863-MUR880EG	MUR880EG	TO-220	8	800	100	1.8	100	0.01				
863-MUR1510G	MUR1510G	TO-220	15	100	35	1.05	200	0.01				
863-MUR1520G	MUR1520G	TO-220	15	200	35	1.05	200	0.01				
863-MUR1560G	MUR1560G	TO-220	15	600	60	1.5	150	0.01				
863-MUR1610CTG	MUR1610CTG	TO-220	16	100	35	0.975	100	0.005				
863-MUR1620CTG	MUR1620CTG	TO-220	16	200	35	0.975	100	0.005				
863-MUR1620CTRG	MUR1620CTRG	TO-220	16	200	85	1.2	100	0.005				
863-MURF1620CTG	MURF1620CTG	TO-220 FP	16	200	25	0.975	100	0.005				
863-MUR1640CTG	MUR1640CTG	TO-220	16	400	60	1.3	100	0.25				
863-MUR2020RG	MUR2020RG	TO-220	20	200	95	1.1	250	0.05				
863-MUR3020WTG	MUR3020WTG	TO-247	30	200	35	1.05	150	0.01				

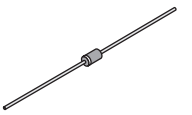
DO-41

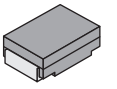
SMB

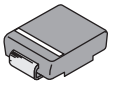
SMA

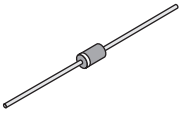
DO-201AD

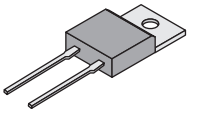
TO-220

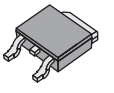
DPAK


TO-220 FP

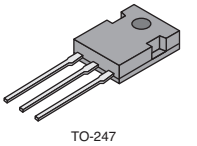
TO-247

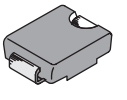
SMC

© Copyright 2014 Mouser Electronics

© Copyright 2014 Mouser Electronics

ON SEMICONDUCTOR Schottky Diodes

ON Semiconductor®

RoHS Compliant This product is RoHS compliant.

ON Semiconductor® SCHOTTKY DIODES

PRODUCT NEW

For quantities greater than listed, call for quote.

MOUSER STOCK NO.	Package	VRRM Min. (V)	VF Max. (V)	IRM Max. (μA)	IFSM Max. (A)	Price Each 1	25	100
863-MBRB60H100CTT4G	D2PAK	100	0.98	100	350			
863-MBR1H100SFT3G	SOD-123	100	0.84	40	50			
863-MBRF2045CTG	TO-220FP	45	0.84	15000	150			
863-MBR40L60CTG	TO-220AB	60	0.81	550	240			
863-NSR0340P2T5G	SOD-923	40	0.42	5	1			
863-MBR30H60CTG	TO-220 3	60	0.78	300	260			
863-NSR0130P2T5G	SOD-923	30	0.385	0.35	1			
863-NSR0140P2T5G	SOD-923	30	0.35	0.5	0.03			
863-NSR0230P2T5G	SOD-923	30	0.325	10	0.2			
863-MBR0520LT1G	SOD-123	20	0.385	250	5.5			
863-MBR0530T1G	SOD-123	30	0.43	130	5.5			
863-MBR0540T1G	SOD-123	40	0.51	20	5.5			
863-MBR2030CTLG	TO-220 3	30	0.58	5000	150			
863-MBRB1545CTT4G	D2PAK 3	45	0.84	100	150			
863-MBRB20200CTT4G	D2PAK 3	200	1	1000	150			
863-MBRB2535CTLT4G	D2PAK 3	35	0.55	10000	150			
863-MBRD1035CTLG	DPAK 4	35	0.56	2000	50			
863-MBRD330T4G	DPAK 4	30	0.6	200	75			
863-MBRS230LT3G	SMB	30	0.49	1000	40			
863-MBRS340T3G	SMC	40	0.5	2000	80			
863-MBRS360T3G	SMC	60	0.74	150	125			
863-MBRS540T3G	SMC	40	0.5	300	190			
863-MMBD101LT1G	SOT-23	7	0.6	2.5	-			
863-MMBD352LT1G	SOT-23	7	0.6	0.25	-			
863-MMBD354LT1G	SOT-23	7	0.6	0.25	-			
863-MBR2515LG	TO-220	15	0.45	15000	150			
863-MBR4015LWTG	TO-247	15	0.5	5000	120			
863-MBR120VLSFT1G	SOD-123 FL	20	0.34	600	45			
863-1N5817G	DO-41	20	0.45	1000	25			
863-MBR120LSFT1G	SOD-123 FL	20	0.45	40	50			
863-1N5820G	DO-201AD	20	0.475	2000	80			
863-MBR120ESFT1G	SOD-123 FL	20	0.53	10	40			
863-MBRS120T3G	SMB	20	0.6	1000	40			
863-NSR0320MW2T1G	SOD-323	23	0.27	50	-			
863-NSR0320XV6T1G	SOT-563	23	0.27	50	-			
863-NSR05F20NXT5G	DSN-2	20	0.39	75	10			
863-NSR05F30NXT5G	DSN-2	30	0.4	15	10			
863-NSR05F40NXT5G	DSN-2	40	0.42	15	10			
863-NSR10F20NXT5G	DSN-2	20	0.43	20	18			
863-NSR10F30NXT5G	DSN-2	30	0.42	20	18			
863-NSR10F40NXT5G	DSN-2	40	0.49	100	18			
863-NSR20F20NXT5G	DSN-2	20	0.45	30	28			
863-NSR20F30NXT5G	DSN-2	30	0.48	150	28			
863-BAT54CWT1G	SC-70	30	0.32	2	-			
863-BAT54SWT1G	SC-70	30	0.32	2	-			
863-BAT54WT1G	SC-70	30	0.32	2	-			
863-BAT54CTT1G	SC-75	30	0.32	2	-			
863-BAT54T1G	SOD-123	30	0.32	2	0.6			
863-BAT54HT1G	SOD-323	30	0.32	2	-			
863-BAT54XV2T1G	SOD-523	30	0.32	2	0.6			
863-BAT54SLT1G	SOT-23	30	0.32	2	-			
863-NSR30CM3T5G	SOT-723	30	0.32	2	0.6			
863-RB751V40T1G	SOD-323	30	0.37	0.5	-			
863-MBR130LSFT1G	SOD-123 FL	30	0.38	1000	40			
863-MBRS130LT3G	SMB	30	0.395	1000	40			
863-MMSD301T1G	SOD-123	30	0.45	0.2	-			
863-MMBD301LT1G	SOT-23	30	0.45	0.2	-			
863-1N5821G	DO-201AD	30	0.5	2000	80			
863-1N5818G	DO-41	30	0.55	1000	25			
863-MBR2030CTLG	TO-220	30	0.58	5000	150			
863-MBRS130T3G	SMB	30	0.6	1000	40			
863-MBR2535CTLG	TO-220	35	0.47	5000	150			
863-1N5822G	DO-201AD	40	0.525	2000	80			
863-MBR140SFT1G	SOD-123 FL	40	0.55	500	30			
863-MBR340G	DO-201AD	40	0.6	600	80			
863-1N5819G	DO-41	40	0.6	1000	25			
863-MBRS140T3G	SMB	40	0.6	1000	40			
863-80SQ045NG	DO-201AD	45	0.55	1000	140			
863-MBR1645G	TO-220	45	0.63	20	150			
863-MBR6045WTG	TO-247	45	0.75	1000	500			
863-MBR3045PTG	TO-218	45	0.76	1000	200			
863-MBR4045PTG	TO-218	45	0.8	1000	400			
863-MBRB2545CTG	D2PAK	45	0.82	20	150			
863-MBR2545CTG	TO-220	45	0.82	20	150			
863-MBRB1045T4G	D2PAK	45	0.84	10	150			
863-MBRB1545CTG	D2PAK	45	0.84	10	150			
863-MBR1045G	TO-220	45	0.84	10	150			
863-MBR1545CTG	TO-220	45	0.84	10	150			
863-MBR745G	TO-220	45	0.84	10	150			
863-MBR150G	DO-41	50	0.75	500	25			

For quantities greater than listed, call for quote.

MOUSER STOCK NO.	Package	VRRM Min. (V)	VF Max. (V)	IRM Max. (μA)	IFSM Max. (A)	Price Each 1	25	100
863-MBR360G	DO-201AD	60	0.74	600	80			
863-MBR160G	DO-41	60	0.75	500	25			
863-MBR1060G	TO-220	60	0.8	6000	150			
863-MBRB2060CTG	D2PAK	60	0.95	150	150			
863-MBR2060CTG	TO-220	60	0.95	10	150			
863-MMBD701LT1G	SOT-23	70	0.5	0.2	-			
863-MBD770DWT1G	SOT-363	70	0.5	0.2	-			
863-MBRS190T3G	SMB	90	0.75	500	50			
863-MBRA340T3G	SMA	40	0.45	300	100			
863-MBRM140T1G	Powermite	40	0.55	500	50			
863-MBR130T1G	SOD-123	30	0.45	60	5.5			
863-MBRS260T3G	SMB	60	0.63	20	40			
863-MBRS3100T3G	SMC	100	0.79	50	130			
863-MBRS240LT3G	SMB	40	0.43	2000	25			
863-MBRM120LT1G	Powermite	20	0.45	40	50			
863-MBRS3201T3G	SMC	200	0.84	1000	100			
863-BAT54LT1G	SOT-23	30	0.32	2	0.6			
863-BAT54CLT1G	SOT-23	30	0.32	2	0.6			
863-NSR1020MW2T1G	SOD-323	20	0.44	40	5			
863-MBR230LSFT1G	SOD123	30	0.43	1000	40			
863-MBRM120ET1G	Powermite	20	0.53	10	50			
863-MBRB8H100T4G	D2PAK3	100	0.71	4.5	250			
863-RB521S30T1G	SOD-523	30	0.5	30	1			
863-MMDL770T1G	SOD-323	70	1	0.2	-			
863-MBD330DWT1G	SOT-363	30	0.45	0.2	-			
863-MBD301G	TO-92	30	0.6	0.2	-			
863-SS16T3G	SMA	60	0.51	20	30			
863-BAT54CXV3T1G	SC-89	30	0.4	2	0.6			
863-MBRM110LT1G	Powermite	10	0.365	500	50			
863-MBRS2H100T3G	SMB	100	0.79	8	130			
863-1N5822RLG	DO-201AD	40	0.525	2000	80			
863-MBR3100RLG	DO-201AD	100	0.79	600	150			
863-MBRD630CTT4G	DPAK	30	0.9	100	75			
863-MBRB3045CT-1G	TO-262	45	0.76	200	150			
863-MBR2080CTG	TO-220	80	0.95	10	150			
863-MBR40L45CTG	TO2203	45	0.63	1200	200			
863-MBRF2545CTG	TO-220	45	0.7	200	150			
863-MBRB20H100CTT4G	D2PAK 3	100	0.88	4.5	250			
863-MBRB2515LG	D2PAK	15	0.45	15000	150			
863-MBRB4030G	D2PAK	30	0.55	350	300			
863-MBRB3030CTG	D2PAK	30	0.67	600	200			
863-MBRF30H60CTG	TO-220	60	0.78	300	260			
863-SS24T3G	SMB	40	0.5	40	75			
863-MBRS330T3G	SMC	30	0.5	2000	80			
863-RB751S40T1G	SOD-523	30	0.37	0.5	-			
863-MBR150RLG	DO-41	50	0.75	500	25			
863-1N5817RLG	DO-41	20	0.45	1000	25			
863-MBRS3200T3G	SMB	200	0.84	1000	100			
863-1N5820RLG	DO-201AD	20	0.475	2000	80			
863-1N5821RLG	DO-201AD	30	0.5	2000	80			
863-BAS40-04LT1G	SOT-23	40	0.38	1	0.2			
863-BAS40-06LT1G	SOT-23	40	0.38	1	0.2			
863-BAS40LT1G	SOT-23	40	0.38	1	0.2			
863-BAS70-04LT1G	SOT-23	70	0.41	0.1	-			
863-BAS70LT1G	SOT-23	70	0.41	0.1	-			
863-BAT54ALT1G	SOT-23	30	0.32	2	0.6			
863-BAT54AWT1G	SC-70	30	0.32	2	0.6			
863-BAT54CLT3G	SOT-23	30	0.32	2	0.6			
863-BAT54XV2T5G	SOD523	30	0.32	2	0.6			
863-MBD54DWT1G	SOT-363	30	0.32	2	-			
863-MBR0520LT3G	SOD-123	20	0.385	250	5.5			
863-MBR0530T3G	SOD-123	30	0.43	130	5.5			
863-MBR1035G	TO-220	35	0.84	100	150			
863-MBR1080G	TO-220	80	0.8	6000	150			
863-MBR1100RLG	DO-41	100	0.79	500	50			
863-MBR120ESFT3G	SOD-123 FL	20	0.53	10	40			
863-MBR120VLSFT3G	SOD-123 FL	20	0.34	600	45			
863-MBR130T3G	SOD-123	30	0.45	60	5.5			
863-MBR140SFT3G	SOD-123 FL	40	0.55	500	30			
863-MBR1535CTG	TO-220	35	0.84	100	150			
863-MBR1635G	TO-220	35	0.63	200	150			
863-MBR2090CTG	TO-220	90	0.95	10	150			
863-MBR2535CTG	TO-220	35	0.82	200	150			
863-MBR3045STG	TO-220	45	0.76	200	150			
863-MBR3045WTG	TO-247	45	0.76	1000	200			
863-MBR340RLG	DO-201AD	40	0.6	600	80			
863-MBR350RLG	DO-201AD	50	0.74	600	80			
863-MBR360RLG	DO-201AD	60	0.74	600	80			
863-MBR4015CTLG	TO-220	15	0.54	10000	150			

© Copyright 2014 Mouser Electronics

© Copyright 2014 Mouser Electronics

Schottky, Small Signal Switching and Tuning Diodes

ON Semiconductor®

This product is RoHS compliant.

ON Semiconductor® SCHOTTKY DIODES

For quantities greater than listed, call for quote.

MOUSER STOCK NO.	Package	VRRM Min. (V)	VF Max. (V)	IR Max. (mA)	IFSM Max. (A)	Price Each 1	25	100
863-MMBD352WT1G	SC-70	7	0.6	0.01	-			
863-MMBD353LT1G	SOT-23	7	0.6	0.01	-			
863-MBRA210LT3G	SMA	10	0.35	0.7	160			
863-MBRA210ET3G	SMA	10	0.5	15	100			
863-MBRM110ET1G	Powermite	10	0.595	0.001	50			
863-MBRA120ET3G	SMA	20	0.36	1.6	40			
863-MBRS320T3G	SMC	20	0.5	2	80			
863-MBRD320G	DPAK	20	0.7	0.2	75			
863-MBRA130LT3G	SMA	30	0.41	1	25			
863-MBRM130LT1G	Powermite	30	0.52	0.05	50			
863-MBR7030WTG	TO-247	30	0.55	5	500			
863-MMBD330T1G	SC-70	30	0.6	0.2	1000			
863-MBRD330G	DPAK	30	0.7	0.2	75			
863-MBRD330RLG	DPAK	30	0.7	0.2	75			

For quantities greater than listed, call for quote.

MOUSER STOCK NO.	Package	VRRM Min. (V)	VF Max. (V)	IR Max. (nA)	IFSM Max. (A)	Price Each 1	25	100
863-MBR735G	TO-220	35	0.455	15	150			
863-MBRS2040LT3G	SMB	40	0.5	0.1	70			
863-MBRS1540T3G	SMB	40	0.54	0.1	40			
863-MBRA140T3G	SMA	40	0.55	0.5	30			
863-MBRF30L45CTG	TO-220	45	0.61	0.65	190			
863-MBRB1645T4G	D2PAK	45	0.63	0.2	150			
863-MBR4045WTG	TO-247	45	0.7	1	400			
863-MBRB1045G	D2PAK	45	0.84	0.1	150			
863-MBRA160T3G	SMA	60	0.51	0.2	60			
863-MBRB30H60CT-1G	TO220	60	0.78	0.3	260			
863-MBR40H100WTG	TO-247	100	0.8	10	200			
863-MBRB41H100CT-1G	TO220	100	0.9	0.01	350			
863-MBRB20100CTT4G	D2PAK	100	0.95	0.1	150			

ON Semiconductor® SMALL SIGNAL SWITCHING DIODES

For quantities greater than listed, call for quote.

MOUSER STOCK NO.	ON Semi Part No.	Package	VRRM Min. (V)	VF Max. (V)	IR Max. (μA)	trr Max. (ns)	Cj Max. (pF)	Price Each 1	25	100	500
863-MMBD2837LT1G	MMBD2837LT1G	SOT-23	35	1	0.1	4	4				
863-BAV74LT1G	BAV74LT1G	SOT-23	50	1	0.1	4	2				
863-MMDL6050T1G	MMDL6050T1G	SOD-323	70	0.7	0.1	4	2.5				
863-BAL99LT1G	BAL99LT1G	SOT-23	70	1	2.4	6	1.5				
863-BAV70LT1G	BAV70LT1G	SOT-23	70	1	2.5	6	1.5				
863-BAV70TT1G	BAV70TT1G	SC-75	70	1	5	6	1.5				
863-BAV70WT1G	BAV70WT1G	SC-70	70	1	5	6	1.5				
863-BAV99WT1G	BAV99WT1G	SC-70	70	1	2.4	6	1.5				
863-BAW56LT1G	BAW56LT1G	SOT-23	70	1	2.4	6	2				
863-MMBD6050LT1G	MMBD6050LT1G	SOT-23	70	1.1	0.1	4	2.5				
863-MMBD6100LT1G	MMBD6100LT1G	SOT-23	70	1.1	0.1	4	2.5				
863-BAS16DXV6T1G	BAS16DXV6T1G	SOT-563	75	1	1	6	2				
863-BAS16HT1G	BAS16HT1G	SOD-323	75	1	1	6	2				
863-BAS16LT1G	BAS16LT1G	SOT-23	75	1	1	6	2				
863-BAS16XV2T1G	BAS16XV2T1G	SOD-523	75	1	1	6	2				
863-MMBD2836LT1G	MMBD2836LT1G	SOT-23	75	1	0.1	4	4				
863-MMBD2838LT1G	MMBD2838LT1G	SOT-23	75	1	0.1	4	4				
863-DA121TT1G	DA121TT1G	SC-75	80	1	1	6	2				
863-DAN222G	DAN222G	SC-75	80	1.2	0.1	4	3.5				
863-DAP222G	DAP222G	SC-75	80	1.2	0.1	4	3.5				
863-NSDEMP11XV6T1G	NSDEMP11XV6T1G	SOT-563	80	1.2	0.1	4	3.5				
863-HN2D02FUTW1T1G	HN2D02FUTW1T1G	SOT-363	85	1.2	0.1	3	2				
863-MMBD914LT1G	MMBD914LT1G	SOT-23	100	1	5	4	4				
863-MMDL914T1G	MMDL914T1G	SOD-323	100	1	5	4	4				
863-MMSD4148T1G	MMSD4148T1G	SOD-123	100	1	5	4	4				
863-MMSD914T1G	MMSD914T1G	SOD-123	100	1	5	4	4				
863-NSD914XV2T1G	NSD914XV2T1G	SOD-523	100	1	5	4	4				
863-MMBD7000LT1G	MMBD7000LT1G	SOT-23	100	1.1	1	4	1.5				
863-1SS400T1G	1SS400T1G	SOD-523	100	1.2	0.1	4	3				
863-BAS19LT1G	BAS19LT1G	SOT-23	120	1	0.1	50	5				
863-BAS20HT1G	BAS20HT1G	SOD-323	200	1	0.1	50	5				
863-BAS20LT1G	BAS20LT1G	SOT-23	200	1	0.1	50	5				
863-BAS21AHT1G	BAS21AHT1G	SOD-323	250	0.1	0.04	50	5				
863-BAS21DW5T1G	BAS21DW5T1G	SOT-353	250	1	0.1	50	5				
863-BAS21LT1G	BAS21LT1G	SOT-23	250	1	0.1	50	5				
863-MMSD103T1G	MMSD103T1G	SOD-123	250	1	1	50	5				

ON Semiconductor® TUNING DIODES

For quantities greater than listed, call for quote.

MOUSER STOCK NO.	ON Semi Part No.	Package	VRRM Min. (V)	VF Max. (V)	IR Max. (μs)	trr Max. (ns)	Cj Max. (pF)	Price Each 1	25	100	500
863-MMBV3401LT1G	MMBV3401LT1G	SOT-23	35	-	0.1	-	1				
863-BAV199LT1G	BAV199LT1G	SOT-23	70	1	0.005	-	2				
863-BAS116LT1G	BAS116LT1G	SOT-23	75	1.1	0.005	-	2				

© Copyright 2014 Mouser Electronics
© Copyright 2014 Mouser Electronics

PANASONIC SEMICONDUCTOR Diodes

RoHS Compliant **This product is RoHS compliant.**

FAST RECOVERY DIODES

For quantities greater than listed, call for quote.

MOUSER STOCK NO.	Panasonic Part No.	Package	VRRM (Max) (V)	IF (AV) (Max) (A)	IFSM (Max) (A)	VF (Max) (V)	IR (Max) (μA)	trr (Max) (ns)	Price Each 1	25	100
667-DA22F2100L	DA22F2100L	Mini2-F4-B	200	1	15	0.98	10	35			
667-DA2JF2300L	DA2JF2300L	SMini2-F5-B	300	0.3	3	1.25	1	-			
667-DA2JF8100L	DA2JF8100L	SMini2-F5-B	800	0.2	1	2.5	10	45			

SCHOTTKY BARRIER DIODES

For quantities greater than listed, call for quote.

MOUSER STOCK NO.	Panasonic Part No.	Package	VR (Max) (V)	IF (AV) (Max) (mA)	IFSM (Max) (A)	VF (Max) (V)	IR (Max) (μA)	trr (Max) (ns)	Price Each 1	25	100
667-DB2S20500L	DB2S20500L	SSMini2-F5-B	20	200	1	0.39	50	2.2			
667-DB2J20100L	DB2J20100L	SMini2-F5-B	20	500	3	0.55	10	4.3			
667-DB2J20800L	DB2J20800L	SMini2-F5-B	20	500	2	0.42	200	4.3			
667-DB2J20900L	DB2J20900L	SMini2-F5-B	20	500	3	0.5	30	2.4			
667-DB3J201K0L	DB3J201K0L	SMini3-F2-B	20	500	3	0.55	10	4.3			
667-DB3X209K0L	DB3X209K0L	Mini3-G3-B	20	500	3	0.5	30	2.4			
667-DB3J208K0L	DB3J208K0L	SMini3-F2-B	20	700	2	0.45	200	4.3			
667-DB2731400L	DB2731400L	SSSMini2-F4-B	30	30	-	0.4	0.3	1			
667-DB2J31400L	DB2J31400L	SMini2-F5-B	30	30	-	1	0.3	1			
667-DB2S31400L	DB2S31400L	SSMini2-F5-B	30	30	-	1	0.3	1			
667-DB3J314F0L	DB3J314F0L	SMini3-F2-B	30	30	-	1	0.3	1			
667-DB3J314J0L	DB3J314J0L	SMini3-F2-B	30	30	-	0.4	0.3	1			
667-DB3J314K0L	DB3J314K0L	SMini3-F2-B	30	30	-	0.4	0.3	1			
667-DB3J315E0L	DB3J315E0L	SMini3-F2-B	30	30	-	0.4	0.3	1			
667-DB3S314F0L	DB3S314F0L	SSMini3-F3-B	30	30	-	0.4	0.3	1			
667-DB3S314J0L	DB3S314J0L	SSMini3-F3-B	30	30	-	0.4	0.3	1			
667-DB3S314K0L	DB3S314K0L	SSMini3-F3-B	30	30	-	0.4	0.3	1			
667-DB3S315E0L	DB3S315E0L	SSMini3-F3-B	30	30	-	0.4	0.3	1			
667-DB3X314F0L	DB3X314F0L	Mini3-G3-B	30	30	-	0.4	0.3	1			
667-DB3X314J0L	DB3X314J0L	Mini3-G3-B	30	30	-	0.4	0.3	1			
667-DB3X314K0L	DB3X314K0L	Mini3-G3-B	30	30	-	0.4	0.3	1			
667-DB3X315E0L	DB3X315E0L	Mini3-G3-B	30	30	-	0.4	0.3	1			
667-DB4J314K0R	DB4J314K0R	SMini4-F3-B	30	30	-	0.4	0.3	1			
667-DB4X314K0R	DB4X314K0R	Mini4-G4-B	30	30	-	1	0.3	1			
667-DB6J314K0R	DB6J314K0R	SMini6-F3-B	30	30	-	1	0.3	1			
667-DB6X314K0R	DB6X314K0R	Mini6-G4-B	30	30	-	1	0.3	1			
667-DB2730800L	DB2730800L	SSSMini2-F4-B	30	100	1	0.42	120	1.3			
667-DB2730900L	DB2730900L	SSSMini2-F4-B	30	100	1	0.58	2	1			
667-DB2731600L	DB2731600L	SSSMini2-F4-B	30	100	1	0.55	15	0.8			
667-DB2J31600L	DB2J31600L	SMini2-F5-B	30	100	1	0.55	15	0.8			
667-DB2S30800L	DB2S30800L	SSMini2-F5-B	30	100	1	0.42	120	1.3			
667-DB2S30900L	DB2S30900L	SSMini2-F5-B	30	100	1	0.58	2	1.3			
667-DB2S31600L	DB2S31600L	SSMini2-F5-B	30	100	1	0.55	15	0.8			
667-DB2U30900L	DB2U30900L	USSMini2-F2-B	30	100	1	0.58	2	1.3			
667-DB3J316F0L	DB3J316F0L	SMini3-F2-B	30	100	1	0.55	15	0.8			
667-DB3J316J0L	DB3J316J0L	SMini3-F2-B	30	100	1	0.55	15	0.8			
667-DB3J316K0L	DB3J316K0L	SMini3-F2-B	30	100	1	0.55	15	0.8			
667-DB3J316N0L	DB3J316N0L	SMini3-F2-B	30	100	-	0.55	15	0.8			
667-DB3X316F0L	DB3X316F0L	Mini3-G3-B	30	100	1	0.55	15	0.8			
667-DB3X316J0L	DB3X316J0L	Mini3-G3-B	30	100	1	0.55	15	0.8			
667-DB3X316K0L	DB3X316K0L	Mini3-G3-B	30	100	1	0.55	15	0.8			
667-DB3X316N0L	DB3X316N0L	Mini3-G3-B	30	100	1	0.55	15	0.8			
667-DB5S308K0R	DB5S308K0R	SSMini5-F4-B	30	100	1	0.42	120	1.3			
667-DB6J316K0R	DB6J316K0R	SMini6-F3-B	30	100	1	0.55	15	0.8			
667-DB2J31000L	DB2J31000L	Smini2-F5-B	30	200	1	0.47	200	1.6			
667-DB2J31300L	DB2J31300L	SMini2-F5-B	30	200	1	0.55	50	1.5			
667-DB2S31000L	DB2S31000L	SSMini2-F5-B	30	200	1	0.47	200	1.6			
667-DB2S31100L	DB2S31100L	SSMini2-F5-B	30	200	1	0.56	5	2.2			
667-DB3X313F0L	DB3X313F0L	Mini3-G3-B	30	200	1	0.55	50	1.5			
667-DB3X313K0L	DB3X313K0L	Mini3-G3-B	30	200	1	0.55	50	1.5			
667-DB3X313N0L	DB3X313N0L	Mini3-G3-B	30	200	1	0.55	50	1.5			
667-DB4J310K0R	DB4J310K0R	SMini4-F3-B	30	200	1	0.47	200	1.6			
667-DB4X313F0R	DB4X313F0R	Mini4-G4-B	30	200	1	0.55	50	1.5			
667-DB4X313K0R	DB4X313K0R	Mini4-G4-B	30	200	1	0.55	50	1.5			
667-DB5S310K0R	DB5S310K0R	SSMini5-F4-B	30	200	1	0.47	200	1.6			
667-DB2J31700L	DB2J31700L	SMini2-F5-B	30	1000	3	0.48	100	7.8			
667-DB3X317K0L	DB3X317K0L	Mini3-G3-B	30	1000	5	0.48	100	7.8			
667-DB2232000L	DB2232000L	Mini2-F4-B	30	1500	30	0.46	100	16			
667-DB2230600L	DB2230600L	Mini2-F4-B	30	2000	30	0.45	500	13			
667-DB2W31900L	DB2W31900L	Mini2-F3-B	30	3000	30	0.49	200	23			
667-DB3S406F0L	DB3S406F0L	SSMini3-F3-B	40	100	1	0.6	5	0.9			
667-DB4J406K0R	DB4J406K0R	SMini4-F3-B	40	100	1	0.6	5	1.2			
667-DB2J40700L	DB2J40700L	SMini2-F5-B	40	500	2	0.55	100	3.6			
667-DB3J407K0L	DB3J407K0L	SMini3-F2-B	40	500	2	0.55	100	5			
667-DB3X407K0L	DB3X407K0L	Mini3-G3-B	40	500	2	0.55	100	3.6			
667-DB2J41100L	DB2J41100L	SMini2-F5-B	40	1000	3	0.58	100	6.8			
667-DB2X41400L	DB2X41400L	Mini2-F4-B	40	2000	15	0.49	200	30			
667-DB2X41500L	DB2X41500L	Mini2-F4-B	40	3000	-	0.55	200	25			
667-DB5S406K0R	DB5S406K0R	SSMini5-F4-B	45	100	1	0.6	5	0.9			
667-DB2J50100L	DB2J50100L	SMini2-F5-B	50	200	1	0.55	200	1.6			
667-DB3X501K0L	DB3X501K0L	Mini3-G3-B	50	200	1	0.55	200	1.6			
667-DB4X501K0R	DB4X501K0R	Mini4-G4-B	50	200	-	0.55	200	1.6			
667-DB3X603K0L	DB3X603K0L	Mini3-G3-B	60	500	2	0.65	100	4.5			

SWITCHING DIODES

For quantities greater than listed, call for quote.

MOUSER STOCK NO.	Panasonic Part No.	Package	VR (Max) (V)	IF (AV) (Max) (mA)	IR (Max) (μA)	trr (Max) (ns)	Price Each 1	25	100
667-DA2710100L	DA2710100L	SSSMini2-F4-B	80	100	0.1	3			
667-DA2J10100L	DA2J10100L	SMini2-F5-B	80	100	0.1	3			
667-DA2S10100L	DA2S10100L	SSMini2-F5-B	80	100	0.1	3			
667-DA37102D0L	DA37102D0L	SSSMini3-F2-B	80	100	0.1	10			
667-DA37103E0L	DA37103E0L	SSSMini3-F2-B	80	100	0.1	10			
667-DA3J101A0L	DA3J101A0L	SMini3-F2-B	80	100	0.1	3			
667-DA3J101F0L	DA3J101F0L	SMini3-F2-B	80	100	0.1	3			
667-DA3J101K0L	DA3J101K0L	SMini3-F2-B	80	100	0.1	3			
667-DA3J102D0L	DA3J102D0L	SMini3-F2-B	80	100	0.1	10			

© Copyright 2014 Mouser Electronics

© Copyright 2014 Mouser Electronics

PANASONIC SEMICONDUCTOR Diodes

Panasonic

RoHS Compliant This product is RoHS compliant.

SWITCHING DIODES (CONT.)

For quantities greater than listed, call for quote.

MOUSER STOCK NO.	Panasonic Part No.	Package	VR (Max) (V)	IF (AV) (Max) (mA)	IR (Max) (μA)	trr (Max) (ns)	Price Each 1	25	100
667-DA3J103E0L	DA3J103E0L	SMini3-F2-B	80	100	0.1	10			
667-DA3S101A0L	DA3S101A0L	SSMini3-F3-B	80	100	0.1	3			
667-DA3S101F0L	DA3S101F0L	SSMini3-F3-B	80	100	0.1	3			
667-DA3S101K0L	DA3S101K0L	SSMini3-F3-B	80	100	0.1	3			
667-DA3S102D0L	DA3S102D0L	SSMini3-F3-B	80	100	0.1	10			
667-DA3S103E0L	DA3S103E0L	SSMini3-F3-B	80	100	0.1	10			
667-DA3X101A0L	DA3X101A0L	Mini3-G3-B	80	100	0.1	3			
667-DA3X101F0L	DA3X101F0L	Mini3-G2-B	80	100	0.1	3			
667-DA3X101K0L	DA3X101K0L	Mini3-G3-B	80	100	0.1	3			
667-DA3X102D0L	DA3X102D0L	Mini3-G3-B	80	100	0.1	10			
667-DA3X103E0L	DA3X103E0L	Mini3-G3-B	80	100	0.1	10			
667-DA4J101K0R	DA4J101K0R	SMini4-F3-B	80	100	0.1	3			
667-DA4X101F0R	DA4X101F0R	Mini-G4-B	80	100	0.1	3			
667-DA4X101K0R	DA4X101K0R	Mini4-G4-B	80	100	0.1	3			
667-DA4X106U0R	DA4X106U0R	Mini4-G4-B	80	100	0.1	10			
667-DA5S101K0R	DA5S101K0R	SSMini5-F4-B	80	100	0.1	3			
667-DA6J101K0R	DA6J101K0R	SMini6-F3-B	80	100	0.1	3			
667-DA6X101K0R	DA6X101K0R	Mini6-G4-B	80	100	0.1	3			
667-DA6X102P0R	DA6X102P0R	Mini6-G4-B	80	100	0.1	10			
667-DA6X102S0R	DA6X102S0R	Mini6-G4-B	80	100	0.1	10			
667-DA6X103Q0R	DA6X103Q0R	Mini6-G4-B	80	100	0.1	10			
667-DA6X103T0R	DA6X103T0R	Mini6-G4-B	80	100	0.1	10			
667-DA6X106U0R	DA6X106U0R	Mini6-G4-B	80	100	0.1	10			
667-DA6X109W0R	DA6X109W0R	Mini6-G4-B	80	100	0.1	3			
667-DA2J10400L	DA2J10400L	SMini2-F5-B	80	200	0.5	10			
667-DA4J104K0R	DA4J104K0R	SMini4-F3-B	80	200	0.5	10			
667-DA3J107K0L	DA3J107K0L	SMini3-F2-B	300	100	1	60			
667-DA3X107K0L	DA3X107K0L	Mini3-G3-B	300	100	1	60			
667-DA3X108K0L	DA3X108K0L	Mini3-G3-B	300	100	1	-			
667-DA2J10800L	DA2J10800L	SMini2-F5-B	300	200	0.2	-			
667-DA6X108K0R	DA6X108K0R	Mini6-G4-B	300	200	1	-			

ZENER DIODES

For quantities greater than listed, call for quote.

MOUSER STOCK NO.	Panasonic Part No.	Package	VZ (V) Min.	VZ (V) Nom.	VZ (V) Max.	IR (Max) (μA)	PD (Max) (mW)	Price Each 1	25	100
667-DZ2W02400L	DZ2W02400L	Mini2-F3-B	2.28	2.4	2.52	20	1000			
667-DZ2J02400L	DZ2J02400L	SMini2-F5-B	2.28	2.4	2.52	120	200			
667-DZ2S02400L	DZ2S02400L	SSMini2-F5-B	2.28	2.4	2.52	120	150			
667-DZ4J024K0R	DZ4J024K0R	SMini4-F3-B	2.28	2.4	2.52	120	200			
667-DZ2W02700L	DZ2W02700L	Mini2-F3-B	2.57	2.7	2.84	20	1000			
667-DZ2J02700L	DZ2J02700L	SMini2-F5-B	2.57	2.7	2.84	120	200			
667-DZ2J027M0L	DZ2J027M0L	SMini2-F5-B	2.57	2.7	2.84	120	200			
667-DZ2S02700L	DZ2S02700L	SSMini2-F5-B	2.57	2.7	2.84	120	150			
667-DZ2W03000L	DZ2W03000L	Mini2-F3-B	2.85	3	3.15	20	1000			
667-DZ2J03000L	DZ2J03000L	SMini2-F5-B	2.85	3	3.15	50	200			
667-DZ2J030M0L	DZ2J030M0L	SMini2-F5-B	2.85	3	3.15	50	200			
667-DZ2S03000L	DZ2S03000L	SSMini2-F5-B	2.85	3	3.15	50	150			
667-DZ2S030M0L	DZ2S030M0L	SSMini2-F5-B	2.85	3	3.15	50	150			
667-DZ4J030K0R	DZ4J030K0R	SMini4-F3-B	2.85	3	3.15	50	200			
667-DZ2W03300L	DZ2W03300L	Mini2-F3-B	3.14	3.3	3.47	20	1000			
667-DZ2J03300L	DZ2J03300L	SMini2-F5-B	3.14	3.3	3.47	20	200			
667-DZ2J033M0L	DZ2J033M0L	SMini2-F5-B	3.14	3.3	3.47	20	200			
667-DZ2S03300L	DZ2S03300L	SSMini2-F5-B	3.14	3.3	3.47	20	150			
667-DZ2S033M0L	DZ2S033M0L	SSMini2-F5-B	3.14	3.3	3.47	20	150			
667-DZ2J03600L	DZ2J03600L	SMini2-F5-B	3.42	3.6	3.78	10	200			
667-DZ2J036M0L	DZ2J036M0L	SMini2-F5-B	3.42	3.6	3.78	10	200			
667-DZ2S03600L	DZ2S03600L	SSMini2-F5-B	3.42	3.6	3.78	10	150			
667-DZ2S036M0L	DZ2S036M0L	SSMini2-F5-B	3.42	3.6	3.78	10	150			
667-DZ4J036K0R	DZ4J036K0R	SMini4-F3-B	3.42	3.6	3.78	10	200			
667-DZ2W03600L	DZ2W03600L	Mini2-F3-B	3.42	3.6	3.78	20	1000			
667-DZ2J03900L	DZ2J03900L	SMini2-F5-B	3.71	3.9	4.1	10	200			
667-DZ2J039M0L	DZ2J039M0L	SMini2-F5-B	3.71	3.9	4.1	10	200			
667-DZ2S03900L	DZ2S03900L	SSMini2-F5-B	3.71	3.9	4.1	10	150			
667-DZ2S039M0L	DZ2S039M0L	SSMini2-F5-B	3.71	3.9	4.1	10	150			
667-DZ4J039K0R	DZ4J039K0R	SMini4-F3-B	3.71	3.9	4.1	10	200			
667-DZ2W03900L	DZ2W03900L	Mini2-F3-B	3.71	3.9	4.1	20	1000			
667-DZ2J05100L	DZ2J05100L	SMini2-F5-B	4.85	4.1	5.36	1	200			
667-DZ2J051M0L	DZ2J051M0L	SMini2-F5-B	4.85	4.1	5.36	1	200			
667-DZ2J04300L	DZ2J04300L	SMini2-F5-B	4.09	4.3	4.52	10	200			
667-DZ2J043M0L	DZ2J043M0L	SMini2-F5-B	4.09	4.3	4.52	10	200			
667-DZ2W04300L	DZ2W04300L	Mini2-F3-B	4.09	4.3	4.52	20	1000			
667-DZ2J04700L	DZ2J04700L	SMini2-F5-B	4.47	4.7	4.94	2	200			
667-DZ2J047M0L	DZ2J047M0L	SMini2-F5-B	4.47	4.7	4.94	2	200			
667-DZ2S04700L	DZ2S04700L	SSMini2-F5-B	4.47	4.7	4.94	2	150			
667-DZ2S047M0L	DZ2S047M0L	SSMini2-F5-B	4.47	4.7	4.94	2	150			
667-DZ4J047K0R	DZ4J047K0R	SMini4-F3-B	4.47	4.7	4.94	2	200			
667-DZ2404700L	DZ2404700L	TMiniP2-F2-B	4.47	4.7	4.94	20	2000			
667-DZ2W04700L	DZ2W04700L	Mini2-F3-B	4.47	4.7	4.94	20	1000			
667-DZ2705100L	DZ2705100L	SSSMini2-F4-B	4.85	5.1	5.36	1	120			
667-DZ2S05100L	DZ2S05100L	SSMini2-F5-B	4.85	5.1	5.36	1	150			
667-DZ2S051M0L	DZ2S051M0L	SSMini2-F5-B	4.85	5.1	5.36	1	150			
667-DZ2405100L	DZ2405100L	TMiniP2-F2-B	4.85	5.1	5.36	20	2000			
667-DZ2W05100L	DZ2W05100L	Mini2-F3-B	4.85	5.1	5.36	20	1000			
667-DZ2705600L	DZ2705600L	SSSMini2-F4-B	5.32	5.6	5.88	0.5	120			
667-DZ2J05600L	DZ2J05600L	SMini2-F5-B	5.32	5.6	5.88	0.5	200			
667-DZ2J056M0L	DZ2J056M0L	SMini2-F5-B	5.32	5.6	5.88	0.5	200			
667-DZ2S05600L	DZ2S05600L	SSMini2-F5-B	5.32	5.6	5.88	0.5	150			
667-DZ2S056M0L	DZ2S056M0L	SSMini2-F5-B	5.32	5.6	5.88	0.5	150			
667-DZ4J056K0R	DZ4J056K0R	SMini4-F3-B	5.32	5.6	5.88	0.5	200			
667-DZ2405600L	DZ2405600L	TMiniP2-F2-B	5.32	5.6	5.88	20	2000			
667-DZ2W05600L	DZ2W05600L	Mini2-F3-B	5.32	5.6	5.88	20	1000			
667-DZ37062D0L	DZ37062D0L	SSSMini3-F2-B	5.89	6.2	6.51	0.02	150			
667-DZ2706200L	DZ2706200L	SSSMini2-F4-B	5.89	6.2	6.51	0.2	120			
667-DZ2J06200L	DZ2J06200L	SMini2-F5-B	5.89	6.2	6.51	0.2	200			
667-DZ2J062M0L	DZ2J062M0L	SMini2-F5-B	5.89	6.2	6.51	0.2	200			
667-DZ2S06200L	DZ2S06200L	SSMini2-F5-B	5.89	6.2	6.51	0.2	150			
667-DZ2S062M0L	DZ2S062M0L	SSMini2-F5-B	5.89	6.2	6.51	0.2	150			

© Copyright 2014 Mouser Electronics
© Copyright 2014 Mouser Electronics

ZENER DIODES (CONT.)

For quantities greater than listed, call for quote.

MOUSER STOCK NO. Mfr.	Mfr. Part No.	Package	VZ (V) Nom.	IR (Max) (μA)	PD (Max) (mW)	Price Each 1	25	100
667	DZ3S062D0L	SSMini3-F3-B	6.2	0.2	150			
667	DZ3X062D0L	Mini3-G3-B	6.2	0.2	200			
667	DZ4J062K0R	SMini4-F3-B	6.2	0.2	200			
667	DZ5S062D0R	SSMini5-F4-B	6.2	0.2	150			
667	DZ2406200L	TMiniP2-F2-B	6.2	10	2000			
667	DZ2W06200L	Mini2-F3-B	6.2	10	1000			
667	DZ2706800L	SSSMini2-F4-B	6.8	0.1	120			
667	DZ2J06800L	SMini2-F5-B	6.8	0.1	200			
667	DZ2J068M0L	SMini2-F5-B	6.8	0.1	200			
667	DZ2S06800L	SSMini2-F5-B	6.8	0.1	150			
667	DZ2S068M0L	SSMini2-F5-B	6.8	0.1	150			
667	DZ3S068D0L	SSMini3-F3-B	6.8	0.1	150			
667	DZ3X068D0L	Mini3-G3-B	6.8	0.1	200			
667	DZ4J068K0R	SMini4-F3-B	6.8	0.1	200			
667	DZ5S068D0R	SSMini5-F4-B	6.8	0.1	150			
667	DZ37068D0L	SSSMini3-F2-B	6.8	-	150			
667	DZ6J068S0R	SMini6-F3-B	6.8	-	150			
667	DZ2406800L	TMiniP2-F2-B	6.8	10	2000			
667	DZ2W06800L	Mini2-F3-B	6.8	10	1000			
667	DZ2707500L	SSSMini2-F4-B	7.5	0.1	120			
667	DZ2J07500L	SMini2-F5-B	7.5	0.1	200			
667	DZ2J075M0L	SMini2-F5-B	7.5	0.1	200			
667	DZ4J075K0R	SMini4-F3-B	7.5	0.1	200			
667	DZ2407500L	TMiniP2-F2-B	7.5	10	2000			
667	DZ2W07500L	Mini2-F3-B	7.5	10	1000			
667	DZ2708200L	SSSMini2-F4-B	8.2	0.1	120			
667	DZ2J08200L	SMini2-F5-B	8.2	0.1	200			
667	DZ2J082M0L	SMini2-F5-B	8.2	0.1	200			
667	DZ2S08200L	SSMini2-F5-B	8.2	0.1	150			
667	DZ3S082D0L	SSMini3-F3-B	8.2	0.1	150			
667	DZ5S082D0R	SSMini5-F4-B	8.2	0.1	150			
667	DZ37082D0L	SSSMini3-F2-B	8.2	-	150			
667	DZ2408200L	TMiniP2-F2-B	8.2	10	2000			
667	DZ2W08200L	Mini2-F3-B	8.2	10	1000			
667	DZ2709100L	SSSMini2-F4-B	9.1	0.1	120			
667	DZ2J09100L	SMini2-F5-B	9.1	0.1	200			
667	DZ2J091M0L	SMini2-F5-B	9.1	0.1	200			
667	DZ2S09100L	SSMini2-F5-B	9.1	0.1	150			
667	DZ2S091M0L	SSMini2-F5-B	9.1	0.1	150			
667	DZ4J091K0R	SMini4-F3-B	9.1	0.1	200			
667	DZ2409100L	TMiniP2-F2-B	9.1	10	2000			
667	DZ2W09100L	Mini2-F3-B	9.1	10	1000			
667	DZ2710000L	SSSMini2-F4-B	10	0.05	120			
667	DZ2J10000L	SMini2-F5-B	10	0.05	200			
667	DZ2J100M0L	SMini2-F5-B	10	0.05	200			
667	DZ2S10000L	SSMini2-F5-B	10	0.05	150			
667	DZ2S100M0L	SSMini2-F5-B	10	0.05	150			
667	DZ37100D0L	SSSMini3-F2-B	10	0.05	150			
667	DZ3S100D0L	SSMini3-F3-B	10	0.05	150			
667	DZ4J100K0R	SMini4-F3-B	10	0.05	200			
667	DZ5S100D0R	SSMini5-F4-B	10	0.05	150			
667	DZ2410000L	TMiniP2-F2-B	10	10	2000			
667	DZ2W10000L	Mini2-F3-B	10	10	1000			
667	DZ2711000L	SSSMini2-F4-B	11	0.05	120			
667	DZ2J11000L	SMini2-F5-B	11	0.05	200			
667	DZ2J110M0L	SMini2-F5-B	11	0.05	200			
667	DZ2S11000L	SSMini2-F5-B	11	0.05	150			
667	DZ2S110M0L	SSMini2-F5-B	11	0.05	150			
667	DZ2411000L	TMiniP2-F2-B	11	10	2000			
667	DZ2W11000L	Mini2-F3-B	11	10	1000			
667	DZ4J110K0R	SMini4-F3-B	11	0.05	200			
667	DZ2712000L	SSSMini2-F4-B	12	0.05	120			
667	DZ2J12000L	SMini2-F5-B	12	0.05	200			
667	DZ2J120M0L	SMini2-F5-B	12	0.05	200			
667	DZ2S12000L	SSMini2-F5-B	12	0.05	150			
667	DZ2S120M0L	SSMini2-F5-B	12	0.05	150			
667	DZ37120D0L	SSSMini3-F2-B	12	0.05	150			
667	DZ3S120D0L	SSMini3-F3-B	12	0.05	150			
667	DZ5S120D0R	SSMini5-F4-B	12	0.05	150			
667	DZ2412000L	TMiniP2-F2-B	12	10	2000			
667	DZ2W12000L	Mini2-F3-B	12	10	1000			
667	DZ2413000L	TMiniP2-F2-B	13	10	2000			
667	DZ2W13000L	Mini2-F3-B	13	10	1000			
667	DZ2J13000L	SMini2-F5-B	13	0.05	200			
667	DZ2J130M0L	SMini2-F5-B	13	0.05	200			
667	DZ2S13000L	SSMini2-F5-B	13	0.05	150			
667	DZ2S130M0L	SSMini2-F5-B	13	0.05	150			
667	DZ4J130K0R	SMini4-F3-B	13	0.05	200			

For quantities greater than listed, call for quote.

MOUSER STOCK NO. Mfr.	Mfr. Part No.	Package	VZ (V) Nom.	IR (Max) (μA)	PD (Max) (mW)	Price Each 1	25	100
667	DZ2J14000L	SMini2-F5-B	14	0.05	200			
667	DZ2J140M0L	SMini2-F5-B	14	0.05	200			
667	DZ2J15000L	SMini2-F5-B	15	0.05	200			
667	DZ2J150M0L	SMini2-F5-B	15	0.05	200			
667	DZ2S15000L	SSMini2-F5-B	15	0.05	150			
667	DZ2S150M0L	SSMini2-F5-B	15	0.05	150			
667	DZ4J150K0R	SMini4-F3-B	15	0.05	200			
667	DZ2415000L	TMiniP2-F2-B	15	10	2000			
667	DZ2W15000L	Mini2-F3-B	15	10	1000			
667	DZ2416000L	TMiniP2-F2-B	16	10	2000			
667	DZ2W16000L	Mini2-F3-B	16	10	1000			
667	DZ2716000L	SSSMini2-F4-B	16	0.05	120			
667	DZ2J16000L	SMini2-F5-B	16	0.05	200			
667	DZ2J160M0L	SMini2-F5-B	16	0.05	200			
667	DZ2S16000L	SSMini2-F5-B	16	0.05	150			
667	DZ2S160M0L	SSMini2-F5-B	16	0.05	150			
667	DZ2718000L	SSSMini2-F4-B	18	0.05	120			
667	DZ2J18000L	SMini2-F5-B	18	0.05	200			
667	DZ2J180M0L	SMini2-F5-B	18	0.05	200			
667	DZ2S18000L	SSMini2-F5-B	18	0.05	150			
667	DZ2S180M0L	SSMini2-F5-B	18	0.05	150			
667	DZ4J180K0R	SMini4-F3-B	18	0.05	200			
667	DZ2418000L	TMiniP2-F2-B	18	10	2000			
667	DZ2W18000L	Mini2-F3-B	18	10	1000			
667	DZ2720000L	SSSMini2-F4-B	20	0.05	120			
667	DZ2J20000L	SMini2-F5-B	20	0.05	200			
667	DZ2J200M0L	SMini2-F5-B	20	0.05	200			
667	DZ2S20000L	SSMini2-F5-B	20	0.5	150			
667	DZ2S200M0L	SSMini2-F5-B	20	0.5	150			
667	DZ2420000L	TMiniP2-F2-B	20	10	2000			
667	DZ2W20000L	Mini2-F3-B	20	10	1000			
667	DZ2J22000L	SMini2-F5-B	22	0.05	200			
667	DZ2J220M0L	SMini2-F5-B	22	0.05	200			
667	DZ2S220M0L	SSMini2-F5-B	22	0.05	150			
667	DZ2422000L	TMiniP2-F2-B	22	10	2000			
667	DZ2W22000L	Mini2-F3-B	22	10	1000			
667	DZ2724000L	SSSMini2-F4-B	24	0.05	120			
667	DZ2J24000L	SMini2-F5-B	24	0.05	200			
667	DZ2J240M0L	SMini2-F5-B	24	0.05	200			
667	DZ2424000L	TMiniP2-F2-B	24	10	2000			
667	DZ2W24000L	Mini2-F3-B	24	10	1000			
667	DZ2J27000L	SMini2-F5-B	27	0.05	200			
667	DZ2J270M0L	SMini2-F5-B	27	0.05	200			
667	DZ2427000L	TMiniP2-F2-B	27	10	2000			
667	DZ2W27000L	Mini2-F3-B	27	10	1000			
667	DZ2730000L	SSSMini2-F4-B	30	0.05	120			
667	DZ2J30000L	SMini2-F5-B	30	0.05	200			
667	DZ2J300M0L	SMini2-F5-B	30	0.05	200			
667	DZ2S30000L	SSMini2-F5-B	30	0.05	150			
667	DZ2S300M0L	SSMini2-F5-B	30	0.05	150			
667	DZ2430000L	TMiniP2-F2-B	30	10	2000			
667	DZ2W30000L	Mini2-F3-B	30	10	1000			
667	DZ2J33000L	SMini2-F5-B	33	0.05	200			
667	DZ2J330M0L	SMini2-F5-B	33	0.05	200			
667	DZ2S33000L	SSMini2-F5-B	33	0.05	150			
667	DZ2S330M0L	SSMini2-F5-B	33	0.05	150			
667	DZ4J330K0R	SMini4-F3-B	33	0.05	200			
667	DZ2433000L	TMiniP2-F2-B	33	10	2000			
667	DZ2W33000L	Mini2-F3-B	33	10	1000			
667	DZ2J36000L	SMini2-F5-B	36	0.05	200			
667	DZ2J360M0L	SMini2-F5-B	36	0.05	200			
667	DZ2436000L	TMiniP2-F2-B	36	5	2000			
667	DZ2W36000L	Mini2-F3-B	36	5	1000			
667	DZ2J39000L	SMini2-F5-B	39	0.05	200			
667	DZ2439000L	TMiniP2-F2-B	39	5	2000			
667	DZ2W39000L	Mini2-F3-B	39	5	1000			
667	DZ2443000L	TMiniP2-F2-B	43	5	2000			
667	DZ2W43000L	Mini2-F3-B	43	5	1000			
667	DZ2447000L	TMiniP2-F2-B	47	5	2000			
667	DZ2W47000L	Mini2-F3-B	47	5	1000			
667	DZ2451000L	Mini2-F3-B	51	5	1000			
667	DZ2W51000L	Mini2-F3-B	51	5	1000			
High ESD (30kV) Protection Series								
667	DE5S062D0R	SSMini5-F4-B	6.2	1	150			
Bidirectional Series								
667	DZ2S068C0L	SSMini2-F5-B	6.8	0.05	150			
667	DZ2S180C0L	SSMini2-F5-B	18	-	150			

© Copyright 2014 Mouser Electronics

© Copyright 2014 Mouser Electronics

POWER INTEGRATIONS Diodes

RoHS Compliant **This product is RoHS compliant.**

QSPEED™ Q-SERIES DIODES

Utilizing proprietary Qspeed technology these devices have the lowest Q_{RR} of any 300V or 600V Silicon diode. Its recovery characteristics increase efficiency, reduce EMI and eliminate snubbers. They are optimized for the lowest possible losses at operating frequencies above 80kHz. It porovides a very low QRR at a resonable forward voltage and allows designers to substaintially reduce switching loss in high frequency applications.

Features:
- Low Q^{RR}, Low I_{RRM}, Low t_{RR}
- High dIF/dt capable (1000A/μs)
- Soft recovery

Benefits:
- Increases efficiency
- Eliminates need for snubber circuits
- Reduces EMI filter component size and count
- Enables extremely fast switching

Applications:
- Power Factor Correction (PFC) Boost Diode
- Motor drive
- DC-AC Inverters
- Output Rectification

♦ **Surface Mount**

For quantities greater than listed, call for quote.

MOUSER STOCK NO.	Qspeed Part No.	Package	I_F Avg. (A)	V_{RRM} Max. (V)	t_{rr} Typ. (ns)	V_F Typ. (V)	Q_{RR} Typ. T_J -25°C	Q_{RR} Typ. T_J -125°C	Price Each 1	25	100	250
Single												
903-LQA03TC600	LQA03TC600	TO-220AC	3	600	9.3	2.3	4.8	17.5				
903-LQA05TC600	LQA05TC600	TO-220AC	5	600	11	2.28	6	27				
903-LQA06T300	LQA06T300	TO-220AC	6	300	11.5	1.36	9	27				
903-LQA08TC600	LQA08TC600	TO-220AC	8	600	11	2.3	7	36				
903-LQA10T300	LQA10T300	TO-220AC	10	300	12.6	1.36	10	38				
903-LQA16T300	LQA16T300	TO-220AC	16	300	13	1.4	12	44				
903-LQA30T300	LQA30T300	TO-220AC	30	300	13.7	1.45	13	53				
Dual												
903-LQA12T300C	LQA12T300C	TO-220AB	6	300	11.5	1.35	9	27				
♦ 903-LQA20B300C	LQA20B300C	TO-263AB	10	300	12.6	1.36	10	38				
903-LQA20T300C	LQA20T300C	TO-220AB	10	300	12.6	1.36	10	38				
903-LQA30A300C	LQA30A300C	TO-247AD	15	300	13	1.4	12.5	47				
903-LQA32T300C	LQA32T300C	TO-220AB	16	300	13	1.3	11.5	44				
903-LQA60A300C	LQA60A300C	TO-247AD	30	300	13.7	1.45	13	53				

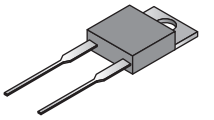

TO-220AC



TO-220AB

QSPEED™ X-SERIES DIODES

Utilizing proprietary Qspeed technology these devices have the lowest Q_{RR} of any 600V Silicon diode. Its recovery characteristics increase efficiency, reduce EMI and eliminate snubbers. They are optimized for the lowest possible losses at operating frequencies of 50kHz to 80kHz.

Features:
- Low Q^{RR}, Low I_{RRM}, Low t_{RR}
- High dIF/dt capable (1000A/μs)
- Soft recovery

Benefits:
- Increases efficiency
- Eliminates need for snubber circuits
- Reduces EMI filter component size & count
- Enables extremely fast switching

Applications:
- Power Factor Correction (PFC) Boost Diode
- Motor drive circuits
- DC-AC Inverters

♦ **Surface Mount**

For quantities greater than listed, call for quote.

MOUSER STOCK NO.	Qspeed Part No.	Package	I_F Avg. (A)	V_{RRM} Max. (V)	t_{rr} Typ. (ns)	V_F Typ. (V)	Q_{RR} Typ. T_J -25°C	Q_{RR} Typ. T_J -125°C	Price Each 1	25	100	250
Single												
903-LXA03T600	LXA03T600	TO-220AC	3	600	20	2.1	21	43				
♦ 903-LXA03B600	LXA03B600	TO-263AB	3	600	20	2.1	21	43				
903-LXA04T600	LXA04T600	TO-220AC	4	600	18.5	2.1	21	50				
♦ 903-LXA04B600	LXA04B600	TO-263AB	4	600	18.5	2.1	21	50				
903-LXA06T600	LXA06T600	TO-220AC	6	600	23	2.0	30	71				
♦ 903-LXA06B600	LXA06B600	TO-263AB	6	600	23	2.0	30	71				
903-LXA08T600	LXA08T600	TO-220AC	8	600	21.5	2.1	31	82				
♦ 903-LXA08B600	LXA08B600	TO-263AB	8	600	21.5	2.1	31	82				
903-LXA08FP600	LXA08FP600	TO-220FP	8	600	21.5	2.1	31	82				
903-LXA10T600	LXA10T600	TO-220AC	10	600	23	2.1	36	94				
903-LXA10FP600	LXA10FP600	TO-220FP	10	600	23	2.1	36	94				
903-LXA15T600	LXA15T600	TO-220AC	15	600	25	2.2	43	120				
903-LXA20T600	LXA20T600	TO-220AC	20	600	26.5	2.3	51	140				
Dual												
903-LXA08T600C	LXA08T600C	TO-220AB	4	600	18.5	2.1	21	50				
903-LXA12T600C	LXA12T600C	TO-220AB	6	600	23	2.1	30	71				
903-LXA16T600C	LXA16T600C	TO-220AB	8	600	21.5	2.1	31	82				

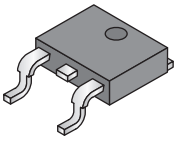

TO-263AB



TO-247AD

QSPEED™ H-SERIES DIODES

Utilizing proprietary Qspeed technology these devices have the lowest Q_{RR} of any 600V Silicon diode.
Its recovery characteristics increase efficiency, reduce EMI and eliminate snubbers.

Features:
- Low Q^{RR}, Low I_{RRM}, Low t_{RR}
- High dIF/dt capable (1000A/μs)
- Soft recovery

Benefits:
- Increases efficiency
- Eliminates need for snubber circuits
- Reduces EMI filter component size and count
- Enables extremely fast switching

Applications:
- Power Factor Correction (PFC) Boost Diode
- Motor drive circuits
- DC-AC Inverters

For quantities greater than listed, call for quote.

MOUSER STOCK NO.	Qspeed Part No.	Package	I_F Avg. (A)	V_{RRM} Max. (V)	t_{rr} Typ. (ns)	V_F Typ. (V)	Q_{RR} Typ. T_J -25°C	Q_{RR} Typ. T_J -125°C	Price Each 1	25	100	250
Single												
903-QH03TZ600	QH03TZ600	TO-220AC	3	600	9.8	2.1	5.8	14.8				
903-QH05TZ600	QH05TZ600	TO-220AC	5	600	10	2.2	6.5	18.9				
903-QH08TZ600	QH08TZ600	TO-220AC	8	600	11.1	2.2	8	25.5				
903-QH12TZ600	QH12TZ600	TO-220AC	12	600	11.6	2.3	9.2	30				

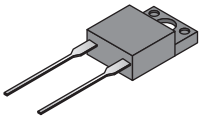

TO-220FP

© Copyright 2014 Mouser Electronics

© Copyright 2014 Mouser Electronics

SKYWORKS Diodes and Rectifiers

RoHS Compliant **This product is RoHS compliant.**

SKYWORKS®

VARACTOR DIODES

For quantities greater than listed, call for quote.

MOUSER STOCK NO.	SKYWORKS Part No.	Package/Case	Configuration	Capacitance (pF)	Reverse Voltage (V)	Forward Continuous Current (mA)	Ls (nH)	Operating Temperature Range (°C)	Price Each 1	50	100
873-SMV2201-040LF	SMV2201-040LF	SOD-882	Single	0.855	22	20	0.45	-55 to +125			
873-SMV1430-040LF	SMV1430-040LF	SOD-882	Single	0.88	30	20	0.45	-55 to +125			
873-SMV2202-040LF	SMV2202-040LF	SOD-882	Single	1.355	22	20	0.45	-55 to +125			
873-SMV2019-040LF	SMV2019-040LF	SOD-882	Single	1.51	22	20	0.7	-55 to +125			
873-SMV1231-040LF	SMV1231-040LF	SOD-882	Single	1.58	15	20	0.45	-55 to +125			
873-SMV1231-079LF	SMV1231-079LF	SC-79	Single	1.58	15	20	0.7	-55 to +125			
873-SMV2203-040LF	SMV2203-040LF	SOD-882	Single	1.855	22	20	0.45	-55 to +125			
873-SMV1232-079LF	SMV1232-079LF	SC-79	Single	2.67	15	20	0.7	-55 to +125			
873-SMV2204-040LF	SMV2204-040LF	SOD-882	Single	2.855	22	20	0.45	-55 to +125			
873-SMV1233-011LF	SMV1233-011LF	SOD-323	Single	3.28	15	20	1.5	-55 to +125			
873-SMV1233-040LF	SMV1233-040LF	SOD-882	Single	3.28	15	20	0.45	-55 to +125			
873-SMV1233-079LF	SMV1233-079LF	SC-79	Single	3.28	15	20	0.7	-55 to +125			
873-SMV1247-074LF	SMV1247-074LF	SC-70	Common Cathode	4.37	15	20	1.4	-55 to +125			
873-SMV1247-079LF	SMV1247-079LF	SC-79	Single	4.37	15	20	0.7	-55 to +125			
873-SMV2205-040LF	SMV2205-040LF	SOD-882	Single	4.855	22	20	0.45	-55 to +125			
873-SMV1263-040LF	SMV1263-040LF	SOD-882	Single	5.11	20	20	0.45	-55 to +125			
873-SMV1763-040LF	SMV1763-040LF	SOD-882	Single	5.2	10	20	0.45	-55 to +125			
873-SMV1763-079LF	SMV1763-079LF	SC-79	Single	5.2	10	20	0.7	-55 to +125			
873-SMV2025-040LF	SMV2025-040LF	SOD-882	Single	5.88	20	20	0.45	-55 to +125			
873-SMV1234-011LF	SMV1234-011LF	SOD-323	Single	6.28	15	20	1.5	-55 to +125			
873-SMV1234-079LF	SMV1234-079LF	SC-79	Single	6.28	15	20	0.7	-55 to +125			
873-SMV1413-001LF	SMV1413-001LF	SOT-23	Single	6.37	30	20	1.5	-55 to +125			
873-SMV1281-011LF	SMV1281-011LF	SOD-323	Single	8.6	24	20	1.5	-55 to +125			
873-SMV1135-004LF	SMV1135-004LF	SOT-23	Common Cathode	8.69	26	20	1.5	-55 to +125			
873-SMV1283-040LF	SMV1283-040LF	SOD-882	Single	9.13	28	20	0.45	-55 to +125			
873-SMV1235-011LF	SMV1235-011LF	SOD-323	Single	11.67	15	20	1.5	-55 to +125			
873-SMV1235-040LF	SMV1235-040LF	SOD-882	Single	11.67	15	20	0.45	-55 to +125			
873-SMV1248-040LF	SMV1248-040LF	SOD-882	Single	12.33	15	20	0.45	-55 to +125			
873-SMV1265-040LF	SMV1265-040LF	SOD-882	Single	14.26	28	20	0.45	-55 to +125			
873-SMV1236-074LF	SMV1236-074LF	SC-70	Common Cathode	17.02	15	20	1.4	-55 to +125			
873-SMV1236-011LF	SMV1236-011LF	SOD-323	Single	17.02	15	20	1.5	-55 to +125			
873-SMV1236-040LF	SMV1236-040LF	SOD-882	Single	17.02	15	20	0.45	-55 to +125			
873-SMV1236-079LF	SMV1236-079LF	SC-79	Single	17.02	15	20	0.7	-55 to +125			
873-SMV1770-079LF	SMV1770-079LF	SC-79	Single	17.8	12	20	0.7	-55 to +125			
873-SMV1270-040LF	SMV1270-040LF	SOD-882	Single	17.81	20	20	0.45	-55 to +125			
873-SMV1270-079LF	SMV1270-079LF	SC-79	Single	17.81	20	20	0.7	-55 to +125			
873-SMV1213-004LF	SMV1213-004LF	SOT-23	Common Cathode	18.1	12	20	1.4	-55 to +125			
873-SMV1213-040LF	SMV1213-040LF	SOD-882	Single	18.1	12	20	0.45	-55 to +125			
873-SMV1213-079LF	SMV1213-079LF	SC-79	Single	18.1	12	20	0.7	-55 to +125			
873-SMV1249-011LF	SMV1249-011LF	SOD-323	Single	18.18	15	20	1.5	-55 to +125			
873-SMV1249-040LF	SMV1249-040LF	SOD-882	Single	18.2	15	20	0.45	-55 to +125			
873-SMV1705-040LF	SMV1705-040LF	SOD-882	Single	18.3	12	20	0.45	-55 to +125			
873-SMV1130-040LF	SMV1130-040LF	SOD-882	Single	18.5	26	20	0.45	-55 to +125			
873-SMV1251-004LF	SMV1251-004LF	SOT-23	Common Cathode	28.09	15	20	1.5	-55 to +125			
873-SMV1251-011LF	SMV1251-011LF	SOD-323	Single	28.09	15	20	1.5	-55 to +125			
873-SMV1253-040LF	SMV1253-040LF	SOD-882	Single	37.07	15	20	0.45	-55 to +125			
873-SMV1253-079LF	SMV1253-079LF	SC-79	Single	37.07	15	20	0.7	-55 to +125			
873-SMV1255-011LF	SMV1255-011LF	SOD-323	Single	43.27	15	20	1.5	-55 to +125			
873-SMV1255-040LF	SMV1255-040LF	SOD-882	Single	43.27	15	20	0.45	-55 to +125			
873-SMV1212-001LF	SMV1212-001LF	SOT-23	Single	44.9	12	20	1.5	-55 to +125			
873-SMV1237-001LF	SMV1237-001LF	SOT-23	Single	46.89	15	20	1.5	-55 to +125			
873-SMV1702-011LF	SMV1702-011LF	SOD-323	Single	65.1	10	20	1.5	-55 to +125			

TUNING VARACTOR DIODES

For quantities greater than listed, call for quote.

MOUSER STOCK NO.	SKYWORKS Part No.	Package/Case	Configuration	Capacitance (pF)	Reverse Voltage (V)	Forward Continuous Current (mA)	Ls (nH)	Operating Temperature Range (°C)	Price Each 1	50	100
873-SMV1405-040LF	SMV1405-040LF	SOD-882	Single	1.84	30	20	0.45	-55 to +125			
873-SMV1413-079LF	SMV1413-079LF	SC-79	Single	6.37	30	20	0.7	-55 to +125			
873-SMV1232-040LF	SMV1232-040LF	SOD-882	Single	2.67	15	20	0.45	-55 to +125			
873-SMV1247-040LF	SMV1247-040LF	SOD-882	Single	4.37	15	20	0.45	-55 to +125			
873-SMV1234-040LF	SMV1234-040LF	SOD-882	Single	6.28	15	20	0.45	-55 to +125			
873-SMV1249-079LF	SMV1249-079LF	SC-79	Single	18.18	15	20	0.7	-55 to +125			
873-SMV1255-079LF	SMV1255-079LF	SC-79	Single	43.27	15	20	0.7	-55 to +125			

PIN DIODES

Features:

- Low Capacitance
- Low Resistance
- Low Distortion

For quantities greater than listed, call for quote.

MOUSER STOCK NO.	SKYWORKS Part No.	Package/ Case	Configuration	Carrier Life (ns)	Forward Voltage Drop (V)	Frequency Range	Reverse Voltage (V)	Maximum Diode Capacitance (pF)	Maximum Series Resistance @ Maximum IF (Ohms)	Maximum Series Resistance @ Minimum IF (Ohms)	Power Dissipation (W)	Price Each 1	50	100
873-CLA4605-085LF	CLA4605-085LF	QFN-3	-	7	-	10 MHz to 6 GHz	60	0.33	2	2	3			
873-CLA4607-085LF	CLA4607-085LF	QFN-3	-	50	-	10 MHz to 6 GHz	180	0.4	2	2	3			
873-CLA4608-085LF	CLA4608-085LF	QFN-3	-	100	-	100 MHz to 30 GHz	180	0.5	1.2	1.2	3			
873-SMP1304-085LF	SMP1304-085LF	QFN-3	-	1000	0.8	10 MHz to 6 GHz	200	0.23	2	50	2.5			
873-SMP1325-085LF	SMP1325-085LF	QFN-3	-	5000	0.8	10 MHz to 6 GHz	100	0.65	0.5	8	2			
873-SMP1302-003LF	SMP1302-003LF	SOT-23	Common Anode	700	0.8	10 MHz to 10 GHz	200	0.3	1.5	20	0.25			
873-SMP1302-074LF	SMP1302-074LF	SC-70	Common Cathode	700	0.8	10 MHz to 10 GHz	200	0.3	1.5	20	0.25			
873-SMP1330-007LF	SMP1330-007LF	SOT-23	Low Inductance	4	-	2 GHz	20	1	1.5	1.5	0.25			
873-SMP1340-007LF	SMP1340-007LF	SOT-23	Low Inductance	100	0.85	10 MHz to 10 GHz	50	0.3	1.2	1.7	0.25			
873-SMP1321-005LF	SMP1321-005LF	SOT-23	Low Inductance	400	0.85	10 MHz to 10 GHz	100	0.25	2	3	0.25			
873-SMP1321-075LF	SMP1321-075LF	SC-70	Low Inductance	400	0.85	10 MHz to 10 GHz	100	0.25	2	3	0.25			
873-SMP1307-006LF	SMP1307-006LF	SOT-23	Reverse Series Pair	1500	0.85	5 MHz to 2 GHz	200	0.3	3	100	0.25			

© Copyright 2014 Mouser Electronics
© Copyright 2014 Mouser Electronics

SKYWORKS Diodes and Rectifiers

RoHS Compliant This product is RoHS compliant.

SKYWORKS®

PIN DIODES (CONT.)

For quantities greater than listed, call for quote.

MOUSER STOCK NO.	SKYWORKS Part No.	Package/ Case	Configuration	Carrier Life (ns)	Forward Voltage Drop (V)	Frequency Range	Reverse Voltage (V)	Maximum Diode Capacitance (pF)	Maximum Series Resistance @ Maximum IF (Ohms)	Maximum Series Resistance @ Minimum IF (Ohms)	Power Dissipation (W)	Price Each 1	50	100
873-SMP1345-518	SMP1345-518	MIS	Ring	100	0.89	10 MHz to 6 GHz	50	0.2	2	3.5	0.25			
873-SMP1340-075LF	SMP1340-075LF	SC-70	Series Pair	100	0.85	10 MHz to 10 GHz	50	0.3	1.2	1.7	0.25			
873-SMP1320-075LF	SMP1320-075LF	SC-70	Series Pair	400	0.85	10 MHz to 10 GHz	50	0.3	0.9	2	0.25			
873-SMP1322-005LF	SMP1322-005LF	SOT-23	Series Pair	400	0.85	10 MHz to 10 GHz	50	1	0.5	1.5	0.25			
873-SMP1302-075LF	SMP1302-075LF	SC-70	Series Pair	700	0.8	10 MHz to 10 GHz	200	0.3	1.5	20	0.25			
873-SMP1307-005LF	SMP1307-005LF	SOT-23	Series Pair	1500	0.85	5 MHz to 2 GHz	200	0.3	3	100	0.25			
873-SMP1330-040LF	SMP1330-040LF	SOD-882	Single	4	-	2 GHz	20	1	1.5	1.5	0.25			
873-SMP1340-040LF	SMP1340-040LF	SOD-882	Single	100	0.85	10 MHz to 10 GHz	50	0.3	1.2	1.7	0.25			
873-SMP1340-079LF	SMP1340-079LF	SC-79	Single	100	0.85	10 MHz to 10 GHz	50	0.3	1.2	1.7	0.25			
873-SMP1345-087LF	SMP1345-087LF	QFN-2	Single	100	0.89	-	50	0.2	2	3.5	2			
873-SMP1345-079LF	SMP1345-079LF	SC-79	Single	100	0.89	10 MHz to 6 GHz	50	0.2	2	3.5	0.25			
873-SMP1371-087LF	SMP1371-087LF	QFN-2	Single	200	1	-	35	1.2	0.5	0.5	2			
873-SMP1322-040LF	SMP1322-040LF	SOD-882	Single	400	0.85	10 MHz to 10 GHz	50	1	0.5	1.5	0.25			
873-SMP1320-079LF	SMP1320-079LF	SC-79	Single	400	0.85	10 MHz to 10 GHz	50	0.3	0.9	2	0.25			
873-SMP1322-079LF	SMP1322-079LF	SC-79	Single	400	0.85	10 MHz to 10 GHz	50	1	0.5	1.5	0.25			
873-SMP1321-040LF	SMP1321-040LF	SOD-882	Single	400	0.85	10 MHz to 10 GHz	100	0.25	2	3	0.25			
873-SMP1321-079LF	SMP1321-079LF	SC-79	Single	400	0.85	10 MHz to 10 GHz	100	0.25	2	3	0.25			
873-SMP1302-040LF	SMP1302-040LF	SOD-882	Single	700	0.8	10 MHz to 10 GHz	200	0.3	1.5	20	0.25			
873-SMP1352-011LF	SMP1352-011LF	SOD-323	Single	1000	0.8	10 MHz to 10 GHz	200	0.35	1.35	15	0.25			
873-SMP1352-040LF	SMP1352-040LF	SOD-882	Single	1000	0.8	10 MHz to 10 GHz	200	0.35	1.35	15	0.25			
873-SMP1304-011LF	SMP1304-011LF	SOD-323	Single	1000	0.8	5 MHz to 2 GHz	200	0.23	2	50	0.25			
873-SMP1307-001LF	SMP1307-001LF	SOT-23	Single	1500	0.85	5 MHz to 2 GHz	200	0.3	3	100	0.25			
873-SMP1307-011LF	SMP1307-011LF	SOD-323	Single	1500	0.85	5 MHz to 2 GHz	200	0.3	3	100	0.25			
873-SMP1324-087LF	SMP1324-087LF	QFN-2	Single	6000	0.9	-	200	1.5	0.75	3	2			

ATTENUATOR PIN DIODES

For quantities greater than listed, call for quote.

MOUSER STOCK NO.	SKYWORKS Part No.	Package/ Case	Configuration	Carrier Life (ns)	Forward Voltage Drop (V)	Frequency Range	Reverse Voltage (V)	Maximum Diode Capacitance (pF)	Maximum Series Resistance @ Maximum IF (Ohms)	Maximum Series Resistance @ Minimum IF (Ohms)	Power Dissipation (W)	Price Each 1	50	100
873-SMP1307-027LF	SMP1307-027LF	SOT-5	-	1500	0.85	5 MHz to 2 GHz	200	0.3	3	100	0.25			
873-SMP1307-004LF	SMP1307-004LF	SOT-23	Common Cathode	1500	0.85	5 MHz to 2 GHz	200	0.3	3	100	0.25			

LIMITER DIODES FOR RECEIVER PROTECTION APPLICATIONS

For quantities greater than listed, call for quote.

MOUSER STOCK NO.	SKYWORKS Part No.	Package/ Case	Configuration	Carrier Life (ns)	Forward Voltage Drop (V)	Frequency Range	Reverse Voltage (V)	Maximum Diode Capacitance (pF)	Maximum Series Resistance @ Maximum IF (Ohms)	Maximum Series Resistance @ Minimum IF (Ohms)	Power Dissipation (W)	Price Each 1	50	100
873-SMP1302-003LF	CLA4609-086LF	QFN-3	-	1.1	-	10 MHz to 6 GHz	250	0.6	1.5	1.5	3			
873-SMP1330-085LF	SMP1330-085LF	QFN-3	-	4	-	10 MHz to 6 GHz	50	1	2	2	3			
873-CLA4603-085LF	CLA4603-085LF	QFN-3	-	10	-	10 MHz to 6 GHz	45	0.4	2	2	2			
873-CLA4606-085LF	CLA4606-085LF	QFN-3	-	10	-	10 MHz to 6 GHz	75	0.38	2	2	3			
873-SMP1330-005LF	SMP1330-005LF	SOT-23	Series Pair	4	-	2 GHz	20	1	1.5	1.5	0.25			

SWITCHING PIN DIODES

For quantities greater than listed, call for quote.

MOUSER STOCK NO.	SKYWORKS Part No.	Package/ Case	Configuration	Carrier Life (ns)	Forward Voltage Drop (V)	Frequency Range	Reverse Voltage (V)	Maximum Diode Capacitance (pF)	Maximum Series Resistance @ Maximum IF (Ohms)	Maximum Series Resistance @ Minimum IF (Ohms)	Power Dissipation (W)	Price Each 1	50	100
873-SMP1302-085LF	SMP1302-085LF	QFN-3	-	700	0.8	10 MHz to 6 GHz	200	0.35	1.5	3	2.8			
873-SMP1345-040LF	SMP1345-040LF	SOD-882	Single	100	0.89	10 MHz to 6 GHz	50	0.2	2	3.5	0.25			
873-SMP1320-040LF	SMP1320-040LF	SOD-882	Single	400	0.85	10 MHz to 10 GHz	50	0.3	0.9	2	0.25			
873-SMP1352-079LF	SMP1352-079LF	SC-79	Single	1000	0.8	10 MHz to 10 GHz	200	0.35	1.35	15	0.25			
873-SMP1325-087LF	SMP1325-087LF	QFN-2	Single	5000	0.8	-	100	0.6	0.55	8	4.5			

SCHOTTKY DIODES AND RECTIFIERS

Features:

- Low capacitance for high frequency operation
- Excellent Sensitivity
- High Reverse breakdown voltage

For quantities greater than listed, call for quote.

MOUSER STOCK NO.	SKYWORKS Part No.	Package/ Case	Configuration	Forward Continuous Current (mA)	Forward Voltage Drop (mV)	Peak Reverse Voltage (V)	Maximum Diode Capacitance (pF)	Maximum Reverse Leakage Current (nA)	Maximum Power Dissipation (mW)	Operating Temperature Range (°C)	Price Each 1	50	100
873-SMS3940-029LF	SMS3940-029LF	SOT-143	Crossover Octoquad	50	1200	8	0.5	-	75	-65 to +150			
873-SMS3926-023LF	SMS3926-023LF	SOT-143	Crossover Quad	50	270	2	0.5	-	75	-65 to +150			
873-SMS3927-023LF	SMS3927-023LF	SOT-143	Crossover Quad	50	370	2	0.5	-	75	-65 to +150			
873-SMS7630-006LF	SMS7630-006LF	SOT-23	Reverse Series Pair	50	240	1	0.3	-	75	-65 to +150			
873-SMS7621-006LF	SMS7621-006LF	SOT-23	Reverse Series Pair	50	320	2	0.25	-	75	-65 to +150			
873-SMS7621-079LF	SMS7621-079LF	SC-79	Single	50	240	1	0.3	-	75	-65 to +150			
873-SMS7630-079LF	SMS7630-079LF	SC-79	Single	50	240	1	0.3	-	75	-65 to +150			
873-SMS7621-001LF	SMS7621-001LF	SOT-23	Single	50	320	2	0.25	-	75	-65 to +150			
873-SMS3922-001LF	SMS3922-001LF	SOT-23	Single	50	340	8	1.03	100	75	-65 to +150			
873-SMS7630-517	SMS7630-517	MIS	Unconnected Pair	50	240	1	0.3	-	75	-65 to +150			

SCHOTTKY DIODES AND RECTIFIERS DETECTOR AND MIXER APPLICATIONS

For quantities greater than listed, call for quote.

MOUSER STOCK NO.	SKYWORKS Part No.	Package/ Case	Configuration	Forward Continuous Current (mA)	Forward Voltage Drop (mV)	Peak Reverse Voltage (V)	Maximum Diode Capacitance (pF)	Maximum Reverse Leakage Current (nA)	Maximum Power Dissipation (mW)	Operating Temperature Range (°C)	Price Each 1	50	100
873-SMS7621-005LF	SMS7621-005LF	SOT-23	Series Pair	50	320	2	0.25	-	75	-65 to +150			
873-SMS7621-060	SMS7621-060	201	Single	50	320	2	0.18	-	75	-65 to +150			
873-SMS7621-040LF	SMS7621-040LF	SOD-882	Single	50	320	2	0.25	-	75	-65 to +150			
873-SMS3922-079LF	SMS3922-079LF	SC-79	Single	50	340	8	1.03	100	75	-65 to +150			

© Copyright 2014 Mouser Electronics
© Copyright 2014 Mouser Electronics

STMICROELECTRONICS Rectifiers

Products may be RoHS compliant. Check mouser.com for RoHS status.

life.augmented

COOL BYPASS SWITCH

For quantities greater than listed, call for quote.

MOUSER STOCK NO.	Mfr. Part No.	Case Type	V_{RMM} Max. (V)	$I_{F(AV)}$ Typ. (A)	I_{FSM} Max. (A)	Price Each 1	10	100
511—SPV1001N30		PQFN	30	12.5	250			
511—SPV1002D40TR		D2PAK	40	16	250			
511—SPV1001T40		TO-220AB	40	16	250			

SILICON CONTROLLED RECTIFIERS (SCRS)

For quantities greater than listed, call for quote.

MOUSER STOCK NO.	Mfr. Part No.	Case Type	V_{RMM} Max. (V)	I_{GT} Max. (mA)	Price Each 1	10	100
511—TN1205H-6G-TR		TO-220AB	600	2			
511—TXN625RG		TO-220AB	600	40			

ULTRA FAST RECOVERY RECTIFIERS

NEW PRODUCT

◆Surface Mount Device

For quantities greater than listed, call for quote.

MOUSER STOCK NO.	Mfr. Part No.	Case Type	V_{RMM} Max. (V)	V_F @ I_F Max. (V)	I_{FSM} Max. (A)	Price Each 1	10	100
511—STTH102		DO-41	200	0.78	50			
◆ 511—STTH102A		DO-214AC	200	0.78	40			
511—STTH102RL		DO-41	200	0.78	50			
511—STTH20W02CW		TO-247	200	1.2/10	80			
◆ 511—STTH1R02A		DO-214AC	200	1.2	60			
511—STTH1R02QRL		DO-15	200	1.2	60			
◆ 511—STTH2R02A		DO-214AC	200	0.8	75			
◆ 511—STTH2R02U		DO-214AA	200	1.00	75			
◆ 511—STTH302S		DO-214AB	200	0.95	100			
511—STTH3R02		DO-201AD	200	1.2	75			
◆ 511—STTH3R02S		DO-214AB	200	1.2	75			
◆ 511—STTH4R02U		DO-214AA	200	1.05	70			
◆ 511—STTH802B-TR		TO-252	200	1.05	100			
511—STTH802FP		TO-220FPAC	200	0.9	100			
511—STTH1502DI		TO-220AC	200	0.95	150			
511—STTH2002D		TO-220AC	200	1.1	175			
511—STTH2002DI		TO-220AC	200	1.1	175			
◆ 511—STTH30R02DJF-TR		PowerFLAT	200	1.15/30	300			
511—STTH3002CT		TO-220AB	200	1.05	180			
511—STTH10002TV1		ISOTOP	200	0.8	750			
511—STTH6002CW		TO-247	200	0.84	330			
511—STTH20L03CG-TR		D2PAK	300	1.2/10	150			
◆ 511—STTH20L03CT		TO-220AB	300	1.2/10	150			
511—STTH30W03CW		TO-247	300	1.4/15	150			
511—STTH60W03CW		TO-247	300	1.45/30	280			
511—STTH8R03DJF-TR		TO-220AC	300	1.3/8	280			
◆ 511—STTH30R03CG-TR		TO-263	300	1.9	120			
511—STTH60P03SW		TO-247	300	1.15	250			
◆ 511—STTH5L04DEETR		PowerFLAT	400	1.25/5	60			
511—STTH8R04D		TO-220AC	400	1.5	120			
◆ 511—STTH200W04TV1		ISOTOP	400	1.55/100	800			
◆ 511—STTH10R04G-TR		TO-263	400	1.7	100			
511—STTH30R04D		TO-220AC	400	1.26	300			
511—STTH6004W		DO-247	400	1.0	600			
511—STTH200L04TV1		ISOTOP	400	1.0	900			
511—STTH1R06		DO-41	600	1.7	25			
◆ 511—STTH4R06DEETR		PowerFLAT	600	1.70/4	60			
◆ 511—STTH1R06A		DO-214AC	600	1.25	20			
◆ 511—STTH1R06U		DO-214AA	600	1.25	20			
511—STTH2L06		DO-41	600	1.3	45			
◆ 511—STTH2L06U		DO-214AA	600	1.05	35			
◆ 511—STTH2R06S		DO-214AB	600	1.25	30			
◆ 511—STTH2R06U		DO-214AA	600	1.7	30			
511—STTH3L06		DO-201AD	600	1.05	70			
◆ 511—STTH3BCF060U		SMB	600	----/1.7	10			
◆ 511—STTH3L06U		DO-214AA	600	1.05	70			
◆ 511—STTH3R06S		SMC-CLIP	600	1.25	10			
◆ 511—STTH506B-TR		TO-252	600	1.4	70			
511—STTH5R06DJF-TR		TO-220AC	600	2.00/5	190			
511—STTH5BCF060		DO-201AD	600	----	----			
◆ 511—STTH5R06B-TR		TO-252	600	1.4	50			
511—STTH5L06RL		DO-201AD	600	1.05	110			
◆ 511—STTH8L06G-TR		D2PAK	600	0.85/1.05	120			
◆ 511—STTH806G-TR		TO-263	600	1.85	90			
511—STTH8BC060D		TO-220AC	600	----	----			
511—STTH8R06D		TO-220AC	600	2.9	80			
◆ 511—STTH8R06G		TO-263	600	2.9	80			
511—STTH8S06D		TO-220AC	600	1.9	60			
511—STTH12R06FP		TO-220FPAC	600	1.8	100			
511—STTH12R06DI		TO-220AC	600	1.8	100			
511—STTH15L06FP		TO-220FPAC	600	1.2	130			
511—STTH15R06D		TO-220AC	600	2.9	120			
◆ 511—STTH20LCD06CG-TR		TO-263	600	1.6	80			
511—STTH3006PI		DOP-3I	600	1.4	160			
511—STTH30R06PI		DOP-3I	600	1.85	160			
511—STTH30R06W		DO-247	600	1.4	160			
511—STTH30L06CW		TO-247	600	1.55	130			
511—STTH6006W		DO-247	600	1.85	400			
511—STTH16BC065CT		TO-220AB	650	3.2	----			
511—STTH8BC065DI		TO-220AC	650	----	----			
◆ 511—STTH108A		DO-214AC	800	1.25	20			

ULTRA FAST RECOVERY RECTIFIERS (CONT.)

◆Surface Mount Device

For quantities greater than listed, call for quote.

MOUSER STOCK NO.	Mfr. Part No.	Case Type	V_{RMM} Max. (V)	V_F @ I_F Max. (V)	I_{FSM} Max. (A)	Price Each 1	10	100
511—STTH208		DO-15	800	1.25	45			
511—STTH110		DO-41	1000	1.7	20			
◆ 511—STTH110A		DO-214AC	1000	1.42	18			
511—STTH310		DO-201AD	1000	1.42	55			
511—STTH310RL		DO-201AD	1000	1.42	55			
◆ 511—STTH310S		DO-214AB	1000	1.7	45			
511—STTH810FP		TO-220FPAC	1000	2.0	60			
511—STTH1210DI		TO-220AB	1000	1.7	80			
511—STTH3010PI		DOP-3I	1000	1.7	180			
511—STTH6010W		DO-247	1000	2.0	400			
◆ 511—STTH112U		DO-214AA	1200	1.65	18			
◆ 511—STTH212S		DO-214AB	1200	1.5	40			
511—STTH512FP		TO-220FPAC	1200	1.9	55			
511—STTH812D		TO-220AC	1200	1.9	80			
511—STTH1512W		DO-247	1200	2.1	200			
511—STTH3012D		TO-220AC	1200	2.25	210			
511—STTH3012W		DO-247	1200	2.1	210			

LOW DROP POWER SCHOTTKY RECTIFIERS

◆Surface Mount Device

For quantities greater than listed, call for quote.

MOUSER STOCK NO.	Mfr. Part No.	Case Type	V_{RMM} Max. (V)	V_F @ I_F Max. (V)	I_{FSM} Max. (A)	Price Each 1	10	100
511—1N5817		DO-41	20	----/0.45	25			
◆ 511—STPS2L25U		DO-214AA	25	0.325/0.375	75			
511—STPS15L25D		TO-220AC	25	0.30/0.35	250			
511—1N5818		DO-41	30	----/0.50	25			
◆ 511—STPS1L30A		DO-214AC	30	0.26/0.30	75			
◆ 511—STPS1L30MF		DO-222AA	30	0.33/0.39	50			
◆ 511—STPS1L30U		DO-214AA	30	0.26/0.3	75			
◆ 511—STPS2L30AF		DO-221AC	30	0.325/0.375	180			
◆ 511—STPS15L30CB		TO-252	30	0.34/0.39	75			
◆ 511—STPS30L30DJF-TR		PowerFlat	30	0.44/15	250			
511—STPS60L30CW		TO-247	30	0.33/0.38	600			
511—1N5819		DO-41	40	----/0.55	25			
◆ 511—STPS1L40M		DO-216AA	40	0.35/0.40	50			
◆ 511—STPS2L40U		DO-214AA	40	0.31/0.34	75			
◆ 511—STPS2L40UF		DO-214AA Flat	40	0.31/0.34	75			
511—1N5822		DO-201AD	40	----/0.525	80			
◆ 511—STPS40L45CG		TO-263	45	0.42/0.49	230			
511—STPS30M60DJF-TR		TO-220AC	60	0.520/10	450			
◆ 511—STPS40M60CG-TR		D2PAK	60	0.460/5.0	220			
511—STPS40M60CR		I2PAK	60	0.460/5.0	220			
511—STPS40M60CT		TO-220AB	60	0.460/5.0	220			
◆ 511—STPS3L60U		DO-214AA	60	0.51/0.59	100			
◆ 511—STPS41H100CG		TO-263	100	0.62/0.67	220			
511—STPS60SM200CW		TO-247	200	0.70/7.5	500			

POWER SCHOTTKY RECTIFIERS

NEW PRODUCT

◆Surface Mount Device

For quantities greater than listed, call for quote.

MOUSER STOCK NO.	Mfr. Part No.	Case Type	V_{RMM} Max. (V)	V_F @ I_F Max. (V)	I_{FSM} Max. (A)	Price Each 1	10	100
◆ 511—STPS0520Z		SOD-123-2L	20	0.29/0.32	5.5			
◆ 511—STPS120M		DO-216AA	20	0.44/0.49	50			
◆ 511—STPS120MF		DO-222	20	0.44/0.49	50			
◆ 511—STPS15L30CDJF-TR		PowerFLAT	30	0.34/0.39	75			
◆ 511—STPS8L30DEETR		PowerFLAT	30	0.50/8	100			
◆ 511—STPS140A		DO-214AC	40	0.43/0.45	60			
◆ 511—STPS140Z		SOD-123	40	0.43/0.45	1			
◆ 511—STPS340S		DO-214AB	40	0.52/0.57	75			
◆ 511—STPS340U		DO-214AA	40	0.52/0.57	75			
◆ 511—STPS3L40UF		DO-214AA	40	0.40/0.44	75			
511—STPS5L40RL		DO-201AD	40	0.38/0.44	150			
◆ 511—STPS3045DJF-TR		PowerFLAT	45	0.41/0.46	200			
511—STPS6045CW		TO-247	45	0.53/0.63	400			
511—STPS12045TV		ISOTOP	45	0.52/0.67	900			
511—STPS24045TV		ISOTOP	45	0.52/0.67	1500			
511—STPS5045SG-TR		D2PAK	45	0.61/50	600			
◆ 511—STPS0560Z		SOD-123-2L	60	0.44/0.50	5.5			
◆ 511—STPS160A		DO-214AC	60	0.49/0.57	75			
◆ 511—STPS1L60A		DO-214AC	60	0.50/0.54	40			
◆ 511—STPS2L60A		DO-214AC	60	0.51/0.55	75			
◆ 511—STPS41L60CG-TR		D2PAK	60	0.50/0.58	220			
◆ 511—STPS2L60UF		DO-221	60	0.51/0.55	75			
511—STPS2L60		DO-41	60	0.51/0.55	75			
◆ 511—STPS3L60UF		DO-214AA Flat	60	0.51/0.59	100			
◆ 511—STPS5L60S		DO-214AB	60	0.47/0.52	150			
◆ 511—STPS15L60CB		TO-252	60	0.52/0.57	75			
◆ 511—STPS20M60SG-TR		D2PAK	60	0.50/10.0	600			

© Copyright 2014 Mouser Electronics

STMICROELECTRONICS Rectifiers

Products may be RoHS compliant. Check mouser.com for RoHS status.

life.augmented

POWER SCHOTTKY RECTIFIERS (CONT.)

PRODUCT NEW

◆Surface Mount Device

For quantities greater than listed, call for quote.

MOUSER STOCK NO. Mfr.	Mfr. Part No.	Case Type	V_{RMM} Max. (V)	V_F @ I_F Max. (V)	I_{FSM} Max. (A)	Price Each 1	10	100
511	STPS20M60SR	I2PAK	60	0.50/10.0	600			
511	STPS20M60ST	TO-220AB	60	0.50/10.0	600			
◆ 511	STPS20SM60SG-TR	D2PAK	60	0.50/10.0	600			
511	STPS20SM60SR	I2PAK	60	0.50/10.0	600			
511	STPS20SM60ST	TO-220AB	60	0.50/10.0	600			
◆ 511	STPS30M60SG-TR	D2PAK	60	0.515/15.0	600			
511	STPS30M60SR	I2PAK	60	0.515/15.0	600			
511	STPS30M60ST	TO-220AB	60	0.515/15.0	600			
511	STPS30SM60D	TO-220AC	60	0.54/15.0	400			
◆ 511	STPS20M60CG-TR	D2PAK	60	0.50/5.0	300			
511	STPS20M60CR	I2PAK	60	0.50/5.0	300			
511	STPS20M60CT	TO-220AB	60	0.50/5.0	300			
511	STPS20SM60CFP	TO-220FPAB	60	0.50/5.0	300			
◆ 511	STPS20SM60CG-TR	D2PAK	60	0.50/5.0	300			
511	STPS20SM60CR	I2PAK	60	0.50/5.0	300			
511	STPS20SM60CT	TO-220AB	60	0.50/5.0	300			
◆ 511	STPS30H60CKY-TR	PowerSO-20	60	----/0.515	250			
511	STPS10M80CR	I2PAK	80	0.465/0.495	150			
◆ 511	STPS10M80CG-TR	D2PAK	80	0.58/2.5	150			
511	STPS10M80CT	TO-220AB	80	0.61/2.5	150			
511	STPS10SM80CFP	TO-220FPAB	80	0.61/2.5	150			
◆ 511	STPS10SM80CG-TR	D2PAK	80	0.61/2.5	150			
511	STPS10SM80CR	I2PAK	80	0.61/2.5	150			
511	STPS10SM80CT	TO-220AB	80	0.61/2.5	150			
511	STPS15M80CFP	TO-220FPAB	80	0.56/3	220			
◆ 511	STPS15M80CG-TR	D2PAK	80	0.56/3	220			
511	STPS15M80CR	I2PAK	80	0.56/3	220			
511	STPS15M80CT	TO-220AB	80	0.56/3	220			
511	STPS15SM80CFP	TO-220FPAB	80	0.60/3	150			
511	STPS15SM80CR	I2PAK	80	0.60/3	150			
511	STPS15SM80CT	TO-220AB	80	0.60/3	150			
◆ 511	STPS15SM80CG-TR	D2PAK	80	0.60/3.0	150			
511	STPS20M80CFP	TO-220FPAB	80	0.61/5.0	220			
◆ 511	STPS20M80CG-TR	D2PAK	80	0.61/5.0	220			
511	STPS20M80CR	I2PAK	80	0.61/5.0	220			
511	STPS20M80CT	TO-220AB	80	0.61/5.0	220			
511	STPS20SM80CFP	TO-220FPAB	80	0.64/5	220			
◆ 511	STPS20SM80CG-TR	D2PAK	80	0.64/5	220			
511	STPS20SM80CR	I2PAK	80	0.64/5	220			
511	STPS20SM80CT	TO-220AB	80	0.64/5	220			
◆ 511	STPS30M80CG-TR	D2PAK	80	0.62/7.5	220			
511	STPS30M80CFP	TO-220FPAB	80	0.62/7.5	220			
511	STPS30M80CR	I2PAK	80	0.62/7.5	220			
511	STPS30M80CT	TO-220AB	80	0.62/7.5	220			
511	STPS30SM80CFP	TO-220FPAB	80	0.65/7.5	220			
511	STPS30SM80CR	I2PAK	80	0.65/7.5	220			
511	STPS30SM80CT	TO-220AB	80	0.65/7.5	220			
◆ 511	STPS30SM80CG-TR	D2PAK	80	0.65/7.5	220			
◆ 511	STPS40M80CG-TR	D2PAK	80	0.60/10	200			
511	STPS40M80CR	I2PAK	80	0.60/10	200			
511	STPS40M80CT	TO-220AB	80	0.60/10	200			
511	STPS40SM80CFP	TO-220FPAB	80	0.65/10	200			
◆ 511	STPS40SM80CG-TR	D2PAK	80	0.65/10	200			
511	STPS40SM80CR	I2PAK	80	0.65/10	200			
511	STPS40SM80CT	TO-220AB	80	0.65/10	200			
◆ 511	STPS1H100A	DO-214AC	100	0.58/0.62	50			
◆ 511	STPS1H100AF	DO-221AC	100	0.58/0.62	50			
◆ 511	STPS1H100AY	DO-214AC	100	0.58/0.62	50			
◆ 511	STPS1H100U	DO-214AA	100	0.58/0.62	50			
◆ 511	STPS2H100A	DO-214AC	100	0.60/0.65	75			
◆ 511	STPS2H100AY	DO-214AC	100	0.60/0.65	75			
◆ 511	STPS2H100U	DO-214AA	100	0.60/0.65	75			
◆ 511	STPS2H100UY	DO-214AA	100	0.60/0.65	75			
◆ 511	STPS3H100UF	SMBFlat	100	----/0.84	75			
◆ 511	STPS3H100U	DO-214AA	100	0.63/0.68	75			
◆ 511	STPS5H100B	TO-252	100	0.57/0.61	75			
◆ 511	STPS5H100B-TR	TO-252	100	0.57/0.61	75			
◆ 511	STPS6M100DEETR	PowerFLAT	100	0.78/6	100			
◆ 511	STPS8H100DEETR	PowerFLAT	100	0.82/8	100			
511	STPS8H100D	TO-220AB	100	0.56/0.58	250			
◆ 511	STPS15H100CB	TO-252	100	0.62/0.67	75			
◆ 511	STPS15H100CB-TR	TO-252	100	0.62/0.67	75			
511	STPS20S100CT	TO-220AB	100	0.57/0.61	180			
◆ 511	STPS20H100CG-TR	TO-263	100	0.59/0.64	250			
511	STPS20H100CT	TO-220AB	100	0.59/0.64	250			
511	STPS30100ST	TO-220AB	100	0.385/----	300			
◆ 511	STPS30M100DJF-TR	PowerFLAT	100	0.58/0.66	200			
511	STPS30H100CW	TO-247	100	0.64/0.67	250			
511	STPS61H100CW	TO-247	100	0.63/0.67	450			
511	STPS80H100TV	ISOTOP	100	0.61/0.65	700			
511	STPS20M120SR	I2PAK	120	0.47/0.52	240			
511	STPS20SM120SR	I2PAK	120	0.49/0.54	220			
511	STPS30M120SR	I2PAK	120	0.45/0.50	260			
511	STPS30SM120SR	I2PAK	120	0.47/0.52	240			
511	STPS20120D	TO-220AB	120	0.54/0.58	200			
511	STPS30L120CR	I2PAK	120	0.57/0.51	220			
511	STPS40120CT	TO-220AB	120	0.57/0.61	200			
511	STPS40M120CR	I2PAK	120	0.44/0.49	220			

POWER SCHOTTKY RECTIFIERS (CONT.)

PRODUCT NEW

◆Surface Mount Device

For quantities greater than listed, call for quote.

MOUSER STOCK NO. Mfr.	Mfr. Part No.	Case Type	V_{RMM} Max. (V)	V_F @ I_F Max. (V)	I_{FSM} Max. (A)	Price Each 1	10	100
511	STPS40M120CT	TO-220AB	120	0.44/0.49	220			
511	STPS40SM120CR	I2PAK	120	0.46/0.51	210			
511	STPS40SM120CT	TO-220AB	120	0.46/0.51	210			
511	STPS1150	DO-41	150	0.62/0.67	75			
◆ 511	STPS1150A	DO-214AC	150	0.62/0.67	50			
511	STPS2150	DO-15	150	0.62/0.67	150			
◆ 511	STPS2150A	DO-214AC	150	0.62/0.67	75			
◆ 511	STPS3150RL	DO-201AD	150	0.63/0.67	100			
511	STPS3150U	DO-214AA	150	0.63/0.67	100			
511	STPS3150UF	DO-214AA Flat	150	0.63/0.67	100			
511	STPS10150CFP	TO-220FPAB	150	0.69/0.75	120			
511	STPS20150CFP	TO-220FPAB	150	0.69/0.75	180			
511	STPS61150CW	TO-247	150	0.63/0.67	500			
◆ 511	STPS30170DJF-TR	PowerFLAT	170	0.65/0.70	200			
◆ 511	STPS10170CB-TR	DPAK	170	0.69/0.75	75			
511	STPS40170CT	TO-220AB	170	0.69/0.75	250			
511	STPS80170CW	TO-247	170	0.68/0.74	500			
◆ 511	STPS8170DEETR	PowerFLAT	170	0.90/8	100			
511	STPSC806G-TR	D2PAK	600	1.4/1.7	30			

POWER SCHOTTKY SILICON CARBIDE DIODES

PRODUCT NEW

◆Surface Mount Device

For quantities greater than listed, call for quote.

MOUSER STOCK NO. Mfr.	Mfr. Part No.	Case Type	V_{RMM} Max. (V)	V_F @ I_F Max. (V)	I_{FSM} Max. (A)	Price Each 1	10	100
511	STPSC2006CW	TO-247	600	1.4/1.7	40			
◆ 511	STPSC406B-TR	TO-252	600	1.55/1.9	250			
◆ 511	STPSC1006G-TR	TO-263	600	1.4/1.7	160			
◆ 511	STPSC6H065B-TR	DPAK	650	1.75/6	60			
511	STPSC6H065D	TO-220AC	650	1.75/6	60			
◆ 511	STPSC6H065G-TR	D2PAK	650	1.75/6	60			

SMALL SIGNAL SCHOTTKY RECTIFIERS

◆Surface Mount Device

For quantities greater than listed, call for quote.

MOUSER STOCK NO. Mfr.	Mfr. Part No.	Case Type	V_{RMM} Max. (V)	V_F @ I_F Max. (V)	I_{FSM} Max. (A)	Price Each 1	10	100
◆ 511	BAT60JFILM	SOD-323	10	0.53/0.58	5			
◆ 511	BAT20JFILM	SOD-323	23	0.54/0.62	5			
◆ 511	BAR42FILM	SOT-23	30	0.35/0.40	0.75			
◆ 511	BAR43AFILM	SOT-23	30	----/0.33	0.75			
◆ 511	BAR43CFILM	SOT-23	30	----/0.33	0.75			
◆ 511	BAR43SFILM	SOT-23	30	----/0.33	0.75			
511	BAT42	DO-35	30	----/1.00	4			
511	BAT43	DO-35	30	----/1.00	4			
◆ 511	TMMBAT42FILM	MiniMELF	30	----/1.00	4			
◆ 511	TMMBAT43FILM	MiniMELF	30	----/1.00	4			
◆ 511	BAT30CWFILM	SOT-323	30	0.53/----	1			
◆ 511	BAT30SWFILM	SOT-323	30	0.53/----	1			
◆ 511	BAT30KFILM	SOD-323	30	0.53/----	1			
◆ 511	BAT54FILM	SOT-23	40	----/0.90	1			
◆ 511	BAT54AFILM	SOT-23	40	----/0.90	1			
◆ 511	BAT54CFILM	SOT-23	40	----/0.90	1			
◆ 511	BAT54JFILM	SOD-323	40	----/0.90	1			
◆ 511	BAT54KFILM	SOD-523	40	----/0.90	1			
◆ 511	BAT54SFILM	SOT-23	40	----/0.90	1			
511	BAT48	DO-35	40	----/0.5	7.5			
◆ 511	BAT48JFILM	SOD-323	40	----/0.50	2			
◆ 511	BAT48ZFILM	SOD-123	40	----/0.50	2			
◆ 511	TMMBAT48FILM	MiniMELF	40	----/0.25	7.5			
◆ 511	TMBYV10-40FILM	MELF	40	----/0.50	25			
511	1N6263	DO-35	60	----/0.41	50			
◆ 511	TMBYV10-60FILM	MELF	60	----/0.70	20			
511	1N5711	DO-35	70	----/0.41	-----			
◆ 511	BAR18FILM	SOT-23	70	----/0.41	-----			
◆ 511	BAS70-04FILM	SOT-23	70	----/0.41	1			
◆ 511	BAS70-05FILM	SOT-23	70	----/0.41	1			
◆ 511	BAS70JFILM	SOD-323	70	----/0.25	1			
◆ 511	TMBAT49FILM	MELF	80	----/1.00	10			
511	BAT41	DO-35	100	0.40/0.45	0.75			
◆ 511	TMMBAT41FILM	MiniMELF	100	----/1.00	0.75			
511	BAT46	DO-35	100	----/1.00	1			
◆ 511	BAT46WFILM	SOT-323	100	----/1.00	1			
◆ 511	BAT46ZFILM	SOD-123	100	----/1.00	1			
◆ 511	TMMBAT46FILM	MiniMELF	100	----/1.00	1			
◆ 511	BAT41KFILM	SOD-523	100	----/1.00	1			
◆ 511	BAT41ZFILM	SOD-123	100	----/1.00	1			

© Copyright 2014 Mouser Electronics

© Copyright 2014 Mouser Electronics

VISHAY Rectifiers

RoHS Compliant **This product is RoHS compliant.**

A	B	C	D	E	F	G	H	I	J	K
				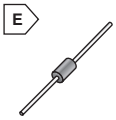			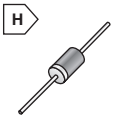	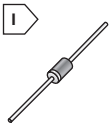		
PowerBridge™	DO-214BA (GF1) Surface Mount	DO-214AC (SMA) Surface Mount	TO-277A	DO-201AD Thru-Hole	DO-214AA (SMB) Surface Mount	DO-214AB (SMC) Surface Mount	P600 (Thru-Hole)	DO-204AL (DO-41) Thru-Hole	DO-220AA	DO-204AC (DO-15) Thru-Hole

ENHANCED POWER BRIDGE

For quantities greater than listed, call for quote.

MOUSER STOCK NO.	Vishay Part No.	Fig.	$I_{F(AV)}$	PRV (V)	IFM Surge (A)	Price Each 1	100	500	1000
625-PB3006-E3/45	PB3006-E3/45	A	30.0A	600	240				
625-PB3008-E3/45	PB3008-E3/45	A	30.0A	800	240				
625-PB3010-E3/45	PB3010-E3/45	A	30.0A	1KV	240				
625-PB3506-E3	PB3506-E3/45	A	35.0A	600	350				
625-PB3508-E3/45	PB3508-E3/45	A	35.0A	800	350				
625-PB3510-E3/45	PB3510-E3/45	A	35.0A	1KV	350				
625-PB4006-E3	PB4006-E3/45	A	40.0A	600	400				
625-PB4008-E3/45	PB4008-E3/45	A	40.0A	800	400				
625-PB4010-E3/45	PB4010-E3/45	A	40.0A	1KV	400				
625-PB5006-E3	PB5006-E3/45	A	50.0A	600	450				
625-PB5008-E3/45	PB5008-E3/45	A	50.0A	800	450				
625-PB5010-E3/45	PB5010-E3/45	A	50.0A	1KV	450				

STANDARD SILICON

For quantities greater than listed, call for quote.

625-GF1A-E3	GF1A-E3/17A	B	1.0A	50	30				
625-S1A-E3	S1A-E3/61T	C	1.0A	50	30				
625-GF1B-E3	GF1B-E3/67A	B	1.0A	100	30				
625-S1B-E3	S1B-E3/61T	C	1.0A	100	30				
625-GF1D-E3	GF1D-E3/67A	B	1.0A	200	30				
625-S1D-E3	S1D-E3/61T	C	1.0A	200	30				
625-GF1G-E3	GF1G-E3/67A	B	1.0A	400	30				
625-S1G-E3	S1G-E3/61T	C	1.0A	400	30				
625-GF1J-E3	GF1J-E3/67A	B	1.0A	600	30				
625-S1J-E3	S1J-E3/61T	C	1.0A	600	30				
625-S1K-E3	S1K-E3/61T	C	1.0A	800	30				
625-GF1M-E3	GF1M-E3/67A	B	1.0A	1000	30				
625-S1M-E3	S1M-E3/61T	C	1.0A	1000	30				
625-1N4001-E3/54	IN4001-E3/54	D	1.0A	50	30				
625-S2A-E3	S2A-E3/52T	E	2.0A	50	50				
625-S2B-E3	S2B-E3/52T	E	2.0A	100	50				
625-S2D-E3	S2D-E3/52T	E	2.0A	200	50				
625-S2G-E3	S2G-E3/52T	E	2.0A	400	50				
625-S2J-E3	S2J-E3/52T	E	2.0A	600	50				
625-S2K-E3	S2K-E3/52T	E	2.0A	800	50				
625-S2M-E3	S2M-E3/52T	E	2.0A	1000	50				
625-S3A-E3	S3A-E3/57T	F	3.0A	50	100				
625-S3B-E3	S3B-E3/57T	F	3.0A	100	100				
625-S3D-E3	S3D-E3/57T	F	3.0A	200	100				
625-S3G-E3	S3G-E3/57T	F	3.0A	400	100				
625-S3J-E3	S3J-E3/57T	F	3.0A	600	100				
625-S3K-E3	S3K-E3/57T	F	3.0A	800	100				
625-S3M-E3	S3M-E3/57T	F	3.0A	1000	100				
625-1N5400-E3	1N5400-E3/54	G	3.0A	50	200				
625-1N5401-E3	1N5401-E3/54	G	3.0A	100	200				
625-1N5402-E3	1N5402-E3/54	G	3.0A	200	200				
625-1N5404-E3	1N5404-E3/54	G	3.0A	400	200				
625-1N5406-E3	1N5406-E3/54	G	3.0A	600	200				
625-1N5407-E3	1N5407-E3/54	G	3.0A	800	200				
625-1N5408-E3	1N5408-E3/54	G	3.0A	1000	200				
625-S5B-E3	S5B-E3/57T	F	5.0A	100	100				
625-S5D-E3	S5D-E3/57T	F	5.0A	200	100				
625-S5G-E3	S5G-E3/57T	F	5.0A	400	100				
625-S5J-E3	S5J-E3/57T	F	5.0A	600	100				
625-S5M-E3	S5M-E3/57T	F	5.0A	1000	100				
625-GI750-E3/54	GI750-E3/54	H	6.0A	50	400				
625-GI754-E3/54	GI754-E3/54	H	6.0A	400	400				

GENERAL PURPOSE GLASS PASSIVATED

PRODUCT NEW

For quantities greater than listed, call for quote.

625-GF1K-E3/67A	GF1K-E3/67A	C	1.0A	800	30				
625-EGP10D-E3	EGP10D-E3/54	E	1.0A	200	30				
625-AS3PG-M3/86A	AS3PG-M3/86A	D	3.0A	400	70				
625-AS3PJ-M3/86A	AS3PJ-M3/86A	D	3.0A	600	70				
625-AS3PK-M3/86A	AS3PK-M3/86A	D	3.0A	800	70				
78-GPP100MS-E3/73	GPP100MS-E3/73	H	10.0A	1000	440		-	-	-

FAST RECOVERY

PRODUCT NEW

For quantities greater than listed, call for quote.

625-RS1A-E3	RS1A-E3/61T	C	1.0A	50	30				
625-RS1B-E3	RS1B-E3/61T	C	1.0A	100	30				
625-RS1D-E3	RS1D-E3/61T	C	1.0A	200	30				
625-RS1G-E3	RS1G-E3/61T	C	1.0A	400	30				
625-RS1J-E3	RS1J-E3/61T	C	1.0A	600	30				
625-RS1K-E3	RS1K-E3/61T	C	1.0A	800	30				
625-1N4933-E3	1N4933-E3/54	I	1.0A	50	200				
625-1N4934-E3	1N4934-E3/54	I	1.0A	100	200				
625-1N4935-E3	1N4935-E3/54	I	1.0A	200	200				
625-1N4936-E3	1N4936-E3/54	I	1.0A	400	200				
625-1N4937-E3	1N4937-E3/54	I	1.0A	600	200				
625-AU1PD-M3/84A	AU1PD-M3/84A	J	1.0A	200	30				
625-AR1PD-M3/84A	AR1PD-M3/84A	J	1.0A	200	30				

FAST RECOVERY (CONT.)

For quantities greater than listed, call for quote.

MOUSER STOCK NO.	Vishay Part No.	Fig.	$I_{F(AV)}$	PRV (V)	IFM Surge (A)	Price Each 1	100	500	1000
625-AR1PG-M3/84A	AR1PG-M3/84A	J	1.0A	400	30				
625-AU1PG-M3/84A	AU1PG-M3/84A	J	1.0A	400	30				
625-AU1PJ-M3/84A	AU1PJ-M3/84A	J	1.0A	600	30				
625-AR1PJ-M3/84A	AR1PJ-M3/84A	J	1.0A	600	30				
625-AU1PK-M3/84A	AU1PK-M3/84A	J	1.0A	800	25				
625-RS2D-E3	RS2D-E3/52T	E	1.5A	200	50				
625-RS2G-E3	RS2G-E3/52T	E	1.5A	400	50				
625-RS2J-E3	RS2J-E3/52T	E	1.5A	600	50				
625-RS2K-E3	RS2K-E3/52T	E	1.5A	800	50				
625-AU2PD-M3/86A	AU2PD-M3/86A	D	2.0A	200	30				
625-AU2PG-M3/86A	AU2PG-M3/86A	D	2.0A	400	30				
625-RS3B-E3	RS3B-E3/57T	F	3.0A	100	100				
625-RS3D-E3	RS3D-E3/57T	F	3.0A	200	100				
625-RS3G-E3	RS3G-E3/57T	F	3.0A	400	100				
625-RS3J-E3	RS3J-E3/57T	F	3.0A	600	100				
625-RS3K-E3	RS3K-E3/57T	F	3.0A	800	100				
625-GI851-E3	GI851-E3/54	G	3.0A	100	200				
625-GI852-E3	GI852-E3/54	G	3.0A	200	200				
625-GI854-E3	GI854-E3/54	G	3.0A	400	200				
625-GI856-E3	GI856-E3/54	G	3.0A	600	200				
625-AR3PD-M3/86A	AR3PD-M3/86A	D	3.0A	200	50				
625-AS3PD-M3/86A	AS3PD-M3/86A	D	3.0A	200	70				
625-AU3PD-M3/86A	AU3PD-M3/86A	D	3.0A	200	45				
625-AR3PG-M3/86A	AR3PG-M3/86A	D	3.0A	400	50				
625-AU3PG-M3/86A	AU3PG-M3/86A	D	3.0A	400	45				
625-AR3PK-M3/86A	AR3PK-M3/86A	D	3.0A	800	50				
625-AR4PD-M3/86A	AR4PD-M3/86A	D	4.0A	200	65				
625-AR4PG-M3/86A	AR4PG-M3/86A	D	4.0A	400	65				
625-AR4PK-M3/86A	AR4PK-M3/86A	D	4.0A	800	65				

FAST RECOVERY GLASS PASSIVATED

For quantities greater than listed, call for quote.

625-1N4934GP-E3	1N4934GP-E3/54	I	1.0A	100	200				
625-1N4935GP-E3	1N4935GP-E3/54	I	1.0A	200	200				
625-1N4936GP-E3	1N4936GP-E3/54	I	1.0A	400	200				
625-1N4937GP-E3	1N4937GP-E3/54	I	1.0A	600	200				

ULTRA FAST

PRODUCT NEW

For quantities greater than listed, call for quote.

625-EGF1A-E3	EGF1A-E3/67A	B	1.0A	50	30				
625-ES1A-E3	ES1A-E3/61T	C	1.0A	50	30				
625-US1A-E3	US1A-E3/61T	C	1.0A	50	30				
625-ES1B-E3	ES1B-E3/61T	C	1.0A	100	30				
625-US1B-E3	US1B-E3/61T	C	1.0A	100	30				
625-ES1C-E3	ES1C-E3/61T	C	1.0A	150	30				
625-EGF1D-E3	EGF1D-E3/67A	B	1.0A	200	30				
625-ES1D-E3	ES1D-E3/61T	C	1.0A	200	30				
625-ES1PD-M3/84A	ES1PD-M3/84A	I	1.0A	200	30				
625-MURS120-E3	MURS120-E3/52T	E	1.0A	200	40				
625-US1D-E3	US1D-E3/61T	C	1.0A	200	30				
625-MURS140-E3	MURS140-E3/52T	E	1.0A	400	40				
625-US1G-E3	US1G-E3/61T	B	1.0A	400	30				
625-MURS160-E3	MURS160-E3/52T	E	1.0A	600	40				
625-US1J-E3	US1J-E3/61T	C	1.0A	600	30				
625-US1K-E3	US1K-E3/61T	C	1.0A	800	30				
625-US1M-E3	US1M-E3/61T	C	1.0A	1000	30				
78-BYG23T-M3/TR	BYG23T-M3/TR	C	1.0A	1300	18				-
625-UF4001-E3	UF4001-E3/54	I	1.0A	50	30				
625-UF4002-E3	UF4002-E3/54	I	1.0A	100	30				
625-UF4003-E3	UF4003-E3/54	I	1.0A	200	30				
625-UF4004-E3	UF4004-E3/54	I	1.0A	400	30				
625-UF4005-E3	UF4005-E3/54	I	1.0A	600	30				
625-UF4006-E3	UF4006-E3/54	I	1.0A	800	30				
625-UF4007-E3	UF4007-E3/54	I	1.0A	1000	30				
625-AS1PD-M3/84A	AS1PD-M3/84A	J	1.5A	200	30				
625-AS1PG-M3/84A	AS1PG-M3/84A	J	1.5A	400	30				
625-AS1PJ-M3/84A	AS1PJ-M3/84A	J	1.5A	600	30				
625-AS1PK-M3/84A	AS1PK-M3/84A	J	1.5A	800	30				
625-AS1PM-M3/84A	AS1PM-M3/84A	J	1.5A	1000	30				
625-ES2A-E3	ES2A-E3/52T	E	2.0A	50	50				
625-ES2B-E3	ES2B-E3/52T	E	2.0A	100	50				
625-ES2D-E3	ES2D-E3/52T	E	2.0A	200	50				
625-ES2F-E3	ES2F-E3/52T	E	2.0A	300	50				
625-ES2G-E3	ES2G-E3/52T	E	2.0A	400	50				
625-EGP20A-E3	EGP20A-E3/54	K	2.0A	50	75				
625-EGP20B-E3	EGP20B-E3/54	K	2.0A	100	75				
625-EGP20D-E3	EGP20D-E3/54	K	2.0A	200	75				
625-AU2PJ-M3/86A	AU2PJ-M3/86A	D	2.0A	600	30				
625-AU2PK-M3/86A	AU2PK-M3/86A	D	2.0A	800	30				
625-AU2PM-M3/86A	AU2PM-M3/86A	D	2.0A	1000	30				

© Copyright 2014 Mouser Electronics

© Copyright 2014 Mouser Electronics

VISHAY Rectifiers

RoHS Compliant **This product is RoHS compliant.**

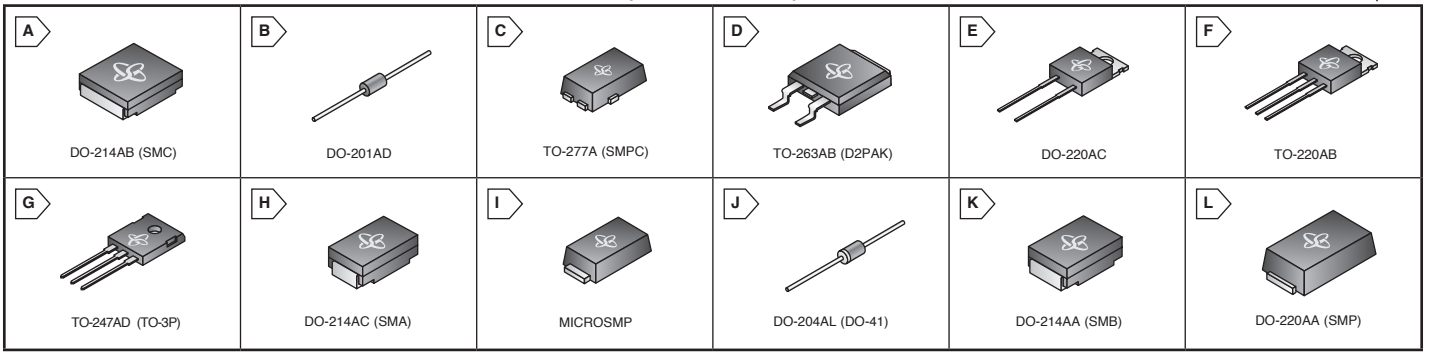

VISHAY ULTRA FAST (CONT.)

RoHS Compliant

For quantities greater than listed, call for quote.

MOUSER STOCK NO.	Vishay Part No.	Fig.	I_F (AV)	PRV (V)	IFM Surge (A)	Price Each 1	100	500	1000
625-ES3A-E3	ES3A-E3/57T	A	3A	50	100				
625-UF5400-E3	UF5400-E3/54	B	3A	50	150				
625-ES3B-E3	ES3B-E3/57T	A	3A	100	100				
625-UF5401-E3	UF5401-E3/54	B	3A	100	150				
625-ES3C-E3	ES3C-E3/57T	A	3A	150	100				
625-ES3D-E3	ES3D-E3/57T	A	3A	200	100				
625-MURS320-E3	MURS320-E3/57T	A	3A	200	125				
625-UF5402-E3	UF5402-E3/54	B	3A	200	150				
625-ES3F-E3	ES3F-E3/57T	A	3A	300	100				
625-UF5403-E3	UF5403-E3/54	B	3A	300	150				
625-ES3G-E3	ES3G-E3/57T	A	3A	400	100				
625-MURS340-E3	MURS340-E3/57T	A	3A	400	125				
625-UF5404-E3	UF5404-E3/54	B	3A	400	150				
625-UF5405-E3	UF5405-E3/54	B	3A	500	150				
625-AU3PJ-M3/86A	AU3PJ-M3/86A	C	3A	600	45				
625-AR3PJ-M3/86A	AR3PJ-M3/86A	C	3A	600	50				
625-MURS360-E3	MURS360-E3/57T	A	3A	600	125				
625-UF5406-E3	UF5406-E3/54	B	3A	600	150				
625-AU3PK-M3/86A	AU3PK-M3/86A	C	3A	800	45				
625-UF5407-E3	UF5407-E3/54	B	3A	800	150				
625-AU3PM-M3/86A	AU3PM-M3/86A	C	3A	1000	45				
625-AR3PM-M3/86A	AR3PM-M3/86A	C	3A	1000	50				
625-AS3PM-M3/86A	AS3PM-M3/86A	C	3A	1000	70				
625-UF5408-E3	UF5408-E3/54	B	3A	1000	150				
625-AS4PD-M3/86A	AS4PD-M3/86A	C	4A	200	100				
625-AS4PG-M3/86A	AS4PG-M3/86A	C	4A	400	100				
625-AR4PJ-M3/86A	AR4PJ-M3/86A	C	4A	600	65				
625-AS4PJ-M3/86A	AS4PJ-M3/86A	C	4A	600	100				
625-AS4PK-M3/86A	AS4PK-M3/86A	C	4A	800	100				
625-AR4PM-M3/86A	AR4PM-M3/86A	C	4A	1000	65				
625-AS4PM-M3/86A	AS4PM-M3/86A	C	4A	1000	100				
625-FES8BT-E3	FES8BT-E3/45	D	8A	100	125				
625-FES8DT-E3	FES8DT-E3/45	D	8A	200	125				
625-UHB10FT-E3	UHB10FT-E3/4W	E	10A	300	180				
625-UH10FT-E3	UH10FT-E3/4W	D	10A	300	180				
625-FEPB16DT-E3	FEPB16DT-E3/81	E	16A	200	200				
625-FESB16DT-E3	FESB16DT-E3/45	E	16A	200	250				
625-FEPB16GT-E3	FEPB16GT-E3/81	E	16A	400	125				
625-FEPB16JT-E3	FEPB16JT-E3/81	E	16A	600	125				
625-FESB16JT-E3	FESB16JT-E3/45	E	16A	600	250				
625-FEP16AT-E3	FEP16AT-E3/45	F	16A	50	200				
625-FES16AT-E3	FES16AT-E3/45	D	16A	50	200				
625-FEP16BT-E3	FEP16BT-E3/45	F	16A	100	200				
625-FES16BT-E3	FES16BT-E3/45	D	16A	100	200				
625-FEP16DT-E3	FEP16DT-E3/45	F	16A	200	200				
625-FES16DT-E3	FES16DT-E3/45	D	16A	200	200				
625-FES16FT-E3	FES16FT-E3/45	D	16A	300	200				
625-FEP16GT-E3	FEP16GT-E3/45	F	16A	400	200				
625-FES16GT-E3	FES16GT-E3/45	D	16A	400	200				
625-FEP16JT-E3	FEP16JT-E3/45	F	16A	600	200				

VISHAY ULTRA FAST (CONT.)

RoHS Compliant

For quantities greater than listed, call for quote.

MOUSER STOCK NO.	Vishay Part No.	Fig.	I_F (AV)	PRV (V)	IFM Surge (A)	Price Each 1	100	500	1000
625-FES16JT-E3	FES16JT-E3/45	D	16A	600	200				
625-FEP30AP-E3	FEP30AP-E3/45	G	30A	50	300				
625-FEP30BP-E3	FEP30BP-E3/45	G	30A	100	300				
625-FEP30DP-E3	FEP30DP-E3/45	G	30A	200	300				
625-FEP30GP-E3	FEP30GP-E3/45	G	30A	400	300				
625-FEP30BP-E3	FEP30BP-E3/45	G	30A	100	300				
625-FEP30GP-E3	FEP30GP-E3/45	G	30A	400	300				

VISHAY SCHOTTKY BARRIER

RoHS Compliant

For quantities greater than listed, call for quote.

MOUSER STOCK NO.	Vishay Part No.	Fig.	I_F (AV)	PRV (V)	IFM Surge (A)	Price Each 1	100	500	1000
625-SS12-E3	SS12-E3/61T	F	1A	20	30				
625-MSS1P2L-M3	MSS1P2L-M3/89A	I	1A	20	25				
625-SS13-E3	SS13-E3/61T	H	1A	30	30				
625-SS14-E3	SS14-E3/61T	H	1A	40	30				
625-MSS1P4-M3	MSS1P4-M3/89A	I	1A	40	25				
625-SS15-E3	SS15-E3/61T	H	1A	50	30				
625-SS16-E3	SS16-E3/61T	H	1A	60	30				
625-MSS1P6-M3	MSS1P6-M3/89A	I	1A	60	25				
625-SS1H10-E3	SS1H10-E3/61T	H	1A	100	50				
625-1N5817-E3	1N5817-E3/54	J	1A	20	25				
625-1N5818-E3	1N5818-E3/54	J	1A	30	25				
625-1N5819-E3	1N5819-E3/54	J	1A	40	25				
844-MBR150	MBR150	J	1A	50	25				
625-SB160-E3	SB160-E3/54	J	1A	60	50				
625-SL12-E3	SL12-E3/61T	H	1.5A	20	50				
625-SL13-E3	SL13-E3/61T	H	1.5A	30	50				
625-SS22-E3	SS22-E3/52T	K	2A	20	50				
625-SL22-E3	SL22-E3/52T	K	2A	20	100				
625-SS23-E3	SS23-E3/52T	K	2A	30	50				
625-SSA23L-E3	SSA23L-E3/61T	H	2A	30	60				
625-SL23-E3	SL23-E3/52T	K	2A	30	100				
625-SS24-E3	SS24-E3/52T	K	2A	40	50				
625-SS2P4-M3/84A	SS2P4-M3/84A	L	2A	40	50				
625-SSA24-E3	SSA24-E3/61T	H	2A	40	60				
625-SS25-E3	SS25-E3/52T	K	2A	50	50				
625-SS26-E3	SS26-E3/52T	K	2A	60	50				
625-SS2H10-E3	SS2H10-E3/52T	K	2A	100	75				
625-SS32-E3	SS32-E3/57T	A	3A	20	100				
625-SSA33L-E3	SSA33L-E3/61T	H	3A	30	75				
625-SS33-E3	SS33-E3/57T	A	3A	30	100				
625-SS3P4L-M3	SS3P4L-M3/86A	C	3A	40	150				
625-SSA34-E3	SSA34-E3/61T	H	3A	40	75				
625-1N5820-E3	1N5820-E3/54	B	3A	20	80				
625-1N5821-E3	1N5821-E3/54	B	3A	30	80				
625-1N5822-E3	1N5822-E3/54	B	3A	40	80				

© Copyright 2014 Mouser Electronics

© Copyright 2014 Mouser Electronics

RoHS Compliant This product is RoHS compliant.

VISHAY SCHOTTKY BARRIER (CONT.)

NEW! TECHNOLOGY

♦Surface Mount Devices

For quantities greater than listed, call for quote.

MOUSER STOCK NO.	Vishay Part No.	Fig.	IF (AV)	PRV (V)	IFM Surge (A)	Price Each 1	100	500	1000
♦ 625-SS34-E3	SS34-E3/57T	A	3A	40	100				
♦ 625-SS35-E3	SS35-E3/57T	A	3A	50	100				
625-SB350-E3/54	SB350-E3/54	B	3A	50	100				
♦ 625-SS3P5L-M3	SS3P5L-M3/86A	C	3A	50	150				
♦ 625-SS36-E3	SS36-E3/57T	A	3A	60	100				
♦ 625-SS3P6L-M3	SS3P6L-M3/86A	C	3A	60	150				
♦ 625-SS3H9-E3	SS3H9-E3/57T	A	3A	90	100				
625-SB3H90-E3	SB3H90-E3/54	B	3A	90	100				
♦ 625-SS3H10-E3	SS3H10-E3/57T	A	3A	100	100				
625-SB3H100-E3	SB3H100-E3/54	B	3A	100	100				
♦ 625-SL42-E3	SL42-E3/57T	A	4A	20	150				
♦ 625-SSB43L-E3	SSB43L-E3/52T	D	4A	30	100				
♦ 625-SL43-E3	SL43-E3/57T	A	4A	30	150				
♦ 625-SSB44-E3	SSB44-E3/52T	D	4A	40	100				
♦ 625-SL44-E3	SL44-E3/57T	A	4A	40	150				
♦ 625-SS5P3-M3	SS5P3-M3/86A	A	5A	30	150				
♦ 625-SSC53L-E3	SSC53L-E3/57T	A	5A	30	175				
625-SB530-E3	SB530-E3/54	B	5A	30	220				
♦ 625-SS5P4-M3	SS5P4-M3/86A	C	5A	40	150				
♦ 625-SSC54-E3	SSC54-E3/57T	A	5A	40	175				
♦ 625-SS5P6-M3	SS5P6-M3/86A	C	5A	60	150				
♦ 625-SS8P3CL-M3	SS8P3CL-M3/86A	C	8A	30	120				
♦ 625-SS8P3L-M3	SS8P3L-M3/86A	C	8A	30	150				
♦ 625-SS8P4C-M3	SS8P4C-M3/86A	C	8A	40	120				
♦ 625-SS8P6C-M3	SS8P6C-M3/86A	C	8A	60	120				
♦ 625-SS8PH10-M3	SS8PH10-M3/86A	C	8A	100	150				
♦ 625-SBLB10L25-E3	SBLB10L25-E3/81	E	10A	25	240				
♦ 625-SS10P3CL-M3	SS10P3CL-M3/86A	C	10A	30	200				
♦ 625-SBLB1030CT-E3	SBLB1030CT-E3/45	E	10A	30	250				
♦ 625-MBRB1035-E3	MBRB1035-E3/81	E	10A	35	150				
♦ 625-SS10P4C-M3	SS10P4C-M3/86A	C	10A	40	200				
♦ 625-SBLB1040CT-E3	SBLB1040CT-E3/45	E	10A	40	250				
625-MBRB735-E3	MBRB735-E3/81	E	7.5A	35	150				
625-MBR735-E3	MBR735-E3/45	F	7.5A	35	150				
625-MBRB745-E3	MBRB745-E3/81	E	7.5A	45	150				
625-MBR745-E3	MBR745-E3/45	F	7.5A	45	150				
625-MBRB750-E3	MBRB750-E3/81	E	7.5A	50	150				
♦ 625-SS10P4-M3	SS10P4-M3/86A	C	10A	40	280				
♦ 625-MBRB1045-E3	MBRB1045-E3/81	E	10A	45	150				
625-MBR1045-E3	MBR1045-E3/45	F	10A	45	150				
♦ 625-V10P45-M3/86A	V10P45-M3/86A	C	10A	45	180				
♦ 625-V10P45S-M3/86A	V10P45S-M3/86A	C	10A	45	180				
♦ 625-MBRB1050-E3	MBRB1050-E3/81	E	10A	50	150				
♦ 625-MBRB1060-E3	MBRB1060-E3/81	E	10A	60	150				
♦ 625-MBRB10100-E3	MBRB10100-E3/8W	E	10A	100	150				
625-MBR1535CT-E3	MBR1535CT-E3/45	G	15A	35	150				
♦ 625-MBRB1545CT-E3	MBRB1545CT-E3/81	E	15A	45	150				
625-MBR1545CT-E3	MBR1545CT-E3/45	G	15A	45	150				
625-VSB1545-M3/54	VSB1545-M3/54	H	15A	45	200				
♦ 625-MBRB1560CT-E3	MBRB1560CT-E3/81	E	15A	60	150				
♦ 625-SBLB1630CT-E3	SBLB1630CT-E3/81	E	16A	30	250				
♦ 625-MBRB1635-E3	MBRB1635-E3/45	E	16A	35	150				
625-MBR1635-E3	MBR1635-E3/45	F	16A	35	150				
♦ 625-SBLB1640CT-E3	SBLB1640CT-E3/81	E	16A	40	250				
♦ 625-MBRB1645-E3	MBRB1645-E3/45	E	16A	45	150				
625-MBR1645-E3	MBR1645-E3/45	F	16A	45	150				
♦ 625-MBRB1660-E3	MBRB1660-E3/81	E	16A	60	150				
♦ 625-SBLB2030CT-E3	SBLB2030CT-E3/45	E	20A	30	175				
625-SBL2030CT-E3	SBL2030CT-E3/45	G	20A	30	175				
♦ 625-MBRB2035CT-E3	MBRB2035CT-E3/45	E	20A	35	150				
625-MBR2035CT-E3	MBR2035CT-E3/45	G	20A	35	150				
♦ 625-SBLB2040CT-E3	SBLB2040CT-E3/45	E	20A	40	175				
625-SBL2040CT-E3	SBL2040CT-E3/45	G	20A	40	175				
♦ 625-MBRB2045CT-E3	MBRB2045CT-E3/45	E	20A	45	150				
625-MBR2045CT-E3	MBR2045CT-E3/45	G	20A	45	150				
625-VSB2045-M3/54	VSB2045-M3/54	H	20A	45	250				
♦ 625-MBRB2060CT-E3	MBRB2060CT-E3/45	E	20A	60	150				
♦ 625-MBRB2090CT-E3	MBRB2090CT-E3/45	E	20A	60	150				
844-MBRB20100CTPBF	MBRB20100CTPBF	E	20A	100	20				
♦ 625-SBLB25L20CT-E3	SBLB25L20CT-E3/45	E	25A	20	180				
♦ 625-SBLB25L30CT-E3	SBLB25L30CT-E3/45	E	25A	30	180				
♦ 625-MBRB2535CT-E3	MBRB2535CT-E3/45	E	25A	35	150				
625-MBR2545CT-E3	MBR2545CT-E3/45	G	25A	45	150				
♦ 625-MBRB2550CT-E3	MBRB2550CT-E3/45	E	25A	50	150				
♦ 625-MBRB2560CT-E3	MBRB2560CT-E3/45	E	25A	60	150				
♦ 625-MBRB3045CT-E3	MBRB3045CT-E3/45	E	30A	45	200				
625-MBR3045PT-E3	MBR3045PT-E3/45	I	30A	45	200				
844-MBR6045WTPBF	MBR6045WTPBF	J	30A	45	360				
625-MBR4035PT-E3	MBR4035PT-E3/45	I	40A	35	400				
844-MBR4045WTPBF	MBR4045WTPBF	J	40A	45	265				
625-MBR4045PT-E3	MBR4045PT-E3/45	I	40A	45	400				

VISHAY TRENCHMOS BARRIER SCHOTTKY RECTIFIERS

♦Surface Mount Device

For quantities greater than listed, call for quote.

MOUSER STOCK NO.	Vishay Part No.	Package	I_F (AV)	PRV (V)	IFM Surge (A)	Price Each 1	100	500
♦ 625-VSSA210-E3/5AT	VSSA210-E3/5AT	DO-214AA	2	100	60			
♦ 625-VSSA210-E3/61T	VSSA210-E3/61T	DO-214AC	2	100	60			
♦ 625-VSSA310S-E3/5AT	VSSA310S-E3/5AT	DO-214AA	3	100	60			
♦ 625-VSSA310S-E3/61T	VSSA310S-E3/61T	DO-214AC	3	100	60			

A



DO-214AB (SMC)

B

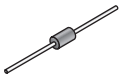

TO-277A (SMPC)

C



DO-201AD

D



DO-214AA (SMB)

E



TO-263AB (D2PAK)

F



TO-220AC

G



TO-220AB

H



TO-247AD, (TO-3P)

I



TO-247AC

J



P600 (Thru-Hole)

© Copyright 2014 Mouser Electronics

© Copyright 2014 Mouser Electronics

VISHAY Rectifiers

RoHS Compliant This product is RoHS compliant.

VISHAY TRENCHMOS BARRIER SCHOTTKY RECTIFIERS (CONT.)

NEW PRODUCT

◆Surface Mount Device

For quantities greater than listed, call for quote.

	MOUSER STOCK NO.	Vishay Part No.	Package	I_F (AV)	PRV (V)	IFM Surge (A)	Price Each 1	100	500
◆	625-VSSB310-E3/52T	VSSB310-E3/52T	DO-214AA	3	100	80			
◆	625-VSSB410S-E3/52T	VSSB410S-E3/52T	DO-214AA	4	100	80			
	625-VBT1045CBP-E3/8W	VBT1045CBP-E3/8W	TO-263AB	5	45	100			
	625-VBT1045C-E3/8W	VBT1045C-E3/8W	TO-263AB	5	45	100			
	625-VFT1045CBP-M3/4W	VFT1045CBP-M3/4W	ITO-220AB	5	45	100			
	625-VFT1045C-M3/4W	VFT1045C-M3/4W	ITO-220AB	5	45	100			
	625-VIT1045CBP-M3/4W	VIT1045CBP-M3/4W	TO-262AA	5	45	100			
	625-VIT1045C-M3/4W	VIT1045C-M3/4W	TO-220AB	5	45	100			
	625-VT1045CBP-M3/4W	VT1045CBP-M3/4W	TO-220AB	5	45	100			
	625-VT1045C-M3/4W	VT1045C-M3/4W	TO-220AB	5	45	100			
	625-VIT2045CBP-M3/4W	VIT2045CBP-M3/4W	TO-262AA	5	45	160			
	625-VIT3045CBP-M3/4W	VIT3045CBP-M3/4W	TO-262AA	5	45	200			
	625-VBT1080C-E3/8W	VBT1080C-E3/8W	TO-263AB	5	80	80			
	625-VFT1080C-E3/4W	VFT1080C-E3/4W	ITO-220AB	5	80	80			
	625-VIT1080C-E3/4W	VIT1080C-E3/4W	TO-262AA	5	80	80			
◆	625-V8P10-M3	V8P10-M3/86A	TO-277A	8	100	150			
	78-VFT1045BP-M3/4W	VFT1045BP-M3/4W	ITO-220AC	10	45	100			
	78-VT1045BP-M3/4W	VT1045BP-M3/4W	TO-220AC	10	45	100			
◆	78-VBT1045BP-E3/4W	VBT1045BP-E3/4W	TO-263AB	10	45	160			
	625-VBT2045CBP-E3/8W	VBT2045CBP-E3/8W	TO-263AB	10	45	160			
	625-VBT2045C-E3/8W	VBT2045C-E3/8W	TO-263AB	10	45	160			
	625-VFT2045CBP-M3/4W	VFT2045CBP-M3/4W	ITO-220AB	10	45	160			
	625-VFT2045C-M3/4W	VFT2045C-M3/4W	ITO-220AB	10	45	160			
	625-VIT2045C-M3/4W	VIT2045C-M3/4W	TO-262AA	10	45	160			
	625-VT2045CBP-M3/4W	VT2045CBP-M3/4W	TO-220AB	10	45	160			
	625-VT2045C-M3/4W	VT2045C-M3/4W	TO-220AB	10	45	160			
	625-VIT6045CBP-M3/4W	VIT6045CBP-M3/4W	TO-262AA	10	45	320			
	625-VT1080C-E3/4W	VT1080C-E3/4W	TO-220AB	10	80	80			
	625-VBT1080S-E3/8W	VBT1080S-E3/8W	TO-263AB	10	80	100			
	625-VBT2080C-E3/8W	VBT2080C-E3/8W	TO-263AB	10	80	100			
	625-VFT1080S-E3/4W	VFT1080S-E3/4W	ITO-220AB	10	80	100			
	625-VFT2080C-E3/4W	VFT2080C-E3/4W	ITO-220AB	10	80	100			
	625-VIT1080S-E3/4W	VIT1080S-E3/4W	TO-262AA	10	80	100			
	625-VIT2080C-E3/4W	VIT2080C-E3/4W	TO-262AA	10	80	100			
	625-VT1080S-E3/4W	VT1080S-E3/4W	TO-220AB	10	80	100			
◆	625-V10P10-M3	V10P10-M3/86A	TO-277A	10	100	180			
	625-VB10150C-E3	VB10150C-E3/4W	TO-263AB	10	150	60			
	625-VF10150C-E3	VF10150C-E3/4W	ITO-220AB	10	150	60			
◆	625-V12P10-M3	V12P10-M3/86A	TO-277A	12	100	200			
	625-V12P12-M3	V12P12-M3/86A	TO-277A	12	120	150			
	625-VBT3045CBP-E3/8W	VBT3045CBP-E3/8W	TO-263AB	15	45	200			
	625-VFT3045CBP-M3/4W	VFT3045CBP-M3/4W	ITO-220AB	15	45	200			
	625-VFT3045C-M3/4W	VFT3045C-M3/4W	ITO-220AB	15	45	200			
	625-VIT3045C-M3/4W	VIT3045C-M3/4W	TO-262AA	15	45	200			
	625-VT3045CBP-M3/4W	VT3045CBP-M3/4W	TO-220AB	15	45	200			
	625-VT3045C-M3/4W	VT3045C-M3/4W	TO-220AB	15	45	200			
	625-V15P45S-M3/86A	V15P45S-M3/86A	TO-277A	15	45	210			
	625-V15P45-M3/86A	V15P45-M3/86A	TO-277A	15	45	210			
	625-VBT3080C-E3/8W	VBT3080C-E3/8W	TO-263AB	15	80	150			
	625-VFT3080C-E3/4W	VFT3080C-E3/4W	ITO-220AB	15	80	150			
	625-VIT3080C-E3/4W	VIT3080C-E3/4W	TO-262AA	15	80	150			
◆	78-VBT2045BP-E3/4W	VBT2045BP-E3/4W	TO-263AB	20	45	100			
	78-VFT2045BP-M3/4W	VFT2045BP-M3/4W	ITO-220AC	20	45	160			
	78-VT2045BP-M3/4W	VT2045BP-M3/4W	TO-220AC	20	45	160			
	625-VBT3045C-E3/8W	VBT3045C-E3/8W	TO-263AB	20	45	240			
	625-VBT4045C-E3/8W	VBT4045C-E3/8W	TO-263AB	20	45	240			
	625-VFT4045C-M3/4W	VFT4045C-M3/4W	ITO-220AB	20	45	240			
	625-VIT4045C-M3/4W	VIT4045C-M3/4W	TO-262AA	20	45	240			
	625-VT4045C-M3/4W	VT4045C-M3/4W	TO-220AB	20	45	240			
	625-VT2080C-E3/4W	VT2080C-E3/4W	TO-220AB	20	80	100			
	625-VBT2080S-E3/8W	VBT2080S-E3/8W	TO-263AB	20	80	150			
	625-VFT2080S-E3/4W	VFT2080S-E3/4W	ITO-220AB	20	80	150			
	625-VIT2080S-E3/4W	VIT2080S-E3/4W	TO-262AA	20	80	150			
	625-VT2080S-E3/4W	VT2080S-E3/4W	TO-220AB	20	80	150			
	625-V20100C-E3	V20100C-E3/4W	TO-220AB	20	100	150			
	625-VB20100C-E3	VB20100C-E3/4W	TO-263AB	20	100	150			
	625-VB20120C-E3	VB20120C-E3/4W	TO-263AB	20	120	120			
	625-VB20150C-E3	VB20150C-E3/4W	TO-263AB	20	150	120			
	625-V20200C-E3	V20200C-E3/4W	TO-220AB	20	200	120			
	625-VB20200C-E3	VB20200C-E3/4W	TO-263AB	20	200	120			
	625-VF20200C-E3	VF20200C-E3/4W	ITO-220AB	20	200	120			
◆	78-VBT3045BP-E3/4W	VBT3045BP-E3/4W	TO-263AB	30	45	200			
	78-VFT3045BP-M3/4W	VFT3045BP-M3/4W	ITO-220AC	30	45	200			
	78-VT3045BP-M3/4W	VT3045BP-M3/4W	TO-220AC	30	45	200			
	625-VBT6045CBP-E3/8W	VBT6045CBP-E3/8W	TO-263AB	30	45	320			
	625-VBT6045C-E3/8W	VBT6045C-E3/8W	TO-263AB	30	45	320			
	625-VFT6045CBP-M3/4W	VFT6045CBP-M3/4W	ITO-220AB	30	45	320			
	625-VFT6045C-M3/4W	VFT6045C-M3/4W	ITO-220AB	30	45	320			
	625-VIT6045C-M3/4W	VIT6045C-M3/4W	TO-262AA	30	45	320			
	625-VT6045CBP-M3/4W	VT6045CBP-M3/4W	TO-220AB	30	45	320			
	625-VT6045C-M3/4W	VT6045C-M3/4W	TO-220AB	30	45	320			
	625-VT3080C-E3/4W	VT3080C-E3/4W	TO-220AB	30	80	150			
	625-VBT3080S-E3/8W	VBT3080S-E3/8W	TO-263AB	30	80	200			
	625-VFT3080S-E3/4W	VFT3080S-E3/4W	ITO-220AB	30	80	200			
	625-VIT3080S-E3/4W	VIT3080S-E3/4W	TO-262AA	30	80	200			
	625-VT3080S-E3/4W	VT3080S-E3/4W	TO-220AB	30	80	200			
	625-V30100C-E3	V30100C-E3/4W	TO-220AB	30	100	160			
	625-V30100S-E3/4W	V30100S-E3/4W	TO-220AB	30	100	250			
	625-VB30100S-E3	VB30100S-E3/8W	TO-263AB	30	100	250			
	625-VB30100S-E3/4W	VB30100S-E3/4W	TO-263AB	30	100	250			
	625-V30150C-E3	V30150C-E3/4W	TO-220AB	30	150	140			
	625-VB30150C-E3	VB30150C-E3/4W	TO-263AB	30	150	140			
	625-VF30150C-E3	VF30150C-E3/4W	ITO-220AB	30	150	140			
	625-V30200C-E3	V30200C-E3/4W	TO-220AB	30	200	250			

VISHAY TRENCHMOS BARRIER SCHOTTKY RECTIFIERS (CONT.)

◆Surface Mount Device

For quantities greater than listed, call for quote.

	MOUSER STOCK NO.	Vishay Part No.	Package	I_F (AV)	PRV (V)	IFM Surge (A)	Price Each 1	100	500
	625-VB30200C-E3/4W	VB30200C-E3/4W	TO-263AB	30	200	250			
◆	78-VBT4045BP-E3/4W	VBT4045BP-E3/4W	TO-263AB	40	45	240			
	78-VFT4045BP-M3/4W	VFT4045BP-M3/4W	ITO-220AC	40	45	240			
	78-VT4045BP-M3/4W	VT4045BP-M3/4W	TO-220AC	40	45	240			
	625-V40100C-E3	V40100C-E3/4W	TO-220AB	40	100	250			
	625-VB40120C-E3/4W	VB40120C-E3/4W	TO-263AB	40	120	250			
	625-VB40150C-E3	VB40150C-E3/4W	TO-263AB	40	150	160			
	625-V60100C-E3/4W	V60100C-E3/4W	TO-220AB	60	100	320			
	625-VB60100C-E3	VB60100C-E3/4W	TO-263AB	60	100	320			
	625-V60120C-E3/4W	V60120C-E3/4W	TO-220AB	60	120	300			

VISHAY BRIDGE RECTIFIERS

◆Surface Mount Device

For quantities greater than listed, call for quote.

	MOUSER STOCK NO.	Vishay Part No.	Package	I_F (AV)	PRV (V)	IFM Surge (A)	Price Each 1	100	500
◆	625-DF005S-E3	DF005S-E3/45	DFS	1	50	50			
	625-DF005M-E3	DF005M-E3/45	DFM	1	50	50			
◆	625-DF01S-E3	DF01S-E3/45	DFS	1	100	50			
	625-DF01M-E3	DF01M-E3/45	DFM	1	100	50			
◆	625-DF02S-E3	DF02S-E3/45	DFS	1	200	50			
	625-DF02M-E3	DF02M-E3/45	DFM	1	200	50			
◆	625-DF04S-E3	DF04S-E3/45	DFS	1	400	50			
	625-DF04M-E3	DF04M-E3/45	DFM	1	400	50			
◆	625-DF06S-E3	DF06S-E3/45	DFS	1	600	50			
	625-DF06M-E3	DF06M-E3/45	DFM	1	600	50			
◆	625-DF08S-E3	DF08S-E3/45	DFS	1	800	50			
	625-DF08M-E3	DF08M-E3/45	DFM	1	800	50			
	625-DF10M-E3	DF10M-E3/45	DFM	1	1000	50			
	625-KBP005M-E4	KBP005M-E4/45	KBPM	1.5	50	30			
	625-W005G-E4	W005G-E4/51	WG	1.5	50	50			
	625-W01G-E4	W01G-E4/51	WG	1.5	100	50			
	625-KBP02M-E4	KBP02M-E4/45	KBPM	1.5	200	30			
	625-W02G-E4	W02G-E4/51	WG	1.5	200	50			
	625-KBP04M-E4	KBP04M-E4/45	KBPM	1.5	400	30			
	625-W04G-E4	W04G-E4/51	WG	1.5	400	50			
	625-KBP06M-E4	KBP06M-E4/45	KBPM	1.5	600	30			
	625-W06G-E4	W06G-E4/51	WG	1.5	600	50			
	625-W08G-E4	W08G-E4/51	WG	1.5	800	50			
	625-W10G-E4	W10G-E4/51	WG	1.5	1000	50			
	625-2KBP005M-E4	2KBP005M-E4/45	KBPM	2	50	60			
	625-2KBP01M-E4	2KBP01M-E4/45	KBPM	2	100	60			
	625-2KBP02M-E4	2KBP02M-E4/45	KBPM	2	200	60			
	625-2KBP04M-E4	2KBP04M-E4/45	KBPM	2	400	60			
	625-2KBP06M-E4	2KBP06M-E4/45	KBPM	2	600	60			
	625-2KBP08M-E4	2KBP08M-E4/45	KBPM	2	800	60			
	625-2KBP10M-E4	2KBP10M-E4/45	KBPM	2	1000	60			
	625-LVB2560-M3/45	LVB2560-M3/45	GSIB-5S	3.6	600	550			
	625-LVB1560-M3/45	LVB1560-M3/45	GSIB-5S	3.6	600	400			
	625-GBPC6005-E4	GBPC6005-E4/51	GBPC-W	6	50	175			
	625-GBPC601-E4	GBPC601-E4/51	GBPC-W	6	100	175			
	625-GBPC602-E4	GBPC602-E4/51	GBPC-W	6	200	175			
	625-GBPC604-E4	GBPC604-E4/51	GBPC-W	6	400	175			
	625-GBPC606-E4	GBPC606-E4/51	GBPC-W	6	600	175			
	625-GBPC608-E4	GBPC608-E4/51	GBPC-W	6	800	175			
	625-GBPC610-E4	GBPC610-E4/51	GBPC-W	6	1000	175			
	625-GBPC1202-E4	GBPC1202-E4/51	GBPC	12	200	200			
	625-GBPC1204-E4	GBPC1204-E4/51	GBPC	12	400	200			
	625-GBPC1206-E4	GBPC1206-E4/51	GBPC	12	600	200			
	625-GBPC25005-E4	GBPC25005-E4/51	GBPC	25	50	300			
	625-GBPC2502-E4	GBPC2502-E4/51	GBPC	25	200	300			
	625-GBPC2504-E4	GBPC2504-E4/51	GBPC	25	400	300			
	625-GBPC2504W-E4	GBPC2504W-E4/51	GBPC-W	25	400	300			
	625-GBPC2506-E4	GBPC2506-E4/51	GBPC	25	600	300			
	625-GBPC2508W-E4	GBPC2508W-E4/51	GBPC-W	25	800	300			
	625-GBPC2510-E4	GBPC2510-E4/51	GBPC	25	1000	300			
	625-GBPC3501-E4	GBPC3501-E4/51	GBPC	35	100	400			
	625-GBPC3502-E4	GBPC3502-E4/51	GBPC	35	200	400			
	625-GBPC3502W-E4	GBPC3502W-E4/51	GBPC-W	35	200	400			
	625-GBPC3504-E4	GBPC3504-E4/51	GBPC	35	400	400			
	625-GBPC3504W-E4	GBPC3504W-E4/51	GBPC-W	35	400	400			
	625-GBPC3506-E4	GBPC3506-E4/51	GBPC	35	600	400			
	625-GBPC3506W-E4	GBPC3506W-E4/51	GBPC-W	35	600	400			
	625-GBPC3508-E4	GBPC3508-E4/51	GBPC	35	800	400			
	625-GBPC3508W-E4	GBPC3508W-E4/51	GBPC-W	35	800	400			
	625-GBPC3510-E4	GBPC3510-E4/51	GBPC	35	1000	400			
	625-GBPC3510W-E4	GBPC3510W-E4/51	GBPC-W	35	1000	400			

VISHAY POWERBRIDGE™ RECTIFIERS

For quantities greater than listed, call for quote.

MOUSER STOCK NO.	Vishay Part No.	Package	I_F (AV)	PRV (V)	IFM Surge (A)	Price Each 1	100	500
625-BU1008A-E3/45	BU1008A-E3/45	PowerBridge	10	800	90			
625-BU1010A-E3/51	BU1010A-E3/51	PowerBridge	10	1000	90			
625-BU10085S-E3	BU10085S-E3/45	PowerBridge	10	800	120			
625-BU15085S-E3	BU15085S-E3/45	PowerBridge	15	800	200			
625-BU1508-E3/51	BU1508-E3/51	PowerBridge	15	800	200			
625-BU1510-E3/51	BU1510-E3/51	PowerBridge	15	1000	200			
625-BU2008-E3/51	BU2008-E3/51	PowerBridge	20	800	240			
625-BU25085S-E3	BU25085S-E3/45	PowerBridge	25	800	300			
625-BU2510-E3/51	BU2510-E3/51	PowerBridge	25	1000	300			
625-GBPC606-E4	GBPC606-E4/51	GBPC-W	25	600	175			
625-GBPC608-E4	GBPC608-E4/51	GBPC-W	25	800	175			
625-GBPC610-E4	GBPC610-E4/51	GBPC-W	25	1000	175			

© Copyright 2014 Mouser Electronics

© Copyright 2014 Mouser Electronics

VISHAY Rectifiers

Products may be RoHS compliant. Check mouser.com for RoHS status.

VISHAY SCHOTTKY RECTIFIERS

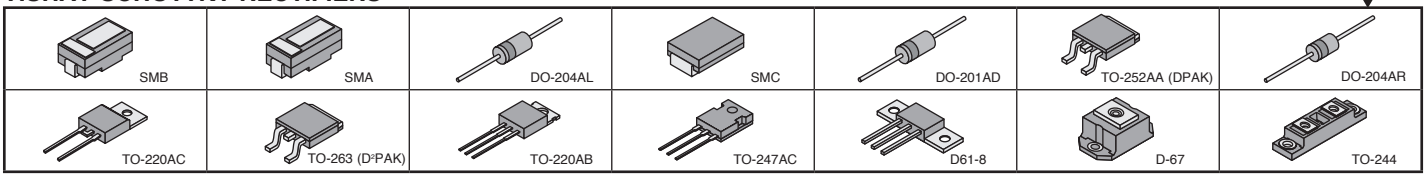

◆ Surface Mount Device

For quantities greater than listed, call for quote.

MOUSER STOCK NO.	Vishay Part No.	Package	V_{RRM} (V)	I_{FSM} (A)	Price Each 1	10	100	500
1.0 Amp								
◆ 844-10BQ015PBF	10BQ015PBF	SMB	15	140				
◆ 844-10BQ015TRPBF	10BQ015TRPBF	SMB	15	140				
◆ 844-MBRS130TRPBF	MBRS130TRPBF	SMB	30	230				
◆ 844-MBRS130LTRPBF	MBRS130LTRPBF	SMB	30	230				
◆ 844-STPS1L30UPBF	STPS1L30UPBF	SMB	30	360				
◆ 844-10BQ030TRPBF	10BQ030TRPBF	SMB	30	430				
◆ 844-MBRA140TRPBF	MBRA140TRPBF	SMA	40	120				
844-1N5819	1N5819	DO-204AL	40	225				
◆ 844-MBRS140TRPBF	MBRS140TRPBF	SMB	40	380				
◆ 844-10BQ040PBF	10BQ040PBF	SMB	40	430				
◆ 844-10BQ040TRPBF	10BQ040TRPBF	SMB	40	430				
844-MBR160	MBR160	DO-204AL	60	150				
◆ 844-10BQ060PBF	10BQ060PBF	SMB	60	700				
◆ 844-10BQ060TRPBF	10BQ060TRPBF	SMB	60	700				
◆ 844-MBRS190TRPBF	MBRS190TRPBF	SMB	90	870				
844-MBR1100	MR1100	DO-204AL	100	200				
◆ 844-10BQ100PBF	10BQ100PBF	SMB	100	700				
◆ 844-10BQ100TRPBF	10BQ100TRPBF	SMB	100	700				
◆ 844-MBRS1100TRPBF	MBRS1100TRPBF	SMB	100	870				
1.1 Amp								
844-11DQ04	11DQ04	DO-204AL	40	225				
844-11DQ05	11DQ05	DO-204AL	50	150				
844-11DQ06	11DQ06	DO-204AL	60	150				
844-11DQ10	11DQ10	DO-204AL	100	85				
2.0 Amp								
◆ 844-20BQ030PBF	20BQ030PBF	SMB	30	350				
◆ 844-20BQ030TRPBF	20BQ030TRPBF	SMB	30	350				
2.1 Amp								
◆ 844-10MQ040NPBF	10MQ040NPBF	SMA	40	120				
◆ 844-10MQ040NTRPBF	10MQ040NTRPBF	SMA	40	120				
◆ 844-10MQ060NPBF	10MQ060NPBF	SMA	60	40				
◆ 844-10MQ060NTRPBF	10MQ060NTRPBF	SMA	60	40				
◆ 844-10MQ100NPBF	10MQ100NPBF	SMA	100	120				
◆ 844-10MQ100NTRPBF	10MQ100NTRPBF	SMA	100	120				
3.0 Amp								
◆ 844-30BQ015PBF	30BQ015PBF	SMC	15	650				
◆ 844-30BQ015TRPBF	30BQ015TRPBF	SMC	15	650				
◆ 844-15MQ040NPBF	15MQ040NPBF	SMA	40	330				
◆ 844-15MQ040NTRPBF	15MQ040NTRPBF	SMA	40	330				
◆ 844-MBRS340TRPBF	MBRS340TRPBF	SMC	40	1580				
◆ 844-30BQ040PBF	30BQ040PBF	SMC	40	2000				
◆ 844-30BQ040TRPBF	30BQ040TRPBF	SMC	40	2000				
◆ 844-30BQ060PBF	30BQ060PBF	SMC	60	1200				
◆ 844-30BQ060TRPBF	30BQ060TRPBF	SMC	60	1200				
◆ 844-30BQ100PBF	30BQ100PBF	SMC	100	800				
◆ 844-30BQ100TRPBF	30BQ100TRPBF	SMC	100	800				
3.3 Amp								
844-31DQ10	31DQ10	DO-201AD	100	210				
3.5 Amp								
844-30WQ06FNPBF	30WQ06FNPBF	TO-252AA	60	490				
844-30WQ03FNPBF	30WQ03FNPBF	TO-252AA	100	535				
5.0 Amp								
844-50SQ080	50SQ080	DO-204AR	80	1900				
844-50SQ100	50SQ100	DO-204AR	100	1900				
5.5 Amp								
◆ 844-50WQ03FNPBF	50WQ03FNPBF	TO-252AA	30	320				
◆ 844-50WQ04FNPBF	50WQ04FNPBF	TO-252AA	40	340				
◆ 844-50WQ06FNPBF	50WQ06FNPBF	TO-252AA	60	320				
◆ 844-50WQ10FNPBF	50WQ10FNPBF	TO-252AA	100	330				
7.0 Amp								
◆ 844-6CWQ03FNTRPBF	6CWQ03FNTRPBF	TO-252AA	30	535				
◆ 844-6CWQ04FNPBF	6CWQ04FNPBF	TO-252AA	40	500				
◆ 844-6CWQ10FNPBF	6CWQ10FNPBF	TO-252AA	100	440				
7.5 Amp								
844-MBR735PBF	MBR735PBF	TO-220AC	35	690				
844-MBR745PBF	MBR745PBF	TO-220AC	45	690				
8.0 Amp								
844-80SQ035	80SQ035	DO-204AR	35	2400				
844-80SQ040	80SQ040	DO-204AR	40	2400				
844-80SQ045	80SQ045	DO-204AR	45	2400				
844-8TQ060PBF	8TQ060PBF	TO-220AC	60	850				
844-8TQ080SPBF	8TQ080SPBF	TO-220AC	80	850				
844-8TQ100PBF	8TQ100PBF	TO-220AC	100	850				
◆ 844-8TQ100SPBF	8TQ100SPBF	TO-263	100	850				
◆ 844-8TQ100STRRPBF	8TQ100STRRPBF	TO-263	100	850				
9.0 Amp								
844-95SQ015	95SQ015	DO-204AR	15	850				

◆ Surface Mount Device

For quantities greater than listed, call for quote.

MOUSER STOCK NO.	Vishay Part No.	Package	V_{RRM} (V)	I_{FSM} (A)	Price Each 1	10	100	500
9.0 Amp (Cont.)								
844-90SQ030	90SQ030	DO-204AR	30	2150				
844-90SQ035	90SQ035	DO-204AR	35	2150				
844-90SQ040	90SQ040	DO-204AR	40	2150				
◆ 844-90SQ045	90SQ045	DO-204AR	45	2150				
10 Amp								
◆ 844-STPS1045BPBF	STPS1045BPBF	TO-252AA	45	390				
844-MBR1045PBF	MBR1045PBF	TO-220AC	45	1060				
844-10CTQ150PBF	10CTQ150PBF	TO-220AB	150	620				
12 Amp								
◆ 844-12CWQ03FNPBF	12CWQ03FNPBF	TO-252AA	30	320				
◆ 844-12CWQ06FNPBF	12CWQ06FNPBF	TO-252AA	60	320				
◆ 844-12CWQ10FNPBF	12CWQ10FNPBF	TO-252AA	100	330				
15 Amp								
844-15TQ060PBF	15TQ060PBF	TO-220AC	60	1000				
◆ 844-15TQ060STRLPBF	15TQ060STRLPBF	TO-252AA	60	1000				
16 Amp								
844-16CTQ100PBF	16CTQ100PBF	TO-220AB	100	850				
◆ 844-16CTQ100SPBF	16CTQ100SPBF	TO-252AA	100	850				
18 Amp								
844-18TQ045PBF	18TQ045PBF	TO-220AC	45	1800				
19 Amp								
844-19TQ015PBF	19TQ015PBF	TO-220AC	15	700				
20 Amp								
844-20L15TPBF	20L15TPBF	TO-220AC	15	700				
844-STPS20L15DPBF	STPS20L15DPBF	TO-220AC	15	700				
◆ 844-STPS20L15GPBF	STPS20L15GPBF	TO-252AA	15	700				
844-20TQ040PBF	20TQ040PBF	TO-220AC	40	1800				
844-20CTQ045PBF	20CTQ045PBF	TO-220AB	45	1060				
844-20TQ045PBF	20TQ045PBF	TO-220AC	45	1800				
844-MBR20100CTKPBF	MBR20100CTKPBF	TO-220AB	100	850				
844-20CTQ150PBF	20CTQ150PBF	TO-220AB	150	1030				
30 Amp								
844-32CTQ030PBF	32CTQ030PBF	TO-220AB	30	900				
◆ 844-32CTQ030STRLPBF	32CTQ030STRLPBF	TO-263	30	900				
◆ 844-STPS30L30CGPBF	STPS30L30CGPBF	TO-252AA	30	1450				
844-STPS30L30CTPBF	STPS30L30CTPBF	TO-220AB	30	1450				
844-25CTQ045SPBF	25CTQ045SPBF	TO-263	45	990				
844-30CTQ045PBF	30CTQ045PBF	TO-220AB	45	1060				
◆ 844-30CTQ060SPBF	30CTQ060SPBF	TO-263	60	850				
844-30CTQ060PBF	30CTQ060PBF	TO-220AB	60	1000				
844-30CPQ060PBF	30CPQ060PBF	TO-247AC	60	1020				
844-STPS30L60CWPBF	STPS30L60CWPBF	TO-247AC	60	1020				
844-30CTQ100PBF	30CTQ100PBF	TO-220AB	100	850				
844-30CTQ100SPBF	30CTQ100SPBF	TO-220AB	100	850				
844-30CPQ100PBF	30CPQ100PBF	TO-247AC	100	920				
844-30CPQ150PBF	30CPQ150PBF	TO-247AC	150	920				
40 Amp								
844-STPS40L15CTPBF	STPS40L15CTPBF	TO-220AB	15	700				
844-STPS40L15CWPBF	STPS40L15CWPBF	TO-247AC	15	700				
844-40L15CTPBF	40L15CTPBF	TO-220AB	15	700				
844-40L15CTSPBF	40L15CTSPBF	TO-263	15	700				
844-47CTQ020PBF	47CTQ020PBF	TO-220AB	20	1000				
844-42CTQ030PBF	42CTQ030PBF	TO-220AB	30	1100				
844-STPS40L45CWPBF	STPS40L45CWPBF	TO-247AC	45	1240				
844-40CTQ045PBF	40CTQ045PBF	TO-220AB	45	1240				
844-40CPQ045PBF	40CPQ045PBF	TO-247AC	45	3500				
844-48CTQ060PBF	48CTQ060PBF	TO-220AB	60	1000				
844-48CTQ060STRLPBF	48CTQ060STRLPBF	TO-263	60	1000				
844-40CPQ060PBF	40CPQ060PBF	TO-247AC	60	3200				
844-43CTQ100PBF	43CTQ100PBF	TO-220AB	100	850				
◆ 844-43CTQ100SPBF	43CTQ100SPBF	TO-263	100	850				
844-40CPQ100PBF	40CPQ100PBF	TO-247AC	100	2950				
844-40CTQ150PBF	40CTQ150PBF	TO-220AB	150	150				
60 Amp								
844-63CTQ100PBF	63CTQ100PBF	TO-220AB	100	1500				
844-63CPQ100PBF	63CPQ100PBF	TO-247AC	100	2200				
844-60CTQ150PBF	60CTQ150PBF	TO-220AB	150	710				
844-60CPQ150PBF	60CPQ150PBF	TO-247AC	150	2300				
70 Amp								
844-72CPQ030PBF	72CPQ030PBF	TO-247AC	30	2180				
80 Amp								
844-85CNQ015APBF	85CNQ015APBF	D61-8	15	7000				
844-80CPQ020PBF	80CPQ020PBF	TO-247AC	20	2200				
844-82CNQ030APBF	82CNQ030APBF	D61-8	30	5100				
844-80CNQ045APBF	80CNQ045APBF	D61-8	45	5800				
844-83CNQ100APBF	83CNQ100APBF	D61-8	100	7000				
844-80CPQ150PBF	80CPQ150PBF	TO-247AC	150	1930				
240 Amp								
844-243NQ100PBF	243NQ100PBF	D-67	100	25500				
400 Amp								
844-401CNQ045PBF	401CNQ045PBF	TO-244	45	25000				
844-403CNQ100PBF	403CNQ100PBF	TO-244	100	25500				

© Copyright 2014 Mouser Electronics
© Copyright 2014 Mouser Electronics

VISHAY Rectifiers

Products may be RoHS compliant. Check mouser.com for RoHS status.

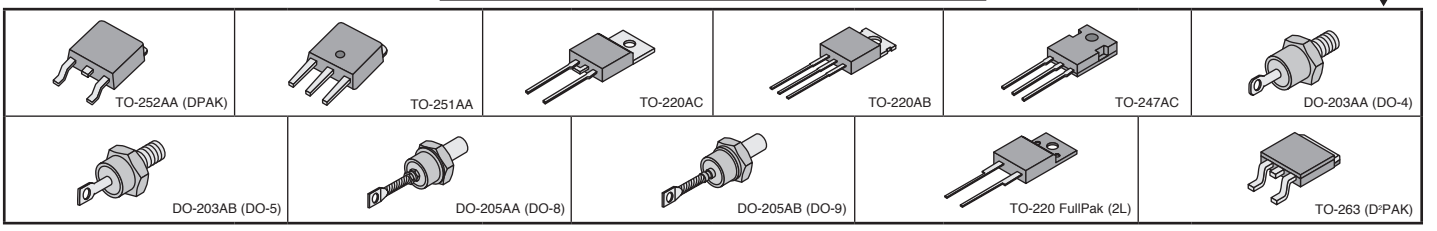

♦ Surface Mount Device † Cathode-to-Stud Polarity ✻ Anode-to-Stud Polarity

VISHAY HIGH PERFORMANCE SCHOTTKY RECTIFIERS

For quantities greater than listed, call for quote.

MOUSER STOCK NO.	Vishay Part No.	Package	V_{RRM} (V)	I_{FSM} (A)	Price Each 1	10	100	500
6.0 Amp								
♦ 844-6CWT04FN	6CWT04FN	TO-252AA	45	440				
844-6CUT04	4CUT04	TO-251AA	45	440				
8.0 Amp								
844-8TT100	8TT100	TO-220AC	100	850				
10 Amp								
♦ 844-10WT10FN	10WT10FN	TO-252AA	100	610				
844-10UT10	10UT10	TO-251AA	100	610				
844-MBR10T100	MBR10T100	TO-220AC	100	850				
15 Amp								
844-15TT100	15TT100	TO-220AC	100	920				
16 Amp								
844-16CTT100	16CTT100	TO-220AB	100	850				
20 Amp								
♦ 844-20WT04FN	20WT04FN	TO-252AA	45	900				
844-20UT04	20UT04	TO-251AA	45	900				
♦ 844-20CWT10FN	20CWT10FN	TO-252AA	100	610				
844-20CUT10	20CUT10	TO-251AA	100	610				
844-21TT100	21TT100	TO-220AB	100	660				
844-MBR20T100CT	MBR20T100CT	TO-220AB	100	850				
844-20TT100	20TT100	TO-220AC	100	900				
30 Amp								
844-30CTT045	30CTT045	TO-220AB	45	880				
844-30CPT100	30CPT100	TO-247AC	100	920				
844-30CTT100	30CTT100	TO-220AB	100	920				
844-30PT100	30PT100	TO-247AC	100	2200				
40 Amp								
844-43CTT100	43CTT100	TO-220AB	100	900				
60 Amp								
844-60CPT045	63CPT045	TO-247AC	45	2500				
844-63CPT100	63CPT100	TO-247AC	100	2200				

VISHAY STANDARD RECOVERY DIODES

For quantities greater than listed, call for quote.

MOUSER STOCK NO.	Vishay Part No.	Package	V_{RRM} (V)	I_{FSM} (A)	Price Each 1	10	100	500
12 Amp								
† 844-1N1199A	1N1199A	(DO-4)	50	230				
† 844-1N1206RA	1N1206RA	(DO-4)	600	230				
† 844-1N1206A	1N1206A	(DO-4)	600	800				
15 Amp								
† 844-1N3210	1N3210	(DO-5)	200	239				
16 Amp								
† 844-16F60	16F60	(DO-4)	600	25				
† 844-16F120	16F120	(DO-4)	1200	25				
35 Amp								
† 844-1N1183	1N1183	(DO-5)	50	500				
† 844-1N1184	1N1184	(DO-5)	100	500				
† 844-1N1184A	1N1184A	(DO-5)	100	500				
† 844-1N1187	1N1187	(DO-5)	300	500				
† 844-1N1188A	1N1188A	(DO-5)	400	500				
† 844-1N1190	1N1190	(DO-5)	600	500				
† 844-1N3768	1N3768	(DO-5)	1000	380				
40 Amp								
† 844-40HF60	40HF60	(DO-5)	600	62				
✻ 844-40HFR60	40HFR60	(DO-5)	600	62				
✻ 844-40HFR100	40HFR100	(DO-5)	1000	62				
✻ 844-40HFR120	40HFR120	(DO-5)	1200	62				
† 844-40HF120	40HF120	(DO-5)	1200	62				
† 844-40HF160	40HF160	(DO-5)	1600	62				
60 Amp								
† 844-1N2131RA	1N2131RA	(DO-5)	200	860				
70 Amp								
† 844-70HF40	70HF40	(DO-5)	400	1200				
† 844-71HF40	71HF40	(DO-5)	400	1200				
† 844-70HF60	70HF60	(DO-5)	600	1200				
✻ 844-70HFR60	70HFR60	(DO-5)	600	1200				
✻ 844-70HFR100	70HFR100	(DO-5)	1000	110				
† 844-70HF120	70HF120	(DO-5)	1200	1200				
✻ 844-70HFR120	70HFR120	(DO-5)	1200	1200				
† 844-70HF160	70HF160	(DO-5)	1600	110				
✻ 844-70HFR160	70HFR160	(DO-5)	1600	110				
85 Amp								
† 844-85HF20	85HF20	(DO-5)	200	1700				
† 844-85HF40	85HF40	(DO-5)	400	133				
† 844-85HF60	85HF60	(DO-5)	600	133				
✻ 844-85HFR60	85HFR60	(DO-5)	600	133				
† 844-85HFL100S05	85HFL100S05	(DO-5)	1000	1100				
† 844-85HF100	85HF100	(DO-5)	1000	1700				

VISHAY STANDARD RECOVERY DIODES (CONT.)

For quantities greater than listed, call for quote.

MOUSER STOCK NO.	Vishay Part No.	Package	V_{RRM} (V)	I_{FSM} (A)	Price Each 1	10	100	500
85 Amp (Cont.)								
† 844-85HF120	85HF120	(DO-5)	1200	133				
✻ 844-85HFR120	85HFR120	(DO-5)	1200	133				
† 844-85HF160	85HF160	(DO-5)	1600	1700				
150 Amp								
† 844-150K40A	150K40A	(DO-8)	400	235				
✻ 844-150KR40A	150KR40A	(DO-8)	400	235				
† 844-150K60A	150K60A	(DO-8)	600	235				
✻ 844-150KR60A	150KR60A	(DO-8)	600	235				
† 844-150U100D	150U100D	(DO-8)	1000	235				
✻ 844-150UR100D	150UR100D	(DO-8)	1000	235				
200 Amp								
✻ 844-8EWS08STRLPBF	8EWS08STRLPBF	TO-252AA	800	200				
300 Amp								
† 844-300U40A	300U40A	(DO-9)	400	500				
† 844-300U60A	300U60A	(DO-9)	600	700				
✻ 844-300UR40A	300UR40A	(DO-9)	400	500				
✻ 844-300UR60A	300UR60A	(DO-9)	600	700				
475 Amp								
† 844-40EPS08PBF	40EPS08PBF	TO-247AC	800	900				
† 844-40EPS12PBF	40EPS12PBF	TO-247AC	1200	475				

VISHAY HYPERFAST RECOVERY DIODES

For quantities greater than listed, call for quote.

MOUSER STOCK NO.	Vishay Part No.	Package	V_{RRM} (V)	I_{FSM} (A)	(Max) (ns)	Price Each 1	10	100	500
8.0 Amp									
844-8ETH06PBF	8ETH06PBF	TO-220AC	600	90	22				
844-8ETH06FPPBF	8ETH06FPPBF	TO-220F/Pak (2L)	600	100	22				
844-8EWF12SPBF	8EWF12SPBF	D2PAK	1200	170	80				
15 Amp									
♦ 844-15ETH06SPBF	15ETH06SPBF	D2PAK	600	120	35				
844-15ETH06PBF	15ETH06PBF	TO-220AC	600	120	35				
844-15ETX06PBF	15ETX06PBF	TO-220AC	600	170	18				
844-15ETH06FPPBF	15ETH06FPPBF	TO-220F/Pak (2L)	600	180	35				
30 Amp									
844-30ETH06PBF	30ETH06PBF	TO-220AC	600	200	35				

VISHAY ULTRA FAST RECOVERY DIODES

For quantities greater than listed, call for quote.

MOUSER STOCK NO.	Vishay Part No.	Package	V_{RRM} (V)	I_{FSM} (A)	(Max) (ns)	Price Each 1	10	100	500
8.0 Amp									
844-MUR820PBF	MUR820PBF	TO-220AC	200	8	35				
844-MURB820PBF	MURB820PBF	D2PAK	200	100	25				
12 Amp									
844-1N3893	1N3893	(DO-4)	400	19	150				
15 Amp									
844-MUR1520PBF	MUR1520PBF	TO-220AC	200	200	35				
844-15ETX06FPPBF	15ETX06FPPBF	TO-220F/Pak (2L)	600	170	18				
16 Amp									
844-16FL100S05	16FL100S05	(DO-4)	1000	25	500				
20 Amp									
844-MUR2020CTPBF	MUR2020CTPBF	TO-220AB	200	100	35				
844-MURB2020CTPBF	MURB2020CTPBF	D2PAK	200	100	25				
30 Amp									
844-30CPU04PBF	30CPU04PBF	TO-247AC	400	200	60				
844-30CPH03PBF	30CPH03PBF	TO-247AC	300	140	40				
844-30EPH03PBF	30EPH03PBF	TO-247AC	300	300	55				
844-30EPH06PBF	30EPH06PBF	TO-247AC	600	300	35				
40 Amp									
844-40HFL100S05	40HFL100S05	(DO-5)	1000	400	180				
844-40EPF12PBF	40EPF12PBF	TO-247AC	1200	475	95				
60 Amp									
844-60APU02PBF	60APU02PBF	TO-247AC	200	800	35				
844-60EPU04PBF	60EPU04PBF	TO-247AC	400	600	50				
844-60APU06PBF	30CPU04PBF	TO-247AC	600	600	45				
70 Amp									
844-70HFL60S02	70HFL60S02	(DO-5)	600	700	150				
844-70HFL100S05	70HFL100S05	(DO-5)	1000	700	150				
844-70HFLR100S05	70HFLR100S05	(DO-5)	1000	700	150				
85 Amp									
844-85HFL60S02	85HFL60S02	(DO-5)	600	1100	120				

© Copyright 2014 Mouser Electronics
© Copyright 2014 Mouser Electronics

VISHAY Diodes, Rectifiers and Thyristors

Products may be RoHS compliant. Check mouser.com for RoHS status.

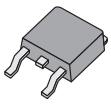
TO-252AA

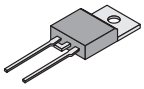
TO-220AC Thru Hole


TO-247AC Thru Hole

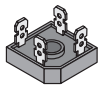
D-34 Thru Hole

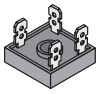
GBPC


D-63/D-34A

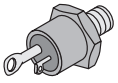
TO-208AA (TO-48)

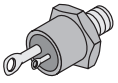
TO-208AC (TO-65)

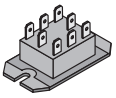
PACEPak

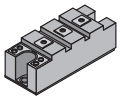
INT-A-Pak

VISHAY FRED RECTIFIERS

NEW PRODUCT

For quantities greater than listed, call for quote.

MOUSER STOCK NO.	Vishay Part No.	Package	V_{RMM} (V)	I_{FSM} (V)	trr (Max) (ns)	Price Each 1	10	100	500
4 Amp									
78-VS-4EWH02FNTR-M3	VS-4EWH02FNTR-M3	TO-252AA	200	80	27				
5 Amp									
78-VS-5EWH06FNTR-M3	VS-5EWH06FNTR-M3	TO-252AA	600	70	25				
78-VS-5EWX06FNTR-M3	VS-5EWX06FNTR-M3	TO-252AA	600	70	25				
78-VS-5EWL06FNTR-M3	VS-5EWL06FNTR-M3	TO-252AA	600	80	70				
6 Amp									
78-VS-6EWX06FNTR-M3	VS-6EWX06FNTR-M3	TO-252AA	600	50	21				
78-VS-6EWH06FNTR-M3	VS-6EWH06FNTR-M3	TO-252AA	600	70	25				
78-VS-6EWL06FNTR-M3	VS-6EWL06FNTR-M3	TO-252AA	600	80	70				
8 Amp									
78-VS-8CWH02FNTR-M3	VS-8CWH02FNTR-M3	TO-252AA	200	80	27				
78-VS-8EWH02FNTR-M3	VS-8EWH02FNTR-M3	TO-252AA	200	140	27				
78-VS-ETH0806FP-M3	VS-ETH0806FP-M3	TO-220FP	600	80	21				
78-VS-ETH0806-M3	VS-ETH0806-M3	TO-220AC	600	80	21				
78-VS-ETX0806FP-M3	VS-ETX0806FP-M3	TO-220FP	600	80	17				
78-VS-ETX0806-M3	VS-ETX0806-M3	TO-220AC	600	80	17				
78-VS-8EWH06FNTR-M3	VS-8EWH06FNTR-M3	TO-252AA	600	90	22				
78-VS-8EWX06FNTR-M3	VS-8EWX06FNTR-M3	TO-252AA	600	90	19				
78-VS-ETL0806FP-M3	VS-ETL0806FP-M3	TO-220FP	600	120	180				
78-VS-ETL0806-M3	VS-ETL0806-M3	TO-220AC	600	120	180				
78-VS-8EWL06FNTR-M3	VS-8EWL06FNTR-M3	TO-252AA	600	140	100				
10 Amp									
78-VS-10CWH02FNTR-M3	VS-10CWH02FNTR-M3	TO-252AA	200	80	27				
12 Amp									
78-VS-12EWH06FNTR-M3	VS-12EWH06FNTR-M3	TO-252AA	600	110	22				
15 Amp									
78-VS-15AWL06FNTR-M3	VS-15AWL06FNTR-M3	TO-252AA	600	110	22				
78-VS-15EWH06FNTR-M3	VS-15EWH06FNTR-M3	TO-252AA	600	120	30				
78-VS-15EWX06FNTR-M3	VS-15EWX06FNTR-M3	TO-252AA	600	120	32				
78-VS-ETX1506S-M3	VS-ETX1506S-M3	TO-263AB	600	120	20				
78-VS-ETX1506FP-M3	VS-ETX1506FP-M3	TO-220FP	600	120	20				
78-VS-ETX1506-M3	VS-ETX1506-M3	TO-220AC	600	120	20				
78-VS-ETH1506-1-M3	VS-ETH1506-1-M3	TO-262	600	160	29				
78-VS-ETH1506S-M3	VS-ETH1506S-M3	TO-263AB	600	160	29				
78-VS-ETU1506-1-M3	VS-ETU1506-1-M3	TO-262	600	160	40				
78-VS-ETH1506FP-M3	VS-ETH1506FP-M3	TO-220FP	600	160	29				
78-VS-ETH1506-M3	VS-ETH1506-M3	TO-220AC	600	160	29				
78-VS-ETU1506FP-M3	VS-ETU1506FP-M3	TO-220FP	600	160	40				
78-VS-ETU1506-M3	VS-ETU1506-M3	TO-220AC	600	160	40				
78-VS-15EWL06FNTR-M3	VS-15EWL06FNTR-M3	TO-252AA	600	180	120				
78-VS-ETL1506-1-M3	VS-ETL1506-1-M3	TO-262	600	200	210				
78-VS-ETL1506S-M3	VS-ETL1506S-M3	TO-263AB	600	200	210				
78-VS-ETL1506FP-M3	VS-ETL1506FP-M3	TO-220FP	600	200	210				
78-VS-ETL1506-M3	VS-ETL1506-M3	TO-220AC	600	200	210				
30 Amp									
78-VS-APH3006-F3	VS-APH3006-F3	TO-247AC	600	180	45				
78-VS-EPH3006-F3	VS-EPH3006-F3	TO-247AC	600	180	26				
78-VS-ETH3006-1-M3	VS-ETH3006-1-M3	TO-262	600	180	26				
78-VS-ETH3006S-M3	VS-ETH3006S-M3	TO-263AB	600	180	26				
78-VS-ETH3006FP-M3	VS-ETH3006FP-M3	TO-220FP	600	180	26				
78-VS-ETH3006-M3	VS-ETH3006-M3	TO-220AC	600	180	26				
78-VS-APU3006-F3	VS-APU3006-F3	TO-247AC	600	200	45				
78-VS-EPU3006-F3	VS-EPU3006-F3	TO-247AC	600	200	26				
78-VS-ETU3006-1-M3	VS-ETU3006-1-M3	TO-262	600	200	45				
78-VS-ETU3006S-M3	VS-ETU3006S-M3	TO-263AB	600	200	45				
78-VS-ETU3006FP-M3	VS-ETU3006FP-M3	TO-220FP	600	200	45				
78-VS-ETU3006-M3	VS-ETU3006-M3	TO-220AC	600	200	45				
150 Amp									
78-VS-ETX1506-1-M3	VS-ETX1506-1-M3	TO-262	600	120	20				
78-VS-ETU1506S-M3	VS-ETU1506S-M3	TO-263AB	600	160	40				

VISHAY HEXFRED DIODES

For quantities greater than listed, call for quote.

MOUSER STOCK NO.	Vishay Part No.	Package	V_{RMM} (V)	I_{FSM} (V)	trr (Max) (ns)	Price Each 1	10	100	500
8 Amp									
844-HFA08TB60PBF	HFA08TB60PBF	TO-220AC	600	60	18				
15 Amp									
844-HFA15PB60PBF	HFA15PB60PBF	TO-247AC	600	150	19				
844-HFA15TB60PBF	HFA15TB60PBF	TO-220AC	600	150	19				
25 Amp									
844-HFA50PA60CPBF	HFA50PA60CPBF	TO-247AC	600	225	23				
844-HFA25TB60PBF	HFA25TB60PBF	TO-220AC	600	225	23				
30 Amp									
844-HFA30PA60CPBF	HFA30PA60CPBF	TO-247AC	600	150	19				

VISHAY SINGLE PHASE BRIDGE RECTIFIERS

For quantities greater than listed, call for quote.

MOUSER STOCK NO.	Vishay Part No.	Package	V_{RMM} (V)	I_{FSM} (A)	Price Each 1	10	100	500
25 Amp								
844-26MB10A	26MB10A	D-34	100	420				
844-26MB20A	26MB20A	D-34	200	420				
844-GBPC2502A	GBPC2502A	GBPC	200	420				
844-26MB40A	26MB40A	D-34	400	420				
844-26MT60	26MT60	D-63	600	375				
844-GBPC2506A	GBPC2506A	GBPC	600	420				
844-26MB60A	26MB60A	D-34	600	420				
844-26MB80A	26MB80A	D-34	800	420				
844-26MT120	26MT120	D-63	1200	375				
844-26MB120A	26MB120A	D-34	1200	420				
35 Amp								
844-36MB10A	36MB10A	D-34	100	500				
844-36MB20A	36MB20A	D-34	200	500				
844-36MB40A	36MB40A	D-34	400	500				
844-36MT40	36MT40	D-63	400	500				
844-GBPC3504A	GBPC3504A	GBPC	400	500				
844-36MB60A	36MB60A	D-34	600	500				
844-36MT60	36MT60	D-63	600	500				
844-GBPC3506A	GBPC3506A	GBPC	600	500				
844-36MB80A	36MB80A	D-34	800	500				
844-36MT80	36MT80	D-63	800	500				
844-GBPC3508A	GBPC3508A	GBPC	800	500				
844-36MB100A	36MB100A	D-34	1000	500				
844-36MT100	36MT100	D-63	1000	500				
844-36MB120A	36MB120A	D-34	1200	500				
844-36MT120	36MT120	D-63	1200	500				
844-GBPC3512A	GBPC3512A	GBPC	1200	500				
844-36MB140A	36MB140A	D-34	1400	500				
844-36MB160A	36MB160A	D-34	1600	500				
844-36MT160	36MT160	D-63	1600	500				

VISHAY THREE PHASE BRIDGE RECTIFIERS

For quantities greater than listed, call for quote.

MOUSER STOCK NO.	Vishay Part No.	Package	V_{RMM} (V)	I_{FSM} (A)	Price Each 1	10	100	500
25 Amp								
844-26MT160	26MT160	D-34A	1600	375				
35 Amp								
844-36MT20	36MT20	D-34A	200	500				

VISHAY PHASE CONTROL SCRS

For quantities greater than listed, call for quote.

MOUSER STOCK NO.	Vishay Part No.	Package	V_{RMM} (V)	IT_{RMS} (A)	tq (uS)	Price Each 1	10	100	500
25 Amp									
844-25RIA40	25RIA40	TO-208AA(TO-48)	400	40	110				
844-25RIA120	25RIA120	TO-208AA (TO-48)	1200	40	110				
50 Amp									
844-50RIA60	50RIA60	TO-208AC (TO-65)	600	80	110				
844-50RIA80	50RIA80	TO-208AC(TO-65)	800	80	110				
844-50RIA120	50RIA120	TO-208AC (TO-65)	1200	80	110				

VISHAY MEDIUM POWER THYRISTORS

For quantities greater than listed, call for quote.

MOUSER STOCK NO.	Vishay Part No.	Package	V_{RMM} (V)	I_{FSM} (A)	tq (uS)	Price Each 1	10	100	500
16 Amp									
844-16RIA60	16RIA60	TO-208AA (TO-48)	600	35	110				
844-16RIA80	16RIA80	TO-208AA (TO-48)	800	35	110				
50 Amp									
844-50RIA20	50RIA20	TO-208AC (TO-65)	200	80	110				

VISHAY THYRISTOR MODULES

For quantities greater than listed, call for quote.

MOUSER STOCK NO.	Vishay Part No.	Package	V_{RMM} (V)	I_{FSM} (A)	Price Each 1	10	100	500
25 Amp								
844-P102W	P102W	PACE-Pak	600	375				
844-P105W	P105W	PACE-Pak	1200	375				
160 Amp								
844-VSKT162/16PBF	VSKT162/16PBF	INT-A-Pak	1600	355				

© Copyright 2014 Mouser Electronics
© Copyright 2014 Mouser Electronics

VISHAY Diodes

RoHS Compliant **This product is RoHS compliant.**

VISHAY SCHOTTKY DIODES

For quantities greater than listed, call for quote.

MOUSER STOCK NO.	Vishay Part No.	Case Type	VRMM Max. (V)	IF Max. (A)	VF @ IF Max. (V)	IF (mA)	IFSM Max. (A)	trr Typ/Max (ns)	Tj Max. (°C)	Price Each 1	100	500	1000
Surface Mount													
625-SD103CW-V-GS08	SD103CW-V-GS08	SOD-123	20	0.35	0.37	20	2	10/----	125				
625-LL103C	LL103C-GS08	SOD-80C	20	0.35	0.37	20	15	----/10	125				
625-BAT54-V	BAT54-V-GS08	SOT-23-3	30	0.2	0.4	10	0.6	----/5	125				
625-BAT54A-V	BAT54A-V-GS08	SOT-23-3	30	0.2	0.4	10	0.6	----/5	125				
625-BAT54C-V	BAT54C-V-GS08	SOT-23-3	30	0.2	0.4	10	0.6	----/5	125				
625-BAT54S-V	BAT54S-V-GS08	SOT-23-3	30	0.2	1	100	0.6	----/5	125				
625-SD103BW-V	SD103BW-V-GS08	SOD-123	30	0.35	0.37	20	2	10/----	125				
625-LL103B	LL103B-GS08	SOD-80C	30	0.35	0.37	20	15	----/10	125				
625-LL101C	LL101C-GS08	SOD-80C	40	0.2	0.39	1	2	----/1	125				
625-SD101CW-V	SD101CW-V-GS08	SOD-123	40	0.2	0.39	1	2	----/1	125				
78-BAS40-05-V	BAS40-05-V-GS08	SOT-23-3	40	0.2	0.38	1	0.6	----/5	125				
625-SD103AW-V	SD103AW-V-GS08	SOD-123	40	0.35	0.37	20	2	10/----	125				
625-LL103A	LL103A-GS08	SOD-80C	40	0.35	0.37	20	15	----/10	125				
625-LL101B	LL101B-GS08	SOD-80C	50	0.2	0.4	1	2	----/1	125				
625-SD101BW-V	SD101BW-V-GS08	SOD-123	50	0.2	0.4	1	2	----/1	125				
625-LL101A	LL101A-GS08	SOD-80C	60	0.2	0.41	1	2	----/1	125				
625-SD101AW-V	SD101AW-V-GS08	SOD-123	60	0.2	0.41	1	2	----/1	125				
625-BAS70-00-V	BAS70-00-V-GS08	SOT-23-3	70	0.2	0.41	1	0.6	----/5	150				
625-BAS70-04-V	BAS70-04-V-GS08	SOT-23-3	70	0.2	0.41	1	0.6	----/5	150				
625-BAS70-05-V	BAS70-05-V-GS08	SOT-23-3	70	0.2	0.41	1	0.6	----/5	150				
625-BAS70-06-V	BAS70-06-V-GS08	SOT-23-3	70	0.2	0.41	1	0.6	----/5	150				
Thru-Hole													
625-SD103C	SD103C-TR	DO-35	20	0.35	0.37	20	15	10/----	125				
625-BAT42	BAT42-TR	DO-35	30	0.2	0.4	10	4	----/5	125				
625-SD101C	SD101C-TR	DO-35	40	0.2	0.39	1	2	----/1	125				
625-SD103A	SD103A-TR	DO-35	40	0.35	0.37	20	15	10/----	125				
625-SD101A	SD101A-TR	DO-35	60	0.2	0.41	1	2	----/1	125				

VISHAY SMALL SIGNAL DIODES

For quantities greater than listed, call for quote.

MOUSER STOCK NO.	Vishay Part No.	Case Type	VRMM Max. (V)	IF Max. (A)	VF @ IF Max. (V)	IF (mA)	IFSM Max. (A)	trr Typ/Max (ns)	Tj Max. (°C)	Price Each 1	100	500	1000
Surface Mount													
78-BAS85-GS18	BAS85-GS18	SOD-80C	30	200	0.2	25	1	200	----/-5				
78-BAS81	BAS81-GS08	SOD-80C	40	30	200	40	1	410	----/-				
78-BAS82	BAS82-GS08	SOD-80C	50	30	200	50	1	410	----/-				
78-BAS86	BAS86-GS08	SOD-80C	50	200	40	50	1	200	----/-5				
78-1N4150W-V	1N4150W-V-GS08	SOD-123	50	200	100	50	1	200	----/4				
78-LL4150	LL4150-GS08	SOD-80C	50	600	0.1	50	1	200	----/4				
78-BAS83	BAS83-GS08	SOD-80C	60	30	200	60	1	410	----/-				
625-BAV99-V	BAV99-V-GS08	SOT-23-3	70	250	25000	70	1	50	----/6				
625-BAV70-V	BAV70-V-GS08	SOT-23-3	70	250	25000	70	1	50	----/6				
625-BAW56-V	BAW56-V-GS08	SOT-23-3	70	250	25000	70	1	50	----/6				
78-LL4151	LL4151-GS08	SOD-80C	75	200	50	50	1	50	----/4				
625-1N4148W-V	1N4148W-V-GS08	SOD-123	100	150	5000	75	1	10	----/4				
625-IMBD4148-V	IMBD4148-V-GS08	SOT-23-3	100	150	25000	70	1	10	----/4				
78-LL4448	LL4448-GS08	SOD-80C	100	150	0.005	75	1	100	----/8				
625-BAS16-V	BAS16-V-GS08	SOT-23-3	100	150	1000	75	1	50	----/6				
625-MMBD7000-V	MMBD7000-V-GS08	SOT-23-3	100	200	3000	100	0.82	10	----/4				
78-LS4448	LS4448GS08	SOD-80C	100	300	25	75	720mV	5	----/4				
78-LL4148	LL4148-GS08	SOD-80C	100	450	5	75	1	10	----/8				
78-LS4148	LS4148-GS08	Quadro MELF	100	500	5	75	1	50	----/8				
78-BAV202	BAV202-GS08	SOD-80C	200	100	100	150	1	10	----/50				
78-BAV302	BAV302-TR	MicroMELF	200	100	100	150	1000mV	100	----/50				
78-BAV21WS-V	BAV21WS-V-GS08	SOD-323	200	200	100	200	1	100	----/50				
78-BAV102	BAV102-GS08	SOD-80C	200	250	100	150	1	10	----/50				
78-BAV21W-V	BAV21W-V-GS08	SOD-123	200	250	100	200	1	100	----/50				
78-BAV303	BAV303-TR	MicroMELF	250	100	100	200	1000mV	100	----/50				
625-BAS21-V	BAS21-V-GS08	SOT-23-3	250	200	100	200	1	100	----/50				
Thru-Hole													
78-BAT85S	BAT85S-TR	DO-35	30	200	2	25	1	10	----/5				
78-1N4154	1N4154-TR	DO-35	35	450	0.1	25	1	30	----/4				
78-1N4150	1N4150-TR	DO-35	50	600	0.1	50	1	200	----/4				
78-1N4151	1N4151-TR	DO-35	75	450	0.05	50	1	50	----/4				
78-1N914	1N914-TR	DO-35	100	300	5	75	1	10	----/4				
78-1N4148	1N4148-TR	DO-35	100	500	5	75	1	10	----/4				
78-1N4448	1N4448-TR	DO-35	100	500	5	75	1	100	----/4				
78-BAV20	BAV20-TR	DO-35	200	200	100	100	1	100	----/50				
78-BAV21	BAV21-TR	DO-35	250	250	100	200	1	100	----/50				

VISHAY ZENER DIODES

For quantities greater than listed, call for quote.

MOUSER STOCK NO.	Vishay Part No.	Case Type	Nominal Voltage (V)	Power Rating (W)	Test Current (mA)	Price Each 1	100	500	1000
Surface Mount									
625-BZX84C2V4-V	BZX84C2V4-V-GS08	SOT-23-3	2.4	0.35	5				
625-BZX84C2V7-V	BZX84C2V7-V-GS08	SOT-23-3	2.7	0.35	5				
625-BZX84C3V0-V	BZX84C3V0-V-GS08	SOT-23-3	3.0	0.35	5				
625-BZX84C3V3-V	BZX84C3V3-V-GS08	SOT-23-3	3.3	0.35	5				
625-BZX84C3V6-V	BZX84C3V6-V-GS08	SOT-23-3	3.6	0.35	5				
625-BZX84C3V9-V	BZX84C3V9-V-GS08	SOT-23-3	3.9	0.35	5				
625-BZX84C4V3-V	BZX84C4V3-V-GS08	SOT-23-3	4.3	0.35	5				
625-BZX84C4V7-V	BZX84C4V7-V-GS08	SOT-23-3	4.7	0.35	5				
625-BZX84C5V1-V	BZX84C5V1-V-GS08	SOT-23-3	5.1	0.35	5				
625-BZX84C5V6-V	BZX84C5V6-V-GS08	SOT-23-3	5.6	0.35	5				

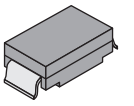
SOD-123

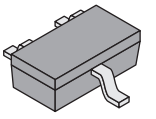
SOT-23-3

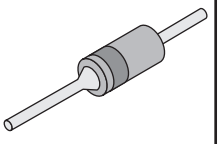
DO-35

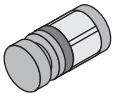
SOD-80C

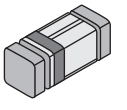
Quadro MELF


MicroMELF


SOD-323

© Copyright 2014 Mouser Electronics
© Copyright 2014 Mouser Electronics

VISHAY Zener Diodes

Products may be RoHS compliant. Check mouser.com for RoHS status.

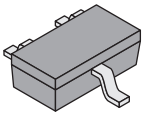
SOT-23-3

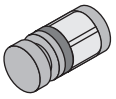
MELF/SOD-80C

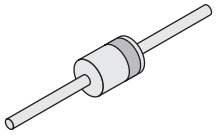
DO-41

VISHAY ZENER DIODES (CONT.)

For quantities greater than listed, call for quote.

MOUSER STOCK NO.	Vishay Part No.	Nominal Voltage (V)	Power Rating (W)	Test Current (mA)	Price Each 1	100	500	1000
SOT 23-3 Case Type, Surface Mount								
625-BZX84C6V2-V	BZX84C6V2-V-GS08	6.2	0.35	10				
625-BZX84C6V8-V	BZX84C6V8-V-GS08	6.8	0.35	15				
625-BZX84C7V5-V	BZX84C7V5-V-GS08	7.5	0.35	15				
625-BZX84C8V2-V	BZX84C8V2-V-GS08	8.2	0.35	15				
625-BZX84C9V1-V	BZX84C9V1-V-GS08	9.1	0.35	15				
625-BZX84C10-V	BZX84C10-V-GS08	10	0.35	20				
625-BZX84C11-V	BZX84C11-V-GS08	11	0.35	20				
625-BZX84C12-V	BZX84C12-V-GS08	12	0.35	25				
625-BZX84C13-V	BZX84C13-V-GS08	13	0.35	30				
625-BZX84C15-V	BZX84C15-V-GS08	15	0.35	30				
625-BZX84C16-V	BZX84C16-V-GS08	16	0.35	40				
625-BZX84C18-V	BZX84C18-V-GS08	18	0.35	45				
625-BZX84C20-V	BZX84C20-V-GS08	20	0.35	55				
625-BZX84C22-V	BZX84C22-V-GS08	22	0.35	55				
625-BZX84C24-V	BZX84C24-V-GS08	24	0.35	70				
625-BZX84C27-V	BZX84C27-V-GS08	27	0.35	80				
625-BZX84C30-V	BZX84C30-V-GS08	30	0.35	80				
625-BZX84C33-V	BZX84C33-V-GS08	33	0.35	80				
625-BZX84C36-V	BZX84C36-V-GS08	36	0.35	90				
625-BZX84C39-V	BZX84C39-V-GS08	39	0.35	130				
625-BZX84C43-V	BZX84C43-V-GS08	43	0.35	150				
625-BZX84C47-V	BZX84C47-V-GS08	47	0.35	170				
625-BZX84C51-V	BZX84C51-V-GS08	51	0.35	180				
SOD-80C Case Type, Surface Mount								
78-TZM5221B	TZM5221B-GS08	2.4	0.5	20				
78-TZM5222B	TZM5222B-GS08	2.5	0.5	20				
78-TZM5223B	TZM5223B-GS08	2.7	0.5	20				
78-TZM5224B	TZM5224B-GS08	2.8	0.5	20				
78-TZM5225B	TZM5225B-GS08	3.0	0.5	20				
78-TZM5226B	TZM5226B-GS08	3.3	0.5	20				
78-TZM5227B	TZM5227B-GS08	3.6	0.5	20				
78-TZM5228B	TZM5228B-GS08	3.9	0.5	20				
78-TZM5229B	TZM5229B-GS08	4.3	0.5	20				
78-TZM5230B	TZM5230B-GS08	4.7	0.5	20				
78-TZM5231B	TZM5231B-GS08	5.1	0.5	20				
78-TZM5232B	TZM5232B-GS08	5.6	0.5	20				
78-TZM5233B	TZM5233B-GS08	6.0	0.5	20				
78-TZM5234B	TZM5234B-GS08	6.2	0.5	20				
78-TZM5235B	TZM5235B-GS08	6.8	0.5	20				
78-TZM5236B	TZM5236B-GS08	7.5	0.5	20				
78-TZM5237B	TZM5237B-GS08	8.2	0.5	20				
78-TZM5239B	TZM5239B-GS08	9.1	0.5	20				
78-TZM5240B	TZM5240B-GS08	10	0.5	20				
78-TZM5241B	TZM5241B-GS08	11	0.5	20				
78-TZM5242B	TZM5242B-GS08	12	0.5	20				
78-TZM5243B	TZM5243B-GS08	13	0.5	9.5				
78-TZM5244B	TZM5244B-GS08	14	0.5	9.0				
78-TZM5245B	TZM5245B-GS08	15	0.5	8.5				
78-TZM5246B	TZM5246B-GS08	16	0.5	7.8				
78-TZM5247B	TZM5247B-GS08	17	0.5	7.4				
78-TZM5248B	TZM5248B-GS08	18	0.5	7.0				
78-TZM5250B	TZM5250B-GS08	20	0.5	6.2				
78-TZM5251B	TZM5251B-GS08	22	0.5	5.6				
78-TZM5252B	TZM5252B-GS08	24	0.5	5.2				
78-TZM5254B	TZM5254B-GS08	27	0.5	4.6				
78-TZM5255B	TZM5255B-GS08	28	0.5	4.5				
78-TZM5256B	TZM5256B-GS08	30	0.5	4.2				
78-TZM5257B	TZM5257B-GS08	33	0.5	3.8				
78-TZM5258B	TZM5258B-GS08	36	0.5	3.4				
78-TZM5259B	TZM5259B-GS08	39	0.5	3.2				
78-TZM5260B	TZM5260B-GS08	43	0.5	3.0				
78-TZM5262B	TZM5262B-GS08	51	0.5	2.5				
78-TZM5263B	TZM5263B-GS08	56	0.5	2.2				
78-TZM5267B	TZM5267B-GS08	75	0.5	1.7				
78-TZMB2V4	TZMB2V4-GS08	2.4	0.5	5				
78-TZMB2V7	TZMB2V7-GS08	2.7	0.5	5				
78-TZMB3V3	TZMB3V3-GS08	3.3	0.5	5				
78-TZMB3V6	TZMB3V6-GS08	3.6	0.5	5				
78-TZMB3V9	TZMB3V9-GS08	3.9	0.5	5				
78-TZMB4V3	TZMB4V3-GS08	4.3	0.5	5				
78-TZMB4V7	TZMB4V7-GS08	4.7	0.5	5				
78-TZMB5V1	TZMB5V1-GS08	5.1	0.5	5				
78-TZMB5V6	TZMB5V6-GS08	5.6	0.5	5				
78-TZMB6V2	TZMB6V2-GS08	6.2	0.5	5				
78-TZMB6V8	TZMB6V8-GS08	6.8	0.5	5				
78-TZMB7V5	TZMB7V5-GS08	7.5	0.5	5				
78-TZMB8V2	TZMB8V2-GS08	8.2	0.5	5				
78-TZMB9V1	TZMB9V1-GS08	9.1	0.5	5				
78-TZMB10	TZMB10-GS08	10	0.5	5				
78-TZMB11	TZMB11-GS08	11	0.5	5				

For quantities greater than listed, call for quote.

MOUSER STOCK NO.	Vishay Part No.	Nominal Voltage (V)	Power Rating (W)	Test Current (mA)	Price Each 1	100	500	1000
SOD-80C Case Type, Surface Mount (Cont.)								
78-TZMB13	TZMB13-GS08	13	0.5	5				
78-TZMB16	TZMB16-GS08	16	0.5	5				
78-TZMB18	TZMB18-GS08	18	0.5	5				
78-TZMB20	TZMB20-GS08	20	0.5	5				
78-TZMB22	TZMB22-GS08	22	0.5	5				
78-TZMB24	TZMB24-GS08	24	0.5	5				
78-TZMC2V4	TZMC2V4-GS08	2.4	0.5	5				
78-TZMC2.7	TZMC2V7-GS08	2.7	0.5	5				
78-TZMC3.6	TZMC3V6-GS08	3.6	0.5	5				
78-TZMC3.9	TZMC3V9-GS08	3.9	0.5	5				
78-TZMC4.3	TZMC4V3-GS08	4.3	0.5	5				
78-TZMC4.7	TZMC4V7-GS08	4.7	0.5	5				
78-TZMC5.1	TZMC5V1-GS08	5.1	0.5	5				
78-TZMC6.2	TZMC6V2-GS08	6.2	0.5	5				
78-TZMC6.8	TZMC6V8-GS08	6.8	0.5	5				
78-TZMC7.5	TZMC7V5-GS08	7.5	0.5	5				
78-TZMC8.2	TZMC8V2-GS08	8.2	0.5	5				
78-TZMC10	TZMC10-GS08	10	0.5	5				
78-TZMC11	TZMC11-GS08	11	0.5	5				
78-TZMC12	TZMC12-GS08	12	0.5	5				
78-TZMC15	TZMC15-GS08	15	0.5	5				
78-TZMC16	TZMC16-GS08	16	0.5	5				
78-TZMC18	TZMC18-GS08	18	0.5	5				
78-TZMC24	TZMC24-GS08	24	0.5	5				
78-TZMC27	TZMC27-GS08	27	0.5	5				
78-TZMC30	TZMC30-GS08	30	0.5	5				
78-TZMC33	TZMC33-GS08	33	0.5	5				
78-TZMC36	TZMC36-GS08	36	0.5	5				
78-TZMC39	TZMC39-GS08	39	0.5	2.5				
78-TZMC47	TZMC47-GS08	47	0.5	2.5				
78-TZMC51	TZMC51-GS08	51	0.5	2.5				
78-TZMC56	TZMC56-GS08	56	0.5	2.5				
78-TZMC62	TZMC62-GS08	62	0.5	2.5				
78-TZMC68	TZMC68-GS08	68	0.5	2.5				
78-TZMC75	TZMC75-GS08	75	0.5	2.5				
MELF Case Type, Surface Mount								
625-ZM4730A	ZM4730A-GS08	3.9	1	64				
625-ZM4731A	ZM4731A-GS08	4.3	1	58				
625-ZM4732A	ZM4732A-GS08	4.7	1	53				
625-ZM4733A	ZM4733A-GS08	5.1	1	49				
625-ZM4734A	ZM4734A-GS08	5.6	1	45				
625-ZM4735A	ZM4735A-GS08	6.2	1	41				
625-ZM4736A	ZM4736A-GS08	6.8	1	37				
625-ZM4737A	ZM4737A-GS08	7.5	1	34				
625-ZM4738A	ZM4738A-GS08	8.2	1	31				
625-ZM4739A	ZM4739A-GS08	9.1	1	28				
625-ZM4740A	ZM4740A-GS08	10	1	25				
625-ZM4741A	ZM4741A-GS08	11	1	23				
625-ZM4742A	ZM4742A-GS08	12	1	21				
625-ZM4743A	ZM4743A-GS08	13	1	19				
625-ZM4744A	ZM4744A-GS08	15	1	17				
625-ZM4745A	ZM4745A-GS08	16	1	15.5				
625-ZM4746A	ZM4746A-GS08	18	1	14				
625-ZM4747A	ZM4747A-GS08	20	1	12.5				
625-ZM4748A	ZM4748A-GS08	22	1	11.5				
625-ZM4749A	ZM4749A-GS08	24	1	10.5				
625-ZM4750A	ZM4750A-GS08	27	1	9.5				
625-ZM4751A	ZM4751A-GS08	30	1	8.5				
DO-41 Case Type, Thru Hole								
625-BZX85C3V3-TAP	BZX85C3V3-TAP	3.3	1.3	80				
625-BZX85C5V1-TAP	BZX85C5V1-TAP	5.1	1.3	45				
625-BZX85C5V6-TAP	BZX85C5V6-TAP	5.6	1.3	45				
625-BZX85C12-TAP	BZX85C12-TAP	12	1.3	20				
625-BZX85C13-TAP	BZX85C13-TAP	13	1.3	20				
625-BZX85C15-TAP	BZX85C15-TAP	15	1.3	15				
625-BZX85C16-TAP	BZX85C16-TAP	16	1.3	15				
625-BZX85C18-TAP	BZX85C18-TAP	18	1.3	15				
625-BZX85C20-TAP	BZX85C20-TAP	20	1.3	10				
625-BZX85C22-TAP	BZX85C22-TAP	22	1.3	10				
625-BZX85C24-TAP	BZX85C24-TAP	24	1.3	10				
625-BZX85C27-TAP	BZX85C27-TAP	27	1.3	8				
625-BZX85C30-TAP	BZX85C30-TAP	30	1.3	8				
625-BZX85C33-TAP	BZX85C33-TAP	33	1.3	8				
625-BZX85C47-TAP	BZX85C47-TAP	47	1.3	4				
625-BZX85C6V2-TAP	BZX85C6V2-TAP	6.2	1.3	35				
625-BZX85C6V8-TAP	BZX85C6V8-TAP	6.8	1.3	35				
625-BZX85C75-TAP	BZX85C75-TAP	75	1.3	4				
625-BZX85C7V5-TAP	BZX85C7V5-TAP	7.5	1.3	35				
625-BZX85C8V2-TAP	BZX85C8V2-TAP	8.2	1.3	25				
625-BZX85C9V1-TAP	BZX85C9V1-TAP	9.1	1.3	25				

© Copyright 2014 Mouser Electronics
© Copyright 2014 Mouser Electronics

VISHAY Zener Diodes

Products may be RoHS compliant. Check mouser.com for RoHS status.

VISHAY ZENER DIODES (CONT.)

For quantities greater than listed, call for quote.

MOUSER STOCK NO.	Vishay Part No.	Case Type	Nominal Voltage (V)	Power Rating (W)	Test Current (mA)	Price Each 1	100	500	1000
Thru-Hole									
78-1N5226B	1N5226B-TR	DO-35	3.3	0.5	20				
78-1N5227B	1N5227B-TR	DO-35	3.6	0.5	20				
78-1N5228B	1N5228B-TR	DO-35	3.9	0.5	20				
78-1N5229B	1N5229B-TR	DO-35	4.3	0.5	20				
78-1N5230B	1N5230B-TR	DO-35	4.7	0.5	20				
78-1N5231B	1N5231B-TR	DO-35	5.1	0.5	20				
78-1N5232B	1N5232B-TR	DO-35	5.6	0.5	20				
78-1N5233B	1N5233B-TR	DO-35	6.0	0.5	20				
78-1N5234B	1N5234B-TR	DO-35	6.2	0.5	20				
78-1N5235B	1N5235B-TR	DO-35	6.8	0.5	20				
78-1N5236B	1N5236B-TR	DO-35	7.5	0.5	20				
78-1N5237B	1N5237B-TR	DO-35	8.2	0.5	20				
78-1N5238B	1N5238B-TR	DO-35	8.7	0.5	20				
78-1N5239B	1N5239B-TR	DO-35	9.1	0.5	20				
78-1N5240B	1N5240B-TR	DO-35	10	0.5	20				
78-1N5241B	1N5241B-TR	DO-35	11	0.5	20				
78-1N5242B	1N5242B-TR	DO-35	12	0.5	20				
78-1N5243B	1N5243B-TR	DO-35	13	0.5	9.5				
78-1N5244B	1N5244B-TR	DO-35	14	0.5	9.0				
78-1N5245B	1N5245B-TR	DO-35	15	0.5	8.5				
78-1N5246B	1N5246B-TR	DO-35	16	0.5	7.8				
78-1N5247B	1N5247B-TR	DO-35	17	0.5	7.4				
78-1N5248B	1N5248B-TR	DO-35	18	0.5	7.0				
78-1N5249B	1N5249B-TR	DO-35	19	0.5	6.6				
78-1N5250B	1N5250B-TR	DO-35	20	0.5	6.2				
78-1N5251B	1N5251B-TR	DO-35	22	0.5	5.6				
78-1N5252B	1N5252B-TR	DO-35	24	0.5	5.2				
78-1N5253B	1N5253B-TR	DO-35	25	0.5	5.0				
78-1N5254B	1N5254B-TR	DO-35	27	0.5	4.6				
78-1N5255B	1N5255B-TR	DO-35	28	0.5	4.5				
78-1N5256B	1N5256B-TR	DO-35	30	0.5	4.2				
78-1N5257B	1N5257B-TR	DO-35	33	0.5	3.8				
78-1N5258B	1N5258B-TR	DO-35	36	0.5	3.4				
78-1N5259B	1N5259B-TR	DO-35	39	0.5	3.2				
78-1N5260B	1N5260B-TR	DO-35	43	0.5	3.0				
78-1N5261B	1N5261B-TR	DO-35	47	0.5	2.7				
78-1N5262B	1N5262B-TR	DO-35	51	0.5	2.5				
78-1N5263B	1N5263B-TR	DO-35	56	0.5	2.2				
78-1N5264B	1N5264B-TR	DO-35	60	0.5	2.1				
78-1N5265B	1N5265B-TR	DO-35	62	0.5	2.0				
78-1N5266B	1N5266B-TR	DO-35	68	0.5	1.8				
78-1N5267B	1N5267B-TR	DO-35	75	0.5	1.7				
78-1N4728A	1N4728A-TR	DO-41	3.3	1	76				
78-1N4729A	1N4729A-TR	DO-41	3.6	1	69				
78-1N4730A	1N4730A-TR	DO-41	3.9	1	64				
78-1N4731A	1N4731A-TR	DO-41	4.3	1	58				
78-1N4732A	1N4732A-TR	DO-41	4.7	1	53				
78-1N4733A	1N4733A-TR	DO-41	5.1	1	49				
78-1N4734A	1N4734A-TR	DO-41	5.6	1	45				
78-1N4735A	1N4735A-TR	DO-41	6.2	1	41				
78-1N4736A	1N4736A-TR	DO-41	6.8	1	37				
78-1N4737A	1N4737A-TR	DO-41	7.5	1	34				
78-1N4738A	1N4738A-TR	DO-41	8.2	1	31				
78-1N4739A	1N4739A-TR	DO-41	9.1	1	28				
78-1N4740A	1N4740A-TR	DO-41	10	1	25				
78-1N4741A	1N4741A-TR	DO-41	11	1	23				
78-1N4742A	1N4742A-TR	DO-41	12	1	21				
78-1N4743A	1N4743A-TR	DO-41	13	1	19				
78-1N4744A	1N4744A-TR	DO-41	15	1	17				
78-1N4745A	1N4745A-TR	DO-41	16	1	15.5				
78-1N4746A	1N4746A-TR	DO-41	18	1	14				
78-1N4747A	1N4747A-TR	DO-41	20	1	12.5				
78-1N4748A	1N4748A-TR	DO-41	22	1	11.5				
78-1N4749A	1N4749A-TR	DO-41	24	1	10.5				
78-1N4750A	1N4750A-TR	DO-41	27	1	9.5				
78-1N4751A	1N4751A-TR	DO-41	30	1	8.5				
78-1N4752A	1N4752A-TR	DO-41	33	1	7.5				
78-1N4753A	1N4753A-TR	DO-41	36	1	7.0				
78-1N4754A	1N4754A-TR	DO-41	39	1	6.5				
78-1N4755A	1N4755A-TR	DO-41	43	1	6.0				
78-1N4756A	1N4756A-TR	DO-41	47	1	5.5				
78-1N4757A	1N4757A-TR	DO-41	51	1	5.0				
78-1N4758A	1N4758A-TR	DO-41	56	1	4.5				
78-1N4759A	1N4759A-TR	DO-41	62	1	4.0				
78-1N4760A	1N4760A-TR	DO-41	68	1	3.7				
78-1N4761A	1N4761A-TR	DO-41	75	1	3.3				
78-1N4762A	1N4762A-TR	DO-41	82	1	3.0				
78-1N4763A	1N4763A-TR	DO-41	91	1	2.8				
78-1N4764A	1N4764A-TR	DO-41	100	1	2.5				

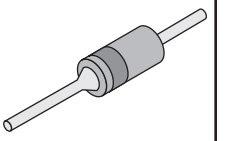

DO-35

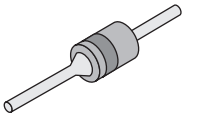

DO-41

© Copyright 2014 Mouser Electronics

© Copyright 2014 Mouser Electronics

RENESAS/CEL RF Transistors

California Eastern Laboratories

RoHS Compliant This product is RoHS compliant.

SMALL SIGNAL SILICON BIPOLAR TRANSISTORS

NEW PRODUCT

♦ Surface Mount Device

For quantities greater than listed, call for quote.

MOUSER STOCK NO.	CEL Part No.	Fig.	Test f. (GHz)	NF/GA VCE (V)	NF/GA IC (mA)	NF Typ. (dB)	GA Typ. (dB)	Insertion Power Gain VCE (V)	Insertion Power Gain IC (mA)	Insertion Power Gain Typ. (dB)	fT Typ. (GHz)	hFE Typ.	IC Max. (mA)	Price Each 1	10	100	500
Low Current, Low Voltage Applications																	
♦ 551-NE97833-A	NE97833-A	A	1.0	-10.0	-3	2.0	7.0	-10.0	-15	10.0	5.5	40	-50				
♦ 551-NE97733-A	NE97733-A	A	1.0	-8.0	-3	1.5	10.0	-8.0	-20	12.0	8.5	60	-50				
♦ 551-NE68119-A	NE68119-A	B	1.0	8.0	7	1.4	14.0	8.0	20	14.0	7.0	120	65				
♦ 551-NE68130-A	NE68130-A	C	1.0	8.0	7	1.5	13.5	8.0	20	13.0	7.0	120	65				
♦ 551-NE68133-A	NE68133-A	A	1.0	8.0	7	1.2	13.0	8.0	20	11.0	9.0	100	65				
♦ 551-NE68139-A	NE68139-A	D	1.0	8.0	7	1.2	13.5	8.0	20	15.0	9.0	100	65				
♦ 551-NE85619-A	NE85619	B	1.0	10.0	7	1.4	12.5	3.0	7	9.0	4.5	120	100				
♦ 551-NE85630-A	NE85630-A	C	1.0	10.0	7	1.3	12.0	10.0	20	12.0	4.5	110	100				
♦ 551-NE85633L-A	NE85633L-A	A	1.0	10.0	7	1.4	9.0	10.0	20	11.5	7.0	120	100				
♦ 551-NE85639-A	NE85639-A	D	1.0	10.0	7	1.5	13.5	10.0	20	13.0	7.0	120	100				
♦ 551-NESG2107M33-A	NESG2107M33-A	E	2.0	1.0	1	0.9	10.0	1.0	5	9.0	10.0	180	100				
♦ 551-NE68619-A	NE68619-A	B	2.0	1.0	3	1.5	8.5	1.0	5	9.0	12.0	100	10				
♦ 551-NE68719-A	NE68719-A	B	2.0	1.0	3	1.3	7.5	1.0	10	7.5	9.0	100	30				
♦ 551-NESG204619-A	NESG204619-A	B	2.0	1.0	3	0.8	11.0	-	-	-	18.0	180	40				
♦ 551-NESG210719-A	NESG210719-A	B	2.0	1.0	5	0.9	9.0	-	-	-	10.0	180	100				
♦ 551-NE856M03-A	NE856M03-A	F	2.0	2.0	2	1.2	10.0	2.0	5	17.0	25.0	70	12				
♦ 551-NESG2021M05-A	NESG2021M05-A	G	2.0	2.0	3	0.9	18.0	3.0	10	22.5	-	195	35				
♦ 551-NESG2021M16-A	NESG2021M16-A	H	2.0	2.0	3	0.9	18.0	3.0	10	22.5	-	195	35				
♦ 551-NESG2030M04-A	NESG2030M04-A	I	2.0	2.0	5	0.9	16.0	2.0	20	20.0	60.0	300	35				
♦ 551-NESG2031M05-A	NESG2031M05-A	G	2.0	2.0	5	0.8	17.0	3.0	20	21.5	-	195	35				
♦ 551-NESG2101M05-A	NESG2101M05-A	G	2.0	2.0	5	0.6	13.0	3.0	50	13.5	-	130	100				
♦ 551-NESG2101M16-A	NESG2101M16-A	H	2.0	2.0	5	0.6	13.0	3.0	50	13.5	-	130	100				
♦ 551-NE662M04-A	NE662M04-A	I	2.0	2.0	5	1.1	16.0	2.0	20	20.0	23.0	70	35				
♦ 551-NESG3032M14-A	NESG3032M14-A	J	2.0	2.0	6	0.6	17.5	3.0	20	20.5	-	300	35				
♦ 551-NESG4030M14-A	NESG4030M14-A	J	5.8	2.0	35	1.1	11.5	2.0	20.0	10.5	5.8	400	35.0				
♦ 551-NE68518-A	NE68518-A	E	2.0	3.0	3	1.5	8.5	3.0	10	11.0	12.0	110	30				
♦ 551-NE68519-A	NE68519-A	B	2.0	3.0	3	1.5	7.5	3.0	10	9.0	12.0	110	30				
♦ 551-NE68819-A	NE68819-A	B	2.0	3.0	7	1.5	8.0	3.0	20	8.0	9.5	120	100				
♦ 551-NE68019-A	NE68019-A	B	2.0	6.0	5	1.9	9.5	6.0	10	9.0	10.0	120	35				
♦ 551-NE68033-A	NE68033-A	A	2.0	6.0	5	1.8	9.0	6.0	10	8.0	10.0	100	35				
♦ 551-NESG3031M05-A	NESG3031M05-A	H	5.8	2.0	6	1.1	9.5	3.0	20	8.5	-	300	35				
♦ 551-NESG3031M14-A	NESG3031M14-A	J	5.2	2.0	6	0.95	10.0	3.0	20	9.0	-	300	35				
Low Noise Applications																	
♦ 551-UPA801T-A	UPA801T-A	K	1.0	3.0	7	1.2	10.0	3.0	7	9	4.5	120	100				
♦ 551-UPA810T-A	UPA810T-A	K	1.0	3.0	7	1.2	10.0	3.0	7	9.0	4.5	120	100				
♦ 551-UPA812T-A	UPA812T-A	K	1.0	3.0	7	1.4	14.0	3.0	7	12.0	7.0	100	65				
♦ 551-UPA828TD-A	UPA828TD-A	H	2.0	1.0	3	1.3	8.0	2.0	20.0	8.5	11.0	100	30.0				
♦ 551-NE894M13-A	NE894M13-A	L	2.0	1.0	20	1.4	---	1.0	20	13	20.0	75	35				
♦ 551-NESG7030M04-A	NESG7030M04-A	D	2	2	10	0.5	21	2	15	16.5	5.8	320	30				
♦ 551-UPA806T-A	UPA806T-A	K	2.0	3.0	3	1.5	7.5	3.0	10	8.5	12.0	110	30				

Medium Power Applications

♦ Surface Mount Device

For quantities greater than listed, call for quote.

MOUSER STOCK NO.	CEL Part No.	Fig.	Test f. (GHz)	P1dB VCE (V)	P1dB IC (mA)	P1dB PIN (dBm)	P1dB Typ. (dB)	MAG VCE (V)	MAG IC (mA)	MAG Typ. (dB)	fT Typ. (GHz)	hFE Typ.	IC Max. (mA)	Price Each 1	10	100	500
♦ 551-NESG270034-AZ	NESG270034-AZ	M	0.46	6	30	20	33.5	---	---	---	15	120	750				
♦ 551-NESG250134-AZ	NESG250134-AZ	M	0.5	3.6	30	15	29	3.6	100	23	10	120	500				
♦ 551-NESG260234-AZ	NESG260234-AZ	M	0.5	6	30	15	30	6	100	23	10	120	600				
♦ 551-NE85634-A	NE85634-A	M	1	10	7	1.5	11.5	10	20	9	6.5	120	100				
♦ 551-NE46134-AZ	NE46134-AZ	M	1	12.5	100	20.5	27.5	10	50	9	5.5	100	250				
♦ 551-NE461M02-AZ	NE461M02-AZ	M	1	12.5	100	19	27.5	10	50	11	5.5	120	250				
♦ 551-NE664M04-A	NE664M04-A	I	1.8	3.6	200	15	26	3	100	12	20	60	500				

Oscillators Applications

♦ Surface Mount Device

For quantities greater than listed, call for quote.

MOUSER STOCK NO.	CEL Part No.	Fig.	Test f. (GHz)	P1dB VCE (V)	P1dB IC (mA)	P1dB PIN (dBm)	fT Typ. (GHz)	hFE Typ.	IC Max. (mA)	Price Each 1	10	100	500
♦ 551-NE58219-A	NE58219-A	B	0.9	5.0	5	0.001	5.0	90	60				

DISCRETE POWER DEVICES

Silicon LD MOSFETs

♦ Surface Mount Device

For quantities greater than listed, call for quote.

MOUSER STOCK NO.	CEL Part No.	Fig.	Test f. (GHz)	GL Typ. (dB)	POUT Typ. (dBm)	ID Typ. (A)	IGSS Max. (nA)	IDSS Max. (V)	RDS (ON) Ω	BVDSS Typ. (V)	VDS Typ. (GHz)	VGS Typ. (V)	PIN Typ. (dBm)	Price Each 1	10	100	500
♦ 551-NE5520379A-A	NE5520379A-A	N	0.9	15	35	1.5	100	100	0.12	24.0	3.0	2.0	25				
♦ 551-NE5511279A-A	NE5511279-A	N	0.9	15	40.5	2.75	100	100	-	24.0	20.0	6.0	27				
♦ 551-NE5520279A-A	NE5520279A-A	N	1.8	10	32	0.8	100	100	-	18.0	15.0	5	25				
♦ 551-NE552R479A-A	NE552R479A-A	N	2.45	11	26	230	100	100	2	18.0	3.0	2.0	19				

GaAs Drivers

♦ Surface Mount Device

For quantities greater than listed, call for quote.

MOUSER STOCK NO.	CEL Part No.	Fig.	Freq. Range (GHz)	POUT (dBm)	Gain (dB)	Linear Effeciency @P1dB (%)	Power Added Freq. (GHz)	Test VDS (V)	IDS @ P1dB (mA)	IDS Max. (A)	IGS Min./ Max. (mA)	Price Each 1	10	100	500
♦ 551-NE651R479A-A	NE651R479A-A	N	0.5 to 4.0	29.5	12.0	58	1.9	5.0	50	1	-				

SMALL SIGNAL GAAS FIELD EFFECT TRANSISTORS

Low Noise Applications

♦ Surface Mount Device

For quantities greater than listed, call for quote.

MOUSER STOCK NO.	CEL Part No.	Fig.	Gate Length (um)	Gate Width (um)	Rec. Freq. Range (GHz)	Test Freq. (GHz)	NF/GA Bias VDS (mA)	NF/GA Bias IDS (mA)	NF OPT (dB)	GA (dB)	Power Bias VDS (mA)	Power Bias IDS (mA)	P1dB (dBm)	Price Each 1	10	100	500
♦ 551-NE3511S02-A	NE3511S02-A	O	0.2	160	2.0 to 18	12.0	2.0	10	0.30	13.5	-	-	-				
♦ 551-NE3512S02-A	NE3512S02-A	O	0.2	160	2.0 to 18	12.0	2.0	10	0.35	13.5	-	-	-				
♦ 551-NE3514S02-A	NE3514S02-A	O	0.2	160	4.0 to 20	20.0	2.0	10	0.75	10.0	-	-	-				
♦ 551-NE3508M04-A	NE3508M04-A	I	0.6	500	0.1 to 6	2.0	2.0	10	0.40	14.0	3.0	30	15				
♦ 551-NE3509M04-A	NE3509M04-A	I	0.6	400	0.1 to 6	2.0	2.0	10	0.45	17.5	3.0	30	11				

A
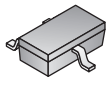
SOT-23

B

Mini-3

C
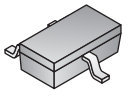
SOT-323

D
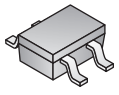
SOT-143, SOT-343, SOT143R

E
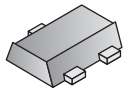
M03

F
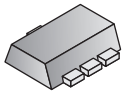
M33

G
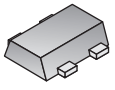
M05

H
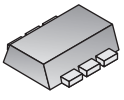
M16

I
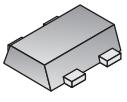
M04

J
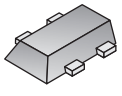
SOT-343

K
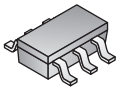
SO-6

L
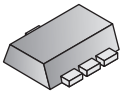
M13

M
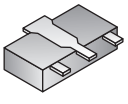
SOT-89-3

N
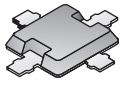
79A

O
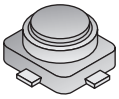
S02

© Copyright 2014 Mouser Electronics

© Copyright 2014 Mouser Electronics

FAIRCHILD Regulators, Transistors and JFETs

FAIRCHILD SEMICONDUCTOR

Products may be RoHS compliant. Check mouser.com for RoHS status.

ANTI-SATURATION TRANSISTORS

◆ Surface Mount Device

For quantities greater than listed, call for quote.

MOUSER STOCK NO.	Mfr. Part No.	Package	V_{CEO} (V)	I_C Max. (A)	h_{FE} Max. (mA)	h_{FE} @ I_C (A)	Price Each 1	25	100	250
NPN										
512—KSC5305DTU		TO-220	400	5.0	22	0.8				
512—KSC5338DTU		TO-220	450	5.0	25	0.8				
◆ 512—KSC5502DTM		TO-252	600	2.0	40	0.2				
512—KSC5603DTU		TO-220	800	3.0	35	0.4				

GENERAL POWER TRANSISTORS

NEW PRODUCT

◆ Surface Mount Device

For quantities greater than listed, call for quote.

NPN										
◆ 512—KSH200TF		TO-252	25	5.0	180	2				
512—MJE200STU		TO-126	25	5.0	180	2				
512—KSD882YS		TO-126	30	3.0	320	1				
512—KSD882YSTU		TO-126	30	3.0	320	1				
512—BD1356STU		TO-126	45	1.5	100	0.15				
512—KSD2012GTU		TO-220F	60	3.0	320	0.5				
512—KSD880O		TO-220	60	3.0	120	0.5				
512—MJE181STU		TO-126	60	3.0	250	0.1				
512—MJE3055TTU		TO-220	60	10.0	100	4				
512—BD1396STU		TO-126	80	1.5	100	0.15				
512—BD13916STU		TO-126	80	1.5	250	0.15				
512—MJE182STU		TO-126	80	3.0	250	0.1				
512—KSH29CTF		TO-251	100	1.0	75	1				
512—TIP29C		TO-220	100	1.0	75	1				
512—BD239C		TO-220	100	2.0	----	0.2				
512—BD241CTU		TO-220	100	3.0	----	1				
512—TIP41C		TO-220	100	6.0	75	3				
512—KSC2334YTU		TO-220	100	7.0	240	3				
512—KSC3296YTU		TO-220F	150	1.5	140	0.5				
512—BU407		TO-220	150	7.0	----	----				
512—KSC2690AYS		TO-126	160	1.2	320	0.3				
512—KSC3503DSTU		TO-126	300	0.1	120	0.01				
512—MJE340STU		TO-126	300	0.5	240	0.05				
PNP										
◆ 512—MJD210TF		TO-252	25	5.0	180	2				
512—KSB772YS		TO-126	30	3.0	320	1				
512—KSB772YSTU		TO-126	30	3.0	320	1				
512—TIP42		TO-220	40	6.0	75	3				
512—BD13610STU		TO-126	45	1.5	160	0.15				
512—BD13616S		TO-126	45	1.5	250	0.15				
512—BD13616STU		TO-126	45	1.5	250	0.15				
512—BD438STU		TO-220	45	4.0	----	0.01				
512—BD675AS		TO-126	45	4.0	----	2				
512—MJE800STU		TO-126	60	4.0	----	1.5				
◆ 512—MJD2955TF		TO-252	60	10.0	100	4				
512—MJE2955TTU		TO-220	60	10.0	100	4				
512—BD14010STU		TO-126	80	1.5	160	0.15				
512—BD14016S		TO-126	80	1.5	250	0.15				
512—BD14016STU		TO-126	80	1.5	250	0.15				
512—BD238STU		TO-126	80	2.0	----	0.15				
512—MJE172STU		TO-126	80	3.0	250	0.1				
◆ 512—MJD45H11TF		TO-252	80	8.0	----	2				
◆ 512—MJD45H11TM		TO-252	80	8.0	----	2				
512—TIP32CTU		TO-220	100	3.0	50	3				
512—BD244C		TO-220	100	6.0	----	0.3				
512—BDX53C		TO-220	100	8.0	----	3				
512—KSA1220AYS		TO-126	160	1.2	320	0.3				
512—KSA1381ESTU		TO-126	300	0.1	200	0.01				
512—MJE350STU		TO-126	300	0.5	240	0.05				

DARLINGTON POWER TRANSISTORS

◆ Surface Mount Device

For quantities greater than listed, call for quote.

NPN										
512—TIP122TU		TO-220	100	5.0	----	0.5				
512—TIP122		TO-220	100	5.0	----	0.5				
512—TIP127TU		TO-220	100	5.0	----	0.5				
◆ 512—KSH127TF		TO-252	100	8.0	12000	4				
◆ 512—FJB102TM		TO-263	100	8.0	20000	3				
512—TIP102		TO-220	100	8.0	20000	3				
512—BDX33C		TO-220	100	10.0	----	4				
512—TIP142T		TO-220	100	10.0	----	5				
PNP										
512—TIP127		TO-220	100	5.0	----	0.5				
512—TIP107		TO-220	100	8.0	20000	3				
512—BDX34C		TO-220	100	10.0	----	4				
512—TIP147T		TO-220	100	10.0	----	5				
512—BDW94C		TO-220	100	12.0	20000	5				

SWITCHING POWER TRANSISTORS

NEW PRODUCT

◆ Surface Mount Device

For quantities greater than listed, call for quote.

NPN										
512—KSE44H11TU		TO-220	80	10.0	----	2				
512—KSC2752OSTU		TO-126	400	0.5	80	0.05				
512—KSE13003H2ASTU		TO-126	400	1.5	21	0.5				
512—FJN3303FBU		TO-92	400	1.5	23	0.5				
512—KSC2333YTU		TO-220	400	2.0	80	0.1				
512—FJE5304DTU		TO-126	400	4.0	40	2				
512—FJA13009TU		TO-3P	400	12.0	40	5				
512—FJP13009TU		TO-220	400	12.0	40	5				
512—BUT11A		TO-220	450	5.0	----	----				
512—FJPF5021OTU		TO-220F	500	5.0	50	0.6				
PNP										
512—D45H11		TO-220	80	10.0	----	2				
512—KSA1156YS		TO-126	400	0.5	200	0.1				

AUDIO AND CAR AMPLIFIER TRANSISTORS

◆ Surface Mount Device ✻ Kinked Leads

For quantities greater than listed, call for quote.

MOUSER STOCK NO.	Mfr. Part No.	Package	V_{CEO} (V)	I_C Max. (A)	h_{FE} Max. (mA)	h_{FE} @ I_C (A)	Price Each 1	25	100	250
NPN										
512—PN2222ANLBU		TO-92-3	40	1.0	300	0.5				
◆ 512—BC81725MTF		SOT-23-3	45	0.8	630	0.5				
◆ 512—BC81740MTF		SOT-23-3	45	0.8	630	0.5				
512—FJA4310OTU		TO-3PN	140	10.0	180	3				
512—FJL4315OTU		TO-264	230	15.0	55	1				
512—FJA4313OTU		TO-3PN	250	17.0	160	1				
512—2SC5200OTU		TO-3P	250	17.0	160	1				
PNP										
✻ 512—BC560CTA		TO-92-3	45	0.1	800	0.1				
◆ 512—BC80725MTF		SOT-23-3	45	0.8	630	0.5				
◆ 512—BC80740MTF		SOT-23-3	45	0.8	630	0.5				
512—FJA4210OTU		TO-3PN	140	10.0	140	3				
512—FJL4215OTU		TO-264	230	15.0	160	1				
512—FJA4213OTU		TO-3PN	230	15.0	160	1				
512—2SA1943OTU		TO-3P	250	17.0	160	1				

GENERAL PURPOSE SMALL SIGNAL TRANSISTORS

◆ Surface Mount Device ✻ Kinked Leads

For quantities greater than listed, call for quote.

NPN										
◆ 512—BSV52		SOT-23	12	0.2	120	0.01				
◆ 512—MMBT2369		SOT-23	15	0.2	120	0.01				
◆ 512—MMBT2369A		SOT-23-3	15	0.2	120	0.01				
◆ 512—MMBT3646		SOT-23	15	0.3	120	0.03				
◆ 512—BCP68		SOT-223	20	1.0	375	0.5				
◆ 512—MMBT5089		SOT-23	25	0.1	1200	0.1				
◆ 512—MMBT4124		SOT-23	25	0.2	360	0.002				
◆ 512—BC81816MTF		SOT-23	25	0.8	250	0.1				
◆ 512—KSC3265YMTF		SOT-23	25	0.8	320	0.1				
512—SS8050BBU		TO-92-3	25	1.5	160	0.1				
✻ 512—SS8050CTA		TO-92-3	25	1.5	200	0.1				
512—SS8050CBU		TO-92-3	25	1.5	200	0.1				
512—SS8050DBU		TO-92-3	25	1.5	300	0.1				
✻ 512—SS8050DTA		TO-92-3	25	1.5	300	0.1				
512—SS8550DBU		TO-92-3	25	1.5	300	0.1				
◆ 512—FZT649		SOT-223	25	3.0	300	1				
512—BC548BU		TO-92-3	30	0.1	450	0.002				
✻ 512—BC549BTA		TO-92-3	30	0.1	450	0.002				
✻ 512—BC549BTF		TO-92-3	30	0.1	450	0.002				
◆ 512—BC848BMTF		SOT-23	30	0.1	450	0.002				
✻ 512—BC548CTA		TO-92-3	30	0.1	800	0.002				
✻ 512—BC549CTA		TO-92-3	30	0.1	800	0.002				
◆ 512—BC848CMTF		SOT-23	30	0.1	800	0.002				
512—2N5088BU		TO-92-3	30	0.1	900	0.0001				
✻ 512—2N5088TA		TO-92-3	30	0.1	900	0.0001				
✻ 512—2N5088TAR		TO-92-3	30	0.1	900	0.0001				
✻ 512—2N5088TF		TO-92-3	30	0.1	900	0.0001				
◆ 512—MMBT5088		SOT-23-3	30	0.1	900	0.0001				
512—PN2222BU		TO-92-3	30	0.6	300	0.15				
✻ 512—PN2222TA		TO-92-3	30	0.6	300	0.15				
✻ 512—PN2222TF		TO-92-3	30	0.6	300	0.15				
◆ 512—FMMT449		SSOT-3	30	1.0	300	0.5				
512—KSC2328AYBU		TO-92S	30	2.0	320	0.5				
512—KSC2328AYTA		TO-92S	30	2.0	320	0.5				
512—2N3904BU		TO-92-3	40	0.2	300	0.01				
✻ 512—2N3904TA		TO-92-3	40	0.2	300	0.01				
✻ 512—2N3904TAR		TO-92-3	40	0.2	300	0.01				
✻ 512—2N3904TF		TO-92-3	40	0.2	300	0.01				
✻ 512—2N3904TFR		TO-92-3	40	0.2	300	0.01				
◆ 512—BSR17A		SOT-23	40	0.2	300	0.01				
◆ 512—FJX3904TF		SOT-323	40	0.2	300	0.01				
◆ 512—KST3904MTF		SOT-23	40	0.2	300	0.01				
◆ 512—MMBT3904		SOT-23	40	0.2	300	0.01				
◆ 512—MMBT3904T		SOT-523F	40	0.2	300	0.01				
◆ 512—MMBT3904D87Z		SOT-23-3	40	0.2	300	0.01				
◆ 512—PZT3904		SOT-223	40	0.2	300	0.01				
◆ 512—MMBT4400		SOT-23	40	0.6	150	0.15				
512—2N4401BU		TO-92-3	40	0.6	300	0.15				
✻ 512—2N4401TA		TO-92-3	40	0.6	300	0.15				
✻ 512—2N4401TAR		TO-92-3	40	0.6	300	0.15				
✻ 512—2N4401TF		TO-92-3	40	0.6	300	0.15				
✻ 512—2N4401TFR		TO-92-3	40	0.6	300	0.15				
◆ 512—FJX2222ATF		SOT-323	40	0.6	300	0.15				
512—KSP2222ABU		TO-92-3	40	0.6	300	0.15				
✻ 512—KSP2222ATA		TO-92-3	40	0.6	300	0.15				
✻ 512—KSP2222ATF		TO-92-3	40	0.6	300	0.15				
◆ 512—KST2222AMTF		SOT-23	40	0.6	300	0.15				
◆ 512—MMBT4401		SOT-23	40	0.6	300	0.15				
◆ 512—MMBT2222AT		SOT-523F	40	0.6	----	0.0001				
◆ 512—BSR14		SOT-23	40	0.8	300	0.15				
512—TIP29		TO-220	40	1.0	75	1				
◆ 512—MMBT2222A		SOT-23	40	1.0	300	0.15				
◆ 512—MMBT2222AD87Z		SOT-23-3	40	1.0	300	0.15				
512—PN2222ABU		TO-92-3	40	1.0	300	0.15				
✻ 512—PN2222ATA		TO-92-3	40	1.0	300	0.15				
✻ 512—PN2222ATF		TO-92-3	40	1.0	300	0.15				
✻ 512—PN2222ATFR		TO-92-3	40	1.0	300	0.15				
◆ 512—PZT2222A		SOT-223	40	1.0	300	0.15				
512—SS9014ABU		TO-92-3	45	0.1	150	0.001				
✻ 512—BC547ATA		TO-92-3	45	0.1	220	0.002				
◆ 512—BC847AMTF		SOT-23	45	0.1	220	0.002				
512—SS9014BBU		TO-92-3	45	0.1	300	0.001				

© Copyright 2014 Mouser Electronics

© Copyright 2014 Mouser Electronics

FAIRCHILD Small Signal Transistors

Products may be RoHS compliant. Check mouser.com for RoHS status.

FAIRCHILD SEMICONDUCTOR

GENERAL PURPOSE SMALL SIGNAL TRANSISTORS (CONT.)

♦ Surface Mount Device

✻ Kinked Leads

For quantities greater than listed, call for quote.

MOUSER STOCK NO. Mfr.	Mfr. Part No.	Package	V_{CEO} (V)	I_C Max. (A)	h_{FE} Max. (mA)	h_{FE} @ I_C (A)	Price Each 1	25	100	250
NPN (Cont.)										
512	BC547B	TO-92-3	45	0.1	450	0.002				
512	BC547BBU	TO-92-3	45	0.1	450	0.002				
✻ 512	BC547BTA	TO-92-3	45	0.1	450	0.002				
✻ 512	BC547BTF	TO-92-3	45	0.1	450	0.002				
♦ 512	BC847BMTF	SOT-23	45	0.1	450	0.002				
512	BC847BS	SC-70-6	45	0.1	450	0.002				
512	BC547CBU	TO-92-3	45	0.1	800	0.002				
♦ 512	BC547CTA	TO-92-3	45	0.1	800	0.002				
512	BC550CBU	TO-92-3	45	0.1	800	0.002				
♦ 512	BC550CTA	TO-92-3	45	0.1	800	0.002				
♦ 512	BC847CMTF	SOT-23	45	0.1	800	0.002				
♦ 512	BC850CMTF	SOT-23	45	0.1	800	0.002				
♦ 512	MMBT5962	SOT-23	45	0.1	1400	0.01				
♦ 512	BCX70H	SOT-23	45	0.2	310	0.002				
♦ 512	BCX70J	SOT-23	45	0.2	460	0.002				
♦ 512	BC847S	SC70-6	45	0.2	630	0.002				
♦ 512	BCX70K	SOT-23	45	0.2	630	0.002				
♦ 512	BCW71	SOT-23	45	0.5	220	0.002				
♦ 512	MMBT100	SOT-23	45	0.5	450	0.01				
♦ 512	BCX19	SOT-23	45	0.5	600	0.1				
512	BC33716BU	TO-92-3	45	0.8	250	0.1				
✻ 512	BC33716TA	TO-92-3	45	0.8	250	0.1				
♦ 512	BC81716MTF	SOT-23	45	0.8	250	0.1				
512	BC33725BU	TO-92-3	45	0.8	400	0.1				
✻ 512	BC33725TA	TO-92-3	45	0.8	400	0.1				
✻ 512	BC33725TAR	TO-92-3	45	0.8	400	0.1				
512	BC33740BU	TO-92-3	45	0.8	630	0.1				
✻ 512	BC33740TA	TO-92-3	45	0.8	630	0.1				
♦ 512	BCW66G	SOT-23	45	1.0	400	0.1				
512	BD13516S	TO-126	45	1.5	250	0.15				
512	BD13516STU	TO-126	45	1.5	250	0.15				
♦ 512	BCP54	SOT-223	45	1.5	250	0.15				
512	BD437S	TO-126	45	4.0	130	0.01				
♦ 512	KSC1623GMTF	SOT-23	50	0.1	400	0.001				
512	2N5210BU	TO-92-3	50	0.1	600	0.1				
✻ 512	2N5210TA	TO-92-3	50	0.1	600	0.1				
✻ 512	KSC945CYTA	TO-92-3	50	0.15	240	0.001				
512	KSC945YBU	TO-92-3	50	0.15	240	0.001				
✻ 512	KSC1815YTA	TO-92-3	50	0.15	240	0.002				
512	KSC945CGBU	TO-92-3	50	0.15	400	0.001				
✻ 512	KSC945CGTA	TO-92-3	50	0.15	400	0.001				
✻ 512	KSC945GTA	TO-92-3	50	0.15	400	0.001				
♦ 512	MMBT5210	SOT-23	50	0.5	600	0.1				
♦ 512	MMBT6428	SOT-23	50	0.5	650	0.1				
♦ 512	MMBT2484	SOT-23	60	0.1	500	0.01				
♦ 512	BCV71	SOT-23	60	0.5	220	0.002				
✻ 512	MPSA05RA	TO-92-3	60	0.5	----	0.01				
✻ 512	KSP05TA	TO-92-3	60	0.5	----	0.1				
512	TIP29A	TO-220	60	1.0	75	1				
512	KSD1616AGBU	TO-92-3	60	1.0	400	0.1				
✻ 512	KSD1616AGTA	TO-92-3	60	1.0	400	0.1				
✻ 512	KSD1616ALTA	TO-92-3	60	1.0	600	0.1				
512	BD13716STU	TO-126	60	1.5	250	0.15				
♦ 512	BCP55	SOT-223	60	1.5	250	0.15				
♦ 512	FSB560A	SSOT-3	60	2.0	550	0.5				
512	TIP31A	TO-220	60	3.0	50	3				
♦ 512	NZT560A	SOT-223	60	3.0	550	0.5				
♦ 512	NZT651	SOT-223	60	4.0	----	0.05				
512	TIP41A	TO-220	60	6.0	75	3				
512	D44H8	TO-220	60	8.0	----	2				
♦ 512	MJD3055TF	TO-252-2	60	10.0	100	4				
512	BC546ABU	TO-92-3	65	0.1	220	0.002				
512	BC546ATA	TO-92-3	65	0.1	220	0.002				
✻ 512	BC546BTA	TO-92-3	65	0.1	450	0.002				
✻ 512	BC546BTF	TO-92-3	65	0.1	450	0.002				
512	BC556BTFR	TO-92-3	65	0.1	450	0.002				
♦ 512	BC846BMTF	SOT-23	65	0.1	450	0.002				
♦ 512	BC856BMTF	SOT-23-3	65	0.1	450	0.002				
♦ 512	BC546CTA	TO-92-3	65	0.1	800	0.002				
♦ 512	BC846CMTF	SOT-23-3	65	0.1	800	0.002				
♦ 512	BC856CMTF	SOT-23	65	0.1	800	0.002				
♦ 512	BSS64	SOT-23	80	0.2	----	0.01				
♦ 512	KSP06TA	TO-92-3	80	0.5	----	0.01				
♦ 512	KST06MTF	SOT-23	80	0.5	----	0.01				
♦ 512	MMBTA06	SOT-23	80	0.5	----	0.01				
♦ 512	MMBTA56	SOT-23	80	0.5	----	0.01				
♦ 512	MPSA06RA	TO-92-3	80	0.5	----	0.01				
♦ 512	PZTA06	SOT-223	80	0.5	----	0.01				
♦ 512	PZTA56	SOT-223	80	0.5	----	0.01				
✻ 512	BC63916D74Z	TO-92-3	80	1.0	250	0.15				
512	TN4033A	TO-226	80	1.0	300	0.5				
512	TN6717A	TO-226	80	1.2	250	0.25				
♦ 512	BCP53	SOT-223-4	80	1.2	250	0.5				
♦ 512	BCP56	SOT-223	80	1.2	250	0.5				
512	BD13910S	TO-126	80	1.5	160	0.15				
512	BD13910STU	TO-126	80	1.5	160	0.15				
512	BD13916S	TO-126	80	1.5	250	0.15				
512	BD237STU	TO-126	80	2.0	----	0.15				
512	TIP41B	TO-220	80	6.0	75	3				

© Copyright 2014 Mouser Electronics

GENERAL PURPOSE SMALL SIGNAL TRANSISTORS (CONT.)

♦ Surface Mount Device

✻ Kinked Leads

For quantities greater than listed, call for quote.

MOUSER STOCK NO. Mfr.	Mfr. Part No.	Package	V_{CEO} (V)	I_C Max. (A)	h_{FE} Max. (mA)	h_{FE} @ I_C (A)	Price Each 1	25	100	250
NPN (Cont.)										
♦ 512	MJD44H11TM	TO-252	80	8.0	----	2				
♦ 512	KSH44H11TF	TO-252	80	8.0	----	2				
♦ 512	KSH44H11TM	TO-252	80	8.0	----	2				
512	KSE44H11	TO-220	80	10	----	2				
♦ 512	BSS63	SOT-23	100	0.2	----	0.025				
512	TIP30C	TO-220	100	1.0	75	1				
512	KSH31CTF	TO-252	100	3.0	50	3				
♦ 512	MJD32CTF	TO-252-2	100	3.0	50	3				
512	TIP32C	TO-220	100	3.0	50	3				
512	TIP31C	TO-220	100	3.0	50	3				
512	TIP31CTU	TO-220	100	3.0	50	3				
512	BD243C	TO-220	100	6.0	----	0.3				
512	BD243C	TO-220	100	6.0	75	3				
512	TIP42C	TO-220	100	6.0	75	3				
♦ 512	FJV992PMTF	SOT-23	120	0.05	400	0.01				
♦ 512	FJV992FMTF	SOT-23	120	0.05	600	0.01				
512	KSA992FBU	TO-92-3	120	0.05	600	0.01				
✻ 512	KSA992FTA	TO-92-3	120	0.05	600	0.01				
✻ 512	KSC1845FTA	TO-92-3	120	0.05	600	0.01				
♦ 512	FJV1845FMTF	SOT-23	120	0.05	1200	0.001				
512	KSA916YTA	TO-92S	120	0.8	240	0.01				
♦ 512	KST5550MTF	SOT-23	140	0.6	250	0.01				
♦ 512	MMBT5550	SOT-23	140	0.6	250	0.01				
♦ 512	MMBT5401	SOT-23	150	0.6	240	0.01				
512	KSC2073TU	TO-220	150	1.5	140	0.5				
512	2N5551BU	TO-92-3	160	0.6	250	0.01				
✻ 512	2N5551TA	TO-92-3	160	0.6	250	0.01				
✻ 512	2N5551TF	TO-92-3	160	0.6	250	0.01				
✻ 512	2N5551TFR	TO-92-3	160	0.6	250	0.01				
♦ 512	FMB5551	SSOT-6	160	0.6	250	0.01				
♦ 512	KST5551MTF	SOT-23	160	0.6	250	0.01				
♦ 512	MMBT5551	SOT-23	160	0.6	250	0.01				
512	KSC2383OTA	TO-92S	160	1.0	200	0.2				
512	KSA1013YBU	TO-92S	160	1.0	320	0.2				
512	KSC2383YTA	TO-92S	160	1.0	320	0.2				
512	KSA1013YTA	TO-92S	160	1.0	320	0.2				
512	KSC2690AYSTU	TO-126	160	1.2	320	0.3				
♦ 512	KST43MTF	SOT-23	200	0.5	----	0.001				
512	BU406	TO-220	200	7.0	----	----				
512	BU406TU	TO-220	200	7.0	----	----				
512	TIP47	TO-220	250	1.0	150	0.3				
♦ 512	MMBTA42	SOT-23	300	0.5	----	0.01				
512	MPSA42	TO-92-3	300	0.5	----	0.01				
♦ 512	PZTA42	SOT-223	300	0.5	----	0.01				
✻ 512	KSP42TA	TO-92-3	300	0.5	----	0.01				
♦ 512	KST42MTF	SOT-23	300	0.5	----	0.01				
512	TIP48	TO-220	300	1.0	150	0.3				
512	2N6517BU	TO-92-3	350	0.5	200	0.03				
✻ 512	2N6517TA	TO-92-3	350	0.5	200	0.03				
♦ 512	FJT44TF	SOT-223	400	0.3	200	0.01				
✻ 512	KSP44TA	TO-92-3	400	0.3	200	0.01				
✻ 512	KSP44TF	TO-92-3	400	0.3	200	0.01				
✻ 512	2N6517CTA	TO-92-3	400	0.5	200	0.03				
512	TIP50	TO-220	400	1.0	150	0.3				
PNP										
♦ 512	MMBT3640	SOT-23	12	0.2	120	0.01				
♦ 512	MMBT5771	SOT-23	15	0.2	120	0.01				
✻ 512	SS9012GTA	TO-92-3	20	0.5	202	0.05				
♦ 512	BCP69	SOT-223	20	1.5	375	0.5				
♦ 512	MMBT4126	SOT-23	25	0.2	360	0.002				
♦ 512	BC80840MTF	SOT-23	25	0.8	630	0.1				
512	SS8550BBU	TO-92-3	25	1.5	160	0.1				
512	SS8550CBU	TO-92-3	25	1.5	200	0.1				
✻ 512	SS8550DTA	TO-92-3	25	1.5	300	0.1				
512	ZTX749	TO-226	25	2.0	300	1				
♦ 512	FSB749	SSOT-3	25	3.0	300	1				
♦ 512	FZT749	SOT-223	25	3.0	300	1				
512	MJE210STU	TO-126	25	5.0	180	2				
✻ 512	BC558BTA	TO-92-3	30	0.1	450	0.002				
✻ 512	BC559BTA	TO-92-3	30	0.1	450	0.002				
✻ 512	BC559CTA	TO-92-3	30	0.1	800	0.002				
♦ 512	BC858CMTF	SOT-23	30	0.1	800	0.002				
♦ 512	FMMT549	SSOT-3	30	1.0	300	0.5				
512	KSA928AYTA	TO-92S	30	2.0	320	0.5				
512	2N3906BU	TO-92-3	40	0.2	300	0.01				
✻ 512	2N3906TA	TO-92-3	40	0.2	300	0.01				
✻ 512	2N3906TAR	TO-92-3	40	0.2	300	0.01				
✻ 512	2N3906TF	TO-92-3	40	0.2	300	0.01				
✻ 512	2N3906TFR	TO-92-3	40	0.2	300	0.01				
♦ 512	BSR18A	SOT-23	40	0.2	300	0.01				
♦ 512	FJX3906TF	SOT-323	40	0.2	300	0.01				
♦ 512	KST3906MTF	SOT-23	40	0.2	300	0.01				
♦ 512	MMBT3906	SOT-23	40	0.2	300	0.01				
♦ 512	PZT3906	SOT-223	40	0.2	300	0.01				
♦ 512	FFB2222A	SC-70-6	40	0.5	300	0.15				
512	2N4403BU	TO-92-3	40	0.6	300	0.15				
✻ 512	2N4403TA	TO-92-3	40	0.6	300	0.15				
✻ 512	2N4403TAR	TO-92-3	40	0.6	300	0.15				
✻ 512	2N4403TF	TO-92-3	40	0.6	300	0.15				

© Copyright 2014 Mouser Electronics

FAIRCHILD Small Signal Transistors

Products may be RoHS compliant. Check mouser.com for RoHS status.

FAIRCHILD SEMICONDUCTOR

GENERAL PURPOSE SMALL SIGNAL TRANSISTORS (CONT.)

◆ Surface Mount Device ✻Kinked Leads — For quantities greater than listed, call for quote.

MOUSER STOCK NO.	Mfr. Part No.	Package	V_{CEO} (V)	I_C Max. (A)	h_{FE} Max. (mA)	h_{FE} @ I_C (A)	Price Each 1	25	100	250
PNP (Cont.)										
✻ 512—2N4403TFR		TO-92-3	40	0.6	300	0.15				
◆ 512—MMBT4403		SOT-23	40	0.6	300	0.15				
◆ 512—BSR15		SOT-23	40	0.8	300	0.15				
512—PN2907BU		TO-92-3	40	0.8	300	0.15				
512—TIP32		TO-220	40	3.0	50	3				
◆ 512—FZT790A		SOT-223	40	3.0	800	0.01				
✻ 512—BC557ATA		TO-92-3	45	0.1	220	0.002				
✻ 512—BC557BTA		TO-92-3	45	0.1	450	0.002				
✻ 512—BC557BTF		TO-92-3	45	0.1	450	0.002				
◆ 512—BC857BMTF		SOT-23	45	0.1	450	0.002				
◆ 512—BC860BMTF		SOT-23	45	0.1	450	0.002				
◆ 512—BCX71J		SOT-23	45	0.1	460	0.002				
512—SS9014CBU		TO-92-3	45	0.1	1000	0.001				
◆ 512—MMBT200		SOT-23	45	0.5	450	0.01				
512—PN200A		TO-92-3	45	0.5	600	0.01				
◆ 512—BCX71K		SOT-23	45	0.5	630	0.002				
✻ 512—BC32716TA		TO-92-3	45	0.8	250	0.1				
◆ 512—BC80716MTF		SOT-23	45	0.8	250	0.1				
512—BC32725BU		TO-92-3	45	0.8	400	0.1				
✻ 512—BC32725TA		TO-92-3	45	0.8	400	0.1				
◆ 512—BCW68G		SOT-23	45	0.8	400	0.1				
512—BC32740BU		TO-92-3	45	0.8	630	0.1				
✻ 512—BC32740TA		TO-92-3	45	0.8	630	0.1				
◆ 512—BCP51		SOT-223	45	1.5	250	0.15				
◆ 512—MMBT5087		SOT-23	50	0.1	800	0.1				
◆ 512—FJX733YTF		SOT-323	50	0.15	240	0.001				
✻ 512—KSA733CYTA		TO-92-3	50	0.15	240	0.001				
✻ 512—KSA1015YTA		TO-92-3	50	0.15	240	0.002				
512—KSA733GBU		TO-92-3	50	0.15	400	0.001				
✻ 512—KSA733GTA		TO-92-3	50	0.15	400	0.001				
✻ 512—KSA1015GRTA		TO-92-3	50	0.15	400	0.002				
◆ 512—BCW89		SOT-23	60	0.5	260	2				
◆ 512—MMBTA55		SOT-23	60	0.5	----	0.1				
✻ 512—KSP2907ATA		TO-92-3	60	0.6	300	0.15				
✻ 512—KSP2907ATF		TO-92-3	60	0.6	300	0.15				
◆ 512—KST2907AMTF		SOT-23	60	0.6	300	0.15				
512—KSA931YTA		TO-92S	60	0.7	240	0.05				
◆ 512—MMBT2907A		SOT-23	60	0.8	300	0.15				
◆ 512—MMBT2907AD87Z		SOT-23-3	60	0.8	300	0.15				
512—PN2907ABU		TO-92-3	60	0.8	300	0.15				
✻ 512—PN2907ATAR		TO-92-3	60	0.8	300	0.15				
✻ 512—PN2907ATA		TO-92-3	60	0.8	300	0.15				
✻ 512—PN2907ATF		TO-92-3	60	0.8	300	0.15				
✻ 512—PN2907ATFR		TO-92-3	60	0.8	300	0.15				
◆ 512—PZT2907A		SOT-223	60	0.8	300	0.15				
◆ 512—BSR16		SOT-23	60	0.8	300	0.15				
◆ 512—BCP52		SOT-223	60	1.2	250	0.15				
◆ 512—FSB660A		SSOT-3	60	2.0	550	0.5				
512—MPS751		TO-92-3	60	2.0	----	0.05				
512—BD236STU		TO-126	60	2.0	----	0.15				
512—TIP32A		TO-220	60	3.0	50	3.0				
512—KSB1366GTU		TO-220F	60	3.0	320	0.5				
◆ 512—NZT660A		SOT-223	60	3.0	550	0.5				
512—BD440S		TO-126	60	4.0	140	0.01				
◆ 512—NZT751		SOT-223	60	4.0	----	0.05				
512—KSB1151YS		TO-126	60	5.0	400	2.0				
512—BC556ABU		TO-92-3	65	0.1	220	0.002				
✻ 512—BC556ATA		TO-92-3	65	0.1	220	0.002				
✻ 512—BC556BTA		TO-92-3	65	0.1	450	2.0				
✻ 512—BC640TA		TO-92-3	80	1.0	160	0.15				
512—TIP42CTU		TO-220	100	6.0	75	3.0				
◆ 512—FJX992TF		SOT-323	120	0.1	700	0.002				
◆ 512—KST5401MTF		SOT-23	150	0.5	240	0.01				
◆ 512—MMBT5401D87Z		SOT-23	150	0.6	240	0.01				
512—KSA940TU		TO-220	150	1.5	140	0.5				
512—KSA1142OSTU		TO-126	180	0.1	320	0.01				
◆ 512—MMBTA92		SOT-23	300	0.5	----	0.01				
◆ 512—PZTA92		SOT-223	300	0.5	----	0.01				
✻ 512—2N6520TA		TO-92-3	350	0.5	200	0.03				
✻ 512—KSP94TA		TO-92-3	400	0.3	300	0.01				

DARLINGTON TRANSISTORS

◆ Surface Mount Device ✻Kinked Leads — For quantities greater than listed, call for quote.

MOUSER STOCK NO.	Mfr. Part No.	Package	V_{CEO} (V)	I_C Max. (A)	h_{FE} Max. (mA)	h_{FE} @ I_C (A)	Price Each 1	25	100	250
NPN										
◆ 512—BCV27		SOT-23	30	1.2	----	0.001				
◆ 512—MMBTA13		SOT-23	30	1.2	----	0.01				
◆ 512—MMBTA14		SOT-23	30	1.2	----	0.01				
◆ 512—MMBT6427		SOT-23	40	1.2	200000	0.1				
512—TN6725A		TO-226	50	1.2	40000	1.0				
512—TIP120		TO-220	60	5.0	----	0.5				
512—TIP120TU		TO-220	60	5.0	----	0.5				
◆ 512—MMBTA28		SSOT-3	80	0.8	----	0.01				
◆ 512—BSP52		SOT-223	80	0.8	----	0.15				
512—BD679ASTU		TO-126	80	4.0	----	2.0				
512—TIP121		TO-220	80	5.0	----	0.5				
512—MPSA29		TO-92-3	100	0.8	----	100				
◆ 512—NZT7053		SOT-223	100	1.5	20000	1.0				
512—TIP112		TO-220	100	2.0	----	1.0				
◆ 512—MJD122TF		TO-252	100	8.0	12000	4.0				
512—TIP142TTU		TO-220	100	10	----	5.0				

DARLINGTON TRANSISTORS (CONT.)

◆ Surface Mount Device ✻Kinked Leads — For quantities greater than listed, call for quote.

MOUSER STOCK NO.	Mfr. Part No.	Package	V_{CEO} (V)	I_C Max. (A)	h_{FE} Max. (mA)	h_{FE} @ I_C (A)	Price Each 1	25	100	250
PNP										
✻ 512—BC516D27Z		TO-92-3	30	1.0	----	0.02				
◆ 512—BCV26		SOT-23	30	1.2	----	0.001				
◆ 512—MMBTA63		SOT-23	30	1.2	----	0.01				
◆ 512—PZTA64		SOT-223	30	1.2	----	0.01				
512—BD676AS		TO-126	45	4.0	----	2.0				
512—TIP125		TO-220	60	5.0	----	0.5				
512—TIP125TU		TO-220	60	5.0	----	0.5				
512—BD680ASTU		TO-126	80	4.0	----	2.0				
512—TIP126		TO-220	80	5.0	----	0.5				
◆ 512—MJD117TF		TO-252	100	2.0	12000	2.0				
◆ 512—MJD127TF		TO-252	100	8.0	12000	4.0				
512—BDX54C		TO-220	100	8.0	----	3.0				
512—TIP147TU		TO-3PN	100	10	----	5.0				
512—BDW94CFTU		TO-220F	100	12	20000	5.0				

DUAL AND QUAD GENERAL PURPOSE TRANSISTORS

◆ Surface Mount Device — For quantities greater than listed, call for quote.

MOUSER STOCK NO.	Mfr. Part No.	Package	V_{CEO} (V)	I_C Max. (A)	h_{FE} Max. (mA)	h_{FE} @ I_C (A)	Price Each 1	25	100	250
NPN Dual										
◆ 512—FFB3904		SC-70-6	40	0.2	300	0.01				
◆ 512—FMB3904		SSOT-6	40	0.2	300	0.01				
◆ 512—FMB2222A		SC-70-6	40	0.5	300	0.15				
NPN Quad										
◆ 512—MMPQ2222		SOIC-16	30	0.5	----	0.01				
◆ 512—MMPQ3904		SOIC-16	40	0.2	300	0.01				
◆ 512—MMPQ2222A		SOIC-16	40	0.5	300	0.15				
NPN/PNP Dual										
◆ 512—FFB2227A		SC-70-6	30	0.5	----	1.0				
◆ 512—FMB2227A		SSOT-6	30	0.5	----	1.0				
◆ 512—FMB3946		SSOT-6	40	0.2	300	0.01				
NPN/PNP Quad										
◆ 512—MMPQ6700		SOIC-16	40	0.2	----	0.001				
PNP Dual										
◆ 512—FFB3906		SC-70-6	40	0.2	300	0.01				
◆ 512—FMB3906		SSOT-6	40	0.2	300	0.01				
◆ 512—BC857S		SC-70-6	45	0.2	630	0.002				
◆ 512—FFB2907A		SC-70-6	60	0.6	300	0.15				
◆ 512—FMB2907A		SSOT-6	60	0.6	300	0.15				
PNP Quad										
◆ 512—MMPQ3906		SOIC-16	40	0.2	----	0.01				
◆ 512—MMPQ2907A		SOIC-16	60	0.6	300	0.15				

DIGITAL TRANSISTORS

◆ Surface Mount Device — For quantities greater than listed, call for quote.

MOUSER STOCK NO.	Mfr. Part No.	Package	V_{CEO} (V)	I_C Max. (A)	h_{FE} Max. (mA)	h_{FE} @ I_C (A)	Price Each 1	25	100	250
NPN										
◆ 512—FJV3110RMTF		SOT-23	40	0.1	600	0.001				
◆ 512—FJV3102RMTF		SOT-23	50	0.1	----	0.005				
◆ 512—FJV3103RMTF		SOT-23	50	0.1	----	0.005				
◆ 512—FJV3101RMTF		SOT-23	50	0.1	----	0.01				
512—FJAF6810DTU		TO-3PF	750	10	----	1				
512—FJL6920TU		TO-3P	800	20	----	1				
PNP										
◆ 512—FJV4103RMTF		SOT-23	50	0.1	----	0.005				
◆ 512—FJV4104RMTF		SOT-23	50	0.1	----	0.005				

RF SMALL SIGNAL TRANSISTORS

◆ Surface Mount Device — For quantities greater than listed, call for quote.

MOUSER STOCK NO.	Mfr. Part No.	Package	V_{CEO} (V)	I_C Max. (A)	h_{FE} Max. (mA)	h_{FE} @ I_C (A)	Price Each 1	25	100	250
NPN										
◆ 512—MMBT5179		SOT-23	12	0.05	250	0.003				
◆ 512—MMBT918		SOT-23	15	0.05	----	0.003				
◆ 512—MMBTH10		SOT-23-3	25	0.05	----	0.004				
◆ 512—KST10MTF		SOT-23	25	----	----	0.004				
PNP										
512—MMBTH81		SOT-23	20	0.05	----	0.005				

© Copyright 2014 Mouser Electronics

© Copyright 2014 Mouser Electronics

INFINEON Intelligent Power Modules and Transistors

RoHS Compliant **This product is RoHS compliant.**

CIPOS™ INTELLIGENT POWER MODULES

CIPOS™ power modules increase energy efficiency and reliability of home appliance motors. The CIPOS™ modules incorporate a three-phase inverter power stage with a SOI (Silicon-On-Insulator) gate driver, boot strap diodes and capacitors, and auxiliary circuitry in a compact, high-performance, fully isolated package. Based on a combination of Infineon's leading-edge TRENCHSTOP™ IGBT (Insulated Gate Bipolar Transistor) and emitter controlled diode technology, they eliminate as many as 23 discrete components compared to a design based on discrete components. The CIPOS™ modules also offer the industry's lowest junction-to-case resistance, which increases output current by up to 20 percent compared to other available modules.

For quantities greater than listed, call for quote.

MOUSER STOCK NO.	Infineon Part No.	Package	V_{CES} (Min)(V)	Output Current (Max) (A)	Emitter Config.	P_{tot} (Max)(W)	Built-in Bootstrap	Built-in NTC	Built-in Rectifier	Fault Pin	Price Each 1	5	10	50
726-IGCM06B60GA	IGCM06B60GA	DIL Module	600	6	Closed	19	Yes	Yes	Yes	Yes				
726-IGCM06F60GA	IGCM06F60GA	DIL Module	600	6	Open	23	Yes	Yes	No	Yes				
641-IKCS08F60B2A	IKCS08F60B2A	PG-MSIP-20	600	8	Open	30	Yes	Yes	No	Yes				
641-IKCS08F60B2C	IKCS08F60B2C	PG-MSIP-20	600	8	Open	30	Yes	Yes	No	Yes				
641-IKCS08F60F2A	IKCS08F60F2A	PG-MSIP-20	600	8	Open	30	Yes	Yes	No	Yes				
641-IKCS08F60F2C	IKCS08F60F2C	PG-MSIP-20	600	8	Open	30	Yes	Yes	No	Yes				
726-IGCM10F60GA	IGCM10F60GA	DIL Module	600	10	Open	26	Yes	Yes	No	Yes				
641-IKCS12F60B2A	IKCS12F60B2A	PG-MSIP-20	600	12	Open	35	Yes	Yes	No	Yes				
641-IKCS12F60B2C	IKCS12F60B2C	PG-MSIP-20	600	12	Open	35	Yes	Yes	No	Yes				
726-IKCS12F60EA	IKCS12F60EA	SIL Module	600	12	Open	35	Yes	No	No	Yes				
641-IKCS12F60F2A	IKCS12F60F2A	PG-MSIP-20	600	12	Open	35	Yes	Yes	No	Yes				
641-IKCS12F60F2C	IKCS12F60F2C	PG-MSIP-20	600	12	Open	35	Yes	Yes	No	Yes				
641-IKCS12G60DA	IKCS12G60DA	PG-MSIP-19	600	12	Closed	35	Yes	Yes	No	Yes				
726-IGCM15F60GA	IGCM15F60GA	DIL Module	600	15	Open	29	Yes	Yes	No	Yes				
641-IKCS17F60B2A	IKCS17F60B2A	PG-MSIP-20	600	17	Open	52	Yes	Yes	No	Yes				
641-IKCS17F60F2A	IKCS17F60F2A	PG-MSIP-20	600	17	Open	52	Yes	Yes	No	Yes				
726-IGCM20F60GA	IGCM20F60GA	DIL Module	600	20	Open	33	Yes	Yes	No	Yes				
641-IHCS22R60CE	IHCS22R60CE	PG-MSIP-17	600	22	Closed	65	Yes	Yes	No	Yes				
641-IKCS22F60B2A	IKCS22F60B2A	PG-MSIP-20	600	22	Open	59	Yes	Yes	No	Yes				
641-IKCS22F60F2A	IKCS22F60F2A	PG-MSIP-20	600	22	Open	59	Yes	Yes	No	Yes				
641-IKCS22F60F2C	IKCS22F60F2C	PG-MSIP-20	600	22	Open	59	Yes	Yes	No	Yes				

GENERAL PURPOSE TRANSISTORS

The Infineon General Purpose Transistors including Darlington, switching and high voltage transistors. They are available in various packages even in multichip- packages where also PNP & NPN combinations are available. Main packages are SOT-23, SOT-323, SOT-363, TSFP and TSLP. We deliver transistors with V_{CEO} up to 120V and I_C up to 1000mA. With our product portfolio we can cover nearly all applications in automotive, industry, consumer, communication and datacom.

AF Darlington Transistors

For quantities greater than listed, call for quote.

MOUSER STOCK NO.	Infineon Part No.	Package	Polarity Type	V_{CEO} (max)	I_C (max)	P_{tot} (max)	h_{FE} (min)	h_{FE} @ I_C	h_{FE} @ V_{CE}	Price Each 1	10	100	500
726-SMBTA14E6327	SMBTA14E6327XT	SOT-23-3	NPN	30V	300mA	330mW	20000	100mA	5V				
726-BCV47E6327	BCV47E6327XT	SOT-23-3	NPN	60V	500mA	360mW	10000	100mA	5V				
726-BCV46E6327	BCV46E6327XT	SOT-23-3	PNP	60V	500mA	360mW	10000	100mA	5V				

AF General Purpose Transistors

For quantities greater than listed, call for quote.

MOUSER STOCK NO.	Infineon Part No.	Package	Polarity Type	V_{CEO} (max)	I_C (max)	P_{tot} (max)	h_{FE} (min)	h_{FE} @ I_C	h_{FE} @ V_{CE}	Price Each 1	10	100	500
726-BCX6825E6327	BCX6825E6327XT	SOT-89-4	NPN	20V	1A	3,000mW	160	500mA	1V				
726-MMBT3904LT1	MMBT3904LT1XT	SOT-23-3	NPN	40V	200mA	330mW	100	10mA	1V				
726-SMBT3904E6327	SMBT3904E6327XT	SOT-23-3	NPN	40V	200mA	330mW	100	10mA	1V				
726-MMBT2222ALT1	MMBT2222ALT1XT	SOT-23-3	NPN	40V	600mA	330mW	100	150mA	10V				
726-SMBT2222AE6327	SMBT2222AE6327XT	SOT-23-3	NPN	40V	600mA	330mW	100	150mA	10V				
726-BC817K-16E6327	BC817K16E6327XT	SOT-323-3	NPN	45V	500mA	500mW	100	100mA	1V				
726-BC817K-25E6327	BC817K25E6327XT	SOT-23-3	NPN	45V	500mA	500mW	160	100mA	1V				
726-BC817K-40E6327	BC817K40E6327XT	SOT-23-3	NPN	45V	500mA	500mW	160	100mA	1V				
726-BC847BE6327	BC847BE6327XT	SOT-23-3	NPN	45V	100mA	330mW	200	2mA	5V				
726-BC850CE6327	BC850CE6327XT	SOT-23-3	NPN	45V	100mA	330mW	420	2mA	5V				
726-BCP5416E6327	BCP5416E6327XT	SOT-223-4	NPN	45V	1A	1,500mW	100	150mA	2V				
726-BCX5416E6327	BCX5416E6327XT	SOT-89-4	NPN	45V	1A	1,000mW	100	150mA	2V				
726-BCX70KE6327	BCX70KE6327XT	SOT-23-3	NPN	45V	100mA	330mW	380	2mA	5V				
726-MMBTA06LT1	MMBTA06LT1XT	SOT-23-3	NPN	80V	500mA	330mW	100	100mA	1V				
726-SMBTA06E6327	SMBTA06E6327XT	SOT-23-3	NPN	80V	500mA	330mW	100	100mA	1V				
726-BCX5610E6327	BCX5610E6327XT	SOT-89-4	NPN	80V	1A	2,000mW	63	150mA	2V				
726-SMBTA42E6327	SMBTA42E6327XT	SOT-23-3	NPN	300V	500mA	360mW	40	30mA	10V				
726-BCX69-16E6327	BCX6916E6327XT	SOT-89-4	PNP	20V	1A	3,000mW	100	500mA	1V				
726-BCV62CE6327	BCV62CE6327XT	SOT-143-4	PNP	30V	100mA	300mW	420	2mA	5V				
726-BCV26E6327	BCV26E6327XT	SOT-23-3	PNP	30V	500mA	360mW	20000	100mA	5V				
726-MMBT3906LT1	MMBT3906LT1XT	SOT-23-3	PNP	40V	200mA	330mW	100	10mA	1V				
726-SMBT3906E6327	SMBT3906E6327XT	SOT-23-3	PNP	40V	200mA	330mW	100	10mA	1V				
726-BC857BE6327	BC857BE6327XT	SOT-23-3	PNP	45V	100mA	330mW	220	2mA	5V				
726-BC857CE6327	BC857CE6327XT	SOT-23-3	PNP	45V	100mA	330mW	420	2mA	5V				
726-BCX71KE6327	BCX71KE6327XT	SOT-23-3	PNP	45V	100mA	330mW	380	2mA	5V				
726-BCW68HE6327	BCW68HE6327XT	SOT-23-3	PNP	45V	800mA	330mW	250	100mA	1V				
726-MMBT2907ALT1	MMBT2907ALT1XT	SOT-23-3	PNP	60V	600mA	330mW	100	150mA	10V				
726-SMBT2907AE6327	SMBT2907AE6327XT	SOT-23-3	PNP	60V	600mA	330mW	100	150mA	10V				
726-MMBTA56LT1	MMBTA56LT1XT	SOT-23-3	PNP	80V	500mA	330mW	100	100mA	1V				
726-SMBTA56E6327	SMBTA56E6327XT	SOT-23-3	PNP	80V	500mA	330mW	100	100mA	1V				
726-BCP5310E6327	BCP5310E6327XT	SOT-23-3	PNP	80V	1A	2,000mW	160	150mA	2V				
726-BCX53-10E6327	BCX5310E6327XT	SOT-89-4	PNP	80V	1A	2,000mW	63	150mA	2V				
726-SMBTA92E6327	SMBTA92E6327XT	SOT-23-3	PNP	300V	500mA	360mW	40	10mA	10V				

© Copyright 2014 Mouser Electronics
© Copyright 2014 Mouser Electronics

INFINEON Transistors

RoHS Compliant **This product is RoHS compliant.**

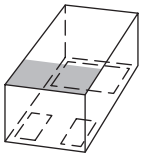

TSLP-3-1



SOT-343-4

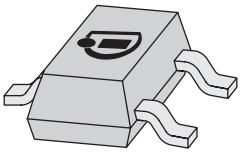

SOT-23-3

RF BIPOLAR TRANSISTORS

The Infineon RF Bipolar Transistors in standard SOT, flatlead TSFP and new leadless ultra miniature TSLP packages are excellent choice for a wide range of RF and Wireless applications.

Silicon RF Bipolar Transistors

For quantities greater than listed, call for quote.

MOUSER STOCK NO.	Infineon Part No.	Package	Polarity Type	V_{CEO} (max)	I_C (max)	P_{tot} (max)	f_T (typ.)	f_T @ I_C	NF (typ.)	Price Each 1	10	100	500
726-BFR340L3E6327	BFR340L3E6327XT	TSLP-3-1	NPN	6V	10mA	60mW	14.0GHz	6mA	1.15dB				
726-BFR380L3E6327	BFR380L3E6327XT	TSLP-3-1	NPN	6V	80mA	380mW	14.0GHz	40mA	1.1dB				
726-BFP460H6327	BFP460H6327XT	SOT-343-4	NPN	4.5V	70mA	230mW	22.0GHz	30mA	1.1dB				
726-BFR92PE6327	BFR92PE6327XT	SOT-23-3	NPN	15V	30mA	280mW	5.0GHz	15mA	2.9dB				

Silicon Germanium RF Bipolar Transistors

For quantities greater than listed, call for quote.

MOUSER STOCK NO.	Infineon Part No.	Package	Polarity Type	V_{CEO} (max)	I_C (max)	P_{tot} (max)	f_T (typ.)	f_T @ I_C	NF (typ.)	Price Each 1	10	100	500
726-BFP640H6327	BFP640H6327XT	SOT-343-4	NPN	4V	50mA	200mW	40.0GHz	30mA	0.65dB				
726-BFP650H6327	BFP650H6327XT	SOT-343-4	NPN	4V	150mA	500mW	37.0GHz	80mA	0.8dB				
726-BFP740H6327	BFP740H6327XT	SOT-343-4	NPN	4V	30mA	160mW	42.0GHz	25mA	0.5dB				

SIEGET®45 Line - Silicon RF Bipolar Transistors

For quantities greater than listed, call for quote.

MOUSER STOCK NO.	Infineon Part No.	Package	Polarity Type	V_{CEO} (max)	I_C (max)	P_{tot} (max)	f_T (typ.)	f_T @ I_C	NF (typ.)	Price Each 1	10	100	500
726-BFP540ESDH6327	BFP540ESDH6327XT	SOT-343-4	NPN	4.5V	80mA	250mW	30.0GHz	50mA	0.9dB				
726-BFP540H6327	BFP540H6327XT	SOT-343-4	NPN	4.5V	80mA	250mW	30.0GHz	50mA	0.9dB				

SiGe High Performance Low Noise RF Bipolar Transistors

For quantities greater than listed, call for quote.

MOUSER STOCK NO.	Infineon Part No.	Package	Polarity Type	V_{CEO} (max)	I_C (max)	P_{tot} (max)	f_T (typ.)	f_T @ I_C	NF (typ.)	Price Each 1	10	100	500
726-BFP640ESDH6327XT	BFP640ESDH6327XT	SOT-343-4	NPN	4.1V	50mA	200mW	46.0GHz	30mA	0.65dB				
726-BFP720ESDH6327XT	BFP720ESDH6327XT	SOT-343-4	NPN	4.2V	30mA	100mW	43.0GHz	15mA	0.55dB				
726-BFP720H6327	BFP720H6327XT	SOT-343-4	NPN	4V	25mA	100mW	45.0GHz	13mA	0.5dB				
726-BFP740ESDH6327XT	BFP740ESDH6327XT	SOT-343-4	NPN	4.2V	45mA	160mW	45.0GHz	25mA	0.55dB				

SILICON SINGLE AF DIGITAL TRANSISTORS

General purpose transistors with built-in resistor network so called Digital Transistors. They are available in single chip and multi chip versions with huge amount of different resistor combinations. Infineon mainly offers the Digital Transistors in the packages SOT-23, SOT-323, SOT-363, TSFP and TSLP. PNP and NPN combinations are also available. Digital Transistors are mainly used in automotive, consumer, cellular and datacom applications.

Silicon RF Bipolar Transistors

For quantities greater than listed, call for quote.

MOUSER STOCK NO.	Infineon Part No.	Package	Polarity Type	R1 (typ)	R2 (typ)	h_{FE} (min)	h_{FE} @ I_C	$V_{i(on)}$ (min)	$V_{i(off)}$ (max)	Price Each 1	10	100	500
726-BCR503E6327	BCR503E6327XT	SOT-23-3	NPN	2.2k Ohm	2.2k Ohm	40.0	50mA	1.0V/0.3V	1.5V/5V				
726-BCR108E6327	BCR108E6327XT	SOT-23-3	NPN	2.2k Ohm	47.0k Ohm	70.0	5mA	0.5V/0.3V	0.8V/5V				
726-BCR133E6327	BCR133E6327XT	SOT-23-3	NPN	10.0k Ohm	10.0k Ohm	30.0	5mA	1.0V/0.3V	1.5V/5V				
726-BCR141E6327	BCR141E6327XT	SOT-23-3	NPN	22.0k Ohm	22.0k Ohm	50.0	5mA	1.0V/0.3V	1.5V/5V				
726-BCR562E6327	BCR562E6327XT	SOT-23-3	PNP	4.7k Ohm	4.7k Ohm	60.0	50mA	1.0V/0.3V	1.5V/5V				

© Copyright 2014 Mouser Electronics
© Copyright 2014 Mouser Electronics

INTERNATIONAL RECTIFIER IGBT Transistors

RoHS Compliant **This product is RoHS compliant.**

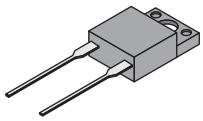
TO-220FP


TO-220AB

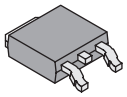
D2PAK

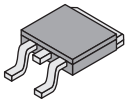
DPAK

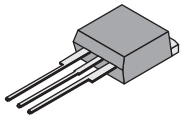
TO-262


TO-247


SOIC-8

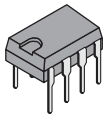
DIP-8

IGBT TRANSISTORS

♦ Surface Mount

For quantities greater than listed, call for quote.

MOUSER STOCK NO.	International Rectifier Part No.	Package	Collector- Emitter Voltage Max (V)	Collector-Emitter Saturation Voltage Max. (V)	Continuous Collector Current @25°C	Power Dissipation Max. (W)	Price Each			
							1	25	100	250
942-IRGI4090PBF	IRGI4090PBF	TO-220FP	300	1.94	21	34				
942-IRGB4086PBF	IRGB4086PBF	TO-220AB	300	2.1	70	160				
♦ 942-IRG7S313UTRLPBF	IRG7S313UTRLPBF	D2PAK	330	1.45	40	78				
♦ 942-IRG6S320UTRLPBF	IRG6S320UTRLPBF	DPAK	330	1.65	50	114				
942-IRG7IA13UPBF	IRG7IA13UPBF	TO-220FP	360	1.52	20	34				
942-IRGB14C40LPBF	IRGB14C40LPBF	TO-220AB	430	1.4	20	125				
♦ 942-IRG4BC20SD-SPBF	IRG4BC20SD-SPBF	D2PAK	600	1.4	19	60				
942-IRG4BC20SDPBF	IRG4BC20SDPBF	TO-220AB	600	1.6	19	60				
942-IRG4IBC30SPBF	IRG4IBC30SPBF	TO-220FP	600	1.6	23.5	45				
♦ 942-IRG4RC10SDTRPBF	IRG4RC10SDTRPBF	DPAK	600	1.7	14	38				
♦ 942-IRG4RC10SPBF	IRG4RC10SPBF	DPAK	600	1.7	14	38				
942-IRG4BC40FPBF	IRG4BC40FPBF	TO-220AB	600	1.7	49	160				
♦ 942-IRGS6B60KTRLPBF	IRGS6B60KTRLPBF	DPAK	600	1.8	7	90				
942-IRG4BC30FD1PBF	IRG4BC30FD1PBF	TO-220AB	600	1.8	31	100				
942-IRG4BC30FDPBF	IRG4BC30FDPBF	TO-220AB	600	1.8	31	100				
942-IRGB4060DPBF	IRGB4060DPBF	TO-220AB	600	1.85	16	99				
♦ 942-IRG4BC30U-STRRP	IRG4BC30U-STRRP	D2PAK	600	1.95	23	100				
942-IRGB4045DPBF	IRGB4045DPBF	TO-220AB	600	2	12	77				
942-IRGB6B60KDPBF	IRGB6B60KDPBF	TO-220AB	600	2	13	90				
♦ 942-IRGS6B60KDTRLP	IRGS6B60KDTRLP	DPAK	600	2	13	90				
942-IRGSL6B60KDPBF	IRGSL6B60KDPBF	TO-262	600	2	13	90				
942-IRG4IBC20FDPBF	IRG4IBC20FDPBF	TO-220FP	600	2	14.3	34				
942-IRGB4059DPBF	IRGB4059DPBF	TO-220AB	600	2.05	8	56				
942-IRG4IBC20UDPBF	IRG4IBC20UDPBF	TO-220FP	600	2.1	11.4	34				
♦ 942-IRG4BC20UDSTRRP	IRG4BC20UDSTRRP	D2PAK	600	2.1	13	60				
♦ 942-IRG4BC30FDSTRRP	IRG4BC30FDSTRRP	D2PAK	600	2.1	13	60				
♦ 942-IRG4BC30F-STRLP	IRG4BC30F-STRLP	D2PAK	600	2.1	13	60				
942-IRG4PC20UPBF	IRG4PC20UPBF	TO-247	600	2.1	13	60				
942-IRG4BC20MDPBF	IRG4BC20MDPBF	TO-220AB	600	2.1	18	60				
♦ 942-IRG4BC20MD-SPBF	IRG4BC20MD-SPBF	D2PAK	600	2.1	18	60				
♦ 942-IRG4RC20FTRPBF	IRG4RC20FTRPBF	DPAK	600	2.1	22	66				
♦ 942-IRG4BC30W-STRLP	IRG4BC30W-STRLP	D2PAK	600	2.1	23	100				
942-IRG4BC40UPBF	IRG4BC40UPBF	TO-220AB	600	2.1	40	160				
942-IRGIB6B60KDPBF	IRGIB6B60KDPBF	TO-220FP	600	2.2	9	32				
♦ 942-IRGS10B60KDTRLP	IRGS10B60KDTRLP	DPAK	600	2.2	22	104				
♦ 942-IRGS8B60KTRLPBF	IRGS8B60KTRLPBF	DPAK	600	2.2	28	167				
♦ 942-IRGS15B60KDTRRP	IRGS15B60KDTRRP	DPAK	600	2.2	31	139				
♦ 942-IRGS30B60KTRRP	IRGS30B60KTRRP	DPAK	600	2.35	78	370				
♦ 942-IRG4BC15UDSTRLP	IRG4BC15UDSTRLP	D2PAK	600	2.4	14	49				
♦ 942-IRGS4B60KD1TRLP	IRGS4B60KD1TRLP	DPAK	600	2.5	12	63				
942-IRG4BC40WPBF	IRG4BC40WPBF	TO-220AB	600	2.5	40	160				
♦ 942-IRG4BC40W-STRRP	IRG4BC40W-STRRP	D2PAK	600	2.5	40	160				
♦ 942-IRG4RC10UDTRLP	IRG4RC10UDTRLP	DPAK	600	2.6	8.5	38				
♦ 942-IRG4RC10UPBF	IRG4RC10UPBF	DPAK	600	2.6	8.5	38				
♦ 942-IRG4RC10UTRPBF	IRG4RC10UTRPBF	DPAK	600	2.6	8.5	38				
♦ 942-IRG4RC10KDTRPBF	IRG4RC10KDTRPBF	D2PAK	600	2.62	9	38				
♦ 942-IRG4RC10KPBF	IRG4RC10KPBF	DPAK	600	2.62	9	38				
942-IRG4IBC30WPBF	IRG4IBC30WPBF	TO-220FP	600	2.7	17	45				
942-IRG4BC30KDPBF	IRG4BC30KDPBF	TO-220AB	600	2.7	28	100				
♦ 942-IRG4BC30KDSTRLP	IRG4BC30KDSTRLP	D2PAK	600	2.7	28	100				
♦ 942-IRG4BC30K-STRLP	IRG4BC30K-STRLP	D2PAK	600	2.7	28	100				
942-IRG4IBC20KDPBF	IRG4IBC20KDPBF	TO-220FP	600	2.8	11.5	34				
♦ 942-IRG4BC20KDSTRLP	IRG4BC20KDSTRLP	D2PAK	600	2.8	16	60				
♦ 942-IRG4BC20K-STRRP	IRG4BC20K-STRRP	D2PAK	600	2.8	16	60				

TRANSISTORS OUTPUT OPTOCOUPLERS

♦ Surface Mount

For quantities greater than listed, call for quote.

MOUSER STOCK NO.	International Rectifier Part No.	Package	Collector Current Max. (mA)	No. of Outputs	Output Voltage (V)	Short Circuit Current (μA)	Price Each			
							1	25	100	250
♦ 942-PVI1050NS-TPBF	PVI1050NS-TPBF	SOIC-8	2	1	8	5				
942-PVI5080NPBF	PVI5080NPBF	DIP-8	10	1	5	8				
♦ 942-PVI5080NSPBF	PVI5080NSPBF	SOIC-8	10	1	5	8				
♦ 942-PVI5013RS-TPBF	PVI5013RS-TPBF	SOIC-8	5	2	3	8				
♦ 942-PVI5033RS-TPBF	PVI5033RS-TPBF	SOIC-8	5	2	5	5				

© Copyright 2014 Mouser Electronics

© Copyright 2014 Mouser Electronics

MA-COM Transistors, Amplifiers, and Switches

RF POWER TRANSISTORS

M/A-COM Technology Solutions offers a broad range of RF power transistor products--discrete devices, modules, and pallets from 1 MHz to 3.5 GHz. Our high power transistors are ideal for avionics, communications, radar, and industrial, scientific, and medical applications. We use gold metallization as well as aluminum fabrication processes. Our engineering team can help solve your unique requirements with custom solutions.

M/A-COM Technology Solutions offers a new family of Gallium Nitride (GaN) RF power transistors and pallets. This product family targets L- and S-Band pulsed radar applications and leverages M/A-COM Tech's rich heritage of providing both standard and custom solutions to meet the most demanding customer needs. Benefits of M/A-COM Tech's GaN products include high breakdown voltage, superior power density, and higher and broader frequency operation than Silicon.

NEW PRODUCT

For quantities greater than listed, call for quote.

MOUSER STOCK NO.	MA-COM Part No.	Package	Frequency (MHz)		Output Power (W)	Efficiency (%)	Description	Price Each		
			Min.	Max.				1	10	25
937-MRF454	MRF454	Case 211-11	2	30	80	50	Bipolar			
937-MRF455	MRF455	Case 211-07	2	30	60	55	Bipolar			
937-MRF314	MRF314	Case 211-07	30	200	30	50	Bipolar			
937-MRF392	MRF392	Case 744A-01	100	400	125	55	Bipolar			
937-MRF393	MRF393	Case 744A-01	100	500	100	55	Bipolar			
937-MRF422	MRF422	Case 211-11	1.5	30	150	40	Bipolar			
937-MRF426	MRF426	Case 211-07	1.5	30	25	35	Bipolar			
937-MRF448	MRF448	Case 211-11	2	30	250	45	Bipolar			
937-UF28100V	UF28100V	22.88mm x 19.05mm	100	500	100	50	DMOS			
937-UF28150J	UF28150J	34.54mm x 19.05mm	100	500	150	55	DMOS			
937-UF2840G	UF2840G	20.83mm x 15.3mm	100	500	40	50	DMOS			
937-MRF134	MRF134	Case 211-07	5	400	5	50	TMOS			
937-MRF136	MRF136	Case 211-07	5	400	15	60	TMOS			
937-MRF137	MRF137	Case 211-07	5	400	30	60	TMOS			
937-MRF141G	MRF141G	Case 375-04	5	175	300	50	TMOS			
937-MRF158	MRF158	Case 305A-01	5	500	2	55	TMOS			
937-MRF160	MRF160	Case 249-06	5	500	4	55	TMOS			
937-MRF166C	MRF166C	Case 319-07	5	500	20	50	TMOS			
937-MRF171A	MRF171A	Case 211-07	100	200	45	60	TMOS			
937-MRF173	MRF173	Case 211-11	5	175	80	60	TMOS			
937-MRF177	MRF177	Case 744A-01	5	400	100	60	TMOS			
937-MRF275G	MRF275G	Case 375-04	5	500	150	50	TMOS			
937-MRF275L	MRF275L	Case 333-04	5	500	100	55	TMOS			
937-MRF148A	MRF148A	Case 211-07	5	175	30	40	TMOS			
937-MRF150	MRF150	Case 211-11	5	150	150	45	TMOS			
937-MRF151	MRF151	26.04mm x 26.04mm	5	175	150	40	TMOS			
937-MRF151G	MRF151G	Case 375-04	5	175	300	50	TMOS			
937-MRF157	MRF157	Case 368-03	5	80	600	45	TMOS			
937-MAGX-1220-100L00	MAGX-001220-100L00	Cu/Mo/Cu	1200	2000	100	60	GaN HEMT			
937-MAGX-0035-030000	MAGX-000035-030000	Cu/Mo/Cu	30	3500	30	80	GaN HEMT			

AMPLIFIERS

For quantities greater than listed, call for quote.

MOUSER STOCK NO.	MA-COM Part No.	Package	Frequency (MHz)		Gain (dB)	Output IP3 (dBm)	Description	Price Each		
			Min.	Max.				1	10	100
937-MAAPSS0075-T3	MAAPSS0075TR-3000	PQFN-12	2400	2500	29.5	52	Power, Linear			
937-MAAM-009286-T3	MAAM-009286-TR3000	SOT-89	250	4000	15.5	42	Driver Amplifier			
937-MAAL-007304-T3	MAAL-007304-TR3000	SOT-26	500	3000	25.5	19	Low Noise			
937-MAAPSS0071-T3	MAAPSS0071TR-3000	PQFN-12	1880	1930	26	36	DECT Power			
937-MAALSS0042-T3	MAALSS0042TR-3000	SOIC-8EP	1550	1600	27	13	Low Noise			
937-MAAL-010705-T3	MAAL-010705-TR3000	PDFN-8	500	1600	21	32	Low Noise			
937-MAAL-010706-T3	MAAL-010706-TR3000	PDFN-8	1400	4000	17.5	34.5	Low Noise			

SWITCHES

M/A-COM Tech offers an extensive collection of switches covering many commercial and aerospace and defense markets. Our product portfolio has a broad frequency spectrum from DC to greater than 70 GHz. Our silicon Heterolithic Millimeter Integrated Circuit (HMIC) PIN diode process is ideal for high power and broadband switches operating up to 20 GHz. Our AlGaAs PIN diode process can extend the upper frequency range of our switch die beyond 70 GHz. Our GaAs pHEMT and MESFET technology is ideal for fast switching and low control voltage switches optimized for both narrow band and broadband applications. Our 75 ohm absorptive switches are designed specifically for demanding CATV, FTTx and DBS Infrastructure and CPE applications.

NEW PRODUCT

For quantities greater than listed, call for quote.

MOUSER STOCK NO.	MA-COM Part No.	Package	Switch Configuration	Frequency (MHz)		Isolation (dB)	Input IP3 @ 500 MHz (dBm)	Description	Price Each		
				Min.	Max.				1	10	100
937-MASW-932-13560T	MASW-000932-13560T	PQFN-16	SPDT	10	4000	43	72	HMIC PIN Diode			
937-MASW-936-14000T	MASW-000936-14000T	PQFN-16	SPDT	50	6000	51	72	PIN Diode			
937-MASWSS0179-T	MASWSS0179TR-3000	SOT-26	SPDT	0	2000	28	52	GaAs			
937-MASWSS0157-T	MASWSS0157TR-3000	SOIC-8	SPDT	0	2500	24	45	GaAs			
937-MASWSS0180-T	MASWSS0180TR-3000	SOIC-8	SPDT	0	2500	35	46	GaAs Terminated			
937-MASWSS0143-T	MASWSS0143TR-3000	SOT-26	SPDT	0	3000	22	58	GaAs Broadband			
937-MASW-007221-T	MASW-007221-TR3000	SC-70	SPDT	0	3000	22	52	GaAs			
937-MASWSS0115-T	MASWSS0115TR-3000	SC-70	SPDT	0	3000	22	46	GaAs			
937-MASWSS0151-T	MASWSS0151TR-3000	SC-70	SPDT	0	3000	25	55	GaAs			
937-MASWSS0166-T	MASWSS0166TR-3000	SC-70	SPDT	0	3000	21	55	GaAs			
937-MASWSS0136-T	MASWSS0136TR-3000	SC-70	SPDT	0	3000	27	48	GaAs			
937-MASWSS0192-T	MASWSS0192TR-3000	SC-70	SPDT	0	3000	24	53	GaAs			
937-MASWSS0115-T	MASWSS0115TR-3000	SC-70	SPDT	0	3000	22	46	GaAs			
937-MASWSS0093-T	MASWSS0093TR-3000	PQFN-12	SPDT	0	6000	29	53	GaAs Broadband			
937-MASW-009444-T	MASW-009444-TR3000	PDFN-6	SPDT	0	6000	28	54	GaAs			
937-MASW-007921-T	MASW-007921-TR3000	PDFN-6	SPDT	0	6000	28	54	GaAs			
937-MASW-007107-T	MASW-007107-TR3000	PQFN-8	SPDT	0	8000	29	54	GaAs			
937-MASWSS0178-T	MASWSS0178TR-3000	MSOP-8	SPDT	10	3000	57	43	High Isolation Term.			
937-MASWSS0176-T	MASWSS0176TR-3000	SOT-26	SPDT	50	3000	21	45	GaAs			
937-MASW02103-13630G	MASW-002103-13630G	Surmount Die	SPDT	50	20000	38	40	HMIC Silicon PIN Diode			
937-MA4AGSW2	MA4AGSW2	DIE	SPDT	50	70000	65	40	AlGaAs Reflective			
937-MASWSS0167-T	MASWSS0167TR-3000	PQFN-6	SPDT	500	3000	25	48	GaAs			
937-MASW03103-13640G	MASW-003103-13640G	Surmount Die	SP3T	50	20000	40	40	HMIC Si PIN Diode			
937-MASW04103-13650G	MASW-004103-13650G	Surmount Die	SP4T	50	20000	41	40	HMIC Si PIN Diode			
937-MASW-000105-T	MASW-000105-TR3000	PQFN-20	SP6T	500	2500	47	60	GaAs Dual/Tri/Quad-band			
937-MASWSS0129-T	MASWSS0129TR-3000	PQFN-12	DPDT	0	6000	30	50	GaAs Broadband			
937-MASWSS0130-T	MASWSS0130TR-3000	PQFN-12	DPDT	500	3000	25	55	GaAs Broadband			
937-MASWSS0175-T	MASWSS0175TR-3000	PQFN-12	DPDT	4500	6000	29	52	GaAs			
Sample Boards		Description									
937-MASW00834-001SMB	MASW-000834-001SMB	HMICTM PIN Diode SPDT 50 Watt Switch for 0.05-6.0 GHz ISO 53dB Sample board							-	-	
937-MASW03103-001SMB	MASW-003103-001SMB	HMICTM Silicon PIN Diode SP3T Switch - 50 MHz-20 GHz ISO 40dB Sample board							-	-	
937-MASW04103-001SMB	MASW-004103-001SMB	HMICTM Silicon PIN Diode SP4T Switch - 50 MHz-20 GHz ISO 41dB Sample board							-	-	
937-MASW02103-001SMB	MASW-002103-001SMB	HMICTM Silicon PIN Diode SPDT Switch - 50 MHz-20 GHz ISO 38dB Sample board							-	-	

© Copyright 2014 Mouser Electronics

© Copyright 2014 Mouser Electronics

NXP SEMICONDUCTOR Transistors

RoHS Compliant **This product is RoHS compliant.**

♦ **Surface Mount**

PRODUCT NEW

For quantities greater than listed, call for quote.

MOUSER STOCK NO.	Package Type	Description	Price Each 1	25	100
NPN Wideband Transistors < 10GHZ					
♦ 771-BFT25A215	SOT-23	NPN 5V 6.5mA 5GHz			
♦ 771-BFQ67-T/R	SOT-23	NPN 10V 50mA 8GHz			
♦ 771-PBR941-T/R	SOT-23	NPN 10V 50mA 8GHz			
♦ 771-PRF949115	SOT-416	NPN 10V 50mA 9GHz			
♦ 771-PBR951-T/R	SOT-23	NPN 10V 100mA 8GHz			
♦ 771-PRF957-T/R	SOT-323	NPN 10V 100mA 8.5GHz			
♦ 771-BFR93A-T/R	SOT-23	NPN 12V 35mA 6GHz			
♦ 771-BFR505-T/R	SOT-23	NPN 15V 18mA 9GHz			
♦ 771-BFS505-T/R	SOT-323	NPN 15V 18mA 9GHz			
♦ 771-BFR92A-T/R	SOT-23	NPN 15V 25mA 5GHz			
♦ 771-BFR92AW-T/R	SOT-323	NPN 15V 25mA 5GHz			
♦ 771-BFR94A215	TO-236AB	NPN 15V 25mA 5GHz			
♦ 771-BFR94AW115	SOT-323	NPN 15V 25mA 5GHz			
♦ 771-BFS17A-T/R	SOT-23	NPN 15V 25mA 3GHz			
♦ 771-BFS17-T/R	SOT-23	NPN 15V 25mA 1GHz			
♦ 771-BFS17W-T/R	SOT-323	NPN 15V 50mA 1GHz			
♦ 771-BFG520W/X-T/R	SOT-343	NPN 15V 70mA 9GHz			
♦ 771-BFR520-T/R	SOT-23	NPN 15V 70mA 9GHz			
♦ 771-BFS520-T/R	SOT-323	NPN 15V 70mA 9GHz			
♦ 771-BFG97-T/R	SOT-223	NPN 15V 100mA 5.5GHz			
♦ 771-BFR106-T/R	SOT-23	NPN 15V 100mA 5GHz			
♦ 771-BFG540/X-T/R	SOT-143	NPN 15V 120mA 9GHz			
♦ 771-BFG541-T/R	SOT-223	NPN 15V 120mA 9GHz			
♦ 771-BFR540-T/R	SOT-23	NPN 15V 120mA 9GHz			
♦ 771-BFG135-T/R	SOT-223	NPN 15V 150mA 7GHz			
♦ 771-BFG591-T/R	SOT-223	NPN 15V 200mA 7GHz			
PNP Wideband Transistors < 10GHZ					
♦ 771-BFT93-T/R	SOT-23	PNP -12V -35mA 5GHz			
♦ 771-BFT92-T/R	SOT-23	PNP -15V -25mA 5GHz			
♦ 771-BFT92W-T/R	SOT-323	PNP -15V -35mA 4GHz			
Dual Wideband Transistors < 10GHZ					
♦ 771-BFM520-T/R	SOT-363	NPN 8V 70mA 9GHz			
NPN Wideband Transistors < 30GHZ					
♦ 771-BFG403W-T/R	SOT-343	NPN 4.5V 3mA 17GHz			
♦ 771-BFG425W-T/R	SOT-343	NPN 4.5V 25mA 25GHz			
♦ 771-BFG480W-T/R	SOT-343	NPN 4.5V 25mA 21GHz			
♦ 771-BFG21W-T/R	SOT-343	NPN 15V 500mA 18GHz			
♦ 771-BFU610F115	SOT-343	NPN 5.5V 10mA 15GHz			
♦ 771-BFU630F115	SOT-343	NPN 5.5V 30mA 21GHz			
♦ 771-BFU660F115	SOT-343	NPN 5.5V 60mA 21GHz			
♦ 771-BFU690F115	SOT-343	NPN 5.5V 100mA 18GHz			
NPN Wideband Silicon Germanium RF Transistors					
♦ 771-BFU710F115	SOT343F	NPN 10V 10mA 43GHz			
♦ 771-BFU760F115	SOT343F	NPN 10V 70mA 45GHz			
♦ 771-BFU790F115	SOT343F	NPN 10V 100mA 25GHz			
Power MOS Transitors					
771-BLF242	SOT-123	RF DMOS 5W HF-VHF			
771-BLF244	SOT-123	RF DMOS 15W VHF			
771-BLF175	SOT-123	RF DMOS 30W HF-VHF			
771-BLF245	SOT-123	RF DMOS 30W VHF			
771-BLF245B	SOT-279	RF DMOS 30W VHF P-P			
771-BLF177	SOT-121	RF DMOS 150W HF-VHF			
771-BLF147	SOT-121	RF DMOS 150W VHF			
771-BLF278	SOT-262	RF DMOS 250W VHF			
Power LDMOS Transistors					
771-BLF6G15L40BRN112	SOT-1112	RF LDMOS 2.5W W-CDMA			
771-BLF7G27LS150P112	SOT-539	RF LDMOS 30W N-CDMA			
771-BLF647	SOT-540	RF LDMOS 150W UHF			
771-BLF861A	SOT-540	RF LDMOS 150W UHF			
NPN Bipolar Transistors - General Purpose					
♦ 771-BC849C-T/R	SOT-23	NPN GP 30V 100mA			
♦ 771-BC847215	SOT-23	NPN GP 45V 100mA			
♦ 771-BC847B-T/R	SOT-23	NPN GP 45V 100mA			
♦ 771-BC847BT115	SOT-23	NPN GP 45V 100mA			
♦ 771-BC847C-T/R	SOT-23	NPN GP 45V 100mA			
♦ 771-BC847CT115	SOT-23	NPN GP 45V 100mA			
♦ 771-BC847BS-T/R	SOT-363	NPN GP 45V 100mA			
♦ 771-BC850B-T/R	SOT-23	NPN GP 45V 100mA			
♦ 771-BC850C235	SOT-23	NPN GP 45V 100mA			
♦ 771-BC817-T/R	SOT-23	NPN GP 45V 500mA			
♦ 771-BC817-16-T/R	SOT-23	NPN GP 45V 500mA			
♦ 771-BC817-25-T/R	SOT-23	NPN GP 45V 500mA			
♦ 771-BC817-25W-T/R	SOT-323	NPN GP 45V 500mA			
♦ 771-BC817-40-T/R	SOT-23	NPN GP 45V 500mA			
♦ 771-BC846215	SOT-23	NPN GP 65V 100mA			
♦ 771-BC846BT115	SOT-416	NPN GP 60V 100mA			
♦ 771-BC846B-T/R	SOT-23	NPN GP 65V 100mA			
PNP Bipolar Transistors - General Purpose					
♦ 771-BC857B-T/R	SOT-23	PNP GP -45V 100mA			
♦ 771-BC857C-T/R	SOT-23	PNP GP -45V -100mA			
♦ 771-BCX17-T/R	SOT-23	PNP GP -45V 500mA			
♦ 771-BC807-40-T/R	SOT-23	PNP GP -45V 500mA			
♦ 771-BC856BT115	SOT-23	PNP GP -65V -100mA			

© Copyright 2014 Mouser Electronics

♦ **Surface Mount**

For quantities greater than listed, call for quote.

MOUSER STOCK NO.	Package Type	Description	Price Each 1	25	100
PNP Bipolar Transistors - General Purpose (Cont.)					
♦ 771-BC856-T/R	SOT-23	PNP GP -65V -100mA			
♦ 771-BC856B-T/R	SOT-23	PNP GP -65V 100mA			
Dual Bipolar Transistors - General Purpose					
♦ 771-BC847BPN-T/R	SOT-363	NPN/PNP 45V 100mA			
NPN Bipolar Transistors - Medium Power					
♦ 771-BCP56-T/R	SOT-223	NPN Med Pwr 80V 1A			
♦ 771-BCX56-16-T/R	SOT-89	NPN Med Pwr 80V 1A			
PNP Bipolar Transistors - Medium Power					
♦ 771-BCX53-16-T/R	SOT-89	PNP Med Pwr -80V 1A			
NPN Resistor-Equipped Transistors					
♦ 771-PDTC123EE-T/R	SOT-416	NPN 50V 2.2kΩ/2.2kΩ			
♦ 771-PDTC123JT-/T3	SOT-23	NPN 50V 2.2kΩ/2.2kΩ			
♦ 771-PDTC143ETT/R	SOT-23	NPN 50V 4.7kΩ/4.7kΩ			
♦ 771-PDTC143TE-T/R	SOT-416	NPN 50V 4.7kΩ/Open			
♦ 771-PDTC143ZE115	SOT-416	NPN 50V 4.7kΩ/4.7kΩ			
♦ 771-PDTC143ZT-/T3	SOT-23	NPN 50V 4.7kΩ/4.7kΩ			
♦ 771-PDTC124TE115	SOT-416	NPN 50V 22KΩ/Open			
♦ 771-PDTC144TE115	SOT-416	NPN 50V 47kΩ/Open			
♦ 771-PDTC115TE115	SOT-416	NPN 50V 100kΩ/Open			
♦ 771-PDTC115TT-T/R	SOT-23	NPN 50V 100kΩ/Open			
PNP Resistor-Equipped Transistors					
♦ 771-PDTA123EE115	SOT-416	PNP -50V 2.2kΩ/2.2kΩ			
♦ 771-PDTA124TT215	SOT-23	PNP -50V 22kΩ/Open			
♦ 771-PDTA124TU-T/R	SOT-323	PNP -50V 22kΩ/Open			
♦ 771-PDTA115EE115	SOT-416	PNP -50V 100kΩ/100kΩ			
NPN Switching Transistors					
♦ 771-PMBT2369-T/R	SOT-23	NPN Sw 15V 200mA			
♦ 771-PMBT2222215	SOT-23	NPN Sw 30V 600mA			
♦ 771-PXT2222A-T/R	SOT-89	NPN Sw 40V 100mA			
♦ 771-PMBT3904-T/R	SOT-23	NPN Sw 40V 200mA			
♦ 771-PMST3904T/R	SOT-323	NPN Sw 40V 200mA			
♦ 771-PMBT2222A-T/R	SOT-23	NPN Sw 40V 600mA			
♦ 771-PMBT4401-T/R	SOT-23	NPN Sw 40V 600mA			
♦ 771-PZT4401-T/R	SOT-223	NPN Sw 40V 600mA			
♦ 771-PMBTA06-T/R	SOT-23	NPN GP 80V 500mA			
PNP Switching Transistors					
♦ 771-MMBT3906T/R	SOT-23	PNP Sw -40V -200mA			
♦ 771-PMBT3906-T/R	SOT-23	PNP Sw -40V -200mA			
♦ 771-PMBT4403-T/R	SOT-23	PNP Sw -40V -600mA			
♦ 771-PZT4403-T/R	SOT-223	PNP Sw -40V -600mA			
♦ 771-PMBT2907A-T/R	SOT-23	PNP Sw -60V -600mA			
♦ 771-PMBTA56-T/R	SOT-23	PNP GP -80V -500mA			
NPN High Voltage Transistors					
♦ 771-PMBTA42-T/R	SOT-23	NPN HV 300V 100mA			
PNP High Voltage Transistors					
♦ 771-PMBTA92-T/R	SOT-23	PNP HV -600V -100mA			
NPN Low VCE SAT (BISS) Transistors					
♦ 771-PBSS2515E115	SOT-416	NPN 15V 0.5A Low VCEsat			
♦ 771-PBSS4320T215	SOT-23	NPN 20V 2A Low VCEsat			
♦ 771-PBSS4021NT215	SOT-23	NPN 20V 4.3A Low VCEsat			
♦ 771-PBSS302NX-T/R	SOT-89	NPN 20V 5.3A Low VCEsat			
♦ 771-PBSS4130T-T/R	SOT-23	NPN 30V 1A Low VCEsat			
♦ 771-PBSS4230T215	SOT-23	NPN 30V 2A Low VCEsat			
♦ 771-PBSS4032NT215	SOT-23	NPN 30V 2.5A Low VCEsat			
♦ 771-PBSS4140T-T/R	SOT-23	NPN 40V 1A Low VCEsat			
♦ 771-PBSS4240T-T/R	SOT-23	NPN 40V 2A Low VCEsat			
♦ 771-PBSS302ND-T/R	SOT-457	NPN 40V 4A Low VCEsat			
♦ 771-PBSS4540Z-T/R	SOT-223	NPN 40V 5A Low VCEsat			
♦ 771-PBSS4350X-T/R	SOT-89	NPN 50V 3A Low VCEsat			
♦ 771-PBSS4350Z-/T3	SOT-223	NPN 50V 3A Low VCEsat			
♦ 771-PBSS4041NT215	SOT-23	NPN 60V 3.8A Low VCEsat			
♦ 771-PBSS304ND-T/R	SOT-457	NPN 80V 3A Low VCEsat			
♦ 771-PBSS4480X135	SOT-89	NPN 80V 4A Low VCEsat			
♦ 771-PBSS305NX-T/R	SOT-89	NPN 80V 4.6A Low VCEsat			
♦ 771-PBSS305NZ-/T3	SOT-223	NPN 80V 5.1A Low VCEsat			
PNP Low VCE SAT (BISS) Transistors					
♦ 771-PBSS4021PT215	SOT-23	PNP -20V -3.5A Low VCEsat			
♦ 771-PBSS301PD115	SOT-457	PNP -20V -4A Low VCEsat			
♦ 771-PBSS302PZ-/T3	SOT-223	PNP -20V -5.5A Low VCEsat			
♦ 771-PBSS4032PT215	SOT-23	PNP -30V -2.4A Low VCEsat			
♦ 771-PBSS5140T215	SOT-23	PNP -40V -1A Low VCEsat			
♦ 771-PBSM5240PF115	HUSON-6	PNP -40V -1.8A Low VCEsat			
♦ 771-PBSS5240T-T/R	SOT-23	PNP -40V -2A Low VCEsat			
♦ 771-PBSS302PD115	SOT-457	PNP -40V -4A Low VCEsat			
♦ 771-PBSS5540Z-T/R	SOT-223	PNP -40V -5A Low VCEsat			
♦ 771-PBSS5350T215	SOT-23	PNP -50V -2A Low VCEsat			
♦ 771-PBSS5350X-T/R	SOT-89	PNP -50V -3A Low VCEsat			
♦ 771-PBSS4041PT215	SOT-23	PNP -60V -2.7A Low VCEsat			
♦ 771-PBSS305PX115	SOT-89	PNP -80V -4A Low VCEsat			
Dual Low VCE SAT (BISS) Transistors					
♦ 771-PBSS4140DPN-T/R	SOT-457	NPN/PNP 40V 1A Lo VCEsat			

© Copyright 2014 Mouser Electronics

ON SEMICONDUCTOR Transistors

RoHS Compliant This product is RoHS compliant.

ON Semiconductor®

ON SEMICONDUCTOR GENERAL AUDIO BIPOLAR TRANSISTORS

♦ Surface Mount Device

For quantities greater than listed, call for quote.

MOUSER STOCK NO.	ON Semi Part No.	Package	VCEO Min (V)	IC Max (A)	hFE		Price Each			
					Min	Max	1	25	100	500
NPN										
♦ 863-MJD200G	MJD200G	DPAK	25	5.0	45	180				
♦ 863-MJD200T4G	MJD200T4G	DPAK	25	5.0	45	180				
863-MJE200G	MJE200G	Case 77	40	5.0	45	180				
863-MJE15028G	MJE15028G	TO-220	120	8	40	-				
863-MJ15015G	MJ15015G	TO-3	120	15	10	70				
863-MJ15003G	MJ15003G	TO-3	140	20	25	150				
863-MJE15030G	MJE15030G	TO-220	150	8	20	-				
863-MJ15022G	MJ15022G	TO-3	200	16	15	60				
863-MJW3281AG	MJW3281AG	TO-247	230	15	50	200				
863-MJE15032G	MJE15032G	TO-220	250	8	10	-				
863-NJW3281G	NJW3281G	TO-3P	250	15	75	150				
863-MJ15024G	MJ15024G	TO-3	250	16	15	60				
863-MJW21194G	MJW21194G	TO-247	250	16	20	80				
863-MJ21194G	MJ21194G	TO-3	250	16	25	75				
863-MJ21196G	MJ21196G	TO-3	250	16	25	75				
863-MJL21194G	MJL21194G	TO-264	250	16	25	75				
863-MJL21196G	MJL21196G	TO-264	250	16	25	100				
863-MJL3281AG	MJL3281AG	TO-264	260	15	75	150				
863-MJE15034G	MJE15034G	TO-220	350	4	100	-				
863-MJL4281AG	MJL4281AG	TO-264	350	15	80	250				
PNP										
♦ 863-MJD210G	MJD210G	DPAK	-25	-5	45	180				
863-MJE210G	MJE210G	Case 77	-40	-5	45	180				
863-MJE15029G	MJE15029G	TO-220	-120	-8	40	-				
863-MJ15016G	MJ15016G	TO-3	-120	-15	10	70				
863-MJ15004G	MJ15004G	TO-3	-140	-20	25	150				
863-MJE15031G	MJE15031G	TO-220	-150	-8	40	-				
863-MJ15023G	MJ15023G	TO-3	-200	-16	15	60				
863-MJW1302AG	MJW1302AG	TO-247	-230	-15	50	200				
863-MJE15033G	MJE15033G	TO-220	-250	-8	10	-				
863-MJ15025G	MJ15025G	TO-3	-250	-16	15	60				
863-MJW21193G	MJW21193G	TO-247	-250	-16	20	80				
863-MJ21193G	MJ21193G	TO-3	-250	-16	25	75				
863-MJ21195G	MJ21195G	TO-3	-250	-16	25	75				
863-MJL21193G	MJL21193G	TO-264	-250	-16	25	75				
863-MJL1302AG	MJL1302AG	TO-264	-260	-15	75	150				
863-MJE15035G	MJE15035G	TO-220	-350	-4	100	-				
863-MJL4302AG	MJL4302AG	TO-264	-350	-15	80	250				

ON SEMICONDUCTOR BIAS RESISTORS

♦ Surface Mount Device

For quantities greater than listed, call for quote.

MOUSER STOCK NO.	ON Semi Part No.	Package	VCEO Min (V)	hFE Min/Typ	R1 (KΩ	R2 (KΩ)	Price Each			
							1	25	100	500
NPN										
♦ 863-DTC114TM3T5G	DTC114TM3T5G	SC-59	50	160/350	10	-				
♦ 863-DTA114EM3T5G	DTA114EM3T5G	SOT-723	50	35/60	10	10				
♦ 863-DTC114EM3T5G	DTC114EM3T5G	SOT-23	50	35/60	10	10				
♦ 863-MUN5311DW1T1G	MUN5311DW1T1G	SC-88	50	35/60	10	10				
♦ 863-DTA124EM3T5G	DTA124EM3T5G	SOT-723	50	60/100	22	22				
♦ 863-DTA123EM3T5G	DTA123EM3T5G	SOT-723	50	8.0/15	2.2	2.2				
♦ 863-DTC123EM3T5G	DTC123EM3T5G	SOT-353	50	8.0/15	2.2	2.2				
♦ 863-DTA124XM3T5G	DTA124XM3T5G	SOT-723	50	80/130	22	47				
♦ 863-DTA143ZM3T5G	DTA143ZM3T5G	SOT-723	50	80/140	4.7	47				
♦ 863-DTC114YM3T5G	DTC114YM3T5G	SC-59	50	80/140	10	47				
♦ 863-DTA144EM3T5G	DTA144EM3T5G	SOT-723	50	80/140	47	47				
♦ 863-DTA115EM3T5G	DTA115EM3T5G	SOT-723	50	80/150	100	100				
♦ 863-DTC115EM3T5G	DTC115EM3T5G	SC-70	50	80/150	100	100				
♦ 863-MMUN2231LT1G	MMUN2231LT1G	SOT-23	50	8.0/15	2.2	2.2				
♦ 863-MMUN2233LT1G	MMUN2233LT1G	SOT-23	50	80/200	3.3	4.7				
PNP										
♦ 863-DTC143TM3T5G	DTC143TM3T5G	SOT-723	-50	160/350	47	-				
♦ 863-DTC144WM3T5G	DTC144WM3T5G	SOT-723	-50	80/140	47	22				
♦ 863-MUN5213T1G	MUN5213T1G	SOT-23	-50	80/140	47	47				
♦ 863-NSB1706DMW5T1G	NSB1706DMW5T1G	SC-59	-50	80/200	10	10				
♦ 863-DTC144EM3T5G	DTC144EM3T5G	SOT-723	-50	80/140	47	47				
♦ 863-DTC124XM3T5G	DTC124XM3T5G	SOT-723	-50	80/150	22	47				
♦ 863-DTC143EM3T5G	DTC143EM3T5G	SOT-723	-50	15/30	4.7	4.7				
♦ 863-DTC143ZM3T5G	DTC143ZM3T5G	SOT-723	-50	80/200	4.7	47				
♦ 863-DTC144TM3T5G	DTC144TM3T5G	SOT-723	-50	160/350	47	-				
♦ 863-MMUN2211LT1G	MMUN2211LT1G	SOT-723	-50	35/60	.47	4.7				
♦ 863-MUN2111T1G	MUN2111T1G	SOT-723	-50	35/60	10	10				
♦ 863-MUN2211T1G	MUN2211T1G	SOT-723	-50	35/60	10	10				
♦ 863-DTC124EM3T5G	DTC124EM3T5G	SOT-723	-50	60/100	22	22				
♦ 863-MMUN2111LT1G	MMUN2111LT1G	SOT-723	-50	35/60	10	10				
Complementary										
♦ 863-NSBC114YPDXV6T1G	NSBC114YPDXV6T1G	SOT-563	50/-50	80/140	10	47				
♦ 863-NSBC123JPDXV6T5G	NSBC123JPDXV6T5G	SOT-563	50/-50	80/140	2.2	47				
♦ 863-NSBC143TPDXV6T1G	NSBC143TPDXV6T1G	SOT-563	50/-50	80/140	4.7	-				
♦ 863-NSBC144EPDXV6T1G	NSBC144EPDXV6T1G	SOT-563	50/-50	80/140	47	47				
♦ 863-MUN5316DW1T1G	MUN5316DW1T1G	SOT-363	50/-50	160/350	4.7	-				


TO-220

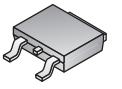
DPAK

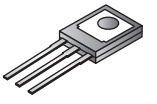
TO-225 and Case 77

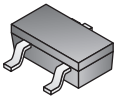
SC-59

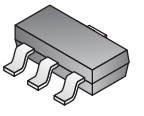
SOT-23

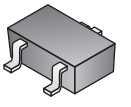
SOT-363

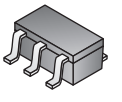
SC-70

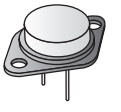
TO-3/TO-3P

© Copyright 2014 Mouser Electronics

© Copyright 2014 Mouser Electronics

ON SEMICONDUCTOR Transistors

RoHS Compliant This product is RoHS compliant.

ON SEMICONDUCTOR DARLINGTON BIPOLAR TRANSISTORS

NEW PRODUCT

◆ Surface Mount Device

For quantities greater than listed, call for quote.

MOUSER STOCK NO.	ON Semi Part No.	Package	VCEO Min (V)	IC Max (A)	hFE Min	hFE Max	Price Each 1	25	100	500
NPN										
◆ 863-MMBTA13LT1G	MMBTA13LT1G	SOT-23	30	0.3	5000	-				
◆ 863-MMBTA14LT1G	MMBTA14LT1G	SOT-23	30	0.3	10000	-				
863-MPSA13RLRAG	MPSA13RLRAG	TO-92	30	0.5	5000	-				
863-MPSA14RLRAG	MPSA14RLRAG	TO-92	30	0.5	10000	-				
◆ 863-MMBT6427LT1G	MMBT6427LT1G	SOT-23	40	0.5	10000	100000				
863-2N6426G	2N6426G	TO-92	40	0.5	20000	200000				
863-MPSW45AG	MPSW45AG	TO-92	40	1	25000	150000				
863-MPSA27RLRAG	MPSA27RLRAG	TO-92	60	0.5	10000	-				
863-TIP110G	TIP110G	TO-220	60	2	1000	-				
863-MJE800G	MJE800G	Case 77	60	4	750	-				
863-TIP120G	TIP120G	TO-220	60	5	1000	-				
863-TIP140G	TIP140G	TO-218	60	10	1000	-				
863-MJ11012G	MJ11012G	TO-3	60	30	1000	-				
863-2N6039G	2N6039G	Case 77	80	4	750	15000				
863-MJE802G	MJE802G	Case 77	80	4	750	-				
863-TIP121G	TIP121G	TO-220	80	5	1000	-				
863-TIP101G	TIP101G	TO-220	80	8	1000	20000				
863-2N6388G	2N6388G	TO-220	80	10	1000	20000				
863-TIP141G	TIP141G	TO-218	80	10	1000	-				
863-MPSA29RLRPG	MPSA29RLRPG	TO-92	100	0.5	10000	-				
◆ 863-MJD112G	MJD112G	DPAK	100	2	1000	12000				
863-TIP112G	TIP112G	TO-220	100	2	1000	-				
863-TIP117G	TIP117G	TO-220	100	2	1000	-				
863-MJF122G	MJF122G	TO-220FP	100	5	1000	-				
863-TIP122G	TIP122G	TO-220	100	5	1000	-				
863-2N6045G	2N6045G	TO-220	100	8	1000	20000				
◆ 863-MJD122G	MJD122G	DPAK	100	8	1000	12000				
863-TIP102G	TIP102G	TO-220	100	8	1000	20000				
863-BDV64BG	BDV64BG	TO-218	100	10	1000	-				
863-TIP142G	TIP142G	TO-218	100	10	1000	-				
863-MJF6388G	MJF6388G	TO-220FP	100	10	3000	15000				
863-MJF6388G	MJF6388G	TO-220FP	100	10	3000	15000				
863-MJH6284G	MJH6284G	TO-218	100	20	750	18000				
863-MJ11016G	MJ11016G	TO-3	120	30	1000	-				
863-MJ11032G	MJ11032G	TO-3	120	50	1000	18000				
863-MJH11020G	MJH11020G	TO-218	200	15	400	15000				
863-MJH11022G	MJH11022G	TO-218	250	15	400	15000				
◆ 863-MJB5742T4G	MJB5742T4G	D2PAK-3	400	8	200	400				
863-MJE5742G	MJE5742G	TO-220	400	8	50	100				
PNP										
◆ 863-MMBTA63LT1G	MMBTA63LT1G	SOT-23	-30	-0.5	5000	-				
◆ 863-MMBTA64LT1G	MMBTA64LT1G	SOT-23	-30	-0.5	10000	-				
863-MJE700G	MJE700G	Case 77	-60	-4	750	-				
863-TIP125G	TIP125G	TO-220	-60	-5	1000	-				
863-2N6040G	2N6040G	TO-220	-60	-8	1000	20000				
863-2N6667G	2N6667G	TO-220	-60	-10	1000	20000				
863-2N6036G	2N6036G	Case 77	-80	-4	750	15000				
863-2N6286G	2N6286G	TO-3	-80	-20	750	18000				
863-MPSA29G	MPSA29G	TO-92	-100	-0.5	10000	-				
863-TIP147G	TIP147G	TO-218	-100	-10	500	-				
863-BDV65BG	BDV65BG	TO-218	-100	-10	1000	-				
863-2N6052G	2N6052G	TO-3	-100	-12	750	18000				
863-MJ11015G	MJ11015G	TO-3	-120	-30	1000	-				
863-MJ11021G	MJ11021G	TO-3	-250	-15	400	15000				

ON SEMICONDUCTOR GENERAL PURPOSE BIPOLAR TRANSISTORS

NEW PRODUCT

◆ Surface Mount Device

For quantities greater than listed, call for quote.

MOUSER STOCK NO.	ON Semi Part No.	Package	VCEO Max V)	IC Max (A)	hFE Min	hFE Max	Price Each 1	25	100	500
NPN										
◆ 863-MSD1328-RT1G	MSD1328-RT1G	SC-59	20	0.5	200	350				
863-2N5089G	2N5089G	TO-92	25	0.05	400	1200				
◆ 863-MMBT6521LT1G	MMBT6521LT1G	SOT-23	25	0.1	300	600				
863-2N4124G	2N4124G	TO-92	25	0.2	120	360				
◆ 863-MMBT4124LT1G	MMBT4124LT1G	SOT-23	25	0.2	120	360				
863-MPS4124RLRAG	MPS4124RLRAG	TO-92	25	0.2	120	360				
◆ 863-BC848BLT1G	BC848BLT1G	SOT-23	30	0.1	200	450				
863-2N5088G	2N5088G	TO-92	30	0.5	300	900				
◆ 863-MMBT2222LT1G	MMBT2222LT1G	SOT-23	30	0.6	100	300				
◆ 863-MMBT3904LT1G	MMBT3904LT1G	SOT-23	40	0.2	100	300				
◆ 863-MMBT3904TT1G	MMBT3904TT1G	SC-75	40	0.2	100	300				
◆ 863-MMBT3904WT1G	MMBT3904WT1G	SC-70	40	0.2	100	300				
◆ 863-PZT3904T1G	PZT3904T1G	SOT-223	40	0.2	100	300				
863-2N4401G	2N4401G	TO-92	40	0.6	100	300				
863-2N4401RLRPG	2N4401RLRPG	TO-92	40	0.6	100	300				
◆ 863-MMBT2222AWT1G	MMBT2222AWT1G	SC-70	40	0.6	100	300				
863-MPS2222AG	MPS2222AG	TO-92	40	0.6	100	300				
863-PN2222AG	PN2222AG	TO-92	40	0.6	100	300				
◆ 863-MMBT2222AM3T5G	MMBT2222AM3T5G	SOT723	40	0.6	100	300				
863-MJE180G	MJE180G	Case 77	40	3.0	50	250				
Dual Bipolar Transistors - General Purpose										
◆ 863-NSS40301MDR2G	NSS40301MDR2G	SOIC-8	40	3	200	400				

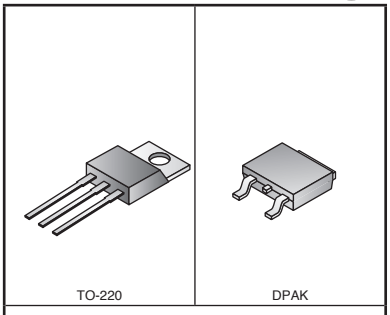
TO-220 DPAK

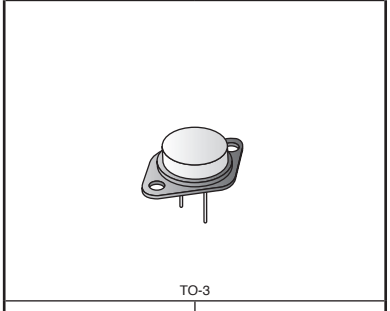
TO-3

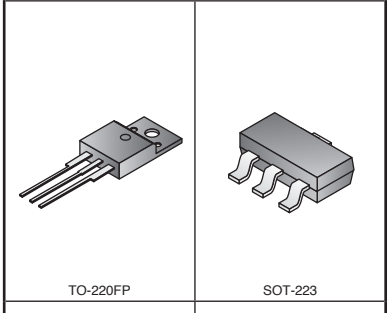
TO-220FP SOT-223

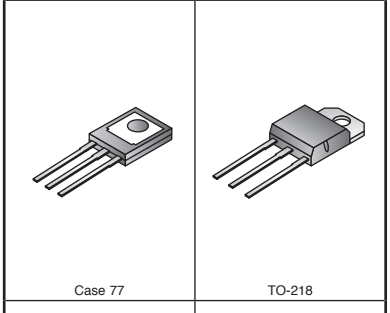
Case 77 TO-218

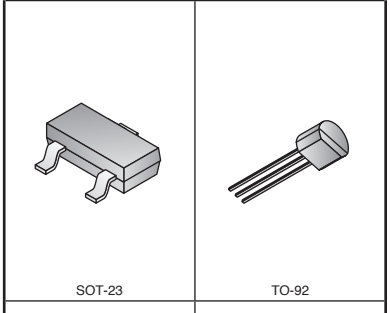
SOT-23 TO-92

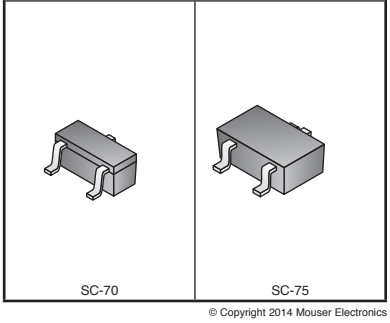
SC-70 SC-75

© Copyright 2014 Mouser Electronics

© Copyright 2014 Mouser Electronics

ON SEMICONDUCTOR Transistors

ON Semiconductor®

RoHS Compliant This product is RoHS compliant.

ON SEMICONDUCTOR GENERAL PURPOSE BIPOLAR TRANSISTORS (CONT.)

♦ Surface Mount Device

For quantities greater than listed, call for quote.

MOUSER STOCK NO.	ON Semi Part No.	Package	VCEO Max (V)	IC Max (A)	hFE		Price Each			
					Min	Max	1	25	100	500
NPN (Cont.)										
863-2N3771G	2N3771G	TO-3	40	30	15	60				
♦ 863-BC847BLT1G	BC847BLT1G	SOT-23	45	0.1	200	450				
♦ 863-BC847BTT1G	BC847BTT1G	SC-75	45	0.1	200	450				
♦ 863-BCW72LT1G	BCW72LT1G	SOT-23	45	0.1	200	450				
863-BC547CG	BC547CG	TO-92	45	0.1	420	800				
♦ 863-BC847CLT1G	BC847CLT1G	SOT-23	45	0.1	420	800				
♦ 863-BC850CLT1G	BC850CLT1G	SOT-23	45	0.1	420	800				
♦ 863-MMBT6429LT1G	MMBT6429LT1G	SOT-23	45	0.2	500	1250				
♦ 863-BC817-16LT1G	BC817-16LT1G	SOT-23	45	0.5	100	250				
♦ 863-BCX19LT1G	BCX19LT1G	SOT-23	45	0.5	100	600				
♦ 863-BC817-25LT1G	BC817-25LT1G	SOT-23	45	0.5	160	400				
♦ 863-BC817-40LT1G	BC817-40LT1G	SOT-23	45	0.5	250	600				
863-BC337-25ZL1G	BC337-25ZL1G	TO-92	45	0.8	160	400				
♦ 863-MSD601-RT1G	MSD601-RT1G	SC-59	50	0.1	210	340				
♦ 863-MMBT6428LT1G	MMBT6428LT1G	SOT-23	50	0.2	250	650				
♦ 863-MMBTA05LT1G	MMBTA05LT1G	SOT-23	60	0.5	100	-				
863-TIP31AG	TIP31AG	TO-220	60	3	10	50				
♦ 863-MJD3055G	MJD3055G	DPAK	60	10	20	100				
♦ 863-MJD3055T4G	MJD3055T4G	DPAK	60	10	20	100				
863-MJE3055TG	MJE3055TG	TO-220	60	10	20	100				
863-D44H8G	D44H8G	TO-220	60	10	40	-				
863-2N3055G	2N3055G	TO-3	60	15	20	70				
863-TIP3055G	TIP3055G	TO-218	60	15	20	70				
♦ 863-BC846ALT1G	BC846ALT1G	SOT-23	65	0.1	110	220				
♦ 863-BC846BLT1G	BC846BLT1G	SOT-23	65	0.1	200	450				
♦ 863-BC846BWT1G	BC846BWT1G	SC-70	65	0.1	200	450				
863-2N6292G	2N6292G	TO-220	70	7	30	150				
♦ 863-MMBT8099LT1G	MMBT8099LT1G	SOT-23	80	0.5	100	300				
♦ 863-MMBTA06LT1G	MMBTA06LT1G	SOT-23	80	0.5	100	-				
863-MPSA06RLRAG	MPSA06RLRAG	TO-92	80	0.5	100	-				
863-MPSA06RLRMG	MPSA06RLRMG	TO-92	80	0.5	100	-				
863-TIP31BG	TIP31BG	TO-220	80	3	10	50				
863-MJE182G	MJE182G	Case 77	80	3	50	250				
♦ 863-MJD44H11G	MJD44H11G	DPAK	80	8	60	-				
863-D44H11G	D44H11G	TO-220	80	10	60	-				
863-MJF44H11G	MJF44H11G	TO-220FP	80	10	60	-				
863-2N6488G	2N6488G	TO-220	80	15	20	150				
863-D44VH10G	D44VH10G	TO-220	80	15	20	-				
863-2N5038G	2N5038G	TO-3	90	20	20	100				
863-TIP29CG	TIP29CG	TO-220	100	1	15	75				
♦ 863-MJD31CG	MJD31CG	DPAK	100	3	10	50				
863-TIP31CG	TIP31CG	TO-220	100	3	10	50				
863-MJE243G	MJE243G	Case 77	100	4	40	180				
863-TIP41CG	TIP41CG	TO-220	100	6	15	75				
863-2N5550G	2N5550G	TO-92	140	0.6	60	250				
863-2N3773G	2N3773G	TO-3	140	16	15	60				
863-MJF15030G	MJF15030G	TO-220FP	150	8	20	-				
♦ 863-MMBT5551LT1G	MMBT5551LT1G	SOT-23	160	0.06	80	250				
♦ 863-MMBTA42LT1G	MMBTA42LT1G	SOT-23	200	0.05	40	-				
863-BU406G	BU406G	TO-220	200	7	-	-				
863-BF422G	BF422G	TO-92	250	0.1	50	-				
863-2N5655G	2N5655G	Case 77	250	0.5	30	250				
863-TIP47G	TIP47G	TO-220	250	1	30	150				
863-MJF47G	MJF47G	TO-220FP	250	1	30	150				
♦ 863-MMBTA42LT3G	MMBTA42LT3G	SOT-23	300	0.05	25	-				
♦ 863-PZTA42T1G	PZTA42T1G	SOT-223	300	0.05	25	-				
863-MPSW42RLRAG	MPSW42RLRAG	TO-92	300	0.5	25	-				
863-TIP48G	TIP48G	TO-220	300	1	30	150				
863-MJE3439G	MJE3439G	TO-225	350	0.3	15	200				
♦ 863-MMBT6517LT1G	MMBT6517LT1G	SOT-23	350	0.5	15	-				
863-2N5657G	2N5657G	Case 77	350	0.5	30	250				
863-TIP50G	TIP50G	TO-220	400	1	30	150				
863-BUL45G	BUL45G	TO-220	400	5	14	34				
863-BUL45D2G	BUL45D2G	TO-220	400	5	22	34				
863-MJE13007G	MJE13007G	TO-220	400	8	8	40				
863-BUX85G	BUX85G	TO-220	450	2	30	-				
863-MJE18004G	MJE18004G	TO-220	450	5	14	34				
863-MJE18008G	MJE18008G	TO-220	450	8	14	34				
863-MJW18020G	MJW18020G	TO-247	450	30	14	34				
PNP										
♦ 863-MMBT4126LT1G	MMBT4126LT1G	SOT-23	-25	-0.2	120	300				
♦ 863-BC858BLT1G	BC858BLT1G	SOT-23	-30	-0.1	220	475				
♦ 863-BC858CLT1G	BC858CLT1G	SOT-23	-30	-0.1	420	800				
863-2N6111G	2N6111G	TO-220	-30	-7	30	150				
♦ 863-MMBT3906LT1G	MMBT3906LT1G	SOT-23	-40	-0.2	100	300				
♦ 863-MMBT3906TT1G	MMBT3906TT1G	SC-75	-40	-0.2	100	300				
♦ 863-MMBT3906WT1G	MMBT3906WT1G	SC-70	-40	-0.2	100	300				
863-2N4403G	2N4403G	TO-92	-40	-0.6	100	300				

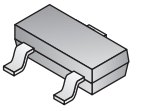
SOT-23

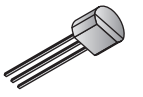
TO-92

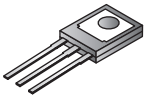
Case 77

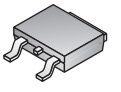
DPAK


TO-220FP


TO-220

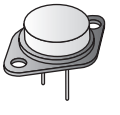
TO-3

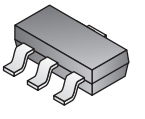
SOT-223

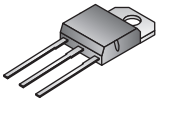
TO-218


TO-247

© Copyright 2014 Mouser Electronics

© Copyright 2014 Mouser Electronics

ON SEMICONDUCTOR Transistors

RoHS Compliant This product is RoHS compliant.

ON SEMICONDUCTOR GENERAL PURPOSE BIPOLAR TRANSISTORS (CONT.)

♦ Surface Mount Device

For quantities greater than listed, call for quote.

MOUSER STOCK NO.	ON Semi Part No.	Package	VCEO Max (V)	IC Max (A)	hFE		Price Each			
					Min	Max	1	25	100	500
PNP (Cont.)										
863-MPSW51AG	MPSW51AG	TO-92	-40	-1	55	-				
♦ 863-NJT4030PT1G	NJT4030PT1G	SOT-223	-40	-3	200	400				
863-TIP42G	TIP42G	TO-220	-40	-6	15	75				
863-BC307BRL1G	BC307BRL1G	TO-92	-45	-0.1	200	460				
♦ 863-BC857BLT1G	BC857BLT1G	SOT-23	-45	-0.1	220	475				
863-BC557CG	BC557CG	TO-92	-45	-0.1	420	800				
♦ 863-BC807-16LT1G	BC807-16LT1G	SOT-23	-45	-0.5	100	250				
♦ 863-BCX17LT1G	BCX17LT1G	SOT-23	-45	-0.5	100	600				
♦ 863-BC807-25LT1G	BC807-25LT1G	SOT-23	-45	-0.5	160	400				
♦ 863-BC807-40LT1G	BC807-40LT1G	SOT-23	-45	-0.5	250	600				
♦ 863-2SA1774G	2SA1774G	SC-75	-50	-0.1	120	560				
863-2N6109G	2N6109G	TO-220	-50	-7	30	150				
♦ 863-MMBTA55LT1G	MMBTA55LT1G	SOT-23	-60	-0.5	100	-				
863-MPSA55RLRAG	MPSA55RLRAG	TO-92	-60	-0.5	100	-				
♦ 863-MMBT2907ALT1G	MMBT2907ALT1G	SOT-23	-60	-0.6	50	300				
♦ 863-MMBT2907AWT1G	MMBT2907AWT1G	SC-70	-60	-0.6	50	-				
863-MPS2907AG	MPS2907AG	TO-92	-60	-0.6	100	300				
♦ 863-PZT2907AT1G	PZT2907AT1G	SOT-223	-60	-0.6	100	300				
863-MPS751RLRAG	MPS751RLRAG	TO-92	-60	-2	40	-				
863-TIP32AG	TIP32AG	TO-220	-60	-3	10	50				
♦ 863-MJD2955G	MJD2955G	DPAK	-60	-10	20	100				
863-MJE2955TG	MJE2955TG	TO-220	-60	-10	20	100				
863-TIP2955G	TIP2955G	TO-218	-60	-15	20	70				
♦ 863-BC856ALT1G	BC856ALT1G	SOT-23	-65	-0.1	125	250				
♦ 863-BC856BLT1G	BC856BLT1G	SOT-23	-65	-0.1	220	475				
863-2N6107G	2N6107G	TO-220	-70	-7	30	150				
863-MPSW56RLRPG	MPSW56RLRPG	TO-92	-80	-0.5	50	-				
♦ 863-MMBTA56LT1G	MMBTA56LT1G	SOT-23	-80	-0.5	100	-				
863-MJE172G	MJE172G	TO-225	-80	-3	50	250				
863-2N5195G	2N5195G	TO-225	-80	-4	20	80				
♦ 863-MJD45H11G	MJD45H11G	DPAK	-80	-8	60	-				
863-D45H11G	D45H11G	TO-220	-80	-10	40	-				
863-MJF45H11G	MJF45H11G	TO-220FP	-80	-10	40	-				
863-2N6491G	2N6491G	TO-220	-80	-15	20	150				
863-D45VH10G	D45VH10G	TO-220	-80	-15	20	-				
863-TIP30CG	TIP30CG	TO-220	-100	-1	15	75				
♦ 863-MJD32CG	MJD32CG	DPAK	-100	-3	10	50				
863-TIP32CG	TIP32CG	TO-220	-100	-3	10	50				
863-MJE253G	MJE253G	TO-225	-100	-4	40	180				
863-TIP42CG	TIP42CG	TO-220	-100	-6	15	75				
863-2N5401G	2N5401G	TO-92	-150	-0.6	60	240				
863-MJF15031G	MJF15031G	TO-220FP	-150	-8	40	-				
♦ 863-MMBTA92LT1G	MMBTA92LT1G	SOT-23	-300	-0.05	25	-				
♦ 863-PZTA92T1G	PZTA92T1G	SOT-223	-300	-0.05	25	-				
863-MPSA92G	MPSA92G	TO-92	-300	-0.5	25	-				
863-MJE5730G	MJE5730G	TO-220	-300	-1	30	150				
863-MJE5850G	MJE5850G	TO-220	-300	-8	15	-				
♦ 863-MMBT6520LT1G	MMBT6520LT1G	SOT-23	-350	-0.5	20	200				
863-MJE5851G	MJE5851G	TO-220	-350	-8	15	-				
863-MJE5852G	MJE5852G	TO-220	-400	-8	15	-				
Complementary										
♦ 863-MBT3904DW1T1G	MBT3904DW1T1G	SOT-363	40/40	0.2/.2	100/100	300/300				
♦ 863-MBT3946DW1T1G	MBT3946DW1T1G	SOT-363	40/-40	0.2/-0.2	100/100	300/300				
♦ 863-BC847BDW1T1G	BC847BDW1T1G	SOT-363	45/45	0.1/0.1	200/200	450/450				
♦ 863-NST45010MW6T1G	NST45010MW6T1G	SOT-363	-45/-45	-0.1/-0.1	220/220	475/475				
♦ 863-BC847BPDW1T1G	BC847BPDW1T1G	SOT-363	50/-50	0.1/-0.1	200/200	475/475				

ON SEMICONDUCTOR HIGH-POWER BIPOLAR TRANSISTORS

For quantities greater than listed, call for quote.

MOUSER STOCK NO.	ON Semi Part No.	Package	VCEO Max (V)	IC Max (A)	hFE		Price Each			
					Min	Max	1	25	100	500
NPN										
863-2N3055AG	2N3055AG	TO-3	60	15	10	70				
863-2N3772G	2N3772G	TO-3	60	20	15	60				
863-2N5885G	2N5885G	TO-3	60	25	20	100				
863-2N5302G	2N5302G	TO-3	60	30	15	60				
863-2N5886G	2N5886G	TO-3	80	25	20	100				
863-MJ802G	MJ802G	TO-3	90	30	25	100				
863-TIP33CG	TIP33CG	TO-218	100	10	20	100				
863-TIP35CG	TIP35CG	TO-218	100	25	15	75				
863-2N3442G	2N3442G	TO-3	140	10	20	70				
863-MJE4343G	MJE4343G	TO-218	160	16	15	-				
PNP										
863-2N5883G	2N5883G	TO-3	-60	-25	20	100				
863-2N5884G	2N5884G	TO-3	-80	-25	20	100				
863-2N5684G	2N5684G	TO-3	-80	-50	15	60				
863-TIP36CG	TIP36CG	TO-218	-100	-25	15	75				

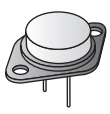
TO-3

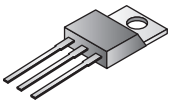
TO-220


SOT-223

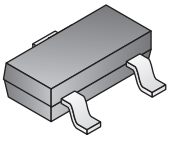
SC-75

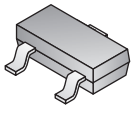
SOT-23

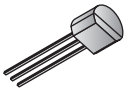
TO-92

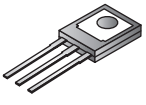
TO-225

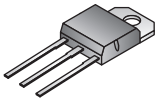
TO-218

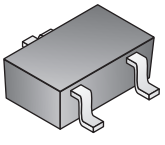
SC-70

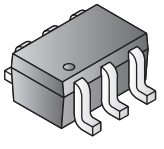
SOT-363

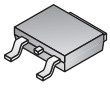
DPAK


TO-220FP

© Copyright 2014 Mouser Electronics

© Copyright 2014 Mouser Electronics

ON SEMICONDUCTOR Transistors

ON Semiconductor®

RoHS Compliant This product is RoHS compliant.

ON SEMICONDUCTOR LOW NOISE BIPOLAR TRANSISTORS

♦ Surface Mount Device

For quantities greater than listed, call for quote.

MOUSER STOCK NO.	ON Semi Part No.	Package	VCEO Max (V)	IC Max (A)	hFE Min	hFE Max	Price Each 1	25	100	500
NPN										
♦ 863-MMBT5089LT1G	MMBT5089LT1G	SOT-23	25	0.05	400	1200				
♦ 863-MMBT5088LT1G	MMBT5088LT1G	SOT-23	30	0.05	300	900				
863-BC550CG	BC550CG	TO-92	45	0.1	450	900				
863-MPSA18RLRAG	MPSA18RLRAG	TO-92	45	0.2	500	1500				
♦ 863-MMBT2484LT1G	MMBT2484LT1G	SOT-23	60	0.1	250	-				
PNP										
♦ 863-MMBT5087LT1G	MMBT5087LT1G	SOT-23	-50	-0.05	250	800				

ON SEMICONDUCTOR LOW VCE BIPOLAR TRANSISTORS

NEW PRODUCT

♦ Surface Mount Device

For quantities greater than listed, call for quote.

MOUSER STOCK NO.	ON Semi Part No.	Package	VCEO Min (V)	IC Max (A)	hFE Min	hFE Max	Price Each 1	25	100	500
NPN										
♦ 863-NSS20601CF8T1G	NSS20601CF8T1G	ChipFET	20	8	200	-				
♦ 863-NSS40301MZ4T1G	NSS40301MZ4T1G	SOT-223	40	3	200	500				
♦ 863-NSS40601CF8T1G	NSS40601CF8T1G	ChipFET	40	8	200	-				
♦ 863-NSS60601MZ4T1G	NSS60601MZ4T1G	SOT-223	60	6	120	360				
PNP										
♦ 863-NSS60600MZ4T1G	NSS60600MZ4T1G	SOT-223	60	6	70	360				
♦ 863-NSS1C200LT1G	NSS1C200LT1G	SOT-23	100	2	50	360				
♦ 863-NSS12100UW3TCG	NSS12100UW3TCG	WDFN	12	1	200	400				
♦ 863-NSS12100XV6T1G	NSS12100XV6T1G	SOT-563	-12	-1	90	-				
♦ 863-NSS12200LT1G	NSS12200LT1G	SOT-23	-12	-2	250	300				
♦ 863-NSS20200LT1G	NSS20200LT1G	SOT-23	-20	-2	250	300				
♦ 863-NSS40200LT1G	NSS40200LT1G	SOT-23	-40	-2	220	300				
♦ 863-NSS40600CF8T1G	NSS40600CF8T1G	ChipFET	-40	-6	220	300				
♦ 863-NSS60200LT1G	NSS60200LT1G	SOT-23	-60	-2	150	-				

ON SEMICONDUCTORS MEDIUM POWER BIPOLAR TRANSISTORS

♦ Surface Mount Device

For quantities greater than listed, call for quote.

MOUSER STOCK NO.	ON Semi Part No.	Package	VCEO Max (V)	IC Max (A)	hFE Min	hFE Max	Price Each 1	25	100	500
NPN										
♦ 863-BCP68T1G	BCP68T1G	SOT-223	20	1	85	375				
♦ 863-PZT2222AT1G	PZT2222AT1G	SOT-223	40	0.6	100	300				
863-2N4921G	2N4921G	TO-225	40	3.0	30	150				
863-2N4922G	2N4922G	TO-225	60	3	30	150				
863-2N6043G	2N6043G	TO-220	60	8	1000	20000				
863-2N4923G	2N4923G	TO-225	80	1	30	150				
♦ 863-BCP56T1G	BCP56T1G	SOT-223	80	1	40	250				
♦ 863-BCP56-16T1G	BCP56-16T1G	SOT-223	80	1	100	250				
863-BD139G	BD139G	TO-225	80	1.5	40	250				
863-MJE344G	MJE344G	TO-225	200	0.5	30	300				
863-MJE340G	MJE340G	TO-225	300	0.5	30	240				
PNP										
♦ 863-BCP69T1G	BCP69T1G	SOT-223	-20	-1	85	375				
863-MJE371G	MJE371G	TO-225	-40	-4	40	-				
863-2N4920G	2N4920G	TO-225	-80	-1	30	150				
♦ 863-BCP53T1G	BCP53T1G	SOT-223	-80	-1.5	40	250				
863-BD140G	BD140G	TO-225	-80	-1.5	40	250				
♦ 863-BCP53-16T1G	BCP53-16T1G	SOT-223	-80	-1.5	100	250				
863-MJE350G	MJE350G	TO-225	-300	-0.5	30	240				

ON SEMICONDUCTOR SWITCHING TRANSISTORS

♦ Surface Mount Device

For quantities greater than listed, call for quote.

MOUSER STOCK NO.	ON Semi Part No.	Package	VCEO Min (V)	IC Max (A)	hFE Min/Max	P_D Max(W)	Price Each 1	25	100	500
NPN										
♦ 863-MMBT918LT1G	MMBT918LT1G	SOT-23	15	0.05	20/-	0.3				
♦ 863-MMBT2369ALT1G	MMBT2369ALT1G	SOT-23	15	0.2	-/120	0.3				
♦ 863-MMBT2369LT1G	MMBT2369LT1G	SOT-23	15	0.2	40/120	0.3				
♦ 863-MMBTH10LT1G	MMBTH10LT1G	SOT-23	25	-	60/-	0.3				
863-MPSH10RLRPG	MPSH10RLRPG	TO-92	25	-	60/-	0.35				
♦ 863-MMBT4401LT1G	MMBT4401LT1G	SOT-23	40	0.6	100/300	0.225				
♦ 863-MMBT4401M3T5G	MMBT4401M3T5G	SOT-723	40	0.6	100/300	0.265				
♦ 863-MMBT4401WT1G	MMBT4401WT1G	SC-70	40	0.6	100/300	0.15				
PNP										
♦ 863-MMBT4403LT1G	MMBT4403LT1G	SOT-23	-40	-0.6	100/300	0.225				

ON SEMICONDUCTOR JFETS

♦ Surface Mount Device

For quantities greater than listed, call for quote.

MOUSER STOCK NO.	ON Semi Part No.	Package	VDES MAX (V)	PD Max (mW)	Ipss (mA) Min	Ipss (mA) Max	Price Each 1	25	100	500
N-Channel										
♦ 863-MMBFJ309LT1G	MMBFJ309LT1G	SOT-23	25	225	12	30				
863-J310G	J310G	TO-92	25	350	24	60				
♦ 863-MMBFJ310LT1G	MMBFJ310LT1G	SOT-23	25	225	24	60				
♦ 863-MMBFU310LT1G	MMBFU310LT1G	SOT-23	25	225	24	60				
♦ 863-MMBF4391LT1G	MMBF4391LT1G	SOT-23	30	225	50	150				
♦ 863-MMBF4392LT1G	MMBF4392LT1G	SOT-23	30	225	25	75				
♦ 863-MMBF4393LT1G	MMBF4393LT1G	SOT-23	30	225	5	30				
P-Channel										
♦ 863-MMBFJ175LT1G	MMBFJ175LT1G	SOT-23	-25	225	7	60				
♦ 863-MMBFJ177LT1G	MMBFJ177LT1G	SOT-23	-25	225	1.5	20				

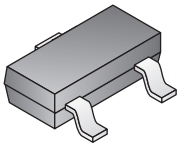
SOT-23

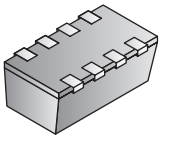
ChipFET

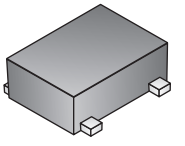
SOT-723

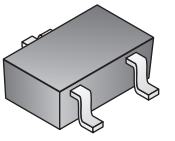
SC-70


SOT-223

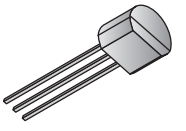
TO-92

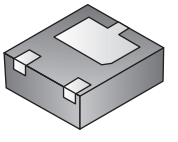
WDFN

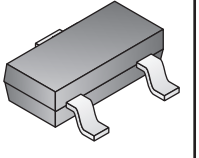
SOT-563

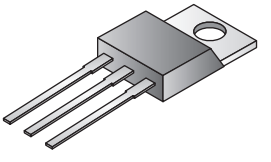
TO-220

© Copyright 2014 Mouser Electronics

© Copyright 2014 Mouser Electronics

RoHS Compliant **This product is RoHS compliant.**

COMPOSITE TRANSISTORS

For quantities greater than listed, call for quote.

MOUSER STOCK NO.	Panasonic Part No.	Package	Polarity	VCEO (Max) (V)	IC (Max) (mA)	hFE Min.	hFE Max.	fT (Typ) (GHz)	VCC (sat) (Max) (V)	Price Each 1	Price Each 25	Price Each 100
General Purpose												
667-DMC504010R	DMC504010R	SMini6-F3-B	NPN x 2	50	100	210	460	0.15	0.3			
667-DMC505010R	DMC505010R	SMini6-F3-B	NPN x 2	50	100	210	460	0.15	0.3			
667-DMC501010R	DMC501010R	SMini5-F3-B	NPN x 2	50	100	210	460	0.15	0.3			
667-DMC201010R	DMC201010R	Mini5-G3-B	NPN x 2	50	100	210	460	0.15	0.3			
667-DMC202010R	DMC202010R	Mini5-G3-B	NPN x 2	50	100	210	460	0.15	0.3			
667-DMC204010R	DMC204010R	Mini6-G4-B	NPN x 2	50	100	210	460	0.15	0.3			
667-DMC205010R	DMC205010R	Mini6-G4-B	NPN x 2	50	100	210	460	0.15	0.3			
667-DMC206010R	DMC206010R	Mini6-G4-B	NPN x 2	50	100	210	460	0.15	0.3			
667-DMC204020R	DMC204020R	Mini6-G4-B	NPN x 2	50	500	120	340	0.16	0.6			
667-DMC904010R	DMC904010R	SSMini6-F3-B	NPN x 2	50	100	210	460	0.15	0.3			
667-DMC506010R	DMC506010R	SMini6-F3-B	NPN x 2	50	100	210	460	0.15	0.3			
667-DMA204030R	DMA204030R	Mini6-G4-B	PNP x 2	-50	-100/-500	210/120	460/340	0.15/0.13	-0.5/-0.6			
667-DMA204020R	DMA204020R	Mini6-G4-B	PNP x 2	-50	-500	120	340	0.13	-0.6			
667-DMA501010R	DMA501010R	SMini5-F3-B	PNP x 2	-50	-100	210	460	0.15	-0.5			
667-DMA502010R	DMA502010R	SMini5-F3-B	PNP x 2	-50	-100	210	460	0.15	-0.5			
667-DMA504010R	DMA504010R	SMini6-F3-B	PNP x 2	-50	-100	210	460	0.15	-0.5			
667-DMA506010R	DMA506010R	SMini6-F3-B	PNP x 2	-50	-100	210	460	0.15	-0.5			
667-DMA201010R	DMA201010R	Mini5-G3-B	PNP x 2	-50	-100	210	460	0.15	-0.5			
667-DMA202010R	DMA202010R	Mini5-G3-B	PNP x 2	-50	-100	210	460	0.15	-0.5			
667-DMA204010R	DMA204010R	Mini6-G4-B	PNP x 2	-50	-100	210	460	0.15	-0.5			
667-DMA206010R	DMA206010R	Mini6-G4-B	PNP x 2	-50	-100	210	460	0.15	-0.5			
667-DMA904010R	DMA904010R	SSMini6-F3-B	PNP x 2	-50	-100	210	460	0.16	-0.5			
667-DMG204020R	DMG204020R	Mini6-G4-B	PNP/NPN	-50/500	-500/500	120	340	0.16	-0.6/0.6			
667-DME50B010R	DME50B010R	SMini5-F3-B	PNP/NPN	-50/50	-100/100	210	460	0.15	-0.5/0.3			
667-DME50C010R	DME50C010R	SMini5-F3-B	PNP/NPN	-50/50	-100/100	210	460	0.15	-0.5/0.3			
667-DME20C010R	DME20C010R	Mini5-G3-B	PNP/NPN	-50/50	-100/100	210	460	0.15	-0.5/0.3			
667-DME501010R	DME501010R	SMini5-F3-B	PNP/NPN	-50/50	-100/100	210	460	0.15	-0.5/0.3			
667-DME205010R	DME205010R	Mini6-G4-B	PNP/NPN	-50/50	-100/100	210	460	0.15	-0.5/0.3			
667-DMG204010R	DMG204010R	Mini6-G4-B	PNP/NPN	-50/50	-100/100	210	460	0.15	-0.5/0.3			
667-DME201010R	DME201010R	Mini5-G3-B	PNP/NPN	-50/50	-100/100	210	460	0.15	-0.5/0.3			
667-DME505010R	DME505010R	SMini6-F3-B	PNP+NPN	-50/50	-100/100	210	460	0.15	-0.5/0.3			
667-DMG504010R	DMG504010R	SMini6-F3-B	PNP+NPN	-50/50	-100/100	210	460	0.15	-0.5/0.3			
667-DME20B010R	DME20B010R	Mini5-G3-B	PNP+NPN	-50/50	-100/100	210	460	0.15	-0.5/0.3			
667-DMG904010R	DMG904010R	SSMini6-F3-B	PNP+NPN	-50/50	-100/100	210	460	0.15	-0.5/0.3			
Low VCE(sat) + General Purpose												
667-DMC204B30R	DMC204B30R	Mini6-G4-B	NPN x 2	50/20	100/500	210/200	460/800	0.15	0.3/0.4			
667-DMG204B00R	DMG204B00R	Mini6-G4-B	PNP/NPN	-10/50	-500/100	130/210	350/460	0.25/0.15	-0.3/0.3			
Low VCE(sat)												
667-DMG204A00R	DMG204A00R	Mini6-G4-B	PNP/NPN	-10/20	-500/500	130/200	350/800	0.25/0.15	-0.3/0.4			
667-DMA204A00R	DMA204A00R	Mini6-G4-B	PNP x 2	-10	-500	130	350	0.25	-0.3			
667-DMC204A00R	DMC204A00R	Mini6-G4-B	NPN x 2	20	500	200	800	0.15	0.4			
667-DMC201A00R	DMC201A00R	Mini5-G3-B	NPN x 2	20	500	200	800	0.15	0.4			
CCD Output												
667-DMS935E10R	DMS935E10R	SSMini6-F3-B	NPN	20	50	100	250	-	-			
667-DMS935E20R	DMS935E20R	SSMini6-F3-B	NPN	20	50	100	250	-	-			
High Frequency												
667-DMC206E20R	DMC206E20R	Mini6-G4-B	NPN x 2	20	15	65	260	0.65	-			
High-hFE												
667-DMC205C00R	DMC205C00R	Mini6-G4-B	NPN x2	100	20	400	1200	0.14	0.02			
667-DMC204C00R	DMC204C00R	Mini6-G4-B	NPN x 2	100	20	400	1200	0.14	0.2			

COMPOSITE TRANSISTORS WITH BUILT-IN RESISTORS

For quantities greater than listed, call for quote.

MOUSER STOCK NO.	Panasonic Part No.	Package	Polarity	VCEO (Max) (V)	IC (Max) (mA)	Input Resistor (R1) (kΩ)	Base-Emitter Resistor (R2) (kΩ)	Price Each 1	Price Each 25	Price Each 100
NPN x 2										
667-DMC561020R	DMC561020R	SMini5-F3-B	NPN x 2	50	100	22	22			
667-DMC561040R	DMC561040R	SMini5-F3-B	NPN x 2	50	100	10	47			
667-DMC561070R	DMC561070R	SMini5-F3-B	NPN x 2	50	100	22	-			
667-DMC564010R	DMC564010R	SMini6-F3-B	NPN x 2	50	100	10	10			
667-DMC564040R	DMC564040R	SMini6-F3-B	NPN x 2	50	100	10	47			
667-DMC564050R	DMC564050R	SMini6-F3-B	NPN x 2	50	100	10	-			
667-DMC564060R	DMC564060R	SMini6-F3-B	NPN x 2	50	100	4.7	-			
667-DMC564070R	DMC564070R	SMini6-F3-B	NPN x 2	50	100	22	-			
667-DMC5640M0R	DMC5640M0R	SMini6-F3-B	NPN x 2	50	100	2.2	47			
667-DMC566040R	DMC566040R	SMini6-F3-B	NPN x 2	50	100	10	47			
667-DMC566050R	DMC566050R	SMini6-F3-B	NPN x 2	50	100	10	-			
667-DMC566060R	DMC566060R	SMini6-F3-B	NPN x 2	50	100	4.7	-			
667-DMC261000R	DMC261000R	Mini5-G3-B	NPN x 2	50	100	47	-			
667-DMC261010R	DMC261010R	Mini5-G3-B	NPN x 2	50	100	10	10			
667-DMC261020R	DMC261020R	Mini5-G3-B	NPN x 2	50	100	22	22			
667-DMC261030R	DMC261030R	Mini5-G3-B	NPN x 2	50	100	47	47			
667-DMC261040R	DMC261040R	Mini5-G3-B	NPN x 2	50	100	10	47			
667-DMC261050R	DMC261050R	Mini5-G3-B	NPN x 2	50	100	10	-			
667-DMC261060R	DMC261060R	Mini5-G3-B	NPN x 2	50	100	4.7	-			
667-DMC2610E0R	DMC2610E0R	Mini5-G3-B	NPN x 2	50	100	47	22			
667-DMC264000R	DMC264000R	Mini6-G4-B	NPN x 2	50	100	47	-			
667-DMC264010R	DMC264010R	Mini6-G4-B	NPN x 2	50	100	10	10			
667-DMC264030R	DMC264030R	Mini6-G4-B	NPN x 2	50	100	47	47			
667-DMC264040R	DMC264040R	Mini6-G4-B	NPN x 2	50	100	10	47			
667-DMC264050R	DMC264050R	Mini6-G4-B	NPN x 2	50	100	10	-			
667-DMC264060R	DMC264060R	Mini6-G4-B	NPN x 2	50	100	4.7	-			
667-DMC2640F0R	DMC2640F0R	Mini6-G4-B	NPN x 2	50	100	4.7	10			
667-DMC2640L0R	DMC2640L0R	Mini6-G4-B	NPN x 2	50	100	4.7	4.7			
667-DMC266010R	DMC266010R	Mini6-G4-B	NPN x 2	50	100	10	10			
667-DMC266030R	DMC266030R	Mini6-G4-B	NPN x 2	50	100	47	47			
667-DMC266040R	DMC266040R	Mini6-G4-B	NPN x 2	50	100	10	47			
667-DMC266050R	DMC266050R	Mini6-G4-B	NPN x 2	50	100	10	-			
667-DMC266060R	DMC266060R	Mini6-G4-B	NPN x 2	50	100	4.7	-			
667-DMC562000R	DMC562000R	SMini5-F3-B	NPN x 2	50	100	47	-			
667-DMC961010R	DMC961010R	SSMini5-F4-B	NPN x 2	50	100	10	10			
667-DMC961020R	DMC961020R	SSMini5-F4-B	NPN x 2	50	100	22	22			

© Copyright 2014 Mouser Electronics

© Copyright 2014 Mouser Electronics

PANASONIC SEMICONDUCTOR Transistors

Panasonic

RoHS Compliant This product is RoHS compliant.

COMPOSITE TRANSISTORS WITH BUILT-IN RESISTORS (CONT.)

For quantities greater than listed, call for quote.

MOUSER STOCK NO.	Panasonic Part No.	Package	Polarity	VCEO (Max) (V)	IC (Max) (mA)	Input Resistor (R1) (kΩ)	Base-Emitter Resistor (R2) (kΩ)	Price Each 1	25	100
NPN x 2 (Cont.)										
667-DMC961030R	DMC961030R	SSMini5-F4-B	NPN x 2	50	100	47	47			
667-DMC961040R	DMC961040R	SSMini5-F4-B	NPN x 2	50	100	10	47			
667-DMC964010R	DMC964010R	SSMini6-F3-B	NPN x 2	50	100	10	10			
667-DMC964020R	DMC964020R	SSMini6-F3-B	NPN x 2	50	100	22	22			
667-DMC964040R	DMC964040R	SSMini6-F3-B	NPN x 2	50	100	10	47			
667-DMC964050R	DMC964050R	SSMini6-F3-B	NPN x 2	50	100	10	-			
667-DMC964060R	DMC964060R	SSMini6-F3-B	NPN x 2	50	100	4.7	-			
667-DMC964070R	DMC964070R	SSMini6-F3-B	NPN x 2	50	100	22	-			
667-DMC9640N0R	DMC9640N0R	SSMini6-F3-B	NPN x 2	50	100	4.7	47			
667-DMC961010R	DMC961010R	SSMini5-F4-B	NPN x 2	50	100	10	10			
667-DMC961020R	DMC961020R	SSMini5-F4-B	NPN x 2	50	100	22	22			
667-DMC961030R	DMC961030R	SSMini5-F4-B	NPN x 2	50	100	47	47			
667-DMC961040R	DMC961040R	SSMini5-F4-B	NPN x 2	50	100	10	47			
667-DMC964010R	DMC964010R	SSMini6-F3-B	NPN x 2	50	100	10	10			
667-DMC964020R	DMC964020R	SSMini6-F3-B	NPN x 2	50	100	22	22			
667-DMC964040R	DMC964040R	SSMini6-F3-B	NPN x 2	50	100	10	47			
667-DMC964050R	DMC964050R	SSMini6-F3-B	NPN x 2	50	100	10	-			
667-DMC964060R	DMC964060R	SSMini6-F3-B	NPN x 2	50	100	4.7	-			
667-DMC964070R	DMC964070R	SSMini6-F3-B	NPN x 2	50	100	22	-			
667-DMC9640N0R	DMC9640N0R	SSMini6-F3-B	NPN x 2	50	100	4.7	47			
667-DMC561010R	DMC561010R	SMini5-F3-B	NPN x 2	50	100	10	10			
667-DMC561050R	DMC561050R	SMini5-F3-B	NPN x 2	50	100	10	-			
667-DMC561060R	DMC561060R	SMini5-F3-B	NPN x 2	50	100	4.7	-			
667-DMC5610E0R	DMC5610E0R	SMini5-F3-B	NPN x 2	50	100	47	22			
667-DMC562050R	DMC562050R	SMini5-F3-B	NPN x 2	50	100	10	-			
667-DMC564000R	DMC564000R	SMini6-F3-B	NPN x 2	50	100	47	-			
667-DMC564030R	DMC564030R	SMini6-F3-B	NPN x 2	50	100	47	47			
667-DMC566000R	DMC566000R	SMini6-F3-B	NPN x 2	50	100	47	-			
667-DMC566030R	DMC566030R	SMini6-F3-B	NPN x 2	50	100	47	47			
667-DMC5610M0R	DMC5610M0R	SMini5-F3-B	NPN x 2	50	100	2.2	47			
667-DMC5640L0R	DMC5640L0R	SMini6-F3-B	NPN x 2	50	100	4.7	4.7			
667-DMC9610M0R	DMC9610M0R	SSMini5-F4-B	NPN x 2	50	100	2.2	47			
667-DMC964030R	DMC964030R	SSMini6-F3-B	NPN x 2	50	100	47	47			
667-DMC264020R	DMC264020R	Mini6-G4-B	NPN x 2	50	100	22	22			
PNP x 2										
667-DMA564040R	DMA564040R	SMini6-F3-B	PNP x 2	-50	-100	10	47			
667-DMA564050R	DMA564050R	SMini6-F3-B	PNP x 2	-50	-100	10	-			
667-DMA566010R	DMA566010R	SMini6-F3-B	PNP x 2	-50	-100	10	-			
667-DMA566020R	DMA566020R	SMini6-F3-B	PNP x 2	-50	-100	22	22			
667-DMA566030R	DMA566030R	SMini6-F3-B	PNP x 2	-50	-100	47	47			
667-DMA566040R	DMA566040R	SMini6-F3-B	PNP x 2	-50	-100	10	47			
667-DMA566050R	DMA566050R	SMini6-F3-B	PNP x 2	-50	-100	10	-			
667-DMA566060R	DMA566060R	SMini6-F3-B	PNP x 2	-50	-100	4.7	-			
667-DMA261000R	DMA261000R	Mini5-G3-B	PNP x 2	-50	-100	47	-			
667-DMA261010R	DMA261010R	Mini5-G3-B	PNP x 2	-50	-100	10	10			
667-DMA261020R	DMA261020R	Mini5-G3-B	PNP x 2	-50	-100	22	22			
667-DMA261030R	DMA261030R	Mini5-G3-B	PNP x 2	-50	-100	47	47			
667-DMA261040R	DMA261040R	Mini5-G3-B	PNP x 2	-50	-100	10	47			
667-DMA261050R	DMA261050R	Mini5-G3-B	PNP x 2	-50	-100	10	-			
667-DMA261060R	DMA261060R	Mini5-G3-B	PNP x 2	-50	-100	4.7	-			
667-DMA261090R	DMA261090R	Mini5-G3-B	PNP x 2	-50	-100	1	10			
667-DMA2610F0R	DMA2610F0R	Mini5-G3-B	PNP x 2	-50	-100	4.7	10			
667-DMA2610H0R	DMA2610H0R	Mini5-G3-B	PNP x 2	-50	-100	2.2	10			
667-DMA2610M0R	DMA2610M0R	Mini5-G3-B	PNP x 2	-50	-100	2.2	47			
667-DMA264010R	DMA264010R	Mini6-G4-B	PNP x 2	-50	-100	10	10			
667-DMA264020R	DMA264020R	Mini6-G4-B	PNP x 2	-50	-100	22	22			
667-DMA264030R	DMA264030R	Mini6-G4-B	PNP x 2	-50	-100	47	47			
667-DMA264040R	DMA264040R	Mini6-G4-B	PNP x 2	-50	-100	10	47			
667-DMA264050R	DMA264050R	Mini6-G4-B	PNP x 2	-50	-100	10	-			
667-DMA264060R	DMA264060R	Mini6-G4-B	PNP x 2	-50	-100	4.7	-			
667-DMA266030R	DMA266030R	Mini6-G4-B	PNP x 2	-50	-100	47	47			
667-DMA561080R	DMA561080R	SMini5-F3-B	PNP x 2	-50	-100	0.51	5.1			
667-DMA564030R	DMA564030R	SMini6-F3-B	PNP x 2	-50	-100	47	47			
667-DMA564020R	DMA564020R	SMini6-F3-B	PNP x 2	-50	-100	22	22			
667-DMA564010R	DMA564010R	SMini6-F3-B	PNP x 2	-50	-100	10	10			
667-DMA561030R	DMA561030R	SMini5-F3-B	PNP x 2	-50	-100	47	47			
667-DMA561010R	DMA561010R	SMini5-F3-B	PNP x 2	-50	-100	10	10			
667-DMA561000R	DMA561000R	SMini5-F3-B	PNP x 2	-50	-100	47	-			
667-DMA961030R	DMA961030R	SSMini5-F4-B	PNP x 2	-50	-100	47	47			
667-DMA9610F0R	DMA9610F0R	SSMini5-F4-B	PNP x 2	-50	-100	4.7	10			
667-DMA964010R	DMA964010R	SSMini6-F3-B	PNP x 2	-50	-100	10	10			
667-DMA964020R	DMA964020R	SSMini6-F3-B	PNP x 2	-50	-100	22	22			
667-DMA964060R	DMA964060R	SSMini6-F3-B	PNP x 2	-50	-100	4.7	-			
667-DMA964070R	DMA964070R	SSMini6-F3-B	PNP x 2	-50	-100	22	-			
667-DMA9640M0R	DMA9640M0R	SSMini6-F3-B	PNP x 2	-50	-100	2.2	47			
667-DMA961040R	DMA961040R	SSMini5-F4-B	PNP x 2	-50	-100	10/47	10/47			
667-DMA561070R	DMA561070R	SMini5-F3-B	PNP x 2	-50	-100	22	-			
667-DMA564060R	DMA564060R	SMini6-F3-B	PNP x 2	-50	-100	4.7	-			
667-DMA564070R	DMA564070R	SMini6-F3-B	PNP x 2	-50	-100	22	-			
667-DMA5640M0R	DMA5640M0R	SMini6-F3-B	PNP x 2	-50	-100	22	47			
667-DMA961010R	DMA961010R	SSMini5-F4-B	PNP x 2	-50	-100	10	10			
667-DMA964030R	DMA964030R	SSMini6-F3-B	PNP x 2	-50	-100	47	47			
667-DMA9640T0R	DMA9640T0R	SSMini6-F3-B	PNP x 2	-50	-100	22	47			
PNP/NPN										
667-DMG563010R	DMG563010R	SMini5-F3-B	PNP/NPN	-50/50	-100/100	10	10			
667-DMG563020R	DMG563020R	SMini5-F3-B	PNP/NPN	-50/50	-100/100	22	22			
667-DMG563H10R	DMG563H10R	SMini5-F3-B	PNP/NPN	-50/50	-100/100	47/4.7	47/10			
667-DMG563H50R	DMG563H50R	SMini5-F3-B	PNP/NPN	-50/50	-100/100	47/10	47/47			
667-DMG564030R	DMG564030R	SMini6-F3-B	PNP/NPN	-50/50	-100/100	47	47			
667-DMG564040R	DMG564040R	SMini6-F3-B	PNP/NPN	-50/50	-100/100	10	47			
667-DMG564050R	DMG564050R	SMini6-F3-B	PNP/NPN	-50/50	-100/100	10	-			
667-DMG564060R	DMG564060R	SMini6-F3-B	PNP/NPN	-50/50	-100/100	47	-			
667-DMG5640N0R	DMG5640N0R	SMini6-F3-B	PNP/NPN	-50/50	-100/100	4.7	47			
667-DMG564H20R	DMG564H20R	SMini6-F3-B	PNP/NPN	-50/50	-100/100	4.7/1	47/10			
667-DMG963030R	DMG963030R	SSMini5-F4-B	PNP/NPN	-50/50	-100/100	47	47			

© Copyright 2014 Mouser Electronics
© Copyright 2014 Mouser Electronics

RoHS Compliant This product is RoHS compliant.

COMPOSITE TRANSISTORS WITH BUILT-IN RESISTORS (CONT.)

For quantities greater than listed, call for quote.

MOUSER STOCK NO.	Panasonic Part No.	Package	Polarity	VCEO (Max) (V)	IC (Max) (mA)	Input Resistor (R1) (kΩ)	Base-Emitter Resistor (R2) (kΩ)	Price Each 1	25	100
PNP/NPN (Cont.)										
667-DMG563H40R	DMG563H40R	SMini5-F3-B	PNP/NPN	-50/50	-100/100	10/0.51	10/5.1			
667-DMG564H30R	DMG564H30R	SMini6-F3-B	PNP/NPN	-50/50	-100/100	47/1	47/10			
667-DMG263010R	DMG263010R	Mini5-G3-B	PNP/NPN	-50/50	-100/100	10	10			
667-DMG263020R	DMG263020R	Mini5-G3-B	PNP/NPN	-50/50	-100/100	22	22			
667-DMG264010R	DMG264010R	Mini6-G4-B	PNP/NPN	-50/50	-100/100	10	10			
667-DMG264020R	DMG264020R	Mini6-G4-B	PNP/NPN	-50/50	-100/100	22	22			
667-DMG264040R	DMG264040R	Mini6-G4-B	PNP/NPN	-50/50	-100/100	10	47			
667-DMG264050R	DMG264050R	Mini6-G4-B	PNP/NPN	-50/50	-100/100	10	-			
667-DMG264060R	DMG264060R	Mini6-G4-B	PNP/NPN	-50/50	-100/100	4.7	-			
667-DMG264H00R	DMG264H00R	Mini6-G4-B	PNP/NPN	-50/50	-500/100	47/4.7	47/4.7			
667-DMG214010R	DMG214010R	Mini6-G4-B	PNP/NPN	-50/50	-100/100	-	-4.7			
667-DMG264120R	DMG264120R	Mini6-G4-B	PNP/NPN	-50/50	-500/500	4.7	4.7			
667-DMG963010R	DMG963010R	SSMini5-F4-B	PNP/NPN	-50/50	-100/100	10	10			
667-DMG963020R	DMG963020R	SSMini5-F4-B	PNP/NPN	-50/50	-100/100	22	22			
667-DMG963H10R	DMG963H10R	SSMini5-F4-B	PNP/NPN	-50/50	-100/100	47/4.7	47/10			
667-DMG963H50R	DMG963H50R	SSMini5-F4-B	PNP/NPN	-50/50	-100/100	47/10	47			
667-DMG963HC0R	DMG963HC0R	SSMini5-F4-B	PNP/NPN	-50/50	-100/100	47/0.51	47/5.1			
667-DMG963HD0R	DMG963HD0R	SSMini5-F4-B	PNP/NPN	-50/50	-100/100	10/22	10/47			
667-DMG963HE0R	DMG963HE0R	SSMini5-F4-B	PNP/NPN	-30/50	-100/100	100/10	10/10			
667-DMG964010R	DMG964010R	SSMini6-F3-B	PNP/NPN	-50/50	-100/100	10	10			
667-DMG964020R	DMG964020R	SSMini6-F3-B	PNP/NPN	-50/50	-100/100	22	22			
667-DMG964030R	DMG964030R	SSMini6-F3-B	PNP/NPN	-50/50	-100/100	47	47			
667-DMG964040R	DMG964040R	SSMini6-F3-B	PNP/NPN	-50/50	-100/100	10	47			
667-DMG964050R	DMG964050R	SSMini6-F3-B	PNP/NPN	-50/50	-100/100	10	-			
667-DMG964060R	DMG964060R	SSMini6-F3-B	PNP/NPN	-50/50	-100/100	4.7	-			
667-DMG9640M0R	DMG9640M0R	SSMini6-F3-B	PNP/NPN	-50/50	-100/100	2.2	47			
667-DMG9640N0R	DMG9640N0R	SSMini6-F3-B	PNP/NPN	-50/50	-100/100	4.7	47			
667-DMG9640T0R	DMG9640T0R	SSMini6-F3-B	PNP/NPN	-50/50	-100/100	22	47			
667-DMG964H10R	DMG964H10R	SSMini6-F3-B	PNP/NPN	-50/50	-100/100	47/4.7	47/10			
667-DMG964H30R	DMG964H30R	SSMini6-F3-B	PNP/NPN	-50/50	-100/100	47/1	47/10			
667-DMG964H50R	DMG964H50R	SSMini6-F3-B	PNP/NPN	-50/50	-100/100	47/10	47/47			
667-DME914C10R	DME914C10R	SSMini6-F3-B	PNP/NPN	-12/50	-500/100	-/4.7	-/47			

BIPOLAR POWER TRANSISTORS

For quantities greater than listed, call for quote.

MOUSER STOCK NO.	Panasonic Part No.	Package	Polarity	VCEO (Max) (V)	IC (Max) (mA)	hFE Min	hFE Max	VCE (sat) (Max) (V)	Price Each 1	25	100
General Purpose											
667-DSC7102R0L	DSC7102R0L	MiniP3-F2-B	NPN	80	1000	120	340	0.3			
667-DSC7102S0L	DSC7102S0L	MiniP3-F2-B	NPN	80	1000	120	340	0.3			
667-DSC710100L	DSC710100L	MiniP3-F2-B	NPN	80	500	130	330	0.4			
667-DSC7101R0L	DSC7101R0L	MiniP3-F2-B	NPN	80	500	130	330	0.4			
667-DSC7101S0L	DSC7101S0L	MiniP3-F2-B	NPN	80	500	130	330	0.4			
667-DSC7003R0L	DSC7003R0L	MiniP3-F2-B	NPN	50	1000	120	340	0.4			
667-DSA700400L	DSA700400L	MiniP3-F2-B	PNP	-50	-2000	120	340	0.3			
667-DSA7004R0L	DSA7004R0L	MiniP3-F2-B	PNP	-50	-2000	120	340	0.3			
667-DSA7004S0L	DSA7004S0L	MiniP3-F2-B	PNP	-50	-2000	120	340	0.3			
667-DSC700400L	DSC700400L	MiniP3-F2-B	PNP	-50	-2000	120	340	0.3			
667-DSA7102R0L	DSA7102R0L	MiniP3-F2-B	PNP	-18	-1000	120	340	0.3			
667-DSA7102S0L	DSA7102S0L	MiniP3-F2-B	PNP	-18	-1000	120	340	0.3			
667-DSA710100L	DSA710100L	MiniP3-F2-B	PNP	-80	-500	90	220	0.4			
667-DSA7101Q0L	DSA7101Q0L	MiniP3-F2-B	PNP	-80	-500	90	220	0.4			
667-DSA7101R0L	DSA7101R0L	MiniP3-F2-B	PNP	-80	-500	90	220	0.4			
667-DSA700300L	DSA700300L	MiniP3-F2-B	PNP	-50	-1000	120	340	0.4			
667-DSA7003R0L	DSA7003R0L	MiniP3-F2-B	PNP	-50	-1000	120	340	0.4			
667-DSA7003S0L	DSA7003S0L	MiniP3-F2-B	PNP	-50	-1000	120	340	0.4			
Darlington											
667-DSC7Q0100L	DSC7Q0100L	MiniP3-F2-B	NPN	80	1000	4000	40000	1.8			
667-DSC7Q01Q0L	DSC7Q01Q0L	MiniP3-F2-B	NPN	80	1000	4000	40000	1.8			
667-DSC7Q01R0L	DSC7Q01R0L	MiniP3-F2-B	NPN	80	1000	4000	40000	1.8			
667-DSC7Q01S0L	DSC7Q01S0L	MiniP3-F2-B	NPN	80	1000	4000	40000	1.8			
High Breakdown Voltage											
667-DSA7U0100L	DSA7U0100L	MiniP3-F2-B	PNP	-100	-500	90	220	0.6			
667-DSA7U01Q0L	DSA7U01Q0L	MiniP3-F2-B	PNP	-100	-500	90	220	0.6			
667-DSA7U01R0L	DSA7U01R0L	MiniP3-F2-B	PNP	-100	-500	90	220	0.6			
Low VCE(sat)											
667-DSC750500L	DSC750500L	MiniP3-F2-B	NPN	20	3000	230	600	1			
667-DSC7505Q0L	DSC7505Q0L	MiniP3-F2-B	NPN	20	3000	230	600	1			
667-DSC7505R0L	DSC7505R0L	MiniP3-F2-B	NPN	20	3000	230	600	1			
667-DSA750400L	DSA750400L	MiniP3-F2-B	PNP	-20	-4000	120	315	1			
667-DSA7504Q0L	DSA7504Q0L	MiniP3-F2-B	PNP	-20	-4000	120	315	1			
667-DSA7504R0L	DSA7504R0L	MiniP3-F2-B	PNP	-20	-4000	120	315	1			
667-DSA750300L	DSA750300L	MiniP3-F2-B	PNP	-20	-1000	130	280	0.5			
667-DSA7503R0L	DSA7503R0L	MiniP3-F2-B	PNP	-20	-1000	130	280	0.5			
667-DSA7503S0L	DSA7503S0L	MiniP3-F2-B	PNP	-20	-1000	130	280	0.5			

SMALL SIGNAL BIPOLAR TRANSISTORS

For quantities greater than listed, call for quote.

MOUSER STOCK NO.	Panasonic Part No.	Package	Polarity	VCEO (Max) (V)	IC (Max) (mA)	hFE Min	hFE Max	fT (Typ) (GHz)	VCE (sat) (Max) (V)	Price Each 1	25	100
General Purpose												
667-DSA200200L	DSA200200L	Mini3-G3-B-B	PNP	-50	-500	120	340	0.13	-0.6			
667-DSA2002R0L	DSA2002R0L	Mini3-G3-B-B	PNP	-50	-500	120	340	0.13	-0.6			
667-DSA2002S0L	DSA2002S0L	Mini3-G3-B-B	PNP	-50	-500	120	340	0.13	-0.6			
667-DSC200200L	DSC200200L	Mini3-G3-B-B	PNP	-50	-500	120	340	0.13	-0.6			
667-DSC2002S0L	DSC2002S0L	Mini3-G3-B-B	PNP	-50	-500	120	340	0.13	-0.6			
667-DSCQ00100L	DSCQ00100L	USSMini3-F1-B	NPN	50	100	210	460	0.15	0.3			
Darlington												
667-DSC2P01Q0L	DSC2P01Q0L	Mini3-G3-B-B	NPN	50	500	4000	20000	-	2.5			

© Copyright 2014 Mouser Electronics

© Copyright 2014 Mouser Electronics

PANASONIC SEMICONDUCTOR Transistors

Panasonic

RoHS Compliant This product is RoHS compliant.

SMALL SIGNAL TRANSISTORS

For quantities greater than listed, call for quote.

MOUSER STOCK NO.	Panasonic Part No.	Package	Polarity	VCEO (Max) (V)	IC (Max) (mA)	hFE Min	hFE Max	fT (Typ) (GHz)	VCE (sat) (Max) (V)	Price Each 1	Price Each 25	Price Each 100
General Purpose												
667-DSC300100L	DSC300100L	SSSMini3-F2-B	NPN	50	100	210	460	0.15	0.3			
667-DSC7004R0L	DSC7004R0L	MiniP3-F2-B	NPN	50	2000	120	340	-	0.3			
667-DSC7004S0L	DSC7004S0L	MiniP3-F2-B	NPN	50	2000	120	340	-	0.3			
667-DSC500100L	DSC500100L	SMini3-F2-B	NPN	50	100	210	460	0.15	0.3			
667-DSC5001R0L	DSC5001R0L	SMini3-F2-B	NPN	50	100	210	460	0.15	0.3			
667-DSC5001S0L	DSC5001S0L	SMini3-F2-B	NPN	50	100	210	460	0.15	0.3			
667-DSC900100L	DSC900100L	SSMini3-F3-B	NPN	50	100	210	460	0.15	0.3			
667-DSC9001R0L	DSC9001R0L	SSMini3-F3-B	NPN	50	100	210	460	0.15	0.3			
667-DSC9001S0L	DSC9001S0L	SSMini3-F3-B	NPN	50	100	210	460	0.15	0.3			
667-DSC700300L	DSC700300L	MiniP3-F2-B	NPN	50	1000	120	340	-	0.4			
667-DSC7003S0L	DSC7003S0L	MiniP3-F2-B	NPN	50	1000	120	340	-	0.4			
667-DSC200100L	DSC200100L	Mini3-G3-B-B	NPN	50	100	210	460	0.15	0.3			
667-DSC2001R0L	DSC2001R0L	Mini3-G3-B-B	NPN	50	100	210	460	0.15	0.3			
667-DSC2001S0L	DSC2001S0L	Mini3-G3-B-B	NPN	50	100	210	460	0.15	0.3			
667-DSA300100L	DSA300100L	SSSMini3-F2-B	PNP	-50	-100	210	460	0.15	-0.5			
667-DSA900100L	DSA900100L	SSMini3-F3-B	PNP	-50	-100	210	460	0.15	-0.5			
667-DSA9001R0L	DSA9001R0L	SSMini3-F3-B	PNP	-50	-100	210	460	0.15	-0.5			
667-DSA9001S0L	DSA9001S0L	SSMini3-F3-B	PNP	-50	-100	210	460	0.15	-0.5			
667-DSA500200L	DSA500200L	SMini3-F2-B	PNP	-50	-500	120	340	0.13	-0.6			
667-DSA5002S0L	DSA5002S0L	SMini3-F2-B	PNP	-50	-500	120	340	0.13	-0.6			
667-DSC500200L	DSC500200L	SMini3-F2-B	PNP	-50	-500	120	340	0.13	-0.6			
667-DSC5002R0L	DSC5002R0L	SMini3-F2-B	PNP	-50	-500	120	340	0.13	-0.6			
667-DSC5002S0L	DSC5002S0L	SMini3-F2-B	PNP	-50	-500	120	340	0.13	-0.6			
667-DSA500100L	DSA500100L	SMini3-F2-B	PNP	-50	-100	210	460	0.15	-0.5			
667-DSA5001R0L	DSA5001R0L	SMini3-F2-B	PNP	-50	-100	210	460	0.15	-0.5			
667-DSA5001S0L	DSA5001S0L	SMini3-F2-B	PNP	-50	-100	210	460	0.15	-0.5			
667-DSA200100L	DSA200100L	Mini3-G3-B-B	PNP	-50	-100	210	460	0.15	-0.5			
667-DSA2001R0L	DSA2001R0L	Mini3-G3-B-B	PNP	-50	-100	210	460	0.15	-0.5			
667-DSA2001S0L	DSA2001S0L	Mini3-G3-B-B	PNP	-50	-100	210	460	0.15	-0.5			
High Frequency												
667-DSC9G0200L	DSC9G0200L	SSMini3-F3-B	NPN	20	15	65	260	0.65	-			
667-DSC9G02C0L	DSC9G02C0L	SSMini3-F3-B	NPN	20	15	65	260	0.65	-			
667-DSC5G0200L	DSC5G0200L	SMini3-F2-B	NPN	20	15	65	260	0.65	-			
High-hFE												
667-DSC5A01R0L	DSC5A01R0L	SMini3-F2-B	NPN	40	50	400	2000	0.15	0.2			
667-DSC9A01S0L	DSC9A01S0L	SSMini3-F3-B	NPN	40	50	400	2000	0.15	0.2			
667-DSC2A01R0L	DSC2A01R0L	Mini3-G3-B-B	NPN	40	50	400	2000	0.15	0.2			
667-DSC5C01R0L	DSC5C01R0L	SMini3-F2-B	NPN	100	20	400	1200	0.14	0.2			
667-DSC5C01S0L	DSC5C01S0L	SMini3-F2-B	NPN	100	20	400	1200	0.14	0.2			
667-DSC5A01S0L	DSC5A01S0L	SMini3-F2-B	NPN	40	50	400	2000	0.15	0.2			
667-DSC5A01T0L	DSC5A01T0L	SMini3-F2-B	NPN	40	50	400	2000	0.15	0.2			
667-DSC9A01R0L	DSC9A01R0L	SSMini3-F3-B	NPN	40	50	400	2000	0.15	0.2			
667-DSC9A01T0L	DSC9A01T0L	SSMini3-F3-B	NPN	40	50	400	2000	0.15	0.2			
667-DSC2C01R0L	DSC2C01R0L	Mini3-G3-B-B	NPN	100	20	400	1200	0.14	0.2			
667-DSC2C01S0L	DSC2C01S0L	Mini3-G3-B-B	NPN	100	20	400	1200	0.14	0.2			
667-DSC2A01S0L	DSC2A01S0L	Mini3-G3-B-B	NPN	100	20	400	1200	0.14	0.2			
667-DSC2A01T0L	DSC2A01T0L	Mini3-G3-B-B	NPN	100	20	400	1200	0.14	0.2			
Low VCE(sat)												
667-DSC550100L	DSC550100L	SMini3-F2-B	NPN	20	500	200	800	0.15	0.4			
667-DSC250100L	DSC250100L	Mini3-G3-B-B	NPN	20	500	200	800	0.15	0.4			
667-DSC2501R0L	DSC2501R0L	Mini3-G3-B-B	NPN	20	500	200	800	0.15	0.4			
667-DSC2501S0L	DSC2501S0L	Mini3-G3-B-B	NPN	20	500	200	800	0.15	0.4			
667-DSA340200L	DSA340200L	SSSMini3-F2-B	PNP	-12	-500	270	680	0.3	-0.25			
667-DSA2401R0L	DSA2401R0L	Mini3-G3-B-B	PNP	-10	-500	130	350	0.25	-0.3			
667-DSA2401S0L	DSA2401S0L	Mini3-G3-B-B	PNP	-10	-500	130	350	0.25	-0.3			
667-DSA940200L	DSA940200L	SSMini3-F3-B	PNP	-12	-500	270	680	0.3	-0.25			

TRANSISTORS WITH BUILT-IN RESISTORS

For quantities greater than listed, call for quote.

MOUSER STOCK NO.	Panasonic Part No.	Package	Polarity	VCEO (Max) (V)	IC (Max) (mA)	Input Resistor (R1) (kΩ)	Base-Emitter Resistor (R2) (kΩ)	Price Each 1	Price Each 25	Price Each 100
NPN										
667-DRC3114E0L	DRC3114E0L	SSSMini3-F2-B	NPN	50	100	10	10			
667-DRC3114T0L	DRC3114T0L	SSSMini3-F2-B	NPN	50	100	10	-			
667-DRC3114Y0L	DRC3114Y0L	SSSMini3-F2-B	NPN	50	100	10	47			
667-DRC3115E0L	DRC3115E0L	SSSMini3-F2-B	NPN	50	100	100	100			
667-DRC3115G0L	DRC3115G0L	SSSMini3-F2-B	NPN	50	100	-	100			
667-DRC3115T0L	DRC3115T0L	SSSMini3-F2-B	NPN	50	100	100	-			
667-DRC3123E0L	DRC3123E0L	SSSMini3-F2-B	NPN	50	100	2.2	2.2			
667-DRC3123J0L	DRC3123J0L	SSSMini3-F2-B	NPN	50	100	2.2	47			
667-DRC3124X0L	DRC3124X0L	SSSMini3-F2-B	NPN	50	100	22	47			
667-DRC3143T0L	DRC3143T0L	SSSMini3-F2-B	NPN	50	100	4.7	-			
667-DRC3143Y0L	DRC3143Y0L	SSSMini3-F2-B	NPN	50	100	4.7	22			
667-DRC3143Z0L	DRC3143Z0L	SSSMini3-F2-B	NPN	50	100	4.7	47			
667-DRC3144E0L	DRC3144E0L	SSSMini3-F2-B	NPN	50	100	47	47			
667-DRC3144G0L	DRC3144G0L	SSSMini3-F2-B	NPN	50	100	-	47			
667-DRC3144T0L	DRC3144T0L	SSSMini3-F2-B	NPN	50	100	47	-			
667-DRC3144V0L	DRC3144V0L	SSSMini3-F2-B	NPN	50	100	47	10			
667-DRC3144W0L	DRC3144W0L	SSSMini3-F2-B	NPN	50	100	47	22			
667-DRC3152Z0L	DRC3152Z0L	SSSMini3-F2-B	NPN	50	100	0.51	5.1			
667-DRC3124T0L	DRC3124T0L	SSSMini3-F2-B	NPN	50	100	22	-			
667-DRC3113Z0L	DRC3113Z0L	SSSMini3-F2-B	NPN	50	100	1	10			
667-DRC3114W0L	DRC3114W0L	SSSMini3-F2-B	NPN	50	100	10	47			
667-DRC3124E0L	DRC3124E0L	SSSMini3-F2-B	NPN	50	100	22	22			
667-DRC3143E0L	DRC3143E0L	SSSMini3-F2-B	NPN	50	100	4.7	4.7			
667-DRC3143X0L	DRC3143X0L	SSSMini3-F2-B	NPN	50	100	4.7	10			
667-DRC2523E0L	DRC2523E0L	Mini3-G3-B	NPN	50	500	2.2	2.2			
667-DRC2523Y0L	DRC2523Y0L	Mini3-G3-B	NPN	50	500	2.2	10			
667-DRC2543E0L	DRC2543E0L	Mini3-G3-B	NPN	50	500	4.7	4.7			
667-DRC5643T0L	DRC5643T0L	SMini3-F2-B	NPN	20	600	4.7	-			
667-DRC2614T0L	DRC2614T0L	Mini3-G3-B	NPN	20	600	10	-			
667-DRC5614T0L	DRC5614T0L	SMini3-F2-B	NPN	20	600	10	-			
667-DRC2514E0L	DRC2514E0L	Mini3-G3-B	NPN	50	500	10	10			
667-DRC2643T0L	DRC2643T0L	Mini3-G3-B	NPN	20	600	4.7	-			
667-DRC9113Z0L	DRC9113Z0L	SSMini3-F3-B	NPN	50	100	1	10			
667-DRC9114E0L	DRC9114E0L	SSMini3-F3-B	NPN	50	100	10	10			

© Copyright 2014 Mouser Electronics

© Copyright 2014 Mouser Electronics

RoHS Compliant This product is RoHS compliant.

TRANSISTORS WITH BUILT-IN RESISTORS (CONT.)

For quantities greater than listed, call for quote.

MOUSER STOCK NO.	Panasonic Part No.	Package	Polarity	VCEO (Max) (V)	IC (Max) (mA)	Input Resistor (R1) (kΩ)	Base-Emitter Resistor (R2) (kΩ)	Price Each 1	25	100
NPN (Cont.)										
667-DRC9114T0L	DRC9114T0L	SSMini3-F3-B	NPN	50	100	10	-			
667-DRC9114W0L	DRC9114W0L	SSMini3-F3-B	NPN	50	100	10	4.7			
667-DRC9114Y0L	DRC9114Y0L	SSMini3-F3-B	NPN	50	100	10	47			
667-DRC9115E0L	DRC9115E0L	SSMini3-F3-B	NPN	50	100	100	100			
667-DRC9115G0L	DRC9115G0L	SSMini3-F3-B	NPN	50	100	-	100			
667-DRC9115T0L	DRC9115T0L	SSMini3-F3-B	NPN	50	100	100	-			
667-DRC9123E0L	DRC9123E0L	SSMini3-F3-B	NPN	50	100	2.2	2.2			
667-DRC9123J0L	DRC9123J0L	SSMini3-F3-B	NPN	50	100	2.2	47			
667-DRC9124E0L	DRC9124E0L	SSMini3-F3-B	NPN	50	100	22	22			
667-DRC9124T0L	DRC9124T0L	SSMini3-F3-B	NPN	50	100	22	-			
667-DRC9124X0L	DRC9124X0L	SSMini3-F3-B	NPN	50	100	22	47			
667-DRC9143E0L	DRC9143E0L	SSMini3-F3-B	NPN	50	100	4.7	4.7			
667-DRC9143T0L	DRC9143T0L	SSMini3-F3-B	NPN	50	100	4.7	-			
667-DRC9143X0L	DRC9143X0L	SSMini3-F3-B	NPN	50	100	4.7	10			
667-DRC9143Y0L	DRC9143Y0L	SSMini3-F3-B	NPN	50	100	4.7	22			
667-DRC9143Z0L	DRC9143Z0L	SSMini3-F3-B	NPN	50	100	4.7	47			
667-DRC9144E0L	DRC9144E0L	SSMini3-F3-B	NPN	50	100	47	47			
667-DRC9144G0L	DRC9144G0L	SSMini3-F3-B	NPN	50	100	-	47			
667-DRC9144T0L	DRC9144T0L	SSMini3-F3-B	NPN	50	100	47	-			
667-DRC9144V0L	DRC9144V0L	SSMini3-F3-B	NPN	50	100	47	10			
667-DRC9144W0L	DRC9144W0L	SSMini3-F3-B	NPN	50	100	47	22			
667-DRC9152Z0L	DRC9152Z0L	SSMini3-F3-B	NPN	50	100	0.51	5.1			
667-DRC5113Z0L	DRC5113Z0L	SMini3-F2-B	NPN	50	100	1	10			
667-DRC5114E0L	DRC5114E0L	SMini3-F2-B	NPN	50	100	10	10			
667-DRC5114T0L	DRC5114T0L	SMini3-F2-B	NPN	50	100	10	-			
667-DRC5114W0L	DRC5114W0L	SMini3-F2-B	NPN	50	100	10	4.7			
667-DRC5114Y0L	DRC5114Y0L	SMini3-F2-B	NPN	50	100	10	47			
667-DRC5115E0L	DRC5115E0L	SMini3-F2-B	NPN	50	100	100	100			
667-DRC5115T0L	DRC5115T0L	SMini3-F2-B	NPN	50	100	100	-			
667-DRC5123E0L	DRC5123E0L	SMini3-F2-B	NPN	50	100	2.2	2.2			
667-DRC5123J0L	DRC5123J0L	SMini3-F2-B	NPN	50	100	2.2	47			
667-DRC5124E0L	DRC5124E0L	SMini3-F2-B	NPN	50	100	22	22			
667-DRC5124T0L	DRC5124T0L	SMini3-F2-B	NPN	50	100	22	-			
667-DRC5124X0L	DRC5124X0L	SMini3-F2-B	NPN	50	100	22	47			
667-DRC5143E0L	DRC5143E0L	SMini3-F2-B	NPN	50	100	4.7	4.7			
667-DRC5143T0L	DRC5143T0L	SMini3-F2-B	NPN	50	100	4.7	-			
667-DRC5143X0L	DRC5143X0L	SMini3-F2-B	NPN	50	100	4.7	10			
667-DRC5143Y0L	DRC5143Y0L	SMini3-F2-B	NPN	50	100	4.7	22			
667-DRC5143Z0L	DRC5143Z0L	SMini3-F2-B	NPN	50	100	4.7	47			
667-DRC5144E0L	DRC5144E0L	SMini3-F2-B	NPN	50	100	47	47			
667-DRC5144G0L	DRC5144G0L	SMini3-F2-B	NPN	50	100	-	47			
667-DRC5144T0L	DRC5144T0L	SMini3-F2-B	NPN	50	100	47	-			
667-DRC5144V0L	DRC5144V0L	SMini3-F2-B	NPN	50	100	47	10			
667-DRC5144W0L	DRC5144W0L	SMini3-F2-B	NPN	50	100	47	22			
667-DRC5152Z0L	DRC5152Z0L	SMini3-F2-B	NPN	50	100	0.51	5.1			
667-DRC2115E0L	DRC2115E0L	Mini3-G3-B	NPN	50	100	100	100			
667-DRC2115G0L	DRC2115G0L	Mini3-G3-B	NPN	50	100	-	100			
667-DRC2113Z0L	DRC2113Z0L	Mini3-G3-B	NPN	50	100	1	10			
667-DRC2114E0L	DRC2114E0L	Mini3-G3-B	NPN	50	100	10	10			
667-DRC2114T0L	DRC2114T0L	Mini3-G3-B	NPN	50	100	10	-			
667-DRC2114W0L	DRC2114W0L	Mini3-G3-B	NPN	50	100	10	4.7			
667-DRC2114Y0L	DRC2114Y0L	Mini3-G3-B	NPN	50	100	10	47			
667-DRC2123E0L	DRC2123E0L	Mini3-G3-B	NPN	50	100	2.2	2.2			
667-DRC2123J0L	DRC2123J0L	Mini3-G3-B	NPN	50	100	2.2	47			
667-DRC2124E0L	DRC2124E0L	Mini3-G3-B	NPN	50	100	22	22			
667-DRC2124T0L	DRC2124T0L	Mini3-G3-B	NPN	50	100	22	-			
667-DRC2124X0L	DRC2124X0L	Mini3-G3-B	NPN	50	100	22	47			
667-DRC2143E0L	DRC2143E0L	Mini3-G3-B	NPN	50	100	4.7	4.7			
667-DRC2143T0L	DRC2143T0L	Mini3-G3-B	NPN	50	100	4.7	-			
667-DRC2143X0L	DRC2143X0L	Mini3-G3-B	NPN	50	100	4.7	10			
667-DRC2143Y0L	DRC2143Y0L	Mini3-G3-B	NPN	50	100	4.7	22			
667-DRC2143Z0L	DRC2143Z0L	Mini3-G3-B	NPN	50	100	4.7	47			
667-DRC2144E0L	DRC2144E0L	Mini3-G3-B	NPN	50	100	47	47			
667-DRC2144G0L	DRC2144G0L	Mini3-G3-B	NPN	50	100	-	47			
667-DRC2144T0L	DRC2144T0L	Mini3-G3-B	NPN	50	100	47	-			
667-DRC2144V0L	DRC2144V0L	Mini3-G3-B	NPN	50	100	47	10			
667-DRC2144W0L	DRC2144W0L	Mini3-G3-B	NPN	50	100	47	22			
667-DRC2152Z0L	DRC2152Z0L	Mini3-G3-B	NPN	50	100	0.51	5.1			
667-DRC2115T0L	DRC2115T0L	Mini3-G3-B	NPN	50	100	100	-			
PNP										
667-DRA3143X0L	DRA3143X0L	SSSMini3-F2-B	PNP	-50	-100	4.7	10			
667-DRA3144E0L	DRA3144E0L	SSSMini3-F2-B	PNP	-50	-100	47	47			
667-DRA3114E0L	DRA3114E0L	SSSMini3-F2-B	PNP	-50	-100	10	10			
667-DRA3114T0L	DRA3114T0L	SSSMini3-F2-B	PNP	-50	-100	10	-			
667-DRA3114Y0L	DRA3114Y0L	SSSMini3-F2-B	PNP	-50	-100	10	47			
667-DRA3115E0L	DRA3115E0L	SSSMini3-F2-B	PNP	-50	-100	100	100			
667-DRA3115G0L	DRA3115G0L	SSSMini3-F2-B	PNP	-50	-100	-	100			
667-DRA3115T0L	DRA3115T0L	SSSMini3-F2-B	PNP	-50	-100	100	-			
667-DRA3123E0L	DRA3123E0L	SSSMini3-F2-B	PNP	-50	-100	2.2	2.2			
667-DRA3123J0L	DRA3123J0L	SSSMini3-F2-B	PNP	-50	-100	2.2	2.2			
667-DRA3124E0L	DRA3124E0L	SSSMini3-F2-B	PNP	-50	-100	22	22			
667-DRA3124T0L	DRA3124T0L	SSSMini3-F2-B	PNP	-50	-100	22	-			
667-DRA3124X0L	DRA3124X0L	SSSMini3-F2-B	PNP	-50	-100	22	47			
667-DRA3143T0L	DRA3143T0L	SSSMini3-F2-B	PNP	-50	-100	4.7	-			
667-DRA3143Y0L	DRA3143Y0L	SSSMini3-F2-B	PNP	-50	-100	4.7	22			
667-DRA3143Z0L	DRA3143Z0L	SSSMini3-F2-B	PNP	-50	-100	4.7	47			
667-DRA3144T0L	DRA3144T0L	SSSMini3-F2-B	PNP	-50	-100	47	-			
667-DRA3144W0L	DRA3144W0L	SSSMini3-F2-B	PNP	-50	-100	47	22			
667-DRA3152Z0L	DRA3152Z0L	SSSMini3-F2-B	PNP	-50	-100	0.51	5.1			
667-DRA3113Z0L	DRA3113Z0L	SSSMini3-F2-B	PNP	-50	-100	1	10			
667-DRA3123Y0L	DRA3123Y0L	SSSMini3-F2-B	PNP	-50	-100	2.2	10			
667-DRA3143E0L	DRA3143E0L	SSSMini3-F2-B	PNP	-50	-100	4.7	4.7			
667-DRA3144V0L	DRA3144V0L	SSSMini3-F2-B	PNP	-50	-100	47	10			

© Copyright 2014 Mouser Electronics
© Copyright 2014 Mouser Electronics

PANASONIC SEMICONDUCTOR Transistors

Panasonic

RoHS Compliant This product is RoHS compliant.

TRANSISTORS WITH BUILT-IN RESISTORS (CONT.)

For quantities greater than listed, call for quote.

MOUSER STOCK NO.	Panasonic Part No.	Package	Polarity	VCEO (Max) (V)	IC (Max) (mA)	Input Resistor (R1) (kΩ)	Base-Emitter Resistor (R2) (kΩ)	Price Each 1	25	100
PNP (Cont.)										
667-DRA2514E0L	DRA2514E0L	Mini3-G3-B	PNP	-50	-500	10	10			
667-DRA2522J0L	DRA2522J0L	Mini3-G3-B	PNP	-50	-500	0.27	5			
667-DRA2523E0L	DRA2523E0L	Mini3-G3-B	PNP	-50	-500	2.2	2.2			
667-DRA2523Y0L	DRA2523Y0L	Mini3-G3-B	PNP	-50	-500	2.2	10			
667-DRA2543E0L	DRA2543E0L	Mini3-G3-B	PNP	-50	-500	4.7	4.7			
667-DRA5114T0L	DRA5114T0L	SMini3-F2-B	PNP	-50	-100	10	-			
667-DRA2533Q0L	DRA2533Q0L	Mini3-G3-B	PNP	-50	-500	3.1	4.6			
667-DRA9113Z0L	DRA9113Z0L	SSMini3-F3-B	PNP	-50	-100	1	10			
667-DRA9114E0L	DRA9114E0L	SSMini3-F3-B	PNP	-50	-100	10	10			
667-DRA9114T0L	DRA9114T0L	SSMini3-F3-B	PNP	-50	-100	10	-			
667-DRA9114Y0L	DRA9114Y0L	SSMini3-F3-B	PNP	-50	-100	10	47			
667-DRA9115E0L	DRA9115E0L	SSMini3-F3-B	PNP	-50	-100	100	100			
667-DRA9115G0L	DRA9115G0L	SSMini3-F3-B	PNP	-50	-100	-	100			
667-DRA9115T0L	DRA9115T0L	SSMini3-F3-B	PNP	-50	-100	100	-			
667-DRA9123E0L	DRA9123E0L	SSMini3-F3-B	PNP	-50	-100	2.2	2.2			
667-DRA9123J0L	DRA9123J0L	SSMini3-F3-B	PNP	-50	-100	2.2	47			
667-DRA9123Y0L	DRA9123Y0L	SSMini3-F3-B	PNP	-50	-100	2.2	10			
667-DRA9124E0L	DRA9124E0L	SSMini3-F3-B	PNP	-50	-100	22	22			
667-DRA9124T0L	DRA9124T0L	SSMini3-F3-B	PNP	-50	-100	22	-			
667-DRA9124X0L	DRA9124X0L	SSMini3-F3-B	PNP	-50	-100	22	47			
667-DRA9143E0L	DRA9143E0L	SSMini3-F3-B	PNP	-50	-100	4.7	4.7			
667-DRA9143T0L	DRA9143T0L	SSMini3-F3-B	PNP	-50	-100	4.7	-			
667-DRA9143X0L	DRA9143X0L	SSMini3-F3-B	PNP	-50	-100	4.7	10			
667-DRA9143Y0L	DRA9143Y0L	SSMini3-F3-B	PNP	-50	-100	4.7	22			
667-DRA9143Z0L	DRA9143Z0L	SSMini3-F3-B	PNP	-50	-100	4.7	47			
667-DRA9144E0L	DRA9144E0L	SSMini3-F3-B	PNP	-50	-100	47	47			
667-DRA9144T0L	DRA9144T0L	SSMini3-F3-B	PNP	-50	-100	47	-			
667-DRA9144V0L	DRA9144V0L	SSMini3-F3-B	PNP	-50	-100	47	10			
667-DRA9144W0L	DRA9144W0L	SSMini3-F3-B	PNP	-50	-100	47	22			
667-DRA9152Z0L	DRA9152Z0L	SSMini3-F3-B	PNP	-50	-100	0.51	5.1			
667-DRA5113Z0L	DRA5113Z0L	SMini3-F2-B	PNP	-50	-100	1	10			
667-DRA5114E0L	DRA5114E0L	SMini3-F2-B	PNP	-50	-10	10	10			
667-DRA5114Y0L	DRA5114Y0L	SMini3-F2-B	PNP	-50	-100	10	47			
667-DRA5115E0L	DRA5115E0L	SMini3-F2-B	PNP	-50	-100	100	100			
667-DRA5115G0L	DRA5115G0L	SMini3-F2-B	PNP	-50	-100	100	-			
667-DRA5115T0L	DRA5115T0L	SMini3-F2-B	PNP	-50	-100	100	-			
667-DRA5123E0L	DRA5123E0L	SMini3-F2-B	PNP	-50	-100	2.2	2.2			
667-DRA5123J0L	DRA5123J0L	SMini3-F2-B	PNP	-50	-100	2.2	47			
667-DRA5123Y0L	DRA5123Y0L	SMini3-F2-B	PNP	-50	-100	2.2	10			
667-DRA5124E0L	DRA5124E0L	SMini3-F2-B	PNP	-50	-100	22	22			
667-DRA5124T0L	DRA5124T0L	SMini3-F2-B	PNP	-50	-100	22	-			
667-DRA5124X0L	DRA5124X0L	SMini3-F2-B	PNP	-50	-100	22	47			
667-DRA5143E0L	DRA5143E0L	SMini3-F2-B	PNP	-50	-100	4.7	4.7			
667-DRA5143T0L	DRA5143T0L	SMini3-F2-B	PNP	-50	-100	4.7	-			
667-DRA5143X0L	DRA5143X0L	SMini3-F2-B	PNP	-50	-100	4.7	10			
667-DRA5143Y0L	DRA5143Y0L	SMini3-F2-B	PNP	-50	-100	4.7	22			
667-DRA5143Z0L	DRA5143Z0L	SMIni3-F2-B	PNP	-50	-100	4.7	47			
667-DRA5144E0L	DRA5144E0L	SMini3-F2-B	PNP	-50	-100	47	47			
667-DRA5144T0L	DRA5144T0L	SMini3-F2-B	PNP	-50	-100	47	-			
667-DRA5144V0L	DRA5144V0L	SMini3-F2-B	PNP	-50	-100	47	10			
667-DRA5144W0L	DRA5144W0L	SMini3-F2-B	PNP	-50	-100	47	22			
667-DRA5152Z0L	DRA5152Z0L	SMini3-F2-B	PNP	-50	-100	0.51	5.1			
667-DRA5L14Y0L	DRA5L14Y0L	SMini3-F2-B	PNP	-30	-100	10	47			
667-DRA2115E0L	DRA2115E0L	Mini3-G3-B	PNP	-50	-100	100	100			
667-DRA2115G0L	DRA2115G0L	Mini3-G3-B	PNP	-50	-100	-	100			
667-DRA2115T0L	DRA2115T0L	Mini3-G3-B	PNP	-50	-100	100	-			
667-DRA2124X0L	DRA2124X0L	Mini3-G3-B	PNP	-50	-100	22	47			
667-DRA2113Z0L	DRA2113Z0L	Mini3-G3-B	PNP	-50	-100	1	10			
667-DRA2114E0L	DRA2114E0L	Mini3-G3-B	PNP	-50	-100	10	10			
667-DRA2114T0L	DRA2114T0L	Mini3-G3-B	PNP	-50	-100	10	-			
667-DRA2114Y0L	DRA2114Y0L	Mini3-G3-B	PNP	-50	-100	10	47			
667-DRA2123E0L	DRA2123E0L	Mini3-G3-B	PNP	-50	-100	2.2	2.2			
667-DRA2123J0L	DRA2123J0L	Mini3-G3-B	PNP	-50	-100	2.2	47			
667-DRA2123Y0L	DRA2123Y0L	Mini3-G3-B	PNP	-50	-100	2.2	10			
667-DRA2124E0L	DRA2124E0L	Mini3-G3-B	PNP	-50	-100	22	22			
667-DRA2124T0L	DRA2124T0L	Mini3-G3-B	PNP	-50	-100	22	-			
667-DRA2143E0L	DRA2143E0L	Mini3-G3-B	PNP	-50	-100	4.7	4.7			
667-DRA2143T0L	DRA2143T0L	Mini3-G3-B	PNP	-50	-100	4.7	-			
667-DRA2143X0L	DRA2143X0L	Mini3-G3-B	PNP	-50	-100	4.7	10			
667-DRA2143Y0L	DRA2143Y0L	Mini3-G3-B	PNP	-50	-100	4.7	22			
667-DRA2143Z0L	DRA2143Z0L	Mini3-G3-B	PNP	-50	-100	4.7	47			
667-DRA2144E0L	DRA2144E0L	Mini3-G3-B	PNP	-50	-100	47	47			
667-DRA2144T0L	DRA2144T0L	Mini3-G3-B	PNP	-50	-100	47	-			
667-DRA2144V0L	DRA2144V0L	Mini3-G3-B	PNP	-50	-100	47	10			
667-DRA2144W0L	DRA2144W0L	Mini3-G3-B	PNP	-50	-100	47	22			
667-DRA2152Z0L	DRA2152Z0L	Mini3-G3-B	PNP	-50	-100	0.51	5.1			
667-DRA2L14Y0L	DRA2L14Y0L	Mini3-G3-B	PNP	-30	-100	10	47			

© Copyright 2014 Mouser Electronics
© Copyright 2014 Mouser Electronics

STMICROELECTRONICS Power Bipolar Transistors

Products may be RoHS compliant. Check mouser.com for RoHS status.

life.augmented

NPN POWER BIPOLAR TRANSISTORS

PRODUCT NEW

♦Surface Mount Device

For quantities greater than listed, call for quote.

MOUSER STOCK NO.	STMicroelectronics Part No.	Case Type	V_{CEO} Max. (V)	IC Max. (A)	V_{CE} (SAT)		H_{FE}		f_T		Price Each			
					Max. (V)	@IC (A)	Min/Typ/Max	@ IC (A)	Min/Typ (MHz)	@ IC (A)	1	10	100	250
♦ 511-2STR1215	2STR1215	SOT-23	15	1.5	0.85	2	200/280/560	0.5	----/----	1.5				
511-2STL1525	2STL1525	TO-92	25	5	500	3.5	150/----500	0.5	----/120	10				
♦ 511-3STR1630	3STR1630	SOT-23	30	6	0.24/0.3	5	----/90/----	5	----/100	0.1				
511-BC141-16	BC141-16	TO-39	60	1	0.1	0.1	100/160/250	0.1	50/----	0.05				
511-TIP29A	TIP29A	TO-220AB	60	1	0.7	1	15/----/75	1	----/----	----				
511-TIP110	TIP110	TO-220AB	60	2	2.5	2	500/----/----	2	----/----	----				
511-2SD2012	2SD2012	TO-220FP	60	3	1	0.5	100/----/320	0.5	----/3	0.5				
511-TIP31A	TIP31A	TO-220AB	60	3	1.2	3	10/----/50	3	----/----	----				
♦ 511-STD1805T4	STD1805T4	TO-252	60	5	0.6	5	200/----/400	0.1	----/150	0.05				
511-TIP120	TIP120	TO-220AB	60	5	4	5	1000/----/----	3	----/----	----				
511-D44H8	D44H8	TO-220AB	60	10	1	8	60/----/----	2	----/----	----				
♦ 511-MJD3055	MJD3055T4	TO-252	60	10	1.1	4	20/----/100	4	2/----	0.5				
511-MJE3055T	MJE3055T	TO-220AB	60	10	8	10	20/----/70	4	2	0.5				
511-2N3055	2N3055	TO-3	60	15	3	10	20/----/70	4	----/----	----				
511-TIP3055	TIP3055	TO-247	60	15	3	10	20/----/70	4	----/----	----				
511-2N3772	2N3772	TO-3	60	20	4	20	15/----/60	10	0.2/----	1				
511-BD139	BD139	SOT-32	80	1.5	0.5	0.5	40/----/250	0.15	----/----	----				
511-MJE182	MJE182	SOT-32	80	3	2	3	50/----/250	0.1	50/----	0.1				
511-BD679A	BD679A	SOT-32	80	4	2.8	2	750/----/----	2	----/----	----				
511-MJE802	MJE802	SOT-32	80	4	2.5	1.5	750/----/----	1.5	----/----	----				
511-TIP121	TIP121	TO-220AB	80	5	4	5	1000/----/----	3	----/----	----				
♦ 511-MJD44H11	MJD44H11T4	TO-252	80	8	1	8	40/----/----	4	----/----	----				
511-D44H11	D44H11	TO-220AB	80	10	1	8	40/----/----	4	----/----	----				
511-MJB44H11T4	MJB44H11T4	D2PAK	80	10	1	8	60/----/----	2	----/----	----				
511-2STW100	2STW100	TO-247	80	25	3.5	20	300/----/6000	20	----/----	----				
511-2STW200	2STW200	TO-247	80	25	3.5	20	300/---/6000	20	---/---	---/---				
511-TIP29C	TIP29C	TO-220AB	100	1	0.7	1	15/----/75	1	----/----	----				
♦ 511-MJD112	MJD112T4	TO-252	100	2	4	4	1000/----/12000	2	25/----	0.75				
511-TIP112	TIP112	TO-220AB	100	2	2.5	2	500/----/----	2	----/----	----				
♦ 511-MJD31CT4	MJD31CT4	TO-252	100	3	1.2	3	10/----/50	3	----/----	----				
511-TIP31C	TIP31C	TO-220AB	100	3	1.2	3	10/----/50	3	----/----	----				
511-BD681	BD681	SOT-32	100	4	2.5	1.5	750/----/----	1.5	----/----	----				
♦ 511-TIP122	TIP122	TO-220AB	100	5	4	5	1000/----/----	3	----/----	----				
511-TIP122FP	TIP122FP	TO-220FP	100	5	4	5	1000/----/----	3	----/----	----				
511-BD243C	BD243C	TO-220AB	100	6	1.5	6	15/----/----	3	----/----	----				
511-TIP41C	TIP41C	TO-220AB	100	6	1.5	6	15/----/75	3	----/----	----				
511-MJD122	MJD122T4	TO-252	100	8	2	4	1000/----/12000	4	----/----	----				
511-TIP102	TIP102	TO-220AB	100	8	2.5	8	1000/----/20000	3	----/----	----				
511-TIP132	TIP132	TO-220AB	100	8	4	6	1000/----/15000	4	----/----	----				
511-TIP142	TIP142	TO-247	100	10	3	10	500/----/----	10	----/----	----				
511-TIP142T	TIP142T	TO-220AB	100	10	3	10	500/----/----	10	----/----	----				
511-TIP33C	TIP33C	TO-247	100	10	4	10	20/----/100	3	3/----	0.5				
511-BDW93C	BDW93C	TO-220AB	100	12	3	10	750/----/20000	5	----/----	----				
511-BDW83C	BDW83C	TO-247	100	15	2.5	6	750/----/20000	6						
511-2N6284	2N6284	TO-3	100	20	3	20	750/----/18000	10	----/----	----				
511-TIP35C	TIP35C	TO-247	100	25	4	25	10/----/50	15	3/----	1				
511-BUX10	BUX10	TO-3	125	25	1.2	20	20/----/60	10	8/----	1				
511-2SD1047	2SD1047	TO-3P	140	12	0.5	5	60/----/200	1	----/20	0.5				
511-2N3773	2N3773	TO-3	140	16	4	16	15/----/60	8	----/----	----				
♦ 511-2STD1665T4	2STD1665T4	TO-252	150	6	0.05	0.1	150/310/350	2	----/----	----				
511-2N3440	2N3440	TO-39	250	1	0.5	0.05	40/----/160	0.02	15/----	5				
♦ 511-MJD47	MJD47T4	TO-252	250	1	1	1	30/----/150	0.3	10/----	0.2				
♦ 511-MJD340	MJD340T4	TO-252	300	0.5	----	----	30/----/240	0.05	----/----	----				
♦ 511-MJD350T4	MJD350T4	TO-252	300	0.5	----	----	30/----/240	0.05	----/----	----				
511-MJE340	MJE340	SOT-32	300	0.5	----	----	30/----/240	0.05	----/----	----				
511-2N3439	2N3439	TO-39	350	1	0.5	0.05	40/----/160	0.02	15/----	5				
511-ST901T	ST901T	TO-220AB	350	4	2	2	1800/----/3800	2	----/----	----				
511-BU941ZP	BU941ZP	TO-247	350	15	1.8	10	300/----/----	5	----/----	----				
511-BU941ZT	BU941ZT	TO-220AB	350	15	1.8	10	300/----/----	5	----/----	----				
511-BUB941ZTT4	BUB941ZTT4	TO-263	350	15	1.8	8	300/----/----	5	----/----	----				
511-STX13003G	STX13003G	TO-92	400	1	0.5	0.5	8/----/25	0.5	----/----	----				
511-STX13003G-AP	STX13003G-AP	TO-92AP	400	1	0.5	0.5	8/----/25	0.5	----/----	----				
511-TIP50	TIP50	TO-220AB	400	1	1	1	30/----/150	0.3	10/----	10				
511-2STL2580	2STL2580	TO-92	400	1	1	1	60/100/---	25	---/---	---/---				
511-STD845DN40	STD845DN40	DIP-8	400	4	0.7	0.5	10/----/----	1	----/----	----				
511-2N6547	2N6547	TO-3	400	15	2.5	10	6/----/----	10	6/----	0.5				
511-BU931P	BU931P	TO-247	400	15	1.6	7	300/----/----	5	----/----	----				
511-BU941	BU941	TO-3	400	15	2	12	300/----/----	5	----/----	----				
511-BUV48A	BUV48A	TO-247	450	15	5	12	8/----/----	8	----/----	----				
511-BUX48A	BUX48A	TO-3	450	15	1.5	15	----/----/----	----	----/----	----				
511-BUF420AW	BUF420AW	TO-247	450	30	2	20	----/----/----	----	----/----	----				
511-BUV298V	BUV298V	ISOTOP	450	50	1.2	32	----/12/----	32						
511-STX616-AP	STX616-AP	TO-92	500	1.5	1	1	4/----/----	1.5	----/----	----				
511-STW2040	STW2040	TO-247	500	20	0.6	20	15/21/27	6	----/----	----				
511-STX0560	STX0560	TO-92	600	1	1	0.5	70/ ----/----	50	---/---	---/---				
511-BU508AF	511-BU508AF	ISOWATT-218FX	700	8	1	4.5	10/----/30	0.1	----/----	----				
511-BU508AW	BU508AW	TO-247	700	8	1	4.5	10/----/30	0.1	----/----	----				
511-MD2310FX	MD2310FX	TO-3PF	700	14	2.5	7	6/----/8.5	7						
511-BUL216	BUL216	TO-220AB	800	4	3	2	12/----/40	0.4	----/----	----				
511-BUL416T	BUL416T	TO-220AB	800	6	1.5	4	18/----/32	0.7	----/----	----				
511-HD1750FX	HD1750FX	ISOWATT-218FX	800	24	3	3	6.5/----/9.5	12	----/----	----				

© Copyright 2014 Mouser Electronics

© Copyright 2014 Mouser Electronics

STMICROELECTRONICS Bipolar and Small Signal Transistors

Products may be RoHS compliant. Check mouser.com for RoHS status.

life.augmented

♦ Surface Mount Device

NPN HIGH VOLTAGE TRANSISTORS

PRODUCT NEW

For quantities greater than listed, call for quote.

MOUSER STOCK NO.	STMicroelectronics Part No.	Case Type	V_{CEO} Max. (V)	IC Max. (A)	$V_{CE\ (SAT)}$ Max. (V)	$V_{CE\ (SAT)}$ @IC (A)	H_{FE} Min/Typ/Max	H_{FE} @ IC (A)	f_T Min/Typ (MHz)	f_T @ IC (A)	Price Each 1	10	100	250
♦ 511-TRD136DT4	TRD136DT4	DPAK	400	3	0.5	0.5	10/----/20	2	----/----/----	----				
511-STU13005N	STU13005N	IPAK	400	3	0.5	1	10/----/30	1	----/----/----	----				
511-STL128DFP	STL128DFP	TO-220FP	400	4	1	1	10/----/32	2	----/----/----	----				
♦ 511-TRD236DT4	TRD236DT4	DPAK	400	4	1.3	2.5	8/----/28	2.5	----/----/----	----				
511-STD840DN40	STD840DN40	DIP-8	400/400	4/4	0.5/0.5	1/1	10/----/----	0.01	----/----	----				
511-MD2009DFP	MD2009DFP	TO-220FP	700	10	2.8	5.5	----/18/----	1	----/----/----	----				
511-STN0214	STN0214	SOT-223	1200	20	0.1	0.01	----/20/----	0.001	----/----/----	----				

PNP POWER BIPOLAR TRANSISTORS

PRODUCT NEW

For quantities greater than listed, call for quote.

MOUSER STOCK NO.	STMicroelectronics Part No.	Case Type	V_{CEO} Max. (V)	IC Max. (A)	$V_{CE\ (SAT)}$ Max. (V)	$V_{CE\ (SAT)}$ @IC (A)	H_{FE} Min/Typ/Max	H_{FE} @ IC (A)	f_T Min/Typ (MHz)	f_T @ IC (A)	Price Each 1	10	100	250
511-2SB772	2SB772	SOT-32	-30	-3	-1.1	-3	100/----/300	-0.1	----/100	-0.1				
511-3STL2540	3STL2540	PowerFLAT 2x2	-40	-5	-0.2	-1	----/280/----	0.5	----/130	0.1				
511-TIP125	TIP125	TO-220AB	-60	-5	-4	-5	1000/----/----	-3	----/----	----				
511-TIP42A	TIP42A	TO-220AB	-60	-6	-1.5	-6	15/----/75	-3	----/----	----				
511-MJE2955T	MJE2955T	TO-220AB	-60	-10	-8	-10	20/----/70	-4	2/----	-0.5				
511-MJ2955	MJ2955	TO-3	-60	-15	-3	-10	20/----/70	-4	----/----	----				
511-TIP2955	TIP2955	TO-247	-60	-15	-3	-10	20/----/70	-4	----/----	----				
511-BD140	BD140	SOT-32	-80	-1.5	-0.5	-0.5	40/----/250	-0.15	----/----	----				
511-BD238	BD238	SOT-32	-80	-2	-0.6	-1	25/----/----	-1	----/----	----				
511-MJE172	MJE172	SOT-32	-80	-3	-1.7	-3	50/----/250	-0.1	50/----	-0.1				
511-2N5195	2N5195	SOT-32	-80	-4	-1.2	-4	20/----/80	-1.5	2/----	-1				
511-D45H11	D45H11	TO-220AB	-80	-10	-1.5	-8	40/----/----	-4	----/----	----				
511-TIP117	TIP117	TO-220AB	-100	-2	-2.5	-2	500/----/----	-2	----/----	----				
♦ 511-MJD32C	MJD32CT4	TO-252	-100	-3	-1.2	-3	10/----/50	-3	----/----	----				
511-TIP32C	TIP32C	TO-220AB	-100	-3	-1.2	-3	10/----/50	-3	----/----	----				
511-TIP127	TIP127	TO-220AB	-100	-5	-4	-5	1000/----/----	-3	----/----	----				
511-TIP42C	TIP42C	TO-220AB	-100	-6	-1.5	-6	15/----/75	-3	----/----	----				
511-TIP107	TIP107	TO-220AB	-100	-8	-2.5	-8	1000/----/20000	-3	----/----	----				
511-TIP137	TIP137	TO-220AB	-100	-8	-4	-6	1000/----/15000	-4	----/----	----				
511-TIP147	TIP147	TO-247	-100	-10	-3	-10	500/----/----	-10	----/----	----				
511-TIP34C	TIP34C	TO-247	-100	-10	-4	-10	20/----/100	-3	3/----	-0.5				
511-BDW94C	BDW94C	TO-220AB	-100	-12	-4	-10	750/----/20000	-5	----/----	----				
511-2N6287	2N6287	TO-3	-100	-20	-3	-20	750/----/18000	-10	----/----	----				
511-TIP36C	TIP36C	TO-247	-100	-25	-4	-25	10/----/50	-15	3/----	-1				
511-2N5415	2N5415	TO-39	-200	-1	-2.5	-0.05	30/----/150	-0.05	15/----	-10				
511-2ST2121	2ST2121	TO-3	-250	-17	-3	-8	80/----/160	-1	----/25	-1				
511-MJE350	MJE350	SOT-32	-300	-0.5	----	----	30/----/240	-0.05	----/----	----				
511-2N5416	2N5416	TO-39	-300	-1	-2.5	-0.05	30/----/120	-0.05	15/----	-10				
511-STN9260	STN9260	SOT-223	-600	-0.5	-1	-10	---/140/---	-1	----/----	----				

RF POWER TRANSISTORS

PRODUCT NEW

For quantities greater than listed, call for quote.

MOUSER STOCK NO.	STMicroelectronics Part No.	Case Type	$V_{(BR)DSS}$ Max. (V)	I_D Max. (A)	I_{DSS} Max. (μA)	P_{OUT} Min. (W)	G_p Typ. (dB)	$R_{DS\ (ON)}$ Max. (Ω)	$R_{DS\ (ON)}$ @ VGS	Price Each 1	10	100	250
♦ 511-PD55003-E	PD55003-E	PowerSO-10RF	40	3	1	3	17.0	0.75	10				
♦ 511-STAC3932F	STAC3932F	STAC244F	250	20	100	580	24.6	1	20				

PRODUCT NEW

For quantities greater than listed, call for quote.

MOUSER STOCK NO.	STMicroelectronics Part No.	Case Type	$V_{(BR)DSS}$ Max. (V)	I_D Max. (A)	I_{DSS} Max. (μA)	P_{OUT} Min. (W)	G_p Typ. (dB)	$V_{DS\ (ON)}$ Max. (V)	$V_{DS\ (ON)}$ @ VGS	Price Each 1	10	100	250
♦ 511-PD84001	PD84001	SOT-89	18	1.5	1	31	15.0	0.6 Typ	10				
♦ 511-PD84002	PD84002	SOT-89	25	2	1	2	15.0	0.27 Typ	10				
♦ 511-PD85004	PD85004	SOT-89	40	2	1	5	17.0	0.27 Typ	10				
♦ 511-PD55015-E	PD55015-E	PowerSO-10RF	40	5	1	15	14.0	0.8	10				
♦ 511-LET9045C	LET9045C	M243	80	9	1	45	17.7	1.2	10				
♦ 511-LET20045C	LET20045C	M243	80	12	1	45	13.3	1.2	10				
♦ 511-LET9060C	LET9060C	M243	80	12	1	60	18	1.2	10				
511-LET9060F	LET9060F	M250	80	12	1	60	18	1.2	10				
♦ 511-LET9120	LET9120	M246	80	18	1	120	18	1.2	10				
511-LET9150	LET9150	M246	80	20	1	150	20	0.9	10				
♦ 511-SD2933	SD2933	M177	125	40	100	300	23.5	3	10				
♦ 511-STAC4932B	STAC4932B	STAC244B	200	10	1000	1000	26.0	3.6	10				
♦ 511-SD4931	SD4931	M174	200	20	1000	175	14.8	5	10				
♦ 511-SD4933	SD4933	M177	200	40	2000	300	24.0	4	10				

NPN SMALL SIGNAL TRANSISTORS

For quantities greater than listed, call for quote.

MOUSER STOCK NO.	STMicroelectronics Part No.	Case Type	V_{CEO} Max. (V)	I_C Max. (A)	$V_{CE\ (SAT)}$ Max. (V)	$V_{CE\ (SAT)}$ @IC (A)	H_{FE} Min/Typ/Max	H_{FE} @ IC (A)	f_T Min/Typ (MHz)	f_T @ IC (A)	Price Each 1	10	100	250
511-2N2219A	2N2219A	TO-39	40	0.6	1.0	0.5	100/----/300	0.15	----/300	0.02				
511-2N2222A	2N2222A	TO-18	40	0.6	1.0	0.5	100/----/300	0.15	----/300	0.02				
511-2N1711	2N1711	TO-39	75	0.5	1.5	0.15	100/130/300	0.15	70/100	0.05				
511-2N1893	2N1893	TO-39	80	0.5	5.0	0.15	40/80/120	0.15	50/70	0.05				
511-2N3019	2N3019	TO-39	80	1.0	0.5	0.5	100/----/300	0.15	100/----	0.05				
511-2N3700	2N3700	TO-18	80	1.0	0.5	0.5	100/----/300	0.15	----/100	0.05				
♦ 511-MMBTA42	MMBTA42	SOT-23-3	300	0.5	0.5	0.02	40/----/----	0.03	50/----	0.01				

PNP SMALL SIGNAL TRANSISTORS

For quantities greater than listed, call for quote.

MOUSER STOCK NO.	STMicroelectronics Part No.	Case Type	V_{CEO} Max. (V)	I_C Max. (A)	$V_{CE\ (SAT)}$ Max. (V)	$V_{CE\ (SAT)}$ @IC (A)	H_{FE} Min/Typ/Max	H_{FE} @ IC (A)	f_T Min/Typ (MHz)	f_T @ IC (A)	Price Each 1	10	100	250
511-2N2905A	2N2905A	TO-39	-60	-0.6	-1.6	-0.5	100/----/300	-0.15	200/----	-0.05				
511-2N2907A	2N2907A	TO-18	-60	-0.6	-1.6	-0.5	100/----/300	-0.15	200/----	-0.05				
♦ 511-MJD127	MJD127T4	TO-252	-100	-8	-4	-8	1000/----/12000	-4	100/----	-8				
♦ 511-MMBTA92	MMBTA92	SOT-23-3	-300	-0.5	-0.5	-0.02	40/----/----	-0.03	50/----	-0.01				

© Copyright 2014 Mouser Electronics

© Copyright 2014 Mouser Electronics

FAIRCHILD IGBTs, JFETs and Power MOSFETs

Products may be RoHS compliant. Check mouser.com for RoHS status.

IGBTS

◆ Surface Mount Device

For quantities greater than listed, call for quote.

MOUSER STOCK NO.	Mfr. Part No.	Package	BV_{CES} Min (V)	I_C (A)	V_{CE} Typ (V)	Price Each 1	25	100	250
512—	FGPF50N33BTTU	TO-220F	330	50	1.2				
512—	FGA90N33ATDTU	TO-3P	330	90	1.1				
512—	FGA180N33ATDTU	TO-3P	330	180	1.1				
512—	FGPF4533	TO-220F	330	200	1.15				
512—	FGPF4633TU	TO-220F	330	300	1.1				
◆ 512—	FGD4536TM	TO-252	360	220	125				
◆ 512—	FGD3040G2_F085	TO-252	400	23.2	1.15				
◆ 512—	FGD3440G2_F085	TO-252	400	26.9	1.10				
512—	FGPF10N60UNDF	TO-220F	600	10	2.0				
◆ 512—	FGB5N60UNDF	TO-263AB	600	10	2.4				
◆ 512—	FGB7N60UNDF	TO-263AB	600	14	2.1				
512—	FGPF15N60UNDF	TO-220F	600	15	2.2				
◆ 512—	HGT1S20N60C3S9A	TO-263-2	600	20	1.4				
512—	FGP20N60UFDTU	TO-220	600	20	1.8				
512—	FGAF40N60UFDTU	TO-3PF	600	20	2.3				
512—	FGP10N60UNDF	TO-220	600	20	2.3				
512—	SGP23N60UFTU	TO-220AB	600	23	2.1				
512—	HGTG30N60B3	TO-247	600	30	1.45				
512—	FGP15N60UNDF	TO-220	600	30	2.7				
512—	FGH40N60UFDTU	TO-247	600	40	1.8				
512—	FGH40N60UFTU	TO-247AB	600	40	1.8				
512—	FGH80N60FDTU	TO-247	600	40	1.8				
512—	HGTG20N60A4	TO-247	600	40	1.8				
512—	HGTG20N60A4D	TO-247	600	40	1.8				
512—	HGTP20N60A4	TO-220AB	600	40	1.8				
◆ 512—	FGB40N60SM	TO-263AB	600	40	1.9				
512—	FGH40N60SFDTU	TO-247	600	40	2.3				
512—	SGL50N60RUFDTU	TO-3P	600	50	2.2				
512—	HGTG30N60A4	TO-247	600	60	1.8				
512—	FGH60N60UFDTU	TO-247	600	60	1.9				
512—	FGH60N60SFDTU	TO-247	600	60	2.3				
512—	HGTG40N60A4	TO-247	600	63	1.7				
512—	FGH75N60UFTU	TO-247	600	75	1.9				
512—	FGH40N60SMD	TO-247	600	80	2.1				
512—	FGA40N65SMD	TO-3PN	650	80	2.5				
512—	FGA60N65SMD	TO-3PN	650	120	1.9				
512—	FGL60N100BNTD	TO-3P	1000	42	2.5				
512—	FGA50N100BNTD2	TO-3P	1000	50	1.5				
512—	HGTP5N120BND	TO-220AB	1200	10	2.45				
512—	HGTG10N120BND	TO-247	1200	17	2.45				
512—	FGA25N120ANTDTU	TO-3PN	1200	25	2.0				
512—	HGTG18N120BND	TO-247	1200	26	2.45				
512—	FGA30N120FTDTU	TO-3PN	1200	30	1.6				
512—	HGTG27N120BN	TO-247	1200	34	2.45				
512—	HGTP10N120BN	TO-220AB	1200	35	2.45				
◆ 512—	HGT1S10N120BNST	TO-263AB	1200	35	2.7				
512—	FGA20S120M	TO-3PN	1200	40	1.55				
512—	FGH40N120ANTU	TO-247	1200	40	2.6				
512—	FGL40N120ANDTU	TO-264	1200	40	2.6				
512—	HGTG11N120CND	TO-247	1200	43	2.1				
512—	FGH30N120FTDTU	TO-247	1200	60	1.6				

JFETS

◆ Surface Mount Device

For quantities greater than listed, call for quote.

MOUSER STOCK NO.	Mfr. Part No.	Package	BV_{GSS} (V)	P_D (mW)	I_{DSS} (mA) Min.	Max.	Price Each 1	25	100	250
N-Channel										
◆ 512—	MMBF5484	SOT-23	25	225	1	5				
◆ 512—	MMBF5485	SOT-23	25	225	4	10				
◆ 512—	MMBF5486	SOT-23	25	225	8	20				
◆ 512—	MMBF5457	SOT-23	25	350	1	5				
◆ 512—	MMBF5458	SOT-23	25	350	2	9				
◆ 512—	MMBF5459	SOT-23	25	350	4	16				
◆ 512—	MMBFJ310	SOT-23	25	350	24	60				
◆ 512—	MMBF5434	SSOT-3	25	350	30	----				
◆ 512—	MMBFJ108	SSOT-3	25	350	80	----				
◆ 512—	MMBFJ110	SSOT-3	25	460	10	----				

JFETS (CONT.)

◆ Surface Mount Device

For quantities greater than listed, call for quote.

MOUSER STOCK NO.	Mfr. Part No.	Package	BV_{GSS} (V)	P_D (mW)	I_{DSS} (mA) Min.	Max.	Price Each 1	25	100	250
N-Channel (Cont.)										
512—	J109	TO-92-3	25	625	40	----				
512—	J107	TO-92-3	25	625	500	----				
512—	J105	TO-92-3	25	1000	100	----				
◆ 512—	MMBF4416	SOT-23	30	225	5	15				
◆ 512—	MMBF4393	SOT-23	30	350	5	30				
512—	BF256B	TO-92-3	30	350	6	13				
◆ 512—	MMBF4392	SOT-23	30	350	25	75				
◆ 512—	MMBF4391	SOT-23	30	350	50	150				
◆ 512—	MMBF4416A	SOT-23	35	225	5	15				
◆ 512—	MMBFJ113	SOT-23	35	350	2	----				
◆ 512—	MMBFJ112	SOT-23	35	350	5	----				
◆ 512—	MMBFJ111	SOT-23	35	350	20	----				
512—	J113	TO-92-3	35	625	2	----				
512—	J112	TO-92-3	35	625	5	----				
512—	J111	TO-92-3	35	625	20	----				
◆ 512—	MMBF4117	SOT-23	40	225	0.03	0.09				
◆ 512—	MMBF4118	SOT-23	40	225	0.08	0.24				
◆ 512—	MMBF4119	SOT-23-3	40	225	0.2	0.6				
◆ 512—	BSR57	SOT-23-3	40	250	20	100				
◆ 512—	MMBFJ201	SOT-23	40	350	0.2	1				
◆ 512—	MMBFJ202	SOT-23-3	40	350	0.9	4.5				
P-Channel										
◆ 512—	MMBFJ177	SOT-23	30	225	1.5	20				
◆ 512—	MMBFJ176	SOT-23	30	225	2	25				
◆ 512—	MMBFJ270	SOT-23	30	225	2	15				
◆ 512—	MMBFJ271	SOT-23	30	225	6	50				
◆ 512—	MMBFJ175	SOT-23	30	225	7	60				
◆ 512—	MMBF5460	SOT-23	40	225	1	5				
◆ 512—	MMBF5461	SOT-23	40	225	2	9				
◆ 512—	MMBF5462	SOT-23	40	225	4	16				

LOW POWER MOSFETS

◆ Surface Mount Device

For quantities greater than listed, call for quote.

MOUSER STOCK NO.	Mfr. Part No.	Package	V_{DS} (V)	R_{DS} (on) (mΩ)	Qg (nC)	I_D (A)	P_D (W)	Price Each 1	25	100	250
Single N-Channel											
◆ 512—	FDY301NZ	SC-89	20	5000	0.8	0.2	0.625				
◆ 512—	FDY300NZ	SC-89-3L	20	700	0.8	0.6	625				
◆ 512—	FDV305N	SOT-23	20	220	1.1	0.9	0.35				
◆ 512—	NDS331N	SOT-23	20	160	3.5	1.3	0.5				
◆ 512—	FDG327N	SC-70-6	20	90	4.5	1.5	0.42				
◆ 512—	FDN335N	SOT-23	20	70	3.5	1.7	0.5				
◆ 512—	FDG311N	SC-70-6	20	115	3	1.9	0.75				
◆ 512—	FDN327N	SSOT-3	20	70	4.5	2.0	0.5				
◆ 512—	FDG410NZ	SC-70-6	20	70	5.1	2.2	0.42				
◆ 512—	FDN339AN	SSOT-3	20	35	7	3.0	0.5				
◆ 512—	FDMA420NZ	MicroFET-6	20	30	8.8	5.7	2.4				
◆ 512—	FDC637BNZ	SSOT-6	20	24	8	6.2	1.6				
◆ 512—	FDC637AN	SSOT-6	20	24	10.5	6.2	1.6				
◆ 512—	FDME410NZT	MicroFET-6	20	26	9.2	7.0	2.1				
◆ 512—	FDMA0104	MicroFET-2	20	14.5	17.5	9.4	1.9				
◆ 512—	FDMA410NZ	MicroFET-6	20	23	10	9.5	2.4				
◆ 512—	FDS6570A	SOIC-8	20	7.5	47	15	2.5				
◆ 512—	FDS6574A	SOIC-8	20	6	75	16	2.5				
◆ 512—	FDMC8554	Power-33	20	5	24	20	41				
◆ 512—	FDD6530A	TO-252	20	32	6.5	21	33				
◆ 512—	FDD3706	TO-252	20	9	16	50	44				
◆ 512—	FDV301N	SOT-23	25	4000	0.49	0.22	0.35				
◆ 512—	FDG313N	SC-70-6	25	450	1.64	0.95	0.75				
◆ 512—	FDMC7582	Power 33	25	5	28	16.7	52				
◆ 512—	FDMC8588	PQFN-8	25	6	12	17	33				
◆ 512—	FDD6780A	TO-252	25	8.6	9.2	30	32.6				
◆ 512—	FDMS7578	Power-56	25	5.8	18	28	33				
◆ 512—	FDMS7580	Power-56	25	7.5	14	28	27				
◆ 512—	FDD8778	TO-252	25	14	6.7	35	39				

© Copyright 2014 Mouser Electronics

© Copyright 2014 Mouser Electronics

FAIRCHILD Power MOSFETs

Products may be RoHS compliant. Check mouser.com for RoHS status.

FAIRCHILD SEMICONDUCTOR

LOW POWER MOSFETS (CONT.)

♦ Surface Mount Device

For quantities greater than listed, call for quote.

MOUSER STOCK NO.		Package	V_{DS} (V)	R_{DS} (on) (mΩ)	Qg (nC)	I_D (A)	P_D (W)	Price Each			
Mfr.	Mfr. Part No.							1	25	100	250
Single N-Channel (Cont.)											
♦	512—FDD8780	TO-252	25	8.5	21	35	50				
♦	512—FDD8782	TO-252	25	11	9.4	35	50				
♦	512—FDD6796A	TO-252	25	5.7	14	40	42				
♦	512—FDMC7570S	Power-33	25	2.0	68	40	59				
♦	512—FDMC7572S	Power-33	25	3.15	44	40	52				
♦	512—FDD6760A	TO-252	25	3.2	25	50	65				
♦	512—FDD6770A	TO-252	25	4	18	50	50				
♦	512—FDN361BN	SSOT-3	30	110	1.3	1.4	0.5				
♦	512—NDS351AN	SOT-23	30	160	1.3	1.4	0.5				
♦	512—NDS355AN	SOT-23	30	85	3.5	1.7	0.5				
♦	512—FDN357N	SOT-23	30	60	4.2	1.9	0.5				
♦	512—FDG315N	SC-70-6	30	120	2.1	2.0	0.75				
♦	512—FDN337N	SOT-23	30	65	7	2.2	0.5				
♦	512—FDN359BN_F095	SSOT-3	30	46	5	2.7	0.5				
♦	512—FDFMA3N109	MicroFET-6	30	123	2.4	2.9	1.5				
♦	512—FDC653N	SSOT-6	30	35	12	5.0	1.6				
♦	512—FDMA430NZ	MicroFET-6	30	40	7.3	5.0	2.4				
♦	512—FDT457N	SOT-223	30	60	4.2	5.0	3				
♦	512—FDC855N	SSOT-6	30	27	4.9	6.1	1.6				
♦	512—FDC655BN	SSOT-6	30	25	6	6.3	1.6				
♦	512—FDT439N	SOT-223	30	45	10.7	6.3	3				
♦	512—FDS6630A	SOIC-8	30	38	5	6.5	2.5				
♦	512—FDFS6N548	SOIC-8	30	23	9	7.0	2				
♦	512—FDS8984_F085	SOIC-8	30	23	9.2	7.0	1.6				
♦	512—NDT451AN	SOT-223	30	35	19	7.2	3				
♦	512—FDC8878	SSOT-6	30	16	18	8	1.6				
♦	512—FDC8884	SSOT-6	30	23	7.4	8	1.6				
♦	512—FDMA8884	MicroFET2x2	30	30	7.5	8	1.9				
♦	512—FDMS8020	Power 56	30	2.5	61	42	65				
♦	512—FDS8884	SOIC-8	30	23	5	8.5	2.5				
♦	512—FDY101PZ	SOIC-8	30	23	5	8.5	2.5				
♦	512—FDMA7632	MicroFET-6	30	19	9.3	9.0	2.4				
♦	512—FDS6692A	SOIC-8	30	11.5	22	9.0	1.47				
♦	512—FDS8878	SOIC-8	30	14	9	10.2	2.5				
♦	512—FDS6690A	SOIC-8	30	12	12	11	2.5				
♦	512—FDS8880	SOIC-8	30	10	12	11.6	2.5				
♦	512—FDS6680A	SOIC-8	30	9	16	12.5	2.5				
♦	512—FDS6670A	SOIC-8	30	8	21	13	2.5				
♦	512—FDMS3686S	Power-56	30	8	29	13	2.5				
♦	512—FDS6298	SOIC-8	30	9	10	13	3				
♦	512—FDS6294	SOIC-8	30	11	10	13	3				
♦	512—FDMC8884	Power-33	30	19	10	15	18				
♦	512—FDS8817NZ	SOIC-8	30	7	17	15	2.5				
♦	512—FDMC7692	Power-33	30	8.5	21	16	29				
♦	512—FDMC8882	Power-33	30	14.3	14	16	18				
♦	512—FDS8896	SOIC-8	30	6	28	16	2.5				
♦	512—FDMC8878	Power-33	30	14	18	16.5	31				
♦	512—FDMC7680	Power-33	30	7.2	14	18	31				
♦	512—FDMS4435BZ	Power-56	30	20	18	18	-				
♦	512—FDS8672S	SOIC-8	30	4	29	18	2.5				
♦	512—FDS8870	SOIC-8	30	4	45	18	2.5				
♦	512—FDS8813NZ	SOIC-8	30	4.5	55	18.5	2.5				
♦	512—FDMC7678	Power-33	30	5.3	39	19.5	31				
♦	512—FDMC7672	Power-33	30	5.7	18	20	31				
♦	512—FDMC8651	Power-33	30	6.1	19.4	20	41				
♦	512—FDMS7694	Power-56	30	9.5	22	20	27				
♦	512—FDD6630A	TO-252	30	35	5	21	28				
♦	512—FDMC7664	Power-33	30	4.2	25	24	42				
♦	512—FDMS7672	Power-56	30	5	31	28	48				
♦	512—FDMC8010	Power-33	30	1.8	94	30	54				
♦	512—FDMS8018	Power-56	30	1.8	61	30	83				
♦	512—FDMC7660	Power-33	30	2.2	54	40	41				
	512—FDP6030BL	TO-220AB	30	18	12	40	60				
♦	512—FDD8878	TO-252	30	18.5	19	40	40				
♦	512—FDMS7660	Power-56	30	2.8	27	42	78				
♦	512—FDMS7670	Power-56	30	3.8	17	42	62				
♦	512—FDB8880	TO-263	30	11.6	22	54	55				
♦	512—FDP8880	TO-220AB	30	11.6	26	54	55				
♦	512—FDD8882	TO-252	30	11	11.7	55	55				
♦	512—FDD8880	TO-252	30	9	13	58	55				
♦	512—FDB7030BL	TO-263AB	30	9	17	60	60				
♦	512—FDMS7650	Power-56	30	1	63	60	104				
	512—FDP7030BL	TO-220AB	30	9	17	60	60				
♦	512—FDD6670A	TO-252	30	8	18	66	63				
♦	512—FDB8030L	TO-263AB	30	3.5	120	80	187				
♦	512—FDB8832	TO-263AB	30	1	100	80	300				
♦	512—FDP8860	TO-220AB	30	2	81	80	254				
	512—FDP8896	TO-220AB	30	5	25	92	80				
♦	512—FDB8896	TO-263AB	30	5	48	93	80				
♦	512—FDD8896	TO-252	30	5	24	94	80				
♦	512—FDP8874	TO-220AB	30	5.3	56	114	110				
♦	512—FDP8870	TO-220AB	30	4	106	156	160				
♦	512—FDB8870	TO-263AB	30	3.9	106	160	160				
♦	512—FDD8870	TO-252	30	3	48	160	160				
Single P-Channel											
♦	512—FDN306P	SSOT-3	-12	20	12	-2.6	0.5				
♦	512—FDC606P	SSOT-6	-12	26	18	-6.0	1.6				
♦	512—FDD306P	TO-252	-12	28	15	-6.7	52				

© Copyright 2014 Mouser Electronics

LOW POWER MOSFETS (CONT.)

NEW PRODUCT

♦ Surface Mount Device

For quantities greater than listed, call for quote.

MOUSER STOCK NO.		Package	V_{DS} (V)	R_{DS} (on) (mΩ)	Qg (nC)	I_D (A)	P_D (W)	Price Each			
Mfr.	Mfr. Part No.							1	25	100	250
Single P-Channel (Cont.)											
♦	512—FDY100PZ	SC-89	-20	1200	1	-0.35	0.625				
♦	512—FDY102PZ	SOT-523F	-20	500	2.2	-0.83	0.625				
♦	512—NDS332P	SOT-23	-20	300	3.7	-1.0	0.5				
♦	512—FDG312P	SC-70-6	-20	180	3.3	-1.2	0.75				
♦	512—FDN336P	SSOT-3	-20	200	3.6	-1.2	0.5				
♦	512—FDG328P	SC-70-6	-20	145	3.7	-1.5	0.75				
♦	512—FDN308P	SSOT-3	-20	125	3.8	-1.5	0.5				
♦	512—FDN338P	SOT-23	-20	115	4.4	-1.6	0.5				
♦	512—FDN342P	SSOT-3	-20	80	6.3	-2.0	0.5				
♦	512—FDN340P	SSOT-3	-20	70	7.2	-2.0	0.5				
♦	512—FDZ661PZ	WLCSP-4	-20	140	8.8	-2	1.3				
♦	512—FDZ663P	WLCSP-8	-20	134	8.2	-2	1.3				
♦	512—FDFME2P823ZT	MicroFET-6	-20	142	5.5	-2.3	1.3				
♦	512—FDN302P	SSOT-3	-20	55	9	-2.4	0.5				
♦	512—FDV302P_NB8V001	SOT-23	-20	55	9	-2.4	0.5				
♦	512—FDN304PZ	SSOT-3	-20	52	12	-2.4	0.5				
♦	512—FDN304P	SSOT-3	-20	52	12	-2.4	0.5				
♦	512—FDG332PZ	SOIC-8	-20	95	7.6	-2.6	0.75				
♦	512—FDZ191P	WLCSP-6	-20	85	9	-3.0	1.5				
♦	512—FDZ193P	WLCSP-6	-20	90	7	-3.0	1.9				
♦	512—FDFMA2P029Z	MicroFET	-20	95	7	-3.1	1.4				
♦	512—FDC634P	SSOT-6	-20	80	7.2	-3.5	1.6				
♦	512—FDFM2P110	Power-33	-20	140	3	-3.5	2.4				
♦	512—FDS9431A	SOIC-8	-20	130	6	-3.5	2.5				
♦	512—FDS9431A_F085	SOIC-8	-20	130	6	-3.5	2.5				
♦	512—FDZ375P	WLCSP-4	-20	78	11	-3.7	1.7				
♦	512—FDZ371PZ	WLCSP-4	-20	100	12	-3.7	1.7				
♦	512—FDC642P	SSOT-6	-20	65	7.2	-4.0	1.6				
♦	512—FDC638APZ	SSOT-6	-20	43	8	-4.5	1.6				
♦	512—FDC640P	SSOT-6	-20	53	9	-4.5	1.6				
♦	512—FDS8433A	SOIC-8	-20	47	20	-5.0	2.5				
♦	512—FDC602P	SSOT-6	-20	35	14	-5.5	1.6				
♦	512—FDC604P	SSOT-6	-20	33	19	-5.5	1.6				
♦	512—FDC608PZ	SSOT-6	-20	30	17	-5.8	1.6				
♦	512—FDME510PZT	MicroFET-6	-20	37	16	-6.0	2.1				
♦	512—FDT434P	SOT-223	-20	50	13	-6.0	3				
♦	512—FDMA291P	MicroFET-6	-20	42	10	-6.6	2.4				
♦	512—FDMA520PZ	MicroFET-6	-20	30	14	-7.3	2.4				
♦	512—FDMA507PZ	MicroFET-6	-20	24	30	-7.8	2.4				
♦	512—FDMA510PZ	MicroFET-6	-20	30	19	-7.8	2.4				
	512—FDMA910PZ	MicroFET-2	-20	20	29	-9.4	2.4				
	512—FDME910PZT	MicroFET-1.6	-20	24	14	-8	2.1				
♦	512—FDS6375	SOIC-8	-20	24	23	-8.0	2.5				
♦	512—FDS6576	SOIC-8	-20	14	43	-11	2.5				
♦	512—FDS4465	SOIC-8	-20	8	86	-13.5	2.5				
♦	512—FDMC510P	Power-33	-20	8	83	-18	41				
	512—NDP6020P	TO-220	-20	50	25	-24	60				
♦	512—NDB6020P	TO-263AB	-20	50	25	-24	60				
♦	512—FDV302P	SOT-23	-25	10000	0.22	-0.12	0.35				
♦	512—FDV304P	SOT-23	-25	1100	1.1	-0.46	0.35				
♦	512—FDN352AP	TTJ23	-30	180	1.4	-1.3	0.5				
♦	512—FDN358P	SSOT-3	-30	125	4	-1.5	0.5				
♦	512—FDG316P	SC-70-6	-30	190	3.5	-1.6	0.75				
♦	512—FDN360P	SSOT-3	-30	80	6.2	-2.0	0.5				
♦	512—FDFS2P753Z	SOIC-8	-30	115	6.6	-3.0	1.6				
♦	512—FDS9400A	SOIC-8	-30	130	2.4	-3.4	2.5				
♦	512—FDT458P	SOT-223	-30	130	2.5	-3.4	3				
♦	512—FDC654P	SSOT-6	-30	75	6.2	-3.6	1.6				
♦	512—FDC658AP	SSOT-6	-30	50	6	-4.0	1.6				
♦	512—FDC610PZ	SSOT-6	-30	42	9	-4.9	1.6				
♦	512—NDT452AP	SOT-223	-30	65	22	-5.0	3				
♦	512—FDS9435A	SOIC-8	-30	50	10	-5.3	2.5				
♦	512—FDMA530PZ	MicroFET-6	-30	35	16	-6.8	2.4				
♦	512—NDT456P	SOT-223	-30	30	47	-7.5	3				
♦	512—FDS4435BZ	SOIC-8	-30	20	16.5	-8.8	2.5				
♦	512—FDS4435BZ_F085	SOIC-8	-30	20	16	-8.8	2.5				
♦	512—FDS6675BZ	SOIC-8	-30	13	25	-11	2.5				
♦	512—FDS6679AZ	SOIC-8	-30	9	38	-13	2.5				
♦	512—FDS6673BZ	SOIC-8	-30	7	46	-14.5	2.5				
♦	512—FDMC4435BZ	Power-33	-30	20	17	-18	31				
♦	512—FDMC6675BZ	Power-33	-30	14.4	46	-20	36				
♦	512—FDS6681Z	SOIC-8	-30	4	105	-20	2.5				
♦	512—FDMS6673BZ	Power-56	-30	6.8	52	-28	73				
♦	512—NDB6030PL	TO-263AB	-30	42	36	-30	75				
♦	512—FDD6685	TO-252-3	-30	20	17	-40	52				
♦	512—FDC365P	SSOT-6	-35	55	11	-4.3	1.6				
♦	512—FDD6637	TO-252	-35	11	45	-55	57				
♦	512—FDME905PT	MicroFET-1.6	12	2.2	20	8	2.1				
♦	512—FDMA905P	MicroFET-2	12	1.6	29	10	2.4				
Dual N-Channel											
♦	512—FDY3000NZ	SC-89	20	700	0.8	0.6	0.625				
♦	512—FDG6317NZ	SC-70-6	20	400	0.76	0.7	0.3				
♦	512—FDG6335N	SC-70-6	20	300	1.1	0.7	0.3				
	512—FDG1024NZ	SC-70-6	20	175	1.8	1.2	0.36				
	512—FDC6305N	SSOT-6	20	80	3.5	2.7	0.96				
	512—FDC6401N	SSOT-6	20	70	3.3	3.0	0.96				
	512—FDME1024NZT	MicroFET-6	20	66	3	3.4	1.3				

© Copyright 2014 Mouser Electronics

FAIRCHILD Power MOSFETs

Products may be RoHS compliant. Check mouser.com for RoHS status.

FAIRCHILD SEMICONDUCTOR

LOW POWER MOSFETS (CONT.)

♦Surface Mount Device ✻ Kinked Lead NEW PRODUCT

For quantities greater than listed, call for quote.

MOUSER STOCK NO.	Mfr. Part No.	Package	VDS (V)	RDS (on) (mΩ)	Qg (nC)	ID (A)	PD (W)	Price Each 1	25	100	250
Dual N-Channel (Cont.)											
✻ 512—FDMA1028NZ		MicroFET-6	20	37	4	3.7	1.4				
✻ 512—FDMA1024NZ		MicroFET-6	20	54	5.2	5.0	1.4				
✻ 512—FDS9926A		SOIC-8	20	30	6.2	6.5	2				
✻ 512—FDS6890A		SOIC-8	20	18	23	7.5	2				
♦ 512—FDS6911		SOIC-8	20	13	17	7.5	1.6				
♦ 512—FDMB2307NZ		MLP 2x3	20	16.5	28	8	2.2				
✻ 512—FDS6898A		SOIC-8	20	14	16	9.4	2				
♦ 512—FDS6898AZ		SOIC-8	20	14	16	9.4	2				
♦ 512—FDC6301N		SSOT-6	25	4000	0.49	0.22	0.9				
♦ 512—FDG6301N		SC-70-6	25	4000	0.29	0.22	0.3				
♦ 512—FDG6303N		SC-70-6	25	450	1.64	0.5	0.3				
♦ 512—FDC6303N		SSOT-6	25	450	1.64	0.68	0.9				
♦ 512—FDMS3615S		Power-56	25	6.6	19	23	2.3				
			25	3.5	31	18	2.3				
♦ 512—FDMS3616S		Power-56	25	6.6	19	23	2.3				
			25	3.5	31	18	2.3				
♦ 512—FDMS8570S		PQFN-8	25	2.8	-	25	-				
♦ 512—FDMS3600S		Power-56	25	5.6	19	30	2.2				
			25	1.6	59	40	2.5				
♦ 512—FDMS3602S		Power-56	25	5.6	19	30	2.2				
			25	2.2	45	40	2.5				
♦ 512—FDMS8560S		PQFN-8	25	1.8	-	35	-				
♦ 512—FDMS8558S		PQFN-8	25	1.5	-	38	-				
♦ 512—FDG8850NZ		SC-70-6	30	400	1.03	0.75	0.36				
♦ 512—FDC6561AN		SSOT-6	30	95	2.1	2.5	0.9				
♦ 512—FDMA2002NZ		MicroFET-6	30	123	2.4	2.9	1.5				
♦ 512—FDS6961A		SOIC-8	30	90	2.1	3.5	2				
♦ 512—FDMB3800N		MicroFET-8	30	40	4	4.8	1.6				
♦ 512—FDS6930B		SOIC-8	30	38	2.7	5.5	2				
♦ 512—FDS8984		SOIC-8	30	23	5	7.0	1.6				
♦ 512—FDS6910		SOIC-8	30	13	9	7.5	1.6				
♦ 512—FDS8978		SOIC-8	30	18	9	7.5	1.6				
♦ 512—FDMC8200S		Power-33	30	20	7.3	13	2.5				
			30	20	15.7	18	1.9				
♦ 512—FDMS7620S		Power-56	30	20	7.2	13	2.2				
			30	11.2	15.6	22	2.5				
♦ 512—FDMS3660S		Power-56	30	8	29	13	2.5				
♦ 512—FDMS3664S		Power-56	30	8	29	13	2.5				
♦ 512—FDMS3668S		Power-56	30	8	29	13	2.5				
♦ 512—FDMS9620S		Power-56	30	21.5	10	16	2.5				
			30	13	18	18	2.5				
♦ 512—FDMS7602S		Power-56	30	7.5	20	30	2.2				
			30	5	33	30	2.5				
♦ 512—FDMS3604AS		Power-56	30	8	21	30	2.2				
			30	2.6	47	40	2.5				
♦ 512—FDMS7600AS		Power-56	30	7.5	20	30	2.2				
			30	5.8	81	40	2.5				
♦ 512—FDMS7700S		Power-56	30	7.5	20	30	2.2				
			30	2.4	105	40	2.5				
♦ 512—FDMS7650DC		Power-56	30	0.6	206	36	125				
♦ 512—FDMC7660DC		Power-33	30	2.2	24	40	78				
♦ 512—FDS8949_F085		SOIC-8	40	29	7.7	6.0	2				
Dual P-Channel											
♦ 512—FDG6316P		SC-70-6	-12	270	1.7	-0.7	0.3				
♦ 512—FDC6318P		SSOT-6	-12	90	5.4	-2.5	0.96				
♦ 512—FDG6318PZ		SC-70-6	-20	780	1.08	-0.5	0.3				
♦ 512—FDG6308P		SC-70-6	-20	400	1.8	-0.6	0.3				
♦ 512—FDG6306P		SC-70-6	-20	420	1.4	-0.6	0.3				
♦ 512—FDC6306P		SSOT-6	-20	170	3	-1.9	0.96				
♦ 512—FDC6310P		SSOT-6	-20	125	3.7	-2.2	0.96				
♦ 512—FDC6312P		SSOT-6	-20	115	4.4	-2.3	0.96				
♦ 512—FDME1023PZT		MicroFET-6	-20	142	5.5	-2.3	1.3				
♦ 512—FDMA1027P		MicroFET-6	-20	120	4	-3.0	1.4				
♦ 512—FDMA1025P		MicroFET-6	-20	155	3.4	-3.1	1.4				
♦ 512—FDMA1029PZ		MicroFET-6	-20	95	7	-3.1	1.4				
♦ 512—FDMA6023PZT		MicroFET-6	-20	60	12	-3.6	1.4				
♦ 512—FDMA1023PZ		MicroFET-6	-20	72	8.6	-3.7	1.5				
♦ 512—FDS9933A		SOIC-8	-20	75	8	-3.8	2				
♦ 512—FDS6875		SOIC-8	-20	30	23	-6.0	2				
♦ 512—FDC6302P		SSOT-6	-25	13000	0.22	-0.12	0.9				
♦ 512—FDG6304P		SC-70-6	-25	1100	1.1	-0.41	0.3				
♦ 512—FDC6304P		SSOT-6	-25	1500	1.1	-0.46	0.9				
♦ 512—FDC6506P		SSOT-6	-30	170	2.3	-1.8	0.96				
♦ 512—FDS9953A		SOIC-8	-30	130	2.5	-2.9	2				
♦ 512—FDMA3027PZ		MicroFET 2x2	-30	87	10	-3.3	1.4				
♦ 512—FDS6975		SOIC-8	-30	32	14.5	-6.0	2				
♦ 512—FDS4935BZ		SOIC-8	-30	22	16	-6.9	1.6				
♦ 512—FDS4935A		SOIC-8	-30	23	15	-7.0	1.6				
SyncFET - N-Channel											
♦ 512—FDMS7560S		Power-56	25	1.45	66	49	89				
♦ 512—FDMS7570S		Power-56	25	1.95	49	49	83				
♦ 512—FDMS8570SDC		Power-56	25	2.8	42	60	59				
♦ 512—FDS6990AS		SOIC-8	30	22	10	7.5	2				
♦ 512—FDS6690AS		SOIC-8	30	12	16	10	2.5				
♦ 512—FDS6680AS		SOIC-8	30	8	22	11.5	2.5				
♦ 512—FDS6670AS		SOIC-8	30	9	27	13.5	2.5				

LOW POWER MOSFETS (CONT.)

♦ Surface Mount Device

For quantities greater than listed, call for quote.

MOUSER STOCK NO.	Mfr. Part No.	Package	VDS (V)	RDS (on) (mΩ)	Qg (nC)	ID (A)	PD (W)	Price Each 1	25	100	250
SyncFET - N-Channel (Cont.)											
♦ 512—FDS6676AS		SOIC-8	30	6	25	14.5	2.5				
♦ 512—FDMC7692S		Power-33	30	9.3	16	18	27				
♦ 512—FDS6699S		SOIC-8	30	3	35	21	2.5				
♦ 512—FDMS0312S		Power-56	30	4.4	33	42	46				
♦ 512—FDMS7660AS		Power-56	30	2.4	64	42	83				
♦ 512—FDMS7670AS		Power-56	30	3	47	42	65				
♦ 512—FDMS7672AS		Power-56	30	4	15	42	46				
Dual (MOSFET and SyncFET) N-Channel											
♦ 512—FDMC2514SDC		Power-33	25	3.5	14	40	60				
♦ 512—FDS6984AS		SOIC-8	30	31	4	5.5	2				
♦ 512—FDS6982AS		SOIC-8	30	28	6	6.3	2				
♦ 512—FDS6986AS		SOIC-8	30	20	6.5	6.5	2				
♦ 512—FDS6994S		SOIC-8	30	21	8	6.9	2				
♦ 512—FDMC8026S		Power-33	30	4.4	52	21	36				
♦ 512—FDMC3020DC		Power-33	30	6.3	7.1	40	50				
♦ 512—FDMS7658AS		Power-56	30	1.9	35	49	89				
Dual N and P-Channel											
♦ 512—FDY4000CZ		SC-89	20	700	0.8	0.6	0.625				
			-20	1200	1	-0.35	0.625				
♦ 512—FDG6332C		SC-70-6	20	300	1.1	0.7	0.3				
			-20	420	1.4	-0.6	0.3				
♦ 512—FDG6332C_F085		SC-70-6	20	300	1.5	0.7	0.3				
			-20	420	2	-0.6	0.3				
♦ 512—FDC6327C		SSOT-6	20	80	3.25	2.7	0.96				
			-20	170	2.85	-1.6	0.96				
♦ 512—FDC6420C		SSOT-6	20	70	3.3	3.0	0.96				
			-20	125	3.7	-2.2	0.96				
♦ 512—FDME1034CZT		MicroFET-6	20	66	3	3.8	1.4				
			-20	142	5.5	-2.6	1.4				
♦ 512—FDMA1032CZ		MicroFET-6	20	37	4	3.7	1.4				
			-20	60	7	-3.1	1.4				
♦ 512—FDS9934C		SOIC-8	20	30	6.2	6.5	2				
			-20	55	8.7	-5.0	2				
♦ 512—FDC6320C		SSOT-6	25	5000	0.29	0.22	0.9				
			-25	13000	0.23	-0.12	0.9				
♦ 512—FDG6320C		SC-70-6	25	4000	0.29	0.22	0.3				
			-25	10000	0.22	-0.14	0.3				
♦ 512—FDG6322C		SC-70-6	25	4000	1.1	0.22	0.3				
			-25	1100	1.4	-0.41	0.3				
♦ 512—FDC6321C		SSOT-6	25	450	1.64	0.68	0.9				
			-25	1100	1.1	-0.46	0.9				
♦ 512—FDS8928A		SOIC-8	30	30	19.8	5.5	2				
			-20	55	20	-4.0	2				
♦ 512—FDS4501H		SOIC-8	30	18	17	9.3	2.5				
			-20	46	13	-5.6	2.5				
♦ 512—FDG8842CZ		SO-70-6	30	400	1.03	0.75	0.36				
			-25	1100	1.2	-0.41	0.36				
♦ 512—FDC6333C		SSOT-6	30	95	4.7	2.5	0.96				
			-30	130	4.1	-2.0	0.96				
♦ 512—SI4532DY		SOIC-8	30	65	3.7	3.9	2				
			-30	85	3.7	-3.5	2				
♦ 512—SI4542DY		SOIC-8	30	28	9	6.0	2				
			-30	32	15	-6.0	2				
♦ 512—FDS8958B		SOIC-8	30	26	12	6.4	2				
			-30	51	19	-4.5	2				
♦ 512—FDS8958A		SOIC-8	30	28	16	7.0	2				
			-30	52	13	-5.0	2				
♦ 512—FDS8958A_F085		SOIC-8	30	28	11.4	7.0	2				
			-30	52	9.6	-5.0	2				
♦ 512—FDS8858CZ		SOIC-8	30	17	17	8.6	2				
			-30	20.5	33	-7.3	2				
♦ 512—FDS4897AC		SOIC-8	40	26	21	6.1	2				
			-40	39	20	-5.2	2				

MEDIUM POWER MOSFETS

NEW PRODUCT

♦ Surface Mount Device

For quantities greater than listed, call for quote.

MOUSER STOCK NO.	Mfr. Part No.	Package	VDS (V)	RDS (on) (mΩ)	Qg (nC)	ID (A)	PD (W)	Price Each 1	25	100	250
Single N-Channel											
♦ 512—FDD6635		TO-252	35	10	18	59	55				
♦ 512—FDS8449		SOIC-8	40	29	2.4	7.6	2.5				
♦ 512—FDS4672A		SOIC-8	40	13	35	11	2.5				
♦ 512—FDS8447		SOIC-8	40	10	19	12.8	2.5				
♦ 512—FDS8842NZ		SOIC-8	40	7	27	14.9	2.5				
♦ 512—FDS8638		SOIC-8	40	4.3	61	18	2.5				
♦ 512—FDMC8015L		Power-33	40	26	13.6	18	24				
♦ 512—FDS8840NZ		SOIC-8	40	4.5	54	18.6	2.5				
♦ 512—FDMC8462		Power-33	40	5.8	15	20	41				
♦ 512—FDMC8030		Power-33	40	10	61	22	40				
♦ 512—FDMC8321L		Power-33	40	2.5	61	22	40				
♦ 512—FDMS8320L		Power-56	40	1.1	170	32	104				
♦ 512—FDD8647L		TO-252	40	9	20	42	43				
♦ 512—FDMS8460		Power-56	40	2.2	36	49	104				
♦ 512—FDD8447L		TO-252	40	8	20	50	44				

© Copyright 2014 Mouser Electronics

© Copyright 2014 Mouser Electronics

FAIRCHILD Power MOSFETs

Products may be RoHS compliant. Check mouser.com for RoHS status.

FAIRCHILD SEMICONDUCTOR

MEDIUM POWER MOSFETS (CONT.)

♦ **Surface Mount Device** ✻Kinked Lead

For quantities greater than listed, call for quote.

MOUSER STOCK NO.	Mfr. Part No.	Package	V_{DS} (V)	R_{DS} (on) (mΩ)	Qg (nC)	I_D (A)	P_D (W)	Price Each 1	25	100	250
Single N-Channel (Cont.)											
♦ 512—	FDB8447L	TO-263AB	40	8	20	50	60				
♦ 512—	FDD8445	TO-252	40	8.7	45	50	79				
♦ 512—	FDB8445	TO-263AB	40	17.2	44	70	92				
♦ 512—	FDB8442	TO-263AB	40	2	181	80	254				
512—	FDP8441	TO-220AB	40	2	215	80	300				
512—	FDA8440	TO-3PN	40	2.2	345	100	306				
♦ 512—	FDB9403_F085	TO-263AB	40	1	164	110	333				
♦ 512—	FDD8444	TO-252	40	5	89	145	153				
♦ 512—	FDB016N04AL7	TO-263AB	40	1.6	129	216	283				
512—	FDP8440	TO-220AB	40	2.4	345	277	306				
♦ 512—	BSS138K	SOT-23	50	2500	2.4	0.22	0.35				
♦ 512—	BSS138	SOT-23	50	3500	1.7	0.22	0.36				
♦ 512—	BSS138D87Z	SOT-23	50	3500	1.7	0.22	0.36				
512—	RFD14N05L	TO-251	50	100	40	14	48				
♦ 512—	RFD14N05LSM	TO-252	50	100	31	14	48				
♦ 512—	RFD14N05LSM9A	TO-252	50	100	40	14	48				
♦ 512—	RFD16N05LSM9A	TO-252AA	50	47	80	16	60				
512—	HUF75321P3	TO-220AB	55	34	21	35	93				
512—	FDH5500-F085	TO-247	55	7	206	75	375				
512—	HUF75339P3	TO-220AB	55	12	60	75	200				
512—	HUF75344G3	TO-247	55	8	90	75	285				
512—	HUF75344P3	TO-220AB	55	8	90	75	285				
512—	HUF75345G3	TO-247	55	7	125	75	325				
512—	HUF75345P3	TO-220AB	55	7	125	75	325				
♦ 512—	2N7002K	SOT-23	60	2000	-	0.115	0.35				
♦ 512—	2N7002D87Z	SOT-23	60	2000	-	0.115	0.2				
♦ 512—	2N7002MTF	SOT-23	60	5000	-	0.115	0.2				
♦ 512—	2N7002W	SOT-323	60	7500	-	0.115	0.2				
♦ 512—	2N7002	SOT-23	60	7500	1.7	0.12	0.2				
512—	2N7000BU	TO-92-3	60	5000	-	0.2	0.4				
✻ 512—	2N7000D26Z	TO-92-3	60	5000	1.7	0.2	0.4				
✻ 512—	2N7000D74Z	TO-92-3	60	5000	1.7	0.2	0.4				
✻ 512—	2N7000D75Z	TO-92-3	60	5000	1.7	0.2	3.2				
✻ 512—	2N7000TA	TO-92-3	60	5000	-	0.2	0.4				
512—	2N7000	TO-92-3	60	5000	1.7	0.2	0.4				
♦ 512—	NDS7002A	SOT-23	60	2000	1.7	0.28	0.3				
512—	BS270	TO-92-3	60	2000	-	0.4	0.625				
✻ 512—	BS270D74Z	TO-92-3	60	2000	-	0.4	0.625				
✻ 512—	BS170D26Z	TO-92-3	60	5000	-	0.5	0.83				
✻ 512—	BS170D27Z	TO-92-3	60	5000	-	0.5	0.83				
✻ 512—	BS170D75Z	TO-92-3	60	5000	-	0.5	0.83				
512—	BS170	TO-92-3	60	5000	-	0.5	0.83				
✻ 512—	BS170_D74Z	TO-92-3	60	5000	1.7	0.5	0.83				
♦ 512—	MMBF170	SOT-23	60	5000	1.7	0.5	0.3				
♦ 512—	FDN5630	SSOT-3	60	100	7	1.7	0.5				
♦ 512—	NDT014	SOT-223	60	200	11	2.7	3				
♦ 512—	FQT13N06TF	SOT-223	60	140	5.8	2.8	2.1				
♦ 512—	FQT13N06LTF	SOT-223	60	110	4.8	2.8	2.1				
♦ 512—	NDT3055L	SOT-223	60	70	13	4.0	3				
♦ 512—	NDT3055	SOT-223	60	100	9	4.0	3				
♦ 512—	FDC5612	SSOT-6	60	55	12.5	4.3	1.6				
♦ 512—	FDS5351	SOIC-8	60	35	9	6.1	5				
♦ 512—	FDS5680	SOIC-8	60	20	30	8.0	2.5				
♦ 512—	FDS5670	SOIC-8	60	14	49	10	2.5				
512—	FQPF13N06L	TO-220F	60	110	4.8	10	24				
♦ 512—	FQD13N06LTM	TO-252	60	110	4.8	11	2.5				
512—	FQU13N06LTU	IPAK	60	115	4.8	11	2.5				
512—	RFD3055LE	TO-251	60	107	11.3	11	38				
♦ 512—	FDS5672	SOIC-8	60	10	34	12	2.5				
♦ 512—	HUF76407D3ST	TO-252	60	92	9.4	12	38				
♦ 512—	MTD3055VL	TO-252	60	180	10	12	48				
512—	MTP3055VL	TO-220AB	60	180	7.8	12	48				
♦ 512—	FDMC86520L	MLP-8	60	6.5	64	13.5	40				
512—	FQP13N06L	TO-220AB	60	110	4.8	13.6	45				
♦ 512—	FDMS86520	Power-56	60	7.4	40	14	69				
512—	FQPF20N06	TO-220F	60	60	11.5	15	30				
512—	FQPF20N06L	TO-220F	60	55	9.5	15.7	30				
♦ 512—	RFD16N06LESM9A	TO-252	60	47	51	16	90				
512—	FQPF27P06	TO-220F	60	70	33	17	47				
♦ 512—	RFD12N06RLESM9A	TO-252AA	60	75	15	17	49				
512—	FQP20N06	TO-220AB	60	60	11.5	20	53				
♦ 512—	FDMS86540	Power-56	60	3.4	90	20	96				
512—	FQP20N06L	TO-220AB	60	35	9.5	21	53				
♦ 512—	FDMS5672	Power-56	60	11	32	22	78				
♦ 512—	FDMS86520L	Power-56	60	8.2	45	22	69				
512—	FQPF30N06L	TO-220F	60	35	15	22.5	38				
♦ 512—	FDD5690	TO-252AA	60	23	32	30	3.2				
512—	FQP30N06	TO-220AB	60	40	19	30	79				
512—	FQP30N06L	TO-220AB	60	35	15	32	79				
♦ 512—	FQB30N06LTM	TO-263AB	60	35	15	32	79				
512—	FQPF65N06	TO-220F	60	16	48	40	56				
512—	NDP6060L	TO-220AB	60	25	36	48	100				
♦ 512—	FDMS5352	Power-56	60	6.7	48	49	104				
♦ 512—	FDMS86500L	Power-56	60	2.5	117	49	104				
♦ 512—	FDD10AN06A0	TO-252	60	10.5	28	50	135				
♦ 512—	FDD13AN06A0	TO-252	60	13	22	50	115				
♦ 512—	FDD5353	TO-252	60	12.3	23	50	69				
512—	FQP50N06	TO-220AB	60	22	31	50	120				

MEDIUM POWER MOSFETS (CONT.)

♦ **Surface Mount Device** ✻Kinked Lead

For quantities greater than listed, call for quote.

MOUSER STOCK NO.	Mfr. Part No.	Package	V_{DS} (V)	R_{DS} (on) (mΩ)	Qg (nC)	I_D (A)	P_D (W)	Price Each 1	25	100	250
Single N-Channel (Cont.)											
512—	RFP50N06	TO-220AB	60	22	67	50	131				
512—	FQP50N06L	TO-220AB	60	21	24.5	52	121				
512—	FDP55N06	TO-220AB	60	22	30	55	114				
♦ 512—	FDB13AN06A0	TO-263AB	60	13	22	62	115				
512—	FDP65N06	TO-220AB	60	16	33	65	135				
512—	FQP65N06	TO-220AB	60	16	48	65	150				
512—	RFP70N06	TO-220AB	60	14	156	70	150				
♦ 512—	FDB050AN06A0	TO-263AB	60	5	61	80	245				
♦ 512—	FDB5800	TO-263-2	60	6	104	80	242				
512—	FDP038AN06A0	TO-220AB	60	3	95	80	310				
512—	FDP050AN06A0	TO-220AB	60	5	61	80	245				
512—	FDP5800	TO-220AB	60	6	112	80	242				
512—	FDP80N06	TO-220AB	60	10	57	80	176				
512—	FQP85N06	TO-220AB	60	10	86	85	160				
512—	FDP030N06	TO-220AB	60	3.2	116	193	231				
♦ 512—	FDB024N06	TO-263AB	60	2.4	174	265	395				
512—	FDP025N06	TO-220AB	60	2.5	174	265	395				
512—	FDP75N08A	TO-220AB	75	11	80	75	137				
512—	FDH038AN08A1	TO-247	75	3	125	80	450				
512—	FDH047AN08A0	TO-247	75	4.7	92	80	310				
512—	FDP047AN08A0	TO-220AB	75	4	92	80	310				
512—	FDP060AN08A0	TO-220AB	75	6	99	80	255				
♦ 512—	FDB045AN08A0	TO-263AB	75	4	92	90	310				
512—	FDP047N08	TO-220AB	75	4.7	117	164	268				
512—	FDA032N08	TO-3PN	75	3.2	169	235	375				
♦ 512—	FDB031N08	TO-263AB	75	3.1	169	235	375				
512—	FDP032N08	TO-220AB	75	3.2	169	235	375				
♦ 512—	FDC3512	SSOT-6	80	77	13	3	1.6				
♦ 512—	FDS3512	SOIC-8	80	70	13	4.0	2.5				
♦ 512—	FDS3890	SOIC-8	80	44	25	4.7	2				
♦ 512—	FDS3580	SOIC-8	80	27	34	7.6	2.5				
♦ 512—	FDMS3572	Power-56	80	16	28	8.8	78				
♦ 512—	FDS3572	SOIC-8	80	16	31	8.9	2.5				
♦ 512—	FDMC86320	Power-33	80	11.7	41	10.7	40				
♦ 512—	FDMS86300	Power-56	80	5.5	86	19	104				
♦ 512—	FDMS86320	Power 56	80	11.7	41	22	69				
♦ 512—	FDD86326	TO-252	80	23	13.4	42	62				
♦ 512—	FDMS039N08B	Power-56	80	3.2	100	50	104				
♦ 512—	FDMS86322	Power-56	80	7.65	39	60	104				
512—	HUF75545P3	TO-220AB	80	10	105	75	270				
♦ 512—	HUF75545S3ST	TO-263AB	80	8.2	235	75	270				
♦ 512—	BSS123	SOT-23	100	6000	1.4	0.17	0.36				
♦ 512—	FQT7N10TF	SOT-223	100	350	5.8	1.7	2				
♦ 512—	FQT7N10LTF	SOT-223	100	350	4.6	1.7	2				
♦ 512—	IRFM120ATF	SOT-223	100	200	16	2.3	2.4				
♦ 512—	FDC3612	SSOT-6	100	125	14	2.6	1.6				
♦ 512—	FDT86106LZ	SOT-223	100	108	2.4	3.2	2.2				
♦ 512—	FDT86113LZ	SOT-223	100	100	4.1	3.3	2.2				
♦ 512—	FDMC86116LZ	Power-33	100	103	6	3.3	19				
♦ 512—	FDS86106	SOIC-8	100	105	3	3.4	5				
♦ 512—	FDT3612	SOT-223	100	120	14	3.7	3				
♦ 512—	FDD86113LZ	TO-252	100	104	6	4.2	29				
♦ 512—	FDM3622	Power 33	100	60	13	4.4	2.1				
♦ 512—	FDS3692	SOIC-8	100	60	11	4.5	2.5				
♦ 512—	FQD7N10LTM	TO-252	100	350	4.6	5.8	2.5				
♦ 512—	FDT86102LZ	SOT-223	100	28	8.3	6.6	2.2				
♦ 512—	FDS86141	SOIC-8	100	23	11.8	7.0	5				
♦ 512—	FDMS86102LZ	Power-56	100	37	22	7	69				
♦ 512—	FDMS3672	Power-56	100	23	31	7.4	78				
♦ 512—	FDMC86106LZ	Power-33	100	103	2	7.5	19				
♦ 512—	FDS3672	SOIC-8	100	22	28	7.5	2.5				
♦ 512—	FQD13N10LTM	TO-252	100	180	8.7	10	2.5				
♦ 512—	FDS86140	SOIC-8	100	9.8	29	11.2	5				
512—	FDD86110	TO-252	100	10.2	35	12.5	127				
512—	RFP12N10L	TO-220AB	100	180	8.7	12.8	65				
512—	FQP13N10	TO-220AB	100	180	12	12.8	65				
512—	FQP13N10L	TO-220AB	100	180	8.7	12.8	65				
512—	FQPF19N10	TO-220F	100	100	19	13.6	38				
♦ 512—	FDD850N10L	TO-252	100	75	12.3	15.7	50				
♦ 512—	FDMC8622	Power-33	100	56	3	16	31				
♦ 512—	FDMS86104	Power-56	100	24	11.7	16	73				
♦ 512—	FDMC86102L	Power-33	100	23	7.3	18	41				
512—	FQPF33N10L	TO-220F	100	52	30	18	41				
♦ 512—	FDMC86102	Power-33	100	24	8	20	41				
512—	FDPF3860T	TO-220F	100	38.2	23	20	33.8				
♦ 512—	FDMC86102LZ	Power-33	100	24	15.3	22	41				
♦ 512—	FDB3682	TO-263AB	100	36	18.5	32	95				
512—	FDP3682	TO-220AB	100	36	18.5	32	95				
♦ 512—	FQB33N10TM	TO-263AB	100	52	38	33	3.75				
512—	FQP33N10	TO-220AB	100	52	38	33	127				
♦ 512—	FQB33N10LTM	TO-263AB	100	52	30	33	3.75				
♦ 512—	HUF75631S3ST	TO-263AB	100	40	35	33	120				
512—	FDPF085N10A	TO-220F	100	6.5	31	40	33.3				
♦ 512—	FDD86102LZ	TO-252	100	22.5	8.7	42	54				
♦ 512—	FDD86102	TO-252	100	24	-	42	62				
♦ 512—	FQB44N10TM	TO-263AB	100	39	48	43.5	3.75				
♦ 512—	FDD3672	TO-252	100	28	24	44	135				

© Copyright 2014 Mouser Electronics

© Copyright 2014 Mouser Electronics

FAIRCHILD Power MOSFETs

Products may be RoHS compliant. Check mouser.com for RoHS status.

FAIRCHILD SEMICONDUCTOR

MEDIUM POWER MOSFETS (CONT.)

♦ **Surface Mount Device** *Kinked Lead

For quantities greater than listed, call for quote.

MOUSER STOCK NO.		Package	V_{DS} (V)	R_{DS} (on) (mΩ)	Qg (nC)	I_D (A)	P_D (W)	Price Each			
Mfr.	Mfr. Part No.							1	25	100	250
Single N-Channel (Cont.)											
♦	512—FDC8601	SuperSOT-6	100	109	3	2.7	1.6				
	512—FQU13N10LTU	IPAK	100	180	8.7	10	2.5				
♦	512—FQD19N10LTM	TO-252	100	10	14	15.6	2.5				
♦	512—FDMS86103L	Power-56	100	8	23	49	104				
	512—HUF75639P3	TO-220AB	100	25	57	56	200				
	512—HUF75639G3	TO-247	100	25	57	56	200				
	512—FDP150N10	TO-220AB	100	15	53	57	110				
♦	512—FDMS86101	Power-56	100	8	22	60	104				
♦	512—FDB3652	TO-263AB	100	16	41	61	150				
	512—FDPF045N10A	TO-220F	100	4.5	74	67	43				
	512—FQA70N10	TO-3P	100	25	85	70	214				
	512—FDP100N10	TO-220AB	100	0	0	75	208				
	512—FDP090N10	TO-220AB	100	9000	89	75	208				
♦	512—FDB86135	DPAK-2	100	3.5	116	75	227				
	512—HUF75645P3	TO-220AB	100	14	106	75	310				
	512—FDP3632	TO-220AB	100	9	84	80	310				
♦	512—FDB3632	TO-263AB	100	9	84	80	310				
	512—FDP3651U	TO-220AB	100	18	49	80	255				
	512—FDP085N10A_F102	TO-220	100	7.35	31	96	188				
	512—FDP045N10A_F102	TO-220	100	3.8	57	120	263				
♦	512—FDB047N10	TO-263AB	100	4.7	160	164	375				
	512—FDP047N10	TO-220AB	100	4.7	160	164	375				
♦	512—FDB035N10A	TO-263AB	100	3.5	89	176	227				
	512—FDP036N10A	TO-220AB	100	3.6	89	176	227				
♦	512—FDMS86201	Power-56	120	11.5	32	35	104				
♦	512—FDT86256	SOT-223	150	695	2	1.2	10				
♦	512—FDC2512	SSOT-6	150	425	8	1.4	1.6				
♦	512—FDN86246	SSOT-3	150	261	1.6	1.6	1.5				
♦	512—FDT86246	SOT-223	150	236	1.7	2.0	2.2				
♦	512—FDC86244	SSOT-6	150	144	4.2	2.3	1.6				
♦	512—FDT86244	SOT-223	150	128	4.9	2.8	2.2				
♦	512—FDD120AN15A0	TO-252AA	150	120	11.2	4	65				
♦	512—FDS2582	SOIC-8	150	66	19	4.1	2.5				
♦	512—FDS86242	SOIC-8	150	67	8.9	4.1	5				
♦	512—FDS86252	SOIC-8	150	55	10.6	4.5	5				
♦	512—FDS2572	SOIC-8	150	47	29	4.9	2.5				
♦	512—FDD86252	DPAK	150	41	16	5	89				
♦	512—FDMS86250	Power-56	150	33	36	6.7	96				
♦	512—FDS86240	SOIC-8	150	19.8	28	7.5	5				
	512—FQPF16N15	TO-220F	150	160	23	11.6	53				
♦	512—FDMC86244	Power-33	150	134	2.4	15	26				
♦	512—FDMC86240	Power-33	150	51	6	16	40				
*	512—FDD2582	TO-252	150	66	19	21	95				
♦	512—FDD390N15A	DPAK-2	150	33.5	18.6	26	63				
	512—FDP2572	TO-220AB	150	54	26	29	135				
	512—FQA28N15	TO-3P	150	90	40	33	227				
	512—FDP42AN15A0	TO-220AB	150	42	30	35	150				
♦	512—FDMS86200	Power-56	150	18	33	35	104				
♦	512—FDB082N15A	D2PAK	150	6.7	64.5	105	231				
	512—FDP083N15A_F102	TO-220	150	6.85	64.5	105	231				
♦	512—FDB2552	TO-263AB	150	36	41	37	150				
	512—FDP2552	TO-220AB	150	36	41	37	150				
*	512—FDD86250	TO-252	150	22	12.8	50	132				
	512—FQA46N15	TO-3P	150	42	85	50	250				
	512—FDP2532	TO-220AB	150	16	86	79	310				
♦	512—FDB2532	TO-263AB	150	16	86	79	310				
♦	512—FDB110N15A	TO-263AB	150	11	47	92	234				
♦	512—FDB075N15A	TO-263AB	150	7.5	77	130	333				
	512—FDH055N15A	TO-247	150	5.9	92	167	429				
♦	512—FQT4N20LTF	SOT-223	200	1350	4	0.85	2.2				
♦	512—FDS2672	SOIC-8	200	70	33	3.9	2.5				
♦	512—FDD10N20LZTM	TO-252	200	360	12	4.5	56				
♦	512—FDD7N20TM	TO-252	200	690	5	5.0	43				
♦	512—FQD10N20CTM	TO-252	200	360	20	7.8	50				
♦	512—FQD12N20LTM	TO-252	200	280	16	9.0	2.5				
	512—FQPF10N20C	TO-220F	200	360	20	9.5	38				
	512—IRLS640A	TO-220F	200	180	40	9.8	40				
♦	512—FQD18N20V2TM	TO-252	200	140	20	15	2.5				
	512—FDP18N20F	TO-220AB	200	140	20	18	100				
	512—FDPF18N20FT	TO-220F	200	0.14	20	18	41				
	512—IRL640A	TO-220AB	200	180	40	18	110				
♦	512—FQB19N20CTM	TO-263AB	200	170	40.5	19	3.13				
	512—FQP19N20C	TO-220AB	200	170	40.5	19	139				
	512—FQPF19N20C	TO-220F	200	170	40.5	19	43				
	512—FQP19N20	TO-220AB	200	150	31	19.4	140				
♦	512—FQB19N20LTM	TO-263AB	200	140	27	21	3.13				
	512—FQP32N20C	TO-220AB	200	82	82.5	28	156				
	512—FQPF32N20C	TO-220F	200	82	82.5	28	50				
♦	512—FQB34N20LTM	TO-263AB	200	75	55	31	3.13				
♦	512—FQB34N20TM_AM002	TO-263AB	200	75	60	31	3.13				
	512—FQA32N20C	TO-3P	200	82	82.5	32	204				
	512—FDPF39N20	TO-220F	200	66	38	39	37				
♦	512—FDB52N20TM	TO-263AB	200	49	49	52	357				
	512—FDP61N20	TO-220AB	200	41	58	61	417				
	512—FDP2614	TO-220AB	200	27	76	62	260				

MEDIUM POWER MOSFETS (CONT.)

♦ **Surface Mount Device**

*Kinked Lead

For quantities greater than listed, call for quote.

MOUSER STOCK NO.		Package	V_{DS} (V)	R_{DS} (on) (mΩ)	Qg (nC)	I_D (A)	P_D (W)	Price Each			
Mfr.	Mfr. Part No.							1	25	100	250
Single P-Channel											
♦	512—FDD4243	TO-252	-40	44	21	-6.7	42				
♦	512—FDS4685	SOIC-8	-40	27	19	-8.2	2.5				
♦	512—FDS4141	SOIC-8	-40	13	19	-10.8	5				
♦	512—FDS4675_F085	SOIC-8	-40	13	40	-11	2.4				
♦	512—FDD4685	TO-252	-40	27	19	-32	69				
♦	512—FDD4141	TO-252	-40	12	19	-50	69				
♦	512—BSS84	SOT-23	-50	10000	0.9	-0.13	0.36				
♦	512—NDS0610	SOT-23-3	-60	10000	1.8	-0.12	0.36				
♦	512—NDS0605	SOT-23-3	-60	5000	1.8	-0.18	0.36				
♦	512—FDN5618P	SSOT-3	-60	170	8.6	-1.2	0.5				
♦	512—NDT2955	SOT-223	-60	300	11	-2.5	3				
♦	512—FDC5614P	SSOT-6	-60	105	15	-3.0	1.6				
♦	512—NDS9407	SOIC-8	-60	150	22	-3.0	2.5				
	512—FQP7P06	TO-220	-60	410	6.3	-6.7	45				
	512—FQPF11P06	TO-220F	-60	175	13	-8.6	30				
♦	512—FQD11P06TM	TO-252	-60	185	13	-9.4	2.5				
	512—FQU11P06TU	TO-251	-60	185	13	-9.4	2.5				
♦	512—FQB11P06TM	TO-263AB	-60	175	13	-11.4	53				
♦	512—FQD17P06TM	TO-252	-60	135	21	-12	2.5				
	512—FQU17P06TU	TO-251	-60	135	21	-12	44				
♦	512—FDMC5614P	Power-33	-60	100	15	-13.5	42				
♦	512—FDD5614P	TO-252	-60	100	15	-15	42				
	512—FQP17P06	TO-220AB	-60	120	21	-17	79				
	512—FQP27P06	TO-220AB	-60	70	33	-27	120				
♦	512—FQB27P06TM	TO-263AB	-60	70	33	-27	120				
	512—FQPF47P06	TO-220F	-60	26	84	-30	62				
	512—FQP47P06	TO-220AB	-60	26	84	-47	160				
♦	512—FQB47P06TM_AM002	TO-263AB	-60	26	84	-47	160				
♦	512—FDC3535	SSOT-6	-80	183	6.8	2.1	1.6				
♦	512—FQT5P10TF	SOT-223	-100	1050	6.3	-1.0	2				
♦	512—FQD8P10TM	TO-252	-100	530	12	-6.6	2.5				
	512—FQP8P10	TO-220AB	-100	530	12	-8.0	65				
	512—FQPF22P10	TO-220F	-100	125	40	-13.2	45				
	512—FQP17P10	TO-220AB	-100	190	30	-16.5	100				
♦	512—FQB22P10TM	TO-263AB	-100	125	40	-22	3.75				
♦	512—FQB22P10TM_F085	TO-263AB	-100	125	40	-22	3.75				
♦	512—FQB34P10TM	TO-263AB	-100	60	85	-33.5	3.75				
	512—FQA36P15	TO-3P	-150	90	125	-36	294				
	512—FQT3P20TF	SOT-223	-200	2700	6	-0.67	2.5				
♦	512—FQD7P20TM	TO-252	-200	690	19	-5.7	2.5				
	512—FQP3P20	TO-220AB	-200	2700	6	-2.8	52				
♦	512—FQD5P20TM	TO-252	-200	1400	10	-3.7	2.5				
	512—FQP12P20	TO-220AB	-200	470	31	-11.5	120				
♦	512—FQB12P20TM	TO-263AB	-200	470	31	-11.5	3.13				
Dual N-Channel											
♦	512—FDS8949	SOIC-8	40	29	7.7	6.0	2				
♦	512—NDC7002N	SSOT-6	50	2000	1	0.51	0.96				
♦	512—2N7002DW	SC-70	60	7500	-	0.115	0.2				
♦	512—2N7002V	SOT-523F	60	13500	-	0.28	0.25				
♦	512—FDS9945	SOIC-8	60	100	8	3.5	2				
♦	512—FDMS86500DC	Power-56	60	2.3	107	29	125				
♦	512—FDS89161	SOIC-8	100	105	3	2.7	31				
♦	512—FDC3601N	SSOT-6	100	500	3.7	1.0	0.96				
♦	512—FDS89141	SOIC-8	100	62	2.9	3.5	31				
♦	512—FDS3992	SOIC-8	100	62	11	4.5	2.5				
♦	512—FDMS86101DC	Power-56	100	7.5	44	14.5	125				
Quad N-Channel											
♦	512—FDMQ8403	MLP-4.5	100	110	5	3	17				
Dual P-Channel											
♦	512—NDC7003P	SSOT-6	-60	5000	1.6	-0.34	0.96				
♦	512—NDS9948	SOIC-8	-60	250	9	2.3	2				
	512—FDS9958	TO-247	-60	105	8	2.9	2				
♦	512—FDC8602	SSOT-6	100	350	2	1.2	0.96				
Complementary N z P Channel											
♦	512—FDS4897C	SOIC-8	40	29	14	6.2	2				
			-40	46	20	-4.4	2				
♦	512—FDD8424H	TO-252	40	24	14	20	30				
			-40	54	17	-20	35				
♦	512—NDC7001C	SSOT-6	60	2000	1.1	0.51	0.96				
			-60	5000	1.6	-0.34	0.96				
♦	512—FDS4559	SOIC-8	60	55	12.5	4.5	2				
			-60	105	15	-3.5	2				

HIGH POWER MOSFETS

♦ **Surface Mount Device**

For quantities greater than listed, call for quote.

MOUSER STOCK NO.		Package	V_{DS} (V)	R_{DS} (ON) Max @ V_{GS}= 10V (mΩ)	Qg (nC)	I_D (A)	P_D (W)	Price Each			
Mfr.	Mfr. Part No.							1	25	100	250
Single N-Channel											
♦	512—FQT4N25TF	SOT-223	250	1750	4.3	0.83	2.5				
♦	512—FDS2734	SOIC-8	250	117	32	3.0	2.5				
♦	512—FDD7N25LZTM	TO-252	250	55	12	3.7	56				
♦	512—FDD6N25TM	TO-252	250	1100	4.5	4.4	50				
	512—FQPF9N25C	TO-220F	250	43	26.5	8.8	38				
♦	512—FQD4N25TM_WS	TO-252	250	1750	4.3	12	2.5				
	512—FDPF51N25	TO-220F	250	60	70	28	38				

© Copyright 2014 Mouser Electronics

© Copyright 2014 Mouser Electronics

FAIRCHILD Power MOSFETs

Products may be RoHS compliant. Check mouser.com for RoHS status.

FAIRCHILD SEMICONDUCTOR

HIGH POWER MOSFETS

♦ **Surface Mount Device** ✻Kinked Lead

For quantities greater than listed, call for quote.

MOUSER STOCK NO.		Package	V_{DS} (V)	R_{DS} (ON) Max @ V_{GS}= 10V (mΩ)	Qg (nC)	I_D (A)	P_D (W)	Price Each			
Mfr.	Mfr. Part No.							1	25	100	250
Single N-Channel (Cont.)											
	512—FQPF16N25C	TO-220F	250	270	41	15.6	43				
	512—FQP16N25	TO-220AB	250	230	27	16	142				
	512—FQA27N25	TO-3PN	250	110	50	27	210				
♦	512—FDB33N25TM	TO-263AB	250	94	36.8	33	235				
	512—FDP33N25	TO-220AB	250	94	36.8	33	235				
	512—FDPF33N25T	TO-220F	250	94	36.8	33	37				
	512—FQA40N25	TO-3P	250	70	85	40	280				
♦	512—FDB44N25TM	TO-263AB	250	69	47	44	307				
	512—FDPF44N25T	TO-220F	250	69	47	44	38				
♦	512—FDB2710	TO-263AB	250	42.5	78	50	260				
	512—FDP2710	TO-220AB	250	42.5	78	50	260				
	512—FDP51N25	TO-220AB	250	60	55	51	320				
	512—FDA59N25	TO-3PN	250	49	63	59	392				
	512—FQA62N25C	TO-3P	250	35	100	62	298				
	512—FDA69N25	TO-3PN	250	41	77	69	480				
	512—FQP3N30	TO-220AB	300	2200	5.5	3.2	55				
	512—FDPF14N30	TO-220F	300	290	18	14	35				
♦	512—FDB14N30TM	TO-263AB	300	290	18	14	140				
	512—FQP22N30	TO-220AB	300	160	47	21	170				
	512—FDB28N30TM	TO-262	300	129	39	28	250				
	512—FDA59N30	TO-3P	300	560	77	35	500				
	512—FDA38N30	TO-3PN	300	70	60	38	312				
♦	512—FDD3N40TM	TO-252	400	3400	4.5	2.0	30				
♦	512—FDT3N40TF	SOT-223	400	3400	1.2	2.0	2				
	512—FDU3N40TU	TO-251	400	3400	4.5	2.0	30				
	512—FDP15N40	TO-220AB	400	300	28	15	170				
♦	512—FQD6N40CTM	TO-252	400	1000	16	4.5	2.5				
	512—FQP6N40C	TO-220AB	400	1000	16	6.0	73				
	512—FQPF11N40C	TO-220F	400	53	28	10.5	44				
	512—FQP11N40C	TO-220AB	400	530	28	11	135				
	512—FQP17N40	TO-220AB	400	270	45	16	170				
	512—FDP19N40	TO-220AB	400	240	32	19	215				
	512—FDA24N40F	TO-3PN	400	190	46	23	235				
	512—FDP26N40	TO-220AB	400	160	48	26	265				
	512—FQA30N40	TO-3P	400	140	90	30	290				
✻	512—SSN1N45BTA	TO-92-3	450	4250	6.5	0.5	0.9				
✻	512—FQN1N50CTA	TO-92-3	500	6000	4.9	0.38	0.89				
✻	512—FQNL2N50BTA	TO-92S	500	5300	6	0.35	1.5				
♦	512—FDD6N50FTM	DPAK	500	1150	15	2.4	89				
	512—FDPF5N50UT	TO-220F	500	1650	11	4.0	25				
	512—FDPF5N50FT	TO-220F	500	1550	11	4.5	28				
	512—FDPF5N50NZ	TO-220F	500	1380	9	4.5	30				
	512—FDP5N50NZ	TO-220AB	500	1380	9	4.5	30				
♦	512—FDD6N50TM_WS	TO-252	500	900	12.8	6.0	89				
	512—FDP7N50	TO-220AB	500	900	12.8	7.0	89				
	512—FDPF18N50	TO-220F	500	265	45	8.0	39				
	512—FDPF18N50T	TO-220F	500	265	45	8.0	38.5				
	512—FDPF8N50NZ	TO-220F	500	770	14	8.0	40.3				
	512—FDPF10N50FT	TO-220F	500	770	18	9.0	42				
	512—FQPF9N50CF	TO-220F	500	770	28	9.0	44				
	512—FQPF11N50CF	TO-220F	500	550	43	11	48				
♦	512—FDB12N50TM	TO-263AB	500	650	22	11.5	165				
♦	512—FDB12N50FTM_WS	TO-263AB	500	700	21	11.5	165				
	512—FDPF12N50FT	TO-220F	500	700	21	11.5	42				
	512—FDPF13N50FT	TO-220F	500	540	30	12	42				
	512—FQPF13N50CF	TO-220F	500	540	43	13	48				
	512—FDPF16N50UT	TO-220F	500	480	-	15	38.5				
	512—FQA13N50CF	TO-3PN	500	480	43	15	218				
	512—FDPF16N50T	TO-220F	500	380	32	16	38.5				
	512—FDP18N50	TO-220AB	500	265	45	18	235				
	512—FDA18N50	TO-3PN	500	265	45	19	239				
	512—FDP20N50	TO-220AB	500	230	45.6	20	250				
	512—FDP20N50F	TO-220AB	500	260	50	20	250				
	512—FDPF20N50	TO-220F	500	230	45.6	20	38.5				
	512—FDPF20N50T	TO-220F	500	230	45.6	20	38.5				
	512—FDPF20N50FT	TO-220F	500	260	50	20	38.5				
	512—FDA20N50F	TO-3PN	500	260	50	22	388				
	512-FDA20N50_F109	TO-3PN	500	230	45.6	22	280				
	512—FDP22N50N	TO-220	500	220	49	22	313				
	512—FDA24N50	TO-3PN	500	190	65	24	270				
	512—FDA28N50F	TO-3PN	500	175	80	28	310				
	512—FDH44N50	TO-247	500	120	90	44	750				
	512—FDL100N50F	TO-264	500	55	238	100	2500				
♦	512—FQT1N60CTF_WS	SOT-223	600	11500	4.8	0.2	2.1				
	512—FQN1N60CTA	TO-92-3	600	11500	4.8	0.3	1				
♦	512—FQD1N60CTM	TO-252	600	11500	4.8	1.0	28				

HIGH POWER MOSFETS (CONT.)

♦ **Surface Mount Device**

✻Kinked Lead

For quantities greater than listed, call for quote.

MOUSER STOCK NO.		Package	V_{DS} (V)	R_{DS} (ON) Max @ V_{GS}= 10V (mΩ)	Qg (nC)	I_D (A)	P_D (W)	Price Each			
Mfr.	Mfr. Part No.							1	25	100	250
Single N-Channel (Cont.)											
♦	512—FQD2N60CTM	TO-252	600	4700	8.5	1.9	2.5				
	512—FQPF2N60C	TO-220F	600	4700	8.5	2.0	23				
	512—FQP2N60C	TO-220AB	600	4700	8.5	2.0	54				
♦	512—FQD5N60CTM	TO-252	600	2500	15	2.8	49				
	512—FCP4N60	TO-220AB	600	1200	12.8	3.9	50				
♦	512—FCD7N60TM	DPAK	600	530	23	4.4	83				
	512—FCPF7N60	TO-220F	600	530	25	4.4	31				
	512—FDP5N60NZ	TO-220AB	600	2000	10	4.5	100				
	512—FQP5N60C	TO-220AB	600	2500	15	4.5	100				
	512—FQPF5N60C	TO-220F	600	2500	15	4.5	33				
	512—FDPF5N60NZ	TO-220F	600	2000	10	4.5	33				
	512—FCP7N60	TO-220AB	600	600	25	7.0	83				
♦	512—FQB8N60CTM	TO-252	600	1200	28	7.5	147				
♦	512—FCD9N60NTM	TO-252	600	330	17.8	9.0	62.6				
	512—FCP9N60N	TO-220AB	600	330	22	9.0	83.3				
	512—FCPF9N60NT	TO-220F	600	330	29	9.0	30				
	512—FDPF10N60ZUT	TO-220F	600	650	31	9.0	42				
	512—FCP11N60N	TO-220AB	600	255	27.4	10.8	94				
	512—FCPF11N60NT	TO-220F	600	255	27.4	10.8	32.1				
♦	512—FCB11N60TM	TO-252	600	380	40	11	125				
	512—FCH25N60N	TO-247	600	125	57	16	216				
	512—FCP16N60N	TO-220AB	600	199	40.2	16	134.4				
	512—FCPF16N60NT	TO-220F	600	199	40.2	16	35.7				
	512—FDPF17N60NT	TO-220F	600	340	48	17	62.5				
	512—FQA19N60	TO-3P	600	380	70	18.5	300				
	512—FCP190N60	TO-220	600	199	57	20.2	208				
	512—FCH22N60N	TO-247	600	165	45	22	205				
	512—FCP22N60N	TO-220AB	600	165	45	22	205				
	512—FCPF22N60NT	TO-220F	600	165	45	22	39				
	512—FCH47N60NF	TO-247	600	57.5	121	28.9	368				
	512—FCA36N60NF	TO-3PN	600	80	86	34.9	312				
	512—FCA35N60	TO-3PN	600	98	139	35	3125				
	512—FCH76N60NF	TO-247	600	28.7	230	46	543				
	512—FCA47N60	TO-3PN	600	70	210	47	417				
	512—FCA47N60F	TO-3PN	600	73	210	47	417				
	512—FQPF7N65C	TO-220F	650	1400	28	7.0	52				
	512—FCPF380N60	TO-220F	650	380	30	10.2	31				
	512—FCP380N60	TO-220	650	380	30	10.2	106				
	512—FCPF190N60	TO-220F	650	199	57	20.2	39				
	512—FDPF15N65	TO-220F	650	440	63	7	38.5				
♦	512—FQT1N80TF_WS	SOT-223	800	20000	5.5	0.2	2.1				
♦	512—FQD1N80TM	TO-252	800	20000	5.5	1.0	2.5				
	512—FQPF3N80C	TO-220F	800	4800	13	3.0	39				
	512—FQP3N80C	TO-220AB	800	4800	13	3.0	107				
	512—FQPF6N80T	TO-220F	800	1950	31	3.3	51				
	512—FQP4N80	TO-220AB	800	3600	19	3.9	130				
♦	512—FQB4N80TM	TO-263	800	3600	19	3.9	130				
	512—FQPF6N80C	TO-220F	800	2500	21	5.5	51				
♦	512—FQB6N80TM	TO-263AB	800	1950	31	5.8	158				
	512—FQP7N80C	TO-220AB	800	1900	27	6.6	167				
	512—FQA7N80C_F109	TO-3PN	800	1900	27	7.0	198				
	512—FQP8N80C	TO-220AB	800	1550	35	8.0	178				
	512—FQPF8N80C	TO-220F	800	1550	35	8.0	59				
	512—FQA10N80C_F109	TO-3PN	800	1100	45	10	240				
	512—FQP2N90	TO-220AB	900	7200	12	2.2	85				
	512—FQPF4N90C	TO-220F	900	4200	17	4.0	47				
	512—FQP4N90C	TO-220AB	900	4200	17	4.0	140				
♦	512—FQB5N90TM	TO-263AB	900	2300	31	5.4	158				
	512—FQPF6N90C	TO-220F	900	2300	30	6.0	56				
	512—FQP6N90C	TO-220AB	900	2300	30	6.0	167				
	512—FQAF11N90C	TO-3PF	900	1100	60	7.0	120				
	512—FQPF9N90CT	TO-220F	900	1400	45	8.0	68				
♦	512—FQD2N100TM	TO-252	1000	9000	12	1.7	2.5				
	512—FQA8N100C	TO-3P	1000	1450	53	8.0	225				
	512—FQH8N100C	TO-247	1000	1450	53	8.0	225				
Single P-Channel											
	512—FQPF9P25	TO-220F	-250	620	29	-6.0	50				
	512—FQP4P40	TO-220AB	-400	3100	18	-3.5	85				
	512—FQP9P25	TO-220AB	-400	620	29	-9.4	120				
	512—FQA9P25	TO-3P	-400	620	29	-10.5	150				
♦	512—FQB1P50TM	TO-263AB	-500	10500	11	-1.5	3.13				
♦	512—FQD3P50TM	TO-252	-500	4900	18	-2.1	2.5				
	512—FQP3P50	TO-220AB	-500	4900	18	-2.7	85				
Dual N-Channel											
♦	512—FQS4901TF	SOIC-8	400	4200	5.8	0.45	2				

© Copyright 2014 Mouser Electronics

© Copyright 2014 Mouser Electronics

INFINEON Power MOSFETs

N-CHANNEL MOSFETS - OPTIMOS®

RoHS Compliant **This product is RoHS compliant.**

Infineon's new OptiMOS®2 and OptiMOS®3 are a combination of the lowest available on-state resistance in comparable packages and lowest gate drive requirements.
OptiMOS®3 30V MOSFETs feature excellent switching performance, they help to increase power density in the application and consequently they save energy.

For quantities greater than listed, call for quote.

MOUSER STOCK NO.	Infineon Part No.	Package Type	VDS (Max.)(V)	RDS (ON) @ 10V (Max.)(mΩ)	ID (Max)(A)	IDpulse (Max.)(A)	Ptot (Max.)(W)	VGS(th) (Min.)(V)	VGS(th) (Max.)(V)	Qg (Typ.)	RthJC (Max.) (K/W)	Price Each 1	10	100	500
726-BSB017N03LX3G	BSB017N03LX3 G	MG-WDSON-2	30	1.7	147	400	57	1	2.2	77	1				
726-BSZ130N03LSG	BSZ130N03LS G	TSDSON-8	30	13	35	140	25	1.0	2.2	5.0	5.0				
726-BSZ130N03MSG	BSZ130N03MS G	TSDSON-8	30	13	35	140	25	1.0	2.0	6.1	5.0				
726-BSC120N03LSG	BSC120N03LS G	TDSON-8	30	12	39	156	28	1.0	2.2	5.0	4.5				
726-BSC120N03MSG	BSC120N03MS G	TDSON-8	30	12	39	156	28	1.0	2.0	15	4.5				
726-BSZ050N03MSG	BSZ050N03MS G	TSDSON-8	30	5.0	40	160	48	1.0	2.0	34	2.5				
726-BSZ058N03LSG	BSZ058N03LS G	TSDSON-8	30	5.8	40	160	45	1.0	2.2	22	2.8				
726-BSZ058N03MSG	BSZ058N03MS G	TSDSON-8	30	5.8	40	160	45	1.0	2.0	14	2.8				
726-BSZ100N03MSG	BSZ100N03MS G	TSDSON-8	30	10	40	160	30	1.0	2.0	8.3	4.1				
726-BSC100N03MSG	BSC100N03MS G	TDSON-8	30	10	44	176	30	1.0	2.0	17	4.1				
726-BSC090N03LSG	BSC090N03LS G	TDSON-8	30	9.0	47	188	31	1.0	2.2	7.0	4.0				
726-BSC090N03MSG	BSC090N03MS G	TDSON-8	30	9.0	48	192	32	1.0	2.0	18	3.9				
726-IPD050N03LG	IPD050N03L G	TO-252-3	30	5.0	50	350	68	1.0	2.2	15	2.2				
726-IPD060N03LG	IPD060N03L G	TO-252-3	30	6.0	50	350	56	1.0	2.2	11.3	2.7				
726-BSC080N03LSG	BSC080N03LS G	TDSON-8	30	8.0	52	208	34	1.0	2.2	7.0	3.7				
726-BSC080N03MSG	BSC080N03MS G	TDSON-8	30	8.0	53	212	35	1.0	2.0	9.9	3.6				
726-BSC057N03LSG	BSC057N03LS G	TDSON-8	30	5.7	71	284	45	1.0	2.2	11	2.8				
726-BSC057N03MSG	BSC057N03MS G	TDSON-8	30	5.7	71	284	45	1.0	2.0	14	2.8				
726-BSC050N03LSG	BSC050N03LS G	TDSON-8	30	5.0	79	316	48	1.0	2.2	13	2.6				
726-IPB034N03LG	IPB034N03L G	TO-263-3	30	3.4	80	400	94	1.0	2.2	25	1.6				
726-IPP042N03LG	IPP042N03L G	TO-220-3	30	4.2	80	320	79	1.0	2.2	18	1.9				
726-BSC050N03MSG	BSC050N03MS G	TDSON-8	30	5.0	80	320	50	1.0	2.0	17	2.5				
726-IPD031N03LG	IPD031N03L G	TO-252-3	30	3.1	90	400	94	1.0	2.2	25	1.6				
726-IPD040N03LG	IPD040N03L G	TO-252-3	30	4.0	90	400	79	1.0	2.2	18.2	1.9				
726-BSC042N03MSG	BSC042N03MS G	TDSON-8	30	4.2	93	372	57	1.0	2.0	20	2.2				
726-BSC014N03MSG	BSC014N03MSGXT	TDSON-8	30	1.4	100	400	139	1.0	2.0	130	0.9				
726-BSC0902NSI	BSC0902NSI	TDSON-8	30	2.2	100	400	2.5	1	2.2	13	2.6				
726-BSC020N03LSG	BSC020N03LSG	TDSON-8	30	2.0	100	400	93	1.0	2.2	34	1.3				
726-BSC0908NS	BSC0908NS	TDSON	34	6.7	49	196	2.5	1	2.2	6.8	4.2				
726-IPG20N04S4L-07	IPG20N04S4L-07	TDSON-8	40	7.2	20	80	65	1.2	2.2	39	2.3				
726-IPG20N04S4-08	IPG20N04S4-08	TDSON-8	40	7.6	20	80	65	2	4	28	2.3				
726-IPG20N04S4L-08	IPG20N04S4L-08	TDSON-8	40	8.2	20	80	54	1.2	2.2	20	2.8				
726-IPG20N04S4-09	IPG20N04S4-09	TDSON-8	40	8.6	20	80	54	2	4	21.7	2.8				
726-IPG20N04S4L-11	IPG20N04S4L-11	TDSON-8	40	11.6	20	80	41	1.2	2.2	20	3.7				
726-IPG20N04S4-12	IPG20N04S4-12	TDSON-8	40	12.2	20	80	41	2	4	14	3.7				
726-IPD105N04LG	IPD105N04L G	TO-252-3	40	10.5	40	280	42	1.2	2.0	18	3.6				
726-BSC093N04LSG	BSC093N04LSGXT	TDSON-8	40	9.3	49	196	35	1.2	2.0	18	3.6				
726-IPD088N04LG	IPD088N04L G	TO-252-3	40	8.8	50	350	47	1.2	2.0	20.7	3.2				
726-IPB80N04S304	IPB80N04S3-04	TO-263-3	40	3.8	80	320	136	2.1	4.0	60	1.1				
726-BSC050N04LSG	BSC050N04LS G	TDSON-8	40	5.0	85	340	57	1.2	2.0	36	2.2				
726-IPP120N04S3-02	IPP120N04S302XK	TO-220-3	40	2.0	120	480	300	2.1	4.0	160	0.5				
726-IPG20N06S2L-35	IPG20N06S2L-35	TDSON-8	55	35	20	80	65	1.2	2	18	2.3				
726-IPG20N06S2L-50	IPG20N06S2L-50	TDSON-8	55	50	20	80	51	1.2	2	13	2.9				
726-IPG20N06S2L-65	IPG20N06S2L-65	TDSON-8	55	65	20	80	43	1.2	2	9.4	3.5				
726-IPD640N06LG	IPD640N06L G	TO-252-3	60	64	18	72	0.0047	1.2	2.0	10	3.2				
726-BSB028N06NN3G	BSB028N06NN3 G	MG-WDSON-2	60	2.8	90	360	78	2	4	108	1.6				
726-BSZ076N06NS3G	BSZ076N06NS3GXT	TDSON-8	60	7.6	20	80	69	2.0	4.0	37	1.8				
726-IPG20N06S4L-11	IPG20N06S4L-11	TDSON-8	60	11.2	20	80	65	1.2	2.2	41	2.3				
726-IPG20N06S4L-14	IPG20N06S4L-14	TDSON-8	60	13.7	20	80	50	1.2	2.2	30	3				
726-IPG20N06S4-15	IPG20N06S4-15	TDSON-8	60	15.5	20	80	50	2	4	22	3				
726-IPG20N06S4L-26	IPG20N06S4L-26	TDSON-8	60	26	20	80	33	1.2	2.2	15	4.5				
726-IPP260N06N3G	IPP260N06N3GXK	TO-220-3	60	26	27	108	36	2.0	4.0	11	4.2				
726-IPP093N06N3G	IPP093N06N3GXK	TO-220-3	60	9.0	50	200	71	2.0	4.0	36	1.6				
726-IPP120N06NG	IPP120N06N G	TO-220-3	60	12	75	300	158	1.2	2.0	46	1.0				
726-IPP057N06N3G	IPP057N06N3GXK	TO-220-3	60	5.4	80	320	115	2.0	4.0	61	1.3				
726-IPP037N06L3G	IPP037N06L3GXK	TO-220-3	60	3.4	90	360	167	1.2	2.2	59	0.9				
726-IPD035N06L3G	IPD035N06L3GXT	TO-252-3	60	3.5	90	360	167	1.2	2.2	59	0.9				
726-IPB034N06N3G	IPB034N06N3GXT	TO-263-7	60	3.4	100	400	167	2.0	4.0	98	0.9				
726-IPB048N06LG	IPB048N06L G	TO-263-3	60	4.4	100	400	--	1.2	2.0	169	0.5				
726-IPB050N06NG	IPB050N06N G	TO-263-3	60	4.7	100	400	--	2.1	4.0	126	0.5				
726-IPB021N06N3G	IPB021N06N3GXT	TO-263-3	60	2.1	120	480	250	2.0	4.0	206	0.6				
726-IPB017N06N3G	IPB017N06N3GXT	TO-263-7	60	1.7	180	720	250	2.0	4.0	206	0.6				
726-IPP052NE7N3GXK	IPP052NE7N3GXK	TO-220-3	75	5.2	80	320	150	2.3	3.8	51	1.0				
726-IPB80N08S2L07	IPB80N08S2L07XT	TO-263-3	75	6.8	80	320	300	1.2	2.0	183	0.5				
726-IPB031NE7N3GXT	IPB031NE7N3GXT	TO-263-3	75	3.1	100	400	214	2.3	3.8	88	0.7				
726-IPP034NE7N3GXK	IPP034NE7N3GXK	TO-220-3	75	3.4	100	400	214	2.3	3.8	88	0.7				
726-BSC042NE7NS3GXT	BSC042NE7NS3GXT	TDSON-8	75	4.2	100	400	125	2.3	3.8	52	1.0				
726-IPB020NE7N3GXT	IPB020NE7N3GXT	TO-263-3	75	2.0	120	480	300	2.3	3.8	155	0.5				
726-BSZ340N08NS3G	BSZ340N08NS3GXT	TDSON-8	80	34	23	92	32	2.0	3.5	6.8	3.9				
726-BSC057N08NS3G	BSC057N08NS3GXT	TDSON-8	80	5.7	100	400	114	2.0	3.5	42	1.1				
726-IPB34CN10NG	IPB34CN10N G	TO-263-3	100	33	27	108	58	2.0	4.0	18	2.6				
726-IPI26CN10NG	IPI26CN10N G	TO-262-3	100	26	35	140	71	2.0	4.0	23	2.1				
726-IPB26CN10NG	IPB26CN10N G	TO-263-3	100	26	35	140	71	2.0	4.0	23	2.1				
726-IPP16CN10NG	IPP16CN10N G	TO-220-3	100	16.5	53	212	100	2.0	4.0	36	1.5				
726-IPP16CN10LG	IPP16CN10L G	TO-220-3	100	15.7	54	216	100	1.2	2.4	44	1.5				
726-IPB123N10N3G	IPB123N10N3GXT	TO-263-3	100	12.3	58	232	94	2.0	3.5	26	1.6				
726-BSC100N10NSFG	BSC100N10NSFGXT	TDSON-8	100	10	90	360	156	2.0	4.0	33	0.8				

© Copyright 2014 Mouser Electronics
© Copyright 2014 Mouser Electronics

INFINEON Power MOSFETs

RoHS Compliant **This product is RoHS compliant.**

N-CHANNEL MOSFETS - OPTIMOS® (CONT.)

Infineon's new OptiMOS®2 and OptiMOS®3 are a combination of the lowest available on-state resistance in comparable packages and lowest gate drive requirements.
OptiMOS®3 30V MOSFETs feature excellent switching performance, they help to increase power density in the application and consequently they save energy.

For quantities greater than listed, call for quote.

MOUSER STOCK NO.	Infineon Part No.	Package Type	VDS (Max.)(V)	RDS (ON) @ 10V (Max.)(mΩ)	ID (Max)(A)	IDpulse (Max.)(A)	Ptot (Max.)(W)	VGS(th) (Min.)(V)	VGS(th) (Max.)(V)	Qg (Typ.)	RthJC(Max.) (K/W)	Price Each 1	10	100	500
726-IPB039N10N3G	IPB039N10N3GXT	TO-263-7	100	3.9	160	640	214	2.0	3.5	88	0.7				
726-IPB025N10N3G	IPB025N10N3GXT	TO-263-7	100	2.5	180	720	300	2.0	3.5	155	0.5				
726-BSC190N12NS3GXT	BSC190N12NS3GXT	TDSON-8	120	19	44	176	69	2.0	4.0	26	1.8				
726-IPD110N12N3G	IPD110N12N3GXT	TO-252-3	120	11	75	300	136	2.0	4.0	49	1.1				
726-BSC077N12NS3GXT	BSC077N12NS3GXT	TDSON-8	120	7.7	98	392	139	2.0	4.0	66	0.9				
726-IPP048N12N3GXK	IPP048N12N3GXK	TO-220-3	120	4.8	100	400	300	2.0	4.0	137	0.5				
726-IPP076N12N3GXK	IPP076N12N3GXK	TO-220-3	120	7.6	100	400	188	2.0	4.0	76	0.8				
726-IPB038N12N3GXT	IPB038N12N3GXT	TO-263-3	120	3.8	120	480	300	2.0	4.0	158	0.5				
726-IPP041N12N3GXK	IPP041N12N3GXK	TO-220-3	120	3.8	120	480	300	2.0	4.0	158	0.5				
726-IPB036N12N3GXT	IPB036N12N3GXT	TO-263-7	120	3.6	180	720	300	2.0	4.0	158	0.5				
726-IPP200N15N3G	IPP200N15N3GXK	TO-220-3	150	20	50	200	150	2.0	4.0	23	1.0				
726-BSZ520N15NS3G	BSZ520N15NS3GXT	TDSON-8	150	52	21	84	57	2.0	4.0	8.7	2.2				
726-BSC520N15NS3GXT	BSC520N15NS3GXT	TDSON-8	150	52	21	84	57	2.0	4.0	8.7	2.2				
726-BSC190N15NS3G	BSC190N15NS3GXT	TDSON-8	150	19	50	200	125	2.0	4.0	23	1.0				
726-IPB200N15N3G	IPB200N15N3GXT	TO-262-3	150	20	50	200	150	2.0	4.0	23	1.0				
726-IPB320N20N3GXT	IPB320N20N3GXT	TO-263-3	200	32	34	136	136	2.0	4.0	22	1.1				
726-IPD320N20N3G	IPD320N20N3GXT	TO-252-3	200	32	34	136	136	2.0	4.0	22	1.1				
726-IPP320N20N3GXK	IPP320N20N3GXK	TO-220-3	200	32	34	136	136	2.0	4.0	22	1.1				
726-BSC320N20NS3G	BSC320N20NS3GXT	TDSON-8	200	32	36	144	125	2.0	4.0	22	1.0				
726-IPB107N20N3GXT	IPB107N20N3GXT	TO-263-3	200	10.7	88	352	300	2.0	4.0	65	0.5				
726-BSC16DN25NS3G	BSC16DN25NS3G	TDSON-8	250	146	10.9	44	62.5	2	4	8.6	2				
726-BSZ16DN25NS3G	BSZ16DN25NS3G	TDSON-8	250	146	10.9	44	62.5	2	4	8.6	2				
726-BSC600N25NS3GXT	BSC600N25NS3GXT	TDSON-8	250	60	25	100	125	2.0	4.0	22	1.0				
726-IPB600N25N3GXT	IPB600N25N3GXT	TO-263-3	250	60	25	100	136	2.0	4.0	22	1.1				
726-IPP600N25N3GXK	IPP600N25N3GXK	TO-220-3	250	60	25	100	136	2.0	4.0	22	1.1				
726-IPD600N25N3G	IPD600N25N3GXT	TO-252-3	250	60	25	100	136	2.0	4.0	22	1.1				
726-IPB200N25N3GXT	IPB200N25N3GXT	TO-263-3	250	20	64	256	300	2.0	4.0	64	0.5				
726-IPP200N25N3GXK	IPP200N25N3GXK	TO-220-3	250	20	64	256	300	2.0	4.0	64	0.5				

P-CHANNEL MOSFETS - OPTIMOS®

Infineon's new OptiMOS®2 and OptiMOS®3 are a combination of the lowest available on-state resistance in comparable packages and lowest gate drive requirements.
OptiMOS®3 30V MOSFETs feature excellent switching performance, they help to increase power density in the application and consequently they save energy.

For quantities greater than listed, call for quote.

MOUSER STOCK NO.	Infineon Part No.	Package Type	VDS (Max.)(V)	RDS (ON) @ 10V (Max.)(mΩ)	ID (Max)(A)	IDpulse (Max.)(A)	Ptot (Max.)(W)	VGS(th) (Min.)(V)	VGS(th) (Max.)(V)	Qg (Typ.)	RthJC(Max.) (K/W)	Price Each 1	10	100	500
726-BSC080P03LSG	BSC080P03LS G	TDSON-8	-30	8.0	-30	-120	89	-2.2	-1.0	92	50				
726-SPD50P03LG	SPD50P03L G	TO-252-5	-30	7.0	-50	-200	150	-1.0	-2.0	95	1.0				
726-BSL307SPL6327	BSL307SP L6327	TSOP6-6	-30	43	-5.5	-22	2	-1.0	-2.0	23.4	230				
726-SPB80P06PG	SPB80P06P G	TO-263-3	-60	23	-80	-320	375	-2.1	-4.0	115	0.4				
726-SPB08P06PG	SPB08P06P G	TO-263-3	-60	230	-80	-320	42	-2.1	-4.0	10	3.6				
726-SPB18P06PG	SPB18P06P G	TO-263-3	-60	130	-18.6	-74.8	80	-2.1	-4.0	22	1.85				
726-SPD18P06P	SPD18P06P	TO-252-3	-60	130	-18.6	-74.4	80	-2.1	-4.0	22	1.85				
726-BSR315PL6327	BSR315P L6327	SC-59-3	-60	800	-0.62	-2.48	0.5	-2.0	-1.0	4.0	250				
726-SPD15P10PLG	SPD15P10PL G	TO-252-3	-100	200	-15	-60	128	-1.0	-2.0	47	1.17				
726-SPD15P10PG	SPD15P10P G	TO-252-3	-100	240	-15	-60	128	-2.1	-4.0	37	1.17				
726-SPD04P10PLG	SPD04P10PL G	TO-252-3	-100	850	-4.2	-16.8	38	-1.0	-2.0	12	3.9				
726-SPD04P10PG	SPD04P10P G	TO-252-3	-100	1.0	-4.0	-16	38	-2.1	-4.0	9.0	3.9				
726-BSP322PL6327	BSP322P L6327	SOT-223-4	-100	800	-1.0	-4.0	1.8	-2.0	-1.0	12.4	115				
726-BSP321PL6327	BSP321P L6327	SOT-223-4	-100	0.9	-0.98	-3.9	1.8	-2.1	-4.0	9.0	115				
726-BSR316PL6327	BSR316P L6327	SC59-3	-100	1.8	-0.36	-1.44	0.5	-2.0	-1.0	5.3	250				
726-BSR92PL6327	BSR92P L6327	SC-59-3	-250	11	-0.14	-0.56	0.5	-2.0	-1.0	3.6	250				

SMALL SIGNAL MOSFETS

Our small signal portfolio is specially suited for low power applications, e.g. for fast switching applications, or applications where low leakage current is required. We offer devices with breakdown voltages from 55V to 800V, in a broad variety of packages (green packages also available). Reliability and ruggedness define the performance of Infineon Small Signal MOSFETs.

Enhancement Mode

For quantities greater than listed, call for quote.

MOUSER STOCK NO.	Infineon Part No.	Package Type	VDS (Max.)(V)	RDS (ON) @ 10V (Max.)(mΩ)	ID (Max)(A)	IDpulse (Max.)(A)	Ptot (Max.)(W)	VGS(th) (Min.)(V)	VGS(th) (Max.)(V)	Qg (Typ.)	RthJA(Max.) (K/W)	Price Each 1	10	100	500
N-Channel															
726-BSP295L6327	BSP295L6327	SOT-223-4	60	300	1.8	7.2	1.8	0.8	2.0	14	115				
726-BSP318SL6327	BSP318SL6327	SOT-223-4	60	90	2.6	10.4	1.8	1.2	2.0	14	100				
726-BSS119L6327	BSS119 L6327	SOT-23-3	100	6.0	0.17	0.7	0.36	1.3	2.3	1.7	--				
726-BSS123L6327	BSS123 L6327	SOT-23-3	100	6.0	0.17	0.7	0.36	0.8	1.8	1.8	115				
726-BSP123L6327	BSP123L6327	SOT-223-4	100	6.0	0.37	1.5	--	0.8	1.8	1.6	115				

© Copyright 2014 Mouser Electronics
© Copyright 2014 Mouser Electronics

INFINEON Power MOSFETs

RoHS Compliant **This product is RoHS compliant.**

SMALL SIGNAL MOSFETS

Enhancement Mode (Cont.)

For quantities greater than listed, call for quote.

MOUSER STOCK NO.	Infineon Part No.	Package Type	VDS (Max.)(V)	RDS (ON) @ 10V (Max.)(mΩ)	ID (Max.)(A)	IDpulse (Max.)(A)	Ptot (Max.)(W)	VGS(th) Min. (V)	VGS(th) Max. (V)	Qg (Typ.)(nC)	RthJA(Max.) (K/W)	Price Each 1	10	100	500
N-Channel															
726-BSP296L6327	BSP296L6327XT	SOT-223-4	100	0.7	1.1	4.4	1.79	0.8	1.8	13.8	115				
726-BSP372L6327	BSP372L6327XT	SOT-223-4	100	310	1.7	6.8	1.8	0.8	2.0	--	70				
726-BSP297L6327	BSP297L6327XT	SOT-223-4	200	1.8	0.66	2.64	1.8	0.8	1.8	12.9	115				
726-BSP89L6327	BSP89L6327	SOT-223-4	240	6.0	0.35	1.4	1.8	0.8	1.8	4.3	115				
726-BSP299L6327	BSP299L6327XT	SOT-223-4	500	4000	0.4	1.6	1.8	2.1	4.0	--	70				
P-Channel															
726-BSP315PL6327	BSP315PL6327XT	SOT-223-4	-60	0.8	-1.17	-4.68	1.8	-1.0	-2.0	5.2	115				
726-BSP170PL6327	BSP170PL6327XT	SOT-223-4	-60	0.3	-1.9	-7.6	1.8	-2.1	-4.0	-10	110				
726-BSP171PL6327	BSP171PL6327XT	SOT-223-4	-60	0.3	-1.9	-7.6	1.8	-1.0	-2.0	-13	110				
726-BSP613PL6327	BSP613PL6327XT	SOT-223-4	-60	0.13	-2.9	-11.6	1.8	-2.1	-4.0	22	100				

Depletion Mode

For quantities greater than listed, call for quote.

MOUSER STOCK NO.	Infineon Part No.	Package Type	VDS (Max.)(V)	RDS (ON) @ 10V (Max.)(mΩ)	ID (Max.)(A)	IDpulse (Max.)(A)	Ptot (Max.)(W)	VGS(th) Min. (V)	VGS(th) Max. (V)	Qg (Typ.)(nC)	RthJA(Max.) (K/W)	Price Each 1	10	100	500
N-Channel															
726-BSP149L6327	BSP149L6327	SOT-223-4	200	1.8	0.66	2.6	1.8	-2.1	-1.0	11	115				
726-BSP149L6906	BSP149L6906XT	SOT-223-4	200	1.8	0.66	2.6	1.8	-2.1	-1.0	11	115				
726-BSP135L6327	BSP135L6327XT	SOT-223-4	600	60	0.12	0.48	1.8	-2.1	-1.0	3.7	115				

IGBT TRANSISTORS

For quantities greater than listed, call for quote.

MOUSER STOCK NO.	Infineon Part No.	Package Type	VCEO (Max.)	VGE (V)	IC (Max.)(A)	ICpulse (Max.)(A)	Ptot (Max.)(W)	VGE(th) Min. (V)	VGE(th) Max. (V)	Qg (Typ.)(nC)	RthJC(Max.) (°C/W)	Price Each 1	10	100	500
726-IGW40N60H3	IGW40N60H3	TO247	600	20	40	160	306	4.1	5.7	223	0.49				
726-IKW30N60H3	IKW30N60H3	TO247	600	20	30	120	187	4.1	5.7	165	0.8				
726-IKW20N60H3	IKW20N60H3	TO247	600	20	20	80	170	4.1	5.7	120	0.88				

Accessories

MOUSER STOCK NO.	Infineon Part No.	Description	Price Each
641-IGBT-MODULE-BOOK	978-3-00-032076-7	Infineon Technologies Industrial Power IGBT Module Book - detailed information about power electronics in relation to IGBT's	

N-CHANNEL MOSFETS - COOLMOS®

The revolutionary CoolMOS ® power MOSFET family enables a significant reduction of conducting and switching losses in Switched Mode Power Supplies (SMPS).

For quantities greater than listed, call for quote.

MOUSER STOCK NO.	Infineon Part No.	Package Type	VDS (Max.)(V)	RDS (ON) @ 10V (Max.)(Ω)	ID (Max)(A)	IDpulse (Max.)(A)	Ptot (Max.)(W)	VGS(th) (Min.)(V)	VGS(th) (Max.)(V)	Qg (Typ.)	RthJC(Max.) (°C/W)	Price Each 1	10	100	500
726-SPD02N50C3	SPD02N50C3	TO-252-3	500	3.0	1.8	40	25	2.1	3.9	9.0	5.0				
726-SPD03N50C3	SPD03N50C3	TO-252-3	500	1.4	3.2	41	38	2.1	3.9	15	3.3				
726-IPA50R950CE	IPA50R950CE	TO-220FP	500	0.95	4.3	12.8	26	2.5	3.5	10.5	4.86				
726-IPD50R950CE	IPD50R950CE	TO-252	500	0.95	4.3	12.8	34	2.5	3.5	10.5	3.7				
726-SPA04N50C3	SPA04N50C3	TO-220-3	500	0.95	4.5	21	31	2.1	3.9	22	4.0				
726-SPP04N50C3	SPP04N50C3	TO-220-3	500	0.95	4.5	26	50	2.1	3.9	22	2.5				
726-IPA50R520CP	IPA50R520CP	TO-220-3	500	0.52	7.0	15	30	2.5	3.5	13	4.2				
726-IPP50R520CP	IPP50R520CP	TO-220-3	500	0.52	7.1	15	66	2.5	3.5	13	1.9				
726-IPS50R520CP	IPS50R520CP	TO-251-3	500	0.52	7.1	37	66	2.5	3.5	13	1.9				
726-IPD50R520CP	IPD50R520CP	TO-252-3	500	0.52	7.1	39	66	2.5	3.5	22	1.9				
726-SPA08N50C3	SPA08N50C3	TO-220-3	500	0.6	7.6	22	32	2.1	3.9	32	3.9				
726-IPA50R500CE	IPA50R500CE	TO-220FP	500	0.5	7.6	24	28	2.5	3.5	18.7	4.46				
726-IPP50R500CE	IPP50R500CE	TO-220	500	0.5	7.6	24	57	2.5	3.5	18.7	2.19				
726-IPD50R500CE	IPD50R500CE	TO-252	500	0.5	7.6	24	57	2.5	3.5	18.7	2.19				
726-SPD08N50C3	SPD08N50C3	TO-252-3	500	0.6	7.6	42	83	2.1	3.9	32	1.5				
726-IPD50R399CP	IPD50R399CP	TO-252-3	500	0.399	9.0	38	83	2.5	3.5	13	1.9				
726-IPP50R350CP	IPP50R350CP	TO-220-3	500	0.35	10	17	89	2.5	3.5	19	1.4				
726-SPW12N50C3	SPW12N50C3	TO-247-3	500	0.38	11.6	34	125	2.1	3.9	49	1.0				
726-SPB12N50C3	SPB12N50C3	TO-263-3	500	0.38	11.6	51	125	2.1	3.9	49	1.0				
726-IPA50R299CP	IPA50R299CP	TO-220-3	500	0.299	12	26	33	2.5	3.5	23	3.8				
726-IPB50R299CP	IPB50R299CP	TO-263-3	500	0.299	12	49	104	2.5	3.5	23	1.2				
726-IPA50R350CP	IPA50R350CP	TO-220-3	500	0.35	12	22	32	2.5	3.5	19	3.9				
726-IPA50R280CE	IPA50R280CE	TO-220FP	500	0.28	13	42.9	30	2.5	3.5	32.6	4.11				
726-IPP50R280CE	IPP50R280CE	TO-220	500	0.28	13	42.9	92	2.5	3.5	32.6	1.36				
726-IPD50R280CE	IPD50R280CE	TO-252	500	0.28	13	42.9	92	2.5	3.5	32.6	1.36				
726-IPW50R280CE	IPW50R280CE	TO-247	500	0.28	13	42.9	92	2.5	3.5	32.6	1.36				
726-IPB50R250CP	IPB50R250CP	TO-263-3	500	0.25	13	48	114	2.5	3.5	27	1.1				
726-SPA16N50C3	SPA16N50C3	TO-220-3	500	0.28	16	24	34	2.1	3.9	66	3.7				
726-SPW16N50C3	SPW16N50C3	TO-247-3	500	0.28	16	35	160	2.1	3.9	66	0.78				
726-SPI16N50C3	SPI16N50C3	TO-262-3	500	0.28	16	45	160	2.1	3.9	66	0.78				
726-SPB16N50C3	SPB16N50C3	TO-263-3	500	0.28	16	52	160	2.1	3.9	66	0.78				
726-IPA50R199CP	IPA50R199CP	TO-220-3	500	0.199	17	40	34	2.5	3.5	34	3.7				
726-IPW50R199CP	IPW50R199CP	TO-247-3	500	0.199	17	32	139	2.5	3.5	34	0.9				
726-IPB50R199CP	IPB50R199CP	TO-263-3	500	0.199	17	47	139	2.5	3.5	34	0.9				
726-SPA21N50C3	SPA21N50C3	TO-220-3	500	0.19	21	25	34.5	2.1	3.9	95	3.6				
726-SPP21N50C3	SPP21N50C3	TO-220-3	500	0.19	21	29	208	2.1	3.9	95	0.6				
726-SPB21N50C3	SPB21N50C3	TO-263-3	500	0.19	21	53	208	2.1	3.9	95	0.6				
726-IPA50R140CP	IPA50R140CP	TO-220-3	500	0.14	23	56	34	2.5	3.5	48	3.65				
726-IPW50R140CP	IPW50R140CP	TO-247-3	500	0.14	23	31	192	2.5	3.5	48	0.65				
726-IPB50R140CP	IPB50R140CP	TO-263-3	500	0.14	23	46	192	2.5	3.5	48	0.65				
726-SPW32N50C3	SPW32N50C3	TO-247-3	500	0.11	32	36	284	2.1	3.9	170	0.44				
726-SPW52N50C3	SPW52N50C3	TO-220-3	500	7.0	52	30	417	2.1	3.9	290	0.3				
726-SPU01N60C3	SPU01N60C3	TO-251-3	600	6.0	0.8	1.6	11	2.1	3.9	3.9	11				
726-SPD01N60C3	SPD01N60C3	TO-252-3	600	6.0	0.8	1.6	11	2.1	3.9	3.9	11				
726-SPP02N60C3	SPP02N60C3	TO-220-3	600	3.0	1.8	66	25	2.1	3.9	9.5	5.0				
726-SPU02N60S5	SPU02N60S5	TO-251-3	600	3.0	1.8	3.2	25	3.5	5.5	7.3	5.0				
726-SPD02N60S5	SPD02N60S5	TO-252-3	600	3.0	1.8	3.2	25	3.5	5.5	7.3	5.0				
726-SPU03N60C3	SPU03N60C3	TO-251-3	600	1.4	3.2	9.6	38	2.1	3.5	13	3.3				
726-SPA03N60C3	SPA03N60C3	TO-220-3	600	1.4	3.2	57	29.7	2.1	3.9	13	4.1				
726-SPP03N60S5	SPP03N60S5	TO-220-3	600	1.4	3.2	68	38	3.5	5.5	12.4	3.3				
726-SPU03N60S5	SPU03N60S5	TO-251-3	600	1.4	3.2	5.7	38	3.5	5.5	12.4	3.3				
726-SPD03N60S5	SPD03N60S5	TO-252-3	600	1.4	3.2	5.7	38	3.5	5.5	12.4	3.3				
726-SPB03N60C3	SPB03N60C3	TO-263-3	600	1.4	3.2	9.6	38	2.1	3.9	13	3.3				
726-SPA04N60C3	SPA04N60C3	TO-220-3	600	0.95	4.5	58	31	2.1	3.9	19	4.0				
726-SPP04N60C3	SPP04N60C3	TO-220-3	600	0.95	4.5	69	50	2.1	3.9	19	2.5				
726-SPD04N60C3	SPD04N60C3	TO-252-3	600	0.95	4.5	13.5	50	2.1	3.9	19	2.5				

© Copyright 2014 Mouser Electronics
© Copyright 2014 Mouser Electronics

INFINEON Power MOSFETs

RoHS Compliant **This product is RoHS compliant.**

N-CHANNEL MOSFETS - COOLMOS® (CONT.)

The revolutionary CoolMOS ® power MOSFET family enables a significant reduction of conducting and switching losses in Switched Mode Power Supplies (SMPS).

For quantities greater than listed, call for quote.

MOUSER STOCK NO.	Infineon Part No.	Package Type	VDS (Max.)(V)	RDS (ON) @ 10V (Max.)(Ω)	ID (Max)(A)	IDpulse (Max.)(A)	Ptot (Max.)(W)	VGS(th) (Min.)(V)	VGS(th) (Max.)(V)	Qg (Typ.)(nC)	RthJC(Max.) (°C/W)	Price Each 1	10	100	500
726-SPA06N60C3	SPA06N60C3	TO-220-3	600	0.75	6.2	59	32	2.1	3.9	24	3.92				
726-SPP06N60C3	SPP06N60C3	TO-220-3	600	0.75	6.2	71	74	2.1	3.9	24	1.7				
726-SPA07N60C3	SPA07N60C3	TO-220-3	600	0.6	7.3	60	32	2.1	3.9	21	1.5				
726-SPB07N60C3	SPB07N60C3	TO-263-3	600	0.6	7.3	21.9	83	2.1	3.9	21	1.5				
726-IPD60R385CP	IPD60R385CP	TO-252-3	600	0.385	9.0	27	83	2.5	3.5	17	1.5				
726-SPA11N60C3	SPA11N60C3	TO-220-3	600	0.38	11	62	33	2.1	3.9	45	1.0				
726-SPB11N60S5	SPB11N60S5	TO-263-3	600	0.38	11	22	125	3.5	5.5	41.5	1.0				
726-SPW11N60C3	SPW11N60C3	TO-247-3	600	0.38	11	33	125	2.1	3.9	45	1.0				
726-SPA15N60C3	SPA15N60C3	TO-220-3	600	0.28	15	63	34	2.1	3.9	63	0.8				
726-SPW15N60C3	SPW15N60C3	TO-247-3	600	0.28	15	45	156	2.1	3.9	63	0.8				
726-IPP60R199CP	IPP60R199CP	TO-220-3	600	0.199	16	51	139	2.5	3.5	32	0.9				
726-SPP20N60S5	SPP20N60S5	TO-220-3	600	0.19	20	79	208	3.5	5.5	79	0.6				
726-SPW20N60S5	SPW20N60S5	TO-247-3	600	0.19	20	40	208	3.5	5.5	79	0.6				
726-SPP20N60C3	SPP20N60C3	TO-220-3	600	0.19	20.7	77	156	2.1	3.9	87	0.6				
726-SPP20N60CFD	SPP20N60CFD	TO-220-3	600	0.22	20.7	78	208	3.0	5.0	95	0.6				
726-SPW20N60C3	SPW20N60C3	TO-247-3	600	0.19	20.7	62.1	208	2.1	3.9	87	0.6				
726-SPW20N60CFD	SPW20N60CFD	TO-247-3	600	0.22	20.7	52	208	3.0	5.0	95	0.6				
726-SPW24N60CFD	SPW24N60CFD	TO-247-3	600	0.185	21.7	55	240	3.0	5.0	110	0.52				
726-SPW35N60CFD	SPW35N60CFD	TO-247-3	600	0.118	34	85	313	3.0	5.0	163	0.4				
726-IPW60R075CP	IPW60R075CP	TO-247-3	600	0.075	39	130	313	2.5	3.5	27	1.2				
726-SPW47N60CFD	SPW47N60CFD	TO-247-3	600	83	46	118	417	3.0	5.0	248	0.3				
726-SPW47N60C3	SPW47N60C3	TO-247-3	600	7.0	47	141	415	2.1	3.9	252	0.3				
726-IPW60R045CP	IPW60R045CP	TO-247-3	600	0.045	60	230	431	2.1	3.9	150	0.3				
726-IPD60R3K3C6	IPD60R3K3C6	TO-252	650	2.97	1.70	4	18.1	2.5	3.5	4.6	6.9				
726-IPD60R2K0C6	IPD60R2K0C6	TO-252	650	1.8	2.40	6	22.3	2.5	3.5	6.7	5.6				
726-IPD60R1K4C6	IPD60R1K4C6	TO-252	650	1.26	3.20	8	28.4	2.5	3.5	9.4	4.4				
726-IPA60R950C6	IPA60R950C6	TO-220	650	0.86	4.40	12	26	2.5	3.5	13	3.41				
726-SPU04N60C3	SPU04N60C3	TO-251-3	650	0.85	4.5	13.5	50	2.1	3.9	19	2.5				
726-SPU07N60C3	SPU07N60C3	TO-251-3	650	0.85	4.5	13.5	50	2.1	3.9	19	2.5				
726-IPA60R750E6	IPA60R750E6	TO-220	650	0.68	5.70	15.7	27	2.5	3.5	17.2	2.6				
726-IPP60R750E6	IPP60R750E6	TO-220	650	0.68	5.70	15.7	48	2.5	3.5	17.2	2.6				
726-IPB60R600CP	IPB60R600CPXT	TO-263-3	650	0.6	6.1	15	60	2.5	3.5	21	2.1				
726-IPA60R600E6	IPA60R600E6	TO-220	650	0.54	7.30	19	28	2.5	3.5	20.5	2				
726-IPP60R600E6	IPP60R600E6	TO-220	650	0.54	7.30	19	63	2.5	3.5	20.5	2				
726-SPP07N65C3	SPP07N65C3	TO-220-3	650	0.6	7.3	21.9	83	2.1	3.9	21	1.5				
726-IPA60R520E6	IPA60R520E6	TO-220	650	0.47	8.10	22	29	2.5	3.5	23.4	1.9				
726-IPP60R520E6	IPP60R520E6	TO-220	650	0.47	8.10	22	66	2.5	3.5	23.4	1.9				
726-IPP60R450E6	IPP60R450E6	TO-220	650	0.41	9.20	26	74	2.5	3.5	28	1.7				
726-IPA60R380C6XK	IPA60R380C6XK	TO-220 FullPAK	650	0.38	10.6	30	31	2.5	3.5	32	4.0				
726-IPD60R380C6XT	IPD60R380C6XT	TO-252-3	650	0.38	10.6	30	83	2.5	3.5	32	1.5				
726-IPP60R380E6	IPP60R380E6	TO-220	650	0.34	10.60	30	83	2.5	3.5	32	1.5				
726-IPP60R250CP	IPP60R250CP	TO-220-3	650	0.25	12	40	104	2.5	5.5	26	1.2				
726-IPA60R280C6	IPA60R280C6XK	TO-220 FullPAK	650	0.28	13.8	40	32	2.5	3.5	43	3.9				
726-IPB60R280C6XT	IPB60R280C6XT	TO-263-3	650	0.28	13.8	40	104	2.5	3.5	43	1.2				
726-IPP60R280C6	IPP60R280C6XK	TO-220-3	650	0.28	13.8	40	104	2.5	3.5	43	1.2				
726-IPP60R280E6	IPP60R280E6	TO-220	650	0.25	13.80	40	104	2.5	3.5	43	1.2				
726-IPP65R190CFD	IPP65R190CFD	TO-220	650	0.19	17.5	57.2	151	3.5	4.5	68	0.83				
726-IPW65R190CFD	IPW65R190CFD	TO-247	650	0.19	17.5	57.2	151	3.5	4.5	68	0.83				
726-IPB65R190CFD	IPB65R190CFD	D2PAK	650	0.19	17.5	57.2	151	3.5	4.5	68	0.83				
726-IPA60R190C6XK	IPA60R190C6XK	TO-220 FullPAK	650	0.19	20.2	59	34	2.5	3.5	63	3.7				
726-SPA20N65C3	SPA20N65C3	TO-220-3	650	0.19	20.7	62.1	34.5	2.1	3.9	87	0.15				
726-IPA60R160C6	IPA60R160C6XK	TO-220 FullPAK	650	0.16	23.8	70	34	2.5	3.5	75	3.67				
726-IPA60R125C6XK	IPA60R125C6XK	TO-220 FullPAK	650	0.125	30	89	34	2.5	3.5	96	3.65				
726-IPB60R099CP	IPB60R099CPXT	TO-263-3	650	0.099	31	93	255	2.5	3.5	60	0.5				
726-IPP60R099CP	IPP60R099CPXK	TO-220-3	650	0.099	31	93	255	2.5	3.5	60	0.5				
726-IPA60R099C6	IPA60R099C6XK	TO-220 FullPAK	650	0.099	37.9	112	35	2.5	3.5	119	3.6				
726-SPW47N65C3	SPW47N65C3	TO-247-3	650	7.0	47	141	415	2.1	3.9	255	0.3				
726-IPW60R070C6	IPW60R070C6XK	TO-247-3	650	70	53	159	391	2.5	3.5	170	0.32				
726-IPW65R660CFD	IPW65R660CFD	TO-247	700	0.66	6	17	62.5	3.5	4.5	22	2				
726-IPD65R660CFD	IPD65R660CFD	TO-252	700	0.66	6	17	62.5	3.5	4.5	22	2				
726-IPI65R660CFD	IPI65R660CFD	I2PAK	700	0.66	6	17	62.5	3.5	4.5	22	2				
726-IPB65R660CFD	IPB65R660CFD	D2PAK	700	0.66	6	17	62.5	3.5	4.5	22	2				
726-IPA65R600E6	IPA65R600E6	TO-220	700	0.54	7.30	18	28	2.5	3.5	23	2				
726-IPD65R600E6	IPD65R600E6	TO-252	700	0.54	7.30	18	63	2.5	3.5	23	2				
726-IPP65R600E6	IPP65R600E6	TO-220	700	0.54	7.30	18	63	2.5	3.5	23	2				
726-IPW65R420CFD	IPW65R420CFD	TO-247	700	0.42	8.7	27	83.3	3.5	4.5	32	1.5				
726-IPD65R420CFD	IPD65R420CFD	TO-252	700	0.42	8.7	27	83.3	3.5	4.5	32	1.5				
726-IPI65R420CFD	IPI65R420CFD	I2PAK	700	0.42	8.7	27	83.3	3.5	4.5	32	1.5				
726-IPB65R420CFD	IPB65R420CFD	D2PAK	700	0.42	8.7	27	83.3	3.5	4.5	32	1.5				
726-IPA65R380E6	IPA65R380E6	TO-220	700	0.34	10.60	29	31	2.5	3.5	39	1.5				
726-IPP65R380E6	IPP65R380E6	TO-220	700	0.34	10.60	29	83	2.5	3.5	39	1.5				
726-IPW65R310CFD	IPW65R310CFD	TO-247	700	0.31	11.4	34.4	104.2	3.5	4.5	41	1.2				
726-IPB65R310CFD	IPB65R310CFD	D2PAK	700	0.31	11.4	34.4	104.2	3.5	4.5	41	1.2				
726-IPA65R280E6	IPA65R280E6	TO-220	700	0.25	13.80	39	32	2.5	3.5	45	1.2				
726-IPP65R280E6	IPP65R280E6	TO-220	700	0.25	13.80	39	104	2.5	3.5	45	1.2				
726-IPW65R080CFD	IPW65R080CFD	TO-247	700	0.08	43.3	137	391	3.5	4.5	170	0.32				
726-SPD02N80C3	SPD02N80C3	TO-252-3	800	2.7	2.0	6.0	42	2.1	3.9	9.0	3.0				
726-SPD04N80C3	SPD04N80C3	TO-252-3	800	1.3	4.0	12	63	2.1	3.9	20	2.0				
726-SPA06N80C3	SPA06N80C3XK	TO-220-3	800	0.9	6.0	18	39	2.1	3.9	31	3.9				
726-SPD06N80C3	SPD06N80C3XT	TO-252-3	800	0.9	6.0	18	83	2.1	3.9	31	1.5				
726-SPP06N80C3	SPP06N80C3	TO-220-3	800	0.9	6.0	18	83	2.1	3.9	27	1.5				
726-SPP08N80C3	SPP08N80C3	TO-220-3	800	0.65	8.0	24	104	2.1	3.9	40	1.2				
726-SPW11N80C3	SPW11N80C3	TO-247-3	800	0.45	11	33	156	2.1	3.9	58	0.8				

© Copyright 2014 Mouser Electronics
© Copyright 2014 Mouser Electronics

INTERNATIONAL RECTIFIER MOSFETs

RoHS Compliant This product is RoHS compliant.

International IOR Rectifier

DUAL N-CHANNEL MOSFETS

For quantities greater than listed, call for quote.

MOUSER STOCK NO.	International Rectifier Part No.	Package	Resistance Drain-Source (mΩ)	Gate Charge (nC)	Drain-Source Voltage (V)	Continuous Drain Current (A)	Power Dissipation (W)	Gate-Source Voltage Max. (V)	Price Each 1	25	100	250
942-IRF8852TRPBF	IRF8852TRPBF	TSSOP-8	15.4	9.5	25	7.8	1	20				
942-IRF7351TRPBF	IRF7351TRPBF	SOIC-8	17.8	24	60	8	2	20				
942-IRL6372TRPBF	IRL6372TRPBF	SOIC-8	17.9	11	30	8.1	2	12				
942-IRF8910TRPBF	IRF8910TRPBF	SOIC-8	18.3	7.4	20	10	2	20				
942-IRF9910TRPBF	IRF9910TRPBF	SOIC-8	18.3	18.3	20	10	2	20				
942-IRF7902TRPBF	IRF7902TRPBF	SOIC-8	18.7	4.6	30	9.7	2	20				
942-IRF7904TRPBF	IRF7904TRPBF	SOIC-8	20.5	7.5	30	7.6	2	20				
942-IRF7907TRPBF	IRF7907TRPBF	SOIC-8	20.5	6.7	30	9.1	2	20				
942-IRF7905TRPBF	IRF7905TRPBF	SOIC-8	21.3	6.9	30	8.9	2	20				
942-IRF8313TRPBF	IRF8313TRPBF	SOIC-8	21.6	6	30	9.7	2	20				
942-IRF8513TRPBF	IRF8513TRPBF	SOIC-8	22.2	5.7	30	8	1.5	20				
942-IRF8915TRPBF	IRF8915TRPBF	SOIC-8	27	4.9	20	8.9	2	20				
942-IRF7311TRPBF	IRF7311TRPBF	SOIC-8	29	18	20	6.6	2	12				
942-IRF7530TRPBF	IRF7530TRPBF	Micro-8	30	18	20	5.4	1.3	12				
942-IRF7331TRPBF	IRF7331TRPBF	SOIC-8	30	13	20	7	2	12				
942-IRF7757TRPBF	IRF7757TRPBF	TSSOP-8	35	23	20	4.8	1.2	12				
942-IRF7752TRPBF	IRF7752TRPBF	TSSOP-8	36	9	30	4.6	1	12				
942-IRLHS6276TR2PBF	IRLHS6276TR2PBF	PQFN 2x2	45	3.1	20	4.5	1.5	12				
942-IRF7313TRPBF	IRF7313TRPBF	SOIC-8	46	22	30	6.5	2	20				
942-IRF7301TRPBF	IRF7301TRPBF	SOIC-8	50	13.3	20	5.2	2	12				
942-IRF7341TRPBF	IRF7341TRPBF	SOIC-8	65	24	55	4.7	2	20				
942-IRF7380TRPBF	IRF7380TRPBF	SOIC-8	73	15	80	3.6	2	20				
942-IRF7303TRPBF	IRF7303TRPBF	SOIC-8	80	16.7	30	4.9	2	20				
942-IRLHS6376TR2PBF	IRLHS6376TR2PBF	PQFN 2x2	82	2.8	30	3.6	1.5	12				
942-IRF7501TRPBF	IRF7501TRPBF	Micro-8	135	5.3	20	2.4	1.2	12				
942-IRF7101TRPBF	IRF7101TRPBF	SOIC-8	150	10	20	3.5	2	12				
942-IRF7103TRPBF	IRF7103TRPBF	SOIC-8	200	12	50	3	2	20				
942-IRF9956TRPBF	IRF9956TRPBF	SOIC-8	200	6.9	30	3.5	2	20				
942-IRF7503TRPBF	IRF7503TRPBF	Micro-8	222	7.8	30	2.4	1.25	20				

DUAL P-CHANNEL MOSFETS

For quantities greater than listed, call for quote.

MOUSER STOCK NO.	International Rectifier Part No.	Package	Resistance Drain-Source (mΩ)	Gate Charge (nC)	Drain-Source Voltage (V)	Continuous Drain Current (A)	Power Dissipation (W)	Gate-Source Voltage Max. (V)	Price Each 1	25	100	250
942-IRF7329TRPBF	IRF7329TRPBF	SOIC-8	21	38	-12	-9.2	2	8				
942-IRF9358TRPBF	IRF9358TRPBF	SOIC-8	23.8	19	-30	-9.2	2	20				
942-IRF7324TRPBF	IRF7324TRPBF	SOIC-8	26	42	-20	-9	2	12				
942-IRF7328TRPBF	IRF7328TRPBF	SOIC-8	32	52	-30	-8	2	20				
942-IRF9362TRPBF	IRF9362TRPBF	SOIC-8	32	13	-30	-8	2	20				
942-IRF7750TRPBF	IRF7750TRPBF	TSSOP-8	55	26	-20	-4.7	1	12				
942-IRF7314TRPBF	IRF7314TRPBF	SOIC-8	98	19	-20	-5.3	2	12				
942-IRF7316TRPBF	IRF7316TRPBF	SOIC-8	98	23	-30	-4.9	2	20				
942-IRF7316GTRPBF	IRF7316GTRPBF	SOIC-8	98	23	-30	-4.9	2	20				
942-IRF5810TRPBF	IRF5810TRPBF	TSOP-6	135	6.4	-20	-2.9	0.96	12				
942-IRF7304TRPBF	IRF7304TRPBF	SOIC-8	140	14.7	-20	-4.3	2	12				
942-IRF7306TRPBF	IRF7306TRPBF	SOIC-8	160	16.7	-30	-3.6	2	20				
942-IRF7342TRPBF	IRF7342TRPBF	SOIC-8	170	26	-55	-3.4	2	20				
942-IRF5850TRPBF	IRF5850TRPBF	TSOP-6	220	3.6	-20	-2.2	0.96	12				
942-IRFHS9351TR2PBF	IRFHS9351TR2PBF	PQFN 2x2	290	1.9	-30	-2.3	1.4	20				
942-IRF7104TRPBF	IRF7104TRPBF	SOIC-8	400	9.3	-20	-2.3	2	12				
942-IRF9953TRPBF	IRF9953TRPBF	SOIC-8	400	6.9	-30	-2.3	2	20				
942-IRF7504TRPBF	IRF7504TRPBF	Micro-8	400	5.4	-20	-1.7	1.25	12				
942-IRF7506TRPBF	IRF7506TRPBF	Micro-8	450	7.5	-30	-1.7	1.25	20				

DUAL N/P-CHANNEL MOSFETS

For quantities greater than listed, call for quote.

MOUSER STOCK NO.	International Rectifier Part No.	Package	Resistance Drain-Source (mΩ) N-Channel	Resistance Drain-Source (mΩ) P-Channel	Gate Charge (nC)	Drain-Source Voltage (V)	Continuous Drain Current (A)	Power Dissipation (W)	Gate-Source Voltage Max. (V)	Price Each 1	25	100	250
942-IRF7317TRPBF	IRF7317TRPBF	SOIC-8	46	98	18	20	6.6	2	12				
942-IRF7319TRPBF	IRF7319TRPBF	SOIC-8	46	98	22	30	6.5	2	20				
942-IRF7389TRPBF	IRF7389TRPBF	SOIC-8	46	98	22	30	7.3	2.5	20				
942-IRF7343TRPBF	IRF7343TRPBF	SOIC-8	65	170	24	55	4.7	2	20				
942-IRF7307TRPBF	IRF7307TRPBF	SOIC-8	70	140	13.3	20	4.3	1.4	12				
942-IRF7379TRPBF	IRF7379TRPBF	SOIC-8	75	180	16.7	30	5.8	2.5	20				
942-IRF7309TRPBF	IRF7309TRPBF	SOIC-8	80	160	16.7	30	4	1.4	20				
942-IRF9952TRPBF	IRF9952TRPBF	SOIC-8	150	400	6.9	30	3.5	2	20				
942-IRF7105TRPBF	IRF7105TRPBF	SOIC-8	160	400	9.4	25	3.5	2	20				
942-IRF7509TRPBF	IRF7509TRPBF	Micro-8	175	400	7.8	30	2.4	1.25	20				
942-IRF7507TRPBF	IRF7507TRPBF	Micro-8	200	400	5.3	20	2.4	1.25	12				
942-IRF7350TRPBF	IRF7350TRPBF	SOIC-8	210	480	19	100	2.1	2	20				

© Copyright 2014 Mouser Electronics
© Copyright 2014 Mouser Electronics

INTERNATIONAL RECTIFIER MOSFETs

RoHS Compliant This product is RoHS compliant.

International IOR Rectifier

N-CHANNEL MOSFETS

PRODUCT NEW

For quantities greater than listed, call for quote.

MOUSER STOCK NO.	International Rectifier Part No.	Package	Resistance Drain-Source (mΩ)	Gate Charge (nC)	Drain-Source Voltage (V)	Continuous Drain Current (A)	Power Dissipation (W)	Gate-Source Voltage Max. (V)	Price Each 1	25	100	250
942-IRFR825TRPBF	IRFR825TRPBF	D-PAK	1.3	22.7	500	6	-	20				
942-IRLS3034-7PPBF	IRLS3034-7PPBF	D2PAK	1.7	120	40	380	380	20				
942-IRFS3006-7PPBF	IRFS3006-7PPBF	D2PAK	2.1	200	60	293	375	20				
942-IRF2903ZSTRLP	IRF2903ZSTRLP	D2PAK	2.4	160	30	260	290	20				
942-IRF6201TRPBF	IRF6201TRPBF	SOIC-8	2.45	130	20	27	2.5	12				
942-IRF3703PBF	IRF3703PBF	TO-220AB	2.8	209	30	210	230	20				
942-IRF8306MTR1PBF	IRF8306MTR1PBF	DirectFET(MX)	3.6	25	30	140	75	20				
942-IRF8252TRPBF	IRF8252TRPBF	SOIC-8	3.7	35	25	25	2.5	20				
942-IRF1404ZSTRLPBF	IRF1404ZSTRLPBF	D2PAK	3.7	100	40	190	220	20				
942-IRF8788TRPBF	IRF8788TRPBF	SOIC-8	3.8	44	30	24	2.5	20				
942-IRLR8743TRLPBF	IRLR8743TRLPBF	D-Pak	3.9	39	30	160	160	20				
942-IRLR6225TRPBF	IRLR6225TRPBF	DPAK	4	48	20	100	63	12				
942-IRLH6224TR2PBF	IRLH6224TR2PBF	PQFN-8	4	86	20	105	52	12				
942-IRF7831TRPBF	IRF7831TRPBF	SOIC-8	4.4	40	30	21	2.5	12				
942-IRF6811STR1PBF	IRF6811STR1PBF	DirectFET SQ	4.5	11	25	74	32	16				
942-IRF7862TRPBF	IRF7862TRPBF	SOIC-8	4.5	30	30	21	2.5	20				
942-IRF2907ZLPBF	IRF2907ZLPBF	TO-262	4.5	180	75	170	330	20				
942-IRF2907ZPBF	IRF2907ZPBF	TO-220AB	4.5	180	75	170	330	20				
942-IRF2907ZSTRLPBF	IRF2907ZSTRLPBF	D2PAK	4.5	180	75	170	330	20				
942-IRF7832TRPBF	IRF7832TRPBF	SOIC-8	4.8	34	30	20	2.5	20				
942-IRLH7134TR2PBF	IRLH7134TR2PBF	PQFN-8	4.9	39	40	134	104	16				
942-IRL1404ZLPBF	IRL1404ZLPBF	TO-262	5	75	40	200	230	16				
942-IRL1404ZSTRLPBF	IRL1404ZSTRLPBF	D2PAK	5	75	40	200	230	16				
942-IRF8734TRPBF	IRF8734TRPBF	SOIC-8	5.1	20	30	21	2.5	20				
942-IRF6894MTR1PBF	IRF6894MTR1PBF	DirectFET SQ	5.4	11	25	74	32	16				
942-IRF7834TRPBF	IRF7834TRPBF	SOIC-8	5.5	29	30	19	2.5	20				
942-IRFR4104TRPBF	IRFR4104TRPBF	D-Pak	5.5	59	40	119	140	20				
942-IRF3717TRPBF	IRF3717TRPBF	SOIC-8	5.7	22	20	20	2.5	20				
942-IRF7842TRPBF	IRF7842TRPBF	SOIC-8	5.9	33	40	18	2.5	20				
942-IRF7822TRPBF	IRF7822TRPBF	SOIC-8	6.5	44	30	18	3.1	12				
942-IRF8736TRPBF	IRF8736TRPBF	SOIC-8	6.8	17	30	18	2.5	20				
942-IRFH7936TR2PBF	IRFH7936TR2PBF	PQFN 5x6	6.8	17	30	76	3.1	20				
942-IRFHM830DTRPBF	IRFHM830DTRPBF	PQFN 3x3	7.1	13	30	40	37	20				
942-IRFH8325TR2PBF	IRFH8325TR2PBF	PQFN 5x6	7.2	15	30	82	54	20				
942-IRF8113TRPBF	IRF8113TRPBF	SOIC-8	7.4	24	30	16.6	2.5	20				
942-IRF8113GTRPBF	IRF8113GTRPBF	SO-8	7.4	24	30	16.6	2.5	20				
942-IRF7456TRPBF	IRF7456TRPBF	SOIC-8	7.5	41	20	16	2.5	12				
942-IRFR1010ZTRLPBF	IRFR1010ZTRLPBF	DPAK	7.5	63	55	91	140	20				
942-IRFU1010ZPBF	IRFU1010ZPBF	IPAK	7.5	63	55	91	140	20				
942-IRF1010ZLPBF	IRF1010ZLPBF	TO-262	7.5	63	55	94	140	20				
942-IRF1010ZPBF	IRF1010ZPBF	TO-220AB	7.5	63	55	94	140	20				
942-IRF1010ZSTRLPBF	IRF1010ZSTRLPBF	D2PAK	7.5	63	55	94	140	20				
942-IRF3709ZSTRRPBF	IRF3709ZSTRRPBF	D2PAK	7.8	17	30	87	79	20				
942-IRFR3711ZTRLPBF	IRFR3711ZTRLPBF	D-Pak	7.8	18	20	93	79	20				
942-IRFR3709ZTRLPBF	IRFR3709ZTRLPBF	D-Pak	8.2	17	30	86	79	20				
942-IRF1018ESTRLPBF	IRF1018ESTRLPBF	D2PAK	8.4	46	60	79	110	20				
942-IRFR1018ETRPBF	IRFR1018ETRPBF	DPAK	8.4	46	60	79	110	20				
942-IRLR8256TRPBF	IRLR8256TRPBF	DPAK	8.5	10	25	81	63	20				
942-IRFR3711TRLPBF	IRFR3711TRLPBF	DPAK	8.5	29	20	110	120	20				
942-IRFH7107TR2PBF	IRFH7107TR2PBF	PQFN-8	8.5	48	75	75	-	20				
942-IRF1010EZLPBF	IRF1010EZLPBF	TO-262	8.5	58	60	84	140	20				
942-IRF1010EZPBF	IRF1010EZPBF	TO-220AB	8.5	58	60	84	140	20				
942-IRF1010EZSTRLP	IRF1010EZSTRLP	D2PAK	8.5	58	60	84	140	20				
942-IRF7805ZTRPBF	IRF7805ZTRPBF	SOIC-8	8.7	18	30	16	2.5	20				
942-IRF7805ZGTRPBF	IRF7805ZGTRPBF	SO-8	8.7	18	30	16	2.5	20				
942-IRFR3504ZTRPBF	IRFR3504ZTRPBF	D-Pak	9	30	40	77	90	20				
942-IRF7455TRPBF	IRF7455TRPBF	SOIC-8	9	37	30	15	2.5	12				
942-IRF7458TRPBF	IRF7458TRPBF	SOIC-8	9	39	30	14	2.5	30				
942-IRF7809AVTRPBF	IRF7809AVTRPBF	SOIC-8	9	41	30	13.3	2.5	12				
942-IRFR3607TRPBF	IRFR3607TRPBF	DPAK	9	56	75	80	140	20				
942-IRFS3607TRLPBF	IRFS3607TRLPBF	D2PAK	9	56	75	80	140	20				
942-IRFSL3607PBF	IRFSL3607PBF	TO-262	9	56	75	80	140	20				
942-IRFR3504TRPBF	IRFR3504TRPBF	D-Pak	9.2	48	40	87	140	20				
942-IRF7855TRPBF	IRF7855TRPBF	SOIC-8	9.4	26	60	12	2.5	20				
942-IRF7463TRPBF	IRF7463TRPBF	SOIC-8	9.5	34	30	13	2.5	12				
942-IRFH8330TR2PBF	IRFH8330TR2PBF	PQFN 5x6	9.9	9.3	30	56	35	20				
942-IRF7477TRPBF	IRF7477TRPBF	SOIC-8	10	25	30	14	2.5	20				
942-IRF7484TRPBF	IRF7484TRPBF	SOIC-8	10	69	40	14	2.5	8				
942-IRFB4410PBF	IRFB4410PBF	TO-220AB	10	120	100	96	250	20				
942-IRFS4410TRLPBF	IRFS4410TRLPBF	D2PAK	10	120	100	96	250	20				
942-IRFSL4410PBF	IRFSL4410PBF	TO-262	10	120	100	96	250	20				
942-IRF7457TRPBF	IRF7457TRPBF	SOIC-8	10.5	28	20	15	2.5	20				
942-IRF7805ATRPBF	IRF7805ATRPBF	SOIC-8	11	22	30	13	2.5	12				
942-IRF7805TRPBF	IRF7805TRPBF	SOIC-8	11	22	30	13	2.5	12				
942-IRF7459TRPBF	IRF7459TRPBF	SOIC-8	11	23	20	10	2.5	12				
942-IRFR3706TRLPBF	IRFR3706TRLPBF	DPAK	11	23	20	75	88	12				
942-IRFR48ZTRPBF	IRFR48ZTRPBF	D-Pak	11	40	55	62	91	20				
942-IRFR3704ZTRLPBF	IRFR3704ZTRLPBF	D-Pak	11.4	9.3	20	60	48	20				
942-IRLHS6242TR2PBF	IRLHS6242TR2PBF	PQFN 2x2	11.7	14	20	22	9.6	12				
942-IRLR8721TRPBF	IRLR8721TRPBF	DPAK	11.8	8.5	30	65	65	20				
942-IRLU8721PBF	IRLU8721PBF	IPAK	11.8	8.5	30	65	65	20				
942-IRFH3702TR2PBF	IRFH3702TR2PBF	PQFN 3x3	11.8	9.6	30	42	2.8	20				
942-IRF7811WTRPBF	IRF7811WTRPBF	SOIC-8	12	15.6	30	14	3.1	12				
942-IRFZ44VZPBF	IRFZ44VZPBF	TO-220AB	12	43	60	57	92	20				
942-IRFZ44VZSPBF	IRFZ44VZSPBF	D2PAK	12	43	60	57	92	20				
942-IRLR3705ZTRPBF	IRLR3705ZTRPBF	D-Pak	12	44	55	89	130	16				
942-IRF8721GTRPBF	IRF8721GTRPBF	SOIC-8	12.5	8.3	30	14	2.5	20				

© Copyright 2014 Mouser Electronics

© Copyright 2014 Mouser Electronics

INTERNATIONAL RECTIFIER MOSFETs

International IOR Rectifier

N-CHANNEL MOSFETS (CONT.)

RoHS Compliant This product is RoHS compliant.

PRODUCT NEW

For quantities greater than listed, call for quote.

MOUSER STOCK NO.	International Rectifier Part No.	Package	Resistance Drain-Source (mΩ)	Gate Charge (nC)	Drain-Source Voltage (V)	Continuous Drain Current (A)	Power Dissipation (W)	Gate-Source Voltage Max. (V)	Price Each 1	25	100	250
942-IRF8721TRPBF	IRF8721TRPBF	SOIC-8	12.5	8.3	30	14	2.5	20				
942-IRF7821TRPBF	IRF7821TRPBF	SOIC-8	12.5	9.3	30	13.6	2.5	20				
942-IRF7828TRPBF	IRF7828TRPBF	SOIC-8	12.5	9.3	30	13.6	2.5	20				
942-IRF7821GTRPBF	IRF7821GTRPBF	SO-8	12.5	9.3	30	13.6	2.5	20				
942-IRFH7921TR2PBF	IRFH7921TR2PBF	PQFN 5x6	12.5	9.3	30	34	3.1	20				
942-IRFR3707ZTRLPBF	IRFR3707ZTRLPBF	D-Pak	12.5	9.6	30	56	50	20				
942-IRFHM831TR2PBF	IRFHM831TR2PBF	PQFN 3x3	12.6	7.3	30	47	27	20				
942-IRLR8259TRPBF	IRLR8259TRPBF	DPAK	12.9	6.8	25	57	48	20				
942-IRF8714GTRPBF	IRF8714GTRPBF	SOIC-8	13	8.1	30	14	2.5	20				
942-IRF8714TRPBF	IRF8714TRPBF	SOIC-8	13	8.1	30	14	2.5	20				
942-IRFH7914TR2PBF	IRFH7914TR2PBF	PQFN 5x6	13	8.3	30	35	3.1	20				
942-IRF7413ZTRPBF	IRF7413ZTRPBF	SOIC-8	13	9.5	30	13	2.5	20				
942-IRF7413ZGTRPBF	IRF7413ZGTRPBF	SOIC-8	13	9.5	30	13	2.5	20				
942-IRFR3505TRPBF	IRFR3505TRPBF	D-Pak	13	62	55	71	140	20				
942-IRFH5306TR2PBF	IRFH5306TR2PBF	PQFN 5x6	13.3	7.8	30	45	26	20				
942-IRF7854TRPBF	IRF7854TRPBF	SOIC-8	13.4	27	80	10	2.5	20				
942-IRFH8334TR2PBF	IRFH8334TR2PBF	PQFN 5x6	13.5	7.1	30	44	30	20				
942-IRFZ46ZLPBF	IRFZ46ZLPBF	TO-262	13.6	31	55	51	82	20				
942-IRFZ46ZPBF	IRFZ46ZPBF	TO-220AB	13.6	31	55	51	82	20				
942-IRFZ46ZSTRLPBF	IRFZ46ZSTRLPBF	D2Pak	13.6	31	55	51	82	20				
942-IRF7811AVTRPBF	IRF7811AVTRPBF	SOIC-8	14	17	30	14	3.5	20				
942-IRF7460TRPBF	IRF7460TRPBF	SOIC-8	14	19	20	10	2.5	20				
942-IRFR3704TRLPBF	IRFR3704TRLPBF	DPAK	14	19	20	62	90	20				
942-IRFR3708TRLPBF	IRFR3708TRLPBF	DPAK	14	24	30	61	87	12				
942-IRFR2905ZTRLPBF	IRFR2905ZTRLPBF	D-Pak	14.5	29	55	59	110	20				
942-IRFR3411TRPBF	IRFR3411TRPBF	D-Pak	14.5	29	55	59	110	20				
942-IRL6342TRPBF	IRL6342TRPBF	SOIC-8	14.6	11	30	9.9	2.5	12				
942-IRF7470TRPBF	IRF7470TRPBF	SOIC-8	15	29	40	11	2.5	12				
942-IRF7493TRPBF	IRF7493TRPBF	SOIC-8	15	31	80	9.2	2.5	20				
942-IRL3715ZLPBF	IRL3715ZLPBF	TO-262	15.5	7	20	50	45	20				
942-IRLR3715ZTRLPBF	IRLR3715ZTRLPBF	D-Pak	15.5	7.2	20	49	40	20				
942-IRLHS6342TR2PBF	IRLHS6342TR2PBF	PQFN 2x2	15.5	11	30	19	2.1	12				
942-IRFR3806TRPBF	IRFR3806TRPBF	DPAK	15.8	22	60	43	71	20				
942-IRFS3806TRLPBF	IRFS3806TRLPBF	D2PAK	15.8	22	60	43	71	20				
942-IRFSL3806PBF	IRFSL3806PBF	TO-262	15.8	22	60	43	71	20				
942-IRLB8721PBF	IRLB8721PBF	TO-220AB	16	7.6	30	62	65	20				
942-IRF7471TRPBF	IRF7471TRPBF	SOIC-8	16	21	40	10	2.5	20				
942-IRL3103PBF	IRL3103PBF	TO-220AB	16	22	30	56	83	16				
942-IRLR3110ZTRLPBF	IRLR3110ZTRLPBF	D-Pak	16	34	100	63	140	16				
942-IRFR2307ZTRLPBF	IRFR2307ZTRLPBF	DPAK	16	50	75	53	110	20				
942-IRFIZ48NPBF	IRFIZ48NPBF	TO-220FP	16	59.3	55	36	42	20				
942-IRFR2405TRLPBF	IRFR2405TRLPBF	DPAK	16	70	55	56	110	20				
942-IRF7466TRPBF	IRF7466TRPBF	SOIC-8	17	16	30	10	2.5	20				
942-IRF7468TRPBF	IRF7468TRPBF	SOIC-8	17	23	40	9	2.5	12				
942-IRLR3915TRPBF	IRLR3915TRPBF	D-Pak	17	61	55	61	120	16				
942-IRF8707GTRPBF	IRF8707GTRPBF	SOIC-8	17.5	6.2	30	11	2.5	20				
942-IRF8707TRPBF	IRF8707TRPBF	SOIC-8	17.5	6.2	30	11	2.5	20				
942-IRFR3707TRLPBF	IRFR3707TRLPBF	DPAK	17.5	19	30	61	87	20				
942-IRFH3707TR2PBF	IRFH3707TR2PBF	PQFN 3x3	17.9	5.4	30	29	2.8	20				
942-IRF7853TRPBF	IRF7853TRPBF	SOIC-8	18	28	100	8.3	2.5	20				
942-IRF7413TRPBF	IRF7413TRPBF	SOIC-8	18	44	30	13	2.5	20				
942-IRF7413GTRPBF	IRF7413GTRPBF	SOIC-8	18	44	30	13	2.5	20				
942-IRFR3710ZTRPBF	IRFR3710ZTRPBF	D-Pak	18	69	100	56	140	20				
942-IRF7807ZTRPBF	IRF7807ZTRPBF	SOIC-8	18.2	7.2	30	11	2.5	20				
942-IRF8910GTRPBF	IRF8910GTRPBF	SO-8	18.3	7.4	20	10	2	20				
942-IRFH8337TR2PBF	IRFH8337TR2PBF	PQFN 5x6	18.9	4.7	30	35	27	20				
942-SI4410DYTRPBF	SI4410DYTRPBF	SOIC-8	20	30	30	10	2.5	20				
942-IRFP044NPBF	IRFP044NPBF	TO-247AC	20	40.7	55	49	100	20				
942-IRFHS8242TR2PBF	IRFHS8242TR2PBF	PQFN 2x2	21	4.3	25	21	2.1	20				
942-IRLML6244TRPBF	IRLML6244TRPBF	SOT-23	21	8.9	20	6.3	1.3	12				
942-IRF7469TRPBF	IRF7469TRPBF	SOIC-8	21	15	40	9	2.5	20				
942-IRLTS6342TRPBF	IRLTS6342TRPBF	TSOP-6	22	11	30	8.3	2	12				
942-IRF7401TRPBF	IRF7401TRPBF	SOIC-8	22	32	20	8.7	2.5	12				
942-IRF7495TRPBF	IRF7495TRPBF	SOIC-8	22	34	100	7.3	2.5	20				
942-IRFR4105ZTRPBF	IRFR4105ZTRPBF	D-Pak	24.5	18	55	30	48	20				
942-IRFHS8342TR2PBF	IRFHS8342TR2PBF	PQFN 2x2	25	4.2	30	19	2.1	20				
942-IRLR3714ZTRLPBF	IRLR3714ZTRLPBF	D-Pak	25	4.7	20	37	35	20				
942-IRF7807VD1TRPBF	IRF7807VD1TRPBF	SOIC-8	25	9.5	30	8.3	2.5	20				
942-IRF7807VD2TRPBF	IRF7807VD2TRPBF	SOIC-8	25	9.5	30	8.3	2.5	20				
942-IRF7807VTRPBF	IRF7807VTRPBF	SOIC-8	25	9.5	30	8.3	2.5	20				
942-IRF7807ATRPBF	IRF7807ATRPBF	SO-8	25	12	30	6.6	2.5	12				
942-IRF7807TRPBF	IRF7807TRPBF	SOIC-8	25	12	30	8.3	2.5	12				
942-IRFB59N10DPBF	IRFB59N10DPBF	TO-220AB	25	76	100	59	200	30				
942-IRFS59N10DTRLP	IRFS59N10DTRLP	D2PAK	25	76	100	59	200	30				
942-IRF7807D1TRPBF	IRF7807D1TRPBF	SOIC-8	25	----	30	8.3	2.5	12				
942-IRF7807D2TRPBF	IRF7807D2TRPBF	SOIC-8	25	----	30	8.3	2.5	12				
942-IRF7473TRPBF	IRF7473TRPBF	SOIC-8	26	61	100	6.9	2.5	20				
942-IRFR2407TRLPBF	IRFR2407TRLPBF	DPAK	26	74	75	42	110	20				
942-IRF540ZSTRLPBF	IRF540ZSTRLPBF	D2PAK	26.5	42	100	36	92	20				
942-IRFR1205TRLPBF	IRFR1205TRLPBF	DPAK	27	43.3	55	37	69	20				
942-IRFR540ZTRPBF	IRFR540ZTRPBF	D-Pak	28.5	39	100	35	91	20				
942-IRFTS8342TRPBF	IRFTS8342TRPBF	TSOP-6	29	4.8	30	8.2	2	20				
942-IRLML6344TRPBF	IRLML6344TRPBF	SOT-23	29	6.8	30	5	1.3	12				
942-IRFR3518TRPBF	IRFR3518TRPBF	DPAK	29	37	80	38	110	20				
942-IRF7488TRPBF	IRF7488TRPBF	SOIC-8	29	38	80	6.3	2.5	20				

© Copyright 2014 Mouser Electronics
© Copyright 2014 Mouser Electronics

INTERNATIONAL RECTIFIER MOSFETs

International IOR Rectifier

N-CHANNEL MOSFETS (CONT.)

NEW PRODUCT

RoHS Compliant This product is RoHS compliant.

For quantities greater than listed, call for quote.

MOUSER STOCK NO.	International Rectifier Part No.	Package	Resistance Drain-Source (mΩ)	Gate Charge (nC)	Drain-Source Voltage (V)	Continuous Drain Current (A)	Power Dissipation (W)	Gate-Source Voltage Max. (V)	Price Each 1	25	100	250
942-IRF7478TRPBF	IRF7478TRPBF	SOIC-8	30	21	60	7.6	2.5	20				
942-IRF7607TRPBF	IRF7607TRPBF	Micro8	30	22	20	6.5	1.8	12				
942-IRF7476TRPBF	IRF7476TRPBF	SOIC-8	30	26	12	15	2.5	12				
942-IRFR3303TRLPBF	IRFR3303TRLPBF	DPAK	31	19.3	30	33	57	20				
942-IRF7601TRPBF	IRF7601TRPBF	Micro8	35	14	20	5.7	1.8	12				
942-IRF7402TRPBF	IRF7402TRPBF	SOIC-8	35	14	20	6.8	2.5	12				
942-IRF7467TRPBF	IRF7467TRPBF	SOIC-8	35	21	30	10	2.5	12				
942-IRF7403TRPBF	IRF7403TRPBF	SOIC-8	35	38	30	8.5	2.5	20				
942-IRF7490TRPBF	IRF7490TRPBF	SOIC-8	39	37	100	5.4	2.5	20				
942-IRFR3410TRLPBF	IRFR3410TRLPBF	DPAK	39	37	100	31	110	20				
942-IRLML0030TRPBF	IRLML0030TRPBF	SOT-23	40	2.6	30	5.3	1.3	20				
942-IRFML8244TRPBF	IRFML8244TRPBF	SOT-23	41	5.4	25	5.8	1.25	20				
942-IRFR4615TRLPBF	IRFR4615TRLPBF	DPAK	42	26	150	33	144	20				
942-IRF7815TRPBF	IRF7815TRPBF	SOIC-8	43	25	150	5.1	2.5	20				
942-IRF7494TRPBF	IRF7494TRPBF	SOIC-8	44	36	150	5.2	3	20				
942-IRLML2502GTRPBF	IRLML2502GTRPBF	SOT-23	45	8	20	4.2	1.25	12				
942-IRLML2502TRPBF	IRLML2502TRPBF	SOT-23	45	8	20	4.2	1.3	12				
942-IRLMS2002GTRPBF	IRLMS2002GTRPBF	Micro6	45	15	20	6.5	2	12				
942-IRFR4105TRLPBF	IRFR4105TRLPBF	DPAK	45	22.7	55	25	48	20				
942-IRFL4105TRPBF	IRFL4105TRPBF	SOT-223	45	23	55	3.7	2.1	20				
942-IRLL3303TRPBF	IRLL3303TRPBF	SOT-223	45	34	30	4.6	2.1	16				
942-IRFS41N15DTRLP	IRFS41N15DTRLP	D2PAK	45	72	150	41	200	30				
942-IRLML6246TRPBF	IRLML6246TRPBF	SOT-23	46	3.5	20	4.1	1.3	12				
942-IRF7353D1TRPBF	IRF7353D1TRPBF	SOIC-8	46	22	30	6.5	2	20				
942-IRF7353D2TRPBF	IRF7353D2TRPBF	SOIC-8	46	22	30	6.5	2	20				
942-IRFI4229PBF	IRFI4229PBF	TO-220FP	46	73	250	19	46	30				
942-IRF7475TRPBF	IRF7475TRPBF	SOIC-8	50	13	12	11	2.5	12				
942-IRF7910TRPBF	IRF7910TRPBF	SO-8	50	17	12	10	2	12				
942-IRF9410TRPBF	IRF9410TRPBF	SOIC-8	50	18	30	7	2.5	20				
942-IRF7201TRPBF	IRF7201TRPBF	SOIC-8	50	19	30	7	2.5	20				
942-IRFS33N15DTRLP	IRFS33N15DTRLP	D2PAK	56	60	150	33	3.8	30				
942-IRFL024ZTRPBF	IRFL024ZTRPBF	SOT-223	57.5	9.1	55	5.1	2.8	20				
942-IRF7421D1TRPBF	IRF7421D1TRPBF	SOIC-8	60	18	30	5.8	2	20				
942-IRF7452TRPBF	IRF7452TRPBF	SOIC-8	60	33	100	4.5	2.5	30				
942-IRLML6346TRPBF	IRLML6346TRPBF	SOT-23	63	2.9	30	3.4	1.3	12				
942-IRLL2705TRPBF	IRLL2705TRPBF	SOT-223	65	32	55	3.8	2.1	16				
942-IRLL2703TRPBF	IRLL2703TRPBF	SOT-223	70	9.3	30	5.5	2.1	16				
942-IRF3315PBF	IRF3315PBF	TO-220AB	70	63.3	150	21	94	20				
942-IRFL024NTRPBF	IRFL024NTRPBF	SOT-223	75	12.2	55	4	2.1	20				
942-IRFR024NTRLPBF	IRFR024NTRLPBF	DPAK	75	13.3	55	16	38	20				
942-IRFR024NTRPBF	IRFR024NTRPBF	DPAK	75	13.3	55	16	38	20				
942-IRFU024NPBF	IRFU024NPBF	IPAK	75	13.3	55	16	38	20				
942-IRLML0040TRPBF	IRLML0040TRPBF	SOT-23	78	2.6	40	3.6	1.3	16				
942-IRFR4620TRLPBF	IRFR4620TRLPBF	DPAK	78	25	200	24	144	20				
942-IRF7492TRPBF	IRF7492TRPBF	SOIC-8	79	39	200	3.7	2.5	20				
942-IRF3315STRLPBF	IRF3315STRLPBF	D2PAK	82	63.3	150	21	94	20				
942-IRF1902GTRPBF	IRF1902GTRPBF	SOIC-8	85	7.5	20	4.2	2.5	12				
942-IRF7451TRPBF	IRF7451TRPBF	SOIC-8	90	28	150	3.6	2.5	30				
942-IRFR24N15DTRPBF	IRFR24N15DTRPBF	D-Pak	95	30	150	24	140	30				
942-IRLMS1902TRPBF	IRLMS1902TRPBF	TSOP-6	100	4.7	20	3.2	1.7	12				
942-IRLR024ZTRLPBF	IRLR024ZTRLPBF	D-Pak	100	6.6	55	16	35	16				
942-IRLL024ZTRPBF	IRLL024ZTRPBF	SOT-223	100	7	55	5	2.8	16				
942-IRLL024NTRPBF	IRLL024NTRPBF	SOT-223	100	10.4	55	4.4	2.1	16				
942-IRLU024NPBF	IRLU024NPBF	IPAK	110	10	55	17	38	16				
942-IRFR3910TRLPBF	IRFR3910TRLPBF	DPAK	115	29.3	100	15	52	20				
942-IRLML0060TRPBF	IRLML0060TRPBF	SOT-23	116	2.5	60	2.7	1.25	16				
942-IRFR18N15DTRPBF	IRFR18N15DTRPBF	DPAK	125	28	150	18	110	30				
942-IRLML2030TRPBF	IRLML2030TRPBF	SOT-23	154	1	30	2.7	1.3	20				
942-IRLU3410PBF	IRLU3410PBF	IPAK	155	22.7	100	15	52	16				
942-IRFL014NTRPBF	IRFL014NTRPBF	SOT-223	160	7	55	1.9	2.1	20				
942-IRFR15N20DTRLP	IRFR15N20DTRLP	D-Pak	165	27	200	17	140	30				
942-IRF7450TRPBF	IRF7450TRPBF	SOIC-8	170	26	200	2.5	3	30				
942-IRFR13N15DTRPBF	IRFR13N15DTRPBF	DPAK	180	19	150	14	86	30				
942-IRFL4315TRPBF	IRFL4315TRPBF	SOT-223	185	12	150	2.6	2.8	30				
942-IRFR120ZTRLPBF	IRFR120ZTRLPBF	DPAK	190	6.9	100	8.7	35	20				
942-IRLMS1503TRPBF	IRLMS1503TRPBF	TSOP-6	200	6.4	30	3.2	1.7	20				
942-IRFL4310TRPBF	IRFL4310TRPBF	SOT-223	200	17	100	1.6	2.1	20				
942-IRFR120NTRLPBF	IRFR120NTRLPBF	DPAK	210	16.7	100	9.1	39	20				
942-IRFU120NPBF	IRFU120NPBF	IPAK	210	16.7	100	9.1	39	20				
942-IRFL1006PBF	IRFL1006PBF	SOT-223	220	5.3	60	2.3	2.1	20				
942-IRLML0100TRPBF	IRLML0100TRPBF	SOT-23	235	2.5	100	1.6	1.3	16				
942-IRFR13N20DTRLP	IRFR13N20DTRLP	DPAK	235	25	200	14	110	30				
942-IRLML2402GTRPBF	IRLML2402GTRPBF	SOT-23	250	2.6	20	1.2	0.54	12				
942-IRLML2402TRPBF	IRLML2402TRPBF	SOT-23	250	2.6	20	1.2	0.54	12				
942-IRLU120NPBF	IRLU120NPBF	IPAK	265	13.3	100	11	39	16				
942-IRLL014NTRPBF	IRLL014NTRPBF	SOT-223	280	9.5	55	2	2.1	16				
942-IRF7465TRPBF	IRF7465TRPBF	SOIC-8	280	10	150	1.9	2.5	30				
942-IRFR9N20DTRLPBF	IRFR9N20DTRLPBF	DPAK	380	18	200	9.4	86	30				
942-IRLML2803GTRPBF	IRLML2803GTRPBF	SOT-23	400	3.3	30	1.2	0.54	20				
942-IRLML2803TRPBF	IRLML2803TRPBF	SOT-23	400	3.3	30	1.2	0.54	20				
942-IRFR220NTRLPBF	IRFR220NTRLPBF	DPAK	600	15	200	5	43	20				
942-IRFU220NPBF	IRFU220NPBF	IPAK	600	15	200	5	43	20				
942-IRLML2060TRPBF	IRLML2060TRPBF	SOT-23	640	0.67	60	1.2	1.25	16				
942-IRF7464TRPBF	IRF7464TRPBF	SOIC-8	730	9.5	200	1.2	2.5	30				
942-IRF5802TRPBF	IRF5802TRPBF	TSOP-6	1200	4.5	150	0.9	2	30				
942-IRF5801TRPBF	IRF5801TRPBF	TSOP-6	2200	3.9	200	0.6	2	30				
942-IRFR812TRPBF	IRFR812TRPBF	D-PAK	2200	13.3	500	3.6	78	20				

© Copyright 2014 Mouser Electronics

© Copyright 2014 Mouser Electronics

INTERNATIONAL RECTIFIER MOSFETs

International IOR Rectifier

P-CHANNEL MOSFETS

RoHS Compliant This product is RoHS compliant.

PRODUCT NEW

For quantities greater than listed, call for quote.

MOUSER STOCK NO.	International Rectifier Part No.	Package	Resistance Drain-Source (mΩ)	Gate Charge (nC)	Drain-Source Voltage (V)	Continuous Drain Current (A)	Power Dissipation (W)	Gate-Source Voltage Max. (V)	Price Each			
									1	25	100	250
942-IRF9310TRPBF	IRF9310TRPBF	SOIC-8	6.8	58	-30	-20	2.5	20				
942-IRF7410TRPBF	IRF7410TRPBF	SOIC-8	7	91	-12	-16	2.5	8				
942-IRF7425TRPBF	IRF7425TRPBF	SOIC-8	8.2	87	-20	-15	2.5	12				
942-IRF7210TRPBF	IRF7210TRPBF	SOIC-8	10	212	-12	-16	2.5	12				
942-IRF9317TRPBF	IRF9317TRPBF	SOIC-8	10.2	31	-30	-16	2.5	20				
942-IRF9321TRPBF	IRF9321TRPBF	SOIC-8	11.2	34	-30	-15	2.5	20				
942-IRF9388TRPBF	IRF9388TRPBF	SOIC-8	11.9	18	-30	-12	2.5	25				
942-IRF7220TRPBF	IRF7220TRPBF	SOIC-8	12	84	-12	-11	2.5	12				
942-IRF7410GTRPBF	IRF7410GTRPBF	SOIC-8	13	91	-12	-16	2.5	8				
942-IRF7420TRPBF	IRF7420TRPBF	SOIC-8	14	38	-12	-11.5	2.5	8				
942-IRF7702TRPBF	IRF7702TRPBF	TSSOP-8	14	54	-12	-8	1.5	8				
942-IRFHM9331TR2PBF	IRFHM9331TR2PBF	PQFN 3x3	14.6	16	-30	-24	2.8	25				
942-IRF9392TRPBF	IRF9392TRPBF	SOIC-8	17.5	14	-30	-9.8	2.5	25				
942-IRF9393TRPBF	IRF9393TRPBF	SOIC-8	19.4	14	-30	-9.2	2.5	25				
942-IRF9328TRPBF	IRF9328TRPBF	SOIC-8	19.7	18	-30	-12	2.5	20				
942-IRF7424TRPBF	IRF7424TRPBF	SOIC-8	22	75	-30	-11	2.5	20				
942-IRF7424GTRPBF	IRF7424GTRPBF	SOIC-8	22	75	-30	-11	2.5	20				
942-IRF7240TRPBF	IRF7240TRPBF	SOIC-8	25	73	-40	-10.5	2.5	20				
942-IRF9332TRPBF	IRF9332TRPBF	SOIC-8	28.1	14	-30	-9.8	2.5	20				
942-IRF7705TRPBF	IRF7705TRPBF	TSSOP-8	30	58	-30	-8	1.5	20				
942-IRLHS2242TR2PBF	IRLHS2242TR2PBF	PQFN 2x2	31	12	-20	-15	9.6	12				
942-IRF9333TRPBF	IRF9333TRPBF	SOIC-8	32.5	14	-30	-9.2	2.5	20				
942-SI4435DYTRPBF	SI4435DYTRPBF	SO-8	35	40	-30	-8	2.5	20				
942-IRF7416GTRPBF	IRF7416GTRPBF	SOIC-8	35	61	-30	-10	-10	20				
942-IRF7416TRPBF	IRF7416TRPBF	SOIC-8	35	61	-30	-10	2.5	20				
942-IRF7706TRPBF	IRF7706TRPBF	TSSOP-8	36	48	-30	-7	1.51	20				
942-IRF7404TRPBF	IRF7404TRPBF	SOIC-8	40	33.3	-20	-6.7	2.5	12				
942-IRF7726TRPBF	IRF7726TRPBF	Micro8	40	46	-30	-7	1.79	20				
942-IRLML6401GTRPBF	IRLML6401GTRPBF	SOT-23	50	10	-12	-4.3	1.3	8				
942-IRLML6401TRPBF	IRLML6401TRPBF	SOT-23	50	10	-12	-4.3	1.3	8				
942-IRLML2244TRPBF	IRLML2244TRPBF	SOT-23	54	6.9	-20	-4.3	1.3	12				
942-IRLTS2242TRPBF	IRLTS2242TRPBF	TSOP-6	55	12	-20	-6.9	2	12				
942-IRLML6302GTRPBF	IRLML6302GTRPBF	SOT-23	60	2.4	-20	-0.78	0.54	12				
942-IRF7207TRPBF	IRF7207TRPBF	SOIC-8	60	15	-20	-5.4	2.5	12				
942-IRF7322D1TRPBF	IRF7322D1TRPBF	SOIC-8	62	19	-20	-5.3	2	12				
942-IRFHS9301TR2PBF	IRFHS9301TR2PBF	PQFN 2x2	65	6.9	-30	-13	2.1	20				
942-IRLML6402GTRPBF	IRLML6402GTRPBF	SOT-23	65	8	-20	-3.7	1.3	12				
942-IRLML6402TRPBF	IRLML6402TRPBF	SOT-23	65	8	-20	-3.7	1.3	12				
942-IRFR5305TRLPBF	IRFR5305TRLPBF	DPAK	65	42	-55	-28	89	20				
942-IRFTS9342TRPBF	IRFTS9342TRPBF	TSOP-6	66	12	-30	-5.8	2	20				
942-IRF7406TRPBF	IRF7406TRPBF	SOIC-8	70	39.3	-30	-5.8	2.5	20				
942-IRF7406GTRPBF	IRF7406GTRPBF	SOIC-8	70	39.3	-30	-5.8	2.5	20				
942-IRF7241TRPBF	IRF7241TRPBF	SOIC-8	70	53	-40	-6.2	2.5	20				
942-IRF7704TRPBF	IRF7704TRPBF	TSSOP-8	74	25	-40	-4.6	1.5	20				
942-IRF5806TRPBF	IRF5806TRPBF	TSOP-6	86	8.3	-20	-4	2	20				
942-IRF7604TRPBF	IRF7604TRPBF	Micro8	90	13	-20	-3.6	1.8	12				
942-IRF7422D2TRPBF	IRF7422D2TRPBF	SOIC-8	90	15	-20	-4.3	2	12				
942-IRF7321D2TRPBF	IRF7321D2TRPBF	SOIC-8	98	23	-30	-4.9	2	20				
942-IRF7204TRPBF	IRF7204TRPBF	SOIC-8	100	25	-20	-5.3	2.5	12				
942-IRLML9301TRPBF	IRLML9301TRPBF	SOT-23	103	4.8	-30	-3.6	1.3	20				
942-IRF9335PBF	IRF9335PBF	SOIC-8	110	4.7	-30	-5.4	2.5	20				
942-IRFR5505GTRPBF	IRFR5505GTRPBF	D-Pak	110	21.3	-55	-18	57	-4				
942-IRFR5505TRLPBF	IRFR5505TRLPBF	DPAK	110	21.3	-55	-18	57	20				
942-IRFU5505PBF	IRFU5505PBF	IPAK	110	21.3	-55	-18	57	20				
942-IRF7205TRPBF	IRF7205TRPBF	SOIC-8	130	27	-30	-4.6	2.5	20				
942-IRLML2246TRPBF	IRLML2246TRPBF	SOT-23	135	2.9	-20	-2.6	1.3	12				
942-IRF7606TRPBF	IRF7606TRPBF	Micro8	150	20	-30	-3.6	1.8	20				
942-IRLML5203GTRPBF	IRLML5203GTRPBF	SOT-23	165	9.5	-30	-3	1.25	20				
942-IRLML5203TRPBF	IRLML5203TRPBF	SOT-23	165	9.5	-30	-3	1.25	20				
942-IRF5805TRPBF	IRF5805TRPBF	TSOP-6	165	11	-30	-3.8	2	20				
942-IRFR9024NTRLPBF	IRFR9024NTRLPBF	DPAK	175	12.7	-55	11	38	20				
942-IRFU9024NPBF	IRFU9024NPBF	IPAK	175	12.7	-55	-11	38	20				
942-IRF5803TRPBF	IRF5803TRPBF	TSOP-6	190	25	-40	-3.4	1.3	20				
942-IRF5803D2TRPBF	IRF5803D2TRPBF	SOIC-8	190	25	-40	-3.4	2	20				
942-IRFR5410TRLPBF	IRFR5410TRLPBF	DPAK	205	38.7	-100	13	66	20				
942-IRF6216TRPBF	IRF6216TRPBF	SOIC-8	240	33	-150	-2.2	2.5	20				
942-IRLML9303TRPBF	IRLML9303TRPBF	SOT-23	270	2	-30	-2.3	1.25	20				
942-IRF7524D1GTRPBF	IRF7524D1GTRPBF	Micro8	270	5.4	-20	-1.7	1.25	12				
942-IRF7524D1TRPBF	IRF7524D1TRPBF	Micro8	270	5.4	-20	-1.7	1.25	12				
942-IRF7526D1TRPBF	IRF7526D1TRPBF	Micro8	400	7.5	-30	-2	0.8	20				
942-IRFR9120NTRLPBF	IRFR9120NTRLPBF	DPAK	480	18	-100	-6.5	39	20				
942-IRFU9120NPBF	IRFU9120NPBF	IPAK	480	18	-100	-6.5	39	20				
942-IRFR6215TRLPBF	IRFR6215TRLPBF	DPAK	580	44	-150	13	110	20				
942-IRLML6302TRPBF	IRLML6302TRPBF	SOT-23	600	2.4	-20	-0.62	0.54	12				
942-IRLML5103TRPBF	IRLML5103TRPBF	SOT-23	1000	3.4	-30	-0.61	0.54	20				
942-IRLML5103GTRPBF	IRLML5103GTRPBF	SOT-23	1000	3.4	-30	-0.76	0.54	20				
942-IRF6217TRPBF	IRF6217TRPBF	SOIC-8	2400	6	-150	-0.7	2.5	20				

© Copyright 2014 Mouser Electronics

© Copyright 2014 Mouser Electronics

NXP Power MOSFET Transistors

RoHS Compliant **This product is RoHS compliant.**

STANDARD MOSFETS

♦Surface Mount Device

NEW PRODUCT

For quantities greater than listed, call for quote.

MOUSER STOCK NO.	NXP Part No.	Package	V_{DS} (Max)(V)	I_D (Max) (A)	I_{DM} (Max)(A)	$R_{DS(on)}$ (Max) (Ω) @ V_{GS}=10V	$R_{DS(on)}$ (Max) (Ω) @ V_{GS}=4.5V	$R_{DS(on)}$ (Max) (Ω) @ V_{GS}=2.5V	$R_{DS(on)}$ (Max) (Ω) @ V_{GS}=1.8V	V_{GS} (Max)(V)	P_{tot} (Max)(W)	Price Each 1	25	100	250
N-Channel (Single)															
771-PSMN022-30BL,18	PSMN022-30BL,118	D2PAK	30	30	125	0.031	------	------	------	20	41				
771-PSMN4R3-30BL,118	PSMN4R3-30BL,118	D2PAK	30	100	465	0.005	------	------	------	20	103				
771-PSMN3R4-30BL,118	PSMN3R4-30BL,118	D2PAK	30	100	609	0.004	------	------	------	20	114				
771-PSMN2R7-30BL,118	PSMN2R7-30BL,118	D2PAK	30	100	730	0.004	------	------	------	20	170				
771-PSMN2R0-30BL,118	PSMN2R0-30BL,118	D2PAK	30	100	943	0.003	------	------	------	20	211				
771-PSMN1R8-30BL,118	PSMN1R8-30BL,118	D2PAK	30	100	1120	0.002	------	------	------	20	270				
771-PSMN1R6-30BL,118	PSMN1R6-30BL,118	D2PAK	30	100	1268	0.0035	------	------	------	20	306				
771-PSMNR90-30BL,118	PSMNR90-30BL,118	D2PAK	30	120	1573	0.001	------	------	------	20	306				
♦ 771-PSMN01440YS115	PSMN014-40YS,115	PowerSO-8	40	32	183	0.014	-----	-----	-----	20	56				
♦ 771-PSMN7R040LS115	PSMN7R0-40LS,115	SOT-873-1	40	40	280	0.007	-----	-----	-----	20	65				
♦ 771-PSMN5R840YS115	PSMN5R8-40YS,115	PowerSO-8	40	64	360	0.0057	-----	-----	-----	20	89				
771-PSMN8R0-40BS,118	PSMN8R0-40BS,118	D2PAK	40	77	309	0.008	------	------	------	20	86				
♦ 771-PSMN3R340YS115	PSMN3R3-40YS,115	PowerSO-8	40	97	546	0.0033	-----	-----	-----	20	117				
771-PSMN4R5-40BS,118	PSMN4R5-40BS,118	D2PAK	40	100	545	0.008	------	------	------	20	148				
771-PSMN2R8-40BS,118	PSMN2R8-40BS,118	D2PAK	40	100	797	0.004	------	------	------	20	211				
771-PSMN2R2-40BS,118	PSMN2R2-40BS,118	D2PAK	40	100	962	0.003	------	------	------	20	306				
771-PSMN2R840PS127	PSMN2R8-40PS,127	TO-220AB	40	100	797	0.0028	-----	-----	-----	20	211				
771-PSMN1R540PS127	PSMN1R5-40PS,127	TO-220AB	40	120	1301	0.0016	-----	-----	-----	20	338				
771-PSMN1R1-40BS,118	PSMN1R1-40BS,118	D2PAK	40	120	1320	0.002	------	------	------	20	306				
♦ 771-PSMN030-60YS115	PSMN030-60YS,115	PowerSO-8	60	21	116	0.0247	-----	-----	-----	20	56				
♦ 771-PSMN01460LS115	PSMN014-60LS,115	SOT-873-1	60	28	180	0.014	-----	-----	-----	20	65				
♦ 771-PSMN017-60YS115	PSMN017-60YS,115	PowerSO-8	60	31	174	0.0157	-----	-----	-----	20	74				
771-PSMN015-60PS127	PSMN015-60PS,127	TO-220AB	60	36	201	0.034	-----	-----	-----	20	86				
771-PSMN015-60BS,118	PSMN015-60BS,118	D2PAK	60	50	201	0.034	------	------	------	20	86				
♦ 771-PSMN7R0-60YS115	PSMN7R0-60YS,115	PowerSO-8	60	63	356	0.0064	-----	-----	-----	20	117				
771-PSMN7R6-60BS,118	PSMN7R6-60BS,118	D2PAK	60	92	389	0.008	------	------	------	20	149				
771-PSMN4R6-60BS,118	PSMN4R6-60BS,118	D2PAK	60	100	565	0.010	------	------	------	20	211				
771-PSMN3R0-60BS,118	PSMN3R0-60BS,118	D2PAK	60	100	824	0.005	------	------	------	20	306				
771-PSMN3R0-60PS127	PSMN3R0-60PS,127	TO-220AB	60	100	824	0.003	-----	-----	-----	20	306				
771-PSMN1R7-60BS,118	PSMN1R7-60BS,118	D2PAK	60	120	1076	0.002	------	------	------	20	306				
771-PSMN2R060ES127	PSMN2R0-60ES,127	TO-262	60	120	1135	0.0022	-----	-----	-----	20	338				
771-PSMN2R060PS127	PSMN2R0-60PS,127	TO-220AB	60	120	1135	0.0022	-----	-----	-----	20	338				
♦ 771-PSMN04580YS115	PSMN045-80YS,115	PowerSO-8	80	17	86	0.045	-----	-----	-----	20	56				
771-PSMN050-80BS,118	PSMN050-80BS,118	D2PAK	80	22	88	0.046	------	------	------	20	56				
♦ 771-PSMN02380LS115	PSMN023-80LS,115	SOT-873-1	80	22	137	0.023	-----	-----	-----	20	65				
♦ 771-PSMN01880YS115	PSMN018-80YS,115	PowerSO-8	80	32	182	0.018	-----	-----	-----	20	89				
771-PSMN01780PS127	PSMN017-80PS,127	TO-220AB	80	50	200	0.017	-----	-----	-----	20	103				
771-PSMN8R780PS127	PSMN8R7-80PS,127	TO-220AB	80	64	361	0.0087	-----	-----	-----	20	170				
771-PSMN017-80BS,118	PSMN017-80BS,118	D2PAK	80	50	200	0.029	------	------	------	20	103				
♦ 771-PSMN01180YS115	PSMN011-80YS,115	PowerSO-8	80	67	266	0.011	-----	-----	-----	20	117				
771-PSMN012-80BS,118	PSMN012-80BS,118	D2PAK	80	74	295	0.011	------	------	------	20	148				
♦ 771-PSMN8R2-80YS,115	PSMN8R2-80YS,115	PowerSO-8	80	82	326	0.0085	-----	-----	-----	20	130				
771-PSMN6R580PS127	PSMN6R5-80PS,127	TO-220AB	80	82	470	0.0069	-----	-----	-----	20	210				
771-PSMN8R7-80BS,118	PSMN8R7-80BS,118	D2PAK	80	90	361	0.014	------	------	------	20	170				
771-PSMN6R5-80BS,118	PSMN6R5-80BS,118	D2PAK	80	100	470	0.007	------	------	------	20	210				
771-PSMN5R0-80BS,118	PSMN5R0-80BS,118	D2PAK	80	100	598	0.008	------	------	------	20	270				
771-PSMN4R4-80BS,118	PSMN4R4-80BS,118	D2PAK	80	100	680	0.007	------	------	------	20	306				
771-PSMN4R380ES127	PSMN4R3-80ES,127	TO-262	80	120	688	0.0043	-----	-----	-----	20	306				
771-PSMN4R380PS127	PSMN4R3-80PS,127	TO-220AB	80	120	688	0.0043	-----	-----	-----	20	306				
771-PSMN3R3-80BS,118	PSMN3R3-80BS,118	D2PAK	80	120	760	0.003	------	------	------	20	306				
771-PSMN2R8-80BS,118	PSMN2R8-80BS,118	D2PAK	80	120	824	0.005	------	------	------	20	306				
771-PSMN3R580ES127	PSMN3R5-80ES,127	TO-262	80	120	803	0.0035	-----	-----	-----	20	338				
771-PSMN3R3-80PS127	PSMN3R3-80PS,127	TO-220AB	80	120	830	0.0079	----	----	----	20	338				
771-PSMN3R3-80ES127	PSMN3R3-80ES,127	I2PAK	80	120	830	0.0079	----	----	----	20	338				
♦ 771-PSMN069-100YS115	PSMN069-100YS,115	PowerSO-8	100	12	68	0.0724	-----	-----	-----	20	56				
♦ 771-PSMN035100LS115	PSMN035-100LS,115	SOT-873-1	100	17	109	0.032	-----	-----	-----	20	65				
♦ 771-PSMN039-100YS115	PSMN039-100YS,115	PowerSO-8	100	20	112	0.0395	-----	-----	-----	20	74				
771-PSMN034-100BS118	PSMN034-100BS,118	D2PAK	100	32	127	0.062	------	------	------	20	86				
771-PSMN016-100XS127	PSMN016-100XS,127	TO-220F	100	32.1	128	0.016	------	------	------	20	46.1				
771-PSMN013-100XS127	PSMN013-100XS,127	TO-220F	100	35.2	141	0.0139	------	------	------	20	48.4				
771-PSMN027-100BS118	PSMN027-100BS,118	D2PAK	100	37	148	0.048	------	------	------	20	103				
771-PSMN013-100ES127	PSMN013-100ES,127	TO-262	100	47	272	0.0389	-----	-----	-----	20	170				
♦ 771-PSMN016-100YS115	PSMN016-100YS,115	PowerSO-8	100	51	204	0.0293	-----	-----	-----	20	117				
771-PSMN016-100BS118	PSMN016-100BS,118	D2PAK	100	57	230	0.029	------	------	------	20	148				
771-PSMN013-100BS118	PSMN013-100BS,118	D2PAK	100	68	272	0.025	------	------	------	20	170				
771-PSMN9R5-100BS118	PSMN9R5-100BS,118	D2PAK	100	89	355	0.010	------	------	------	20	211				
771-PSMN5R6-100BS118	PSMN5R6-100BS,118	D2PAK	100	100	539	0.010	------	------	------	20	306				
771-PSMN7R0-100BS118	PSMN7R0-100BS,118	D2PAK	100	100	475	0.012	------	------	------	20	269				
771-PSMN5R0100ES127	PSMN5R0-100ES,127	TO-262	100	120	622	0.0005	-----	-----	-----	20	338				
771-PSMN5R0100PS127	PSMN5R0-100PS,127	TO-220AB	100	120	622	0.0005	-----	-----	-----	20	338				
771-PSMN4R3-100PS127	PSMN4R3-100PS,127	TO-220	100	120	673	0.012	----	----	----	20	338				
771-PSMN4R3-100ES127	PSMN4R3-100ES,127	I2PAK	100	120	673	0.012	----	----	----	20	338				
771-PSMN3R8100BS,118	PSMN3R8-100BS,118	D2PAK	100	120	680	0.010	------	------	------	20	306				

STANDARD LOGIC LEVEL MOSFETS

♦Surface Mount Device

For quantities greater than listed, call for quote.

MOUSER STOCK NO.	NXP Part No.	Package	V_{DS} (Max)(V)	I_D (Max) (A)	I_{DM} (Max)(A)	$R_{DS(on)}$ (Max) (Ω) @ V_{GS}=10V	$R_{DS(on)}$ (Max) (Ω) @ V_{GS}=4.5V	$R_{DS(on)}$ (Max) (Ω) @ V_{GS}=2.5V	$R_{DS(on)}$ (Max) (Ω) @ V_{GS}=1.8V	V_{GS} (Max)(V)	P_{tot} (Max)(W)	Price Each 1	25	100	250
N-Channel (Single)															
771-PSMN012-25YLC115	PSMN012-25YLC, 115	PowerSO-8	25	33	134	0.0126	0.0166	----	----	20	26				
♦ 771-PSMN010-25YLC115	PSMN010-25YLC,115	PowerSO-8	25	39	158	0.0106	0.014	----	----	20	30				
♦ 771-PSMN9R0-25YLC115	PSMN9R0-25YLC,115	PowerSO-8	25	46	183	0.0091	0.0123	-----	-----	20	34				
♦ 771-PSMN7R5-25YLC115	PSMN7R5-25YLC,115	PowerSO-8	25	56	224	0.0074	0.0098	-----	-----	20	42				
♦ 771-PSMN6R5-25YLC115	PSMN6R5-25YLC,115	PowerSO-8	25	64	256	0.0065	0.00819	-----	-----	20	48				
771-PSMN6R0-25YLB115	PSMN6R0-25YLB, 115	PowerSO-8	25	73	292	0.00609	0.0079	----	----	20	58				
♦ 771-PSMN4R0-25YLC115	PSMN4R0-25YLC,115	PowerSO-8	25	84	336	0.0045	0.0058	-----	-----	20	61				
♦ 771-PSMN3R725YLC115	PSMN3R7-25YLC,115	PowerSO-8	25	97	387	0.0039	0.0051	-----	-----	20	64				
♦ 771-PSMN3R225YLC115	PSMN3R2-25YLC,115	PowerSO-8	25	100	462	0.0034	0.00445	-----	-----	20	79				
♦ 771-PSMN2R925YLC115	PSMN2R9-25YLC,115	PowerSO-8	25	100	517	0.00315	0.0041	-----	-----	20	92				
♦ 771-PSMN2R225YLC115	PSMN2R2-25YLC,115	PowerSO-8	25	100	636	0.0024	0.00315	-----	-----	20	106				
♦ 771-PSMN1R925YLC115	PSMN1R9-25YLC,115	PowerSO-8	25	100	799	0.00205	0.0027	-----	-----	20	141				
♦ 771-PSMN1R725YLC115	PSMN1R7-25YLC,115	PowerSO-8	25	100	894	0.0019	0.0025	-----	-----	20	164				
♦ 771-PSMN0R925YLC115	PSMN0R9-25YLC,115	PowerSO-8	25	100	1133	0.00099	0.00125	-----	-----	20	137				
♦ 771-PSMN1R225YLC115	PSMN1R2-25YLC,115	PowerSO-8	25	100	1133	0.0013	0.0017	-----	-----	20	179				
♦ 771-PSMN1R125YLC115	PSMN1R1-25YLC,115	PowerSO-8	25	100	1318	0.00115	0.0015	-----	-----	20	215				
♦ 771-PSMN01730LL115	PSMN017-30LL,115	SOT-873-1	30	15	140	0.017	0.025	-----	-----	20	37				
♦ 771-PSMN01330LL115	PSMN013-30LL,115	SOT-873-1	30	21	169	0.013	0.019	-----	-----	20	41				
♦ 771-PSMN9R030LL115	PSMN9R0-30LL,115	SOT-873-1	30	21	226	0.009	0.013	-----	-----	20	50				
771-PSMN02230PL127	PSMN022-30PL,127	TO-220AB	30	22	125	0.022	0.034	-----	-----	20	41				
771-PSMN013-30YLC115	PSMN013-30YLC, 115	PowerSO-8	30	32	130	0.0136	0.0169	----	----	20	26				
♦ 771-PSMN011-30YL115	PSMN011-30YL,115	PowerSO-8	30	36	203	0.0107	0.0161	-----	-----	20	49				
771-PSMN011-30YLC115	PSMN011-30YLC, 115	PowerSO-8	30	37	150	0.0116	0.0145	----	----	20	29				
♦ 771-PSMN9R1-30YL115	PSMN9R1-30YL,115	PowerSO-8	30	40	229	0.0091	0.0136	-----	-----	20	52				
♦ 771-PSMN5R830LL115	PSMN5R8-30LL,115	SOT-873-1	30	40	295	0.0058	0.008	-----	-----	20	55				

© Copyright 2014 Mouser Electronics

© Copyright 2014 Mouser Electronics

NXP Power MOSFETs

RoHS Compliant This product is RoHS compliant.

STANDARD LOGIC LEVEL MOSFETS (CONT.)

♦Surface Mount Device

NEW PRODUCT

For quantities greater than listed, call for quote.

MOUSER STOCK NO.	NXP Part No.	Package	V_{DS} (Max)(V)	I_D (Max) (A)	I_{DM} (Max)(A)	$R_{DS(on)}$ (Max) (Ω) @ V_{GS}=10V	V_{GS}=4.5V	V_{GS}=2.5V	V_{GS}=1.8V	V_{GS} (Max)(V)	P_{tot} (Max)(W)	Price Each 1	25	100	250
N-Channel (Single) (Cont.)															
♦ 771-PSMN3R530LL115	PSMN3R5-30LL,115	SOT-873-1	30	40	423	0.0036	0.0056	-----	-----	20	71				
♦ 771-PSMN3R830LL115	PSMN3R8-30LL,115	SOT-873-1	30	40	413	0.0037	0.0058	-----	-----	20	69				
♦ 771-PSMN8R0-30YL115	PSMN8R0-30YL,115	PowerSO-8	30	44	247	0.0083	0.0122	-----	-----	20	56				
♦ 771-PSMN9R5-30YLC115	PSMN9R5-30YLC, 115	PowerSO-8	30	44	177	0.0098	0.0121	-----	-----	30	34				
♦ 771-PSMN8R0-30YLC115	PSMN8R0-30YLC,115	PowerSO-8	30	54	216	0.0079	0.01	-----	-----	20	42				
♦ 771-PSMN5R9-30YL115	PSMN5R9-30YL,115	PowerSO-8	30	55	310	0.0061	0.009	-----	-----	20	63				
♦ 771-PSMN4R5-30YLC115	PSMN4R5-30YLC,115	PowerSO-8	30	60	336	0.0048	0.0061	-----	-----	20	61				
♦ 771-PSMN7R0-30YLC115	PSMN7R0-30YLC,115	PowerSO-8	30	61	245	0.00709	0.089	-----	-----	20	48				
♦ 771-PSMN4R130YLC115	PSMN4R1-30YLC,115	PowerSO-8	30	90	360	0.00435	0.0057	-----	-----	20	64				
♦ 771-PSMN3R730YLC115	PSMN3R7-30YLC,115	PowerSO-8	30	100	419	0.00395	0.00515	-----	-----	20	79				
♦ 771-PSMN3R230YLC115	PSMN3R2-30YLC,115	PowerSO-8	30	100	482	0.0035	0.00455	-----	-----	20	92				
♦ 771-PSMN2R630YLC115	PSMN2R6-30YLC,115	PowerSO-8	30	100	575	0.0028	0.00365	-----	-----	20	106				
771-PSMN3R430PL127	PSMN3R4-30PL,127	TO-220AB	30	100	609	0.0034	0.0041	-----	-----	20	114				
771-PSMN2R730PL127	PSMN2R7-30PL,127	TO-220AB	30	100	730	0.0027	0.0036	-----	-----	20	170				
♦ 771-PSMN2R230YLC115	PSMN2R2-30YLC,115	PowerSO-8	30	100	765	0.00215	0.0028	-----	-----	20	141				
♦ 771-PSMN1R530YL115	PSMN1R5-30YL,115	PowerSO-8	30	100	790	0.0015	0.0019	-----	-----	20	109				
♦ 771-PSMN1R530YLC115	PSMN1R5-30YLC,115	PowerSO-8	30	100	1008	0.00155	0.00205	-----	-----	20	179				
♦ 771-PSMN1R0-30YLC115	PSMN1R0-30YLC,115	PowerSO-8	30	100	1030	0.00115	0.0014	-----	-----	20	137				
771-PSMN1R830PL127	PSMN1R8-30PL,127	TO-220AB	30	100	1120	0.0018	0.0023	-----	-----	20	270				
♦ 771-PSMN1R230YLC115	PSMN1R2-30YLC,115	PowerSO-8	30	100	1237	0.00125	0.00165	-----	-----	20	215				
771-PSMN1R130EL127	PSMN1R1-30EL,127	TO-262	30	120	1609	0.0013	0.0014	-----	-----	20	338				
771-PSMN1R130PL127	PSMN1R1-30PL,127	TO-220AB	30	120	1609	0.0013	0.0014	-----	-----	20	338				
771-PSMN9R5-100XS127	PSMN9R5-100XS,127	TO-220F	100	44.2	177	0.009	------	------	------	20	52.6				
771-PSMN7R0-100XS127	PSMN7R0-100XS,127	TO-220F	100	55	220	0.006	------	------	------	20	57.7				
771-PSMN5R6-100XS127	PSMN5R6-100XS,127	TO-220F	100	61.8	247	0.005	------	------	------	20	60				

N-CHANNEL ENHANCEMENT MODE TRENCHMOS™ MOSFETS

♦Surface Mount Device

For quantities greater than listed, call for quote.

N-Channel (Single)															
♦ 771-PMV56XN215	PMV56XN,215	SOT-23	20	3.76	15	-----	0.085	0.115	-----	8	1.92				
♦ 771-PMV16UN215	PMV16UN,215	SOT-23	20	5.8	25	-----	0.018	0.023	0.04	8	0.51				
♦ 771-PMV31XN-T/R	PMV31XN,215	SOT-23	20	5.9	23.7	-----	0.037	0.053	-----	12	2				
♦ 771-PMV20XN215	PMV20XN,215	SOT-23	30	4.8	20	-----	0.025	0.035	-----	12	0.51				
♦ 771-PMV40UN-T/R	PMV40UN,215	SOT-23	30	4.9	19.6	-----	0.047	0.053	0.073	8	1.9				
♦ 771-PMV22EN215	PMV22EN,215	SOT-23	30	5.2	20	0.022	0.029	-----	-----	20	0.51				
♦ 771-BUK621330C118	BUK6213-30C,118	TO-252	30	47	189	0.014	0.029	-----	-----	20	60				
♦ 771-BUK620930C118	BUK6209-30C,118	TO-252	30	50	262	0.0098	0.0192	-----	-----	20	80				
♦ 771-BUK624R530C118	BUK624R5-30C,118	TO-252	30	90	543	0.0045	0.0075	-----	-----	20	158				
771-BUK653R730C127	BUK653R7-30C,127	TO-220AB	30	100	583	0.0039	0.0072	-----	-----	20	158				
♦ 771-BUK663R530C118	BUK663R5-30C,118	TO-252	30	100	616	0.0035	0.0065	-----	-----	20	158				
♦ 771-BUK661R830C118	BUK661R8-30C,118	TO-252	30	120	1080	0.0019	0.0033	-----	-----	20	263				
♦ 771-BUK621840C118	BUK6218-40C,118	TO-252	40	42	168	0.016	0.028	-----	-----	20	60				
♦ 771-BUK621240C118	BUK6212-40C,118	TO-252	40	50	233	0.0112	0.02	-----	-----	20	80				
♦ 771-BUK625R040C118	BUK625R0-40C,118	TO-252	40	90	490	0.005	0.0083	-----	-----	20	158				
771-BUK654R840C127	BUK654R8-40C,127	TO-220AB	40	100	500	0.0048	0.0079	-----	-----	20	158				
771-BUK6E3R440C127	BUK6E3R4-40C,127	TO-262	40	100	657	0.0036	0.006	-----	-----	20	204				
♦ 771-BUK663R240C118	BUK663R2-40C,118	TO-252	40	100	697	0.0032	0.0057	-----	-----	20	204				
771-BUK6E2R340C127	BUK6E2R3-40C,127	TO-262	40	120	1006	0.0023	0.0036	-----	-----	20	306				
♦ 771-BSN20-T/R	BSN20,215	SOT-23	50	0.173	0.7	15	20	-----	-----	20	0.83				
♦ 771-BSH111-T/R	BSH111,215	SOT-23	55	0.335	1.3	-----	4	5	8	10	0.83				
♦ 771-BUK622855C118	BUK6228-55C,118	TO-252	55	31	122	0.029	0.044	-----	-----	20	60				
♦ 771-BUK621755C118	BUK6217-55C,118	TO-252	55	44	175	0.019	0.0285	-----	-----	20	80				
♦ 771-BUK620755C118	BUK6207-55C,118	TO-252	55	90	383	0.0078	0.012	-----	-----	20	158				
771-BUK650755C127	BUK6507-55C,127	TO-220AB	55	100	405	0.007	0.0105	-----	-----	20	158				
♦ 771-BUK660755C118	BUK6607-55C,118	TO-252	55	100	420	0.0065	0.0102	-----	-----	20	158				
771-BUK654R655C127	BUK654R6-55C,127	TO-220AB	55	100	524	0.0054	0.008	-----	-----	20	204				
♦ 771-BUK664R455C118	BUK664R4-55C,118	TO-252	55	100	550	0.0049	0.0077	-----	-----	20	204				
♦ 771-2N7002-T/R	2N7002,215	SOT-23	60	0.3	1.2	5	5.3	-----	-----	30	0.83				
♦ 771-2N7002PW-115	2N7002PW,115	SOT-323	60	0.31	1.2	1.6	2@5V	-----	-----	20	0.26				
♦ 771-2N7002P-215	2N7002P,215	SOT-23	60	0.36	1.2	1.6	2@5V	-----	-----	20	0.35				
♦ 771-2N7002E-T/R	2N7002E,215	SOT-23	60	0.385	1.5	3	4	-----	-----	30	0.83				
♦ 771-2N7002F-T/R	2N7002F,215	SOT-23	60	0.475	1.9	2	4	-----	-----	30	0.83				
♦ 771-2N7002K-T/R	2N7002K,215	SOT-23	60	0.34	0.68	3.9	5.3	-----	-----	15	0.83				
♦ 771-BUK622675C118	BUK6226-75C,118	TO-252	75	33	130	0.029	0.04	-----	-----	20	80				
♦ 771-BUK621575C118	BUK6215-75C,118	TO-252	75	57	229	0.015	0.0205	-----	-----	20	128				
♦ 771-BUK621175C118	BUK6211-75C,118	TO-252	75	74	297	0.011	0.015	-----	-----	20	158				
771-BUK651075C127	BUK6510-75C,127	TO-220AB	75	77	305	0.0104	0.013	-----	-----	20	158				
771-BUK650775C127	BUK6507-75C,127	TO-220AB	75	100	406	0.0076	0.0103	-----	-----	20	204				
♦ 771-BUK660775C118	BUK6607-75C,118	TO-252	75	100	423	0.007	0.0097	-----	-----	20	204				

ENHANCEMENT MODE TRENCHMOS™ LOGIC-LEVEL MOSFETS

♦Surface Mount Device

For quantities greater than listed, call for quote.

N-Channel (Single)															
♦ 771-SI2302DS-T/R	SI2302DS,215	SOT-23	20	2.5	0.01	-----	0.085	0.115	-----	8	0.83				
♦ 771-PMV30UN-T/R	PMV30UN,215	SOT-23	20	5.7	23.1	-----	0.036	0.043	0.063	8	1.9				
♦ 771-BSH103-T/R	BSH103,215	SOT-23	30	0.85	3.4	-----	0.4	0.5	0.6	8	0.5				
♦ 771-PMV60EN-T/R	PMV60EN,215	SOT-23	30	4.7	18.8	0.055	0.072	-----	-----	20	2				
♦ 771-PMV45EN-T/R	PMV45EN,215	SOT-23	30	5.4	21.6	0.042	0.054	-----	-----	20	2				
♦ 771-BUK98150-55A/T3	BUK98150-55A,135	SOT-223	55	5.5	22	0.137	0.161	-----	-----	15	8				
♦ 771-BSS123-T/R	BSS123,215	SOT-23	100	0.15	0.6	6	-----	-----	-----	20	0.25				
771-BUK9520100B127	BUK9520-100B,127	TO-220AB	100	63	253	0.0185	0.0223	-----	-----	15	203				
P-Channel (Single)															
♦ 771-PMV65XP-T/R	PMV65XP,215	SOT-23	-20	-3.9	-1.59	-----	0.076	0.112	-----	12	1.92				

SMALL SIGNAL RF MOSFETS

♦Surface Mount Device

NEW PRODUCT

For quantities greater than listed, call for quote.

MOUSER STOCK NO.	NXP Part No.	Package	V_{DS} (Max)(V)	I_D (Max)(mA)	Forward Transfer Admittance (Min./Max.) (mS)	V_{GS} (Max)(V)	C_{iss} @ 1MHz (Typ./Max.)(pF)	C_{rss} @ 1MHz (Typ./Max.)(pF)	P_{tot} (Max.)(mW)	Price Each 1	25	100	250
N-Channel (Single)													
771-PMN20EN,115	PMN20EN,115	TSOP-6	30	6.7	---/---	20	155/---	70/---	545				
N-Channel (Dual)													
♦ 771-BF998-T/R	BF998,215	SOT-143	12	30	24/----	2	2.1/2.5	25/----	200				
♦ 771-BF998WR115	BF998WR,115	SOT-343R	12	30	24/----	2.5	2.1/2.5	25/----	300				
♦ 771-BF998R-T/R	BF998R,215	SOT-143R	12	30	24/----	2	2.1/2.5	25/----	200				
♦ 771-BF908WR-T/R	BF908WR,115	SOT-343R	12	40	36/50	2	1.8/2.5	30/45	300				
♦ 771-BF991-T/R	BF991,215	SOT-143	20	20	10/----	2.5	2.1/----	20/----	200				
♦ 771-BF994S-T/R	BF994S,215	SOT-143	20	30	18/----	2.5	2.5/3	25/----	200				
♦ 771-BF992-T/R	BF992,215	SOT-143	20	40	25/----	1.3	4/----	30/40	200				

JFETS

♦Surface Mount Device

For quantities greater than listed, call for quote.

P-Channel (Single)															
♦ 771-PMBFJ177-T/R	PMBFJ177,215	SOT-23	-30	-20	----/----	-30	8/----	4/----	300				
♦ 771-PMBFJ175-T/R	PMBFJ175,215	SOT-23	-30	-70	----/----	-30	8/----	4/----	300				

© Copyright 2014 Mouser Electronics
© Copyright 2014 Mouser Electronics

ON SEMICONDUCTOR MOSFETs

ON Semiconductor®

RoHS Compliant This product is RoHS compliant.

N-CHANNEL AND P-CHANNEL POWER MOSFETS

♦ Surface Mount Device

NEW PRODUCT

For quantities greater than listed, call for quote.

MOUSER STOCK NO.	ON Semiconductor Part No.	Package	$V_{(BR)DSS}$ (Min.)(V)	$r_{DS\ (ON)}$ Max.(mΩ)	P_D Max(W)	I_D Max(A)	Price Each 1	25	100
N-Channel									
♦ 863-MMBF0201NLT1G	MMBF0201NLT1G	SOT-23	20	1000	0.225	0.3			
♦ 863-MMBF2201NT1G	MMBF2201NT1G	SC-70	20	1400	0.15	0.3			
♦ 863-MGSF1N02LT1G	MGSF1N02LT1G	SOT-23	20	90	0.4	0.75			
♦ 863-NTK3134NT1G	NTK3134NT1G	SOT-723	20	350	0.55	0.89			
♦ 863-MGSF2N02ELT1G	MGSF2N02ELT1G	SOT-23	20	85	1.25	2.8			
♦ 863-NTR3161NT1G	NTR3161NT1G	SOT-23	20	50	0.82	3.3			
♦ 863-NTGS3446T1G	NTGS3446T1G	TSOP-6	20	45	2	5.1			
♦ 863-NTHS5404T1G	NTHS5404T1G	ChipFET	20	25	1.3	7.2			
♦ 863-NTD70N03R-1G	NTD70N03R-1G	TO-252	25	8	62.5	72			
♦ 863-NTR4003NT1G	NTR4003NT1G	SOT-23	30	1500	0.83	0.56			
♦ 863-NTR4503NT1G	NTR4503NT1G	SOT-23	30	105	0.73	2			
♦ 863-NTR4170NT1G	NTR4170NT1G	SOT-23	30	55	0.78	3.2			
♦ 863-NTGS4141NT1G	NTGS4141NT1G	TSOP-6	30	30	1	7			
♦ 863-NTLJS4114NT1G	NTLJS4114NT1G	WDFN-6	30	35	3.3	7.8			
♦ 863-NTMS4800NR2G	NTMS4800NR2G	SOIC-8	30	27	2	8			
♦ 863-NTMS4801NR2G	NTMS4801NR2G	SOIC-8N	30	9	2.1	12			
♦ 863-NTD4909NT4G	NTD4909NT4G	DPAK	30	8	1.37	12.1			
♦ 863-NTMFS4921NT1G	NTMFS4921NT1G	SO-8	30	10.8	2.14	13.8			
♦ 863-NTD4906NT4G	NTD4906NT4G	DPAK	30	8	1.38	14			
♦ 863-NTMFS4936NT1G	NTMFS4936NT1G	SO-8	30	4	43	19.5			
♦ 863-NTD20N03L27T4G	NTD20N03L27T4G	TO-252	30	31	74	20			
♦ 863-NTMFS4841NHT1G	NTMFS4841NHT1G	SO-8 FL	30	7	5.7	21.8			
♦ 863-NTMFS4935NT1G	NTMFS4935NT1G	SO-8	30	3.2	2.63	21.8			
♦ 863-NVTFS4823NTAG	NVTFS4823NTAG	WDFN-8	30	17.5	3.1	30			
♦ 863-NTMFS4845NT1G	NTMFS4845NT1G	SO-8 FL	30	2.9	5.95	35.5			
♦ 863-NTD4963NT4G	NTD4963NT4G	DPAK	30	13.6	35.7	44			
♦ 863-NTMFS4941NT1G	NTMFS4941NT1G	SO-8FL	30	9	25.5	47			
♦ 863-NTTFS4823NTAG	NTTFS4823NTAG	WDFN-8	30	17.5	32.9	50			
♦ 863-NTTFS4824NTAG	NTTFS4824NTAG	WDFN-8	30	7.5	4.1	69			
♦ 863-NTD4806NT4G	NTD4806NT4G	TO-252	30	9.4	60	76			
♦ 863-NTD4904N-1G	NTD4904N-1G	IPAK	30	5.5	52	79			
♦ 863-NTMFS4923NET1G	NTMFS4923NET1G	SO-8FL	30	4.8	48	91			
♦ 863-NTMFS4934NT1G	NTMFS4934NT1G	SO-8FL	30	3	69.4	147			
♦ 863-NTMFS4825NFET1G	NTMFS4825NFET1G	SO-8FL	30	3	96.2	171			
♦ 863-NTD4858NT4G	NTD4858NT4G	DPAK	35	6.2	2	14			
♦ 863-NTMS5835NLR2G	NTMS5835NLR2G	SOIC-8	40	14	2.6	12			
♦ 863-NTMFS5832NLT1G	NTMFS5832NLT1G	SO-8 FL	40	6.5	3.1	20			
♦ 863-NTD5806NT4G	NTD5806NT4G	TO-252	40	19	39	33			
♦ 863-NTD5805NT4G	NTD5805NT4G	TO-252	40	9.5	47	51			
♦ 863-NTD5804NT4G	NTD5804NT4G	TO-252	40	8.5	71	69			
♦ 863-NCV8401DTRKG	NCV8401DTRKG	DPAK	42	29	64	-			
♦ 863-BSS138LT1G	BSS138LT1G	SOT-23	50	3500	0.225	0.2			
♦ 863-NCV8402STT3G	NCV8402STT3G	SOT-223	55	165	1.7	2			
♦ 863-MMFT960T1G	MMFT960T1G	SOT-223	60	1700	0.8	0.3			
♦ 863-MMBF170LT1G	MMBF170LT1G	SOT-23	60	5000	0.225	0.5			
♦ 863-NTF3055-100T1G	NTF3055-100T1G	SOT-223	60	100	2.1	3			
♦ 863-NTF3055L108T1G	NTF3055L108T1G	SOT-223	60	120	2.1	3			
♦ 863-NTD3055-094T4G	NTD3055-094T4G	TO-252	60	94	48	12			
♦ 863-NTD3055L104G	NTD3055L104G	TO-252	60	104	48	12			
♦ 863-NTD3055L104T4G	NTD3055L104T4G	TO-252	60	104	48	12			
♦ 863-NTD5865NLT4G	NTD5865NLT4G	TO-252	60	19	40	40			
♦ 863-NTB45N06T4G	NTB45N06T4G	TO-263	60	26	125	45			
♦ 863-NTB60N06T4G	NTB60N06T4G	TO-263	60	14	150	60			
♦ 863-BSS123LT1G	BSS123LT1G	SOT-23	100	6000	0.225	0.17			
863-NDF08N50ZG	NDF08N50ZG	TO-220FP	500	850	31	7.5			
863-NDD02N60Z-1G	NDD02N60Z-1G	IPAK	600	4800	57	2.2			
♦ 863-NDD02N60ZT4G	NDD02N60ZT4G	TO-252	600	4800	57	2.2			
♦ 863-NDD03N60ZT4G	NDD03N60ZT4G	TO-252	600	3600	61	2.6			
♦ 863-NDD04N60Z-1G	NDD04N60Z-1G	IPAK	600	1.8	83	4.1			
P-Channel									
♦ 863-NTJD1155LT1G	NTJD1155LT1G	SOT-363	-8.0	260	0.4	-1.3			
♦ 863-NTR0202PLT1G	NTR0202PLT1G	SOT-23	-20	800	0.225	-0.4			
♦ 863-NTR1P02T1G	NTR1P02T1G	SOT-23	-20	180	0.4	-1.0			
♦ 863-NTS4101PT1G	NTS4101PT1G	SC-70	-20	120	0.329	-1.37			
♦ 863-NTGS3443T1G	NTGS3443T1G	TSOP-6	-20	65	2	-2.0			
♦ 863-NTGS3441T1G	NTGS3441T1G	TSOP-6	-20	90	1	-2.35			
♦ 863-NTLJD3119CTAG	NTLJD3119CTAG	WDFN-6	-20	65	2.3	-4.6			
♦ 863-NTLJD3119CTBG	NTLJD3119CTBG	WDFN-6	-20	65	2.3	-4.6			
♦ 863-NTMS5P02R2G	NTMS5P02R2G	SOIC-8	-20	26	0.79	-5.4			
♦ 863-NTHS4101PT1G	NTHS4101PT1G	ChipFET	-20	42	1.3	-6.7			
♦ 863-NTS4173PT1G	NTS4173PT1G	SC-70	-30	150	0.29	-1.2			
♦ 863-NTR4502PT1G	NTR4502PT1G	SOT-23	-30	200	1.25	-1.95			
♦ 863-NTR4171PT1G	NTR4171PT1G	SOT-23	-30	75	0.48	-2.2			
♦ 863-NTGS4111PT1G	NTGS4111PT1G	TSOP-6	-30	60	1.25	-4.7			
♦ 863-NTMS4177PR2G	NTMS4177PR2G	SOIC-8	-30	19	1.52	-11.4			
♦ 863-NTD25P03LG	NTD25P03LG	TO-252	-30	72	75	-25			
♦ 863-BSS84LT1G	BSS84LT1G	SOT-23	-50	10000	0.225	-0.13			
♦ 863-NTGS5120PT1G	NTGS5120PT1G	TSOP-6	-60	111	1.1	-2.5			
♦ 863-NTF2955T1G	NTF2955T1G	SOT-223	-60	170	1	-2.6			
♦ 863-MTD5P06VT4G	MTD5P06VT4G	TO-252	-60	450	40	-5.0			
♦ 863-NTD2955PT4G	NTD2955PT4G	TO-252	-60	155	55	-12			
♦ 863-NTD2955G	NTD2955G	TO-252	-60	180	55	-12			
♦ 863-NTD2955T4G	NTD2955T4G	TO-252	-60	180	55	-12			
863-NTP2955G	NTP2955G	TO-220	-60	196	2.4	-12			
♦ 863-NTD20P06LT4G	NTD20P06LT4G	TO-252	-60	150	65	-15.5			
♦ 863-NTB5605PT4G	NTB5605PT4G	TO-263	-60	140	88	-18.5			
♦ 863-NTB25P06T4G	NTB25P06T4G	TO-263	-60	82	120	-27.5			
♦ 863-MTP2P50EG	MTP2P50EG	TO-220	-500	6000	75	-2.0			

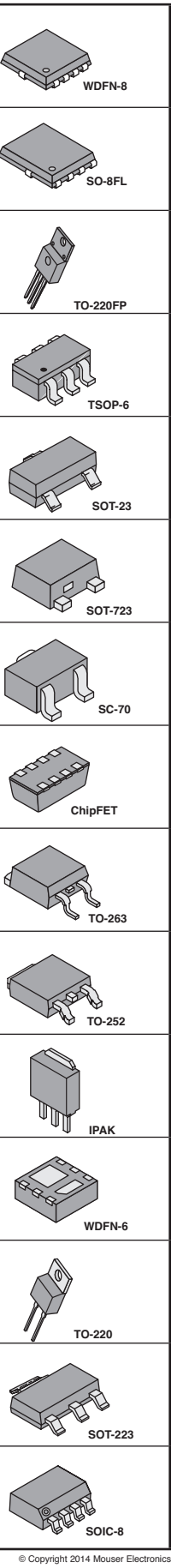

© Copyright 2014 Mouser Electronics

© Copyright 2014 Mouser Electronics

ON SEMICONDUCTOR MOSFETs

RoHS Compliant This product is RoHS compliant.

POWER MOSFETs

♦ Surface Mount Device

NEW PRODUCT

For quantities greater than listed, call for quote.

MOUSER STOCK NO.	ON Semiconductor Part No.	Package	V(BR)DSS (Min.)(V)	rDS (ON) Max.(mΩ)	PD Max(W)	ID Max(A)	Price Each 1	25	100	500
Complementary										
♦ 863-NTJD4105CT1G	NTJD4105CT1G	SC-88	+20/-8.0	375/300	0.27	+0.63/-0.775				
♦ 863-NTHD3100CT1G	NTHD3100CT1G	ChipFET	+20/-20	80/80	1.1	+2.9/-3.2				
♦ 863-NTHD4508NT1G	NTHD4508NT1G	ChipFET	+20/+20	75	1.13	+4.1/+4.1				
♦ 863-NTZD3152PT1G	NTZD3152PT1G	SOT-563	-20/-20	900	0.25	-0.43/-0.43				
♦ 863-NTLJF4156NTAG	NTLJF4156NTAG	WDFN-6	+30/+30	250	1.5	+4.6/4.6				
♦ 863-NTMD4840NR2G	NTMD4840NR2G	SOIC-8	+30/+30	36	0.68	7.5/7.5				
NFET										
♦ 863-NTD4863NT4G	NTD4863NT4G	DPAK-3	25	9.3	1.95	11.3				-
♦ 863-NTMD4820NR2G	NTMD4820NR2G	SOIC-8N	30	20	1.28	6.4				-
♦ 863-NTHS4166NT1G	NTHS4166NT1G	ChipFET	30	22	1.5	6.6				-
863-NDF04N60ZG	NDF04N60ZG	TO-220FP	600	1.8	28	4.4				-
863-NDF10N60ZG	NDF10N60ZG	TO-220AB	600	650	36	10				-
863-NDF06N60ZG	NDF06N60ZG	TO-220FP	600	980	31	6				-
PFET										
♦ 863-NUS5531MTR2G	NUS5531MTR2G	WDFN-6	12	32	1.46	5.47				-

TRENCH POWER MOSFETs

♦ Surface Mount Device

For quantities greater than listed, call for quote.

MOUSER STOCK NO.	ON Semiconductor Part No.	Package	V(BR)DSS (Min.)(V)	rDS (ON) Max.(mΩ)	PD Max(W)	ID Max(A)	Price Each 1	25	100	500
N-Channel										
♦ 863-NTJS3157NT1G	NTJS3157NT1G	SC-88	20	60	1	4				
P-Channel										
♦ 863-NTJS3151PT1G	NTJS3151PT1G	SC-88	-12	60	0.625	-3.3				
♦ 863-NTR4101PT1G	NTR4101PT1G	SOT-23	-20	85	0.73	-3.2				
♦ 863-NTJS4151PT1G	NTJS4151PT1G	SC-88	-20	60	1	-4.2				

SMALL SIGNAL MOSFETs

♦ Surface Mount Device

For quantities greater than listed, call for quote.

MOUSER STOCK NO.	ON Semiconductor Part No.	Package	V(BR)DSS (Min.)(V)	rDS (ON) Max.(mΩ)	PD Max(W)	ID Max(A)	Price Each 1	25	100	500
N-Channel										
♦ 863-NTA4001NT1G	NTA4001NT1G	SC-75	20	1500	0.3	0.238				
♦ 863-NTZD3154NT1G	NTZD3154NT1G	SOT-563	20	550	0.28	0.54				
♦ 863-NTJD4401NT1G	NTJD4401NT1G	SC-88	20	375	0.27	0.63				
♦ 863-NTA4153NT1G	NTA4153NT1G	SC-75	20	127	0.3	0.915				
♦ 863-NTE4153NT1G	NTE4153NT1G	SC-89	20	230	0.3	0.915				
♦ 863-NTS4409NT1G	NTS4409NT1G	SC-70	25	249	0.28	0.75				
♦ 863-NTJS4405NT1G	NTJS4405NT1G	SC-88	25	350	0.63	1.2				
♦ 863-NTA7002NT1G	NTA7002NT1G	SC-75	30	7000	0.3	0.154				
♦ 863-NTJD4001NT1G	NTJD4001NT1G	SC-88	30	1500	0.272	0.25				
♦ 863-NTS4001NT1G	NTS4001NT1G	SC-70	30	1500	0.33	0.27				
♦ 863-BSS138LT3G	BSS138LT3G	SOT-23	50	3.5	0.225	0.2				
♦ 863-2N7002LT1G	2N7002LT1G	SOT-23	60	7500	0.3	0.115				
863-VN2222LLG	VN2222LLG	TO-92	60	7500	0.4	0.15				
863-2N7000RLRAG	2N7000RLRAG	TO-92	60	6	0.35	0.2				
♦ 863-2N7002WT1G	2N7002WT1G	SC-70	60	1600	0.28	0.34				
♦ 863-2N7002KT1G	2N7002KT1G	SOT-23	60	2.5	0.3	0.38				
863-BS170G	BS170G	TO-92	60	5000	0.35	0.5				
863-BS170RLRAG	BS170RLRAG	TO-92	60	5000	0.35	0.5				
863-BS108ZL1G	BS108ZL1G	TO-92	200	8	0.35	0.2				
♦ 863-MTD6N20ET4G	MTD6N20ET4G	TO-252	200	700	50	6				
P-Channel										
♦ 863-NTS2101PT1G	NTS2101PT1G	SC-70	-8.0	100	0.29	-1.4				
♦ 863-NTR2101PT1G	NTR2101PT1G	SOT-23	-8.0	52	0.96	-3.7				
♦ 863-NTE4151PT1G	NTE4151PT1G	SC-89	-20	360	0.313	-0.76				
♦ 863-NTA4151PT1G	NTA4151PT1G	SC-75	-20	360	0.301	-0.76				
♦ 863-NTZS3151PT1G	NTZS3151PT1G	SOT-563	-20	150	0.21	-0.95				
Complementary										
♦ 863-NTUD3170NZT5G	NTUD3170NZT5G	SOT-963	+20/-20	1.5	0.125	0.22				
♦ 863-NTUD3169CZT5G	NTUD3169CZT5G	SOT-963	+20/-20	4.5/10	0.125	+0.22/-0.20				
♦ 863-NTZD3155CT1G	NTZD3155CT1G	SOT-563	+20/-20	400/550	0.25	+0.54/-0.43				
♦ 863-NTGD4167CT1G	NTGD4167CT1G	TSOP-6	+30/-30	125/300	0.9	+2.2/-1.0				
♦ 863-NTJD5121NT1G	NTJD5121NT1G	SOT-363	+60/+60	2.5	0.25	0.295				

TRENCH SMALL SIGNAL MOSFETs

♦ Surface Mount Device

For quantities greater than listed, call for quote.

MOUSER STOCK NO.	ON Semiconductor Part No.	Package	V(BR)DSS (Min.)(V)	rDS (ON) Max.(mΩ)	PD Max(W)	ID Max(A)	Price Each 1	25	100	500
N-Channel										
♦ 863-2N7002ET1G	2N7002ET1G	SOT-23	60	2500	300	0.26				
P-Channel										
♦ 863-NTJD4152PT1G	NTJD4152PT1G	SC-88	-20	215	0.272	-0.88				

PROTECTED N-CHANNEL MOSFETs

♦ Surface Mount Device

For quantities greater than listed, call for quote.

MOUSER STOCK NO.	ON Semiconductor Part No.	Package	V(BR)DSS (Min.)(V)	rDS (ON) Max.(mΩ)	PD Max(W)	ID Max(A)	Price Each 1	25	100	500
♦ 863-NIF5002NT3G	NIF5002NT3G	SOT-223	42	200	1.1	2				
♦ 863-NIF5002NT1G	NIF5002NT1G	SOT-223	42	200	1.1	3				
♦ 863-NCV8405STT1G	NCV8405STT1G	SOT-223	42	90	1	6				
♦ 863-NIF5003NT1G	NIF5003NT1G	SOT-223	42	68	1.25	14				
♦ 863-NCV8450STT3G	NCV8450STT3G	SOT-223	45	1000	1.7	0.8				
♦ 863-NIF9N05CLT1G	NIF9N05CLT1G	SOT-223	52	107	1.69	2.6				
♦ 863-NID9N05CLT4G	NID9N05CLT4G	TO-252	52	181	28.8	9				

LOGIC-LEVEL MOSFETs

♦ Surface Mount Device

For quantities greater than listed, call for quote.

MOUSER STOCK NO.	ON Semiconductor Part No.	Package	V(BR)DSS (Min.)(V)	rDS (ON) Max.(mΩ)	PD Max(W)	ID Max(A)	Price Each 1	25	100	500
N-Channel										
♦ 863-MGSF1N03LT1G	MGSF1N03LT1G	SOT-23	30	100	0.42	2.1				
♦ 863-NVMFS4841NT1G	NVMFS4841NT1G	SO-8FL	30	11.4	112	89				
♦ 863-NVTFS5811NLTAG	NVTFS5811NLTAG	WDFN-8	40	10	21	40				
♦ 863-NVTFS5826NLTAG	NVTFS5826NLTAG	WDFN-8	60	32	22	20				
♦ 863-NTD24N06LT4G	NTD24N06LT4G	TO-252	60	45	62.5	24				
♦ 863-NVTFS5820NLTAG	NVTFS5820NLTAG	WDFN-8	60	15	21	29				
P-Channel										
♦ 863-MTB50P03HDLT4G	MTB50P03HDLT4G	TO-263	-30	25	125	-50				
♦ 863-MTP50P03HDLG	MTP50P03HDLG	TO-220	-30	25	125	-50				
♦ 863-NVTFS5116PLTAG	NVTFS5116PLTAG	WDFN-8	-60	72	3.2	-14				

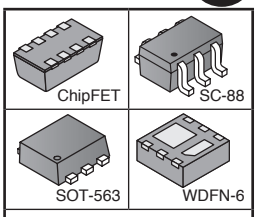

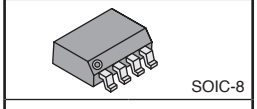

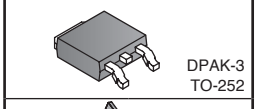

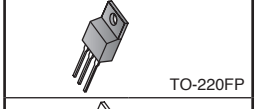

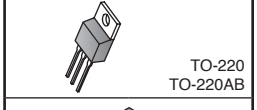

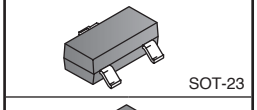

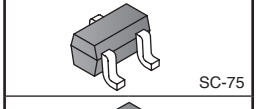

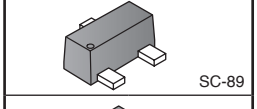

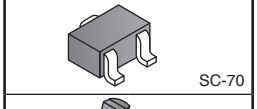

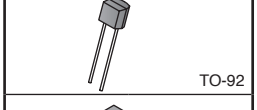

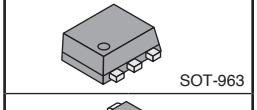

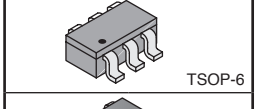

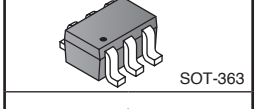

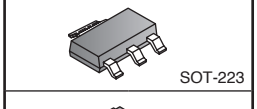

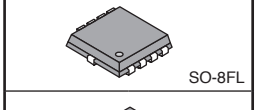

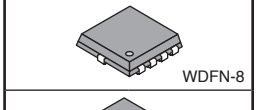

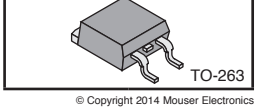

© Copyright 2014 Mouser Electronics

© Copyright 2014 Mouser Electronics

PANASONIC SEMICONDUCTOR MOSFETs

Panasonic

RoHS Compliant This product is RoHS compliant.

DIMENSIONS: mm

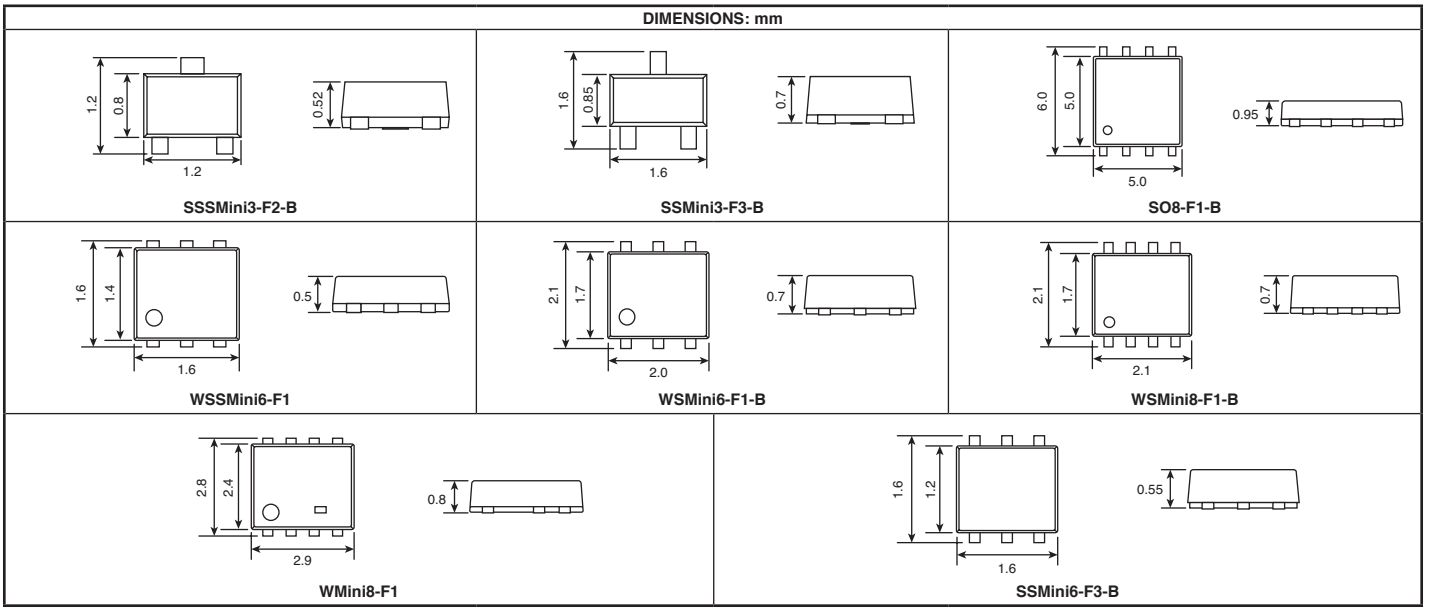

SMALL SIGNAL MOSFETS

MOUSER STOCK NO.	Panasonic Part No.	Package	Polarity	VDSS (Min.)(V)	ID Max(A)	IDSS (Max.)(μA)	RDS (on) (Ω)	RDS (on) @VGS (V)	CISS (pF)	Price Each 1	25	100
667-FJ3303010L	FJ3303010L	SSSMini3-F2-B	Pch	30	0.1	-1	17	2.5	12			
667-FK3303010L	FK3303010L	SSSMini3-F2-B	Nch	30	0.1	1	6	2.5	12			
667-FK3906010L	FK3906010L	SSMini3-F3-B	Nch	60	0.1	1	15	2.5	12			
Composite												
667-FK3306010L	FK3306010L	SSSMini3-F2-B	Nch	60	0.1	1	15	2.5	12			

N-CHANNEL MOSFETS

MOUSER STOCK NO.	Panasonic Part No.	Package	Polarity	VDSS (Min.)(V)	ID Max(A)	IDSS (Max.)(μA)	RDS (on) (Ω)	RDS (on) @VGS (V)	CISS (pF)	Price Each 1	25	100
667-MTM982400BBF	MTM982400BBF	SO8-F1-B	Nch	40	7	10	0.023	10	1750			
667-MTM862270LBF	MTM862270LBF	WSSMini6-F1	Nch	20	2.2	10	0.3/0.15	1.8/2.5	280			

P-CHANNEL MOSFETS

MOUSER STOCK NO.	Panasonic Part No.	Package	Polarity	VDSS (Min.)(V)	ID Max(A)	IDSS (Max.)(μA)	RDS (on) (Ω)	RDS (on) @VGS (V)	CISS (pF)	Price Each 1	25	100
667-MTM981400BBF	MTM981400BBF	SO8-F1-B	Pch	-40	-7	-10	.045/.025	4.5/10	2700			
667-MTM861270LBF	MTM861270LBF	WSSMini6-F1	Pch	-20	-2	-1	0.23/0.17	1.8/2.5	300			
667-MTM861280LBF	MTM861280LBF	WSSMini6-F1	Pch	-20	-1	-1	0.56	2.5	80			
667-MTM761100LBF	MTM761100LBF	WSMini6-F1-B	Pch	-12	-4	-1	0.075/0.055	1.8/2.5	1200			
667-MTM761230LBF	MTM761230LBF	WSMini6-F1-B	Pch	-20	-3	-1	0.07	2.5	1000			
667-FJ6K01010L	FJ6K01010L	WSMini6-F1-B	Pch	-12	-4	-1	0.054/0.041/0.034	1.8/2.5/4.5	1400			
667-MTM761110LBF	MTM761110LBF	WSMini6-F1-B	Pch	-12	-4	-0.1	0.054/0.041/0.034	1.8/2.5/4.5	1400			

MULTI-CHANNEL MOSFETS

MOUSER STOCK NO.	Panasonic Part No.	Package	Polarity	VDSS (Min.)(V)	ID Max(A)	IDSS (Max.)(μA)	RDS (on) (Ω)	RDS (on) @VGS (V)	CISS (pF)	Price Each 1	25	100
N-Channel + N-Channel												
667-MTM78E2B0LBF	MTM78E2B0LBF	WSMini8-F1-B	Nch	20	4	1	0.036	2.5	1100			
			Nch	20	4	1	0.036	2.5	1100			
667-FK6K02010L	FK6K02010L	WSMini6-F1-B	Nch	20	4.5	1	.025/.0175	2.5/4.5	1730			
			Nch	20	4.5	1	.025/.0175	2.5/4.5	1730			
667-MTMC8E2A0LBF	MTMC8E2A0LBF	WMini8-F1	Nch	20	7	1	.033/.021	2.5/4.5	1450			
			Nch	20	7	1	.033/.021	2.5/4.5	1450			
667-FC6943010R	FC6943010R	SSMini6-F3-B	Nch	30	0.1	1	12	2.5	12			
			Nch	30	0.1	1	12	2.5	12			
667-FC6946010R	FC6946010R	SSMini6-F3-B	Nch	60	0.1	1	15	2.5	12			
			Nch	60	0.1	1	15	2.5	12			
P Channel + N-Channel												
667-FG6943010R	FG6943010R	SSMini6-F3-B	Pch	-30	-0.1	-1	17	2.5	12			
			Nch	30	0.1	1	6	2.5	12			
P Channel + P-Channel												
667-MTM684100LBF	MTM684100LBF	WMini8-F1	Pch	-12	-4.8	-1	.075/.055	1.8/2.5	1200			
			Pch	-12	-4.8	-1	.075/.055	1.8/2.5	1200			
667-MTM684110LBF	MTM684110LBF	WMini8-F1	Pch	-12	-4.8	-0.1	0.06/0.04	1.8/2.5	1400			
			Pch	-12	-4.8	-0.1	0.06/0.04	1.8/2.5	1400			

© Copyright 2014 Mouser Electronics
© Copyright 2014 Mouser Electronics

STMICROELECTRONICS Power MOSFETs

Products may be RoHS compliant. Check mouser.com for RoHS status.

life.augmented

SINGLE N-CHANNEL SUPERMESH™ MOSFET FAMILY

The SuperMESH™ family has built-in, back-to-back Zener diodes between the gate and source terminals. These Zener diodes improve resistance to destructive electrostatic discharges as well as protecting the gate oxide against damage from spurious voltage spikes. Because they are built-in, they preclude the need for external protection diodes.

NEW PRODUCT

For quantities greater than listed, call for quote.

MOUSER STOCK NO.	STMicroelectronics Part No.	Package	Drain Source Breakdown Voltage (Min) (V)	Drain Current (Cont) (Max) (A)	Total Dissipation @ 25°C (Max) (W)	Static Drain Source On Resistance		Price Each			
						Ohms (Max)	@ Drain Current (A)	1	10	100	250
Surface Mount											
511-STN3N40K3	STN3N40K3	SOT-223	400	1.8	3.3	3.400	0.60				
511-STD3N40K3	STD3N40K3	DPAK	400	1.8	30.0	3.4	0.90				
511-STD7NK40Z	STD7NK40ZT4	TO-252	400	5.4	70.0	1.000	2.70				
511-STB5N52K3	STB5N52K3	TO-263	525	4.4	70.0	1.500	2.20				
511-STB6N52K3	STB6N52K3	TO-263	525	5.0	70.0	1.200	2.50				
511-STB11N52K3	STB11N52K3	D2PAK	525	10.0	125.0	0.510	5.00				
511-STD1NK60	STD1NK60T4	TO-252	600	0.25	30.0	8.500	0.50				
511-STN1NK60Z	STN1NK60Z	SOT-223	600	0.3	3.3	15.000	0.40				
511-STN1HNK60	STN1HNK60	SOT-223	600	0.4	3.3	8.500	0.50				
511-STD3NK60Z	STD3NK60ZT4	TO-252	600	2.4	45.0	3.600	1.20				
511-STD2LN60K3	STD2LN60K3	DPAK	600	2.0	45.0	4.5	1.00				
511-STD4NK60Z	STD4NK60ZT4	TO-252	600	4.0	70.0	2.000	2.00				
511-STL13NM60N	STL13NM60N	Power FLAT-8	600	10.0	90.0	0.385	5.00				
511-STL18NM60N	STL18NM60N	Power FLAT-8	600	12.0	110.0	0.310	6.00				
511-STD3LN62K3	STD3LN62K3	TO-252	620	2.5	45.0	3.000	1.25				
511-STD5N62K3	STD5N62K3	TO-252	620	4.2	70.0	1.600	2.10				
511-STL8N65M5	STL8N65M5	Power FLAT-5	650	7.0	70.0	0.600	3.50				
511-STN1NK80Z	STN1NK80Z	SOT-223	800	0.25	2.5	16.000	0.50				
511-STD1NK80ZT4	STD1NK80ZT4	TO-252	800	1.0	45.0	16.000	0.50				
511-STD2NK90Z	STD2NK90ZT4	TO-252	900	2.1	70.0	6.500	1.05				
511-STB6NK90Z	STB6NK90ZT4	TO-263	900	5.8	140.0	2.000	2.90				
511-STB21N90K5	STB21N90K5	D2PAK	900	18.5	250.0	0.299	9.00				
511-STD6N95K5	STD6N95K5	DPAK	950	9.0	90.0	1.250	3.00				
511-STB20N95K5	STB20N95K5	D2PAK	950	17.5	250.0	0.330	9.00				
511-STD3NK100Z	STD3NK100Z	TO-252	1000	2.5	90.0	6.000	1.25				
Thru-Hole											
511-STFW6N120K3	STFW6N120K3	TO-3PF	120	6.0	63.0	2.400	2.50				
511-STW52NK25Z	STW52NK25Z	TO-247	250	52.0	300.0	0.045	26.00				
511-STP11NK40Z	STP11NK40Z	TO-220AB	400	10.0	110.0	0.550	4.50				
511-STU3N45K3	STU3N45K3	D2PAK	450	1.8	27	3.8	0.5				
511-STP9NK50Z	STP9NK50Z	TO-220AB	500	7.2	110.0	0.850	3.60				
511-STP11NK50ZFP	STP11NK50ZFP	TO-220AB	500	10.0	125.0	0.520	4.50				
511-STW14NK50Z	STW14NK50Z	TO-247	500	14.0	150.0	0.380	6.00				
511-STFI20NK50Z	STFI20NK50Z	I2PAK	500	17.0	40.0	0.270	8.50				
511-STW20NK50Z	STW20NK50Z	TO-247	500	17.0	190.0	0.270	8.50				
511-STP4N52K3	STP4N52K3	TO-220FP	525	2.5	40.0	2.600	1.25				
511-STF5N52K3	STF5N52K3	TO-220FP	525	4.4	25	1.5	2.2				
511-STF11N52K3	STF11N52K3	TO-220FP	525	10.0	30.0	0.510	5.00				
511-STP11N52K3	STP11N52K3	TO-220	525	10.0	125.0	0.510	5.00				
511-STQ2LN60K3AP	STQ2LN60K3-AP	TO-92	600	0.6	2.5	4.5	1.00				
511-STF2LN60K3	STF2LN60K3	TO-220FP	600	2.0	45.0	4.5	0.00005				
511-STP6NK60Z	STP6NK60Z	TO-220AB	600	6.0	110.0	1.200	3.00				
511-STP10NK60ZFP	STP10NK60ZFP	TO-220FP	600	10.0	35.0	0.075	4.50				
511-STFI10NK60Z	STFI10NK60Z	I2PAK	600	10.0	35.0	0.750	4.50				
511-STFI13NK60Z	STFI13NK60Z	I2PAK	600	13.0	35.0	0.550	4.50				
511-STF24NM60N	STF24NM60N	TO-220FP	600	17.0	125.0	0.190	8.00				
511-STF34NM60N	STF34NM60N	TO-220FP	600	29.0	40.0	0.105	14.50				
511-STP34NM60ND	STP34NM60ND	TO-220	600	29.0	190.0	0.110	14.50				
511-STW34NM60ND	STW34NM60ND	TO-247	600	29.0	190.0	0.110	14.50				
511-STQ2N62K3-AP	STQ2N62K3-AP	TO-92	620	2.2	3.0	3.500	0.50				
511-STF2N62K3	STF2N62K3	TO-220FP	620	2.2	20.0	3.600	1.10				
511-STB2N62K3	STB2N62K3	D2PAK	620	2.2	45.0	3.600	1.00				
511-STP2N62K3	STP2N62K3	TO-220	620	2.2	45.0	3.600	1.10				
511-STU2N62K3	STU2N62K3	IPAK	620	2.2	45.0	3.600	1.10				
511-STF3LN62K3	STF3LN62K3	TO-220FP	620	2.5	20.0	3.000	1.25				
511-STU3LN62K3	STU3LN62K3	IPAK	620	2.5	45.0	3.000	1.25				
511-STF4N62K3	STF4N62K3	TO-220FP	620	3.8	25	2	1.9				
511-STF5N62K3	STF5N62K3	TO-220FP	620	4.2	25.0	1.600	2.10				
511-STU5N62K3	STU5N62K3	IPAK	620	4.2	70.0	1.600	2.10				
511-STP17N62K3	STP17N62K3	TO-220AB	620	15.0	190.0	0.380	7.50				
511-STF6N65K3	STF6N65K3	TO-220FP	650	5.4	30.0	1.300	2.80				
511-STF10NM60ND	STF10NM60ND	TO-220FP	650	8.0	25.0	0.600	32.00				
511-STP10NM60ND	STP10NM60ND	TO-220	650	8.0	70.0	0.600	4.00				
511-STF34NM60ND	STF34NM60ND	TO-220FP	650	29.0	40.0	0.110	14.50				
511-STW54NM65ND	STW54NM65ND	TO-247	650	49.0	350.0	0.065	24.50				
511-STP4NK80Z	STP4NK80Z	TO-220AB	800	3.0	80.0	3.500	1.50				
511-STP5NK80Z	STP5NK80Z	TO-220AB	800	4.3	110.0	2.400	2.15				
511-STP10NK80ZFP	STP10NK80ZFP	TO-220FP	800	9.0	40.0	0.900	4.50				
511-STW10NK80Z	STW10NK80Z	TO-247	800	9.0	160.0	0.900	4.50				
511-STF21N90K5	STF21N90K5	TO-220FP	900	18.5	40.0	0.299	9.00				
511-STW21N90K5	STW21N90K5	TO-247	900	18.5	250.0	0.299	9.00				
511-STP6NK90Z	STP6NK90Z	TO-220AB	900	5.8	140.0	2.000	2.90				
511-STP9NK90Z	STP9NK90Z	TO-220AB	900	8.0	160.0	1.300	3.60				
511-STW12NK90Z	STW12NK90Z	TO-247	900	11.0	230.0	0.880	5.50				
511-STW15NK90Z	STW15NK90Z	TO-247	900	15.0	350.0	0.550	7.50				
511-STP21N90K5	STP21N90K5	TO-220	900	18.5	250.0	0.299	9.0				
511-STF6N95K5	STF6N95K5	TO-220FP	950	9.0	25.0	1.250	3.0				
511-STP6N95K5	STP6N95K5	TO-220	950	9.0	90.0	1.250	3.0				
511-STW6N95K5	STW6N95K5	TO-247	950	9.0	90.0	1.250	3.0				
511-STP13N95K3	STP13N95K3	TO-220AB	950	10.0	190.0	0.850	5.00				

© Copyright 2014 Mouser Electronics

© Copyright 2014 Mouser Electronics

STMICROELECTRONICS Power MOSFETs

Products may be RoHS compliant. Check mouser.com for RoHS status.

life.augmented

SINGLE N-CHANNEL SUPERMESH™ MOSFET FAMILY (CONT.)

For quantities greater than listed, call for quote.

MOUSER STOCK NO.	STMicroelectronics Part No.	Package	Drain Source Breakdown Voltage (Min) (V)	Drain Current (Cont) (Max) (A)	Total Dissipation @ 25°C (Max) (W)	Static Drain Source On Resistance Ohms (Max)	Static Drain Source On Resistance @ Drain Current (A)	Price Each 1	10	100	250
Thru-Hole (Cont.)											
511-STW13N95K3	STW13N95K3	TO-247	950	10.0	190.0	0.850	5.00				
511-STF20N95K5	STF20N95K5	TO-220FP	950	17.5	40.0	0.330	11.00				
511-STP20N95K5	STP20N95K5	TO-220	950	17.5	250.0	0.330	9.00				
511-STW20N95K5	STW20N95K5	TO-220	950	17.5	250.0	0.330	9.00				
511-STP5NK100Z	STP5NK100Z	TO-220AB	1000	3.5	125.0	3.700	1.75				
511-STP8NK100Z	STP8BK100Z	TO-220AB	1000	6.5	160.0	1.850	3.15				
511-STW13NK100Z	STW13NK100Z	TO-247	1000	13.0	350.0	0.700	6.50				
511-STP1N105K3	STP1N105K3	TO-220	1050	1.4	60.0	11.000	0.60				
511-STP6N120K3	STP6N120K3	TO-220	1200	6.0	150.0	2.400	2.50				
511-STW6N120K3	STW6N120K3	TO-247	1200	6.0	150.0	2.400	2.50				

SINGLE N-CHANNEL MDMESH™ V MOSFET FAMILY

For quantities greater than listed, call for quote.

MOUSER STOCK NO.	STMicroelectronics Part No.	Package	VDSS (V)	RDS (on) (@=Vgs=10V) (Max.) (Ω)	Total Gate Charge (Qg) (Typ.)	Drain Current (ID) (Max.) (A)	Total Power Dissipation (PD) (Max.) (W)	Price Each 1	10	100	250
Surface Mount											
511-STD18N55M5	STD18N55M5	DPAK	550	0.24	31	13	90				
511-STD7NM60N	STD7NM60N	DPAK	600	0.9	14	5	45				
511-STD3NM60N	STD3NM60N	DPAK	600	1.8	9.5	3.3	50				
511-STL18N55M5	STL18N55M5	PowerFLAT-8	600	0.270	31	13	3				
511-STF57N65M5	STF57N65M5	TO-220FP	650	0.063	98	26.5	40				
511-STI57N65M5	STI57N65M5	I2PAK	650	0.063	98	26.5	250				
511-STP57N65M5	STP57N65M5	TO-220	650	0.063	98	26.5	250				
511-STB57N65M5	STB57N65M5	D2PAK	650	0.063	98	42	250				
511-STB38N65M5	STB38N65M5	D2PAK	650	0.095	71	30	190				
511-STB35N65M5	STB35N65M5	D2PAK	650	0.098	83	27	160				
511-STB32N65M5	STB32N65M5	D2PAK	650	0.119	72	24	150				
511-STD16N65M5	STD16N65M5	DPAK	650	0.279	31	12	90				
511-STD8N65M5	STD8N65M5	DPAK	650	0.600	15	7	70				
511-STB8N65M5	STB8N65M5	D2PAK	710	0.060	15	7	70				
511-STL16N65M5	STL16N65M5	PowerFLAT 8x8	710	0.299	31	12	90				
Through-Hole											
511-STF23NM50N	STF23NM50N	TO-220FP	500	0.190	45	17	30				
511-STF14NM50N	STF14NM50N	TO-220FP	500	0.320	27	12	25				
511-STW36N55M5	STW36N55M5	TO-247	550	0.080	72	20.8	190				
511-STF10NM50N	STF10NM50N	TO-220FP	550	0.630	17	7	25				
511-STF8NM50N	STF8NM50N	TO-220FP	550	0.790	14	5	20				
511-STW48NM60N	STW48NM60N	TO-247	600	0.070	124	39	255				
511-STP36N55M5	STP36N55M5	TO-220	600	0.080	72	33	190				
511-STFI34NM60N	STFI34NM60N	I2PAK	600	0.105	83.6	29	40				
511-STB36NM60N	STB36NM60N	D2PAK	600	0.105	83.6	29	210				
511-STW36NM60N	STW36NM60N	TO-247	600	0.105	83.6	29	210				
511-STFI26NM60N	STFI26NM60N	I2PAK	600	0.165	60	20	30				
511-STY139N65M5	STY139N65M5	Max-247	650	0.014	363	130	62.5				
511-STW88N65M5	STW88N65M5	TO-247	650	0.029	204	50.5	450				
511-STW77N65M5	STW77N65M5	TO-247	650	0.038	200	31	400				
511-STFW69N65M5	STFW69N65M5	TO-3PF	650	0.045	153	58	70				
511-STW69N65M5	STW69N65M5	TO-247	650	0.045	153	58	330				
511-STF11N65M5	STF11N65M5	TO-220FP	650	0.48	17	9	85				
511-STP11N65M5	STP11N65M5	TO-220	650	0.48	17	9	85				
511-STW57N65M5	STW57N65M5	TO-247	650	0.063	98	42	250				
511-STW42N65M5	STW42N65M5	TO-247	650	0.079	100	33	190				
511-STP38N65M5	STP38N65M5	TO-220	650	0.095	71	19	190				
511-STW38N65M5	STW38N65M5	TO-247	650	0.095	71	19	190				
511-STF38N65M5	STF38N65M5	TO-220FP	650	0.095	71	19	35				
511-STB34N65M5	STB34N65M5	D2PAK	650	0.11	70	29	190				
511-STP34N65M5	STP34N65M5	TO-220	650	0.11	70	18.3	190				
511-STW34N65M5	STW34N65M5	TO-247	650	0.11	70	18.3	190				
511-STF34N65M5	STF34N65M5	TO-220FP	650	0.11	70	29	30				
511-STW30N65M5	STW30N65M5	TO-247	650	0.139	64	21	140				
511-STB31N65M5	STB31N65M5	D2PAK	650	0.148	55	13.9	150				
511-STF31N65M5	STF31N65M5	TO-220FP	650	0.148	55	13.9	30				
511-STP31N65M5	STP31N65M5	TO-220	650	0.148	55	22	150				
511-STW31N65M5	STW31N65M5	TO-247	650	0.148	55	13.9	150				
511-STFI24NM60N	STFI24NM60N	I2PAK	650	0.190	46	17	30				
511-STB18N65M5	STB18N65M5	D2PAK	650	0.198	31	15	110				
511-STD18N65M5	STD18N65M5	DPAK	650	0.198	31	15	110				
511-STF18N65M5	STF18N65M5	TO-220FP	650	0.22	31	9.4	25				
511-STP18N65M5	STP18N65M5	TO-220	650	0.22	31	9.4	110				
511-STW16N65M5	STW16N65M5	TO-247	650	0.279	31	12	90				
511-STB15N65M5	STB15N65M5	D2PAK	650	0.34	22	11	85				
511-STFI13NM60N	STFI13NM60N	I2PAK	650	0.360	30	11	25				
511-STF12N65M5	STF12N65M5	TO-220FP	650	0.430	22	9	25				
511-STP8N65M5	STP8N65M5	TO-220	650	0.600	15	7	70				
511-STF9NM60N	STF9NM60N	TO-220FP	650	0.745	17.4	6.5	25				
511-STU7NM60N	STU7NM60N	IPAK	650	0.900	14	5	45				
511-STY112N65M5	STY112N65M5	TO-247	710	0.022	350	96	625				
511-STB11N65M5	STB11N65M5	D2PAK	710	0.48	17	9	85				
511-STFW60N65M5	STFW60N65M5	TO-3PF	710	0.059	139	1	79				
511-STF45N65M5	STF45N65M5	TO-220FP	710	0.078	91	35	40				
511-STB45N65M5	STB45N65M5	D2PAK	710	0.078	91	35	208				
511-STP45N65M5	STP45N65M5	TO-220	710	0.078	91	35	208				
511-STW45N65M5	STW45N65M5	TO-247	710	0.078	91	35	208				
511-STP15N65M5	STP15N65M5	TO-220	710	0.340	22	22	85				
511-STD11N65M5	STD11N65M5	DPAK	710	0.480	17	9	85				
511-STI11NM80	STI11NM80	I2PAK	800	0.4	43.6	8	150				

SINGLE P-CHANNEL ENHANCEMENT MODE MOSFETS

For quantities greater than listed, call for quote.

MOUSER STOCK NO.	STMicroelectronics Part No.	Package	Drain Source Breakdown Voltage (Min) (V)	Drain Current (Cont) (Max) (A)	Total Dissipation @ 25°C (Max) (W)	Static Drain Source On Resistance Ohms (Max)	Static Drain Source On Resistance @ Drain Current (A)	Price Each 1	10	100	250
Surface Mount											
511-STB80PF55	STB80PF55T4	TO-263	-55	-80.0	300.0	0.018	40.0				
511-STN3PF06	STN3PF06	SOT-223	-60	-2.5	2.5	0.220	1.5				
511-STD10PF06-TR	STD10PF06T4	TO-252	-60	-10.0	40.0	0.200	5.0				
511-STH300NH02L-6	STH300NH02L-6	H2PAK	24	180	300	0.0012	80				
511-STS13N3LLH5	STS13N3LLH5	SO-8	30	13	2.7	0.0066	6.5				
511-STD35N3LH5	STD35N3LH5	DPAK	30	35	35	0.016	15				
511-STB155N3LH6	STB155N3LH6	D2PAK	30	80	110	0.003	40				
511-STL75N3LLZH5	STL75N3LLZH5	PowerFLAT 5x6	30	75	60	0.0055	9.5				
511-STD3PK50Z	STD3PK50Z	DPAK	500	2.8	70	4	1.4				

© Copyright 2014 Mouser Electronics
© Copyright 2014 Mouser Electronics

STMICROELECTRONICS Power MOSFETs

life.augmented

Products may be RoHS compliant. Check mouser.com for RoHS status.

SINGLE P-CHANNEL ENHANCEMENT MODE MOSFETS (CONT.)

MOUSER STOCK NO.	STMicroelectronics Part No.	Package	Drain Source Breakdown Voltage (Min) (V)	Drain Current (Cont) (Max) (A)	Total Dissipation @ 25°C (Max) (W)	Static Drain Source On Resistance		Price Each			
						Ohms (Max)	@ Drain Current (A)	1	10	100	250
Thru-Hole											
511-STP80PF55	STP80PF55	TO-220AB	-55	-80.0	300.0	0.018	40.0				
511-STP12PF06	STP12PF06	TO-220AB	-60	-12.0	225.0	0.200	10.0				

SINGLE N-CHANNEL ENHANCEMENT MODE MOSFETS

These Power MOSFETs are STMicroelectronics unique "Single Feature SizeTM" strip-based process. The resulting transistor shows extremely high packing density for low on-resistance, rugged avalanche characteristics and less critical alignment steps therefore a remarkable manufacturing reproducibility.



For quantities greater than listed, call for quote.

MOUSER STOCK NO.	STMicroelectronics Part No.	Package	Drain Source Breakdown Voltage (Min) (V)	Drain Current (Cont) (Max) (A)	Total Dissipation @ 25°C (Max) (W)	Static Drain Source On Resistance		Price Each			
						Ohms (Max)	@ Drain Current (A)	1	10	100	250
Surface Mount											
511-STL10N3LLH5	STL10N3LLH5	PowerFLAT-3	30	9.0	50.0	0.019	4.50				
511-STL11N3LLH6	STL11N3LLH6	PowerFlat-8	30	11.0	50.0	0.0075	5.50				
511-STL12N3LLH5	STL12N3LLH5	PowerFLAT-3	30	12.0	50.0	0.009	6.00				
511-STL56N3LLH5	STL56N3LLH5	PowerFLAT-5	30	15.0	62.5	0.009	7.50				
511-STD17NF03L	STD17NF03LT4	TO-252	30	17.0	30.0	0.050	8.50				
511-STL17N3LLH6	STL17N3LLH6	PowerFlat-8	30	17.0	50.0	0.0045	8.50				
511-STL60N3LLH5	STL60N3LLH5	PowerFlat-8	30	17.0	60.0	0.0071	8.50				
511-STL80N3LLH6	STL80N3LLH6	PowerFlat-8	30	21.0	60.0	0.0052	10.50				
511-STS26N3LLH6	STS26N3LLH6	SO-8	30	26.0	2.7	0.0044	13.00				
511-STL160N3LLH6	STL160N3LLH6	PowerFlat-8	30	35.0	80.0	0.0013	17.50				
511-STL51N3LLH5	STL51N3LLH5	PowerFLAT-6	30	51.0	62.5	0.0145	6.30				
511-STB150N3LH6	STB150N3LH6	D2PAK	30	80.0	110.0	0.003	40.00				
511-STD155N3H6	STD155N3H6	DPAK	30	80.0	110	0.003	80.00				
511-STD155N3LH6	STD155N3LH6	DPAK	30	80.0	110	0.003	80.00				
511-STD96N3LLH6	STD96N3LLH6	TO-252	30	80.0	70.0	0.0042	40.00				
511-STL140N4LLF5	STL140N4LLF5	PowerFlat-8	40	32.0	80.0	0.00275	16.00				
511-STB120N4LF6	STB120N4LF6	TO-263	40	80.0	110.0	0.005	40.00				
511-STD120N4F6	STD120N4F6	TO-252	40	80.0	110.0	0.004	40.00				
511-STD120N4LF6	STD120N4LF6	TO-252	40	80.0	110.0	0.005	40.00				
511-STB95N4F3	STB95N4F3	D2PAK	40	80.0	110.0	5.800	40.00				
511-STH270N4F3-6	STH270N4F3-6	H2PAK-6I	40	180.0	300.0	0.0017	80.00				
511-STV270N4F3	STV270N4F3	PowerSO-10	40	270.0	300.0	0.0015	80.00				
511-STV250N55F3	STV250N55F3	PowerSO-10	55	250.0	300.0	0.0022	75.00				
511-STN3NF06	STN3NF06	SOT-223	60	4.0	3.3	0.100	1.50				
511-STL35N6F3	STL35N6F3	PowerFLAT-5	60	10.0	80.0	0.022	3.00				
511-STL100N6LF6	STL100N6LF6	PowerFLAT-5	60	14.0	80.0	0.005	11.00				
511-STL85N6F3	STL85N6F3	PowerFlat-8	60	19.0	4.0	0.0057	8.50				
511-STL7DN6LF3	STL7DN6LF3	PowerFLAT-5	60	20.0	52.0	0.043	6.50				
511-STD20NF06L	STD20NF06LT4	TO-252	60	24.0	60.0	0.040	12.00				
511-STN3NF06	STN3NF06	SOT-223	60	4.0	3.3	0.100	1.50				
511-STL85N6F3	STL85N6F3	PowerFlat-8	60	19.0	4.0	0.0057	8.50				
511-STD20NF06L	STD20NF06LT4	TO-252	60	24.0	60.0	0.040	12.00				
511-STD35NF06	STD35NF06T4	TO-252	60	35.0	80.0	0.020	17.50				
511-STB55NF06	STB55NF06T4	TO-263	60	50.0	110.0	0.018	27.50				
511-STD70N6F3	STD70N6F3	DPAK	60	70.0	110.0	0.105	35.00				
511-STH260N6F6-2	STH260N6F6-2	H2PAK-2	60	180.0	300.0	0.002	90.00				
511-STB75NF75L	STB75NF75LT4	TO-263	75	75.0	300.0	0.011	37.50				
511-STB160N75F3	STB160N75F3	TO-263	75	120.0	330.0	0.0037	60.00				
511-STL80N75F6	STL80N75F6	PowerFLAT-6	75	80.0	80.0	0.0063	9.00				
511-STH210N75F6-2	STH210N75F6-2	H2PAK-2	75	180.0	300.0	0.002	90.00				
511-STH240N75F3-2	STH240N75F3-2	H2PAK	75	180.0	300.0	0.003	90.00				
511-STH240N75F3-6	STH240N75F3-6	H2PAK-6	75	180.0	300.0	0.003	90.00				
511-STV240N75F3	STV240N75F3	PowerSO-10	75	240.0	300.0	0.0026	120.00				
511-STN2NF10	STN2NF10	SOT-223	100	2.4	3.3	0.260	1.20				
511-STD6NF10	STD6NF10T4	TO-252	100	6.0	30.0	0.250	3.00				
511-STD10NF10	STD10NF10T4	TO-252	100	10.0	50.0	0.130	5.00				
511-STL70N10F3	STL70N10F3	PowerFLAT-5	100	16.0	136.0	0.008	8.00				
511-STL8DN10LF3	STL8DN10LF3	PowerFLAT-5	100	20.0	70.0	0.035	7.80				
511-STD15NF10	STD15NF10T4	TO-252	100	23.0	70.0	0.065	10.00				
511-STF130N10F3	STF130N10F3	TO-220FP	100	29.0	35.0	0.0096	46.00				
511-STH130N10F3-2	STH130N10F3-2	H2PAK-2	100	78.0	250.0	0.0093	120.00				
511-STB80NF10	STB80NF10T4	TO-263	100	80.0	300.0	0.015	40.00				
511-STH180N10F3-2	STH180N10F3-2	H2PAK-2	100	180.0	315.0	0.0045	60.00				
511-STH180N10F3-6	STH180N10F3-6	H2PAK-6	100	180.0	315.0	0.004	60.00				
511-STL35N15F3	STL35N15F3	PowerFLAT 5x6	150	33.0	80.0	0.0355	3.50				
511-STD5N20	STD5N20T4	TO-252	200	5.0	45.0	0.800	2.50				
511-STB30NF20	STB30NF20	TO-263	200	30.0	125.0	0.075	15.00				
511-STB75NF20	STB75NF20	TO-263	200	75.0	190.0	0.034	37.00				
511-STE140NF20D	STE140NF20D	ISOTOP	200	140.0	500.0	0.012	70.00				
511-STD8NF25	STD8NF25	DPAK	250	6.0	72.0	0.318	8.00				
511-STD8NM50N	STD8NM50N	DPAK	500	5.0	45.0	0.79	2.50				
511-STP8NM50N	STP8NM50N	TO-220	500	5.0	45.0	0.79	2.50				
511-STD5NM50	STD5NM50T4	TO-252	500	7.5	100.0	0.800	2.50				
511-STB14NM50N	STB14NM50N	TO-263	500	12.0	90.0	0.320	6.00				
511-STB23NM50N	STB23NM50N	TO-263	500	17.0	125.0	0.190	8.50				
511-STB28NM50N	STB28NM50N	TO-263	500	21.0	90.0	0.158	10.50				
511-STB32NM50N	STB32NM50N	D2PAK	500	22.0	190.0	0.130	11.00				
511-STF32NM50N	STF32NM50N	TO-220FP	500	22.0	35.0	0.130	11.00				
511-STD5N52U	STD5N52U	TO-252	525	4.4	70.0	1.500	2.20				
511-STD14NM50N	STD14NM50N	TO-252	550	12.0	90.0	0.320	6.00				
511-STL3NM60N	STL3NM60N	PowerFLAT-3.3	600	2.2	2.0	1.800	1.00				
511-STL7NM60N	STL7NM60N	PowerFlat-14	600	5.8	68.0	0.900	2.50				
511-STD9NM60N	STD9NM60N	DPAK	600	6.5	70.0	0.745	3.25				
511-STD8NM60ND	STD8NM60ND	TO-252	600	7.0	70.0	0.700	3.50				
511-STD13NM60N	STD13NM60N	TO-252	600	11.0	90.0	0.360	5.50				
511-STL24NM60N	STL24NM60N	PowerFlat	600	16.0	125.0	0.215	8.00				
511-STB24NM60N	STB24NM60N	TO-263	600	17.0	125.0	0.190	8.00				
511-STL26NM60N	STL26NM60N	PowerFlat	600	19.0	125.0	0.185	10.00				
511-STB23NM60ND	STB23NM60ND	TO-263	600	19.5	150.0	0.180	10.00				
511-STD5NM60	STD5NM60T4	TO-252	650	5.0	96.0	1.000	2.50				
511-STF15N65M5	STF15N65M5	TO-220FP	650	6.9	25.0	0.34	11.00				
511-STL65DN3LLH5	STL65DN3LLH5	PowerFlat-8	650	7.0	60.0	0.0065	9.50				

© Copyright 2014 Mouser Electronics
© Copyright 2014 Mouser Electronics

STMICROELECTRONICS Power MOSFETs

Products may be RoHS compliant. Check mouser.com for RoHS status.

life.augmented

SINGLE N-CHANNEL ENHANCEMENT MODE MOSFETS (CONT.)

These Power MOSFETs are STMicroelectronics unique "Single Feature SizeTM" strip-based process. The resulting transistor shows extremely high packing density for low on-resistance, rugged avalanche characteristics and less critical alignment steps therefore a remarkable manufacturing reproducibility.

NEW PRODUCT

For quantities greater than listed, call for quote.

MOUSER STOCK NO.	STMicroelectronics Part No.	Package	Drain Source Breakdown Voltage (Min.) (V)	Drain Current (Cont.) (Max.) (A)	Total Dissipation @ 25°C (Max.) (W)	Static Drain Source On Resistance		Price Each			
						Ohms (Max.)	@ Drain Current (A)	1	10	100	250
Surface Mount (Cont.)											
511-STD10NM60ND	STD10NM60ND	DPAK	650	8.0	70.0	0.600	4.00				
511-STB11NM80	STB11NM80T4	TO-263	800	11.0	150.0	0.400	5.50				
511-STD5N95K3	STD5N95K3	TO-252	950	4.0	90.0	3.500	2.00				
511-STW25N95K3	STW25N95K3	TO-247	950	22.0	400.0	0.36	11.00				
511-STB120NF10	STB120NF10T4	TO-263	1000	120.0	312.0	0.0105	60.00				
Thru-Hole											
511-STL120N2VH5	STL120N2VH5	PowerFLAT-6	20	120.0	80.0	0.003	14.00				
511-STP27N3LH5	STP27N3LH5	TO-220AB	30	27.0	45.0	0.020	13.50				
511-STP100NF04	STP100NF04	TO-220AB	40	120.0	300.0	0.0046	50.00				
511-STP80NF55-06	STP80NF55-06	TO-220AB	55	80.0	300.0	0.0065	40.00				
511-STP80NF55-08	STP80NF55-08	TO-220AB	55	80.0	300.0	0.008	40.00				
511-STP80NF55L-06	STP80NF55L-06	TO-220AB	55	80.0	300.0	0.0065	40.00				
511-STP85NF55	STP85NF55	TO-220AB	55	80.0	300.0	0.008	40.00				
511-STP16NF06	STP16NF06	TO-220AB	60	16.0	45.0	0.100	8.00				
511-STP45NF06	STP45NF06	TO-220AB	60	38.0	80.0	0.028	19.00				
511-STP55NF06	STP55NF06	TO-220AB	60	50.0	110.0	0.018	27.50				
511-STP60NF06	STP60NF06	TO-220AB	60	60.0	110.0	0.016	30.00				
511-STI260N6F6	STI260N6F6	I2PAK-3	60	120.0	300.0	0.003	60.00				
511-STI260N6F6	STI260N6F6	I2PAK-3	60	120.0	300.0	0.003	60.00				
511-STP200N6F3	STP200N6F3	TO-220AB	60	120.0	330.0	3.800	60.00				
511-STP75N75F4	STP75N75F4	TO-220	75	78.0	150.0	0.011	39.00				
511-STP210N75F6	STP210N75F6	TO-220	75	120.0	300.0	0.037	60.00				
511-STP260N6F6	STP260N6F6	TO-220	75	120.0	300.0	0.24	60.00				
511-STP140NF75	STP140NF75	TO-220AB	75	120.0	310.0	0.0075	70.00				
511-STP80NF10	STP80NF10	TO-220AB	100	80.0	300.0	0.015	40.00				
511-STP120NF10	STP120NF10	TO-220AB	100	110.0	312.0	0.0105	60.00				
511-STW120NF10	STW120NF10	TO-247	100	110.0	312.0	0.0105	60.00				
511-STP130N10F3	STP130N10F3	TO-220	100	120.0	250.0	0.0096	23.00				
511-STP180N10F3	STP180N10F3	TO-220	100	120.0	315.0	0.51	60.00				
511-STP310N10F7	STP310N10F7	TO-220	100	180.0	315.0	0.0027	60.00				
511-STP80NF12	STP80NF12	TO-220AB	120	80.0	300.0	0.018	40.00				
511-IRF630	IRF630	TO-220AB	200	9.0	75.0	0.400	5.00				
511-STP75NF20	STP75NF20	TO-220AB	200	75.0	190.0	0.034	37.00				
511-STW75NF20	STW75NF20	TO-247	200	75.0	190.0	0.034	37.00				
511-STW75NF30	STW75NF30	TO-247	300	60.0	320.0	0.045	30.00				
511-STB18NF30	STB18NF30	D2PAK	330	18.0	150.0	18.000	18.00				
511-STP11NM50N	STP11NM50N	TO-220AB	500	8.5	70.0	0.470	4.50				
511-STP12NM50FP	STP12NM50FP	TO-220FP	500	12.0	35.0	0.350	6.00				
511-STP12NM50	STP12NM50	TO-220AB	500	12.0	160.0	0.350	6.00				
511-STP32NM50N	STP32NM50N	TO-220	500	13.9	190.0	0.130	11.00				
511-STW32NM50N	STW32NM50N	TO-247	500	13.9	190.0	0.130	11.00				
511-STP23NM50N	STP23NM50N	TO-220AB	500	17.0	125.0	0.190	8.50				
511-STW28NM50N	STW28NM50N	TO-247	500	21.0	150.0	0.158	10.50				
511-STW26NM50	STW26NM50	TO-247	500	30.0	313.0	0.120	13.00				
511-STW60NM50N	STW60NM50N	TO-247	500	43.0	446.0	0.043	34.00				
511-STW45NM50	STW45NM50	TO-247	500	45.0	417.0	0.100	22.50				
511-STE53NC50	STE53NC50	ISOTOP	500	53.0	460.0	0.080	27.00				
511-STY60NM50	STY60NM50	MAX247	500	60.0	560.0	0.050	30.00				
511-STE70NM50	STE70NM50	ISOTOP	500	70.0	600.0	0.050	30.00				
511-STF4N52K3	STF4N52K3	DPAK	525	2.5	45.0	2.600	1.25				
511-STE48NM50	STE48NM50	ISOTOP	550	48.0	450.0	0.100	13.50				
511-STW62NM60N	STW62NM60N	TO-247	600	3.0	350.0	0.048	23.00				
511-STP10NM60N	STP10NM60N	TO-220AB	600	10.0	70.0	0.550	4.00				
511-STF13NM60N	STF13NM60N	TO-220FP	600	11.0	25.0	0.360	5.50				
511-STP13NM60N	STP13NM60N	TO-220AB	600	11.0	90.0	0.360	5.50				
511-STP20NM60FP	STP20NM60FP	TO-220FP	600	20.0	45.0	0.290	10.00				
511-STW26NM60N	STW26NM60N	TO-247	600	20.0	140.0	0.165	10.00				
511-STP20NM60	STP20NM60	TO-220AB	600	20.0	192.0	0.290	10.00				
511-STP20NM60FD	STP20NM60FD	TO-220AB	600	20.0	192.0	0.290	10.00				
511-STW20NM60	STW20NM60	TO-247	600	20.0	192.0	0.290	10.00				
511-STW20NM60FD	STW20NM60FD	TO-247	600	20.0	214.0	0.290	10.00				
511-STW56NM60N	STW56NM60N	TO-247	600	28.0	300.0	0.060	22.50				
511-STP34NM60N	STP34NM60N	TO-220AB	600	29.0	210.0	0.105	14.50				
511-STW55NM60ND	STW55NM60ND	TO-247	600	51.0	350.0	0.060	25.50				
511-STY100NM60N	STY100NM60N	Max247	600	74.0	625.0	0.029	49.00				
511-STY105NM50N	STY105NM50N	Max247	600	88.0	625.0	0.022	52.00				
511-STW18N65M5	STW18N65M5	TO-247	650	9.4	110.0	0.220	7.50				
511-STP21NM60ND	STP21NM60ND	TO-220AB	650	17.0	140.0	0.220	8.50				
511-STP24NM60N	STP24NM60N	TO-220AB	650	17.0	125.0	0.190	8.00				
511-STB34NM60ND	STB34NM60ND	D2PAK	650	18.0	190.0	0.110	14.50				
511-STW25NM60ND	STW25NM60ND	TO-247	650	21.0	160.0	0.160	10.50				
511-STW43NM60ND	STW43NM60ND	TO-247	650	35.0	255.0	0.088	17.50				
511-STW45NM60	STW45NM60	TO-247	650	45.0	417.0	0.110	22.50				
511-STF11NM80	STF11NM80	TO-220FP	800	11.0	35.0	0.400	5.50				
511-STW11NM80	STW11NM80	TO-247	800	11.0	150.0	0.400	5.50				
511-STW18NM80	STW18NM80	TO-247	800	17.0	190.0	0.295	8.50				
511-STW3N150	STW3N150	TO-247	1500	2.5	140.0	9.000	1.30				

© Copyright 2014 Mouser Electronics

© Copyright 2014 Mouser Electronics

STMICROELECTRONICS Power MOSFETs

Products may be RoHS compliant. Check mouser.com for RoHS status.

life.augmented

SINGLE N-CHANNEL ENHANCEMENT MODE MOSFETS (CONT.)

For quantities greater than listed, call for quote.

MOUSER STOCK NO.	STMicroelectronics Part No.	Package	Drain Source Breakdown Voltage (Min.) (V)	Drain Current (Cont.) (Max.) (A)	Total Dissipation @ 25°C (Max.) (W)	Static Drain Source On Resistance		Price Each			
						Ohms (Max.)	@ Drain Current (A)	1	10	100	250
Thru-Hole (Cont.)											
511-STW4N150	STW4N150	TO-247	1500	4.0	160.0	7.000	2.00				
511-STW9N150	STW9N150	TO-247	1500	8.0	320.0	2.500	4.00				

DUAL N-CHANNEL ENHANCEMENT MODE MOSFETS

These ST Dual N-channel STripFETTM Power MOSFETs are produced in a unique "single feature size" strip-based process. The resulting transistor shows extremely high packing density for low on-resistance, rugged avalanche characteristics and less critical alignment steps therefore a remarkable manufacturing reproducibility.

For quantities greater than listed, call for quote.

MOUSER STOCK NO.	STMicroelectronics Part No.	Package	Drain Source Breakdown Voltage (Min.) (V)	Drain Current (Cont.) (Max.) (A)	Total Dissipation @ 25°C (Max.) (W)	Static Drain Source On Resistance		Price Each			
						Ohms (Max.)	@ Drain Current (A)	1	10	100	250
Surface Mount											
511-STS8DN3LLH5	STS8DN3LLH5	SO-8	30	10.0	2.7	0.022	5.00				
511-STL40DN3LLH5	STL40DN3LLH5	PowerFlat-8	30	11.0	60.0	0.018	5.50				
511-STL15DN4F5	STL15DN4F5	PowerFlat-8	40	60.0	4.3	0.009	7.50				

DUAL N&P-CHANNEL ENHANCEMENT MODE MOSFETS

For quantities greater than listed, call for quote.

Surface Mount											
511-STS8C5H30L	STS8C5H30L	SO-8	30/30	8.0/5.0	1.6	0.022/0.055	4.0/2.5				

FULLY CLAMPED N-CHANNEL MOSFETS

For quantities greater than listed, call for quote.

Thru-Hole											
511-STP75NS04Z	STP75NS04Z	TO-220AB	Clamped	80.0	110.0	0.011	40.00				

SINGLE P-CHANNEL ENHANCEMENT MODE LOGIC LEVEL MOSFETS

For quantities greater than listed, call for quote.

Surface Mount											
511-STS5PF30L	STS5PF30L	SO-8	-30	-5.0	2.5	0.055	2.50				
511-STS7PF30L	STS7PF30L	SO-8	-30	-7.0	2.5	0.021	3.50				
511-STD30PF03L	STD30PF03LT4	TO-252	-30	-24.0	70.0	0.028	12.00				

SINGLE N-CHANNEL ENHANCEMENT MODE LOGIC LEVEL MOSFETS

For quantities greater than listed, call for quote.

Surface Mount											
511-STV300NH02L	STV300NH02L	PowerSO-10	24	280.0	300.0	0.001	80.00				
511-STS4DNFS30L	STS4DNFS30L	SO-8	30	4.0	2.0	0.055	2.00				
511-STN4NF03L	STN4NF03L	SOT-223	30	6.5	3.3	0.050	2.00				
511-STS11NF30L	STS11NF30L	SO-8	30	11.0	2.5	0.0105	5.50				
511-STS12NF30L	STS12NF30L	SO-8	30	12.0	2.5	0.010	6.00				
511-STD85N3LH5	STD85N3LH5	TO-252	30	80.0	70.0	0.0054	40.00				
511-STN3NF06L	STN3NF06L	SOT-223	60	3.0	2.5	0.100	1.50				
511-STS7NF60L	STS7NF60L	SO-8	60	7.5	2.5	0.0195	3.50				
511-STD12NF06L	STD12NF06LT4	TO-252	60	12.0	30.0	0.100	6.00				
511-STB16NF06L	STB16NF06LT4	TO-263	60	16.0	45.0	0.100	8.00				
511-STD16NF06L	STD16NF06LT4	TO-252	60	24.0	40.0	0.070	8.00				
511-STD30NF06L	STD30NF06LT4	TO-252	60	35.0	70.0	0.028	18.00				
511-STB55NF06L	STB55NF06LT4	TO-263	60	55.0	95.0	0.018	27.50				
511-STD25NF10L	STD25NF10LT4	TO-252	100	25.0	100.0	0.035	12.50				
511-STB40NF10L	STB40NF10LT4	TO-263	100	40.0	150.0	0.033	20.00				
511-STD70N10F4	STD70N10F4	TO-252	100	60.0	125.0	0.0195	30.00				
511-STE250NS10	STE250NS10	ISOTOP	100	220.0	500.0	0.0055	125.00				
511-STN4NF20L	STN4NF20L	SOT-223	200	1.0	3.3	1.500	0.50				
511-STD5N20L	STD5N20LT4	TO-252	200	5.0	33.0	0.700	2.50				
511-STD20NF20	STD20NF20	TO-252	200	18.0	110.0	0.125	10.00				
511-STD16NF25	STD16NF25	TO-252	250	13.0	90.0	0.235	6.50				
511-STD17NF25	STD17NF25	TO-252	250	13.0	90.0	0.235	6.50				
Thru-Hole											
511-STP40NF03L	STP40NF03L	TO-220AB	30	40.0	70.0	0.035	20.00				
511-STP80NF03L-04	STP80NF03L-04	TO-220AB	30	80.0	300.0	0.004	40.00				
511-STP16NF06L	STP16NF06L	TO-220AB	60	16.0	45.0	0.100	8.00				
511-STP36NF06	STP36NF06	TO-220AB	60	18.0	25.0	0.040	15.00				
511-STP36NF06L	STP36NF06L	TO-220AB	60	30.0	70.0	0.048	15.00				
511-STP55NF06L	STP55NF06L	TO-220AB	60	55.0	95.0	0.020	27.50				
511-STP60NF06L	STP60NF06L	TO-220AB	60	60.0	110.0	0.014	30.00				
511-STP80NF06	STP80NF06	TO-220AB	60	80.0	300.0	0.008	40.00				
511-STP75NF75	STP75NF75	TO-220AB	75	80.0	300.0	0.0095	40.00				
511-STP40NF10L	STP40NF10L	TO-220AB	100	40.0	150.0	0.033	20.00				
511-STP40NF10	STP40NF10	TO-220AB	100	50.0	125.0	0.028	25.00				
511-STP30NF20	STP30NF20	TO-220AB	200	30.0	125.0	0.075	15.00				
511-STP25NM60ND	STP25NM60ND	TO-220AB	600	21.0	160.0	0.160	10.50				
511-STP4N150	STP4N150	TO-220AB	1500	4.0	160.0	7.000	2.00				

DUAL N-CHANNEL ENHANCEMENT MODE LOGIC LEVEL MOSFETS

For quantities greater than listed, call for quote.

MOUSER STOCK NO.	STMicroelectronics Part No.	Package	Drain Source Breakdown Voltage (Min.) (V)	Drain Current (Cont.) (Max.) (A)	Total Dissipation @ 25°C (Max.) (W)	Static Drain Source On Resistance		Price Each			
						Ohms (Max.)	@ Drain Current (A)	1	10	100	250
Surface Mount											
511-STS4DNF60L	STS4DNF60L	SO-8	60	4.0	2.0	0.055	2.00				

N-CHANNEL IGBT (INSULATED GATE BIPOLAR TRANSISTOR) MOSFETS

Using the latest high voltage technology based on a patented strip layout, STMicroelectronics has designed an advanced family of IGBTs, the PowerMESH™ IGBTs, with outstanding performances. The suffix "H" identifies a family optimized for high frequency applications in order to achieve very high switching performances (reduced fall) maintaining a low voltage drop.

NEW PRODUCT

For quantities greater than listed, call for quote.

MOUSER STOCK NO.	STMicroelectronics Part No.	Package	Collector-Emitter Voltage (Min.) (V)	Collector Current (Cont.) (Max.) (A)	Total Dissipation @ 25°C (Max.)(W)	Delay Time (nS) (Typ.)		Price Each			
						On	Off	1	10	100	250
Surface Mount											
511-STGB35N35LZT4	STGB35N35LZT4	D2PAK	345	40	176	1.1	5.5				
511-STGD18N40LZT4	STGD18N40LZT4	TO-251	360	25	125	650	1350				
511-STGIPS10K60T	STGIPS10K60T	SDIP-25L	600	10	33	320	430				
511-STGIPS14K60T	STGIPS14K60T	SDIP-25L	600	14	42	270	320				
511-STGB7NC60HD	STGB7NC60HDT4	TO-263	600	14	80	18.5	72				
511-STGD7NC60H	STGD7NC60HT4	TO-252	600	25	70	18.5	72				
511-STGB20NC60V	STGB20NC60V	TO-252	600	60	200	11	100				

© Copyright 2014 Mouser Electronics

© Copyright 2014 Mouser Electronics

STMICROELECTRONICS Power MOSFETs

Products may be RoHS compliant. Check mouser.com for RoHS status.

life.augmented

N-CHANNEL IGBT (INSULATED GATE BIPOLAR TRANSISTOR) MOSFETS (CONT.)

Using the latest high voltage technology based on a patented strip layout, STMicroelectronics has designed an advanced family of IGBTs, the PowerMESH™ IGBTs, with outstanding performances. The suffix "H" identifies a family optimized for high frequency applications in order to achieve very high switching performances (reduced fall) maintaining a low voltage drop.

For quantities greater than listed, call for quote.

MOUSER STOCK NO.	STMicroelectronics Part No.	Package	Collector-Emitter Voltage (Min.) (V)	Collector Current (Cont.) (Max.) (A)	Total Dissipation @ 25°C (Max.)(W)	Delay Time		Price Each			
						On (nS) (Typ.)	Off (nS) (Typ.)	1	10	100	250
Surface Mount (Cont.)											
511-STGE200NB60S	STGE200NB60S	ISOTOP	600	150	600	64	1840				
511-STGW60H65DRF	STGW60H65DRF	TO-247	650	120	360	85	34				
511-STGD5NB120SZ	STGD5NB120SZT4	TO-252	1200	5	55	690	12100				
511-STGB3NC120HDT4	STGB3NC120HDT4	TO-263	1200	7	75	15	118				
Thru-Hole											
511-STGP35N35LZ	STGP35N35LZ	TO-220	20	40	176	110	265				
511-STGF7NC60HD	STGF7NC60HD	TO-220FP	600	7	25	18.5	116				
511-STGP10NC60KD	STGP10NC60KD	TO-220AB	600	10	65	17	72				
511-STGF7NB60SL	STGF7NB60SL	TO-220FP	600	15	25	1.1	5.2				
511-STGF35HF60W	STGF35HF60W	TO-220FP	600	19	40	30	30				
511-STGIPL20K60	STGIPL20K60	SDIP-38L	600	20	56	915	375				
511-STGP10NC60HD	STGP10NC60HD	TO-220AB	600	20	65	14	72				
511-STGW19NC60WD	STGW19NC60WD	TO-247	600	23	125	25	90				
511-STGP7NC60HD	STGP7NC60HD	TO-220AB	600	25	80	18.5	116				
511-STGP20NC60V	STGP20NC60V	TO-220AB	600	30	200	31	100				
511-STGW20NC60VD	STGW20NC60VD	TO-247	600	30	200	31	100				
511-STGW30NC60WD	STGW30NC60WD	TO-247	600	30	200	29.5	118				
511-STGP19NC60KD	STGP19NC60KD	TO-220AB	600	35	125	30	105				
511-STGFW30NC60V	STGFW30NC60V	TO-3-PF	600	36	80	31	100				
511-STGFW35HF60W	STGFW35HF60W	TO-3PF	600	36	88	30	175				
511-STGP19NC60HD	STGP19NC60HD	TO-220AB	600	40	130	25	97				
511-STGP19NC60WD	STGP19NC60WD	TO-220AB	600	40	125	25	90				
511-STGW40NC60KD	STGW40NC60KD	TO-247	600	40	250	46	164				
511-STGWA19NC60HD	STGWA19NC60HD	TO-247	600	42	140	25	97				
511-STGW45HF60WD	STGW45HF60WD	TO-247	600	45	250	-	-				
511-STGE50NC60WD	STGE50NC60WD	ISOTOP	600	50	260	52	240				
511-STGW35HF60W	STGW35HF60W	TO-247	600	60	200	30	175				
511-STGW35HF60WD	STGW35HF60WD	TO-247	600	60	200	30	175				
511-STGW40NC60WD	STGW40NC60WD	TO-247	600	70	250	33	138				
511-STGWA45HF60WDI	STGWA45HF60WDI	TO-247L	600	80	310	-	-				
511-STGW39NC60VD	STGW39NC60VD	TO-247	600	80	250	33	178				
511-STGW40NC60V	STGW40NC60V	TO-247	600	100	260	43	140				
511-STGW50H60DF	STGW50H60DF	TO-247	600	100	360	62	178				
511-STGW50HF60S	STGW50HF60S	TO-247	600	110	284	50	220				
511-STGW50HF60SD	STGW50HF60SD	TO-247	600	110	284	50	220				
511-STGW60H65F	STGW60H65F	TO-247	650	120	360	65	180				
511-STGW60H65DF	STGW60H65DF	TO-247	650	120	360	67	165				
511-STGF3NC120HD	STGF3NC120HD	TO-220FP	1200	3	25	15	118				
511-STGW30NC120HD	STGW30NC120HD	TO-247	1200	30	220	29	275				
511-STGW30N120KD	STGW30N120KD	TO-247	1200	60	220	36	251				
511-STGW40N120KD	STGW40N120KD	TO-247	1200	80	240	48	338				
511-STGW38IH130D	STGW38IH130D	TO-247	1300	55	180	-	-				
511-STGWT38IH130D	STGWT38IH130D	TO-247	1300	55	180	-	102				

IGBT INTELLIGENT POWER MODULES (IPM)

IGBT intelligent power modules (IPMs) extend ST's appliance control product range with a thermally efficient solution that simplifies design by combining application specific IGBTs and diodes, proprietary control functions, smart protections and extra optional features. Directly connected to the microcontroller, IPMs convert microcontroller output into the correct high-power waveform to drive the motor. One module can replace more than 30 discrete components, thereby increasing reliability while reducing size and cost.

For quantities greater than listed, call for quote.

MOUSER STOCK NO.	STMicroelectronics Part No.	Package	Collector-Emitter Voltage (Min) (V)	Collector Current (Cont.) (Max) (A)	Each IGBT Total Dissipation @ 25°C (Max)(W)	Short Circuit Withstand Time (Max)(μS)	Isolation Withstand Voltage (Max)(V)	Price Each			
								1	10	100	250
Thru-Hole											
511-STGIPN3H60A	STGIPN3H60A	NDIP-26L	600	3	8	-	1000				
511-STGIPS10K60A	STGIPS10K60A	SDIP-25L	600	10	44	5	2500				
511-STGIPL14K60	STGIPL14K60	SDIP-39L	600	15	44	5	2500				
511-STGIPS20K60	STGIPS20K60	SDIP-25L	600	18	52	5	2500				
511-STGIPN3H60	STGIPN3H60	NDIP-26L	600	18	8	-	1000				
Demonstration Board		Description						**Price Each**			
511-STEVAL-IHM027V1	STEVAL-IHM027V1	Demonstration board featuring the STGIPS10K60A, a 10A IGBT intelligent power module (IPM)									

AUTOPROTECTED POWER MOSFETS

The VND5N07, VND5N07-1, VNP5N07FI and VNK6N07FM are monolithic devices made using STMicroelectronics VIPower M0 Technology, intended for replacement of standard power MOSFETS in DC to 50 KHz applications. Built-in thermal shut-down, linear current limitation and overvoltage clamp protect the chip in harsh environments.

For quantities greater than listed, call for quote.

MOUSER STOCK NO.	STMicroelectronics Part No.	Package	Drain Source Clamp Voltage Min. (V)	Drain Current Limit Min. (A)	Static Drain-Source On State Resistance Max. (Ω)	Power Dissipation (W)	Turn-On/Turn-Off Delay Time Typ. (nS)	Price Each			
								1	10	100	250
Surface Mount											
511-VNN1NV04	VNN1NV0413TR	SOT-223	40	1.7	250	7	200/1000				
511-VNN3NV04PTR-E	VNN3NV04PTR-E	SOT-223	40	3.5	0.12	7	750/750				
511-VNN3NV04	VNN3NV0413TR	SOT-223	40	3.5	120	7	300/1350				
511-VNS3NV04D	VNS3NV04D	SO-8	40	3.5	120	4	300/1350				
511-VNN7NV04	VNN7NV0413TR	SOT-223	40	6	60	7	100/500				
511-VNB14NV0413TR	VNB14NV0413TR	TO-252	40	12	35	74	80/450				
511-VNS3NV04DP-E	VNS3NV04DP-E	SO-8	40	12	0.35	8.3	750/750				
511-VND7NV04TR-E	VND7NV04TR-E	TO-252	40	6	60	7	300/1500				
511-VNN7NV04PTR-E	VNN7NV04PTR-E	SOT-223	40	6	65	7	100/500				
511-VNS1NV04DPTR-E	VNS1NV04DPTR-E	SO-8	40	1.7	25	4	70/350				
511-VNS1NV04PTR-E	VNS1NV04PTR-E	SO-8	40	1.7	25	7	70/350				
511-VND5N07-E	VND5N07-E	TO-252	60	5	0.2	60	50/150				
511-VND5N07	VND5N07	TO-252	70	5	0.2	60	100/300				
Thru-Hole											
511-VNP49N04-E	VNP49N04-E	TO-220AB	42	49	0.05	125	600/2400				
511-VNP10N06-E	VNP10N06-E	TO-220AB	60	10	0.3	42	1600/400				
511-VNP10N07-E	VNP10N07-E	TO-220AB	70	10	0.1	50	100/400				
511-VNP35N07-E	VNP35N07-E	TO-220AB	70	35	0.035	125	200/1000				

© Copyright 2014 Mouser Electronics
© Copyright 2014 Mouser Electronics

TEXAS INSTRUMENTS Power MOSFETs

RoHS Compliant **This product is RoHS compliant.**

N-CHANNEL NEXFET™ MOSFETS

NexFET™ power MOSFET technology delivers half the gate charge for the same resistance so that designers can achieve 90% power-supply efficiencies with double the frequency.
NexFET™ power MOSFET technology improves energy efficiency in high-power computing, networking, server systems and power supplies.

♦ Surface Mount Device

NEW PRODUCT

For quantities greater than listed, call for quote.

MOUSER STOCK NO.	Texas Instruments Part No.	Package	V_{DS} (Max) (V)	I_D (Max) (A)	I_{DM} (Max) (A)	$R_{DS(on)}$ (Max)(Ω) @ V_{GS}=10V	V_{GS}=8.0V	V_{GS}=4.5V	V_{GS}=3.0V	V_{GS} (Max) (V)	Qg (Typ) (nC)	Qgd (Typ) (nC)	P_D (Max) (W)	Price Each 1	25	100	250
Single																	
♦ 595-CSD16301Q2	CSD16301Q2	SON-6	25	5	20	-	24	29	34	+10/-8	2.0	0.4	2.3				
♦ 595-CSD16411Q3	CSD16411Q3	SON-8	25	56	138	10	-	15	-	+16/-12	2.9	0.7	2.7				
♦ 595-CSD16327Q3	CSD16327Q3	SON-8	25	60	112	-	3.4	4	5	+10/-8	6.2	1.1	3.0				
♦ 595-CSD16406Q3	CSD16406Q3	SON-8	25	60	114	5.3	-	7.4	-	+16/-12	5.8	1.5	2.7				
♦ 595-CSD16409Q3	CSD16409Q3	SON-8	25	60	90	8.2	-	12.4	-	+16/-12	4.0	1.0	2.6				
♦ 595-CSD16340Q3	CSD16340Q3	SON-8	25	60	115	-	4.5	5.5	7.8	+10/-8	6.5	1.2	3.0				
♦ 595-CSD16342Q5A	CSD16342Q5A	SON-8	25	100	131	-	0.0038	0.0043	-	+10/-8	6.8	1.2	3.0				
♦ 595-CSD16404Q5A	CSD16404Q5A	SON-8	25	81	135	5.1	-	7.2	-	+16/-12	6.5	1.7	3.0				
♦ 595-CSD16415Q5	CSD16415Q5	SON-8	25	100	200	0.99	-	1.5	-	+16/-12	21.0	5.2	3.2				
♦ 595-CSD16401Q5	CSD16401Q5	SON-8	25	100	240	1.6	-	2.3	-	+16/-12	21.0	5.2	3.1				
♦ 595-CSD16414Q5	CSD16414Q5	SON-8	25	100	213	1.9	-	2.6	-	+16/-12	16.6	4.4	3.2				
♦ 595-CSD16413Q5A	CSD16413Q5A	SON-8	25	100	156	3.9	-	5.6	-	+16/-12	9.0	2.5	3.1				
♦ 595-CSD16325Q5	CSD16325Q5	SON-8	25	100	200	-	2.0	2.2	2.9	+10/-8	18.0	3.5	3.1				
♦ 595-CSD17313Q2	CSD17313Q2	SON-6	30	5	20	-	30	32	42	+10/-8	2.1	0.4	2.3				
♦ 595-CSD17304Q3	CSD17304Q3	SON-8	30	56	88	-	0.075	0.088	-	+10/-8	5.1	1.1	2.7				
♦ 595-CSD17309Q3	CSD17309Q3	SON-8	30	60	112	-	0.054	0.063	-	+10/-8	7.5	1.7	2.8				
♦ 595-CSD17507Q5A	CSD17507Q5A	SON-8	30	65	85	9	-	11.8	-	+20/-12	2.8	0.7	3.0				
♦ 595-CSD17551Q3A	CSD17551Q3A	SON-6	30	71	71	0.009	-	0.0118	-	20	6	1.5	2.6				
♦ 595-CSD17307Q5A	CSD17307Q5A	SON-8	30	73	92	-	10.5	12.1	17.3	+10/-8	4.0	1.0	3.0				
♦ 595-CSD17551Q5A	CSD17551Q5A	SON-8	30	85	48	8.8	-	11	-	20	6.0	1.4	3.0				
♦ 595-CSD17301Q5A	CSD17301Q5A	SON-8	30	100	118	-	2.6	3.0	3.7	+10/-8	19.0	4.3	3.2				
♦ 595-CSD17510Q5A	CSD17510Q5A	SON-8	30	100	129	4.1	-	5.4	-	+20/-12	6.4	1.9	3.0				
♦ 595-CSD17310Q5A	CSD17310Q5A	SON-8	30	100	134	-	5.1	5.9	7.8	+10/-8	8.9	0.8	3.1				
♦ 595-CSD17505Q5A	CSD17505Q5A	SON-8	30	100	153	0.0035	0.0046	-	-	+20/-12	10.0	2.7	3.2				
♦ 595-CSD17306Q5A	CSD17306Q5A	SON-8	30	100	155	-	3.7	4.2	5.4	+10/-8	11.8	2.4	3.2				
♦ 595-CSD17305Q5A	CSD17305Q5A	SON-8	30	100	181	-	3.4	3.6	5.4	+10/-8	14.1	3.0	3.1				
♦ 595-CSD17303Q5	CSD17303Q5	SON-8	30	100	200	-	2.4	2.6	3.7	+10/-8	18.0	4.0	3.2				
♦ 595-CSD17311Q5	CSD17311Q5	SON-8	30	100	200	-	1.3	1.8	2.3	+10/-8	24.0	5.2	3.2				
♦ 595-CSD17312Q5	CSD17312Q5	SON-8	30	100	200	-	1.2	1.4	1.8	+10/-8	28.0	6.0	3.2				
♦ 595-CSD17553Q5A	CSD17553Q5A	SON-6	30	151	23.5	0.0027	-	0.0035	-	20	17.5	4.7	3.1				
595-CSD18502KCS	CSD18502KCS	TO-220	40	100	211	-	-	0.0043	-	20	52	8.4	216				
♦ 595-CSD18501Q5A	CSD18501Q5A	SON-6	40	155	22	3.2	-	4.3	-	20	40.0	5.9	3.1				
♦ 595-CSD18503Q5A	CSD18503Q5A	SON-6	40	145	19	4.3	-	6.2	-	20	26.0	4.9	3.1				
♦ 595-CSD18504Q5A	CSD18504Q5A	SON-6	40	78	16	6.6	-	9.8	-	20	16.0	2.4	3.1				
595-CSD18533Q5A	CSD18533Q5A	SON-8	60	100	107	0.0059	-	0.0085	-	20	29	5.4	3.2				
595-CSD18534KCS	CSD18534KCS	TO-220	60	100	108	-	-	0.0133	-	20	19	3.1	98				
595-CSD18532KCS	CSD18532KCS	TO-220	60	100	179	0.0033	-	0.0043	-	20	44	6.9	216				
595-CSD18533KCS	CSD18533KCS	TO-220	60	114	135	0.0063	-	0.009	-	20	28	3.9	160				
♦ 595-CSD18531Q5A	CSD18531Q5A	SON-6	60	134	19	4.6	-	5.8	-	20	36.0	5.9	3.1				
Dual																	
♦ 595-CSD86330Q3D	CSD86330Q3D	SON-8	25/25	20	60	-	0.0096/0.0052	0.0115/0.006	-	10	4.8/9.2	0.9/ -1.6	6				
♦ 595-CSD86350Q5D	CSD86350Q5D	SON-8	25/25	-	120	-	0.006/0.0025	0.0066/0.0027	-	+10/-8	10.7/25	1/2.5	13				
♦ 595-CSD87352Q5D	CSD87352Q5D	SON-8	30/30	25	-	-	-	-	-	8	4.6/10.4	0.9/1.9	8.5				
♦ 595-CSD87351Q5D	CSD87351Q5D	SON-8	30/30	32	96	-	0.0076/0.0026	0.0088/0.0031	-	10	5.9/17	1.1/3.1	12				
♦ 595-CSD87350Q5D	CSD87350Q5D	SON-8	30/30	40	120	-	0.0059/0.0025	0.0068/0.0028	-	10	8.4/20	1.6/3.6	12				

Evaluation Module	Description	Price Each
595-CSD86330EVM-717	CSD86330EVM-717	Evaluation module for the CSD86330 Synchronous Buck NexFET™ Power Block MOSFET Pair	

DUALCOOL™ N-CHANNEL NEXFET™ MOSFETS

♦ Surface Mount Device

For quantities greater than listed, call for quote.

MOUSER STOCK NO.	Texas Instruments Part No.	Package	V_{DS} (Max) (V)	I_D (Max) (A)	I_{DM} (Max) (A)	$R_{DS(on)}$ (Max)(Ω) @ V_{GS}=10V	V_{GS}=8.0V	V_{GS}=4.5V	V_{GS}=3.0V	V_{GS} (Max) (V)	Qg (Typ) (nC)	Qgd (Typ) (nC)	P_D (Max) (W)	Price Each 1	25	100	250
♦ 595-CSD16322Q5C	CSD16322Q5C	SON-8	25	97	136	-	5.0	5.8	7.0	+10/-8	6.8	1.3	3.1				
♦ 595-CSD16325Q5C	CSD16325Q5C	SON-8	25	100	200	-	2.0	2.2	2.9	+10/-8	18	3.5	3.1				
♦ 595-CSD16321Q5C	CSD16321Q5C	SON-8	25	100	200	-	2.4	2.6	3.5	+10/-8	14	2.5	3.1				

CICLON N-CHANNEL NEXFET™ MOSFET

♦ Surface Mount Device

For quantities greater than listed, call for quote.

MOUSER STOCK NO.	Texas Instruments Part No.	Package	V_{DS} (Max) (V)	I_D (Max) (A)	I_{DM} (Max) (A)	$R_{DS(on)}$ (Max)(Ω) @ V_{GS}=10V	V_{GS}=8.0V	V_{GS}=4.5V	V_{GS}=3.0V	V_{GS} (Max) (V)	Qg (Typ) (nC)	Qgd (Typ) (nC)	P_D (Max) (W)	Price Each 1	25	100	250
♦ 595-CSD16412Q5A	CSD16412Q5A	SON-8	25	52	91	11	-	16	-	+16/-12	2.9	0.7	3.0				

P-CHANNEL NEXFET™ MOSFETS

NexFET™ power MOSFET technology delivers half the gate charge for the same resistance so that designers can achieve 90% power-supply efficiencies with double the frequency.
NexFET™ power MOSFET technology improves energy efficiency in high-power computing, networking, server systems and power supplies.

♦ Surface Mount Device

NEW PRODUCT

For quantities greater than listed, call for quote.

MOUSER STOCK NO.	Texas Instruments Part No.	Package	V_{DS} (Max) (V)	I_D (Max) (A)	I_{DM} (Max) (A)	$R_{DS(on)}$ (Max)(Ω) @ V_{GS}=10V	V_{GS}=8.0V	V_{GS}=4.5V	V_{GS}=3.0V	V_{GS} (Max) (V)	Qg (Typ) (nC)	Qgd (Typ) (nC)	P_D (Max) (W)	Price Each 1	25	100	250
♦ 595-CSD23201W10	CSD23201W10	DSBGA-4	-12	-2.2	-8.8	-	-	66	-	-6	1.8	0.26	1				
♦ 595-CSD25401Q3	CSD25401Q3	SON-8	-20	-60	-82	-	-	11.7	18.2	+12/-12	8.8	2.1	2.8				
♦ 595-CSD75211W1723	CSD75211W1723	DSBGA-12	-20	-4.5	-	-	-	32	39	8	4.5	0.9	1.5				

P-CHANNEL ENHANCEMENT-MODE MOSFETS

♦ Surface Mount Device

For quantities greater than listed, call for quote.

MOUSER STOCK NO.	Texas Instruments Part No.	Package	V_{DS} (Max) (V)	I_D (Max) (A)	I_{DM} (Max) (A)	$R_{DS(on)}$ (Max)(Ω) @ V_{GS}=10V	V_{GS}=8.0V	V_{GS}=4.5V	V_{GS}=3.0V	V_{GS} (Max) (V)	Qg (Typ) (nC)	Qgd (Typ) (nC)	P_D (Max) (W)	Price Each 1	25	100	250
Single																	
♦ 595-TPS1100D	TPS1100D	SOIC-8	-15	±1.6	±7	-	0.4	0.7	0.85	2 or -15	5.45	1.4	0.791				
♦ 595-TPS1101D	TPS1101D	SOIC-8	-15	±2.3	±10	-	0.19	0.31	0.4	2 or -15	11.25	2.6	0.791				
Dual																	
♦ 595-CSD25401Q3	CSD25401Q3	SON-8	-20	-60	-82	-	-	11.7	18.2	+12/-12	8.8	2.1	2.8				

© Copyright 2014 Mouser Electronics
© Copyright 2014 Mouser Electronics

VISHAY Power MOSFETs

Products may be RoHS compliant. Check mouser.com for RoHS status.

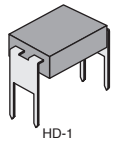
HD-1

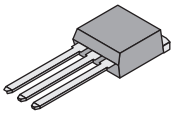
TO-251AA (IPAK)


TO-220AB

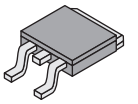
TO-252AA (DPAK)

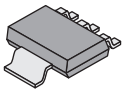
SOT-223


TO-220FULLPAK

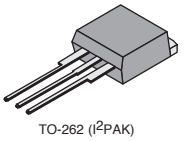
TO-262 (I^2PAK)

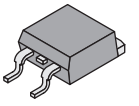
TO-263 (D^2PAK)

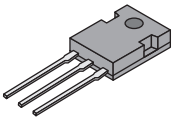
TO-247AC

P-CHANNEL MOSFETS (SINGLE CONFIGURATION)

♦ **Surface Mount Device**

For quantities greater than listed, call for quote.

MOUSER STOCK NO.	Vishay Part No.	Package	V_{DS} (Max)(V)	I_D (Max)(A)	I_{DM} (Max)(A)	R_{DS}(on) Max (Ω) @ V_{GS}=-10V	P_D (Max)(W)	Price Each 1	10	100	250	500
844-IRFD9010PBF	IRFD9010PBF	HD-1	-50	-1.1	- - - - -	- - - - -	- - - - -					
♦ 844-IRFR9010PBF	IRFR9010PBF	TO-252AA	-50	-5.3	-21	0.500	25					
844-IRFU9010PBF	IRFU9010PBF	TO-251AA	-50	-5.3	- - - - -	- - - - -	- - - - -					
844-IRF9Z20PBF	IRF9Z20PBF	TO-220AB	-50	-9.7	- - - - -	- - - - -	- - - - -					
♦ 844-IRFR9020PBF	IRFR9020PBF	TO-252AA	-50	-9.9	-40	0.26	42					
844-IRF9Z30PBF	IRF9Z30PBF	TO-220AB	-50	-18	- - - - -	- - - - -	- - - - -					
844-IRFD9014PBF	IRFU9010PBF	HD-1	-60	-1.1	-8.8	0.50	1.3					
844-IRFD9024PBF	IRFD9024PBF	HD-1	-60	-1.6	-13	0.28	1.3					
844-IRFD9020PBF	IRFD9020PBF	HD-1	-60	-1.6	- - - - -	- - - - -	- - - - -					
♦ 844-IRFL9014PBF	IRFL9014PBF	SOT-223	-60	-1.8	-14	0.50	3.1					
♦ 844-IRFR9014PBF	IRFR9014PBF	TO-252AA	-60	-5.1	-20	0.50	25					
844-IRFU9014PBF	IRFU9014PBF	TO-251AA	-60	-5.1	-20	0.50	25					
844-IRFI9Z14GPBF	IRFI9Z14GPBF	TO-220 FullPAK	-60	-5.3	-21	0.50	27					
844-IRF9Z10PBF	IRF9Z10PBF	TO-220AB	-60	-6.7	-27	0.50	43					
844-IRF9Z14PBF	IRF9Z14PBF	TO-220AB	-60	-6.7	-27	0.50	43					
844-IRF9Z14LPBF	IRF9Z14LPBF	TO-262	-60	-6.7	-27	0.50	3.7					
♦ 844-IRF9Z14SPBF	IRF9Z14SPBF	TO-263	-60	-6.7	-27	0.50	3.7					
844-IRFI9Z24GPBF	IRFI9Z24GPBF	TO-220 FullPAK	-60	-8.5	-34	0.28	37					
♦ 844-IRFR9024PBF	IRFR9024PBF	TO-252AA	-60	-8.8	-35	0.28	42					
844-IRFU9024PBF	IRFU9024PBF	TO-251AA	-60	-8.8	-35	0.28	42					
844-IRFU9020PBF	IRFU9020PBF	TO-251AA	-60	-8.8	-40	0.28	40					
844-IRF9Z24PBF	IRF9Z24PBF	TO-220AB	-60	-11	-44	0.28	60					
844-IRFI9Z34GPBF	IRFI9Z34GPBF	TO-220 FullPAK	-60	-12	-48	0.14	42					
♦ 844-IRF9Z34SPBF	IRF9Z34SPBF	TO-263	-60	-18	-72	0.14	88					
844-IRF9Z34PBF	IRF9Z34PBF	TO-220AB	-60	-18	-72	0.14	88					
844-IRFD9110PBF	IRFD9110PBF	HD-1	-100	-0.7	-5.6	1.20	1.3					
844-IRFD9120PBF	IRFD9120PBF	HD-1	-100	-1.0	-8.0	0.60	1.3					
♦ 844-IRFL9110PBF	IRFL9110PBF	SOT-223	-100	-1.1	-8.8	1.20	3.1					
♦ 844-IRFR9110PBF	IRFR9110PBF	TO-252AA	-100	-3.1	-12	1.20	25					
844-IRFU9110PBF	IRFU9110PBF	TO-251AA	-100	-3.1	-12	1.20	25					
844-IRF9510PBF	IRF9510PBF	TO-220AB	-100	-4.0	-16	1.20	43					
844-IRFI9520GPBF	IRFI9520GPBF	TO-220 FullPAK	-100	-5.2	-21	0.60	37					
♦ 844-IRFR9120PBF	IRFR9120PBF	TO-252AA	-100	-5.6	-22	0.60	42					
844-IRFU9120PBF	IRFU9120PBF	TO-251AA	-100	-5.6	-22	0.60	42					
844-IRF9520PBF	IRF9520PBF	TO-220AB	-100	-6.8	-27	0.60	60					
♦ 844-IRF9520SPBF	IRF9520SPBF	TO-263	-100	-6.8	-27	0.60	60					
844-IRFI9530GPBF	IRFI9530GPBF	TO-220 FullPAK	-100	-7.7	-31	0.30	42					
♦ 844-IRFI9540GPBF	IRFI9540GPBF	TO-220 FullPAK	-100	-11	-44	0.20	48					
844-IRF9530SPBF	IRF8530SPBF	TO-263	-100	-12	-48	0.30	88					
844-IRF9530PBF	IRF9530PBF	TO-220AB	-100	-12	-48	0.30	88					
♦ 844-IRF9540PBF	IRF9540PBF	TO-220AB	-100	-19	-72	0.20	150					
844-IRF9540SPBF	IRF9540SPBF	TO-263	-100	-19	-72	0.20	150					
844-IRFP9140PBF	IRFP9140PBF	TO-247AC	-100	-21	-84	0.20	180					
844-IRFD9210PBF	IRFD9210PBF	HD-1	-200	-0.4	-3.2	3.00	1.0					
844-IRFD9220PBF	IRFD9220PBF	HD-1	-200	-0.56	-4.5	1.50	1.0					
♦ 844-IRF9610PBF	IRF9610PBF	TO-220AB	-200	-1.8	-7.0	3.00	20					
♦ 844-IRF9610SPBF	IRF9610SPBF	TO-263	-200	-1.8	-7.0	3.00	20					
844-IRFR9210PBF	IRFR9210PBF	TO-252AA	-200	-1.9	-7.6	3.00	25					
844-IRFU9210PBF	IRFU9210PBF	TO-251AA	-200	-1.9	-7.6	3.00	25					
844-IRFI9610GPBF	IRFI9610GPBF	TO-220 FullPAK	-200	-2.0	-8.0	3.00	27					
♦ 844-IRFI9620GPBF	IRFI9620GPBF	TO-220 FullPAK	-200	-3.0	-12	1.50	30					
844-IRF9620SPBF	IRF9620SPBF	TO-263	-200	-3.5	-14	1.50	40					
♦ 844-IRF9620PBF	IRF9620PBF	TO-220AB	-200	-3.5	-14	1.50	40					
844-IRFR9220PBF	IRFR9220PBF	TO-252AA	-200	-3.6	-14	1.5	42					
844-IRFI9630GPBF	IRFI9630GPBF	TO-220 FullPAK	-200	-4.3	-17	0.80	35					
♦ 844-IRFI9640GPBF	IRFI9640GPBF	TO-220 FullPAK	-200	-6.1	-24	0.50	40					
844-IRF9630SPBF	IRF9630SPBF	TO-263	-200	-6.5	-26	0.80	74					
844-IRF9630PBF	IRF9630PBF	TO-220AB	-200	-6.5	-26	0.80	74					
♦ 844-IRF9640PBF	IRF9640PBF	TO-220AB	-200	-11	-44	0.50	125					
844-IRF9640SPBF	IRF9640SPBF	TO-263	-200	-11	-44	0.50	125					
♦ 844-IRFP9240PBF	IRFP9240PBF	TO-247AC	-200	-12	-48	0.50	150					
844-IRFR9214PBF	IRFR9214PBF	TO-252AA	-250	-2.7	-11	3.00	50					
844-IRFU9214PBF	IRFU9214PBF	TO-251AA	-250	-2.7	-11	3.00	50					
♦ 844-IRFI9634GPBF	IRFI9634GPBF	TO-220 FullPAK	-250	4.1	-16	1.00	35					
844-IRFR9310PBF	IRFR9310PBF	TO-252AA	-400	-1.8	-7.2	7.00	50					
844-IRFU9310PBF	IRFU9310PBF	TO-251AA	-400	-1.8	-7.2	7.00	50					

© Copyright 2014 Mouser Electronics

© Copyright 2014 Mouser Electronics

VISHAY Power MOSFETs

Products may be RoHS compliant. Check mouser.com for RoHS status.

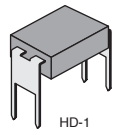
HD-1

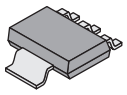
SOT-223

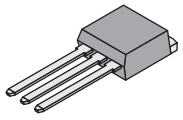
TO-251AA (IPAK)


TO-220 FullPAK


TO-220AB

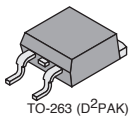
TO-263 (D^2PAK)


TO-247AC

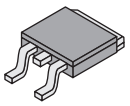
TO-252AA (DPAK)

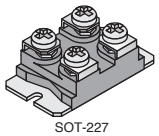
SOT-227

♦ **Surface Mount Device**

N-CHANNEL MOSFETS (SINGLE CONFIGURATION)

For quantities greater than listed, call for quote.

MOUSER STOCK NO.	Vishay Part No.	Package	V_{DS} (Max)(V)	I_D (Max)(A)	I_{DM} (Max)(A)	R_{DS}(on) Max (Ω) @ V_{GS}=-10V	P_D (Max)(W)	Price Each 1	10	100	250	500
844-IRFD010PBF	IRFD010PBF	HD-1	50	1.7	-----	-----	1.0					
844-IRFD020PBF	IRFD020PBF	HD-1	50	2.4	-----	0.100	1.0					
844-IRFU020PBF	IRFU020PBF	TO-251AA	50	15	-----	-----	1.0					
844-IRFZ20PBF	IRFZ20PBF	TO-220AB	50	17	-----	0.100	40					
844-IRFZ30PBF	IRFZ30PBF	TO-220AB	50	30	-----	0.050	-----					
844-IRFZ40PBF	IRFZ40PBF	TO-220AB	50	50	-----	-----	-----					
844-IRFD014PBF	IRFD014PBF	HD-1	60	1.7	14	0.200	1.3					
844-IRFD024PBF	IRFD024PBF	HD-1	60	2.5	20	0.100	1.3					
♦ 844-IRFL014PBF	IRFL014PBF	SOT-223	60	2.7	22	0.200	3.1					
♦ 844-IRLR014PBF	IRLR014PBF	TO-252AA	60	7.7	31	0.200 @ 5V	25					
♦ 844-IRFR014PBF	IRFR014PBF	TO-252AA	60	7.7	31	0.200	25					
844-IRFU014PBF	IRFU014PBF	TO-251AA	60	7.7	31	0.200	25					
844-IRFIZ14GPBF	IRFIZ14GPBF	TO-220 FullPAK	60	8.0	32	0.200	27					
♦ 844-IRLZ14SPBF	IRLZ14SPBF	TO-252AA	60	10	40	0.200 @ 5V	43					
844-IRFZ10PBF	IRFZ10PBF	TO-220AB	60	10	40	0.200	43					
844-IRFZ14PBF	IRFZ14PBF	TO-220AB	60	10	40	0.200	43					
♦ 844-IRFZ14SPBF	IRFZ14SPBF	TO-263	60	10	40	0.200	43					
844-IRFIZ24GPBF	IRFIZ24GPBF	TO-220 FullPAK	60	14	56	0.100	37					
844-IRFR024PBF	IRFR024PBF	TO-252AA	60	14	56	0.100	42					
844-IRFU024PBF	IRFU024PBF	TO-251AA	60	14	56	0.100	42					
♦ 844-IRFR020PBF	IRFR020PBF	TO-252AA	60	14	56	0.100	42					
844-IRFZ24PBF	IRFZ24PBF	TO-220AB	60	17	-----	0.100	3.7					
844-IRFIZ34GPBF	IRFIZ34GPBF	TO-220 FullPAK	60	20	80	0.050	42					
844-IRFIZ48GPBF	IRFIZ48GPBF	TO-220 FullPAK	60	37	37	0.018	50					
844-IRFZ34PBF	IRFZ34PBF	TO-220AB	60	30	120	0.050	88					
844-IRFIZ44GPBF	IRFIZ44GPBF	TO-220 FullPAK	60	30	120	0.028	48					
844-IRFZ44PBF	IRFZ44PBF	TO-220AB	60	50	200	0.028	150					
844-IRFZ44RPBF	IRFZ44RPBF	TO-220AB	60	50	200	0.028	150					
♦ 844-IRFZ48RSPBF	IRFZ48RSPBF	TO-263	60	50	290	0.018	190					
844-IRFZ48RPBF	IRFZ48RPBF	TO-220AB	60	50	290	0.018	190					
844-IRFP048RPBF	IRFP048RPBF	TO-247AC	60	70	290	0.018	190					
844-IRFP048PBF	IRFP048PBF	TO-247AC	60	70	290	0.018	190					
844-IRFP054PBF	IRFP054PBF	TO-247AC	60	70	360	0.014	230					
844-IRFP064PBF	IRFP064PBF	TO-247AC	60	70	520	0.009	300					
844-IRFD110PBF	IRFD110PBF	HD-1	100	1.0	8.0	0.540	1.3					
844-IRFD120PBF	IRFD120PBF	HD-1	100	1.3	10	0.270	1.3					
844-IRFD123PBF	IRFD123PBF	HD-1	100	1.3	10	0.270	1.3					
♦ 844-IRFL110PBF	IRFL110PBF	SOT-223	100	1.5	12	0.540	3.1					
♦ 844-IRFR110PBF	IRFR110PBF	TO-252AA	100	4.3	17	0.540	25					
844-IRFU110PBF	IRFU110PBF	TO-251AA	100	4.3	17	0.540	25					
844-IRFI510GPBF	IRFI510GPBF	TO-220 FullPAK	100	4.5	18	0.540	27					
844-IRF510PBF	IRF510PBF	TO-220AB	100	5.6	20	0.540	43					
♦ 844-IRF510SPBF	IRF510SPBF	TO-252AA	100	5.6	20	0.540	43					
844-IRFI520GPBF	IRFI520GPBF	TO-220 FullPAK	100	7.2	29	0.270	29					
♦ 844-IRFR120PBF	IRFR120PBF	TO-252AA	100	7.7	31	0.270	42					
844-IRFU120PBF	IRFU120PBF	TO-251AA	100	7.7	31	0.270	42					
844-IRF520PBF	IRF520PBF	TO-220AB	100	9.2	37	0.270	60					
844-IRFI530GPBF	IRFI530GPBF	TO-220 FullPAK	100	9.7	39	0.160	43					
844-IRF530PBF	IRF530PBF	TO-220AB	100	14	56	0.160	88					
♦ 844-IRF530SPBF	IRF530SPBF	TO-263	100	14	56	0.160	88					
844-IRFI540GPBF	IRFI540GPBF	TO-220 FullPAK	100	17	68	0.077	48					
844-IRF540PBF	IRF540PBF	TO-220AB	100	28	110	0.077	150					
♦ 844-IRF540SPBF	IRF540SPBF	TO-263	100	28	110	0.077	150					
844-IRFP140PBF	IRFP140PBF	TO-247AC	100	31	120	0.077	180					
844-IRFP150PBF	IRFP150PBF	TO-247AC	100	41	160	0.055	230					
844-FB180SA10P	FB180SA10P	SOT-227	100	180	720	0.0065	480					
844-IRFD210PBF	IRFD210PBF	HD-1	200	0.6	4.8	1.500	1.0					
844-IRFD220PBF	IRFD220PBF	HD-1	200	0.8	6.4	0.800	1.0					
♦ 844-IRFL210PBF	IRFL210PBF	SOT-223	200	0.96	7.7	1.500	3.1					
♦ 844-IRFR210PBF	IRFR210PBF	TO-252AA	200	2.6	10	1.500	25					
844-IRFU210PBF	IRFU210PBF	TO-251AA	200	2.6	10	1.500	25					
844-IRF610PBF	IRF610PBF	TO-220AB	200	3.3	10	1.500	36					
♦ 844-IRF610SPBF	IRF610SPBF	TO-263	200	3.3	10	1.500	36					
844-IRFI620GPBF	IRFI620GPBF	TO-220 FullPAK	200	4.1	16	0.800	30					
844-IRFR220PBF	IRFR220PBF	TO-252AA	200	4.8	19	0.800	42					
844-IRFU220PBF	IRFU220PBF	TO-251AA	200	4.8	19	0.800	42					
844-IRF620PBF	IRF620PBF	TO-220AB	200	5.2	18	0.800	50					
♦ 844-IRF620SPBF	IRF620SPBF	TO-263	200	5.2	18	0.800	50					
844-IRFI630GPBF	IRFI630GPBF	TO-220 FullPAK	200	5.9	24	0.400	35					
844-IRF630PBF	IRF630PBF	TO-220AB	200	9.0	36	0.400	74					
♦ 844-IRF630SPBF	IRF630SPBF	TO-263	200	9.0	36	0.400	74					

© Copyright 2014 Mouser Electronics
© Copyright 2014 Mouser Electronics

VISHAY Power MOSFETs

Products may be RoHS compliant. Check mouser.com for RoHS status.

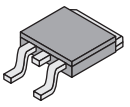
TO-252AA (DPAK)

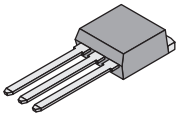
TO-251AA (IPAK)


TO-220AB

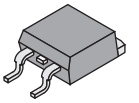
TO-263 (D^2PAK)


TO-220FullPAK

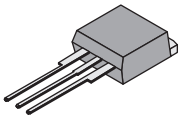
TO-262 (I^2PAK)

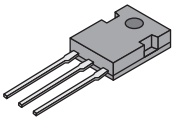
TO-247AC

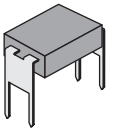
HD-1

N-CHANNEL MOSFETS (SINGLE CONFIGURATION) (CONT.)

♦Surface Mount Device

For quantities greater than listed, call for quote.

MOUSER STOCK NO.	Vishay Part No.	Package	V_{DS} (Max)(V)	I_D (Max)(A)	I_{DM} (Max)(A)	R_{DS}(on) Max (Ω) @ V_{GS}=-10V	P_D (Max)(W)	Price Each 1	10	100	250	500
844-IRFI640GPBF	IRFI640GPBF	TO-220 FullPAK	200	9.8	39	0.180	40					
844-IRF640PBF	IRF640PBF	TO-220AB	200	18	72	0.180	125					
♦ 844-IRF640SPBF	IRF640SPBF	TO-263	200	18	72	0.180	3.1					
844-IRFP240PBF	IRFP240PBF	TO-247AC	200	20	80	0.180	150					
844-IRFP250PBF	IRFP250PBF	TO-247AC	200	30	120	0.085	190					
844-IRFP260PBF	IRFP260PBF	TO-247AC	200	46	180	0.055	280					
844-IRFD224PBF	IRFD224PBF	HD-1	250	0.63	5.0	1.100	1.0					
♦ 844-IRFL214PBF	IRFL214PBF	SOT-223	250	0.79	6.3	2.000	3.1					
844-IRFI614GPBF	IRFI614GPBF	TO-220 FullPAK	250	2.1	8.4	2.000	23					
♦ 844-IRFR214PBF	IRFR214PBF	TO-252AA	250	2.2	8.8	2.000	25					
844-IRFU214PBF	IRFU214PBF	TO-251AA	250	2.2	8.8	2.000	25					
844-IRF614PBF	IRF614PBF	TO-220AB	250	2.7	8.0	2.000	36					
♦ 844-IRFR224PBF	IRFR224PBF	TO-252AA	250	3.8	15	1.100	42					
844-IRFU224PBF	IRFU224PBF	TO-251AA	250	3.8	15	1.100	42					
844-IRF624PBF	IRF624PBF	TO-220AB	250	4.4	14	1.100	50					
♦ 844-IRF624SPBF	IRF624SPBF	TO-263	250	4.4	14	1.100	50					
844-IRFI634GPBF	IRFI634GPBF	TO-220 FullPAK	250	5.6	22	0.450	35					
844-IRFI644GPBF	IRFI644GPBF	TO-220 FullPAK	250	7.9	32	0.280	40					
844-IRF634PBF	IRF634PBF	TO-220AB	250	8.1	32	0.450	74					
♦ 844-IRF634SPBF	IRF634SPBF	TO-263	250	8.1	32	0.450	74					
844-IRF644PBF	IRF644PBF	TO-220AB	250	14	56	0.280	125					
♦ 844-IRF644SPBF	IRF644SPBF	TO-263	250	14	56	0.280	125					
844-IRFP244PBF	IRFP244PBF	TO-247AC	250	15	60	0.280	150					
844-IRFP254PBF	IRFP254PBF	TO-247AC	250	23	92	0.140	190					
844-IRFP264PBF	IRFP264PBF	TO-247AC	250	38	150	0.075	280					
844-IRFD310PBF	IRFD310PBF	HD-1	400	0.35	2.8	3.600	1.0					
844-IRFD420PBF	IRFD420PBF	HD-1	400	0.37	3.0	3.000	1.0					
844-IRFD320PBF	IRFD320PBF	HD-1	400	0.49	3.9	1.800	1.0					
♦ 844-IRFR310PBF	IRFR310PBF	TO-252AA	400	1.7	6.0	3.600	25					
844-IRFU310PBF	IRFU310PBF	TO-251AA	400	1.7	6.0	3.600	25					
844-IRF710PBF	IRF710PBF	TO-220AB	400	2.0	6.0	3.600	36					
♦ 844-IRF710SPBF	IRF710SPBF	TO-263	400	2.0	6.0	3.600	36					
844-IRFI720GPBF	IRFI720GPBF	TO-220 FullPAK	400	2.6	10	1.800	30					
♦ 844-IRFR320PBF	IRFR320PBF	TO-252AA	400	3.1	12	1.800	42					
844-IRFU320PBF	IRFU320PBF	TO-251AA	400	3.1	12	1.800	42					
844-IRF720PBF	IRF720PBF	TO-220AB	400	3.3	13	1.800	50					
♦ 844-IRF720SPBF	IRF720SPBF	TO-263	400	3.3	13	1.800	50					
844-IRFI730GPBF	IRFI730GPBF	TO-220 FullPAK	400	3.7	15	1.000	35					
844-IRFI740GPBF	IRFI740GPBF	TO-220 FullPAK	400	5.4	22	0.550	40					
844-IRF730PBF	IRF730PBF	TO-220AB	400	5.5	22	1.000	74					
844-IRF730APBF	IRF730APBF	TO-220AB	400	5.5	22	1.000	74					
844-IRF730ALPBF	IRF730ALPBF	TO-262	400	5.5	22	1.000	74					
♦ 844-IRF730ASPBF	IRF730ASPBF	TO-263	400	5.5	22	1.000	74					
844-IRF740PBF	IRF740PBF	TO-220AB	400	10	40	0.550	125					
♦ 844-IRF740ASPBF	IRF740ASPBF	TO-263	400	10	40	0.550	3.1					
♦ 844-IRF740SPBF	IRF740SPBF	TO-263	400	10	40	0.550	125					
844-IRF740APBF	IRF740APBF	TO-220AB	400	10	40	0.550	125					
844-IRF740ALPBF	IRF740ALPBF	TO-262	400	10	40	0.550	3.1					
844-IRFP340PBF	IRFP340PBF	TO-247AC	400	11	44	0.550	150					
844-IRFP350PBF	IRFP350PBF	TO-247AC	400	16	64	0.300	190					
844-IRFP360PBF	IRFP360PBF	TO-247AC	400	23	92	0.200	280					
844-IRFI820GPBF	IRFI820GPBF	TO-220 FullPAK	500	2.1	8.4	3.000	30					
♦ 844-IRFR420PBF	IRFR420PBF	TO-252AA	500	2.4	8.0	3.000	42					
844-IRFU420PBF	IRFU420PBF	TO-251AA	500	2.4	8.0	3.000	42					
844-IRF820PBF	IRF820PBF	TO-220AB	500	2.5	8.0	3.000	50					
♦ 844-IRF820SPBF	IRF820SPBF	TO-263	500	2.5	8.0	3.000	50					
844-IRF820APBF	IRF820APBF	TO-220AB	500	2.5	10	3.000	50					
844-IRF820ALPBF	IRF820ALPBF	TO-262	500	2.5	10	3.000	50					
♦ 844-IRF820ASPBF	IRF820ASPBF	TO-263	500	2.5	10	3.000	50					
844-IRFI830GPBF	IRFI830GPBF	TO-220 FullPAK	500	3.1	12	1.500	35					
♦ 844-IRFR420APBF	IRFR420APBF	TO-252AA	500	3.3	10	3.000	83					
844-IRFU420APBF	IRFU420APBF	TO-251AA	500	3.3	10	3.000	83					
844-IRF830PBF	IRF830PBF	TO-220AB	500	4.5	18	1.500	74					
♦ 844-IRF830SPBF	IRF830SPBF	TO-263	500	4.5	18	1.500	74					
844-IRFI840GPBF	IRFI840GPBF	TO-220 FullPAK	500	4.6	18	0.850	40					
844-IRF830APBF	IRF830APBF	TO-220AB	500	5.0	20	1.400	74					
844-IRF830ALPBF	IRF830ALPBF	TO-262	500	5.0	20	1.400	3.1					

© Copyright 2014 Mouser Electronics

© Copyright 2014 Mouser Electronics

VISHAY Power MOSFETs

Products may be RoHS compliant. Check mouser.com for RoHS status.


TO-220 FullPAK


TO-220AB

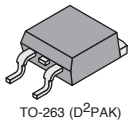
TO-263 (D^2PAK)

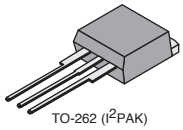
TO-262 (I^2PAK)


TO-247AC


TO-273AA

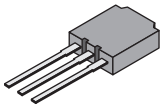
SUPER-247

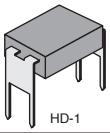
HD-1

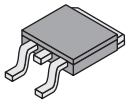
TO-252AA (DPAK)

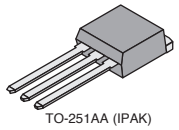
TO-251AA (IPAK)

N-CHANNEL MOSFETS (SINGLE CONFIGURATION) (CONT.)

♦ **Surface Mount Device**

For quantities greater than listed, call for quote.

MOUSER STOCK NO.	Vishay Part No.	Package	V_{DS} (Max)(V)	I_D (Max)(A)	I_{DM} (Max)(A)	R_{DS}(on) Max (Ω) @ V_{GS}=-10V	P_D (Max)(W)	Price Each 1	10	100	250	500
♦ 844-IRF830ASPBF	IRF830ASPBF	TO-263	500	5.0	20	1.400	3.1					
844-IRFIB7N50APBF	IRFIB7N50APBF	TO-220 FullPAK	500	6.6	44	0.520	60					
844-IRF840PBF	IRF840PBF	TO-220AB	500	8.0	32	0.850	125					
♦ 844-IRF840SPBF	IRF840SPBF	TO-263	500	8.0	32	0.850	125					
844-IRF840APBF	IRF840APBF	TO-220AB	500	8.0	32	0.850	125					
844-IRF840ALPBF	IRF840ALPBF	TO-262	500	8.0	32	0.850	125					
♦ 844-IRF840ASPBF	IRF840ASPBF	TO-263	500	8.0	32	0.950	125					
844-IRFP440PBF	IRFP440PBF	TO-247AC	500	8.8	35	0.850	150					
844-IRFB11N50APBF	IRFB11N50APBF	TO-220AB	500	11	44	0.520	170					
♦ 844-IRFS11N50APBF	IRFS11N50APBF	TO-263	500	11	44	0.520	170					
844-IRFP448PBF	IRFP448PBF	TO-247AC	500	11	44	0.600	180					
844-IRFP450PBF	IRFP450PBF	TO-247AC	500	14	56	0.400	190					
844-IRFP450APBF	IRFP450APBF	TO-247AC	500	14	56	0.400	190					
844-IRFB13N50APBF	IRFB13N50APBF	TO-220AB	500	14	56	0.450	250					
844-IRFB17N50LPBF	IRFB17N50LPBF	TO-220AB	500	16	64	0.320	220					
844-IRFP17N50LPBF	IRFP17N50LPBF	TO-247AC	500	16	64	0.320	220					
844-IRFB18N50KPBF	IRFB18N50KPBF	TO-220AB	500	17	68	0.290	220					
844-IRFB20N50KPBF	IRFB20N50KPBF	TO-220AB	500	20	80	0.250	280					
844-IRFP460PBF	IRFP460PBF	TO-247AC	500	20	80	0.270	280					
844-IRFP460APBF	IRFP460APBF	TO-247AC	500	20	80	0.270	280					
844-IRFP22N50APBF	IRFP22N50APBF	TO-247AC	500	22	88	0.230	277					
844-IRFP23N50LPBF	IRFP23N50LPBF	TO-247AC	500	23	92	0.235	370					
844-IRFP31N50LPBF	IRFP31N50LPBF	TO-247AC	500	31	124	0.180	460					
844-IRFP32N50KPBF	IRFP32N50KPBF	TO-247AC	500	32	130	0.160	460					
844-IRFPS37N50APBF	IRFPS37N50APBF	SUPER-247	500	36	144	0.130	446					
844-IRFPS40N50LPBF	IRFPS40N50LPBF	SUPER-247	500	46	180	0.100	540					
844-IRFPS43N50KPBF	IRFPS43N50KPBF	SUPER-247	500	47	190	0.090	540					
844-IRFDC20PBF	IRFDC20PBF	HD-1	600	0.32	2.6	4.400	1.0					
♦ 844-IRFR1N60APBF	IRFR1N60APBF	TO-252AA	600	1.4	5.6	7.000	36					
844-IRFIBC20GPBF	IRFIBC20GPBF	TO-220 FullPAK	600	1.7	6.8	4.400	30					
♦ 844-IRFRC20PBF	IRFRC20PBF	TO-252AA	600	2.0	8.0	4.400	42					
844-IRFUC20PBF	IRFUC20PBF	TO-251AA	600	2.0	8.0	4.400	42					
844-IRFBC20PBF	IRFBC20PBF	TO-220AB	600	2.2	8.0	4.400	50					
844-IRFBC20LPBF	IRFBC20LPBF	TO-262	600	2.2	8.0	4.400	3.1					
♦ 844-IRFBC20SPBF	IRFBC20SPBF	TO-263	600	2.2	8.0	4.400	50					
844-IRFIBC30GPBF	IRFIBC30GPBF	TO-220 FullPAK	600	2.5	10	2.200	35					
844-IRFIBC40GPBF	IRFIBC40GPBF	TO-220 FullPAK	600	3.5	14	1.200	40					
844-IRFBC30PBF	IRFBC30PBF	TO-220AB	600	3.6	14	2.200	74					
844-IRFBC30LPBF	IRFBC30LPBF	TO-262	600	3.6	14	2.200	3.1					
♦ 844-IRFBC30SPBF	IRFBC30SPBF	TO-263	600	3.6	14	2.200	3.1					
844-IRFBC30APBF	IRFBC30APBF	TO-220AB	600	3.6	14	2.200	74					
844-IRFBC30ALPBF	IRFBC30ALPBF	TO-262	600	3.6	14	2.200	74					
♦ 844-IRFBC30ASPBF	IRFBC30ASPBF	TO-263	600	3.6	14	2.200	74					
844-IRFIB6N60APBF	IRFIB6N60APBF	TO-220 FullPAK	600	5.5	37	0.750	60					
844-IRFBC40PBF	IRFBC40PBF	TO-220AB	600	6.2	25	1.200	125					
844-IRFBC40LPBF	IRFBC40LPBF	TO-262	600	6.2	25	1.200	3.1					
844-IRFBC40APBF	IRFBC40APBF	TO-220AB	600	6.2	25	1.200	125					
844-IRFPC40PBF	IRFPBC40PBF	TO-247AC	600	6.8	27	1.200	150					
844-IRFB9N60APBF	IRFB9N60APBF	TO-220AB	600	9.2	37	0.750	170					
844-IRFSL9N60APBF	IRFSL9N60APBF	TO-262	600	9.2	37	0.750	170					
♦ 844-IRFS9N60APBF	IRFS9N60APBF	TO-263	600	9.2	37	0.750	170					
844-IRFPC50APBF	IRFPC50APBF	TO-247AC	600	11	44	0.580	180					
844-IRFPC50PBF	IRFPC50PBF	TO-247AC	600	11	44	0.600	180					
844-IRFPC60PBF	IRFPC60PBF	TO-247AC	600	16	64	0.400	280					
844-IRFP21N60LPBF	IRFP21N60LPBF	TO-247AC	600	21	84	0.320	330					
844-IRFP22N60KPBF	IRFP22N60KPBF	TO-247AC	600	22	88	0.280	370					
844-IRFP26N60LPBF	IRFP26N60LPBF	TO-247AC	600	26	100	0.250	470					
844-IRFP27N60KPBF	IRFP27N60KPBF	TO-247AC	600	27	110	0.220	500					
844-IRFPS38N60LPBF	IRFPS38N60LPBF	SUPER-247	600	38	150	0.150	540					
844-IRFPS40N60KPBF	IRFPS40N60KPBF	SUPER-247	600	40	160	0.130	570					
844-IRFIB5N65APBF	IRFIB5N65APBF	TO-220 FullPAK	650	5.1	21	0.930	60					
844-IRFB9N65APBF	IRFB9N65APBF	TO-220AB	650	8.5	21	0.930	167					
844-IRFIBE20GPBF	IRFIBE20GPBF	TO-220 FullPAK	800	1.4	5.6	6.500	30					
844-IRFBE20PBF	IRFBE20PBF	TO-220AB	800	1.8	7.2	6.500	54					
844-IRFIBE30GPBF	IRFIBE30GPBF	TO-220 FullPAK	800	2.1	8.4	3.000	35					
844-IRFBE30PBF	IRFBE30PBF	TO-220AB	800	4.1	16	3.000	125					
844-IRFBE30LPBF	IRFBE30LPBF	TO-262	800	4.1	16	3.000	125					
♦ 844-IRFBE30SPBF	IRFBE30SPBF	TO-263	800	4.1	16	3.000	125					
844-IRFPE30PBF	IRFPE30PBF	TO-247AC	800	4.1	16	3.000	125					
844-IRFPE40PBF	IRFPE40PBF	TO-247AC	800	5.4	22	2.000	150					

© Copyright 2014 Mouser Electronics
© Copyright 2014 Mouser Electronics

VISHAY Power MOSFETs

Products may be RoHS compliant. Check mouser.com for RoHS status.


TO-247AC


TO-220 FullPAK


TO-220AB

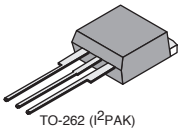
TO-262 (I^2PAK)

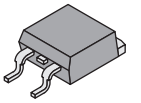
TO-263 (D^2PAK)

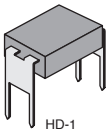
HD-1

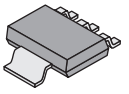
SOT-223

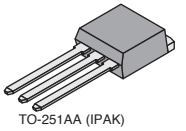
TO-251AA (IPAK)

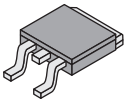
TO-252AA (DPAK)

N-CHANNEL MOSFETS (SINGLE CONFIGURATION) (CONT.)

♦ Surface Mount Device

For quantities greater than listed, call for quote.

MOUSER STOCK NO.	Vishay Part No.	Package	V_{DS} (Max)(V)	I_D (Max)(A)	I_{DM} (Max)(A)	R_{DS}(on) Max (Ω) @ V_{GS}=-10V	P_D (Max)(W)	Price Each 1	10	100	250	500
844-IRFPE50PBF	IRFPE50PBF	TO-247AC	800	7.8	31	1.200	190					
844-IRFIBF20GPBF	IRFIBF20GPBF	TO-220 FullPAK	900	1.2	4.8	8.000	30					
844-IRFBF20PBF	IRFBF20PBF	TO-220AB	900	1.7	6.8	8.000	54					
844-IRFBF20LPBF	IRFBF20LPBF	TO-262	900	1.7	6.8	8.000	3.1					
♦ 844-IRFBF20SPBF	IRFBF20SPBF	TO-263	900	1.7	6.8	8.000	3.1					
844-IRFIBF30GPBF	IRFIBF30GPBF	TO-220 FullPAK	900	1.9	7.6	3.700	35					
844-IRFBF30PBF	IRFBF30PBF	TO-220AB	900	3.6	14	3.700	125					
844-IRFPF30PBF	IRFPF30PBF	TO-247AC	900	3.6	14	3.700	125					
844-IRFPF40PBF	IRFPF40PBF	TO-247AC	900	4.7	19	2.500	150					
844-IRFPF50PBF	IRFPF50PBF	TO-247AC	900	6.7	27	1.600	190					
844-IRFBG20PBF	IRFBG20PBF	TO-220AB	1000	1.4	5.6	11.000	54					
844-IRFBG30PBF	IRFBG30PBF	TO-220AB	1000	3.1	12	5.000	125					
844-IRFPG30PBF	IRFPG30PBF	TO-247AC	1000	3.1	12	5.000	125					
844-IRFPG40PBF	IRFPG40PBF	TO-247AC	1000	4.3	17	3.500	150					
844-IRFPG50PBF	IRFPG50PBF	TO-247AC	1000	6.1	24	2.000	190					

N-CHANNEL MOSFETS (SINGLE CONFIGURATION) - ULTRA LOW GATE CHARGE

For quantities greater than listed, call for quote.

MOUSER STOCK NO.	Vishay Part No.	Package	V_{DS} (Max)(V)	I_D (Max)(A)	I_{DM} (Max)(A)	R_{DS}(on) Max (Ω) @ V_{GS}=-10V	P_D (Max)(W)	Price Each 1	10	100	250	500
844-IRFI740GLCPBF	IRFI740GLCPBF	TO-220 FullPAK	400	5.7	23	0.550	40					
844-IRF740LCPBF	IRF740LCPBF	TO-220AB	400	10	32	0.55	125					
844-IRFP350LCPBF	IRFP350LCPBF	TO-247AC	400	16	64	0.30	190					
844-IRFP360LCPBF	IRFP360LCPBF	TO-247AC	400	23	91	0.200	280					
844-IRFI840GLCPBF	IRFI840GLCPBF	TO-220 FullPAK	500	4.5	18	0.85	40					
844-IRF840LCPBF	IRF840LCPBF	TO-220AB	500	8.0	28	0.85	125					
844-IRF840LCLPBF	IRF840LCLPBF	TO-262	500	8.0	28	0.85	3.1					
844-IRFP450LCPBF	IRFP450LCPBF	TO-247AC	500	14	56	0.40	190					
844-IRFP460LCPBF	IRFP460LCPBF	TO-247AC	500	20	80	0.27	280					
844-IRFPC50LCPBF	IRFPC50LCPBF	TO-247AC	600	11	44	0.60	190					
844-IRFPC60LCPBF	IRFPC60LCPBF	TO-247AC	600	16	64	0.40	280					
844-IRFBC40LCPBF	IRFBC40LCPBF	TO-220AB	900	6.2	25	1.200	125					

N-CHANNEL LOGIC LEVEL MOSFETS (SINGLE CONFIGURATION)

For quantities greater than listed, call for quote.

MOUSER STOCK NO.	Vishay Part No.	Package	V_{DS} (Max)(V)	I_D (Max)(A)	I_{DM} (Max)(A)	R_{DS}(on) Max (Ω) @ V_{GS}=10V	R_{DS}(on) Max (Ω) @ V_{GS}=4.5V	P_D (Max)(W)	Price Each 1	10	100	250	500
844-IRLD014PBF	IRLD014PBF	HD-1	60	1.7	14	0.200	0.280	1.3					
844-IRLD024PBF	IRLD024PBF	HD-1	60	2.5	20	0.100	0.140	1.3					
♦ 844-IRLL014PBF	IRLL014PBF	SOT-223	60	2.7	22	0.200	0.280	3.1					
844-IRLU014PBF	IRLU014PBF	TO-251AA	60	7.7	31	0.200	0.280	25					
844-IRLIZ14GPBF	IRLIZ14GPBF	TO-220 FullPAK	60	8.0	32	0.200	0.280	27					
844-IRLZ14PBF	IRLZ14PBF	TO-220AB	60	10	40	0.200	0.280	43					
♦ 844-IRLR024PBF	IRLR024PBF	TO-252AA	60	14	56	0.100	0.140	42					
844-IRLU024PBF	IRLU024PBF	TO-251AA	60	14	56	0.100	0.140	42					
844-IRLZ24LPBF	IRLZ24LPBF	TO-262	60	17	68	0.100	0.140	60					
844-IRLZ24PBF	IRLZ24PBF	TO-220AB	60	17	68	0.100	0.140	60					
844-IRLIZ34GPBF	IRLIZ34GPBF	TO-220 FullPAK	60	20	80	0.050	0.070	42					
844-IRLIZ44GPBF	IRLIZ44GPBF	TO-220 FullPAK	60	30	120	0.028	0.039	48					
844-IRLZ34PBF	IRLZ34PBF	TO-220AB	60	30	110	0.050	0.070	88					
844-IRLD110PBF	IRLD110PBF	HD-1	100	1.0	8.0	0.540	0.760	1.3					
844-IRLD120PBF	IRLD120PBF	HD-1	100	1.3	10	0.270	0.380	1.3					
♦ 844-IRLL110PBF	IRLL110PBF	SOT-223	100	1.5	12	0.540	0.760	3.1					
♦ 844-IRLR110PBF	IRLR110PBF	TO-252AA	100	4.3	17	0.540	0.760	25					
844-IRL510PBF	IRL510PBF	TO-220AB	100	5.6	18	0.540	0.760	43					
844-IRLI520GPBF	IRLI520GPBF	TO-220 FullPAK	100	7.2	29	0.270	0.380	37					
♦ 844-IRLR120PBF	IRLR120PBF	TO-252AA	100	7.7	31	0.270	0.380	42					
844-IRLU120PBF	IRLU120PBF	TO-251AA	100	7.7	31	0.270	0.380	42					
844-IRL520PBF	IRL520PBF	TO-220AB	100	9.2	36	0.270	0.380	60					
♦ 844-IRL520LPBF	IRL520LPBF	TO-252AA	100	9.2	36	0.270	0.380	60					
844-IRL530PBF	IRL530PBF	TO-220AB	100	15	60	0.160	0.220	88					
♦ 844-IRL540SPBF	IRL540SPBF	TO-263	100	28	110	0.077	0.110	150					
844-IRL540PBF	IRL540PBF	TO-220AB	100	28	110	0.077	0.110	150					
844-IRL620PBF	IRL620PBF	TO-220AB	200	5.2	21	0.800	1.000	50					
♦ 844-IRL620SPBF	IRL620SPBF	TO-263	200	5.2	21	0.800 @ 10V	1.000	50					
♦ 844-IRLI630GPBF	IRLI630GPBF	TO-220 FullPAK	200	6.2	25	0.400	0.500	35					
844-IRL630PBF	IRL630PBF	TO-220AB	200	9.0	36	0.400	0.500	74					
844-IRL630SPBF	IRL630SPBF	TO-263	200	9.0	36	0.400	0.500	74					
♦ 844-IRLI640GPBF	IRLI640GPBF	TO-220 FullPAK	200	9.9	40	0.180	0.270	40					
844-IRL640PBF	IRL640PBF	TO-220AB	200	17	68	0.180	0.270	125					
844-IRL640SPBF	IRL640SPBF	TO-263	200	17	68	0.180	0.270	125					

© Copyright 2014 Mouser Electronics

© Copyright 2014 Mouser Electronics

SILICONIX MOSFETs

RoHS Compliant **This product is RoHS compliant.**

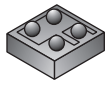
MicroFoot

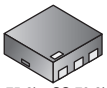
SC-75-6L, SC-70-6L, PowerPAK SC-75-6L, PowerPAK SC-70-6L


SO-8

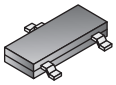
SOT-23, TO-236


SOT-323


SOT-363, SC-70


TO-72

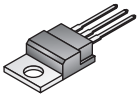
TO-220AB


TO-263


TSOP-6


TSSOP-8


PowerPAK 1212-8

P-CHANNEL MOSFETS (SINGLE CONFIGURATION)

◆Surface Mount Device

For quantities greater than listed, call for quote.

MOUSER STOCK NO.	Siliconix Part No.	Package	V_{DS} (Max)(V)	I_D (Max)(A)	I_{DM} (Max)(A)	R_{DS}(on) Max (Ω) @ V_{GS}=10V	V_{GS}=4.5V	V_{GS}=2.5V	V_{GS}=1.8V	P_D (Max) (W)	Price Each 1	100	500	1000
◆ 781-SI1307EDL-E3	SI1307EDL-T1-E3	SOT-323	-12	±0.91	±3	-----	0.2900	0.4350	0.5800	0.34				
◆ 781-SI2301BDS-E3	SI2301BDS-T1-E3	SOT-23	-20	-2.4	-10	-----	0.100	0.150	-----	0.7				
◆ 781-SI9433BDY-T1-E3	SI9433BDY-T1-E3	SO-8	-20	-6.2	-20	-----	0.040	0.06 @ 2.7V	-----	1.3				
◆ 781-SI9434BDY-T1-E3	SI9434BDY-T1-E3	SO-8	-20	-6.3	-20	-----	0.040	0.055	-----	2.5				
◆ 781-SI4463BDY-T1-E3	SI4463BDY-T1-E3	SO-8	-20	-13.7	-50	0.011	0.014	0.020	-----	1.5				
◆ 781-SI2303BDS-E3	SI2303BDS-T1-E3	SOT-23	-30	-1.64	-10	0.200	0.380	-----	-----	0.7				
◆ 781-SI4435DDY-GE3	SI4435DDY-T1-GE3	SO-8	-30	-11.4	-50	0.024	0.035	-----	-----	5				
781-SUP75P03-07-E3	SUP75P03-07-E3	TO-220AB	-30	±75	-240	0.0070	0.0100	-----	-----	187				
781-SUP65P04-15-E3	SUP65P04-15-E3	TO-220AB	-40	-65	-240	0.015	0.023	-----	-----	120				
◆ 781-SUM110P04-05-E3	SUM110P04-05-E3	TO-263	-40	-110	240	0.005	-----	-----	-----	375				
781-SUP75P05-08-E3	SUP75P05-08-E3	TO-220AB	-55	-75	-240	0.0080	0.0130	-----	-----	250				
◆ 781-SI2309CDS-GE3	SI2309CDS-T1-GE3	SOT-23	-60	-1.6	-8	-1.6	-1.4	-----	-----	1.7				
781-3N163-E3	3N163-E3	TO-72	-70	-30	-----	250 @ 20V	-----	-----	-----	0.375				

P-CHANNEL MOSFETS (DUAL CONFIGURATION)

For quantities greater than listed, call for quote.

◆ 781-SI6963BDQ-E3	SI6963BDQ-T1-E3	TSSOP-8	-20	-3.9	-30	-----	0.045	0.080	-----	0.83				
◆ 781-SI9933CDY-T1-GE3	SI9933CDY-T1-GE3	SO-8	-20	-4	-20	-----	0.058	0.094	-----	3.1				
◆ 781-SI4963BDY-E3	SI4963BDY-T1-E3	SO-8	-20	-6.5	-40	-----	0.032	0.050	-----	1.1				
◆ 781-SI4948BEY-T1-E3	SI4948BEY-T1-E3	SO-8	-60	-7.1	-25	0.120	0.150	-----	-----	1.4				

P-CHANNEL LITTLEFOOT PLUS™ TRENCHFET® MOSFETS (SINGLE CONFIGURATION)

For quantities greater than listed, call for quote.

◆ 781-SIB437EDKT-GE3	SI4823DY-T1-GE3	SO-8	-20	-4.1	-15	-----	0.108	0.175	-----	2.8				
◆ 781-SIA811ADJ-GE3	SIA811ADJ-T1-GE3	SC-70-6L	-20	-4.5	-8.0	-----	0.116	0.155	0.205	6.5				
◆ 781-SI4621DY-T1-E3	SI4621DY-T1-E3	SO-8	-20	6.2	-25	0.054	0.094	-----	-----	3.1				

P-CHANNEL TRENCHFET® MOSFETS (SINGLE CONFIGURATION)

NEW PRODUCT

For quantities greater than listed, call for quote.

◆ 781-SI1405DL-E3	SI1405DL-T1-E3	SOT-363	-8	±1.8	±5	-----	0.1250	0.1600	0.2100	0.568				
◆ 781-SI8805EDB-T2-E1	SI8805EDB-T2-E1	MicroFoot	-8	-3.1	-15	-----	.068	0.088	------	0.9				
◆ 781-SI2305DS-E3	SI2305DS-E3	SOT-23	-8	±3.5	±12	-----	0.0520	0.0710	0.1080	3.5				
◆ 781-SIB417EDK-T1-GE3	SIB417EDK-T1-GE3	SC-75-6L	-8	-9	-15	-----	0.0580	0.0800	0.1000	13				
◆ 781-SIB437EDKT-GE3	SIB437EDKT-T1-GE3	SC-75-6	-8	-9	-25	-----	0.034	-----	0.063	13				
◆ 781-SI8429DB-E1	SI8429DB-T1-E1	MicroFoot	-8	-11.7	-25	-----	0.0350	0.0420	0.0520	6.25				
◆ 781-SIA417DJ-T1-GE3	SIA417DJ-T1-GE3	SC-70-6L	-8	-12	-30	-----	0.0230	0.0310	0.0400	19				
◆ 781-SIA427DJ-T1-GE3	SIA427DJ-T1-GE3	PowerPAK SC-70-6L	-8	-12	-50	-----	0.016	-----	0.026	3.5				
◆ 781-SI1307DL-E3	SI1307DL-T1-E3	SOT-323	-12	±0.91	±3	-----	0.2900	0.4350	0.5800	0.34				
◆ 781-SI1417EDH-E3	SI1417EDH-T1-E3	SOT-363	-12	-3.3	-8	-----	0.0850	0.1150	0.1600	1.56				
◆ 781-SI2315BDS-E3	SI2315BDS-T1-E3	SOT-23	-12	-3.85	-12	-----	0.0500	0.0650	0.1000	0.75				
◆ 781-SI1401EDH-T1-GE3	SI1401EDH-T1-GE3	SC-70-6	-12	-4	-25	-----	0.034	0.046	0.07	2.8				
◆ 781-SI3447BDV-E3	SI3447BDV-T1-E3	TSOP-6	-12	-6	-20	-----	0.0400	0.0530	0.0720	1.1				
◆ 781-SI3473DV-T1-E3	SI3473DV-T1-E3	TSOP-6	-12	-7.9	-20	-----	0.0230	0.0290	0.0410	2.0				
◆ 781-SI6467BDQ-E3	SI6467BDQ-T1-E3	TSSOP-8	-12	-8	-30	-----	0.0125	0.0155	0.0200	1.05				
◆ 781-SI3477DV-T1-GE3	SI3477DV-T1-GE3	TSOP-6	-12	-8	-40	-----	0.0175	0.023	0.033	4.2				
◆ 781-SIB455EDK-T1-GE3	SIB455EDK-T1-GE3	SC-75-6L	-12	-9	-25	-----	0.0270	0.0390	0.0690	13				
◆ 781-SIB488DK-T1-GE3	SIB488DK-T1-GE3	PowerPAK SC-75-6L	-12	-9	-35	-----	0.02	0.024	0.029	13				
◆ 781-SIA413DJ-T1-GE3	SIA413DJ-T1-GE3	SC-70-6L	-12	-12	-40	-----	0.0290	0.0340	0.0440	19				
◆ 78-SIA447DJ-T1-GE3	SIA447DJ-T1-GE3	SC-70	-12	-12	-50	-----	0.0135	0.0194	0.0344	19				
◆ 781-TP0101K-T1-E3	TP0101K-T1-E3	SOT-23	-20	-0.58	-2.0	-----	0.6500	0.8500	-----	0.35				
◆ 781-SI1303DL-E3	SI1303DL-T1-E3	SOT-323	-20	-0.72	-2.5	-----	0.4300	0.7000	-----	0.34				
◆ 781-SI1403BDL-T1-E3	SI1403BDL-T1-E3	SOT-363	-20	-1.5	-5.0	-----	0.1500	0.2650	-----	0.625				
◆ 781-SI1469DH-T1-E3	SI1469DH-T1-E3	SOT-363	-20	-2.7	-8.0	0.0800	0.1000	0.1550	-----	2.78				
◆ 781-SI1413EDH-E3	SI1413EDH-T1-E3	SOT-363	-20	-2.9	-8.0	-----	0.1150	0.1550	0.2200	1.56				
◆ 781-SI3441BDV-T1-E3	SI3441BDV-T1-E3	TSOP-6	-20	-2.9	-16	-----	0.0900	0.1300	-----	0.86				
◆ 781-SI1467DH-T1-GE3	SI1467DH-T1-GE3	SOT-363	-20	-3	-8	-----	0.09	0.115	0.15	2.78				
◆ 781-SI2351DS-E3	SI2351DS-T1-E3	SOT-23	-20	-3	-10	-----	0.1150	0.2050	-----	2.1				
◆ 781-SI1441EDH-T1-GE3	SI1441EDH-T1-GE3	SC-70-6	-20	-4	-25	-----	0.041	0.054	0.1	2.8				
◆ 781-SI2377EDS-T1-GE3	SI2377EDS-T1-GE3	TO-236	-20	-4.4	-20	-----	0.061	0.08	0.11	1.8				
◆ 781-SI2323DS-T1-E3	SI2323DS-T1-E3	SOT-23	-20	-4.7	-20	-----	0.0390	0.0520	0.0680	0.75				
◆ 781-SI3443BDV-E3	SI3443BDV-T1-E3	TSOP-6	-20	-4.7	-20	-----	0.0600	0.1000	-----	1.1				
◆ 781-SI7703EDN-GE3	SI7703EDN-T1-GE3	PowerPAK 1212-8	-20	-4.3	-20	-----	0.048	0.068	0.09	2.8				
◆ 781-SI3433BDV-E3	SI3433BDV-T1-E3	TSOP-6	-20	-5.6	-20	-----	0.0420	0.0570	0.0800	1.1				
◆ 781-SI2323CDS-T1-GE3	SI2323CDS-T1-GE3	TO-236	-20	-6	-20	-----	0.0390	0.05	0.063	2.5				
◆ 781-SI3469DV-T1-E3	SI3469DV-T1-E3	TSOP-6	-20	-6.7	-25	0.0300	0.0510	-----	-----	1.14				
◆ 781-SI9424BDY-T1-E3	SI9424BDY-T1-E3	SO-8	-20	-7.1	-30	-----	0.0250	0.0330	-----	1.25				
◆ 781-SI6463BDQ-E3	SI6463BDQ-T1-E3	TSSOP-8	-20	-7.4	-30	-----	0.0150	0.0200	0.0270	1.05				
◆ 781-SI3493BDV-T1-E3	SI3493BDV-T1-E3	TSOP-6	-20	-8	-25	-----	0.0275	0.0340	0.0450	2.97				
◆ 781-SIB411DK-GE3	SIB411DK-T1-GE3	SC-75-6L	-20	-9	-15	-----	0.0660	0.0940	0.1300	13				
◆ 781-SIA443DJ-T1-GE3	SIA443DJ-T1-GE3	SC-70-6L	-20	-9	-20	-----	0.0450	0.0630	0.0880	15				
◆ 781-SIB433EDK-T1-GE3	SIB433EDK-T1-GE3	PowerPAK SC-75-6L	-20	-9	-20	-----	0.0580	0.077	0.105	13				
◆ 781-SIB457EDK-GE3	SIB457EDK-T1-GE3	SC-75-6L	-20	-9	-25	-----	0.0350	0.0490	0.0720	13				
◆ 781-SI8445DB-E1	SI8445DB-T2-E1	MicroFoot	-20	-9.8	-10	-----	0.0840	0.1000	0.1200	11.4				
◆ 781-SI4403BDY-E3	SI4403BDY-T1-E3	SO-8	-20	-9.9	-30	-----	0.0170	0.0230	0.0320	1.35				

© Copyright 2014 Mouser Electronics

© Copyright 2014 Mouser Electronics

SILICONIX MOSFETs

RoHS Compliant **This product is RoHS compliant.**


ChipFET 1206-8

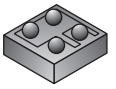
MicroFoot


PowerPAK 1212-8, PowerPAK SO-8

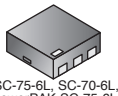
SC-75-6L, SC-70-6L, PowerPAK SC-75-6L, PowerPAK SC-70-6L


SO-8

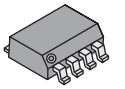
SOIC-8

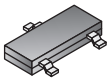
SOT-23, TO-236

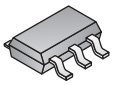
SOT-363

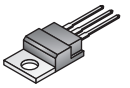
TO-220AB

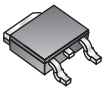
TO-252


TO-263

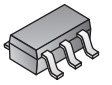
TSOP-6


TSSOP-8

P-CHANNEL TRENCHFET® MOSFETS (SINGLE CONFIGURATION) (CONT.)

◆ Surface Mount Device

For quantities greater than listed, call for quote.

MOUSER STOCK NO.	Siliconix Part No.	Package	V_{DS} (Max)(V)	I_D (Max)(A)	I_{DM} (Max)(A)	R_{DS}(on) Max (Ω) @ V_{GS}=10V	V_{GS}=4.5V	V_{GS}=2.5V	V_{GS}=1.8V	P_D (Max) (W)	Price Each 1	100	500	1000
◆ 781-SIA411DJ-T1-GE3	SIA411DJ-T1-GE3	SC-70-6L	-20	-12	-20	- - - - -	0.0300	0.0410	0.0560	19				
◆ 78-SIA461DJ-T1-GE3	SIA461DJ-T1-GE3	SC-70-6L	-20	-12	-20	- - - - -	0.033	0.042	0.055	17.9				
◆ 781-SIA419DJ-T1-GE3	SIA419DJ-T1-GE3	SC-70-6L	-20	-12	-30	- - - - -	0.0300	0.0390	0.0510	19				
◆ 781-SIA415DJ-T1-GE3	SIA415DJ-T1-GE3	SC-70-6L	-20	-12	-30	- - - - -	0.0350	0.0510	- - - - -	19				
◆ 781-SIA429DJT-T1-GE3	SIA429DJT-T1-GE3	PowerPAK SC-70-6L	-20	-12	-30	- - - - -	0.0205	0.027	0.036	19				
◆ 781-SIA433EDJ-GE3	SIA433EDJ-T1-GE3	PowerPAK SC-70-6L	-20	-12	-50	- - - - -	0.018	.026	.065	19				
◆ 78-SIA445EDJ-T1-GE3	SIA445EDJ-T1-GE3	SC-70-6L	-20	-12	-50	- - - - -	0.0165	0.03	- - - - -	19				
◆ 781-SI4421DY-T1-E3	SI4421DY-T1-E3	SO-8	-20	-14	-40	- - - - -	0.0070	0.0085	0.0110	1.5				
◆ 781-SI4423DY-T1-E3	SI4423DY-T1-E3	SO-8	-20	-14	-50	- - - - -	0.0075	0.0090	0.0115	1.5				
◆ 781-SUD45P03-10-E3	SUD45P03-10-E3	TO-252	-20	-15	-100	0.0100	0.0180	- - - - -	- - - - -	70				
◆ 781-SI8499DB-T2-E1	SI8499DB-T2-E1	MicroFoot	-20	-16	-20	- - - - -	0.0320	0.0460	0.1200	13				
◆ 781-SI7485DP-E3	SI7485DP-T1-E3	PowerPAK SO-8	-20	-20	-50	- - - - -	0.0073	0.0090	0.0130	5.0				
◆ 781-SIS407DN-T1-GE3	SIS407DN-T1-GE3	PowerPAK 1212-8	-20	-25	-40	- - - - -	0.0095	0.0138	0.0195	33				
◆ 781-SI7615DN-GE3	SI7615DN-T1-GE3	PowerPAK 1212-8	-20	-35	-80	0.0039	0.0055	0.0098	- - - - -	52				
◆ 781-SI7629DN-T1-GE3	SI7629DN-T1-GE3	PowerPAK 1212-8	-20	-35	-80	0.0046	0.0062	0.0117	- - - - -	52				
◆ 781-SI7141DP-T1-GE3	SI7141DP-T1-GE3	PowerPAK SO-8	-20	-60	-100	0.0019	0.003	- - - - -	- - - - -	104				
◆ 781-SI7633DP-GE3	SI7633DP-T1-GE3	PowerPAK SO-8	-20	-60	-100	0.0033	0.0055	- - - - -	- - - - -	104				
◆ 781-SI7137DP-GE3	SI7137DP-T1-GE3	PowerPAK SO-8	-20	-60	-100	0.00195	0.0025	0.0039	- - - - -	104				
◆ 781-TP0202K-T1-E3	TP0202K-T1-E3	SOT-23	-30	-0.385	-0.75	1.4000	3.5000	- - - - -	- - - - -	0.35				
◆ 781-SI1433DH-T1-E3	SI1433DH-T1-E3	SOT-363	-30	-2.2	-8.0	0.1500	0.2600	- - - - -	- - - - -	1.45				
◆ 781-SI1471DH-T1-E3	SI1471DH-T1-E3	SOT-363	-30	-2.7	-8.0	0.1000	0.1200	0.1750	- - - - -	2.78				
◆ 781-SI1473DH-T1-GE3	SI1473DH-T1-GE3	SOT-363	-30	-2.7	-8	0.1	0.145	- - - - -	- - - - -	2.78				
◆ 781-SI2307BDS-E3	SI2307BDS-T1-E3	SOT-23	-30	-3.2	-12	0.0780	0.1300	- - - - -	- - - - -	0.75				
◆ 781-SI3455ADV-E3	SI3455ADV-T1-E3	TSOP-6	-30	-3.5	-20	0.1000	0.1700	- - - - -	- - - - -	1.14				
◆ 781-SI2343DS-T1-E3	SI2343DS-T1-E3	SOT-23	-30	-4	-15	0.0530	0.0860	- - - - -	- - - - -	1.25				
◆ 781-SI3457BDV-E3	SI3457BDV-T1-E3	TSOP-6	-30	-5	-20	0.0540	0.1000	- - - - -	- - - - -	1.14				
◆ 781-SI2343CDS-T1-GE3	SI2343CDS-T1-GE3	TO-236	-30	-5.9	-25	0.045	0.075	- - - - -	- - - - -	2.5				
◆ 781-SI5435BDC-T1-E3	SI5435BDC-T1-E3	ChipFET 1206-8	-30	-5.9	-30	0.0450	0.0800	- - - - -	- - - - -	2.5				
◆ 781-SI6435ADQ-E3	SI6435ADQ-T1-E3	TSSOP-8	-30	±5.5	±30	0.0300	0.0550	- - - - -	- - - - -	1.05				
◆ 781-SI9435BDY-T1-E3	SI9435BDY-T1-E3	SO-8	-30	-5.7	-30	0.0420	0.0700	- - - - -	- - - - -	1.3				
◆ 781-SI3483DV-T1-E3	SI3483DV-T1-E3	TSOP-6	-30	-6.2	-25	0.035	0.053	- - - - -	- - - - -	2.0				
◆ 781-SI6415DQ-E3	SI6415DQ-T1-E3	TSSOP-8	-30	±6.5	±30	0.0190	0.0300	- - - - -	- - - - -	1.5				
◆ 781-SI4431BDY-E3	SI4431BDY-T1-E3	SO-8	-30	-7.5	-30	0.0300	0.0500	- - - - -	- - - - -	1.5				
◆ 78-SI8487DB-T1-E1	SI8487DB-T1-E1	MicroFoot-4	-30	-7.7	-25	-7.7	-7.3	-6.4	- - - - -	2.7				
◆ 781-SIB415DK-T1-GE3	SIB415DK-T1-GE3	SC-75-6L	-30	-9	-15	0.0870	0.1580	- - - - -	- - - - -	13				
◆ 781-SI7409ADN-T1-E3	SI7409ADN-T1-T3	PowerPAK 1212-8	-30	-11	-40	- - - - -	0.0190	0.0310	- - - - -	3.8				
◆ 781-SI4425BDY-E3	SI4425BDY-T1-E3	SO-8	-30	-11.4	-50	0.0120	0.0190	- - - - -	- - - - -	1.5				
◆ 781-SIA421DJ-T1-GE3	SIA421DJ-T1-GE3	SC-70-6L	-30	-12	-35	0.0350	0.0560	- - - - -	- - - - -	19				
◆ 78-SI5429DU-T1-GE3	SI5429DU-T1-GE3	PowerPak-8	-30	-12	-50	0.015	0.022	- - - - -	- - - - -	31				
◆ 781-SI4427BDY-E3	SI4427BDY-T1-E3	SO-8	-30	-12.6	-50	0.0105	0.0125	0.0195	- - - - -	1.5				
◆ 78-SI8497DB-T2-E1	SI8497DB-T2-E1	MicroFoot-6	-30	-13	-20	-	-13	-11	- - - - -	13				
◆ 781-SI4483EDY-T1-E3	SI4483EDY-T1-E3	SO-8	-30	-14	-50	0.0085	0.0140	- - - - -	- - - - -	3.0				
◆ 781-SI4413ADY-T1-E3	SI4413ADY-T1-E3	SO-8	-30	-15	-50	0.0075	0.0110	- - - - -	- - - - -	3.0				
◆ 781-SI7459DP-T1-E3	SI7459DP-T1-E3	PowerPAK SO-8	-30	-22	-60	0.0068	- - - - -	- - - - -	- - - - -	5.4				
◆ 781-SI7483ADP-T1-E3	SI7483ADP-T1-E3	PowerPAK SO-8	-30	-24	-60	0.0057	0.0095	- - - - -	- - - - -	5.4				
◆ 781-SI4459ADY-T1-GE3	SI4459ADY-T1-GE3	SO-8	-30	-29	-70	0.0050	0.00755	- - - - -	- - - - -	7.8				
◆ 781-SI7129DN-GE3	SI7129DN-T1-GE3	PowerPAK 1212-8	-30	-35	-60	0.0114	0.0200	- - - - -	- - - - -	52.1				
◆ 781-SI7143DP-T1-GE3	SI7143DP-T1-GE3	PowerPAK SO-8	-30	-35	-60	0.01	0.0186	- - - - -	- - - - -	35.7				
◆ 781-SI7625DN-T1-GE3	SI7625DN-T1-GE3	PowerPAK 1212-8	-30	-35	-80	0.0070	0.0110	- - - - -	- - - - -	52				
◆ 781-SI4497DY-T1-GE3	SI4497DY-T1-GE3	SOIC-8	-30	-36	-70	0.0033	0.0046	- - - - -	- - - - -	7.8				
◆ 781-SI7139DP-T1-GE3	SI7139DP-T1-GE3	PowerPAK SO-8	-30	-40	-70	0.0055	0.009	- - - - -	- - - - -	48				
◆ 781-SI7145DP-GE3	SI7145DP-T1-GE3	PowerPAK SO-8	-30	-60	-100	0.0026	0.00375	- - - - -	- - - - -	104				
◆ 781-SI7135DP-T1-GE3	SI7135DP-T1-GE3	PowerPAK SO-8	-30	-60	-100	0.0039	0.0062	- - - - -	- - - - -	104.0				
◆ 781-SI2319CDS-T1-GE3	SI2319CDS-T1-GE3	TO-236	-40	-4.4	-20	0.077	0.108	- - - - -	- - - - -	2.5				
◆ 781-SI4401BDY-T1-E3	SI4401BDY-T1-E3	SO-8	-40	-10.5	-50	0.0140	0.0210	- - - - -	- - - - -	1.5				
◆ 781-SI4401DDY-T1-GE3	SI4401DDY-T1-GE3	SO-8	-40	-16.1	-50	0.015	0.022	- - - - -	- - - - -	6.3				
◆ 781-SI7463DP-T1-E3	SI7463DP-T1-E3	PowerPAK SO-8	-40	-18.6	-60	0.0092	0.0140	- - - - -	- - - - -	5.4				
◆ 781-SUD50P04-08-GE3	SUD50P04-08-GE3	TO-252	-40	-50	-100	0.0081	0.0117	- - - - -	- - - - -	73.5				
◆ 781-SUD50P04-09L-E3	SUD50P04-09L-E3	TO-252	-40	-50	-100	0.0094	0.0145	- - - - -	- - - - -	136				
◆ 781-SUD50P04-15-E3	SUD50P04-15-E3	TO-252	-40	-50	-150	0.0150	0.0230	- - - - -	- - - - -	100				
◆ 781-TP0610K-E3	TP0610K-T1-E3	SOT-23	-60	-0.185	-0.8	6.000	10.000	- - - - -	- - - - -	0.35				
◆ 781-SQ2361EES-T1-GE3	SQ2361EES-T1-GE3	SOT-23	-60	-2.5	-10	0.15	0.2	- - - - -	- - - - -	2				
◆ 781-SI9407BDY-T1-GE3	SI9407BDY-T1-GE3	SO-8	-60	-4.7	-20	0.1200	0.1500	- - - - -	- - - - -	3.2				
◆ 781-SI7465DP-T1-E3	SI7465DP-T1-E3	PowerPAK SO-8	-60	-5	-25	0.0640	0.0800	- - - - -	- - - - -	3.5				
◆ 781-SI7415DN-T1-E3	SI7415DN-T1-E3	PowerPAK 1212-8	-60	-5.7	-30	0.0650	0.1100	- - - - -	- - - - -	1.5				
◆ 781-SUM55P06-19L-E3	SUM55P06-19L-E3	TO-263	-60	-55	-150	0.0190	0.0250	- - - - -	- - - - -	125				
◆ 781-SUP90P06-09L-E3	SUP90P06-09L-E3	TO-220AB	-60	-90	-200	0.0093	0.0118	- - - - -	- - - - -	250				
◆ 781-SI2337DS-E3	SI2337DS-T1-E3	SOT-23	-80	-2.2	-7	0.2700	- - - - -	- - - - -	- - - - -	2.5				
◆ 781-SI7469DP-T1-E3	SI7469DP-T1-E3	PowerPAK SO-8	-80	-28	-40	0.0250	0.0290	- - - - -	- - - - -	83				
◆ 781-SUM110P08-11L-E3	SUM110P08-11L-E3	TO-263	-80	110	-120	0.0111	- - - - -	- - - - -	- - - - -	375				
◆ 781-SI7489DP-E3	SI7489DP-T1-E3	PowerPAK SO-8	-100	-28	-40	0.0410	0.0470	- - - - -	- - - - -	83				

P-CHANNEL TRENCHFET® MOSFETS (DUAL CONFIGURATION)

For quantities greater than listed, call for quote.

◆ 781-SI1905DL-E3	SI1905DL-T1-E3	SOT-363	-8	±0.60	±1.0	- - - - -	0.600	0.850	1.200	0.27				
◆ 781-SI1917EDH-E3	SI1917EDH-T1-E3	SOT-363	-12	-1.15	-3.0	- - - - -	0.370	0.575	0.800	0.57				
◆ 781-SIA913DJ-T1-GE3	SIA913DJ-T1-GE3	SC-70-6L	-12	-4.5	-10	- - - - -	0.070	0.100	0.140	6.5				
◆ 781-SIA975DJ-T1-GE3	SIA975DJ-T1-GE3	SC-70-6L	-12	-4.5	-15	- - - - -	0.0410	0.0600	0.1100	7.8				
◆ 781-SI6913DQ-T1-E3	SI6913DQ-T1-E3	TSSOP-8	-12	-5.8	-30	- - - - -	0.021	0.028	0.037	1.14				
◆ 781-SI4931DY-T1-E3	SI4931DY-T1-E3	SO-8	-12	-8.9	-30	- - - - -	0.018	0.022	0.028	1.1				

© Copyright 2014 Mouser Electronics

© Copyright 2014 Mouser Electronics

SILICONIX MOSFETs

RoHS Compliant **This product is RoHS compliant.**

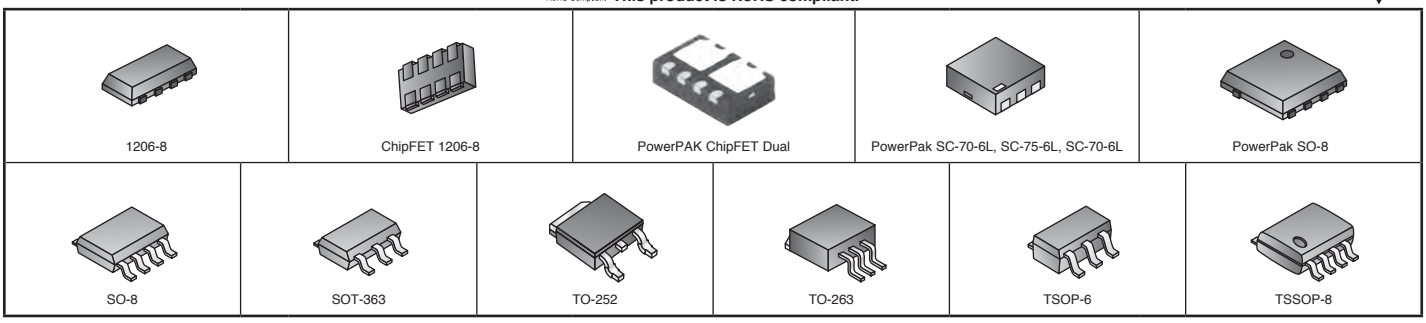

♦Surface Mount Device

P-CHANNEL TRENCHFET® MOSFETS (DUAL CONFIGURATION) (CONT.)

For quantities greater than listed, call for quote.

MOUSER STOCK NO.	Siliconix Part No.	Package	V_{DS} (Max) (V)	I_D (Max) (A)	I_{DM} (Max) (A)	R_{DS}(on) Max (Ω) @ V_{GS}=10V	V_{GS}=4.5V	V_{GS}=2.5V	V_{GS}=1.8V	P_D (Max) (W)	Price Each 1	100	500	1000
♦ 781-SI1903DL-E3	SI1903DL-T1-E3	SOT-363	-20	±0.44	±1.0	- - - - -	0.995	1.180	- - - - -	0.27				
♦ 781-SI1913DH-T1-E3	SI1913DH-T1-E3	SOT-363	-20	-1.0	-3.0	- - - - -	0.490	0.750	1.100	0.74				
♦ 781-SI1913EDH-E3	SI1913EDH-T1-E3	SOT-363	-20	-1.0	-3.0	- - - - -	0.490	0.750	1.100	0.74				
♦ 781-SI1967DH-T1-GE3	SI1967DH-T1-GE3	SOT-363	-20	-1.3	-3	- - - - -	0.49	0.64	0.79	1.25				
♦ 781-SIB911DK-T1-GE3	SIB911DK-T1-GE3	SC-75-6L	-20	-2.6	-5.0	- - - - -	0.295	0.420	0.560	3.1				
♦ 781-SI3951DV-T1-E3	SI3951DV-T1-E3	TSOP-6	-20	-2.7	-10	- - - - -	0.115	0.205	- - - - -	2.0				
♦ 781-SI5903DC-E3	SI5903DC-T1-E3	1206-8	-20	±2.9	±10	- - - - -	0.155	0.260	- - - - -	2.1				
♦ 781-SIA911ADJ-GE3	SIA911ADJ-T1-GE3	SC-70-6L	-20	-4.5	-8.0	- - - - -	0.116	0.155	0.205	6.5				
♦ 781-SIA921EDJ-GE3	SIA921EDJ-T1-GE3	SC-70-6L	-20	-4.5	-15	- - - - -	0.059	0.098	- - - - -	7.8				
♦ 781-SIA923EDJ-T1-GE3	SIA923EDJ-T1-GE3	PowerPAK SC-70-6	-20	-4.5	-15	- - - - -	0.044	0.057	0.075	1.9				
♦ 781-SI6981DQ-T1-E3	SI6981DQ-T1-E3	TSSOP-8	-20	-4.8	-30	- - - - -	0.031	0.041	0.058	1.14				
♦ 781-SI5999EDU-T1-GE3	SI5999EDU-T1-GE3	PowerPAK ChipFET Dual	-20	-6	-20	- - - - -	0.059	0.096	- - - - -	10.4				
♦ 781-SI4943BDY-E3	SI4943BDY-T1-E3	SO-8	-20	-8.4	-30	0.019	0.031	- - - - -	- - - - -	2.0				
♦ 781-SI4947ADY-T1-E3	SI4947ADY-T1-E3	SO-8	-30	-3.9	-20	0.080	0.135	- - - - -	- - - - -	1.2				
♦ 781-SI6993DQ-E3	SI6993DQ-T1-E3	TSSOP-8	-30	-4.7	-30	0.031	0.048	- - - - -	- - - - -	0.83				
♦ 781-SI4953ADY-T1-E3	SI4953ADY-T1-E3	SO-8	-30	-4.9	-30	0.053	0.090	- - - - -	- - - - -	1.1				
♦ 781-SI4925BDY-T1-E3	SI4925BDY-T1-E3	SO-8	-30	-7.1	-40	0.025	0.041	- - - - -	- - - - -	1.1				
♦ 781-SI4973DY-T1-E3	SI4973DY-T1-E3	SO-8	-30	-7.6	-30	0.023	0.029 @ 6V	- - - - -	- - - - -	2.0				
♦ 781-SI7945DP-T1-E3	SI7945DP-T1-E3	SO-8	-30	-10.9	-30	0.020	0.031	- - - - -	- - - - -	3.5				
♦ 781-SI7997DP-T1-GE3	SI7997DP-T1-GE3	PowerPAK SO-8	-30	-60	-100	0.0055	0.0078	- - - - -	- - - - -	46				

P-CHANNEL LOGIC LEVEL TRENCHFET® MOSFETS (SINGLE CONFIGURATION)

For quantities greater than listed, call for quote.

MOUSER STOCK NO.	Siliconix Part No.	Package	V_{DS} (Max)(V)	I_D (Max)(A)	I_{DM} (Max)(A)	R_{DS}(on) Max (Ω) @ V_{GS}=10V	V_{GS}=4.5V	V_{GS}=2.5V	V_{GS}=1.8V	P_D (Max) (W)	Price Each 1	100	500	1000
♦ 781-SUD50P04-13L-E3	SUD50P04-13L-E3	TO-252	-40	-60	-100	0.0130	0.0220	- - - - -	- - - - -	93.7				
♦ 781-SUD08P06-155L-E3	SUD08P06-155L-E3	TO-252	-60	-8.4	-18	0.1550	0.2800	- - - - -	- - - - -	25				
♦ 781-SUM110P06-07L-E3	SUM110P06-07L-E3	TO-263	-60	-110	-240	0.0069	0.0138	- - - - -	- - - - -	375				

N & P-CHANNEL MOSFETS (DUAL CONFIGURATION)

For quantities greater than listed, call for quote.

MOUSER STOCK NO.	Siliconix Part No.	Package	V_{DS} (Max)(V)	I_D (Max)(A)	I_{DM} (Max)(A)	R_{DS}(on) Max (Ω) @ V_{GS}=10V	V_{GS}=4.5V	V_{GS}=2.5V	V_{GS}=1.8V	P_D (Max) (W)	Price Each 1	100	500	1000
♦ 781-SI3850ADV-T1-E3	SI3850ADV-T1-E3	TSOP-6	+20/-20	+1.4/-0.96	+3.5/-2.0	-----/-----	0.300/0.640	-----/-----	-----/-----	1.08/1.08				

N & P-CHANNEL TRENCHFET® MOSFETS (DUAL CONFIGURATION)

For quantities greater than listed, call for quote.

MOUSER STOCK NO.	Siliconix Part No.	Package	V_{DS} (Max)(V)	I_D (Max)(A)	I_{DM} (Max)(A)	R_{DS}(on) Max (Ω) @ V_{GS}=10V	V_{GS}=4.5V	V_{GS}=2.5V	V_{GS}=1.8V	P_D (Max) (W)	Price Each 1	100	500	1000
♦ 781-SIA511DJ-T1-GE3	SIA511DJ-T1-GE3	SC-70-6L	+12/-12	+4.5/-4.5	+20/-10	-----/-----	0.040/0.070	0.048/0.100	0.063/0.140	6.5/6.5				
♦ 781-SIA533EDJ-T1-GE3	SIA533EDJ-T1-GE3	PowerPAK SC-70-6	+12/-12	+4.5/-4.5	+20/-15	-----/-----	0.034/0.059	.04/.081	.05/.115	7.8/7.8				
♦ 781-SI7540DP-T1-E3	SI7540DP-T1-E3	SO-8	+12/-12	+11.8/-8.9	20/20	-----/-----	0.017/0.032	0.025/0.053	-----/-----	1.4/1.4				
♦ 781-SI1555DL-E3	SI1555DL-T1-E3	SOT-363	+20/-8.0	+0.70/-0.60	+1.0/-1.0	-----/-----	0.385/0.600	0.630/0.850	-----/1.200	0.27/0.27				
♦ 781-SI1551DL-E3	SI1551DL-T1-E3	SOT-363	+20/-20	+0.30/-0.44	+0.60/-1.0	-----/-----	1.900/0.995	4.200/1.800	-----/-----	0.27/0.27				
♦ 781-SI1553DL-E3	SI1553DL-T1-E3	SOT-363	+20/-20	±0.7/±0.44	±1.0/±1.0	-----/-----	0.385/0.995	0.630/1.800	-----/-----	0.27/0.27				
♦ 781-SI1563DH-T1-E3	SI1563DH-T1-E3	SOT-363	+20/-20	+1.28/-1.0	+4.0/-3.0	-----/-----	0.280/0.490	0.360/0.750	0.450/1.100	0.57/0.57				
♦ 781-SI3585DV-E3	SI3585DV-T1-E3	TSOP-6	+20/-20	+2.4/-1.8	+8.0/-7.0	-----/-----	0.125/0.200	0.200/0.340	-----/-----	0.83/0.83				
♦ 781-SI3588DV-E3	SI3588DV-T1-E3	TSOP-6	+20/-20	+3.0/-2.2	±8.0/±8.0	-----/-----	0.080/0.145	0.100/0.200	0.128/0.300	0.83/0.83				
♦ 781-SI5515CDC-T1-GE3	SI5515CDC-T1-GE3	ChipFET 1206-8	+20/-20	+4/-4	+20/-10	-----/-----	.036/.1	.041/.12	.05/.156	3.1/3.1				
♦ 781-SI5513CDC-T1-GE3	SI5513CDC-T1-GE3	ChipFET 1206-8	+20/-20	+4/-3.7	+10/-8	-----/-----	.055/.15	.085/.255	-----/-----	3.1/3.1				
♦ 781-SI6562DQ-E3	SI6562DQ-T1-E3	TSSOP-8	+20/-20	±4.5/±3.5	±30/±30	-----/-----	0.030/0.050	0.040/0.085	-----/-----	1.0/1.0				
♦ 781-SIA519EDJ-T1-GE3	SIA519EDJ-T1-GE3	PowerPAK SC-70-6 Dual	+20/-20	+4.5/-4.5	+15/-15	-----/-----	.04/.09	.065/.137	-----/-----	7.8/7.8				
♦ 781-SI4500BDY-E3	SI4500BDY-T1-E3	SO-8	+20/-20	+9.1/-5.3	+30/-20	-----/-----	0.020/0.060	0.030/0.100	-----/-----	1.3/1.3				
♦ 781-SI4511DY-T1-E3	SI4511DY-T1-E3	SO-8	+20/-20	+9.6/-6.2	+40/-40	0.0145/-----	0.017/0.033	-----/0.050	-----/-----	1.1/1.1				
♦ 781-SI1539DL-E3	SI1539DL-T1-E3	SOT-363	+30/-30	+0.63/-0.45	+1.0/+1.0	0.480/0.940	0.700/1.700	-----/-----	-----/-----	0.27/0.27				
♦ 781-SI3552DV-E3	SI3552DV-T1-E3	TSOP-6	+30/-30	+2.5/-1.8	+1.05/-1.05	0.105/0.200	0.175/0.360	-----/-----	-----/-----	1.15/1.15				
♦ 781-SI5504DC-E3	SI5504DC-T1-E3	1206-8	+30/-30	±3.9/±2.8	±10/±10	0.085/0.165	0.143/0.290	-----/-----	-----/-----	0.90/0.90				
♦ 781-SI6544BDQ-E3	SI6544BDQ-T1-E3	TSSOP-8	+30/-30	+4.3/-3.8	+20/-20	0.032/0.043	0.046/0.073	-----/-----	-----/-----	0.83/0.83				
♦ 781-SI4532ADY-T1-E3	SI4532ADY-T1-E3	SO-8	+30/-30	+4.9/-3.9	+20/+20	0.053/0.080	0.075/0.135	-----/-----	-----/-----	1.13/1.2				
♦ 781-SI4542DY-T1-E3	SI4542DY-T1-E3	SO-8	+30/-30	+6.9/-6.1	+40/-40	0.025/0.032	0.035/0.045	-----/-----	-----/-----	2.0/2.0				
♦ 781-SI4564DY-T1-GE3	SI4564DY-T1-GE3	SO-8	+40/-40	+10/-9.2	+40/-40	.0175/.021	.02/.028	-----/-----	-----/-----	3.1/3.2				
♦ 781-SI4559ADY-T1-GE3	SI4559ADY-T1-GE3	SO-8	+60/-60	±45/±3.1	±30/±30	0.025/0.032	0.35/0.045	-----/-----	-----/-----	2.4/2.4				

© Copyright 2014 Mouser Electronics
© Copyright 2014 Mouser Electronics

SILICONIX MOSFETs

VISHAY

RoHS Compliant **This product is RoHS compliant.**



N AND P-CHANNEL TRENCHFET® LOAD SWITCH WITH LEVEL SHIFT (DUAL CONFIGURATION)

♦ Surface Mount Device

For quantities greater than listed, call for quote.

MOUSER STOCK NO.	Siliconix Part No.	Package	V_{DS} (Max)(V)	I_D (Max)(A)	I_{DM} (Max)(A)	R_{DS}(on) Max (Ω) @ V_{GS}=10V	V_{GS}=4.5V	V_{GS}=2.5V	P_D (Max)(W)	Price Each 1	100	500	1000
♦ 781-SIP32413DNP-GE4	SIP32413DNP-T1-GE4	TDFN-8	1.1 to 5.5	2.4	3	- - - - -	0.062	- - - - -	0.655				
♦ 781-SIP32414DNP-GE4	SIP32414DNP-T1-GE4	TDFN-8	1.1 to 5.5	2.4	3	- - - - -	0.062	- - - - -	0.655				
♦ 781-SIP32411DNP-GE4	SIP32411DNP-T1-GE4	TDFN-4	1.1 to 5.5	2.4	3	- - - - -	0.062	- - - - -	0.324				
♦ 781-SIP32411DR-GE3	SIP32411DR-T1-GE3	SC-70-6	1.1 to 5.5	1.8	2.2	- - - - -	0.101	- - - - -	0.23				
♦ 781-SIP32431DNP3-GE4	SIP32431DNP3-T1GE4	TDFN-4	1.1 to 5.5	1.4	3	- - - - -	0.105	- - - - -	0.324				
♦ 781-SIP32431DR3-GE3	SIP32431DR3-T1GE3	SC-70-6	1.1 to 5.5	1.2	3	- - - - -	0.147	- - - - -	0.25				
♦ 781-SI3861BDV-T1-E3	SI3861BDV-T1-E3	TSOP-6	4.5 to 20	±2.3	±4.0	0.075	0.12	0.145	0.83				

N-CHANNEL MOSFETS (SINGLE CONFIGURATION)

For quantities greater than listed, call for quote.

♦ 781-SI2302CDS-T1-GE3	SI2302CDS-T1-GE3	SOT-23	20	2.4	10	- - - - -	0.060	0.115	0.7				
♦ 781-SI3442BDV-E3	SI3442BDV-T1-E3	TSOP-6	20	4.2	20	- - - - -	0.057	0.090	1.67				
♦ 781-SI2304BDS-T1-E3	SI2304BDS-T1-E3	SOT-23	30	3.2	10	0.070	0.105	- - - - -	0.75				
♦ 781-SUD40N04-10A-E3	SUD40N04-10A-E3	TO-252	40	40	100	0.010	0.014	- - - - -	71				
♦ 781-2N7002-T1-E3	2N7002-T1-E3	SOT-23	60	0.115	0.8	7.500	7.5 @ 5V	- - - - -	0.2				
♦ 781-2N7002E-T1-E3	2N7002E-T1-E3	SOT-23	60	0.24	0.13	3.000	4.000	- - - - -	0.35				
♦ 781-SUP60N06-12P-E3	SUP60N06-12P-E3	TO-220AB	60	60	80	0.012	- - - - -	- - - - -	3.25				
781-2N6660-E3	2N6660-E3	TO-39	60	1.1	3.0	1.300	- - - - -	- - - - -	6.25				
♦ 781-SI2328DS-E3	SI2328DS-T1-E3	SOT-23	100	1.5	6.0	0.250	- - - - -	- - - - -	0.73				
♦ 781-SI3430DV-E3	SI3430DV-T1-E3	TSOP-6	100	2.4	8.0	0.170	0.185 @ 6V	- - - - -	1.14				
♦ 781-SI4102DY-GE3	SI4102DY-GE3	SO-8	100	6.9	30	0.034	0.040 @ 6V	- - - - -	1.8				
♦ 781-SI4102DY-GE3	SI4102DY-GE3	SO-8	100	7.9	40	0.025	0.028 @ 6V	- - - - -	1.8				
♦ 781-SI7430DP-T1-E3	SI7430DP-T1-E3	SO-8	150	26	50	0.045	0.047 @ 5V	- - - - -	64				
♦ 781-TN2404K-T1-E3	TN2404K-T1-E3	SOT-23	240	0.2	0.8	4.000	4.000	6.000	0.36				
781-SIHF16N50C-E3	SIHF16N50C-E3	TO-220	500	16	40	0.38	- - - - -	- - - - -	38				
♦ 781-SIHB16N50C-E3	SIHB16N50C-E3	TO-263	500	16	40	0.38	- - - - -	- - - - -	38				
781-SIHP12N50C-E3	SIHP12N50C-E3	TO-220AB	500	12	28	0.555	- - - - -	- - - - -	208				
781-SIHG20N50C-E3	SIHG20N50C-E3	TO-247	560	20	80	- - - - -	- - - - -	- - - - -	292				
781-SIHP18N50C-E3	SIHP18N50C-E3	TO-220AB	560	18	72	- - - - -	- - - - -	- - - - -	223				
781-SIHG47N60S-E3	SIHG47N60S-E3	TO247AC	600	47	140	0.07	- - - - -	- - - - -	417				
781-SIHF12N60E-E3	SIHF12N60E-E3	TO-220FP	600	12	27	0.32	- - - - -	- - - - -	147				
781-SIHP12N60E-E3	SIHP12N60E-E3	TO-220AB	600	12	27	0.38	- - - - -	- - - - -	147				
781-SIHP15N60E-E3	SIHP15N60E-E3	TO-220AB	600	15	39	0.23	- - - - -	- - - - -	180				
781-SIHF15N60E-E3	SIHF15N60E-E3	TO-220	600	15	39	0.28	- - - - -	- - - - -	180				
781-SIHP22N60E-E3	SiHP22N60E-E3	TO-220AB	600	21	56	0.15	- - - - -	- - - - -	227				
781-SIHF22N60E-E3	SiHF22N60E-E3	TO-220FP	600	21	56	0.15	- - - - -	- - - - -	227				
781-SIHG22N60E-E3	SiHG22N60E-E3	TO247AC	600	21	56	0.15	- - - - -	- - - - -	227				
♦ 781-SIHB22N60E-GE3	SIHB22N60E-GE3	D2PAK	600	21	56	0.15	- - - - -	- - - - -	227				
781-SIHP30N60E-E3	SiHP30N60E-E3	TO-220AB	600	29	65	0.104	- - - - -	- - - - -	250				
781-SIHF30N60E-E3	SiHF30N60E-E3	TO-220FB	600	29	65	0.104	- - - - -	- - - - -	250				
78-SIHG30N60E-GE3	SiHG30N60E-GE3	TO-247AC	600	29	65	0.104	- - - - -	- - - - -	250				
♦ 78-SIHB30N60E-GE3	SiHB30N60E-E3	D2PAK	600	29	65	0.104	- - - - -	- - - - -	250				
781-SIHG47N60E-E3	SiHG47N60E-E3	TO-247AC	600	47	145	0.053	- - - - -	- - - - -	357				
781-SIHP24N65E-E3	SiHP24N65E-E3	TO-220AB	650	24	70	0.12	- - - - -	- - - - -	250				
♦ 781-SIHB24N65E-E3	SiHB24N65E-E3	D2PAK	650	24	70	0.12	- - - - -	- - - - -	250				
♦ 781-SIHB22N60S-E3	SIHB22N60S-E3	TO-263	650	22	65	- - - - -	- - - - -	- - - - -	250				
781-SIHF22N60S-E3	SIHF22N60S-E3	TO-220 FullPAK	650	22	65	- - - - -	- - - - -	- - - - -	250				
781-SIHG22N60S-E3	SIHG22N60S-E3	TO-247	650	22	65	- - - - -	- - - - -	- - - - -	250				
781-SIHP22N60S-E3	SIHP22N60S-E3	TO-220AB	650	22	65	- - - - -	- - - - -	- - - - -	250				

N-CHANNEL MOSFETS (DUAL CONFIGURATION)

For quantities greater than listed, call for quote.

♦ 781-SI6925ADQ-E3	SI6925ADQ-T1-E3	TSSOP-8	20	3.9	30	- - - - -	0.045	0.065	1.13				
♦ 781-SI6954ADQ-E3	SI6954ADQ-T1-E3	TSSOP-8	30	3.4	20	0.053	0.075	- - - - -	0.83				
♦ 781-SI6928DQ-E3	SI6928DQ-T1-E3	TSSOP-8	30	±4.0	±20	0.035	0.050	- - - - -	1.0				
♦ 781-SI9936BDY-T1-E3	SI9936BDY-T1-E3	SO-8	30	6.0/4.8	40	0.035	0.052	- - - - -	2.0				

N-CHANNEL D SERIES POWER MOSFETS

For quantities greater than listed, call for quote.

MOUSER STOCK NO.	Siliconix Part No.	Package	V_{DS} (Max)(V)	I_D (Max)(A)	I_{DM} (Max)(A)	R_{DS}(on) Max (Ω)	@ V_{GS} (V)	P_D (Max)	Price Each 1	100	500	1000
78-SIHG25N40D-GE3	SIHG25N40D-GE3	TO-247 AC	400	25	78	0.17	10	278				
78-SIHP25N40D-GE3	SIHP25N40D-GE3	TO-220	400	25	78	0.17	10	278				
78-SIHU3N50D-GE3	SIHU3N50D-GE3	TO-251	500	3	5.5	3.2	10	104				
♦ 78-SIHD3N50D-GE3	SIHD3N50D-GE3	TO-252	500	3	5.5	3.2	10	104				
♦ 78-SIHD5N50D-GE3	SIHD5N50D-GE3	TO-252	500	5.3	10	1.5	10	104				
78-SIHP5N50D-GE3	SIHP5N50D-GE3	TO-220	500	5.3	10	1.5	10	104				
78-SIHU5N50D-GE3	SIHU5N50D-GE3	TO-251	500	5.3	10	1.5	10	104				
78-SIHF5N50D-E3	SIHF5N50D-E3	TO-220	500	5.3	10	1.5	10	30				
78-SIHP8N50D-GE3	SIHP8N50D-GE3	TO-220	500	8.7	18	0.85	10	156				
78-SIHF8N50D-E3	SIHF8N50D-E3	TO-220	500	8.7	18	0.85	10	33				
78-IRFP460BPBF	IRFP460BPBF	TO-247 AC	500	20	62	0.25	10	0.278				
78-SIHG460B-GE3	SIHG460B-GE3	TO-247 AC	500	20	62	0.25	10	0.278				
78-SIHG17N60D-GE3	SIHG17N60D-GE3	TO-247 AC	600	17	48	0.34	10	277.8				

N-CHANNEL E SERIES POWER MOSFETS

For quantities greater than listed, call for quote.

♦ 78-SIHB30N60E-GE3	SiHB30N60E-GE3	TO-263	600	29	65	0.125	10	250				
♦ 78-SIHG73N60E-GE3	SiHG73N60E-GE3	TO-247AC	650	73	236	0.039	10	520				
78-SIHB12N60E-GE3	SiHB12N60E-GE3	D2PAK-3	600	12	27	0.38	10	147				
♦ 78-SIHB24N65E-GE3	SiHB24N65E-GE3	TO-263	650	24	70	0.145	10	250				

© Copyright 2014 Mouser Electronics

© Copyright 2014 Mouser Electronics

SILICONIX MOSFETs

RoHS Compliant **This product is RoHS compliant.**

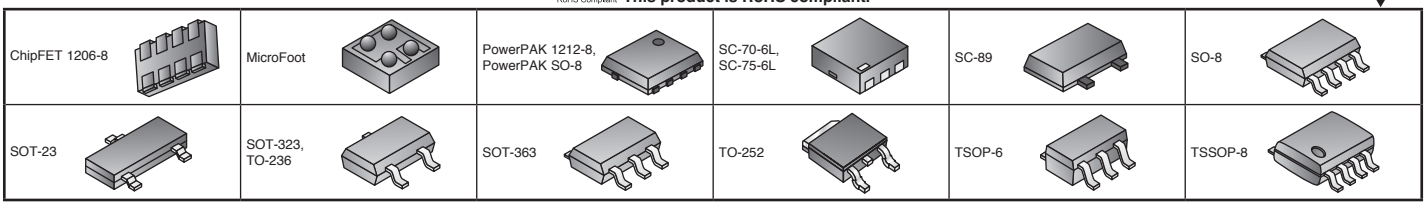

N-CHANNEL THUNDERFET MOSFETS

NEW PRODUCT

For quantities greater than listed, call for quote.

MOUSER STOCK NO.	Siliconix Part No.	Package	V_{DS} (Max)(V)	I_D (Max)(A)	I_{DM} (Max)(A)	R_{DS}(on) Max (Ω)	R_{DS}(on) Max @ V_{GS}(V)	P_D (Max)	Price Each 1	100	500	1000
78-SIS892DN-T1-GE3	SIS892DN-T1-GE3	PowerPAK 1212-8	100	30	50	0.029	10	52				
78-SIR826DP-T1-GE3	SIR826DP-T1-GE3	PowerPAK SO-8	80	60	100	0.0048	10	104				
78-SIR876ADP-T1-GE3	SIR876ADP-T1-GE3	PowerPAK SO-8	100	40	80	0.0108	10	62.5				
78-SIR882DP-T1-GE3	SIR882DP-T1-GE3	PowerPAK SO-8	100	60	80	0.0087	10	83				
78-SIR882ADP-T1-GE3	SIR882ADP-T1-GE3	PowerPAK SO-8	100	60	80	0.0087	10	83				
78-SIR878DP-T1-GE3	SIR878DP-T1-GE3	PowerPAK SO-8	100	40	80	0.014	10	44.5				
781-SIR846DP-GE3	SIR846DP-T1-GE3	PowerPAK SO-8	100	60	100	0.0078	10	104				
78-SIR878ADP-T1-GE3	SIR878ADP-T1-GE3	PowerPAK SO-8	100	40	80	0.014	10	44.5				
78-SIR870ADP-T1-GE3	SIR870ADP-T1-GE3	PowerPAK SO-8	100	60	100	0.0066	10	104				

N-CHANNEL LITTLEFOOT PLUS™ TRENCHFET® MOSFETS (DUAL CONFIGURATION)

♦ Surface Mount Device

For quantities greater than listed, call for quote.

MOUSER STOCK NO.	Siliconix Part No.	Package	V_{DS} (Max)(V)	I_D (Max)(A)	I_{DM} (Max)(A)	R_{DS}(on) Max (Ω) @ V_{GS}=10V	R_{DS}(on) Max (Ω) @ V_{GS}=4.5V	P_D (Max) (W)	Price Each 1	100	500	1000
♦ 781-SI4818DY-T1-E3	SI4818DY-T1-E3	SO-8	30	6.3/9.5	30/40	0.022/0.0155	0.030/0.0205	1.0/1.25				
♦ 781-SI7872DP-T1-E3	SI7872DP-T1-E3	PowerPAK SO-8	30	10	30	0.022/0.022	0.030/0.028	1.4				

N-CHANNEL TRENCHFET® MOSFETS (SINGLE CONFIGURATION)

NEW PRODUCT

For quantities greater than listed, call for quote.

MOUSER STOCK NO.	Siliconix Part No.	Package	V_{DS} (Max)(V)	I_D (Max)(A)	I_{DM} (Max)(A)	R_{DS}(on) Max (Ω) @ V_{GS}=10V	R_{DS}(on) Max (Ω) @ V_{GS}=4.5V	R_{DS}(on) Max (Ω) @ V_{GS}=2.5V	R_{DS}(on) Max (Ω) @ V_{GS}=1.8V	P_D (Max) (W)	Price Each 1	100	500	1000
♦ 781-SI8802DB-T2-E1	SI8802DB-T2-E1	MicroFoot	8	3.5	15	-	3.5	3.3	3.1	.90				
♦ 781-SIA414DJ-T1-GE3	SIA414DJ-T1-GE3	SC-70-6L	8	12	40	- - - - -	0.0110	0.0130	0.0160	19				
♦ 78-SIA436DJ-T1-GE3	SIA436DJ-T1-GE3	SC-70-6L	8	12	50		0.0094	0.0105	0.0125	19				
♦ 781-SI8424DB-T1-E1	SI8424DB-T1-E1	MicroFoot	8	12	20	- - - - -	0.0310	0.0330	0.0350	6.25				
♦ 781-SI4866DY-T1-E3	SI4866DY-T1-E3	SO-8	12	17	±50	- - - - -	0.0055	0.0080	- - - - -	3				
♦ 781-SIS452DN-T1-GE3	SIS452DN-T1-GE3	PowerPAK 1212-8	12	35	100	0.00325	0.0048	- - - - -	- - - - -	52				
♦ 781-SIR494DP-GE3	SIR494DP-T1-GE3	PowerPAK SO-8	12	60	100	0.0012	0.0017	- - - - -	- - - - -	104				
♦ 781-TN0201K-T1-E3	TN0201K-T1-E3	SOT-23	20	0.42	0.8	1.0000	1.4000	- - - - -	- - - - -	0.35				
♦ 781-TN0200K-T1-E3	TN0200K-T1-E3	SOT-23	20	0.73	4.0	- - - - -	0.4000	0.5000	- - - - -	0.35				
♦ 781-SI1400DL-E3	SI1400DL-T1-E3	SOT-363	20	1.7	5.0	- - - - -	0.1500	0.2350	- - - - -	0.625				
♦ 781-SI8800EDB-T2-E1	SI8800EDB-T2-E1	MicroFoot	20	2.8	15	- - - - -	0.0800	0.0900	0.1050	0.9				
♦ 781-SI2302CDS-T1-GE3	SI2302CDS-T1-GE3	SOT-23	20	2.9	10	- - - - -	0.0570	0.0750	- - - - -	0.86				
♦ 781-SI1410EDH-E3	SI1410EDH-T1-E3	SOT-363	20	3.7	8.0	- - - - -	0.0700	0.0800	0.1000	1.56				
♦ 781-SI1406DH-T1-E3	SI1406DH-T1-E3	SOT-363	20	3.9	10	- - - - -	0.0650	0.0750	0.0960	1.56				
♦ 781-SI2314EDS-E3	SI2314EDS-T1-E3	SOT-23	20	4.9	15	- - - - -	0.0330	0.0400	0.0510	1.25				
♦ 781-SI2312BDS-T1-GE3	SI2312BDS-T1-GE3	SOT-23	20	5	15	- - - - -	0.0310	0.0370	0.0470	1.25				
♦ 781-SI2312CDS-T1-GE3	SI2312CDS-T1-GE3	SOT-23	20	6	20	- - - - -	0.0318	0.0356	0.0414	2.1				
♦ 781-SI3446ADV-E3	SI3446ADV-T1-E3	TSOP-6	20	6	20	- - - - -	0.0370	0.0650	- - - - -	3.2				
♦ 781-SI3434DV-E3	SI3434DV-T1-E3	TSOP-6	20	6.1	30	- - - - -	0.0340	0.0500	- - - - -	2.0				
♦ 781-SI8402DB-E1	SI8402DB-T1-E1	MicroFoot	20	7.3	30	- - - - -	0.0370	0.0390	0.0430	2.77				
♦ 781-SI5404BDC-T1-E3	SI5404BDC-T1-E3	ChipFET 1206-8	20	7.5	20	- - - - -	0.0280	0.0390	- - - - -	2.5				
♦ 781-SI2312BDS-E3	SI2312BDS-T1-E3	SOT-23	20	7.5	15	- - - - -	0.0310	0.0370	0.047 @ 2.4V	0.75				
♦ 781-SI3460DDV-T1-GE3	SI3460DDV-T1-GE3	TSOP-6	20	7.9	20	- - - - -	0.028	0.032	0.038	2.7				
♦ 781-SI3460BDV-E3	SI3460BDV-T1-E3	TSOP-6	20	8.0	20	- - - - -	0.0270	0.0320	0.0400	3.5				
♦ 781-SI4466DY-T1-E3	SI4466DY-T1-E3	SO-8	20	13.5	50	- - - - -	0.0090	0.0130	- - - - -	1.5				
♦ 781-SI7106DN-T1-E3	SI7106DN-T1-E3	PowerPAK 1212-8	20	19.5	60	- - - - -	0.0062	0.0098	- - - - -	1.5				
♦ 781-SIR484DP-T1-GE3	SIR484DP-T1-GE3	PowerPAK SO-8	20	20	50	0.0083	0.0115	- - - - -	- - - - -	29.8				
♦ 781-SI7110DN-T1-E3	SI7110DN-T1-E3	PowerPAK 1212-8	20	21.1	60	0.0053	0.0078	- - - - -	- - - - -	1.5				
♦ 781-SI7108DN-T1-E3	SI7108DN-T1-E3	PowerPAK 1212-8	20	22	60	0.0049	0.0061	- - - - -	- - - - -	3.8				
♦ 781-SI4378DY-T1-E3	SI4378DY-T1-E3	SO-8	20	25	70	- - - - -	0.0027	0.0042	- - - - -	3.5				
♦ 781-SUD50N02-06P-E3	SUD50N02-06P-E3	TO-252	20	26	100	0.0060	0.0095	- - - - -	- - - - -	6.8				
♦ 781-SIR424DP-GE3	SIR424DP-T1-GE3	PowerPAK SO-8	20	30	70	0.0055	0.0074	- - - - -	- - - - -	41.7				
♦ 781-SIS410DN-T1-GE3	SIS410DN-T1-GE3	PowerPAK 1212-8	20	35	60	0.0048	0.0063	- - - - -	- - - - -	5.2				
♦ 781-SIR410DP-T1-GE3	SIR410DP-T1-GE3	PowerPAK SO-8	20	35	60	0.0048	0.0063	- - - - -	- - - - -	36				
♦ 781-SIR496DP-T1-GE3	SIR496DP-T1-GE3	PowerPAK SO-8	20	35	70	0.0042	0.0058	- - - - -	- - - - -	27.7				
♦ 781-SIS426DN-T1-GE3	SIS426DN-T1-GE3	PowerPAK 1212-8	20	35	70	0.0042	0.0058	- - - - -	- - - - -	52				
♦ 781-SIS454DN-T1-GE3	SIS454DN-T1-GE3	PowerPAK 1212-8	20	35	100	0.0037	0.0054	- - - - -	- - - - -	52				
♦ 781-SI7866ADP-T1-E3	SI7866ADP-T1-E3	PowerPAK SO-8	20	40	70	0.0024	0.0030	- - - - -	- - - - -	83				
♦ 781-SI7868ADP-E3	SI7868ADP-T1-E3	PowerPAK SO-8	20	40	70	0.00225	0.00275	- - - - -	- - - - -	83				
♦ 781-SI4136DY-T1-GE3	SI4136DY-T1-GE3	SO-8	20	46	70	0.0020	0.0025	- - - - -	- - - - -	7.8				
♦ 781-SIR890DP-T1-GE3	SIR890DP-T1-GE3	PowerPAK SO-8	20	50	70	0.0029	0.0040	- - - - -	- - - - -	50				
♦ 781-SIR800DP-T1-GE3	SIR800DP-T1-GE3	PowerPAK SO-8	20	50	80	0.0023	0.0026	0.0034	- - - - -	69				
♦ 781-SIR866DP-T1-GE3	SIR866DP-T1-GE3	PowerPAK SO-8	20	60	80	0.0019	0.00255	- - - - -	- - - - -	83				
♦ 781-SIE874DF-T1-GE3	SIE874DF-T1-GE3	PolarPAK	20	60	100	0.00117	0.0016	- - - - -	- - - - -	125				
♦ 781-SIR440DP-T1-GE3	SIR440DP-T1-GE3	PowerPAK SO-8	20	60	100	0.00155	0.0020	- - - - -	- - - - -	104				
♦ 781-SIS436DN-GE3	SIS436DN-T1-GE3	PowerPAK 1212-8	25	16	32	0.0105	0.013	- - - - -	- - - - -	27.7				
♦ 781-SIR412DP-T1-GE3	SIR412DP-T1-GE3	PowerPAK SO-8	25	20	50	0.012	0.015	- - - - -	- - - - -	15.6				
♦ 781-SIR850DP-T1-GE3	SIR850DP-T1-GE3	PowerPAK SO-8	25	30	70	0.0070	0.0090	- - - - -	- - - - -	41.7				
♦ 781-SIS430DN-T1-GE3	SIS430DN-T1-GE3	PowerPAK 1212-8	25	35	60	0.0051	0.0069	- - - - -	- - - - -	52				
♦ 781-SIR436DP-T1-GE3	SIR436DP-T1-GE3	PowerPAK SO-8	25	40	80	0.0046	0.0062	- - - - -	- - - - -	50				
♦ 781-SIR892DP-T1-GE3	SIR892DP-T1-GE3	PowerPAK SO-8	25	50	70	0.0032	0.0042	- - - - -	- - - - -	50				
♦ 781-SIR438DP-T1-GE3	SIR438DP-T1-GE3	PowerPAK SO-8	25	60	80	0.0018	0.0023	- - - - -	- - - - -	83				
♦ 781-SIR476DP-T1-GE3	SIR476DP-T1-GE3	PowerPAK SO-8	25	60	100	0.0017	0.0021	- - - - -	- - - - -	104				
♦ 781-SI1302DL-E3	SI1302DL-T1-E3	SOT-323	30	0.64	1.5	0.48000	0.70000	- - - - -	- - - - -	0.31				
♦ 781-SI1304BDL-E3	SI1304BDL-T1-E3	SC-70-6L	30	0.90	4	- - - - -	0.2700	0.3850	- - - - -	0.37				
♦ 781-SI1426DH-T1-E3	SI1426DH-T1-E3	SOT-363	30	3.6	10	0.0750	0.1150	- - - - -	- - - - -	1.0				
♦ 781-SI2300DS-T1-GE3	SI2300DS-T1-GE3	TO-236	30	3.6	15	- - - - -	0.068	0.085	- - - - -	1.7				
♦ 781-SI2306BDS-E3	SI2306BDS-T1-E3	SOT-23	30	4.0	20	0.0470	0.0650	- - - - -	- - - - -	0.075				

© Copyright 2014 Mouser Electronics
© Copyright 2014 Mouser Electronics

SILICONIX MOSFETs

RoHS Compliant **This product is RoHS compliant.**

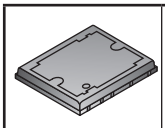
PolarPak

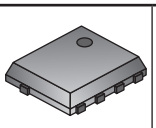
PowerPAK 1212-8, PowerPAK SO-8

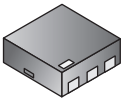
PowerPAK SC-70-6L, PowerPAK SC-75-6L


SO-8

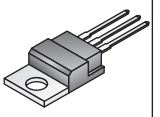
TO-220AB

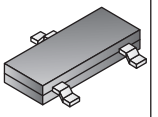
TO-236

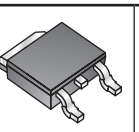
TO-252

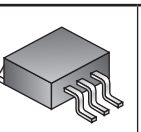
TO-263

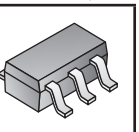
TSOP-6

N-CHANNEL TRENCHFET® MOSFETS (SINGLE CONFIGURATION) (CONT.)

♦ Surface Mount Device

For quantities greater than listed, call for quote.

MOUSER STOCK NO.	Siliconix Part No.	Package	V_{DS} (Max) (V)	I_D (Max) (A)	I_{DM} (Max) (A)	R_{DS}(on) Max (Ω) @ V_{GS}=10V	V_{GS}=4.5V	V_{GS}=2.5V	V_{GS}=1.8V	P_D (Max) (W)	Price Each 1	100	500	1000
♦ 781-SI3454ADV-E3	SI3454ADV-T1-E3	TSOP-6	30	4.5	20	0.0600	0.0850	- - - - -	- - - - -	1.14				
♦ 781-SI2336DS-T1-GE3	SI2336DS-T1-GE3	TO-236	30	5.2	20	- - - - -	0.042	0.046	0.052	1.8				
♦ 781-SI3424DV-E3	SI3424DV-T1-E3	TSOP-6	30	6.7	30	0.0280	0.0380	- - - - -	- - - - -	1.14				
♦ 781-SIB408DK-GE3	SIB408DK-T1-GE3	PowerPAK SC-75-6L	30	7.0	20	0.0400	0.0500	- - - - -	- - - - -	13				
♦ 781-SI4346DY-T1-E3	SI4346DY-T1-E3	SO-8	30	8.0	30	0.0230	0.0250	0.0360	- - - - -	2.5				
♦ 781-SI9410BDY-T1-E3	SI9410BDY-T1-E3	SO-8	30	8.1	30	0.0240	0.0330	- - - - -	- - - - -	1.5				
♦ 781-SIB410DK-T1-GE3	SIB410DK-T1-GE3	PowerPAK SC-75-6L	30	9	20	- - - - -	0.042	0.046	0.052	13				
♦ 781-SI4800BDY-E3	SI4800BDY-T1-E3	SO-8	30	9	40	0.0185	0.0300	- - - - -	- - - - -	1.3				
♦ 781-SI7804DN-T1-E3	SI7804DN-T1-E3	PowerPAK 1212-8	30	10	40	0.0185	0.0300	- - - - -	- - - - -	1.5				
♦ 781-SI4410BDY-E3	SI4410BDY-T1-E3	SO-8	30	10	50	0.0135	0.0200	- - - - -	- - - - -	1.4				
♦ 781-SI4128DY-T1-GE3	SI4128DY-T1-GE3	SO-8	30	10.9	30	0.0240	0.0300	- - - - -	- - - - -	5.0				
♦ 781-SI4890DY-T1-E3	SI4890DY-T1-E3	SO-8	30	±11	±50	0.0120	0.0200	- - - - -	- - - - -	2.5				
♦ 78-SIA418DJ-T1-GE3	SIA418DJ-T1-GE3	SC-70-6L	30	12	40	0.018	0.022	- - - - -	- - - - -	19				
♦ 781-SI4178DY-T1-GE3	SI4178DY-T1-GE3	SO-8	30	12	40	0.021	0.033	- - - - -	- - - - -	5				
♦ 781-SIA444DJT-T1-GE3	SIA444DJT-T1-GE3	PowerPAK SC-70-6L	30	12	40	0.017	0.022	- - - - -	- - - -	19				
♦ 781-SIS478DN-T1-GE3	SIS478DN-T1-GE3	PowerPAK 1212-8	30	12	40	0.02	0.03	- - - - -	- - - - -	15.6				
♦ 781-SIS412DN-T1-GE3	SIS412DN-T1-GE3	PowerPAK 1212-8	30	12	30	0.0240	0.0300	- - - - -	- - - - -	15.6				
♦ 781-SI4894BDY-E3	SI4894BDY-T1-E3	SO-8	30	12	40	0.0110	0.0160	- - - - -	- - - - -	1.4				
♦ 781-SI4880DY-T1-E3	SI4880DY-T1-E3	SO-8	30	±13	±50	0.0085	0.0140	- - - - -	- - - - -	2.5				
♦ 781-SI4420BDY-T1-E3	SI4420BDY-T1-E3	SO-8	30	13.5	50	0.0085	0.0110	- - - - -	- - - - -	1.4				
♦ 781-SI4134DY-T1-GE3	SI4134DY-T1-GE3	SO-8	30	14	32	0.0140	0.0175	- - - - -	- - - - -	5.0				
♦ 781-SI7806ADN-T1-E3	SI7806ADN-T1-E3	PowerPAK 1212-8	30	14	40	0.0110	0.0160	- - - - -	- - - - -	1.5				
♦ 781-SI4384DY-T1-E3	SI4384DY-T1-E3	SO-8	30	15	±50	0.0085	0.0125	- - - - -	- - - - -	1.47				
♦ 781-SI4172DY-T1-GE3	SI4172DY-T1-GE3	SO-8	30	15	50	0.0120	0.0150	- - - - -	- - - - -	4.5				
♦ 781-SI7716ADN-T1-GE3	SI7716ADN-T1-GE3	PowerPAK 1212-8	30	16	32	0.0135	0.0165	- - - - -	- - - - -	27.7				
♦ 781-SI4386DY-T1-E3	SI4386DY-T1-E3	SO-8	30	16	±50	0.0058	0.0078	- - - - -	- - - - -	3.1				
♦ 781-SI4888DY-T1-E3	SI4888DY-T1-E3	SO-8	30	16	±50	0.0070	0.0100	- - - - -	- - - - -	1.6				
♦ 781-SI4874BDY-T1-E3	SI4874BDY-T1-E3	SO-8	30	16	±50	0.0070	0.0085	- - - - -	- - - - -	1.6				
♦ 781-SI4174DY-T1-GE3	SI4174DY-T1-GE3	SO-8	30	17	50	0.0095	0.0130	- - - - -	- - - - -	5.0				
♦ 781-SUD50N03-12P-E3	SUD50N03-12P-E3	TO-252	30	17.5	40	0.0120	0.0175	- - - - -	- - - - -	46.8				
♦ 781-SI7860DP-T1-E3	SI7860DP-T1-E3	PowerPAK SO-8	30	18	±50	0.0080	0.0110	- - - - -	- - - - -	1.8				
♦ 781-SI4686DY-T1-E3	SI4686DY-T1-E3	SO-8	30	18.2	50	0.0078	0.0110	- - - - -	- - - - -	5.2				
♦ 781-SI7114DN-T1-E3	SI7114DN-T1-E3	PowerPAK 1212-8	30	18.3	60	0.0075	0.0100	- - - - -	- - - - -	3.8				
♦ 781-SI7386DP-T1-E3	SI7386DP-T1-E3	PowerPAK SO-8	30	19	±50	0.0070	0.0095	- - - - -	- - - - -	5.0				
♦ 781-SI7388DP-T1-E3	SI7388DP-T1-E3	PowerPAK SO-8	30	19	±50	0.0070	0.0100	- - - - -	- - - - -	1.9				
♦ 781-SI4162DY-T1-GE3	SI4162DY-T1-GE3	SO-8	30	19.3	70	0.0079	0.0100	- - - - -	- - - - -	5.0				
♦ 781-SIS414DN-T1-GE3	SIS414DN-T1-GE3	PowerPAK 1212-8	30	20	50	- - - - -	0.016	0.02	- - - - -	31				
♦ 781-SIR474DP-T1-GE3	SIR474DP-T1-GE3	PowerPAK SO-8	30	20	50	0.0095	0.0120	- - - - -	- - - - -	29.8				
♦ 781-SIR472DP-T1-GE3	SIR472DP-T1-GE3	PowerPAK SO-8	30	20	50	0.0120	0.0150	- - - - -	- - - - -	29.8				
♦ 781-SI4430BDY-T1-E3	SI4430BDY-T1-E3	SO-8	30	20	±60	0.0045	0.0060	- - - - -	- - - - -	1.6				
♦ 78-SIRA14DP-T1-GE3	SIRA14DP-T1-GE3	PowerPAK SO-8	30	20	80	0.00551	0.0085	- - - - -	- - - - -	15.6				
♦ 781-SI4442DY-T1-E3	SI4442DY-T1-E3	SO-8	30	22	60	0.0045	0.0050	0.0075	- - - - -	1.6				
♦ 781-SI4168DY-T1-GE3	SI4168DY-T1-GE3	SO-8	30	24	70	0.0057	0.0076	- - - - -	- - - - -	5.7				
♦ 781-SI7892BDP-T1-E3	SI7892BDP-T1-E3	PowerPAK SO-8	30	25	60	0.0042	0.0057	- - - - -	- - - - -	5.0				
♦ 781-SI4368DY-T1-E3	SI4368DY-T1-E3	SO-8	30	25	70	0.0032	0.0036	- - - - -	- - - - -	1.6				
♦ 78-SIRA12DP-T1-GE3	SIRA12DP-T1-GE3	PowerPAK SO-8	30	25	80	0.0043	0.006	- - - - -	- - - - -	31				
♦ 78-SISA12DN-T1-GE3	SISA12DN-T1-GE3	PowerPAK 1212-8	30	25	80	0.0043	0.006	- - - - -	- - - - -	28				
♦ 781-SI4160DY-T1-GE3	SI4160DY-T1-GE3	SO-8	30	25.4	70	0.0049	0.0063	- - - - -	- - - - -	5.7				
♦ 781-SI7636DP-T1-E3	SI7636DP-T1-E3	PowerPAK SO-8	30	28	60	0.0040	0.0048	- - - - -	- - - - -	5.2				
♦ 781-SI4842BDY-E3	SI4842BDY-T1-E3	SO-8	30	28	60	0.0042	0.0057	- - - - -	- - - - -	6.25				
♦ 781-SI4164DY-T1-GE3	SI4164DY-T1-GE3	SO-8	30	30	70	0.0032	0.0039	- - - - -	- - - - -	6.0				
♦ 781-SI7336ADP-T1-E3	SI7336ADP-T1-E3	PowerPAK SO-8	30	30	70	0.0030	0.0040	- - - - -	- - - - -	5.4				
♦ 781-SIR462DP-T1-GE3	SIR462DP-T1-GE3	PowerPAK SO-8	30	30	70	0.0079	0.0100	- - - - -	- - - - -	41.7				
♦ 78-SIRA10DP-T1-GE3	SIRA10DP-T1-GE3	PowerPAK SO-8	30	30	80	0.0037	0.005	- - - - -	- - - - -	40				
♦ 78-SISA10DN-T1-GE3	SISA10DN-T1-GE3	PowerPAK 1212-8	30	30	80	0.0037	0.005	- - - - -	- - - - -	39				
♦ 781-SI7686DP-T1-E3	SI7686DP-T1-E3	PowerPAK SO-8	30	35	50	0.0095	0.0140	- - - - -	- - - - -	37.9				
♦ 781-SI7114ADN-T1-GE3	SI7114ADN-T1-GE3	PowerPAK 1212-8	30	35	60	0.0075	0.0098	- - - - -	- - - - -	39				
♦ 781-SI7718DN-T1-GE3	SI7718DN-T1-GE3	PowerPAK 1212-8	30	35	70	0.0060	0.0082	- - - - -	- - - - -	52				
♦ 781-SI7784DP-T1-GE3	SI7784DP-T1-GE3	PowerPAK SO-8	30	35	70	0.0060	0.0082	- - - - -	- - - - -	27.7				
♦ 781-SIS456DN-T1-GE3	SIS456DN-T1-GE3	PowerPAK 1212-8	30	35	100	0.0051	0.0068	- - - - -	- - - - -	52				
♦ 781-SI4438DY-E3	SI4438DY-T1-E3	SO-8	30	36	70	0.0027	0.0040	- - - - -	- - - - -	7.8				
♦ 78-SIS322DNT-T1-GE3	SIS322DNT-T1-GE3	PowerPAK 1212-8	30	38.3	70	0.0075	0.012	- - - - -	- - - - -	19.8				
♦ 78-SISA18DN-T1-GE3	SISA18DN-T1-GE3	PowerPAK 1212-8	30	38.3	70	0.0075	0.012	- - - - -	- - - - -	19.8				
♦ 78-SISA04DN-T1-GE3	SISA04DN-T1-GE3	PowerPAK 1212-8	30	40	80	0.00215	0.0031	- - - - -	- - - - -	52				
♦ 78-SIRA04DP-T1-GE3	SIRA04DP-T1-GE3	PowerPAK SO-8	30	40	80	0.00215	0.0031	- - - - -	- - - - -	27.7				
♦ 78-SIRA06DP-T1-GE3	SIRA06DP-T1-GE3	PowerPAK SO-8	30	40	80	0.0025	0.0035	- - - - -	- - - - -	27.7				
♦ 78-SIS476DN-T1-GE3	SIS476DN-T1-GE3	PowerPAK SO-8	30	40	80	0.0025	0.0035	- - - - -	- - - - -	52				
♦ 781-SI4126DY-T1-GE3	SI4126DY-T1-GE3	SO-8	30	49	70	0.00275	0.0034	- - - - -	- - - - -	7.8				
♦ 781-SI7880ADP-E3	SI7880ADP-T1-E3	PowerPAK SO-8	30	40	70	0.0030	0.0040	- - - - -	- - - - -	83				
♦ 781-SIR166DP-T1-GE3	SIR166DP-T1-GE3	PowerPAK SO-8	30	40	70	0.0032	0.004	- - - - -	- - - - -	48				
♦ 781-SIR466DP-T1-GE3	SIR466DP-T1-GE3	PowerPAK SO-8	30	40	70	0.0035	0.0051	- - - - -	- - - - -	54				
♦ 781-SIR460DP-T1-GE3	SIR460DP-T1-GE3	PowerPAK SO-8	30	40	70	0.0047	0.0061	- - - - -	- - - - -	48				
♦ 781-SIR468DP-T1-GE3	SIR468DP-T1-GE3	PowerPAK SO-8	30	40	70	0.0047	0.0076	- - - - -	- - - - -	50				
♦ 781-SIR864DP-T1-GE3	SIR864DP-T1-GE3	PowerPAK SO-8	30	40	70	0.0036	0.0045	- - - - -	- - - - -	54				
♦ 781-SIR464DP-T1-GE3	SIR464DP-T1-GE3	PowerPAK SO-8	30	50	70	0.0031	0.0038	- - - - -	- - - - -	69				
♦ 781-SUD50N03-11-E3	SUD50N03-11-E3	TO-252	30	50	100	0.0110	0.0170	- - - - -	- - - - -	62.5				
781-SUP50N03-5M1PGE3	SUP50N03-5M1P-GE3	TO-220AB	30	50	100	0.0051	0.0063	- - - - -	- - - - -	59.5				
♦ 78-SIRA02DP-T1-GE3	SIRA02DP-T1-GE3	PowerPAK SO-8	30	50	100	0.002	0.0027	- - - - -	- - - - -	50				
♦ 781-SI7658ADP-T1-GE3	SI7658ADP-T1-GE3	PowerPAK SO-8	30	60	80	0.0022	0.0028	- - - - -	- - - - -	83				
♦ 781-SI7192DP-T1-GE3	SI7192DP-T1-GE3	PowerPAK SO-8	30	60	100	0.0019	0.00225	- - - - -	- - - - -	104				
♦ 78-SIR812DP-T1-GE3	SIR812DP-T1-GE3	PowerPAK SO-8	30	60	100	0.00145	0.00165	- - - - -	- - - - -	104				
♦ 78-SIRA00DP-T1-GE3	SIRA00DP-T1-GE3	PowerPAK SO-8	30	60	120	0.001	0.00135	- - - - -	- - - - -	104				
♦ 781-SUP70N03-09BP-E3	SUP70N03-09BP-E3	TO-220AB	30	70	200	0.0090	0.0130	- - - - -	- - - - -	93				
♦ 781-SUP85N03-04P-E3	SUP85N03-04P-E3	TO-220AB	30	85	240	0.0043	0.0070	- - - - -	- - - - -	166				
♦ 781-SUD50N03-06AP-E3	SUD50N03-06AP-E3	TO-252	30	90	100	0.0057	0.0078	- - - - -	- - - - -	83				
♦ 781-SUD42N03-3M9PGE3	SUD42N03-3M9P-GE3	TO-252	30	107	120	0.0039	0.0045	- - - - -	- - - - -	73.5				
											1	100	400	800
♦ 781-SUM110N03-04P-E3	SUM110N03-04P-E3	TO-263	30	110	300	0.0042	0.0065	- - - - -	- - - - -	120				

© Copyright 2014 Mouser Electronics

© Copyright 2014 Mouser Electronics

SILICONIX MOSFETs

RoHS Compliant **This product is RoHS compliant.**

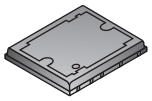
PolarPAK

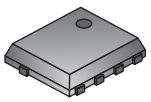
PowerPAK 1212-8, PowerPAK SO-8


SO-8

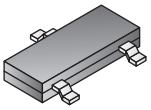
SOT-23

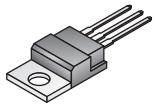
TO-220AB


TO-220 FullPAK


TO-247

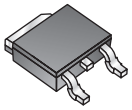
TO-252


TO-263

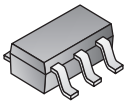
TSOP-6

N-CHANNEL TRENCHFET® MOSFETS (SINGLE CONFIGURATION) (CONT.)

♦ Surface Mount Device

For quantities greater than listed, call for quote.

MOUSER STOCK NO.	Siliconix Part No.	Package	V_{DS} (Max)(V)	I_D (Max)(A)	I_{DM} (Max)(A)	R_{DS}(on) Max (Ω) @ V_{GS}=10V	R_{DS}(on) Max (Ω) @ V_{GS}=4.5V	P_D (Max)(W)	Price Each 1	100	500	1000
♦ 781-SI2318CDS-T1-GE3	SI2318CDS-T1-GE3	SOT-23	40	5.6	20	0.042	0.051	2.1				
♦ 781-SI7116DN-T1-E3	SI7116DN-T1-E3	PowerPAK 1212-8	40	16.4	60	0.0078	0.0100	3.8				
♦ 781-SI4456DY-T1-E3	SI4456DY-T1-E3	SO-8	40	33	70	0.0038	0.0045	7.8				
♦ 781-SI4154DY-GE3	SI4154DY-T1-GE3	SO-8	40	36	70	0.0033	0.0039	7.8				
♦ 781-SIR422DP-T1-GE3	SIR422DP-T1-GE3	PowerPAK SO-8	40	40	70	0.0066	0.008	34.7				
♦ 781-SIR414DP-GE3	SIR414DP-T1-GE3	PowerPAK SO-8	40	50	70	0.0028	0.0032	83				
♦ 781-SIR416DP-GE3	SIR416DP-T1-GE3	PowerPAK SO-8	40	50	70	0.0038	0.0042	69				
♦ 781-SI7884BDP-T1-GE3	SI7884BP-T1-GE3	PowerPAK SO-8	40	58	50	0.0062	0.0073	46				
♦ 781-SIR470DP-T1-GE3	SIR470DP-T1-GE3	PowerPAK SO-8	40	60	100	0.0023	0.00265	104				
♦ 781-SIR640DP-T1-GE3	SIR640DP-T1-GE3	PowerPAK SO-8	40	60	100	0.0017	0.0022	104				
781-SUP85N04-03-E3	SUP85N04-03-E3	TO-220AB	40	85	240	0.0035	0.0053	250				
♦ 781-SUM110N042M3LE3	SUM110N04-2M3L-E3	TO-263	40	110	440	0.0023	0.003	3.75				
♦ 781-SQM120N041M7LGE3	SQM120N04-1M7L-GE3	TO-263	40	120	480	0.0017	0.002	375				
♦ 781-2N7002K-E3	2N7002K-T1-E3	SOT-23	60	0.3	0.8	2.0000	4.0000	0.35				
♦ 781-SI2308BDS-T1-GE3	SI2308BDS-T1-GE3	SOT-23	60	2.3	8	0.1560	0.1920	1.66				
♦ 781-SQ7414EN-T1-E3	SQ7414EN-T1-E3	PowerPAK 1212-8	60	5.6	30	0.0250	- - - - -	1.5				
♦ 781-SI4850EY-T1-E3	SI4850EY-T1-E3	SO-8	60	8.5	40	0.0220	0.0310	1.7				
♦ 781-SI7414DN-E3	SI7414DN-T1-E3	PowerPAK 1212-8	60	8.7	30	0.0250	0.0360	3.8				
♦ 781-SI7120DN-T1-E3	SI7120DN-T1-E3	PowerPAK 1212-8	60	10	40	0.0190	0.0280	3.8				
♦ 781-SI7850DP-E3	SI7850DP-T1-E3	PowerPAK SO-8	60	10.3	40	0.0220	0.0310	1.8				
♦ 781-SUD23N06-31-GE3	SUD23N06-31-GE3	TO-252	60	15	30	0.0060	0.0900	37				
♦ 781-SI7370DP-T1-E3	SI7370DP-T1-E3	PowerPAK SO-8	60	15.8	50	0.0110	0.013 @ 6V	1.9				
♦ 781-SI7460DP-T1-E3	SI7460DP-T1-E3	PowerPAK SO-8	60	18	40	0.0096	0.012	5.4				
♦ 781-SI7478DP-T1-E3	SI7478DP-T1-E3	PowerPAK SO-8	60	20	60	0.0075	0.0088	5.4				
♦ 781-SUD50N06-09L-E3	SUD50N06-09L-E3	TO-252	60	50	100	0.0093	0.0122	136				
♦ 781-SIR662DP-T1-GE3	SIR662DP-T1-GE3	PowerPAK SO-8	60	60	100	0.0027	0.0035	104				
♦ 781-SIE876DF-GE3	SIE876DF-T1-GE3	PolarPAK	60	110	60	0.0061	- - - - -	125				
♦ 781-SUM110N063M4LE3	SUM110N06-3M4L-E3	TO-263	60	110	440	0.0034	0.0041	3.75				
♦ 781-SI7148DP-T1-E3	SI7148DP-T1-E3	PowerPAK SO-8	75	28	60	0.0110	0.0145	96				
♦ 781-SUM90N08-4M8P-E3	SUM90N08-4M8P-E3	TO-263	75	90	240	0.0048	0.006 @ 8V	300				
♦ 781-SI4110DY-T1-GE3	SI4110DY-T1-GE3	SO-8	80	6	40	0.0350	0.04 @ 6V	2.5				
♦ 781-SI7852DP-E3	SI7852DP-T1-E3	PowerPAK SO-8	80	12.5	7.6	0.0165	0.022 @ 6V	1.9				
♦ 78-SIS468DN-T1-GE3	SIS468DN-T1-GE3	PowerPAK 1212-8	80	30	60	0.0195	0.021	52				
♦ 781-SUD40N08-16-E3	SUD40N08-16-E3	TO-252	80	40	60	0.0160	- - - - -	136				
♦ 78-SIJ482DP-T1-GE3	SIJ482DP-T1-GE3	PowerPAK SO-8L	80	60	100	0.0062	0.0095	69.4				
♦ 781-SIR880DP-T1-GE3	SIR880DP-T1-GE3	PowerPAK SO-8	80	60	100	0.0059	0.0085	104				
♦ 781-SI4100DY-E3	SI4100DY-T1-E3	SO-8	100	6.8	20	0.0510	0.069 @ 6V	6.0				
♦ 781-SI7454DP-E3	SI7454DP-T1-E3	PowerPAK SO-8	100	7.8	30	0.0340	0.04 @ 6V	4.8				
♦ 781-SI7456DP-E3	SI7456DP-T1-E3	PowerPAK SO-8	100	9.3	40	0.0250	0.028 @ 6V	1.6				
♦ 78-SI4190ADY-T1-GE3	SI4190ADY-T1-GE3	SO-8	100	18.4	70	0.0088	0.012	6				
♦ 781-SI4190DY-T1-GE3	SI4190DY-T1-GE3	SO-8	100	20	70	0.0088	0.012	7.8				
♦ 781-SIR804DP-T1-GE3	SIR804DP-T1-GE3	PowerPAK SO-8	100	20.8	100	0.0072	0.0103	6.25				
♦ 781-SUD40N10-25-E3	SUD40N10-25-E3	TO-252	100	40	70	0.0250	0.0280	136				
♦ 781-SUM40N10-30-E3	SUM40N10-30-E3	TO-263	100	40	75	0.0300	0.034 @ 6V	107				
♦ 781-SIR876DP-T1-GE3	SIR876DP-T1-GE3	PowerPAK SO-8	100	40	80	0.0108	0.0145	62.5				
♦ 781-SIR870DP-T1-GE3	SIR870DP-T1-GE3	PowerPAK SO-8	100	60	100	0.006	0.0078	104				
♦ 78-SIR846ADP-T1-GE3	SIR846ADP-T1-GE3	SO-8	100	60	100	0.0078	-	83				
♦ 781-SUM60N10-17-E3	SUM60N10-17-E3	TO-263	100	60	100	0.0165	0.019 @ 6V	150				
781-SUP85N10-10-E3	SUP85N10-10-E3	TO-220AB	100	85	240	0.0105	0.0012	250				
♦ 781-SUM110N10-09-E3	SUM110N10-09-E3	TO-263	100	110	440	0.0095	- - - - -	375				
♦ 781-SI3440DV-E3	SI3440DV-T1-E3	TSOP-6	150	1.5	6.0	0.3750	0.4000	2.0				
♦ 781-SI4848DY-T1-E3	SI4848DY-T1-E3	SO-8	150	3.7	25	0.0850	0.095 @ 6V	1.5				
♦ 781-SI7898DP-T1-E3	SI7898DP-T1-E3	SO-8	150	4.8	25	0.0850	0.095 @ 6V	1.9				
♦ 781-SI7846DP-E3	SI7846DP-T1-E3	PowerPAK SO-8	150	6.7	50	0.0500	- - - - -	5.2				
♦ 781-SI4472DY-T1-E3	SI4472DY-T1-E3	SO-8	150	7.7	50	0.0450	0.047 @ 8V	5.9				
♦ 781-SUD15N15-95-E3	SUD15N15-95-E3	TO-252	150	15	25	0.0950	0.1 @ 6V	62				
♦ 781-SUM23N15-73-E3	SUM23N15-73-E3	TO-263	150	23	35	0.0730	0.077 @ 6V	100				
♦ 781-SUD25N15-52-E3	SUD25N15-52-E3	TO-252	150	25	50	0.0520	0.06 @ 6V	136				
♦ 781-SUM40N15-38-E3	SUM40N15-38-E3	TO-263	150	40	80	0.0380	0.042 @ 6V	166				
♦ 781-SUM85N15-19-E3	SUM85N15-19-E3	TO-263	150	85	180	0.0190	- - - - -	375				
781-SUP85N15-21-E3	SUP85N15-21-E3	TO-220AB	150	85	180	0.0210	- - - - -	300				
♦ 781-SI4462DY-T1-E3	SI4462DY-T1-E3	SO-8	200	1.5	5.0	0.4800	0.51 @ 6V	2.5				
♦ 781-SI4464DY-T1-E3	SI4464DY-T1-E3	SO-8	200	2.2	8.0	0.2400	0.26 @ 6V	1.5				
♦ 781-SI7820DN-T1-E3	SI7820DN-T1-E3	PowerPAK 1212-8	200	2.6	10	0.2400	0.25 @ 6V	3.8				
♦ 781-SI4490DY-T1-E3	SI4490DY-T1-E3	SO-8	200	4.0	40	0.0800	0.09 @ 6V	1.56				
♦ 781-SI7462DP-T1-E3	SI7462DP-T1-E3	PowerPAK SO-8	200	4.1	12	0.1300	0.142 @ 6V	4.8				
♦ 781-SI7450DP-E3	SI7450DP-T1-E3	PowerPAK SO-8	200	5.3	40	0.0800	0.09 @ 6V	5.2				
♦ 781-SUM09N20-270-E3	SUM09N20-270-E3	TO-263	200	9.0	10	0.2700	0.3 @ 6V	60				
♦ 781-SUD19N20-90-E3	SUD19N20-90-E3	TO-252	200	19	40	0.0900	0.105 @ 6V	136				
♦ 781-SUM65N20-30-E3	SUM65N20-30-E3	TO-263	200	65	140	0.0300	- - - - -	375				
♦ 781-SI7434DP-T1-E3	SI7434DP-T1-E3	PowerPAK SO-8	250	3.8	40	0.1550	0.162 @ 6V	5.2				
♦ 781-SUD17N25-165-E3	SUD17N25-165-E3	TO-252	250	17	20	0.1650	- - - - -	136				
♦ 781-SUM45N25-58-E3	SUM45N25-58-E3	TO-263	250	45	90	0.0580	0.062 @ 6V	3.75				

© Copyright 2014 Mouser Electronics
© Copyright 2014 Mouser Electronics

SILICONIX MOSFETs

RoHS Compliant **This product is RoHS compliant.**

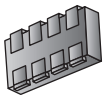
ChipFET 1206-8

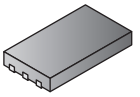
PowerPAIR 6x3.7


PowerPAK 1212-8, PowerPAK SO-8

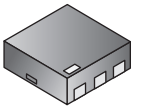
PowerPAK SC-70-6 Dual, SC-70-6L


SO-8

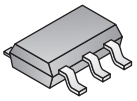
SOT-363


TO-252, TO-263

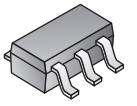
TSOP-6


TSSOP-8

N-CHANNEL TRENCHFET® MOSFETS (DUAL CONFIGURATION)

PRODUCT NEW

♦Surface Mount Device

For quantities greater than listed, call for quote.

MOUSER STOCK NO.	Siliconix Part No.	Package	V_{DS} (Max)(V)	I_D (Max)(A)	I_{DM} (Max)(A)	R_{DS}(on) Max (Ω) @ V_{GS}=10V	V_{GS}=4.5V	V_{GS}=2.5V	V_{GS}=1.8V	P_D (Max) (W)	Price Each 1	100	500	1000
♦ 781-SIA910EDJ-T1-GE3	SIA910EDJ-T1-GE3	PowerPAK SC-70-6 Dual	12	4.5	20	- - - - -	0.028	0.033	0.042	7.8				
♦ 781-SIA912DJ-T1-GE3	SIA912DJ-T1-GE3	SC-70-6L	12	4.5	20	- - - - -	0.0400	0.0480	0.0630	6.5				
♦ 781-SI7940DP-T1-E3	SI7940DP-T1-E3	PowerPAK SO-8	12	11.8	20	- - - - -	0.0170	0.0250	- - - - -	1.4				
♦ 781-SI1902DL-E3	SI1902DL-T1-E3	SOT-363	20	0.7	1.0	- - - - -	0.3850	0.6300	- - - - -	0.27				
♦ 781-SI1912EDH-E3	SI1912EDH-T1-E3	SOT-363	20	1.28	4.0	- - - - -	0.2800	0.3600	0.4500	0.57				
♦ 781-SI1958DH-T1-E3	SI1958DH-T1-E3	SOT-363	20	1.3	4.0	- - - - -	0.2050	0.3400	- - - - -	1.25				
♦ 781-SI3900DV-E3	SI3900DV-T1-E3	TSOP-6	20	2.4	8.0	- - - - -	0.1250	0.2000	- - - - -	1.15				
♦ 781-SI6926ADQ-T1-E3	SI6926ADQ-T1-E3	TSSOP-8	20	4.5	20	- - - - -	0.0300	0.0350	0.0430	1.0				
♦ 781-SIA914DJ-T1-GE3	SIA914DJ-T1-GE3	SC-70-6L	20	4.5	20	- - - - -	0.0530	0.0630	0.0770	6.5				
♦ 781-SI5908DC-T1-E3	SI5908DC-T1-E3	ChipFET 1206-8	20	5.9	20	- - - - -	0.0400	0.0450	0.0520	2.1				
♦ 781-SI7904BDN-T1-E3	SI7904BDN-T1-E3	PowerPAK 1212-8	20	6.0	20	- - - - -	0.0300	0.0360	0.0450	17.8				
♦ 781-SI6968BEDQ-E3	SI6968BEDQ-T1-E3	TSSOP-8	20	6.5	30	- - - - -	0.0220	0.0300	- - - - -	1.5				
♦ 781-SIZ710DT-T1-GE3	SIZ710DT-T1-GE3	PowerPAIR 6X3.7	20	16/35	70/100	.0068/.0033	.009/.0043	- - - - -	- - - - -	27/48				
♦ 781-SI4204DY-T1-GE3	SI4204DY-T1-GE3	SO-8	20	19.8	50	0.0046	0.006	- - - - -	- - - - -	3.25				
♦ 781-SIZ728DT-T1-GE3	SIZ728DT-T1-GE3	PowerPAIR	25	14.2/23	70/100	16/35	16/35	- - - - -	- - - - -	2.5/3				
♦ 781-SI6924AEDQ-T1-E3	SI6924AEDQ-T1-E3	TSSOP-8	28	4.6	20	- - - - -	0.0330	0.0420	- - - - -	1.3				
♦ 781-SI1900DL-E3	SI1900DL-T1-E3	SOT-363	30	0.63	1.0	0.4800	0.7000	- - - - -	- - - - -	0.27				
♦ 781-SI3932DV-T1-GE3	SI3932DV-T1-GE3	TSOP-6	30	3.7	15	0.058	0.073	- - - - -	- - - - -	1.4				
♦ 781-SI5902DC-E3	SI5902DC-T1-E3	ChipFET 1206-8	30	±3.9	±10	0.0850	0.1430	- - - - -	- - - - -	2.1				
♦ 781-SI4936ADY-T1-E3	SI4936ADY-T1-E3	SO-8	30	5.9	±30	0.0360	0.0530	- - - - -	- - - - -	1.1				
♦ 781-SI4936BDY-T1-E3	SI4936BDY-T1-E3	SO-8	30	6.9	30	0.0350	0.0510	- - - - -	- - - - -	2.8				
♦ 781-SI4920DY-T1-E3	SI4920DY-T1-E3	SO-8	30	±6.9	±40	0.0250	0.0350	- - - - -	- - - - -	2.0				
♦ 781-SI4804BDY-E3	SI4804BDY-T1-E3	SO-8	30	7.5	30	0.0220	0.0300	- - - - -	- - - - -	1.1				
♦ 781-SI4922BDY-T1-E3	SI4922BDY-T1-E3	SO-8	30	8.0	35	0.0135	0.0145	0.0180	- - - - -	3.1				
♦ 781-SIR770DP-T1-GE3	SIR770DP-T1-GE3	PowerPAK SO-8	30	8	35	0.021	0.025	- - - - -	- - - - -	17.8				
♦ 781-SI4330DY-T1-E3	SI4330DY-T1-E3	SO-8	30	8.7	±30	0.0165	0.0220	- - - - -	- - - - -	2.0				
♦ 781-SIZ300DT-T1-GE3	SIZ300DT-T1-GE3	PowerPAIR	30	9.8/14.9	30/40	.024/.011	.032/.0165	- - - - -	- - - - -	16.7				
♦ 781-SI4944DY-T1-E3	SI4944DY-T1-E3	SO-8	30	12.2	30	0.0095	0.0160	- - - - -	- - - - -	2.3				
♦ 781-SIZ730DT-T1-GE3	SIZ730DT-T1-GE3	PowerPAIR 6X3.7	30	16/35	70/100	.0093/.0039	.013/.0053	- - - - -	- - - - -	27/48				
♦ 781-SIZ790DT-T1-GE3	SIZ790DT-T1-GE3	PowerPAIR	30	16/35	70/100	16/35	16/35	- - - - -	- - - - -	27/48				
♦ 78-SIZ916DT-T1-GE3	SIZ916DT-T1-GE3	PowerPAIR 6x5	30	16/40	80/100	.0064/.0013	.01/.0075	- - - - -	- - - - -	22.7/100				
♦ 78-SIZ918DT-T1-GE3	SIZ918DT-T1-GE3	PowerPAIR 6 x 5	30	28	50/100	.012/.0037	.0145/.0045	- - - - -	- - - - -	100				
♦ 781-SIZ910DT-T1-GE3	SIZ910DT-T1-GE3	PowerPAIR	30	40	100/120	40	40	- - - - -	- - - - -	48/100				
♦ 781-SI4910DY-T1-E3	SI4910DY-T1-E3	SO-8	40	6.0	20	0.0270	0.0320	- - - - -	- - - - -	3.1				
♦ 781-SI7222DN-T1-E3	SI7222DN-T1-E3	PowerPAK 1212-8	40	6.0	24	0.0420	0.0470	- - - - -	- - - - -	17.8				
♦ 781-SI4942DY-T1-E3	SI4942DY-T1-E3	SO-8	40	7.4	30	0.0210	0.0280	- - - - -	- - - - -	2.1				
♦ 781-SI7288DP-T1-GE3	SI7288DP-T1-GE3	PowerPAK SO-8	40	20	50	0.019	0.022	- - - - -	- - - - -	15.6				
♦ 781-SI9945BDY-GE3	SI9945BDY-T1-GE3	SO-8	60	±3.7	25	0.0800	0.1000	- - - - -	- - - - -	2.4				
♦ 781-SI7220DN-T1-E3	SI7220DN-T1-E3	PowerPAK 1212-8	60	4.8	20	0.0600	0.0750	- - - - -	- - - - -	2.6				
♦ 781-SI4900DY-E3	SI4900DY-T1-E3	SO-8	60	5.3	20	0.0580	0.0720	- - - - -	- - - - -	3.1				
♦ 781-SI4946BEY-E3	SI4946BEY-T1-E3	SO-8	60	6.5	30	0.0410	0.0520	- - - - -	- - - - -	3.7				
♦ 781-SI7960DP-T1-E3	SI7960DP-T1-E3	PowerPAK SO-8	60	9.7	40	0.0210	0.0250	- - - - -	- - - - -	3.5				
♦ 781-SI7922DN-T1-E3	SI7922DN-T1-E3	PowerPAK 1212-8	100	2.5	10	0.1950	0.230 @ 6V	- - - - -	- - - - -	2.6				
♦ 781-SI7942DP-E3	SI7942DP-T1-E3	PowerPAK SO-8	100	5.9	20	0.0490	0.060 @ 6V	- - - - -	- - - - -	3.5				

N-CHANNEL SKYFET® MOSFETS (SINGLE CONFIGURATION)

For quantities greater than listed, call for quote.

MOUSER STOCK NO.	Siliconix Part No.	Package	V_{DS} (Max)(V)	I_D (Max)(A)	I_{DM} (Max)(A)	R_{DS}(on) Max (Ω) @ V_{GS}=10V	V_{GS}=4.5V	V_{GS}=2.5V	V_{GS}=1.8V	P_D (Max) (W)	Price Each 1	100	500	1000
♦ 781-SI7774DP-T1-GE3	SI7774DP-T1-GE3	PowerPAK SO-8	30	60	80	0.0038	0.0047	- - - - -	- - - - -	48				

N-CHANNEL WFET™ MOSFETS (SINGLE CONFIGURATION)

For quantities greater than listed, call for quote.

MOUSER STOCK NO.	Siliconix Part No.	Package	V_{DS} (Max)(V)	I_D (Max)(A)	I_{DM} (Max)(A)	R_{DS}(on) Max (Ω) @ V_{GS}=10V	V_{GS}=4.5V	V_{GS}=2.5V	V_{GS}=1.8V	P_D (Max) (W)	Price Each 1	100	500	1000
♦ 781-SI7430DP-T1-E3	SI7430DP-T1-E3	PowerPAK SO-8	150	26	50	0.0450	0.047 @ 8V	- - - - -	- - - - -	64				

N-CHANNEL LOGIC LEVEL MOSFETS (SINGLE CONFIGURATION)

For quantities greater than listed, call for quote.

MOUSER STOCK NO.	Siliconix Part No.	Package	V_{DS} (Max)(V)	I_D (Max)(A)	I_{DM} (Max)(A)	R_{DS}(on) Max (Ω) @ V_{GS}=10V	V_{GS}=4.5V	V_{GS}=2.5V	V_{GS}=1.8V	P_D (Max) (W)	Price Each 1	100	500	1000
♦ 781-SUM70N04-07L-E3	SUM70N04-07L-E3	TO-263	40	70	120	0.0074	0.0110	- - - - -	- - - - -	100				
♦ 781-SUM110N05-06L-E3	SUM110N05-06L-E3	TO-263	55	110	240	0.0060	0.0085	- - - - -	- - - - -	158				
♦ 781-SUD23N06-31L-E3	SUD23N06-31L-E3	TO-252	60	25	30	0.0350	0.0450	- - - - -	- - - - -	50				
♦ 781-SUM50N06-16L-E3	SUM50N06-16L-E3	TO-263	60	50	100	0.0160	0.0220	- - - - -	- - - - -	93				
♦ 781-SUM75N06-09L-E3	SUM75N06-09L-E3	TO-263	90	90	160	0.0093	0.0135	- - - - -	- - - - -	125				
♦ 781-SUD06N10-225L-E3	SUD06N10-225L-E3	TO-252	100	6.5	8.0	0.2000	0.2250	- - - - -	- - - - -	20				

© Copyright 2014 Mouser Electronics
© Copyright 2014 Mouser Electronics

AMETHERM Inrush Current Limiters

AMETHERM Circuit Protection Thermistors

RoHS Compliant **This product is RoHS compliant.**

AS SERIES - INRUSH CURRENT LIMITERS

Features:
- Low current density
- Faster reset time
- No hot spots from fatigue
- Wider temperature range without de-rating

Specifications:
- Tolerance: 25%

Applications:
- Audio amplifiers
- Hand driers
- Motor drives
- Medical and security equipment



Dimensions: mm (Max.)		
	AS32	AS35
Case Diameter	30	36
Lead Spacing	17.1	19
Lead Diameter	0.8	0.8

For quantities greater than listed, call for quote.

MOUSER STOCK NO.	Ametherm Part No.	Resistance (Ω)	Current Rating (A)	Energy (J)	Dissipation Constant (mW/°C)	Price Each 1	10	100
AS32 Series								
995-AS32-0R530-100	AS32 0R530-100	0.5	30	300	78.2			
995-AS32-0R536-100	AS32 0R536-100	0.5	36	300	78.2			
995-AS32-1R030	AS32 1R030	1	30	300	79.4			
995-AS32-1R030-100	AS32 1R030-100	1	30	300	79.4			
995-AS32-1R036-100	AS32 1R036-100	1	36	300	79.4			
995-AS32-2R025	AS32 2R025	2	25	300	78.2			
995-AS32-5R020	AS32 5R020	5	20	300	78.2			
995-AS32-10015	AS32 10015	10	15	250	85.2			
AS35 Series								
995-AS35-0R550	AS35 0R550	0.5	50	800	129.44			
995-AS35-3R030	AS35 3R030	3	30	600	116.4			
995-AS35-10018	AS35 10018	10	18	500	122.8			
995-AS35-20010	AS35 20010	20	10	500	101.1			

SL SERIES - INRUSH CURRENT LIMITERS



Dimensions: mm (Max.)									
	SL03	SL05	SL08	SL10	SL12	SL15	SL18	SL22	SL32
Case Diameter	3	6	8	10	13	16	19	22	31
Lead Spacing	2.5	5.1	5.1	7.8	7.8	7.8	7.8	7.8	7.8

For quantities greater than listed, call for quote.

MOUSER STOCK NO.	Ametherm Part No.	Resistance (Ω)	Current Rating (A)	Energy (J)	Dissipation Constant (mW/°C)	Price Each 1	10	100
SL03 MiniAmp™ Series								
995-SL03-10001	SL03 10001	10	1	2	6.2			
995-SL03-22101	SL03 22101	220	1	2	4			
SL05 MiniAmp™ Series								
995-SL05-4R003	SL05 4R003	4	3	5	5			
995-SL05-5R001	SL05 5R001	5	1	5	5			
995-SL05-30001	SL05 30001	30	0.25	3	4			
SL08 MiniAmp™ Series								
995-SL08-2R503	SL08 2R503	2.5	3	10	9			
995-SL08-4R003	SL08 4R003	4	3	10	9			
995-SL08-5R002	SL08 5R002	5	2	10	9			
995-SL08-5R003	SL08 5R003	5	3	10	9			
995-SL08-7R002	SL08 7R002	7	2	8	90			
995-SL08-10002	SL08 10002	10	2	10	8			
995-SL08-33001	SL08 33001	33	1.3	8	9.3			
995-SL08-50001	SL08 50001	50	1.1	12	9.3			
995-SL08-12101	SL08 12101	120	1	10	9			
SL10 Standard Series								
995-SL10-2R005	SL10 2R005	2	5	30	10			
995-SL10-2R505	SL10 2R505	2.5	5	30	10			
995-SL10-4R004	SL10 4R004	4	4	20	10.5			
995-SL10-5R003	SL10 5R003	5	3	20	11			
995-SL10-10003	SL10 10003	10	3	17	11			
995-SL10-10004	SL10 10004	10	4	17	11.5			
995-SL10-25002	SL10 25002	25	2	20	9.4			
995-SL10-40002	SL10 40002	40	2	15	11			
995-SL10-50001	SL10 50001	50	1.1	18	11.2			
995-SL10-12101	SL10 12101	120	1	14	10			
SL12 Standard Series								
995-SL12-1R308	SL12 1R308	1.3	8	40	13.2			
995-SL12-2R505	SL12 2R505	2.5	5	36	12.7			
995-SL12-5R004	SL12 5R004	5	4	40	12.5			
995-SL12-8R003	SL12 8R003	8	3	25	12.7			
995-SL12-10005	SL12 10005	10	5	60	12.7			
995-SL12-10006	SL12 10006	10	6	40	13.5			
995-SL12-10006-A	SL12 10006-A	10	6	40	13.5			
995-SL12-15004	SL12 15004	15	4	40	13.9			
995-SL12-17004	SL12 17004	17.5	4	30	12.7			
995-SL12-20003	SL12 20003	20	3	35	47			
995-SL12-25003	SL12 25003	25	3	45	12.7			
995-SL12-40002	SL12 40002	40	2	20	12.7			
995-SL12-50002	SL12 50002	50	2	20	12.7			
995-SL12-80002	SL12 80002	80	2	30	12.7			
995-SL12-12101	SL12 12101	120	1	25	12			
995-SL12-12102	SL12 12102	120	2	25	12			
995-SL12-15102	SL12 15102	150	2	10	11.4			
995-SL12-22101	SL12 22101	220	1	30	12			
SL15 Standard Series								
995-SL15-1R010	SL15 1R010	1	10	45	15.9			
995-SL15-2R506	SL15 2R506	2.5	6	40	19			
995-SL15-2R507	SL15 2R507	2.5	7	40	19			
995-SL15-2R508	SL15 2R508	2.5	8	40	75			
995-SL15-2R509	SL15 2R509	2.5	9	40	19			
995-SL15-4R008	SL15 4R008	4	8	40	22			

For quantities greater than listed, call for quote.

MOUSER STOCK NO.	Ametherm Part No.	Resistance (Ω)	Current Rating (A)	Energy (J)	Dissipation Constant (mW/°C)	Price Each 1	10	100
SL15 Standard Series (Cont.)								
995-SL15-5R006	SL15 5R006	5	6	50	15.9			
995-SL15-5R007	SL15 5R007	5	7	50	22			
995-SL15-7R005	SL15 7R005	7	5	60	15.9			
995-SL15-10006	SL15 10006	10	6	55	15.9			
995-SL15-16004	SL15 16004	16	4.4	50	15.9			
995-SL15-25003	SL15 25003	25	3	50	15.9			
995-SL15-25004	SL15 25004	25	4	40	15			
995-SL15-30004	SL15 30004	30	4	40	15			
995-SL15-40004	SL15 40004	40	4	35	27			
995-SL15-60002	SL15 60002	60	2	50	15			
995-SL15-80002	SL15 80002	80	2	45	54			
995-SL15-12102	SL15 12102	120	2	40	15			
995-SL15-22102	SL15 22102	220	2	40	18			
SL18 Standard Series								
995-SL18-2R508	SL18 2R508	2.5	8	90	25			
995-SL18-5R006	SL18 5R006	5	6	75	25			
995-SL18-10005	SL18 10005	10	5	75	25			
995-SL18-30006	SL18 30006	30	6	65	18			
995-SL18-47003	SL18 47003	47	3	75	25			
SL22 bigAMP™ Series								
995-SL22-0R516	SL22 0R516	0.5	16	160	32.4			
995-SL22-0R712	SL22 0R712	0.7	12	120	32.4			
995-SL22-1R020	SL22 1R020	1	20	65	32.4			
995-SL22-1R020-B	SL22 1R020-B	1	20	65	32.4			
995-SL22-2R018	SL22 2R018	2	18	90	32.4			
995-SL22-2R018-A	SL22 2R018-A	2	18	90	32.4			
995-SL22-2R018-B	SL22 2R018-B	2	18	90	32.4			
995-SL22-2R510	SL22 2R510	2.5	10	90	32.4			
995-SL22-2R510-B	SL22 2R510-B	2.5	10	90	32.4			
995-SL22-2R515	SL22 2R515	2.5	15	90	32.4			
995-SL22-2R515-B	SL22 2R515-B	2.5	15	90	32.4			
995-SL22-4R014	SL22 4R014	4	14	100	32.4			
995-SL22-4R014-B	SL22 4R014-B	4	14	100	32.4			
995-SL22-5R012	SL22 5R012	5	12	100	32.4			
995-SL22-5R012-B	SL22 5R012-B	5	12	100	32.4			
995-SL22-7R010	SL22 7R010	7	10	100	32.4			
995-SL22-7R010-B	SL22 7R010-B	7	10	100	32.4			
995-SL22-10007	SL22 10007	10	7	90	32.4			
995-SL22-10008	SL22 10008	10	8	90	32.4			
995-SL22-10008-B	SL22 10008-B	10	8	90	32.4			
995-SL22-10009-B	SL22 10009-B	10	9	100	45.5			
995-SL22-14007	SL22 14007	14	7	75	48.4			
995-SL22-16004	SL22 16004	16	4	100	38			
995-SL22-16005	SL22 16005	16	5	100	38			
995-SL22-20005	SL22 20005	20	5	125	32.4			
995-SL22-20007-B	SL22 20007-B	20	7	125	45.4			
995-SL22-30005	SL22 30005	30	5	80	32.4			
995-SL22-50004	SL22 50004	50	4	80	32.4			
995-SL22-50004-B	SL22 50004-B	50	4	80	32.4			
995-SL22-60003	SL22 60003	60	3	72	32.4			
995-SL22-12103	SL22 12103	120	3	80	32.4			
995-SL22-12103-B	SL22 12103-B	120	3	80	32.4			
SL32 bigAMP™ Series								
995-SL32-0R230	SL32 0R230	0.3	30	100	45.4			
995-SL32-0R530	SL32 0R530	0.5	30	150	45.4			
995-SL32-0R530-B	SL32 0R530-B	0.5	30	150	45.4			
995-SL32-0R536	SL32 0R536	0.5	36	36	45.4			
995-SL32-1R030	SL32 1R030	1	30	160	45.4			
995-SL32-1R030-B	SL32 1R030-B	1	30	160	45.4			
995-SL32-1R036	SL32 1R036	1	36	160	45.4			
995-SL32-2R023	SL32 2R023	2	23	250	80			
995-SL32-2R023-B	SL32 2R023-B	2	23	250	80			
995-SL32-2R025	SL32 2R025	2	25	300	45.4			
995-SL32-2R025-B	SL32 2R025-B	2	25	300	45.4			
995-SL32-4R023	SL32 4R023	4	23	200	65.4			
995-SL32-5R020	SL32 5R020	5	20	200	45.4			
995-SL32-5R020-B	SL32 5R020-B	5	20	200	45.4			
995-SL32-10015	SL32 10015	10	15	150	45.4			
995-SL32-10015-B	SL32 10015-B	10	15	150	45.4			

© Copyright 2014 Mouser Electronics

© Copyright 2014 Mouser Electronics

AMETHERM Inrush Current Limiters and NTC Thermistors

AMETHERM Circuit Protection Thermistors

RoHS Compliant This product is RoHS compliant.

MEGASURGE MS SERIES - INRUSH CURRENT LIMITERS

Specifications:
- Tolerance: ±25%

Features:
- Rugged design
- Space saving

Applications:
- AC motors
- Frequency generators
- Power supplies and battery chargers
- Motor drives
- Plasma cutting tools
- MRI machines
- Audio Amplifiers
- Toroidal transformers



Dimensions: mm (Max.)					
	MS12	MS15	MS22	MS32	MS35
Case Diameter	13.5	17	23	31	37
Lead Spacing	7.8	7.8	7.8	7.8	19

For quantities greater than listed, call for quote.

MOUSER STOCK NO.	Ametherm Part No.	Resistance (Ω)	Current Rating (A)	Energy (J)	Dissipation Constant (mW/°C)	Price Each 1	10	100
MS12 Series								
995-MS12-15102	MS12 15102	150	2	110	12.7			
MS15 Series								
995-MS15-30004	MS15 30004	30	4.2	135	49.4			
995-MS15-40004	MS15 40004	40	4.1	135	49.4			
MS22 Series								
995-MS22-10008	MS22 10008	10	8	200	55			
995-MS22-10008-B	MS22 10008-B	10	8	200	55			
995-MS22-20005	MS22 20005	20	5	180	42.5			
995-MS22-30005	MS22 30005	30	5	150	45.4			
995-MS22-50004	MS22 50004	50	4	240	47.8			

For quantities greater than listed, call for quote.

MOUSER STOCK NO.	Ametherm Part No.	Resistance (Ω)	Current Rating (A)	Energy (J)	Dissipation Constant (mW/°C)	Price Each 1	10	100
MS22 Series (Cont.)								
995-MS22-75004	MS22 75004	75	4	240	51.8			
995-MS22-12102	MS22 12102	120	2	220	75.4			
995-MS22-12103	MS22 12103	120	3	220	75.4			
995-MS22-12104	MS22 12104	120	4	220	75.4			
995-MS22-22103	MS22 22103	220	3.5	75	45.4			
MS32 Series								
995-MS32-0R536	MS32 0R536	0.5	36	250	45.4			
995-MS32-0R540	MS32 0R540	0.5	40	250	79.8			
995-MS32-1R036	MS32 1R036	1	36	300	72			
995-MS32-2R025	MS32 2R025	2	25	300	65.4			
995-MS32-5R020	MS32 5R020	5	20	300	55.4			
995-MS32-5R020-B	MS32 5R020-B	5	20	300	55.4			
995-MS32-7R015	MS32 7R015	7	15	250	63.7			
995-MS32-10015	MS32 10015	10	15	250	63.7			
995-MS32-15012	MS32 15012	15	12	250	75.4			
995-MS32-20008	MS32 20008	20	8	250	45.5			
995-MS32-20010	MS32 20010	20	10	250	45.4			
995-MS32-20010-B	MS32 20010-B	20	10	250	45.4			
995-MS32-50006	MS32 50006	50	6	250	75.4			
995-MS32-50006-L	MS32 50006-L	50	6	250	75.4			
MS35 Series								
995-MS35-0R550	MS35 0R550	0.5	50	900	78			
995-MS35-1R040	MS35 1R040	1	40	800	78			
995-MS35-2R035	MS35 2R035	2	35	750	96			
995-MS35-3R030	MS35 3R030	3	30	750	78			
995-MS35-10018	MS35 10018	10	18	500	78			
995-MS35-20010	MS35 20010	20	10	500	80			

SM SERIES - SMD NTC THERMISTORS

Features:
- Tolerance: 10%
- Operating Temperature Range: -40°C to +125°C
- Nickel barrier termination
- Moisture sensitivity level: 2
- Suitable for wave or reflow solder

Applications:
- Temperature compensation Circuits
- Relay Coils
- LCD Controls
- Temperature Measurement



Dimensions: mm (Max.)				
	Length	L1	Width	Height
SM04	1	0.5	0.5	0.35
SM06	1.6	1	0.8	0.5
SM08	2	1.2	1.25	0.55

For quantities greater than listed, call for quote.

MOUSER STOCK NO.	Ametherm Part No.	Resistance (Ω)	Power Rating (mW)	Beta (°K)	Dissipation Constant (mW/°C)	Price Each 1	10	100
SM04 Series, 1005 Case Size								
995-SM04202302	SM04202302	2	125	3000	1.1			
995-SM04502345	SM04502345	5	125	3450	1.1			
995-SM04103372	SM04103372	10	125	3700	1.1			
995-SM04103395	SM04103395	10	125	3950	1.1			
995-SM04103411	SM04103411	10	125	4111	1.1			
995-SM04253411	SM04253411	25	125	4111	1.1			
995-SM04503411	SM04503411	50	125	4111	1.1			

For quantities greater than listed, call for quote.

MOUSER STOCK NO.	Ametherm Part No.	Resistance (Ω)	Current Rating (A)	Energy (J)	Dissipation Constant (mW/°C)	Price Each 1	10	100
SM04 Series, 1005 Case Size (Cont.)								
995-SM04104411	SM04104411	100	125	4111	1.1			
SM06 Series, 1610 Case Size								
995-SM06202345	SM06202345	2	200	3450	1.5			
995-SM06502345	SM06502345	5	200	3450	1.5			
995-SM06103345	SM06103345	10	200	3450	1.5			
995-SM06103372	SM06103372	10	200	3700	1.5			
995-SM06103395	SM06103395	10	200	3950	1.5			
995-SM06253395	SM06253395	25	200	3950	1.5			
995-SM06503395	SM06503395	50	200	3950	1.5			
995-SM06503452	SM06503452	50	200	4500	1.5			
995-SM06104411	SM06104411	100	200	4111	1.5			
995-SM06104452	SM06104452	100	200	4500	1.5			
SM08 Series, 2012 Case Size								
995-SM08202345	SM08202345	2	250	3450	2			
995-SM08502395	SM08502395	5	250	3950	2			
995-SM08103395	SM08103395	10	250	3950	2			
995-SM08253395	SM08253395	25	250	3950	2			
995-SM08253411	SM08253411	25	250	4111	2			
995-SM08503395	SM08503395	50	250	3950	2			
995-SM08503411	SM08503411	50	250	4111	2			
995-SM08503452	SM08503452	50	250	4500	2			
995-SM08104411	SM08104411	100	250	4111	2			

PANE SERIES - NTC THROUGH HOLE THERMISTORS

Features:
- Fast Response
- High Accuracy
- Cost Effective

Specifications:
- Tolerance: 10%
- Power Rating: 6.5mW
- Dissipation Constant: 3mW/°C

Applications:
- Transformers
- High Accuracy
- Air sensors/HVAC





For quantities greater than listed, call for quote.

MOUSER STOCK NO.	Ametherm Part No.	Resistance (Ω)	Beta (°K)	Price Each 1	10	100
995-PANE501350	PANE501350	0.5	3500			
995-PANE102350	PANE102350	1	3500			
995-PANE202395	PANE202395	2	3950			
995-PANE302395	PANE302395	3	3950			
995-PANE502395	PANE502395	5	3950			
995-PANE103395	PANE103395	10	3950			
995-PANE253411	PANE253411	25	4111			
995-PANE503411	PANE503411	50	4111			
995-PANE104450	PANE104450	100	4500			
995-PANE254450	PANE254450	250	4500			

PANR SERIES - NTC THROUGH HOLE RADIAL LEADED THERMISTORS

Specifications:
- Tolerance: 10%
- Operating temperature range: -50°C to +150°C
- Max. Power Rating: 125mW
- Dissipation Constant: 3mW/°C

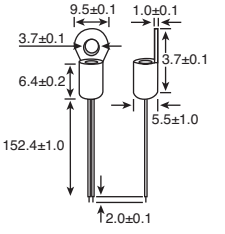

For quantities greater than listed, call for quote.

MOUSER STOCK NO.	Ametherm Part No.	Resistance (Ω)	Beta (°K)	Price Each 1	10	100
995-PANR501350	PANR501350	0.5	3500			
995-PANR102350	PANR102350	1	3500			
995-PANR202395	PANR202395	2	3950			
995-PANR302395	PANR302395	3	3950			
995-PANR502395	PANR502395	5	3950			
995-PANR103395	PANR103395	10	3950			
995-PANR253411	PANR253411	25	4111			
995-PANR503411	PANR503411	50	4111			
995-PANR104450	PANR104450	100	4500			
995-PANR254450	PANR254450	250	4500			

© Copyright 2014 Mouser Electronics
© Copyright 2014 Mouser Electronics

BOURNS Thyristor Surge Protectors

BOURNS®

RoHS Compliant **This product is RoHS compliant.**

BOURNS TISP THYRISTOR OVERVOLTAGE PROTECTORS

Continuing to provide the most complete solutions to your circuit protection needs, Bourns recently introduced the TISP® line of products. The TISP® products are specially designed to provide protection for telecommunications equipment in instances where high voltages occur as a result of lightning strikes, power line crosses or a/c power surges. Coupled with Bourns' Mulifuse® PPTC overcurrent protectors and Bourns, Line Protection Networks, the TISP® products offer telecom customers a more comprehensive total protection product line.

Bidirectional Thyristor Surge Protector

This TISP® device series protects central office, access and customer premise equipment against overvoltages on the telecom line. These devices are housed in a through-hole DO-92 package (TO-92 package with cropped center leg).

For quantities greater than listed, call for quote.

MOUSER STOCK NO.		Fig.	V_{DRM} (V) Standoff Voltage	$V_{(BO)}$ (V) Protect. Voltage	Delta Capacitance	Ratings for Lighting Surge Standards		Price Each			
Mfr.	Mfr. Part No.					IEC 61000-4-5 8/20 µs(A)	GR-1089-CORE 10/1000 µs(A)	1	50	100	500
652	TISP4P015L1NR-S	A	8	15	2	30	18				
652	TISP4P020L1NR-S	A	12	20	3	30	18				
652	TISP4P025L1NR-S	A	16	25	3	30	18				
652	TISP4P035L1NR-S	A	24	35	2	30	18				

SMALL-OUTLINE PACKAGES

Quad-Forward-Conducting Buffered P-Gate Thyristor

Independent Overvoltage Protection for Two SLICs in Short Loop Applications:

- Wide 0V to -90V Programming Range
- Low 5mA max. Gate Triggering Current
- High 150mA min. (85°C) Holding Current
- Specified 1.2/50 and 0.5/700 Limiting Voltage
- Full -40°C to 85°C Temperature Range

For quantities greater than listed, call for quote.

MOUSER STOCK NO.		Fig.	$V_{(BO)}$ (V) Protect. Voltage	I_{PPSM} Ratings for Lighting Surge Standards				Price Each			
Mfr.	Mfr. Part No.			GR-1089-CORE 2/10 µs (A)	ANSI C62.41 8/20 µs (A)	ITU-T K.20/21 5/310 µs (A)	GR-1089-CORE 10/1000 µs (A)	1	50	100	500
652	TISP61089DR-S	B	0 to -75	120	No Value	40	30				
652	TISP61089QDR-S	B	0 to -64	120	No Value	40	30				
652	TISP6NTP2CDR-S	B	0 to -150	90	No Value	40	25				
652	TISP8200MDR-S	B	0 to -90	210	No Value	70	45				
652	TISP8201MDR-S	B	0 to +90	210	No Value	70	45				

Dual Forward-Conducting P-Gate and N-Gate Thyristor Programmable Overvoltage Protectors

For quantities greater than listed, call for quote.

MOUSER STOCK NO.		Fig.	$V_{(BO)}$ (V) Protect. Voltage	I_{PPSM} Ratings for Lighting Surge Standards				Price Each			
Mfr.	Mfr. Part No.			GR-1089-CORE 2/10 µs (A)	ANSI C62.41 8/20 µs (A)	ITU-T K.20/21 5/310 µs (A)	GR-1089-CORE 10/1000 µs (A)	1	50	100	500
652	TISP61089ADR-S	B	0 to -120	120	- - -	40	30				
652	TISP61089BDR-S	B	0 to -170	120	- - -	40	30				
652	TISP61089HDMR-S	B	0 to -170	- - -	150	100	- - -				
652	TISP61089QBDR-S	B	-20 to -155	120	- - -	40	30				
652	TISP8200HDMR-S	B	0 to -70	500	- - -	150	100				
652	TISP8201HDMR-S	B	0 to 70	500	- - -	150	100				

SURFACE MOUNT PACKAGES

Very Low Voltage Bidirectional Thyristor Overvoltage Protectors

For quantities greater than listed, call for quote.

MOUSER STOCK NO.		Fig.	V_{DRM} (V) Standoff Voltage	$V_{(BO)}$ (V) Protect. Voltage	I_H (mA) Holding Current	I_{PPSM} Ratings for Lighting Surge Standards				Price Each			
Mfr.	Mfr. Part No.					GR-1089-CORE 2/10 µs (A)	TIA/EIA-IS-968 10/560 µs (A)	ITU-T K.20/21 5/310 µs (A)	GR-1089-CORE 10/1000 µs (A)	1	50	100	500
652	TISP4015H1BJR-S	C1	8	15	50	500	125	150	100				
652	TISP4040H1BJR-S	C1	25	40	50	500	125	150	100				

Forward-Conducting Unidirectional Thyristor Overvoltage Protectors

For quantities greater than listed, call for quote.

MOUSER STOCK NO.		Fig.	V_{DRM} (V) Standoff Voltage	$V_{(BO)}$ (V) Protect. Voltage	I_{PPSM} Ratings for Lighting Surge Standards					Price Each			
Mfr.	Mfr. Part No.				GR-1089-CORE 2/10 µs (A)	ANSI C62.41 8/20 µs (A)	TIA/EIA-IS-968 10/560 µs (A)	ITU-T K.20/21 5/310 µs (A)	GR-1089-CORE 10/1000 µs (A)	1	50	100	500
652	TISP5070H3BJR-S	C2	-58	-70	500	300	160	200	100				
652	TISP5080H3BJR-S	C2	-65	-80	500	300	160	200	100				

Bidirectional Thyristor Overvoltage Protectors

PRODUCT NEW

For quantities greater than listed, call for quote.

MOUSER STOCK NO.		Fig.	V_{DRM} (V) Standoff Voltage	$V_{(BO)}$ (V) Protect. Voltage	I_H (mA) Holding Current	I_{PPSM} Ratings for Lighting Surge Standards				Price Each			
Mfr.	Mfr. Part No.					GR-1089-CORE 2/10 µs (A)	TIA/EIA-IS-968 10/560 µs (A)	ITU-T K.20/21 5/310 µs (A)	GR-1089-CORE 10/1000 µs (A)	1	50	100	500
652	TISP4125H3BJR-S	C1	100	125	150	500	160	200	100				
652	TISP4145M3BJR-S	C1	120	145	150	300	100	100	50				
652	TISP4C115H3BJR-S	C1	90	115	150	500	100	150	100				
652	TISP4C290H3BJR-S	C1	220	150	150	500	100	150	100				
652	TISP4C350H3BJR-S	C1	275	150	150	500	100	150	100				
652	TISP4S040L1BJR-S	C1	25	40	50	- - -	- - -	- - -	30				
652	TISP4S040M1BJR-S	C1	25	40	50	- - -	- - -	- - -	50				
652	TISP4S077M3BJR-S	C1	58	77	150	- - -	- - -	- - -	50				
652	TISP4S088M3BJR-S	C1	65	88	150	- - -	- - -	- - -	50				
652	TISP4S098M3BJR-S	C1	75	98	150	- - -	- - -	- - -	50				
652	TISP4S160M3BJR-S	C1	120	160	150	- - -	- - -	- - -	50				
652	TISP4S180M3BJR-S	C1	140	180	150	- - -	- - -	- - -	50				
652	TISP4S240M3BJR-S	C1	180	240	150	- - -	- - -	- - -	50				
652	TISP4S260M3BJR-S	C1	190	260	150	- - -	- - -	- - -	50				
652	TISP4S300M3BJR-S	C1	220	300	150	- - -	- - -	- - -	50				
652	TISP4S350M3BJR-S	C1	275	350	150	- - -	- - -	- - -	50				
652	TISP4S350T3BJR-S	C1	275	350	150	- - -	- - -	- - -	80				
652	TISP4S400M3BJR-S	C1	300	400	150	- - -	- - -	- - -	50				

DIMENSIONS: mm (in.)

A

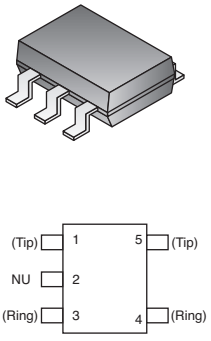

B

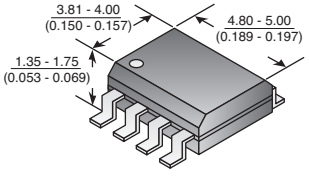

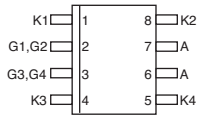

NOTES:

A. Leads are within 0.25 (0.010) radius of true position at maximum material condition.
B. Body dimensions do not include mold flash or protrusion.
C. Mold flash or protrusion shall not exceed 0.15 (0.006).
D. Lead tips to be planar within ±0.051 (0.002).

C

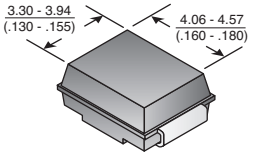

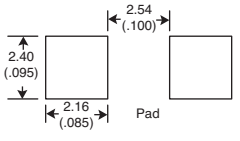

1

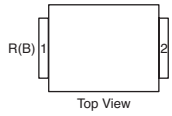

2

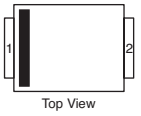

© Copyright 2014 Mouser Electronics

© Copyright 2014 Mouser Electronics

LITTELFUSE SIDACtor®, Triacs, and SCRs

RoHS Compliant **This product is RoHS compliant.**

MICROCAPACITANCE (MC) SC SIDACTOR DEVICES

These DO-214AA SCMC SIDACtor devices are intended for applications sensitive to load values. Typically, high speed connections, such as xDSL and T1/E1, require a lower capacitance. CO values for the MicroCapacitance device are 40 percent lower than a standard SC part.

For quantities greater than listed, call for quote.

MOUSER STOCK NO.	Littelfuse Part No.	Package	Volts			Idrm	Is	It	Ih	Price Each			Reel	Price Per
			Vdrm	Vs	Vt	Uamps	mAmps	Amps	mAmps	1	10	50	Qty.	Piece
576-P0080SCMCLRP	P0080SCMCLRP	DO-214AA	6	25	4	5	800	2.2	50				2500	
576-P0300SCMCLRP	P0300SCMCLRP	DO-214AA	25	40	4	5	800	2.2	50				2500	
576-P0640SCMCLRP	P0640SCMCLRP	DO-214AA	58	77	4	5	800	2.2	150				2500	
576-P0900SCMCLRP	P0900SCMCLRP	DO-214AA	75	98	4	5	800	2.2	150				2500	
576-P1800SCMCLRP	P1800SCMCLRP	DO-214AA	170	220	4	5	800	2.2	150				2500	
576-P3100SCMCLRP	P3100SCMCLRP	DO-214AA	275	350	4	5	800	2.2	150				2500	

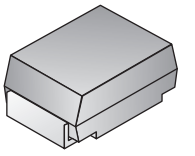

DO-214AA

HIGH SURGE CURRENT (D-RATED) SIDACTOR DEVICES

DO-214AA SIDACtor solid state protection devices with a D surge rating protect telecommunications equipment located in hostile environments. Surge ratings are twice that of a device with a C surge rating.

For quantities greater than listed, call for quote.

576-P0080SDLRP	P0080SDLRP	DO-214AA	6	25	4	5	800	2	50				2500	
576-P0640SDLRP	P0640SDLRP	DO-214AA	58	77	4	5	800	2.2	50				2500	
576-P0720SDLRP	P0720SDLRP	DO-214AA	65	88	4	5	800	2.2	50				2500	
576-P3100SDLRP	P3100SDLRP	DO-214AA	275	350	4	5	800	2.2	50				2500	
576-P3500SDLRP	P3500SDLRP	DO-214AA	320	400	4	5	800	2.2	50				2500	

SIDACTOR PROTECTION THYRISTORS - FIXED VOLTAGE ENHANCED SINGLE PORT SERIES

The MS-012 packaged fixed voltage enhanced single port series are SIDACtor devices designed to protect sensitive SLICs (subscriber line interface circuits) from damaging overvoltage transients.

- Single port protection in one package
- Low voltage overshoot
- Does not degrade with use
- Pin-to-pin SO-8 compatible footprint

For quantities greater than listed, call for quote.

MOUSER STOCK NO.	Littelfuse Part No.	Package	Volts		Ih	Is	It Amps	Price Each			Reel	Price Per
			Vdrm	Vs	mAmps	mAmps		1	50	100	Qty.	Piece
576-P0641DF-1E	P0641DF-1E	MS-012	58	77	150	800	1				2500	
576-P1701DF-1E	P1701DF-1E	MS-012	160	200	150	800	1				2500	

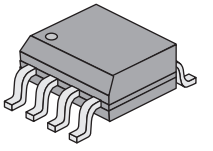

MS-012

SENSITIVE TRIACS

L01 EV Series, 1A

- Static dv/dt >20 Volts/µsec
- Thru hole and surface mount packages
- Blocking voltage capability: up to 800V
- Surge Capability: >10Amps

For quantities greater than listed, call for quote.

MOUSER STOCK NO.	Littelfuse Part No.	Package	Voltage (V)	I gt (mA)	V gt	IH Max	dv/dt (s)	dv/dt (c)	T gt µs	Price Each 1	10	100
576-L0103MERP	L0103MERP	TO-92	600	3-5	1.3	7	10	0.5	2			
576-L0103MTRP	L0103MTRP	SOT-223	600	3-5	1.3	7	10	0.5	2			
576-L0103NERP	L0103NERP	TO-92	800	3-5	1.3	7	10	0.5	2			
576-L0103NTRP	L0103NTRP	SOT-223	800	3-5	1.3	7	10	0.5	2			
576-L0107MERP	L0107MERP	TO-92	600	5-7	1.3	10	20	1	2			
576-L0107MTRP	L0107MTRP	SOT-223	600	5-7	1.3	10	20	1	2			
576-L0109MERP	L0109MERP	TO-92	600	10	1.3	10	50	2	2			
576-L0109MTRP	L0109MTRP	SOT-223	600	10	1.3	10	50	2	2			
576-L0109NTRP	L0109NTRP	SOT-223	800	10	1.3	10	50	2	2			

LX8 EV Series, 0.8A

- Blocking voltage capability: up to 600V
- Surge Capability: >9.5Amps
- Static dv/dt >10 Volts/µsec
- Thru hole and surface mount packages

For quantities greater than listed, call for quote.

576-LX803MERP	LX803MERP	TO-92	600	3-5	1.3	5	10	1.5	2			
576-LX803MTRP	LX803MTRP	SOT-223	600	3-5	1.3	5	10	1.5	2			
576-LX807DERP	LX807DERP	TO-92	400	5-7	1.3	5	10	1.5	2			
576-LX807DTRP	LX807DTRP	SOT-223	400	5-7	1.3	5	10	1.5	2			
576-LX807MERP	LX807MERP	TO-92	600	5-7	1.3	5	10	1.5	2			
576-LX807MTRP	LX807MTRP	SOT-223	600	5-7	1.3	5	10	1.5	2			

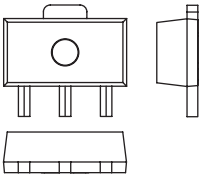

SOT-89

SENSITIVE SCRS

Sx02xS EV Series, 1.5A

- Blocking voltage capability: up to 600V
- Surge Capability: >15Amps
- High dv/dt noise immunity
- Improved turn-off time (Tq): <35µsec.
- Thru hole and surface mount packages

For quantities greater than listed, call for quote.

MOUSER STOCK NO.	Littelfuse Part No.	Package	Voltage (V)	Gate Sensitivity	V gt	IH Max	dv/dt (s)	T q µs	T gt µs	Price Each 1	10	100
576-S402ESRP	S402ESRP	TO-92	400	200µa	0.8	5	25	35	3			
576-S602ESRP	S602ESRP	TO-92	600	200µa	0.8	5	25	35	3			
576-S602TSRP	S602TSRP	SOT-223	600	200µa	0.8	5	25	35	3			

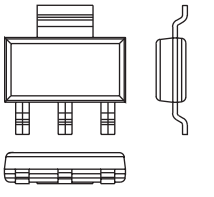

SOT-223

SxX8xSx EV Series, 0.8A

- Blocking voltage capability: up to 800V
- Surge Capability: >10Amps
- High dv/dt noise immunity
- Sensitive gate or direct microprocessor interface
- Thru hole and surface mount packages
- ROHS compliant

For quantities greater than listed, call for quote.

576-S6X8BSRP	S6X8BSRP	SOT-89	600	200µa	0.8	5	75	25	2			
576-S6X8ES1RP	S6X8ES1RP	TO-92	600	5µa	0.8	5	75	30	2			
576-S6X8ES2RP	S6X8ES2RP	TO-92	600	50µa	0.8	5	75	25	2			
576-S4X8ES	S4X8ES	TO-92	400	200µa	0.8	5	75	25	2			
576-S4X8ESAP	S4X8ESAP	TO-92	400	200µa	0.8	5	75	25	2			
576-S4X8ESRP	S4X8ESRP	TO-92	400	200µa	0.8	5	75	25	2			
576-S6X8ES	S6X8ES	TO-92	600	200µa	0.8	5	75	25	2			
576-S6X8TS1RP	S6X8TS1RP	SOT-223	600	5µa	0.8	5	75	30	2			
576-S6X8TS2RP	S6X8TS2RP	SOT-223	600	50µa	0.8	5	75	25	2			
576-S6X8TSRP	S6X8TSRP	SOT-223	600	200µa	0.8	5	75	25	2			
576-S8X8ES1RP	S8X8ES1RP	TO-92	800	5µa	0.8	5	75	30	2			
576-S8X8ES2RP	S8X8ES2RP	TO-92	800	50µa	0.8	5	75	25	2			
576-S8X8ESRP	S8X8ESRP	TO-92	800	200µa	0.8	5	75	25	2			
576-S8X8TS1RP	S8X8TS1RP	SOT-223	800	5µa	0.8	5	75	30	2			
576-S8X8TS2RP	S8X8TS2RP	SOT-223	800	50µa	0.8	5	75	25	2			
576-S8X8TSRP	S8X8TSRP	SOT-223	800	200µa	0.8	5	75	25	2			

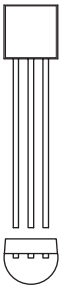

TO-92

© Copyright 2014 Mouser Electronics

© Copyright 2014 Mouser Electronics

LITTELFUSE SIDACtors® and SIDACS

RoHS Compliant **This product is RoHS compliant.**

SIDACtors® DEVICES

DO-214AA SIDACtor solid state protection devices protect telecommunications equipment such as; modems, line cards, and CPE (telephones, answering machines, and fax machines).

PRODUCT NEW

For quantities greater than listed, call for quote.

MOUSER STOCK NO.	Littelfuse Part No.	Package	Volts			Idrm	Is	It	Ih	Price Each			Price Per Reel	
			Vdrm	Vs	Vt	Uamps	mAmps	Amps	mAmps	1	10	50	Qty.	Each
576-P0080SALRP	P0080SALRP	DO-214AA	6	25	4	5	800	2.2	50				2500	
576-P0080SBLRP	P0080SBLRP	DO-214AA	6	25	4	5	800	2.2	50				2500	
576-P0080SCLRP	P0080SCLRP	DO-214AA	6	25	4	5	800	2.2	50				2500	
576-P0220SALRP	P0220SALRP	DO-214AA	15	32	4	5	800	2.2	50				2500	
576-P0300SALRP	P0300SALRP	DO-214AA	25	40	4	5	800	2.2	50				2500	
576-P0300SAMCLRP	P0300SAMCLRP	DO-214AA	25	40	4	5	800	2.2	50				2500	
576-P0300SBLRP	P0300SBLRP	DO-214AA	25	40	4	5	800	2.2	50				2500	
576-P0640SALRP	P0640SALRP	DO-214AA	58	77	4	5	800	2.2	150				2500	
576-P0640SCLRP	P0640SCLRP	DO-214AA	58	77	4	5	800	2.2	150				2500	
576-P0720SALRP	P0720SALRP	DO-214AA	65	88	4	5	800	2.2	150				2500	
576-P0720SBLRP	P0720SBLRP	DO-214AA	65	88	4	5	800	2.2	150				2500	
576-P0720SCLRP	P0720SCLRP	DO-214AA	65	88	4	5	800	2.2	150				2500	
576-P0900SALRP	P0900SALRP	DO-214AA	75	98	4	5	800	2.2	150				2500	
576-P0900SBLRP	P0900SBLRP	DO-214AA	75	98	4	5	800	2.2	150				2500	
576-P0900SCLRP	P0900SCLRP	DO-214AA	75	98	4	5	800	2.2	150				2500	
576-P1100SALRP	P1100SALRP	DO-214AA	90	130	4	5	800	2.2	150				2500	
576-P1100SCLRP	P1100SCLRP	DO-214AA	90	130	4	5	800	2.2	150				2500	
576-P1300SALRP	P1300SALRP	DO-214AA	120	160	4	5	800	2.2	150				2500	
576-P1300SBLRP	P1300SBLRP	DO-214AA	120	160	4	5	800	2.2	150				2500	
576-P1300SCLRP	P1300SCLRP	DO-214AA	120	160	4	5	800	2.2	150				2500	
576-P1500SALRP	P1500SALRP	DO-214AA	140	180	4	5	800	2.2	150				2500	
576-P1500SCLRP	P1500SCLRP	DO-214AA	140	180	4	5	800	2.2	150				2500	
576-P1800SALRP	P1800SALRP	DO-214AA	170	220	4	5	800	2.2	150				2500	
576-P1800SCLRP	P1800SCLRP	DO-214AA	170	220	4	5	800	2.2	150				2500	
576-P2300SALRP	P2300SALRP	DO-214AA	190	260	4	5	800	2.2	150				2500	
576-P2300SBLRP	P2300SBLRP	DO-214AA	190	260	4	5	800	2.2	150				2500	
576-P2300SCLRP	P2300SCLRP	DO-214AA	190	260	4	5	800	2.2	150				2500	
576-P2600SALRP	P2600SALRP	DO-214AA	220	300	4	5	800	2.2	150				2500	
576-P2600SBLRP	P2600SBLRP	DO-214AA	220	300	4	5	800	2.2	150				2500	
576-P2600SCLRP	P2600SCLRP	DO-214AA	220	300	4	5	800	2.2	150				2500	
576-P3100SALRP	P3100SALRP	DO-214AA	275	350	4	5	800	2.2	150				2500	
576-P3100S1ALRP	P3100S1ALRP	DO-214AC	275	350	4	5	800	2.2	150				5000	
576-P3100SBLRP	P3100SBLRP	DO-214AA	275	350	4	5	800	2.2	150				2500	
576-P3100SCLRP	P3100SCLRP	DO-214AA	275	350	4	5	800	2.2	150				2500	
576-P3500SALRP	P3500SALRP	DO-214AA	320	400	4	5	800	2.2	150				2500	
576-P3500SBLRP	P3500SBLRP	DO-214AA	320	400	4	5	800	2.2	150				2500	
576-P3500SCLRP	P3500SCLRP	DO-214AA	320	400	4	5	800	2.2	150				2500	

SEP BIASED SIDACtors®

- Small footprint (QFN)
- Teccor branded SIDACtor Technology
- Chip scale package (CSP) sizing
- Bidirectional transient voltage protection
- Wide range of ratings

For quantities greater than listed, call for quote.

MOUSER STOCK NO.	Littelfuse Part No.	Package	Dimensions: mm	Volts Min.	Volts Max.	Ih Min.	Is	It @ Vt	Price Each			Price Per Reel	
									1	10	50	Qty.	Each
576-SEP0080Q38CB	SEP0080Q38CB	QFN	5X6X1.5	6	25	50	800	2.2				4000	
576-SEP0900Q38CB	SEP0900Q38CB	QFN	5X6X1.5	75	98	150	800	2.2				4000	

Q2L SERIES SIDACtors®

- Small footprint (QFN)
- Teccor branded SIDACtor Technology
- Chip scale package (CSP) sizing
- Bidirectional transient voltage protection
- Wide range of ratings

For quantities greater than listed, call for quote.

MOUSER STOCK NO.	Littelfuse Part No.	Package	Dimensions: mm	Volts Min.	Volts Max.	Rating	Ih Min.	Is mAmps	IT Amps	Price Each			Price Per Reel	
										1	10	100	Qty.	Each
Q2L Series (A & B-rated) SIDACtor Devices														
576-P0080Q12ALRP	P0080Q12ALRP	QFN	3X3	6	25	A	50	800	2.2				5000	
576-P0080Q12BLRP	P0080Q12BLRP	QFN	3X3	6	25	B	50	800	2.2				5000	
576-P3500Q12BLRP	P3500Q12BLRP	QFN	3X3	320	400	B	150	800	2.2				5000	
Q2L Series (C-rated) SIDACtor Devices														
576-P0080Q22CLRP	P0080Q22CLRP	QFN	3.3X3.3	6	25	C	50	800	2.2				5000	
576-P1500Q22CLRP	P1500Q22CLRP	QFN	3.3X3.3	140	180	C	150	800	2.2				5000	

SIDACS

◆ **Surface Mount Device**

For quantities greater than listed, call for quote.

MOUSER STOCK NO.		Pkg.	IT(RMS)	VDRM	VBO (V)		IDRM	IBO Max.	IH (mA)		VTM (V)	ITSM (A)		RS (kΩ)	Price Each		
Mfr.	Mfr. Part No.		(Amps)	(Volts)	Min.	Max.	Max.(μA)	(μA)	Typ.	Max.	Max.	60Hz	50Hz	Min.	1	10	100
	576—K0900E70	TO-92	1	±70	79	97	5	10	60	150	1.5	20	16.7	0.1			
	576—K0900G	DO-15X	1	±70	79	97	5	10	60	150	1.5	20	16.7	0.1			
◆	576—K0900SRP	DO-214	1	±70	79	97	5	10	60	150	1.5	20	16.7	0.1			
	576—K1050E70	TO-92	1	±90	95	113	5	10	60	150	1.5	20	16.7	0.1			
	576—K1050G	DO-15X	1	±90	95	113	5	10	60	150	1.5	20	16.7	0.1			
◆	576—K1050SRP	DO-214	1	±90	95	113	5	10	60	150	1.5	20	16.7	0.1			
	576—K1100E70	TO-92	1	±90	104	118	5	10	60	150	1.5	20	16.7	0.1			
	576—K1100G	DO-15X	1	±90	104	118	5	10	60	150	1.5	20	16.7	0.1			
	576—K1200E70	TO-92	1	±90	110	125	5	10	60	150	1.5	20	16.7	0.1			
	576—K1200G	DO-15X	1	±90	110	125	5	10	60	150	1.5	20	16.7	0.1			
	576—K1300E70	TO-92	1	±90	120	138	5	10	60	150	1.5	20	16.7	0.1			
	576—K1400E70	TO-92	1	±90	130	146	5	10	60	150	1.5	20	16.7	0.1			
	576—K1500G	DO-15X	1	±90	140	170	5	10	60	150	1.5	20	16.7	0.1			
◆	576—K1500SRP	DO-214	1	±90	140	170	5	10	60	150	1.5	20	16.7	0.1			
	576—K2000E70	TO-92	1	±180	190	215	5	10	60	150	1.5	20	16.7	0.1			
	576—K2000G	DO-15X	1	±180	190	215	5	10	60	150	1.5	20	16.7	0.1			
◆	576—K2000SRP	DO-214	1	±180	190	215	5	10	60	150	1.5	20	16.7	0.1			
	576—K2200E70	TO-92	1	±180	205	230	5	10	60	150	1.5	20	16.7	0.1			
◆	576—K2200SRP	DO-214	1	±180	205	230	5	10	60	150	1.5	20	16.7	0.1			
	576—K2500E70	TO-92	1	±200	240	280	5	10	60	150	1.5	20	16.7	0.1			
	576—K2500G	DO-15X	1	±200	240	280	5	10	60	150	1.5	20	16.7	0.1			

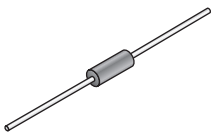

DO-15X / DO-214AA

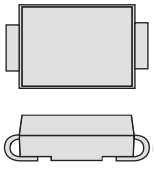

DO-214AA

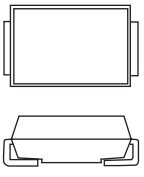

DO-214AC

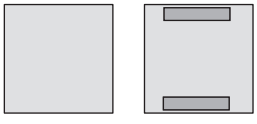

QFN 3x3 / QFN 3.3x3.3

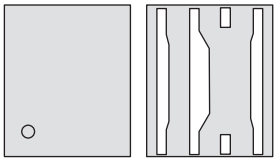

QFN 5x6x1.5

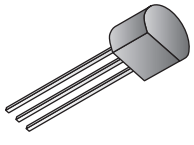

TO-92

© Copyright 2014 Mouser Electronics

© Copyright 2014 Mouser Electronics

LITTELFUSE Teccor® Thyristors

RoHS Compliant **This product is RoHS compliant.**

SCRs

For quantities greater than listed, call for quote.

MOUSER STOCK NO.	Littelfuse Part No.	Pkg.	IT(RMS)	VDRM	I_{DRM}@VDRM (mA) @25°C	I_{DRM}@VDRM (mA) @125°C	Max Gate Trigger Current (µA)	V_{TM} (V)	Non-Repetitive Surge Current (A)	di/dt @110°C (A/µs)	T_{GT} (µs)	T_q (µs)	Price Each 1	10	100
576-S6008R	S6008R	TO-220	8	600	0.01	0.5	15000	1.6	100	100	2	35			
576-S6008L	S6008L	TO-220	8	600	0.01	0.5	15000	1.6	100	100	2	35			
576-S6015L	S6015L	TO-220	15	600	0.01	1	30000	1.6	225	125	2	35			
576-S6025L	S6025L	TO-220	25	600	0.01	2	35000	1.6	350	150	2	35			
576-S6055R	S6055R	TO-220	55	600	0.01	2	40000	1.8	650	175	2.5	35			
576-S8040R	S8040R	TO-220	40	800	0.02	3	40000	1.8	520	175	2.5	35			
576-S8055R	S8055R	TO-220	55	800	0.02	3	40000	1.8	650	175	2.5	35			
576-S601E	S601E	TO-92	1	600	0.01	0.5	10000	1.6	30	50	2	35			
576-S6006L	S6006L	TP-220	6	600	0.01	0.5	15000	1.6	100	100	2	35			
576-S6010L	S6010L	TO-220	10	600	0.01	0.5	15000	1.6	100	100	2	35			
576-S8010L	S8010L	TO-220	10	800	0.02	1	15000	1.6	100	100	2	35			
576-S6020L	S6020L	TO-220	20	600	0.01	1	30000	1.6	300	125	2	35			
576-S8020L	S8020L	TO-220	20	800	0.02	2	30000	1.6	300	125	2	35			
576-S8035K	S8035K	TO-218	35	800	0.02	3	40000	1.8	500	150	2	35			
576-S8015L	S8015L	TO-220	15	800	0.02	2	30000	1.6	225	125	2	35			

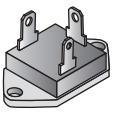

TO-3

TRIACS

♦ Surface Mount

For quantities greater than listed, call for quote.

MOUSER STOCK NO. / Mfr.	Mfr. Part No.	Pkg.	IT (RMS) Amps	VDRM Volts	IGT (mA) Max. Q1	Q2	Q3	Typ. Q4	IDRM Max. (mA) TC=25°C	TC=100°C	TC=125°C	VTM (V) TC=25°C	VGT (V) TC=25°C	Watts PGM	PG(AV)	Price Each 1	10	100
576—	Q401E3	TO-92	1	400	10	10	10	25	0.02	0.5	1	1.6	2	10	0.2			
♦ 576—	Q4004D3RP	TO-252	4	400	10	10	10	25	0.05	0.5	2	1.6	2	15	0.3			
576—	Q4004L3	TO-220	4	400	10	10	10	25	0.05	0.5	2	1.6	2	15	0.3			
576—	Q4004L4	TO-220	4	400	25	25	25	50	0.05	0.5	2	1.6	2.5	15	0.3			
576—	Q6004L4	TO-220	4	600	25	25	25	50	0.05	0.5	2	1.6	2.5	15	0.3			
576—	Q4006L4	TO-220	6	400	25	25	25	50	0.05	0.5	2	1.6	2.5	18	0.5			
576—	Q6006L5	TO-220	6	600	50	50	50	75	0.05	0.5	2	1.6	2.5	18	0.5			
576—	Q6006R5	TO-220	6	600	50	50	50	75	0.05	0.5	2	1.6	2.5	18	0.5			
576—	Q4008L4	TO-220	8	400	25	25	25	50	0.05	0.5	2	1.6	2.5	20	0.5			
576—	Q4008R4	TO-220	8	400	25	25	25	50	0.05	0.5	2	1.6	2.5	20	0.5			
576—	Q6008L5	TO-220	8	600	50	50	50	75	0.05	0.5	2	1.6	2.5	20	0.5			
576—	Q6008R5	TO-220	8	600	50	50	50	75	0.05	0.5	2	1.6	2.5	20	0.5			
576—	Q4010L5	TO-220	10	400	50	50	50	75	0.05	0.5	2	1.6	2.5	20	0.5			
576—	Q4010R5	TO-220	10	400	50	50	50	75	0.05	0.5	2	1.6	2.5	20	0.5			
576—	Q6010L5	TO-220	10	600	50	50	50	75	0.05	0.5	2	1.6	2.5	20	0.5			
576—	Q6010R5	TO-220	10	600	50	50	50	75	0.05	0.5	2	1.6	2.5	20	0.5			
576—	Q8010L5	TO-220	10	800	50	50	50	75	0.1	0.5	2	1.6	2.5	20	0.5			
576—	Q4015L5	TO-220	15	400	50	50	50	-	0.05	0.5	2	1.6	2.5	20	0.5			
576—	Q4015R5	TO-220	15	400	50	50	50	-	0.05	0.5	2	1.6	2.5	20	0.5			
576—	Q6015L5	TO-220	15	600	50	50	50	-	0.05	0.5	2	1.6	2.5	20	0.5			
576—	Q6015R5	TO-220	15	600	50	50	50	-	0.05	0.5	2	1.6	2.5	20	0.5			
576—	Q8015L5	TO-220	15	800	50	50	50	-	0.1	1	3	1.6	2.5	20	0.5			
♦ 576—	Q4025N5RP	TO-263	25	400	50	50	50	-	0.1	1	3	1.8	2.5	20	0.5			
576—	Q4025R5	TO-220	25	400	50	50	50	-	0.1	1	3	1.8	2.5	20	0.5			
♦ 576—	Q4025R5	TO-263	25	600	50	50	50	-	0.1	1	3	1.8	2.5	20	0.5			
576—	Q6025P5	TO-3	25	600	50	50	50		0.1	0	5	1.4	0.2	20	0.5			
576—	Q6025R5	TO-220	25	600	50	50	50	-	0.1	1	3	1.8	2.5	20	0.5			
576—	Q6035P5	TO-3	35	600	50	50	50	120	0.1	5	3	1.5	2.75	20	0.5			

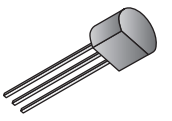

TO-92

ALTERNISTOR TRIACS

For quantities greater than listed, call for quote.

MOUSER STOCK NO. / Mfr.	Mfr. Part No.	Pkg.	IT (RMS) (Amps)	VDRM (Volts)	IGT (mA) (Max.) Q1	Q2	Q3	IDRM Max. (mA) TC=25°C	TC=100°C	TC=125°C	VTM (V) (TC=25°C)	VGT (V) (TC=25°C)	Watts PGM	PG(AV)	Price Each 1	10
576—	Q4025K6	TO-218	25	400	80	80	80	0.05	0.5	2	1.8	2.5	20	0.5		
576—	Q6025K6	TO-218	25	600	80	80	80	0.05	0.5	2	1.8	2.5	20	0.5		
576—	Q6040K7	TO-218	40	600	100	100	100	0.2	2	5	1.8	2.5	40	0.8		
576—	Q6006LH4	TO-220	6	600	35	35	35	0.01	0.5	2	1.6	1.3	18	0.5		
576—	Q4012LH5	TO-220	12	400	50	50	50	0.01	0.5	2	1.6	1.3	20	0.5		
576—	Q8016LH4	TO-220	16	800	35	35	35	0.1	1	3	1.6	2	20	0.5		
576—	Q4025L6	TO-220	25	400	80	80	80	0.05	0.5	2	1.8	2.5	20	0.5		
576—	Q6025L6	TO-220	25	600	80	80	80	0.05	0.5	2	1.8	2.5	20	0.5		
576—	Q6025R6	TO-220	25	600	80	80	80	0.05	0.5	2	1.8	2.5	20	0.5		
576—	Q8025L6	TO-220	25	800	80	80	80	0.1	1	3	1.8	2.5	20	0.5		
576—	Q4030LH5	TO-220	30	400	50	50	50	0.05	0	2	1.4	2	20	0.5		
576—	Q4040J7	TO-218X	40	400	100	100	100	0.2	2	5	1.8	2.5	40	0.8		



TO-218

SENSITIVE TRIACS

For quantities greater than listed, call for quote.

MOUSER STOCK NO. / Mfr.	Mfr. Part No.	Pkg.	IT (RMS) (Amps)	VDRM (Volts)	IGT (mA) Max. Q1	Q2	Q3	Q4	IDRM Max. (mA) TC=25°C	TC=110°C	VTM (V) (TC=25°C)	VGT (V) (TC=25°C)	Watts PGM	PG(AV)	ITSM (Amps) (60/50Hz)	Price Each 1	10
576—	L601E3	TO-92	1	600	3	3	3	3	0.01	0.1	1.6	2	10	0.2	20/16.7		
576—	L4004L3	TO-220	4	400	3	3	3	3	0.01	0.2	1.6	2	15	0.3	40/33		
576—	L6004L3	TO-220	4	600	3	3	3	3	0.01	0.2	1.6	2	15	0.3	40/33		
576—	L6008L6	TO-220	8	600	5	5	5	10	0.02	0.5	1.6	2	18	0.4	80/65		



TO-220

QUADRACS

For quantities greater than listed, call for quote.

MOUSER STOCK NO. / Mfr.	Mfr. Part No.	Pkg.	IT (RMS) (Amps)	VDRM (Volts)	IDRM Max. (mA) (TC=X°C) 25°C	100°C	125°C	VTM (V) (TC=25°C)	ΔVBO (V) (TC=25°C)	VBO (V) Min.	Max.	ΔV ±(V) (Min.)	IBO (µA) (Max.)	CT (µF) (Max.)	ITSM (Amps) (60/50Hz)	Price Each 1	10
576—	Q4004LT	TO-220	4	400	0.05	0.5	2	1.6	3	33	43	5	25	0.1	55/46		
576—	Q6004LT	TO-220	4	600	0.05	0.5	2	1.6	3	33	43	5	25	0.1	55/46		
576—	Q4006LT	TO-220	6	400	0.05	0.5	2	1.6	3	33	43	5	25	0.1	80/65		
576—	Q6006LT	TO-220	6	600	0.05	0.5	2	1.6	3	33	43	5	25	0.1	80/65		
576—	Q4006LTH	TO-220	6	400	0.05	0.5	2	1.6	3	33	43	5	25	0.1	80/65		
576—	Q4008LT	TO-220	8	400	0.05	0.5	2	1.6	3	33	43	5	25	0.1	100/83		
576—	Q6008LT	TO-220	8	600	0.05	0.5	2	1.6	3	33	43	5	25	0.1	100/83		
576—	Q4008LTH	TO-220	8	400	0.05	0.5	2	1.6	3	33	43	5	25	0.1	100/83		
576—	Q6008LTH	TO-220	8	600	0.05	0.5	2	1.6	3	33	43	5	25	0.1	100/83		
576—	Q4010LT	TO-220	10	400	0.05	0.5	2	1.6	3	33	43	5	25	0.1	120/100		
576—	Q6010LT	TO-220	10	600	0.05	0.5	2	1.6	3	33	43	5	25	0.1	120/100		
576—	Q4010LTH	TO-220	10	400	0.05	0.5	2	1.6	3	33	43	5	25	0.1	120/100		
576—	Q4015LT	TO-220	15	400	0.05	0.5	2	1.6	3	33	43	5	25	0.1	200/167		
576—	Q6015LT	TO-220	15	600	0.05	0.5	2	1.6	3	33	43	5	25	0.1	200/167		
576—	Q4015LTH	TO-220	15	400	0.05	0.5	2	1.6	3	33	43	5	25	0.1	200/167		
576—	Q6015LTH	TO-220	15	600	0.05	0.5	2	1.6	3	33	43	5	25	0.1	200/167		

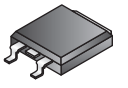

TO-252 / TO-263

© Copyright 2014 Mouser Electronics

© Copyright 2014 Mouser Electronics

ON SEMICONDUCTOR Thyristors and Circuit Protection

ON Semiconductor®

RoHS Compliant This product is RoHS compliant.

THYRISTORS

Silicon

For quantities greater than listed, call for quote.

MOUSER STOCK NO.	ON Semiconductor Part No.	Package	IT(RMS) Max (A)	VDRM Min (V)	ITSM Max (A)	IGT Max (mA)	VGT Max (V)	Price Each 1	25	100	500
863-2N5061RLRAG	2N5061RLRAG	TO-92	0.8	-	10	0.2	0.8				
863-2N6404G	2N6404G	TO-220 3	16	-	160	30	1.5				
863-MCR100-6G	MCR100-6G	TO-92	0.8	-	10	0.2	0.8				
863-MCR12DSMT4G	MCR12DSMT4G	DPAK 4	12	600	100	0.2	1				
863-MCR22-6RLRAG	MCR22-6-RLRAG	TO-92	1.5	400	15	0.2	0.8				
863-MCR22-8RL1G	MCR22-8RL1G	TO-92	1.5	600	15	0.2	0.8				
863-MCR69-3G	MCR69-3G	TO-220 3	25	-	300	30	1.5				
863-MCR8SNG	MCR8SNG	TO-220 3	8	800	80	0.2	1				

Programmable Unijunction Transistors

For quantities greater than listed, call for quote.

MOUSER STOCK NO.	ON Semiconductor Part No.	Package	IGAO Max (μA)	IP Max (μA)	VT (V) Min	VT (V) Max	IV Max (μA)	Price Each 1	25	100	500
863-2N6027G	2N6027G	TO-92	0.01	2	0.2	1.6	50				
863-2N6028G	2N6028G	TO-92	0.01	0.15	0.2	0.6	25				

Silicon Control Rectifiers

For quantities greater than listed, call for quote.

MOUSER STOCK NO.	ON Semiconductor Part No.	Package	IT(RMS) Max (A)	VDRM Min (V)	ITSM Max (A)	IGT Max (mA)	VGT Max (V)	Price Each 1	25	100	500
863-C106BG	C106BG	TO-225	4	200	20	0.2	0.8				
863-2N6507TG	2N6507TG	TO-220	25	400	300	30	1.5				
863-C106D1G	C106D1G	TO-225	4	400	20	0.2	0.8				
863-C106DG	C106DG	TO-225	4	400	20	0.2	0.8				
863-MCR25DG	MCR25DG	TO-220	25	400	300	30	1				
863-MCR8SDG	MCR8SDG	TO-220	8	400	80	0.2	1				
863-C106MG	C106MG	TO-225	4	600	20	0.2	0.8				
863-MCR12NG	MCR12NG	DPAK	12	800	100	20	1				
863-MCR8SNG	MCR8SNG	TO-220	8	800	80	0.2	1				

SIDACs

NEW PRODUCT

For quantities greater than listed, call for quote.

MOUSER STOCK NO.	ON Semiconductor Part No.	Package	IT(RMS) Max (A)	V(BO) Min.	V(BO) Max	Price Each 1	25	100	500
863-MKP3V120G	MKP3V120G	Axial Lead	1	110	130				
863-MKP3V120RLG	MKP3V120RLG	Axial Lead	1	110	130				
863-NP1500SCT3G	NP1500SCT3G	SMB-2	2.2	-	180				

TRIACS

NEW PRODUCT

For quantities greater than listed, call for quote.

MOUSER STOCK NO.	ON Semiconductor Part No.	Package.	IT(RMS) Max (A)	VDRM Min (V)	ITSM Max (A)	Type	Price Each 1	25	100	500
863-MAC97A4G	MAC97A4G	TO-92	0.6	200	8	Sensitive Gate Triac				
863-MAC08BT1G	MAC08BT1G	SOT-223	0.8	200	8	Sensitive Gate Triac				
863-2N6071BTG	2N6071BTG	TO-225	4	200	30	Sensitive Gate Triac				
863-2N6073BG	2N6073BG	TO-225	4	400	30	Sensitive Gate Triac				
863-2N6075AG	2N6075AG	TO-225	4	600	30	Sensitive Gate Triac				
863-MAC4DHMT4G	MAC4DHMT4G	DPAK	4	600	40	Sensitive Gate Triac				
863-MAC228A6G	MAC228A6G	TO-220AB	8	400	80	Sensitive Gate Triac				
863-MAC8DG	MAC8DG	TO-220AB	8	400	80	Triac				
863-T2800DG	T2800DG	TO-220AB	8	400	100	Triac				
863-2N6344G	2N6344G	TO-220AB	8	600	100	Triac				
863-MAC8SMG	MAC8SMG	TO-220AB	8	600	70	Sensitive Gate Triac				
863-MAC228A8G	MAC228A8G	TO-220AB	8	600	80	Sensitive Gate Triac				
863-MAC8MG	MAC8MG	TO-220AB	8	600	80	Triac				
863-MAC8SNG	MAC8SNG	TO-220AB	8	800	70	Sensitive Gate Triac				
863-MAC228A10G	MAC228A10G	TO-220AB	8	800	80	Sensitive Gate Triac				
863-MAC8NG	MAC8NG	TO-220AB	8	800	80	Triac				
863-BTA08-800BW3G	BTA08-800BW3G	TO-220AB	8	800	90	Triac				
863-BTA08-800CW3LFG	BTA08-800CW3LFG	TO-220AB	8	800	90	Triac				
863-2N6348AG	2N6348AG	TO-220AB	12	600	100	Triac				
863-MAC12MG	MAC12MG	TO-220AB	12	600	100	Triac				
863-BTA12-600BW3G	BTA12-600BW3G	TO-220AB	12	600	105	Triac				
863-2N6349AG	2N6349AG	TO-220AB	12	800	100	Triac				
863-BTA12-800BW3G	BTA12-800BW3G	TO-220AB	12	800	105	Triac				
863-BTB12-800BW3G	BTB12-800BW3G	TO-220AB	12	800	120	Triac				
863-MAC15A6G	MAC15A6G	TO-220AB	15	400	150	Triac				
863-MAC15A8G	MAC15A8G	TO-220AB	15	600	150	Triac				
863-MAC15A10G	MAC15A10G	TO-220AB	15	800	150	Triac				
863-MAC16DG	MAC16DG	TO-220AB	16	400	150	Triac				
863-MAC16MG	MAC16MG	TO-220AB	16	600	150	Triac				
863-BTA16-600SW3G	BTA16-600SW3G	TO-220-3	16	600	170	Triac				
863-MAC16NG	MAC16NG	TO-220AB	16	800	150	Triac				
863-BTA16-800SW3G	BTA16-800SW3G	TO-220-3	16	800	170	Triac				

CIRCUIT PROTECTION

For quantities greater than listed, call for quote.

MOUSER STOCK NO.	ON Semiconductor Part No.	Package	V(BR) Typ (V)	VRWM Max (V)	IR Max (μAmps)	R Typ (Ω)	C Typ (pF)	Price Each 1	25	100	500
Audio Filters											
863-NUF2114MNT1G	NUF2114MNT1G	DFN-8	15.7	12	0.1	8.4	60				
Dataline Filters											
863-NZF220DFT1G	NZF220DFT1G	SOT-353	7	3	1	100	22				
USB Filters											
863-NUF2101MT1G	NUF2101MT1G	TSOP-6	7	5.25	0.1	30	55				
863-NUF2221W1T2G	NUF2221W1T2G	SC-88	6.8	5.25	0.1	22	42				
Dataline Filters											
863-NUF4010MUT2G	NUF4010MUT2G	UDFN-8	7	5	0.1	100	7				
863-NUF6010MUT2G	NUF6010MUT2G	UDFN-12	6.8	5	0.1	100	7				
863-NUF6410MNT1G	NUF6410MNT1G	DFN-12	6.8	5	0.1	100	7				

ESD

For quantities greater than listed, call for quote.

MOUSER STOCK NO.	ON Semiconductor Part No.	Package	V(BR) Min (V)	V(BR) Max (V)	VRWM Max (V)	IR Max (μAmps)	Price Each 1	25	100	500
Bidirectional										
863-NUP4301MR6T1G	NUP4301MR6T1G	SC-74	70	- - -	- - -	2.5				
863-NUP1301ML3T1G	NUP1301ML3T1G	SOT-23	70	2.5	- - -	- - -				
863-NUP2301MW6T1G	NUP2301MW6T1G	SOT-363	70	2.5	- - -	- - -				
Unidirectional										
863-NUP4103FCT1G	NUP4103FCT1G	Flip Chip-5	6	8	5.5	0.1				

© Copyright 2014 Mouser Electronics

© Copyright 2014 Mouser Electronics

STMICROELECTRONICS Triacs and Alternistors

RoHS Compliant This product is RoHS compliant.

life.augmented


ISOWATT220AB

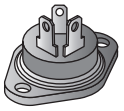
RD91

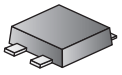
SMBFlat-3L

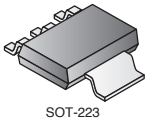
SOT-223

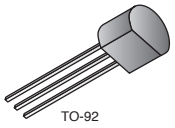
TO-92

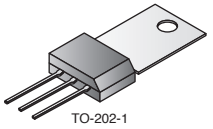
TO-202-1

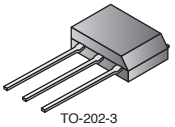
TO-202-3

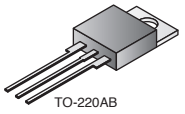
TO-220AB

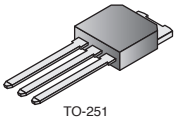
TO-251

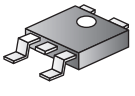
TO-252

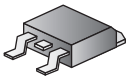
TO-263


TOP3

NON-SENSITIVE GATE TRIACS

(DC Gate Trigger Voltage @ 25°C Max.: 1.5V)

Package Type: I = Isolated Case, N = Non-Isolated Case

◆ Surface Mount Device

For quantities greater than listed, call for quote.

MOUSER STOCK NO.	STM Part No.	Case Type	Pkg. Type	$I_{T^{RMS}}$ Max. (A)	V_{DRM} Min. (V)	I_{GT} Max. (mA)	I_{DRM} @ 25°C Max. (mA)	V_{TM} @ 25°C Max. (V)	P_G (AV) (W)	tgt Typ. (µSec)	Price Each 1	10	100
511-BTA10-400C	BTA10-400CRG	TO-220AB	I	10.0	400	25	0.01	1.50	1.0	2.0			
511-BTA10-400B	BTA10-400BRG	TO-220AB	I	10.0	400	50	0.01	1.50	1.0	2.0			
511-BTA10-600B	BTA10-600BRG	TO-220AB	I	10.0	600	50	0.01	1.50	1.0	2.0			
511-BTA40-600B	BTA40-600B	RD91	I	40.0	600	50	0.005	1.55	1.0	2.5			
511-BTA40-800B	BTA40-800B	RD91	I	40.0	800	50	0.005	1.55	1.0	2.5			
511-BTA41-600B	BTA41-600BRG	TOP3	I	40.0	600	50	0.005	1.55	1.0	2.0			
511-BTA41-700B	BTA41-700BRG	TOP3	I	40.0	700	50	0.005	1.55	1.0	-----			

SENSITIVE GATE TRIACS

(DC Gate Trigger Voltage @ 25°C Max.: 1.5V)

Package Type: I = Isolated Case, N = Non-Isolated Case

NEW PRODUCT

◆ Surface Mount Device

For quantities greater than listed, call for quote.

MOUSER STOCK NO.	STM Part No.	Case Type	Pkg. Type	$I_{T^{RMS}}$ Max. (A)	V_{DRM} Min. (V)	I_{GT} Max. (mA)	I_{DRM} @ 25°C Max. (mA)	V_{TM} @ 25°C Max. (V)	P_G (AV) (W)	tgt Typ. (µSec)	Price Each 1	10	100
511-Z0103MA	Z0103MA 1AA2	TO-92	N	0.8	600	3	0.01	1.50	0.1	2.0			
511-Z00607MA	Z00607MA 1BA2	TO-92	N	0.8	600	5	0.01	1.50	0.1	2.0			
511-Z00607MA5BL2	Z00607MA 5BL2	TO-92	N	0.8	600	5	0.01	1.50	0.1	2.0			
◆ 511-Z0103MUF	Z0103MUF	SMBFlat-3L	N	1.0	600	3	0.005	1.60	1.0	2.0			
◆ 511-Z0103MN	Z0103MN 5AA4	SOT-223	N	1.0	600	5	0.01	1.80	0.1	2.0			
◆ 511-Z0107MUF	Z0107MUF	SMBFlat-3L	N	1.0	600	5	0.005	1.60	1.0	2.0			
◆ 511-Z0107MN6AA4	Z0107MN6AA4	SOT-223	N	1.0	600	5	0.5	1.6	1.0	-----			
◆ 511-Z0109MUF	Z0109MUF	SMBFlat-3L	N	1.0	600	10	0.005	1.60	1.0	2.0			
511-Z0402MF	Z0402MF 1AA2	TO-202-3	N	4.0	600	3	0.005	2.00	0.2	2.0			
511-Z0409NF-1AA2	Z0409NF 1AA2	TO-202-3	N	4.0	800	10	0.005	2.00	0.2	2.0			
511-BTA06-600S	BTA06-600SRG	TO-220AB	I	6.0	600	10	0.01	1.65	1.0	2.0			
◆ 511-TS1220-600B-TR	TS1220-600B-TR	TO-252	N	12.0	600	0.2	0.005	1.60	1.0	---			

LOGIC LEVEL TRIACS

(DC Gate Trigger Voltage @ 25°C Max.: 1.5V)

Package Type: I = Isolated Case, N = Non-Isolated Case

NEW PRODUCT

◆ Surface Mount Device

For quantities greater than listed, call for quote.

MOUSER STOCK NO.	STM Part No.	Case Type	Pkg. Type	$I_{T^{RMS}}$ Max. (A)	V_{DRM} Min. (V)	I_{GT} Max. (mA)	I_{DRM} @ 25°C Max. (mA)	V_{TM} @ 25°C Max. (V)	P_G (AV) (W)	tgt Typ. (µSec)	Price Each 1	10	100
◆ 511-Z0109MN	Z0109MA 5AA4	SOT-223	N	0.8	600	10	0.01	1.50	0.1	2.0			
511-Z0405DE	Z0405DE 1AA2	TO-202-1	N	4.0	400	5	0.005	2.00	0.2	2.0			
◆ 511-T405-600B	T405-600B	TO-252	N	4.0	600	5	0.01	1.75	1.0	2.0			
511-T410-600H	T410-600H	TO-251	N	4.0	600	10	0.005	1.75	1.0	2.0			
511-T410-600T	T410-600T	TO-220AB	N	4.0	600	10	0.01	1.75	1.0	2.0			
511-BTA06-600TW	BTA06-600TWRG	TO-220AB	I	6.0	600	5	0.005	1.55	1.0	2.0			
511-BTA06-600SW	BTA06-600SWRG	TO-220AB	I	6.0	600	10	0.005	1.55	1.0	---			
511-BTA06-800TWRG	BTA06-800TWRG	TO-220AB	I	6.0	800	5	0.005	1.55	1.0	2.0			
511-BTA08-600SW	BTA08-600SWRG	TO-220AB	I	8.0	600	10	0.01	1.75	1.0	2.0			
511-BTA16-600SW	BTA16-600SWRG	TO-220AB	I	16.0	600	10	0.005	1.55	1.0	2.0			
511-BTB16-800SWRG	BTB16-800SWRG	TO-220AB	N	16.0	800	10	0.005	1.55	1.0	2.0			
511-T1610T-8I	T1610T-8I	TO-220AB	I	16.0	600	0.5	0.01	1.55	1.0	2.0			
511-T1625T-8I	T1625T-8I	TO-220AB	I	25.0	600	0.5	0.05	1.55	1.0	2.0			

SNUBBERLESS TRIACS

(DC Gate Trigger Voltage @ 25°C Max.: 1.5V)

Package Type: I = Isolated Case N = Non-Isolated Case

NEW PRODUCT

◆ Surface Mount Device

For quantities greater than listed, call for quote.

MOUSER STOCK NO.	STM Part No.	Case Type	Pkg. Type	$I_{T^{RMS}}$ Max. (A)	V_{DRM} Min. (V)	I_{GT} Max. (mA)	I_{DRM} @ 25°C Max. (mA)	V_{TM} @ 25°C Max. (V)	P_G (AV) (W)	tgt Typ. (µSec)	Price Each 1	10	100
511-BTB04-600SL	BTB04-600SL	TO-220AB	N	4.0	600	10	0.005	1.5	0.5	-----			
◆ 511-T435-600B	T435-600B	TO-252	N	4.0	600	35	0.01	1.75	1.0	2.0			
511-T435-600T	T435-600T	TO-220AB	N	4.0	600	35	0.005	1.56	1.0	-----			
511-T43560W	T435-600W	ISOWATT220AB	I	4.0	600	35	0.005	1.56	1.0	-----			
◆ 511-T435-800B-TR	T435-800B-TR	TO-252	N	4.0	800	35	0.005	1.50	1.0	2.0			
511-BTA06-400C	BTA06-400CRG	TO-220AB	I	6.0	400	25	0.01	1.65	1.0	2.0			
511-BTA06-600C	BTA06-600CRG	TO-220AB	I	6.0	600	25	0.01	1.65	1.0	2.0			
511-BTA06-600CW	BTA06-600CWRG	TO-220AB	I	6.0	600	35	0.005	1.55	1.0	2.0			
511-BTA06-600B	BTA06-600BRG	TO-220AB	I	6.0	600	50	0.01	1.65	1.0	2.0			
511-BTB06-800TWRG	BTB06-800TWRG	TO-220AB	N	6.0	600	50	0.005	1.55	1.0	-----			
511-BTB08-400C	BTB08-400CRG	TO-220AB	N	8.0	400	25	0.01	1.75	1.0	2.0			
511-BTA08-400B	BTA08-400BRG	TO-220AB	I	8.0	400	50	0.01	1.75	1.0	2.0			
◆ 511-T810-600G-TR	T810-600G-TR	TO-263	N	8.0	600	10	0.005	1.50	1.0	2.0			
511-BTA08-600C	BTA08-600CRG	TO-220AB	I	8.0	600	25	0.01	1.75	1.0	2.0			
◆ 511-T835-600G	T835-600G	TO-263	N	8.0	600	35	0.005	1.50	1.0	2.0			
511-BTA08-600CW	BTA08-600CWRG	TO-220AB	I	8.0	600	35	0.005	1.55	1.0	2.0			
◆ 511-T835-600B-TR	T835-600B-TR	TO-252	N	8.0	600	50	0.005	1.55	1.0	-----			
◆ 511-T835-600G-TR	T835-600G-TR	TO-263	N	8.0	600	35	0.005	1.55	1.0	2.0			
511-BTB08-600B	BTB08-600BRG	TO-220AB	N	8.0	600	50	0.01	1.75	1.0	2.0			
511-BTA08-600BW	BTA08-600BWRG	TO-220AB	I	8.0	600	50	0.01	1.75	1.0	2.0			
511-BTB08-600BW	BTB08-600BWRG	TO-220AB	N	8.0	600	50	0.005	1.55	1.0	2.0			
◆ 511-T835-800B-TR	T835-800B-TR	TO-252	N	8.0	800	35	0.005	1.55	1.0	2.0			
511-BTA10-600BW	BTA10-600BW	TO-220AB	I	10.0	600	50	0.01	1.65	1.0	2.0			
511-BTB10-600BW	BTB10-600BWRG	TO-220AB	N	10.0	600	50	0.005	1.55	1.0	2.0			
◆ 511-T1235-600G	T1235-600G	TO-263	N	12.0	600	35	0.005	1.50	1.0	2.0			
◆ 511-T1235H-6G-TR	T1235H-6G-TR	TO-263	N	12.0	600	35	0.005	1.50	1.0	-----			
511-BTA12-600CW	BTA12-600CWRG	TO-220AB	I	12.0	600	35	0.005	1.55	1.0	-----			
511-BTA12-600B	BTA12-600BRG	TO-220AB	I	12.0	600	50	0.01	1.50	1.0	2.0			
511-BTA12-600BW	BTA12-600BWRG	TO-220AB	I	12.0	600	50	0.01	1.60	1.0	2.0			
511-BTB12-600BW	BTB12-600BWRG	TO-220AB	N	12.0	600	50	0.005	1.55	1.0	2.0			
511-BTA12-700B	BTA12-700BRG	TO-220AB	I	12.0	700	50	0.01	1.50	1.0	2.0			
511-BTA12-800CWRG	BTA12-800CWRG	TO-220AB	I	12.0	800	35	0.005	1.55	1.0	2.0			
◆ 511-T1235-800G	T1235-800G-TR	TO-263	N	12.0	800	35	0.005	1.50	1.0	2.0			
511-BTA12-800BW	BTA12-800BWRG	TO-220AB	I	12.0	800	50	0.01	1.60	1.0	2.0			
511-BTA16-400B	BTA16-400BRG	TO-220AB	I	16.0	400	50	0.01	1.60	1.0	2.0			

© Copyright 2014 Mouser Electronics

© Copyright 2014 Mouser Electronics

Products may be RoHS compliant. Check mouser.com for RoHS status.

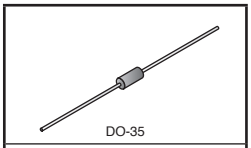
DO-35

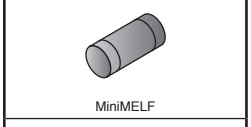
MiniMELF

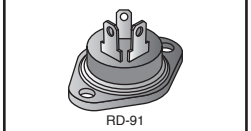
RD-91

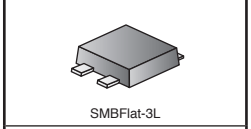
SMBFlat-3L

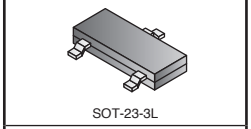
SOT-23-3L

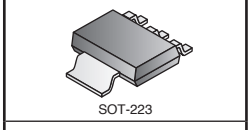
SOT-223

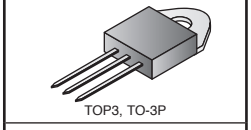
TOP3, TO-3P

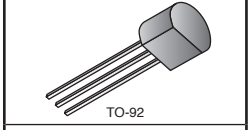
TO-92

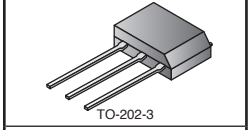
TO-202-3

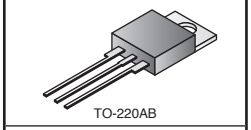
TO-220AB

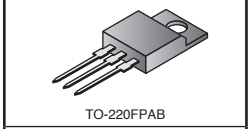
TO-220FPAB

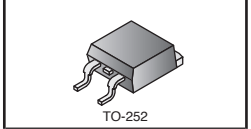
TO-252

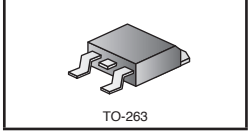
TO-263

SNUBBERLESS TRIACS (CONT.)

(DC Gate Trigger Voltage @ 25°C Max.: 1.5V)

Package Type: I = Isolated, Case N = Non-Isolated Case

◆ Surface Mount Device

For quantities greater than listed, call for quote.

MOUSER STOCK NO.	STM Part No.	Case Type	Pkg. Type	I_{T}^{RMS} Max. (A)	V_{DRM} Min. (V)	I_{GT} Max. (mA)	I_{DRM} @ 25°C Max. (mA)	V_{TM} @ 25°C Max. (V)	P_{G} (AV) (W)	tgt Typ. (µSec)	Price Each 1	10	100
511-T1620T-8I	T1620T-8I	TO-220AB	I	16.0	600	20	0.005	1.55	1.0	2.0			
511-T1635T-8I	T1635T-8I	TO-220AB	I	16.0	600	35	0.005	1.55	1.0	2.0			
◆ 511-T1635-600G-TR	T1635-600G-TR	TO-263	N	16.0	600	35	0.005	1.55	1.0	2.0			
511-BTA16-600CW	BTA16-600CWRG	TO-220AB	I	16.0	600	35	0.01	1.60	1.0	2.0			
511-BTA16-600B	BTA16-600BRG	TO-220AB	I	16.0	600	50	0.01	1.60	1.0	2.0			
511-BTA16-600BW	BTA16-600BWRG	TO-220AB	I	16.0	600	50	0.01	1.60	1.0	2.0			
511-BTB16-600BW	BTB16-600BWRG	TO-220AB	N	16.0	600	50	0.01	1.60	1.0	2.0			
◆ 511-T1650-600G-TR	T1650-600G-TR	TO-263	N	16.0	600	50	0.005	1.50	1.0	-----			
511-BTA16-700BW	BTA16-700BWRG	TO-220AB	I	16.0	700	50	0.01	1.50	1.0	2.0			
511-BTA16-800CW	BTA16-800CWRG	TO-220AB	I	16.0	800	35	0.01	1.50	1.0	2.0			
511-BTA20-600CW	BTA20-600CWRG	TO-220AB	I	20.0	600	35	0.01	1.50	1.0	2.0			
511-BTA25-600B	BTA25-600B	TO-220AB	I	25.0	600	50	0.005	1.55	1.0	2.0			
511-BTA26-600B	BTA26-600BRG	TOP3	I	25.0	600	50	0.01	1.70	1.0	2.5			
511-BTB24-600B	BTB24-600BRG	TO-220AB	N	25.0	600	50	0.01	1.80	1.0	2.5			
511-BTA24-600BW	BTA24-600BWRG	TO-220AB	I	25.0	600	50	0.005	1.55	1.0	2.0			
511-BTA26-600BW	BTA26-600BWRG	TOP3	I	25.0	600	50	0.005	1.55	1.0	-----			
511-BTB24-600BW	BTB24-600BWRG	TO-220AB	N	25.0	600	50	0.005	1.55	1.0	2.0			
511-BTA25-700B	BTA25-700B	RD-91	I	25.0	700	50	0.005	1.55	1.0	-----			
◆ 511-T2535-800G	T2535-800G	TO-263	N	25.0	800	35	0.005	1.50	1.0	2.0			
511-BTA24-800CW	BTA24-800CWRG	TO-220AB	I	25.0	800	35	0.005	1.55	1.0	2.0			
511-BTA26-800CW	BTA26-800CWRG	TOP3	I	25.0	800	35	0.005	1.55	1.0	2.5			
511-BTA24-800BWRG	BTA24-800BWRG	TO-220AB	I	25.0	800	50	0.01	1.55	1.0	2.5			
511-BTB24-800BW	BTB24-800BWRG	TO-220AB	N	25.0	800	50	0.005	1.55	1.0	2.0			
511-T3035H-6T	T3035H-6T	TO-220AB	N	30.0	600	35	0.01	1.55	1.0	-----			
511-T3050H-6I	T3050H-6I	TO-220AB	I	30.0	600	50	0.01	1.55	1.0	-----			
511-BTB41-600B	BTB41-600BRG	TOP3	N	41.0	600	50	0.005	1.55	1.0	-----			

AUTOMATIC VOLTAGE SWITCH (SMPS <200W)

For quantities greater than listed, call for quote.

MOUSER STOCK NO.	STM Part No.	Case Type	Pkg. Type	I_{T}^{RMS} Max. (A)	V_{DRM} Min. (V)	V_{SS} Min/Max (V)	I_{DRM} @ 25°C Max. (mA)	V_{TM} @ 25°C Max. (V)	I_{TSM} (A)	Supply Current (Max)(mA)	Price Each 1	10	100
511-AVS08CB	AVS08CB	TO-220AB	N	5	±500	-12/0.5	0.01	1.65	70	25			

NON-SENSITIVE GATE SCRs

(DC Gate Trigger Voltage @ 25°C Max.: 1.5V)

Package Type: I = Isolated, Case N = Non-Isolated Case

◆ Surface Mount Device

For quantities greater than listed, call for quote.

MOUSER STOCK NO.	STM Part No.	Case Type	Pkg. Type	I_{T}^{RMS} Max. (A)	V_{DRM} Min. (V)	I_{GT} Max. (mA)	I_{DRM} @ 25°C Max. (mA)	V_{TM} @ 25°C Max. (V)	P_{G} (AV) (W)	tgt Typ. (µSec)	Price Each 1	10	100
511-TYN606	TYN606RG	TO-220AB	N	6.0	600	15	0.01	1.60	1.0	2.0			
511-TYN608	TYN608RG	TO-220AB	N	8.0	600	15	0.01	1.80	1.0	2.0			
511-TYN610	TYN610RG	TO-220AB	N	10.0	600	15	0.01	1.60	1.0	2.0			
◆ 511-TN1215-600G-TR	TN1215-600G-TR	TO-263	N	12.0	600	0.2	0.005	1.60	1.0	-----			
511-TYN412	TYN412RG	TO-220AB	N	12.0	400	15	0.01	1.60	1.0	2.0			
511-TYN612	TYN612RG	TO-220AB	N	12.0	600	15	0.01	1.60	1.0	2.0			
511-TYN612M	TYN612MRG	TO-220AB	N	12.0	600	1.5	0.005	1.60	1.0	2.0			
511-TYN612MFP	TYN612MFP	TO-220FPAB	I	12.0	600	1.5	0.005	1.60	1.0	2.0			
511-TYN1012	TYN1012RG	TO-220AB	N	12.0	1000	0.2	0.005	1.60	1.0	-----			
511-TYN616	TYN616RG	TO-220AB	N	16.0	600	25	0.01	1.60	1.0	2.0			
511-TYN816	TYN816RG	TO-220AB	N	16.0	800	25	0.01	1.60	1.0	2.0			
511-TYN225	TYN225RG	TO-220AB	N	25.0	200	40	0.01	1.60	-----	2.0			
511-TYN825	TYN825RG	TO-220AB	N	25.0	800	40	0.01	1.60	1.0	2.0			
511-BTW68-1200	BTW68-1200RG	TO-3P	I	30.0	1200	50	0.020	2.1	1.0	2.0			
511-TYN640	TYN640RG	TO-220AB	N	40.0	600	35	0.005	1.60	1.0	2.0			
511-BTW69-200	BTW69-200RG	TO-3P	I	50.0	200	80	0.020	1.90	1.0	2.0			
511-BTW69-600	BTW69-600	TO-3P	I	50.0	600	80	0.020	1.90	1.0	2.0			
511-BTW69-1200	BTW69-1200	TO-3P	I	50.0	1200	80	0.020	1.90	1.0	2.0			

SENSITIVE GATE SCRs

(DC Gate Trigger Voltage @ 25°C Max.: 1.5V)

Package Type: I = Isolated Case, N = Non-Isolated Case

NEW PRODUCT

◆ Surface Mount Device

For quantities greater than listed, call for quote.

MOUSER STOCK NO.	STM Part No.	Case Type	Pkg. Type	I_{T}^{RMS} Max. (A)	V_{DRM} Min. (V)	I_{GT} Max. (mA)	I_{DRM} @ 25°C Max. (mA)	V_{TM} @ 25°C Max. (V)	P_{G} (AV) (W)	tgt Typ. (µSec)	Price Each 1	10	100
◆ 511-P0102BL	P0102BL 5AA4	SOT-23-3L	N	0.25	200	0.2	0.001	1.70	0.02	-----			
◆ 511-P0102DN	P0102DN 5AA4	SOT-223	N	0.8	400	0.2	0.001	1.95	0.1	0.1			
511-XL0840	XL0840	TO-92	N	0.8	400	0.2	0.001	1.95	0.1	-----			
511-P0102DA	P0102DA 1AA3	TO-92	N	0.8	400	0.2	0.001	1.93	0.1	0.5			
◆ 511-P0111MN-5AA4	P0111MN 5AA4	SOT-223	N	0.8	600	0.025	0.01	1.95	0.1	-----			
511-X00619MN5AL2	X00619MN5AL2	TO-92	N	0.8	600	0.3	0.01	1.35	0.1	----			
511-X0202MA	X0202MA 1BA2	TO-92	N	1.25	600	0.2	0.005	1.45	0.2	0.5			
511-X0202MA2BL2	X0202MA 2BL2	TO-92	N	1.25	600	0.2	0.005	1.45	0.2	-----			
◆ 511-X0202NUF	X0202NUF	SMBFlat-3L	N	1.25	800	0.2	0.005	1.45	0.2	0.5			
◆ 511-X0202MN	X0202MN 5BA4	SOT-223	N	1.4	600	0.2	0.005	1.50	0.2	0.5			
511-X0402MF0AA2	X0402MF 0AA2	TO-202-3	N	4.0	600	0.2	0.005	1.80	0.2	2.0			
511-X0402NF	X0402NF 1AA2	TO-202-3	N	4.0	800	0.2	0.005	1.80	0.2	2.0			
◆ 511-TS820-600B-TR	TS820-600B-TR	TO-252	N	8.0	600	0.2	0.005	1.6	1.0	-----			
511-TS820-600T	TS820-600T	TO-220AB	N	8.0	600	0.2	0.005	1.60	1.0	0.5			

TRIGGER DIODES

◆ Surface Mount Device

For quantities greater than listed, call for quote.

MOUSER STOCK NO.	STM Part No.	Case Type	$V_{(BO)}$ (V) Min.	$V_{(BO)}$ (V) Typ.	$V_{(BO)}$ (V) Max.	$V_{(BO)}$ Symmetry (V) Min.	Dynamic Breakover Voltage (V) Min.	$I_{(BO)}$ Max. (µA)	I_{TRM} Max. (A)	Price Each 1	10	100
511-DB3	DB3	DO-35	28	32	36	3	5	10	2			
◆ 511-TMMDB3	TMMDB3	MiniMELF	28	32	36	3	5	50	2			
511-DB4	DB4	DO-35	35	40	45	5	5	10	2			

© Copyright 2014 Mouser Electronics

© Copyright 2014 Mouser Electronics

AVX Discrete TVS Chip Diodes

TRANSIENT SUPPRESSION DIODES GENERAL PURPOSE

The SMAJ, SMBJ and SMCJ Series are a popular format of general purpose transient voltage suppression diodes. They are based on low leakage, high reliability, but low cost glass passivated chip rectifier technology.

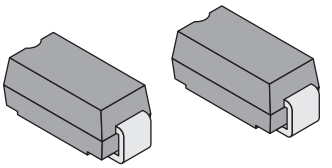

Features:
- Glass passivated chip
- Low leakage
- Excellent clamping capability
- Very fast response time
- Halogen Free
- Lead-Free Terminations

Applications:
- Consumer
- Industrial
- Telecom
- Computer

DIMENSIONS: mm

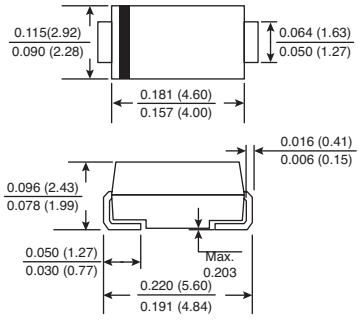

SMA/DO-214AC

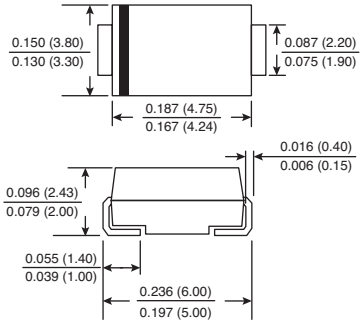

SMB/DO-214AA

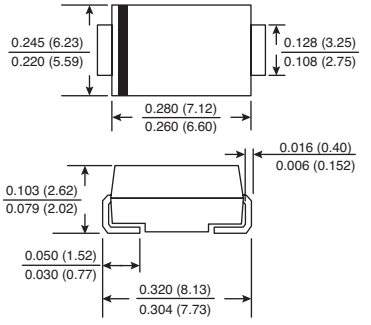

SMC/DO-214AB

SMAJ Series

For quantities greater than listed, call for quote.

MOUSER STOCK NO.	AVX Part No.	Device Type	Breakdown VBR (Volts)		VRWM (Volts)	VRSM (Volts)	Price Each				Reel Qty.	Price Per Piece
			Min.	Max.			1	100	500	1000		
400 Watt												
581-SMAJ5.0A	SMAJ5.0A	U	6.4	7.00	5	9.2					7500	
581-SMAJ5.0CA	SMAJ5.0CA	B	6.4	7.00	5	9.2					7500	
581-SMAJ12A	SMAJ12A	U	13.3	14.7	12	19.9					7500	
581-SMAJ12CA	SMAJ12CA	B	13.3	14.7	12	19.9					7500	
581-SMAJ18CA	SMAJ18CA	B	20	22.1	18	29.2					7500	
581-SMAJ26CA	SMAJ26CA	B	28.9	31.9	26	42.1					7500	
581-SMAJ90A	SMAJ90A	U	100	111	90	146					7500	
581-SMAJ90CA	SMAJ90CA	B	100	111	90	146					7500	
581-SMAJ140CA	SMAJ140CA	B	155	171	140	227					7500	
581-SMAJ220CA	SMAJ220CA	B	246	272	220	356					7500	

SMBJ Series

For quantities greater than listed, call for quote.

MOUSER STOCK NO.	AVX Part No.	Device Type	Breakdown VBR (Volts)		VRWM (Volts)	VRSM (Volts)	Price Each				Reel Qty.	Price Per Piece
			Min.	Max.			1	100	500	1000		
600 Watt												
581-SMBJ5.0A	SMBJ5.0A	U	6.40	7.00	5	9.2					3000	
581-SMBJ5.0CA	SMBJ5.0CA	B	6.40	7.00	5	9.2					3000	
581-SMBJ12A	SMBJ12A	U	13.3	14.7	12	19.9					3000	
581-SMBJ12CA	SMBJ12CA	B	13.3	14.7	12	19.9					3000	
581-SMBJ18A	SMBJ18A	U	20.0	22.1	18	29.2					3000	
581-SMBJ18CA	SMBJ18CA	B	20.0	22.1	18	29.2					3000	
581-SMBJ26A	SMBJ26A	U	28.9	31.9	26	42.1					3000	
581-SMBJ26CA	SMBJ26CA	B	28.9	31.9	26	42.1					3000	
581-SMBJ90A	SMBJ90A	U	100	111	90	146					3000	
581-SMBJ90CA	SMBJ90CA	B	100	111	90	146					3000	
581-SMBJ140A	SMBJ140A	U	155	171	140	227					3000	
581-SMBJ140CA	SMBJ140CA	B	155	171	140	227					3000	
581-SMBJ220CA	SMBJ220CA	B	246	272	220	356					3000	

SMCJ Series

For quantities greater than listed, call for quote.

MOUSER STOCK NO.	AVX Part No.	Device Type	Breakdown VBR (Volts)		VRWM (Volts)	VRSM (Volts)	Price Each				Reel Qty.	Price Per Piece
			Min.	Max.			1	100	500	1000		
400 Watt												
581-SMCJ5.0A	SMCJ5.0A	U	6.40	7.00	5	9.2					3000	
581-SMCJ5.0CA	SMCJ5.0CA	B	6.40	7.00	5	9.2					3000	
581-SMCJ12A	SMCJ12A	U	13.30	14.7	12	19.9					3000	
581-SMCJ12CA	SMCJ12CA	B	13.30	14.7	12	19.9					3000	
581-SMCJ18A	SMCJ18A	U	20.00	22.1	18	29.2					3000	
581-SMCJ18CA	SMCJ18CA	B	20.00	22.1	18	29.2					3000	
581-SMCJ90A	SMCJ90A	U	100	111	90	146					3000	
581-SMCJ90CA	SMCJ90CA	B	100	111	90	146					3000	
581-SMCJ140A	SMCJ140A	U	155	171	140	227					3000	
581-SMCJ140CA	SMCJ140CA	B	155	171	140	227					3000	
581-SMCJ220CA	SMCJ220CA	B	246	272	220	356					3000	

© Copyright 2014 Mouser Electronics
© Copyright 2014 Mouser Electronics

BOURNS TVS Diodes and Arrays

BOURNS®

RoHS Compliant This product is RoHS compliant.

STEERING/TVS DIODE ARRAYS

A 

B 

C 

D 

1

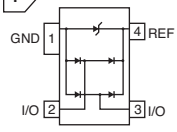

Features:
- Lead free as standard
- ESD protection >25kV
- Protects Vcc and two data lines
- IEC 61000-4-2 (ESD)
- IEC 61000-4-4 (EFT)

Applications:
- Ethernet-10/100/ 1000 Base T
- Firewire and USB
- Portable electronics
- Video/graphic cards

2

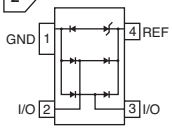

Features:
- Lead free as standard
- ESD protection
- Protects two lines
- IEC 61000-4-2 (ESD)
- IEC 61000-4-4 (EFT)

Applications:
- Ethernet-10/100/ 1000 Base T
- Firewire and USB
- Portable electronics
- Video/graphic cards

3

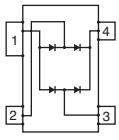

Features:
- Lead free as standard
- ESD protection
- Protects two lines
- Low capacitance 3pF
- IEC 61000-4-2
- Low leakage current <1μA

Applications:
- Cell phones
- Desktops
- Laptops & Notebooks
- Portable electronics

4

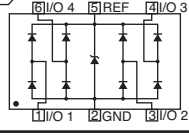

Features:
- Lead free device
- Protects 4 lines
- ESD protection
- Low capacitance 3.5pF
- IEC 61000-4-2
- IEC 61000-4-4

Applications:
- Ethernet-10/100/ 1000 Base T
- Cellular phones
- Video/graphic cards
- USB 2.0 interface
- DVI interface

5

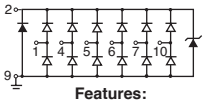

Features:
- Low Capacitance - 3.0pF
- ESD protection
- Vcc + six I/O data lines

Applications:
- USB 3.0
- HDMI 1.4
- High speed port protection
- Portable electronics

6

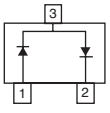

Features:
- High-speed switching
- Surge withstand
- Lead Free

Applications:
- Personal Digital Assistants (PDAs)
- Mobile phones and accessories
- Memory card protection
- SIM card port protection
- Portable electronics

For quantities greater than listed, call for quote.

MOUSER STOCK NO.	Bourns Part No.	Fig.	Working Voltage	Cap pF	Leakage Current	Data Lines	Package Type	Price Each 1	100	500	1500	Reel Qty.	Price Per Piece
652-CD143A-SR05	CD143A-SR05	A1	10	5	5	2	S0T143					3000	
652-CD143A-SR05LC	CD143A-SR05LC	A1	5	10	5	2	SOT143					3000	
652-CD143A-SR12	CD143A-SR12	A1	10	1	12	2	S0T143					3000	
652-CD143A-SR2.8	CD143A-SR2.8	A2	4.5	1	2.8	-	S0T143					3000	
652-CD143A-SR3.3	CD143A-SR3.3	A2	4.5	1	3.3	-	S0T143					3000	
652-CD143A-SR70	CD143A-SR70	A3	3	1	-	2	S0T143					3000	
652-CDSOT23-SRV05-4	CDSOT23-SRV05-4	B4	3.5	5	5	-	SOT23					3000	
652-CDDFN10-0506N	CDDFN10-0506N	C5	6	0.25	2.5	6	DFN-10					3000	
652-CDSOT23-S2004	CDSOT23-S2004	D6	240	5	100	-	SOT23					3000	

STEERING TVS DIODE ARRAY SERIES - BIDIRECTIONAL

A 

B 

C 

D 

E 

1

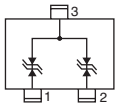

Features:
- Lead free as standard
- Low clamping voltage
- Bidirectional ESD protection
- Protects 2 lines
- IEC 61000-4-2 (ESD)
- IEC 61000-4-4 (EFT)

Applications:
- Computer interface protection
- Microprocessor protection
- Power lines on PCB protection
- Control signal lines protection
- Latchup protection

2

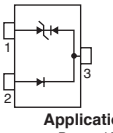

Features:
- Low capacitance-2.5pF
- ESD protection
- Surge protection
- IEC 61000-4-2 (ESD)
- IEC 61000-4-4 (EFT)
- IEC 61000-4-5 (Surge)

Applications:
- Personal Digital Assistants (PDAs)
- Mobile phones & accessories
- Memory card protection
- SIM card port protection
- Portable electronics

3

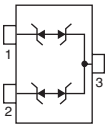

Features:
- Working peak reverse voltage 7V or 12V
- ESD protection >40kV
- Surge protection
- IEC 61000-4-2 (ESD)
- IEC 61000-4-4 (EFT)
- IEC 61000-4-5 (Surge)

Applications:
- Wireless systems
- Network protection
- Portable electronics

4

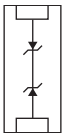

Features:
- Bidirectional TVS 3.3V
- Low capacitance-23pF
- ESD protection >25kV
- Fits 0402 footprint
- IEC 61000-4-2 (ESD)
- IEC 61000-4-4 (EFT)
- IEC 61000-4-5 (Surge)

Applications:
- Computers and peripherals
- Communication systems
- Audio & video equipment
- Portable instrumentation

5

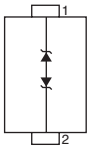

Features:
- Bidirectional TVS 3.3V
- Low capacitance-23pF
- ESD protection >25kV
- Fits 0402 footprint
- IEC 61000-4-2 (ESD)
- IEC 61000-4-4 (EFT)
- IEC61000-4-5 (Surge)

Applications:
- Computers and peripherals
- Communication systems
- Audio and Video equipment
- Portable instrumentation

6



Features:
- Lead free as standard
- Low capacitance-15pF
- ESD protection
- Surge protection

Applications:
- Personal Digital Assistants (PDAs)
- Mobile phones & accessories
- Memory card protection
- SIM card port protection
- Portable electronics

7

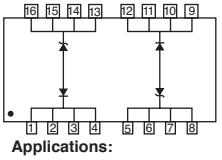

Features:
- Lead free as standard
- Telcordia GR1089 (intra-Building)
- ESD protection >40kV
- Protects 1 line
- Low clamping voltage
- Bidirectional configuration

Applications:
- T1/E1 line cards
- ISDN telecom equipment
- XDSL, USB, SCSI and ethernet interfaces
- Data and bus lines for FCC Part 68 applications

For quantities greater than listed, call for quote.

MOUSER STOCK NO.	Bourns Part No.	Fig.	Working Voltage	Cap pF	Leakage Current	Data Lines	Package Type	Price Each 1	100	500	1000	Reel Qty.	Price Per Piece
652-CDSOT23-0502B	CDSOT23-0502B	A1	15	2.5	5	2	SOT23					3000	
652-CDSOT23-SLVU2.8	CDSOT23-SLVU2.8	A2	2.5	1	2.8	-	SOT23					3000	
652-CDSOT23-SM712	CDSOT23-SM712	A3	75	1	7.5/13.3	-	SOT23					3000	
652-CDDFN2-T5.0C	CDDFN2-T5.0C	B4	23	0.5	5	-	DFN-2					5000	
652-CDDFN2-T3.3LC	CDDFN2-T3.3LC	B4	3.3	13	0.1	-	DFN-2					3000	
652-CDDFN2-T5.0LC	CDDFN2-T5.0LC	B4	5	15	2	-	DFN-2					3000	
652-CDDFN2-T12C	CDDFN2-T12C	B4	12	12	2	-	DFN-2					5000	
652-CDDFN2-T24C	CDDFN2-T24C	B4	24	10	2	-	DFN-2					5000	
652-CDSOD323-T03SC	CDSOD323-T03SC	C5	200	125	3.3	-	SOD323					3000	
652-CDSOD323-T05SC	CDSOD323-T05SC	C5	175	10	5	-	SOD323					3000	
652-CDSOD323-T05LC	CDSOD323-T05LC	C5	0.6	5	5	-	SOD323					3000	
652-CD0603-T05C	CD0603-T05C	D6	15	2	5	-	0603					4000	
652-CD1005-T05C	CD1005-T05C	D6	15	2	5	-	1005					4000	
652-CDWBS16-PLC01-6	CDWBS16-PLC01-6	E7	6	25	6	1	SOIC16				-	1000	

© Copyright 2014 Mouser Electronics

© Copyright 2014 Mouser Electronics

BOURNS TVS Diodes and Arrays

BOURNS®

RoHS Compliant This product is RoHS compliant.

SMD TVS DIODE ARRAYS

Bourns Chip Diodes conform to JEDEC standards, are easy to handle with standard pick and place equipment and their flat configuration minimizes roll away.

- IEC 61000-4-4 (EFT)
- IEC 61000-4-2 (ESD)

RoHS Compliant

Schematics

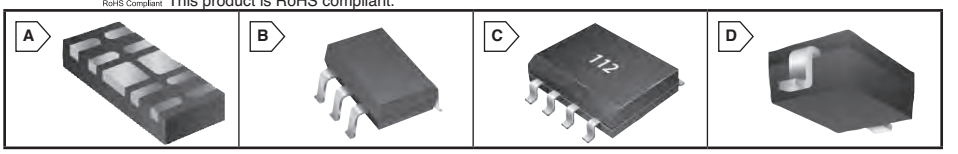

1

Applications:
- HDMI 1.3
- Digital Visual Interface (DVI)
- USB 2.0 up to 480 Mb/s
- IEEE 1394 up to 3.2Gb/s
- Portable electronics

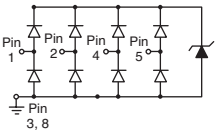

2

Applications:
- HDMI 1.3
- PDAs and notebooks
- Consumer electronics
- Display port interface
- USB 2.0 up to 480Mb/s

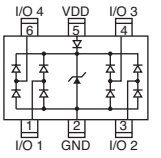

3

Applications:
- Computer notebooks
- Cellular phones
- Personal Digital Assistants (PDAs)
- Video equipment

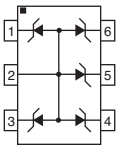

4

Applications:
- Personal Digital Assistants (PDAs)
- Notebook and PC computers
- Memory card protection
- SIM card port protection
- Portable electronics

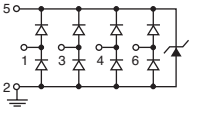

5

Applications:
- Personal Digital Assistants (PDAs)
- Mobile Phones and Accessories
- Portable electronics
- ADSL/VDSL cards

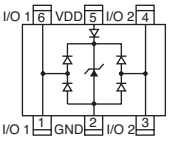

6

Applications:
- High speed data ports
- Mobile phones and Accessories
- Video/graphics cards
- Set top boxes
- Communication systems

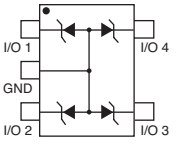

7

Features:
- Telecordia GR1089 (Intra-Building)
- ESD protection >40kV

Applications:
- T1/E1 line cards
- ISDN U-Interface and S/T Interface
- xDSL
- Ethernet-10/100 Base T

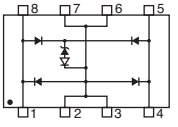

8

Features:
- Telecordia GR1089 (intra-Building)
- ESD protection >40kV

Applications:
- T1/E1 and T3/E3 line cards
- ISDN U-Interface and S/T Interface
- xDSL
- Ethernet-10/100 Base T

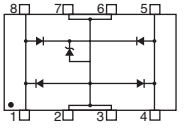

9

Features:
- Protects up to 4 I/O ports
- Surge protection
- ESD protection

Applications:
- Ethernet-10/100/1000 Base T
- Personal digital assistant
- LAN devices
- Instrumentation

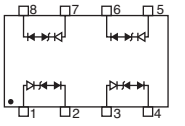

10

Features:
- Protects up to 4 I/O ports
- ESD protection > 40kV

Applications:
- Ethernet-10/100 Base T
- Computer I/O ports SCSI, Firewire and USB
- Set-top box protection
- Video cards

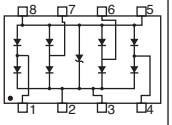

11

Features:
- Protects up to 4 I/O ports
- ESD protection

Applications:
- Ethernet-10/100/1000 Base T
- Personal digital assistant
- Handheld electronics
- Cellular phones
- Video cards

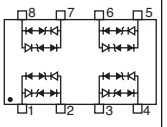

12

Features:
- Protects up to 4 I/O ports
- ESD protection >40kV

Applications:
- Ethernet-10/100 Base T
- Computer I/O ports-SCSI, Firewire and USB
- Set-top box protection
- Video cards

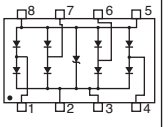

13

Features:
- Protects 1 line or 1 I/O port
- ESD protection >40kV
- Low capacitance ~3 pF typical
- Replaces 0805 MLV devices

Applications:
- Cell phones
- PDAs and notebooks
- Digital cameras
- MP3 players and GPS
- USB interface

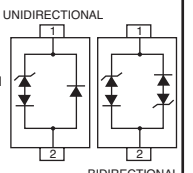

NEW PRODUCT

MOUSER STOCK NO.	Fig.	Cap pF	Working Voltage	Polarity	Package Type	Price Each 1	100	500	1000	Reel Quantity	Price Per Piece
652-CDDFN10-0524P	A1	0.5	6	Unidirectional	DFN-10					3000	
652-CDSOT236-0504LC	B2	0.55	6	Bidirectional	SOT23-6					3000	
652-CDSOT236-0504C	B3	1	6	Bidirectional	SOT23-6					3000	
652-CDSC706-0504C	B4	1.3	6	Bidirectional	SC70-6L					3000	
652-CDSOT563-0502	B5	2	5	Unidirectional	SOT563					3000	
652-CDSOT353-T05	B6	1	5	Unidirectional	SOT353					3000	
652-CDNBS08PLC03-3.3	C7	8	3	Unidirectional	NBS08					2500	
652-CDNBS08-PLC03-6	C8	6	6	Unidirectional	SOIC8					2500	
652-CDNBS08SLVU2.8-4	C9	6	2.8	Unidirectional	SOIC8					2500	
652-CDNBS08SLVU2.8-8	C10	6	2.8	Unidirectional	SOIC8					2500	
652-CDNBS08-SRDA05-4	C11	15	3.3	Unidirectional	SOIC8					2500	
652-CDNBS08SRDA3.3-4	C12	15	5	Unidirectional	SOIC8					2500	
652-CDSOD323-T03C	D13	3	3.3	Bidirectional	SOD-323					3000	
652-CDSOD323-T05	D13	3	5.0	Unidirectional	SOD-323					3000	
652-CDSOD323-T05C	D13	3	5.0	Bidirectional	SOD-323					3000	
652-CDSOD323-T08	D13	3	8.0	Unidirectional	SOD-323					3000	
652-CDSOD323-T08C	D13	3	8.0	Bidirectional	SOD-323					3000	
652-CDSOD323-T12C	D13	3	12.0	Bidirectional	SOD-323					3000	
652-CDSOD323T12CDSL	D13	3	12	Bidirectional	SOD-323					3000	
652-CDSOD323-T15	D13	3	15.0	Unidirectional	SOD-323					3000	
652-CDSOD323-T15C	D13	3	15.0	Bidirectional	SOD-323					3000	
652-CDSOD323-T18	D13	3	18.0	Unidirectional	SOD-323					3000	
652-CDSOD323-T18C	D13	3	18.0	Bidirectional	SOD-323					3000	
652-CDSOD323-T24	D13	3	24.0	Unidirectional	SOD-323					3000	
652-CDSOD323-T24C	D13	3	24.0	Bidirectional	SOD-323					3000	
652-CDSOD323T24CDSL	D13	3	24	Bidirectional	SOD-323					3000	

PTVS SERIES HIGH CURRENT TVS DIODES

Features:
- Low clamping voltage under surge
- 1 Channel

Applications:
- AC line protection
- High power DC bus protection

NEW PRODUCT

MOUSER STOCK NO.	Fig.	Cap pF	Working Voltage	Polarity	Package Type	Price Each 1	10	50	100	500
652-PTVS3-380C	A1	0.7nF	380	Bidirectional	3					
652-PTVS3-430C	A1	0.6nF	430	Bidirectional	3					
652-PTVS6-380C	A1	1.1nF	380	Bidirectional	6					
652-PTVS6-430C	A1	1nF	430	Bidirectional	6					
652-PTVS10-058C	A2	11.7nF	58	Bidirectional	10					
652-PTVS10-076C	A2	8.6nF	76	Bidirectional	10					
652-PTVS10-170C	A3	4nF	170	Bidirectional	10					
652-PTVS10-320C	A3	2.7nF	320	Bidirectional	10					
652-PTVS10-380C	A3	2nF	380	Bidirectional	10					
652-PTVS10-470C	A3	1.7nF	470	Bidirectional	10					

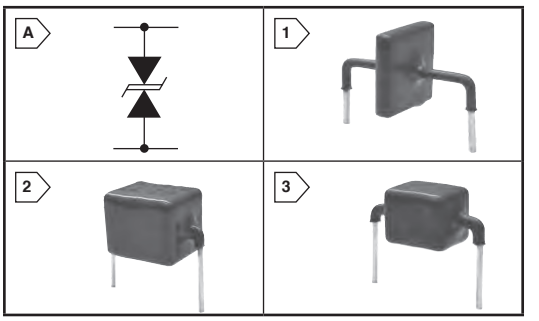

© Copyright 2014 Mouser Electronics

For current pricing, visit mouser.com

© Copyright 2014 Mouser Electronics

BOURNS High Speed Protectors

BOURNS®

RoHS Compliant This product is RoHS compliant.

DUAL TRANSIENT CURRENT SUPPRESSORS TCS-DL SERIES

Features:
- High-speed performance
- Superior overcurrent protection
- Bidirectional



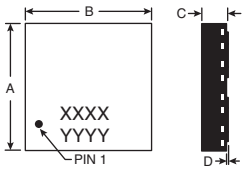

DIMENSIONS: mm (in.)				
	A (Max.)	B (Max.)	C (Max.)	D (Max.)
652-TCS-DL004-250-WH	4.10 (.161)	2.60 (.102)	.90 (.035)	.05 (.002)
652-TCS-DL004-500-WH	4.10 (.161)	3.6 (.142)	.90 (.035)	.05 (.002)
652-TCS-DL004-750-WH	4.10 (.161)	4.6 (.181)	.90 (.035)	.05 (.002)

For quantities greater than listed, call for quote.

MOUSER STOCK NO.		V_{imp} (V)	I Trigger Max (mA)	RON (Ω)	Price Each			Reel Qty. 3000
Mfr.	Mfr. Part No.				1	500	1000	
652	TCS-DL004-250-WH	40	500	3.0				
652	TCS-DL004-500-WH	40	1000	1.8				
652	TCS-DL004-750-WH	40	1500	1.3				

DIMENSIONS: mm (in.)

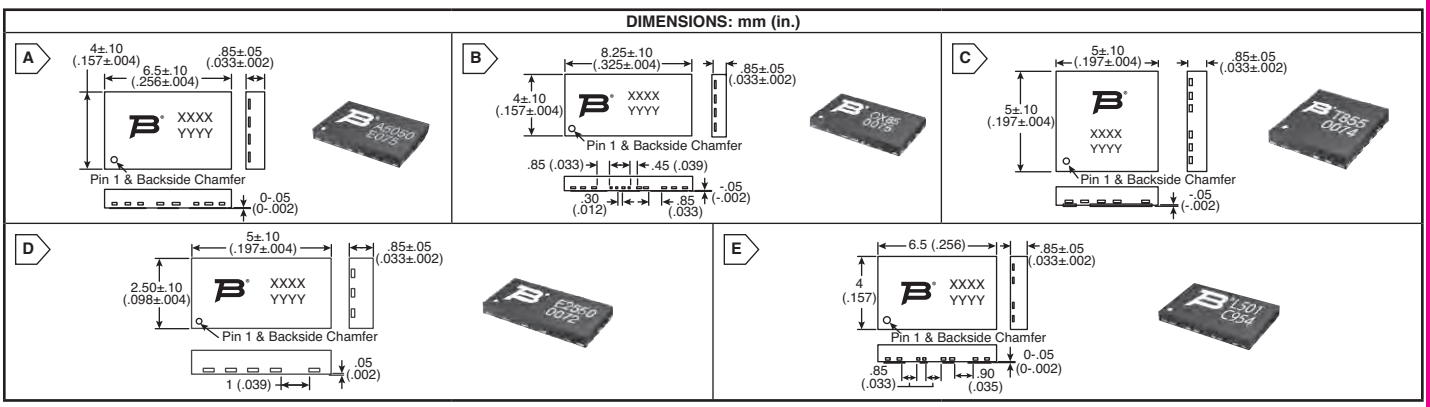

TBU™ HIGH SPEED PROTECTORS CA, CK, DT, KE, PK AND PL SERIES

Features:
- Operating Temperature Range CA and CX series: -40°C to +125°C
- Operating Temperature Range PK and PL series: -55°C to +125°C
- Storage Temperature Range: -65°C to +150°C
- Overcurrent and overvoltage protection

Applications: CA, CX, DT and KE Series:
- Protection modules and dongles
- Process control equipment
- Test and measurement equipment
- Voice/VDSL cards - CA and CX series
- General electronics
- Ethernet ports - DT series
- Set top lox LNB ports - KE series

Applications: PK and PL Series:
- SLIC protection
- Cable and DSL
- MDU/MTU modems
- ONT
- Voice/VDSL cards

CA Series

For quantities greater than listed, call for quote.

MOUSER STOCK NO.		Fig.	V_{imp} (V)	V_{rms} (V)	RTBU Max. (Ω)	Price Each			Reel Qty. 3000
Mfr.	Mfr. Part No.					1	500	1500	
652	TBU-CA025-050-WH	A	250	100	15.3				
652	TBU-CA025-100-WH	A	250	100	8.2				
652	TBU-CA025-200-WH	A	250	100	4.8				
652	TBU-CA025-300-WH	A	250	100	3.8				
652	TBU-CA025-500-WH	A	250	100	3.0				
652	TBU-CA040-050-WH	A	400	200	16.5				
652	TBU-CA040-100-WH	A	400	200	9.4				
652	TBU-CA040-200-WH	A	400	200	6.0				
652	TBU-CA040-300-WH	A	400	200	5.0				
652	TBU-CA040-500-WH	A	400	200	4.2				
652	TBU-CA050-050-WH	A	500	250	18.0				
652	TBU-CA050-100-WH	A	500	250	10.9				
652	TBU-CA050-200-WH	A	500	250	7.5				
652	TBU-CA050-300-WH	A	500	250	6.5				
652	TBU-CA050-500-WH	A	500	250	5.7				
652	TBU-CA065-050-WH	A	650	300	20.3				
652	TBU-CA065-100-WH	A	650	300	13.2				
652	TBU-CA065-200-WH	A	650	300	9.8				
652	TBU-CA065-300-WH	A	650	300	8.8				
652	TBU-CA065-500-WH	A	650	300	8.0				
652	TBU-CA085-050-WH	A	850	425	24.5				
652	TBU-CA085-100-WH	A	850	425	17.4				
652	TBU-CA085-200-WH	A	850	425	14.0				
652	TBU-CA085-300-WH	A	850	425	13.0				
652	TBU-CA085-500-WH	A	850	425	12.2				

CX Series

For quantities greater than listed, call for quote.

MOUSER STOCK NO.		Fig.	V_{imp} (V)	V_{rms} (V)	RTBU Max. (Ω)	Price Each			Reel Qty. 3000
Mfr.	Mfr. Part No.					1	500	1500	
652	TBU-CX050-VTC-WH	B	500	250	5.7				
652	TBU-CX065-VTC-WH	B	650	300	8.0				
652	TBU-CX085-VTC-WH	B	850	425	13.0				

DT Series

For quantities greater than listed, call for quote.

MOUSER STOCK NO.		Fig.	V_{imp} (V)	V_{rms} (V)	RTBU Max. (Ω)	Price Each			Reel Qty. 3000
Mfr.	Mfr. Part No.					1	500	1500	
652	TBU-DT065-100-WH	C	650	300	10				
652	TBU-DT065-200-WH	C	650	300	6.6				
652	TBU-DT065-300-WH	C	650	300	5.6				
652	TBU-DT085-100-WH	C	850	425	12.1				
652	TBU-DT085-200-WH	C	850	425	8.7				

DT Series (Cont.)

For quantities greater than listed, call for quote.

MOUSER STOCK NO.		Fig.	V_{imp} (V)	V_{rms} (V)	RTBU Max. (Ω)	Price Each			Reel Qty. 3000
Mfr.	Mfr. Part No.					1	500	1500	
652	TBU-DT085-300-WH	C	850	425	7.7				
652	TBU-DT065-500-WH	C	650	300	4.8				
652	TBU-DT085-500-WH	C	850	425	6.9				

KE Series

For quantities greater than listed, call for quote.

MOUSER STOCK NO.		Fig.	V_{imp} (V)	V_{rms} (V)	RTBU Max. (Ω)	Price Each			Reel Qty. 3000
Mfr.	Mfr. Part No.					1	500	1500	
652	TBU-KE025-050-WH	D	250	100	14.6				
652	TBU-KE025-100-WH	D	250	100	7.5				
652	TBU-KE025-200-WH	D	250	100	4.1				
652	TBU-KE025-300-WH	D	250	100	3.1				
652	TBU-KE025-500-WH	D	250	100	2.3				
652	TBU-KE040-050-WH	D	400	200	14.6				
652	TBU-KE040-100-WH	D	400	200	8.1				
652	TBU-KE040-200-WH	D	400	200	4.7				
652	TBU-KE040-300-WH	D	400	200	3.7				
652	TBU-KE040-500-WH	D	400	200	2.9				
652	TBU-KE050-050-WH	D	500	250	16				
652	TBU-KE050-100-WH	D	500	250	8.9				
652	TBU-KE050-200-WH	D	500	250	5.5				
652	TBU-KE050-300-WH	D	500	250	4.5				
652	TBU-KE050-500-WH	D	500	250	3.6				

PK Series

For quantities greater than listed, call for quote.

MOUSER STOCK NO.		Fig.	V_{imp} (V)	V_{rms} (V)	RTBU Max. (Ω)	Price Each			Reel Qty. 3000
Mfr.	Mfr. Part No.					1	500	1500	
652	TBU-PK075-100-WH	E	750	400	90				
652	TBU-PK085-100-WH	E	850	425	90				

PL Series

For quantities greater than listed, call for quote.

MOUSER STOCK NO.		Fig.	V_{imp} (V)	V_{rms} (V)	RTBU Max. (Ω)	Price Each			Reel Qty. 3000
Mfr.	Mfr. Part No.					1	500	1500	
652	TBU-PL050-100-WH	E	500	300	55				
652	TBU-PL050-200-WH	E	500	300	55				
652	TBU-PL060-100-WH	E	600	350	55				
652	TBU-PL060-200-WH	E	600	350	55				
652	TBU-PL075-100-WH	E	750	400	55				
652	TBU-PL075-200-WH	E	750	400	55				
652	TBU-PL085-100-WH	E	850	425	55				
652	TBU-PL085-200-WH	E	850	425	55				

© Copyright 2014 Mouser Electronics

© Copyright 2014 Mouser Electronics

BOURNS Transient Blocking Units

BOURNS®

RoHS Compliant **This product is RoHS compliant.**

TBU™ P500-G AND P850-G PROTECTORS

Features:
- Formerly FulTec brand
- Extremely high speed performance
- Blocks high voltages and currents
- Two TBU™ protectors in one small package
- Simple, superior circuit protection
- Minimal PCB area
- RoHS compliant, UL recognized

Applications:
- POTS linecards
- VoIP equipment
- Voice and data combo linecards
- ONU, ONT
- Gateways
- Cable and DSL modems

Pad Designation							
Pad #	1 & 1A	2	3 & 3A	4 & 4A	5	6 & 6A
Apply:	Tip In	NC	Tip Out	Ring Out	NC	Ring In

NC=Solder to PCB; do not make electrical connection, do not connect to ground

RoHS Compliant

	DIMENSIONS: mm (in.)												
	A	B	C	D	E	F	G	H	J	K	L	M	N
P500-G Min.	3.40 (.139)	5.90 (.232)	0.80 (.031)	0.000 (.000)	1.15 (.045)	1.05 (.041)	- -	1.10 (.043)	0.375 (.015)	0.70 (.028)	- -	0.70 (.028)	0.375 (.015)
Typ.	4.00 (.157)	6.00 (.236)	0.85 (.033)	0.025 (.001)	1.25 (.049)	1.15 (.045)	- -	1.20 (.047)	0.425 (.017)	0.75 (.030)	- -	0.75 (.030)	0.425 (.017)
Max.	4.10 (.161)	6.10 (.240)	0.90 (.035)	0.050 (.002)	1.35 (.053)	1.25 (.049)	- -	1.30 (.051)	0.475 (.019)	0.80 (.031)	- -	0.80 (.031)	0.475 (.018)
P850-G Min.	3.40 (.139)	8.15 (.321)	0.80 (.031)	0.000 (.000)	1.15 (.045)	1.05 (.041)	0.725 (.029)	1.10 (.043)	0.375 (.015)	0.25 (.010)	0.70 (.028)	0.70 (.028)	0.375 (.015)
Typ.	4.00 (.157)	8.25 (.325)	0.85 (.033)	0.025 (.001)	1.25 (.049)	1.15 (.045)	0.825 (.032)	1.20 (.047)	0.425 (.017)	0.30 (.012)	0.75 (.030)	0.75 (.030)	0.425 (.017)
Max.	4.10 (.161)	8.35 (.329)	0.90 (.035)	0.050 (.002)	1.35 (.053)	1.25 (.049)	0.925 (.036)	1.30 (.051)	0.475 (.019)	0.35 (.014)	0.80 (.031)	0.80 (.031)	0.475 (.018)

P500-Gxxx

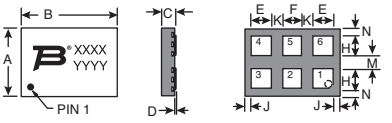

Top View Side View Bottom View

For quantities greater than listed, call for quote.

MOUSER STOCK NO.	Bourns Part No.	Vimp (V)	Iop (max) (mA)	Iout (max) (mA)	Price Each 1	25	50	100	Reel Qty.	Price Per Piece
652-P500-G120-WH	P500-G120-WH	500	100	200					3000	
652-P500-G200-WH	P500-G200-WH	500	200	400					3000	
652-P850-G120-WH	P850-G120-WH	850	100	200					3000	
652-P850-G200-WH	P850-G200-WH	850	200	400					3000	

P850-Gxxx

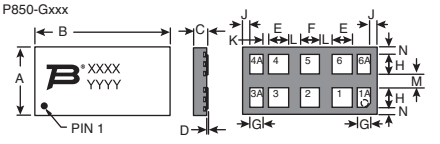

TBU™ P650-U AND P850-U PROTECTORS

Features:
- Formerly FulTec brand
- Extremely high speed perform.
- Blocks high voltages & currents
- Low insertion loss
- Two TBU™ protectors in one small package
- Very high bandwidth; GHz compatible
- RoHS compliant, UL recognized

Applications:
- Mb Ethernet port protection
- Gb Ethernet port protection
- Isolated and floating interfaces

Pad Designation						
Pad #	1	2	3	4	5	6
Apply:	In1	NC	Out1	Out2	NC	In2

NC=Solder to PCB; do not make electrical connection, do not connect to ground

RoHS Compliant

	DIMENSIONS: mm (in.)												
	A	B	C	D	E	F	G	H	J	K	L	N	P	Q
Min.	6.15 (.242)	7.65 (.301)	0.80 (.031)	0.000 (.000)	0.50 (.020)	1.20 (.047)	4.20 (.165)	2.45 (.096)	0.20 (.008)	0.45 (.018)	0.65 (.026)	0.20 (.008)	0.70 (.028)	3.20 (.126)
Typ.	6.25 (.246)	7.75 (.305)	0.85 (.033)	0.025 (.001)	0.55 (.022)	1.25 (.049)	4.25 (1.67)	2.50 (.098)	0.25 (.010)	0.50 (.020)	0.70 (.028)	0.25 (.010)	0.75 (.030)	3.25 (.128)
Max.	6.35 (.250)	7.85 (.309)	0.90 (.035)	0.050 (.002)	0.60 (.024)	1.30 (.051)	4.30 (.169)	2.55 (.100)	0.30 (.012)	0.55 (.022)	0.75 (.030)	0.30 (.012)	0.80 (.031)	3.30 (.130)

Top View Side View Bottom View

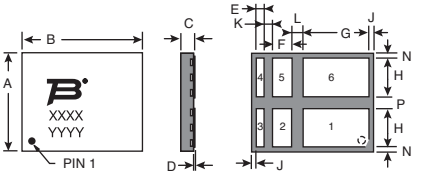

For quantities greater than listed, call for quote.

MOUSER STOCK NO.	Bourns Part No.	Vimp (V)	Iop (max) (mA)	Iout (max) (mA)	Price Each 1	25	50	100	Reel Qty.	Price Per Piece
652-P650-U180-WH	P650-U180-WH	650	180	360					3000	
652-P650-U260-WH	P650-U260-WH	650	260	520					3000	
652-P850-U180-WH	P850-U180-WH	850	180	360					3000	
652-P850-U260-WH	P850-U260-WH	850	260	520					3000	

TBU™ C650 AND C850 PROTECTORS

Features:
- Formerly FulTec brand
- Extremely high speed performance
- Blocks high voltages and currents
- Very high bandwidth; GHz compatible
- Small package, minimal PCB area
- Simple, superior circuit protection
- RoHS compliant, UL recognized

Applications:
- Combo voice/ xDSL linecards
- Voice linecards
- MDF, primary protection modules
- Process control equipment
- Test and measurement equipment
- General electronics

	DIMENSIONS: mm (in.)									
	A	B	C	D	E	F	H	J	K	N
Min.	3.90 (.154)	8.15 (.321)	0.80 (.031)	0.000 (.000)	2.55 (.100)	1.10 (.043)	3.45 (.136)	0.20 (.008)	0.65 (.026)	0.20 (.008)
Typ.	4.00 (.157)	8.25 (.325)	0.85 (.033)	0.025 (.001)	2.60 (.102)	1.15 (.045)	3.50 (.138)	0.25 (.010)	0.70 (.028)	0.25 (.010)
Max.	4.10 (.161)	8.35 (.329)	0.90 (.035)	0.050 (.002)	2.65 (.104)	1.20 (.047)	3.55 (.140)	0.30 (.012)	0.75 (.030)	0.30 (.012)

RoHS Compliant

NC=Solder to PCB; do not make electrical connection, do not connect to ground

Pad Designation			
Pad #	1	2	3
Apply:	In/Out	NC	In/Out

Top View Side View Bottom View

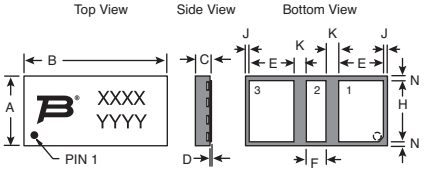

For quantities greater than listed, call for quote.

MOUSER STOCK NO.	Bourns Part No.	Vimp (V)	Iop (max) (mA)	Iout (max) (mA)	Price Each 1	25	50	100	Reel Qty.	Price Per Piece
652-C650-100-WH	C650-100-WH	650	100	200					6000	
652-C650-180-WH	C650-180-WH	650	180	360					6000	
652-C650-260-WH	C650-260-WH	650	260	520					6000	
652-C850-180-WH	C850-180-WH	850	180	360					3000	
652-C850-260-WH	C850-260-WH	850	260	520					3000	

TBU™ P40-G PROTECTOR

Features:
- Formerly FulTec brand
- Extremely high speed performance
- Low impedance
- Very high bandwidth; GHz compatible
- Simple, superior circuit protection
- RoHS compliant, UL recognized

Applications:
- xDSL (ADSL, VDSL, VDSL2)
- High Data Rate Interface IC protection (LVDS, HDMI, etc.)
- Industrial sensors and controls
- General electronics

Pad Designation						
Pad #	1	2	3	4	5	6
Apply:	In1	NC	Out1	Out2	NC	In2

NC=Solder to PCB; do not make electrical connection, do not connect to ground

RoHS Compliant

	DIMENSIONS: mm (in.)											
	A	B	C	D	E	F	G	H	J	K	M	N
Min.	3.90 (.154)	3.90 (.154)	0.80 (.031)	0.000 (.000)	2.55 (.100)	0.20 (.008)	0.75 (.030)	1.40 (.055)	0.10 (.004)	0.25 (.010)	0.55 (.022)	0.20 (.008)
Typ.	4.00 (.157)	4.00 (.157)	0.85 (.033)	0.025 (.001)	2.60 (.102)	0.25 (.010)	0.80 (.031)	1.45 (.057)	0.15 (.006)	0.30 (.012)	0.60 (.024)	0.25 (.010)
Max.	4.10 (.161)	4.10 (.161)	0.90 (.035)	0.050 (.002)	2.65 (.104)	0.30 (.012)	0.85 (.033)	1.50 (.059)	0.20 (.008)	0.35 (.014)	0.65 (.026)	0.30 (.012)

Top View Side View Bottom View

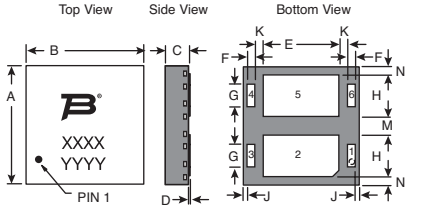

For quantities greater than listed, call for quote.

MOUSER STOCK NO.	Bourns Part No.	Vimp (V)	Iop (max) (mA)	Iout (max) (mA)	Price Each 1	25	50	100	Reel Qty.	Price Per Piece
652-P40-G240-WH	P40-G240-WH	40	240	480					3000	

© Copyright 2014 Mouser Electronics

© Copyright 2014 Mouser Electronics

BOURNS Discrete TVS Chip Diodes

BOURNS®

RoHS Compliant **This product is RoHS compliant.**

Bourns has released a new series of ESD/EFT/Surge Protection products for general applications.
These Transient Voltage Suppressor Diodes for surge and ESD protection applications are available in compact chip package size formats.
The following compact chip packages are available: DO-214AC (SMA), DO-214AA (SMB), and DO-214AB (SMC).

Specifications:

- Operating Temp. Range: -55°C to +150°C
- Storage Temp. Range: -55°C to +175°C

Applications:

- IEC 61000-4-2 ESD (Min. Level 4)
- IED 61000-4-4 EFT
- IED 61000-4-5 Surge

RoHS Compliant

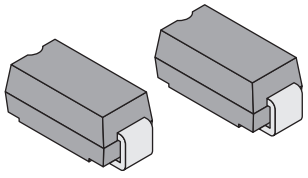

Features:

- Standoff Voltage: 5.0 to 170 volts
- Easy to handle

Device Type	
U	Unidirectional
B	Bidirectional

Part Number Pricing						
Type	**1**	**100**	**500**	**1000**	Reel Qty.	**Price Each**
SMAJ-A					5000	
SMAJ-CA					5000	
SMBJ-A					3000	

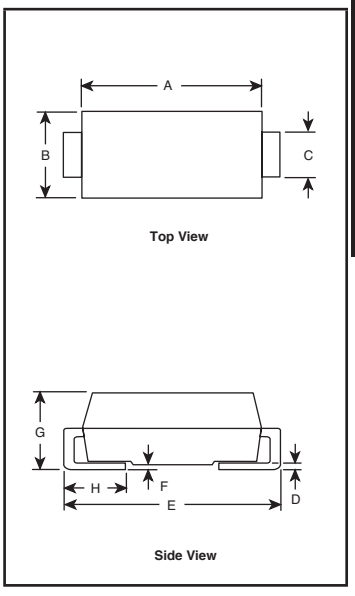

SMAJ SERIES

MOUSER, STOCK NO.	Bourns Part No.	Device Type	Breakdown V_{BR} (Volts) Min.	Breakdown V_{BR} (Volts) Max.	V_{RWM} (Volts)	V_{RSM} (Volts)
652-SMAJ5.0A	SMAJ5.0A	U	6.40	7.00	5	9.2
652-SMAJ6.0A	SMAJ6.0A	U	6.67	7.37	6	10.3
652-SMAJ6.5A	SMAJ6.5A	U	7.22	7.98	6.5	11.2
652-SMAJ7.0A	SMAJ7.0A	U	7.78	8.60	7	12.0
652-SMAJ7.5A	SMAJ7.5A	U	8.33	9.21	7.5	12.9
652-SMAJ8.0A	SMAJ8.0A	U	8.89	9.83	8	13.6
652-SMAJ8.5A	SMAJ8.5A	U	9.44	10.40	8.5	14.4
652-SMAJ9.0A	SMAJ9.0A	U	10.00	11.10	9	15.4
652-SMAJ10A	SMAJ10A	U	11.1	12.3	10	17.0
652-SMAJ11A	SMAJ11A	U	12.2	13.2	11	18.2
652-SMAJ12A	SMAJ12A	U	13.3	14.7	12	19.9
652-SMAJ13A	SMAJ13A	U	14.4	15.9	13	24.2
652-SMAJ14A	SMAJ14A	U	15.6	17.2	14	23.2
652-SMAJ15A	SMAJ15A	U	16.7	18.5	15	24.4
652-SMAJ16A	SMAJ16A	U	17.8	19.7	16	26.0
652-SMAJ17A	SMAJ17A	U	18.9	20.9	17	27.6
652-SMAJ18A	SMAJ18A	U	20.0	22.1	18	29.2
652-SMAJ20A	SMAJ20A	U	22.2	24.5	20	32.4
652-SMAJ22A	SMAJ22A	U	24.4	26.9	22	35.5
652-SMAJ24A	SMAJ24A	U	26.7	29.5	24	38.9
652-SMAJ26A	SMAJ26A	U	28.9	31.9	26	42.1
652-SMAJ28A	SMAJ28A	U	31.1	34.4	28	45.4
652-SMAJ30A	SMAJ30A	U	33.3	36.8	30	48.4
652-SMAJ33A	SMAJ33A	U	36.7	40.6	33	53.3
652-SMAJ36A	SMAJ36A	U	40	44.2	36	58.1
652-SMAJ40A	SMAJ40A	U	44.4	49.1	40	64.5
652-SMAJ43A	SMAJ43A	U	47.8	52.8	43	69.4
652-SMAJ45A	SMAJ45A	U	50	55.3	45	72.7
652-SMAJ48A	SMAJ48A	U	53.3	58.9	48	77.4
652-SMAJ51A	SMAJ51A	U	56.7	62.7	51	82.4
652-SMAJ54A	SMAJ54A	U	60	66.3	54	87.1
652-SMAJ58A	SMAJ58A	U	64.4	71.2	58	93.6
652-SMAJ60A	SMAJ60A	U	66.7	73.7	60	96.8
652-SMAJ64A	SMAJ64A	U	71.1	78.6	64	103
652-SMAJ70A	SMAJ70A	U	77.8	86.0	70	113
652-SMAJ75A	SMAJ75A	U	83.3	92.1	75	121
652-SMAJ78A	SMAJ78A	U	86.7	95.8	78	126
652-SMAJ85A	SMAJ85A	U	94.4	104	85	137
652-SMAJ90A	SMAJ90A	U	100	111	90	146
652-SMAJ100A	SMAJ100A	U	111	123	100	162
652-SMAJ110A	SMAJ110A	U	122	135	110	177
652-SMAJ120A	SMAJ120A	U	133	147	120	193
652-SMAJ130A	SMAJ130A	U	144	159	130	209
652-SMAJ150A	SMAJ150A	U	167	185	150	243
652-SMAJ160A	SMAJ160A	U	178	197	160	259
652-SMAJ170A	SMAJ170A	U	189	209	170	275
652-SMAJ5.0CA	SMAJ5.0CA	B	6.40	7.00	5.0	9.2
652-SMAJ6.0CA	SMAJ6.0CA	B	6.67	7.37	6.0	10.3
652-SMAJ6.5CA	SMAJ6.5CA	B	7.22	7.98	6.5	11.2
652-SMAJ7.0CA	SMAJ7.0CA	B	7.78	8.60	7.0	12.0
652-SMAJ7.5CA	SMAJ7.5CA	B	8.33	9.21	7.5	12.9
652-SMAJ8.0CA	SMAJ8.0CA	B	8.89	9.83	8.0	13.6
652-SMAJ8.5CA	SMAJ8.5CA	B	9.44	10.4	8.5	14.4
652-SMAJ9.0CA	SMAJ9.0CA	B	10.0	11.1	9.0	15.4
652-SMAJ10CA	SMAJ10CA	B	11.1	12.3	10	17.0
652-SMAJ11CA	SMAJ11CA	B	12.2	13.2	11	18.2
652-SMAJ12CA	SMAJ12CA	B	13.3	14.7	12	19.9
652-SMAJ13CA	SMAJ13CA	B	14.4	15.9	13	21.5
652-SMAJ14CA	SMAJ14CA	B	15.6	17.2	14	23.2
652-SMAJ15CA	SMAJ15CA	B	16.7	18.5	15	24.4
652-SMAJ16CA	SMAJ16CA	B	17.8	19.7	16	26.0
652-SMAJ17CA	SMAJ17CA	B	18.9	20.9	17	27.6
652-SMAJ18CA	SMAJ18CA	B	20.0	22.1	18	29.2
652-SMAJ20CA	SMAJ20CA	B	22.2	24.5	20	32.4
652-SMAJ22CA	SMAJ22CA	B	24.4	26.9	22	35.5
652-SMAJ24CA	SMAJ24CA	B	26.7	29.5	24	38.9
652-SMAJ26CA	SMAJ26CA	B	28.9	31.9	26	42.1
652-SMAJ28CA	SMAJ28CA	B	31.1	34.4	28	45.4

SMAJ SERIES (CONT.)

MOUSER STOCK NO.	Bourns Part No.	Device Type	Breakdown V_{BR} (Volts) Min.	Breakdown V_{BR} (Volts) Max.	V_{RWM} (Volts)	V_{RSM} (Volts)
652-SMAJ30CA	SMAJ30CA	B	33.3	36.8	30	48.4
652-SMAJ33CA	SMAJ33CA	B	36.7	40.6	33	53.3
652-SMAJ36CA	SMAJ36CA	B	40	44.2	36	58.1
652-SMAJ40CA	SMAJ40CA	B	44.4	49.1	40	64.5
652-SMAJ43CA	SMAJ43CA	B	47.8	52.8	43	69.4
652-SMAJ45CA	SMAJ45CA	B	50	55.3	45	72.7
652-SMAJ48CA	SMAJ48CA	B	53.3	58.9	48	77.4
652-SMAJ51CA	SMAJ51CA	B	56.7	62.7	51	82.4
652-SMAJ54CA	SMAJ54CA	B	60	66.3	54	87.1
652-SMAJ58CA	SMAJ58CA	B	64.4	71.2	58	93.6
652-SMAJ60CA	SMAJ60CA	B	66.7	73.7	60	96.8
652-SMAJ64CA	SMAJ64CA	B	71.1	78.6	64	103
652-SMAJ70CA	SMAJ70CA	B	77.8	86.0	70	113
652-SMAJ75CA	SMAJ75CA	B	83.3	92.1	75	121
652-SMAJ78CA	SMAJ78CA	B	86.7	95.8	78	126
652-SMAJ85CA	SMAJ85CA	B	94.4	104	85	137
652-SMAJ90CA	SMAJ90CA	B	100	111	90	146
652-SMAJ100CA	SMAJ100CA	B	111	123	100	162
652-SMAJ110CA	SMAJ110CA	B	122	135	110	177
652-SMAJ120CA	SMAJ120CA	B	133	147	120	193
652-SMAJ130CA	SMAJ130CA	B	144	159	130	209
652-SMAJ150CA	SMAJ150CA	B	167	185	150	243
652-SMAJ160CA	SMAJ160CA	B	178	197	160	259
652-SMAJ170CA	SMAJ170CA	B	189	209	170	275

SMBJ SERIES

MOUSER STOCK NO.	Bourns Part No.	Device Type	Breakdown V_{BR} (Volts) Min.	Breakdown V_{BR} (Volts) Max.	V_{RWM} (Volts)	V_{RSM} (Volts)
652-SMBJ5.0A	SMBJ5.0A	U	6.40	7.25	5.0	9.2
652-SMBJ6.0A	SMBJ6.0A	U	6.67	7.67	6.0	10.3
652-SMBJ6.5A	SMBJ6.5A	U	7.22	8.30	6.5	11.2
652-SMBJ7.0A	SMBJ7.0A	U	7.78	8.95	7.0	12.0
652-SMBJ7.5A	SMBJ7.5A	U	8.33	9.58	7.5	12.9
652-SMBJ8.0A	SMBJ8.0A	U	8.89	10.2	8.0	13.6
652-SMBJ8.5A	SMBJ8.5A	U	9.44	10.8	8.5	14.4
652-SMBJ9.0A	SMBJ9.0A	U	10.0	11.5	9.0	15.4
652-SMBJ10A	SMBJ10A	U	11.1	12.8	10	17.0
652-SMBJ11A	SMBJ11A	U	12.2	14.4	11	18.2
652-SMBJ12A	SMBJ12A	U	13.3	15.3	12	19.9
652-SMBJ13A	SMBJ13A	U	14.4	16.5	13	21.5
652-SMBJ14A	SMBJ14A	U	15.6	17.9	14	23.2
652-SMBJ15A	SMBJ15A	U	16.7	19.2	15	24.4
652-SMBJ16A	SMBJ16A	U	17.8	20.5	16	26.0
652-SMBJ17A	SMBJ17A	U	18.9	21.7	17	27.6
652-SMBJ18A	SMBJ18A	U	20.0	23.3	18	29.2
652-SMBJ20A	SMBJ20A	U	22.2	25.5	20	32.4
652-SMBJ22A	SMBJ22A	U	24.4	28.0	22	35.5
652-SMBJ24A	SMBJ24A	U	26.7	30.7	24	38.9
652-SMBJ26A	SMBJ26A	U	28.9	32.2	26	42.1
652-SMBJ28A	SMBJ28A	U	31.1	35.8	28	45.4
652-SMBJ30A	SMBJ30A	U	33.3	38.3	30	48.4
652-SMBJ33A	SMBJ33A	U	36.7	42.2	33	53.3
652-SMBJ36A	SMBJ36A	U	40	46.0	36	58.1
652-SMBJ40A	SMBJ40A	U	44.4	51.1	40	64.5
652-SMBJ43A	SMBJ43A	U	47.8	54.9	43	69.4
652-SMBJ45A	SMBJ45A	U	50	57.5	45	72.7
652-SMBJ48A	SMBJ48A	U	53.3	61.3	48	77.4
652-SMBJ51A	SMBJ51A	U	56.7	65.2	51	82.4
652-SMBJ54A	SMBJ54A	U	60	69	54	87.1
652-SMBJ58A	SMBJ58A	U	64.4	74.6	58	93.6
652-SMBJ60A	SMBJ60A	U	66.7	76.7	60	96.8
652-SMBJ64A	SMBJ64A	U	71.1	81.8	64	103
652-SMBJ70A	SMBJ70A	U	77.8	89.5	70	113
652-SMBJ75A	SMBJ75A	U	83.3	95.8	75	121
652-SMBJ78A	SMBJ78A	U	86.7	99.7	78	126
652-SMBJ85A	SMBJ85A	U	94.4	109	85	137

SMAJ DIMENSIONS: (mm)	
Dimension	SMA (DO-214AC)
A	4.06 - 4.57
B	2.29 - 2.92
C	1.27 - 1.63
D	0.15 - 0.31
E	4.83 - 5.59
F	0.05 - 0.20
G	2.01 - 2.62
H	0.76 - 1.52

SMBJ DIMENSIONS: (mm)	
Dimension	SMB (DO-214AA)
A	4.06 - 4.57
B	3.30 - 3.94
C	1.96 - 2.21
D	0.15 - 0.31
E	5.21 - 5.59
F	0.05 - 0.20
G	2.01 - 2.62
H	0.76 - 1.52

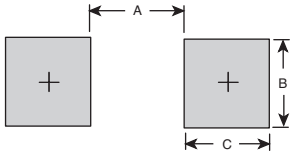

Recommended Footprint

SMAJ DIMENSIONS: (mm)	
Dimension	SMA (DO-214AC)
A (max.)	2.7
B (min.)	2.1
C (min.)	1.27

SMBJ DIMENSIONS: (mm)	
Dimension	SMA (DO-214AA)
A (max.)	2.69
B (min.)	2.1
C (min.)	1.27

© Copyright 2014 Mouser Electronics

BOURNS Discrete TVS Chip Diodes

BOURNS®

RoHS Compliant **This product is RoHS compliant.**

Bourns has released a new series of ESD/EFT/Surge Protection products for general applications. These Transient Voltage Suppressor Diodes for surge and ESD protection applications are available in compact chip package size formats. The following compact chip packages are available: DO-214AC (SMA), DO-214AA (SMB), and DO-214AB (SMC).

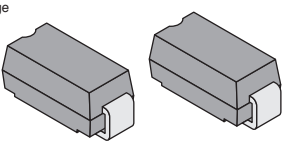

Specifications:

- Operating Temp. Range: -55°C to +150°C
- Storage Temp. Range: -55°C to +175°C

Applications:

- IEC 61000-4-2 ESD (Min. Level 4)
- IED 61000-4-4 EFT
- IED 61000-4-5 Surge

RoHS Compliant

Features:

- Standoff Voltage: 5.0 to 170 volts
- Easy to handle

Device Type	
U	Unidirectional
B	Bidirectional

Part Number Pricing						
Type	1	100	500	1000	Reel Qty.	Price Each
SMBJ-A					3000	
SMBJ-CA					3000	
SMCJ-A					3000	
SMCJ-CA					3000	
SMLJ-A					3000	

SMBJ SERIES (CONT.)

MOUSER, STOCK NO.	Bourns Part No.	Device Type	Breakdown V_{BR} (Volts) Min.	Breakdown V_{BR} (Volts) Max.	V_{RWM} (Volts)	V_{RSM} (Volts)
652-SMBJ90A	SMBJ90A	U	100	116	90	146
652-SMBJ100A	SMBJ100A	U	111	128	100	162
652-SMBJ110A	SMBJ110A	U	122	140	110	177
652-SMBJ120A	SMBJ120A	U	133	153	120	193
652-SMBJ130A	SMBJ130A	U	144	165	130	209
652-SMBJ150A	SMBJ150A	U	167	192	150	243
652-SMBJ160A	SMBJ160A	U	178	205	160	259
652-SMBJ170A	SMBJ170A	U	189	218	170	275
652-SMBJ5.0CA	SMBJ5.0CA	B	6.40	7.25	5.0	9.2
652-SMBJ6.0CA	SMBJ6.0CA	B	6.67	7.67	6.0	10.3
652-SMBJ6.5CA	SMBJ6.5CA	B	7.22	8.30	6.5	11.2
652-SMBJ7.0CA	SMBJ7.0CA	B	7.78	8.95	7.0	12.0
652-SMBJ7.5CA	SMBJ7.5CA	B	8.33	9.58	7.5	12.9
652-SMBJ8.0CA	SMBJ8.0CA	B	8.89	10.2	8.0	13.6
652-SMBJ8.5CA	SMBJ8.5CA	B	9.44	10.8	8.5	14.4
652-SMBJ9.0CA	SMBJ9.0CA	B	10.0	11.5	9.0	15.4
652-SMBJ10CA	SMBJ10CA	B	11.1	12.8	10	17.0
652-SMBJ11CA	SMBJ11CA	B	12.2	14.4	11	18.2
652-SMBJ12CA	SMBJ12CA	B	13.3	15.3	12	19.9
652-SMBJ13CA	SMBJ13CA	B	14.4	16.5	13	21.5
652-SMBJ14CA	SMBJ14CA	B	15.6	17.9	14	23.2
652-SMBJ15CA	SMBJ15CA	B	16.7	19.2	15	24.4
652-SMBJ16CA	SMBJ16CA	B	17.8	20.5	16	26.0
652-SMBJ17CA	SMBJ17CA	B	18.9	21.7	17	27.6
652-SMBJ18CA	SMBJ18CA	B	20.0	23.3	18	29.2
652-SMBJ20CA	SMBJ20CA	B	22.2	25.5	20	32.4
652-SMBJ22CA	SMBJ22CA	B	24.4	28.0	22	35.5
652-SMBJ24CA	SMBJ24CA	B	26.7	30.7	24	38.9
652-SMBJ26CA	SMBJ26CA	B	28.9	32.2	26	42.1
652-SMBJ28CA	SMBJ28CA	B	31.1	35.8	28	45.4
652-SMBJ30CA	SMBJ30CA	B	33.3	38.3	30	48.4
652-SMBJ33CA	SMBJ33CA	B	36.7	42.2	33	53.3
652-SMBJ36CA	SMBJ36CA	B	40	46.0	36	58.1
652-SMBJ40CA	SMBJ40CA	B	44.4	51.1	40	64.5
652-SMBJ43CA	SMBJ43CA	B	47.8	54.9	43	69.4
652-SMBJ45CA	SMBJ45CA	B	50	57.5	45	72.7
652-SMBJ48CA	SMBJ48CA	B	53.3	61.3	48	77.4
652-SMBJ51CA	SMBJ51CA	B	56.7	65.2	51	82.4
652-SMBJ54CA	SMBJ54CA	B	60	69	54	87.1
652-SMBJ58CA	SMBJ58CA	B	64.4	74.6	58	93.6
652-SMBJ60CA	SMBJ60CA	B	66.7	76.7	60	96.8
652-SMBJ64CA	SMBJ64CA	B	71.1	81.8	64	103
652-SMBJ70CA	SMBJ70CA	B	77.8	89.5	70	113
652-SMBJ75CA	SMBJ75CA	B	83.3	95.8	75	121
652-SMBJ78CA	SMBJ78CA	B	86.7	99.7	78	126
652-SMBJ85CA	SMBJ85CA	B	94.4	109	85	137
652-SMBJ90CA	SMBJ90CA	B	100	116	90	146
652-SMBJ100CA	SMBJ100CA	B	111	128	100	162
652-SMBJ110CA	SMBJ110CA	B	122	140	110	177
652-SMBJ120CA	SMBJ120CA	B	133	153	120	193
652-SMBJ130CA	SMBJ130CA	B	144	165	130	209
652-SMBJ150CA	SMBJ150CA	B	167	192	150	243
652-SMBJ160CA	SMBJ160CA	B	178	205	160	259
652-SMBJ170CA	SMBJ170CA	B	189	218	170	275

SMCJ SERIES

652-SMCJ5.0A	SMCJ5.0A	U	6.4	7.23	5	9.2
652-SMCJ6.0A	SMCJ6.0A	U	6.67	7.67	6	10.3
652-SMCJ6.5A	SMCJ6.5A	U	7.22	8.3	6.5	11.2
652-SMCJ7.0A	SMCJ7.0A	U	7.78	8.95	7	12
652-SMCJ7.5A	SMCJ7.5A	U	8.33	9.58	7.5	12.9
652-SMCJ8.0A	SMCJ8.0A	U	8.89	10.2	8	13.6
652-SMCJ8.5A	SMCJ8.5A	U	9.44	10.8	8.5	14.4
652-SMCJ9.0A	SMCJ9.0A	U	10	11.5	9	15.4
652-SMCJ10A	SMCJ10A	U	11.1	12.8	10	17
652-SMCJ12A	SMCJ12A	U	13.3	15.3	12	19.9
652-SMCJ13A	SMCJ13A	U	14.4	16.5	13	21.5
652-SMCJ14A	SMCJ14A	U	15.6	17.9	14	23.2
652-SMCJ15A	SMCJ15A	U	16.7	19.2	15	24.4
652-SMCJ16A	SMCJ16A	U	17.8	20.5	16	26
652-SMCJ17A	SMCJ17A	U	18.9	21.7	17	27.6
652-SMCJ18A	SMCJ18A	U	20	23.3	18	29.2
652-SMCJ20A	SMCJ20A	U	22.2	25.5	20	32.4
652-SMCJ22A	SMCJ22A	U	24.4	28	22	35.5
652-SMCJ24A	SMCJ24A	U	26.7	30.7	24	38.9
652-SMCJ26A	SMCJ26A	U	28.9	32.2	26	42.1
652-SMCJ28A	SMCJ28A	U	31.1	35.8	28	45.4
652-SMCJ30A	SMCJ30A	U	33.3	38.3	30	48.4

SMCJ SERIES (CONT.)

MOUSER STOCK NO.	Bourns Part No.	Device Type	Breakdown V_{BR} (Volts) Min.	Breakdown V_{BR} (Volts) Max.	V_{RWM} (Volts)	V_{RSM} (Volts)
652-SMCJ33A	SMCJ33A	U	36.7	42.2	33	53.3
652-SMCJ36A	SMCJ36A	U	40	46	36	58.1
652-SMCJ40A	SMCJ40A	U	44.4	51.1	40	64.5
652-SMCJ43A	SMCJ43A	U	47.8	54.9	43	69.4
652-SMCJ45A	SMCJ45A	U	50	57.5	45	72.7
652-SMCJ48A	SMCJ48A	U	53.3	61.3	48	77.4
652-SMCJ51A	SMCJ51A	U	56.7	65.2	51	82.4
652-SMCJ54A	SMCJ54A	U	60	69	54	87.1
652-SMCJ58A	SMCJ58A	U	64.4	74.6	58	93.6
652-SMCJ60A	SMCJ60A	U	66.7	76.7	60	96.8
652-SMCJ64A	SMCJ64A	U	71.1	81.8	64	103
652-SMCJ70A	SMCJ70A	U	77.8	89.5	70	113
652-SMCJ75A	SMCJ75A	U	83.3	95.8	75	121
652-SMCJ78A	SMCJ78A	U	86.7	99.7	78	126
652-SMCJ85A	SMCJ85A	U	94.4	108.2	85	137
652-SMCJ90A	SMCJ90A	U	100	115.5	90	146
652-SMCJ100A	SMCJ100A	U	111	128	100	162
652-SMCJ110A	SMCJ110A	U	122	140	110	177
652-SMCJ120A	SMCJ120A	U	133	153	120	193
652-SMCJ130A	SMCJ130A	U	144	165	130	209
652-SMCJ150A	SMCJ150A	U	167	192	150	243
652-SMCJ160A	SMCJ160A	U	178	205	160	259
652-SMCJ170A	SMCJ170A	U	189	217.5	170	275
652-SMCJ5.0CA	SMCJ5.0CA	B	6.4	7.23	5	9.2
652-SMCJ6.0CA	SMCJ6.0CA	B	6.67	7.67	6	10.3
652-SMCJ6.5CA	SMCJ6.5CA	B	7.22	8.3	6.5	11.2
652-SMCJ7.0CA	SMCJ7.0CA	B	7.78	8.95	7	12
652-SMCJ7.5CA	SMCJ7.5CA	B	8.33	9.58	7.5	12.9
652-SMCJ8.0CA	SMCJ8.0CA	B	8.89	10.2	8	13.6
652-SMCJ8.5CA	SMCJ8.5CA	B	9.44	10.8	8.5	14.4
652-SMCJ9.0CA	SMCJ9.0CA	B	10	11.5	9	15.4
652-SMCJ10CA	SMCJ10CA	B	11.1	12.8	10	17
652-SMCJ11CA	SMCJ11CA	B	12.2	14.4	11	18.2
652-SMCJ12CA	SMCJ12CA	B	13.3	15.3	12	19.9
652-SMCJ13CA	SMCJ13CA	B	14.4	16.5	13	21.5
652-SMCJ14CA	SMCJ14CA	B	15.6	17.9	14	23.2
652-SMCJ15CA	SMCJ15CA	B	16.7	19.2	15	24.4
652-SMCJ16CA	SMCJ16CA	B	17.8	20.5	16	26
652-SMCJ17CA	SMCJ17CA	B	18.9	21.7	17	27.6
652-SMCJ18CA	SMCJ18CA	B	20	23.3	18	29.2
652-SMCJ20CA	SMCJ20CA	B	22.2	25.5	20	32.4
652-SMCJ22CA	SMCJ22CA	B	24.4	28	22	35.5
652-SMCJ24CA	SMCJ24CA	B	26.7	30.7	24	38.9
652-SMCJ26CA	SMCJ26CA	B	28.9	32.2	26	42.1
652-SMCJ28CA	SMCJ28CA	B	31.1	35.8	28	45.4
652-SMCJ30CA	SMCJ30CA	B	33.3	38.3	30	48.4
652-SMCJ33CA	SMCJ33CA	B	36.7	42.2	33	53.3
652-SMCJ36CA	SMCJ36CA	B	40	46	36	58.1
652-SMCJ40CA	SMCJ40CA	B	44.4	51.1	40	64.5
652-SMCJ43CA	SMCJ43CA	B	47.8	54.9	43	69.4
652-SMCJ45CA	SMCJ45CA	B	50	57.5	45	72.7
652-SMCJ48CA	SMCJ48CA	B	53.3	61.3	48	77.4
652-SMCJ51CA	SMCJ51CA	B	56.7	65.2	51	82.4
652-SMCJ54CA	SMCJ54CA	B	60	69	54	87.1
652-SMCJ58CA	SMCJ58CA	B	64.4	74.6	58	93.6
652-SMCJ60CA	SMCJ60CA	B	66.7	76.7	60	96.8
652-SMCJ64CA	SMCJ64CA	B	71.1	81.8	64	103
652-SMCJ70CA	SMCJ70CA	B	77.8	89.5	70	113
652-SMCJ75CA	SMCJ75CA	B	83.3	95.8	75	121
652-SMCJ78CA	SMCJ78CA	B	86.7	99.7	78	126
652-SMCJ85CA	SMCJ85CA	B	94.4	108.2	85	137
652-SMCJ90CA	SMCJ90CA	B	100	115.5	90	146
652-SMCJ100CA	SMCJ100CA	B	111	128	100	162
652-SMCJ110CA	SMCJ110CA	B	122	140	110	177
652-SMCJ120CA	SMCJ120CA	B	133	153	120	193
652-SMCJ130CA	SMCJ130CA	B	144	165	130	209
652-SMCJ150CA	SMCJ150CA	B	167	192	150	243
652-SMCJ160CA	SMCJ160CA	B	178	205	160	259
652-SMCJ170CA	SMCJ170CA	B	189	217.5	170	275

SMLJ SERIES

NEW PRODUCT

MOUSER STOCK NO.	Bourns Part No.	Device Type	Breakdown V_{BR} (Volts) Min.	Breakdown V_{BR} (Volts) Max.	V_{RWM} (Volts)	V_{RSM} (Volts)
652-SMLJ20A	SMLJ20A	U	22.2	24.5	20	32.4

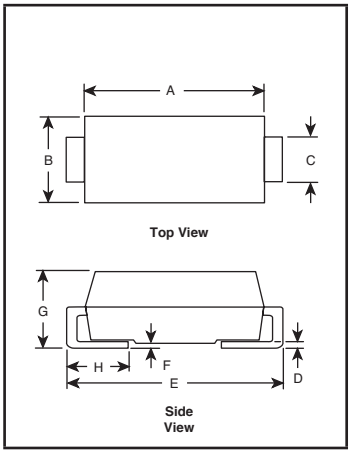

SMBJ DIMENSIONS: mm	
Dimension	SMB (DO-214AA)
A	4.06 - 4.57
B	3.30 - 3.94
C	1.96 - 2.21
D	0.15 - 0.31
E	5.21 - 5.59
F	0.05 - 0.20
G	2.01 - 2.62
H	0.76 - 1.52

SMCJ DIMENSIONS: mm	
Dimension	SMB (DO-214AB)
A	6.60 - 7.11
B	5.59 - 6.22
C	2.92 - 3.18
D	0.15 - 0.31
E	7.75 - 8.13
F	0.05 - 0.20
G	2.01 - 2.62
H	0.76 - 1.52

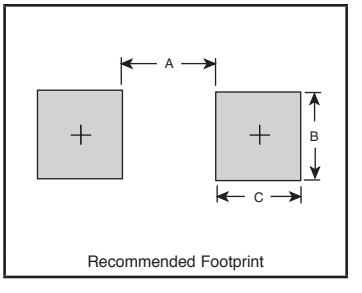

Recommended Footprint

SMBJ DIMENSIONS: mm	
Dimension	SMA (DO-214AC)
A (max.)	2.69
B (min.)	2.1
C (min.)	1.27

SMCJ DIMENSIONS: mm	
Dimension	SMA (DO-214AA)
A (max.)	4.69
B (min.)	3.07
C (min.)	1.52

SMLJ DIMENSIONS: mm	
Dimension	SMC (DO-214AB)
A (max.)	4.69
B (min.)	3.07
C (min.)	1.52

© Copyright 2014 Mouser Electronics

© Copyright 2014 Mouser Electronics

BOURNS Eval Boards and Portnote Design Kits

TBU DESIGN KITS

NEW PRODUCT

MOUSER STOCK NO.	Description	Price Each 1	Price Each 2
652-TBU-LAB1	SLIC Protection 16 part numbers, 105 total parts		
652-TBU-LAB2	Bidirectional Port Solution 26 part numbers, 155 total parts		
652-TBU-LAB3	Unidirectional Port Solution 18 part numbers, 115 total parts		



RS-485 PORT PROTECTION EVALUATION BOARDS

NEW PRODUCT

MOUSER STOCK NO.	Dimensions	Price Each 1	Price Each 5	Price Each 10
652-RS-485EVALBOARD1	45 x 21 x 12			
652-RS-485EVALBOARD2	50 x 25 x 1.2			



Eval Board 1



Eval Board 2

PORTNOTE SOLUTION DESIGN KITS

NEW PRODUCT

The Bourns PortNote ™ Solutions Circuit Protection Design Kits are organized and focused on the protection of ports and their variations, rather than on product types. PortNote Kits are available for datacom, audio, video, and telecom solutions. Each kit contains enough Bourns product to build five of the PortNote Solution circuits.

In addition, each Bourns PortNote™ Solutions Circuit Protection Design Kit provides a simple, single page with essential information to provide an effective solution known to work in most typical applications. Information provided includes objectives, part numbers, compliance, schematic, and much more.



For quantities greater than listed, call for quote.

MOUSER STOCK NO.	Bourns Part No.	Description	Qty.	Part Numbers (Mfr.)	Price Each 1	Price Each 5
652-PN-DESIGNKIT-1	PN-DESIGNKIT-1	Components Kit Ethernet ESD	2	CDSOT236-0504C, PT61020L		
652-PN-DESIGNKIT-3	PN-DESIGNKIT-3	Components Kit USB 2.0	2	MF-NSMF075-2, CG0603MLC-05LE		
652-PN-DESIGNKIT-5	PN-DESIGNKIT-5	Component Kit VHF/UHF Coax ESD	2	CG0402MLU-12G, CS160808-68NK		
652-PN-DESIGNKIT-7	PN-DESIGNKIT-7	Component Kit RJ11 GR1089-CORE	3	TISP8200HDMR-S, TISP8201HDMR-S, B1250T		
652-PN-DESIGNKIT-8	PN-DESIGNKIT-8	Component Kit RJ11 Fax/Modem	3	TISP4350T3BJR-S, B1250T, CD2320-B1600		
652-PN-DESIGNKIT-10	PN-DESIGNKIT-10	Component Kit ISDN	2	TISP4145M3BJR-S, MF-RXO18/250-0		
652-PN-DESIGNKIT-11	PN-DESIGNKIT-11	Component Kit HDMI 1.3 ESD & OC	3	CDDFN10-0524P, CDSOT236-0504LC, MF-FSMF020X-2		
652-PN-DESIGNKIT-12	PN-DESIGNKIT-12	Component Kit HDMI 1.4 ESD & OC	2	CG0402MLU-05G, MF-NSMF020X-2		
652-PN-DESIGNKIT-15	PN-DESIGNKIT-15	Component Kit Input Port Surge Protection LVDS	6	TBU-CA085-200-WH, 2031-42T-SM-RPLF, CDSOT23-S2004		
652-PN-DESIGNKIT-16	PN-DESIGNKIT-16	Component Kit Output Port Surge Protection LVDS	6	TBU-CA085-200-WH, 2031-42T-SM-RPLF, CDSOT23-S2004		
652-PN-DESIGNKIT-18	PN-DESIGNKIT-18	Component Kit ITU-T Solution VDSL2 Line Side Protection	2	TBU-CA050-500-WH, 2031-15T-SM-RPLF		
652-PN-DESIGNKIT-19	PN-DESIGNKIT-19	Component Kit ITU-T Solution VDSL2 Line Side Protection (pots)	5	TBU-PL085-200-WH, TBU-CA085-500-WH, 2020-42T-C4LF, B1250T		
652-PN-DESIGNKIT-20	PN-DESIGNKIT-20	Component Kit GR-1089 Core Intra-building Solution Negative Battery Voltage SLIC Protection	3	TBU-PL060-200-WH, MOV-10D201K		
652-PN-DESIGNKIT-22	PN-DESIGNKIT-22	Component Kit Serial Port - ESD/EFT/Surge Protection RS-485	5	TBU-CA065-300-WH MOV-10D201K, CDSOT23-SM712		
652-PN-DESIGNKIT-25	PN-DESIGNKIT-25	Component Kit Firewire/ iLink Protection IEEE 1394B	5	MF-SM150/33-2, CG0603MLU-05E		
652-PN-DESIGNKIT-26	PN-DESIGNKIT-26	Component Kit Surge Protection CAN-bus	6	TBU-CA065-100-WH, MOV-10D201K CDSOT23-T12LC		
652-PN-DESIGNKIT-27	PN-DESIGNKIT-27	Component Kit Coaxial Port HD-SDI/SDI	3	TBU-CA065-100-WH, 2031-23T-SM-RPLF CDSOD323-T05LC		
652-PN-DESIGNKIT-28	PN-DESIGNKIT-28	Component Kit Data & Power Protection SATA HDD Interface	3	MF-MSMF075/24-2, SMBJ5.0A, CDDFN10-0524P		
652-PN-DESIGNKIT-29	PN-DESIGNKIT-29	Component Kit PWM/Power LED PWM Dimmer	3	MF-MSMF110/16-2, CDSOT23-T12C		
652-PN-DESIGNKIT-30	PN-DESIGNKIT-30	Component Kit Overcurrent and ESD Protection Li-ion Battery Controller Protection	4	MF-SVS210-0, CG0603MLA-5.5ME		
652-PN-DESIGNKIT-31	PN-DESIGNKIT-31	Component Kit ESD & Overcurrent Protection Display Port 1.2	4	CDDFN10-0524P, CDSOT236-0504LC MF-PSMF075X-2		
652-PN-DESIGNKIT-32	PN-DESIGNKIT-32	Component Kit USB 3.0 - ESD & Overcurrent Protection	2	MF-NSMF200-2, CDDFN10-0506N		
652-PN-DESIGNKIT-33	PN-DESIGNKIT-33	Component Kit Overcurrent and ESD Protection Li-ion Battery Controller Protection	3	MF-SVS210-0, CDDFN10-0524P, CDSOD323-T05SC		
652-PN-DESIGNKIT-34	PN-DESIGNKIT-34	Component Kit Overcurrent and ESD Protection Display Port 1.2	5	CDSOT236-0504LC, CDNBS04-B08200, SMBJ58A, SM51108EL		
652-PN-DESIGNKIT-35	PN-DESIGNKIT-35	Component Kit USB 3.0 - ESD & Overcurrent Protection	3	MF-NSMF200-2, CDSOT236-0504C, SM51108EL		
652-PN-DESIGNKIT-36	PN-DESIGNKIT-36	Component Kit ITU-T Solution VDSL Driver Side Protection	3	2038-110-SM-RPLF, TISP4P015L1NR-S, CD143A-SR70		
652-PN-DESIGNKIT-37	PN-DESIGNKIT-37	Component Kit Satellite Receiver RF Input	2	2035-09-SM-RPLF, SMLJ20A		
652-PN-DESIGNKIT-38	PN-DESIGNKIT-38	Component Kit ITU-T Solution Negative Battery Voltage SLIC Protection	3	TBU-PL075-100-WH, MOV-10D361K		
652-PN-DESIGNKIT-39	PN-DESIGNKIT-39	Component Kit ITU-T Solution SLIC Protection	2	TISP9110LDMR-S, CMF-SDP50A-2		
652-PN-DESIGNKIT-40	PN-DESIGNKIT-40	Component Kit GR-1089 Core Inter-building Solution T1/E1 Protection	10	TBU-DT085-200-WH, TISP4015L1BJR-S, 2020-42T-C2FLF, B1250T		

© Copyright 2014 Mouser Electronics
© Copyright 2014 Mouser Electronics

COOPER BUSSMANN MLVs, TVS Diodes, & Polysurg Devices

RoHS Compliant **This product is RoHS compliant.**

COOPER Bussmann

POLYSURG

Ultra-Low Capacitance ESD Protection in a Discrete 0402 SMD Device

Features:

- Halogen free
- Ultra-low capacitance (0.1pF typical) ideally suited for protecting high speed data applications
- Provides ESD protection with fast response time (<1ns) allowing equipment to pass the IEC 61000-4-2 Level 4 test
- Four (4) channel array
- Zero signal distortion
- Low leakage current (<0.01µA typical)

Applications:

Applied to a high signal interface, the 42510ESDA protects:

- Digital video equipment
- Mobile phone
- GPS Antenna
- Bluetooth communication equipment antenna circuit
- IEEE-1394
- DVI
- HDMI



DIMENSION: mm

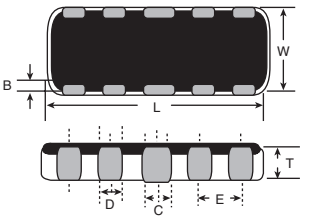

B	C	D	E	L	T	W
0.2 ±0.1	0.3 ±0.05	0.2 ±0.05	0.5 ±0.05	2.5 ±0.1	0.5 ±0.1	1.0 ±0.1

For quantities greater than listed, call for quote.

MOUSER STOCK NO.	Mfr. Part No.	Rated Voltage (max)	Leakage Current (max @ 12dvc)	Clamping Voltage	Capacitance	Price Each 1	100	500	1000	Reel Quantity	Price Per Piece
504—42510ESDA-TR1		12V	0.01µA	30V	0.1pF					5000	

POLYSURG

Ultra-Low Capacitance ESD Protection in a Discrete 0402 SMD Device

Features:

- Halogen free
- RoHS compliant for global applications
- Lead free
- Ultra-low capacitance (0.05pF typ.) ideal for high speed data applications
- Provides ESD protection with fast response time (<1ns) allowing equipment to pass IEC 61000-4-2 level 4 test
- Single-line, bi-directional device for placement flexibility
- Low profile 0402/1005 design for board space savings
- Low leakage current (<0.1nA typ.) reduces power consumption
- (Sn) Tin-plated version available

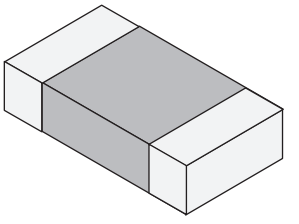

For quantities greater than listed, call for quote.

MOUSER STOCK NO.	Mfr. Part No.	Package Size	Working (Vrms)	Voltage (Vdc)	Varistor Voltage @ 1mAdc	Clamping Voltage (Typ)	Capacitance (pF)	ESD Pulse Withstand	Price Each 1	10	100	Reel Quantity	Price Per Piece
504—PS04LTVA1		0402	12Vdc	25V	150V	25V	.05pF	>1000				10000	
504—0402ESDA-MLP1		0402	30Vdc	35V	300V	35V	.15pF	>1000				10000	

MLVA SERIES

Multilayer Varistors Provide ESD Protection in Discrete 0201, 0402 SMD Packages

Features

- Zinc oxide based ceramic chip
- Provides ESD protection with fast response time (<1ns) allowing equipment to pass IEC 61000-4-2 Level 4 Test
- 0402 meet IEC 61000-4-4 and 61000-4-5
- Low profile designs for board space savings
- Low and stable leakage current reduces power consumption
- Low clamping voltage
- Halogen free and RoHS compliant for global applications

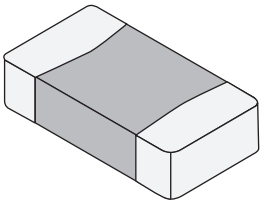

For quantities greater than listed, call for quote.

MOUSER STOCK NO.	Mfr. Part No.	Package Size	Working (Vrms)	Voltage (Vdc)	Varistor Voltage @ 1mAdc	Clamping Voltage	Capacitance (pF)	Peak Current (Amps)	Transient Energy (Joules)	Price Each 1	10	100	Reel Quantity	Price Per Piece
504—MLVA04V05C270		0402	4	5.5	6.4-9.6	20	270	20	0.05				10000	
504—MLVA02V05C033		0201	4	5.5	8-14	30	33	-	-				15000	
504—MLVA02V05C047		0201	4	5.5	8-14	26	47	-	-				15000	
504—MLVA02V05C064		0201	4	5.5	8-14	26	64	-	-				15000	
504—MLVA04V09C130		0402	7	9	10-15	32	130	20	0.05				10000	

TVSA SERIES

Low Capacitance Transient Voltage Suppressor for ESD Protection in a Discrete 0402 SMD Package

Features

- Silicon based chip
- Low capacitance to meet the needs for high speed single transient voltage protection
- Provides ESD protection with fast response time (<1ns) allowing equipment to pass IEC 61000-4-2 level 4 test
- Low profile designs for board space savings
- Low leakage current reduces power consumption
- Low clamping voltage
- Solid-state silicon-avalanche technology
- Lead free, halogen free and RoHS compliant for global applications

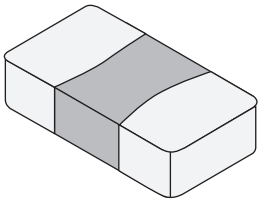

For quantities greater than listed, call for quote.

MOUSER STOCK NO.	Mfr. Part No.	Package Size	Stand-Off Voltage	Breakdown Voltage	Clamping Voltage at I Peak = 1A	Capacitance (pF)	ESD Air/Contact (kV)	Price Each 1	10	100	Reel Quantity	Price Per Piece
504—TVSA04V05C006		0402	5	10	17	6	15/8				10000	

© Copyright 2014 Mouser Electronics
© Copyright 2014 Mouser Electronics

CMD HDMI PORT PROTECTION AND INTERFACE DEVICES

- 0.05pF matching capacitance between the TMDS intra-pair
- Matched 0.5mm trace spacing (TSSOP)
- Simplified layout for HDMI connectors
- Level shifting/isolation circuitry

For quantities greater than listed, call for quote.

MOUSER STOCK NO.	ON Semiconductor Part No.	Package	ESD Protection (IEC)	Channel Clamp Voltage	Dynamic Resistance (Ω)	Price Each 1	25	100	250
Reciever Port Protection (CM2030 Series) • Backdrive protection									
748-CM2030-A0TR	CM2030-A0TR	TSSOP-38	±8kV (min)	-2 to +11	0.9 to 1.2				
Reciever Port Protection (CM2031 Series) • Backdrive protection									
748-CM2031-A0TR	CM2031-A0TR	TSSOP-38	±8kV (min)	-2 to +11	0.9 to 1.4				
Transmitter Port Protection (CM2020 Series) • Overcurrent output protection									
748-CM2020-00TR	CM2020-00TR	TSSOP-38	±8kV (min)	- - - -	- - - -				

CMD IEEE 1284 PARALLEL PORT ESD/EMI/TERMINATION NETWORK: PACS SERIES

- 17 EMI filters
- 17 terminators with choice of resistor values

For quantities greater than listed, call for quote.

MOUSER STOCK NO.	ON Semiconductor Part No.	Package	ESD Protection (IEC)	Value (Ω)	Temperature Range Storage	Operating	Price Each 1	10	50	100
748-PACSZ1284-02QR	PACSZ1284-02QR	QSOP-28	±30kV	4.7K	-40~+150°C	-40~+85°C				

CMD UPSTREAM USB PORT TERMINATORS: PACU SERIES

- Compact SC70 or SOT23 package saves board space and lowers manufacturing costs compared to discrete solutions
- One upstream USB port terminator, EMI filter and transient overvoltage protector in a single surface mount package

For quantities greater than listed, call for quote.

MOUSER STOCK NO.	ON Semiconductor Part No.	Package	ESD Protection (IEC)	Value (Ω)	Temperature Range Storage	Operating	Price Each 1	50	100	500
748-PACUSB-U3R	PACUSB-U3R	SC70-6	±15kV	22	-65~+150°C	-40~+85°C				
748-PACUSB-U2R	PACUSB-U2R	SC70-6	±15kV	33	-65~+150°C	-40~+85°C				
748-PACUSB-U3Y6R	PACUSB-U3Y6R	SOT23-6	±15kV	22	-65~+150°C	-40~+85°C				

CMD EMI FILTER FOR T-FLASH/MICROSD

- Two channels of EMI filters
- Supports AC signals, ideal for audio applications

For quantities greater than listed, call for quote.

MOUSER STOCK NO.	ON Semiconductor Part No.	Package	ESD Protection (IEC)	Channel Clamp Voltage	Price Each 1	25	100	250
748-CM1624-08DE	CM1624-08DE	uDFN-16	±15kV	-0.4 to 9				

CMD VGA PORT COMPANION CIRCUITS

- Includes ESD protection, level-shifting, buffering and sync impedance matching
- 7 channels of ESD protection
- Bi-directional level shifting N-channel FETs provided for DDC_CLK and DDC_DATA channels

For quantities greater than listed, call for quote.

MOUSER STOCK NO.	ON Semiconductor Part No.	Package	ESD Protection (IEC)	R out (Ω)	Temperature Range Storage	Operating	Price Each 1	10	50	100
CM2009 Series										
748-CM2009-02QR	CM2009-02QR	QSOP-16	±8kV	15	-40~+85°C	-40~+85°C				
748-CM2009-00QR	CM2009-00QR	QSOP-16	±8kV	65	-40~+85°C	-40~+85°C				
PACVGA200 Series										
748-PACVGA200QR	PACVGA200QR	QSOP-24	±8kV	75	-65~+150°C	-0~+70°C				

CMD VGA PORT COMPANION CIRCUIT FOR MONITOR: CM2006 SERIES

- 2 channels of ESD protection (CM1263-02SE)
- 6 channels of ESD protection (CM1263)
- 0.85pF loading capacitance per channel typical (CM1263-02SE)
- 1pF loading capacitance per channel typical (CM1263)

For quantities greater than listed, call for quote.

MOUSER STOCK NO.	ON Semiconductor Part No.	Package	ESD Protection (IEC)	R out (Ω)	Temperature Range Storage	Operating	Price Each 1	10	50	100
748-CM2006-02QR	CM2006-02QR	QSOP-16	±8kV	- - -	-65~+150°C	-40~+85°C				

CMD DUAL INPUT SMARTOR™ POWER SWITCH: CMPWR025 SERIES

- Implements logical "Input VCC1 OR Input VCC2"
- Integrated low impedance switches (0.2ø TYP)
- Operating supply range from 2.8V to 5.5V
- Provides up to 600mA output current
- Glitch-free output during supply switching transitions
- Low operating supply current of 20ìA (TYP)
- User-selectable hysteresis for supply selection

For quantities greater than listed, call for quote.

MOUSER STOCK NO.	ON Semiconductor Part No.	Package	ESD Protection (IEC)	R out (Ω)	Temperature Range Storage	Operating	Price Each 1	10	50	100
748-CMPWR025R	CMPWR025R	MSOP-8	±2000V	- - -	-65~+150°C	- - -				

CMD HEADSET SPEAKER EMI FILTER

- Two channels of EMI filters
- Supports AC signals, ideal for audio applications

For quantities greater than listed, call for quote.

MOUSER STOCK NO.	ON Semiconductor Part No.	Package	ESD Protection (IEC)	Channel Clamp Voltage	Price Each 1	25	100	250
748-CSPEMI201AG	CSPEMI201AG	CSP-5	±8kV (min)	-19 to +15				

TSSOP-38

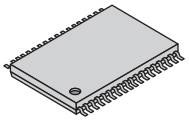

QSOP-16



QSOP-24

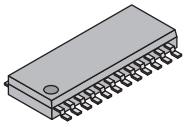

QSOP-28

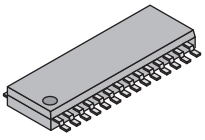

SC70-6



SOT23-6

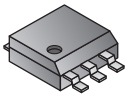

uDFN-16

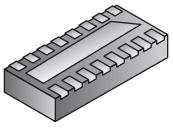

CSP-5

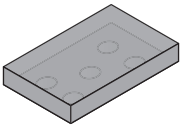

MSOP-8

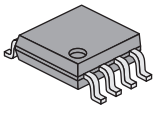

© Copyright 2014 Mouser Electronics

© Copyright 2014 Mouser Electronics

ESD Protection Arrays, ESD Protectors and EMI Filters

ON Semiconductor®

RoHS Compliant This product is RoHS compliant.

LOW CAPACITANCE ESD ARRAYS

- Minimal capacitance change with temperature and voltage
- Storage Temperature Range -40°C to +150°C

PRODUCT NEW

For quantities greater than listed, call for quote.

MOUSER STOCK NO.	On Semi Part No.	Package	ESD Protection (IEC)	Channels	Channel Input Capacitance (Max)(pF)	Price Each 1	10	50	100
CM1216 Series									
748-CM1216-06MR	CM1216-06MR	MSOP-8	±15kV	6	2				
748-CM1216-08MR	CM1216-08MR	MSOP-10	±15kV	8	2				
CM1241 Series									
748-CM1241-04D4	CM1241-04D4	WDFN-8	±8kV, ±15kV	4	1.5, 53				
ESDR0524 Series						**1**	**25**	**100**	**250**
863-ESDR0524PMUTAG	ESDR0524PMUTAG	uDFN-10	±8kV	4	0.3				

6 CHANNEL ESD PROTECTION ARRAY

Features:
- Six channels of ESD protection
- Low loading capacitance (3pF typical)
- Low leakage current is ideal for battery-powered devices
- Storage Temperature Range -65°C to +150°C
- Operating Temperature Range -40°C to +85°C

For quantities greater than listed, call for quote.

MOUSER STOCK NO.	On Semi Part No.	Package	ESD Protection (IEC)	ESD Protection (HBM)	Channels	Channel Input Capacitance (Max) (pF)	Price Each 1	10	50	100
748-PACDN006MR	PACDN006MR	MSOP-8	±8kV	±15kV	6	5				

LOW CAPACITANCE ESD PROTECTION ARRAYS WITH BACKDRIVE PROTECTION: CM1223 SERIES

For quantities greater than listed, call for quote.

MOUSER STOCK NO.	On Semi Part No.	Package	ESD Protection (IEC)	Channels	Channel Input Capacitance (Max)(pF)	Price Each 1	50	100	500
748-CM1223-02SR	CM1223-02SR	SOT-143-4	±15kV	2	1.5				

PICOGUARD XS™ ESD CLAMP ARRAY FOR HIGH SPEED DATA LINE PROTECTION

Features:
- ESD protection for 4 pairs of differential channels to IEC61000-4-2 Level 4 at ±8kV contact discharge
- Pass-through impedance matched clamp architecture
- Flow-through routing for high-speed signal integrity
- 100Ω matched impedance for each paired differential channel

For quantities greater than listed, call for quote.

MOUSER STOCK NO.	On Semi Part No.	Package	ESD Protection (IEC)	Channels	Voltage Relative to GND (Max)(V)	Price Each 1	50	100	500
748-CM1233-08DE	CM1233-08DE	TDFN-16	±8kV	4	5.5				
748-CM1235-08DE	CM1235-08DE	TDFN-16	±8kV	4	5.5				
748-CM1236-08DE	CM1236-08DE	TDFN-16	±8kV	4	5.5				

SINGLE CHANNEL ESD PROTECTION

PRODUCT NEW

For quantities greater than listed, call for quote.

MOUSER STOCK NO.	On Semi Part No.	Package	ESD Protection (IEC)	Clamp Voltage (V)	Breakdown Voltage (V)	Capacitance Max. (pF)	Price Each 1	100	250	500
863-CM1242-07CP	CM1242-07CP	WLCSP-2	±17kV	±9.8	7.6	5.8				

EMI FILTERS WITH INTEGRATED ESD PROTECTION

Applications:
- Wireless Handsets
- EMI Filtering for LCD and Camera Data Lines
- EMI Filtering and Protection for I/O Ports and Keypads

PRODUCT NEW

For quantities greater than listed, call for quote.

MOUSER STOCK NO.	On Semi Part No.	Package	ESD Protection (IEC)	Channels	Line Capacitance (Typ)(pF)	Resistance (Ω)	Price Each 1	50	100	250
863-EMI4182MTTAG	EMI4182MTTAG	WDFN-10	±15kV	2	0.9	8.00		-		
863-EMI7204MUTAG	EMI7204MUTAG	uDFN-8	±16	4	24.2	10				
863-EMI7206MUTAG	EMI7206MUTAG	uDFN-12	±16	6	24.2	10				
863-EMI7208MUTAG	EMI7208MUTAG	uDFN-16	±16	8	24.2	10				

EMI FILTER ARRAYS WITH ESD PROTECTION

- Four, six, and eight channels of EMI filtering with integrated ESD protection
- Pi-style EMI filters in a capacitor-inductor-capacitor (C-L-C) network
- Pi-style EMI filters in a capacitor-resistor-capacitor (C-R-C) network
- Increased robustness against vertical impacts during manufacturing process
- Storage Temperature Range -65°C to +150°C
- Operating Temperature Range -40°C to +85°C

For quantities greater than listed, call for quote.

MOUSER STOCK NO.	On Semi Part No.	Package	ESD Protection (IEC)	ESD Protection (HBM)	Channels	Pkg Size (mm)	Attenuation (dB)	Price Each 1	50	100	500
CM1460 Series											
748-CM1460-06DE	CM1460-06DE	TDFN-12	±15kV	±30kV	6	3x1.35	35				
CM1690 Series											
748-CM1690-04DE	CM1690-04DE	uDFN-8	±15kV	±30kV	4	1.7x1.35	35				
CM1461 Series											
748-CM1461-08DE	CM1461-08DE	TDFN-16	±15kV	±30kV	8	4x1.6	20				
CM1430, CM1431 Series											
748-CM1431-06DE	CM1431-06DE	TDFN-12	±15kV	±30kV	6	2.5x1.35	35				
748-CM1430-06DE	CM1430-06DE	TDFN-12	±15kV	±30kV	6	2.5x1.35	20				
CM1693 Series											
748-CM1693-04DE	CM1693-04DE	uDFN-12	±18kV	-	4	2.5x1.35	35				
863-CM1693-08DE	CM1693-08DE	uDFN-12	±18kV	-	8	2.5x1.35	35				

MSOP-8



MSOP-10



SOT143-4

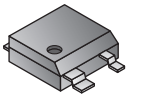

TDFN-12

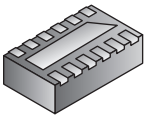

TDFN-16

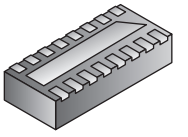

uDFN-8

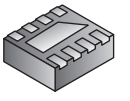

uDFN-10

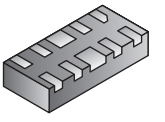

uDFN-12

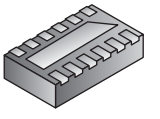

uDFN-16

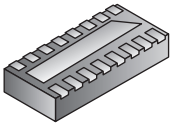

© Copyright 2014 Mouser Electronics

© Copyright 2014 Mouser Electronics

CMD LOW CAPACITANCE ESD PROTECTION ARRAYS

CM1213 Series

- 1, 2, 4, 6 and 8 channels of ESD protection
- Low channel input capacitance of 1.0pF typical
- Minimal capacitance change with temperature and voltage
- Channel input capacitance matching of 0.02pF typical is ideal for differential signals
- Mutual capacitance between signal pin and adjacent signal pin - 0.11pF typical
- Zener diode protects supply rail and eliminates the need for external by-pass capacitors
- Each I/O pin can withstand over 1000 ESD strikes
- Storage Temperature Range -65°C to +150°C
- Operating Temperature Range -40°C to +85°C

For quantities greater than listed, call for quote.

MOUSER STOCK NO.	ON Semiconductor Part No.	Package	ESD Protection (IEC)	Channels	Price Each			
					1	10	50	100
748-CM1213A-01SO	CM1213A-01SO	SOT23-3	±15kV	1				
748-CM1213A-02SR	CM1213A-02SR	SOT143-4	±15kV	2				
748-CM1213A-02SO	CM1213A-02SO	SC-74	±15kV	2				
748-CM1213A-04MR	CM1213-04MR	MSOP-10	±15kV	4				
748-CM1213A-04SO	CM1213-04SO	SOT23-6	±15kV	4				
748-CM1213-08MR	CM1213-08MR	MSOP-10	±15kV	8				

CMD TRANSIENT VOLTAGE SUPPRESSORS/ESD PROTECTORS: CM1218, CM1219 SERIES

- Low I/O capacitance at 4pF typical (CM1219)
- Low I/O capacitance at 7pF typical (CM1218)
- Two, three, four or five channels of ESD protection
- Each I/O pin can withstand over 1000 ESD strikes
- In-system ESD protection to ±8kV contact discharge, per the IEC 61000-4-2 international standard
- Compact SMT package saves board space and facilitates layout in space-critical applications
- Storage Temperature Range -65°C to +150°C
- Operating Temperature Range -40°C to +85°C

For quantities greater than listed, call for quote.

MOUSER STOCK NO.	ON Semiconductor Part No.	Package	ESD Protection (IEC)	Channels	Price Each			
					1	50	100	500
748-CM1218-04SE	CM1218-04SE	SOT-553-5	±15kV	4				
748-CM1218-05SE	CM1218-05SE	SOT-563-6	±15kV	5				

CMD TRANSIENT VOLTAGE SUPPRESSORS/ESD PROTECTORS

- Two, three, four, five, or six transient voltage suppressors (CM1248)
- In-system ESD protection to ±20kV contact discharge, per the IEC 61000-4-2 international standard
- Compact SMT package saves board space and facilitates layout in space-critical applications
- Low I/O capacitance at 10pF at 0V
- Each I/O pin can withstand over 1000 ESD strikes
- Storage Temperature Range -65°C to +150°C
- Operating Temperature Range -40°C to +85°C

For quantities greater than listed, call for quote.

MOUSER STOCK NO.	ON Semiconductor Part No.	Package	ESD Protection (IEC)	Channels	Price Each			
					1	50	100	500
CM1248 Series								
748-CM1248-08DE	CM1248-08DE	uDFN-8 + DAP	±20kV	- - -				
PACDN04 Series								
748-PACDN044YB5R	PACDN044YB5R	SC70-5	±20kV	- - -				
748-PACDN042Y3R	PACDN042Y3R	SOT23-3	±20kV	- - -				

CMD PICOGUARD AC SIGNAL ESD PROTECTORS: CM1214 SERIES

- Single channel ESD protection for an AC signal up to ±5V for 0.25W transmit power
- Connect two channels in series for signals up to +10V (1W transmit power)
- Sub-1pF loading capacitance
- Minimal variation with voltage and temperature
- Can withstand over 1000 ESD strikes at 8kV
- Storage Temperature Range -65°C to +150°C
- Operating Temperature Range -40°C to +85°C

For quantities greater than listed, call for quote.

MOUSER STOCK NO.	ON Semiconductor Part No.	Package	ESD Protection (IEC)	Channels	Price Each			
					1	50	100	500
748-CM1214A-01SO	CM1214-01SO	SOT23-3	±8kV	- - -				
748-CM1214A-02MR	CM1214-02MR	MSOP-8	±8kV	- - -				

CMD LOW CAPACITANCE ESD PROTECTION FOR HIGH-SPEED SERIAL INTERFACES: CM1263 SERIES

- 2 channels of ESD protection (CM1263-02SE)
- 6 channels of ESD protection (CM1263-06DE)
- 0.85 pF loading capacitance per channel typical (CM1263-02SE)
- 1pF loading capacitance per channel typical (CM1263-06DE)
- Storage Temperature Range -65°C to +150°C
- Operating Temperature Range -40°C to +85°C

For quantities greater than listed, call for quote.

MOUSER STOCK NO.	ON Semiconductor Part No.	Package	ESD Protection (IEC)	Channels	Price Each			
					1	50	100	500
748-CM1263-02SE	CM1263-02SE	SOT-553-5	±15kV	2				
748-CM1263-06DE	CM1263-06DE	uDFN-12	±15kV	6				

MSOP-8



MSOP-10



SOT143-4

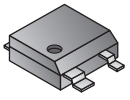

SOT23-3

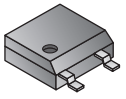

SOT23-6

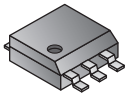

SC70-5



SOT-553-5

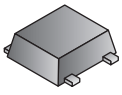

SOT-563-6



uDFN-8

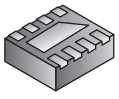

uDFN-12

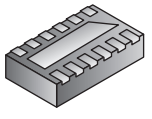

© Copyright 2014 Mouser Electronics

© Copyright 2014 Mouser Electronics

FAIRCHILD TVS

Products may be RoHS compliant. Check mouser.com for RoHS status.

FAIRCHILD SEMICONDUCTOR

TRANSIENT VOLTAGE SUPPRESSORS

FAIRCHILD SEMICONDUCTOR

♦ Surface Mount Device



For quantities greater than listed, call for quote.

MOUSER STOCK NO.	Fairchild Part No.	Package	Configuration	Vrwm	Vbr Breakdown		Test Condition It	Vc Max Clamping Voltage at Ippm	Ipp Max Peak Pulse Surge Current	Ir Max Reverse Leakage at Vrwm	Pppm	Price Each			
					Min.	Max.						1	25	100	250
512-SA5V0CA	SA5V0CA	DO-15	Bi-Directional	5V	6.4V	7V	10mA	9.2V	54.3A	1200µA	500W				
♦ 512-SMBJ5V0CA	SMBJ5V0CA	SMB	Bi-Directional	5V	6.4V	7V	10mA	9.2V	65.2A	1600µA	600W				
♦ 512-SMCJ6V5CA	SMCJ6V5CA	SMC-2	Bi-Directional	6.5V	7.22V	7.98V	10mA	11.2V	133.9A	1000µA	1500W				
♦ 512-SMBJ12CA	SMBJ12CA	SMB	Bi-Directional	12V	13.3V	14.7V	1mA	19.9V	30.2A	5µA	600W				
♦ 512-SMCJ12CA	SMCJ12CA	SMC-2	Bi-Directional	12V	13.3V	14.7V	1mA	19.9V	75.3A	5µA	1500W				
♦ 512-SMCJ14CA	SMCJ14CA	SMC-2	Bi-Directional	14V	15.6V	17.2V	1mA	23.2V	64.7A	5µA	1500W				
♦ 512-SMBJ15CA	SMBJ15CA	SMB-2	Bi-Directional	15V	16.7V	18.5V	1mA	24.4V	24.6A	5µA	600W				
512-P6KE20CA	P6KE20CA	DO-15	Bi-Directional	17.1V	19V	21V	1mA	27.7V	22A	5µA	600W				
512-SA18CA	SA18CA	DO-15	Bi-Directional	18V	20V	22.1V	1mA	29.2V	17.2A	1µA	500W				
♦ 512-SMBJ20CA	SMBJ20CA	SMB	Bi-Directional	20V	22.2V	24.5V	1mA	32.4V	18.5A	5µA	600W				
♦ 512-SMBJ24CA	SMBJ24CA	SMB	Bi-Directional	24V	26.7V	29.5V	1mA	38.9V	15.4A	5µA	600W				
♦ 512-SMCJ24CA	SMCJ24CA	SMC-2	Bi-Directional	24V	26.7V	29.5V	1mA	38.9V	38.6A	5µA	1500W				
♦ 512-FR014H5JZ	FR014H5JZ	MLP-6	Reverse Bias	34V	28.5V	31.2V	1mA	34V	0.8A	10µA	320W				
♦ 512-SMCJ28CA	SMCJ28CA	SMC	Bi-Directional	28V	31.1V	34.4V	1mA	45.4V	33A	5µA	1500W				
♦ 512-SMBJ28CA	SMBJ28CA	SMB-2	Bi-Directional	28V	31.1V	34.4V	1mA	45.4V	13.2A	5µA	600W				
512-SA30CA	SA30CA	DO-15	Bi-Directional	30V	33.3V	36.8V	1mA	48.4V	10.3A	1µA	500W				
♦ 512-SMBJ30CA	SMBJ30CA	SMB-2	Bi-Directional	30V	33.3V	36.8V	1mA	48.4V	12.4A	5µA	600W				
♦ 512-SMBJ33CA	SMBJ33CA	SMB-2	Bi-Directional	33V	36.7V	40.6V	1mA	53.3V	11.3A	5µA	600W				
512-SA33CA	SA33CA	DO-15	Bi-Directional	33V	36.7V	40.6V	1mA	53.3V	9.4A	1µA	500W				
♦ 512-SMCJ36CA	SMCJ36CA	SMC-2	Bi-Directional	36V	40V	44.2V	1mA	58.1V	25.8A	5µA	1500W				
512-P6KE62CA	P6KE62CA	DO-15	Bi-Directional	53V	58.9V	65.1V	1mA	85V	7.1A	5µA	600W				
♦ 512-SMBJ58CA	SMBJ58CA	SMB	Bi-Directional	58V	64.4V	71.2V	1mA	93.6V	6.4A	5µA	600W				
♦ 512-SMCJ78CA	SMCJ78CA	SMC-2	Bi-Directional	78V	86.7V	95.8V	1mA	126V	11.9A	5µA	1500W				
♦ 512-SMBJ100CA	SMBJ100CA	SMB-2	Bi-Directional	100V	111V	123V	1mA	162V	3.7A	5µA	600W				
♦ 512-SMCJ170CA	SMCJ170CA	SMC-2	Bi-Directional	170V	189V	209V	1mA	275V	5.5A	5µA	1500W				
512-P6KE250CA	P6KE250CA	DO-15	Bi-Directional	214V	237V	263V	1mA	344V	1.8A	5µA	600W				
512-P6KE300CA	P6KE300CA	DO-15	Bi-Directional	256V	285V	315V	1mA	414V	1.5A	5µA	600W				
512-P6KE350CA	P6KE350CA	DO-15	Bi-Directional	300V	332V	368V	1mA	482V	1.3A	5µA	600W				
512-1V5KE440CA	1V5KE440CA	DO-201AE	Bi-Directional	376V	418V	462V	1mA	602V	2.6A	5µA	1500W				
♦ 512-SMBJ5V0A	SMBJ5V0A	SMB	Uni-Directional	5V	6.4V	7V	10mA	9.2V	65.2A	800µA	600W				
512-P6KE6V8A	P6KE6V8A	DO-15	Uni-Directional	5.8V	6.45V	7.14V	10mA	10.5V	57.1A	1000µA	600W				
♦ 512-SMBJ6V0A	SMBJ6V0A	SMB	Uni-Directional	6V	6.67V	7.37V	10mA	10.3V	58.3A	800µA	600W				
♦ 512-SMBJ10A	SMBJ10A	SMB	Uni-Directional	10V	11.1V	12.8V	1mA	17V	35.3A	5µA	600W				
♦ 512-SMBJ12A	SMBJ12A	SMB	Uni-Directional	12V	13.3V	14.7V	1mA	19.9V	30.2A	5µA	600W				
♦ 512-SMCJ12A	SMCJ12A	SMC	Uni-Directional	12V	13.3V	14.7V	1mA	19.9V	75.3A	5µA	1500W				
♦ 512-SMCJ13A	SMCJ13A	SMC-2	Uni-Directional	13V	14.4V	15.9V	1mA	21.5V	69.8A	5µA	1500W				
♦ 512-SMBJ14A	SMBJ14A	SMB	Uni-Directional	14V	15.6V	17.2V	1mA	23.2V	25.9A	5µA	600W				
♦ 512-SMBJ15A	SMBJ15A	SMB	Uni-Directional	15V	16.7V	18.5V	1mA	24.4V	24.6A	5µA	600W				
♦ 512-SMBJ16A	SMBJ16A	SMB	Uni-Directional	16V	17.8V	19.7V	1mA	26V	23.1A	5µA	600W				
♦ 512-SMBJ17A	SMBJ17A	SMB	Uni-Directional	17V	18.9V	20.9V	1mA	27.6V	21.7A	5µA	600W				
♦ 512-SMBJ18A	SMBJ18A	SMB	Uni-Directional	18V	20V	22.1V	1mA	29.2V	20.5A	5µA	600W				
♦ 512-SMCJ18A	SMCJ18A	SMC	Uni-Directional	18V	20V	22.1V	1mA	29.2V	51.4A	5µA	1500W				
512-P6KE22A	P6KE22A	DO-15	Uni-Directional	18.8V	20.9V	23.1V	1mA	30.6V	20A	5µA	600W				
♦ 512-SMBJ20A	SMBJ20A	SMB	Uni-Directional	20V	22.2V	24.5V	1mA	32.4V	18.5A	5µA	600W				
512-P6KE24A	P6KE24A	DO-15	Uni-Directional	20.5V	22.8V	25.2V	1mA	33.2V	18.1A	5µA	600W				
♦ 512-SMCJ22A	SMCJ22A	SMC	Uni-Directional	22V	24.4V	26.9V	1mA	35.5V	42.3A	5µA	1500W				
♦ 512-SMCJ24A	SMCJ24A	SMC	Uni-Directional	24V	26.7V	29.5V	1mA	38.9V	38.6A	5µA	1500W				
512-P6KE30A	P6KE30A	DO-15	Uni-Directional	25.6V	28.5V	31.5V	1mA	41.4V	14.5A	5µA	600W				
♦ 512-SMBJ26A	SMBJ26A	SMB	Uni-Directional	26V	28.9V	31.9V	1mA	42.1V	14.3A	5µA	600W				
512-P6KE33A	P6KE33A	DO-15	Uni-Directional	28.2V	31.4V	34.7V	1mA	45.7V	13.2A	5µA	600W				
♦ 512-SMCJ33A	SMCJ33A	SMC-2	Uni-Directional	33V	36.7V	40.6V	1mA	53.3V	28.1A	5µA	1500W				
♦ 512-SMBJ36A	SMBJ36A	SMB	Uni-Directional	36V	40V	44.2V	1mA	58.1V	10.3A	5µA	600W				
♦ 512-SMCJ36A	SMCJ36A	SMC	Uni-Directional	36V	40V	44.2V	1mA	58.1V	25.8A	5µA	1500W				
512-SA40A	SA40A	DO-15	Uni-Directional	40V	44.4V	49.1V	1mA	64.5V	7.8A	1µA	500W				
♦ 512-SMBJ40A	SMBJ40A	SMB	Uni-Directional	40V	44.4V	49.1V	1mA	64.5V	9.3A	5µA	600W				
♦ 512-SMBJ48A	SMBJ48A	SMB-2	Uni-Directional	48V	53.3V	58.9V	1mA	77.4V	7.8A	5µA	600W				
♦ 512-SMBJ51A	SMBJ51A	SMB	Uni-Directional	51V	56.7V	62.7V	1mA	82.4V	7.3A	5µA	600W				
512-P6KE62A	P6KE62A	DO-15	Uni-Directional	53V	58.9V	65.1V	1mA	85V	7.1A	5µA	600W				
♦ 512-SMCJ54A	SMCJ54A	SMC-2	Uni-Directional	54V	60V	66.3V	1mA	87.1V	17.2A	5µA	1500W				
♦ 512-SMCJ70A	SMCJ70A	SMC-2	Uni-Directional	70V	77.8V	86V	1mA	113V	13.3A	5µA	1500W				
♦ 512-SMCJ75A	SMCJ75A	SMC-2	Uni-Directional	75V	83.3V	92.1V	1mA	121V	12.4A	5µA	1500W				
♦ 512-SMBJ75A	SMBJ75A	SMB	Uni-Directional	75V	83.3V	92.1V	1mA	121V	5A	5µA	600W				
♦ 512-SMBJ150A	SMBJ150A	SMB	Uni-Directional	150V	167V	185V	1mA	243V	2.5A	5µA	600W				
512-P6KE180A	P6KE180A	DO-15	Uni-Directional	154V	171V	189V	1mA	246V	2.4A	5µA	600W				
♦ 512-SMCJ170A	SMCJ170A	SMC	Uni-Directional	170V	189V	209V	1mA	275V	5.5A	5µA	1500W				
512-P6KE200A	P6KE200A	DO-15	Uni-Directional	171V	190V	210V	1mA	274V	2.2A	5µA	600W				
512-P6KE250A	P6KE250A	DO-15	Uni-Directional	214V	237V	263V	1mA	344V	1.8A	5µA	600W				
512-P6KE350A	P6KE350A	DO-15	Uni-Directional	300V	332V	368V	1mA	482V	1.3A	5µA	600W				
512-P6KE440A	P6KE440A	DO-15	Uni-Directional	376V	418V	462V	1mA	602V	1A	5µA	600W				

© Copyright 2014 Mouser Electronics

© Copyright 2014 Mouser Electronics

LITTELFUSE Silicon Protection Arrays

RoHS Compliant **This product is RoHS compliant.**

LITTELFUSE SILICON PROTECTION ARRAYS

Features:

- Low Capacitance
- ESD Protection
- EFT Protection
- Low Leakage Current
- Small Packaging

General Purpose ESD Protection

NEW PRODUCT

For quantities greater than listed, call for quote.

MOUSER STOCK NO.	Littelfuse Part No.	Package	V_{ESD} (kV)	Channels	IPP	V_{rwm} (V)	I Leakage (μA)	C_{TYP} (pF)	Price Each 1	Price Each 10	Price Each 100	Reel Qty	Price Per Piece
SP050xBA SPA™ Series													
576-SP0502BAHTG	SP0502BAHTG	SOT-23-3	30	2	-	5.5	0.1	30				3000	
576-SP0504BAHTG	SP0504BAHTG	SOT-23-6	30	4	-	5.5	0.1	30				3000	
576-SP0504BAJTG	SP0504BAJTG	SC-70-5	30	4	-	5.5	0.1	30				3000	
576-SP0505BAHTG	SP0505BAHTG	SOT-23-6	30	5	-	5.5	0.1	30				3000	
576-SP0505BAJTG	SP0505BAJTG	SC-70-6	30	5	-	5.5	0.1	30				3000	
576-SP0506BAATG	SP0506BAATG	MSOP-8	30	6	-	5.5	0.1	30				4000	
SP720 SPA™ Series													
576-SP720ABG	SP720ABG	SOIC-16	4	14	2	30	0.02	3				-	-
576-SP720APP	SP720APP	SOIC-16	4	14	2	30	0.02	3				-	-
576-SP721ABG	SP721ABG	SOIC-8	4	6	2	30	0.02	3				-	-
576-SP721APP	SP721APP	PDIP-8	4	6	2	30	0.02	3				-	-
576-SP723ABG	SP723ABG	SOIC-8	8	6	4	30	0.02	5				-	-
SP1000 SPA™ Series													
576-SP1001-02JTG	SP1001-02JTG	SC-70-3	15	2	2	5.5	0.5	8				3000	
576-SP1001-04JTG	SP1001-04JTG	SC-70-5	15	4	2	5.5	0.5	8				3000	
576-SP1001-04XTG	SP1001-04XTG	SOT-553	15	4	2	5.5	0.5	8				5000	
576-SP1001-05JTG	SP1001-05JTG	SC-70-6	15	5	2	5.5	0.5	8				3000	
576-SP1001-05XTG	SP1001-05XTG	SOT-563	15	5	2	5.5	0.5	8				5000	
576-SP1002-01JTG	SP1002-01JTG	SC-70-3	8	1	2	6	0.5	5				3000	
576-SP1002-02JTG	SP1002-02JTG	SC-70-5	8	2	2	6	0.5	5				3000	
576-SP1003-01DTG	SP1003-01DTG	SOD-723	30	1	7	5	0.1	30				8000	
576-SP1003-01ETG	SP1003-01ETG	SOD-882	30	1	7	5	0.1	30				8000	
576-SP1004-04VTG	SP1004-04VTG	SOT-953	8	4	2	6	0.1	5				8000	
576-SP1005-01ETG	SP1005-01ETG	SOD-882	30	1	10	6	0.1	30				3000	
576-SP1005-01WTG	SP1005-01WTG	0201(FC)	30	1	10	6	0.1	30				10000	
576-SP1006-01UTG	SP1006-01UTG	μDFN-2	30	1	5	6	0.1	25				10000	
576-SP1007-01ETG	SP1007-01ETG	SOD-882	8	1	2	6	0.1	5				3000	
576-SP1007-01WTG	SP1007-01WTG	0201(FC)	8	1	2	6	0.1	5				10000	
576-SP1008-01WTG	SP1008-01WTG	0201(FC)	15	1	2.5	6	0.1	6				10000	
576-SP1010-04UTG	SP1010-04UTG	μDFN-6	8	4	1	6	1	3.5				3000	
576-SP1011-04UTG	SP1011-04UTG	μDFN-6	15	4	2	6	1	7				3000	

Low Capacitance ESD Protection

NEW PRODUCT

For quantities greater than listed, call for quote.

MOUSER STOCK NO.	Littelfuse Part No.	Package	V_{ESD} (kV)	Channels	IPP	V_{rwm} (V)	I Leakage (μA)	C_{TYP} (pF)	Price Each 1	Price Each 10	Price Each 100	Reel Qty	Price Per Piece
SP3000 SPA™ Series													
576-SP3001-04JTG	SP3001-04JTG	SC-70-6	8	4	2.5	6	0.5	0.65				3000	
576-SP3002-04HTG	SP3002-04HTG	SOT-23-6	12	4	4.5	6	0.5	0.85				3000	
576-SP3002-04JTG	SP3002-04JTG	SC-70-6	12	4	4.5	6	0.5	0.85				3000	
576-SP3002-04UTG	SP3002-04UTG	μDFN-6	12	4	4.5	6	0.5	0.85				3000	
576-SP3003-02JTG	SP3003-02JTG	SC-70-5	8	2	2.5	6	0.5	0.65				3000	
576-SP3003-02XTG	SP3003-02XTG	SOT-553	8	2	2.5	6	0.5	0.65				5000	
576-SP3003-04ATG	SP3003-04ATG	MSOP-10	8	4	2.5	6	0.5	0.65				4000	
576-SP3003-04JTG	SP3003-04JTG	SC-70-6	8	4	2.5	6	0.5	0.65				3000	
576-SP3003-04XTG	SP3003-04XTG	SOT-563	8	4	2.5	6	0.5	0.65				5000	
576-SP3003-08ATG	SP3003-08ATG	MSOP-10	8	8	2.5	6	0.5	0.65				4000	
576-SP3010-04UTG	SP3010-04UTG	μDFN-10	8	4	3	6	0.5	0.45				3000	
576-SP3011-06UTG	SP3011-06UTG	μDFN-14	8	6	3	6	0.5	0.4				3000	
576-SP3012-04UTG	SP3012-04UTG	μDFN-10	12	4	4	5	1.5	0.5				3000	
576-SP3012-06UTG	SP3012-06UTG	μDFN-14	12	4	4	5	1.5	0.5				3000	
576-SP3021-01ETG	SP3021-01ETG	SOD882	8	1	2.0	5.0	1	0.5				3000	
576-SP3031-01ETG	SP3031-01ETG	SOD882	10	1	5.0	5.0	1	0.8				3000	

Lightning Surge Protection

NEW PRODUCT

For quantities greater than listed, call for quote.

MOUSER STOCK NO.	Littelfuse Part No.	Package	V_{ESD} (kV)	Channels	IPP	V_{rwm} (V)	I Leakage (μA)	C_{TYP} (pF)	Price Each 1	Price Each 10	Price Each 100	Reel Qty	Price Per Piece
SP3050 SPA™ Series													
576-SP3050-04HTG	SP3050-04HTG	SOT-23-6	20	4	10	6	0.5	2.0				3000	
SP03 SPA™ Series													
576-SP03-3.3BTG	SP03-3.3BTG	SOIC-8	30	2	150	3.3	1	16				2500	
576-SP03-6BTG	SP03-6BTG	SOIC-8	30	2	150	6	25	16				2500	
SP03A-3.3A SPA™ Series													
576-SP03A-3.3BTG	SP03A-3.3BTG	SOIC-8	30	2	150	3.3	1	9				2500	
SP4060 SPA™ Series													
576-SP4060-08ATG	SP4060-08ATG	MSOP-10	30	8	20	2.5	1	4.4				3000	
SPLV2.8-4 SPA™ Series													
576-SPLV2.8-4BTG	SPLV2.8-4BTG	SOIC-8	30	4	40	2.8	1	3.8				3000	
576-SPLV2.8HTG	SPLV2.8HTG	SOT-23-3	30	1	40	2.8	1	3.8				3000	
SP4040 SPA™ Series													
576-SP4040-02BTG	SP4040-02BTG	SOIC-8	30	2	20	3.3	1	5				2500	
SP4061 SPA™ Series													
576-SP4061-04UTG	SP4061-04UTG	μDFN-10	30	4	20	2.5	0.5	3.5				3000	
SP4062 SPA™ Series													
576-SP4062-04UTG	SP4062-04UTG	μDFN-10	30	4	20	3.3	0.5	3.5				3000	
SR70 SPA™ Series													
576-SR70-02CTG	SR70-02CTG	SOT143	30	2	40	70	5	2				3000	

ESD and EMI Filter Devices

For quantities greater than listed, call for quote.

MOUSER STOCK NO.	Littelfuse Part No.	Package	V_{ESD} (kV)	Channels	Polarity	V_{rwm} (V)	I Leakage (μA)	C_{TYP} (pF)	Price Each 1	Price Each 10	Price Each 100	Reel Qty	Price Per Piece
SP6001 SPA™ Series													
576-SP6001-04UTG-1	SP6001-04UTG-1	μDFN-8	30	4	-	6	1	12				3000	
576-SP6001-06UTG-1	SP6001-06UTG-1	μDFN-12	30	6	-	6	1	12				3000	
SP6002 SPA™ Series													
576-SP6002-04UTG-1	SP6002-04UTG-1	μDFN-8	30	4	-	6	1	15				3000	
576-SP6002-06UTG-1	SP6002-06UTG-1	μDFN-12	30	6	-	6	1	15				3000	

© Copyright 2014 Mouser Electronics

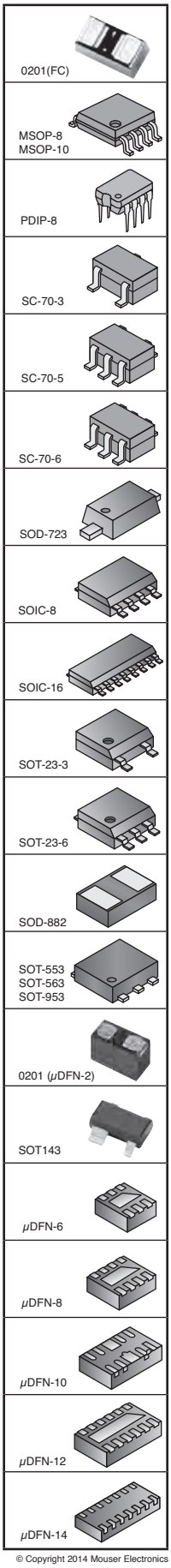

© Copyright 2014 Mouser Electronics

LITTELFUSE TVS Diodes

RoHS Compliant **This product is RoHS compliant.**

DIMENSIONS: mm					
Series	A	B	C	D	E
1.5KE	25.4 Min.	9.5/7.2	25.4 Min.	ø1.07/0.96	ø5.3/4.8
5KP	25.4 Min.	9.1/8.6	25.4 Min.	ø1.32/1.22	ø9.1/8.6
P6KE	25.4 Min.	7.6/5.8	25.4 Min.	ø3.6/2.6	ø0.86/0.71

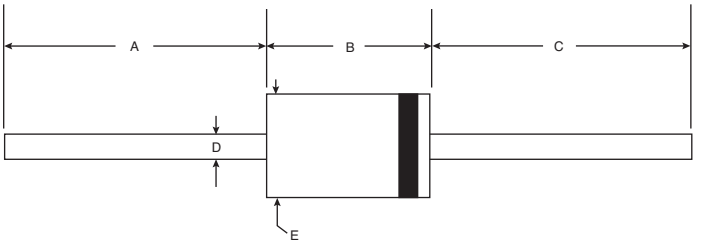

1.5KE SERIES

- 1500 Watt

For quantities greater than listed, call for quote.

MOUSER STOCK NO.	Mfr. Part No.	Reverse Standoff (V_R)	Breakdown Voltage VBR (Volts) @ IT Min.	Max.	(mA)	Polarity	Price Each 1	10	100	250
576—1.5KE9.1		7.37	8.19	10	1	Unidirectional				
576—1.5KE10		8.1	9	11	1	Unidirectional				
576—1.5KE11		8.92	9.9	12.1	1	Unidirectional				
576—1.5KE12		9.72	10.8	13.2	1	Unidirectional				
576—1.5KE15		12.1	13.5	16.5	1	Unidirectional				
576—1.5KE15C		12.1	13.5	16.5	1	Bidirectional				
576—1.5KE16		12.9	14.4	17.6	1	Unidirectional				
576—1.5KE18		14.5	16.2	19.8	1	Unidirectional				
576—1.5KE22		17.8	19.8	24.2	1	Unidirectional				
576—1.5KE24		19.4	21.6	26.4	1	Unidirectional				
576—1.5KE27		21.8	24.3	29.7	1	Unidirectional				
576—1.5KE30		24.3	27	33	1	Unidirectional				
576—1.5KE33		26.8	29.7	36.3	1	Unidirectional				
576—1.5KE36		29.1	32.4	39.6	1	Unidirectional				
576—1.5KE39		31.6	35.1	42.9	1	Unidirectional				
576—1.5KE43		34.8	38.7	47.3	1	Unidirectional				
576—1.5KE47		38.1	42.3	51.7	1	Unidirectional				

For quantities greater than listed, call for quote.

MOUSER STOCK NO.	Mfr. Part No.	Reverse Standoff (V_R)	Breakdown Voltage VBR (Volts) @ IT Min.	Max.	(mA)	Polarity	Price Each 1	10	100	250
576—1.5KE51		41.3	45.9	56.1	1	Unidirectional				
576—1.5KE56		45.4	50.4	61.6	1	Unidirectional				
576—1.5KE62		50.2	55.8	68.2	1	Unidirectional				
576—1.5KE68		55.1	61.2	74.8	1	Unidirectional				
576—1.5KE75		60.7	67.5	82.5	1	Unidirectional				
576—1.5KE82		66.4	73.8	90.2	1	Unidirectional				
576—1.5KE91		73.7	81.9	100	1	Unidirectional				
576—1.5KE100		81	90	110	1	Unidirectional				
576—1.5KE130C		105	117	143	1	Bidirectional				
576—1.5KE170		138	153	187	1	Unidirectional				
576—1.5KE180		146	162	198	1	Unidirectional				
576—1.5KE200		162	180	220	1	Unidirectional				
576—1.5KE220		175	198	242	1	Unidirectional				
576—1.5KE250		202	225	275	1	Unidirectional				
576—1.5KE300		243	270	330	1	Unidirectional				
576—1.5KE350		284	315	385	1	Unidirectional				
576—1.5KE440A		376	418	462	1	Unidirectional				

5KP SERIES

- 5000 Watt

For quantities greater than listed, call for quote.

MOUSER STOCK NO.	Mfr. Part No.	Reverse Standoff (V_R)	Breakdown Voltage VBR (Volts) @ IT Min.	Max.	(mA)	Polarity	Price Each 1	10	100	250
576—5KP6.0		6	6.67	8.15	50	Unidirectional				
576—5KP7.5		7.5	8.33	10.2	5	Unidirectional				
576—5KP10		10	11.1	13.6	5	Unidirectional				
576—5KP13		13	14.4	17.6	5	Unidirectional				
576—5KP14		14	15.6	19.1	5	Unidirectional				
576—5KP15		15	16.7	20.4	5	Unidirectional				
576—5KP18		18	20	24.4	5	Unidirectional				
576—5KP22		22	24.4	29.8	5	Unidirectional				
576—5KP26A		26	28.9	35.3	5	Unidirectional				
576—5KP28		28	31.1	39	5	Unidirectional				
576—5KP33		33	36.7	44.9	5	Unidirectional				

For quantities greater than listed, call for quote.

MOUSER STOCK NO.	Mfr. Part No.	Reverse Standoff (V_R)	Breakdown Voltage VBR (Volts) @ IT Min.	Max.	(mA)	Polarity	Price Each 1	10	100	250
576—5KP36		36	40	48.9	5	Unidirectional				
576—5KP40		40	44.4	54.3	5	Unidirectional				
576—5KP45		45	50	61.1	5	Unidirectional				
576—5KP48		48	53.3	65.2	5	Unidirectional				
576—5KP58		58	64.4	78.7	5	Unidirectional				
576—5KP64		64	71	86.9	5	Unidirectional				
576—5KP70		70	77	95.1	5	Unidirectional				
576—5KP78		78	86.7	106	5	Unidirectional				
576—5KP90		90	100	122	5	Unidirectional				
576—5KP110A		110	122	149	5	Unidirectional				

P6KE SERIES

- 6000 Watt

For quantities greater than listed, call for quote.

MOUSER STOCK NO.	Mfr. Part No.	Reverse Standoff (V_R)	Breakdown Voltage VBR (Volts) @ IT Min.	Max.	(mA)	Polarity	Price Each 1	10	100	250
576—P6KE7.5		6.05	6.75	8.25	10	Unidirectional				
576—P6KE8.2		6.63	7.38	9.02	10	Unidirectional				
576—P6KE9.1		7.37	8.19	10	1	Unidirectional				
576—P6KE10		8.1	9	11	1	Unidirectional				
576—P6KE11		8.92	9.9	12.1	1	Unidirectional				
576—P6KE12		9.72	10.8	13.2	1	Unidirectional				
576—P6KE16		12.9	14.4	17.6	1	Unidirectional				
576—P6KE18		14.5	16.2	19.8	1	Unidirectional				
576—P6KE24		19.4	21.6	26.4	1	Unidirectional				
576—P6KE30		24.3	27	33	1	Unidirectional				
576—P6KE30A		25.6	28.5	31.5	1	Unidirectional				
576—P6KE33		26.8	29.7	36.3	1	Unidirectional				
576—P6KE36		29.1	32.4	39.6	1	Unidirectional				
576—P6KE39		31.6	35.1	42.9	1	Unidirectional				
576—P6KE43		34.8	38.7	47.3	1	Unidirectional				
576—P6KE47		38.1	42.3	51.7	1	Unidirectional				

For quantities greater than listed, call for quote.

MOUSER STOCK NO.	Mfr. Part No.	Reverse Standoff (V_R)	Breakdown Voltage VBR (Volts) @ IT Min.	Max.	(mA)	Polarity	Price Each 1	10	100	250
576—P6KE51		41.3	45.9	56.1	1	Unidirectional				
576—P6KE56		45.4	50.4	61.6	1	Unidirectional				
576—P6KE62		50.2	55.8	68.2	1	Unidirectional				
576—P6KE68		55.1	61.2	74.8	1	Unidirectional				
576—P6KE75		60.7	67.5	82.5	1	Unidirectional				
576—P6KE82		66.4	73.8	90.2	1	Unidirectional				
576—P6KE91		73.7	81.9	100	1	Unidirectional				
576—P6KE110		89.2	99	121	1	Unidirectional				
576—P6KE120		97.2	108	132	1	Unidirectional				
576—P6KE130		105	117	143	1	Unidirectional				
576—P6KE160		130	144	176	1	Unidirectional				
576—P6KE170		138	153	187	1	Unidirectional				
576—P6KE180		146	162	198	1	Unidirectional				
576—P6KE250		202	225	275	1	Unidirectional				
576—P6KE300		243	270	330	1	Unidirectional				
576—P6KE350		284	315	385	1	Unidirectional				

© Copyright 2014 Mouser Electronics
© Copyright 2014 Mouser Electronics

LITTELFUSE TVS Diodes

RoHS Compliant **This product is RoHS compliant.**

SMA6L SERIES LOW PROFILE

Applications:
- Ultra-slim NB
- Hard Disk Drive
- Telecom Equipment
- Battery Chargers
- Industrial Equipment
- Switch Mode Power Supply

Specifications:
- Operating temperature range:-65°C to +150°C



NEW! TECHNOLOGY

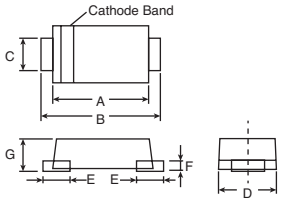

DIMENSIONS:	Inches		Millimeters	
	Min	Max	Min	Max
A	0.156	0.181	3.950	4.600
B	0.189	0.220	4.800	5.600
C	0.049	0.069	1.250	1.750
D	0.088	0.116	2.250	2.950
E	0.030	0.059	0.750	1.500
F	0.005	0.010	0.125	0.250
G	0.035	0.043	0.900	1.100

For quantities greater than listed, call for quote.

MOUSER STOCK NO.	Littelfuse Part No.	Reverse Standoff (VR)	Breakdown Voltage VBR (Volts) @ IT Min.	Breakdown Voltage VBR (Volts) @ IT Max.	Test Current IT (mA)	Max. Clamping Volt VC @ IPP	Max. Peak Pulse Current IPP (A)	Max. Reverse Leakage IR @ VR (μA)	Price Each 1	10	100	250
576-SMA6L9.0A	SMA6L9.0A	9	10	11.1	1	15.4	39.0	10				
576-SMA6L10A	SMA6L10A	10	11.1	12.3	1	17.0	35.3	5				
576-SMA6L11A	SMA6L11A	11	12.2	13.5	1	18.2	33.0	1				
576-SMA6L12A	SMA6L12A	12	13.3	14.7	1	19.9	30.2	1				
576-SMA6L13A	SMA6L13A	13	14.4	15.9	1	21.5	28.0	1				
576-SMA6L14A	SMA6L14A	14	15.6	17.2	1	23.2	25.9	1				
576-SMA6L15A	SMA6L15A	15	16.7	18.5	1	24.4	24.6	1				

SMF SERIES LOW PROFILE

Applications:
- Hard disk drives
- Portable devices
- Business machines
- Cell phones

Specifications:
- Operating temp. range:-55°C to +150°C

PRODUCT NEW

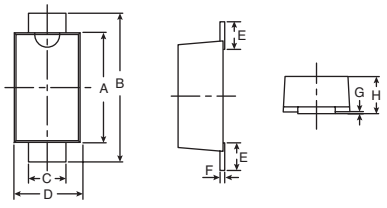

DIMENSIONS:	Inches		Millimeters	
	Min	Max	Min	Max
A	0.0984	0.1142	2.50	2.90
B	0.1339	0.1535	3.40	3.90
C	0.0275	0.0472	0.70	1.20
D	0.0591	0.0787	1.50	2.00
E	0.0138	0.0354	0.35	0.90
F	0.0020	0.0102	0.05	0.26
G	0.0000	0.0039	0.00	0.10
H	0.0374	0.0433	0.95	1.10

For quantities greater than listed, call for quote.

MOUSER STOCK NO.	Littelfuse Part No.	Reverse Standoff (VR)	Breakdown Voltage VBR (Volts) @ IT Min.	Breakdown Voltage VBR (Volts) @ IT Max.	Test Current IT (mA)	Max. Clamping Volt VC @ IPP	Max. Peak Pulse Current IPP (A)	Max. Reverse Leakage IR @ VR (μA)	Price Each 1	10	100	250
576-SMF5.0A	SMF5.0A	5.0	6.4	7	10	9.2	21.7	400				
576-SMF6.0A	SMF6.0A	6.0	6.67	7.37	10	10.3	19.4	400				
576-SMF6.5A	SMF6.5A	6.5	7.22	7.98	10	11.2	17.9	250				
576-SMF7.0A	SMF7.0A	7.0	7.78	8.6	10	12	16.7	100				
576-SMF7.5A	SMF7.5A	7.5	8.33	9.21	1	12.9	15.5	50				
576-SMF8.0A	SMF8.0A	8.0	8.89	9.83	1	13.6	14.7	25				
576-SMF8.5A	SMF8.5A	8.5	9.44	10.4	1	14.4	13.9	10				
576-SMF9.0A	SMF9.0A	9.0	10.0	11.1	1	15.4	13	5				
576-SMF10A	SMF10A	10	11.1	12.3	1	17	11.8	2.5				
576-SMF11A	SMF11A	11	12.2	13.5	1	18.2	11	2.5				
576-SMF12A	SMF12A	12	13.3	14.7	1	19.9	10.1	2.5				

DIMENSIONS: mm (in.)

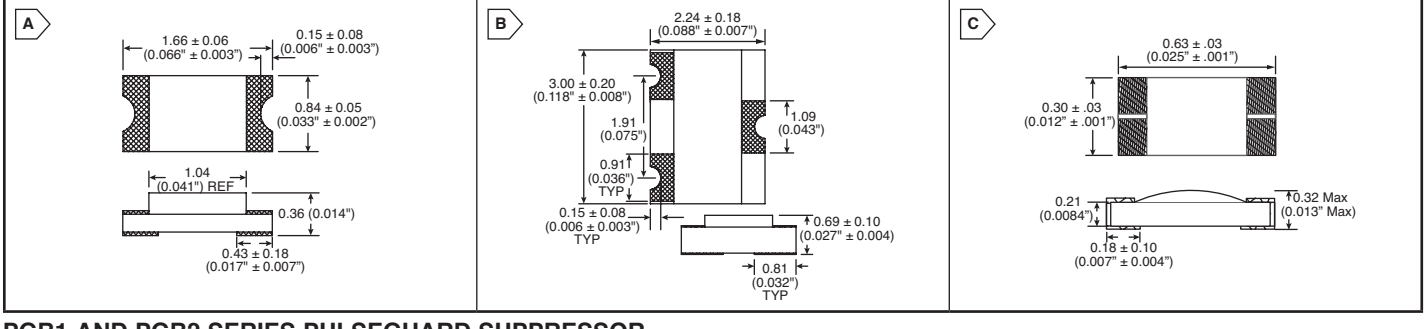

PGB1 AND PGB2 SERIES PULSEGUARD SUPPRESSOR

Features:
- Ultra-low capacitance
- Low leak current
- Fast response time
- Withstands multiple EDS strikes

PRODUCT NEW

✻ Halogen Free

For quantities greater than listed, call for quote.

MOUSER STOCK NO.	Littelfuse Part No.	Fig.	Package/Case	ESD Capability	Clamping Voltage	Reverse Standoff Voltage (Typ)	Lines Protected	Price Each 1	10	100
PGB1 Series										
576-PGB1010603MR	PGB1010603MR	A	0603	8kV-15kV	150V	24VDC	1			
576-PGB1010603NR	PGB1010603NR	A	0603	8kV-15kV	150V	24VDC	1			
✻ 576-PGB1010603MRHF	PGB1010603MRHF	A	0603	8kV-15kV	150V	24VDC	1			
576-PGB102ST23WR	PGB102ST23WR	B	SOT23	8kV-15kV	150V	24VDC	2			
✻ 576-PGB102ST23WRHF	PGB102ST23WRHF	B	SOT23	8kV-15kV	150V	24VDC	2			
PGB2 Series										
576-PGB2010201KR	PGB2010201KR	C	0201	8kV-15kV	55V	12VDC	1			

1KSMBJ SERIES

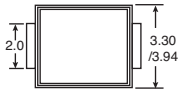

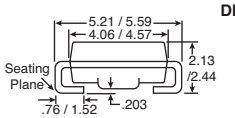

DIMENSIONS: mm

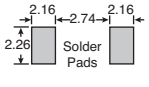

For quantities greater than listed, call for quote.

MOUSER STOCK NO.	Littelfuse Part No.	Device Code	Reverse Standoff (VR)	Breakdown Voltage VBR (Volts) @ IT Min.	Breakdown Voltage VBR (Volts) @ IT Max.	Breakdown Voltage VBR (Volts) @ IT (mA)	Max. Reverse Leakage IR @ VR	Max. Clamping Voltage VC @ IPP	Max. Peak Pulse Current	Price Each 1	25	100	250
576-1KSMBJ15	1KSMBJ15	N10Q	12.1	13.5	16.5	1	5	22	45				
576-1KSMBJ30	1KSMBJ30	O10E	24.3	27	33	1	5	43.5	22.9				

© Copyright 2014 Mouser Electronics

© Copyright 2014 Mouser Electronics

LITTELFUSE TVS Diodes and LED Protection

RoHS Compliant **This product is RoHS compliant.**

LITTELFUSE AK3 SERIES

NEW PRODUCT

For quantities greater than listed, call for quote.

MOUSER STOCK NO.	Littelfuse Part No.	Standoff Voltage (V_{SO}) Volts	Max. Reverse Leakage (I_R) @ V_{SO} µA	Reverse Breakdown Voltage (V_{BR}) @ I_T Min. Volts	Reverse Breakdown Voltage (V_{BR}) @ I_T Max Volts	Test Current I_T (mA)	Max. Clamping Voltage VCL @ I_{PP} Peak Pulse Current (I_{PP}) (Note 1) V_{CL} Volts	Max. Clamping Voltage VCL @ I_{PP} Peak Pulse Current (I_{PP}) (Note 1) I_{PP} Amps	Max. Temp Coefficient OF V_{BR} (%/°C)	Max. Capacitance 0 Bias 10kHz (nF)	Price Each 1	10	100	250
576-AK3-030C	AK3 - 030C	30	20	32	37	10	90	3000	0.1	11				
576-AK3-058C	AK3 - 058C	58	20	64	70	10	110	3000	0.1	6				
576-AK3-066C	AK3 - 066C	66	20	72	80	10	120	3000	0.1	6				
576-AK3-076C	AK3 - 076C	76	20	85	95	10	140	3000	0.1	6				
576-AK3-380C	AK3 - 380C	380	20	401	443	10	520	3000	0.1	2				
576-AK3-430C	AK3 - 430C	430	20	440	490	10	625	3000	0.1	2				

DIMENSIONS: mm

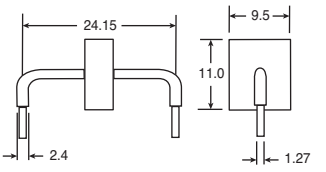

LITTELFUSE SA SERIES

DIMENSIONS: mm

For quantities greater than listed, call for quote.

MOUSER STOCK NO.	Littelfuse Part No.	Reverse Standoff (VR)	Breakdown VBR (Volts) @ IT Min.	Breakdown VBR (Volts) @ IT Max.	Breakdown VBR (Volts) @ IT (mA)	Max. Reverse Leakage IR @ VR	Max. Clamping Voltage VC @ IPP	Max. Peak Pulse Current	Max. Voltage Temp.	Price Each 1	10	100	250
576-SA6.0C	SA6.0C	6	6.67	8.15	10	600	11.4	43.9	5				
576-SA8.0C	SA8.0C	8	8.89	10.9	1	25	15	33.3	7				
576-SA8.5C	SA8.5C	8.5	9.44	11.5	1	10	15.9	31.4	8				
576-SA9.0C	SA9.0C	9	10	12.2	1	5	16.9	29.5	9				
576-SA12C	SA12C	12	13.3	16.3	1	3	22	22.7	12				
576-SA14C	SA14C	14	15.6	19.1	1	3	25.8	19.4	14				
576-SA15C	SA15C	15	16.7	20.4	1	3	26.9	18.8	16				
576-SA16C	SA16C	16	17.8	21.8	1	3	28.8	17.6	19				
576-SA22C	SA22C	22	24.4	29.8	1	3	39.4	12.7	28				
576-SA24C	SA24C	24	26.7	32.6	1	3	43	11.6	31				
576-SA28	SA28	28	31.1	38	1	3	50	9.9	35				
576-SA30C	SA30C	30	33.3	40.7	1	3	53.5	9.3	39				
576-SA40C	SA40C	40	44.4	54.3	1	3	71.4	7	51				
576-SA43C	SA43C	43	47.8	58.4	1	3	76.7	6.5	55				
576-SA48C	SA48C	48	53.3	65.1	1	3	85.5	5.8	63				
576-SA54	SA54	54	60	73.3	1	3	96.3	5.2	71				
576-SA58C	SA58C	58	64.4	78.7	1	3	103	4.9	78				
576-SA75C	SA75C	75	83	102	1	3	134	3.7	101				
576-SA78C	SA78C	78	86	106	1	3	139	3.6	105				
576-SA110C	SA110C	110	122	149	1	3	196	2.6	148				
576-SA120C	SA120C	120	133	163	1	3	214	2.3	162				
576-SA170C	SA170C	170	189	231	1	3	304	1.6	230				

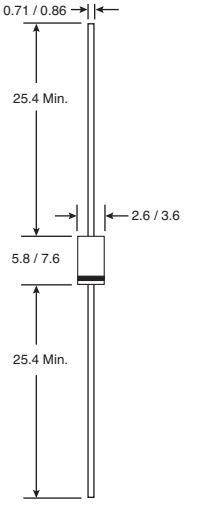

LITTELFUSE SMBJ SERIES

DIMENSIONS: mm

For quantities greater than listed, call for quote.

MOUSER STOCK NO.	Littelfuse Part No.	Type	Device Code	Reverse Standoff (VR)	Breakdown VBR (Volts) @ IT Min.	Breakdown VBR (Volts) @ IT (mA)	Max. Reverse Leakage IR @ VR	Max. Clamping Voltage VC @ IPP	Max. Peak Pulse Current	Price Each 1	25	100	250
576-SMBJ10A	SMBJ10A	Uni-Polar	KX	10	11.1	1	5	17	35.3				
576-SMBJ15	SMBJ15	Uni-Polar	LL	15	16.7	1	5	26.9	22.3				
576-SMBJ13C	SMBJ13C	Bi-Polar	BF	13	14.4	1	5	23.8	25.2				
576-SMBJ24C	SMBJ24C	Bi-Polar	BY	24	26.7	1	5	43	14				
576-SMBJ26C	SMBJ26C	Bi-Polar	CD	26	28.9	1	5	46.6	12.4				
576-SMBJ28C	SMBJ28C	Bi-Polar	CF	28	31.1	1	5	50	12				
576-SMBJ48C	SMBJ48C	Bi-Polar	CW	48	53.3	1	5	85.5	7				
576-SMBJ51C	SMBJ51C	Bi-Polar	CY	51	56.7	1	5	91.1	6.6				
576-SMBJ58C	SMBJ58C	Bi-Polar	DF	58	64.4	1	5	103	5.8				
576-SMBJ100A	SMBJ100A	Uni-Polar	NZ	100	111	1	5	162	3.7				
576-SMBJ100CA	SMBJ100CA	Bi-Polar	DZ	100	111	1	5	162	3.7				
576-SMBJ110C	SMBJ110C	Bi-Polar	ED	110	122	1	5	196	3				

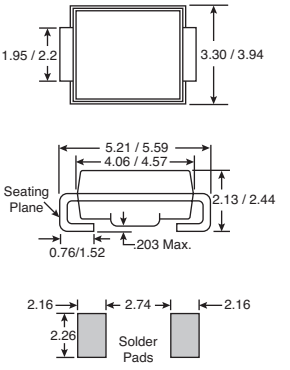

LITTELFUSE PLED SERIES

Features:
- Fast Switching
- Automatically resets after power cycle
- Various voltage options to protect multiple LEDs in a string
- Available in low profile, small footprint QFN and standard DO214AA packages
- Compatible with PWM dimming speeds of up to 30KHz

Specifications:
- Reverse Battery/Power Protection
- Open LED bypass from 500mA-1000mA
- Ideal for MR16, PAR type lamps
- Low on-state voltage

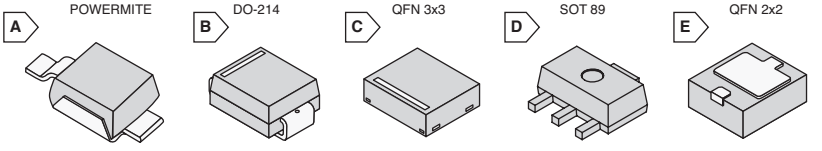

For quantities greater than listed, call for quote.

MOUSER STOCK NO.	Littelfuse Part No.	Fig.	VBR Breakdown Volts Min.	VBR Breakdown Volts Max.	IH mAmps (Min.)	IS mAmps (Max.)	IT @ VT Amps (Max.)	VT @ IT = Volts (Max.)	Critical rate of rise dV/dt Volts (Max.)	Price Each 1	10	100	500
576-PLED6M	PLED6M	A	5.5	7.5	12	70	1.2	1.2	250V/µS				
576-PLED6S	PLED6S	B	6	16	5	100	1	1.2	250V/µS				
576-PLED6Q12	PLED6Q12	C	6	16	5	100	1	1.2	250V/µS				
576-PLED9S	PLED9S	B	9	18	5	100	1	1.2	250V/µS				
576-PLED9Q12	PLED9Q12	C	9	18	5	100	1	1.2	250V/µS				
576-PLED13S	PLED13S	B	13	26	5	100	1	1.2	250V/µS				
576-PLED13Q12	PLED13Q12	C	13	26	5	100	1	1.2	250V/µS				
576-PLED18S	PLED18S	B	18	33	5	100	1	1.2	250V/µS				
576-PLED18Q12	PLED18Q12	C	18	33	5	100	1	1.2	250V/µS				
576-PLED5HT	PLED5HT	D	4.6	5.2	n/a	20	0.7	1.8	150V/µs				
576-PLED5Q12	PLED5Q12	E	4.6	5.2	n/a	20	0.5	1.3	150V/µs				

© Copyright 2014 Mouser Electronics

© Copyright 2014 Mouser Electronics

NXP Surge Protection Devices

RoHS Compliant **This product is RoHS compliant.**

CAN BUS ESD PROTECTION

Features:
- Due to the integrated diode structure only one small SOT-23 package is needed to protect two CAN bus lines
- Max. peak pulse power (PPP):
  PESD1CAN = 200W at tp = 8/20ms
  PESD2CAN = 230W at tp = 8/20ms
- Low clamping voltage (VCL):
  PESD1CAN = 40V at IPP = 1A
  PESD2CAN = 41V at IPP = 5A
- Ultra low leakage current: IRM < 1nA
- ESD protection:
  PESD1CAN = up to 23kV
  PESD2CAN = up to 30kV
- IEC 61000-4-2, level 4 (ESD)
- IEC 61000-4-5 (surge)

Applications:
- CAN bus protection
- Automotive applications

◆Surface Mount Device

For quantities greater than listed, call for quote.

MOUSER STOCK NO.	NXP Part No.	Package	No. of Lines Protected	V_{RWM} (Max.)(V)	I_{RM} (Max.) (nA)	V_{CL} (Typ./Max.)(V)	V_{CL} @ I_{PP} (A)	V_{BR} (Min./Max.) (V)	C_D (Typ./Max.) (pF)	Price Each 1	25	100	250
◆ 771-PESD1CAN-T/R	PESD1CAN,215	SOT-23	2	24	50	----/40	1	25.4/30.3	11/17				
◆ 771-PESD2CAN-T/R	PESD2CAN,215	SOT-23	2	24	10	----/34	1	26.2/30.3	25/30				

DUAL USB INTEGRATED ESD PROTECTION

Features:
- ESD IEC 61000-4-2 level 4, ±8kV contact discharge compliant protection
- Four pairs of ultra-low input capacitance (1pF typ.) ESD rail-to-rail protection diodes
- Low voltage clamping due to integrated Zener diode
- IEC 61000-4-5 15A Lightning (8/20ms)

Applications:
General-purpose downstream ESD protection for high frequency analog signal ports and high-speed serial data transmission ports in:
- Cellular and PCS mobile handsets
- PC-/notebook USB 2.0/IEEE1394 ports
- DVI interfaces
- Cordless telephones
- Wireless data (WAN/LAN) systems
- PDAs
- HDMI

◆Surface Mount Device

For quantities greater than listed, call for quote.

MOUSER STOCK NO.	NXP Part No.	Package	No. of Lines Protected	V_{RWM} (Max.)(V)	I_{RM} (Max.) (nA)	$I_{L(n)}$ (Max.) (nA)	$I_{L(n)}$ @ V (V)	$V_{BR(Zener)}$ (Min./Max.) (V)	C_D (Typ./Max.) (pF)	Price Each 1	25	100	250
◆ 771-IP4220CZ6-T/R	IP4220CZ6,125	SO-6	4	5.5	0.1	100	3	6/9	40/----				

EMI FILTERS AND ESD PROTECTION

- IEC 61000-4-2; Level 4 (ESD)

◆Surface Mount Device

For quantities greater than listed, call for quote.

MOUSER STOCK NO.	NXP Part No.	Package	No. of Lines Protected	V_{RWM} (Max.)(V)	I_{RM} (Max.) (μA)	V_{CL} (Typ./Max.)(V)	V_{CL} @ I_{PP} (A)	V_{BR} (Min./Max.) (V)	C_D (Typ./Max.) (pF)	Price Each 1	25	100	250
◆ 771-IP3048CX5135	IP3048CX5,135	WLCSP-5	2	5	1	1000	3	6.0/10	190/----				
◆ 771-IP3088CX5135	IP3088CX5,135	WLCSP-5	2	5.6	0.1	1000	3.5	5.8/10	65/----				
◆ 771-IP3088CX10135	IP3088CX10,135	WLCSP-10	4	5.6	0.1	1000	3.5	5.8/10	65/----				
◆ 771-IP3088CX15135	IP3088CX15,135	WLCSP-15	6	5.6	0.1	1000	3.5	5.8/10	65/----				
◆ 771-IP3088CX20135	IP3088CX20,135	WLCSP-25	8	5.6	0.1	1000	3.5	5.8/10	65/----				
◆ 771-IP4041CX25LFP13	IP4041CX25/LF/P,13	WLCSP-25	10	5.5	0.025	25	3	6.0/15	50				

FLEXRAY BUS ESD PROTECTION

Features:
- Due to the integrated diode structure only one small SOT-23 package is needed to protect two FlexRay bus lines
- Max. peak pulse power: PPP = 200W at tp = 8/20ms
- Low clamping voltage: VCL = 40V at IPP = 1Ae
- Ultra low leakage current: IRM < 1nA
- Typ. diode capacitance matching: DCd/Cd = 0.1%
- ESD protection up to 23kV
- IEC 61000-4-2, level 4 (ESD)
- IEC 61000-4-5 (surge); IPP = 3A at tp = 8/20μs

Applications:
- FlexRay bus protection
- Automotive applications

◆Surface Mount Device

For quantities greater than listed, call for quote.

MOUSER STOCK NO.	NXP Part No.	Package	No. of Lines Protected	V_{RWM} (Max.)(V)	I_{RM} (Max.) (μA)	V_{CL} (Typ./Max.)(V)	V_{CL} @ I_{PP} (A)	V_{BR} (Min./Max.) (V)	C_D (Typ./Max.) (pF)	Price Each 1	25	100	250
◆ 771-PESD1FLEX215	PESD1FLEX,215	SOT-23	2	24	0.05	----/40	1	25.4/30.3	0.1/----				

LOCAL INTERCONNECT NETWORK (LIN) ESD PROTECTION

Features:
- ESD protection of one automotive LIN-bus line
- Asymmetrical diode configuration ensures an optimized protection against ElectroMagnetic Interferences (EMI) of a LIN Electronic Control Unit (ECU)
- Max. peak pulse power: PPP = 160W at tp = 8/20μs
- Low clamping voltage: VCL = 40V at IPP = 1A
- Ultra low leakage current: IRM < 1nA
- ESD protection up to 23kV
- IEC 61000-4-2, level 4 (ESD)
- IEC 61000-4-5 (surge); IPP = 3A at tp = 8/20μs
- AEC-Q101 qualified

Applications:
- LIN-bus protection
- Automotive applications

◆Surface Mount Device

For quantities greater than listed, call for quote.

MOUSER STOCK NO.	NXP Part No.	Package	No. of Lines Protected	V_{RWM} (Max.)(V)	I_{RM} (Max.) (μA)	V_{CL} (Max.) (V)	V_{CL} @ I_{PP} (A)	V_{BR} (Min./Max.) (V)	C_D (Typ./Max.) (pF)	Price Each 1	25	100	250
◆ 771-PESD1LIN-T/R	PESD1LIN,115	SOD-323	1	15	0.05	25	1	17.1/20.3	13/17				
			1	24	0.05	40	1	25.4/30.3	13/17				

LOW CAPACITANCE ESD PROTECTION DIODES

- IEC 61000-4-2; Level 4 (ESD)

◆Surface Mount Device

For quantities greater than listed, call for quote.

MOUSER STOCK NO.	NXP Part No.	Package	No. of Lines Protected	V_{RWM} (Max.)(V)	I_{RM} (Max.) (μA)	V_{CL} (Max.) (V)	V_{CL} @ I_{PP} (A)	V_{BR} (Min./Max.) (V)	C_D (Typ./Max.) (pF)	Price Each 1	25	100	250
◆ 771-PESD3V3L1UA115	PESD3V3L1UA,115	SOD-323	1	3.3	0.3	----/8	1	5.3/6.0	34/40				
◆ 771-PESD5V0S1BA-T/R	PESD5V0S1BA,115	SOD-323	1	5	0.1	----/10	1	5.5/9.5	35/45				
◆ 771-PESD5V0S1BB-T/R	PESD5V0S1BB,115	SOD-523	1	5	0.1	----/10	1	5.5/9.5	35/45				
◆ 771-PESD5V0L1BA-T/R	PESD5V0L1BA,115	SOD-323	1	5	1	----/10	1	7.0/8.2	75/----				
◆ 771-PESD12VL1BA-T/R	PESD12VL1BA,115	SOD-323	1	12	0.05	----/20	1	14.2/16.7	19/----				
◆ 771-PESD15VL1BA-T/R	PESD15VL1BA,115	SOD-323	1	15	0.05	----/25	1	17.1/20.3	16/----				
◆ 771-PESD24VL1BA-T/R	PESD24VL1BA,115	SOD-323	1	24	0.05	----/40	1	25.4/30.3	11/----				
◆ 771-PESD5V0L2UU115	PESD5V0L2UU,115	SOT-323	2	5	0.09	----/13	5.5	5.8/6.6	19/23				
◆ 771-PESD5V0S2BT-T/R	PESD5V0S2BT,215	SOT-23	2	5	0.1	----/10	1	5.5/9.5	35/45				
◆ 771-PESD5V0L2BT-T/R	PESD5V0L2BT,215	SOT-23	2	5	1	----/10	1	7.0/8.2	75/----				
◆ 771-PESD6V0L2UU115	PESD6V0L2UU,115	SOT-323	2	6	0.018	----/13.5	5.5	6.4/7.2	17/20				
◆ 771-PESD12VL2BT-T/R	PESD12VL2BT,215	SOT-23	2	12	0.05	----/20	1	14.2/16.7	19/----				
◆ 771-PESD15VL2BT-T/R	PESD15VL2BT,215	SOT-23	2	15	0.05	----/25	1	17.1/20.3	16/----				
◆ 771-PESD24VL2BT-T/R	PESD24VL2BT,215	SOT-23	2	24	0.05	----/40	1	25.4/30.3	11/----				
◆ 771-PESD3V3L4UG-T/R	PESD3V3L4UG,115	SOT-353	4	3.3	0.3	----/8	1	5.32/5.88	22/28				
◆ 771-PESD5V0L4UG-T/R	PESD5V0L4UG,115	SOT-353	4	5	0.025	----/10	1	6.46/7.14	16/19				
◆ 771-PESD3V3L5UFT/R	PESD3V3L5UF,115	SOT-886	5	3.3	0.3	----/10	1	5.3/5.9	22/28				
◆ 771-PESD3V3L5UY-T/R	PESD3V3L5UY,115	SOT-363	5	3.3	0.3	----/10	1	5.3/5.9	22/28				
◆ 771-PESD5V0L5UY-T/R	PESD5V0L5UY,115	SOT-363	5	5	0.025	----/10	1	6.4/7.2	16/19				
◆ 771-IP4309CX9135	IP4309CX9,135	WLCSP-9	8	5.5	0.05	----/----	----	6.0/11	----/1.3				

© Copyright 2014 Mouser Electronics
© Copyright 2014 Mouser Electronics

NXP Surge Protection Devices

RoHS Compliant **This product is RoHS compliant.**

STANDARD ESD PROTECTION DIODES

• IEC 61000-4-2; Level 4 (ESD)

◆Surface Mount Device

For quantities greater than listed, call for quote.

MOUSER STOCK NO.	NXP Part No.	Package	No. of Lines Protected	V_{RWM} (Max.)(V)	I_{RM} (Max.) (µA)	V_{CL} (Max.) (V)	V_{CL} @ I_{PP} (A)	V_{BR} (Min./Max.) (V)	C_D (Typ./Max.) (pF)	Price Each 1	25	100	250
◆ 771-PESD5V0S1UB115	PESD5V0S1UB,115	SOD-523	1	5	1	----/9	1	6.4/7.2	152/200				
◆ 771-PESD12VS1UB115	PESD12VS1UB,115	SOD-523	1	12	0.05	----/19	1	14.7/15.3	38/75				
◆ 771-PESD15VS1UB115	PESD15VS1UB,115	SOD-523	1	15	0.05	----/23	1	17.6/18.4	32/70				
◆ 771-PESD24VS1UB-T/R	PESD24VS1UB,115	SOD-523	1	24	0.05	----/36	1	26.5/27.5	23/50				
◆ 771-PESD3V3S2UAT-T/R	PESD3V3S2UAT,215	SOT-23	2	3.3	2	----/7	1	5.2/6.0	207/300				
◆ 771-PESD3V3S2UQT/R	PESD3V3S2UQ,115	SOT-663	2	3.3	3	----/8	1	5.2/6.0	200/275				
◆ 771-PESD5V0S2UQT/R	PESD5V0S2UQ,115	SOT-663	2	5	0.3	----/9	1	6.4/7.2	150/215				
◆ 771-PESD12VS2UT-T/R	PESD12VS2UT,215	SOT-23	2	12	1	----/19	1	14.7/15.3	38/75				
◆ 771-PESD12VS2UQ115	PESD12VS2UQ,115	SOT-663	2	12	0.03	----/19	1	14.7/15.3	38/100				
◆ 771-PESD15VS2UT-T/R	PESD15VS2UT,215	SOT-23	2	15	1	----/23	1	17.6/18.4	32/70				
◆ 771-PESD24VS2UT-T/R	PESD24VS2UT,215	SOT-23	2	24	1	----/36	1	26.5/27.5	23/50				
◆ 771-PESD3V3S4UDT/R	PESD3V3S4UD,115	SOT-457	4	3.3	0.8	----/8	1	5.3/5.9	215/300				
◆ 771-PESD5V0S4UD115	PESD5V0S4UD,115	SOT-457	4	5	0.2	----/8	1	6.4/7.2	165/220				
◆ 771-PESD5V0S5UD115	PESD5V0S5UD,115	SOT-457	5	5	0.2	----/8	1	6.4/7.2	165/220				

ULTRA LOW CAPACITANCE ESD PROTECTION DIODES

• IEC 61000-4-2; Level 4 (ESD)

◆Surface Mount Device

For quantities greater than listed, call for quote.

MOUSER STOCK NO.	NXP Part No.	Package	No. of Lines Protected	V_{RWM} (Max.)(V)	I_{RM} (Max.) (µA)	V_{CL} (Max.) (V)	V_{CL} @ I_{PP} (A)	V_{BR} (Min./Max.) (V)	C_D (Typ./Max.) (pF)	Price Each 1	25	100	250
◆ 771-PESD3V3U1UA-T/R	PESD3V3U1UA,115	SOD-323	1	3.3	0.1	----/----	----	4.5/6.8	2.6/3.1				
◆ 771-PESD3V3U1UB-T/R	PESD3V3U1UB,115	SOD-523	1	3.3	0.1	----/----	----	4.5/6.8	2.6/3.1				
◆ 771-PESD5V0U1BA115	PESD5V0U1BA,115	SOD-323	1	5	0.1	----/----	----	5.5/9.5	2.9/3.5				
◆ 771-PESD5V0X1BL-T/R	PESD5V0X1BL,315	SOD-882	1	5	0.1	----/----	----	6.0/9.5	0.9/1.3				
◆ 771-PESD5V0U1UA-T/R	PESD5V0U1UA,115	SOD-323	1	5	0.1	----/----	----	5.8/8.8	2.0/2.6				
◆ 771-PESD5V0U1UT-T/R	PESD5V0U1UT,215	SOT-23	1	5	1	----/12	1	7.0/8.2	0.6/1.5				
◆ 771-IP4386CX4/P315	IP4386CX4/P,315	WLCSP-4	1	14	----	----/20	1	16/----	160/----				
◆ 771-PESD16VX1UL315	PESD16VX1UL,315	SOD-882	1	16	0.1	34/----	0.9	17.5/30	0.83/0.98				
◆ 771-NUP1301215	NUP1301,215	SOT-23	1	80	0.03	----/----	----	100/----	0.6/0.75				
◆ 771-PESD5V0U2BM,315	PESD5V0U2BM,315	SOT-883	2	5	0.1	----/----	----	5.5/9.5	2.9/3.5				
◆ 771-PESD5V0U2BTT/R	PESD5V0U2BT,215	SOT-23	2	5	0.1	----/----	----	5.5/9.5	2.9/3.5				
◆ 771-PRTR5V0U2X-T/R	PRTR5V0U2X,215	SOT-143B	2	5.5	0.1	----/----	----	6.0/9.0	16/----				
◆ 771-PRTR5V0U4D-T/R	PRTR5V0U4D,125	TSOP-6	4	5.5	0.1	----/----	----	6.0/9.0	40/----				
◆ 771-IP4233CZ6125	IP4233CZ6,125	TSSOP-6	4	----	0.1	----/----	----	6.0/9.5	1.0/1.2				
◆ 771-IP4343CX5/P135	IP4343CX5/P,135	WLCSP-5	4	5.5	0.1	----/----	----	14/----	18/20				

TRANSIENT VOLTAGE SUPPRESSORS

◆Surface Mount Device

PRODUCT NEW

For quantities greater than listed, call for quote.

MOUSER STOCK NO.	NXP Part No.	Package	V_{BR} (V) Min.	V_{BR} (V) Max.	I_R (mA)	V_{RWM} (Max.)(V)	I_{RM} @ V_{RWM} (µA) Typ.	I_{RM} @ V_{RWM} (µA) Max.	V_{CL} Max. (V)	V_{CL} I_{PPM} (A)	Price Each 1	25	100	250
400W														
◆ 771-PTVS10VS1UTR115	PTVS10VS1UTR,115	SOD-123	11.10	12.30	1	10	0.005	2.5	17.0	23.5				
◆ 771-PTVS11VS1UTR115	PTVS11VS1UTR,115	SOD-123	12.20	13.50	1	11	0.005	2.5	18.2	22.0				
◆ 771-PTVS12VS1UTR115	PTVS12VS1UTR,115	SOD-123	13.30	14.70	1	12	0.001	0.1	19.9	20.1				
◆ 771-PTVS15VS1UTR115	PTVS15VS1UTR,115	SOD-123	16.70	18.50	1	15	0.001	0.1	24.4	16.4				
◆ 771-PTVS20VS1UTR115	PTVS20VS1UTR,115	SOD-123	22.20	24.50	1	20	0.001	0.1	32.4	12.3				
◆ 771-PTVS22VS1UTR115	PTVS22VS1UTR,115	SOD-123	24.40	26.90	1	22	0.001	0.1	35.5	11.3				
◆ 771-PTVS26VS1UTR115	PTVS26VS1UTR,115	SOD-123	28.90	31.90	1	26	0.001	0.1	42.1	9.5				
◆ 771-PTVS36VS1UTR115	PTVS36VS1UTR,115	SOD-123	40.00	44.20	1	36	0.001	0.1	58.1	6.9				
◆ 771-PTVS48VS1UTR115	PTVS48VS1UTR,115	SOD-123	53.30	58.90	1	48	0.001	0.1	77.4	5.2				
◆ 771-PTVS60VS1UTR115	PTVS60VS1UTR,115	SOD-123	66.70	73.70	1	60	0.001	0.1	96.8	4.1				
600W														
◆ 771-PTVS5V0P1UP115	PTVS5V0P1UP,115	SOD-128	6.40	7.00	10	5.0	5	400	9.2	65.2				
◆ 771-PTVS6V0P1UP115	PTVS6V0P1UP,115	SOD-128	6.67	7.37	10	6.0	5	400	10.3	58.3				
◆ 771-PTVS6V5P1UP115	PTVS6V5P1UP,115	SOD-128	7.22	7.98	10	6.5	5	250	11.2	53.6				
◆ 771-PTVS7V0P1UP115	PTVS7V0P1UP,115	SOD-128	7.78	8.60	10	7.0	3	100	12.0	50.0				
◆ 771-PTVS7V5P1UP115	PTVS7V5P1UP,115	SOD-128	8.33	9.21	1	7.5	0.2	50	12.9	46.5				
◆ 771-PTVS8V0P1UP115	PTVS8V0P1UP,115	SOD-128	8.89	9.83	1	8.0	0.03	25	13.6	44.1				
◆ 771-PTVS8V5P1UP115	PTVS8V5P1UP,115	SOD-128	9.44	10.40	1	8.5	0.01	10	14.4	41.7				
◆ 771-PTVS9V0P1UP115	PTVS9V0P1UP,115	SOD-128	10.00	11.10	1	9.0	0.005	5	15.4	39.0				
◆ 771-PTVS10VP1UP115	PTVS10VP1UP,115	SOD-128	11.10	12.30	1	10.0	0.005	2.5	17.0	35.3				
◆ 771-PTVS11VP1UP115	PTVS11VP1UP,115	SOD-128	12.20	13.50	1	11.0	0.005	2.5	18.2	33.0				
◆ 771-PTVS12VP1UP115	PTVS12VP1UP,115	SOD-128	13.30	14.70	1	12.0	0.005	2.5	19.9	30.2				
◆ 771-PTVS13VP1UP115	PTVS13VP1UP,115	SOD-128	14.40	15.90	1	13.0	0.001	0.1	21.5	27.9				
◆ 771-PTVS14VP1UP115	PTVS14VP1UP,115	SOD-128	15.60	17.20	1	14.0	0.001	0.1	23.2	25.9				
◆ 771-PTVS15VP1UP115	PTVS15VP1UP,115	SOD-128	16.70	18.50	1	15.0	0.001	0.1	24.4	24.6				
◆ 771-PTVS16VP1UP115	PTVS16VP1UP,115	SOD-128	17.80	19.70	1	16.0	0.001	0.1	26.0	23.1				
◆ 771-PTVS17VP1UP115	PTVS17VP1UP,115	SOD-128	18.90	20.90	1	17.0	0.001	0.1	27.6	21.7				
◆ 771-PTVS18VP1UP115	PTVS18VP1UP,115	SOD-128	20.00	22.10	1	18.0	0.001	0.1	29.2	20.5				
◆ 771-PTVS20VP1UP115	PTVS20VP1UP,115	SOD-128	22.20	23.35	1	20.0	0.001	0.1	32.4	18.5				
◆ 771-PTVS22VP1UP115	PTVS22VP1UP,115	SOD-128	24.40	26.90	1	22.0	0.001	0.1	35.5	16.9				
◆ 771-PTVS24VP1UP115	PTVS24VP1UP,115	SOD-128	26.70	29.50	1	24.0	0.001	0.1	38.9	15.4				
◆ 771-PTVS26VP1UP115	PTVS26VP1UP,115	SOD-128	28.90	31.90	1	26.0	0.001	0.1	42.1	14.3				
◆ 771-PTVS28VP1UP115	PTVS28VP1UP,115	SOD-128	31.10	34.40	1	28.0	0.001	0.1	45.4	13.2				
◆ 771-PTVS30VP1UP115	PTVS30VP1UP,115	SOD-128	33.30	36.80	1	30.0	0.001	0.1	48.4	12.4				
◆ 771-PTVS33VP1UP115	PTVS33VP1UP,115	SOD-128	36.70	40.60	1	33.0	0.001	0.1	58.4	10.3				
◆ 771-PTVS36VP1UP115	PTVS36VP1UP,115	SOD-128	40.00	44.20	1	36.0	0.001	0.1	58.1	10.3				
◆ 771-PTVS40VP1UP115	PTVS40VP1UP,115	SOD-128	44.40	49.10	1	40.0	0.001	0.1	64.5	9.3				
◆ 771-PTVS43VP1UP115	PTVS43VP1UP,115	SOD-128	47.80	52.80	1	43.0	0.001	0.1	69.4	8.6				
◆ 771-PTVS45VP1UP115	PTVS45VP1UP,115	SOD-128	50.00	55.30	1	45.0	0.001	0.1	72.7	8.3				
◆ 771-PTVS48VP1UP115	PTVS48VP1UP,115	SOD-128	53.30	58.90	1	48.0	0.001	0.1	77.4	7.8				
◆ 771-PTVS51VP1UP115	PTVS51VP1UP,115	SOD-128	56.70	62.70	1	51.0	0.001	0.1	82.4	7.3				
◆ 771-PTVS54VP1UP115	PTVS54VP1UP,115	SOD-128	60.00	66.30	1	54.0	0.001	0.1	87.1	6.9				
◆ 771-PTVS58VP1UP115	PTVS58VP1UP,115	SOD-128	64.40	71.20	1	58.0	0.001	0.1	93.6	6.4				
◆ 771-PTVS60VP1UP115	PTVS60VP1UP,115	SOD-128	66.70	73.70	1	60.0	0.001	0.1	96.8	6.2				

© Copyright 2014 Mouser Electronics

© Copyright 2014 Mouser Electronics

ON SEMICONDUCTOR Transient Voltage Suppressors

ON Semiconductor®

UNIDIRECTIONAL

RoHS Compliant This product is RoHS compliant.

NEW PRODUCT

For quantities greater than listed, call for quote.

MOUSER STOCK NO.	ON Semiconductor Part No.	Package	V(BR) Typ. (V)	PPK Max. (W)	VRWM Max. (V)	IR Max. (μA)	VC Max. (V)	Price Each 1	25	100	500
863-ESD1014MUTAG	ESD1014MUTAG	UDFN-10	5.3	450	3.3	5	6.2				
863-NUP3112UPMUTAG	NUP3112UPMUTAG	UDFN	5.5	-	4	1	-				
863-ESD7004MUTAG	ESD7004MUTAG	UDFN-10	5.5	-	5	1	10				
863-NZQA5V6AXV5T1G	NZQA5V6AXV5T1G	SOT-553	5.6	20	3	1	13				
863-NZQA5V6XV5T1G	NZQA5V6XV5T1G	SOT-553	5.6	100	3	1	10.5				
863-MMQA5V6T1G	MMQA5V6T1G	SC-74	5.6	150	-	2	8				
863-ESDR0502NMUTBG	ESDR0502NMUTBG	UDFN-6	6	100	5.5	1	8KV				
863-NUP4114HMR6T1G	NUP4114HMR6T1G	TSOP	6	-	5	1	12.1				
863-NUP2114UPXV5T1G	NUP2114UPXV5T1G	SOT-553	6	-	5	1	9.1				
863-NUP4114UPXV6T1G	NUP4114UPXV6T1G	SOT-563	6	-	5	1	11.2				
863-SMDA05CDR2G	SMDA05CDR2G	SOIC-8	6	300	5	20	11				
863-ESDR0524SMUTAG	ESDR0524SMUTAG	UDFN-10	6	-	5	1	15				
863-1N5908G	1N5908Ga	Mosorb	6	1500	5	300	8.5				
863-1N6373G	1N6373G	Mosorb	6	1500	5	300	9.4				
863-NZQA6V8XV5T1G	NZQA6V8XV5T1G	SOT-553	6.46	100	4.3	0.1	12.5				
863-SA5.0AG	SA5.0AG	Mosorb MINI	6.7	500	5	600	9.2				
863-1SMB5.0AT3G	1SMB5.0AT3G	SMB	6.7	600	5	800	9.2				
863-SD05T1G	SD05T1G	SOD-323	6.75	350	5	10	14.5				
863-NSQA6V8AW5T2G	NSQA6V8AW5T2G	SOT-353	6.8	20	5	1	13				
863-MMQA6V8T1G	MMQA6V8T1G	SC-74	6.8	150	-	0.5	9.8				
863-P6SMB6.8AT3G	P6SMB6.8AT3G	SMB	6.8	600	5.8	1000	10.5				
863-P6KE6.8AG	P6KE6.8AG	Surmetic 40	6.8	600	5.8	1000	10.5				
863-1.5KE6.8AG	1.5KE6.8AG	Mosorb	6.8	1500	5.8	1000	10.5				
863-1N6267AG	1N6267AG	Mosorb	6.8	1500	5.8	1000	10.5				
863-1SMB6.0AT3G	1SMB6.0AT3G	SMB	7.02	600	6	800	10.3				
863-ESD9X7.0ST5G	ESD9X7.0ST5G	SOD-923	7.5	0.15	7	0.1	25				
863-1SMB6.5AT3G	1SMB6.5AT3G	SMB	7.6	600	6.5	500	11.2				
863-1SMB7.0AT3G	1SMB7.0AT3G	SMB	8.19	600	7	200	12				
863-P6KE10AG	P6KE10AG	Surmetic 40	10	600	8.55	10	14.5				
863-1SMB9.0AT3G	1SMB9.0AT3G	SMB	10.55	600	9	50	15.4				
863-1SMB10AT3G	1SMB10AT3G	SMB	11.7	600	10	5	17				
863-NSQA12VAW5T2G	NSQA12VAW5T2G	SOT-353	12	20	9	0.05	23				
863-P6SMB13AT3G	P6SMB13AT3G	SMB	13	600	11.1	5	18.2				
863-ESD9X12ST5G	ESD9X12ST5G	SOD-923	13.5	140	12	1	23.7				
863-SA12AG	SA12AG	Mosorb MINI	14	500	12	1	19.9				
863-1SMB12AT3G	1SMB12AT3G	SMB	14	600	12	50	19.9				
863-P6SMB15AT3G	P6SMB15AT3G	SMB	15	600	12.8	5	21.2				
863-P6KE15AG	P6KE15AG	Surmetic 40	15	600	12.8	5	21.2				
863-1SMB13AT3G	1SMB13AT3G	SMB	15.15	600	13	5	21.5				
863-P6SMB16AT3G	P6SMB16AT3G	SMB	16	600	13.6	5	22.5				
863-1.5KE16AG	1.5KE16AG	Mosorb	16	1500	13.6	5	22.5				
863-SA15AG	SA15AG	Mosorb MINI	17.6	500	15	1	24.4				
863-1SMB15AT3G	1SMB15AT3G	SMB	17.6	600	15	5	24.4				
863-1N6377G	1N6377G	Mosorb	17.6	1500	15	2	25				
863-P6KE18AG	P6KE18AG	Surmetic 40	18	600	15.3	5	25.2				
863-1.5KE18AG	1.5KE18AG	Mosorb	18	1500	15.3	5	25.2				
863-1N6277AG	1N6277AG	Mosorb	18	1500	15.3	5	25.2				
863-1SMB16AT3G	1SMB16AT3G	SMB	19.7	600	16	50	26				
863-1SMB18AT3G	1SMB18AT3G	SMB	21.05	600	18	5	29.2				
863-1SMB20AT3G	1SMB20AT3G	SMB	23.35	600	20	5	32.4				
863-1SMB22AT3G	1SMB22AT3G	SMB	25.65	600	22	50	35.5				
863-P6SMB27AT3G	P6SMB27AT3G	SMB	27	600	23.1	5	37.5				
863-1SMB24AT3G	1SMB24AT3G	SMB	28.1	600	24	5	38.9				
863-P6SMB30AT3G	P6SMB30AT3G	SMB	30	600	25.6	5	41.4				
863-1N6282AG	1N6282AG	Mosorb	30	1500	25.6	5	41.4				
863-1SMB26AT3G	1SMB26AT3G	SMB	30.4	600	26	5	42.1				
863-1SMB28AT3G	1SMB28AT3G	SMB	32.75	600	28	5	45.4				
863-P6SMB33AT3G	P6SMB33AT3G	SMB	33	600	28.2	5	45.7				
863-1.5KE33AG	1.5KE33AG	Mosorb	33	1500	28.2	5	45.7				
863-1N6283AG	1N6283AG	Mosorb	33	1500	28.2	5	45.7				
863-1SMB30AT3G	1SMB30AT3G	SMB	35.05	600	30	5	48.4				
863-P6SMB36AT3G	P6SMB36AT3G	SMB	36	600	30.8	5	49.9				
863-P6KE36AG	P6KE36AG	Surmetic 40	36	600	30.8	5	49.9				
863-1.5KE36AG	1.5KE36AG	Mosorb	36	1500	30.8	50	49.9				
863-1N6284AG	1N6284AG	Mosorb	36	1500	30.8	50	49.9				
863-1SMB33AT3G	1SMB33AT3G	SMB	38.65	600	33	5	53.3				
863-P6SMB39AT3G	P6SMB39AT3G	SMB	39	600	33.3	5	53.9				
863-P6KE39AG	P6KE39AG	Surmetic 40	39	600	33.3	5	53.9				
863-1N6285AG	1N6285AG	Mosorb	39	1500	33.3	5	53.9				
863-1SMB36AT3G	1SMB36AT3G	SMB	42.1	600	36	5	58.1				
863-1N6380G	1N6380G	Mosorb	42.4	1500	36	2	65.2				
863-1N6286AG	1N6286AG	Mosorb	43	1500	36.8	5	59.3				
863-1SMB40AT3G	1SMB40AT3G	SMB	46.75	600	40	5	64.5				
863-1SMB43AT3G	1SMB43AT3G	SMB	50.3	600	43	5	69.4				
863-P6SMB51AT3G	P6SMB51AT3G	SMB	51	600	43.6	50	70.1				
863-P6KE51AG	P6KE51AG	Surmetic 40	51	600	43.6	5	70.1				
863-1N6288AG	1N6288AG	Mosorb	51	1500	43.6	5	70.1				
863-1SMB51AT3G	1SMB51AT3G	SMB	59.7	600	51	5	82.4				
863-P6SMB62AT3G	P6SMB62AT3G	SMB	62	600	53	50	85				
863-1SMB54AT3G	1SMB54AT3G	SMB	63.15	600	54	5	87.1				
863-1SMB58AT3G	1SMB58AT3G	SMB	67.8	600	58	5	93.6				
863-P6SMB68AT3G	P6SMB68AT3G	SMB	68	600	58.1	5	92				
863-1SMB60AT3G	1SMB60AT3G	SMB	70.2	600	60	50	96.8				
863-1SMB70AT3G	1SMB70AT3G	SMB	81.9	600	70	5	113				
863-P6SMB150AT3G	P6SMB150AT3G	SMB	150	600	128	5	207				
863-P6SMB160AT3G	P6SMB160AT3G	SMB	160	600	136	5	219				
863-P6SMB180AT3G	P6SMB180AT3G	SMB	180	600	154	50	246				
863-1SMB170AT3G	1SMB170AT3G	SMB	199	600	170	5	275				
863-P6SMB200AT3G	P6SMB200AT3G	SMB	200	600	171	50	274				
863-P6KE200AG	P6KE200AG	Surmetic 40	200	600	171	5	274				

BIDIRECTIONAL

For quantities greater than listed, call for quote.

MOUSER STOCK NO.	ON Semiconductor Part No.	Package	V(BR) Typ. (V)	PPK Max. (W)	VRWM Max. (V)	IR Max. (μA)	VC Max. (V)	Price Each 1	25	100	500
863-ESD11B5.0ST5G	ESD11B5.0ST5G	DSN2	5.8	-	5	1	10				
863-SD12CT1G	SD12CT1G	SOD-323	13.3	350	12	1	19				



SOT-553

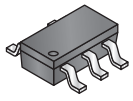

SC-74

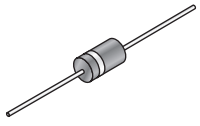

Mosorb

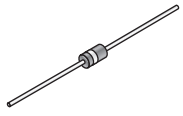

Mosorb MINI

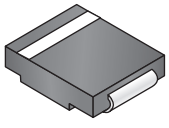

SMB

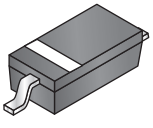

SOD-323

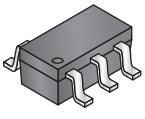

SOT-353



Surmetic 40

© Copyright 2014 Mouser Electronics

© Copyright 2014 Mouser Electronics

STMICROELECTRONICS Surge Protection Devices

Products may be RoHS compliant. Check mouser.com for RoHS status.

life.augmented

◆Surface Mount Devices

LOW-CAPACITANCE TRANSIENT-SURGE ARRESTORS

The ETP01 series is a low-capacitance TRISIL transient-surge arrestor designed to protect high data-rate communication networks. The planar technology used combines a high surge capability to comply with Telcordia GR-1089 intrabuilding and ITU-T K20/21 standards, and low capacitance to avoid distortion of high-speed signals such as with Ethernet.

For quantities greater than listed, call for quote.

MOUSER STOCK NO.	STM Part No.	Package	I_{TMS}	I_{RM}@V_{RM} (Min.)	I_{RM}@V_{RM} (Max.)	V_{BO} (Max)	Operating Temperature	Price Each 1	10	100	250
◆ 511-ETP01-1621RL	ETP01-1621RL	SO-8	8A	3.3V	16V	25V	-40 to +150				
◆ 511-ETP01-2821RL	ETP01-2821RL	SO-8	8A	3.3V	28V	36V	-40 to +150				

ESD SUPPRESSORS

PRODUCT NEW

RoHS Compliant

For quantities greater than listed, call for quote.

MOUSER STOCK NO.	STM Part No.	Package	ESD Capability	Breakdown Volt. (Min./Typ./Max.)	Capacitance Volt. (Typ./Max.)	Reverse Current (IR)(Min.)(mA)	Lines Protected	Price Each 1	10	100	250
◆ 511-ESDA12-1K	ESDA12-1K	SOD-523	30kV	12.0/13.0/-----	-----/150	1.0	1				
◆ 511-ESDA14V2BP6	ESDA14V2BP6	SOT-666	8kV-15kV	14.2/-----/18.0	25/-----	1.0	5				
◆ 511-ESDA14V2L	ESDA14V2L	SOT-23-3	8kV-15kV	14.2/-----/15.8	90/-----	1.0	2				
◆ 511-ESDA14V2-1BF3	ESDA14V2-1BF3	FlipChip-2	8kV-15kV	14.2/-----/18.0	-----/-----	1.0	1				
◆ 511-ESDA14V2SC6	ESDA14V2SC6	SOT-23-6L	8kV-15kV	14.2/-----/15.8	100/----	1.0	4				
◆ 511-ESDA18-1K	ESDA18-1K	SOD-523	30kV	18.0/19.0/-----	-----/105	1.0	1				
◆ 511-ESDA25B1-TR	ESDA25B1RL	SO-8	8kV-15kV	25.0/-----/30.0	15/-----	1.0	6				
◆ 511-ESDA25L	ESDA25L	SOT-23-3	8kV-15kV	25.0/-----/30.0	50/-----	1.0	2				
◆ 511-ESDA25SC6	ESDA25SC6	SOT-23-6L	8kV-25kV	25.0/-----/30.0	80/-----	1.0	4				
◆ 511-ESDA5V3L	ESDA5V3L	SOT-23-3	8kV-15kV	5.3/-----/5.9	220/-----	1.0	2				
◆ 511-ESDA5V3SC6	ESDA5V3SC6	SOT-23-6L	8kV-25kV	5.3/-----/5.9	280/-----	1.0	4				
◆ 511-ESDA6V1-4BC6	ESDA6V1-4BC6	SOT-23-6L	8kV-15kV	6.1/-----/8.0	45/-----	1.0	4				
◆ 511-ESDA6V1-5SC6	ESDA6V1-5SC6	SOT-23-6L	8kV-15kV	6.1/-----/7.2	50/-----	1.0	5				
◆ 511-ESDA6V1-5W6	ESDA6V1-5W6	SOT-323-6L	8kV-25kV	6.1/-----/7.2	50/-----	1.0	5				
◆ 511-ESDA6V1BC6	ESDA6V1BC6	SOT-23-6L	8kV-15kV	6.1/-----/8.0	20/-----	1.0	4				
◆ 511-ESDA6V1L	ESDA6V1L	SOT-23-3	8kV-15kV	6.1/-----/7.2	50/-----	1.0	2				
◆ 511-ESDA6V1SC6	ESDA6V1SC6	SOT-23-6L	8kV-15kV	6.1/-----/7.2	190/-----	1.0	4				
◆ 511-ESDA6V1U1	ESDA6V1U1	SO-8	8kV-15kV	6.1/-----/7.2	100/-----	1.0	6				
◆ 511-ESDA6V1U1-TR	ESDA6V1U1RL	SO-8	8kV-15kV	6.1/-----/7.2	100/-----	1.0	6				
◆ 511-ESDA6V1W5	ESDA6V1W5	SOT-323-5L	8kV-25kV	25.0/-----/30.0	30/-----	1.0	5				
◆ 511-ESDA8V2-1J	ESDA8V2-1J	SOT-323	8kV-15kV	8.2/-----/-----	210/250	1.0	1				
◆ 511-ESDALC5-1BM2	ESDALC5-1BM2	SOD-882	8kV-15kV	11/13/-----	-----/-----	0.05	1				
◆ 511-ESDALC6V1-1M2	ESDALC6V1-1M2	SOD-882	8kV-15kV	6.1/-----/7.2	22/-----	1.0	1				
◆ 511-ESDALC6V1P5	ESDALC6V1P5	SOT-665	8kV-15kV	6.1/-----/7.2	7.5/-----	1.0	4				
◆ 511-ESDALC6V1P6	ESDALC6V1P6	SOT-666IP	8kV-15kV	6.1/-----/7.2	7.5/-----	1.0	4				
◆ 511-ESDALC6V1W5	ESDALC6V1W5	SOT-323-5L	8kV-25kV	6.1/-----/7.2	7.5/-----	1.0	4				
◆ 511-ESDALC6V1-5P6	ESDALC6V1-5P6	SOT-666	8kV-15kV	6.1/-----/7.2	12/15	1.0	5				
◆ 511-ESDAULC63BP6	ESDAULC6-3BP6	SOT-666	8kV-15kV	6.0/-----/9.2	1.0/1.25	1.0	3				
◆ 511-ESDAULC6-8F3	ESDAULC6-8F3	FlipChip-9	8kV-15kV	6.0/-----/10.0	-----/1.2	1.0	8				
◆ 511-ESDAVLC6-1BF4	ESDAVLC6-1BF4	FlipChip-0201	8kV-15kV	6/-----/10	4/7	-----	1				
◆ 511-ESDAVLC8-1BM2	ESDAVLC8-1BM2	SOD-882	8kV-15kV	14.5/17.0/-----	-----/-----	0.05	1				
◆ 511-ESDCAN24-2BLY	ESDCAN24-2BLY	SOT-23-3	30kV	27/-----/32	-----/30	1.0	2				
◆ 511-ESDLIN1524BJ	ESDLIN1524BJ	SOD-323	10kV-23kV	25.4/27.8/30.3	16/20	5.0	1				
◆ 511-USB6B1	USB6B1	SO-8	8kV-15kV	6.0/-----/-----	15/----	1.0	2				
◆ 511-USB6B1RL	USB6B1RL	SO-8	8kV-15kV	6.0/-----/-----	15/----	1.0	2				
◆ 511-USBDF01W5	USBDF01W5	SOT-323-5L	8kV-15kV	6.0/-----/-----	-----/-----	1.0	2				
◆ 511-USBLC6-2P6	USBLC6-2P6	SOT-666	8kV-15kV	6.0/-----/-----	1.2/1.7	1.0	2				
◆ 511-USBLC6-2SC6	USBLC6-2SC6	SOT-23-6L	8kV-15kV	6.0/-----/-----	1.2/1.7	1.0	2				
◆ 511-USBLC6-4SC6	USBLC6-4SC6	SOT-23-6L	8kV-15kV	6.0/-----/-----	1.85/2.7	1.0	4				
◆ 511-USBP01-5M8	USBP01-5M8	uQFN-8L	8kV-15kV	32/35/-----	0.2/-----	1.0	5				
◆ 511-USBUF01P6	USBUF01P6	SOT-666IP	8kV-15kV	6.0/-----/10.0	47/----	1.0	2				
◆ 511-USBUF01W6	USBUF01W6	SOT-323-6L	8kV-15kV	6.0/-----/10.0	47/----	1.0	1				
◆ 511-USBUF02W6	USBUF02W6	SOT-323-6L	8kV-15kV	6.0/-----/10.0	47/----	1.0	1				
◆ 511-USBULC6-2M6	USBULC6-2M6	µQFN-6L	8kV-15kV	6.0/-----/-----	0.65/0.85	1.0	2				
◆ 511-USBULC6-3F3	USBULC6-3F3	FlipChip-4	8kV	6.0/-----/-----	-----/3.0	1.0	3				

ESD PROTECTION FOR INTERNAL DISPLAYPORT™

For quantities greater than listed, call for quote.

MOUSER STOCK NO.	STM Part No.	Package	ESD Capability	Breakdown Volt. (Min./Typ./Max.)	ΔCI/O-GND (Typ./Max.)(pF)	Leakage Current (IR) (Min.)(mA)	Operating Temperature (°C)	Price Each 1	10	100	250
◆ 511-DPIULC6-6DJL	DPIULC6-6DJL	DFN-18	8kV-15kV	6.0/-----/-----	0.05/0.12	100	-40 to +125				

ESD PROTECTION IC FOR RINGING SLICS

The LCP12 has been developed to protect SLICs operating on both negative and positive battery supplies, as well as high voltage SLICs. It provides crowbar mode protection for both TIP and RING lines.

For quantities greater than listed, call for quote.

MOUSER STOCK NO.	STM Part No.	Package	Firing Voltage Range (V)	Peak Pulse Current (A) 10/1000µs	Gate Triggering Current (mA)	Holding Current (Min.) (mA)	Price Each 1	10	100	250
◆ 511-LCP12-150B1RL	LCP12-150B1RL	SO-8	-120 to +120	45	5	150				
◆ 511-LCP1521SRL	LCP1521SRL	SO-8	-175	30	2.5	150				

ESD PROTECTION AND SIGNAL BOOSTER FOR HDMI INTERFACES

RoHS Compliant

PRODUCT NEW

For quantities greater than listed, call for quote.

MOUSER STOCK NO.	STM Part No.	Package	Pkg Size (mm)	ESD Capability	Overcurrent Protection (V)	Pitch	Operating Temperature (°C)	Price Each 1	10	100	250
◆ 511-HDMI2C1-5DIJ	HDMI2C1-5DIJ	QFN-16	5 x 4	8kV	5	500µm	-40 to +85				

ESD PROTECTION AND CONTROL-LINE TERMINATION FOR HDMI INTERFACES

For quantities greater than listed, call for quote.

MOUSER STOCK NO.	STM Part No.	Package	Breakdown Voltage	Capacitance	Peak Pulse Current	Lines Protected	Price Each 1	10	100	250
◆ 511-HDMIULC6-2P6	HDMIULC6-2P6	SOT-666	6V	0.5pF	15kV	2				
◆ 511-HDMIULC6-4SC6	HDMIULC6-4SC6	SOT-23	6V	0.5pF	15kV	4				

ULTRA LOW CAPACITANCE ESD PROTECTION

PRODUCT NEW

For quantities greater than listed, call for quote.

MOUSER STOCK NO.	STM Part No.	Package	Channel Lines	V_{CL}@ I_{PP} 1A (Max.)(V)	V_{BR} (V)(Min.)	V_{BR} @ I_R(mA)	I_{RM} @ V_{RM} (µA)(Max.)	I_{RM} @ V_{RM} (V)(Max.)	Max. Junction Temp.	Capacitance (Max.)(pF)	Price Each 1	10	100	250
◆ 511-DVIULC6-2M6	DVIULC6-2M6	µQFN-6	2	12	6	1	0.5	5	125°C	0.6				
◆ 511-DVIULC6-4SC6	DVIULC6-4SC6	SOT-23-6L	4	12	6	1	0.5	5	125°C	0.6				
◆ 511-ESDALC6V1-1BU2	ESDALC6V1-1BU2	ST-0201	5	----	6.1	1	0.1	3	125°C	5.0				
◆ 511-ESDARF03-1BF3	ESDARF03-1BF3	FlipChip-4	1	----	6	1	0.1	3	125°C	0.6				
◆ 511-ESDAULC6-1U2	ESDAULC6-1U2	ST-0201	1	13	6	1	0.1	3	150°C	0.8				

© Copyright 2014 Mouser Electronics

© Copyright 2014 Mouser Electronics

STMICROELECTRONICS Surge Protection Devices

Products may be RoHS compliant. Check mouser.com for RoHS status.

ULTRA LOW CAPACITANCE ESD PROTECTION

◆Surface Mount Devices

PRODUCT NEW

For quantities greater than listed, call for quote.

MOUSER STOCK NO. Mfr.	MOUSER STOCK NO. Mfr. Part No.	Package	Channel Lines	V_{CL} @ I_{PP} 1A (Max.)(V)	V_{BR} (V)(Min.)	V_{BR} @ I_R(mA)	Price Each 1	10	100	250
◆	511—HSP061-2M6	µQFN-6L	2	18	6	1				
◆	511—HSP061-2N4	µQFN-4L	2	18	6	1				
◆	511—HSP061-2P6	SOT-666	2	18	6	1				
	511—HSP061-8M16	µQFN-16L	8	14	6	1				
◆	511—HSP062-2M6	µQFN-6L	2	18	6	1				
◆	511—HSP062-2P6	SOT-666	2	18	6	1				

TRISIL™ TRANSIENT VOLTAGE SUPPRESSOR FOR SLIC PROTECTION

PRODUCT NEW

For quantities greater than listed, call for quote.

MOUSER STOCK NO.	STM Part No.	Package	I_{PP} (A) (Max.)	I_{TSM} (A)	VGN (Max.) (V)	I_{GT} (Max.) (mA)	I_H (Min.) (mA)	Price Each 1	10	100	250
511-LCP1521SRL	LCP1521SRL	SO-8	30	18	-175	5	150				
511-LCDP1521SRL	LCDP1521SRL	SO-8	25	5	-175	5	150				

TRISIL™ CROWBAR TYPE PROTECTION DIODES

◆Surface Mount Devices

For quantities greater than listed, call for quote.

MOUSER STOCK NO.	STM Part No.	Package	V_{BR} @ I_R (V) (Min.)	V_{BR} @ I_R (mA) (Min.)	V_{BO} @ I_{BO} (V) (Min.)	V_{BO} @ I_{BO} (mA) (Min.)	Price Each 1	10	100	250
◆ 511-SMP75-8	SMP75-8	DO-214AA	8	0.05	15	800				
◆ 511-SMP100LC-8	SMP100LC-8	DO-214AA	8	0.05	15	800				
◆ 511-SMP100LC-35	SMP100LC-35	DO-214AA	35	0.05	55	800				
◆ 511-SMP80MC-270	SMP80MC-270	DO-214AA	270	0.005	345	800				
◆ 511-SMP100LC-270	SMP100LC-270	DO-214AA	270	0.05	335	800				
511-TPA270	TPA270	DO-15	270	0.05	360	300				

TRISIL™ ASD OVERVOLTAGE ESD PROTECTION

◆Surface Mount Devices

PRODUCT NEW

For quantities greater than listed, call for quote.

MOUSER STOCK NO.	STM Part No.	Package	I_{PP} (A) (Max.)	I_{TSM} (A)	t_p (ms)	Voltage Switching-On (V)	Price Each 1	10	100	250
◆ 511-CLP30-200B1RL	CLP30-200B1RL	SO-8	40	8.5	10	290				

EMI FILTER AND ESD PROTECTION

◆Surface Mount Devices • IEC61000-4-2

PRODUCT NEW

For quantities greater than listed, call for quote.

MOUSER STOCK NO.	STM Part No.	V_{BR} Min. (V)	V_{BR} Max. (V)	V_{BR} @ I_R (mA)	I_{RM} (nA)	I_{RM} @ V_{RM}	Price Each 1	10	100	250
IPAD™ For Displays, Cameras and Keypads										
◆ 511-ECMF04-4AMX12	ECMF04-4AMX12	6	----	1	100	1.5				
IPAD™ For Memory and SIM Cards										
◆ 511-EMIF06-MSD02C3	EMIF06-MSD02C3	14	----	1	1000	3				
◆ 511-EMIF06-MSD02N16	EMIF06-MSD02N16	5	8	1	200	3				
IPAD™ For Micro-SD Cards										
◆ 511-EMIF06-MSD03F3	EMIF06-MSD03F3	14	---	1	100	3				
511-EMIF06-MSD04F3	EMIF06-MSD04F3	14	16	----	1000	3				
IPAD™ For PS/2 Mouse or Keyboard Ports										
◆ 511-KBMF01SC6	KBMF01SC6	6	----	1	10000	5				
IPAD™ For USB Interfaces										
◆ 511-ECMF02-2AMX6	ECMF02-2AMX6	6	----	1	100	1.5				
◆ 511-EMIF02-USB04F3	EMIF02-USB04F3	7	----	1	100	3				
◆ 511-USBDF02W5	USBDF02W5	6	----	1	----	----				

Signal Conditioning

◆Surface Mount Devices • IEC61000-4-2 Level 4

PRODUCT NEW

MOUSER STOCK NO.	STM Part No.	Package	Pkg Size (mm)	ESD Capability	Impedance (Ω)	Frequency Range (MHz)	Insertion Loss (dB)	Coupling Factor	High Directivity (dB)	Operating Temp Range (°C)	Price Each 1	10	100	250
◆ 511-CPL-WB-01D3	CPL-WB-01D3	FlipChip-6	1.0x1.3	8kV to 15kV	50	824-2170	>20	26	20	-30 to +85				
511-CPL-WB-00C2	CPL-WB-00C2	FlipChip-6	1.2x1.7	8kV to 15kV	50	824-2170	>20	34	25	-30 to +85				
511-CPL-WB-00D3	CPL-WB-00D3	FlipChip-6	1.0x1.3	8kV to 15kV	50	824-2170	>20	34	25	-30 to +85				
511-DCPL-WB-00D3	DCPL-WB-00D3	FlipChip-8	1.44x1.67	8kV to 15kV	50	824-2170	>20	34	>20	-30 to +85				

TRANSIL™ DIODE ARRAYS

◆Surface Mount Devices • IEC61000-4-2

For quantities greater than listed, call for quote.

MOUSER STOCK NO.	STM Part No.	Package	V_{BR} @ I_R (V) (Min.)	V_{BR} @ I_R (mA) (Min.)	V_{CL} @ I_{PP} (V) Typ.	V_{CL} @ I_{PP} (mA) (Min.)	I_{RM} @ V_{RM} (µA) (Max.)	I_{RM} @ V_{RM} (V) (Max.)	Capacitance (Max.)(pF)	Price Each 1	10	100	250
◆ 511-HSP061-4NY8	HSP061-4NY8	µQFN-8L	6	1.00	18	3	0.001	3	0.8				
◆ 511-ITA6V1U1-TR	ITA6V1U1RL	SO-8	6.51	1.00	10	10	10	5	1500				
◆ 511-ITA10B1	ITA10B1	SO-8	10	1.00	25	1	4	15	570				
◆ 511-ITA18B1	ITA18B1	SO-8	18	1.00	10	10	10	5	750				

OVERVOLTAGE PROTECTION DEVICES

◆Surface Mount Devices

PRODUCT NEW

For quantities greater than listed, call for quote.

MOUSER STOCK NO.	STM Part No.	Package	Input Voltage (V)	ICC Operating Current (Typ)	Overvoltage Threshold (V)	Undervoltage Threshold (V)	Operating Temp Range (°C)	Price Each 1	10	100	250
◆ 511-STBP110CVDJ6F	STBP110CVDJ6F	TDFN-8	28	140	5.90	3.25	-40 to +85				
◆ 511-STBP110ETDJ6F	STBP110ETDJ6F	TDFN-8	28	140	6.40	2.70	-40 to +85				
◆ 511-STBP110GTDJ6F	STBP110GTDJ6F	TDFN-8	28	140	7.20	2.70	-40 to +85				

© Copyright 2014 Mouser Electronics

© Copyright 2014 Mouser Electronics

STMICROELECTRONICS Surge Protection Devices

Products may be RoHS compliant. Check mouser.com for RoHS status.

life.augmented

OVERVOLTAGE PROTECTED AC SWITCHES

◆Surface Mount Devices

For quantities greater than listed, call for quote.

MOUSER STOCK NO.	STM Part No.	Package	I_H (Max.)(mA)	V_{DRM} (Max.)(V)	V_{RMM} (Max.)(V)	I_{TSM} (Max.)(A)	V_{PP} (Max.)(kV)	Price Each 1	10	100	250
◆ 511-ACST210-8B	ACST210-8B	TO-252	10	800	800	8.4	2				
◆ 511-ACST410-8BTR	ACST410-8BTR	TO-252	20	800	800	32	2				
511-ACST610-8R	ACST610-8R	TO-251	25	800	800	47	2				
511-ACST830-8FP	ACST830-8FP	TO-220FPAB	30	800	800	80	2				
511-ACST1010-7FP	ACST1010-7FP	TO-220FPAB	30	700	700	10	2				
511-ACST1035-7FP	ACST1035-7FP	TO-220FPAB	30	700	700	10	2				

LED BYPASS PROTECTION

◆Surface Mount Devices

PRODUCT NEW

For quantities greater than listed, call for quote.

MOUSER STOCK NO.	Package	VPP (Max) (kV)	IH (Max.) (mA)	IRM (Max) (nA)	VBO (Max.) (V)	IF (A)	Operating Temperature Range (°C)	Price Each 1	10	100	250
◆ 511-LBP01-0803SC5	SOT-23-5L	30	200	100	15	0.35	-55 to 150				
◆✻ 511-LBP01-0810B	DO-214AA	30	200	100	15	1	-55 to 150				

TRANSIL™ TRANSIENT VOLTAGE SUPPRESSORS

SM15TY Series 1500 Watt

• Package: DO-214AB

PRODUCT NEW

◆Surface Mount Devices ✻Bidirectional

For quantities greater than listed, call for quote.

MOUSER STOCK NO.	VBR @ IR Min. (Typ.)	Max. (V)	(mA)	IRM @ VRM Max. (uA)	(V)	VCL Max. (V)	Price Each 1	10	100	250
◆ 511-SM15T18AY	17.1	18.9	1	0.2	15.3	25.2				
◆ 511-SM15T27AY	25.7	28.4	1	0.2	23.1	48.3				
◆ 511-SM15T30AY	28.5	31.5	1	0.2	25.6	53.5				
◆ 511-SM15T47AY	44.7	49.4	1	0.2	40.2	84.0				
◆✻ 511-SM15T18CAY	17.1	18.9	1	0.2	15.3	25.2				
◆✻ 511-SM15T22CAY	20.9	23.1	1	0.2	18.8	30.6				
◆✻ 511-SM15T24CAY	22.8	25.2	1	0.2	20.5	42.8				
◆✻ 511-SM15T27CAY	25.7	28.4	1	0.2	23.1	48.3				
◆✻ 511-SM15T30CAY	28.5	31.5	1	0.2	25.6	53.5				
◆✻ 511-SM15T33CAY	31.4	34.7	1	0.2	28.2	59.0				
◆✻ 511-SM15T36CAY	34.2	37.8	1	0.2	30.8	64.3				
◆✻ 511-SM15T39CAY	37.1	41.0	1	0.2	33.3	69.7				
◆✻ 511-SM15T47CAY	44.7	49.4	1	0.2	40.2	84.0				
◆✻ 511-SM15T75CAY	71.3	78.8	1	0.2	64.1	134.0				

SM2T Series 200 Watt

• Package: DO-214AA

◆Surface Mount Devices

For quantities greater than listed, call for quote.

MOUSER STOCK NO.	VBR @ IR Min. (Typ.)	Max. (V)	(mA)	VRWM (V)	IRSM Max. (A)	VRSM Max. (V)	Price Each 1	10	100	250
◆ 511-SM2T6V8A	6.4	----	10	5	19.6	9.2				

SM4TY Series 400 Watt

• Package: DO-214AC

◆Surface Mount Devices ✻Bidirectional

For quantities greater than listed, call for quote.

MOUSER STOCK NO.	VBR @ IR Min. (Typ.)	Max. (V)	(mA)	IRM @ VRM Max. (uA)	(V)	VCL Max. (V)	Price Each 1	10	100	250
◆ 511-SM4T7V6AY	7.2	8.0	10	20.0	6.5	14.5				
◆ 511-SM4T33AY	31.1	34.3	1	0.2	28.0	45.4				
◆✻ 511-SM4T23CAY	22.2	24.6	1	0.2	20.0	42.8				
◆✻ 511-SM4T30CAY	28.9	31.9	1	0.2	26.0	53.5				
◆✻ 511-SM4T35CAY	33.3	36.9	1	0.2	30.0	64.3				
◆✻ 511-SM4T39CAY	36.7	40.5	1	0.2	33.0	69.7				

SMM4 Series 400 Watt

• Package: DO-222AA

◆Surface Mount Devices

For quantities greater than listed, call for quote.

MOUSER STOCK NO.	VBR @ IR Min. (Typ.)	Max. (V)	(mA)	IRM @ VRM Max. (uA)	(V)	VCL Max. (V)	Price Each 1	10	100	250
◆ 511-SMM4F12AVCL	13	14	1	0.2	12	14.3				

SM6TY Series 600 Watt

• Package: DO-214AA

◆Surface Mount Devices ✻Bidirectional

For quantities greater than listed, call for quote.

MOUSER STOCK NO.	VBR @ IR Min. (Typ.)	Max. (V)	(mA)	IRM @ VRM Max. (uA)	(V)	VCL Max. (V)	Price Each 1	10	100	250
◆ 511-SM6T10AY	9.5	10.5	1	20.0	8.6	18.6				
◆ 511-SM6T18AY	17.1	18.9	1	0.2	15.3	32.5				
◆ 511-SM6T33AY	31.4	34.7	1	0.2	28.2	59.0				
◆ 511-SM6T36AY	34.2	37.8	1	0.2	30.8	64.3				
◆ 511-SM6T42AY	40.0	44.2	1	0.2	36.0	76.0				
◆ 511-SM6T47AY	44.4	49.0	1	0.2	40.0	84.0				

SM6TY Series 600 Watt (Cont.)

• Package: DO-214AA

◆Surface Mount Devices ✻Bidirectional

For quantities greater than listed, call for quote.

MOUSER STOCK NO.	VBR @ IR Min. (Typ.)	Max. (V)	(mA)	IRM @ VRM Max. (uA)	(V)	VCL Max. (V)	Price Each 1	10	100	250
◆ 511-SM6T68CAY	64.6	68.0	1	0.2	58.1	121.0				
◆✻ 511-SM6T24CAY	22.8	25.2	1	0.2	20.5	42.8				
◆✻ 511-SM6T30CAY	28.5	31.5	1	0.2	25.6	53.5				
◆✻ 511-SM6T33CAY	31.4	34.7	1	0.2	28.2	59.0				
◆✻ 511-SM6T36CAY	34.2	37.8	1	0.2	30.8	64.3				
◆✻ 511-SM6T39CAY	37.1	39.0	1	0.2	33.3	69.7				

SM6T Series 600 Watt

• Package: DO-214AA

◆Surface Mount Devices ✻Bidirectional

For quantities greater than listed, call for quote.

MOUSER STOCK NO.	VBR @ IR Min. (Typ.)	Max. (V)	(mA)	VRWM (V)	IRSM Max. (A)	VRSM Max. (V)	Price Each 1	10	100	250
◆ 511-SM6T6V8A	6.45	7.14	10	5.80	57.00	10.5				
◆ 511-SM6T15A	14.30	15.8	1	12.80	28.00	21.2				
◆ 511-SM6T18A	17.10	18.90	1	15.30	24.00	25.2				
◆ 511-SM6T22A	20.90	23.10	1	18.80	20.00	30.6				
◆ 511-SM6T27A	25.70	28.40	1	23.10	18.00	37.5				
◆ 511-SM6T30A	28.50	31.50	1	25.60	14.50	41.5				
◆ 511-SM6T33A	31.40	34.70	1	28.20	13.10	45.7				
◆ 511-SM6T36A	34.20	37.80	1	30.80	12.00	49.9				
◆ 511-SM6T39A	37.10	41.00	1	33.30	11.10	53.9				
◆ 511-SM6T68A	64.60	71.40	1	58.10	6.50	92.0				
◆ 511-SM6T150A	143.00	158.00	1	128.00	2.90	207.0				
◆ 511-SM6T200A	190.00	210.00	1	171.00	2.20	274.0				
◆✻ 511-SM6T6V8CA	6.45	7.14	10	5.80	57.00	10.5				
◆✻ 511-SM6T7V5CA	7.13	7.88	10	6.40	53.00	11.3				
◆✻ 511-SM6T18CA	17.10	18.90	1	15.30	24.00	25.2				
◆✻ 511-SM6T22CA	20.90	23.10	1	18.80	20.00	30.6				
◆✻ 511-SM6T30CA	28.50	31.50	1	25.60	14.50	41.5				
◆✻ 511-SM6T33CA	31.40	34.70	1	28.20	13.10	45.7				
◆✻ 511-SM6T36CA	34.20	37.80	1	30.80	12.00	49.9				
◆✻ 511-SM6T39CA	37.10	41.00	1	33.30	11.10	53.9				
◆✻ 511-SM6T68CA	64.60	71.40	1	58.10	6.50	92.0				

SMA6TY Series 600 Watt

• Package: DO-214AC

◆Surface Mount Devices ✻Bidirectional

For quantities greater than listed, call for quote.

MOUSER STOCK NO.	VBR @ IR Min. (Typ.)	Max. (V)	(mA)	IRM @ VRM Max. (uA)	(V)	VCL Max. (V)	Price Each 1	10	100	250
◆ 511-SMA6T6V7AY	6.4	7.1	10.0	20.0	5.0	13.4				
◆ 511-SMA6T7V6AY	7.2	8.0	10.0	20.0	6.5	14.5				
◆ 511-SMA6T12AY	11.4	12.6	1.0	0.2	12.0	21.7				
◆ 511-SMA6T15AY	14.3	15.8	1.0	0.2	12.8	27.2				
◆ 511-SMA6T18AY	17.1	18.9	1.0	0.2	15.3	32.3				
◆ 511-SMA6T30AY	28.5	31.5	1.0	0.2	25.6	53.5				
◆ 511-SMA6T33AY	31.4	34.7	1.0	0.2	28.2	59.0				
◆✻ 511-SMA6T6V7CAY	6.4	7.1	10.0	20.0	5.0	13.4				
◆✻ 511-SMA6T12CAY	11.4	12.6	1.0	0.2	12.0	21.7				
◆✻ 511-SMA6T18CAY	17.1	18.9	1.0	0.2	15.3	32.3				
◆✻ 511-SMA6T24CAY	22.8	25.2	1.0	0.2	20.5	42.8				
◆✻ 511-SMA6T39CAY	37.1	41.0	1.0	0.2	33.3	69.7				

© Copyright 2014 Mouser Electronics

© Copyright 2014 Mouser Electronics

TRANSIL™ TRANSIENT VOLTAGE SUPPRESSORS (CONT.)

SMAJ Series 400 Watt

• Package: DO-214AC

◆Surface Mount Devices ✻Bidirectional

For quantities greater than listed, call for quote.

MOUSER STOCK NO.	VBR @ IR Min. (Typ.)	VBR @ IR Max. (V)	VBR @ IR (mA)	VRWM (V)	IRSM Max. (A)	VRSM Max. (V)	Price Each 1	10	100	250
◆ 511-SMAJ5.0A	6.4	6.74	10	5	43.5	9.2				
◆ 511-SMAJ6.0A-TR	6.7	7.05	10	6	38.8	10.3				
◆ 511-SMAJ15A-TR	16.7	17.6	1	15	16.4	24.4				
◆ 511-SMAJ30A-TR	33.3	35.1	1	30	8.3	48.4				
◆ 511-SMAJ33A-TR	36.7	38.6	1	33	7.5	53.3				
◆ 511-SMAJ58A-TR	64.4	67.8	1	58	4.3	93.6				
◆✻ 511-SMAJ5.0CA	6.4	6.74	10	5	43.5	9.2				
◆✻ 511-SMAJ12CA	13.3	14.0	1	12	20.1	19.9				
◆✻ 511-SMAJ15CA	16.7	17.6	1	15	16.4	24.4				
◆✻ 511-SMAJ18CA-TR	20.0	21.1	1	18	13.7	29.2				
◆✻ 511-SMAJ30CA-TR	33.3	35.1	1	30	8.3	48.4				
◆✻ 511-SMAJ33CA	36.7	38.6	1	33	7.5	53.3				
◆✻ 511-SMAJ40CA	44.4	46.7	1	40	6.2	64.5				

SMLVT Series Low Voltage 600 Watt

• Package: DO-214AA

◆Surface Mount Devices

For quantities greater than listed, call for quote.

MOUSER STOCK NO.	VBR @ IR Min. (Typ.)	VBR @ IR Max. (V)	VBR @ IR (mA)	IRM @ VRM Max. (uA)	IRM @ VRM (V)	VCL Max. (V)	Price Each 1	10	100	250
◆ 511-SMLVT3V3	4.1	----	1	200	3.3	7.3				

SMBJ Series 600 Watt

• Package: DO-214AA

◆Surface Mount Device ✻Bidirectional

For quantities greater than listed, call for quote.

MOUSER STOCK NO.	VBR @ IR Min. (Typ.)	VBR @ IR Max. (V)	VBR @ IR (mA)	VRWM (V)	IRSM Max. (A)	VRSM Max. (V)	Price Each 1	10	100	250
◆ 511-SMBJ5.0A	6.40	6.74	10	5.00	68.00	9.2				
◆ 511-SMBJ12A	13.30	14.70	1	12.00	31.00	19.9				
◆✻ 511-SMBJ5.0CA	6.40	6.74	10	5.00	68.00	9.2				
◆✻ 511-SMBJ12CA	13.30	14.70	1	12.00	31.00	19.9				
◆ 511-SMBJ15A	16.70	17.60	1	15.00	25.10	24.4				
◆ 511-SMBJ24A	26.70	28.10	1	24.00	16.00	38.9				
◆ 511-SMBJ28A-TR	31.10	32.70	1	28.00	13.80	45.4				
◆ 511-SMBJ30A	33.30	35.10	1	30.00	13.00	48.4				
◆✻ 511-SMBJ15CA	16.70	17.60	1	15.00	25.10	24.4				
◆✻ 511-SMBJ18CA	20.00	22.10	1	18.00	21.50	29.0				
◆✻ 511-SMBJ24CA	26.70	28.10	1	24.00	16.00	38.9				
◆✻ 511-SMBJ30CA	33.30	35.10	1	30.00	13.00	48.4				
◆✻ 511-SMBJ58CA	64.40	67.80	1	58.00	40.00	4.3				

SMA6J Series 600 Watt

• Package: DO-214AC

◆Surface Mount Devices ✻Bidirectional

For quantities greater than listed, call for quote.

MOUSER STOCK NO.	VBR @ IR Min. (Typ.)	VBR @ IR Max. (V)	VBR @ IR (mA)	VRWM (V)	IRSM Max. (A)	VRSM Max. (V)	Price Each 1	10	100	250
◆ 511-SMA6J5.0A-TR	6.40	7.07	10	5.00	68.00	9.1				
◆ 511-SMA6J24A-TR	26.7	29.5	1	24.00	16.00	37.8				
◆ 511-SMA6J33A-TR	36.7	40.6	1	33.00	11.80	51.9				
◆✻ 511-SMA6J12CA-TR	13.30	14.70	1	12.00	31.00	18.8				
◆✻ 511-SMA6J24CA-TR	26.7	29.5	1	24.00	16.00	37.8				

P6KE Series 600 Watt

• Package: DO-15

◆Surface Mount Devices ✻Bidirectional

For quantities greater than listed, call for quote.

MOUSER STOCK NO.	VBR @ IR Min. (Typ.)	VBR @ IR Max. (V)	VBR @ IR (mA)	VRWM (V)	IRSM Max. (A)	VRSM Max. (V)	Price Each 1	10	100	250
◆ 511-P6KE6V8A	6.45	7.14	10	5.80	57.00	10.5				
◆ 511-P6KE10A	9.50	10.50	1	8.55	41.00	14.5				
◆ 511-P6KE15A	14.30	15.80	1	12.80	28.00	21.2				
◆ 511-P6KE18A	17.10	18.90	1	15.30	24.00	25.2				
◆ 511-P6KE27A	25.70	28.40	1	23.10	16.00	37.5				
◆ 511-P6KE30A	28.50	31.50	1	25.60	14.50	41.5				
◆ 511-P6KE36A	34.20	37.80	1	30.80	12.00	49.9				
◆ 511-P6KE39A	37.10	41.00	1	33.30	11.10	53.9				
◆ 511-P6KE150A	143.00	158.00	1	128.00	2.90	207				
◆ 511-P6KE200A	190.00	210.00	1	171.00	2.20	274				
◆✻ 511-P6KE6V8CA	6.45	7.14	10	5.80	57.00	10.5				
◆✻ 511-P6KE12CA	11.40	12.60	1	10.20	36.00	16.7				
◆✻ 511-P6KE18CA	17.10	18.90	1	15.30	24.00	25.2				
◆✻ 511-P6KE27CA	25.70	28.40	1	23.10	16.00	37.5				
◆✻ 511-P6KE33CA	31.40	34.70	1	28.20	13.10	45.7				
◆✻ 511-P6KE36CA	34.20	37.80	1	30.80	12.00	49.9				
◆✻ 511-P6KE39CA	37.10	41.00	1	33.30	11.10	53.9				
◆✻ 511-P6KE150CA	143.00	158.00	1	128.00	2.90	207				

SMCJ Series 1500 Watt

• Package: DO-214AB

◆Surface Mount Devices ✻Bidirectional

For quantities greater than listed, call for quote.

MOUSER STOCK NO.	VBR @ IR Min. (Typ.)	VBR @ IR Max. (V)	VBR @ IR (mA)	VRWM (V)	IRSM Max. (A)	VRSM Max. (V)	Price Each 1	10	100	250
◆ 511-SMCJ5.0A-TR	6.40	6.74	10	5	171.00	9.2				
◆ 511-SMCJ15A-TR	16.70	17.60	1	15.00	64.00	24.4				
◆✻ 511-SMCJ15CA-TR	16.70	17.60	1	15.00	64.00	24.4				

SM15T Series 1500 Watt

• Package: DO-214AB

◆Surface Mount Devices ✻Bidirectional

For quantities greater than listed, call for quote.

MOUSER STOCK NO.	VBR @ IR Min. (Typ.)	VBR @ IR Max. (V)	VBR @ IR (mA)	VRWM (V)	IRSM Max. (A)	VRSM Max. (V)	Price Each 1	10	100	250
◆ 511-SM15T6V8A	6.45	7.14	10	5.80	143.00	10.5				
◆ 511-SM15T15A	14.30	15.80	1	12.80	71.00	21.2				
◆ 511-SM15T18A	17.10	18.90	1	15.30	59.50	25.2				
◆ 511-SM15T27A	25.70	28.40	1	23.10	40.00	37.5				
◆ 511-SM15T33A	31.40	34.70	1	28.20	33.00	45.7				
◆ 511-SM15T36A	34.20	37.80	1	30.80	30.00	49.9				
◆ 511-SM15T39A	37.10	41.00	1	33.30	28.00	53.9				
◆ 511-SM15T68A	64.60	71.40	1	58.10	16.30	92.0				
◆ 511-SM15T100A	95.00	105.00	1	85.50	11.00	137.0				
◆ 511-SM15T200A	190.00	210.00	1	171.00	5.50	274.0				
◆✻ 511-SM15T10CA	9.50	10.50	1	8.55	103.00	14.5				
◆✻ 511-SM15T15CA	14.30	15.80	1	12.80	71.00	21.2				
◆✻ 511-SM15T24CA	22.80	25.20	1	20.50	45.00	33.2				
◆✻ 511-SM15T33CA	31.40	34.70	1	28.20	33.00	45.7				
◆✻ 511-SM15T36CA	34.20	37.80	1	30.80	30.00	49.9				
◆✻ 511-SM15T39CA	37.10	41.00	1	33.30	28.00	53.9				
◆✻ 511-SM15T68CA	64.60	71.40	1	58.10	16.30	92.0				
◆✻ 511-SM15T100CA	95.00	105.00	1	85.50	11.00	137.0				
◆✻ 511-SM15T200CA	190.00	210.00	1	171.00	5.50	274.0				
◆✻ 511-SM15T220CA	209.00	231.00	1	188.00	4.60	328.0				

1.5KE Series 1500 Watt

• Package: DO-201

✻Bidirectional

For quantities greater than listed, call for quote.

MOUSER STOCK NO.	VBR @ IR Min. (Typ.)	VBR @ IR Max. (V)	VBR @ IR (mA)	VRWM (V)	IRSM Max. (A)	VRSM Max. (V)	Price Each 1	10	100	250
511-1.5KE15A	14.30	15.80	1	12.80	71.00	21.2				
511-1.5KE18A	17.10	18.90	1	15.30	59.50	25.2				
511-1.5KE22A	20.90	23.10	1	18.80	49.00	30.6				
511-1.5KE30A	28.50	31.50	1	25.60	36.00	41.5				
511-1.5KE33A	31.40	34.70	1	28.20	33.00	45.7				
511-1.5KE36A	34.20	37.80	1	30.80	30.00	49.9				
511-1.5KE39A	37.10	41.00	1	33.30	28.00	53.9				
511-1.5KE47A	44.70	49.40	1	40.20	23.20	64.8				
511-1.5KE68A	64.60	71.40	1	58.10	16.30	92.0				
511-1.5KE100A	95.00	105.00	1	85.50	11.00	137.0				
511-1.5KE150A	143.00	158.00	1	128.00	7.20	207.0				
511-1.5KE200A	190.00	210.00	1	171.00	5.50	274.0				
511-1.5KE220A	209.00	231.00	1	188.00	4.60	328.0				
511-1.5KE300A	285.00	315.00	1	256.00	5.00	414.0				
511-1.5KE400A	380.00	420.00	1	342.00	4.00	548.0				
✻ 511-1.5KE6V8CA	6.45	7.14	10	5.80	143.00	10.5				
✻ 511-1.5KE12CA	11.40	12.60	1	10.20	90.00	16.7				
✻ 511-1.5KE15CA	14.30	15.80	1	12.80	71.00	21.2				
✻ 511-1.5KE18CA	17.10	18.90	1	15.30	59.50	25.2				
✻ 511-1.5KE24CA	22.80	25.20	1	20.50	45.00	33.2				
✻ 511-1.5KE30CA	28.50	31.50	1	25.60	36.00	41.5				
✻ 511-1.5KE33CA	31.40	34.70	1	28.20	33.00	45.7				
✻ 511-1.5KE36CA	34.20	37.80	1	30.80	30.00	49.9				
✻ 511-1.5KE39CA	37.10	41.00	1	33.30	28.00	53.9				
✻ 511-1.5KE62CA	58.90	65.10	1	53.00	17.70	85.0				
✻ 511-1.5KE68CA	64.60	71.40	1	58.10	16.30	92.0				
✻ 511-1.5KE100CA	114.00	126.00	1	102.00	9.10	165.0				
✻ 511-1.5KE150CA	143.00	158.00	1	128.00	7.20	207.0				
✻ 511-1.5KE180CA	171.00	189.00	1	154.00	6.10	246.0				
✻ 511-1.5KE200CA	190.00	210.00	1	171.00	5.50	274.0				
✻ 511-1.5KE220CA	209.00	231.00	1	188.00	4.60	328.0				
✻ 511-1.5KE300CA	285.00	315.00	1	256.00	5.00	414.0				
✻ 511-1.5KE400CA	380.00	420.00	1	342.00	4.00	548.0				

1.5KE Series 1500 Watt

• Package: R-6

✻Bidirectional

For quantities greater than listed, call for quote.

MOUSER STOCK NO.	VBR @ IR Min. (Typ.)	VBR @ IR Max. (V)	VBR @ IR (mA)	VRWM (V)	IRSM Max. (A)	VRSM Max. (V)	Price Each 1	10	100	250
511-BZW50-180-TR	200.00	---	1	180.00	16.00	322.0				
✻ 511-BZW50-27B	30.00	---	1	27.00	103.00	48.3				
✻ 511-BZW50-39B	43.30	---	1	39.00	72.00	69.4				
✻ 511-BZW50-47B	52.00	---	1	47.00	60.10	83.2				
✻ 511-BZW50-100B	111.00	---	1	100.00	28.00	179.0				

© Copyright 2014 Mouser Electronics

© Copyright 2014 Mouser Electronics

TE CONNECTIVITY Circuit Protection Devices

TE connectivity Authorized Distributor

Products may be RoHS compliant. Check mouser.com for RoHS status.

RESETTABLE LVR DEVICE FOR HARSH ENVIRONMENTS

Specifications:
- Rated Operating Voltage at 25°C: 240 VAC
- Maximum Interrupt Voltage / Current at 25°C: 265 VAC, 12.5 A

Applications:
- Power Supplies
- Transformers
- Industrial Controllers

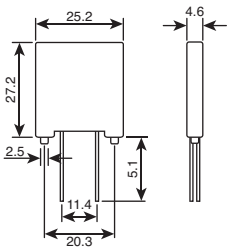

For quantities greater than listed, call for quote.

MOUSER STOCK NO.	TE Part No.	Hold Current (A)	Trip Current (A)	Resistance (Ω) Min.	Resistance (Ω) Max.	Price Each 1	100	500	1000
650-LVB125	LVB125	1.25	2.5	0.152	0.292				

INTEGRATED- 2PRO

Features:
- Single overcurrent, overvoltage and ESD protection
- Resettable overcurrent protection
- UL 49/A listed protector (#E258475)
- RoHS compliant

Operating Conditions at 20°C:
- Maximum Continuous Operating Voltage: (Vmco): 60Vdc
- Maximum Interrupt Current (Iint): 3Arms

Fault Ratings at 20°C:
- Maximum Limited Duration Voltage (Vldf): 600Vrms
- Maximum Limited Duration Current (Ildf): 40

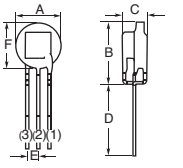

Center to Center Typ.

For quantities greater than listed, call for quote.

MOUSER STOCK NO.	TE Part No.	Dimensions: in. A	B	C	D	E	F	Price Each 1	10	100	500	1000
650-TM2P-10271	TM2P-10271	0.47	0.59	0.296	0.24	0.1	0.47					

INTEGRATED- POLYZEN PROTECTED ZENER DIODES

Features:
- Overvoltage transient suppression
- Stable VZ vs. fault current
- Time delayed, overvoltage trip
- Time delayed, reverse bias trip
- Power handling on the order 100 watt
- Integrated device construction
- RoHS compliant

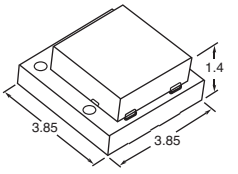

Dimensions: mm

For quantities greater than listed, call for quote.

MOUSER STOCK NO.	TE Part No.	Vz (V) Typ.	Izt (A)	IHOLD at 20°C (A)	R Typ (Ω)	R1 Max. (Ω)	VINT Max at 3A (V)	IFLT Max (A)	Typical Power Dissipation (W)	Price Each 1	10	100	500
650-ZEN056V130A24LS	ZEN056V130A24LS	5.6	0.1	1.3	0.12	0.16	24	=10/-40	0.7				
650-ZEN059V130A24LS	ZEN059V130A24LS	5.9	0.1	1.3	0.12	0.15	24	=6/-40	1.0				
650-ZEN132V130A24LS	ZEN132V130A24LS	6.5	0.1	1.3	0.12	0.16	24	TBD/-40	0.7				
650-ZEN056V130A24-TB	ZEN056V130A24LS-TB	13.4	0.1	1.3	0.12	0.16	24	=3/-40	0.7				
650-ZEN132V130A24-TB	ZEN132V130A24LS-TB	16.4	0.1	1.3	0.12	0.16	24	TBD/-40	0.7				
650-ZEN132V075A48-TB	ZEN132V075A48LS-TB	--	--	--	--	--	--	--	--				

POLYSWITCH LVR

Features:
- Overcurrent and overtemperature protection in a single component
- Resettable functionality
- Latching device
- Compliant with UL 1434 safety standards

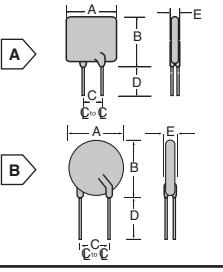

For quantities greater than listed, call for quote.

MOUSER STOCK NO.	TE Part No.	Fig.	IHOLD (A)	ITrip (A)	VMax (V)	Dimensions: in. A	B	C	D	E	Price Each 1	10	100	500
650-LVRL075S	LVRL075S	A	0.75	1.5	240	0.45	0.92	0.17	0.20	0.19				
650-LVR075S	LVR075S	A	1	2	120	0.45	0.79	0.17	0.30	0.16				
650-LVR100S	LVR100S	B	1.25	2.5	120	0.55	0.85	0.17	0.30	0.16				
650-LVR125S	LVR125S	B	1.35	2.7	120	0.64	0.85	0.17	0.30	0.16				
650-LVR200S	LVR200S	A	2	4	120	0.93	1.25	0.37	0.30	0.16				

HIGH VOLTAGE SERIES GAS DISCHARGE TUBES

Features:
- 2Pole, 8mm Axial and non Leaded devices
- Broad voltage range from 800-4000V
- Low capacitance
- Crowbar overvoltage protection
- UL 1449 recognized
- RoHS compliant
- Non-radioactive materials
- Capable up to 10kA 8/20 µs surge

Specifications:
- Insulation Resistance 500Vdc (MΩ): ≥ 10,000
- Capacitance 1MHz (pF): ≤1

PRODUCT NEW

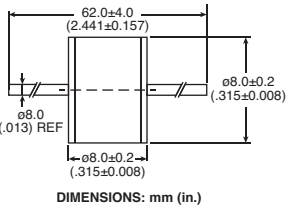

DIMENSIONS: mm (in.)

For quantities greater than listed, call for quote.

MOUSER STOCK NO.	TE Part No.	DC Sparkover @100V/s ±20% (V)	Impulse Sparkover @ 100 V/µs (V)	Price Each 1	10	100	250
650-GTCA28-102M-R03	GTCA28-102M-R03	1000	1700				
650-GTCA28-122M-R03	GTCA28-122M-R03	1200	1900				
650-GTCA28-152L-R03	GTCA28-152L-R03	1500(± 15%)	2200				
650-GTCA28-212M-R03	GTCA28-212M-R03	2100	2700				
650-GTCA28-242M-R03	GTCA28-242M-R03	2400	3300				
650-GTCA28-252M-R03	GTCA28-252M-R03	3000	3500				
650-GTCA28-302M-R03	GTCA28-302M-R03	3000	4000				
650-GTCA28-312L-R03	GTCA28-312L-R03	3100 (± 15%)	1300				
650-GTCA28-362M-R03	GTCA28-362M-R03	3600	4600				
650-GTCA28-402M-R03	GTCA28-402M-R03	4000	5000				

3MM 2-POLE SMT GAS DISCHARGE TUBES

Features:
- Compact, small form factor suitable for efficient assembly
- Suitable for high-frequency applications
- 2Poles, 3mm devices
- Low capacitance and insertion loss
- UL 497B recognized
- Non-radioactive materials

PRODUCT NEW

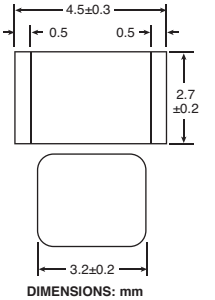

DIMENSIONS: mm

For quantities greater than listed, call for quote.

MOUSER STOCK NO.	TE Part No.	DC Sparkover @ 100V/s ±20% Tol.	Impulse Sparkover @ 1000 V/µs (V)	Price Each 1	10	100	250
650-GTCC23-900MR01-2	GTCC23-900M-R01-2	90	600				
650-GTCC23-141MR01-2	GTCC23-141M-R01-2	140	600				
650-GTCC23-151MR01-2	GTCC23-151M-R01-2	150	600				
650-GTCC23-201MR01-2	GTCC23-201M-R01-2	200	700				
650-GTCC23-231MR01-2	GTCC23-231M-R01-2	230	700				
650-GTCS23-351MR01-2	GTCS23-351M-R01-2	350	1000				
650-GTCC23-401MR01-2	GTCC23-401M-R01-2	400	1000				

© Copyright 2014 Mouser Electronics

© Copyright 2014 Mouser Electronics

TEXAS INSTRUMENTS Surge Protection Devices

RoHS Compliant This product is RoHS compliant.

♦ Surface Mount Device

EMI FILTERS

For quantities greater than listed, call for quote.

MOUSER STOCK NO.	Texas Instruments Part No.	Package	No. Of Channels	VBR @ II (V) (Min.)	VBR @ II (mA) Min.)	ESD Protection	Resistance (Typ.)(Ω)	Capacitance (Typ.)(pF)	Primary Use	Price Each 1	25	100	250
♦ 595-TPD2F702YFKR	TPD2F702YFKR	DSBGA-5	2	±14	1	15kV-30kV	15	5000	Audio Headphone				
♦ 595-TPD3F303DPVR	TPD3F303DPVR	USON-8	3	6	1	15kV	100	20	SIM Interface				
♦ 595-TPD3F303DQDR	TPD3F303DQDR	WSON-8	3	6	1	15kV	100	20	SIM Interface				
♦ 595-TPD6F002DSVR	TPD6F002DSVR	SON-12	6	6	0.01	15kV-30kV	100	17	LCD Display				

FIREWIRE ESD CLAMP WITH LIVE-INSERTION DETECTION

For quantities greater than listed, call for quote.

MOUSER STOCK NO.	Texas Instruments Part No.	Package	No. Of Channels	VBR @ II (V) (Min.)	VBR @ II (mA) Min.)	ESD Protection	Dynamic Resistance (Typ.)(Ω)	Capacitance (Typ.)(pF)	Current Consumption (Max.)(μA)	Price Each 1	25	100	250
♦ 595-TPD4S1394DQLR	TPD4S1394DQLR	SON-8	4	4.2	1	6kV-15kV	1	1.5	200				

HDMI PORT ESD SOLUTIONS

NEW PRODUCT

For quantities greater than listed, call for quote.

MOUSER STOCK NO.	Texas Instruments Part No.	Package	No. Of Channels	VBR @ II (V) (Min.)	VBR @ II (mA) Min.)	ESD Protection	Leakage Current (Max.)(nA)	IO Capacitance (Typ.)(pF)	Operating Temperature (°C)	Price Each 1	25	100	250
♦ 595-TPD8S009DSMR	TPD8S009DSMR	SON-15	8	9	1	8kV-9kV	10	0.8	-40 to 85				
♦ 595-TPD12S016PWR	TPD12S016PWR	TSSOP-24	12	6.5	9	2kV-15kV	-	0.05	-40 to 85				
♦ 595-TPD12S520DBTR	TPD12S520DBTR	TSSOP-38	12	9	-	2kV-8kV	0.05	0.9	-40 to 85				
♦ 595-TPD12S521DBTR	TPD12S521DBTR	TSSOP-38	12	9	-	2kV-8kV	10	0.8	-40 to 85				
♦ 595-TPD12S015AYFFR	TPD12S015AYFFR	DSBGA-28	12	9	1	2.5kV-15kV	2500	1.3	-40 to 85				
Development Tool													
♦ 595-TPD12S016PWREVM	TPD12S016PWREVM	"TPD12S016 is a single-chip HDMI interface device with auto-direction sensing I2C voltage level shift buffers, load switch, and integrated high-speed ESD protection clamps"									-	-	-

HIGH-SPEED DIFFERENTIAL INTERFACE ESD SOLUTIONS

NEW PRODUCT

For quantities greater than listed, call for quote.

MOUSER STOCK NO.	Texas Instruments Part No.	Package	No. Of Channels	VBR @ II (V) (Min.)	VBR @ II (mA) Min.)	ESD Protection	Leakage Current (Max.)(nA)	IO Capacitance (Typ.)(pF)	Operating Temperature (°C)	Price Each 1	25	100	250
♦ 595-TPD2E009DBZR	TPD2E009DBZR	SOT-23-3	2	7	1	8kV	10	0.7	-40 to 85				
595-TPD4EUSB30DQAR	TPD4EUSB30DQAR	SOT-DRT	4	7	1	8kV	10	0.8	-40 to 85				
♦ 595-TPD4S009DBVR	TPD4S009DBVR	SOT-23-6	4	9	1	8kV-9kV	10	0.8	-40 to 85				

HIGH-SPEED DATA INTERFACE ESD SOLUTIONS

NEW PRODUCT

For quantities greater than listed, call for quote.

MOUSER STOCK NO.	Texas Instruments Part No.	Package	No. Of Channels	VBR @ II (V) (Min.)	VBR @ II (mA) Min.)	ESD Protection	Leakage Current (Max.)(nA)	IO Capacitance (Typ.)(pF)	Operating Temperature (°C)	Price Each 1	25	100	250
♦ 595-TPD2E001DRLR	TPD2E001DRLR	SOT-5	2	11	10	8kV-15kV	1	1.5	-40 to 85				
♦ 595-TPD2E001DRLRG4	TPD2E001DRLRG4	SOT-5	2	11	10	8kV-15kV	1	1.5	-40 to 85				
♦ 595-TPD2E001DRYR	TPD2E001DRYR	SON-6	2	11	10	8kV-15kV	1	1.5	-40 to 85				
♦ 595-TPD2E001DZDR	TPD2E001DZDR	SOP-4	2	11	10	8kV-15kV	1	1.5	-40 to 85				
595-TPD2E007DCKR	TPD2E007DCKR	SC-70	2	14	10	8kV-15kV	50	15	-40 to 85				
♦ 595-TPD3E001DRLR	TPD3E001DRLR	SOT-5	3	11	10	8kV-15kV	1	1.5	-40 to 85				
♦ 595-TPD3E001DRYR	TPD3E001DRYR	SON-6	3	11	10	8kV-15kV	1	1.5	-40 to 85				
595-TPD4E001DPKT	TPD4E001DPKT	USON-6	4	11	10	8kV-15kV	1.5	1.5	-40 to 85				
♦ 595-TPD4E001DRLR	TPD4E001DRLR	SOT-5	4	11	10	8kV-15kV	1.5	1.5	-40 to 85				
♦ 595-TPD4E001DRLRG4	TPD4E001DRLRG4	SOT-5	4	11	10	8kV-15kV	1.5	1.5	-40 to 85				
♦ 595-TPD4E001DRSR	TPD4E001DRSR	QFN-6	4	11	10	8kV-15kV	1.5	1.5	-40 to 85				
♦ 595-TPD4E002DRLR	TPD4E002DRLR	SOT-5	4	6.1	1	15kV	100	11	-40 to 85				
♦ 595-TPD4E004DRYR	TPD4E004DRYR	SON-6	4	6	10	8kV-15kV	1	1.6	-40 to 85				
♦ 595-TPD6E001RSER	TPD6E001RSER	UQFN-10	6	11	10	8kV-15kV	1	1.5	-40 to 85				
♦ 595-TPD6E001RSFR	TPD6E001RSFR	WQFN-12	6	11	10	8kV-15kV	1	1.5	-40 to 85				
♦ 595-TPD6E004RSER	TPD6E004RSER	UQFN-8	6	6	10	8kV-15kV	1	1.6	-40 to 85				

SUPER-SPEED (6 GBPS) USB 3.0 INTERFACE ESD SOLUTIONS

For quantities greater than listed, call for quote.

MOUSER STOCK NO.	Texas Instruments Part No.	Package	No. Of Channels	VBR @ II (V) (Min.)	VBR @ II (mA) Min.)	ESD Protection	Leakage Current (Max.)(nA)	IO Capacitance (Typ.)(pF)	Operating Temperature (°C)	Price Each 1	25	100	250
♦ 595-TPD2EUSB30ADRTR	TPD2EUSB30ADRTR	SOT-3	2	4.5	1	8kV-9kV	10	0.7	-40 to 85				
♦ 595-TPD2EUSB30DRTR	TPD2EUSB30DRTR	SOT-3	2	7	1	8kV-9kV	10	0.7	-40 to 85				

USB TRANSIENT VOLTAGE SUPPRESSORS

For quantities greater than listed, call for quote.

MOUSER STOCK NO.	Texas Instruments Part No.	Package	No. Of Channels	VBR @ II (V) (Min.)	VBR @ II (mA) Min.)	ESD Protection	Leakage Current (Max.)(nA)	Capacitance (Typ.)(pF)	Supply Voltage (Max.)(V)	Price Each 1	25	100	250
♦ 595-SN65220DBVR	SN65220DBVR	SOT-23-6	2	7	1	2kV-15kV	1	35	3.3				
♦ 595-SN65220DBVT	SN65220DBVT	SOT-23-6	2	7	1	2kV-15kV	1	35	3.3				
♦ 595-SN65220DBVTG4	SN65220DBVTG4	SOT-23-6	2	7	1	2kV-15kV	1	35	3.3				
♦ 595-SN65220YZBR	SN65220YZBR	DSBGA-4	2	7	1	2kV-15kV	1	35	3.3				
♦ 595-SN65220YZBT	SN65220YZBT	DSBGA-4	2	7	1	2kV-15kV	1	35	3.3				
♦ 595-SN65240P	SN65240P	PDIP-8	4	7	1	2kV-15kV	1	35	3.3				
♦ 595-SN65240PW	SN65240PW	TSSOP-8	4	7	1	2kV-15kV	1	35	3.3				
♦ 595-SN65240PWR	SN65240PWR	TSSOP-8	4	7	1	2kV-15kV	1	35	3.3				
♦ 595-SN75240P	SN75240P	PDIP-8	4	7	1	2kV-15kV	1	35	3.3				
♦ 595-SN75240PW	SN75240PW	TSSOP-8	4	7	1	2kV-15kV	1	35	3.3				
♦ 595-SN75240PWG4	SN75240PWG4	TSSOP-8	4	7	1	2kV-15kV	1	35	3.3				
♦ 595-SN75240PWR	SN75240PWR	TSSOP-8	4	7	1	2kV-15kV	1	35	3.3				

USB PORT ESD SOLUTION

NEW PRODUCT

For quantities greater than listed, call for quote.

MOUSER STOCK NO.	Texas Instruments Part No.	Package	No. Of Channels	VBR @ II (V) (Min.)	VBR @ II (mA) Min.)	ESD Protection	Leakage Current (Max.)(nA)	IO Capacitance (Typ.)(pF)	Differential Capacitance (Typ.)(pF)	Price Each 1	25	100	250
♦ 595-TPD1E10B06DPYR	TPD1E10B06DPYR	X2SON-2	1	6	1	30kV-30kV	100	12	10				
♦ 595-TPD1E10B09DPYR	TPD1E10B09DPYR	X2SON-2	1	9.5	1	20kV-20kV	100	10	10				
♦ 595-TPD4S014DSQR	TPD4S014DSQR	SON-10	4	6	1	2kV-15kV	1000	1.5	0.03				

VGA PORT ESD SOLUTION W/LEVEL SHIFTER & MATCHING IMPEDANCE

For quantities greater than listed, call for quote.

MOUSER STOCK NO.	Texas Instruments Part No.	Package	No. Of Channels	VBR @ II (V) (Min.)	VBR @ II (mA) Min.)	ESD Protection	Leakage Current (Max.)(nA)	IO Capacitance (Typ.)(pF)	Supply Voltage (Max.)(V)	Price Each 1	25	100	250
♦ 595-TPD7S019-15DBQR	TPD7S019-15DBQR	SSOP-16	7	9	1	8kV-9kV	10	2.5	5.5				

LCD/OLED DISPLAY BIAS SOLUTION

NEW PRODUCT

For quantities greater than listed, call for quote.

MOUSER STOCK NO.	Texas Instruments Part No.	Package	No. Of Channels	VGH (V)	VHL (V)	Analog Volt. AV/DD Max. (V)	Operating Temp. (°C)	Price Each 1	25	100
595-TPS65198RUYT	TPS65198RUYT	QFN-28	13	15	-3	20	-40 to +85			

© Copyright 2014 Mouser Electronics
© Copyright 2014 Mouser Electronics

VISHAY ESD Protection Devices

RoHS Compliant **This product is RoHS compliant.**

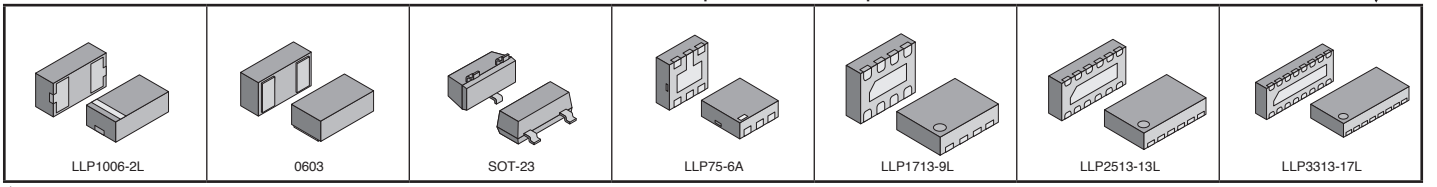

◆ **Surface Mount Device**

ESD protection diodes combined with an EMI filer network serve as a discrete but strong "bodyguard" against these hazards. Protection devices such as very fast Zener and Avalanche diodes draw a very low leakage current when placed in front of sensitive electronic gates. But above the defined voltage working range, any transient voltage that approaches the breakdown voltage will be short-circuited by the diodes so it cannot reach the gate.

BIDIRECTIONAL ASYMMETRICAL (BiAs) SINGLE-LINE ESD PROTECTION DEVICES

For quantities greater than listed, call for quote.

MOUSER STOCK NO.	Siliconix Part No.	Package	V_{RWM} (V)	V_{BR} @ It=1mA (V)(Min.)	I_R @V_{RWM} (μA)(Max.)	V_C (Max.) I_{PP}=1.0A (V)	V_C (Max.) @I_{PPM} (V)	I_{PPM} tp=8/20μS (A)	ESD Protection (IEC)	Price Each 1	100	500	1000
◆ 78-VESD03A1B-HD1	VESD03A1B-HD1-GS08	LLP1006-2L	3.3	5	0.5	7.5	9	3.5	±30kV				
◆ 78-VESD05A1A-HD1	VESD05A1A-HD1-GS08	LLP1006-2L	5	6	1	8.5	12	16	±30kV				
◆ 78-VESD05A1B-HD1	VESD05A1B-HD1-GS08	LLP1006-2L	5	6	0.1	9.5	11	3	±30kV				
◆ 78-VESD12A1C-HD1	VESD12A1C-HD1-GS08	LLP1006-2L	12	13.5	0.1	17	23	4	±30kV				

LOW CAPACITANCE BIDIRECTIONAL ASYMMETRICAL (BiAs) SINGLE-LINE ESD PROTECTION DEVICE

Features:
- Low leakage current: <0.1 μA
- Low load capacitance: C_D = 8.0pF
- AEC Q101 qualified (VCUT0714A-HD1-GS08 only)

For quantities greater than listed, call for quote.

◆ 78-VCUT0714A-HD1	VCUT0714A-HD1-GS08	LLP1006-2L	14	14.5	0.1	13	17	5	±30kV				

LOW CAPACITANCE BIDIRECTIONAL SYMMETRICAL (BiSy) SINGLE-LINE ESD PROTECTION DEVICES

Features:
- Low leakage current: <0.1 uA
- Low load capacitance: C_D = 18pF
- AEC Q101 qualified
- Soldering can be checked by standard vision inspection. No X-ray required.

NEW PRODUCT

For quantities greater than listed, call for quote.

◆ 78-VCUT0505B-HD1	VCUT0505B-HD1-GS08	LLP1006-2L	5	7	0.1	12	- - -	3.5	±25kV				
◆ 78-VCUT05D1-SD0-G408	VCUT05D1-SD0-G4-08	0603	5.5	6.5	0.1	10	13	6	±30kV				

LOW CAPACITANCE UNIDIRECTIONAL (UNI) ESD PROTECTION DIODES FOR HIGH-SPEED DATA INTERFACES

Features:
- Small package for use in portable devices
- High temperature soldering guaranteed: 260°C/10 sec. at terminals
- Low capacitance for multiple uses

Key Applications:
- High speed data lines
- Cellular handsets
- USB port protection
- LAN equipment
- Peripherals

For quantities greater than listed, call for quote.

◆ 78-GL05T	GL05T-GS08	SOT-23	5	6	20	9.8	11	17	±15kV				
◆ 78-GL12T	GL12T-GS08	SOT-23	12	13.3	1	19	24	12	±15kV				
◆ 78-GL15T	GL15T-GS08	SOT-23	15	16.7	1	24	33	10	±15kV				
◆ 78-GL24T	GL24T-GS08	SOT-23	24	26.7	1	43	55	5	±15kV				

LOW CAPACITANCE BIDIRECTIONAL UNIVERSAL SYMMETRICAL (BUS) SINGLE-LINE ESD PROTECTION DEVICES

Features:
- Low leakage current: < 0.1 μA
- Low load capacitance: CD = 8.0pF
- AEC Q101 qualified
- Soldering can be checked by standard vision inspection. No x-ray required.

Key Applications:
- Mobile communication (mobile phones)
- Mobile consumer (MP3)
- HDMI applications
- Mobile computing

For quantities greater than listed, call for quote.

◆ 78-VBUS051BD-HD1	VBUS051BD-HD1-GS08	LLP1006-2L	5	6.9	0.1	16	-----	3	±15kV				
◆ 78-VBUS05L1-DD1-G-08	VBUS05L1-DD1-G-08	LLP1006-2L	5.5	7	0.05	14	17	2	±15kV				

LOW CAPACITANCE BIDIRECTIONAL TWO-LINE ESD PROTECTION DEVICES

Features:
- AEC Q101 qualified

For quantities greater than listed, call for quote.

◆ 78-GSOT03C	GSOT03C-GS08	SOT-23	3.3	4	100	7.5	12.3	30	±30kV				
◆ 78-GSOT04C	GSOT04C-GS08	SOT-23	4	5	20	9	14.3	30	±30kV				
◆ 78-GSOT05C	GSOT05C-GS08	SOT-23	5	6	10	8.7	16	30	±30kV				
◆ 78-GSOT08C	GSOT08C-GS08	SOT-23	8	9	5	13	19.2	18	±30kV				
◆ 78-GSOT12C	GSOT12C-GS08	SOT-23	12	13.5	1	18.7	26	12	±30kV				
◆ 78-GSOT15C	GSOT15C-GS08	SOT-23	15	16.5	1	23.5	28.8	8	±30kV				
◆ 78-GSOT24C	GSOT24C-GS08	SOT-23	24	27	1	41	47	5	±30kV				
◆ 78-GSOT36C	GSOT36C-GS08	SOT-23	36	39	1	60	71	3.5	±30kV				

BIDIRECTIONAL ASYMMETRICAL (BiAs) ESD PROTECTION EMI FILTERS

Features:
- Ultra compact packages
- Low leakage current
- EMI filter and ESD Protection

For quantities greater than listed, call for quote.

MOUSER STOCK NO.	Siliconix Part No.	Package	Chan.	V_{RWM} (V)	V_{BR} @ It=1mA (V)(Min.)	I_R @V_{RWM} (μA)(Max.)	Clamping Voltage Pos. (V)(Max.)	Clamping Voltage Neg. (V)(Min.)	I_{PPM} tp=8/20μS (A)	ESD Protection (IEC)	Price Each 1	100	500	1000
◆ 78-VEMI255A-HS3	VEMI255A-HS3-GS08	LLP75-6A	2	5	6	1	7.8	-1.0	4	±30kV				
◆ 78-VEMI45AB-HNH	VEMI45AB-HNH-GS08	LLP1713-9L	4	5	6	1	7.0	-1.0	4	±25kV				
◆ 78-VEMI45AC-HNH	VEMI45AC-HNH-GS08	LLP1713-9L	4	5	6	1	7.0	-1.0	2	±12kV				
◆ 78-VEMI65AC-HCI	VEMI65AC-HCI-GS08	LLP2513-13L	6	5	6	1	7.0	-1.0	2	±12kV				
◆ 78-VEMI85AA-HGK	VEMI85AA-HGK-GS08	LLP3313-17L	8	5	6	1	7.0	-1.0	4	±30kV				
◆ 78-VEMI85AC-HGK	VEMI85AC-HGK-GS08	LLP3313-17L	8	5	6	1	7.0	-1.4	2	±12kV				

© Copyright 2014 Mouser Electronics
© Copyright 2014 Mouser Electronics

VISHAY ESD Protection Devices

RoHS Compliant **This product is RoHS compliant.**

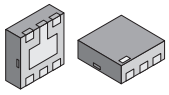
LLP75-6L

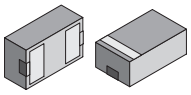
LLP1006-2L

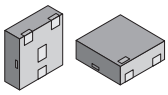
LLP75-4L

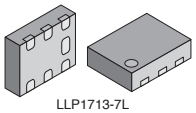
LLP1713-7L

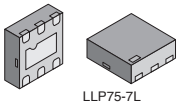
LLP75-7L

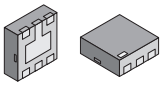
LLP75-6A

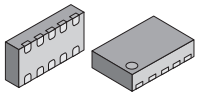
LLP2510

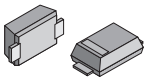
DO-219AB

VISHAY ESD PROTECTION DIODE ARRAYS

♦ **Surface Mount Device**

Bidirectional Asymmetrical (BiAs) ESD Protection Diode Arrays

Features:
- Low leakage current: <0.1μA
- Low load capacitance: C_D = 6pF
- Soldering can be checked by standard vision inspection. No X-ray required.

For quantities greater than listed, call for quote.

MOUSER STOCK NO.	Vishay Part No.	Package	Lines	V_{RWM} (V)	V_{BR} @ It=1mA (V)(Min.)	I_R @V_{RWM} (uA)(Max.)	V_C @I_{PPM} (Max.) (V)	I_{PPM} tp=8/20uS (A)	ESD Protection (IEC)	Price Each 1	100	500	1000
♦ 78-VESD09A4A-HSF	VESD09A4A-HSF-GS08	LLP75-6L	4	9	13	0.1	23	1.5	±10kV				

Bidirectional Symmetrical (BiSy) ESD Protection Array

NEW PRODUCT

For quantities greater than listed, call for quote.

MOUSER STOCK NO.	Vishay Part No.	Package	Lines	V_{RWM} (V)	V_{BR} @ It=1mA (V)(Min.)	I_R @V_{RWM} (uA)(Max.)	V_C @I_{PPM} (Max.) (V)	I_{PPM} tp=8/20uS (A)	ESD Protection (IEC)	Price Each 1	100	500	1000
♦ 78-VCUT07B1-HD1	VCUT07B1-HD1-G4-08	LLP1006-2L	1	7	7.3	0.1	12	4	±30kV				

Bidirectional Universal Symmetrical (BUS) ESD Protection Diode Arrays

Key Applications:
- ESD protection for USB, HDMI, display ports, eSATA, and 1394/Firewall applications in HDTVs and mobile electronics, including portable gaming systems, MP3 players and cell phones.

NEW PRODUCT

For quantities greater than listed, call for quote.

MOUSER STOCK NO.	Vishay Part No.	Package	Lines	V_{RWM} (V)	V_{BR} @ It=1mA (V)(Min.)	I_R @V_{RWM} (uA)(Max.)	V_C @I_{PPM} (Max.) (V)	I_{PPM} tp=8/20uS (A)	ESD Protection (IEC)	Price Each 1	100	500	1000
♦ 78-VBUS052BD-HTF	VBUS052BD-HTF-GS08	LLP75-4L	2	5	6.9	0.1	16	3	±15kV				
♦ 78-VBUS052CD-FAH	VBUS052CD-FAH-GS08	LLP1713-7L	2	5	6.9	0.1	18	3.5	±15kV				
♦ 78-VBUS053AZ-HAF	VBUS053AZ-HAF-GS08	LLP75-7L	3	5.5	6.5	0.085	18	3	±30kV				
♦ 78-VBUS053CZ-HAF-G08	VBUS053CZ-HAF-G-08	LLP75-7L	3	5.5	6.5	0.1	18	3	±15kV				
♦ 78-VBUS054B-HS3	VBUS054B-HS3-GS08	LLP75-6A	4	5	6.3	0.1	15	3	±15kV				
♦ 78-VBUS054CV-HS3	VBUS054CV-HS3-GS08	LLP75-6A	4	5	7	0.1	22	11	±30kV				
♦ 78-VBUS54ED-FBL-G408	VBUS54ED-FBL-G4-08	LLP2510	4	5.5	6.9	0.1	12.5	2	±15kV				

Bidirectional ESD Protection Diode Arrays

For quantities greater than listed, call for quote.

MOUSER STOCK NO.	Vishay Part No.	Package	Lines	V_{RWM} (V)	V_{BR} @ It=1mA (V)(Min.)	I_R @V_{RWM} (uA)(Max.)	V_C @I_{PPM} (Max.) (V)	I_{PPM} tp=8/20uS (A)	ESD Protection (IEC)	Price Each 1	100	500	1000
♦ 78-VBUS052BD-HTF	VBUS052BD-HTF-GS08	LLP75-4L	2	5	6.9	0.1	16	3	±15kV				
♦ 78-VBUS052CD-FAH	VBUS052CD-FAH-GS08	LLP1713-7L	2	5	6.9	0.1	18	3.5	±15kV				
♦ 78-VBUS053AZ-HAF	VBUS053AZ-HAF-GS08	LLP75-7L	3	5.5	6.5	0.085	18	3	±30kV				
♦ 78-VBUS054B-HS3	VBUS054B-HS3-GS08	LLP75-6A	4	5	6.3	0.1	15	3	±15kV				
♦ 78-VBUS054CV-HS3	VBUS054CV-HS3-GS08	LLP75-6A	4	5	7	0.1	22	11	±30kV				

BIDIRECTIONAL ASYMMETRICAL (BIAS) ESD ZENER DIODES

Features:
- Low profile package
- Optimized for LAN protection applications
- Ideal for ESD and EFT protection of data lines
- Low incremental surge resistance, excellent clamping capability
- 200W peak pulse power capability with a 10/1000uS waveform, repetition rate (duty cycle): 0.01%
- Very fast response time
- AEC Q101 qualified

For quantities greater than listed, call for quote.

MOUSER STOCK NO.	Vishay Part No.	Package	V_{BR} (Min.) (V)	V_{BR} @ I_T (mA)	V_{WM} (V)	I_D (Max.) (μA)	I_{PPM} (A)	V_C @ I_{PPM} (V)	C_J @V_R=UV (pF)(Typ.)	Price Each 1	100	500	1000
♦ 78-SMF5V0A	SMF5V0A-GS08	DO-219AB	6.10	10	5.0	400	21.7	9.2	1030				
♦ 78-SMF6V0A	SMF6V0A-GS08	DO-219AB	6.67	10	6.0	400	19.4	10.3	1010				
♦ 78-SMF6V5A	SMF6V5A-GS08	DO-219AB	7.22	10	6.5	250	17.9	11.2	850				
♦ 78-SMF7V0A	SMF7V0A-GS08	DO-219AB	7.78	10	7.0	100	16.7	12.0	750				
♦ 78-SMF10A	SMF10A-GS08	DO-219AB	11.1	1.0	10	2.5	11.8	17.0	570				
♦ 78-SMF12A	SMF12A-GS08	DO-219AB	13.3	1.0	12	2.5	10.1	19.9	440				
♦ 78-SMF15A	SMF15A-GS08	DO-219AB	16.7	1.0	15	1.0	8.2	24.4	350				
♦ 78-SMF18A	SMF18A-GS08	DO-219AB	20.0	1.0	18	1.0	5.8	29.2	305				
♦ 78-SMF24A	SMF24A-GS08	DO-219AB	26.7	1.0	24	1.0	5.1	38.9	240				
♦ 78-SMF26A	SMF26A-GS08	DO-219AB	28.9	1.0	26	1.0	4.8	42.1	225				
♦ 78-SMF30A	SMF30A-GS08	DO-219AB	33.3	1.0	30	1.0	4.1	48.4	205				
♦ 78-SMF33A	SMF33A-GS08	DO-219AB	36.7	1.0	33	1.0	3.8	53.3	190				
♦ 78-SMF36A	SMF36A-GS08	DO-219AB	40.0	1.0	36	1.0	3.4	58.1	180				
♦ 78-SMF40A	SMF40A-GS08	DO-219AB	44.4	1.0	40	1.0	3.1	64.5	165				
♦ 78-SMF48A	SMF48A-GS08	DO-219AB	53.3	1.0	48	1.0	2.6	77.4	150				
♦ 78-SMF51A	SMF51A-GS08	DO-219AB	56.7	1.0	51	1.0	2.4	82.4	145				

© Copyright 2014 Mouser Electronics
© Copyright 2014 Mouser Electronics

VISHAY Transient Voltage Suppressors

RoHS Compliant **This product is RoHS compliant.**

DIMENSIONS: in (mm)

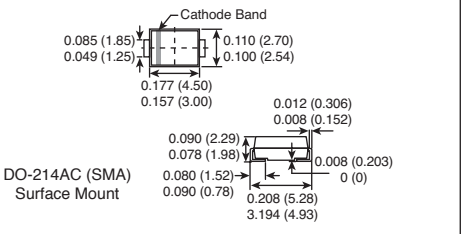

DO-214AC (SMA) Surface Mount

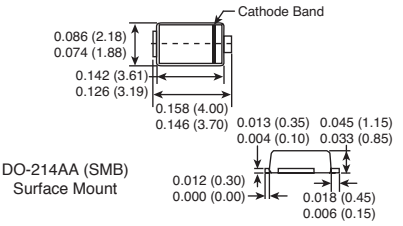

DO-214AA (SMB) Surface Mount

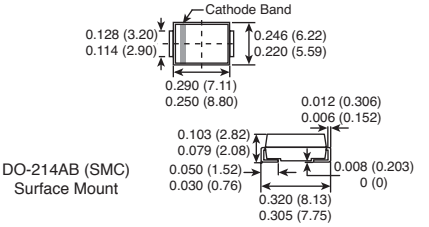

DO-214AB (SMC) Surface Mount

For quantities greater than listed, call for quote.

Series	Type	Voltage Rating	Price Each 1	100	500	1000
SMAJ	Unidirectional	5.0 - 170				
SMAJ	Bidirectional	5.0 - 170				
SMAJ	Unidirectional	530 - 550				
SMBJ	Unidirectional	3.3 - 8.0				
SMBJ	Bidirectional	5.0 - 8.0				
SMBJ	Unidirectional	8.5 - 11				
SMBJ	Bidirectional	8.5 - 11				
SMBJ	Unidirectional	12 - 188				
SMBJ	Bidirectional	12 - 188				

For quantities greater than listed, call for quote.

Series	Type	Voltage Rating	Price Each 1	100	500	1000
SM6T	Unidirectional	6.8 - 7.5				
SM6T	Bidirectional	6.8 - 7.5				
SM6T	Unidirectional	12 - 220				
SM6T	Bidirectional	12 - 220				
SMCJ	Unidirectional	5.0 - 8.0				
SMCJ	Bidirectional	5.0 - 8.0				
SMCJ	Unidirectional	8.5 - 17				
SMCJ	Bidirectional	8.5 - 17				

SMAJ SERIES 400 WATT

MOUSER STOCK NO. Unidirectional Mfr.	Unidirectional Mfr. Part No.	Bidirectional Mfr.	Bidirectional Mfr. Part No.	Package	VBR @ It (V) Min.	(V) Max.	(mA)	VRWM (V)	IRSM (A) Max.	VRSM (V) Max.
625	SMAJ5.0A-E3	625	SMAJ5.0CA-E3	DO-214AC	6.40	7.07	10	5.00	43.5	9.2
625	SMAJ6.0A-E3	625	SMAJ6.0CA-E3	DO-214AC	6.67	7.37	10	6.00	38.8	10.3
625	SMAJ6.5A-E3	625	SMAJ6.5CA-E3	DO-214AC	7.22	7.98	10	6.50	35.7	11.2
625	SMAJ7.0A-E3	625	SMAJ7.0CA-E3	DO-214AC	7.78	8.60	10	7.00	33.3	12.0
625	SMAJ7.5A-E3	- - - - - - - - - - - - - -		DO-214AC	8.33	9.21	1	7.50	31.0	12.9
625	SMAJ8.0A-E3	625	SMAJ8.0CA-E3	DO-214AC	8.89	9.83	1	8.00	29.4	13.6
625	SMAJ8.5A-E3	625	SMAJ8.5CA-E3	DO-214AC	9.44	10.40	1	8.50	27.8	14.4
625	SMAJ9.0A-E3	625	SMAJ9.0CA-E3	DO-214AC	10.00	11.10	1	9.00	26.0	15.4
625	SMAJ10A-E3	625	SMAJ10CA-E3	DO-214AC	11.10	12.30	1	11.00	23.5	17.0
625	SMAJ12A-E3	625	SMAJ12CA-E3	DO-214AC	13.30	14.70	1	12.00	20.1	19.9
625	SMAJ13A-E3	625	SMAJ13CA-E3	DO-214AC	14.40	15.90	1	13.00	18.6	21.5
625	SMAJ15A-E3	625	SMAJ15CA-E3	DO-214AC	16.70	18.50	1	15.00	16.4	24.4
625	SMAJ16A-E3	625	SMAJ16CA-E3	DO-214AC	17.80	19.70	1	16.00	15.4	26.0
625	SMAJ18A-E3	625	SMAJ18CA-E3	DO-214AC	20.00	22.10	1	18.00	13.7	29.2
625	SMAJ20A-E3	625	SMAJ20CA-E3	DO-214AC	22.20	24.50	1	20.00	12.3	32.4
625	SMAJ22A-E3	625	SMAJ22CA-E3	DO-214AC	24.40	26.90	1	22.00	11.3	35.5
625	SMAJ24A-E3	625	SMAJ24CA-E3	DO-214AC	26.70	29.50	1	24.00	10.3	38.9
625	SMAJ26A-E3	625	SMAJ26CA-E3	DO-214AC	28.90	31.90	1	26.00	9.5	42.1
625	SMAJ28A-E3	625	SMAJ28CA-E3	DO-214AC	31.10	34.40	1	28.00	8.8	45.4
625	SMAJ30A-E3	625	SMAJ30CA-E3	DO-214AC	33.30	36.80	1	30.00	8.3	48.4
625	SMAJ33A-E3	625	SMAJ33CA-E3	DO-214AC	36.70	40.60	1	33.00	7.5	53.3
625	SMAJ36A-E3	625	SMAJ36CA-E3	DO-214AC	40.00	44.20	1	36.00	6.9	58.1
625	SMAJ40A-E3	625	SMAJ40CA-E3	DO-214AC	44.40	49.10	1	40.00	6.2	64.5
625	SMAJ48A-E3	625	SMAJ48CA-E3	DO-214AC	53.30	58.90	1	48.00	5.2	77.4
625	SMAJ51A-E3	625	SMAJ51CA-E3	DO-214AC	56.70	62.70	1	51.00	4.9	82.4
625	SMAJ54A-E3	625	SMAJ54CA-E3	DO-214AC	60.00	66.30	1	54.00	4.6	87.1
625	SMAJ58A-E3	625	SMAJ58CA-E3	DO-214AC	64.40	71.20	1	58.00	4.3	93.6
625	SMAJ60A-E3	625	SMAJ60CA-E3	DO-214AC	66.70	73.70	1	60.00	4.1	96.8
625	SMAJ70A-E3	625	SMAJ70CA-E3	DO-214AC	77.80	86.00	1	70.00	3.5	113.0
625	SMAJ75A-E3	625	SMAJ75CA-E3	DO-214AC	83.30	92.10	1	75.00	3.3	121.0
625	SMAJ100A-E3	625	SMAJ100CA-E3	DO-214AC	111.00	123.00	1	100.00	1.9	162.0
625	SMAJ150A-E3	625	SMAJ150CA-E3	DO-214AC	167.00	185.00	1	150.00	1.2	243.0
625	SMAJ170A-E3	625	SMAJ170CA-E3	DO-214AC	189.00	209.00	1	170.00	1.09	275.0
625	SMAJ530-E3	- - - - - - - - - - - - - -		DO-214AC	530.00	-----	0.1	447.00	-----	-----
625	SMAJ550-E3	- - - - - - - - - - - - - -		DO-214AC	550.00	-----	0.1	495.00	-----	-----

SMBJ SERIES 600 WATT

MOUSER STOCK NO. Unidirectional Mfr.	Unidirectional Mfr. Part No.	Bidirectional Mfr.	Bidirectional Mfr. Part No.	Package	VBR @ It (V) Min.	(V) Max.	(mA)	VRWM (V)	IRSM (A) Max.	VRSM (V) Max.
625	SMBJ3V3-E3	- - - - - - - - - - - - - -		DO-214AA	4.10	-----	1	3.30	7.3	10.3
625	SMBJ5.0A-E3	625	SMBJ5.0CA-E3	DO-214AA	6.40	7.07	10	5.00	65.2	9.2
625	SMBJ6.0A-E3	625	SMBJ6.0CA-E3	DO-214AA	6.67	7.37	10	6.00	58.3	10.3
625	SMBJ6.5A-E3	625	SMBJ6.5CA-E3	DO-214AA	7.22	7.98	10	6.50	53.6	11.2
625	SMBJ7.0A-E3	625	SMBJ7.0CA-E3	DO-214AA	7.78	8.60	10	7.00	50.0	12.0
625	SMBJ7.5A-E3	625	SMBJ7.5CA-E3	DO-214AA	8.33	9.21	1	7.50	46.5	12.9
625	SMBJ8.0A-E3	625	SMBJ8.0CA-E3	DO-214AA	8.89	9.83	1	8.00	44.1	13.6
625	SMBJ8.5A-E3	625	SMBJ8.5CA-E3	DO-214AA	9.44	10.40	1	8.50	41.7	14.4
625	SMBJ9.0A-E3	625	SMBJ9.0CA-E3	DO-214AA	10.00	11.10	1	9.00	39.0	15.4
625	SMBJ10A-E3	625	SMBJ10CA-E3	DO-214AA	11.10	12.30	1	10.00	35.3	17.0
625	SMBJ11A-E3	625	SMBJ11CA-E3	DO-214AA	12.2	13.5	1	11.00	33.0	18.2
625	SMBJ12A-E3	625	SMBJ12CA-E3	DO-214AA	13.30	14.70	1	12.00	30.2	19.9
625	SMBJ13A-E3	625	SMBJ13CA-E3	DO-214AA	14.40	15.90	1	13.00	27.9	21.5
625	SMBJ14A-E3	625	SMBJ14CA-E3	DO-214AA	15.60	17.20	1	14.00	25.9	23.2
625	SMBJ15A-E3	625	SMBJ15CA-E3	DO-214AA	16.70	18.50	1	15.00	24.6	24.4
625	SMBJ16A-E3	625	SMBJ16CA-E3	DO-214AA	17.80	19.70	1	16.00	23.1	26.0
625	SMBJ17A-E3	625	SMBJ17CA-E3	DO-214AA	18.90	20.90	1	17.00	21.7	27.6
625	SMBJ18A-E3	625	SMBJ18CA-E3	DO-214AA	20.00	22.10	1	18.00	20.5	29.2
625	SMBJ24A-E3	625	SMBJ24CA-E3	DO-214AA	26.70	29.50	1	24.00	15.4	38.9
625	SMBJ26A-E3	625	SMBJ26CA-E3	DO-214AA	28.90	31.90	1	26.00	14.3	42.1

SMBJ SERIES 600 WATT (CONT.)

MOUSER STOCK NO. Unidirectional Mfr.	Unidirectional Mfr. Part No.	Bidirectional Mfr.	Bidirectional Mfr. Part No.	Package	VBR @ It (V) Min.	(V) Max.	(mA)	VRWM (V)	IRSM (A) Max.	VRSM (V) Max.
625	SMBJ28A-E3	625	SMBJ28CA-E3	DO-214AA	31.10	34.40	1	28.00	13.2	45.4
625	SMBJ30A-E3	625	SMBJ30CA-E3	DO-214AA	33.30	36.80	1	30.00	12.4	48.4
625	SMBJ33A-E3	625	SMBJ33CA-E3	DO-214AA	36.70	40.60	1	33.00	11.3	53.3
625	SMBJ36A-E3	625	SMBJ36CA-E3	DO-214AA	40.00	44.20	1	36.00	10.3	58.1
625	SMBJ40A-E3	625	SMBJ40CA-E3	DO-214AA	44.40	49.10	1	40.00	9.3	64.5
625	SMBJ43A-E3	625	SMBJ43CA-E3	DO-214AA	47.80	52.80	1	43.00	8.6	69.4
625	SMBJ45A-E3	625	SMBJ45CA-E3	DO-214AA	50.00	55.30	1	45.00	8.3	72.7
625	SMBJ48A-E3	625	SMBJ48CA-E3	DO-214AA	53.30	58.90	1	48.00	7.8	77.4
625	SMBJ51A-E3	625	SMBJ51CA-E3	DO-214AA	56.70	62.70	1	51.00	7.3	82.4
625	SMBJ54A-E3	- - - - - - - - - - - - - -		DO-214AA	60.00	66.30	1	54.00	6.9	87.1
625	SMBJ58A-E3	625	SMBJ58CA-E3	DO-214AA	64.40	71.20	1	58.00	6.4	93.6
625	SMBJ60A-E3	625	SMBJ60CA-E3	DO-214AA	66.70	73.70	1	60.00	6.2	96.8
625	SMBJ64A-E3	625	SMBJ64CA-E3	DO-214AA	71.10	78.60	1	64.00	5.8	103.0
625	SMBJ70A-E3	625	SMBJ70CA-E3	DO-214AA	77.80	86.00	1	70.00	5.3	113.0
625	SMBJ75A-E3	625	SMBJ75CA-E3	DO-214AA	83.30	92.10	1	75.00	5.0	121.0
625	SMBJ78A-E3	625	SMBJ78CA-E3	DO-214AA	86.70	95.80	1	78.00	4.8	126.0
625	SMBJ85A-E3	625	SMBJ85CA-E3	DO-214AA	94.40	104.00	1	85.00	4.4	137.0
625	SMBJ100A-E3	625	SMBJ100CA-E3	DO-214AA	111.00	123.00	1	100.00	3.7	162.0
625	SMBJ120A-E3	625	SMBJ120CA-E3	DO-214AA	133.00	147.00	1	120.00	3.1	193.0
625	SMBJ150A-E3	625	SMBJ150CA-E3	DO-214AA	167.00	185.00	1	150.00	2.5	243.0
625	SMBJ160A-E3	625	SMBJ160CA-E3	DO-214AA	178.00	197.00	1	160.00	2.3	259.0
625	SMBJ170A-E3	625	SMBJ170CA-E3	DO-214AA	189.00	209.00	1	170.00	2.2	275.0
625	SMBJ188A-E3	625	SMBJ188CA-E3	DO-214AA	209.00	231.00	1	188.00	2.0	328.0

SM6T SERIES 600 WATT

MOUSER STOCK NO. Unidirectional Mfr.	Unidirectional Mfr. Part No.	Bidirectional Mfr.	Bidirectional Mfr. Part No.	Package	VBR @ It (V) Min.	(V) Max.	(mA)	VRWM (V)	IRSM (A) Max.	VRSM (V) Max.
625	SM6T6V8A-E3	625	SM6T68CA-E3	DO-214AA	6.45	7.14	10	5.80	57.0	10.5
625	SM6T15A-E3	625	SM6T15CA-E3	DO-214AA	14.30	15.80	1	12.80	28.0	21.2
625	SM6T18A-E3	625	SM6T18CA-E3	DO-214AA	17.10	18.90	1	15.30	24.0	25.2
- - - - - - - - - - - - - -		625	SM6T24CA-E3	DO-214AA	22.80	25.20	1	20.50	18.0	33.2
625	SM6T27A-E3	- - - - - - - - - - - - - -		DO-214AA	25.70	28.40	1	23.10	16.0	37.5
- - - - - - - - - - - - - -		625	SM6T33CA-E3	DO-214AA	31.40	34.70	1	28.20	13.1	45.7
625	SM6T39A-E3	625	SM6T39CA-E3	DO-214AA	37.10	41.00	1	33.30	11.1	53.9
625	SM6T150A-E3	625	SM6T150CA-E3	DO-214AA	143.00	158.00	1	128.00	2.9	207.0
625	SM6T200A-E3	625	SM6T200CA-E3	DO-214AA	190.00	210.00	1	171.00	2.2	274.0
625	SM6T220A-E3	625	SM6T220CA-E3	DO-214AA	209.00	231.00	1	188.00	2.0	328.0

SMCJ SERIES 1500 WATT

MOUSER STOCK NO. Unidirectional Mfr.	Unidirectional Mfr. Part No.	Bidirectional Mfr.	Bidirectional Mfr. Part No.	Package	VBR @ It (V) Min.	(V) Max.	(mA)	VRWM (V)	IRSM (A) Max.	VRSM (V) Max.
625	SMCJ5.0A-E3	625	SMCJ5.0CA-E3	DO-214AB	6.40	7.07	10	5.00	163.0	9.2
625	SMCJ6.0A-E3	- - - - - - - - - - - - - -		DO-214AB	6.67	7.37	10	6.00	145.6	10.3
625	SMCJ6.5A-E3	625	SMCJ6.5CA-E3	DO-214AB	7.22	7.98	10	6.50	133.9	11.2
- - - - - - - - - - - - - -		625	SMCJ7.0CA-E3	DO-214AB	7.78	8.60	10	7.00	125.0	12.0
625	SMCJ8.0A-E3	625	SMCJ8.0CA-E3	DO-214AB	8.89	9.83	1	8.00	110.3	13.6
625	SMCJ8.5A-E3	625	SMCJ8.5CA-E3	DO-214AB	9.44	10.40	1	8.50	104.2	14.4
625	SMCJ9.0A-E3	625	SMCJ9.0CA-E3	DO-214AB	10.00	11.10	1	9.00	97.4	15.4
625	SMCJ10A-E3	625	SMCJ10CA-E3	DO-214AB	11.10	12.30	1	10.00	88.2	17.0
625	SMCJ12A-E3	625	SMCJ12CA-E3	DO-214AB	13.30	14.70	1	12.00	75.4	19.9
625	SMCJ13A-E3	625	SMCJ13CA-E3	DO-214AB	14.40	15.90	1	13.00	69.8	21.5
625	SMCJ14A-E3	625	SMCJ14CA-E3	DO-214AB	15.60	17.20	1	14.00	64.7	23.2
625	SMCJ15A-E3	625	SMCJ15CA-E3	DO-214AB	16.70	18.50	1	15.00	61.5	24.4
625	SMCJ16A-E3	625	SMCJ16CA-E3	DO-214AB	17.80	19.70	1	16.00	57.7	26.0

© Copyright 2014 Mouser Electronics

© Copyright 2014 Mouser Electronics

VISHAY Transient Voltage Suppressors

RoHS Compliant **This product is RoHS compliant.**

DIMENSIONS: in. (mm)

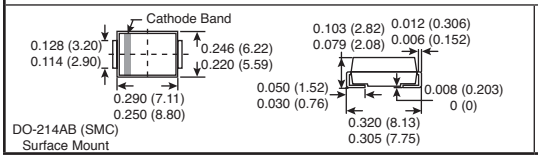

DO-214AB (SMC)
Surface Mount

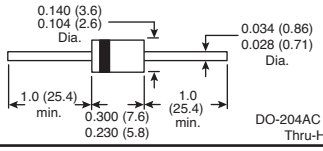

DO-204AC (DO-15)
Thru-Hole

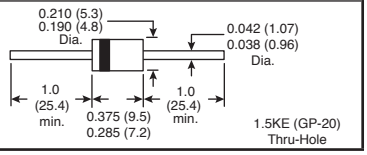

1.5KE (GP-20)
Thru-Hole

For quantities greater than listed, call for quote.

Series	Type	Voltage Range	Price Each 1	100	500	1000
SMCJ	Unidirectional	18 - 20				
SMCJ	Bidirectional	18 - 20				
SMCJ	Unidirectional	22 - 26				
SMCJ	Bidirectional	22 - 26				
SMCJ	Unidirectional	30 - 188				
SMCJ	Bidirectional	30 - 188				
SM15T	Unidirectional	10 - 22				
SM15T	Bidirectional	10 - 22				
SM15T	Unidirectional	24 - 68				
SM15T	Bidirectional	24 - 68				
SA	Unidirectional	5.0 - 75				
SA	Bidirectional	5.0 - 75				
SAC	Unidirectional	5.0 - 10				
SAC	Unidirectional	12 - 50				

VISHAY SMCJ SERIES 1500 WATT (CONT.)

MOUSER STOCK NO. Unidirectional Mfr.	Mfr. Part No.	MOUSER STOCK NO. Bidirectional Mfr.	Mfr. Part No.	Package	VBR @ It (V) Min.	(V) Max.	(mA)	VRWM (V)	IRSM (A) Max.	VRSM (V) Max.
625	SMCJ18A-E3	625	SMCJ18CA-E3	DO-214AB	20.00	22.10	1	18.00	51.4	29.2
625	SMCJ20A-E3	625	SMCJ20CA-E3	DO-214AB	22.20	24.50	1	20.00	46.3	32.4
625	SMCJ22A-E3	625	SMCJ22CA-E3	DO-214AB	24.40	26.90	1	22.00	42.3	35.5
625	SMCJ24A-E3	625	SMCJ24CA-E3	DO-214AB	26.70	29.50	1	24.00	38.6	38.9
625	SMCJ26A-E3	625	SMCJ26CA-E3	DO-214AB	28.90	31.90	1	26.00	35.6	42.1
625	SMCJ30A-E3	625	SMCJ30CA-E3	DO-214AB	33.30	36.80	1	30.00	31.0	48.4
625	SMCJ33A-E3	625	SMCJ33CA-E3	DO-214AB	36.70	40.60	1	33.00	28.1	53.3
625	SMCJ36A-E3	625	SMCJ36CA-E3	DO-214AB	40.00	44.20	1	36.00	25.8	58.1
625	SMCJ40A-E3	625	SMCJ40CA-E3	DO-214AB	44.40	49.10	1	40.00	23.3	64.5
625	SMCJ28A-E3	625	SMCJ28CA-E3	DO-214AB	31.10	34.40	1	28.00	33.0	45.4
625	SMCJ43A-E3	625	SMCJ43CA-E3	DO-214AB	47.80	52.80	1	43.00	21.6	69.4
625	SMCJ45A-E3	625	SMCJ45CA-E3	DO-214AB	50.00	55.30	1	45.00	20.6	72.7
625	SMCJ48A-E3	625	SMCJ48CA-E3	DO-214AB	53.30	58.90	1	48.00	19.4	77.4
625	SMCJ51A-E3	625	SMCJ51CA-E3	DO-214AB	56.70	62.70	1	51.00	18.2	82.4
625	SMCJ54A-E3	625	SMCJ54CA-E3	DO-214AB	60.00	66.30	1	54.00	17.2	87.1
625	SMCJ58A-E3	625	SMCJ58CA-E3	DO-214AB	64.40	71.20	1	58.00	16.0	93.0
625	SMCJ60A-E3	625	SMCJ60CA-E3	DO-214AB	66.70	73.70	1	60.00	15.5	96.0
625	SMCJ70A-E3	625	SMCJ70CA-E3	DO-214AB	77.80	86.00	1	70.00	13.3	113.0
625	SMCJ75A-E3	625	SMCJ75CA-E3	DO-214AB	83.30	92.10	1	75.00	12.4	121.0
625	SMCJ78A-E3	625	SMCJ78CA-E3	DO-214AB	86.70	95.80	1	78.00	11.9	126.0
625	SMCJ85A-E3	625	SMCJ85CA-E3	DO-214AB	94.40	104.00	1	85.00	10.9	137.0
625	SMCJ100A-E3	625	SMCJ100CA-E3	DO-214AB	111.00	123.00	1	100.00	9.3	162.0
625	SMCJ110A-E3	625	SMCJ110CA-E3	DO-214AB	122.00	135.00	1	110.00	8.5	177.0
625	SMCJ120A-E3	625	SMCJ120CA-E3	DO-214AB	133.00	147.00	1	120.00	7.8	193.0
625	SMCJ130A-E3	625	SMCJ130CA-E3	DO-214AB	144.00	159.00	1	130.00	7.2	209.0
625	SMCJ150A-E3	625	SMCJ150CA-E3	DO-214AB	167.00	185.00	1	150.00	6.2	243.0
625	SMCJ188A-E3	625	SMCJ188CA-E3	DO-214AB	209.00	231.00	1	188.00	4.6	328.0

VISHAY SM15T SERIES 1500 WATT

625—SM15T10A-E3	625—SM15T10CA-E3	DO-214AB	9.50	10.50	1	8.55	103.0	14.5
625—SM15T12A-E3	625—SM15T12CA-E3	DO-214AB	11.40	12.60	1	10.20	90.0	16.7
625—SM15T15A-E3	625—SM15T15CA-E3	DO-214AB	14.30	15.80	1	12.80	71.0	21.2
625—SM15T18A-E3	625—SM15T18CA-E3	DO-214AB	17.10	18.90	1	15.30	59.5	25.2
625—SM15T22A-E3	625—SM15T22CA-E3	DO-214AB	20.90	23.10	1	18.80	49.0	30.6
625—SM15T24A-E3	625—SM15T24CA-E3	DO-214AB	22.80	25.20	1	20.50	45.0	33.2
625—SM15T27A-E3	625—SM15T27CA-E3	DO-214AB	25.70	28.40	1	23.10	40.0	37.5
625—SM15T30A-E3	625—SM15T30CA-E3	DO-214AB	28.50	31.50	1	25.60	36.0	41.5
625—SM15T33A-E3	625—SM15T33CA-E3	DO-214AB	31.40	34.70	1	28.20	33.0	45.7
625—SM15T36A-E3	625—SM15T36CA-E3	DO-214AB	34.20	37.80	1	30.80	30.0	49.9
625—SM15T39A-E3	625—SM15T39CA-E3	DO-214AB	37.10	41.00	1	33.30	28.0	53.9
625—SM15T68A-E3	625—SM15T68CA-E3	DO-214AB	64.60	71.40	1	58.10	16.3	92.0

VISHAY SA SERIES 500 WATT

625—SA5.0A-E3/54	625—SA5.0CA-E3/54	DO-204AC	6.40	7.00	10	5.00	54.3	9.2
625—SA6.5A-E3/54	625—SA6.5CA-E3/54	DO-204AC	7.22	7.98	10	6.50	44.70	11.2
625—SA10A-E3/54	625—SA10CA-E3/54	DO-204AC	11.10	12.30	1	10.00	29.4	17.0
625—SA12A-E3/54	625—SA12CA-E3/54	DO-204AC	13.30	14.70	1	12.00	25.1	19.9
625—SA13A-E3/54	625—SA13CA-E3/54	DO-204AC	14.40	15.90	1	13.00	23.3	21.5
625—SA15A-E3/54	625—SA15CA-E3/54	DO-204AC	16.70	18.50	1	15.00	20.5	24.4
625—SA20A-E3/54	625—SA20CA-E3/54	DO-204AC	22.20	24.50	1	20.00	15.4	32.4
625—SA24A-E3/54	625—SA24CA-E3/54	DO-204AC	26.70	29.50	1	24.00	12.9	38.9
625—SA28A-E3/54	625—SA28CA-E3/54	DO-204AC	31.10	34.40	1	28.00	11.0	45.4
625—SA30A-E3/54	625—SA30CA-E3/54	DO-204AC	33.30	36.80	1	30.00	10.0	48.4
625—SA36A-E3/54	625—SA36CA-E3/54	DO-204AC	40.00	44.20	1	36.00	8.6	58.1

VISHAY SAC SERIES 500 WATT (LOW CAPACITANCE)

625—SAC5.0-E3/54	----------	DO-204AC	7.60	300.00	10.0	44.0	75.0	100
625—SAC6.0-E3/54	----------	DO-204AC	7.90	300.00	11.2	41.0	75.0	100
625—SAC7.0-E3/54	----------	DO-204AC	8.33	300.00	12.6	38.0	75.0	100
625—SAC8.5-E3/54	----------	DO-204AC	9.44	50.00	14.0	34.0	75.0	100
625—SAC10-E3/54	----------	DO-204AC	11.10	5.00	16.3	29.0	75.0	100
625—SAC12-E3/54	----------	DO-204AC	13.30	5.00	19.0	25.0	75.0	100
625—SAC18-E3/54	----------	DO-204AC	20.00	5.00	28.8	15.0	75.0	100
625—SAC22-E3/54	----------	DO-204AC	24.40	5.00	35.4	14.0	75.0	100
625—SAC26-E3/54	----------	DO-204AC	28.90	5.00	42.3	11.1	75.0	100
625—SAC30-E3/54	----------	DO-204AC	33.30	5.00	48.6	10.0	75.0	100
625—SAC36-E3/54	----------	DO-204AC	40.00	5.00	60.0	8.6	75.0	100

© Copyright 2014 Mouser Electronics

For quantities greater than listed, call for quote.

Series	Type	Voltage Range	Price Each 1	100	500	1000
P6KE	Unidirectional	6.8 - 9.1				
P6KE	Bidirectional	6.8 - 9.1				
P6KE	Unidirectional	10 - 22				
P6KE	Bidirectional	10 - 22				
P6KE	Unidirectional	24 - 220				
P6KE	Bidirectional	24 - 220				
1.5KE	Unidirectional	6.8 - 9.1				
1.5KE	Bidirectional	6.8 - 9.1				
1.5KE	Unidirectional	10 - 22				
1.5KE	Bidirectional	10 - 22				
1.5KE	Unidirectional	24 - 220				
1.5KE	Bidirectional	24 - 220				
1.5KE	Unidirectional	300				
1.5KE	Bidirectional	300				
1.5KE	Unidirectional	440				
1.5KE	Bidirectional	440				

VISHAY SAC SERIES 500 WATT (LOW CAPACITANCE) (CONT.)

MOUSER STOCK NO. Unidirectional Mfr.	Mfr. Part No.	MOUSER STOCK NO. Bidirectional Mfr.	Mfr. Part No.	Package	VBR @ It (V) Min.	(V) Max.	(mA)	VRWM (V)	IRSM (A) Max.	VRSM (V) Max.
625	SAC45-E3/54	----------		DO-204AC	50.00	5.00	77.0	6.8	150	200
625	SAC50-E3/54	----------		DO-204AC	55.50	5.00	88.0	5.8	150.0	200

VISHAY P6KE SERIES 600 WATT

625—P6KE6.8A-E3	625—P6KE6.8CA-E3	DO-204AC	6.45	7.14	10	5.80	57.4	10.5
625—P6KE7.5A-E3	625—P6KE7.5CA-E3	DO-204AC	7.13	7.88	1	6.40	53.1	11.3
625—P6KE8.2A-E3	625—P6KE8.2CA-E3	DO-204AC	7.79	8.61	1	7.02	49.6	12.1
625—P6KE9.1A-E3	625—P6KE9.1CA-E3	DO-204AC	8.65	9.55	1	7.78	44.8	13.4
625—P6KE10A-E3	625—P6KE10CA-E3	DO-204AC	9.50	10.50	1	8.55	41.4	14.5
625—P6KE12A-E3	625—P6KE12CA-E3	DO-204AC	11.40	12.60	1	10.20	35.9	16.7
625—P6KE13A-E3	625—P6KE13CA-E3	DO-204AC	12.40	13.70	1	11.10	33.0	18.2
625—P6KE15A-E3	625—P6KE15CA-E3	DO-204AC	14.30	15.80	1	12.80	28.3	21.2
625—P6KE16A-E3	625—P6KE16CA-E3	DO-204AC	15.20	16.80	1	13.60	26.7	22.5
625—P6KE18A-E3	625—P6KE18CA-E3	DO-204AC	17.10	18.90	1	15.30	23.8	25.2
625—P6KE20A-E3	625—P6KE20CA-E3	DO-204AC	19.00	21.00	1	17.10	21.7	27.7
625—P6KE22A-E3	625—P6KE22CA-E3	DO-204AC	20.90	23.10	1	18.80	19.6	30.6
625—P6KE24A-E3	625—P6KE24CA-E3	DO-204AC	22.80	25.20	1	20.50	18.1	33.2
625—P6KE27A-E3	625—P6KE27CA-E3	DO-204AC	25.70	28.40	1	23.10	16.0	37.5
625—P6KE30A-E3	625—P6KE30CA-E3	DO-204AC	28.50	31.50	1	25.60	14.5	41.4
625—P6KE33A-E3	625—P6KE33CA-E3	DO-204AC	31.40	34.70	1	26.20	13.1	45.7
625—P6KE36A-E3	625—P6KE36CA-E3	DO-204AC	34.20	37.80	1	30.80	12.0	49.9
625—P6KE39A-E3	625—P6KE39CA-E3	DO-204AC	37.10	41.00	1	33.30	11.1	53.9
625—P6KE47A-E3	625—P6KE47CA-E3	DO-204AC	44.70	49.40	1	40.20	9.3	64.8
625—P6KE51A-E3	625—P6KE51CA-E3	DO-204AC	48.50	53.60	1	43.60	8.6	70.1
625—P6KE68A-E3	625—P6KE68CA-E3	DO-204AC	64.60	71.40	1	58.10	6.5	92.0
625—P6KE100A-E3	625—P6KE100CA-E3	DO-204AC	95.00	105.00	1	85.50	4.4	137.0
625—P6KE150A-E3	625—P6KE150CA-E3	DO-204AC	143.00	158.00	1	128.00	2.9	207.0
625—P6KE200A-E3	625—P6KE200CA-E3	DO-204AC	190.00	210.00	1	171.00	2.2	274.0
625—P6KE220A-E3	625—P6KE220CA-E3	DO-204AC	209.00	231.00	1	185.00	1.8	328.0

VISHAY 1.5KE SERIES 1500 WATT

625—1.5KE6.8A-E3	625—1.5KE6.8CA-E3	GP-20	6.45	7.14	10	5.80	143.0	10.5
625—1.5KE7.5A-E3	625—1.5KE7.5CA-E3	GP-20	7.13	7.88	10	6.40	133.0	11.3
625—1.5KE8.2A-E3	625—1.5KE8.2CA-E3	GP-20	7.79	8.61	10	7.02	124.0	12.1
625—1.5KE9.1A-E3	625—1.5KE9.1CA-E3	GP-20	8.65	9.55	1	7.78	112.0	13.4
625—1.5KE10A-E3	625—1.5KE10CA-E3	GP-20	9.50	10.50	1	8.55	103.0	14.5
625—1.5KE12A-E3	625—1.5KE12CA-E3	GP-20	11.40	12.60	1	10.20	89.9	16.7
625—1.5KE13A-E3	625—1.5KE13CA-E3	GP-20	12.40	13.70	1	11.10	82.4	18.2
625—1.5KE15A-E3	625—1.5KE15CA-E3	GP-20	14.30	15.80	1	12.80	70.8	21.2
625—1.5KE16A-E3	625—1.5KE16CA-E3	GP-20	15.20	16.80	1	13.60	66.7	22.5
625—1.5KE18A-E3	625—1.5KE18CA-E3	GP-20	17.10	18.90	1	15.30	59.5	26.2
625—1.5KE20A-E3	625—1.5KE20CA-E3	GP-20	19.00	21.00	1	17.10	54.2	27.7
625—1.5KE22A-E3	625—1.5KE22CA-E3	GP-20	20.90	23.10	1	18.80	49.0	30.6
625—1.5KE24A-E3	625—1.5KE24CA-E3	GP-20	22.80	25.20	1	20.50	45.2	33.2
625—1.5KE27A-E3	625—1.5KE27CA-E3	GP-20	25.70	28.40	1	23.10	40.0	37.5
625—1.5KE30A-E3	625—1.5KE30CA-E3	GP-20	28.50	31.50	1	25.60	36.2	41.4
625—1.5KE33A-E3	625—1.5KE33CA-E3	GP-20	31.40	34.70	1	28.20	32.8	45.7
625—1.5KE36A-E3	625—1.5KE36CA-E3	GP-20	34.20	37.80	1	30.80	30.1	49.9
625—1.5KE39A-E3	625—1.5KE39CA-E3	GP-20	37.10	41.00	1	33.30	27.8	53.9
625—1.5KE43A-E3	625—1.5KE43CA-E3	GP-20	40.90	45.20	1	36.80	25.3	59.3
625—1.5KE51A-E3	625—1.5KE51CA-E3	GP-20	48.50	53.60	1	43.60	21.4	70.1
625—1.5KE56A-E3	625—1.5KE56CA-E3	GP-20	50.40	61.80	1	45.40	18.6	80.5
625—1.5KE62A-E3	625—1.5KE62CA-E3	GP-20	58.90	65.10	1	53.00	17.6	85.0
625—1.5KE68A-E3	625—1.5KE68CA-E3	GP-20	64.60	71.40	1	58.10	16.3	92.0
625—1.5KE75A-E3	625—1.5KE75CA-E3	GP-20	67.50	82.50	1	60.70	13.9	109.0
625—1.5KE91A-E3	625—1.5KE91CA-E3	GP-20	86.50	95.50	1	77.80	12.0	125.0
625—1.5KE100A-E3	625—1.5KE100CA-E3	GP-20	95.00	105.00	1	85.50	10.9	137.0
625—1.5KE120A-E3	625—1.5KE120CA-E3	GP-20	114.00	126.00	1	102.00	9.1	165.0
625—1.5KE150A-E3	625—1.5KE150CA-E3	GP-20	143.00	158.00	1	128.00	7.2	207.0
625—1.5KE160A-E3	625—1.5KE160CA-E3	GP-20	144.00	176.00	1	130.00	6.5	230.0
625—1.5KE180A-E3	625—1.5KE180CA-E3	GP-20	171.00	189.00	1	154.00	6.1	246.0
625—1.5KE200A-E3	625—1.5KE200CA-E3	GP-20	190.00	210.00	1	171.00	5.5	274.0
625—1.5KE220A-E3	625—1.5KE220CA-E3	GP-20	209.00	231.00	1	185.00	4.6	328.0
625—1.5KE300A-E3	625—1.5KE300CA-E3	GP-20	285.00	315.00	1	256.00	3.6	414.0
625—1.5KE440A-E3	625—1.5KE440CA-E3	GP-20	396.00	484.00	1	356.00	2.4	631.0

© Copyright 2014 Mouser Electronics

Passives, Circuit Protection

Circuit Protection

VARISTORS
AVX . . . 675-677
Bourns . . . 678
EPCOS . . . 679-680
Littelfuse . . . 681-684
Murata . . . 685
Panasonic . . . 686
Vishay / BC Components . . . 687

GAS DISCHARGE TUBES
Bourns . . . 688-690
EPCOS . . . 691-692
Littelfuse . . . 693

THERMAL PROTECTION
AVX . . . 694
EPCOS . . . 695-697
GE Sensing / Thermometrics . . . 698
Murata . . . 699-701
Semitec . . . 702
Vishay / BC Components . . . 703-704
Vishay / Dale . . . 703

RESETTABLE FUSES
Bourns . . . 705
Littelfuse . . . 706-707
TE Connectivity . . . 708-711

FUSES & FUSE HOLDERS
AEM . . . 712
Bourns . . . 713
Cooper Bussmann . . . 714-719
Eagle Plastic Devices . . . 720
Keystone . . . 721
Littelfuse . . . 722-731
Schurter . . . 732-733

Resistors

NETWORKS AND ARRAYS
Bourns . . . 734-735
Caddock . . . 736
CTS Electronic Components . . . 737
KOA Speer . . . 738
Panasonic . . . 739-740
Susumu . . . 741
Vishay / Beyschlag . . . 744
Vishay / Thick Film . . . 744
Vishay / Thin Film . . . 742-743
Vishay / Sfernice . . . 743

CURRENT SENSE
Bourns . . . 745-746
IRC / TTe . . . 747-748
KOA Speer . . . 749
Ohmite . . . 750
Panasonic . . . 751
Susumu . . . 752-753
Vishay / Dale . . . 754-756
Vishay / Precision Group . . . 757

SURFACE MOUNT
KOA Speer . . . 758-761
Panasonic . . . 762-765
Susumu . . . 766-768
Vishay / Dale . . . 769, 771-772
Vishay / Draloric . . . 771
Vishay / Sfernice . . . 771, 773
Vishay / Techno . . . 771, 773
Vishay / ThinFilm . . . 770-771, 773
Welwyn / TTe . . . 774
Yageo . . . 775-777

LEADED
Bourns . . . 778
IRC / TTe . . . 779
KOA Speer . . . 780
Vishay / BC Components . . . 783
Vishay / Dale . . . 781-782, 784
Vishay / Sfernice . . . 784
Vishay / Precision Group . . . 785
Welwyn / TTe . . . 786
Yageo . . . 787

POWER (SURFACE MOUNT AND LEADED)
Arcol . . . 788-789
Caddock . . . 790
Ohmite . . . 791-801
Vishay / Dale . . . 802-803, 805
Vishay / Sfernice . . . 804-805
Welwyn / TTe . . . 806-807

Potentiometers

PRECISION POTENTIOMETERS AND DIALS
Bourns . . . 808
ETI Systems . . . 809-812
Vishay / Sfernice . . . 813

POTENTIOMETERS
ALPS . . . 814-815
Bourns . . . 816-819
Honeywell . . . 820-822
Vishay / Sfernice . . . 823

SINGLE-TURN TRIMMERS
Bourns . . . 824-828
Murata . . . 829-830
Piher . . . 831-832
Vishay / Sfernice . . . 833-834

MULTI-TURN TRIMMERS
BI Technologies / TTe . . . 835
Bourns . . . 836-838
Vishay / Precision Group . . . 839
Vishay / Sfernice . . . 840-841
Vishay / Spectrol . . . 841

Capacitors

ALUMINUM SURFACE MOUNT
Cornell Dubilier . . . 842
Lelon . . . 843-848
Nichicon . . . 849-855
Panasonic . . . 856-859
United Chemi-Con . . . 860-861
Vishay / BC Components . . . 862

ALUMINUM POLYMER
KEMET . . . 863
Lelon . . . 864-865
Nichicon . . . 866-871
Panasonic . . . 872-874
United Chemi-Con . . . 875-876

ALUMINUM CAN TYPE
Cornell Dubilier . . . 877-880
EPCOS . . . 881-882
KEMET . . . 883-884
Mallory . . . 885
Nichicon . . . 886-887
United Chemi-Con . . . 888-889
Vishay / BC Components . . . 890
Vishay / Sprague . . . 891

SUPERCAPACITORS
Cellergy . . . 892
Elna . . . 893
IOXUS . . . 894
Maxwell Technologies . . . 895-896
Murata . . . 897
Nichicon . . . 898
Panasonic . . . 899
Powerstor / Cooper Bussmann . . . 900

ALUMINUM LEADED
EPCOS . . . 901
KEMET . . . 902
Lelon . . . 903-906
Nichicon . . . 907-914
Panasonic . . . 915-921
United Chemi-Con . . . 922-923
Vishay / BC Components . . . 924
Vishay / Sprague . . . 925-927

FLEXIBLE TERMINATION, SMD
AVX . . . 928-929
KEMET . . . 930-934
Syfer . . . 935
TDK . . . 936
Vishay / Vitramon . . . 937

CERAMIC SURFACE MOUNT
ATC . . . 938-939
AVX . . . 940-954
Dielectric Laboratories . . . 955
Johanson Dielectric . . . 956-958
KEMET . . . 959-970
Murata . . . 971-989
Syfer . . . 990-991
Taiyo Yuden . . . 992-995
TDK . . . 996-1014
Vishay / Vitramon . . . 1015-1017

SILICON CAPACITORS, SMD
IPDiA . . . 1018

CERAMIC LEADED
AVX . . . 1019-1021
KEMET . . . 1022-1026
Murata . . . 1027-1028
TDK . . . 1029-1034
Vishay / BC Components . . . 1036
Vishay / Roederstein . . . 1035
Vishay / Sprague . . . 1035-1036

FILM CAPACITORS
AVX . . . 1037
Cornell Dubilier . . . 1038-1039
EPCOS . . . 1040-1045
KEMET . . . 1046-1047, 1049
Mallory . . . 1048
Panasonic . . . 1050-1054
Vishay / Roederstein . . . 1055-1056
Vishay / Sprague . . . 1057
Wima . . . 1058-1063

MICA CAPACITORS
Cornell Dubilier . . . 1064-1066

TANTALUM SURFACE MOUNT
AVX . . . 1067-1076
KEMET . . . 1077-1086
Nichicon . . . 1087
Panasonic . . . 1088
Vishay / Sprague . . . 1089-1096

TANTALUM LEADED
AVX . . . 1097
KEMET . . . 1098-1101
Vishay / Sprague . . . 1102-1103

WET TANTALUM
AVX . . . 1104
Vishay / Sprague . . . 1105

TRIMMERS
Murata . . . 1106
Sprague Goodman . . . 1107
Voltronics . . . 1108

Frequency Control (Crystals, Oscillators, Resonators, SAW Filters)

Abracon . . . 1109-1124
AVX . . . 1125-1127
CTS Elecronic Components . . . 1128-1130
EPCOS . . . 1131-1133
Epson Toyocom . . . 1134-1136
Murata . . . 1137-1138
TXC . . . 1139-1143

Inductors, EMI/RFI Suppression, Signal Conditioning

EMI/RFI SUPPRESSION
FairRite . . . 1144
FerriShield . . . 1145-1147
Laird Technologies . . . 1148-1152
Murata . . . 1153-1157
Syfer . . . 1158-1159
Taiyo Yuden . . . 1160
TDK . . . 1161
Tusonix . . . 1162-1163
Vacuumschmelze . . . 1164
Vishay / Dale . . . 1165
Wurth Electronics . . . 1166-1168

INDUCTORS
API Delevan . . . 1169-1176
AVX . . . 1177-1178
BI Technologies . . . 1179
Bourns . . . 1180-1193
Bourns / J.W. Miller . . . 1194-1197
Coilcraft . . . 1198-1215
Coiltronics . . . 1216-1224
EPCOS . . . 1225-1228
Johanson Technology . . . 1229
KOA Speer . . . 1230-1231
Murata . . . 1232-1237
Murata Power Solutions . . . 1238-1242
Panasonic . . . 1242-1252
Pulse . . . 1253-1254
Sumida . . . 1255-1258
Taiyo Yuden . . . 1259-1265
TDK . . . 1266-1272
Vacuumschmelze . . . 1273
Vishay / Dale . . . 1274-1279
Wurth Electronics . . . 1280-1292

SIGNAL CONDITIONING
ABRACON . . . 1293
Johanson Technology . . . 1294
Murata . . . 1295-1296
Taiyo Yuden . . . 1297-1298
TDK . . . 1299-1300
Walsin . . . 1301
Xicon . . . 1302

AVX Ceramic Transient Voltage Suppressors

Products may be RoHS compliant. Check mouser.com for RoHS status.

MAV SERIES MINIATURE AC VARISTORS

Features:

- 110 Pk-Pk @ 125kHz capability
- AEC Q200 qualified
- ESD rated to 25kV (HBM ESD Level 6)
- EMI/RFI attenuation in off state

DIMENSIONS: mm (in.)

	L	W	T	BW	BL	P
MAV0010	1.60 ± 0.15	0.80 ± 0.15	0.90 Max	N/A	0.35 ± 0.15	N/A
MAV0020	1.00 ± 0.15	1.37 ± 0.15	0.66 Max	0.36 ± 0.10	0.20 ± 0.10	0.64 REF
MAV0040	1.00±0.10	0.50±0.10	0.60 Max	N/A	0.25±0.15	N/A

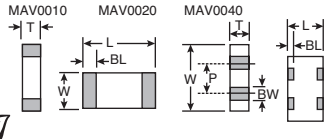



PRODUCT NEW

RoHS Compliant

For quantities greater than listed, call for quote.

MOUSER STOCK NO.	AVX Part No.	Case Size	Working Voltage (DC)	Working Voltage (AC)	Breakdown Voltage (V@1mADC)	Clamping Voltage (V@IVC)	Max Leakage Current Rating (μA)	Transient Energy (J)	Cap (pF) max	Number of Elements	Price Each 1	25	100	500	Reel Qty.	Price Per Piece
581-MAV0040WP	MAV0040WP	0402	70	52	120 ±15%	225	10	0.02	6	1					1000	
581-MAV0020	MAV0020DP	0405	70	52	120±15%	225	10	0.02	8	2					1000	
581-MAV0010	MAV0010DP	0603	70	52	120±15%	225	10	0.015	22	1					1000	

TRANSFEED™ MULTILAYER CERAMIC TRANSIENT VOLTAGE SUPPRESSORS

LEAD-FREE

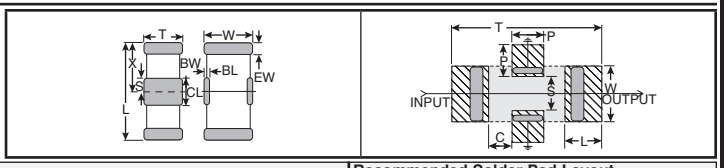

DIMENSIONS: mm (in.)									Recommended Solder Pad Layout					
Size	L	W	T	BW	BL	EW	X	S	T	P	S	W	L	C
0805	2.01 ± 0.20 (0.079 ± 0.008)	1.25 ± 0.20 (0.049 ± 0.008)	1.143 Max. (0.045 Max.)	0.46 ± 0.10 (0.018 ± 0.004)	0.18 ± 0.25 -0.08 (0.007 ± 0.010 -0.003)	0.25 ± 0.13 (0.010 ± 0.005)	1.02 ± 0.10 (0.040 ± 0.004)	0.23 ± 0.05 (0.009 ± 0.002)	3.45 (0.136)	0.51 (0.020)	0.76 (0.030)	1.27 (0.050)	1.02 (0.040)	0.46 (0.018)

For quantities greater than listed, call for quote.

MOUSER STOCK NO.	AVX Part No.	Working Voltage (DC)	Working Voltage (AC)	Breakdown Voltage (V@ImA$_{DC}$)	Clamping Voltage (V@I$_{VC}$)	Max. Leakage Current (μA)	Transient Energy Rating Joules (J)	Peak Current Rating (A)	Typical Cap (pF)	DC Resistance	Max. Feedthru Current	Price Each 1	50	100	500	Reel Qty.	Price Per Piece
581-V2F105A150Y2EDP	V2F105A150Y2EDP	5.6	4	8.5+20%	18	35	0.1	30	800	0.20	0.75					1000	
581-V2F105C150Y1FDP	V2F105C150Y1FDP	5.6	4	8.5+20%	18	35	0.3	120	25000	0.15	1					1000	
581-V2F109A200Y2EDP	V2F109A200Y2EDP	9	6.4	12.7+15%	22	25	0.1	30	575	0.20	0.75					1000	
581-V2F109C200Y1FDP	V2F109C200Y1FDP	9	6.4	12.7+15%	22	25	0.3	120	1800	0.15	1					1000	
581-V2F114A300Y2EDP	V2F114A300Y2EDP	14	10	18.5+12%	32	15	0.1	30	300	0.20	0.75					1000	
581-V2F114C300Y1FDP	V2F114C300Y1FDP	14	10	18.5+12%	32	15	0.3	120	900	0.15	1					1000	
581-V2F118A400Y2EDP	V2F118A400Y2EDP	18	13	25.5+10%	42	10	0.1	3	200	0.20	0.75					1000	
581-V2F118C400Y1FDP	V2F118C400Y1FDP	18	13	25.5+10%	42	10	0.3	120	500	0.15	1					1000	
581-V2F118X500Y3DDP	V2F118X500Y3DDP	18	13	25.5+10%	50	10	0.05	20	75	0.25	0.5					1000	
581-V3F418A400Y3GDP	V3F418A400Y3GDP	18.0	13.0	25.5±10%	42	10	0.10	20	150	0.200	0.30					1000	
581-V3F418X500Y3GDP	V3F418X500Y3GDP	18.0	13.0	25.5±10%	50	10	0.05	15	65	0.25	0.20					1000	

MULTIGUARD™ MULTILAYER CERAMIC TRANSIENT VOLTAGE SUPPRESSION ARRAYS

LEAD-FREE

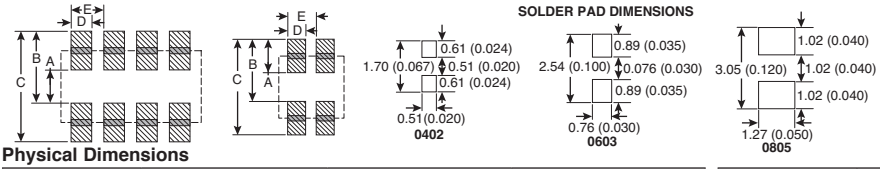

DIMENSIONS: mm (in.)

4-Element Arrays

	A	B	C	D	E
0612	0.89 (0.035)	1.65 (0.065)	2.54 (0.100)	0.46 (0.018)	0.76 (0.030)

2-Element Arrays

	A	B	C	D	E
0405	0.46 (0.018)	0.74 (0.100)	1.20 (0.047)	0.38 (0.015)	0.64 (0.025)
0508	0.89 (0.035)	1.27 (0.050)	2.16 (0.085)	0.46 (0.018)	0.76 (0.030)

Physical Dimensions

	0402 Discrete	0603 Discrete	0805 Discrete
Length	1.00±0.10 (0.040±0.004)	1.60±0.15 (0.063±0.006)	2.01±0.20 (0.079±0.008)
Width	0.50±0.10 (0.020±0.004)	0.80±0.15 (0.032±0.006)	1.25±0.20 (0.049±0.008)
Thickness	0.60 Max. (0.024 Max.)	0.90 Max. (0.035 Max.)	1.02 Max. (0.040 Max.)
Term Band Width	0.25±0.15(0.010±0.006)	0.35±0.15 (0.014±0.006)	0.71 Max. (0.028 Max.)

	0405 Array	0508 Array	0612 Array
Length	1.00±0.15 (0.039±0.006)	1.25±0.20 (0.049±0.008)	1.60±0.20 (0.063±0.008)
Width	1.37±0.15 (0.054±0.006)	2.01±0.20 (0.079±0.008)	3.20±0.20 (0.126±0.008)
Thickness	0.66 Max. (0.026 Max.)	1.02 Max. (0.040 Max.)	1.22 Max. (0.048 Max.)
Term Band Width	0.36±0.10 (0.014±0.004)	0.41±0.10 (0.016±0.004)	0.41±0.10 (0.016±0.004

For quantities greater than listed, call for quote.

MOUSER STOCK NO.	AVX Part No.	Chip Size	Working Voltage (DC)	Working Voltage (AC)	Breakdown Voltage (V@ImA$_{DC}$)	Clamping Voltage (V@I$_{VC}$)	Max. Leakage Current (μA)	Transient Energy Rating (J, 10x1000μS)	Peak Current Rating (A)	Typical Cap (pF)	Number of Elements	Price Each 1	50	100	500	Reel Qty.	Price Per Piece
581-MG042S05X150DP	MG042S05X150DP	0405	5.6	4	8.5	18	35	0.05	15	300	2					1000	
581-MG052S05A150DP	MG052S05A150DP	0508	5.6	4	8.5+20%	18	35	0.1	30	825	2					1000	
581-MG064S05A150DP	MG064S05A150DP	0612	5.6	4	8.5+20%	18	35	0.1	30	825	4					1000	
581-MG052S09A200DP	MG052S09A200DP	0508	9	6.4	12.7+15%	22	25	0.1	30	550	2					1000	
581-MG064L18X500DP	MG064L18X500DP	0612	9	6.4	12.7+15%	22	25	0.1	30	550	4					1000	
581-MG052S14A300DP	MG052S14A300DP	0508	14	10	19.5+12%	32	15	0.1	30	425	2					1000	
581-MG064S09A200DP	MG064S09A200DP	0612	14	10	19.5+12%	32	15	0.1	30	425	4					1000	
581-MG042L18V500DP	MG042L18V500DP	0405	18	14	N/A	50	10	0.2	15	40	2					1000	
581-MG052S18A400DP	MG052S18A400DP	0508	18	14	25.5+10%	42	10	0.1	30	225	2					1000	
581-MG052L18X500DP	MG052L18X500DP	0508	18	14	N/A	50	10	0.1	20	50	2					1000	
581-MG064S14A300DP	MG064S14A300DP	0612	18	14	25.5+10%	42	10	0.05	15	120	4					1000	
581-MG064S18A400DP	MG064S18A400DP	0612	18	14	N/A	50	10	0.1	20	75	4					1000	

ULTRAGUARD SERIES

ESD Protection for Low Leakage Requirements

For quantities greater than listed, call for quote.

MOUSER STOCK NO.	AVX Part No.	Chip Size	Working Voltage (DC)	Working Voltage (AC)	Typical Cap (pF)	Freq.	Number of Elements	Price Each 1	50	100	500	Reel Qty.	Price Per Piece
581-VCUG040030L1WP	VCUG040030L1WP	0402	3	2.3	175	M	1					10000	
581-MGUG060030L4DP	MGUG060030L4DP	0603	3	2.3	425	M	4					1000	
581-MGUG040050L2DP	MGUG040050L2DP	0402	5	3.5	40	M	2					1000	
581-MGUG050050L2DP	MGUG050050L2DP	0508	5	3.5	425	M	2					1000	
581-VCUG060050L1DP	VCUG060050L1DP	0603	5	3.5	550	K	1					1000	
581-VCUG080050L1DP	VCUG080050L1DP	0805	5	3.5	750	K	1					1000	
581-VCUG060100L1DP	VCUG060100L1DP	0603	10	7.1	250	K	1					1000	
581-MGUG060100L4DP	MGUG060100L4DP	0612	10	7.1	225	M	4					1000	
581-VCUG040150L1WP	VCUG040150L1WP	0402	15	11	40	M	1					10000	
581-MGUG040150L2DP	MGUG040150L2DP	0405	15	11	50	M	2					1000	
581-MGUG060150L4DP	MGUG060150L4DP	0603	15	11	75	M	4					1000	
581-VCUG080150L1DP	VCUG080150L1DP	0805	15	11	120	K	1					1000	

© Copyright 2014 Mouser Electronics

AVX Ceramic Transient Voltage Varistors and Suppressors

RoHS Compliant This product is RoHS compliant.

150°C RADIAL LEADED HIGH TEMPERATURE AUTOMOTIVE MULTILAYER VARISTORS

Features:

- AEC Q200 Qualified
- ESD rated to 25kV (HBM ESD Level 6)
- EMI/RFI attenuation in off state
- Excellent current and energy handling

For quantities greater than listed, call for quote.

MOUSER STOCK NO.	Fig.	Working Voltage		Breakdown Voltage	Clamping Voltage	Transient Energy Rating	Peak Current Rating	Max. Leakage Current	Jump Start	Cap.	Price Each			
Mfr. Mfr. Part No.		DC	AC	(V@ImADC)	(V@IVC)						1	100	500	1000
581—VR15AT18A650R	A	18	13	41 ± 10%	67	0.1	30	10	29	90				

AUTOMOTIVE STATICGUARD VARISTORS

The StaticGuard Automotive Series are low capacitance versions of the TransGuard and are designed for general ESD protection of CMOS, Bi-Polar, and SiGe based systems. The low capacitance makes these products suitable for use in high speed data transmission lines.

NEW PRODUCT

Size (EIA)	DIMENSIONS: mm (in.) Length (L)	Width (W)	Max. Thickness (T)	Land Length (t)/BL
0402	1.00±0.10(0.040±0.004)	0.50±0.10(0.020±0.004)	0.60 (0.024)	0.25±0.15(0.010±0.006)
0603	1.60±0.15(0.063±0.006)	0.80±0.15(0.031±0.006)	1.60 (0.063)	0.35±0.15(0.014±0.006)
0805	2.01±0.20(0.079±0.008)	1.25±0.20(0.049±0.008)	1.02 (0.040)	0.71 max.(0.028 max.)
1206	3.20±0.20(0.126±0.008)	1.60±0.20(0.063±0.008)	1.02 (0.040)	0.94 max.(0.037 max.)
1210	3.20±0.20(0.126±0.008)	2.49±0.20(0.098±0.008)	1.70 (0.067)	0.14 max.(0.045 max.)

For quantities greater than listed, call for quote.

MOUSER STOCK NO.	Fig.	Case Size	Working Voltage		Clamping Voltage	Test Current for Vc	Max. Leakage Current	Transient Energy Rating	Peak Current Rating	Typ. Cap.	Price Each			Reel Qty.	Price Per Piece
Mfr. Mfr. Part No.			DC	AC							1	100	500		
581—VCAS04LC18V500WP	B	402	18	14	50	1	10	0.02	15	40				10000	
581—VCAS06LC18X500DP	B	603	18	14	50	1	10	0.05	30	50				1000	
581—VCAS08LC18A500DP	B	805	18	14	50	1	10	0.1	30	80				1000	

AUTOMOTIVE ANTENNAGUARD VARISTORS

The AntennaGuardAutomotive Series are ultra-low capacitance versions of the TransGuardand are designed for use in RF and other capacitive sensitive circuits. These low capacitance values have low insertion loss, low leakage current and unsurpassed reliability compared to diode options. All Automotive Series products from AVX are designed to the highest reliability and AEC Q200 qualified.

NEW PRODUCT

For quantities greater than listed, call for quote.

MOUSER STOCK NO.	Fig.	Case Size	Working Voltage		Max. Leakage Current	Typical Cap. Ip	Elements	Jump Start	Price Each			Reel Qty.	Price Per Piece
Mfr. Mfr. Part No.			DC	AC					1	100	500		
581—VCAS04AG183R0Y	B	402	18	14	0.1	3	1	27.5				1000	
581—VCAS06AG18120Y	B	603	18	14	0.1	12	1	27.5				1000	
581—VCAS06AG183R0Y	B	603	18	14	0.1	3	1	27.5				1000	

TRANSGUARD AUTOMOTIVE SERIES - MULTILAYER VARISTORS

Features:

- High Reliability
- Bi-Directional protection
- High Current Handling
- AEC Q200 Qualified
- EMI/RFI attenuation
- Multi-strike capability
- Sub 1nS response to ESD strike
- High Energy Absorption (Load Dump)

For quantities greater than listed, call for quote.

MOUSER STOCK NO.	Fig.	Case Size	Working Voltage		VB	VC	Test Current for VC	ET	IP	Freq.	Cap. (pF)	Price Each			Reel Qty.	Price Per Piece
Mfr. Mfr. Part No.			DC	AC								1	100	500		
581—VCAS060316B400DP	B	0603	16	11	25.5±10%	42	1	0.2	30	K	150				1000	
581—VCAS060318A400DP	B	0603	18	13	25.5±10%	42	1	0.1	30	K	150				1000	
581—VCAS060326A580DP	B	0603	26	18	34.5±10%	60	1	0.1	30	K	155				1000	
581—VCAS060330A650DP	B	0603	30	21	41.0±10%	67	1	0.1	30	K	125				1000	
581—VCAS080518A400DP	B	0805	18	13	25.5±10%	42	1	0.1	30	K	225				1000	
581—VCAS080518C400DP	B	0805	18	13	25.5±10%	42	1	0.3	120	K	550				1000	
581—VCAS080526A580DP	B	0805	26	18	34.5±10%	60	1	0.1	30	K	120				1000	
581—VCAS080526C580DP	B	0805	26	18	34.5±10%	60	1	0.3	100	K	250				1000	
581—VCAS080530A650DP	B	0805	30	21	41.0±10%	67	1	0.1	30	M	90				1000	
581—VCAS080530C650DP	B	0805	30	21	41.0±10%	67	1	0.3	30	K	250				1000	
581—VCAS080538C770DP	B	0805	38	30	47.0±10%	77	1	0.3	80	K	200				1000	
581—VCAS120616K380DP	B	1206	16	11	22.0±10%	38	1	0.6	200	K	930				1000	
581—VCAS120618A400DP	B	1206	18	13	25.5±10%	42	1	0.1	30	K	350				1000	
581—VCAS120618D400DP	B	1206	18	13	25.5±10%	42	1	0.4	150	K	900				1000	
581—VCAS120618E380DP	B	1206	18	13	22.0±10%	38	1	0.5	200	K	950				1000	
581—VCAS120626D580DP	B	1206	26	18	34.5±10%	60	1	0.4	120	K	500				1000	
581—VCAS120630D650DP	B	1206	30	21	41.0±10%	67	1	0.4	120	K	400				1000	
581—VCAS120642L800DP	B	1206	42	32	51.0±10%	80	1	0.8	180	K	600				1000	
581—VCAS120648D101DP	B	1206	48	34	62.0±10%	100	1	0.4	100	K	225				1000	
581—VCAS120656F111DP	B	1206	56	40	68.0±10%	110	1	0.7	100	K	180				1000	
581—VCAS121016J390DP	B	1210	16	11	25.5±10%	42	5	1.5	500	K	3100				1000	
581—VCAS121018J390DP	B	1210	18	13	25.5±10%	42	5	1.5	500	K	3100				1000	
581—VCAS121026H560DP	B	1210	26	18	34.5±10%	60	5	1.2	300	K	2150				1000	
581—VCAS121030H620DP	B	1210	30	21	41.0±10%	67	5	1.2	280	K	1850				1000	
581—VCAS121048H101DP	B	1210	48	34	62.0±10%	100	1	1.2	250	K	500				1000	
581—VCAS121085S151DP	B	1210	85	60	100.0±10%	150	1	2.0	250	K	275				1000	

MULTILAYER BI-DIRECTIONAL TRANSIENT VOLTAGE SUPPRESSORS

The Controlled Capacitance TransGuard is an application specific bi-directional transient voltage suppressor developed for use in mixed signal environments. The Controlled Cap MLV has three purposes: 1). Reduce emissions from a high speed ASIC, 2) prevent induced E fields from conducting into the IC, and 3) clamp transient voltages.

For quantities greater than listed, call for quote.

MOUSER STOCK NO.	Fig.	Case Size	Working Voltage		Breakdown Voltage	Clamping Voltage	Max. Leakage Current	Transient Energy Rating	Peak Current Rating	Typical Cap. (pF)	Cap. Tol.	Price Each			Reel Qty.	Price Per Piece
Mfr. Mfr. Part No.			DC	AC	(V@ImADC)	(V@IVC)						1	100	500		
581—VCAC060322A47NRP	C	0603	22	17	32.5±25%	50	10	0.1	30	47	30%				4000	
581—VCAC060326C82MRP	C	0603	26	20	36.0±15%	67	10	0.3	30	82	20%				4000	

STATICGUARD SERIES MULTILAYER CERAMIC TRANSIENT VOLTAGE SUPPRESSORS

The StatidGuard MLV Transient Voltage Suppressors provide ESD protection for CMOS, Bi Polar and SiGe based systems. Typical ESD failure voltage for CMOS and/or Bi Polar is ≥ 200V.15kV ESD pulse (air discharge) per IEC 1000-4-2, Level 4, generates < 20 millijoules of energy. The AVX StaticGuard MLV Transient Voltage Suppressors offer low capacitance (<200pF) for high-speed data transmission and offer low leakage current (IL) for battery operated equipment.

For quantities greater than listed, call for quote.

MOUSER STOCK NO.	Fig.	Case Size	Working Voltage		Clamping Voltage	Test Current for Vc	Max. Leakage Current	Transient Energy Rating	Peak Current Rating	Typical Cap. (pF)	Elements	Price Each			Reel Qty.	Price Per Piece
Mfr. Mfr. Part No.			DC	AC	(V@IVC)							1	100	500		
VC Series																
581—VC12LC18A500RP	D	1206	18	14	50	1	10	10	30	200	1				4000	
VA Series																
581—VA10LC18A500DL	D	Axial	18	14	50	1	10	10	30	200	1				1000	
581—VA10LC18A500RL	D	Axial	18	14	50	1	10	10	30	200	1				3000	

A

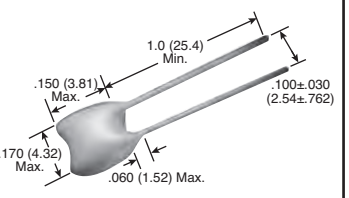

DIMENSIONS: in. (mm)

B

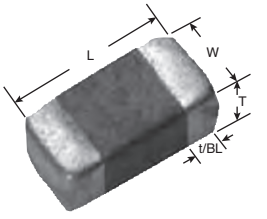

C

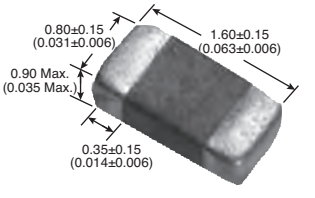

DIMENSIONS: mm (in.)

D



© Copyright 2014 Mouser Electronics

© Copyright 2014 Mouser Electronics

TRANSGUARD™ SURFACE MOUNT CERAMIC TRANSIENT VOLTAGE SUPPRESSORS

Features:

- Ni/Sn Alloy(Plated)
- Operation temp: -55°C to +125°C
- Meets IEC 1000 -4 specifications
- All standard surface mount TransGuard chips are unmarked

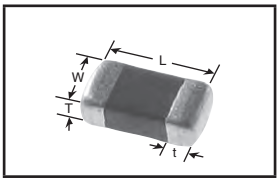

DIMENSIONS: mm (in.)				
Size	L	W	T	t
0201	.60±.03(.024±.001)	.30±.011(.024±.001)	.33(.013)	.15±.006(.024±.001)
0402	1.00±.10(.040±.004)	.50±.020(.024±.001)	.6(.024)	25±.010(.024±.001)
0603	1.60±.15(.063±.006)	.80±.031(.024±.001)	.9(.035)	.35±.014(.024±.001)
0805	2.01±.20(.079±.008)	1.25±.049(.024±.001)	1.02(.04)	71 max(.028 max.)
1206	3.20±.20(.126±.008)	1.60±.063(.024±.001)	1.02(.04)	.71 max(.028 max.)
1210	3.20±.20(.126±.008)	2.49±.098(.126±.008)	1.70(.067)	.71 max(.028 max.)

For quantities greater than listed, call for quote.

MOUSER STOCK NO. Mfr.	Mfr. Part No.	Case Size	V_W(DC)	V_W(AC)	V_B	V_C	I_{VC}	I_L	E_T	I_P	Cap. (pF)	Freq.	Price Each 1	100	500	Reel Qty.	Price Per Piece
581—	VC020103V101WP	0201	3.5	2	4.76-8.84	14	1	50	0.02	10	100	-				10000	
581—	VC020103V121WP	0201	3.5	2	4.76-8.84	14	1	50	0.02	10	125	-				10000	
581—	VC020103V151WP	0201	3.5	2.0	4.76-8.84	14	1	50	0.02	10	150	-				10000	
581—	VC020105V101WP	0201	5.6	4.0	6.4-9.6	17	1	50	0.02	4	100	-				10000	
581—	VC020105T150WP	0201	5.6	4	10-15.6	35	1	5	0.01	1	15	-				10000	
581—	VC020105T330WP	0201	5.6	4	10-15.6	35	1	5	0.01	1	33	-				10000	
581—	VC020105T500WP	0201	5.6	4	10-15.6	35	1	50	0.01	5	50	-				10000	
581—	VC020105T101WP	0201	5.6	4	10-15.6	35	1	50	0.01	5	100	-				10000	
581—	VC020107V101WP	0201	7	5.6	9.6-14.4	20	1	50	0.02	5	100	-				10000	
581—	VC020116T150WP	0201	16	11	21.7-29.3	45	1	50	0.01	1	15	-				10000	
581—	VC040205X150WP	0402	5.6	4	8.5±20%	18	1	35	0.05	20	175	M				10000	
581—	VC040209X200WP	0402	9	6.4	12.7±15%	22	1	25	0.05	20	175	M				10000	
581—	VC040214X300WP	0402	14	10	18.5±12%	32	1	15	0.05	20	100	M				10000	
581—	VC040218X400WP	0402	18	13	25.5±10%	42	1	10	0.05	20	65	M				10000	
581—	VC060303A100DP	0603	3.3	2.3	5.0±20%	12	1	100	0.1	30	1450	K				1000	
581—	VC060305A150DP	0603	5.6	4	8.5±20%	18	1	35	0.01	30	750	K				1000	
581—	VC060309A200DP	0603	9	6.4	12.7±15%	22	1	25	0.1	30	550	K				1000	
581—	VC060314A300DP	0603	14	10	18.5±12%	32	1	15	0.1	30	350	K				1000	
581—	VC060318A400DP	0603	18	13	25.5±10%	42	1	10	0.1	30	150	K				1000	
581—	VC060330A650DP	0603	30	21	41.0±10%	67	1	10	0.1	30	125	K				1000	
581—	VC080503A100DP	0805	3.3	2.3	5.0±20%	12	1	100	0.1	40	1400	K				1000	
581—	VC080503C100DP	0805	3.3	2.3	5.0±20%	12	1	100	0.3	120	5000	K				1000	
581—	VC080505A150DP	0805	5.6	4	8.5±20%	18	1	35	0.1	40	1100	K				1000	
581—	VC080505C150DP	0805	5.6	4	8.5±20%	18	1	35	0.3	120	3000	K				1000	
581—	VC080509A200DP	0805	9	6.4	12.7±15%	22	1	25	0.1	40	750	K				1000	
581—	VC080512A250DP	0805	12	8.5	16±15%	27	1	25	0.1	40	525	K				1000	
581—	VC080514A300DP	0805	14	10	18.5±12%	32	1	15	0.1	40	325	K				1000	
581—	VC080514C300DP	0805	14	10	18.5±12%	32	1	15	0.3	120	900	K				1000	
581—	VC080518A400DP	0805	18	13	25.5±10%	42	1	10	0.1	30	225	K				1000	
581—	VC080518C400DP	0805	18	13	25.5±10%	42	1	10	0.3	100	550	K				1000	
581—	VC080526A580DP	0805	26	18	34.5±10%	60	1	10	0.1	30	120	K				1000	
581—	VC080526C580DP	0805	26	18	34.5±10%	60	1	10	0.3	100	250	K				1000	
581—	VC080530A650DP	0805	30	21	41.0±10%	67	1	10	0.1	30	90	M				1000	
581—	VC120603A100DP	1206	3.3	2.3	5.0±20%	12	1	100	0.1	40	1250	K				1000	
581—	VC120603D100DP	1206	3.3	2.3	5.0±20%	12	1	35	0.4	150	4700	K				1000	
581—	VC120605A150DP	1206	5.6	4	8.5±20%	18	1	35	0.1	40	1200	K				1000	
581—	VC120605D150DP	1206	5.6	4	8.5±20%	18	1	35	0.1	150	3000	K				1000	
581—	VC120614A300DP	1206	14	10	18.5±12%	32	1	15	0.01	40	600	K				1000	
581—	VC120614D300DP	1206	14	10	18.5±12%	32	1	15	0.4	150	1050	K				1000	
581—	VC120618A400DP	1206	18	13	25.5±10%	42	1	10	0.1	30	350	K				1000	
581—	VC120618D400DP	1206	18	13	25.5±10%	42	1	10	0.4	150	900	K				1000	
581—	VC120626D580DP	1206	26	18	34.5±10%	60	1	10	0.4	120	500	K				1000	
581—	VC120630D650DP	1206	30	21	41.0±10%	67	1	10	0.4	120	400	K				1000	
581—	VC120648D101DP	1206	48	34	62.0±10%	100	1	10	0.4	100	225	K				1000	
581—	VC121030G620DP	1210	30	21	41.0±10%	67	5	10	0.9	220	1750	K				1000	
581—	VC121030H620DP	1210	30	21	41.0±10%	67	5	10	1.2	280	1850	K				1000	
581—	VC121048G101DP	1210	48	34	62.0±10%	100	5	10	0.9	220	450	K				1000	
581—	VC121048H101DP	1210	48	34	62.0±10%	100	5	10	1.2	250	500	K				1000	
581—	VC121060J121DP	1210	60	42	76.0±10%	120	5	10	1.5	250	400	K				1000	
581—	VJ13MC0600KBA	1210	60	42	76.0±10%	126	10	25	1.5	250	600	K				2000	

AVX MINIATURE CAN BUS VARISTOR

PRODUCT NEW

The CAN BUS and FlexRay varistor is a zinc oxide (ZnO) based ceramic semiconductor device with non- linear voltage-current characteristics (bi-directional) similar to back-to-back Zener diodes and an EMC capacitor in parallel (see equivalent circuit model). They have the added advantage of greater current and energy handling capabilities as well as EMI/RFI attenuation. Devices are fabricated by a ceramic sintering process that yields a structure of conductive ZnO grains surrounded by electrically insulating barriers, creating varistor like behavior.

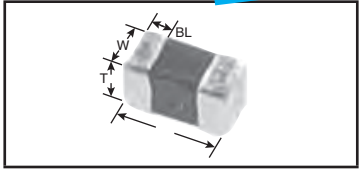

DIMENSIONS: mm (in.)				
Size	L	W	T	BL
0402	1.00±0.10 (0.040±0.004)	0.50±0.10 (0.020±0.004)	0.60 max (0.024 max)	0.25±0.15 (0.010±0.006)
0405	1.00±0.15 (0.039±0.006)	1.37±0.15 (0.054±0.006)	0.66 max (0.026 max)	0.36±0.10 (0.014±0.004)
0612	1.60±0.20 (0.063±0.008)	3.20±0.20 (0.126±0.008)	1.22 max (0.048 max)	0.41±0.10 (0.016±0.010)

For quantities greater than listed, call for quote.

MOUSER STOCK NO. Mfr.	Mfr. Part No.	Case Size	V_B	I_L	E_T	I_P	Cap.	Elements	Price Each 1	100	500	Reel Qty.	Price Per Piece
581—	CAN0005WP	0402	33	2	0.015	4	37	1				10000	
581—	CAN0002DP	0405	70	2	0.015	4	22	2				1000	
581—	CAN0004DP	0612	100	2	0.015	4	22	4				1000	
581—	FLX0005WP	0402	26	5	0.02	4	17	1				4000	

MULTILAYER CERAMIC TRANSIENT VOLTAGE SUPPRESSORS

ESD Protection for any Circuit Sensitive to Capacitance

DIMENSIONS: mm (in.)				
Size	L	W	T	t
0402	1.00±0.10 (0.040±0.004)	0.50±0.10 (0.020±0.004)	0.35 (0.014)	0.25±0.15 (0.010±0.006)

Features:

- High Reliability
- Capacitance: <1pF
- Bi-Directional protection
- Fastest response time to ESD strikes
- Multi-strike capability
- Low insertion loss
- Low profile 0402 case size

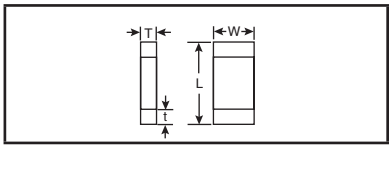

For quantities greater than listed, call for quote.

MOUSER STOCK NO. Mfr.	Mfr. Part No.	V_W (DC)	V_B	I_L	t	Tol. (%)	Price Each 1	100	500	Reel Qty.	Price Per Piece
581—	VCH4AG150R4MATWA	<15	135	<100nA	0.47 max	20				10000	

HIGH TEMP. AUTOMOTIVE MULTILAYER VARISTORS

Designed for underhood application

Features:

- Rated at 150°C
- AEC Q200 qualified
- ESD rating to 25kV contact
- EMI/RFI attenuation in off state
- Excellent current and energy handling

Specifications:

- V_W (DC): ≤18
- V_W (AC): ≤14

DIMENSIONS: mm (in.)				
Size	L	W	T	BL
0402	1.00±0.15 (0.039±0.006)	1.37±0.15 (0.054±0.006)	0.66 max (0.026 max)	0.20±0.10 (0.008±0.004)
0405	1.60±0.15 (0.063±0.006)	0.80±0.15 (0.032±0.006)	0.90 max (0.035 max)	0.35±0.15 (0.014±0.006)
0603	1.60±0.15 (0.063±0.006)	0.80±0.15 (0.032±0.006)	0.90 max (0.035 max)	0.35±0.15 (0.014±0.006)
0612	1.60±0.20 (0.063±0.008)	3.20±0.20 (0.126±0.008)	1.22 (0.048 max)	0.18 (0.008)

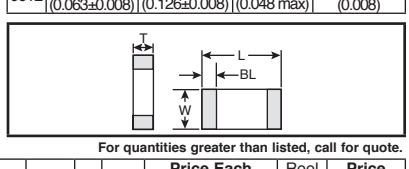

For quantities greater than listed, call for quote.

MOUSER STOCK NO. Mfr.	Mfr. Part No.	Case Size	V_B	I_L	E_T	I_P	Cap.	Price Each 1	100	500	Reel Qty.	Price Per Piece
581—	CANAT02DP	0405	70	10	0.015	4	22				1000	
581—	CANAT01DP	0603	120	10	0.015	4	22				1000	
581—	CANAT04DP	0612	100	10	0.015	4	22				1000	
581—	VCAT6AG1812YAT1A	0603	-	10	-	-	121				4000	

© Copyright 2014 Mouser Electronics

© Copyright 2014 Mouser Electronics

BOURNS Metal Oxide Varistors

BOURNS®

RoHS Compliant **This product is RoHS compliant.**

DIMENSIONS: mm

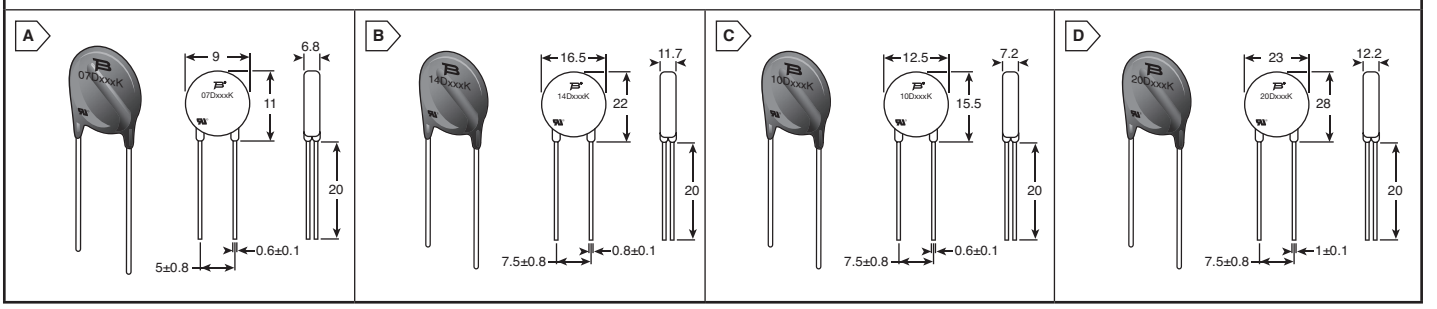

BOURNS METAL OXIDE VARISTORS

The Bourns® MOV product portfolio offers 7 mm and 10 mm radial leaded varistor devices which protect against overvoltage transients such as lightning, power contact, and power induction. The metal oxide varistors offer a choice of varistor voltages from 18 V to 820 V and Vrms voltages from 11 V to 510 V. The devices have high current handling, high energy absorption capability and fast response times to protect against transient faults up to rated limits.

Common Features:
- High voltage rating
- High current rating
- Bidirectional
- Surge protection
- Fast response time
- Available in Tape and Reel

Common Specifications:
- Operating Temperature Range: -40°C to +85°C
- Storage Temperature Range: -40°C to +125°C
- Voltage Tolerance: 10%

Common Applications:
- Power supplies
- Power systems
- Line voltage
- Telecom systems
- White goods / appliances

Specifications:
MOV-07DxxxK Series
- Rated Wattage: 0.25W

MOV-10DxxxK Series
- Rated Wattage: 0.40W

MOV-14DxxxK Series
- Rated Wattage: 0.60W

MOV-20DxxxK Series
- Rated Wattage: 1.00W

MOV-07DXXXK Series

RoHS Compliant

For quantities greater than listed, call for quote.

MOUSER STOCK NO.	Bourns Part No.	Fig.	Cap. (pF)	Volts	Price Each 1	100	500	1000
652-MOV-07D821K	MOV-07D821K	A	60	820				
652-MOV-07D751K	MOV-07D751K	A	70	750				
652-MOV-07D781K	MOV-07D781K	A	70	780				
652-MOV-07D681K	MOV-07D681K	A	75	680				
652-MOV-07D621K	MOV-07D621K	A	80	620				
652-MOV-07D561K	MOV-07D561K	A	90	560				
652-MOV-07D511K	MOV-07D511K	A	100	510				
652-MOV-07D471K	MOV-07D471K	A	105	470				
652-MOV-07D431K	MOV-07D431K	A	115	430				
652-MOV-07D391K	MOV-07D391K	A	130	390				
652-MOV-07D361K	MOV-07D361K	A	140	360				
652-MOV-07D331K	MOV-07D331K	A	150	330				
652-MOV-07D301K	MOV-07D301K	A	165	300				
652-MOV-07D271K	MOV-07D271K	A	185	270				
652-MOV-07D241K	MOV-07D241K	A	210	240				
652-MOV-07D221K	MOV-07D221K	A	230	220				
652-MOV-07D101K	MOV-07D101K	A	250	100				
652-MOV-07D181K	MOV-07D181K	A	280	180				
652-MOV-07D151K	MOV-07D151K	A	330	150				
652-MOV-07D121K	MOV-07D121K	A	420	120				
652-MOV-07D820K	MOV-07D820K	A	600	82				
652-MOV-07D680K	MOV-07D680K	A	740	68				
652-MOV-07D560K	MOV-07D560K	A	890	56				
652-MOV-07D470K	MOV-07D470K	A	1100	47				
652-MOV-07D330K	MOV-07D330K	A	1250	33				
652-MOV-07D390K	MOV-07D390K	A	1300	39				
652-MOV-07D270K	MOV-07D270K	A	1800	27				
652-MOV-07D220K	MOV-07D220K	A	2300	22				
652-MOV-07D180K	MOV-07D180K	A	2800	18				

MOV-10DXXXK Series

RoHS Compliant

For quantities greater than listed, call for quote.

MOUSER STOCK NO.	Bourns Part No.	Fig.	Cap. (pF)	Volts	Price Each 1	100	500	1000
652-MOV-10D821K	MOV-10D821K	C	110	820				
652-MOV-10D751K	MOV-10D751K	C	130	750				
652-MOV-10D781K	MOV-10D781K	C	130	780				
652-MOV-10D681K	MOV-10D681K	C	150	680				
652-MOV-10D621K	MOV-10D621K	C	160	620				
652-MOV-10D561K	MOV-10D561K	C	180	560				
652-MOV-10D511K	MOV-10D511K	C	200	510				
652-MOV-10D471K	MOV-10D471K	C	210	470				
652-MOV-10D431K	MOV-10D431K	C	230	430				
652-MOV-10D820K	MOV-10D820K	C	250	82				
652-MOV-10D391K	MOV-10D391K	C	260	390				
652-MOV-10D361K	MOV-10D361K	C	280	360				
652-MOV-10D331K	MOV-10D331K	C	300	330				
652-MOV-10D301K	MOV-10D301K	C	330	300				
652-MOV-10D271K	MOV-10D271K	C	370	270				
652-MOV-10D241K	MOV-10D241K	C	420	240				
652-MOV-10D221K	MOV-10D221K	C	450	220				
652-MOV-10D101K	MOV-10D101K	C	500	100				
652-MOV-10D181K	MOV-10D181K	C	560	180				
652-MOV-10D151K	MOV-10D151K	C	670	150				
652-MOV-10D121K	MOV-10D121K	C	830	120				
652-MOV-10D680K	MOV-10D680K	C	1250	68				
652-MOV-10D560K	MOV-10D560K	C	1800	56				
652-MOV-10D470K	MOV-10D470K	C	2100	47				
652-MOV-10D390K	MOV-10D390K	C	2400	39				
652-MOV-10D330K	MOV-10D330K	C	3000	33				
652-MOV-10D270K	MOV-10D270K	C	3700	27				
652-MOV-10D220K	MOV-10D220K	C	4250	22				
652-MOV-10D180K	MOV-10D180K	C	5600	18				

MOV-14DXXXK Series

PRODUCT NEW

RoHS Compliant

For quantities greater than listed, call for quote.

MOUSER STOCK NO.	Bourns Part No.	Fig.	Cap. (pF)	Volts	Price Each 1	100	500	1000
652-MOV-07D201K	MOV-07D201K	B	250	200				
652-MOV-10D201K	MOV-10D201K	B	250	200				
652-MOV-14D911K	MOV-14D911K	B	220	910				
652-MOV-14D821K	MOV-14D821K	B	240	820				
652-MOV-14D681K	MOV-14D681K	B	290	680				
652-MOV-14D621K	MOV-14D621K	B	320	620				
652-MOV-14D511K	MOV-14D511K	B	390	510				
652-MOV-14D471K	MOV-14D471K	B	430	470				
652-MOV-14D431K	MOV-14D431K	B	460	430				
652-MOV-14D391K	MOV-14D391K	B	510	390				
652-MOV-14D361K	MOV-14D361K	B	560	360				
652-MOV-14D271K	MOV-14D271K	B	740	270				
652-MOV-14D241K	MOV-14D241K	B	830	240				
652-MOV-14D201K	MOV-14D201K	B	1000	200				
652-MOV-14D181K	MOV-14D181K	B	1100	180				
652-MOV-14D680K	MOV-14D680K	B	2900	68				
652-MOV-14D470K	MOV-14D470K	B	4300	47				
652-MOV-14D220K	MOV-14D220K	B	9100	22				

MOV-20DXXXK Series

PRODUCT NEW

RoHS Compliant

For quantities greater than listed, call for quote.

MOUSER STOCK NO.	Bourns Part No.	Fig.	Cap. (pF)	Volts	Price Each 1	100	500	1000
652-MOV-20D911K	MOV-20D911K	D	220	910				
652-MOV-20D821K	MOV-20D821K	D	240	820				
652-MOV-20D681K	MOV-20D681K	D	290	680				
652-MOV-20D621K	MOV-20D621K	D	320	620				
652-MOV-20D511K	MOV-20D511K	D	390	510				
652-MOV-20D471K	MOV-20D471K	D	430	470				
652-MOV-20D431K	MOV-20D431K	D	460	430				
652-MOV-20D391K	MOV-20D391K	D	510	390				
652-MOV-20D361K	MOV-20D361K	D	560	360				
652-MOV-20D271K	MOV-20D271K	D	740	270				
652-MOV-20D241K	MOV-20D241K	D	830	240				
652-MOV-20D201K	MOV-20D201K	D	1000	200				
652-MOV-20D181K	MOV-20D181K	D	1100	180				
652-MOV-20D680K	MOV-20D680K	D	2900	68				
652-MOV-20D470K	MOV-20D470K	D	4300	47				
652-MOV-20D220K	MOV-20D220K	D	9100	22				

© Copyright 2014 Mouser Electronics

© Copyright 2014 Mouser Electronics

EPCOS Leaded Varistors

RoHS Compliant This product is RoHS compliant.

B722* LEADED VARISTORS, STANDARD SERIES (CONT.)

Features:

- Wide operating voltage range 11 to 1100Vrms
- High surge current ratings up to 8kA
- No derating up to 85°C
- Pspice models

Approvals:

- UL
- CSA (all types ≥K115)
- SEV
- VDE
- CECC
- CQC
- IEC



RoHS Compliant

For quantities greater than listed, call for quote.

MOUSER STOCK NO.	Epcos Part No.	Vrms (V)	Vdc (V)	Vcmax (V)	Imax (Amps 8/20 μs)	Wmax (Joules 2mS)	Ic (Amps)	Ctyp pF @ 1KHz	Pmax (Watts)	Price Each 1	50	100	500
871-B72207S600K101	B72207S0600K101	60	85	165	1200	4.8	10.0	480	0.25				
871-B72210S600K101	B72210S0600K101	60	85	165	2500	10.0	25.0	870	0.40				
871-B72214S600K101	B72214S0600K101	60	85	165	4500	17.0	50.0	1650	0.60				
871-B72220S600K101	B72220S0600K101	60	85	165	6500	33.0	100.0	3600	1.00				
871-B72210S750K101	B72210S0750K101	75	100	200	2500	12.0	25.0	720	0.40				
871-B72214S750K101	B72214S0750K101	75	100	200	4500	20.0	50.0	1370	0.60				
871-B72220S750K101	B72220S0750K101	75	100	200	6500	40.0	100.0	2900	1.00				
871-B72207S950K101	B72207S0950K101	95	125	250	1200	7.6	10.0	260	0.25				
871-B72210S950K101	B72210S0950K101	95	125	250	2500	15.0	25.0	530	0.40				
871-B72214S950K101	B72214S0950K101	95	125	250	4500	25.0	50.0	870	0.60				
871-B72220S950K101	B72220S0950K101	95	125	250	6500	50.0	100.0	1830	1.00				
871-B72210S111K101	B72210S0111K101	115	150	300	2500	18.0	25.0	445	0.40				
871-B72214S111K101	B72214S0111K101	115	150	300	4500	30.0	50.0	730	0.60				
871-B72205S131K101	B72205S0131K101	130	170	340	400	4.2	5.0	100	0.10				
871-B72207S131K101	B72207S0131K101	130	170	340	1200	9.5	10.0	200	0.25				
871-B72214S131K101	B72214S0131K101	130	170	340	4500	34.0	50.0	650	0.60				
871-B72220S131K101	B72220S0131K101	130	170	340	8000	74.0	100.0	1340	1.00				
871-B72210S141K101	B72210S0141K101	140	180	360	2500	22.0	25.0	370	0.40				
871-B72214S141K101	B72214S0141K101	140	180	360	4500	36.0	50.0	610	0.60				
871-B72220S141K101	B72220S0141K101	140	180	360	8000	78.0	100.0	1240	1.00				
871-B72205S151K101	B72205S0151K101	150	200	395	400	4.9	5.0	90	0.10				
871-B72207S0151K101	B72207S0151K101	150	200	395	1200	11.0	10.0	170	0.25				
871-B72210S151K101	B72210S0151K101	150	200	395	2500	24.0	25.0	350	0.40				
871-B72214S151K101	B72214S0151K101	150	200	395	4500	40.0	50.0	570	0.60				
871-B72220S151K101	B72220S0151K101	150	200	395	8000	85.0	100.0	1160	1.00				
871-B72207S171K101	B72207S0171K101	175	225	455	1200	13.0	10.0	150	0.25				
871-B72214S171K101	B72214S0171K101	175	225	455	4500	46.0	50.0	490	0.60				
871-B72220S171K101	B72220S0171K101	175	225	455	8000	98.0	100.0	1000	1.00				
871-B72207S231K101	B72207S0231K101	230	300	595	1200	17.0	10.0	115	0.25				
871-B72210S231K101	B72210S0231K101	230	300	595	2500	36.0	25.0	230	0.40				
871-B72214S231K101	B72214S0231K101	230	300	595	4500	60.0	50.0	380	0.60				
871-B72220S231K101	B72220S0231K101	230	300	595	8000	130.0	100.0	760	1.00				
871-B72205S251K101	B72205S0251K101	250	320	650	400	8.2	5.0	55	0.10				
871-B72207S251K101	B72207S0251K101	250	320	650	1200	19.0	10.0	105	0.25				
871-B72210S251K101	B72210S0251K101	250	320	650	2500	38.0	25.0	215	0.40				
871-B72214S251K101	B72214S0251K101	250	320	650	4500	65.0	50.0	350	0.60				
871-B72220S251K101	B72220S0251K101	250	320	650	8000	140.0	100.0	700	1.00				
871-B72205S271K101	B72205S0271K101	275	350	710	400	8.6	5.0	50	0.10				
871-B72207S271K101	B72207S0271K101	275	350	710	1200	21.0	10.0	95	0.25				
871-B72210S271K101	B72210S0271K101	275	350	710	2500	43.0	25.0	195	0.40				
871-B72220S271K101	B72220S0271K101	275	350	710	8000	151.0	100.0	630	1.00				
871-B72207S0271K111	B72207S0271K111	275	350	710	1200	151.0	100.0	110	1.00				
871-B72210S0271K551	B72210S0271K551	275	350	710	2500	151.0	100.0	220	1.00				
871-B72214S0271K151	B72214S0271K151	275	350	710	4500	151.0	100.0	440	1.00				
871-B72205S301K101	B72205S0301K101	300	385	775	400	9.6	5.0	45	0.10				
871-B72207S301K101	B72207S0301K101	300	385	775	1200	23.0	10.0	90	0.25				
871-B72210S301K101	B72210S0301K101	300	385	775	2500	47.0	25.0	180	0.40				
871-B72214S301K101	B72214S0301K101	300	385	775	4500	76.0	50.0	300	0.60				
871-B72220S301K101	B72220S0301K101	300	385	775	8000	173.0	100.0	580	1.00				
871-B72210S321K101	B72210S0321K101	320	420	840	2500	50.0	25.0	170	0.40				
871-B72214S321K101	B72214S0321K101	320	420	840	4500	84.0	50.0	280	0.60				
871-B72220S321K101	B72220S0321K101	320	420	840	8000	184.0	100.0	540	1.00				
871-B72205S381K101	B72205S0381K101	385	505	1025	400	13.0	5.0	40	0.10				
871-B72207S0381K101	B72207S0381K101	385	505	1025	1200	28.0	10.0	75	0.25				
871-B72210S381K101	B72210S0381K101	385	505	1025	2500	40.0	25.0	150	0.40				
871-B72220S381K101	B72220S0381K101	385	505	1025	8000	150.0	100.0	450	1.00				
871-B72214S0381K501	B72214S0381K501	385	505	1025	4500	150.0	100.0	315	1.00				
871-B72205S421K101	B72205S0421K101	420	560	1120	400	14.0	5.0	35	0.10				
871-B72207S421K101	B72207S0421K101	420	560	1120	1200	32.0	10.0	65	0.25				
871-B72210S421K101	B72210S0421K101	420	560	1120	2500	45.0	25.0	135	0.40				
871-B72214S421K101	B72214S0421K101	420	560	1120	4500	90.0	50.0	220	0.60				
871-B72205S461K101	B72205S0461K101	460	615	1240	400	18.0	5.0	30	0.10				
871-B72210S461K101	B72210S0461K101	460	615	1240	2500	50.0	10.0	120	0.40				
871-B72214S461K101	B72214S0461K101	460	615	1240	4500	100.0	50.0	200	0.60				
871-B72220S461K101	B72220S0461K101	460	615	1240	8000	195.0	100.0	380	1.00				
871-B72214S0511K101	B72214S0511K101	510	670	1355	4500	110.0	50.0	180	0.60				
871-B72220S511K101	B72220S0511K101	510	670	1355	6500	190.0	100.0	340	1.00				
871-B72214S0551K101	B72214S0551K101	550	745	1500	4500	120.0	50.0	170	0.60				
871-B72220S551K101	B72220S0551K101	550	745	1500	6500	210.0	100.0	320	1.00				
871-B72220S621K101	B72220S0621K101	625	825	1650	6500	230.0	100.0	280	1.00				

© Copyright 2014 Mouser Electronics

© Copyright 2014 Mouser Electronics

EPCOS CeraDiodes, Gas Discharge Tubes, and Varistors

Products may be RoHS compliant. Check mouser.com for RoHS status.

RELIABLE ESD PROTECTION

CeraDiodes are ceramic semiconductors optimized specifically for high performance in ESD applications. They have a non-linear voltage/current characteristic for effectively suppressing extremely fast voltage transients and offer superior parametric stability over the complete operating range of -40°C to +85°C.
CeraDiodes are bi-directional devices. A single CeraDiode connected from signal/data line to ground routes both positive and negative ESD transitions safely to the ground plane. This technique eliminates the need to route ESD charge into the power plane, possibly damaging nearby integrated circuits. CeraDiodes for high-speed lines exhibits a very low capacitance designed for maximum ESD protection combined with minimal signal distortion.

Features:
- Bi-directional ESD protection to IEC 61000-4-2 (level 4)
- Suitable for uni- and bi-directional lines
- Bi-directional ESD protection in a two-pin line
- Routes all ESD events, both positive and negative, safely to ground
- USB 2.0 compliant
- Extremely fast response time < 0.5ns
- Lead-free nickel barrier terminations suitable for lead-free soldering
- RoHS-compatible

Applications:
- Interfaces (e.g. audio and video, USB, IEEE 1394, Ethernet, DVI)
- EDP products (e.g. desktop and notebook computers)
- Peripherals (e.g. printers, memory cards, etc.)
- Portable handheld products (e.g. PDA)
- Mobile communication
- Consumer products (Flat TVs, set top boxes, MP3 players, digital cameras, etc.)
- Liquid crystal displays (LCD)/monitors

Note:
CeraDiodes are not suitable for switching applications or for voltage stabilization, where static power dissipation is required.

RoHS Compliant

For quantities greater than listed, call for quote.

MOUSER STOCK NO.	Epcos Part No.	Fig.	Series / Type	Case Size	Working Voltage (VDC Max.)	Peak Pulse @ 8/20 µs Current (A)	Peak Pulse @ 8/20 µs Power (W)	Price Each 1	50	100	1000
Standard Single Line CeraDiodes											
871-B72590D50A60	B72590D50A60	A	CDS2C05GTA	0402	5.6	10	320				
871-B72590D150A60	B72590D150A60	A	CDS2C15GTA	0402	15	10	670				
871-B72500D50A60	B72500D50A60	A	CDS3C05GTA	0603	5.6	30	1000				
871-B72500D90A60	B72500D90A60	A	CDS3C09GTA	0603	9	30	1600				
871-B72500D150A60	B72500D150A60	A	CDS3C15GTA	0603	15	30	2000				
871-B72570D120A60	B72570D120A60	A	CDS4C12GTA	1003	12	20	1000				
High Speed Single Line CeraDiodes											
871-B72590D160H60	B72590D160H60	A	CDS2C16GTH	0402	16	65	290				
871-B72500D160H60	B72500D160H60	A	CDS3C16GTH	0603	16	65	290				
871-B72500D300H60	B72500D300H60	A	CDS3C30GTH	0603	30	50	120				
Arrays											
871-B72735D50H62	B72735D50H62	B	CDA6C05GTH	1012	3	5.6	195				
871-B72724D160H62	B72724D160H62	C	CDA5C16GTH	0612	4	16	350				

2-POLE GAS DISCHARGE TUBES

Features:
- Standard size
- High current rating
- Very fast response time
- Stable performance over life
- Very low capacitance
- High insulation resistance
- RoHS-compatible

Applications:
- Modem
- XDSL-splitter
- Data lines
- Tuner
- Antenna

For quantities greater than listed, call for quote.

MOUSER STOCK NO.	Epcos Part No.	Fig.	DC Sparkover Voltage	Impulse Sparkover Voltage 100volts /µs	Impulse Sparkover Voltage 1000volts /µs	Arc Voltage @ 1 Amp	Single Impulse Discharge Current (KA/820µs)	Dim.: mm (LxD)	Price Each 1	10	25	50	100
871-EC75X	B88069X0180S102	D	75	500	700	12	10	6x8					
871-A81-C90X	B88069X1380S102	D	90	500	600	10	25	6x8					
871-EC90X	B88069X0720S102	D	90	500	600	12	10	6x8					
871-M51-A90X	B88069X5010C102	D	90	550	600	15	10	5x5					
871-EC230X	B88069X0660S102	D	230	550	700	12	10	6x8					
871-M51-A230X	B88069X2930C102	D	230	550	650	15	10	5x5					
871-A81-A230X	B88069X2250S102	D	230	500	650	15	20	6x8					
871-EC350X	B88069X0810S102	D	350	800	900	12	10	6x8					
871-N81-A350X	B88069X4920S102A2	D	350	700	900	15	10	6x8					
871-A71-H10X	B88069X3820S102	D	1000	1300	1400	20	10	7.9x8					
871-A71-H25X	B88069X2190S102	D	2500	3900	4000	20	2.5	7.9x8					
871-A71-A45X	B88069X2590S102	D	4500	5800	6000	20	2.5	7.9x8					
871-L71-A270X	B88069X2030S102	D	230 ~ 338	500	550	22	5	7.9x8					
871-L71-A470X	B88069X2010S102	D	400 ~ 588	700	800	22	5	7.9x8					
871-L71-A800X	B88069X2040S102	D	680 ~ 1000	1100	1200	22	5	7.9x8					

3-POLE GAS DISCHARGE TUBES

Features:
- Standard size
- Fast response time
- Very high current rating
- Stable performance over life
- Very low capacitance
- High insulation resistance
- RoHS-compatible

Applications:
- Line protection
- Station protection
- Base stations

For quantities greater than listed, call for quote.

MOUSER STOCK NO.	Epcos Part No.	Fig.	DC Sparkover Voltage	Impulse Sparkover Voltage 100volts /µs	Impulse Sparkover Voltage 1000volts /µs	Arc Voltage @ 1 Amp	Single Impulse Discharge Current (KA/820µs)	Dim.: mm (LxD)	Price Each 1	10	25	50	100
871-T83-A90X	B88069X8300B502	E	90	400	450	10	10	10x8					
871-T83-A230X	B88069X8740B502	E	230	400	500	10	25	10x8					
871-T61-C350X	B88069X7700B102	E	400	800	900	35	20	11.5x8.3					

ADVANCED THERMOFUSE VARISTORS

Features:
- Overvoltage protection with integrated thermal fuse
- Suitable for use in industrial and household appliance applications

For quantities greater than listed, call for quote.

MOUSER STOCK NO.	Epcos Part No.	Fig.	AC Operating Voltage (Max VAC)	DC Operating Voltage (Max VDC)	Surge Current 8/20µs (A)	Energy Absorption (2ms)	Average Power Dissipation (W)	Price Each 1	25	100	250	500
871-ETFV14K130E2	ETFV14K130E2	F	130	170	6000	50	0.6					
871-ETFV14K150E2	ETFV14K150E2	F	150	200	6000	60	0.6					
871-ETFV14K175E2	ETFV14K175E2	F	175	225	6000	70	0.6					
871-ETFV14K275E2	ETFV14K275E2	F	275	350	6000	110	0.6					
871-ETFV14K320E2	ETFV14K320E2	F	320	420	6000	136	0.6					
871-ETFV14K420E2	ETFV14K420E2	F	420	560	6000	136	0.6					
871-ETFV20K130E2	ETFV20K130E2	G	130	170	10000	100	1					
871-ETFV20K150E2	ETFV20K150E2	G	150	200	10000	120	1					
871-ETFV20K175E2	ETFV20K175E2	G	175	225	10000	135	1					
871-ETFV20K275E2	ETFV20K275E2	G	275	350	10000	215	1					
871-ETFV20K320E2	ETFV20K320E2	G	320	420	10000	273	1					
871-ETFV20K420E2	ETFV20K420E2	G	420	560	10000	273	1					
871-ETFV25K130E4	ETFV25K130E4	H	130	170	20000	185	1					
871-ETFV25K150E4	ETFV25K150E4	H	150	200	20000	215	1					
871-ETFV25K275E4	ETFV25K275E4	H	275	350	20000	375	1					
871-ETFV25K320E4	ETFV25K320E4	H	320	420	20000	445	1					
871-ETFV25K420E4	ETFV25K420E4	H	420	560	20000	700	1					

DIMENSIONS: mm

A
P1 = GND
P2 = 1/0 Line
Due to the symmetrical configuration, no marking information is needed. P1 and P2 can be interchanged.



B

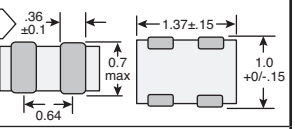

C
P1 = I/O Line 1
P2 = GND
P3 = I/O Line 2
P4 = I/O Line 3
P5 = VDC
P6 = I/O Line 4
Due to the symmetrical configuration, no marking information is needed. P2 and P5 can be interchanged.

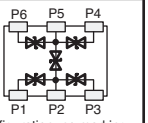

D

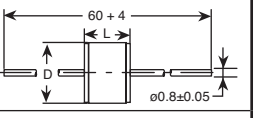

E

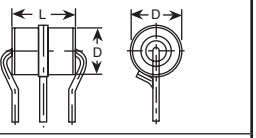

F

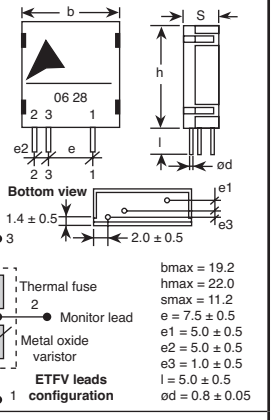

bmax = 19.2
hmax = 22.0
smax = 11.2
e = 7.5 ± 0.5
e1 = 5.0 ± 0.5
e2 = 5.0 ± 0.5
e3 = 1.0 ± 0.5
l = 5.0 ± 0.5
ød = 0.8 ± 0.05

G

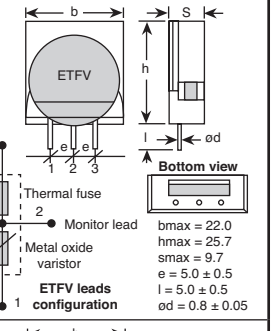

bmax = 22.0
hmax = 25.7
smax = 9.7
e = 5.0 ± 0.5
l = 5.0 ± 0.5
ød = 0.8 ± 0.05

H

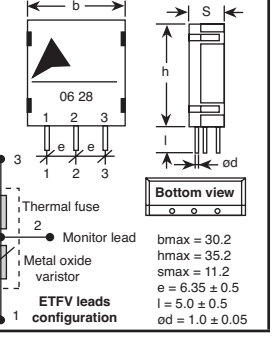

bmax = 30.2
hmax = 35.2
smax = 11.2
e = 6.35 ± 0.5
l = 5.0 ± 0.5
ød = 1.0 ± 0.05

© Copyright 2014 Mouser Electronics

© Copyright 2014 Mouser Electronics

RoHS Compliant **This product is RoHS compliant.**

Littelfuse SURFACE MOUNT ML SERIES VARISTORS

The ML Series family of Transient Voltage Surge Suppressions devices is based on the Littelfuse Multilayer fabrication technology. These components are designed to suppress a variety of transient events, including those specified in IEC 61000-4-2 or other standards used for Electromagnetic Compliance (EMC). The ML Series is typically applied to protect integrated circuits and other components at the circuit board level.

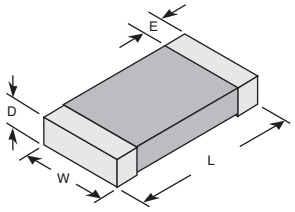

Features:

- Leadless Chip Size: 0402, 0603, 0805, 1206 and 1210
- Multilayer Ceramic Construction Technology
- Operating Temperature Range: -55°C to +125°C
- Operating Voltage Range: V_M(DC) = 3.5V to 120V

Applications:

- Suppression of inductive switching or other transient events such as EFT
- Provides on-board transient voltage protection for ICs and transistors
- Used to help achieve electromagnetic compliance of end products
- Replace larger surface mount TVS Zeners in many applications

Chip Dimensions	1210		1206		0805		0603		0402		0201	
	in.	mm	in.	mm	in.	mm	in.	mm	in.	mm	in.	mm
D Max.	0.113	2.87	0.071	1.8	0.043	1.1	0.04	1	0.024	0.6	0.014	0.35
E	0.02±0.01	0.5±0.25	0.02±0.01	0.5±0.25	0.02±0.01	0.5±0.25	0.15±0.008	0.4±0.2	0.01±0.006	0.25±0.15	0.008±0.004	0.20±0.10
L	0.125±0.012	3.2±0.3	0.125±0.012	3.2±0.3	0.079±0.008	2.01±0.2	0.063±0.006	1.6±0.15	0.039±0.004	1±0.1	0.024±0.002	0.60±0.05
W	0.1±0.012	2.54±0.3	0.06±0.011	1.6±0.28	0.049±0.008	1.25±0.2	0.032±0.06	0.8±0.15	0.02±0.004	0.5±0.1	0.012±0.002	0.30±0.05

For quantities greater than listed, call for quote.

MOUSER STOCK NO.		Package Size	Maximum Ratings (125°C)						Specifications (25°C)			Price Each			Reel Qty	Price Per Piece
			Max. Cont. Working Voltage		Max. Non-repetitive Surge Curr. (8/20μs)	Max. Non-repetitive Surge Engy. (10/1000μs)	Max. Clamping Voltage (8/20μs)		Norm. Volt. @ 1mADC Test Current		Typical Capacitance @ f=1MHz					
Mfr.	Mfr. Part No.		V_M (DC)	V_M (AC)	I_{TM}	W_{TM}	V_C		$V_{N(DG)}$ Min.	$V_{N(DG)}$ Max.	C	1	10	100		
			Volts	Volts	Amps	Joules	Volts	Amps	Volts	Volts	pF					
576—	V3.5MLA0603H	0603	3.5	2.5	30	0.1	13	1	3.7	7	1270				2500	
576—	V3.5MLA0805LH	0805	3.5	2.5	40	0.1	13	1	3.7	7	1380				2500	
576—	V3.5MLA1206H	1206	3.5	2.5	100	0.3	13	1	3.7	7	6000				2500	
576—	V3.5MLA0805H	0805	3.5	2.5	120	0.3	13	1	3.7	7	2530				2500	
576—	V5.5MLA020133NR	0201	5.5	4	1	-	28	-	8	14	33				15000	
576—	V5.5MLA020147NR	0201	5.5	4	1	-	26	-	8	14	47				15000	
576—	V5.5MLA020164NR	0201	5.5	4	1	-	26	-	8	14	64				15000	
576—	V5.5MLA0402NR	0402	5.5	4	20	0.05	21	1	7.1	10.8	220				10000	
576—	V5.5MLA0603H	0603	5.5	4	30	0.1	17.5	1	7.1	9.3	500				2500	
576—	V5.5MLA0805LH	0805	5.5	4	40	0.1	17.5	1	7.1	9.3	990				2500	
576—	V5.5MLA0805LNH	0805	5.5	4	40	0.1	17.5	1	7.1	9.3	990				2500	
576—	V5.5MLA0805H	0805	5.5	4	120	0.3	17.5	1	7.1	9.3	1840				2500	
576—	V5.5MLA1206H	1206	5.5	4	150	0.4	17.5	1	7.1	9.3	3500				2500	
576—	V5.5MLA1206NH	1206	5.5	4	150	0.4	17.5	1	7.1	9.3	3500				2500	
576—	V9MLA0402LNH	0402	9	6.5	4	0.02	35	1	11	16	33				10000	
576—	V9MLA0603H	0603	9	6.5	30	0.1	25.5	1	11	16	490				2500	
576—	V9MLA0603NH	0603	9	6.5	30	0.1	25.5	1	11	16	490				2500	
576—	V9MLA0805LH	0805	9	6.5	40	0.1	25.5	1	11	16	520				2500	
576—	V12MLA0805LNH	0805	12	9	40	0.1	29	1	14	18.5	410				2500	
576—	V12MLA0805LH	0805	12	9	40	0.1	29	1	14	18.5	410				2500	
576—	V14MLA0603H	0603	14	10	30	0.1	34.5	1	15.9	21.5	180				2500	
576—	V14MLA0603NH	0603	14	10	30	0.1	34.5	1	15.9	21.5	180				2500	
576—	V14MLA0805LNH	0805	14	10	40	0.1	32	1	15.9	20.3	320				2500	
576—	V14MLA0805LH	0805	14	10	40	0.1	32	1	15.9	20.3	320				2500	
576—	V14MLA1206H	1206	14	10	150	0.4	32	1	15.9	20.3	1400				2500	
576—	V14MLA1206NH	1206	14	10	150	0.4	32	1	15.9	20.3	1400				2500	
576—	V18MLA0402NH	0402	18	14	20	0.05	50	1	22	28	40				10000	
576—	V18MLA0603H	0603	18	14	30	0.1	50	1	22	28	120				2500	
576—	V18MLA0805LH	0805	18	14	40	0.1	44	1	22	28	290				2500	
576—	V18MLA0805LNH	0805	18	14	40	0.1	44	1	22	28	290				2500	
576—	V18MLA0805H	0805	18	14	120	0.3	44	1	22	28	520				2500	
576—	V18MLA1206H	1206	18	14	150	0.4	44	1	22	28	1270				2500	
576—	V18MLA1210H	1210	18	14	500	2.5	44	2.5	22	28	1440				2000	
576—	V26MLA0603H	0603	26	20	30	0.1	60	1	31	38	110				2500	
576—	V26MLA0805LH	0805	26	20	40	0.1	60	1	29.5	38.5	140				2500	
576—	V26MLA0805H	0805	26	20	100	0.3	60	1	29.5	38.5	220				2500	
576—	V26MLA1206H	1206	26	20	150	0.6	60	1	29.5	38.5	600				2500	
576—	V26MLA1206NH	1206	26	20	150	0.6	60	1	29.5	38.5	600				2500	
576—	V26MLA1210A	1210	26	20	300	1.2	60	2.5	29.5	38.5	1040				2000	
576—	V26MLA1210H	1210	26	20	300	1.2	60	2.5	29.5	38.5	1040				2000	
576—	V30MLA0603H	0603	30	25	30	0.1	74	1	37	46	90				2500	
576—	V30MLA0805LH	0805	30	25	30	0.1	72	1	37	46	90				2500	
576—	V30MLA1210H	1210	30	25	280	1.2	68	2.5	35	43	1820				2000	
576—	V33MLA1206NH	1206	33	26	180	0.8	75	1	38	49	500				2500	
576—	V42MLA1206H	1206	42	30	180	0.8	92	1	46	60	425				2500	
576—	V42MLA1206NH	1206	42	30	180	0.8	92	1	46	60	425				2500	
576—	V48MLA1210H	1210	48	40	250	1.2	105	2.5	54.5	66.5	520				2000	
576—	V56MLA1206H	1206	56	40	180	1	120	1	61	77	180				2500	
576—	V60MLA1210H	1210	60	50	250	1.5	130	2.5	67	83	440				2000	
576—	V68MLA1206H	1206	68	50	180	1	140	1	76	90	100				2500	
576—	V68MLA1206NH	1206	68	50	180	1	140	1	76	90	100				2500	
576—	V85MLA1210H	1210	85	67	250	2.5	180	2.5	95	115	260				2000	
576—	V85MLA1210NH	1210	85	67	250	2.5	180	2.5	95	115	260				2000	
576—	V120MLA1210H	1210	120	107	125	2	260	2.5	135	165	80				2000	

© Copyright 2014 Mouser Electronics

© Copyright 2014 Mouser Electronics

LITTELFUSE Metal Oxide Varistors

RoHS Compliant This product is RoHS compliant.

LITTELFUSE THERMALLY PROTECTED VARISTORS

NEW PRODUCT

For quantities greater than listed, call for quote.

MOUSER STOCK NO.	Mfr. Part No.	Package	Case	ACV Max.	DCV Max.	Current Surge	Varistor Voltage	Price Each 1	10	100
SMOV25S Series										
576—	SMOV25S151MP	25mm Square	5 Leaded	150	200	20kA	264			
SMOV34S Series										
576—	SMOV34S151MP	34mm Square	5 Leaded	150	200	40kA	268			
TCMOV34S Series										
576—	TCMOV34S151MP	34mm Square	5 Leaded	150	200	50kA	268			
576—	TCMOV34S271MP	34mm Square	5 Leaded	275	350	50kA	473			
576—	TCMOV34S421MP	34mm Square	5 Leaded	420	560	50kA	748			
TMOV34S Series										
576—	TMOV34S151EP	34mm Square	2 Leaded	150	200	40kA	268			

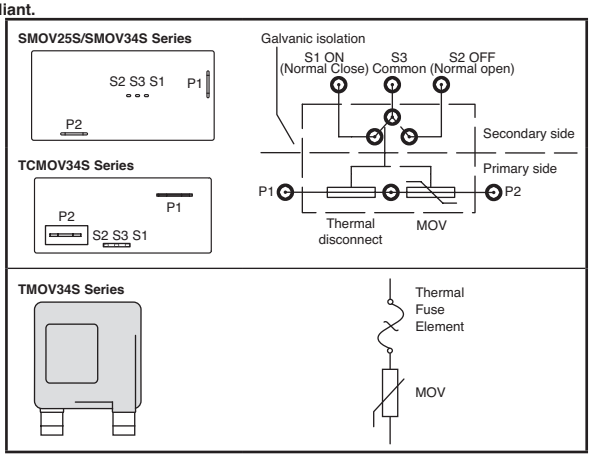

LITTELFUSE METAL OXIDE VARISTORS

LA Series ZA Series

For quantities greater than listed, call for quote.

MOUSER STOCK NO.	Mfr. Part No.	Model Size Disc Dia. (mm)	Device Model Number Brand	Maximum Ratings (85°C) Continuous RMS Voltage	Continuous DC Voltage	Transient Energy (10/1000μs)	Transient Peak Cur. (8/20μs)	Specifications (25°C) V_{NOM} Varistor Peak Voltage Max. @ 1mA DC	Max. @ 1mA AC	Max. Clamping Voltage (8 x 20μs) V_C	I_P	Typical Capacitance @ f=1MHz (pF)	Price Each 1	10	100	250
LA Series																
576—	V130LA1P	7	P1301	130	175	11	1200	184	255	390	10	180				
576—	V130LA2P	7	P1302	130	175	11	1200	184	228	340	10	180				
576—	V130LA5P	10	P1305	130	175	20	2500	184	228	340	25	450				
576—	V130LA10AP	14	P130L10	130	175	38	4500	184	228	340	50	1000				
576—	V130LA20AP	20	P130L20	130	175	70	6500	184	228	340	100	1900				
576—	V130LA20BP	20	P130L20B	130	175	70	6500	184	220	325	100	1900				
576—	V140LA5P	10	P1405	140	180	22	2500	198	242	360	25	400				
576—	V140LA10AP	14	P140L10	140	180	42	4500	198	242	360	50	900				
576—	V150LA1P	7	P1501	150	200	13	1200	212	284	430	10	150				
576—	V150LA2P	7	P1502	150	200	13	1200	212	268	395	10	150				
576—	V150LA5P	10	P1505	150	200	25	2500	212	268	395	25	360				
576—	V150LA10AP	14	P150L10	150	200	45	4500	212	268	395	50	800				
576—	V150LA20AP	20	P150L20	150	200	80	6500	212	268	395	100	1600				
576—	V150LA20BP	20	P150L20B	150	200	80	6500	212	243	360	100	1600				
576—	V250LA10P	10	P250L	250	330	40	2500	354	429	650	25	220				
576—	V275LA2P	7	P2752	275	369	23	1200	389	515	775	10	80				
576—	V275LA40AP	20	P275L40	275	369	140	6500	389	473	710	100	900				
576—	V275LA40BP	20	P275L40B	275	369	140	6500	389	453	680	100	900				
576—	V320LA20AP	14	P320L20	320	420	80	4500	462	565	850	50	380				
576—	V320LA40BP	20	P320L40	320	420	150	6500	462	540	810	100	750				
576—	V420LA20AP	14	P420L20	420	560	90	4500	610	748	1120	50	300				
576—	V420LA40BP	20	P420L40	420	560	160	6500	610	720	1060	100	600				
576—	V480LA40AP	14	P480L40	480	640	105	4500	670	825	1240	50	270				
576—	V480LA80BP	20	P480L80	480	640	180	6500	670	790	1160	100	550				
576—	V510LA40AP	14	P510L40	510	675	110	4500	735	910	1350	50	250				
576—	V510LA80BP	20	P510L80	510	675	190	6500	735	860	1280	100	500				
576—	V575LA40AP	14	P575L40	575	730	120	4500	805	1000	1500	50	220				
576—	V575LA80BP	20	P575L80	575	730	220	6500	805	960	1410	100	450				
576—	V1000LA160BP	20	P1000L160	1000	1200	360	6500	1425	1600	2420	100	250				
ZA Series																
576—	V8ZA05P	5	PZ08	4	5.5	0.1	50	6	11	30	1	2000				
576—	V8ZA1P	7	P08Z1	4	5.5	0.4	100	6	11	22	2.5	4190				
576—	V8ZA2P	10	P08Z2	4	5.5	0.8	250	6	11	20	5	7000				
576—	V12ZA05P	5	PZ12	6	8	0.14	50	9	16	37	1	1700				
576—	V12ZA2P	10	P12Z2	6	8	1.2	250	9	16	30	5	6100				
576—	V18ZA05P	5	PZ18	10	14	0.17	100	14.4	21.6	36	1	1400				
576—	V18ZA1P	7	P18Z1	10	14	0.8	250	14.4	21.6	36	2.5	2700				
576—	V18ZA2P	10	P18Z2	10	14	1.5	500	14.4	21.6	36	5	5300				
576—	V18ZA3P	14	P18Z3	10	14	3.5	1000	14.4	21.6	36	10	18870				
576—	V18ZA40P	20	P18Z40	10	14	80	2000	14.4	21.6	37	20	22000				
576—	V22ZA05P	5	PZ22	14	18	0.2	100	18.7	26	43	1	1220				
576—	V22ZA1P	7	P22Z1	14	18	0.9	250	18.7	26	43	2.5	2375				
576—	V22ZA2P	10	P22Z2	14	18	2	500	18.7	26	43	5	4500				
576—	V22ZA3P	14	P22Z3	14	18	4	1000	18.7	26	43	10	14730				
576—	V24ZA50P	20	P24Z50	14	18	100	2000	19.2	26	43	20	18000				
576—	V27ZA05P	5	PZ27	17	22	0.25	100	23	31.1	53	1	920				
576—	V47ZA20P	20	P47Z20	30	38	23	2000	42	52	93	20	11000				
576—	V47ZA7P	14	P47Z7	30	38	8.8	1000	42	52	93	10	6270				
576—	V47ZA3P	10	P47Z3	30	38	4.5	500	42	52	93	5	2590				
576—	V56ZA2P	7	P56Z2	35	45	2.3	250	50	62	110	2.5	1035				
576—	V56ZA8P	14	P56Z8	35	45	10	1000	50	62	110	10	4840				
576—	V68ZA2P	7	P68Z2	40	56	3	250	61	75	135	2.5	910				
576—	V68ZA3P	10	P68Z3	40	56	6.5	500	61	75	135	5	1850				
576—	V68ZA10P	14	P68Z10	40	56	13	1000	61	75	135	10	3870				
576—	V82ZA4P	10	P82Z4	50	68	8	2500	73	91	135	25	1485				
576—	V82ZA12P	14	P82Z12	50	68	15	4500	73	91	145	50	3380				
576—	V100ZA3P	5	PZ100	60	81	2.5	400	90	117	165	5	600				
576—	V100ZA15P	14	P100Z15	60	81	20	4500	90	110	175	50	2900				
576—	V150ZA20P	20	P150Z20	95	127	45	6500	135	165	250	100	3500				
576—	V180ZA1P	7	P180Z	115	153	10	1200	162	198	300	10	320				
576—	V180ZA5P	10	P180Z5	115	153	18	2500	162	198	300	25	465				
576—	V180ZA10P	14	P180Z10	115	153	35	4500	162	198	300	50	1190				
576—	V220ZA05P	5	PZ220	140	180	6	400	198	253	360	5	95				
576—	V330ZA05P	5	PZ330	210	275	9	400	297	380	540	5	70				
576—	V390ZA05P	5	PZ390	250	330	10	400	351	449	650	5	80				

© Copyright 2014 Mouser Electronics

© Copyright 2014 Mouser Electronics

LITTELFUSE Metal Oxide Varistors

RoHS Compliant This product is RoHS compliant.

SM7 SERIES VARISTORS

Features:
- Electrical equivalent to leaded types LA/ZA series
- AC Voltage rating 275V to 510VAC rms
- No De-Rating up to 85°C ambient
- Good solderability



For quantities greater than listed, call for quote.

MOUSER STOCK NO.		Continuous	Maximum Clamping Voltage	Typical Capacitance	Price Each			
Mfr.	Mfr. Part No.	V_{RMS} (V)	8/20 μS (V)	f = 1MHz (pF)	1	10	100	250
576—	V275SM7	275	710	80				
576—	V300SM7	300	775	70				
576—	V320SM7	320	850	65				
576—	V385SM7	385	1025	60				
576—	V420SM7	420	1120	55				
576—	V460SM7	460	1190	55				
576—	V480SM7	480	1240	50				
576—	V510SM7	510	1200	45				

SM20 SERIES VARISTORS

Features:
- DC Voltage Rating 26VDC
- AC Voltage rating 175 - 320AC
- No De-Rating up to 85°C ambient
- Low voltage devices specified for automotive load dump energy.



For quantities greater than listed, call for quote.

MOUSER STOCK NO.		Continuous	Maximum Clamping Voltage	Typical Capacitance	Price Each			
Mfr.	Mfr. Part No.	V_{RMS} (V)	8/20 μS (V)	f = 1MHz (pF)	1	10	100	250
576—	V26SM20	20	63	12000				
576—	V175SM20	175	455	1400				
576—	V230SM20	230	595	1100				
576—	V250SM20	250	650	1000				
576—	V320SM20	320	810	750				

LITTELFUSE UltraMOV™ SERIES

For quantities greater than listed, call for quote.

MOUSER STOCK NO.		Model Size Disc Dia. (mm)	Device Model Number Branding	Maximum Rating (85°C)					Specifications (25°C)					Price Each			
				Continuous		Transient			Varistor Voltage at 1mA DC Test Current		Maximum Clamping Voltage 8/20 μs		Typical Capacitance				
				RMS Volts	DC Volts	Energy 2ms	Peak Current 8/20 μs										
Mfr.	Mfr. Part No.			$V_{M\ (AC)}$	$V_{M\ (DC)}$	W_{TM}	I_{TM} 1 x Pulse	I_{TM} 2 x Pulse	V_{NOM} Min	V_{NOM} Max	V_C	I_{PK}	f = 1MHz	1	10	100	250
				(V)	(V)	(J)	(A)	(A)	(V)	(V)	(V)	(A)	(pF)				
576—	V07E130P	07	7V130	130	170	12.5	1750	1200	184	226	340	10	180				
576—	V14E130P	14	14V130	130	170	50	6000	4500	184	226	340	50	1000				
576—	V20E130P	20	20V130	130	170	100	10000	6500	184	226	340	100	1900				
576—	V07E150P	07	7V150	150	200	15	1750	1200	216	264	395	10	150				
576—	V14E150P	14	14V150	150	200	60	6000	4500	216	264	395	50	800				
576—	V20E150P	20	20V150	150	200	120	10000	6500	216	264	395	100	1600				
576—	V07E250P	07	7V250	250	320	25	1750	1200	351	429	650	10	90				
576—	V14E250P	14	14V250	250	320	100	6000	4500	351	429	650	50	500				
576—	V20E250P	20	20V250	250	320	170	10000	6500	351	429	650	100	1000				
576—	V10E300P	10	10V300	300	385	60	3500	2500	423	517	775	25	180				
576—	V14E300P	14	14V300	300	385	125	6000	4500	423	517	775	50	400				
576—	V20E300P	20	20V300	300	385	250	10000	6500	423	517	775	100	800				
576—	V20E320P	20	20V320	320	420	273	10000	6500	459	561	840	100	750				
576—	V20E385P	20	20V385	385	505	300	10000	6500	558	682	1025	100	700				
576—	V14E420P	14	14V420	420	560	160	6000	4500	612	748	1120	50	300				
576—	V20E440P	20	20V440	440	585	340	10000	6500	643	787	1180	100	500				
576—	V20E510P	20	20V510	510	670	325	10000	6500	738	902	1355	100	350				

LITTELFUSE TMOV, iTMOV SERIES

For quantities greater than listed, call for quote.

MOUSER STOCK NO.		Model Size Disc Dia. (mm)	Device Model Number Branding	Maximum Rating (85°C)					Specifications (25°C)					Price Each			
				Continuous		Transient			Varistor Voltage at 1mA DC Test Current		Maximum Clamping Voltage 8/20 μs		Typical Capacitance				
				RMS Volts	Suppressed Vol. Rating	Energy 2ms	Peak Current 8/20 μs										
Mfr.	Mfr. Part No.			$V_{M\ (AC)}$	UL 1449 Table 60.1	W_{TM}	I_{TM} 1 x Pulse	I_{TM} 2 x Pulse	V_{NOM} Min	V_{NOM} Max	V_C	I_{PK}	f = 1MHz	1	10	100	250
				(V)	(V)	(J)	(A)	(A)	(V)	(V)	(V)	(A)	C (pF)				
TMOV																	
576—	TMOV14RP150E	14	P4T150E	150	500	60	6000	4500	216	264	295	50	800				
576—	TMOV14RP250E	14	P4T250E	250	800	100	6000	4500	351	429	650	50	500				
576—	TMOV14RP275E	14	P4T275M	275	900	110	6000	4500	387	473	710	50	450				
576—	TMOV14RP320E	14	P4T320E	320	900	136	6000	4500	459	561	840	50	380				
576—	TMOV20RP130E	20	P2T130E	130	400	100	10000	6500	184	226	340	100	1900				
576—	TMOV20RP140E	20	P2T140E	140	400	110	10000	6500	200	240	360	100	1750				
576—	TMOV20RP150E	20	P2T150E	150	400	120	10000	6500	216	264	395	100	1600				
576—	TMOV20RP320E	20	P2T320E	320	900	270	10000	6500	459	561	840	100	750				
576—	TMOV20RP510E	20	P2T510E	510	--	325	10000	6500	738	902	1355	100	350				
576—	TMOV20RP625E	20	P2T625E	625	--	400	10000	6500	900	1100	1650	100	250				
iTMOV																	
576—	TMOV14RP175M	14	P4T175M	175	700	70	6000	4500	243	297	455	50	700				
576—	TMOV14RP300M	14	P4T300M	300	900	125	6000	4500	423	517	775	50	400				
576—	TMOV20RP115M	20	P2T115M	115	300	52	10000	6500	162	198	300	100	2400				
576—	TMOV20RP130M	20	P2T130M	130	400	100	10000	6500	184	226	340	100	1900				
576—	TMOV20RP275M	20	P2T275M	275	700	190	10000	6500	387	473	710	100	900				
576—	TMOV20RP320M	20	P2T320M	320	900	270	10000	6500	459	561	840	100	750				
576—	TMOV20RP420M	20	P2T420M	420	1200	320	10000	6500	612	748	1120	100	600				
576—	TMOV20RP510M	20	P2T510M	510	--	325	10000	6500	738	902	1355	100	350				

© Copyright 2014 Mouser Electronics
© Copyright 2014 Mouser Electronics

ULTRAMOV™ 25S SERIES - VARISTORS

UltraMOVTM 25S Varistor Series is offered in 25x25mm square form in a radial lead package with straight leads. It can protect against lightning striking interference and abnormal power source from incoming power lines. The series has very fast response time and phenolic coated option available.

Features:

- Lead Free and RoHS Compliant
- Standard lead form and lead space options
- Radial 25mm Square 2 Leaded



For quantities greater than listed, call for quote.

MOUSER STOCK NO.	Mfr. Part No.	ACV Max.	DCV Max.	Current Surge (A)	Varistor Voltage Max.	Max. Clamping Voltage	Price Each 1	50	100
576—V25S115P		115	150	22000	198	295			
576—V25S130P		130	170	22000	226	335			
576—V25S140P		140	180	22000	240	355			
576—V25S150P		150	200	22000	264	390			
576—V25S175P		175	225	22000	297	450			
576—V25S230P		230	300	22000	396	585			
576—V25S250P		250	320	22000	429	640			
576—V25S275P		275	350	22000	473	700			
576—V25S300P		300	385	22000	517	765			

For quantities greater than listed, call for quote.

MOUSER STOCK NO.	Mfr. Part No.	ACV Max.	DCV Max.	Current Surge (A)	Varistor Voltage Max.	Max. Clamping Voltage	Price Each 1	50	100
576—V25S320P		320	420	22000	561	825			
576—V25S385P		385	505	22000	682	1010			
576—V25S420P		420	560	22000	748	1100			
576—V25S440P		440	585	22000	787	1160			
576—V25S460P		460	615	22000	825	1220			
576—V25S510P		510	670	22000	902	1335			
576—V25S550P		550	745	22000	1001	1475			
576—V25S625P		625	825	22000	1100	1625			
576—V25S750P		750	970	22000	1320	1950			

FBMOV SERIES - INDUSTRIAL HIGH ENERGY TERMINAL VARISTORS

FBMOV series devices offer quick thermal response due to the close proximity of the integrated fusing thermal element to the MOV body. The integrated configuration also offer lower inductance than most discreet solutions resulting in improved clamping performance to fast over-voltage transients.

RoHS Compliant



DIMENSIONS: mm (in.)

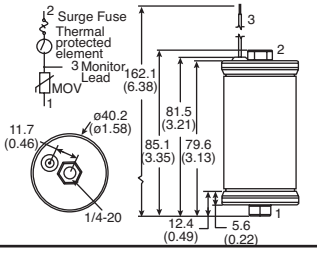

Features:

- Operating temperature range: -55˚C to 85˚C
- Patent on Integrated Thermal Protection + Non Fragmenting Device
- Peak Current Rating to 40kA
- Indicator lead
- Designed to facilitate compliance to UL1449 for SPD product

Applications:

- Power Supplies
- Transformer
- Residential Service Panel
- Power distribution
- Telecommunication
- IT/Data Center

For quantities greater than listed, call for quote.

MOUSER STOCK NO.	Mfr. Part No.	ACV Max.	DCV Max.	Current Surge (A)	Varistor Voltage Max.	Max. Clamping Voltage	Price Each 1	2	4
576—FBMOV115M		115	150	40000	198	295			
576—FBMOV130M		130	170	40000	226	335			
576—FBMOV140M		140	180	40000	240	355			
576—FBMOV150M		150	200	40000	264	390			
576—FBMOV250M		250	320	40000	429	640			
576—FBMOV275M		275	350	40000	473	700			
576—FBMOV300M		300	385	40000	517	765			

For quantities greater than listed, call for quote.

MOUSER STOCK NO.	Mfr. Part No.	ACV Max.	DCV Max.	Current Surge (A)	Varistor Voltage Max.	Max. Clamping Voltage	Price Each 1	2	4
576—FBMOV320M		320	420	40000	561	825			
576—FBMOV385M		385	505	40000	682	1010			
576—FBMOV420M		420	560	40000	748	1100			
576—FBMOV440M		440	585	40000	787	1160			
576—FBMOV460M		460	615	40000	825	1220			
576—FBMOV510M		510	670	40000	902	1335			
576—FBMOV550M		550	745	40000	1001	1475			

LCE SERIES - TRANSIENT VOLTAGE SUPPRESSORS

DIMENSIONS: mm

For quantities greater than listed, call for quote.

MOUSER STOCK NO.	Littelfuse Part No.	Reverse Standoff (VR)	Breakdown Voltage VBR (Volts) @ IT Min.	Max.	(mA)	Max. Reverse Leakage IR @ VR	Max. Clamping Voltage VC @ IPP	Max. Peak Pulse Current	Capacitance @ 0 Volts (pF)	Price Each 1	10	100	250
576-LCE6.5A	LCE6.5A	6.5	7.22	7.98	10	1000	11.2	100	100				
576-LCE7.5A	LCE7.5A	7.5	8.33	9.21	10	250	12.9	100	100				
576-LCE8.0A	LCE8.0A	8	8.89	9.83	1	100	13.6	100	100				
576-LCE9.0A	LCE9.0A	9	10	11.1	1	10	15.4	97	100				
576-LCE10A	LCE10A	10	11.1	12.3	1	5	17	88	100				
576-LCE11A	LCE11A	11	12.2	13.5	1	5	18.2	82	100				
576-LCE12A	LCE12A	12	13.3	14.7	1	5	19.9	75	100				
576-LCE14A	LCE14A	14	15.6	17.2	1	5	23.2	65	100				
576-LCE15A	LCE15A	15	16.7	18.5	1	5	24.4	61	100				
576-LCE18A	LCE18A	18	20	22.1	1	5	29.2	51	100				
576-LCE20A	LCE20A	20	22.2	24.5	1	5	32.4	46	100				
576-LCE22A	LCE22A	22	24.4	26.9	1	5	35.5	42	100				
576-LCE24A	LCE24A	24	26.7	29.5	1	5	38.9	39	100				
576-LCE26A	LCE26A	26	28.9	31.9	1	5	42.1	36	100				
576-LCE28A	LCE28A	28	31.1	34.4	1	5	45.5	33	100				

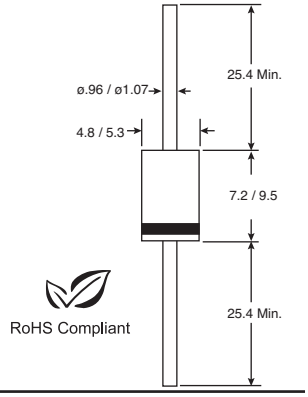

RoHS Compliant

SL1024A SERIES - GAS DISCHARGE TUBES

DIMENSIONS: mm

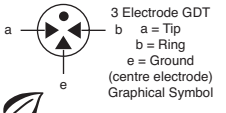

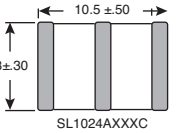

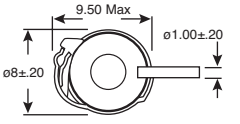

Features:

- RoHS compliant
- Low insertion loss
- Excellent response to fast rising transients
- Ultra low capacitance
- 10KA surge capability tested with 8/20μs pulse as defined by IEC 61000-4-5
- Available with thermal failsafe option (add 'F' or 'S' suffix topart number)

Applications:

- Broadband equipment
- ADSL equipment
- XDSL equipment
- Satellite and CATV equipment
- Splitters
- General telecom equipment

RoHS Compliant

For quantities greater than listed, call for quote.

MOUSER STOCK NO.	Type	DC Voltage (V)	DC Breakover Voltage Min - Max7 @100V/sec (V)	Max Dynamic Breakover Voltage @100μs (V)	Alternating Discharge Current (A)	Max Repetitive Impulse Discharge Current (kA)	Max Single Impulse Discharge Current (kA)	Max Single Impulse Discharge Current 10/350μs (kA)	Price Each 1	10	100	250
576-SL1024A230C	Core	230	184-276	350	10	10	20	2.5				
576-SL1024A230R	Radial	230	184-276	350	10	10	20	2.5				
576-SL1024A230RF	Radial w/Failsafe	230	184-276	350	10	10	20	2.5				
576-SL1024A250C	Core	250	200-300	400	10	10	20	2.5				
576-SL1024A250R	Radial	250	200-300	400	10	10	20	2.5				
576-SL1024A250RF	Radial w/Failsafe	250	200-300	400	10	10	20	2.5				
576-SL1024A350C	Core	350	280-420	500	10	10	20	2.5				
576-SL1024A260R	Radial	350	280-420	500	10	10	20	2.5				
576-SL1024A400R	Radial	400	320-480	600	10	10	20	2.5				
576-SL1024A500C	Core	500	400-500	700	10	10	20	2.5				
576-SL1024A500R	Radial	500	400-500	700	10	10	20	2.5				
576-SL1024A500RF	Radial w/Failsafe	500	400-500	700	10	10	20	2.5				

© Copyright 2014 Mouser Electronics

© Copyright 2014 Mouser Electronics

MURATA ESD Suppressors

muRata
Innovator in Electronics

LXES SILICON SERIES

The Murata LXES series consist of ceramic and silicon based ESD Suppressors designed to meet the requirements of high-speed data transmission environments and comply with IEC 61000-4-2 Level 4 (8kV Contact and 15kV Air Discharge). Both versions feature a fast response time of <1ns, high suppression levels, high repetition durability, and low to ultra-low capacitance.

Features:
- Operating temperature range: - 40°C to +85°C
- Ultra low capacitors (0.05pF) for ceramic version
- Capacitance as low as 0.25pF for silicon version
- Bi-directional (see G8 below)
- IEC 61000-4-2 Level 4
- Fast response time (<1ns)

Applications:
- High speed data lines
- HDMI 1.3
- USB 3.0, USB 2.0
- IEEE 1394b
- Computers and peripherals
- Cell Phones
- A/V Equipment, STB, DVD, HDTV
- Antenna Ports

Electrical:
- Rated voltage: 15V
- Contact discharge: 8kV
- Air discharge: 15kV
- Trigger voltage: 350V typ.
- Clamping voltage: 40V typ.
- Leakage Current: <1μA typ.
- ESD Pulse Withstand: >1000 pulses

A

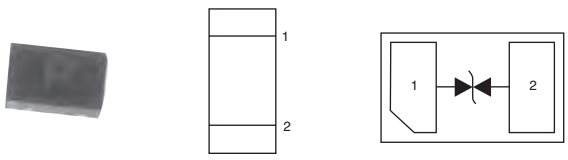

B

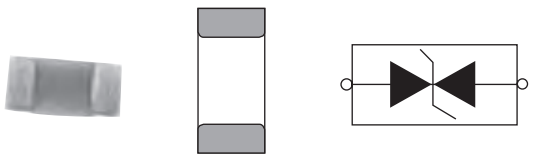

✻ USB 3.0

C

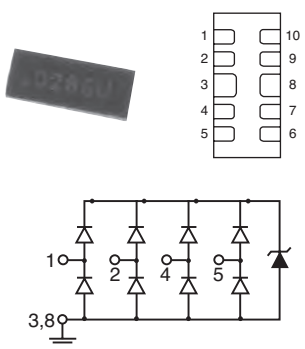

No.	Terminal Name
(1)	Line-1
(2)	Line-2
(3)	GND
(4)	Line-3
(5)	Line-4
(6)	NC
(7)	NC
(8)	GND
(9)	NC
(10)	NC

D

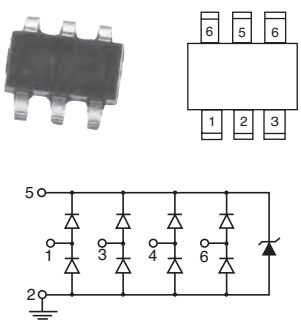

No.	Terminal Name
1	I/O 1
2	GND
3	I/O 2
4	I/O 3
5	VDD
6	I/O 4

E

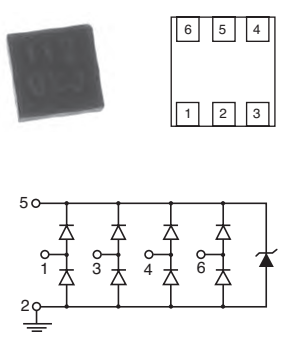

No.	Terminal Name
(1)	I/O 1
(2)	GND
(3)	I/O 2
(4)	I/O 3
(5)	VDD
(6)	I/O 4

F

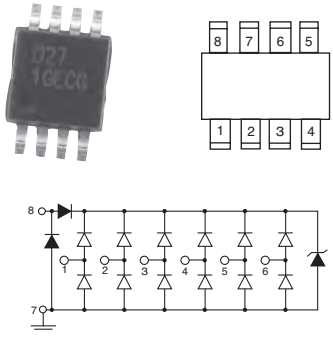

No.	Terminal Name
(1)	I/O 1
(2)	I/O 2
(3)	I/O 3
(4)	I/O 4
(5)	I/O 5
(6)	I/O 6
(7)	GND
(8)	VDD

For quantities greater than listed, call for quote.

MOUSER STOCK NO.	Murata Part No.	Fig.	Number of Channels	Cap. (pF)	Operating Voltage	L x W (mm)	T (mm max.)	Price Each 1	Price Each 100	Price Each 500	Price Each 1000	Reel Qty.	Price Per Piece
81-LXES1UBBB1-008	LXES1UBBB1-008	A	1	0.5	6	1.0x0.6	0.6					3000	
✻ 81-LXES15AAA1-100	LXES15AAA1-100	B	1	0.05	15	1.0x0.5	0.33					10000	
81-LXES2TBBB4-028	LXES2TBBB4-028	C	4	0.5	5.5	2.5x1.0	0.6					3000	
81-LXES2SBAA4-016	LXES2SBAA4-016	D	4	0.55	5.5	2.9x2.8	1.45					3000	
81-LXES2SBBB4-026	LXES2SBBB4-026	D	4	1.0	5.5	2.9x2.8	1.45					3000	
81-LXES1TBAA4-005	LXES1TBAA4-005	E	4	1.3	5.5	1.6x1.6	0.6					3000	
81-LXES4XBAA6-027	LXES4XBAA6-027	F	6	0.25	5.5	4.9x3.0	1.1					3000	

© Copyright 2014 Mouser Electronics
© Copyright 2014 Mouser Electronics

PANASONIC Multilayer Varistors

Panasonic

EZJP AND EZJZ SERIES

Features:
- Excellent ESD suppression due to advanced material technology
- Meets IEC61000-4-2, Level 4 standard
- Can replace 2 Zener Diodes and 1 Capacitor
- Low capacitance versions for DC voltage lines of high speed busses
- Ultra low capacitance for signal lines of high speed busses
- Ideal usage for USB 2.0, IEEE1394, and HDMI high speed data busses

RoHS Compliant

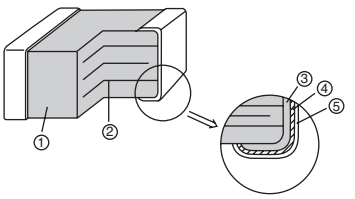

No.	Name	
1	Semiconductive Ceramics	
2	Internal electrode	
3	Terminal electrode	Substrate electrode
4		Intermediate electrode
5		External electrode

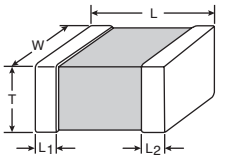

DIMENSIONS: mm

Size Code	Size (inch)	L	W	T	L_1, L_2
Z	0201	0.60±0.03	0.30±0.03	0.30±0.03	0.15±0.05
0	0402	1.00±0.05	0.50±0.05	0.50±0.05	0.2±0.1
1	0603	1.6±0.1	0.8±0.1	0.8±0.1	0.3±0.2

STANDARD TYPE DC VOLTAGE LINES / LOW SPEED SIGNAL LINES

For quantities greater than listed, call for quote.

MOUSER STOCK NO.	Panasonic Part No.	Case Size	DCV Max.	Voltage @ 1mA (V)	Cap. (pF) @ 1MHz max.	Max. Peak Current @ 8/20μs (A)	Price Each 1	100	500	1000
667-EZJ-PZV6R8JA	EZJ-PZV6R8JA	0201	3.7	6.8	220	5				
667-EZJ-PZV6R8GA	EZJ-PZV6R8GA	0201	3.7	6.8	100	5				
667-EZJ-PZV080GA	EZJ-PZV080GA	0201	5.6	8	100	5				
667-EZJ-PZV120GA	EZJ-PZV120GA	0201	7.5	12	100	5				
667-EZJ-PZV120DA	EZJ-PZV120DA	0201	7.5	12	27	1				
667-EZJ-PZV120RA	EZJ-PZV120RA	0201	7.5	12	20	1				
667-EZJ-PZV150RA	EZJ-PZV150RA	0201	9	15	20	1				
667-EZJ-PZV270RA	EZJ-PZV270RA	0201	16	27	20	1				
667-EZJ-PZV270BA	EZJ-PZV270BA	0201	16	27	10	1				
667-EZJ-P0V080MA	EZJ-P0V080MA	0402	5.6	8	680	20				
667-EZJ-P0V080KA	EZJ-P0V080KA	0402	5.6	8	330	15				
667-EZJ-P0V080GA	EZJ-P0V080GA	0402	5.6	8	100	3				
667-EZJ-Z0V120JA	EZJ-Z0V120JA	0402	6.7	12	220	10				
667-EZJ-Z0V180HA	EZJ-Z0V180HA	0402	11	18	150	10				
667-EZJ-Z0V220HA	EZJ-Z0V220HA	0402	13	22	150	10				
667-EZJ-Z0V420WA	EZJ-Z0V420WA	0402	30	42	56	10				
667-EZJ-Z0V650DA	EZJ-Z0V650DA	0402	40	65	27	5				
667-EZJ-Z1V120KA	EZJ-Z1V120KA	0603	6.7	12	330	20				
667-EZJ-Z1V180JA	EZJ-Z1V180JA	0603	11	18	220	20				
667-EZJ-Z1V220JA	EZJ-Z1V220JA	0603	13	22	220	20				
667-EZJ-Z1V270GA	EZJ-Z1V270GA	0603	16	27	100	20				
667-EZJ-Z1V270EA	EZJ-Z1V270EA	0603	16	27	47	20				
667-EZJ-Z1V270RA	EZJ-Z1V270RA	0603	16	27	20	3				
667-EZJ-Z1V330GA	EZJ-Z1V330GA	0603	26	33	100	20				
667-EZJ-Z1V420FA	EZJ-Z1V420FA	0603	30	42	68	15				
667-EZJ-Z1V650DA	EZJ-Z1V650DA	0603	40	65	27	5				

LOW CAPACITANCE TYPE HIGH SPEED SIGNAL LINES

For quantities greater than listed, call for quote.

MOUSER STOCK NO.	Panasonic Part No.	Case Size	DCV Max.	Voltage @ 1mA (V)	Cap. (pF) @ 1MHz max.	Max. Peak Current @ 8/20μs (A)	Price Each 1	100	500	1000
667-EZJ-Z0V80010	EZJ-Z0V80010	0402	10	80	1	-				
667-EZJ-Z0V80015D	EZJ-Z0V80015D	0402	5	80	1.5±0.5	-				
667-EZJ-Z0V500AA	EZJ-Z0V500AA	0402	5	50	3	-				
667-EZJ-Z0V800AA	EZJ-Z0V800AA	0402	18	80	3	-				
667-EZJ-Z0V171AA	EZJ-Z0V171AA	0402	18	170	3	-				
667-EZJ-Z1V80010	EZJ-Z1V80010	0603	10	80	1	-				
667-EZJ-Z1V500AA	EZJ-Z1V500AA	0603	5	50	3	-				
667-EZJ-Z1V800AA	EZJ-Z1V800AA	0603	18	80	3	-				
667-EZJ-Z1V171AA	EZJ-Z1V171AA	0603	18	170	3	-				

EZJZS SERIES 2 ARRAY TYPE FOR HIGH SPEED SIGNAL LINES

Features:
- Excellent ESD suppression due to advanced material technology
- Meets IEC61000-4-2, Level 4 standard
- Can replace 2 Zener Diodes and 1 Capacitor
- 2 Array per package for multiple lines
- Ultra low capacitance for high speed signal lines
- Ideal usage for USB 2.0, IEEE1394, and HDMI high speed data busses

RoHS Compliant

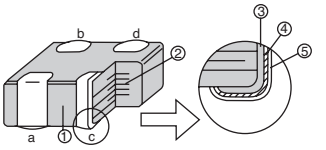

No.	Name	
1	Semiconductive Ceramics	
2	Internal electrode	
3	Terminal electrode	Substrate electrode
4		Intermediate electrode
5		External electrode

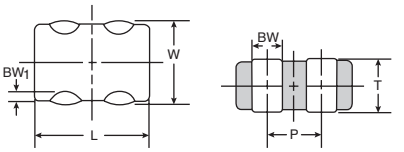

DIMENSIONS: mm

Size (inch)	L	W	T	BW	BW_1	P
0504 (2 Array)	1.37±0.15	1.0±0.1	$0.60^{+0.06}_{-0.10}$	0.36±0.10	0.2±0.1	0.64±0.10

For quantities greater than listed, call for quote.

MOUSER STOCK NO.	Panasonic Part No.	Case Size	DCV Max.	Voltage @ 1mA (V)	Cap. (pF) @ 1MHz max.	Max. Peak Current @ 8/20μs (A)	Price Each 1	100	500	1000
667-EZJ-ZSV120JA	EZJ-ZSV120JA	0504	6.7	12	220	5				
667-EZJ-ZSV270EA	EZJ-ZSV270EA	0504	16	27	47	5				
667-EZJ-ZSV270DAK	EZJ-ZSV270DAK	0504	16	27	27	5				
667-EZJ-ZSV800AA	EZJ-ZSV800AA	0504	18	80	3	-				
667-EZJ-ZSV171AA	EZJ-ZSV171AA	0504	18	170	3	-				

© Copyright 2014 Mouser Electronics
© Copyright 2014 Mouser Electronics

VISHAY BC COMPONENTS Radial Leaded Metal Oxide Varistors

RoHS Compliant **This product is RoHS compliant.**

VISHAY 2381 59x xxxx SERIES

The varistors consist of a disc of ceramic material with two tinned solid copper leads.

They are coated with a layer of epoxy, which provides electrical, mechanical, and climactic protection. The encapsulation is resistant to all cleaning solvents in accordance with "IEC 60068-2-45".

Features:
- Zinc oxide disc, epoxy coated
- Non-flammable
- Lead Free

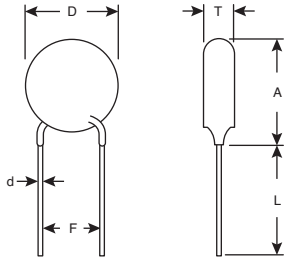

LEAD-FREE RoHS Compliant

DIMENSIONS: mm

Model	D (max.)	A (max.)	A_0 (max.)	L (min.)	T (max.)	T (min.)	ød	F
2381 592	7.0	9.0	11.0	27.0	6	4.1	0.6 ±.05	5 ±0.6/-0.1
2381 593	9.0	11.0	13.0	27.0	6	4.1	0.6 ±.05	5 ±0.6/-0.1
2381 594	13.5	15.5	18.0	17.0	7	4.4	0.8 ±.05	7.5 ±0.8
2381 595	17.0	19.0	23.0	16.0	7	4.4	0.8 ±.05	7.5 ±0.8

For quantities greater than listed, call for quote.

MOUSER STOCK NO.	Vishay Part No.	Max. Cont. Voltage		Voltage @ 1mA (V)	Max. Volt. @ Current		Max. Energy (J)	Max. Non Rep. Transient	Typical Capacitance (pF)	Price Each				
		RMS (V)	DC (V)		V (V)	I (A)				1	25	50	100	500
594-2381-592-53006	VDRS05A030BSE	30	38	47	96	1	1.1	100	700					
594-2381-592-53506	VDRS05A035BSE	35	45	56	123	1	1.4	100	560					
594-2381-592-54006	VDRS05A040BSE	40	56	68	145	1	1.6	100	460					
594-2381-592-55006	VDRS05C050BSE	50	65	82	145	5	2.6	400	370					
594-2381-592-56006	VDRS05C060BSE	60	85	100	165	5	2.9	400	290					
594-2381-592-57506	VDRS05C075BSE	75	100	120	190	5	3.4	400	240					
594-2381-592-51316	VDRS05C130BSE	130	170	205	310	5	5.5	400	130					
594-2381-592-51416	VDRS05C140BSE	140	180	220	350	5	6.3	400	120					
594-2381-592-51516	VDRS05C150BSE	150	200	240	395	5	7.1	400	110					
594-2381-592-51716	VDRS05C175BSE	175	225	275	410	5	7.3	400	90					
594-2381-592-52516	VDRS05C250BSE	250	320	390	600	5	11	400	60					
594-2381-592-52716	VDRS05C275BSE	275	350	430	695	5	12	400	55					
594-2381-592-53816	VDRS05C385BSE	385	505	620	1000	5	18	400	40					
594-2381-592-54616	VDRS05C460BSE	460	615	750	1200	5	21	400	30					
594-2381-593-53006	VDRS07B030BSE	30	38	47	93	2.5	3.6	250	1600					
594-2381-593-53506	VDRS07B035BSE	35	45	56	115	2.5	4.4	250	1300					
594-2381-593-54006	VDRS07B040BSE	40	56	68	135	2.5	5.2	250	1000					
594-2381-593-55006	VDRS07H050BSE	50	65	82	140	10	7	1200	900					
594-2381-593-57506	VDRS07H075BSE	75	100	120	200	10	10	1200	130					
594-2381-593-51316	VDRS07H130BSE	130	170	205	340	10	17	1200	320					
594-2381-593-51416	VDRS07H140BSE	140	180	220	370	10	21	1200	290					
594-2381-593-51516	VDRS07H150BSE	150	200	240	400	10	20	1200	270					
594-2381-593-51716	VDRS07H175BSE	175	225	275	455	10	23	1200	230					
594-2381-593-52316	VDRS07H230BSE	230	300	360	600	10	30	1200	170					
594-2381-593-52716	VDRS07H275BSE	275	350	430	710	10	36	1200	140					
594-2381-593-53016	VDRS07H300BSE	300	385	470	800	10	40	1200	130					
594-2381-593-53216	VDRS07H320BSE	320	420	510	850	10	44	1200	120					
594-2381-593-53816	VDRS07H385BSE	385	505	620	1025	10	51	1200	95					
594-2381-593-54616	VDRS07H460BSE	460	615	750	1240	10	63	1200	75					
594-2381-594-53006	VDRS10D030BSE	30	38	47	93	5	9.2	500	2700					
594-2381-594-53506	VDRS10D035BSE	35	45	56	110	5	11	500	2200					
594-2381-594-54006	VDRS10D040BSE	40	56	68	130	5	13	500	1800					
594-2381-594-55006	VDRS10P050BSE	50	65	82	140	25	12	2500	1500					
594-2381-594-56006	VDRS10P060BSE	60	85	100	165	25	15	2500	1200					
594-2381-594-51316	VDRS10P130BSE	130	170	205	340	25	30	2500	580					
594-2381-594-51416	VDRS10P140BSE	140	180	220	370	25	33	2500	540					
594-2381-594-51516	VDRS10P150BSE	150	200	240	400	25	36	2500	490					
594-2381-594-51716	VDRS10P175BSE	175	225	275	455	25	41	2500	430					
594-2381-594-52316	VDRS10P230BSE	230	300	360	600	25	54	2500	320					
594-2381-594-52516	VDRS10P250BSE	250	320	390	650	25	58	2500	300					
594-2381-594-52716	VDRS10P275BSE	275	350	430	710	25	63	2500	270					
594-2381-594-53016	VDRS10P300BSE	300	385	470	800	25	71	2500	240					
594-2381-594-53216	VDRS10P320BSE	320	420	510	850	25	77	2500	220					
594-2381-594-53816	VDRS10P385BSE	385	505	620	1025	25	67	2500	180					
594-2381-594-54216	VDRS10P420BSE	420	560	680	1120	25	73	2500	165					
594-2381-594-54616	VDRS10P460BSE	460	615	750	1240	25	82	2500	150					
594-2381-594-55116	VDRS10P510BSE	510	670	820	1355	25	89	2500	135					
594-2381-594-55516	VDRS10P550BSE	550	745	910	1500	25	98	2500	120					
594-2381-595-53006	VDRS14G030BSE	30	38	47	90	10	12	1000	6000					
594-2381-595-53506	VDRS14G035BSE	35	45	56	105	10	14	1000	4800					
594-2381-595-54006	VDRS14G040BSE	40	56	68	130	10	17	1000	3800					
594-2381-595-55006	VDRS14T050BSE	50	65	82	140	50	21	4500	3100					
594-2381-595-51316	VDRS14T130BSE	130	170	205	340	50	56	4500	1050					
594-2381-595-51416	VDRS14T140BSE	140	180	220	370	50	57	4500	950					
594-2381-595-51516	VDRS14T150BSE	150	200	240	400	50	59	4500	850					
594-2381-595-51716	VDRS14T175BSE	175	225	275	455	50	67	4500	750					
594-2381-595-52316	VDRS14T230BSE	230	300	360	600	50	88	4500	540					
594-2381-595-52516	VDRS14T250BSE	250	320	390	650	50	96	4500	480					
594-2381-595-52716	VDRS14T275BSE	275	350	430	710	50	104	4500	440					
594-2381-595-53016	VDRS14T300BSE	300	385	470	800	50	117	4500	400					
594-2381-595-53216	VDRS14T320BSE	320	420	510	850	50	120	4500	370					
594-2381-595-53816	VDRS14T385BSE	385	505	620	1025	50	110	4500	280					
594-2381-595-54616	VDRS14T460BSE	460	615	750	1240	50	135	4500	225					
594-2381-595-55116	VDRS14T510BSE	510	670	820	1355	50	145	4500	220					
594-2381-595-55516	VDRS14T550BSE	550	745	910	1500	50	160	4500	180					

© Copyright 2014 Mouser Electronics

© Copyright 2014 Mouser Electronics

BOURNS Gas Discharge Tubes

BOURNS®

DIMENSIONS: mm (in.)

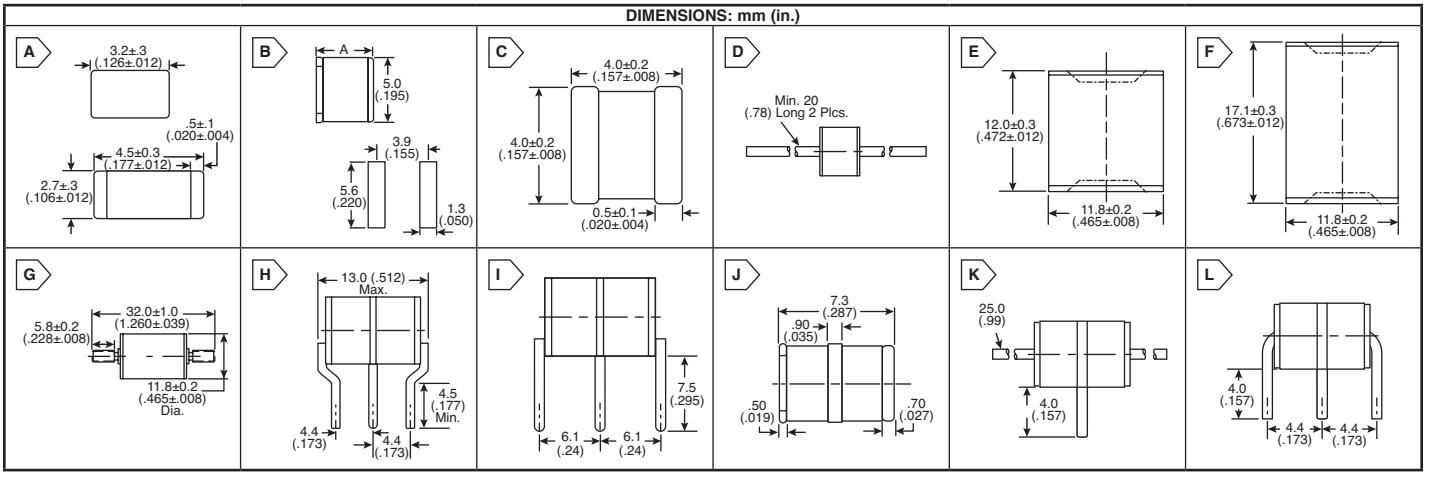

2051 SERIES GDT SURGE PROTECTORS

RoHS Compliant

Features:
- High insulation resistance
- UL Recognition pending

Applications:
- MDC/PCI modems
- Splitters, Telecom CPE, Datacom

For quantities greater than listed, call for quote.

MOUSER STOCK NO.		Fig.	DC Sparkover @100V/s	Impulse Sparkover 100V/us	Price Each		
Mfr.	Mfr. Part No.				1	50	100
652	2051-09-SM-RPLF	A	90	500			
652	2051-15-SM-RPLF	A	150	500			
652	2051-20-SM-RPLF	A	200	500			
652	2051-23-SM-RPLF	A	230	500			
652	2051-30-SM-RPLF	A	300	600			
652	2051-35-SM-RPLF	A	350	650			
652	2051-40-SM-RPLF	A	400	750			
652	2051-42-SM-RPLF	A	420	750			
652	2051-47-SM-RPLF	A	470	800			
652	2051-60-SM-RPLF	A	600	950			

2031T SERIES 2-POLE GDTS

Features:
- Designed to operate with TBU® devices
- UL Recognition pending
- Fast acting

Applications:
- Telecommunications
- Industrial electronics
- Avionics

For quantities greater than listed, call for quote.

MOUSER STOCK NO.		Fig.	DC Sparkover @100V/s	Impulse Breakdown Voltage @ 5000 V/µs	Price Each		
Mfr.	Mfr. Part No.				1	50	100
652	2031-15T-SM-RPLF	B	60	500V			
652	2031-15T-SMLF	B	60	500V			
652	2031-23T-SM-RPLF	B	185	650V			
652	2031-23T-SMLF	B	185	650V			
652	2031-42T-SM-RPLF	B	360	850V			
652	2031-42T-SMLF	B	360	850V			

2035 SERIES PRECISION GDT SURGE PROTECTORS

Features:
- High surge current rating
- Low capacitance and insertion loss
- Stable breakdown throughout life
- UL recognition pending

For quantities greater than listed, call for quote.

MOUSER STOCK NO.		Fig.	DC Sparkover @100V/s	Impulse Sparkover 100V/us	Price Each		
Mfr.	Mfr. Part No.				1	50	100
652	2035-09-SM	B	90	350			
652	2035-15-SM	B	150	400			
652	2035-23-SM	B	230	450			
652	2035-25-SM	B	250	475			
652	2035-30-SM	B	300	525			
652	2035-35-SM	B	350	600			
652	2035-40-SM	B	400	650			
652	2035-42-SM	B	420	675			
652	2035-60-SM	B	600	950			

2087/2089 SERIES HIGH VOLTAGE MINIATURE 2-POLE GDTS

Features:
- High insulation resistance
- UL recognized

Applications:
- Industrial/Consumer electronics
- Telecommunications

For quantities greater than listed, call for quote.

MOUSER STOCK NO.		Fig.	DC Sparkover @100V/s	Impulse Sparkover 100V/us	Price Each		
Mfr.	Mfr. Part No.				1	50	100
652	2087-80-SM-RPLF	C	800	1300			
652	2087-120-SM-RPLF	C	1200	1700			
652	2087-150-SM-RPLF	C	1500	2000			
652	2089-160-BLF	D	1600	2400			
652	2089-250-BLF	D	2500	3300			
652	2089-360-BLF	D	3600	4400			

2093/2095 SERIES HIGH VOLTAGE 2-POLE GDTS

Features:
- High insulation resistance
- UL recognized

Applications:
- Industrial/Consumer electronics
- Telecommunications

For quantities greater than listed, call for quote.

MOUSER STOCK NO.		Fig.	DC Sparkover @100V/s	Impulse Sparkover 100V/us	Price Each		
Mfr.	Mfr. Part No.				1	50	100
652	2093-120-SM-RPLF	C	1200	1700			
652	2093-250-SM-RPLF	C	2500	3100			
652	2093-270-SM-RPLF	C	2700	3300			
652	2095-80-BLF	D	800	1100			
652	2095-160-BLF	D	1600	2300			
652	2095-250-BLF	D	2500	3500			
652	2095-270-BLF	D	2700	3600			
652	2095-350-BLF	D	3500	4900			

2061/2063 SERIES HIGH CURRENT 2-POLE GDTS

Features:
- 60kA/100kA surge rating
- High power handling
- Low leakage

Applications:
- Telecommunications equipment
- Industrial equipment/electronics

For quantities greater than listed, call for quote.

MOUSER STOCK NO.		Fig.	DC Sparkover @100V/s	Impulse Sparkover 100V/us	Price Each		
Mfr.	Mfr. Part No.				1	50	100
652	2061-23-ALF	E	230	600			
652	2061-35-ALF	E	350	800			
652	2061-42-ALF	E	420	900			
652	2061-47-ALF	E	470	900			
652	2061-60-ALF	E	600	1100			
652	2063-23-ALF	F	230	600			
652	2063-35-ALF	F	350	800			
652	2063-47-ALF	F	470	900			
652	2063-60-ALF	F	600	1100			
652	2063-80-ALF	F	800	1300			

2035/2037 SERIES MINIATURE 2-POLE GDTS

Features:
- UL recognized
- High surge current rating
- Stable breakdown throughout life

Applications:
- Telecommunications
- Industrial, Commercial, and Consumer Electronics
- Automotive, aircraft, military electronics

For quantities greater than listed, call for quote.

MOUSER STOCK NO.		Fig.	DC Sparkover @100V/s	Impulse Breakdown Voltage Volts @ 1000 V/µs	Price Each		
Mfr.	Mfr. Part No.				1	50	100
652	2035-09-B	D	90	550			
652	2035-15-B	D	150	550			
652	2035-35-B	D	350	750			
652	2037-15-B	D	150	550			
652	2037-35-B	D	350	750			

2097 SERIES HIGH VOLTAGE 2-POLE GDTS

Features:
- High power rating
- High voltage range

Applications:
- Telecommunications electronics
- Industrial equipment/electronics

For quantities greater than listed, call for quote.

MOUSER STOCK NO.		Fig.	DC Sparkover @ 100V/s	Impulse Sparkover 100V/us	Price Each		
Mfr.	Mfr. Part No.				1	50	100
652	2097-100-DLF	G	1000	1500			
652	2097-160-DLF	G	1600	2300			
652	2097-220-DLF	G	2200	2700			

2020/2026 SERIES 3-POLE GDTS

Features:
- Balanced TRIGARD®
- UL recognized
- Stable breakdown throughout life

Applications:
- Telecommunications
- Industrial, Consumer and Commercial electronics
- Automotive, aircraft, military electronics

For quantities greater than listed, call for quote.

MOUSER STOCK NO.		Fig.	DC Sparkover @100V/s	Single Impulse Discharge Current (kA) 8/20µs	Price Each		
Mfr.	Mfr. Part No.				1	50	100
652	2020-15T-C2LF	H	60	5			
652	2020-23T-C2LF	H	180	5			
652	2020-42T-C2LF	H	360	5			
652	2020-42T-C2FLF	H	360	10			
652	2026-15-C2	I	150	40			
652	2026-35-C2	I	350	40			
652	2020-42T-C4LF	I	360	10			

2030/2036 SERIES MINIATURE 3-POLE GDTS

Features:
- UL recognized
- Stable breakdown throughout life

Applications:
- Telecommunications
- Industrial, Consumer and Commercial electronics
- Automotive, aircraft, military electronics

For quantities greater than listed, call for quote.

MOUSER STOCK NO.		Fig.	DC Sparkover @100V/s	Impulse Sparkover 100V/us	Price Each		
Mfr.	Mfr. Part No.				1	50	100
652	2030-23T-SM-RPLF	J	185	4			
652	2030-42T-SM-RPLF	J	360	4			
652	2036-09-B	K	90	20			
652	2036-15-B	K	150	20			
652	2036-35-C2	L	350	20			

© Copyright 2014 Mouser Electronics

For current pricing, visit mouser.com

© Copyright 2014 Mouser Electronics

DIMENSIONS: mm (in.)

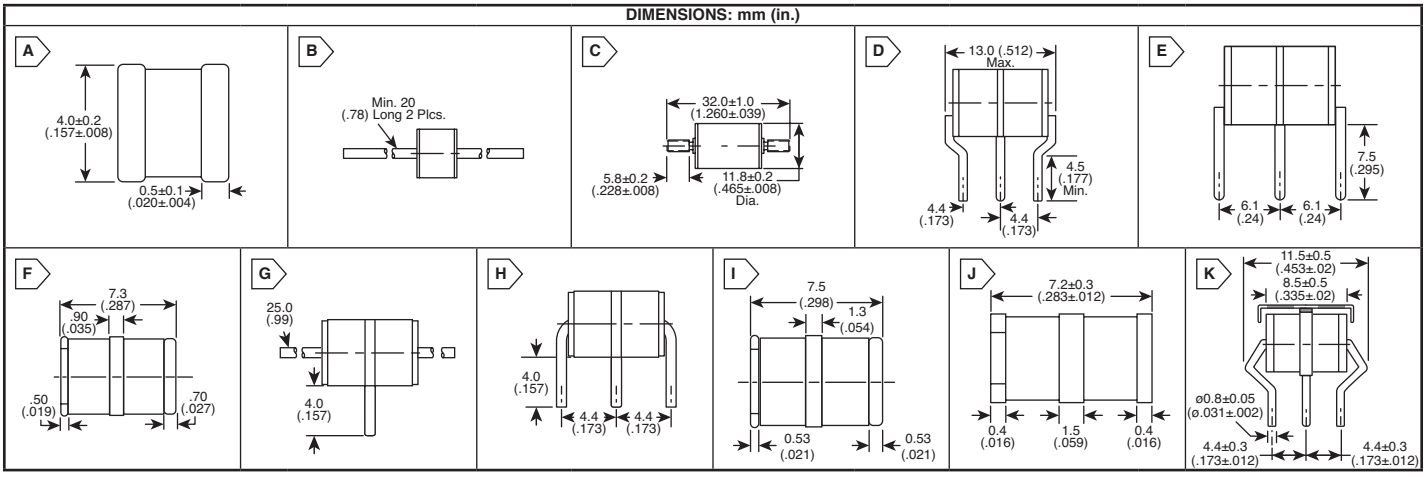

2087 SERIES HIGH VOLTAGE MINIATURE 2-POLE GDTS

RoHS Compliant

Features:
- High insulation resistance
- UL recognized

Applications:
- Industrial/Consumer electronics
- Telecommunications

For quantities greater than listed, call for quote.

MOUSER STOCK NO.		Fig.	DC Sparkover @100V/s	Impulse Sparkover 100V/us	Price Each		
Mfr.	Mfr. Part No.				1	10	100
652	2087-80-SM-RPLF	A	800	1300			
652	2087-120-SM-RPLF	A	1200	1700			
652	2087-150-SM-RPLF	A	1500	2000			

2089 SERIES HIGH VOLTAGE MINIATURE 2-POLE GDTS

RoHS Compliant

Features:
- High insulation resistance
- UL recognized

Applications:
- Industrial/Consumer electronics
- Telecommunications

For quantities greater than listed, call for quote.

MOUSER STOCK NO.		Fig.	DC Sparkover @100V/s	Impulse Sparkover 100V/us	Price Each		
Mfr.	Mfr. Part No.				1	10	100
652	2089-160-BLF	B	1600	2400			
652	2089-250-BLF	B	2500	3300			
652	2089-360-BLF	B	3600	4400			

2093 SERIES HIGH VOLTAGE 2-POLE GDTS

RoHS Compliant

Features:
- High insulation resistance
- UL recognized

Applications:
- Industrial/Consumer electronics
- Telecommunications

For quantities greater than listed, call for quote.

MOUSER STOCK NO.		Fig.	DC Sparkover @100V/s	Impulse Sparkover 100V/us	Price Each		
Mfr.	Mfr. Part No.				1	10	100
652	2093-120-SM-RPLF	A	1200	1700			
652	2093-250-SM-RPLF	A	2500	3100			
652	2093-270-SM-RPLF	A	2700	3300			

2095 SERIES HIGH VOLTAGE 2-POLE GDTS

RoHS Compliant

Features:
- High insulation resistance
- UL recognized

Applications:
- Industrial/Consumer electronics
- Telecommunications

For quantities greater than listed, call for quote.

MOUSER STOCK NO.		Fig.	DC Sparkover @100V/s	Impulse Sparkover 100V/us	Price Each		
Mfr.	Mfr. Part No.				1	10	100
652	2095-80-BLF	B	800	1100			
652	2095-160-BLF	B	1600	2300			
652	2095-250-BLF	B	2500	3500			
652	2095-270-BLF	B	2700	3600			
652	2095-350-BLF	B	3500	4900			

2097 SERIES HIGH VOLTAGE 2-POLE GDTS

RoHS Compliant

Features:
- High power rating
- High voltage range

Applications:
- Telecommunications electronics
- Industrial equipment/electronics

For quantities greater than listed, call for quote.

MOUSER STOCK NO.		Fig.	DC Sparkover @ 100V/s	Impulse Sparkover 100V/us	Price Each		
Mfr.	Mfr. Part No.				1	10	100
652	2097-100-DLF	C	1000	1500			
652	2097-160-DLF	C	1600	2300			
652	2097-220-DLF	C	2200	2700			

2020 SERIES 3-POLE GDTS

Features:
- Balanced TRIGARD®
- UL recognized
- Stable breakdown throughout life

Applications:
- Telecommunications
- Industrial, Consumer and Commercial electronics
- Automotive, aircraft, military electronics

For quantities greater than listed, call for quote.

MOUSER STOCK NO.		Fig.	DC Sparkover @100V/s	Single Impulse Discharge Current (kA) 8/20µs	Price Each		
Mfr.	Mfr. Part No.				1	10	100
652	2020-15T-C2LF	D	60	5			
652	2020-23T-C2LF	D	180	5			
652	2020-42T-C2LF	D	360	5			
652	2020-42T-C2FLF	D	360	10			
652	2020-42T-C4LF	E	360	10			

2026 SERIES 3-POLE GDTS

Features:
- Balanced TRIGARD®
- UL recognized
- Stable breakdown throughout life

Applications:
- Telecommunications
- Industrial, Consumer and Commercial electronics
- Automotive, aircraft, military electronics

For quantities greater than listed, call for quote.

MOUSER STOCK NO.		Fig.	DC Sparkover @100V/s	Single Impulse Discharge Current (kA) 8/20µs	Price Each		
Mfr.	Mfr. Part No.				1	10	100
652	2026-15-C2	E	150	40			
652	2026-35-C2	E	350	40			

2030 SERIES MINIATURE 3-POLE GDTS

Features:
- UL recognized
- Stable breakdown throughout life

Applications:
- Telecommunications
- Industrial, Consumer and Commercial electronics
- Automotive, aircraft, military electronics

For quantities greater than listed, call for quote.

MOUSER STOCK NO.		Fig.	DC Sparkover @100V/s	Single Impulse Discharge Current (kA) 8/20µs	Price Each		
Mfr.	Mfr. Part No.				1	10	100
652	2030-23T-SM-RPLF	F	185	4			
652	2030-42T-SM-RPLF	F	360	4			

2036 SERIES MINIATURE 3-POLE GDTS

Features:
- UL recognized
- Stable breakdown throughout life

Applications:
- Telecommunications
- Industrial, Consumer and Commercial electronics
- Automotive, aircraft, military electronics

For quantities greater than listed, call for quote.

MOUSER STOCK NO.		Fig.	DC Sparkover @100V/s	Single Impulse Discharge Current (kA) 8/20µs	Price Each		
Mfr.	Mfr. Part No.				1	10	100
652	2036-09-B	G	90	20			
652	2036-15-B	G	150	20			
652	2036-35-C2	H	350	20			

2038 SERIES MINIATURE 3-POLE GDTS

RoHS Compliant

Features:
- High surge current rating
- UL Recognition pending
- Stable breakdown throughout life
- Low insertion loss
- Balanced Mini-TRIGARD
- Symmetrical breakdown voltage

For quantities greater than listed, call for quote.

MOUSER STOCK NO.		Fig.	DC Sparkover @100V/s	Impulse Sparkover 100V/us	Price Each		
Mfr.	Mfr. Part No.				1	10	100
652	2038-15-SM-RPLF	I	150	350			

2052 SERIES SYMMETRICAL 3-POLE GDTS

RoHS Compliant

Features:
- Low capacitance and insertion loss
- Symmetrical breakdown voltage (L-L, L-G)
- UL recognized

Applications:
- Industrial, commercial, and consumer electronics
- Telecommunications

For quantities greater than listed, call for quote.

MOUSER STOCK NO.		Fig.	DC Sparkover @100V/s	Impulse Sparkover 100V/us	Price Each		
Mfr.	Mfr. Part No.				1	10	100
652	2052-23-SM-RPLF	J	230	600			
652	2052-35-SM-RPLF	J	350	650			
652	2052-40-SM-RPLF	J	400	700			
652	2052-47-SM-RPLF	J	470	800			

2056 SERIES 3-POLE GDTS

RoHS Compliant

Features:
- Low capacitance and insertion loss
- Switch-grade fail-short option
- UL recognized

Applications:
- Industrial and consumer electronics
- Telecommunications

For quantities greater than listed, call for quote.

MOUSER STOCK NO.		Fig.	DC Sparkover @100V/s	Impulse Sparkover 100V/us	Price Each		
Mfr.	Mfr. Part No.				1	10	100
652	2056-09-B2LF	K	90	750			
652	2056-23-B2LF	K	230	600			
652	2056-35-B2LF	K	350	650			
652	2056-42-B2LF	K	420	700			
652	2056-60-B2LF	K	600	900			

© Copyright 2014 Mouser Electronics

© Copyright 2014 Mouser Electronics

BOURNS Gas Discharge Tubes

BOURNS 1669 SERIES TRANSIENT PROTECTOR

DIMENSIONS: mm (in.)

Used for full weather protection of field transmitters and instrumentation operating on 24-28V systems, the 1669 Series protects sensitive I/O circuitry from surges of any polarity or magnitude. Principal use is on 4-20 mA control loops and can be used on grounded (+ or -) or ungrounded circuits. Able to survive and protect even from direct lightning strikes to the transmitter ground or field wiring. Automatic recovery after passage of the surge. Construction is hybrid 3-stage design, using a high surge capacity Balanced Trigard® Gas Tube protector, coordination impedance and silicon suppressors to provide differential and common mode protection with very low clamping levels for delicate loads. The housing is thick walled schedule 40, type 303 stainless steel. Wiring is #20 (.5 mm2) 1000V, PVC insulated. Solid red and black colors are used for the input; striped colors signify the protected output. The protector ground wire (green) is electrically bonded to the metallic housing; it is for connection to the grounding screw within the field device. Intrinsically Safe (IS) and Flame Proof (FP) versions available conforming to EU Atex Directive 94/9/EC IS version II 1 G Certificate No. SIRA99ATEX2154X, EEx ia IIC T4 (P1=1.13W) T5 (P1=0.73W) FP version II 2 G Certificate No. SIRA99ATEX1143X, EEx d IIC T6 Ta=55C Use Model 1669-02/06 for standard ground resistance conditions. Use Model 1669-01 / 05 with higher voltage isolation to ground for sites with high resistance soil conditions or where significant ground potential differences are known to exist.

Characteristics:

- Ambient Temperature Range, Storage: -65°C to +130°C
- Operating Temperature: Non-hazardous areas: -40°C to +100°C; Hazardous areas: -20°C to + 55°C
- Maximum Load Current: 150mA Except when limited for T5 conditions (.73W) 129mA
- Component Response Time: <1ns
- Surge Life (L+L)-G: 20kA 8/20μs: 20 times; 1kA 10/1000μs: 1000 times

Features:

- Fits single or dual conduit ports
- Intrinsically Safe (IS) and Flameproof (FP) models available
- Weatherproof
- Long life, high operational reliability
- Stainless steel construction

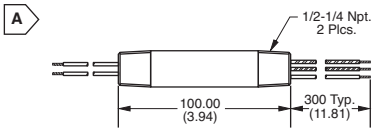

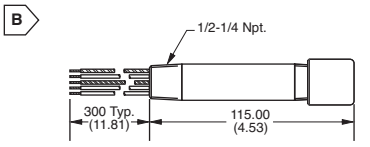

For quantities greater than listed, call for quote.

MOUSER STOCK NO.	Bourns Part No.	Fig.	DC Clamping Voltage		Capacitance 1MHz Max.		Price Each				
			L-L	L-G	L-L	L-G	1	2	5	10	25
652-1669-01	1669-01	A	36V	250V	1200pF	40pF					
652-1669-02	1669-02	A	36V	36V	2000pF	2000pF					
652-1669-06	1669-06	B	36V	36V	2000pF	2000pF					

BOURNS 1800 SERIES SIGNAL AND DATALINE PROTECTOR

DIMENSIONS: mm (in.)

Bourns 1800 Series Signal and Dataline Protectors are designed to protect sensitive electronic circuits and components from damaging surge voltages and currents. Their extremely fast response and low clamping voltages make them particularly suitable for the protection of signal and data lines associated with computer, data communication, instrumentation, broadcasting and industrial controls. They may be used directly with EIA standard interfaces RS-232, RS-422, RS-423, RS-485 and with 20mA and 50mA instrumentation loops. Model 1800 Series Signal and Dataline Protectors are fast, rugged and capable of protecting against fast rising voltage transients as well as the severe current surges associated with lightning discharges. Method of Operation: Bourns 1800 Series are heavy-duty, multi-staged protectors. A solid-state section intercepts the leading edge of the surge with subnanosecond response time. Within microseconds a 3-pole common chambered Gas Tube capable of handling 200,000 ampere lightning currents operates and crowbars the surge to ground. The protector remains in the crowbar state until the surge has passed and line voltages return to safe levels, then automatically restores the line to normal operation. There is no need for resetting a breaker or replacing a fuse. Application: Protectors are generally placed at each end of a signal or data line or current loop. In the case of daisy-chain configurations (such as RS-485), protectors are placed at each node. 1820 models provide both line-to-ground and line-to-line protection and are designed to use on differential signals (such as RS-422 or RS-485) and most current loops. 1810 models provide line-to-ground protection for two separate circuits and are designed for use on ground referenced signals (such as RS-232) and 4-20 mA loops where the return wire is grounded at the protector. The 1811 and 1821 models provide the same protection modes for high frequency applications. Related Bourns Protectors: For outdoor applications with 1/2 inch NPT ports (such as field-mounted 4-20mA transmitters), please refer to Bourns 1669 Series Protector. In this application, the mixed use of an 1800 Series Protector at the controller and a 1669 Series Protector at the field is recommended.

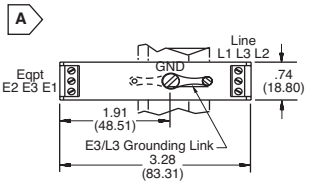

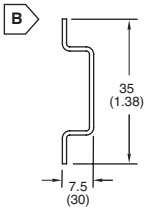

Characteristics:

- Surge Life:
  >100 operations with 200 Amps: 10 x 1000μsec
  >10 operations with 10,000 Amps: 8 x 20μsec
- DC Leakage Current at Rated L/G Voltage: >10μAmps
- Signal/Data Attenuation at Maximum Data Rate: 3db with 600Ω termination
- Operating Temperature: -40ºC to +60ºC
- Response Time: 50 pico-seconds
- Wire Size: 22-14AWG

Features:

- Low peak clamping voltage even during severe current surges
- Ability to repeatedly protect against surge currents in excess of 10,000 amperes
- Convenient mounting and grounding to any flat surface or to Din 1 (TS-32) or DIN-3 (TS-35) rail
- Cable shields are passed through and may be either grounded or not grounded at the protector
- Vibration-proof screw-type clamp terminals
- Flame-resistant epoxy-filled housing

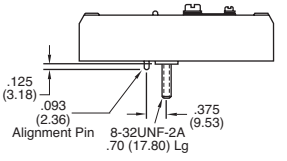

For quantities greater than listed, call for quote.

MOUSER STOCK NO.	Bourns Part No.	Fig.	Price Each				
			1	2	5	10	25
652-1810-28-A1	1810-28-A1	A					
652-1810-28-A3	1810-28-A3	A					
652-1820-28-A1	1820-28-A1	A					
652-1820-28-A3	1820-28-A3	A					

Din Rail for 1800 Series

For quantities greater than listed, call for quote.

MOUSER STOCK NO.	Use with Bourns Part No.	Fig.	Description	Price Each		
				1	10	50
651-5602100	1810-28-A1, 1820-28-A1	B	35mm x 7.5mm x 1m DIN Rail Perf.			

BOURNS 2027 SERIES - 2-POLE GAS DISCHARGE TUBE

DIMENSIONS: mm (in.)

Characteristics:

- DC Holdover Voltage 1: 135V (52V for Model 2027-09, 80V for Model 2027-15)/< 150ms
- Impulse Discharge Current: 25000A, 8/20μs 2/1 operation minimum; 10000A, 8/20μs/> 10 operations; 500A, 10/1000μs/> 400 operations; 100A, 10/1000μs or 10/700μs/> 1000 operations
- Alternating Discharge Current: 65 Arms, 11 cycles 2; 1 operation minimum
- Operating Temperature: -55°C to +250°C

Features:

- 8mm diameter, 6mm long
- UL recognized
- Custom configurations available
- High surge current rating
- Stable breakdown throughout life

Applications:

- Telecommunications
- Industrial electronics
- Commercial electronics
- Consumer electronics
- Automotive, aircraft, military electronics

For quantities greater than listed, call for quote.

MOUSER STOCK NO.	Bourns Part No.	DC Sparkover		Impulse Sparkover		Price Each				
		@ 100V/s	Tolerance (±)	100V/μs	1000V/μs	1	10	50	100	500
652-2027-09-B	2027-09-B	90	20%	300V	500V					
652-2027-15-B	2027-15-B	150	15%	350V	575V					
652-2027-35-B	2027-35-B	350	15%	600V	875V					

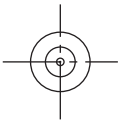

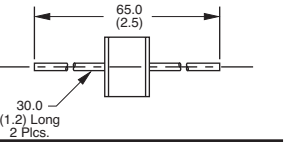

BOURNS SURGE PROTECTOR TEST SET FOR GAS DISCHARGE TUBES

DIMENSIONS: mm (in.)

Features:

- Lightweight, hand-held design
- Easy to read LCD display
- Simple operation
- High accuracy peak reading circuit
- Wide 10-1000V Test Range
- Precise auto-sensing shutoff

Applications (Suitable for Testing):

- Gas Tubes
- Carbon Gaps
- MOVs
- Zener and avalanche diodes
- Thyristor devices
- Finished product

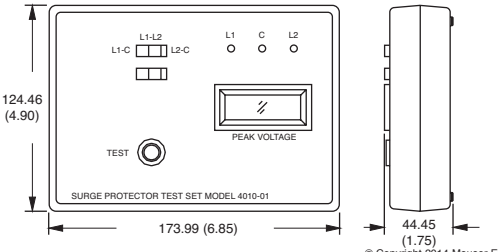

MOUSER STOCK NO.	Accessories Included	Price Each
652-4010-01-B	Nylon Case, 48 inch leads with Alligator Clips	

© Copyright 2014 Mouser Electronics

© Copyright 2014 Mouser Electronics

EPCOS Surge Arresters

RoHS Compliant **This product is RoHS compliant.**

2-ELECTRODE ARRESTER

Features:
- Very small size
- Fast response time
- Stable performance over life
- Extremely low capacitance
- High insulation resistance
- RoHS compatible

Applications:
- Modem
- XDSL-splitter
- Tuner

RoHS Compliant

For quantities greater than listed, call for quote.

MOUSER STOCK NO.	Epcos Part No.	Peak Pulse Current	DC Breakover Voltage (nominal)	Termination Style	Dimensions	Price Each				
						1	10	25	50	100
871-B88069X180S102	B88069X0180S102	5KA	75V	Thru-Hole	8mm D x 60mm L					
871-B88069X190S102	B88069X0190S102	2.5KA	90V	Thru-Hole	5.5mm D x 60mm L					
871-B88069X0200S102	B88069X0200S102	2.5KA	400V	Thru-Hole	5.5mm D x 60mm L					
871-B88069X590S102	B88069X0590S102	2.5KA	350V	Thru-Hole	5.5mm D x 60mm L					
871-B88069X660S102	B88069X0660S102	5KA	230V	Thru-Hole	8mm D x 60mm L					
871-B88069X720S102	B88069X0720S102	5KA	90V	Thru-Hole	8mm D x 60mm L					
871-B88069X780S102	B88069X0780S102	5KA	540V to 720V	Thru-Hole	8mm D x 60mm L					
871-B88069X0800S102	B88069X0800S102	2.5KA	270V to 345V	Thru-Hole	5.5mm D x 60mm L					
871-B88069X810S102	B88069X0810S102	5KA	350V	Thru-Hole	8mm D x 60mm L					
871-B88069X880S102	B88069X0880S102	5KA	150V	Thru-Hole	8mm D x 60mm L					
871-B88069X900S102	B88069X0900S102	2.5KA	230V	Thru-Hole	5.5mm D x 60mm L					
871-B88069X1410C103	B88069X1410C103	20KA	90V	Thru-Hole	8mm D x 6.05mm L					
871-B88069X1420C102	B88069X1420C102	20KA	230V	Thru-Hole	7.6mm D x 20mm L					
871-B88069X1450C102	B88069X1450C102	20KA	90V	Thru-Hole	7.6mm D x 20mm L					
871-B88069X1500S102	B88069X1500S102	20KA	250V	Thru-Hole	8mm D x 6.05mm L					
871-B88069X1620T602	B88069X1620T602	20KA	230V	SMD/SMT	8.3mm D x 6.05mm L					
871-B88069X1630T602	B88069X1630T602	20KA	90V	SMD/SMT	8.3mm D x 6.05mm L					
871-B88069X1640T902	B88069X1640T902	5KA	90V	SMD/SMT	5.4mm D x 5.7mm L					
871-B88069X1780S102	B88069X1780S102	2.5KA	270V to 345V	Thru-Hole	5.5mm D x 60mm L					
871-B88069X2030S102	B88069X2030S102	5KA	230V	SMD/SMT	8mm D x 60mm L					
871-B88069X2140S102	B88069X2140S102	10KA	800V	SMD/SMT	8mm D x 60mm L					
871-B88069X2190S102	B88069X2190S102	2.5KA	2.5KV	SMD/SMT	8mm D x 60mm L					
871-B88069X2200S102	B88069X2200S102	2.5KA	3.5KV	Thru-Hole	8mm D x 60mm L					
871-B88069X2240C103	B88069X2240C103	20KA	230V to 338V	SMD/SMT	8mm D x 6.05mm L					
871-B88069X2250S102	B88069X2250S102	20KA	230V	SMD/SMT	8mm D x 60mm L					
871-B88069X2380S102	B88069X2380S102	20KA	350V	SMD/SMT	8mm D x 60mm L					
871-B88069X2500S102	B88069X2500S102	2KA	2.5KV	Thru-Hole	5.5mm D x 60mm L					
871-B88069X2590S102	B88069X2590S102	2.5KA	4.5KV	SMD/SMT	8mm D x 60mm L					
871-B88069X2610S102	B88069X2610S102	2.5KA	1.6KV	SMD/SMT	8mm D x 60mm L					
871-B88069X2620S102	B88069X2620S102	2.5KA	5.5KV	Thru-Hole	8mm D x 8mm L					
871-B88069X2641S102	B88069X2641S102	5KA	680V to 1000V	Thru-Hole	8mm D x 60mm L					
871-B88069X2830S102	B88069X2830S102	10KA	600V	Thru-Hole	8mm D x 60mm L					
871-B88069X2840S102	B88069X2840S102	20KA	150V	SMD/SMT	8mm D x 60mm L					
871-B88069X2860C102	B88069X2860C102	20KA	350V	SMD/SMT	7.6mm D x 20mm L					
871-B88069X2880S102	B88069X2880S102	20KA	600V	SMD/SMT	8mm D x 60mm L					
871-B88069X3820S102	B88069X3820S102	10KA	1.0KV	SMD/SMT	8mm D x 60mm L					
871-B88069X4131S102	B88069X4131S102	10KA	230V to 338V	Thru-Hole	8mm D x 60mm L					
871-B88069X4180B502	B88069X4180B502	5KA	300V	Thru-Hole	4.7mm D x 4.7mm L					
871-B88069X4230C101	B88069X4230C101	20KA	3.0KV	Thru-Hole	11.8mm D x 33mm L					
871-B88069X4231S102	B88069X4231S102	2KA	3.0KV	Thru-Hole	5.5mm D x 60mm L					
871-B88069X4241S102	B88069X4241S102	2KA	3.6KV	Thru-Hole	5.5mm D x 60mm L					
871-B88069X4300C251	B88069X4300C251	20KA	1.4KV	Thru-Hole	11.8mm D x 32mm L					
871-B88069X4301S102	B88069X4301S102	5KA	1.5KV	Thru-Hole	8mm D x 7.9mm L					
871-B88069X4330C251	B88069X4330C251	20KA	3.0KV	Thru-Hole	11.8mm D x 32mm L					
871-B88069X4350C102	B88069X4350C102	20KA	150KV	SMD/SMT	7.6mm D x 20mm L					
871-B88069X4360C102	B88069X4360C102	10KA	170V	SMD/SMT	7.6mm D x 20mm L					
871-B88069X4380C251	B88069X4380C251	40KA	600V	SMD/SMT	11.8mm D x 17.1mm L					
871-B88069X4390C251	B88069X4390C251	20KA	400V to 600V	SMD/SMT	11.8mm D x 17.4mm L					
871-B88069X4400C251	B88069X4400C251	20KA	400V to 600V	Thru-Hole	11.8mm D x 32mm L					
871-B88069X4590C102	B88069X4590C102	5KA	570V to 780V	Thru-Hole	5mm D x 60mm L					
871-B88069X4640C102	B88069X4640C102	5KA	350V	SMD/SMT	5mm D x 60mm L					
871-B88069X4651S102	B88069X4651S102	2KA	1.0KV	Thru-Hole	5.5mm D x 60mm L					
871-B88069X4880S102	B88069X4880S102	10KA	90V	SMD/SMT	8mm D x 60mm L					
871-B88069X4920S102	B88069X4920S102	10KA	350V	SMD/SMT	8mm D x 60mm L					
871-B88069X4930S102	B88069X4930S102	10KA	230V	SMD/SMT	8mm D x 60mm L					
871-B88069X4970T352	B88069X4970T352	10KA	230V	Thru-Hole	8mm D x 6.05mm L					
871-B88069X5080S102	B88069X5080S102	5KA	400V to 588V	Thru-Hole	8mm D x 60mm L					
871-B88069X5220T902	B88069X5220T902	5KA	230V	SMD/SMT	6.6mm D x 5mm L					
871-B88069X5600S102	B88069X5600S102	5KA	2KV	Thru-Hole	5.5mm D x 60mm L					
871-B88069X5690T502	B88069X5690T502	2.5KA	2.5KV	Thru-Hole	8mm D x 60mm L					
871-B88069X6061B502	B88069X6061B502	5KA	250V	Thru-Hole	5mm D x 12mm L					

© Copyright 2014 Mouser Electronics
© Copyright 2014 Mouser Electronics

3-ELECTRODE SURGE ARRESTERS

Features:
- Very small size
- Exremely fast response time
- High current rating
- Extremely low capacitance
- High insulation resistance
- RoHS compatible

Applications:
- Line protection
- Station protection
- Base stations

RoHS Compliant

For quantities greater than listed, call for quote.

MOUSER STOCK NO.	Epcos Part No.	Peak Pulse Current	DC Breakover Voltage (Nominal)	Termination Style	Dimensions	Price Each 1	10	25	50	100
871-B88069X1470B502	B88069X1470B502	10KA	350V	Thru-Hole	6mm D x 8.1mm L					
871-B88069X2261B252	B88069X2261B252	10KA	90V	Thru-Hole	6mm D x 8.1mm L					
871-B88069X2271B502	B88069X2271B502	10KA	90V	Thru-Hole	6mm D x 8.1mm L					
871-B88069X2601B502	B88069X2601B502	10KA	230V	Thru-Hole	6.8mm D x 10mm L					
871-B88069X3090B252	B88069X3090B252	10KA	350V	Thru-Hole	6mm D x 8.1mm L					
871-B88069X3130B252	B88069X3130B252	10KA	230V	Thru-Hole	6mm D x 8.1mm L					
871-B88069X4991B502	B88069X4991B502	5KA	90V	Thru-Hole	5mm D x 7.6mm L					
871-B88069X5111B502	B88069X5111B502	5KA	350V	SMD/SMT	5mm D x 9.2mm L					
871-B88069X5120B252	B88069X5120B252	20KA	350V	Thru-Hole	7.2mm D x 50mm L					
871-B88069X5460B502	B88069X5460B502	5KA	230V	SMD/SMT	5mm D x 9.2mm L					
871-B88069X5571B502	B88069X5571B502	5KA	250V	SMD/SMT	5mm D x 9.2mm L					
871-B88069X6990B102	B88069X6990B102	20KA	550V to 800V	Thru-Hole	9.5mm D x 15mm L					
871-B88069X7230B102	B88069X7230B102	20KA	650V	Thru-Hole	9.5mm D x 11.5mm L					
871-B88069X7460B102	B88069X7460B102	20KA	400V	Thru-Hole	9.5mm D x 11.5mm L					
871-B88069X7960B502	B88069X7960B502	10KA	420V	Thru-Hole	7.2mm D x 10mm L					
871-B88069X7990B502	B88069X7990B502	10KA	300V	Thru-Hole	8mm D x 10mm L					
871-B88069X8230B502	B88069X8230B502	10KA	250V	Thru-Hole	8mm D x 10mm L					
871-B88069X8250B502	B88069X8250B502	10KA	260V	Thru-Hole	8mm D x 13.4mm L					
871-B88069X8300B502	B88069X8300B502	10KA	90V	Thru-Hole	8mm D x 15mm L					
871-B88069X8340B502	B88069X8340B502	10KA	250V	Thru-Hole	8mm D x 15mm L					
871-B88069X8380B502	B88069X8380B502	10KA	230V	Thru-Hole	8mm D x 11.5mm L					
871-B88069X8430B502	B88069X8430B502	10KA	90V	Thru-Hole	8mm D x 13.4mm L					
871-B88069X8440B202	B88069X8440B202	10KA	90V	Thru-Hole	8mm D x 22mm L					
871-B88069X8470B252	B88069X8470B252	15KA	230V	Thru-Hole	7.2mm D x 50mm L					
871-B88069X8530B502	B88069X8530B502	10KA	420V to 702V	Thru-Hole	8mm D x 13.4mm L					
871-B88069X8630B502	B88069X8630B502	20KA	230V	Thru-Hole	7.2mm D x 10mm L					
871-B88069X8680B502	B88069X8680B502	10KA	230V	Thru-Hole	8mm D x 13.4mm L					
871-B88069X8690B502	B88069X8690B502	10KA	230V	Thru-Hole	7.2mm D x 10mm L					
871-B88069X8740B502	B88069X8740B502	20KA	230V	Thru-Hole	8mm D x 15mm L					
871-B88069X8820B102	B88069X8820B102	20KA	420V to 700V	Thru-Hole	9.5mm D x 75mm L					
871-B88069X8830B102	B88069X8830B102	20KA	700V	Thru-Hole	9.5mm D x 11.5mm L					
871-B88069X8870B502	B88069X8870B502	10KA	230V	Thru-Hole	7.2mm D x 13.4mm L					
871-B88069X8910B502	B88069X8910B502	10KA	230V	Thru-Hole	8mm D x 15mm L					
871-B88069X8920B252	B88069X8920B252	20KA	230V	Thru-Hole	8mm D x 22mm L					
871-B88069X8990B502	B88069X8990B502	10KA	250V	Thru-Hole	7.2mm D x 13.4mm L					
871-B88069X9190B252	B88069X9190B252	10KA	350V	Thru-Hole	8mm D x 10mm L					
871-B88069X9410B502	B88069X9410B502	10KA	350V	Thru-Hole	8mm D x 10mm L					
871-B88069X9420B502	B88069X9420B502	10KA	230V	Thru-Hole	8mm D x 13.4mm L					
871-B88069X9590B502	B88069X9590B502	10KA	150V	Thru-Hole	8mm D x 13.4mm L					
871-B88069X9800B502	B88069X9800B502	10KA	230V	Thru-Hole	6mm D x 12.2mm L					
871-B88069X9930B502	B88069X9930B502	10KA	150V	Thru-Hole	8mm D x 13.4mm L					

DIMENSIONS: mm

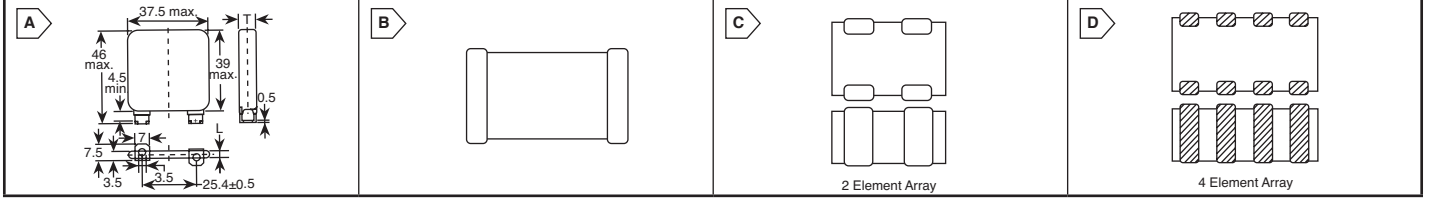

STRAP VARISTORS

Features:
- Strap terminals for screw fixing or soldering
- ±10% tolerance of varistor voltage @ 1mA
- Square disk
- Epoxy coating

For quantities greater than listed, call for quote.

MOUSER STOCK NO.	Epcos Part No.	Fig.	Type	Max Operating Voltage (Vrms)	Operating Voltage (Max VDC)	Max Surge Current (8/20μs KA)	Energy Absorption (2ms)	Average Power Dissipation (W)	Price Each 1	5	10	25	50
871-B72241L151K10057	B72241L151K100V57	A	LS41K150QP	150	200	50	360	1.4					
871-B72241L271K10057	B72241L271K100V57	A	LS41K275QP	275	350	50	550	1.4					
871-B72241L321K10057	B72241L321K100V57	A	LS41K320QP	320	420	50	640	1.4					
871-B72242L271K10057	B72242L271K100V57	A	LS42K275QP	275	350	65	550	1.4					
871-B72242L271K10257	B72242L271K102V57	A	LS42K275QPK2	275	350	65	550	1.4					
871-B72242L321K10057	B72242L321K100V57	A	LS42K320QP	320	420	65	640	1.4					
871-B72242L321K10257	B72242L321K102V57	A	LS42K320QPK2	320	420	65	640	1.4					
871-B72242L421K10057	B72242L421K100V57	A	LS42K420QP	420	560	65	910	1.4					
871-B72242L421K10257	B72242L421K102V57	A	LS42K420QPK2	420	560	65	910	1.4					

SMD VARISTORS

Features:
- Chip with three-layer-termination
- Dimensions of the device 04x02 (length x width in 1/100 inch)

MOUSER STOCK NO.	Epcos Part No.	Fig.	Type	Case Size	Max Operating Voltage Vrms	VDC	Energy Absorption (2ms mJ)	Average Power Dissipation (mW)	Price Each 1	50	100	500	Reel Qty.	Price Per Piece
871-B72590T40M60	B72590T40M60	B	CT0402M4G	0402	4	5.5	17	3					10000	
871-B72590T110S160	B72590T110S160	B	CT0402S11AG	0402	11	14	7.5	3					10000	
871-B72590T8140S160	B72590T8140S160	B	CT0402S14AHSG	0402	14	16	30	3					10000	

SMD VARISTOR ARRAYS

871-B72762A8140S160	B72762A8140S160	C	CA04P2S14THSG	0405	14	16	30	3					4000	
871-B72762A2170S160	B72762A2170S160	C	CA04P2S17TLCG	0405	17	22	10	3					4000	
871-B72714A8140S160	B72714A8140S160	D	CA05P4S14THSG	0508	14	16	30	-					4000	
871-B72724A8151V62	B72724A8151V62	D	CA06P4V150THSG	0612	14	16	-	-					3000	
871-B72724A2170S162	B72724A2170S162	D	CA06P4S17TLCG	0612	17	22	75	3					3000	

© Copyright 2014 Mouser Electronics

© Copyright 2014 Mouser Electronics

LITTELFUSE Greentube™ Gas Plasma Arresters

(High Performance Beta Range)

RoHS Compliant **This product is RoHS compliant.**

LITTELFUSE SG SERIES

Features:

- RoHS Compliant
- GHz working frequency
- Excellent stability on multiple pulse duty cycle
- Excellent response to fast rising transients
- Ultra low insertion loss
- 1-2KA surge capability tested with 8/20µS pulse
- Low capacitance
- UL recognized

DIMENSIONS: mm

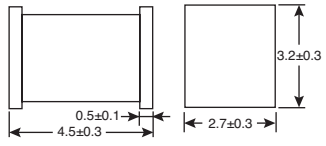

RoHS Compliant



2 Electrode GDT Graphical Symbol

For quantities greater than listed, call for quote.

MOUSER STOCK NO.	Littelfuse Part No.	Type	DC Voltage (V)	DC Breakover Voltage Min-Max @ 100V/sec (V)	Max Dynamic Breakover Voltage @100/us (V)	Alternating Discharge Current (A)	Max Repetitive Impulse Discharge Current (kA)	Capacitance (pF)	DC Holdover Voltage (V)	Price Each 1	10	100	250
576-SG75	SG75	4.5x3.2x2.7mm	75	52-98	500	2	2	1	135				
576-SG90	SG90	4.5x3.2x2.7mm	90	63-117	500	2	2	1	135				
576-SG150	SG150	4.5x3.2x2.7mm	150	105-195	500	2	2	1	135				
576-SG230	SG230	4.5x3.2x2.7mm	230	172-288	650	2	1	1	135				
576-SG300	SG300	4.5x3.2x2.7mm	300	225-375	700	2	1	1	135				
576-SG300Q	SG300Q	4.5x3.2x2.7mm	300	210-390	580	-	1	1	135				
576-SG350	SG350	4.5x3.2x2.7mm	350	263-437	750	2	1	0.8	135				
576-SG350Q	SG350Q	4.5x3.2x2.7mm	350	263-437	600	-	1	0.8	135				
576-SG400	SG400	4.5x3.2x2.7mm	400	300-500	800	2	1	0.8	135				
576-SG420	SG420	4.5x3.2x2.7mm	420	315-525	800	2	1	1	135				
576-SG420Q	SG420Q	4.5x3.2x2.7mm	420	315-525	650	-	1	1	135				

LITTELFUSE SL1002 SURFACE MOUNT SERIES

Features:

- RoHS compliant
- Ultra Low Insertion Loss
- Surface mountable
- 5KA surge capability tested with 8/20µS pulse as defined by IEC 61000-4-5
- Excellent response to fast rising transients
- Can be used to meet Telcordia GR1089 without series resistance
- 10/700 6KV capability, as per ITUT k.21, enhanced test level
- 2000 Amp 2/10µS surge rating
- Meets FCC part 68 10/160µs waveform, 200A test and 10/560µs waveform 100A test

Mechanical Specifications:

- Weight: 0.63g (0.022 oz.)
- Materials: Electrode Base: Nickel Iron Alloy
- Electrode Plating: Bright Sn
- Body: Ceramic
- Device Marking: 'LF' logo, Voltage and date code

Applications:

- Broadband equipment
- ADSL equipment
- XDSL equipment
- Satellite and CATV equipment
- General telecom equipment

DIMENSIONS: mm

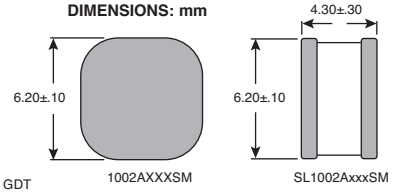

RoHS Compliant



2 Electrode GDT Graphical Symbol

For quantities greater than listed, call for quote.

MOUSER STOCK NO.	DC Voltage @ 100V/sec (V)	Max Dynamic Breakover Voltage @ 100V/µs (Vbr)	Max Dynamic Breakover Voltage @ 1kV/µs (Vbr)	Max Repetitive Impulse Discharge Current (kA)	Max Single Impulse Discharge Current (A)	Max Leakage Current (nA)	Max Capacitance (pF)	Holdover Voltage (V)	Nominal On-State Voltage @ 1A	Price Each 1	10	100	250
576-SL1002A090SM	90	360	700	5	2	100	1.2	50	20				
576-SL1002A230SM	230	400	500	5	2	100	1.2	135	20				
576-SL1002A350SM	350	500	600	5	2	100	1.2	135	20				
576-SL1002A600SM	600	800	900	5	2	100	1.2	135	20				

LITTELFUSE SL1003 SERIES

Features:

- RoHS compliant
- Low insertion loss
- Surface mountable
- 5KA surge capability tested with 8/20µS pulse as defined by IEC 61000-4-5
- GHz working frequency
- Excellent response to fast rising transients
- Can be used to meet Telcordia GR1089 without series resistance
- 10/700 6KV capability, as per ITUT k.21, enhanced test level
- 2000 Amp 2/10µS surge rating

Applications:

- Broadband equipment
- ADSL equipment
- XDSL equipment
- Satellite and CATV equipment
- General telecom equipment

RoHS Compliant

DIMENSIONS: mm



3 Electrode GDT Graphical Symbol

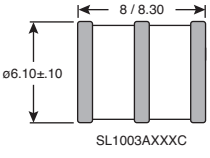

For quantities greater than listed, call for quote.

MOUSER STOCK NO.	Type	DC Voltage @ 100V/sec (V)	Max Dynamic Breakover Voltage @ 100V/µs (Vbr)	Max Dynamic Breakover Voltage @ 1kV/µs (Vbr)	Max Repetitive Impulse Discharge Current (kA)	Insulation Resistance (Ω)	Alternating Discharge Current (A)	Max Capacitance (pF)	Holdover Voltage (V)	Nominal On-State Voltage @ 1A (V)	Price Each 1	10	100	250
576-SL1003A090C	Core	90	600	700	5	1x109 @50V	5	1.2	50	20				
576-SL1003A090R	Radial	90	600	700	5	1x109 @50V	5	1.2	50	20				
576-SL1003A090SM	SMD	90	600	700	5	1x109 @50V	5	1.2	50	20				
576-SL1003A230C	Core	230	350	500	5	1x109 @100V	5	1.2	135	20				
576-SL1003A230R	Radial	230	350	500	5	1x109 @100V	5	1.2	135	20				
576-SL1003A230SM	SMD	230	350	500	5	1x109 @100V	5	1.2	135	20				
576-SL1003A350C	Core	350	500	700	5	1x109 @100V	5	1.2	135	20				
576-SL1003A350SM	SMD	350	500	700	5	1x109 @100V	5	1.2	135	20				
576-SL1003A400C	Core	400	550	800	5	1x109 @100V	5	1.2	135	20				
576-SL1003A400R	Radial	400	550	800	5	1x109 @100V	5	1.2	135	20				
576-SL1003A400SM	SMD	400	550	800	5	1x109 @100V	5	1.2	135	20				

LITTELFUSE SL0902A SURFACE MOUNT SERIES - BROADBAND OPTIMIZED™

Features:

- 2.5KA surge capability tested with 8/20mS pulse as defined by IEC 100-4-5
- Excellent stability on multiple pulse duty cycle
- Excellent response to fast rising transients
- Surface mountable
- GHz working frequency

Applications:

- Broadband equipment.
- ADSL equipment, Incl. ADSL2+
- XDSL equipment
- Satellite and CATV equipment
- General telecom equipment

RoHS Compliant



2 Electrode GDT Graphical Symbol



SL0902AXXXSM

DIMENSIONS: mm

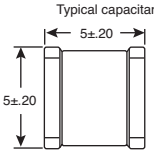

Typical capacitance (pF) measured at bias voltages of 0 to 35 vs

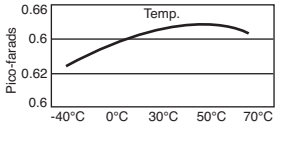

For quantities greater than listed, call for quote.

MOUSER STOCK NO.	Holdover Voltage (V)	DC Breakover Voltage @2kV/sec (V)	Max Dynamic Breakover Voltage @100/µs (V)	Max Dynamic Breakover Voltage @1kV/µs (V)	Alternating Discharge Current (A)	Impulse Discharge Current (kA)	Insulation Resistance (Ω)	Max Capacitance (pF)	Price Each 1	10	100	250
576-SL0902A090SM	50	72-108	400	600	2.5	2.5	1000M	1.5				
576-SL0902A230SM	135	184-276	400	500	2.5	2.5	1000M	1.5				
576-SL0902A420SM	135	350-504	675	800	2.5	2.5	1000M	1.5				

© Copyright 2014 Mouser Electronics

© Copyright 2014 Mouser Electronics

AVX Fuses, Filters, and Thermistors

RoHS Compliant This product is RoHS compliant.

A KYOCERA GROUP COMPANY

AVX LOW CURRENT LGA ACCU-GUARD® THIN FILM FUSES

The Accu-Guard®series of fuses is based on thin-film technology which allows precise control of the component electrical and physical characteristics that is not possible with standard fuse technologies. The Accu-Guard Low Current series encompasses the lowest current ratings in 0603 package.

NEW PRODUCT

For quantities greater than listed, call for quote.

MOUSER STOCK NO.	AVX Part No.	Fig.	Case Size	Current Rating (A)	Resistance @0.1 x IRATED Ω (max.)	Voltage Drop @ IRATED mV (max.)	Fusing Current (within 5sec)A	Pre-Arc I²t @10X IRATED A²-sec (typ)	Color Code	Price Each 1	100	500	1000	Reel Qty.	Price Per Piece
581-F0603G0R05FNTR	F0603G0R05FNTR	A	0603	0.050	3.4	250	0.125	2 x 10^{-6}	Blue					3000	
581-F0603G0R06FNTR	F0603G0R06FNTR	A	0603	0.062	2.5	280	0.155	2 x 10-6	Yellow					3000	
581-F0603G0R07FNTR	F0603G0R07FNTR	A	0603	0.075	2.0	280	0.1875	4 x 10-6	Brown					3000	
581-F0603G0R10FNTR	F0603G0R10FNTR	A	0603	0.100	2.4	300	0.250	4 x 10^{-6}	Red					3000	
581-F0603G0R12FNTR	F0603G0R12FNTR	A	0603	0.125	1.6	250	0.312	1 x 10^{-6}	White					3000	
581-F0603G0R15FNTR	F0603G0R15FNTR	A	0603	0.150	1.2	220	0.375	2 x 10-5	Green					3000	
581-F0603G0R20FNTR	F0603G0R20FNTR	A	0603	0.200	0.8	210	0.500	4 x 10^{-6}	Pink					3000	

AVX ACCU-GUARD® II - LOW CURRENT MINIATURE SIZE THIN-FILM FUSE

Features:
- Accurate Current Rating
- Fast Acting
- Operating Temperature: -55°C to +125°C
- Rated voltage: 32V

Applications:
- Computers
- Battery Chargers
- LCD Screens
- Digital Cameras

For quantities greater than listed, call for quote.

MOUSER STOCK NO.	AVX Part No.	Fig.	Case Size	Current Rating (A)	Resistance @0.1 x IRATED Ω (max.)	Voltage Drop @ IRATED mV (max.)	Fusing Current (within 5sec)A	Pre-Arc I²t @10X IRATED A²-sec (typ)	Color Code	Price Each 1	100	500	1000	Reel Qty.	Price Per Piece
581-F0402G0R05FNTR	F0402G0R05FNTR	B	0402	0.050	3.4	250	0.125	2 x 10-6	Blue					5000	
581-F0402G0R06FNTR	F0402G0R06FNTR	B	0402	0.062	2.8	280	0.155	2 x 10-6	Yellow					5000	
581-F0402G0R07FNTR	F0402G0R07FNTR	B	0402	0.075	2.0	280	0.1875	4 x 10-6	Brown					5000	
581-F0402G0R10FNTR	F0402G0R10FNTR	B	0402	0.100	2.4	300	0.250	7 x 10-6	Red					5000	
581-F0402G0R12FNTR	F0402G0R12FNTR	B	0402	0.125	1.6	250	0.312	1 x 10-5	White					5000	
581-F0402G0R15FNTR	F0402G0R15FNTR	B	0402	0.150	1.2	220	0.375	2 x 10-5	Green					5000	
581-F0402G0R20FNTR	F0402G0R20FNTR	B	0402	0.200	0.8	210	0.500	4 x 10-5	Pink					5000	

AVX ACCU-GUARD® II - SMD THIN-FILM FUSE

Features:
- Accurate Current Rating
- Fast Acting
- Operating Temperature: -55°C to +125°C
- Rated Voltage: 32V

Applications:
- LCD Screens
- SCSI Interface
- Digital Cameras
- Video Cameras

LEAD-FREE

For quantities greater than listed, call for quote.

MOUSER STOCK NO.	Fig.	Case Size	Current Rating (A)	Price Each 1	100	1000
581-F0402E0R25FSTR	C	0402	0.25			
581-F0402E0R50FSTR	C	0402	0.50			
581-F0402E0R75FSTR	C	0402	0.75			
581-F0402E1R00FSTR	C	0402	1.00			
581-F0402E1R50FSTR	C	0402	1.50			
581-F0402E2R00FSTR	C	0402	2.00			
581-F0603E0R25FSTR	C	0603	0.25			
581-F0603E0R37FSTR	C	0603	0.375			
581-F0603E0R50FSTR	C	0603	0.50			
581-F0603E0R75FSTR	C	0603	0.75			
581-F0603E1R00FSTR	C	0603	1.00			
581-F0603E1R25FSTR	C	0603	1.25			
581-F0603E1R50FSTR	C	0603	1.50			
581-F0603E1R75FSTR	C	0603	1.75			
581-F0603E2R00FSTR	C	0603	2.00			
581-F0603E2R50FSTR	C	0603	2.50			

For quantities greater than listed, call for quote.

MOUSER STOCK NO.	Fig.	Case Size	Current Rating (A)	Price Each 1	100	1000
581-F0603E3R00FSTR	C	0603	3.00			
581-F0805B0R25FWTR	C	0805	0.25			
581-F0805B0R50FWTR	C	0805	0.50			
581-F0805B0R75FSTR	C	0805	0.75			
581-F0805B0R75FWTR	C	0805	0.75			
581-F0805B1R00FSTR	C	0805	1.00			
581-F0805B1R00FWTR	C	0805	1.00			
581-F0805B1R50FSTR	C	0805	1.50			
581-F0805B2R00FSTR	C	0805	2.00			
581-F0805B2R50FWTR	C	0805	2.50			
581-F1206B0R50FWTR	C	1206	0.50			
581-F1206B1R00FSTR	C	1206	1.00			
581-F1206B1R00FWTR	C	1206	1.00			
581-F1206B1R50FSTR	C	1206	1.50			
581-F1206B3R00FWTR	C	1206	3.00			

AVX THIN-FILM LOW PASS FILTERS

Features:
- Miniature size
- Operating Temperature: -40°C to +85°C
- Rugged construction

Applications:
- GPS
- Wireless LAN's

For quantities greater than listed, call for quote.

MOUSER STOCK NO.	AVX Part No.	Fig.	Case Size	Frequency (MHz)	Price Each 1	100	1000	Reel Qty.	Price Per Piece
581-LP0402N3500ANTR	LP0402N3500ANTR	D	0402	3500				5000	
581-LP0402N5200ANTR	LP0402N5200ANTR	D	0402	5200				5000	
581-LP0603A0902ANTR	LP0603A0902ANTR	D	0603	902				3000	
581-LP0603A0947ANTR	LP0603A0947ANTR	D	0603	947				3000	
581-LP0603A0950ANTR	LP0603A0950ANTR	D	0603	950				3000	
581-LP0603A1747ANTR	LP0603A1747ANTR	D	0603	1747				3000	
581-LP0603A1880ANTR	LP0603A1880ANTR	D	0603	1880				3000	
581-LP0603A1950ANTR	LP0603A1950ANTR	D	0603	1950				3000	
581-LP0603A2140ANTR	LP0603A2140ANTR	D	0603	2140				3000	
581-LP0603A2442ANTR	LP0603A2442ANTR	D	0603	2442				3000	
581-LP0603N3500ANTR	LP0603N3500ANTR	D	0603	3500				3000	
581-LP0603N5200ANTR	LP0603N5200ANTR	D	0603	5200				3000	
581-LP0603N5500ANTR	LP0603N5500ANTR	D	0603	5500				3000	

AVX NTC SMD THERMISTORS

Features:
- Operating Temperature: -55°C to +150°C

Applications:
- LCD Compensation
- Battery Packs

LEAD-FREE

For quantities greater than listed, call for quote.

MOUSER STOCK NO.	AVX Part No.	Fig.	Case Size	Rn at 25°C (Ω)	Tolerance ±	Price Each 1	100	500	1000	Reel Qty.	Price Per Piece
581-NC12KC0220JBB	NC12KC0220JBB	E	0805	22	5%					4000	
581-NC12KC0470JBB	NC12KC0470JBB	E	0805	47	5%					4000	
581-NC12KC0560JBB	NC12KC0560JBB	E	0805	56	5%					4000	
581-NC12KC0680JBB	NC12KC0680JBB	E	0805	68	5%					4000	
581-NC12KC0820JBB	NC12KC0820JBB	E	0805	82	5%					4000	
581-NC12KC0101JBB	NC12KC0101JBB	E	0805	100	5%					4000	
581-NC12MC0121JBB	NC12MC0121JBB	E	0805	120	5%					4000	
581-NC12MC0181KBB	NC12MC0181KBB	E	0805	180	10%					4000	
581-NC12MC0221JBB	NC12MC0221JBB	E	0805	220	5%					4000	
581-NC12MC0331KBB	NC12MC0331KBB	E	0805	330	10%					4000	
581-NC12MC0471JBB	NC12MC0471JBB	E	0805	470	5%					4000	
581-NC12MC0102JBB	NC12MC0102JBB	E	0805	1K	5%					4000	
581-NC12MC0152KBB	NC12MC0152KBB	E	0805	1.5K	10%					4000	
581-NC12MC0222KBB	NC12MC0222KBB	E	0805	2.2K	10%					4000	
581-NC12MC0272JBB	NC12MC0272JBB	E	0805	2.7K	5%					4000	
581-NC12MC0332KBB	NC12MC0332KBB	E	0805	3.3K	10%					4000	
581-NC12M00223KBB	NC12M00223KBB	E	0805	22K	10%					4000	
581-NC12N00473KBB	NC12N00473KBB	E	0805	47K	10%					4000	
581-NC12N00563KBB	NC12N00563KBB	E	0805	56K	10%					4000	

DIMENSIONS: mm (in.)

A

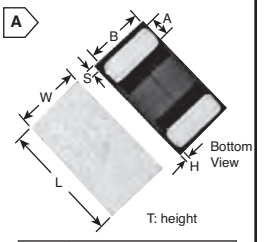

L	1.6±.10 (.063±.004)
W	.81±.10 (.032±.004)
T	.61±.10 (.024±.004)
A	.23±.05 (.009±.002)
B	.66±.05 (.026±.002)
S, H	.10±.05 (.004±.002)

B

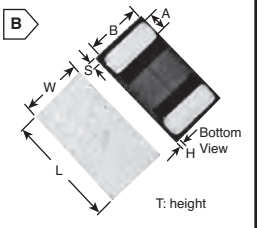

L	1.00±.05 (.039±.002)
W	.58±.04 (.023±.002)
T	.35±.05 (.014±.002)
A	.20±.05 (.008±.002)
B	.48±.05 (.019±.002)
S, H	.05±.05 (.002±.002)

C

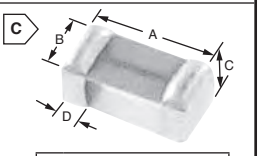

F0402E	
A	1.00±0.10 (0.039±0.004)
B	0.55±0.07 (.022±.003)
C	0.40±0.10 (0.016±0.004)
D	0.20±0.10 (0.008±0.004)
F0603E	
A	1.60±0.10 (.063±.004)
B	0.81±0.10 (.032±.004)
C	0.63±0.10 (.025±.004)
D	0.35±0.15 (.014±006)
F0805B	
A	2.1±0.2 (0.083±0.008)
B	1.27±0.1 (0.050±0.004)
C	0.90±0.2 (0.035±0.008)
D	0.30±0.15 (0.012±0.006)
F1206B	
A	3.1±0.2 (0.122±0.008)
B	1.6±0.1 (0.063±0.004)
C	1.2±0.2 (0.047±0.008)
D	0.43±0.25 (0.017±0.010)

D



LP0402	
L	1.00±.05 (.040±.002)
W	.58± .04 (.023±.002)
T	.35± .05 (.014±.002)
A	.20± .06 (.008±.002)
B	.18± .05 (.007±.002)
S	.05± .05 (.002±.002)
LP0603	
L	1.60± .10 (.063±.004)
W	.84± .10 (.033± .004)
T	.60± .10 (.024± .004)
A	.25± .05 (.010± .002)
B	.20± .05 (.008± .002)
S	.05± .05 (.002± .002)

E

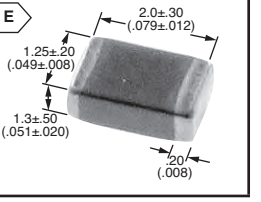

© Copyright 2014 Mouser Electronics

© Copyright 2014 Mouser Electronics

TEMPERATURE MEASUREMENT THRU-HOLE NTCS, LEAD SPACE 2.5MM

Features:
- Rugged design, epoxy resin encapsulation
- Leads: copper-clad Fe wire, tinned
- UL approval (E69802)

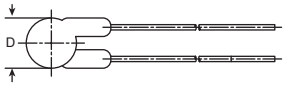

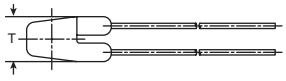

For quantities greater than listed, call for quote.

MOUSER STOCK NO.	Epcos Part No.	R_{25} (Ω)	Max Power (mW)	$B_{25/100}$ (K)	Resistance Tolerance	Dissipation Factor (mW/K)	Diameter (mm)	Thickness (mm)	Price Each 1	50	100	500
871-B57871S103F1	B57871S103F1	10000	60	3460	±1%	3.8	2.5	2.5				
871-B57891M102J	B57891M102J	1000	200	3930	±5%	3.5	3.5	3.5				
871-B57891M152J	B57891M152J	1500	200	3560	±5%	3.5	3.5	3.5				
871-B57891M222J	B57891M222J	2200	200	3900	±5%	3.5	3.5	3.5				
871-B57891M332J	B57891M332J	3300	200	3980	±5%	3.5	3.5	3.5				
871-B57891M472J	B57891M472J	4700	200	3980	±5%	3.5	3.5	3.5				
871-B57891M682J	B57891M682J	6800	200	3980	±5%	3.5	3.5	3.5				
871-B57891M103J	B57891M103J	10000	200	3950	±5%	3.5	3.5	3.5				
871-B57891M153J	B57891M153J	15000	200	4100	±5%	3.5	3.5	3.5				
871-B57891M223J	B57891M223J	22000	200	4300	±5%	3.5	3.5	3.5				
871-B57891M333J	B57891M333J	33000	200	4300	±5%	3.5	3.5	3.5				
871-B57891M104J	B57891M104J	100000	200	4450	±5%	3.5	3.5	3.5				
871-B57891M154J	B57891M154J	150000	200	4600	±5%	3.5	3.5	3.5				
871-B57891M224J	B57891M224J	220000	200	4600	±5%	3.5	3.5	3.5				
871-B57891M474J	B57891M474J	470000	200	5000	±5%	3.5	3.5	3.5				
871-B57891S502F8	B57891S502F8	5000	200	3980	±1%	4	4.5	4.5				
871-B57891S103F8	B57891S103F8	10000	200	3950	±1%	4	4.5	4.5				
871-B57891S104F8	B57891S104F8	100000	200	4450	±1%	4	4.5	4.5				

TEMPERATURE MEASUREMENT AND COMPENSATION THERMISTORS GLASS ENCAPSULATED SENSORS

Features:
- Glass-encapsulated, heat-resistive and highly stable
- For temperature measurement up to 300˚C
- Fast response
- Lead: dumet wires (copper-clad FeNi)

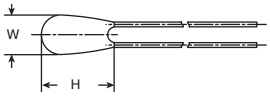

For quantities greater than listed, call for quote.

MOUSER STOCK NO.	Epcos Part No.	R_{25} (Ω)	$B_{25/50}$ (K)	$B_{25/85}$ (K)	$B_{25/100}$ (K)	Dissipation Factor (mW/K)	Height (mm)	Width (mm)	Price Each 1	50	100	500
871-B57540G502F	B57540G502F	5000	3480	3450	3497	0.4	1.4	0.8				
871-B57540G103F	B57540G103F	10000	3480	3450	3497	0.4	1.4	0.8				
871-B57540G303F	B57540G303F	30000	3992	3970	4006	0.4	1.4	0.8				
871-B57540G104F	B57540G104F	100000	4066	4036	4085	0.4	1.4	0.8				
871-B57550G502F	B57550G502F	5000	3480	3450	3497	0.75	2.2	1.3				
871-B57550G103F	B57550G103F	10000	3480	3450	3497	0.75	2.2	1.3				
871-B57550G303F	B57550G303F	30000	3992	3970	4006	0.75	2.2	1.3				
871-B57550G503F	B57550G503F	50000	3992	3970	4006	0.75	2.2	1.3				
871-B57560G502F	B57560G502F	5000	3480	3450	3497	1.3	4.1	2.3				

TEMPERATURE MEASUREMENT SMDS WITH NICKEL BARRIER TERMINATION

Features:
- Multilayer SMD NTC with inner electrodes
- Excellent long-term ageing stability in high-temperature and high-humidity environment
- Superior resistance stability during soldering (change <1%)

DIMENSIONS: mm

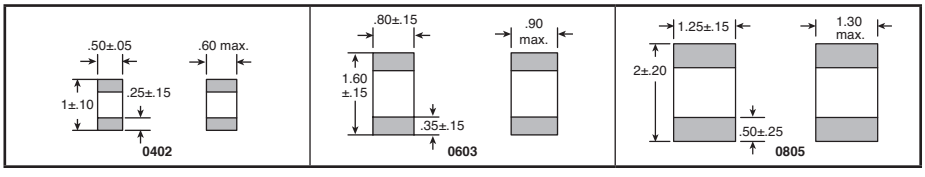

For quantities greater than listed, call for quote.

MOUSER STOCK NO.	Epcos Part No.	R_{25} (Ω)	$B_{25/50}$ (K)	$B_{25/85}$ (K)	$B_{25/100}$ (K)	Dissipation Factor (mW/K)	Price Each 1	25	100	1000	Reel Quantity	Price per Piece
0402 Case Size												
871-B57221V2103J60	B57221V2103J60	10000	3940	3980	4000	2.5					10000	
0603 Case Size												
871-B57311V2221K60	B57311V2221K60	220	3500	3540	3550	3					4000	
871-B57321V2103J60	B57321V2103J60	10000	3940	3980	4000	3					4000	
0805 Case Size												
871-B57411V2221J62	B57411V2221J62	220	3500	3540	3550	3.5					3000	
871-B57411V2331J62	B57411V2331J62	330	3500	3540	3550	3.5					3000	
871-B57421V2103J62	B57421V2103J62	10000	3940	3980	4000	3.5					4000	

TEMPERATURE MEASUREMENT PROBE ASSEMBLIES

Features:
- Air sensor for air conditioning (not for use in evaporator)
- Thermistor with epoxy resin encapsulation
- PVC-insulated wires (black) with tinned ends, AWG 26, Tmax=105˚C

DIMENSIONS: mm

For quantities greater than listed, call for quote.

MOUSER STOCK NO.	Epcos Part No.	R_{25} (Ω)	Max Power (mW)	$B_{25/100}$ (K)	Resistance Tolerance	Dissipation Factor (mW/K)	Price Each 1	25	100	200
M500										
871-B57500M103A5	B57500M103A5	10000	60	3988	±3%	3				
M703							1	50	100	500
871-B57703M502G40	B57703M502G40	5000	150	3988	±2%	3				
871-B57703M103G40	B57703M103G40	10000	150	3988	±2%	3				

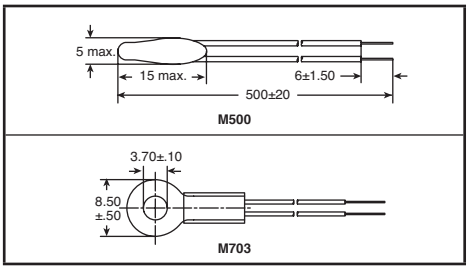

© Copyright 2014 Mouser Electronics

INRUSH CURRENT LIMITERS

Features:
- Usable in series connections up to 265V rms
- Coated thermistor disk
- Small size
- UL Approval (E69802)

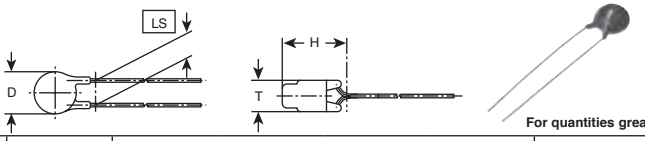

Available in Reels

For quantities greater than listed, call for quote.

MOUSER STOCK NO.	Epcos Part No.	R_{25} (Ω)	Imax (A)	$B_{25/100}$ (K)	DIMENSIONS: mm				Price Each			
					øD	T	H	LS	1	50	100	500
871-B57153S479M	B57153S479M	4.7	3.0	2800	8.5	6	13	5				
871-B57153S100M	B57153S100M	10	2.0	2800	8.5	6	13	5				
871-B57153S150M	B57153S150M	15	1.8	2900	8.5	6	13	5				
871-B57153S330M	B57153S330M	33	1.3	3000	8.5	6	13	5				
871-B57211P0100M301	B57211P0100M301	40	5	330	13	20	6	7.5				
871-Bt57211P0120M301	B57211P0120M301	50	5	330	13	20	6	7.5				
871-B57211P0160M301	B57211P0160M301	100	4	330	13	20	6	7.5				
871-B57211P0200M301	B57211P0200M301	120	4	330	13	20	6	7.5				
871-B57211P0250M301	B57211P0250M301	160	3	330	13	20	6	7.5				
871-B57211P0409M301	B57211P0409M301	200	3	330	13	20	6	7.5				
871-B57211P0509M301	B57211P0509M301	250	2.5	330	13	20	6	7.5				
871-B57213P0309M301	B57213P0309M301	3	7	470	14.5	7	22	7.5				
871-B57213P0409M301	B57213P0409M301	4	6	470	14.5	7	22	7.5				
871-B57213P0509M301	B57213P0509M301	5	6	470	14.5	7	22	7.5				
871-B57235S509M	B57235S509M	5	4.2	2800	9.5	6	14	5				
871-B57235S609M	B57235S609M	6	4.0	2800	9.5	6	14	5				
871-B57235S809M	B57235S809M	8	3.5	2900	9.5	6	14	5				
871-B57235S100M	B57235S100M	10	3.0	2900	9.5	6	14	5				
871-B57236S509M	B57236S509M	5	4.5	2800	11.5	6	16	5				
871-B57236S100M	B57236S100M	10	3.5	2900	11.5	6	16	5				
871-B57236S160M	B57236S160M	16	2.9	2965	11.5	6	16	5				
871-B57236S200M	B57236S200M	20	2.8	3065	11.5	6	16	5				
871-B57236S250M	B57236S250M	25	2.5	3065	11.5	6	16	5				
871-B57236S500M	B57236S500M	50	1.9	3165	11.5	6	16	5				
871-B57237S109M	B57237S109M	1.0	9.0	2700	15	7	22	7.5				
871-B57237S229M	B57237S229M	2.2	7.0	2800	15	7	22	7.5				
871-B57237S259M	B57237S259M	2.5	6.5	2800	15	7	22	7.5				
871-B57237S479M	B57237S479M	4.7	5.1	2900	15	7	22	7.5				
871-B57237S509M	B57237S509M	5.0	5.0	2900	15	7	22	7.5				
871-B57237S100M	B57237S100M	10	3.7	3060	15	7	22	7.5				
871-B57237S150M	B57237S150M	15	3.0	3000	15	7	22	7.5				
871-B57237S220M	B57237S220M	22	2.8	3300	15	7	22	7.5				
871-B57237S330M	B57237S330M	33	2.5	3300	15	7	22	7.5				
871-B57238S259M	B57238S259M	2.5	8.4	2800	16	7	23	7.5				
871-B57238S479M	B57238S479M	4.7	6.6	2965	16	7	23	7.5				
871-B57238S509M	B57238S509M	5	6.4	2965	16	7	23	7.5				
871-B57238S100M	B57238S100M	10	5.0	3065	16	7	23	7.5				
871-B57238S150M	B57238S150M	15	4.4	3165	16	7	23	7.5				
871-B57238S160M	B57238S160M	16	4.0	3165	16	7	23	7.5				
871-B57238S220M	B57238S220M	22	4.0	3265	16	7	23	7.5				
871-B57238S250M	B57238S250M	25	3.4	3265	16	7	23	7.5				
871-B57364S109M	B57364S109M	1	16	2800	21	7	28	7.5				
871-B57364S259M	B57364S259M	2.5	11	2900	21	7	28	7.5				
871-B57364S509M	B57364S509M	5	8.5	3060	21	7	28	7.5				
871-B57364S100M	B57364S100M	10	7.5	3300	21	7	28	7.5				

MOUSER STOCK NO.	Epcos Part No.	R_{25} (Ω)	Imax(A)	$B_{25/100}$ (K)	DIMENSIONS: mm				Reel Quantity	Price Per Piece
					øD	T	H	LS		
871-B57211P0100M351	B57211P0100M351	40	5	330	13	20	6	7.5	500	
871-B57211P0120M351	B57211P0120M351	50	5	330	13	20	6	7.5	500	
871-B57211P0160M351	B57211P0160M351	100	4	330	13	20	6	7.5	500	
871-B57211P0200M351	B57211P0200M351	120	4	330	13	20	6	7.5	500	
871-B57211P0250M351	B57211P0250M351	160	3	330	13	20	6	7.5	500	
871-B57211P0409M351	B57211P0409M351	200	3	330	13	20	6	7.5	500	
871-B57211P0509M351	B57211P0509M351	250	2.5	330	13	20	6	7.5	500	
871-B57213P0309M351	B57213P0309M351	30	7	470	14.5	7	22	7.5	500	
871-B57213P0409M351	B57213P0409M351	40	6	470	14.5	7	22	7.5	500	
871-B57213P0509M351	B57213P0509M351	50	6	470	14.5	7	22	7.5	500	

MOUSER STOCK NO.	Epcos Part No.	R_{25} (Ω)	Max Power (mW)	$B_{25/100}$ (K)	DIMENSIONS: mm				Price Each			
					øD	T	H	LS	1	25	100	500
871-B57464S109M	B57464S109M	1	20	2800	26	7	31	7.5				

TEMPERATURE MEASUREMENT MINIATURE SENSORS WITH BENDABLE WIRE LEADS

Features:
- Fast response
- High measuring accuracy
- Epoxy resin encapsulation
- PTFE-insulated leads of silver-plated nickel wire, AWG 30
- UL approval (E69802)

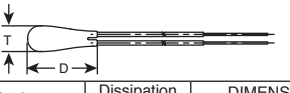

For quantities greater than listed, call for quote.

MOUSER STOCK NO.	Epcos Part No.	R_{25} (Ω)	Max Power (mW)	$B_{25/100}$ (K)	Resistance Tolerance	Dissipation Factor (mW/K)	DIMENSIONS: mm		Price Each			
							øD	T	1	50	100	500
871-B57861S202F40	B57861S202F40	2000	60	3560	±1%	1.5	6.5	2.41				
871-B57861S302F40	B57861S302F40	3000	60	3988	±1%	1.5	6.5	2.41				
871-B57861S502F40	B57861S502F40	5000	60	3988	±1%	1.5	6.5	2.41				
871-B57861S103F40	B57861S103F40	10000	60	3988	±1%	1.5	6.5	2.41				
871-B57861S303F40	B57861S303F40	30000	60	3964	±1%	1.5	6.5	2.41				
871-B57861S503F40	B57861S503F40	50000	60	3760	±1%	1.5	6.5	2.41				
871-B57861S104F40	B57861S104F40	100000	60	4540	±1%	1.5	6.5	2.41				
871-B57862S103F40	B57862S103F40	10000	60	3988	±1%	1.7	7.5	2.8				
871-B57862S502F40	B57862S502F40	5000	60	3988	±1%	1.7	7.5	2.8				
871-B57863S302F40	B57863S302F40	3000	60	3988	±1%	1.5	6.5	2.41				
871-B57863S502F40	B57863S502F40	5000	60	3988	±1%	1.5	6.5	2.41				
871-B57863S103F40	B57863S103F40	10000	60	3988	±1%	1.5	6.5	2.41				
871-B57863S303F40	B57863S303F40	30000	60	3964	±1%	1.5	6.5	2.41				

© Copyright 2014 Mouser Electronics
© Copyright 2014 Mouser Electronics

EPCOS PTC Thermistors

RoHS Compliant **This page of product is compliant.**

PTC SMD THERMISTORS

The new superior series of EPCOS SMD PTC thermistors for limit temperature measurement are available in case sizes 0402, 0603 and 0805. Compared to the standard series, these components employ a more homogenous ceramic material, which enables them to exhibit excellent performance in reliability tests and be reflow and wave-soldered at temperatures of up to 280 °C. They have been qualified based on AEC-Q200 Rev-C and satisfy the rigorous requirements for use in automotive electronics applications involving frequent and rapid temperature changes.

PTC thermistors are ceramic components whose electrical resistance rapidly increased when a certain temperature is exceeded. This material property is used in countless applications in today's electrical and electronic engineering, for example as resettable fuses against current overload or as sensors that detect local overheating. Here the focus is on PTC Thermistors that are designed for over heat sensing.



Features:
- Qualification based on AEC-Q200 rev. C
- Suitable for reflow and wave soldering (up to 280°C)
- Fast and reliable response
- UL Approval to UL 1434 expected 2010

Applications:
- DC/DC converters
- Notebooks
- Home appliances
- Dimmers
- Electronics ballasts
- Automotive electronics
- Over-temperature protection of power components

Specifications:
- Max. Operating Voltage: 32
- Operating Temperature Range: -40°C to +125°C
- Wide range of temperatures between 70°C and 145°C in steps of 10K

Packaging		
Case Code	Packaging	Min. Qty.
0402	Cardboard Tape	10000
0603	Cardboard Tape	4000
0805	Blister Tape	4000

DIMENSIONS: mm

Case Size 0402

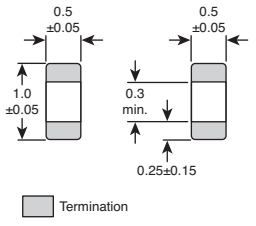

Solder Pad:

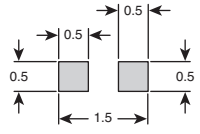

Case Size 0603

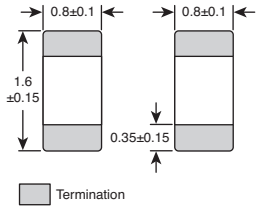

Solder Pad:

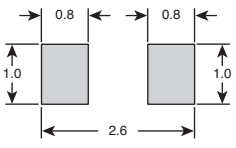

Case Size 0805

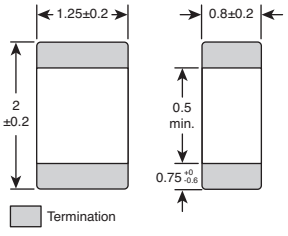

Solder Pad:

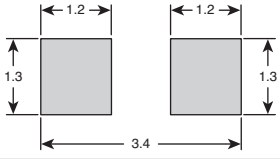

For quantities greater than listed, call for quote.

MOUSER STOCK NO.	Epcos Part No.	Case Size	R25 (Ω)	Resistance Tol.	Max. Power (mW)	Response Temp. (°C)	Price Each 1	50	100	500	Reel Qty.	Price Per Piece
871-B59421A0075A062	B59421A0075A062	0402	470	50%	2	75 to 135					10000	
871-B59421A0085A062	B59421A0085A062	0402	470	50%	2	75 to 135					10000	
871-B59421A0095A062	B59421A0095A062	0402	470	50%	2	75 to 135					10000	
871-B59421A0105A062	B59421A0105A062	0402	470	50%	2	75 to 135					10000	
871-B59421A0115A062	B59421A0115A062	0402	470	50%	2	75 to 135					10000	
871-B59421A0125A062	B59421A0125A062	0402	470	50%	2	75 to 135					10000	
871-B59421A0135A062	B59421A0135A062	0402	470	50%	2	75 to 135					10000	
871-B59641A0085A062	B59641A0085A062	0603	470	50%	4	75 to 145					4000	
871-B59641A0095A062	B59641A0095A062	0603	470	50%	4	75 to 145					4000	
871-B59641A0105A062	B59641A0105A062	0603	470	50%	4	75 to 145					4000	
871-B59641A0115A062	B59641A0115A062	0603	470	50%	4	75 to 145					4000	
871-B59641A0125A062	B59641A0125A062	0603	470	50%	4	75 to 145					4000	
871-B59641A0135A062	B59641A0135A062	0603	470	50%	4	75 to 145					4000	
871-B59641A0145A062	B59641A0145A062	0603	470	50%	4	75 to 145					4000	
871-B59721A0070A062	B59721A0070A062	0805	680	50%	6	70 to 130					4000	
871-B59721A0080A062	B59721A0080A062	0805	680	50%	6	70 to 130					4000	
871-B59721A0090A062	B59721A0090A062	0805	680	50%	6	70 to 130					4000	
871-B59721A0100A062	B59721A0100A062	0805	680	50%	6	70 to 130					4000	
871-B59721A0110A062	B59721A0110A062	0805	680	50%	6	70 to 130					4000	
871-B59721A0120A062	B59721A0120A062	0805	680	50%	6	70 to 130					4000	
871-B59721A0130A062	B59721A0130A062	0805	680	50%	6	70 to 130					4000	

PTC SMD THERMISTORS FOR THERMAL MANAGEMENT IN LED DRIVER CIRCUITS

Features:
- Fast and reliable response
- Suitable for reflow soldering only
- Compliant to RoHS directive 2002/95/EC
- UL approval to UL1434 for B59601A* and B59604* (file number E69802)
- Lead-free tinned terminations

Specifications:
- Max. Operating Voltage: 32V DC
- Operating Temperature Range: -40°C to +125°C

Applications:
- DC/DC converters
- Home appliances
- Dimmers
- Electronic ballasts
- Over-temperature protection of power components
- Secondary protection of battery packs
- SMPS
- Notebooks

DIMENSIONS: mm

Case Size 0603

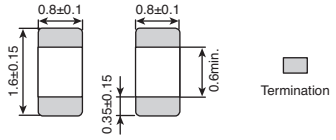

Solder Pad:

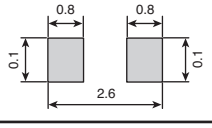

For quantities greater than listed, call for quote.

MOUSER STOCK NO.	Epcos Part No.	Case Size	R25 (Ω)	Resistance Tol.	Max. Power (mW)	Response Temp. (°C)	Price Each 1	50	100	500	Reel Qty.	Price Per Piece
871-B59603A0055A062	B59603A0055A062	0603	470	15%	4	55					4000	
871-B59603A0085A062	B59603A0085A062	0603	470	15%	4	85					4000	
871-B59603A0105A062	B59603A0105A062	0603	470	15%	4	105					4000	
871-B59602A0055B062	B59602A0055B062	0603	110	15%	4	70					4000	

© Copyright 2014 Mouser Electronics
© Copyright 2014 Mouser Electronics

GE SENSING/THERMOMETRICS Products

GE
Measurement & Control Solutions

Products may be RoHS compliant. Check mouser.com for RoHS status.

NTC THERMISTORS

NTC (Negative Temperature Coefficient) thermistors decrease in resistance as temperature increases. The maximum operating temperature is 150°C. Zero-power resistance values at 25°C range from 10Ω to 250KΩ; other values available upon request.

✻Resistance tolerance is ±10%, except where denoted by an asterisk which is ±20%

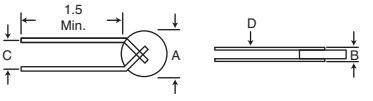

DIMENSIONS: in.

For quantities greater than listed, call for quote.

MOUSER STOCK NO.	GE Part No.	Ohms (Ω)	A (in.)	B (in.)	C (in.)	D (AWG)	Price Each 1	Price Each 10
✻ 527-1004-100	RL1004-65.6-59-D1	100	.110	.120	.100	26		
527-1003-500	RL1003-312-73-D1	500	.110	.110	.100	26		
527-1007-1K	RL1007-624-73-D1	1K	.110	.150	.100	26		
527-1003-3K	RL1003-1746-97-D1	3K	.110	.110	.100	26		
527-1004-5K	RL1004-2910-97-D1	5K	.110	.120	.100	26		
527-1009-10K	RL1009-5820-97-D1	10K	.110	.170	.100	26		
527-1005-10K	RL1005-5744-103-D1	10K	.110	.130	.100	26		
527-1007-25K	RL1007-13.8K-120-D1	25K	.110	.150	.100	26		
527-1003-50K	RL1003-26.7K-140-D1	50K	.110	.110	.100	26		
527-1006-100K	RL1006-53.4K-140-D1	100K	.110	.140	.100	26		
527-1004-200K	RL1004-104.7K155-D1	200K	.110	.120	.100	26		

For quantities greater than listed, call for quote.

MOUSER STOCK NO.	GE Part No.	Ohms (Ω)	A (in.)	B (in.)	C (in.)	D (AWG)	Price Each 1	Price Each 10
✻ 527-2004-25	RL2004-16.4-59-D1	25	.220	.130	.156	24		
✻ 527-2007-50	RL2007-32.8-59-D1	50	.220	.160	.156	24		
527-2003-100	RL2003-62.4-73-D1	100	.220	.120	.156	24		
527-2006-200	RL2006-125-73-D1	200	.220	.150	.156	24		
527-2004-1K	RL2004-582-97-D1	1K	.220	.130	.156	24		
527-2007-2K	RL2007-1164-97-D1	2K	.220	.160	.156	24		
527-2006-5K	RL2006-2753-120-D1	5K	.220	.150	.156	24		
527-2006-25K	RL2006-13.3K-140-D1	25K	.220	.150	.156	24		
527-2008-100K	RL2008-52.3K-155-D1	100K	.220	.170	.156	24		
527-3504-50	RL3504-31.2-73-D1	50	.370	.130	.250	24		
527-3005-1K	RL3005-574-103-D1	1K	.320	.140	.250	24		

INRUSH CURRENT LIMITERS

Limiters protect against extremely high peak inrush current, especially in AC/DC switching power supplies. These NTC thermistors effectively control surge currents because the thermal time constant of the current limiter is longer than the electrical time constant (RC) of the thermistor and the capacitor.

Also available, by special order, with kinked leads.

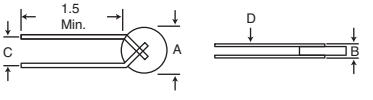

DIMENSIONS: in.

For quantities greater than listed, call for quote.

MOUSER STOCK NO.	GE Part No.	Ohms (Ω)	Amps	A Max. (in.)	B Max. (in.)	C Ref. (in.)	D (AWG)	Price Each 1	Price Each 10	Price Each 100
527-CL30	CL30	2.5	8	.77	.22	.328	18			
527-CL40	CL40	5	6	.77	.22	.328	18			
527-CL50	CL50	7	5	.77	.26	.328	18			
527-CL60	CL60	10	5	.77	.22	.328	18			
527-CL70	CL70	16	4	.77	.22	.328	18			
527-CL80	CL80	47	3	.77	.22	.328	18			
527-CL90	CL90	120	2	.93	.22	.328	18			

For quantities greater than listed, call for quote.

MOUSER STOCK NO.	GE Part No.	Ohms (Ω)	Amps	A Max. (in.)	B Max. (in.)	C Ref. (in.)	D (AWG)	Price Each 1	Price Each 10	Price Each 100
527-CL110	CL110	10	3.2	.40	.17	.250	24			
527-CL120	CL120	10	1.7	.40	.17	.250	24			
527-CL130	CL130	50	1.6	.45	.17	.250	24			
527-CL140	CL140	50	1.1	.45	.17	.250	24			
527-CL150	CL150	5	4.7	.55	.18	.328	22			
527-CL160	CL160	5	2.8	.55	.18	.328	22			
527-CL180	CL180	16	1.7	.55	.18	.328	22			
527-CL190	CL190	25	2.4	.55	.18	.328	22			
527-CL200	CL200	25	1.7	.55	.18	.328	22			
527-CL210	CL210	30	1.5	.40	.20	.250	24			

MINIATURE SENSORS 1°C ACCURACY

Features:
- Temperature accuracy: ±1°C @ 25°C
- Dissipation constant: 1.4mW/°C
- Time constant: 15 sec.
- Operating range: -50°C to +150°C



DIMENSIONS: in.

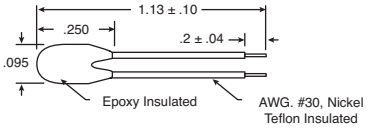

For quantities greater than listed, call for quote.

MOUSER STOCK NO.	GE Part No.	GE Type (RL0503)	Material	Ohms (Ω) @ 25°C	Temperature Coef. %/°C @ 25°C	Price Each 1	Price Each 10	Price Each 25	Price Each 100
527-0503-2K	RL0503-1248-73-MS	1248-73-MS	MS73	2K	-3.83				
527-0503-5K	RL0503-2890-95-MS	2890-95-MS	MS95	5K	-4.43				
527-0503-10K	RL0503-5820-97-MS	5820-97-MS	MS97	10K	-4.40				
527-0503-30K	RL0503-17.56K-96-MS	17.56K-96-MS	MS96	30K	-4.32				
527-0503-50K	RL0503-27.53K-120-MS	27.53K-120-MS	MS120	50K	-4.84				
527-0503-100K	RL0503-55.36K-122-MS	55.36K-122-MS	MS122	100K	-4.78				

GLASS ENCAPSULATED

Features:
- For reel taping "R" suffix
- Nickel leads for welding
- Other resistances in the range of 25Ω to 5Ω
- Other tolerances, tolerances at other temperatures
- Alternative lead lengths, lead materials
- Can be expanded to 572°F (300°C) with nickel leads
- Standard resistance tolerance: ±10% @ 77°F (25°C)
- Time constant: 7 seconds
- Operating range: -58°F to 400°F (-50°C to 204°C)

For quantities greater than listed, call for quote.

MOUSER STOCK NO.	GE Part No.	Material System	Beta 25/85	Ohms (Ω) @ 25°C	Dissipation Constant	Price Each 1	Price Each 10	Price Each 25	Price Each 100
527-AL3006-1M	AL03006-535K-145-G1	GE14.5	4661	1M	3.0mW/K				
527-AL3006-100K	AL03006-58.2K-97-G1	GE9.7B	3952	100K	3.0mW/K				
527-AL03006-5818	AL03006-5818-97-G1	GE9.7A	3992	10K	3.0mW/K				

© Copyright 2014 Mouser Electronics
© Copyright 2014 Mouser Electronics

MURATA NTC and PTC Thermistors

RoHS Compliant This product is RoHS compliant.

muRata Innovator in Electronics

MURATA NTC THERMISTORS, TEMPERATURE SENSOR THERMO STRING TYPE

Features:
- High accuracy/highly sensitive temp. sensing made possible by small size and high accuracy
- Compatible with 0402 (EIA) size thermistor
- Excellent long time aging stability
- Flexibility and wide variety of lengths (25mm to 150mm)

DIMENSIONS: mm

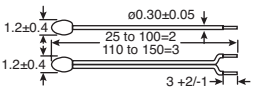

For quantities greater than listed, call for quote.

MOUSER STOCK NO.	Murata Part No.	Res. (Ω)	Res. Tol.	B-Constant	Operating Current (mA)	Typ. Dissipation Constant (mW/°C)	Price Each 1	50	100	500
81-NXFT15XH103FA2B25	NXFT15XH103FA2B025	10K	±1%	3380K	0.12	1.5				
81-NXFT15XH103FA2B50	NXFT15XH103FA2B050	10K	±1%	3380K	0.12	1.5				
81-NXFT15XH103FA2B00	NXFT15XH103FA2B100	10K	±1%	3380K	0.12	1.5				
81-NXFT15WF104FA2B25	NXFT15WF104FA2B025	100K	±1%	4250K	0.04	1.5				
81-NXFT15WF104FA2B50	NXFT15WF104FA2B050	100K	±1%	4250K	0.04	1.5				
81-NXFT15WF104FA2B00	NXFT15WF104FA2B100	100K	±1%	4250K	0.04	1.5				

MURATA NTC CHIP THERMISTORS FOR TEMPERATURE COMPENSATION

Features:
- Excellent solderability and high stability in environment
- Excellent long time aging stability
- Operating Temperature: -40°C to +125°C

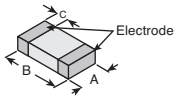

For quantities greater than listed, call for quote.

MOUSER STOCK NO.	Murata Part No.	Case Size	Res. (Ω)	Res. Tol.	B-Constant	Operating Current (mA)	Typ. Dissipation Constant (mW/°C)	DIMENSIONS: mm A	B	C	Price Each 1	50	100	500
81-NCP03XH682J05RL	NCP03XH682J05RL	0201	6.8K	5%	3380K	0.38	1.0	0.30±0.03	0.60±0.03	0.15±0.05				
81-NCP03XH103J05RL	NCP03XH103J05RL	0201	10K	5%	3380K	0.31	1.0	0.30±0.03	0.60±0.03	0.15±0.05				
81-NCP03XH223J05RL	NCP03XH223J05RL	0201	22K	5%	3380K	0.21	1.0	0.30±0.03	0.60±0.03	0.15±0.05				
81-NCP03WB473J05RL	NCP03WB473J05RL	0201	47K	5%	4050K	0.14	1.0	0.30±0.03	0.60±0.03	0.15±0.05				
81-NCP03WF104J05RL	NCP03WF104J05RL	0201	100K	5%	4250K	0.10	1.0	0.30±0.03	0.60±0.03	0.15±0.05				
81-NCP15XM472J03RC	NCP15XM472J03RC	0402	4.7K	5%	3500K	0.46	1.0	0.5±0.05	1.0±0.05	0.25±0.10				
81-NCP15XH103J03RC	NCP15XH103J03RC	0402	10K	5%	3380K	0.31	1.0	0.5±0.05	1.0±0.05	0.25±0.10				
81-NCP15XV103J03RC	NCP15XV103J03RC	0402	10K	5%	3900K	0.31	1.0	0.5±0.05	1.0±0.05	0.25±0.10				
81-NCP15WB473J03RC	NCP15WB473J03RC	0402	47K	5%	4050K	0.14	1.0	0.5±0.05	1.0±0.05	0.25±0.10				
81-NCP15WF104J03RC	NCP15WF104J03RC	0402	100K	5%	4250K	0.10	1.0	0.5±0.05	1.0±0.05	0.25±0.10				
81-NCP18XM472J03RB	NCP18XM472J03RB	0603	4.7K	5%	3500K	0.46	1.0	0.8±0.15	1.6±0.15	0.2 to 0.6				
81-NCP18XH103J03RB	NCP18XH103J03RB	0603	10K	5%	3380K	0.31	1.0	0.8±0.15	1.6±0.15	0.2 to 0.6				
81-NCP18XV103J03RB	NCP18XV103J03RB	0603	10K	5%	3900K	0.31	1.0	0.8±0.15	1.6±0.15	0.2 to 0.6				
81-NCP18XW153J03RB	NCP18XW153J03RB	0603	15K	5%	3950K	0.25	1.0	0.8±0.15	1.6±0.15	0.2 to 0.6				
81-NCP18WB473J03RB	NCP18WB473J03RB	0603	47K	5%	4050K	0.14	1.0	0.8±0.15	1.6±0.15	0.2 to 0.6				
81-NCP18WF104J03RB	NCP18WF104J03RB	0603	100K	5%	4250K	0.10	1.0	0.8±0.15	1.6±0.15	0.2 to 0.6				
81-NCP21XM472J03RA	NCP21XM472J03RA	0805	4.7K	5%	3500K	0.65	2.0	1.25±0.2	2.0±0.2	0.2 to 0.7				
81-NCP21XV103J03RA	NCP21XV103J03RA	0805	10K	5%	3900K	0.44	2.0	1.25±0.2	2.0±0.2	0.2 to 0.7				
81-NCP21WB473J03RA	NCP21WB473J03RA	0805	47K	5%	4050K	0.20	2.0	1.25±0.2	2.0±0.2	0.2 to 0.7				
81-NCP21WF104J03RA	NCP21WF104J03RA	0805	100K	5%	4250K	0.14	2.0	1.25±0.2	2.0±0.2	0.2 to 0.7				

MURATA POSISTOR® THROUGH-HOLE THERMISTORS

Features:
- Resistance tol.: ±10%
- Narrow current range
- Quick operating time
- Restores the original low resistance value automatically once the overload is removed
- Non-contact design leads to long life and no noise

DIMENSIONS: mm

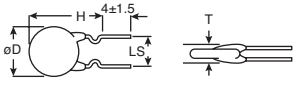

For quantities greater than listed, call for quote.

MOUSER STOCK NO.	Murata Part No.	Res. (Ω)	Volt. (max)	Non-Operating Current (mA)	Trip Current (mA)	Max Current (mA)	DIMENSIONS: mm øD	T	H	LS	Price Each 1	50	100	500
81-PTGL12AS0R8K2B	PTGL12AS0R8K2B51B0	0.8	30	685	1352	7000	11.5	3.5	16.5	5.0				
81-PTGL09AS1R2K2B	PTGL09AS1R2K2B51B0	1.2	30	556	1097	6000	9.3	3.5	14.3	5.0				
81-PTGL12AS1R2K3B	PTGL12AS1R2K3B51B0	1.2	51	592	1168	5000	11.5	3.5	16.5	5.0				
81-PTGL07AS1R8K2B	PTGL07AS1R8K2B51B0	1.8	30	420	829	5000	7.3	3.5	12.3	5.0				
81-PTGL09AS2R2K3B	PTGL09AS2R2K3B51B0	2.2	51	412	814	4000	9.3	3.5	14.3	5.0				
81-PTGL12AS2R2K4B	PTGL12AS2R2K4B51B0	2.2	60	439	867	5000	11.5	3.5	16.5	5.0				
81-PTGL07AS2R7K2B	PTGL07AS2R7K2B51B0	2.7	30	336	663	4500	7.3	3.5	12.3	5.0				
81-PTGL07AS3R3K3B	PTGL07AS3R3K3B51B0	3.3	51	307	606	3000	7.3	3.5	12.3	5.0				
81-PTGL09AS3R3K4B	PTGL09AS3R3K4B51B0	3.3	60	333	656	4000	9.3	3.5	14.3	5.0				
81-PTGL05AS3R9K2B	PTGL05AS3R9K2B51B0	3.9	30	269	530	3500	5.5	3.5	10.5	5.0				
81-PTGL07AS5R6K4N	PTGL07AS5R6K4N51B0	5.6	60	186	368	7	7.3	7.3	12.3	5.0				
81-PTGL07AS5R6K4B	PTGL07AS5R6K4B51B0	5.6	60	229	452	7	7.3	7.3	12.3	5.0				
81-PTGL12AS4R7K6B	PTGL12AS4R7K6B51B0	4.7	140	310	613	3500	11.5	4.5	16.5	5.0				
81-PTGL05AS6R8K3B	PTGL05AS6R8K3B51B0	6.8	51	197	388	1500	5.5	3.5	10.5	5.0				
81-PTGL04AS100K2B	PTGL04AS100K2B51B0	10	30	167	330	2000	4.5	3.5	9.5	5.0				
81-PTGL04AS100K2N	PTGL04AS100K2N51B0	10	30	122	240	1500	4.5	3.5	9.5	5.0				
81-PTGL04AS100K3B	PTGL04AS100K3B51B0	10	51	168	332	4	4.5	4.5	9.5	5.0				
81-PTGL05AS100K4B	PTGL05AS100K4B51B0	10	60	170	335	5	5.5	5.5	10.5	5.0				
81-PTGL09AS120K6B	PTGL09AS120K6B51B0	12	140	192	380	2000	9.3	4.5	14.3	5.0				
81-PTGL07AS150K6B	PTGL07AS150K6B51B0	15	140	148	292	1500	7.3	4.5	12.3	5.0				
81-PTGL04AS220K4B	PTGL04AS220K4B51B0	22	60	115	226	1000	4.5	3.5	9.5	5.0				
81-PTGL04AS220K4N	PTGL04AS220K4N51B0	22	60	88	175	1000	4.5	3.5	9.5	5.0				
81-PTGL04AS560K6B	PTGL04AS560K6B51B0	56	140	74	147	500	5.5	4.5	10.5	5.0				

MURATA POSISTOR® PTC CHIP THERMISTORS CIRCUIT PROTECTION FOR OVERCURRENT PROTECTION

Features :
- Rapid operation to protect the circuit in an overcurrent condition abnormality such as a short circuit. By removing the overcurrent condition, these products automatically return to the initial condition and can be used repeatedly
- Stable resistance after operation due to ceramic PTC
- 0603 SMD type for reflow soldering
- Lead is not contained in the terminations
- Operating temperature: -10°C to +60°C

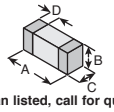

For quantities greater than listed, call for quote.

MOUSER STOCK NO.	Murata Part No.	Case Size	Res. (Ω)	Volt. Max.	Non-Operating Current (mA)	Trip Current (mA)	Max Current (mA)	Curie Point	DIMENSIONS: mm A	B	C	D	Price Each 1	50	100	500
81-PRG18BC2R2MM1RB	PRG18BC2R2MM1RB	0603	2.2	12	220	600	5000	90°C	1.6±0.15	0.8±0.15	0.8±0.15	0.1 to 0.6				
81-PRG18BC3R3MM1RB	PRG18BC3R3MM1RB	0603	3.3	16	180	480	4500	90°C	1.6±0.15	0.8±0.15	0.8±0.15	0.1 to 0.6				
81-PRG18BC4R7MM1RB	PRG18BC4R7MM1RB	0603	4.7	20	155	400	5000	90°C	1.6±0.15	0.8±0.15	0.8±0.15	0.1 to 0.6				
81-PRG18BC6R8MM1RB	PRG18BC6R8MM1RB	0603	6.8	20	120	320	3500	90°C	1.6±0.15	0.8±0.15	0.8±0.15	0.1 to 0.6				
81-PRG18BC1R0MM1RB	PRG18BC1R0MM1RB	0603	1	6	330	850	7500	90°C	1.6±0.15	0.8±0.15	0.8±0.15	0.1 to 0.6				
81-PRG18BB330MS1RB	PRG18BB330MS1RB	0603	33	24	36	85	900	100°C	1.6±0.15	0.8±0.15	0.8±0.15	0.1 to 0.6				
81-PRG18BB330MB1RB	PRG18BB330MB1RB	0603	33	24	25	85	900	100°C	1.6±0.15	0.8±0.15	0.8±0.15	0.1 to 0.6				
81-PRG18BB470MB1RB	PRG18BB470MB1RB	0603	47	24	20	75	630	100°C	1.6±0.15	0.8±0.15	0.8±0.15	0.1 to 0.6				
81-PRG18BB470MS1RB	PRG18BB470MS1RB	0603	47	24	29	61	630	100°C	1.6±0.15	0.8±0.15	0.8±0.15	0.1 to 0.6				
81-PRG18BB101MS1RB	PRG18BB101MS1RB	0603	100	6	21	55	300	100°C	1.6±0.15	0.8±0.15	0.8±0.15	0.1 to 0.6				
81-PRG18BB101MB1RB	PRG18BB101MB1RB	0603	100	24	15	55	300	100°C	1.6±0.15	0.8±0.15	0.8±0.15	0.1 to 0.6				
81-PRG18BB221MB1RB	PRG18BB221MB1RB	0603	220	24	10	35	130	100°C	1.6±0.15	0.8±0.15	0.8±0.15	0.1 to 0.6				
81-PRG18BB221MS1RB	PRG18BB221MS1RB	0603	220	24	14	35	130	100°C	1.6±0.15	0.8±0.15	0.8±0.15	0.1 to 0.6				
81-PRG18BB471MS1RB	PRG18BB471MS1RB	0603	470	24	10	25	60	100°C	1.6±0.15	0.8±0.15	0.8±0.15	0.1 to 0.6				
81-PRG18BB471MB1RB	PRG18BB471MB1RB	0603	470	24	7	25	60	100°C	1.6±0.15	0.8±0.15	0.8±0.15	0.1 to 0.6				

© Copyright 2014 Mouser Electronics
© Copyright 2014 Mouser Electronics

MURATA PTC Thermistors

muRata
Innovator in Electronics

MURATA POSISTOR® PTC CHIP THERMISTORS CIRCUIT PROTECTION FOR OVERCURRENT PROTECTION (CONT.)

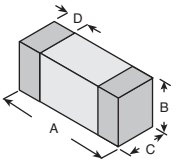

Features :

- Rapid operation to protect the circuit in an overcurrent condition abnormality such as a short circuit. By removing the overcurrent condition, these products automatically return to the initial condition and can be used repeatedly
- Stable resistance after operation due to ceramic PTC
- 0603 SMD type for reflow soldering
- Lead is not contained in the terminations
- Operating temperature: -10°C to +60°C

For quantities greater than listed, call for quote.

MOUSER STOCK NO.	Murata Part No.	Case Size	Res. (Ω)	Volt. (Max.)	Non-Operating Current (mA)	Trip Current (mA)	Max. Current (mA)	Curie Point	DIMENSIONS: mm				Price Each			
									A	B	C	D	1	50	100	500
81-PRG21BC0R2MM1RA	PRG21BC0R2MM1RA	0805	0.2	6	500	2000	10000	90°C	2.0±0.2	1.25±0.2	0.9±0.2	0.2 min				
81-PRG21BC0R6MM1RA	PRG21BC0R6MM1RA	0805	0.6	6	285	1100	10	90°C	2.0±0.2	1.25±0.2	0.9±0.2	0.2 min				
81-PRG21BC2R2MM1RA	PRG21BC2R2MM1RA	0805	2.2	16	150	600	6.5	90°C	2.0±0.2	1.25±0.2	0.9±0.2	0.2 min				
81-PRG21BC3R3MM1RA	PRG21BC3R3MM1RA	0805	3.3	20	120	480	6.0	90°C	2.0±0.2	1.25±0.2	0.9±0.2	0.2 min				
81-PRG21BC4R7MM1RA	PRG21BC4R7MM1RA	0805	4.7	20	100	400	5000	90°C	2.0±0.2	1.25±0.2	0.9±0.2	0.2 min				
81-PRG21BC6R8MM1RA	PRG21BC6R8MM1RA	0805	6.8	20	80	320	3500	90°C	2.0±0.2	1.25±0.2	0.9±0.2	0.2 min				
81-PRG21BC1R0MM1RA	PRG21BC1R0MM1RA	0805	1	12	220	850	10	90°C	2.0±0.2	1.25±0.2	0.9±0.2	0.2 min				
81-PRG21BB150MB1RK	PRG21BB150MB1RK	0805	15	20	40	140	1600	100°C	2.0±0.2	1.25±0.2	0.9±0.2	0.2 min				
81-PRG21BB220MB1RK	PRG21BB220MB1RK	0805	22	20	30	110	1100	100°C	2.0±0.2	1.25±0.2	0.9±0.2	0.2 min				

DIMENSIONS: in (mm)

A

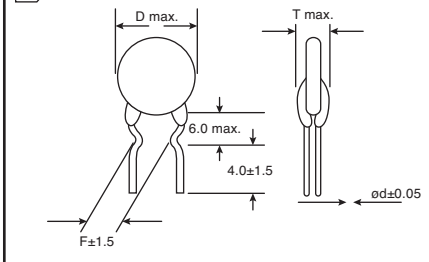

B

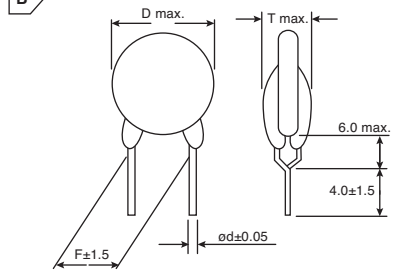

C

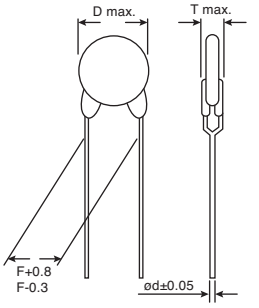

MURATA POSISTOR® FOR OVERCURRENT PROTECTION

PTGL Series

The Murata PTC Thermistors - POSISTOR® - are Positive Temperature Coefficient Thermistors. The PTC Thermistors resistance rises sharply when its temperature exceeds a specific temperature. These characteristics make Murata PTC POSISTORs ideal for circuit protection in a variety of applications, such as temperature sensor and temperature compensation, and for current control in common household appliances, humidifiers, facsimile, copies, dryers of all kinds, refrigerators, freezers and air conditioners.

For quantities greater than listed, call for quote.

MOUSER STOCK NO.	Murata Part No.	Fig.	Max. Voltage	Non-Operating Current (mA)	Trip Current (mA)	Max. Current (A)	Res. (Ω)	Curie Point (°C)	D	T	LS	LD	Price Each			
													1	50	100	500
81-PTGL07BD100N2B5A0	PTGL07BD100N2B51A0	A	24	80	320	2.0	10±30%	80	7.4	4.0	5.0	0.6				
81-PTGL07BD6R8N2B51B	PTGL07BD6R8N2B51B0	A	24	90	370	2.0	6.8±30%	80	7.4	4.0	5.0	0.6				
81-PTGL12AR1R2H2B51B	PTGL12AR1R2H2B51B0	A	30	520	1420	4.3	1.2±25%	120	12.0	4.0	5.0	0.6				
81-PTGL13AR0R8H2B71B	PTGL13AR0R8H2B71B0	A	30	680	1900	5.5	0.8±25%	120	13.5	4.0	7.5	0.6				
81-PTGL07BD220N3B51B	PTGL07BD220N3B51B0	A	32	45	200	1.5	22±30%	80	7.4	4.0	5.0	0.6				
81-PTGL07BD150N3B51B	PTGL07BD150N3B51B0	A	32	60	240	1.5	15±30%	80	7.4	4.0	5.0	0.6				
81-PTGL07AR220M3P51B	PTGL07AR220M3P51B0	A	56	90	240	1.0	22±20%	120	7.4	4.0	5.0	0.6				
81-PTGL07AR8R2M3P51B	PTGL07AR8R2M3P51B0	A	56	130	350	1.0	8.2±20%	120	7.4	4.0	5.0	0.6				
81-PTGL09AR150M3B51B	PTGL09AR150M3B51B0	A	56	150	400	1.2	15±20%	120	9.5	4.0	5.0	0.6				
81-PTGL10AR3R9M3P51B	PTGL10AR3R9M3P51B0	A	56	210	550	2.0	3.9±20%	120	10.5	4.0	5.0	0.6				
81-PTGL09AR4R7M3B51B	PTGL09AR4R7M3B51B0	A	56	270	700	2.0	4.7±20%	120	9.5	4.0	5.0	0.6				
81-PTGL10AR3R9M3B51B	PTGL10AR3R9M3B51B0	A	56	300	800	2.0	3.9±20%	120	10.5	4.0	5.0	0.6				
81-PTGL14AR3R3M3B71B	PTGL14AR3R3M3B71B0	A	56	380	980	2.5	3.3±20%	120	14.5	4.0	7.5	0.6				
81-PTGL05AR550H4P51B	PTGL05AR550H4P51B0	A	80	50	135	0.7	55±25%	120	5.5	4.5	5.0	0.6				
81-PTGL07AR250H4B51A	PTGL07AR250H4B51A0	A	80	110	300	1.0	25±25%	120	7.4	4.5	5.0	0.6				
81-PTGL12AR5R6H4B71B	PTGL12AR5R6H4B71B0	A	80	270	760	4.3	5.6±25%	120	12.0	4.5	7.5	0.6				
81-PTGL13AR3R7H4B71B	PTGL13AR3R7H4B71B0	A	80	310	860	5.5	3.7±25%	120	13.5	4.5	7.5	0.6				
81-PTGL07AR750M7B52B	PTGL07AR750M7B52B0	B	125	65	165	0.3	75±20%	120	8.0	6.0	5.0	0.6				
81-PTGL09AR470M6B52B	PTGL09AR470M6B52B0	B	125	90	230	0.5	47±20%	120	10.0	5.5	5.0	0.6				
81-PTGL09AR220M6B52B	PTGL09AR220M6B52B0	B	125	135	340	0.8	22±20%	120	10.0	5.5	5.0	0.6				
81-PTGL14AR100M6B72B	PTGL14AR100M6B72B0	B	125	220	550	1.2	10±20%	120	15.0	5.5	7.5	0.6				
81-PTGL18AR6R8M6B72B	PTGL18AR6R8M6B72B0	B	125	300	750	1.4	6.8±20%	120	18.5	5.5	7.5	0.6				
81-PTGL18AR4R7M6B72B	PTGL18AR4R7M6B72B0	B	125	360	900	1.7	4.7±20%	120	18.5	5.5	7.5	0.6				
81-PTGL18AR3R3M6B72B	PTGL18AR3R3M6B72B0	B	125	420	1050	2.0	3.3±20%	120	18.5	5.5	7.5	0.6				
81-PTGL09AR220M6C61B	PTGL09AR220M6C61B0	A	140	140	330	1.0	22±20%	120	9.6	6.0	6.5	0.65				
81-PTGL07AS150K6B5A0	PTGL07AS150K6B51A0	A	140	170	400	1.0	15±20%	120	11.6	6.0	6.5	0.65				
81-PTGL13AR6R8M6C01B	PTGL13AR6R8M6C01B0	A	140	290	670	1.0	6.8±20%	120	14.0	6.0	10.0	0.65				
81-PTGL16AR5R6M6C010	PTGL16AR5R6M6C01B0	A	140	340	780	2.0	5.6±20%	120	17.0	6.0	10.0	0.65				
81-PTGL07BB220N0B52A	PTGL07BB220N0B52A0	C	250	90	300	0.5	22±30%	100	8.0	6.0	5.0	0.6				
81-PTGL10BB120N0P520	PTGL10BB120N0P52A0	C	250	90	300	0.6	12±30%	100	11.0	6.0	5.0	0.6				
81-PTGL09AR390N0B52A	PTGL09AR390N0B52A0	C	250	100	280	0.6	39±30%	120	10.0	6.0	5.0	0.6				
81-PTGL05AR181M9N51B	PTGL05AR181M9N51B0	A	265	29	70	0.3	180±20%	120	6.5	6.5	5.0	0.5				
81-PTGL05AR121M9N51B	PTGL05AR121M9N51B0	A	265	35	85	0.3	120±20%	120	6.5	6.5	5.0	0.5				
81-PTGL07AR820M9A51B	PTGL07AR820M9A51B0	A	265	60	150	0.5	82±20%	120	8.2	6.5	5.0	0.5				
81-PTGL07AR560M9A51B	PTGL07AR560M9A51B0	A	265	80	190	0.8	56±20%	120	8.2	6.5	5.0	0.5				
81-PTGL09AR390M9C61B	PTGL09AR390M9C61B0	A	265	100	240	1.2	39±20%	120	10.0	6.5	6.5	0.65				
81-PTGL12AR270M9C01B	PTGL12AR270M9C01B0	A	265	150	360	1.5	27±20%	120	14.0	6.5	10.0	0.65				
81-PTGL14AR180M9C01B	PTGL14AR180M9C01B0	A	265	180	440	1.8	18±20%	120	15.7	6.5	10.0	0.65				
81-PTGL05AR151H8P52B	PTGL05AR151H8P52B0	B	265	28	78	0.2	150±25%	120	6.0	6.0	5.0	0.6				
81-PTGL07AR650H8B52B	PTGL07AR650H8B52B0	B	265	68	190	1.0	65±25%	120	8.0	6.0	5.0	0.6				
81-PTGL07AR450H8B52B	PTGL07AR450H8B52B0	B	265	80	220	1.0	45±25%	120	8.0	6.0	5.0	0.6				
81-PTGL09AR250H8B52B	PTGL09AR250H8B52B0	B	265	118	330	1.0	25±25%	120	10.0	6.0	5.0	0.6				
81-PTGL12AR150H8B72B	PTGL12AR150H8B72B0	B	265	165	460	1.5	15±25%	120	12.5	6.0	7.5	0.6				
81-PTGL13AR100H8B72B	PTGL13AR100H8B72B0	B	265	200	560	2.2	10±25%	120	14.0	6.0	7.5	0.6				
81-PTGL18AR6R0H8B72B	PTGL18AR6R0H8B72B0	B	265	300	830	4.1	6.0±25%	120	18.5	6.0	7.5	0.6				

© Copyright 2014 Mouser Electronics

© Copyright 2014 Mouser Electronics

RoHS Compliant This product is RoHS compliant.

muRata Innovator in Electronics

MURATA POSISTOR® CIRCUIT PROTECTION FOR OVERHEAT SENSING CHIP TYPE

PRF Series

This chip PTC thermistor is reflow soldering SMD type for overheat sensing for power transistors, power diodes and power ICs in hybrid circuits.

Features:
- SMD type is helpful for miniaturizing circuits because of its small size and light weight.
- Excellent thermal response due to small size.
- Solid state construction provides excellent mechanical vibration and impact resistance.
- Contactless operation provides noiseless operation.

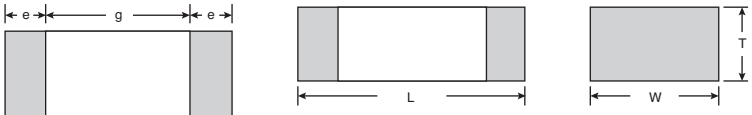

Part No.	DIMENSIONS: mm				
	L	W	T	e	g
PRF18_RB	1.6±0.15	0.8±0.15	0.8±0.15	0.1 to 0.6	-
PRF21_RA	2.0±0.2	1.25±0.2	0.9±0.2	0.2 min	0.5 min.

For quantities greater than listed, call for quote.

MOUSER STOCK NO.	Murata Part No.	Case Size	Res. (Ω)	Voltage Max.	Curie Point	Price Each 1	50	100	500
81-PRF18BE471QB1RB	PRF18BE471QB1RB	0603	470	32	70°C				
81-PRF18BD471QB1RB	PRF18BD471QB1RB	0603	470	32	80°C				
81-PRF18BB471QB1RB	PRF18BB471QB1RB	0603	470	32	100°C				
81-PRF18BA471QB1RB	PRF18BA471QB1RB	0603	470	32	110°C				
81-PRF18AR471QB5RB	PRF18AR471QB5RB	0603	470	32	120°C				
81-PRF18AS471QB5RB	PRF18AS471QB5RB	0603	470	32	130°C				
81-PRF18BA471QB5RB	PRF18BA471QB5RB	0603	470	32	110°C				
81-PRF18BB471QB5RB	PRF18BB471QB5RB	0603	470	32	100°C				
81-PRF18BD471QB5RB	PRF18BD471QB5RB	0603	470	32	80°C				
81-PRF18BE471QB5RB	PRF18BE471QB5RB	0603	470	32	70°C				
81-PRF18BF471QB5RB	PRF18BF471QB5RB	0603	470	32	60°C				
81-PRF18BG471QB5RB	PRF18BG471QB5RB	0603	470	32	50°C				
81-PRF21BB471QB1RA	PRF21BB471QB1RA	0805	470	32	100°C				
81-PRF21AR471QB5RA	PRF21AR471QB5RA	0805	470	32	120°C				
81-PRF21AS471QB5RA	PRF21AS471QB5RA	0805	470	32	130°C				
81-PRF21BA471QB5RA	PRF21BA471QB5RA	0805	470	32	110°C				
81-PRF21BB471QB5RA	PRF21BB471QB5RA	0805	470	32	100°C				
81-PRF21BC471QB5RA	PRF21BC471QB5RA	0805	470	32	90°C				
81-PRF21BD471QB5RA	PRF21BD471QB5RA	0805	470	32	80°C				
81-PRF21BE471QB5RA	PRF21BE471QB5RA	0805	470	32	70°C				

MURATA POSISTOR® CIRCUIT PROTECTION FOR OVERHEAT SENSING LEAD TYPE AND LUG-TERMINAL

PTFL and PTFM Series

PTFM Series has been developed for protecting power overheating and also for sensing the temperature of other components which may be overheated. The "POSISTOR" offers excellent temperature sensing ability, exhibiting a steep change in electrical resistivity near the temperature setting. PTFL series is suitable for use as an air temperature sensor.

Features:
- PTFM Series is a screw-fixing type and PTFL Series is a lead type, providing ease of mounting.
- Compact and light design as well as excellent thermal response.
- Solid-state construction withstands mechanical vibration and impact sufficiently.
- Contactless operation provides a prolonged service life, yet permits noiseless operation.
- The operating point of "POSISTOR" is set on the steepest point along the resistance-temperature characteristic curve, thus performing the overheat protective operation securely.
- PTFM Series and PTFL Series have the same temperature characteristic, providing a selection depending on the mounting method.

DIMENSIONS: mm

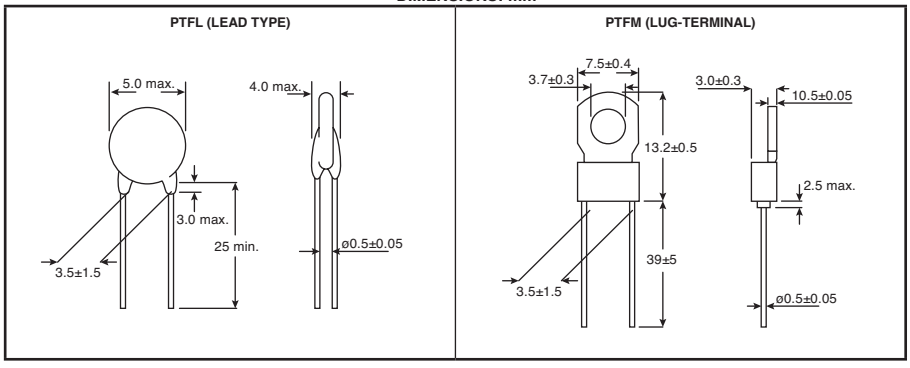

For quantities greater than listed, call for quote.

MOUSER STOCK NO.	Murata Part No.	Case Size	Res. (Ω)	Voltage Max.	Curie Point	Price Each 1	50	100	500
PTFL Series									
81-PTFL04BG222Q2N34B	PTFL04BG222Q2N34B0	4	220	16	50°C				
81-PTFL04BE222Q2N34B	PTFL04BE222Q2N34B0	4	220	16	70°C				
81-PTFL04BD222Q2N34B	PTFL04BD222Q2N34B0	4	220	16	80°C				
81-PTFL04BD222Q2N51A	PTFL04BD222Q2N51A0	4	220	16	80°C				
81-PTFL04BC222Q2N34B	PTFL04BC222Q2N34B0	4	220	16	90°C				
81-PTFL04BH471Q2N34B	PTFL04BH471Q2N34B0	4	470	16	40°C				
81-PTFL04BG471Q2N34B	PTFL04BG471Q2N34B0	4	470	16	50°C				
81-PTFL04BF471Q2N34B	PTFL04BF471Q2N34B0	4	470	16	60°C				
81-PTFL04BD471Q2N34B	PTFL04BD471Q2N34B0	4	470	16	80°C				
81-PTFL04BC471Q2N34B	PTFL04BC471Q2N34B0	4	470	16	90°C				
81-PTFL04BB471Q2N34B	PTFL04BB471Q2N34B0	4	470	16	100°C				
PTFM Series									
81-PTFM04BC471Q2N34B	PTFM04BC471Q2N34B0	4	15	16	90°C				
81-PTFM04BH471Q2N34B	PTFM04BH471Q2N34B0	4	470	16	40°C				
81-PTFM04BG471Q2N34B	PTFM04BG471Q2N34B0	4	470	16	50°C				
81-PTFM04BF471Q2N34B	PTFM04BF471Q2N34B0	4	470	16	60°C				
81-PTFM04BE471Q2N34B	PTFM04BE471Q2N34B0	4	470	16	70°C				
81-PTFM04BD471Q2N34B	PTFM04BD471Q2N34B0	4	470	16	80°C				
81-PTFM04BB471Q2N34B	PTFM04BB471Q2N34B0	4	470	16	100°C				
81-PTFM04BH222Q2N34B	PTFM04BH222Q2N34B0	4	2200	16	40°C				
81-PTFM04BF222Q2N34B	PTFM04BF222Q2N34B0	4	2200	16	60°C				
81-PTFM04BC222Q2N34B	PTFM04BC222Q2N34B0	4	2200	16	90°C				
81-PTFM04BE222Q2N34B	PTFM04BE222Q2N34B0	4	2.2K	16	70°C				
81-PTFM04BD222Q2N34B	PTFM04BD222Q2N34B0	4	2.2K	16	80°C				
81-PTFM04BB222Q2N34B	PTFM04BB222Q2N34B0	4	2.2K	16	100°C				

© Copyright 2014 Mouser Electronics
© Copyright 2014 Mouser Electronics

SEMITEC NTC Thermistors

RoHS Compliant **This product is RoHS compliant.**

SEMITEC

KT SERIES SMD CHIP TYPE

KT Thermistors can be face-bonded to act as thermal compensators for ICs and they are manufactured in sizes down to 1 square mm, they can be used to detect temperature with relatively small time constants.

Features:
- High reliability
- Operating temperature range: -40°C to +125°C
- Tolerance: 1%, 2%, 3%

DIMENSIONS: mm					
EIAJ	EIA	L	W	T	L_1
1005	0402	1.00±0.15	0.50±0.10	0.6max.	0.15~0.30
1608	0603	1.60±0.15	0.80±0.15	0.95max.	0.20~0.50

For quantities greater than listed, call for quote.

MOUSER STOCK NO.	Semitec Part No.	Fig.	EIA	R25 *1 (Ω)	B Value *2	Dissipation Factor (mW/°C) Approx.	Thermal Time Constant*3 Approx.	Rated Maximum Power Dissipation (@ 25°C)(mW)	Tol. %	Price Each 1	Price Each 100	Price Each 500	Reel Qty.	Price Per Piece
954-103KT1005T-1P	103KT1005T-1P	A	0402	10K	3435K	0.7	2.2	3.5	1				10000	
954-503KT1005T-1P	503KT1005T-1P	A	0402	10K	3435K	0.7	2.2	3.5	1				10000	
954-104KT1005T-1P	104KT1005T-1P	A	0402	10K	3435K	0.7	2.2	3.5	1				10000	
954-103KT1608T-1P	103KT1608T-1P	A	0603	10K	3435K	0.9	5.0	4.5	1				4000	
954-103KT1005T-2P	103KT1005T-2P	A	0402	10K	3435K	0.7	2.2	3.5	2				10000	
954-503KT1005T-2P	503KT1005T-2P	A	0402	10K	3435K	0.7	2.2	3.5	2				10000	
954-104KT1005T-2P	104KT1005T-2P	A	0402	10K	3435K	0.7	2.2	3.5	2				10000	
954-103KT1608T-2P	103KT1608T-2P	A	0603	10K	3435K	0.9	5.0	4.5	2				4000	
954-103KT1005T-3P	103KT1005T-3P	A	0402	10K	3435K	0.7	2.2	3.5	3				10000	
954-503KT1005T-3P	503KT1005T-3P	A	0402	10K	3435K	0.7	2.2	3.5	3				10000	
954-104KT1005T-3P	104KT1005T-3P	A	0402	10K	3435K	0.7	2.2	3.5	3				10000	
954-103KT1608T-3P	103KT1608T-3P	A	0603	10K	3435K	0.9	5.0	4.5	3				4000	
954-503KT1608T-1P	503KT1608T-1P	A	0603	50K	4055K	0.9	5.0	4.5	1				4000	
954-503KT1608T-2P	503KT1608T-2P	A	0603	50K	4055K	0.9	5.0	4.5	2				4000	
954-503KT1608T-3P	503KT1608T-3P	A	0603	50K	4055K	0.9	5.0	4.5	3				4000	
954-104KT1608T-1P	104KT1608T-1P	A	0603	100K	4390K	0.9	5.0	4.5	1				4000	
954-104KT1608T-2P	104KT1608T-2P	A	0603	100K	4390K	0.9	5.0	4.5	2				4000	
954-104KT1608T-3P	104KT1608T-3P	A	0603	100K	4390K	0.9	5.0	4.5	3				4000	

JT SERIES ULTRA THIN

Features:
- Ultra thinness of 500μm
- Superior electrical insulation
- Tolerance: 1%
- Operating temperature range: -50°C to +125°C

DIMENSIONS: mm			
Shape	A	Shape	A
025	25±1	075	75±1
050	50±1	100	100±1

For quantities greater than listed, call for quote.

MOUSER STOCK NO.	Semitec Part No.	Fig.	R25 *1 (Ω)	B value *2	Dissipation Factor (mW/°C) Approx.	Thermal Time Constant*3 Approx.	Rated Maximum Power Dissipation (@ 25°C)(mW)	Price Each 1	Price Each 100	Price Each 500
954-103JT-025	103JT-025	B	10K	3435K	0.7	5	3.5			
954-103JT-050	103JT-050	B	10K	3435K	0.7	5	3.5			
954-103JT-075	103JT-075	B	10K	3435K	0.7	5	3.5			
954-103JT-100	103JT-100	B	10K	3435K	0.7	5	3.5			

AP SERIES

Features:
- Super high-precision
- Tolerance: 0.5%
- Operating temp. range: -60°C to +150°C
- High accuracy
- High resistance to heat

Applications:
- Portable devices
- Thermometer
- Temperature detecting
- Measurement equipment

For quantities greater than listed, call for quote.

MOUSER STOCK NO.	Semitec Part No.	Fig.	R25 *1 (Ω)	B value *2	Dissipation Factor (mW/°C) Approx.	Thermal Time Constant*3 Approx.	Rated Maximum Power Dissipation (@ 25°C)(mW)	Price Each 1	Price Each 100	Price Each 500
954-202AP-2	202AP-2	C	2K	3976K	1.2	15	6			
954-232AP-2	232AP-2	C	2.252K	3976K	1.2	15	6			
954-502AP-2	502AP-2	C	5K	3976K	1.2	15	6			
954-103AP-2	103AP-2	C	10K	3435K	1.2	15	6			
954-103AP-2-A	103AP-2-A	C	10K	3976K	1.2	15	6			
954-203AP-2	203AP-2	C	20K	3976K	1.2	15	6			
954-503AP-2	503AP-2	C	50K	4220K	1.2	15	6			
954-104AP-2	104AP-2	C	100K	4261K	1.2	15	6			
954-204AP-2	204AP-2	C	200K	4470K	1.2	15	6			

ET SERIES

Features:
- Fast response time
- High reliability
- Tolerance: 1%, 2%, 3%
- Operating temp. range: -40°C to +100°C

Applications:
- Medical equipment
- Thermometers

For quantities greater than listed, call for quote.

MOUSER STOCK NO.	Semitec Part No.	Fig.	R25 *1 (Ω)	B value *2	Dissipation Factor (mW/°C) Approx.	Thermal Time Constant*3 Approx.	Rated Maximum Power Dissipation (@ 25°C)(mW)	Price Each 1	Price Each 100	Price Each 500
954-402ET-1	402ET-1	D	4K	3100K	0.7	3.2	3.5			
954-103ET-1	103ET-1	D	10K	3250K	0.7	3.2	3.5			
954-303ET-1	303ET-1	D	30K	3760K	0.7	3.2	3.5			
954-403ET-1	403ET-1	D	40K	3525K	0.7	3.2	3.5			
954-413ET-1	413ET-1	D	41K	3435K	0.7	3.2	3.5			
954-503ET-1	503ET-1	D	50K	4055K	0.7	3.2	3.5			
954-593ET-1	593ET-1	D	59K	3617K	0.7	3.2	3.5			
954-833ET-1	833ET-1	D	83K	4013K	0.7	3.2	3.5			
954-104ET-1	104ET-1	D	100K	4132K	0.7	3.2	3.5			
954-224ET-1	224ET-1	D	226K	4021K	0.7	3.2	3.5			
954-234ET-1	234ET-1	D	232K	4274K	0.7	3.2	3.5			
954-402ET-2	402ET-2	E	4K	3100K	0.7	3.4	3.5			
954-103ET-2	103ET-2	E	10K	3250K	0.7	3.4	3.5			
954-103ETB	103ETB	E	10K	3435K	0.7	3.4	3.5			
954-303ET-2	303ET-2	E	30K	3760K	0.7	3.4	3.5			
954-403ET-2	403ET-2	E	40K	3525K	0.7	3.4	3.5			
954-413ET-2	413ET-2	E	41K	3435K	0.7	3.4	3.5			
954-503ET-2	503ET-2	E	41K	4055K	0.7	3.4	3.5			
954-593ET-2	593ET-2	E	59K	3617K	0.7	3.4	3.5			
954-833ET-2	833ET-2	E	83K	4013K	0.7	3.4	3.5			
954-104ET-2	104ET-2	E	100K	4132K	0.7	3.4	3.5			
954-224ET-2	224ET-2	E	226K	4021K	0.7	3.4	3.5			
954-234ET-2	234ET-2	E	232K	4274K	0.7	3.4	3.5			

AT SERIES HIGH PRECISION

Features:
- Extremely small B-value tolerance and resistance
- High accuracy
- Tolerance: 1%
- Operating temp. range: -50°C to +110°C

For quantities greater than listed, call for quote.

MOUSER STOCK NO.	Semitec Part No.	Fig.	R25 *1 (Ω)	B value *2	Dissipation Factor (mW/°C) Approx.	Thermal Time Constant*3 Approx.	Rated Maximum Power Dissipation (@ 25°C)(mW)	Color Code	Price Each 1	Price Each 100	Price Each 500
954-102AT-2	102AT-2	F	1K	3100K	2	15	10	Black			
954-202AT-2	202AT-2	F	2K	3182K	2	15	10	Red			
954-502AT-2	502AT-2	F	5K	3324K	2	15	10	Yellow			
954-103AT-2	103AT-2	F	10K	3435K	2	15	10	White			
954-203AT-2	203AT-2	F	20K	4013K	2	15	10	-			
954-104AT-2	104AT-2	F	100K	4665K	2	15	10	-			
954-103AT-11	103AT-11	G	10K	3435K	3	75	13	-			
954-103AT-5-FT	103AT-5-FT	H	10K	3435K	3	75	13	-			
954-103AT-4-10228	103AT-4-10228	I	10K	3435K	2	10	10	-			
954-103AT-4-70261	103AT-4-70261	I	10K	3435K	2	10	10	-			
954-103AT-4-70316	103AT-4-70316	I	10K	3435K	2	10	10	-			
954-103AT-4-70374	103AT-4-70374	I	10K	3435K	2	10	10	-			
954-103AT-4-70378	103AT-4-70378	I	10K	3435K	2	10	10	-			
954-103AT-4-80025	103AT-4-80025	I	10K	3435K	2	10	10	-			

DIMENSIONS: mm

A
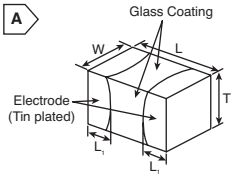

B
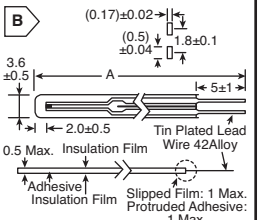

C
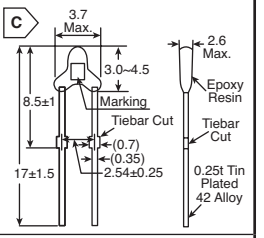

D
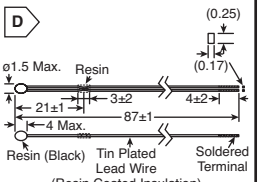

E
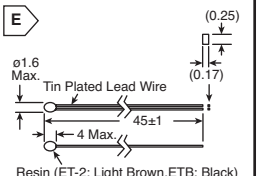

F
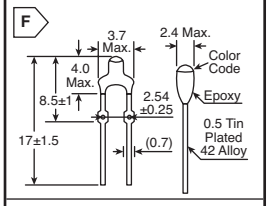

G
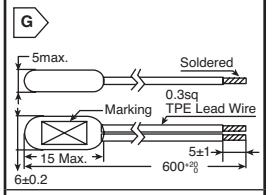

H
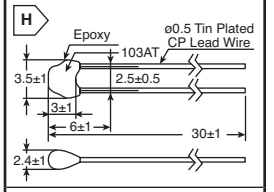

I
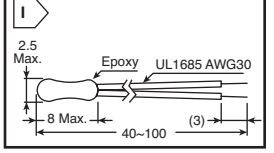

© Copyright 2014 Mouser Electronics

© Copyright 2014 Mouser Electronics

RoHS Compliant This product is RoHS compliant.

VISHAY DALE TFPTL SERIES RADIAL LINEAR PTC THERMISTORS

Features:
- Nickel thin film PTC element
- High stability over the entire temperature range
- cUL recognized component: File E148885
- Epoxy coated UL 94 V-0 approved

Applications:
- Temperature measurement
- Sensing, Compensation
- Typical end products

NEW PRODUCT

DIMENSIONS: mm							
Model	A	B	C	D	E	F	G
TFPTL10	3.6	3.5	5.0	0.5±10%	25 Min.	2.5±0.8	2.2
TFPTL15	4.0	3.8	5.2	0.5±10%	25 Min.	2.5±0.8	2.4

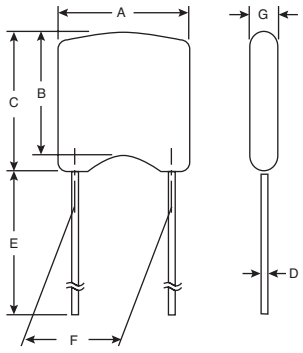

For quantities greater than listed, call for quote.

MOUSER STOCK NO.	Vishay Part No.	Case Size	Value (Ω)	Power Rating (mW)	Tol.	Price Each 1	10	100	500
71-TFPTL10L1000FL2B	TFPTL10L1000FL2B	10	100R	75	1				
71-TFPTL10L4700FL2B	TFPTL10L4700FL2B	10	470R	75	1				
71-TFPTL10L1001FL2B	TFPTL10L1001FL2B	10	1K	75	1				
71-TFPTL15L2200FL2B	TFPTL15L2200FL2B	15	220R	100	1				
71-TFPTL15L1501FL2B	TFPTL15L1501FL2B	15	1.5K	100	1				
71-TFPTL15L3901FL2B	TFPTL15L3901FL2B	15	3.9K	100	1				
71-TFPTL15L5001FL2B	TFPTL15L5001FL2B	15	5K	100	1				

VISHAY DALE TFPT SERIES LINEAR PTC THERMISTORS

Features:
- Solderable wraparound terminations
- Alumina substrate base with PTC thin film element
- Operating temperature: -55°C to + 125°C
- TCR Tolerance ppm °C is ±400

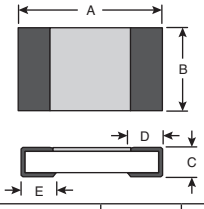

DIMENSIONS: in. (mm)					
Model	A	B	C	D	E
TFPT0805	0.079±0.006 (2.60±0.15)	0.049±0.006 (1.25±0.15)	0.020±0.006 (0.50±0.15)	0.016±0.010 (0.40±0.25)	0.016±0.010 (0.40±0.25)
TFPT1206	0.126±0.006 (3.20±0.15)	0.063±0.006 (1.60±0.15)	0.022±0.006 (0.56±0.15)	0.020±0.010 (0.50±0.25)	0.020±0.010 (0.50±0.25)

For quantities greater than listed, call for quote.

MOUSER STOCK NO.	Vishay Part No.	Case Size	Value (Ω)	Tol.	Max. Working Voltage RCWV	Power Rating (mW)	Price Each 1	50	100	500	1000	Reel Qty.	Price Per Piece
71-TFPT0805L1001FV	TFPT0805L1001FV	0805	1K	1	40	100						5000	
71-TFPT0805L1501FV	TFPT0805L1501FV	0805	1.5K	1	40	100						5000	
71-TFPT0805L3901FV	TFPT0805L3901FV	0805	3.9K	1	40	100						5000	
71-TFPT1206L5601FV	TFPT1206L5601FV	1206	5.6K	1	50	125						5000	
71-TFPT1206L1002FV	TFPT1206L1002FV	1206	10K	1	50	125						5000	

VISHAY BC COMPONENTS 2322 675 2XXXX SERIES TEMPERATURE SENSING PTCS

Features:
- Suitable for reflow and wave soldering
- Contact surfaces are made of Ag, Ni and an external layer of Sn
- Operating temperature range at maximum voltage: -25°C to Tn + 15°C
- Resistance at 25°C: 470Ω±50%
- Maximum voltage: 25V(dc or rms)

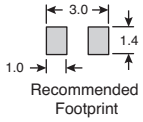

Recommended Footprint

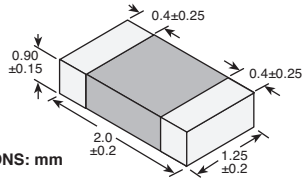

DIMENSIONS: mm

For quantities greater than listed, call for quote.

MOUSER STOCK NO.	Vishay Part No.	Tn (°C)	Rmax @ Tn -5°C	Rmin @ Tn +5°C	Rmin @ Tn +15°C	Price Each 1	50	100	500	1000	Reel Qty.	Price Per Piece
594-2381-675-20707	PTCSS12T071DTE	70	4700	4700	15000						4000	
594-2381-675-20907	PTCSS12T091DTE	90	4700	4700	15000						4000	
594-2381-675-21007	PTCSS12T101DTE	100	4700	4700	15000						4000	
594-2381-675-21307	PTCSS12T131DTE	130	4700	4700	15000						4000	
594-2381-675-21407	PTCSS12T141DTE	140	4700	4700	15000						4000	

VISHAY BC COMPONENTS 2322 661 97XXX SERIES PTC THERMISTORS FOR OVERLOAD PROTECTION

Features:
- Ideal for pick-and-place circuit assembly
- Low mounting height
- Suitable for reflow soldering
- Small ceramic diameter for faster response
- Low heat transfer to substrate
- Flat terminations for stable positioning and good solderability

Applications:
- Telecom
  - Set top box
  - Modems
  - Central office switching (C.O.)
  - Subscriber terminal equipment (T.E.)
  - Cable TV communications

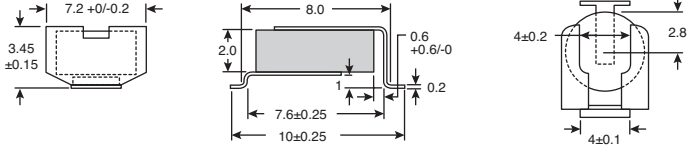

DIMENSIONS: mm

NOTES:
1. These types pass "ITU-T K20/21" telecommunication protection recommendation.

For quantities greater than listed, call for quote.

MOUSER STOCK NO.	Vishay Part No.	R25 (Ω)	R25 (%)	Voltage Max. (V)	I_{nt} @ 25°C	I_{nt} @ 70°C	I_t @ 25°C	Max. Trip-Time t_t (s)	Max. Trip-Time @I_t (mA)	Price Each 1	25	50	100	Reel Qty.	Price Per Piece
594-2381-661-97002	232266197002	40	25	265	80	50	130	2.5	500					1500	
594-2381-661-97012	232266197012	10(1)	20	245	165	100	270	3	1000					1500	
594-2381-661-97016	232266197016	10(1)	20	245	165	100	270	3	1000					1500	

© Copyright 2014 Mouser Electronics
© Copyright 2014 Mouser Electronics

VISHAY BC COMPONENTS NTC Thermistors

RoHS Compliant **This product is RoHS compliant.**

NTCCALUG02A SERIES, AUTOMOTIVE GRADE

Features:
- Low thermal gradient due to the use of nickel conductor and low profile closed ring tongue

Specifications:
- Operating temperature range: -55°C to 125°C

Applications:
- Computer equipment
- Power electronics, heat-sink temperature control
- Consumer appliances
- Industrial equipment

PRODUCT NEW



DIMENSIONS: mm

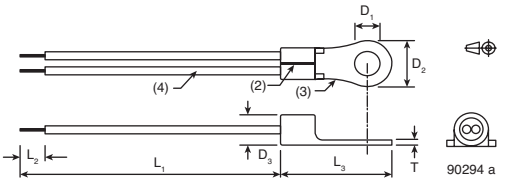

L_1	L_2	$ØD_1$	$ØD_2$	$ØD_3$	L_3	T
45±3	6±1	3.7	8.5	4.1	16.8	0.8

For quantities greater than listed, call for quote.

MOUSER STOCK NO.	Vishay Part No.	R25 (kΩ)	R25 (%)	B25/85 Value (K)	B25/85 Tol. (%)	Price Each 1	50	100	500
594-NTCALUG02A472G	NTCALUG02A472G	4.7	± 2	3984	± 0.5				
594-NTCALUG02A472F	NTCALUG02A472F	4.7	± 1	3984	± 0.5				
594-NTCALUG02A502G	NTCALUG02A502G	5	± 2	3984	± 0.5				
594-NTCALUG02A103G	NTCALUG02A103G	10	± 2	3984	± 0.5				
594-NTCALUG02A103F	NTCALUG02A103F	10	± 1	3984	± 0.5				

NTCALUG03 SERIES, MIN LUGS WITH CONNECTORS

Features:
- Fast time response for surface applications compared to industry standard NTC lug sensors.
- Reduces thermal gradient, due to the use of small dimensions and nickel conductor, allowing for an accurate surface temperature measurement
- The sensor is not suitable for being permanently in contact with water or liquids
- Small size connector and small lug ring tongue terminal, allowing for temperature sensing at locations where only limited space is available.
- Connector ZHR-2 (optional)

Specifications:
- Operating temperature range: -40°C to 125°C

Applciations:
- Computer equipment
- MOSFETS, IC's, Power Electronics, heatsink temperature control, LED emitter heat-sink control
- Consumer appliances
- Industrial equipment
- Automotive equipment

Description:
- Miniature insulated chip thermistor with a negative temperature coefficient in accordance with IEC 60539
  The device has no marking

Mounting
- The sensor can be mounted by means of a screw
  For stud size, metric 2mm M2/American stud #1 or #2
- The end wire can be soldered, welded or crimped to a connector
- Optional connector for Wire-to-Wire or Wire-to-Board connections

PRODUCT NEW



DIMENSIONS: mm

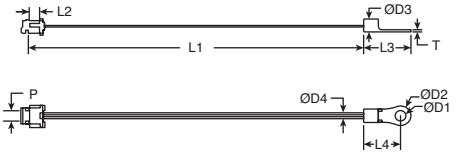

L_1	L_2	L_3	L_4	L_1+L_3 (item without connector)	$ØD_1$	$ØD_1$	$ØD_1$	$ØD_1$	T	Pitch P
70±5	4±1	11.5±0.3	8.8±0.3	81.5±5	2.2±0.3	5.5±0.3	3.4±0.3	.35±0.1	.8±0.1	1.5±0.3

For quantities greater than listed, call for quote.

MOUSER STOCK NO.	Vishay Part No.	R25 (kΩ)	R25 (%)	B25/85 Value (K)	B25/85 Tol. (%)	Price Each 1	50	100	500
594-NTCALUG03A103HC	NTCALUG03A103HC	10	± 3	3984	0.5				
594-NTCALUG03A103GC	NTCALUG03A103GC	10	± 2	3984	0.5				
594-NTCALUG03A123HC	NTCALUG03A123HC	12	± 3	3740	1.5				
594-NTCALUG03A473HC	NTCALUG03A473HC	47	± 3	3740	1.5				
594-NTCALUG02A103F	NTCALUG02A103F	10	± 1	3984	± 0.5				

VISHAY BC COMPONENTS - NTC THERMISTORS, ACCURACY LINE

NTCLE - (Historical number 2322/pb version or 2381pbF 640 6XXXX) - Series

Applications:
- Temperature sensing and control

Features:
- Accuracy over a wide temperature range
- High stability over a long life
- Excellent price/performance ratio
- Component in accordance to RoHS 2002/95/EC and WEEE 2002/96/EC

Specifications:
- Operating temperature range
  at zero dissipation, continuously: -40°C to 125°C
  at zero dissipation, for short periods: 0°C to 55°C
- Tolerance on $B_{25/85}$ -value: ±0.5% to ±3%
- Storage temperature range: -25°C to +40°C
- Maximum relative humidity: 80%

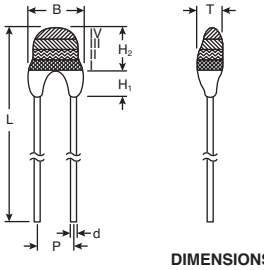

DIMENSIONS: mm

Code Number 2381 640	B_{max}	d	H_2 min.	H_2 max.	H_2 max	L	P	T_{max}
6.338 to 6.221	5.0	0.6 ±0.06	1.0	4.0	6.0	24 ±1.5	2.54	4.0
6.331 to 6.474	3.3 ±0.5	0.6 ±0.06	-	2.0 ±1.0	6.0	24 ±1.5	2.54	3.0

NOTE 1: Dependent upon R_{25}-tolerance, the band IV is colored as follows:
- for R_{25} ±3%, Orange
- for R_{25} ±5%, Gold

For quantities greater than listed, call for quote.

MOUSER STOCK NO.	Vishay Part No.	Vishay Historical pb No.	R_{25} (Ω)	R_{25} Tolerance	Color Code (see drawing and note 1) I	II	III	Price Each 1	50	100	500
594-2381-640-63339	NTCLE100E3339JB0	2322-640-63339/NTCLE100CL339JB0	33	5%	orange	orange	black				
594-2381-640-63682	NTCLE100E3682JB0	2322-640-63682/NTCLE100CL682JB0	6.8K	5%	blue	grey	red				
594-2381-640-63103	NTCLE100E3103JB0	2322-64063103/NTCLE100CL103JB0	10K	5%	brown	black	orange				

© Copyright 2014 Mouser Electronics
© Copyright 2014 Mouser Electronics

RoHS Compliant This product is RoHS compliant.

LED SHUNT PROTECTORS

Features:
- Fast Switching
- Automatic Reset
- RoHS Compliant
- Suitable for industrial lighting environments

Applications:
- LED Streetlights
- LCD Backlighting
- Display Lighting
- Intrinsically Safe Lighting

NEW! TECHNOLOGY

For quantities greater than listed, call for quote.

MOUSER STOCK NO.	Bourns Part No.	Fig.	Off-State (V)	V_T (Max.) (V)	I_{DRM} (μA)	$V_{(BO)}$ (Max.) (V)	Price Each 1	100	500
SMB Package (DO-214AC)									
652-LSP0600AJR-S	LSP0600AJR-S	A	6	1.2	10	16			
652-LSP0900AJR-S	LSP0900AJR-S	A	9	1.2	10	18			
652-LSP1300AJR-S	LSP1300AJR-S	A	13	1.2	10	26			
652-LSP1800AJR-S	LSP1800AJR-S	A	18	1.2	10	33			
SMB Package (DO-214AA)									
652-LSP0600BJR-S	LSP0600BJR-S	A	6	1.2	10	16			
652-LSP0900BJR-S	LSP0900BJR-S	A	9	1.2	10	18			
652-LSP1300BJR-S	LSP1300BJR-S	A	13	1.2	10	26			
652-LSP1800BJR-S	LSP1800BJR-S	A	18	1.2	10	33			

PTC RESETTABLE FUSES

MF-LSMF Series

NEW PRODUCT

For quantities greater than listed, call for quote.

MOUSER STOCK NO.	Bourns Part No.	Fig.	Max. Volt.	I Max. Amps	Rated Current Amps @ 23°C Hold	Rated Current Amps @ 23°C Trip	Initial Resistance Ω @ 23°C (Max.)	DIMENSIONS: mm (Max.) A	B	C	Price Each 1	100	500
652-MF-LSMF185/33X-2	MF-LSMF185/33X-2	B	33	40	1.85	3.70	0.15	7.98	5.44	1.60			
652-MF-LSMF260X-2	MF-LSMF260X-2	B	24	20	2.60	5.20	0.075	7.98	5.44	1.60			
652-MF-LSMF300X-2	MF-LSMF300X-2	B	6	40	3.00	5.00	0.048	7.98	5.44	0.85			
652-MF-LSMF300/24X-2	MF-LSMF300/24X-2	B	24	20	3.00	5.20	0.075	7.98	5.44	1.60			

MF-PSMF Series

For quantities greater than listed, call for quote.

652-MF-PSMF075X-2	MF-PSMF075X-2	B	6	40	0.75	1.50	0.35	2.30	1.50	1.25			

MF-R Series

For quantities greater than listed, call for quote.

652-MFR010-LF	MF-R010-99	C	60	40	0.1	0.2	4.50	7.39	12.70	5.08			
652-MFR017-LF	MF-R017-99	C	60	40	0.17	0.34	3.2	7.39	12.70	5.08			
652-MFR020-LF	MF-R020-99	C	60	40	0.2	0.4	2.84	7.39	12.70	5.08			
652-MFR025-LF	MF-R025-99	C	60	40	0.25	0.5	1.95	7.39	12.70	5.08			
652-MFR030-LF	MF-R030-99	C	60	40	0.3	0.6	1.36	7.39	13.39	5.08			
652-MFR040-LF	MF-R040-99	C	60	40	0.4	0.8	0.86	7.39	13.69	5.08			
652-MFR050-LF	MF-R050-99	C	60	40	0.5	1.00	0.77	7.90	13.69	5.08			
652-MFR065-LF	MF-R065-99	C	60	40	0.65	1.30	0.48	9.70	15.19	5.08			
652-MFR075-LF	MF-R075-99	C	60	40	0.75	1.50	0.4	10.39	16.00	5.08			
652-MFR090-LF	MF-R090-99	C	60	40	0.9	1.80	0.31	11.71	16.69	5.08			
652-MFR110-LF	MF-R110-99	C	30	40	1.10	2.20	0.18	8.89	14.00	5.08			
652-MFR135-LF	MF-R135-99	C	30	40	1.35	2.70	0.115	8.89	18.90	5.08			
652-MFR160-LF	MF-R160-99	C	30	40	1.60	3.20	0.105	10.19	16.79	5.08			
652-MFR185-LF	MF-R185-99	C	30	40	1.85	3.70	0.07	11.99	18.39	5.08			
652-MFR250-0-010-LF	MF-R250-0-10-99	D	30	40	2.50	5.00	0.048	11.99	18.29	5.08			
652-MFR300-LF	MF-R300-99	D	30	40	3.00	6.00	0.05	11.99	18.29	5.08			
652-MFR400-LF	MF-R400-99	D	30	40	4.00	8.00	0.03	14.40	24.79	5.08			
652-MFR500-LF	MF-R500-99	D	30	40	5.00	10.00	0.03	17.40	24.89	10.16			
652-MFR600-LF	MF-R600-99	D	30	40	6.00	12.00	0.02	19.30	31.90	10.16			
652-MFR700-LF	MF-R700-99	D	30	40	7.00	14.00	0.02	22.10	29.79	10.16			
652-MFR800-LF	MF-R800-99	D	30	40	8.00	16.00	0.02	24.21	32.89	10.16			
652-MFR900-LF	MF-R900-99	D	30	40	9.00	18.00	0.01	24.21	32.89	10.16			

MF-RX Series

For quantities greater than listed, call for quote.

652-MFRX110-LF	MF-RX110-99	E	60	40	1.10	2.20	0.25	13.00	18.01	5.08			
652-MFRX135-LF	MF-RX135-99	E	60	40	1.35	2.70	0.19	14.50	19.61	5.08			
652-MFRX185-LF	MF-RX185-99	E	60	40	1.85	3.70	0.12	17.81	22.89	5.08			
652-MFRX300-LF	MF-RX300-99	E	60	40	3.00	6.00	0.06	24.89	29.97	10.16			
652-MFRX375-LF	MF-RX375-99	E	60	40	3.75	7.50	0.05	28.45	33.53	10.16			

CMF-SDP Series

For quantities greater than listed, call for quote.

652-CMF-SDP50A-2	CMF-SDP50A-2	F	230	2.50	0.09	0.19	0.5	8.90	10.20	2.40			-

MF-RM Series

For quantities greater than listed, call for quote.

652-MF-RM005/240-2	MF-RM005/240-2	G	240	1.0	0.05	0.12	18.50	8.3	12.9	5.1			
652-MF-RM008/240-2	MF-RM008/240-2	G	240	1.2	0.08	0.19	7.40	8.3	12.9	5.1			
652-MF-RM012/240-2	MF-RM012/240-2	G	240	1.2	0.12	0.30	3.00	8.3	12.9	5.1			
652-MF-RM016/240-2	MF-RM016/240-2	G	240	2.0	0.16	0.37	2.50	9.9	13.8	5.1			
652-MF-RM025/240-2	MF-RM025/240-2	H	240	3.5	0.25	0.56	1.30	10.0	20.0	5.1			
652-MF-RM033/240-2	MF-RM033/240-2	H	240	4.5	0.33	0.74	0.77	11.4	20.0	5.1			
652-MF-RM040/240-2	MF-RM040/240-2	H	240	5.5	0.40	0.90	0.60	11.5	20.9	5.1			
652-MF-RM055/240-2	MF-RM055/240-2	H	240	7.0	0.55	1.25	0.45	14.0	22.4	5.1			

MF-SD Series

For quantities greater than listed, call for quote.

652-MF-SD013/250-2	MF-SD013/250-2	F	60	40	0.13	0.26	7.0	8.90	10.20	2.40			

MF-SM Series

For quantities greater than listed, call for quote.

652-MFSM050-2-LF	MF-SM050-2-99	I	60	40	0.5	1.00	1.40	7.98	3.18	5.44			
652-MFSM075-2-LF	MF-SM075-2-99	I	30	80	0.75	1.50	1.00	7.98	3.18	5.44			
652-MFSM100-2-LF	MF-SM100-2-99	I	30	80	1.10	2.20	0.48	7.98	3.00	5.44			
652-MFSM125-2-LF	MF-SM125-2-99	I	15	100	1.25	2.50	0.25	7.98	3.00	5.44			
652-MFSM150-2-LF	MF-SM150-2-99	I	15	100	1.50	3.00	0.25	9.50	3.00	6.71			
652-MFSM200-2-LF	MF-SM200-2-99	I	15	100	2.00	4.00	0.125	9.50	3.00	6.71			
652-MFSM250-2-LF	MF-SM250-2-99	I	15	100	2.50	5.00	0.085	9.50	3.00	6.71			
652-MFSM260-2-LF	MF-SM260-2-99	I	6	100	2.60	5.20	0.075	7.98	3.00	5.44			

DIMENSIONS: mm

A



B

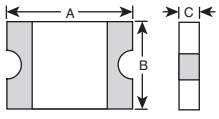

C

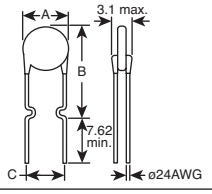

D

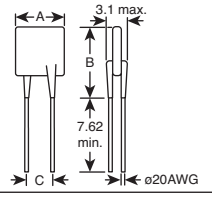

E

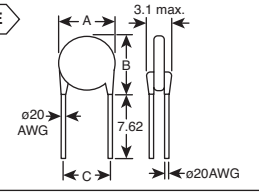

F

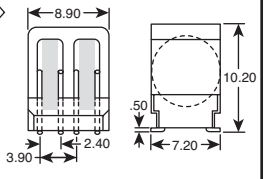

G

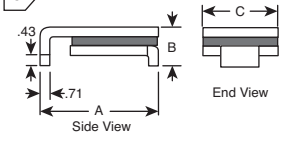

H

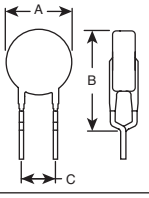

I

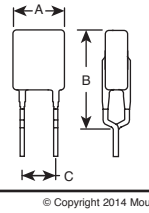

© Copyright 2014 Mouser Electronics

© Copyright 2014 Mouser Electronics

LITTELFUSE Polyfuse® PTCs

Littelfuse®

RoHS Compliant **This product is RoHS compliant.**

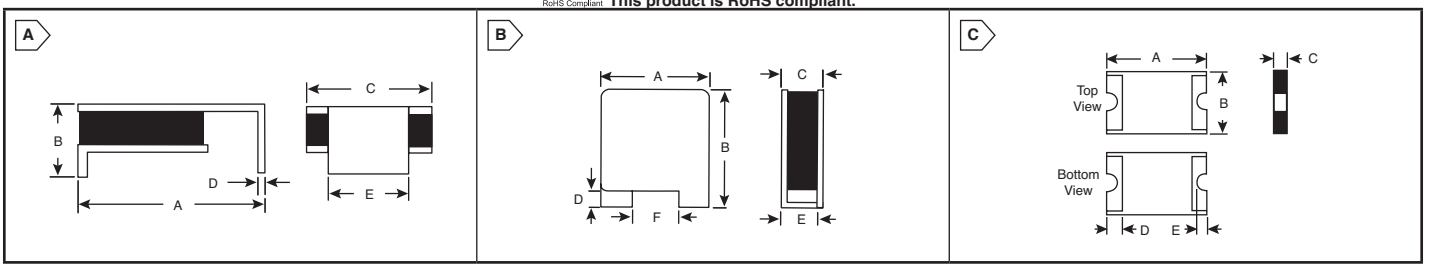

250 Series Features:
- Halogen free
- Low resistance
- Compatible with telecom standards
- Helps meet ITU K.20, K.21/Telcordia standards

0603L, 0805L, 1206L, 1210L, & 1812L Series Features:
- Halogen free
- Fast response to fault currents
- Compact design; saves board space
- Low resistance

2920L Series Features:
- Halogen free
- Fast response to fault currents
- High voltage
- Low profile

LoRho™ Series Features:
- Halogen free
- Fast response to fault currents
- Ultra-Low Internal Resistance
- Very Low profile

RoHS Compliant

NEW PRODUCT

For quantities greater than listed, call for quote.

MOUSER STOCK NO.		Fig.	Current Rating @ 20°C					Max. Time to Trip		Resistance		DIMENSIONS: mm					Price Each			
Mfr.	Mfr. Part No.		I_{hold} (A)	I_{trip} (A)	V_{max} (Vdc)	I_{max} (A)	Max Watts	Current (A)	Time (Sec)	R_{min} (Ω)	$R1_{max}$ (Ω)	A (Max)	B (Max)	C (Max)	D (Max)	E (Max)	1	10	100	250
250S Series Surface Mount Resettable PTCs																				
576	250S130DR	A	0.13	0.26	250/60	3	1.2	1	4	4	20	9.4	3.7	7.4	0.4	3.8				
576	250S130-RADR	A	0.13	0.26	250/60	3	1.2	1	4	6.5	15	9.4	3.7	7.4	0.4	3.8				
576	250S130-RBDR	A	0.13	0.26	250/60	3	1.2	1	4	9	20	9.4	3.7	7.4	0.4	3.8				
576	250S130VDR	B	0.13	0.26	250/60	3	1.2	1	4	4	20	6.1	6.9	3.2	1.0	1.9				
LoRho™ Series Resettable PTCs																				
576	0603L050SLYR	C	0.50	1.00	6	50	0.6	8.00	0.10	0.070	0.350	1.80	1.00	0.75	0.50	0.40				
576	0603L075SLYR	C	0.75	1.50	6	50	0.6	8.00	0.20	0.050	0.250	1.80	1.00	0.75	0.50	0.40				
576	0603L100SLYR	C	1.00	1.80	6	50	0.6	8.00	0.30	0.040	0.210	1.80	1.00	0.75	0.50	0.40				
576	0603L150SLYR	C	1.50	3.00	6	50	0.6	8.00	0.50	0.007	0.080	1.80	1.00	1.00	0.50	0.40				
576	0805L075SLYR	C	0.75	1.50	6	50	0.6	8.00	0.20	0.040	0.160	2.20	1.50	0.75	0.55	0.45				
576	0805L110SLYR	C	1.10	1.80	6	50	0.6	8.00	0.30	0.030	0.130	2.20	1.50	0.75	0.55	0.45				
576	0805L150SLYR	C	1.50	3.00	6	50	0.6	8.00	0.50	0.015	0.065	2.20	1.50	0.75	0.55	0.45				
576	1206L110SLYR	C	1.10	2.20	6	50	0.8	8.00	0.30	0.015	0.100	3.40	1.80	0.75	0.75	0.45				
576	1206L150SLYR	C	1.50	3.90	6	50	0.8	8.00	0.30	0.010	0.065	3.40	1.80	0.70	0.75	0.45				
576	1206L300SLWR	C	3.00	6.00	6	50	0.8	8.00	4.00	0.003	0.020	3.40	1.80	1.00	0.75	0.45				
576	1206L350SLWR	C	3.50	7.00	6	50	0.8	8.00	5.00	0.003	0.018	3.40	1.80	1.00	0.75	0.45				
576	1206L380SLWR	C	3.80	8.00	6	50	0.8	8.00	5.00	0.002	0.016	3.40	1.80	1.00	0.75	0.45				
576	1210L200SLYR	C	2.00	4.00	6	50	0.8	8.00	3.00	0.005	0.024	3.43	2.80	0.70	0.75	0.50				
576	1210L350SLWR	C	3.50	7.00	6	50	0.8	17.5	2.00	0.003	0.018	3.43	2.8	1.00	0.75	0.50				
576	1210L380SLYR	C	3.80	8.00	6	50	1.0	8.00	5.00	0.002	0.016	3.43	2.8	0.65	0.75	0.50				
576	1812L190SLPR	C	1.90	4.90	6	50	1.0	9.50	4.50	0.003	0.025	4.73	3.41	0.70	1.20	0.65				
576	1812L350SLPR	C	3.50	8.10	6	50	1.0	17.5	2.00	0.003	0.020	4.73	3.41	0.70	1.20	0.65				
0603L Series Resettable PTCs																				
576	0603L010YR	C	0.10	0.30	15	40	0.5	0.50	1.00	0.900	6.000	1.80	1.00	0.75	0.50	0.40				
576	0603L020YR	C	0.20	0.50	9	40	0.5	1.00	0.60	0.550	3.500	1.80	1.00	0.75	0.50	0.40				
576	0603L025YR	C	0.25	0.55	9	40	0.5	8.00	0.08	0.500	3.000	1.80	1.00	0.75	0.50	0.40				
576	0603L035YR	C	0.35	0.75	6	40	0.5	8.00	0.10	0.200	1.000	1.80	1.00	1.55	0.50	0.40				
0805L Series Resettable PTCs																				
576	0805L010	C	0.10	0.30	15	100	0.5	0.50	1.50	1.000	6.000	2.20	1.50	1.00	0.55	0.45				
576	0805L020YR	C	0.20	0.50	9	100	0.5	8.00	0.02	0.650	3.500	2.20	1.50	1.00	0.55	0.45				
576	0805L035	C	0.35	0.75	6	100	0.5	8.00	0.10	0.250	1.200	2.20	1.50	0.75	0.55	0.45				
576	0805L050	C	0.50	1.00	6	100	0.5	8.00	0.10	0.150	0.850	2.20	1.50	1.25	0.55	0.45				
576	0805L075WR	C	0.75	1.50	6	40	0.6	8.00	0.20	0.090	0.350	2.20	1.50	1.25	0.55	0.45				
576	0805L100	C	1.0	1.95	6	40	0.6	8.00	0.30	0.060	0.210	2.20	1.50	1.80	0.55	0.45				
1206L Series Resettable PTCs																				
576	1206L012WR	C	0.125	0.29	30	100	0.6	1.00	0.20	1.500	6.00	3.5	1.8	1.45	0.75	0.45				
576	1206L016WR	C	0.16	0.37	30	100	0.6	1.00	0.30	1.200	4.50	3.5	1.8	1.45	0.75	0.45				
576	1206L020YR	C	0.20	0.42	24	100	0.6	8.00	0.10	0.650	2.60	3.5	1.8	1	0.75	0.45				
576	1206L025YR	C	0.25	0.50	16	100	0.6	8.00	0.08	0.550	2.30	3.5	1.8	1	0.75	0.45				
576	1206L035YR	C	0.35	0.75	6	100	0.6	8.00	0.10	0.300	1.20	3.5	1.8	0.75	0.75	0.45				
576	1206L035/16YR	C	0.35	0.75	16	100	0.6	8.00	0.10	0.300	1.20	3.5	1.8	0.75	0.75	0.45				
576	1206L050YR	C	0.50	1.00	6	100	0.6	8.00	0.10	0.150	0.70	3.5	1.8	0.75	0.75	0.45				
576	1206L050/15YR	C	0.50	1.00	15	100	0.6	8.00	0.10	0.150	0.75	3.5	1.8	0.75	0.75	0.45				
576	1206L075/13.2WR	C	0.75	1.50	13.2	100	0.6	8.00	0.20	0.090	0.35	3.5	1.8	1.25	0.75	0.45				
576	1206L075THYR	C	0.75	1.50	8	100	0.6	8.00	0.20	0.090	0.29	3.5	1.8	0.75	0.75	0.45				
576	1206L110THYR	C	1.10	2.20	8	100	0.8	8.00	0.10	0.040	0.18	3.4	1.8	0.6	0.75	0.45				
576	1206L150THWR	C	1.50	3.00	6	100	0.8	8.00	0.30	0.040	0.12	3.4	1.8	1	0.75	0.45				
576	1206L175PR	C	1.75	3.50	6	100	0.8	8.00	0.50	0.020	0.09	3.4	1.8	1.8	0.75	0.45				
576	1206L200PR	C	2.00	3.50	6	100	0.8	8.00	1.50	0.018	0.08	3.4	1.8	1.6	0.75	0.45				
1210L Series Resettable PTCs																				
576	1210L050	C	0.05	0.15	30	10	0.60	0.25	1.50	3.600	50.00	3.43	2.80	1.25	0.75	0.5				
576	1210L010	C	0.10	0.30	30	10	0.60	0.50	1.50	1.600	15.00	3.43	2.80	1.25	0.75	0.5				
576	1210L020WR	C	0.20	0.40	30	10	0.60	8.00	0.02	0.800	5.000	3.43	2.80	1.00	0.75	0.5				
576	1210L035	C	0.35	0.70	6	100	0.60	8.00	0.20	0.320	1.300	3.43	2.80	0.85	0.75	0.5				
576	1210L050	C	0.50	1.00	13.2	100	0.60	8.00	0.05	0.250	0.900	3.43	2.80	0.85	0.75	0.5				
576	1210L110THYR	C	1.10	2.20	8	100	0.60	8.00	0.10	0.060	0.210	3.43	2.80	0.71	0.75	0.5				
576	1210L150THWR	C	1.50	3.00	6	100	0.80	8.00	0.30	0.040	0.110	3.43	2.80	1.07	0.75	0.5				
576	1210L175WR	C	1.75	3.50	6	100	0.80	8.00	0.60	0.020	0.080	3.43	2.80	1.00	0.75	0.5				
576	1210L200PR	C	2.00	4.00	6	100	0.80	8.00	1.00	0.015	0.070	3.43	2.80	1.60	0.75	0.5				
1812L Series Resettable PTCs																				
576	1812L050PR	C	0.50	1.00	15	100	0.8	8.00	0.15	0.150	1.000	4.73	3.41	0.75	1.2	0.5				
576	1812L075PR	C	0.75	1.50	13.2	100	0.8	8.00	0.20	0.100	0.450	4.73	3.41	0.75	1.2	0.5				
576	1812L110PRT	C	1.10	2.20	6	100	0.8	8.00	0.30	0.040	0.210	4.73	3.41	0.71	1.2	0.5				
576	1812L125DR	C	1.25	2.50	15	100	0.8	8.00	0.40	0.050	0.250	4.73	3.41	1.25	1.2	0.5				
576	1812L150ZR	C	1.50	3.00	8	100	0.8	8.00	0.30	0.040	0.110	4.73	3.41	0.71	1.2	0.65				
576	1812L160PR	C	1.60	2.80	8	100	0.8	8.00	1.00	0.030	0.100	4.73	3.41	0.75	1.2	0.65				
576	1812L200THPR	C	2.00	3.50	8	100	0.8	8.00	2.00	0.020	0.070	4.73	3.41	0.6	1.2	0.5				
576	1812L260THDR	C	2.60	5.00	8	100	0.8	8.00	2.50	0.015	0.047	4.73	3.41	1.0	1.2	0.5				
2920L Series Resettable PTCs																				
576	2920L050	C	0.50	1.00	60	10	1.50	2.50	4.00	0.350	1.400	7.98	5.44	1.25	2.5	2				
576	2920L150	C	1.50	3.00	33	40	1.50	8.00	2.00	0.080	0.230	7.98	5.44	1.25	2.5	2				
576	2920L185	C	1.85	3.70	33	40	1.50	8.00	2.50	0.065	0.150	7.98	5.44	1.25	2.5	2				
576	2920L200/24DR	C	2.00	4.00	24	40	1.50	8.00	5.00	0.050	0.125	7.98	5.44	1.25	2.5	2				
576	2920L300/15DR	C	3.00	5.00	15	40	1.50	8.00	20.00	0.015	0.048	7.98	5.44	1.25	2.5	2				

© Copyright 2014 Mouser Electronics
© Copyright 2014 Mouser Electronics

LITTELFUSE Polyfuse® PTCs

RoHS Compliant **This product is RoHS compliant.**

For quantities greater than listed, call for quote.

MOUSER STOCK NO.		Fig.	Current Rating @ 20°C					Max. Time to Trip		Resistance (Ω)		DIMENSIONS: mm (Max)					Price Each			
Mfr.	Mfr. Part No.		Ihold (A)	Itrip (A)	Vmax (Vdc)	Imax (A)	Max Watts	Current (A)	Time (Sec)	Rmin	R1max	A	B	C	D	E	1	10	100	250
USBR Series - For USB Applications																				
576—	06R075BPR	A	0.75	1.30	6	40	0.3	8.00	0.4	0.100	0.230	6.9	11.4	5.1	7.6	3				
576—	06R120BPR	A	1.20	2.00	6	40	0.6	8.00	0.5	0.065	0.140	6.9	11.7	5.1	7.6	3				
576—	06R155BPR	A	1.55	2.70	6	40	0.6	7.75	2.2	0.040	0.100	6.9	11.7	5.1	7.6	3				
576—	16R090BPR	B	0.90	1.80	16	40	0.6	8.00	1.2	0.070	0.180	7.4	12.2	5.1	7.6	3				
576—	16R110BPR	B	1.10	2.20	16	40	0.7	8.00	2.3	0.050	0.140	7.4	14.2	5.1	7.6	3				
576—	16R135BPR	B	1.35	2.70	16	40	0.8	8.00	4.5	0.040	0.120	8.9	13.5	5.1	7.6	3				
576—	16R185BPR	B	1.85	3.70	16	40	1.0	8.00	10.0	0.030	0.090	10.2	15.7	5.1	7.6	3				
576—	16R250BPR	B	2.50	5.00	16	40	1.2	8.00	40.0	0.020	0.060	11.4	18.3	5.1	7.6	3				
16R Series - For USB Protection																				
576—	16R250GPR	B	2.5	4.7	16	100	1.0	12.5	5.0	0.0220	0.0530	8.90	12.80	5.1	3.2	3				
576—	16R300GPR	C	3.0	5.1	16	100	2.3	15.0	1.0	0.0380	0.0975	7.10	11.00	5.1	7.6	3				
576—	16R400GPR	C	4.0	6.8	16	100	2.4	20.0	1.7	0.0210	0.0600	8.90	12.80	5.1	7.6	3				
576—	16R500GPR	C	5.0	8.5	16	100	2.6	25.0	2.0	0.0150	0.0340	10.40	14.30	5.1	7.6	3				
576—	16R600GPR	C	6.0	10.2	16	100	2.8	30.0	3.3	0.0100	0.0280	10.70	17.10	5.1	7.6	3				
576—	16R700GMR	C	7.0	11.9	16	100	3.0	35.0	3.5	0.0077	0.0200	11.20	19.70	5.1	7.6	3				
576—	16R800GMR	C	8.0	13.6	16	100	3.0	40.0	5.0	0.0056	0.0175	12.70	20.90	5.1	7.6	3				
576—	16R900GMR	C	9.0	15.3	16	100	3.3	45.0	5.5	0.0047	0.0135	14.00	21.70	5.1	7.6	3				
576—	16R1000GMR	C	10.0	17.0	16	100	3.6	50.0	6.0	0.0040	0.0102	16.50	25.20	5.1	7.6	3				
576—	16R1100GMR	C	11.0	18.7	16	100	3.7	55.0	7.0	0.0037	0.0089	17.50	26.00	5.1	7.6	3				
576—	16R1200GH	C	12.0	20.4	16	100	4.2	60.0	7.5	0.0033	0.0086	17.50	28.00	10.2	7.6	3.50				
576—	16R1400GH	C	14.0	23.8	16	100	4.6	70.0	9.0	0.0026	0.0064	23.50	27.90	10.2	7.6	3.50				
30R Series - For Low Voltage Applications																				
576—	30R090UPR	B	0.90	1.80	30	40	0.6	4.50	5.90	0.070	0.220	7.40	12.20	5.10	7.60	3				
576—	30R110UPR	B	1.10	2.20	30	40	0.7	5.50	6.60	0.050	0.170	7.40	14.20	5.10	7.60	3				
576—	30R135UPR	B	1.35	2.70	30	40	0.8	6.75	7.30	0.040	0.130	8.90	13.50	5.10	7.60	3				
576—	30R160UPR	B	1.60	3.20	30	40	0.9	8.00	8.00	0.030	0.110	8.90	15.20	5.10	7.60	3				
576—	30R185UPR	B	1.85	3.70	30	40	1.0	9.25	8.70	0.030	0.090	10.20	15.70	5.10	7.60	3				
576—	30R250UPR	B	2.50	5.00	30	40	1.2	12.50	10.30	0.020	0.070	11.40	18.30	5.10	7.60	3				
576—	30R300UPR	B	3.00	6.00	30	40	2.0	15.00	10.80	0.020	0.080	11.40	19.20	5.10	7.60	3				
576—	30R400UMR	B	4.00	8.00	30	40	2.5	20.00	12.70	0.010	0.050	14.00	22.00	5.10	7.60	3				
576—	30R500UMR	B	5.00	10.00	30	40	3.0	25.00	14.50	0.010	0.050	14.00	25.60	10.20	7.60	3				
576—	30R600UMR	B	6.00	12.00	30	40	3.5	30.00	16.00	0.005	0.040	16.50	26.80	10.20	7.60	3				
576—	30R700UMR	B	7.00	14.00	30	40	3.8	35.00	17.50	0.005	0.030	19.10	28.60	10.20	7.60	3				
576—	30R800UH	B	8.00	16.00	30	40	4.0	40.00	18.80	0.005	0.020	21.60	31.10	10.20	7.60	3				
576—	30R900UMR	B	9.00	18.00	30	40	4.2	40.00	20.00	0.005	0.020	24.10	31.60	10.20	7.60	3				
60R Series - For Overcurrent Protection																				
576—	60R010XU	A	0.10	0.20	60	40	0.38	0.50	4.00	2.500	7.500	7.4	12.7	5.1	7.6	3.1				
576—	60R010XPR	A	0.10	0.20	60	40	0.38	0.50	4.00	2.500	7.500	7.4	12.7	5.1	7.6	3.1				
576—	60R017XPR	A	0.17	0.34	60	40	0.48	0.85	3.00	3.300	8.000	7.4	12.7	5.1	7.6	3.1				
576—	60R020XU	A	0.20	0.40	60	40	0.41	1.00	2.20	1.830	4.400	7.4	11.7	5.1	7.6	3.1				
576—	60R020XPR	A	0.20	0.40	60	40	0.41	1.00	2.20	1.830	4.400	7.4	11.7	5.1	7.6	3.1				
576—	060R0025U	A	0.25	0.50	60	40	0.45	1.25	2.50	1.250	3.000	7.4	12.7	5.1	7.6	3.1				
576—	60R025XPR	A	0.25	0.50	60	40	0.45	1.25	2.50	1.250	3.000	7.4	12.7	5.1	7.6	3.1				
576—	60R030XPR	A	0.30	0.60	60	40	0.49	1.50	3.00	0.880	2.100	7.4	12.7	5.1	7.6	3.1				
576—	60R040XPR	A	0.40	0.80	60	40	0.56	2.00	3.80	0.550	1.290	7.6	13.5	5.1	7.6	3.1				
576—	60R050XU	A	0.50	1.00	60	40	0.77	2.50	4.00	0.500	1.170	7.9	13.7	5.1	7.6	3.1				
576—	60R050XPR	A	0.50	1.00	60	40	0.77	2.50	4.00	0.500	1.170	7.9	13.7	5.1	7.6	3.1				
576—	60R065XU	A	0.65	1.30	60	40	0.88	3.25	5.30	0.310	0.720	9.4	14.5	5.1	7.6	3.1				
576—	60R065XPR	A	0.65	1.30	60	40	0.88	3.25	5.30	0.310	0.720	9.4	14.5	5.1	7.6	3.1				
576—	60R075XU	A	0.75	1.50	60	40	0.92	3.75	6.30	0.250	0.600	10.2	15	5.1	7.6	3.1				
576—	60R075XPR	A	0.75	1.50	60	40	0.92	3.75	6.30	0.250	0.600	10.2	15	5.1	7.6	3.1				
576—	60R090XU	A	0.90	1.80	60	40	0.99	4.50	7.20	0.200	0.470	11.2	15.8	5.1	7.6	3.1				
576—	60R090XPR	A	0.90	1.80	60	40	0.99	4.50	7.20	0.200	0.470	11.2	15.8	5.1	7.6	3.1				
576—	60R110XU	A	1.10	2.20	60	40	1.50	5.50	8.20	0.150	0.380	13	18.2	5.1	7.6	3.1				
576—	60R110XMR	A	1.10	2.20	60	40	1.50	5.50	8.20	0.150	0.380	13	18.2	5.1	7.6	3.1				
576—	60R135	A	1.35	2.70	60	40	1.70	6.75	9.60	0.120	0.300	13.58	19.8	5.1	7.6	3.1				
576—	60R135XMR	A	1.35	2.70	60	40	1.70	6.75	9.60	0.120	0.300	13.58	19.8	5.1	7.6	3.1				
576—	60R160XF	A	1.60	3.20	60	40	1.90	8.00	11.40	0.090	0.220	15.36	21.6	5.1	7.6	3.1				
576—	60R160XMR	A	1.60	3.20	60	40	1.90	8.00	11.40	0.090	0.220	15.36	21.6	5.1	7.6	3.1				
576—	60R185XF	A	1.85	3.70	60	40	2.10	9.25	12.60	0.080	0.190	16.76	23	5.1	7.6	3.1				
576—	60R185XMR	A	1.85	3.70	60	40	2.10	9.25	12.60	0.080	0.190	16.76	23	5.1	7.6	3.1				
576—	60R250XF	A	2.50	5.00	60	40	2.50	12.50	15.60	0.050	0.130	19.93	26.2	10.2	7.6	3.1				
576—	60R250XMR	A	2.50	5.00	60	40	2.50	12.50	15.60	0.050	0.130	19.93	26.2	10.2	7.6	3.1				
576—	60R300XF	A	3.00	6.00	60	40	2.80	15.00	19.80	0.040	0.100	23.11	29.3	10.2	7.6	3.1				
576—	60R375	A	3.75	7.50	60	40	3.20	18.75	24.00	0.030	0.080	26.3	31.1	10.2	7.6	3.1				
72R Series - For Overcurrent Protection																				
576—	72R020XPR	A	0.20	0.40	72	40	0.41	1.00	2.20	1.830	4.400	7.4	11.7	5.1	7.6	3.1				
576—	72R025XPR	A	0.25	0.50	72	40	0.45	1.25	2.50	1.250	3.000	7.4	12.7	5.1	7.6	3.1				
576—	72R030XPR	A	0.30	0.60	72	40	0.49	1.50	3.00	0.880	2.100	7.4	12.7	5.1	7.6	3.1				
576—	72R040XPR	A	0.40	0.80	72	40	0.56	2.00	3.80	0.550	1.290	7.6	13.5	5.1	7.6	3.1				
576—	72R050XPR	A	0.50	1.00	72	40	0.77	2.50	4.00	0.500	1.170	7.9	13.7	5.1	7.6	3.1				
576—	72R065XPR	A	0.65	1.30	72	40	0.88	3.25	5.30	0.310	0.720	9.4	14.5	5.1	7.6	3.1				
576—	72R075XPR	A	0.75	1.50	72	40	0.92	3.75	6.30	0.250	0.600	10.2	15.2	5.1	7.6	3.1				
576—	72R090XPR	A	0.90	1.80	72	40	0.99	4.50	7.20	0.200	0.470	11.2	15.8	5.1	7.6	3.1				
576—	72R110XMR	A	1.10	2.20	72	40	1.50	5.50	8.20	0.150	0.380	13.0	18.2	5.1	7.6	3.1				
576—	72R135XMR	A	1.35	2.70	72	40	1.70	6.75	9.60	0.120	0.300	13.58	19.8	5.1	7.6	3.1				
576—	72R160XMR	A	1.60	3.20	72	40	1.90	8.00	11.40	0.090	0.220	15.36	21.6	5.1	7.6	3.1				
576—	72R185XMR	A	1.85	3.70	72	40	2.10	9.25	12.60	0.080	0.190	16.76	23.0	5.1	7.6	3.1				
576—	72R250XMR	A	2.50	5.00	72	40	2.50	12.50	15.60	0.050	0.130	19.93	26.2	10.2	7.6	3.1				
576—	72R300XMR	A	3.00	6.00	72	40	2.80	15.00	19.80	0.040	0.100	23.11	29.3	10.2	7.6	3.1				
576—	72R375XH	A	3.75	7.50	72	40	3.20	18.75	24.00	0.030	0.080	26.3	31.1	10.2	7.6	3.1				
250R Series - For Telecom Applications																				
576—	250R080ZR	D	0.08	0.16	250/60	3	1	0.35	3	14	22	5.8	9.9	4.6	4.7	5.1				
576—	250R120ZR	E	0.12	0.24	250/60	3	1	1	1.5	4	8	6.5	11	3.8	4.7	5.1				
576—	250R145ZR	E	0.145	0.29	250/60	3	1	1	2.5	3	6	6.5	11	4.6	4.7	5.1				
576—	250R180MR	D	0.18	0.65	250/60	10	1.8	1	21	0.8	2.2	9.5	12	4.6	4.7	5.1				
600R Series - For Telecom Applications																				
576—	600R150ZR	F	0.15	0.30	600/60	3	1.00	1	4.0	6	17	9	12.5	4.6	4.7	5.1				
576—	600R160UR	F	0.16	0.32	600/60	3	1.00	1	10	4	18	16	12.6	6	4.7	5.1				

A

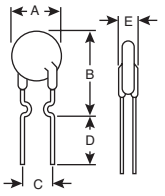

B

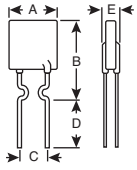

C

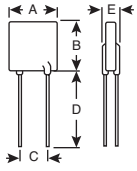

D

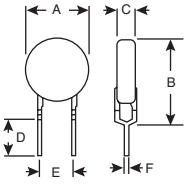

E

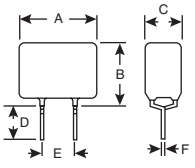

F

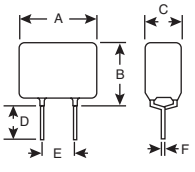

© Copyright 2014 Mouser Electronics

© Copyright 2014 Mouser Electronics

TE PolySwitch Resettable Fuses

Authorized Distributor

DIMENSIONS: mm (in.)

A

RGE300–RGE1400

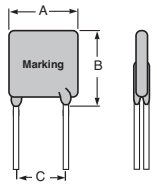

Lead size
RGE300-RGE1100
Ø 0.81 (0.032)
20AWG

Lead size
RGE1400
Ø 1.0 (0.04)
18AWG

B

RUE090-RUE250

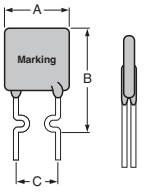

Lead size
RUE090-250
Ø 0.51 (0.20)
24AWG

RUE300-RUE900

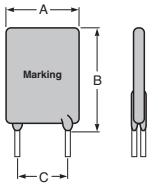

Lead size
RUE300-900
Ø 0.81 (0.032)
20AWG

C

RXE010–RXE090

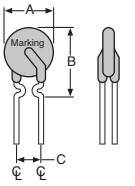

Lead size
RXE010-090
Ø 0.51 (0.020)
24AWG

RXE110–RXE375

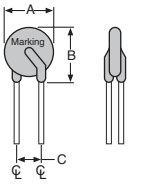

Lead size
RXE110-375
Ø 0.81 (0.032)
20AWG

TE Connectivity resettable fuses utilize a polymer based, positive temperature coefficient (PTC) material to protect electrical circuits against overcurrent conditions. In normal operations, the PTC has many conductive paths and a very low resistance. In overcurrent conditions, the temperature of the polymer material rises. This dramatically reduces the conductive paths resulting in an immediate rise in resistance. In this condition the device provides circuit protection by significantly limiting the flow of current. Once the cause of the initial overcurrent condition is eliminated, the PTC cools down and RESETS to a low resistance value permitting the normal current to resume.

RGE SERIES

This product line can be used in a wide variety of automotive, computer and general electronics applications.
The RGE devices feature high current carrying capability (up to 14 amps) in a small package with fast trip times.

For quantities greater than listed, call for quote.

MOUSER STOCK NO.	Fig.	Max Volt.	Current Rating @ 20°C			RMin Initial (Ohms)	DIMENSIONS: mm (in.)			Price Each			
			Hold	Trip	Max		A	B	C	1	100	500	1000
650-RGEF300	A	16V	3.00	5.10	100	0.038	7.1 (0.28)	11 (0.43)	5.8 (0.23)				
650-RGEF500	A	16V	5.00	8.50	100	0.015	10.4 (0.41)	14.3 (0.56)	5.8 (0.23)				
650-RGEF600	A	16V	6.00	10.20	100	0.01	10.7 (0.42)	17.1 (0.67)	5.8 (0.23)				
650-RGEF700	A	16V	7.00	11.90	100	0.0077	11.2 (0.44)	19.7 (0.78)	5.8 (0.23)				
650-RGEF900	A	16V	9.00	15.30	100	0.0047	14 (0.55)	21.7 (0.85)	5.8 (0.23)				
650-RGEF1100	A	16V	11.00	18.70	100	0.0037	17.5 (0.69)	26 (1.02)	5.8 (0.23)				
650-RGEF1400	A	16V	14.00	23.80	100	0.0026	23.5 (9.25)	27.9 (1.10)	10.9 (0.43)				

RUE SERIES

These devices are designed to be used in a wide variety of general electronics applications.
RUE devices complement the RXE line by providing a smaller form factor with lower resistance and higher hold current capability (up to 9 amps).

For quantities greater than listed, call for quote.

MOUSER STOCK NO.	Fig.	Max Volt.	Current Rating @ 20°C			RMin Initial (Ohms)	DIMENSIONS: mm (in.)			Price Each			
			Hold	Trip	Max		A	B	C	1	100	500	1000
650-RUEF090	B	30V	0.90	1.80	100	0.070	7.4 (0.29)	12.2 (0.48)	5.8 (0.23)				
650-RUEF110	B	30V	1.10	2.20	100	0.070	7.4 (0.29)	14.2 (0.56)	5.8 (0.23)				
650-RUEF135	B	30V	1.35	2.70	100	0.040	8.9 (0.35)	13.5 (0.53)	5.8 (0.23)				
650-RUEF160	B	30V	1.60	3.20	100	0.030	8.9 (0.35)	15.2 (0.60)	5.8 (0.23)				
650-RUEF185	B	30V	1.85	3.70	100	0.030	10.2 (0.40)	15.7 (0.62)	5.8 (0.23)				
650-RUEF250	B	30V	2.50	5.00	100	0.020	11.4 (0.45)	18.3 (0.72)	5.8 (0.23)				
650-RUEF300	B	30V	3.00	6.00	100	0.020	11.4 (0.45)	16.5 (0.65)	5.8 (0.23)				
650-RUEF400	B	30V	4.00	8.00	100	0.010	14.0 (0.55)	19.3 (0.76)	5.8 (0.23)				
650-RUEF500	B	30V	5.00	10.00	100	0.010	14.0 (0.55)	24.1 (0.95)	10.9 (0.43)				
650-RUEF600	B	30V	6.00	12.00	100	0.005	16.5 (0.65)	24.1 (0.95)	10.9 (0.43)				
650-RUEF700	B	30V	7.00	14.00	100	0.005	19.1 (0.75)	25.9 (1.02)	10.9 (0.43)				
650-RUEF800	B	30V	8.00	16.00	100	0.005	21.6 (0.85)	28.4 (1.12)	10.9 (0.43)				
650-RUEF900	B	30V	9.00	18.00	100	0.005	24.1 (0.95)	29.0 (1.14)	10.9 (0.43)				

RXE SERIES

These products function as a general-purpose line of resettable fuses and are well suited for power supplies, alarm systems, speakers, motors, and many other applications.
Products range in hold currents from 0.10 amps to 3.75 amps and complement our RUE devices by providing a higher voltage rating.

For quantities greater than listed, call for quote.

MOUSER STOCK NO.	Fig.	Max Volt.	Current Rating @ 20°C			RMin Initial (Ohms)	DIMENSIONS: mm (in.)			Price Each			
			Hold	Trip	Max		A	B	C	1	100	500	1000
650-RXEF005	C	60V	0.05	0.10	40	20.00	8.0 (0.32)	8.3 (3.30)	5.8 (0.23)				
650-RXEF010	C	60V	0.10	0.20	40	2.50	7.4 (0.29)	11.6 (0.46)	5.8 (0.23)				
650-RXEF017	C	60V	0.17	0.34	40	3.30	7.4 (0.29)	12.7 (0.50)	5.8 (0.23)				
650-RXEF020	C	72V	0.20	0.40	40	1.83	7.4 (0.29)	11.7 (0.46)	5.8 (0.23)				
650-RXEF025	C	72V	0.25	0.50	40	1.25	7.4 (0.29)	12.7 (0.50)	5.8 (0.23)				
650-RXEF030	C	72V	0.30	0.60	40	0.88	7.4 (0.29)	12.7 (0.50)	5.8 (0.23)				
650-RXEF040	C	72V	0.40	0.80	40	0.55	7.6 (0.30)	13.5 (0.53)	5.8 (0.23)				
650-RXEF050	C	72V	0.50	1.00	40	0.50	7.9 (0.31)	13.7 (0.54)	5.8 (0.23)				
650-RXEF065	C	72V	0.65	1.30	40	0.31	9.4 (0.37)	14.5 (0.57)	5.8 (0.23)				
650-RXEF075	C	72V	0.75	1.50	40	0.25	10.2 (0.40)	15.2 (0.60)	5.8 (0.23)				
650-RXEF090	C	72V	0.90	1.80	40	0.20	11.2 (0.44)	15.8 (0.62)	5.8 (0.23)				
650-RXEF110	C	72V	1.10	2.20	40	0.15	12.8 (0.50)	17.5 (0.69)	5.8 (0.23)				
650-RXEF135	C	72V	1.35	2.70	40	0.12	14.5 (0.57)	19.1 (0.75)	5.8 (0.23)				
650-RXEF160	C	72V	1.60	3.20	40	0.09	16.3 (0.64)	20.8 (0.82)	5.8 (0.23)				
650-RXEF185	C	72V	1.85	3.70	40	0.08	17.5 (0.69)	22.4 (0.88)	5.8 (0.23)				
650-RXEF250	C	72V	2.50	5.00	40	0.05	20.8 (0.82)	25.4 (1.00)	10.9 (0.43)				
650-RXEF300	C	72V	3.00	6.00	40	0.04	23.9 (0.94)	28.6 (1.13)	10.9 (0.43)				
650-RXEF375	C	72V	3.75	7.50	40	0.03	27.2 (1.07)	31.8 (1.25)	10.9 (0.43)				

© Copyright 2014 Mouser Electronics

© Copyright 2014 Mouser Electronics

TE PolySwitch Resettable Fuses

RoHS Compliant **This product is RoHS compliant.**

TE connectivity Authorized Distributor

NANOSMD SERIES

Features:

- Qualified per AEC-Q200 specification
- RoHS compliant and halogen free
- Products meet applicable automotive industry standards
- Fast time-to-trip
- Low resistance

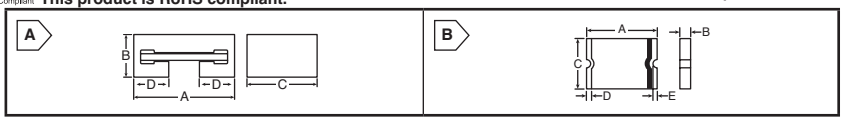

For quantities greater than listed, call for quote.

MOUSER STOCK NO. / Mfr. Part No.	Fig.	Max. Volt	Max. Current	Hold Current	Trip Current	Time to Trip (sec. @ A)	DIMENSIONS: mm A	B	C	D	E	Resistance Ω Min.	Max.	Price Each 1	10	100	500
650—NANOC050F/13.2-2	A	13.2	100	0.5	1.1	.10 @ 8.0	3.4	0.74	1.80	0.75	- -	0.20	0.75				
650—NANOSMDC110F-2	A	6	100	1.1	2.2	.10 @ 8.0	3.4	0.68	1.80	0.75	- -	0.07	0.2				
650—NANOSMDC150F-2	B	6	100	1.5	3	.30 @ 8.0	3.4	0.89	1.80	0.75	- -	0.04	0.11				

MICROSMD SERIES

For quantities greater than listed, call for quote.

MOUSER STOCK NO. / Mfr. Part No.	Fig.	Max. Volt	Max. Current	Hold Current	Trip Current	Time to Trip (sec. @ A)	DIMENSIONS: mm A	B	C	D	E	Resistance Ω Min.	Max.	Price Each 1	100	500	1000
650—MICROSMD005F-2	B	30	10	0.05	0.15	1.5 @ .25	3.43	0.85	2.8	0.75	- -	3.60	50.0				
650—MICROSMD010F-2	B	30	10	0.1	0.25	1.0 @ .50	3.43	0.85	2.8	0.75	- -	2.10	15.0				
650—MICROSMD035F-2	B	6	40	0.35	0.75	.20 @ 8.0	3.43	0.62	2.8	0.75	- -	0.32	1.30				
650—MICROSMD050F-2	B	13.2	40	0.5	1	.05 @ 8.0	3.43	0.62	2.8	0.75	- -	0.25	0.90				
650—MICROSMD075F-2	B	8	40	0.75	1.5	.10 @ 8.0	3.43	0.62	2.8	0.75	- -	0.11	0.40				
650—MICROSMD110F-2	B	6	40	1.10	2.2	.2 @ 8.0	3.43	0.48	2.8	0.75	- -	0.07	0.21				
650—MICROSMD150F-2	B	6	40	1.5	3	1.0 @ 5.0	3.43	1.22	2.8	0.75	- -	0.04	0.11				

MINISMD SERIES

Cross-Reference Chart	
TE miniSMD	Polytronics SMD 1812
	Bourns MF-MSMD
	Littelfuse 1812L

MOUSER STOCK NO. / Mfr. Part No.	Fig.	Max. Volt	Max. Current	Hold Current	Trip Current	Time to Trip (sec. @ A)	DIMENSIONS: mm A	B	C	D	E	Resistance Ω Min.	Max.	Price Each 1	100	500	1000
650—MINISMDC014F-2	B	60	10	.14	.28	.008 @ 8.0	4.73	0.89	3.41	0.95	- -	1.50	6.00				
650—MINISMDC020F-2	B	30	10	.20	.40	.02 @ 8.0	4.73	0.89	3.41	0.95	- -	0.60	3.30				
650—MINISMDC050F-2	B	24	100	.50	1.00	.15 @ 8.0	4.73	0.62	3.41	0.95	- -	.15	1.00				
650—MINISMDC075F-2	B	13.2	100	.75	1.50	.2 @ 8.0	4.73	0.62	3.41	0.95	- -	.11	.45				
650—MINISMDC110F-2	B	8	100	1.10	2.20	.30 @ 8.0	4.73	3.41	0.62	0.30	0.50	.04	.21				
650—MINISMDC150F-2	B	6	100	1.50	3.00	.50 @ 8.0	4.73	0.48	3.41	0.95	- -	.04	.11				
650—MINISMDC200F-2	B	8	100	2.00	4.00	5.0 @ 8.0	4.73	1.22	3.41	0.95	- -	.02	.07				

TE SRP SERIES

Raychem's SRP Series offers the lowest resistance in ohm value when it comes to choosing a PolySwitch Resettable Device for your battery protection needs. The SRP can handle up to 30 volts DC with a trip rating of 7.6 amps.

Applications:

- Mobile phone battery packs
- Cordless phone battery packs
- Computer and PDA battery packs
- Camcorder battery packs

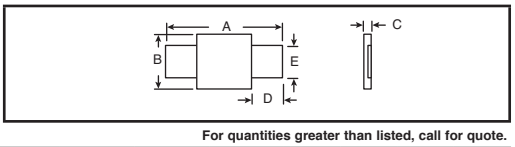

For quantities greater than listed, call for quote.

MOUSER STOCK NO. / Mfr. Part No.	VMax. Interrupt	Max. Current	Hold Current	Trip Current	Time to Trip (sec. @ A)	DIMENSIONS: mm A	B	C	D	E	Resistance Ω Min.	Max.	Price Each 1	10	100	500
650—SRP120F	15	100	1.2	2.7	5.0 @ 6.0	22.1	1.0	5.2	7.5	7.5	0.085	0.16				
650—SRP175F	15	100	1.75	3.8	5.0 @ 8.75	23.1	1.0	5.2	7.5	5.5	0.05	0.09				
650—SRP200F	30	100	2	4.4	4.0 @ 10.0	23.4	1.1	11.0	7.6	7.6	0.03	0.06				
650—SRP420F	30	100	4.2	7.6	6.0 @ 20.0	32.4	1.1	13.6	7.5	7.5	0.012	0.024				

TE TR AND TS SERIES POLYSWITCH TELECOM AND NETWORK RESETTABLE FUSES

Features:

- Resettable overcurrent protection
- Fast time to trip
- Low parasitic capacitance / flat impedance with frequency

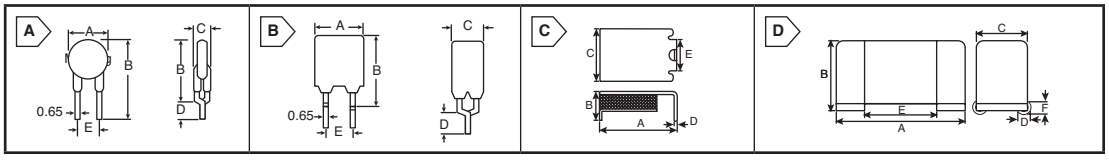

For quantities greater than listed, call for quote.

MOUSER STOCK NO. / Mfr. Part No.	Fig.	VMax. Interrupt	Max. Current	Hold Current	Trip Current	Time to Trip (sec. @ A)	DIMENSIONS: mm A	B	C	D	E	Resistance Ω Min.	Max.	Price Each 1	10	100	500
650—TRF250-080U	A	250	3	0.08	0.16	.35 @ 3.00	4.8	9.1	3.8	4.7	5.0	14.0	20.0				
650—TRF250-120	B	250	3	0.12	0.24	1.00 @ 1.50	6.5	11.0	4.6	4.7	5.0	4.0	8.0				
650—TRF250-145	B	250	3	0.145	0.29	1.00 @ 2.50	6.5	11.0	4.6	4.7	5.0	3.0	6.0				
650—TRF250-180	A	250	10	0.18	0.65	3.00 @ 0.50	9.0	12.0	3.8	4.7	5.0	8.0	22.0				
650—TRF600-150	B	600	3	0.15	0.3	1.00 @ 5.00	13.5	12.6	6.0	4.7	5.0	6.0	12.0				
650—TRF600-160	B	600	3	0.16	0.32	1.00 @ 7.00	16.0	12.6	6.0	4.7	5.0	4.0	10.0				
650—TS250-130F-2	C	250	3	0.13	0.23	1.00 @ .90	9.4	3.4	7.4	0.3	3.8	6.5	12.0				
650—TS600-170F-2	D	600	3	0.17	0.4	1.00 @ 10.00	19.4	12.3	8.3	2.4	10.4	4.0	9.0				

TE SMD SERIES

Features:

- Voltage rating from 6V to 60V
- Agency recognition: UL,CSA,TUV
- Industry's fastest time to trip
- Industry's lowest-resistance device

Applications:

- AC adapter input power
- LNB (Low Noise Block)
- Signal - data communication ≤30V
- IEEE 1394 Power Provider

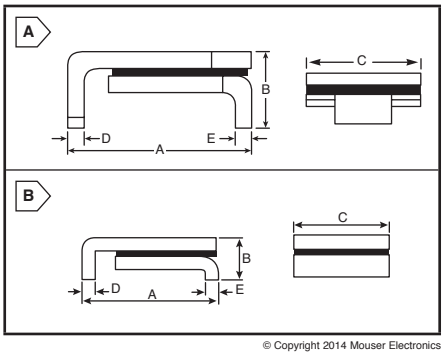

MOUSER STOCK NO. / Mfr. Part No.	Fig.	Max. Volt	Max. Current	Hold Current	Trip Current	Time to Trip (sec. @ A)	DIMENSIONS: mm A	B	C	D	E	Resistance Ω Min.	Max.	Price Each 1	100	500	1000
650—SMD030F-2	A	60	10	0.3	0.6	3.0 @ 1.5	7.98	3.18	5.44	0.71	0.71	1.2	4.80				
650—SMD075F-2	A	30	40	0.75	1.5	0.3 @ 8.0	7.98	3.18	5.44	0.71	0.71	0.35	1.00				
650—SMD100F-2	A	30	40	1.1	2.2	0.5 @ 8.0	7.98	3	5.44	0.71	0.71	0.12	0.48				
650—SMD100F-2018-2	B	15	40	1.1	2.2	0.5 @ 8.0	5.44	1.78	4.93	0.36	0.36	0.1	0.4				
650—SMD150F-2	A	15	40	1.5	3	5 @ 8.0	9.40	3	6.71	0.71	0.71	0.06	0.25				
650—SMD150F/33-2	A	33	40	1.5	3	5 @ 8.0	9.40	3	6.71	0.71	0.71	0.080	0.230				
650—SMDH160	A	16	70	1.6	3.2	15 @ 8.0	9.40	3	6.71	0.71	0.71	0.05	0.15				
650—SMD200F-2	A	15	40	2	4	12 @ 8.0	9.40	3	6.71	0.71	0.71	0.05	0.125				
650—SMD250F-2	A	15	40	2.5	5	25 @ 8.0	9.40	3	6.71	0.71	0.71	0.035	0.085				
650—SMD260F-2	A	6	40	2.6	5.2	20 @ 8.0	7.98	3	5.44	0.71	0.71	0.025	0.075				
650—SMD300F-2	A	6	40	3	6	35 @ 8.0	7.98	3	5.44	0.71	0.71	0.015	0.048				
650—SMD185F-2	A	33	40	1.8	3.6	5 @ 8.0	9.40	3	6.71	0.71	0.71	0.065	0.165				

© Copyright 2014 Mouser Electronics

© Copyright 2014 Mouser Electronics

TE PolySwitch Resettable Fuses

Products may be RoHS compliant.
Check mouser.com for RoHS status.

TE connectivity Authorized Distributor

NANOSMD AUTOMOTIVE SERIES

For quantities greater than listed, call for quote.

MOUSER STOCK NO.	Mfr. Part No.	Max. Volt	Max. Current	Hold Current	Trip Current	Time to Trip (sec. @ A)	DIMENSIONS: mm A	B	C	D	E	Resistance Ω Min.	Max.	Price Each 1	10	100	500
650—NANOASMDC012F-2		48	10	0.12	0.39	.20 @ 1.0	3.40	1.00	1.80	0.75	0.076	1.4	6.5				
650—NANOASMDC016F-2		48	10	0.16	0.45	.30 @ 1.0	3.40	1.00	1.80	0.75	0.076	1.1	5.0				
650—NANOASMDC020F-2		24	100	0.2	0.42	.10 @ 8.0	3.40	1.00	1.80	0.75	0.076	0.65	3.1				

MICROSMD AUTOMOTIVE SERIES

650—MICROASMD005F-2		30	10	0.05	0.15	1.5 @ .25	3.43	0.85	2.80	0.75	0.076	3.6	50				
650—MICROASMD010F-2		30	10	0.1	0.25	1.0 @ .50	3.43	0.85	2.80	0.75	0.076	2.1	15				

MINISMD AUTOMOTIVE SERIES

650—MINIASMDC014F-2		60	10	0.14	0.28	.008 @ 8.0	4.73	0.89	3.41	0.95	0.20	1.5	6.0				
650—MINIASMDC020F-2		30	10	0.2	0.4	.02 @ 8.0	4.73	0.89	3.41	0.95	0.20	0.6	3.3				
650—MINIASMDC110F/24		24	20	1.1	2.2	.50 @ 8.0	4.83	1.46	3.41	0.95	0.20	0.06	0.18				
650—MINIASMDC150F/24		24	20	1.5	3	1.5 @ 8.0	4.83	1.94	3.41	0.95	0.20	0.04	0.12				
650—MINIASMDC075F/24		24	40	0.75	1.5	.30 @ 8.0	4.83	1.46	3.41	0.95	0.20	0.09	0.29				
650—MINIASMDC050F-2		24	100	0.5	1.0	.15 @ 8.0	4.73	0.62	3.41	0.95	0.20	0.15	1.0				
650—MINIASMDC110F/16		16	100	1.1	2.2	.30 @ 8.0	4.83	0.48	3.41	0.95	0.20	0.06	0.18				
650—MINIASMDC125F/16		16	100	1.25	2.5	.40 @ 8.0	4.83	0.48	3.41	0.95	0.20	0.05	0.14				
650—MINIASMDC260F/16		16	100	2.6	5	5.0 @ 8.0	4.83	1.52	3.41	0.95	0.20	0.015	0.05				

POLYSWITCH FEMTOSMDC DEVICE

Features:
- Voltage rating up to 9V
- Fast time-to-trip
- Halogen Free
- 0603 Package

Applications:
- High frequency data ports
- Storage Devices
- Portable electronics
- Multimedia devices
- Gaming machines
- Mobile phones
- Automotive Peripherals

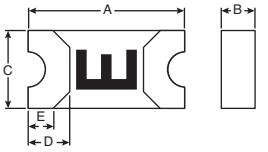

DIMENSIONS: mm (in.)

	MIN	MAX
A	1.40 (0.055)	1.80 (0.071)
B	0.35 (0.013)	0.75 (0.030)
C	0.60 (0.023)	1.00 (0.039)
D	0.10 (0.004)	0.50 (0.020)
E	0.075 (0.003)	- - - - -

For quantities greater than listed, call for quote.

MOUSER STOCK NO.	I_H (A)	I_T (A)	Vmax (VDC)	Imax (A)	$P_D$max (W)	(A)	(A)	(s)	Rmin (Ω)	R_1max (Ω)	Price Each 1	10	100	250
650-FEMTOSMDC016F	0.16	0.40	9	40	0.50	1.00	0.10	1.00	4.20					

POLYMER ESD PROTECTOR

Features:
- Storage and Operating Temperature: -40°C - +85°C
- ESD Pulse Withstand: 100 pulses min., 500 pulses typ. (tested per IEC 61000-4-2, level 4, contact method)
- ESD Voltage Capability (tested per IEC 6100-4-2)
- Contact Discharge Mode: 8kV typ., 15kV max.
- Air Discharge Mode: 15kV typ., 25kV max.

Applications:
- Cellular Phones
- Antennas
- Portable Devices
- Printer Ports
- High Speed Ethernet
- DVI and HDMI Interfaces
- USB 2.0 and IEEE 1394 Interfaces

DIMENSIONS: mm (in.)

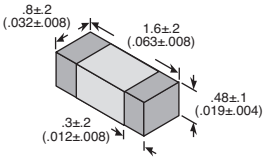

For quantities greater than listed, call for quote.

MOUSER STOCK NO.	Continuous Maximum Operating Voltage	Typical IEC Trigger Voltage	Typical IEC Clamping Voltage after 30ns	Typical TLP Trigger Voltage	Typical TLP Clamping Voltage after 30ns	Typical TLP Clamping Voltage after 60ns	Typical Capacitance @ 1 MHz, 1Vrms	Typical Leakage Current @ 6VDC	Maximum Leakage Current @ 6VDC	Price Each 1	10	100	500
	VDC (V)	VT(IEC) (V)	VC(IEC) (V)	VC(TLP) (V)	VC(TLP 30) (V)	VC(TLP 60) (V)	Cp (pF)	IL(Typ) (μA)	IL(MAX) (μA)				
650-PESD0603-240	14	350	30	320	75	65	0.25	<0.001	0.01				

FAST ACTING SMD CHIP FUSES

DIMENSIONS: mm (in.)

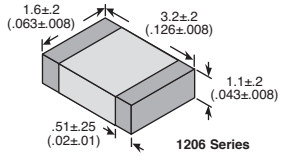

Agency Approvals:
- UL File# E197536

Features:
- Small size with high current ratings
- Excellent temperature stability
- High reliability and resilience
- Strong arc suppression characteristics

Specifications:
- Monolithic, multilayer design
- Lead-free construction
- High temperature performance
- -55°C to +125°C operating range

1206 Series (3216mm)

For quantities greater than listed, call for quote.

MOUSER STOCK NO.	TE Part No.	Rated Current (A)	Voltage (V)	Price Each 1	10	100	500
650-1206SFF050F/63	1206SFF050F/63	0.50	63				
650-1206SFF075F/63	1206SFF075F/63	0.75	63				
650-1206SFF100F/63	1206SFF100F/63	1.00	63				
650-1206SFF150F/63	1206SFF150F/63	1.50	63				
650-1206SFF175F/63	1206SFF175F/63	1.75	63				
650-1206SFF200F/63	1206SFF200F/63	2.00	32				
650-1206SFF250F/32	1206SFF250F/32	2.50	32				
650-1206SFF300F/32	1206SFF300F/32	3.00	32				
650-1206SFF400F/32	1206SFF400F/32	4.00	32				
650-1206SFF500F/32	1206SFF500F/32	5.00	24				
650-1206SFF600F/24	1206SFF600F/24	6.00	24				
650-1206SFF700F/24	1206SFF700F/24	7.00	24				
650-1206SFF800F/24	1206SFF800F/24	8.00	24				

VERY FAST ACTING SMD CHIP FUSES

NEW PRODUCT

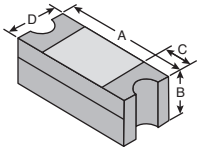

	DIMENSIONS: mm Min.	Max.
A	5.95 (0.234)	6.25 (0.246)
B	1.96 (0.077)	2.36 (0.093)
C	0.97 (0.038)	1.73 (0.068)
D	2.34 (0.092)	2.64 (0.104)

Features:
- Very fast acting at 200% overload current level
- Excellent inrush current withstanding capability
- High reliability and resilience
- Strong arc suppression characteristics
- Copper terminal with nickel and tin plated

Applications:
- Industrial equipment
- LCD/PDP TV
- Backlight inverter
- Power supplies
- Telecom system
- Networking
- Game systems
- White goods
- Automotive

Style 2410 (6125)

For quantities greater than listed, call for quote.

MOUSER STOCK NO.	TE Part No.	Rated Current (A)	Voltage Rating (V) AC	DC	Price Each 1	10	100	Reel Qty.	Price Per Piece
650-2410SFV050FM1252	2410SFV0.50FM/125-2	0.50	250	125				2000	
650-2410SFV063FM1252	2410SFV0.63FM/125-2	0.63	250	125				2000	
650-2410SFV075FM1252	2410SFV0.75FM/125-2	0.75	250	125				2000	
650-2410SFV100FM1252	2410SFV1.00FM/125-2	1.00	250	125				2000	
650-2410SFV125FM1252	2410SFV1.25FM/125-2	1.25	250	125				2000	
650-2410SFV150FM1252	2410SFV1.50FM/125-2	1.50	125	125				2000	
650-2410SFV200FM1252	2410SFV2.00FM/125-2	2.00	125	125				2000	
650-2410SFV250FM1252	2410SFV2.50FM/125-2	2.50	125	125				2000	
650-2410SFV300FM1252	2410SFV3.00FM/125-2	3.00	125	125				2000	
650-2410SFV315FM1252	2410SFV3.15FM/125-2	3.15	125	125				2000	
650-2410SFV350FM1252	2410SFV3.50FM/125-2	3.50	125	125				2000	
650-2410SFV400FM1252	2410SFV4.00FM/125-2	4.00	125	125				2000	
650-2410SFV500FM1252	2410SFV5.00FM/125-2	5.00	125	125				2000	
650-2410SFV630FM1252	2410SFV6.30FM/125-2	6.30	125	125				2000	
650-2410SFV700FM1252	2410SFV7.00FM/125-2	7.00	125	125				2000	
650-2410SFV800FM1252	2410SFV8.00FM/125-2	8.00	125	125				2000	
650-2410SFV120FM0652	2410SFV12.0FM/065-2	12.0	65	65				2000	
650-2410SFV150FM0652	2410SFV15.0FM/065-2	15.0	65	65				2000	
650-2410SFV200FM0652	2410SFV20.0FM/065-2	20.0	65	65				2000	

© Copyright 2014 Mouser Electronics
© Copyright 2014 Mouser Electronics

TE ESD Protectors and SMD Chip Fuses

Products may be RoHS compliant. Check mouser.com for RoHS status.

TE connectivity Authorized Distributor

METAL HYBRID PPTC (MHP-TA) DEVICES WITH THERMAL ACTIVATION

Low Current Contact rating: DC9V/12A (6000 cycles)
High Current Contact rating: DC9V/25A (6000 cycles)
Low Current Max. breaking current: DC5V/40A (100 cycles)
High Current Max. breaking current: DC5V/80A (100 cycles)

PRODUCT NEW

For quantities greater than listed, call for quote.

MOUSER STOCK NO.	TE Part No.	Fig.	Rating Normal	Operating Temp.		Reset Temp.		Ref. Resistance		Price Each			
				Min.	Max.	Min.	ΔT	Typ.	Max.	1	100	500	1000
Low Current													
650-MHP-TA6-9-72	MHP-TA6-9-72	A	72°C	67°C	77°C	≥40°C	≥7°C	10mΩ	15mΩ				
650-MHP-TA6-9-77	MHP-TA6-9-77	A	77°C	72°C	82°C	≥40°C	≥10°C	10mΩ	15mΩ				
650-MHP-TA6-9-82	MHP-TA6-9-82	A	82°C	77°C	87°C	≥40°C	≥10°C	10mΩ	15mΩ				
650-MHP-TA6-9-85	MHP-TA6-9-85	A	85°C	80°C	90°C	≥40°C	≥10°C	10mΩ	15mΩ				
High Current													
650-MHP-TA15-9-72	MHP-TA15-9-72	A	72°C	67°C	77°C	≥40°C	≥7°C	2.5mΩ	5.0mΩ				
650-MHP-TA15-9-77	MHP-TA15-9-77	A	77°C	72°C	82°C	≥40°C	≥10°C	2.5mΩ	5.0mΩ				
650-MHP-TA15-9-82	MHP-TA15-9-82	A	82°C	77°C	87°C	≥40°C	≥10°C	2.5mΩ	5.0mΩ				
650-MHP-TA15-9-85	MHP-TA15-9-85	A	85°C	80°C	90°C	≥40°C	≥10°C	2.5mΩ	5.0mΩ				
650-MHP-TA15-9-90	MHP-TA15-9-90	A	90°C	85°C	95°C	≥40°C	≥10°C	2.5mΩ	5.0mΩ				

METAL HYBRID PPTC (MHP) DEVICES

Features:

- 30A hold current
- Rated at 36VDC, 100A max.
- Low device resistance (< 2mOhm) compared to other breaker devices
- Able to withstand heavy vibration and impact
- Device allows easy mounting between 18650 cells

NEW! TECHNOLOGY

A (mm)		B (mm)		C (mm)		D (mm)		E (mm)		F (mm)	
min	max	min	max	min	max	min	max	min	max	min	max
25.8	26.2	9.2	9.6	5.1	5.5	32.8	33.6	6.8	7.2	0.9	1.1

For quantities greater than listed, call for quote.

MOUSER STOCK NO.	TE Part No.	Fig.	Current Trip Limits IHOLD@25°C	ITRIP @25°C	Operating Volt. VMAX	100A@25°C	Time to Trip 60A@25°C	RTyp (mOhms)	Price Each			
									1	25	100	250
650-MHP30-36-T	MHP30-36-T	B	30A	50A	36VDC	4.5±1.5sec.	17±10sec.	16				

REFLOWABLE THERMAL PROTECTION (RTP) DEVICE

Features:

- Opens at temperature below critical thermal threshold
- Compatible with up to 3 Pb-free solder reflow processes with peak temperatures up to 260°C
- Low series resistance
- DC interrupt voltage capable
- Robust design for harsh environment tested per stringent qualification specification
- RoHS compliant, lead and halogen free

Applications:

- Helps provide protection against thermal runaway for power FETs and other components if failure occurs in applications such as automotive HVAC, ABS, power steering, DC/DC converters, PTC heaters, etc. or IT servers, telecom power, converters, etc.
- Other DC thermal protection

NEW! TECHNOLOGY

For quantities greater than listed, call for quote.

MOUSER STOCK NO.	TE Part No.	Fig.	Rated Current	Volts (VDC)	Description	Functioning Temp.	Holding Temp.	Max. Temp.	Price Each			
									1	25	100	250
650-RTP140R060S-2	RTP140R060S-2	C	40A	250	Low temp 40°C to +105°C	23°±3°C	217°C	260°C				
650-RTP140R060SD-2	RTP140R060SD-2	C	100A	32	Low temp 40°C to +105°C	23°±3°C	217°C	260°C				
650-RTP200R060SA-2	RTP200R060SA-2	C	100A	32	Low resistance 55°C to +175°C	23°±3°C	217°C	260°C				

SILICON ESD

The Silicon ESD (SESD) protection devices help protect electronic circuits against damage from electrostatic discharge (ESD) events

Features:

- Small size SESD protection diodes for high speed signals
- Halogen Free
- Low-breakdown voltage < 5.8V
- Capable of withstanding numerous ESD strikes
- Low capacitance and insertion loss
- 5V Working Reverse Voltage

Applications:

- USB 2.0/3.0, HDMI 1.3/1.4, and Displayport
- Mobile phones and portable electronics
- Low-voltage antenna ports
- Applications requiring high ESD performance in a small package

PRODUCT NEW

For quantities greater than listed, call for quote.

MOUSER STOCK NO.	TE Part No.	Fig.	Package Size	ESD Withstand		Breakdown Voltage (min) Vbr@t = 1mA	Input Capacitance		Price Each		
				Contact	Air		Typ.- (pF)	Max. (pF)	1	10	100
650-SESD0201X1BN0010	SESD0201X1BN-0010-098	D	0201	20kV	20kV	-9.8/-9.8	0.10	0.12			
650-SESD0201X1UN0020	SESD0201X1UN-0020-090	D	0201	20kV	20kV	+9.00/-0.80	0.20	0.22			
650-SESD0402X1BN0010	SESD0402X1BN-0010-098	D	0402	20kV	20kV	-9.8/-9.8	0.10	0.12			
650-SESD0402X1UN0020	SESD0402X1UN-0020-090	D	0402	20kV	20kV	+9.00/-0.80	0.20	0.22			
650-SESD0402Q2UG0020	SESD0402Q2UG-0020-090	D	0402	20kV	20kV	+9.00/-0.80	0.20	0.22			
650-SESD0802Q4UG0020	SESD0802Q4UG-0020-090	D	0802	20kV	20kV	+9.00/-0.80	0.20	0.22			
650-SESD1004Q4UG0020	SESD1004Q4UG-0020-090	D	1004	20kV	20kV	+9.00/-0.80	0.20	0.22			
650-SESD1103Q6UG0020	SESD1103Q6UG-0020-090	D	1103	20kV	20kV	+9.00/-0.80	0.20	0.22			

CHIP SESD

Features:

- Small size SESD protection diodes for high speed signals
- Low leakage current and input capacitance
- Halogen Free
- Capable of withstanding numerous ESD strikes
- 5V Working Reverse Voltage

Applications:

- USB 2.0 and computer 1/0 ports
- Mobile phones and portable electronics
- Digital cameras and camcorders
- Applications requiring high ESD performance in a small package

For quantities greater than listed, call for quote.

MOUSER STOCK NO.	TE Part No.	Fig.	Package Size	ESD Withstand		Breakdown Voltage (min) Vbr @ t = 1mA	Input Capacitance		Price Each		
				Contact (kV)	Air (kV)		Typ. (pF)	Max. (pF)	1	10	100
650-SESD0201P1BN0400	SESD0201P1BN-0400-090	E	0201	±10	±16	9V	4.0	5.0			
650-SESD0402P1BN0450	SESD0402P1BN-0450-090	E	0402	±10	±16	9V	4.5	5.5			

DIMENSIONS: mm

A

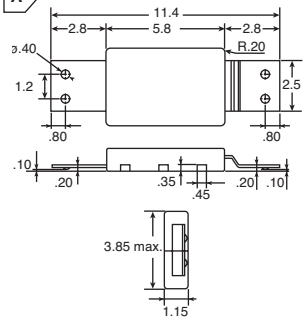

B

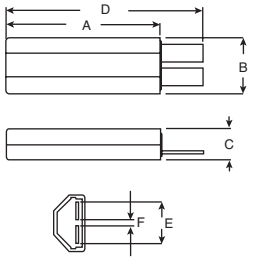

C



D



E

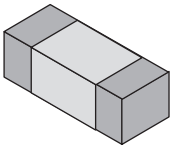

© Copyright 2014 Mouser Electronics

© Copyright 2014 Mouser Electronics

AEM Fuses and ESD Devices

RoHS Compliant **This product is RoHS compliant.**

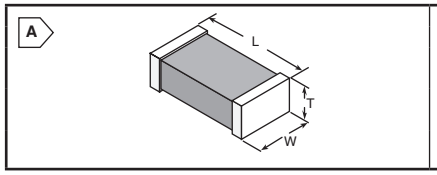

Size	DIMENSIONS: in. (mm)		
	L	W	T
0402	0.039±0.004 (1.00±0.10)	0.020±0.004 (0.51±0.10)	0.020±0.004 (0.51±0.10)
0508	0.078±0.008 (2.00±0.20)	0.049±0.008 (1.25±0.20)	0.003±0.006 (0.75±0.15)
0603	0.063±0.006 (1.60±0.15)	0.031±0.006 (0.80±0.15)	0.031±0.006 (0.80±0.15)

GCDIODE™ ESD SUPPRESSORS

Features:

- Low clamping voltage
  - BT Series: 50V
  - CT Series: 30V
- Trigger clamping voltage
  - BT Series: 500V
  - CT Series: 300V
- Ultra low capacitance
- Low leakage current
- Fast response time
- Bi-Directional flip-chip design
- Glass ceramic monolithic structure

PRODUCT NEW

For quantities greater than listed, call for quote.

MOUSER STOCK NO.	AEM Part No.	Fig.	Volts (V)	Value (pF)	Price Each 1	25	50
637-ES0402V014BT	ES0402V014BT	A	14	0.25			
637-ES0603V014BT	ES0603V014BT	A	14	0.25			
637-ES0402V014CT	ES0402V014CT	A	14	0.25			
637-ES0603V014CT	ES0603V014CT	A	14	0.25			

DIMENSIONS: in. (mm)

A

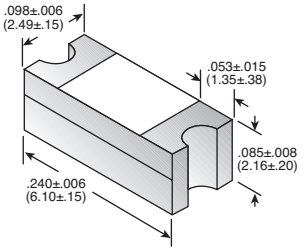

B

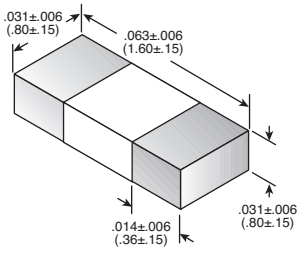

C

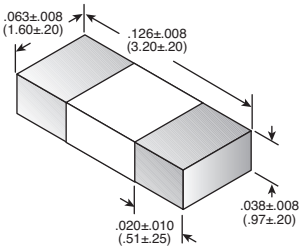

AIRMATRIX™ 2410 FAST ACTING SMD FUSES

Features:

- High inrush current withstanding capability
- Very fast acting at 200% overload current level
- Fiberglass enforced epoxy fuse body
- Copper or copper alloy composite fuse link
- Copper termination with nickel and tin plating
- Operating temp: -55°C to 125°C (with de-rating)

For quantities greater than listed, call for quote.

MOUSER STOCK NO.	AEM Part No.	Fig.	Amp (A)	Volts (V)	Price Each 1	25	50
637-AF2-0.50V125TM	AF2-0.50V125TM	A	0.5	125			
637-AF2-0.63V125TM	AF2-0.63V125TM	A	0.63	125			
637-AF2-0.75V125TM	AF2-0.75V125TM	A	0.75	125			
637-AF2-1.00V125TM	AF2-1.00V125TM	A	1.0	125			
637-AF2-1.25V125TM	AF2-1.25V125TM	A	1.25	125			
637-AF2-1.50V125TM	AF2-1.50V125TM	A	1.5	125			
637-AF2-2.00V125TM	AF2-2.00V125TM	A	2.0	125			
637-AF2-2.50V125TM	AF2-2.50V125TM	A	2.5	125			
637-AF2-3.00V125TM	AF2-3.00V125TM	A	3.0	125			
637-AF2-3.15V125TM	AF2-3.15V125TM	A	3.15	125			
637-AF2-3.50V125TM	AF2-3.50V125TM	A	3.5	125			
637-AF2-4.00V125TM	AF2-4.00V125TM	A	4.0	125			
637-AF2-5.00V125TM	AF2-5.00V125TM	A	5.0	125			
637-AF2-6.30V125TM	AF2-6.30V125TM	A	6.3	125			
637-AF2-7.00V125TM	AF2-7.00V125TM	A	7.0	125			
637-AF2-8.00V125TM	AF2-8.00V125TM	A	8.0	125			
637-AF2-10.0V125TM	AF2-10.0V125TM	A	10.0	125			
637-AF2-12.0V065TM	AF2-12.0V065TM	A	12.0	65			
637-AF2-15.0V065TM	AF2-15.0V065TM	A	15.0	65			
637-AF2-20.0V065TM	AF2-20.0V065TM	A	20.0	65			

ESD-EMI SERIES SURFACE MOUNT VARISTORS

Features:

- ESD Protection and perfect filter performance
- Low leakage current
- Low Leakage inductance and fast response time
- Working Volts: 5V

For quantities greater than listed, call for quote.

MOUSER STOCK NO.	AEM Part No.	Fig.	Clamp Volts (V)	Value (pF)	Freq. (MHz)	Price Each 1	25	50
637-MVF0508-100M	MVF0508L4V005F100M	B	55	57.5	100			
637-MVF0508-200M	MVF0508L4V005F200M	B	65	30	200			
637-MVF0508-300M	MVF0508L4V005F300M	B	80	15	300			

SLOW BLOW SURFACE MOUNT FUSES

Features:

- Superior pulse tolerance capability
- Multilayer ceramic monolithic structure with silver fusing element
- Standard EIA0603/EIAJ1608 Size
- Standard EIA1206/EIAJ3216 Size
- Silver termination with nickel and tin plating, providing excellent solderability
- Operating temperature: -55°C to 125°C (with de-rating)

For quantities greater than listed, call for quote.

MOUSER STOCK NO.	AEM Part No.	Fig.	Amp (A)	Volts (V)	Price Each 1	25	50
SolidMatrix® 0603							
637-F0603SB1000V032	F0603SB1000V032T	B	1.0	32			
637-F0603SB1500V032	F0603SB1500V032T	B	1.5	32			
637-F0603SB2000V032	F0603SB2000V032T	B	2.0	32			
637-F0603SB2500V032	F0603SB2500V032T	B	2.5	32			
637-F0603SB3000V032	F0603SB3000V032T	B	3.0	32			
637-F0603SB3500V032	F0603SB3500V032T	B	3.5	32			
637-F0603SB4000V032	F0603SB4000V032T	B	4.0	32			
637-F0603SB4500V032	F0603SB4500V032T	B	4.5	32			
637-F0603SB5000V032	F0603SB5000V032T	B	5.0	32			
SolidMatrix® 1206							
637-F1206SB1000V063	F1206SB1000V063T	C	1.0	63			
637-F1206SB1250V063	F1206SB1250V063T	C	1.25	63			
637-F1206SB1500V063	F1206SB1500V063T	C	1.5	63			
637-F1206SB2000V063	F1206SB2000V063T	C	2.0	63			
637-F1206SB2500V032	F1206SB2500V032T	C	2.5	32			
637-F1206SB3000V032	F1206SB3000V032T	C	3.0	32			
637-F1206SB3500V032	F1206SB3500V032T	C	3.5	32			
637-F1206SB4000V032	F1206SB4000V032T	C	4.0	32			
637-F1206SB4500V032	F1206SB4500V032T	C	4.5	32			
637-F1206SB5000V032	F1206SB5000V032T	C	5.0	32			
637-F1206SB5500V024	F1206SB5500V024T	C	5.5	24			
637-F1206SB6000V024	F1206SB6000V024T	C	6.0	24			
637-F1206SB7000V024	F1206SB7000V024T	C	7.0	24			
637-F1206SB8000V024	F1206SB8000V024T	C	8.0	24			

HIGH INRUSH CURRENT SURFACE MOUNT FUSES

Features:

- High inrush current withstanding capability
- Multilayer ceramic monolithic structure with silver fusing element
- Standard EIA0603/EIAJ1608 Size
- Standard EIA1206/EIAJ3216 Size
- Silver termination with nickel and tin plating, providing excellent solderability
- Operating temperature: -55°C to 125°C (with de-rating)

For quantities greater than listed, call for quote.

MOUSER STOCK NO.	AEM Part No.	Fig.	Amp (A)	Volts (V)	Price Each 1	25	50
SolidMatrix® 0603							
637-F0603HI1000V032	F0603HI1000V032T	B	1.0	32			
637-F0603HI1500V032	F0603HI1500V032T	B	1.5	32			
637-F0603HI2000V032	F0603HI2000V032T	B	2.0	32			
637-F0603HI2500V032	F0603HI2500V032T	B	2.5	32			
637-F0603HI3000V032	F0603HI3000V032T	B	3.0	32			
637-F0603HI3500V032	F0603HI3500V032T	B	3.5	32			
637-F0603HI4000V032	F0603HI4000V032T	B	4.0	32			
637-F0603HI4500V032	F0603HI4500V032T	B	4.5	32			
637-F0603HI5000V032	F0603HI5000V032T	B	5.0	32			
SolidMatrix® 1206							
637-F1206HI1000V063	F1206HI1000V063T	C	1.0	63			
637-F1206HI1500V063	F1206HI1500V063T	C	1.5	63			
637-F1206HI2000V063	F1206HI2000V063T	C	2.0	63			
637-F1206HI2500V032	F1206HI2500V032T	C	2.5	32			
637-F1206HI3000V032	F1206HI3000V032T	C	3.0	32			
637-F1206HI3500V032	F1206HI3500V032T	C	3.5	32			
637-F1206HI4000V032	F1206HI4000V032T	C	4.0	32			
637-F1206HI4500V032	F1206HI4500V032T	C	4.5	32			
637-F1206HI5000V032	F1206HI5000V032T	C	5.0	32			

© Copyright 2014 Mouser Electronics

© Copyright 2014 Mouser Electronics

BOURNS Fast Acting and Slow Blow Fuses

BOURNS®

BOURNS® SINGLE BLOW SMD FUSES

RoHS Compliant **This product is RoHS compliant.**

Features:

- Single blow fuse for over current protection
- UL certified
- Surface mount packaging for automated assembly
- Halogen free

Applications:

- Portable memory
- LCD monitors
- Disk drives
- PDAs
- Digital cameras
- DVDs
- Cell phones
- Industrial controllers

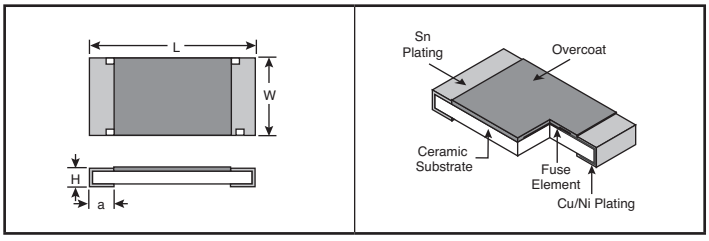

Case Size	DIMENSIONS: mm			
	L	W	H	a
0402	1.0±0.1	0.52±0.05	0.35±0.05	0.25±0.1
0603	1.6±0.1	0.8±0.1	0.45±0.1	0.35±0.2
1206	3.2±0.1	1.55±0.1	0.6±0.1	0.5±0.2

Fast Acting Fuses

For quantities greater than listed, call for quote.

MOUSER STOCK NO.	Bourns Part No.	Rated Current (A)	Rated Voltage (V)	Price Each 1	10	100	250	Reel Qty.	Price Per Piece
0402 Package Size									
652-SF-0402F050-2	SF-0402F050-2	0.50	24					10000	
652-SF-0402F075-2	SF-0402F075-2	0.75	24					10000	
652-SF-0402F080-2	SF-0402F080-2	0.80	24					10000	
652-SF-0402F100-2	SF-0402F100-2	1	24					10000	
652-SF-0402F125-2	SF-0402F125-2	1.25	24					10000	
652-SF-0402F150-2	SF-0402F150-2	1.50	24					10000	
652-SF-0402F160-2	SF-0402F160-2	1.60	24					10000	
652-SF-0402F200-2	SF-0402F200-2	2	24					10000	
652-SF-0402F250-2	SF-0402F250-2	2.50	24					10000	
652-SF-0402F300-2	SF-0402F300-2	3	24					10000	
652-SF-0402F315-2	SF-0402F315-2	3.15	24					10000	
652-SF-0402F400-2	SF-0402F400-2	4	24					10000	
0603 Package Size									
652-SF-0603F050-2	SF-0603F050-2	0.50	50					5000	
652-SF-0603F063-2	SF-0603F063-2	0.63	32					5000	
652-SF-0603F080-2	SF-0603F080-2	0.80	32					5000	
652-SF-0603F100-2	SF-0603F100-2	1	32					5000	
652-SF-0603F125-2	SF-0603F125-2	1.25	32					5000	
652-SF-0603F150-2	SF-0603F150-2	1.50	32					5000	
652-SF-0603F160-2	SF-0603F160-2	1.60	32					5000	
652-SF-0603F200-2	SF-0603F200-2	2	32					5000	
652-SF-0603F250-2	SF-0603F250-2	2.50	24					5000	
652-SF-0603F300-2	SF-0603F300-2	3	24					5000	
652-SF-0603F315-2	SF-0603F315-2	3.15	24					5000	
652-SF-0603F400-2	SF-0603F400-2	4	32					5000	
652-SF-0603F500-2	SF-0603F500-2	5	32					5000	
1206 Package Size									
652-SF-1206F050-2	SF-1206F050-2	0.50	63					5000	
652-SF-1206F080-2	SF-1206F080-2	0.80	63					5000	
652-SF-1206F100-2	SF-1206F100-2	1	63					5000	
652-SF-1206F125-2	SF-1206F125-2	1.25	63					5000	
652-SF-1206F150-2	SF-1206F150-2	1.50	63					5000	
652-SF-1206F200-2	SF-1206F200-2	2	63					5000	
652-SF-1206F250-2	SF-1206F250-2	2.50	32					5000	
652-SF-1206F300-2	SF-1206F300-2	3	32					5000	
652-SF-1206F400-2	SF-1206F400-2	4	24					5000	
652-SF-1206F500-2	SF-1206F500-2	5	24					5000	
652-SF-1206F700-2	SF-1206F700-2	7	24					5000	

Slow Blow Fuses

For quantities greater than listed, call for quote.

MOUSER STOCK NO.	Bourns Part No.	Rated Current (A)	Rated Voltage (V)	Price Each 1	10	100	250	Reel Qty.	Price Per Piece
0402 Package Size									
652-SF-0402S050-2	SF-0402S050-2	0.50	24					10000	
652-SF-0402S080-2	SF-0402S080-2	0.80	24					10000	
652-SF-0402S125-2	SF-0402S125-2	1.25	24					10000	
652-SF-0402S150-2	SF-0402S150-2	1.50	24					10000	
652-SF-0402S160-2	SF-0402S160-2	1.60	24					10000	
652-SF-0402S200-2	SF-0402S200-2	2	24					10000	
652-SF-0402S250-2	SF-0402S250-2	2.50	24					10000	
652-SF-0402S300-2	SF-0402S300-2	3	24					10000	
652-SF-0402S315-2	SF-0402S315-2	3.15	24					10000	
652-SF-0402S400-2	SF-0402S400-2	4	24					10000	
0603 Package Size									
652-SF-0603S050-2	SF-0603S050-2	0.50	50					5000	
652-SF-0603S063-2	SF-0603S063-2	0.63	32					5000	
652-SF-0603S080-2	SF-0603S080-2	0.80	32					5000	
652-SF-0603S100-2	SF-0603S100-2	1	32					5000	
652-SF-0603S125-2	SF-0603S125-2	1.25	32					5000	
652-SF-0603S150-2	SF-0603S150-2	1.50	32					5000	
652-SF-0603S160-2	SF-0603S160-2	1.60	32					5000	
652-SF-0603S200-2	SF-0603S200-2	2	32					5000	
652-SF-0603S250-2	SF-0603S250-2	2.50	32					5000	
652-SF-0603S300-2	SF-0603S300-2	3	32					5000	
652-SF-0603S315-2	SF-0603S315-2	3.15	32					5000	
652-SF-0603S400-2	SF-0603S400-2	4	32					5000	
652-SF-0603S500-2	SF-0603S500-2	5	32					5000	
1206 Package Size									
652-SF-1206S050-2	SF-1206S050-2	0.50	63					5000	
652-SF-1206S080-2	SF-1206S080-2	0.80	63					5000	
652-SF-1206S100-2	SF-1206S100-2	1	63					5000	
652-SF-1206S125-2	SF-1206S125-2	1.25	63					5000	
652-SF-1206S150-2	SF-1206S150-2	1.50	63					5000	
652-SF-1206S200-2	SF-1206S200-2	2	63					5000	
652-SF-1206S250-2	SF-1206S250-2	2.50	32					5000	
652-SF-1206S300-2	SF-1206S300-2	3	32					5000	
652-SF-1206S400-2	SF-1206S400-2	4	24					5000	
652-SF-1206S500-2	SF-1206S500-2	5	24					5000	
652-SF-1206S700-2	SF-1206S700-2	7	24					5000	

BOURNS® TELEFUSE™ SMD POWER CROSS PROTECTION FUSES

Features:

- For use in telecommunication circuit applications requiring low current protection with high surge tolerance
- Overcurrent protection to Telcordia GR-1089-CORE Issue 4 (B1250T only) and UL 1950/60950
- Bourns® TISP® products are recommended for the overvoltage section of the circuit

DIMENSIONS: mm

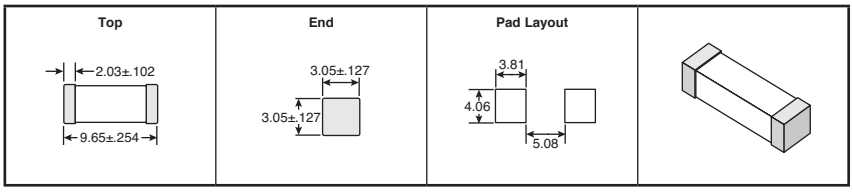

For quantities greater than listed, call for quote.

MOUSER STOCK NO.	Bourns Part No.	Ampere Rating (A)	Voltage Rating (VRMS)	Price Each 1	25	100	200	Reel Quantity	Price Per Piece
652-B0500T	B0500T	0.5	600					2000	
652-B1250T	B1250T	1.25	600					2000	
652-B2000T	B2000T	2	600					2000	

© Copyright 2014 Mouser Electronics

© Copyright 2014 Mouser Electronics

COOPER BUSSMANN SMD Fuses

RoHS Compliant **This product is RoHS compliant.**

COOPER Bussmann

3216FF SERIES FAST-ACTING CHIP™ FUSES

Features:
- Protects against harmful overcurrents in secondary applications
- High inrush withstand capability
- Wire-in-Air performance
- Compatible with leaded and lead-free reflow and wave solder
- 1206 Package

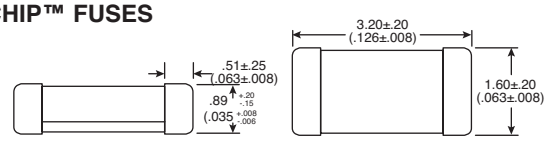

DIMENSIONS: mm (in.)

For quantities greater than listed, call for quote.

MOUSER STOCK NO.	Amp	Voltage	Rating	Price Each				Reel	Price Per
Mfr. Mfr. Part No.	(A)	VAC	VDV	1	10	100	500	Qty.	Piece
504—TR/3216FF1-R	1	32	63					3000	
504—TR/3216FF1.5-R	1.5	32	63					3000	
504—TR/3216FF2-R	2	32	63					3000	
504—TR/3216FF3-R	3	32	63					3000	
504—TR/3216FF4-R	4	32	32					3000	
504—TR/3216FF5-R	5	32	32					3000	
504—3216FF15-R	15	24	24					3000	
504—3216FF20-R	20	24	24					3000	

3216TDF SERIES TIME DELAY CHIP™ FUSES

Features:
- Surface mount fuse, fast acting
- Rapid interruption of excessive current
- Compatible with reflow and wave solder
- Excellent environmental integrity
- Ampere rating marked and oriented facing up in carrier
- Solder-free design provides excellent temperature cycling characteristics
- Heat and shock tolerant
- 1206 Package

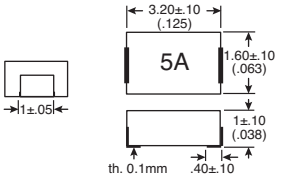

DIMENSIONS: mm (in.)

For quantities greater than listed, call for quote.

MOUSER STOCK NO.	Amp	Voltage	Rating	Price Each				Reel	Price Per
Mfr. Mfr. Part No.	(A)	VAC	VDV	1	10	100	500	Qty.	Piece
504—3216TD6.3-R	6.3	32	32					2500	
504—3216TD7-R	7	32	32					2500	
504—3216TD10-R	10	32	32					2500	
504—3216TD12-R	12	32	32					2500	

CHIP™ FUSES 0603FA SERIES, FAST-ACTING

Features:
- Rapid interruption of excessive current
- Compatible with reflow and wave solder
- Rugged ceramic and glass construction
- Excellent environmental integrity
- One time positive disconnect
- Compatible with lead free solders and higher temperature profiles

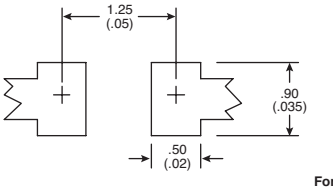

Land Pattern

DIMENSIONS: mm (in.)

For quantities greater than listed, call for quote.

MOUSER STOCK NO.	Current	Voltage	Interrupting	DC Cold	Melting	Voltage	Price Each				Reel	Price Per
Mfr. Mfr. Part No.	Rating	Rating DC	Rating	Res (ohms)	12t Typ.	Drop Type	1	25	50	100	Qty.	Piece
504—TR/0603FA500-R	500mA	32V	50A	1.025	0.00193	0.6					5000	
504—TR/0603FA1-R	1A	32V	50A	0.15	0.0025	0.211					5000	
504—TR/0603FA1.5-R	1.5A	32V	35A	0.086	0.0319	0.138					5000	
504—TR/0603FA2-R	2A	32V	35A	0.051	0.0491	0.116					5000	
504—TR/0603FA2.5-R	2.5A	24V	35A	0.037	0.0625	0.113					5000	
504—TR/0603FA3-R	3A	24V	35A	0.028	0.0699	0.11					5000	
504—TR/0603FA4-R	4A	24V	35A	0.017	0.243	0.097					5000	
504—TR/0603FA5-R	5A	24V	35A	0.011	0.695	0.09					5000	

BRICK™ FUSES 6125TD SERIES, TIME-DELAY

Features:
- Time Delay surface mount fuse
- Complies with EIA-IS-722 Standard
- Solder Immersion Compatible

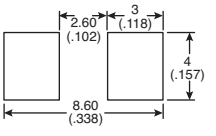

Land Pattern

DIMENSIONS: mm (in.)

For quantities greater than listed, call for quote.

MOUSER STOCK NO.	Current	Voltage	Rating	Interrupting Rating			DC Cold	Melting	Price Each				Reel	Price Per
Mfr. Mfr. Part No.	Rating	AC	DC	125VAC	72VDC	32VDC	Res. mΩ Typ.	I2t (A2 sec)	1	25	50	100	Qty.	Piece
504—TR1/6125TD500-R	500mA	125V	60V	50A	50A	0.4025	0.716	.716					1000	
504—TR1/6125TD1-R	1A	125V	60V	50A	50A	0.168	2.88	2.88					1000	
504—TR1/6125TD1.5-R	1.5A	125V	60V	50A	50A	0.063	2.35	2.35					1000	
504—TR1/6125TD2-R	2A	125V	60V	50A	50A	0.048	9.45	9.45					1000	
504—TR1/6125TD2.5-R	2.5A	125V	60V	50A	50A	0.035	16.2	16.2					1000	
504—TR1/6125TD3-R	3A	125V	60V	50A	50A	0.0263	15.3	15.3					1000	
504—TR1/6125TD3.5-R	3.5A	125V	60V	50A	50A	0.0195	14.5	14.5					1000	
504—TR1/6125TD4-R	4A	125V	60V	50A	50A	0.0185	38.8	38.8					1000	
504—TR1/6125TD5-R	5A	125V	60V	50A	50A	0.0133	34.4	34.4					1000	
504—TR1/6125TD7-R	7A	125V	60V	50A	50A	0.0087	90.2	90.2					1000	

© Copyright 2014 Mouser Electronics
© Copyright 2014 Mouser Electronics

PVCF SERIES FAST-ACTING LOW-PEAK CUBEFUSE

NEW! TECHNOLOGY



Features:
- Fast-acting protection specifically designed for low-fault current conditions that occur in PV systems
- Finger-safe feature minimizes exposure to live parts, reducing hazard to personnel
- UL 2579 Listed for use in 600Vdc photovoltaic systems
- Demonstrated performance in extreme temperature cycling conditions, ranging from -40°C through 90°C
- Integral use with the CUBEFuse holder minimizes panel space by up to 70%
- Ampacity rejecting holders help prevent overfusing

For quantities greater than listed, call for quote.

MOUSER STOCK NO.	Mfr. Part No.	Current Rating (Amps)	Volt. Rating (Vdc)	Price Each 1	3	6	12
504—PVCF1RN		1	600				
504—PVCF3RN		3	600				
504—PVCF6RN		6	600				
504—PVCF10RN		10	600				
504—PVCF15RN		15	600				
504—PVCF20RN		20	600				
504—PVCF25RN		25	600				
504—PVCF30RN		30	600				
504—PVCF35RN		35	600				
504—PVCF40RN		40	600				
504—PVCF45RN		45	600				
504—PVCF50RN		50	600				
504—PVCF60RN		60	600				
504—PVCF70RN		70	600				
504—PVCF80RN		80	600				
504—PVCF90RN		90	600				
504—PVCF100RN		100	600				

FUSE HOLDERS FOR LOW-PEAK CUBEFUSE



For quantities greater than listed, call for quote.

MOUSER STOCK NO.	Mfr. Part No.	Description	Price Each 1	25	50	100
504—TCFH60N		Holds any 1-60A CUBEFuse				
504—TCFH100N		Holds any 1-100A CUBEFuse				

PV SERIES FUSE LINKS FOR SOLAR PANEL APPLICATIONS

A range of fuse links in a 10x38mm package specifically designed for the protection and isolation of photovoltaic strings. The fuse links are capable of interrupting low overcurrents associated with faulted PV (reverse current, multi-array fault) strings arrays.



For quantities greater than listed, call for quote.

MOUSER STOCK NO.	Mfr. Part No.	Current Rating (Amps)	Energy Intefrals I2t (A2s) Pre-Arcing	Total at 1000V	Price Each 1	10	100	500	1000
504—PV-1A10F		1	0.15	0.4					
504—PV-2A10F		2	1.2	3.4					
504—PV-3A10F		3	4	11					
504—PV-4A10F		4	9.5	26					
504—PV-5A10F		5	19	50					
504—PV-6A10F		6	30	90					
504—PV-8A10F		8	3	32					
504—PV-10A10F		10	7	70					
504—PV-12A10F		12	12	120					
504—PV-15A10F		15	22	220					
504—PV-15A10-1P		15	22	220					
504—PV-15A10-2P		15	22	220					
504—PV-15A10-T		15	22	220					

Accessories

For quantities greater than listed, call for quote.

MOUSER STOCK NO.	Bussmann Part No.	Description	Price Each 1	25	50	100	500
504-1A3400-09	BK/1A3400-09	Modular Fuse Holder					
504-BM6031PQ	BM6031PQ	Fuse Block					

CC12H SERIES HIGH I2T SIZE 1206 CHIP™ FUSES

DIMENSIONS: mm

Features:
- Footprint SMD fuse
- High inrush withstand capacity
- Excellent temperature and cycling characteristics
- Halogen free
- Compatible with solder reflow and wave solder



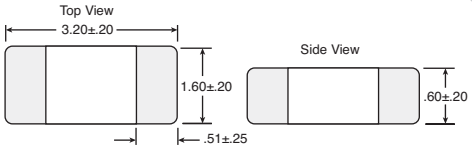

For quantities greater than listed, call for quote.

MOUSER STOCK NO.	Mfr. Part No.	Amp Rating (A)	Volt. Rating (Vdc)	Price Each 1	10	100	500	Reel Qty.	Price Per Piece
504—CC12H1A-TR		1	63					3000	
504—CC12H1.5A-TR		1.5	63					3000	
504—CC12H2A-TR		2	63					3000	
504—CC12H2.5A-TR		2.5	63					3000	
504—CC12H3A-TR		3	63					3000	
504—CC12H3.5A-TR		3.5	63					3000	
504—CC12H4A-TR		4	63					3000	
504—CC12H4.5A-TR		4.5	32					3000	
504—CC12H5A-TR		5	32					3000	

CC06H SERIES HIGH I2T SIZE 0603 CHIP™ FUSES

DIMENSIONS: mm

Features:
- Halogen Free
- High inrush withstand capacity
- Fast-acting performance
- Ampacity alpha mark on fuse for easy identification
- Standard termination design for easy solderability
- Excellent environmental integrity



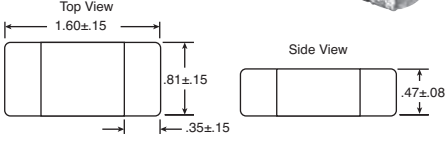

For quantities greater than listed, call for quote.

MOUSER STOCK NO.	Mfr. Part No.	Amp Rating (A)	Volt. Rating (Vdc)	Price Each 1	10	100	500	Reel Qty.	Price Per Piece
504—CC06H1A-TR		1	32					5000	
504—CC06H1.5A-TR		1.5	32					5000	
504—CC06H2A-TR		2	32					5000	
504—CC06H2.5A-TR		2.5	32					5000	
504—CC06H3A-TR		3	32					5000	
504—CC06H3.5A-TR		3.5	32					5000	
504—CC06H4A-TR		4	32					5000	
504—CC06H5A-TR		5	32					5000	

3216FF SERIES FAST-ACTING CHIP™ FUSES

DIMENSIONS: mm

Features:
- Fast-acting SMD fuse
- Ratings up to 30 amps
- Excellent temperature and cycling characteristics
- Compatible with reflow and wave solder



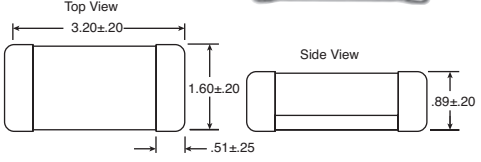

For quantities greater than listed, call for quote.

MOUSER STOCK NO.	Mfr. Part No.	Amp Rating (A)	Volt. Rating Vdc	Price Each 1	10	100	500	Reel Qty.	Price Per Piece
504—TR-3216FF25-R		25	24					3000	
504—TR-3216FF30-R		30	24					3000	

© Copyright 2014 Mouser Electronics

© Copyright 2014 Mouser Electronics

COOPER BUSSMANN Fuses

RoHS Compliant This product is RoHS compliant.

SS-5H SERIES SUBMINIATURE TIME DELAY FUSES

Features:
- Plastic cap and base, flammability UL 94V0 for additional protection
- Protects against harmful overcurrents in primary and secondary applications
- Small rectangular-leaded design minimizes PCB space
- Solderability to save cost for additional mounting components
- High frequency vibration: MIL-STD-202F, Method 201A
- Halogen-free

NEW PRODUCT

DIMENSIONS: mm (in.)

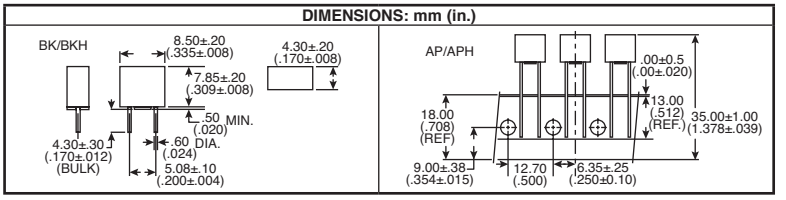

For quantities greater than listed, call for quote.

MOUSER STOCK NO.		Amp	Volt	Price Each		
Mfr.	Mfr. Part No.	(A)	(V)	1	10	100
504	SS-5H-1A-AP	1	250			
504	SS-5H-1A-APH	1	300			
504	SS-5H-1A-BK	1	250			
504	SS-5H-1A-BKH	1	300			
504	SS-5H-1.25A-AP	1.25	250			
504	SS-5H-1.25A-APH	1.25	300			
504	SS-5H-1.25A-BK	1.25	250			
504	SS-5H-1.25A-BKH	1.25	300			
504	SS-5H-1.6A-APH	1.3	300			
504	SS-5H-1.6A-AP	1.6	250			
504	SS-5H-1.6A-BK	1.6	250			
504	SS-5H-1.6A-BKH	1.6	300			

For quantities greater than listed, call for quote.

MOUSER STOCK NO.		Amp	Volt	Price Each		
Mfr.	Mfr. Part No.	(A)	(V)	1	10	100
504	SS-5H-2A-AP	2	250			
504	SS-5H-2A-APH	2	300			
504	SS-5H-2A-BK	2	250			
504	SS-5H-2A-BKH	2	300			
504	SS-5H-2.5A-AP	2.5	250			
504	SS-5H-2.5A-APH	2.5	300			
504	SS-5H-2.5A-BK	2.5	250			
504	SS-5H-2.5A-BKH	2.5	300			
504	SS-5H-3.15A-AP	3.15	250			
504	SS-5H-3.15A-APH	3.15	300			
504	SS-5H-3.15A-BK	3.15	250			
504	SS-5H-3.15A-BKH	3.15	300			

For quantities greater than listed, call for quote.

MOUSER STOCK NO.		Amp	Volt	Price Each		
Mfr.	Mfr. Part No.	(A)	(V)	1	10	100
504	SS-5H-4A-AP	4	250			
504	SS-5H-4A-APH	4	300			
504	SS-5H-4A-BK	4	250			
504	SS-5H-4A-BKH	4	300			
504	SS-5H-5A-AP	5	250			
504	SS-5H-5A-APH	5	300			
504	SS-5H-5A-BK	5	250			
504	SS-5H-5A-BKH	5	300			
504	SS-5H-6-3A-APH	6.3	300			
504	SS-5H-6.3A-AP	6.3	250			
504	SS-5H-6-3A-BKH	6.3	300			
504	SS-5H-6.3A-BK	6.3	250			

TCP™ SERIES TELECOM CIRCUIT PROTECTOR

Features:
- Allows compliance with telecom regulatory standards including Bellcore GR 1089, UL 1950/60950, and FCC part 68. Application circuit testing is recommended

Specifications:
- Voltage Rating AC: 250V
- Interrupting Rating @ 250VAC: 50A
- Max. Total Clearing: 100 A2s

MOUSER STOCK NO.	Bussmann Part No.	Rating 600VAC	DC Cold Min.	Resistance Typ.	(Ω) Max.	Typical Melting 12t	Typical Voltage Drop	Price Each 1	Price Each 10	Price Each 100	Reel Qty.	Price Per Piece
TCP1.25A Series												
504-TCP1.25-R	TR2/TCP1.25-R	60A	0.07	0.09	0.11	22.2 A2s	150mV				2500	
TCP2A Series												
504-TR2/TCP2-R	TR2/TCP2-R	60A	0.05	0.075	0.1	30 A2s	205mV				2500	
TCP500MA Series												
504-TCP500-R	TR2/TCP500-R	40A	0.42	0.53	0.64	1.3 A2s	471mV				2500	

Land Pattern - DIMENSIONS: mm (in.)

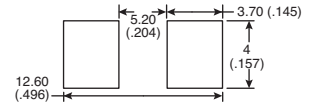

PRINTED CIRCUIT BOARD FUSES (PC-TRON® SERIES)

Features:
- Radial Leaded Fast Acting Thru-Hole Fuse
- Ideal for high voltage DC applications
- Available in different lead configurations
- Available in different lead configurations
- DC Min: 300

Mounting Socket Features:
- Designed for use with printed circuit board fuses (PC-Tron Series)

For quantities greater than listed, call for quote.

Printed Circuit Board Fuses					
MOUSER STOCK NO.		Amp	Volt	Price Each		
Mfr.	Mfr. Part No.	(A)	(V)	1	25	50
504	TR/PCC-1/2-R	.5	250			
504	TR/PCB-1/2-R	.5	250			
504	TR/PCC-1-R	1	250			
504	TR/PCB-1-R	1	250			
504	TR/PCC-1-1/2-R	1.5	250			
504	TR/PCB-2-R	2	250			
504	TR/PCC-3-R	3	250			
504	TR/PCB-3-R	3	250			
504	TR/PCD-5-R	5	125			
504	BK/PCE-5-R	5	125			
Printed Circuit Board Mounting Socket						
504	PCS	-	-			

DIMENSIONS: mm (in.)

Fuses

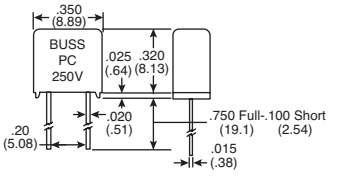

Mounting Socket

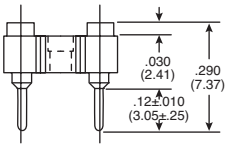

SUBMINIATURE SR-5 AND SR-5F SERIES OF FUSES

- Accepted for primary and secondary overcurrent protection
- Compatible with leaded & lead-free relow and wave solder
- Base/Cap is Nylon #66, UL 94V0
- Pines are tin plated copper
- Place directly into PCB or plug into BK/PCS holder
- Radial leaded thru-hole fuse

RoHS Compliant

For quantities greater than listed, call for quote.

MOUSER STOCK NO.		Amp	Volt	Price Each				Reel	Price Per
Mfr.	Mfr. Part No.	(A)	(V)	1	25	50	100	Qty.	Piece
SR-5 Series Time Lag Fuses									
504	SR-5-1.6A-AP	1.6	250					1000	
504	SR-5-100MA-AP	0.1	250					1000	
504	SR-5-125MA-AP	0.125	250					1000	
504	SR-5-160MA-AP	0.16	250					1000	
504	SR-5-1A-AP	1.0	250					1000	
504	SR-5-2.5A-AP	2.5	250					1000	
504	SR-5-200MA-AP	0.2	250					1000	
504	SR-5-250MA-AP	0.25	250					1000	
504	SR-5-2A-AP	2.0	250					1000	
504	SR-5-3.15A-AP	3.15	250					1000	
504	SR-5-315MA-AP	0.315	250					1000	
504	SR-5-40MA-AP	0.04	250					1000	
504	SR-5-4A-AP	4.0	250					1000	
504	SR-5-500MA-AP	0.5	250					1000	
504	SR-5-50MA-AP	0.05	250					1000	
504	SR-5-5A-AP	5.0	250					1000	
504	SR-5-630MA-AP	0.63	250					1000	
504	SR-5-63MA-AP	0.063	250					1000	
504	SR-5-800MA-AP	0.8	250					1000	
SR-5F Series Fast Acting Fuses									
504	SR-5F-800MA-AP	0.8	250					1000	
504	SR-5F-1A-AP	1	250					1000	
504	SR-5F-1.6A-AP	1.6	250					1000	
504	SR-5F-2A-AP	2	250					1000	
504	SR-5F-2.5A-AP	2.5	250					1000	
504	SR-5F-3.15A-AP	3.15	250					1000	
504	SR-5F-4A-AP	4	250					1000	
504	SR-5F-5A-AP	5	250					1000	
504	SR-5F-6.3A-AP	6.3	125					1000	
504	SR-5F-7A-AP	7	125					1000	
504	SR-5F-8A-AP	8	125					1000	
504	SR-5F-10A-AP	10	125					1000	

For quantities greater than listed, call for quote.

MOUSER STOCK NO.		Amp	Volt	Price Each			
Mfr.	Mfr. Part No.	(A)	(V)	1	25	50	100
SR-5 Series Time Lag Fuses							
504	SR-5-1.6A-BK	1.6	250				
504	SR-5-100MA-BK	0.1	250				
504	SR-5-125MA-BK	0.125	250				
504	SR-5-160MA-BK	0.16	250				
504	SR-5-1A-BK	1.0	250				
504	SR-5-2.5A-BK	2.5	250				
504	SR-5-200MA-BK	0.2	250				
504	SR-5-250MA-BK	0.25	250				
504	SR-5-2A-BK	2.0	250				
504	SR-5-3.15A-BK	3.15	250				
504	SR-5-315MA-BK	0.315	250				
504	SR-5-40MA-BK	0.04	250				
504	SR-5-4A-BK	4.0	250				
504	SR-5-500MA-BK	0.5	250				
504	SR-5-50MA-BK	0.05	250				
504	SR-5-5A-BK	5.0	250				
504	SR-5-630MA-BK	0.63	250				
504	SR-5-63MA-BK	0.063	250				
504	SR-5-800MA-BK	0.8	250				
SR-5F Series Fast Acting Fuses							
504	SR-5F-800MA-BK	0.8	250				
504	SR-5F-1A-BK	1	250				
504	SR-5F-1.6A-BK	1.6	250				
504	SR-5F-2A-BK	2	250				
504	SR-5F-2.5A-BK	2.5	250				
504	SR-5F-3.15A-BK	3.15	250				
504	SR-5F-4A-BK	4	250				
504	SR-5F-5A-BK	5	250				
504	SR-5F-6.3A-BK	6.3	125				
504	SR-5F-7A-BK	7	125				
504	SR-5F-8A-BK	8	125				
504	SR-5F-10A-BK	10	125				

DIMENSIONS: mm

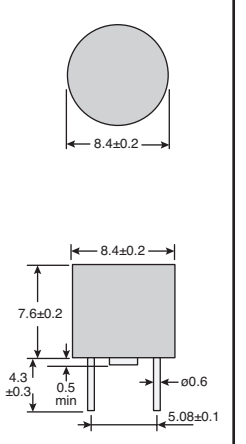

© Copyright 2014 Mouser Electronics

© Copyright 2014 Mouser Electronics

COOPER BUSSMANN Fuses

Products may be RoHS compliant. Check mouser.com for RoHS status.

All are UL Approved except where noted by an asterisk.

† Not UL Approved or Recognized

DIMENSIONS: mm

A — Ceramic Tube

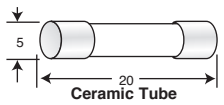

B — Axial Leaded Cap

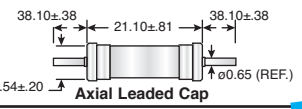

C — Glass Tube

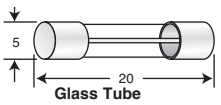

PRODUCT NEW

S505H SERIES TIME DELAY FUSES

For quantities greater than listed, call for quote.

MOUSER STOCK NO.	Mfr. Part No.	Fig.	Amp (A)	Volt (V)	Price Each 1	25	50
504—BK1-S505H-1-R		A	1	250			
504—BK1-S505H-1-25-R		A	1.25	250			
504—BK1-S505H-1-6-R		A	1.6	250			
504—BK1-S505H-2-R		A	2	250			
504—BK1-S505H-2-5-R		A	2.5	250			
504—BK1-S505H-3-15-R		A	3.15	250			
504—BK1-S505H-4-R		A	4	250			
504—BK1-S505H-5-R		A	5	250			
504—BK1-S505H-6-3-R		A	6.3	250			
504—BK1-S505H-8-R		A	8	250			
504—BK1-S505H-10-R		A	10	250			
504—BK1-S505H-500-R		A	500mA	250			
504—BK1-S505H-800-R		A	800mA	250			
504—BK-S505H-V-1-R		B	1	250			
504—BK-S505H-V-1-25R		B	1.25	250			
504—BK-S505H-V-1-6-R		B	1.6	250			
504—BK-S505H-V-2-R		B	2	250			
504—BK-S505H-V-2-5-R		B	2.5	250			
504—BK-S505H-V-3-15R		B	3.15	250			
504—BK-S505H-V-4-R		B	4	250			
504—BK-S505H-V-5-R		B	5	250			
504—BK-S505H-V-6-3-R		B	6.3	250			
504—BK-S505H-V-8-R		B	8	250			
504—BK-S505H-V-10-R		B	10	250			
504—BK-S505H-V-500-R		B	500mA	250			
504—BK-S505H-V-800-R		B	800mA	250			

5MM X 20MM FUSES

GDA Series Fast-Acting/High Breaking Fuses

For quantities greater than listed, call for quote.

MOUSER STOCK NO.	Mfr. Part No.	Fig.	Amp (A)	Volt (V)	Price Each 1	25	50
504—GDA-50MA		A	.05	250			
504—GDA-100MA		A	.1	250			
504—GDA-160MA		A	.16	250			
504—GDA-200MA		A	.2	250			
504—GDA-250MA		A	.25	250			
504—GDA-315MA		A	.315	250			
504—GDA-500MA		A	0.5	250			
504—GDA-630MA		A	.63	250			
504—GDA-800MA		A	.8	250			
504—GDA-1A		A	1	250			
504—GDA-1.25A		A	1.25	250			
504—GDA-1.6A		A	1.6	250			
504—GDA-2A		A	2	250			
504—GDA-2.5A		A	2.5	250			
504—GDA-3.15A		A	3.15	250			
504—GDA-4A		A	4	250			
504—GDA-5A		A	5	250			
504—GDA-6.3A		A	6.3	250			

GDB Series Fast-Acting/Low Breaking Fuses

For quantities greater than listed, call for quote.

MOUSER STOCK NO.	Mfr. Part No.	Fig.	Amp (A)	Volt (V)	Price Each 1	25	50
504—GDB-80MA		C	.08	250			
504—GDB-100MA		C	.1	250			
504—GDB-125MA		C	.125	250			
504—GDB-160MA		C	.16	250			
504—GDB-315MA		C	.315	250			
504—GDB-400MA		C	.4	250			
504—GDB-500MA		C	.5	250			
504—BK/S500-630-R		C	.63	250			
504—GDB-800MA		C	.8	250			
504—GDB-1A		C	1	250			
504—GDB-1.25A		C	1.25	250			
504—GDB-2A		C	2	250			
504—GDB-2.5A		C	2.5	250			
504—GDB-3.15A		C	3.15	250			
504—GDB-4A		C	4	250			
504—GDB-5A		C	5	250			
504—GDB-6.3A		C	6.3	250			
504—GDB-10		C	10	250			

GMC Series Medium Time-Delay Fuses

For quantities greater than listed, call for quote.

MOUSER STOCK NO.	Mfr. Part No.	Fig.	Amp (A)	Volt (V)	Price Each 1	25	50
504—GMC-125MA		C	1/8	250			
504—GMC-1/4		C	1/4	250			
504—GMC-1/2		C	1/2	250			
504—GMC-3/4		C	3/4	250			
504—GMC-8/10		C	8/10	250			
504—GMC-1		C	1	250			
504—GMC-2		C	2	250			
504—GMC-2-1/2		C	2 1/2	250			
504—GMC-3		C	3	250			
504—GMC-3.15		C	3-15/100	250			
504—GMC-3-1/2		C	3 1/2	125			
504—GMC-4		C	4	125			
504—GMC-5		C	5	125			
504—GMC-6		C	6	125			
504—GMC-7		C	7	125			
✻ 504—GMC-8		C	8	125			
✻ 504—GMC-10		C	10	125			

GDC Series Time-Delay/Low Breaking Fuses

For quantities greater than listed, call for quote.

MOUSER STOCK NO.	Mfr. Part No.	Fig.	Amp (A)	Volt (V)	Price Each 1	25	50
504—GDC-V-50MA		C	.05	250			
504—GDC-63MA		C	.063	250			
504—GDC-100MA		C	.1	250			
504—GDC-V-100MA		C	0.1	250			
504—GDC-125MA		C	.125	250			
504—GDC-V-160MA		C	0.16	250			
504—GDC-200MA		C	.2	250			
504—GDC-250MA		C	.25	250			
504—GDC-500MA		C	.5	250			
504—GDC-630MA		C	.63	250			
504—GDC-800MA		C	.8	250			
504—GDC-1A		C	1	250			
504—GDC-1.25A		C	1.25	250			
504—GDC-1.6A		C	1.6	250			
504—GDC-2A		C	2	250			
504—GDC-2.5A		C	2.5	250			
504—GDC-3.15A		C	3.15	250			
504—GDC-4A		C	4	250			
504—GDC-5A		C	5	250			
504—GDC-6.3A		C	6.3	250			

GMA Series Fast-Acting Fuses

• RoHS Compliant • Recommended for new designs

MOUSER STOCK NO.	Mfr. Part No.	Fig.	Amp (A)	Volt (V)	Price Each 1	25	50
504—BK/GMA-1-R		C	1	250			
504—BK/GMA-1.25-R		C	1.25	250			
504—BK/GMA-1.5-R		C	1.5	250			
504—BK/GMA-1.6-R		C	1.6	250			
504—BK/GMA-2-R		C	2	250			
504—BK/GMA-2.5-R		C	2.5	250			
504—BK/GMA-3-R		C	3	250			
504—BK/GMA-3.15-R		C	3.15	125			
504—BK/GMA-3.5-R		C	3.5	125			
504—BK/GMA-4-R		C	4	125			
504—BK/GMA-5-R		C	5	125			
504—BK/GMA-6-R		C	6	125			
504—BK/GMA-7-R		C	7	125			
504—BK/GMA-8-R		C	8	125			
504—BK/GMA-10-R		C	10	125			
504—BK/GMA-63-R		C	63mA	250			
504—BK/GMA-100-R		C	100mA	250			
504—BK/GMA-125-R		C	125mA	250			
504—BK/GMA-200-R		C	200mA	250			
504—BK/GMA-250-R		C	250mA	250			
504—BK/GMA-300-R		C	300mA	250			
504—BK/GMA-500-R		C	500mA	250			
504—BK/GMA-750-R		C	750mA	250			
504—BK/GMA-800-R		C	800mA	250			

GMD Series Time-Delay/Low Breaking Fuses

For quantities greater than listed, call for quote.

MOUSER STOCK NO.	Mfr. Part No.	Fig.	Amp (A)	Volt (V)	Price Each 1	25	50
504—GMD-125MA		C	0.125	250			
504—GMD-150MA		C	0.15	250			
504—GMD-200MA		C	0.2	250			
504—GMD-250MA		C	0.25	250			
504—GMD-300		C	0.3	250			
504—GMD-315MA		C	0.315	250			
504—GMD-400MA		C	0.4	250			
504—GMD-500MA		C	0.5	250			
504—GMD-600MA		C	0.6	250			
504—GMD-630MA		C	0.63	250			
504—GMD-750MA		C	0.75	250			
504—GMD-800MA		C	0.8	250			
504—GMD-1A		C	1	250			
504—GMD-1.2A		C	1.2	250			
504—GMD-1.25A		C	1.25	250			
504—GMD-1.5A		C	1.5	250			
504—GMD-1.6A		C	1.6	250			
504—GMD-2A		C	2	250			
504—GMD-2.5A		C	2.5	250			
504—GMD-3A		C	3	250			

S50X SERIES FAST ACTING/TIME DELAY FUSES

MOUSER STOCK NO.	Mfr. Part No.	Fig.	Amp (A)	Volt (V)	Price Each 1	25	50
S500 Series - Fast Acting, Glass Tube							
504—BK/S500-250-R		C	0.25	250			
504—BK/S500-315-R		C	0.315	250			
504—BK/S500-500-R		C	0.5	250			
504—BK/S500-630-R		C	0.63	250			
504—BK/S500-800-R		C	0.8	250			
504—BK/S500-1-R		C	1	250			
504—BK/S500-1.25-R		C	1.25	250			
504—BK/S500-1.6-R		C	16	250			
504—BK/S500-2-R		C	2	250			
504—BK/S500-2.5-R		C	2.5	250			
504—BK/S500-3.15-R		C	3.15	250			
504—BK/S500-4-R		C	4	250			
504—BK/S500-5-R		C	5	250			
504—BK/S500-8-R		C	8	250			
504—BK/S500-10-R		C	10	250			
S501 Series - Fast Acting, Ceramic Tube							
504—BK/S501-500-R		A	0.5	250			
504—BK/S501-2-R		A	2	250			
504—BK/S501-3.15-R		A	3.5	250			
504—BK/S501-4-R		A	4	250			
504—BK/S501-5-R		A	5	250			
504—BK/S501-6.3-R		A	6.3	250			

MOUSER STOCK NO.	Mfr. Part No.	Fig.	Amp (A)	Volt (V)	Price Each 1	25	50
S505 Series - Time Delay, Ceramic Tube							
504—BK/S505-1-R		A	1	250			
504—BK/S505-1.25-R		A	1.25	250			
504—BK/S505-2.5-R		A	2.5	250			
504—BK/S505-6.3-R		A	6.3	250			
504—BK/S505-8-R		A	8	250			
504—BK/S505-10-R		A	10	250			
S506 Series - Time Delay, Glass Tube							
504—BK/S506-50-R		C	50	250			
504—BK/S506-100-R		C	100	250			
504—BK/S506-250-R		C	0.25	250			
504—BK/S506-500-R		C	0.5	250			
504—BK/S506-630-R		C	0.63	250			
504—BK/S506-800-R		C	0.8	250			
504—BK/S506-1-R		C	1	250			
504—BK/S506-1.25-R		C	1.25	250			
504—BK/S506-1.6-R		C	1.6	250			
504—BK/S506-2-R		C	2	250			
504—BK/S506-2.5-R		C	2.5	250			
504—BK/S506-3.15-R		C	3.15	250			
504—BK/S506-4-R		C	4	250			
504—BK/S506-5-R		C	5	250			
504—BK/S506-6.3-R		C	6.3	250			

© Copyright 2014 Mouser Electronics

© Copyright 2014 Mouser Electronics

COOPER BUSSMANN Fuses

Products may be RoHS compliant. Check mouser.com for RoHS status.

COOPER Bussmann

DIMENSIONS: in.

All are UL Approved except where noted by an asterisk.

† Not UL Approved or Recognized

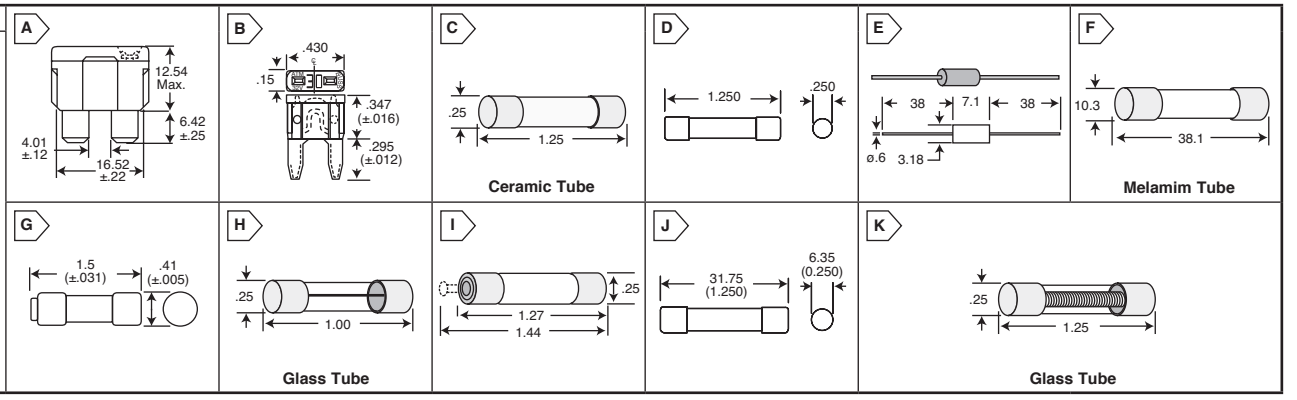

ATC SERIES FUSES

Blade Type, Fast-Acting Fuses

RoHS Compliant

For quantities greater than listed, call for quote.

MOUSER STOCK NO.	Fig.	Amp (A)	Volt (V)	Color	Price Each 1	25	50
504-ATC-1	A	1	32	Black			
504-ATC-2	A	2	32	Gray			
504-ATC-3	A	3	32	Violet			
504-ATC-4	A	4	32	Pink			
504-ATC-5	A	5	32	Tan			
504-ATC-7-1/2	A	7.5	32	Brown			
504-ATC-10	A	10	32	Red			
504-ATC-15	A	15	32	Blue			
504-ATC-20	A	20	32	Yellow			
504-ATC-25	A	25	32	Clear			
504-ATC-30	A	30	32	Green			
504-ATC-35	A	35	32	Blue/Green			
504-ATC-40	A	40	32	Amber			

ATM SERIES FUSES

Blade Type, Fast-Acting Fuses

RoHS Compliant

For quantities greater than listed, call for quote.

MOUSER STOCK NO.	Fig.	Amp (A)	Volt (V)	Color	Price Each 1	25	50
504-ATM-2	B	2	32	Gray			
504-ATM-3	B	3	32	Violet			
504-ATM-4	B	4	32	Pink			
504-ATM-5	B	5	32	Tan			
504-ATM-10	B	10	32	Red			
504-ATM-15	B	15	32	Blue			
504-ATM-20	B	20	32	Yellow			
504-ATM-25	B	25	32	Clear			
504-ATM-30	B	30	32	Green			

1/4" X 1-1/4" FUSES

ABC Series Fast-Acting Fuses

RoHS Compliant

For quantities greater than listed, call for quote.

MOUSER STOCK NO.	Fig.	Amp (A)	Volt (V)	Price Each 1	25	50
504-ABC-2	C	2	250			
504-ABC-3	C	3	250			
504-ABC-5	C	5	250			
504-ABC-6	C	6	250			
504-ABC-8	C	8	250			
504-ABC-10	C	10	250			
504-ABC-12	C	12	250			
504-ABC-15	C	15	250			
✻ 504-ABC-20	C	20	250			
✻ 504-ABC-25	C	25	125			
† 504-ABC-30	C	30	125			
504-AGC-175/1000-R	D	0.175	250			
504-BK/AGC-1/16-R	D	1/16	250			
504-BK/AGC-1/10-R	D	1/10	250			
504-BK/AGC-3/10-R	D	3/10	250			
504-BK/AGC-1/8-R	D	1/8	250			
504-BK/AGC-1/4-R	D	1/4	250			
504-BK/AGC-1/2-R	D	1/2	250			
504-BK/AGC-3/4-R	D	3/4	250			
504-BK/AGC-1-R	D	1	250			
504-BK/AGC-1-1/2-R	D	1	250			
504-BK/AGC-1-1/4-R	D	1 1/4	250			
504-BK/AGC-1-6/10-R	D	1 6/10	250			
504-BK/AGC-2-R	D	2	250			
504-BK/AGC-2-1/2-R	D	2	250			
504-BK/AGC-3-R	D	3	250			
504-BK/AGC-3-1/2-R	D	3 1/2	250			
504-BK/AGC-4-R	D	4	250			
504-BK/AGC-5-R	D	5	250			

1/4" X 1-1/4" FUSES (CONT.)

AGC Series Fast-Acting Fuses

For quantities greater than listed, call for quote.

MOUSER STOCK NO.	Fig.	Amp (A)	Volt (V)	Price Each 1	25	50
504-BK/AGC-6-R	D	6	250			
504-BK/AGC-7-R	D	7	250			
504-BK/AGC-7-1/2-R	D	7 1/2	250			
504-BK/AGC-8-R	D	8	250			
504-BK/AGC-10-R	D	10	250			
504-AGC-12-R	D	12	32			
504-BK/AGC-15-R	D	15	32			
504-BK/AGC-20-R	D	20	32			
504-BK/AGC-25-R	D	25	32			
504-BK/AGC-30-R	D	30	32			

MCRW SERIES FUSES

Fast-Acting Axial Lead Fuses

RoHS Compliant

• Hermetically sealed

For quantities greater than listed, call for quote.

MOUSER STOCK NO.	Fig.	Amp (A)	Volt (V)	Price Each 1	25	50
✻ 504-MCRW-125MA	E	1/8	125			
✻ 504-MCRW-250MA	E	1/4	125			
✻ 504-MCRW-500MA	E	1/2	125			
✻ 504-MCRW-1A	E	1	125			
✻ 504-MCRW-1-1/2A	E	1 1/2	125			
✻ 504-MCRW-2A	E	2	125			
✻ 504-MCRW-3A	E	3	125			
✻ 504-MCRW-4A	E	4	125			
✻ 504-MCRW-5A	E	5	125			
✻ 504-MCRW-10A	E	10	125			

13/32" X 1 1/2" FUSES

KTK-R Series Limitron® Fast-Acting Midget Fuses

RoHS Compliant

For quantities greater than listed, call for quote.

MOUSER STOCK NO.	Fig.	Amp (A)	Volt (V)	Price Each 1	25	50
504-KTK3	F	3	600			
504-KTK-5	F	5	600			
504-KTK-15	F	15	600			
504-KTK-25	F	25	600			
504-KTK-30	F	30	600			

KTK-R Series Limitron® Fast-Acting Fuses

RoHS Compliant

For quantities greater than listed, call for quote.

MOUSER STOCK NO.	Fig.	Amp (A)	Volt (V)	Price Each 1	25	50
504-KTK-R-1/4	G	0.25	600			
504-KTK-R-1	G	1	600			
504-KTK-R-2	G	2	600			
504-KTK-R-10	G	10	600			
504-KTK-R-15	G	15	600			

1/4" X 1" FUSES

AGX Series Fast-Acting Fuses

For quantities greater than listed, call for quote.

MOUSER STOCK NO.	Fig.	Amp (A)	Volt (V)	Price Each 1	25	50
504-AGX-3/8	H	3/8	250			
504-AGX-1/4	H	1/4	250			
504-AGX-1/2	H	1/2	250			
504-AGX-1	H	1	250			
504-AGX1-1/2	H	1 1/2	250			
504-AGX-2	H	2	250			
504-AGX-3	H	3	250			

1/4" X 1" FUSES (CONT.)

AGX Series Fast-Acting Fuses

For quantities greater than listed, call for quote.

MOUSER STOCK NO.	Fig.	Amp (A)	Volt (V)	Price Each 1	25	50
504-AGX-4	H	4	250			
504-AGX-5	H	5	250			
504-AGX10	H	10	32			
504-AGX-15	H	15	32			
504-AGX-20	H	20	32			

1/4" X 1-1/4" FUSES

GLD Series Fast-Acting, Pin Indicating/Non Timing Delay Fuses

For quantities greater than listed, call for quote.

MOUSER STOCK NO.	Fig.	Amp (A)	Volt (V)	Price Each 1	25	50
504-GLD-1-1/2	I	1 1/2	125			
504-GLD-3	I	3	125			
504-GLD-4	I	4	125			
504-GLD-5	I	5	125			
504-GLD-15	I	15	125			

MDA Series Time-Delay Fuses

RoHS Compliant

For quantities greater than listed, call for quote.

MOUSER STOCK NO.	Fig.	Amp (A)	Volt (V)	Price Each 1	25	50
504-BK/MDA-1/4-R	J	1/4	250			
504-BK/MDA-1/2-R	J	1/2	250			
504-BK/MDA-1-R	J	1	250			
504-BK/MDA-2-R	J	2	250			
504-BK/MDA-3-R	J	3	250			
504-BK/MDA-4-R	J	4	250			
504-BK/MDA-5-R	J	5	250			
504-BK/MDA-6-R	J	6	250			
504-BK/MDA-6-1/4-R	J	6 1/4	250			
504-BK/MDA-8-R	J	8	250			
504-BK/MDA-10-R	J	10	250			
504-BK/MDA-15-R	J	15	250			
504-BK/MDA-20-R	J	20	250			
504-BK/MDA-25-R	J	25	250			
504-BK/MDA-30-R	J	30	250			

MDL Series Time-Delay Fuses

For quantities greater than listed, call for quote.

MOUSER STOCK NO.	Fig.	Amp (A)	Volt (V)	Price Each 1	25	50
† 504-MDL-1/10	K	1/10	250			
504-MDL-1/8	K	1/8	250			
504-MDL-1/4	K	1/4	250			
504-MDL-3/10	K	3/10	250			
504-MDL-1/2	K	1/2	250			
504-MDL-3/4	K	3/4	250			
504-MDL-1	K	1	250			
504-MDL-1-1/4	K	1 1/4	250			
504-MDL-1-1/2	K	1 1/2	250			
504-MDL-2	K	2	250			
504-MDL-2-1/2	K	2 1/2	250			
504-MDL-3	K	3	250			
504-MDL-4	K	4	250			
504-MDL-5	K	5	250			
504-MDL-6	K	6	250			
504-MDL-6-1/4	K	6 1/4	250			
504-MDL-7	K	7	250			
504-MDL-8	K	8	250			
✻ 504-MDL-10	K	10	32			
✻ 504-MDL-15	K	15	32			
✻ 504-MDL-20	K	20	32			

© Copyright 2014 Mouser Electronics

© Copyright 2014 Mouser Electronics

COOPER BUSSMANN Fuse Holders, Clips, and Blocks

COOPER Bussmann

DIMENSIONS: in.

Products may be RoHS compliant. Check mouser.com for RoHS status.

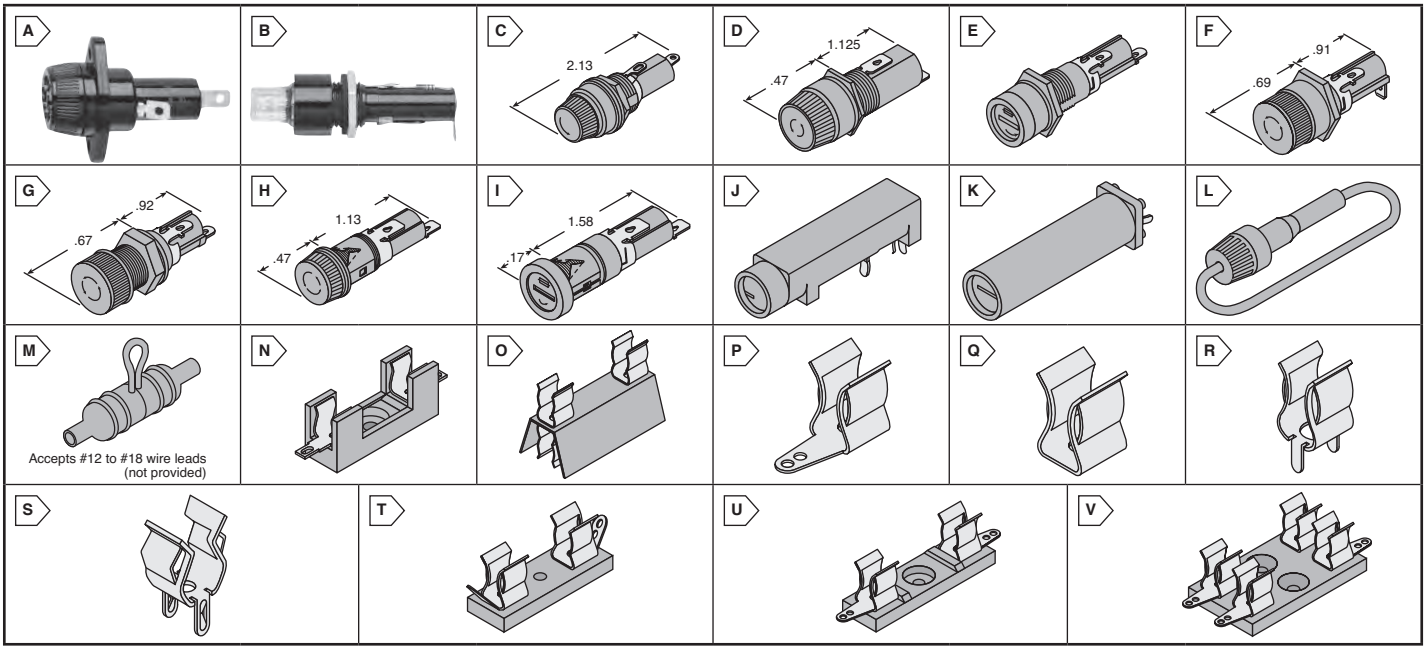

STANDARD PANEL MOUNT FUSE HOLDERS

E14853 47235

Solder Terminals

For quantities greater than listed, call for quote.

MOUSER STOCK NO.	Fig	Mounting Position/Type	Profile	Current Rating	Fuse Size (In)	Price Each 1	25	50	100
504-HPF	A	Front/Hex Nut	Std.	30A@600V	13/32 x 1-5/16 to 1-1/2				
504-HPF-C	A	Front/Hex Nut	Std.	30A@600V	13/32 x 1-5/16 to 1-1/2				
504-HPF-L	A	Front/Hex Nut	Std.	5A@600V	13/32 x 1-5/16 to 1-1/2				
504-HJM	B	Front/Hex Nut	Low	5A@125V	1/4 x 1				
504-BK/HKP-CC-R	C	Rear Hex Nut	Low	20A@250V	1/4 x 1-1/4				
504-BK/HKP-HH-R	C	Rear Hex Nut	Std.	15A@250V	1/4 x 1-1/4				
504-BK/HKP-R	C	Rear Hex Nut	Std.	30A@250V	1/4 x 1-1/4				

PANEL MOUNT FUSE HOLDERS

- Flammability rating: UL 94V-0
- Temperature range: -55°C to 85°C

E14853 47235

Standard (for 1/4" x 1 1/4" Fuses)

For quantities greater than listed, call for quote.

MOUSER STOCK NO.	Fig.	Mounting Position/Type	Profile	Current Rating	Rear Terminal	Price Each 1	25	50	100
504-HTB-22I	D	Rear Hex Nut	Low	15A @ 250V	3/16" Straight				
504-HTB-24I	D	Rear Hex Nut	Low	15A @ 250V	3/16" Rt.Angle				
504-HTB-26I	D	Rear Hex Nut	Low	20A @ 250V	1/4" Straight				
504-HTB-28I	D	Rear Hex Nut	Low	20A @ 250V	1/4" Rt.Angle				
504-HTB-32I	E	Rear Hex Nut	Low	15A @ 250V	3/16" Straight				
504-HTB-34I	E	Rear Hex Nut	Low	15A @ 250V	3/16" Rt.Angle				
504-HTB-36I	E	Rear Hex Nut	Low	20A @ 250V	1/4" Straight				
504-HTB-42I	F	Rear Hex Nut	High	15A @ 250V	3/16" Straight				
504-HTB-44I	F	Rear Hex Nut	High	15A @ 250V	3/16" Rt.Angle				
504-HTB-46I	F	Rear Hex Nut	High	20A @ 250V	1/4" Straight				
504-HTB-48I	F	Rear Hex Nut	High	20A @ 250V	1/4" Rt.Angle				
504-HTB-54I	E	Rear Hex Nut	High	15A @ 250V	3/16" Rt.Angle				
504-BK/HTB-56I-R	E	Rear Hex Nut	High	20A @ 250V	1/4" Straight				
504-HTB-58I	E	Rear Hex Nut	High	20A @ 250V	1/4" Rt.Angle				
504-HTB-62I	G	Front Hex Nut	High	15A @ 250V	3/16" Straight				
504-HTB-64I	G	Front Hex Nut	High	15A @ 250V	3/16" Rt.Angle				
504-HTB-66I	G	Front Hex Nut	High	20A @ 250V	1/4" Straight				
504-HTB-82I	H	Front Snap-In	Low	15A @ 250V	3/16" Straight				
504-HTB-86I	H	Front Snap-In	Low	20A @ 250V	1/4" Straight				
504-HTB-88I	H	Front Snap-In	Low	20A @ 250V	1/4" Rt.Angle				
504-HTB-92I	I	Front Snap-In	Low	15A @ 250V	3/16" Straight				
504-HTB-98I	I	Front Snap-In	Low	20A @ 250V	1/4" Rt.Angle				

Miniature (for 5mm x 20mm Fuses)

For quantities greater than listed, call for quote.

MOUSER STOCK NO.	Fig.	Mounting Position/Type	Profile	Current Rating	Rear Terminal	Price Each 1	25	50	100
504-HTB-22M	F	Rear Hex Nut	High	16A @ 250V	3/16" Straight				
504-HTB-26M	D	Rear Hex Nut	Low	16A @ 250V	1/4" Straight				
504-HTB-28M	D	Rear Hex Nut	Low	16A @ 250V	1/4" Rt.Angle				
504-HTB-32M	E	Rear Hex Nut	Low	15A @ 250V	3/16" Straight				
504-BK/HTB-36M-R	E	Rear Hex Nut	Low	16A @ 250V	1/4" Straight				
504-HTB-38M	E	Rear Hex Nut	Low	16A @ 250V	1/4" Rt.Angle				
504-HTB-42M	F	Rear Hex Nut	High	15A @ 250V	3/16" Straight				
504-HTB-46M	F	Rear Hex Nut	High	16A @ 250V	1/4" Straight				
504-HTB-56M	E	Rear Hex Nut	High	16A @ 250V	1/4" Straight				
504-HTB-62M	G	Front Hex Nut	High	15A @ 250V	3/16" Straight				
504-HTB-82M	H	Front Snap-In	Low	15A @ 250V	3/16" Straight				

FUSE HOLDERS AND CLIPS

PCB Fuse Holders

- "Kicked" terminals for optimum wave soldering
- Anti-wicking terminals

E14853

For quantities greater than listed, call for quote.

MOUSER STOCK NO.	Fig	Fuse Size (In)	Current Rating	Price Each 1	25	50	100
504-BK/HBH-I-R	J	1/4 x 1-1/4	12a @ 250v				
504-HBV-I	K	1/4 x 1-1/4	12A @ 250V				
504-HBH-M	J	5mm x 20mm	12A @ 250V				
504-HBV-M	K	5mm x 20mm	12A @ 250V				

In-Line Fuse Holders

*Leads not supplied

For quantities greater than listed, call for quote.

MOUSER STOCK NO.	Fig	Fuse Size (In)	Lead Lth. (in.)	Price Each 1	25	50	100
504-BK/HRK-R	L	1/4 x 7/8 to 1/4 x 1-1/4	- - -				
504-HMJ	L	1 1/4 fuses 20A inc.	8				
504-BK/HFA-R	M	1/4 x 1-1/4 waterproof	- - -				
504-HFB	M	1/4 x 1 1/4 waterproof	- - -				

Fuse Blocks

- 1/4" x 1 1/4" fuse size
- Spring-bronze clips
- Anti-pivot barrier
- Totally sealed base

For quantities greater than listed, call for quote.

MOUSER STOCK NO.	Fig	Description	Price Each 1	25	50	100
504-S-8001-1	N	Solder terminal				
504-S-8101-1	N	3/16 quick connect				
504-S82022	N	For 1/4 x 1-1/4				

FUSE CLIPS AND BLOCKS

Twin Clips

Makes it unnecessary to replace blown pigtail fuse by cutting or soldering. Twin-clips snap on the blown fuse.

E14853A

For quantities greater than listed, call for quote.

MOUSER STOCK NO.	Fig	Fuse Size (In)	Price Each 1	25	50	100
504-3434	O	5/8 to 1 1/4 long; insulated				

Fuse Clips - Spring Bronze

For quantities greater than listed, call for quote.

MOUSER STOCK NO.	Fig	Description	Price Each 1	25	50	100
504-5678-14	P	1/4" solder terminal				
504-5682-41	Q	1/4" screw mount				
504-1A1119-10	R	1/4" PC mount with stop				
504-1A1907-06	R	For 1/4" Diameter				
504-1A3399-10	S	5mm PC mount with stop				
504-1A3400-09	R	For 13/32" Diameter				

Fuse Clips - Silver Plated

- Molded bakelite base
- Beryllium copper solder terminal

For quantities greater than listed, call for quote.

MOUSER STOCK NO.	Fig	Description	Current Rating	Price Each 1	25	50	100
504-3828-1	T	1" fuse size	30A @ 250				
504-4405	U	1 1/4" fuse size	30A @ 250				
504-4408	V	1 1/4" fuse size	30A @ 250				

© Copyright 2014 Mouser Electronics

© Copyright 2014 Mouser Electronics

EAGLE PLASTIC DEVICES Panel Mount & In-line Fuse Holders

RoHS Compliant This product is RoHS compliant.

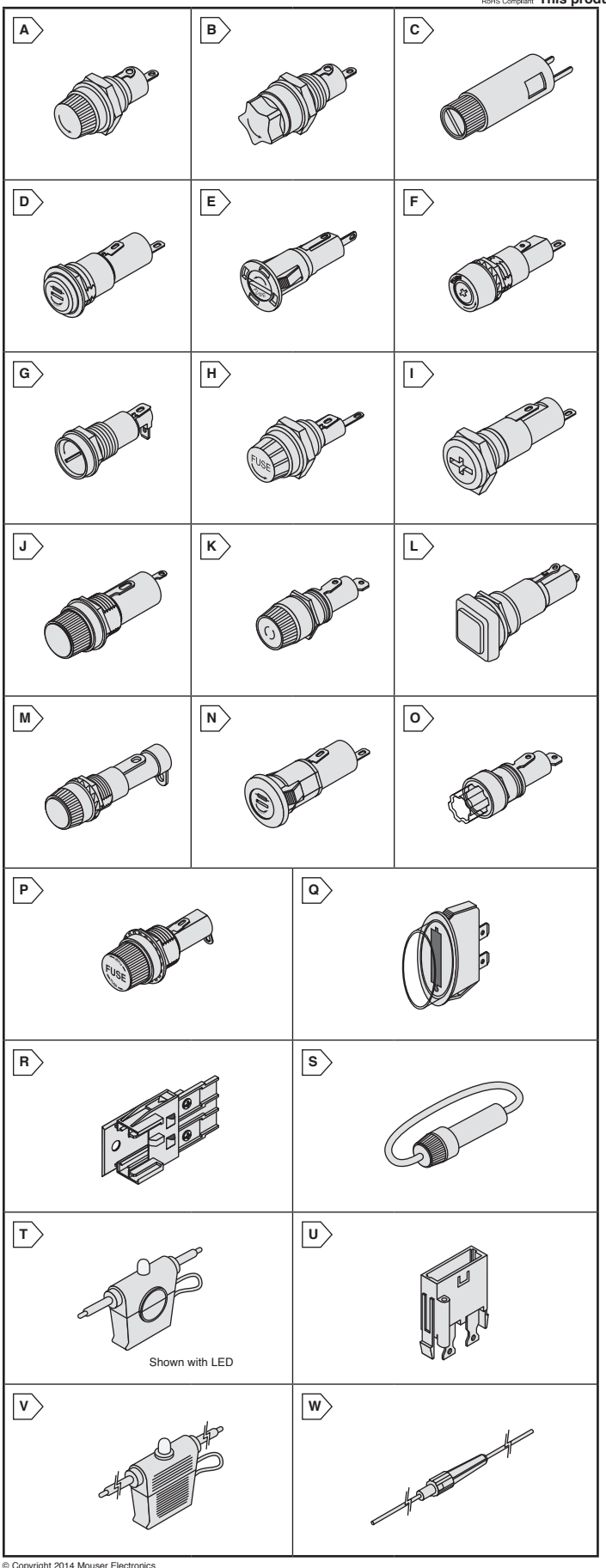

EAGLE PLASTIC DEVICES PANEL MOUNT FUSE HOLDERS

RoHS Compliant

Fuse Size: 5mm x 20mm

For quantities greater than listed, call for quote.

MOUSER STOCK NO.	Fig.	Rating	Terminal Type	Price Each 1	100	500	1000
441-R3-12-GRX	A	10A/250VAC	.156" Solder				
441-R26-GRX	B	3A/250VAC	.156" Solder				
441-R324-GR	C	10A/250VAC	.428" PC				
441-R344B-GR	D	15A/250VAC	.187" Faston				
441-R354-GR	E	6.3A/250VAC	.109" Solder				
441-R371-GR	F	10A/250VAC	.118" Solder				

RoHS Compliant

Fuse Size: 5.2mm x 20mm

For quantities greater than listed, call for quote.

MOUSER STOCK NO.	Fig.	Rating	Terminal Type	Price Each 1	100	500	1000
441-R311-GRX	G	10A/250VAC	.156" Solder				
441-R357-GRX	H	10A/250VAC	.187" Faston				
441-0201-GR	G	10A/250VAC	.187" Faston				

RoHS Compliant

Fuse Size: 6.35mm x 30mm or x 31.8mm

For quantities greater than listed, call for quote.

MOUSER STOCK NO.	Fig.	Rating	Terminal Type	Price Each 1	100	500	1000
441-R361A-GRX	I	10A/250VAC	.250" Faston				

RoHS Compliant

Fuse Size: 6.4mm x 30mm or (1/4" x 1 1/4")

◆Glass Tube Fuse

For quantities greater than listed, call for quote.

MOUSER STOCK NO.	Fig.	Rating	Terminal Type	Price Each 1	100	500	1000
441-R3-13-GRX	J	10A/250VAC	.187" Faston				
441-R314A-GRX	K	10A/250VAC	.230" Solder				
441-R314C-GRX	K	10A/250VAC	.250" Faston				
441-R321AB-GRX	L	10A/250VAC	.148" Solder				
441-R321AR-GRX	L	10A/250VAC	.148" Solder				
441-R321AW-GRX	L	10A/250VAC	.148" Solder				
441-R328-GRX	M	15A/250VAC	.187" Faston				
441-R344A-GR	D	15A/250VAC	.187" Faston				
441-R349A-GR	N	10A/250VAC	.187" Faston				
441-R353-GRX	I	15A/250VAC	.250" Faston				
◆ 441-R363B-L2-GRX	O	20A/32VDC	.250" Faston				
◆ 441-R363B-L5-GRX	O	20A/250VAC	.250" Faston				
441-R374-RD-GR	P	10A/250VAC	.187" Faston				
441-R374-GRN-GR	P	10A/250VAC	.187" Faston				

RoHS Compliant

Blade Fuse

For quantities greater than listed, call for quote.

MOUSER STOCK NO.	Fig.	Rating	Terminal Type	Price Each 1	100	500	1000
441-R367-GR	Q	30A/12-24VDC	.250" Faston				
441-R372-GR	R	60A/12-32VDC	Screw				

EAGLE PLASTIC DEVICES IN-LINE FUSE HOLDERS

RoHS Compliant

For quantities greater than listed, call for quote.

MOUSER STOCK NO.	Fig.	Description	Lead Length (In.)	Price Each 1	100	500	1000
441-R332A-GR	S	5.2 x 20mm black with red leads	7.9				
441-R332B-GR	S	1/4"x1 1/4" black with red leads	7.9				
441-R347A-GR	T	ATC Blade type, 30A/32VDC, 12AWG	10.2				
441-R347B-GR	T	ATC Blade type, 20A/32VDC, 14AWG	10.2				
441-R347C-GR	T	ATC Blade type, 15A/32VDC, 16AWG	10.2				
441-R347D-GR	T	ATC Blade type, 10A/32VDC, 18AWG	10.2				
441-R352-GR	U	AMT Max-blade type, 20A/24VDC	10.2				
441-R359A-GR	T	Blade type, 30A/24VDC, 12AWG w/LED	10.2				
441-R359B-GR	T	Blade type, 20A/24VDC, 14AWG w/LED	10.2				
441-R359C-GR	T	Blade type, 15A/24VDC, 16AWG w/LED	10.2				
441-R359D-GR	T	Blade type, 10A/24VDC, 18AWG w/LED	10.2				
441-R360A-GR	V	Mini blade type, 30A/24VDC, 12AWG w/LED	11				
441-R360B-GR	V	Mini blade type, 20A/24VDC, 14AWG w/LED	11				
441-R360C-GR	V	Mini blade type, 15A/24VDC, 16AWG w/LED	11				
441-R360D-GR	V	Mini blade type, 10A/24VDC, 18AWG w/LED	11				
441-R364-GR	W	10A/250VAC, 16AWG	5.5				

© Copyright 2014 Mouser Electronics

© Copyright 2014 Mouser Electronics

KEYSTONE Fuse Holders, Fuse Clips and Blocks

RoHS Compliant **This product is RoHS compliant.**

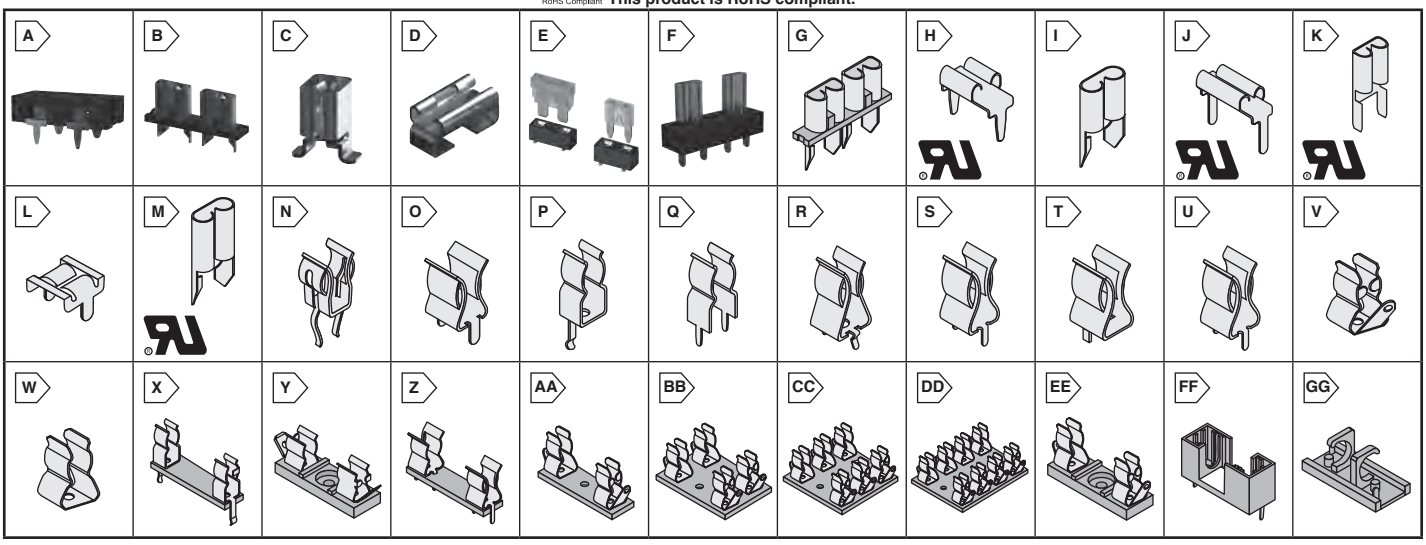

BLADE FUSE HOLDERS AND CLIPS

- Thru hole PC mountable, maintains position during wave soldering
- Fuse holder fully insulates clips to protect fuse from shorting

For quantities greater than listed, call for quote.

MOUSER STOCK NO.	Keystone Part No.	Fig.	Mount Type	Fuse Size	Description	Price Each 1	100	500	1000
534-3550-2	3550-2	A	Horizontal	ATO, ATC series	Standard "auto" blade fuse holder				
534-3549-2	3549-2	-	Horizontal	297/299 series, ATM series	Mini "auto" blade fuse holder				
534-3522-3	3522-3	B	Vertical	ATO, ATC series	Standard "auto" blade fuse holder				
534-3563	3563	-	Vertical	MIN, ATM series	Mini SMT "auto" blade fuse clip				
534-3586	3586	C	Vertical	Mini: MIN, ATM series STD: ATO, ATC series Low profile: 891, ATM-LP series	Mini/standard/low profile SMT "auto" blade fuse clip				
534-3569	3569	D	Horizontal	MIN, ATM series	Mini SMT "auto" blade fuse clip				
534-3588	3588	E	Vertical	MIN, ATM series	Mini SMT "auto" blade fuse holder				
534-3587	3587	E	Vertical	STD: ATO, ATC series Low profile: 891, ATM-LP series	Standard/low profile SMT "auto" blade fuse holder, 2 in 1				
534-3557-2	3557-2	-	Vertical	STD: ATO, ATC series Low profile: 891, ATM-LP series	Standard/low profile THM "auto" blade fuse holder, 2 in 1				
534-3568	3568	-	Vertical	MIN, ATM series	Mini THM "auto" blade fuse holder				
534-3544-2	3544-2	F	Vertical	MIN, ATM series	Mini "auto" blade fuse holder				

FUSE HOLDERS AND CLIPS

PC Fuse Holders and Clips

- Auto blade holders and clips are compatible with Littelfuse
  .205" x .025" standard and .110" x .032" mini blade fuses, suitable for 15 amp applications
  .312" x .032" maxi blade fuses, suitable for 30 amp applications

For quantities greater than listed, call for quote.

534-3522-2	3522-2	G	Vertical	.205" x .025"	Standard blade fuse holder				
534-3550	3550	H	Horizontal	.205" x .025"	Standard blade horiz. clip				
534-3546	3546	H	Horizontal	.205" x .020"	Standard blade horiz. clip				
534-3522	3522	I	Vertical	.205" x .025"	Standard blade vertical clip				
534-3544-2	3544-2	G	Vertical	.110" x .032"	Mini blade fuse holder				
534-3549	3549	J	Horizontal	.110" x .032"	Mini blade horizontal clip				
534-3545	3545	J	Horizontal	.110" x .020"	Mini blade horizontal clip				
534-3544	3544	K	Vertical	.110" x .032"	Mini blade vertical clip				
534-3547	3547	H	Horizontal	.250" x .032"	Standard blade horiz. clip				
534-3564	3564	L	Vertical	.110" x .032"	Mini blade vertical clip				
534-3534	3534	K	Vertical	.110" x .020"	Mini blade vertical clip				
534-3555	3555	M	Vertical	.312" x .032"	Maxi blade vertical clip				

PC Fuse Clips

- Snap-fit and press fit designs for wave soldering
- Economical and easy to assemble
- Rivet mount design
- Low profile space saving design
- Low contact resistance
- Rivet mount design with solder lugs

For quantities greater than listed, call for quote.

534-3521	3521	N	Press	5mm	.016" Tinned brass				
534-3517	3517	O	Press	5mm	.02" Tinned brass				
534-3520	3520	P	Rivet	5mm	.016" Tinned brass				
534-3519	3519	Q	Press	5mm	.016" Tinned brass				
534-3513	3513	R	Snap-In	1/4"	.02" Tinned brass				
534-3529	3529	S	Press	1/4"	.02" Tinned brass				
534-3530	3530	T	Press	1/4"	.02" Tinned brass				
534-3515	3515	U	Snap-In	1/4"	.02" Tinned brass				
534-3535	3535	V	Rivet	1/4"	.02" Tinned brass				
534-3531	3531	W	Rivet	1/4"	.02" Tinned brass				

MOLDED BASE FUSE BLOCKS

For quantities greater than listed, call for quote.

MOUSER STOCK NO.	Keystone Part No.	Fig.	No. of Fuses	Fuse Size	Description	Price Each 1	100	500	1000
534-3527	3527	X	1	5mm x 20mm	Snap-fit PCB fuse holder				
534-4243	4243	Y	1	1/4" x 1 1/4"	Fuse holder with .250" quick disc.				
534-4245	4245	Z	1	1/4" x 1 1/4"	PCB fuse holder				
534-3536	3536	AA	1	1/4" x 1 1/4"	Fuse holder for 1 fuse				
534-3537	3537	BB	2	1/4" x 1 1/4"	Fuse holder for 2 fuses				
534-3538	3538	CC	3	1/4" x 1 1/4"	Fuse holder for 3 fuses				
534-3539	3539	DD	4	1/4" x 1 1/4"	Fuse holder for 4 fuses				
534-3523	3523	EE	1	1/4" x 1 1/4"	Fuse holder UL 94V-0				
534-4527	4527	FF	1	5mm x 20mm	Low profile pcb fuse holder				
534-4527C	4527C	GG	N/A	----	Cover for 534-4527				

© Copyright 2014 Mouser Electronics
© Copyright 2014 Mouser Electronics

LITTELFUSE NANO²® Fuses

RoHS Compliant This product is RoHS compliant.

NANO²® SMD FUSES

Specifications:
- Operating temperature: -55°C to +125°C



PRODUCT NEW

For quantities greater than listed, call for quote.

MOUSER STOCK NO.	Littelfuse Part No.	Amp (A)	Volts (V)	Price Each 1	10	100	250
443 Series - NANO²® Time Lag Fuses							
576-0443.500DR	0443.500DR	.5	250				
576-0443.750DR	0443.750DR	.75	250				
576-0443001.DR	0443001.DR	1	250				
576-0443002.DR	0443002.DR	2	250				
576-0443003.DR	0443003.DR	3	250				
576-0443004.DR	0443004.DR	4	250				
576-0443005.DR	0443005.DR	5	250				
576-044301.5DR	044301.5DR	1.5	250				
576-044302.5DR	044302.5DR	2.5	250				
448 Series - NANO²® Very Fast-Acting Fuses							
576-0448.062MR	0448.062MR	.062	125				
576-0448.080MR	0448.080MR	.08	125				
576-0448.100MR	0448.100MR	.1	125				
576-0448.125MR	0448.125MR	.125	125				
576-0448.200MR	0448.200MR	.2	125				
576-0448.250MR	0448.250MR	.25	125				
576-0448.315MR	0448.315MR	.315	125				
576-0448.400MR	0448.400MR	.4	125				
576-0448.500MR	0448.500MR	.5	125				
576-0448.750MR	0448.750MR	.75	125				
576-0448001.MR	0448001.MR	1	125				
576-04481.25MR	04481.25MR	1.25	125				
576-044801.5MR	044801.5MR	1.5	125				
576-044801.6MR	044801.6MR	1.6	125				
576-0448002.MR	0448002.MR	2	125				
576-044802.5MR	044802.5MR	2.5	125				
576-0448003.MR	0448003.MR	3	125				
576-04483.15MR	04483.15MR	3.15	125				
576-0448004.MR	0448004.MR	4	125				
576-0448005.MR	0448005.MR	5	125				
576-044806.3MR	044806.3MR	6.3	125				
576-0448007.MR	0448007.MR	7	125				
576-0448008.MR	0448008.MR	8	125				
576-0448010.MR	0448010.MR	10	125				
576-0448012.MR	0448012.MR	12	65				
576-0448015.MR	0448015.MR	15	65				
449 Series - NANO²® SLO-BLO® Fuses							
576-0449.500MR	0449.500MR	.5	125				
576-0449.750MR	0449.750MR	.75	125				
576-0449001.MR	0449001.MR	1	125				
576-044901.5MR	044901.5MR	1.5	125				
576-0449002.MR	0449002.MR	2	125				
576-044902.5MR	044902.5MR	2.5	125				
576-0449003.MR	0449003.MR	3	125				
576-044903.5MR	044903.5MR	3.5	125				
576-0449004.MR	0449004.MR	4	125				
576-0449005.MR	0449005.MR	5	125				
451 Series - NANO²® Very Fast Acting Fuses							
576-0451.062MRL	0451.062MRL	.062	125				
576-0451.125MRL	0451.125MRL	.125	125				
576-0451.200MRL	0451.200MRL	.2	125				
576-0451.250MRL	0451.250MRL	.25	125				
576-0451.315MRL	0451.315MRL	.315	125				
576-0451.375MRL	0451.375MRL	.375	125				
576-0451.400MRL	0451.400MRL	.4	125				
576-0451.630MRL	0451.630MRL	.63	125				
576-0451.750MRL	0451.750MRL	.75	125				
576-0451.800MRL	0451.800MRL	.8	125				
576-0451001.MRL	0451001.MRL	1	125				
576-04511.25MRL	04511.25MRL	1.25	125				
576-045101.5MRL	045101.5MRL	1.5	125				
576-045101.6MRL	045101.6MRL	1.6	125				
576-0451002.MRL	0451002.MRL	2	125				
576-045102.5MRL	045102.5MRL	2.5	125				
576-0451003.MRL	0451003.MRL	3	125				
576-04513.15MRL	04513.15MRL	3.15	125				
576-045103.5MRL	045103.5MRL	3.5	125				
576-0451004.MRL	0451004.MRL	4	125				
576-0451005.MRL	0451005.MRL	5	125				
576-045106.3MRL	045106.3MRL	6.3	125				
576-0451007.MRL	0451007.MRL	7	125				
576-0451008.MRL	0451008.MRL	8	125				
576-0451010.MRL	0451010.MRL	10	125				
576-0451012.MRL	0451012.MRL	12	65				
576-0451015.MRL	0451015.MRL	15	65				
452 Series - NANO²® SLO-BLO® Fuses							
576-0452.375MRL	0452.375MRL	.375	125				
576-0452.500MRL	0452.500MRL	.5	125				
576-0452.750MRL	0452.750MRL	.75	125				
576-0452001.MRL	0452001.MRL	1	125				
576-045201.5MRL	045201.5MRL	1.5	125				
576-0452002.MRL	0452002.MRL	2	125				
576-045202.5MRL	045202.5MRL	2.5	125				
576-0452003.MRL	0452003.MRL	3	125				
576-045203.5MRL	045203.5MRL	3.5	125				
576-0452004.MRL	0452004.MRL	4	125				
576-0452005.MRL	0452005.MRL	5	125				
576-0452007.MRL	0452007.MRL	7	72				

For quantities greater than listed, call for quote.

MOUSER STOCK NO.	Littelfuse Part No.	Amp (A)	Volts (V)	Price Each 1	10	100	250
453 Series - NANO²® Very Fast-Acting Fuses							
576-0453.062MR	0453.062MR	.062	125				
576-0453.080MR	0453.080MR	.08	125				
576-0453.100MR	0453.100MR	.1	125				
576-0453.125MR	0453.125MR	.125	125				
576-0453.160MR	0453.160MR	.16	125				
576-0453.200MR	0453.200MR	.2	125				
576-0453.250MR	0453.250MR	.25	125				
576-0453.315MR	0453.315MR	.315	125				
576-0453.375MR	0453.375MR	.375	125				
576-0453.400MR	0453.400MR	.4	125				
576-0453.500MR	0453.500MR	.5	125				
576-0453.630MR	0453.630MR	.63	125				
576-0453.750MR	0453.750MR	.75	125				
576-0453.800MR	0453.800MR	.8	125				
576-0453001.MR	0453001.MR	1	125				
576-04531.25MR	04531.25MR	1.25	125				
576-045301.5MR	045301.5MR	1.5	125				
576-045301.6MR	045301.6MR	1.6	125				
576-0453002.MR	0453002.MR	2	125				
576-045302.5MR	045302.5MR	2.5	125				
576-0453003.MR	0453003.MR	3	125				
576-04533.15MR	04533.15MR	3.15	125				
576-045303.5MR	045303.5MR	3.5	125				
576-0453004.MR	0453004.MR	4	125				
576-0453005.MR	0453005.MR	5	125				
576-045306.3MR	045306.3MR	6.3	125				
576-0453007.MR	0453007.MR	7	125				
576-0453008.MR	0453008.MR	8	125				
576-0453010.MR	0453010.MR	10	125				
576-0453012.MR	0453012.MR	12	65				
576-0453015.MR	0453015.MR	15	65				
454 Series - NANO²® SLO-BLO® Fuses							
576-0454.375MR	0454.375MR	.375	125				
576-0454.500MR	0454.500MR	.5	125				
576-0454.750MR	0454.750MR	.75	125				
576-0454001.MR	0454001.MR	1	125				
576-045401.5MR	045401.5MR	1.5	125				
576-0454002.MR	0454002.MR	2	125				
576-045402.5MR	045402.5MR	2.5	125				
576-0454003.MR	0454003.MR	3	125				
576-045403.5MR	045403.5MR	3.5	125				
576-0454004.MR	0454004.MR	4	125				
576-0454005.MR	0454005.MR	5	125				
576-0454007.MR	0454007.MR	7	72				
576-0454008.MR	0454008.MR	8	72				
576-0454012.MR	0454012.MR	12	72				
456 Series - NANO²® High Current Fuses							
576-0456020.ER	0456020.ER	20	125				
576-0456025.ER	0456025.ER	25	125				
576-0456030.ER	0456030.ER	30	125				
576-0456040.DR	0456040.DR	40	60				
458 Series - NANO²® 1206 Inrush Withstanding Fuse							
576-0458001.DR	0458001.DR	1	75				
576-04581.25DR	04581.25DR	1.25	75				
576-045801.5DR	045801.5DR	1.5	75				
576-045801.6DR	045801.6DR	1.6	75				
576-0458002.DR	0458002.DR	2	75				
576-045802.5DR	045802.5DR	2.5	75				
576-0458003.DR	0458003.DR	3	75				
576-04583.15DR	04583.15DR	3.15	75				
576-0458004.DR	0458004.DR	4	75				
576-0458005.DR	0458005.DR	5	75				
576-045806.3DR	045806.3DR	6.3	75				
576-0458007.DR	0458007.DR	7	63				
576-0458008.DR	0458008.DR	8	63				
576-0458010.DR	0458010.DR	10	63				
461 Series - NANO²® TELELINK® Surge Tolerant Fuses							
576-0461.500ER	0461.500ER	.5	600				
576-04611.25ER	04611.25ER	1.25	600				
576-0461002.ER	0461002.ER	2	600				
464 Series - NANO²® UMF Fast Acting							
576-0464.500DR	0464.500DR	.5	250				
576-0464001.DR	0464001.DR	1	250				
576-0464002.DR	0464002.DR	2	250				
576-046402.5DR	046402.5DR	2.5	250				
576-04643.15DR	04643.15DR	3.15	250				
576-0464004.DR	0464004.DR	4	250				
576-0464005.DR	0464005.DR	5	250				
576-046406.3DR	046406.3DR	6.3	250				

© Copyright 2014 Mouser Electronics

© Copyright 2014 Mouser Electronics

LITTELFUSE SMD Fuses

RoHS Compliant **This product is RoHS compliant.**

A

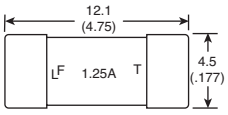

B

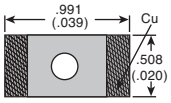

C

Series	a	b
466/468	3.18(.125)	1.52(.060)
467	1.60(.063)	.813(.032)

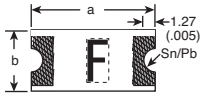

D

Series	a	b
438 441	.85(.033)	1.54(.061)
437 440 469 501	1.63(.064)	3.2(1.26)

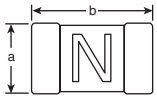

DIMENSIONS: mm (in.)

NANO²® SMD FUSES (CONT.)

NEW PRODUCT

For quantities greater than listed, call for quote.

MOUSER STOCK NO.	Littelfuse Part No.	Fig.	Amp (A)	Volts (V)	Price Each 1	50	100	500
465 Series - NANO²® UMF Time Lag Fuses								
576-0465001.DR	0465001.DR	A	1	250				
576-04651.25DR	04651.25DR	A	1.25	250				
576-0465002.DR	0465002.DR	A	2	250				
576-046502.5DR	046502.5DR	A	2.5	250				
576-04653.15DR	04653.15DR	A	3.15	250				
576-0465004.DR	0465004.DR	A	4	250				
576-0465005.DR	0465005.DR	A	5	250				
576-046506.3DR	046506.3DR	A	6.3	250				
485 Series - NANO²® Fast Acting Fuses								
576-0485.500DR	0485.500DR	A	0.5	600				
576-0485001.DR	0485001.DR	A	1	600				
576-048501.5DR	048501.5DR	A	1.5	600				
576-0485002.DR	0485002.DR	A	2	600				
576-048502.5DR	048502.5DR	A	2.5	600				
576-04853.15DR	04853.15DR	A	3.15	600				

THIN FILM SMD FUSES

Features:

- High Reliability Thin Film Technology
- Offers Lower Resistance
- Faster opening times
- Low Profile

NEW PRODUCT

For quantities greater than listed, call for quote.

MOUSER STOCK NO.	Littelfuse Part No.	Fig.	Amp (A)	Volts (V)	Price Each 1	50	100	500
435 Series SLIMLINE™ 0402 Very Fast-Acting Fuses								
576-0435.250KR	0435.250KR	B	.25	32				
576-0435.375KR	0435.375KR	B	.375	32				
576-0435.500KR	0435.500KR	B	.5	32				
576-0435.750KR	0435.750KR	B	.75	32				
576-0435001.KR	0435001.KR	B	1	32				
576-043501.5KR	043501.5KR	B	1.5	32				
576-0435002.KR	0435002.KR	B	2	32				
576-043502.5KR	043502.5KR	B	2.5	32				
576-0435003.KR	0435003.KR	B	3	32				
576-043503.5KR	043503.5KR	B	3.5	32				
576-0435004.KR	0435004.KR	B	4	32				
576-0435005.KR	0435005.KR	B	5	32				
466 Series SLIMLINE™ 1206 Very Fast-Acting Fuses								
576-0466.125NR	0466.125NR	C	.125	125				
576-0466.200NR	0466.200NR	C	.2	125				
576-0466.250NR	0466.250NR	C	.25	125				
576-0466.375NR	0466.375NR	C	.375	125				
576-0466.500NR	0466.500NR	C	.5	63				
576-0466.750NR	0466.750NR	C	.75	63				
576-0466001.NR	0466001.NR	C	1	63				
576-04661.25NR	04661.25NR	C	1.25	63				
576-046601.5NR	046601.5NR	C	1.5	63				
576-04661.75NR	04661.75NR	C	1.75	63				
576-0466002.NR	0466002.NR	C	2	63				
576-046602.5NR	046602.5NR	C	2.5	32				
576-0466003.NR	0466003.NR	C	3	32				
576-0466004.NR	0466004.NR	C	4	32				
576-0466005.NR	0466005.NR	C	5	32				
467 Series 0603 Very Fast-Acting Fuses								
576-0467.250NR	0467.250NR	C	.25	32				
576-0467.375NR	0467.375NR	C	.375	32				
576-0467.500NR	0467.500NR	C	.5	32				
576-0467.750NR	0467.750NR	C	.75	32				
576-0467001.NR	0467001.NR	C	1	32				
576-04671.25NR	04671.25NR	C	1.25	32				
576-046701.5NR	046701.5NR	C	1.5	32				
576-04671.75NR	04671.75NR	C	1.75	32				
576-0467002.NR	0467002.NR	C	2	32				
576-046702.5NR	046702.5NR	C	2.5	32				
576-0467003.NR	0467003.NR	C	3	32				
576-046703.5NR	046703.5NR	C	3.5	32				
576-0467004.NR	0467004.NR	C	4	32				
576-0467005.NR	0467005.NR	C	5	32				
468 Series SLIMLINE™ 1206 SLO-BLO® Fuses								
576-0468.500NR	0468.500NR	C	.5	63				
576-0468001.NR	0468001.NR	C	1	63				
576-046801.5NR	046801.5NR	C	1.5	63				
576-0468002.NR	0468002.NR	C	2	63				
576-0468003.NR	0468003.NR	C	3	63				

CERAMIC SMD FUSES

Features:

- Excellent Temperature Stability
- Excellent Performance Stability

NEW PRODUCT

For quantities greater than listed, call for quote.

MOUSER STOCK NO.	Littelfuse Part No.	Fig.	Amp (A)	Volts (V)	Price Each 1	50	100	500
437 Series 1206 High Temperature Very Fast-Acting Ceramic Fuses								
576-0437.250WR	0437.250WR	D	.25	125				
576-0437.375WR	0437.375WR	D	.375	125				
576-0437.500WR	0437.500WR	D	.5	63				
576-0437.750WR	0437.750WR	D	.75	63				
576-0437001.WR	0437001.WR	D	1	63				
576-04371.25WR	04371.25WR	D	1.25	63				
576-043701.5WR	043701.5WR	D	1.5	63				
576-04371.75WR	04371.75WR	D	1.75	63				
576-0437002.WR	0437002.WR	D	2	63				
576-043702.5WR	043702.5WR	D	2.5	32				
576-0437003.WR	0437003.WR	D	3	32				
576-043703.5WR	043703.5WR	D	3.5	32				
576-0437004.WR	0437004.WR	D	4	32				
576-0437005.WR	0437005.WR	D	5	32				
576-0437007.WR	0437007.WR	D	7	32				
576-0437008.WR	0437008.WR	D	8	32				
438 Series 0603 High Temperature Very Fast-Acting Ceramic Fuses								
576-0438.250WR	0438.250WR	D	.25	32				
576-0438.375WR	0438.375WR	D	.375	32				
576-0438.500WR	0438.500WR	D	.5	32				
576-0438.750WR	0438.750WR	D	.75	32				
576-0438001.WR	0438001.WR	D	1	32				
576-04381.75WR	04381.75WR	D	1.75	32				
576-0438002.WR	0438002.WR	D	2	32				
576-043802.5WR	043802.5WR	D	2.5	32				
576-0438003.WR	0438003.WR	D	3	32				
576-043803.5WR	043803.5WR	D	3.5	32				
576-0438004.WR	0438004.WR	D	4	32				
576-0438005.WR	0438005.WR	D	5	32				
576-0438006.WR	0438006.WR	D	6	24				
440 Series 1206 High I2T Fuses								
576-0440.250WR	0440.250WR	D	.25	125				
576-0440.375WR	0440.375WR	D	.375	125				
576-0440.500WR	0440.500WR	D	.5	63				
576-0440.750WR	0440.750WR	D	.75	63				
576-0440001.WR	0440001.WR	D	1	50				
576-04401.25WR	04401.25WR	D	1.25	50				
576-044001.5WR	044001.5WR	D	1.5	50				
576-04401.75WR	04401.75WR	D	1.75	32				
576-0440002.WR	0440002.WR	D	2	32				
576-044002.5WR	044002.5WR	D	2.5	32				
576-0440003.WR	0440003.WR	D	3	32				
576-044003.5WR	044003.5WR	D	3.5	32				
576-0440004.WR	0440004.WR	D	4	32				
576-0440005.WR	0440005.WR	D	5	32				
576-0440007.WR	0440007.WR	D	7	32				
576-0440008.WR	0440008.WR	D	8	32				
441 Series - 0603 High I2T Fuses								
576-0441002.WR	0441002.WR	D	1.25	32				
576-0441003.WR	0441003.WR	D	1.5	32				
576-0441004.WR	0441004.WR	D	1.75	32				
576-0441005.WR	0441005.WR	D	2	32				
576-0441006.WR	0441006.WR	D	2.5	32				
576-044102.5WR	044102.5WR	D	3.5	32				
576-044103.5WR	044103.5WR	D	4	32				
469 Series - 1206 SLO-BLO® Fuses								
576-0469004.WR	0469004.WR	D	4	32				
576-0469005.WR	0469005.WR	D	5	32				
576-0469006.WR	0469006.WR	D	6	24				
576-0469007.WR	0469007.WR	D	7	24				
576-0469008.WR	0469008.WR	D	8	24				
501 Series High Current 1206 Fast Acting Fuses								
576-0501010.WR	0501010.WR	D	10	32				
576-0501012.WR	0501012.WR	D	12	32				
576-0501015.WR	0501015.WR	D	15	32				
576-0501020.WR	0501020.WR	D	20	32				

© Copyright 2014 Mouser Electronics

© Copyright 2014 Mouser Electronics

LITTELFUSE Fuses

RoHS Compliant **This product is RoHS compliant.**

DIMENSIONS: mm (in.)

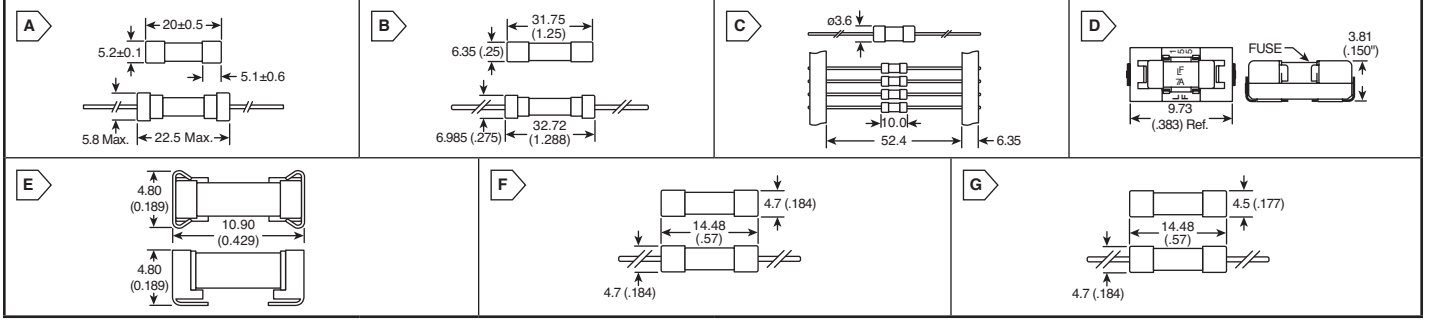

AXIAL LEAD AND CARTRIDGE FUSES

For quantities greater than listed, call for quote.

MOUSER STOCK NO.	Littelfuse Part No.	Fig.	Amp (A)	Volts (V)	Price Each 1	10	100	250
233 Series Medium-Acting Fuses								
576-023302.5MXP	023302.5MXP	A	2.5	125				
576-0233006.MXP	0233006.MXP	A	6	125				
234 Series Medium-Acting Fuses								
576-02341.25MXP	02341.25MXP	A	1.25	250				
576-023402.5MXP	023402.5MXP	A	2.5	250				
576-0234003.MXP	0234003.MXP	A	3	250				
576-02343.15MXP	02343.15MXP	A	3.15	250				
505 Series Fast-Acting Fuses								
576-0505010.MXP	0505010.MXP	B	10	450				
576-0505012.MXP	0505012.MXP	B	12	450				
576-0505015.MXP	0505015.MXP	B	15	500				
576-0505016.MXP	0505016.MXP	B	16	500				
576-0505020.MXP	0505020.MXP	B	20	500				
576-0505025.MXP	0505025.MXP	B	25	500				
576-0505030.MXP	0505030.MXP	B	30	500				
576-0505030.MXEP	0505030.MXEP	B	30	500				
874 Series Fast-Acting Fuses								
576-0874.100MXEP	0874.100MXEP	C	.100	250				
576-0874.200MXEP	0874.200MXEP	C	.200	250				
576-0874.250MXEP	0874.250MXEP	C	.250	250				
576-0874.400MXEP	0874.400MXEP	C	.400	250				
576-0874.500MXEP	0874.500MXEP	C	.500	250				
576-0874.600MXEP	0874.600MXEP	C	.600	250				
576-0874.750MXEP	0874.750MXEP	C	.750	250				
576-0874001.MXEP	0874001.MXEP	C	1	250				
576-0874004.MXEP	0874004.MXEP	C	4	250				
576-0874005.MXEP	0874005.MXEP	C	5	250				
576-0874006.MXEP	0874006.MXEP	C	6	250				
576-0874007.MXEP	0874007.MXEP	C	7	250				
576-0874008.MXEP	0874008.MXEP	C	8	250				
576-087401.5MXEP	087401.5MXEP	C	1.5	250				
576-087402.5MXEP	087402.5MXEP	C	2.5	250				
576-087406.3MXEP	087406.3MXEP	C	6.3	250				
576-08743.15MXEP	08743.15MXEP	C	3.15	250				
576-0874010.MXEP	0874010.MXEP	C	10	250				
576-0874002.MXEP	0874002.MXEP	C	2	250				
876 Series Fast-Acting Fuses								
576-0876002.MXEP	0876002.MXEP	C	2	250				
576-0876004.MXEP	0876004.MXEP	C	4	250				
576-0876005.MXEP	0876005.MXEP	C	5	250				
576-087601.6MXEP	087601.6MXEP	C	1.6	250				
576-0876.125MXEP	0876.125MXEP	C	.125	250				
576-0876.160MXEP	0876.160MXEP	C	.160	250				
576-0876.250MXEP	0876.250MXEP	C	.250	250				
576-0876.630MXEP	0876.630MXEP	C	.630	250				

875 AND 877 SERIES SLO-BLO PIGTAIL FUSES

Features:

- Slo-Blo ceramic body fuse in compact package
- 3.6x10mm size axial
- Lead format

For quantities greater than listed, call for quote.

MOUSER STOCK NO.	Littelfuse Part No.	Fig.	Amp (A)	Volts (V)	Price Each 1	10	100	250
875 Series								
576-0875.100MXEP	0875.100MXEP	C	.1	250				
576-0875.125MXEP	0875.125MXEP	C	.125	250				
576-0875.200MXEP	0875.200MXEP	C	.2	250				
576-0875.250MXEP	0875.250MXEP	C	.25	250				
576-0875.300MXEP	0875.300MXEP	C	.3	250				
576-0875.400MXEP	0875.400MXEP	C	.4	250				
576-0875.500MXEP	0875.500MXEP	C	.5	250				
576-0875.600MXEP	0875.600MXEP	C	.6	250				
576-0875.800MXEP	0875.800MXEP	C	.8	250				
576-0875001.MXEP	0875001.MXEP	C	1	250				
576-087501.5MXEP	087501.5MXEP	C	1.5	250				
576-087501.6MXEP	087501.6MXEP	C	1.6	250				
576-0875002.MXEP	0875002.MXEP	C	2	250				
576-087502.5MXEP	087502.5MXEP	C	2.5	250				
576-0875003.MXEP	0875003.MXEP	C	3	250				
576-0875004.MXEP	0875004.MXEP	C	4	250				
576-0875005.MXEP	0875005.MXEP	C	5	250				
877 Series								
576-0877002.MXEP	0877002.MXEP	C	2	250				
576-08773.15MXEP	08773.15MXEP	C	3.15	250				
576-0877004.MXEP	0877004.MXEP	C	4	250				
576-087706.3MXEP	087706.3MXEP	C	6.3	250				

SMF OMNI-BLOK® FUSE HOLDER WITH FUSES

For quantities greater than listed, call for quote.

MOUSER STOCK NO.	Littelfuse Part No.	Fig.	Amp (A)	Volts (V)	Price Each 1	10	100	250
154 Series-Very Fast Acting Fuses								
576-0154.062DR	0154.062DR	D	.062	125				
576-0154.125DR	0154.125DR	D	.125	125				
576-0154.250DR	0154.250DR	D	.25	125				
576-0154.500DR	0154.500DR	D	.5	125				
576-0154.750DR	0154.750DR	D	.75	125				
576-0154001.DR	0154001.DR	D	1	125				
576-015401.5DR	015401.5DR	D	1.5	125				
576-0154002.DR	0154002.DR	D	2	125				
576-015402.5DR	015402.5DR	D	2.5	125				
576-0154003.DR	0154003.DR	D	3	125				
576-015403.5DR	015403.5DR	D	3.5	125				
576-0154004.DR	0154004.DR	D	4	125				
576-0154005.DR	0154005.DR	D	5	125				
576-015406.3DR	015406.3DR	D	6.3	125				
576-0154007.DR	0154007.DR	D	7	125				
576-0154008.DR	0154008.DR	D	8	125				
576-0154010.DR	0154010.DR	D	10	125				
154T Series- SLO-BLO® Fuses								
576-0154.375DRT	0154.375DRT	D	.375	125				
576-0154.500DRT	0154.500DRT	D	.5	125				
576-0154.750DRT	0154.750DRT	D	.75	125				
576-0154001.DRT	0154001.DRT	D	1	125				
576-015401.5DRT	015401.5DRT	D	1.5	125				
576-0154002.DRT	0154002.DRT	D	2	125				
576-015402.5DRT	015402.5DRT	D	2.5	125				
576-0154003.DRT	0154003.DRT	D	3	125				
576-015403.5DRT	015403.5DRT	D	3.5	125				
576-0154004.DRT	0154004.DRT	D	4	125				
576-0154005.DRT	0154005.DRT	D	5	125				

160 SERIES - FUSE AND CLIP ASSEMBLY

Features:

- Come supplied with Littelfuse 443 Series Time-Lag 250V Nano2® Fuse

For quantities greater than listed, call for quote.

MOUSER STOCK NO.	Littelfuse Part No.	Fig.	Amp (A)	Volts (V)	Price Each 1	10	100	250
576-0160.500MR	0160.500MR	E	.5	250				
576-0160.750MR	0160.750MR	E	.75	250				
576-0160001.MR	0160001.MR	E	1	250				
576-0160002.MR	0160002.MR	E	2	250				
576-0160003.MR	0160003.MR	E	3	250				
576-0160004.MR	0160004.MR	E	4	250				
576-0160005.MR	0160005.MR	E	5	250				
576-016001.5MR	016001.5MR	E	1.5	250				
576-016002.5MR	016002.5MR	E	2.5	250				
576-016003.5MR	016003.5MR	E	3.5	250				

208 SERIES 2AG, FAST-ACTING FUSES

For quantities greater than listed, call for quote.

MOUSER STOCK NO.	Littelfuse Part No.	Fig.	Amp (A)	Volts (V)	Price Each 1	10	100	250
576-0208002.MXEP	0208002.MXEP	F	2	350				
576-0208003.MXEP	0208003.MXEP	F	3	350				
576-0208004.MXEP	0208004.MXEP	F	4	350				
576-0208005.MXEP	0208005.MXEP	F	5	350				
576-0208007.MXEP	0208007.MXEP	F	7	350				

209 SERIES 2AG, SLO-BLO (TIME-LAG) FUSES

For quantities greater than listed, call for quote.

MOUSER STOCK NO.	Littelfuse Part No.	Fig.	Amp (A)	Volts (V)	Price Each 1	10	100	250
576-0209.500MXEP	0209.500MXEP	G	.5	350				
576-0209.750MXEP	0209.750MXEP	G	.75	350				
576-0209001.MXEP	0209001.MXEP	G	1	350				

© Copyright 2014 Mouser Electronics

© Copyright 2014 Mouser Electronics

LITTELFUSE Wickmann® Subminiature Fuses

RoHS Compliant This product is RoHS compliant.

TR5® SUBMINIATURE FUSES

370 Series - Quick Acting

For quantities greater than listed, call for quote.

Short Leads MOUSER STOCK NO. Mfr.	Short Leads MOUSER STOCK NO. Mfr. Part No.	Long Leads MOUSER STOCK NO. Mfr.	Long Leads MOUSER STOCK NO. Mfr. Part No.	Amp (A)	Volts (V)	Price Each 1	10	100	250
576	3700050000	576	37000500000	0.05	250				
576	3700063000	- - -		0.06	250				
576	3700100000	576	37001000000	0.10	250				
576	3700125000	576	37001250000	0.125	250				
576	3700160000	576	37001600000	0.16	250				
576	3700200000	576	37002000000	0.20	250				
576	3700250000	576	37002500000	0.25	250				
576	3700315000	576	37003150000	0.315	250				
576	3700400000	576	37004000000	0.40	250				
576	3700500000	576	37005000000	0.50	250				
576	3700630000	576	37006300000	0.63	250				
576	3700800000	576	37008000000	0.80	250				
576	3701100000	576	37011000000	1.00	250				
576	3701125000	576	37011250000	1.25	250				
576	3701160000	576	37011600000	1.60	250				
576	3701200000	576	37012000000	2.00	250				
576	3701250000	576	37012500000	2.50	250				
576	3701315000	576	37013150000	3.15	250				
576	3701400000	576	37014000000	4.00	250				
576	3701500000	576	37015000000	5.00	250				
576	3701630000	576	37016300000	6.30	250				

372 Series - Time Lag

For quantities greater than listed, call for quote.

Short Leads MOUSER STOCK NO. Mfr.	Short Leads MOUSER STOCK NO. Mfr. Part No.	Long Leads MOUSER STOCK NO. Mfr.	Long Leads MOUSER STOCK NO. Mfr. Part No.	Amp (A)	Volts (V)	Price Each 1	10	100	250
576	37200400001	576	37200400431	0.04	250				
576	37200500001	576	37200500001	0.05	250				
576	37201000431	576	37201000431	0.10	250				
576	3720160000	576	37201600001	0.16	250				
576	3720200000	576	37202000001	0.20	250				
576	3720250000	576	37202500001	0.25	250				
576	3720315000	576	37203150001	0.315	250				
576	3720400000	576	37204000001	0.40	250				
576	37205000431	576	37205000001	0.50	250				
576	3720800000	576	37208000000	0.80	250				
576	37211000001	576	37211000001	1.00	250				
576	3721125000	- - -		1.25	250				
576	37211600411	576	37211600001	1.60	250				
576	3721200000	576	37212000001	2.00	250				
576	3721250000	576	37212500001	2.50	250				
576	3721315000	576	37213150001	3.15	250				
576	3721400000	576	37214000001	4.00	250				
576	3721500000	576	37215000001	5.00	250				
576	3721630000	576	37216300001	6.30	250				

373 Series - Quick Acting

For quantities greater than listed, call for quote.

Short Leads MOUSER STOCK NO. Mfr.	Short Leads MOUSER STOCK NO. Mfr. Part No.	Long Leads MOUSER STOCK NO. Mfr.	Long Leads MOUSER STOCK NO. Mfr. Part No.	Amp (A)	Volts (V)	Price Each 1	10	100	250
576	3730050000	576	37300500000	0.05	250				
576	3730063000	- - -		0.06	250				
576	3730100000	576	37301000000	0.10	250				
576	3730160000	576	37301600000	0.16	250				
576	3730250000	576	37302500000	0.25	250				
576	3730400000	576	37304000000	0.40	250				
576	3730500000	576	37305000000	0.50	250				
576	3731100000	576	37311000000	1.00	250				
576	3731125000	576	37311250000	1.25	250				
576	3731160000	576	37311600000	1.60	250				
576	3731200000	576	37312000000	2.00	250				
576	3731250000	576	37312500000	2.50	250				
576	3731315000	576	37313150000	3.15	250				
576	3731400000	576	37314000000	4.00	250				
576	3731500000	576	37315000000	5.00	250				
576	3731630000	576	37316300000	6.30	250				
576	3732100000	576	37321000000	10.00	250				

374 Series - Time Lag

For quantities greater than listed, call for quote.

Short Leads MOUSER STOCK NO. Mfr.	Short Leads MOUSER STOCK NO. Mfr. Part No.	Long Leads MOUSER STOCK NO. Mfr.	Long Leads MOUSER STOCK NO. Mfr. Part No.	Amp (A)	Volts (V)	Price Each 1	10	100	250
576	3740050000	576	37400500000	0.05	250				
- - -		576	37400630000	0.06	250				
576	3740080000	576	37400800000	0.08	250				
576	3740100000	576	37401000000	0.10	250				
576	3740125000	576	37401250000	0.125	250				
576	3740160000	576	37401600000	0.16	250				
576	3740200000	576	37402000000	0.20	250				
576	3740250000	576	37402500000	0.25	250				
576	3740315000	576	37403150000	0.315	250				

382 Series - Time Lag

For quantities greater than listed, call for quote.

Short Leads MOUSER STOCK NO. Mfr.	Short Leads MOUSER STOCK NO. Mfr. Part No.	Long Leads MOUSER STOCK NO. Mfr.	Long Leads MOUSER STOCK NO. Mfr. Part No.	Amp (A)	Volts (V)	Price Each 1	10	100	250
576	38221000410	576	38221000000	10.00	250				
576	3821100000	576	38211000000	1.00	250				
576	3821125000	576	38211250000	1.25	250				
576	3821160000	576	38211600000	1.60	250				
576	3821200000	576	38212000000	2.00	250				
576	3821250000	576	38212500000	2.50	250				
576	3821315000	576	38213150000	3.15	250				
576	3821400000	576	38214000000	4.00	250				
576	38215000430	576	38215000000	5.00	250				
576	38216300430	576	3821630000	6.30	250				

TE5® SUBMINIATURE FUSES

392 Series - Time Lag

For quantities greater than listed, call for quote.

Short Leads MOUSER STOCK NO. Mfr.	Short Leads MOUSER STOCK NO. Mfr. Part No.	Long Leads MOUSER STOCK NO. Mfr.	Long Leads MOUSER STOCK NO. Mfr. Part No.	Amp (A)	Volts (V)	Price Each 1	10	100	250
576	39208000440	576	3920800000	0.80	250				
576	39211000440	576	3921100000	1.00	250				
576	39211250440	576	3921125000	1.25	250				
576	39211600440	576	3921160000	1.60	250				
576	39212000440	576	3921200000	2.00	250				
576	39212500440	576	3921250000	2.50	250				
576	39212500440	576	3921315000	3.15	250				
576	39214000440	576	3921400000	4.00	250				

395 Series - Quick Acting

For quantities greater than listed, call for quote.

Short Leads MOUSER STOCK NO. Mfr.	Short Leads MOUSER STOCK NO. Mfr. Part No.	Long Leads MOUSER STOCK NO. Mfr.	Long Leads MOUSER STOCK NO. Mfr. Part No.	Amp (A)	Volts (V)	Price Each 1	10	100	250
576	39501000440	576	3950100000	0.10	125				
576	39501250440	576	3950125000	0.125	125				
576	39501600440	576	3950160000	0.16	125				
576	39502000440	576	3950200000	0.20	125				
576	39502500440	576	3950250000	0.25	125				
576	39503150440	576	3950315000	0.315	125				
576	39504000440	576	3950400000	0.40	125				
576	39505000440	576	3950500000	0.50	125				
576	39506300440	576	3950630000	0.63	125				
576	39511000440	576	3951100000	1.00	125				
576	39511250440	576	3951125000	1.25	125				
576	39511600440	576	3951160000	1.60	125				
576	39512000440	576	3951200000	2.00	125				
576	39512500440	576	3951250000	2.50	125				
576	39513150440	576	3951315000	3.15	125				
576	39514000440	576	3951400000	4.00	125				
576	39515000440	576	3951500000	5.00	125				
576	39516300440	576	3951630000	6.30	125				

396 Series - Time Lag

For quantities greater than listed, call for quote.

Short Leads MOUSER STOCK NO. Mfr.	Short Leads MOUSER STOCK NO. Mfr. Part No.	Long Leads MOUSER STOCK NO. Mfr.	Long Leads MOUSER STOCK NO. Mfr. Part No.	Amp (A)	Volts (V)	Price Each 1	10	100	250
576	39600500440	576	3960050000	0.05	125				
576	39600630440	576	3960063000	0.06	125				
576	39601000440	576	3960100000	0.10	125				
576	39601250440	576	3960125000	0.125	125				
576	39601600440	576	3960160000	0.16	125				
576	39602000440	576	3960200000	0.20	125				
576	39602500440	576	3960250000	0.25	125				
576	39603150440	576	3960315000	0.315	125				
576	39604000440	576	3960400000	0.40	125				
576	39605000440	576	3960500000	0.50	125				
576	39606300440	576	3960630000	0.63	125				
576	39608000440	576	3960800000	0.80	125				
576	39611000440	576	3961100000	1.00	125				
576	39611250440	576	3961125000	1.25	125				
576	39611600440	576	3961160000	1.60	125				
576	39612000440	576	3961200000	2.00	125				
576	39612500440	576	3961250000	2.50	125				
576	39613150440	576	3961315000	3.15	125				
576	39614000440	576	3961400000	4.00	125				
576	39615000440	576	3961500000	5.00	125				
576	39616300440	576	3961630000	6.30	125				

804 Series - Time Lag

For quantities greater than listed, call for quote.

Short Leads MOUSER STOCK NO. Mfr.	Short Leads MOUSER STOCK NO. Mfr. Part No.	Long Leads MOUSER STOCK NO. Mfr.	Long Leads MOUSER STOCK NO. Mfr. Part No.	Amp (A)	Volts (V)	Price Each 1	10	100	250
576	80411000000	576	80411000440	1.00	250				
576	80411600000	- - -		1.60	250				
576	80413150000	576	80413150440	3.15	250				
576	80416300000	576	80416300440	6.30	250				

TE7® SUBMINIATURE FUSES

807 Series - Time Lag

NEW PRODUCT

For quantities greater than listed, call for quote.

Short Leads MOUSER STOCK NO. Mfr.	Short Leads MOUSER STOCK NO. Mfr. Part No.	Long Leads MOUSER STOCK NO. Mfr.	Long Leads MOUSER STOCK NO. Mfr. Part No.	Amp (A)	Volts (V)	Price Each 1	10	100	250
- - -		576	80711000000	1	300				
- - -		576	80714000000	4	300				
- - -		576	80715000000	5	300				
- - -		576	80716300000	6.3	300				

© Copyright 2014 Mouser Electronics

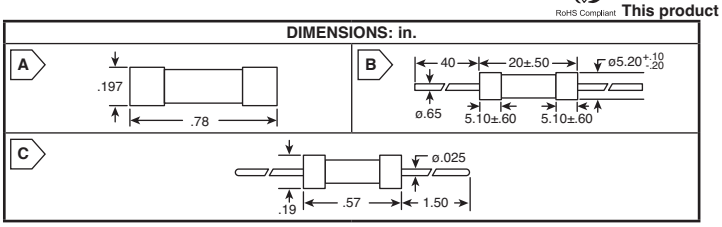

5MM X 20MM FUSES

215 Series SLO-BLO® Fuses

For quantities greater than listed, call for quote.

MOUSER STOCK NO.	Littelfuse Part No.	Fig.	Amp (A)	Volts (V)	Price Each 1	10	100	250
576-0215.200HXP	0215.200HXP	A	0.2	250				
576-0215.500HXP	0215.500HXP	A	0.5	250				
576-0215001.HXP	0215001.HXP	A	1	250				
576-02151.25HXP	02151.25HXP	A	1.25	250				
576-021501.6HXP	021501.6HXP	A	1.6	250				
576-0215002.HXP	0215002.HXP	A	2	250				
576-021502.5HXP	021502.5HXP	A	2.5	250				
576-02153.15HXP	02153.15HXP	A	3.15	250				
576-0215004.HXP	0215004.HXP	A	4	250				
576-0215005.HXP	0215005.HXP	A	5	250				
576-021506.3HXP	021506.3HXP	A	6.3	250				
576-0215008.HXP	0215008.HXP	A	8	250				
576-0215010.HXP	0215010.HXP	A	10	250				

215SP Series-Time-Lag, SLO-BLO® Fuses

• 1500 amp interrupting rating

For quantities greater than listed, call for quote.

MOUSER STOCK NO.	Littelfuse Part No.	Fig.	Amp (A)	Volts (V)	Price Each 1	10	100	250
576-0215001.MXESPP	0215001.MXESPP	B	1	250				
576-02151.25MXESPP	02151.25MXESPP	B	1.25	250				
576-021501.6MXESPP	021501.6MXESPP	B	1.6	250				
576-0215002.MXESPP	0215002.MXESPP	B	2	250				
576-021502.5MXESPP	021502.5MXESPP	B	2.5	250				
576-02153.15MXESPP	02153.15MXESPP	B	3.15	250				
576-0215004.MXESPP	0215004.MXESPP	B	4	250				
576-0215005.MXESPP	0215005.MXESPP	B	5	250				
576-021506.3MXESPP	021506.3MXESPP	B	6.3	250				
576-0215008.MXESPP	0215008.MXESPP	B	8	250				

216 & 217 Series Fast Acting Fuses

For quantities greater than listed, call for quote.

MOUSER STOCK NO.	Littelfuse Part No.	Fig.	Amp (A)	Volts (V)	Price Each 1	10	100	250
216 Series • 1500 amp interrupting rating								
576-0216.050HXP	0216.050HXP	A	0.05	250				
576-0216.100HXP	0216.100HXP	A	0.1	250				
576-0216.125HXP	0216.125HXP	A	0.125	250				
576-0216.200HXP	0216.200HXP	A	0.2	250				
576-0216.250HXP	0216.250HXP	A	0.25	250				
576-0216.315HXP	0216.315HXP	A	0.315	250				
576-0216.500HXP	0216.500HXP	A	0.5	250				
576-0216.630HXP	0216.630HXP	A	0.63	250				
576-0216001.HXP	0216001.HXP	A	1	250				
576-021601.6HXP	021601.6HXP	A	1.6	250				
576-0216002.HXP	0216002.HXP	A	2	250				
576-021602.5HXP	021602.5HXP	A	2.5	250				
576-02163.15HXP	02163.15HXP	A	3.15	250				
576-0216004.HXP	0216004.HXP	A	4	250				
576-0216005.HXP	0216005.HXP	A	5	250				
576-021606.3HXP	021606.3HXP	A	6.3	250				
576-0216008.HXP	0216008.HXP	A	8	250				
576-0216010.HXP	0216010.HXP	A	10	250				
217 Series • 35 amp interrupting rating								
576-0217.032HXP	0217.032HXP	A	0.032	250				
576-0217.063HXP	0217.063HXP	A	0.063	250				
576-0217.100HXP	0217.100HXP	A	0.1	250				
576-0217.125HXP	0217.125HXP	A	0.125	250				
576-0217.200HXP	0217.200HXP	A	0.2	250				
576-0217.250HXP	0217.250HXP	A	0.25	250				
576-0217.400HXP	0217.400HXP	A	0.4	250				
576-0217.500HXP	0217.500HXP	A	0.5	250				
576-0217.630HXP	0217.630HXP	A	0.63	250				
576-0217.800HXP	0217.800HXP	A	0.8	250				
576-0217001.HXP	0217001.HXP	A	1	250				
576-02171.25HXP	02171.25HXP	A	1.25	250				
576-021701.6HXP	021701.6HXP	A	1.6	250				
576-0217002.HXP	0217002.HXP	A	2	250				
576-021702.5HXP	021702.5HXP	A	2.5	250				
576-02173.15HXP	02173.15HXP	A	3.15	250				
576-0217004.HXP	0217004.HXP	A	4	250				
576-0217005.HXP	0217005.HXP	A	5	250				
576-021706.3HXP	021706.3HXP	A	6.3	250				
576-0217008.HXP	0217008.HXP	A	8	250				
576-0217010.HXP	0217010.HXP	A	10	250				

5MM X 20MM FUSES (CONT.)

218 Series SLO-BLO® Fuses

• 35 amp interrupting rating

For quantities greater than listed, call for quote.

MOUSER STOCK NO.	Littelfuse Part No.	Fig.	Amp (A)	Volts (V)	Price Each 1	10	100	250
576-0218.032HXP	0218.032HXP	A	0.032	250				
576-0218.050HXP	0218.050HXP	A	0.05	250				
576-0218.063HXP	0218.063HXP	A	0.063	250				
576-0218.100HXP	0218.100HXP	A	0.1	250				
576-0218.125HXP	0218.125HXP	A	0.125	250				
576-0218.160HXP	0218.160HXP	A	0.16	250				
576-0218.200HXP	0218.200HXP	A	0.2	250				
576-0218.250HXP	0218.250HXP	A	0.25	250				
576-0218.315HXP	0218.315HXP	A	0.315	250				
576-0218.400HXP	0218.400HXP	A	0.4	250				
576-0218.500HXP	0218.500HXP	A	0.5	250				
576-0218.630HXP	0218.630HXP	A	0.63	250				
576-0218.800HXP	0218.800HXP	A	0.8	250				
576-0218001.HXP	0218001.HXP	A	1	250				
576-02181.25HXP	02181.25HXP	A	1.25	250				
576-021801.6HXP	021801.6HXP	A	1.6	250				
576-0218002.HXP	0218002.HXP	A	2	250				
576-021802.5HXP	021802.5HXP	A	2.5	250				
576-02183.15HXP	02183.15HXP	A	3.15	250				
576-0218004.HXP	0218004.HXP	A	4	250				
576-0218005.HXP	0218005.HXP	A	5	250				
576-021806.3HXP	021806.3HXP	A	6.3	250				
576-0218008.HXP	0218008.HXP	A	8	250				
576-0218010.HXP	0218010.HXP	A	10	250				
576-0218015.HXP	0218015.HXP	A	15	250				

235 Series Fast-Acting Fuses

For quantities greater than listed, call for quote.

576-0235.100HXP	0235.100HXP	A	0.1	250				
576-0235.200HXP	0235.200HXP	A	0.2	250				
576-0235.250HXP	0235.250HXP	A	0.25	250				
576-0235.300HXP	0235.300HXP	A	0.3	250				
576-0235.500HXP	0235.500HXP	A	0.5	250				
576-0235.600HXP	0235.600HXP	A	0.6	250				
576-0235.700HXP	0235.700HXP	A	0.7	250				
576-0235.800HXP	0235.800HXP	A	0.8	250				
576-0235001.HXP	0235001.HXP	A	1	250				
576-023501.6HXP	023501.6HXP	A	1.6	250				
576-0235002.HXP	0235002.HXP	A	2	250				
576-023502.5HXP	023502.5HXP	A	2.5	250				
576-0235003.HXP	0235003.HXP	A	3	250				
576-0235004.HXP	0235004.HXP	A	4	125				
576-0235005.HXP	0235005.HXP	A	5	125				
576-0235006.HXP	0235006.HXP	A	6	125				

239 Series SLO-BLO® Fuses

For quantities greater than listed, call for quote.

576-0239.200HXP	0239.200HXP	A	0.2	250				
576-0239.250HXP	0239.250HXP	A	0.25	250				
576-0239.300HXP	0239.300HXP	A	0.3	250				
576-0239.400HXP	0239.400HXP	A	0.4	250				
576-0239.500HXP	0239.500HXP	A	0.5	250				
576-0239.600HXP	0239.600HXP	A	0.6	250				
576-0239.750HXP	0239.750HXP	A	0.75	250				
576-0239.800HXP	0239.800HXP	A	0.8	250				
576-0239001.HXP	0239001.HXP	A	1	250				
576-02391.25HXP	02391.25HXP	A	1.25	250				
576-023901.6HXP	023901.6HXP	A	1.6	250				
576-0239002.HXP	0239002.HXP	A	2	250				
576-023902.5HXP	023902.5HXP	A	2.5	250				
576-0239003.HXP	0239003.HXP	A	3	250				
576-0239004.HXP	0239004.HXP	A	4	125				
576-0239005.HXP	0239005.HXP	A	5	125				

477 Series SLO-BLO® Fuses

For quantities greater than listed, call for quote.

576-0477001.MXEP	0477001.MXEP	B	1	400				
576-0477001.MXP	0477001.MXP	A	1	400				
576-0477002.MXP	0477002.MXP	A	2	400				
576-0477005.MXP	0477005.MXP	A	5	400				
576-0477008.MXP	0477008.MXP	A	8	400				
576-04773.15MXP	04773.15MXP	A	3.15	400				

2AG 224 SERIES (AXIAL LEAD) FAST-ACTING FUSES

For quantities greater than listed, call for quote.

MOUSER STOCK NO.	Littelfuse Part No.	Fig.	Amp (A)	Volts (V)	Price Each 1	10	100	250
576-0224.375HXP	0224.375HXP	C	0.375	250				
576-0224.500HXP	0224.500HXP	C	0.5	250				
576-0224.750HXP	0224.750HXP	C	0.75	250				
576-0224001.HXP	0224001.HXP	C	1	250				
576-022401.5HXP	022401.5HXP	C	1.5	250				
576-0224002.HXP	0224002.HXP	C	2	250				
576-0224003.HXP	0224003.HXP	C	3	250				
576-0224005.HXUP	0224005.HXUP	C	5	125				
576-0224008.HXUP	0224008.HXUP	C	8	125				
576-0224010.HXUP	0224010.HXUP	C	10	125				

© Copyright 2014 Mouser Electronics

© Copyright 2014 Mouser Electronics

LITTELFUSE Fuses

RoHS Compliant This product is RoHS compliant.

DIMENSIONS: mm (in.)

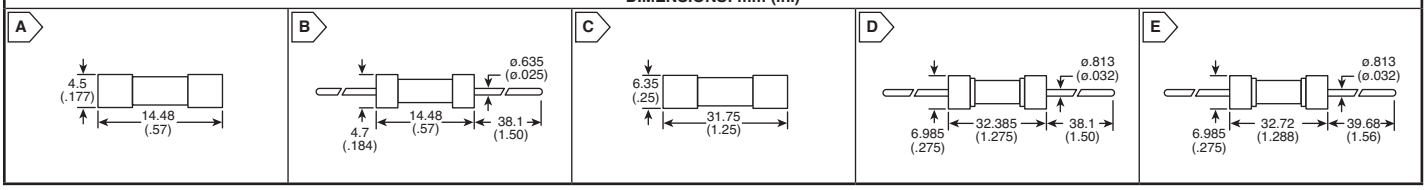

LITTELFUSE 2AG FUSES (CONT.)

225 Series Fast-Acting Fuses

For quantities greater than listed, call for quote.

MOUSER STOCK NO.	Littelfuse Part No.	Fig.	Amp (A)	Volts (V)	Price Each 1	10	100	250
576-0225.500HXP	0225.500HXP	A	0.5	250				
576-0225.750HXP	0225.750HXP	A	0.75	250				
576-0225001.HXP	0225001.HXP	A	1	250				
576-022501.5HXP	022501.5HXP	A	1.5	250				
576-0225002.HXP	0225002.HXP	A	2	250				
576-022502.5HXP	022502.5HXP	A	2.5	250				
576-0225003.HXP	0225003.HXP	A	3	250				
576-022503.5HXP	022503.5HXP	A	3.5	250				
576-0225004.HXUP	0225004.HXUP	A	4	125				
576-0225005.HXUP	0225005.HXUP	A	5	125				
576-0225006.HXUP	0225006.HXUP	A	6	125				
576-0225007.HXUP	0225007.HXUP	A	7	125				
576-0225008.HXUP	0225008.HXUP	A	8	125				
576-0225010.HXUP	0225010.HXUP	A	10	125				

229 Series Slo-Blo® Fuses

For quantities greater than listed, call for quote.

MOUSER STOCK NO.	Littelfuse Part No.	Fig.	Amp (A)	Volts (V)	Price Each 1	10	100	250
576-0229.250HXP	0229.250HXP	A	0.25	250				
576-0229.375HXP	0229.375HXP	A	0.375	250				
576-0229.500HXP	0229.500HXP	A	0.5	250				
576-0229001.HXP	0229001.HXP	A	1	250				
576-02291.25HXP	02291.25HXP	A	1.25	250				
576-022901.5HXP	022901.5HXP	A	1.5	250				
576-0229002.HXP	0229002.HXP	A	2	250				
576-0229003.HXP	0229003.HXP	A	3	250				
576-022903.5HXP	022903.5HXP	A	3.5	250				
576-0229004.HXP	0229004.HXP	A	4	125				
576-0229005.HXP	0229005.HXP	A	5	125				
576-0229007.HXP	0229007.HXP	A	7	125				

230 Series (Axial Lead) Slo-Blo® Fuses

✻ Indicating Fuse

For quantities greater than listed, call for quote.

MOUSER STOCK NO.	Littelfuse Part No.	Fig.	Amp (A)	Volts (V)	Price Each 1	10	100	250
576-0230.250HXP	0230.250HXP	B	0.25	250				
✻ 576-0230.250HXSP	0230.250HXSP	B	0.25	250				
576-0230.375HXP	0230.375HXP	B	0.375	250				
576-0230.500HXP	0230.500HXP	B	0.5	250				
576-0230.600HXP	0230.600HXP	B	0.6	250				
576-0230001.HXP	0230001.HXP	B	1	250				
576-02301.25HXP	02301.25HXP	B	1.25	250				
576-023001.5HXP	023001.5HXP	B	1.5	250				
576-0230002.HXP	0230002.HXP	B	2	250				
✻ 576-0230002.HXSP	0230002.HXSP	B	2	250				
576-023002.5HXP	023002.5HXP	B	2.5	250				
576-0230003.HXP	0230003.HXP	B	3	250				
576-023003.5HXP	023003.5HXP	B	3.5	250				
576-0230004.HXP	0230004.HXP	B	4	125				
576-0230005.HXP	0230005.HXP	B	5	125				
✻ 576-0230005.HXSP	0230005.HXSP	B	5	125				
576-0230006.DRT2P	0230006.DRT2P	B	6	125				
576-0230007.HXP	0230007.HXP	B	7	125				
✻ 576-0230007.HXSP	0230007.HXSP	B	7	125				

LITTELFUSE 3AG FUSES

312 Series Fast-Acting Fuses

For quantities greater than listed, call for quote.

MOUSER STOCK NO.	Littelfuse Part No.	Fig.	Amp (A)	Volts (V)	Price Each 1	10	100	250
576-0312.062HXP	0312.062HXP	C	0.062	250				
576-0312.100HXP	0312.100HXP	C	0.1	250				
576-0312.125HXP	0312.125HXP	C	0.125	250				
576-0312.175HXP	0312.175HXP	C	0.175	250				
576-0312.187HXP	0312.187HXP	C	0.187	250				
576-0312.200HXP	0312.200HXP	C	0.2	250				
576-0312.250HXP	0312.250HXP	C	0.25	250				
576-0312.300HXP	0312.300HXP	C	0.3	250				
576-0312.375HXP	0312.375HXP	C	0.375	250				
576-0312.500HXP	0312.500HXP	C	0.5	250				
576-0312.600HXP	0312.600HXP	C	0.6	250				
576-0312.750HXP	0312.750HXP	C	0.75	250				
576-0312001.HXP	0312001.HXP	C	1	250				
576-03121.25HXP	03121.25HXP	C	1.25	250				
576-031201.5HXP	031201.5HXP	C	1.5	250				
576-0312002.HXP	0312002.HXP	C	2	250				
576-031202.5HXP	031202.5HXP	C	2.5	250				
576-0312003.HXP	0312003.HXP	C	3	250				
576-0312004.HXP	0312004.HXP	C	4	250				
576-0312005.HXP	0312005.HXP	C	5	250				
576-0312006.HXP	0312006.HXP	C	6	250				
576-0312007.HXP	0312007.HXP	C	7	250				
576-0312008.HXP	0312008.HXP	C	8	250				
576-0312010.HXP	0312010.HXP	C	10	250				

LITTELFUSE 3AG FUSES (CONT.)

313 Series Slo-Blo® Fuses

For quantities greater than listed, call for quote.

MOUSER STOCK NO.	Littelfuse Part No.	Fig.	Amp (A)	Volts (V)	Price Each 1	10	100	250
576-0313.031HXP	0313.031HXP	C	0.031	250				
576-0313.040HXP	0313.040HXP	C	0.04	250				
576-0313.062HXP	0313.062HXP	C	0.062	250				
576-0313.100HXP	0313.100HXP	C	0.1	250				
576-0313.125HXP	0313.125HXP	C	0.125	250				
576-0313.150HXP	0313.150HXP	C	0.15	250				
576-0313.187HXP	0313.187HXP	C	0.187	250				
576-0313.200HXP	0313.200HXP	C	0.2	250				
576-0313.250HXP	0313.250HXP	C	0.25	250				
576-0313.300HXP	0313.300HXP	C	0.3	250				
576-0313.375HXP	0313.375HXP	C	0.375	250				
576-0313.400HXP	0313.400HXP	C	0.4	250				
576-0313.700HXP	0313.700HXP	C	0.7	250				
576-0313.750HXP	0313.750HXP	C	0.75	250				
576-0313.800HXP	0313.800HXP	C	0.8	250				
576-0313001.HXP	0313001.HXP	C	1	250				
576-031301.2HXP	031301.2HXP	C	1.2	250				
576-03131.25HXP	03131.25HXP	C	1.25	250				
576-031301.5HXP	031301.5HXP	C	1.5	250				
576-031301.6HXP	031301.6HXP	C	1.6	250				
576-0313002.HXP	0313002.HXP	C	2	250				
576-031302.5HXP	031302.5HXP	C	2.5	250				
576-0313003.HXP	0313003.HXP	C	3	250				
576-031303.2HXP	031303.2HXP	C	3.2	250				
576-0313004.HXP	0313004.HXP	C	4	250				
576-0313005.HXP	0313005.HXP	C	5	250				
576-03136.25HXP	03136.25HXP	C	6.25	250				
576-031306.3HXP	031306.3HXP	C	6.3	250				
576-0313007.HXP	0313007.HXP	C	7	250				
576-0313008.HXP	0313008.HXP	C	8	250				
576-0313010.HXP	0313010.HXP	C	10	32				
576-0313012.HXP	0313012.HXP	C	12	32				
576-0313015.HXP	0313015.HXP	C	15	32				
576-0313020.HXP	0313020.HXP	C	20	32				
576-0313025.HXP	0313025.HXP	C	25	32				
576-0313030.HXP	0313030.HXP	C	30	32				

315 Series Slo-Blo® Fuses

For quantities greater than listed, call for quote.

MOUSER STOCK NO.	Littelfuse Part No.	Fig.	Amp (A)	Volts (V)	Price Each 1	10	100	250
576-0315.500HXP	0315.500HXP	D	0.5	250				
576-0315001.HXP	0315001.HXP	D	1	250				
576-031501.5HXP	031501.5HXP	D	1.5	250				
576-0315002.HXP	0315002.HXP	D	2	250				
576-0315003.HXP	0315003.HXP	D	3	250				
576-0315005.HXP	0315005.HXP	D	5	250				
576-0315008.HXP	0315008.HXP	D	8	250				
576-0315010.HXP	0315010.HXP	D	10	32				
576-0315015.HXP	0315015.HXP	D	15	32				

318 Series Fast-Acting Fuses

For quantities greater than listed, call for quote.

MOUSER STOCK NO.	Littelfuse Part No.	Fig.	Amp (A)	Volts (V)	Price Each 1	10	100	250
576-0318.062HXP	0318.062HXP	E	0.062	250				
576-0318001.HXP	0318001.HXP	E	1	250				
576-0318005.HXP	0318005.HXP	E	5	250				
576-0318007.HXP	0318007.HXP	E	7	250				
576-0318008.HXP	0318008.HXP	E	8	250				
576-0318010.HXP	0318010.HXP	E	10	250				

LITTELFUSE 3AB CERAMIC FUSES

314 Series Fast-Acting Ceramic

For quantities greater than listed, call for quote.

MOUSER STOCK NO.	Littelfuse Part No.	Fig.	Amp (A)	Volts (V)	Price Each 1	10	100	250
576-0314.500HXP	0314.500HXP	C	0.5	250				
576-0314.750HXP	0314.750HXP	C	0.75	250				
576-0314001.HXP	0314001.HXP	C	1	250				
576-0314002.HXP	0314002.HXP	C	2	250				
576-0314003.HXP	0314003.HXP	C	3	250				
576-0314004.HXP	0314004.HXP	C	4	250				
576-0314005.HXP	0314005.HXP	C	5	250				
576-0314006.HXP	0314006.HXP	C	6	250				
576-0314007.HXP	0314007.HXP	C	7	250				
576-0314008.HXP	0314008.HXP	C	8	250				
576-0314010.HXP	0314010.HXP	C	10	250				
576-0314012.HXP	0314012.HXP	C	12	250				
576-0314020.HXP	0314020.HXP	C	20	250				
576-0314025.HXP	0314025.HXP	C	25	250				
576-0314030.HXP	0314030.HXP	C	30	250				

© Copyright 2014 Mouser Electronics

LITTELFUSE Fuses

RoHS Compliant This page of product is compliant.











3AB CERAMIC FUSES (CONT.)

For quantities greater than listed, call for quote.

MOUSER STOCK NO.	Littelfuse Part No.	Fig.	Amp (A)	Volts (V)	Price Each 1	10	100	250
322 Series Very Fast-Acting Fuses								
576-0322020.HXP	0322020.HXP	A	20	65				
576-0322030.HXP	0322030.HXP	A	30	65				
324 Series Fast-Acting Fuses								
576-0324010.HXP	0324010.HXP	A	10	250				
576-0324012.HXP	0324012.HXP	A	12	250				
576-0324015.HXP	0324015.HXP	A	15	250				
576-0324020.HXP	0324020.HXP	A	20	250				
576-0324025.HXP	0324025.HXP	A	25	250				
576-0324030.HXP	0324030.HXP	A	30	250				
325 Series Slo-Blo® Fuses								
576-0325010.HXP	0325010.HXP	A	10	250				
576-0325015.HXP	0325015.HXP	A	15	250				
576-0325020.HXP	0325020.HXP	A	30	250				
576-0325030.HXP	0325030.HXP	A	20	250				
326 Series Slo-Blo® Ceramic Fuses								
576-0326.010HXP	0326.010HXP	A	0.01	250				
576-0326.031HXP	0326.031HXP	A	0.031	250				
576-0326.100HXP	0326.100HXP	A	0.1	250				
576-0326.250HXP	0326.250HXP	A	0.25	250				
576-0326.375HXP	0326.375HXP	A	0.375	250				
576-0326.500HXP	0326.500HXP	A	0.5	250				
576-0326.750HXP	0326.750HXP	A	0.75	250				
576-0326.800HXP	0326.800HXP	A	0.8	250				
576-0326001.HXP	0326001.HXP	A	1	250				
576-032601.5HXP	032601.5HXP	A	1.5	250				
576-0326002.HXP	0326002.HXP	A	2	250				
576-032602.5HXP	032602.5HXP	A	2.5	250				
576-0326003.HXP	0326003.HXP	A	3	250				
576-0326004.HXP	0326004.HXP	A	4	250				
576-0326005.HXP	0326005.HXP	A	5	250				
576-03266.25HXP	03266.25HXP	A	6.25	250				
576-0326007.HXP	0326007.HXP	A	7	250				
576-0326008.HXP	0326008.HXP	A	8	250				
576-0326010.HXP	0326010.HXP	A	10	250				
576-0326012.HXP	0326012.HXP	A	12	250				
576-0326015.HXP	0326015.HXP	A	15	250				
576-0326020.HXP	0326020.HXP	A	20	250				
576-0326025.HXP	0326025.HXP	A	25	250				
576-0326030.HXP	0326030.HXP	A	30	250				
506 Series Fast-Acting Fuses								
576-0506015.MXP	0506015.MXP	A	15	600				
576-0506016.MXP	0506016.MXP	A	16	600				
576-0506020.MXP	0506020.MXP	A	20	600				

Features (508 Series):

- Superior Interrupting rating of 10,000 Amperes
- Compact form with or without axial leads

PRODUCT NEW

Applications:

- Used as supplementary protection in appliance or utilization equipment to provide individual protection for components or internal circuits

For quantities greater than listed, call for quote.

MOUSER STOCK NO.	Littelfuse Part No.	Fig.	Amp (A)	Volts (V)	Price Each 1	10	100	250
508 Series High Voltage Fuses								
576-0508.315MXEP	0508.315MXEP	A	0.315	1				
576-0508.500MXEP	0508.500MXEP	A	0.5	1				
576-0508001.MXEP	0508001.MXEP	A	1	1				
576-0508001.MXP	0508001.MXP	A	1	1				

SPF SOLAR FUSES 1000 VOLT

For quantities greater than listed, call for quote.

MOUSER STOCK NO.	Littelfuse Part No.	Fig.	Amp (A)	Price Each 1	10	100	250
576-0SPF001.T	0SPF001.T	B	1				
576-0SPF003.T	0SPF003.T	B	3				
576-0SPF005.T	0SPF005.T	B	5				
576-0SPF006.T	0SPF006.T	B	6				
576-0SPF008.T	0SPF008.T	B	8				
576-0SPF010.T	0SPF010.T	B	10				
576-0SPF015.T	0SPF015.T	B	15				
576-0SPF020.T	0SPF020.T	B	20				
576-0SPF025.T	0SPF025.T	B	25				
576-0SPF030.T	0SPF030.T	B	30				
LPHV Series - Fuseholder							
576-LPHV0001Z	LPHV0001Z	C	30				
576-LPHV0003Z	LPHV0003Z	C	30				
576-LPHV0004Z	LPHV0004Z	C	30				

SPFR SERIES SOLAR FUSES

For quantities greater than listed, call for quote.

MOUSER STOCK NO.	Littelfuse Part No.	Fig.	Amp (A)	Price Each 1	10	100	250
576-SPFR250.X	SPFR250.X	D	250				
576-SPFR300.X	SPFR300.X	D	300				
576-SPFR350.X	SPFR350.X	D	350				
576-SPFR400.X	SPFR400.X	D	400				
SPFR Series - Solar Fuseholder							
576-SPFRHD4001ST	SPFRHD4001ST	-	400				

SPFJ SERIES 1000 VOLT

For quantities greater than listed, call for quote.

MOUSER STOCK NO.	Littelfuse Part No.	Fig.	Amp (A)	Price Each 1	10	100	250
576-SPFJ125.X	SPFJ125.X	D	125				
576-SPFJ160.X	SPFJ160.X	D	160				
576-SPFJ200.X	SPFJ200.X	D	200				
576-SPFJ250.X	SPFJ250.X	D	250				
576-SPFJ300.X	SPFJ300.X	D	300				
576-SPFJ350.X	SPFJ350.X	D	350				
576-SPFJ400.X	SPFJ400.X	D	400				
576-SPFJ450.X	SPFJ450.X	D	450				
SPFJ Series - Solar Fuseholder							
576-LFJ102001C	LFJ102001C	E	200				
576-LFJ104001C	LFJ104001C	E	400				
576-LFJ104501C	LFJ104501C	E	450				

KLK SERIES MIDGET AC FAST ACTING FUSES 600 VOLTS

For quantities greater than listed, call for quote.

576-0KLK001.T	0KLK001.T	-	1				
576-0KLK002.T	0KLK002.T	-	2				
576-0KLK005.T	0KLK005.T	-	5				
576-0KLK010.T	0KLK010.T	-	10				
576-0KLK015.T	0KLK015.T	-	15				
576-0KLK020.T	0KLK020.T	-	20				
576-0KLK025.T	0KLK025.T	-	25				
576-0KLK030.T	0KLK030.T	-	30				

FLQ SERIES MIDGET AC SLO-BLO FUSES 500 VOLTS

For quantities greater than listed, call for quote.

576-0FLQ001.T	0FLQ001.T	-	1				
576-0FLQ015.T	0FLQ015.T	-	15				
576-0FLQ020.T	0FLQ020.T	-	20				
576-0FLQ025.T	0FLQ025.T	-	25				

KLKD SERIES MIDGET AC/DC FAST ACTING FUSES 600 VOLTS

For quantities greater than listed, call for quote.

576-KLKD.300T	KLKD.300T	-	0.3				
576-KLKD001.T	KLKD001.T	-	1				
576-KLKD005.T	KLKD005.T	-	5				
576-KLKD008.T	KLKD008.T	-	8				
576-KLKD010.T	KLKD010.T	-	10				
576-KLKD015.T	KLKD015.T	-	15				
576-KLKD020.T	KLKD020.T	-	20				

KLDR CLASS CC TIME-DELAY FUSES FOR TRANSFORMERS 600/300V (AC/DC)

For quantities greater than listed, call for quote.

576-KLDR.100T	KLDR.100T	-	0.1				
576-KLDR.200T	KLDR.200T	-	0.2				
576-KLDR.300T	KLDR.300T	-	0.3				
576-KLDR.500T	KLDR.500T	-	0.5				
576-KLDR001.T	KLDR001.T	-	1				
576-KLDR002.T	KLDR002.T	-	2				
576-KLDR005.T	KLDR005.T	-	5				
576-KLDR01.5T	KLDR01.5T	-	1.5				
576-KLDR010.T	KLDR010.T	-	10				
576-KLDR015.T	KLDR015.T	-	15				
576-KLDR020.T	KLDR020.T	-	20				
576-KLDR025.T	KLDR025.T	-	25				
576-KLDR030.T	KLDR030.T	-	30				
576-KLDR2.25T	KLDR2.25T	-	2.25				

FLM SERIES MIDGET AC TIME DELAY FUSES 250 VOLTS

For quantities greater than listed, call for quote.

576-0FLM002.T	0FLM002.T	-	2				
576-0FLM010.T	0FLM010.T	-	10				
576-0FLM015.T	0FLM015.T	-	15				
576-0FLM020.T	0FLM020.T	-	20				
576-0FLM030.T	0FLM030.T	-	30				

© Copyright 2014 Mouser Electronics

© Copyright 2014 Mouser Electronics

RoHS Compliant This product is RoHS compliant.

251L SERIES PICO® II FAST-ACTING SUBMINIATURE FUSES, AXIAL LEAD

QPL

For quantities greater than listed, call for quote.

MOUSER STOCK NO.	Littelfuse Part No.	Fig.	Amp (A)	Volts (V)	Price Each 1	10	100	250
576-0251.062MXL	0251.062MXL	A	0.062	125				
576-0251.125MXL	0251.125MXL	A	0.125	125				
576-0251.250MXL	0251.250MXL	A	0.25	125				
576-0251.375MXL	0251.375MXL	A	0.375	125				
576-0251.500MAT1L	0251.500MAT1L	A	0.5	125				
576-0251.750MAT1L	0251.750MAT1L	A	0.75	125				
576-0251001.MXL	0251001.MXL	A	1	125				
576-02511.25MXL	02511.25MXL	A	1.25	125				
576-025101.5MXL	025101.5MXL	A	1.5	125				
576-0251002.MXL	0251002.MXL	A	2	125				
576-025102.5MXL	025102.5MXL	A	2.5	125				
576-0251003.MXL	0251003.MXL	A	3	125				
576-025103.5MXL	025103.5MXL	A	3.5	125				
✻ 576-0251004.MRT1L	0251004.MRT1L	A	4	125				
576-0251005.MXL	0251005.MXL	A	5	125				
576-0251007.MXL	0251007.MXL	A	7	125				
576-0251010.MXL	0251010.MXL	A	10	125				
✻ 576-0251012.MRT1L	0251012.MRT1L	A	12	32				
✻ 576-0251015.MRT1L	0251015.MRT1L	A	15	32				

✻ Tape and Reel

263 SERIES PICO® II VERY FAST-ACTING SUBMINIATURE FUSES

For quantities greater than listed, call for quote.

MOUSER STOCK NO.	Littelfuse Part No.	Fig.	Amp (A)	Volts (V)	Price Each 1	10	100	250
576-0263.062MXL	0263.062MXL	B	0.062	250				
576-0263.125MXL	0263.125MXL	B	0.125	250				
576-0263.250MXL	0263.250MXL	B	0.25	250				
576-0263.375MXL	0263.375MXL	B	0.375	250				
576-0263.500MXL	0263.500MXL	B	0.5	250				
576-0263.750MXL	0263.750MXL	B	0.75	250				
576-0263001.MXL	0263001.MXL	B	1	250				
576-026301.5MXL	026301.5MXL	B	1.5	250				
576-0263002.MXL	0263002.MXL	B	2	250				
576-026302.5MXL	026302.5MXL	B	2.5	250				
576-0263003.MXL	0263003.MXL	B	3	250				
576-026303.5MXL	026303.5MXL	B	3.5	250				
576-0263004.MXL	0263004.MXL	B	4	250				
576-0263005.MXL	0263005.MXL	B	5	250				

473 SERIES PICO® II SLO-BLO SUBMINIATURE FUSES

For quantities greater than listed, call for quote.

MOUSER STOCK NO.	Littelfuse Part No.	Fig.	Amp (A)	Volts (V)	Price Each 1	10	100	250
✻ 576-0473.375MRT1L	0473.375MRT1L	A	0.375	125				
✻ 576-0473.500MRT1L	0473.500MRT1L	A	0.5	125				
✻ 576-0473.750MRT1L	0473.750MRT1L	A	0.75	125				
✻ 576-0473001.MRT1L	0473001.MRT1L	A	1	125				
✻ 576-047301.5MRT1L	047301.5MRT1L	A	1.5	125				
✻ 576-0473002.MRT1L	0473002.MRT1L	A	2	125				
✻ 576-04732.25MRT1L	04732.25MRT1L	A	2.25	125				
✻ 576-047302.5MRT1L	047302.5MRT1L	A	2.5	125				
✻ 576-0473003.MRT1L	0473003.MRT1L	A	3	125				
✻ 576-047303.5MRT1L	047303.5MRT1L	A	3.5	125				
✻ 576-0473004.MRT1L	0473004.MRT1L	A	4	125				
✻ 576-0473005.MRT1L	0473005.MRT1L	A	5	125				
✻ 576-0473007.MRT1L	0473007.MRT1L	A	7	125				

✻ Tape and Reel

273 SERIES MICRO™ FUSE VERY FAST-ACTING SUBMINIATURE FUSES

QPL

Developed originally for the U.S. Space Program, MICRO fuse provides reliability in a compact design.

For quantities greater than listed, call for quote.

MOUSER STOCK NO.	Littelfuse Part No.	Fig.	Amp (A)	Volts (V)	Price Each 1	10	100	250
576-0273.031V	0273.031V	C	0.031	125				
576-0273.050H	0273.050H	C	0.05	125				
576-0273.062V	0273.062V	C	0.062	125				
576-0273.125H	0273.125H	C	0.125	125				
576-0273.250H	0273.250H	C	0.25	125				
576-0273.500H	0273.500H	C	0.5	125				
576-0273001.H	0273001.H	C	1	125				
576-027301.5H	027301.5H	C	1.5	125				
576-0273002.H	0273002.H	C	2	125				
576-0273003.H	0273003.H	C	3	125				
576-0273004.H	0273004.H	C	4	125				
576-0273005.H	0273005.H	C	5	125				

257 SERIES AUTOFUSE ATO® FAST-ACTING BLADE FUSES

Designed and originated by Littelfuse for the automotive industry, the ATO® fuse has become the original equipment circuit protection standard for foreign and domestic automobiles and trucks. Readily identifiable and easily replaced, this fuse can be specified for a variety of low voltage electronic applications. The ATO® series is rated to 85°C ambient.

For quantities greater than listed, call for quote.

MOUSER STOCK NO.	Littelfuse Part No.	Fig.	Amp (A)	Volts (V)	Price Each 1	10	100	250
576-0287020.PXCN	0287020.PXCN	D	20	32				
576-0287030.PXCN	0287030.PXCN	D	30	32				

DIMENSIONS: mm (in.)

A

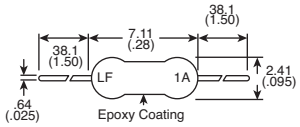

B

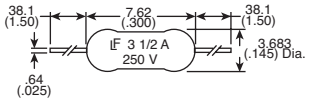

C

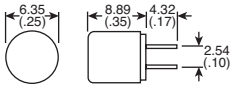

D

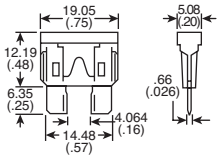

E

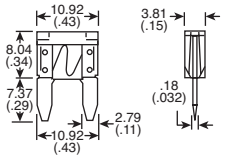

F

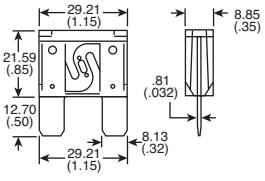

297 SERIES AUTOFUSE MINI® FAST-ACTING

The MINI® fuse has become the industry standard blade fuse for engine compartment locations requiring a 125°C temperature rating.

- Materials: plastic body, silver plated terminals
- Voltage rating: 32V

For quantities greater than listed, call for quote.

MOUSER STOCK NO.	Littelfuse Part No.	Fig.	Amp (A)	Volts (V)	Price Each 1	10	100	250
576-0297002.WXNV	0297002.WXNV	E	2	32				
576-0297003.WXNV	0297003.WXNV	E	3	32				
576-0297004.WXNV	0297004.WXNV	E	4	32				
576-0297005.WXNV	0297005.WXNV	E	5	32				
576-029707.5WXNV	029707.5WXNV	E	7.5	32				
576-0297010.WXNV	0297010.WXNV	E	10	32				
576-0297015.WXNV	0297015.WXNV	E	15	32				
576-0297020.WXNV	0297020.WXNV	E	20	32				
576-0297025.WXNV	0297025.WXNV	E	25	32				
576-0297030.WXNV	0297030.WXNV	E	30	32				

299 SERIES MAXI® SLO-BLO® AUTOMOTIVE BLADE FUSES

Designed and originated by Littelfuse for the automotive industry, the MAXI® fuse has become the original equipment circuit protection standard for foreign and domestic automobiles and trucks. The MAXI® series is rated to 125°C ambient.

For quantities greater than listed, call for quote.

MOUSER STOCK NO.	Littelfuse Part No.	Fig.	Amp (A)	Volts (V)	Price Each 1	10	100	250
576-0299020.ZXNV	0299020.ZXNV	F	20	32				
576-0299025.ZXNV	0299025.ZXNV	F	25	32				
576-0299030.ZXNV	0299030.ZXNV	F	30	32				
576-0299035.ZXNV	0299035.ZXNV	F	35	32				
576-0299040.ZXNV	0299040.ZXNV	F	40	32				
576-0299050.ZXNV	0299050.ZXNV	F	50	32				
576-0299060.ZXNV	0299060.ZXNV	F	60	32				
576-0299080.ZXNV	0299080.ZXNV	F	80	32				

© Copyright 2014 Mouser Electronics

© Copyright 2014 Mouser Electronics

LITTELFUSE Fuse Holders

RoHS Compliant **This page of product is compliant.**

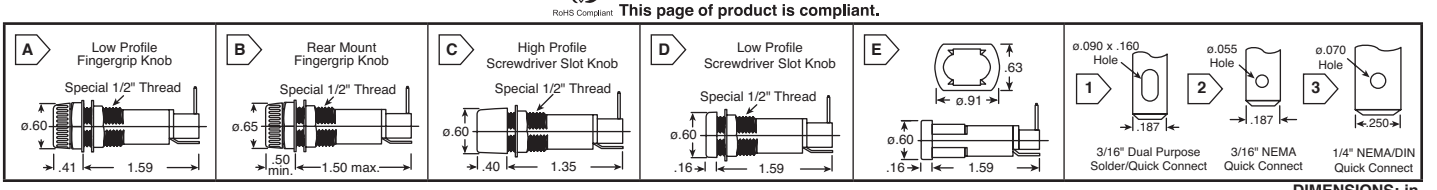

DIMENSIONS: in.

LITTELFUSE INTERNATIONAL SHOCK-SAFE FUSE HOLDERS

For 5mm x 20mm Fuses, Right Angle Terminals

For quantities greater than listed, call for quote.

MOUSER STOCK NO.	Littelfuse Part No.	Fig.	Terminal Type	Size	Price Each 1	10	100	250
576-03455LF1H	03455LF1H	A	1	3/16"				
576-03455LF3H	03455LF3H	A	2	3/16"				
576-03455LF7H	03455LF7H	A	3	1/4"				
576-03455RF1H	03455RF1H	B	1	3/16"				
576-03455RF3H	03455RF3H	B	2	3/16"				
576-03455RF7H	03455RF7H	B	3	1/4"				
576-03455HS1H	03455HS1H	C	1	3//16"				
576-03455HS3H	03455HS3H	C	2	3/16"				
576-03455HS7H	03455HS7H	C	3	1/4"				
576-03455LS1H	03455LS1H	D	1	3/16"				
576-03455LS3H	03455LS3H	D	2	3/16"				
576-03455LS7H	03455LS7H	D	3	1/4"				

For 3ag Fuses, Right Angle Terminals

For quantities greater than listed, call for quote.

MOUSER STOCK NO.	Littelfuse Part No.	Fig.	Terminal Type	Size	Price Each 1	10	100	250
576-03453LF1H	03453LF1H	A	1	3/16"				
576-03453LF3H	03453LF3H	A	2	3/16"				
576-03453LF7H	03453LF7H	A	3	1/4"				
576-03453RF1H	03453RF1H	B	1	3/16"				
576-03453RF3H	03453RF3H	B	2	3/16"				
576-03453RF7H	03453RF7H	B	3	1/4"				
576-03453HS1H	03455HS1H	C	1	3/16"				
576-03453HS3H	03455HS3H	C	2	3/16"				
576-03453HS7H	03455HS7H	C	3	1/4"				
576-03453LS1H	03453LS1H	D	1	3/16"				
576-03453LS3H	03453LS3H	D	2	3/16"				
576-03453LS7H	03453LS7H	D	3	1/4"				
576-03453QS3H	03453QS3H	E	2	3/16"				
576-03453QS7H	03453QS7H	E	3	1/4"				

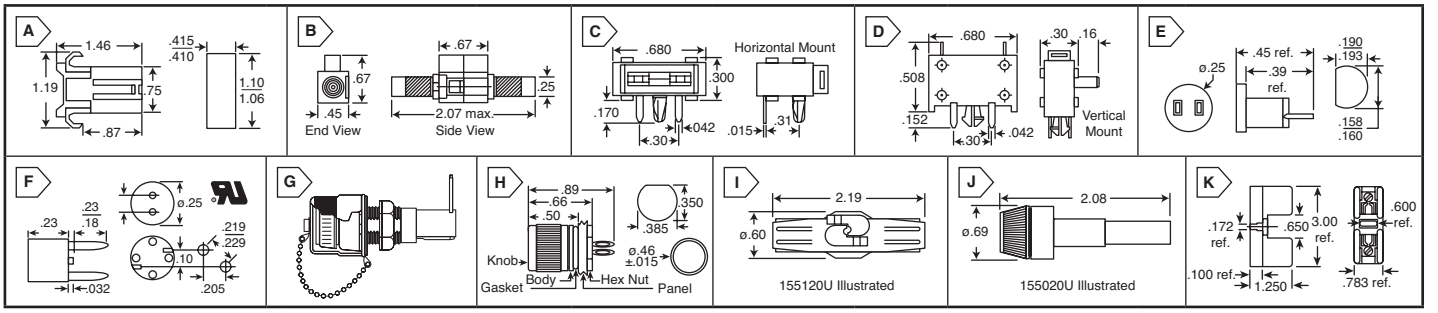

DIMENSIONS: in.

LITTELFUSE FUSE HOLDERS

In-Line Fuseholder for ATO® Fuses

- Ambient temperature: -40°C to +85°C
- Body: Black thermoplastic
- Terminals: Brass, tin plated, snap into body

For quantities greater than listed, call for quote.

MOUSER STOCK NO.	Littelfuse Part No.	Fig.	Description	Price Each 1	10	100	250
576-01550300Z	01550300Z	A	8" 14AWG Wire				
576-01550400Z	01550400Z	A	8" 10AWG Wire				

In-Line Easy Crimp Fuseholder for Mini Fuses

- Ambient temperature: -40°C to +105°C
- Body: Black thermoplastic
- Terminals: Copper alloy, tin plated

576-01530002H	01530002H	B	Accepts 16-22AWG Stranded				
576-01530003H	01530003H	B	Accepts 10-14AWG Stranded				

PC Board Mount Fuse Holders for Mini Fuses

- Ambient Temperature -40°C to +85°C
- Body: Black Thermoplastic, Terminals: Copper Alloy, Tin Plated
- Compatibility: Standard 0.62" PCB Thickness

576-01530007Z	01530007Z	C	Horizontal Mount				
576-01530009Z	01530009Z	D	Stackable Vertical Mount				

Micro Fuse/PICO II 281 Series PCB Fuse Holder

- Ambient Temperature -40°C to +100°C
- Terminals: Silver plated, Copper Alloy

576-02810001H	02810001H	E	Blk Thermoplastic Chassis Mt				
576-02810005H	02810005H	F	White Thermoplastic, PCB Mt				
576-02810007H	02810007H	-	Wht Thermoplstic, R/A, PCB Mt				

Panel Mount RF Shielded/Watertight Holders for 3AG Fuses

576-03400267Z	0340267Z	G	3AG Mil				
576-03400312Z	0340312Z	G	Shock Safe				
576-03400313Z	0340313Z	G	Shock Safe				

RF Shielded 282 Series Micro Fuse Holder

- Housing, Knob, and Hardware: Aluminum, untreated
- Chromate finish for RF shielding
- Panel thickness (max): .093

For quantities greater than listed, call for quote.

MOUSER STOCK NO.	Littelfuse Part No.	Fig.	Description	Price Each 1	10	100	250
576-02820001Z	02820001Z	H	Front Panel Mount				
576-02820002Z	02820002Z	H	Rear Panel Mount				

Twist-Lock In-Line Fuse Holder

- Body: Black Thermoplastic
- Ambient Temperature: -40°C to +75°C
- 155120 for 3AG type fuse, 155100 comes with 2 different springs for SFE sized fuses

576-01500215Z	015002157	I	Twist-Lock in Line				
576-01550120ZXU	01550120ZXU	I	Rivets for up to 14AWG Wire				
576-01550100Z	01550100Z	I	8" Loop 14AWG Red Insl.Wire				

Heavy-Duty Bayonet Knob In-Line Fuse Holder

- Body: Black Thermoplastic
- Ambient Temperature: -40°C to +125°C
- 155020 for 3AG type fuse, 155145 comes with 2 different springs for SFE sized fuses

576-01550020ZXU	01550020ZXU	J	Rivets for up to 14AWG Wire				
576-01500145Z	01500145Z	J	15" Loop14AWG Red Insl.Wire				

Fuse Blocks for Midget Series Fuses

- Fits .406" x 1.5" (10.31mm x 38.1mm)
- 600 Volt Rating
- Interlocking features allow multiple pole capability
- Max. Wire Size: Box lug #6cu, screw #10cu

576-L60030M1C	L60030M1C	K	Box Lug, 1 Pole, 30A				
576-L60030M2C	L60030M2C	K	Box Lug, 2 Poles, 30A				
576-L60030M3C	L60030M3C	K	Box Lug, 3 Poles, 30A				
576-L60030M1SQ	L60030M1SQ	K	Screw Term, 1 Pole, 20A				
576-L60030M3SQ	L60030M3SQ	K	Screw Term, 2 Poles, 20A				

LITTELFUSE LPHV SERIES 1000DC POWER-SAFE "DEAD FRONT" HOLDERS

DIMENSIONS: in.

- 1000VDC rating when used with Littelfuse SPF or FLU fuse series
- Compact design
- Mountable on 35mm Din Rail

For quantities greater than listed, call for quote.

MOUSER STOCK NO.	Littelfuse Part No.	No. of Poles	Amp Rating	Voltage Rating	Price Each 1	10	100	250
576-LPHV0001Z	LPHV0001Z	1	30	1000VDC				
576-LPHV0003Z	LPHV0003Z	3	30	1000VDC				
576-LPHV0004Z	LPHV0004Z	4	30	1000VDC				

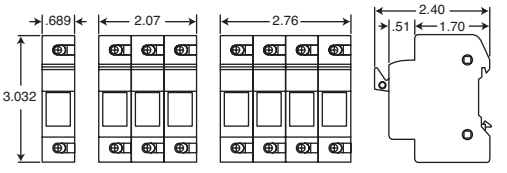

© Copyright 2014 Mouser Electronics

© Copyright 2014 Mouser Electronics

LITTELFUSE Fuse Clips, Holders and Blocks

Products may be RoHS compliant. Check mouser.com for RoHS status.

DIMENSIONS: mm (in.)

A

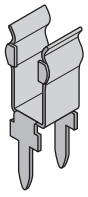

B

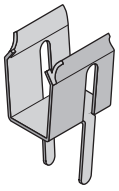

C

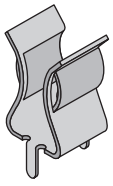

D

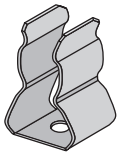

E

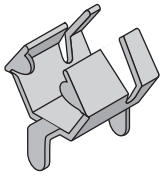

F

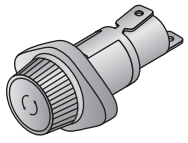

G

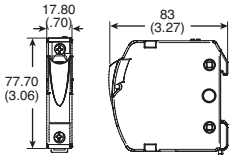

FUSE CLIPS

PRODUCT NEW

RoHS Compliant

For quantities greater than listed, call for quote.

MOUSER STOCK NO.	Littelfuse Part No.	Fig.	Mount Method	Fuse Type	Fuse Mounting	Price Each			
						1	10	100	250
576-01000020Z	01000020Z	A	PC	5x20	Cartridge				
576-01000054Z	01000054Z	A	PC	5x20mm	Cartridge				
576-01010001Z	01010001Z	A	Rivet/Eyelet	3AG/3AB	Cartridge				
576-01000058M	01000058M	B	PC	3AG/3AB	Axial/Radial				
576-01020071Z	01020071Z	C	PC	3AG/3AB	Cartridge				
576-01220083Z	01220083Z	C	PC	3AG/3AB	Cartridge				
576-01220088Z	01220088Z	C	PC	3AG/3AB	Cartridge				
576-01250001Z	01250001Z	D	PC	3AG/3AB	Cartridge				
576-01020080H	01020080H	E	Rivet/Eyelet	NEC	Cartridge				
576-01270001Z	01270001Z	E	Rivet/Eyelet	NEC	Cartridge				

571 SERIES PANEL MOUNT FUSE HOLDERS

Specifications:
- 4000V dielectric strength
- Black Thermoplastic
- Fuse Diameter 13/32"
- Rejection Feature

RoHS Compliant

For quantities greater than listed, call for quote.

MOUSER STOCK NO.	Littelfuse Part No.	Fig.	Type	Amp Rating	Voltage Rating	Fuse Mounting	Price Each			
							1	10	100	250
576-05710007L	571007	F	Standard	30	600	1 13/32" - 1 1/2"				
576-05710007LXP	571007P	F	Watertight	30	600	1 13/32" - 1 1/2"				
576-05710008L	571008	F	Standard	30	600	1 13/32" - 1 1/2"				
576-05710027L	571027	F	Standard	20	600	1 5/18" - 1 3/8"				
576-05710027LXP	571027P	F	Watertight	20	600	1 5/18" - 1 3/8"				
576-057100CCL	5710CC	F	Standard	30	600	1 1/2"				
576-057100CCLXP	5710CCP	F	Watertight	30	600	1 1/2"				

UP-LINK CLASS CC AND MIDGET FUSE HOLDERS

Specifications:
- Cost effective solution for remote blown fuse indication
- Easily integrates with an existing PLC or system
- Data is not shared with a 3rd party

For quantities greater than listed, call for quote.

MOUSER STOCK NO.	Littelfuse Part No.	Fig.	No. of Poles	Amp Rating	Voltage Rating	Price Each			
						1	10	100	250
576-LINK001C.Z	LINK001C.Z	G	1	30	600 VDC				
576-LINK003C.Z	LINK003C.Z	G	3	30	600 VDC				
576-LINK001M.Z	LINK001M.Z	G	4	30	600 VDC				

© Copyright 2014 Mouser Electronics
© Copyright 2014 Mouser Electronics

SCHURTER High Breaking Fuses

SCHURTER ELECTRONIC COMPONENTS

RoHS Compliant This product is RoHS compliant.

DIMENSIONS: mm

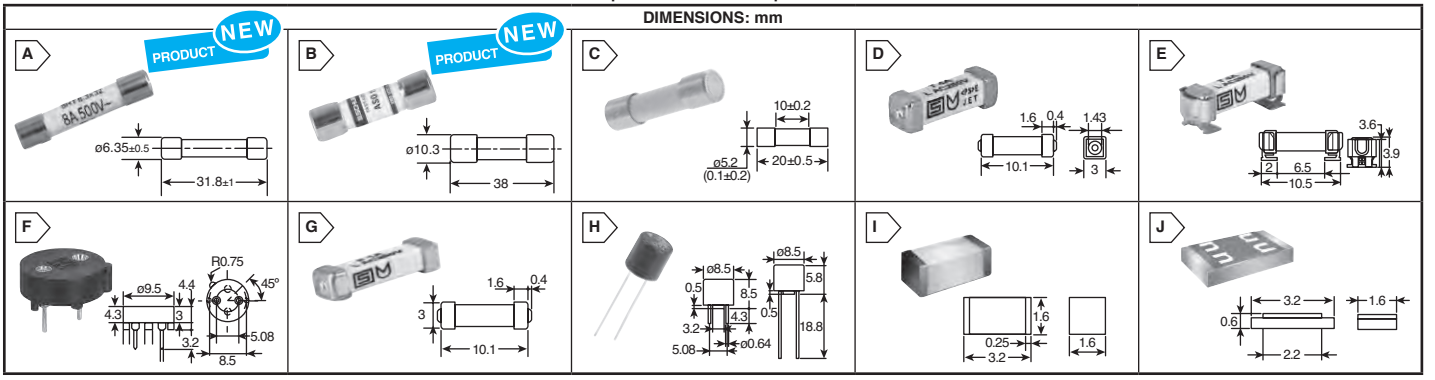

SHT HIGH BREAKING CAPACITY 6.3X32MM FUSES

- Breaking Capacity: 1500A

For quantities greater than listed, call for quote.

MOUSER STOCK NO.	Schurter Part No.	Fig.	Amp (A)	Volt (V)	Price Each 1	50	100	500
693-8020.5011	8020.5011	A	1	500				
693-8020.5012	8020.5012	A	1.25	500				
693-8020.5013	8020.5013	A	1.6	500				
693-8020.5014	8020.5014	A	2	500				
693-8020.5015	8020.5015	A	2.5	500				
693-8020.5016	8020.5016	A	3.15	500				
693-8020.5017	8020.5017	A	4	500				
693-8020.5018	8020.5018	A	5	500				
693-8020.5019	8020.5019	A	6.3	500				
693-8020.5020	8020.5020	A	8	500				

ASO FAST ACTING MIDGET 10.3X38MM FUSES

- Rated Voltage: 1000 VDC

For quantities greater than listed, call for quote.

MOUSER STOCK NO.	Schurter Part No.	Fig.	Amp (A)	Volt (V)	Price Each 1	50	100	500
693-0090.0002	0090.0002	B	2	1000				
693-0090.0003	0090.0003	B	3	1000				
693-0090.0004	0090.0004	B	4	1000				
693-0090.0005	0090.0005	B	5	1000				
693-0090.0006	0090.0006	B	6	1000				
693-0090.0012	0090.0012	B	12	1000				
693-0090.0015	0090.0015	B	15	1000				
693-0090.0020	0090.0020	B	20	1000				
693-0090.0025	0090.0025	B	25	1000				
693-0090.0030	0090.0030	B	30	1000				

SPT HIGH BREAKING CAPACITY TIME-DELAY 5X20MM

- 300VDC
- Breaking Capacity: 500-1500A ✻ No Leads

For quantities greater than listed, call for quote.

MOUSER STOCK NO.	Schurter Part No.	Fig.	Amp (A)	Volt (V)	Price Each 1	50	100	500
693-0001.2501	0001.2501	C	0.5	250				
693-0001.2502	0001.2502	C	0.63	250				
693-0001.2503	0001.2503	C	0.8	250				
693-0001.2504	0001.2504	C	1	250				
693-0001.2505	0001.2505	C	1.25	250				
693-0001.2506	0001.2506	C	1.6	250				
693-0001.2507	0001.2507	C	2	250				
693-0001.2508	0001.2508	C	2.5	250				
693-0001.2509	0001.2509	C	3.15	250				
693-0001.2510	0001.2510	C	4	250				
693-0001.2511	0001.2511	C	5	250				
693-0001.2512	0001.2512	C	6.3	250				
✻ 693-0001-2513	0001.2513	C	8	250				
693-0001.2514	0001.2514	C	10	250				
693-0001.2515	0001.2515	C	12.5	250				
693-0001.2516	0001.2516	C	16	250				

SPT SMD HIGH BREAKING CAPACITY TIME DELAY 5X20MM FUSES

- Breaking Capacity: 500-1500A
- Gold plated

For quantities greater than listed, call for quote.

MOUSER STOCK NO.	Schurter Part No.	Fig.	Amp (A)	Volt (V)	Price Each 1	50	100	500
693-0001.2704.11	0001.2704.11	C	1	250				
693-0001.2705.11	0001.2705.11	C	1.25	250				
693-0001.2706.11	0001.2706.11	C	1.6	250				
693-0001.2707.11	0001.2707.11	C	2	250				
693-0001.2708.11	0001.2708.11	C	2.5	250				
693-0001.2709.11	0001.2709.11	C	3.15	250				
693-0001.2710.11	0001.2710.11	C	4	250				
693-0001.2711.11	0001.2711.11	C	5	250				
693-0001.2712.11	0001.2712.11	C	6.3	250				
693-0001.2713.11	0001.2713.11	C	8	250				
693-0001.2714.11	0001.2714.11	C	10	250				
693-0001.2715.11	0001.2715.11	C	12.5	250				
693-0001.2716.11	0001.2716.11	C	16	250				
693-0001.2514	0001.2514	C	10	250				
693-0001.2515	0001.2515	C	12.5	250				
693-0001.2516	0001.2516	C	16	250				

UMT 250 UNIVERSAL MODULAR 3X10.1MM FUSES

- 277VAC
- Breaking Capacity: 200A
- Tin plated terminals (Holder not included.)

For quantities greater than listed, call for quote.

MOUSER STOCK NO.	Schurter Part No.	Fig.	Amp (A)	Volt (V)	Price Each 1	50	100	500
693-3403.0155.11	3403.0155.11	D	0.08	250				
693-3403.0156.11	3403.0156.11	D	0.1	250				
693-3403.0157.11	3403.0157.11	D	0.125	250				
693-3403.0158.11	3403.0158.11	D	0.16	250				

UMT 250 UNIVERSAL MODULAR 3X10.1MM FUSES (CONT.)

- 277VAC
- Breaking Capacity: 200A
- Tin plated terminals (Holder not included.)

For quantities greater than listed, call for quote.

MOUSER STOCK NO.	Schurter Part No.	Fig.	Amp (A)	Volt (V)	Price Each 1	50	100	500
693-3403.0159.11	3403.0159.11	D	0.2	250				
693-3403.0160.11	3403.0160.11	D	0.25	250				
693-3403.0161.11	3403.0161.11	D	0.315	250				
693-3403.0163.11	3403.0163.11	D	0.5	250				
693-3403.0164.11	3403.0164.11	D	0.63	250				
693-3403.0166.11	3403.0166.11	D	1	250				
693-3403.0167.11	3403.0167.11	D	1.25	250				
693-3403.0168.11	3403.0168.11	D	1.6	250				
693-3403.0169.11	3403.0169.11	D	2	250				
693-3403.0170.11	3403.0170.11	D	2.5	250				
693-3403.0171.11	3403.0171.11	D	3.15	250				
693-3403.0172.11	3403.0172.11	D	4	250				
693-3403.0173.11	3403.0173.11	D	5	250				
693-3403.0174.11	3403.0174.11	D	6.3	250				
693-3403.0175.11	3403.0175.11	D	8	250				
693-3403.0176.11	3403.0176.11	D	10	250				

UMZ 250 UNIVERSAL MODULAR FUSES IN HOLDERS

- Breaking Capacity: 200A
- Fuse and the clip are fully independently approved to UL & VDE

For quantities greater than listed, call for quote.

MOUSER STOCK NO.	Schurter Part No.	Fig.	Amp (A)	Volt (V)	Price Each 1	50	100	500
693-3404.2417.11	3404.2417.11	E	1.25	250				
693-3404.2418.11	3404.2418.11	E	1.6	250				
693-3404.2419.11	3404.2419.11	E	2	250				
693-3404.2421.11	3404.2421.11	E	3.15	250				

FMS 250 FUSEHOLDERS FOR MICRO-SIZE FUSES

For quantities greater than listed, call for quote.

MOUSER STOCK NO.	Schurter Part No.	Fig.	Amp (A)	Volt (V)	Price Each 1	100	500	1000
693-0031.7601	0031.7601	F	6.3A	250				

UMF 250 SMT FAST ACTING FUSES

- Rated Voltage: 250 VAC, 125 VDC

For quantities greater than listed, call for quote.

MOUSER STOCK NO.	Schurter Part No.	Fig.	Amp (A)	Volt (V)	Price Each 1	50	100	500
693-3405.0163.11	3405.0163.11	G	0.5	250				
693-3405.0163.24	3405.0163.24	G	0.5	250				
693-3405.0166.11	3405.0166.11	G	1	250				
693-3405.0166.24	3405.0166.24	G	1	250				
693-3405.0172.11	3405.0172.11	G	4	250				
693-3405.0172.24	3405.0172.24	G	4	250				
693-3405.0175.11	3405.0175.11	G	8	250				
693-3405.0175.24	3405.0175.24	G	8	250				
693-3405.0176.11	3405.0176.11	G	10	250				
693-3405.0176.24	3405.0176.24	G	10	250				

MXT 250 HIGH BREAKING CAPACITY TIME DELAY FUSES

- Breaking Capacity: 100A

For quantities greater than listed, call for quote.

MOUSER STOCK NO.	Schurter Part No.	Fig.	Amp (A)	Volt (V)	Price Each 1	50	100	500
693-0034.6915	0034.6915	H	1	250				
693-0034.6918	0034.6918	H	2	250				
693-0034.6920	0034.6920	H	3.15	250				
693-0034.6921	0034.6921	H	4	250				
693-0034.6922	0034.6922	H	5	250				
693-0034.6923	0034.6923	H	6.3	250				
693-0034.6925	0034.6925	H	10	250				

MGA 1206 SUPER QUICK ACTING FUSES

- 32-125VDC, 125VDC
- Breaking Capacity: 50A AC, 300A DC
- Hermetically sealed

For quantities greater than listed, call for quote.

MOUSER STOCK NO.	Schurter Part No.	Fig.	Amp (A)	Volt (V)	Price Each 1	50	100	500
693-3410.0021.01	3410.0021.01	I	0.2	125				
693-3410.0031.01	3410.0031.01	I	1	125				
693-3410.0035.01	3410.0035.01	I	2	125				
693-3410.0037.01	3410.0037.01	I	3	125				
693-3410.0141.01	3410.0141.01	I	5	32				

UST 1206 SLOW BLOW FUSES

- Breaking Capacity: 63A

For quantities greater than listed, call for quote.

MOUSER STOCK NO.	Schurter Part No.	Fig.	Amp (A)	Volt (V)	Price Each 1	50	100	500
693-3413.0326.22	3413.0326.22	J	7	63				
693-3413.0327.22	3413.0327.22	J	8	63				
693-3413.0328.22	3413.0328.22	J	10	63				
693-3413.0329.22	3413.0329.22	J	12	63				
693-3413.0330.22	3413.0330.22	J	15	63				
693-3413.0331.22	3413.0331.22	J	20	32				
693-3413.0332.22	3413.0332.22	J	25	32				

© Copyright 2014 Mouser Electronics

© Copyright 2014 Mouser Electronics

SCHURTER Fuseholders

SCHURTER ELECTRONIC COMPONENTS

RoHS Compliant **This product is RoHS compliant.**



FUL, FUA, FUP HIGH CURRENT FUSEHOLDERS

500VAC, 16A

For quantities greater than listed, call for quote.

MOUSER STOCK NO.	Schurter Part No.	Fig.	Terminals	Price Each 1	50	100	500
693-0031.2307	0031.2307	A	solder				
693-0031.2308	0031.2308	A	quick-connect				
693-0031.2303	0031.2303	A	solder				
693-0031.2304	0031.2304	A	quick-connect				
693-0031.2550	0031.2550	B	PCB vertical				
✻ 693-0031.2560	0031.2560	B	PCB vertical				
† 693-0031.2570	0031.2570	B	PCB vertical				
693-0031.2500	0031.2500	C	PCB horizontal				
✻ 693-0031.2510	0031.2510	C	PCB horizontal				
† 693-0031.2520	0031.2520	C	PCB horizontal				

✻Complete with 5x20mm IP 40 carrier. † Complete with 6.3x32mm IP 40 carrier.

CARRIERS FOR FUL, FUA, FUP FUSEHOLDERS

500VAC, 30A

For quantities greater than listed, call for quote.

MOUSER STOCK NO.	Schurter Part No.	Fig.	Fuse Size	IP	Price Each 1	50	100	500
693-0031.2321	0031.2321	D	1/4x1-1/4"	40				
✻ 693-0031.2322	0031.2322	E	5x20mm	67				
693-0031.2323	0031.2323	D	5x20mm	40				

✻For FUL SERIES only.

FIZ HIGH CURRENT 5X20MM FUSEHOLDERS

250VAC, 16A

For quantities greater than listed, call for quote.

MOUSER STOCK NO.	Schurter Part No.	Fig.	Terminals	Price Each 1	50	100	500
693-0031.2203	0031.2203	F	solder				
693-0031.2207	0031.2207	F	quick-connect				
693-0031.2201	0031.2201	F	solder				
693-0031.2205	0031.2205	F	quick-connect				

OGD 5X20MM FUSEHOLDERS

500VAC, 10A

For quantities greater than listed, call for quote.

MOUSER STOCK NO.	Schurter Part No.	Fig.	Terminals	Price Each 1	50	100	500
693-0031.8231	0031.8231	G	thru-hole				
693-0031.8241	0031.8241	H	SMD				

OG DUAL SIZE PCB MOUNT FUSE CLIPS

600VAC, 10A

For quantities greater than listed, call for quote.

MOUSER STOCK NO.	Schurter Part No.	Fig.	Terminals	Price Each 1	50	100	500
✻ 693-0751.0099	0751.0099	I	tin-plated bronze				
✻ 693-0751.0100	0751.0100	I	tin-plated brass				
693-0751.0141	0751.0141	I	tin-plated bronze				
693-0751.0142	0751.0142	I	tin-plated brass				

✻With "kicked terminals."

© Copyright 2014 Mouser Electronics

FPG1 5X20MM FUSEHOLDERS

250VAC, 10A

For quantities greater than listed, call for quote.

MOUSER STOCK NO.	Schurter Part No.	Fig.	Carrier Style	Terminals	Price Each 1	50	100	500
693-3101.0010	3101.0010	J	slotted	solder				
693-3101.0210	3101.0210	J	slotted	quick-connect				
693-3101.0015	3101.0015	K	fingergrip	solder				
693-3101.0215	3101.0215	K	fingergrip	quick-connect				
693-3101.0110	3101.0110	L	slotted	solder				
693-3101.0310	3101.0310	L	slotted	quick-connect				
693-3101.0115	3101.0115	M	fingergrip	solder				
693-3101.0315	3101.0315	M	fingergrip	quick-connect				

FPG4, 5 AND 7 - 5X20MM FUSEHOLDERS

250VAC, 10A

For quantities greater than listed, call for quote.

MOUSER STOCK NO.	Schurter Part No.	Fig.	Carrier Style	Terminals	Price Each 1	50	100	500
693-3101.0040	3101.0040	N	slotted	thru-hole				
693-3101.0045	3101.0045	O	fingergrip	thru-hole				
693-3101.0050	3101.0050	P	slotted	thru-hole				
693-3101.0055	3101.0055	Q	fingergrip	thru-hole				
693-3101.0070	3101.0070	R	slotted	SMD				
693-3101.0075	3101.0075	S	fingergrip	SMD				

FBS 5X20MM FUSEHOLDERS

250VAC, 10A

For quantities greater than listed, call for quote.

MOUSER STOCK NO.	Schurter Part No.	Fig.	Carrier Style	Terminals	Price Each 1	50	100	500
693-0031.3901	0031.3901	T	slotted	solder				
693-0031.3903	0031.3903	T	slotted	quick-connect				
693-0031.3911	0031.3911	U	fingergrip	solder				
693-0031.3913	0031.3913	U	fingergrip	quick-connect				
693-0031.3981	0031.3981	V	slotted	PCB				
693-0031.3991	0031.3991	W	fingergrip	PCB				

OGN FUSEHOLDERS FOR 5X20MM FUSES

250VAC, 10A

For quantities greater than listed, call for quote.

MOUSER STOCK NO.	Schurter Part No.	Fig.		Terminals	Price Each 1	50	100	500
693-0031.8201	0031.8201	X	22.5	thru-hole				
693-0031.8211	0031.8211	X	25	thru-hole				
693-0031.8221	0031.8221	Y	17	SMD				

OG 5X20MM PCB MOUNT FUSE CLIPS

250VAC, 6.3A

For quantities greater than listed, call for quote.

MOUSER STOCK NO.	Schurter Part No.	Fig.		Terminals	Price Each 1	50	100	500
693-0751.0052	0751.0052	Z	straight	bronze				
693-0751.0062	0751.0062	Z	straight	brass				
693-0751.0110	0751.0110	AA	kicked	bronze				

CSO HEAVY DUTY FUSE CLIPS

1500VAC, 32A

NEW PRODUCT

For quantities greater than listed, call for quote.

MOUSER STOCK NO.	Schurter Part No.	Fig.	Terminals	Price Each 1	50	100	500
693-0751.0500	0751.0500	BB	rivet, screw				
693-0751.0501	0751.0501	BB	rivet, screw				
693-0751.0505	0751.0505	CC	thru-hole				
693-0751.0506	0751.0506	CC	thru-hole				

© Copyright 2014 Mouser Electronics

BOURNS Chip Resistor Arrays

BOURNS®

RoHS Compliant This product is RoHS compliant.

BOURNS CONCAVE AND CONVEX TERMINATION CHIP RESISTOR ARRAYS, LEAD FREE

Features:
- Lead free version
- Concave and convex termination style
- Resistance tolerance ±5 %
- Suitable for most types of soldering processes

RoHS Compliant

Specifications:
- Operating temperature range: -55°C to +125°C

CAT10, CAY10:
- Package power rating @ 70°C: 125 mW (J4), 63 mW (J2)
- CAT 10: insulated resistors in 0804 size package
- CAY 10: 2/4 isolated resistors in 0404/0804 size package

CAT16, CAY16:
- Power rating per resistor: 62 mW
- Number of elements (isolated): 4 (J4LF), 2 (J2LF)

J2 Package



J4 Package

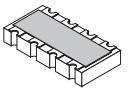

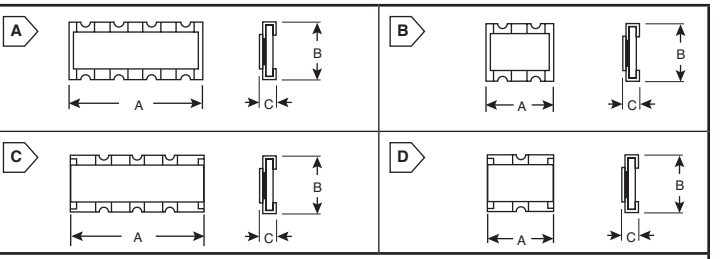

Circuit Schematics

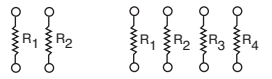

DIMENSIONS: mm (in.)

Model	A	B	C
CAT10-J4	2.0±0.10 (.079±.004)	1.0±0.10 (.039±.004)	0.4±0.15 (.015±.006)
CAY10-J4	2.0±0.10 (.079±.004)	1.0±0.10 (.040±.004)	0.35±0.10 (.014±.004)
CAT10-J2	1.00±0.10 (.040±.004)	1.0±0.10 (.040±.004)	0.35±0.10 (.014±.004)
CAT16-J4	3.20±0.20 (.126±.008)	1.60±0.20 (.063±.008)	0.50±0.10 (.020±.004)
CAY16-J4	3.20±0.20 (.126±.008)	1.60±0.20 (.063±.008)	0.50±0.10 (.020±.004)
CAT16-J2	1.60±0.15 (.032±.002)	1.60±0.15 (.063±.006)	0.60±0.15 (.024±.006)
CAY16-J2	1.60±0.15 (.063±.006)	1.60±0.15 (.063±.006)	0.50±0.10 (.020±.004)

For quantities greater than listed, call for quote.

MOUSER STOCK NO.	Fig.	Value (Ω)	No. of Resistors	Element Size	Price Each 1	100	500	1000	5000	10000
CAT 10 Series Concave Termination Chip Resistor Arrays										
652-CAT10-000J4LF	A	0	4	0804						
652-CAT10-5R1J4LF	A	5.1	4	0804						
652-CAT10-100J4LF	A	10	4	0804						
652-CAT10-180J4LF	A	18	4	0804						
652-CAT10-220J4LF	A	22	4	0804						
652-CAT10-240J4LF	A	24	4	0804						
652-CAT10-330J4LF	A	33	4	0804						
652-CAT10-470J4LF	A	47	4	0804						
652-CAT10-510J4LF	A	51	4	0804						
652-CAT10-103J4LF	A	10K	4	0804						
652-CAT10-104J4LF	A	100K	4	0804						
CAT16 Series Concave Termination Chip Resistor Arrays										
652-CAT16-000J4LF	A	0	4	1206						
652-CAT16-3R0J4LF	A	3	4	1206						
652-CAT16-100J2LF	B	10	2	0606						
652-CAT16-100J4LF	A	10	4	1206						
652-CAT16-220J4LF	A	22	4	1206						
652-CAT16-220J2LF	B	22	2	0606						
652-CAT16-270J4LF	A	27	4	1206						
652-CAT16-330J4LF	A	33	4	1206						
652-CAT16-470J4LF	A	47	4	1206						
652-CAT16-510J4LF	A	51	4	1206						
652-CAT16-560J4LF	A	56	4	1206						
652-CAT16-680J4LF	A	68	4	1206						
652-CAT16-750J4LF	A	75	4	1206						
652-CAT16-101J4LF	A	100	4	1206						
652-CAT16-151J4LF	A	150	4	1206						
652-CAT16-221J4LF	A	220	4	1206						
652-CAT16-271J4LF	A	270	4	1206						
652-CAT16-331J4LF	A	330	4	1206						
652-CAT16-431J4LF	A	430	4	1206						
652-CAT16-471J4LF	A	470	4	1206						
652-CAT16-102J4LF	A	1K	4	1206						
652-CAT16-152J4LF	A	1.5K	4	1206						
652-CAT16-222J4LF	A	2.2K	4	1206						
652-CAT16-272J4LF	A	2.7K	4	1206						
652-CAT16-332J4LF	A	3.3K	4	1206						
652-CAT16-472J4LF	A	4.7K	4	1206						
652-CAT16-822J4LF	A	8.2K	4	1206						
652-CAT16-103J4LF	A	10K	4	1206						
652-CAT16-203J4LF	A	20K	4	1206						
652-CAT16-223J4LF	A	22K	4	1206						
652-CAT16-473J4LF	A	47K	4	1206						
652-CAT16-104J4LF	A	100K	4	1206						
652-CAT16-474J4LF	A	470K	4	1206						
652-CAT16-105J4LF	A	1M	4	1206						
CAY10 Series Convex Termination Chip Resistor Arrays										
652-CAY10-000J4LF	C	0	4	0804						
652-CAY10-3R0J2LF	D	3	2	0404						
652-CAY10-100J4LF	C	10	4	0804						
652-CAY10-180J2LF	D	18	2	0404						
652-CAY10-220J2LF	D	22	2	0404						
652-CAY10-220J4LF	C	22	4	0804						
652-CAY10-270J4LF	C	27	4	0804						
652-CAY10-330J4LF	C	33	4	0804						
652-CAY10-430J4LF	C	43	4	0804						
652-CAY10-470J4LF	C	47	4	0804						
652-CAY10-560J4LF	C	56	4	0804						
652-CAY10-101J4LF	C	100	4	0804						
652-CAY10-331J4LF	C	330	4	0804						

For quantities greater than listed, call for quote.

MOUSER STOCK NO.	Fig.	Value (Ω)	No. of Resistors	Element Size	Price Each 1	100	500	1000	5000	10000
CAY10 Series Convex Termination Chip Resistor Arrays (Cont.)										
652-CAY10-471J4LF	C	470	4	0804						
652-CAY10-102J4LF	C	1K	4	0804						
652-CAY10-222J4LF	C	2.2K	4	0804						
652-CAY10-332J4LF	C	3.3K	4	0804						
652-CAY10-472J4LF	C	4.7K	4	0804						
652-CAY10-822J4LF	C	8.2K	4	0804						
652-CAY10-103J4LF	C	10K	4	0804						
652-CAY10-473J4LF	C	47K	4	0804						
652-CAY10-104J4LF	C	100K	4	0804						
CAY16 Series Convex Termination Chip Resistor Arrays										
652-CAY16-000J4LF	C	0	4	1206						
652-CAY16-100J4LF	C	10	4	1206						
652-CAY16-150J4LF	C	15	4	1206						
652-CAY16-220J2LF	D	22	2	0606						
652-CAY16-220J4LF	C	22	4	1206						
652-CAY16-240J4LF	C	24	4	1206						
652-CAY16-270J4LF	C	27	4	1206						
652-CAY16-330J4LF	C	33	4	1206						
652-CAY16-390J4LF	C	39	4	1206						
652-CAY16-470J4LF	C	47	4	1206						
652-CAY16-510J4LF	C	51	4	1206						
652-CAY16-560J4LF	C	56	4	1206						
652-CAY16-680J4LF	C	68	4	1206						
652-CAY16-820J4LF	C	82	4	1206						
652-CAY16-101J4LF	C	100	4	1206						
652-CAY16-121J4LF	C	120	4	1206						
652-CAY16-151J4LF	C	150	4	1206						
652-CAY16-181J4LF	C	180	4	1206						
652-CAY16-221J4LF	C	220	4	1206						
652-CAY16-271J4LF	C	270	4	1206						
652-CAY16-331J4LF	C	330	4	1206						
652-CAY16-391J4LF	C	390	4	1206						
652-CAY16-471J4LF	C	470	4	1206						
652-CAY16-561J4LF	C	560	4	1206						
652-CAY16-102J4LF	C	1K	4	1206						
652-CAY16-122J4LF	C	1.2K	4	1206						
652-CAY16-152J4LF	C	1.5K	4	1206						
652-CAY16-222J4LF	C	2.2K	4	1206						
652-CAY16-272J4LF	C	2.7K	4	1206						
652-CAY16-332J4LF	C	3.3K	4	1206						
652-CAY16-472J4LF	C	4.7K	4	1206						
652-CAY16-562J4LF	C	5.6K	4	1206						
652-CAY16-682J4LF	C	6.8K	4	1206						
652-CAY16-822J4LF	C	8.2K	4	1206						
652-CAY16-103J4LF	C	10K	4	1206						
652-CAY16-123J4LF	C	12K	4	1206						
652-CAY16-153J4LF	C	15K	4	1206						
652-CAY16-223J4LF	C	22K	4	1206						
652-CAY16-333J4LF	C	33K	4	1206						
652-CAY16-473J4LF	C	47K	4	1206						
652-CAY16-563J4LF	C	56K	4	1206						
652-CAY16-823J4LF	C	82K	4	1206						
652-CAY16-104J4LF	C	100K	4	1206						
652-CAY16-124J4LF	C	120K	4	1206						
652-CAY16-154J4LF	C	150K	4	1206						
652-CAY16-224J4LF	C	220K	4	1206						
652-CAY16-474J4LF	C	470K	4	1206						
652-CAY16-684J4LF	C	680K	4	1206						
652-CAY16-105J4LF	C	1M	4	1206						

© Copyright 2014 Mouser Electronics

© Copyright 2014 Mouser Electronics

4100R SERIES 2% DIP THICK FILM RESISTOR NETWORKS

Specifications:

- Molded Construction
- Resistance range: 10Ω to 220KΩ
- Temperature coefficient: 50Ω to 2.2MΩ = ± 100 ppm/°C below 50Ω = ± 250 ppm/°C
- Resistor Tolerance: 10Ω to 49Ω = ±1Ω; 50Ω to 5MΩ = ±2%
- Package Power Rating at 70°C
  4114R: 2.00 watts
  4116R: 2.25 watts

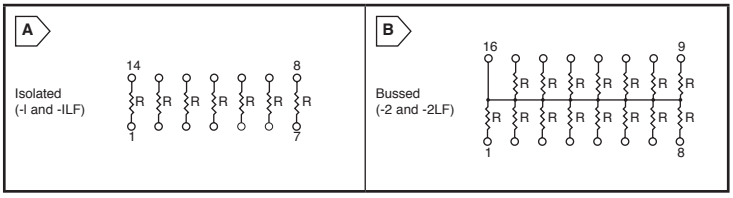

DIMENSIONS: mm

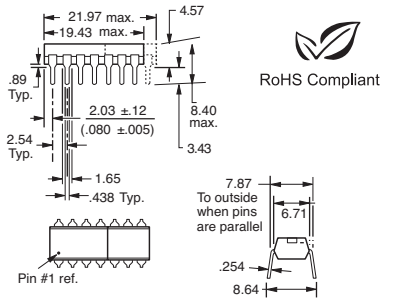

RoHS Compliant

For quantities greater than listed, call for quote.

MOUSER STOCK NO.	Fig.	No. of Pins	Price Each 1	50	100	500	1000
652-4114R-1LF-Value	A	14					
652-4114R-2LF-Value	B	14					
652-4116R-1LF-Value	A	16					
652-4116R-2LF-Value	B	16					

Table of Standard Values (Ω)
Other values available.

10	120	390	1.5K	4.7K	18K	68K
22	150	470	1.8K	5.6K	22K	100K
33	180	560	2K	6.8K	27K	150K
39	220	680	2.2K	8.2K	33K	220K
47	270	1K	2.7K	10K	47K	
100	330	1.2K	3.3K	15K	56K	

4300R SERIES 2% SIP THICK FILM RESISTOR NETWORKS

Specifications:

- Molded construction
- Resistance range: 10Ω to 1MΩ
- Temperature coefficient of resistance:
  50Ω to 1M = ± 100 ppm/°C
  < 50Ω = ± 250 ppm/°C
  > 1MΩ = ± 250 ppm/°C
- Resistor Tolerance:
  10 Ω to 49 Ω = ±1 ohm
  50 Ω to 5 MΩ = ±2%
- Package Power Rating at 70°C
  4306R: 0.75 watts
  4308R: 1.00 watts
  4310R: 1.25 watts

RoHS Compliant

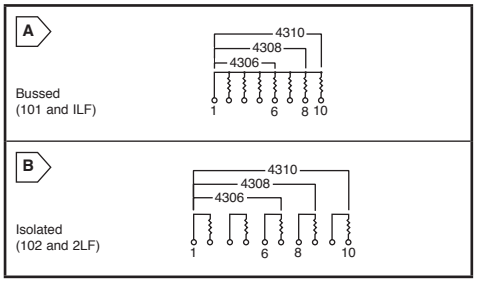

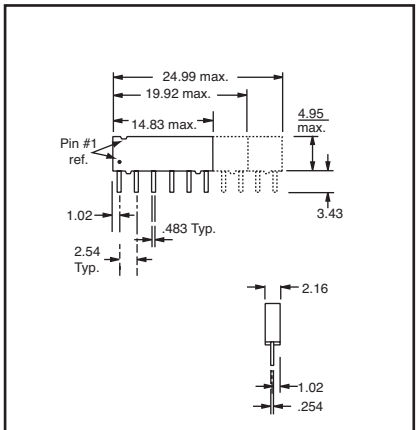

DIMENSIONS: mm

For quantities greater than listed, call for quote.

MOUSER STOCK NO.	Fig.	No. of Pins	Price Each 1	35	140	350	700
652-4306R-1LF-Value	A	6					
652-4306R-2LF-Value	B	6					

For quantities greater than listed, call for quote.

MOUSER STOCK NO.	Fig.	No. of Pins	Price Each 1	25	100	250	500
652-4308R-1LF-Value	A	8					
652-4308R-2LF-Value	B	8					
652-4310R-1LF-Value	A	10					
652-4310R-2LF-Value	B	10					

Table of Standard Values (Ω)
Other values available.

22	120	390	1.2K	3.3K	10K	33K	220K
39	150	470	1.5K	3.9K	12K	39K	470K
47	180	560	1.8K	4.7K	15K	47K	1M
56	220	680	2K	5.6K	20K	56K	
68	270	820	2.2K	6.8K	22K	68K	
100	330	1K	2.7K	8.2K	27K	100K	

Also available in 9 and 11 pin configurations.

4600X SERIES 2% SIP CONFORMAL COATED RESISTOR NETWORKS

Specifications:

- Standard resistance range: 22Ω to 1MΩ
- Standard resistance tolerance: 50Ω-5MΩ ±2% <49Ω=1Ω)
- Operating temperature range: -55°C to +125°C
- Temperature coefficient of resistance: ±100ppm/°C (<50Ω = ±250ppm/°C)
- Operating voltage: 100VDC max.
- Insulation resistance: 10,000MΩ min.
- Resistor Tolerance: 10Ω to 49Ω = ±1Ω, 50Ω to 5, MΩ = ±2%

Features:

- Low profile is compatible with dips
- Ammo-pak packaging available
- Recommended for rosin flux, and solvent clean or no clean flux process

RoHS Compliant

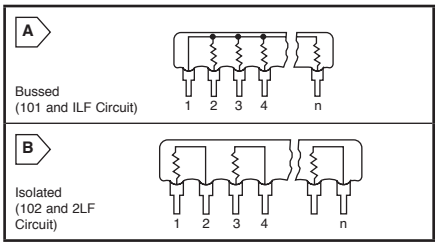

No. of Pins	6	8	10
"L" Max. (mm)	15.19	20.27	25.35

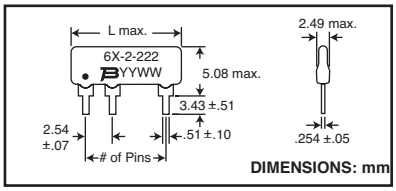

DIMENSIONS: mm

For quantities greater than listed, call for quote.

MOUSER STOCK NO.	Fig.	No. of Pins	Price Each 1	50	100	500	1000
652-4606X-1LF-Value	A	6					
652-4606X-2LF-Value	B	6					
652-4608X-1LF-Value	A	8					
652-4608X-2LF-Value	B	8					
652-4610X-1LF-Value	A	10					
652-4610X-2LF-Value	B	10					

Table of Standard Values (Ω)

22	56	150	390	1K	2.2K	5.6K	15K	33K	82K	220K	560K
27	68	180	470	1.2K	2.7K	6.8K	18K	39K	100K	270K	680K
33	82	220	560	1.5K	3.3K	8.2K	20K	47K	120K	330K	820K
39	100	270	680	1.8K	3.9K	10K	22K	56K	150K	390K	1M
47	120	330	820	2K	4.7K	12K	27K	68K	180K	470K	

4800P SERIES 2% SMD THICK FILM RESISTOR NETWORKS

Specifications:

- Maximum Operating Voltage: 50V
- Temperature Coefficient of Resistance: 50Ω and above = ±100ppm/°C below 50Ω = ±250ppm/°C
- Operating Temperature: -55°C to +125°C
- Insulation Resistance: 10,000 MΩ min.
- Dielectric Withstanding Voltage: 200VRMS
- Package Power Rating at 70°C: 4816P: 1.28 watts
- Resistor Tolerance: 10Ω to 49Ω = ±1Ω, 50Ω to 5 MΩ = ±2%

Features:

- Standard E.I.A. package compatible with automatic placement equipment
- Standard Packaging 50 per tube
- Marking on contrasting background for permanent identification
- Compliant leads to reduce solder joint fatiguing
- Standard electrical schematics: isolated, bussed

RoHS Compliant

DIMENSIONS: mm (in.)

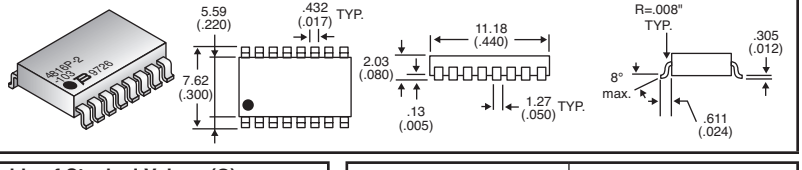

For quantities greater than listed, call for quote.

MOUSER STOCK NO.	Fig.	No. of Pins	Price Each 1	50	100	500	1000
RoHS/Lead Free							
652-4816P-T1LF-Value	A	16					
652-4816P-T2LF-Value	B	16					

Table of Stocked Values (Ω)

22	82	330	8201K	3.3K	12K	39K	150K	560K
27	100	390	1.2K	3.9K	15K	47K	180K	680K
33	120	470	1.5K	4.7K	18K	56K	220K	820K
39	150	560	1.8K	5.6K	20K	68K	270K	1M
47	180	680	2K	6.8K	22K	82K	330K	
56	220		2.2K	8.2K	27K	100K	390K	
68	270		2.7K	10K	33K	120K	470K	

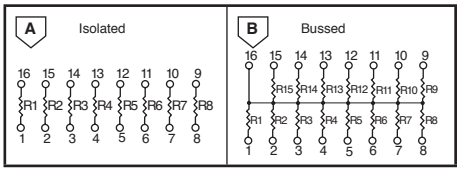

© Copyright 2014 Mouser Electronics

© Copyright 2014 Mouser Electronics

CADDOCK Precision Resistors & Voltage Divider Networks

CADDOCK

CADDOCK USF300 SERIES: ULTRA-PRECISION LOW TEMPERATURE COEFFICIENT FILM RESISTORS

DIMENSIONS: in. (mm)

Features:
- Outstanding Long Term Stability
- Thermally Efficient Ceramic Sandwich Construction
- Voltage Coefficient: USF371, USF370 9 Meg and higher, 0.02 ppm/Volt (max.)
- Operating Temperature Range: -40°C to +85°C

RoHS Compliant

USF340

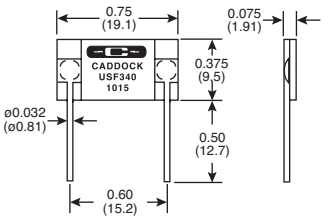

USF370, USF371

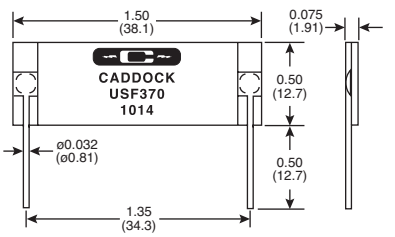

For quantities greater than listed, call for quote.

MOUSER STOCK NO.	Caddock Part No.	Resistance	Tolerance (%)	Temperature Coefficient	Max. Continuous Voltage Rating	Power Rating (+85°C)	Price Each 1	10	25
684-USF340-10K	USF340-10.0K-0.01%-5ppm	10.0K	0.01%	5ppm°C	Sqrt (P*R)	0.33 W			
684-USF340-100K	USF340-100K-0.01%-5ppm	100K	0.01%	5ppm°C	Sqrt (P*R)	0.33 W			
684-USF340-1M	USF340-1.00M-0.01%-5ppm	1.00M	0.01%	5ppm°C	300 Volts	0.33 W			
684-USF340-10M	USF340-10.0M-0.01%-5ppm	10.0M	0.01%	5ppm°C	300 Volts	0.33 W			
684-USF370-1M	USF370-1.00M-0.01%-5ppm	1.00M	0.01%	5ppm°C	Sqrt (P*R)	0.75 W			
684-USF370-2M	USF370-2.00M-0.01%-5ppm	2.00M	0.01%	5ppm°C	Sqrt (P*R)	0.75 W			
684-USF370-5M	USF370-5.00M-0.01%-5ppm	5.00M	0.01%	5ppm°C	1400 Volts	0.75 W			
684-USF370-9.90M	USF370-9.90M-0.01%-5ppm	9.90M	0.01%	5ppm°C	1400 Volts	0.75 W			
684-USF370-9.99M	USF370-9.99M-0.01%-5ppm	9.99M	0.01%	5ppm°C	1400 Volts	0.75 W			
684-USF370-10M	USF370-10.0M-0.01%-5ppm	10.0M	0.01%	5ppm°C	1400 Volts	0.75 W			
684-USF371-20M	USF371-20.0M-0.01%-5ppm	20.0M	0.01%	5ppm°C	2500 Volts	0.75 W			

CADDOCK 1776 SERIES: PRECISION DECADE RESISTOR VOLTAGE DIVIDER NETWORKS

DIMENSIONS: in. (mm)

Features:
- Outstanding Long Term Stability
- Voltage Division Ratios: 10:1, 100:1, 1,000:1, 10,000:1
- Operating Temperature Range: -40°C to +85°C

Note 1: Lead Form Detail provides interference in the circuit board hole to achieve a vertical mount of the device. Recommended circuit board hole is nominally 0.039 inch (1.00mm).

RoHS Compliant

1776-C681

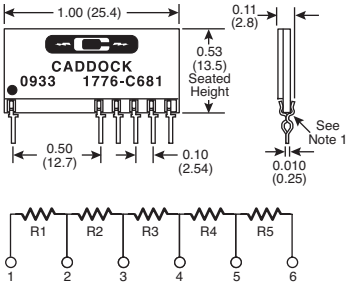

1776-C481

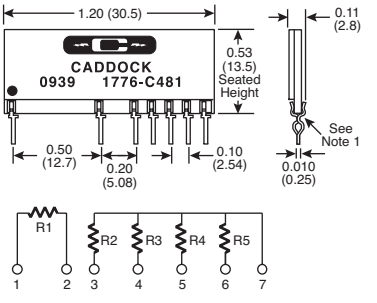

For quantities greater than listed, call for quote.

MOUSER STOCK NO.	Caddock Part No.	R1	R2	R3	R4	R5	Ratio Tolerance	Ratio Temperature Coefficient	Max. Continuous Voltage Rating	Price Each 1	10	25
684-1776-C681	1776-C681	9 M	900K	90K	9K	1K	0.05%	10ppm°C	1200 Volts			
684-1776-C481	1776-C481	10 M	1.1111M	101.01K	10.01K	1.0001K	0.05%	10ppm°C	1200 Volts			

CADDOCK HVD5 SERIES: ULTRA-PRECISION VOLTAGE DIVIDERS

DIMENSIONS: in. (mm)

Features:
- Outstanding Long Term Stability
- Ratio Voltage Coefficient: 0.02 ppm/Volt
- Operating Temperature Range: -40°C to +85°C

Note 1: Lead Form Detail provides interference in the circuit board hole to achieve a vertical mount of the device. Recommended circuit board hole is nominally 0.039 inch (1.00mm).

RoHS Compliant

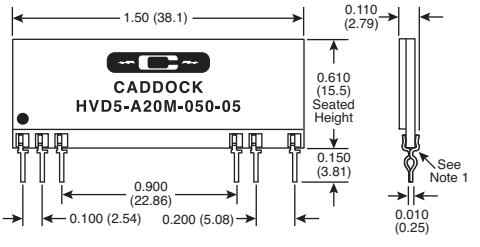

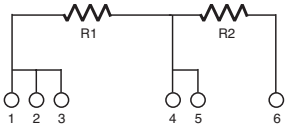

For quantities greater than listed, call for quote.

MOUSER STOCK NO.	Caddock Part No.	R1	R2	Divider Ratio	Ratio Tolerance	Ratio Temperature Coefficient	Max. Continuous Voltage Rating	Price Each 1	10	25
684-HVD5-A20M	HVD5-A20M-050-05	19.98 M	20K	1,000:1	0.05%	5ppm°C	2500 Volts			
684-HVD5-B20M	HVD5-B20M-050-05	19.8 M	200K	100:1	0.05%	5ppm°C	2500 Volts			

© Copyright 2014 Mouser Electronics
© Copyright 2014 Mouser Electronics

SERIES 73MX CURRENT SENSING RESISTORS - METAL PLATE

Features:

- Very Low Resistance
- Suitable for Current Limiting, Current Detection, Motor Control, Power Supply and Hard Disk Drives
- High Precision and Excellent Accuracy for Current Detection
- Good Electrical Characteristics
- Nickel Barrier Solder-Coated Pads [e3]
- Reflow capable per JEDEC J-STD-020, 260°C maximum
- Tape and Reel Packaging
- Surface Mount Package

NEW PRODUCT

For quantities greater than listed call for quote.

MOUSER STOCK NO.	CTS Part No.	Fig.	Resistor Value	Rated Wattage (Watts)	Tolerance	Price Each 1	10	100	500
73M1									
774-73M1R003F	73M1R003F	A	0.003Ω	1	±2%				
774-73M1R007F	73M1R007F	A	0.007Ω	1	±2%				
774-73M1R009F	73M1R009F	A	0.009Ω	1	±2%				
774-73M1R010F	73M1R010F	A	0.010Ω	1	±2%				
774-73M1R100F	73M1R100F	A	0.100Ω	1	±2%				
73M2									
774-73M2R005F	73M2R005F	A	0.005Ω	2	±1%				
774-73M2R009F	73M2R009F	A	0.009Ω	2	±1%				
774-73M2R010F	73M2R010F	A	0.010Ω	2	±1%				
774-73M2R030F	73M2R030F	A	0.030Ω	2	±1%				

A



Dimesions: mm	L	W	T	A	B	C
73M1	6.2±0.3	3.1±0.2	1.0±0.2	2.5±0.2	0.8±0.2	1.2±0.3
73M2	6.4±0.3	3.5±0.2	1.2 Max.	3.2±0.2	---	1.0±0.2

CTS provides customers with platform-based engineered components and modules and related products utilizing our expertise in RF design filtering frequency control electromechanical ceramic and ball-grid array technologies and our knowledge of customer applications.

CTS CHIP RESISTOR ARRAYS

Features:

- Thick film technology
- High density packaging
- Leadless surface mount construction
- Tape and reel packaging
- Solder coated nickel barrier pads
- Operating temperature range: -55°C to +125°C

RoHS Compliant

For quantities greater than listed call for quote.

MOUSER STOCK NO. Prefix	Value	Suffix	Fig.	No. of Resistors	No. of Pads	Price Each 1	50	100
Convex Term								
774-740X043	Code	JP	A	2	4			
774-741X043	Code	JP	A	2	4			
774-741X083	Code	JP	A	4	8			
774-746X101	Code	JP	A	8	10			
774-741X163	Code	JP	A	8	16			
Concave Term								
774-742C043	Code	JP	B	2	4			
774-743C043	Code	JP	B	2	4			
774-744C043	Code	JP	B	2	4			
774-741C083	Code	JP	B	4	8			
774-742C083	Code	JP	B	4	8			
774-743C083	Code	JP	B	4	8			
774-744C083	Code	JP	B	4	8			
774-745C101	Code	JP	B	8	10			
774-742C163	Code	JP	B	8	16			

A **Covex Termination - Type X**

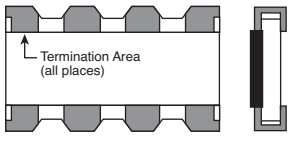

B **Concave Termination - Type C**

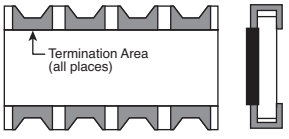

Standard Resistor Values and Codes									
Ohms	Code	Ohms	Code	Ohms	Code	Ohms	Code	Ohms	Code
0	000X	82	820	820K	821	10K	103	120K	124
10	100	100	101	1K	102	12K	123	150K	154
12	120	110	111	1.2K	122	15K	153	180K	184
15	150	120	121	1.5K	152	18K	183	220K	224
18	180	150	151	1.8K	182	22K	223	270K	274
22	220	180	181	2.2K	222	27K	273	330K	334
27	270	220	221	2.7K	272	33K	333	390K	394
33	330	270	271	3.3K	332	39K	393	470K	474
39	390	330	331	3.9K	392	47K	473	510K	514
47	470	390	391	4.7K	472	51K	513	560K	564
51	510	470	471	5.1K	512	56K	563	680K	684
56	560	510	511	5.6K	562	68K	683	820K	824
68	680	560	561	6.8K	682	82K	823	1M	105
75	750	680	681	8.2K	822	100K	104		

∗Note: Series 745 33Ω to 470KΩ Series 746 33Ω to 100KΩ

ClearONE RT SERIES BGA TERMINATORS

Designed with a ceramic substrate this device minimizes channel capacitance a primary cause of reduced system performance. In addition the BGA package eases routing design saving the designer many hours of printed circuit layout.

Compact PCI Features:

- Ultra low I/O coupling
- Slim BGA package
- 10 Ω Trimmed resistance to 5%
- 1% Resistor tolerance

DDR SDRAM Features:

- Compliant to JEDEC std. 8-9A
- Excellent high frequency performance
- Slim BGA package
- Low channel capacitance

For quantities greater than listed call for quote.

MOUSER STOCK NO.	CTS Part No.	Fig.	Bits	Value (Ω) R1	R2	Array Size	Pitch (mm)	Price Each 1	10	100	500
Compact PCI											
774-RT1201B7TR7	RT1201B7TR7	A	32	10	-	4 x 16	1.00				
DDR SDRAM											
774-RT1404B7TR7	RT1404B7TR7	B	18	25	-	4 x 9	1.00				
774-RT1400B7TR7	RT1400B7TR7	C	18	50	25	3 x 9	1.00				
774-RT1402B7TR7	RT1402B7TR7	D	18	50	-	3 x 9	1.00				

A

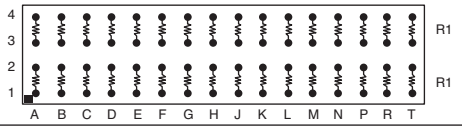

B

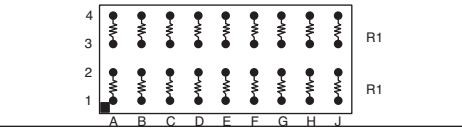

C

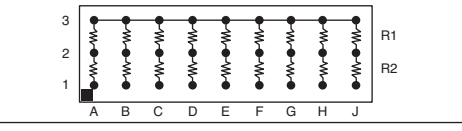

D

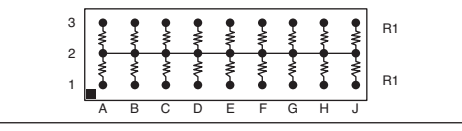

E

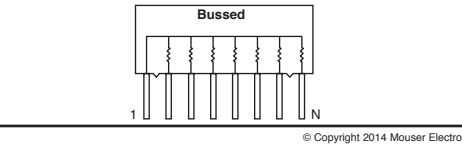

CTS THRU HOLE SIP RESISTOR NETWORKS

Compact PCI Features:

- High-reliability cermet resistors
- Space saving over individual resistors
- 2.54mm / .100in. pin spacing
- Operating temperature: -55°C to +125°C

RoHS Compliant

For quantities greater than listed call for quote.

MOUSER STOCK NO.	CTS Part No.	Fig.	Value (Ω)	Tolerance	No. of Pins	Price Each 1	10	100	500
774-770101103P	770101103P	E	10K	2%	10				
774-770101472P	770101472P	E	4.7K	2%	10				

© Copyright 2014 Mouser Electronics

© Copyright 2014 Mouser Electronics

KOA 0402, 0603, 0805, 1206 - 5% SMD Resistor Array

RoHS Compliant This product is RoHS compliant.

KOA SPEER ELECTRONICS, INC.

KOA SPEER 5% CONCAVE TERMINATION RESISTOR ARRAYS

Features:
- Manufactured to type RK73 standards
- Less board space than individual chips
- Isolated resistor elements
- Marking: Marked with resistance value
- Tolerance: 5%
- Operating temperature range: -55°C to +150°C

RoHS Compliant

Circuit Schematic

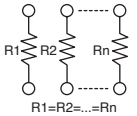

R1=R2=...=Rn
(n=2, 4 or 8)

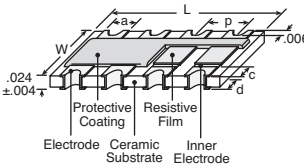

Size Code	DIMENSIONS: in. (mm)					
	L	W	C	d	a	p (ref.)
1J2	.063±.006 (1.6±0.15)	.063±.006 (1.6±0.15)	.012±.006 (0.3±0.15)	.016±.006 (0.4±0.15)	.020±.006 (0.5±0.15)	.031 (0.8)
1J4	.126±.008 (3.2±0.2)					
1J8	.252±.008 (6.4±0.2)					

Size Code	DIMENSIONS: in. (mm)					
	L	W	C	d	a	p (ref.)
2A2	0.1±.008 (2.54±0.2)	.079±.008 (2.0±0.2)	.016±.008 (0.4±0.2)	.022±.006 (.055±0.15)	.031 (0.8)	.050 (1.27)
2A4	0.2±.008 (5.08±0.2)					
2A8	0.4±.008 (10.16±0.2)					
2B2	0.1±.008 (2.54±0.2)	.126±.008 (3.2±0.2)	.020±.012 (0.5±0.3)			
2B4	0.2±.008 (5.08±0.2)					
2B8	0.4±.008 (10.16±0.2)					

MOUSER STOCK NO.	Value (Ω)	No. of Resistors	Element Size	No. of Leads	Price Each 1	100	500	1000	Reel Qty.	Price Per Piece
660-CN1J2TTD100J	10	2	603	4					5000	
660-CN1J2TTD330J	33	2	603	4					5000	
660-CN1J2TTD331J	330	2	603	4					5000	
660-CN1J2TTD104J	100K	2	603	4					5000	
660-CN1J4TTD100J	10	4	603	8					5000	
660-CN1J4TTD150J	15	4	603	8					5000	
660-CN1J4TTD200J	20	4	603	8					5000	
660-CN1J4TTD220J	22	4	603	8					5000	
660-CN1J4TTD240J	24	4	603	8					5000	
660-CN1J4TTD270J	27	4	603	8					5000	
660-CN1J4TTD330J	33	4	603	8					5000	
660-CN1J4TTD390J	39	4	603	8					5000	
660-CN1J4TTD470J	47	4	603	8					5000	
660-CN1J4TTD510J	51	4	603	8					5000	
660-CN1J4TTD560J	56	4	603	8					5000	
660-CN1J4TTD680J	68	4	603	8					5000	
660-CN1J4TTD750J	75	4	603	8					5000	
660-CN1J4TTD820J	82	4	603	8					5000	
660-CN1J4TTD101J	100	4	603	8					5000	
660-CN1J4TTD151J	150	4	603	8					5000	
660-CN1J4TTD221J	220	4	603	8					5000	
660-CN1J4TTD331J	330	4	603	8					5000	
660-CN1J4TTD471J	470	4	603	8					5000	
660-CN1J4TTD561J	560	4	603	8					5000	
660-CN1J4TTD681J	680	4	603	8					5000	
660-CN1J4TTD102J	1K	4	603	8					5000	
660-CN1J4TTD222J	2.2K	4	603	8					5000	
660-CN1J4TTD272J	2.7K	4	603	8					5000	
660-CN1J4TTD332J	3.3K	4	603	8					5000	
660-CN1J4TTD472J	4.7K	4	603	8					5000	
660-CN1J4TTD562J	5.6K	4	603	8					5000	
660-CN1J4TTD103J	10K	4	603	8					5000	
660-CN1J4TTD153J	15K	4	603	8					5000	
660-CN1J4TTD203J	20K	4	603	8					5000	

MOUSER STOCK NO.	Value (Ω)	No. of Resistors	Element Size	No. of Leads	Price Each 1	100	500	1000	Reel Qty.	Price Per Piece
660-CN1J4TTD223J	22K	4	603	8					5000	
660-CN1J4TTD333J	33K	4	603	8					5000	
660-CN1J4TTD473J	47K	4	603	8					5000	
660-CN1J4TTD104J	100K	4	603	8					5000	
660-CN1J4TTD105J	1M	4	603	8					5000	
660-CN1J8TTE220J	22	8	603	16					4000	
660-CN1J8TTE330J	33	8	603	16					4000	
660-CN1J8TTE470J	47	8	603	16					4000	
660-CN1J8TTE510J	51	8	603	16					4000	
660-CN1J8TTE101J	100	8	603	16					4000	
660-CN1J8TTE221J	220	8	603	16					4000	
660-CN1J8TTE331J	330	8	603	16					4000	
660-CN1J8TTE471J	470	8	603	16					4000	
660-CN1J8TTE102J	1K	8	603	16					4000	
660-CN1J8TTE472J	4.7K	8	603	16					4000	
660-CN1J8TTE103J	10K	8	603	16					4000	
660-CN1J8TTE104J	100K	8	603	16					4000	
660-CN2A4TTE220J	22	4	805	8					4000	
660-CN2A4TTE330J	33	4	805	8					4000	
660-CN2A4TTE101J	100	4	805	8					4000	
660-CN2A4TTE471J	470	4	805	8					4000	
660-CN2A4TTE102J	1K	4	805	8					4000	
660-CN2A4TTE472J	4.7K	4	805	8					4000	
660-CN2A4TTE103J	10K	4	805	8					4000	
660-CN2B4TTE220J	22	4	1206	8					4000	
660-CN2B4TTE330J	33	4	1206	8					4000	
660-CN2B4TTE101J	100	4	1206	8					4000	
660-CN2B4TTE331J	330	4	1206	8					4000	
660-CN2B4TTE103J	10K	4	1206	8					4000	
660-CN2B4TTE222J	2.2K	4	1206	8					4000	
660-CN2B4TTE472J	4.7K	4	1206	8					4000	
660-CN2B4TTE473J	47K	4	1206	8					4000	
660-CN2B4TTE104J	100K	4	1206	8					4000	

KOA SPEER 5% CONVEX TERMINATION RESISTOR ARRAYS

Features:
- Manufactured to type RK73 standards
- Less board space than individual chips
- Isolated resistor elements
- Convex terminators with square corners
  Marking: Body color black
  1E no marking
  1J white three-digit marking

RoHS Compliant

Specifications:
- TCR: ±200
- Power Rating: 63mW
- Resistance Tolerance: 5%
- Operating Temperature Range: -55°C to +125°C

Circuit Schematic

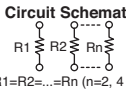

R1=R2=...=Rn (n=2, 4 or 8)

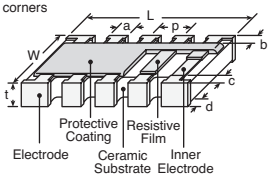

Size Code	DIMENSIONS: in. (mm)							
	L	W	C	d	t	a (ref.)	b (ref.)	p (ref.)
1E2K	.039±.004 (1.0±0.1)	.039±.004 (1.0±0.1)	.006±.004 (0.15±0.1)	.011±.006 (0.3±0.16)	.014 (0.35)	.014±.004 (.035±0.1)	.007±.002 (0.17±0.05)	.026±.004 (0.67±0.1)
1E4K	.079±.004 (2.0±0.1)			0.10±.004 (0.25±0.1)		0.12±.004 (0.3±0.1)	.006±.004 (0.15±0.1)	.020 (0.5)
1J2K	.063±.006 (1.6±0.15)	.063±.006 (1.6±0.15)	.012±.008 (0.3±0.2)	.010±.004 (0.25±0.1)	.020 (0.5)	.020 (0.5)	.012 (0.3)	0.31 (0.8)
1J4K	.126±.006 (3.2±0.15)							

MOUSER STOCK NO.	Value (Ω)	No. of Resistors	Element Size	No. of Leads	Price Each 1	100	500	1000	Reel Qty.	Price Per Piece
660-CN1E2KTTD100J	10	2	402	4					10000	
660-CN1E2KTTD220J	22	2	402	4					10000	
660-CN1E2KTTD240J	24	2	402	4					10000	
660-CN1E2KTTD330J	33	2	402	4					10000	
660-CN1E2KTTD390J	39	2	402	4					10000	
660-CN1E2KTTD430J	43	2	402	4					10000	
660-CN1E2KTTD510J	51	2	402	4					10000	
660-CN1E2KTTD560J	56	2	402	4					10000	
660-CN1E2KTTD820J	82	2	402	4					10000	
660-CN1E2KTTD101J	100	2	402	4					10000	
660-CN1E2KTTD111J	110	2	402	4					10000	
660-CN1E2KTTD161J	160	2	402	4					10000	
660-CN1E2KTTD181J	180	2	402	4					10000	
660-CN1E2KTTD201J	200	2	402	4					10000	
660-CN1E2KTTD271J	270	2	402	4					10000	
660-CN1E2KTTD511J	510	2	402	4					10000	
660-CN1E2KTTD102J	1K	2	402	4					10000	
660-CN1E2KTTD202J	2K	2	402	4					10000	
660-CN1E2KTTD392J	3.9K	2	402	4					10000	
660-CN1E2KTTD432J	4.3K	2	402	4					10000	
660-CN1E2KTTD472J	4.7K	2	402	4					10000	
660-CN1E2KTTD103J	10K	2	402	4					10000	
660-CN1E2KTTD104J	100K	2	402	4					10000	
660-CN1E4KTTD100J	10	4	402	8					10000	
660-CN1E4KTTD220J	22	4	402	8					10000	
660-CN1E4KTTD240J	24	4	402	8					10000	
660-CN1E4KTTD270J	27	4	402	8					10000	
660-CN1E4KTTD330J	33	4	402	8					10000	
660-CN1E4KTTD390J	39	4	402	8					10000	

MOUSER STOCK NO.	Value (Ω)	No. of Resistors	Element Size	No. of Leads	Price Each 1	100	500	1000	Reel Qty.	Price Per Piece
660-CN1E4KTTD470J	47	4	402	8					10000	
660-CN1E4KTTD510J	51	4	402	8					10000	
660-CN1E4KTTD560J	56	4	402	8					10000	
660-CN1E4KTTD620J	62	4	402	8					10000	
660-CN1E4KTTD680J	68	4	402	8					10000	
660-CN1E4KTTD101J	100	4	402	8					10000	
660-CN1E4KTTD121J	120	4	402	8					10000	
660-CN1E4KTTD221J	220	4	402	8					10000	
660-CN1E4KTTD241J	240	4	402	8					10000	
660-CN1E4KTTD331J	330	4	402	8					10000	
660-CN1E4KTTD102J	1K	4	402	8					10000	
660-CN1E4KTTD222J	2.2K	4	402	8					10000	
660-CN1E4KTTD272J	2.7K	4	402	8					10000	
660-CN1E4KTTD472J	4.7K	4	402	8					10000	
660-CN1E4KTTD822J	8.2K	4	402	8					10000	
660-CN1E4KTTD103J	10K	4	402	8					10000	
660-CN1E4KTTD473J	47K	4	402	8					10000	
660-CN1E4KTTD104J	100K	4	402	8					10000	
660-CN1J4KTTD100J	10	4	603	8					5000	
660-CN1J4KTTD150J	15	4	603	8					5000	
660-CN1J4KTTD300J	30	4	603	8					5000	
660-CN1J4KTTD330J	33	4	603	8					5000	
660-CN1J4KTTD201J	200	4	603	8					5000	
660-CN1J4KTTD431J	430	4	603	8					5000	
660-CN1J4KTTD681J	680	4	603	8					5000	
660-CN1J4KTTD102J	1K	4	603	8					5000	
660-CN1J4KTTD472J	4.7K	4	603	8					5000	
660-CN1J4KTTD562J	5.6K	4	603	8					5000	
660-CN1J4KTTD103J	10K	4	603	8					10000	

© Copyright 2014 Mouser Electronics

© Copyright 2014 Mouser Electronics

RoHS Compliant **This product is RoHS compliant.**

PANASONIC THICK FILM CONVEX AND CONCAVE TERMINATION CHIP RESISTOR ARRAYS

Features:

- Operating Temperature Range: -55°C to +125°C
- High density
- Improvement of placement efficiency
- Tolerance: 5%

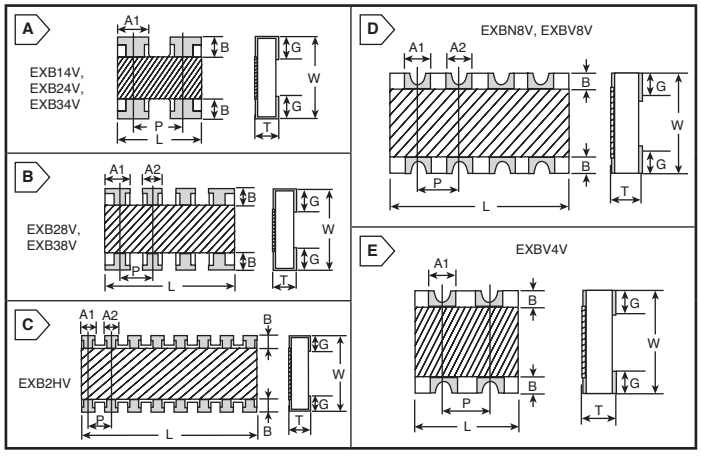

Type (inches)	DIMENSIONS: mm							
	L	W	T	A1	A2	B	P	G
EXB14V (0201x2)	0.80±0.10	0.60±0.10	0.35±0.10	0.35±0.10	- - -	0.15±0.10	0.50	0.15±0.10
EXB24V (0402x2)	1.00±0.10	1.00±0.10	0.35±0.10	0.40±0.10	- - -	0.18±0.10	0.65	0.25±0.10
EXB28V (0402x4)	2.00±0.10	1.00±0.10	0.35±0.10	0.45±0.10	0.35±0.10	0.20±0.10	0.50	0.25±0.10
EXB2HV (0402x8)	3.80±0.10	1.60±0.10	0.45±0.10	0.35±0.10	0.35±0.10	0.30±0.10	0.50	0.30±0.10
EXB24V (0603x2)	1.60±0.20	1.60±0.15	0.50±0.10	0.65±0.15	- - -	0.30±0.20	0.80	0.30±0.20
EXB38V (0603x4)	3.20±0.20	1.60±0.15	0.50±0.10	0.65±0.15	0.45±0.15	0.30±0.20	0.80	0.35±0.20
EXBN8V (0402x4)	2.00±0.10	1.00±0.10	0.45±0.10	0.30±0.10	0.30±0.10	0.20±0.15	0.50	0.30±0.15
EXBV4V (0603x2)	1.60 +0.20 −0.10	1.60 +0.20 −0.10	0.60±0.10	0.60±0.10	- - -	0.30±0.15	0.80	0.45±0.15
EXBV8V (0603x4)	3.20 +0.20 −0.10	1.60 +0.20 −0.10	0.60±0.10	0.60±0.10	0.60±0.10	0.30±0.15	0.80	0.45±0.15

For quantities greater than listed, call for quote.

MOUSER STOCK NO.	Panasonic Part No.	Fig.	Value (Ω)	No. of Terminals	No. of Resistors	Price Each 1	100	500
EXB1 Series Convex Termination Chip Resistor Arrays - 0201 Case Size								
667-EXB-14V100JX	EXB-14V100JX	A	10	4	2			
667-EXB-14V330JX	EXB-14V330JX	A	33	4	2			
667-EXB-14V470JX	EXB-14V470JX	A	47	4	2			
667-EXB-14V680JX	EXB-14V680JX	A	68	4	2			
667-EXB-14V221JX	EXB-14V221JX	A	220	4	2			
667-EXB-14V331JX	EXB-14V331JX	A	330	4	2			
667-EXB-14V471JX	EXB-14V471JX	A	470	4	2			
667-EXB-14V681JX	EXB-14V681JX	A	680	4	2			
667-EXB-14V222JX	EXB-14V222JX	A	2.2K	4	2			
667-EXB-14V332JX	EXB-14V332JX	A	3.3K	4	2			
667-EXB-14V472JX	EXB-14V472JX	A	4.7K	4	2			
667-EXB-14V682JX	EXB-14V682JX	A	6.8K	4	2			
667-EXB-14V223JX	EXB-14V223JX	A	22K	4	2			
667-EXB-14V333JX	EXB-14V333JX	A	33K	4	2			
667-EXB-14V473JX	EXB-14V473JX	A	47K	4	2			
667-EXB-14V683JX	EXB-14V683JX	A	68K	4	2			
667-EXB-14V104JX	EXB-14V104JX	A	100K	4	2			
667-EXB-14V224JX	EXB-14V224JX	A	220K	4	2			
667-EXB-14V334JX	EXB-14V334JX	A	330K	4	2			
667-EXB-14V474JX	EXB-14V474JX	A	470K	4	2			
667-EXB-14V684JX	EXB-14V684JX	A	680K	4	2			
667-EXB-14V105JX	EXB-14V105JX	A	1M	4	2			
EXB2 Series Convex Termination Chip Resistor Arrays - 0402 Case Size								
667-EXB-24V1R0JX	EXB-24V1R0JX	A	1	4	2			
667-EXB-24V2R2JX	EXB-24V2R2JX	A	2.2	4	2			
667-EXB-24V3R3JX	EXB-24V3R3JX	A	3.3	4	2			
667-EXB-24V4R7JX	EXB-24V4R7JX	A	4.7	4	2			
667-EXB-24V6R8JX	EXB-24V6R8JX	A	6.8	4	2			
667-EXB-24V220JX	EXB-24V220JX	A	22	4	2			
667-EXB-24V680JX	EXB-24V680JX	A	68	4	2			
667-EXB-24V271JX	EXB-24V271JX	A	270	4	2			
667-EXB-24V331JX	EXB-24V331JX	A	330	4	2			
667-EXB-24V471JX	EXB-24V471JX	A	470	4	2			
667-EXB-24V681JX	EXB-24V681JX	A	680	4	2			
667-EXB-24V102JX	EXB-24V102JX	A	1K	4	2			
667-EXB-24V272JX	EXB-24V272JX	A	2.7K	4	2			
667-EXB-24V472JX	EXB-24V472JX	A	4.7K	4	2			
667-EXB-24V682JX	EXB-24V682JX	A	6.8K	4	2			
667-EXB-24V223JX	EXB-24V223JX	A	22K	4	2			
667-EXB-24V273JX	EXB-24V273JX	A	27K	4	2			
667-EXB-24V333JX	EXB-24V333JX	A	33K	4	2			
667-EXB-24V683JX	EXB-24V683JX	A	68K	4	2			
667-EXB-24V104JX	EXB-24V104JX	A	100K	4	2			
667-EXB-24V224JX	EXB-24V224JX	A	220K	4	2			
667-EXB-24V274JX	EXB-24V274JX	A	270K	4	2			
667-EXB-24V334JX	EXB-24V334JX	A	330K	4	2			
667-EXB-24V684JX	EXB-24V684JX	A	680K	4	2			
667-EXB-24V105JX	EXB-24V105JX	A	1M	4	2			
667-EXB-28VR000X	EXB-28VR000X	B	0	8	4			
667-EXB-28V1R0JX	EXB-28V1R0JX	B	1	8	4			
667-EXB-28V2R2JX	EXB-28V2R2JX	B	2.2	8	4			
667-EXB-28V3R3JX	EXB-28V3R3JX	B	3.3	8	4			

For quantities greater than listed, call for quote.

MOUSER STOCK NO.	Panasonic Part No.	Fig.	Value (Ω)	No. of Terminals	No. of Resistors	Price Each 1	100	500
EXB2 Series Convex Termination Chip Resistor Arrays - 0402 Case Size (Cont.)								
667-EXB-28V6R8JX	EXB-28V6R8JX	B	6.8	8	4			
667-EXB-28V101JX	EXB-28V101JX	B	100	8	4			
667-EXB-28V221JX	EXB-28V221JX	B	220	8	4			
667-EXB-28V681JX	EXB-28V681JX	B	680	8	4			
667-EXB-28V472JX	EXB-28V472JX	B	4.7K	8	4			
667-EXB-28V223JX	EXB-28V223JX	B	22K	8	4			
667-EXB-28V273JX	EXB-28V273JX	B	27K	8	4			
667-EXB-28V683JX	EXB-28V683JX	B	68K	8	4			
667-EXB-28V104JX	EXB-28V104JX	B	100K	8	4			
667-EXB-28V224JX	EXB-28V224JX	B	220K	8	4			
667-EXB-28V274JX	EXB-28V274JX	B	270K	8	4			
667-EXB-28V334JX	EXB-28V334JX	B	330K	8	4			
667-EXB-28V684JX	EXB-28V684JX	B	680K	8	4			
667-EXB-2HV2R2JV	EXB-2HV2R2JV	C	2.2	16	8			
667-EXB-2HV3R3JV	EXB-2HV3R3JV	C	3.3	16	8			
667-EXB-2HV4R7JV	EXB-2HV4R7JV	C	4.7	16	8			
667-EXB-2HV6R8JV	EXB-2HV6R8JV	C	6.8	16	8			
667-EXB-2HV472JV	EXB-2HV472JV	C	4.7K	16	8			
667-EXB-2HV223JV	EXB-2HV223JV	C	22K	16	8			
667-EXB-2HV333JV	EXB-2HV333JV	C	33K	16	8			
667-EXB-2HV224JV	EXB-2HV224JV	C	220K	16	8			
667-EXB-2HV474JV	EXB-2HV474JV	C	470K	16	8			
667-EXB-2HV684JV	EXB-2HV684JV	C	680K	16	8			
667-EXB-2HV105JV	EXB-2HV105JV	C	1M	16	8			
EXB3 Series Convex Termination Chip Resistor Arrays - 0603 Case Size								
667-EXB-34V1R0JV	EXB-34V1R0JV	A	1	4	2			
667-EXB-34V2R2JV	EXB-34V2R2JV	A	2.2	4	2			
667-EXB-34V3R3JV	EXB-34V3R3JV	A	3.3	4	2			
667-EXB-34V4R7JV	EXB-34V4R7JV	A	4.7	4	2			
667-EXB-34V6R8JV	EXB-34V6R8JV	A	6.8	4	2			
667-EXB-34V100JV	EXB-34V100JV	A	10	4	2			
667-EXB-34V680JV	EXB-34V680JV	A	68	4	2			
667-EXB-34V331JV	EXB-34V331JV	A	330	4	2			
667-EXB-34V102JV	EXB-34V102JV	A	1K	4	2			
667-EXB-34V682JV	EXB-34V682JV	A	6.8K	4	2			
667-EXB-34V223JV	EXB-34V223JV	A	22K	4	2			
667-EXB-34V683JV	EXB-34V683JV	A	68K	4	2			
667-EXB-34V224JV	EXB-34V224JV	A	220K	4	2			
667-EXB-34V334JV	EXB-34V334JV	A	330K	4	2			
667-EXB-34V474JV	EXB-34V474JV	A	470K	4	2			
667-EXB-34V684JV	EXB-34V684JV	A	680K	4	2			
667-EXB-34V105JV	EXB-34V105JV	A	1M	4	2			
667-EXB-38V1R0JV	EXB-38V1R0JV	B	1	8	4			
667-EXB-38V2R2JV	EXB-38V2R2JV	B	2.2	8	4			
667-EXB-38V3R3JV	EXB-38V3R3JV	B	3.3	8	4			
667-EXB-38V6R8JV	EXB-38V6R8JV	B	6.8	8	4			
667-EXB-38V680JV	EXB-38V680JV	B	68	8	4			
667-EXB-38V471JV	EXB-38V471JV	B	470	8	4			
667-EXB-38V684JV	EXB-38V684JV	B	680K	8	4			
667-EXB-38V105JV	EXB-38V105JV	B	1M	8	4			
EXBN Series Concave Termination Chip Resistor Arrays - 0402 Case Size								
667-EXB-N8V1R0JX	EXB-N8V1R0JX	D	1	8	4			
667-EXB-N8V2R2JX	EXB-N8V2R2JX	D	2.2	8	4			
667-EXB-N8V3R3JX	EXB-N8V3R3JX	D	3.3	8	4			
667-EXB-N8V220JX	EXB-N8V220JX	D	22	8	4			
667-EXB-N8V470JX	EXB-N8V470JX	D	47	8	4			
667-EXB-N8V680JX	EXB-N8V680JX	D	68	8	4			
667-EXB-N8V471JX	EXB-N8V471JX	D	470	8	4			
667-EXB-N8V681JX	EXB-N8V681JX	D	680	8	4			
667-EXB-N8V102JX	EXB-N8V102JX	D	1K	8	4			
667-EXB-N8V332JX	EXB-N8V332JX	D	3.3K	8	4			
667-EXB-N8V472JX	EXB-N8V472JX	D	4.7K	8	4			
667-EXB-N8V682JX	EXB-N8V682JX	D	6.8K	8	4			
667-EXB-N8V103JX	EXB-N8V103JX	D	10K	8	4			
667-EXB-N8V223JX	EXB-N8V223JX	D	22K	8	4			
667-EXB-N8V333JX	EXB-N8V333JX	D	33K	8	4			
667-EXB-N8V104JX	EXB-N8V104JX	D	100K	8	4			
667-EXB-N8V224JX	EXB-N8V224JX	D	220K	8	4			
667-EXB-N8V334JX	EXB-N8V334JX	D	330K	8	4			
667-EXB-N8V474JX	EXB-N8V474JX	D	470K	8	4			
667-EXB-N8V684JX	EXB-N8V684JX	D	680K	8	4			
667-EXB-N8V105JX	EXB-N8V105JX	D	1M	8	4			
EXBV Series Concave Termination Chip Resistor Arrays - 0603 Case Size								
667-EXB-V4V1R0JV	EXB-V4V1R0JV	E	1	4	2			
667-EXB-V4V2R2JV	EXB-V4V2R2JV	E	2.2	4	2			
667-EXB-V4V3R3JV	EXB-V4V3R3JV	E	3.3	4	2			
667-EXB-V4V4R7JV	EXB-V4V4R7JV	E	4.7	4	2			
667-EXB-V4V6R8JV	EXB-V4V6R8JV	E	6.8	4	2			
667-EXB-V4V100JV	EXB-V4V100JV	E	10	4	2			
667-EXB-V4V220JV	EXB-V4V220JV	E	22	4	2			
667-EXB-V4V470JV	EXB-V4V470JV	E	47	4	2			
667-EXB-V4V680JV	EXB-V4V680JV	E	68	4	2			
667-EXB-V4V681JV	EXB-V4V681JV	E	680	4	2			
667-EXB-V4V332JV	EXB-V4V332JV	E	3.3K	4	2			
667-EXB-V4V682JV	EXB-V4V682JV	E	6.8K	4	2			
667-EXB-V4V333JV	EXB-V4V333JV	E	33K	4	2			
667-EXB-V4V473JV	EXB-V4V473JV	E	47K	4	2			
667-EXB-V4V683JV	EXB-V4V683JV	E	68K	4	2			
667-EXB-V4V224JV	EXB-V4V224JV	E	220K	4	2			
667-EXB-V4V474JV	EXB-V4V474JV	E	470K	4	2			
667-EXB-V4V684JV	EXB-V4V684JV	E	680K	4	2			
667-EXB-V8V1R0JV	EXB-V8V1R0JV	D	1	8	4			
667-EXB-V8V2R2JV	EXB-V8V2R2JV	D	2.2	8	4			
667-EXB-V8V3R3JV	EXB-V8V3R3JV	D	3.3	8	4			
667-EXB-V8V4R7JV	EXB-V8V4R7JV	D	4.7	8	4			
667-EXB-V8V6R8JV	EXB-V8V6R8JV	D	6.8	8	4			
667-EXB-V8V334JV	EXB-V8V334JV	D	330K	8	4			
667-EXB-V8V684JV	EXB-V8V684JV	D	680K	8	4			

© Copyright 2014 Mouser Electronics

PANASONIC Chip Resistor Arrays

Panasonic

RoHS Compliant This product is RoHS compliant.

PANASONIC EXB18V SERIES THICK FILM FLAT TERMINATION CHIP RESISTOR ARRAYS

DIMENSIONS: mm

Features:

- Operating Temperature Range: -55°C to +125°C
- High density
- Improvement of placement efficiency
- Tolerance: 5%
- 0201 Case Size
- 4 Resistor/8 Terminal

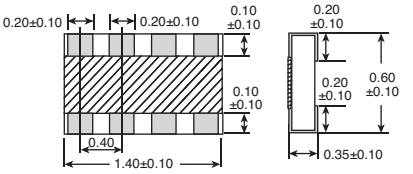

For quantities greater than listed, call for quote.

MOUSER STOCK NO.	Panasonic Part No.	Value (Ω)	Price Each 1	100	500
667-EXB-18VR000X	EXB-18VR000X	0			
667-EXB-18V100JX	EXB-18V100JX	10			
667-EXB-18V220JX	EXB-18V220JX	22			
667-EXB-18V330JX	EXB-18V330JX	33			
667-EXB-18V470JX	EXB-18V470JX	47			
667-EXB-18V680JX	EXB-18V680JX	68			
667-EXB-18V101JX	EXB-18V101JX	100			
667-EXB-18V221JX	EXB-18V221JX	220			
667-EXB-18V331JX	EXB-18V331JX	330			
667-EXB-18V471JX	EXB-18V471JX	470			
667-EXB-18V681JX	EXB-18V681JX	680			
667-EXB-18V102JX	EXB-18V102JX	1K			
667-EXB-18V332JX	EXB-18V332JX	3.3K			
667-EXB-18V472JX	EXB-18V472JX	4.7K			
667-EXB-18V682JX	EXB-18V682JX	6.8K			
667-EXB-18V103JX	EXB-18V103JX	10K			

For quantities greater than listed, call for quote.

MOUSER STOCK NO.	Panasonic Part No.	Value (Ω)	Price Each 1	100	500
667-EXB-18V223JX	EXB-18V223JX	22K			
667-EXB-18V333JX	EXB-18V333JX	33K			
667-EXB-18V473JX	EXB-18V473JX	47K			
667-EXB-18V683JX	EXB-18V683JX	68K			
667-EXB-18V104JX	EXB-18V104JX	100K			
667-EXB-18V224JX	EXB-18V224JX	220K			
667-EXB-18V334JX	EXB-18V334JX	330K			
667-EXB-18V474JX	EXB-18V474JX	470K			
667-EXB-18V684JX	EXB-18V684JX	680K			
667-EXB-18V105JX	EXB-18V105JX	1M			

PANASONIC THICK FILM CHIP RESISTOR NETWORKS

Features:

- High density placing for digital signal circuits. Bussed 8 or 15 resistors for pull up/down circuits. EXBD: 3.2mm, 1.6mm, 0.55mm, 0.635mm pitch. Available direct placing on the bus line by means of half pitch spacing without through-holes on PWB. ("High density placing" is shown below)
- High speed mounting using conventional placing machine
- Operating Temperature Range: -55°C to +125°C
- Tolerance: 5%

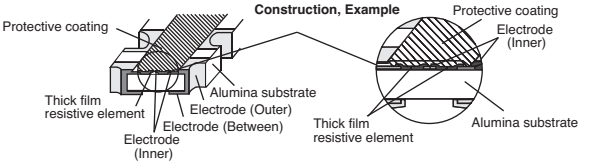

DIMENSIONS: mm

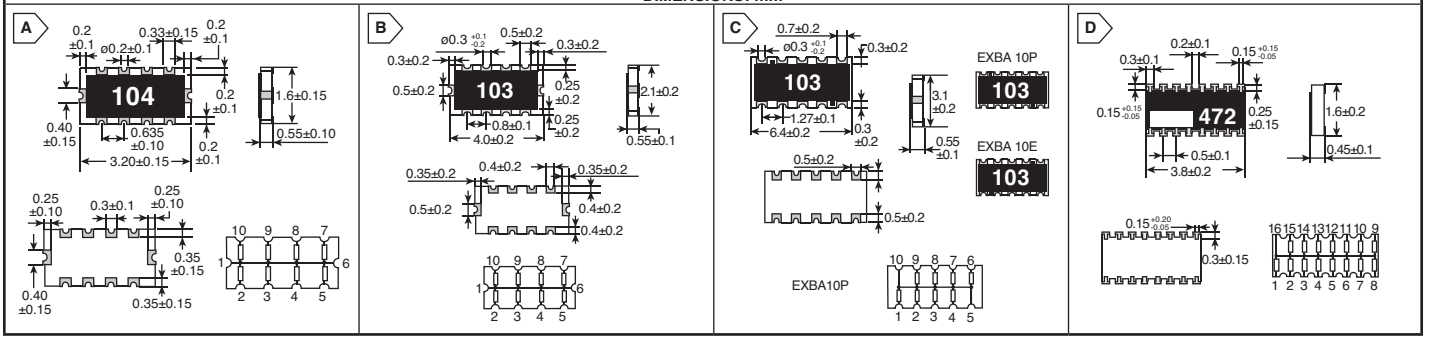

For quantities greater than listed, call for quote.

MOUSER STOCK NO.	Panasonic Part No.	Fig.	Value (Ω)	No. of Terminals	No. of Resistors	Price Each 1	100	500
EXBD Series - 1206 Case Size								
667-EXB-D10C470J	EXB-D10C470J	A	47	10	8			
667-EXB-D10C680J	EXB-D10C680J	A	68	10	8			
667-EXB-D10C101J	EXB-D10C101J	A	100	10	8			
667-EXB-D10C331J	EXB-D10C331J	A	330	10	8			
667-EXB-D10C471J	EXB-D10C471J	A	470	10	8			
667-EXB-D10C681J	EXB-D10C681J	A	680	10	8			
667-EXB-D10C682J	EXB-D10C682J	A	6.8K	10	8			
667-EXB-D10C223J	EXB-D10C223J	A	22K	10	8			
667-EXB-D10C333J	EXB-D10C333J	A	33K	10	8			
667-EXB-D10C683J	EXB-D10C683J	A	68K	10	8			
667-EXB-D10C104J	EXB-D10C104J	A	100K	10	8			
667-EXB-D10C224J	EXB-D10C224J	A	220K	10	8			
667-EXB-D10C334J	EXB-D10C334J	A	330K	10	8			
667-EXB-D10C474J	EXB-D10C474J	A	470K	10	8			
667-EXB-D10C684J	EXB-D10C684J	A	680K	10	8			
667-EXB-D10C105J	EXB-D10C105J	A	1M	10	8			
EXBE Series - 1608 Case Size								
667-EXB-E10C470J	EXB-E10C470J	B	47	10	8			
667-EXB-E10C680J	EXB-E10C680J	B	68	10	8			
667-EXB-E10C101J	EXB-E10C101J	B	100	10	8			
667-EXB-E10C221J	EXB-E10C221J	B	220	10	8			
667-EXB-E10C471J	EXB-E10C471J	B	470	10	8			
667-EXB-E10C681J	EXB-E10C681J	B	680	10	8			
667-EXB-E10C102J	EXB-E10C102J	B	1K	10	8			
667-EXB-E10C222J	EXB-E10C222J	B	2.2K	10	8			
667-EXB-E10C682J	EXB-E10C682J	B	6.8K	10	8			
667-EXB-E10C223J	EXB-E10C223J	B	22K	10	8			
667-EXB-E10C333J	EXB-E10C333J	B	33K	10	8			
667-EXB-E10C473J	EXB-E10C473J	B	47K	10	8			
667-EXB-E10C683J	EXB-E10C683J	B	68K	10	8			
667-EXB-E10C224J	EXB-E10C224J	B	220K	10	8			
667-EXB-E10C334J	EXB-E10C334J	B	330K	10	8			
667-EXB-E10C474J	EXB-E10C474J	B	470K	10	8			
667-EXB-E10C684J	EXB-E10C684J	B	680K	10	8			
667-EXB-E10C105J	EXB-E10C105J	B	1M	10	8			
EXBA Series - 2512 Case Size								
667-EXB-A10P470J	EXB-A10P470J	C	47	10	8			
667-EXB-A10P680J	EXB-A10P680J	C	68	10	8			

For quantities greater than listed, call for quote.

MOUSER STOCK NO.	Panasonic Part No.	Fig.	Value (Ω)	No. of Terminals	No. of Resistors	Price Each 1	100	500
EXBA Series - 2512 Case Size (Cont.)								
667-EXB-A10P101J	EXB-A10P101J	C	100	10	8			
667-EXB-A10P221J	EXB-A10P221J	C	220	10	8			
667-EXB-A10P331J	EXB-A10P331J	C	330	10	8			
667-EXB-A10P681J	EXB-A10P681J	C	680	10	8			
667-EXB-A10P102J	EXB-A10P102J	C	1K	10	8			
667-EXB-A10P222J	EXB-A10P222J	C	2.2K	10	8			
667-EXB-A10P332J	EXB-A10P332J	C	3.3K	10	8			
667-EXB-A10P682J	EXB-A10P682J	C	6.8K	10	8			
667-EXB-A10P223J	EXB-A10P223J	C	22K	10	8			
667-EXB-A10P333J	EXB-A10P333J	C	33K	10	8			
667-EXB-A10P683J	EXB-A10P683J	C	68K	10	8			
667-EXB-A10P104J	EXB-A10P104J	C	100K	10	8			
667-EXB-A10P224J	EXB-A10P224J	C	220K	10	8			
667-EXB-A10P334J	EXB-A10P334J	C	330K	10	8			
667-EXB-A10P474J	EXB-A10P474J	C	470K	10	8			
667-EXB-A10P684J	EXB-A10P684J	C	680K	10	8			
667-EXB-A10P105J	EXB-A10P105J	C	1M	10	8			
EXBQ Series - 1506 Case Size								
667-EXB-Q16P101J	EXB-Q16P101J	D	100	16	15			
667-EXB-Q16P221J	EXB-Q16P221J	D	220	16	15			
667-EXB-Q16P331J	EXB-Q16P331J	D	330	16	15			
667-EXB-Q16P471J	EXB-Q16P471J	D	470	16	15			
667-EXB-Q16P681J	EXB-Q16P681J	D	680	16	15			
667-EXB-Q16P102J	EXB-Q16P102J	D	1K	16	15			
667-EXB-Q16P222J	EXB-Q16P222J	D	2.2K	16	15			
667-EXB-Q16P332J	EXB-Q16P332J	D	3.3K	16	15			
667-EXB-Q16P472J	EXB-Q16P472J	D	4.7K	16	15			
667-EXB-Q16P682J	EXB-Q16P682J	D	6.8K	16	15			
667-EXB-Q16P103J	EXB-Q16P103J	D	10K	16	15			
667-EXB-Q16P223J	EXB-Q16P223J	D	22K	16	15			
667-EXB-Q16P333J	EXB-Q16P333J	D	33K	16	15			
667-EXB-Q16P473J	EXB-Q16P473J	D	47K	16	15			
667-EXB-Q16P683J	EXB-Q16P683J	D	68K	16	15			
667-EXB-Q16P104J	EXB-Q16P104J	D	100K	16	15			
667-EXB-Q16P224J	EXB-Q16P224J	D	220K	16	15			
667-EXB-Q16P334J	EXB-Q16P334J	D	330K	16	15			
667-EXB-Q16P474J	EXB-Q16P474J	D	470K	16	15			

© Copyright 2014 Mouser Electronics

© Copyright 2014 Mouser Electronics

SUSUMU Metal Film Chip Network Resistors

RoHS Compliant **This product is RoHS compliant.**

SUSUMU THIN FILM TECHNOLOGY *Thin Film Specialist and Innovator*

RM SERIES METAL FILM CHIP NETWORK RESISTORS

Features:
- Ultra accuracy: relative resistance tolerance +/-0.01%, relative TCR +/-1ppm/°C
- Ultra reliability: 10,000 hours of 85°C/85RH test or 10,000 of 155°C high temperature exposure test causes less than+/-0.1% resistance drift

Dimension (Inch Size)	RM2012 (0805)	RM3216 (1206)
L	2.0±0.2	3.2±0.2
W	1.25±0.2	1.6±0.2
W1	0.4±0.2	0.4±0.25
W2	0.35±0.2	0.4±0.2
a	0.5±0.2	1.0±0.25
b	0.6±0.2	1.0±0.2
T	0.4±0.1	0.4±0.1

(unit : mm)

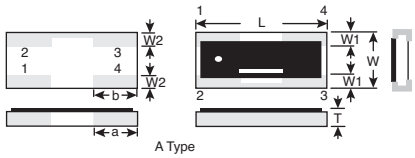

Equivalent Circuits

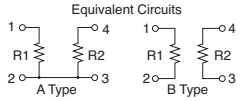

RoHS Compliant

For quantities greater than listed, call for quote.

MOUSER STOCK NO.	Susumu Part No.	Value Ω R1	Value Ω R2	Temp Coef.	Tolerance	Circuit	Price Each 1	Price Each 10	Price Each 100	Price Each 500	Reel Qty.	Price Per Piece
2012 Case Size, 25V												
754-RM2012A102/102PB	RM2012A-102/102-PBVW10	1K	1K	25ppm/5ppm	0.1%/0.05%	A					1000	
754-RM2012A102/103PB	RM2012A-102/103-PBVW10	1K	10K	25ppm/5ppm	0.1%/0.05%	A					1000	
754-RM2012A102/202PB	RM2012A-102/202-PBVW10	1K	2K	25ppm/5ppm	0.1%/0.05%	A					1000	
754-RM2012A102/203PB	RM2012A-102/203-PBVW10	1K	20K	25ppm/5ppm	0.1%/0.05%	A					1000	
754-RM2012A102/302PB	RM2012A-102/302-PBVW10	1K	3K	25ppm/5ppm	0.1%/0.05%	A					1000	
754-RM2012A102/402PB	RM2012A-102/402-PBVW10	1K	4K	25ppm/5ppm	0.1%/0.05%	A					1000	
754-RM2012A102/502PB	RM2012A-102/502-PBVW10	1K	5K	25ppm/5ppm	0.1%/0.05%	A					1000	
754-RM2012A102/602PB	RM2012A-102/602-PBVW10	1K	6K	25ppm/5ppm	0.1%/0.05%	A					1000	
754-RM2012A102/902PB	RM2012A-102/902-PBVW10	1K	9K	25ppm/5ppm	0.1%/0.05%	A					1000	
754-RM2012A103/103PB	RM2012A-103/103-PBVW10	10K	10K	25ppm/5ppm	0.1%/0.05%	A					1000	
754-RM2012A103/104PB	RM2012A-103/104-PBVW10	10K	100K	25ppm/5ppm	0.1%/0.05%	A					1000	
754-RM2012A103/203PB	RM2012A-103/203-PBVW10	10K	20K	25ppm/5ppm	0.1%/0.05%	A					1000	
754-RM2012A103/303PB	RM2012A-103/303-PBVW10	10K	30K	25ppm/5ppm	0.1%/0.05%	A					1000	
754-RM2012A103/403PB	RM2012A-103/403-PBVW10	10K	40K	25ppm/5ppm	0.1%/0.05%	A					1000	
754-RM2012A103/503PB	RM2012A-103/503-PBVW10	10K	50K	25ppm/5ppm	0.1%/0.05%	A					1000	
754-RM2012A103/603PB	RM2012A-103/603-PBVW10	10K	60K	25ppm/5ppm	0.1%/0.05%	A					1000	
754-RM2012A103/903PB	RM2012A-103/903-PBVW10	10K	90K	25ppm/5ppm	0.1%/0.05%	A					1000	
754-RM2012A104/104PB	RM2012A-104/104-PBVW10	100K	100K	25ppm/5ppm	0.1%/0.05%	A					1000	
754-RM2012A202/103PB	RM2012A-202/103-PBVW10	2K	10K	25ppm/5ppm	0.1%/0.05%	A					1000	
754-RM2012A202/203PB	RM2012A-202/203-PBVW10	2K	20K	25ppm/5ppm	0.1%/0.05%	A					1000	
754-RM2012B102/102PB	RM2012B-102/102-PBVW10	1K	1K	25ppm/5ppm	0.1%/0.05%	B					1000	
754-RM2012B102/103PB	RM2012B-102/103-PBVW10	1K	10K	25ppm/5ppm	0.1%/0.05%	B					1000	
754-RM2012B102/202PB	RM2012B-102/202-PBVW10	1K	2K	25ppm/5ppm	0.1%/0.05%	B					1000	
754-RM2012B102/203PB	RM2012B-102/203-PBVW10	1K	20K	25ppm/5ppm	0.1%/0.05%	B					1000	
754-RM2012B102/302PB	RM2012B-102/302-PBVW10	1K	3K	25ppm/5ppm	0.1%/0.05%	B					1000	
754-RM2012B102/402PB	RM2012B-102/402-PBVW10	1K	4K	25ppm/5ppm	0.1%/0.05%	B					1000	
754-RM2012B102/502PB	RM2012B-102/502-PBVW10	1K	5K	25ppm/5ppm	0.1%/0.05%	B					1000	
754-RM2012B102/602PB	RM2012B-102/602-PBVW10	1K	6K	25ppm/5ppm	0.1%/0.05%	B					1000	
754-RM2012B102/902PB	RM2012B-102/902-PBVW10	1K	9K	25ppm/5ppm	0.1%/0.05%	B					1000	
754-RM2012B103/103PB	RM2012B-103/103-PBVW10	10K	10K	25ppm/5ppm	0.1%/0.05%	B					1000	
754-RM2012B103/104PB	RM2012B-103/104-PBVW10	10K	100K	25ppm/5ppm	0.1%/0.05%	B					1000	
754-RM2012B103/203PB	RM2012B-103/203-PBVW10	10K	20K	25ppm/5ppm	0.1%/0.05%	B					1000	
754-RM2012B103/303PB	RM2012B-103/303-PBVW10	10K	30K	25ppm/5ppm	0.1%/0.05%	B					1000	
754-RM2012B103/403PB	RM2012B-103/403-PBVW10	10K	40K	25ppm/5ppm	0.1%/0.05%	B					1000	
754-RM2012B103/503PB	RM2012B-103/503-PBVW10	10K	50K	25ppm/5ppm	0.1%/0.05%	B					1000	
754-RM2012B103/603PB	RM2012B-103/603-PBVW10	10K	60K	25ppm/5ppm	0.1%/0.05%	B					1000	
754-RM2012B103/903PB	RM2012B-103/903-PBVW10	10K	90K	25ppm/5ppm	0.1%/0.05%	B					1000	
754-RM2012B104/104PB	RM2012B-104/104-PBVW10	100K	100K	25ppm/5ppm	0.1%/0.05%	B					1000	
754-RM2012B202/103PB	RM2012B-202/103-PBVW10	2K	10K	25ppm/5ppm	0.1%/0.05%	B					1000	
754-RM2012B202/203PB	RM2012B-202/203-PBVW10	2K	20K	25ppm/5ppm	0.1%/0.05%	B					1000	
3216 Case Size, 50V												
754-RM3216A102/102PB	RM3216A-102/102-PBVW10	1K	1K	25ppm/5ppm	0.1%/0.05%	A					1000	
754-RM3216A102/103PB	RM3216A-102/103-PBVW10	1K	10K	25ppm/5ppm	0.1%/0.05%	A					1000	
754-RM3216A102/202PB	RM3216A-102/202-PBVW10	1K	2K	25ppm/5ppm	0.1%/0.05%	A					1000	
754-RM3216A102/203PB	RM3216A-102/203-PBVW10	1K	2K	25ppm/5ppm	0.1%/0.05%	A					1000	
754-RM3216A102/402PB	RM3216A-102/402-PBVW10	1K	4K	25ppm/5ppm	0.1%/0.05%	A					1000	
754-RM3216A102/502PB	RM3216A-102/502-PBVW10	1K	5K	25ppm/5ppm	0.1%/0.05%	A					1000	
754-RM3216A102/602PB	RM3216A-102/602-PBVW10	1K	6K	25ppm/5ppm	0.1%/0.05%	A					1000	
754-RM3216A102/902PB	RM3216A-102/902-PBVW10	1K	9K	25ppm/5ppm	0.1%/0.05%	A					1000	
754-RM3216A103/103PB	RM3216A-103/103-PBVW10	10K	10K	25ppm/5ppm	0.1%/0.05%	A					1000	
754-RM3216A103/104PB	RM3216A-103/104-PBVW10	10K	100K	25ppm/5ppm	0.1%/0.05%	A					1000	
754-RM3216A103/203PB	RM3216A-103/203-PBVW10	10K	20K	25ppm/5ppm	0.1%/0.05%	A					1000	
754-RM3216A103/303PB	RM3216A-103/303-PBVW10	10K	30K	25ppm/5ppm	0.1%/0.05%	A					1000	
754-RM3216A103/403PB	RM3216A-103/403-PBVW10	10K	40K	25ppm/5ppm	0.1%/0.05%	A					1000	
754-RM3216A103/503PB	RM3216A-103/503-PBVW10	10K	50K	25ppm/5ppm	0.1%/0.05%	A					1000	
754-RM3216A103/603PB	RM3216A-103/603-PBVW10	10K	60K	25ppm/5ppm	0.1%/0.05%	A					1000	
754-RM3216A103/903PB	RM3216A-103/903-PBVW10	10K	90K	25ppm/5ppm	0.1%/0.05%	A					1000	
754-RM3216A104/104PB	RM3216A-104/104-PBVW10	100K	100K	25ppm/5ppm	0.1%/0.05%	A					1000	
754-RM3216A202/103PB	RM3216A-202/103-PBVW10	2K	10K	25ppm/5ppm	0.1%/0.05%	A					1000	
754-RM3216A202/203PB	RM3216A-202/203-PBVW10	2K	20K	25ppm/5ppm	0.1%/0.05%	A					1000	
754-RM3216A202/403PB	RM3216A-202/403-PBVW10	2K	40K	25ppm/5ppm	0.1%/0.05%	A					1000	
754-RM3216B102/102PB	RM3216B-102/102-PBVW10	1K	1K	25ppm/5ppm	0.1%/0.05%	B					1000	
754-RM3216B102/103PB	RM3216B-102/103-PBVW10	1K	10K	25ppm/5ppm	0.1%/0.05%	B					1000	
754-RM3216B102/104PB	RM3216B-102/104-PBVW10	2K	40K	25ppm/5ppm	0.1%/0.05%	B					1000	
754-RM3216B102/202PB	RM3216B-102/202-PBVW10	1K	2K	25ppm/5ppm	0.1%/0.05%	B					1000	
754-RM3216B102/402PB	RM3216B-102/402-PBVW10	1K	4K	25ppm/5ppm	0.1%/0.05%	B					1000	
754-RM3216B102/502PB	RM3216B-102/502-PBVW10	1K	5K	25ppm/5ppm	0.1%/0.05%	B					1000	
754-RM3216B102/602PB	RM3216B-102/602-PBVW10	1K	6K	25ppm/5ppm	0.1%/0.05%	B					1000	
754-RM3216B102/902PB	RM3216B-102/902-PBVW10	1K	9K	25ppm/5ppm	0.1%/0.05%	B					1000	
754-RM3216B103/103PB	RM3216B-103/103-PBVW10	10K	10K	25ppm/5ppm	0.1%/0.05%	B					1000	
754-RM3216B103/104PB	RM3216B-103/104-PBVW10	10K	100K	25ppm/5ppm	0.1%/0.05%	B					1000	
754-RM3216B103/203PB	RM3216B-103/203-PBVW10	10K	20K	25ppm/5ppm	0.1%/0.05%	B					1000	
754-RM3216B103/303PB	RM3216B-103/303-PBVW10	10K	30K	25ppm/5ppm	0.1%/0.05%	B					1000	
754-RM3216B103/403PB	RM3216B-103/403-PBVW10	10K	40K	25ppm/5ppm	0.1%/0.05%	B					1000	
754-RM3216B103/503PB	RM3216B-103/503-PBVW10	10K	50K	25ppm/5ppm	0.1%/0.05%	B					1000	
754-RM3216B103/603PB	RM3216B-103/603-PBVW10	10K	60K	25ppm/5ppm	0.1%/0.05%	B					1000	
754-RM3216B103/903PB	RM3216B-103/903-PBVW10	10K	90K	25ppm/5ppm	0.1%/0.05%	B					1000	
754-RM3216B104/104PB	RM3216B-104/104-PBVW10	100K	100K	25ppm/5ppm	0.1%/0.05%	B					1000	
754-RM3216B202/103PB	RM3216B-202/103-PBVW10	2K	10K	25ppm/5ppm	0.1%/0.05%	B					1000	
754-RM3216B202/203PB	RM3216B-202/203-PBVW10	2K	20K	25ppm/5ppm	0.1%/0.05%	B					1000	
754-RM3216B502/104PB	RM3216B-502/104-PBVW10	5K	100K	25ppm/5ppm	0.1%/0.05%	B					1000	

© Copyright 2014 Mouser Electronics

© Copyright 2014 Mouser Electronics

VISHAY/THIN FILM Resistor Networks

VSSR AND VSOR SERIES- DUAL IN-LINE RESISTOR NETWORKS - THIN FILM NITRIDE ON SILICON

Features:
- Surface mount compatible
- TCR-Absolute: -55°C to +125°C
- Choice of package sizes: VTSR (TSSOP) JEDEC MC-153, VSSR (SSOP or QSOP) JEDEC MS-137, VSOR (SOIC narrow) JEDEC MS-012
- Moisture sensitivity level 1 (per IPC/JEDEC STD-20C)

Application for Resistors with one Pin Common/Bussed:
- MOS/ROM Pull-up/Pull-down
- TTL Input Pull-down
- Open Collector Pull-up
- Digital Pulse Squaring
- TTL Unused Gate Pull-up
- Power Driven Pull-up
- High Speed Parallels Pull-up

Applications for Isolated Resistors:
- Power Driven Pull-up
- LED Current Limiting
- Powergate Pull-up
- ECL Output Pull-down
- Line Termination
- TTL Input Pull-down

RoHS Compliant

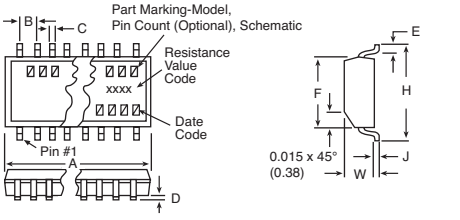

Model	A			B	C	D	E	F	H	J	W
	16 Pin	20 Pin	24 Pin	(Ref.)	(Ref.)		(Typ.)			(Ref.)	
VSSR-xxxx (In.)	0.193 ± 0.004	0.341 ± 0 .003	0.341 ± 0.003	0.025	0.01	0.006	0.025	0.154 ± 0.003	0.236 ± 0 .008	0.01	0.064 ± 0.005
VSSR-xxxx (mm)	4.90 ± 0.10	8.66 ± 0.08	8.66 ± 0.08	0.64	0.25	0.15	0.64	3.91 ± 0.08	5.99 ± 0.20	0.25	1.63 ± 0.13
VSOR-xxxx (In.)	0.390 ± 0.010	NA	NA	0.05	0.016	0.008	0.03	0.152 ± 0.003	0.236 ± 0.005	0.008	0.064 ± 0.005
VSOR-xxxx (mm)	9.91 ± 0.25	NA	NA	1.27	0.41	0.2	0.76	3.86 ± 0.08	5.99 ± 0.13	0.2	1.63 ± 0.13

For quantities greater than listed, call for quote.

MOUSER STOCK NO.	Vishay Part No.	Fig.	No. of Pins	Value Ω	Tolerance	Price Each 1	25	50	100
71-VSOR1601102JT	VSOR1601102JT	A	16	1K	5%				
71-VSOR1601472JT	VSOR1601472JT	A	16	4.7K	5%				
71-VSOR1601103JT	VSOR1601103JT	A	16	10K	5%				
71-VSOR1603103GT	VSOR1603103GT	B	16	10K	2%				
71-VSSR1601472JT	VSSR1601472JT	A	16	4.7K	5%				
71-VSSR1601103JT	VSSR1601103JT	A	16	10K	5%				
71-VSSR1603100JT	VSSR1603100JT	B	16	10	5%				
71-VSSR1603330JT	VSSR1603330JT	B	16	33	5%				
71-VSSR1603102JT	VSSR1603102JT	B	16	1K	5%				
71-VSSR1603472JT	VSSR1603472JT	B	16	4.7K	5%				
71-VSSR1603103JT	VSSR1603103JT	B	16	10K	5%				
71-VSSR2001472JT	VSSR2001472JT	A	20	4.7K	5%				
71-VSSR2001103GT	VSSR2001103GT	A	20	10K	2%				
71-VSSR2001103JT	VSSR2001103JT	A	20	10K	5%				
71-VSSR2401102JT	VSSR2401102JT	A	24	1K	5%				
71-VSSR2401103JT	VSSR2401103JT	A	24	10K	5%				

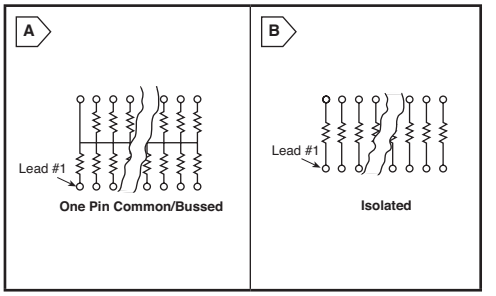

VSORC AND VSSRC SERIES-T-FILTER AND TERMINATION RESISTOR/CAPACITOR NETWORKS - THIN FILM NITRIDE ON SILICON

RoHS Compliant

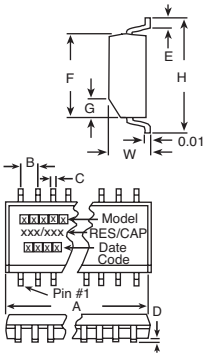

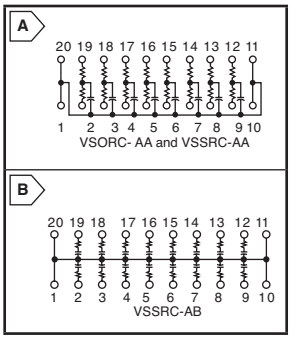

Model	A	B (Ref.)	C (Ref.)	D	E (Typ.)	F	G	H	J (Ref.)	W
VSSRC20-AB (In.)	.344 Max.	.025	.01	.006	.025	.154±.003	.015 x 45°	.236 ±.008	.01	.064 ±.005
VSSRC20-AB (mm)	8.74 Max.	.64	.25	.15	.64	3.9	.38	6.0 ±.20	.25	1.60
VSORC20-AB (In.)	.500 ±.010	.05	.016	.008	.03	.293 ±.003	.025 x 45°	.406 ±.005	.01	.100 ±.005
VSORC20-AB (mm)	12.7 ±.25	1.27	.41	.20	.76	7.44	0.64	10.31	.25	2.59

For quantities greater than listed, call for quote.

MOUSER STOCK NO.	Vishay Part No.	Fig.	No. of Pins	Value Ω	Tolerance	Price Each 1	25	50	100
71-VSORC20250K/500M	VSORC20AA250K/500M	A	20	25Ω/50pF	20%				
71-VSSRC20470K/330M	VSSRC20AB470K/330M	B	20	47Ω/33pF	20%				

MPM SERIES - MOLDED, SOT-23 RESISTOR NETWORKS / DIVIDERS

Specifications:
- TCR: Tracking ± 2ppm/°C (typical) Absolute ± 25ppm/°C
- Tolerance: Ratio ± 0.5% to ± 0.01% Absolute ± 1.0% to ± 0.05%
- Power Rating: Resistor 100mW; Package 200mW
- Working Voltage: 100 Volts Max.
- Operating Temperature Range: - 55°C to + 125°C
- Shelf Life Stability (Ratio): 50ppm Max., 1 year @ + 25°C

RoHS Compliant

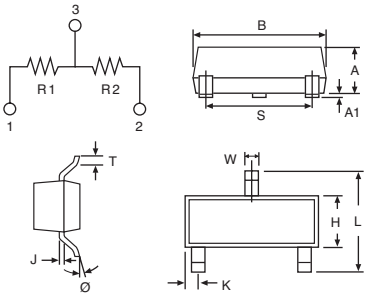

For quantities greater than listed, call for quote.

MOUSER STOCK NO.	Vishay Part No.	Value Ω R1	R2	Ratio R2:R1	Tolerance	Ratio Tol.	Price Each 1	10	25	50	100
Networks											
71-MPMT1001FW	MPMT1001FWS	1K	1K	1:1	1%	0.5%					
71-MPMT2001AT	MPMT2001AT5	2K	2K	1:1	0.1%	0.1%					
71-MPMT2001BW	MPMT2001BWS	2K	2K	1:1	0.1%	0.1%					
71-MPMT5001AW	MPMT5001AWS	5K	5K	1:1	0.1%	0.1%					
71-MPMT1002AT5	MPMT1002AT5	10K	10K	1:1	0.1%	0.1%					
71-MPMT1002BW	MPMT1002BWS	10K	10K	1:1	0.1%	0.1%					
71-MPMT1002DW	MPMT1002DWS	10K	10K	1:1	0.5%	0.1%					
71-MPMT2002AT	MPMT2002AT5	20K	20K	1:1	0.1%	0.1%					
Dividers											
71-MPMT1001/1002AW	MPMT1001/1002AWS	1K	10K	10:1	0.1%	0.1%					
71-MPMT1001/2002AW	MPMT1001/2002AWS	1K	20K	20:1	0.1%	0.1%					
71-MPMT1001/5002CW	MPMT1001/5002CWS	1K	50K	50:1	0.25%	0.1%					
71-MPMT1001/1003AW	MPMT1001/1003AWS	1K	100K	100:1	0.1%	0.1%					
71-MPMT2001/1002AW	MPMT2001/1002AWS	2K	10K	5:1	0.1%	0.1%					
71-MPMT5001/1002BT	MPMT5001/1002BT5	5K	10K	2:1	0.1%	0.1%					
71-MPMT5001/1002DW	MPMT5001/1002DWS	5K	10K	2:1	0.5%	0.1%					
71-MPMT5001/1002FW	MPMT5001/1002FWS	5K	10K	2:1	1%	0.5%					

DIMENSIONS: in. (mm)	Minimum		Maximum	
	in.	(mm)	in.	(mm)
A	0.031	(0.79)	0.04	(1.02)
A1	0.001	(0.02)	0.004	(0.1)
B	0.105	(2.67)	0.12	(3.05)
S	0.071	(1.8)	0.079	(2)
W	0.015	(0.38)	0.021	(0.54)
L	0.083	(2.1)	0.098	(2.5)
H	0.047	(1.2)	0.055	(1.4)
T	0.005	(0.13)	0.01	(0.25)
J	0.0035	(0.089)	0.0059	(0.15)
K	0.017	(0.44)	0.022	(0.55)
Ø	0	(0)	8°	(8°)

© Copyright 2014 Mouser Electronics
© Copyright 2014 Mouser Electronics

VISHAY High Precision Resistor Network and Arrays

VISHAY/THIN FILM HTRN, ORN AND ORNA SERIES - DUAL-IN-LINE HIGH TEMPERATURE/ HIGH PRECISION RESISTOR NETWORKS & DIVIDERS

Common Features:
- Low temperature coefficient (± 25 ppm/°C)
- 0.068" (1.73 mm) maximum seated height
- Rugged molded case construction with no internal solder
- Standard 8 pin JEDEC MS-012 footprint
- Halogen-free



Divider Schematic	Network Schematic
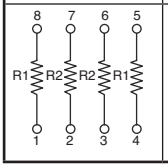	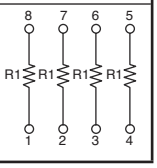

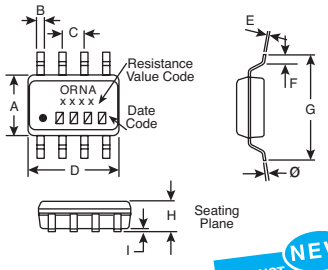

DIMENSIONS		
	in.	mm
A	0.157	3.99
B	0.0165±0.0025	0.4±0.06
C	0.050	1.27
D	0.195 Max.	4.93
E	0.008±0.001	0.20±0.03
F	0.028±0.001	0.71±0.02
G	0.239±0.005	6.07±0.13
H	0.068 Max.	1.73
I	0.008±0.002	0.22±0.06
Ø	2° to 6°	

RoHS Compliant

LEAD-FREE

Resistor Networks

PRODUCT NEW

For quantities greater than listed, call for quote.

MOUSER STOCK NO.	Vishay Part No.	Value Ω R1	Value Ω R2	Ratio Tolerance	Price Each 1	10	25	50	100
71-HTRN2-1T5	HTRN2-1T5	10K	5K	2:1					
71-HTRN4-1T5	HTRN4-1T5	4K	1K	4:1					
71-HTRN5-1T5	HTRN5-1T5	10K	2K	5:1					
71-HTRN10-1T5	HTRN10-1T5	10K	1K	10:1					
71-HTRN20-1T5	HTRN20-1T5	20K	1K	20:1					
71-HTRN25-1T5	HTRN25-1T5	25K	1K	25:1					
71-HTRN50-1T5	HTRN50-1T5	50K	1K	50:1					
71-HTRN100-1T5	HTRN100-1T5	100K	1K	100:1					

For quantities greater than listed, call for quote.

MOUSER STOCK NO.	Vishay Part No.	Value Ω	Tolerance	Ratio Tolerance	Price Each 1	10	25	50	100
71-ORNTA1001AUF	ORNTA1001AUF	1K	0.1%	0.1%					
71-ORNTA1001FUF	ORNTA1001FUF	1K	1%	0.5%					
71-ORNTA1001ZUF	ORNTA1001ZUF	1K	0.1%	0.025%					
71-ORNTA1002AUF	ORNTA1002AUF	10K	0.1%	0.1%					
71-ORNTA1002BUF	ORNTA1002BUF	10K	0.1%	0.1%					
71-ORNTA1002ZUF	ORNTA1002ZUF	10K	0.1%	0.025%					
71-ORNTA1003ZUF	ORNTA1003ZUF	100K	0.1%	0.025%					
71-ORNTA2001AUF	ORNTA2001AUF	2K	0.1%	0.1%					
71-ORNTA2002BUF	ORNTA2002BUF	20K	0.1%	0.1%					
71-ORNTA2002ZUF	ORNTA2002ZUF	20K	0.1%	0.025%					
71-ORNTA5000AUF	ORNTA5000AUF	500	0.1%	0.1%					
71-ORNTA5001DUF	ORNTA5001DUF	5K	0.5%	0.1%					
71-ORNTA5001ZUF	ORNTA5001ZUF	5K	0.1%	0.025%					
71-ORNTA5002AUF	ORNTA5002AUF	50K	0.1%	0.1%					

Dividers

For quantities greater than listed, call for quote.

MOUSER STOCK NO.	Vishay Part No.	Value Ω R1	Value Ω R2	Ratio Tolerance	Price Each 1	10	25	50	100
71-ORNTA2-1UF	ORNTA2-1UF	10K	5K	2:1					
71-ORNTA5-1UF	ORNTA5-1UF	10K	2K	5:1					
71-ORNTA10-1UF	ORNTA10-1UF	10K	1K	10:1					
71-ORNTA50-1UF	ORNTA50-1UF	50K	1K	50:1					
71-ORNTA100-1UF	ORNTA100-1UF	100K	1K	100:1					

VISHAY/THIN FILM MOLDED DUAL-IN-LINE RESISTOR NETWORK NOMCA SERIES PRECISION AUTOMOTIVE

Features:
- Rugged molded case construction
- Excellent long term ratio stability
- Low TCR tracking ± 5ppm/°C
- AEC-Q200 qualified
- Tolerance: 0.1%
- Ratio Tolerance: 0.05%

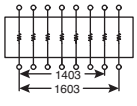

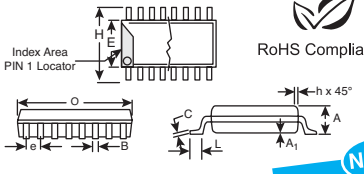

RoHS Compliant

DIM	14 in.	14 mm	16 in.	16 mm
H	0.235	5.969	0.235	5.969
E	0.154	3.911	0.154	3.910
O	0.340	8.363	0.390	9.906
A	0.063	1.600	0.063	1.600
e	0.050	1.270	0.050	1.270
B	0.015	0.381	0.015	0.381
C	0.008	0.203	0.008	0.203
L	0.025	0.635	0.025	0.635
A1	0.006	0.152	0.006	0.152
h	0.015	0.381	0.015	0.381

PRODUCT NEW

For quantities greater than listed, call for quote.

MOUSER STOCK NO.	Vishay Part No.	No. of Pins	Value (Ω)	Price Each 1	10	25	50	100
71-NOMCA14031001ATS	NOMCA14031001ATS	14	1K					
71-NOMCA14032001ATS	NOMCA14032001ATS	14	2K					
71-NOMCA14035001ATS	NOMCA14035001ATS	14	5K					
71-NOMCA14031002ATS	NOMCA14031002ATS	14	10K					
71-NOMCA14032002ATS	NOMCA14032002ATS	14	20K					
71-NOMCA14035002ATS	NOMCA14035002ATS	14	50K					

For quantities greater than listed, call for quote.

MOUSER STOCK NO.	Vishay Part No.	No. of Pins	Value (Ω)	Price Each 1	10	25	50	100
71-NOMCA16031001ATS	NOMCA16031001ATS	16	1K					
71-NOMCA16032001ATS	NOMCA16032001ATS	16	2K					
71-NOMCA16035001ATS	NOMCA16035001ATS	16	5K					
71-NOMCA16031002ATS	NOMCA16031002ATS	16	10K					
71-NOMCA16032002ATS	NOMCA16032002ATS	16	20K					
71-NOMCA16035002ATS	NOMCA16035002ATS	16	50K					

VISHAY/SFERNICE PRA 100, 182 SERIES HIGH PRECISION RESISTOR ARRAYS

Features:
- 100mW Resistor
- Packaged in waffle - Tape and reel available
- High stability passivated nichrome resistive layer 0.02% on ratio 1000h at Pn at 70°C
- Tight TCR (10 ppm/°C) and TCR tracking (to 1ppm/°C)
- Very low noise <35dB and voltage coefficient <.01ppm/V
- Ratio tolerance from .1% to .01% (R≥20R)
- Pre-tinned terminations over nickel barrier
- Also available: One common point N Resistor
- Absolute Tolerance: .1%
- Ratio Tolerance: .05%

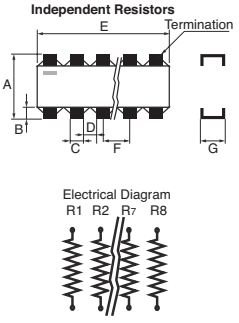

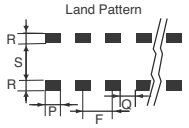

RoHS Compliant

MOUSER STOCK NO.	Vishay Part No.	Value Ω	Price Each 1	25	50	100
71-PRA100I2-1KBWN	PRA100I2-1KBWN	1K				
71-PRA100I2-5KBWN	PRA100I2-5KBWN	5K				
71-PRA100I2-10KBWN	PRA100I2-10KBWN	10K				
71-PRA100I2-50KBWN	PRA100I2-50KBWN	50K				
71-PRA100I2-100KBWN	PRA100I2-100KBWN	100K				
71-PRA100I4-1KBWN	PRA100I4-1KBWN	1K				
71-PRA100I4-5KBWN	PRA100I4-5KBWN	5K				
71-PRA100I4-10KBWN	PRA100I4-10KBWN	10K				
71-PRA100I4-50KBWN	PRA100I4-50KBWN	50K				
71-PRA100I4-100KBWN	PRA100I4-100KBWN	100K				
71-PRA182I2-1KBWN	PRA182I2-1KBWN	1K				
71-PRA182I2-10KBWN	PRA182I2-10KBWN	10K				
71-PRA182I2-100KBWN	PRA182I2-100KBWN	100K				
71-PRA182I4-1KBWN	PRA182I4-1KBWN	1K				
71-PRA182I4-10KBWN	PRA182I4-10KBWN	10K				

DIM	PRA 100 mm	PRA 100 mil	PRA 182 mm	PRA 182 mil
A	1.6 +.2/-.1	63	3 +.2/-.1	118
B	.4 ±.2	16	.4 ±.2	16
C	.65 ±.15	25.5	1.3 +.35/-.15	51
D	.25	10	.25	10
E	E=(NXF)±.2mm		E=(NXF)±8mil	
F	1	40	1.82	72
G	.38 +.02/-0	15	.38 +.2/-0	15
P	.7	227.5	1.52	59.8
Q	.3	12	.3	12
R	1	40	1	40
S	.6	23.5	1.8	70.8

© Copyright 2014 Mouser Electronics

VISHAY SMD Resistor Network and Arrays

MDP SERIES - 2% THICK FILM MOLDED DIP RESISTOR NETWORKS

Features:

- Dual-in-line, molded DIP
- .160" [4.06mm] maximum seated height
- Rugged, molded case construction
- Low temperature coefficient (-55°C to +125°C) ±100ppm/°C

Electrical Specifications:

- Tolerance: ±2% standard
- Temperature coefficient: -55°C to +125°C

RoHS Compliant

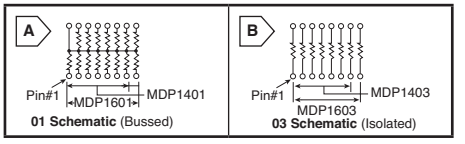

01 Schematic (Bussed) **03 Schematic** (Isolated)

TYPE	Dimension A (mm)	Dimension B (mm)	C
MDP14	19.05	15.24	6
MDP16	21.59	17.78	7

Resistance Value Chart (Ω)

22	150	1K	5.6K	39K	330K
27	180	1.2K	6.8K	47K	390K
33	200	1.5K	8.2K	51K	470K
39	220	1.8K	10K	68K	510K
47	270	2K	12K	82K	560K
51	330	2.2K	15K	100K	680K
56	390	2.7K	18K	120K	820K
68	470	3.3K	20K	150K	1M
82	510	3.9K	22K	180K	
100	560	4.7K	27K	200K	
120	680	5.1K	33K	220K	

DIMENSIONS: mm

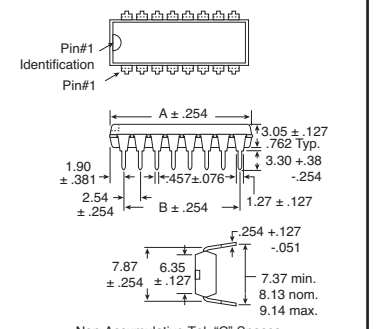

Non-Accumulative Tol. "C" Spaces

4 Digit Resistance Value Chart = First 3 digits are significant figures and the last digit specifies the number of zeroes to follow. Example: 1002 =10K, 10R0 = 10ohm

For quantities greater than listed, call for quote.

MOUSER STOCK NO.	Fig.	No. of Pins	Price Each 1	25	100	200
71-MDP1401(Value)GE04	A	14				
71-MDP1403(Value)GE04	A	14				
71-MDP1601(Value)GE04	B	16				
71-MDP1603(Value)GE04	B	16				

SOMC SERIES - 2% THICK FILM MOLDED, SURFACE MOUNT COMPATIBLE

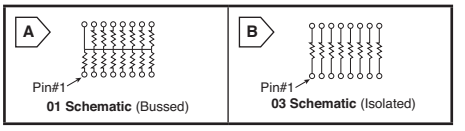

01 Schematic (Bussed) **03 Schematic** (Isolated)

Features:

- .050" [1.27mm] lead spacing
- .090" [2.29mm] maximum seated height
- Highly stable thick film
- Low temperature coefficient (-55°C to +125°C) ±100ppm/°C
- Reduces total assembly costs
- Wide resistance range available
- Uniform performance characteristics
- Meets EIA PDP100, SOGN-0002 outline dimensions

Electrical Specifications:

- Resistance range: 10ohm to 1 Megohm standard. Zero ohm jumpers available.
- Tolerance: ±1%, ±5%, ±10%, ±20% available.
- Temperature coefficient: (-55°C to +125°C) ±100ppm/°C typical
- Resistor power rating: 70°C max. 01 Schematics = .080W; 03 Schematic = .160W
- Operating temperature range: -55°C to +125°C Available in 14 and 20 pin style, additional resistance values, in isolated and bussed styles.

DIMENSIONS: mm

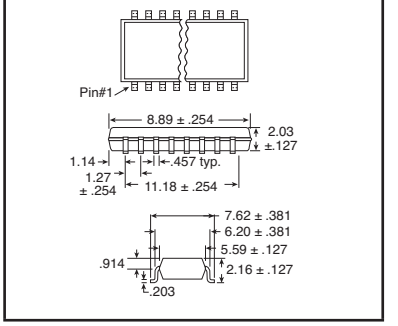

For quantities greater than listed, call for quote.

MOUSER STOCK NO.	Fig.	No. of Pins	Values (Ω)	Price Each 1	50	100	200	500
71-SOMC1601-Value	A	16	22, 470, 1K, 2.2K, 10K, 22K, 47K					
71-SOMC1603-Value	B	16	22, 33, 47, 100, 220, 330, 1K, 2.2K, 4.7K, 10K, 100K					

CSC SERIES - 2% CONFORMAL COATED SIP THICK FILM RESISTOR NETWORKS

Features:

- .195 (4.95mm) "A"
- "A" profile standard in 6 thru 10 pins

Specifications:

- Operating temperature range: -55°C to +125°C
- Temperature coefficient of resistance: (-55°C to +125°C) ±100ppm/°C typical
- Operating voltage: 100VDC max.
- Resistor power rating: (max. @ +70°C) fig. A .125W, fig. B .20W

DIMENSIONS: mm

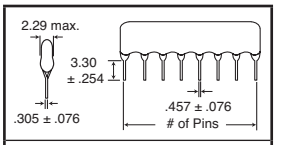

Bussed/One Pin Common Configuration

For quantities greater than listed, call for quote.

MOUSER STOCK NO.	Fig.	Value (Ω)	Power Dissipation Per Circuit	Total Pkg. (Max.)	No. of Pins (N)	No. of Res.	Price Each 1	100	200	500
71-CSC06A01-Value	A	220, 330, 560, 680, 1.0K, 1.5K, 2.2K, 3.3K, 4.7K, 6.8K, 10K, 22K, 47K, 56K, 100K, 220K, 330K, 1.0M	.125	.75	6	5				
71-CSC08A01-Value	A	330, 470, 1.0K, 2.2K, 3.3K, 4.7K, 10K, 22K, 33K, 47K, 100K	.125	1	8	7				
71-CSC10A01-Value	A	100, 200, 220, 330, 470, 560, 1.0K, 1.5K, 2.2K, 3.3K, 4.7K, 10K, 20K, 22K, 33K, 47K, 56K, 100K, 470K, 1.0M	.125	1.25	10	9				

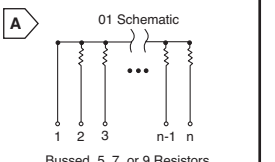

Bussed, 5, 7, or 9 Resistors

Isolated Configuration

For quantities greater than listed, call for quote.

MOUSER STOCK NO.	Fig.	Value (Ω)	Power Dissipation Per Circuit	Total Pkg. (Max.)	No. of Pins (N)	No. of Res.	Price Each 1	100	200	500
71-CSC06A03-Value	B	100, 150, 220, 470, 1.0K, 2.2K, 4.7K, 10K, 100K	.2	.75	6	3				
71-CSC08A03-Value	B	47, 100, 150, 220, 330, 470, 680, 1.0K, 1.5K, 2.2K, 3.3K, 4.7K, 10K, 22K, 47K, 68K, 100K, 150K, 200K, 470K	.2	1	8	4				
71-CSC10A03-Value	B	22, 47, 100, 220, 470, 1.0K, 3.3K, 4.7K, 5.6K, 10K, 100K, 1.0M	.2	1.25	10	5				

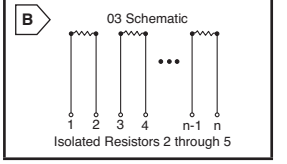

Isolated Resistors 2 through 5

VISHAY BEYSCHLAG PRECISION/PROFESSIONAL THIN FILM CHIP RESISTOR ARRAYS
ACAS SERIES CONVEX TERMINATION

Applications:

- Voltage divider
- Feedback circuits
- Signal conditioning

Type	L	W	H	P	A1	A	T1	T2	Mass (mg)
	Dimensions: mm								
ACAS 0612	1.5 ± 0.15	3.2 ± 0.15	0.45 ± 0.1	0.8 ± 0.1	0.6 ± 0.1	0.4 ± 0.1	0.3 ± 0.15	0.4 ± 0.15	6.6
ACAS 0612 AT	1.5 ± 0.15	3.2 ± 0.15	0.45 ± 0.1	0.8 ± 0.1	0.6 ± 0.1	0.4 ± 0.1	0.3 ± 0.15	0.4 ± 0.15	6.8

Precision

For quantities greater than listed, call for quote.

MOUSER STOCK NO.	Vishay Part No.	Value 1 (Ω)	Value 2 (Ω)	No. of Resistors	Element Size	No. of Leads	Temp. Coeff.	Tol.	Price Each 1	50	100	500	1000
594-ACASA2002E2002P1	ACASA2002E2002P100	20K	20K	4	0612	8	25ppm	0.25%					
594-ACASA1003E1003P1	ACASA1003E1003P100	100K	100K	4	0612	8	25ppm	0.25%					

Precision Automotive Grade

For quantities greater than listed, call for quote.

594-ACASA1001E1001AT	ACASA1001E1001P1AT	1K	1K	4	0612	8	25ppm	0.25%					
594-ACASA1001E1002AT	ACASA1001E1002P1AT	1K	10K	4	0612	8	25ppm	0.25%					
594-ACASA1002E1002AT	ACASA1002E1002P1AT	10K	10K	4	0612	8	25ppm	0.25%					
594-ACASA1003E1003AT	ACASA1003E1003P1AT	100K	100K	4	0612	8	25ppm	0.25%					

Professional

For quantities greater than listed, call for quote.

594-ACASA200122001P1	ACASA200122001P100	2K	2K	4	0612	8	50ppm	0.5%					
594-ACASA200222002P1	ACASA200222002P100	20K	20K	4	0612	8	50ppm	0.5%					
594-ACASA500225002P1	ACASA500225002P100	50K	50K	4	0612	8	50ppm	0.5%					
594-ACASA100321003P1	ACASA100321003P100	100K	100K	4	0612	8	50ppm	0.5%					

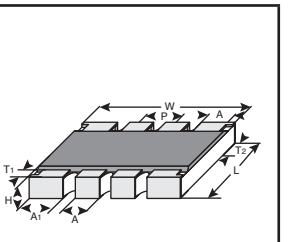

© Copyright 2014 Mouser Electronics

© Copyright 2014 Mouser Electronics

PWR263 SERIES POWER RESISTORS

Bourns® PWR263 Series is a TO263 DPAK style power resistor. Manufactured using thick film on alumina ceramic technology, it is used in current measurement, snubber, bleeder and discharge circuits.

Specifications:
- Power rating @ 25°C case temp.: 20W
- TCR 0.5Ω<R<130.0KΩ: ±100 PPM/°C
- Inductance: 0.1μH max.
- Operating voltage: √P*R with a max. of 250V
- Insulation resistance: 10GΩ
- Operating temp.: -55°C to 155°C

Applications:
- Power supplies
- Motor drives
- Test and measurement
- Rectifiers

Features:
- DPAK Housing
- Low inductance
- Resistor eletrically isolated from backplate
- High power rating
- Compatible with lead free solder reflow temps
- RoHS Compliant

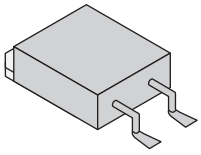

RoHS Compliant

DIMENSIONS: mm (in.)

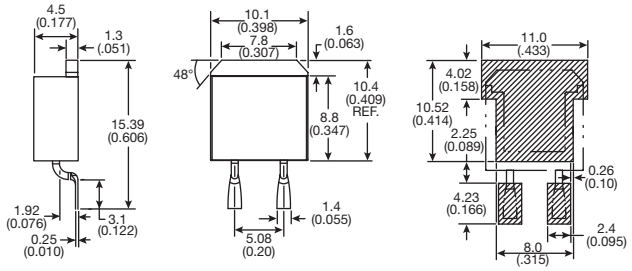

PRODUCT NEW

For quantities greater than listed, call for quote.

MOUSER STOCK NO.	Mfr. Part No.	Power	Tol.	Value (ohms)	Price Each 1	50	100	500
652—	PWR263S-20-R500F	20	1%	0.5				
652—	PWR263S-20-R500J	20	5%	0.5				
652—	PWR263S-20-R750F	20	1%	0.75				
652—	PWR263S-20-R750J	20	5%	0.75				
652—	PWR263S-20-1R00F	20	1%	1.0				
652—	PWR263S-20-1R00J	20	5%	1.0				
652—	PWR263S-20-1R50F	20	1%	1.5				
652—	PWR263S-20-1R50J	20	5%	1.5				
652—	PWR263S-20-2R00F	20	1%	2.0				
652—	PWR263S-20-2R00J	20	5%	2.0				
652—	PWR263S-20-2R50F	20	1%	2.5				
652—	PWR263S-20-2R50J	20	5%	2.5				
652—	PWR263S-20-3R00F	20	1%	3.0				
652—	PWR263S-20-3R00J	20	5%	3.0				
652—	PWR263S-20-3R30F	20	1%	3.3				
652—	PWR263S-20-3R30J	20	5%	3.3				
652—	PWR263S-20-4R70F	20	1%	4.7				
652—	PWR263S-20-4R70J	20	5%	4.7				
652—	PWR263S-20-5R60F	20	1%	5.6				
652—	PWR263S-20-5R60J	20	5%	5.6				
652—	PWR263S-20-7R50F	20	1%	7.5				
652—	PWR263S-20-7R50J	20	5%	7.5				
652—	PWR263S-20-10R0F	20	1%	10				
652—	PWR263S-20-10R0J	20	5%	10				
652—	PWR263S-20-12R0F	20	1%	12				
652—	PWR263S-20-12R0J	20	5%	12				
652—	PWR263S-20-15R0F	20	1%	15				
652—	PWR263S-20-15R0J	20	5%	15				
652—	PWR263S-20-20R0F	20	1%	20				
652—	PWR263S-20-20R0J	20	5%	20				
652—	PWR263S-20-27R0F	20	1%	27				
652—	PWR263S-20-27R0J	20	5%	27				
652—	PWR263S-20-30R0F	20	1%	30				
652—	PWR263S-20-30R0J	20	5%	30				
652—	PWR263S-20-33R0F	20	1%	33				
652—	PWR263S-20-33R0J	20	5%	33				
652—	PWR263S-20-47R0F	20	1%	47				
652—	PWR263S-20-47R0J	20	5%	47				
652—	PWR263S-20-56R0F	20	1%	56				
652—	PWR263S-20-56R0J	20	5%	56				
652—	PWR263S-20-75R0F	20	1%	75				
652—	PWR263S-20-75R0J	20	5%	75				
652—	PWR263S-20-1000F	20	1%	100				
652—	PWR263S-20-1000J	20	5%	100				
652—	PWR263S-20-3300F	20	1%	330				
652—	PWR263S-20-3300J	20	5%	330				
652—	PWR263S-20-4700F	20	1%	470				
652—	PWR263S-20-4700J	20	5%	470				
652—	PWR263S-20-1001F	20	1%	1K				
652—	PWR263S-20-1001J	20	5%	1K				

For quantities greater than listed, call for quote.

MOUSER STOCK NO.	Mfr. Part No.	Power	Tol.	Value (ohms)	Price Each 1	50	100	500
652—	PWR263S-20-3301F	20	1%	3.3K				
652—	PWR263S-20-3301J	20	5%	3.3K				
652—	PWR263S-20-1002F	20	1%	10K				
652—	PWR263S-20-1002J	20	5%	10K				
652—	PWR263S-20-3002F	20	1%	30K				
652—	PWR263S-20-3002J	20	5%	30K				
652—	PWR263S-20-1003F	20	1%	100K				
652—	PWR263S-20-1003J	20	5%	100K				
652—	PWR263S-20-1303F	20	1%	130K				
652—	PWR263S-20-1303J	20	5%	130K				
652—	PWR263S35R270F	35	1%	0.27				
652—	PWR263S35R500F	35	1%	0.5				
652—	PWR263S351R50F	35	1%	1.5				
652—	PWR263S352R50F	35	1%	2.5				
652—	PWR263S353R30F	35	1%	3.3				
652—	PWR263S354R70F	35	1%	4.7				
652—	PWR263S355R60F	35	1%	5.6				
652—	PWR263S357R50F	35	1%	7.5				
652—	PWR263S358R20F	35	1%	8.2				
652—	PWR263S351R00F	35	1%	1				
652—	PWR263S352R00F	35	1%	2				
652—	PWR263S353R00F	35	1%	3				
652—	PWR263S-35-4R00F	35	1%	4				
652—	PWR263S355R00F	35	1%	5				
652—	PWR263S3510R0F	35	1%	10				
652—	PWR263S3512R0F	35	1%	12				
652—	PWR263S3515R0F	35	1%	15				
652—	PWR263S3520R0F	35	1%	20				
652—	PWR263S3527R0F	35	1%	27				
652—	PWR263S3530R0F	35	1%	30				
652—	PWR263S3533R0F	35	1%	33				
652—	PWR263S-35-40R0F	35	1%	40				
652—	PWR263S3547R0F	35	1%	47				
652—	PWR263S3550R0F	35	1%	50				
652—	PWR263S3556R0F	35	1%	56				
652—	PWR263S3575R0F	35	1%	75				
652—	PWR263S351000F	35	1%	100				
652—	PWR263S-35-1200F	35	1%	120				
652—	PWR263S-35-2000F	35	1%	200				
652—	PWR263S-35-2500F	35	1%	250				
652—	PWR263S-35-3000F	35	1%	300				
652—	PWR263S353300F	35	1%	330				
652—	PWR263S354700F	35	1%	470				
652—	PWR263S35R750F	35	1%	0.75				
652—	PWR263S353301F	35	1%	3.3K				
652—	PWR263S351001F	35	1%	1K				
652—	PWR263S351002F	35	1%	10K				
652—	PWR263S353002F	35	1%	30K				
652—	PWR263S351303F	35	1%	130K				
652—	PWR263S3540R0J	35	5%	40				

PWR 2615 SERIES SMD WIREWOUND RESISTORS

Features:
- High power
- Low temperature coefficient
- Operating Temperature Range: -55°C to +275°C

Applications:
- Power supplies
- Motor drives
- Electricity metering

RoHS Compliant

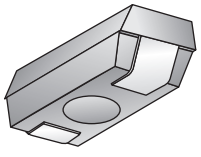

DIMENSIONS: mm (in.)

PWR2615

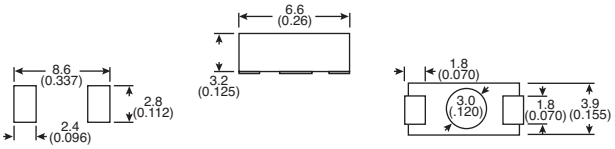

For quantities greater than listed, call for quote.

MOUSER STOCK NO.	Mfr. Part No.	Ω Value	Tol. %	Power Watts	Price Each 1	25	50	100	200
PWR2615 Series									
652—	PWR2615WR010F	0.01	1%	1W					
652—	PWR2615WR100F	0.1	1%	1W					
652—	PWR2615W1R00F	1	1%	1W					
652—	PWR2615W10R0F	10	1%	1W					
652—	PWR2615W1000F	100	1%	1W					
652—	PWR2615W1001F	1K	1%	1W					

© Copyright 2014 Mouser Electronics

© Copyright 2014 Mouser Electronics

BOURNS High Power Current Sense Chip Resistors

BOURNS®

RoHS Compliant **This product is RoHS compliant.**

CRM2512 SERIES 1W AND 2W

Features:
- Thick film technology
- Power Rating: 2W @ 70°C
- RoHS Compliant
- Operating Temp. Range: -55°C to +155°C

For quantities greater than listed, call for quote.

MOUSER STOCK NO. Mfr.	Mfr. Part No.	Value (Ω)	Tolerance	Power Watts	Price Each 1	100	500	1000	4000
652	CRM2512FXR100ELF	0.10	1%	2W					
652	CRM2512FXR200ELF	0.20	1%	2W					
652	CRM2512FXR300ELF	0.30	1%	2W					
652	CRM2512FXR910ELF	0.91	1%	2W					
652	CRM2512JXR100ELF	0.10	5%	2W					
652	CRM2512JXR200ELF	0.20	5%	2W					
652	CRM2512JXR300ELF	0.30	5%	2W					
652	CRM2512JXR910ELF	0.91	5%	2W					

CRF2512 SERIES

Features:
- Lead free
- Power Rating @ 70°C: 0.001 to 0.010Ω, 2W; 0.015 to 0.040Ω, 1W
- Operating Temp. Range: -55°C to +170°C
- RoHS Compliant

For quantities greater than listed, call for quote.

MOUSER STOCK NO. Mfr.	Mfr. Part No.	Value (Ω)	Tolerance	Power Watts	Price Each 1	100	500	1000	4000
652	CRF2512FZR015ELF	0.015	1%	1W					
652	CRF2512FZR020ELF	0.020	1%	1W					
652	CRF2512FZR025ELF	0.025	1%	1W					
652	CRF2512FZR030ELF	0.030	1%	1W					
652	CRF2512FZR040ELF	0.040	1%	1W					
652	CRF2512FXR003ELF	0.003	1%	2W					
652	CRF2512FXR005ELF	0.005	1%	2W					
652	CRF2512FXR007ELF	0.007	1%	2W					
652	CRF2512FXR010ELF	0.010	1%	2W					
652	CRF2512FVR001ELF	0.001	1%	2W					
652	CRF2512FVR002ELF	0.002	1%	2W					
652	CRF2512JXR005ELF	0.005	5%	2W					
652	CRF2512JXR007ELF	0.007	5%	2W					
652	CRF2512JXR010ELF	0.010	5%	2W					
652	CRF2512JVR001ELF	0.001	5%	2W					
652	CRF2512JVR002ELF	0.002	5%	2W					

CRA2010 SERIES 1.5W AND 3W

For quantities greater than listed, call for quote.

MOUSER STOCK NO. Mfr.	Mfr. Part No.	Value (Ω)	Tolerance	Power Watts	Price Each 1	100	500	1000	4000
652	CRA2010FZR010ELF	0.01	1%	1.5W					

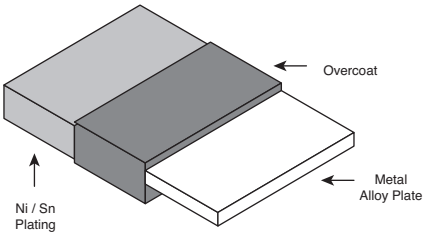

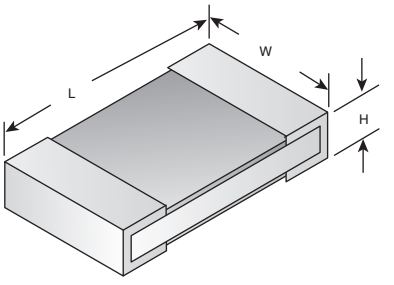

DIMENSIONS: in. Series	L	W	H
CRM2512	.248 ± .008	.122 ± .008	.024 ± .008
CRF2512	.252 ± .008	.126 ± .008	.024 ± .008
CRA2010	.196 ± .008	.098 ± .008	.024 ± .008

CR0402, CR0603, CR0805, CR1206 SERIES CHIP RESISTORS

MOUSER STOCK NO. Mfr.	Mfr. Part No.	Value (Ω)	Price Each 1	100	500	Reel Qty.	Reel Price
652	CR0402FX-1001GLF	1.0K				10000	
652	CR0402FX-3001GLF	3K				10000	
652	CR0402FX-5601GLF	5.6K				10000	
652	CR0402FX-6201GLF	6.2K				10000	
652	CR0402FX-1602GLF	16K				10000	
652	CR0402FX-2002GLF	20K				10000	
652	CR0402-FX3322GLF	33.2K				10000	
652	CR0402FX-3902GLF	39K				10000	
652	CR0402FX-5602GLF	56K				10000	
652	CR0603FX-1001ELF	1K				5000	
652	CR0603FX-1201ELF	1.2K				5000	
652	CR0603FX-1501ELF	1.5K				5000	
652	CR0603-FX-2001LF	2K				5000	
652	CR0603FX-2201ELF	2.2K				5000	
652	CR0603FX-2801ELF	2.8K				5000	
652	CR0603FX-6201ELF	6.2K				5000	
652	CR0603FX-6801ELF	6.8K				5000	
652	CR0603FX-1002ELF	10K				5000	
652	CR0603FX-1202ELF	12K				5000	
652	CR0603FX-2002ELF	20K				5000	
652	CR0603FX-2202ELF	22K				5000	
652	CR0603FX-3002ELF	30K				5000	
652	CR0603FX-8202ELF	82K				5000	
652	CR0603-FX-103ELF	10K				5000	
652	CR0603FX-2003ELF	200K				5000	
652	CR0603FX-4993ELF	499K				5000	
652	CR0603FX-6803ELF	680K				5000	
652	CR0805FX-1001ELF	1K				5000	
652	CR0805FX-1501ELF	1.5K				5000	
652	CR0805FX-3011ELF	3.01K				5000	
652	CR0805FX-4701ELF	4.7K				5000	
652	CR0805FX-5111ELF	5.11K				5000	
652	CR0805FX-6191ELF	6.19K				5000	
652	CR0805FX-6981ELF	6.98K				5000	
652	CR0805FX-8201ELF	8.2K				5000	
652	CR0805FX-1002ELF	10K				5000	
652	CR0805FX-1102ELF	11K				5000	
652	CR0805FX-1202ELF	12K				5000	
652	CR0805FX-1402ELF	14K				5000	
652	CR0805FX-1502ELF	15K				5000	

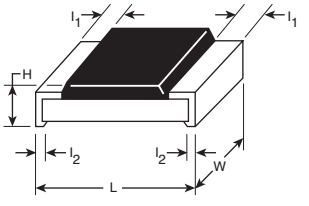

DIMENSIONS: in. Series	L	W
CR0402	.04±.004	.02±.002
CR0603	.075±.008	.043±.008
CR0805	.094±.008	.065±.008
CR1206	.161±.008	.079±.008

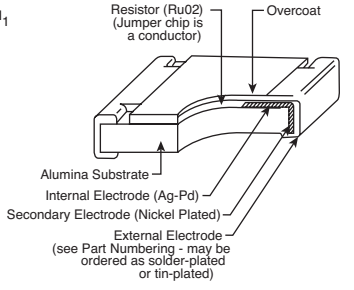

MOUSER STOCK NO. Mfr.	Mfr. Part No.	Value (Ω)	Price Each 1	100	500	Reel Qty.	Reel Price
652	CR0805FX-2002ELF	20K				5000	
652	CR0805-FX2202ELF	22K				5000	
652	CR0805FX-3322ELF	33.2K				5000	
652	CR0805FX-4702ELF	47K				5000	
652	CR0805FX-1003ELF	100K				5000	
652	CR0805FX-2003ELF	200K				5000	
652	CR0805FX-7503ELF	750K				5000	
652	CR0805FX-1004ELF	1M				5000	
652	CR1206FX-1001ELF	1K				5000	
652	CR1206FX-2001ELF	2K				5000	
652	CR1206FX-3001ELF	3K				5000	
652	CR1206FX-3301ELF	3.3K				5000	
652	CR1206FX-4701ELF	4.7K				5000	
652	CR1206FX-1002ELF	10K				5000	
652	CR1206FX-1402ELF	14K				5000	
652	CR1206FX-1502ELF	15K				5000	
652	CR1206FX-2002ELF	20K				5000	
652	CR1206FX-7502ELF	75K				5000	
652	CR1206FX-1003ELF	100K				5000	
652	CR1206FX-2003ELF	200K				5000	
652	CR1206FX-1004ELF	1M				5000	

© Copyright 2014 Mouser Electronics
© Copyright 2014 Mouser Electronics

OAR SERIES OPEN AIR SENSE RESISTORS

Features:
- Welded Construction
- Flameproof
- Inductance Less than 10nH
- Solderable Copper Leads (60/40)

Operating Characteristics:
- Load Life @ 25°C (1000 hrs): 1% Max.
- Moisture No Load (1000 hrs): 1% Max.
- Temp. Cycle @ -40°C & +125°C (1000 cyc): 1% Max.

Specifications:
- Tolerance: ±5%
- Resistance Wire TCR ±20ppm/°C

Feedback:
- Low Inductance
- Surge and Pulse

RoHS Compliant

For quantities greater than listed, call for quote.

MOUSER STOCK NO.	IRC Part No.	Resist. (Ω)	Power Rating (@ 85°)	Price Each 1	10	100	250	1000
66-OAR1R005JLF	OAR1R005JLF	0.005	1W					
66-OAR1R010JLF	OAR1R010JLF	0.010	1W					
66-OAR1R015JLF	OAR1R015JLF	0.015	1W					
66-OAR1R020JLF	OAR1R020JLF	0.020	1W					
66-OAR1R040JLF	OAR1R040JLF	0.040	1W					
66-OAR1R050JLF	OAR1R050JLF	0.050	1W					
66-OAR1R070JLF	OAR1R070JLF	0.070	1W					
66-OAR1R080JLF	OAR1R080JLF	0.080	1W					
66-OAR1R100JLF	OAR1R100JLF	0.100	1W					
66-OAR3R005JLF	OAR3R005JLF	0.005	3W					
66-OAR3R010JLF	OAR3R010JLF	0.010	3W					
66-OAR3R015JLF	OAR3R015JLF	0.015	3W					
66-OAR3R020JLF	OAR3R020JLF	0.020	3W					
66-OAR3R030JLF	OAR3R030JLF	0.030	3W					
66-OAR3R040JLF	OAR3R040JLF	0.040	3W					
66-OAR3R050JLF	OAR3R050JLF	0.050	3W					
66-OAR3R070JLF	OAR3R070JLF	0.070	3W					
66-OAR3R080JLF	OAR3R080JLF	0.080	3W					
66-OAR3R100JLF	OAR3R100JLF	0.100	3W					
66-OAR5R005JLF	OAR5R005JLF	0.005	5W					
66-OAR5R010JLF	OAR5R010JLF	0.010	5W					
66-OAR5R015JLF	OAR5R015JLF	0.015	5W					
66-OAR5R020JLF	OAR5R020JLF	0.020	5W					
66-OAR5R030JLF	OAR5R030JLF	0.030	5W					
66-OAR5R040JLF	OAR5R040JLF	0.040	5W					
66-OAR5R050JLF	OAR5R050JLF	0.050	5W					

Note:
Contact factory for:
1. Variations of "A" dimension
2. Different lead diameter

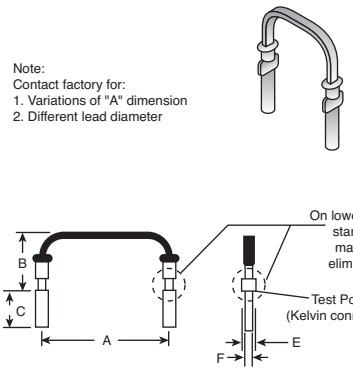

DIMENSIONS: in. (mm)					
Type	A	B	C	E	F
OAR-1	0.450+0.040/-0.020 (11.43+1.020/-0.508)	0.200±0.100 (5.08±2.54)	0.125±0.030 (3.18±0.762)	0.065+0.010/-0.005 (1.65+0.254/-0.127)	0.040±0.002 (1.02±0.051)
OAR-3	0.600+0.040/-0.020 (15.24+1.020/-0.508)	0.600max. (15.3max.)	0.125±0.030 (3.18±0.762)	0.065+0.010/-0.005 (1.65+0.254/-0.127)	0.040±0.002 (1.02±0.051)
OAR-5	0.800+0.040/-0.020 (20.32+1.020/-0.508)	0.35max. (8.9max.)	25±0.030 (3.18±0.762)	0.065+0.010/-0.005 (1.65+0.254/-0.127)	0.040±0.002 (1.02±0.051)

OAR-XP SERIES - 1% OPEN AIR SENSE RESISTORS

Features:
- Superior Thermal Expansion Cycling
- Extended power surface mount current sense resistor
- Open air design provides cooler operation
- Unique form factor provides TCE compliant termination
- Zero Ω Jumper available

Specifications:
- Power Rating: 5 Watts
- Resistance Values: 2mΩ to 50mΩ
- Inductance: <10nH
- Tolerance: ±1% or ±5% (0.002Ω - 5% only)

RoHS Compliant

For quantities greater than listed, call for quote.

MOUSER STOCK NO.	IRC Part No.	Value (Ω)	Price Each 1	10	100	400	1200
66-OARSXPR001FLF	OARSXPR001FLF	0.0010					
66-OARSXPR002FLF	OARSXPR002FLF	0.0020					
66-OARSXPR0025FLF	OARSXPR0025FLF	0.0025					
66-OARSXPR005FLF	OARSXPR005FLF	0.0050					
66-OARSXPR010FLF	OARSXPR010FLF	0.0100					
66-OARSXPR020FLF	OARSXPR020FLF	0.0200					
66-OARSXPR025FLF	OARSXPR025FLF	0.0250					

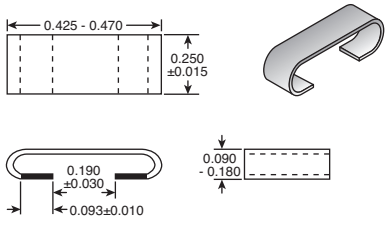

DIMENSIONS: mm

OARS SERIES - OPEN AIR SENSE RESISTORS

Features:
- Superior Thermal Expansion Cycling
- Inductance ≤ 10nH
- Lead Flexible for Thermal Expansion

Operating Characteristics:
- Load Life @ 70°C (1000 hrs): 1% D Max.
- Moisture No Load (1000 hrs): 1% D Max.
- Temperature Cycle @ -40°C & +125°C (1000 cyc): 1% Max.

Specifications:
- Tolerance: ±1%, ±5%
- Resistance Wire TCR ±20ppm/°C
- 50V Continuous Pulse Rating/Rated Voltage

RoHS Compliant

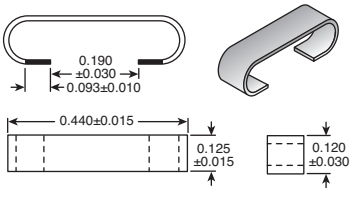

DIMENSIONS: mm

For quantities greater than listed, call for quote.

MOUSER STOCK NO.	IRC Part No.	Resist. (Ω)	Tol.	Power Rating (Watts)	Price Each 1	25	100	500	1900
66-OARS1R003JLF	OARS1R003JLF	.003	5%	1W @ 85°C					
66-OARS1R005JLF	OARS1R005JLF	.005	5%	1W @ 85°C					
66-OARS1R010JLF	OARS1R010JLF	.010	5%	1W @ 85°C					
66-OARS1R015JLF	OARS1R015JLF	.015	5%	1W @ 85°C					
66-OARS1R020JLF	OARS1R020JLF	.020	5%	1W @ 85°C					
66-OARS1R030JLF	OARS1R030JLF	.030	5%	1W @ 85°C					
66-OARS1R040JLF	OARS1R040JLF	.040	5%	1W @ 85°C					
66-OARS1R050JLF	OARS1R050JLF	.050	5%	1W @ 85°C					
66-OARS3R002JLF	OARS3R002JLF	.002	5%	3W @ 85°C					
66-OARS3R003FLF	OARS3R003FLF	.003	1%	3W @ 85°C					
66-OARS3R004FLF	OARS3R004FLF	.004	1%	3W @ 85°C					
66-OARS3R005FLF	OARS3R005FLF	.005	1%	3W @ 85°C					
66-OARS3R010FLF	OARS3R010FLF	.010	1%	3W @ 85°C					
66-OARS3R015FLF	OARS3R015FLF	.015	1%	3W @ 85°C					

LRZ SERIES - ULTRA LOW RESISTANCE SMD JUMPER RESISTORS

Specifications:
- High Current Rating
- Less than 0.003Ω Resistance
- Copper on Alumina construction
- Very Low Inductance
- Available in 1206, 2010, and 2512 chip sizes

RoHS Compliant

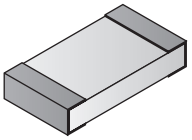

For quantities greater than listed, call for quote.

MOUSER STOCK NO.	IRC Part No.	Value (Ω)	Size	Price Each 1	10	100	250
66-LRZ1206-0LF	LRC-LRZ1206-LF-R000	0	1206				
66-LRZ2010-0LF	LRC-LRZ2010-LF-R000	0	2010				
66-LRZ2512-0LF	LRC-LRZ2512-LF-R000	0	2512				

© Copyright 2014 Mouser Electronics

© Copyright 2014 Mouser Electronics

IRC Current Sensing Resistors

TT electronics
IRC

ULR SERIES - 1% SMD METAL ELEMENT CURRENT SENSING RESISTORS

Features:

- Designed for current sense circuits in power electronics systems
- Power Ratings: 1W to 3W in 2512 chip size
- Resistance Range: 0.5mΩ to 10mΩ
- Low TCR and inductance
- Higher wattage devices feature PCB clearance gap to maximize thermal performance
- Tolerance: ±1%

RoHS Compliant

DIMENSIONS: mm

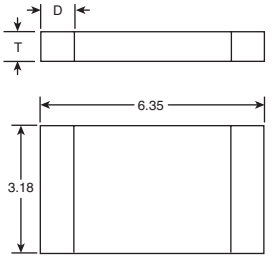

Recommended Solder Pad Layout

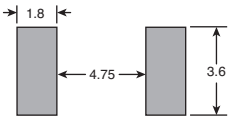

2-wire pad layout

For quantities greater than listed, call for quote.

MOUSER STOCK NO.	IRC Part No.	Value (Ω)	Price Each 1	25	50	100	500	1000
1 Watt								
66-ULRB1R0005FLFSLT	ULRB12512R0005FLFSLT	0.0005						
66-ULRB1R001FLFSLT	ULRB12512R001FLFSLT	0.001						
66-ULRB1R0025FLFSLT	ULRB12512R0025FLFSLT	0.0025						
66-ULRB1R003FLFSLT	ULRB12512R003FLFSLT	0.003						
66-ULRB1R004FLFSLT	ULRB12512R004FLFSLT	0.004						
66-ULRB1R005FLFSLT	ULRB12512R005FLFSLT	0.005						
66-ULRB1R006FLFSLT	ULRB12512R006FLFSLT	0.006						
66-ULRB1R007FLFSLT	ULRB12512R007FLFSLT	0.007						
66-ULRB1R0075FLFSLT	ULRB12512R0075FLFSLT	0.0075						
2 Watt								
66-ULRB2R0005FLFSLT	ULRB22512R0005FLFSLT	0.0005						
66-ULRB2R001FLFSLT	ULRB22512R001FLFSLT	0.001						
66-ULRB2R0015FLFSLT	ULRB22512R0015FLFSLT	0.0015						
66-ULRB2R002FLFSLT	ULRB22512R002FLFSLT	0.002						
66-ULRG2R007FLFSLT	ULRG22512R007FLFSLT	0.007						
66-ULRG2R008FLFSLT	ULRG22512R008FLFSLT	0.008						
66-ULRG2R010FLFSLT	ULRG22512R010FLFSLT	0.01						
2.5 Watt								
66-ULRG25R0035FLFSLT	ULRG252512R0035FLFSLT	0.0035						
66-ULRG25R004FLFSLT	ULRG252512R004FLFSLT	0.004						
66-ULRG25R005FLFSLT	ULRG252512R005FLFSLT	0.005						
66-ULRG25R006FLFSLT	ULRG252512R006FLFSLT	0.006						
3 Watt								
66-ULRG3R0005FLFSLT	ULRG32512R0005FLFSLT	0.0005						
66-ULRG3R001FLFSLT	ULRG32512R001FLFSLT	0.001						
66-ULRG3R002FLFSLT	ULRG32512R002FLFSLT	0.002						
66-ULRG3R0025FLFSLT	ULRG32512R0025FLFSLT	0.0025						
66-ULRG3R003FLFSLT	ULRG32512R003FLFSLT	0.003						

Coating	Resistance Value (mΩ)	DIMENSIONS: mm T	D
Green	0.5	0.60±0.20	2.68±0.25
	0.75		2.48±0.25
	1 - 1.5		1.43±0.25
	2 - 3		1.18±0.25
	4		2.18±0.25
	5 - 6		1.93±0.25
	7		1.43±0.25
	8 - 20		1.18±0.25
Black	0.5	1.40±0.20	1.43±0.38
	0.75	1.0±0.20	
	1	0.80±0.20	
	1.5	0.65±0.20	
	2	0.50±0.20	
	2.5	1.0±0.20	
	3	0.70±0.20	
	4	0.60±0.20	
	5 - 6	0.50±0.20	
	6.5	0.45±0.20	
	7	0.45±0.20	

LR SERIES - 1% SMD CURRENT SENSE RESISTORS

Features:

- Resistance values down to .003ohms
- Leach resistant solder-plated cooper wrap-around termination
- Low inductance-less than 0.2nH

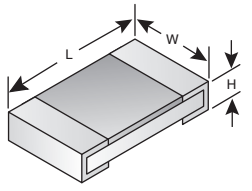

RoHS Compliant

DIMENSIONS: in. Size	L	W	H
1206	.126 ± .012	.064 ± .008	.024 ± .004
2010	.206 ± .015	.104 ± .010	.029 ± .004
2512	.256 ± .015	.128 ± .010	.029 ± .004

MOUSER STOCK NO. Mfr.	Mfr. Part Number	Ω Value	Watt	Case Size	Tol.	Price Each 1	100	500	1000
66	LRF1206-LF-R012-F	0.012	1/2	1206	1%				
66	LRF1206-LF-R015-F	0.015	1/2	1206	1%				
66	LRF1206-LF-R020-F	0.02	1/2	1206	1%				
66	LRF1206-LF-R025-F	0.025	1/2	1206	1%				
66	LR1206-LF-R030-F	0.03	1/2	1206	1%				
66	LR1206-LF-R033-F	0.033	1/2	1206	1%				
66	LR1206-LF-R040-F	0.04	1/2	1206	1%				
66	LR1206-LF-R050-F	0.05	1/2	1206	1%				
66	LR1206-LF-R060-F	0.06	1/2	1206	1%				
66	LR1206-LF-R080-F	0.08	1/2	1206	1%				
66	LR1206-LF-R100-F	0.1	1/2	1206	1%				
66	LR1206-LF-R150-F	0.15	1/2	1206	1%				
66	LRF2010-LF-R010-F	0.01	1	2010	1%				
66	LRF2010-LF-R012-F	0.012	1	2010	1%				
66	LRF2010-LF-R015-F	0.015	1	2010	1%				

MOUSER STOCK NO. Mfr.	Mfr. Part Number	Ω Value	Watt	Case Size	Tol.	Price Each 1	100	500	1000
66	LRF2010-LF-R018-F	0.018	1	2010	1%				
66	LRF2010-LF-R020-F	0.02	1	2010	1%				
66	LRF2010-LF-R025-F	0.025	1	2010	1%				
66	LR2010-LF-R030-F	0.03	1	2010	1%				
66	LR2010-LF-R033-F	0.033	1	2010	1%				
66	LR2010-LF-R035-F	0.035	1	2010	1%				
66	LR2010-LF-R040-F	0.04	1	2010	1%				
66	LR2010-LF-R050-F	0.05	1	2010	1%				
66	LR2010-LF-R058-F	0.058	1	2010	1%				
66	LR2010-LF-R068-F	0.068	1	2010	1%				
66	LR2010-LF-R075-F	0.075	1	2010	1%				
66	LR2010-LF-R100-F	0.1	1	2010	1%				
66	LR2010-LF-R120-F	0.12	1	2010	1%				
66	LR2010-LF-R150-F	0.15	1	2010	1%				
66	LR2010-LF-R180-F	0.18	1	2010	1%				
66	LR2010-LF-R200-F	0.2	1	2010	1%				
66	LR2010-LF-R250-F	0.25	1	2010	1%				
66	LR2010-LF-R270-F	0.27	1	2010	1%				
66	LR2010-LF-R300-F	0.3	1	2010	1%				
66	LR2010-LF-R470-F	0.47	1	2010	1%				
66	LR2010-LF-R500-F	0.5	1	2010	1%				
66	LRF2512-LF-R010-F	0.01	2	2512	1%				
66	LRF2512-LF-R012-F	0.012	2	2512	1%				
66	LRF2512-LF-R015-F	0.015	2	2512	1%				
66	LRF2512-LF-R020-F	0.02	2	2512	1%				
66	LRF2512-LF-R024-F	0.024	2	2512	1%				
66	LRF2512-LF-R025-F	0.025	2	2512	1%				
66	LR2512-LF-R027-F	0.027	2	2512	1%				
66	LR2512-LF-R030-F	0.03	2	2512	1%				
66	LR2512-LF-R040-F	0.04	2	2512	1%				
66	LR2512-LF-R050-F	0.05	2	2512	1%				
66	LR2512-LF-R056-F	0.056	2	2512	1%				
66	LR2512-LF-R062-F	0.062	2	2512	1%				
66	LR2512-LF-R068-F	0.068	2	2512	1%				
66	LR2512-LF-R075-F	0.075	2	2512	1%				
66	LR2512-LF-R080-F	0.08	2	2512	1%				
66	LR2512-LF-R100-F	0.1	2	2512	1%				
66	LR2512-LF-R120-F	0.12	2	2512	1%				
66	LR2512-LF-R140-F	0.14	2	2512	1%				
66	LR2512-LF-R150-F	0.15	2	2512	1%				
66	LR2512-LF-R200-F	0.2	2	2512	1%				
66	LR2512-LF-R220-F	0.22	2	2512	1%				
66	LR2512-LF-R330-F	0.33	2	2512	1%				
66	LR2512-LF-R470-F	0.47	2	2512	1%				
66	LR2512-LF-R500-F	0.5	2	2512	1%				

© Copyright 2014 Mouser Electronics
© Copyright 2014 Mouser Electronics

KOA SMD Lo-Ohm Current Sense Resistors

RoHS Compliant **This product is RoHS compliant.**

KOA SPEER ELECTRONICS, INC.

SR73 SERIES - THICK FILM 0201, 0402, 0603, 0805, 1206, 1210, 2010, 2512

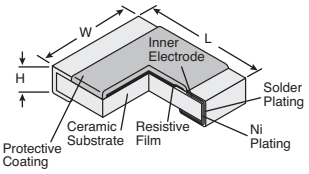

Features:

- RuO_2 thick film resistor element
- Anti-leaching nickel barrier terminations
- Meets or exceeds EIA 575, EIA PDP-100, MIL-R-55342F
- Marking: Three or four-digits on indigo protective coat
  No marking. 1E size, 1H, black protective coat

✻ Not all values available in all sizes.

Type	DIMENSIONS: in. (mm)		
	L	W	H
0201	.024 (0.6)	.012 (0.3)	.009 (0.23)
0402	.039 (1.0)	.02 (0.5)	.014 (0.35)
0603	.063 (1.6)	.031 (0.8)	.018 (0.45)
0805	.079 (2.0)	.049 (1.25)	.02 (0.5)
1206	.126 (3.2)	.063 (1.6)	.024 (0.6)
1210	.126 (3.2)	.102 (2.6)	.024 (0.6)
2010	.197 (5.0)	.098 (2.5)	.024 (0.6)
2512	.248 (6.3)	.122 (3.1)	.024 (0.6)

✻Insert **Value Code** from Table of Values

Size	MOUSER STOCK NO. Prefix	MOUSER STOCK NO. Value	Suffix	Value Range (Ω)	Tol. (%)	TCR (ppm/°C)	Price Each 1	Price Each 100	Price Each 1000	Reel Qty	Price Per Piece
0201	660-SR731HTTC	Code	J	0.47 - 0.82	1%	400				10000	
		Code	F	1.0 - 10	5%	400				10000	
0402	660-SR731ETTP	Code	F	0.1-0.118	1%	500				10000	
		Code	F	0.2-0.464	1%	250				10000	
		Code	F	0.51-10	1%	200				10000	
0603	660-SR731JTTD	Code	F	0.1-1.0	1%	250				5000	
0805	660-SR732ATTE	Code	J	30m-91m	5%	200				4000	
		Code	F	0.1-0.464	1%	100				4000	
		Code	F	0.475-10	1%	100				4000	
1206	660-SR732BTTE	Code	J	30m-91m	5%	200				4000	
		Code	F	0.1-10	1%	100				4000	
1210	660-SR732ETTE	Code	J	24m-43m	5%	200				4000	
		Code	F	0.1-0.464	1%	100				4000	
		Code	F	0.475-10	1%	100				4000	
2010	660-SR732HTTE	Code	J	33m-82m	5%	200				4000	
		Code	F	0.1-0.464	1%	100				4000	
		Code	F	0.475-10	1%	100				4000	
2512	660-SR733ATTE	Code	J	39m-82m	5%	200				4000	
		Code	F	0.1-10	1%	100				4000	

TABLE OF VALUES

Value (Ω)	Value Code ✻	Value (Ω)	Value Code ✻	Value (Ω)	Value Code ✻	Value (Ω)	Value Code ✻	Value (Ω)	Value Code ✻	Value (Ω)	Value Code ✻	Value (Ω)	Value Code ✻	Value (Ω)	Value Code ✻	Value (Ω)	Value Code ✻	Value (Ω)	Value Code ✻	Value (Ω)	Value Code ✻
0.024	24L	0.116	R116	0.196	R196	0.309	R309	0.47	R47	0.715	R715	1.13	1R13	1.78	1R78	2.8	2R80	4.3	4R30	6.49	6R49
0.027	27L	0.118	R118	0.2	R200	0.16	R316	0.475	R475	0.732	R732	1.15	1R15	1.8	1R80	2.87	2R87	4.32	4R32	6.65	6R65
0.03	30L	0.121	R121	0.205	R205	0.324	R324	0.487	R487	0.75	R750	1.16	1R16	1.82	1R82	2.94	2R94	4.42	4R42	6.8	6R80
0.033	33L	0.124	R124	0.21	R210	0.33	R330	0.499	R499	0.768	R768	1.18	1R18	1.87	1R87	3	3R00	4.53	4R53	6.81	6R81
0.036	36L	0.127	R127	0.215	R215	0.332	R332	0.51	R51	0.787	R787	1.2	1R20	1.91	1R91	3.01	3R01	4.64	4R64	6.98	6R98
0.039	39L	0.13	R130	0.218	R218	0.34	R340	0.511	R511	0.806	R806	1.21	1R21	1.96	1R96	3.09	3R09	4.7	4R70	7.15	7R15
0.043	43L	0.133	R133	0.22	R220	0.348	R348	0.523	R523	0.82	R82	1.24	1R24	2	2R00	3.16	3R16	4.75	4R75	7.32	7R32
0.047	47L	0.137	R137	0.221	R221	0.357	R357	0.536	R536	0.825	R825	1.27	1R27	2.05	2R05	3.24	3R24	4.87	4R87	7.5	7R50
0.051	51L	0.1	R140	0.226	R226	0.36	R360	0.549	R549	0.845	R845	1.3	1R30	2.1	2R10	3.3	3R30	4.99	4R99	7.68	7R68
0.056	56L	0.143	R143	0.232	R232	0.365	R365	0.56	R560	0.866	R866	1.33	1R33	2.15	2R15	3.32	3R32	5.1	5R10	7.87	7R87
0.062	62L	0.147	R147	0.237	R237	0.374	R374	0.562	R562	0.887	R887	1.37	1R37	2.18	2R18	3.4	3R40	5.11	5R11	8.06	8R06
0.068	68L	0.15	R150	0.24	R240	0.383	R383	0.576	R576	0.909	R909	1.4	1R40	2.2	2R20	3.48	3R48	5.23	5R23	8.2	8R20
0.075	75L	0.154	R154	0.243	R243	0.39	R390	0.59	R590	0.91	R910	1.43	1R43	2.21	2R21	3.57	3R57	5.36	5R36	8.25	8R25
0.082	82L	0.158	R158	0.255	R255	0.392	R392	0.604	R604	0.931	R931	1.47	1R47	2.26	2R26	3.6	3R60	5.49	5R49	8.45	8R45
0.091	91L	0.162	R162	0.261	R261	0.402	R402	0.619	R619	0.953	R953	1.5	1R50	2.32	2R32	3.65	3R65	5.6	5R60	8.66	8R66
0.1	R100	0.165	R165	0.27	R270	0.412	R412	0.62	R62	0.976	R976	1.54	1R54	2.37	2R37	3.74	3R74	5.62	5R62	8.87	8R87
0.102	R102	0.169	R169	0.274	R274	0.422	R422	0.634	R634	1	1R00	1.58	1R58	2.4	2R40	3.83	3R83	5.76	5R76	9.09	9R09
0.105	R105	0.174	R174	0.28	R280	0.43	R430	0.649	R649	1.02	1R02	1.6	1R60	2.43	2R43	3.9	3R90	5.9	5R90	9.1	9R10
0.107	R107	0.178	R178	0.287	R287	0.432	R432	0.665	R665	1.05	1R05	1.62	1R62	2.55	2R55	3.92	3R92	6.04	6R04	9.31	9R31
0.11	R110	0.182	R182	0.294	R294	0.442	R442	0.68	R680	1.07	1R07	1.65	1R65	2.61	2R61	4.02	4R02	6.19	6R19	9.53	9R53
0.112	R112	0.187	R187	0.3	R300	0.453	R453	0.681	R681	1.1	1R10	1.69	1R69	2.7	2R70	4.12	4R12	6.2	6R20	9.76	9R76
0.113	R113	0.191	R191	0.301	R301	0.464	R464	0.698	R698	1.12	1R12	1.74	1R74	2.74	2R74	4.22	4R22	6.34	6R34	10	10R0
0.115	R115																				

SL AND TSL SERIES RESISTORS

Features:

- Surface mount type
- Flameproof UL94-V-O molded polymer case
- Excellent dimension accuracy, mountability and shock resistance
- Suitable for flow, reflow and hand soldering
- Resistance Tolerance: 1%
- Operating Temperature Range: -55°C to +180°C
- 1000 Piece Reels

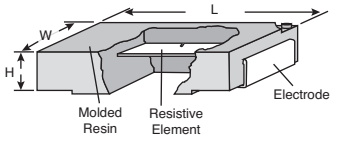

✻ Not all values available in all sizes. Insert **Value Code** from Table of Values.

MOUSER STOCK NO.	Value Range	Price Each 1	Price Each 25	Price Each 100	Reel 1000	Reel 2000
660-SL1TTE-Code	5m-1.0					
660-SL2TTE-Code	5m-.357					
660-SL3TTE-Code	5.1m-.357					
		1	25	100	3000	6000
660-TSL1TTE-Code	5m-1.0					

Size Code	DIMENSIONS: in. (mm) L	W	H
SL1	.248 ± .012 (6.3 ± .30)	1.22 ± .008 (3.1 ± .20)	.075 ± .008 (1.9 ± .20)
SL2	.453 ± .012 (11.5 ± .30)	.276 ± .008 (7 ± .20)	.098 ± .008 (2.5 ± .20)
SL3	.453 ± .012 (11.5 ± .30)	.276 ± .008 (7 ± .20)	.098 ± .008 (2.5 ± .20)
TSL	.248 ± .012 (6.3 ± .30)	1.22 ± .008 (3.1 ± .20)	.039 ± .008 (1 ± .20)

TABLE OF VALUES

Value (Ω)	Value Code ✻	Value (Ω)	Value Code ✻	Value (Ω)	Value Code ✻	Value (Ω)	Value Code ✻	Value (Ω)	Value Code ✻
5.1m	5L10F	12.1m	12L1F	39.2m	39L2F	0.1	R100F	0.357	R357F
5.62m	5L62F	13m	13L0F	40.2m	40L2F	0.11	R110F	0.392	R392F
6.04m	6L04F	15m	15L0F	43.2m	43L2F	0.121	R121F	0.432	R432F
6.19m	6L19F	16.2m	16L2F	47.5m	47L5F	0.13	R130F	0.475	R475F
6.8m	6L80F	17.8m	17L8F	50m	50L0F	0.15	R150F	0.51	R510F
7.50m	7L50F	20.0m	20L0F	51.0m	51L0F	0.162	R162F	0.562	R562F
8.00m	8L00F	22.1m	22L1F	56.2m	56L2F	0.221	R221F	0.619	R619F
8.25m	8L25F	23.7m	23L7F	61.9m	61L9F	0.237	R237F	0.68	R680F
9.09m	9L09F	24.3m	24L3F	68.0m	68L0F	0.243	R243F	0.75	R750F
10m	10L0F	26.7m	26L7F	75.0m	75L0F	0.267	R267F	0.825	R825F
11m	11L0F	30.1m	30L1F	82.5m	82L5F	0.301	R301F	0.909	R909F
12m	12L0F	33.2m	33L2F	90.9m	90L9F	0.332	R332F	1	1R00F
		35.7m	35L7F						

TLR AND UR73 SERIES RESISTORS

Features for TLR:

- Metal plate current sensing
- Metal alloy, superior corrosion and heat resistance
- Applications include current sensing, voltage division and pulse applications
- Ultra low resistance (1mΩ-20mΩ)
- Marking: Black body color with marking (3A and 2B only) (3AW: 1mΩ only)

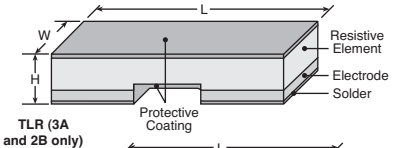

TLR (3A and 2B only)

Features for UR73:

- Very low resistance, high precision reliability
- Suitable for reflow and flow soldering
- Utilization of thick film
- Low T.C.R. achieved (±100 ppm/°C)
- Marking: Indigo body color with white marking

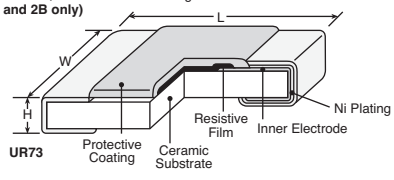

UR73

Size Code	DIMENSIONS: in. (mm) L	W	H
TLR Series			
TLR3A	.25±.01 (6.35±.25)	.125±.01 (3.18±.25)	.024±.01 (.62±.25)
TLR2B	.126±.008 (3.2±.20)	.063±.008 (1.6±.20)	.024±.008 (.60±.20)
TLR2H	.20±.008 (5±.20)	.10±.008 (2.5±.20)	.024±.008 (.60±.20)
TLR3AW	.25±.01 (6.35±.25)	.125±.01 (3.18±.25)	.024±.01 (.62±.25)
UR73 Series			
2A	.079±.008 (2±.02)	.049±.008 (1.25±.20)	.02±.004 (.05±.10)
2B	.126±.008 (3.2±.20)	.063±.008 (1.6±.02)	.024±.004 (.06±.10)

✻Insert **Value Code** from Table of Values

MOUSER STOCK NO.	Power Rating	Price Each 1	Price Each 100	Price Each 1000	Reel 5000
660-UR732ATTD-Code	0.25W				
660-UR732BTTD-Code	0.25W				
660-TLR2BD-Code	0.5W				
		1	100	1000	4000
660-TLR2HD-Code	1W				
		1	100	1000	5000
660-TLR3ADTE-Code	1W				
660-TLR3AWD-Code	1W				

✻ Not all values available in all sizes.

TABLE OF VALUES

Value (Ω)	Value Code ✻	Value (Ω)	Value Code ✻
TLR Series		UR73 Series	
1m	1L00F	33m	33LF
2m	2L00F	36m	36LF
3m	3L00F	39m	39LF
4m	4L00F	43m	43LF
5m	5L00F	47m	47LF
6m	6L00F	51m	51LF
7m	7L00F	56m	56LF
8m	8L00F	62m	62LF
9m	9L00F	68m	68LF
10m	10L0F	75m	75LF
11m	11L0F	82m	82LF
12m	12L0F	91m	91LF
13m	13L0F	0.1	R10F
15m	15L0F		
16m	16L0F		
18m	18L0F		
20m	20L0F		

© Copyright 2014 Mouser Electronics

© Copyright 2014 Mouser Electronics

OHMITE Current Sense Resistors

RoHS Compliant This product is RoHS compliant.

OHMITE FCSL SERIES METAL FOIL CURRENT SENSE RESISTORS

DIMENSIONS: mm

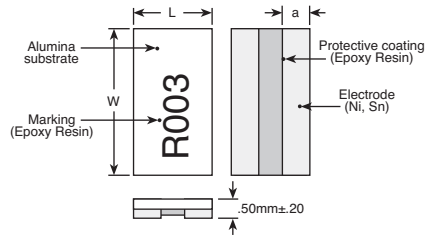

Series	Resistance Range	Tol.	TCR (ppm/°C)	Dim: (in.±0.008/mm±0.20) L	W	a
FCSL64	1mΩ	±5%	±150	0.122/3.1	0.248/6.3	0.047/1.2
	2mΩ	±2%	±100			0.020/0.5
	3mΩ ~ 50mΩ	±1%	±50			0.020/0.5
FCSL76	1mΩ	±5%	±150	0.15/3.8	0.3/7.6	0.053/1.35
	2mΩ	±2%	±100			0.024/0.6
	3mΩ ~ 50mΩ	±1%	±50			0.024/0.6
FCSL90	1mΩ	±5%	±150	0.177/4.5	0.35/8.9	0.063/1.6
	2mΩ	±2%	±100			0.028/0.7
	3mΩ ~ 50mΩ	±1%	±50			0.028/0.7
FCSL110	1mΩ	±5%	±150	0.197/5.0	0.43/11.0	0.071/1.8
	2mΩ	±2%	±100			0.031/0.8
	3mΩ ~ 100mΩ	±1%	±50			0.031/0.8

Features:
- Foil Construction ensures a very stable TCR
- Designed for automatic insertion
- High heat resistant use
- Low heat electromotive use

Specifications:
- Temperature range: -55°C to 155°C
- Max temperature for rated power: 70°C

RoHS Compliant

For quantities greater than listed, call for quote.

MOUSER STOCK NO.	Ohmite Part No.	Value (Ω)	Tolerance Value	Price Each 1	50	100	500	1000
2 Watt								
588-FCSL64R010FER	FCSL64R010FER	0.01	1%					
588-FCSL64R025FER	FCSL64R025FER	0.025	1%					
588-FCSL64R050FER	FCSL64R050FER	0.05	1%					
588-FCSL64R002GER	FCSL64R002GER	0.002	2%					
588-FCSL64R001JER	FCSL64R001JER	0.001	5%					
3 Watt								
588-FCSL76R010FER	FCSL76R010FER	0.01	1%					
588-FCSL76R025FER	FCSL76R025FER	0.025	1%					
588-FCSL76R050FER	FCSL76R050FER	0.05	1%					
588-FCSL76R002GER	FCSL76R002GER	0.002	2%					
588-FCSL76R001JER	FCSL76R001JER	0.001	5%					
4 Watt								
588-FCSL90R010FER	FCSL90R010FER	0.01	1%					
588-FCSL90R025FER	FCSL90R025FER	0.025	1%					
588-FCSL90R050FER	FCSL90R050FER	0.05	1%					
588-FCSL90R002GER	FCSL90R002GER	0.002	2%					
588-FCSL90R001JER	FCSL90R001JER	0.001	5%					
5 Watt								
588-FCSL110R001JER	FCSL110R001JER	0.001	5%					
588-FCSL110R002GER	FCSL110R002GER	0.002	2%					
588-FCSL110R005FER	FCSL110R005FER	0.005	1%					
588-FCSL110R010FER	FCSL110R010FER	0.010	1%					
588-FCSL110R025FER	FCSL110R025FER	0.025	1%					
588-FCSL110R050FER	FCSL110R050FER	0.050	1%					

OHMITE FC4L SERIES FOUR TERMINAL CURRENT SENSE METAL FOIL RESISTORS

PRODUCT NEW

DIMENSIONS: mm

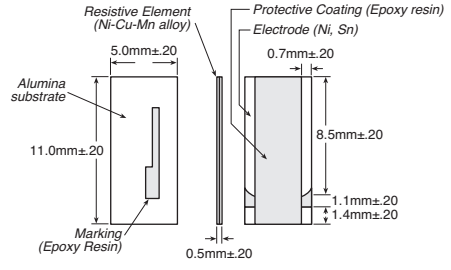

Features:
- Foil Construction ensures a very stable TCR (Temperature Coefficient of Resistance)
- Designed for automatic insertion
- Industry standard sizes
- High heat resistant use
- Low heat electromotive use
- Color: white (top) and green (bottom)

Specifications:
- Power Rating: 2W and 5W
- Temperature range: -55°C to 155°C
- Max. temperature for rated power: 70°C

RoHS Compliant

For quantities greater than listed, call for quote.

MOUSER STOCK NO.	Ohmite Part No.	Value (Ω)	Tolerance Value	Price Each 1	50	100	500	1000
2 Watt								
588-FC4L64R001JER	FC4L64R001JER	0.001	5%					
588-FC4L64R002GER	FC4L64R002GER	0.002	2%					
588-FC4L64R005FER	FC4L64R005FER	0.005	1%					
588-FC4L64R010FER	FC4L64R010FER	0.01	1%					
588-FC4L64R025FER	FC4L64R025FER	0.025	1%					
588-FC4L64R050FER	FC4L64R050FER	0.05	1%					
5 Watt								
588-FC4L110R001JER	FC4L110R001JER	0.001	5%					
588-FC4L110R002GER	FC4L110R002GER	0.002	2%					
588-FC4L110R005FER	FC4L110R005FER	0.005	1%					
588-FC4L110R010FER	FC4L110R010FER	0.01	1%					
588-FC4L110R025FER	FC4L110R025FER	0.025	1%					
588-FC4L110R050FER	FC4L110R050FER	0.05	1%					

OHMITE MCS SERIES METAL ELEMENT CURRENT SENSE RESISTORS

Features:
- NiCu or MnCu resistive alloy; material TCR ±10ppm/°K
- Marking epoxy UL-94-V0 conformal
- 96% alumina substrate thermo dissipation protective layer
- Superior temperature coefficient characteristics; resistance vs. temp change from 25°C to 125°C within 10ppm/°C ~ 50ppm/°C
- Low inductance, low thermo EMF (<50μV/°C)

RoHS Compliant

Applications:
- Industrial/power electronics: power supply, DC/DC converter, AC/DC converter, motor controller, automotive electronics
- Battery charger, PC, PDA, 3C products, telecommunications, instruments, white goods

Size	L	W	a	N	L2	O	Solder Thickness (μm/w)
MCS1632	0.126/3.20	0.063/1.60	0.020/0.50	0.059/1.50	0.039/1.00	0.079/2.00	35/0.5, 105/1.0
MCS3264	0.252/6.40	0.126/3.20	0.040/1.00	0.079/2.00	0.165/4.20	0.150/3.80	35/1.0, 105/2.0

DIMENSIONS: mm

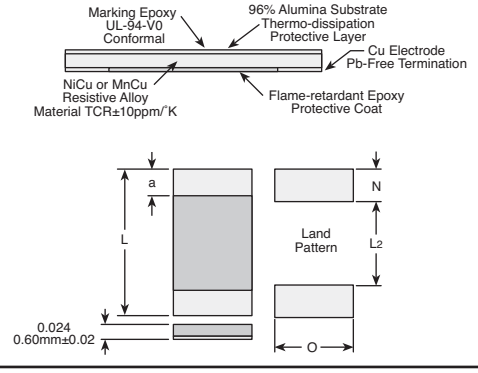

For quantities greater than listed, call for quote.

MOUSER STOCK NO.	Ohmite Part No.	Value (Ω)	Tolerance Value	Price Each 1	50	100	500	1000	Reel Qty.	Price Per Piece
1 Watt										
588-MCS1632R005FER	MCS1632R005FER	0.005	1%						500	
588-MCS1632R010FER	MCS1632R010FER	0.01	1%						500	
588-MCS1632R015FER	MCS1632R015FER	0.015	1%						500	
588-MCS1632R020FER	MCS1632R020FER	0.02	1%						500	
588-MCS1632R025FER	MCS1632R025FER	0.025	1%						500	
588-MCS1632R030FER	MCS1632R030FER	0.03	1%						500	
588-MCS1632R050FER	MCS1632R050FER	0.05	1%						500	
2 Watt										
588-MCS3264R005FER	MCS3264R005FER	0.005	1%						400	
588-MCS3264R010FER	MCS3264R010FER	0.01	1%						400	
588-MCS3264R015FER	MCS3264R015FER	0.015	1%						400	
588-MCS3264R020FER	MCS3264R020FER	0.02	1%						400	
588-MCS3264R025FER	MCS3264R025FER	0.025	1%						400	
588-MCS3264R030FER	MCS3264R030FER	0.03	1%						400	
588-MCS3264R050FER	MCS3264R050FER	0.05	1%						400	

© Copyright 2014 Mouser Electronics
© Copyright 2014 Mouser Electronics

PANASONIC Current Sense Resistors

RoHS Compliant **This product is RoHS compliant.**

ERJ-L SERIES

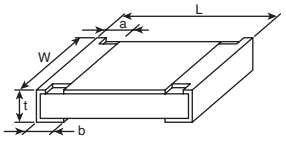

Type (in.)	DIMENSIONS: (mm) L	W	a	b	c	Mass(lb) (g/1000pcs.)
ERJL03 (0603)	1.60 (±0.15)	0.80 (0.15±0.05)	0.30 (±0.20)	0.30 (±0.15)	0.45 (±0.10)	2
ERJL06 (0805)	2.00 (±0.20)	1.25 (±0.15)	0.40 (±0.20)	0.40 (±0.20)	0.60 (±0.10)	4
ERJL08 (1206)	3.20 (0.05±0.20)	1.60 (0.05±0.15)	0.50 (±0.20)	0.50 (±0.20)	0.60 (±0.10)	10
ERJL12 (1812)	4.50 (±0.20)	3.20 (±0.20)	0.50 (±0.20)	0.50 (±0.20)	0.60 (±0.10)	27
ERJL14 (1210)	3.20 (±0.20)	2.50 (±0.20)	0.50 (±0.20)	0.50 (±0.20)	0.60 (±0.10)	16
ERJL1D (2010)	5.00 (±0.20)	2.50 (±0.20)	0.60 (±0.20)	0.60 (±0.20)	0.60 (±0.10)	27
ERJL1W (2512)	6.40 (±0.20)	3.20 (±0.20)	0.65 (±0.20)	1.30 (±0.20)	1.10 (±0.10)	79

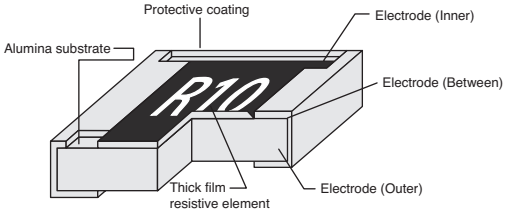

Power Derating Curve

For resistors operated in ambient temperatures above 85°C, power rating shall be derated in accordance with the figure on the right.

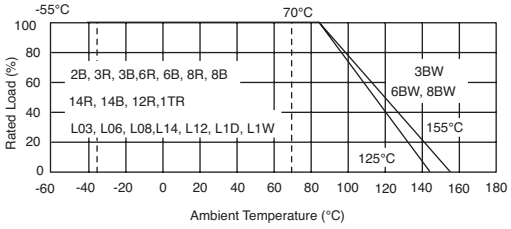

Recommended Soldering Conditions:

- Reflow soldering shall be performed a maximum of two times
- Please contact us for additional information when used in conditions other than those specified
- Please measure the temperature of the terminals and study every kind of solder and printed circuit board for solderability before actual use

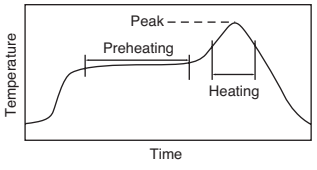

For soldering (Example: Sn/Pb)	Temperature	Time
Preheating	140°C to 160°C	60s to 120s
Main heating	Above 200°C	30s to 40s
Peak	235°C±5°C	max. 10s

For lead-free soldering (Example: Sn/Ag/Cu)	Temperature	Time
Preheating	150°C to 180°C	60s to 120s
Main heating	Above 230°C	30s to 40s
Peak	max. 260°C	max. 10s

- Recommended soldering conditions for flow

	For soldering		For lead-free soldering	
	Temperature	Time	Temperature	Time
Preheating	140°C to 180°C	60s to 120s	150°C to 180°C	60s to 120s
Soldering	245°C ± 5°C	20s to 30s	max. 260°C	max. 10s

ERJ-M1W SERIES

Features:

- Low resistance values and high precision (1mΩ to 20mΩ)
- Stable resistance not influenced by measurement position
- High heat emission
- Low profile, strong body
- Inductance less than 1.0nH for the metal plate structure

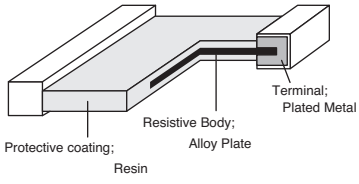

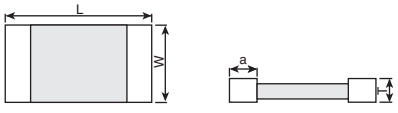

Type	Part No. (in.)	DIMENSIONS: (mm) L	W	T	a	Mass(lb) (g/1000pcs.)
S Type	ERJM1WS (2512)	6.40 (±0.25)	3.25 (±0.25)	0.80 (±0.30)	1.00 (±0.25)	70
T Type	ERJM1WT (2512)	6.40 (±0.40)	0.30 (±0.25)	0.80 (±0.30)	2.10 (±0.30)	90

Recommended Land Pattern

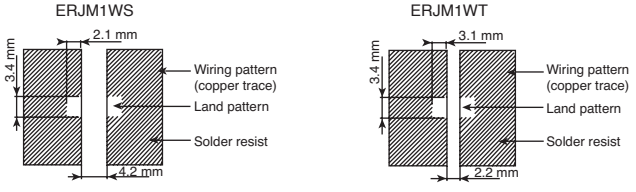

DIMENSIONS: (mm)

TABLE OF STOCKED VALUES

Case Size	Value (mΩ)	Code	Case Size	Value (mΩ)	Code	Case Size	Value (mΩ)	Code	Value (mΩ)	Code
1206	75	75M	1812	33	33M	2512	1	1M0	12	12M
1206	100	10C	1812	39	39M	2512	1.5	1M5	15	15M
1210	100	10C	1812	47	47M	2512	2	2M0	16	16M
1210	22	22M	1812	50	50M	2512	2.5	2M5	20	20M
1210	33	33M	2010	47	47M	2512	3	3M0	47	47M
1210	39	39M	2010	75	75M	2512	4	4M0	50	50M
1210	47	47M	2010	100	10C	2512	5	5M0	100	10C
1210	50	50M				2512	6	6M0		
1212	20	20M				2512	8	8M0		
1212	22	22M				2512	10	10M		

For quantities greater than listed, call for quote.

Size	MOUSER STOCK NO. Prefix	Value	Suffix	Panasonic Part No.	Value (mΩ)	Power Rating @85°C	Tolerance	T.C.R. (ppm/°C)	Price Each 1	100	500	Reel Qty.	Price Per Piece
0603	667-ERJ-L03KF	Code	V	ERJ-L03KF-Code-V	47-100	1/10W	±1%	±200				5000	
0805	667-ERJ-L06KF	Code	V	ERJ-L06KF-Code-V	47-100	1/8W	±1%	±100				5000	
1206	667-ERJ-L08KF	Code	V	ERJ-L08KF-Code-V	47-100	1/4W	±1%	±100				5000	
1210	667-ERJ-L14KF	Code	U	ERJ-L14KF-Code-U	0.1-50	0.25	±1%	±300				5000	
1812	667-ERJ-L12KF	Code	U	ERJ-L12KF-Code-U	20-50	0.5	±1%	±300				5000	
2010	667-ERJ-L1DKF	Code	U	ERJ-L1DKF-Code-U	47-100	0.5	±1%	±100				5000	
2010	667-ERJ-L1DUF	Code	U	ERJ-L1DUF-Code-U	75	0.5	±1%	±100				5000	
2512	667-ERJ-L1WKJ	Code	U	ERJ-L1WKJ-Code-U	0.1-50	1	±5%	±100				3000	
2512	667-ERJ-M1WTF	Code	U	ERJ-M1WTF-Code-U	1-1.5	1W	±1%	350±100				3000	
2512	667-ERJ-M1WSF	Code	U	ERJ-M1WSF-Code-U	3.0-4.0	1W	±1%	±350				3000	
2512	667-ERJ-M1WSF	Code	U	ERJ-M1WSF-Code-U	5.0-20	1W	±1%	±350				3000	
2512	667-ERJ-M1WSJ	Code	U	ERJ-M1WSJ-Code-U	10-20	1	±5%	±100				3000	

© Copyright 2014 Mouser Electronics

© Copyright 2014 Mouser Electronics

SUSUMU Current Sensing Chip Resistors

RoHS Compliant **This product is RoHS compliant.**

SSM SUSUMU
THIN FILM TECHNOLOGY
Thin Film Specialist and Innovator

KRL SERIES

This new series will extend the resistance range from the existing RL/PRL series down to 1mΩ. The KRL series has also improved TCR to as low as +/-50ppm/oC. The new KRL series are targeted for the latest improved amplifiers that control small amounts of current and are sensitive to small changes of voltage. KRL series will make the current sensing resolution significantly higher than before.



Features:

- No hot Spots
- Low ESL (low noise)
- Low TCR 50ppm
- High operating temperature up to 170˚C
- Face down mounting offers accurate sensing and higher reliability (no cracking issues)

Short-Side Terminal

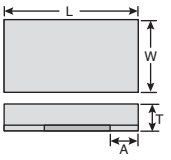

Dimensions: (mm)	KRL3264
L	6.3 ± 0.20
W	3.1 ± 0.20
T	0.5 ± 0.20
A (5.0~7.0mΩ)	1.90 ± 0.20
A (8.0mΩ~)	1.0 ± 0.20

Long-Side Terminal

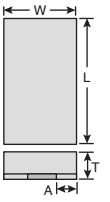

Dimensions: (mm)	KRL3216	KRL7638
L	3.2 ± 0.20	7.6 ± 0.20
W	1.6 ± 0.20	3.8 ± 0.20
T	0.5 ± 0.20	0.5 ± 0.20
A (1mΩ)	0.6 ± 0.20	1.35 ± 0.20
A (2mΩ)	0.4 ± 0.20	0.6 ± 0.20
A (3mΩ~)	0.3 ± 0.20	0.6 ± 0.20

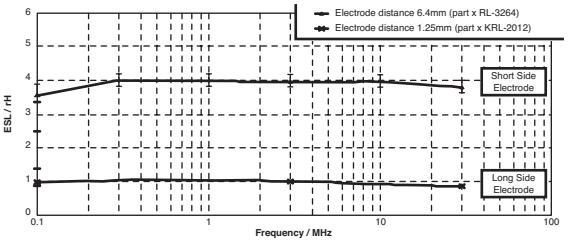

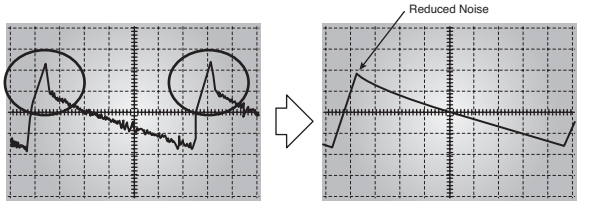

Picture 1 with Short Side Terminal

Picture 2 with Long Side Terminal

MOUSER STOCK NO.	Susumu Part No.	Case Size	Value (Ω)	Tolerance ± (%)	Temp. Coeff. (ppm)	Price Each 1	Price Each 10	Price Each 100	Reel Quantity	Price Per Piece
1 Watt										
754-KRL3216CR001J-T1	KRL3216-C-R001-J-T1	1206	1M	5	150				1000	
754-KRL3216CR002G-T1	KRL3216-C-R002-G-T1	1206	2M	2	100				1000	
754-KRL3216CR003F-T1	KRL3216-C-R003-F-T1	1206	3M	1	50				1000	
754-KRL3216CR004F-T1	KRL3216-C-R004-F-T1	1206	4M	1	50				1000	
754-KRL3264CR005G-T1	KRL3264-C-R005-G-T1	2512	5M	2	100				1000	
754-KRL3264CR006G-T1	KRL3264-C-R006-G-T1	2512	6M	2	100				1000	
754-KRL3264CR007G-T1	KRL3264-C-R007-G-T1	2512	7M	2	100				1000	
754-KRL3264CR008G-T1	KRL3264-C-R008-G-T1	2512	8M	2	100				1000	
754-KRL3264CR009G-T1	KRL3264-C-R009-G-T1	2512	9M	2	100				1000	
754-KRL3264CR010F-T1	KRL3264-C-R010-F-T1	2512	10M	1	50				1000	
754-KRL3264CR011F-T1	KRL3264-C-R011-F-T1	2512	11M	1	50				1000	
754-KRL3264CR012F-T1	KRL3264-C-R012-F-T1	2512	12M	1	50				1000	
754-KRL3264CR013F-T1	KRL3264-C-R013-F-T1	2512	13M	1	50				1000	
754-KRL3264CR015F-T1	KRL3264-C-R015-F-T1	2512	15M	1	50				1000	
754-KRL3264CR016F-T1	KRL3264-C-R016-F-T1	2512	16M	1	50				1000	
754-KRL3264CR018F-T1	KRL3264-C-R018-F-T1	2512	18M	1	50				1000	
754-KRL3264CR020F-T1	KRL3264-C-R020-F-T1	2512	20M	1	50				1000	
754-KRL3264CR022F-T1	KRL3264-C-R022-F-T1	2512	22M	1	50				1000	
754-KRL3264CR024F-T1	KRL3264-C-R024-F-T1	2512	24M	1	50				1000	
754-KRL3264CR027F-T1	KRL3264-C-R027-F-T1	2512	27M	1	50				1000	
754-KRL3264CR030F-T1	KRL3264-C-R030-F-T1	2512	30M	1	50				1000	
754-KRL3264CR033F-T1	KRL3264-C-R033-F-T1	2512	33M	1	50				1000	
754-KRL3264CR036F-T1	KRL3264-C-R036-F-T1	2512	36M	1	50				1000	
754-KRL3264CR039F-T1	KRL3264-C-R039-F-T1	2512	39M	1	50				1000	
754-KRL3264CR043F-T1	KRL3264-C-R043-F-T1	2512	43M	1	50				1000	
754-KRL3264CR047F-T1	KRL3264-C-R047-F-T1	2512	47M	1	50				1000	
754-KRL3264CR050F-T1	KRL3264-C-R050-F-T1	2512	50M	1	50				1000	
754-KRL3264CR051F-T1	KRL3264-C-R051-F-T1	2512	51M	1	50				1000	
754-KRL3264CR056F-T1	KRL3264-C-R056-F-T1	2512	56M	1	50				1000	
754-KRL3264CR062F-T1	KRL3264-C-R062-F-T1	2512	62M	1	50				1000	
754-KRL3264CR068F-T1	KRL3264-C-R068-F-T1	2512	68M	1	50				1000	
754-KRL3264CR075F-T1	KRL3264-C-R075-F-T1	2512	75M	1	50				1000	
754-KRL3264CR082F-T1	KRL3264-C-R082-F-T1	2512	82M	1	50				1000	
754-KRL3264CR091F-T1	KRL3264-C-R091-F-T1	2512	91M	1	50				1000	
754-KRL3264CR100F-T1	KRL3264-C-R100-F-T1	2512	100M	1	50				1000	
3 Watts										
754-KRL7638CR001J-T1	KRL7638-C-R001-J-T1	3015	1M	5	150				1000	
754-KRL7638CR003F-T1	KRL7638-C-R003-F-T1	3015	3M	1	50				1000	
754-KRL7638CR004F-T1	KRL7638-C-R004-F-T1	3015	4M	1	50				1000	
754-KRL7638CR005F-T1	KRL7638-C-R005-F-T1	3015	5M	1	100				1000	
754-KRL7638CR006F-T1	KRL7638-C-R006-F-T1	3015	6M	1	100				1000	
754-KRL7638CR007F-T1	KRL7638-C-R007-F-T1	3015	7M	1	100				1000	
754-KRL7638CR008F-T1	KRL7638-C-R008-F-T1	3015	8M	1	100				1000	
754-KRL7638CR009F-T1	KRL7638-C-R009-F-T1	3015	9M	1	100				1000	
754-KRL7638CR010F-T1	KRL7638-C-R010-F-T1	3015	10M	1	50				1000	
754-KRL7638CR015F-T1	KRL7638-C-R015-F-T1	3015	15M	1	50				1000	
754-KRL7638CR018F-T1	KRL7638-C-R018-F-T1	3015	18M	1	50				1000	
754-KRL7638CR022F-T1	KRL7638-C-R022-F-T1	3015	22M	1	50				1000	
754-KRL7638CR027F-T1	KRL7638-C-R027-F-T1	3015	27M	1	50				1000	
754-KRL7638CR033F-T1	KRL7638-C-R033-F-T1	3015	33M	1	50				1000	
754-KRL7638CR050F-T1	KRL7638-C-R050-F-T1	3015	50M	1	50				1000	

© Copyright 2014 Mouser Electronics

© Copyright 2014 Mouser Electronics

SUSUMU Low ESL Current Sensing Chip Resistors

SSM THIN FILM TECHNOLOGY SUSUMU
Thin Film Specialist and Innovator

PRL SERIES

Current sensing low resistance chip resistors have become indispensable components for the power management of mobile and other devices. The requirements for such resistors used to be tight tolerance, small TCR, high power, and small size; however, as signal processing speed and switching frequency have increased, parasitic noise for these components has become a significant issue.

The PRL series, Susumu's long side terminal current sensor chip resistors, has shorter and wider resistive elements compared to their conventional short side terminal counterparts. Due to this reason, they have much less parasitic inductance (ESL), hence, less noise (see Figure 1). Figure 2 shows the pulse shape with a longer side terminal chip (Picture 2) versus a shorter side terminal ship. The reduction of noise in the longer side terminal chip is demonstrated in pulse shape.

Features:
- Power/Size: 0.33W/0603, 0.66W/0805, 1W/1206, 2W/2512
- No hot spots (smallest size for required wattage)
- Long side termination style
- Low ESL – (<1nH, typical 0.5nH) low noise supplying ripple-free signals
- Low TCR (50ppm) and tight resistance tolerance (1%)

Figure 1

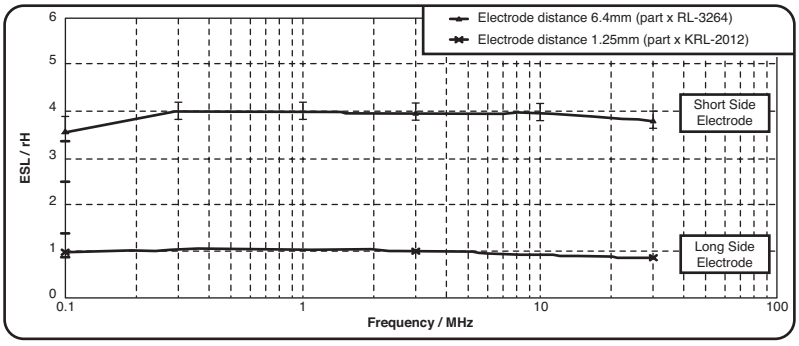

Figure 2

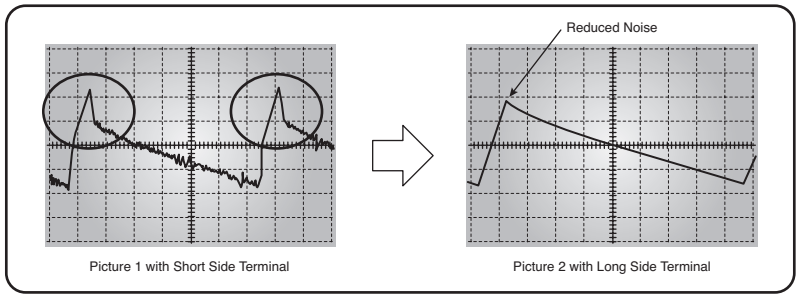

Picture 1 with Short Side Terminal

Picture 2 with Long Side Terminal

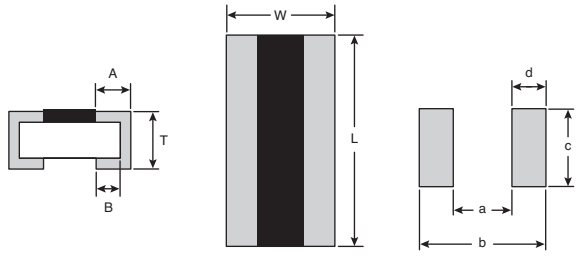

DIMENSIONS: (in.)	PRL0816 (0603)	PRL1220 (0805)	PRL1632 (1206)	PRL3264 (2512)
L	1.6±0.2	2.0±0.2	3.2±0.2	6.4±0.2
W	0.8±0.2	1.25±0.2	1.6±0.2	3.2±0.2
B	0.2±0.1	0.35±0.15	0.45±0.15	0.9±0.15
T	0.4±0.1	0.5±0.1	0.5±0.1	0.5±0.1

Series	a	b	c	d
PRL0816	0.4	- -	2	1
PRL1220	0.55	- -	2.5	1.2
PRL1632	0.7	- -	4	1.4
PRL3264	1.6	- -	7.5	2

✻Insert **Value Code** from Table of Stocked Values

For quantities greater than listed, call for quote.

Size	MOUSER STOCK NO.			Susumu Part No.	Resistance (ohms)	Tolerance	Power Rating	Temperature Coefficient	Price Each		
	Prefix	Value	Suffix						1	10	100
0603	754-PRL0816-	Code	-FT1	PRL0816-Code-F-T1	11m-16m	1%	0.33Watt (1/3Watt)	0PPM/C to + 350PPM/C			
0603	754-PRL0816-	Code	-FT1	PRL0816-Code-F-T1	20m-27m	1%	0.33Watt (1/3Watt)	0PPM/C to + 200PPM/C			
0603	754-PRL0816-	Code	-FT1	PRL0816-Code-F-T1	30m-68m	1%	0.33Watt (1/3Watt)	±100PPM/C			
0603	754-PRL0816-	Code	-FT1	PRL0816-Code-F-T1	75m-100m	1%	0.33Watt (1/3Watt)	±50PPMC			
0603	754-PRL0816-	Code	-FT1	PRL0816-Code-F-T1	10m	1%	0.33Watt (1/3Watt)	0PPM/C to + 350PP/C			
0805	754-PRL1220-	Code	-FT1	PRL1220-Code-F-T1	10m-18m	1%	0.67Watt (2/3Watt)	0PPM/C to + 200PP/C			
0805	754-PRL1220-	Code	-FT1	PRL1220-Code-F-T1	20m-51m	1%	0.67Watt (2/3Watt)	±100PPM/C			
0805	754-PRL1220-	Code	-FT1	PRL1220-Code-F-T1	56m-100m	1%	0.67Watt (2/3Watt)	±50PPM/C			
1206	754-PRL1632-	Code	-FT1	PRL1632-Code-F-T1	5m-9m	1%	1Watt	0PPM/C to + 350PPM/C			
1206	754-PRL1632-	Code	-FT1	PRL1632-Code-F-T1	10m-18m	1%	1Watt	0PPM/C to + 200PPM/C			
1206	754-PRL1632-	Code	-FT1	PRL1632-Code-F-T1	20m-51m	1%	1Watt	±100PPM/C			
1206	754-PRL1632-	Code	-FT1	PRL1632-Code-F-T1	56m-100m	1%	1Watt	±50PPM/C			
2512	754-PRL3264-	Code	-FT1	PRL3264-Code-F-T1	10m-18m	1%	2Watts	0PPM/C to + 200PPM/C			
2512	754-PRL3264-	Code	-FT1	PRL3264-Code-F-T1	20m-51m	1%	2Watts	±100PPM/C			
2512	754-PRL3264-	Code	-FT1	PRL3264-Code-F-T1	56m-100m	1%	2Watts	±50PPM/C			

TABLE OF STOCKED VALUES

Value	Value Code ✻	Case Sizes				Value	Value Code ✻	Case Sizes				Value	Value Code ✻	Case Sizes			
		0603	0805	1206	2512			0603	0805	1206	2512			0603	0805	1206	2512
5m	R005			X		18m	R018		X	X	X	47m	R047	X	X	X	X
6m	R006			X		20m	R020	X	X	X	X	50m	R050	X	X	X	X
7m	R007			X		22m	R022	X	X		X	51m	R051	X		X	X
8m	R008			X		24m	R024		X	X		56m	R056	X	X	X	X
9m	R009			X		25m	R025	X			X	62m	R062	X	X	X	X
10m	R010	X	X	X	X	27m	R027	X	X	X	X	68m	R068	X	X	X	X
11m	R011	X	X	X	X	30m	R030	X	X	X	X	75m	R075	X	X	X	X
12m	R012	X	X	X		33m	R033	X	X	X		82m	R082	X	X	X	X
13m	R013	X	X	X	X	36m	R036	X		X	X	91m	R091	X	X	X	
15m	R015	X	X	X		39m	R039	X	X	X	X	100m	R100	X	X	X	X
16m	R016		X	X		43m	R043		X	X	X						

© Copyright 2014 Mouser Electronics

© Copyright 2014 Mouser Electronics

VISHAY/DALE Power Metal Strip® Resistors

WSL SERIES

Features:
- Ideal for all types of current sensing, voltage division and pulse applications including switching and linear power supplies, instruments, and power amplifiers.
- Solid metal Nickel-Chrome or Manganese-Copper alloy resistive element with low TCR (<20ppm/°C)
- Solderable terminations
- Very low inductance 0.5nH to 5nH
- Low thermal EMF

LEAD-FREE

RoHS Compliant

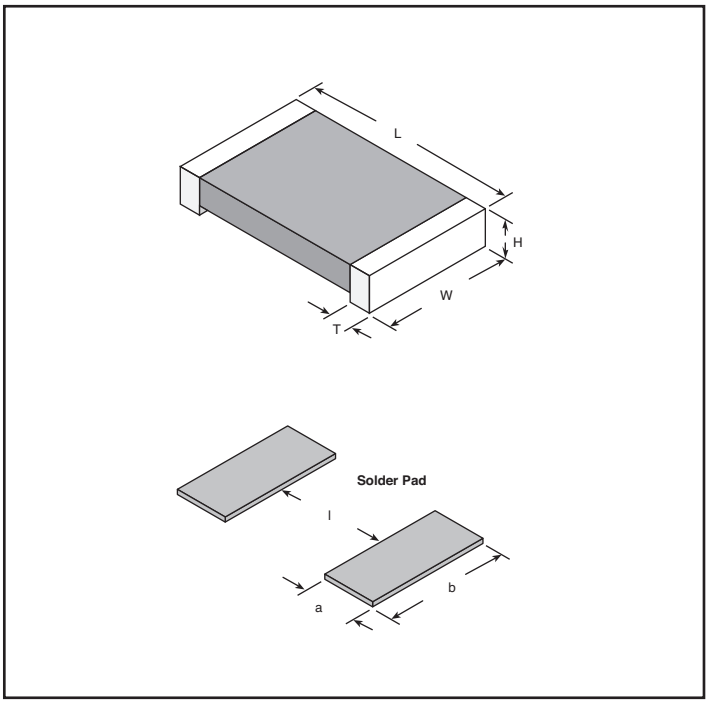

Series Type	Resistance Range (Ω)	DIMENSIONS: in. (mm)						
		L	W	H	T	a	b	i
WSL0603	1.01-0.1	0.060±0.010 (1.52±0.254)	0.030±0.010 (0.76±0.254)	0.013±0.005 (0.330±0.127)	0.015±0.010 (0.381±0.254)	0.040 (1.01)	0.040 (1.01)	0.020 (0.50)
WSL0805	0.01-0.2	0.080±0.010 (2.03±0.254)	0.050±0.010 (1.27±0.254)	0.013±0.005 (0.330±0.127)	0.015±0.010 (0.381±0.254)	0.040 (1.01)	0.050 (1.27)	0.020 (0.50)
WSL1206	0.001-0.0019	0.126±0.010 (3.20±0.254)	0.063±0.010 (1.60±0.254)	0.025±0.010 (0.635±0.254)	0.041±0.010 (1.04±0.254)	0.062 (1.57)	0.070 (1.78)	0.030 (1.40)
	0.002-0.0059	0.126±0.010 (3.20±0.254)	0.063±0.010 (1.60±0.254)	0.025±0.010 (0.635±0.254)	0.025±0.010 (0.635±0.254)	0.062 (1.57)	0.070 (1.78)	0.030 (1.40)
	0.006-0.20	0.126±0.010 (3.20±0.254)	0.063±0.010 (1.60±0.254)	0.025±0.010 (0.635±0.254)	0.020±0.010 (0.508±0.254)	0.062 (1.57)	0.070 (1.78)	0.030 (1.40)
WSL2010	0.001-0.0069	0.200±0.010 (5.08±0.254)	0.100±0.010 (2.54±0.254)	0.025±0.010 (0.635±0.254)	0.058±0.010 (1.47±0.254)	0.093 (2.36)	0.120 (3.05)	0.055 (1.40)
	0.007-0.05	0.200±0.010 (5.08±0.254)	0.100±0.010 (2.54±0.254)	0.025±0.010 (0.635±0.254)	0.020±0.010 (0.508±0.254)	0.055 (1.40)	0.120 (3.05)	0.130 (3.30)
WSL2512	0.001-0.0049	0.250±0.010 (6.35±0.254)	0.125±0.010 (3.18±0.254)	0.025±0.010 (0.635±0.254)	0.087±0.010 (2.21±0.254)	0.120 (3.05)	0.145 (3.68)	0.050 (1.27)
	0.005-0.0069	0.250±0.010 (6.35±0.254)	0.125±0.010 (3.18±0.254)	0.025±0.010 (0.635±0.254)	0.047±0.010 (1.19±0.254)	0.083 (2.11)	0.145 (3.68)	0.125 (3.18)
	0.007-0.5	0.250±0.010 (6.35±0.254)	0.125±0.010 (3.18±0.254)	0.025±0.010 (0.635±0.254)	0.030±0.010 (0.762±0.254)	0.065 (1.65)	0.145 (3.68)	0.160 (4.06)

WSL0603, 1/10 Watt

For quantities greater than listed, call for quote.

MOUSER STOCK NO.	Vishay Part No.	Value (Ω)	Price Each 1	100	500	1000	5000
71-WSL0603R0100FEA	WSL0603R0100FEA	0.01					
71-WSL0603R0150FEA	WSL0603R0150FEA	0.015					
71-WSL0603R0160FEA	WSL0603R0160FEA	0.016					
71-WSL0603R0180FEA	WSL0603R0180FEA	0.018					
71-WSL0603R0200FEA	WSL0603R0200FEA	0.02					
71-WSL0603R0220FEA	WSL0603R0220FEA	0.022					
71-WSL0603R0250FEA	WSL0603R0250FEA	0.025					
71-WSL0603R0300FEA	WSL0603R0300FEA	0.03					
71-WSL0603R0330FEA	WSL0603R0330FEA	0.033					
71-WSL0603R0500FEA	WSL0603R0500FEA	0.05					
71-WSL0603R0510FEA	WSL0603R0510FEA	0.051					
71-WSL0603R1000FEA	WSL0603R1000FEA	0.1					

WSL0805, 1/8 Watt

For quantities greater than listed, call for quote.

MOUSER STOCK NO.	Vishay Part No.	Value (Ω)	Price Each 1	100	500	1000	5000
71-WSL0805R0500FEA	WSL0805R0500FEA	0.05					
71-WSL0805R0800FEA	WSL0805R0800FEA	0.08					
71-WSL0805R1000FEA	WSL0805R1000FEA	0.1					
71-WSL0805R1500FEA	WSL0805R1500FEA	0.15					

WSL1206, 1/4 Watt

For quantities greater than listed, call for quote.

MOUSER STOCK NO.	Vishay Part No.	Value (Ω)	Price Each 1	100	500	1000	4000
71-WSL1206R0100FEA	WSL1206R0100FEA	0.01					
71-WSL1206R0150FEA	WSL1206R0150FEA	0.015					
71-WSL1206R0200FEA	WSL1206R0200FEA	0.02					
71-WSL1206R0250FEA	WSL1206R0250FEA	0.025					
71-WSL1206R0300FEA	WSL1206R0300FEA	0.03					
71-WSL1206R0330FEA	WSL1206R0330FEA	0.033					
71-WSL1206R0400FEA	WSL1206R0400FEA	0.04					
71-WSL1206R0470FEA	WSL1206R0470FEA	0.047					
71-WSL1206R0500FEA	WSL1206R0500FEA	0.05					
71-WSL1206R0600FEA	WSL1206R0600FEA	0.06					
71-WSL1206R0650FEA	WSL1206R0650FEA	0.065					
71-WSL1206R0680FEA	WSL1206R0680FEA	0.068					
71-WSL1206R0800FEA	WSL1206R0800FEA	0.08					
71-WSL1206R1000FEA	WSL1206R1000FEA	0.1					
71-WSL1206R1500FEA	WSL1206R1500FEA	0.15					
71-WSL1206R2000FEA	WSL1206R2000FEA	0.2					
71-WSL1206R2500FEA	WSL1206R2500FEA	0.25					

WSL2010, 1/2 Watt

For quantities greater than listed, call for quote.

MOUSER STOCK NO.	Vishay Part No.	Value (Ω)	Price Each 1	100	500	1000	4000
71-WSL20104L000FEA	WSL20104L000FEA	0.004					
71-WSL20105L000FEA	WSL20105L000FEA	0.005					
71-WSL20107L000FEA	WSL20107L000FEA	0.007					
71-WSL2010R0100FEA	WSL2010R0100FEA	0.01					
71-WSL2010R0150FEA	WSL2010R0150FEA	0.015					
71-WSL2010R0200FEA	WSL2010R0200FEA	0.02					
71-WSL2010R0250FEA	WSL2010R0250FEA	0.025					
71-WSL2010R0300FEA	WSL2010R0300FEA	0.03					
71-WSL2010R0330FEA	WSL2010R0330FEA	0.033					
71-WSL2010R0400FEA	WSL2010R0400FEA	0.04					
71-WSL2010R0500FEA	WSL2010R0500FEA	0.05					
71-WSL2010R1000FEA	WSL2010R1000FEA	0.1					
71-WSL2010R1200FEA	WSL2010R1200FEA	0.12					
71-WSL2010R1500FEA	WSL2010R1500FEA	0.15					
71-WSL2010R1800FEA	WSL2010R1800FEA	0.18					
71-WSL2010R2000FEA	WSL2010R2000FEA	0.2					
71-WSL2010R2200FEA	WSL2010R2200FEA	0.22					
71-WSL2010R2500FEA	WSL2010R2500FEA	0.25					
71-WSL2010R3000FEA	WSL2010R3000FEA	0.3					
71-WSL2010R3320FEA	WSL2010R3320FEA	0.332					
71-WSL2010R4000FEA	WSL2010R4000FEA	0.4					
71-WSL2010R4700FEA	WSL2010R4700FEA	0.47					
71-WSL2010R5000FEA	WSL2010R5000FEA	0.5					

WSL2512, 1 Watt

For quantities greater than listed, call for quote.

MOUSER STOCK NO.	Vishay Part No.	Value (Ω)	Price Each 1	100	500	1000	2000
71-WSL25123L000FEA	WSL25123L000FEA	0.003					
71-WSL25124L000FEA	WSL25124L000FEA	0.004					
71-WSL25125L000FEA	WSL25125L000FEA	0.005					
71-WSL25126L000FEA	WSL25126L000FEA	0.006					
71-WSL25127L000FEA	WSL25127L000FEA	0.007					
71-WSL2512R0100FEA	WSL2512R0100FEA	0.01					
71-WSL2512R0120FEA	WSL2512R0120FEA	0.012					
71-WSL2512R0150FEA	WSL2512R0150FEA	0.015					
71-WSL2512R0200FEA	WSL2512R0200FEA	0.02					
71-WSL2512R0220FEA	WSL2512R0220FEA	0.022					
71-WSL2512R0240FEA	WSL2512R0240FEA	0.024					
71-WSL2512R0250FEA	WSL2512R0250FEA	0.025					
71-WSL2512R0300FEA	WSL2512R0300FEA	0.03					
71-WSL2512R0330FEA	WSL2512R0330FEA	0.033					
71-WSL2512R0400FEA	WSL2512R0400FEA	0.04					
71-WSL2512R0500FEA	WSL2512R0500FEA	0.05					
71-WSL2512R0560FEA	WSL2512R0560FEA	0.056					
71-WSL2512R0620FEA	WSL2512R0620FEA	0.062					
71-WSL2512R0680FEA	WSL2512R0680FEA	0.068					
71-WSL2512R0750FEA	WSL2512R0750FEA	0.075					
71-WSL2512R0800FEA	WSL2512R0800FEA	0.08					
71-WSL2512R1000FEA	WSL2512R1000FEA	0.1					
71-WSL2512R1500FEA	WSL2512R1500FEA	0.15					
71-WSL2512R2000FEA	WSL2512R2000FEA	0.2					
71-WSL2512R2500FEA	WSL2512R2500FEA	0.25					
71-WSL2512R3000FEA	WSL2512R3000FEA	0.3					
71-WSL2512R3300FEA	WSL2512R3300FEA	0.33					
71-WSL2512R4000FEA	WSL2512R4000FEA	0.4					
71-WSL2512R4700FEA	WSL2512R4700FEA	0.47					
71-WSL2512R5000FEA	WSL2512R5000FEA	0.5					

© Copyright 2014 Mouser Electronics

© Copyright 2014 Mouser Electronics

For current pricing, visit mouser.com

VISHAY/DALE Power Metal Strip® Resistors

RoHS Compliant This product is RoHS compliant.

WSLP - 0603, 0805 AND 1206 SERIES - HIGH POWER, LOW VALUE, SMD

DIMENSIONS: in. (mm)

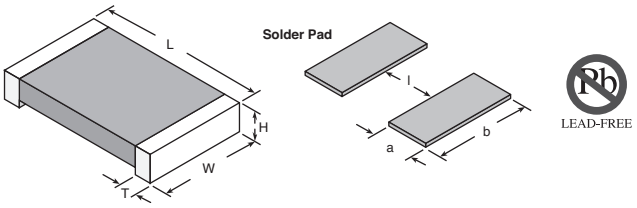

Model	Resistance Range (Ω)	DIMENSIONS: in. (mm)				Solder Pad Dimensions: in. (mm)		
		L	W	H	T	a	b	l
WSLP0603	0.01 to 0.1	.060±.010 (1.52±.254)	.030±.010 (.76±.254)	.013±.010 (.330±.254)	.015±.010 (.381±.254)	.040 (1.02)	.040 (1.02)	.020 (.50)
WSLP0805	0.01 to 0.05	.080±.010 (2.03±.254)	.050±.010 (1.27±.254)	.013±.010 (.330±.254)	.015±.010 (.381±.254)	.040 (1.02)	.050 (1.27)	.020 (.50)
WSLP1206	0.001 to 0.0019	.126±.010 (3.20±0.254)	.063±.010 (1.60±.254)	.025±.010 (.635±.254)	.041±.010 (1.04±.254)	.062 (1.57)	.070 (1.78)	.030 (.76)
	0.002 to 0.0059				.025±.010 (.635±.254)			
	0.006 to 0.075				.020±.010 (.508±.254)			

Features:

- Ideal for all types of current sensing and pulse applications including switching and linear power supplies, instruments, power amplifiers and shunts
- Proprietary processing technique produces extremely low resistance values (down to 0.001Ω)
- Solid metal nickel-chrome or manganese-copper alloy resistive element with low TCR (<20ppm/°C)
- Excellent frequency response to 50MHz
- Very high power to foot print size ratio
- Very low inductance (0.5nH to 5nH)
- Low thermal EMF (<3μV/°C)
- All welded construction

For quantities greater than listed, call for quote.

MOUSER STOCK NO.	Vishay Part No.	Value (Ω)	Price Each 1	100	500	1000
0.4 Watt: WSLP0603 Series						
71-WSLP0603R0100FEA	WSLP0603R0100FEA	0.01				
71-WSLP0603R0150FEA	WSLP0603R0150FEA	0.015				
71-WSLP0603R0160FEA	WSLP0603R0160FEA	0.016				
71-WSLP0603R0180FEA	WSLP0603R0180FEA	0.018				
71-WSLP0603R0200FEA	WSLP0603R0200FEA	0.02				
71-WSLP0603R0220FEA	WSLP0603R0220FEA	0.022				
71-WSLP0603R0250FEA	WSLP0603R0250FEA	0.025				
71-WSLP0603R0300FEA	WSLP0603R0300FEA	0.03				
71-WSLP0603R0330FEA	WSLP0603R0330FEA	0.033				
71-WSLP0603R0400FEA	WSLP0603R0400FEA	0.04				
71-WSLP0603R0470FEA	WSLP0603R0470FEA	0.047				
71-WSLP0603R0500FEA	WSLP0603R0500FEA	0.05				
71-WSLP0603R0510FEA	WSLP0603R0510FEA	0.051				
71-WSLP0603R0600FEA	WSLP0603R0600FEA	0.06				
71-WSLP0603R0680FEA	WSLP0603R0680FEA	0.068				
71-WSLP0603R0750FEA	WSLP0603R0750FEA	0.075				
71-WSLP0603R0800FEA	WSLP0603R0800FEA	0.08				
71-WSLP0603R0900FEA	WSLP0603R0900FEA	0.09				
71-WSLP0603R1000FEA	WSLP0603R1000FEA	0.1				
1/2 Watt: WSLP0805 Series						
71-WSLP0805R0100FEA	WSLP0805R0100FEA	0.01				
71-WSLP0805R0120FEA	WSLP0805R0120FEA	0.012				
71-WSLP0805R0150FEA	WSLP0805R0150FEA	0.015				
71-WSLP0805R0160FEA	WSLP0805R0160FEA	0.016				
71-WSLP0805R0180FEA	WSLP0805R0180FEA	0.018				
71-WSLP0805R0200FEA	WSLP0805R0200FEA	0.02				
71-WSLP0805R0220FEA	WSLP0805R0220FEA	0.022				
71-WSLP0805R0240FEA	WSLP0805R0240FEA	0.024				
71-WSLP0805R0250FEA	WSLP0805R0250FEA	0.025				
71-WSLP0805R0270FEA	WSLP0805R0270FEA	0.027				
71-WSLP0805R0300FEA	WSLP0805R0300FEA	0.03				
71-WSLP0805R0330FEA	WSLP0805R0330FEA	0.033				
71-WSLP0805R0350FEA	WSLP0805R0350FEA	0.035				
71-WSLP0805R0400FEA	WSLP0805R0400FEA	0.04				
71-WSLP0805R0470FEA	WSLP0805R0470FEA	0.047				
71-WSLP0805R0500FEA	WSLP0805R0500FEA	0.05				
1 Watt: WSLP1206 Series						
71-WSLP1206-0.005-E3	WSLP12065L000FEB	0.005				
71-WSLP1206-0.01-E3	WSLP1206R0100FEB	0.01				
71-WSLP1206-0.015-E3	WSLP1206R0150FEB	0.015				
71-WSLP1206-0.02-E3	WSLP1206R0200FEB	0.02				
71-WSLP1206-0.03-E3	WSLP1206R0300FEB	0.03				
71-WSLP1206-0.05-E3	WSLP1206R0500FEB	0.05				

WSLT-2512 SERIES - 1 WATT, HIGH TEMPERATURE, LOW VALUE, SMD

DIMENSIONS: in. (mm)

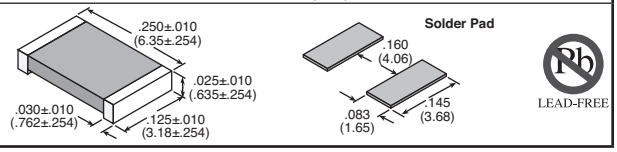

Features:

- Proprietary processing technique produces extremely low resistance values
- Solid metal nickel-chrome alloy resistive element with low TCR (<20ppm/°C)
- Very low inductance (<5nH)
- Low thermal EMF (<3μV/°C)

For quantities greater than listed, call for quote.

MOUSER STOCK NO.	Vishay Part No.	Value (Ω)	Price Each 1	100	500	1000
71-WSLT2512-0.01-E3	WSLT2512R0100FEB	0.01				
71-WSLT2512-0.015-E3	WSLT2512R0150FEB	0.015				
71-WSLT2512-0.02-E3	WSLT2512R0200FEB	0.02				
71-WSLT2512-0.05-E3	WSLT2512R0500FEB	0.05				
71-WSLT2512-0.1-E3	WSLT2512R1000FEB	0.1				
71-WSLT2512-0.2-E3	WSLT2512R2000FEB	0.2				
71-WSLT2512-0.5-E3	WSLT2512R5000FEB	0.5				

WSL3637 SERIES - 3 WATT, LOW VALUE, 4-TERMINAL, SMD

DIMENSIONS: in. (mm)

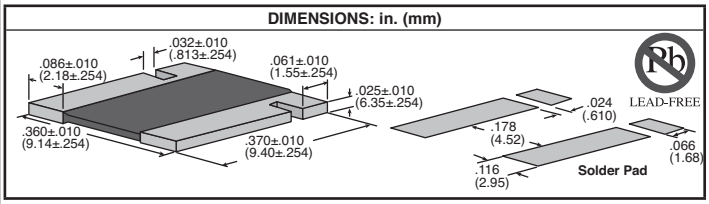

Features:

- 4-Terminal design allows for 0.5% resistance tolerance down to 0.003Ω
- Ideal for all types of current sensing, voltage division, pulse applications including switching, linear power supplies, instruments and power amplifiers
- Standard 1% tolerance (0.5% is available)
- Solid metal nickel-chrome alloy resistive element
- All welded construction
- Solderable terminations

For quantities greater than listed, call for quote.

MOUSER STOCK NO.	Vishay Part No.	Value (Ω)	Price Each 1	100	500	1000
71-WSL3637-0.003-E3	WSL36373L000FEB	0.003				
71-WSL3637-0.004-E3	WSL36374L000FEB	0.004				
71-WSL3637-0.005-E3	WSL36375L000FEB	0.005				
71-WSL3637-0.006-E3	WSL36376L000FEB	0.006				
71-WSL3637-0.007-E3	WSL36377L000FEB	0.007				
71-WSL3637-0.008-E3	WSL36378L000FEB	0.008				
71-WSL3637-0.01-E3	WSL3637R0100FEB	0.01				

WSL3921 AND WSL5931 SERIES - LOW VALUE, SMD

DIMENSIONS: in. (mm)

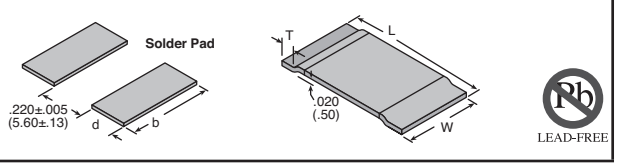

Series Type	DIMENSIONS: in. (mm) L	W	T	Solder Pad d	b
WSL3921	0.394±0.010 (10.0±0.254)	0.205±0.010 (5.20±0.254)	0.080±0.010 (2.00±0.254)	.0106±0.010 (2.70±0.254)	0.244±0.010 (6.20±0.254)
WSL5931	0.591±0.010 (15.0±0.254)	0.305±0.010 (7.75±0.254)	0.157±0.010 (4.00±0.254)	.0205±0.010 (5.20±0.254)	0.244±0.010 (8.75±0.254)

Features:

- Ideal for all types of current sensing, voltage division, pulse applications, switching and linear power supplies, instruments and power amplifiers
- Solid metal iron-chrome or manganese-cooper alloy resistive element
- Standard 1% tolerance (5% is available)
- 100% lead (Pb)-free and RoHS compliant
- Proprietary processing technique produces extremely low resistance values
- Very low inductance 0.5nH to 5nH
- All welded construction

For quantities greater than listed, call for quote.

MOUSER STOCK NO.	Vishay Part No.	Value (Ω)	Price Each 1	100	500	1000
3 Watt: WSL3921 Series						
71-WSL3921-0.0003-E3	WSL3921L3000FEB	0.0003				
71-WSL3921-0.0005-E3	WSL3921L5000FEB	0.0005				
71-WSL3921-0.001-E3	WSL39211L000FEB	0.001				
71-WSL3921-0.002-E3	WSL39212L000FEB	0.002				
71-WSL3921-0.003-E3	WSL39213L000FEB	0.003				
71-WSL3921-0.004-E3	WSL39214L000FEB	0.004				
5 Watt: WSL5931 Series						
71-WSL5931-0.0002-E3	WSL5931L2000FEB	0.0002				
71-WSL5931-0.0003-E3	WSL5931L3000FEB	0.0003				
71-WSL5931-0.0005-E3	WSL5931L5000FEB	0.0005				
71-WSL5931-0.001-E3	WSL59311L000FEB	0.001				
71-WSL5931-0.002-E3	WSL59312L000FEB	0.002				
71-WSL5931-0.003-E3	WSL59313L000FEB	0.003				

© Copyright 2014 Mouser Electronics

© Copyright 2014 Mouser Electronics

VISHAY/DALE Current Sensing SMD Resistors

RCWE AND RCWL SERIES - THICK FILM - CHIP RESISTORS

Features:
- Extremely low resistance values (0.01Ω to 0.976Ω)
- Halogen-free according to IEC 61249-2-21
- Suitable for current sensing and shunts
- Metal glaze on high quality ceramic
- Protective overglaze

Specifications:
- Resistance Tolerance: ±1%, ±5%
- Operating Temp. Range: -55°C to +155°C
- Cut tape and reels available

RoHS Compliant



RCWE SERIES

For quantities greater than listed, call for quote.

MOUSER STOCK NO.	Vishay Part No.	Value Ω	Price Each 1	50	100	500	Reel Qty.	Price Per Piece
0402 Case Size - 1/8 Watt 100ppm								
71-RCWE0402R200FKEA	RCWE0402R200FKEA	.20					10000	
71-RCWE0402R300FKEA	RCWE0402R300FKEA	.30					10000	
71-RCWE0402R220FKEA	RCWE0402R220FKEA	.22					10000	
71-RCWE0402R240FKEA	RCWE0402R240FKEA	.24					10000	
71-RCWE0402R270FKEA	RCWE0402R270FKEA	.27					10000	
71-RCWE0402R330FKEA	RCWE0402R330FKEA	.33					10000	
71-RCWE0402R360FKEA	RCWE0402R360FKEA	.36					10000	
71-RCWE0402R390FKEA	RCWE0402R390FKEA	.39					10000	
71-RCWE0402R430FKEA	RCWE0402R430FKEA	.43					10000	
71-RCWE0402R470FKEA	RCWE0402R470FKEA	.47					10000	
71-RCWE0402R510FKEA	RCWE0402R510FKEA	.51					10000	
71-RCWE0402R560FKEA	RCWE0402R560FKEA	.56					10000	
71-RCWE0402R620FKEA	RCWE0402R620FKEA	.62					10000	
71-RCWE0402R680FKEA	RCWE0402R680FKEA	.68					10000	
71-RCWE0402R750FKEA	RCWE0402R750FKEA	.75					10000	
71-RCWE0402R820FKEA	RCWE0402R820FKEA	.82					10000	
71-RCWE0402R910FKEA	RCWE0402R910FKEA	.91					10000	
0402 Case Size - 1/8 Watt 200ppm								
71-RCWE0402R110FNEA	RCWE0402R110FNEA	.11					10000	
71-RCWE0402R120FNEA	RCWE0402R120FNEA	.12					10000	
71-RCWE0402R130FNEA	RCWE0402R130FNEA	.13					10000	
71-RCWE0402R150FNEA	RCWE0402R150FNEA	.15					10000	
71-RCWE0402R160FNEA	RCWE0402R160FNEA	.16					10000	
71-RCWE0402R180FNEA	RCWE0402R180FNEA	.18					10000	
0603 Case Size - 1/5 Watt 100ppm								
71-RCWE0603R200FKEA	RCWE0603R200FKEA	.20					5000	
71-RCWE0603R300FKEA	RCWE0603R300FKEA	.30					5000	
71-RCWE0603R110FKEA	RCWE0603R110FKEA	.11					5000	
71-RCWE0603R120FKEA	RCWE0603R120FKEA	.12					5000	
71-RCWE0603R130FKEA	RCWE0603R130FKEA	.13					5000	
71-RCWE0603R150FKEA	RCWE0603R150FKEA	.15					5000	
71-RCWE0603R160FKEA	RCWE0603R160FKEA	.16					5000	
71-RCWE0603R180FKEA	RCWE0603R180FKEA	.18					5000	
71-RCWE0603R220FKEA	RCWE0603R220FKEA	.22					5000	
71-RCWE0603R240FKEA	RCWE0603R240FKEA	.24					5000	
71-RCWE0603R270FKEA	RCWE0603R270FKEA	.27					5000	
71-RCWE0603R330FKEA	RCWE0603R330FKEA	.33					5000	
71-RCWE0603R360FKEA	RCWE0603R360FKEA	.36					5000	
71-RCWE0603R390FKEA	RCWE0603R390FKEA	.39					5000	
71-RCWE0603R430FKEA	RCWE0603R430FKEA	.43					5000	
71-RCWE0603R470FKEA	RCWE0603R470FKEA	.47					5000	
71-RCWE0603R510FKEA	RCWE0603R510FKEA	.51					5000	
71-RCWE0603R560FKEA	RCWE0603R560FKEA	.56					5000	
71-RCWE0603R620FKEA	RCWE0603R620FKEA	.62					5000	
71-RCWE0603R680FKEA	RCWE0603R680FKEA	.68					5000	
71-RCWE0603R750FKEA	RCWE0603R750FKEA	.75					5000	
71-RCWE0603R820FKEA	RCWE0603R820FKEA	.82					5000	
71-RCWE0603R910FKEA	RCWE0603R910FKEA	.91					5000	
0805 Case Size - 1/4 Watt 100ppm								
71-RCWE0805R300FKEA	RCWE0805R300FKEA	.30					5000	
71-RCWE0805R220FKEA	RCWE0805R220FKEA	.22					5000	
71-RCWE0805R240FKEA	RCWE0805R240FKEA	.24					5000	
71-RCWE0805R270FKEA	RCWE0805R270FKEA	.27					5000	
71-RCWE0805R330FKEA	RCWE0805R330FKEA	.33					5000	
71-RCWE0805R360FKEA	RCWE0805R360FKEA	.36					5000	
71-RCWE0805R390FKEA	RCWE0805R390FKEA	.39					5000	
71-RCWE0805R430FKEA	RCWE0805R430FKEA	.43					5000	
71-RCWE0805R470FKEA	RCWE0805R470FKEA	.47					5000	
71-RCWE0805R510FKEA	RCWE0805R510FKEA	.51					5000	
71-RCWE0805R560FKEA	RCWE0805R560FKEA	.56					5000	
71-RCWE0805R620FKEA	RCWE0805R620FKEA	.62					5000	
71-RCWE0805R680FKEA	RCWE0805R680FKEA	.68					5000	
71-RCWE0805R750FKEA	RCWE0805R750FKEA	.75					5000	
71-RCWE0805R820FKEA	RCWE0805R820FKEA	.82					5000	
71-RCWE0805R910FKEA	RCWE0805R910FKEA	.91					5000	
1206 Case Size - 1/2 Watt 100ppm								
71-RCWE1206R300FKEA	RCWE1206R300FKEA	.30					5000	
71-RCWE1206R220FKEA	RCWE1206R220FKEA	.22					5000	
71-RCWE1206R240FKEA	RCWE1206R240FKEA	.24					5000	
71-RCWE1206R270FKEA	RCWE1206R270FKEA	.27					5000	
71-RCWE1206R330FKEA	RCWE1206R330FKEA	.33					5000	
71-RCWE1206R360FKEA	RCWE1206R360FKEA	.36					5000	
71-RCWE1206R390FKEA	RCWE1206R390FKEA	.39					5000	

For quantities greater than listed, call for quote.

MOUSER STOCK NO.	Vishay Part No.	Value Ω	Price Each 1	50	100	500	Reel Qty.	Price Per Piece
1206 Case Size (Cont.) - 1/2 Watt 100ppm								
71-RCWE1206R430FKEA	RCWE1206R430FKEA	.43					5000	
71-RCWE1206R470FKEA	RCWE1206R470FKEA	.47					5000	
71-RCWE1206R510FKEA	RCWE1206R510FKEA	.51					5000	
71-RCWE1206R560FKEA	RCWE1206R560FKEA	.56					5000	
71-RCWE1206R620FKEA	RCWE1206R620FKEA	.62					5000	
71-RCWE1206R680FKEA	RCWE1206R680FKEA	.68					5000	
71-RCWE1206R750FKEA	RCWE1206R750FKEA	.75					5000	
71-RCWE1206R820FKEA	RCWE1206R820FKEA	.82					5000	
71-RCWE1206R910FKEA	RCWE1206R910FKEA	.91					5000	
1210 Case Size - 1 Watt 100ppm								
71-RCWE1210R300FKEA	RCWE1210R300FKEA	.30					5000	
71-RCWE1210R220FKEA	RCWE1210R220FKEA	.22					5000	
71-RCWE1210R240FKEA	RCWE1210R240FKEA	.24					5000	
71-RCWE1210R270FKEA	RCWE1210R270FKEA	.27					5000	
71-RCWE1210R330FKEA	RCWE1210R330FKEA	.33					5000	
71-RCWE1210R360FKEA	RCWE1210R360FKEA	.36					5000	
71-RCWE1210R390FKEA	RCWE1210R390FKEA	.39					5000	
71-RCWE1210R430FKEA	RCWE1210R430FKEA	.43					5000	
71-RCWE1210R470FKEA	RCWE1210R470FKEA	.47					5000	
71-RCWE1210R510FKEA	RCWE1210R510FKEA	.51					5000	
71-RCWE1210R560FKEA	RCWE1210R560FKEA	.56					5000	
71-RCWE1210R620FKEA	RCWE1210R620FKEA	.62					5000	
71-RCWE1210R680FKEA	RCWE1210R680FKEA	.68					5000	
71-RCWE1210R750FKEA	RCWE1210R750FKEA	.75					5000	
71-RCWE1210R820FKEA	RCWE1210R820FKEA	.82					5000	
71-RCWE1210R910FKEA	RCWE1210R910FKEA	.91					5000	
2010 Case Size - 1 Watt 100ppm								
71-RCWE2010R510FKEA	RCWE2010R510FKEA	.51					4000	
71-RCWE2010R560FKEA	RCWE2010R560FKEA	.56					4000	
71-RCWE2010R620FKEA	RCWE2010R620FKEA	.62					4000	
71-RCWE2010R680FKEA	RCWE2010R680FKEA	.68					4000	
71-RCWE2010R750FKEA	RCWE2010R750FKEA	.75					4000	
71-RCWE2010R820FKEA	RCWE2010R820FKEA	.82					4000	
71-RCWE2010R910FKEA	RCWE2010R910FKEA	.91					4000	
2512 Case Size - 2 Watts 100ppm								
71-RCWE2512R510FKEA	RCWE2512R510FKEA	.51					2000	
71-RCWE2512R560FKEA	RCWE2512R560FKEA	.56					2000	
71-RCWE2512R620FKEA	RCWE2512R620FKEA	.62					2000	
71-RCWE2512R680FKEA	RCWE2512R680FKEA	.68					2000	
71-RCWE2512R750FKEA	RCWE2512R750FKEA	.75					2000	
71-RCWE2512R820FKEA	RCWE2512R820FKEA	.82					2000	
71-RCWE2512R910FKEA	RCWE2512R910FKEA	.91					2000	

RCWL SERIES

For quantities greater than listed, call for quote.

MOUSER STOCK NO.	Vishay Part No.	Value Ω	Price Each 1	50	100	500	Reel Qty.	Price Per Piece
0402 Case Size - 1/16 Watt 400ppm								
71-RCWL0402R470JQEA	RCWL0402R470JQEA	.47					10000	
71-RCWL0402R510JQEA	RCWL0402R510JQEA	.51					10000	
71-RCWL0402R560JQEA	RCWL0402R560JQEA	.56					10000	
71-RCWL0402R620JQEA	RCWL0402R620JQEA	.62					10000	
71-RCWL0402R680JQEA	RCWL0402R680JQEA	.68					10000	
71-RCWL0402R750JQEA	RCWL0402R750JQEA	.75					10000	
71-RCWL0402R820JQEA	RCWL0402R820JQEA	.82					10000	
71-RCWL0402R910JQEA	RCWL0402R910JQEA	.91					10000	
0402 Case Size - 1/16 Watt 600ppm								
71-RCWL0402R300JTEA	RCWL0402R300JTEA	.30					10000	
71-RCWL0402R220JTEA	RCWL0402R220JTEA	.22					10000	
71-RCWL0402R240JTEA	RCWL0402R240JTEA	.24					10000	
71-RCWL0402R270JTEA	RCWL0402R270JTEA	.27					10000	
71-RCWL0402R330JTEA	RCWL0402R330JTEA	.33					10000	
71-RCWL0402R360JTEA	RCWL0402R360JTEA	.36					10000	
71-RCWL0402R390JTEA	RCWL0402R390JTEA	.39					10000	
71-RCWL0402R430JTEA	RCWL0402R430JTEA	.43					10000	
0603 Case Size - 1/10 Watt 200ppm								
71-RCWL0603R470JNEA	RCWL0603R470JNEA	.47					5000	
71-RCWL0603R510JNEA	RCWL0603R510JNEA	.51					5000	
71-RCWL0603R560JNEA	RCWL0603R560JNEA	.56					5000	
71-RCWL0603R620JNEA	RCWL0603R620JNEA	.62					5000	
71-RCWL0603R680JNEA	RCWL0603R680JNEA	.68					5000	
71-RCWL0603R750JNEA	RCWL0603R750JNEA	.75					5000	

© Copyright 2014 Mouser Electronics
© Copyright 2014 Mouser Electronics

VISHAY PRECISION GROUP Current Sensing SMD Resistors

VCS1625 AND VCS1625Z SERIES CURRENT SENSING SMD RESISTORS

Features:
- Operating Temperature: - 55°C to + 125°C
- Excellent load life stability
- Non inductive, non capacitive design
- Non hot spot design
- Tolerance: 0.01%, 0.1%, 1% available
- Temperature Coefficient: 2PPM

Applications:
- High precision instrumentation
- Current Sensing applications
- Applications that require superior frequency stability
- Medical



VCS1625 High Precision Bulk Metal Foil SMD

- Case Size: 1625
- Power Rating: 0.5 Watt

For quantities greater than listed, call for quote.

MOUSER STOCK NO.	Vishay Part No.	Value Ω	Price Each 1	Price Each 5
71-VCS16250R0100FST	Y08500R01000F9R	0.01		
71-VCS16250R1000FST	Y08500R10000F9R	0.1		
71-VCS16251R0000BST	Y08501R00000B9R	1		

VCS1625Z Ultra High Precision Z-Foil SMD

- Case Size: 1625Z
- Power Rating: 0.5 Watt

For quantities greater than listed, call for quote.

MOUSER STOCK NO.	Vishay Part No.	Value Ω	Price Each 1	Price Each 5
71-VCS1625Z0R5000FSW	Y16070R50000F9W	0.5		
71-VCS1625Z2R0000TSW	Y16072R00000T9W	2		

CSM SERIES - HIGH PRECISION POWER METAL STRIP RESISTOR

Features:
- Operating Temperature: - 55°C to + 125°C
- Excellent load life stability
- Solderable terminations
- Tolerance: 0.1%, 0.5%, 1% available
- Temperature Coefficient: 15PPM and 25PPM





CSM2512 Series

- Case Size: 2512
- Power Rating: 1 Watt

For quantities greater than listed, call for quote.

MOUSER STOCK NO.	Vishay Part No.	Value Ω	Price Each 1	Price Each 5
71-CSM25120R0050BST	Y14870R00500B9R	0.005		
71-CSM25120R0100BST	Y14870R01000B9R	0.01		
71-CSM25120R0500BST	Y14870R05000B9R	0.05		
71-CSM25120R1000BST	Y14870R10000B9R	0.1		

CSM3637 Series

- Case Size: 3637
- Power Rating: 3 Watt

For quantities greater than listed, call for quote.

MOUSER STOCK NO.	Vishay Part No.	Value Ω	Price Each 1	Price Each 5
71-CSM36370R0010DST	Y14880R00100D9R	0.001		
71-CSM36370R0020BST	Y14880R00200B9R	0.002		
71-CSM36370R0050BST	Y14880R00500B9R	0.005		
71-CSM36370R0050FST	Y14880R00500F9R	0.005		

VFCP SERIES - ULTRA HIGH PRECISION Z-FOIL FLIP CHIP RESISTOR

Features:
- Operating Temperature: - 55°C to + 125°C
- Temperature Coefficient: 0.2PPM
- Excellent load life stability
- Tolerance: .01%
- Low noise
- TCR 0.05ppml ºC



VFCP0805

- Case Size: 0805
- Power Rating: 100 mWatt

For quantities greater than listed, call for quote.

MOUSER STOCK NO.	Vishay Part No.	Value Ω	Price Each 1	Price Each 5
71-VFCP08051K0000TST	Y16291K00000T9R	1K		

VFCP1506

- Case Size: 1506
- Power Rating: 100 mWatt

For quantities greater than listed, call for quote.

MOUSER STOCK NO.	Vishay Part No.	Value Ω	Price Each 1	Price Each 5
71-VFCP150620K000TST	Y163120K0000T9R	20		

VSMP SERIES - ULTRA HIGH PRECISION FOIL WRAPAROUND SMD CHIP RESISTOR

Features:
- Operating Temperature: - 55°C to + 125°C
- Excellent load life stability
- Non hot spot design
- Extremely low TCR
- Tolerance: .01%

Applications:
- High precision instrumentation
- Laboratory, industrial and medical
- Audio
- Down hole instrumentation
- Communication



VSMP0603

- Case Size: 0603
- Power Rating: 100 mWatt

For quantities greater than listed, call for quote.

MOUSER STOCK NO.	Vishay Part No.	Value Ω	Price Each 1	Price Each 5
71-VSMP06033K0000TST	Y16363K00000T9R	3K		

VSMP0805

- Case Size: 0805
- Power Rating: 750 mWatt

For quantities greater than listed, call for quote.

MOUSER STOCK NO.	Vishay Part No.	Value Ω	Price Each 1	Price Each 5
71-VSMP0805350R00TST	Y1624350R000T9R	350		
71-VSMP08051K0000TST	Y16241K00000T9R	1K		
71-VSMP08055K0000TST	Y16245K00000T9R	5K		

VSMP1206

- Case Size: 1206
- Power Rating: 300 mWatt

For quantities greater than listed, call for quote.

MOUSER STOCK NO.	Vishay Part No.	Value Ω	Price Each 1	Price Each 5
71-VSMP1206100R00QST	Y1625100R000Q9R	100		
71-VSMP12061K0000TST	Y16251K00000T9 R	1K		
71-VSMP120610K000TST	Y162510K0000T9R	10K		
71-VSMP120620K000TBT	Y162520K0000T0R	20K		

SMR1DZ/SMR3DZ 0.01% ULTRA HIGH PRECISION Z-FOIL MOLDED SMD RESISTOR

Features:
- Operating Temperature: - 55°C to + 125°C
- Excellent load life stability
- Power Rating: to 600mW at 70°C
- Matched sets with TCR tracking are available upon request

Applications:
- Precision Amplifiers
- Medical
- Industrial
- Audio
- Automatic Test Equipment
- High Precision Instrumentation



For quantities greater than listed, call for quote.

MOUSER STOCK NO.	Vishay Part No.	Value Ω	Price Each 1	Price Each 5
71-SMR1DZ10R000BST	Y174510R0000B9R	10		
71-SMR1DZ50R000TST	Y174550R0000T9R	50		
71-SMR1DZ1K0000TST	Y17451K00000T9R	1K		
71-SMR1DZ5K0000TST	Y17455K00000T9R	5K		
71-SMR1DZ10K000TST	Y174510K0000T9R	10K		
71-SMR1DZ20K000TST	Y174520K0000T9R	20K		

For quantities greater than listed, call for quote.

MOUSER STOCK NO.	Vishay Part No.	Value Ω	Price Each 1	Price Each 5
71-SMR3DZ100R00TST	Y1746100R000T9R	100		
71-SMR3DZ1K0000TST	Y17461K00000T9R	1K		
71-SMR3DZ5K0000TST	Y17465K00000T9R	5K		
71-SMR3DZ10K000TST	Y174610K0000T9R	10K		

© Copyright 2014 Mouser Electronics

© Copyright 2014 Mouser Electronics

KOA SMD Resistors

KOA SPEER ELECTRONICS, INC.

RoHS Compliant This product is RoHS compliant.

HV73 SERIES FLAT CHIP RESISTORS FOR HIGH VOLTAGE

Features:

- Superior to RK73 series in maximum working voltage
- Marking: 1J: No marking, black protective coating 2A ~ 3A: White three-digit marking on black protective coating
- Products with lead-free terminations meet EU RoHS requirements. EU RoHS regulation is not intended for Pb-glass contained in electrode, resistor element and glass.

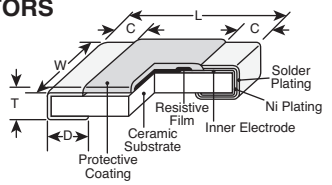

Type	DIMENSIONS: in. (mm)				
	L	W	C	D	T
1J	.063±.008 (1.6±0.2)	.031±.004 (0.8±0.1)	.012±.004 (0.3±0.1)	.012±.004 (0.3±0.1)	.018±.004 (0.45±0.1)
2A	.079±.008 (2.0±0.2)	.049±.004 (1.25±0.1)	.016±.008 (0.4±0.2)	.012 +.008/-.004 (0.3 +0.2/-0.1)	.02±.004 (0.5±0.1)
2B	.126±.008 (3.2±0.2)	.063±.008 (1.6±0.2)	.02±.012 (0.5±0.3)	.016 +.008/-.004 (0.4 +0.2/-0.1)	.024±.004 (0.6±0.1)
2H	.197±.008 (5.0±0.2)	.098±.008 (2.5±0.2)	.02±.012 (0.5±0.3)	.016 +.008/-.004 (0.4 +0.2/-0.1)	.024±.004 (0.6±0.1)
3A	.248±.008 (6.3±0.2)	.122±.008 (3.1±0.2)	.02±.012 (0.5±0.3)	.016 +.008/-.004 (0.4 +0.2/-0.1)	.024±.004 (0.6±0.1)

For quantities greater than listed, call for quote.

MOUSER STOCK NO.	KOA Part No.	Value (Ω)	Tol.	Price Each 1	Price Each 100	Price Each 500	Real Qty.	Price Per Piece
0603 Case Size, 1/10 Watt								
660-HV731JTTD104J	HV731JTTD104J	100K	±5%				5000	
660-HV731JTTD2003F	HV731JTTD2003F	200K	±1%				5000	
660-HV731JTTD105J	HV731JTTD105J	1M	±5%				5000	
660-HV731JTTD106J	HV731JTTD106J	10M	±5%				5000	
0805 Case Size, 1/8 Watt								
660-HV732ATTD104J	HV732ATTD104J	100K	±5%				5000	
660-HV732ATTD1004F	HV732ATTD1004F	1M	±1%				5000	
660-HV732ATTD105J	HV732ATTD105J	1M	±5%				5000	
1206 Case Size, 1/4 Watt								
660-HV732BTTD104J	HV732BTTD104J	100K	±5%				5000	
660-HV732BTTD4703F	HV732BTTD4703F	470K	±1%				5000	
660-HV732BTTD1804F	HV732BTTD1804F	1.8M	±1%				5000	
660-HV732BTTD116J	HV732BTTD116J	11M	±5%				5000	

For quantities greater than listed, call for quote.

MOUSER STOCK NO.	KOA Part No.	Value (Ω)	Tol.	Price Each 1	Price Each 100	Price Each 500	Real Qty.	Price Per Piece
2010 Case Size, 1/2 Watt								
660-HV732HTTE104J	HV732HTTE104J	100K	±5%				4000	
660-HV732HTTE2403F	HV732HTTE2403F	240K	±1%				4000	
660-HV732HTTE1004F	HV732HTTE1004F	1M	±1%				4000	
660-HV732HTTE105J	HV732HTTE105J	1M	±5%				4000	
660-HV732HTTE475J	HV732HTTE475J	4.7M	±5%				4000	
660-HV732HTTE106J	HV732HTTE106J	10M	±5%				4000	
2010 Case Size, 1/2 Watt								
660-HV733ATTE1003F	HV733ATTE1003F	100K	±1%				4000	
660-HV733ATTE1004F	HV733ATTE1004F	1M	±1%				4000	
660-HV733ATTE105J	HV733ATTE105J	1M	±5%				4000	
660-HV733ATTE106J	HV733ATTE106J	10M	±5%				4000	

SG73 SERIES SURGE CURRENT THICK FILM CHIP RESISTORS

Features:

- Superior to RK73B/RK73H series in surge dielectric withstanding voltage
- Products with lead-free terminations meet EU RoHS requirements. EU RoHS regulation is not intended for Pb-glass contained in electrode, resistor element and glass

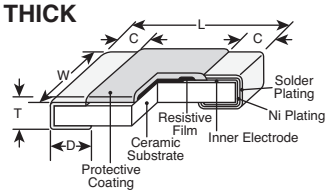

Type	DIMENSIONS: in. (mm)				
	L	W	C	D	T
SG73P1E	.039 +.004/-.002 (1.0 +0.1/-0.05)	.02±.002 (0.5±0.05)	.006±.004 (0.15±0.1)	.010 +.002/-.004 (0.25 +0.05/-0.1)	.014±.002 (0.35±0.05)
SG73P1J	.063±.008 (1.6±0.2)	.031±.004 (0.8±0.1)	.012±.004 (0.3±0.1)	.012±.004 (0.3±0.1)	.018±.004 (0.45±0.1)
SG73P2A	.079±.008 (2.0±0.2)	.049±.004 (1.25±0.1)	.012 +.008/-.004 (0.3 +0.2/-0.1)	.012 +.008/-.004 (0.3 +0.2/-0.1)	.02±.004 (0.5±0.1)
SG732B	.126±.008 (3.2±0.2)	.063±.008 (1.6±0.2)	.02±.012 (0.5±0.3)	.016 +.008/-.004 (0.4 +0.2/-0.1)	.024±.004 (0.6±0.1)
SG73P2B	.126±.008 (3.2±0.2)	.063±.008 (1.6±0.2)	.016 +.008/-.004 (0.4 +0.2/-0.1)	.016 +.008/-.004 (0.4 +0.2/-0.1)	.024±.004 (0.6±0.1)
SG73P2E	.126±.008 (3.2±0.2)	.102±.008 (2.6±0.2)	.016 +.008/-.004 (0.4 +0.2/-0.1)	.016 +.008/-.004 (0.4 +0.2/-0.1)	.024±.004 (0.6±0.1)

For quantities greater than listed, call for quote.

MOUSER STOCK NO.	KOA Part No.	Value (Ω)	Tol.	Price Each 1	Price Each 100	Price Each 500	Real Qty.	Price Per Piece
0402 Case Size, 1/8 Watt								
660-SG73P1ETTP10R0F	SG73P1ETTP10R0F	10	±1%				10000	
660-SG73P1ETTP1000F	SG73P1ETTP1000F	100	±1%				10000	
660-SG73P1ETTP1001F	SG73P1ETTP1001F	1K	±1%				10000	
660-SG73P1ETTP1002F	SG73P1ETTP1002F	10K	±1%				10000	
660-SG73P1ETTP1003F	SG73P1ETTP1003F	100K	±1%				10000	
660-SG73P1ETTP1004F	SG73P1ETTP1004F	1M	±1%				10000	
0603 Case Size, 1/5 Watt								
660-SG73P1JTTD10R0F	SG73P1JTTD10R0F	10	±1%				5000	
660-SG73P1JTTD1000F	SG73P1JTTD1000F	100	±1%				5000	
660-SG73P1JTTD1001F	SG73P1JTTD1001F	1K	±1%				5000	
660-SG73P1JTTD1003F	SG73P1JTTD1003F	100K	±1%				5000	
0805 Case Size, 1/4 Watt								
660-SG73P2ATTD1000F	SG73P2ATTD1000F	100	±1%				5000	
660-SG73P2ATTD2000F	SG73P2ATTD2000F	200	±1%				5000	
660-SG73P2ATTD1001F	SG73P2ATTD1001F	1K	±1%				5000	
660-SG73P2ATTD1002F	SG73P2ATTD1002F	10K	±1%				5000	
660-SG73P2ATTD1003F	SG73P2ATTD1003F	100K	±1%				5000	

For quantities greater than listed, call for quote.

MOUSER STOCK NO.	KOA Part No.	Value (Ω)	Tol.	Price Each 1	Price Each 100	Price Each 500	Real Qty.	Price Per Piece
1206 Case Size, 1/4 Watt								
660-SG732BTTD1R0K	SG732BTTD1R0K	1	±10%				5000	
1206 Case Size, 1/3 Watt								
660-SG73P2BTTD4R70F	SG73P2BTTD4R70F	4.7	±1%				5000	
660-SG73P2BTTD10R0F	SG73P2BTTD10R0F	10	±1%				5000	
660-SG73P2BTTD2002F	SG73P2BTTD2002F	20K	±1%				5000	
660-SG73P2BTTD4702F	SG73P2BTTD4702F	47K	±1%				5000	
660-SG73P2BTTD1003F	SG73P2BTTD1003F	100K	±1%				5000	
660-SG73P2BTTD1004F	SG73P2BTTD1004F	1M	±1%				5000	
1210 Case Size, 1/2 Watt								
660-SG73P2ETTD10R0F	SG73P2ETTD10R0F	10	±1%				5000	
660-SG73P2ETTD1000F	SG73P2ETTD1000F	100	±1%				5000	
660-SG73P2ETTD1001F	SG73P2ETTD1001F	1K	±1%				5000	
660-SG73P2ETTD1002F	SG73P2ETTD1002F	10K	±1%				5000	
660-SG73P2ETTD1003F	SG73P2ETTD1003F	100K	±1%				5000	
660-SG73P2ETTD1004F	SG73P2ETTD1004F	1M	±1%				5000	

WK73 SERIES WIDE TERMINAL TYPE FLAT CHIP RESISTORS

Features:

- Flat chip resistors of wide terminal type
- High reliability and performance with T.C.R. ±100 x 10-6/K, resistance tolerance ±1%
- Marking: Black protective coat
- Products with lead-free terminations meet EU RoHS requirements. EU RoHS regulation is not intended for Pb-glass contained in electrode, resistor element and glass.

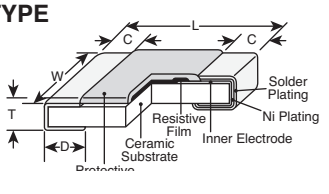

Type	DIMENSIONS: in. (mm)				
	L	W	C	D	T
2B (0612)	.063±.006 (1.6±0.15)	.126±.006 (3.2±0.2)	.012±.008 (0.3±0.2)	.018±.006 (0.45±0.15)	.024±.004 (0.6±0.1)
2H (1020)	.098±.006 (2.5±0.15)	.197±.006 (5.0±0.15)	.016±.008 (0.4±0.2)		
2J (1218)	.122±.006 (3.1±0.15)	.181±.006 (4.6±0.15)	.016±.008 (0.4±0.2)	.030±.006 (0.75±0.15)	
3A (1225)	.122±.006 (3.1±0.15)	.252±.006 (6.3±0.15)	.018±.008 (0.45±0.2)		

For quantities greater than listed, call for quote.

MOUSER STOCK NO.	KOA Part No.	Value (Ω)	Tol.	Price Each 1	Price Each 100	Price Each 500	Real Qty.	Price Per Piece
0612 Size, 3/4 Watt								
660-WK73S2BTTD1R00F	WK73S2BTTD1R00F	1	±1%				5000	
660-WK73S2BTTD2R00F	WK73S2BTTD2R00F	2	±1%				5000	
660-WK73S2BTTD3R00F	WK73S2BTTD3R00F	3	±1%				5000	
660-WK73R2BTTD10R0F	WK73R2BTTD10R0F	10	±1%				5000	
660-WK73R2BTTD20R0F	WK73R2BTTD20R0F	20	±1%				5000	
660-WK73R2BTTD1000F	WK73R2BTTD1000F	100	±1%				5000	
660-WK73R2BTTD1001F	WK73R2BTTD1001F	1K	±1%				5000	
660-WK73R2BTTD2001F	WK73R2BTTD2001F	2K	±1%				5000	
660-WK73R2BTTD1002F	WK73R2BTTD1002F	10K	±1%				5000	
660-WK73R2BTTD2002F	WK73R2BTTD2002F	20K	±1%				5000	
660-WK73R2BTTD1003F	WK73R2BTTD1003F	100K	±1%				5000	
1020 Size, 1 Watt								
660-WK73S2HTTE1R00F	WK73S2HTTE1R00F	1	±1%				4000	
660-WK73S2HTTE2R00F	WK73S2HTTE2R00F	2	±1%				4000	
660-WK73S2HTTE3R00F	WK73S2HTTE3R00F	3	±1%				4000	
660-WK73R2HTTE10R0F	WK73R2HTTE10R0F	10	±1%				4000	
660-WK73R2HTTE20R0F	WK73R2HTTE20R0F	20	±1%				4000	
660-WK73R2HTTE1000F	WK73R2HTTE1000F	100	±1%				4000	
660-WK73R2HTTE2001F	WK73R2HTTE2001F	2K	±1%				4000	

For quantities greater than listed, call for quote.

MOUSER STOCK NO.	KOA Part No.	Value (Ω)	Tol.	Price Each 1	Price Each 100	Price Each 500	Real Qty.	Price Per Piece
1020 Size, 1 Watt (cont.)								
660-WK73R2HTTE1002F	WK73R2HTTE1002F	10K	±1%				4000	
660-WK73R2HTTE2002F	WK73R2HTTE2002F	20K	±1%				4000	
660-WK73R2HTTE1003F	WK73R2HTTE1003F	100K	±1%				4000	
660-WK73R2HTTE2003F	WK73R2HTTE2003F	200K	±1%				4000	
660-WK73R2HTTE1004F	WK73R2HTTE1004F	1M	±1%				4000	
1218 Size, 1 Watt								
660-WK73S2JTTE1R00F	WK73S2JTTE1R00F	1	±1%				4000	
1225 Size, 1.5 Watt								
660-WK73S3ATTE1R00F	WK73S3ATTE1R00F	1	±1%				4000	
660-WK73S3ATTE2R00F	WK73S3ATTE2R00F	2	±1%				4000	
660-WK73S3ATTE3R00F	WK73S3ATTE3R00F	3	±1%				4000	
660-WK73R3ATTE10R0F	WK73R3ATTE10R0F	10	±1%				4000	
660-WK73R3ATTE20R0F	WK73R3ATTE20R0F	20	±1%				4000	
660-WK73R3ATTE1000F	WK73R3ATTE1000F	100	±1%				4000	
660-WK73R3ATTE1001F	WK73R3ATTE1001F	1K	±1%				4000	
660-WK73R3ATTE2001F	WK73R3ATTE2001F	2K	±1%				4000	
660-WK73R3ATTE2002F	WK73R3ATTE2002F	20K	±1%				4000	
660-WK73R3ATTE1003F	WK73R3ATTE1003F	100K	±1%				4000	
660-WK73R3ATTE2003F	WK73R3ATTE2003F	200K	±1%				4000	
660-WK73R3ATTE1004F	WK73R3ATTE1004F	1M	±1%				4000	

© Copyright 2014 Mouser Electronics

© Copyright 2014 Mouser Electronics

KOA SPEER ELECTRONICS, INC.

RTY SERIES - PRECISION VOLTAGE DIVIDER NETWORKS

Features:
- Two circuit configurations
- Excellent parametric tracking
- Products with lead-free terminations meet EU RoHS and China RoHS requirements

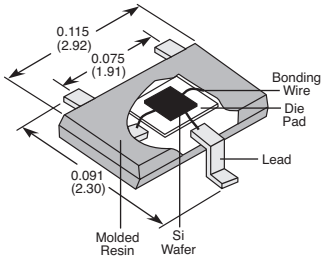

Circuit Schematics

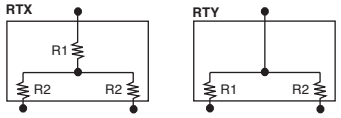

For quantities greater than listed, call for quote.

MOUSER STOCK NO.	Value (Ω)	Number of Pins	Tolerance	Price Each 1	10	50	100
660-RTYS03TTE7613	51-40K	3	5%				
660-RTYS03TTE7524	51-40K	3	5%				
660-RTYS03TTE7636	51-40K	3	5%				
660-RTYS03TTE7583	51-40K	3	5%				

SG73 SERIES - SURGE CURRENT THICK FILM CHIP RESISTORS

Features:
- Superior to RK73B/RK73H series in surge dielectric withstanding voltage
- Products with lead-free terminations meet EU RoHS requirements. EU RoHS regulation not intended for Pb-glass contained in electrode, resistor element and glass

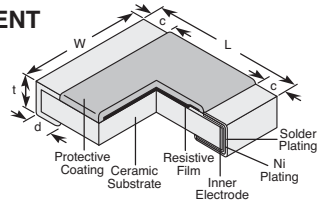

Type (Inch Size Code)	Dimensions: in. (mm) L	W	c	d	t
SG731J, SG73P1J, SG73S1J (0603)	0.063±0.008 (1.6±0.2)	0.31±0.004 (0.8±0.1)	0.012±0.004 (0.3±0.1)	0.012±0.004 (0.3±0.1)	0.018±0.004 (0.45±0.1)
SG732A (0805)	0.079±0.008 (2.0±0.2)	0.049±0.004 (1.25±0.1)	0.016±0.008 (0.4±0.2)	0.012 +0.008/-.004 (0.3 +0.2/-0.1)	0.02±0.004 (0.5±0.1)
SG732B (1206)	0.126±0.008 (3.2±0.2)	0.063±0.008 (1.6±0.2)	0.02±0.012 (0.5±0.3)	0.016 +0.008/-.004 (0.4 +0.2/-0.1)	0.024±0.004 (0.6±0.1)
SG732H (2010)	0.197±0.008 (5.0±0.2)	0.098±0.008 (2.5±0.2)	0.02±0.012 (0.5±0.3)	0.016 +0.008/-.004 (0.4 +0.2/-0.1)	0.024±0.004 (0.6±0.1)

For quantities greater than listed, call for quote.

MOUSER STOCK NO.	Power Rating	T.C.R.	Tolerance	Price Each 1	50	100	500
660-SG731JTTD1R0K	1/10W (.1W)	±200 ±400	±10%				
660-SG732ATTD100K	1/8W (.125W)	±200 ±400	±10%				
660-SG732BTTD1R0K	1/4W (.25W)	±200 ±400	±10%				
660-SG73S2ATTD1R0J	1/4W (.25W)	±200	±5%				
660-SG73S2ETTD10R0F	1/2W (.5W)	±200	±1%				
660-SG732ETTD2R2K	1/3W (.33W)	±200 ±400	±10%				
660-SG732ETTD221K	1/3W (.33W)	±200 ±400	±10%				
660-SG732HTTE121K	3/4W (.75W)	±200 ±400	±10%				
660-SG732HTTE221K	3/4W (.75W)	±200 ±400	±10%				

TLRH SERIES - METAL PLATE CHIP TYPE LOW RESISTANCE RESISTORS

Features:
- SMD Type of small size, low resistance resistor for current detection
- Carrier metal plate inside, resistor of high radiation of heat structure (3AW)
- High reliability and performance with low T.C.R.
- Automatic mounting machines are applicable
- Body Color: Black protective top coating; 2A - No marking, 3AW - 4 digit marking
- Suitable for reflow soldering
- Products with lead-free terminations meet EU RoHS requirements

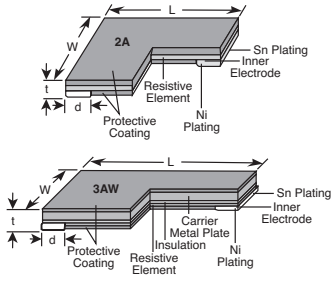

Type (Inch Size Code)	Dimensions: in. (mm) L	W	d	t
TLR1W	0.39±0.002 (1.0±0.05)	0.20±0.002 (0.50±0.05)	0.12±0.004 (0.30±0.10)	0.10±0.004 (0.25±0.10)
TLRH 2A	0.079±0.008 (2.0±0.2)	0.049±0.008 (1.25±0.2)	0.014±0.008 (0.35±0.2)	0.01±0.006 (0.25±0.15)
TLRH 3AW	0.248±0.008 (6.3±0.2)	0.126±0.008 (3.2±0.2)	0.03±0.008 (0.75±0.2)	0.02±0.008 (0.5±0.2)
TLRH 2H	0.2±0.008 (5.0±0.2)	0.1±0.008 (2.5±0.2)	0.02±0.008 (0.5±0.2)	0.02±0.008 (0.5±0.2)

For quantities greater than listed, call for quote.

MOUSER STOCK NO.	Power Rating	T.C.R.	Tolerance	Price Each 1	50	100	500
660-TLR1ETTP10LJ	0.2W	±100	±2%				
660-TLRH2ATTD10L0F	0.25W	±75	±1%				
660-TLRH2ATTDR100F	0.25W	±75	±1%				
660-TLRH2HTTER100F	1.0W	±50	±1%				
660-TLRH2HTTER250F	1.0W	±50	±1%				
660-TLRH3AWTTER100F	2.0W	±50	±1%				

WK73 SERIES - WIDE TERMINAL TYPE FLAT CHIP RESISTORS

Features:
- Flat chip resistors of wide terminal type
- High reliability and performance with T.C.R. ±100 x 10-6/K, resistance tolerance ±1%
- Marking: Black protective coat
- Products with lead-free terminations meet EU RoHS requirements. EU RoHS regulation not intended for Pb-glass contained in electrode, resistor element and glass

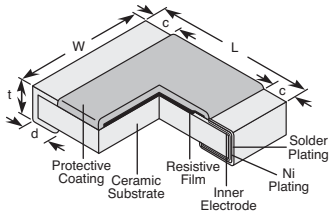

Type (Inch Size Code)	Dimensions: in. (mm) L	W	c	d	t
2B (0612)	0.063±0.006 (1.6±0.15)	0.126±0.006 (3.2±0.2)	0.012±0.008 (0.3±0.2)	0.018±0.006 (0.45±0.15)	0.024±0.004 (0.6±0.1)
2H (1020)	0.098±0.006 (2.5±0.15)	0.197±0.006 (5.0±0.15)	0.016±0.008 (0.4±0.2)	0.030±0.006 (0.75±0.15)	0.024±0.004 (0.6±0.1)
2J (1218)	0.122±0.006 (3.1±0.15)	0.181±0.006 (4.6±0.15)	0.016±0.008 (0.4±0.2)	0.030±0.006 (0.75±0.15)	0.024±0.004 (0.6±0.1)
3A (1225)	0.122±0.006 (3.1±0.15)	0.252±0.006 (6.3±0.15)	0.018±0.008 (0.45±0.2)	0.030±0.006 (0.75±0.15)	0.024±0.004 (0.6±0.1)

For quantities greater than listed, call for quote.

MOUSER STOCK NO.	Power Rating	T.C.R.	Tolerance	Price Each 1	50	100	500
660-WK73R3ATTE1002F	1.5W	±100 ±200	±1%				
660-WK73S2JTTER220F	1.0W	±200 ±100 ±100	±1%				
660-WK73S2HTTER200F	1.0W	±200 ±100 ±100	±1%				
660-WK73S2HTTER470F	1.0W	±200 ±100 ±100	±1%				
660-WK73R2JTTE132J	1.0W	±200 ±800	±5%				
660-WK73R2HTTE152J	1.0W	±100 ±200	±5%				
660-WK73R2HTTE182J	1.0W	±100 ±200	±5%				
660-WK73R2HTTE101J	1.0W	±100 ±200	±5%				
660-WK73R2HTTE1500F	1.0W	±100 ±200	±1%				
660-WK73R2HTTE102J	1.0W	±100 ±200	±5%				
660-WK73R2JTTE102J	1.0W	±100 ±200	±5%				
660-WK73R2HTTE222J	1.0W	±100 ±200	±5%				
660-WK73R2HTTE201J	1.0W	±100 ±200	±5%				
660-WK73R2HTTE221J	1.0W	±100 ±200	±5%				
660-WK73R2HTTE2400F	1.0W	±100 ±200	±1%				
660-WK73R2HTTE361J	1.0W	±100 ±200	±5%				
660-WK73R2JTTE360J	1.0W	±100 ±200	±5%				
660-WK73R2HTTE391J	1.0W	±100 ±200	±5%				
660-WK73R2HTTE302J	1.0W	±100 ±200	±5%				
660-WK73R2HTTE4300F	1.0W	±100 ±200	±1%				
660-WK73S2JTTE51L0F	1.0W	±800 ±200 ±100	±1%				
660-WK73R2HTTE560J	1.0W	±100 ±200	±5%				
660-WK73R2JTTE821J	1.0W	±100 ±200	±5%				

© Copyright 2014 Mouser Electronics

© Copyright 2014 Mouser Electronics

KOA 0402, 0603, 0805, 1206, 1210, 2010 & 2512 - 1% Resistors

KOA SPEER ELECTRONICS, INC.

RK73H SERIES - THICK FILM

RoHS Compliant **This product is RoHS compliant.**

Features:

- RuO2 thick film resistor element
- Anti-leaching nickel barrier terminations
- Also available with epoxy bondable palladium silver terminations in 2A and 2B sizes
- Meets or exceeds EIA 575, EIAJ RC 2690A, EIA PDP-100, MIL-R-55342F
- Marking: Four-digit black on blue protective coat
  No marking on 1H and 1E size
  Three-digit on 1J size, E-24 values only
- Operating temperature: -55°C to +155°C
- TCR (ppm/°C) max = ±100ppm



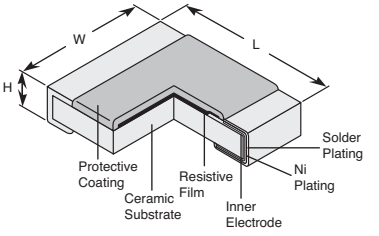

SMD Resistors

KOA Speer

✻ Not all values available in all sizes. Insert **Value Code** from Table of Values.

Size	MOUSER STOCK NO. Prefix	Value	Price Each 1	100	1000	Reel Quantity	Price Per Piece
0402	660-RK73H1ETTP	Code				10000	
0603	660-RK73H1JTTD	Code				5000	
0805	660-RK73H2ATTD	Code				5000	
1206	660-RK73H2BTTD	Code				5000	
1210	660-RK73H2ETTD	Code				5000	
2010	660-RK73H2HTTE	Code				4000	
2512	660-RK73H3ATTE	Code				4000	

Available in various tolerances, case sizes, and 10PPM and 50PPM.
Contact a Mouser Sales Representative for more information.

Type (Inch Size Code)	Power Rating	DIMENSIONS: mm L	W	H
0402	1/16W	1	0.5±0.05	0.35±0.05
0603	1/10W	1.6±0.2	0.8±0.1	0.45±0.1
0805	1/8W	2.0±0.2	1.25±0.1	0.5±0.1
1206	1/4W	3.2±0.2	1.6±0.2	0.6±0.1
1210	1/3W	3.2±0.2	2.6±0.2	0.6±0.1
2010	3/4W	5.0±0.2	2.5±0.2	0.6±0.1
2512	1W	6.3±0.2	3.1±0.2	0.6±0.1

TABLE OF VALUES

Value (Ω)	Value Code ✻	Value (Ω)	Value Code ✻	Value (Ω)	Value Code ✻	Value (Ω)	Value Code ✻	Value (Ω)	Value Code ✻	Value (Ω)	Value Code ✻	Value (Ω)	Value Code ✻	Value (Ω)	Value Code ✻
10	10R0F	43.2	43R2F	187	1870F	806	8060F	3.48K	3481F	15K	1502F	66.5K	6652F	280K	2803F
10.2	10R2F	44.2	44R2F	191	1910F	825	8250F	3.57K	3571F	15.4K	1542F	68.1K	6812F	287K	2873F
10.5	10R5F	45.3	45R3F	196	1960F	845	8450F	3.65K	3651F	15.8K	1582F	69.8K	6982F	294K	2943F
10.7	10R7F	46.4	46R4F	200	2000F	866	8660F	3.74K	3741F	16.2K	1622F	71.5K	7152F	301K	3013F
11	11R0F	47.5	47R5F	205	2050F	887	8870F	3.83K	3831F	16.5K	1652F	73.2K	7322F	309K	3093F
11.3	11R3F	48.7	48R7F	210	2100F	909	9090F	3.92K	3921F	16.9K	1692F	75K	7502F	316K	3163F
11.5	11R5F	49.9	49R9F	215	2150F	931	9310F	4.02K	4021F	17.4K	1742F	76.8K	7682F	324K	3243F
11.8	11R8F	51.1	51R1F	221	2210F	953	9530F	4.12K	4121F	17.8K	1782F	78.7K	7872F	332K	3323F
12.1	12R1F	52.3	52R3F	226	2260F	976	9760F	4.22K	4221F	18.2K	1822F	80.6K	8062F	340K	3403F
12.4	12R4F	53.6	53R6F	232	2320F	1K	1001F	4.32K	4321F	18.7K	1872F	82.5K	8252F	348K	3483F
12.7	12R7F	54.9	54R9F	237	2370F	1.02K	1021F	4.42K	4421F	19.1K	1912F	84.5K	8452F	357K	3573F
13	13R0F	56.2	56R2F	243	2430F	1.05K	1051F	4.53K	4531F	19.6K	1962F	86.6K	8662F	365K	3653F
13.3	13R3F	57.6	57R6F	249	2490F	1.07K	1071F	4.64K	4641F	20K	2002F	88.7K	8872F	374K	3743F
13.7	13R7F	59	59R0F	255	2550F	1.1K	1101F	4.75K	4751F	20.5K	2052F	90.9K	9092F	383K	3833F
14	14R0F	60.4	60R4F	261	2610F	1.13K	1131F	4.87K	4871F	21K	2102F	93.1K	9312F	392K	3923F
14.3	14R3F	61.9	61R9F	267	2670F	1.15K	1151F	4.99K	4991F	21.5K	2152F	95.3K	9532F	402K	4023F
14.7	14R7F	63.4	63R4F	274	2740F	1.18K	1181F	5.11K	5111F	22.1K	2212F	97.6K	9762F	412K	4123F
15	15R0F	64.9	64R9F	280	2800F	1.21K	1211F	5.23K	5231F	22.6K	2262F	100K	1003F	422K	4223F
15.4	15R4F	66.5	66R5F	287	2870F	1.24K	1241F	5.36K	5361F	23.2K	2322F	102K	1023F	432K	4323F
15.8	15R8F	68.1	68R1F	294	2940F	1.27K	1271F	5.49K	5491F	23.7K	2372F	105K	1053F	442K	4423F
16.2	16R2F	69.8	69R8F	301	3010F	1.3K	1301F	5.62K	5621F	24.3K	2432F	107K	1073F	453K	4533F
16.5	16R5F	71.5	71R5F	309	3090F	1.33K	1331F	5.76K	5761F	24.9K	2492F	110K	1103F	464K	4643F
16.9	16R9F	73.2	73R2F	316	3160F	1.37K	1371F	5.9K	5901F	25.5K	2552F	113K	1133F	475K	4753F
17.4	17R4F	75	75R0F	324	3240F	1.4K	1401F	6.04K	6041F	26.1K	2612F	115K	1153F	487K	4873F
17.8	17R8F	76.8	76R8F	332	3320F	1.43K	1431F	6.19K	6191F	26.7K	2672F	118K	1183F	499K	4993F
18.2	18R2F	78.7	78R7F	340	3400F	1.47K	1471F	6.34K	6341F	27.4K	2742F	121K	1213F	511K	5113F
18.7	18R7F	80.6	80R6F	348	3480F	1.5K	1501F	6.49K	6491F	28.7K	2872F	124K	1243F	523K	5233F
19.1	19R1F	82.5	82R5F	357	3570F	1.54K	1541F	6.65K	6651F	28K	2802F	127K	1273F	536K	5363F
19.6	19R6F	84.5	84R5F	365	3650F	1.58K	1581F	6.81K	6811F	29.4K	2942F	130K	1303F	549K	5493F
20	20R0F	86.6	86R6F	374	3740F	1.62K	1621F	6.98K	6981F	30.1K	3012F	133K	1333F	562K	5623F
20.5	20R5F	88.7	88R7F	383	3830F	1.65K	1651F	7.15K	7151F	30.9K	3092F	137K	1373F	576K	5763F
21	21R0F	90.9	90R9F	392	3920F	1.69K	1691F	7.32K	7321F	31.6K	3162F	140K	1403F	590K	5903F
21.5	21R5F	93.1	93R1F	402	4020F	1.74K	1741F	7.5K	7501F	32.4K	3242F	143K	1433F	604K	6043F
22.1	22R1F	95.3	95R3F	412	4120F	1.78K	1781F	7.68K	7681F	33.2K	3322F	147K	1473F	619K	6193F
22.6	22R6F	97.6	97R6F	422	4220F	1.82K	1821F	7.87K	7871F	34K	3402F	150K	1503F	634K	6343F
23.2	23R2F	100	1000F	432	4320F	1.87K	1871F	8.06K	8061F	34.8K	3482F	150K	1503F	649K	6493F
23.7	23R7F	102	1020F	442	4420F	1.91K	1911F	8.25K	8251F	35.7K	3572F	154K	1543F	665K	6653F
24.3	24R3F	105	1050F	453	4530F	1.96K	1961F	8.45K	8451F	36.5K	3652F	158K	1583F	681K	6813F
24.9	24R9F	107	1070F	464	4640F	2K	2001F	8.66K	8661F	37.4K	3742F	162K	1623F	698K	6983F
25.5	25R5F	110	1100F	475	4750F	2.05K	2051F	8.87K	8871F	38.3K	3832F	165K	1653F	715K	7153F
26.1	26R1F	113	1130F	487	4870F	2.1K	2101F	9.09K	9091F	39.2K	3922F	169K	1693F	732K	7323F
26.7	26R7F	115	1150F	499	4990F	2.15K	2151F	9.31K	9311F	40.2K	4022F	174K	1743F	768K	7683F
27.4	27R4F	118	1180F	511	5110F	2.21K	2211F	9.53K	9531F	41.2K	4122F	178K	1783F	787K	7873F
28	28R0F	121	1210F	523	5230F	2.26K	2261F	9.76K	9761F	42.2K	4222F	182K	1823F	806K	8063F
28.7	28R7F	124	1240F	536	5360F	2.32K	2321F	10K	1002F	43.2K	4322F	187K	1873F	825K	8253F
29.4	29R4F	127	1270F	549	5490F	2.37K	2371F	10.2K	1022F	44.2K	4422F	191K	1913F	845K	8453F
30.1	30R1F	130	1300F	562	5620F	2.43K	2431F	10.5K	1052F	45.3K	4532F	196K	1963F	866K	8663F
30.9	30R9F	133	1330F	576	5760F	2.49K	2491F	10.7K	1072F	46.4K	4642F	200K	2003F	887K	8873F
31.6	31R6F	137	1370F	590	5900F	2.55K	2551F	11K	1102F	47.5K	4752F	205K	2053F	909K	9093F
32.4	32R4F	140	1400F	604	6040F	2.61K	2611F	11.3K	1132F	48.7K	4872F	210K	2103F	931K	9313F
33.2	33R2F	143	1430F	619	6190F	2.67K	2671F	11.5K	1152F	49.9K	4992F	215K	2153F	953K	9533F
34	34R0F	147	1470F	634	6340F	2.74K	2741F	11.8K	1182F	51.1K	5112F	221K	2213F	976K	9763F
34.8	34R8F	150	1500F	649	6490F	2.87K	2871F	12.1K	1212F	52.3K	5232F	226K	2263F	1M	1004F
35.7	35R7F	154	1540F	665	6650F	2.8K	2801F	12.4K	1242F	54.9K	5492F	232K	2323F	3.65M	3654F
36.5	36R5F	158	1580F	681	6810F	2.94K	2941F	12.7K	1272F	56.2K	5622F	237K	2373F		
37.4	37R4F	162	1620F	698	6980F	3.01K	3011F	13K	1302F	57.6K	5762F	243K	2433F		
38.3	38R3F	165	1650F	715	7150F	3.09K	3091F	13.3K	1332F	59K	5902F	249K	2493F		
39.2	39R2F	169	1690F	732	7320F	3.16K	3161F	13.7K	1372F	60.4K	6042F	255K	2553F		
40.2	40R2F	174	1740F	750	7500F	3.24K	3241F	14K	1402F	61.9K	6192F	261K	2613F		
41.2	41R2F	178	1780F	768	7680F	3.32K	3321F	14.3K	1432F	63.4K	6342F	267K	2673F		
42.2	42R2F	182	1820F	787	7870F	3.4K	3401F	14.7K	1472F	64.9K	6492F	274K	2743F		

© Copyright 2014 Mouser Electronics

© Copyright 2014 Mouser Electronics

KOA 0603, 0805, 1206 - 0.1% 25ppm Resistors

KOA SPEER ELECTRONICS, INC.

RN73 SERIES - THIN FILM

RoHS Compliant **This product is RoHS compliant.**

Features:
- Nickel chromium thin film resistor element
- Anti-leaching nickel barrier terminations
- Meets or exceeds EIA 576, MIL-R-55342F
- Marking: Four-digit, distinctive color identifiers (Only E-24 values are marked on 1J)
- TCR: 25ppm
- Tolerance: 0.1%

RoHS Compliant

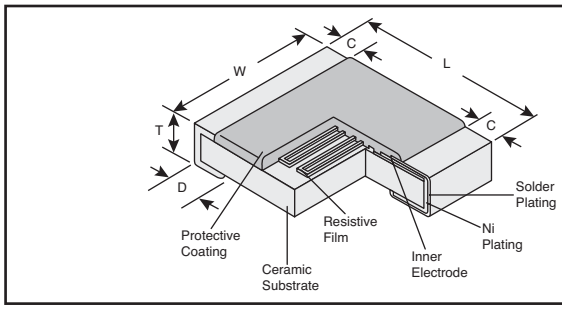

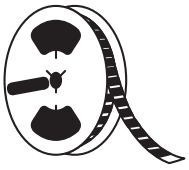

SMD Resistors

KOA Speer

✻Insert **Value Code** from Table of Stocked Values

Size	MOUSER STOCK NO.			Price Each					
	Prefix	Value		1	100	1000	Reel Quantity		
							5000	10000	25000
0402	660-RN731ETTP	Code	B25						
0603	660-RN731JTTD	Code	B25						
0805	660-RN732ATTD	Code	B25						
1206	660-RN732BTTD	Code	B25						

Available in various tolerances, case sizes, and 10PPM and 50PPM.
Contact a Mouser Sales Representative for more information.

Type (Inch Size Code)	Power Rating	DIMENSIONS: in.				
		L	W	C	D	T
0402	1/16 W	.039±.004	.02±.002	.008±.004	.01±.004	.014±.002
0603	1/16 W	.063±.008	031±.004	012±.004	.012±.004	.018±.004
0805	1/10 W	.079±.008	.049±.004	.016±.008	.012 +.008/ -.004	.02±.004
1206	1/8 W	.126±.008	.063±.008	.02±.012	.016 +.008/ -.004	.024±.004

TABLE OF STOCKED VALUES

Value	Value Code ✻	Case Size 0402	0603	0603	0805	Value	Value Code ✻	Case Size 0402	0603	0603	0805	Value	Value Code ✻	Case Size 0402	0603	0603	0805	Value	Value Code ✻	Case Size 0402	0603	0603	0805	Value	Value Code ✻	Case Size 0402	0603	0603	0805
56.2	56R2			X		1.13K	1131				X	4.99K	4991	X	X	X	X	12.3K	1232		X	X	X	36.5K	3652			X	
71.5	71R5			X		1.15K	1151			X		5K	5001			X	X	12.4K	1242				X	38.3K	3832				X
73.2	73R2			X		1.12K	1201					5.11K	5111			X	X	12.7K	1272		X	X		39.2K	3922			X	X
75	75R0			X	X	1.21K	1211			X		5.23K	5231	X	X			13K	1302		X	X	X	40K	4002				X
79.6	79R0				X	1.24K	1241		X	X	X	5.36K	5361			X	X	13.3K	1332		X	X		40.2K	4022		X	X	X
82.5	82R5			X		1.3K	1301				X	5.42K	5421				X	13.5K	1352				X	42.2K	4222			X	
100	1000	X	X	X	X	1.4K	1401			X		5.49K	5491				X	13.7K	1372			X	X	43.2K	4322			X	
102	1020				X	1.5K	1501	X	X	X	X	5.62K	5621				X	13.8K	1382		X		X	44.2K	4422			X	X
104	1040				X	1.62K	1621		X		X	5.76K	5761			X		14K	1402		X			45.3K	4532			X	X
110	1100				X	1.69K	1691	X	X		X	6K	6001				X	14.3K	1432			X	X	47K	4702			X	
115	1150				X	1.78K	1781			X	X	6.04K	6041	X	X	X	X	14.7K	1472	X	X	X	X	47.5K	4752		X		X
121	1210				X	1.87K	1871			X	X	6.19K	6191			X	X	15K	1502		X		X	48.7K	4872			X	
124	1240				X	1.96K	1961		X	X		6.2K	6201			X		15.4K	1542	X	X	X	X	49.9K	4992		X	X	X
127	1270				X	2K	2001	X	X	X	X	6.26K	6261			X		16K	1602		X	X		50K	5002				X
140	1400			X		2.05K	2051			X	X	6.34K	6341				X	16.2K	1622		X		X	51.1K	5112			X	X
147	1470				X	2.15K	2151				X	6.49K	6491		X			16.5K	1652		X		X	52.3K	5232			X	
150	1500			X	X	2.26K	2261			X		6.57K	6571				X	16.9K	1692		X			53.6K	5362				X
178	1780				X	2.32K	2321			X	X	6.81K	6811			X	X	17.2K	1722	X	X	X		56.2K	5622			X	X
182	1820			X		2.34K	2341				X	6.98K	6981			X		17.4K	1742		X	X		57.6K	5762			X	
196	1960		X	X		2.49K	2491		X	X	X	7.15K	7151				X	17.8K	1782		X	X		59K	5902			X	
200	2000		X	X	X	2.55K	2551				X	7.41K	7411				X	18K	1802		X	X		60.4K	6042				X
205	2050		X			2.61K	2611		X		X	7.5K	7501		X	X	X	18.2K	1822			X	X	61.9K	6192			X	
215	2150				X	2.67K	2671		X	X	X	7.68K	7681			X		18.7K	1872		X	X		62K	6202			X	
249	2490			X	X	2.74K	2741		X	X	X	7.77K	7771				X	19K	1902			X	X	63.4K	6342			X	
287	2870			X		2.8K	2801			X	X	7.87K	7871			X		19.1K	1912			X	X	66.5K	6652			X	
300	3000				X	2.84K	2841			X		8.06K	8061			X	X	19.6K	1962			X	X	68.1K	6812			X	X
301	3010		X		X	2.87K	2871		X	X		8.25K	8251			X		20K	2002			X	X	73.2K	7322			X	
332	3320			X		2.94K	2941			X		8.66K	8661			X	X	20.5K	2052			X	X	75K	7502			X	
383	3830				X	3K	3001			X	X	8.87K	8871			X		21.3K	2132			X	X	76.8K	7682			X	X
388	3880			X		3.01K	3011			X	X	9.09K	9091			X	X	21.5K	2152			X	X	78.7K	7872				X
390	3900			X		3.12K	3121			X		9.2K	9201		X			21.8K	2182			X	X	79.6K	7962			X	
392	3920			X		3.16K	3161				X	9.31K	9311			X	X	22.1K	2212			X	X	82.5K	8252			X	X
402	4020				X	3.32K	3321	X	X		X	9.42K	9421				X	22.6K	2262			X	X	84.5K	8452			X	X
412	4120			X		3.48K	3481				X	9.53K	9531				X	23.2K	2322			X	X	86.6K	8662			X	X
432	4320			X		3.65K	3651				X	9.76K	9761				X	23.7K	2372			X	X	89.8K	8982				X
442	4420			X		3.74K	3741		X	X		9.88K	9881		X			24.3K	2432			X	X	90K	9002				X
499	4990	X	X	X	X	3.83K	3831			X		10K	1002	X	X	X	X	24.9K	2492			X	X	90.9K	9092			X	X
511	5110				X	3.88K	3881		X			10.1K	1012			X		25.5K	2552			X	X	95.3K	9532			X	
560	5600			X		3.92K	3921			X		10.2K	1022		X		X	26.1K	2612			X	X	97.6K	9762			X	
590	5900				X	4K	4001				X	10.4K	1042		X			26.7K	2672			X	X	100K	1003		X	X	X
604	6040			X		4.02K	4021		X		X	10.5K	1052			X		27.4K	2742			X	X	102K	1023				X
619	6190			X		4.12K	4121			X		10.7K	1072	X		X		28K	2802			X	X	110K	1103				X
750	7500			X		4.17K	4171				X	10.9K	1092			X		28.7K	2872			X	X	118K	1183				X
787	7870			X		4.37K	4371		X			11K	1102				X	29.4K	2942			X	X	200K	2003			X	
825	8250		X	X	X	4.42K	4421			X		11.1K	1112				X	30K	3002			X	X	332K	3323				X
845	8450				X	4.48K	4481				X	11.3K	1132		X	X	X	30.1K	3012			X	X	392K	3923				X
887	870			X		4.53K	4531			X		11.5K	1152			X		30.9K	3092			X	X	402K	4023				X
900	9000				X	4.64K	4641				X	11.7K	1172				X	31.6K	3162			X	X	499K	4993				X
953	9530	X	X			4.7K	4701			X		11.8K	1182			X	X	33.2K	3322			X	X	1M	1004				X
1k	1001	X	X	X	X	4.75K	4751	X	X	X		12K	1202	X	X			34K	3402			X	X						
1.02k	1021				X	4.87K	4871		X	X	X	12.1K	1212	X	X	X	X	34.8K	3482				X						

© Copyright 2014 Mouser Electronics

© Copyright 2014 Mouser Electronics

ERJA1 AND ERJB1 SERIES
WIDE TERMINAL TYPE

Features:
- Small size and lightweight
- High reliability: Metal glaze thick film resistive element and three layers of electrodes
- Low Resistance Value
- Suitable for both reflow and flow soldering
- Operating Temperature Range: -55°C to +125°C

Applications:
- Automotive electronics circuits including ECUs (electrical control unit), anti-lock breaking systems and air-bag systems
- Current sensing for power supply circuits in a variety of equipment

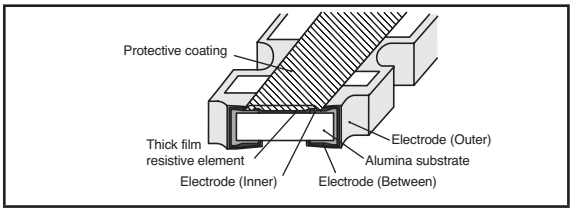

DIMENSIONS: mm

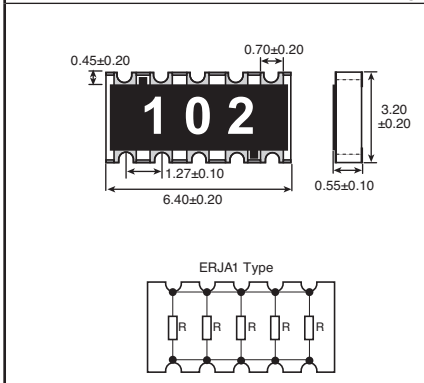

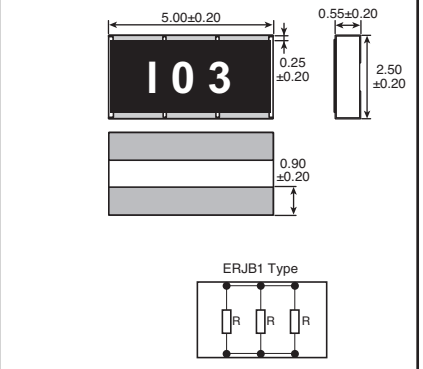

For quantities greater than listed, call for quote.

MOUSER STOCK NO.	Panasonic Part No.	Value (Ω)	Power Rating (W)	Price Each 1	Price Each 100	Price Each 500	Reel Qty.	Price Per Piece
ERJA1 - 1225 Case Size								
667-ERJ-A1CJR01U	ERJ-A1CJR01U	0.01	1.33				4000	
667-ERJ-A1CJR015U	ERJ-A1CJR015U	0.015	1.33				4000	
667-ERJ-A1CJR018U	ERJ-A1CJR018U	0.018	1.33				4000	
667-ERJ-A1CJR022U	ERJ-A1CJR022U	0.022	1.33				4000	
667-ERJ-A1CJR027U	ERJ-A1CJR027U	0.027	1.33				4000	
667-ERJ-A1CJR033U	ERJ-A1CJR033U	0.033	1.33				4000	
667-ERJ-A1CJR039U	ERJ-A1CJR039U	0.039	1.33				4000	
667-ERJ-A1CJR047U	ERJ-A1CJR047U	0.047	1.33				4000	
667-ERJ-A1CJR056U	ERJ-A1CJR056U	0.056	1.33				4000	
667-ERJ-A1CJR062U	ERJ-A1CJR062U	0.062	1.33				4000	
667-ERJ-A1CJR068U	ERJ-A1CJR068U	0.068	1.33				4000	
667-ERJ-A1CJR082U	ERJ-A1CJR082U	0.082	1.33				4000	
667-ERJ-A1CJR10U	ERJ-A1CJR10U	0.10	1.33				4000	
667-ERJ-A1CJR11U	ERJ-A1CJR11U	0.11	1.33				4000	
667-ERJ-A1CJR12U	ERJ-A1CJR12U	0.12	1.33				4000	
667-ERJ-A1CJR13U	ERJ-A1CJR13U	0.13	1.33				4000	
667-ERJ-A1CJR15U	ERJ-A1CJR15U	0.15	1.33				4000	
667-ERJ-A1CJR16U	ERJ-A1CJR16U	0.16	1.33				4000	
667-ERJ-A1CJR18U	ERJ-A1CJR18U	0.18	1.33				4000	
667-ERJ-A1CJR20U	ERJ-A1CJR20U	0.20	1.33				4000	
667-ERJ-A1BJR22U	ERJ-A1BJR22U	0.22	1.33				4000	
667-ERJ-A1BJR24U	ERJ-A1BJR24U	0.24	1.33				4000	
667-ERJ-A1BJR27U	ERJ-A1BJR27U	0.27	1.33				4000	
667-ERJ-A1BJR30U	ERJ-A1BJR30U	0.30	1.33				4000	
667-ERJ-A1BJR33U	ERJ-A1BJR33U	0.33	1.33				4000	
667-ERJ-A1BJR36U	ERJ-A1BJR36U	0.36	1.33				4000	
667-ERJ-A1BJR39U	ERJ-A1BJR39U	0.39	1.33				4000	
667-ERJ-A1BJR43U	ERJ-A1BJR43U	0.43	1.33				4000	
667-ERJ-A1BJR47U	ERJ-A1BJR47U	0.47	1.33				4000	
667-ERJ-A1BJR51U	ERJ-A1BJR51U	0.51	1.33				4000	
667-ERJ-A1BJR56U	ERJ-A1BJR56U	0.56	1.33				4000	
667-ERJ-A1BJR62U	ERJ-A1BJR62U	0.62	1.33				4000	
667-ERJ-A1BJR68U	ERJ-A1BJR68U	0.68	1.33				4000	
667-ERJ-A1BJR75U	ERJ-A1BJR75U	0.75	1.33				4000	
667-ERJ-A1BJR82U	ERJ-A1BJR82U	0.82	1.33				4000	
667-ERJ-A1BJR91U	ERJ-A1BJR91U	0.91	1.33				4000	
667-ERJ-A1BJ1R0U	ERJ-A1BJ1R0U	1	1.33				4000	
667-ERJ-A1BJ1R1U	ERJ-A1BJ1R1U	1.1	1.33				4000	
667-ERJ-A1BJ1R2U	ERJ-A1BJ1R2U	1.2	1.33				4000	
667-ERJ-A1BJ1R3U	ERJ-A1BJ1R3U	1.3	1.33				4000	
667-ERJ-A1BJ1R5U	ERJ-A1BJ1R5U	1.5	1.33				4000	
667-ERJ-A1BJ1R6U	ERJ-A1BJ1R6U	1.6	1.33				4000	
667-ERJ-A1BJ1R8U	ERJ-A1BJ1R8U	1.8	1.33				4000	
667-ERJ-A1BJ2R0U	ERJ-A1BJ2R0U	2	1.33				4000	
667-ERJ-A1BJ2R2U	ERJ-A1BJ2R2U	2.2	1.33				4000	
667-ERJ-A1BJ2R4U	ERJ-A1BJ2R4U	2.4	1.33				4000	
667-ERJ-A1BJ2R7U	ERJ-A1BJ2R7U	2.7	1.33				4000	
667-ERJ-A1BJ3R0U	ERJ-A1BJ3R0U	3	1.33				4000	
667-ERJ-A1BJ3R3U	ERJ-A1BJ3R3U	3.3	1.33				4000	
667-ERJ-A1BJ3R6U	ERJ-A1BJ3R6U	3.6	1.33				4000	
667-ERJ-A1BJ3R9U	ERJ-A1BJ3R9U	3.9	1.33				4000	
667-ERJ-A1BJ4R3U	ERJ-A1BJ4R3U	4.3	1.33				4000	
667-ERJ-A1BJ4R7U	ERJ-A1BJ4R7U	4.7	1.33				4000	
667-ERJ-A1BJ5R1U	ERJ-A1BJ5R1U	5.1	1.33				4000	
667-ERJ-A1BJ5R6U	ERJ-A1BJ5R6U	5.6	1.33				4000	
667-ERJ-A1BJ6R2U	ERJ-A1BJ6R2U	6.2	1.33				4000	
667-ERJ-A1BJ6R8U	ERJ-A1BJ6R8U	6.8	1.33				4000	
667-ERJ-A1BJ7R5U	ERJ-A1BJ7R5U	7.5	1.33				4000	
667-ERJ-A1BJ8R2U	ERJ-A1BJ8R2U	8.2	1.33				4000	
667-ERJ-A1BJ9R1U	ERJ-A1BJ9R1U	9.1	1.33				4000	
667-ERJ-A1AJ100U	ERJ-A1AJ100U	10	1.33				4000	
667-ERJ-A1AJ471U	ERJ-A1AJ471U	470	1.33				4000	
ERJB1 - 2010 Case Size								
667-ERJ-B1CJR01U	ERJ-B1CJR01U	0.01	1				5000	
667-ERJ-B1CJR012U	ERJ-B1CJR012U	0.012	1				5000	
667-ERJ-B1CJR015U	ERJ-B1CJR015U	0.015	1				5000	
667-ERJ-B1CJR018U	ERJ-B1CJR018U	0.018	1				5000	
667-ERJ-B1CJR022U	ERJ-B1CJR022U	0.022	1				5000	
667-ERJ-B1CJR027U	ERJ-B1CJR027U	0.027	1				5000	

For quantities greater than listed, call for quote.

MOUSER STOCK NO.	Panasonic Part No.	Value (Ω)	Power Rating (W)	Price Each 1	Price Each 100	Price Each 500	Reel Qty.	Price Per Piece
ERJB1 - 2010 Case Size (Cont.)								
667-ERJ-B1CJR033U	ERJ-B1CJR033U	0.033	1				5000	
667-ERJ-B1CJR039U	ERJ-B1CJR039U	0.039	1				5000	
667-ERJ-B1CJR047U	ERJ-B1CJR047U	0.047	1				5000	
667-ERJ-B1CJR056U	ERJ-B1CJR056U	0.056	1				5000	
667-ERJ-B1CJR062U	ERJ-B1CJR062U	0.062	1				5000	
667-ERJ-B1CJR068U	ERJ-B1CJR068U	0.068	1				5000	
667-ERJ-B1CJR082U	ERJ-B1CJR082U	0.082	1				5000	
667-ERJ-B1CJR10U	ERJ-B1CJR10U	0.10	1				5000	
667-ERJ-B1CJR11U	ERJ-B1CJR11U	0.11	1				5000	
667-ERJ-B1CJR12U	ERJ-B1CJR12U	0.12	1				5000	
667-ERJ-B1CJR13U	ERJ-B1CJR13U	0.13	1				5000	
667-ERJ-B1CJR15U	ERJ-B1CJR15U	0.15	1				5000	
667-ERJ-B1CJR16U	ERJ-B1CJR16U	0.16	1				5000	
667-ERJ-B1CJR18U	ERJ-B1CJR18U	0.18	1				5000	
667-ERJ-B1CJR20U	ERJ-B1CJR20U	0.20	1				5000	
667-ERJ-B1BJR22U	ERJ-B1BJR22U	0.22	1				5000	
667-ERJ-B1BJR24U	ERJ-B1BJR24U	0.24	1				5000	
667-ERJ-B1BJR27U	ERJ-B1BJR27U	0.27	1				5000	
667-ERJ-B1BJR30U	ERJ-B1BJR30U	0.30	1				5000	
667-ERJ-B1BJR33U	ERJ-B1BJR33U	0.33	1				5000	
667-ERJ-B1BJR36U	ERJ-B1BJR36U	0.36	1				5000	
667-ERJ-B1BJR39U	ERJ-B1BJR39U	0.39	1				5000	
667-ERJ-B1BJR43U	ERJ-B1BJR43U	0.43	1				5000	
667-ERJ-B1BJR47U	ERJ-B1BJR47U	0.47	1				5000	
667-ERJ-B1BJR51U	ERJ-B1BJR51U	0.51	1				5000	
667-ERJ-B1BJR56U	ERJ-B1BJR56U	0.56	1				5000	
667-ERJ-B1BJR62U	ERJ-B1BJR62U	0.62	1				5000	
667-ERJ-B1BJR68U	ERJ-B1BJR68U	0.68	1				5000	
667-ERJ-B1BJR75U	ERJ-B1BJR75U	0.75	1				5000	
667-ERJ-B1BJR82U	ERJ-B1BJR82U	0.82	1				5000	
667-ERJ-B1BJR91U	ERJ-B1BJR91U	0.91	1				5000	
667-ERJ-B1BJ1R0U	ERJ-B1BJ1R0U	1	1				5000	
667-ERJ-B1BJ1R1U	ERJ-B1BJ1R1U	1.1	1				5000	
667-ERJ-B1BJ1R2U	ERJ-B1BJ1R2U	1.2	1				5000	
667-ERJ-B1BJ1R3U	ERJ-B1BJ1R3U	1.3	1				5000	
667-ERJ-B1BJ1R5U	ERJ-B1BJ1R5U	1.5	1				5000	
667-ERJ-B1BJ1R6U	ERJ-B1BJ1R6U	1.6	1				5000	
667-ERJ-B1BJ1R8U	ERJ-B1BJ1R8U	1.8	1				5000	
667-ERJ-B1BJ2R0U	ERJ-B1BJ2R0U	2	1				5000	
667-ERJ-B1BJ2R2U	ERJ-B1BJ2R2U	2.2	1				5000	
667-ERJ-B1BJ2R4U	ERJ-B1BJ2R4U	2.4	1				5000	
667-ERJ-B1BJ2R7U	ERJ-B1BJ2R7U	2.7	1				5000	
667-ERJ-B1BJ3R0U	ERJ-B1BJ3R0U	3	1				5000	
667-ERJ-B1BJ3R3U	ERJ-B1BJ3R3U	3.3	1				5000	
667-ERJ-B1BJ3R6U	ERJ-B1BJ3R6U	3.6	1				5000	
667-ERJ-B1BJ3R9U	ERJ-B1BJ3R9U	3.9	1				5000	
667-ERJ-B1BJ4R3U	ERJ-B1BJ4R3U	4.3	1				5000	
667-ERJ-B1BJ4R7U	ERJ-B1BJ4R7U	4.7	1				5000	
667-ERJ-B1BJ5R1U	ERJ-B1BJ5R1U	5.1	1				5000	
667-ERJ-B1BJ5R6U	ERJ-B1BJ5R6U	5.6	1				5000	
667-ERJ-B1BJ6R2U	ERJ-B1BJ6R2U	6.2	1				5000	
667-ERJ-B1BJ6R8U	ERJ-B1BJ6R8U	6.8	1				5000	
667-ERJ-B1BJ7R5U	ERJ-B1BJ7R5U	7.5	1				5000	
667-ERJ-B1BJ8R2U	ERJ-B1BJ8R2U	8.2	1				5000	
667-ERJ-B1BJ9R1U	ERJ-B1BJ9R1U	9.1	1				5000	
667-ERJ-B1AJ100U	ERJ-B1AJ100U	10	1				5000	
667-ERJ-B1AJ390U	ERJ-B1AJ390U	39	1				5000	
667-ERJ-B1AJ101U	ERJ-B1AJ101U	100	1				5000	
667-ERJ-B1AJ181U	ERJ-B1AJ181U	180	1				5000	
667-ERJ-B1AJ221U	ERJ-B1AJ221U	220	1				5000	
667-ERJ-B1AJ271U	ERJ-B1AJ271U	270	1				5000	
667-ERJ-B1AJ391U	ERJ-B1AJ391U	390	1				5000	
667-ERJ-B1AJ471U	ERJ-B1AJ471U	470	1				5000	
667-ERJ-B1AJ102U	ERJ-B1AJ102U	1.0K	1				5000	
667-ERJ-B1AJ122U	ERJ-B1AJ122U	1.2K	1				5000	
667-ERJ-B1AJ272U	ERJ-B1AJ272U	2.7K	1				5000	
667-ERJ-B1AJ103U	ERJ-B1AJ103U	10K	1				5000	

© Copyright 2014 Mouser Electronics

© Copyright 2014 Mouser Electronics

ERJ SERIES LOW RESISTANCE TYPE

Features:
- Small size and lightweight
- High reliability: Metal glaze thick film resistive element and three layers of electrodes
- Low Resistance Value
- Suitable for both reflow and flow soldering
- Operating Temperature Range: -55°C to +125°C

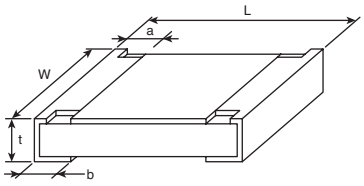

Type (in. size)	DIMENSIONS: mm				
	L	W	a	b	t
ERJ3R (0603)	1.60±0.15	0.80 +0.15/-0.05	0.30±0.20	0.30±0.15	0.45±0.10
ERJ6B (0805)	2.00±0.20	1.25±0.10	0.40±0.20	0.40±0.20	0.60±0.10
ERJ8B (1206)	3.20 +0.05/-0.20	1.60 +0.05/-0.15	0.50±0.20	0.50±0.20	0.60±0.10
ERJ14B (1210)	3.20±0.20	2.50±0.20	0.50±0.20	0.50±0.20	0.60±0.10

MOUSER STOCK NO.	Panasonic Part No.	Value (Ω)	Power Rating (Watts)	Case Size	Price Each 1	Price Each 100	Price Each 500	Reel Quantity	Price Per Piece
ERJ3R									
667-ERJ-3RSFR12V	ERJ-3RSFR12V	0.12	0.1	0603				5000	
667-ERJ-3RSFR15V	ERJ-3RSFR15V	0.15	0.1	0603				5000	
667-ERJ-3RQFR22V	ERJ-3RQFR22V	0.22	0.1	0603				5000	
667-ERJ-3RQJR22V	ERJ-3RQJR22V	0.22	0.1	0603				5000	
667-ERJ-3RQFR27V	ERJ-3RQFR27V	0.27	0.1	0603				5000	
667-ERJ-3RQFR33V	ERJ-3RQFR33V	0.33	0.1	0603				5000	
667-ERJ-3RQFR68V	ERJ-3RQFR68V	0.68	0.1	0603				5000	
667-ERJ-3RQF1R5V	ERJ-3RQF1R5V	1.5	0.1	0603				5000	
667-ERJ-3RQF3R9V	ERJ-3RQF3R9V	3.9	0.1	0603				5000	
667-ERJ-3RQF5R6V	ERJ-3RQF5R6V	5.6	0.1	0603				5000	
667-ERJ-3RQF6R8V	ERJ-3RQF6R8V	6.8	0.1	0603				5000	
667-ERJ-3RQF8R2V	ERJ-3RQF8R2V	8.2	0.1	0603				5000	
ERJ6B									
667-ERJ-6BWFR010V	ERJ-6BWFR010V	0.010	0.33	0805				5000	
667-ERJ-6BWFR015V	ERJ-6BWFR015V	0.015	0.33	0805				5000	
667-ERJ-6BWFR020V	ERJ-6BWFR020V	0.020	0.33	0805				5000	
667-ERJ-6BWFR022V	ERJ-6BWFR022V	0.022	0.33	0805				5000	
667-ERJ-6BWFR030V	ERJ-6BWFR030V	0.030	0.33	0805				5000	
667-ERJ-6BWFR033V	ERJ-6BWFR033V	0.033	0.33	0805				5000	
667-ERJ-6BWFR039V	ERJ-6BWFR039V	0.039	0.33	0805				5000	
667-ERJ-6BWFR047V	ERJ-6BWFR047V	0.047	0.33	0805				5000	
667-ERJ-6BSFR12V	ERJ-6BSFR12V	0.12	0.25	0805				5000	
667-ERJ-6BSFR15V	ERJ-6BSFR15V	0.15	0.25	0805				5000	
667-ERJ-6BQFR22V	ERJ-6BQFR22V	0.22	0.25	0805				5000	
667-ERJ-6BQFR27V	ERJ-6BQFR27V	0.27	0.25	0805				5000	
667-ERJ-6BQFR33V	ERJ-6BQFR33V	0.33	0.25	0805				5000	
667-ERJ-6BQFR56V	ERJ-6BQFR56V	0.56	0.25	0805				5000	
667-ERJ-6BQFR68V	ERJ-6BQFR68V	0.68	0.25	0805				5000	
667-ERJ-6BQFR82V	ERJ-6BQFR82V	0.82	0.25	0805				5000	
667-ERJ-6BQF1R2V	ERJ-6BQF1R2V	1.2	0.25	0805				5000	
667-ERJ-6BQF1R5V	ERJ-6BQF1R5V	1.5	0.25	0805				5000	
667-ERJ-6BQF1R8V	ERJ-6BQF1R8V	1.8	0.25	0805				5000	
667-ERJ-6BQF2R7V	ERJ-6BQF2R7V	2.7	0.25	0805				5000	
667-ERJ-6BQF3R3V	ERJ-6BQF3R3V	3.3	0.25	0805				5000	
667-ERJ-6BQF3R9V	ERJ-6BQF3R9V	3.9	0.25	0805				5000	
667-ERJ-6BQF4R7V	ERJ-6BQF4R7V	4.7	0.25	0805				5000	
667-ERJ-6BQF5R6V	ERJ-6BQF5R6V	5.6	0.25	0805				5000	
667-ERJ-6BQF6R8V	ERJ-6BQF6R8V	6.8	0.25	0805				5000	
ERJ8B									
667-ERJ-8BWFR010V	ERJ-8BWFR010V	0.01	0.5	1206				5000	
667-ERJ-8BWFR015V	ERJ-8BWFR015V	0.015	0.5	1206				5000	
667-ERJ-8BWFR018V	ERJ-8BWFR018V	0.015	0.5	1206				5000	
667-ERJ-8BWFR022V	ERJ-8BWFR022V	0.022	0.5	1206				5000	
667-ERJ-8BWFR027V	ERJ-8BWFR027V	0.027	0.5	1206				5000	
667-ERJ-8BWFR036V	ERJ-8BWFR036V	0.036	0.5	1206				5000	
667-ERJ-8BWFR039V	ERJ-8BWFR039V	0.039	0.5	1206				5000	
667-ERJ-8BWFR043V	ERJ-8BWFR043V	0.043	0.5	1206				5000	
667-ERJ-8BWFR047V	ERJ-8BWFR047V	0.047	0.5	1206				5000	
667-ERJ-8BWFR056V	ERJ-8BWFR056V	0.056	0.5	1206				5000	
667-ERJ-8BWFR062V	ERJ-8BWFR062V	0.062	0.5	1206				5000	
667-ERJ-8BWFR068V	ERJ-8BWFR068V	0.068	0.5	1206				5000	
667-ERJ-8BWFR075V	ERJ-8BWFR075V	0.075	0.5	1206				5000	
667-ERJ-8BWFR082V	ERJ-8BWFR082V	0.082	0.5	1206				5000	
667-ERJ-8BWFR100V	ERJ-8BWFR100V	0.10	0.5	1206				5000	
667-ERJ-8BWFR033V	ERJ-8BWFR033V	0.33	0.5	1206				5000	
667-ERJ-8BSFR12V	ERJ-8BSFR12V	0.12	0.33	1206				5000	
667-ERJ-8BSFR15V	ERJ-8BSFR15V	0.15	0.33	1206				5000	
667-ERJ-8BSFR18V	ERJ-8BSFR18V	0.18	0.33	1206				5000	
ERJ14B									
667-ERJ-14BQFR22U	ERJ-14BQFR22U	0.22	0.5	1210				5000	
667-ERJ-14BQFR27U	ERJ-14BQFR27U	0.27	0.5	1210				5000	
667-ERJ-14BQFR33U	ERJ-14BQFR33U	0.33	0.5	1210				5000	
667-ERJ-14BQFR39U	ERJ-14BQFR39U	0.39	0.5	1210				5000	
667-ERJ-14BQF1R5U	ERJ-14BQF1R5U	1.5	0.5	1210				5000	
667-ERJ-14BQF1R8U	ERJ-14BQF1R8U	1.8	0.5	1210				5000	
667-ERJ-14BQF2R2U	ERJ-14BQF2R2U	2.2	0.5	1210				5000	
667-ERJ-14BQF4R7U	ERJ-14BQF4R7U	4.7	0.5	1210				5000	
667-ERJ-14BQF5R6U	ERJ-14BQF5R6U	5.6	0.5	1210				5000	
667-ERJ-14BQF6R8U	ERJ-14BQF6R8U	6.8	0.5	1210				5000	
667-ERJ-14BSFR10U	ERJ-14BSFR10U	0.10	0.5	1210				5000	
667-ERJ-14BSFR12U	ERJ-14BSFR12U	0.12	0.5	1210				5000	
667-ERJ-14BSFR15U	ERJ-14BSFR15U	0.15	0.5	1210				5000	
667-ERJ-14BSFR18U	ERJ-14BSFR18U	0.18	0.5	1210				5000	
667-ERJ-14BQFR47U	ERJ-14BQFR47U	0.47	0.5	1210				5000	
667-ERJ-14BQFR56U	ERJ-14BQFR56U	0.56	0.5	1210				5000	
667-ERJ-14BQFR68U	ERJ-14BQFR68U	0.68	0.5	1210				5000	

© Copyright 2014 Mouser Electronics

© Copyright 2014 Mouser Electronics

Type (Case Size)	DIMENSIONS: mm					Power Rating (Watts)
	L	W	a	b	t	
ERJ-T06 (0805)	2.00±0.20	1.25±0.10	0.25±0.20	0.40±0.20	0.60±0.10	0.25
ERJ-T08 (1206)	3.20 +0.05/-0.20	1.60 +0.05/-0.15	0.40±0.20	0.50±0.20	0.60±0.10	0.33
ERJ-T14 (1210)	3.20±0.20	2.50±0.20	0.35±0.20	0.50±0.20	0.60±0.10	0.5
ERJ-TRQF (2512)	6.40±0.20	3.20±0.20	0.65±0.20	0.60±0.20	0.60±0.10	1
ERJ-XGNJ (1005)	3.20±0.20	2.50±0.20	0.50±0.20	0.50±0.20	0.60±0.10	0.031

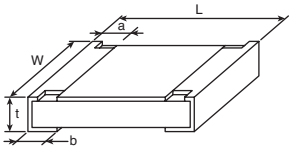

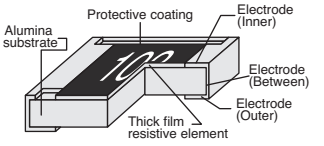

ERJ-T06, ERJ-T08, ERJ-T14, ERJ-1TRQF, AND ERJ-XGNJ SERIES THICK FILM CHIP RESISTORS

Features:
- High reliability: Metal glaze thick film resistive element and three layers of electrodes
- Suitable for both reflow and flow soldering

For quantities greater than listed, call for quote.

MOUSER STOCK NO.	Panasonic Part No.	Value (Ω)	Price Each 1	Price Each 100	Price Each 500	Reel Qty.	Price Per Piece
0805 Case Size - ERJ-T06 Series							
667-ERJ-T06J1R0V	ERJ-T06J1R0V	1				5000	
667-ERJ-T06J1R2V	ERJ-T06J1R2V	1.2				5000	
667-ERJ-T06J1R5V	ERJ-T06J1R5V	1.5				5000	
667-ERJ-T06J1R8V	ERJ-T06J1R8V	1.8				5000	
667-ERJ-T06J3R9V	ERJ-T06J3R9V	3.9				5000	
667-ERJ-T06J4R7V	ERJ-T06J4R7V	4.7				5000	
667-ERJ-T06J6R8V	ERJ-T06J6R8V	6.8				5000	
667-ERJ-T06J8R2V	ERJ-T06J8R2V	8.2				5000	
667-ERJ-T06J100V	ERJ-T06J100V	10				5000	
667-ERJ-T06J150V	ERJ-T06J150V	15				5000	
667-ERJ-T06J180V	ERJ-T06J180V	18				5000	
667-ERJ-T06J220V	ERJ-T06J220V	22				5000	
667-ERJ-T06J560V	ERJ-T06J560V	56				5000	
667-ERJ-T06J820V	ERJ-T06J820V	82				5000	
667-ERJ-T06J181V	ERJ-T06J181V	180				5000	
667-ERJ-T06J331V	ERJ-T06J331V	330				5000	
667-ERJ-T06J391V	ERJ-T06J391V	390				5000	
667-ERJ-T06J471V	ERJ-T06J471V	470				5000	
667-ERJ-T06J681V	ERJ-T06J681V	680				5000	
667-ERJ-T06J102V	ERJ-T06J102V	1.0K				5000	
667-ERJ-T06J122V	ERJ-T06J122V	1.2K				5000	
667-ERJ-T06J152V	ERJ-T06J152V	1.5K				5000	
667-ERJ-T06J182V	ERJ-T06J182V	1.8K				5000	
667-ERJ-T06J272V	ERJ-T06J272V	2.7K				5000	
667-ERJ-T06J332V	ERJ-T06J332V	3.3K				5000	
667-ERJ-T06J562V	ERJ-T06J562V	5.6K				5000	
667-ERJ-T06J822V	ERJ-T06J822V	8.2K				5000	
667-ERJ-T06J273V	ERJ-T06J273V	27K				5000	
667-ERJ-T06J683V	ERJ-T06J683V	68K				5000	
667-ERJ-T06J474V	ERJ-T06J474V	470K				5000	
667-ERJ-T06J684V	ERJ-T06J684V	680K				5000	
667-ERJ-T06J105V	ERJ-T06J105V	1M				5000	
1206 Case Size - ERJ-T08 Series							
667-ERJ-T08J1R0V	ERJ-T08J1R0V	1				5000	
667-ERJ-T08J1R2V	ERJ-T08J1R2V	1.2				5000	
667-ERJ-T08J1R5V	ERJ-T08J1R5V	1.5				5000	
667-ERJ-T08J1R8V	ERJ-T08J1R8V	1.8				5000	
667-ERJ-T08J2R7V	ERJ-T08J2R7V	2.7				5000	
667-ERJ-T08J3R3V	ERJ-T08J3R3V	3.3				5000	
667-ERJ-T08J3R9V	ERJ-T08J3R9V	3.9				5000	
667-ERJ-T08J4R7V	ERJ-T08J4R7V	4.7				5000	
667-ERJ-T08J5R6V	ERJ-T08J5R6V	5.6				5000	
667-ERJ-T08J6R8V	ERJ-T08J6R8V	6.8				5000	
667-ERJ-T08J120V	ERJ-T08J120V	12				5000	
667-ERJ-T08J220V	ERJ-T08J220V	22				5000	
667-ERJ-T08J270V	ERJ-T08J270V	27				5000	
667-ERJ-T08J330V	ERJ-T08J330V	33				5000	
667-ERJ-T08J390V	ERJ-T08J390V	39				5000	
667-ERJ-T08J560V	ERJ-T08J560V	56				5000	
667-ERJ-T08J101V	ERJ-T08J101V	100				5000	
667-ERJ-T08J181V	ERJ-T08J181V	180				5000	
667-ERJ-T08J331V	ERJ-T08J331V	330				5000	
667-ERJ-T08J391V	ERJ-T08J391V	390				5000	
667-ERJ-T08J471V	ERJ-T08J471V	470				5000	
667-ERJ-T08J561V	ERJ-T08J561V	560				5000	
667-ERJ-T08J122V	ERJ-T08J122V	1.2K				5000	
667-ERJ-T08J152V	ERJ-T08J152V	1.5K				5000	
667-ERJ-T08J222V	ERJ-T08J222V	2.2K				5000	
667-ERJ-T08J272V	ERJ-T08J272V	2.7K				5000	
667-ERJ-T08J472V	ERJ-T08J472V	4.7K				5000	
667-ERJ-T08J562V	ERJ-T08J562V	5.6K				5000	
667-ERJ-T08J103V	ERJ-T08J103V	10K				5000	
667-ERJ-T08J223V	ERJ-T08J223V	22K				5000	
667-ERJ-T08J273V	ERJ-T08J273V	27K				5000	

For quantities greater than listed, call for quote.

MOUSER STOCK NO.	Panasonic Part No.	Value (Ω)	Price Each 1	Price Each 100	Price Each 500	Reel Qty.	Price Per Piece
1206 Case Size - ERJ-T08 Series (Cont.)							
667-ERJ-T08J333V	ERJ-T08J333V	33K				5000	
667-ERJ-T08J473V	ERJ-T08J473V	47K				5000	
667-ERJ-T08J474V	ERJ-T08J474V	470K				5000	
667-ERJ-T08J105V	ERJ-T08J105V	1M				5000	
1210 Case Size - ERJ-T14 Series							
667-ERJ-T14J1R0U	ERJ-T14J1R0U	1				5000	
667-ERJ-T14J1R5U	ERJ-T14J1R5U	1.5				5000	
667-ERJ-T14J2R2U	ERJ-T14J2R2U	2.2				5000	
667-ERJ-T14J3R9U	ERJ-T14J3R9U	3.9				5000	
667-ERJ-T14J4R7U	ERJ-T14J4R7U	4.7				5000	
667-ERJ-T14J6R8U	ERJ-T14J6R8U	6.8				5000	
2512 Case Size - ERJ-1TRQF Series							
667-ERJ-1TRQFR22U	ERJ-1TRQFR22U	0.22				4000	
667-ERJ-1TRQFR27U	ERJ-1TRQFR27U	0.27				4000	
667-ERJ-1TRQFR33U	ERJ-1TRQFR33U	0.33				4000	
667-ERJ-1TRQFR39U	ERJ-1TRQFR39U	0.39				4000	
667-ERJ-1TRQFR47U	ERJ-1TRQFR47U	0.47				4000	
667-ERJ-1TRQFR56U	ERJ-1TRQFR56U	0.56				4000	
667-ERJ-1TRQFR68U	ERJ-1TRQFR68U	0.68				4000	
667-ERJ-1TRQFR82U	ERJ-1TRQFR82U	0.82				4000	
667-ERJ-1TRQF1R0U	ERJ-1TRQF1R0U	1				4000	
667-ERJ-1TRQF1R2U	ERJ-1TRQF1R2U	1.2				4000	
667-ERJ-1TRQF1R5U	ERJ-1TRQF1R5U	1.5				4000	
667-ERJ-1TRQF1R8U	ERJ-1TRQF1R8U	1.8				4000	
667-ERJ-1TRQF2R2U	ERJ-1TRQF2R2U	2.2				4000	
667-ERJ-1TRQF2R7U	ERJ-1TRQF2R7U	2.7				4000	
667-ERJ-1TRQF3R3U	ERJ-1TRQF3R3U	3.3				4000	
667-ERJ-1TRQF3R9U	ERJ-1TRQF3R9U	3.9				4000	
667-ERJ-1TRQF4R7U	ERJ-1TRQF4R7U	4.7				4000	
667-ERJ-1TRQF5R6U	ERJ-1TRQF5R6U	5.6				4000	
667-ERJ-1TRQF6R8U	ERJ-1TRQF6R8U	6.8				4000	
667-ERJ-1TRQF8R2U	ERJ-1TRQF8R2U	8.2				4000	
1005 Case Size - ERJ-XGNJ Series							
667-ERJ-XGNJ100Y	ERJ-XGNJ100Y	10				20000	
667-ERJ-XGNJ220Y	ERJ-XGNJ220Y	22				20000	
667-ERJ-XGNJ330Y	ERJ-XGNJ330Y	33				20000	
667-ERJ-XGNJ470Y	ERJ-XGNJ470Y	47				20000	
667-ERJ-XGNJ560Y	ERJ-XGNJ560Y	56				20000	
667-ERJ-XGNJ750Y	ERJ-XGNJ750Y	75				20000	
667-ERJ-XGNJ101Y	ERJ-XGNJ101Y	100				20000	
667-ERJ-XGNJ221Y	ERJ-XGNJ221Y	220				20000	
667-ERJ-XGNJ331Y	ERJ-XGNJ331Y	330				20000	
667-ERJ-XGNJ471Y	ERJ-XGNJ471Y	470				20000	
667-ERJ-XGNJ561Y	ERJ-XGNJ561Y	560				20000	
667-ERJ-XGNJ751Y	ERJ-XGNJ751Y	750				20000	
667-ERJ-XGNJ102Y	ERJ-XGNJ102Y	1.0K				20000	
667-ERJ-XGNJ222Y	ERJ-XGNJ222Y	2.2K				20000	
667-ERJ-XGNJ332Y	ERJ-XGNJ332Y	3.3K				20000	
667-ERJ-XGNJ472Y	ERJ-XGNJ472Y	4.7K				20000	
667-ERJ-XGNJ562Y	ERJ-XGNJ562Y	5.6K				20000	
667-ERJ-XGNJ752Y	ERJ-XGNJ752Y	7.5K				20000	
667-ERJ-XGNJ103Y	ERJ-XGNJ103Y	10K				20000	
667-ERJ-XGNJ223Y	ERJ-XGNJ223Y	22K				20000	
667-ERJ-XGNJ333Y	ERJ-XGNJ333Y	33K				20000	
667-ERJ-XGNJ473Y	ERJ-XGNJ473Y	47K				20000	
667-ERJ-XGNJ563Y	ERJ-XGNJ563Y	56K				20000	
667-ERJ-XGNJ753Y	ERJ-XGNJ753Y	75K				20000	
667-ERJ-XGNJ104Y	ERJ-XGNJ104Y	100K				20000	
667-ERJ-XGNJ224Y	ERJ-XGNJ224Y	220K				20000	
667-ERJ-XGNJ334Y	ERJ-XGNJ334Y	330K				20000	
667-ERJ-XGNJ474Y	ERJ-XGNJ474Y	470K				20000	
667-ERJ-XGNJ564Y	ERJ-XGNJ564Y	560K				20000	
667-ERJ-XGNJ754Y	ERJ-XGNJ754Y	750K				20000	
667-ERJ-XGNJ105Y	ERJ-XGNJ105Y	1M				20000	

© Copyright 2014 Mouser Electronics
© Copyright 2014 Mouser Electronics

PANASONIC Thin Film Resistors

Panasonic

RoHS Compliant **This product is RoHS compliant.**

Features:
- High reliability: Stable at high temperature and humidity (85°C 85% RH rated load, Category temperature range: -55°C to +155°C)
- High accuracy: Small resistance tolerance and Temperature Coefficient of Resistance
- High performance: Low current noise, excellent non-linearity
- Reference Standard: IEC 60115-8, JIS C 5201-8, EIAJ RC-2133A



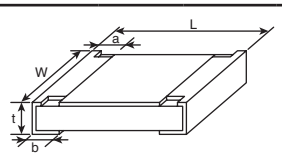

Type (in.)	DIMENSIONS: (mm)					Mass(lb) (g/1000pcs.)
	L	W	a	b	t	
ERA2A (0402)	1.00 (±0.10)	0.50 (0.10±0.05)	0.15 (±0.10)	0.25 (±0.10)	0.35 (±0.05)	0.6
ERA3A (0603)	1.60 (±0.20)	0.80 (±0.20)	0.30 (±0.20)	0.30 (±0.20)	0.45 (±0.10)	2
ERA6A (0805)	2.00 (±0.20)	1.25 (±0.10)	0.40 (±0.25)	0.40 (±0.25)	0.50 (±0.10)	4
ERA8A (1206)	3.20 (±0.20)	1.60 (±0.10)	0.50 (±0.25)	0.50 (±0.25)	0.60 (±0.10)	4

Power Derating Curve:

For resistors operated in ambient temperatures above 85°C, power rating shall be derated in accordance with the figure on the right.

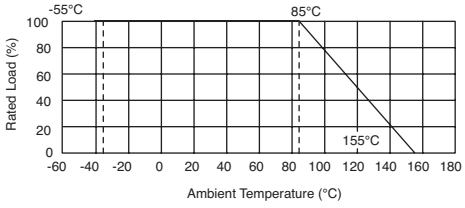

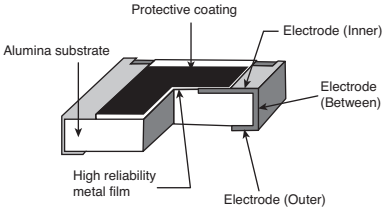

Recommended Soldering Conditions:

- Reflow soldering shall be performed a maximum of two times
- Please contact us for additional information when used in conditions other than those specified
- Please measure the temperature of the terminals and study every kind of solder and printed circuit board for solderability before actual use

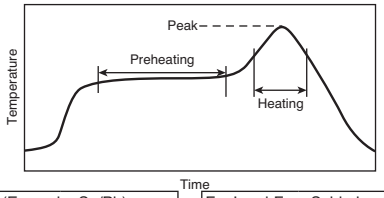

For Soldering (Example: Sn/Pb)		
	Temperature	Time
Preheating	140°C to 160°C	60s to 120s
Main heating	Above 200°C	30s to 40s
Peak	235°C±5°C	max. 10s

For Lead-Free Soldering (Example:Sn/Ag/Cu)		
	Temperature	Time
Preheating	150°C to 180°C	60s to 120s
Main heating	Above 230°C	30s to 40s
Peak	max. 260°C	max. 10s

- Recommended soldering conditions for flow

	For Soldering		For Lead-Free Soldering	
	Temperature	Time	Temperature	Time
Preheating	140°C to 180°C	60s to 120s	150°C to 180°C	60s to 120s
Soldering	245°C ± 5°C	20s to 30s	max. 260°C	max. 10s

0.1% 25PPM THIN FILM CHIP RESISTORS

TABLE OF STOCKED VALUES

Value (Ω)	Code	Value (Ω)	Code	Value (Ω)	Code	Value (Ω)	Code	Value (Ω)	Code	Value (Ω)	Code	Value (Ω)	Code	Value (Ω)	Code	Value (Ω)	Code	Value (Ω)	Code	Value (Ω)	Code
10	100	56	560	180	181	475	4750	1.21K	1211	3.9K	392	10K	103	27.4K	2742	75K	753	205K	2053	619K	6193
11	110	56.2	56R2	182	1820	499	4990	1.3K	132	3.92K	3921	10.2K	1022	30K	303	76.8K	7682	220K	224	620K	624
12	120	61.9	61R9	200	201	510	511	1.37K	1371	4.3K	432	11K	113	30.1K	3012	82K	823	221K	2213	562K	5623
13	130	62	620	205	2050	511	5110	1.5K	152	4.32K	4321	11.5K	1152	33K	333	82.5K	8252	240K	244	680K	684
15	150	68	680	221	2210	560	561	1.54K	1541	4.7K	472	12K	123	33.2K	3322	90.9K	9092	243K	2433	681K	6813
16	160	68.1	68R1	240	241	562	5620	1.6K	162	4.75K	4751	12.1K	1212	36K	363	91K	913	270K	274	715K	7153
18	180	82	820	249	2490	619	6190	1.82K	1821	4.99K	4991	13K	133	39K	393	100K	104	274K	2743	750K	754
20	200	82.5	82R5	270	271	680	681	2.0K	202	5.11K	5111	13.3K	1332	39.2K	3922	102K	1023	300K	304	820K	824
22	220	90.9	90R9	274	2740	681	6810	2.05K	2051	5.6K	562	15.4K	1542	43.2K	4322	110K	114	301K	3013	825K	8253
24	240	91	910	300	301	750	751	2.2K	222	5.62K	5621	16K	163	47K	473	113K	1133	330K	334	909K	9093
30	300	100	101	301	3010	768	7680	2.21K	2211	6.19K	6191	16.5K	1652	47.5K	4752	121K	1213	332K	3323	910K	914
33	330	110	111	330	331	820	821	2.4K	242	6.2K	622	18K	183	49.9K	4992	130K	134	390K	394	1M	105
36	360	115	1150	332	3320	825	8250	2.49K	2491	6.8K	682	18.2K	1822	51K	513	133K	1333	392K	3923		
39	390	120	121	360	361	909	9090	2.7K	272	6.81K	6811	20K	203	51.1K	5112	150K	154	430K	434		
43	430	121	1210	365	3650	910	911	2.74K	2741	7.5K	752	20.5K	2052	56K	563	154K	1543	470K	474		
47	470	130	131	390	391	1.0K	102	3.0K	302	7.68K	7681	22K	223	56.2K	5622	160K	164	475K	4753		
47.5	47R5	133	1330	392	3920	1.02K	1021	3.01K	3011	8.2K	822	22.1K	2212	61.9K	6192	162K	1623	499K	4993		
49.9	49R9	150	151	430	431	1.1K	112	3.3K	332	8.25K	8251	24K	243	62K	623	180K	184	510K	514		
51	510	160	161	432	4320	1.15K	1151	3.32K	3321	9.09K	9091	24.3K	2432	68K	683	182K	1823	511K	5113		
51.1	51R1	165	1650	470	471	1.2K	122	3.6K	362	9.1K	912	27K	273	68.1K	6812	200K	204	560K	564		

PRODUCT NEW

For quantities greater than listed, call for quote.

Size	MOUSER STOCK NO.			Panasonic Part No.	Value Range	Power Rating @85°C	RCWV (max Vdc)	Max. Overload Voltage (Vdc)	Tolerance	T.C.R. (ppm/°C)	Price Each				Reel Qty	Price Per Piece
	Prefix	Value	Suffix								1	100	500	1000		
0402	667-ERA-2AEB-	Code-	X	ERA-2AEB-Code-X	47-100K E24	0.063	25	50	±0.1%	25					10000	
0603	667-ERA-3AEB-	Code-	V	ERA-3AEB-Code-V	47-330K E24	0.10	75	150	±0.1%	25					5000	
0805	667-ERA-6AEB-	Code-	V	ERA-6AEB-Code-V	47-1M E24	0.125	100	200	±0.1%	25					5000	
1206	667-ERA-8AEB-	Code-	V	ERA-8AEB-Code-V	47-1M E24	0.25	150	300	±0.1%	25					5000	

0.05% 10PPM THIN FILM CHIP RESISTORS

TABLE OF STOCKED VALUES

Value (Ω)	Code	Value (Ω)	Code	Value (Ω)	Code	Value (Ω)	Code	Value (Ω)	Code	Value (Ω)	Code	Value (Ω)	Code	Value (Ω)	Code	Value (Ω)	Code
1.2K	122	2.2K	222	3.9K	392	5.6K	562	1K	102	15K	153	27K	273	47K	473	68K	683
1.5K	152	2.7K	272	4.7K	472	6.8K	682	10K	103	18K	183	33K	333	51K	513	82K	823
1.8K	182	3.3K	332	5.1K	512	8.5K	822	12K	123	22K	223	39K	393	56K	563	100K	104

PRODUCT NEW

For quantities greater than listed, call for quote.

Size	MOUSER STOCK NO.			Panasonic Part No.	Value Range	Power Rating @85°C	RCWV (max Vdc)	Max. Overload Voltage (Vdc)	Tolerance	T.C.R. (ppm/°C)	Price Each				Reel Qty	Price Per Piece
	Prefix	Value	Suffix								1	100	500	1000		
0603	667-ERA-3ARW-	Code-	V	ERA-3ARW-Code-V	1.2K-100K	0.10	75	150	0.05%	10					5000	
0805	667-ERA-6ARW-	Code-	V	ERA-6ARW-Code-V	1.2K-100K	0.125	100	200	0.05%	10					5000	

© Copyright 2014 Mouser Electronics
© Copyright 2014 Mouser Electronics

SUSUMU Ultra-Precision Metal Film Chip Resistors

SUSUMU
THIN FILM TECHNOLOGY
Thin Film Specialist and Innovator

RG SERIES

Features:
- High Reliability and Excellent Stability at different environmental conditions
- Low noise, THIN FILM(NiCr) construction
- EIA Standard case size (0402, 0603, 0805, 1206)
- RoHS Compliance and 100% Lead-Free (Matte Sn termination finished)

Applications:
- Automotive
- Test and Measurement
- Optical and Telecommunication
- Medical and Industrial Equipment

Specifications:
- Tolerance: ±0.1%
- Temperature Coefficient: 25ppm

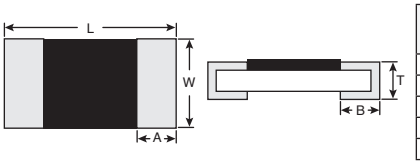

DIMENSIONS: (in.)	RG1608 (0603)	RG2012 (0805)	RG3216 (1206)
L	1.6±.02	2.0±0.2	3.2±0.2
W	0.8±0.2	1.25±0.2	1.6±0.2
A	0.3±0.2	0.4±0.2	0.5±0.25
B	0.3±0.2	0.4±0.2	0.5±0.2
T	0.4±0.1	0.4±0.1	0.4±0.1

0603 Size, 1/10 Watt

MOUSER STOCK NO.	Susumu Part No.	Value Ω	Price Each 1	10	100	500	Reel Qty.	Price Per Piece
754-RG1608P-510-BT5	RG1608P-510-B-T5	51					5000	
754-RG1608P-620-BT5	RG1608P-620-B-T5	62					5000	
754-RG1608P-680-BT5	RG1608P-680-B-T5	68					5000	
754-RG1608P-750-BT5	RG1608P-750-B-T5	75					5000	
754-RG1608P-111-BT5	RG1608P-111-B-T5	110					5000	
754-RG1608P-121-BT5	RG1608P-121-B-T5	120					5000	
754-RG1608P-1330-BT5	RG1608P-1330-B-T5	133					5000	
754-RG1608P-151-BT5	RG1608P-151-B-T5	150					5000	
754-RG1608P-161-BT5	RG1608P-161-B-T5	160					5000	
754-RG1608P-181-BT5	RG1608P-181-B-T5	180					5000	
754-RG1608P-221-BT5	RG1608P-221-B-T5	220					5000	
754-RG1608P-2210-BT5	RG1608P-2210-B-T5	221					5000	
754-RG1608P-241-BT5	RG1608P-241-B-T5	240					5000	
754-RG1608P-271-BT5	RG1608P-271-B-T5	270					5000	
754-RG1608P-301-BT5	RG1608P-301-B-T5	300					5000	
754-RG1608P-3010-BT5	RG1608P-3010-B-T5	301					5000	
754-RG1608P-331-BT5	RG1608P-331-B-T5	330					5000	
754-RG1608P-361-BT5	RG1608P-361-B-T5	360					5000	
754-RG1608P-391-BT5	RG1608P-391-B-T5	390					5000	
754-RG1608P-431-BT5	RG1608P-431-B-T5	430					5000	
754-RG1608P-4530-BT5	RG1608P-4530-B-T5	453					5000	
754-RG1608P-511-BT5	RG1608P-511-B-T5	510					5000	
754-RG1608P-5230-BT5	RG1608P-5230-B-T5	523					5000	
754-RG1608P-561-BT5	RG1608P-561-B-T5	560					5000	
754-RG1608P-5620-BT5	RG1608P-5620-B-T5	562					5000	
754-RG1608P-621-BT5	RG1608P-621-B-T5	620					5000	
754-RG1608P-681-BT5	RG1608P-681-B-T5	680					5000	
754-RG1608P-751-BT5	RG1608P-751-B-T5	750					5000	
754-RG1608P-821-BT5	RG1608P-821-B-T5	820					5000	
754-RG1608P-1151-BT5	RG1608P-1151-B-T5	1.15K					5000	
754-RG1608P-1181-BT5	RG1608P-1181-B-T5	1.18K					5000	
754-RG1608P-122-BT5	RG1608P-122-B-T5	1.2K					5000	
754-RG1608P-1581-BT5	RG1608P-1581-B-T5	1.58K					5000	
754-RG1608P-162-BT5	RG1608P-162-B-T5	1.6K					5000	
754-RG1608P-1691-BT5	RG1608P-1691-B-T5	1.69K					5000	
754-RG1608P-1821-BT5	RG1608P-1821-B-T5	1.82K					5000	
754-RG1608P-2151-BT5	RG1608P-2151-B-T5	2.15K					5000	
754-RG1608P-2211-BT5	RG1608P-2211-B-T5	2.21K					5000	
754-RG1608P-2371-BT5	RG1608P-2371-B-T5	2.37K					5000	
754-RG1608P-242-BT5	RG1608P-242-B-T5	2.4K					5000	
754-RG1608P-2431-BT5	RG1608P-2431-B-T5	2.43K					5000	
754-RG1608P-2551-BT5	RG1608P-2551-B-T5	2.55K					5000	
754-RG1608P-2611-BT5	RG1608P-2611-B-T5	2.61K					5000	
754-RG1608P-2671-BT5	RG1608P-2671-B-T5	2.67K					5000	
754-RG1608P-272-BT5	RG1608P-272-B-T5	2.7K					5000	
754-RG1608P-3401-BT5	RG1608P-3401-B-T5	3.40K					5000	
754-RG1608P-3481-BT5	RG1608P-3481-B-T5	3.48K					5000	
754-RG1608P-3571-BT5	RG1608P-3571-B-T5	3.57K					5000	
754-RG1608P-362-BT5	RG1608P-362-B-T5	3.6K					5000	
754-RG1608P-3651-BT5	RG1608P-3651-B-T5	3.65K					5000	

0603 Size, 1/10 Watt (Cont.)

MOUSER STOCK NO.	Susumu Part No.	Value Ω	Price Each 1	10	100	500	Reel Qty.	Price Per Piece
754-RG1608P-3741-BT5	RG1608P-3741-B-T5	3.74K					5000	
754-RG1608P-392-BT5	RG1608P-392-B-T5	3.9K					5000	
754-RG1608P-432-BT5	RG1608P-432-B-T5	4.3K					5000	
754-RG1608P-4871-BT5	RG1608P-4871-B-T5	4.87K					5000	
754-RG1608P-512-BT5	RG1608P-512-B-T5	5.1K					5000	
754-RG1608P-562-BT5	RG1608P-562-B-T5	5.6K					5000	
754-RG1608P-622-BT5	RG1608P-622-B-T5	6.2K					5000	
754-RG1608P-6811-BT5	RG1608P-6811-B-T5	6.81K					5000	
754-RG1608P-7871-BT5	RG1608P-7871-B-T5	7.87K					5000	
754-RG1608P-8871-BT5	RG1608P-8871-B-T5	8.87K					5000	
754-RG1608P-912-BT5	RG1608P-912-B-T5	9.1K					5000	
754-RG1608P-9531-BT5	RG1608P-9531-B-T5	9.53K					5000	
754-RG1608P-9761-BT5	RG1608P-9761-B-T5	9.76K					5000	
754-RG1608P-113-BT5	RG1608P-113-B-T5	11K					5000	
754-RG1608P-163-BT5	RG1608P-163-B-T5	16K					5000	
754-RG1608P-1742-BT5	RG1608P-1742-B-T5	17.4K					5000	
754-RG1608P-183-BT5	RG1608P-183-B-T5	18K					5000	
754-RG1608P-243-BT5	RG1608P-243-B-T5	24K					5000	
754-RG1608P-2552-BT5	RG1608P-2552-B-T5	25.5K					5000	
754-RG1608P-273-BT5	RG1608P-273-B-T5	27K					5000	
754-RG1608P-333-BT5	RG1608P-333-B-T5	33K					5000	
754-RG1608P-3482-BT5	RG1608P-3482-B-T5	34.8K					5000	
754-RG1608P-363-BT5	RG1608P-363-B-T5	36K					5000	
754-RG1608P-3832-BT5	RG1608P-3832-B-T5	38.3K					5000	
754-RG1608P-393-BT5	RG1608P-393-B-T5	39K					5000	
754-RG1608P-3922-BT5	RG1608P-3922-B-T5	39.2K					5000	
754-RG1608P-4121-BT5	RG1608P-4121-B-T5	41.2K					5000	
754-RG1608P-433-BT5	RG1608P-433-B-T5	43K					5000	
754-RG1608P-513-BT5	RG1608P-513-B-T5	51K					5000	
754-RG1608P-5112-BT5	RG1608P-5112-B-T5	51.1K					5000	
754-RG1608P-5362-BT5	RG1608P-5362-B-T5	53.6K					5000	
754-RG1608P-5622-BT5	RG1608P-5622-B-T5	56.2K					5000	
754-RG1608P-5762-BT5	RG1608P-5762-B-T5	57.6K					5000	
754-RG1608P-6042-BT5	RG1608P-6042-B-T5	60.4K					5000	
754-RG1608P-683-BT5	RG1608P-683-B-T5	68K					5000	
754-RG1608P-6812-BT5	RG1608P-6812-B-T5	68.1K					5000	
754-RG1608P-7322-BT5	RG1608P-7322-B-T5	73.2K					5000	
754-RG1608P-823-BT5	RG1608P-823-B-T5	82K					5000	
754-RG1608P-8452-BT5	RG1608P-8452-B-T5	84.5K					5000	
754-RG1608P-913-BT5	RG1608P-913-B-T5	91K					5000	
754-RG1608P-1053-BT5	RG1608P-1053-B-T5	105K					5000	
754-RG1608P-114-BT5	RG1608P-114-B-T5	110K					5000	
754-RG1608P-124-BT5	RG1608P-124-B-T5	120K					5000	
754-RG1608P-1243-BT5	RG1608P-1243-B-T5	124K					5000	
754-RG1608P-134-BT5	RG1608P-134-B-T5	130K					5000	
754-RG1608P-224-BT5	RG1608P-224-B-T5	220K					5000	
754-RG1608P-2213-BT5	RG1608P-2213-B-T5	221K					5000	
754-RG1608P-244-BT5	RG1608P-244-B-T5	240K					5000	
754-RG1608P-274-BT5	RG1608P-274-B-T5	270K					5000	

0805 Size, 1/8 Watt

MOUSER STOCK NO.	Susumu Part No.	Value Ω	Price Each 1	10	100	500	Reel Qty.	Price Per Piece
754-RG2012P-71R5-BT5	RG2012P-71R5-B-T5	71.5					5000	
754-RG2012P-750-BT5	RG2012P-750-B-T5	75					5000	
754-RG2012P-910-BT5	RG2012P-910-B-T5	91					5000	
754-RG2012P-1400-BT5	RG2012P-1400-B-T5	140					5000	
754-RG2012P-181-BT5	RG2012P-181-B-T5	180					5000	
754-RG2012P-221-BT5	RG2012P-221-B-T5	220					5000	
754-RG2012P-241-BT5	RG2012P-241-B-T5	240					5000	
754-RG2012P-3160-BT5	RG2012P-3160-B-T5	316					5000	
754-RG2012P-331-BT5	RG2012P-331-B-T5	330					5000	
754-RG2012P-361-BT5	RG2012P-361-B-T5	360					5000	
754-RG2012P-391-BT5	RG2012P-391-B-T5	390					5000	
754-RG2012P-3920-BT5	RG2012P-3920-B-T5	392					5000	
754-RG2012P-431-BT5	RG2012P-431-B-T5	430					5000	
754-RG2012P-4530-BT5	RG2012P-4530-B-T5	453					5000	
754-RG2012P-5110-BT5	RG2012P-5110-B-T5	511					5000	
754-RG2012P-561-BT5	RG2012P-561-B-T5	560					5000	
754-RG2012P-621-BT5	RG2012P-621-B-T5	620					5000	
754-RG2012P-681-BT5	RG2012P-681-B-T5	680					5000	
754-RG2012P-6980-BT5	RG2012P-6980-B-T5	698					5000	
754-RG2012P-7320-BT5	RG2012P-7320-B-T5	732					5000	

0805 Size, 1/8 Watt (Cont.)

MOUSER STOCK NO.	Susumu Part No.	Value Ω	Price Each 1	10	100	500	Reel Qty.	Price Per Piece
754-RG2012P-162-BT5	RG2012P-162-B-T5	1.6K					5000	
754-RG2012P-1691-BT5	RG2012P-1691-B-T5	1.69K					5000	
754-RG2012P-182-BT5	RG2012P-182-B-T5	1.8K					5000	
754-RG2012P-1871-BT5	RG2012P-1871-B-T5	1.87K					5000	
754-RG2012P-2211-BT5	RG2012P-2211-B-T5	2.21K					5000	
754-RG2012P-272-BT5	RG2012P-272-B-T5	2.7K					5000	
754-RG2012P-2941-BT5	RG2012P-2941-B-T5	2.94K					5000	
754-RG2012P-3091-BT5	RG2012P-3091-B-T5	3.09K					5000	
754-RG2012P-3571-BT5	RG2012P-3571-B-T5	3.57K					5000	
754-RG2012P-3741-BT5	RG2012P-3741-B-T5	3.74K					5000	
754-RG2012P-392-BT5	RG2012P-392-B-T5	3.9K					5000	
754-RG2012P-432-BT5	RG2012P-432-B-T5	4.3K					5000	
754-RG2012P-512-BT5	RG2012P-512-B-T5	5.1K					5000	
754-RG2012P-562-BT5	RG2012P-562-B-T5	5.6K					5000	
754-RG2012P-5761-BT5	RG2012P-5761-B-T5	5.76K					5000	
754-RG2012P-622-BT5	RG2012P-622-B-T5	6.2K					5000	
754-RG2012P-6491-BT5	RG2012P-6491-B-T5	6.49K					5000	
754-RG2012P-682-BT5	RG2012P-682-B-T5	6.8K					5000	
754-RG2012P-822-BT5	RG2012P-822-B-T5	8.2K					5000	

© Copyright 2014 Mouser Electronics
© Copyright 2014 Mouser Electronics

SUSUMU Ultra-Precision Metal Film Chip Resistors

SSM THIN FILM TECHNOLOGY SUSUMU
Thin Film Specialist and Innovator

RG SERIES (CONT.)

Features:
- High Reliability and Excellent Stability at different environmental conditions
- Low noise, THIN FILM(NiCr) construction
- EIA Standard case size (0402, 0603, 0805, 1206)
- RoHS Compliance and 100% Lead-Free (Matte Sn termination finished)

Applications:
- Automotive
- Test & Measurement
- Optical & Telecommunication
- Medical and Industrial Equipment

Specifications:
- Tolerance: ±0.1%
- Temperature Coefficient: 25ppm

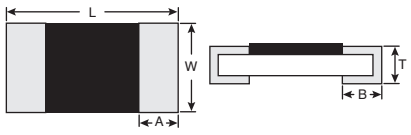

DIMENSIONS: (in.)	RG1608 (0603)	RG2012 (0805)	RG3216 (1206)
L	1.6±.02	2.0±0.2	3.2±0.2
W	0.8±0.2	1.25±0.2	1.6±0.2
A	0.3±0.2	0.4±0.2	0.5±0.25
B	0.3±0.2	0.4±0.2	0.5±0.2
T	0.4±0.1	0.4±0.1	0.4±0.1

0805 Size, 1/8 Watt

MOUSER STOCK NO.	Susumu Part No.	Value Ω	Price Each 1	10	100	500	Reel Qty.	Price Per Piece
754-RG2012P-8450-BT5	RG2012P-8450-B-T5	845					5000	
754-RG2012P-132-BT5	RG2012P-132-B-T5	1.3K					5000	
754-RG2012P-1371-BT5	RG2012P-1371-B-T5	1.37K					5000	
754-RG2012P-163-BT5	RG2012P-163-B-T5	16K					5000	
754-RG2012P-183-BT5	RG2012P-183-B-T5	18K					5000	
754-RG2012P-243-BT5	RG2012P-243-B-T5	24K					5000	
754-RG2012P-2672-BT5	RG2012P-2672-B-T5	26.7K					5000	
754-RG2012P-2872-BT5	RG2012P-2872-B-T5	28.7K					5000	
754-RG2012P-333-BT5	RG2012P-333-B-T5	33K					5000	
754-RG2012P-3482-BT5	RG2012P-3482-B-T5	34.8K					5000	
754-RG2012P-363-BT5	RG2012P-363-B-T5	36K					5000	
754-RG2012P-3832-BT5	RG2012P-3832-B-T5	38.3K					5000	
754-RG2012P-393-BT5	RG2012P-393-B-T5	39K					5000	
754-RG2012P-3922-BT5	RG2012P-3922-B-T5	39.2K					5000	
754-RG2012P-4642-BT5	RG2012P-4642-B-T5	46.4K					5000	
754-RG2012P-4872-BT5	RG2012P-4872-B-T5	48.7K					5000	
754-RG2012P-513-BT5	RG2012P-513-B-T5	51K					5000	
754-RG2012P-5112-BT5	RG2012P-5112-B-T5	51.1K					5000	
754-RG2012P-563-BT5	RG2012P-563-B-T5	56K					5000	
754-RG2012P-623-BT5	RG2012P-623-B-T5	62K					5000	
754-RG2012P-6492-BT5	RG2012P-6492-B-T5	64.9K					5000	
754-RG2012P-683-BT5	RG2012P-683-B-T5	68K					5000	

0805 Size, 1/8 Watt (Cont.)

MOUSER STOCK NO.	Susumu Part No.	Value Ω	Price Each 1	10	100	500	Reel Qty.	Price Per Piece
754-RG2012P-823-BT5	RG2012P-823-B-T5	82K					5000	
754-RG2012P-912-BT5	RG2012P-912-B-T5	9.1K					5000	
754-RG2012P-1132-BT5	RG2012P-1132-B-T5	11.3K					5000	
754-RG2012P-8252-BT5	RG2012P-8252-B-T5	82.5K					5000	
754-RG2012P-913-BT5	RG2012P-913-B-T5	91K					5000	
754-RG2012P-114-BT5	RG2012P-114-B-T5	110K					5000	
754-RG2012P-1153-BT5	RG2012P-1153-B-T5	115K					5000	
754-RG2012P-1243-BT5	RG2012P-1243-B-T5	124K					5000	
754-RG2012P-1693-BT5	RG2012P-1693-B-T5	169K					5000	
754-RG2012P-1823-BT5	RG2012P-1823-B-T5	182K					5000	
754-RG2012P-1963-BT5	RG2012P-1963-B-T5	196K					5000	
754-RG2012P-244-BT5	RG2012P-244-B-T5	240K					5000	
754-RG2012P-274-BT5	RG2012P-274-B-T5	270K					5000	
754-RG2012P-364-BT5	RG2012P-364-B-T5	360K					5000	
754-RG2012P-394-BT5	RG2012P-394-B-T5	390K					5000	
754-RG2012P-434-BT5	RG2012P-434-B-T5	430K					5000	
754-RG2012P-474-BT5	RG2012P-474-B-T5	470K					5000	
754-RG2012P-564-BT5	RG2012P-564-B-T5	560K					5000	
754-RG2012P-624-BT5	RG2012P-624-B-T5	620K					5000	
754-RG2012P-684-BT5	RG2012P-684-B-T5	680K					5000	
754-RG2012P-914-BT5	RG2012P-914-B-T5	910K					5000	

1206 Size, 1/4 Watt

MOUSER STOCK NO.	Susumu Part No.	Value Ω	Price Each 1	10	100	500	Reel Qty.	Price Per Piece
754-RG3216P-49R9-BT5	RG3216P-49R9-B-T5	49.9					5000	
754-RG3216P-68R0-BT5	RG3216P-68R0-B-T5	68					5000	
754-RG3216P-75R0-BT5	RG3216P-75R0-B-T5	75					5000	
754-RG3216P-82R0-BT5	RG3216P-82R0-B-T5	82					5000	
754-RG3216P-91R0-BT5	RG3216P-91R0-B-T5	91					5000	
754-RG3216P-1000-BT5	RG3216P-1000-B-T5	100					5000	
754-RG3216P-1100-BT5	RG3216P-1100-B-T5	110					5000	
754-RG3216P-1200-BT5	RG3216P-1200-B-T5	120					5000	
754-RG3216P-1500-BT5	RG3216P-1500-B-T5	150					5000	
754-RG3216P-2000-BT5	RG3216P-2000-B-T5	200					5000	
754-RG3216P-2200-BT5	RG3216P-2200-B-T5	220					5000	
754-RG3216P-2400-BT5	RG3216P-2400-B-T5	240					5000	
754-RG3216P-2490-BT5	RG3216P-2490-B-T5	249					5000	
754-RG3216P-2700-BT5	RG3216P-2700-B-T5	270					5000	
754-RG3216P-4700-BT5	RG3216P-4700-B-T5	470					5000	
754-RG3216P-4990-BT5	RG3216P-4990-B-T5	499					5000	
754-RG3216P-6800-BT5	RG3216P-6800-B-T5	680					5000	
754-RG3216P-7500-BT5	RG3216P-7500-B-T5	750					5000	
754-RG3216P-8060-BT5	RG3216P-8060-B-T5	806					5000	
754-RG3216P-1001-BT5	RG3216P-1001-B-T5	1K					5000	
754-RG3216P-1601-BT5	RG3216P-1601-B-T5	1.6K					5000	
754-RG3216P-2001-BT5	RG3216P-2001-B-T5	2K					5000	
754-RG3216P-2201-BT5	RG3216P-2201-B-T5	2.2K					5000	
754-RG3216P-2401-BT5	RG3216P-2401-B-T5	2.4K					5000	
754-RG3216P-4301-BT5	RG3216P-4301-B-T5	4.3K					5000	
754-RG3216P-4701-BT5	RG3216P-4701-B-T5	4.7K					5000	
754-RG3216P-4991-BT5	RG3216P-4991-B-T5	4.99K					5000	
754-RG3216P-5101-BT5	RG3216P-5101-B-T5	5.1K					5000	
754-RG3216P-6491-BT5	RG3216P-6491-B-T5	6.49K					5000	
754-RG3216P-9101-BT5	RG3216P-9101-B-T5	9.1K					5000	
754-RG3216P-1002-BT5	RG3216P-1002-B-T5	10K					5000	
754-RG3216P-1103-BT5	RG3216P-1103-B-T5	11K					5000	
754-RG3216P-1202-BT5	RG3216P-1202-B-T5	12K					5000	
754-RG3216P-1502-BT5	RG3216P-1502-B-T5	15K					5000	

1206 Size, 1/4 Watt (Cont.)

MOUSER STOCK NO.	Susumu Part No.	Value Ω	Price Each 1	10	100	500	Reel Qty.	Price Per Piece
754-RG3216P-1802-BT5	RG3216P-1802-B-T5	18K					5000	
754-RG3216P-2002-BT5	RG3216P-2002-B-T5	20K					5000	
754-RG3216P-2202-BT5	RG3216P-2202-B-T5	22K					5000	
754-RG3216P-2402-BT5	RG3216P-2402-B-T5	24K					5000	
754-RG3216P-2492-BT5	RG3216P-2492-B-T5	24.9K					5000	
754-RG3216P-2702-BT5	RG3216P-2702-B-T5	27K					5000	
754-RG3216P-2742-BT5	RG3216P-2742-B-T5	27.4K					5000	
754-RG3216P-3002-BT5	RG3216P-3002-B-T5	30K					5000	
754-RG3216P-3602-BT5	RG3216P-3602-B-T5	36K					5000	
754-RG3216P-4302-BT5	RG3216P-4302-B-T5	43K					5000	
754-RG3216P-4532-BT5	RG3216P-4532-B-T5	45.3K					5000	
754-RG3216P-4702-BT5	RG3216P-4702-B-T5	47K					5000	
754-RG3216P-4992-BT5	RG3216P-4992-B-T5	49.9K					5000	
754-RG3216P-1003-BT5	RG3216P-1003-B-T5	100K					5000	
754-RG3216P-1403-BT5	RG3216P-1403-B-T5	140K					5000	
754-RG3216P-1503-BT5	RG3216P-1503-B-T5	150K					5000	
754-RG3216P-1693-BT5	RG3216P-1693-B-T5	169K					5000	
754-RG3216P-1783-BT5	RG3216P-1783-B-T5	178K					5000	
754-RG3216P-1803-BT5	RG3216P-1803-B-T5	180K					5000	
754-RG3216P-2003-BT5	RG3216P-2003-B-T5	200K					5000	
754-RG3216P-2103-BT5	RG3216P-2103-B-T5	210K					5000	
754-RG3216P-2203-BT5	RG3216P-2203-B-T5	220K					5000	
754-RG3216P-2493-BT5	RG3216P-2493-B-T5	249K					5000	
754-RG3216P-2703-BT5	RG3216P-2703-B-T5	270K					5000	
754-RG3216P-2803-BT5	RG3216P-2803-B-T5	280K					5000	
754-RG3216P-3003-BT5	RG3216P-3003-B-T5	300K					5000	
754-RG3216P-3303-BT5	RG3216P-3303-B-T5	330K					5000	
754-RG3216P-3323-BT5	RG3216P-3323-B-T5	332K					5000	
754-RG3216P-4703-BT5	RG3216P-4703-B-T5	470K					5000	
754-RG3216P-4993-BT5	RG3216P-4993-B-T5	499K					5000	
754-RG3216P-5103-BT5	RG3216P-5103-B-T5	510K					5000	
754-RG3216P-5603-BT5	RG3216P-5603-B-T5	560K					5000	
754-RG3216P-7503-BT5	RG3216P-7503-B-T5	750K					5000	
754-RG3216P-1004-BT5	RG3216P-1004-B-T5	1M					5000	

THERMO-VARIABLE CHIP ATTENUATORS

Specifications:
- Impedance: 50 Ω
- Tolerance: 0.5dB
- Frequency Range: DC to 3 GHz
- Power Rating: 63mW
- Operating Temperature Range: -40 to +100°C

For quantities greater than listed, call for quote.

MOUSER STOCK NO.	Susumu Part No.	Maximum Attenuation (dB)	Temp. Coeff. of Attenuation (dB/dB*°C)	Price Each 1	10	25	100
754-PXV1220S-1DBN1-T	PXV1220S-1DBN1-T02	1	0.0119				
754-PXV1220S-1DBN2-T	PXV1220S-1DBN2-T02	1	0.0088				
754-PXV1220S-1DBN3-T	PXV1220S-1DBN3-T02	1	0.0062				
754-PXV1220S-2DBN1-T	PXV1220S-2DBN1-T02	2	0.0119				
754-PXV1220S-2DBN2-T	PXV1220S-2DBN2-T02	2	0.0088				
754-PXV1220S-2DBN3-T	PXV1220S-2DBN3-T02	2	0.0062				
754-PXV1220S-3DBN1-T	PXV1220S-3DBN1-T02	3	0.0119				
754-PXV1220S-3DBN2-T	PXV1220S-3DBN2-T02	3	0.0088				
754-PXV1220S-3DBN3-T	PXV1220S-3DBN3-T02	3	0.0062				
754-PXV1220S-4DBN1-T	PXV1220S-4DBN1-T02	4	0.0119				
754-PXV1220S-4DBN2-T	PXV1220S-4DBN2-T02	4	0.0088				

For quantities greater than listed, call for quote.

MOUSER STOCK NO.	Susumu Part No.	Maximum Attenuation (dB)	Temp. Coeff. of Attenuation (dB/dB*°C)	Price Each 1	10	25	100
754-PXV1220S-4DBN3-T	PXV1220S-4DBN3-T02	4	0.0062				
754-PXV1220S-5DBN1-T	PXV1220S-5DBN1-T02	5	0.0119				
754-PXV1220S-5DBN2-T	PXV1220S-5DBN2-T02	5	0.0088				
754-PXV1220S-5DBN3-T	PXV1220S-5DBN3-T02	5	0.0062				
754-PXV1220S-6DBN1-T	PXV1220S-6DBN1-T02	6	0.0119				
754-PXV1220S-6DBN2-T	PXV1220S-6DBN2-T02	6	0.0088				
754-PXV1220S-6DBN3-T	PXV1220S-6DBN3-T02	6	0.0062				
754-PXV1220S-7DBN1-T	PXV1220S-7DBN1-T02	7	0.0119				
754-PXV1220S-7DBN2-T	PXV1220S-7DBN2-T02	7	0.0088				
754-PXV1220S-7DBN3-T	PXV1220S-7DBN3-T02	7	0.0062				

THICK FILM SMD JUMPER RESISTOR

For quantities greater than listed, call for quote.

MOUSER STOCK NO.	Susumu Part No.	Case Size	Value (Ω)	Rated Maximum Current (A)	Price Each 1	50	100	500	Reel Qty.	Price Per Piece
754-YJP-1608-R001	YJP-1608-R001	0603	0	10					5000	

© Copyright 2014 Mouser Electronics
© Copyright 2014 Mouser Electronics

SUSUMU Thin Film Chip Resistors

SSM THIN FILM TECHNOLOGY SUSUMU
Thin Film Specialist and Innovator

RG SERIES

Susumu's proprietary NiCr based alloy exhibits excellent TCR Characteristics as compared to other resistive materials such as tantalum nitride. Despite the belief that NiCr thin film has reliability issues, especially in humid environment, Susumu has developed technologies to apply an inorganic passivation that acts as a hermetic seal, and our ultimate thin-film resistors, RG series, far exceed thick film resistor reliability, reaching 0.01fit (=10 parts per trillion) RG series thin-film chip resistors boast high precision, near zero TCR and unprecedented reliability with all the benefits of thin film resistors!

Susumu's typical resistive thin film is 20-200nm thick whereas thick film resistors can be up to 50um thick Moreover, thin film is deposited using molecular processes such as sputtering and plasma enhanced chemical vapor deposition, whereas thick film is made of screen printed metal particles suspended in polymer. This fundamental difference results in the clear advantage of thin film resistors in performance. Susumu's thin film resistors has better high frequency characteristics (no skin effect: resistance change due to high frequency), low noise due to the evenness of thin film, and high resistance accuracy due to precise trimming of the thin film. The RG series combines the merit of such thin film performance with robustness and reliability that exceed thick film resistors.

Features:
- Various standard sizes: 0402, 0603, 0805
- Operating Temperature Range: -55ºC to +155ºC (100% power at 85ºC)
- Tolerance/TCR: 0.02%/5ppm, 0.05%/10ppm, 0.1%/25ppm
- Superior reliability: less than 0.1% drift after 10000 hours of high temp. exposure (155ºC) or high temp/humidity bias (85ºC/85%RH)
- Can be used in 3 different power ratings (low, regular, and high) based on customer needs

Environmental Tolerance:
- Sulfur resistant
- High Operating temperature
- Dust/oil/chemical resistance
- Vibration resistant

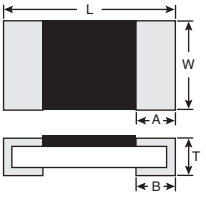

DIMENSIONS: (in.)	RG1005 (0402)	RG1608 (0603)	RG2012 (0805)
L	1.0±0.05	1.6±0.2	2.0±0.2
W	0.5±0.05	0.8±0.2	1.25±0.2
A	0.2±0.10	0.3±0.2	0.4±0.2
B	0.25±0.05	0.3±0.2	0.4±0.2
T	0.35±0.05	0.4±0.1	0.4±0.1

Current Noise Comparison

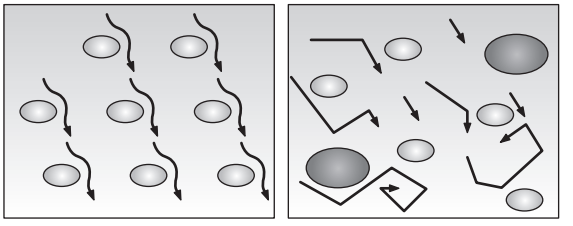

Electrons move smoothly without much dispersion that creates noise.

Electrons move randomly creating noise.

Power Derating Curve

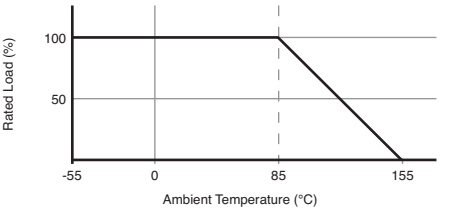

Table 1: Power and Reliability (Reliability depends on the power rating customers choose.)

Item	Test Method	Drift Limits for Power Rating			(Typical)
		Low	Regular	High	
Short Time Overload	Applied Voltage: 2.5 rate voltage or 2max. operating voltage which ever is less test duration: 5 seconds	±0.05%	±0.05%	±0.25%	±0.01%
Load Life	Test Temperature: 85°C; Applied Voltage: rated voltage; Test Period: Repeat 1000 cycles as follows- 90min./30min. off cylcled	±0.1%	±0.25%	±0.5%	±0.01%
Moisture Load Life	Test Condition: 85°C 85%RH; Applied Power: 1/10 rated power; Test Period: Repeat 1000 cycles as follows- 90min./30min. off cycled	±0.05%	±0.25%	±0.5%	±0.05%
Temperature Cycle	Repeat 1000 cycles as follows- -55°C (30min.)/Room Temp. (2min.)/+125°C (30min./Room Temp. (2min.)	0.1%			0.1%
Hi Temp Exposure	+155°C for 1000 hours with no load				0.1%

✻Insert **Value Code** from Table of Stocked Values

For quantities greater than listed, call for quote.

Size	MOUSER STOCK NO. Prefix	Value	Suffix	Susumu Part No.	Resistance (ohms)	Tolerance	Power Rating (See Table 1 for Reliability for Each Power Rating) Low	Regular	High	Temperature Coefficient	Price Each 1	10	100
0402	754-RG1005P-	Code	-B-T5	RG1005P-Code-B-T5	49.9-100K	0.1%	0.0312W (1/32W)	0.0625W (1/16W)	0.125W (1/8W)	±25PPM/ºC			
0603	754-RG1608P-	Code	-B-T5	RG1608P-Code-B-T5	47-332K	0.1%	0.0625W (1/16W)	0.125W (1/8W)	0.166W (1/6W)	±25PPM/ºC			
0805	754-RG2012P-	Code	-B-T5	RG2012P-Code-B-T5	47-332K	0.1%	0.0625W (1/16W)	0.125W (1/8W)	0.166W (1/6W)	±25PPM/ºC			
0603	754-RG1608V-	Code	-P-T1	RG1608V-Code-P-T1	100-1.5K	0.02%	0.0625W (1/16W)	0.125W (1/8W)	0.166W (1/6W)	±5PPM/ºC			
0805	754-RG2012V-	Code	-P-T1	RG2012V-Code-P-T1	100-10K	0.02%	0.1W (1/10W)	0.125W (1/8W)	0.25W (1/4W)	±5PPM/ºC			

TABLE OF STOCKED VALUES

Value	Value Code ✻	Case Size 0402	0603	0805
47	470		X	X
49.9	49R9	X		
51	510		X	X
75	750		X	
100	101	X	X	X
110	111			X
120	121		X	X
124	1240			X
150	151			X
180	181		X	
200	201	X	X	X
220	221			X
249	2490	X	X	X
270	271		X	
300	301	X		X
330	331			X
374	3740			X
402	4020		X	
470	471		X	X
475	4750		X	X
499	4990	X	X	X
510	511		X	X
604	6040		X	
649	6490			X
750	751			X
820	821		X	X
953	9530			X
1K	102	X	X	X
1.02K	1021			X
1.05K	1051		X	X
1.07K	1071		X	
1.1K	112		X	X
1.2K	122	X	X	X
1.21K	1211		X	X
1.24K	1241		X	
1.3K	132		X	
1.33K	1331			X
1.4K	1401		X	
1.5K	152		X	X
1.54K	1541		X	X
1.62K	1621			X
1.65K	1651		X	
1.8K	182			X
1.82K	1821			X
1.91K	1911		X	
2K	202	X	X	X
2.05K	2051			X
2.2K	222		X	X
2.32K	2321		X	X
2.4K	242			X
2.49K	2491	X	X	X
2.55K	2551			X
2.61K	2611			X
2.74K	2741			X
2.87K	2871		X	X
3K	302	X	X	X
3.01K	3011			X
3.16K	3161	X		
3.24K	3241		X	
3.3K	332	X		X
3.32K	3321		X	X
3.92K	3921		X	X
4.02K	4021		X	X
4.22K	4221			X
4.3K	432		X	
4.32K	4321		X	X
4.64K	4641		X	
4.7K	472		X	X
4.75K	4751		X	X
4.99K	4991	X	X	X
5.1K	512		X	X
5.6K	562			X
5.62K	5621		X	
5.9K	5901		X	X
6.04K	6041		X	X
6.19K	6191		X	
6.2K	622			X
7.15K	7151		X	X
7.5K	752		X	X
7.87K	7871			X
8.06K	8061		X	
8.25K	8251		X	X
8.45K	8451		X	
8.66K	8661			X
8.87K	8871			X
9.09K	9091		X	X
9.31K	9311		X	
9.53K	9531			X
10K	103	X	X	X
10.2K	1022		X	X
10.5K	1052	X	X	X
10.7K	1072		X	
11K	113		X	X
12K	123		X	X
12.1K	1212		X	X
12.4K	1242	X	X	
12.7K	1272		X	
13K	133		X	X
13.7K	1372		X	
14.3K	1432			X
14.7K	1472		X	
15K	153		X	X
15.4K	1542		X	X
16.2K	1622			X
16.5K	1652		X	X
17.8K	1782			X
18.7K	1872		X	
19.1K	1912			X
20K	203	X	X	X
21K	2102			X
22K	223	X	X	X
22.1K	2212		X	X
23.2K	2322		X	X
24.3K	2432			X
24K	243			X
25.5K	2552			X
26.1K	2612	X		
27K	273		X	X
27.4K	2742		X	X
30K	303		X	X
30.1K	3012		X	X
31.6K	3162		X	X
32.4K	3242		X	
33.2K	3322		X	X
35.7K	3572		X	
36K	363	X		
39K	393		X	
40.2K	4022	X	X	X
41.1K	4122		X	
42.2K	4222		X	
43.2K	4322		X	
45.3K	4532			X
47K	473			X
47.5K	4752		X	X
49.9K	4992	X	X	X
51K	513		X	
53.6K	5362			X
54.9K	5492		X	X
56.2K	5622			X
60.4K	6042			X
66.5K	6652			X
68K	683			X
75K	753		X	X
76.8K	7682		X	
80.6K	8062		X	X
86.6K	8662		X	X
88.7K	8872			X
90.9K	9092		X	X
91K	9102			X
93.1K	9312		X	
100K	104	X	X	X
102K	1023		X	X
105K	1053			X
107K	1073			X
110K	1103			X
113K	1133		X	
120K	124		X	
127K	1273		X	
130K	134			X
140K	1403		X	X
150K	154		X	X
154K	1543			X
162K	1623			X
169K	1693			X
174K	1743			X
180K	184		X	X
191K	1913			X
200K	204		X	X
220K	224			X
226K	2263		X	
232K	2323		X	
240K	244		X	
249K	2493		X	X
270K	274		X	
300K	304			X
301K	3013			X
330K	334			X
332K	3323			
390K	394			X
470K	474			X
499K	4993			X
510K	514			X
750K	754			X
820K	824			X
1M	105			X

© Copyright 2014 Mouser Electronics

© Copyright 2014 Mouser Electronics

Example of how to build part numbers:			
Catalog Part No.	**Vishay Part No.**	**Code**	**Value (Ω)**
CRCW0201__FKED	CRCW0201100RFKED	100R	100
CRCW0201__FKED	CRCW02011K20FKED	1K20	1.2K
CRCW0603__FKEA	CRCW06031R33FKEA	1R33	1.33
CRCW2512__FKEG	CRCW25121M00FKEG	1M00	1M



CRCW SERIES - 5% THICK FILM SMD RESISTORS

Features:
- Temperature Coefficient: ±200ppm
- Cut Tape and Reels available
- Industry standard sizes

For quantities greater than listed, call for quote.

Case Size	Vishay Part No.	Value Range (Ω)	Power Rating (W)	Resistance Tolerance (%)	Operating Temperature	Price Each			Reel Qty.	Price Per Piece
						1	100	1000		
0201	CRCW0201__JNED	10-1M	1/20	5	-55°C to +155°C				10000	
0402	CRCW0402__JNED	1-10M	1/16	5	-55°C to +155°C				10000	
0603	CRCW0603__JNEA	1-10M	1/10	5	-55°C to +155°C				5000	
0805	CRCW0805__JNEA	1-10M	1/8	5	-55°C to +155°C				5000	
1206	CRCW1206__JNEA	1-10M	1/4	5	-55°C to +155°C				5000	
1210	CRCW1210__JNEA	1-10M	1/2	5	-55°C to +155°C				5000	
2010	CRCW2010__JNEF	1-10M	1/2	5	-55°C to +155°C				4000	
2512	CRCW2512__JNEG	1-10M	1	5	-55°C to +155°C				2000	

CRCW SERIES - 1% THICK FILM SMD RESISTORS

Features:
- Temperature Coefficient: ±100ppm
- Cut Tape and Reels available
- Industry standard sizes

For quantities greater than listed, call for quote.

Case Size	Vishay Part No.	Value Range (Ω)	Power Rating (W)	Resistance Tolerance (%)	Operating Temperature	Price Each			Reel Qty.	Price Per Piece
						1	100	1000		
0201	CRCW0201__FKED	10-1M	1/20	1	-55°C to +155°C				10000	
0402	CRCW0402__FKED	1-10M	1/16	1	-55°C to +155°C				10000	
0603	CRCW0603__FKEA	1-10M	1/10	1	-55°C to +155°C				5000	
0805	CRCW0805__FKEA	1-10M	1/8	1	-55°C to +155°C				5000	
1206	CRCW1206__FKEA	1-10M	1/4	1	-55°C to +155°C				5000	
1210	CRCW1210__FKEA	1-10M	1/2	1	-55°C to +155°C				5000	
2010	CRCW2010__FKEF	1-10M	1/2	1	-55°C to +155°C				4000	
2512	CRCW2512__FKEG	1-10M	1	1	-55°C to +155°C				2000	

CRCW SERIES - THICK FILM SMD ZERO OHM RESISTORS

Features:
- Rmax.: 50 mΩ at 70°C = 1.0 amp
- Cut Tape and Reels available
- Industry standard sizes

For quantities greater than listed, call for quote.

Case Size	Vishay Part No.	Power Rating (W)	Operating Temperature	Price Each			Reel Qty.	Price Per Piece
				1	100	1000		
0201	CRCW02010000Z0ED	1/20	-55°C to +155°C				10000	
0402	CRCW04020000Z0ED	1/16	-55°C to +155°C				10000	
0603	CRCW06030000Z0EA	1/10	-55°C to +155°C				5000	
0805	CRCW08050000Z0EA	1/8	-55°C to +155°C		-		5000	
1206	CRCW12060000Z0EA	1/4	-55°C to +155°C				5000	
1210	CRCW12100000Z0EA	1/2	-55°C to +155°C				5000	
2010	CRCW20100000Z0EF	1/2	-55°C to +155°C				4000	
2512	CRCW25120000Z0EG	1	-55°C to +155°C				2000	

CRCW-HP SERIES - 1% THICK FILM SMD RESISTORS, HIGH POWER

Features:
- Temperature Coefficient: ±100ppm
- Cut Tape and Reels available
- Industry standard sizes

NEW PRODUCT

For quantities greater than listed, call for quote.

Case Size	Vishay Part No.	Value Range (Ω)	Power Rating (W)	Resistance Tolerance (%)	Operating Temperature	Price Each			Reel Qty.	Price Per Piece
						1	100	1000		
0402	CRCW0402__FKEDHP	1	1/8	1	-55°C to +155°C				10000	
0402	CRCW0402__FKEDHP	10-10M	1/8	1	-55°C to +155°C				10000	
0603	CRCW0603__FKEAHP	1-10M	1/4	1	-55°C to +155°C		-		5000	
0805	CRCW0805__FKEAHP	1	1/3	1	-55°C to +155°C		-		5000	
0805	CRCW0805__FKEAHP	10-10M	1/3	1	-55°C to +155°C		-		5000	
1206	CRCW1206__FKEAHP	1	1/2	1	-55°C to +155°C		-		5000	
1206	CRCW1206__FKEAHP	10-220, 470, 680-100K, 1M	1/2	1	-55°C to +155°C		-		5000	
1206	CRCW1206__FKEAHP	243, 487, 249K	1/2	1	-55°C to +155°C		-		5000	
1210	CRCW1210__FKEAHP	1-1.1	3/4	1	-55°C to +155°C				5000	
1210	CRCW1210__FKEAHP	5.6-1K, 1.2K-2K, 4.7K, 4.99K-10K, 15K-20K, 47K-100K, 1M	3/4	1	-55°C to +155°C				5000	
1210	CRCW1210__FKEAHP	1K, 2.2K, 4.7K, 10K, 22K, 100K-470K	3/4	1	-55°C to +155°C				5000	
2010	CRCW2010__FKEFHP	1-3.3	1	1	-55°C to +155°C				4000	
2010	CRCW2010__FKEFHP	10-100K	1	1	-55°C to +155°C				4000	
2512	CRCW2512__FKEGHP	1-33	1.5	1	-55°C to +155°C				2000	
2512	CRCW2512__FKEGHP	4.7	1.5	1	-55°C to +155°C				2000	
2512	CRCW2512__FKEGHP	10-13, 30.1-10K	1.5	1	-55°C to +155°C				2000	
2512	CRCW2512__FKEGHP	30	1.5	1	-55°C to +155°C				2000	

© Copyright 2014 Mouser Electronics
© Copyright 2014 Mouser Electronics

VISHAY/THIN FILM PAT Series Resistors

VISHAY/THIN FILM PAT SERIES - 0.1% THIN FILM WRAPAROUND SMD RESISTORS - AUTOMOTIVE GRADE

Features:
- Resistance Tolerance: 0.1%
- Operating Temperature: -55C to +150C
- Temperature Coefficient: ±25ppm
- AEC-Q200 qualified
- Cut Tape and Reels available
- Industry standard sizes



Case Size	DIMENSIONS: mm (in.)		
	L	W	T
0603	0.064 ± 0.006	0.032 ± 0.005	0.015 ± 0.003
0805	0.080 ± 0.006	0.050 ± 0.005	0.015 ± 0.003
1206	0.126 ± 0.008	0.063 ± 0.005	0.015 ± 0.003

0603 Case Size

For quantities greater than listed, call for quote.

MOUSER STOCK NO.	Vishay Part No.	Value Ω	Power Rating (mW)	Price Each 1	25	100	1000
71-PAT0603E24R9BST1	PAT0603E24R9BST1	24.9	150				
71-PAT0603E90R9BST1	PAT0603E90R9BST1	90.9	150				
71-PAT0603E1780BST1	PAT0603E1780BST1	178	150				
71-PAT0603E2000BST1	PAT0603E2000BST1	200	150				
71-PAT0603E2490BST1	PAT0603E2490BST1	249	150				
71-PAT0603E4000BST1	PAT0603E4000BST1	400	150				
71-PAT0603E4990BST1	PAT0603E4990BST1	499	150				
71-PAT0603E6190BST1	PAT0603E6190BST1	619	150				
71-PAT0603E9090BST1	PAT0603E9090BST1	909	150				
71-PAT0603E1001BST1	PAT0603E1001BST1	1K	150				
71-PAT0603E1501BST1	PAT0603E1501BST1	1.5K	150				
71-PAT0603E1621BST1	PAT0603E1621BST1	1.62K	150				
71-PAT0603E1781BST1	PAT0603E1781BST1	1.78K	150				
71-PAT0603E2001BST1	PAT0603E2001BST1	2K	150				
71-PAT0603E2431BST1	PAT0603E2431BST1	2.43K	150				
71-PAT0603E3011BST1	PAT0603E3011BST1	3.01K	150				
71-PAT0603E4751BST1	PAT0603E4751BST1	4.75K	150				
71-PAT0603E6121BST1	PAT0603E6121BST1	6.12K	150				
71-PAT0603E7501BST1	PAT0603E7501BST1	7.5K	150				
71-PAT0603E1002BST1	PAT0603E1002BST1	10K	150				
71-PAT0603E1152BST1	PAT0603E1152BST1	11.5K	150				
71-PAT0603E1332BST1	PAT0603E1332BST1	13.3K	150				
71-PAT0603E1472BST1	PAT0603E1472BST1	14.7K	150				
71-PAT0603E2002BST1	PAT0603E2002BST1	20K	150				
71-PAT0603E3012BST1	PAT0603E3012BST1	30.1K	150				
71-PAT0603E3162BST1	PAT0603E3162BST1	31.6K	150				
71-PAT0603E3482BST1	PAT0603E3482BST1	34.8K	150				
71-PAT0603E4002BST1	PAT0603E4002BST1	40K	150				
71-PAT0603E4422BST1	PAT0603E4422BST1	44.2K	150				
71-PAT0603E4702BST1	PAT0603E4702BST1	47K	150				
71-PAT0603E4992BST1	PAT0603E4992BST1	49.9K	150				
71-PAT0603E6042BST1	PAT0603E6042BST1	60.4K	150				
71-PAT0603E6652BST1	PAT0603E6652BST1	66.5K	150				
71-PAT0603E7502BST1	PAT0603E7502BST1	75K	150				

0805 Case Size

For quantities greater than listed, call for quote.

MOUSER STOCK NO.	Vishay Part No.	Value Ω	Power Rating (mW)	Price Each 1	25	100	1000
71-PAT0805E10R0BST1	PAT0805E10R0BST1	10	200				
71-PAT0805E25R0BST1	PAT0805E25R0BST1	25	200				
71-PAT0805E49R9BST1	PAT0805E49R9BST1	49.9	200				
71-PAT0805E1270BST1	PAT0805E1270BST1	127	200				
71-PAT0805E1500BST1	PAT0805E1500BST1	150	200				
71-PAT0805E3010BST1	PAT0805E3010BST1	301	200				
71-PAT0805E4990BST1	PAT0805E4990BST1	499	200				
71-PAT0805E1001BST1	PAT0805E1001BST1	1K	200				
71-PAT0805E1241BST1	PAT0805E1241BST1	1.24K	200				
71-PAT0805E2001BST1	PAT0805E2001BST1	2K	200				
71-PAT0805E2431BST1	PAT0805E2431BST1	2.43K	200				
71-PAT0805E3791BST1	PAT0805E3791BST1	3.79K	200				
71-PAT0805E4371BST1	PAT0805E4371BST1	4.37K	200				
71-PAT0805E4701BST1	PAT0805E4701BST1	4.7K	200				
71-PAT0805E6041BST1	PAT0805E6041BST1	6.04K	200				
71-PAT0805E6341BST1	PAT0805E6341BST1	6.34K	200				
71-PAT0805E7151BST1	PAT0805E7151BST1	7.15K	200				
71-PAT0805E1002BST1	PAT0805E1002BST1	10K	200				
71-PAT0805E1102BST1	PAT0805E1102BST1	11K	200				

0805 Case Size (Cont.)

For quantities greater than listed, call for quote.

MOUSER STOCK NO.	Vishay Part No.	Value Ω	Power Rating (mW)	Price Each 1	25	100	1000
71-PAT0805E1152BST1	PAT0805E1152BST1	11.5K	200				
71-PAT0805E1502BST1	PAT0805E1502BST1	15K	200				
71-PAT0805E1692BST1	PAT0805E1692BST1	16.9K	200				
71-PAT0805E1802BST1	PAT0805E1802BST1	18K	200				
71-PAT0805E1912BST1	PAT0805E1912BST1	19.1K	200				
71-PAT0805E2202BST1	PAT0805E2202BST1	22K	200				
71-PAT0805E2612BST1	PAT0805E2612BST1	26.1K	200				
71-PAT0805E4992BST1	PAT0805E4992BST1	49.9K	200				
71-PAT0805E5172BST1	PAT0805E5172BST1	51.7K	200				
71-PAT0805E5902BST1	PAT0805E5902BST1	59K	200				
71-PAT0805E6982BST1	PAT0805E6982BST1	69.8K	200				
71-PAT0805E8982BST1	PAT0805E8982BST1	89.8K	200				
71-PAT0805E1003BST1	PAT0805E1003BST1	100K	200				
71-PAT0805E1103BST1	PAT0805E1103BST1	110K	200				
71-PAT0805E1503BST1	PAT0805E1503BST1	150K	200				
71-PAT0805E2493BST1	PAT0805E2493BST1	249K	200				

1206 Case Size

For quantities greater than listed, call for quote.

MOUSER STOCK NO.	Vishay Part No.	Value Ω	Power Rating (mW)	Price Each 1	25	100	1000
71-PAT1206E10R0BST1	PAT1206E10R0BST1	10	400				
71-PAT1206E20R0BST1	PAT1206E20R0BST1	20	400				
71-PAT1206E30R1BST1	PAT1206E30R1BST1	30.1	400				
71-PAT1206E49R9BST1	PAT1206E49R9BST1	49.9	400				
71-PAT1206E4420BST1	PAT1206E4420BST1	442	400				
71-PAT1206E4990BST1	PAT1206E4990BST1	499	400				
71-PAT1206E7500BST1	PAT1206E7500BST1	750	400				
71-PAT1206E9000BST1	PAT1206E9000BST1	900	400				
71-PAT1206E9200BST1	PAT1206E9200BST1	920	400				
71-PAT1206E1001BST1	PAT1206E1001BST1	1K	400				
71-PAT1206E2001BST1	PAT1206E2001BST1	2K	400				
71-PAT1206E2491BST1	PAT1206E2491BST1	2.49K	400				
71-PAT1206E3011BST1	PAT1206E3011BST1	3.01K	400				
71-PAT1206E3651BST1	PAT1206E3651BST1	3.65K	400				
71-PAT1206E4021BST1	PAT1206E4021BST1	4.02K	400				
71-PAT1206E4991BST1	PAT1206E4991BST1	4.99K	400				
71-PAT1206E8061BST1	PAT1206E8061BST1	8.06K	400				
71-PAT1206E9091BST1	PAT1206E9091BST1	9.09K	400				
71-PAT1206E1002BST1	PAT1206E1002BST1	10K	400				
71-PAT1206E1502BST1	PAT1206E1502BST1	15K	400				
71-PAT1206E1692BST1	PAT1206E1692BST1	16.9K	400				
71-PAT1206E2002BST1	PAT1206E2002BST1	20K	400				
71-PAT1206E2742BST1	PAT1206E2742BST1	27.4K	400				
71-PAT1206E2802BST1	PAT1206E2802BST1	28K	400				
71-PAT1206E3012BST1	PAT1206E3012BST1	30.1K	400				
71-PAT1206E4222BST1	PAT1206E4222BST1	42.2K	400				
71-PAT1206E4992BST1	PAT1206E4992BST1	49.9K	400				
71-PAT1206E5052BST1	PAT1206E5052BST1	50.5K	400				
71-PAT1206E1003BST1	PAT1206E1003BST1	100K	400				
71-PAT1206E1103BST1	PAT1206E1103BST1	110K	400				
71-PAT1206E1503BST1	PAT1206E1503BST1	150K	400				
71-PAT1206E2003BST1	PAT1206E2003BST1	200K	400				
71-PAT1206E2493BST1	PAT1206E2493BST1	249K	400				
71-PAT1206E4223BST1	PAT1206E4223BST1	422K	400				
71-PAT1206E5493BST1	PAT1206E5493BST1	549K	400				
71-PAT1206E6043BST1	PAT1206E6043BST1	604K	400				

© Copyright 2014 Mouser Electronics
© Copyright 2014 Mouser Electronics

VISHAY SMD Resistors

VISHAY/TECHNO CRHV SERIES - 1% THICK FILM SMD RESISTORS, HIGH VOLTAGE

Features:
- Resistance Tolerance: 1%
- Operating Temperature: -55°C to +150°C
- Termination: 3-sided wrap around
- Cut Tape and Reels available
- Industry standard sizes
- Additional sizes and values available



For quantities greater than listed, call for quote.

Case Size	Vishay Part No.	Value Range (Ω)	Power Rating (W)	Price Each 1	Price Each 10	Price Each 100	Reel Qty.	Price Per Piece
1206	CRHV1206AF__FKE	10M - 1G	3/10 Watt				500	
2010	CRHV2010AF__FKE	10M - 33M	1/2 Watt				500	
2512	CRHV2512AF__FKE	15M - 1G	1 Watt				500	

VISHAY/DRALORIC RCL e3 SERIES - 1% REVERSE GEOMETRY SMD RESISTORS

Features:
- Resistance Tolerance: 1%
- Operating Temperature: -55°C to +155°C
- Temperature Coefficient: ±100ppm
- Cut Tape and Reels available
- Industry standard sizes



For quantities greater than listed, call for quote.

Case Size	Vishay Part No.	Value Range (Ω)	Power Rating (W)	Price Each 1	Price Each 100	Price Each 1000	Reel Qty.	Price Per Piece
0612	RCL0612__JNEA	1 - 1M	1/2 Watt				5000	
1218	RCL1218__JNEK	1 - 1M	1 Watt				4000	
1225	RCL1225__JNEG	1 - 100K	2 Watt				2000	

VISHAY/DALE TNPU SERIES - 0.1% THIN FILM SMD RESISTORS, AUTOMOTIVE GRADE

Features:
- Resistance Tolerance: 0.1%
- Operating Temperature: -55°C to +150°C
- Temperature Coefficient: ±10ppm
- AEC-Q200 Qualified
- Cut Tape and Reels available
- Industry standard sizes



For quantities greater than listed, call for quote.

Case Size	Vishay Part No.	Value Range (Ω)	Power Rating (W)	Price Each 1	Price Each 10	Price Each 100	Reel Qty.	Price Per Piece
0603	TNPU0603__BZEN00	100 - 100K	1/10 Watt				1000	
0805	TNPU0805__BZEN00	100 - 332K	1/8 Watt				1000	
1206	TNPU1206__BZEN00	100 - 511K	1/4 Watt				1000	

VISHAY/DALE TNPW SERIES - 0.1% THIN FILM SMD RESISTORS, AUTOMOTIVE GRADE

Features:
- Resistance Tolerance: 0.1%
- Operating Temperature: -55°C to +125°C
- Temperature Coefficient: ±25ppm
- AEC-Q200 Qualified
- Cut Tape and Reels available
- Industry standard sizes



For quantities greater than listed, call for quote.

Case Size	Value Range (Ω)	Cut Tape or 1K Reel: Vishay Part No.	Price Each 1	Price Each 100	Price Each 1000	5K Reels: Vishay Part No.	Price Per Piece 5000	Price Per Piece 10000	Price Per Piece 25000
0402	274 - 100K	TNPW0402__BEED				----------	-	-	-
0603	10 - 332K	TNPW0603__BEEN				TNPW0603__BEEA			
0805	10 - 1M	TNPW0805__BEEN				TNPW0805__BEEA			
1206	10 - 2.2M	TNPW1206__BEEN				TNPW1206__BEEA			

VISHAY/THIN FILM PHP SERIES - 0.1% THIN FILM WRAPAROUND SMD RESISTORS, HIGH POWER

Features:
- Resistance Tolerance: 0.1%
- Operating Temperature: -55°C to +125°C
- Temperature Coefficient: ±25ppm
- Cut Tape and Reels available
- Industry standard sizes



For quantities greater than listed, call for quote.

Case Size	Vishay Part No.	Value Range (Ω)	Power Rating (W)	Price Each 1	Price Each 10	Price Each 50	Reel Qty.	Price Per Piece
1206	PHP01206E__BST5	10 - 20K	1 Watt				500	
2512	PHP02512E__BST5	10 - 20K	2.5 Watt				500	

VISHAY/THIN FILM PNM SERIES - 0.1% THIN FILM WRAPAROUND SMD RESISTORS, AUTOMOTIVE GRADE

Features:
- Resistance Tolerance: 0.1%
- Operating Temperature: -55°C to +150°C
- Temperature Coefficient: ±10ppm
- AEC-Q200 Qualified
- Cut Tape and Reels available
- Industry standard sizes



For quantities greater than listed, call for quote.

Case Size	Vishay Part No.	Value Range (Ω)	Power Rating (W)	Price Each 1	Price Each 10	Price Each 50	Reel Qty.	Price Per Piece
0603	PNM0603E__BST5	2K - 50K	.150 Watt				500	
0805	PNM0805E__BST5	1K - 100K	.200 Watt				500	
1206	PNM1206E__BST5	1K - 1M	.400 Watt				500	

VISHAY/THIN FILM PLT SERIES - 0.05% THIN FILM WRAPAROUND SMD RESISTORS, PRECISION LOW TCR

Features:
- Resistance Tolerance: 0.05%
- Operating Temperature: -55°C to +125°C
- Temperature Coefficient: ±5ppm
- Cut Tape and Reels available
- Industry standard sizes



For quantities greater than listed, call for quote.

Case Size	Vishay Part No.	Value Range (Ω)	Power Rating (W)	Price Each 1	Price Each 10	Price Each 50	Reel Qty.	Price Per Piece
0603	PLT0603Z__AST5	250 - 25K	.150 Watt				500	
0805	PLT0805Z__AST5	500 - 50K	.250 Watt				500	
1206	PLT1206Z__AST5	500 - 100K	.400 Watt				500	

VISHAY/SFERNICE PHT SERIES - THIN FILM WRAPAROUND SMD RESISTORS, HIGH TEMPERATURE

Features:
- Resistance Tolerance: 0.1%
- Operating Temperature: -55°C to +215°C
- Temperature Coefficient: ±10-15ppm
- Cut Tape and Reels available
- Industry standard sizes



For quantities greater than listed, call for quote.

Case Size	Vishay Part No.	Value Range (Ω)	Power Rating (W)	Price Each 1	Price Each 10	Price Each 50	Reel Qty.	Price Per Piece
0603	PHT0603Y__BGT	10K	0.0125 Watt				100	
0805	PHT0805Y__BGT	100 - 500K	0.05 Watt				100	
1206	PHT1206Y__BGT	1K - 1M	0.033 Watt				100	
2010	PHT2010Y__BGT	3M	0.1 Watt				100	

© Copyright 2014 Mouser Electronics

© Copyright 2014 Mouser Electronics

VISHAY/DALE WSC SERIES - 1/2, 1, 2, AND 3 WATT, LEAD FREE - 1% SMD W/W RESISTORS - PRECISION POWER

Features:
- Wrap around terminations
- High power ratings
- All welded construction
- Superior surge capability
- Molded encapsulation
- Tolerance 1% standard
- Available in non-inductive styles with Aryton-Perry winding (WSN in lieu of WSC)
- Cut Tape or Full Reels available

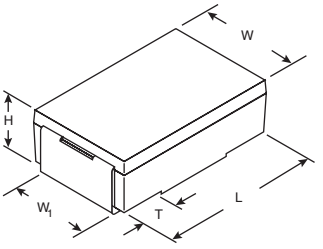

Model	DIMENSIONS: mm (in.)				
	L	H	T	W	W_1
WSC01/2	5.08±0.508 (0.2±0.02)	2.44±0.381 (0.096±0.015)	1.02±0.254 (0.04±0.01)	3.18±0.127 (0.125±0.005)	1.27±0.254 (0.05±0.01)
WSC2515	6.35±0.508 (0.25±0.02)	2.79±0.381 (0.11±0.015)	1.14±0.254 (0.045±0.01)	3.81±0.127 (0.15±0.005)	2.49±0.127 (0.098±0.005)
WSC0002	11.3±0.813 (0.445±0.032)	4.11±0.381 (0.162±0.015)	2.54±0.254 (0.1±0.01)	6.98±0.127 (0.275±0.005)	5.46±0.127 (0.215±0.005)
WSC4527	11.56±0.508 (0.455±0.02)	4.24±0.254 (0.167±0.01)	2.54±0.254 (0.1±0.01)	6.98±0.127 (0.275±0.005)	5.46±0.127 (0.215±0.005)
WSC6927	17.53±0.813 (0.69±0.032)	7.11±0.381 (0.28±0.015)	2.54±0.254 (0.1±0.01)	6.98±0.127 (0.275±0.005)	5.46±0.381 (0.215±0.015)

RoHS Compliant

LEAD-FREE

WSC01/2 Size, 1/2 Watt

For quantities greater than listed, call for quote.

MOUSER STOCK NO.	Vishay Part No.	Value Ω	Price Each 1	100	500	1000
71-WSC01/2-1-E3	WSC01/21R000FEB	1.0				
71-WSC01/2-2-E3	WSC01/22R000FEB	2.0				

WSC2515 Size, 1 Watt

For quantities greater than listed, call for quote.

MOUSER STOCK NO.	Vishay Part No.	Value Ω	Price Each 1	100	500	1000
71-WSC2515-0.5-E3	WSC2515R5000FEB	0.5				
71-WSC2515-1-E3	WSC25151R000FEB	1.0				
71-WSC2515-2-E3	WSC25152R000FEB	2.0				
71-WSC2515-5-E3	WSC25155R000FEB	5.0				
71-WSC2515-10-E3	WSC251510R00FEB	10				
71-WSC2515-50-E3	WSC251550R00FEB	50				
71-WSC2515-100-E3	WSC2515100R0FEB	100				

WSC4527 Size, 2 Watt

For quantities greater than listed, call for quote.

MOUSER STOCK NO.	Vishay Part No.	Value Ω	Price Each 1	100	500	1000
71-WSC4527-1-E3	WSC45271R000FEB	1.0				
71-WSC4527-2-E3	WSC45272R000FEB	2.0				
71-WSC4527-5-E3	WSC45275R000FEB	5.0				
71-WSC4527-10-E3	WSC452710R00FEB	10				
71-WSC4527-20-E3	WSC452720R00FEB	20				
71-WSC4527-50-E3	WSC452750R00FEB	50				
71-WSC4527-100-E3	WSC4527100R0FEB	100				
71-WSC4527-400-E3	WSC4527400R0FEB	400				
71-WSC4527-1K-E3	WSC45271K000FEB	1K				
71-WSC4527-2K-E3	WSC45272K000FEB	2K				

WSC6927 Size, 3 Watt

For quantities greater than listed, call for quote.

MOUSER STOCK NO.	Vishay Part No.	Value Ω	Price Each 1	100	500	1000
71-WSC6927-0.5-E3	WSC6927R5000FEA	0.5				
71-WSC6927-1-E3	WSC69271R000FEA	1.0				
71-WSC6927-10-E3	WSC692710R00FEA	10				
71-WSC6927-1K-E3	WSC69271K000FEA	1K				

VISHAY/DALE 4527 - WSR SERIES, 2 WATT, 3 WATT AND 5 WATT - 1% SMD POWER METAL STRIP® RESISTORS - LOW VALUE

Features:
- Ideal for current sensing, voltage division and pulse applications including switching, linear power supplies, and power amplifiers
- Molded high temperature encapsulation
- Very low inductance 0.5nH to 5nH
- Proprietary technique produces extremely low resistance values
- Excellent frequency response
- Low thermal EMF
- Tolerance 1% standard
- Case size: 4527
- Cut Tape or Full Reels available

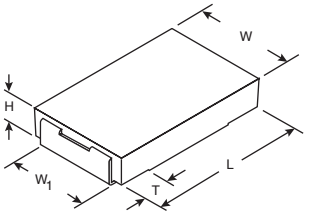

LEAD-FREE

RoHS Compliant

Model	Power Rating @ 70°C	DIMENSIONS: mm (in.)				
		L	H	T	W	W_1
WSR2	2Watt	11.56±0.813 (0.455±0.032)	2.41±0.127 (0.095±0.005)	2.54±0.254 (0.1±0.01)	6.98±0.127 (0.275±0.005)	5.46±0.127 (0.215±0.005)
WSR3	3Watt					
WSR5	5Watt					

For quantities greater than listed, call for quote.

MOUSER STOCK NO.	Vishay Part No.	Value Ω	Price Each 1	100	500	1000
2 Watt						
71-WSR25L000FEA	WSR25L000FEA	.005				
71-WSR27L000FEA	WSR27L000FEA	.007				
71-WSR2R0100FEA	WSR2R0100FEA	.01				
71-WSR2R0150FEA	WSR2R0150FEA	.015				
71-WSR2R0200FEA	WSR2R0200FEA	.02				
71-WSR2R0250FEA	WSR2R0250FEA	.025				
71-WSR2R0330FEA	WSR2R0330FEA	.033				
71-WSR2R1000FEA	WSR2R1000FEA	.10				
71-WSR2R2000FEA	WSR2R2000FEA	.20				
71-WSR2R5000FEA	WSR2R5000FEA	.50				
71-WSR2R7500FEA	WSR2R7500FEA	.75				
71-WSR21R000FEA	WSR21R000FEA	1.00				

For quantities greater than listed, call for quote.

MOUSER STOCK NO.	Vishay Part No.	Value Ω	Price Each 1	100	500	1000
3 Watt						
71-WSR3R0100FEA	WSR3R0100FEA	.01				
71-WSR3R0200FEA	WSR3R0200FEA	.02				
71-WSR3R1000FEA	WSR3R1000FEA	.10				
71-WSR3R2000FEA	WSR3R2000FEA	.20				
5 Watt						
71-WSR5R0100FEA	WSR5R0100FEA	0.01				
71-WSR5R0150FEA	WSR5R0150FEA	0.015				
71-WSR5R0200FEA	WSR5R0200FEA	0.02				
71-WSR5R0470FEA	WSR5R0470FEA	0.047				
71-WSR5R0500FEA	WSR5R0500FEA	0.05				
71-WSR5R1000FEA	WSR5R1000FEA	0.1				
71-WSR5R1500FEA	WSR5R1500FEA	0.15				
71-WSR5R2000FEA	WSR5R2000FEA	0.25				
71-WSR5R3000FEA	WSR5R3000FEA	0.3				

© Copyright 2014 Mouser Electronics

© Copyright 2014 Mouser Electronics

VISHAY/TECHNO CRHV SERIES - HIGH VOLTAGE THICK FILM CHIP RESISTORS

Features:
- High voltage up to 3000V
- Outstanding stability < 0.5%
- Flow solderable
- Automatic placement capability
- Suitable for solderable, epoxy bondable or wire bondable applications

RoHS Compliant

MOUSER STOCK NO.	Vishay Part No.	Value (Ω)	Tolerance	PPM	Price Each 1	50	100	250
71-CRHV1206AF10M0FKE	CRHV1206AF10M0FKET	10M	1%	100				
71-CRHV1206AF15M0JKE	CRHV1206AF15M0JKET	15M	5%	100				
71-CRHV1206AF20M0FKE	CRHV1206AF20M0FKET	20M	1%	100				
71-CRHV1206AF50M0FNE	CRHV1206AF50M0FNET	50M	1%	200				
71-CRHV1206AF51M0FKE	CRHV1206AF51M0FKET	51M	1%	100				
71-CRHV1206AF80M0FKE	CRHV1206AF80M0FKET	80M	1%	100				
71-CRHV1206AF82M0JNE	CRHV1206AF82M0JNET	82M	5%	200				
71-CRHV1206AF100MFKE	CRHV1206AF100MFKET	100M	1%	100				
71-CRHV1206AF200MJNE	CRHV1206AF200MJNET	200M	5%	200				
71-CRHV1206AF400MJNE	CRHV1206AF400MJNET	400M	5%	200				
71-CRHV1206AF1G00FKE	CRHV1206AF1G00FKET	1G	1%	100				
71-CRHV2010AF10M0FKE	CRHV2010AF10M0FKET	10M	1%	100				
71-CRHV2010AF12M0FKE	CRHV2010AF12M0FKET	12M	1%	100				
71-CRHV2010AF20M0FKE	CRHV2010AF20M0FKET	20M	1%	100				
71-CRHV2010AF30M0FKE	CRHV2010AF30M0FKET	30M	1%	100				
71-CRHV2010AF33M0FKE	CRHV2010AF33M0FKET	33M	1%	100				
71-CRHV2010AF1G00JNE	CRHV2010AF1G00JNET	1G	1%	200				
71-CRHV2512AF12M0FKE	CRHV2512AF12M0FKET	12M	1%	100				
71-CRHV2512AF15M0FKE	CRHV2512AF15M0FKET	15M	1%	100				
71-CRHV2512AF27M0FKE	CRHV2512AF27M0FKET	27M	1%	100				
71-CRHV2512AF33M0FKE	CRHV2512AF33M0FKET	33M	1%	100				
71-CRHV2512AF50M0FKE	CRHV2512AF50M0FKET	50M	1%	100				
71-CRHV2512AF51M0FKE	CRHV2512AF51M0FKET	51M	1%	100				
71-CRHV2512AF100MFKE	CRHV2512AF100MFKET	100M	1%	100				
71-CRHV2512AF500MFKE	CRHV2512AF500MFKET	500M	1%	100				
71-CRHV2512AF1G00FKE	CRHV2512AF1G00FKET	1G	1%	100				

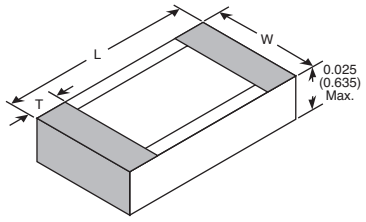

Case Size	DIMENSIONS: in. (mm) Length (L) ±0.006 (0.152)	Width (W) ±0.006 (0.152)	Thickness (T) ±0.002 (0.051)
1206	0.125	0.063	0.025
2010	0.200	0.100	0.025
2512	0.250	0.126	0.025

VISHAY/THIN FILM FC SERIES - HIGH FREQUENCY UP TO 20GHZ CHIP RESISTORS

Features:
- Excellent frequency response to 30GHz
- Edge trimmed block resistors
- Alumina substrate high purity (99.6%)
- Tolerance 0.1%
- Ohmic range (10Ω - 1000Ω are available for quote)
- Termination solder, ribbon or wire bondable
- TCR 25ppm/°C)

Applications:
- Low noise amplifiers
- Attenuation
- Line termination applications in fixed telcom and military/aero space system
- Precision voltage dividers
- High speed routers

LEAD-FREE RoHS Compliant

MOUSER STOCK NO.	Vishay Part No.	Value (Ω)	Power Rating Watts	Chip Termination	Price Each 1	25	50	100
71-FC0402E50R0BTBWS	FC0402E50R0BTBWS	50	50mW	Flip Chip				
71-FC0402E50R0BSWS	FC0402E50R0BSWS	50	50mW	Wrap				
71-FC0402E1000BBWS	FC0402E1000BBWS	100	50mW	Wrap				
71-FC0402E1000BTBWS	FC0402E1000BTBWS	100	50mW	Flip Chip				
71-FC0603E50R0BTBWS	FC0603E50R0BTBWS	50	125mW	Flip Chip				
71-FC0603E50R0BSWS	FC0603E50R0BSWS	50	125mW	Wrap				
71-FC0603E1000BSWS	FC0603E1000BSWS	100	125mW	Wrap				
71-FC0603E1000BTBWS	FC0603E1000BTBWS	100	125mW	Flip Chip				

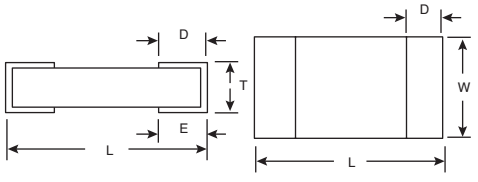

Case Size	DIMENSIONS: in. (mm) Length	Width W (±0.05)	Thickness	Top Pad D (±0.005)	Bottom Pad E (±0.005)
0402	0.040±0.003 (1.016±0.076)	0.020 (0.508)	0.015 (0.381)	0.012 (0.305)	0.015 (0.381)
0603	0.064±0.006 (1.626±0.153)	0.032 (0.813)	0.015 (0.381)	0.012 (0.305)	0.015 (0.381)

VISHAY/SFERNICE P SERIES - HIGH PRECISION WRAPAROUND THIN FILM CHIP RESISTORS

Features:
- Load Life Stability at ±70°C for 2000 hours: .1% under Pn/.05% under Pd
- Low Temperature Coefficient: ±10ppm/°C
- Very Low Noise <35dB and Voltage Coefficient <.01ppm/V
- Resistance Range: 10Ω to 50MΩ depending on size
- Tolerances to ±.1%
- In Lot Tracking ≤5ppm/°C
- Termination: tin/silver (tin/lead available)
- Short Circuits (Jumpers) r<50mR, I<2A

RoHS Compliant

MOUSER STOCK NO.	Vishay Part No.	Value (Ω)	Power Rating Pn	Power Rating Pd	Limiting Element Voltage (V)	Price Each 1	25	50	100
71-P0603Y1001BN	P0603Y1001BN	1K	125	50	50				
71-P0603Y2001BN	P0603Y2001BN	2K	125	50	50				
71-P0603Y1002BN	P0603Y1002BN	10K	125	50	50				
71-P0603Y1003BN	P0603Y1003BN	100K	125	50	50				
71-P0805Y1001BN	P0805Y1001BN	1K	200	100	50				
71-P0805Y2001BN	P0805Y2001BN	2K	200	100	50				
71-P0805Y1002BN	P0805Y1002BN	10K	200	100	50				
71-P0805Y1003BN	P0805Y1003BN	100K	200	100	50				
71-P1206Y1001BN	P1206Y1001BN	1K	330	150	75				
71-P1206Y1002BN	P1206Y1002BN	10K	330	150	75				
71-P1206Y2002BN	P1206Y2002BN	20K	330	150	75				
71-P1206Y1003BN	P1206Y1003BN	100K	330	150	75				
71-P1206Y1004BN	P1206Y1004BN	1M	330	150	75				

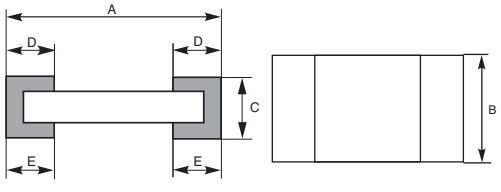

Case Size	DIMENSIONS: mm (in.) A Tol. ±.152 (.006)	B Tol. ±.127 (.005)	C Tol. ±.127 (.005)	D/E Tol. ±.13 (.005)
0603	1.52 (.06)	.75 (.03)	.5 (.02)	.38 (.015)
0805	1.91 (.075)	1.27 (.05)	.5 (.02)	.38 (.015)
1206	3.06 (.120)	1.60 (.063)	.5 (.02)	.38 (.015)

VISHAY/SFERNICE CH SERIES - THIN FILM MICROWAVE RESISTORS

Features:
- Small size, down to 20 by 16mils available
- Edged trimmed block resistors
- Pure alumina substrate (99.5%)
- Small internal reactance (LC down to 1x10-24@20GHz)
- Tolerance: 1%, 2%, 5%, 10% available
- TCR: 100 ppm/°C in (-55°C, +155°C) temperature range
- Ohmic Range: 10Ω to 500Ω

RoHS Compliant

MOUSER STOCK NO.	Vishay Part No.	Value (Ω)	Power Rating Pn (mW)	Limiting Element Voltage (V)	Price Each 1	25	50	100
71-CH0402-10RJN	CH0402-10RJN	10	50	37				
71-CH0402-50RJN	CH0402-50RJN	50	50	37				
71-CH0402-100RJN	CH0402-100RJN	100	50	37				
71-CH0402-250RJN	CH0402-250RJN	250	50	37				
71-CH0603-50RJN	CH0603-50RJN	50	125	50				
71-CH0603-75RJN	CH0603-75RJN	75	125	50				
71-CH0603-100RJN	CH0603-100RJN	100	125	50				
71-CH0603-250RJN	CH0603-250RJN	250	125	50				

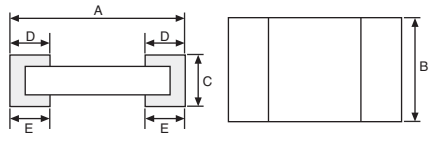

Case Size	DIMENSIONS: mm (in.) A Tol. ±.1 (.004)	B Tol. ±.1 (.004)	C Tol. ±.127 (.005)	D/E Tol. ±.13 (.005)
0402	1 (.04)	.6 (.023)	.5 (.02)	.38 (.015)
0603	1.52 (.06)	.75 (.03)	.5 (.02)	.38 (.015)

© Copyright 2014 Mouser Electronics

WELWYN SMD Resistors

TT electronics
Welwyn Components

WELWYN PWC SERIES PULSE RESISTORS

Features:
- Excellent pulse withstand performance
- Improved working voltage
- Improved power rating

RoHS Compliant

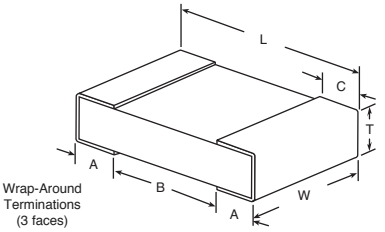

DIMENSIONS: mm							Weight (g)
Case Size	L	W	T Max.	A	B Min.	C	
2010	5.1±0.3	2.5±0.2	0.8	0.6±0.3	3.0	0.6±0.25	0.036
2512	6.5±0.3	3.2±0.2	0.8	0.6±0.3	4.4	0.6±0.25	0.055

2010 Case Size, 0.75 Watt

For quantities greater than listed, call for quote.

MOUSER STOCK NO.	Welwyn Part No.	Value (Ω)	Tol. %	Price Each 1	Price Each 100	Price Each 500	Reel Qty.	Price Per Piece
756-PWC2010-10RJI	PWC2010-10RJI	10	5				3000	
756-PWC2010-15RJI	PWC2010-15RJI	15	5				3000	
756-PWC2010-22RJI	PWC2010-22RJI	22	5				3000	
756-PWC2010-33RJI	PWC2010-33RJI	33	5				3000	
756-PWC2010-47RJI	PWC2010-47RJI	47	5				3000	
756-PWC2010-68RJI	PWC2010-68RJI	68	5				3000	
756-PWC2010-100RJI	PWC2010-100RJI	100	5				3000	
756-PWC2010-150RJI	PWC2010-150RJI	150	5				3000	
756-PWC2010-220RJI	PWC2010-220RJI	220	5				3000	
756-PWC2010-470RJI	PWC2010-470RJI	470	5				3000	
756-PWC2010-680RJI	PWC2010-680RJI	680	5				3000	
756-PWC2010-1K0JI	PWC2010-1K0JI	1K	5				3000	
756-PWC2010-1K5JI	PWC2010-1K5JI	1.5K	5				3000	
756-PWC2010-4K7JI	PWC2010-4K7JI	4.7K	5				3000	
756-PWC2010-6K8JI	PWC2010-6K8JI	6.8K	5				3000	
756-PWC2010-10KJI	PWC2010-10KJI	10	5				3000	
756-PWC2010-22KJI	PWC2010-22KJI	22K	5				3000	
756-PWC2010-33KJI	PWC2010-33KJI	33K	5				3000	
756-PWC2010-47KJI	PWC2010-47KJI	47K	5				3000	
756-PWC2010-100KJI	PWC2010-100KJI	100K	5				3000	

2512 Case Size, 1.5 Watt

For quantities greater than listed, call for quote.

MOUSER STOCK NO.	Welwyn Part No.	Value (Ω)	Tol. %	Price Each 1	Price Each 100	Price Each 450	Reel Qty.	Price Per Piece
756-PWC2512-10RJI	PWC2512-10RJI	10	5				1800	
756-PWC2512-15RJI	PWC2512-15RJI	15	5				1800	
756-PWC2512-22RJI	PWC2512-22RJI	22	5				1800	
756-PWC2512-33RJI	PWC2512-33RJI	33	5				1800	
756-PWC2512-47RJI	PWC2512-47RJI	47	5				1800	
756-PWC2512-68RJI	PWC2512-68RJI	68	5				1800	
756-PWC2512-100RJI	PWC2512-100RJI	100	5				1800	
756-PWC2512-150RJI	PWC2512-150RJI	150	5				1800	
756-PWC2512-220RJI	PWC2512-220RJI	220	5				1800	
756-PWC2512-330RJI	PWC2512-330RJI	330	5				1800	
756-PWC2512-470RJI	PWC2512-470RJI	470	5				1800	
756-PWC2512-680RJI	PWC2512-680RJI	680	5				1800	
756-PWC2512-1K0JI	PWC2512-1K0JI	1K	5				1800	
756-PWC2512-1K5JI	PWC2512-1K5JI	1.5K	5				1800	
756-PWC2512-2K2JI	PWC2512-2K2JI	2.2K	5				1800	
756-PWC2512-3K3JI	PWC2512-3K3JI	3.3K	5				1800	
756-PWC2512-4K7JI	PWC2512-4K7JI	4.7K	5				1800	
756-PWC2512-6K8JI	PWC2512-6K8JI	6.8K	5				1800	
756-PWC2512-10KJI	PWC2512-10KJI	10	5				1800	
756-PWC2512-15KJI	PWC2512-15KJI	15K	5				1800	
756-PWC2512-22KJI	PWC2512-22KJI	22K	5				1800	
756-PWC2512-33KJI	PWC2512-33KJI	33K	5				1800	
756-PWC2512-47KJI	PWC2512-47KJI	47K	5				1800	
756-PWC2512-68KJI	PWC2512-68KJI	68K	5				1800	
756-PWC2512-100KJI	PWC2512-100KJI	100K	5				1800	

WELWYN DSC SERIES DOUBLE-SIDED CHIP RESISTORS

DIMENSIONS: mm

Features:
- Two parallel resistance elements in a single chip
- Excellent pulse withstand performance
- Laser trimmed up to 0.5% tolerance
- Enhanced working voltage
- Enhanced power rating
- Weight (g): 0.055

RoHS Compliant

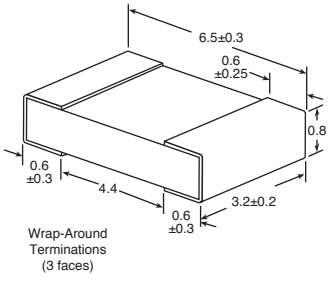

2512 Case Size, 1.5 Watt

For quantities greater than listed, call for quote.

MOUSER STOCK NO.	Welwyn Part No.	Value (Ω)	Tol. %	Price Each 1	Price Each 100	Price Each 450	Reel Qty.	Price Per Piece
756-DSC2512-10RJT18	DSC2512-10RJT18	10	5				1800	
756-DSC2512-15RJT18	DSC2512-15RJT18	15	5				1800	
756-DSC2512-22RJT18	DSC2512-22RJT18	22	5				1800	
756-DSC2512-33RJT18	DSC2512-33RJT18	33	5				1800	
756-DSC2512-47RJT18	DSC2512-47RJT18	47	5				1800	
756-DSC2512-68RJT18	DSC2512-68RJT18	68	5				1800	
756-DSC2512-100RJT18	DSC2512-100RJT18	100	5				1800	
756-DSC2512-150RJT18	DSC2512-150RJT18	150	5				1800	
756-DSC2512-220RJT18	DSC2512-220RJT18	220	5				1800	
756-DSC2512-330RJT18	DSC2512-330RJT18	330	5				1800	
756-DSC2512-470RJT18	DSC2512-470RJT18	470	5				1800	
756-DSC2512-680RJT18	DSC2512-680RJT18	680	5				1800	
756-DSC2512-1K0JT18	DSC2512-1K0JT18	1K	5				1800	
756-DSC2512-1K5JT18	DSC2512-1K5JT18	1.5K	5				1800	
756-DSC2512-4K7JT18	DSC2512-4K7JT18	4.7K	5				1800	
756-DSC2512-6K8JT18	DSC2512-6K8JT18	6.8K	5				1800	
756-DSC2512-10KJT18	DSC2512-10KJT18	10K	5				1800	
756-DSC2512-15KJT18	DSC2512-15KJT18	15K	5				1800	
756-DSC2512-22KJT18	DSC2512-22KJT18	22K	5				1800	
756-DSC2512-33KJT18	DSC2512-33KJT18	33K	5				1800	
756-DSC2512-47KJT18	DSC2512-47KJT18	47K	5				1800	
756-DSC2512-68KJT18	DSC2512-68KJT18	68K	5				1800	
756-DSC2512-100KJT18	DSC2512-100KJT18	100K	5				1800	

WELWYN HVC SERIES HIGH VOLTAGE CHIPS

DIMENSIONS: mm

Features:
- Continuous voltages up to 3kV
- Overload voltages up to 4kV
- Values up to 100M
- Robust thick film construction
- Weight (g): 0.055

RoHS Compliant

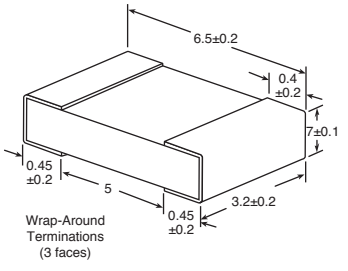

2512 Case Size, 1 Watt

For quantities greater than listed, call for quote.

MOUSER STOCK NO.	Welwyn Part No.	Value (Ω)	Tol. %	Price Each 1	Price Each 100	Price Each 450	Reel Qty.	Price Per Piece
756-HVC2512-100KFT18	HVC2512-100KFT18	100K	1				1800	
756-HVC2512-150KFT18	HVC2512-150KFT18	150K	1				1800	
756-HVC2512-220KFT18	HVC2512-220KFT18	220K	1				1800	
756-HVC2512-330KFT18	HVC2512-330KFT18	330K	1				1800	
756-HVC2512-470KFT18	HVC2512-470KFT18	470K	1				1800	
756-HVC2512-680KFT18	HVC2512-680KFT18	680K	1				1800	
756-HVC2512-1M0FT18	HVC2512-1M0FT18	1M	1				1800	
756-HVC2512-2M0FT18	HVC2512-2M0FT18	2M	1				1800	
756-HVC2512-3M0FT18	HVC2512-3M0FT18	3M	1				1800	
756-HVC2512-4M0FT18	HVC2512-4M0FT18	4M	1				1800	
756-HVC2512-6M0T18	HVC2512-6M0T18	6M	1				1800	
756-HVC2512-8M0FT18	HVC2512-8M0FT18	8M	1				1800	
756-HVC2512-10MFT18	HVC2512-10MFT18	10M	1				1800	
756-HVC2512-30MJT18	HVC2512-30MJT18	30M	5				1800	
756-HVC2512-40MJT18	HVC2512-40MJT18	40M	5				1800	
756-HVC2512-100MFT18	HVC2512-100MFT18	100M	5				1800	

© Copyright 2014 Mouser Electronics

For current pricing, visit mouser.com

© Copyright 2014 Mouser Electronics

YAGEO Surface Mount Chip Resistors

YAGEO
Innovative Service Around the Globe

AC SERIES THICK FILM CHIP RESISTORS AUTOMOTIVE GRADE

Features:
- Superior Resistance against sulfur containing atmosphere
- High component and equipment reliability
- Halogen free epoxy

Applications:
- All general purpose applications
- Car electronics, industrial application

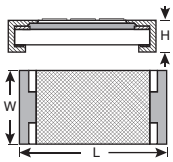

DIMENSIONS:			
Type	L (mm)	W (mm)	H (mm)
AC0402	1.00 ± 0.05	0.50 ± 0.05	0.32 ± 0.05
AC0603	1.60 ± 0.10	0.80 ± 0.10	0.45 ± 0.10
AC0805	2.00 ± 0.10	1.25 ± 0.10	0.50 ± 0.10
AC1206	3.10 ± 0.10	1.60 ± 0.10	0.55 ± 0.10

MOUSER STOCK NO.	Yageo Part No.	Value (Ω)	Tol. %	Price Each 1	50	100	1000
0402 Size, 1/16 Watt							
603-AC0402FR-0743RL	AC0402FR-0743RL	43	1				
603-AC0402FR-071KL	AC0402FR-071KL	1K	1				
603-AC0402JR-074K7L	AC0402JR-074K7L	4.7K	5				
603-AC0402JR-076K8L	AC0402JR-076K8L	6.8K	5				
603-AC0402JR-0715KL	AC0402JR-0715KL	15K	5				
603-AC0402JR-0733KL	AC0402JR-0733KL	33K	5				
603-AC0402FR-0739K2L	AC0402FR-0739K2L	39.2K	1				
603-AC0402FR-07180KL	AC0402FR-07180KL	180K	1				
603-AC0402FR-07220KL	AC0402FR-07220KL	220K	1				
603-AC0402FR-07270KL	AC0402FR-07270KL	270K	1				
603-AC0402JR-070RL	AC0402JR-070RL	0	5				
603-AC0402FR-07360KL	AC0402FR-07360KL	360K	1				
0603 Size, 1/10 Watt							
603-AC0603FR-0710RL	AC0603FR-0710RL	10	1				
603-AC0603FR-0747RL	AC0603FR-0747RL	47	1				
603-AC0603FR-0749K9L	AC0603FR-0749K9L	49.9	1				
603-AC0603FR-07470RL	AC0603FR-07470RL	470	1				
603-AC0603JR-07680RL	AC0603JR-07680RL	680	5				
603-AC0603FR-071KL	AC0603FR-071KL	1K	1				
603-AC0603FR-071K5L	AC0603FR-071K5L	1.5K	1				
603-AC0603FR-071K8L	AC0603FR-071K8L	1.8K	1				
603-AC0603FR-072K2L	AC0603FR-072K2L	2.2K	1				
603-AC0603FR-0710KL	AC0603FR-0710KL	10K	1				
603-AC0603FR-0710KL	AC0603FR-0710KL	10K	1				
603-AC0603JR-0710KL	AC0603JR-0710KL	10K	5				
603-AC0603JR-0715KL	AC0603JR-0715KL	15K	5				
603-AC0603FR-0722KL	AC0603FR-0722KL	22K	1				

MOUSER STOCK NO.	Yageo Part No.	Value (Ω)	Tol. %	Price Each 1	50	100	1000
0603 Size, 1/10 Watt (Cont.)							
603-AC0603FR-07100KL	AC0603FR-07100KL	100K	1				
603-AC0603JR-07100KL	AC0603JR-07100KL	100K	5				
603-AC0603FR-07130KL	AC0603FR-07130KL	130K	1				
603-AC0603FR-07180KL	AC0603FR-07180KL	180K	1				
603-AC0603FR-07324KL	AC0603FR-07324KL	324K	1				
603-AC0603FR-07560KL	AC0603FR-07560KL	560K	1				
603-AC0603FR-071ML	AC0603FR-071ML	1M	1				
603-AC0603JR-071ML	AC0603JR-071ML	1M	5				
603-AC0603FR-070RL	AC0603FR-070RL	0	1				
603-AC0603JR-070RL	AC0603JR-070RL	0	5				
0805 Size, 1/8 Watt							
603-AC0805JR-071R8L	AC0805JR-071R8L	1.8	5				
603-AC0805JR-07150RL	AC0805JR-07150RL	150	5				
603-AC0805JR-075K1L	AC0805JR-075K1L	5.1K	5				
603-AC0805FR-0710KL	AC0805FR-0710KL	10K	5				
1206 Size, 1/4 Watt							
603-AC1206FR-0710RL	AC1206FR-0710RL	10	1				
603-AC1206FR-0760R4L	AC1206FR-0760R4L	60.4	1				
603-AC1206FR-07150RL	AC1206FR-07150RL	150	1				
603-AC1206JR-07560RL	AC1206JR-07560RL	560	5				
603-AC1206JR-071K8L	AC1206JR-071K8L	1.8K	5				
603-AC1206JR-072K7L	AC1206JR-072K7L	2.7K	5				
603-AC1206JR-073KL	AC1206JR-073KL	3K	5				
603-AC1206FR-0751KL	AC1206FR-0751KL	51K	1				
603-AC1206FR-07100KL	AC1206FR-07100KL	100K	1				
603-AC1206JR-070RL	AC1206JR-070RL	0	5				

AF SERIES ANTI-SULFURATED CHIP RESISTORS

Features:
- Reduces environmentally hazardous waste
- High component and equipment reliability
- Halogen free product and production

Applications:
- Environments exposed to high levels of contamination such as industrial control systems
- Car electronics, sensors, electric instrumentation

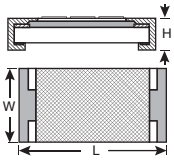

DIMENSIONS:			
Type	L (mm)	W (mm)	H (mm)
AF0603	1.60 ± 0.10	0.80 ± 0.10	0.45 ± 0.10
AF0805	2.00 ± 0.10	1.25 ± 0.10	0.50 ± 0.10
AF1206	3.10 ± 0.10	1.60 ± 0.10	0.55 ± 0.10

MOUSER STOCK NO.	Yageo Part No.	Value (Ω)	Tol. %	Price Each 1	50	100	1000
0603 Size, 1/10 Watt							
603-AF0603FR-0720RL	AF0603FR-0720RL	20	1				
603-AF0603FR-0756RL	AF0603FR-0756RL	56	1				
603-AF0603FR-07100RL	AF0603FR-07100RL	100	1				
603-AF0603FR-07130RL	AF0603FR-07130RL	130	1				
603-AF0603FR-07330RL	AF0603FR-07330RL	330	1				
603-AF0603FR-07332RL	AF0603FR-07332RL	332	1				
603-AF0603FR-07470RL	AF0603FR-07470RL	470	1				
603-AF0603FR-07820RL	AF0603FR-07820RL	820	1				
603-AF0603FR-072K2L	AF0603FR-072K2L	2.2K	1				
603-AF0603FR-073K9L	AF0603FR-073K9L	3.9K	1				
603-AF0603FR-074K32L	AF0603FR-074K32L	4.32K	1				
603-AF0603FR-075K6L	AF0603FR-075K6L	5.6K	1				
603-AF0603FR-076K8L	AF0603FR-076K8L	6.8K	1				
603-AF0603FR-0710KL	AF0603FR-0710KL	10K	1				
603-AF0603FR-0712KL	AF0603FR-0712KL	12K	1				
603-AF0603FR-0718KL	AF0603FR-0718KL	18K	1				
603-AF0603FR-0722KL	AF0603FR-0722KL	22K	1				

MOUSER STOCK NO.	Yageo Part No.	Value (Ω)	Tol. %	Price Each 1	50	100	1000
0603 Size, 1/10 Watt (Cont.)							
603-AF0603FR-0733KL	AF0603FR-0733KL	33K	1				
603-AF0603FR-0747KL	AF0603FR-0747KL	47K	1				
603-AF0603FR-0768KL	AF0603FR-0768KL	68K	1				
603-AF0603FR-07120KL	AF0603FR-07120KL	120K	1				
603-AF0603FR-07127KL	AF0603FR-07127KL	127K	1				
603-AF0603FR-07180KL	AF0603FR-07180KL	180K	1				
603-AF0603FR-07330KL	AF0603FR-07330KL	330K	1				
603-AF0603FR-07390KL	AF0603FR-07390KL	390K	1				
603-AF0603FR-071ML	AF0603FR-071ML	1M	1				
603-AF0603FR-071ML	AF0603FR-071ML	1M	1				
0805 Size, 1/8 Watt							
603-AF0805FR-07100RL	AF0805FR-07100RL	100	1				
603-AF0805FR-073K3L	AF0805FR-073K3L	3.3K	1				
1206 Size, 1/4 Watt							
603-AF1206FR-0782RL	AF1206FR-0782RL	82	1				
603-AF1206FR-07680RL	AF1206FR-07680RL	680	1				

SR SERIES SURGE CHIP RESISTORS

Features:
- Superior to SR series in pulse withstanding voltage and surge withstanding voltage

Applications:
- Telecommunications
- Power supplies

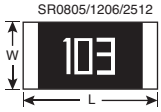

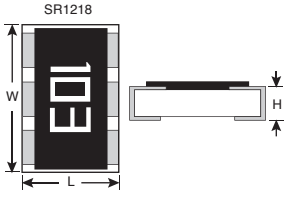

DIMENSIONS:			
Type	L (mm)	W (mm)	H (mm)
SR0805	2.00 ± 0.10	1.25 ± 0.10	0.50 ± 0.10
SR1206	3.10 ± 0.10	1.60 ± 0.10	0.55 ± 0.10
SR1218	3.10 ± 0.10	4.60 ± 0.10	0.55 ± 0.10
SR2512	6.35 ± 0.10	3.10 ± 0.15	0.55 ± 0.10

MOUSER STOCK NO.	Yageo Part No.	Value (Ω)	Tol. %	Price Each 1	50	100	1000
0805 Size, 1/8 Watt							
603-SR0805JR-0710KL	SR0805JR-0710KL	10K	5				
1206 Size, 1/4 Watt							
603-SR1206JR-072R2L	SR1206JR-072R2L	2.2	5				
603-SR1206JR-073R3L	SR1206JR-073R3L	3.3	5				
603-SR1206JR-073R9L	SR1206JR-073R9L	3.9	5				
603-SR1206JR-074R7L	SR1206JR-074R7L	4.7	5				
603-SR1206JR-0710RL	SR1206JR-0710RL	10	5				
603-SR1206JR-0712RL	SR1206JR-0712RL	12	5				
603-SR1206JR-0715RL	SR1206JR-0715RL	15	5				
603-SR1206JR-0722RL	SR1206JR-0722RL	22	5				
603-SR1206JR-0727RL	SR1206JR-0727RL	27	5				
603-SR1206JR-0733RL	SR1206JR-0733RL	33	5				
603-SR1206JR-0736RL	SR1206JR-0736RL	36	5				
603-SR1206JR-0747RL	SR1206JR-0747RL	47	5				
603-SR1206JR-0756RL	SR1206JR-0756RL	56	5				
603-SR1206JR-076R8L	SR1206JR-076R8L	76.8	5				

MOUSER STOCK NO.	Yageo Part No.	Value (Ω)	Tol. %	Price Each 1	50	100	1000
1206 Size, 1/4 Watt (Cont.)							
603-SR1206JR-07100RL	SR1206JR-07100RL	100	5				
603-SR1206JR-07150RL	SR1206JR-07150RL	150	5				
603-SR1206JR-0768RL	SR1206JR-0768RL	768	5				
603-SR1206JR-0782RL	SR1206JR-0782RL	782	5				
603-SR1206JR-071KL	SR1206JR-071KL	1K	5				
603-SR1206JR-072KL	SR1206JR-072KL	2K	5				
603-SR1206JR-075K1L	SR1206JR-075K1L	5.1K	5				
603-SR1206JR-0710KL	SR1206JR-0710KL	10K	5				
603-SR1206JR-0751KL	SR1206JR-0751KL	51K	5				
1218 Size, 1 Watt							
603-SR1218KK-071RL	SR1218KK-071RL	1	10				
603-SR1218KK-073R3L	SR1218KK-073R3L	3.3	10				
2512 Size, 1 Watt							
603-SR2512MK-071R1L	SR2512MK-071R1L	1.1	20				
603-SR2512KK-0722RL	SR2512KK-0722RL	22	10				

© Copyright 2014 Mouser Electronics
© Copyright 2014 Mouser Electronics

YAGEO Surface Mount Chip Resistors

YAGEO
Innovative Service Around the Globe

RL SERIES LOW OHMIC CHIP RESISTORS

Features:
- Halogen Free Epoxy
- Reducing environmentally hazardous wastes
- High component and equipment reliability
- Saving of PCB space
- None forbidden-materials used in products/production

Applications:
- Converters
- Printer equipment
- Server board
- Telecom
- Consumer

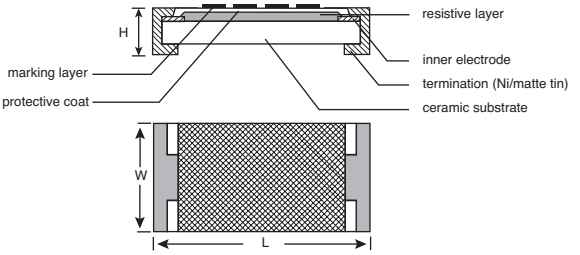

DIMENSIONS:			
Type	L (mm)	W (mm)	H (mm)
RL0402	1.00 ± 0.05	0.50 ± 0.05	0.35 ± 0.05
RL0603	1.60 ± 0.10	0.80 ± 0.10	0.45 ± 0.10
RL0805	2.00 ± 0.10	1.25 ± 0.10	0.50 ± 0.10
RL1206	3.10 ± 0.10	1.60 ± 0.10	0.55 ± 0.10
RL1210	3.10 ± 0.10	2.60 ± 0.15	0.55 ± 0.10
RL2512	6.35 ± 0.10	3.20 ± 0.15	0.55 ± 0.10

For quantities greater than listed, call for quote.

MOUSER STOCK NO.	Yageo Part No.	Value (Ω)	Price Each 1	50	100	1000
0402 Size, 1/16 Watt						
603-RL0402FR070R402L	RL0402FR-070R402L	0.402				
603-RL0402FR070R499L	RL0402FR-070R499L	0.499				
603-RL0402FR070R1L	RL0402FR-070R1L	0.1				
603-RL0402JR070R1L	RL0402JR-070R1L	0.1				
603-RL0402JR070R33L	RL0402JR-070R33L	0.1				
603-RL0402FR070R5L	RL0402FR-070R5L	0.5				
603-RL0402FR070R51L	RL0402FR-070R51L	0.51				
0603 Size, 1/10 Watt						
603-RL0603FR070R402L	RL0603FR-070R402L	0.402				
603-RL0603FR070R499L	RL0603FR-070R499L	0.499				
603-RL0603JR070R1L	RL0603JR-070R1L	0.1				
603-RL0603JR070R22L	RL0603JR-070R22L	0.22				
603-RL0603FR070R27L	RL0603FR-070R27L	0.27				
603-RL0603FR070R4L	RL0603FR-070R4L	0.4				
603-RL0603JR070R47L	RL0603JR-070R47L	0.47				
603-RL0603FR070R5L	RL0603FR-070R5L	0.5				
0805 Size, 1/8 Watt						
603-RL0805FR070R1L	RL0805FR-070R1L	0.1				
603-RL0805FR7W0R1L	RL0805FR-7W0R1L	0.1				
603-RL0805JR070R1L	RL0805JR-070R1L	0.1				
603-RL0805FR070R2L	RL0805FR-070R2L	0.2				
603-RL0805FR070R22L	RL0805FR-070R22L	0.22				
603-RL0805JR070R22L	RL0805JR-070R22L	0.22				
603-RL0805FR7W0R5L	RL0805FR-7W0R5L	0.5				
603-RL0805JR070R47L	RL0805JR-070R47L	0.47				
1206 Size, 1/4 Watt						
603-RL1206FR070R015L	RL1206FR-070R015L	0.015				
603-RL1206FR070R01L	RL1206FR-070R01L	0.01				

For quantities greater than listed, call for quote.

MOUSER STOCK NO.	Yageo Part No.	Value (Ω)	Price Each 1	50	100	1000
1206 Size, 1/4 Watt (Cont.)						
603-RL1206FR070R02L	RL1206FR-070R02L	0.02				
603-RL1206FR070R1L	RL1206FR-070R1L	0.1				
603-RL1206JR070R1L	RL1206JR-070R1L	0.1				
603-RL1206FR070R12L	RL1206FR-070R12L	0.12				
603-RL1206JR070R15L	RL1206JR-070R15L	0.15				
603-RL1206FR070R2L	RL1206FR-070R2L	0.2				
603-RL1206FR070R22L	RL1206FR-070R22L	0.22				
603-RL1206FR070R33L	RL1206FR-070R33L	0.33				
603-RL1206FR070R4L	RL1206FR-070R4L	0.4				
603-RL1206JR070R47L	RL1206JR-070R47L	0.47				
603-RL1206FR070R5L	RL1206FR-070R5L	0.5				
603-RL1206JR070R51L	RL1206JR-070R51L	0.51				
1210 Size, 1/2 Watt						
603-RL1210FR070R02L	RL1210FR-070R02L	0.02				
603-RL1210FR070R1L	RL1210FR-070R1L	0.1				
603-RL1210JR070R1L	RL1210JR-070R1L	0.1				
603-RL1210FR070R2L	RL1210FR-070R2L	0.2				
603-RL1210FR070R5L	RL1210FR-070R5L	0.5				
603-RL1210FR070R82L	RL1210FR-070R82L	0.82				
2512 Size, 1 Watt						
603-RL252FK070R015L	RL2512FK-070R015L	0.015				
603-RL252FK070R01L	RL2512FK-070R01L	0.01				
603-RL252FK070R05L	RL2512FK-070R05L	0.05				
603-RL252FK070R1L	RL2512FK-070R1L	0.1				
603-RL252JK070R2L	RL2512JK-070R2L	0.2				
603-RL252FK070R33L	RL2512FK-070R33L	0.33				
603-RL252JK070R47L	RL2512JK-070R47L	0.47				

RV SERIES HIGH VOLTAGE CHIP RESISTORS

Features:
- Halogen Free Epoxy

Applications:
- Converters
- Printer equipment
- Battery charger
- Computer
- Automotive industry
- Power supply

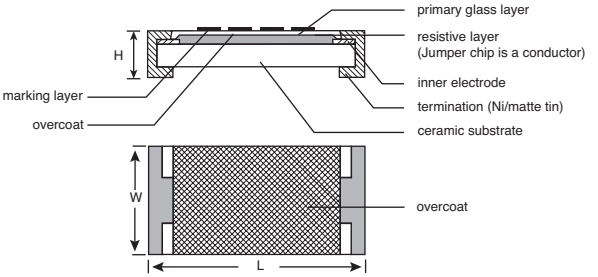

DIMENSIONS:			
Type	L (mm)	W (mm)	H (mm)
RV0805	2.00 ± 0.10	1.25 ± 0.10	0.50 ± 0.10
RV1206	3.10 ± 0.10	1.60 ± 0.10	0.55 ± 0.10

For quantities greater than listed, call for quote.

MOUSER STOCK NO.	Yageo Part No.	Value (Ω)	Price Each 1	50	100	1000
0805 Size, 1/8 Watt						
603-RV0805FR-07255KL	RV0805FR-07255KL	255K				
603-RV0805JR-07300KL	RV0805JR-07300KL	300K				
603-RV0805FR-07301KL	RV0805FR-07301KL	301K				
603-RV0805FR-07499KL	RV0805FR-07499KL	499K				
603-RV0805FR-07619KL	RV0805FR-07619KL	619K				
603-RV0805FR-07665KL	RV0805FR-07665KL	665K				
603-RV0805FR-07750KL	RV0805FR-07750KL	750K				
603-RV0805FR-071ML	RV0805FR-071ML	1M				
603-RV0805JR-071ML	RV0805JR-071ML	1M				
603-RV0805FR-071M2L	RV0805FR-071M2L	1.2M				
603-RV0805FR-071M5L	RV0805FR-071M5L	1.5M				
603-RV0805FR-071M62L	RV0805FR-071M62L	1.62M				
603-RV0805FR-071M8L	RV0805FR-071M8L	1.8M				
1206 Size, 1/4 Watt						
603-RV1206FR-07150KL	RV1206FR-07150KL	150K				
603-RV1206JR-07180KL	RV1206JR-07180KL	180K				
603-RV1206FR-07200KL	RV1206FR-07200KL	200K				
603-RV1206JR-07220KL	RV1206JR-07220KL	220K				
603-RV1206FR-07316KL	RV1206FR-07316KL	316K				
603-RV1206JR-07360KL	RV1206JR-07360KL	360K				
603-RV1206JR-07390KL	RV1206JR-07390KL	390K				
603-RV1206FR-07392KL	RV1206FR-07392KL	392K				
603-RV1206FR-07470KL	RV1206FR-07470KL	470K				
603-RV1206JR-07470KL	RV1206JR-07470KL	470K				
603-RV1206FR-07499KL	RV1206FR-07499KL	499K				
603-RV1206FR-07510KL	RV1206FR-07510KL	510K				

For quantities greater than listed, call for quote.

MOUSER STOCK NO.	Yageo Part No.	Value (Ω)	Price Each 1	50	100	1000
1206 Size, 1/4 Watt (Cont.)						
603-RV1206FR-07549KL	RV1206FR-07549KL	549K				
603-RV1206FR-07560KL	RV1206FR-07560KL	560K				
603-RV1206FR-07590KL	RV1206FR-07590KL	590K				
603-RV1206JR-07620KL	RV1206JR-07620KL	620K				
603-RV1206FR-07681KL	RV1206FR-07681KL	681K				
603-RV1206JR-07750KL	RV1206JR-07750KL	750K				
603-RV1206FR-07825KL	RV1206FR-07825KL	825K				
603-RV1206JR-07910KL	RV1206JR-07910KL	910K				
603-RV1206FR-071ML	RV1206FR-071ML	1M				
603-RV1206JR-071ML	RV1206JR-071ML	1M				
603-RV1206FR-071M3L	RV1206FR-071M3L	1.3M				
603-RV1206JR-071M5L	RV1206JR-071M5L	1.5M				
603-RV1206FR-071M62L	RV1206FR-071M62L	1.62M				
603-RV1206FR-071M8L	RV1206FR-071M8L	1.8M				
603-RV1206JR-071M8L	RV1206JR-071M8L	1.8M				
603-RV1206FR-072ML	RV1206FR-072ML	2M				
603-RV1206FR-072M26L	RV1206FR-072M26L	2.26M				
603-RV1206FR-073ML	RV1206FR-073ML	3M				
603-RV1206JR-073M3L	RV1206JR-073M3L	3.3M				
603-RV1206JR-075M6L	RV1206JR-075M6L	5.6M				
603-RV1206JR-076M8L	RV1206JR-076M8L	6.8M				
603-RV1206JR-079M1L	RV1206JR-079M1L	9.1M				
603-RV1206JR-0710ML	RV1206JR-0710ML	10M				
603-RV1206JR-0722ML	RV1206JR-0722ML	22M				
603-RV1206JR-0727ML	RV1206JR-0727ML	27M				

© Copyright 2014 Mouser Electronics

For current pricing, visit mouser.com

© Copyright 2014 Mouser Electronics

YAGEO SMD Thin Film Chip Resistors

RoHS Compliant This product is RoHS compliant.

YAGEO Innovative Service Around the Globe

RT SERIES HIGH PRECISION HIGH STABILITY CHIP RESISTORS

Features:
- Halogen Free Epoxy
- Reducing environmentally hazardous wastes
- High component and equipment reliability
- Saving of PCB space

Applications:
- Converters
- Printer equipment
- Server board
- Telecom
- Consumer

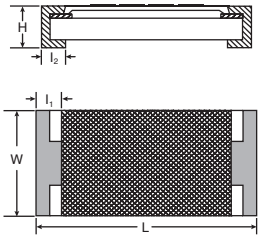

Type	L(mm)	W(mm)	H(mm)	I_1(mm)	I_2(mm)
RT0402	1.00 ±0.10	0.50 ±0.05	0.30 ±0.05	0.20 ±0.10	0.25 ±0.10
RT0603	1.60 ±0.10	0.80 ±0.10	0.45 ±0.10	0.25 ±0.15	0.25 ±0.15
RT0805	2.00 ±0.10	1.25 ±0.10	0.50 ±0.10	0.35 ±0.20	0.35 ±0.20
RT1206	3.10 ±0.10	1.60 ±0.10	0.55 ±0.10	0.45 ±0.20	0.40 ±0.20
RT2010	5.00 ±0.10	2.50 ±0.15	0.55 ±0.10	0.60 ±0.20	0.50 ±0.20

0402 Case Size, 1/16 Watt

For quantities greater than listed, call for quote.

MOUSER STOCK NO.	Yageo Part No.	Value (Ω)	PPM	Price Each 1	50	100	1000
603-RT0402FRE07100RL	RT0402FRE07100RL	100	50				
603-RT0402BRD071KL	RT0402BRD071KL	1K	25				
603-RT0402FRE071KL	RT0402FRE071KL	1K	50				
603-RT0402BRB071K82L	RT0402BRB071K82L	1.82K	10				
603-RT0402BRB073K24L	RT0402BRB073K24L	3.24K	10				
603-RT0402BRB074K22L	RT0402BRB074K22L	4.22K	10				
603-RT0402BRB076K19L	RT0402BRB076K19L	6.19K	10				
603-RT0402BRB076K98L	RT0402BRB076K98L	6.98K	10				
603-RT0402BRD0710KL	RT0402BRD0710KL	10K	25				
603-RT0402FRE0710KL	RT0402FRE0710KL	10K	50				
603-RT0402BRE0724K3L	RT0402BRE0724K3L	24.3K	50				
603-RT0402FRE0747KL	RT0402FRE0747KL	47K	50				
603-RT0402BRB0756K2L	RT0402BRB0756K2L	56.2K	10				
603-RT0402BRD0778K7L	RT0402BRD0778K7L	78.7K	25				
603-RT0402FRE07100KL	RT0402FRE07100KL	100K	50				

0603 Case Size, 1/10 Watt

For quantities greater than listed, call for quote.

MOUSER STOCK NO.	Yageo Part No.	Value (Ω)	PPM	Price Each 1	50	100	1000
603-RT0603FRE0710RL	RT0603FRE0710RL	10	50				
603-RT0603FRE0747RL	RT0603FRE0747RL	47	50				
603-RT0603FRE0775RL	RT0603FRE0775RL	75	50				
603-RT0603FRE07100RL	RT0603FRE07100RL	100	50				
603-RT0603FRE07150RL	RT0603FRE07150RL	150	50				
603-RT0603FRE07200RL	RT0603FRE07200RL	200	50				
603-RT0603FRE07220RL	RT0603FRE07220RL	220	50				
603-RT0603FRE07330RL	RT0603FRE07330RL	330	50				
603-RT0603FRE07470RL	RT0603FRE07470RL	470	50				
603-RT0603FRE07475RL	RT0603FRE07475RL	475	50				
603-RT0603FRE07680RL	RT0603FRE07680RL	680	50				
603-RT0603BRD071KL	RT0603BRD071KL	1K	25				
603-RT0603DRE071KL	RT0603DRE071KL	1K	50				
603-RT0603FRE071KL	RT0603FRE071KL	1K	50				
603-RT0603BRD071K02L	RT0603BRD071K02L	1.02K	25				
603-RT0603DRE071K20L	RT0603DRE071K20L	1.2K	50				
603-RT0603FRE071K2L	RT0603FRE071K2L	1.2K	50				
603-RT0603BRD071K5L	RT0603BRD071K5L	1.5K	25				
603-RT0603FRE071K5L	RT0603FRE071K5L	1.5K	50				
603-RT0603BRD072KL	RT0603BRD072KL	2K	25				
603-RT0603FRE072KL	RT0603FRE072KL	2K	50				
603-RT0603BRD072K2L	RT0603BRD072K2L	2.2K	25				
603-RT0603FRE072K2L	RT0603FRE072K2L	2.2K	50				
603-RT0603FRE072K7L	RT0603FRE072K7L	2.7K	50				
603-RT0603BRD073K3L	RT0603BRD073K3L	3.3K	25				
603-RT0603FRE073K3L	RT0603FRE073K3L	3.3K	50				
603-RT0603BRD073K9L	RT0603BRD073K9L	3.9K	25				
603-RT0603BRD074K7L	RT0603BRD074K7L	4.7K	25				
603-RT0603FRE074K7L	RT0603FRE074K7L	4.7K	50				
603-RT0603FRE074K75L	RT0603FRE074K75L	4.75K	50				
603-RT0603BRD074K99L	RT0603BRD074K99L	4.99K	25				
603-RT0603FRE075K11L	RT0603FRE075K11L	5.11K	50				
603-RT0603FRE076K8L	RT0603FRE076K8L	6.8K	50				
603-RT0603BRD077K5L	RT0603BRD077K5L	7.5K	25				
603-RT0603FRE077K5L	RT0603FRE077K5L	7.5K	50				
603-RT0603BRB0710KL	RT0603BRB0710KL	10K	10				
603-RT0603BRD0710KL	RT0603BRD0710KL	10K	25				
603-RT0603DRE0710KL	RT0603DRE0710KL	10K	50				
603-RT0603FRE0710KL	RT0603FRE0710KL	10K	50				
603-RT0603BRB0712KL	RT0603BRB0712KL	12K	10				
603-RT0603BRD0712KL	RT0603BRD0712KL	12K	25				
603-RT0603FRE0712KL	RT0603FRE0712KL	12K	50				
603-RT0603BRB0715KL	RT0603BRB0715KL	15K	10				
603-RT0603BRD0715KL	RT0603BRD0715KL	15K	25				
603-RT0603BRE0715KL	RT0603BRE0715KL	15K	50				
603-RT0603FRE0715KL	RT0603FRE0715KL	15K	50				
603-RT0603BRD0718KL	RT0603BRD0718KL	18K	25				
603-RT0603BRD0720KL	RT0603BRD0720KL	20K	25				
603-RT0603FRE0720KL	RT0603FRE0720KL	20K	50				
603-RT0603BRD0722KL	RT0603BRD0722KL	22K	25				
603-RT0603FRE0722KL	RT0603FRE0722KL	22K	50				
603-RT0603BRD0724KL	RT0603BRD0724KL	24K	25				
603-RT0603BRD0727KL	RT0603BRD0727KL	27K	25				

0603 Case Size, 1/10 Watt (Cont.)

For quantities greater than listed, call for quote.

MOUSER STOCK NO.	Yageo Part No.	Value (Ω)	PPM	Price Each 1	50	100	1000
603-RT0603FRE0733KL	RT0603FRE0733KL	33K	50				
603-RT0603BRD0733K2L	RT0603BRD0733K2L	33.2K	25				
603-RT0603BRD0739KL	RT0603BRD0739KL	39K	25				
603-RT0603FRE0739KL	RT0603FRE0739KL	39K	50				
603-RT0603FRE0747KL	RT0603FRE0747KL	47K	50				
603-RT0603BRE0756KL	RT0603BRE0756KL	56K	50				
603-RT0603BRD0768KL	RT0603BRD0768KL	68K	25				
603-RT0603FRE0768KL	RT0603FRE0768KL	68K	50				
603-RT0603BRD0775KL	RT0603BRD0775KL	75K	25				
603-RT0603FRE0775KL	RT0603FRE0775KL	75K	50				
603-RT0603BRD07100KL	RT0603BRD07100KL	100K	25				
603-RT0603FRE07100KL	RT0603FRE07100KL	100K	50				
603-RT0603FRE07120KL	RT0603FRE07120KL	120K	50				
603-RT0603FRE07150KL	RT0603FRE07150KL	150K	50				
603-RT0603BRD07200KL	RT0603BRD07200KL	200K	25				
603-RT0603FRE07200KL	RT0603FRE07200KL	200K	**50**				
603-RT0603FRE07220KL	RT0603FRE07220KL	220K	**50**				
603-RT0603FRE07330KL	RT0603FRE07330KL	330K	**50**				
603-RT0603FRE07470KL	RT0603FRE07470KL	470K	**50**				

0805 Case Size, 1/8 Watt

For quantities greater than listed, call for quote.

MOUSER STOCK NO.	Yageo Part No.	Value (Ω)	PPM	Price Each 1	50	100	1000
603-RT0805BRB07100RL	RT0805BRB07100RL	100	10				
603-RT0805BRD07100RL	RT0805BRD07100RL	100	25				
603-RT0805FRE07100RL	RT0805FRE07100RL	100	50				
603-RT0805BRD07390RL	RT0805BRD07390RL	390	25				
603-RT0805BRD071KL	RT0805BRD071KL	1K	25				
603-RT0805FRE071KL	RT0805FRE071KL	1K	50				
603-RT0805BRD071K5L	RT0805BRD071K5L	1.5K	25				
603-RT0805BRD072KL	RT0805BRD072KL	2K	25				
603-RT0805BRD072K2L	RT0805BRD072K2L	2.2K	25				
603-RT0805BRD074K7L	RT0805BRD074K7L	4.7K	25				
603-RT0805BRD074K75L	RT0805BRD074K75L	4.75K	25				
603-RT0805BRE0710KL	RT0805BRE0710KL	10K	50				
603-RT0805DRE0710KL	RT0805DRE0710KL	10K	50				
603-RT0805FRE0710KL	RT0805FRE0710KL	10K	50				
603-RT0805BRB0710KL	RT0805BRB0710KL	10K	10				
603-RT0805BRD0710KL	RT0805BRD0710KL	10K	**25**				
603-RT0805BRC0720KL	RT0805BRC0720KL	20K	**15**				
603-RT0805BRD0720KL	RT0805BRD0720KL	20K	**25**				
603-RT0805BRD0733KL	RT0805BRD0733KL	33K	**25**				
603-RT0805FRE0747KL	RT0805FRE0747KL	47K	50				
603-RT0805BRD07100KL	RT0805BRD07100KL	100K	25				
603-RT0805FRE07100KL	RT0805FRE07100KL	100K	50				
603-RT0805BRD07220KL	RT0805BRD07220KL	220K	25				
603-RT0805BRD07330KL	RT0805BRD07330KL	330K	25				
603-RT0805BRD07604KL	RT0805BRD07604KL	604K	25				
603-RT0805BRD071ML	RT0805BRD071ML	1M	25				

1206 Case Size, 1/4 Watt

For quantities greater than listed, call for quote.

MOUSER STOCK NO.	Yageo Part No.	Value (Ω)	PPM	Price Each 1	50	100	1000
603-RT1206FRE07100RL	RT1206FRE07100RL	100	50				
603-RT1206BRD0710KL	RT1206BRD0710KL	10K	25				
603-RT1206FRE0710KL	RT1206FRE0710KL	10K	50				
603-RT1206DRD07100KL	RT1206DRD07100KL	100K	25				
603-RT1206FRE071ML	RT1206FRE071ML	1M	50				

2010 Case Size, 1/4 Watt

For quantities greater than listed, call for quote.

MOUSER STOCK NO.	Yageo Part No.	Value (Ω)	PPM	Price Each 1	50	100	1000
603-RT2010BKC07249RL	RT2010BKC07249RL	249	15				

© Copyright 2014 Mouser Electronics

BOURNS Bare Metal Element and Power RF Chip Resistors

BOURNS

RoHS Compliant This product is RoHS compliant.

CHF POWER RF CHIP TERMINATION RESISTORS

DIMENSIONS: mm

A

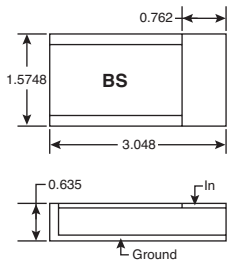

Features:
- Terminal for lead attachment

Applications:
- Drop in isolators
- RF amplifiers

B

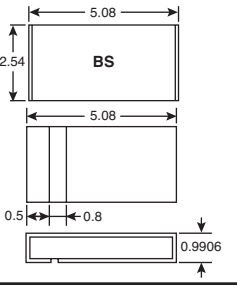

Features:
- Terminal for PCB placement

Applications:
- RF amplifiers
- Attenuators
- Antenna feeds

Features:
- Low VSWR
- Aluminum Nitride ceramic

Specifications:
- Resistive Film: Thick-Film
- Terminals: Ni Au
- Resistance: 50Ω
- Tolerance: ±5 %
- Packaging: Tape & Reel: 2000 pcs./13" reel
  Bulk: 100 pcs./bag

RoHS Compliant

For quantities greater than listed, call for quote.

MOUSER STOCK NO.	Bourns Part No.	Fig.	Power	Resistance (Ω)	Frequency (GHz)	VSWR Max	Substrate	Mount	Price Each 1	10	25	50
652-CHF1206CNT500LW	CHF1206CNT500LW	A	20	50	4	1.25	Alumina	Tab				
652-CHF2010CNP500LX	CHF2010CNP500LX	B	10	50	2	1.2	Alumina	Printed Circuit Board				

CHF POWER RF FLANGED CHIP TERMINATION RESISTORS

DIMENSIONS: mm

A

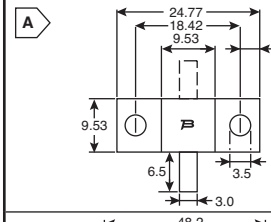

B

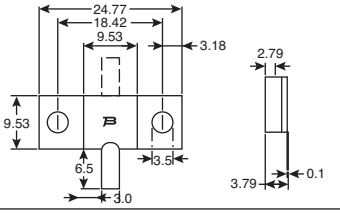

C

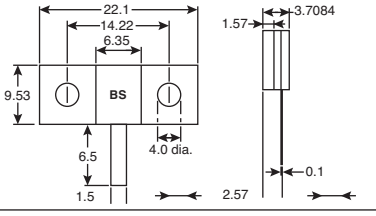

D

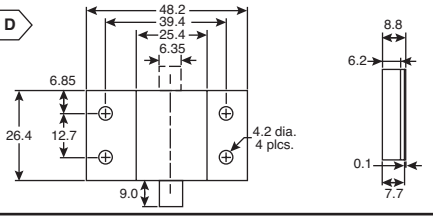

E

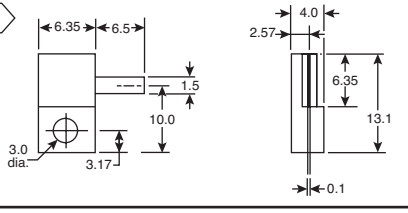

F

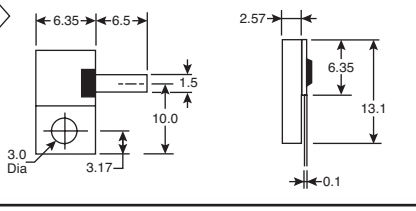

Applications:
- High power RF transmission

Features:
- Low VSWR
- Flanged model

Specifications:
- Resistive Film: Thick film
- Tab: Ag
- Cover substrate: AL203
- Mounting flange: Cu plated with Ni
- Resistance: 50Ω
- Tolerance: ±5%

RoHS Compliant

For quantities greater than listed, call for quote.

MOUSER STOCK NO.	Bourns Part No.	Fig.	Power	Resistance (Ω)	Frequency (GHz)	VSWR Max	Substrate	Mount	Packaging pcs./tray	Price Each 1	10	25	50
652-CHF9838CBF500L	CHF9838CBF500L	A	250	50	3	1.25	Beo	Flange	60				
✻ 652-CHF9838CNF500L	CHF9838CNF500L	B	250	50	2.2	1.1	Alumina	Flange	60				
✻ 652-CHF8838CNF500L	CHF8838CNF500L	C	150	50	3	1.2	Alumina	Flange	60				
652-CHF190104CBF500L	CHF190104CBF500L	D	800	50	1	1.2	BEO	Flange	25				
652-CHF5225CBF500L	CHF5225CBF500L	E	60	50	4	1.2	BEO	Flange	100				
✻ 652-CHF5225CNF500L	CHF5225CNF500L	F	60	50	4	1.2	Alumina	Flange	100				
✻ 652-CHF5225CAF500L	CHF5225CAF500L	F	20	50	4	1.2	Alumina	Flange	100				

✻ Tab attachment: Brazed with epoxy encapsulation

PWR4412-2S SERIES BARE METAL ELEMENT RESISTOR

The Bourns® PWR4412-2SB Series is a through hole resistor designed for current shunt and current sensing applications such as power supplies of different kinds, motor drives and many other applications. The resistor is quite rugged, consisting of a special metal alloy welded to tinned copper leads.

RoHS Compliant

Applications:
- Power supplies
- UPS
- Motor drives

Features:
- High current capability
- Low inductance
- Radial leads
- Low ohmic

Electrical Specifications:
- Resistance value: 0.005Ω min. / 0.1Ω max.
- Power rating @ 85°C:
  Version B: 1.0 W
  Version C: 1.0 W
  Version D: 1.0 W
- Tolerance: 1%
- Temperature coefficient (TCR: -65°C<T<170°C: ±20 PPM/°C
- Operating temperature: -40 to +125°C
- Inductance: 10 nH
- Packaging: 250 pcs./bag

For quantities greater than listed, call for quote.

MOUSER STOCK NO.	Bourns Part No.	Watt	Resistance (Ω)	Price Each 1	10	25	50
652-PWR44122SBR0100F	PWR4412-2SBR0100F	1	0.01				
652-PWR44122SBR0300F	PWR4412-2SBR0300F	1	0.03				
652-PWR44122SCR0100F	PWR4412-2SCR0100F	3	0.01				
652-PWR44122SCR0300F	PWR4412-2SCR0300F	3	0.03				
652-PWR44122SDR0100F	PWR4412-2SDR0100F	5	0.01				
652-PWR44122SDR0300F	PWR4412-2SDR0300F	5	0.03				

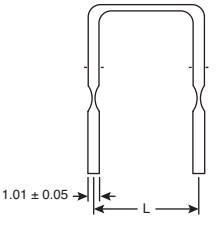

DIMENSIONS: mm		
Version	L	H
B	11.43 +1.02/-0.51	5.08 ± 2.54
C	15.24 +1.02/-0.51	25.4 Max.
D	20.32 +1.02/-0.51	25.4 Max.

© Copyright 2014 Mouser Electronics

PFC SERIES TANFILM 0.1% 25 PPM SMD THIN FILM RESISTORS

Features:

- Available in 0603, 0805, 1206
- Passivated TaNFilm element
- Wrap-around termination
- Temperature Coefficient = 25ppm
- Tolerance= 0.1%
- Leach resistant nickel barrier termination

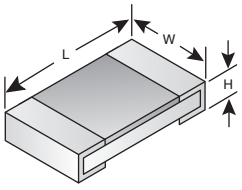

RoHS Compliant

Size	MOUSER STOCK NO.	IRC Part No.	Range of Values in (Ω) See Table	Price Each 1	50	100	500
✻0603	66-PFC06LF-Value-B	PFC06C-value-B	10(Ω) to 100K				
✻0805	66-PFC08LF-Value-B	PFC08C-value-B	10(Ω) to 267K				
1206	66-PFC12LF-Value-B	PFC12C-value-B	10(Ω) to 1Meg				

DIMENSIONS: in.				
Size	Watt	L	W	H
0603	.1	.063±.004	.031±.004	.020±.004
0805	.25	.081±.005	.050±.005	.020±.006
1206	.33	.126±.006	.063±.005	.024±.004

TABLE OF STOCKED VALUES ✻ Values not available in all sizes

10	20	42.2	84.5	140	221	365	590	931	1.5K	2.37K	3.74K	5.9K	9.31K	14.7K	23.2K	37.4K	61.9K	105K	165K	261K	412K	649K
10.2	20.5	43.2	86.6	143	226	374	604	953	1.54K	2.43K	3.83K	6.04K	9.53K	15K	23.7K	38.3K	63.4K	107K	169K	267K	422K	665K
10.5	21.5	44.2	88.7	147	232	383	619	1.0K	1.58K	2.49K	3.92K	6.19K	9.76K	15.4K	24.3K	39.2K	64.9K	110K	174K	274K	432K	681K
10.7	22.1	45.3	90.9	150	237	392	634	1.02K	1.62K	2.55K	4.02K	6.34K	10K	15.8K	24.9K	40.2K	66.5K	113K	178K	280K	442K	698K
11	23.7	47.5	93.1	154	243	402	649	1.05K	1.65K	2.61K	4.12K	6.49K	10.2K	16.2K	25.5K	42.2K	68.1K	115K	182K	287K	453K	715K
11.3	24.3	48.7	95.3	158	249	422	665	1.07K	1.69K	2.67K	4.2K	6.65K	10.5K	16.5K	26.1K	43.2K	69.8K	118K	187K	294K	464K	732K
11.5	24.9	49.9	97.6	162	255	432	681	1.1K	1.74K	2.74K	4.32K	6.81K	10.7K	16.9K	26.7K	44.2K	71.5K	121K	191K	301K	475K	750K
12.1	26.7	51.1	100	165	261	442	698	1.13K	1.78K	2.8K	4.42K	6.98K	11K	17.4K	27.4K	45.3K	73.2K	124K	196K	309K	487K	768K
13	28	53.6	102	169	267	453	715	1.15K	1.82K	2.87K	4.53K	7.15K	11.3K	17.8K	28K	46.4K	75K	127K	200K	316K	499K	787K
13.3	30.1	54.9	105	174	274	464	732	1.18K	1.87K	2.94K	4.64K	7.32K	11.5K	18.2K	29.4K	47.5K	78.7K	130K	205K	324K	511K	806K
13.7	30.9	57.6	107	178	287	475	750	1.21K	1.91K	3.01K	4.75K	7.5K	11.8K	18.7K	30.1K	48.7K	80.6K	133K	210K	332K	523K	825K
14.3	31.6	59	110	182	301	487	768	1.24K	1.96K	3.09K	4.87K	7.68K	12.1K	19.1K	30.9K	49.9K	82.5K	137K	215K	340K	536K	845K
14.7	32.4	60.4	113	187	309	499	787	1.27K	2.0K	3.16K	4.99K	7.87K	12.4K	19.6K	31.6K	51.1K	86.6K	140K	221K	348K	549K	866K
15	33.2	61.9	115	191	316	511	806	1.3K	2.05K	3.24K	5.11K	8.06K	12.7K	20K	32.4K	53.6K	88.7K	143K	226K	357K	562K	887K
15.4	36.5	64.9	121	196	324	523	825	1.33K	2.1K	3.32K	5.23K	8.25K	13K	20.5K	33.2K	54.9K	90.9K	147K	232K	365K	576K	909K
15.8	37.4	69.8	124	200	332	536	845	1.37K	2.15K	3.4K	5.36K	8.45K	13.3K	21K	34K	56.2K	93.1K	150K	237K	374K	590K	931K
16.9	38.3	71.5	127	205	340	549	866	1.4K	2.21K	3.48K	5.49K	8.66K	13.7K	21.5K	34.8K	57.6K	97.6K	154K	243K	383K	604K	953K
18.2	39.2	75	130	210	348	562	887	1.43K	2.26K	3.57K	5.62K	8.87K	14K	22.1K	35.7K	59K	100K	158K	249K	392K	619K	976K
18.7	40.2	78.7	133	215	357	576	909	1.47K	2.32K	3.65K	5.76K	9.09K	14.3K	22.6K	36.5K	60.4K	102K	162K	255K	402K	634K	1.0M
19.8	41.2	82.5	137																		

HSF-1 SERIES 10% SMD SURGE RESISTORS

Specifications:

- Size Code: F
- Industry Footprint: 2512
- Maximum Power Rating: 1W @ 70°C
- Working Wattage: 350
- Tolerance: ±10%
- TCR (ppm/°C): ±50, ±100

Features:

- Up to triple the surge rating of the rugged CHP1
- Replaces costly surface-mount wire wound resistors
- 150°C maximum operating temperature
- 1 Watt power rating

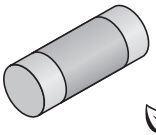

RoHS Compliant

For quantities greater than listed, call for quote.

MOUSER STOCK NO.	IRC Part No.	Value (Ω)	Price Each 1	10	100	250	500	Reel 1000
66-HSF11006R80K7LF	HSF11006R80K7LF	6.8						
66-HSF110027R0K7LF	HSF110027R0K7LF	27						
66-HSF110068R0K7LF	HSF110068R0K7LF	68						
66-HSF11002700K7LF	HSF11002700K7LF	270						

RC55 SERIES - 0.1% METAL FILM RESISTORS - 1/4 WATT

Features:

- Tolerance: 0.1%
- Temperature Coefficient: 25ppm
- Power Rating: 70°C, 1/4W
- Power Rating: 70°C, 1/4W

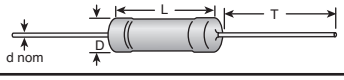

RoHS Compliant

MOUSER STOCK NO.	Range of Values in (Ω) See Table	Price Each 1	50	100	500	DIMENSIONS: mm L max	D max	T min	d nom
66-RC55LF-D-Value	10(Ω) - 249K					7.2	2.5	30	0.6
66-RC55LF-D-Value	255K -1M					7.2	2.5	30	0.6

TABLE OF STOCKED VALUES

10	21.5	38.3	68.1	113	187	324	536	866	1.37K	2.26K	3.65K	6.04K	9.76K	15.8K	24.9K	39.2K	61.9K	100K	169K	287K	487K	887K
10.2	22.1	39.2	69.8	115	196	332	549	887	1.4K	2.32K	3.74K	6.19K	10K	16.2K	25.5K	40.2K	63.4K	102K	174K	294K	499K	909K
10.5	23.7	40.2	71.5	118	200	340	562	909	1.47K	2.37K	3.83K	6.34K	10.2K	16.5K	26.1K	41.2K	64.9K	105K	178K	301K	511K	931K
10.7	24.3	42.2	73.2	121	205	348	576	931	1.5K	2.43K	3.92K	6.49K	10.5K	16.9K	26.7K	42.2K	66.5K	107K	182K	309K	536K	953K
11	24.9	43.2	75	124	210	357	590	953	1.54K	2.49K	4.02K	6.65K	10.7K	17.4K	27.4K	43.2K	68.1K	110K	187K	316K	549K	1.0M
11.8	25.5	44.2	80.6	127	215	365	604	976	1.58K	2.55K	4.12K	6.81K	11K	17.8K	28K	44.2K	69.8K	113K	191K	324K	576K	
12.7	26.1	46.4	82.5	130	221	383	619	1.0K	1.62K	2.61K	4.2K	6.98K	11.3K	18.2K	28.7K	45.3K	71.5K	115K	200K	332K	604K	
13	26.7	47.5	84.5	133	226	392	634	1.02K	1.65K	2.67K	4.32K	7.15K	11.5K	18.7K	29.4K	46.4K	75K	118K	205K	340K	649K	
14	27.4	49.9	86.6	140	232	402	649	1.05K	1.69K	2.8K	4.42K	7.32K	11.8K	19.1K	30.1K	47.5K	76.8K	121K	210K	348K	665K	
14.3	28	51.1	88.7	143	237	412	665	1.07K	1.74K	2.87K	4.64K	7.5K	12.1K	19.6K	30.9K	48.7K	78.7K	124K	215K	357K	681K	
15	28.7	52.3	90.9	147	243	422	681	1.1K	1.78K	2.94K	4.75K	7.68K	12.4K	20K	31.6K	49.9K	80.6K	127K	221K	365K	715K	
15.4	29.4	54.9	93.1	150	249	432	698	1.13K	1.82K	3.01K	4.87K	7.87K	13K	20.5K	32.4K	51.1K	82.5K	130K	226K	374K	732K	
15.8	30.1	56.2	95.3	154	255	442	715	1.15K	1.87K	3.09K	4.99K	8.06K	13.3K	21K	33.2K	52.3K	84.5K	133K	232K	392K	750K	
16.9	30.9	59	97.6	158	261	464	732	1.18K	1.91K	3.16K	5.11K	8.25K	13.7K	21.5K	34K	53.6K	86.6K	137K	243K	402K	768K	
17.4	32.4	60.4	100	162	267	475	750	1.21K	1.96K	3.24K	5.23K	8.45K	14K	22.1K	34.8K	54.9K	88.7K	140K	249K	422K	787K	
19.8	33.2	61.9	102	165	274	487	787	1.24K	2.0K	3.32K	5.36K	8.66K	14.3K	22.6K	35.7K	56.2K	90.9K	147K	255K	442K	806K	
20	34	63.4	105	169	301	499	806	1.27K	2.05K	3.4K	5.49K	8.87K	14.7K	23.2K	36.5K	57.6K	93.1K	150K	261K	453K	825K	
20.5	34.8	64.9	107	178	309	511	825	1.3K	2.1K	3.48K	5.62K	9.09K	15K	23.7K	37.4K	59K	95.3K	154K	267K	464K	845K	
21	37.4	66.5	110	182	316	523	845	1.33K	2.21K	3.57K	5.9K	9.31K	15.4K	24.3K	38.3K	60.4K	97.6K	165K	274K	475K	866K	

GS-3 SERIES 5% THICK FILM METAL GLAZE RESISTORS - 3 WATT

Features:

- High Surge Strength
- Effective as carbon Composition Replacement

Specifications:

- Power Rating: 3W @ 25°C
- Tolerance: 5%
- Leads: Tin-lead electroplated copper
- TCR: ±100(T0) ppm/°C
- Voltage Rating: 1000V Max.

RoHS Compliant

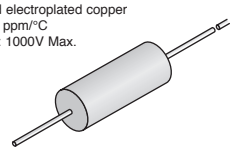

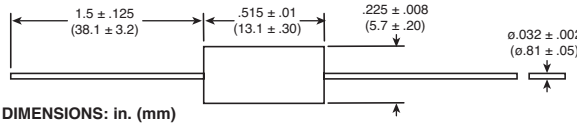

DIMENSIONS: in. (mm)

MOUSER STOCK NO.	IRC Part No.	Value (Ω)	Price Each 1	10	100	250	500	Reel Qty.	Priece Per Piece
66-GS310010R0JLF	GS3-100-10R0-J-LF	10						1000	
66-GS310022R0JLF	GS3-100-22R0-J-LF	22						1000	
66-GS310047R0JLF	GS3-100-47R0-J-LF	47						1000	
66-GS31001000JLF	GS3-100-1000-J-LF	100						1000	
66-GS31001500JLF	GS3-100-1500-J-LF	150						1000	
66-GS31002700JLF	GS3-100-2700-J-LF	270						1000	
66-GS31004700JLF	GS3-100-4700-J-LF	470						1000	
66-GS31005600JLF	GS3-100-5600-J-LF	560						1000	
66-GS31006800JLF	GS3-100-6800-J-LF	680						1000	
66-GS31001001JLF	GS3-100-1001-J-LF	1K						1000	
66-GS31002701JLF	GS3-100-2701-J-LF	2.7K						1000	
66-GS31003301JLF	GS3-100-3301-J-LF	3.3K						1000	
66-GS31004701JLF	GS3-100-4701-J-LF	4.7K						1000	
66-GS31007501JLF	GS3-100-7501-J-LF	7.5K						1000	
66-GS31008201JLF	GS3-100-8201-J-LF	8.2K						1000	
66-GS31001002JLF	GS3-100-1002-J-LF	10K						1000	
66-GS31002402JLF	GS3-100-2402-J-LF	24K						1000	
66-GS31001003JLF	GS3-100-1003-J-LF	100K						1000	
66-GS31003303JLF	GS3-100-3303-J-LF	330K						1000	
66-GS31001004JLF	GS3-100-1004-J-LF	1M						1000	

© Copyright 2014 Mouser Electronics

© Copyright 2014 Mouser Electronics

KOA SPEER 1% Metal Film Resistors - 1/4, 1/2 Watt

RoHS Compliant **This product is RoHS compliant.**

KOA SPEER ELECTRONICS, INC.

Features:
- Units meet or exceed the requirements of MIL-R-10509
- Suitable for automatic machine insertion
- Marking: Blue-gray body color with color-coded bands



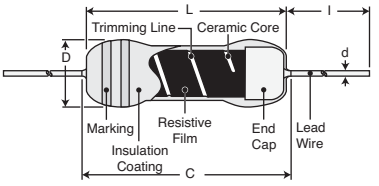

ORDERING INFORMATION

Type	DIMENSIONS: in. (mm)				
	L	C (max.)	D	d (nom.)	l
MF1/4	.248 (6.3)	.280 (7.1)	.091±.012 (2.3±0.3)	.024±.002 (0.6±0.05)	1.18±.118 (30.0±3.0)
MF1/2	.374 (9.5)	.437 (11.1)	.138±.016 3.5±0.4)		

ORDERING INFORMATION

In a continual effort to support their customer base on a global environment, KOA Corporation is adopting a new global part numbering system.

MF	1/4	D	C	T52	R	1002	F
Type	**Power Rating**	**T.C.R.**	**Termination Material**	**Taping and Forming**	**Packaging**	**Nominal Resistance**	**Tolerance**
MF	1/4: 0.25W 1/2: 0.5W	C±50 D:±100	C: SnCu	T52	R: Reel	3 significant figures + 1 multiplier "R" indicates decimal on value<10Ω.	F:±1.0%

RoHS Compliant

1/4 Watt

KOA Series	Toler.	TCR	Value Range	BULK PACKAGING						TAPE AND REEL					
				MOUSER STOCK NO.		Price Each				MOUSER STOCK NO.		Reel Quantity	Price Each		
				Prefix	Value	1	100	500	1000	Prefix	Value		5000	10000	50000
MF1/4CC	1%	50	1-49.9	660-MF1/4CC	code					660-MF1/4CCT52R	code	5000			
MF1/4CC	1%	50	51.1-2.21M	660-MF1/4CC	code					660-MF1/4CCT52R	code	5000			
MF1/4DC	1%	100	10-2.21M	660-MF1/4DC	code					660-MF1/4DCT52R	code	5000			

1/2 Watt

KOA Series	Toler.	TCR	Value Range	BULK PACKAGING						TAPE AND REEL					
				MOUSER STOCK NO.		Price Each				MOUSER STOCK NO.		Reel Quantity	Price Each		
				Prefix	Value	1	100	500	1000	Prefix	Value		4000	8000	12000
MF1/2CC	1%	50	1-49.9	660-MF1/2CC	code					660-MF1/2CCT52R	code	4000			
MF1/2CC	1%	50	51.1-2.21M	660-MF1/2CC	code					660-MF1/2CCT52R	code	4000			
MF1/2DC	1%	100	10-2.21M	660-MF1/2DC	code					660-MF1/2DCT52R	code	4000			

TABLE OF STOCKED VALUES

Value	Code	Value	Code	Value	Code	Value	Code	Value	Code	Value	Code	Value	Code
1	1R00F	499	4990F	2.37K	2371F	6.81K	6811F	18.2K	1822F	51.1K	5112F	200K	2003F
2	2R00F	511	5110F	2.43K	2431F	6.98K	6981F	18.7K	1872F	52.3K	5232F	205K	2053F
10	10R0F	562	5620F	2.49K	2491F	7.15K	7151F	19.1K	1912F	56.2K	5622F	210K	2103F
20	20R0F	604	6040F	2.67K	2671F	7.32K	7321F	19.6K	1962F	59K	5902F	221K	2213F
22.1	22R1F	619	6190F	2.74K	2741F	7.5K	7501F	20K	2002F	60.4K	6042F	226K	2263F
24.3	24R3F	665	6650F	2.8K	2801F	7.68K	7681F	20.5K	2052F	61.9K	6192F	249K	2493F
30.1	30R1F	680	6800F	2.87K	2871F	7.87K	7871F	21.5K	2152F	63.4K	6342F	261K	2613F
33.2	33R2F	681	6810F	2.94K	2941F	8.06K	8061F	22.1K	2212F	66.5K	6652F	267K	2673F
39.2	39R2F	698	6980F	3.01K	3011F	8.25K	8251F	22.6K	2262F	68.1K	6812F	274K	2743F
47	47R0F	732	7320F	3.24K	3241F	8.45K	8451F	23.7K	2372F	69.8K	6982F	280K	2803F
47.5	47R5F	750	7500F	3.32K	3321F	8.66K	8661F	24.3K	2432F	71.5K	7152F	294K	2943F
49.9	49R9F	768	7680F	3.4K	3401F	9.09K	9091F	24.9K	2492F	75K	7502F	301K	3013F
51.1	51R1F	806	8060F	3.48K	3481F	9.31K	9311F	25.5K	2552F	76.8K	7682F	332K	3323F
61.9	61R9F	825	8250F	3.57K	3571F	9.53K	9531F	26.1K	2612F	80.6K	8062F	392K	3923F
68.1	68R1F	887	8870F	3.65K	3651F	10K	1002F	26.7K	2672F	82.5K	8252F	464K	4643F
75	75R0F	909	9090F	3.74K	3741F	10.2K	1022F	27.4K	2742F	84.5K	8452F	470K	4703F
82.5	82R5F	953	9530F	3.83K	3831F	10.5K	1052F	28K	2802F	86.6K	8662F	475K	4753F
100	1000F	976	9760F	3.92K	3921F	10.7K	1072F	28.7K	2872F	88.7K	8872F	499K	4993F
121	1210F	1K	1001F	4.02K	4021F	11K	1102F	30.1K	3012F	90.9K	9092F	511K	5113F
130	1300F	1.1K	1101F	4.22K	4221F	11.3K	1132F	30.9K	3092F	93.1K	9312F	562K	5623F
150	1500F	1.21K	1211F	4.42K	4421F	11.5K	1152F	31.6K	3162F	100K	1003F	681K	6813F
182	1820F	1.3K	1301F	4.53K	4531F	12K	1202F	32.4K	3242F	102K	1023F	1M	1004F
200	2000F	1.33K	1331F	4.64K	4641F	12.1K	1212F	33.2K	3322F	110K	1103F	1.5M	1504F
221	2210F	1.47K	1471F	4.7K	4701F	12.4K	1242F	34K	3402F	115K	1153F	1.82M	1824F
237	2370F	1.5K	1501F	4.75K	4751F	12.7K	1272F	35.7K	3572F	121K	1213F	2M	2004F
249	2490F	1.58K	1581F	4.87K	4871F	13K	1302F	36.5K	3652F	124K	1243F	2.21M	2214F
261	2610F	1.78K	1781F	4.99K	4991F	13.3K	1332F	37.4K	3742F	127K	1273F		
274	2740F	1.82K	1821F	5.1K	5101F	14K	1402F	38.3K	3832F	130K	1303F		
287	2870F	1.87K	1871F	5.11K	5111F	14.3K	1432F	39.2K	3922F	133K	1333F		
301	3010F	1.96K	1961F	5.36K	5361F	15K	1502F	40.2K	4022F	143K	1433F		
332	3320F	2K	2001F	5.49K	5491F	15.4K	1542F	42.2K	4222F	147K	1473F		
348	3480F	2.05K	2051F	5.62K	5621F	15.8K	1582F	43.2K	4322F	150K	1503F		
385	3850F	2.1K	2101F	5.76K	5761F	16.2K	1622F	45.3K	4532F	158K	1583F		
392	3920F	2.15K	2151F	5.9K	5901F	16.9K	1692F	46.4K	4642F	162K	1623F		
464	4640F	2.2K	2201F	6.19K	6191F	17.4K	1742F	47K	4702F	169K	1693F		
470	4700F	2.21K	2211F	6.49K	6491F	17.8K	1782F	47.5K	4752F	178K	1783F		
475	4750F	2.32K	2321F	6.65K	6651F	18K	1802F	49.9K	4992F	182K	1823F		

© Copyright 2014 Mouser Electronics

© Copyright 2014 Mouser Electronics

VISHAY CMF Metal Film Resistors

RoHS Compliant **This product is RoHS compliant.**

CMF55 AND CMF60 METAL FILM RESISTORS

Features:

- Small size - conformal coated
- Flame retardant epoxy coating
- Controlled temperature coefficient
- Excellent high frequency characteristics
- Exceptionally low noise; typically 0.10μV/V
- Low voltage coefficient to ± 5ppm/Volt
- Lead (Pb)-Free version is RoHS Compliant
- Other TCs available upon request

DIMENSIONS: in. (mm)				
Model	A	B	C (Max.)	D
CMF55	0.240±0.020 (6.10±0.51)	0.090±0.008 (2.29±0.20)	0.278 (7.06)	0.025±0.002 (0.64±0.05)
CMF60	0.344±0.031 (8.74±0.79)	0.145±0.015 (3.68±0.38)	0.425 (10.80)	0.025±0.002 (0.64±0.05)

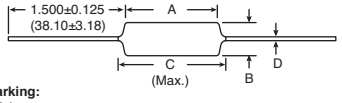

Marking:
- Value
- Decade and Tolerance
- Date Code

(Alternate parts may be MIL marked)

LEAD-FREE

RoHS Compliant

For quantities greater than listed, call for quote.

MOUSER STOCK NO.	Vishay Part No.	Value Ω	Price Each 1	25	100	500
CMF55 = 1/4 Watt Rated to 1/2 Watt 50ppm 1%						
71-CMF5510R000FHEK	CMF5510R000FHEK	10				
71-CMF5515R000FHEK	CMF5515R000FHEK	15				
71-CMF5520R000FHEK	CMF5520R000FHEK	20				
71-CMF5530R100FHEK	CMF5530R100FHEK	30.1				
71-CMF5533R200FHEK	CMF5533R200FHEK	33.2				
71-CMF5547R500FHEK	CMF5547R500FHEK	47.5				
71-CMF5549R900FHEK	CMF5549R900FHEK	49.9				
71-CMF5551R100FHEK	CMF5551R100FHEK	51.1				
71-CMF5575R000FHEK	CMF5575R000FHEK	75				
71-CMF55100R00FHEK	CMF55100R00FHEK	100				
71-CMF55121R00FHEK	CMF55121R00FHEK	121				
71-CMF55150R00FHEK	CMF55150R00FHEK	150				
71-CMF55182R00FHEK	CMF55182R00FHEK	182				
71-CMF55200R00FHEK	CMF55200R00FHEK	200				
71-CMF55220R00FHEK	CMF55220R00FHEK	220				
71-CMF55221R00FHEK	CMF55221R00FHEK	221				
71-CMF55249R00FHEK	CMF55249R00FHEK	249				
71-CMF55274R00FHEK	CMF55274R00FHEK	274				
71-CMF55301R00FHEK	CMF55301R00FHEK	301				
71-CMF55330R00FHEK	CMF55330R00FHEK	330				
71-CMF55332R00FHEK	CMF55332R00FHEK	332				
71-CMF55365R00FHEK	CMF55365R00FHEK	365				
71-CMF55392R00FHEK	CMF55392R00FHEK	392				
71-CMF55402R00FHEK	CMF55402R00FHEK	402				
71-CMF55475R00FHEK	CMF55475R00FHEK	475				
71-CMF55499R00FHEK	CMF55499R00FHEK	499				
71-CMF55511R00FHEK	CMF55511R00FHEK	511				
71-CMF55562R00FHEK	CMF55562R00FHEK	562				
71-CMF55604R00FHEK	CMF55604R00FHEK	604				
71-CMF55681R00FHEK	CMF55681R00FHEK	681				
71-CMF55825R00FHEK	CMF55825R00FHEK	825				
71-CMF55909R00FHEK	CMF55909R00FHEK	909				
71-CMF551K0000FHEK	CMF551K0000FHEK	1K				
71-CMF551K2100FHEK	CMF551K2100FHEK	1.21K				
71-CMF551K3000FHEK	CMF551K3000FHEK	1.3K				
71-CMF551K5000FHEK	CMF551K5000FHEK	1.5K				
71-CMF551K6200FHEK	CMF551K6200FHEK	1.62K				
71-CMF551K8200FHEK	CMF551K8200FHEK	1.82K				
71-CMF552K0000FHEK	CMF552K0000FHEK	2K				
71-CMF552K2000FHEK	CMF552K2000FHEK	2.2K				
71-CMF552K2100FHEK	CMF552K2100FHEK	2.21K				
71-CMF552K3700FHEK	CMF552K3700FHEK	2.37K				
71-CMF552K4900FHEK	CMF552K4900FHEK	2.49K				
71-CMF552K7400FHEK	CMF552K7400FHEK	2.74K				
71-CMF553K0100FHEK	CMF553K0100FHEK	3.01K				
71-CMF553K2400FHEK	CMF553K2400FHEK	3.24K				
71-CMF553K3200FHEK	CMF553K3200FHEK	3.32K				
71-CMF553K9200FHEK	CMF553K9200FHEK	3.92K				
71-CMF554K0200FHEK	CMF554K0200FHEK	4.02K				
71-CMF554K3200FHEK	CMF554K3200FHEK	4.32K				
71-CMF554K7000FHEK	CMF554K7000FHEK	4.7K				
71-CMF554K7500FHEK	CMF554K7500FHEK	4.75K				
71-CMF554K9900FHEK	CMF554K9900FHEK	4.99K				
71-CMF555K1100FHEK	CMF555K1100FHEK	5.11K				
71-CMF556K0400FHEK	CMF556K0400FHEK	6.04K				
71-CMF556K8100FHEK	CMF556K8100FHEK	6.81K				
71-CMF557K5000FHEK	CMF557K5000FHEK	7.5K				
71-CMF558K0600FHEK	CMF558K0600FHEK	8.06K				
71-CMF558K2500FHEK	CMF558K2500FHEK	8.25K				
71-CMF558K6600FHEK	CMF558K6600FHEK	8.66K				
71-CMF5510K000FHEK	CMF5510K000FHEK	10K				
71-CMF5510K500FHEK	CMF5510K500FHEK	10.5K				
71-CMF5511K000FHEK	CMF5511K000FHEK	11K				
71-CMF5512K100FHEK	CMF5512K100FHEK	12.1K				
71-CMF5515K000FHEK	CMF5515K000FHEK	15K				
71-CMF5517K400FHEK	CMF5517K400FHEK	17.4K				
71-CMF5518K200FHEK	CMF5518K200FHEK	18.2K				
71-CMF5520K000FHEK	CMF5520K000FHEK	20K				
71-CMF5522K100FHEK	CMF5522K100FHEK	22.1K				
71-CMF5524K900FHEK	CMF5524K900FHEK	24.9K				
71-CMF5530K100FHEK	CMF5530K100FHEK	30.1K				
71-CMF5533K200FHEK	CMF5533K200FHEK	33.2K				
71-CMF5547K000FHEK	CMF5547K000FHEK	47K				
71-CMF5540K200FHEK	CMF5540K200FHEK	40.2K				
71-CMF5547K500FHEK	CMF5547K500FHEK	47.5K				
71-CMF5549K900FHEK	CMF5549K900FHEK	49.9K				
71-CMF5551K100FHEK	CMF5551K100FHEK	51.1K				
71-CMF5590K900FHEK	CMF5590K900FHEK	90.9K				
71-CMF55100K00FHEK	CMF55100K00FHEK	100K				

MOUSER STOCK NO.	Vishay Part No.	Value Ω	Price Each 1	25	100	500
CMF55 = 1/4 Watt Rated to 1/2 Watt 50ppm 1% (Cont.)						
71-CMF55110K00FHEK	CMF55110K00FHEK	110K				
71-CMF55121K00FHEK	CMF55121K00FHEK	121K				
71-CMF55150K00FHEK	CMF55150K00FHEK	150K				
71-CMF55200K00FHEK	CMF55200K00FHEK	200K				
71-CMF55221K00FHEK	CMF55221K00FHEK	221K				
71-CMF55249K00FHEK	CMF55249K00FHEK	249K				
71-CMF55301K00FHEK	CMF55301K00FHEK	301K				
71-CMF55475K00FHEK	CMF55475K00FHEK	475K				
71-CMF55499K00FHEK	CMF55499K00FHEK	499K				
71-CMF551M0000FHEK	CMF551M0000FHEK	1M				
71-CMF5510M000FHEK	CMF5510M000FHEK	10M				
CMF60 = 1/2 Watt Rated to 1 Watt 50ppm 1%						
71-CMF6010R000FHEK	CMF6010R000FHEK	10				
71-CMF6020R000FHEK	CMF6020R000FHEK	20				
71-CMF6022R100FHEK	CMF6022R100FHEK	22.1				
71-CMF6024R900FHEK	CMF6024R900FHEK	24.9				
71-CMF6030R100FHEK	CMF6030R100FHEK	30				
71-CMF6033R200FHEK	CMF6033R200FHEK	33.2				
71-CMF6039R200FHEK	CMF6039R200FHEK	39.2				
71-CMF6047R500FHEK	CMF6047R500FHEK	47.5				
71-CMF6049R900FHEK	CMF6049R900FHEK	49.9				
71-CMF6056R200FHEK	CMF6056R200FHEK	56.2				
71-CMF6075R000FHEK	CMF6075R000FHEK	75				
71-CMF60100R00FHEK	CMF60100R00FHEK	100				
71-CMF60121R00FHEK	CMF60121R00FHEK	121				
71-CMF60150R00FHEK	CMF60150R00FHEK	150				
71-CMF60182R00FHEK	CMF60182R00FHEK	182				
71-CMF60200R00FHEK	CMF60200R00FHEK	200				
71-CMF60221R00FHEK	CMF60221R00FHEK	221				
71-CMF60301R00FHEK	CMF60301R00FHEK	301				
71-CMF60332R00FHEK	CMF60332R00FHEK	332				
71-CMF60392R00FHEK	CMF60392R00FHEK	392				
71-CMF60402R00FHEK	CMF60402R00FHEK	402				
71-CMF60475R00FHEK	CMF60475R00FHEK	475				
71-CMF60499R00FHEK	CMF60499R00FHEK	499				
71-CMF60511R00FHEK	CMF60511R00FHEK	511				
71-CMF60562R00FHEK	CMF60562R00FHEK	562				
71-CMF60681R00FHEK	CMF60681R00FHEK	681				
71-CMF60750R00FHEK	CMF60750R00FHEK	750				
71-CMF60825R00FHEK	CMF60825R00FHEK	825				
71-CMF601K0000FHEK	CMF601K0000FHEK	1K				
71-CMF601K1000FHEK	CMF601K1000FHEK	1.1K				
71-CMF601K2100FHEK	CMF601K2100FHEK	1.21K				
71-CMF601K5000FHEK	CMF601K5000FHEK	1.5K				
71-CMF601K8200FHEK	CMF601K8200FHEK	1.82K				
71-CMF602K0000FHEK	CMF602K0000FHEK	2K				
71-CMF602K2100FHEK	CMF602K2100FHEK	2.21K				
71-CMF603K0100FHEK	CMF603K0100FHEK	3.01K				
71-CMF603K3200FHEK	CMF603K3200FHEK	3.32K				
71-CMF603K9200FHEK	CMF603K9200FHEK	3.92K				
71-CMF604K0200FHEK	CMF604K0200FHEK	4.02K				
71-CMF604K7500FHEK	CMF604K7500FHEK	4.75K				
71-CMF605K1100FHEK	CMF605K1100FHEK	5.11K				
71-CMF605K6200FHEK	CMF605K6200FHEK	5.62K				
71-CMF606K8100FHEK	CMF606K8100FHEK	6.81K				
71-CMF607K5000FHEK	CMF607K5000FHEK	7.5K				
71-CMF608K0600FHEK	CMF608K0600FHEK	8.06K				
71-CMF608K2500FHEK	CMF608K2500FHEK	8.25K				
71-CMF609K0900FHEK	CMF609K0900FHEK	9.09K				
71-CMF6010K000FHEK	CMF6010K000FHEK	10K				
71-CMF6012K100FHEK	CMF6012K100FHEK	12.1K				
71-CMF6015K000FHEK	CMF6015K000FHEK	15K				
71-CMF6020K000FHEK	CMF6020K000FHEK	20K				
71-CMF6022K100FHEK	CMF6022K100FHEK	22.1K				
71-CMF6030K100FHEK	CMF6030K100FHEK	30.1K				
71-CMF6033K200FHEK	CMF6033K200FHEK	33.2K				
71-CMF6047K500FHEK	CMF6047K500FHEK	47.5K				
71-CMF6049K900FHEK	CMF6049K900FHEK	49.9K				
71-CMF6051K100FHEK	CMF6051K100FHEK	51.1K				
71-CMF6056K200FHEK	CMF6056K200FHEK	56.2K				
71-CMF6068K100FHEK	CMF6068K100FHEK	68.1K				
71-CMF60100K00FHEK	CMF60100K00FHEK	100K				
71-CMF60150K00FHEK	CMF60150K00FHEK	150K				
71-CMF60200K00FHEK	CMF60200K00FHEK	200K				
71-CMF60221K00FHEK	CMF60221K00FHEK	221K				
71-CMF60470K00FHEK	CMF60470K00FHEK	470K				
71-CMF60475K00FHEK	CMF60475K00FHEK	475K				
71-CMF60511K00FHEK	CMF60511K00FHEK	511K				
71-CMF601M0000FHEK	CMF601M0000FHEK	1M				

© Copyright 2014 Mouser Electronics

VISHAY/DALE Metal Film Resistors

VISHAY/DALE TYPE PTF SERIES - .1% METAL FILM RESISTORS, PRECISION, ULTRA-HIGH STABILITY

Features:
- Extremely low temperature coefficient of resistance
- Very low noise and voltage coefficient
- Very good high frequency characteristics
- Can replace wire wound bobbins
- Proprietary epoxy coating provides superior moisture protection

DIMENSIONS: in. (mm)

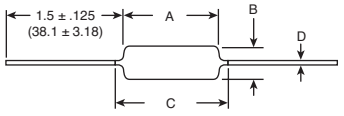

Model	A	B	C	D
PTF56	0.250±0.031 (3.81±0.51)	0.091±0.009 (2.31±0.23)	0.300 (7.62)	0.025 (0.64)
PTF65	0.375±0.062 (9.53±1.57)	0.145±0.016 (3.68±0.41)	0.475 (12.07)	0.025 (0.64)

For quantities greater than listed, call for quote.

MOUSER STOCK NO.	Vishay Part No.	Value	TCR (ppm/°C)	Tol. ± %	Price Each 1	25	50	100
PTF56, 1/8 Watt @ 85°C - Limiting Element Voltage Max. 300								
71-PTF5649R900BYBF	PTF5649R900BYBF	49.9	10	0.10				
71-PTF5650R000BYBF	PTF5650R000BYBF	50	10	0.10				
71-PTF56100R00BXBF	PTF56100R00BXBF	100	15	0.10				
71-PTF56100R00BYBF	PTF56100R00BYBF	100	10	0.10				
71-PTF56200R00AYBF	PTF56200R00AYBF	200	10	0.05				
71-PTF56200R00BYBF	PTF56200R00BYBF	200	10	0.10				
71-PTF56250R00BYBF	PTF56250R00BYBF	250	10	0.10				
71-PTF56500R00BYBF	PTF56500R00BYBF	500	10	0.10				
71-PTF561K0000BYBF	PTF561K0000BYBF	1K	10	0.10				
71-PTF561K0000BZBF	PTF561K0000BZBF	1K	5	0.10				
71-PTF562K0000BYBF	PTF562K0000BYBF	2K	10	0.10				
71-PTF563K0000BYBF	PTF563K0000BYBF	3K	10	0.10				
71-PTF563K8800BZBF	PTF563K8800BZBF	3.88K	5	0.10				
71-PTF564K9900BYBF	PTF564K9900BYBF	4.99K	10	0.10				

For quantities greater than listed, call for quote.

MOUSER STOCK NO.	Vishay Part No.	Value	TCR (ppm/°C)	Tol. ± %	Price Each 1	25	50	100
PTF56, 1/4 Watt @ 85°C - Limiting Element Voltage Max. 300 (Cont.)								
71-PTF565K0000BYBF	PTF565K0000BYBF	5K	10	0.10				
71-PTF565K0000BZBF	PTF565K0000BZBF	5K	5	0.10				
71-PTF567K5000BYBF	PTF567K5000BYBF	7.5K	10	0.10				
71-PTF5610K000BXBF	PTF5610K000BXBF	10K	15	0.10				
71-PTF5610K000BYBF	PTF5610K000BYBF	10K	10	0.10				
71-PTF5610K000BZBF	PTF5610K000BZBF	10K	5	0.10				
71-PTF5611K000BYBF	PTF5611K000BYBF	11K	10	0.10				
71-PTF5615K000BYBF	PTF5615K000BYBF	15K	10	0.10				
71-PTF5620K000BYBF	PTF5620K000BYBF	20K	10	0.10				
71-PTF5620K000BZBF	PTF5620K000BZBF	20K	5	0.10				
71-PTF5624K900BYBF	PTF5624K900BYBF	24.9K	10	0.10				
71-PTF5650K000BZBF	PTF5650K000BZBF	50K	5	0.10				
71-PTF56100K00BYBF	PTF56100K00BYBF	100K	10	0.10				
71-PTF56100K00BZBF	PTF56100K00BZBF	100K	5	0.10				
71-PTF56200K00BZBF	PTF56200K00BZBF	200K	5	0.10				
71-PTF56249K00BYBF	PTF56249K00BYBF	249K	10	0.10				
71-PTF56249K00BZBF	PTF56249K00BZBF	249K	5	0.10				
71-PTF56300K00BZBF	PTF56300K00BZBF	300K	5	0.10				
71-PTF56499K00BZBF	PTF56499K00BZBF	499K	5	0.10				
PTF65, 1/4 Watt @ 85°C - Limiting Element Voltage Max. 500								
71-PTF6550R000BYBF	PTF6550R000BYBF	50	10	0.10				
71-PTF65100R00BYBF	PTF65100R00BYBF	100	10	0.10				
71-PTF65120R00BYBF	PTF65120R00BYBF	120	10	0.10				
71-PTF65250R00AYBF	PTF65250R00AYBF	250	10	0.05				
71-PTF65400R00AZBF	PTF65400R00AZBF	400	5	0.05				
71-PTF651K0000BYBF	PTF651K0000BYBF	1K	10	0.10				
71-PTF6510K000BZBF	PTF6510K000BZBF	10K	5	0.10				
71-PTF65100K00BYBF	PTF65100K00BYBF	100K	10	0.10				
71-PTF651M0000BYBF	PTF651M0000BYBF	1M	10	0.10				
71-PTF651M0000BXBF	PTF651M0000BXBF	1M	15	0.10				

VISHAY/DALE TYPE RN SERIES - 1% METAL FILM RESISTORS - 1/8, 1/4 AND 1/2 WATT

Features:
- Very low noise
- Very low voltage coefficient
- Excellent high frequency characteristics
- Meets MIL-R-10509
- Flame retardant epoxy coating

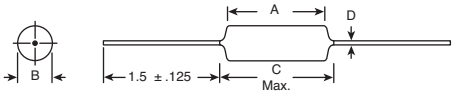

DIMENSIONS: in.				
Series	A	B	C	D
RN55D	.240±.020	.090±.008	.278	.025±.002
RN55D	.334±.031	.145±.015	.425	.025±.002
RN55D	.562±.031	.180±.015	.687	.025±.002

RN55D, 1/8W

MOUSER STOCK NO.	Range of Values (Ω)	Price Each 1	50	100	500	1000
71-RN55D-F-Value	10-1M					Call

RN60D, 1/4W

71-RN60D-F-Value	10-1M					Call

RN65D, 1/2W

71-RN65D-F-Value	10-1.0M					Call

For additional values call your Mouser representative or buy on-line at mouser.com

TABLE OF STOCKED VALUES

RN55D-F 1/8 Watt						RN60D-F 1/4 Watt			RN65D-F 1/2 Watt		
10	243	909	4.75K	15K	249K	10	750	15K	10	6.81K	221K
15	249	1K	4.99K	18.2K	301K	20	825	20K	100	10K	301K
20	267	1.21K	5.11K	20K	475K	24.9	1K	22.1K	200	15K	475K
22.1	274	1.5K	5.62K	22.1K	499K	49.9	1.1K	33.2K	221	20K	499K
27.4	301	1.82K	6.04K	27.4K	1M	75	1.21K	49.9K	332	22.1K	1M
33.2	332	2K	6.19K	30.1K		100	1.5K	100K	475	33.2K	
47.5	392	2.21K	6.81K	33.2K		121	1.82K	150K	681	39.2K	
49.9	402	2.37K	7.5K	47.5K		150	2K	200K	825	47.5K	
56.2	432	2.49K	8.06K	49.9K		200	2.21K	221K	1K	49.9K	
75	475	2.74K	8.25K	51.1K		221	2.74K	499K	1.5K	56.2K	
90.9	499	3.01K	9.09K	75K		243	3.01K	1M	1.82K	68.1K	
100	511	3.32K	10K	80.6K		249	4.99K		2.21K	100K	
150	562	3.65K	11K	82.5K		301	5.62K		3.32K	110K	
182	681	3.92K	12.5K	100K		332	6.81K		4.75K	121K	
200	750	4.02K	13K	150K		475	10K		4.99K	150K	
221	825	4.32K	13.3K	200K		499	12.1K		5.62K	182K	

VISHAY/DALE METAL FILM RESISTORS - 1/4, 1/2, 3/4 AND 1 WATT ±1% TOLERANCE

Type CCF55, CCF60 Series

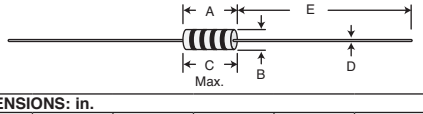

DIMENSIONS: in.					
Model	A	B	C	D	E
CCF-55	.240±.020	.090±.008	.265	.025±.002	1.100±.040
CCF-60	.334±.031	.139±.009	.400	.025±.002	1.000±.040

Features:
- ±100PPM/°C temperature coefficient
- Superior electrical performance
- Flame retardant epoxy conformal coating
- Standard 5 band color code marking for ease of identification after mounting
- Tape and reel packaging

Specifications:
- Power Rating: CCF55=1/4 and 1/2 watt
  CCF60=1/2, 3/4 and 1 watt
- Insulation Resistance:10,000MΩ
- Operating Temperature:-65°C to +165°C

For quantities greater than listed, call for quote.

MOUSER STOCK NO.	Range of Values (Ω)	Price Each 1	100	1000	2000	5000
71-CCF55-Value	10-2.49M					
71-CCF60-Value	10-1M					

TABLE OF STOCKED VALUES

10	75	340	866	2.49K	7.5K	20K	75K	274K
15	82.5	392	1K	2.8K	7.68K	22.1K	82.5K	301K
16.2	100	402	1.07K	3.16K	8.25K	27.4K	90.9K	332K
20	105	422	1.1K	3.32K	8.45K	30.1K	100K	392K
22.1	120	432	1.21K	4.32K	8.87K	33.2K	110K	475K
24.9	121	475	1.3K	4.53K	10K	39.2K	121K	499K
27.4	150	499	1.33K	4.75K	10.2K	40.2K	133K	1M
30.1	200	510	1.5K	4.99K	11K	47.5K	137K	1.5M
39.2	220	562	1.62K	5.11K	12.1K	49.9K	150K	2M
47.5	221	604	1.82K	5.62K	13K	51.1K	162K	2.21M
49.9	243	619	2K	6.04K	14K	56.2K	200K	2.49M
51.1	249	681	2.15K	6.19K	15K	68.1K	221K	
60.4	301	750	2.21K	6.81K	16.2K	68.1K	249K	
73.2	332	825	2.43K	7.15K	18.2K	71.5K	267K	

MODEL FRJ-50 ZERO OHM JUMPER RESISTOR

Features:
- Provides low resistance circuit interconnections
- Flame retardant coating
- Compatible with automatic insertion equipment

Specifications:
- Resistance: 0.01Ω max.
- Insulation Resistance: Dry 10,000MΩ; Wet 100MΩ
- Lead Material: Tin-plated copper (max. 98% tin)

DIMENSIONS: in. (mm)

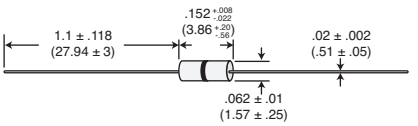

For quantities greater than listed, call for quote.

MOUSER STOCK NO.	Vishay Part No.	Termination	Price Each 1	10	50	100	1000	2000	5000
71-FRJ-50-0	FRJ50R36	Tin/Lead							
71-FRJ50-0-E3	FRJ50E36	Lead Free							

© Copyright 2014 Mouser Electronics

PR01/PR02/PR03 SERIES POWER METAL FILM RESISTORS

Features:
- High power in small packages
- Defined interruption behavior
- Non flammable

Specifications:
- Resistance tolerance: ±5%
- Operating temperature: -55°C to +155°C
- Temperature coefficient: ±250ppm

Applications:
- Telecommunication
- Consumer
- White goods
- Industrial electronics
- Switch mode power supplies
- Line protection
- All general purpose power applications

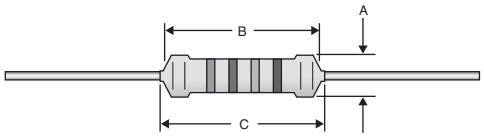

For quantities greater than listed, call for quote.

Reel Qty.	Type	Power Rating	MOUSER STOCK NO. Prefix	Value ✻	Price Each 1	100	500	1000	5000
5000	PR01	1W	594-5073NW	Code					
5000	PR02	2W	594-5083NW	Code					
500	PR03	3W	594-5093NW	Code					

DIMENSIONS: mm (in.)			
Type	øA Max.	B Max.	C Max.
PR01	2.5 (0.1)	6.5 (0.26)	8.5 (0.33)
PR02	3.9 (0.15)	10.0 (0.39)	12.0 (0.47)
PR03	5.2 (0.2)	16.7 (0.66)	19.5 (0.77)

✻Insert **Value Code** from Table of Stocked Values.

TABLE OF STOCKED VALUES

Value (Ω)	Value Code ✻	Power Rating 1W	3W	5W	Value (Ω)	Value Code ✻	Power Rating 1W	3W	5W	Value (Ω)	Value Code ✻	Power Rating 1W	3W	5W	Value (Ω)	Value Code ✻	Power Rating 1W	3W	5W	Value (Ω)	Value Code ✻	Power Rating 1W	3W	5W
1	1R000J	X	X		16	16R00J	X	X	X	270	270R0J	X	X	X	4.3K	4K300J	X	X	X	68K	68K00J	X	X	X
1.1	1R100J	X	X		18	18R00J	X	X	X	300	300R0J	X	X	X	4.7K	4K700J	X	X	X	75K	75K00J	X	X	X
1.2	1R200J	X	X		20	20R00J	X	X	X	330	330R0J	X	X	X	5.1K	5K100J	X	X	X	82K	82K00J	X	X	X
1.3	1R300J	X	X		22	22R00J	X	X	X	360	360R0J	X	X	X	5.6K	5K600J	X	X	X	91K	91K00J	X	X	X
1.5	1R500J	X	X		24	24R00J	X	X	X	390	390R0J	X	X	X	6.2K	6K200J	X	X	X	100K	100K0J	X	X	X
1.6	1R600J	X	X		27	27R00J	X	X	X	430	430R0J	X	X	X	6.8K	6K800J	X	X	X	110K	110K0J	X	X	X
1.8	1R800J	X	X		30	30R00J	X	X	X	470	470R0J	X	X	X	7.5K	7K500J	X	X	X	120K	120K0J	X	X	X
2	2R000J	X	X		33	33R00J	X	X	X	510	510R0J	X	X	X	8.2K	8K200J	X	X	X	130K	130K0J	X	X	X
2.2	2R200J	X	X		36	36R00J	X	X	X	560	560R0J	X	X	X	9.1K	9K100J	X	X	X	150K	150K0J	X	X	X
2.4	2R400J	X	X		39	39R00J	X	X	X	620	620R0J	X	X	X	10K	10K00J	X	X	X	160K	160K0J	X	X	X
2.7	2R700J	X	X		43	43R00J	X	X	X	680	680R0J	X	X	X	11K	11K00J	X	X	X	180K	180K0J	X	X	X
3	3R000J	X	X		47	47R00J	X	X	X	750	750R0J	X	X	X	12K	12K00J	X	X	X	200K	200K0J	X	X	X
3.3	3R300J	X	X		51	51R00J	X	X	X	820	820R0J	X	X	X	13K	13K00J	X	X	X	220K	220K0J	X	X	X
3.6	3R600J	X	X		56	56R00J	X	X	X	910	910R0J	X	X	X	15K	15K00J	X	X	X	240K	240K0J	X	X	X
3.9	3R900J	X	X		62	62R00J	X	X	X	1K	1K000J	X	X	X	16K	16K00J	X	X	X	270K	270K0J	X	X	X
4.3	4R300J	X	X		68	68R00J	X	X	X	1.1K	1K100J	X	X	X	18K	18K00J	X	X	X	300K	300K0J	X	X	X
4.7	4R700J	X	X		75	75R00J	X	X	X	1.2K	1K200J	X	X	X	20K	20K00J	X	X	X	330K	330K0J	X	X	X
5.1	5R100J	X	X		82	82R00J	X	X	X	1.3K	1K300J	X	X	X	22K	22K00J	X	X	X	360K	360K0J	X	X	X
5.6	5R600J	X	X		91	91R00J	X	X	X	1.5K	1K500J	X	X	X	24K	24K00J	X	X	X	390K	390K0J	X	X	X
6.2	6R200J	X	X		100	100R0J	X	X	X	1.6K	1K600J	X	X	X	27K	27K00J	X	X	X	430K	430K0J	X	X	X
6.8	6R800J	X	X		110	110R0J	X	X	X	1.8K	1K800J	X	X	X	30K	30K00J	X	X	X	470K	470K0J	X	X	X
7.5	7R500J	X	X		120	120R0J	X	X	X	2K	2K000J	X	X	X	33K	33K00J	X	X	X	510K	510K0J	X	X	X
8.2	8R200J	X	X		130	130R0J	X	X	X	2.2K	2K200J	X	X	X	36K	36K00J	X	X	X	560K	560K0J	X	X	X
9.1	9R100J	X	X		150	150R0J	X	X	X	2.4K	2K400J	X	X	X	39K	39K00J	X	X	X	620K	620K0J	X	X	X
10	10R00J	X	X	X	160	160R0J	X	X	X	2.7K	2K700J	X	X	X	43K	43K00J	X	X	X	680K	680K0J	X	X	X
11	11R00J	X	X	X	180	180R0J	X	X	X	3K	3K000J	X	X	X	47K	47K00J	X	X	X	750K	750K0J	X	X	X
12	12R00J	X	X	X	200	200R0J	X	X	X	3.3K	3K300J	X	X	X	51K	51K00J	X	X	X	820K	820K0J	X	X	X
13	13R00J	X	X	X	220	220R0J	X	X	X	3.6K	3K600J	X	X	X	56K	56K00J	X	X	X	910K	910K0J	X	X	X
15	15R00J	X	X	X	240	240R0J	X	X	X	3.9K	3K900J	X	X	X	62K	62K00J	X	X	X	1M	1M000J	X	X	X

AC01/AC03/AC05 SERIES CEMENT COATED WIRE WOUND RESISTORS

Features:
- All welded construction
- Ceramic core
- High power dissipation in small volume
- High pulse load handling capabilities
- Non-flammable cement coating
- Tinned copper-clad iron leads

Specifications:
- Resistance tolerance: ±5%

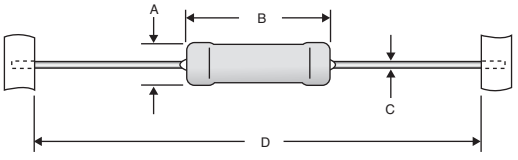

For quantities greater than listed, call for quote.

Reel Qty.	Type	MOUSER STOCK NO. Prefix	Value ✻	Range of Values (Ω)	Price Each 1	50	100	500	1000	2000	5000
1000	1W	594-AC01W	Code	0.1-0.75							
1000	1W	594-AC01W	Code	1.0-10							
1000	1W	594-AC01W	Code	12-2.4K							
500	3W	594-AC03W	Code	0.1-0.75							
500	3W	594-AC03W	Code	1.0-20							
500	3W	594-AC03W	Code	22-5K							
500	5W	594-AC05W	Code	0.1-0.75							
500	5W	594-AC05W	Code	1.0-39							
500	5W	594-AC05W	Code	43-1K							
500	5W	594-AC05W	Code	1.1K-10K							

DIMENSIONS: mm (in.)				
Type	A Max.	B Max.	C	D Min.
AC01	4.3 (0.169)	11 (0.433)	0.8±0.03 (0.031±0.001)	63 (2.480)
AC03	4.8 (0.189)	13 (0.512)		63 (2.480)
AC05	7.5 (0.295)	18 (0.709)		63 (2.480)

✻Insert **Value Code** from Table of Stocked Values.

TABLE OF STOCKED VALUES

Value (Ω)	Value Code ✻	Power Rating 1W	3W	5W	Value (Ω)	Value Code ✻	Power Rating 1W	3W	5W	Value (Ω)	Value Code ✻	Power Rating 1W	3W	5W	Value (Ω)	Value Code ✻	Power Rating 1W	3W	5W	Value (Ω)	Value Code ✻	Power Rating 1W	3W	5W
0.1	0R100J	x	x	x	7.5	7R500J	x	x	x	56	56R00J	x	x	x	430	430R0J	x	x	x	2.4K	2K400J	x	x	x
0.13	0R130J	x	x	x	10	10R00J	x	x	x	68	68R00J	x	x	x	470	470R0J	x	x	x	2.7K	2K700J		x	x
0.15	0R150J	x	x	x	12	12R00J	x	x	x	75	75R00J	x	x	x	500	500R0J	x	x	x	3K	3K000J		x	x
0.2	0R200J	x	x	x	15	15R00J	x	x	x	82	82R00J	x	x	x	560	560R0J	x	x	x	3.3K	3K300J		x	x
0.24	0R240J	x	x	x	18	18R00J	x	x	x	100	100R0J	x	x	x	620	620R0J	x	x	x	3.6K	3K600J			x
0.3	0R300J	x	x	x	20	20R00J	x	x	x	120	120R0J	x	x	x	680	680R0J	x	x	x	3.9K	3K900J		x	x
0.33	0R330J	x	x	x	22	22R00J	x	x	x	150	150R0J	x	x	x	750	750R0J	x	x	x	4.3K	4K300J		x	x
0.47	0R470J	x	x	x	24	24R00J	x	x	x	180	180R0J	x	x	x	820	820R0J	x	x	x	4.7K	4K700J		x	x
0.5	0R500J	x	x	x	27	27R00J	x	x	x	200	200R0J	x	x	x	910	910R0J	x	x	x	5K	5K000J		x	
0.75	0R750J	x	x	x	30	30R00J	x	x	x	220	220R0J	x	x	x	1K	1K000J	x	x	x	5.6K	5K600J			x
1	1R000J	x	x	x	33	33R00J	x	x	x	240	240R0J	x	x	x	1.1K	1K100J	x	x	x	6.2K	6K200J			x
1.5	1R500J	x	x	x	36	36R00J	x	x	x	270	270R0J	x	x	x	1.2K	1K200J	x	x	x	6.8K	6K800J			x
2	2R000J	x	x	x	39	39R00J	x	x	x	300	300R0J	x	x	x	1.5K	1K500J	x	x	x	7.5K	7K500J			x
3	3R000J	x	x	x	43	43R00J	x	x	x	330	330R0J	x	x	x	1.8K	1K800J	x	x	x	8.2K	8K200J			x
3.9	3R900J	x	x	x	47	47R00J	x	x	x	360	360R0J	x	x	x	2K	2K000J	x	x	x	9.1K	9K100J			x
4.7	4R700J	x	x	x	50	50R00J	x	x	x	390	390R0J	x	x	x	2.2K	2K200J	x	x	x	10K	10K00J			x
5	5R000J	x	x	x																				

© Copyright 2014 Mouser Electronics
© Copyright 2014 Mouser Electronics

VISHAY Wirewound Resistors

VISHAY/DALE - TYPE LVR LOW VALUE - 1% - 1, 3 AND 5 WATT

Specifications:
- Resistance tolerance: ±1%
- Temperature coefficient: -55°C to +125°C, referenced to +25°C
- Short time overload: 5sec. @ 5 times rated power
- Meets MIL-R-49465, Type RLV

TABLE OF STOCKED VALUES		
0.005	0.03	0.1
0.01	0.04	0.15
0.015	0.05	0.2
0.02	0.07	0.25
0.025	0.08	✻0.3

✻ Available in LVR5 only.

DIMENSIONS: in.			
Series	A±.010	B±.010	C±.002
LVR-1	.427	.115	.02
LVR-3	.560	.205	.032
LVR-5	.925	.330	.040

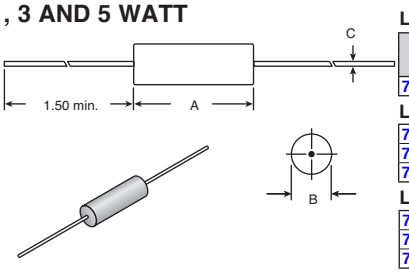

LVR1, 1 Watt - 1% For quantities greater than listed, call for quote.

MOUSER STOCK NO.	Value Range	Price Each 1	10	25	50
71-LVR1-Value	0.01-0.1				

LVR3, 3 Watts - 1% For quantities greater than listed, call for quote.

71-LVR3-Value	0.005				
71-LVR3-Value	0.01-0.08				
71-LVR3-Value	0.1-0.2				

LVR5, 5 Watts - 1% For quantities greater than listed, call for quote.

71-LVR5-Value	0.005				
71-LVR5-Value	0.01-0.08				
71-LVR5-Value	0.1-0.3				

VISHAY/DALE - TYPE RS SILICONE COATED - HIGH TEMP - 1, 3 AND 5 WATT

Features:
- Complete welded construction
- Meets applicable requirements of MIL-R-26

Specifications:
- Resistance tolerance: ±1%
- Dielectric strength: 1000VAC
- Insulation resistance: 1000MΩ

✻ Available in RS5 only

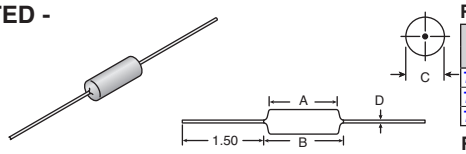

TABLE OF STOCKED VALUES										
0.1	1.0	15	50	150	350	700	2.0K	4.5K	8.2K	20K
0.13	1.2	18	56	180	390	800	2.2K	4.7K	9.0K	22K
0.15	1.5	20	68	200	400	820	2.5K	5.0K	10K	22.5K
0.2	2.0	22	75	220	450	900	2.7K	5.6K	11K	25K ✻
0.25	3.0	25	82	225	470	1.0K	3.0K	6.0K	12K	40K ✻
0.3	4.0	27	100	250	500	1.2K	3.3K	6.8K	12.5K	50K ✻
0.33	5.0	30	110	270	560	1.25K	3.5K	7.0K	15K	68K ✻
0.5	7.5	33	120	300	600	1.5K	3.9K	7.5K	16K	75K ✻
0.75	10	47	125	330	620	1.8K	4.0K	8.0K	18K	

DIMENSIONS: in.				
Series	A	B	C	D
RS1A	.406	.39	.094	.02
RS2B	.560	.622	.187	.032
RS5	.875	1.00	.312	.040

Cross Reference Chart	
Dale	Clarostat
RS2B	SC3D
RS5	SC5E

RS1A, 1 Watt - 1% For quantities greater than listed, call for quote.

MOUSER STOCK NO.	Value Range	Price Each 1	10	25	50
71-RS1A-Value	0.1-0.75				
71-RS1A-Value	1.0-1.0K				
71-RS1A-Value	1.2K-2.7K				

RS2B, 3 Watts - 1% For quantities greater than listed, call for quote.

71-RS2B-Value	0.1-0.75				
71-RS2B-Value	1.0-1.0K				
71-RS2B-Value	1.2K-10K				
71-RS2B-Value	11K-22.5K				

RS5, 5 Watts - 1% For quantities greater than listed, call for quote.

71-RS5-Value	0.1-0.75				
71-RS5-Value	1.0-1.0K				
71-RS5-Value	1.2K-10K				
71-RS5-Value	11K-25K				
71-RS5-Value	40K-50K				
71-RS5-Value	68K-75K				

VISHAY/DALE - TYPE CW SILICONE COATED - 5%, 10% WIREWOUND RESISTORS - 3 AND 5 WATT

Features:
- High temperature
- Complete welded construction
- Excellent stability in operation
- High power/size ratio

Specifications:
- Resistance tolerance: <1Ω=±10%, ≥1Ω=±5%
- Temp. coefficient: ±90PPM/°C below 1Ω
  ±50PPM/°C 1Ω-7.5Ω
  ±30PPM/°C 10Ω-25KΩ
- Dielectric strength: 1000VAC min.

✻ Available in CW5 only

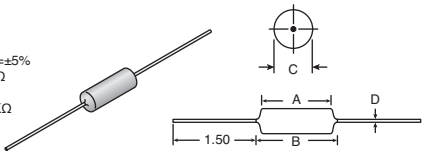

TABLE OF STOCKED VALUES									
0.1	0.75	12	39	150	400	1.1K	3.5K	8.0K	✻20K
0.13	1.0	15	47	180	450	1.2K	3.9K	8.2K	✻22K
0.15	1.5	18	50	200	470	1.5K	4.0K	9.0K	✻25K
0.2	2.0	20	56	220	500	1.8K	4.5K	10K	
✻0.22	2.7	22	68	225	560	2.0K	4.7K	11K	
0.25	3.0	25	✻75	250	600	2.2K	5.0K	12K	
0.27	4.0	27	82	270	680	2.5K	5.6K	12.5K	
0.3	5.0	30	100	300	750	2.7K	6.0K	15K	
0.33	7.5	33	120	330	900	3.0K	6.8K	✻16K	
0.5	10	35	125	390	1.0K	3.3K	7.5K	✻18K	

† Vitreous Coated

Cross Reference Chart	
Dale	Clarostat
CW2B	† VC3D
CW5	† VC5E

DIMENSIONS: in.				
Series	A	B	C	D
CW2B	.562	.622	.188	.032
CW5	.872	1.00	.312	.040

CW2B, 3 Watts For quantities greater than listed, call for quote.

MOUSER STOCK NO.	Value Range	Tol.	Price Each 1	10	25	50
71-CW2B-Value	0.1-0.75	10%				
71-CW2B-J-Value	0.1-0.75	5%				
71-CW2B-Value	1.0-1.0K	5%				
71-CW2B-Value	1.1K-3.0K	5%				
71-CW2B-Value	3.3K-10K	5%				
71-CW2B-Value	12K-15K	5%				

CW5, 5 Watts For quantities greater than listed, call for quote.

71-CW5-Value	0.1-0.75	10%				
71-CW5-J-Value	0.1-0.75	5%				
71-CW5-Value	1.0-1.0K	5%				
71-CW5-Value	1.1K-10K	5%				
71-CW5-Value	11K-20K	5%				
71-CW5-Value	22K-25K	5%				

VISHAY/SFERNICE - RWM SERIES - CONFORMAL VITREOUS ENAMEL - 5% WIREWOUND POWER RESISTORS - 3 WATT

Features:
- High Dissipation
- Fire Proof
- All Welded Construction
- Reliable in AC or DC applications
- High Reliability Level
- Low ohmic values

Specifications:
- Operating Temperature: -55°C to +200°C
- Temperature Coefficient: +75ppm/°C typical
- Dielectric Withstanding Voltage: 500VRMS - one minute - 10mA

DIMENSIONS: mm
- Tolerance: 5% Standard
- Power Rating: 3 Watts

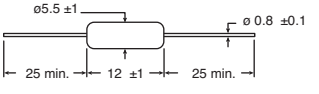

For quantities greater than listed, call for quote.

MOUSER STOCK NO.	Vishay Part No.	Value	Price Each 1	100	500	1000	5000
72-RWM410-R1-5	RWM410-R1-5-TR	0.1					
72-RWM410-R12-5	RWM410-R12-5-TR	0.12					
72-RWM410-R15-5	RWM410-R15-5-TR	0.15					
72-RWM410-R22-5	RWM410-R22-5-TR	0.22					
72-RWM410-R27-5	RWM410-R27-5-TR	0.27					
72-RWM410-R33-5	RWM410-R33-5-TR	0.33					
72-RWM410-R39-5	RWM410-R39-5-TR	0.39					
72-RWM410-R47-5	RWM410-R47-5-TR	0.47					
72-RWM410-1-5	RWM410-1-5-TR	1					
72-RWM410-1R5-5	RWM410-1R5-5-TR	1.5					
72-RWM410-2R2-5	RWM410-2R2-5-TR	2.2					
72-RWM410-3R3-5	RWM410-3R3-5-TR	3.3					
72-RWM410-4R7-5	RWM410-4R7-5-TR	4.7					
72-RWM410-6R2-5	RWM410-6R2-5-TR	6.2					
72-RWM410-8R2-5	RWM410-8R2-5-TR	8.2					
72-RWM410-10-5	RWM410-10-5-TR	10					
72-RWM410-15-5	RWM410-15-5-TR	15					
72-RWM410-22-5	RWM410-22-5-TR	22					
72-RWM410-27-5	RWM410-27-5-TR	27					
72-RWM410-39-5	RWM410-39-5-TR	39					
72-RWM410-47-5	RWM410-47-5-TR	47					
72-RWM410-56-5	RWM410-56-5-TR	56					

For quantities greater than listed, call for quote.

MOUSER STOCK NO.	Vishay Part No.	Value	Price Each 1	100	500	1000	5000
72-RWM410-68-5	RWM410-68-5-TR	68					
72-RWM410-100-5	RWM410-100-5-TR	100					
72-RWM410-150-5	RWM410-150-5-TR	150					
72-RWM410-180-5	RWM410-180-5-TR	180					
72-RWM410-220-5	RWM410-220-5-TR	220					
72-RWM410-270-5	RWM410-270-5-TR	270					
72-RWM410-330-5	RWM410-330-5-TR	330					
72-RWM410-390-5	RWM410-390-5-TR	390					
72-RWM410-470-5	RWM410-470-5-TR	470					
72-RWM410-560-5	RWM410-560-5-TR	560					
72-RWM410-680-5	RWM410-680-5-TR	680					
72-RWM410-1K-5	RWM410-1K-5-TR	1K					
72-RWM410-1K2-5	RWM410-1K2-5-TR	1.2K					
72-RWM410-1K5-5	RWM410-1K5-5-TR	1.5K					
72-RWM410-1K8-5	RWM410-1K8-5-TR	1.8K					
72-RWM410-2K2-5	RWM410-2K2-5-TR	2.2K					
72-RWM410-3K3-5	RWM410-3K3-5-TR	3.3K					
72-RWM410-3K9-5	RWM410-3K9-5-TR	3.9K					
72-RWM410-4K7-5	RWM410-4K7-5-TR	4.7K					
72-RWM410-5K6-5	RWM410-5K6-5-TR	5.6K					
72-RWM410-6K8-5	RWM410-6K8-5-TR	6.8K					
72-RWM410-10K-5	RWM410-10K-5-TR	10K					

© Copyright 2014 Mouser Electronics
© Copyright 2014 Mouser Electronics

VAR SERIES - 0.01% ULTRA HIGH PRECISION Z-FOIL AUDIO RESISTOR 4 WATT

Features:
- Operating temperature: - 55˚C to + 125˚C
- Minimizes noise and distortion in the signal path.
- The Z-Foil chip in the VAR has been especially treated to increase load life stability.
- Non-inductive, non-capacitive design



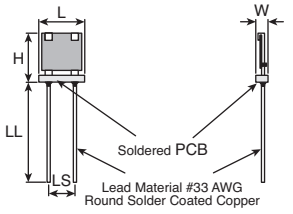

DIMENSIONS: in. (mm)		
	INCHES	MILLIMETERS
W	0.080 max.	2.03 max.
L	0.250 max.	6.35 max.
H	0.310 max.	7.87 max.
LL	1.000 ± 0.125	25.4 ± 3.18
LS	0.150 ± 0.005	3.81 ± 0.13

For quantities greater than listed, call for quote.

MOUSER STOCK NO.	Vishay Part No.	Value Ω	Price Each 1	Price Each 5
71-VART100R000TB	Y0706100R000T9L	100		
71-VART1K00000TB	Y07061K00000T9L	1K		
71-VART10K0000TB	Y070610K0000T9L	10K		

VPR221 SERIES 0.01% PRECISION FOIL POWER RESISTORS 8 WATT

Features:
- Operating temperature: - 55˚C to + 125˚C
- Bulk Metal® Foil Technology
- 4 lead Kelvin connect device
- High stability
- Low TCR



DIMENSIONS: in. (mm)

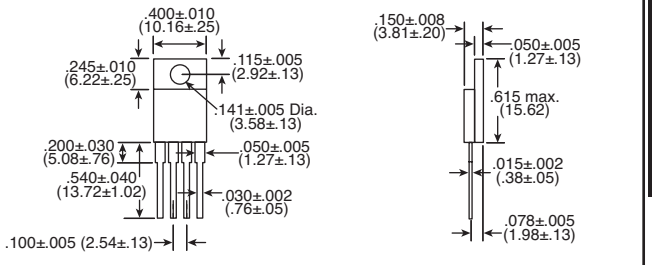

For quantities greater than listed, call for quote.

MOUSER STOCK NO.	Vishay Part No.	Value Ω	Price Each 1	Price Each 5
71-VPR221T1R0000FB	Y09261R00000F9L	1		
71-VPR221T10R000TB	Y092610R0000T9L	10		

Z201 SERIES 0.1% AND .005% ULTRA HIGH PRECISION Z-FOIL RESISTOR WITH TCR 6 WATT

Features:
- Operating Temperature: - 55˚C to + 125˚C
- Non-inductive, non-capacitive design
- Drop in replacement for S102C/K
- 0.150" Lead space
- Tolerance: .01 and .005%

Applications:
- Precision amplifiers, high precision instrumentation, medical and automatic test equipment.
- Laboratory, audio
- Down-hole (high temperature)



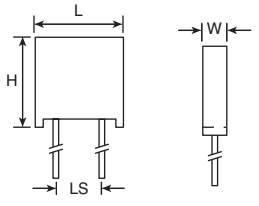

DIMENSIONS: in. (mm)		
	INCHES	MILLIMETERS
W	0.105 ± 0.010	2.67 ± 0.25
L	0.300 ± 0.010	7.62 ± 0.25
H	0.326 ± 0.010	8.28 ± 0.25
LS	0.200 ± 0.005	5.08 ± 0.13

For quantities greater than listed, call for quote.

MOUSER STOCK NO.	Vishay Part No.	Value Ω	Price Each 1	Price Each 5
71-Z201T100R00VB	Y1453100R000V9L	100		
71-Z201T1K0000TB	Y14531K00000T9L	1K		
71-Z201T10K000VB	Y145310K0000V9L	10K		

For quantities greater than listed, call for quote.

MOUSER STOCK NO.	Vishay Part No.	Value Ω	Price Each 1	Price Each 5
71-Z201T500R00VB	Y1453500R000V9L	500		
71-Z201T5K0000VB	Y14535K00000V9L	5K		
71-Z201T20K000VB	Y145320K0000V9L	20K		

S SERIES 0.01% HIGH PRECISION THROUGH HOLE FOIL RESISTOR 6 WATT

Features:
- Operating Temperature: - 55˚C to + 125˚C
- Excellent load life stability
- Tight tolerance
- Fast response time
- Low current noise
- Low thermal EMF



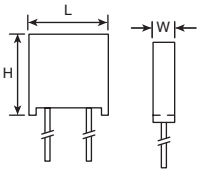

Model Number	Maximum Working Voltage	DIMENSIONS: in. (mm) INCHES	DIMENSIONS: in. (mm) MILLIMETERS
(S102J)(2)	300	W: 0.105 ± 0.010	W: 2.67 ± 0.025
		L: 0.300 ± 0.010	L: 7.62 ± 0.025
		H: 0.326 ± 0.010	H: 8.28 ± 0.025
S102K	300	W: 0.105 ± 0.010	W: 2.67 ± 0.025
		L: 0.300 ± 0.010	L: 7.62 ± 0.025
		H: 0.326 ± 0.010	H: 8.28 ± 0.025

For quantities greater than listed, call for quote.

MOUSER STOCK NO.	Vishay Part No.	Value Ω	Price Each 1	Price Each 5
71-S102JT100R00TB	Y0785100R000T9L	100		
71-S102JT1K0000TB	Y07851K00000T9L	1K		
71-S102KT1K0000TB	Y00621K00000T9L	1K		
71-S102JT10K000TB	Y078510K0000T9L	10K		
71-S102KT10K000TB	Y006210K0000T9L	10K		

For quantities greater than listed, call for quote.

MOUSER STOCK NO.	Vishay Part No.	Value Ω	Price Each 1	Price Each 5
71-S102CT120R00TB	Y0007120R000T9L	120		
71-S102CT350R00TB	Y0007350R000T9L	350		
71-S102JT500R00TB	Y0785500R000T9L	500		
71-S102KT100K00TB	Y0062100K000T9L	100K		

© Copyright 2014 Mouser Electronics

© Copyright 2014 Mouser Electronics

WELWYN Metal Film Resistors

TT electronics
Welwyn Components

WELWYN EMC SERIES METAL FILM RESISTORS

Features:

- UL 1412 recognized ✻
- Failsafe 240V mains fusing
- Good pulse handling capability
- Small size for power rating
- UL94-V0 flameproof protection

RoHS Compliant

✻Values 22R and above. UL file number E234469.

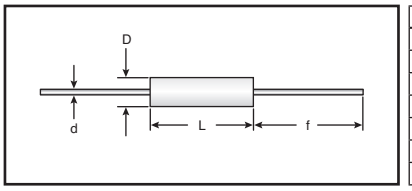

Electrical Data		EMC2
Power Rating at 70°C	Watts	2
Resistance Range	Ohms	4R7-68R
TCR (25°C to 75°C)	ppm/°C	100
Isolation Voltage	Volts	500
Standard Values		E12
Thermal Impedance	°C/Watt	82
Ambient Temperature Range	°C	-55 to +155

DIMENSIONS: mm							Weight: g
Type	L Max.	D Max.	f Min.	d Nom.	PCB Mount Centres	Min. Bend Radius	Nom.
EMC2	10	4	27	0.8	18.4	1.2	0.55

EMC2 Series - Pulse Withstanding Fusible Flameproof Metal Film Resistors

For quantities greater than listed, call for quote.

MOUSER STOCK NO.	Welwyn Part No.	Value (ohm)	Tolerance	Power Rating @ 70c (Watts)	Price Each 1	25	100	1000
756-EMC2-4R7K	EMC2-4R7K	4.7	10%	2				
756-EMC2-6R8K	EMC2-6R8K	6.8	10%	2				
756-EMC2-8R2K	EMC2-8R2K	8.2	10%	2				
756-EMC2-10R0K	EMC2-10R0K	10	10%	2				
756-EMC2-15R0K	EMC2-15R0K	15	10%	2				
756-EMC2-22R0K	EMC2-22R0K	22	10%	2				
756-EMC2-27R0K	EMC2-27R0K	27	10%	2				
756-EMC2-33R0K	EMC2-33R0K	33	10%	2				
756-EMC2-47R0K	EMC2-47R0K	47	10%	2				
756-EMC2-68R0K	EMC2-68R0K	68	10%	2				

WELWYN PRECISION METAL FILM RESISTORS

Features:

- CECC released products with low
- TCRs over a wide resistance range
- Resistance tolerance down to 0.05%
- Express delivery available
- Low noise and negligible voltage coefficient
- Screened parts available for critical applications

RoHS Compliant

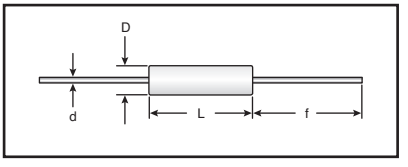

Electric Data

Commercial		RC5 5
Power rating at 70°C	watts	0.25
Resistance range	ohm	2R49 to 2M
Limiting element voltage	volts	350
Isolation voltage	volts	500
TCR (20 to +70°C) & codes	ppm/°C	5(V), 10(T), 15(Y), & 25(D)
Resistance tolerance	%	0.05(W), 0.1(B), & 0.25(C)

DIMENSIONS: mm							Weight: g
Type	L Max.	D Max.	f Min.	d Nom.	PCB Mount Centres	Min. Bend Radius	Nom.
RC55	7.2	2.5	30	0.6	10.2	0.6	0.24

For quantities greater than listed, call for quote.

MOUSER STOCK NO.	Welwyn Part No.	Value (ohm)	Tol. (%)	Price Each 1	10	100	250
756-RC55Y-6K04BI	RC55Y-6K04BI	6.04	0.1				
756-RC55Y-51R1BI	RC55Y-51R1BI	51.1	0.1				
756-RC55Y-75RBI	RC55Y-75RBI	75	0.1				
756-RC55Y-100RBI	RC55Y-100RBI	100	0.1				
756-RC55Y-105RBI	RC55Y-105RBI	105	0.1				
756-RC55Y-121RBI	RC55Y-121RBI	121	0.1				
756-RC55Y-124RBI	RC55Y-124RBI	124	0.1				
756-RC55Y-150RBI	RC55Y-150RBI	150	0.1				
756-RC55Y-182RBI	RC55Y-182RBI	182	0.1				
756-RC55Y-200RBI	RC55Y-200RBI	200	0.1				
756-RC55Y-232RBI	RC55Y-232RBI	232	0.1				
756-RC55Y-249RBI	RC55Y-249RBI	249	0.1				
756-RC55Y-332RBI	RC55Y-332RBI	332	0.1				
756-RC55Y-499RBI	RC55Y-499RBI	499	0.1				
756-RC55Y-511RBI	RC55Y-511RBI	511	0.1				
756-RC55Y-1K0BI	RC55Y-1K0BI	1K	0.1				
756-RC55Y-1K02BI	RC55Y-1K02BI	1.02K	0.1				
756-RC55Y-1K05BI	RC55Y-1K05BI	1.05K	0.1				
756-RC55Y-1K1BI	RC55Y-1K1BI	1.1K	0.1				
756-RC55Y-1K21BI	RC55Y-1K21BI	1.21K	0.1				
756-RC55Y-1K24BI	RC55Y-1K24BI	1.24K	0.1				
756-RC55Y-1K3BI	RC55Y-1K3BI	1.3K	0.1				
756-RC55Y-1K4BI	RC55Y-1K4BI	1.4K	0.1				
756-RC55Y-1K5BI	RC55Y-1K5BI	1.5K	0.1				
756-RC55Y-1K82BI	RC55Y-1K82BI	1.82K	0.1				
756-RC55Y-2K0BI	RC55Y-2K0BI	2K	0.1				
756-RC55Y-2K21BI	RC55Y-2K21BI	2.21K	0.1				
756-RC55Y-2K49BI	RC55Y-2K49BI	2.49K	0.1				
756-RC55Y-2K67BI	RC55Y-2K67BI	2.67K	0.1				
756-RC55Y-3K01BI	RC55Y-3K01BI	3.01K	0.1				
756-RC55Y-3K16BI	RC55Y-3K16BI	3.16K	0.1				
756-RC55Y-3K32BI	RC55Y-3K32BI	3.32K	0.1				
756-RC55Y-3K65BI	RC55Y-3K65BI	3.65K	0.1				
756-RC55Y-4K02BI	RC55Y-4K02BI	4.02K	0.1				
756-RC55Y-4K32BI	RC55Y-4K32BI	4.32K	0.1				
756-RC55Y-4K64BI	RC55Y-4K64BI	4.64K	0.1				
756-RC55Y-4K75BI	RC55Y-4K75BI	4.75K	0.1				
756-RC55Y-5K62BI	RC55Y-5K62BI	5.62K	0.1				
756-RC55Y-5K11BI	RC55Y-5K11BI	5.11K	0.1				
756-RC55Y-7K15BI	RC55Y-7K15BI	7.15K	0.1				
756-RC55Y-7K5BI	RC55Y-7K5BI	7.5K	0.1				
756-RC55Y-8K25BI	RC55Y-8K25BI	8.25K	0.1				
756-RC55Y-9K09BI	RC55Y-9K09BI	9.09K	0.1				
756-RC55Y-9K76BI	RC55Y-9K76BI	9.76K	0.1				
756-RC55Y-10KBI	RC55Y-10KBI	10K	0.1				
756-RC55Y-10K2BI	RC55Y-10K2BI	10.2K	0.1				
756-RC55Y-10K7BI	RC55Y-10K7BI	10.7K	0.1				

For quantities greater than listed, call for quote.

MOUSER STOCK NO.	Welwyn Part No.	Value (ohm)	Tol. (%)	Price Each 1	10	100	250
756-RC55Y-11KBI	RC55Y-11KBI	11K	0.1				
756-RC55Y-12K1BI	RC55Y-12K1BI	12.1K	0.1				
756-RC55Y-14KBI	RC55Y-14KBI	14K	0.1				
756-RC55Y-14K7BI	RC55Y-14K7BI	14.7K	0.1				
756-RC55Y-15KBI	RC55Y-15KBI	15K	0.1				
756-RC55Y-16K2BI	RC55Y-16K2BI	16.2K	0.1				
756-RC55Y-16K5BI	RC55Y-16K5BI	16.5K	0.1				
756-RC55Y-16K9BI	RC55Y-16K9BI	16.9K	0.1				
756-RC55Y-20KBI	RC55Y-20KBI	20K	0.1				
756-RC55Y-20K5BI	RC55Y-20K5BI	20.5K	0.1				
756-RC55Y-22K1BI	RC55Y-22K1BI	22.1K	0.1				
756-RC55Y-24K9BI	RC55Y-24K9BI	24.9K	0.1				
756-RC55Y-27K4BI	RC55Y-27K4BI	27.4K	0.1				
756-RC55Y-28KBI	RC55Y-28KBI	28K	0.1				
756-RC55Y-30K1BI	RC55Y-30K1BI	30.1K	0.1				
756-RC55Y-33K2BI	RC55Y-33K2BI	33.2K	0.1				
756-RC55Y-34KBI	RC55Y-34KBI	34K	0.1				
756-RC55Y-39K2BI	RC55Y-39K2BI	39.2K	0.1				
756-RC55Y-40K2BI	RC55Y-40K2BI	40.2K	0.1				
756-RC55Y-47K5BI	RC55Y-47K5BI	47.5K	0.1				
756-RC55Y-48K7BI	RC55Y-48K7BI	48.7K	0.1				
756-RC55Y-49K9BI	RC55Y-49K9BI	49.9K	0.1				
756-RC55Y-51K1BI	RC55Y-51K1BI	51.1K	0.1				
756-RC55Y-59KBI	RC55Y-59KBI	59K	0.1				
756-RC55Y-61K9BI	RC55Y-61K9BI	61.9K	0.1				
756-RC55Y-75KBI	RC55Y-75KBI	75K	0.1				
756-RC55Y-80K6BI	RC55Y-80K6BI	80.6K	0.1				
756-RC55Y-82K5BI	RC55Y-82K5BI	82.5K	0.1				
756-RC55Y-100KBI	RC55Y-100KBI	100K	0.1				
756-RC55Y-121KBI	RC55Y-121KBI	121K	0.1				
756-RC55Y-150KBI	RC55Y-150KBI	150K	0.1				
756-RC55Y-200KBI	RC55Y-200KBI	200K	0.1				
756-RC55Y-221KBI	RC55Y-221KBI	221K	0.1				
756-RC55Y-237KBI	RC55Y-237KBI	237K	0.1				
756-RC55Y-243KBI	RC55Y-243KBI	243K	0.1				
756-RC55Y-249KBI	RC55Y-249KBI	249K	0.1				
756-RC55Y-255KBI	RC55Y-255KBI	255K	0.1				
756-RC55Y-301KBI	RC55Y-301KBI	301K	0.1				
756-RC55Y-332KBI	RC55Y-332KBI	332K	0.1				
756-RC55Y-392KBI	RC55Y-392KBI	392K	0.1				
756-RC55Y-432KBI	RC55Y-432KBI	432K	0.1				
756-RC55Y-475KBI	RC55Y-475KBI	475K	0.1				
756-RC55Y-562KBI	RC55Y-562KBI	562K	0.1				
756-RC55Y-681KBI	RC55Y-681KBI	681K	0.1				
756-RC55Y-750KBI	RC55Y-750KBI	750K	0.1				
756-RC55Y-909KBI	RC55Y-909KBI	909K	0.1				
756-RC55Y-1M0BI	RC55Y-1M0BI	1M	0.1				

© Copyright 2014 Mouser Electronics
© Copyright 2014 Mouser Electronics

CFR SERIES CARBON FILM RESISTORS 5% - 1/6W, 1/4W, 1/2W



For quantities greater than listed, call for quote.

MOUSER STOCK NO.	Yageo Part No.	Value (Ω)	D x L (mm)	Price Each 1	100	1000
1/6 Watt						
603-CFR-12JR-52470R	CFR-12JR-52-470R	470	1.9x3.4			
603-CFR-12JR-521K	CFR-12JR-52-1K	1K	1.9x3.4			
603-CFR-12JR-524K7	CFR-12JR-52-4K7	4.7K	1.9x3.4			
603-CFR-12JR-5210K	CFR-12JR-52-10K	10K	1.9x3.4			
603-CFR-12JR-52100K	CFR-12JR-52-100K	100K	1.9x3.4			
603-CFR-12JR-52-1M	CFR-12JR-52-1M	1M	1.9x3.4			
1/4 Watt						
603-CFR-25JR-52-4R7	CFR-25JR-52-4R7	4.7	2.4x6.3			
603-CFR-25JR-5210R	CFR-25JR-52-10R	10	2.4x6.3			
603-CFR-25JR-52-22R	CFR-25JR-52-22R	22	2.4x6.3			
603-CFR-25JR-5247R	CFR-25JR-52-47R	47	2.4x6.3			
603-CFR-25JR-52-56R	CFR-25JR-52-56R	56	2.4x6.3			
603-CFR-25JR-52-75R	CFR-25JR-52-75R	75	2.4x6.3			
603-CFR-25JR-52-82R	CFR-25JR-52-82R	82	2.4x6.3			
603-CFR-25JR-52-91R	CFR-25JR-52-91R	91	2.4x6.3			
603-CFR-25JR-52100R	CFR-25JR-52-100R	100	2.4x6.3			
603-CFR-25JR-52-120R	CFR-25JR-52-120R	120	2.4x6.3			
603-CFR-25JR-52150R	CFR-25JR-52-150R	150	2.4x6.3			
603-CFR-25JR-52-200R	CFR-25JR-52-200R	200	2.4x6.3			
603-CFR-25JR-52220R	CFR-25JR-52-220R	220	2.4x6.3			
603-CFR-25JR-52-240R	CFR-25JR-52-240R	240	2.4x6.3			
603-CFR-25JR-52-270R	CFR-25JR-52-270R	270	2.4x6.3			
603-CFR-25JR-52330R	CFR-25JR-52-330R	330	2.4x6.3			
603-CFR-25JR-52390R	CFR-25JR-52-390R	390	2.4x6.3			
603-CFR-25JR-52470R	CFR-25JR-52-470R	470	2.4x6.3			
603-CFR-25JR-52-510R	CFR-25JR-52-510R	510	2.4x6.3			
603-CFR-25JR-52-680R	CFR-25JR-52-680R	680	2.4x6.3			
603-CFR-25JR-52-820R	CFR-25JR-52-820R	820	2.4x6.3			
603-CFR-25JR-521K	CFR-25JR-52-1K	1K	2.4x6.3			
603-CFR-25JR-521K2	CFR-25JR-52-1K2	1.2K	2.4x6.3			
603-CFR-25JR-52-1K5	CFR-25JR-52-1K5	1.5K	2.4x6.3			
603-CFR-25JR-521K8	CFR-25JR-52-1K8	1.8K	2.4x6.3			
603-CFR-25JR-522K	CFR-25JR-52-2K	2K	2.4x6.3			
603-CFR-25JR-522K2	CFR-25JR-52-2K2	2.2K	2.4x6.3			
603-CFR-25JR-522K7	CFR-25JR-52-2K7	2.7K	2.4x6.3			
603-CFR-25JR-52-3K	CFR-25JR-52-3K	3K	2.4x6.3			
603-CFR-25JR-523K3	CFR-25JR-52-3K3	3.3K	2.4x6.3			
603-CFR-25JR-523K9	CFR-25JR-52-3K9	3.9K	2.4x6.3			
603-CFR-25JR-524K7	CFR-25JR-52-4K7	4.7K	2.4x6.3			
603-CFR-25JR-525K1	CFR-25JR-52-5K1	5.1K	2.4x6.3			
603-CFR-25JR-525K6	CFR-25JR-52-5K6	5.6K	2.4x6.3			
603-CFR-25JR-52-6K8	CFR-25JR-52-6K8	6.8K	2.4x6.3			
603-CFR-25JR-52-8K2	CFR-25JR-52-8K2	8.2K	2.4x6.3			
603-CFR-25JR-5210K	CFR-25JR-52-10K	10K	2.4x6.3			
603-CFR-25JR-5215K	CFR-25JR-52-15K	15K	2.4x6.3			
603-CFR-25JR-5222K	CFR-25JR-52-22K	22K	2.4x6.3			
603-CFR-25JR-52-33K	CFR-25JR-52-33K	33K	2.4x6.3			
603-CFR-25JR-5247K	CFR-25JR-52-47K	47K	2.4x6.3			
603-CFR-25JR-5256K	CFR-25JR-52-56K	56K	2.4x6.3			
603-CFR-25JR-52-68K	CFR-25JR-52-68K	68K	2.4x6.3			
603-CFR-25JR-52100K	CFR-25JR-52-100K	100K	2.4x6.3			
603-CFR-25JR-52-120K	CFR-25JR-52-120K	120K	2.4x6.3			
603-CFR-25JR-52150K	CFR-25JR-52-150K	150K	2.4x6.3			
603-CFR-25JR-52220K	CFR-25JR-52-220K	220K	2.4x6.3			
603-CFR-25JR-521M	CFR-25JR-52-1M	1M	2.4x6.3			
603-CFR-25JR-524M7	CFR-25JR-52-4M7	4.7M	2.4x6.3			
603-CFR-25JR-5210M	CFR-25JR-52-10M	10M	2.4x6.3			
1/2 Watt						
603-CFR-50JR-52-100R	CFR-50JR-52-100R	100	3.3x9.0			
603-CFR-50JR-52-120R	CFR-50JR-52-120R	120	3.3x9.0			
603-CFR-50JR-52-220R	CFR-50JR-52-220R	220	3.3x9.0			
603-CFR-50JR-52330R	CFR-50JR-52-330R	330	3.3x9.0			
603-CFR-50JR-52470R	CFR-50JR-52-470R	470	3.3x9.0			
603-CFR-50JR-52-680R	CFR-50JR-52-680R	680	3.3x9.0			
603-CFR-50JR-521K	CFR-50JR-52-1K	1K	3.3x9.0			
603-CFR-50JR-522K2	CFR-50JR-52-2K2	2.2K	3.3x9.0			
603-CFR-50JR-52-3K9	CFR-50JR-52-3K9	3.9K	3.3x9.0			
603-CFR-50JR-52-10K	CFR-50JR-52-10K	10K	3.3x9.0			

KNP SERIES 5% WIRE WOUND RESISTORS 1W, 2W

1 Watt						
603-KNP100JR-73-0R1	KNP100JR-73-0R1	0.1	4.5x11.5			
603-KNP100JR-73-2R2	KNP100JR-73-2R2	2.2	4.5x11.5			
603-KNP100JR-73-4R7	KNP100JR-73-4R7	4.7	4.5x11.5			
603-KNP100JR-73-10R	KNP100JR-73-10R	10	4.5x11.5			
603-KNP100JR-73-22R	KNP100JR-73-22R	22	4.5x11.5			
603-KNP100JR-73-47R	KNP100JR-73-47R	47	4.5x11.5			
603-KNP100JR-73-100R	KNP100JR-73-100R	100	4.5x11.5			
1 Watt Minature Style						
603-KNP1WSJT-52-2R2	KNP1WSJT-52-2R2	2.2	3.3x9.0			
603-KNP1WSJT-52-4R7	KNP1WSJT-52-4R7	4.7	3.3x9.0			
603-KNP1WSJT-52-10R	KNP1WSJT-52-10R	10	3.3x9.0			
603-KNP1WSJT-52-22R	KNP1WSJT-52-22R	22	3.3x9.0			
603-KNP1WSJT-52-47R	KNP1WSJT-52-47R	47	3.3x9.0			
603-KNP1WSJT-52-100R	KNP1WSJT-52-100R	100	3.3x9.0			

KNP SERIES 5% WIRE WOUND RESISTORS 1W, 2W (CONT.)

MOUSER STOCK NO.	Yageo Part No.	Value (Ω)	D x L (mm)	Price Each 1	100	1000
2 Watt						
603-KNP2WSJR-73-0R1	KNP2WSJR-73-0R1	0.1	4.5x11.5			
603-KNP2WSJR-73-2R2	KNP2WSJR-73-2R2	2.2	4.5x11.5			
603-KNP2WSJR-73-4R7	KNP2WSJR-73-4R7	4.7	4.5x11.5			
603-KNP2WSJR-73-10R	KNP2WSJR-73-10R	10	4.5x11.5			
603-KNP2WSJR-7322R	KNP2WSJR-73-22R	22	4.5x11.5			
603-KNP2WSJR-73-47R	KNP2WSJR-73-47R	47	4.5x11.5			
603-KNP2WSJR-73-100R	KNP2WSJR-73-100R	100	4.5x11.5			

RSF SERIES 5% METAL OXIDE FILM RESISTORS 1W FLAME PROOF TYPE

603-RSF200JB-73-10R	RSF200JB-73-10R	10	5.0x15.5			
603-RSF100JB-73-24R	RSF100JB-73-24R	24	4.5x11.5			

FMP SERIES 5% METAL FILM HIGH POWER RESISTORS 1W, 2W ULTRA MINIATURE STYLE



For quantities greater than listed, call for quote.

MOUSER STOCK NO.	Yageo Part No.	Value (Ω)	D x L (mm)	Price Each 1	100	1000
1 Watt						
603-FMP100JR-52-470K	FMP100JR-52-470K	470K	2.4x6.3			
2 Watt						
603-FMP200JR-52-1K2	FMP200JR-52-1K2	1.2K	3.9x9.0			

MFR SERIES 1% WIRE WOUND RESISTORS 1/4W

603-MFR-25FRF5210R	MFR-25FRF52-10R	10	2.4x6.3			
603-MFR-25FRF52-30R1	MFR-25FRF52-30R1	30.1	2.4x6.3			
603-MFP-25BRD52-100R	MFP-25BRD52-100R	100	2.4x6.3			
603-MFR-25FRF52100R	MFR-25FRF52-100R	100	2.4x6.3			
603-MFR-25FRF52-200R	MFR-25FRF52-200R	200	2.4x6.3			
603-MFR-25FRF52-249R	MFR-25FRF52-249R	249	2.4x6.3			
603-MFR-25FRF52332R	MFR-25FRF52-332R	332	2.4x6.3			
603-MFR-25FRF52475R	MFR-25FRF52-475R	475	2.4x6.3			
603-MFR-25FRF52499R	MFR-25FRF52-499R	499	2.4x6.3			
603-MFR-25FRF521K	MFR-25FRF52-1K	1K	2.4x6.3			
603-MFR-25FRF521K5	MFR-25FRF52-1K5	1.5K	2.4x6.3			
603-MFR-25FRF522K	MFR-25FRF52-2K	2K	2.4x6.3			
603-MFR-25FRF522K21	MFR-25FRF52-2K21	2.21K	2.4x6.3			
603-MFR-25FRF523K01	MFR-25FRF52-3K01	3.01K	2.4x6.3			
603-MFR-25FRF52-3K32	MFR-25FRF52-3K32	3.32K	2.4x6.3			
603-MFR-25FRF524K75	MFR-25FRF52-4K75	4.75K	2.4x6.3			
603-MFR-25FRF524K99	MFR-25FRF52-4K99	4.99K	2.4x6.3			
603-MFR-25FRF5210K	MFR-25FRF52-10K	10K	2.4x6.3			
603-MFR-25FRF5215K	MFR-25FRF52-15K	15K	2.4x6.3			
603-MFR-25FRF52-15K4	MFR-25FRF52-15K4	15.4K	2.4x6.3			
603-MFR-25FRF5220K	MFR-25FRF52-20K	20K	2.4x6.3			
603-MFR-25FRF5230K1	MFR-25FRF52-30K1	30.1K	2.4x6.3			
603-MFR-25FRF52-68K1	MFR-25FRF52-68K1	68.1K	2.4x6.3			
603-MFR-25FRF52-97K6	MFR-25FRF52-97K6	97.6K	2.4x6.3			
603-MFR-25FRF52100K	MFR-25FRF52-100K	100K	2.4x6.3			
603-MFR-25FRF52499K	MFR-25FRF52-499K	499K	2.4x6.3			
603-MFR-25FRF521M	MFR-25FRF52-1M	1M	2.4x6.3			

PNP SERIES 5% WIRE WOUND HIGH POWER RESISTORS 3W ULTRA MINIATURE STYLE

603-PNP300JR-73-4R7	PNP300JR-73-4R7	4.71	4.5x11.5			
603-PNP300JR-73-10R	PNP300JR-73-10R	10	4.5x11.5			
603-PNP300JR-73-100R	PNP300JR-73-100R	100	4.5x11.5			
603-PNP300JR-73-2K2	PNP300JR-73-2K2	2.2K	4.5x11.5			

ZOR SERIES ZERO OHM RESISTORS 1/6W, 1/4W



For quantities greater than listed, call for quote.

MOUSER STOCK NO.	Yageo Part No.	Value (Ω)	D x L (mm)	Price Each 1	100	1000
603-ZOR-12-R-520R	ZOR-12-R-52-0R	1/6W	1.8x3.3			
603-ZOR-25-R-520R	ZOR-25-R-52-0R	1/4W	2.3x6.3			

© Copyright 2014 Mouser Electronics

© Copyright 2014 Mouser Electronics

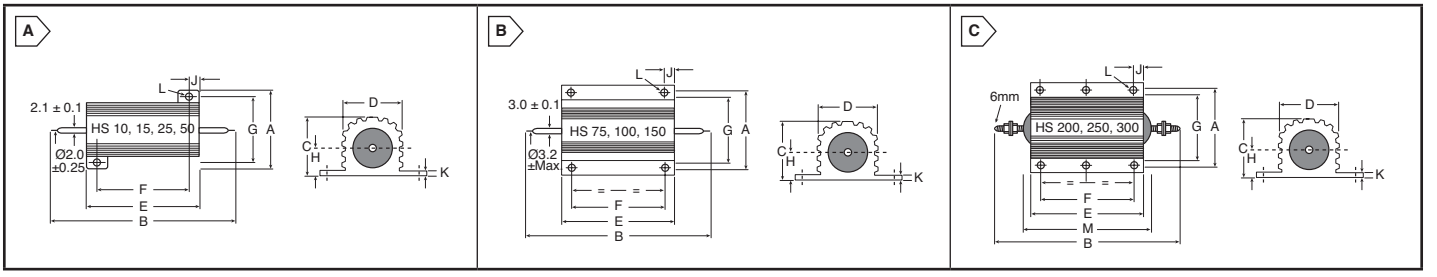

ARCOL ALUMINUM HOUSED WIRE WOUND POWER RESISTORS - 10W TO 300W

† 200 ~ 300 Watts is ± .45

Arcol Type	Fig.	DIMENSIONS: mm											
		A Max.	B Max.	C Max.	D Max.	E Max.	F ± 0.3	G ± 0.3	H Max.	J Max.	K Max.	L ± 0.25 †	M Max.
HS10	A	16.5	30.0	8.8	8.5	15.9	11.3	12.4	4.5	2.4	1.8	2.4	- - -
HS15	A	21.0	36.5	11.0	11.2	19.9	14.3	15.9	5.5	2.8	1.8	2.4	- - -
HS25	A	28.0	51.0	14.6	14.0	27.3	18.3	19.8	7.3	4.7	2.6	3.2	- - -
HS50	A	29.7	72.5	14.8	14.2	49.1	39.7	21.4	8.5	5.2	2.6	3.2	- - -
HS75	B	47.5	72.0	24.1	27.3	48.7	29.0	37.0	11.8	10.4	3.7	4.4	- - -
HS100	B	47.5	88.0	24.1	27.3	65.2	35.0	37.0	11.8	15.4	3.7	4.4	- - -
HS150	B	47.5	121.0	24.1	27.3	97.7	58.0	37.0	11.8	20.4	3.7	4.4	- - -
HS200	C	72.5	145.7	41.8	45.5	89.7	70.0	57.2	20.0	10.4	5.5	5.1	103.4
HS250	C	72.5	167.0	41.8	45.5	109.7	89.0	57.2	20.0	10.4	5.5	5.1	122.4
HS300	C	72.5	184.4	41.8	45.5	127.7	104.0	59.0	20.0	10.4	5.5	6.6	141.4

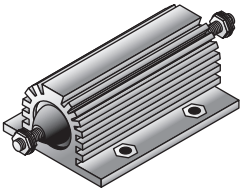

Table of Values in Ω						
0.1	0.68	4.0	22	68	470	3.3K
0.15	0.82	4.7	25	75	500	4.7K
0.22	1.0	5.0	27	100	560	5K
0.27	1.5	8.0	30	120	680	10K
0.33	2.0	7.5	33	150	1K	20K
0.47	2.2	10	40	200	1.5K	25K
0.5	2.7	15	47	220	2K	50K
0.51	3.0	16	50	250	2.2K	
0.56	3.3	20	56	330	3K	

Features:

- Anodized aluminum housing ensures good humidity seal
- Designed for chassis or heat-sink mounting for maximum heat dissipation
- Terminations are silver plated
- Solder, cable, threaded, or fast-on terminations
- High level voltage protection
- Standard terminations: 10-150 watt solder terminations; 200-300 watt threaded terminations
- Non-standard ohmic values available

Specifications:

- Insulation resistance: 10GΩ
- Dielectric strength: 1000VAC peak (10-15W); 2500VAC (25-50W); 5000VAC (100-300W)
- Resistant element: copper-nickel alloy, or nickel chrome alloy
- Housing: anodized aluminum
- Core material: ceramic steatite
- Low inductance and special terminations available
- NHS - Low inductance series
- ISO 9001 (1994)
- Transfer molding process insures a good humidity seal and permanent compression fit of the concentric resistive element

Heat Dissipation:
While the use of proprietary heat sinks with lower thermal resistance is acceptable, uprating is not recommended. For maximum heat transfer it is recommended that a heat sink compound be applied between the resistor base and heat sink/chassis mounting surface. It is essential that the maximum hot spot temperature of 200°C is not exceeded and therefore the resistor must be mounted on a heat sink of correct thermal resistance for the power being dissipated.

Maximum Overload:
Please consult the factory for assistance concerning your particular overload application.

© Copyright 2014 Mouser Electronics

Inductive Series

- Tolerance: 1% (1Ω or higher); 5% (less than 1Ω)

LEAD-FREE RoHS Compliant

For quantities greater than listed, call for quote.

MOUSER STOCK NO.	Fig.	Wattage Rating (Heat Sink Mounted)	Stocked Values (Ω)	Price Each 1	10	25	50
284-HS10-Value	A	10 Watt 5%	0.1-0.82				
284-HS10-(Value)F	A	10 Watt 1%	1.0-5K				
284-HS15-Value	A	15 Watt 5%	0.1-0.82				
284-HS15-(Value)F	A	15 Watt 1%	1.0-2K 3K-5K				
284-HS25-Value	A	25 Watt 5%	0.1-0.82				
284-HS25-(Value)F	A	25 Watt 1%	1.0-2K 3K-25K				
284-HS50-Value	A	50 Watt 5%	0.1-0.82				
284-HS50-(Value)F	A	50 Watt 1%	1.0-5K 10K-50K				
284-HS75-Value	B	75 Watt 5%	0.1, 0.47, 0.5				
284-HS75-(Value)F	B	75 Watt 1%	1.0-220 330-1K				
284-HS100-Value	B	100 Watt 5%	0.1-0.82				
284-HS100-(Value)F	B	100 Watt 1%	1.0-330 470-50K				
284-HS150-Value	B	150 Watt 5%	0.1, 0.47, 0.5				
284-HS150-(Value)F	B	150 Watt 1%	1.0-680 1K				
284-HS200-(Value)F	C	200 Watt 1%	1.0-680 1K-5K 10K				
284-HS250-(Value)F	C	250 Watt 1%	1.0-680 1K-10K				
284-HS300-(Value)F	C	300 Watt 1%	1.0-1K 1.5K-10K				

Non-Inductive Series

- Tolerance: 1% (1Ω or higher); 5% (less than 1Ω)

LEAD-FREE RoHS Compliant

For quantities greater than listed, call for quote.

MOUSER STOCK NO.	Fig.	Wattage Rating (Heat Sink Mounted)	Stocked Values (Ω)	Price Each 1	10	25	50
284-NHS100-(Value)F	C	100 Watt 1%	2.0, 4.0, 8.0, 16, 50				
284-NHS200-(Value)F	C	200 Watt 1%	2.0, 4.0, 8.0, 16, 50				
284-NHS300-(Value)F	C	300 Watt 1%	2.0, 4.0, 8.0, 16, 50				

© Copyright 2014 Mouser Electronics

For current pricing, visit mouser.com

ARCOL Power Resistors

ARCOL CURRENT SENSE CHIP RESISTORS - 8 WATT

Features:
- 8 Watt power rating
- Non-inductive design
- Low profile surface mount package
- Excellent pulse/surge performance

Specifications:
- Power Dissipation: 8 Watts (with 700 micron PCB thermal pad)
- Values: .0005, .001, .002, .005 Ohms
- Operating Temperature: -55°C to 175°C
- Tolerance: ± 1%
- Marking: 3 digits of resistance value and tolerance code F (1%)
- TCR: ± 50ppm/°C (Measured ± 30ppm/°C)
- Current: 90A (at 1MΩ), Max. Current: 126A (2.5 sec one time)
- Series Inductance: 5nH

RoHS Compliant

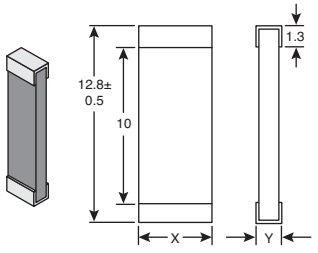

For quantities greater than listed, call for quote.

MOUSER STOCK NO.	Arcol Part No.	Value (Ω)	Price Each 1	25	50	100
284-AP5025.0005F	AP5025 R0005 F	.0005				
284-AP5025.001F	AP5025 R001 F	.001				
284-AP5025.002F	AP5025 R002 F	.002				

DIMENSIONS: mm

Part No.	X	Y
AP5025 R0005F	7.8	2.5
AP5025 R001F	4.5	1.5
AP5025 R002F	4.5	1.5

ARCOL FPA SERIES - THICK FILM POWER RESISTORS

100 Watt

Features:
- ISOTOP/SOT227 semiconductor style package
- 100W dissipation in a small footprint
- Very low inductance
- Direct heatsink mounting - 0.85°C/W
- Due to a Non-Inductive design these elements are ideally suited for high frequency and pulse load applications

Specifications:
- TCR: 250ppm
- Power rating at 25°C: 100W
- Max working voltage: 1kV
- Working temperature range: -55°C to +155°C
- Non-Heatsink mounted rating: 2.5W

DIMENSIONS: mm

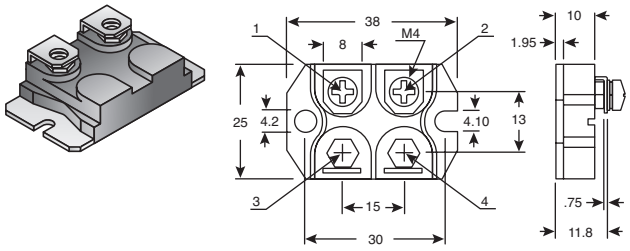

Value Table					
2.0	6.8	22	100	470	3.3K
2.2	8.0	33	150	680	4.7K
3.3	10	47	220	1K	6.8K
4.0	15	50	300	1.5K	10K
4.7	16	68	330	2.2K	22K

RoHS Compliant

LEAD-FREE

For quantities greater than listed, call for quote.

MOUSER STOCK NO.	Price Each 1	10	25	50
284-FPA100-Value				

250 Watt

Features:
- High Power/Volume Ratio
- Direct heat sink mounting
- Due to a Non-Inductive design these elements are ideally suited for high frequency applications

Specifications:
- Power rating: 250W (heat sink at 100ºC)
- Temperature coefficient: 100ppm/ºC
- Max working voltage: 5000V
- Working temperature: -55ºC to +155ºC
- Dielectric strength: 7000V/12kV

DIMENSIONS: mm

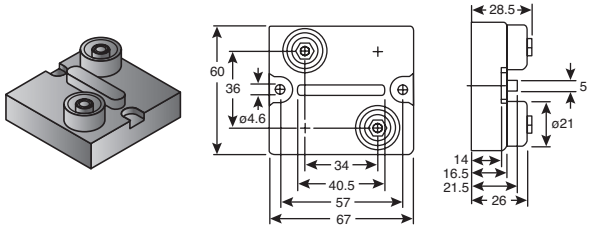

Value Table				
1.0	4.0	10.0	50.0	470.0
2.2	4.7	22.0	100.0	1K
3.3	5.0	47.0	330.0	10K

RoHS Compliant

LEAD-FREE

For quantities greater than listed, call for quote.

MOUSER STOCK NO.	Price Each 1	10	25	50
284-FPA250-Value				

ARCOL ACS SERIES - AXIAL SILICON COATED RESISTORS - 5 WATT (3 WATT PACKAGE)

Features:
- 5 watt resistor is the size of a generic 3 watt resistor
- Inductive type resistors
- Tape and Reel: 1000 per Reel

Specifications:
- Resistance tolerance: < than 1Ω (10%)
  1Ω and > (5%)
- Temperature range: -55ºC to +350ºC
- Temperature coefficient: <1Ω (90ppm/ºC)
  1Ω to 10Ω (50ppm/ºC)
  >10Ω (20ppm/ºC)
- Insulation resistance: 1000MΩ Min.
- Dielectric withstand voltage: 500VAC

RoHS Compliant

LEAD-FREE

Value Table					
0.1	0.6	3.9	47	470	4.7K
0.12	0.68	4.7	56	560	5.6K
0.15	0.7	5.6	68	680	6.8K
0.2	0.8	6.8	82	820	8.2K
0.22	0.82	8.2	100	1K	10K
0.3	0.9	10	120	1.2K	12K
0.33	1.0	12	150	1.5K	15K
0.39	1.2	15	180	1.8K	18K
0.4	1.5	18	220	2.2K	22K
0.47	2.2	22	270	2.7K	
0.5	2.7	27	330	3.3K	
0.56	3.3	33	390	3.9K	

For quantities greater than listed, call for quote.

MOUSER STOCK NO.	Ranges of Values	Price Each 1	25	100	250
284-ACS5SW-Value	0.1 - 0.9				
284-ACS5SW-Value	1 - 8.2				
284-ACS5SW-Value	10 - 82				
284-ACS5SW-Value	100 - 820				
284-ACS5SW-Value	1K - 2.7K				
284-ACS5SW-Value	3.3K - 6.8K				
284-ACS5SW-Value	8.2K - 12K				
284-ACS5SW-Value	15K - 22K				

DIMENSIONS: mm

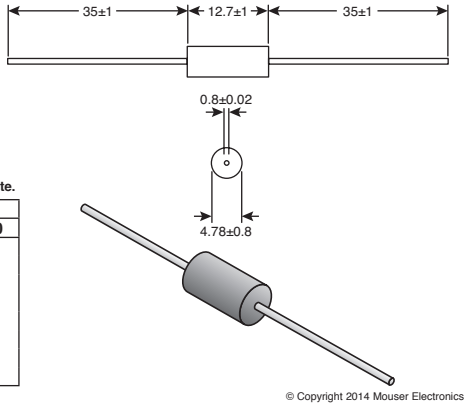

© Copyright 2014 Mouser Electronics

© Copyright 2014 Mouser Electronics

CADDOCK 15W-100W Power Film Resistors

DIMENSIONS: in. (mm)

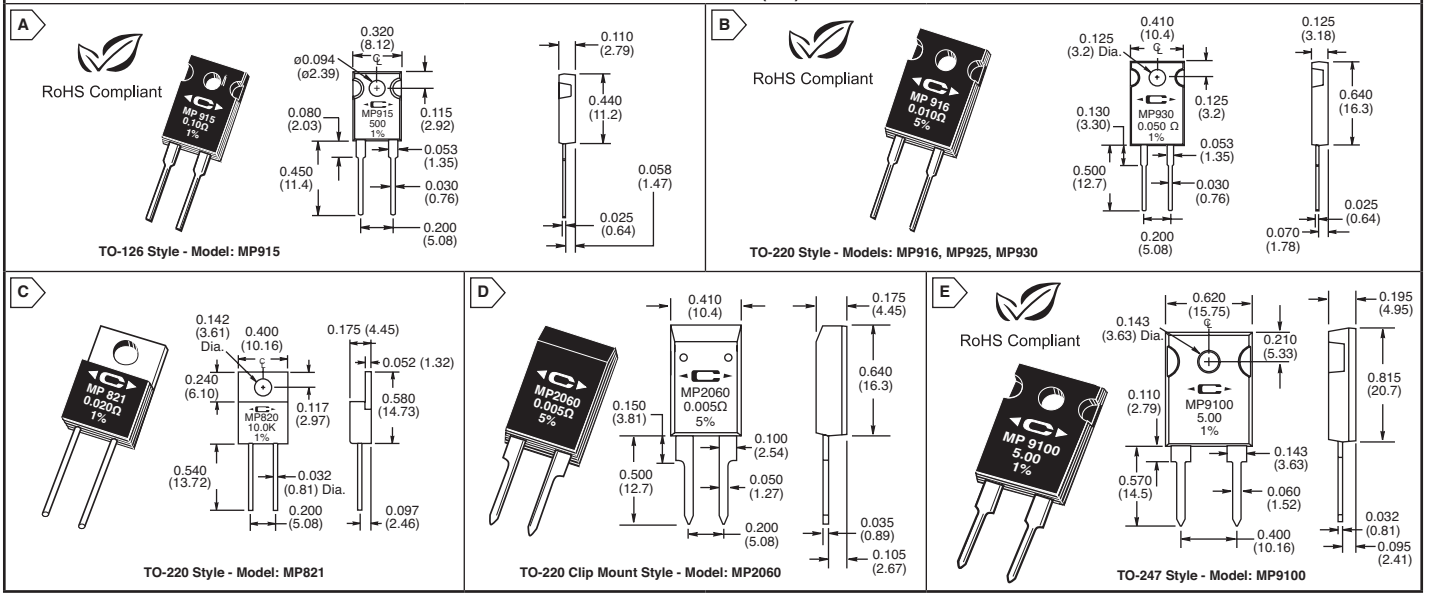

MP SERIES

Non-Inductive, Heat Sink Mount TO-126, TO-220 and TO-247 Packages

Features:

- Non-Inductive Design, Ideal for Power Switching Circuits, Snubbers, RF Applications: 50Ω performance up to 500MHz
- Values as low as 0.005Ω ideal for Current Sensing in Power Supplies, Motor Controls, and Battery Charging Circuits
- Resistor Element Electrically Isolated from the Ceramic Heat Dissipating Mounting Surface (1500V ACrms)
- 1% Tolerance for most resistance values

⁎ Power Ratings are based on +25°C Case Temp.:

The case temp. is used to establish the max. applied power, see Derating Curve. The case temp. measurement is made with a thermocouple contacting the bottom mounting surface of the package (center of heat dissipating ceramic), the device mounted on the heat sink with thermal grease. See Mounting Note.

Without a Heat Sink:

When in free air at +25°C the MP Series have the following power ratings:
MP915: 1.25W MP916, MP925, MP930: 2.25W; MP2060: 2.5W MP9100: 3.5W

Mounting Note:

Mount on a smooth, clean, and flat heat sink surface with a thermal interface material such as thermal grease. The entire exposed ceramic area must be in contact with the heat sink. For additional technical information please refer to the Caddock Applications Notes for the MP Series available online at www.caddock.com.

Screw Mounting:

The use of a compression washer (Belleville type) is recommended. The compression washer must provide a force of 150 to 300lbs. Recommended mounting torque is 6in-lbs. Maximum mounting torque to avoid damage to the package is 8in-lbs.

Clip Mounting:

Recommended Clip Force is 8 to 35lbs applied to the center of the package. The clip should be smooth to avoid any point concentrations of pressure.

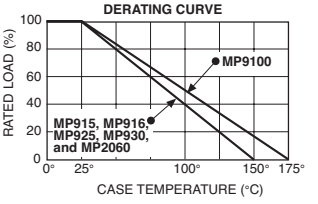

Table of Stocked Values in (Ω)				
0.005	0.2	10	100	5K
0.01	0.5	20	200	10K
0.02	1	25	500	20K
0.05	2	50	1K	50K
0.1	5	75	2K	100K

Temperature Coefficient:

MP915, MP916, MP925, MP930:

- ΔR taken at +150°C, ref to +25°C
  0.50Ω to 100K: -20 to +80ppm/°C
  0.050Ω to 0.49Ω: 0 to +200ppm/°C
  0.020Ω to 0.049Ω: 0 to +300ppm/°C
  0.010Ω to 0.019Ω: 0 to +500ppm/°C

MP821, MP820:

- ΔR taken at +175°C, ref to +25°C
  5.00Ω to 10K: -20 to +50ppm/°C
  0.50Ω to 4.99Ω: -20 to +80ppm/°C
  0.050Ω to 0.49Ω: 0 to +200ppm/°C
  0.020Ω to 0.049Ω: 0 to +300ppm/°C

MP2060:

- ΔR taken at +150°C, ref to +25°C
  0.50Ω to 100K: -20 to +80ppm/°C
  0.050Ω to 0.49Ω: 0 to +100ppm/°C
  0.015Ω to 0.049Ω: 0 to +200ppm/°C
  0.005Ω to 0.014Ω: 0 to +300ppm/°C

MP9100:

- ΔR taken at +175°C, ref to +25°C
  0.50Ω to 100Ω: -20 to +80ppm/°C
  0.050Ω to 0.49Ω: 0 to +150ppm/°C

For quantities greater than listed, call for quote.

MOUSER STOCK NO.	Caddock Part No.	Case Style	Fig.	Power ⁎ Rating	Thermal Res. (Film to Case)	Max. Operating Voltage ACrms	Ohm Range (See Table of Stocked Values)	Tol.	Price Each 1	10	25	50
684-MP915-Value	MP915-Value-Tol.	TO-126	A	15W	8.33°C/W	Power Limited	0.02	5%				
		TO-126	A	15W	8.33°C/W	Power Limited	0.05	1%				
		TO-126	A	15W	8.33°C/W	Power Limited	0.1 to 0.5	1%				
		TO-126	A	15W	8.33°C/W	200V	1 to 5	1%				
		TO-126	A	15W	8.33°C/W	200V	10 to 1K	1%				
684-MP916-Value	MP916-Value-Tol.	TO-220	B	16W	7.81°C/W	Power Limited	0.01	5%				
684-MP821-Value	MP821-Value-Tol.	TO-220	C	20W	7.5°C/W	Power Limited	0.02 to 0.05	1%				
		TO-220	C	20W	7.5°C/W	Power Limited	0.1 to 0.5	1%				
		TO-220	C	20W	7.5°C/W	300V	1.0 to 5	1%				
684-MP820-Value	MP820-Value-Tol.	TO-220	C	20W	7.5°C/W	300V	10 to 10K	1%				
684-MP850-Value	MP850-Value-Tol.	TO-220	B	50W	2.5°C/W	300	0.50	1%				
684-MP850-Value	MP850-Value-Tol.	TO-220	B	50W	2.5°C/W	300	2 to 5	1%				
684-MP850-Value	MP850-Value-Tol.	TO-220	B	50W	2.5°C/W	300	10 to 1K	1%				
684-MP925-Value	MP925-Value-Tol.	TO-220	B	25W	5.0°C/W	500V	5K to 100K	1%				
684-MP930-Value	MP930-Value-Tol.	TO-220	B	30W	4.17°C/W	Power Limited	0.02	5%				
		TO-220	B	30W	4.17°C/W	Power Limited	0.05	1%				
		TO-220	B	30W	4.17°C/W	Power Limited	0.1 to 0.5	1%				
		TO-220	B	30W	4.17°C/W	250V	1 to 5	1%				
		TO-220	B	30W	4.17°C/W	250V	10 to 2K	1%				
684-MP2060-Value	MP2060-Value-Tol.	TO-220 Clip	D	18W	6.94°C/W	Power Limited	0.005	5%				
		TO-220 Clip	D	36W	3.47°C/W	Power Limited	0.01	2%				
		TO-220 Clip	D	60W	2.08°C/W	Power Limited	0.02 to 0.05	1%				
		TO-220 Clip	D	60W	2.08°C/W	Power Limited	0.1 to 0.5	1%				
		TO-220 Clip	D	60W	2.08°C/W	250V	1 to 5	1%				
		TO-220 Clip	D	60W	2.08°C/W	250V	10 to 1K	1%				
684-MP9100-Value	MP9100-Value-Tol.	TO-247	E	100W	1.50°C/W	Power Limited	0.05	1%				
		TO-247	E	100W	1.50°C/W	Power Limited	0.1 to 0.5	1%				
		TO-247	E	100W	1.50°C/W	Power Limited	1 to 5	1%				
		TO-247	E	100W	1.50°C/W	Power Limited	10 to 20	1%				
		TO-247	E	100W	1.50°C/W	Power Limited	25 to 100	1%				

© Copyright 2014 Mouser Electronics
© Copyright 2014 Mouser Electronics

OHMITE Power Resistors

OHMITE RW SERIES 5% SMD WIRE WOUND POWER RESISTORS - 1, 1.5, 2 AND 3.5 WATT

These low value surface mount power resistors are ideal for current sensing applications and reduce the amount of space required by traditional power resistors. They offer higher power levels than conventional chip resistors. The body is molded with UL94V0 material rated at 205°C continuous. Flexible J-bend terminations reduce solder joint breakage due to thermal expansion and vibration.

Specifications:

- Tolerance: 5%
- Dielectric strength: 1000V
- Flexible J-bend terminations
- Temperature Coefficient: ±90ppm/°C

Wattage	DIMENSIONS: in.		
	L	H	W
1	.246	.136	.136
1.5	.394	.159	.159
2	.407	.222	.226
3	.625	.226	.273
3.5	.811	.273	.273

Now Available On Reels

RoHS Compliant

A

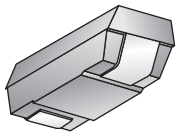

Standard Pedestal Mount

B

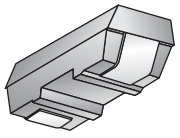

Recessed-base Mount

MOUSER STOCK NO. (Bulk)	Ohmite Part No.	Fig.	Value (Ω)	Maximum Voltage (V)	Price Each 1	50	100	250	MOUSER STOCK NO. (Reel)	Reel Qty	Price Per Piece
0.6 Watt											
588-RW0S6BBR010FE	RW0S6BBR010FE	A	0.010	50					588-RW0S6BBR010FET	2500	
588-RW0S6BBR020FE	RW0S6BBR020FE	A	0.020	50					588-RW0S6BBR020FET	2500	
588-RW0S6BBR030FE	RW0S6BBR030FE	A	0.030	50					- - - - -	-	-
588-RW0S6BBR050FE	RW0S6BBR050FE	A	0.050	50					- - - - -	-	-
588-RW0S6BBR100FE	RW0S6BBR100FE	A	0.100	50					588-RW0S6BBR100FET	2500	
588-RW0S6BBR470FE	RW0S6BBR470FE	A	0.470	50					- - - - -	-	-
588-RW0S6BBR750FE	RW0S6BBR750FE	A	0.750	50					- - - - -	-	-
588-RW0S6BB1R00FE	RW0S6BB1R00FE	A	1.000	50					588-RW0S6BB1R00FET	2500	
588-RW0S6BB2R00FE	RW0S6BB2R00FE	A	2.000	50					588-RW0S6BB2R00FET	2500	
588-RW0S6BB5R00FE	RW0S6BB5R00FE	A	5.000	50					588-RW0S6BB5R00FET	2500	
588-RW0S6BB10R0FE	RW0S6BB10R0FE	A	10.000	50					588-RW0S6BB10R0FET	2500	
1 Watt											
588-RW1S0BAR010JE	RW1S0BAR010JE	A	0.010	50					588-RW1S0BAR010JET	2000	
588-RW1S0BAR025JE	RW1S0BAR025JE	A	0.025	50					588-RW1S0BAR025JET	2000	
588-RW1S0BAR050JE	RW1S0BAR050JE	A	0.050	50					- - - - -	2000	-
588-RW1S0BAR100JE	RW1S0BAR100JE	A	0.100	50					588-RW1S0BAR100JET	2000	
588-RW1S0BAR300JE	RW1S0BAR300JE	A	0.300	50					- - - - -	-	-
588-RW1S0BAR470JE	RW1S0BAR470JE	A	0.470	50					588-RW1S0BAR470JET	2000	
588-RW1S0BA1R00JE	RW1S0BA1R00JE	A	1.000	50					- - - - -	-	-
1.5 Watts											
588-RW1S5CAR005JE	RW1S5CAR005JE	A	0.005	75					588-RW1S5CAR005JET	1500	
588-RW1S5CAR010JE	RW1S5CAR010JE	A	0.010	75					- - - - -	-	-
588-RW1S5CAR100JE	RW1S5CAR100JE	A	0.100	75					- - - - -	-	-
588-RW1S5CAR150JE	RW1S5CAR150JE	A	0.150	75					588-RW1S5CAR150JET	1500	
588-RW1S5CA1R00JE	RW1S5CA1R00JE	A	1.000	75					- - - - -	-	-
2 Watts											
588-RW2S0CBR005JE	RW2S0CBR005JE	A	0.005	100					588-RW2S0CBR005JET	1000	
588-RW2S0CBR010JE	RW2S0CBR010JE	A	0.010	100					588-RW2S0CBR010JET	1000	
588-RW2S0CBR020JE	RW2S0CBR020JE	A	0.020	100					588-RW2S0CBR020JET	1000	
588-RW2S0CBR050JE	RW2S0CBR050JE	A	0.050	100					588-RW2S0CBR050JET	1000	
588-RW2S0CBR500JE	RW2S0CBR500JE	A	0.500	100					588-RW2S0CBR500JET	1000	
588-RW2S0CBR200JE	RW2S0CBR200JE	A	0.200	100					588-RW2S0CBR200JET	1000	
588-RW2S0CB1R00JE	RW2S0CB1R00JE	A	1.000	100					588-RW2S0CB1R00JET	1000	
3 Watts											
588-RW3R0DBR005JE	RW3R0DBR005JE	A	0.005	200					- - - - -	-	-
588-RW3R0DBR010JE	RW3R0DBR010JE	A	0.010	200					- - - - -	-	-
588-RW3R0DBR015JE	RW3R0DBR015JE	A	0.015	200					588-RW3R0DBR015JET	1000	
588-RW3R0DBR036JE	RW3R0DBR036JE	A	0.036	200					- - - - -	-	-
588-RW3R0DBR050JE	RW3R0DBR050JE	A	0.050	200					588-RW3R0DBR050JET	1000	
588-RW3R0DBR100JE	RW3R0DBR100JE	A	0.100	200					588-RW3R0DBR100JET	1000	
588-RW3R0DB1R00JE	RW3R0DB1R00JE	A	1.000	200					588-RW3R0DB1R00JET	1000	
3.5 Watts											
588-RW3R5EAR010JE	RW3R5EAR010JE	B	0.010	350					588-RW3R5EAR010JET	750	
588-RW3R5EAR025JE	RW3R5EAR025JE	B	0.025	350					588-RW3R5EAR025JET	750	
588-RW3R5EAR050JE	RW3R5EAR050JE	B	0.050	350					588-RW3R5EAR050JET	750	
588-RW3R5EAR100JE	RW3R5EAR100JE	B	0.100	350					588-RW3R5EAR100JET	750	
588-RW3R5EAR200JE	RW3R5EAR200JE	B	0.200	350					588-RW3R5EAR200JET	750	
588-RW3R5EA1R00JE	RW3R5EA1R00JE	B	1.000	350					588-RW3R5EA1R00JET	750	
588-RW3R5EA7R50JE	RW3R5EA7R50JE	B	7.500	350					588-RW3R5EA7R50JET	750	
588-RW3R5EA47R0JE	RW3R5EA47R0JE	B	47.000	350					588-RW3R5EA47R0JET	750	

OHMITE TDH35P SERIES SMD DPAK POWER RESISTOR - 35 WATT

Features:

- TO220 style package configuration for surface mounting applications
- Molded case for environmental protection
- Resistor element is electrically insulated from the metal heat sink tab

Specifications:

- Resistance tolerance: 5%
- Maximum operating voltage: 350V
- Dielectric strength: 1800VAC
- Power rating: 35W @ 25°C
- Operating temperature range: -55°C to +150°C
- Derating(thermal resistance): 0.23W/°K(4.28°K/W)

Applications:

- Switching power supplies
- Snubbers
- High frequency
- Voltage regulation
- Low energy pulse loading

RoHS Compliant

DIMENSIONS: in.

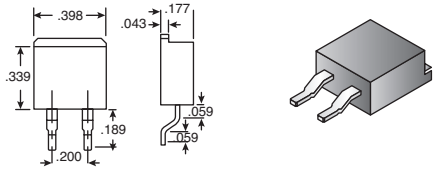

Value	Code	Value	Code	Value	Code
0.1	R100JE	5.0	5R00JE	100	100RJE
0.15	R150JE	7.5	7R50JE	150	150RJE
0.47	R470JE	10	10R0JE	300	300RJE
0.75	R750JE	15	15R0JE	500	500RJE
1.0	1R00JE	20	20R0JE	1000	1K00JE
2.0	2R00JE	25	25R0JE	5000	5K00JE
3.0	3R00JE	47	47R0JE		

✻ Insert **Value Code** from Table of Stocked Values.

For quantities greater than listed, call for quote.

MOUSER STOCK NO. Prefix	✻Value	Value Range (Ω)	Price Each 1	25	100	250
588-TDH35P	Code	0.1-0.15				
588-TDH35P	Code	0.47				
588-TDH35P	Code	0.75-7.5				
588-TDH35P	Code	10-5K				

© Copyright 2014 Mouser Electronics

© Copyright 2014 Mouser Electronics

OHMITE Power Resistors

RoHS Compliant **This product is RoHS compliant.**

OHMITE TK/TN SERIES: THIN AND THICK FILM

Materials:
- Resistive element: Thick or thin film chip resistor
- Leads: Tin plated copper (100Sn)
- Heatsink plate: Black anodized aluminum
- Case: Ryton

Applications:
- Frequency Conversion
- High Frequency Balancing
- Snubber/Bleeder
- Power Supplies
- Industrial Controls
- Automotive Steering
- Pre-load/Damping
- Current Sense

DIMENSIONS: in.

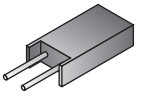

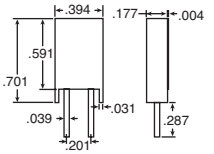

RoHS Compliant

Bracket for TK/TN Series

MOUSER STOCK NO.	Price Each
588-6200	

For quantities greater than listed, call for quote.

MOUSER STOCK NO.		Value Range (Ω)	Tol.	Price Each				
Prefix	✻value			1	10	25	50	100
Thin Film - 15 Watts								
588-TN15P	Code	4-7.5K	1%					
588-TN15P	Code	10-10K	2%					
Thick Film - 20 Watts								
588-TK20P	Code	0.03-10K	5%					

✻ Insert **Value Code** from Table of Stocked Values.

Thin Film - 15 Watts/1% Tolerance							
Value	Code	Value	Code	Value	Code	Value	Code
4.0	4R00FE	40	40R0FE	400	400RFE	4000	4K00FE
5.0	5R00FE	50	50R0FE	500	500RFE	5000	5K00FE
7.5	7R50FE	75	75R0FE	750	750RFE	7500	7K50FE
30	30R0FE	300	300RFE	3000	3K00FE		

Thin Film - 15 Watts/2% Tolerance							
Value	Code	Value	Code	Value	Code	Value	Code
10	10R0GE	100	100RGE	1000	1K00GE	10000	10K0GE

Thick Film - 20 Watts/5% Tolerance							
Value	Code	Value	Code	Value	Code	Value	Code
0.040	R040JE	0.75	R750JE	40	40R0JE	750	750RJE
0.050	R050JE	1.0	1R00JE	50	50R0JE	1000	1K00JE
0.075	R075JE	3.0	3R00JE	75	75R0JE	3000	3K00JE
0.100	R100JE	4.0	4R00JE	100	100RJE	4000	4K00JE
0.30	R300JE	5.0	5R00JE	300	300RJE	5000	5K00JE
0.40	R400JE	7.5	7R50JE	400	400RJE	7500	7K50JE
0.50	R500JE	10	10R0JE	500	500RJE	10000	10K0JE

OHMITE TAH20P SERIES: 20 WATT

Features:
- High pulse tolerant design
- Non-Inductive design
- Resistor package is electrically isolated from heat sink
- Ready for use with snap-on style heat sinks

Specifications:
- Resistance tolerance: 5%
- Maximum operating voltage: 350V
- Dielectric strength: 1800VAC
- Power rating: 20W @ 25°C
- Operating temperature range: -55°C to +175°C

Applications:
- Frequency conversion
- High Frequency balancing
- Snubbers

DIMENSIONS: in.

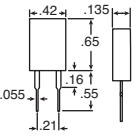

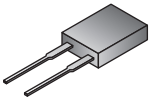

RoHS Compliant

Value	Code	Value	Code	Value	Code
0.1	0.10-E	15	15-E	150	150-E
0.51	.51-E	33	33-E	470	470-E
1.0	1.0-E	47	47-E	1000	1K-E
1.5	1.5-E	75	75-E	10000	10K-E
10	10-E	100	100-E		

✻ Insert **Value Code** from Table of Stocked Values.

For quantities greater than listed, call for quote.

MOUSER STOCK NO.		Value Range (Ω)	Price Each			
Prefix	✻value		1	25	100	250
588-TAH20P-	Code	0.1-0.51				
588-TAH20P-	Code	1.0-10K				

OHMITE TBH25P SERIES: 25 WATT

Features:
- Non-Inductive design
- Low Thermal Resistance
- Economically priced
- Designed for applications that require immediate heat sinkable power.

Specifications:
- Resistance tolerance: 5%
- Maximum operating voltage: 350V
- Dielectric strength: 1000VDC
- Power rating: 25W @ 25°C
- Operating temperature range: -55°C to +150°C

Applications:
- Power supplies
- Industrial Controls
- Automotive Steering
- Snubber/Bleeder
- Pre-Load/Damping

DIMENSIONS: in.

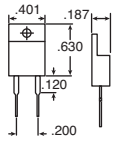

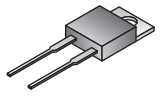

RoHS Compliant

Value	Code	Value	Code	Value	Code
2.0	2R00JE	33	33R0JE	240	240RJE
3.9	3R90JE	47	47R0JE	330	330RJE
7.5	7R50JE	75	75R0JE	470	470RJE
10	10R0JE	100	100RJE	1000	1K00JE
15	15R0JE	150	150RJE	1500	1K50JE
24	24R0JE				

✻ Insert **Value Code** from Table of Stocked Values.

For quantities greater than listed, call for quote.

MOUSER STOCK NO.		Value Range (Ω)	Price Each			
Prefix	✻value		1	25	100	250
588-TBH25P	Code	2.0-15				
588-TBH25P	Code	24-1.5K				

OHMITE TCH35P SERIES: 35 WATT

Features:
- Non-Inductive design
- Single screw mounting simplifies heat sink attachment
- Resistance element is electrically insulated from metal heat sink mounting tab

Specifications:
- Resistance tolerance: 5%
- Maximum operating voltage: 350V
- Dielectric strength: 1800VAC
- Power rating: 35W @ 25°C
- Operating temperature range: -55°C to +150°C

Applications:
- Switching power supplies
- Snubbers
- High frequency
- Voltage regulation
- Low energy pulse loading

DIMENSIONS: in.

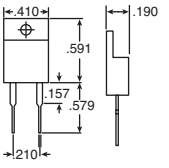



RoHS Compliant

Value	Code	Value	Code	Value	Code	Value	Code
0.1	0.1E	1.5	1.5E	33	33E	240	240E
0.24	0.24E	2.4	2.4E	39	39E	330	330E
0.33	0.33E	3.3	3.3E	47	47E	390	390E
0.39	0.39E	3.9	3.9E	51	51E	470	470E
0.47	0.47E	4.7	4.7E	75	75E	510	510E
0.51	0.51E	5.1	5.1E	100	100E	750	750E
0.75	0.75E	7.5	7.5E	150	150E	1K	1KE
1.0	1.0E	24	24E				

✻Insert **Value Code** from Table of Stocked Values.

For quantities greater than listed, call for quote.

MOUSER STOCK NO.		Value Range (Ω)	Price Each			
Prefix	✻value		1	25	100	250
588-TBH25P	Code	2.0-15				
588-TBH25P	Code	24-1.5K				

© Copyright 2014 Mouser Electronics

© Copyright 2014 Mouser Electronics

OHMITE Power Resistors

OHMITE TEH70 SERIES - TO-247 PACKAGE

Features:
- 70 watt power rating at 25°C case temperature
- Non-inductive performance
- Low thermal resistance

Specifications:
- Materials: Resistor: thick film on alumina
  Lead: solder coated phosphor bronze
  Solder: 100% sn

DIMENSIONS: in. (mm)



For quantities greater than listed, call for quote.

MOUSER STOCK NO.	Ohmite Part No.	Value (Ω)	Tolerance	Price Each 1	25	50	100
588-TEH70P2R00JE	TEH70P2R00JE	2	5%				
588-TEH70P3R00JE	TEH70P3R00JE	3	5%				
588-TEH70P4R00JE	TEH70P4R00JE	4	5%				
588-TEH70P10R0JE	TEH70P10R0JE	10	5%				
588-TEH70P15R0JE	TEH70P15R0JE	15	5%				
588-TEH70P20R0JE	TEH70P20R0JE	20	5%				
588-TEH70P47R0JE	TEH70P47R0JE	47	5%				
588-TEH70P68R0JE	TEH70P68R0JE	68	5%				
588-TEH70P100RJE	TEH70P100RJE	100	5%				
588-TEH70P470RJE	TEH70P470RJE	470	5%				
588-TEH70P750RJE	TEH70P750RJE	750	5%				
588-TEH70P1K00JE	TEH70P1K00JE	1K	5%				
588-TEH70P1K50JE	TEH70P1K50JE	1.5K	5%				
588-TEH70P2K00JE	TEH70P2K00JE	2K	5%				
588-TEH70P5K00JE	TEH70P5K00JE	5K	5%				
588-TEH70P7K50JE	TEH70P7K50JE	7.5K	5%				
588-TEH70M2R00JE	TEH70M2R00JE	2	5%				
588-TEH70M3R00JE	TEH70M3R00JE	3	5%				

For quantities greater than listed, call for quote.

MOUSER STOCK NO.	Ohmite Part No.	Value (Ω)	Tolerance	Price Each 1	25	50	100
588-TEH70M5R00JE	TEH70M5R00JE	5	5%				
588-TEH70M7R50JE	TEH70M7R50JE	7.5	5%				
588-TEH70M10R0JE	TEH70M10R0JE	10	5%				
588-TEH70M15R0JE	TEH70M15R0JE	15	5%				
588-TEH70M33R0JE	TEH70M33R0JE	33	5%				
588-TEH70M39R0JE	TEH70M39R0JE	39	5%				
588-TEH70M47R0JE	TEH70M47R0JE	47	5%				
588-TEH70M68R0JE	TEH70M68R0JE	68	5%				
588-TEH70M75R0JE	TEH70M75R0JE	75	5%				
588-TEH70M100RJE	TEH70M100RJE	100	5%				
588-TEH70M150RJE	TEH70M150RJE	150	5%				
588-TEH70M270RJE	TEH70M270RJE	270	5%				
588-TEH70M470RJE	TEH70M470RJE	470	5%				
588-TEH70M680RJE	TEH70M680RJE	680	5%				
588-TEH70M1K00JE	TEH70M1K00JE	1K	5%				
588-TEH70M1K50JE	TEH70M1K50JE	1.5K	5%				
588-TEH70M10K0JE	TEH70M10K0JE	10K	5%				
588-TEH70M5K00JE	TEH70M5K00JE	5K	5%				

OHMITE TEH100 SERIES - TO-247 PACKAGE

Features:
- 100 watt power rating at 25°C case temperature
- Non-inductive performance
- Low thermal resistance
- A totally molded housing for environmental protection
- Resistor package totally insulated from heat sink

Specifications:
- Materials: Resistor: thick film on alumina
  Case: high temperature plastic
  Lead Material: Tinned Copper
- Installation, max torque: 0.9Nm using an M3 screw and a compression washer

DIMENSIONS: in. (mm)

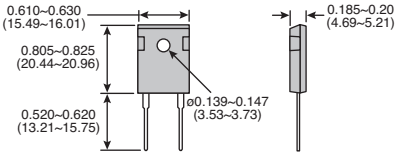

For quantities greater than listed, call for quote.

MOUSER STOCK NO.	Ohmite Part No.	Value (Ω)	Tolerance	Price Each 1	25	50	100
588-TEH100M1R00FE	TEH100M1R00FE	1	1%				
588-TEH100M2R00FE	TEH100M2R00FE	2	1%				
588-TEH100M2R50FE	TEH100M2R50FE	2.5	1%				
588-TEH100M3R00FE	TEH100M3R00FE	3	1%				
588-TEH100M5R00FE	TEH100M5R00FE	5	1%				
588-TEH100M7R50FE	TEH100M7R50FE	7.5	1%				
588-TEH100M10R0FE	TEH100M10R0FE	10	1%				
588-TEH100M15R0FE	TEH100M15R0FE	15	1%				
588-TEH100M20R0FE	TEH100M20R0FE	20	1%				
588-TEH100M25R0FE	TEH100M25R0FE	25	1%				
588-TEH100M50R0FE	TEH100M50R0FE	50	1%				
588-TEH100M100RFE	TEH100M100RFE	100	1%				
588-TEH100MR050JE	TEH100MR050JE	0.05	5%				
588-TEH100MR075JE	TEH100MR075JE	0.075	5%				
588-TEH100MR100JE	TEH100MR100JE	0.1	5%				
588-TEH100MR200JE	TEH100MR200JE	0.2	5%				

For quantities greater than listed, call for quote.

MOUSER STOCK NO.	Ohmite Part No.	Value (Ω)	Tolerance	Price Each 1	25	50	100
588-TEH100MR500JE	TEH100MR500JE	0.5	5%				
588-TEH100M1R00JE	TEH100M1R00JE	1	5%				
588-TEH100M2R00JE	TEH100M2R00JE	2	5%				
588-TEH100M2R50JE	TEH100M2R50JE	2.5	5%				
588-TEH100M3R00JE	TEH100M3R00JE	3	5%				
588-TEH100M5R00JE	TEH100M5R00JE	5	5%				
588-TEH100M7R50JE	TEH100M7R50JE	7.5	5%				
588-TEH100M10R0JE	TEH100M10R0JE	10	5%				
588-TEH100M15R0JE	TEH100M15R0JE	15	5%				
588-TEH100M20R0JE	TEH100M20R0JE	20	5%				
588-TEH100M24R0JE	TEH100M24R0JE	24	5%				
588-TEH100M50R0JE	TEH100M50R0JE	50	5%				
588-TEH100M100RJE	TEH100M100RJE	100	5%				
588-TEH100M470RJE	TEH100M470RJE	470	5%				
588-TEH100M750RJE	TEH100M750RJE	750	5%				
588-TEH100M1K00JE	TEH100M1K00JE	1K	5%				

OHMITE TFS SERIES SURGE CAPABLE THICK FILM RESISTORS

Features:
- Ideal for medical surge protection applications
- Ideal to replace standard carbon composition resistors

Materials:
- Resistive Element: Thick Film
- Encapsulation: Screen Printed Glass
- Temperature Coefficient: 100ppm/°C
- Operating Temperature: -55°C to +200°C
- Test: VDE 0750 (Pulse Duration 10msec)

RoHS Compliant

DIMENSIONS: mm

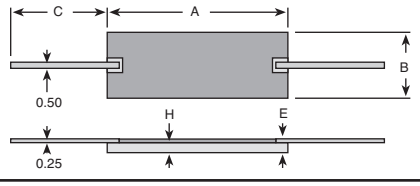

Type	DIMENSIONS: mm A	B	C	H	E
TFSA	9	5.5	10	0.7	1.1
TFSC	13	5.5	10	0.7	1.1
TFSE	21	10.5	10	0.9	1.3

For quantities greater than listed, call for quote.

MOUSER STOCK NO.	Ohmite Part No.	Value (Ω)	U (KV)	Power (W)	Energy (J)	Price Each 1	10	25	50	100
588-TFSA4K70JE	TFSA4K70JE	4.7K	3	0.5	6					
588-TFSA27K0JE	TFSA27K0JE	27K	3	0.5	6					
588-TFSA75K0JE	TFSA75K0JE	75K	3	0.5	6					
588-TFSC270RJE	TFSC270RJE	270	4	0.75	11					
588-TFSC680RJE	TFSC680RJE	680	4	0.75	11					
588-TFSC1K50JE	TFSC1K50JE	1.5K	4	0.75	11					
588-TFSC4K70JE	TFSC4K70JE	4.7K	4	0.75	11					
588-TFSC27K0JE	TFSC27K0JE	27K	4	0.75	11					
588-TFSC51K0JE	TFSC51K0JE	51K	4	0.75	11					
588-TFSC100KJE	TFSC100KJE	100K	4	0.75	11					
588-TFSE470RJE	TFSE470RJE	470	7	1.5	44					
588-TFSE680RJE	TFSE680RJE	680	7	1.5	44					
588-TFSE2K70JE	TFSE2K70JE	2.7K	7	1.5	44					
588-TFSE6K80JE	TFSE6K80JE	6.8K	7	1.5	44					
588-TFSE27K0JE	TFSE27K0JE	27K	7	1.5	44					
588-TFSE75K0JE	TFSE75K0JE	75K	7	1.5	44					

© Copyright 2014 Mouser Electronics

© Copyright 2014 Mouser Electronics

OHMITE Power Resistors

OHMITE - A SERIES PULSEATER® - 10% CERAMIC COMPOSITION RESISTORS - 2 WATT

Features:
- High surge energy
- Non-inductive
- Small size

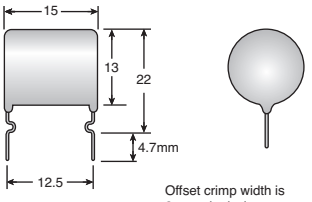

2 Watts

For quantities greater than listed, call for quote.

MOUSER STOCK NO.	Ohmite Part No.	Value (Ω)	Price Each 1	10	50	100
588-AV33GKE	AV33GKE	3.3				
588-AV47GKE	AV47GKE	4.7				
588-AV100KE	AV100KE	10				
588-AV150KE	AV150KE	15				
588-AV220KE	AV220KE	22				
588-AV390KE	AV390KE	39				

OHMITE - OX/OY SERIES - 10% CERAMIC COMPOSITION RESISTORS - 1 AND 2 WATT

Features:
- Replaces 1 and 2 watt carbon composition resistors
- Meets high energy density demands
- High peak power

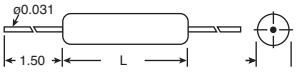

✻ Available in OY series only

RoHS Compliant

For quantities greater than listed, call for quote.

MOUSER STOCK NO.	Range of Values (Ω)	Dielectric Withstanding	DIMENSIONS: in. L	øD	Price Each 1	100	1000
OX, 1 Watt							
588-OX-Value-E	3.3~100K	500	0.748	0.217			
OY, 2 Watts							
588-OY-Value-E	3.3~100	700	0.886	0.276			
588-OY-Value-E	150~100K	700	0.886	0.276			
588-OY-Value-E	220K~1M	700	0.886	0.276			

Table of Values for OX and OY Series in (Ω)

3.3	22	47	220	820	3.3K	12K	27K	100K
10	27	68	330	1K	4.7K	15K	33K	✻220K
12	33	100	470	1.5K	5.6K	18K	47K	✻1M
15	39	150	680	2.2K	10K	22K	68K	

OHMITE - 10 SERIES LO-MITE MOLDED SILICONE - 1% WIRE ELEMENT RESISTORS - 2, 3 AND 5 WATT

Specifications:
- Overload: 5 times rated wattage for 5 seconds
- Dielectric withstanding voltage: 1000V^{RMS} for 3W and 5W; 500V^{RMS} for 2W
- Temperature range: -55°C to 275°C

Wattage	DIMENSIONS: in. L	øD	Lead Gauge
2	.416	.094	20
3	.570	.205	20
5	.935	.330	18

RoHS Compliant

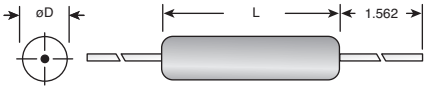

Features:
- Ideal for current sensing application
- Low inductance (non-inductive below .25Ω)

2 Watts

For quantities greater than listed, call for quote.

MOUSER STOCK NO.	Value (Ω)	Price Each 1	10	100	250	500	1000
588-12FR005E	0.005						
588-12FR010E	0.010						
588-12FR020E	0.020						
588-12FR025E	0.025						
588-12FR050E	0.050						
588-12FR080E	0.080						
588-12FR100E	0.100						

3 Watts

For quantities greater than listed, call for quote.

MOUSER STOCK NO.	Value (Ω)	Price Each 1	10	100	250	500	1000
588-13FR005E	0.005						
588-13FR010E	0.010						
588-13FR020E	0.020						
588-13FR025E	0.025						
588-13FR050E	0.050						
588-13FR070E	0.070						
588-13FR080E	0.080						
588-13FR100E	0.100						
588-13FR150E	0.150						
588-13FR200E	0.200						

5 Watts

For quantities greater than listed, call for quote.

MOUSER STOCK NO.	Value (Ω)	Price Each 1	10	100	250	500	1000
588-15FR005E	0.005						
588-15FR010E	0.010						
588-15FR020E	0.020						
588-15FR025E	0.025						
588-15FR050E	0.050						
588-15FR080E	0.080						
588-15FR100E	0.100						
588-15FR200E	0.200						
588-15FR250E	0.250						

OHMITE - 30 SERIES - 5% HIGH ENERGY WIRE WOUND RESISTORS - 3, 5 AND 10 WATT

Ohmite Manufacturing's family of High Energy Wirewound Resistors employ special winding techniques to maximize the effective joule rating of each resistor. Ohmite High Energy Wirewounds are hand wound in order to maintain the tightest possible pitch (space between windings) and thereby maximize the mass of the resistive element

3 Watts

For quantities greater than listed, call for quote.

MOUSER STOCK NO.	Ohmite Part No.	Value (Ω)	Price Each 1	10	50	100
588-33J1R0E	33J1R0E	1				
588-33J5R0E	33J5R0E	5				
588-33J10RE	33J10RE	10				
588-33J15RE	33J15RE	15				
588-33J20RE	33J20RE	20				
588-33J25RE	33J25RE	25				
588-33J30RE	33J30RE	30				
588-33J50RE	33J50RE	50				
588-33J100E	33J100E	100				

5 Watts

588-35J1R5E	35J1R5E	1.5				
588-35J2R5E	35J2R5E	2.5				
588-35J7R5E	35J7R5E	7.5				
588-35J12RE	35J12RE	12				
588-35J18RE	35J18RE	18				
588-35J22RE	35J22RE	22				
588-35J36RE	35J36RE	36				
588-35J47RE	35J47RE	47				
588-35J75RE	35J75RE	75				

RoHS Compliant

Wattage	VAC	DIMENSIONS: in. A	B	Lead Gauge
3	200	0.593	0.218	20
5	460	1.000	0.343	18
10	1000	1.842	0.406	18

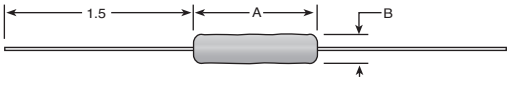

10 Watts

For quantities greater than listed, call for quote.

MOUSER STOCK NO.	Ohmite Part No.	Value (Ω)	Price Each 1	10	50	100
588-30J2R0E	30J2R0E	2				
588-30J4R7E	30J4R7E	4.7				
588-30J6R8E	30J6R8E	6.8				
588-30J15RE	30J15RE	15				
588-30J27RE	30J27RE	27				
588-30J33RE	30J33RE	33				
588-30J50RE	30J50RE	50				
588-30J82RE	30J82RE	82				
588-30J100E	30J100E	100				
588-30J150E	30J150E	150				

© Copyright 2014 Mouser Electronics
© Copyright 2014 Mouser Electronics

OHMITE Power Resistors

OHMITE - HVC SERIES - THICK FILM HIGH-VALUE HIGH-VOLTAGE WRAPAROUND CHIP

Features:
- Low temperature and voltage dependency
- Suitable for high vacuum applications - no organics
- Contact areas: Nickel-barrier/matt tin
- Wraparound terminals

Electrical:
- Operating Temperature: -55°C to +155°C

RoHS Compliant



Size	Power Rating (mW)	DIMENSIONS: mm			
		L	W	T	a
0805	125	2.00 +.15/-.05	1.25 +.15/-.05	0.40 +.15/-.05	0.3 +.2/-.1
1206	250	3.20 +.15/-.05	1.50 +.2/-.05	0.40 +.15/-.05	0.3 +.2/-.1
2512	1000	6.30 +.15/-.05	3.50 +.2/-.05	0.60 +.15/-.05	0.9±.2

For quantities greater than listed, call for quote.

MOUSER STOCK NO.	Ohmite Part No.	Value (Ω)	Power	Tol.	Temp. Coef.	Price Each				
						1	25	50	100	500
588-HVC0805T1004JET	HVC0805T1004JET	1M	125	5%	100ppm					
588-HVC0805T5004JET	HVC0805T5004JET	5M	125	5%	100ppm					
588-HVC0805T1005JET	HVC0805T1005JET	10M	125	5%	100ppm					
588-HVC0805T5005JET	HVC0805T5005JET	50M	125	5%	100ppm					
588-HVC0805T1006JET	HVC0805T1006JET	100M	125	5%	100ppm					
588-HVC0805Z5006JET	HVC0805Z5006JET	500M	125	5%	250ppm					
588-HVC0805Z1007JET	HVC0805Z1007JET	1G	125	5%	250ppm					
588-HVC0805Z1008KET	HVC0805Z1008KET	10G	125	10%	250ppm					
588-HVC1206T1004JET	HVC1206T1004JET	1M	250	5%	100ppm					
588-HVC1206T5004JET	HVC1206T5004JET	5M	250	5%	100ppm					
588-HVC1206T1005JET	HVC1206T1005JET	10M	250	5%	100ppm					
588-HVC1206T5005JET	HVC1206T5005JET	50M	250	5%	100ppm					
588-HVC1206T1006JET	HVC1206T1006JET	100M	250	5%	100ppm					
588-HVC1206Z5006JET	HVC1206Z5006JET	500M	250	5%	250ppm					
588-HVC1206Z1007JET	HVC1206Z1007JET	1G	250	5%	250ppm					
588-HVC1206Z1008KET	HVC1206Z1008KET	10G	250	10%	250ppm					
588-HVC2512T1004JET	HVC2512T1004JET	1M	1000	5%	100ppm					
588-HVC2512T5004JET	HVC2512T5004JET	5M	1000	5%	100ppm					
588-HVC2512T1005JET	HVC2512T1005JET	10M	1000	5%	100ppm					
588-HVC2512T5005JET	HVC2512T5005JET	50M	1000	5%	100ppm					
588-HVC2512T1006JET	HVC2512T1006JET	100M	1000	5%	100ppm					
588-HVC2512Z5006JET	HVC2512Z5006JET	500M	1000	5%	250ppm					
588-HVC2512Z1007JET	HVC2512Z1007JET	1G	1000	5%	250ppm					

OHMITE - 40 SERIES - 1% SILICONE COATED WIRE WOUND - 1, 3 AND 5 WATT

Features:
- Welded construction
- Silicone coating and molding

Specifications:
- Resistance tolerance: ±1%
- Dielectric strength:1000V
- Insulation resistance: 1000MΩ
- Temperature coefficient: 1-3W, 50ppm/5W, 20ppm

Cross Reference Chart

Ohmite	Clarostat	Huntington
41F	SC1A	ALSR-1
43F	SC3D	ALSR-3
45F	SC5E	ALSR-5

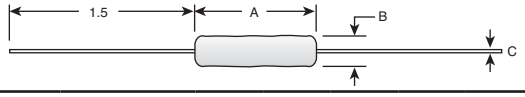

Table of Values in (Ω)

0.1	0.5	5.0	22	50	150	330	750	3K	8K
0.13	0.75	7.5	25	56	180	350	1K	3.9K	10K
0.15	1.0	10	27	68	200	470	1.2K	4K	15K
0.2	1.5	12	30	75	220	500	1.5K	4.7K	20K
0.25	2.0	15	33	82	250	560	2K	5K	25K
0.3	3.0	18	39	100	270	600	2.2K	6.8K	
0.33	4.0	20	40	120	300	680	2.5K	7.5K	

RoHS Compliant

RoHS Compliant Codes

Code	Value (Ω)	Code	Value (ohm)	Code	Value (Ω)	Code	Value (Ω)	Code	Value (Ω)
R10E	0.1	22RE	22	150E	150	750E	750	6K8E	6.8K
R15E	0.15	25RE	25	180E	180	800E	800	7K5E	7.5K
R30E	0.3	27RE	27	200E	200	820E	820	8K0E	8K
R50E	0.5	30RE	30	220E	220	900E	900	10KE	10K
R75E	0.75	33RE	33	225E	225	1K0E	1K	15KE	15K
1R0E	1	35RE	35	250E	250	1K1E	1.1K	20KE	20K
1R5E	1.5	39RE	39	270E	270	1K2E	1.2K	25KE	25K
2R0E	2	40RE	40	300E	300	1K5E	1.5K		
2R2E	2.2	47RE	47	330E	330	1K8E	1.8K		
3R0E	3	50RE	50	350E	350	2K0E	2K		
4R0E	4	56RE	56	390E	390	2K2E	2.2K		
5R0E	5	62RE	62	400E	400	2K5E	2.5K		
7R5E	7.5	68RE	68	450E	450	2K7E	2.7K		
10RE	10	75RE	75	470E	470	3K0E	3K		
12RE	12	82RE	82	500E	500	3K9E	3.9K		
15RE	15	100E	100	560E	560	4K0E	4K		
18RE	18	120E	120	600E	600	4K7E	4.7K		
R20E	20	125E	125	680E	680	5K0E	5K		

For quantities greater than listed, call for quote.

MOUSER STOCK NO.	Range of Values (Ω)	DIMENSIONS: in. max.			Price Each			
		A	B	C	1	25	100	250
1 Watt								
588-41F-Value	0.1-0.75	.44	.13	24Ga.				
588-41F-Value	1.0-7.5	.44	.13	24Ga.				
588-41F-Value	10- 82	.44	.13	24Ga.				
588-41F-Value	100-470	.44	.13	24Ga.				
588-41F-Value	500-900	.44	.13	24Ga.				
588-41F-Value	1K-1.5K	.44	.13	24Ga.				
588-41F-Value	2K-3K	.44	.13	24Ga.				
3 Watt								
588-43F-Value	0.1-0.75	.59	.22	20Ga.				
588-43F-Value	1.0-7.5	.59	.22	20Ga.				
588-43F-Value	10- 82	.59	.22	20Ga.				
588-43F-Value	100-750	.59	.22	20Ga.				
588-43F-Value	1K-1.5K	.59	.22	20Ga.				
588-43F-Value	2K-2.5K	.59	.22	20Ga.				
588-43F-Value	3K-4.7K	.59	.22	20Ga.				
588-43F-Value	5K-6.8K	.59	.22	20Ga.				
588-43F-Value	7.5K-10K	.59	.22	20Ga.				
5 Watt								
588-45F-Value	0.1-0.75	.94	.34	18Ga.				
588-45F-Value	1.0-7.5	.94	.34	18Ga.				
588-45F-Value	10- 82	.94	.34	18Ga.				
588-45F-Value	100-750	.94	.34	18Ga.				
588-45F-Value	1K-2.5K	.94	.34	18Ga.				
588-45F-Value	3K-6.8K	.94	.34	18Ga.				
588-45F-Value	7.5K-8K	.94	.34	18Ga.				
588-45F-Value	10K-15K	.94	.34	18Ga.				
588-45F-Value	20K-25K	.94	.34	18Ga.				

For quantities greater than listed, call for quote.

MOUSER STOCK NO.	Range of Values (Ω)	DIMENSIONS: in. max.			Price Each			
		A	B	C	1	25	100	250
1 Watt								
588-41F-Value	0.1-0.75	.44	.13	24Ga.				
588-41F-Value	1.0-7.5	.44	.13	24Ga.				
588-41F-Value	10-82	.44	.13	24Ga.				
588-41F-Value	100-470	.44	.13	24Ga.				
588-41F-Value	500-900	.44	.13	24Ga.				
588-41F-Value	1K-1.5K	.44	.13	24Ga.				
588-41F-Value	2K-3K	.44	.13	24Ga.				
3 Watt								
588-43F-Value	0.1-0.75	.59	.22	20Ga.				
588-43F-Value	1.0-7.5	.59	.22	20Ga.				
588-43F-Value	10- 82	.59	.22	20Ga.				
588-43F-Value	100-750	.59	.22	20Ga.				
588-43F-Value	1K-1.5K	.59	.22	20Ga.				
588-43F-Value	2K-2.5K	.59	.22	20Ga.				
588-43F-Value	3K-4.7K	.59	.22	20Ga.				
588-43F-Value	5K-6.8K	.59	.22	20Ga.				
588-43F-Value	7.5K-10K	.59	.22	20Ga.				
5 Watt								
588-45F-Value	0.1-0.75	.94	.34	18Ga.				
588-45F-Value	1.0-7.5	.94	.34	18Ga.				
588-45F-Value	10-82	.94	.34	18Ga.				
588-45F-Value	100-750	.94	.34	18Ga.				
588-45F-Value	1K-2.5K	.94	.34	18Ga.				
588-45F-Value	3K-6.8K	.94	.34	18Ga.				
588-45F-Value	7.5K-8K	.94	.34	18Ga.				
588-45F-Value	10K-15K	.94	.34	18Ga.				
588-45F-Value	20K-25K	.94	.34	18Ga.				

© Copyright 2014 Mouser Electronics
© Copyright 2014 Mouser Electronics

OHMITE Power Resistors

OHMITE - MINI-MOX SERIES - 1% METAL OXIDE AXIAL HIGH VOLTAGE RESISTORS

Features:
- Wide resistance ranges
- Silicone or epoxy coating
- Metal oxide resistive element
- Works well in precision circuits

Specifications:
- Resistance Tolerance: 1%
- Voltage Rating: 1KV to 5KV
- Power Rating: .5W to 1W @ 25°C
- Operating Temperature Range: -55°C to +220°C

Applications:
- Avionics
- Medical electronics
- High gain feedback applications
- Current pulse limiters
- Vacuum and space application

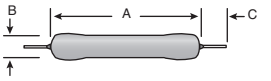

RoHS Compliant

For quantities greater than listed, call for quote.

MOUSER STOCK NO.	Ohmite Part No.	Value (Ω)	Power	Tol. %	Dimensions: in.			Lead Dia. (IN)	Price Each				
					A	B	C		1	10	50	100	250
500V													
588-MOX-200001005FE	MOX-200001005FE	10M	0.25W	1%	0.26	0.09	1.3	0.02					
588-MOX-200002505FE	MOX-200002505FE	25M	0.25W	1%	0.26	0.09	1.3	0.02					
588-MOX-200005005FE	MOX-200005005FE	50M	0.25W	1%	0.26	0.09	1.3	0.02					
588-MOX-200001006FE	MOX-200001006FE	100M	0.25W	1%	0.26	0.09	1.3	0.02					
588-MOX-200001005JE	MOX-200001005JE	10M	0.25W	5%	0.26	0.09	1.3	0.02					
588-MOX-200002505JE	MOX-200002505JE	25M	0.25W	5%	0.26	0.09	1.3	0.02					
588-MOX-200005005JE	MOX-200005005JE	50M	0.25W	5%	0.26	0.09	1.3	0.02					
588-MOX-200001006JE	MOX-200001006JE	100M	0.25W	5%	0.26	0.09	1.3	0.02					
588-MOX-200001007JE	MOX-200001007JE	1000M	0.25W	5%	0.26	0.09	1.3	0.02					
1KV													
588-MOX-300001004FE	MOX-300001004FE	1M	0.50W	1%	0.354	0.13	1.3	0.03					
588-MOX-300002004FE	MOX-300002004FE	2M	0.50W	1%	0.354	0.13	1.3	0.03					
588-MOX-300005004FE	MOX-300005004FE	5M	0.50W	1%	0.354	0.13	1.3	0.03					
588-MOX-300001505FE	MOX-300001505FE	15M	0.50W	1%	0.354	0.13	1.3	0.03					
588-MOX-300002505FE	MOX-300002505FE	25M	0.50W	1%	0.354	0.13	1.3	0.03					
588-MOX-300005005FE	MOX-300005005FE	50M	0.50W	1%	0.354	0.13	1.3	0.03					
588-MOX-300001506FE	MOX-300001506FE	150M	0.50W	1%	0.354	0.13	1.3	0.03					
588-MOX-300002506FE	MOX-300002506FE	250M	0.50W	1%	0.354	0.13	1.3	0.03					
2.5KV													
588-MOX-400235004F-E	MOX-400235004FE	5M	0.75W	1%	0.58	0.165	1.5	0.02					
588-MOX-400232505F-E	MOX-400232505FE	25M	0.75W	1%	0.58	0.165	1.5	0.02					
588-MOX-400235005F-E	MOX-400235005FE	50M	0.75W	1%	0.58	0.165	1.5	0.02					
588-MOX-400231506F-E	MOX-400231506FE	150M	0.75W	1%	0.58	0.165	1.5	0.02					
588-MOX-400232006F-E	MOX-400232006FE	200M	0.75W	1%	0.58	0.165	1.5	0.02					
588-MOX-400235006F-E	MOX-400235006FE	500M	0.75W	1%	0.58	0.165	1.5	0.02					
5KV													
588-MOX750232505FE	MOX-750232505FE	25M	1.00W	1%	0.88	0.165	1.5	0.02					
588-MOX750237505FE	MOX-750237505FE	75M	1.00W	1%	0.88	0.165	1.5	0.02					
588-MOX750232506FE	MOX-750232506FE	250M	1.00W	1%	0.88	0.165	1.5	0.02					
588-MOX750231007FE	MOX-750231007FE	1000M	1.00W	1%	0.88	0.165	1.5	0.02					

OHMITE - SLIM-MOX SERIES - 1% METAL OXIDE PLANAR RESISTORS 1/2 WATT - 2.5 WATT

Features:
- High dielectric and low out gassing epoxy coating
- Low resistor noise
- Non Inductive

Specifications:
- Resistance Tolerance: 1%
- Voltage Rating: 1KV to 20KV
- Power Rating Range: .5W to 2.5 watts @ 25°C
- Operating Temperature Range: -55°C to +110°C

Applications:
- High Voltage Power Supplies
- Medical Instrumentation
- Current pulse limiters
- Ionization Chambers

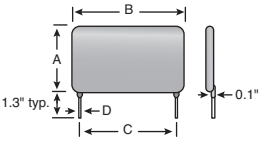

RoHS Compliant

For quantities greater than listed, call for quote.

MOUSER STOCK NO.	Ohmite Part No.	Value (Ω)	Power @ 25°C	Dimensions: in.				Price Each				
				A	B	C	D	1	10	50	100	250
2KV												
588-SM101031003FE	SM101031003FE	100K	0.5W	0.34	0.33	0.2	0.025					
588-SM101031004FE	SM101031004FE	1M	0.5W	0.34	0.33	0.2	0.025					
588-SM101031504FE	SM101031504FE	1.5M	0.5W	0.34	0.33	0.2	0.025					
588-SM101035004FE	SM101035004FE	5M	0.5W	0.34	0.33	0.2	0.025					
588-SM101031505FE	SM101031505FE	15M	0.5W	0.34	0.33	0.2	0.025					
588-SM101035005FE	SM101035005FE	50M	0.5W	0.34	0.33	0.2	0.025					
7.5KV												
588-SM103031004FE	SM103031004FE	1M	1.25W	0.34	0.83	0.6	0.032					
588-SM103035004FE	SM103035004FE	5M	1.25W	0.34	0.83	0.6	0.032					
588-SM103032005FE	SM103032005FE	20M	1.25W	0.34	0.83	0.6	0.032					
588-SM103031006FE	SM103031006FE	100M	1.25W	0.34	0.83	0.6	0.032					
588-SM103031506FE	SM103031506FE	150M	1.25W	0.34	0.83	0.6	0.032					
15KV												
588-SM106031004FE	SM106031004FE	1M	2.0W	0.34	1.58	1.4	0.032					
588-SM106032004FE	SM106032004FE	2M	2.0W	0.34	1.58	1.4	0.032					
588-SM106031006FE	SM106031006FE	100M	2.0W	0.34	1.58	1.4	0.032					
588-SM106032006FE	SM106032006FE	200M	2.0W	0.34	1.58	1.4	0.032					
588-SM106031007FE	SM106031007FE	1000M	2.0W	0.34	1.58	1.4	0.032					
20KV												
588-SM108031003FE	SM108031003FE	100K	2.5W	0.34	2.08	1.9	0.032					
588-SM108035003FE	SM108035003FE	500K	2.5W	0.34	2.08	1.9	0.032					
588-SM108031004FE	SM108031004FE	1M	2.5W	0.34	2.08	1.9	0.032					
588-SM108035004FE	SM108035004FE	5M	2.5W	0.34	2.08	1.9	0.032					
588-SM108032005FE	SM108032005FE	20M	2.5W	0.34	2.08	1.9	0.032					
588-SM108037505FE	SM108037505FE	75M	2.5W	0.34	2.08	1.9	0.032					
588-SM108031506FE	SM108031506FE	150M	2.5W	0.34	2.08	1.9	0.032					
588-SM108031507FE	SM108031507FE	1500M	2.5W	0.34	2.08	1.9	0.032					

© Copyright 2014 Mouser Electronics
© Copyright 2014 Mouser Electronics

OHMITE Power Resistors

OHMITE 20 SERIES AXIAL LEAD WIRE WOUND 5% VITREOUS ENAMEL COATED RESISTORS - 3, 5 AND 10 WATT

Features:
- Enamel coating
- Welded terminations
- Low temperature coefficient

RoHS Compliant

Specifications:
- Resistance tolerance: ±5%
- Temperature coefficient 0.1 to 7.5Ω: ±50 ppm
  10Ω and over: ±30 ppm
- For units below 1Ω, add 15% to body diameter, 10% to body length

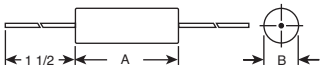

DIMENSIONS: in.

❊ All values not available in all sizes

Table of Values 20 Series in (Ω)

Value	Value Code	Value	Value Code	Value	Value Code	Value	Value Code
0.1	R10E	27	27RE	330	330E	2.7K	2K7E
0.13	R13E	30	30RE	350	350E	3K	3K0E
0.15	R15E	33	33RE	390	390E	3.3K	3K3E
0.2	R20E	35	35RE	400	400E	3.5K	3K5E
0.3	R30E	39	39RE	450	450E	3.9K	3K9E
0.33	R33E	40	40RE	470	470E	4K	4K0E
0.5	R50E	47	47RE	500	500E	4.5K	4K5E
0.75	R75E	50	50RE	560	560E	4.7K	4K7E
1	1R0E	56	56RE	600	600E	5K	5K0E
1.5	1R5E	68	68RE	680	680E	6K	6K0E
2	2R0E	75	75RE	750	750E	6.8K	6K8E
3	3R0E	82	82RE	800	800E	7K	7K0E
4	4R0E	100	100E	820	820E	7.5K	7K5E
5	5R0E	120	120E	900	900E	8K	8K0E
7.5	7R5E	125	125E	1K	1K0E	9K	9K0E
10	10RE	150	150E	1.1K	1K1E	10K	10KE
12	12RE	180	180E	1.2K	1K2E	12K	12KE
15	15RE	200	200E	1.5K	1K5E	15K	15KE
18	18RE	220	220E	1.8K	1K8E	20K	20KE
20	20RE	225	225E	2K	2K0E	22K	22KE
22	22RE	250	250E	2.2K	2K2E	25K	25KE
25	25RE	300	300E	2.5K	2K5E		

3 Watts

For quantities greater than listed, call for quote.

MOUSER STOCK NO.	Range of Values (Ω)	Dimensions: in. A	Dimensions: in. B	Price Each 1	50	100	250
588-23J-Code	0.1-0.33	0.5	0.22				
588-23J-Code	0.5-7.5	0.5	0.22				
588-23J-Code	10-82	0.5	0.22				
588-23J-Code	100-450	0.5	0.22				
588-23J-Code	470-900	0.5	0.22				
588-23J-Code	1K-4.7K	0.5	0.22				
588-23J-Code	5K-7K	0.5	0.22				
588-23J-Code	7.5K-10K	0.5	0.22				

5 Watts

For quantities greater than listed, call for quote.

MOUSER STOCK NO.	Range of Values (Ω)	Dimensions: in. A	Dimensions: in. B	Price Each 1	50	100	250
588-25J-Code	0.1-0.33	0.5	0.22				
588-25J-Code	0.5-7.5	0.5	0.22				
588-25J-Code	10-82	0.5	0.22				
588-25J-Code	100-450	0.5	0.22				
588-25J-Code	470-900	0.5	0.22				
588-25J-Code	1K-4.7K	0.5	0.22				
588-25J-Code	5K-7K	0.5	0.22				
588-25J-Code	7.5K-10K	0.5	0.22				

10 Watts

For quantities greater than listed, call for quote.

MOUSER STOCK NO.	Range of Values (Ω)	Dimensions: in. A	Dimensions: in. B	Price Each 1	50	100	250
588-20J-Code	0.1-7.5	1.84	0.35				
588-20J-Code	10-82	1.84	0.35				
588-20J-Code	100-900	1.84	0.35				
588-20J-Code	1K-2.5K	1.84	0.35				
588-20J-Code	3K-4.7K	1.84	0.35				
588-20J-Code	5K-9K	1.84	0.35				
588-20J-Code	10K-20K	1.84	0.35				
588-20J-Code	25K	1.84	0.35				

OHMITE - 90 SERIES - 5% VITREOUS ENAMEL MOLDED WIRE WOUND - 3 1/4, 5, AND 11 WATT

Features:
- Molded construction provides consistent shape and size (permits mounting in clips which extends power rating)
- Flame resistant lead free vitreous enamel coating
- All welded construction
- Ready for use with snap-on style heat sinks

Specifications:
- Resistance tolerance: 5%
- Overload:
  3 and 5 watts: 5 times rated wattage for 5 seconds
  11 watts: 10 times rated wattage for 5 seconds
- Dielectric withstanding voltage: 1000VAC

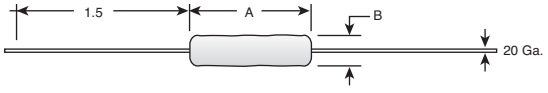

DIMENSIONS: in.

RoHS Compliant

For quantities greater than listed, call for quote.

MOUSER STOCK NO.	Ohmite Part No.	Value (Ω)	Dimensions: in. A	Dimensions: in. B	Price Each 1	25	100	250	500
3 1/4 Watt									
588-93J1R0E	93J1R0E	1.0	.56	.23					
588-93J2R0E	93J2R0E	2.0	.56	.23					
588-93J5R0E	93J5R0E	5.0	.56	.23					
588-93J10RE	93J10RE	10	.56	.23					
588-93J50RE	93J50RE	50	.56	.23					
588-93J100E	93J100E	100	.56	.23					
588-93J200E	93J200E	200	.56	.23					
588-93J500E	93J500E	500	.56	.23					
588-93J750E	93J750E	750	.56	.23					
588-93J1K0E	93J1K0E	1K	.56	.23					
588-93J2K0E	93J2K0E	2K	.56	.23					
588-93J5K0E	93J5K0E	5K	.56	.23					
588-93J10KE	93J10KE	10K	.56	.23					
5 Watt									
588-95J1R0E	95J1R0E	1.0	.95	.23					
588-95J2R0E	95J2R0E	2.0	.95	.23					
588-95J5R0E	95J5R0E	5	.95	.23					
588-95J10RE	95J10RE	10	.95	.23					
588-95J33RE	95J33RE	33	.95	.23					
588-95J50RE	95J50RE	50	.95	.23					
588-95J100E	95J100E	100	.95	.23					
588-95J200E	95J200E	200	.95	.23					
588-95J500E	95J500E	500	.95	.23					
588-95J600E	95J600E	600	.95	.23					

For quantities greater than listed, call for quote.

MOUSER STOCK NO.	Ohmite Part No.	Value (Ω)	Dimensions: in. A	Dimensions: in. B	Price Each 1	25	100	250	500
5 Watt (Cont.)									
588-95J750E	95J750E	750	.95	.23					
588-95J1K0E	95J1K0E	1K	.95	.23					
588-95J2K0E	95J2K0E	2K	.95	.23					
588-95J5K0E	95J5K0E	5K	.95	.23					
588-95J10KE	95J10KE	10K	.95	.23					
588-95J15KE	95J15KE	15K	.95	.23					
588-95J20KE	95J20KE	20K	.95	.23					
11 Watt									
588-90J1R0E	90J1R0E	1.0	1.80	.34					
588-90J2R7E	90J2R7E	2.7	1.80	.34					
588-90J3R9E	90J3R9E	3.9	1.80	.34					
588-90J5R0E	90J5R0E	5.0	1.80	.34					
588-90J7R5E	90J7R5E	7.5	1.80	.34					
588-90J10RE	90J10RE	10	1.80	.34					
588-90J20RE	90J20RE	20	1.80	.34					
588-90J47RE	90J47RE	47	1.80	.34					
588-90J50RE	90J50RE	50	1.80	.34					
588-90J100E	90J100E	100	1.80	.34					
588-90J120E	90J120E	120	1.80	.34					
588-90J2K0E	90J2K0E	2K	1.80	.34					
588-90J5K0E	90J5K0E	5K	1.80	.34					
588-90J20KE	90J20KE	20K	1.80	.34					
588-90J27KE	90J27KE	27K	1.80	.34					
588-90J50KE	90J50KE	50K	1.80	.34					

RESISTOR MOUNTING CLIPS

Features:
- Prevents severe vibration or mechanical shock to resistor
- Increase resistor wattage up to 100% when mounted on a metal surface
- Holes in clip base permit fastening to chassis with machine screws, eyelets or rivets

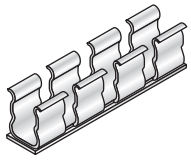

RoHS Compliant

For quantities greater than listed, call for quote.

MOUSER STOCK NO.	Mounting Clip For	Dimensions: in. Length	Dimensions: in. Width	Dimensions: in. Height	Price Each 1	10	100
588-5904E	93J series	.50	.26	.319			
588-5906E	95J series	.90	.24	.284			
588-5908E	90J series	1.75	.33	.377			

© Copyright 2014 Mouser Electronics

© Copyright 2014 Mouser Electronics

OHMITE Power Resistors

OHMITE FIXED VITREOUS ENAMEL POWER RESISTORS - 8 WATT TO 225 WATT

Cross Reference Chart

Ohmite	Clarostat	Huntington
B8J	VPR5F	FVTS-5
B12J	VPR10F	FVTS-10
L25J	VP25K	FVT-25
L50J	VP50K	FVT-50
L100J	VK100N	FVT-100
L225J	VK200W	FVT-200

Features:

- Welded terminals
- Excellent heat dissipation
- Vitreous enamel coated

Conversion Table

Value	Value Code	Value	Value Code	Value	Value Code	Value	Value Code
1	1R0E	75	75RE	750	750E	7.5K	7K5E
2	2R0E	100	100E	1K	1K0E	8K	8K0E
3	3R0E	125	125E	1.5K	1K5E	10K	10KE
4	4R0E	150	150E	2K	2K0E	15K	15KE
5	5R0E	200	200E	2.5K	2K5E	20K	20KE
7.5	7R5E	250	250E	3K	3K0E	25K	25KE
10	10RE	300	300E	3.5K	3K5E	40K	40KE
25	25RE	400	400E	4K	4K0E	50K	50KE
35	35RE	450	450E	5K	5K0E	100K	100KE
50	50RE	500	500E	6K	6K0E		

200 Series Lug and Lead Fixed Resistors

Specifications:

- Resistance tolerance: > 1Ω: ±10%
  < 1Ω: ±5%
- Temperature coefficient: < 5: ±260
  > 5: ±400

RoHS Compliant

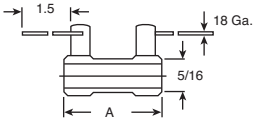

DIMENSIONS: in.

8 Watts (Uses bracket 588-5)

For quantities greater than listed, call for quote.

MOUSER STOCK NO.	Range of Values (Ω)	Dim.: in. A	Price Each 1	25	100	250
588-B8J-Code	1, 2, 4 ,5	1				
588-B8J-Code	10, 75, 100, 200, 250, 500	1				
588-B8J-Code	1K, 1.5K	1				
588-B8J-Code	3K, 5K	1				
588-B8J-Code	10K, 15K	1				
588-B8J-Code	20K	1				

12 Watts (Uses bracket 588-5)

For quantities greater than listed, call for quote.

MOUSER STOCK NO.	Range of Values (Ω)	Dim.: in. A	Price Each 1	25	100	250
588-B12J-Code	2, 3, 5	1 3/4				
588-B12J-Code	10, 35, 50, 75, 100, 200, 250, 400	1 3/4				
588-B12J-Code	1K, 1.5K	1 3/4				
588-B12J-Code	2K, 3K, 3.5K	1 3/4				
588-B12J-Code	5K	1 3/4				
588-B12J-Code	10K, 15K	1 3/4				
588-B12J-Code	20K, 25K	1 3/4				
588-B12J-Code	50K	1 3/4				

20 Watts (Uses bracket 588-7)

For quantities greater than listed, call for quote.

MOUSER STOCK NO.	Range of Values (Ω)	Dim.: in. A	Price Each 1	25	100	250
588-B20J-Code	1, 2, 5, 7.5, 10, 15, 25, 50	2				
588-B20J-Code	100, 250, 500, 1K, 1.5K, 2K	2				
588-B20J-Code	5K, 6K, 10K	2				
588-B20J-Code	15K, 20K, 25K	2				

270 Series Fixed Resistors

Specifications:

- Resistance tolerance: ±5%
- Temperature coefficient: 1 to 20Ω, ±400ppm
  above 20Ω, ±260ppm

RoHS Compliant

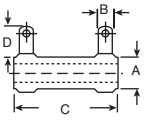

For quantities greater than listed, call for quote.

MOUSER STOCK NO.	Range of Values (Ω)	Dimensions: in. A	B	C	D	Price Each 1	25	100
L25J, 25 Watts Uses Bracket 588-9								
588-L25J-Code	1	9/16	1/4	2	9/16			
588-L25J-Code	2, 3, 4, 5	9/16	1/4	2	9/16			
588-L25J-Code	10, 25, 50, 75, 100, 150, 250, 750	9/16	1/4	2	9/16			
588-L25J-Code	1K, 2K, 2.5K, 3K, 3.5K, 4K	9/16	1/4	2	9/16			
588-L25J-Code	5K	9/16	1/4	2	9/16			
588-L25J-Code	10K, 12K, 15K, 20K, 25K	9/16	1/4	2	9/16			
588-L25J-Code	50K	9/16	1/4	2	9/16			
588-L25J-Code	100K	9/16	1/4	2	9/16			
L50J, 50 Watts Uses Bracket 588-9								
588-L50J-Code	1	9/16	1/4	4	9/16			
588-L50J-Code	2, 4, 5	9/16	1/4	4	9/16			
588-L50J-Code	10, 25, 50, 75, 100, 200, 250,500, 1K, 1.5K, 2.5K, 3K, 4K , 5K, 7.5K	9/16	1/4	4	9/16			
588-L50J-Code	10K, 20K	9/16	1/4	4	9/16			
588-L50J-Code	25K, 50K	9/16	1/4	4	9/16			
588-L50J-Code	100K	9/16	1/4	4	9/16			
L100J, 100 Watts Uses Bracket 588-12								
588-L100J-Code	1, 2	3/4	1/4	6 1/2	9/16			
588-L100J-Code	3, 4, 5	3/4	1/4	6 1/2	9/16			
588-L100J-Code	10, 25, 50, 75	3/4	1/4	6 1/2	9/16			
588-L100J-Code	100, 250, 500, 750	3/4	1/4	6 1/2	9/16			
588-L100J-Code	1K, 2.5K, 5K	3/4	1/4	6 1/2	9/16			
588-L100J-Code	10K, 15K, 20K, 25K	3/4	1/4	6 1/2	9/16			
588-L100J-Code	50K	3/4	1/4	6 1/2	9/16			
588-L100J-Code	100K	3/4	1/4	6 1/2	9/16			
L225J, 225 Watts Uses Bracket 588-18								
588-L225J-Code	2	1 1/8	5/16	10 1/2	5/8			
588-L225J-Code	4, 5	1 1/8	5/16	10 1/2	5/8			
588-L225J-Code	10, 25, 50, 100	1 1/8	5/16	10 1/2	5/8			
588-L225J-Code	150, 250, 500, 750	1 1/8	5/16	10 1/2	5/8			
588-L225J-Code	1K, 1.5K, 2K, 2.5K, 3K, 5K	1 1/8	5/16	10 1/2	5/8			
588-L225J-Code	10K, 15K, 20K, 25K	1 1/8	5/16	10 1/2	5/8			
588-L225J-Code	50K	1 1/8	5/16	10 1/2	5/8			
588-L225J-Code	100K	1 1/8	5/16	10 1/2	5/8			

OHMITE 210 SERIES ADJUSTABLE VITREOUS ENAMEL POWER RESISTORS - 12 WATT TO 225 WATT

Specifications:

- Resistance tolerance: ±10%
- Temperature coefficient: ±260ppm
- Vitreous enamel coated

Cross Reference Chart

Ohmite	Clarostat	Huntington
D12K	VP10FA	AVT-12
D25K	VP25KA	AVT-25
D50K	VP50KA	AVT-50
D100K	VK100NA	AVT-100
D225K	VK200WA	AVT-200

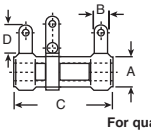

DIMENSIONS: in.

Series	A	B	C	D
D12K	5/16	3/16	1 3/4	7/16
D25K	9/16	1/4	2	9/16
D50K	9/16	1/4	4	9/16
D100K	3/4	1/4	6 1/2	9/16
D225K	1 1/8	5/16	10 1/2	5/8

For quantities greater than listed, call for quote.

MOUSER STOCK NO.	Range of Values (Ω)	Price Each 1	25	100
D12K, 12 Watts Uses Bracket 588-5				
588-D12K-Value	1.0, 2.0, 3.0, 5.0			
588-D12K-Value	10, 15, 20, 25, 50, 75, 100, 150, 200			
588-D12K-Value	250, 500, 750			
588-D12K-Value	1K, 1.5K, 2K, 2.5K, 3.5K			
588-D12K-Value	5K, 10K			
D25K, 25 Watts Uses Bracket 588-9				
588-D25K-Value	1.0, 2.0			
588-D25K-Value	3.0, 5.0, 10, 15, 20, 25, 50, 75, 100, 150, 200, 250, 500			
588-D25K-Value	750, 1K, 1.5K, 2K, 2.5K, 3.5K			
588-D25K-Value	5K, 10K			
588-D25K-Value	25K			

For quantities greater than listed, call for quote.

MOUSER STOCK NO.	Range of Values (Ω)	Price Each 1	25	100
D50K, 50 Watts Uses Bracket 588-9				
588-D50K-Value	1.0, 2.0, 3.0			
588-D50K-Value	5.0			
588-D50K-Value	10, 25, 50,			
588-D50K-Value	100, 250, 500, 750			
588-D50K-Value	1K, 2K, 2.5K,			
588-D50K-Value	5K, 10K, 25K			
D100K, 100 Watts Uses Bracket 588-12				
588-D100K-Value	1.0			
588-D100K-Value	2.0, 3.0, 5.0, 10			
588-D100K-Value	25, 50, 100, 250, 500			
588-D100K-Value	1K, 1.5K, 2.5K,			
588-D100K-Value	10K, 25K			
D225K, 225 Watts Uses Bracket 588-18		**1**	**25**	**100**
588-D225K-Value	1.0			
588-D225K-Value	2.0, 3.0			
588-D225K-Value	5.0			
588-D225K-Value	10, 25, 50			
588-D225K-Value	100, 250, 500, 1K, 10K			

RESISTOR MOUNTING BRACKETS

For quantities greater than listed, call for quote.

MOUSER STOCK NO.	May Be Used With These Resistors	Price Each 1	10
588-5E	B8J, B12J, D12K		
588-7-E	B20J		
588-9E	L25J, L50J, D25K, D50K		

Requires 2 brackets per resistor.

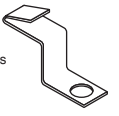

For quantities greater than listed, call for quote.

MOUSER STOCK NO.	May Be Used With These Resistors	Price Each 1	10
588-12-E	L100J, D100K		
588-18-E	L255J, D252K		

© Copyright 2014 Mouser Electronics

For current pricing, visit mouser.com

OHMITE Power Resistors

250 SERIES STACKOHM 5% VITREOUS ENAMEL RESISTORS

These oval-shaped ceramic core Stackohm resistors feature a low profile to permit installation in spaces with minimal height. They are also equipped with integral mounting brackets so they can be fastened to a chassis and stacked in locations with limited surface area. When properly fastened, the mounting brackets add a heat sinking benefit resulting in a smaller size per watt.

Features:
- Small size to power ratio
- Low profile and stackable
- Integral mounting bracket conducts heat to mounting surface
- All welded construction

Specifications:
- Tolerance: 5%
- Overload: 5 times rated wattage for 5 seconds
- Dielectric withstanding voltage: 1000VAC
- Temperature Coefficient: 1 to 20Ω: ±400ppm/°C Over 20Ω: ±260ppm/°C

RoHS Compliant

DIMENSIONS: in.

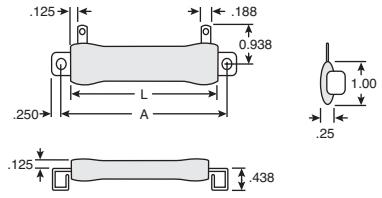

For quantities greater than listed, call for quote.

MOUSER STOCK NO.	Values (Ω)	Dimensions: in. A	Dimensions: in. L	Price Each 1	10	25	50
30 Watt							
588-F30J1R0E	1.0	2.00	1.25				
588-F30J5R0E	5.0	2.00	1.25				
588-F30J15RE	15	2.00	1.25				
588-F30J25RE	25	2.00	1.25				
588-F30J50RE	50	2.00	1.25				
588-F30J100E	100	2.00	1.25				
40 Watt							
588-F40J5R0E	5.0	2.75	2.00				
588-F40J25RE	25	2.75	2.00				
588-F40J50RE	50	2.75	2.00				
588-F40J100E	100	2.75	2.00				
588-F40J500E	500	2.75	2.00				
588-F40J2K0E	2K	2.75	2.00				
588-F40J10KE	10K	2.75	2.00				
55 Watt							
588-F55J5R0E	5.0	4.25	3.50				
588-F55J25RE	25	4.25	3.50				
588-F55J50RE	50	4.25	3.50				
588-F55J100E	100	4.25	3.50				
588-F55J250E	250	4.25	3.50				

280 SERIES CORRIB VITREOUS ENAMEL FIXED AND ADJUSTABLE POWER RESISTORS

Corrib resistors are ideal for applications involving high currents at very low resistance values. These large, heavy-duty resistors are designed to withstand frequent start-stop cycles characteristic of motor starting, dynamic braking, and other similar applications.

Features:
- Ribbed Construction aids in rapid cooling
- Designed for equipment requiring low resistance loads at low ohmic values and high current capacity
- Hollow-cored for secure attachment to chassis using thru bolts and brackets

Specifications:
- Tolerance: 10%
- Temperature Coefficient: ± 400ppm/°C
- Dielectric withstanding Voltage: 1000VAC
- Overload: 10 time rated wattage for 5 seconds

RoHS Compliant

DIMENSIONS: in.

Fixed

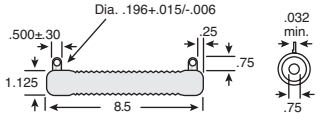

Adjustable

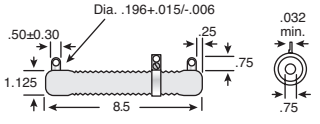

For quantities greater than listed, call for quote.

MOUSER STOCK NO.	Values (Ω)	Price Each 1	10	25	50
300 Watts Fixed					
588-C300KR10E	0.1				
588-C300KR12E	0.12				
588-C300K1R0E	1.0				
588-C300K2R0E	2.0				
588-C300K3R1E	3.1				
588-C300K5R0E	5.0				
588-C300K20RE	20				
300 Watts Adjustable					
588-E300KR10E	0.1				
588-E300KR25E	0.25				
588-E300KR31E	0.31				
588-E300KR40E	0.4				
588-E300KR80E	0.8				
588-E300K1R6E	1.6				
588-E300K2R5E	2.5				
588-E300K4R0E	4.0				
588-E300K6R3E	6.3				
588-E300K8R0E	8.0				
588-E300K16RE	16				
588-E300K20RE	20				

OHMITE RESISTOR MOUNTING BRACKET KIT

- Kit includes 2 each bracket, bolt, washers (centering, mica, lock) and nut

For quantities greater than listed, call for quote.

MOUSER STOCK NO.	Price Each 1	10	50
588-6128P-8.5E			

RoHS Compliant

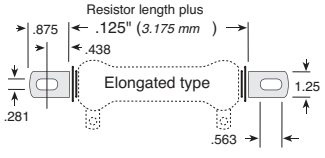

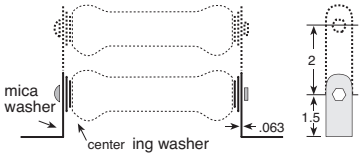

MC SERIES HIGH VOLTAGE THICK FILM POWER RESISTORS

Features:
- Non-inductive design
- Low Voltage coefficient
- Pd Ag terminations
- J-bend terminals for applications involving shock and vibration

Applications:
- Medical instrumentation
- Power supplies
- Avionics
- Light Magnification Systems

Specifications:

Material
- Resistor: Thick film on Alumina

Electrical
- Resistance range: 100Ω to 5,000 MΩ
- Power Rating: 0.5W to 2.0W
- Voltage Rating: 5.0KV (Available from 2.0KV to 10.0KV)
- Tolerance: 0.5% to 20%
- Operating Temperature: -55°C to +180°C

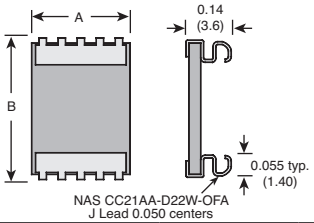

RoHS Compliant

Series	Dimensions: in. (mm) A	B	B Max.
MC102	0.25" (6.35)	0.50" (12.70)	0.54" (13.72)

For quantities greater than listed, call for quote.

MOUSER STOCK NO.	Ohmite Part No.	Value (Ω)	Power	Tol. %	Temp Coef.	Price Each 1	10	50	100	250	500
588-MC102521003JE	MC102521003JE	100K	1.5W	5%	50 ppm						
588-MC102521503JE	MC102521503JE	150K	1.5W	5%	50 ppm						
588-MC102525003JE	MC102525003JE	500K	1.5W	5%	50 ppm						
588-MC102527503JE	MC102527503JE	750K	1.5W	5%	50 ppm						
588-MC102521004JE	MC102521004JE	1M	1.5W	5%	50 ppm						
588-MC102521504JE	MC102521504JE	1.5M	1.5W	5%	50 ppm						
588-MC102525004JE	MC102525004JE	2.5M	1.5W	5%	50 ppm						
588-MC102521005JE	MC102521005JE	10M	1.5W	5%	50 ppm						
588-MC102525005JE	MC102525005JE	50M	1.5W	5%	50 ppm						
588-MC102521006JE	MC102521006JE	100M	1.5W	5%	100 ppm						

© Copyright 2014 Mouser Electronics

© Copyright 2014 Mouser Electronics

OHMITE Resistors and Shunts

OHMITE G SERIES CAPACITOR DISCHARGE RESISTORS

Specifications:
- Temperature Range: -55°C to 200°C
- Terminal Strength: >25N
- Derating: 25°C to 350°C, Linearly
- TCR: ±100 ppm/°C
- Tolerance: ±5%. ±1% available

Features:
- High Power Dissipation up to 13W @25°C
- Specially Designed to meet Repetitive Pulse Loading
- Corrosion Resistant Terminals for long life
- Superior Vibration Resistance
- IEC 115-1 Reference Standard

RoHS Compliant

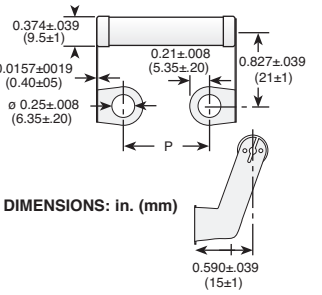

DIMENSIONS: in. (mm)

Dimensions "P": in. (mm)	
GW10	0.866 (22.0)
GW13	1.252 (31.8)

10 Watts

For quantities greater than listed, call for quote.

MOUSER STOCK NO.	Ohmite Part No.	Value (Ω)	Price Each 1	10	100
588-GW10J1K00E	GW10J1K00E	1K			
588-GW10J2K50E	GW10J2K50E	2.5K			
588-GW10J5K00E	GW10J5K00E	5K			
588-GW10J7K50E	GW10J7K50E	7.5K			
588-GW10J10K0E	GW10J10K0E	10K			
588-GW10J15K0E	GW10J15K0E	15K			
588-GW10J20K0E	GW10J20K0E	20K			
588-GW10J25K0E	GW10J25K0E	25K			
588-GW10J40K0E	GW10J40K0E	40K			
588-GW10J50K0E	GW10J50K0E	50K			
588-GW10J75K0E	GW10J75K0E	75K			

13 Watts

For quantities greater than listed, call for quote.

MOUSER STOCK NO.	Ohmite Part No.	Value (Ω)	Price Each 1	10	100
588-GW13J1K00E	GW13J1K00E	1K			
588-GW13J2K50E	GW13J2K50E	2.5K			
588-GW13J5K00E	GW13J5K00E	5K			
588-GW13J7K50E	GW13J7K50E	7.5K			
588-GW13J10K0E	GW13J10K0E	10K			
588-GW13J15K0E	GW13J15K0E	15K			
588-GW13J20K0E	GW13J20K0E	20K			
588-GW13J25K0E	GW13J25K0E	25K			
588-GW13J40K0E	GW13J40K0E	40K			
588-GW13J50K0E	GW13J50K0E	50K			
588-GW13J75K0E	GW13J75K0E	75K			

OHMITE TAP SERIES HEAT SINKABLE PLANAR RESISTORS

The Ohmite TAP series delivers 600, 800, and 1000 watts of reliable power to a variety of power conditioning, power transmission and power control applications.
Designed for use in liquid or air cooled heat sink systems. applications include: power supplies, robotics, power conditioning, power distribution, and other power designs.

DIMENSIONS: in.

A

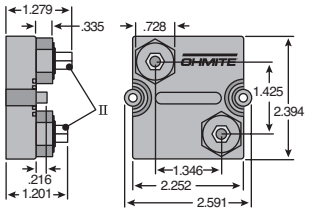

- Dielectric Strength: Up to 12KV
- Special design for low inductive and capacitance values
- Easy termination to contacts with M5 screws
- Operating temperature range: -55°C to +150°C
- Max Working Voltage: 5000V
- Temperature Coefficient: ±150ppm

B

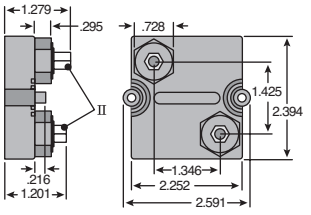

- Low inductance
- Electric support is high alumina content ceramic metallized on the bottom for ideal heat transfer and optimum discharge
- Easy load connecting with M4 or M5 screws (not included)
- Max Working Voltage: 5000V
- Temperature Coefficient: ±150ppm

C

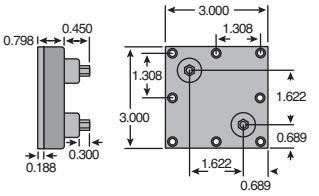

- Power Rating: 1000W or 2000W @ 85°C mounting plate
- High Energy Rating
- Low Inductance
- High Dielectric strength (6KV)
- Resistor element electrically isolated
- Small footprint
- Max Working Voltage: 2000V
- Temperature Coefficient: ±250ppm

For quantities greater than listed, call for quote.

MOUSER STOCK NO.	Ohmite Part No.	Fig.	Value (Ω)	Price Each 1	10	25
600 Watt						
588-TAP600K2R0E	TAP600K2R0E	A	2.0			
588-TAP600K3R0E	TAP600K3R0E	A	3.0			
588-TAP600K100E	TAP600K100E	A	100			
800 Watt						
588-TAP800K1R0E	TAP800K1R0E	B	1			
588-TAP800K5R0E	TAP800K5R0E	B	5			
588-TAP800K10RE	TAP800K10RE	B	10			
588-TAP800K15RE	TAP800K15RE	B	15			
588-TAP800K50RE	TAP800K50RE	B	50			
588-TAP800K100E	TAP800K100E	B	100			
588-TAP800K220E	TAP800K220E	B	220			
588-TAP800K390E	TAP800K390E	B	390			
588-TAP800K680E	TAP800K680E	B	680			
588-TAP800K1K0E	TAP800K1K0E	B	1K			
588-TAP800K2K7E	TAP800K2K7E	B	2.7K			
588-TAP800K5K0E	TAP800K5K0E	B	5K			
588-TAP800K10KE	TAP800K10KE	B	10K			
1000 Watt						
588-TA1K0PH2R50KE	TA1K0PH2R50KE	C	2.5			
588-TA1K0PH8R00KE	TA1K0PH8R00KE	C	8.0			

For quantities greater than listed, call for quote.

MOUSER STOCK NO.	Ohmite Part No.	Fig.	Value (Ω)	Price Each 1	10	25
1000 Watt (Cont.)						
588-TA1K0PH10R0KE	TA1K0PH10R0KE	C	10			
588-TA1K0PH15R0KE	TA1K0PH15R0KE	C	15			
588-TA1K0PH25R0KE	TA1K0PH25R0KE	C	25			
588-TA1K0PH30R0KE	TA1K0PH30R0KE	C	30			
588-TA1K0PH50R0KE	TA1K0PH50R0KE	C	50			
2000 Watt						
588-TA2K0PHR50KE	TA2K0PHR50KE	C	0.5			
588-TA2K0PH1R0KE	TA2K0PH1R0KE	C	1			
588-TA2K0PH2R5KE	TA2K0PH2R5KE	C	2.5			
588-TA2K0PH5R0KE	TA2K0PH5R0KE	C	5			
588-TA2K0PH7R5KE	TA2K0PH7R5KE	C	7.5			
588-TA2K0PH10RKE	TA2K0PH10RKE	C	10			
588-TA2K0PH15RKE	TA2K0PH15RKE	C	15			
588-TA2K0PH25RKE	TA2K0PH25RKE	C	25			
588-TA2K0PH50RKE	TA2K0PH50RKE	C	50			
588-TA2K0PH100KE	TA2K0PH100KE	C	100			
588-TA2K0PH250KE	TA2K0PH250KE	C	250			
588-TA2K0PH500KE	TA2K0PH500KE	C	500			
588-TA2K0PH750KE	TA2K0PH750KE	C	750			
588-TA2K0PH1K0KE	TA2K0PH1K0KE	C	1000			

OHMITE RESISTOR KITS

Ohmite Cabinet Product Assortments conveniently house some of our most popular products in sturdy, wall-mountable steel cabinets.

DIMENSIONS: mm

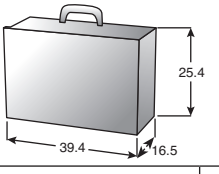

RoHS Compliant

MOUSER STOCK NO.	Ohmite Part No.	Range of Values (Ω)	Description	Series	Price Each
588-CAB-SMDMETFL	CAB-SMDMETFL	0.001-0.05	SMD metal foil current sense resistor kit, as low as 0.001Ohms, 1 Watt to 5 Watts, in steel cabinet	MCS, FCSL	
588-CAB-10AXLCS	CAB-10AXLCS	0.004-0.05	Axial leaded current sense resistor kit, as low as 0.004Ohms, 1 Watt to 5 Watts, in steel cabinet	10, 14AFR	
588-CAB-LVK	CAB-LVK	0.001-0.05	4 terminal SMD, thick film current sense resistor kit, as low as 0.001Ohms, 0.5 Watt to 2 Watts, in steel cabinet	LVK	
588-CAB-TBHHS	CAB-TBHHS	0.05-2000	TO-220 power resistor kit, with heatsinks, 0.05Ohms to 2000Ohms, in steel cabinet	TBH, W, E	
588-CAB-TCHHS	CAB-TCHHS	0.05-2000	TO-220 power resistor kit, with heatsinks, 0.05Ohms to 2000Ohms, in steel cabinet	TCH, W, E	
588-CAB-TDHHS	CAB-TDHHS	0.1-1000	TO-263 SMD power resistor kit, with DA and DV yype heatsinks, 0.1Ohms to 1000Ohms, in steel cabinet	TDG, DA, DV	
588-CAB-HS1	CAB-HS1	-	Contains a range of heatsinks for use with TO-220, TO-247, TO-263 package type resistors, in steel cabinet	E,W,F,R,D,M	
588-CAB-20	CAB-20	-	Empty steel cabinet, with 20 vials and 3 blank templates to fill in contents of each drawer	-	

© Copyright 2014 Mouser Electronics
© Copyright 2014 Mouser Electronics

OHMITE Power Resistors

WFH SERIES ALUMINUM HOUSED WIREWOUND RESISTORS - 160 TO 330 WATT

RoHS Compliant

Using Ohmite's flat-core winding technology, WFH wirewound resistors are housed in flat aluminum extrusions that support attachment of a heat sink. Allowing close mounting of heat-sensitive components to save pc-board space, the devices offer superior thermal-transfer characteristics compared with standard aluminum-housed wirewounds.

For quantities greater than listed, call for quote.

MOUSER STOCK NO.	Ohmite Part No.	Value (Ω)	Tol.	Price Each 1	5	10	25
160 Watt							
588-WFH160LR47KE	WFH160LR47KE	0.47	10%				
588-WFH160L10RKE	WFH160L10RKE	10	10%				
588-WFH160L27RJE	WFH160L27RJE	27	5%				
588-WFH160L50RJE	WFH160L50RJE	50	5%				
588-WFH160L100JE	WFH160L100JE	100	5%				
588-WFH160L250JE	WFH160L250JE	250	5%				
588-WFH160L5K0JE	WFH160L5K0JE	5K	5%				
588-WFH160L10KJE	WFH160L10KJE	10K	5%				
230 Watt							
588-WFH230L1R0KE	WFH230L1R0KE	1	10%				
588-WFH230L5R0KE	WFH230L5R0KE	5	10%				
588-WFH230L10RKE	WFH230L10RKE	10	10%				
588-WFH230L50RJE	WFH230L50RJE	50	5%				
588-WFH230L100JE	WFH230L100JE	100	5%				
588-WFH230L150JE	WFH230L150JE	150	5%				
588-WFH230L1K0JE	WFH230L1K0JE	1K	5%				
330 Watt							
588-WFH330L1R0KE	WFH330L1R0KE	1	10%				
588-WFH330L10RKE	WFH330L10RKE	10	10%				
588-WFH330L100JE	WFH330L100JE	100	5%				
588-WFH330L150JE	WFH330L150JE	150	5%				
588-WFH330L250JE	WFH330L250JE	250	5%				

Features:
- Solder, Cable and "Fast-On" Termination
- More resistors in one profile possible

Specifications:
- Power Rating: 12-300W
- Temperature Coefficient: normal 50ppm-150ppm
- Working Voltage: 1200VAC
- Insulation: Silicone Rubber and Mica

Type	DIMENSIONS: mm A	B
WFH160	140	80
WFH230	210	2x80
WFH330	280	2x100

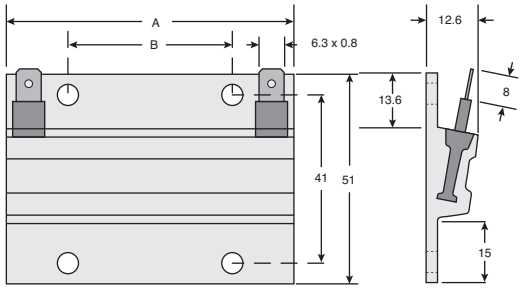

DIMENSIONS: mm

S SERIES HIGH CURRENT SHUNTS

- 100-1000A ratings
- 0.5% accuracy class
- T, L and DIN type brass terminals
- Manganin (6J13) plate resistive element construction

NEW PRODUCT

MOUSER STOCK NO.	Ohmite Part No.	Fig.	Terminal Type	Rated Current	Voltage (mV)	Price Each 1	10	25	50
588-SHD1-100C075DE	SHD1-100C075DE	A	DIN	100	75				
588-SHT1-200C075DE	SHT1-200C075DE	B	T	200	75				
588-SHT1-500C075DE	SHT1-500C075DE	C	T	500	75				
588-SHL1-1K0C075DE	SHL1-1K0C075DE	D	L	1000	75				

DIMENSIONS: in. (mm)

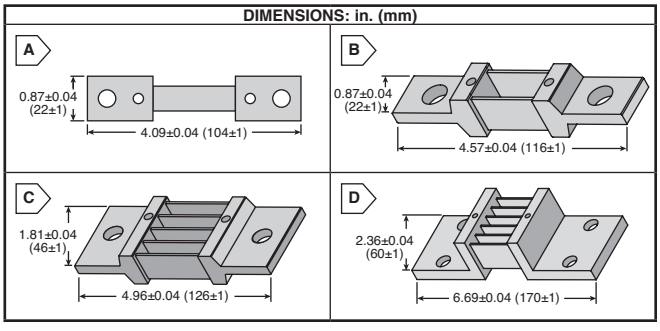

SH SERIES PRECISION METAL-CLAD SHUNTS

RoHS Compliant

Precision metal clad resistors designed in four-terminal technique, are distinguished by high load capacity as well as excellent accuracy. Isolated voltage and current connections making them suitable for very precise current measurements. The simple four port Kelvin design ensures easy installation on large current bus bars. Units have a low inductance, heavy copper terminals. The main application is battery manufacturing test jig.

Type	DIMENSIONS: mm L1	L2	L3
SH2	146	165	225
SH3	196	215	275

Specifications:
- Temp. Range: -55°C ~ +110°C
- Insulation Resist.: 100MΩ min.
- Dielectric Withstanding Voltage: AC 500V for 1 minute
- Rated Voltage: 100mV
- Tolerance: ± 0.5%
- Temp. Coefficient: Max. 30ppm/°C [20°C and 60°C]

Applications:
- Battery testing
- Current detection in precise power sources
- Constant current sources
- Constant electronic loads
- Industrial power conversion circuits
- HEVs
- Fuel cells

MOUSER STOCK NO.	Ohmite Part No.	Rated Current (A)	Resistance (mΩ)	Price Each 1	5	10
588-SH2-100R0010DE	SH2-100R0010DE	100	1.0000			
588-SH2-150R0006DE	SH2-150R0006DE	150	0.6666			
588-SH2-200R0005DE	SH2-200R0005DE	200	0.5000			
588-SH3-250R0004DE	SH3-250R0004DE	250	0.4000			
588-SH3-300R0003DE	SH3-300R0003DE	300	0.3333			

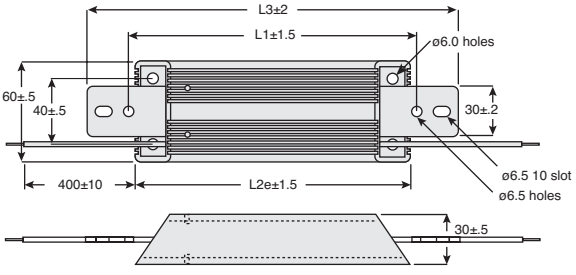

DIMENSIONS: mm

TGHG SERIES PRECISION METAL-CLAD SHUNTS

The TGHG Series uses state of the art technology to provide highly reliable, non-inductive performance. This resistor is ideal for many current monitoring and controls applications.

Features:
- Resistance values beginning at 0.5mΩ
- Non Inductive
- Four terminal Kelvin connection
- SOT 227 Package
- Four terminals to isolate measurement path from current flow path
- Accuracy in a high power package

Type	DIMENSIONS: mm L1	L2	L3
SH2	146	165	225
SH3	196	215	275

DIMENSIONS: mm

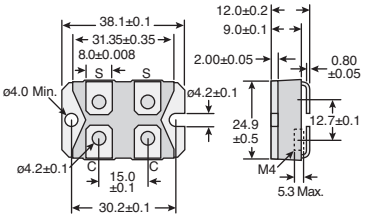

MOUSER STOCK NO.	Ohmite Part No.	Value (Ω)	Price Each 1	10	25
588-TGHGCR0005FE	TGHGCR0005FE	0.00050			
588-TGHGCR0010FE	TGHGCR0010FE	0.00100			
588-TGHGCR0020FE	TGHGCR0020FE	0.00200			
588-TGHGCR0050FE	TGHGCR0050FE	0.00500			
588-TGHGCR0100FE	TGHGCR0100FE	0.01000			
588-TGHGCR0150FE	TGHGCR0150FE	0.01500			
588-TGHGCR0200FE	TGHGCR0200FE	0.02000			
588-TGHGCR0250FE	TGHGCR0250FE	0.02500			
588-TGHGCR0500FE	TGHGCR0500FE	0.05000			
588-TGHGCR0750FE	TGHGCR0750FE	0.07500			
588-TGHGCR1000FE	TGHGCR1000FE	0.10000			

© Copyright 2014 Mouser Electronics

VISHAY/DALE Power Resistors

VISHAY/DALE CP SERIES WIREWOUND/METAL OXIDE, COMMERCIAL POWER RESISTORS - 5 AND 10 WATT

Features:
- Wirewound Resistance range 0.1-100Ω
- Metal oxide resistance range 101-50KΩ
- High performance for low cost
- High power to size ratio
- Ceramic cases are available with circuit board standoffs
- Special inorganic potting compound and ceramic case provide high thermal conductivity in a fireproof package

Specifications:
- Humidity Performance: 75°C, 90%-100% RH, 240 hours

RoHS Compliant

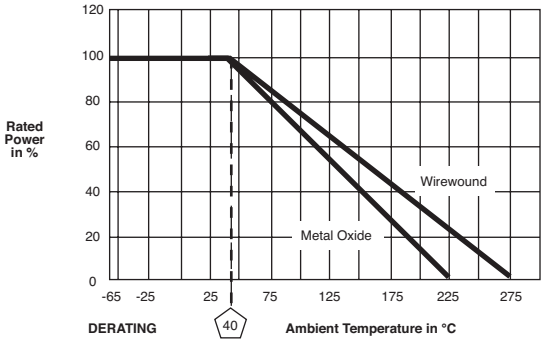

Standard Electrical Specifications			
Global Model	Power Rating $P_{40°C}$ W	Resistance Range (Ω) ±10% Standard, ±5% Available	Weight (Typical) g
		Wirewound / Metal Oxide	
P0005	5	0.1-100	101-50K	4.8
CP0010	10	0.1-100	101-50K	9.5

Technical Specifications		
Parameter	Unit	Characteristic
Wirewound		
Temperature Coefficient	ppm/°C	±400
Short Time Overload	-	5x rated power for 5sec.
Operating Temperature Range	°C	-65/+275
Metal Oxide		
Temperature Coefficient	ppm/°C	±400
Short Time Overload	-	5x rated power for 5sec.
Operating Temperature Range	°C	-65/+275

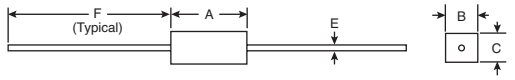

Global Model	DIMENSIONS: in. (mm)						
	A ±0.031 (.0794)	B ±0.031 (.0794)	C ±0.031 (.0794)	E ±0.001(0.025)		F	
				Wirewound	Metal Oxide	Wirewound ±0.125 (3.175)	Metal Oxide (Min.)
CP0005	0.875 (22.22)	0.394 (10)	0.354 (9)	0.031 (0.8)	0.031 (0.8)	1.378 (35)	1.378 (35)
CP0010	1.89 (48)	0.394 (10)	0.354 (9)	0.031 (0.8)	0.031 (0.8)	1.378 (35)	1.378 (35)

For quantities greater than listed, call for quote.

MOUSER STOCK NO.	Vishay Part No.	Value (Ω)	Tol. (%)	Price Each 1	25	50	100
CP5, 5 Watt							
71-CP0005R1000JE14	CP0005R1000JE14	0.1	5				
71-CP0005R2200JE14	CP0005R2200JE14	0.22	5				
71-CP0005R3300JE14	CP0005R3300JE14	0.33	5				
71-CP00054R700JE14	CP00054R700JE14	4.7	5				
71-CP00055R000JE14	CP00055R000JE14	5	5				
71-CP000510R00JE14	CP000510R00JE14	10	5				
71-CP000515R00JE14	CP000515R00JE14	15	5				
71-CP000550R00JE14	CP000550R00JE14	50	5				
71-CP0005100R0JE14	CP0005100R0JE14	100	5				
71-CP0005220R0JE14	CP0005220R0JE14	220	5				
71-CP0005470R0JE14	CP0005470R0JE14	470	5				
71-CP0005500R0JE14	CP0005500R0JE14	500	5				
71-CP00051K000JE14	CP00051K000JE14	1K	5				
CP10, 10 Watt							
71-CP0010R2200JE14	CP0010R2200JE14	0.22	5				
71-CP00101R000JE14	CP00101R000JE14	1	5				
71-CP00105R000JE14	CP00105R000JE14	5	5				
71-CP001010R00JE14	CP001010R00JE14	10	5				
71-CP0010500R0JE14	CP0010500R0JE14	500	5				

VISHAY/DALE FP SERIES INDUSTRIAL FLAMEPROOF METAL FILM RESISTORS - 1/2, 1 AND 2 WATT

Features:
- Small physical size
- Low cost
- Can withstand overloads up to 100 times rated power without any trace of flame
- Exceptional frequency characteristics
- Especially suited for circuitry where functions, environments, and duty cycles demand power resistors
- Electroplated tin-lead solder finish leads and tighter tolerances available

Specifications:
- Temperature Coefficient (ppm/°C): 150

RoHS Compliant

Spec Codes		
Global Model	SPEC	Description
FP01/2	5605	Color banded, 4 or 5 bands depending on tolerance
FP0001	6200	Color banded, 4 bands
	6201	Color banded, 5 bands
FP0002	9251	Alphanumeric marking

Standard Electrical Specifications						
Global Model	Historical Model	Power Rating $P_{25°C}$ W	$P_{40°C}$ W	$P_{70°C}$ W	Voltage Rating	Resistance Range (Ω)
FP01/2	FP1/2	-	-	0.5	350	10-1M
FP0001	FP1	-	-	1	500	10-1M
FP0002	FP2	3.5	3	2	500	9-1.5M

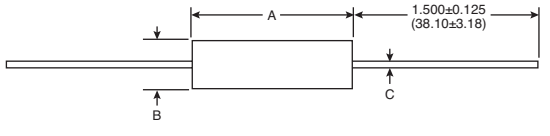

Global Model	DIMENSIONS: in. (mm)		
	A	B	C
FP01/2	0.360±0.020 (9.14±0.51)	0.138 +0.012/-0.023 (3.51 +0.31/-0.58)	0.032±0.002 (0.81±0.05)
FP0001	0.560±0.031 (14.22±0.79)	0.190 +0.007/-0.015 (4.83 +0.18/-0.38)	0.032±0.002 (0.81±0.05)
FP0002	0.687±0.031 (17.45±0.79)	0.300±0.020 (7.62±0.51)	0.032±0.002 (0.81±0.05)

For quantities greater than listed, call for quote.

MOUSER STOCK NO.	Vishay Part No.	Value (Ω)	Tol. (%)	Price Each 1	25	50	100
FP1/2, 1/2 Watt							
71-FP01/210R0G5605EK	FP01\210R0G5605EK	10	2				
71-FP01/247R0G5605EK	FP01\247R0G5605EK	47	2				
71-FP01/2270RG5605EK	FP01\2270RG5605EK	270	2				
71-FP01/2470RG5605EK	FP01\2470RG5605EK	470	2				
71-FP01/2560RG5605EK	FP01\2560RG5605EK	560	2				
71-FP01/21K00G5605EK	FP01\21K00G5605EK	1K	2				
71-FP01/239K0G5605EK	FP01\239K0G5605EK	39K	2				
71-FP01/268K0G5605EK	FP01\268K0G5605EK	68K	2				
71-FP01/21M00G5605EK	FP01\21M00G5605EK	1M	2				
FP1, 1 Watt							
71-FP0001220RJ6200EK	FP0001220RJ6200EK	220	5				
71-FP0001470RG6200EK	FP0001470RG6200EK	470	2				
71-FP00011K00F6201EK	FP00011K00F6201EK	1K	1				
71-FP00011K50F6201EK	FP00011K50F6201EK	1.5K	1				
71-FP00011K50J6200EK	FP00011K50J6200EK	1.5K	5				
71-FP00013K90G6200EK	FP00013K90G6200EK	3.9K	2				
71-FP000122K0F6201EK	FP000122K0F6201EK	22K	1				
71-FP000147K0G6200EK	FP000147K0G6200EK	47K	2				
71-FP000168K0G6200EK	FP000168K0G6200EK	68K	2				
71-FP0001350KF6201EK	FP0001350KF6201EK	350K	1				
71-FP0001390KG6200EK	FP0001390KG6200EK	390K	2				
FP2, 2 Watt							
71-FP000233R0J9251EK	FP000233R0J9251EK	33	5				
71-FP000256R0J9251EK	FP000256R0J9251EK	56	5				
71-FP00021K00F9251EK	FP00021K00F9251EK	1K	1				
71-FP00028K20F9251EK	FP00028K20F9251EK	8.2K	1				
71-FP000210K0F9251EK	FP000210K0F9251EK	10K	1				
71-FP000215K0J9251EK	FP000215K0J9251EK	15K	5				
71-FP0002100KF9251EK	FP0002100KF9251EK	100K	1				

© Copyright 2014 Mouser Electronics
© Copyright 2014 Mouser Electronics

VISHAY/DALE Metal Film Resistors - 1, 2 and 3 Watt

CPF SERIES

Features:

- High power rating, small size
- Flameproof, high temperature coating
- Special filming and coating processes
- Excellent high frequency characteristics
- Low noise
- Low voltage coefficient
- Marking: Print marked-DALE, Model, Resistance value, Tolerance/Temperature Coefficient, Date Code

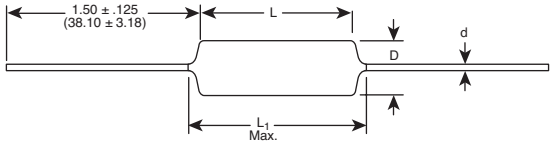

RoHS Compliant

LEAD-FREE

Technical Specifications

Parameter	Unit	CPF1	CPF2	CPF3
Rated Dissipation at 70°C	W	1	2	3
Limiting Element Voltage	V	250	350	500
Insulation Voltage	V-	900	900	900
Thermal Resistance	K/W	85	60	50
Insulation Resistance	Ω	10^{10}	10^{10}	10^{10}
Category Temperature Range	°C	-65°C/+230°C	-65°C/+230°C	-65°C/+230°C

Global Model	DIMENSIONS: in. (mm)			
	L	D	L_1 (max.)	d
CPF1	0.240 ± 0.020 (6.10 ± 0.51)	0.090 ± 0.008 (2.29 ± 0.20)	0.310 (7.87)	0.025 ± 0.002 (0.64 ± 0.05)
CPF2	0.33 ± 0.031 (8.74 ± 0.79)	0.145 ± 0.015 (3.68 ± 0.38)	0.425 (10.80)	0.032 ± 0.002 (0.81 ± 0.05)
CPF3	0.555 ± 0.041 (14.10 ± 1.04)	0.180 ± 0.015 (4.57 ± .381)	0.650 (16.51)	0.032 ± 0.002 (0.81 ± 0.05)

1 Watt

For quantities greater than listed, call for quote.

MOUSER STOCK NO.	Vishay Part No.	Value (Ω)	PPM	Price Each 1	25	50	100
CPF1, 1 Watt							
71-CPF1R50000FLE14	CPF1R50000FLE14	0.50	150				
71-CPF1R51000FLE14	CPF1R51000FLE14	0.51	150				
71-CPF11R0000FKE14	CPF11R0000FKE14	1.0	100				
71-CPF12R0000FKE14	CPF12R0000FKE14	2.0	100				
71-CPF14R7500FKE14	CPF14R7500FKE14	4.75	100				
71-CPF15R0000FEE14	CPF15R0000FEE14	5.0	25				
71-CPF15R0000FHE14	CPF15R0000FHE14	5.0	50				
71-CPF16R2000FKE14	CPF16R2000FKE14	6.2	100				
71-CPF110R000FHE14	CPF110R000FHE14	10	50				
71-CPF110R000FKE14	CPF110R000FKE14	10	100				
71-CPF116R000FKE14	CPF116R000FKE14	16	100				
71-CPF133R000FKE14	CPF133R000FKE14	33	100				
71-CPF150R000FEE14	CPF150R000FEE14	50	25				
71-CPF175R000FHE14	CPF175R000FHE14	75	50				
71-CPF182R000FKE14	CPF182R000FKE14	82	100				
71-CPF1100R00FKE14	CPF1100R00FKE14	100	100				
71-CPF1150R00FKE14	CPF1150R00FKE14	150	100				
71-CPF1250R00FHE14	CPF1250R00FHE14	250	50				
71-CPF1470R00FKE14	CPF1470R00FKE14	470	100				
71-CPF1500R00FKE14	CPF1500R00FKE14	500	100				
71-CPF11K0000FKE14	CPF11K0000FKE14	1K	100				
71-CPF12K2100FKE14	CPF12K2100FKE14	2.21K	100				
71-CPF14K7500FKE14	CPF14K7500FKE14	4.75K	100				
71-CPF110K000FKE14	CPF110K000FKE14	10K	100				
71-CPF115K000FEE14	CPF115K000FEE14	15K	25				
71-CPF133K000FKE14	CPF133K000FKE14	33K	100				
71-CPF1100K00FEE14	CPF1100K00FEE14	100K	25				
71-CPF1100K00FHE14	CPF1100K00FHE14	100K	50				

2 Watt

For quantities greater than listed, call for quote.

MOUSER STOCK NO.	Vishay Part No.	Value (Ω)	PPM	Price Each 1	25	50	100
CPF2, 2 Watt							
71-CPF2R50000FLE14	CPF2R50000FLE14	0.50	150				
71-CPF2R68000FLE14	CPF2R68000FLE14	0.68	150				
71-CPF21R0000FKE14	CPF21R0000FKE14	1.0	100				
71-CPF210R000FHE14	CPF210R000FHE14	10	50				
71-CPF210R000FKE14	CPF210R000FKE14	10	100				
71-CPF212R000FKE14	CPF212R000FKE14	12	100				
71-CPF215R000FKE14	CPF215R000FKE14	15	100				
71-CPF220R000FKE14	CPF220R000FKE14	20	100				
71-CPF249R900FKE14	CPF249R900FKE14	49.9	100				
71-CPF251R100FKE14	CPF251R100FKE14	51.1	100				
71-CPF282R000FKE14	CPF282R000FKE14	82	100				
71-CPF2100R00FKE14	CPF2100R00FKE14	100	100				
71-CPF2150R00FKE14	CPF2150R00FKE14	150	100				
71-CPF2200R00FKE14	CPF2200R00FKE14	200	100				

2 Watt (Cont.)

For quantities greater than listed, call for quote.

MOUSER STOCK NO.	Vishay Part No.	Value (Ω)	PPM	Price Each 1	25	50	100
CPF2, 2 Watt (Cont.)							
71-CPF2470R00FKE14	CPF2470R00FKE14	470	100				
71-CPF2499R00FKE14	CPF2499R00FKE14	499	100				
71-CPF2680R00FKE14	CPF2680R00FKE14	680	100				
71-CPF21K0000FKE14	CPF21K0000FKE14	1K	100				
71-CPF21K5000FKE14	CPF21K5000FKE14	1.5K	100				
71-CPF21K8000FKE14	CPF21K8000FKE14	1.8K	100				
71-CPF22K2000FKE14	CPF22K2000FKE14	2.2K	100				
71-CPF22K7000FKE14	CPF22K7000FKE14	2.7K	100				
71-CPF23K3000FKE14	CPF23K3000FKE14	3.3K	100				
71-CPF24K7000FKE14	CPF24K7000FKE14	4.7K	100				
71-CPF25K1100FKE14	CPF25K1100FKE14	5.11K	100				
71-CPF210K000FKE14	CPF210K000FKE14	10K	100				
71-CPF212K000FKE14	CPF212K000FKE14	12K	100				
71-CPF218K000FKE14	CPF218K000FKE14	18K	100				
71-CPF222K000FKE14	CPF222K000FKE14	22K	100				
71-CPF247K000FKE14	CPF247K000FKE14	47K	100				
71-CPF249K900FKE14	CPF249K900FKE14	49.9K	100				
71-CPF256K000FKE14	CPF256K000FKE14	56K	100				
71-CPF2100K00FKE14	CPF2100K00FKE14	100K	100				
71-CPF2150K00FKE14	CPF2150K00FKE14	150K	100				

3 Watt

For quantities greater than listed, call for quote.

MOUSER STOCK NO.	Vishay Part No.	Value (Ω)	PPM	Price Each 1	25	50	100
CPF3, 3 Watt							
71-CPF31R0000FKE14	CPF31R0000FKE14	1.0	100				
71-CPF31R5000FKE14	CPF31R5000FKE14	1.5	100				
71-CPF38R2000FHE14	CPF38R2000FHE14	8.2	50				
71-CPF310R000FKE14	CPF310R000FKE14	10	100				
71-CPF315R000FKE14	CPF315R000FKE14	15	100				
71-CPF322R000FKE14	CPF322R000FKE14	22	100				
71-CPF351R000FKE14	CPF351R000FKE14	51	100				
71-CPF3100R00FKE14	CPF3100R00FKE14	100	100				
71-CPF3200R00FKE14	CPF3200R00FKE14	200	100				
71-CPF3249R00FKE14	CPF3249R00FKE14	249	100				
71-CPF3270R00FKE14	CPF3270R00FKE14	270	100				
71-CPF3470R00FKE14	CPF3470R00FKE14	470	100				
71-CPF3499R00FKE14	CPF3499R00FKE14	499	100				
71-CPF3820R00FKE14	CPF3820R00FKE14	820	100				
71-CPF31K0000FKE14	CPF31K0000FKE14	1K	100				
71-CPF310K000FKE14	CPF310K000FKE14	10K	100				
71-CPF320K000FKE14	CPF320K000FKE14	20K	100				
71-CPF347K000FKE14	CPF347K000FKE14	47K	100				
71-CPF3100K00FKE14	CPF3100K00FKE14	100K	50				
71-CPF3100K00FHE14	CPF3100K00FHE14	100K	100				
71-CPF3120K00FKE14	CPF3120K00FKE14	120K	100				

© Copyright 2014 Mouser Electronics

© Copyright 2014 Mouser Electronics

VISHAY/SFERNICE Power Resistors

VISHAY/SFERNICE LTO SERIES, 30 & 50 WATT THICK FILM POWER RESISTORS - TO-220 PKG. STYLE

LEAD-FREE RoHS Compliant

Features:
- 30 Watt at 25°C case temperature heatsink mounted
- Direct mounting ceramic on heatsink
- Broad resistance range: R010 to 550K
- Non Inductive
- TO-220 package: Compact and easy to mount
- Isolated case

LTO series are the extension of RTO types.

Electrical Specifications:
- Resistance Range: 0.010Ω to 550KΩ
- Tolerances (Standard): 5%
- Limiting Element Voltage: 250V

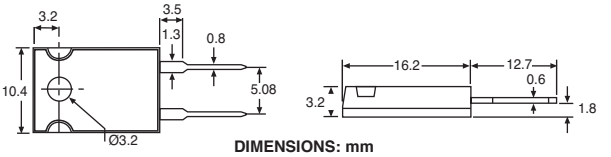

DIMENSIONS: mm

30 Watt

For quantities greater than listed, call for quote.

MOUSER STOCK NO.	Vishay Part No.	OHMIC Range	Price Each 1	10	25	50
72-LTO030FR0100JTE3	LTO030FR0100JTE3	.01				
72-LTO030FR0150JTE3	LTO030FR0150JTE3	.015				
72-LTO030FR0220JTE3	LTO030FR0220JTE3	.022				
72-LTO030FR0470JTE3	LTO030FR0470JTE3	.047				
72-LTO030FR0500JTE3	LTO030FR0500JTE3	.05				
72-LTO030FR0680JTE3	LTO030FR0680JTE3	.068				
72-LTO030FR1000JTE3	LTO030FR1000JTE3	0.1				
72-LTO030FR4700JTE3	LTO030FR4700JTE3	0.47				
72-LTO030F1R000JTE3	LTO030F1R000JTE3	1.0				
72-LTO030F2R200JTE3	LTO030F2R200JTE3	2.2				
72-LTO030F4R700JTE3	LTO030F4R700JTE3	4.7				
72-LTO030F5R000JTE3	LTO030F5R000JTE3	5.0				
72-LTO030F10R00JTE3	LTO030F10R00JTE3	10				
72-LTO030F15R00JTE3	LTO030F15R00JTE3	15				
72-LTO030F22R00JTE3	LTO030F22R00JTE3	22				
72-LTO030F47R00JTE3	LTO030F47R00JTE3	47				
72-LTO030F100R0JTE3	LTO030F100R0JTE3	100				
72-LTO030F10000JTE3	LTO030F10000JTE3	1K				
72-LTO030F10001JTE3	LTO030F10001JTE3	10K				

50 Watt

For quantities greater than listed, call for quote.

MOUSER STOCK NO.	Vishay Part No.	OHMIC Range	Price Each 1	10	25	50
72-LTO050FR0100JTE3	LTO050FR0100JTE3	.01				
72-LTO050FR0220JTE3	LTO050FR0220JTE3	.022				
72-LTO050FR0470JTE3	LTO050FR0470JTE3	.047				
72-LTO050FR0500JTE3	LTO050FR0500JTE3	.05				
72-LTO050FR0680JTE3	LTO050FR0680JTE3	.068				
72-LTO050FR1000JTE3	LTO050FR1000JTE3	0.1				
72-LTO050FR4700JTE3	LTO050FR4700JTE3	0.5				
72-LTO050F1R000JTE3	LTO050F1R000JTE3	1.0				
72-LTO050F2R200JTE3	LTO050F2R200JTE3	2.2				
72-LTO050F4R700JTE3	LTO050F4R700JTE3	4.7				
72-LTO050F5R000JTE3	LTO050F5R000JTE3	5.0				
72-LTO050F10R00JTE3	LTO050F10R00JTE3	10				
72-LTO050F22R00JTE3	LTO050F22R00JTE3	22				
72-LTO050F47R00JTE3	LTO050F47R00JTE3	47				
72-LTO050F100R0JTE3	LTO050F100R0JTE3	100				
72-LTO050F10000JTE3	LTO050F10000JTE3	1K				
72-LTO050F10001JTE3	LTO050F10001JTE3	10K				

VISHAY/SFERNICE LTO SERIES, 100 WATT THICK FILM POWER RESISTORS - TO-247 PKG. STYLE

Features:
- 100 Watt at 25°C case temperature heatsink mounted
- Direct mounting ceramic on heatsink
- Broad resistance range: R015 to 1M
- Non Inductive
- TO-247 package: Compact and easy to mount

LTO series are the extension of RTO types.

Electrical Specifications:
- Resistance Range: 0.015Ω to 1MΩ
- Tolerances (Standard): 5%
- Limiting Element Voltage: 375V

LEAD-FREE RoHS Compliant

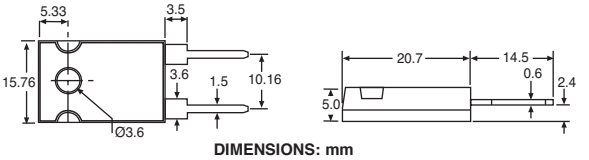

DIMENSIONS: mm

For quantities greater than listed, call for quote.

MOUSER STOCK NO.	Vishay Part No.	OHMIC Range	Price Each 1	10	25	50
72-LTO100FR0150JTE3	LTO100FR0150JTE3	.015				
72-LTO100FR0220JTE3	LTO100FR0220JTE3	.022				
72-LTO100FR0470JTE3	LTO100FR0470JTE3	.047				
72-LTO100FR0500JTE3	LTO100FR0500JTE3	.05				
72-LTO100FR1000JTE3	LTO100FR1000JTE3	0.10				
72-LTO100F1R000JTE3	LTO100F1R000JTE3	1.0				

For quantities greater than listed, call for quote.

MOUSER STOCK NO.	Vishay Part No.	OHMIC Range	Price Each 1	10	25	50
72-LTO100F4R700JTE3	LTO100F4R700JTE3	4.7				
72-LTO100F10R00JTE3	LTO100F10R00JTE3	10				
72-LTO100F15R00JTE3	LTO100F15R00JTE3	15				
72-LTO100F100R0JTE3	LTO100F100R0JTE3	100				
72-LTO100F10000JTE3	LTO100F10000JTE3	1K				
72-LTO100F10001JTE3	LTO100F10001JTE3	10K				

VISHAY/SFERNICE RTO SERIES, 20 WATT 5% THICK FILM POWER RESISTORS - TO-220 PKG. STYLE

Features:
- 20 Watt at 25°C Heatsink Mounted
- High Power Dissipation to size ratio
- Negligible Inductance
- TO-220 Package
- Flat version for surface mount is available - RTOC

Specifications:
- Operating Temperature: -55°C to +155°C
- Inductance: ≤0.1 μH
- Tolerance: 5% Standard
- Dielectric Withstanding Voltage: 2000VRMS

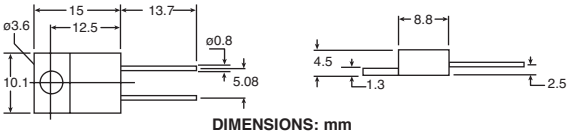

DIMENSIONS: mm

For quantities greater than listed, call for quote.

MOUSER STOCK NO.	Vishay Part No.	Value (Ω)	Price Each 1	25	50	100	200
72-RTO20F-R05-5	RTO020FR0500JT	0.05					
72-RTO20F-R1-5	RTO020FR1000JT	0.1					
72-RTO20F-R5-5	RTO020FR5000JT	0.5					
72-RTO20F-1-5	RTO020F1R000JT	1					
72-RTO20F-2-5	RTO020F2R000JT	2					
72-RTO20F-5-5	RTO020F5R000JT	5					
72-RTO20F-10-5	RTO020F10R00JT	10					
72-RTO20F-20-5	RTO020F20R00JT	20					
72-RTO20F-50-5	RTO020F50R00JT	50					

For quantities greater than listed, call for quote.

MOUSER STOCK NO.	Vishay Part No.	Value (Ω)	Price Each 1	25	50	100	200
72-RTO20F-100-5	RTO020F100R0JT	100					
72-RTO20F-200-5	RTO020F200R0JT	200					
72-RTO20F-500-5	RTO020F500R0JT	500					
72-RTO20F-1K-5	RTO020F10000JT	1K					
72-RTO20F-2K-5	RTO020F20000JT	2K					
72-RTO20F-5K-5	RTO020F50000JT	5K					
72-RTO20F-50K-5	RTO020F50001JT	50K					
72-RTO20F-100K-5	RTO020F10002JT	100K					
72-RTO20F-500K-5	RTO020F50002JT	500K					
72-RTO20F-1M-5	RTO020F10003JT	1M					

© Copyright 2014 Mouser Electronics
© Copyright 2014 Mouser Electronics

VISHAY/SFERNICE LPS SERIES 5% THICK FILM RESISTORS

Features:

- Non-inductive
- Easy mounting
- Low thermal radiation of the case
- Resistive Element: Thick Film
- Wide resistance range: 0.3Ω 900kΩ E24 series

Electrical Specifications:

- Temperature Coefficient: ±500ppm/°C
- Limiting Element Voltage: 5kV
- Operating Temperature Range: -55°C to +120°C
- Critical Resistance: 83.33kΩ

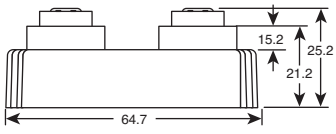

DIMENSIONS: mm

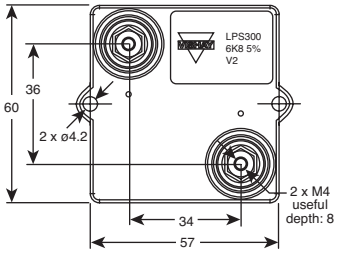

For quantities greater than listed, call for quote.

MOUSER STOCK NO.	Vishay Part No.	Value (Ω)	Price Each 1	5	25	100
300 Watt						
72-LPS0300H1R00JB	LPS0300H1R00JB	1				
72-LPS0300H4R70JB	LPS0300H4R70JB	4.7				
72-LPS0300H10R0JB	LPS0300H10R0JB	10				
72-LPS0300H47R0JB	LPS0300H47R0JB	47				
72-LPS0300H1000JB	LPS0300H1000JB	100				
72-LPS0300H4700JB	LPS0300H4700JB	470				
600 Watt						
72-LPS0600H1R00JB	LPS0600H1R00JB	1				
72-LPS0600H4R70JB	LPS0600H4R70JB	4.7				
72-LPS0600H10R0JB	LPS0600H10R0JB	10				
72-LPS0600H47R0JB	LPS0600H47R0JB	47				
72-LPS0600H1000JB	LPS0600H1000JB	100				
72-LPS0600H4700JB	LPS0600H4700JB	470				
800 Watt						
72-LPS0800H1R00JB	LPS0800H1R00JB	1				
72-LPS0800H4R70JB	LPS0800H4R70JB	4.7				
72-LPS0800H10R0JB	LPS0800H10R0JB	10				
72-LPS0800H47R0JB	LPS0800H47R0JB	47				
72-LPS0800H1000JB	LPS0800H1000JB	100				
72-LPS0800H4700JB	LPS0800H4700JB	470				
1100 Watt						
72-LPS1100H1R00JB	LPS1100H1R00JB	1				
72-LPS1100H4R70JB	LPS1100H4R70JB	4.7				
72-LPS1100H10R0JB	LPS1100H10R0JB	10				
72-LPS1100H47R0JB	LPS1100H47R0JB	47				
72-LPS1100H1000JB	LPS1100H1000JB	100				
72-LPS1100H4700JB	LPS1100H4700JB	470				

VISHAY/SFERNICE D2TO SERIES 1% SMD THICK FILM POWER RESISTORS

Features:

- AEC-Q200 qualified
- Non-inductive
- TO-263 package style
- Resistor isolated from metal tab
- Case Temperature: 20W at 25°C
- Solder reflow secure at 270°C/10s

Specifications:

- Voltage: 250
- Operating Temperature Range: -55°C to 155°C



RoHS Compliant

For quantities greater than listed, call for quote.

MOUSER STOCK NO.	Vishay Part No.	Value (Ω)	Price Each 1	10	25	50
Style O020 - 20 Watt						
72-D2TO020CR0100FTE3	D2TO020CR0100FTE3	0.01				
72-D2TO020CR0470FTE3	D2TO020CR0470FTE3	0.047				
72-D2TO020CR0680FTE3	D2TO020CR0680FTE3	0.068				
72-D2TO020CR1000FTE3	D2TO020CR1000FTE3	0.1				
72-D2TO020CR4700FTE3	D2TO020CR4700FTE3	0.47				
72-D2TO020C1R000FTE3	D2TO020C1R000FTE3	1				
72-D2TO020C4R700FTE3	D2TO020C4R700FTE3	4.7				
72-D2TO020C5R000FTE3	D2TO020C5R000FTE3	5				
72-D2TO020C10R00FTE3	D2TO020C10R00FTE3	10				
72-D2TO020C15R00FTE3	D2TO020C15R00FTE3	15				
72-D2TO020C22R00FTE3	D2TO020C22R00FTE3	22				
72-D2TO020C100R0FTE3	D2TO020C100R0FTE3	100				
Style O035 - 35 Watt						
72-D2TO035CR1000FTE3	D2TO035CR1000FTE3	0.1				
72-D2TO035C2R200FTE3	D2TO035C2R200FTE3	2.2				
72-D2TO035C5R000FTE3	D2TO035C5R000FTE3	5				
72-D2TO035C10R00FTE3	D2TO035C10R00FTE3	10				
72-D2TO035C22R00FTE3	D2TO035C22R00FTE3	22				
72-D2TO035C47R00FTE3	D2TO035C47R00FTE3	47				

VISHAY/DALE HL SERIES SILICONE 5% WIREWOUND RESISTORS

Electrical Specifications:

- Resistance tolerance: ±5%
- Temperature coefficient: ±50PPM/°C, 1Ω to 9.9Ω ±30PPM/°C, 10Ω and above

Material Specifications:

- Core: Steatite. Chemically inert, will withstand severe thermal shock and is impervious to moisture

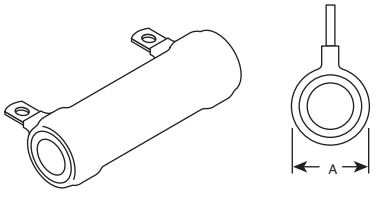

DIMENSIONS: in.

Series	A (Max.)	Core Dimensions Length ±1/16	Core Dimensions O.D.	Core Dimensions ID ±1/32	Terminal Setback	Standard Terminal Designation
HL-25	11/16	2	9/16	5/16	- - -	06
HL-50	11/16	4	9/16	5/16	3/32	06
HL-100	29/32	6 1/2	3/4	1/2	1/8	06
HL-225	1 5/16	10 1/2	1 1/8	3/4	7/32	07

TABLE OF STOCKED VALUES

1.0	15	150	750	10K
2.0	20	200	1.0K	15K
3.0	25	220	2.0K	20K
4.0	30	250	2.5K	25K
5.0	50	300	3.0K	50K
7.5	75	400	5.0K	100
10	100	500	7.5K	150K

MOUSER STOCK NO.	Range of Values (Ω)	Price Each 1	10	25	50	100+
HL25, 25 Watts						
71-HL25-06Z-Value	1.0-5.0K					Call for Quote
71-HL25-06Z-Value	7.5K-10K					
71-HL25-06Z-Value	15K-25K					
71-HL25-06Z-Value	50K-100K					
HL50, 50 Watts						
71-HL50-06Z-Value	1.0-1.0K					Call for Quote
71-HL50-06Z-Value	2.0K-15K					
71-HL50-06Z-Value	20K-25K					
71-HL50-06Z-Value	50K-100K					
HL100, 100 Watts						
71-HL100-06Z-Value	1.0-1.0K					Call for Quote
71-HL100-06Z-Value	2.0K-25K					
71-HL100-06Z-Value	50K					
71-HL100-06Z-Value	100K					
HL225, 225 Watts						
71-HL225-07Z-Value	1.0-50K					Call
71-HL225-07Z-Value	100K-150K					

VISHAY/DALE HL SERIES MOUNTING BRACKETS

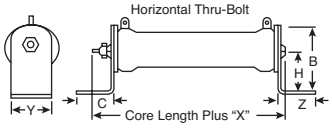

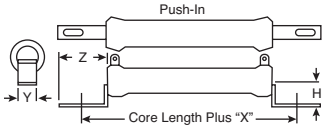

RoHS Compliant

Horizontal Thru-Bolt — **DIMENSIONS: in. (mm)**

Bracket Type	X	H	Y	Z	Mounting Slot	C	B
101	1.063 (26.99)	0.500 (12.70)	0.859 (21.83)	1.000 (25.40)	0.219 x 0.438 (5.56 x 11.11)	0.750 (19.05)	1.375 (34.93)
102	1.063 (26.99)	0.750 (19.05)	0.859 (21.83)	1.250 (31.75)	0.219 x 0.438 (5.56 x 11.11)	0.750 (19.05)	1.750 (44.45)
103	1.063 (26.99)	1.250 (31.75)	1.000 (25.40)	1.500 (38.10)	0.281 x 0.563 (7.14 x 14.29)	0.875 (22.23)	2.125 (53.98)

Push-In — **DIMENSIONS: in. (mm)**

Bracket Type	X	H	Y	Z	Hole (DIA)
203E29	0.625 (15.88)	0.672 (17.07)	0.250 (6.35)	0.469 (11.91)	0.161 (4.09)
205E29	0.813 (20.64)	1.391 (35.32)	0.500 (12.70)	0.688 (17.46)	0.196 x 0.260 (4.98 x 6.60)
206E29	0.719 (18.26)	0.969 (24.61)	0.375 (9.53)	0.625 (15.88)	0.196 x 0.260 (4.98 x 6.60)

MOUSER STOCK NO.	Mounting Hardware for	Price Each 1	10	20	50
Horizontal Thru-Bolt Bracket					
71-BRACKET101025E29	25 Watt				
71-BRACKET101050E29	50 Watt				
71-BRACKET102100E29	100 Watt				
71-BRACKET103225E29	225 Watt				
Push-In Bracket					
71-BRACKET203E29	25/50 Watt				
71-BRACKET206E29	100 Watt				
71-BRACKET205E29	225 Watt				

© Copyright 2014 Mouser Electronics

© Copyright 2014 Mouser Electronics

WELWYN Vitreous Enamelled Wirewound Resistors

TT electronics
Welwyn Components

W20 SERIES

Features:
- CECC approved
- Suitable for harsh environments
- Impervious lead free vitreous enamel coating
- Overload characteristics ideal for protection circuits
- High stability and reliability
- High power dissipation for size

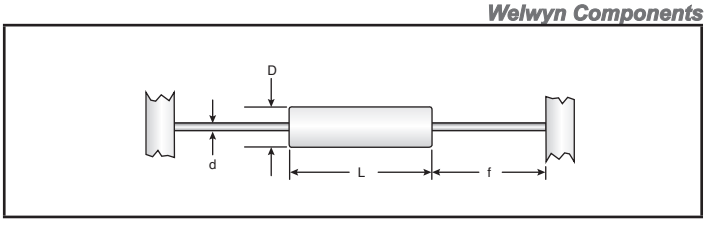

Electrical Data

Commercial			W21	W22	W23	W24
Power Rating at 25°C		Watts	3.0	7.0	10.0	14.0
Resistance Range at	1% tolerance	Ohms	1R to 10K	1R to 22K	1R to 60K	1R to 100K
	2% tolerance	Ohms	0R5 to 10K	0R5 to 22K	1R to 60K	1R to 100K
	5% tolerance	Ohms	0R1 to 10K	0R1 to 22K	0R15 to 60K	0R2 to 100K
TCR (-55° to 200°C)		pp/°C	Typically: <+-75		Maximum: +-200	

Physical Data

Dimensions (mm) & Weight (g)					
Type	L max	D max	f min	d nom	Wt. nom
W21	12.7	5.6	22.75	0.8	1
W22	22.0	8.0	23.1	0.8	2
W23	38.0	8.0	-	0.8	3.5
W24	53.5	8.0	-	0.8	5

RoHS Compliant

W21 Series, 3 Watts

For quantities greater than listed, call for quote.

MOUSER STOCK NO.	Welwyn Part No.	Value (ohm)	Tol. (%)	Price Each 1	10	100	250	500
756-W21-R10JI	W21-R10JI	0.1	5					
756-W21-R15JI	W21-R15JI	0.15	5					
756-W21-R22JI	W21-R22JI	0.22	5					
756-W21-R33JI	W21-R33JI	0.33	5					
756-W21-R47JI	W21-R47JI	0.47	5					
756-W21-R68JI	W21-R68JI	0.68	5					
756-W21-1R0JI	W21-1R0JI	1	5					
756-W21-1R5JI	W21-1R5JI	1.5	5					
756-W21-2R2JI	W21-2R2JI	2.2	5					
756-W21-3R3JI	W21-3R3JI	3.3	5					
756-W21-4R7JI	W21-4R7JI	4.7	5					
756-W21-6R8JI	W21-6R8JI	6.8	5					
756-W21-10RJI	W21-10RJI	10	5					
756-W21-15RJI	W21-15RJI	15	5					
756-W21-22RJI	W21-22RJI	22	5					
756-W21-33RJI	W21-33RJI	33	5					
756-W21-47RJI	W21-47RJI	47	5					
756-W21-68RJI	W21-68RJI	68	5					
756-W21-100RJI	W21-100RJI	100	5					
756-W21-150RJI	W21-150RJI	150	5					
756-W21-220RJI	W21-220RJI	220	5					
756-W21-330RJI	W21-330RJI	330	5					
756-W21-470RJI	W21-470RJI	470	5					
756-W21-680RJI	W21-680RJI	680	5					
756-W21-1K0JI	W21-1K0JI	1K	5					
756-W21-1K5JI	W21-1K5JI	1.5K	5					
756-W21-2K2JI	W21-2K2JI	2.2K	5					
756-W21-3K3JI	W21-3K3JI	3.3K	5					
756-W21-4K7JI	W21-4K7JI	4.7K	5					
756-W21-6K8JI	W21-6K8JI	6.8K	5					
756-W21-10KJI	W21-10KJI	10K	5					

RoHS Compliant

W22 Series, 7 Watts

For quantities greater than listed, call for quote.

MOUSER STOCK NO.	Welwyn Part No.	Value (ohm)	Tol. (%)	Price Each 1	10	100	250	500
756-W22-R10JI	W22-R10JI	0.1	5					
756-W22-R15JI	W22-R15JI	0.15	5					
756-W22-R22JI	W22-R22JI	0.22	5					
756-W22-R33JI	W22-R33JI	0.33	5					
756-W22-R47JI	W22-R47JI	0.47	5					
756-W22-R68JI	W22-R68JI	0.68	5					
756-W22-1R0JI	W22-1R0JI	1	5					
756-W22-1R5JI	W22-1R5JI	1.5	5					
756-W22-2R2JI	W22-2R2JI	2.2	5					
756-W22-3R3JI	W22-3R3JI	3.3	5					
756-W22-4R7JI	W22-4R7JI	4.7	5					
756-W22-6R8JI	W22-6R8JI	6.8	5					
756-W22-10RJI	W22-10RJI	10	5					
756-W22-15RJI	W22-15RJI	15	5					
756-W22-22RJI	W22-22RJI	22	5					
756-W22-33RJI	W22-33RJI	33	5					
756-W22-47RJI	W22-47RJI	47	5					
756-W22-68RJI	W22-68RJI	68	5					
756-W22-100RJI	W22-100RJI	100	5					
756-W22-150RJI	W22-150RJI	150	5					
756-W22-220RJI	W22-220RJI	220	5					

RoHS Compliant

W22 Series, 7 Watts (Cont.)

For quantities greater than listed, call for quote.

MOUSER STOCK NO.	Welwyn Part No.	Value (ohm)	Tol. (%)	Price Each 1	10	100	250	500
756-W22-330RJI	W22-330RJI	330	5					
756-W22-470RJI	W22-470RJI	470	5					
756-W22-680RJI	W22-680RJI	680	5					
756-W22-1K0JI	W22-1K0JI	1K	5					
756-W22-1K5JI	W22-1K5JI	1.5K	5					
756-W22-2K2JI	W22-2K2JI	2.2K	5					
756-W22-3K3JI	W22-3K3JI	3.3K	5					
756-W22-4K7JI	W22-4K7JI	4.7K	5					
756-W22-6K8JI	W22-6K8JI	6.8K	5					
756-W22-10KJI	W22-10KJI	10K	5					
756-W22-47KJI	W22-47KJI	47K	5					

RoHS Compliant

W23 Series, 11 Watts

For quantities greater than listed, call for quote.

MOUSER STOCK NO.	Welwyn Part No.	Value (ohm)	Tol. (%)	Price Each 1	10	100	250	500
756-W23-4R7JI	W23-4R7JI	4.7	5					
756-W23-10RJI	W23-10RJI	10	5					
756-W23-15RJI	W23-15RJI	15	5					
756-W23-22RJI	W23-22RJI	22	5					
756-W23-68RJI	W23-68RJI	68	5					
756-W23-100RJI	W23-100RJI	100	5					
756-W23-150RJI	W23-150RJI	150	5					
756-W23-330RJI	W23-330RJI	330	5					
756-W23-1K0JI	W23-1K0JI	1K	5					
756-W23-4K7JI	W23-4K7JI	4.7K	5					
756-W23-10KJI	W23-10KJI	10K	5					
756-W23-22KJI	W23-22KJI	22K	5					
756-W23-47KJI	W23-47KJI	47K	5					

RoHS Compliant

W24 Series, 14 Watts

For quantities greater than listed, call for quote.

MOUSER STOCK NO.	Welwyn Part No.	Value (ohm)	Tol. (%)	Price Each 1	10	100	250	500
756-W24-10RJI	W24-10RJI	10	5					
756-W24-22RJI	W24-22RJI	22	5					
756-W24-47RJI	W24-47RJI	47	5					
756-W24-1K0JI	W24-1K0JI	1K	5					
756-W24-2K2JI	W24-2K2JI	2.2K	5					
756-W24-4K7JI	W24-4K7JI	4.7K	5					
756-W24-10KJI	W24-10KJI	10	5					
756-W24-47KJI	W24-47KJI	47K	5					
756-W24-68KJI	W24-68KJI	68K	5					
756-W24-100KJI	W24-100KJI	100K	5					

© Copyright 2014 Mouser Electronics
© Copyright 2014 Mouser Electronics

WELWYN Wirewound Resistors

WELWYN ULW SERIES WIREWOUND RESISTORS

Features:
- UL 1412 recognized fusible resistor ✻
- Fail safe mains fusing at 120/240Vrms
- Inrush and surge withstanding
- UL94V-0 flameproof coating
- SMD lead form option available
- RoHS Compliant

✻ UL file number E234469.

RoHS Compliant

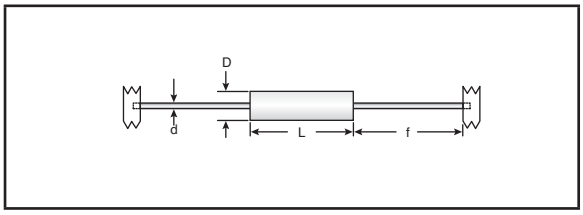

Physical Data

Dimensions (mm) and Weight (g)							
Type	L max	D max	f min	d nom	PCB Mount Centres	Min bend radius	Wt. nom
ULW2	9.0	3.6	19.8		12.7		0.5
ULW3	14.5	5.4	24.6	0.8	20.3	1.2	1.1

Electrical Data

		ULW2	ULW3
Power Rating at 25°C	Watts	2	3
5 Second Overload Rating at 25°C	Watts	10	15
Resistance Range	Ohms	22 to 100	10 to 100
TCR	ppm/°C	±200	
Isolation Voltage	Volts	250	350
UL Recognized Standard Values	Ohms	22, 33, 47, 68, 100	10, 22, 27, 33, 47, 68, 100
Thermal Impedance	°C/Watt	110	82
Ambient Temperature Range	°C	-55 to +155	

For quantities greater than listed, call for quote.

MOUSER STOCK NO.	Welwyn Part No.	Value (ohm)	Tol.	Price Each 1	10	100	250
ULW2 Series							
756-ULW2-22R0JA25	ULW2-22R0JA25	22	5%				
756-ULW2-33R0JA25	ULW2-33R0JA25	33	5%				
756-ULW2-47R0JA25	ULW2-47R0JA25	47	5%				
756-ULW2-68R0JA25	ULW2-68R0JA25	68	5%				
756-ULW2-100R0JA25	ULW2-100R0JA25	100	5%				
ULW3 Series							
756-ULW3-10R0JA1	ULW3-10R0JA1	10	5%				
756-ULW3-22R0JA1	ULW3-22R0JA1	22	5%				
756-ULW3-27R0JA1	ULW3-27R0JA1	27	5%				
756-ULW3-33R0JA1	ULW3-33R0JA1	33	5%				
756-ULW3-47R0JA1	ULW3-47R0JA1	47	5%				
756-ULW3-68R0JA1	ULW3-68R0JA1	68	5%				
756-ULW3-100R0JA1	ULW3-100R0JA1	100	5%				

WELWYN ALUMINIUM HOUSED WIREWOUND RESISTORS

Features:
- High power dissipation up to 50W
- All welded construction
- Suitable for severe environments
- Designed for excellent thermal conductivity to heatsink
- RoHS compliant

RoHS Compliant

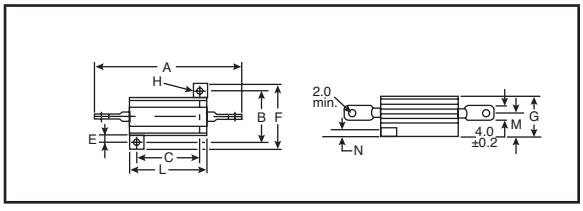

Physical Data

Dimensions (mm) & Weight (g) WH5-50												
Type	A	B	C	E	F	G	H	L	M	N	Dt	Wt.
	Max	±0.3	±0.3	Min	Max	Max	Dia±0.2	Max	±0.5	Max	Min	Nom
WH5	30	12.4	11.3	1.9	17	9	2.4	17.0	4.3	1.8	2.5	3.6
WH10	36.5	15.9	14.3	1.9	21	11	2.4	21.0	5.2	2.2	2.9	5.6
WH25	51	19.8	18.3	2.8	28	15	3.3	29.0	7.2	2.6	4.3	13
WH50	72.5	21.4	39.7	2.8	30	16	3.3	51.0	7.9	2.6	5.1	29

For quantities greater than listed, call for quote.

MOUSER STOCK NO.	Welwyn Part No.	Value (Ω)	Tol. %	Price Each 1	10	100	250
WH5 Series, 10 Watts							
756-WH5-4R7JI	WH5-4R7JI	4.7	5				
756-WH5-10RJI	WH5-10RJI	10	5				
756-WH5-22RJI	WH5-22RJI	22	5				
756-WH5-27RJI	WH5-27RJI	27	5				
756-WH5-33RJI	WH5-33RJI	33	5				
756-WH5-68RJI	WH5-68RJI	68	5				
756-WH5-100RJI	WH5-100RJI	100	5				
756-WH5-120RJI	WH5-120RJI	120	5				
756-WH5-330RJI	WH5-330RJI	330	5				
WH10 Series, 15 Watts							
756-WH10-10RJI	WH10-10RJI	10	5				
756-WH10-100RJI	WH10-100RJI	100	5				
WH25 Series, 25 Watts							
756-WH25-R10JI	WH25-R10JI	0.1	5				
756-WH25-R33JI	WH25-R33JI	0.33	5				
756-WH25-1R0JI	WH25-1R0JI	1	5				
756-WH25-1R5JI	WH25-1R5JI	1.5	5				
756-WH25-2R0JI	WH25-2R0JI	2	5				
756-WH25-2R2JI	WH25-2R2JI	2.2	5				
756-WH25-3R9JI	WH25-3R9JI	3.9	5				
756-WH25-4R7JI	WH25-4R7JI	4.7	5				
756-WH25-8K2JI	WH25-8K2JI	8.2	5				
756-WH25-10RJI	WH25-10RJI	10	5				
756-WH25-12RJI	WH25-12RJI	12	5				
756-WH25-15RJI	WH25-15RJI	15	5				
756-WH25-18RJI	WH25-18RJI	18	5				
756-WH25-22RJI	WH25-22RJI	22	5				
756-WH25-24RJI	WH25-24RJI	24	5				
756-WH25-27RJI	WH25-27RJI	27	5				
756-WH25-39RJI	WH25-39RJI	39	5				
756-WH25-47RJI	WH25-47RJI	47	5				
756-WH25-56RJI	WH25-56RJI	56	5				
756-WH25-68RJI	WH25-68RJI	68	5				
756-WH25-100RJI	WH25-100RJI	100	5				
756-WH25-220RJI	WH25-220RJI	220	5				
756-WH25-470RJI	WH25-470RJI	470	5				
756-WH25-10KJI	WH25-10KJI	10K	5				

For quantities greater than listed, call for quote.

MOUSER STOCK NO.	Welwyn Part No.	Value (Ω)	Tol. %	Price Each 1	10	100	250
WH25 Series, 25 Watts (Cont.)							
756-WH25-1K0JI	WH25-1K0JI	1K	5				
756-WH25-2K2JI	WH25-2K2JI	2.2K	5				
756-WH25-3K9JI	WH25-3K9JI	3.9K	5				
756-WH25-4K7JI	WH25-4K7JI	4.7K	5				
756-WH5-330RJI	WH5-330RJI	330	5				
WH50 Series, 50 Watts							
756-WH50-R68JI	WH50-R68JI	0.68	5				
756-WH50-1R0JI	WH50-1R0JI	1	5				
756-WH50-2R0JI	WH50-2R0JI	2	5				
756-WH50-2R2JI	WH50-2R2JI	2.2	5				
756-WH50-4R7JI	WH50-4R7JI	4.7	5				
756-WH50-5R0JI	WH50-5R0JI	5	5				
756-WH50-5R6JI	WH50-5R6JI	5.6	5				
756-WH50-6R8JI	WH50-6R8JI	6.8	5				
756-WH50-10RJI	WH50-10RJI	10	5				
756-WH50-12RJI	WH50-12RJI	12	5				
756-WH50-15RJI	WH50-15RJI	15	5				
756-WH50-18RJI	WH50-18RJI	18	5				
756-WH50-20RJI	WH50-20RJI	20	5				
756-WH50-22RJI	WH50-22RJI	22	5				
756-WH50-24RJI	WH50-24RJI	24	5				
756-WH50-27RJI	WH50-27RJI	27	5				
756-WH50-30RJI	WH50-30RJI	30	5				
756-WH50-33RJI	WH50-33RJI	33	5				
756-WH50-47RJI	WH50-47RJI	47	5				
756-WH50-50RJI	WH50-50RJI	50	5				
756-WH50-100RJI	WH50-100RJI	100	5				
756-WH50-150RJI	WH50-150RJI	150	5				
756-WH50-180RJI	WH50-180RJI	180	5				
756-WH50-220RJI	WH50-220RJI	220	5				
756-WH50-270RJI	WH50-270RJI	270	5				
756-WH50-1K2JI	WH50-1K2JI	1.2K	5				
756-WH50-10KJI	WH50-10KJI	10K	5				
756-WH50-16KJI	WH50-16KJI	16K	5				
756-WH50-1K0JI	WH50-1K0JI	1K	5				
756-WH50-2K2JI	WH50-2K2JI	2.2K	5				
756-WH50-22KJI	WH50-22KJI	22K	5				

© Copyright 2014 Mouser Electronics

© Copyright 2014 Mouser Electronics

BOURNS Precision Potentiometers

RoHS Compliant This product is RoHS compliant.

BOURNS 3540/3541 SERIES 10-TURN/WIREWOUND/PRECISION

DIMENSIONS: mm

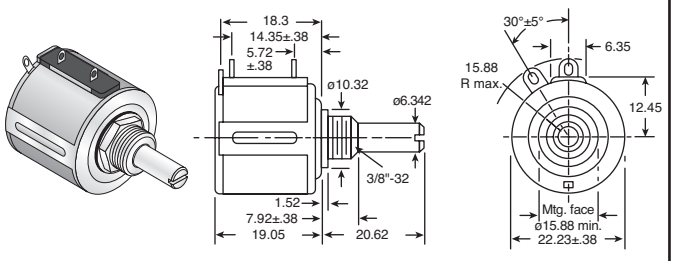

Tolerances Except Where Noted, Decimals=.xx=±.25;.xxx=±.13

Specifications for 3540 Wirewound:
- Standard resistance range: 100-100KΩ
- Resistance tolerance: ±5%
- Power rating: 70°C - 2W; 125°C - 0W
- Temperature range: -40°C to +125°C
- Temperature coefficient: ±50ppm/°C

Specifications for 3541 Hybritron:
- Standard resistance range: 1K-100KΩ
- Resistance tolerance: ±10%
- Power rating: 70°C - 2W; 125°C - 0W
- Temperature range: -40°C to +125°C
- Temperature coefficient: ±100ppm/°C

RoHS Compliant

For quantities greater than listed, call for quote.

MOUSER STOCK NO.		Value (Ω)	Resolution	Price Each				
Mfr.	Mfr. Part No.			1	5	10	25	50
652	3540S-1-101L	100	0.042					
652	3540S-1-201L	200	0.042					
652	3540S-1-501L	500	0.031					
652	3540S-1-102L	1K	0.027					
652	3540S-1-202L	2K	0.021					
652	3540S-1-502L	5K	0.021					
652	3540S-1-103L	10K	0.019					
652	3540S-1-203L	20K	0.014					
652	3540S-1-503L	50K	0.011					
652	3540S-1-104L	100K	0.008					

For quantities greater than listed, call for quote.

MOUSER STOCK NO.		Value (Ω)	Price Each				
Mfr.	Mfr. Part No.		1	5	10	25	50
652	3541H-1-102L	1K					
652	3541H-1-502L	5K					
652	3541H-1-103L	10K					

BOURNS 3590 SERIES 10 TURN PRECISION POTENTIOMETER

DIMENSIONS: mm

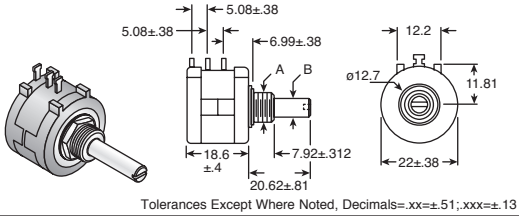

Tolerances Except Where Noted, Decimals=.xx=±.51;.xxx=±.13

Specifications:
- Resistance tolerance: ±5%
- Power rating: 2 Watts

Features:
- Plastic or metal shaft and bushings
- Wirewound
- Solder lugs

RoHS Compliant

For quantities greater than listed, call for quote.

MOUSER STOCK NO.		Value (Ω)	Resolution (%)	Price Each					
Mfr.	Mfr. Part No.			1	5	10	25	50	100
Plastic Bushing and Shaft									
652	3590S-1-102L	1K	0.029						
652	3590S-1-202L	2K	0.023						
652	3590S-1-502L	5K	0.025						
652	3590S-1-103L	10K	0.020						
652	3590S-1-203L	20K	0.019						
652	3590S-1-503L	50K	0.013						
652	3590S-1-104L	100K	0.009						
Metal Bushing and Shaft									
652	3590S-2-501L	500	0.029						
652	3590S-2-102L	1K	0.029						
652	3590S-2-202L	2K	0.023						
652	3590S-2-502L	5K	0.025						
652	3590S-2-103L	10K	0.020						
652	3590S-2-203L	20K	0.019						
652	3590S-2-503L	50K	0.013						
652	3590S-2-104L	100K	0.009						

BOURNS 3400 SERIES 10-TURN WIREWOUND/PRECISION

DIMENSIONS: mm

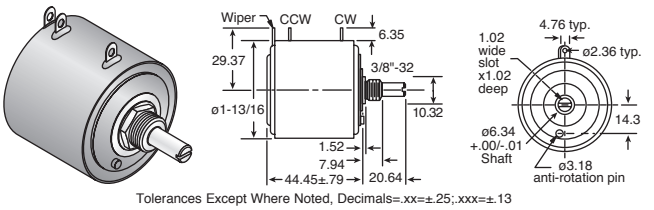

Tolerances Except Where Noted, Decimals=.xx=±.25;.xxx=±.13

Features:
- Bushing mount
- Excellent wiper stability
- High stop strength
- Sealable

Specifications:
- Resistance tolerance: ±3%
- Power rating: 5W

RoHS Compliant

For quantities greater than listed, call for quote.

MOUSER STOCK NO.		Value (Ω)	Price Each				
Mfr.	Mfr. Part No.		1	5	10	25	50
652	3400S-1-102L	1K					
652	3400S-1-103L	10K					

BOURNS 3500 SERIES 10-TURN/WIREWOUND/PRECISION

DIMENSIONS: mm

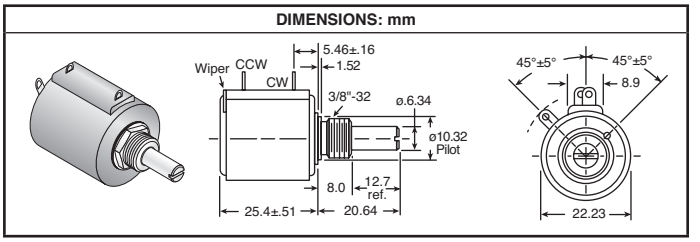

Features:
- Bushing mount
- Sealable
- Gangable

Specifications:
- Resistance tolerance: ±3%
- Power rating: 70°C - 2W; 125°C - 0W
- Temperature range: -65°C to +125°C
- Temperature coefficient: ±50ppm/°C
- Shaft Length: 13/16 Metal Bushing

RoHS Compliant

For quantities greater than listed, call for quote.

MOUSER STOCK NO.		Value (Ω)	Resolution	Price Each				
Mfr.	Mfr. Part No.			1	5	10	25	50
652	3500S-2-102L	1K	0.03					
652	3500S-2-502L	5K	0.018					
652	3500S-2-103L	10K	0.019					

BOURNS 3543/3545 SERIES/WIREWOUND/PRECISION

DIMENSIONS: mm

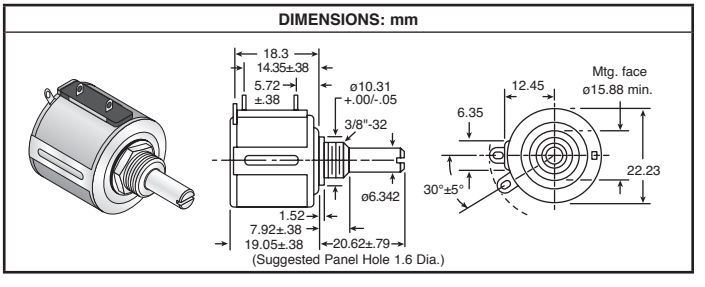

Specifications for 3543 3-Turn:
- Standard resistance range: 20-50KΩ
- Resistance tolerance: ±5%
- Power rating: 70°C-1W; 125°C - 0W
- Temperature range: -55°C to +125°C
- Temperature coefficient: ±50ppm/°C

Specifications for 3545 5-Turn:
- Standard resistance range: 50-50KΩ
- Resistance tolerance: ±5%
- Power rating: 70°C-1.5W; 125°C-0W
- Temperature range: -55°C to +125°C
- Temperature coefficient: ±50ppm/°C

RoHS Compliant

For quantities greater than listed, call for quote.

MOUSER STOCK NO.		Value (Ω)	Resolution	Price Each				
Mfr.	Mfr. Part No.			1	5	10	25	50
3-Turn								
652	3543S-1-102L	1K	0.077					
652	3543S-1-202L	2K	0.062					
652	3543S-1-502L	5K	0.047					
652	3543S-1-103L	10K	0.040					
5-Turn								
652	3545S-1-102L	1K	0.043					
652	3545S-1-502L	5K	0.038					
652	3545S-1-103L	10K	0.029					

© Copyright 2014 Mouser Electronics
© Copyright 2014 Mouser Electronics

ETI SYSTEMS Precision and Membrane Potentiometers

RoHS Compliant **This product is RoHS compliant.**

MEMBRANE POTENTIOMETERS

Features:
- Thickness: 0.7mm (Standard), 1.7mm (Magnetic), and 0.7mm (Hybrid)
- Linear and rotary (incl. multi-turn) designs are possible
- Excellent accuracy and linearity
- Life cycle: between 1 and 20 million operations
- Temperature ranges: up to +125°C (257°F)
- NEMA 4 sealed (IP 42) - Up to IP 67I NEMA 4X possible upon request
- Non-contact (magnetic) version with excellent product features available
- All products can be fully customized with a short lead time

PRODUCT NEW

RoHS Compliant

For quantities greater than listed, call for quote.

MOUSER STOCK NO.	ETI Systems Part No.	Fig.	Value (Ohms)	Resistance Tol.	Operating Voltage	Price Each 1	10	25	50
Standard Shaft Length: 50mm									
882-SL67600162	SL67600162	A	2.5K	30%	5-30V				
Standard Shaft Length: 100mm									
882-SL67600163	SL67600163	B	2.5K	30%	5-30V				
Standard Shaft Length: 250mm									
882-SL67600164	SL67600164	C	2.5K	30%	5-30V				
Magnet Linear Foil/Foil Shaft Length: 100mm									
882-ML67600166	ML67600166	D	10	30%	5-30V				
Hybrid Linear Foil/FoilI Shaft Length: 100mm									
882-HL67600165	HL67600165	E	2.5	30%	5-30V				
Standard Linear FR4 Shaft Length: 100mm									
882-FSL65400127	FSL65400127	F	10	30%	5-30V				
Standard Rotary Foil/Foil Shaft Length: 8mm									
882-SR67600167	SR67600167	G	2.5K	30%	5-30V				
882-SR67600168	SR67600168	G	2.5K	30%	5-30V				
882-SR67600169	SR67600169	G	2.5K	30%	5-30V				

Accessories

PRODUCT NEW

RoHS Compliant

For quantities greater than listed, call for quote.

MOUSER STOCK NO.	ETI Systems Part No.	Fig.	Description	Price Each 1	5	10
882-WS1-3N	WS1-3N	H	Wiper 1-3N for Standard			
882-WS2-6N	WS2-6N	H	Wiper 2-6N for Hybrid			
882-MD44-N52	MD44-N52	I	Magnet			



RV4 SERIES POTENTIOMETERS

Mechanical Specifications:
- Mechanical rotation: 314°
- Operating torque: 1 oz/in. to 6 oz/in.
- Rotational life: 25,000 cycles

Environmental Specifications:
- Operating temperature: -65°C to +125°C
- Resistance to soldering heat: 350°C for 5 seconds
- Load life: 1000 hours at 70°C



RoHS Compliant

For quantities greater than listed, call for quote.

MOUSER STOCK NO.	ETI Systems Part No.	Fig.	Value (Ohms)	Resistance Tol.	Operating Voltage	Price Each 1	10	25	50
882-RV4LAYSA502A	RV4LAYSA502A	A	5K	10%	500V				
882-RV4LAYSA103A	RV4LAYSA103A	A	10K	10%	500V				
882-RV4LAYSA503A	RV4LAYSA503A	A	50K	10%	500V				
882-RV4NAYSD101A	RV4NAYSD101A	B	100	10%	500V				
882-RV4NAYSD501A	RV4NAYSD501A	B	500	10%	500V				
882-RV4NAYSD102A	RV4NAYSD102A	B	1K	10%	500V				
882-RV4NAYSD252A	RV4NAYSD252A	B	2.5K	10%	500V				
882-RV4NAYSD502A	RV4NAYSD502A	B	5K	10%	500V				
882-RV4NAYSD103A	RV4NAYSD103A	B	10K	10%	500V				
882-RV4NAYSD503A	RV4NAYSD503A	B	50K	10%	500V				
882-RV4NAYSD104A	RV4NAYSD104A	B	100K	10%	500V				
882-RV4NAYSD105A	RV4NAYSD105A	B	1M	10%	500V				
882-RV4NAYSJ102A	RV4NAYSJ102A	C	1K	10%	500V				
882-RV4NAYSJ502A	RV4NAYSJ502A	C	5K	10%	500V				
882-RV4NAYSJ103A	RV4NAYSJ103A	C	10K	10%	500V				

RV6 SERIES POTENTIOMETERS

Mechanical Specifications:
- Mechanical rotation: 295°
- Operating torque: 5oz/in. to 6oz/in.
- Rotational life: 25,000 cycles

Environmental Specifications:
- Operating temperature: -65°C to +125°C
- Resistance to soldering heat: 350°C for 5 seconds
- Load life: 1000 hours at 70°C



RoHS Compliant

For quantities greater than listed, call for quote.

MOUSER STOCK NO.	ETI Systems Part No.	Fig.	Value (Ohms)	Resistance Tol.	Operating Voltage	Price Each 1	10	25	50
882-RV6LAYSA102A	RV6LAYSA102A	D	1K	10%	350V				
882-RV6LAYSA502A	RV6LAYSA502A	D	5K	10%	350V				
882-RV6LAYSA103A	RV6LAYSA103A	D	10K	10%	350V				
882-RV6NAYSD102A	RV6NAYSD102A	E	1K	10%	350V				
882-RV6NAYSD502A	RV6NAYSD502A	E	5K	10%	350V				
882-RV6NAYSD103A	RV6NAYSD103A	E	10K	10%	350V				

DIMENSIONS: in.

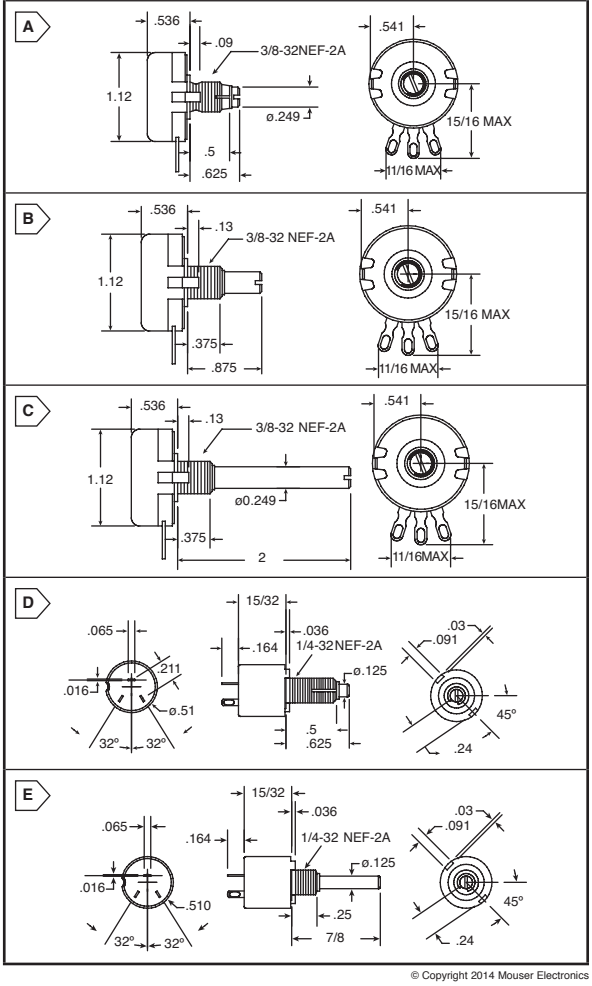

© Copyright 2014 Mouser Electronics

ETI SYSTEMS High Precision Single Turn Potentiometers

RoHS Compliant **This product is RoHS compliant.**

SP22E / SW22E SERIES

SP22E Series: Conductive Plastic

- Life Expectancy: 10 million turns
- Resistance Tolerance: ±15% standard (±10% available)
- Linearity Tolerance: ±1.5% standard (±1% available)
- Operating temp.: -55°C to +125°C (105°C sustained)
- Power Rating: 1 Watt
- Electrical Angle: 320°± 5°
- Mechanical Angle: 320°± 5°

For quantities greater than listed, call for quote.

MOUSER STOCK NO.	ETI Systems Part No.	Fig.	Ohms	Price Each 1	5	10
882-SP22E-1K	SP22E-1K	A	1K			
882-SP22E-2K	SP22E-2K	A	2K			
882-SP22E-5K	SP22E-5K	A	5K			
882-SP22E-10K	SP22E-10K	A	10K			

SW22E Series: Wirewound

- Life Expectancy: 500,000 turns
- Resistance Tolerance: ±3% standard (±1.0% available)
- Linearity Tolerance: ±0.5% standard (±0.25% available)
- Power Rating: 0.5 Watt

For quantities greater than listed, call for quote.

MOUSER STOCK NO.	ETI Systems Part No.	Fig.	Ohms	Price Each 1	5	10
882-SW22E-1K	SW22E-1K	A	1K			
882-SW22E-5K	SW22E-5K	A	5K			
882-SW22E-10K	SW22E-10K	A	10K			

SP22G / SP22GS SERIES

- Conductive Plastic Element, Solderable Double Turret Terminals
- Operating Temperature: -55°C to +125°C (105°C sustained)
- Resistance Tolerance: ±10% standard (±5% available)
- Linearity: ±1.0% standard (up to ±0.25% available)
- Life Expectancy: 10 million turns
- Power Rating: 1 Watt
- Electrical Angle: 340°± 5°
- Mechanical Angle: 360°

SP22G Series: Conductive Plastic

- Brass Bushing, 1/4" Dia. Stainless Steel Shaft

For quantities greater than listed, call for quote.

MOUSER STOCK NO.	ETI Systems Part No.	Fig.	Ohms	Price Each 1	5	10
882-SP22G-1K	SP22G-1K	B	1K			
882-SP22G-2K	SP22G-2K	B	2K			
882-SP22G-5K	SP22G-5K	B	5K			
882-SP22G-10K	SP22G-10K	B	10K			

SP22GS Series: Servo Mount, Conductive Plastic

- 1/8" Dia. Stainless Steel Shaft, Ball Bearing

For quantities greater than listed, call for quote.

MOUSER STOCK NO.	ETI Systems Part No.	Fig.	Ohms	Price Each 1	5	10
882-SP22GS-1K	SP22GS-1K	C	1K			
882-SP22GS-5K	SP22GS-5K	C	5K			
882-SP22GS-10K	SP22GS-10K	C	10K			

PRECISION TURN COUNTING DIALS / POT COMBINATIONS

DW22 Series: Digital

- Uses ETI Systems Potentiometer MW22B
- Resistance Range: 100 to 100KΩ
- Resistance Tolerance: ±5% standard
- Linearity Tolerance: ±0.25% standard
- Power Rating: 2 Watts
- Counts 10 turns (000 to 999 counts)
- Over the Center Lock
- Diameter -1 1/16", Extension from Panel -1.24"
- Operating Temperature: -30°C to +85°C

For quantities greater than listed, call for quote.

MOUSER STOCK NO.	ETI Systems Part No.	Fig.	Ohms	Price Each 1	5	10
882-DW22-10-100	DW22-10-100	D	100			
882-DW22-10-1K	DW22-10-1K	D	1K			
882-DW22-10-2K	DW22-10-2K	D	2K			
882-DW22-10-5K	DW22-10-5K	D	5K			
882-DW22-10-10K	DW22-10-10K	D	10K			

DC22 Series: With Lock

- Resistance Tolerance: ±5%
- Power Rating: 2 Watts
- Operating Temperature: -30°C to +85°C
- Temp Coefficient: ±20ppm/°C
- Counts up to 10 turns (000-999)

For quantities greater than listed, call for quote.

882-DC22-10-1K	DC22-10-1K	E	1K			
882-DC22-10-2K	DC22-10-2K	E	2K			
882-DC22-10-5K	DC22-10-5K	E	5K			
882-DC22-10-10K	DC22-10-10K	E	10K			

CONCENTRIC TURN COUNTING DIALS

MF46 Series: Counts 20 Turns

- 100 Dial Gradations for Exceptional Setability
- Aluminum Housing, Black Nylon Knob
- Over the Center Lock Available
- Diameter -1 13/16", Extension from Panel -1"

For quantities greater than listed, call for quote.

MOUSER STOCK NO.	ETI Systems Part No.	Fig.	Ohms	Price Each 1	5	10
882-MF46L-1/4	MF46L-1/4	F	Satin			

MG Series: Counts 20 Turns

- One Piece Mounting
- Over the Center Lock Available
- Diameter -7/8", Extension from Panel -1.0"
- Maximum Panel Thickness -1/4"

For quantities greater than listed, call for quote.

882-MGA22L-1/4	MGA22L-1/4	G	Black			
882-MG22L-1/4	MG22L-1/4	G	Satin			

MB Series: Counts 10 Turns

- Over the Center Lock Available
- Diameter -1", Extension from Panel -1.06"
- Panel Thickness -1/16" to 1/8"

For quantities greater than listed, call for quote.

882-MB25L-1/4	MB25L-1/4	H	Satin			
882-MBA25L-1/4	MBA25L-1/4	H	Black			

DB Series: Counts 10 Turns

- Counts up to 10 turns (000-999)
- Over the Center Lock Standard
- Height -1-3/4", Width -1", Extension from Panel -1"

For quantities greater than listed, call for quote.

882-DB10SL-1/4	DB10SL-1/4	I	Satin			

DIMENSIONS: in.

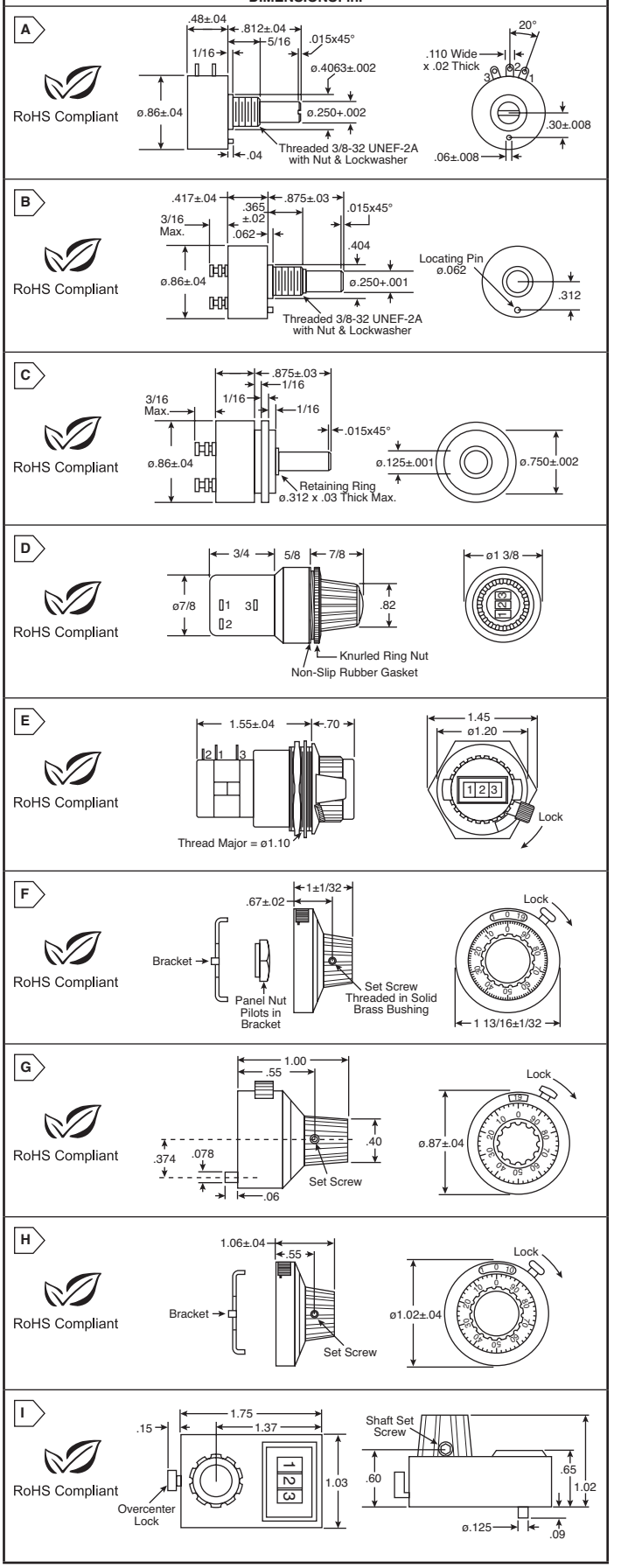

© Copyright 2014 Mouser Electronics

© Copyright 2014 Mouser Electronics

ETI SYSTEMS Precision Multi-Turn Potentiometers

RoHS Compliant **This product is RoHS compliant.**

MW22B SERIES: MULTI-TURN WIREWOUND POTENTIOMETERS

Specifications:

- Wirewound Element: High Temperature Thermo Plastic Housing
- Life Expectancy: 1 million turns
- Resistance Tolerance: ±5% Standard (±1% special order)
- Linearity Tolerance: ±0.25% Standard (±0.1% special order)
- Torque: 0.7oz. in. max.

Applications:

- Medical Equipment (non-life support)
- Test and Lab Equipment
- Industrial Applications

For quantities greater than listed, call for quote.

MOUSER STOCK NO.	ETI Systems Part No.	Fig.	Ohms	Power Rating (Watts)	Price Each 1	5	10
3 Turn							
882-MW22B-3-100	MW22B-3-100	A	100	1			
882-MW22B-3-200	MW22B-3-200	A	200	1			
882-MW22B-3-500	MW22B-3-500	A	500	1			
882-MW22B-3-1K	MW22B-3-1K	A	1K	1			
882-MW22B-3-2K	MW22B-3-2K	A	2K	1			
882-MW22B-3-5K	MW22B-3-5K	A	5K	1			
882-MW22B-3-10K	MW22B-3-10K	A	10K	1			
882-MW22B-3-20K	MW22B-3-20K	A	20K	1			
5 Turn							
882-MW22B-5-5K	MW22B-5-5K	A	5K	1			
882-MW22B-5-10K	MW22B-5-10K	A	10K	1			
10 Turn							
882-MW22B-10-100	MW22B-10-100	A	100	2			
882-MW22B-10-500	MW22B-10-500	A	500	2			
882-MW22B-10-1K	MW22B-10-1K	A	1K	2			
882-MW22B-10-2K	MW22B-10-2K	A	2K	2			
882-MW22B-10-5K	MW22B-10-5K	A	5K	2			
882-MW22B-10-10K	MW22B-10-10K	A	10K	2			
882-MW22B-10-20K	MW22B-10-20K	A	20K	2			
882-MW22B-10-50K	MW22B-10-50K	A	50K	2			
882-MW22B-10-100K	MW22B-10-100K	A	100K	2			

MH22B SERIES: HYBRID MULTI-TURN WIREWOUND POTENTIOMETERS

Specifications:

- Wirewound Element: High Temperature Thermo Plastic Housing
- Life Expectancy: 10 million turns
- Resistance Tolerance: ±10% Standard (±5% special order)
- Linearity Tolerance: ±0.25% Standard (±0.1% special order)
- Torque: 0.7oz. in. max.

Applications:

- Medical Equipment (non-life support)
- Test and Lab Equipment
- Industrial Applications

For quantities greater than listed, call for quote.

MOUSER STOCK NO.	ETI Systems Part No.	Fig.	Ohms	Power Rating (Watts)	Price Each 1	5	10
3 Turn							
882-MH22B-3-5K	MH22B-3-5K	A	5K	1			
10 Turn							
882-MH22B-10-1K	MH22B-10-1K	A	1K	2			
882-MH22B-10-2K	MH22B-10-2K	A	2K	2			
882-MH22B-10-5K	MH22B-10-5K	A	5K	2			
882-MH22B-10-10K	MH22B-10-10K	A	10K	2			

MW20B SERIES: WIREWOUND POTENTIOMETERS

Specifications:

- Wirewound Element: High Impact Housing
- Life Expectancy: 2 million turns
- Resistance Tolerance: ±3% Standard (±1% special order)
- Linearity Tolerance: ±0.2% Standard (±0.1% special order)
- Torque: 0.7oz. in. max.

Applications:

- Medical Equipment (non-life support)
- Test and Lab Equipment
- Robotics Applications

For quantities greater than listed, call for quote.

MOUSER STOCK NO.	ETI Systems Part No.	Fig.	Ohms	Power Rating (Watts)	Price Each 1	5	10
10 Turn							
882-MW20B-10-500	MW20B-10-500	B	500	2			
882-MW20B-10-5K	MW20B-10-5K	B	5K	2			
882-MW20B-10-10K	MW20B-10-10K	B	10K	2			

MR46B SERIES: HIGHEST PRECISION WIREWOUND POTENTIOMETERS

Specifications:

- Wirewound Element: Aluminum Anodized Housing and Servo Lid
- Stainless Steel Shaft, Silver Plated Terminals, Bushing Bearings
- Life Expectancy: 2 million turns
- Resistance Tolerance: ±3% Standard (±1% special order)
- Linearity Tolerance: ±0.3% Standard (±0.1% special order)
- Rotational Torque: 28oz. in.

Applications:

- Robotics
- Heavy Equipment
- Industrial Applications

For quantities greater than listed, call for quote.

MOUSER STOCK NO.	ETI Systems Part No.	Fig.	Ohms	Power Rating (Watts)	Price Each 1	5	10
10 Turn							
882-MR46B-10-100	MR46B-10-100	C	100	5			
882-MR46B-10-5K	MR46B-10-5K	C	5K	5			
882-MR46B-10-10K	MR46B-10-10K	C	10K	5			
882-MR46B-10-100K	MR46B-10-100K	C	100K	5			

SMR SERIES: WIREWOUND SWITCHPOTS

Specifications:

- Wirewound Element: Aluminum Anodized Housing and Servo Lid
- Snap Action Switches at each end of travel
- Switches isolated from pot circuit
- Stainless Steel Shaft, Silver Plated Terminals, Bushing Bearings
- Life Expectancy: 2 million turns
- Resistance Tolerance: ±3% Standard (±1% special order)
- Linearity Tolerance: ±0.3% Standard (±0.1% special order)
- Rotational Torque: 28oz. in.

Applications:

- Robotics
- Heavy Equipment
- Industrial Applications

For quantities greater than listed, call for quote.

MOUSER STOCK NO.	ETI Systems Part No.	Fig.	Ohms	Power Rating (Watts)	Price Each 1	5	10
10 Turn							
882-SMR46B-10-1-5K	SMR46B-10-1-5K	D	5K	5			
882-SMR46B-10-1-10K	SMR46B-10-1-10K	D	10K	5			

DIMENSIONS: in.

A

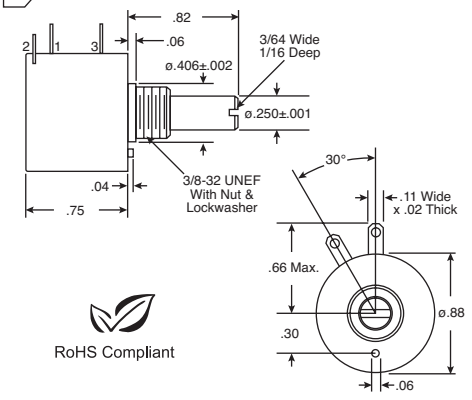

B

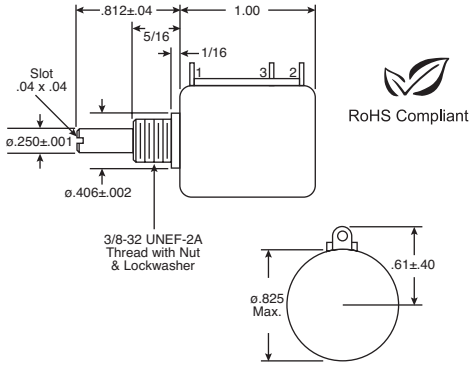

C

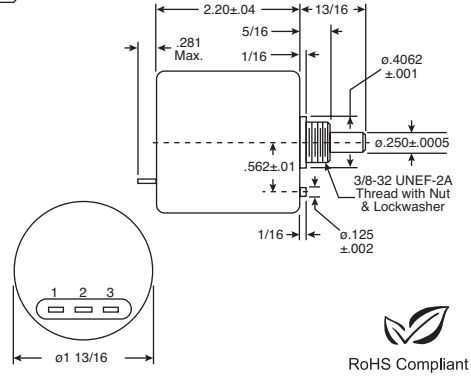

D

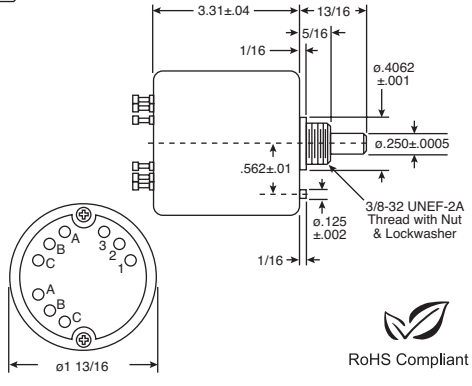

Precision Pots

ETI Systems

© Copyright 2014 Mouser Electronics

ETI SYSTEMS Linear Potentiometers and Joysticks

RoHS Compliant This product is RoHS compliant.

CONDUCTIVE PLASTIC PRECISION LINEAR MOTION POTENTIOMETERS

LCP12 Series

- Black Anodized Aluminum Body, Stainless Steel Shaft, Gold Plated Terminals
- Life Expectancy: 20 million strokes
- Resistance Tolerance: ±20% (±10% Available)
- Electrical Stroke: 1" to 4"
- Friction: 1.8 oz.

For quantities greater than listed, call for quote.

MOUSER STOCK NO.	ETI Systems Part No.	Fig.	Ohms	Shaft Type	Stroke (mm)	Linearity (Ind.)	Power Rating	Dimensions: in. A	Dimensions: in. B	Price Each 1	Price Each 5	Price Each 10
882-LCP12S-12-10K	LCP12S-12-10K	A	10K	Spring Return	12	±1.5%	0.2W	1.50	1.26			
882-LCP12B-25-5K	LCP12B-25-5K	A	5K	#5-40 Thread	25	±1.0%	0.4W	2.00	1.77			
882-LCP12S-25-1K	LCP12S-25-1K	A	1K	Spring Return	25	±1.0%	0.4W	2.00	1.77			
882-LCP12S-25-10K	LCP12S-25-10K	A	10K	Spring Return	25	±1.0%	0.4W	2.00	1.77			
882-LCP12A-50-5K	LCP12A-50-5K	A	5K	#4-40 Thread	50	±0.7%	0.7W	3.00	2.75			
882-LCP12A-50-10K	LCP12A-50-10K	A	10K	#4-40 Thread	50	±0.7%	0.7W	3.00	2.75			
882-LCP12B-50-5K	LCP12B-50-5K	A	5K	#5-40 Thread	50	±0.7%	0.7W	3.00	2.75			
882-LCP12B-50-10K	LCP12B-50-10K	A	10K	#5-40 Thread	50	±0.7%	0.7W	3.00	2.75			
882-LCP12S-50-10K	LCP12S-50-10K	A	10K	Spring Return	50	±0.7%	0.7W	3.00	2.75			
882-LCP12S-100-10K	LCP12S-100-10K	A	10K	Spring Return	100	±0.5%	1.2W	5.00	4.76			

LCP8 Series

- Life Expectancy: 20 million strokes
- Electrical Stroke: 0.433-0.500 inches
- Resistance Tolerance: ±15% (±10% Available)
- Friction: 30 grams

For quantities greater than listed, call for quote.

MOUSER STOCK NO.	ETI Systems Part No.	Fig.	Ohms	Shaft Type	Stroke (mm)	Linearity (Ind.)	Power Rating	Dimensions: in. A	Dimensions: in. B	Price Each 1	Price Each 5	Price Each 10
882-LCP8P-10-5K	LCP8P-10-5K	B	5K	Plain	10	±2.0%	0.2W	1.259	1.00			
882-LCP8P-10-10K	LCP8P-10-10K	B	10K	Plain	10	±2.0%	0.2W	1.259	1.00			
882-LCP8S-10-5K	LCP8S-10-5K	B	5K	Spring Return	10	±2.0%	0.2W	1.259	1.00			
882-LCP8S-10-10K	LCP8S-10-10K	B	10K	Spring Return	10	±2.0%	0.2W	1.259	1.00			
882-LCP8T-10-10K	LCP8T-10-10K	B	10K	#2-56 Thread UNC-2A	10	±2.0%	0.2W	1.259	1.00			

LCPL SERIES: OPEN FRAME LINEAR POTENTIOMETERS

- Conductive Plastic Element
- Open Frame with Moveable Contact Slider
- Anodized Aluminum Housing, Gold Plated Brass Terminals
- Life Expectancy: 10 million strokes
- Resistance Tolerance: ±20% (±10% Available)
- Electrical Stroke: 7.874" to 39.567"

For quantities greater than listed, call for quote.

MOUSER STOCK NO.	ETI Systems Part No.	Fig.	Ohms	Linearity (Independent)	Power Rating	Stroke (mm)	Dimensions: in. A	Dimensions: in. B	Price Each 1	Price Each 5	Price Each 10
882-LCPL200-5K	LCPL200-5K	C	5K	±0.5%	2.0 Watts	200	9.843	13.780			
882-LCPL300-10K	LCPL300-10K	C	10K	±0.5%	2.5 Watts	300	9.450	13.386			

DIMENSIONS: in.

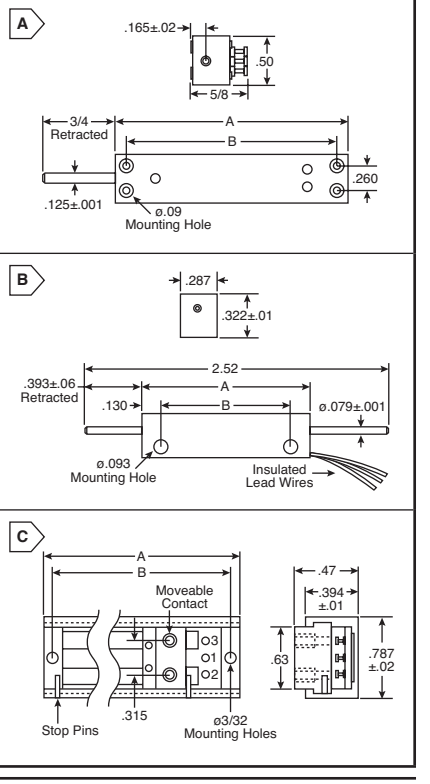

DIMENSIONS: in.

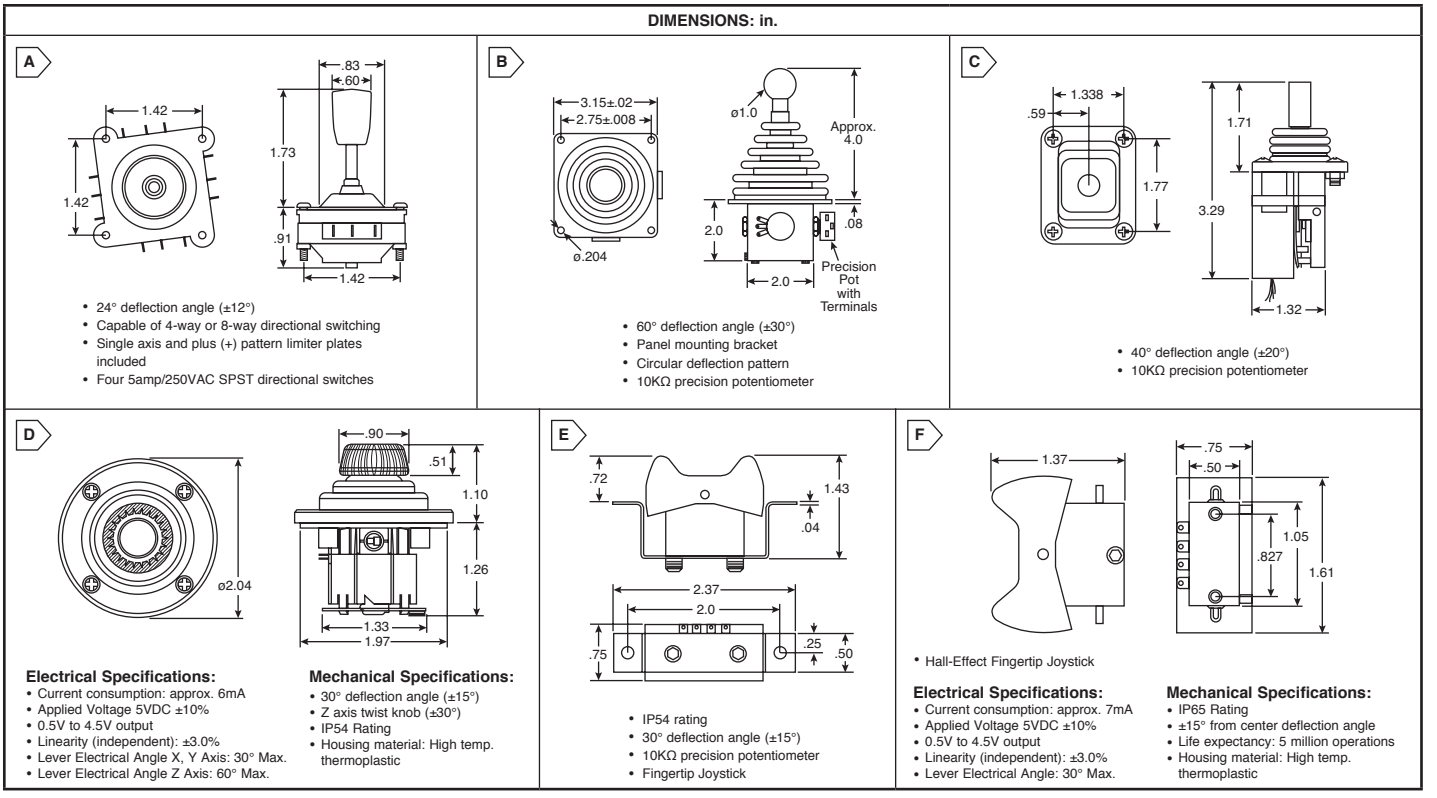

- 24° deflection angle (±12°)
- Capable of 4-way or 8-way directional switching
- Single axis and plus (+) pattern limiter plates included
- Four 5amp/250VAC SPST directional switches

- 60° deflection angle (±30°)
- Panel mounting bracket
- Circular deflection pattern
- 10KΩ precision potentiometer

- 40° deflection angle (±20°)
- 10KΩ precision potentiometer

Electrical Specifications:
- Current consumption: approx. 6mA
- Applied Voltage 5VDC ±10%
- 0.5V to 4.5V output
- Linearity (independent): ±3.0%
- Lever Electrical Angle X, Y Axis: 30° Max.
- Lever Electrical Angle Z Axis: 60° Max.

Mechanical Specifications:
- 30° deflection angle (±15°)
- Z axis twist knob (±30°)
- IP54 Rating
- Housing material: High temp. thermoplastic

- IP54 rating
- 30° deflection angle (±15°)
- 10KΩ precision potentiometer
- Fingertip Joystick

- Hall-Effect Fingertip Joystick

Electrical Specifications:
- Current consumption: approx. 7mA
- Applied Voltage 5VDC ±10%
- 0.5V to 4.5V output
- Linearity (independent): ±3.0%
- Lever Electrical Angle: 30° Max.

Mechanical Specifications:
- IP65 Rating
- ±15° from center deflection angle
- Life expectancy: 5 million operations
- Housing material: High temp. thermoplastic

HIGH PRECISION JOYSTICK CONTROLS

For quantities greater than listed, call for quote.

MOUSER STOCK NO.	ETI Systems Part No.	Fig.	Description	Price Each 1	Price Each 5	Price Each 10
882-J1-00105	J1-00105	A	Two Axis			
882-J50-CR20-S	J50-CR20-SMB	B	Two Axis			
882-J3L-IA10-SB	J3L-IA10-SB	C	Wide Angle Single Axis			

For quantities greater than listed, call for quote.

MOUSER STOCK NO.	ETI Systems Part No.	Fig.	Description	Price Each 1	Price Each 5	Price Each 10
882-J30H-XYZ-B	J30H-XYZ-B	D	Triple Axis Hall-Effect			
882-J3R-I-10K	J3R-I-10K	E	Rocker Pot Single Axis			
882-J3R-IT-10K	J3R-IT-10K	E	Rocker Pot Single Axis			
882-J3RH-S-1	J3RH-S-1	F	Rocker Pot Hall-Effect			

© Copyright 2014 Mouser Electronics

MODEL 830 THREE TURN WIREWOUND

Electrical Specifications:
- Tolerance: ±3%, 200Ω ≤ Rt ≤ 150KΩ
- Power rating: 3W @ 40°C derating to 0W @ 125°C
- Electrical travel: 1,080°+4°-0°

Physical Specifications:
- Temperature: -55°C to +125°C
- Rotational Life: 500,000 shaft revolutions
- Ganging: 2 sections max.
- 3 turn 3 watts

DIMENSIONS: in.

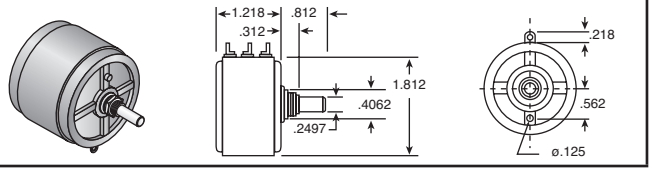

For quantities greater than listed, call for quote.

MOUSER STOCK NO.	Value Range (Ω)	Resistance %	Temp. Coeff. PPM/°C	Price Each 1	5	10
594-830-1102	1K	0.050	110			
594-830-1202	2K	0.047	20			
594-830-1502	5K	0.035	20			
594-830-1103	10K	0.029	20			
594-830-1203	20K	0.024	20			
594-830-1503	50K	0.017	20			

MODEL 860 TEN TURN WIREWOUND

Physical Specifications:
- Temperature: -55°C to +125°C
- Rotational Life: 500,000 shaft revolutions
- Ganging: 2 sections max.

Electrical Specifications:
- Tolerance: ±3%, 200Ω ≤ Rt ≤ 500KΩ
- Power rating: 8W @ 40°C derating to 0W @ 125°C
- Electrical travel: 3,600°+4°-0°

Price Each 1	5	10	20

Value (Ω)	MOUSER STOCK NO.
500	594-860-1501
1K	594-860-1102
5K	594-860-1502
10K	594-860-1103

DIMENSIONS: in.

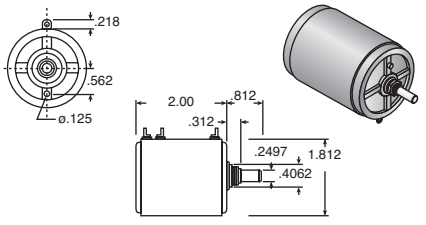

MODEL 162 1/2" TEN TURN PRECISION WIREWOUND

Specifications:
- Body (LxD): 1.00" x 0.50"
- Shaft (LxD): .687" x .0935"
- Power rating: 2.0W @ 40°C derated to 0W @ 125°C
- Linearity: ±0.3%
- Resistance tolerance: ±5%
- Temperature coefficient: ±20ppm/°C
- Temperature range: -55°C to + 125°C
- Electrical rotation: 3600° +15° - 0°

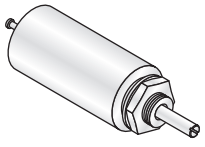

For quantities greater than listed, call for quote.

MOUSER STOCK NO.	Value Range (Ω)	Price Each 1	5	10
594-16211102	1K			
594-16211103	10K			
594-16211104	100K			

MODEL 140 1/2" SINGLE-TURN PRECISION WIREWOUND

Specifications:
- Body (LxD): .305" x .500"
- Shaft (LxD): .70" x 0.1248"
- Power rating: 2.0W @ 40°C derated to 0W @ 125°C
- Linearity: ±1.0%
- Resistance tolerance: ±5%
- Temperature coefficient: ±20ppm/°C
- Temperature range: -55°C to +125°C
- Electrical rotation: 320° ±5°

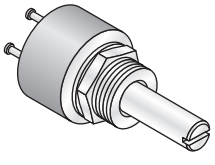

For quantities greater than listed, call for quote.

MOUSER STOCK NO.	Value Range (Ω)	Price Each 1	5	10	20
594-14000102	1K				
594-14000502	5K				
594-14000103	10K				
594-14000203	20K				

MODEL 657 5/8" SEALED SINGLE-TURN PRECISION CONDUCTIVE PLASTIC ON ALUMINA SUBSTRATE

DIMENSIONS: in.

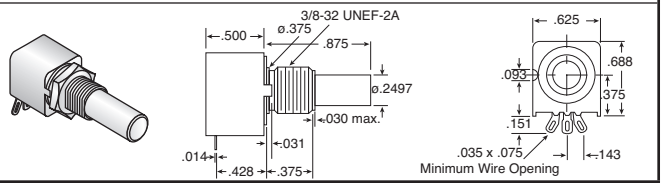

Mechanical Specifications:
- Rotation: 250° ±2°
- Stop strength: 10 in-lb. max.

Electrical Specifications:
- Tolerance: standard ±20%
- Linearity: ±5%
- Rotation: 240° ±4°
- Power rating: 1.0W @ 85°C

Environmental:
- Rotational life: 1 million cycles
- Operating temperature: -40°C to +125°C

Features:
- Conductive plastic on alumina substrate
- Sealed

Price Each 1	5	10	20

Value (Ω)	MOUSER STOCK NO.
1K	594-657-0-0-102
2K	594-657-0-0-202
5K	594-657-0-0-502
10K	594-657-0-0-103
20K	594-657-0-0-203
50K	594-657-0-0-503
100K	594-657-0-0-104

MODEL 357 7/8" SINGLE TURN CONDUCTIVE PLASTIC

Specifications:
- Plain and slotted shaft available
- Power rating: 1.0 W @ 70°C derated to 0 W @ 125°C
- Linearity: ±2%
- Tolerance: ±20°
- Rotation: 360° continuous
- Nut and washer included

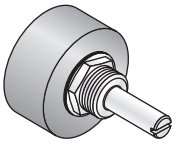

Price Each 1	5	10	20

Value (Ω)	MOUSER STOCK NO.
1K	594-357-00-102
2K	594-357-00-202
5K	594-357-00-502
10K	594-357-00-103

MODEL 157 PRECISION - SINGLE TURN INDUSTRIAL POTENTIOMETER

Specifications:
- Power rating: 1.0 W @ 40°C derated to 0 W @ 125°C
- Resistance tolerance: ±20°
- Temperature coefficient: ±600ppm/°C
- Electrical rotation: 340° ±4°
- Rugged one piece metal housing
- No mechanical stops
- Nut and washer included on bushing mount

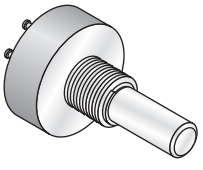

Price Each 1	5	10	20

Value (Ω)	MOUSER STOCK NO.
1K	594-15711102
2K	594-15711202
5K	594-15711502
10K	594-15711103
20K	594-15711203
50K	594-15711503

MODEL 534/536 7/8" TEN TURN PRECISION WIREWOUND

Specifications:
- Power rating at 70°C 2.0W linearity to 0W @ 125°C
- Tolerance: ±5%
- Temperature coefficient: ±20ppm/°C
- Temperature range: -55°C to +125°C
- Linearity: 534 Series ±25%
  536 Series ±20%

Features:
- High power rating
- Rugged integrated construction
- Superior stop strength

DIMENSIONS: in.

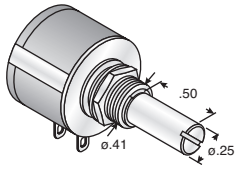

Metal Shaft

For quantities greater than listed, call for quote.

MOUSER STOCK NO.	Value Range (Ω)	Price Each 1	5	10
594-53411101	100			
594-53411201	200			
594-53411501	500			
594-53411102	1K			
594-53411202	2K			
594-53411502	5K			
594-53411103	10K			
594-53411203	20K			
594-53411-503	50K			
594-53411104	100K			

Plastic Shaft

594-53611101	100			
594-53611201	200			
594-53611501	500			
594-53611102	1K			
594-53611202	2K			
594-53611502	5K			
594-53611103	10K			
594-53611203	20K			
594-53611503	50K			
594-53611104	100K			

PRECISION DIALS METAL SHAFT

Features:
- Satin chrome finish
- Large, easy to read numbers
- Positive brake action
- Shaft bore is .250"

For quantities greater than listed, call for quote.

MOUSER STOCK NO.	Vishay Part No.	Fig.	No. of Turns	Minor Scale	Size (in.) W	H	Price Each 1	5	10	20
594-11111	011-1-11	A	10	1/50	1.0	.826				
594-18111	018-1-11	A	15	1/50	.875	.875				
594-21111	021-1-11	A	15	1/100	1.81	1.0				
594-15111	015-1-11	B	10	1/100	1.0	1.75				

A

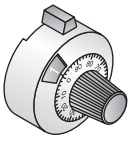

B



© Copyright 2014 Mouser Electronics

© Copyright 2014 Mouser Electronics

ALPS Metal Shaft Potentiometers

ALPS 9MM SIZE METAL SHAFT SNAP-IN POTENTIOMETERS

RK09L Series

Features:
- Shaft Type: Flat



For quantities greater than listed, call for quote.

MOUSER STOCK NO.		Length of Shaft	Total Resistance	Resistance Taper	Price Each			
Mfr.	Mfr. Part No.				1	25	50	100
Single-Unit Horizontal								
688	RK09L1120A2S	15mm	10kΩ	15A				
Single-Unit Vertical								
688	RK09L1140A5P	15mm	50kΩ	1B				
688	RK09L114001T	20mm	10kΩ	1B				
688	RK09L1140A65	25mm	5kΩ	1B				
Dual-Unit Horizontal								
688	RK09L12B0A31	15mm	50kΩ	15A				
Dual-Unit Vertical								
688	RK09L12D0A1T	20mm	10kΩ	15A				

ALPS 9MM SIZE METAL SHAFT MULTI-GANGED POTENTIOMETERS

RK097/RK098 Series



For quantities greater than listed, call for quote.

MOUSER STOCK NO.		Length of Shaft	Total Resistance	Resistance Taper	Price Each			
Mfr.	Mfr. Part No.				1	25	50	100
Single-Unit Horizontal								
688	RK097111080J	15mm	10kΩ	15A				
688	RK0971110909	15mm	20kΩ	1B				
688	RK097111050B	15mm	50kΩ	15A				
688	RK0971110D7Z	15mm	50kΩ	1B				
688	RK097111020N	15mm	50kΩ	1B				
688	RK0971110D88	20mm	10kΩ	1B				
688	RK097111091M	25mm	10kΩ	15A				
688	RK0971110D57	25mm	10kΩ	1B				
688	RK0971111Z0P	15mm	20kΩ	15A				
688	RK09711110AL	20mm	10kΩ	15A				
688	RK09711110EL	20mm	10kΩ	1B				
688	RK097111202P	25mm	10kΩ	15A				
688	RK097111202Q	25mm	10kΩ	1B				
688	RK0971114D0B	15mm	10kΩ	3B				
688	RK0971214Z06	20mm	10kΩ	1B				
688	RK0971224Z01	20mm	10kΩ	15A				
688	RK0971114Z07	20mm	10kΩ	1B				
688	RK097111T065	25mm	10kΩ	1B				
688	RK097111T064	25mm	100kΩ	15A				
688	RK097111TD2M	25mm	10kΩ	1B				
Dual-Unit Horizontal								
688	RK09712200MC	15mm	10kΩ	15A				
688	RK09712200MY	15mm	10kΩ	3B				
688	RK0971221Z05	15mm	10kΩ	3B				
688	RK097121TD57	25mm	10kΩ	1B				
688	RK097122T017	25mm	10kΩ	15A				

ALPS 27MM SIZE METAL SHAFT POTENTIOMETERS

RK27 Series

Features:
- Shaft Types: Flat and Slotted



For quantities greater than listed, call for quote.

MOUSER STOCK NO.		Length of Shaft	Total Resistance	Resistance Taper	Price Each			
Mfr.	Mfr. Part No.				1	25	50	100
Single-Unit Horizontal								
688	RK271111001T	25mm	100kΩ	15A				
688	RK2711120026	25mm	100kΩ	15A				
Dual-Unit Horizontal								
688	RK27112A00AK	20mm	100kΩ	15A				
688	RK27112A00CC	25mm	100kΩ	15A				
688	RK27112A0A16	20mm	100kΩ	15A				

ALPS 16MM SIZE METAL SHAFT POTENTIOMETERS

RK163 Series

Features:
- Shaft Types: Flat and Knurled



For quantities greater than listed, call for quote.

MOUSER STOCK NO.		Length of Shaft	Total Resistance	Resistance Taper	Price Each			
Mfr.	Mfr. Part No.				1	25	50	100
Single-Unit Horizontal								
688	RK1631110TBK	15mm	10kΩ	1B				
688	RK1631110TT3	20mm	10kΩ	15A				
688	RK1631110TNP	20mm	10kΩ	1B				
Dual-Unit Horizontal								
688	RK1631210AX9	15mm	10kΩ	1B				
688	RK16312A0B85	20mm	10kΩ	15A				

ALPS 9MM SIZE INSULATED SHAFT LONG-LIFE POTENTIOMETER

Features:
- Shaft Types: Flat



For quantities greater than listed, call for quote.

MOUSER STOCK NO.		Length of Shaft	Total Resistance	Resistance Taper	Price Each			
Mfr.	Mfr. Part No.				1	25	50	100
Single-Unit Horizontal								
688	RK09Y11L0001	15mm	10kΩ	15A				

ALPS 16MM/27MM SIZE MOTOR-DRIVEN SINGLE UNIT POTENTIOMETERS

Features:
- Shaft Types: Flat



For quantities greater than listed, call for quote.

MOUSER STOCK NO.		Length of Shaft	Total Resistance	Resistance Taper	Price Each			
Mfr.	Mfr. Part No.				1	25	50	100
688	RK16812MG099	25mm	100k	3B				

© Copyright 2014 Mouser Electronics

© Copyright 2014 Mouser Electronics

ALPS 9MM SNAP-IN INSULATED SHAFT POTENTIOMETERS

DIMENSIONS: mm

Features:
- Thanks to its structure eliminating openings, the dust proofing capacity and flux resistance have been improved
- 9.8mm outline size is ideal for high-density set design.

Applications:
Suitable for various control applications with audio products, visual products, electronic musical instruments.

Cross Reference	
ALPS	Panasonic
RK09	EVU

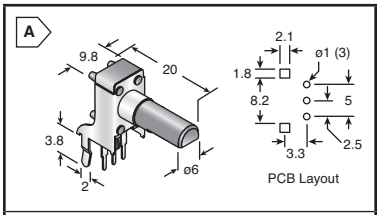

For quantities greater than listed, call for quote.

MOUSER STOCK NO.	Alps Part No.	Value Ohm	Fig.	Taper	Detent	Bushing	Mount	Price Each 1	25	100	500	1000
688-RK09D1110C0R	RK09D1110C0R	50K	A	Linear	W/O	Metal	Horizontal					
688-RK09D1130009	RK09D1130009	10K	B	Linear	Center	W/O	Vertical					
688-RK09D113000D	RK09D113000D	50K	C	Linear	Center	Metal	Vertical					
688-RK09D113000F	RK09D113000F	10K	C	Linear	Center	Metal	Vertical					
688-RK09D113000K	RK09D113000K	50K	B	Linear	Center	W/O	Vertical					
688-RK09D1130A1N	RK09D1130A1N	10K	C	Linear	W/O	Metal	Vertical					

ALPS 12MM SNAP-IN INSULATED SHAFT POTENTIOMETERS

- Enhanced structural design has improved cross talk and gang error characteristics.
- R-shaped shaft end point prevents catching when inserting the knob.
- Solder bridges can hardly appear thanks to terminal configuration.

Cross Reference	
ALPS	Panasonic
RK12	EVJ

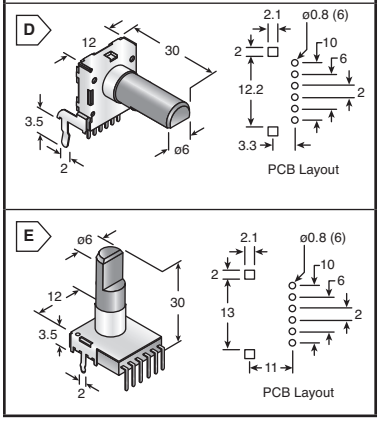

For quantities greater than listed, call for quote.

MOUSER STOCK NO.	Alps Part No.	Value Ohm	Fig.	Taper	Detent	Bushing	Mount	Price Each 1	25	100	500	1000
688-RK12L1210C0H	RK12L1210C0H	10K	D	Audio	W/O	Metal	Horizontal					
688-RK12L1210C0K	RK12L1210C0K	20K	D	Audio	W/O	Metal	Horizontal					
688-RK12L1210C1K	RK12L1210C1K	10K	D	Linear	Center	Metal	Horizontal					
688-RK12L1210C1M	RK12L1210C1M	20K	D	Linear	Center	Metal	Horizontal					
688-RK12L1210C1N	RK12L1210C1N	50K	D	Linear	Center	Metal	Horizontal					
688-RK12L1230007	RK12L1230007	20K	E	Fader	Center	W/O	Vertical					
688-RK12L123000E	RK12L123000E	50K	E	Linear	Center	W/O	Vertical					
688-RK12L123000G	RK12L123000G	10K	E	Linear	Center	W/O	Vertical					
688-RK12L1230C03	RK12L1230C03	10K	E	Fader	Center	W/O	Vertical					
688-RK12L1230C1T	RK12L1230C1T	20K	E	Linear	Center	W/O	Vertical					
688-RK12L1230C36	RK12L1230C36	5K	E	Linear	Center	W/O	Vertical					
688-RK12L12C0A0A	RK12L12C0A0A	20K	E	Audio	W/O	W/O	Vertical					
688-RK12L12C0A0G	RK12L12C0A0G	10K	E	Audio	W/O	W/O	Vertical					
688-RK12L12C0A0H	RK12L12C0A0H	50K	E	Audio	W/O	W/O	Vertical					
688-RK12L12C0C0P	RK12L12C0C0P	5K	E	Audio	W/O	W/O	Vertical					

DIMENSIONS: mm

A

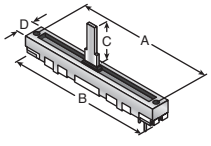

- Solderable with auto dipping.
- Available with a wide variety of detents.

B

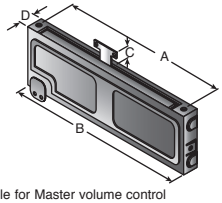

- Suitable for Master volume control in high-grade audio equipment, fader for studio mixers, etc.

C

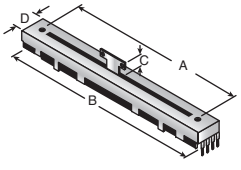

- Excellent operational feel by less lever wobble.
- Allows the maximum attenuation of 110dB.

D

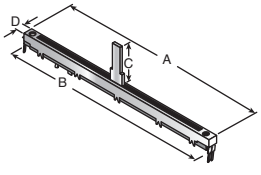

- Soft, comfortable feel and improved operability.
- Allows maximum attenuation of 110dB.

ALPS SLIDE OPERATION POTENTIOMETERS

For quantities greater than listed, call for quote.

MOUSER STOCK NO.	Alps Part No.	Panasonic Cross Reference	Fig.	Value Ohm	Taper	Dimensions: mm A	B	C	D	Travel	Unit	Style	Price Each 1	25	50	100	200
688-RS45111A6A08	RS45111A6A08	EWA-P12C15B14	A	10K	Linear	56	60	15	8	45	Single	Std					
688-RS45112A6A05	RS45112A6A05	EWA-P30C15A14	A	10K	Linear	56	60	15	8	45	Dual	Std					
688-RS45112A600J	RS45112A600J	- - - - - - - - -	A	10K	Audio	56	60	15	8	45	Dual	Std					
688-RS60112A600N	RS60112A600N	EWA-Q30C15A14	A	10K	Audio	71	75	15	9	60	Dual	Std					
688-RS60112A600U	RS60112A600U	- - - - - - - - -	A	20K	Audio	71	75	15	9	60	Dual	Std					
688-RS6011YA6009	RS6011YA6009	EWA-Q12C15B14	A	10K	Linear	71	75	15	9	60	Single	Std					
688-RSA0K12A9001	RSA0K12A9001	EVB-JYBP08	B	10K	10% Audio	120	132.6	8.2	13.9	100	Dual	Rail					
688-RSA0N1119A02	RSA0N1119A02	EVA-JQLR15B14	C	10K	Linear	120	128	8.2	16	100	Single	Thin					
688-RS60N1219A04	RS60N1219A04	EVB-NADR15A14	C	10K	Audio	80	88	8.2	16	60	Dual	Thin					
688-RSA0N11S9005	RSA0N11S9005	EVA-NF4R15A14	C	10K	Audio	120	132.6	8.2	13.9	100	Single	Mono					
688-RSA0N11S9A08	RSA0N11S9A08	EVA-NF4R15D14	C	10K	10% Audio	120	128	8.25	8.4	100	Single	Mono					
688-RS60N11S6A04	RS60N11S6A04	EVA-NE3R15B14	D	10K	Linear	80	88	14	4	60	Single	Mono					

© Copyright 2014 Mouser Electronics

© Copyright 2014 Mouser Electronics

BOURNS Guitar Potentiometers

RoHS Compliant This product is RoHS compliant.

96 SERIES 5/8" SQUARE SEALED SINGLE-TURN PANEL CONTROLS

NEW PRODUCT

For quantities greater than listed, call for quote.

MOUSER STOCK NO.	Bourns Part No.	Fig.	Value (KΩ)	Taper	Rotational Life	Terminal Configuration	Price Each 1	50	100
652-96A1D-G28-S15L	96A1D-G28-S15L	A	10	Audio	100,000	Pin			
652-96A1D-G28-S23L	96A1D-G28-S23L	A	500	Audio	100,000	Pin			
652-96A1D-G28-S25L	96A1D-G28-S25L	A	1M	Audio	100,000	Pin			
652-96A1D-G28-E13L	96A1D-G28-E13L	A	5	Linear	100,000	Pin			
652-96A1D-G28-E17L	96A1D-G28-E17L	A	25	Linear	100,000	Pin			
652-96A1D-G28-E22L	96A1D-G28-E22L	A	250	Linear	100,000	Pin			

For quantities greater than listed, call for quote.

MOUSER STOCK NO.	Bourns Part No.	Type	Each Kit Contains 6 Pieces	Price Each 1	50
652-H-1203	H-1203	Model 96 Premium Amplifer Potentiometer Design Kit	1 each of the following: Audio - 10k, 500k, 1M Linear - 5k, 25k, 250k		

82 SERIES GUITAR POTENTIOMETERS

Specifications:
- Power Rating (Voltage limited by power dissipation or 350VAC, whichever is less): +70˚C/.25 Watt
- Operating Temperature Range: -40˚C to +125˚C
- Standard Resistance Tolerance: 10%
- ✻Long Bushing

Features:
- Conductive Polymer Element
- Very Low Noise
- Single-Turn
- Standard Audio Taper

Applications:
- Electric guitars
- Bass guitars

For quantities greater than listed, call for quote.

MOUSER STOCK NO.	Bourns Part No.	Fig.	Value (KΩ)	Taper	Rotational Life	Terminal Configuration	Shaft Type	Price Each 1	5	10
652-82A1DZ28BA0/254L	82A1D-Z28-BA0/254L	B	250	Audio	100k cycles	J-hooks	Knurled			
652-82A1DZ28BA0/255L	82A1D-Z28-BA0/255L	B	250	Audio	100k cycles	J-hooks	Knurled			
652-82A1DA24BA0/187L	82A1D-A24-BA0/187L	B	250	Audio	100k cycles	J-hooks	Plain			
652-82Z1DZ33BA0/753L	82Z1D-Z33-BA0/753L	B	250	Audio	100k cycles	J-hooks	✻Knurled			
652-82A1DA24BA0/186L	82A1D-A24-BA0/186L	B	500	Audio	100k cycles	J-hooks	Plain			
652-82Z1DZ33BA0/754L	82Z1D-Z33-BA0/754L	B	500	Audio	100k cycles	J-hooks	✻Knurled			

95 SERIES GUITAR POTENTIOMETERS

Specifications:
- Contact Resistance Variation: 1% max.
- Power Rating: 0.25W
- Moisture Resistance: ±20% TRS
- IP Rating: IP 40
- Standard Resistance Tolerance: 20%

Features:
- Knurled or plain metal shaft
- Conductive polymer element
- Very low noise
- Single-turn
- 250k and 500k audio taper available
- RoHS compliant

For quantities greater than listed, call for quote.

MOUSER STOCK NO.	Bourns Part No.	Fig.	Value (KΩ)	Taper	Rotational Life	Terminal Configuration	Shaft Type	Price Each 1	5	10
652-95A1DZ28EA0300L	95A1D-Z28-EA0/300L	C	250	Audio	100k cycles	Solder Lugs	Knurled			
652-95A1DZ28EA0301L	95A1D-Z28-EA0/301L	D	250	Audio	100k cycles	Solder Lugs	Plain			
652-95A1DZ28EA0302L	95A1D-Z28-EA0/302L	C	500	Audio	100k cycles	Solder Lugs	Knurled			
652-95A1DZ28EA0303L	95A1D-Z28-EA0/303L	D	500	Audio	100k cycles	Solder Lugs	Plain			

PDB181-GTR SERIES - 17MM GUITAR POTENTIOMETERS

Specifications:
- Operating Temperature Range: -10˚C to +50˚C
- Resistance Range: 10K to 1M ohms
- Standard Resistance Tolerance: 1%

Features:
- Carbon element
- Compact size
- Dual gang option

For quantities greater than listed, call for quote.

MOUSER STOCK NO.	Bourns Part No.	Fig.	Value (KΩ)	Taper	Rotational Life	Terminal Configuration	Shaft Type	Price Each 1	10	50
652-PDB181GTR02254A2	PDB181-GTR02-254A2	E	250	Audio	15k cycles	Solder lugs	Plain			
652-PDB181GTR02504A2	PDB181-GTR02-504A2	E	500	Audio	15k cycles	Solder lugs	Plain			

PDB182-GTRB SERIES - 17MM BLEND-BALANCE GUITAR POTENTIOMETERS

Specifications:
- Taper: Linear audio
- Standard Resistance Tolerance: ±20%
- Operating Temperature: -10˚C to +50˚C
- Power Rating- Dual Section: 0.06 watt
- Max. Operating Voltage Audio: 150V
- Sliding Noise: 47mV Max.

Features:
- Carbon element
- Plain or knurled shaft option
- Metal bushing/metal shaft
- Center detent standard
- Rear solder lugs or PC pins
- 250K and 500K stadnrd resistance values
- Standard M and N taper
- RoHS Compliant

For quantities greater than listed, call for quote.

MOUSER STOCK NO.	Bourns Part No.	Fig.	Value Ω	Taper	Rotational LIfe	Terminal Configuration	Shaft Type	Price Each 1	25	100
652-PDB182GTRB1254MN	PDB182-GTRB1-254MN	F	250K	Audio	15,000	Solder Lugs	Knurled			
652-PDB182GTRB1504MN	PDB182-GTRB1-504MN	F	500K	Audio	15,000	Solder Lugs	Knurled			
652-PDB182GTRB2254MN	PDB182-GTRB2-254MN	F	250K	Audio	15,000	Solder Lugs	Plain			
652-PDB182GTRB2504MN	PDB182-GTRB2-504MN	F	500K	Audio	15,000	Solder Lugs	Plain			

PDB183-GTR SERIES - 17MM GUITAR POTENTIOMETERS W/ PUSH-PULL SWITCH

Specifications:
- Taper: Linear audio
- Standard Resistance Tolerance: ±20%
- Operating Temperature: -10˚C to +50˚C
- Power Rating- Linear: 0.2 watt
  Audio: 0.1 watt
- Max. Operating Voltage-Linear: 200V
  Audio: 150V
- Sliding Noise: 47mV Max.

Features:
- Split knurled or plain shaft options
- DPDT push-pull switch
- Metal bushing and shaft
- Carbon element
- Audio taper options
- RoHS Compliant

For quantities greater than listed, call for quote.

MOUSER STOCK NO.	Bourns Part No.	Fig.	Value Ω	Taper	Rotational LIfe	Terminal Configuration	Shaft Type	Price Each 1	25	100
652-PDB183GTR21254A2	PDB183-GTR21-254A2	G	250K	Audio	15,000	Solder Lugs	Knurled			
652-PDB183GTR21504A2	PDB183-GTR21-504A2	G	500K	Audio	15,000	Solder Lugs	Knurled			
652-PDB183GTR22254A2	PDB183-GTR22-254A2	G	250K	Audio	15,000	Solder Lugs	Plain			
652-PDB183GTR22504A2	PDB183-GTR22-504A2	G	500K	Audio	15,000	Solder Lugs	Plain			

DIMENSIONS: in.

A

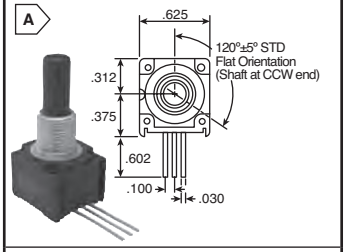

B

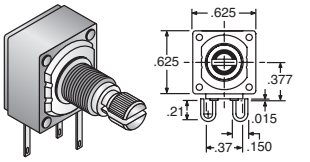

C

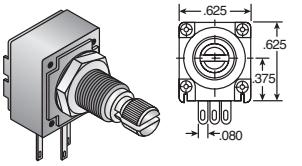

D

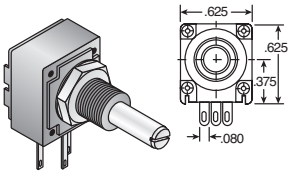

E

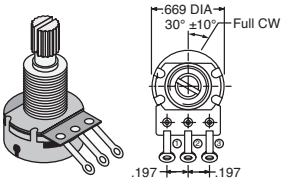

F

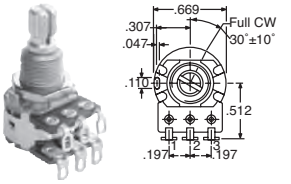

G

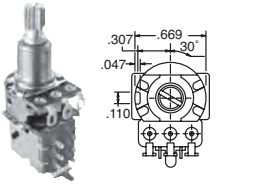

© Copyright 2014 Mouser Electronics

BOURNS Guitar Potentiometers and Kits

BOURNS®

RoHS Compliant **This product is RoHS compliant.**

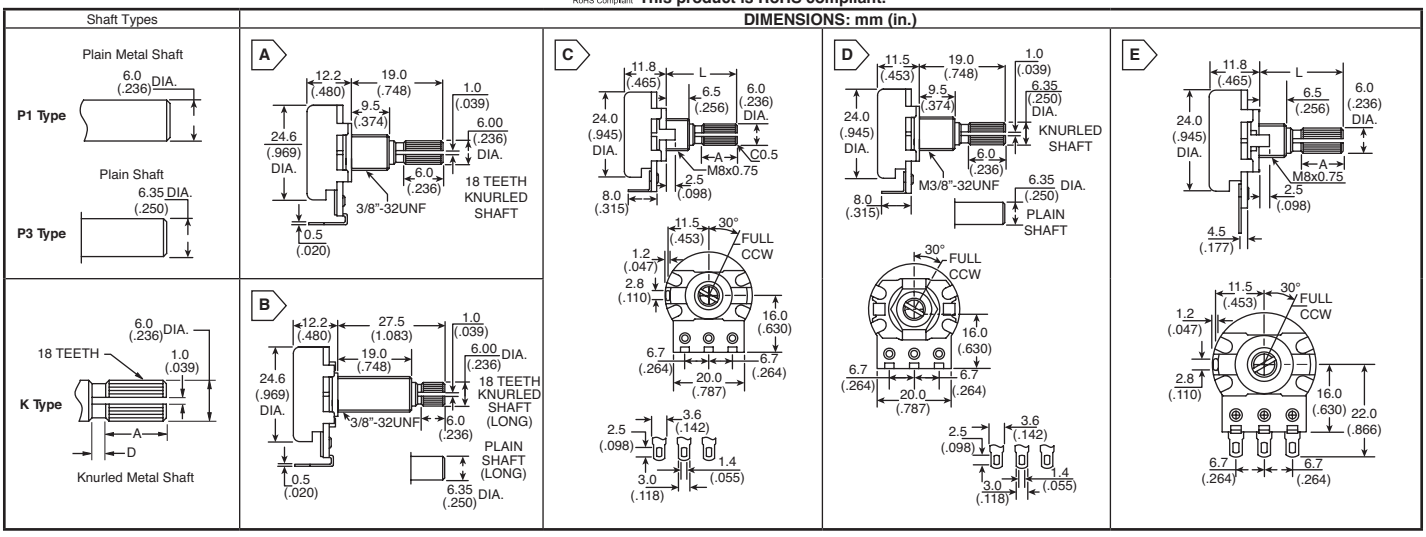

PDB241-GNL SERIES NO-LOAD GUITAR POTENTIOMETERS

Specifications:
- Taper: Linear
- Standard Resistance Tolerance: ±20%
- Operating Temperature: -10°C to +70°C
- Power Rating: 0.25W
- Maximum Operating Voltage: 250V
- Rotational Noise: 150mV max.
- Mechanical Angle: 300° ±5°
- Rotational Torque: 10 - 45 g-cm typical
- Hardware: Two flat washers and two mounting nuts supplied per potentiometer

Features:
- Carbon element
- Plain or knurled shaft option
- Metal bushing/shaft
- Rear solder lugs
- Detent at "no-load" position

NEW PRODUCT

For quantities greater than listed, call for quote.

MOUSER STOCK NO.	Bourns Part No.	Fig.	Value (Ω)	Taper	Rotational Life	Terminal Configuration	Shaft Type	Price Each 1	25	100	1000
652-PDB241GNL01254B0	PDB241-GNL01-254B0	A	250K	Linear	15,000	Solder Lugs	P1				
652-PDB241GNL01504B0	PDB241-GNL01-504B0	A	500K	Linear	15,000	Solder Lugs	P1				
652-PDB241GNL02254B0	PDB241-GNL02-254B0	A	250K	Linear	15,000	Solder Lugs	P1				
652-PDB241GNL03254B0	PDB241-GNL03-254B0	B	250K	Linear	15,000	Solder Lugs	P1				
652-PDB241GNL03504B0	PDB241-GNL03-504B0	B	500K	Linear	15,000	Solder Lugs	P1				

PDB241-GTR SERIES - 24MM GUITAR POTENTIOMETERS

Specifications:
- Taper: Audio
- Standard Resistance Tolerance: ±20%
- Operating Temperature: -10°C to +70°C
- Power Rating: 0.25W
- Maximum Operating Voltage: 250V
- Rotational Noise: 150mV max.
- Mechanical Angle: 300° ±5°
- Rotational Torque: 29 g-cm typical
- Hardware: One flat washer and mounting nut supplied per potentiometer with bushing

Features:
- Low torque
- Carbon element
- Plain or Knurled shaft option
- ESD wave washer
- Metal bushing
- Metal shaft
- Rear solder lugs

For quantities greater than listed, call for quote.

MOUSER STOCK NO.	Bourns Part No.	Fig.	Value (Ω)	Taper	Rotational Life	Terminal Configuration	Shaft Type	Price Each 1	25	100	1000
652-PDB241GTR01254A2	PDB241-GTR01-254A2	C	250K	Audio	15,000	Solder Lugs	K				
652-PDB241GTR01504A2	PDB241-GTR01-504A2	C	500K	Audio	15,000	Solder Lugs	K				
652-PDB241GTR03254A2	PDB241-GTR03-254A2	C	250K	Audio	15,000	Solder Lugs	K				
652-PDB241GTR03504A2	PDB241-GTR03-504A2	C	500K	Audio	15,000	Solder Lugs	K				
652-PDB241GTR02254A2	PDB241-GTR02-254A2	D	250K	Audio	15,000	Solder Lugs	P				
652-PDB241GTR02504A2	PDB241-GTR02-504A2	D	500K	Audio	15,000	Solder Lugs	P				

PDB24 SERIES - 24MM ROTARY POTENTIOMETERS

Specifications:
- Taper: Linear, Audio
- Standard Resistance Tolerance: ±20%
- Operating Temperature: -10°C to +70°C
- Power Rating:
  Linear: 0.5W
  Audio: 0.25W
- Maximum Operating Voltage
  Linear: 500V
  Audio: 250V
- Rotational Noise: 150mV max.
- Mechanical Angle: 300°±5°
- Rotational Torque: 20 to 200g-cm
- Hardware: one flat washer and mounting nut supplied per potentiometer with bushing

Features:
- High rotational life
- Metal shaft styles
- Carbon element
- Center detent option
- Wide range of resistance tapers
- No Detent

Applications:
- Electric guitars
- Sound processing equipment
- Guitar and sound system amplifiers
- Appliances
- Various commercial applications

For quantities greater than listed, call for quote.

MOUSER STOCK NO.	Bourns Part No.	Fig.	Value (Ω)	Taper	Rotational Life	Terminal Configuration	Shaft Type	Price Each 1	25	100	1000
652-PDB241E420K103B0	PDB241-E420K-103B0	C	10K	Linear	15,000	Rear	K				
652-PDB241E420K254A2	PDB241-E420K-254A2	C	250K	Audio	15,000	Rear	K				
652-PDB241E420K254B0	PDB241-E420K-254B0	C	250K	Linear	15,000	Rear	K				
652-PDB241E420K504A2	PDB241-E420K-504A2	C	500K	Audio	15,000	Rear	K				
652-PDB241E420K504B0	PDB241-E420K-504B0	C	500K	Linear	15,000	Rear	K				
652-PDB241E420P103B0	PDB241-E420P-103B0	C	10K	Linear	15,000	Rear	P				
652-PDB241E420P254A2	PDB241-E420P-254A2	C	250K	Audio	15,000	Rear	P				
652-PDB241E420P254B0	PDB241-E420P-254B0	C	250K	Linear	15,000	Rear	P				
652-PDB241E420P504A2	PDB241-E420P-504A2	C	500K	Audio	15,000	Rear	P				
652-PDB241E420P504B0	PDB241-E420P-504B0	C	500K	Linear	15,000	Rear	P				
652-PDB241S420K103B0	PDB241-S420K-103B0	E	10K	Linear	15,000	Down	K				
652-PDB241S420K254A2	PDB241-S420K-254A2	E	250K	Audio	15,000	Down	K				
652-PDB241S420K504A2	PDB241-S420K-504A2	E	500K	Audio	15,000	Down	K				
652-PDB241S420P103B0	PDB241-S420P-103B0	E	10K	Linear	15,000	Down	P				
652-PDB241S420P254A2	PDB241-S420P-254A2	E	250K	Audio	15,000	Down	P				
652-PDB241S420P504A2	PDB241-S420P-504A2	E	500K	Audio	15,000	Down	P				
652-PDB242E420K254A2	PDB242-E420K-254A2	C	250K	Audio	500,000	Rear	K				
652-PDB242E420K504A2	PDB242-E420K-504A2	C	500K	Audio	500,000	Rear	K				

BOURNS GUITAR POTENTIOMETER DESIGN KITS

Bourns® Sensors and Controls Product Line is proud to announce the release of three new Guitar Potentiometer Design Kits. Each kit has a variety of popular part numbers from their vast portfolio of guitar potentiometers. The kits are great for guitar designers and suitable for guitar technician service kits as well. Please contact Mouser for full list of part numbers in each kit.

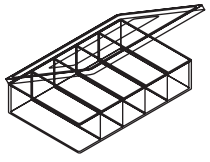

For quantities greater than listed, call for quote.

MOUSER STOCK NO.	Bourns Part No.	Type	Each Kit Contains 24 Pieces	Price Each
652-H-1201	H-1201	Stand. Guitar Pots	12pcs: PDB241 Series; 12pcs: PDA241 Series	
652-H-1202	H-1202	Stand. Mini-Guitar Pots	8pcs: PDB181 Series; 8pcs: PDB182 Series; 8pcs: PDB183 Series	

© Copyright 2014 Mouser Electronics

© Copyright 2014 Mouser Electronics

BOURNS Panel Controls

RoHS Compliant This product is RoHS compliant.

PSM SERIES MOTORIZED SLIDE POTENTIOMETERS

Characteristics:
- Standard Resistance Tolerance: ±20%
- Power Rating-Audio:.25 Watt
- Operating Temperature Range: -10˚C to +55˚C
- Rated Voltage: 10 VDC
- Operating Voltage Supply: 6 to 11 VDC
- Starting Current: 800 mA max.
- Starting Force @ 10 VDC: 20 gf
- Lever Speed @ 10 VDC: 20mm/.1 sec.

Features:
- Long life carbon element
- Assortment of resistance tapers
- 100mm travel length
- Touch sense lever
- PC terminals or snap-in connector option

RoHS Compliant

For quantities greater than listed, call for quote.

MOUSER STOCK NO.	Bourns Part No.	Fig.	Taper	Value (Ω)	Price Each 1	50	100	500
PC								
652-PSM01081A103B2	PSM01-081A-103B2	A	Linear	250				
Snap-In								
652-PSM01082A103B2	PSM01-082A-103B2	A	Linear	250				

PTL SERIES SLIDE POTENTIOMETERS WITH LED

Specifications:
- Resistance Tolerance: ±20%
- End Resistance: 30Ω max.
- Power Rating - Linear: 0.2W
- Operational Life: 15,000 cycles
- Temperature Range: -10°C ~ 55°C
- Linear Taper

Features:
- 60mm length of travel
- Carbon Element
- Red, Orange and Green LED
- Center Detent

Applications:
- Mixing consoles
- Drum machines
- Keyboards and synthesizers
- Equalizers

RoHS Compliant

For quantities greater than listed, call for quote.

MOUSER STOCK NO.	Bourns Part No.	Fig.	Value (Ω)	LED Color	Price Each 1	50	100	500
652-PTL60-15R1-102B2	PTL60-15R1-102B2	B	1K	Red				
652-PTL60-15O1-102B2	PTL60-15O1-102B2	B	1K	Orange				
652-PTL60-15G1-102B2	PTL60-15G1-102B2	B	1K	Green				
652-PTL60-15R1-502B2	PTL60-15R1-502B2	B	5K	Red				
652-PTL60-15O1-502B2	PTL60-15O1-502B2	B	5K	Orange				
652-PTL60-15G1-502B2	PTL60-15G1-502B2	B	5K	Green				
652-PTL60-15R1-103B2	PTL60-15R1-103B2	B	10K	Red				
652-PTL60-15O1-103B2	PTL60-15O1-103B2	B	10K	Orange				
652-PTL60-15G1-103B2	PTL60-15G1-103B2	B	10K	Green				
652-PTL60-15R1-503B2	PTL60-15R1-503B2	B	50K	Red				
652-PTL60-15O1-503B2	PTL60-15O1-503B2	B	50K	Orange				
652-PTL60-15G1-503B2	PTL60-15G1-503B2	B	50K	Green				
652-PTL60-15R1-104B2	PTL60-15R1-104B2	B	100K	Red				
652-PTL60-15O1-104B2	PTL60-15O1-104B2	B	100K	Orange				
652-PTL60-15G1-104B2	PTL60-15G1-104B2	B	100K	Green				

PTA SERIES LOW PROFILE SLIDE POTENTIOMETERS

Specifications:
- Resistance Tolerance: ±20%
- Operational Life: 15,000 cycles
- Temperature Range: -10°C ~ 55°C
- Linear Taper

Features:
- Carbon element
- Single and dual gang elements
- 15-60mm travel
- Metal housing
- Dust cover and center detent option

PRODUCT NEW

RoHS Compliant

Applications:
- Audio/TV Sets
- Car radio
- Amplifiers, mixers, drum machines, synthesizers
- PCs, monitors
- Appliances

For quantities greater than listed, call for quote.

MOUSER STOCK NO.	Bourns Part No.	Fig.	Value (Ω)	Gang Elements	Price Each 1	50	100	500
652-PTA4543215DPA504	PTA4543-2015DPA504	C	500000	Single				

PTE SERIES LOW PROFILE SLIDE POTENTIOMETERS

Specifications:
- Resistance Tolerance: ±20%
- End Resistance: 2Ω max.
- Operational Life: 100,000 cycles
- Temperature Range: -10°C ~ 55°C
- Linear Taper

Features:
- 60mm length of travel
- Carbon Element
- Single and Dual gang elements
- Tracking error within ±2dB

Applications:
- Mixing consoles
- Drum machines
- Keyboards and synthesizers
- Equalizers

RoHS Compliant

For quantities greater than listed, call for quote.

MOUSER STOCK NO.	Bourns Part No.	Fig.	Value (Ω)	Gang Elements	Price Each 1	50	100	500
652-PTE60-151B-102B2	PTE60-151B-102B2	D	1K	Single				
652-PTE60-152B-102B2	PTE60-152B-102B2	D	1K	Dual				
652-PTE60-151B-502B2	PTE60-151B-502B2	D	5K	Single				
652-PTE60-152B-502B2	PTE60-152B-502B2	D	5K	Dual				
652-PTE60-151B-103B2	PTE60-151B-103B2	D	10K	Single				
652-PTE60-152B-103B2	PTE60-152B-103B2	D	10K	Dual				
652-PTE60-151B-503B2	PTE60-151B-503B2	D	50K	Single				
652-PTE60-152B-503B2	PTE60-152B-503B2	D	50K	Dual				
652-PTE60-151B-104B2	PTE60-151B-104B2	D	100K	Single				
652-PTE60-152B-104B2	PTE60-152B-104B2	D	100K	Dual				

PTF SERIES LONG LIFE SLIDE POTENTIOMETERS

Specifications:
- Resistance Tolerance: ±20%
- End Resistance: 1Ω max.
- Operational Life: 100,000 cycles
- Temperature Range: -10°C ~ 55°C
- Linear Taper

Features:
- 100mm length of travel
- Carbon Element
- Single and Dual gang elements
- Tracking error within ±2dB

Applications:
- Mixing consoles
- Drum machines
- Keyboards and synthesizers
- Equalizers

RoHS Compliant

For quantities greater than listed, call for quote.

MOUSER STOCK NO.	Bourns Part No.	Fig.	Value (Ω)	Price Each 1	50	100	500
652-PTF01-152A-102B2	PTF01-152A-102B2	E	1K				
652-PTF01-152A-502B2	PTF01-152A-502B2	E	5K				
652-PTF01-152A-103B2	PTF01-152A-103B2	E	10K				
652-PTF01-152A-503B2	PTF01-152A-503B2	E	50K				
652-PTF01-152A-104B2	PTF01-152A-104B2	E	100K				

DIMENSIONS: in.

A

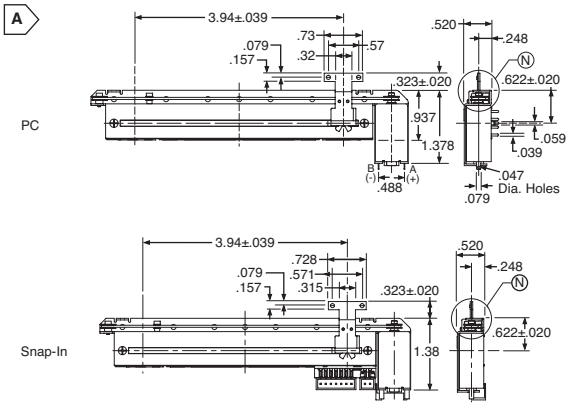

B

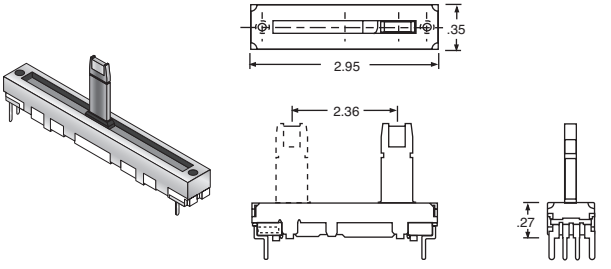

C

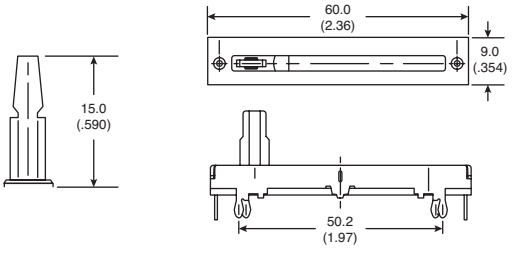

D

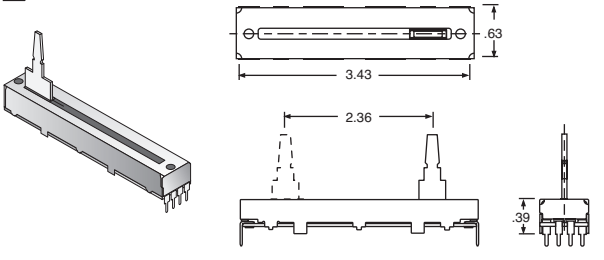

E

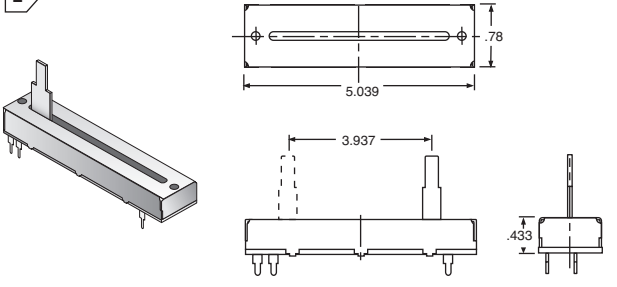

© Copyright 2014 Mouser Electronics

© Copyright 2014 Mouser Electronics

BOURNS PRS11S SERIES 11MM SMD PANEL CONTROL

Specifications:

- Operating temp. : -10°C to +70°C
- Power rating: audio 0.025 watts
- Rotational life: 15,000 cycles

Features:

- Carbon element
- Infrared or hot air reflow compatible

PRODUCT NEW

RoHS Compliant

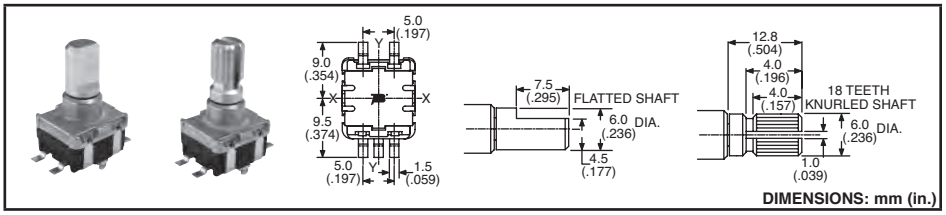

DIMENSIONS: mm (in.)

For quantities greater than listed, call for quote.

MOUSER STOCK NO.	Bourns Part No.	Value (Ω)	Shaft Type	Shaft Length (mm)	Price Each 1	10	50	100	500
652-PRS11SN20F503B1	PRS11S-N20F-503B1	50K	Flatted	20					
652-PRS11SN20F503B1	PRS11S-N20K-503B1	50K	Knurled	20					
652-PRS11SN20K103B1	PRS11S-N20K-103B1	10K	Knurled	20					

BOURNS 51/53 SERIES 1/2" PANEL CONTROL

Specifications:

- Power Rating: 0.5W (CP) 1.0W (cermet)
- Rotational Life (No Load): 50K cycles (CP) 25K cycles (cermet)
- Temperature Coefficient: ±1000 PPM/°C (CP) ±150 PPM/°C (cermet)
- Operating Temperature: +1°C to +125°C

Features:

- Metal bushing and shaft
- Conductive plastic or cermet elements available
- Single turn
- Sealed to IP65
- Nut and washer included

RoHS Compliant

PRODUCT NEW

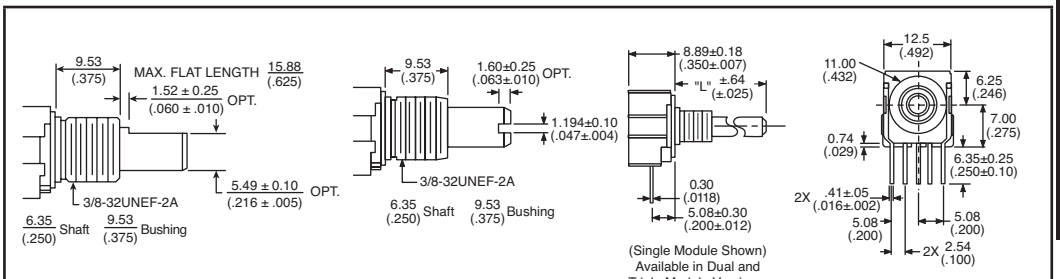

DIMENSIONS: mm (in.)

For quantities greater than listed, call for quote.

MOUSER STOCK NO.	Bourns Part No.	Taper Type	Taper Tolerance	Element Type	Value (Ω)	Price Each 1	5	10	25	50	100
652-53ABDA28B25/B25L	53ABD-A28-B25/B25L	Linear	20%	CP	1M						
652-51AAA-B24-A10L	51AAA-B24-A10L	Linear	10%	Cermet	1K						
652-51AAA-B24-A13L	51AAA-B24-A13L	Linear	10%	Cermet	5K						
652-51AAA-B28-A15L	51AAA-B28-A15L	Linear	10%	Cermet	10K						
652-51AAA-B28-A18L	51AAA-B28-A18L	Linear	10%	Cermet	50K						
652-51AAA-B24-B10L	51AAA-B24-B10L	Linear	20%	CP	1K						
652-51AAA-B24-B13L	51AAA-B24-B13L	Linear	20%	CP	5K						
652-51AAA-B28-B15L	51AAA-B28-B15L	Linear	20%	CP	10K						
652-51AAA-B24-B18L	51AAA-B24-B18L	Linear	20%	CP	50K						
652-51AAA-B24-D10L	51AAA-B24-D10L	Audio	20%	CP	1K						
652-51AAA-B28-D15L	51AAA-B28-D15L	Audio	20%	CP	10K						
652-51AAA-B28-D18L	51AAA-B28-D18L	Audio	20%	CP	50K						

BOURNS PC SERIES "SLIMLINE" 22MM PANEL CONTROL

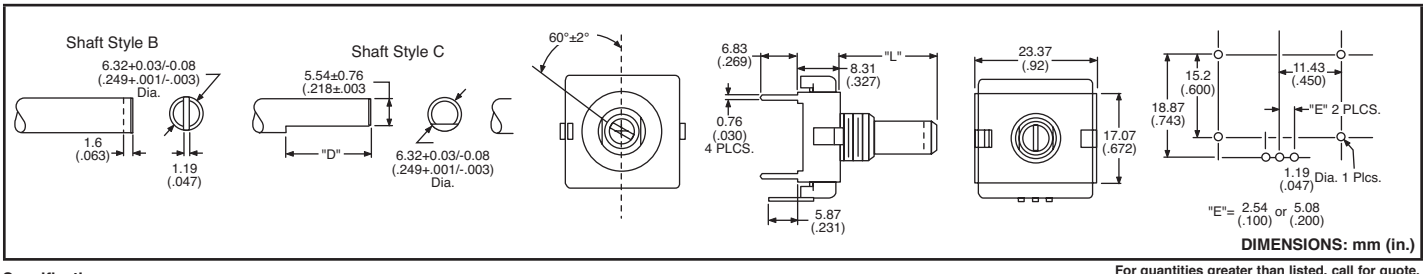

DIMENSIONS: mm (in.)

For quantities greater than listed, call for quote.

Specifications:

- Power Rating: 0.75W
- Rotational Life:50K cycles
- Resistance Tolerance: ±20%
- Operating Temperature: +1°C to +125°C

Features:

- Space saving low profile design
- Plastic shaft and bushing
- Mounting bracket
- Long life

RoHS Compliant

MOUSER STOCK NO.	Bourns Part No.	Shaft Type	Value (Ω)	Price Each 1	5	10	25	50	100
652-PCW1JC24BAB502L	PCW1J-C24-BAB502L	Flatted	5K						
652-PCW1JC24BAB103L	PCW1J-C24-BAB103L	Flatted	10K						
652-PCW1JC24BAB503L	PCW1J-C24-BAB503L	Flatted	50K						
652-PCW1JC24BAB104L	PCW1J-C24-BAB104L	Flatted	100K						
652-PCW1JB24BAB502L	PCW1J-B24-BAB502L	Slotted	5K						
652-PCW1JB24-BAB103L	PCW1J-B24-BAB103L	Slotted	10K						
652-PCW1JB24-BAB503L	PCW1J-B24-BAB503L	Slotted	50K						
652-PCW1JB24BAB104L	PCW1J-B24-BAB104L	Slotted	100K						

BOURNS 3852 SERIES 3/4" PANEL CONTROL

Specifications:

- Tolerance: ±10%
- Power rating: 2 Watts @ +70°C
- Operating temperature: -1°C to +125°C
- Rotational life: 50,000 cycles

Features:

- Single-turn
- Linear taper
- Cermet element
- Nut and washer included
- Minimal depth package

RoHS Compliant

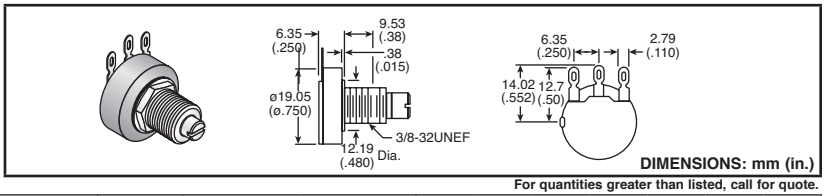

DIMENSIONS: mm (in.)

For quantities greater than listed, call for quote.

MOUSER STOCK NO.	Bourns Part No.	Value (Ω)	Shaft Diameter (in.)	Shaft Length (in.)	Price Each 1	5	10	25	50	100	200
652-3852A-162-102AL	3852A-162-102AL	1K	1/4	1/2							
652-3852A-162-502AL	3852A-162-502AL	5K	1/4	1/2							
652-3852A-162-103AL	3852A-162-103AL	10K	1/4	1/2							
652-3852A-162-503AL	3852A-162-503AL	50K	1/4	1/2							
652-3852A-162-104AL	3852A-162-104AL	100K	1/4	1/2							
652-3852A-282-102AL	3852A-282-102AL	1K	1/4	7/8							
652-3852A-282-502AL	3852A-282-502AL	5K	1/4	7/8							
652-3852A-282-103AL	3852A-282-103AL	10K	1/4	7/8							
652-3852A-282-503AL	3852A-282-503AL	50K	1/4	7/8							
652-3852A-282-104AL	3852A-282-104AL	100K	1/4	7/8							

© Copyright 2014 Mouser Electronics

© Copyright 2014 Mouser Electronics

HONEYWELL Potentiometers

Honeywell

53 SERIES INDUSTRIAL POTENTIOMETERS

The 53 Series is an economical potentiometer made with a rugged construction. It offers a 2 watt power rating and the benefits of a conductive plastic element.

Features:

- Robust nickel-plated brass shaft and bushings
- Conductive plastic element
- Linear taper
- 25,000 cycle rotational life
- Bushing Thread: 9.53mm (.375in.)x32 NEF-2A
- Power Rating: 2W

	Shaft Length
C1	50.80mm
C2	15.88mm
C3	22.23mm

Applications:

- Manual controls (throttle, joystick)
- Electric vehicles
- Personal mobility
- Off-road vehicles
- Welding and heating
- Telecommunications



✻ Photo is for reference only

✻✻ Includes bushing † Accepts rotary switch

For quantities greater than listed, call for quote.

MOUSER STOCK NO.	Honeywell Part No.	Value (Ω)	Linearity (%)	Tol. (%)	✻✻Shaft Length mm	Price Each 1	10	50
785-53C250	53C250	50	±5	±10	15.88			
785-53C350	53C350	50	±5	±10	22.23			
785-53C1100	53C1100	100	±5	±10	50.80			
785-53C2100	53C2100	100	±5	±10	15.88			
785-53C3100	53C3100	100	±5	±10	22.23			
785-53C3150	53C3150	150	±5	±10	22.23			
785-53C2250	53C2250	250	±5	±10	15.88			
785-53C3250	53C3250	250	±5	±10	22.23			
785-53C2500	53C2500	500	±5	±10	15.88			
785-53C3500	53C3500	500	±5	±10	22.23			
785-53C11K	53C11K	1K	±5	±10	50.80			
785-53C21K	53C21K	1K	±5	±10	15.88			
785-53C31K	53C31K	1K	±5	±10	22.23			
785-53C31500	53C31500	1.5K	±5	±10	22.23			
785-53C12K	53C12K	2K	±5	±10	50.80			
785-53C32K	53C32K	2K	±5	±10	22.23			
785-53C12500	53C12500	2.5K	±5	±10	50.80			
785-53C22500	53C22500	2.5K	±5	±10	15.88			
785-53C32500	53C32500	2.5K	±5	±10	22.23			
785-53C15K	53C15K	5K	±5	±10	50.80			
785-53C25K	53C25K	5K	±5	±10	15.88			
785-53C35K	53C35K	5K	±5	±10	22.23			
785-53C110K	53C110K	10K	±5	±10	50.80			
† 785-53C1SW10K	53C1SW10K	10K	±5	±10	50.80			
785-53C210K	53C210K	10K	±5	±10	15.88			
785-53C310K	53C310K	10K	±5	±10	22.23			
785-53C315K	53C315K	15K	±5	±10	22.23			
785-53C320K	53C320K	20K	±5	±10	22.23			
785-53C125K	53C125K	25K	±5	±10	50.80			
785-53C225K	53C225K	25K	±5	±10	15.88			
785-53C325K	53C325K	25K	±5	±10	22.23			
785-53C150K	53C150K	50K	±5	±10	50.80			
785-53C250K	53C250K	50K	±5	±10	15.88			
785-53C350K	53C350K	50K	±5	±10	22.23			
785-53C375K	53C375K	75K	±5	±10	22.23			
785-53C1100K	53C1100K	100K	±5	±10	50.80			
785-53C2100K	53C2100K	100K	±5	±10	15.88			
785-53C3100K	53C3100K	100K	±5	±10	22.23			
785-53C2150K	53C2150K	150K	±5	±10	15.88			
785-53C3150K	53C3150K	150K	±5	±10	22.23			
785-53C3200K	53C3200K	200K	±5	±10	22.23			
785-53C1250K	53C1250K	250K	±5	±10	50.80			
785-53C2250K	53C2250K	250K	±5	±10	15.88			
785-53C3250K	53C3250K	250K	±5	±10	22.23			
785-53C2500K	53C2500K	500K	±5	±10	15.88			
785-53C3500K	53C3500K	500K	±5	±10	22.23			
785-53C21MEG	53C21MEG	1M	±5	±10	15.88			
785-53C31MEG	53C31MEG	1M	±5	±10	22.23			
785-53C22MEG	53C22MEG	2M	±5	±20	15.88			
785-53C35MEG	53C35MEG	5M	±5	±20	22.23			

RA30 SERIES INDUSTRIAL POTENTIOMETERS

The RA30 Series is a military qualified potentiometer made in accordance to MIL-R-19 specifications. It offers a 4 watt power rating and a wirewound element.

Features:

- Robust nickel-plated brass shaft and bushings
- Wirewound element
- Linear taper
- Very stable over the operating temperature
- Meets MIL-R-19 standards
- Bushing Thread: 9.53mm (.375in.)x32 NEF-2A
- Power Rating: 4W

RoHS Compliant



✻Photo is for reference only

Applications:

- Manual controls
- Welding and heating

✻✻ Includes bushing

For quantities greater than listed, call for quote.

MOUSER STOCK NO.	Honeywell Part No.	Value (Ω)	Linearity (%)	Tol. (%)	✻✻Shaft Length mm	Price Each 1	10	50
785-RA30NASD101A	RA30NASD101A	100	±5	±10	22.23			
785-RA30NASD102A	RA30NASD102A	1K	±5	±10	22.23			
785-RA30NASD502A	RA30NASD502A	5K	±5	±10	22.23			
785-RA30NASD103A	RA30NASD103A	10K	±5	±10	22.23			

58 SERIES INDUSTRIAL POTENTIOMETERS

The 58 Series is a 4 watt potentiometer made with a wirewound element. It offers a rugged metal construction and a linear taper.

Features:

- Robust nickel-plated brass shaft and bushings
- Wirewound element
- Linear taper
- Very stable over the operating temperature
- Bushing Thread: 9.53mm (.375in.)x32 NEF-2A
- Power Rating: 4W

RoHS Compliant



✻ Photo is for reference only

Applications:

- Manual controls
- Welding and heating

✻✻ Includes bushing

For quantities greater than listed, call for quote.

MOUSER STOCK NO.	Honeywell Part No.	Value (Ω)	Linearity (%)	Tol. (%)	✻✻Shaft Length mm	Price Each 1	10	50
785-58C12K	58C12K	2K	±2	±5	50.80			

380 SERIES INDUSTRIAL POTENTIOMETERS

The 380 Series is a robust 2 watt potentiometer that offers the advantages of a conductive plastic element and a 100,000 cycle rotational life.

Features:

- Robust nickel-plated brass shaft and bushings
- Conductive plastic element
- Linear taper
- 100,000 cycle rotational life
- Bushing Thread: 9.53mm (.375in.)x32 NEF-2A
- Power Rating: 2W

Applications:

- Manual controls
- Medical equipment
- Telecommunications

RoHS Compliant



✻Photo is for reference only

✻✻ Includes bushing

For quantities greater than listed, call for quote.

MOUSER STOCK NO.	Honeywell Part No.	Value (Ω)	Linearity (%)	Tol. (%)	✻✻Shaft Length mm	Price Each 1	10	50
785-380C3100	380C3100	100	±5	±10	22.22			
785-380C1250	380C1250	250	±5	±10	50.80			
785-380C1500	380C1500	500	±5	±10	50.80			
785-380C3500	380C3500	500	±5	±10	22.22			
785-380C11000	380C11000	1K	±5	±10	50.80			
785-380C21000	380C21000	1K	±5	±10	15.87			
785-380C31000	380C31000	1K	±5	±10	22.22			
785-380C12500	380C12500	2.5K	±5	±10	50.80			
785-380C32500	380C32500	2.5K	±5	±10	22.22			
785-380C15000	380C15000	5K	±5	±10	50.80			
785-380C25000	380C25000	5K	±5	±10	15.87			
785-380C35000	380C35000	5K	±5	±10	22.22			
785-380C110K	380C110K	10K	±5	±10	50.80			
785-380C310K	380C310K	10K	±5	±10	22.22			
785-380C325K	380C325K	25K	±5	±10	22.22			
785-380C350K	380C350K	50K	±5	±10	22.22			
785-380C1100K	380C1100K	100K	±5	±10	50.80			
785-380C3100K	380C3100K	100K	±5	±10	22.22			
785-380C3500K	380C3500K	500K	±5	±10	22.22			
785-380C31MEG	380C31MEG	1M	±5	±10	22.22			

381 SERIES INDUSTRIAL POTENTIOMETERS

The 381 Series is a 1 watt potentiometer with a conductive plastic element and a metal housing.

Features:

- Conductive plastic element
- Linear taper
- Solder lug terminals
- Locking style bushing
- Rugged construction: Metal case and nickel-plated brass shaft and bushings
- Bushing Thread: 6.35mm (.25in.)x32 NEF-2A
- Power Rating: 1W

Applications:

- Manual controls
- Welding and heating
- Telecommunications

RoHS Compliant



✻Photo is for reference only

✻✻ Includes bushing † Accepts rotary switch

For quantities greater than listed, call for quote.

MOUSER STOCK NO.	Honeywell Part No.	Value (Ω)	Linearity (%)	Tol. (%)	✻✻Shaft Length mm	Price Each 1	10	50
785-381N100	381N100	100	±5	±10	19.05			
785-381N250	381N250	250	±5	±10	19.05			
785-381N1000	381N1000	1K	±5	±10	19.05			
785-381L5K	381L5K	5K	±5	±10	11.12			
785-381N5K	381N5K	5K	±5	±10	19.05			
785-381L10K	381L10K	10K	±5	±10	11.12			
785-381N10K	381N10K	10K	±5	±10	19.05			
† 785-381NS10K	381NS10K	10K	±5	±10	19.05			
785-381L25K	381L25K	25K	±5	±10	11.12			
785-381N25K	381N25K	25K	±5	±10	19.05			
785-381N100K	381N100K	100K	±5	±10	19.05			

© Copyright 2014 Mouser Electronics

© Copyright 2014 Mouser Electronics

RoHS Compliant This product is RoHS compliant.

J SERIES CARBON COMPOSITION POTENTIOMETERS

Features:

- Carbon Potentiometer
- Series: J
- Track Resistance: 100kohm
- Resistance Tolerance: +/-10%
- Power Rating: 2W
- Operating Temperature Range: -55°C to +120°C
- Adjustment Type: Knob
- Linearity %: 5%
- Resistance Max: 100kohm
- RoHS Compliant: Yes
- Bushing Thread: 9.53mm (is included in shaft length) (.375in.)x32 NEF-2A
- Power Rating: 2.25W



RoHS Compliant

For quantities greater than listed, call for quote.

MOUSER STOCK NO.	Honeywell Part No.	Value (Ω)	Linearity (%)	Tol. (%)	Shaft Length: mm	Price Each 1	10	50
785-JA1N056S251UA	JA1N056S251UA	250	±5	±10	22.22			
785-JA1N056S501UA	JA1N056S501UA	500	±5	±10	22.22			
785-JA1N056S102UA	JA1N056S102UA	1K	±5	±10	22.22			
785-JA1N056S502UA	JA1N056S502UA	5K	±5	±10	22.22			
785-JA1N056S103UA	JA1N056S103UA	10K	±5	±10	22.22			
785-JA1N056S203UA	JA1N056S203UA	20K	±5	±10	22.22			
785-JA1N056S253UA	JA1N056S253UA	25K	±5	±10	22.22			

43 SERIES INDUSTRIAL POTENTIOMETERS

The 43 Series is a 2 watt potentiometer made with a wirewound element. It offers a rugged metal construction and a linear taper.

Features:

- Wirewound element
- Linear taper
- Very stable over the operating temperature
- Robust nickel-plated brass shaft and bushings
- Bushing Thread: 9.53mm (.375in.)x32 NEF-2A (is included in shaft length)
- Power Rating: 2W

Applications:

- Manual controls
- Welding and heating



RoHS Compliant

For quantities greater than listed, call for quote.

MOUSER STOCK NO.	Honeywell Part No.	Value (Ω)	Linearity (%)	Tol. (%)	Shaft Length: mm	Price Each 1	10	50
785-43C11000	43C11000	1K	±2	±5	50.80			
785-43C110K	43C110K	10K	±2	±5	50.80			

RA20 SERIES INDUSTRIAL POTENTIOMETERS

The RA20 Series is a military qualified potentiometer made in accordance to MIL-R-19 specifications. It offers a 2 watt power rating and a wirewound element.

Features:

- Robust nickel-plated brass shaft and bushings
- Wirewound element
- Linear taper
- Very stable over the operating temperature
- Locking style bushing
- Meets MIL-R-19 standards
- Bushing Thread: 9.53mm (is included in shaft length) (.375in.)x32 NEF-2A
- Power Rating: 2W

Applications:

- Manual controls
- Welding and heating



RoHS Compliant

For quantities greater than listed, call for quote.

MOUSER STOCK NO.	Honeywell Part No.	Value (Ω)	Linearity (%)	Tol. (%)	Shaft Length: mm	Price Each 1	10	50
785-RA20NASD102A	RA20NASD102A	1K	±5	±10	22.23			
785-RA20NASD502A	RA20NASD502A	5K	±5	±10	22.23			
785-RA20LASB103A	RA20LASB103A	10K	±5	±10	15.88			
785-RA20NASD103A	RA20NASD103A	10K	±5	±10	22.23			

73 SERIES PRECISION POTENTIOMETERS

The RA30 Series is a military qualified potentiometer made in accordance to MIL-R-19 specifications. It offers a 2 watt power rating and a wirewound element.

Features:

- Plastic shaft and bushings (for parts with a "B")
- Robust nickel-plated brass shaft and bushings (for parts with an "A")
- Wirewound element
- Linear taper
- 10-turn construction
- Bushing Thread: 9.53mm (.375 in.) x 32 NEF-2A (is included in shaft length)
- Power Rating: 2W

Applications:

- Manual controls
- Welding and heating



RoHS Compliant

For quantities greater than listed, call for quote.

MOUSER STOCK NO.	Honeywell Part No.	Value (Ω)	Linearity (%)	Tol. (%)	Shaft Length: mm	Price Each 1	10	50
785-73JA100	73JA100	100	±.25	±5	20.62			
785-73JA200	73JA200	200	±.25	±5	20.62			
785-73JA500	73JA500	500	±.25	±5	20.62			
785-73JB500	73JB500	500	±.25	±5	22.23			
785-73JA1K	73JA1K	1K	±.25	±5	22.23			
785-73JA2K	73JA2K	2K	±.25	±5	20.62			
785-73JA5K	73JA5K	5K	±.25	±5	20.62			
785-73JB5K	73JB5K	5K	±.25	±5	20.62			
785-73JA10K	73JA10K	10K	±.25	±5	20.62			
785-73JB10K	73JB10K	10K	±.25	±5	20.62			
785-73JA20K	73JA20K	20K	±.25	±5	20.62			
785-73JB20K	73JB20K	20K	±.25	±5	20.62			
785-73JA25K	73JA25K	25K	±.25	±5	20.62			
785-73JA50K	73JA50K	50K	±.25	±5	20.62			

392 SERIES INDUSTRIAL POTENTIOMETERS

The 392 Series is a 1/2 watt potentiometer with a conductive plastic element and a molded housing. It offers an internal shaft seal for moisture protection and PC style terminals.

Features:

- Compact - 12.7mm (0.5 in.) diameter
- Conductive plastic element
- Linear taper
- Plastic shaft and bustings (for parts with a "B")
- Robust nickel-plated brass shaft and bushings (for parts with an "A")
- PC terminals
- Power Rating: 0.5W

Applications:

- Manual controls
- Medical Equipment
- Telecommunications



RoHS Compliant

For quantities greater than listed, call for quote.

MOUSER STOCK NO.	Honeywell Part No.	Value (Ω)	Linearity (%)	Tol. (%)	Shaft Length: mm	Price Each 1	10	50
785-392JB100	392JB100	100	±5	±10	22.22			
785-392JB250	392JB250	250	±5	±10	22.22			
785-392JB500	392JB500	500	±5	±10	22.22			
785-392JA1K	392JA1K	1K	±5	±10	22.22			
785-392JB1K	392JB1K	1K	±5	±10	22.22			
785-392JB2500	392JB2500	2.5K	±5	±10	22.22			
785-392JA5K	392JA5K	5K	±5	±10	22.22			
785-392JB5K	392JB5K	5K	±5	±10	22.22			
785-392JA10K	392JA10K	10K	±5	±10	22.22			
785-392JB10K	392JB10K	10K	±5	±10	22.22			
785-392JA25K	392JA25K	25K	±5	±10	22.22			
785-392JB25K	392JB25K	25K	±5	±10	22.22			
785-392JA50K	392JA50K	50K	±5	±10	22.22			
785-392JB50K	392JB50K	50K	±5	±10	22.22			
785-392JA100K	392JA100K	100K	±5	±10	22.22			
785-392JB100K	392JB100K	100K	±5	±10	22.22			
785-392JA250K	392JA250K	250K	±5	±10	22.22			
785-392JB250K	392JB250K	250K	±5	±10	22.22			
785-392JB500K	392JB500K	500K	±5	±10	22.22			
785-392JA1MEG	392JA1MEG	1M	±5	±20	22.22			
785-392JB1MEG	392JB1MEG	1M	±5	±20	22.22			

585 SERIES COMMERCIAL POTENTIOMETER

The 585 Series is a low cost potentiometer for voltage divider applications. It offers PC terminals and compact size.

Features:

- Compact - 9.0mm (0.354 in.) x 19.05mm (.75 in.) (.276 in.) (is included in shaft length)
- Low cost
- Carbon element
- Linear taper
- Horizontal mount
- Metal shaft and bushings
- Dual section controlled by one shaft
- PC terminals
- Bushing Thread: .97mm
- Power Rating: 0.05W

Applications:

- Manual controls (throttle, joystick)
- Welding and heating
- Telecommunications



RoHS Compliant

For quantities greater than listed, call for quote.

MOUSER STOCK NO.	Honeywell Part No.	Value (Ω)	Linearity (%)	Tol. (%)	Shaft Length: mm	Price Each 1	10	50
785-585SX4Q25F102SP	585SX4Q25F102SP	1K	±5	±20	19.05			

© Copyright 2014 Mouser Electronics

© Copyright 2014 Mouser Electronics

574 SERIES COMMERCIAL POTENTIOMETERS

The 574 Series is a low cost potentiometer with the benefits of a conductive plastic element. It is made with a thermoplastic housing and shaft and includes a bracket for vertical PC mounting.

Features:
- All plastic construction
- Conductive plastic element
- Linear taper
- Metric bushing
- Low profile
- Vertical mounting with support bracket
- Bushing thread: 9.53mm (.375 in.) x 32 NEF-2A
- Power Rating: 0.5W

Applications:
- Manual controls (throttle, joystick)
- Welding and heating
- Telecommunications

RoHS Compliant



For quantities greater than listed, call for quote.

MOUSER STOCK NO.	Honeywell Part No.	Value (Ω)	Linearity (%)	Tol. (%)	Shaft Length: mm	Price Each 1	10	50
Flatted								
785-574SX1M48F103SD	574SX1M48F103SD	10K	±5	±20	22.22			
785-574SX1M48F503SD	574SX1M48F503SD	50K	±5	±20	19.05			
785-574SX1M48F104SD	574SX1M48F104SD	100K	±5	±20	19.05			
Slotted								
785-574SX1M48S103SD	574SX1M48S103SD	10K	±5	±20	19.05			
785-574SX1M48S503SD	574SX1M48S503SD	50K	±5	±20	19.05			
785-574SX1M48S104SD	574SX1M48S104SD	100K	±5	±20	19.05			

575 SERIES COMMERCIAL POTENTIOMETERS

The 575 Series is a low cost potentiometer with the benefits of a conductive plastic element. It is panel mounted and the housing and shaft are made from thermoplastic material.

Features:
- All plastic construction
- Conductive plastic element
- Linear taper
- Solder hook terminals
- Bushing thread: 9.53mm (.375 in.) x 32 NEF-2A
- Power Rating: 0.5W

Applications:
- Manual controls (throttle, joystick)
- Welding and heating
- Telecommunications

RoHS Compliant



For quantities greater than listed, call for quote.

MOUSER STOCK NO.	Honeywell Part No.	Value (Ω)	Linearity (%)	Tol. (%)	Shaft Length: mm	Price Each 1	10	50
Flatted								
785-575SX1A48F102SS	575SX1A48F102SS	1K	±5	±20	19.05			
785-575SX1A48F103SS	575SX1A48F103SS	10K	±5	±20	19.05			
785-575SX1A48F503SS	575SX1A48F503SS	50K	±5	±20	19.05			
Slotted								
785-575SX1A48S102SS	575SX1A48S102SS	1K	±5	±20	19.05			
785-575SX1A48S103SS	575SX1A48S103SS	10K	±5	±20	19.05			
785-575SX1A48S503SS	575SX1A48S503SS	50K	±5	±20	19.05			

308 SERIES INDUSTRIAL POTENTIOMETERS

The 308 Series is a low cost, conductive plastic, potentiometer. It offers a 1/2 watt power rating and a metal shaft and bushing.

Features:
- Compact- 12.7mm (0.5 in.) modular size
- Robust- nickel-plated brass shaft and bushings
- Conductive plastic element
- Linear taper
- Solder hook terminals
- Bushing thread: 6.35mm (.25 in.) x 32 NEF-2A
- Power Rating: 0.5W

Applications:
- Manual controls
- Medical equipment
- Telecommunications

RoHS Compliant



✻ Terminal is PC

For quantities greater than listed, call for quote.

MOUSER STOCK NO.	Honeywell Part No.	Value (Ω)	Linearity (%)	Tol. (%)	Shaft Length: mm	Price Each 1	10	50
785-308N100	308N100	100	±5	±10	19.05			
785-308N500	308N500	500	±5	±10	19.05			
785-308N1K	308N1K	1K	±5	±10	19.05			
✻ 785-308NPC1K	308NPC1K	1K	±5	±10	19.05			

308 SERIES INDUSTRIAL POTENTIOMETERS (CONT.)

The 308 Series is a low cost, conductive plastic, potentiometer. It offers a 1/2 watt power rating and a metal shaft and bushing.

Features:
- Compact- 12.7mm (0.5 in.) modular size
- Robust- nickel-plated brass shaft and bushings
- Conductive plastic element
- Linear taper
- Solder hook terminals
- Bushing thread: 6.35mm (.25 in.) x 32 NEF-2A
- Power Rating: 0.5W

Applications:
- Manual controls
- Medical equipment
- Telecommunications

RoHS Compliant



✻ Terminal is PC

For quantities greater than listed, call for quote.

MOUSER STOCK NO.	Honeywell Part No.	Value (Ω)	Linearity (%)	Tol. (%)	Shaft Length: mm	Price Each 1	10	50
785-308N2500	308N2500	2.5K	±5	±10	19.05			
785-308N5K	308N5K	5K	±5	±10	19.05			
✻ 785-308NPC5K	308NPC5K	5K	±5	±10	19.05			
785-308N10K	308N10K	10K	±5	±10	19.05			
✻ 785-308NPC10K	308NPC10K	10K	±5	±10	19.05			
785-308N25K	308N25K	25K	±5	±10	19.05			
✻ 785-308NPC25K	308NPC25K	25K	±5	±10	19.05			
785-308N50K	308N50K	50K	±5	±10	19.05			
✻ 785-308NPC50K	308NPC50K	50K	±5	±10	19.05			
785-308N100K	308N100K	100K	±5	±10	19.05			
✻ 785-308NPC100K	308NPC100K	100K	±5	±10	19.05			
785-308N250K	308N250K	250K	±5	±10	19.05			
785-308N500K	308N500K	500K	±5	±10	19.05			
✻ 785-308NPC500K	308NPC500K	500K	±5	±10	19.05			
785-308N1MEG	308N1MEG	1M	±5	±20	19.05			
785-308N2.5MEG	308N2.5MEG	2.5M	±5	±20	19.05			
785-308N5MEG	308N5MEG	5M	±5	±20	19.05			

309 SERIES INDUSTRIAL POTENTIOMETERS

The 309 Series is a low cost potentiometer that offers the temperature stability of a cermet element and a 1 watt power rating in a compact body.

Features:
- Compact- 12.7mm (0.5 in.) modular size
- Robust- nickel-plated brass shaft and bushings
- Cerement element
- Linear taper
- Very stable over the operating temperature
- PC terminals
- Bushing thread: 6.35mm (.25 in.) x 32 NEF-2A
- Power Rating: 1W

RoHS Compliant



Applications:
- Manual controls
- Medical equipment
- Telecommunications

For quantities greater than listed, call for quote.

MOUSER STOCK NO.	Honeywell Part No.	Value (Ω)	Linearity (%)	Tol. (%)	Shaft Length: mm	Price Each 1	10	50
785-309NPC100	309NPC100	100	±5	±10	19.05			
785-309NPC1K	309NPC1K	1K	±5	±10	19.05			
785-309NPC5K	309NPC5K	5K	±5	±10	19.05			
785-309NPC10K	309NPC10K	10K	±5	±10	19.05			
785-309NPC50K	309NPC50K	50K	±5	±10	19.05			
785-309NPC500K	309NPC500K	500K	±5	±10	19.05			

62 SERIES LINEAR TAPER POTENTIOMETERS

Features:
- Wirewound resistor
- Series: 62
- Track resistance: 1kΩ
- Resistance tolerance: ±10%
- Power rating: 2W
- Resistor element material: Wirewound
- Temperature coefficient: ±20ppm
- Adjustment type: Knob
- No. of turns: 10
- Resistance max.: 1kΩ
- Bushing thread: 9.53mm (.375 in.) x 32 NEF-2A
- Power Rating: 2W

RoHS Compliant



For quantities greater than listed, call for quote.

MOUSER STOCK NO.	Honeywell Part No.	Value (Ω)	Linearity (%)	Tol. (%)	Shaft Length: mm	Price Each 1	10	50
785-62JA2K	62JA2K	2K	±5	±10	23.81			
785-62JA5K	62JA5K	5K	±5	±10	23.81			
785-62JA25K	62JA25K	25K	±5	±10	23.81			
785-62JA100K	62JA100K	100K	±5	±10	23.81			

© Copyright 2014 Mouser Electronics

© Copyright 2014 Mouser Electronics

VISHAY/SFERNICE SUBMERSIBLE TO 100 FEET (30M) CERMET POTENTIOMETER, SERIES P13SM



NEW! TECHNOLOGY

RoHS Compliant

Specifications:

- Electrical travel: 270° ±10°
- Resistance range - Linear: 22Ω - 10MΩ, Logarithmic: 1kΩ - 2.2MΩ
- Power rating - Linear: 0.75W at 70°C, Logarithmic: 1.5W at 70°C
- Standard tolerance: 20%

Features:

- High power rating 1.5W at 70°C
- Stainless steel shaft and bushing to endure sea salt water immersion
- Fully sealed IP68 on panel
- Tight temperature coefficient (75ppm/°C typical)

For quantities greater than listed, call for quote.

MOUSER STOCK NO.	Vishay Part No.	Fig.	Resist. Values (Ω)	Shaft Length (L)(mm)	Price Each 1	5	10	20
72-P13SMNFGS472MA	P13SMNFGS472MA	A	4.7	16				
72-P13SMNFGS471MA	P13SMNFGS471MA	A	470	16				
72-P13SMNFLS471MA	P13SMNFLS471MA	A	470	25				
72-P13SMNFRS471MA	P13SMNFRS471MA	A	470	50				
72-P13SMNFGS102MA	P13SMNFGS102MA	A	1K	16				
72-P13SMNFLS102MA	P13SMNFLS102MA	A	1K	25				
72-P13SMNFRS102MA	P13SMNFRS102MA	A	1K	50				
72-P13SMNFLS472MA	P13SMNFLS472MA	A	4.7K	25				
72-P13SMNFRS472MA	P13SMNFRS472MA	A	4.7K	50				
72-P13SMNFGS103MA	P13SMNFGS103MA	A	10K	16				
72-P13SMNFLS103MA	P13SMNFLS103MA	A	10K	25				
72-P13SMNFRS103MA	P13SMNFRS103MA	A	10K	50				
72-P13SMNFGS473MA	P13SMNFGS473MA	A	47K	16				
72-P13SMNFLS473MA	P13SMNFLS473MA	A	47K	25				
72-P13SMNFRS473MA	P13SMNFRS473MA	A	47K	50				

VISHAY/SFERNICE FULLY SEALED CONTAINER CERMET POTENTIOMETER, SERIES PE30



Specifications:

- Electrical travel: 270° ±10°
- Resistance range - Linear: 22Ω - 10MΩ
  Logarithmic: 100Ω - 2.2MΩ
- Power rating - Linear: 3W at 70°C
  Logarithmic: 1.5W at 70°C
- Standard tolerance: 20%

Features:

- 3W at 70°C
- Low temperature coefficient (100ppm/°C typical)
- Full sealing
- Mechanical strength
- Use of faston 2.86 connections
- Tests according to CECC 41 000
- Military and proessional grade

For quantities greater than listed, call for quote.

MOUSER STOCK NO.	Vishay Part No.	Fig.	Resist. Values (Ω)	Shaft Length (L)(mm)	Price Each 1	5	10	20
72-PE30L0FG102MAB	PE30L0FG102MAB	B	1K	16				
72-PE30L0FL102MAB	PE30L0FL102MAB	B	1K	25				
72-PE30L0FL102MAB	PE30L0FL102MAB	B	1K	25				
72-PE30L0FL472MAB	PE30L0FL472MAB	B	4.7K	25				
72-PE30L0FL103MAB	PE30L0FL103MAB	B	10K	25				

VISHAY/SFERNICE KNOB POTENTIOMETERS, MODEL P16S/P16/PA16

Features:

- High dielectric strength: 2500VRMS
- Fully sealed and panel sealed
- Cerment or conductive plastic



P16S



P16, PA16

PRODUCT NEW

RoHS Compliant

For quantities greater than listed, call for quote.

MOUSER STOCK NO.	Vishay Part No.	Fig.	Resistance Values (Ω)	Max. Power @ +40°C (W)	Maximum Current Through Wiper Im(mW)	Price Each 1	25	50	100
P16S Series with Switch									
72-P16SNP101MAB15	P16SNP101MAB15	C	100	1	100				
72-P16SNP471MAB15	P16SNP471MAB15	C	470	1	46.1				
72-P16SNP102MAB15	P16SNP102MAB15	C	1K	0.5	31.6				
72-P16SNP472MAB15	P16SNP472MAB15	C	4.7K	0.5	14.58				
72-P16SNP103MAB15	P16SNP103MAB15	C	10K	0.5	10				
72-P16SNP223MAB15	P16SNP223MAB15	C	22K	0.5	6.74				
72-P16SNP473MAB15	P16SNP473MAB15	C	47K	0.5	4.61				
72-P16SNP104MAB15	P16SNP104MAB15	C	100K	0.5	3.16				
P16 Series									
72-P16NP101MAB15	P16NP101MAB15	D	100	1	100				
72-P16NP471MAB15	P16NP471MAB15	D	470	1	46.1				
72-P16NP102MAB15	P16NP102MAB15	D	1K	.5	31.6				
72-P16NP222MAB15	P16NP222MAB15	D	2.2K	.5	21.32				
72-P16NP472MAB15	P16NP472MAB15	D	4.7K	.5	14.58				
72-P16NP103MAB15	P16NP103MAB15	D	10K	.5	10				
72-P16NP223MAB15	P16NP223MAB15	D	22K	.5	6.74				
72-P16NP473MAB15	P16NP473MAB15	D	47K	.5	4.61				
72-P16NP104MAB15	P16NP104MAB15	D	100K	.5	3.16				
72-P16NP474MAB15	P16NP474MAB15	D	470K	.26	0.75				
72-P16NP105MAB15	P16NP105MAB15	D	1M	.12	0.35				
PA16 Series For Audio Applications									
72-PA16NP102MAB15	PA16NP102MAB15	D	1K	.5	22.4				
72-PA16NP103MAB15	PA16NP103MAB15	D	10K	.5	7.07				
72-PA16NP223MAB15	PA16NP223MAB15	D	22K	.5	4.77				
72-PA16NP473MAB15	PA16NP473MAB15	D	47K	.5	3.26				
72-PA16NP104MAB15	PA16NP104MAB15	D	100K	.5	2.24				
72-PA16NP474MAB15	PA16NP474MAB15	D	470K	.26	0.74				

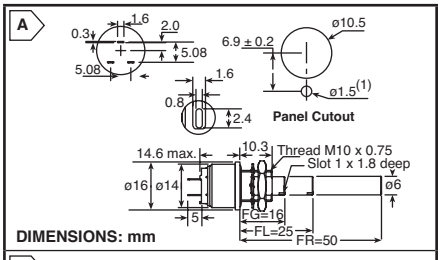

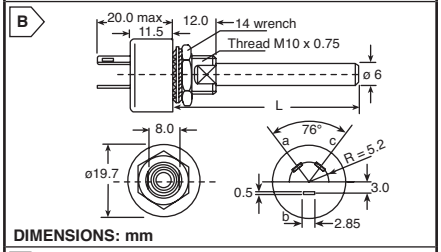

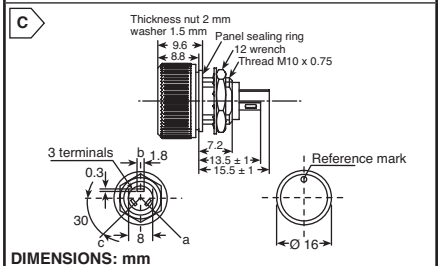

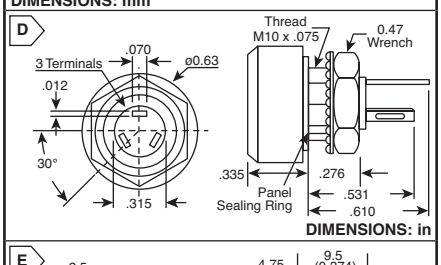

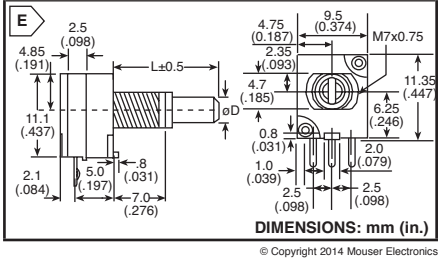

VISHAY/SFERNICE 9MM GANG TO MULTI-GANG POTENTIOMETER, P9A SERIES - CONDUCTIVE PLASTIC

Electrical Specifications:

- Electrical travel: 270°±10°
- Resistance range - linear: 1KΩ - 1MΩ
  Non-linear: 2KΩ - 500KΩ
- Standard tolerance: ±20%, On Request: ±10%
- Power rating at 70°C - Linear: .1W
  Non-Linear: .05W
  Multiple assem. Linear: .05W/module
  Multiple assem. Non-Linear: .025W/module

Features:

- Conductive plastic element made for excellent quality
- Professional audio and video applications
- Shaft: Dia: 6mm, Length: 20mm slotted
- Ultra compact (Extra miniature module size)
- Multiple assemblies (up to seven modules)
- Shaft and panel sealed option
- Center mechanical detent fully integrated in option
- Center tap option
- Custom designs available on request



RoHS Compliant

For quantities greater than listed, call for quote.

MOUSER STOCK NO.	Vishay Part No.	Fig.	Resistance Values (Ω)	Price Each 1	25	50	100
Single Gang Conductive Plastic Linear							
72-P9A1RFISX1BB2102M	P9A1RFISX1BB2102MA	E	1K				
72-P9A1RFISX1BB2103M	P9A1RFISX1BB2103MA	E	10K				
Dual Gang Conductive Plastic Linear							
72-P9A2RFISX1BB2102M	P9A2RFISX1BB2102MA	E	1K/1K				
72-P9A2RFISX1BB2103M	P9A2RFISX1BB2103MA	E	10K/10K				
72-P9A2RFISX1BB2503M	P9A2RFISX1BB2503MA	E	50K/50K				

© Copyright 2014 Mouser Electronics

© Copyright 2014 Mouser Electronics

BOURNS Trimmer Potentiometers

RoHS Compliant This product is RoHS compliant.

BOURNS 3364 SERIES 4MM SMD SINGLE TURN CERMET TRIMMING POTENTIOMETER

Features:
- Industrial / open frame
- Cross slot rotor designs suitable for automatic adjustment equipment
- Supplied in 12mm embossed tape, compatible with automatic pick-and-place assembly equipment
- Recommended for reflow solder processing only
- Lead free terminals

Electrical Characteristics:
- Resistance tolerance: ±25% standard
- Contact resistance Variation: 5% max.
- Resolution: Infinite
- Adjustment angle: 260°±20°

Environmental Characteristics:
- Power rating (50VDC max.): 70°C: 0.2W
- Temperature range: -40°C to +125°C
- Temperature coefficient: ±250ppm/°C

RoHS Compliant

For quantities greater than listed, call for quote.

MOUSER STOCK NO.	Bourns Part No.	Value (Ω)	Price Each 1	25	100	Reel Qty.	Price Per Piece 1000	2000	5000
652-3364X-1-101E	3364X-1-101E	100				1000			
652-3364X-1-201E	3364X-1-201E	200				1000			
652-3364X-1-501E	3364X-1-501E	500				1000			
652-3364X-1-102E	3364X-1-102E	1K				1000			
652-3364X-1-202E	3364X-1-202E	2K				1000			
652-3364X-1-502E	3364X-1-502E	5K				1000			
652-3364X-1-103E	3364X-1-103E	10K				1000			
652-3364X-1-203E	3364X-1-203E	20K				1000			
652-3364X-1-503E	3364X-1-503E	50K				1000			
652-3364X-1-104E	3364X-1-104E	100K				1000			
652-3364W-1-101E	3364W-1-101E	100				1000			
652-3364W-1-201E	3364W-1-201E	200				1000			
652-3364W-1-501E	3364W-1-501E	500				1000			
652-3364W-1-102E	3364W-1-102E	1K				1000			
652-3364W-1-202E	3364W-1-202E	2K				1000			
652-3364W-1-502E	3364W-1-502E	5K				1000			
652-3364W-1-103E	3364W-1-103E	10K				1000			
652-3364W-1-203E	3364W-1-203E	20K				1000			
652-3364W-1-503E	3364W-1-503E	50K				1000			
652-3364W-1-104E	3364W-1-104E	100K				1000			

DIMENSIONS: mm

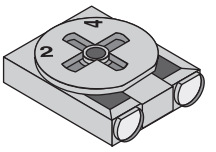

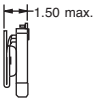

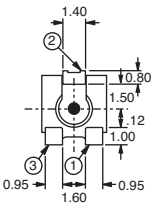

Common Dimensions
Tolerances: ±.25 except where noted

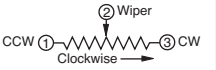

3364W and 3364X 3-Terminal

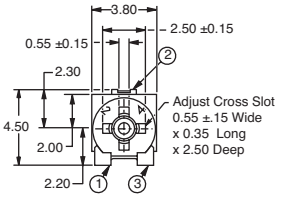

Suggested PWB Layout

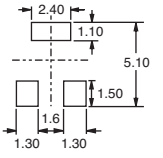

BOURNS 3306 SERIES 6MM ROUND SINGLE TURN CERMET TRIMMING POTENTIOMETER

Features:
- Industrial / open frame
- Cross slot adjustment options
- Horizontal and vertical mounting styles
- Dust resistant/splash resistant covers
- PC board stand-offs and retention feature
- Front and top adjust styles
- Lead free terminals

Electrical Characteristics:
- Resistance tolerance: ±30% standard
- Absolute min. resistance: 1% max. (≤2K=30Ω)
- Contact resistance variation: .3% max.
- Resolution: Essentially infinite
- Adjustment angle: 215° nominal

Environmental Characteristics:
- Power rating (100 Volts max.): 70°C: 0.3W
- Temperature range: -30°C to +100°C
- Temperature coefficient: ±250ppm/°C
- Load life: 1000 hours 0.3W @ 70°C

RoHS Compliant

For quantities greater than listed, call for quote.

MOUSER STOCK NO.	Bourns Part No.	Value (Ω)	Price Each 1	25	100	500	1000	2000	5000
652-3306W-1-101	3306W-1-101	100							
652-3306W-1-201	3306W-1-201	200							
652-3306W-1-501	3306W-1-501	500							
652-3306W-1-102	3306W-1-102	1K							
652-3306W-1-202	3306W-1-202	2K							
652-3306W-1-502	3306W-1-502	5K							
652-3306W-1-103	3306W-1-103	10K							
652-3306W-1-203	3306W-1-203	20K							
652-3306W-1-253	3306W-1-253	25K							
652-3306W-1-503	3306W-1-503	50K							
652-3306W-1-104	3306W-1-104	100K							
652-3306K-1-101	3306K-1-101	100							
652-3306K-1-201	3306K-1-201	200							
652-3306K-1-501	3306K-1-501	500							
652-3306K-1-102	3306K-1-102	1K							
652-3306K-1-202	3306K-1-202	2K							
652-3306K-1-502	3306K-1-502	5K							
652-3306K-1-103	3306K-1-103	10K							
652-3306K-1-203	3306K-1-203	20K							
652-3306K-1-253	3306K-1-253	25K							
652-3306K-1-503	3306K-1-503	50K							
652-3306K-1-104	3306K-1-104	100K							
652-3306P-1-101	3306P-1-101	100							
652-3306P-1-201	3306P-1-201	200							
652-3306P-1-501	3306P-1-501	500							
652-3306P-1-102	3306P-1-102	1K							
652-3306P-1-202	3306P-1-202	2K							
652-3306P-1-502	3306P-1-502	5K							
652-3306P-1-103	3306P-1-103	10K							
652-3306P-1-203	3306P-1-203	20K							
652-3306P-1-253	3306P-1-253	25K							
652-3306P-1-503	3306P-1-503	50K							
652-3306P-1-104	3306P-1-104	100K							
652-3306F-1-101	3306F-1-101	100							
652-3306F-1-201	3306F-1-201	200							
652-3306F-1-501	3306F-1-501	500							
652-3306F-1-102	3306F-1-102	1K							
652-3306F-1-202	3306F-1-202	2K							
652-3306F-1-502	3306F-1-502	5K							
652-3306F-1-103	3306F-1-103	10K							
652-3306F-1-203	3306F-1-203	20K							
652-3306F-1-253	3306F-1-253	25K							
652-3306F-1-503	3306F-1-503	50K							
652-3306F-1-104	3306F-1-104	100K							

DIMENSIONS: mm

Common Dimensions
Tolerances: ±.25 except where noted

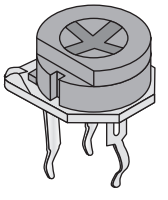

Side Adjust

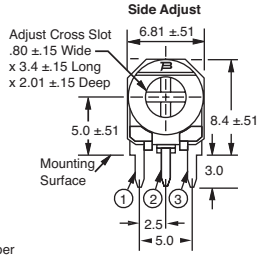

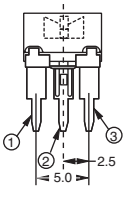

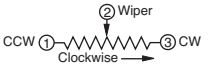

Top Adjust

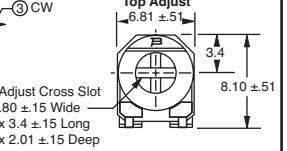

3306P

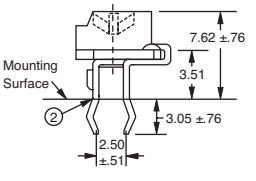

3306W

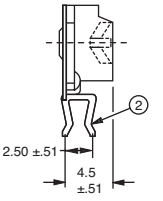

3306F

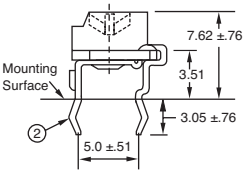

3306K

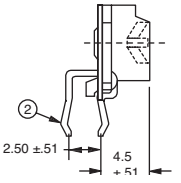

© Copyright 2014 Mouser Electronics

© Copyright 2014 Mouser Electronics

RoHS Compliant This product is RoHS compliant.

BOURNS 3309W & 3309P SERIES 9MM ROUND SINGLE TURN CERMET TRIMMING POTENTIOMETERS

Features:

- Cermet industrial / open frame
- Top and single side (front) adjust
- Cross slot designs
- Horizontal and vertical mounting styles
- Dust resistant/splash resistant covers
- PC board standoffs and retention feature
- RoHS compliant

Electrical Characteristics:

- Resistance tolerance: ±25% standard
- Absolute min. resistance: 2% max. (≤2K=30Ω)
- Contact resistance variation: .3% max.
- Resolution: Essentially infinite
- Adjustment angle: 235° nominal

Environmental Characteristics:

- Power rating (250V max.): 70°C: 0.5W
- Temperature range: -25°C to +100°C
- Temperature coefficient: ±250ppm/°C
- Load life: 1000 hours 0.5W @ 70°C (5%)

RoHS Compliant

For quantities greater than listed, call for quote.

MOUSER STOCK NO.	Bourns Part No.	Value (Ω)	Style (Adjust)	Price Each 1	50	100	200	500	1000	2000
652-3309W-1-101	3309W-1-101	100	Front							
652-3309W-1-201	3309W-1-201	200	Front							
652-3309W-1-501	3309W-1-501	500	Front							
652-3309W-1-102	3309W-1-102	1K	Front							
652-3309W-1-202	3309W-1-202	2K	Front							
652-3309W-1-502	3309W-1-502	5K	Front							
652-3309W-1-103	3309W-1-103	10K	Front							
652-3309W-1-203	3309W-1-203	20K	Front							
652-3309W-1-253	3309W-1-253	25K	Front							
652-3309W-1-503	3309W-1-503	50K	Front							
652-3309W-1-104	3309W-1-104	100K	Front							
652-3309P-1-101	3309P-1-101	100	Top							
652-3309P-1-201	3309P-1-201	200	Top							
652-3309P-1-501	3309P-1-501	500	Top							
652-3309P-1-102	3309P-1-102	1K	Top							
652-3309P-1-202	3309P-1-202	2K	Top							
652-3309P-1-502	3309P-1-502	5K	Top							
652-3309P-1-103	3309P-1-103	10K	Top							
652-3309P-1-203	3309P-1-203	20K	Top							
652-3309P-1-253	3309P-1-253	25K	Top							
652-3309P-1-503	3309P-1-503	50K	Top							
652-3309P-1-104	3309P-1-104	100K	Top							

DIMENSIONS: mm

3309W-1

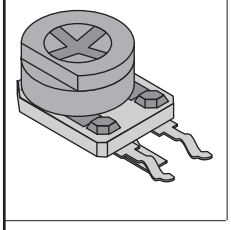

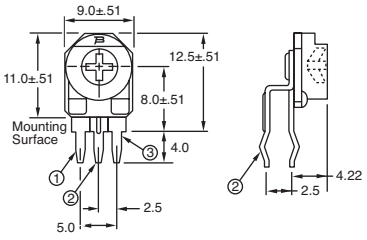

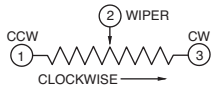

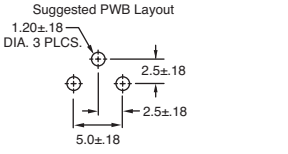

3309P-1

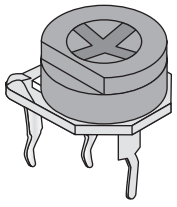

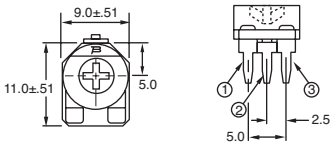

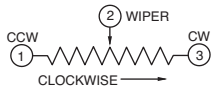

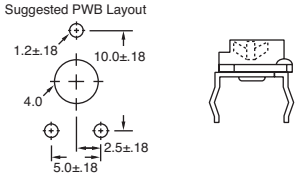

BOURNS 3319W & 3319P SERIES 9MM ROUND SINGLE TURN CARBON TRIMMING POTENTIOMETERS

Features:

- Carbon commercial / open frame
- Both sides adjust
- Cross slot adjustment designs
- Horizontal and vertical mounting styles
- Dust resistant/splash resistant covers
- PC board standoffs and retention feature
- RoHS compliant

Electrical Characteristics:

- Resistance tolerance: ±25% standard
- End resistance: 2% max. (≤2k=30Ω)
- Contact resistance variation: 3% max.
- Resolution: Infinite
- Adjustment angle: 235° nominal

Environmental Characteristics:

- Power rating (200V max.): 70°C: 0.2W
- Temperature range: -25°C to +100°C
- Temperature coefficient: ±1000ppm/°C
- Load life: 1000 hours 0.2W @ 70°C

RoHS Compliant

For quantities greater than listed, call for quote.

MOUSER STOCK NO.	Bourns Part No.	Value (Ω)	Style (Adjust)	Price Each 1	50	100	200	500	1000	2000
652-3319W-1-101	3319W-1-101	100	Side							
652-3319W-1-201	3319W-1-201	200	Side							
652-3319W-1-501	3319W-1-501	500	Side							
652-3319W-1-102	3319W-1-102	1K	Side							
652-3319W-1-202	3319W-1-202	2K	Side							
652-3319W-1-502	3319W-1-502	5K	Side							
652-3319W-1-103	3319W-1-103	10K	Side							
652-3319W-1-203	3319W-1-203	20K	Side							
652-3319W-1-503	3319W-1-503	50K	Side							
652-3319W-1-104	3319W-1-104	100K	Side							
652-3319P-1-101	3319P-1-101	100	Top							
652-3319P-1-201	3319P-1-201	200	Top							
652-3319P-1-501	3319P-1-501	500	Top							
652-3319P-1-102	3319P-1-102	1K	Top							
652-3319P-1-202	3319P-1-202	2K	Top							
652-3319P-1-502	3319P-1-502	5K	Top							
652-3319P-1-103	3319P-1-103	10K	Top							
652-3319P-1-203	3319P-1-203	20K	Top							
652-3319P-1-503	3319P-1-503	50K	Top							
652-3319P-1-104	3319P-1-104	100K	Top							

DIMENSIONS: mm

3319W-1



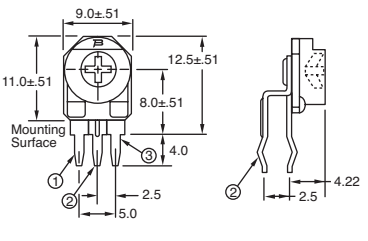

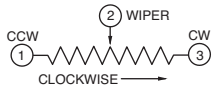

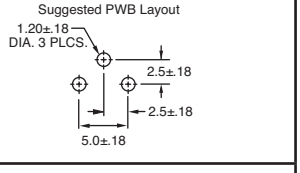

3319P-1

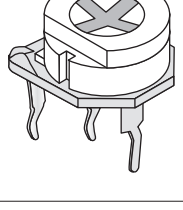

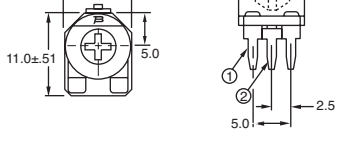

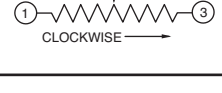

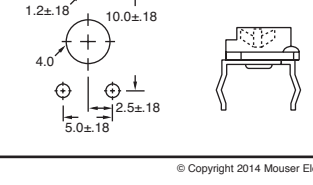

© Copyright 2014 Mouser Electronics

© Copyright 2014 Mouser Electronics

BOURNS Single-Turn Trimmer Potentiometers

RoHS Compliant This product is RoHS compliant.

3329 SERIES 1/4" SINGLE TURN ROUND / INDUSTRIAL / SEALED

DIMENSIONS: mm

3329H

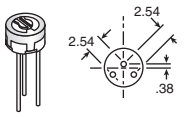

3329P

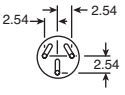

3329W

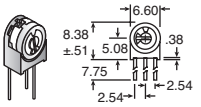

RoHS Compliant

Specifications:
- Resistance tolerance: ±10% std.
- Power rating: 85°C - 0.50W; 150°C - 0W
- Temperature range: -55°C to +150°C
- Temperature coefficient: ±100ppm/°C

For quantities greater than listed, call for quote.

Series No.	Price Each					
	1	10	50	100	500	1000
3329H, 3329P 3329W						

Value (Ω)	3329H Series	3329P Series	3329W Series
	MOUSER STOCK NO.		
50	652-3329H-1-500LF	652-3329P-1-500LF	652-3329W-1-500LF
100	652-3329H-1-101LF	652-3329P-1-101LF	652-3329W-1-101LF
200	652-3329H-1-201LF	652-3329P-1-201LF	652-3329W-1-201LF
500	652-3329H-1-501LF	652-3329P-1-501LF	652-3329W-1-501LF
1K	652-3329H-1-102LF	652-3329P-1-102LF	652-3329W-1-102LF
2K	652-3329H-1-202LF	652-3329P-1-202LF	652-3329W-1-202LF
5K	652-3329H-1-502LF	652-3329P-1-502LF	652-3329W-1-502LF
10K	652-3329H-1-103LF	652-3329P-1-103LF	652-3329W-1-103LF
20K	652-3329H-1-203LF	652-3329P-1-203LF	652-3329W-1-203LF
25K	652-3329H-1-253LF	652-3329P-1-253LF	652-3329W-1-253LF
50K	652-3329H-1-503LF	652-3329P-1-503LF	652-3329W-1-503LF
100K	652-3329H-1-104LF	652-3329P-1-104LF	652-3329W-1-104LF
200K	652-3329H-1-204LF	652-3329P-1-204LF	652-3329W-1-204LF
500K	652-3329H-1-504LF	652-3329P-1-504LF	652-3329W-1-504LF
1M	652-3329H-1-105LF	652-3329P-1-105LF	652-3329W-1-105LF

3361 SERIES 1/4" SQUARE/ CERMET/ SEALED

DIMENSIONS: mm

3361P Vertical adj.

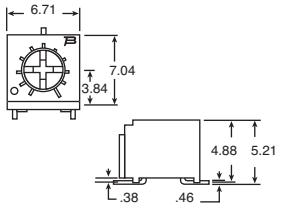

3361S Horizontal adj.

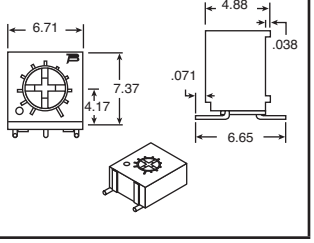

Features:
- Surface mount / single turn / industrial / sealed
- Miniature package
- Rotor designed for automatic machine adjust interface
- Withstands harsh environments and immersion
- Compatible with surface mount manufacturing processes

Specification:
- Resistance tolerance: ±10% std. (tighter tolerance available)
- Power rating: (300V max.) 70°C - 0.50W; 125°C - 0W
- Temp. range: -55°C to +125°C
- Temp. coefficient: ±100ppm/°C
- Rotational life: 200 cycles

RoHS Compliant

Series No.	Reel Qty.	Price Each					
		1	50	100	500	750	+2000
3361P	750						
3361S	500					-	

Value (Ω)	3361P	3361S
	MOUSER STOCK NO.	
100	652-3361P-1-101GLF	652-3361S-1-101GLF
200	652-3361P-1-201GLF	652-3361S-1-201GLF
500	652-3361P-1-501GLF	652-3361S-1-501GLF
1K	652-3361P-1-102GLF	652-3361S-1-102GLF
2K	652-3361P-1-202GLF	652-3361S-1-202GLF
5K	652-3361P-1-502GLF	652-3361S-1-502GLF
10K	652-3361P-1-103GLF	652-3361S-1-103GLF
20K	652-3361P-1-203GLF	652-3361S-1-203GLF
25K	652-3361P-1-253GLF	652-3361S-1-253GLF
50K	652-3361P-1-503GLF	652-3361S-1-503GLF
100K	652-3361P-1-104GLF	652-3361S-1-104GLF

3352 SERIES 3/8" SINGLE TURN ROUND / CERMET / OPEN FRAME / TRIMMER

DIMENSIONS: mm

Common Dimensions

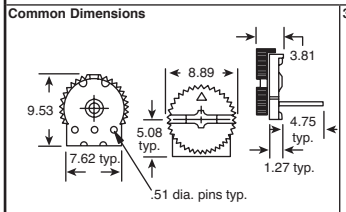

3352E

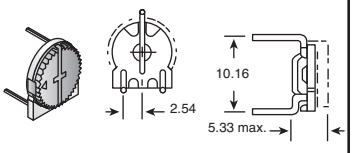

3352H

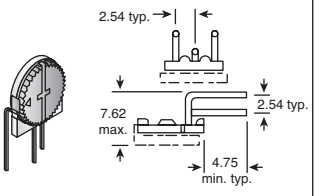

3352P

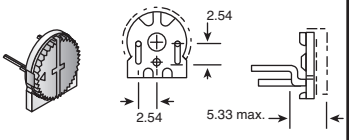

3352T

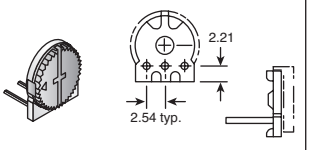

3352W

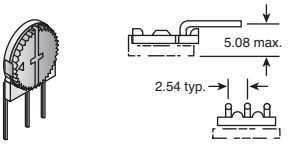

Features:
- Stable cermet element offers infinite resolution
- Very low profile
- Thumb and screwdriver adjustment

RoHS Compliant

Specifications:
- Resistance tolerance: ±20% std.
- Power rating: 85°C - 0.50W; 125°C - 0W
- Temperature range: -55°C to +125°C
- Temperature coefficient: ±100ppm/°C 2K and up; ±150ppm/°C below 2K

Series No.	Price Each						
	1	10	50	100	500	1000	+2000
3352E 3352H 3352P 3352T 3352W							Call for Quote

Value (Ω)	3352T Series	3352W Series	3352P Series
	MOUSER STOCK NO.		
50	652-3352E-1-500LF	652-3352H-1-500LF	652-3352P-1-500LF
100	652-3352E-1-101LF	652-3352H-1-101LF	652-3352P-1-101LF
200	652-3352E-1-201LF	652-3352H-1-201LF	652-3352P-1-201LF
500	652-3352E-1-501LF	652-3352H-1-501LF	652-3352P-1-501LF
1K	652-3352E-1-102LF	652-3352H-1-102LF	652-3352P-1-102LF
2K	652-3352E-1-202LF	652-3352H-1-202LF	652-3352P-1-202LF
5K	652-3352E-1-502LF	652-3352H-1-502LF	652-3352P-1-502LF
10K	652-3352E-1-103LF	652-3352H-1-103LF	652-3352P-1-103LF
20K	652-3352E-1-203LF	652-3352H-1-203LF	652-3352P-1-203LF
50K	652-3352E-1-503LF	652-3352H-1-503LF	652-3352P-1-503LF
100K	652-3352E-1-104LF	652-3352H-1-104LF	652-3352P-1-104LF
200K	652-3352E-1-204LF	652-3352H-1-204LF	652-3352P-1-204LF
500K	652-3352E-1-504LF	652-3352H-1-504LF	652-3352P-1-504LF
1M	652-3352E-1-105LF	652-3352H-1-105LF	652-3352P-1-105LF
2M	652-3352E-1-205LF	652-3352H-1-205LF	652-3352P-1-205LF

Value (Ω)	3352T Series	3352W Series
	MOUSER STOCK NO.	
50	652-3352T-1-500LF	652-3352W-1-500LF
100	652-3352T-1-101LF	652-3352W-1-101LF
200	652-3352T-1-201LF	652-3352W-1-201LF
500	652-3352T-1-501LF	652-3352W-1-501LF
1K	652-3352T-1-102LF	652-3352W-1-102LF
2K	652-3352T-1-202LF	652-3352W-1-202LF
5K	652-3352T-1-502LF	652-3352W-1-502LF
10K	652-3352T-1-103LF	652-3352W-1-103LF
20K	652-3352T-1-203LF	652-3352W-1-203LF
50K	652-3352T-1-503LF	652-3352W-1-503LF
100K	652-3352T-1-104LF	652-3352W-1-104LF
200K	652-3352T-1-204LF	652-3352W-1-204LF
500K	652-3352T-1-504LF	652-3352W-1-504LF
1M	652-3352T-1-105LF	652-3352W-1-105LF
2M	652-3352T-1-205LF	652-3352W-1-205LF

© Copyright 2014 Mouser Electronics
© Copyright 2014 Mouser Electronics

BOURNS Single-Turn Trimmer Potentiometers

RoHS Compliant This product is RoHS compliant.

BOURNS 3362 SERIES 1/4" SQUARE/ INDUSTRIAL/ SEALED

DIMENSIONS: mm

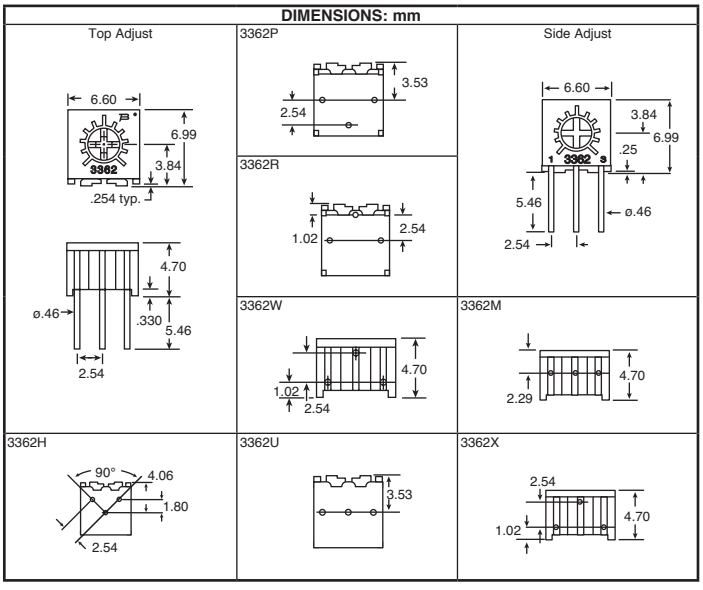

Features:

- Single turn / cermet / industrial / sealed
- Miniature package
- Rotor designed for automatic machine adjust interface
- Withstands harsh environments and immersion cleaning processes
- Available on tape and reel packaging

Specification:

- Resistance tolerance: ±10% std. (tighter tolerance available)
- Power rating: (300V max.) 70°C - 0.50W; 125°C - 0W
- Temperature range: -55°C to +125°C
- Temperature coefficient: ±100ppm/°C
- Rotational life: 200 cycles
- Seal test: 85°C fluorinert
- Marking: resistance code, terminal numbers, manufacturer's model number, style, and date code.

RoHS Compliant



Series No.	Price Each						
	1	10	50	100	500	1000	+2000
3362H 3362M 3362P 3362R 3362U 3362W 3362X							Call for Quote

Value (Ω)	3362P Series	3362R Series	3362W Series
	MOUSER STOCK NO.		
100	652-3362P-1-101LF	652-3362R-1-101LF	652-3362W-1-101LF
200	652-3362P-1-201LF	652-3362R-1-201LF	652-3362W-1-201LF
500	652-3362P-1-501LF	652-3362R-1-501LF	652-3362W-1-501LF
1K	652-3362P-1-102LF	652-3362R-1-102LF	652-3362W-1-102LF
2K	652-3362P-1-202LF	652-3362R-1-202LF	652-3362W-1-202LF
5K	652-3362P-1-502LF	652-3362R-1-502LF	652-3362W-1-502LF
10K	652-3362P-1-103LF	652-3362R-1-103LF	652-3362W-1-103LF
20K	652-3362P-1-203LF	652-3362R-1-203LF	652-3362W-1-203LF
25K	652-3362P-1-253LF	652-3362R-1-253LF	652-3362W-1-253LF
50K	652-3362P-1-503LF	652-3362R-1-503LF	652-3362W-1-503LF
100K	652-3362P-1-104LF	652-3362R-1-104LF	652-3362W-1-104LF

Value (Ω)	3362H Series	3362M Series
	MOUSER STOCK NO.	
100	652-3362H-1-101LF	652-3362M-1-101LF
200	652-3362H-1-201LF	652-3362M-1-201LF
500	652-3362H-1-501LF	652-3362M-1-501LF
1K	652-3362H-1-102LF	652-3362M-1-102LF
2K	652-3362H-1-202LF	652-3362M-1-202LF
5K	652-3362H-1-502LF	652-3362M-1-502LF
10K	652-3362H-1-103LF	652-3362M-1-103LF
20K	652-3362H-1-203LF	652-3362M-1-203LF
25K	652-3362H-1-253LF	652-3362M-1-253LF
50K	652-3362H-1-503LF	652-3362M-1-503LF
100K	652-3362H-1-104LF	652-3362M-1-104LF

Value (Ω)	3362U Series	3362X Series
	MOUSER STOCK NO.	
100	652-3362U-1-101LF	652-3362X-1-101LF
200	652-3362U-1-201LF	652-3362X-1-201LF
500	652-3362U-1-501LF	652-3362X-1-501LF
1K	652-3362U-1-102LF	652-3362X-1-102LF
2K	652-3362U-1-202LF	652-3362X-1-202LF
5K	652-3362U-1-502LF	652-3362X-1-502LF
10K	652-3362U-1-103LF	652-3362X-1-103LF
20K	652-3362U-1-203LF	652-3362X-1-203LF
25K	652-3362U-1-253LF	652-3362X-1-253LF
50K	652-3362U-1-503LF	652-3362X-1-503LF
100K	652-3362U-1-104LF	652-3362X-1-104LF

© Copyright 2014 Mouser Electronics

BOURNS 3386 SERIES 3/8" SQUARE/ INDUSTRIAL/ SEALED

DIMENSIONS: mm

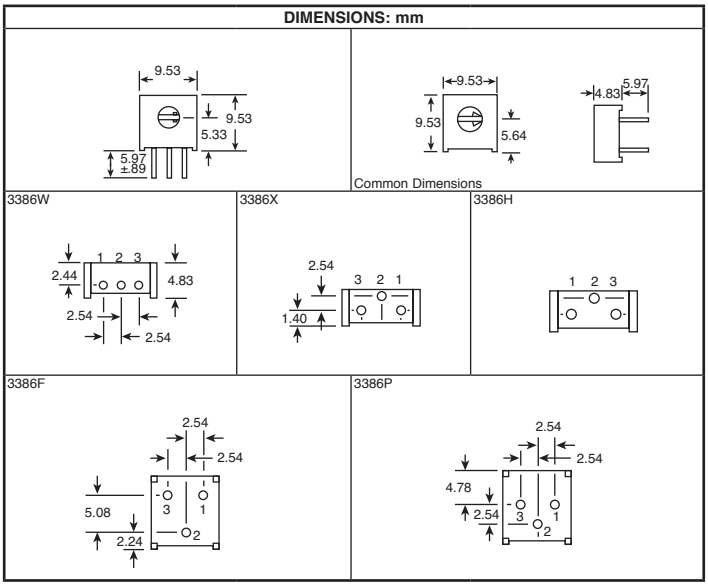

Features:

- Single turn / cermet / industrial / sealed
- Available on tape and reel
- Available with a knob for finger adjust
- Available with extended shaft
- Available with cross-slot rotor
- Top and side adjust types (F, P, H, W, X, most popular)

Specifications:

- Resistance tolerance: ±10% std. (tighter tolerance available)
- Absolute minimum resistance: 2 Ω max.
- Power rating: (300 volts max.) 85°C - 0.5 watt; 125°C - 0 watt
- Temperature range: -55°C to +125°C
- Temperature coefficient: ±100ppm/°C
- Rotational life: 200 cycles

RoHS Compliant

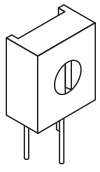

Series No.	Price Each						
	1	10	50	100	500	1000	+2000
3386W 3386F 3386H 3386P 3386X							Call for Quote

Value (Ω)	3386W Series	3386F Series	3386H Series
	MOUSER STOCK NO.		
50	652-3386W-1-500LF	652-3386F-1-500LF	652-3386H-1-500LF
100	652-3386W-1-101LF	652-3386F-1-101LF	652-3386H-1-101LF
200	652-3386W-1-201LF	652-3386F-1-201LF	652-3386H-1-201LF
500	652-3386W-1-501LF	652-3386F-1-501LF	652-3386H-1-501LF
1K	652-3386W-1-102LF	652-3386F-1-102LF	652-3386H-1-102LF
2K	652-3386W-1-202LF	652-3386F-1-202LF	652-3386H-1-202LF
5K	652-3386W-1-502LF	652-3386F-1-502LF	652-3386H-1-502LF
10K	652-3386W-1-103LF	652-3386F-1-103LF	652-3386H-1-103LF
20K	652-3386W-1-203LF	652-3386F-1-203LF	652-3386H-1-203LF
25K	652-3386W-1-253LF	652-3386F-1-253LF	652-3386H-1-253LF
50K	652-3386W-1-503LF	652-3386F-1-503LF	652-3386H-1-503LF
100K	652-3386W-1-104LF	652-3386F-1-104LF	652-3386H-1-104LF
200K	652-3386W-1-204LF	652-3386F-1-204LF	652-3386H-1-204LF
250K	652-3386W-1-254LF	652-3386F-1-254LF	652-3386H-1-254LF
500K	652-3386W-1-504LF	652-3386F-1-504LF	652-3386H-1-504LF
1M	652-3386W-1-105LF	652-3386F-1-105LF	652-3386H-1-105LF
2M	652-3386W-1-205LF	652-3386F-1-205LF	652-3386H-1-205LF

Value (Ω)	3386P Series	3386X Series
	MOUSER STOCK NO.	
50	652-3386P-1-500LF	652-3386X-1-500LF
100	652-3386P-1-101LF	652-3386X-1-101LF
200	652-3386P-1-201LF	652-3386X-1-201LF
500	652-3386P-1-501LF	652-3386X-1-501LF
1K	652-3386P-1-102LF	652-3386X-1-102LF
2K	652-3386P-1-202LF	652-3386X-1-202LF
5K	652-3386P-1-502LF	652-3386X-1-502LF
10K	652-3386P-1-103LF	652-3386X-1-103LF
20K	652-3386P-1-203LF	652-3386X-1-203LF
25K	652-3386P-1-253LF	652-3386X-1-253LF
50K	652-3386P-1-503LF	652-3386X-1-503LF
100K	652-3386P-1-104LF	652-3386X-1-104LF
200K	652-3386P-1-204LF	652-3386X-1-204LF
250K	652-3386P-1-254LF	652-3386X-1-254LF
500K	652-3386P-1-504LF	652-3386X-1-504LF
1M	652-3386P-1-105LF	652-3386X-1-105LF
2M	652-3386P-1-205LF	652-3386X-1-205LF

© Copyright 2014 Mouser Electronics

BOURNS Single-Turn Trimmer Potentiometers BOURNS®

BOURNS 3313 SERIES 3MM SQUARE/CERMET/SEALED

Features:
- Surface mount single-turn
- Compatible with surface mount manufacturing processes
- Rotor stop for "in-circuit" adjustment
- 100 cycle rotational and seal life
- Patent #5043695 assembly for seal integrity
- Plastic housing for RF applications

Specifications:
- Resistance tolerance: ±20% standard
- Power rating: (200 volts max.)
  70°C @ 0.125W
  125°C @ 0W
- Temperature coefficient:
  ≤100Ω ±150ppm/°C
  ≥100Ω ± 100ppm/°C
- Rotational life: 100 cycles TRS ± 3%
- Operating temp. range: -55°C to +125°C

RoHS Compliant

Vertical Adjust

For quantities greater than listed, call for quote.

MOUSER STOCK NO.	Bourns Part No.	Value	Figure	Price Each 1	25	50	100	250	500	1000	2000
652-3313J-1-101E	3313J-1-101E	100	3313J								
652-3313J-1-201E	3313J-1-201E	200	3313J								
652-3313J-1-501E	3313J-1-501E	500	3313J								
652-3313J-1-102E	3313J-1-102E	1K	3313J								
652-3313J-1-202E	3313J-1-202E	2K	3313J								
652-3313J-1-502E	3313J-1-502E	5K	3313J								
652-3313J-1-103E	3313J-1-103E	10K	3313J								
652-3313J-1-203E	3313J-1-203E	20K	3313J								
652-3313J-1-503E	3313J-1-503E	50K	3313J								
652-3313J-1-104E	3313J-1-104E	100K	3313J								

Horizontal Adjust

For quantities greater than listed, call for quote.

MOUSER STOCK NO.	Bourns Part No.	Value	Figure	Price Each 1	50	100	200	400	600	800	1200
652-3313S-1-101E	3313S-1-101E	100	3313S								
652-3313S-1-201E	3313S-1-201E	200	3313S								
652-3313S-1-501E	3313S-1-501E	500	3313S								
652-3313S-1-102E	3313S-1-102E	1K	3313S								
652-3313S-1-202E	3313S-1-202E	2K	3313S								
652-3313S-1-502E	3313S-1-502E	5K	3313S								
652-3313S-1-103E	3313S-1-103E	10K	3313S								
652-3313S-1-203E	3313S-1-203E	20K	3313S								
652-3313S-1-503E	3313S-1-503E	50K	3313S								
652-3313S-1-104E	3313S-1-104E	100K	3313S								

DIMENSIONS: mm

3313J

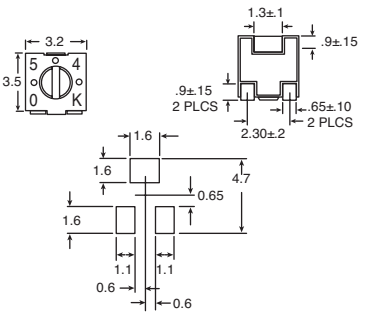

Vertical adj.
Recommended Land Pattern

3312S

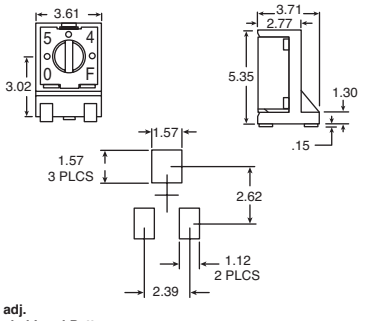

Horizontal adj.
Recommended Land Pattern

BOURNS 3314 SERIES 4MM SQUARE/SMD/CERMET/SEALED

Features:
- Single turn / industrial
- Compatible with surface mount manufacturing processes
- Compatible with popular vacuum pick-and-place equipment

Specifications:
- Resistance tolerance: ±20% standard
- Temperature range: -55°C to +125°C
- Temp. coefficient: ±100ppm/°C
- Mechanical angle: 240° nominal
- Torque: 180g-cm typical
- Stop strength: 300g-cm typical
- Marking: Manufacturer's code, resistance code, and date code
- Wiper: Positioned at 50% nominal

RoHS Compliant

For quantities greater than listed, call for quote.

MOUSER STOCK NO.	Bourns Part No.	Value	Figure	Price Each 1	100	200	500	1000	2000
652-3314J-1-101E	3314J-1-101E	100	3314J						
652-3314J-1-201E	3314J-1-201E	200	3314J						
652-3314J-1-501E	3314J-1-501E	500	3314J						
652-3314J-1-102E	3314J-1-102E	1K	3314J						
652-3314J-1-202E	3314J-1-202E	2K	3314J						
652-3314J-1-502E	3314J-1-502E	5K	3314J						
652-3314J-1-103E	3314J-1-103E	10K	3314J						
652-3314J-1-203E	3314J-1-203E	20K	3314J						
652-3314J-1-503E	3314J-1-503E	50K	3314J						
652-3314J-1-104E	3314J-1-104E	100K	3314J						
652-3314G-1-101E	3314G-1-101E	100	3314G						
652-3314G-1-201E	3314G-1-201E	200	3314G						
652-3314G-1-501E	3314G-1-501E	500	3314G						
652-3314G-1-102E	3314G-1-102E	1K	3314G						
652-3314G-1-202E	3314G-1-202E	2K	3314G						
652-3314G-1-502E	3314G-1-502E	5K	3314G						
652-3314G-1-103E	3314G-1-103E	10K	3314G						
652-3314G-1-203E	3314G-1-203E	20K	3314G						
652-3314G-1-503E	3314G-1-503E	50K	3314G						
652-3314G-1-104E	3314G-1-104E	100K	3314G						
652-3314Z-1-101E	3314Z-1-101E	100	3314Z						
652-3314Z-1-201E	3314Z-1-201E	200	3314Z						
652-3314Z-1-501E	3314Z-1-501E	500	3314Z						
652-3314Z-1-102E	3314Z-1-102E	1K	3314Z						
652-3314Z-1-202E	3314Z-1-202E	2K	3314Z						
652-3314Z-1-502E	3314Z-1-502E	5K	3314Z						
652-3314Z-1-103E	3314Z-1-103E	10K	3314Z						
652-3314Z-1-203E	3314Z-1-203E	20K	3314Z						
652-3314Z-1-104E	3314Z-1-104E	100K	3314Z						
652-3314S-1-101E	3314S-1-101E	100	3314S						
652-3314S-1-201E	3314S-1-201E	200	3314S						
652-3314S-1-501E	3314S-1-501E	500	3314S						
652-3314S-1-102E	3314S-1-102E	1K	3314S						
652-3314S-1-202E	3314S-1-202E	2K	3314S						
652-3314S-1-502E	3314S-1-502E	5K	3314S						
652-3314S-1-103E	3314S-1-103E	10K	3314S						
652-3314S-1-203E	3314S-1-203E	20K	3314S						
652-3314S-1-503E	3314S-1-503E	50K	3314S						
652-3314S-1-104E	3314S-1-104E	100K	3314S						

DIMENSIONS: mm

3314J

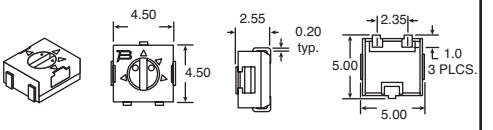

3314G

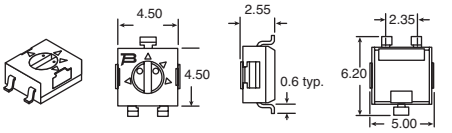

3314Z

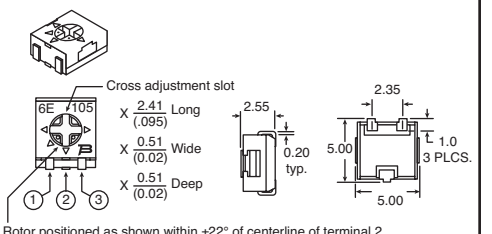

Rotor positioned as shown within ±22° of centerline of terminal 2

3314S

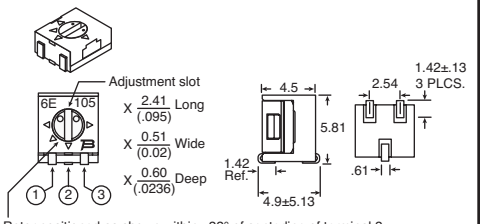

Rotor positioned as shown within ±22° of centerline of terminal 2

© Copyright 2014 Mouser Electronics

© Copyright 2014 Mouser Electronics

MURATA Trimmer Potentiometers

RoHS Compliant **This product is RoHS compliant.**

muRata Innovator in Electronics

2MM SMD OPEN TYPE TRIMMER POTENTIOMETERS

- Ultra-small and thin external dimensions
- Cross-shaped driver slot allows for in-process automatic adjustment and it provides superior adjustability.
- Au plated termination achieves a high density PCB mounting.
- Two-piece parts construction achieves low cost and excellent quality.
- Lead Free

For quantities greater than listed, call for quote.

MOUSER STOCK NO.	Murata Part No.	Fig.	Value (Ω)	Power Rating (W)	Soldering Method	TCR (ppm / °C)	Price Each 1	50	100	500
81-PVA2A101A01R00	PVA2A101A01R00	A	100	0.1	Reflow / Soldering Iron	±250				
81-PVA2A151A01R00	PVA2A151A01R00	A	150	0.1	Reflow / Soldering Iron	±250				
81-PVA2A221A01R00	PVA2A221A01R00	A	220	0.1	Reflow / Soldering Iron	±250				
81-PVA2A331A01R00	PVA2A331A01R00	A	330	0.1	Reflow / Soldering Iron	±250				
81-PVA2A471A01R00	PVA2A471A01R00	A	470	0.1	Reflow / Soldering Iron	±250				
81-PVA2A681A01R00	PVA2A681A01R00	A	680	0.1	Reflow / Soldering Iron	±250				
81-PVA2A102A01R00	PVA2A102A01R00	A	1K	0.1	Reflow / Soldering Iron	±250				
81-PVA2A152A01R00	PVA2A152A01R00	A	1.5K	0.1	Reflow / Soldering Iron	±250				
81-PVA2A222A01R00	PVA2A222A01R00	A	2.2K	0.1	Reflow / Soldering Iron	±250				
81-PVA2A332A01R00	PVA2A332A01R00	A	3.3K	0.1	Reflow / Soldering Iron	±250				
81-PVA2A472A01R00	PVA2A472A01R00	A	4.7K	0.1	Reflow / Soldering Iron	±250				
81-PVA2A682A01R00	PVA2A682A01R00	A	6.8K	0.1	Reflow / Soldering Iron	±250				
81-PVA2A103A01R00	PVA2A103A01R00	A	10K	0.1	Reflow / Soldering Iron	±250				
81-PVA2A153A01R00	PVA2A153A01R00	A	15K	0.1	Reflow / Soldering Iron	±250				
81-PVA2A223A01R00	PVA2A223A01R00	A	22K	0.1	Reflow / Soldering Iron	±250				
81-PVA2A473A01R00	PVA2A473A01R00	A	47K	0.1	Reflow / Soldering Iron	±250				
81-PVA2A683A01R00	PVA2A683A01R00	A	68K	0.1	Reflow / Soldering Iron	±250				
81-PVA2A104A01R00	PVA2A104A01R00	A	100K	0.1	Reflow / Soldering Iron	±250				
81-PVA2A154A01R00	PVA2A154A01R00	A	150K	0.1	Reflow / Soldering Iron	±250				
81-PVA2A224A01R00	PVA2A224A01R00	A	220K	0.1	Reflow / Soldering Iron	±250				
81-PVA2A334A01R00	PVA2A334A01R00	A	330K	0.1	Reflow / Soldering Iron	±250				
81-PVA2A474A01R00	PVA2A474A01R00	A	470K	0.1	Reflow / Soldering Iron	±250				
81-PVA2A684A01R00	PVA2A684A01R00	A	680K	0.1	Reflow / Soldering Iron	±250				
81-PVA2A105A01R00	PVA2A105A01R00	A	1000K	0.1	Reflow / Soldering Iron	±250				
81-PVA2A155A01R00	PVA2A155A01R00	A	1500K	0.1	Reflow / Soldering Iron	±250				
81-PVA2A225A01R00	PVA2A225A01R00	A	2200K	0.1	Reflow / Soldering Iron	±250				
81-PVZ2A471C04R00	PVZ2A471C04R00	B	470	0.1	Reflow	±500				
81-PVZ2A681C04R00	PVZ2A681C04R00	B	680	0.1	Reflow	±500				
81-PVZ2A102C04R00	PVZ2A102C04R00	B	1K	0.1	Reflow	±500				
81-PVZ2A152C04R00	PVZ2A152C04R00	B	1.5K	0.1	Reflow	±500				
81-PVZ2A222C04R00	PVZ2A222C04R00	B	2.2K	0.1	Reflow	±500				
81-PVZ2A332C04R00	PVZ2A332C04R00	B	3.3K	0.1	Reflow	±500				
81-PVZ2A472C04R00	PVZ2A472C04R00	B	4.7K	0.1	Reflow	±500				
81-PVZ2A682C04R00	PVZ2A682C04R00	B	6.8K	0.1	Reflow	±500				
81-PVZ2A103C04R00	PVZ2A103C04R00	B	10K	0.1	Reflow	±500				
81-PVZ2A153C04R00	PVZ2A153C04R00	B	15K	0.1	Reflow	±500				
81-PVZ2A223C04R00	PVZ2A223C04R00	B	22K	0.1	Reflow	±500				
81-PVZ2A333C04R00	PVZ2A333C04R00	B	33K	0.1	Reflow	±500				
81-PVZ2A473C04R00	PVZ2A473C04R00	B	47K	0.1	Reflow	±500				
81-PVZ2A683C04R00	PVZ2A683C04R00	B	68K	0.1	Reflow	±500				
81-PVZ2A104C04R00	PVZ2A104C04R00	B	100K	0.1	Reflow	±500				
81-PVZ2A224C04R00	PVZ2A224C04R00	B	220K	0.1	Reflow	±500				
81-PVZ2A334C04R00	PVZ2A334C04R00	B	330K	0.1	Reflow	±500				
81-PVZ2A474C04R00	PVZ2A474C04R00	B	470K	0.1	Reflow	±500				
81-PVZ2A684C04R00	PVZ2A684C04R00	B	680K	0.1	Reflow	±500				
81-PVZ2A105C04R00	PVZ2A105C04R00	B	1000K	0.1	Reflow	±500				
81-PVZ2A155C04R00	PVZ2A155C04R00	B	1500K	0.1	Reflow	±500				

3MM SMD SEALED TRIMMER POTENTIOMETERS

- Excellent solderability characteristics are achieved via special plating techniques on each termination.
- Specially designed substrate prevents wicking of flux onto the top of the part body.
- Funnel shaped adjustment slot allows for in-process automatic adjustment.
- Enlarged bottom termination enhance soldering strength while reducing the necessary land area required promoting high-density PCB mounting.
- Lead Free

For quantities greater than listed, call for quote.

81-PVG3A200C01R00	PVG3A200C01R00	C	20	0.25	Reflow	±150				
81-PVG3A500C01R00	PVG3A500C01R00	C	50	0.25	Reflow	±150				
81-PVG3A101C01R00	PVG3A101C01R00	C	100	0.25	Reflow	±150				
81-PVG3A201C01R00	PVG3A201C01R00	C	200	0.25	Reflow	±150				
81-PVG3A501C01R00	PVG3A501C01R00	C	500	0.25	Reflow	±150				
81-PVG3A102C01R00	PVG3A102C01R00	C	1K	0.25	Reflow	±150				
81-PVG3A202C01R00	PVG3A202C01R00	C	2K	0.25	Reflow	±150				
81-PVG3A502C01R00	PVG3A502C01R00	C	5K	0.25	Reflow	±150				
81-PVG3A103C01R00	PVG3A103C01R00	C	10K	0.25	Reflow	±150				
81-PVG3A203C01R00	PVG3A203C01R00	C	20K	0.25	Reflow	±150				
81-PVG3A503C01R00	PVG3A503C01R00	C	50K	0.25	Reflow	±150				
81-PVG3A104C01R00	PVG3A104C01R00	C	100K	0.25	Reflow	±150				
81-PVG3A204C01R00	PVG3A204C01R00	C	200K	0.25	Reflow	±150				
81-PVG3A504C01B00	PVG3A504C01B00	C	500K	0.25	Reflow	±150				
81-PVG3A105C01R00	PVG3A105C01R00	C	1000K	0.25	Reflow	±150				
81-PVG3A205C01R00	PVG3A205C01R00	C	2000K	0.25	Reflow	±150				

3MM SMD OPEN TRIMMER POTENTIOMETERS

- Excellent solderability characteristics are achieved via special plating techniques on each termination
- Specially designed substrate prevents wicking of flux onto the top of the part body
- Funnel shaped adjustment slot allows for in-process automatic adjustment
- Enlarged bottom termination enhance soldering strength while reducing the necessary land area required promoting high-density PCB mounting
- Lead free

For quantities greater than listed, call for quote.

81-PVZ3A221C01R00	PVZ3A221C01R00	D	220	0.1	Reflow	±500				
81-PVZ3A331C01R00	PVZ3A331C01R00	D	330	0.1	Reflow	±500				
81-PVZ3A471C01R00	PVZ3A471C01R00	D	470	0.1	Reflow	±500				
81-PVZ3A681C01R00	PVZ3A681C01R00	D	680	0.1	Reflow	±500				
81-PVZ3A102C01R00	PVZ3A102C01R00	D	1K	0.1	Reflow	±500				
81-PVZ3A152C01R00	PVZ3A152C01R00	D	1.5K	0.1	Reflow	±500				
81-PVZ3A222C01R00	PVZ3A222C01R00	D	2.2K	0.1	Reflow	±500				
81-PVZ3A332C01R00	PVZ3A332C01R00	D	3.3K	0.1	Reflow	±500				
81-PVZ3A472C01R00	PVZ3A472C01R00	D	4.7K	0.1	Reflow	±500				
81-PVZ3A682C01R00	PVZ3A682C01R00	D	6.8K	0.1	Reflow	±500				
81-PVZ3A103C01R00	PVZ3A103C01R00	D	10K	0.1	Reflow	±500				
81-PVZ3A223C01R00	PVZ3A223C01R00	D	22K	0.1	Reflow	±500				
81-PVZ3A333C01R00	PVZ3A333C01R00	D	33K	0.1	Reflow	±500				
81-PVZ3A473C01R00	PVZ3A473C01R00	D	47K	0.1	Reflow	±500				
81-PVZ3A683C01R00	PVZ3A683C01R00	D	68K	0.1	Reflow	±500				
81-PVZ3A104C01R00	PVZ3A104C01R00	D	100K	0.1	Reflow	±500				
81-PVZ3A224C01R00	PVZ3A224C01R00	D	220K	0.1	Reflow	±500				
81-PVZ3A474C01R00	PVZ3A474C01R00	D	470K	0.1	Reflow	±500				
81-PVZ3A684C01R00	PVZ3A684C01R00	D	680K	0.1	Reflow	±500				
81-PVZ3A105C01R00	PVZ3A105C01R00	D	1000K	0.1	Reflow	±500				
81-PVZ3A155C01R00	PVZ3A155C01R00	D	1500K	0.1	Reflow	±500				
81-PVZ3A225C01R00	PVZ3A225C01R00	D	2200K	0.1	Reflow	±500				

DIMENSIONS: mm

A

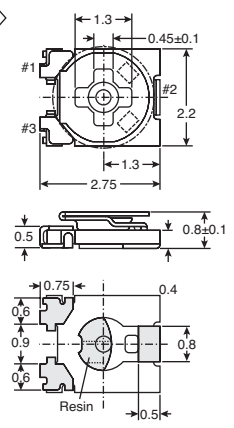

B

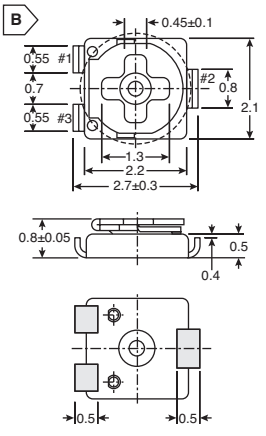

C

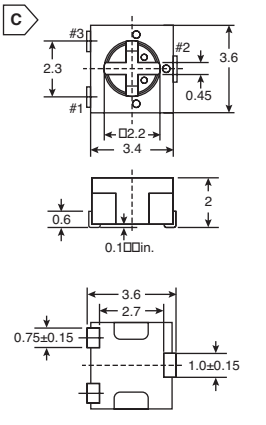

D

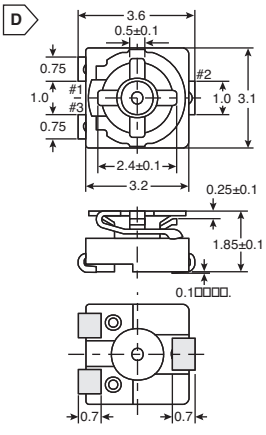

© Copyright 2014 Mouser Electronics

© Copyright 2014 Mouser Electronics

MURATA Trimmer Potentiometers and Angle Sensors

muRata Innovator in Electronics

RoHS Compliant This product is RoHS compliant.

SMD MULTI-TURN TRIMMER POTENTIOMETERS, 12 TURNS CERMET

Features:
- 12 turn high resolution cermet
- Compatible with ultrasonic cleaning
- Clutch mechanism to prevent excessive wiper rotation

For quantities greater than listed, call for quote.

MOUSER STOCK NO.	Murata Part No.	Fig.	Value Ω	Power Rating (W)	Soldering Method	TCR (ppm / °C)	Price Each 1	50	100	500
81-PV37P200C01B00	PV37P200C01B00	A	20	0.25	Flow / Soldering Iron	±150				
81-PV37P500C01B00	PV37P500C01B00	A	50	0.25	Flow / Soldering Iron	±150				
81-PV37P101C01B00	PV37P101C01B00	A	100	0.25	Flow / Soldering Iron	±150				
81-PV37P201C01B00	PV37P201C01B00	A	200	0.25	Flow / Soldering Iron	±150				
81-PV37P501C01B00	PV37P501C01B00	A	500	0.25	Flow / Soldering Iron	±150				
81-PV37P102C01B00	PV37P102C01B00	A	1K	0.25	Flow / Soldering Iron	±150				
81-PV37P202C01B00	PV37P202C01B00	A	2K	0.25	Flow / Soldering Iron	±150				
81-PV37P502C01B00	PV37P502C01B00	A	5K	0.25	Flow / Soldering Iron	±150				
81-PV37P103C01B00	PV37P103C01B00	A	10K	0.25	Flow / Soldering Iron	±150				
81-PV37P203C01B00	PV37P203C01B00	A	20K	0.25	Flow / Soldering Iron	±150				
81-PV37P253C01B00	PV37P253C01B00	A	25K	0.25	Flow / Soldering Iron	±150				
81-PV37P503C01B00	PV37P503C01B00	A	50K	0.25	Flow / Soldering Iron	±150				
81-PV37P104C01B00	PV37P104C01B00	A	100K	0.25	Flow / Soldering Iron	±150				
81-PV37P204C01B00	PV37P204C01B00	A	200K	0.25	Flow / Soldering Iron	±150				
81-PV37P504C01B00	PV37P504C01B00	A	500K	0.25	Flow / Soldering Iron	±150				
81-PV37P105C01B00	PV37P105C01B00	A	1000K	0.25	Flow / Soldering Iron	±150				
81-PV37P205C01B00	PV37P205C01B00	A	2000K	0.25	Flow / Soldering Iron	±150				
81-PV37W200C01B00	PV37W200C01B00	B	20	0.25	Flow / Soldering Iron	±150				
81-PV37W500C01B00	PV37W500C01B00	B	50	0.25	Flow / Soldering Iron	±150				
81-PV37W101C01B00	PV37W101C01B00	B	100	0.25	Flow / Soldering Iron	±150				
81-PV37W201C01B00	PV37W201C01B00	B	200	0.25	Flow / Soldering Iron	±150				
81-PV37W501C01B00	PV37W501C01B00	B	500	0.25	Flow / Soldering Iron	±150				
81-PV37W102C01B00	PV37W102C01B00	B	1K	0.25	Flow / Soldering Iron	±150				
81-PV37W202C01B00	PV37W202C01B00	B	2K	0.25	Flow / Soldering Iron	±150				
81-PV37W502C01B00	PV37W502C01B00	B	5K	0.25	Flow / Soldering Iron	±150				
81-PV37W103C01B00	PV37W103C01B00	B	10K	0.25	Flow / Soldering Iron	±150				
81-PV37W203C01B00	PV37W203C01B00	B	20K	0.25	Flow / Soldering Iron	±150				
81-PV37W104C01B00	PV37W104C01B00	B	100K	0.25	Flow / Soldering Iron	±150				
81-PV37W204C01B00	PV37W204C01B00	B	200K	0.25	Flow / Soldering Iron	±150				
81-PV37W254C01B00	PV37W254C01B00	B	250K	0.25	Flow / Soldering Iron	±150				
81-PV37W504C01B00	PV37W504C01B00	B	500K	0.25	Flow / Soldering Iron	±150				
81-PV37W105C01B00	PV37W105C01B00	B	1000K	0.25	Flow / Soldering Iron	±150				
81-PV37W205C01B00	PV37W205C01B00	B	2000K	0.25	Flow / Soldering Iron	±150				
81-PV37X200C01B00	PV37X200C01B00	C	20	0.25	Flow / Soldering Iron	±150				
81-PV37X500C01B00	PV37X500C01B00	C	50	0.25	Flow / Soldering Iron	±150				
81-PV37X101C01B00	PV37X101C01B00	C	100	0.25	Flow / Soldering Iron	±150				
81-PV37X201C01B00	PV37X201C01B00	C	200	0.25	Flow / Soldering Iron	±150				
81-PV37X501C01B00	PV37X501C01B00	C	500	0.25	Flow / Soldering Iron	±150				
81-PV37X102C01B00	PV37X102C01B00	C	1K	0.25	Flow / Soldering Iron	±150				
81-PV37X202C01B00	PV37X202C01B00	C	2K	0.25	Flow / Soldering Iron	±150				
81-PV37X502C01B00	PV37X502C01B00	C	5K	0.25	Flow / Soldering Iron	±150				
81-PV37X103C01B00	PV37X103C01B00	C	10K	0.25	Flow / Soldering Iron	±150				
81-PV37X203C01B00	PV37X203C01B00	C	20K	0.25	Flow / Soldering Iron	±150				
81-PV37X253C01B00	PV37X253C01B00	C	25K	0.25	Flow / Soldering Iron	±150				
81-PV37X503C01B00	PV37X503C01B00	C	50K	0.25	Flow / Soldering Iron	±150				
81-PV37X104C01B00	PV37X104C01B00	C	100K	0.25	Flow / Soldering Iron	±150				
81-PV37X204C01B00	PV37X204C01B00	C	200K	0.25	Flow / Soldering Iron	±150				
81-PV37X254C01B00	PV37X254C01B00	C	250K	0.25	Flow / Soldering Iron	±150				
81-PV37X504C01B00	PV37X504C01B00	C	500K	0.25	Flow / Soldering Iron	±150				
81-PV37X105C01B00	PV37X105C01B00	C	1000K	0.25	Flow / Soldering Iron	±150				
81-PV37X205C01B00	PV37X205C01B00	C	2000K	0.25	Flow / Soldering Iron	±150				
81-PV37Y200C01B00	PV37Y200C01B00	D	20	0.25	Flow / Soldering Iron	±150				
81-PV37Y500C01B00	PV37Y500C01B00	D	50	0.25	Flow / Soldering Iron	±150				
81-PV37Y101C01B00	PV37Y101C01B00	D	100	0.25	Flow / Soldering Iron	±150				
81-PV37Y201C01B00	PV37Y201C01B00	D	200	0.25	Flow / Soldering Iron	±150				
81-PV37Y501C01B00	PV37Y501C01B00	D	500	0.25	Flow / Soldering Iron	±150				
81-PV37Y102C01B00	PV37Y102C01B00	D	1K	0.25	Flow / Soldering Iron	±150				
81-PV37Y253C01B00	PV37Y253C01B00	D	25K	0.25	Flow / Soldering Iron	±150				
81-PV37Y503C01B00	PV37Y503C01B00	D	50K	0.25	Flow / Soldering Iron	±150				
81-PV37Y104C01B00	PV37Y104C01B00	D	100K	0.25	Flow / Soldering Iron	±150				
81-PV37Y204C01B00	PV37Y204C01B00	D	200K	0.25	Flow / Soldering Iron	±150				
81-PV37Y254C01B00	PV37Y254C01B00	D	250K	0.25	Flow / Soldering Iron	±150				
81-PV37Y504C01B00	PV37Y504C01B00	D	500K	0.25	Flow / Soldering Iron	±150				
81-PV37Y205C01B00	PV37Y205C01B00	D	2000K	0.25	Flow / Soldering Iron	±150				

12MM ANGLE SENSOR DUST PROOF POTENTIOMETERS

Features:
- Dust-proof construction protects the interior from dust, which maintains stable characteristics
- Compliant to high peak temperature lead free soldering
- Excellent resistance materials and high reliability wiper achieves 1M cycles
- "D" formation thru-hole rotor enables selection of any kind of gear shape
- Ultra-thin size (2.1mm height)
- Au plated terminals without lead

For quantities greater than listed, call for quote.

MOUSER STOCK NO.	Murata Part No.	Fig.	Value Ω	Linearity (%)	Angle of Rotation	Mount	TCR (ppm / °C)	Price Each 1	50	100	500
81-SV01A103AEA01B00	SV01A103AEA01B00	E	10K	±2	333 1/3°	SMD	±500				
81-SV01L103AEA11T00	SV01L103AEA11T00	F	10K	±2	333 1/3°	Through - Hole	±500				

DIMENSIONS: mm

A

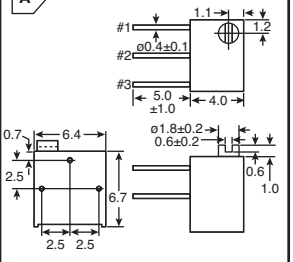

B

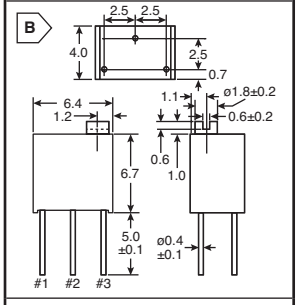

C

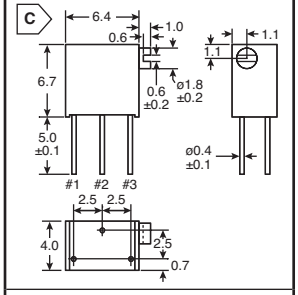

D

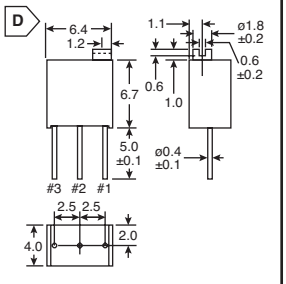

E

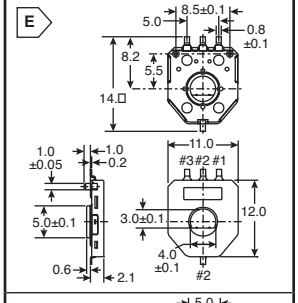

F

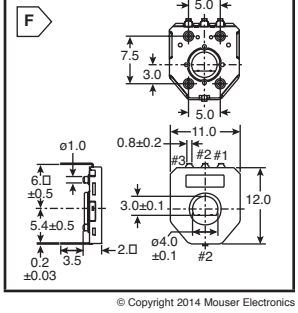

© Copyright 2014 Mouser Electronics

© Copyright 2014 Mouser Electronics

PIHER 6MM CARBON TRIMMERS

DIMENSIONS: mm

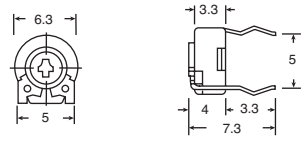

Features:
- Carbon resistive element
- Dust proof enclosure
- Polyester substrate

Features Upon Request:
- Wiper positioned at 50% or fully clockwise
- Supplied in magazines for automatic insertion
- Long life model PT-6...E (10,000 cycles)
- Without crimping model PT-6...SC
- Housing available in self extinguishable plastic (VL94V0)

Specifications:
- Power rating: 0.1W
- Linear taper
- Temperature range: -25°C to +70°C
- Mechanical rotation: 235°±10°
- Electrical rotation: 200°±20°
- Tolerance: ±20%

For quantities greater than listed, call for quote.

Price Each			
1	100	500	1000

Also available in vertical mount, horizontal adjust.

MOUSER STOCK NO.	Piher Part No.
Horizontal Mount/Vertical Adjust	
531-PT6KV-500	PT6KV-501A2020
531-PT6KV-1K	PT6KV-102A2020
531-PT6KV-2K	PT6KV-202A2020
531-PT6KV-2.5K	PT6KV-252A2020
531-PT6KV-5K	PT6KV-502A2020
531-PT6KV-10K	PT6KV-103A2020
531-PT6KV-20K	PT6KV-203A2020
531-PT6KV-25K	PT6KV-253A2020
531-PT6KV-47K	PT6KV-473A2020
531-PT6KV-50K	PT6KV-503A2020
531-PT6KV-100K	PT6KV-104A2020
531-PT6KV-500K	PT6KV-504A2020
531-PT6KV-1M	PT6KV-105A2020

PIHER 6MM CARBON POTENTIOMETERS

Specifications:
- Mechanical rotation angle: 280° ± 10°
- Torque: 0.2 to 3 Ncm. (0.28 to 4.2 in-oz)
- Tolerance: 100Ω ≤ Rn ≤ 1MΩ ±30
- Nominal power: 50°C (122°F): 0.1W
- Operating temperature: -25°C +70°C (-13°F +158°F)
- Electrical rotation angle: 245° ± 25°
- Stop Torque: >7.5 Ncm. (10.5 in-oz)
- Max. Voltage: 100VDC
- Taper: linear
- Equivalent noise resistance: ≤ 5%
- End resistance: ≤ 2% Rn (10Ω min.)

MOUSER STOCK NO.	Piher Part No.	Fig.	Mounting Method	Terminal Style
531-N6-L50T0C-1K	N6-L50T0C-102	A	laydown	5.0mm
531-N6-L50T0C-10K	N6-L50T0C-103	A	laydown	5.0mm
531-N6-L50T0C-100K	N6-L50T0C-104	A	laydown	5.0mm
531-N6-L50T0C-1M	N6-L50T0C-105	A	laydown	5.0mm
531-N6-S25T0C-1K	N6-S25T0C-102	B	standup	2.5mm
531-N6-S25T0C-10K	N6-S25T0C-103	B	standup	2.5mm
531-N6-S25T0C-100K	N6-S25T0C-104	B	standup	2.5mm
531-N6-S25T0C-1M	N6-S25T0C-105	B	standup	2.5mm

Features:
- Carbon resistive element
- Polyester substrate
- Over-moulding manufacturing technique
- Available as SMD
- Embossed tape (for SMD), tape on reel, ammo pack and magazine packaging for automatic insertion and bulk for manual assembly
- Wiper positioned at 50%
- Both sides cross slot easy adjustment
- Accidental rotor movement protected
- Traceability insured through date code marking
- Assembly method: Stand up, lay down

For quantities greater than listed, call for quote.

Price Each			
1	100	500	1000

DIMENSIONS: mm

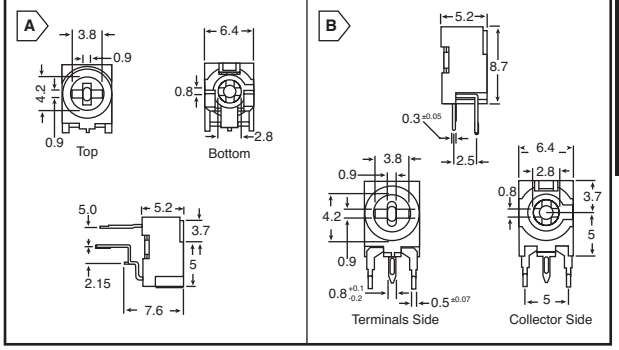

PIHER 10MM CARBON TRIMMERS

Specifications:
- Power rating: 0.15W
- Temperature range: -25°C to +70°C
- Linear taper
- Electrical rotation: 220°±20°
- Mechanical rotation: 235°±10°
- 10,000 rotation life cycle
- Tolerance: 100Ω~1mΩ ±20%; 2mΩ~5mΩ ±30%

Features:
- Carbon resistive element
- Dust proof enclosure
- Polyester substrate

For quantities greater than listed, call for quote.

Price Each				
1	100	500	1000	2000

MOUSER STOCK NO.	Piher Part No.	Fig.
Horizontal Mount/Vertical Adjust		
531-PT10V-100	PT10LV10-101A2020	A
531-PT10V-200	PT10LV10-201A2020	A
531-PT10V-250	PT10LV10-251A2020	A
531-PT10V-500	PT10LV10-501A2020	A
531-PT10V-1K	PT10LV10-102A2020	A
531-PT10V-2K	PT10LV10-202A2020	A
531-PT10V-2.5K	PT10LV10-252A2020	A
531-PT10V-5K	PT10LV10-502A2020	A
531-PT10V-10K	PT10LV10-103A2020	A
531-PT10V-20K	PT10LV10-203A2020	A
531-PT10V-22K	PT10V10-223A2020	A
531-PT10V-25K	PT10LV10-253A2020	A
531-PT10V-50K	PT10LV10-503A2020	A
531-PT10V-100K	PT10LV10-104A2020	A
531-PT10V-200K	PT10LV10-204A2020	A
531-PT10V-250K	PT10LV10-254A2020	A
531-PT10V-500K	PT10LV10-504A2020	A
531-PT10V-1M	PT10LV10-105A2020	A
531-PT10V-2M	PT10LV10-205A3030	A
531-PT10V-2.5M	PT10LV10-252A3030	A
531-PT10V-5M	PT10LV10-505A3030	A
Vertical Mount/Horizontal Adjust		
531-PT10H-100	PT10LH01-101A2020	B
531-PT10H-200	PT10LH01-201A2020	B
531-PT10H-250	PT10LH01-251A2020	B
531-PT10H-500	PT10LH01-501A2020	B
531-PT10H-1K	PT10LH01-102A2020	B
531-PT10H-2K	PT10LH01-202A2020	B
531-PT10H-2.5K	PT10LH01-252A2020	B
531-PT10H-5K	PT10LH01-502A2020	B
531-PT10H-10K	PT10LH01-103A2020	B
531-PT10H-20K	PT10LH01-203A2020	B
531-PT10H-22K	PT10LH01-223A2020	B
531-PT10H-25K	PT10LH01-253A2020	B
531-PT10H-50K	PT10LH01-503A2020	B
531-PT10H-100K	PT10LH01-104A2020	B
531-PT10H-200K	PT10LH01-204A2020	B
531-PT10H-220K	PT10LH01-224A2020	B
531-PT10H-250K	PT10LH01-254A2020	B
531-PT10H-500K	PT10LH01-504A2020	B
531-PT10H-1M	PT10LH01-105A2020	B
531-PT10H-2M	PT10LH01-205A3030	B
531-PT10H-2.5M	PT10LH01-255A3030	B
531-PT10H-5M	PT10LH01-505A3030	B

MOUSER STOCK NO.	Piher Part No.	Fig.
Horizontal Mount/Vertical Adjust		
531-PT10MV-100	PT10MV10-101A2020	C
531-PT10MV-250	PT10MV10-251A2020	C
531-PT10MV-500	PT10MV10-501A2020	C
531-PT10MV-1K	PT10MV10-102A2020	C
531-PT10MV-2K	PT10MV10-202A2020	C
531-PT10MV-2.5K	PT10MV10-252A2020	C
531-PT10MV-5K	PT10MV10-502A2020	C
531-PT10MV-10K	PT10MV10-103A2020	C
531-PT10MV-20K	PT10MV10-203A2020	C
531-PT10MV-22K	PT10MV10-223A2020	C
531-PT10MV-25K	PT10MV10-253A2020	C
531-PT10MV-50K	PT10MV10-503A2020	C
531-PT10MV100K	PT10MV10-104A2020	C
531-PT10MV-200K	PT10MV10-204A2020	C
531-PT10MV-220K	PT10MV10-224A2020	C
531-PT10MV-500K	PT10MV10-504A2020	C
531-PT10MV-1M	PT10MV10-105A2020	C
531-PT10MV-2M	PT10MV10-205A3030	C
531-PT10MV-2.5M	PT10MV10-255A3030	C
531-PT10MV-5M	PT10MV10-505A3030	C
Vertical Mount/Horizontal Adjust		
531-PT10MH-100	PT10MH01-101A2020	D
531-PT10MH-200	PT10MH01-201A2020	D
531-PT10MH-250	PT10MH01-251A2020	D
531-PT10MH-500	PT10MH01-501A2020	D
531-PT10MH-1K	PT10MH01-102A2020	D
531-PT10MH-2K	PT10MH01-202A2020	D
531-PT10MH-2.5K	PT10MH01-252A2020	D
531-PT10MH-5K	PT10MH01-502A2020-PM	D
531-PT10MH-10K	PT10MH01-103A2020	D
531-PT10MH-20K	PT10MH01-203A2020	D
531-PT10MH-22K	PT10MH01-223A2020	D
531-PT10MH-50K	PT10MH01-503A2020	D
531-PT10MH-100K	PT10MH01-104A2020	D
531-PT10MH-220K	PT10MH01-224A2020	D
531-PT10MH-250K	PT10MH01-254A2020	D
531-PT10MH-500K	PT10MH01-504A2020	D
531-PT10MH-1M	PT10MH01-105A2020	D
531-PT10MH-5M	PT10MH01-505A3030	D

DIMENSIONS: mm

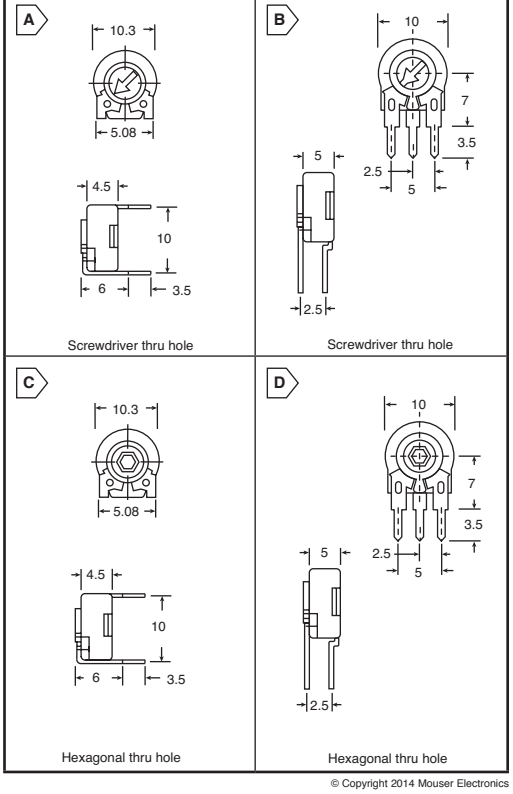

© Copyright 2014 Mouser Electronics

© Copyright 2014 Mouser Electronics

PIHER Trimmer Potentiometers

PIHER

PIHER 10MM CERMET TRIMMERS

Specifications:
- Power rating: 0.33W
- Temperature range: -40°C to +90°C
- Mechanical rotation: 235°±5°
- Electrical rotation: 220°±20°
- Linear taper
- Tolerance: ±20%

Features:
- Cermet resistive element
- Dust proof enclosure
- Plastic material according to UL94V-0
- Alumina substrate

Available upon Request:
- Wiper positioned at 50% or fully clockwise
- Supplied in magazines for automatic insertion
- Long life model for low cost control potentiometers applications
- Self extinguishable plastic UL 94V-0
- Cut track option
- Special tapers
- Mechanical detents
- Low and extra low torque versions
- Special switch option

For quantities greater than listed, call for quote.

Price Each				
1	100	500	1000	2000

DIMENSIONS: mm

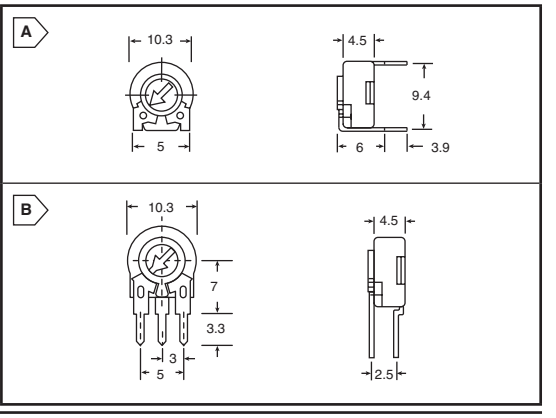

MOUSER STOCK NO.	Piher Part No.	Fig.
Horizontal Mount/Vertical Adjust		
531-PTC10V-100	PTC10LV10-101A2020	A
531-PTC10V-200	PTC10LV10-201A2020	A
531-PTC10V-500	PTC10LV10-501A2020	A
531-PTC10V-1K	PTC10LV10-102A202	A
531-PTC10V-2K	PTC10LV10-202A2020	A
531-PTC10V-2.5K	PTC10LV10-252A2020	A
531-PTC10V-5K	PTC10LV10-502A2020	A
531-PTC10V-10K	PTC10LV10-103A2020	A
531-PTC10V-20K	PTC10LV10-203A2020	A
531-PTC10V-50K	PTC10LV10-503A2020	A
531-PTC10V-100K	PTC10LV10-104A2020	A
531-PTC10V-200K	PTC10LV10-204A2020	A
531-PTC10V-250K	PTC10LV10-254A2020	A
531-PTC10V-500K	PTC10LV10-504A2020	A

MOUSER STOCK NO.	Piher Part No.	Fig.
Vertical Mount/Horizontal Adjust		
531-PTC10H-100	PTC10LH01-101A2020	B
531-PTC10H-200	PTC10LH01-201A2020	B
531-PTC10H-500	PTC10LH01-501A2020	B
531-PTC10H-1K	PTC10LH01-102A2020	B
531-PTC10H-2K	PTC10LH01-202A2020	B
531-PTC10H-2.5K	PTC10LH01-252A2020	B
531-PTC10H-5K	PTC10LH01-502A2020	B
531-PTC10H-10K	PTC10LH01-103A2020	B
531-PTC10H-20K	PTC10LH01-203A2020	B
531-PTC10H-25K	PTC10LH01-253A2020	B
531-PTC10H-50K	PTC10LH01-503A2020	B
531-PTC10H-100K	PTC10LH01-104A2020	B
531-PTC10H-200K	PTC10LH01-204A202	B
531-PTC10H-250K	PTC10LH01-254A2020	B
531-PTC10H-500K	PTC10LH01-504A2020	B

PIHER 15MM CARBON TRIMMERS

Specifications:
- Temperature range: -25°C to +70°C (-13°F + 158°F)
- Residual resistance: ≤3% Rn (3Ω min.)
- Tolerance: 100Ω~1mΩ ±20% 2mΩ~5mΩ ±30%
- Voltage max.: 250VDC (lin) 125VDC (no lin)
- Nominal power: 50°C (122°F), 0.25W (lin) 0.12W (no lin)
- Power rating: 0.25W
- Taper: Linear
- Electrical rotation: 250° ±20°
- Mechanical rotation: 265° to ±5°

Available upon Request:
- Supplied in magazines for automatic insertion
- Wiper positioned at 50% or fully clockwise
- Long life model for low cost control potentiometers applications
- Self extinguishable plastic UL 94V-0
- Cut track option
- Special tapers
- Mechanical detents

Features:
- Carbon resistive element
- Dust proof enclosure
- Polyester substrate

For quantities greater than listed, call for quote.

Price Each				
1	100	500	1000	2000

DIMENSIONS: mm

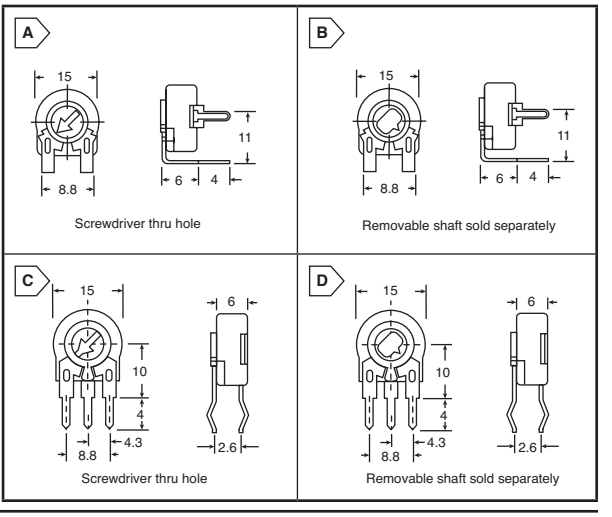

MOUSER STOCK NO.	Piher Part No.	Fig.
Horizontal Mount/Vertical Adjust		
531-PT15D-100	PT15LV18-101A2020	A
531-PT15D-200	PT15LV18-201A2020	A
531-PT15D-250	PT15LV18-251A2020	A
531-PT15D-500	PT15LV18-501A2020	A
531-PT15D-1K	PT15LV18-102A2020	A
531-PT15D-2K	PT15LV18-202A2020	A
531-PT15D-2.5K	PT15LV18-252A2020	A
531-PT15D-5K	PT15LV18-502A2020	A
531-PT15D-10K	PT15LV18-103A2020	A
531-PT15D-20K	PT15LV18-203A2020	A
531-PT15D-25K	PT15LV18-253A2020	A
531-PT15D-50K	PT15LV18-503A2020	A
531-PT15D-100K	PT15LV18-104A2020	A
531-PT15D-200K	PT15LV18-204A2020	A
531-PT15D-250K	PT15LV18-254A2020	A
531-PT15D-500K	PT15LV18-504A2020	A
531-PT15D-1M	PT15LV18-105A2020	A
531-PT15D-2M	PT15LV18-205A3030	A
531-PT15D-2.5M	PT15LV18-255A3030	A
531-PT15D-5M	PT15LV18-505A3030	A
531-PT15NV-10K	PT15NV18-103A2020	B
531-PT15NV-25K	PT15NV18-253A2020	B
531-PT15NV-50K	PT15NV18-503A2020	B
531-PT15NV-100K	PT15NV18-104A2020	B

MOUSER STOCK NO.	Piher Part No.	Fig.
Vertical Mount/Horizontal Adjust		
531-PT15B-100	PT15LH06-101A2020	C
531-PT15B-200	PT15LH06-201A2020	C
531-PT15B-250	PT15LH06-251A2020	C
531-PT15B-500	PT15LH06-501A2020	C
531-PT15B-1K	PT15LH06-102A2020	C
531-PT15B-2K	PT15LH06-202A2020	C
531-PT15B-2.5K	PT15LH06-252A2020	C
531-PT15B-5K	PT15LH06-502A2020	C
531-PT15B-10K	PT15LH06-103A2020	C
531-PT15B-20K	PT15LH06-203A2020	C
531-PT15B-25K	PT15LH06-253A2020	C
531-PT15B-50K	PT15LH06-503A2020	C
531-PT15B-100K	PT15LH06-104A2020	C
531-PT15B-200K	PT15LH06-204A2020	C
531-PT15B-250K	PT15LH06-254A2020	C
531-PT15B-500K	PT15LH06-504A2020	C
531-PT15B-1M	PT15LH06-105A2020	C
531-PT15B-2M	PT15LH06-205A3030	C
531-PT15B-2.5M	PT15LH06-255A3030	C
531-PT15B-5M	PT15LH06-505A3030	C
531-PT15NH-10K	PT15NH06-103A2020	D
531-PT15NH-1K	PT15NH06-102A2020	D
531-PT15NH-2M	PT15NH06-205A3030	D
531-PT15NH-50K	PT15NH06-503A2020	D

PIHER 15MM CERMET TRIMMERS

Specifications:
- Mechanical rotation angle: 265° ± 5°
- Electrical rotation angle: 250° ± 20°
- Torque: 0.5 to 2.5Ncm. (0.7 to 3.4 in-oz)
- Stop torque: > 10Ncm. (>14 in-oz)
- Tolerance: 100Ω < Rn < 1M Ω = ±20
- Max. voltage: 250VDC (lin) 125VDC (no lin)
- Nominal Power: 70°C (158°F) 0.50W (lin) 0.25W (no lin)
- Taper: Linear
- Residual resistance: ≤5.10 Rn (2Ω min.)
- Equivalent noise resistance: ≤ 3% Rn (3Ω min.)
- Operating temperature: -40°C + 90°C (-40°F + 194°F)

Features:
- Cermet resistive element
- Dust proof enclosure
- Plastic material according to UL94V-0
- Alumina substrate

Available upon Request:
- Wiper positioned at 50% or fully clockwise
- Long life model for low cost control pot. applications
- Supplied in magazines for automatic insertion
- Low torque option
- Available as SPDT switch
- Special tapers
- Mechanical detents

DIMENSIONS: mm

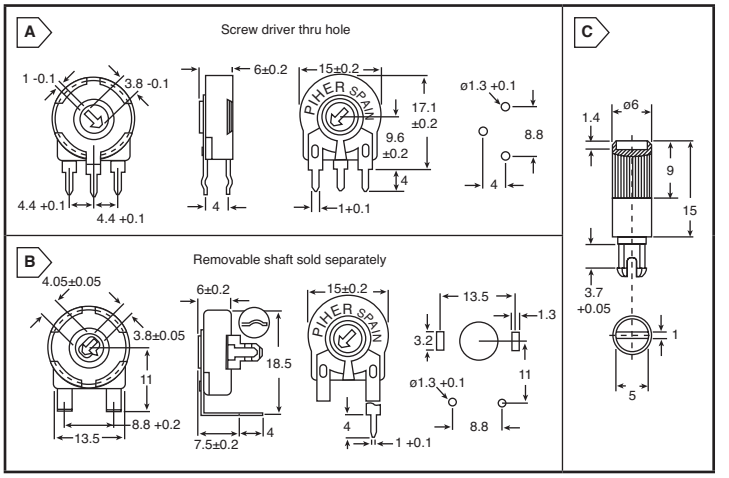

For quantities greater than listed, call for quote.

MOUSER STOCK NO.	Piher Part No.	Fig.	Price Each				
			1	25	50	100	200
531-PTC15LH06-250	PTC15LH06-251A2020	A					
531-PTC15NV18-1K	PTC15NV18-102A2020	B					
Shaft							
531-5219CR	XEJPL5219CR	C					

© Copyright 2014 Mouser Electronics

© Copyright 2014 Mouser Electronics

VISHAY/SFERNICE Single-Turn, SMD, Cermet Trimmers

RoHS Compliant **This product is RoHS compliant.**

VISHAY/SFERNICE TS3Y SERIES 3MM SINGLE TURN, SEALED CERMET TRIMMERS

Specifications:
- Electrical travel: 220°
- Resistance range: 20Ω to 2MΩ
- Tolerance standard: ±20%
- Power rating: 0.125W @ 70°C
- Temp. coefficient (max.): ± 150 ppm/°C

Features:
- Small size for optimum packing density
- Suitable for both manual and automatic operation

Table of Values (Ω)				
20	1K	10K	100K	2M
50	2K	20K	500K	
100	5K	50K	1M	

LEAD-FREE RoHS Compliant

For quantities greater than listed, call for quote.

MOUSER STOCK NO.	Fig.	Price Each 1	50	100	500
72-TS3YJ-(Value Code)	A				

VISHAY/SFERNICE TS4Y SERIES 4MM SQUARE, SINGLE TURN, SMD, SEALED CERMET TRIMMERS

Specifications:
- Mechanical angle: 240° (1 turn)
- Resistive range: 100Ω to 500KΩ
- Tolerance: ±20% standard
- Temperature coefficient: ±100ppm/°C
- Power rating: (300V max.) 0.25W @ + 70°C, 0W @ + 125°C
- Adjustment angle: 210° nominal

Features:
- Fully sealed to withstand board washing
- Compatible with surface mount manufacturing processes
- Compatible with popular vacuum pick-and-place equipment
- J-hook and gull-wing configurations

Table of Values (Ω)				
100	1K	5K	20K	100K
200	2K	10K	50K	500K

LEAD-FREE RoHS Compliant

For quantities greater than listed, call for quote.

MOUSER STOCK NO.	Fig.	Price Each 1	50	100	500
72-TS4YJ-(Value Code)	B				
72-TS4YL-(Value Code)	C				

VISHAY/SFERNICE TS53Y SERIES MINIATURE, 5MM SINGLE TURN, SMD, SEALED CERMET TRIMMERS

Specifications:
- Electrical travel: 220° ± 15°
- Tolerance standard: ± 20%
- Power rating: linear 0.25W @ 70°C
- Mechanical travel: 270° ± 10°
- Temperature range: -55°C to +125°C
- Resistive range: 100Ω to 1MΩ

Features:
- For PCB version see T53Y series
- Wide ohmic range (10Ω to 1 MΩ)
- Small size for optimum packing density
- Suitable for both manual or automatic operation

Table of Values (Ω)				
100	1K	10K	100K	1M
200	2K	20K	200K	
500	5K	50K	500K	

LEAD-FREE RoHS Compliant

For quantities greater than listed, call for quote.

MOUSER STOCK NO.	Fig.	Price Each 1	50	100	500
72-TS53YJ-(Value Code)	D				
72-TS53YL-(Value Code)	E				

DIMENSIONS: mm

A

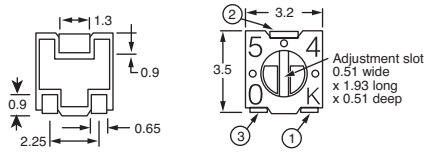

B

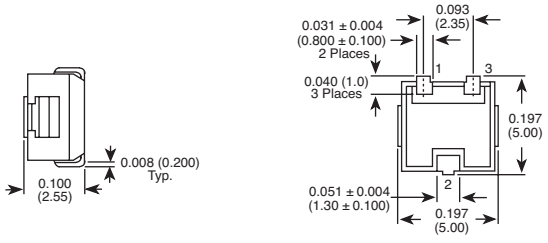

C

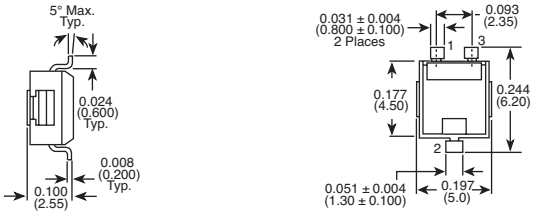

D

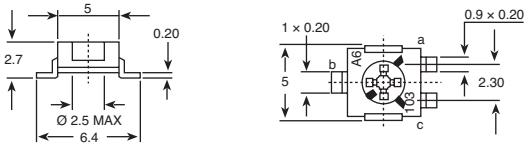

E

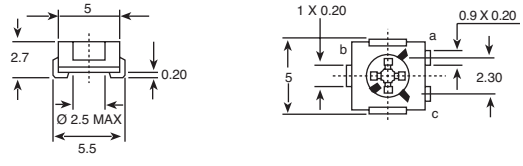

© Copyright 2014 Mouser Electronics

© Copyright 2014 Mouser Electronics

VISHAY/SFERNICE Single-Turn Trimmers

VISHAY/SFERNICE 1/4" SINGLE-TURN, SQUARE, CERMET TRIMMERS

Specifications:
- Tolerance: ±10%
- Operating temperature range: -55°C to +125°C
- Rated voltage: 250VD
- Rotation: 250° ± 15°
- Power rating: .5W @ 100°C
- Temperature coefficient: ±70ppm/°C
- Rotation life: 200 cycles

RoHS Compliant

- Will be renamed T73

MOUSER STOCK NO.	Fig.
72-T70YP-Value	A
72-T70YB-Value	B
72-T70YE-Value	B
72-T70XH-Value	C

Features:
- Withstands harsh environments and immersion cleaning processes

Table of Values (Ω)				
100	1K	10K	50K	500K
200	2K	20K	100K	1M
500	5K	25K	200K	

For quantities greater than listed, call for quote.

Price Each			
1	25	50	100

VISHAY/SPECTROL/SFERNICE 3/8" (10MM) SINGLE-TURN, SQUARE, CERMET TRIMMERS

Specifications:
- Tolerance: ±10%
- Oper. temp. range: -55°C to +125°C
- Replacing Sfernice T20 Series

Features:
- Flame retardant housing to UL rated V0
- "O" Ring seal for solvent and Aqueous washing
- Rotation life: 200 cycles
- High temp soldered terminations

RoHS Compliant

Value (Ω)	Value Code	Value (Ω)	Value Code
100	101	25K	253
200	201	50K	503
500	501	100K	104
1K	102	200K	204
2K	202	250K	254
5K	502	500K	504
10K	103	1M	105
20K	203	2M	205

MOUSER STOCK NO.	Fig.
594-63P(value code)	D
594-63X(value code)	E
594-63M(value code)	F
594-63S(value code)	G

For quantities greater than listed, call for quote.

Price Each			
1	25	50	100

VISHAY/SPECTROL /SFERNICE 3/8" SINGLE-TURN CERMET TRIMMERS WITH KNOBS

Specifications:
- Tolerance: ±10%
- Coefficient of resistance: ±100ppm/°C
- Rating: 0.5W @ 70°C, derated linearly to 0W @125°C
- Rated voltage: 250VDC
- Rotation: 250° ± 15°
- Power rating: .5W @ +85°C

Features:
- Sealed for cleaning in common solvents
- Contact resistance variation: 2% or 2Ω, whichever is greater
- Electrical travel: 270°

Knobs

MOUSER STOCK NO.	Fig.	Value	Price Each 1	25	50	100	200	500
594-63P102T7	H	1K						
594-63P202T7	H	2K						
594-63P502T7	H	5K						Call for Qoute
594-63P103T7	H	10K						
594-63P203T7	H	20K						
594-63P503T7	H	50K						
594-63P104T7	H	100K						

Thumbwheel

MOUSER STOCK NO.	Fig.	Value	Price Each 1	25	50	100	200	500
594-63P102T4	I	1K						
594-63P502T4	I	5K						
594-63P103T4	I	10K						
594-63P203T4	I	20K						Call for Qoute
594-63P503T4	I	50K						
594-63P104T4	I	100K						

RoHS Compliant

VISHAY/SFERNICE 1/4" SINGLE-TURN, ROUND, CERMET TRIMMERS

Specifications:
- Tolerance: ±10%
- Oper. temp. range: -55°C to +150°C
- Rotational life: 200 cycles
- Power rating: .5W @ +85°C
- Low temperature coefficient

Features:
- Fully sealed to withstand board washing

RoHS Compliant

MOUSER STOCK NO.	Fig.
72-T7RYB-Value	J
72-T7RYA-Value	K

Table of Values (Ω)				
50	500	5K	50K	500K
100	1K	10K	100K	1M
200	2K	20K	200K	

For quantities greater than listed, call for quote.

Price Each			
1	25	50	100

DIMENSIONS: mm

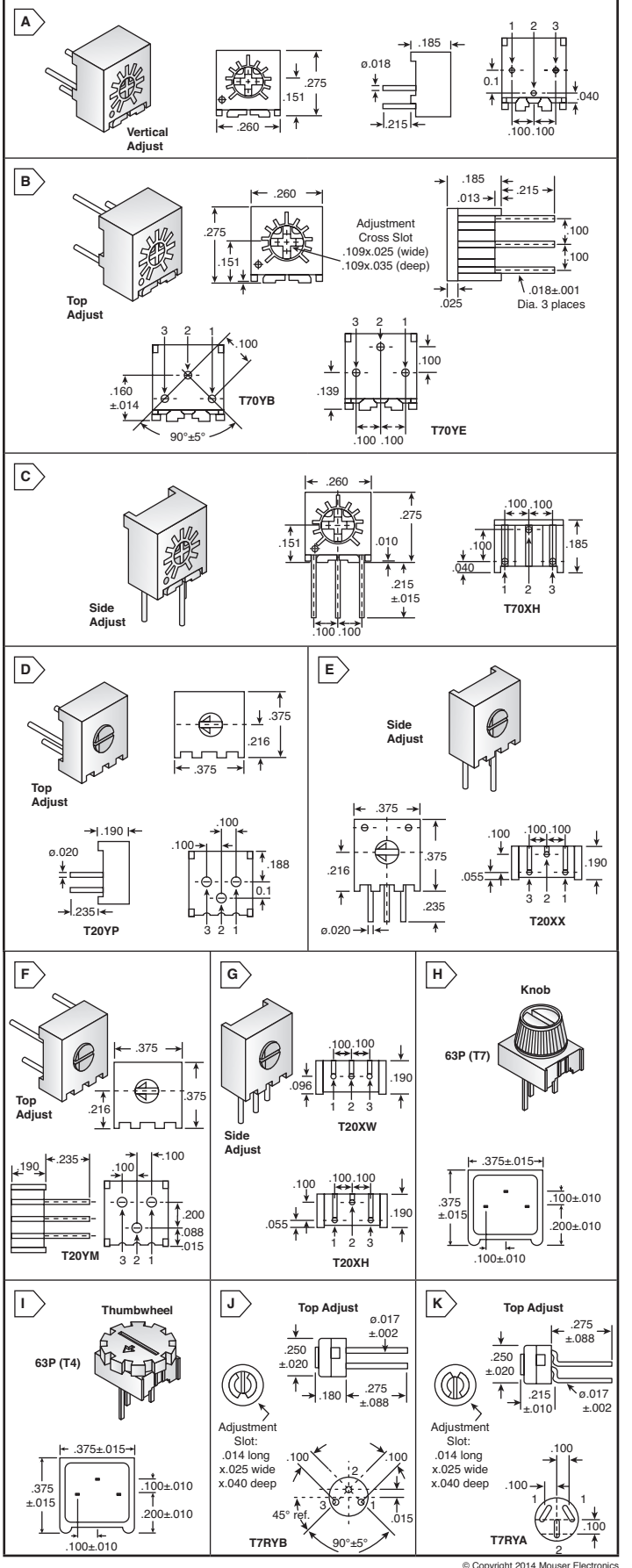

© Copyright 2014 Mouser Electronics

© Copyright 2014 Mouser Electronics

BI TECHNOLOGIES Multi/Single Turn Trimmers and Pots

TT electronics
BI Technologies

DIMENSIONS: mm

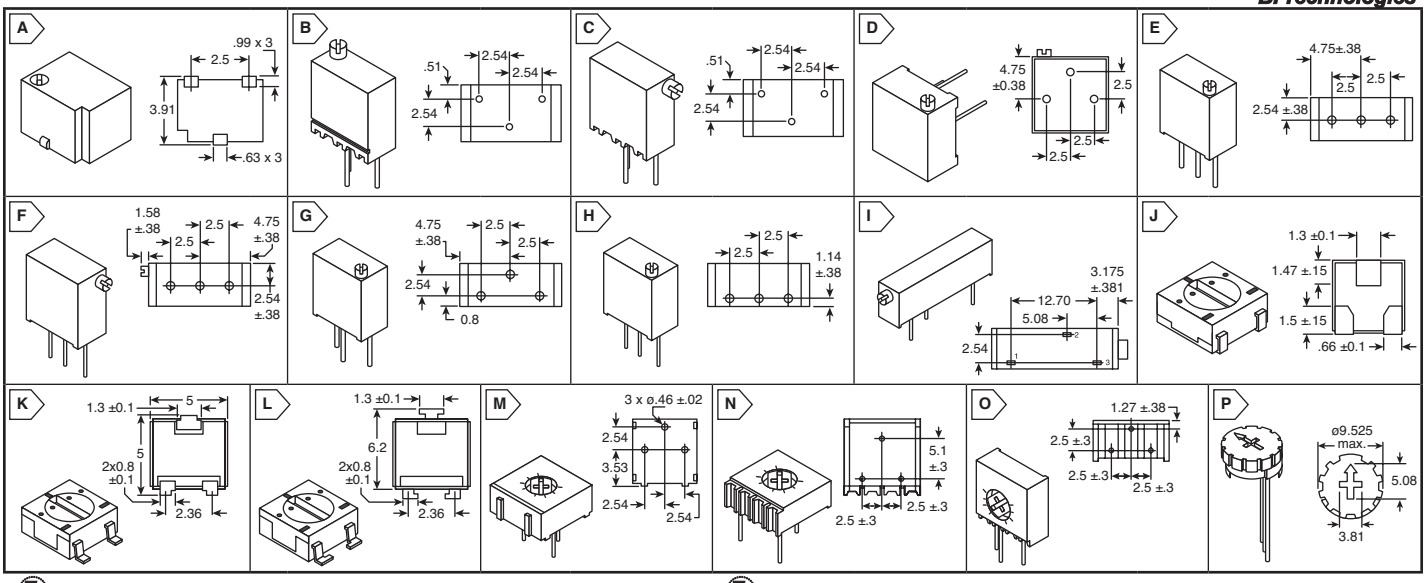

MULTI-TURN SURFACE MOUNT CERMET TRIMMER

4mm Model 44

RoHS Compliant

- Actual electrical travel, turns, nominal: 9
- Operating temperature: -65°C to +150°C
- Power rating: 0.25W
- Tolerance: 10%

For quantities greater than listed, call for quote.

MOUSER STOCK NO.	Fig.	Values (Ω)	Price Each 1	25	50	100
858-44WR-VALUE-LF	A	10, 20, 50, 100, 200, 500,1K, 2K, 5K, 10K, 20K, 25K, 50K, 100K, 200K, 250K, 500K, 1M, 2M				

MULTI-TURN THRU-HOLE CERMET TRIMMER

RoHS Compliant

- Actual electrical travel, turns, nominal: 12
- Mechanical stops: clutch action, both ends
- Tolerance: 10%

1/4" Sq. Model 64

- Power rating: .25W
- Operating temperature: -65° to +150°C

858-64WR-VALUE-LF	B	10, 20, 50, 100, 200, 500, 1K, 2K, 5K, 10K, 20K, 25K, 50K, 100K, 200K, 250K, 500K, 1M				
858-64XR-VALUE-LF	C					

3/8" Sq. Model 67

- Power rating: 0.50W
- Operating temperature: -55° to +125°C

858-67PR-VALUE-LF	D	10, 20, 50, 100, 200, 500, 1K, 2K, 5K, 10K, 20K, 25K, 50K, 100K, 200K, 250K, 500K, 1M, 2M				
858-67WR-VALUE-LF	E					
858-67XR-VALUE-LF	F					
858-67YR-VALUE-LF	G					

3/8" Sq. Model 68

- Power rating: 0.50W
- Operating temperature: -55° to +125°C

858-68WR-VALUE-LF	H	10, 20, 50, 100, 200, 500, 1K, 2K, 5K, 10K, 20K, 25K, 50K, 100K, 200K, 250K, 500K, 1M, 2M				

3/4" Rectangular Model 89

- Power Rating: 0.75W
- Operating temperature: -55° to +125°C

858-89PR-VALUE-LF	I	10, 20, 50, 100, 200, 500, 1K, 2K, 5K, 10K, 20K, 25K, 50K, 100K, 200K, 250K, 500K, 1M, 2M				

SINGLE-TURN SURFACE MOUNT CERMET TRIMMER

3mm Model 22

RoHS Compliant

- Actual electrical travel, nominal: 220°
- Mechanical stops: solid
- Power rating: .125W
- Tolerance: 20%
- Operating temperature: -55°C to +125°C

For quantities greater than listed, call for quote.

MOUSER STOCK NO.	Fig.	Values (Ω)	Price Each 1	25	50	100
858-22AR-VALUE-LFTR	J	10, 50, 100, 200, 500, 1K, 2K, 5K, 10K, 20K, 50K, 100K, 200K, 500K, 1M, 2M				

4mm Sq. Model 23

- Actual electrical travel, nominal: 210°
- Mechanical stops: solid
- Power rating: 0.25W
- Tolerance: 20%
- Operating temperature: -55°C to +125°C

858-23AR-VALUE-LFTR	K	10, 50, 100, 200, 500, 1K, 2K, 5K, 10K, 20K, 50K, 100K, 200K, 500K, 1M, 2M				
858-23BR-VALUE-LFTR	L					

SINGLE-TURN THRU-HOLE CERMET TRIMMER

RoHS Compliant

1/4" Sq. Model 25

- Actual electrical travel, nominal: 210°
- Mechanical stops: solid
- Power rating: 0.50W
- Tolerance: 10%
- Operating temperature: -55°C to +125°C

858-25PR-VALUE-LF	M	10, 20, 50, 100, 200, 500, 1K, 2K, 5K, 10K, 20K, 50K, 100K, 200K, 500K, 1M, 2M				

3/8" Sq. Model 72

- Actual electrical travel, nominal: 244°
- Mechanical stops: solid
- Power rating: 0.50W
- Tolerance: 10%
- Operating temperature: -55°C to +125°C

858-72PMR-VALUE-LF	N	10, 20, 50, 100, 200, 500, 1K, 2K, 5K, 10K, 20K, 25K, 50K, 100K, 200K, 250K, 500K, 1M, 2M				
858-72PR-VALUE-LF	N					
858-72XR-VALUE-LF	O					

3/8" Dia. Model 91

- Actual electrical travel, nominal: 174°
- Mechanical stops: solid
- Power rating: 0.50W
- Tolerance: 20%
- Operating temperature: -55°C to +125°C

858-91AR-VALUE-LF	P	10, 20, 50, 100, 200, 500, 1K, 2K, 5K, 10K, 20K, 25K, 50K, 100K, 200K, 250K, 500K, 1M, 2M				

PRECISION POTENTIOMETERS

7/8" 10-Turn Wirewound

RoHS Compliant

- Operating Temperature: 125°C max.
- Power Rating: 2W
- Tolerance: 5%

For quantities greater than listed, call for quote.

MOUSER STOCK NO.	Fig.	Values (Ω)	Price Each 1	5	10
858-7286RVALUELF	A	100, 200, 500, 1K, 2K, 5K, 10K, 20K, 50K, 100K			

1-13/16" 10-Turn Wirewound

- Operating Temperature: 85°C max.
- Power Rating: 5W
- Tolerance: 5%

858-AR-VALUE	B	10, 25, 50, 100, 200, 500, 1K, 2K, 5K, 10K, 20K, 50K, 100K, 200K, 300K, 500K			

Turns Counting Dials

For quantities greater than listed, call for quote.

MOUSER STOCK NO.	Fig.	Finish	Turns	Price Each 1	5	10
858-2606	C	Satin Chrome	20			
858-RB	D	Satin Chrome	15			

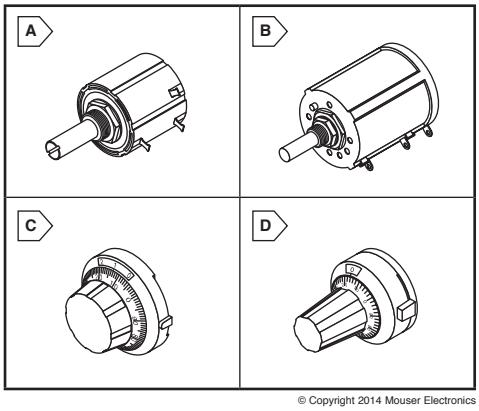

© Copyright 2014 Mouser Electronics

BOURNS Multi-Turn Cermet Trimmer Potentiometers

BOURNS 3296 SERIES 3/8" SQUARE / 25 TURN / SEALED

RoHS Compliant This product is RoHS compliant.

RoHS Compliant

Features:
- 5 terminal styles
- Chevron seal design

Specifications:
- Resistance tolerance: ±10% standard
- Power rating: 70°C - 0.5W; 125°C - 0W
- Temperature range: -55°C to +150°C
- Temperature coefficient: ±100ppm/°C

For quantities greater than listed, call for quote.

Series No.	Price Each 1	10	50	100	500	1000
3296P, 3296Z 3296W, X, Y						

Value (Ω)	3296P Series	3296W Series	3296X Series	3296Y Series	3296Z Series
	MOUSER STOCK NO.				
10	652-3296P-1-100LF	652-3296W-1-100LF	652-3296X-1-100LF	652-3296Y-1-100LF	652-3296Z-1-100LF
20	652-3296P-1-200LF	652-3296W-1-200LF	652-3296X-1-200LF	652-3296Y-1-200LF	652-3296Z-1-200LF
50	652-3296P-1-500LF	652-3296W-1-500LF	652-3296X-1-500LF	652-3296Y-1-500LF	652-3296Z-1-500LF
100	652-3296P-1-101LF	652-3296W-1-101LF	652-3296X-1-101LF	652-3296Y-1-101LF	652-3296Z-1-101LF
200	652-3296P-1-201LF	652-3296W-1-201LF	652-3296X-1-201LF	652-3296Y-1-201LF	652-3296Z-1-201LF
500	652-3296P-1-501LF	652-3296W-1-501LF	652-3296X-1-501LF	652-3296Y-1-501LF	652-3296Z-1-501LF
1K	652-3296P-1-102LF	652-3296W-1-102LF	652-3296X-1-102LF	652-3296Y-1-102LF	652-3296Z-1-102LF
2K	652-3296P-1-202LF	652-3296W-1-202LF	652-3296X-1-202LF	652-3296Y-1-202LF	652-3296Z-1-202LF
5K	652-3296P-1-502LF	652-3296W-1-502LF	652-3296X-1-502LF	652-3296Y-1-502LF	652-3296Z-1-502LF
10K	652-3296P-1-103LF	652-3296W-1-103LF	652-3296X-1-103LF	652-3296Y-1-103LF	652-3296Z-1-103LF
20K	652-3296P-1-203LF	652-3296W-1-203LF	652-3296X-1-203LF	652-3296Y-1-203LF	652-3296Z-1-203LF
25K	652-3296P-1-253LF	652-3296W-1-253LF	652-3296X-1-253LF	652-3296Y-1-253LF	652-3296Z-1-253LF
50K	652-3296P-1-503LF	652-3296W-1-503LF	652-3296X-1-503LF	652-3296Y-1-503LF	652-3296Z-1-503LF
100K	652-3296P-1-104LF	652-3296W-1-104LF	652-3296X-1-104LF	652-3296Y-1-104LF	652-3296Z-1-104LF
200K	652-3296P-1-204LF	652-3296W-1-204LF	652-3296X-1-204LF	652-3296Y-1-204LF	652-3296Z-1-204LF
250K	652-3296P-1-254LF	652-3296W-1-254LF	652-3296X-1-254LF	652-3296Y-1-254LF	652-3296Z-1-254LF
500K	652-3296P-1-504LF	652-3296W-1-504LF	652-3296X-1-504LF	652-3296Y-1-504LF	652-3296Z-1-504LF
1M	652-3296P-1-105LF	652-3296W-1-105LF	652-3296X-1-105LF	652-3296Y-1-105LF	652-3296Z-1-105LF
2M	652-3296P-1-205LF	652-3296W-1-205LF	652-3296X-1-205LF	652-3296Y-1-205LF	652-3296Z-1-205LF

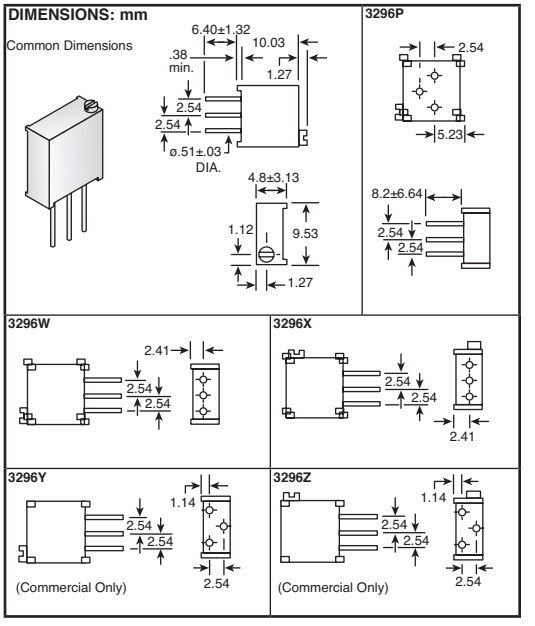

BOURNS 3006 SERIES 3/4" RECTANGULAR / 15 TURN / SEALED

Specifications:
- Resistance tolerance: ±10% standard
- Power rating: 70°C - 0.75W; 125°C - 0W
- Temperature range: -55°C to +125°C
- Temperature coefficient: ±100ppm/°C

Features:
- Low PC board profile - only 1/4" high

RoHS Compliant

For quantities greater than listed, call for quote.

Series No.	Price Each 1	10	50	100	500	1000
3006P 3006W, 3006Y						

Value (Ω)	3006P Series	3006W Series	3006Y Series
	MOUSER STOCK NO.		
100	652-3006P-1-101-LF	652-3006W-1-101-LF	652-3006Y-1-101-LF
200	652-3006P-1-201-LF	652-3006W-1-201-LF	652-3006Y-1-201-LF
500	652-3006P-1-501-LF	652-3006W-1-501-LF	652-3006Y-1-501-LF
1K	652-3006P-1-102-LF	652-3006W-1-102-LF	652-3006Y-1-102-LF
2K	652-3006P-1-202-LF	652-3006W-1-202-LF	652-3006Y-1-202-LF
5K	652-3006P-1-502-LF	652-3006W-1-502-LF	652-3006Y-1-502-LF
10K	652-3006P-1-103-LF	652-3006W-1-103-LF	652-3006Y-1-103-LF
20K	652-3006P-1-203-LF	652-3006W-1-203-LF	652-3006Y-1-203-LF
25K	652-3006P-1-253-LF	652-3006W-1-253-LF	652-3006Y-1-253-LF
50K	652-3006P-1-503-LF	652-3006W-1-503-LF	652-3006Y-1-503-LF
100K	652-3006P-1-104-LF	652-3006W-1-104-LF	652-3006Y-1-104-LF
200K	652-3006P-1-204-LF	652-3006W-1-204-LF	652-3006Y-1-204-LF
250K	652-3006P-1-254-LF	652-3006W-1-254-LF	652-3006Y-1-254-LF
500K	652-3006P-1-504-LF	652-3006W-1-504-LF	652-3006Y-1-504-LF
1M	652-3006P-1-105-LF	652-3006W-1-105-LF	652-3006Y-1-105-LF

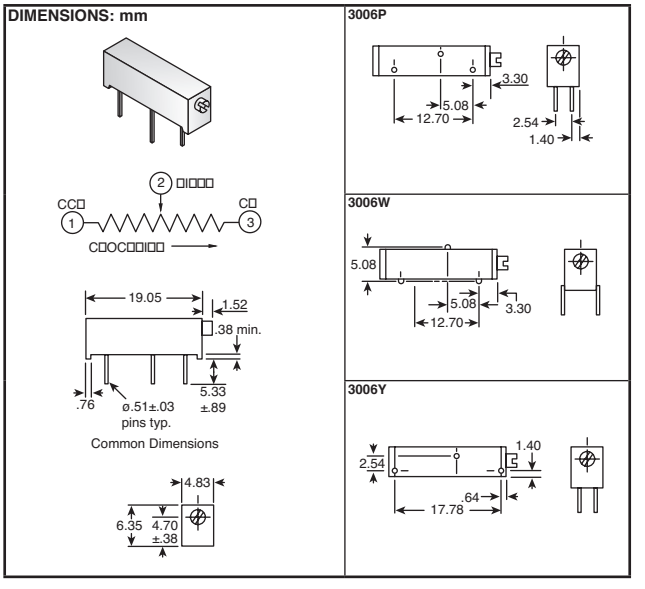

BOURNS 3059 SERIES 1-1/4" RECTANGULAR / 22 TURN / SEALED

Specifications:
- Resistance tolerance: ±10% standard
- Power rating: 70°C - 1.0W; 150°C - 0W 400V max.
- Temperature range: -55°C to +150°C
- Temperature coefficient: ±100ppm/°C

RoHS Compliant

For quantities greater than listed, call for quote.

Series No.	Price Each 1	25	50	100	500	1000
3059P, 3059Y						

DIMENSIONS: mm

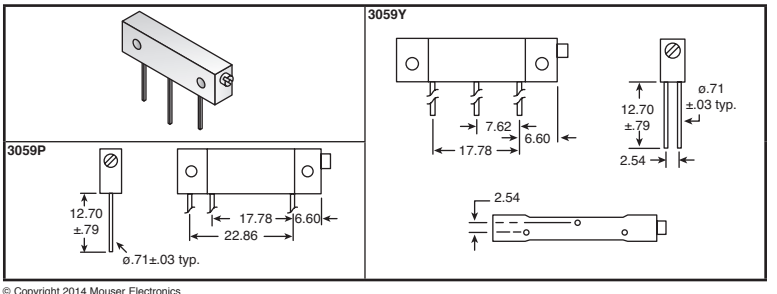

Value (Ω)	3059P Series	3059Y Series
	MOUSER STOCK NO.	
100	652-3059P-1-101LF	652-3059Y-1-101LF
200	652-3059P-1-201LF	652-3059Y-1-201LF
500	652-3059P-1-501LF	652-3059Y-1-501LF
1K	652-3059P-1-102LF	652-3059Y-1-102LF
2K	652-3059P-1-202LF	652-3059Y-1-202LF
5K	652-3059P-1-502LF	652-3059Y-1-502LF
10K	652-3059P-1-103LF	652-3059Y-1-103LF
20K	652-3059P-1-203LF	652-3059Y-1-203LF
50K	652-3059P-1-503LF	652-3059Y-1-503LF
100K	652-3059P-1-104LF	652-3059Y-1-104LF
200K	652-3059P-1-204LF	652-3059Y-1-204LF
500K	652-3059P-1-504LF	652-3059Y-1-504LF
1M	652-3059P-1-105LF	652-3059Y-1-105LF

© Copyright 2014 Mouser Electronics
© Copyright 2014 Mouser Electronics

BOURNS Multi-Turn Cermet Trimmer Potentiometers

RoHS Compliant This product is RoHS compliant.

BOURNS 3266 SERIES 1/4" SQUARE/ 12 TURN/ SEALED

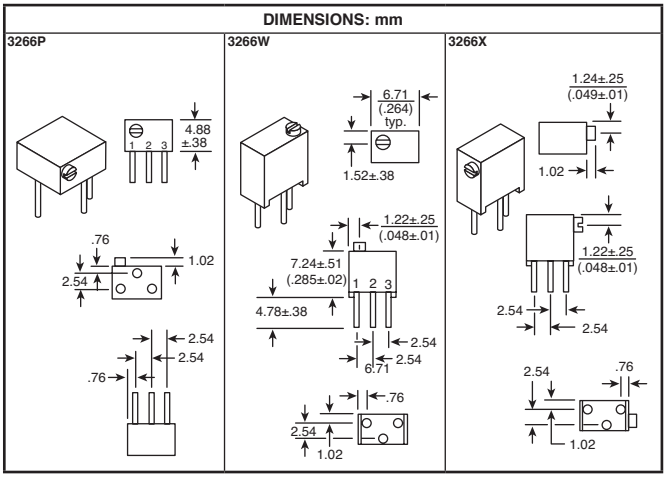

Specifications:

- Resistance tolerance: ±10% std.
- Power rating: 70°C - 0.25W; 150°C - 0W
- Temperature range: -55°C to +150°C
- Temperature coefficient: ±100ppm/°C

RoHS Compliant

For quantities greater than listed, call for quote.

Series No.	Price Each					
	1	10	50	100	500	1000
3266P,3266W, 3266X						

Value (Ω)	3266P Series	3266W Series	3266X Series
	MOUSER STOCK NO.		
50	652-3266P-1-500LF	652-3266W-1-500LF	652-3266X-1-500LF
100	652-3266P-1-101LF	652-3266W-1-101LF	652-3266X-1-101LF
200	652-3266P-1-201LF	652-3266W-1-201LF	652-3266X-1-201LF
500	652-3266P-1-501LF	652-3266W-1-501LF	652-3266X-1-501LF
1K	652-3266P-1-102LF	652-3266W-1-102LF	652-3266X-1-102LF
2K	652-3266P-1-202LF	652-3266W-1-202LF	652-3266X-1-202LF
5K	652-3266P-1-502LF	652-3266W-1-502LF	652-3266X-1-502LF
10K	652-3266P-1-103LF	652-3266W-1-103LF	652-3266X-1-103LF
20K	652-3266P-1-203LF	652-3266W-1-203LF	652-3266X-1-203LF
25K	652-3266P-1-253LF	652-3266W-1-253LF	652-3266X-1-253LF
50K	652-3266P-1-503LF	652-3266W-1-503LF	652-3266X-1-503LF
100K	652-3266P-1-104LF	652-3266W-1-104LF	652-3266X-1-104LF
200K	652-3266P-1-204LF	652-3266W-1-204LF	652-3266X-1-204LF
500K	652-3266P-1-504LF	652-3266W-1-504LF	652-3266X-1-504LF
1M	652-3266P-1-105LF	652-3266W-1-105LF	652-3266X-1-105LF

BOURNS 3262 SERIES 1/4" SQUARE/ 12 TURN/ SEALED

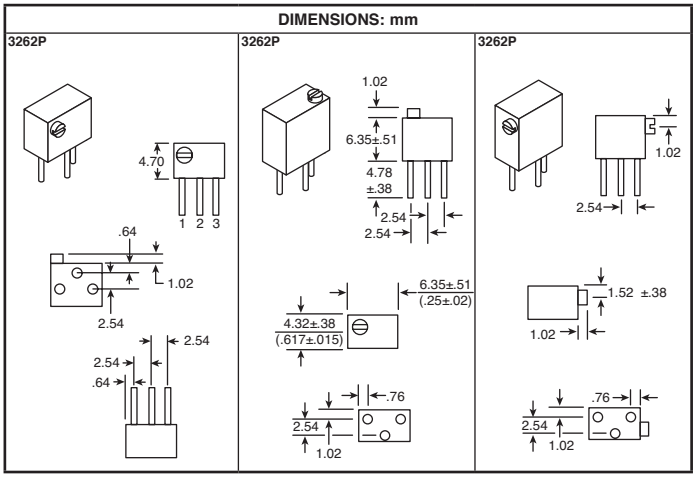

Specifications:

- Resistance tolerance: ±10% std.
- Power rating: 85°C - 0.25W; 150°C - 0W
- Temperature range: -65°C to +150°C
- Temperature coefficient: ±100ppm/°C

RoHS Compliant

For quantities greater than listed, call for quote.

Features:

- Listed on the QPL for style RJ26 per MIL-R-22097 and RJR26 per High-Rel MIL-R-39035
- Patent #4427966 drive mechanism

Series No.	Price Each			
	1	10	50	100
3262P, 3262W, 3262X				

Value (Ω)	3262P Series	3262W Series	3262X Series
	MOUSER STOCK NO.		
100	652-3262P-1-101LF	652-3262W-1-101LF	652-3262X-1-101LF
200	652-3262P-1-201LF	652-3262W-1-201LF	652-3262X-1-201LF
500	652-3262P-1-501LF	652-3262W-1-501LF	652-3262X-1-501LF
1K	652-3262P-1-102LF	652-3262W-1-102LF	652-3262X-1-102LF
2K	652-3262P-1-202LF	652-3262W-1-202LF	652-3262X-1-202LF
5K	652-3262P-1-502LF	652-3262W-1-502LF	652-3262X-1-502LF
10K	652-3262P-1-103LF	652-3262W-1-103LF	652-3262X-1-103LF
20K	652-3262P-1-203LF	652-3262W-1-203LF	652-3262X-1-203LF
25K	652-3262P-1-253LF	652-3262W-1-253LF	652-3262X-1-253LF
50K	652-3262P-1-503LF	652-3262W-1-503LF	652-3262X-1-503LF
100K	652-3262P-1-104LF	652-3262W-1-104LF	652-3262X-1-104LF
200K	652-3262P-1-204LF	652-3262W-1-204LF	652-3262X-1-204LF
250K	652-3262P-1-254LF	652-3262W-1-254LF	652-3262X-1-254LF
500K	652-3262P-1-504LF	652-3262W-1-504LF	652-3262X-1-504LF

BOURNS 3299 SERIES 3/8" SQUARE/ 25 TURN/ SEALED

RoHS Compliant

Specifications:

- Resistance tolerance: ±10% std.
- Power rating: 70°C - 0.5W; 125°C - 0W
- Temperature range: -55°C to +125°C
- Temperature coefficient: ±100ppm/°C

For quantities greater than listed, call for quote.

Series No.	Price Each				
	1	10	50	100	500
3299P, 3299Z 3299W, X, Y					

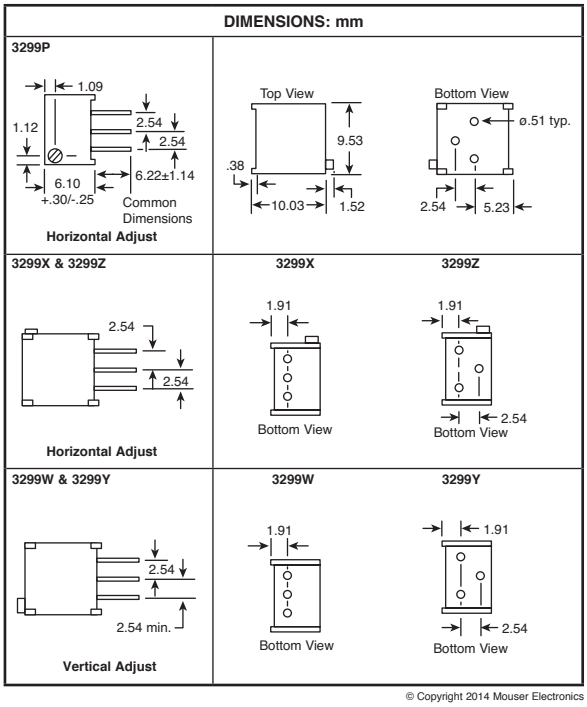

Value (Ω)	3299P Series	3299W Series	3299X Series	3299Y Series	3299Z Series
	MOUSER STOCK NO.				
10	652-3299P-1-100LF	652-3299W-1-100LF	652-3299X-1-100LF	652-3299Y-1-100LF	652-3299Z-1-100LF
20	652-3299P-1-200LF	652-3299W-1-200LF	652-3299X-1-200LF	652-3299Y-1-200LF	652-3299Z-1-200LF
50	652-3299P-1-500LF	652-3299W-1-500LF	652-3299X-1-500LF	652-3299Y-1-500LF	652-3299Z-1-500LF
100	652-3299P-1-101LF	652-3299W-1-101LF	652-3299X-1-101LF	652-3299Y-1-101LF	652-3299Z-1-101LF
200	652-3299P-1-201LF	652-3299W-1-201LF	652-3299X-1-201LF	652-3299Y-1-201LF	652-3299Z-1-201LF
500	652-3299P-1-501LF	652-3299W-1-501LF	652-3299X-1-501LF	652-3299Y-1-501LF	652-3299Z-1-501LF
1K	652-3299P-1-102LF	652-3299W-1-102LF	652-3299X-1-102LF	652-3299Y-1-102LF	652-3299Z-1-102LF
2K	652-3299P-1-202LF	652-3299W-1-202LF	652-3299X-1-202LF	652-3299Y-1-202LF	652-3299Z-1-202LF
5K	652-3299P-1-502LF	652-3299W-1-502LF	652-3299X-1-502LF	652-3299Y-1-502LF	652-3299Z-1-502LF
10K	652-3299P-1-103LF	652-3299W-1-103LF	652-3299X-1-103LF	652-3299Y-1-103LF	652-3299Z-1-103LF
20K	652-3299P-1-203LF	652-3299W-1-203LF	652-3299X-1-203LF	652-3299Y-1-203LF	652-3299Z-1-203LF
25K	652-3299P-1-253LF	652-3299W-1-253LF	652-3299X-1-253LF	652-3299Y-1-253LF	652-3299Z-1-253LF
50K	652-3299P-1-503LF	652-3299W-1-503LF	652-3299X-1-503LF	652-3299Y-1-503LF	652-3299Z-1-503LF
100K	652-3299P-1-104LF	652-3299W-1-104LF	652-3299X-1-104LF	652-3299Y-1-104LF	652-3299Z-1-104LF
200K	652-3299P-1-204LF	652-3299W-1-204LF	652-3299X-1-204LF	652-3299Y-1-204LF	652-3299Z-1-204LF
250K	652-3299P-1-254LF	652-3299W-1-254LF	652-3299X-1-254LF	652-3299Y-1-254LF	652-3299Z-1-254LF
500K	652-3299P-1-504LF	652-3299W-1-504LF	652-3299X-1-504LF	652-3299Y-1-504LF	652-3299Z-1-504LF
1M	652-3299P-1-105LF	652-3299W-1-105LF	652-3299X-1-105LF	652-3299Y-1-105LF	652-3299Z-1-105LF
2M	652-3299P-1-205LF	652-3299W-1-205LF	652-3299X-1-205LF	652-3299Y-1-205LF	652-3299Z-1-205LF

© Copyright 2014 Mouser Electronics

BOURNS Multi-Turn Cermet Trimmer Potentiometers

RoHS Compliant This product is RoHS compliant.

3223 SERIES 3MM SMD TRIMMING POTENTIOMETER

DIMENSIONS: mm

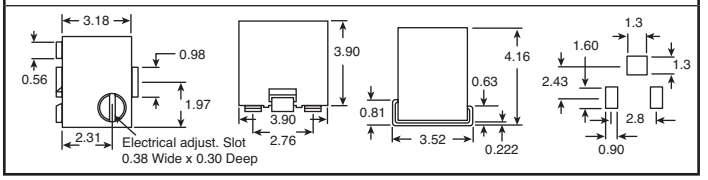

Features:

- Square / Multiturn / Cermet / Industrial / Sealed
- Sealed to withstand board wash processing
- Pick and place centering design for automated placement compatibility
- Flush adjustment screw
- Meets EIA/EIAJ/IPC/VECI SMD standard trimmer footprint
- Top Adjust

RoHS Compliant

Specifications:

- Resistance tolerance: ±20% std.
- Power rating: 200V max.: 70°C=0.125W
- Temperature range: -65°C to +150°C
- Temperature coefficient: ±100ppm/°C
- Humidity: MIL-STD-202 Method 106, TRS ±3%; IR 10 MΩ

For quantities greater than listed, call for quote.

MOUSER STOCK NO.	Bourns Part No.	Value (Ω)	Price Each 1	10	50	100	200	500
652-3223W-1-100E	3223W-1-100E	10						
652-3223W-1-200E	3223W-1-200E	20						
652-3223W-1-500E	3223W-1-500E	50						
652-3223W-1-101E	3223W-1-101E	100						
652-3223W-1-201E	3223W-1-201E	200						
652-3223W-1-501E	3223W-1-501E	500						
652-3223W-1-102E	3223W-1-102E	1K						
652-3223W-1-202E	3223W-1-202E	2K						
652-3223W-1-502E	3223W-1-502E	5K						
652-3223W-1-103E	3223W-1-103E	10K						
652-3223W-1-203E	3223W-1-203E	20K						
652-3223W-1-503E	3223W-1-503E	50K						
652-3223W-1-104E	3223W-1-104E	100K						
652-3223W-1-204E	3223W-1-204E	200K						
652-3223W-1-504E	3223W-1-504E	500K						
652-3223W-1-105E	3223W-1-105E	1M						
652-3223W-1-205E	3223W-1-205E	2M						
Adjustment Tool								
652-H-92-1	H-92-1	---						

3214 SERIES 4MM SQUARE SMD/5 TURN/SEALED

DIMENSIONS: mm

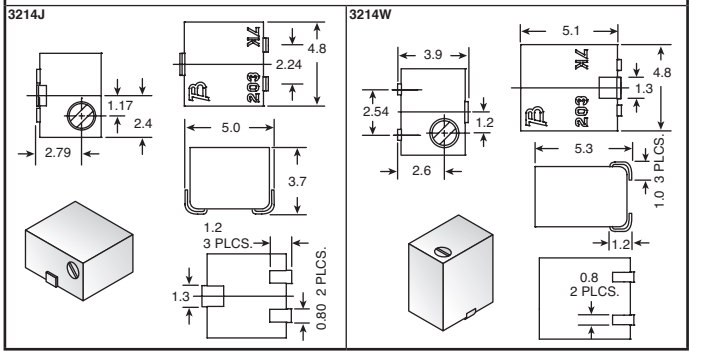

Specifications:

- Resistance tolerance: ±10% std.
- Power rating: 85°C - 0.25W; 150°C - 0W
- Temperature range: -65°C to +150°C
- Temperature coefficient: ±100ppm/°C

RoHS Compliant

For quantities greater than listed, call for quote.

Series No.	Price Each 1	50	100	500
3214J, 3214W				
Adjustment Tool				
652-H91				

Value (Ω)	3269W Series	3269X Series
	MOUSER STOCK NO.	
100	652-3214J-1-101E	652-3214W-1-101E
200	652-3214J-1-201E	652-3214W-1-201E
500	652-3214J-1-501E	652-3214W-1-501E
1K	652-3214J-1-102E	652-3214W-1-102E
2K	652-3214J-1-202E	652-3214W-1-202E
5K	652-3214J-1-502E	652-3214W-1-502E
10K	652-3214J-1-103E	652-3214W-1-103E
20K	652-3214J-1-203E	652-3214W-1-203E
50K	652-3214J-1-503E	652-3214W-1-503E
100K	652-3214J-1-104E	652-3214W-1-104E

3224 SERIES 4MM SQUARE/SMD/11 TURN/SEALED

DIMENSIONS: mm

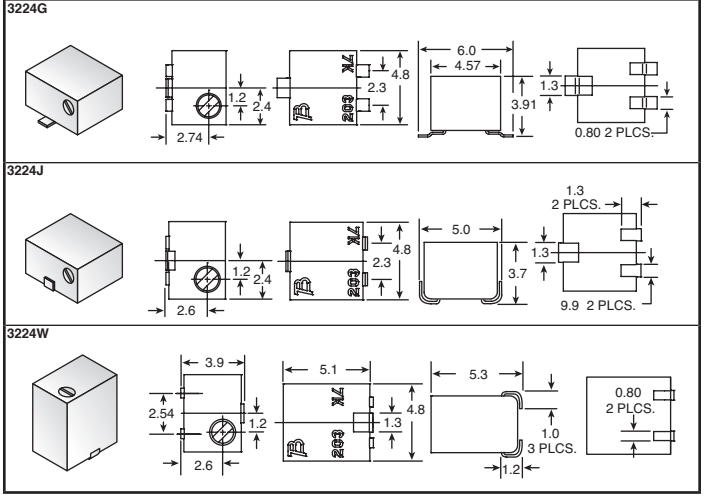

Specifications:

- Resistance tolerance: ±10% std.
- Power rating: 85°C - 0.25W; 150°C - 0W
- Temperature range: -65°C to +150°C
- Temperature coefficient: ±100ppm/°C

RoHS Compliant

For quantities greater than listed, call for quote.

Series No.	Price Each 1	50	100	500
3224G, J, W				
Adjustment Tool				
652-H91				

Value (Ω)	3224G Series	3224J Series	3224W Series
	MOUSER STOCK NO.		
100	652-3224G-1-101E	652-3224J-1-101E	652-3224W-1-101E
500	652-3224G-1-501E	652-3224J-1-501E	652-3224W-1-501E
1K	652-3224G-1-102E	652-3224J-1-102E	652-3224W-1-102E
2K	652-3224G-1-202E	652-3224J-1-202E	652-3224W-1-202E
5K	652-3224G-1-502E	652-3224J-1-502E	652-3224W-1-502E
10K	652-3224G-1-103E	652-3224J-1-103E	652-3224W-1-103E
20K	652-3224G-1-203E	652-3224J-1-203E	652-3224W-1-203E
50K	652-3224G-1-503E	652-3224J-1-503E	652-3224W-1-503E
100K	652-3224G-1-104E	652-3224J-1-104E	652-3224W-1-104E

3269 SERIES 1/4" SQUARE/SMD/12 TURN/SEALED

DIMENSIONS: mm

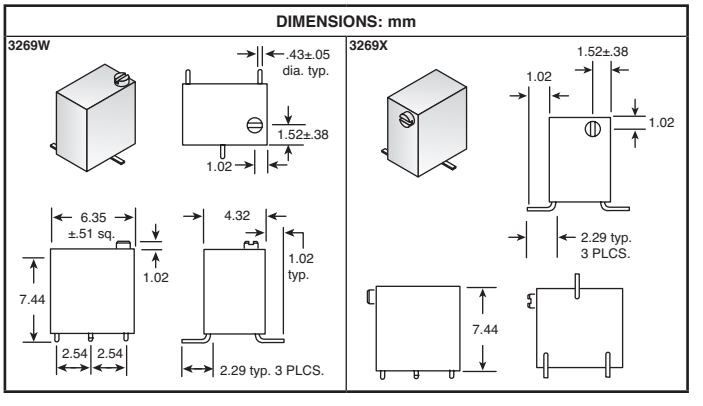

Specifications:

- Resistance tolerance: ±10% std.
- Power rating: 85°C - 0.25W; 150°C - 0W
- Temperature range: -65°C to +150°C
- Temperature coefficient: ±100ppm/°C

RoHS Compliant

For quantities greater than listed, call for quote.

Series No.	Price Each 1	50	100	500
3269W, 3269X				
Adjustment Tool				
652-H-90				

Value (Ω)	3269W Series	3269X Series
	MOUSER STOCK NO.	
50	652-3269W-1-500LF	652-3269X-1-500LF
100	652-3269W-1-101LF	652-3269X-1-101LF
200	652-3269W-1-201LF	652-3269X-1-201LF
500	652-3269W-1-501LF	652-3269X-1-501LF
1K	652-3269W-1-102LF	652-3269X-1-102LF
2K	652-3269W-1-202LF	652-3269X-1-202LF
5K	652-3269W-1-502LF	652-3269X-1-502LF
10K	652-3269W-1-103LF	652-3269X-1-103LF
20K	652-3269W-1-203LF	652-3269X-1-203LF
50K	652-3269W-1-503LF	652-3269X-1-503LF
100K	652-3269W-1-104LF	652-3269X-1-104LF
200K	652-3269W-1-204LF	652-3269X-1-204LF
500K	652-3269W-1-504LF	652-3269X-1-504LF
1M	652-3269W-1-105LF	652-3269X-1-105LF

© Copyright 2014 Mouser Electronics
© Copyright 2014 Mouser Electronics

1240W



DIMENSIONS: in. (mm)

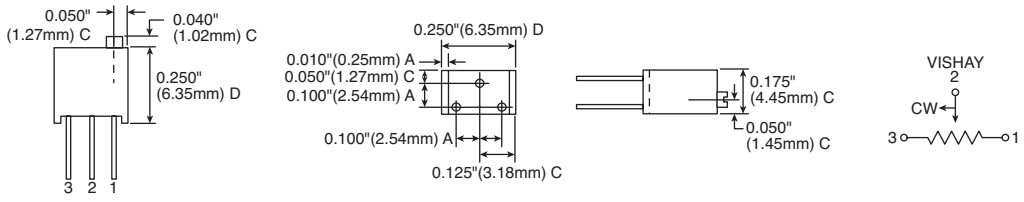

1240P



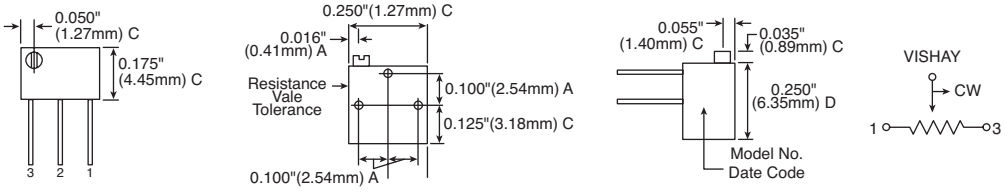

ULTRA HIGH PRECISION TRIMMING POTENTIOMETERS, 1/4" SQUARE, RJ26 STYLE

Features:
- Operating Temperature: -55˚C to +125˚C
- A smooth and unidirectional resistance with leadscrew adjustment.
- Terminal finish: gold plated (tin/lead finish available on request)
- Number of turns: 21 ± 2

1240 Series

For quantities greater than listed, call for quote.

MOUSER STOCK NO.	Vishay Part No.	Value Ω	Tol.	Mounting / Adjustment	Price Each 1	Price Each 5
71-1240P-2K-J	Y00532K00000J0L	2K	5%	Horizontal mount, side adjust		
71-1240P-5K-J	Y00535K00000J0L	5K	5%	Horizontal mount, side adjust		
71-1240W-100-J	Y4053100R000J0L	100	5%	Edge mount, top adjust		
71-1240W-500-J	Y4053500R000J0L	500	5%	Edge mount, top adjust		
71-1240W-1K-J	Y40531K00000J0L	1K	5%	Edge mount, top adjust		
71-1240W-2K-J	Y40532K00000J0L	2K	5%	Edge mount, top adjust		
71-1240W-5K-J	Y40535K00000J0L	5K	5%	Edge mount, top adjust		
71-1240W-10K-J	Y405310K0000J0L	10K	5%	Edge mount, top adjust		



DIMENSIONS: in. (mm)

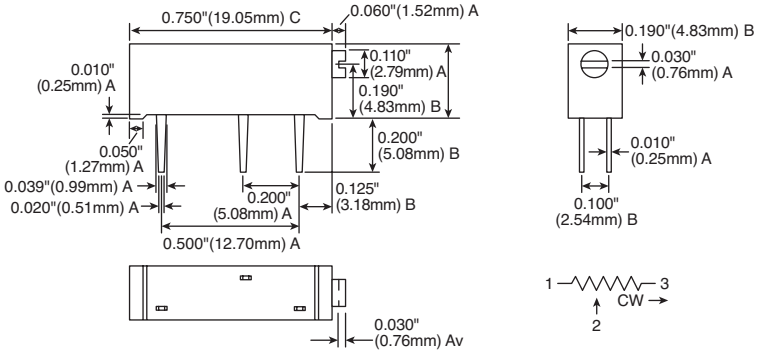

ULTRA HIGH PRECISION TRIMMING POTENTIOMETERS, 3/4" RECTILINEAR

Features:
- Operating Temperature: -55˚C to +125˚C
- A smooth and unidirectional resistance with leadscrew adjustment
- Terminal finish: gold plated (tin/lead finish available on request)
- Can be screened for low noise, if required
- 5% available on special order
- Number of turns: 26 ± 2

1280G Series

For quantities greater than listed, call for quote.

MOUSER STOCK NO.	Vishay Part No.	Value Ω	Tol.	Mounting / Adjustment	Price Each 1	Price Each 5
71-1280G-100-K	Y0056100R000K0L	100	10%	Edge Mount, side slot		
71-1280G-500-K	Y0056500R000K0L	500	10%	Edge Mount, side slot		
71-1280G-K-1K	Y00561K00000K0L	1K	10%	Edge Mount, side slot		
71-1280G-K-5K	Y00565K00000K0L	5K	10%	Edge Mount, side slot		
71-1280G-10K-K	Y005610K0000K0L	10K	10%	Edge Mount, side slot		
71-1280G-20K-K	Y005620K0000K0L	20K	10%	Edge Mount, side slot		

© Copyright 2014 Mouser Electronics

© Copyright 2014 Mouser Electronics

VISHAY/SFERNICE Multi-Turn Trimmers

SFERNICE T63 SERIES: 1/4" 15-TURN, SQUARE, CERMET TRIMMERS

Specifications:

- Tolerance: ±10%
- Oper. temp. range: -55°C to +155°C
- Rated voltage: 250VD
- Rotation: 15 turns ±5
- Power rating: .25W @ 85°C
- Temperature coefficient: ±70ppm/°C
- Screwdriver slot: .02" x .02"

For quantities greater than listed, call for quote.

MOUSER STOCK NO.	Fig	Table of Values (Ω)	Price Each 1	25	50	100	200
72-T63YB-Value	A	10, 20, 50, 100, 200, 500, 1K, 2K, 5K, 10K, 20K, 25K, 50K, 100K, 200K, 250K, 500K, 1M					
72-T63XB-Value	B						
72-T63ZB-Value	C						

SFERNICE TS63 SERIES: 1/4" 13-TURN SMD, SQUARE, CERMET TRIMMERS

Specifications:

- Tolerance: ±10%
- Oper. temp. range: -55°C to +155°C
- Rated voltage: 250VD
- Rotation: 13 turns ±2
- Power rating: .25W @ 85°C
- Temperature coefficient: ±100ppm/°C, 10Ω-50Ω 0/+200ppm
- Screwdriver slot: .02" x .02"

♦ **Surface Mount Device**

For quantities greater than listed, call for quote.

MOUSER STOCK NO.	Fig	Table of Values (Ω)	Price Each 1	25	50	100	200
♦ 72-TS63Y-Value	D	10, 20, 50, 100, 200, 500, 1K, 2K, 5K, 10K, 20K, 25K, 50K, 100K, 200K, 250K, 500K, 1M, 2M					

SFERNICE T18 SERIES: 3/4" 15-TURN, RECTANGULAR, HORIZONTAL ADJUST, CERMET TRIMMERS

Specifications:

- Tolerance: ±10%
- Oper. temp. range: -55°C to +155°C
- Rated voltage: 250VDC
- Rotation: 15 turns ±1
- Power rating: .75W @ 70°C
- Temperature coefficient: ±70ppm/°C
- Screwdriver slot: .024" x .024"

For quantities greater than listed, call for quote.

MOUSER STOCK NO.	Fig	Table of Values (Ω)	Price Each 1	25	50	100	200
72-T18-Value	E	100, 200, 500, 1K, 2K, 5K, 10K, 20K, 25K, 50K, 100K, 200K, 500K, 1M, 2M					

SFERNICE T93 SERIES: 3/8" 19-TURN, SQUARE, CERMET TRIMMERS

Specifications:

- Tolerance: ±10%
- Rated voltage: 250VDC
- Operating temperature range: -55°C to +155°C
- Rotation: 19 turns ±2
- Power rating: .50W @ 85°C
- Temperature coefficient: ±70ppm/°C
- Screwdriver slot: .024" x .024"

For quantities greater than listed, call for quote.

MOUSER STOCK NO.	Fig	Table of Values (Ω)	Price Each 1	25	50	100	200
72-T93XA-Value	F	10, 20, 50, 100, 200, 500, 1K, 2K, 5K, 10K, 20K, 25K, 50K, 100K, 200K, 250K, 500K, 1M, 2M					
72-T93XB-Value	G						
72-T93YA-Value	H						
72-T93YB-Value	I						

SFERNICE T93 SERIES: 3/8" 19-TURN, SQUARE TRIMMER KITS

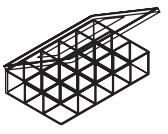

RoHS Compliant

LEAD-FREE

MOUSER STOCK NO.	Kit Contains 90 Pieces	Price Each
370-T93XA-KIT 370-T93YB-KIT 370-T93Z-KIT	10 each: 1K, 5K, 10K; 5 each: 10, 50, 100, 500, 2K, 20K, 50K, 100K, 200K, 500K, 1M, 2M	

DIMENSIONS: in.

A

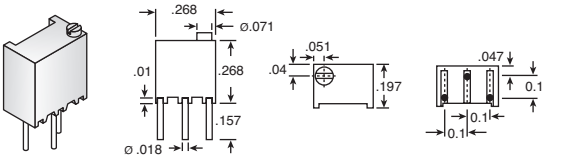

B

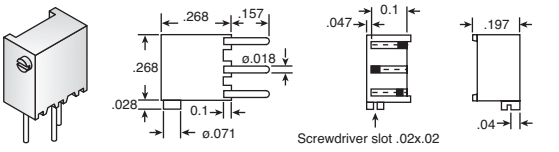

C

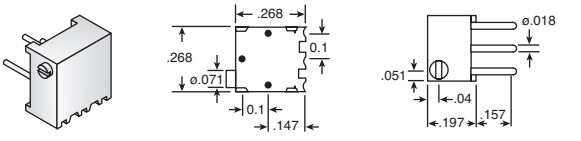

D

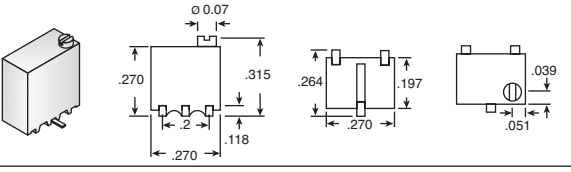

E

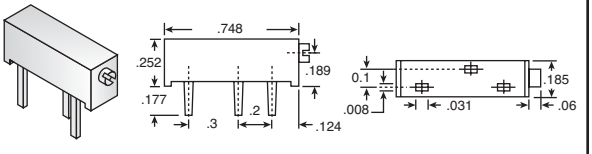

F

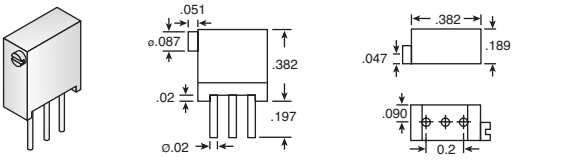

G

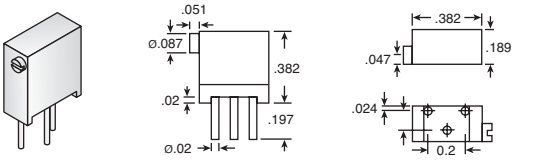

H

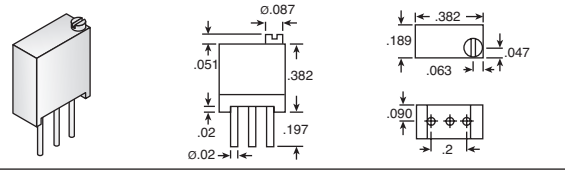

I

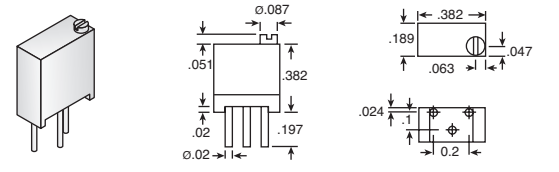

© Copyright 2014 Mouser Electronics

© Copyright 2014 Mouser Electronics

VISHAY Multi-Turn Trimmers

VISHAY / SFERNICE MODEL TSM 43, 4MM, SMD, CERMET TRIMMERS

Features:
- Sealed to withstand board wash processing
- Pick and place centering design
- 4mm design meets EIA SMD standard trimmer footprint
- Top and side adjust styles
- Temperature coefficient: ±100ppm/°C

Specifications:
- Tolerance: ±10%
- Oper. temp. range: -65°C to +150°C
- Rotation cycling: 200 cycles
- Power rating: .25W @ +85°C
- Temperature coefficient: ±100ppm/°C

Table of Values (Ω)			
101	501	202	103
201	102	502	503

For quantities greater than listed, call for quote.

MOUSER STOCK NO.	Fig.	Price Each 1	25	50	100
72-TSM4YJ-Value-KR05	A				
72-TSM4ZJ-Value-KR10	B				

DIMENSIONS: in.

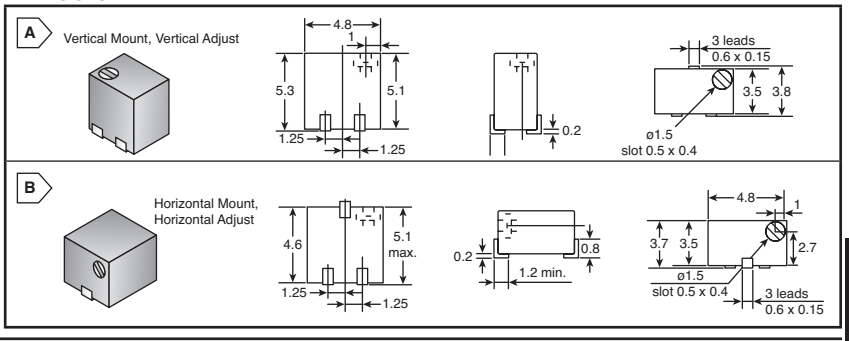

VISHAY / SPECTROL MODEL 64 3/8" (10MM) 25-TURN CERMET TRIMMERS

Specifications:
- Trimmer size 3/8"x 3/8"x 3/16"
- Tolerance: ±10%
- Rating: 0.5W @ 70°C, derated linearly to 0W @ 125°C
- Contact resistance variation: 2% Rn or 2Ω
- 25 turns nominal
- Pure Sn. leads

RoHS Compliant

Features:
- Sealed for cleaning in common solvents
- Easy adjustment and stability

For quantities greater than listed, call for quote.

Price Each 1	25	50	100	200

Value (Ω)	64X Series	64Z Series	64P Series	64W Series	64Y Series
	MOUSER STOCK NO.				
10	- - -	- - -	- - -	- - -	594-64Y100
20	- - -	- - -	- - -	594-64W200	594-64Y200
50	- - -	- - -	594-64P500	594-64W500	594-64Y500
100	594-64X101	594-64Z101	594-64P101	594-64W101	594-64Y101
200	594-64X201	594-64Z201	594-64P201	594-64W201	594-64Y201
500	594-64X501	594-64Z501	594-64P501	594-64W501	594-64Y501
1K	594-64X102	594-64Z102	594-64P102	594-64W102	594-64Y102
2K	594-64X202	594-64Z202	594-64P202	594-64W202	594-64Y202
5K	594-64X502	594-64Z502	594-64P502	594-64W502	594-64Y502
10K	594-64X103	594-64Z103	594-64P103	594-64W103	594-64Y103
20K	594-64X203	594-64Z203	594-64P203	594-64W203	594-64Y203
25K	594-64X253	- - -	- - -	594-64W253	594-64Y253
50K	594-64X503	594-64Z503	594-64P503	594-64W503	594-64Y503
100K	594-64X104	594-64Z104	594-64P104	594-64W104	594-64Y104
200K	594-64X204	- - -	- - -	594-64W204	594-64Y204
250K	594-64X254	- - -	- - -	594-64W254	594-64Y254
500K	594-64X504	- - -	- - -	594-64W504	594-64Y504
1M	594-64X105	- - -	- - -	594-64W105	594-64Y105
2M	594-64X205	- - -	- - -	594-64W205	594-64Y205

DIMENSIONS: in.

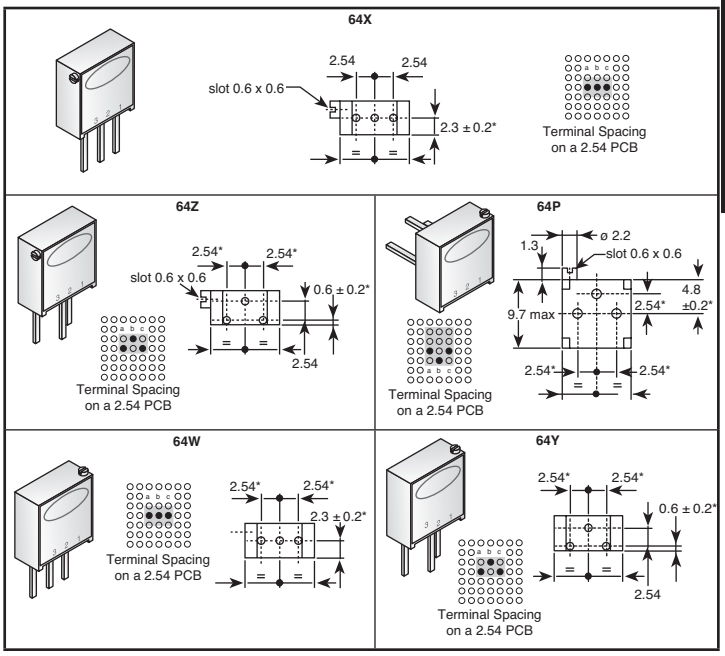

VISHAY / SPECTROL MODEL 43P 3/4" 20 TURN CERMET TRIMMERS

Specifications:
- Coefficient of resistance: ±100ppm/°C
- Rating: 0.5W @ 70°C, derated linearly to 0W @ 125°C
- Maximum voltage: ≤ 400V
- Temperature range: -55°C to + 125°C
- Contact resistance variation: 3% or 3Ω, whichever is greater

Features:
- Unique "T" slider block design
- Easy adjustment and stability

For quantities greater than listed, call for quote.

MOUSER STOCK NO.	Vishay Part No.	Fig.	Value Ω	Insulation Resistance (MΩ)	Tol. %	Price Each 1	25	50	100	200
594-43P100	043P100	A	10	1000	±10					
594-43P200	043P200	A	20	1000	±10					
594-43P500	043P500	A	50	1000	±10					
594-43P101	043P101	A	100	1000	±10					
594-43P201	043P201	A	200	1000	±10					
594-43P501	043P501	A	500	1000	±10					
594-43P102	043P102	A	1K	1000	±10					
594-43P202	043P202	A	2K	1000	±10					
594-43P252	043P252	A	2.5K	1000	±10					
594-43P502	043P502	A	5K	1000	±10					
594-43P103	043P103	A	10K	1000	±10					
594-43P203	043P203	A	20K	1000	±10					
594-43P253	043P253	A	25K	1000	±10					
594-43P503	043P503	A	50K	1000	±10					
594-43P104	043P104	A	100K	1000	±10					
594-43P204	043P204	A	200K	1000	±10					
594-43P504	043P504	A	500K	1000	±10					
594-43P105	043P105	A	1M	1000	±10					
594-43P205	043P205	A	2M	1000	±10					
Adapters										
594-610	006-1-0	B	Without shaft							
594-611	006-1-1	C	With flush shaft							
594-612	006-1-2	C	With .57" shaft							
594-613	006-1-3	C	With .875" shaft							

DIMENSIONS: in.

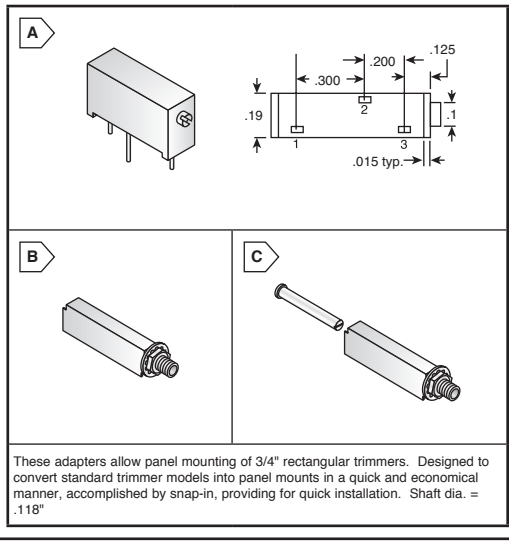

These adapters allow panel mounting of 3/4" rectangular trimmers. Designed to convert standard trimmer models into panel mounts in a quick and economical manner, accomplished by snap-in, providing for quick installation. Shaft dia. = .118"

VISHAY / SPECTROL TRIMMER ADJUSTMENT TOOL

Features:
- Extended as well as recessed blade for critical adjustments
- Designed to adjust trimmer potentiometers of all sizes
- Made of glass filled nylon with corrosion resistant stainless steel blades

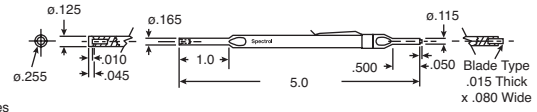

DIMENSIONS: in.

For quantities greater than listed, call for quote.

MOUSER STOCK NO.	Price Each 1	25	100	250
594-8T000				

© Copyright 2014 Mouser Electronics

CORNELL DUBILIER SMD Aluminum Electrolytic Capacitors

CDE CORNELL DUBILIER

RoHS Compliant **This product is RoHS compliant.**

Cross Reference			
CDE	NIC	Tecate	Panasonic
AFK	NACK	MXZZ	EEV-FK
AVS	NACE	MXM	ECE-V

Application Note:
- A higher voltage capacitor may be used in a lower voltage application

DIMENSIONS: mm

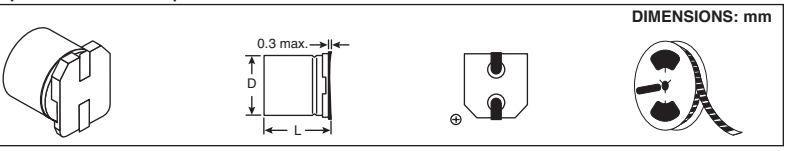

CDE CORNELL DUBILIER AVS SERIES 85°C ALUMINUM ELECTROLYTICS

Features:
- Best value for filter and bypass applications not requiring wide temperature or high ripple current
- AVS series offers significant cost savings over tantalum capacitors
- Vertical case style make automatic mounting and reflow soldering easy

Specifications:
- Capacitance tolerance: ± 20%
- Temperature range: -40°C to +85°C
- Load life: 2000 hours @ 85°C
- Capacitance range: 0.1µF to 1000µF
- Voltage range: 10VDC to 100VDC

RoHS Compliant

For quantities greater than listed, call for quote.

MOUSER STOCK NO.	CDE Part No.	Value (µF)	Case Size D x L (mm)	ESR (Ω) (max) 20°C/120Hz	Ripple (mA rms) 85°C/120Hz	Price Each 1	50	100	500	Tape and Reel Quantity	Price Ea.
10 Volt											
5985-AVS10V1000-F	AVS108M10G24T-F	1,000	10 x 10.2	0.43	580					500	
16 Volt											
5985-AVS16V10A-F	AVS106M16A12T-F	10	3 x 5.4	29.9	20					2000	
5985-AVS16V10-F	AVS106M16B12T-F	10	4 x 5.4	26.5	28					2000	
5985-AVS16V22-F	AVS226M16B12T-F	22	4 x 5.4	19.6	28					2000	
5985-AVS16V33-F	AVS336M16C12T-F	33	5 x 5.4	13.1	35					1000	
5985-AVS16V47-F	AVS476M16C12T-F	47	5 x 5.4	9.2	39					1000	
5985-AVS16V100-F	AVS107M16D16T-F	100	6.3 x 5.4	4.3	70					1000	
5985-AVS16V220-F	AVS227M16F24T-F	220	8 x 10.2	1.5	280					500	
5985-AVS16V330-F	AVS337M16F24T-F	330	8 x 10.2	1	320					500	
5985-AVS16V470-F	AVS477M16G24T-F	470	10 x 10.2	0.71	420					500	
25 Volt											
5985-AVS25V10-F	AVS106M25C12T-F	10	5 x 5.4	23.2	28					1000	
5985-AVS25V100-F	AVS107M25E16T-F	100	8 x 6.2	2.7	91					1000	
5985-AVS25V220-F	AVS227M25F24T-F	220	8 x 10.2	1.2	140					500	
5985-AVS25V470-F	AVS477M25G24T-F	470	10 x 10.2	0.6	360					500	
35 Volt											
5985-AVS35V4.7-F	AVS475M35B12T-F	4.7	4 x 5.4	42.4	22					2000	
5985-AVS35V10-F	AVS106M35C12T-F	10	5 x 5.4	19.9	30					1000	
5985-AVS35V22-F	AVS226M35D16T-F	22	6.3 x 5.4	9.1	60					1000	
50 Volt											
5985-AVS50V0.1-F	AVS104M50B12T-F	0.1	4 x 5.4	1990	1					2000	
5985-AVS50V1.0-F	AVS105M50B12T-F	1	4 x 5.4	199	10					2000	
5985-AVS50V2.2-F	AVS225M50B12T-F	2.2	4 x 5.4	90.5	16					2000	
5985-AVS50V3.3-F	AVS335M50B12T-F	3.3	4 x 5.4	60.3	16					2000	
5985-AVS50V22-F	AVS226M50D16T-F	22	6.3 x 5.4	10.6	60					1000	

CDE CORNELL DUBILIER AFK SERIES 105°C ALUMINUM ELECTROLYTIC, LOW ESR, SMD

RoHS Compliant

Features:
- Up to a 5000 hour load life capability
- Offers lowest ESR and long life for filtering, bypassing, and power supply decoupling
- With the low impedance performance approaching low ESR tantalum capacitors offers a significant cost savings compared to tantalum capacitors
- Vertical case style make automatic mounting and reflow soldering easy

Specifications:
- Capacitance tolerance: ± 20%
- Temperature range: -55°C to +105°C
- Capacitance range: 3.3µF to 6800µF
- Voltage range: 6.3VDC to 100VDC
- Load life: 2000 hours @ +105°C (4.0-10mm dia)
  5000 hours @ +105°C (12.5-18mm dia)

For quantities greater than listed, call for quote.

MOUSER STOCK NO.	CDE Part No.	Value (µF)	Case Size D x L (mm)	ESR (Ω) (max) 20°C/120Hz	Ripple (mA rms) 85°C/120Hz	Price Each 1	50	100	500	Tape and Reel Quantity	Price Ea.
6.3 Volt											
5985-AFK6.3V47-F	AFK476M06B12T-F	47	4 x 5.8	1.35	90					2000	
5985-AFK6.3V100-F	AFK107M06D16T-F	100	6.3 x 5.8	0.36	240					1000	
5985-AFK6.3V330-F	AFK337M06E16T-F	330	8 x 6.2	0.26	300					1000	
10 Volt											
5985-AFK10V33-F	AFK336M10B12T-F	33	4 x 5.8	1.35	90					2000	
5985-AFK10V220-F	AFK227M10E16T-F	220	8 x 6.2	0.26	300					1000	
5985-AFK10V330-F	AFK337M10F24T-F	330	8 x 10.2	0.16	600					500	
5985-AFK10V1000-F	AFK108M10G24T-F	1000	10 x 10.2	0.08	850					500	
16 Volt											
5985-AFK16V22-F	AFK226M16B12T-F	22	4 x 5.8	1.35	90					2000	
5985-AFK16V47-F	AFK476M16D16T-F	47	6.3 x 5.8	0.36	240					1000	
5985-AFK16V100-F	AFK107M16D16T-F	100	6.3 x 5.8	0.36	240					1000	
5985-AFK16V470-F	AFK477M16F24T-F	470	8 x 10.2	0.16	600					500	
5985-AFK16V680-F	AFK687M16G24T-F	680	10 x 10.2	0.08	850					500	
25 Volt											
5985-AFK25V10-F	AFK106M25B12T-F	10	4 x 5.8	1.35	90					2000	
5985-AFK25V33-F	AFK336M25C12T-F	33	5 x 5.8	0.7	160					1000	
5985-AFK25V100-F	AFK107M25E16T-F	100	8 x 6.2	0.26	300					1000	
5985-AFK25V220-F	AFK227M25F24T-F	220	8 x 10.2	0.16	600					500	
5985-AFK25V470-F	AFK477M25G24T-F	470	10 x 10.2	0.08	850					500	
5985-AFK25V1000-F	AFK108M25H32T-F	1000	12.5 x 13.5	0.06	1100					200	
35 Volt											
5985-AFK35V10-F	AFK106M35B12T-F	10	4 x 5.8	1.35	90					2000	
5985-AFK35V47-F	AFK476M35D16T-F	47	6.3 x 5.8	0.36	240					1000	
5985-AFK35V220-F	AFK227M35F24T-F	220	8 x 10.2	0.16	600					500	
5985-AFK35V470-F	AFK477M35H32T-F	470	12.5 x 13.5	0.06	1100					200	
50 Volt											
5985-AFK50V4.7-F	AFK475M50B12T-F	4.7	4 x 5.8	2.9	60					2000	
5985-AFK50V10-F	AFK106M50C12T-F	10	5 x 5.8	1.52	85					1000	
5985-AFK50V47-F	AFK476M50E16T-F	47	8 x 6.2	0.68	195					1000	
5985-AFK50V100-F	AFK107M50F24T-F	100	8 x 10.2	0.34	350					500	
5985-AFK50V220-F	AFK227M50G24T-F	220	10 x 10.2	0.18	670					500	
63 Volt											
5985-AFK63V100-F	AFK107M63G24T-F	100	10 x 10.2	0.35	400					500	
5985-AFK63V220-F	AFK227M63H32T-F	220	12.5 x 13.5	0.16	800					200	
5985-AFK100V22-F	AFK226M2AF24T-F	22	8 x 10.2	1.3	130					500	
5985-AFK100V68-F	AFK686M2AH32T-F	68	12.5 x 13.5	0.32	500					200	

© Copyright 2014 Mouser Electronics
© Copyright 2014 Mouser Electronics

LELON SMD Aluminum Electrolytic Capacitors

RoHS Compliant **This product is RoHS compliant.**

VE 85°C SMD SERIES

Specifications:

- Operating Temperature Range: -40°C to +85°C
- Voltage Range: 4V ~ 100V
- Capacitance Tolerance: ±20% @ 120Hz, 20°C
- Endurance: 2000 hours @ 85°C

Features:

- Designed for surface mounting on high density PC board
- V-Chip type large capacitance capacitors

Application Note:

- A higher voltage capacitor may be used in a lower voltage application
- Parts are available on reels

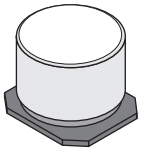

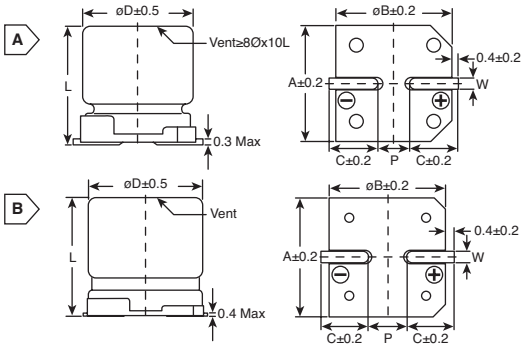

DIMENSIONS: mm							
ØD	L	A	B	C	W	P±0.2	Fig.
3	5.3±0.2	3.3	3.3	1.5	0.45 ~ 0.75	0.8	A
4	5.3±0.2	4.3	4.3	2.0	0.5 ~ 0.8	1.0	A
5	5.3±0.2	5.3	5.3	2.3	0.5 ~ 0.8	1.5	A
6.3	5.3±0.2	6.6	6.6	2.7	0.5 ~ 0.8	2.0	A
6.3	7.7±0.3	6.6	6.6	2.7	0.5 ~ 0.8	2.0	A
8	10±0.5	8.4	8.4	3.0	0.7 ~ 1.1	3.1	A
8	10.3±0.5	8.4	8.4	3.0	0.7 ~ 1.1	3.1	A
10	10±0.5	10.4	10.4	3.3	0.7 ~ 1.1	4.7	A
10	10.3±0.5	10.4	10.4	3.3	0.7 ~ 1.1	4.7	A
12.5	13.5±0.5	13.0	13.0	4.8	1.1 ~ 1.4	4.4	B
12.5	16±0.5	13.0	13.0	4.8	1.1 ~ 1.4	4.4	B
16	16.5±0.5	17.0	17.0	5.8	1.1 ~ 1.4	6.4	B

For quantities greater than listed, call for quote.

MOUSER STOCK NO.	Lelon Part No.	Fig.	Value (uF)	Case Size (DxL mm)	Ripple Current	Price Each 1	100	500
4 Volts								
140-VE220M0GTR0305	VE-220M0GTR-0305	A	22	3 x 5.3	14			
140-VE330M0GTR0405	VE-330M0GTR-0405	A	33	4 x 5.3	31			
140-VE470M0GTR0405	VE-470M0GTR-0405	A	47	4 x 5.3	34			
140-VE680M0GTR0505	VE-680M0GTR-0505	A	68	5 x 5.3	58			
140-VE101M0GTR0505	VE-101M0GTR-0505	A	100	5 x 5.3	58			
140-VE221M0GTR0605	VE-221M0GTR-0605	A	220	6.3 x 5.3	89			
140-VE221M0GTR0607	VE-221M0GTR-0607	A	220	6.3 x 7.7	124			
140-VE331M0GTR0607	VE-331M0GTR-0607	A	330	6.3 x 7.7	124			
140-VE471M0GTR0810	VE-471M0GTR-0810	A	470	8 x 10	252			
6.3 Volts								
140-VE100M0JTR0305	VE-100M0JTR-0305	A	10	3 x 5.3	16			
140-VE220M0JTR0405	VE-220M0JTR-0405	A	22	4 x 5.3	26			
140-VE330M0JTR0405	VE-330M0JTR-0405	A	33	4 x 5.3	31			
140-VE470M0JTR0405	VE-470M0JTR-0405	A	47	4 x 5.3	37			
140-VE470M0JTR0505	VE-470M0JTR-0505	A	47	5 x 5.3	50			
140-VE680M0JTR0505	VE-680M0JTR-0505	A	68	5 x 5.3	58			
140-VE101M0JTR0605	VE-101M0JTR-0605	A	100	6.3 x 5.3	89			
140-VE221M0JTR0605	VE-221M0JTR-0605	A	220	6.3 x 5.3	89			
140-VE221M0JTR0607	VE-221M0JTR-0607	A	220	6.3 x 7.7	124			
140-VE331M0JTR0607	VE-331M0JTR-0607	A	330	6.3 x 7.7	124			
140-VE471M0JTR0810	VE-471M0JTR-0810	A	470	8 x 10	290			
140-VE102M0JTR1010	VE-102M0JTR-1010	A	1000	10 x 10	430			
140-VE222M0JTR1313	VE-222M0JTR-1313	B	2200	12.5 x 13.5	890			
140-VE332M0JTR1316	VE-332M0JTR-1316	B	3300	12.5 x 16	1000			
140-VE472M0JTR1616	VE-472M0JTR-1616	B	4700	16 x 16.5	1400			
10 Volts								
140-VE4R7M1ATR0305	VE-4R7M1ATR-0305	A	4.7	3 x 5.3	14			
140-VE100M1ATR0405	VE-100M1ATR-0405	A	10	4 x 5.3	26			
140-VE220M1ATR0505	VE-220M1ATR-0505	A	22	5 x 5.3	44			
140-VE330M1ATR0405	VE-330M1ATR-0405	A	33	4 x 5.3	31			
140-VE330M1ATR0505	VE-330M1ATR-0505	A	33	5 x 5.3	55			
140-VE470M1ATR0605	VE-470M1ATR-0605	A	47	6.3 x 5.3	75			
140-VE680M1ATR0505	VE-680M1ATR-0505	A	68	5 x 5.3	58			
140-VE680M1ATR0605	VE-680M1ATR-0605	A	68	6.3 x 5.3	89			
140-VE101M1ATR0605	VE-101M1ATR-0605	A	100	6.3 x 5.3	89			
140-VE221M1ATR0607	VE-221M1ATR-0607	A	220	6.3 x 7.7	124			
140-VE221M1ATR0810	VE-221M1ATR-0810	A	220	8 x 10	270			
140-VE331M1ATR0810	VE-331M1ATR-0810	A	330	8 x 10	290			
140-VE471M1ATR1010	VE-471M1ATR-1010	A	470	10 x 10	400			
140-VE102M1ATR1010	VE-102M1ATR-1010	A	1000	10 x 10	430			
140-VE222M1ATR1313	VE-222M1ATR-1313	B	2200	12.5 x 13.5	890			
140-VE332M1ATR1616	VE-332M1ATR-1616	B	3300	16 x 16.5	1300			
140-VE472M1ATR1616	VE-472M1ATR-1616	B	4700	16. x 16.5	1400			
16 Volts								
140-VE4R7M1CTR0305	VE-4R7M1CTR-0305	A	4.7	3 x 5.3	14			
140-VE100M1CTR0405	VE-100M1CTR-0405	A	10	4 x 5.3	26			
140-VE220M1CTR0405	VE-220M1CTR-0405	A	22	4 x 5.3	30			
140-VE220M1CTR0505	VE-220M1CTR-0505	A	22	5 x 5.3	44			
140-VE330M1CTR0505	VE-330M1CTR-0505	A	33	5 x 5.3	55			
140-VE470M1CTR0505	VE-470M1CTR-0505	A	47	5 x 5.3	55			
140-VE470M1CTR0605	VE-470M1CTR-0605	A	47	6.3 x 5.3	75			
140-VE680M1CTR0605	VE-680M1CTR-0605	A	68	6.3 x 5.3	89			
140-VE101M1CTR0605	VE-101M1CTR-0605	A	100	6.3 x 5.3	89			
140-VE221M1CTR0607	VE-221M1CTR-0607	A	220	6.3 x 7.7	109			
140-VE221M1CTR0810	VE-221M1CTR-0810	A	220	8 x 10	270			
140-VE331M1CTR0810	VE-331M1CTR-0810	A	330	8 x 10	290			
140-VE471M1CTR1010	VE-471M1CTR-1010	A	470	10 x 10	400			
140-VE102M1CTR1313	VE-102M1CTR-1313	B	1000	12.5 x 13.5	750			
140-VE222M1CTR1616	VE-222M1CTR-1616	B	2200	16 x 16.5	1100			
140-VE332M1CTR1616	VE-332M1CTR-1616	B	3300	16 x 16.5	1300			
25 Volts								
140-VE3R3M1ETR0305	VE-3R3M1ETR-0305	A	3.3	3 x 5.3	14			
140-VE4R7M1ETR0405	VE-4R7M1ETR-0405	A	4.7	4 x 5.3	26			
140-VE100M1ETR0505	VE-100M1ETR-0505	A	10	5 x 5.3	44			
140-VE220M1ETR0505	VE-220M1ETR-0505	A	22	5 x 5.3	47			
140-VE330M1ETR0505	VE-330M1ETR-0505	A	33	5 x 5.3	55			
140-VE330M1ETR0605	VE-330M1ETR-0605	A	33	6.3 x 5.3	67			

For quantities greater than listed, call for quote.

MOUSER STOCK NO.	Lelon Part No.	Fig.	Value (uF)	Case Size (DxL mm)	Ripple Current	Price Each 1	100	500
25 Volts (Cont.)								
140-VE470M1ETR0605	VE-470M1ETR-0605	A	47	6.3 x 5.3	75			
140-VE680M1ETR0607	VE-680M1ETR-0607	A	68	6.3 x 7.7	109			
140-VE101M1ETR0607	VE-101M1ETR-0607	A	100	6.3 x 7.7	109			
140-VE221M1ETR0810	VE-221M1ETR-0810	A	220	8 x 10	270			
140-VE331M1ETR1010	VE-331M1ETR-1010	A	330	10 x 10	400			
140-VE471M1ETR1010	VE-471M1ETR-1010	A	470	10 x 10	400			
140-VE102M1ETR1313	VE-102M1ETR-1313	B	1000	12.5 x 13.5	750			
140-VE222M1ETR1616	VE-222M1ETR-1616	B	2200	16 x 16.5	1100			
35 Volts								
140-VE3R3M1VTR0305	VE-3R3M1VTR-0305	A	3.3	3 x 5.3	14			
140-VE4R7M1VTR0405	VE-4R7M1VTR-0405	A	4.7	4 x 5.3	26			
140-VE100M1VTR0505	VE-100M1VTR-0505	A	10	5 x 5.3	44			
140-VE220M1VTR0505	VE-220M1VTR-0505	A	22	5 x 5.3	47			
140-VE220M1VTR0605	VE-220M1VTR-0605	A	22	6.3 x 5.3	59			
140-VE330M1VTR0605	VE-330M1VTR-0605	A	33	6.3 x 5.3	67			
140-VE470M1VTR0607	VE-470M1VTR-0607	A	47	6.3 x 7.7	98			
140-VE680M1VTR0607	VE-680M1VTR-0607	A	68	6.3 x 7.7	109			
140-VE101M1VTR0810	VE-101M1VTR-0810	A	100	8 x 10	252			
140-VE221M1VTR0810	VE-221M1VTR-0810	A	220	8 x 10	270			
140-VE221M1VTR1010	VE-221M1VTR-1010	A	220	10 x 10	370			
140-VE331M1VTR1010	VE-331M1VTR-1010	A	330	10 x 10.3	400			
140-VE471M1VTR1313	VE-471M1VTR-1313	B	470	12.5 x 13.5	750			
140-VE102M1VTR1616	VE-102M1VTR-1616	B	1000	16 x 16.5	1100			
50 Volts								
140-VE0R1M1HTR0405	VE-0R1M1HTR-0405	A	0.1	4 x 5.3	3			
140-VER22M1HTR0405	VE-R22M1HTR-0405	A	0.22	4 x 5.3	5			
140-VER33M1HTR0405	VE-R33M1HTR-0405	A	0.33	4 x 5.3	6			
140-VER47M1HTR0405	VE-R47M1HTR-0405	A	0.47	4 x 5.3	7			
140-VE010M1HTR0405	VE-010M1HTR-0405	A	1	4 x 5.3	10			
140-VE2R2M1HTR0405	VE-2R2M1HTR-0405	A	2.2	4 x 5.3	14			
140-VE3R3M1HTR0405	VE-3R3M1HTR-0405	A	3.3	4 x 5.3	17			
140-VE4R7M1HTR0405	VE-4R7M1HTR-0405	A	4.7	4 x 5.3	20			
140-VE100M1HTR0505	VE-100M1HTR-0505	A	10	5 x 5.3	35			
140-VE220M1HTR0605	VE-220M1HTR-0605	A	22	6.3 x 5.3	50			
140-VE330M1HTR0607	VE-330M1HTR-0607	A	33	6.3 x 7.7	75			
140-VE470M1HTR0607	VE-470M1HTR-0607	A	47	6.3 x 7.7	75			
140-VE680M1HTR0810	VE-680M1HTR-0810	A	68	8 x 10	190			
140-VE101M1HTR0810	VE-101M1HTR-0810	A	100	8 x 10	190			
140-VE221M1HTR1010	VE-221M1HTR-1010	A	220	10 x 10	320			
140-VE331M1HTR1313	VE-331M1HTR-1313	B	330	12.5 x 13.5	600			
140-VE471M1HTR1316	VE-471M1HTR-1316	B	470	12.5 x 16	740			
63 Volts								
140-VE0R1M1JTR0405	VE-0R1M1JTR-0405	A	0.1	4 x 5.3	2			
140-VER22M1JTR0405	VE-R22M1JTR-0405	A	0.22	4 x 5.3	3			
140-VER33M1JTR0405	VE-R33M1JTR-0405	A	0.33	4 x 5.3	4			
140-VER47M1JTR0405	VE-R47M1JTR-0405	A	0.47	4 x 5.3	5			
140-VE010M1JTR0405	VE-010M1JTR-0405	A	1	4 x 5.3	8			
140-VE2R2M1JTR0405	VE-2R2M1JTR-0405	A	2.2	4 x 5.3	12			
140-VE3R3M1JTR0505	VE-3R3M1JTR-0505	A	3.3	5 x 5.3	22			
140-VE4R7M1JTR0505	VE-4R7M1JTR-0505	A	4.7	5 x 5.3	25			
140-VE220M1JTR0810	VE-220M1JTR-0810	A	22	8 x 10	139			
140-VE330M1JTR0810	VE-330M1JTR-0810	A	33	8 x 10	139			
140-VE470M1JTR1010	VE-470M1JTR-1010	A	47	10 x 10	200			
140-VE680M1JTR1010	VE-680M1JTR-1010	A	68	10 x 10	226			
140-VE101M1JTR1010	VE-101M1JTR-1010	A	100	10 x 10	226			
140-VE221M1JTR1313	VE-221M1JTR-1313	B	220	12.5 x 13.5	500			
140-VE331M1JTR1316	VE-331M1JTR-1316	B	330	12.5 x 16	600			
140-VE471M1JTR1616	VE-471M1JTR-1616	B	470	16 x 16.5	850			
100 Volts								
140-VE100M2ATR0810	VE-100M2ATR-0810	A	10	8 x 10	90			
140-VE220M2ATR0810	VE-220M2ATR-0810	A	22	8 x 10	90			
140-VE330M2ATR1010	VE-330M2ATR-1010	A	33	10 x 10	120			
140-VE470M2ATR1010	VE-470M2ATR-1010	A	47	10 x 10	120			
140-VE680M2ATR1313	VE-680M2ATR-1313	B	68	12.5 x 13.5	380			
140-VE101M2ATR1313	VE-101M2ATR-1313	B	100	12.5 x 13.5	440			
140-VE221M2ATR1616	VE-221M2ATR-1616	B	220	16 x 16.5	600			

© Copyright 2014 Mouser Electronics
© Copyright 2014 Mouser Electronics

LELON SMD Aluminum Electrolytic Capacitors

RoHS Compliant **This product is RoHS compliant.**

VZH 105°C ULTRA LOW IMPEDANCE SERIES

Specifications:
- Operating Temperature Range:
  6.3 ~ 63V: - 55°C to + 105°C
  80 ~ 100V: - 40°C to + 105°C
- Voltage Range: 6.3V ~ 100V
- Capacitance Tolerance: ± 20% @120Hz, 20°C
- Endurance: 2000 to 5000 hours @ 105°C
- Leakage Current: 0.01CV or 3μA whichever is greater after 2 minutes of rated voltage(at 20°C)

Features:
- Designed for surface mounting on high density PC board
- Ultra Low Impedance
- Large capacitance V-Chip Capacitor

Application Note:
- A higher voltage capacitor may be used in a lower voltage application
- Parts Available on Reels

RoHS Compliant



For quantities greater than listed, call for quote.

MOUSER STOCK NO.	Lelon Part No.	Value (uF)	Case Size (DxL mm)	Impedance (Ω) 100KHz, 20˚C	Ripple (mA/ms)	Price Each 1	100	500
6.3 Volts								
140-VZH220M0JTR0406	VZH-220M0JTR-0406	22	4 x 5.7	1.35	80			
140-VZH330M0JTR0406	VZH-330M0JTR-0406	33	4 x 5.7	1.35	80			
140-VZH470M0JTR0506	VZH-470M0JTR-0506	47	5 x 5.7	.80	150			
140-VZH101M0JTR0606	VZH-101M0JTR-0606	100	6.3 x 5.7	.44	230			
140-VZH151M0JTR0606	VZH-151M0JTR-0606	150	6.3 x 5.7	.44	230			
140-VZH221M0JTR0607	VZH-221M0JTR-0607	220	6.3 x 7.7	.36	280			
140-VZH331M0JTR0810	VZH-331M0JTR-0810	330	8 x 10	.17	450			
140-VZH471M0JTR0810	VZH-471M0JTR-0810	470	8 x 10	.17	450			
140-VZH681M0JTR0810	VZH-681M0JTR-0810	680	8 x 10.3	.17	450			
140-VZH102M0JTR0810	VZH-102M0JTR-0810	1000	8 x 10.3	.17	450			
140-VZH152M0JTR1010	VZH-152M0JTR-1010	1500	10 x 10.3	.09	670			
140-VZH222M0JTR1313	VZH-222M0JTR-1313	2200	12.5 x 13.5	.07	820			
140-VZH332M0JTR1316	VZH-332M0JTR-1316	3300	12.5 x 16	.06	950			
140-VZH472M0JTR1616	VZH-472M0JTR-1616	4700	16 x 16.5	.054	1260			
10 Volts								
140-VZH220M1ATR0406	VZH-220M1ATR-0406	22	4 x 5.7	1.35	80			
140-VZH330M1ATR0506	VZH-330M1ATR-0506	33	5 x 5.7	.8	150			
140-VZH470M1ATR0606	VZH-470M1ATR-0606	47	6.3 x 5.7	.44	230			
140-VZH101M1ATR0606	VZH-101M1ATR-0606	100	6.3 x 5.7	.44	230			
140-VZH151M1ATR0606	VZH-151M1ATR-0606	150	6.3 x 5.7	.44	230			
140-VZH221M1ATR0607	VZH-221M1ATR-0607	220	6.3 x 7.7	.36	280			
140-VZH331M1ATR0810	VZH-331M1ATR-0810	330	8 x 10	.17	450			
140-VZH471M1ATR0810	VZH-471M1ATR-0810	470	8 x 10	.17	450			
140-VZH681M1ATR1010	VZH-681M1ATR-1010	680	10 x 10	.09	670			
140-VZH102M1ATR1010	VZH-102M1ATR-1010	1000	10 x 10	.09	670			
140-VZH152M1ATR1313	VZH-152M1ATR-1313	1500	12.5 x 13.5	.07	820			
140-VZH222M1ATR1316	VZH-222M1ATR-1316	2200	12.5 x 16	.06	950			
140-VZH332M1ATR1616	VZH-332M1ATR-1616	3300	16 x 16.5	.054	1260			
140-VZH472M1ATR1616	VZH-472M1ATR-1616	4700	16 x 16.5	.054	1260			
16 Volts								
140-VZH100M1CTR0406	VZH-100M1CTR-0406	10	4 x 5.7	1.35	80			
140-VZH220M1CTR0506	VZH-220M1CTR-0506	22	5 x 5.7	.80	150			
140-VZH330M1CTR0606	VZH-330M1CTR-0606	33	6.3 x 5.7	.44	230			
140-VZH470M1CTR0606	VZH-470M1CTR-0606	47	6.3 x 5.7	.44	230			
140-VZH101M1CTR0606	VZH-101M1CTR-0606	100	6.3 x 5.7	.44	230			
140-VZH151M1CTR0607	VZH-151M1CTR-0607	150	6.3 x 7.7	.36	280			
140-VZH221M1CTR0607	VZH-221M1CTR-0607	220	6.3 x 7.7	.36	280			
140-VZH331M1CTR0810	VZH-331M1CTR-0810	330	8 x 10	.17	450			
140-VZH471M1CTR0810	VZH-471M1CTR-0810	470	8 x 10	.17	450			
140-VZH471M1CTR1010	VZH-471M1CTR-1010	470	10 x 10	.09	670			
140-VZH681M1CTR1010	VZH-681M1CTR-1010	680	10 x 10.3	.09	670			
140-VZH102M1CTR1313	VZH-102M1CTR-1313	1000	12.5 x 13.5	.07	820			
140-VZH152M1CTR1316	VZH-152M1CTR-1316	1500	12.5 x 16	.06	950			
140-VZH222M1CTR1616	VZH-222M1CTR-1616	2200	16 x 16.5	.054	1260			
140-VZH332M1CTR1616	VZH-332M1CTR-1616	3300	16 x 16.5	.054	1260			
25 Volts								
140-VZH100M1ETR0406	VZH-100M1ETR-0406	10	4 x 5.7	1.35	80			
140-VZH220M1ETR0506	VZH-220M1ETR-0506	22	5 x 5.7	.80	150			
140-VZH330M1ETR0606	VZH-330M1ETR-0606	33	6.3 x 5.7	.44	230			
140-VZH470M1ETR0606	VZH-470M1ETR-0606	47	6.3 x 5.7	.44	230			
140-VZH101M1ETR0607	VZH-101M1ETR-0607	100	6.3 x 7.7	.36	280			
140-VZH151M1ETR0810	VZH-151M1ETR-0810	150	8 x 10	.17	450			
140-VZH221M1ETR0810	VZH-221M1ETR-0810	220	8 x 10	.17	450			
140-VZH331M1ETR0810	VZH-331M1ETR-0810	330	8 x 10.3	.17	450			
140-VZH471M1ETR1010	VZH-471M1ETR-1010	470	10 x 10	.09	670			
140-VZH681M1ETR1313	VZH-681M1ETR-1313	680	12.5 x 13.5	.07	820			
140-VZH102M1ETR1316	VZH-102M1ETR-1316	1000	12.5 x 16	.06	950			
140-VZH152M1ETR1616	VZH-152M1ETR-1616	1500	16 x 16.5	.054	1260			
140-VZH222M1ETR1616	VZH-222M1ETR-1616	2200	16 x 16.5	.054	1260			
35 Volts								
140-VZH4R7M1VTR0406	VZH-4R7M1VTR-0406	4.7	4 x 5.7	1.35	80			
140-VZH100M1VTR0506	VZH-100M1VTR-0506	10	5 x 5.7	.80	150			
140-VZH220M1VTR0606	VZH-220M1VTR-0606	22	6.3 x 5.7	.44	230			
140-VZH330M1VTR0606	VZH-330M1VTR-0606	33	6.3 x 5.7	.44	230			
140-VZH470M1VTR0606	VZH-470M1VTR-0606	47	6.3 x 5.7	.44	230			
140-VZH101M1VTR0810	VZH-101M1VTR-0810	100	8 x 10	.17	450			
140-VZH151M1VTR0810	VZH-151M1VTR-0810	150	8 x 10	.17	450			
140-VZH221M1VTR1010	VZH-221M1VTR-1010	220	10 x 10	.09	670			
140-VZH331M1VTR1313	VZH-331M1VTR-1313	330	12.5 x 13.5	.07	820			
140-VZH471M1VTR1316	VZH-471M1VTR-1316	470	12.5 x 16	.06	950			
140-VZH681M1VTR1316	VZH-681M1VTR-1316	680	12.5 x 16	.06	950			
140-VZH102M1VTR1616	VZH-102M1VTR-1616	1000	16 x 16.5	.054	1260			

Lead Spacing and Diameter **Unit:mm**

øD	L	A	B	C	W	P±0.2	Fig. No.
4	5.7±0.3	4.3	4.3	2.0	0.5~0.8	1.0	1
5	5.7±0.3	5.3	5.3	2.3	0.5~0.8	1.5	1
6.3	5.7±0.3	6.6	6.6	2.7	0.5~0.8	2.0	1
6.3	7.7±0.3	6.6	6.6	2.7	0.5~0.8	3.1	1
8	10±0.5	8.4	8.4	3.0	0.7~1.1	3.1	1
8	10.3±0.5	8.4	8.4	3.0	0.7~1.1	4.7	1
10	10±0.5	10.4	10.4	3.3	0.7~1.1	4.7	1
10	10.3±0.5	10.4	10.4	3.3	0.7~1.1	4.7	1
12.5	13.5±0.5	13.0	13.0	4.8	1.1~1.4	4.4	2
12.5	16±0.5	13.0	13.0	4.8	1.1~1.4	4.4	2
16	16.5±0.5	17.0	17.0	5.8	1.1~1.4	6.4	2

1

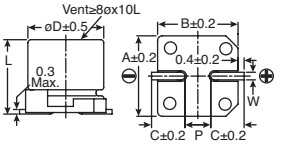

2

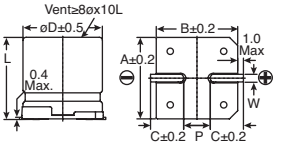

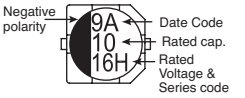

øD ≤ 6.3mm

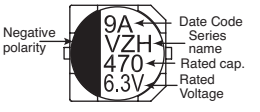

øD = 8~10mm

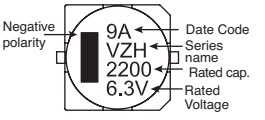

øD ≥ 12.5mm

© Copyright 2014 Mouser Electronics

© Copyright 2014 Mouser Electronics

LELON SMD Aluminum Electrolytic Capacitors

RoHS Compliant This product is RoHS compliant.

VZH 105°C ULTRA LOW IMPEDANCE SERIES (CONT.)

Specifications:
- Operating Temperature Range: 6.3 ~ 63V: - 55°C to + 105°C; 80 ~ 100V: - 40°C to + 105°C
- Voltage Range: 6.3V ~ 100V
- Capacitance Tolerance: ± 20% @120Hz, 20°C
- Endurance: 2000 to 5000 hours @ 105°C
- Leakage Current: 0.01CV or 3μA whichever is greater after 2 minutes of rated voltage (at 20°C)

Features:
- Designed for surface mounting on high density PC board
- Ultra Low Impedance
- Large capacitance V-Chip Capacitor

Application Note:
- A higher voltage capacitor may be used in a lower voltage application
- Parts Available on Reels

RoHS Compliant



For quantities greater than listed, call for quote.

MOUSER STOCK NO.	Lelon Part No.	Value (uF)	Case Size (DxL mm)	Impedance (Ω) 100KHz, 20˚C	Ripple (mA/rms)	Price Each 1	100	500
50 Volts								
140-VZH010M1HTR0406	VZH-010M1HTR-0406	1	4 x 5.7	2.9	60			
140-VZH2R2M1HTR0406	VZH-2R2M1HTR-0406	2.2	4 x 5.7	2.9	60			
140-VZH3R3M1HTR0406	VZH-3R3M1HTR-0406	3.3	4 x 5.7	2.9	60			
140-VZH4R7M1HTR0506	VZH-4R7M1HTR-0506	4.7	5 x 5.7	1.52	85			
140-VZH100M1HTR0606	VZH-100M1HTR-0606	10	6.3 x 5.7	.88	165			
140-VZH220M1HTR0606	VZH-220M1HTR-0606	22	6.3 x 5.7	.88	165			
140-VZH330M1HTR0607	VZH-330M1HTR-0607	33	6.3 x 7.7	.68	185			
140-VZH470M1HTR0607	VZH-470M1HTR-0607	47	6.3 x 7.7	.68	185			
140-VZH680M1HTR0810	VZH-680M1HTR-0810	68	8 x 10	.34	369			
140-VZH101M1HTR0810	VZH-101M1HTR-0810	100	8 x 10	.34	369			
140-VZH101M1HTR1010	VZH-101M1HTR-1010	100	10 x 10	.18	553			
140-VZH151M1HTR1010	VZH-151M1HTR-1010	150	10 x 10.3	.18	553			
140-VZH221M1HTR1010	VZH-221M1HTR-1010	220	10 x 10.3	.18	553			
140-VZH331M1HTR1313	VZH-331M1HTR-1313	330	12.5 x 13.5	12	630			
140-VZH471M1HTR1616	VZH-471M1HTR-1616	470	16 x 16.5	.073	1000			
140-VZH681M1HTR1616	VZH-681M1HTR-1616	680	16 x 16.5	.073	1000			
63 Volts								
140-VZH4R7M1JTR0506	VZH-4R7M1JTR-0506	4.7	5 x 5.7	1.9	70			
140-VZH100M1JTR0606	VZH-100M1JTR-0606	10	6.3 x 5.7	1.2	130			
140-VZH220M1JTR0607	VZH-220M1JTR-0607	22	6.3 x 7.7	.90	150			
140-VZH330M1JTR0810	VZH-330M1JTR-0810	33	8 x 10	.50	280			
140-VZH470M1JTR0810	VZH-470M1JTR-0810	47	8 x 10	.50	280			
140-VZH101M1JTR1010	VZH-101M1JTR-1010	100	10 x 10	.25	450			
140-VZH151M1JTR1313	VZH-151M1JTR-1313	150	12.5 x 13.5	.15	700			
140-VZH221M1JTR1313	VZH-221M1JTR-1313	220	12.5 x 13.5	.15	700			
140-VZH331M1JTR1616	VZH-331M1JTR-1616	330	16 x 16.5	.082	900			
140-VZH471M1JTR1616	VZH-471M1JTR-1616	470	16 x 16.5	.082	900			
80 Volts								
140-VZH470M1KTR1010	VZH-470M1KTR-1010	47	10 x 10	.70	200			
140-VZH101M1KTR1010	VZH-101M1KTR-1010	100	10 x 10.3	.70	200			
140-VZH151M1KTR1313	VZH-151M1KTR-1313	150	12.5 x 13.5	.32	450			
140-VZH221M1KTR1316	VZH-221M1KTR-1316	220	12.5 x 16	.26	550			
140-VZH331M1KTR1616	VZH-331M1KTR-1616	330	16 x 16.5	.17	650			
100 Volts								
140-VZH470M2ATR1010	VZH-470M2ATR-1010	47	10 x 10	.70	200			
140-VZH101M2ATR1313	VZH-101M2ATR-1313	100	12.5 x 13.5	.32	450			
140-VZH151M2ATR1316	VZH-151M2ATR-1316	150	12.5 x 16	.26	550			

Lead Spacing and Diameter **Unit:mm**

øD	L	A	B	C	W	P±0.2	Fig. No.
4	5.7±0.3	4.3	4.3	2.0	0.5~0.8	1.0	1
5	5.7±0.3	5.3	5.3	2.3	0.5~0.8	1.5	1
6.3	5.7±0.3	6.6	6.6	2.7	0.5~0.8	2.0	1
6.3	7.7±0.3	6.6	6.6	2.7	0.5~0.8	3.1	1
8	10±0.5	8.4	8.4	3.0	0.7~1.1	3.1	1
8	10.3±0.5	8.4	8.4	3.0	0.7~1.1	4.7	1
10	10±0.5	10.4	10.4	3.3	0.7~1.1	4.7	1
10	10.3±0.5	10.4	10.4	3.3	0.7~1.1	4.7	1
12.5	13.5±0.5	13.0	13.0	4.8	1.1~1.4	4.4	2
12.5	16±0.5	13.0	13.0	4.8	1.1~1.4	4.4	2
16	16.5±0.5	17.0	17.0	5.8	1.1~1.4	6.4	2

1

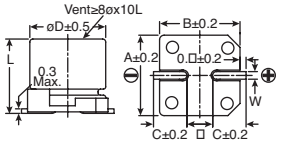

2

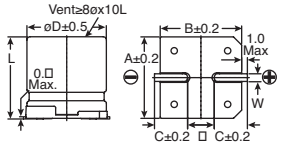

VES 105°C 5.5MM SMD SERIES

Specifications:
- Operating Temperature Range: - 55°C to + 105°C
- Voltage Range: 6.3V ~ 50V
- Capacitance Tolerance: ± 20% @120Hz, 20°C
- Endurance: 1000 hours @ 105°C
- Leakage Current: 0.01CV or 3μA whichever is greater after 2 minutes of rated voltage (at 20°C)

Features:
- Designed for surface mounting on high density PC board
- Vertical Chip type with 5.5mm height

Application Note:
- A higher voltage capacitor may be used in a lower voltage application
- Parts Available on Reels

RoHS Compliant



For quantities greater than listed, call for quote.

MOUSER STOCK NO.	Lelon Part No.	Voltage (DC)	Voltage (DC)	Case Size (DxL mm)	Ripple Current	Price Each 1	100	500	1000
140-VES220M0JTR0405	VES-220M0JTR-0405	6.3	22	4 x 5.3	21				
140-VES330M0JTR0505	VES-330M0JTR-0505	6.3	33	5 x 5.3	30				
140-VES470M0JTR0505	VES-470M0JTR-0505	6.3	47	5 x 5.3	36				
140-VES101M0JTR0605	VES-101M0JTR-0605	6.3	100	6.3 x 5.3	61				
140-VES100M1ATR0405	VES-100M1ATR-0405	10	10	4 x 5.3	15				
140-VES220M1ATR0505	VES-220M1ATR-0505	10	22	5 x 5.3	25				
140-VES330M1ATR0505	VES-330M1ATR-0505	10	33	5 x 5.3	31				
140-VES470M1ATR0605	VES-470M1ATR-0605	10	47	6.3 x 5.3	43				
140-VES101M1ATR0605	VES-101M1ATR-0605	10	100	6.3 x 5.3	65				
140-VES100M1CTR0405	VES-100M1CTR-0405	16	10	4 x 5.3	16				
140-VES220M1CTR0505	VES-220M1CTR-0505	16	22	5 x 5.3	28				
140-VES330M1CTR0605	VES-330M1CTR-0605	16	33	6.3 x 5.3	40				
140-VES470M1CTR0605	VES-470M1CTR-0605	16	47	6.3 x 5.3	47				
140-VES101M1CTR0605	VES-101M1CTR-0605	16	100	6.3 x 5.3	70				
140-VES4R7M1ETR0405	VES-4R7M1ETR-0405	25	4.7	4 x 5.3	12				
140-VES100M1ETR0505	VES-100M1ETR-0505	25	10	5 x 5.3	21				
140-VES220M1ETR0605	VES-220M1ETR-0605	25	22	6.3 x 5.3	36				
140-VES330M1ETR0605	VES-330M1ETR-0605	25	33	6.3 x 5.3	44				
140-VES470M1ETR0605	VES-470M1ETR-0605	25	47	6.3 x 5.3	60				
140-VES4R7M1VTR0405	VES-4R7M1VTR-0405	35	4.7	4 x 5.3	14				
140-VES100M1VTR0505	VES-100M1VTR-0505	35	10	5 x 5.3	23				
140-VES220M1VTR0605	VES-220M1VTR-0605	35	22	6.3 x 5.3	50				
140-VES0R1M1HTR0405	VES-0R1M1HTR-0405	50	.1	4 x 5.3	2				
140-VESR22M1HTR0405	VES-R22M1HTR-0405	50	.22	4 x 5.3	3				
140-VESR33M1HTR0405	VES-R33M1HTR-0405	50	.33	4 x 5.3	4				
140-VESR47M1HTR0405	VES-R47M1HTR-0405	50	.47	4 x 5.3	5				
140-VES010M1HTR0405	VES-010M1HTR-0405	50	1.0	4 x 5.3	7				
140-VES2R2M1HTR0405	VES-2R2M1HTR-0405	50	2.2	4 x 5.3	10				
140-VES3R3M1HTR0405	VES-3R3M1HTR-0405	50	3.3	4 x 5.3	12				
140-VES4R7M1HTR0405	VES-4R7M1HTR-0405	50	4.7	4 x 5.3	17				
140-VES100M1HTR0605	VES-100M1HTR-0605	50	10	6.3 x 5.3	26				
140-VES220M1HTR0605	VES-220M1HTR-0605	50	22	6.3 x 5.3	51				

Lead Spacing and Diameter **Unit:mm**

øD	L	A	B	C	W	P±0.2
4	5.3±0.2	4.3	4.3	2.0	0.5~0.8	1.0
5	5.3±0.2	5.3	5.3	2.3	0.5~0.8	1.5
6.3	5.3±0.2	6.6	6.6	2.7	0.5~0.8	2.0

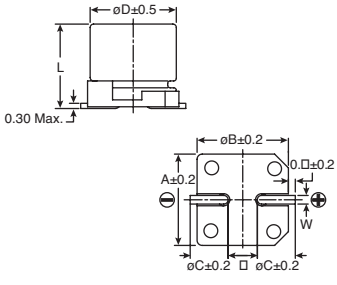

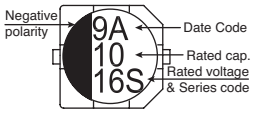

© Copyright 2014 Mouser Electronics

LELON SMD Aluminum Electrolytic Capacitors

RoHS Compliant **This product is RoHS compliant.**

VLV 105°C SMD ANTI-VIBRATION SERIES

Specifications:

- Operating Temperature Range: 55°C to 105°C
- Voltage Range: 6.3V ~ 100V
- Capacitance Tolerance: ±20% @ 120Hz, 20°C
- Endurance: 5000 hours @ 105°C

Features:

- 12.5 ~ 16φ, 105°C, 5,000 hours assured
- Suitable for automotive application
- Peak acceleration: 50G
- RoHS Compliance

RoHS Compliant

For quantities greater than listed, call for quote.

MOUSER STOCK NO.	Lelon Part No.	Value (μF)	Case Size	Impedance (Ω) 100KHz, 20°C	Ripple Current	Price Each 1	100	500
6.3 Volts								
140-VLV222M0JTRG1313	VLV222M0JTRG1313	2200	12.5 x 13.5	.066	850			
140-VLV332M0JTRG1316	VLV332M0JTRG1316	3300	12.5 x 16	.058	950			
140-VLV472M0JTRG1616	VLV472M0JTRG1616	4700	16 x 16.5	.052	1300			
10 Volts								
140-VLV152M1ATRG1313	VLV152M1ATRG1313	1500	12.5 x 13.5	.066	850			
140-VLV222M1ATRG1316	VLV222M1ATRG1316	2200	12.5 x 16	.058	950			
140-VLV332M1ATRG1616	VLV332M1ATRG1616	3300	16 x 16.5	.052	1300			
140-VLV472M1ATRG1616	VLV472M1ATRG1616	4700	16 x 16.5	.052	1300			
16 Volts								
140-VLV102M1CTRG1313	VLV102M1CTRG1313	1000	12.5 x 13.5	.066	850			
140-VLV152M1CTRG1316	VLV152M1CTRG1316	1500	12.5 x 16	.058	950			
140-VLV222M1CTRG1616	VLV222M1CTRG1616	2200	16 x 16.5	.052	1300			
140-VLV332M1CTRG1616	VLV332M1CTRG1616	3300	16 x 16.5	.052	1300			
25 Volts								
140-VLV681M1ETRG1313	VLV681M1ETRG1313	680	12.5 x 13.5	.066	850			
140-VLV102M1ETRG1316	VLV102M1ETRG1316	1000	12.5 x 16	.058	950			
140-VLV152M1ETRG1616	VLV152M1ETRG1616	1500	16 x 16.5	.052	1300			
140-VLV222M1ETRG1616	VLV222M1ETRG1616	2200	16 x 16.5	.052	1300			
35 Volts								
140-VLV331M1VTRG1313	VLV331M1VTRG1313	330	12.5 x 13.5	.066	850			
140-VLV471M1VTRG1316	VLV471M1VTRG1316	470	12.5 x 16	.058	950			
140-VLV681M1VTRG1316	VLV681M1VTRG1316	680	12.5 x 16	.058	950			
140-VLV102M1VTRG1616	VLV102M1VTRG1616	1000	16 x 16.5	.052	1300			
50 Volts								
140-VLV331M1HTRG1313	VLV331M1HTRG1313	330	12.5 x 13.5	.110	700			
140-VLV471M1HTRG1616	VLV471M1HTRG1616	470	16 x 16.5	.070	1100			
140-VLV681M1HTRG1616	VLV681M1HTRG1616	680	16 x 16.5	.070	1100			
63 Volts								
140-VLV151M1JTRG1313	VLV151M1JTRG1313	150	12.5 x 13.5	.140	700			
140-VLV221M1JTRG1313	VLV221M1JTRG1313	220	12.5 x 13.5	.140	700			
140-VLV331M1JTRG1616	VLV331M1JTRG1616	330	16 x 16.5	.080	900			
140-VLV471M1JTRG1616	VLV471M1JTRG1616	470	16 x 16.5	.080	900			
80 Volts								
140-VLV151M1KTRG1313	VLV151M1KTRG1313	150	12.5 x 13.5	.320	450			
140-VLV221M1KTRG1316	VLV221M1KTRG1316	220	12.5 x 16	.260	550			
140-VLV331M1KTRG1616	VLV331M1KTRG1616	330	16 x 16.5	.170	650			
100 Volts								
140-VLV101M2ATRG1313	VLV101M2ATRG1313	100	12.5 x 13.5	.320	450			
140-VLV151M2ATRG1316	VLV151M2ATRG1316	150	12.5 x 16	.260	550			
140-VLV221M2ATRG1616	VLV221M2ATRG1616	220	16 x 16.5	.170	650			

DIMENSIONS: mm

DIAGRAM OF DIMENSIONS

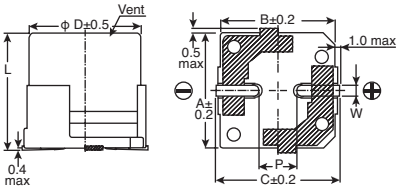

MARKING

φ D ≥ 12.5mm

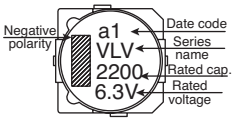

φD	L	A	B	C	W	P ± 0.2
12.5	13.5 ± 0.5	13.0	13.4	15.4	1.1 ~ 1.4	4.4
12.5	16 ± 0.5	13.0	13.4	15.4	1.1 ~ 1.4	4.4
16	16.5 ± 0.5	16.5	16.9	18.9	1.1 ~ 1.4	6.4

VLW 125°C SMD ANTI-VIBRATION SERIES

Specifications:

- Operating Temperature Range: 40°C to 125°C
- Voltage Range: 10V ~ 50V
- Capacitance Tolerance: ±20% @ 120Hz, 20°C
- Endurance: 2000 hours @ 125°C

Features:

- 12.5 ~ 16φ, 125°C, 2,000 hours assured
- Suitable for automotive application
- Peak acceleration: 50G
- RoHS Compliance

RoHS Compliant

For quantities greater than listed, call for quote.

MOUSER STOCK NO.	Lelon Part No.	Value (μF)	Case Size	Ripple Current	Price Each 1	100	500
10 Volts							
140-VLW471M1ATRG1313	VLW471M1ATRG1313	470	12.5 x 13.5	500			
140-VLW681M1ATRG1313	VLW681M1ATRG1313	680	12.5 x 13.5	500			
140-VLW102M1ATRG1316	VLW102M1ATRG1316	1000	12.5 x 16	600			
140-VLW152M1ATRG1316	VLW152M1ATRG1316	1500	12.5 x 16	600			
140-VLW222M1ATRG1616	VLW222M1ATRG1616	2200	16 x 16.5	680			
16 Volts							
140-VLW331M1CTRG1313	VLW331M1CTRG1313	330	12.5 x 13.5	500			
140-VLW471M1CTRG1313	VLW471M1CTRG1313	470	12.5 x 13.5	500			
140-VLW681M1CTRG1313	VLW681M1CTRG1313	680	12.5 x 13.5	500			
140-VLW102M1CTRG1316	VLW102M1CTRG1316	1000	12.5 x 16	600			
140-VLW152M1CTRG1616	VLW152M1CTRG1616	1500	16 x 16.5	680			
25 Volts							
140-VLW331M1ETRG1313	VLW331M1ETRG1313	330	12.5 x 13.5	500			
140-VLW471M1ETRG1313	VLW471M1ETRG1313	470	12.5 x 13.5	500			
140-VLW681M1ETRG1316	VLW681M1ETRG1316	680	12.5 x 16	600			
140-VLW102M1ETRG1616	VLW102M1ETRG1616	1000	16 x 16.5	680			
35 Volts							
140-VLW221M1VTRG1313	VLW221M1VTRG1313	220	12.5 x 13.5	380			
140-VLW331M1VTRG1616	VLW331M1VTRG1616	330	16 x 16.5	680			
140-VLW471M1VTRG1616	VLW471M1VTRG1616	470	16 x 16.5	680			
140-VLW681M1VTRG1616	VLW681M1VTRG1616	680	16 x 16.5	680			
50 Volts							
140-VLW101M1HTRG1313	VLW101M1HTRG1313	100	12.5 x 13.5	380			
140-VLW221M1HTRG1316	VLW221M1HTRG1316	220	12.5 x 16	430			
140-VLW331M1HTRG1616	VLW331M1HTRG1616	330	16 x 16.5	680			
140-VLW471M1HTRG1616	VLW471M1HTRG1616	470	16 x 16.5	680			

DIMENSIONS: mm

DIAGRAM OF DIMENSIONS

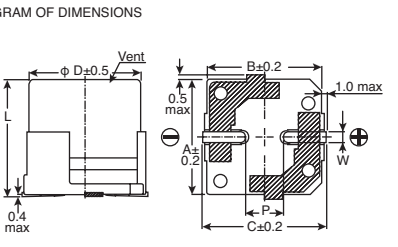

MARKING

φ D ≥ 12.5mm

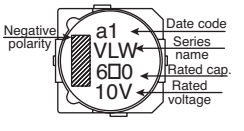

φD	L	A	B	C	W	P ± 0.2
5	5.7 ± 0.3	5.3	5.3	6.1	0.5 ~ 0.8	1.5
6.3	5.7 ± 0.3	6.6	6.6	7.4	0.5 ~ 0.8	2.0
8	10 ± 0.5	8.4	8.4	9.2	0.7 ~ 1.1	3.1

© Copyright 2014 Mouser Electronics

© Copyright 2014 Mouser Electronics

LELON SMD Aluminum Electrolytic Capacitors

RoHS Compliant **This product is RoHS compliant.**

VZS 105°C SMD SERIES

Specifications:

- Operating Temperature Range: 55°C to 105°C
- Voltage Range: 6.3V ~ 35V

RoHS Compliant

Features:

- 5 ~ 8φ, 105°C, 2,000 hours assured
- Low impedance 30 ~ 50% less than VZH series
- Large capacitance with ultra low impedance capacitors
- Designed for surface mounting on high density PC board
- RoHS Compliance

Lead Spacing and Diameter						
φD	L	A	B	C	W	P ± 0.2
5	5.7 ± 0.3	5.3	5.3	6.1	0.5 ~ 0.8	1.5
6.3	5.7 ± 0.3	6.6	6.6	7.4	0.5 ~ 0.8	2.0
8	10 ± 0.5	8.4	8.4	9.2	0.7 ~ 1.1	3.1

DIMENSIONS: mm

DIAGRAM OF DIMENSIONS

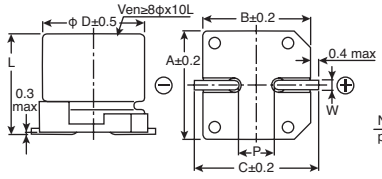

MARKING

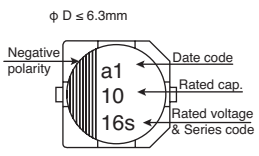

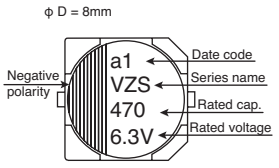

For quantities greater than listed, call for quote.

MOUSER STOCK NO.	Lelon Part No.	Value (μF)	Case Size	Impedance (Ω) 100KHz, 20°C	Price Each 1	100	500
6.3 Volts							
140-VZS470M0JTR0506	VZS470M0JTR-0506	47	5 x 5.7	.36			
140-VZS101M0JTR0506	VZS101M0JTR-0506	100	5 x 5.7	.36			
140-VZS101M0JTR0606	VZS101M0JTR-0606	100	6.3 x 5.7	.26			
140-VZS151M0JTR0506	VZS151M0JTR-0506	150	5 x 5.7	.36			
140-VZS221M0JTR0606	VZS221M0JTR-0606	220	6.3 x 5.7	.26			
140-VZS331M0JTR0606	VZS331M0JTR-0606	330	6.3 x 5.7	.26			
140-VZS471M0JTR0810	VZS471M0JTR-0810	470	8 x 10	.08			
140-VZS681M0JTR0810	VZS681M0JTR-0810	680	8 x 10	.08			
10 Volts							
140-VZS330M1ATR0506	VZS330M1ATR-0506	33	5 x 5.7	.36			
140-VZS101M1ATR0506	VZS101M1ATR-0506	100	5 x 5.7	.36			
140-VZS151M1ATR0606	VZS151M1ATR-0606	150	6.3 x 5.7	.26			
140-VZS221M1ATR0606	VZS221M1ATR-0606	220	6.3 x 5.7	.26			
140-VZS331M1ATR0810	VZS331M1ATR-0810	330	8 x 10	.08			
140-VZS471M1ATR0810	VZS471M1ATR-0810	470	8 x 10	.08			
140-VZS681M1ATR0810	VZS681M1ATR-0810	680	8 x 10	.08			
16 Volts							
140-VZS220M1CTR0506	VZS220M1CTR-0506	22	5 x 5.7	.36			
140-VZS470M1CTR0506	VZS470M1CTR-0506	47	5 x 5.7	.36			
140-VZS470M1CTR0606	VZS470M1CTR-0606	47	6.3 x 5.7	.26			
140-VZS680M1CTR0506	VZS680M1CTR-0506	68	5 x 5.7	.36			
140-VZS680M1CTR0606	VZS680M1CTR-0606	68	6.3 x 5.7	.26			
140-VZS101M1CTR0606	VZS101M1CTR-0606	100	6.3 x 5.7	.26			
140-VZS151M1CTR0606	VZS151M1CTR-0606	150	6.3 x 5.7	.26			

For quantities greater than listed, call for quote.

MOUSER STOCK NO.	Lelon Part No.	Value (μF)	Case Size	Impedance (Ω) 100KHz, 20°C	Price Each 1	100	500
16 Volts (Cont.)							
140-VZS221M1CTR0810	VZS221M1CTR-0810	220	8 x 10	.08			
140-VZS331M1CTR0810	VZS331M1CTR-0810	330	8 x 10	.08			
140-VZS471M1CTR0810	VZS471M1CTR-0810	470	8 x 10	.08			
25 Volts							
140-VZS220M1ETR0506	VZS220M1ETR-0506	22	5 x 5.7	.36			
140-VZS330M1ETR0506	VZS330M1ETR-0506	33	5 x 5.7	.36			
140-VZS330M1ETR0606	VZS330M1ETR-0606	33	6.3 x 5.7	.26			
140-VZS470M1ETR0506	VZS470M1ETR-0506	47	5 x 5.7	.36			
140-VZS470M1ETR0606	VZS470M1ETR-0606	47	6.3 x 5.7	.26			
140-VZS680M1ETR0606	VZS680M1ETR-0606	68	6.3 x 5.7	.26			
140-VZS101M1ETR0606	VZS101M1ETR-0606	100	6.3 x 5.7	.26			
140-VZS151M1ETR0810	VZS151M1ETR-0810	150	8 x 10	.08			
140-VZS221M1ETR0810	VZS221M1ETR-0810	220	8 x 10	.08			
140-VZS331M1ETR0810	VZS331M1ETR-0810	330	8 x 10	.08			
35 Volts							
140-VZS220M1VTR0506	VZS220M1VTR-0506	22	5 x 5.7	.36			
140-VZS330M1VTR0506	VZS330M1VTR-0506	33	5 x 5.7	.36			
140-VZS330M1VTR0606	VZS330M1VTR-0606	33	6.3 x 5.7	.26			
140-VZS470M1VTR0606	VZS470M1VTR-0606	47	6.3 x 5.7	.26			
140-VZS680M1VTR0606	VZS680M1VTR-0606	68	6.3 x 5.7	.26			
140-VZS101M1VTR0810	VZS101M1VTR-0810	100	8 x 10	.08			
140-VZS151M1VTR0810	VZS151M1VTR-0810	150	8 x 10	.08			
140-VZS221M1VTR0810	VZS221M1VTR-0810	220	8 x 10	.08			

VUA 125°C SMD SERIES

Specifications:

- Operating Temperature Range: 40°C to 125°C
- Voltage Range: 10V ~ 35V
- Capacitance Tolerance: ±20% @ 120Hz, 20°C

Features:

- 6.3 ~ 18φ, 125°C, 1,000 ~ 2,000 hours assured
- Chip type high temperature range, for +125°C use
- For automobile modules and other high temperature applications
- RoHS Compliance

RoHS Compliant

For quantities greater than listed, call for quote.

MOUSER STOCK NO.	Lelon Part No.	Fig.	Value (μF)	Case Size	Ripple Current	Price Each 1	100	500
10 Volts								
140-VUA680M1ATR0606	VUA680M1ATR-0606	A	68	6.3 x 5.7	50			
140-VUA101M1ATR0806	VUA101M1ATR-0806	A	100	8 x 6.5	75			
140-VUA221M1ATR0810	VUA221M1ATR-0810	A	220	8 x 10	130			
140-VUA331M1ATR0810	VUA331M1ATR-0810	A	330	8 x 10	130			
140-VUA471M1ATR1313	VUA471M1ATR-1313	B	470	12.5 x 13.5	480			
140-VUA681M1ATR1316	VUA681M1ATR-1316	B	680	12.5 x 16	480			
140-VUA102M1ATR1316	VUA102M1ATR-1316	B	1000	12.5 x 16	585			
16 Volts								
140-VUA330M1CTR0606	VUA330M1CTR-0606	A	33	6.3 x 5.7	50			
140-VUA470M1CTR0607	VUA470M1CTR-0607	A	47	6.3 x 7.7	70			
140-VUA680M1CTR0806	VUA680M1CTR-0806	A	68	8 x 6.5	75			
140-VUA101M1CTR0806	VUA101M1CTR-0806	A	100	8 x 6.5	75			
140-VUA221M1CTR1010	VUA221M1CTR-1010	A	220	10 x 10	180			
140-VUA331M1CTR1313	VUA331M1CTR-1313	B	330	12.5 x 13.5	80			
140-VUA471M1CTR1313	VUA471M1CTR-1313	B	470	12.5 x 13.5	480			
140-VUA681M1CTR1616	VUA681M1CTR-1616	B	680	16 x 16.5	480			
25 Volts								
140-VUA330M1ETR0606	VUA330M1ETR-0606	A	33	6.3 x 5.7	50			
140-VUA470M1ETR0607	VUA470M1ETR-0607	A	47	6.3 x 7.7	70			
140-VUA680M1ETR0806	VUA680M1ETR-0806	A	68	8 x 6.5	75			
140-VUA101M1ETR0810	VUA101M1ETR-0810	A	100	8 x 10	130			
140-VUA221M1ETR1010	VUA221M1ETR-1010	A	220	10 x 10	180			
140-VUA331M1ETR1313	VUA331M1ETR-1313	B	330	12.5 x 13.5	480			
140-VUA471M1ETR1616	VUA471M1ETR-1616	B	470	16 x 16.5	480			
35 Volts								
140-VUA220M1VTR0606	VUA220M1VTR-0606	A	22	6.3 x 5.7	50			
140-VUA330M1VTR0607	VUA330M1VTR-0607	A	33	6.3 x 7.7	70			
140-VUA470M1VTR0806	VUA470M1VTR-0806	A	47	8 x 6.5	75			
140-VUA680M1VTR0810	VUA680M1VTR-0810	A	68	8 x 10	130			
140-VUA101M1VTR1010	VUA101M1VTR-1010	A	100	10 x 10	180			
140-VUA221M1VTR1313	VUA221M1VTR-1313	B	220	12.5 x 13.5	357			
140-VUA331M1VTR1616	VUA331M1VTR-1616	B	330	16 x 16.5	650			
140-VUA471M1VTR1616	VUA471M1VTR-1616	B	470	16 x 16.5	650			

DIMENSIONS: mm

DIAGRAM OF DIMENSIONS

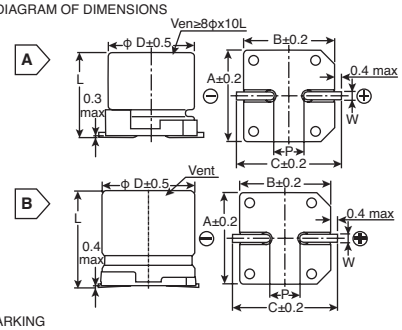

MARKING

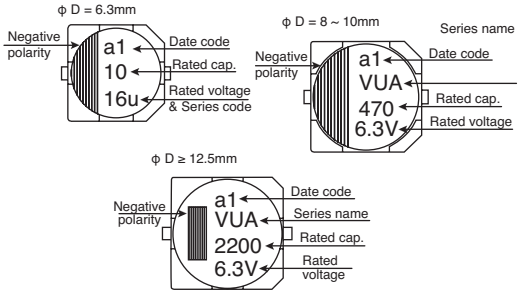

Lead Spacing and Diameter							
φD	L	A	B	C	W	P ± 0.2	Fig.
6.3	5.7 ± 0.3	6.6	6.6	7.4	.05 ~ 0.8	2.0	A
6.3	7.7 ± 0.3	6.6	6.6	7.4	0.5 ~ 0.8	2.0	A
8	6.5 ± 0.3	8.4	8.4	9.2	0.5 ~ 0.8	2.3	A
8	10 ± 0.5	8.4	8.4	9.2	0.7 ~ 1.1	3.1	A
10	10 ± 0.5	10.4	10.4	11.2	0.7 ~ 1.1	4.7	A
12.5	13.5 ± 0.5	13.0	13.0	15.0	1.1 ~ 1.4	4.4	B
12.5	16 ± 0.5	13.0	13.0	15.0	1.1 ~ 1.4	4.4	B
16	16.5 ± 0.5	17.0	17.0	19.0	1.1 ~ 1.4	6.4	B
18	16.5 ± 0.5	19.0	19.0	21.0	1.1 ~ 1.4	6.4	B

© Copyright 2014 Mouser Electronics

LELON SMD Aluminum Electrolytic Capacitors

RoHS Compliant **This product is RoHS compliant.**

VEJ 105°C SMD SERIES

Features:

- Designed for surface mounting on a high density PC board
- Applicable for auto insertion machines
- RoHS Compliant

Specifications:

- Operating temperature range: -55°C to +105°C
- Voltage range: 6.3V ~ 450V
- Capacitance tolerance: ±20% @120Hz, 20°C
- Endurance: 2,000 hours @ 105°C

Application Note:

- A higher voltage capacitor may be used in a lower voltage application
- Parts available on reels

RoHS Compliant

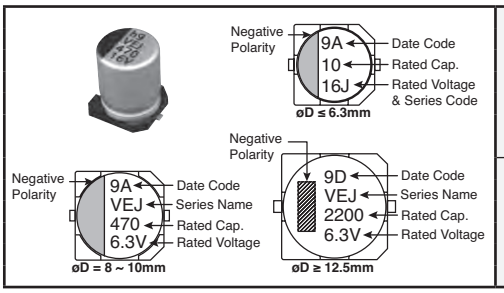

Figure 1

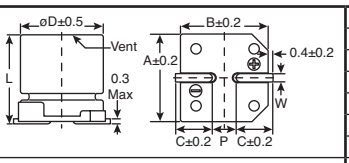

Figure 2

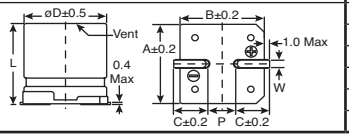

DIMENSIONS: mm							
øD	L	A	B	C	W	P±0.2	Fig. No.
4	5.7±0.3	4.3	4.3	2.0	0.5 ~ 0.8	1.0	1
5	5.7±0.3	5.3	5.3	2.3	0.5 ~ 0.8	1.5	1
6.3	5.7±0.3	6.6	6.6	2.7	0.5 ~ 0.8	2.0	1
6.3	7.7±0.3	6.6	6.6	2.7	0.5 ~ 0.8	2.0	1
8	10±0.5	8.4	8.4	3.0	0.7 ~ 1.1	3.1	1
10	10±0.5	10.4	10.4	3.3	0.7 ~ 1.1	4.7	1
10	10.3±0.5	10.4	10.4	3.3	0.7 ~ 1.1	4.7	1
12.5	13.5±0.5	13.0	13.0	4.8	1.1 ~ 1.4	4.4	2
12.5	16±0.5	13.0	13.0	4.8	1.1 ~ 1.4	4.4	2
16	16.5±0.5	17.0	17.0	5.8	1.1 ~ 1.4	6.4	2
18	16.5±0.5	19.0	19.0	6.8	1.1 ~ 1.4	6.4	2

For quantities greater than listed, call for quote.

MOUSER STOCK NO.	Lelon Part No.	Value (µF)	Case Size D x L (mm)	Ripple (mA)	Price Each 1	100	500
6.3 Volts							
140-VEJ220M0JTR0406	VEJ-220M0JTR-0406	22	4 x 5.7	22			
140-VEJ330M0JTR0506	VEJ-330M0JTR-0506	33	5 x 5.7	34			
140-VEJ470M0JTR0506	VEJ-470M0JTR-0506	47	5 x 5.7	38			
140-VEJ101M0JTR0606	VEJ-101M0JTR-0606	100	6.3 x 5.7	69			
140-VEJ221M0JTR0607	VEJ-221M0JTR-0607	220	6.3 x 7.7	120			
140-VEJ331M0JTR0810	VEJ-331M0JTR-0810	330	8 x 10	290			
140-VEJ471M0JTR0810	VEJ-471M0JTR-0810	470	8 x 10	320			
140-VEJ102M0JTR1010	VEJ-102M0JTR-1010	1000	10 x 10	410			
140-VEJ222M0JTR1313	VEJ-222M0JTR-1313	2200	12.5 x 13.5	680			
140-VEJ332M0JTR1316	VEJ-332M0JTR-1316	3300	12.5 x 16	850			
140-VEJ472M0JTR1616	VEJ-472M0JTR-1616	4700	16 x 16.5	1000			
140-VEJ682M0JTR1816	VEJ-682M0JTR-1816	6800	18 x 16.5	1290			
10 Volts							
140-VEJ220M1ATR0406	VEJ-220M1ATR-0406	22	4 x 5.7	22			
140-VEJ330M1ATR0506	VEJ-330M1ATR-0506	33	5 x 5.7	34			
140-VEJ470M1ATR0506	VEJ-470M1ATR-0506	47	5 x 5.7	38			
140-VEJ101M1ATR0606	VEJ-101M1ATR-0606	100	6.3 x 5.7	69			
140-VEJ221M1ATR0607	VEJ-221M1ATR-0607	220	6.3 x 7.7	120			
140-VEJ331M1ATR0810	VEJ-331M1ATR-0810	330	8 x 10	290			
140-VEJ471M1ATR0810	VEJ-471M1ATR-0810	470	8 x 10	320			
140-VEJ102M1ATR1010	VEJ-102M1ATR-1010	1000	10 x 10.3	410			
140-VEJ222M1ATR1313	VEJ-222M1ATR-1313	2200	12.5 x 13.5	680			
140-VEJ332M1ATR1616	VEJ-332M1ATR-1616	3300	16 x 16.5	950			
140-VEJ472M1ATR1616	VEJ-472M1ATR-1616	4700	16 x 16.5	1000			
16 Volts							
140-VEJ100M1CTR0406	VEJ-100M1CTR-0406	10	4 x 5.7	20			
140-VEJ220M1CTR0506	VEJ-220M1CTR-0506	22	5 x 5.7	30			
140-VEJ330M1CTR0506	VEJ-330M1CTR-0506	33	5 x 5.7	34			
140-VEJ470M1CTR0606	VEJ-470M1CTR-0606	47	6.3 x 5.7	48			
140-VEJ101M1CTR0606	VEJ-101M1CTR-0606	100	6.3 x 5.7	69			
140-VEJ221M1CTR0607	VEJ-221M1CTR-0607	220	6.3 x 7.7	12			
140-VEJ331M1CTR0810	VEJ-331M1CTR-0810	330	8 x 10	290			
140-VEJ471M1CTR1010	VEJ-471M1CTR-1010	470	10 x 10	380			
140-VEJ102M1CTR1313	VEJ-102M1CTR-1313	1000	12.5 x 13.5	510			
140-VEJ222M1CTR1616	VEJ-222M1CTR-1616	2200	16 x 16.5	900			
140-VEJ332M1CTR1616	VEJ-332M1CTR-1616	3300	16 x 16.5	950			
25 Volts							
140-VEJ4R7M1ETR0406	VEJ-4R7M1ETR-0406	4.7	4 x 5.7	17			
140-VEJ100M1ETR0406	VEJ-100M1ETR-0406	10	4 x 5.7	20			
140-VEJ220M1ETR0506	VEJ-220M1ETR-0506	22	5 x 5.7	30			
140-VEJ330M1ETR0606	VEJ-330M1ETR-0606	33	6.3 x 5.7	46			
140-VEJ470M1ETR0606	VEJ-470M1ETR-0606	47	6.3 x 5.7	48			
140-VEJ101M1ETR0607	VEJ-101M1ETR-0607	100	6.3 x 7.7	100			
140-VEJ221M1ETR0810	VEJ-221M1ETR-0810	220	8 x 10	270			
140-VEJ331M1ETR0810	VEJ-331M1ETR-0810	330	8 x 10	290			
140-VEJ471M1ETR1010	VEJ-471M1ETR-1010	470	10 x 10	380			
140-VEJ102M1ETR1316	VEJ-102M1ETR-1316	1000	12.5 x 16	550			
140-VEJ222M1ETR1616	VEJ-222M1ETR-1616	2200	16 x 16.5	900			
35 Volts							
140-VEJ4R7M1VTR0406	VEJ-4R7M1VTR-0406	4.7	4 x 5.7	17			
140-VEJ100M1VTR0506	VEJ-100M1VTR-0506	10	5 x 5.7	27			
140-VEJ220M1VTR0606	VEJ-220M1VTR-0606	22	6.3 x 5.7	44			
140-VEJ330M1VTR0606	VEJ-330M1VTR-0606	33	6.3 x 5.7	46			
140-VEJ470M1VTR0607	VEJ-470M1VTR-0607	47	6.3 x 7.7	80			
140-VEJ101M1VTR0810	VEJ-101M1VTR-0810	100	8 x 10	240			
140-VEJ221M1VTR0810	VEJ-221M1VTR-0810	220	8 x 10	270			
140-VEJ331M1VTR1010	VEJ-331M1VTR-1010	330	10 x 10	370			
140-VEJ471M1VTR1313	VEJ-471M1VTR-1313	470	12.5 x 13.5	520			
140-VEJ102M1VTR1616	VEJ-102M1VTR-1616	1000	16 x 16.5	800			

For quantities greater than listed, call for quote.

MOUSER STOCK NO.	Lelon Part No.	Value (µF)	Case Size D x L (mm)	Ripple (mA)	Price Each 1	100	500
50 Volts							
140-VEJR22M1HTR0406	VEJ-R22M1HTR-0406	0.22	4 x 5.7	3			
140-VEJR33M1HTR0406	VEJ-R33M1HTR-0406	0.33	4 x 5.7	4			
140-VEJR47M1HTR0406	VEJ-R47M1HTR-0406	0.47	4 x 5.7	5			
140-VEJ010M1HTR0406	VEJ-010M1HTR-0406	1	4 x 5.7	8			
140-VEJ2R2M1HTR0406	VEJ-2R2M1HTR-0406	2.2	4 x 5.7	12			
140-VEJ3R3M1HTR0406	VEJ-3R3M1HTR-0406	3.3	4 x 5.7	14			
140-VEJ4R7M1HTR0506	VEJ-4R7M1HTR-0506	4.7	5 x 5.7	20			
140-VEJ100M1HTR0606	VEJ-100M1HTR-0606	10	6.3 x 5.7	32			
140-VEJ220M1HTR0606	VEJ-220M1HTR-0606	22	6.3 x 5.7	38			
140-VEJ330M1HTR0607	VEJ-330M1HTR-0607	33	6.3 x 7.7	65			
140-VEJ470M1HTR0607	VEJ-470M1HTR-0607	47	6.3 x 7.7	70			
140-VEJ101M1HTR0810	VEJ-101M1HTR-0810	100	8 x 10	210			
140-VEJ221M1HTR1010	VEJ-221M1HTR-1010	220	10 x 10.3	330			
140-VEJ331M1HTR1313	VEJ-331M1HTR-1313	330	12.5 x 13.5	490			
140-VEJ471M1HTR1316	VEJ-471M1HTR-1316	470	12.5 x 16	550			
63 Volts							
140-VEJR47M1JTR0406	VEJ-R47M1JTR-0406	0.47	4 x 5.7	5			
140-VEJ010M1JTR0406	VEJ-010M1JTR-0406	1	4 x 5.7	8			
140-VEJ2R2M1JTR0406	VEJ-2R2M1JTR-0406	2.2	4 x 5.7	12			
140-VEJ3R3M1JTR0506	VEJ-3R3M1JTR-0506	3.3	5 x 5.7	17			
140-VEJ4R7M1JTR0606	VEJ-4R7M1JTR-0606	4.7	6.3 x 5.7	22			
140-VEJ100M1JTR0606	VEJ-100M1JTR-0606	10	6.3 x 5.7	32			
140-VEJ220M1JTR0607	VEJ-220M1JTR-0607	22	6.3 x 7.7	58			
140-VEJ330M1JTR0810	VEJ-330M1JTR-0810	33	8 x 10	140			
140-VEJ470M1JTR0810	VEJ-470M1JTR-0810	47	8 x 10	170			
140-VEJ101M1JTR1010	VEJ-101M1JTR-1010	100	10 x 10.3	310			
140-VEJ221M1JTR1313	VEJ-221M1JTR-1313	220	12.5 x 13.5	470			
140-VEJ331M1JTR1616	VEJ-331M1JTR-1616	330	16 x 16.5	650			
140-VEJ471M1JTR1616	VEJ-471M1JTR-1616	470	16 x 16.5	700			
100 Volts							
140-VEJ220M2ATR1010	VEJ-220M2ATR-0810	22	8 x 10	100			
140-VEJ330M2ATR1010	VEJ-330M2ATR-1010	33	10 x 10	150			
140-VEJ470M2ATR1313	VEJ-470M2ATR-1313	47	12.5 x 13.5	250			
140-VEJ101M2ATR1313	VEJ-101M2ATR-1313	100	12.5 x 13.5	380			
140-VEJ221M2ATR1616	VEJ-221M2ATR-1616	220	16 x 16.5	450			
160 Volts							
140-VEJ330M2CTR1313	VEJ-330M2CTR-1313	33	12.5 x 13.5	95			
140-VEJ470M2CTR1616	VEJ-470M2CTR-1616	47	16 x 16	240			
140-VEJ101M2CTR1616	VEJ-101M2CTR-1616	100	16 x 16.5	250			
200 Volts							
140-VEJ100M2DTR1313	VEJ-100M2DTR-1313	10	12.5 x 13.5	80			
140-VEJ220M2DTR1316	VEJ-220M2DTR-1316	22	12.5 x 16	110			
140-VEJ330M2DTR1316	VEJ-330M2DTR-1316	33	12.5 x 16	120			
140-VEJ470M2DTR1616	VEJ-470M2DTR-1616	47	16 x 16.5	220			
250 Volts							
140-VEJ3R3M2ETR1313	VEJ-3R3M2ETR-1313	3.3	12.5 x 13.5	60			
140-VEJ4R7M2ETR1313	VEJ-4R7M2ETR-1313	4.7	12.5 x 13.5	65			
140-VEJ100M2ETR1313	VEJ-100M2ETR-1313	10	12.5 x 13.5	70			
140-VEJ220M2ETR1313	VEJ-220M2ETR-1313	22	12.5 x 13.5	105			
140-VEJ330M2ETR1616	VEJ-330M2ETR-1616	33	16 x 16.5	180			
140-VEJ470M2ETR1616	VEJ-470M2ETR-1616	47	16 x 16.5	220			
400 Volts							
140-VEJ4R7M2GTR1313	VEJ-4R7M2GTR-1313	4.7	12.5 x 13.5	45			
140-VEJ100M2GTR1313	VEJ-100M2GTR-1313	10	12.5 x 13.5	50			
140-VEJ220M2GTR1616	VEJ-220M2GTR-1616	22	16 x 16.5	85			
450 Volts							
140-VEJ3R3M2WTR1313	VEJ-3R3M2WTR-1313	3.3	12.5 x 13.5	40			
140-VEJ4R7M2WTR1313	VEJ-4R7M2WTR-1313	4.7	12.5 x 13.5	45			
140-VEJ100M2WTR1316	VEJ-100M2WTR-1316	10	12.5 x 16	75			
140-VEJ220M2WTR1616	VEJ-220M2WTR-1616	22	16 x 16.5	85			

© Copyright 2014 Mouser Electronics

© Copyright 2014 Mouser Electronics

NICHICON Aluminum Electrolytic Capacitors

nichicon

RoHS Compliant **This product is RoHS compliant.**

CB SERIES CHIP TYPE, LONG LIFE ASSURANCE

Specifications:

- Operating temperature range: -25°C ~ +105°C
- Voltage range: 6.3V to 50V
- Capacitance range: 0.1μF to 1000μF
- Capacitance tolerance: ±20% at 120Hz/20°C
- Leakage current: After 2 minutes application of rated voltage, leakage current is not more than 0.03 CV or 4 (μA), whichever is greater
- Endurance: 7000 hours at 105°C

For quantities greater than listed, call for quote.

MOUSER STOCK NO.	Nichicon Part No.	Fig.	Value (μF)	Case Size DxL (mm)	Price Each 1	Price Each 100	Reel Quantity	Price Per Piece
6.3 Volts								
647-UCB0J220MCL1GS	UCB0J220MCL1GS	A	22	4x7			1500	
647-UCB0J470MCL1GS	UCB0J470MCL1GS	A	47	5x7			1000	
647-UCB0J101MCL1GS	UCB0J101MCL1GS	A	100	6.3x7			1000	
647-UCB0J221MCL1GS	UCB0J221MCL1GS	A	220	6.3x8.7			800	
647-UCB0J331MNL1GS	UCB0J331MNL1GS	B	330	8x10			500	
647-UCB0J102MNL1GS	UCB0J102MNL1GS	B	1000	10x10			500	
10 Volts								
647-UCB1A330MCL1GS	UCB1A330MCL1GS	A	33	5x7			1000	
647-UCB1A221MNL1GS	UCB1A221MNL1GS	B	220	8x10			500	
16 Volts								
647-UCB1C100MCL1GS	UCB1C100MCL1GS	A	10	4x7			1500	
647-UCB1C220MCL1GS	UCB1C220MCL1GS	A	22	5x7			1000	
647-UCB1C470MCL1GS	UCB1C470MCL1GS	A	47	6.3x 7			1000	
647-UCB1C101MCL1GS	UCB1C101MCL1GS	A	100	6.3x8.7			800	
647-UCB1C471MNL1GS	UCB1C471MNL1GS	B	470	10x10			500	
25 Volts								
647-UCB1E330MCL1GS	UCB1E330MCL1GS	A	33	6.3x7			1000	
647-UCB1E470MCL1GS	UCB1E470MCL1GS	A	47	6.3x8.7			800	
647-UCB1E101MNL1GS	UCB1E101MNL1GS	B	100	8x10			500	
35 Volts								
647-UCB1V0R1MCL1GS	UCB1V0R1MCL1GS	A	0.1	4x7			1500	
647-UCB1VR33MCL1GS	UCB1VR33MCL1GS	A	0.33	4x7			1500	
647-UCB1V2R2MCL1GS	UCB1V2R2MCL1GS	A	2.2	4x7			1500	
647-UCB1V3R3MCL1GS	UCB1V3R3MCL1GS	A	3.3	4x7			1500	
647-UCB1V4R7MCL1GS	UCB1V4R7MCL1GS	A	4.7	4x7			1500	
647-UCB1V010MCL1GS	UCB1V010MCL1GS	A	1	4x7			1500	
647-UCB1V100MCL1GS	UCB1V100MCL1GS	A	10	5x7			1000	
647-UCB1V220MCL1GS	UCB1V220MCL1GS	A	22	6.3x7			1000	
647-UCB1V330MCL1GS	UCB1V330MCL1GS	A	33	6.3x8.7			800	
50 Volts								
647-UCB1H330MNL1GS	UCB1H330MNL1GS	B	33	8x10			500	
647-UCB1H470MNL1GS	UCB1H470MNL1GS	B	47	8x10			500	
647-UCB1H101MNL1GS	UCB1H101MNL1GS	B	100	10x10			500	



A

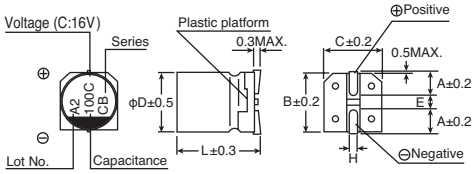

B

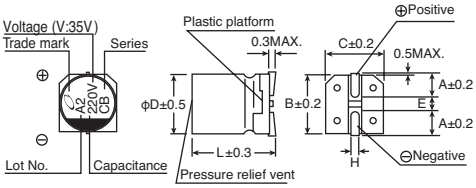

UB SERIES CHIP TYPE, 125°C HIGH RELIABILITY

Specifications:

- Operating temperature range: -40°C ~ +125°C
- Voltage range: 10V to 400V
- Capacitance range: 1μF to 330μF
- Capacitance tolerance: ±20% at 120Hz/20°C
- Endurance: 2000 hours (1000 hours for 8 x 6) at 125°C

For quantities greater than listed, call for quote.

MOUSER STOCK NO.	Nichicon Part No.	Fig.	Value (μF)	Case Size DxL (mm)	Price Each 1	Price Each 100	Reel Quantity	Price Per Piece
10 Volts								
647-UUB1A101MCL1GS	UUB1A101MCL1GS	C	100	8x6.2			1000	
647-UUB1A221MNL1GS	UUB1A221MNL1GS	D	220	8x10			500	
647-UUB1A331MNL1GS	UUB1A331MNL1GS	D	330	10x10			500	
16 Volts								
647-UUB1C101MNL1GS	UUB1C101MNL1GS	D	100	10x16			500	
647-UUB1C221MNL1GS	UUB1C221MNL1GS	D	220	12.5x20			500	
25 Volts								
647-UUB1E470MCL1GS	UUB1E470MCL1GS	C	47	8x6.2			1000	
647-UUB1E101MNL1GS	UUB1E101MNL1GS	D	100	8x10			500	
647-UUB1E221MNL1GS	UUB1E221MNL1GS	D	220	10x10			500	
50 Volts								
647-UUB1H100MCL1GS	UUB1H100MCL1GS	C	10	8x6.2			1000	
647-UUB1H330MNL1GS	UUB1H330MNL1GS	D	33	8x10			500	
647-UUB1H470MNL1GS	UUB1H470MNL1GS	D	47	10x10			500	
35 Volts								
647-UUB1V330MCL1GS	UUB1V330MCL1GS	C	33	8x6.2			1000	
647-UUB1V470MNL1GS	UUB1V470MNL1GS	D	47	8x10			500	
647-UUB1V101MNL1GS	UUB1V101MNL1GS	D	100	10x10			500	
160 Volts								
647-UUB2C6R8MNL1GS	UUB2C6R8MNL1GS	D	6.8	8x10			500	
647-UUB2C100MNL1GS	UUB2C100MNL1GS	D	10	10x10			500	
200 Volts								
647-UUB2D4R7MNL1GS	UUB2D4R7MNL1GS	D	4.7	8x10			500	
647-UUB2D6R8MNL1GS	UUB2D6R8MNL1GS	D	6.8	10x10			500	
647-UUB2D100MNL1GS	UUB2D100MNL1GS	D	10	10x10			500	
250 Volts								
647-UUB2E3R3MNL1GS	UUB2E3R3MNL1GS	D	3.3	8x10			500	
647-UUB2E4R7MNL1GS	UUB2E4R7MNL1GS	D	4.7	10x10			500	
400 Volts								
647-UUB2G010MNL1GS	UUB2G010MNL1GS	D	1.0	8x10			500	
647-UUB2G1R8MNL1GS	UUB2G1R8MNL1GS	D	1.8	8x10			500	
647-UUB2G2R2MNL1GS	UUB2G2R2MNL1GS	D	2.2	10x10			500	
647-UUB2G3R3MNL1GS	UUB2G3R3MNL1GS	D	3.3	10x10			500	



C

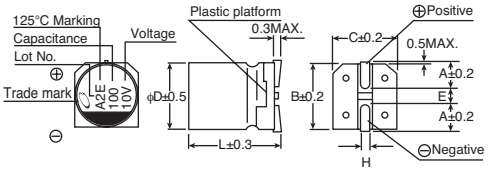

D

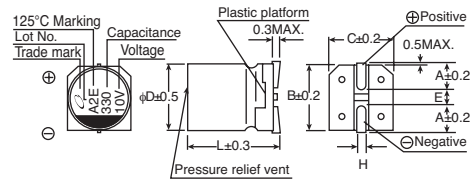

© Copyright 2014 Mouser Electronics

NICHICON Aluminum Electrolytic Capacitors

nichicon

RoHS Compliant **This product is RoHS compliant.**

CZ SERIES CHIP TYPE, HIGH RELIABILITY

Features:

- Low temperature ESR specification
- Temperature range for +125°C use
- Added ESR specification after the test at -40°C
- Applicable to automatic mounting machine fed with carrier tape

Specifications:

- Category Temperature Range: -40°C to +125°C
- Rated Voltage Range: 10V to 35V
- Rated Capacitance Range: 47µF to 470µF
- Capacitance Tolerance: ±20% at 120Hz, 20°C

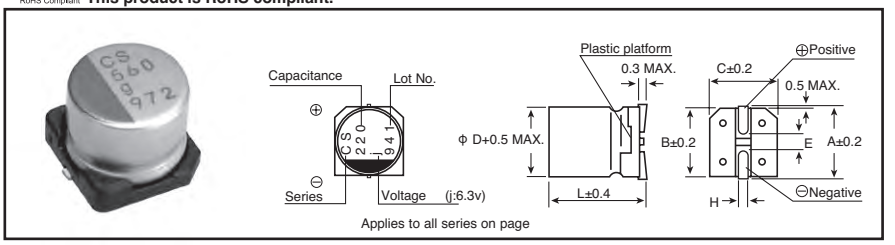

Applies to all series on page

For quantities greater than listed, call for quote.

MOUSER STOCK NO.	Nichicon Part No.	Value (µF)	Case Size D x L (mm)	Leakage Current (µA)	ESR (mΩ) (at 100kHz 20°C)	Rated Ripple (mArms)	Price Each 1	100	500	1000
10 Volts										
647-UCZ1A221MCL1GS	UCZ1A221MCL1GS	220	8 x 10	3	0.20	270				
647-UCZ1A331MCL6GS	UCZ1A331MCL6GS	330	8 x 10	3	0.20	270				
647-UCZ1A331MCL1GS	UCZ1A331MCL1GS	330	10 x 10	2	0.15	500				
647-UCZ1A471MCL1GS	UCZ1A471MCL1GS	470	10 x 10	2	0.15	500				
16 Volts										
647-UCZ1C101MCL6GS	UCZ1C101MCL6GS	100	6.3 x 7.7	5	0.45	197				
647-UCZ1C101MCL1GS	UCZ1C101MCL1GS	100	8 x 10	3	0.20	270				
647-UCZ1C221MCL1GS	UCZ1C221MCL1GS	220	8 x 10	3	0.20	270				
647-UCZ1C331MCL1GS	UCZ1C331MCL1GS	330	10 x 10	2	0.15	500				
647-UCZ1C471MCL1GS	UCZ1C471MCL1GS	470	10 x 10	2	0.15	500				
25 Volts										
647-UCZ1E101MCL1GS	UCZ1E101MCL1GS	100	8 x 10	3	0.20	270				
647-UCZ1E221MCL1GS	UCZ1E221MCL1GS	220	10 x 10	2	0.15	500				
647-UCZ1E331MCL1GS	UCZ1E331MCL1GS	330	10 x 10	2	0.15	500				
35 Volts										
647-UCZ1V470MCL6GS	UCZ1V470MCL6GS	47	6.3 x 7.7	5	0.45	197				
647-UCZ1V470MCL1GS	UCZ1V470MCL1GS	47	8 x 10	3	0.20	270				
647-UCZ1V680MCL1GS	UCZ1V680MCL1GS	68	8 x 10	3	0.20	270				
647-UCZ1V101MCL1GS	UCZ1V101MCL1GS	100	8 x 10	3	0.20	270				
647-UCZ1V221MCL1GS	UCZ1V221MCL1GS	220	10 x 10	2	0.15	500				

CS SERIES CHIP TYPE, LONG LIFE ASSURANCE

Features:

- Load life of 5000 hours at 105°C SMD type: lead free reflow soldering condition at 260°C peak correspondence

Specifications:

- Category Temperature Range: -55°C to +105°C
- Rated Voltage Range: 4V to 16V
- Rated Capacitance Range: 22µF to 560µF
- Capacitance Tolerance: ±20% at 120Hz, 20°C

For quantities greater than listed, call for quote.

2.5 Volts										
647-PCS0G151MCL1GS	PCS0G151MCL1GS	150	5 x 6	120	25	2200				
647-PCS0G331MCL1GS	PCS0G331MCL1GS	330	6.3 x 6	264	20	2800				
647-PCS0G331MCL9GS	PCS0G331MCL9GS	330	8 x 7	264	22	3200				
647-PCS0G561MCL1GS	PCS0G561MCL1GS	560	8 x 7	448	18	3600				
6.3 Volts										
647-PCS0J470MCL1GS	PCS0J470MCL1GS	47	5 x 6	100	35	1600				
647-PCS0J101MCL1GS	PCS0J101MCL1GS	100	5 x 6	126	25	2400				
647-PCS0J101MCL9GS	PCS0J101MCL9GS	100	6.3 x 6	126	22	2800				
647-PCS0J121MCL9GS	PCS0J121MCL9GS	121	6.3 x 6	151	22	2800				
647-PCS0J221MCL1GS	PCS0J221MCL1GS	220	6.3 x 6	277	20	2800				
647-PCS0J221MCL9GS	PCS0J221MCL9GS	220	8 x 7	277	22	3200				
647-PCS0J391MCL1GS	PCS0J391MCL1GS	390	8 x 7	491	22	3200				
10 Volts										
647-PCS1A330MCL1GS	PCS1A330MCL1GS	33	5 x 6	100	40	1300				
647-PCS1A560MCL9GS	PCS1A560MCL9GS	56	6.3 x 6	112	27	2300				
647-PCS1A680MCL1GS	PCS1A680MCL1GS	68	5 x 6	136	30	2100				
647-PCS1A121MCL1GS	PCS1A121MCL1GS	120	6.3 x 6	240	27	2300				
647-PCS1A151MCL9GS	PCS1A151MCL9GS	150	8 x 7	300	30	2600				
647-PCS1A271MCL1GS	PCS1A271MCL1GS	270	8 x 7	540	22	3200				
16 Volts										
647-PCS1C220MCL1GS	PCS1C220MCL1GS	22	5 x 6	100	45	1100				
647-PCS1C390MCL1GS	PCS1C390MCL1GS	39	5 x 6	125	35	2000				
647-PCS1C390MCL9GS	PCS1C390MCL9GS	39	6.3 x 6	125	30	2200				
647-PCS1C680MCL1GS	PCS1C680MCL1GS	68	6.3 x 6	218	30	2200				
647-PCS1C820MCL9GS	PCS1C820MCL9GS	82	8 x 7	262	28	2800				
647-PCS1C121MCL1GS	PCS1C121MCL1GS	120	8 x 7	384	28	2800				

CK SERIES CHIP TYPE, ULTRA LOW ESR

Features:

- Ultra low ESR
- Higher Capacitance
- High ripple current
- Load life of 2000 hours at 105°C
- SMD type: lead free reflow soldering condition at 260°C peak correspondence

Specifications:

- Category Temperature Range: -55°C to +105°C
- Rated Voltage Range: 2.5V to 6.3V
- Rated Capacitance Range: 220µF to 2200µF

For quantities greater than listed, call for quote.

2.5 Volts										
647-PCK0E391MCO1GS	PCK0E391MCO1GS	390	6.3 x 6	293	10	3900				
647-PCK0E561MCO1GS	PCK0E561MCO1GS	560	8 x 7	420	9	4500				
647-PCK0E681MCO1GS	PCK0E681MCO1GS	680	8 x 7	510	9	4500				
647-PCK0E122MCO1GS	PCK0E122MCO1GS	1200	10 x 8	900	9	5000				
647-PCK0E222MCO1GS	PCK0E222MCO1GS	2200	10 x 10	1650	8	6000				
4 Volts										
647-PCK0G331MCO1GS	PCK0G331MCO1GS	330	6.3 x 6	396	10	3900				
647-PCK0G471MCO1GS	PCK0G471MCO1GS	470	8 x 7	564	9	4500				
647-PCK0G561MCO1GS	PCK0G561MCO1GS	560	8 x 7	672	9	4500				
647-PCK0G102MCO1GS	PCK0G102MCO1GS	1000	10 x 8	1200	9	5000				
647-PCK0G182MCO1GS	PCK0G182MCO1GS	1800	10 x 10	2160	8	6000				
6.3 Volts										
647-PCK0J221MCO1GS	PCK0J221MCO1GS	220	6.3 x 6	416	10	3900				
647-PCK0J331MCO1GS	PCK0J331MCO1GS	330	8 x 7	624	9	4500				
647-PCK0J391MCO1GS	PCK0J391MCO1GS	390	8 x 7	737	9	4500				
647-PCK0J821MCO1GS	PCK0J821MCO1GS	820	10 x 8	1550	9	5000				
647-PCK0J152MCO1GS	PCK0J152MCO1GS	1500	10 x 10	2835	8	6000				

© Copyright 2014 Mouser Electronics

© Copyright 2014 Mouser Electronics

NICHICON Aluminum Electrolytic Capacitors

nichicon

RoHS Compliant **This product is RoHS compliant.**

UBC 150°C HIGH TEMPERATURE SMD SERIES

Specifications:

- Operating Temperature Range: -40°C to +150°C (ø8 to 10), -55°C to +150°C (ø12.5 to 18)
- Voltage Range: 10 to 50V
- Tolerance: ±20% at 120Hz, 20°C
- Endurance: 1000 hours at 150°C



DIMENSIONS: mm					
øD	8	10	12.5	16	18
A	2.9	3.2	4.8	5.4	6.4
B	8.3	10.3	13.6	17.1	19.1
C	8.3	10.3	13.6	17.1	19.1
E	3.1	4.5	4.0	6.3	6.3
H	1.1 ~ 1.5	1.1 ~ 1.5	1.0 ~ 1.4	1.0 ~ 1.4	1.0 ~ 1.4

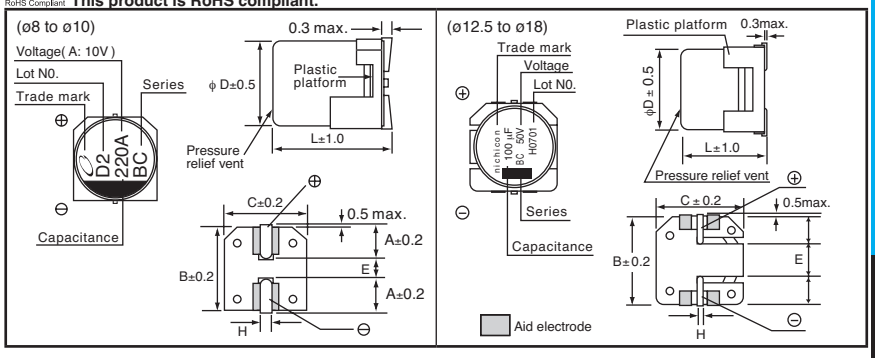

For quantities greater than listed, call for quote.

MOUSER STOCK NO.	Nichicon Part No.	Value (µF)	Case Size D x L (mm)	Price Each 1	Price Each 100	Reel Qty.	Price Per Piece
10 Volt							
647-UBC1A221MNS1GS	UBC1A221MNS1GS	220	8 x 10			500	
647-UBC1A331MNS1GS	UBC1A331MNS1GS	330	10 x 10			500	
647-UBC1A681MNS1MS	UBC1A681MNS1MS	680	12.5 x 13.5			200	
647-UBC1A102MNS1MS	UBC1A102MNS1MS	1000	12.5 x 13.5			200	
647-UBC1A222MNS1MS	UBC1A222MNS1MS	2200	18 x 21.5			150	
647-UBC1A332MNS1MS	UBC1A332MNS1MS	3300	18 x 21.5			150	
16 Volt							
647-UBC1C101MNS1GS	UBC1C101MNS1GS	100	8 x 10			500	
647-UBC1C221MNS1GS	UBC1C221MNS1GS	220	10 x 10			500	
647-UBC1C471MNS1MS	UBC1C471MNS1MS	470	12.5 x 13.5			200	
647-UBC1C681MNS1MS	UBC1C681MNS1MS	680	12.5 x 13.5			200	
647-UBC1C222MNS1MS	UBC1C222MNS1MS	2200	18 x 21.5			150	
25 Volt							
647-UBC1E101MNS1GS	UBC1E101MNS1GS	100	10 x 10			500	
647-UBC1E331MNS1MS	UBC1E331MNS1MS	330	12.5 x 13.5			200	
647-UBC1E471MNS1MS	UBC1E471MNS1MS	470	12.5 x 13.5			200	

For quantities greater than listed, call for quote.

MOUSER STOCK NO.	Nichicon Part No.	Value (µF)	Case Size D x L (mm)	Price Each 1	Price Each 100	Reel Qty.	Price Per Piece
25 Volt (Cont.)							
647-UBC1E102MNS1MS	UBC1E102MNS1MS	1000	16 x 21.5			150	
35 Volt							
647-UBC1V470MNS1GS	UBC1V470MNS1GS	47	8 x 10			500	
647-UBC1V101MNS1GS	UBC1V101MNS1GS	100	10 x 10			500	
647-UBC1V221MNS1MS	UBC1V221MNS1MS	220	12.5 x 13.5			200	
647-UBC1V331MNS1MS	UBC1V331MNS1MS	330	12.5 x 13.5			200	
647-UBC1V681MNS1MS	UBC1V681MNS1MS	680	16 x 21.5			150	
647-UBC1V102MNS1MS	UBC1V102MNS1MS	1000	18 x 21.5			150	
50 Volt							
647-UBC1H330MNS1GS	UBC1H330MNS1GS	33	8 x 10			500	
647-UBC1H470MNS1GS	UBC1H470MNS1GS	47	10 x 10			500	
647-UBC1H101MNS1MS	UBC1H101MNS1MS	100	12.5 x 13.5			200	
647-UBC1H331MNS1MS	UBC1H331MNS1MS	330	16 x 21.5			150	
647-UBC1H471MNS1MS	UBC1H471MNS1MS	470	16 x 21.5			150	
647-UBC1H681MNS1MS	UBC1H681MNS1MS	680	18 x 21.5			150	

UUA 105°C LONG LIFE SMD SERIES

Specifications:

- Operating Temperature Range: -55°C to +105°C
- Voltage Range: 6.3 to 50V
- Tolerance: ±20% at 120Hz, 20°C
- Endurance: 5000 hours (3000 hours for øD=4, 5 and 6.3) at 105°C



DIMENSIONS: mm						
øDxL	4.5 x 5.8	5 x 5.8	6.3 x 5.8	6.3 x 7.7	8 x 10	10 x 10
A	1.8	2.1	2.1	2.1	2.9	3.2
B	4.3	5.3	6.6	6.6	8.3	10.3
C	4.3	5.3	6.6	6.6	8.3	10.3
E	1.0	1.3	2.2	2.2	3.1	4.5
L	5.8	5.8	5.8	7.7	10	10
H	0.5 ~ 0.8	0.5 ~ 0.8	0.5 ~ 0.8	0.5 ~ 0.8	0.8 ~ 1.1	0.8 ~ 1.1

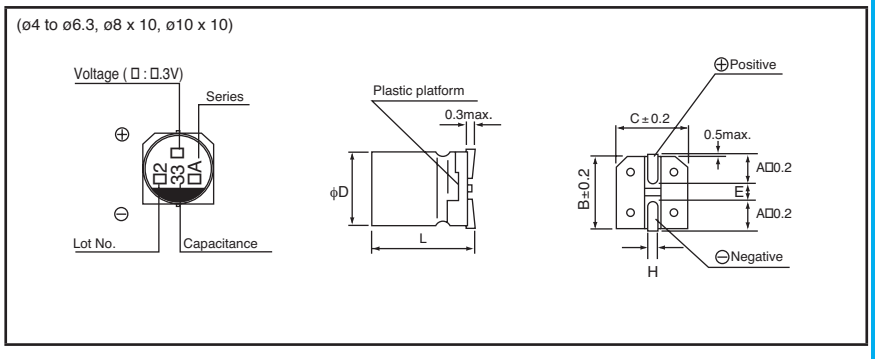

For quantities greater than listed, call for quote.

MOUSER STOCK NO.	Nichicon Part No.	Value (µF)	Case Size D x L (mm)	Price Each 1	Price Each 100	Reel Qty.	Price Per Piece
6.3 Volt							
647-UUA0J220MCL1GS	UUA0J220MCL1GS	22	4 x 5.8			2000	
647-UUA0J330MCL1GS	UUA0J330MCL1GS	33	5 x 5.8			1000	
647-UUA0J470MCL1GS	UUA0J470MCL1GS	47	5 x 5.8			1000	
647-UUA0J101MCL1GS	UUA0J101MCL1GS	100	6.3 X 5.8			1000	
647-UUA0J221MCL1GS	UUA0J221MCL1GS	220	6.3 x 7.7			900	
647-UUA0J331MNL1GS	UUA0J331MNL1GS	330	8 x 10			500	
647-UUA0J471MNL1GS	UUA0J471MNL1GS	470	10 x 10			500	
10 Volt							
647-UUA1A220MCL1GS	UUA1A220MCL1GS	22	5 x 5.8			1000	
647-UUA1A330MCL1GS	UUA1A330MCL1GS	33	5 x 5.8			1000	
647-UUA1A470MCL1GS	UUA1A470MCL1GS	47	6.3 x 5.8			1000	
647-UUA1A101MCL1GS	UUA1A101MCL1GS	100	6.3 x 7.7			900	
647-UUA1A221MNL1GS	UUA1A221MNL1GS	220	8 x 10			500	
647-UUA1A331MNL1GS	UUA1A331MNL1GS	330	10 x 10			500	
647-UUA1A471MNL1GS	UUA1A471MNL1GS	470	10 x 10			500	
16 Volt							
647-UUA1C100MCL1GS	UUA1C100MCL1GS	10	4 x 5.8			2000	
647-UUA1C220MCL1GS	UUA1C220MCL1GS	22	5 x 5.8			1000	
647-UUA1C330MCL1GS	UUA1C330MCL1GS	33	6.3 x 5.8			1000	
647-UUA1C470MCL1GS	UUA1C470MCL1GS	47	6.3 X 5.8			1000	
647-UUA1C101MCL1GS	UUA1C101MCL1GS	100	6.3 x 7.7			900	
647-UUA1C221MNL1GS	UUA1C221MNL1GS	220	10 x 10			500	
647-UUA1C331MNL1GS	UUA1C331MNL1GS	330	10 x 10			500	
647-UUA1C471MNL1GS	UUA1C471MNL1GS	470	10 x 10			500	
25 Volt							
647-UUA1E100MCL1GS	UUA1E100MCL1GS	10	5 x 5.8			1000	
647-UUA1E220MCL1GS	UUA1E220MCL1GS	22	6.3 x 5.8			1000	

For quantities greater than listed, call for quote.

MOUSER STOCK NO.	Nichicon Part No.	Value (µF)	Case Size D x L (mm)	Price Each 1	Price Each 100	Reel Qty.	Price Per Piece
25 Volt (Cont.)							
647-UUA1E330MCL1GS	UUA1E330MCL1GS	33	6.3 x 5.8			1000	
647-UUA1E470MCL1GS	UUA1E470MCL1GS	47	6.3 x 7.7			900	
647-UUA1E101MNL1GS	UUA1E101MNL1GS	100	8 x 10			500	
647-UUA1E221MNL1GS	UUA1E221MNL1GS	220	10 x 10			500	
35 Volt							
647-UUA1V4R7MCL1GS	UUA1V4R7MCL1GS	4.7	4 x 5.8			2000	
647-UUA1V100MCL1GS	UUA1V100MCL1GS	10	5 x 5.8			2000	
647-UUA1V220MCL1GS	UUA1V220MCL1GS	22	6.3 x 5.8			1000	
647-UUA1V330MCL1GS	UUA1V330MCL1GS	33	6.3 x 7.7			900	
647-UUA1V470MNL1GS	UUA1V470MNL1GS	47	8 x 10			500	
647-UUA1V101MNL1GS	UUA1V101MNL1GS	100	10 x 10			500	
647-UUA1V221MNL1GS	UUA1V221MNL1GS	220	10 x 10			500	
50 Volt							
647-UUA1H0R1MCL1GS	UUA1H0R1MCL1GS	0.1	4 x 5.8			2000	
647-UUA1HR22MCL1GS	UUA1HR22MCL1GS	0.22	4 x 5.8			2000	
647-UUA1HR33MCL1GS	UUA1HR33MCL1GS	0.33	4 x 5.8			2000	
647-UUA1HR47MCL1GS	UUA1HR47MCL1GS	0.47	4 x 5.8			2000	
647-UUA1H010MCL1GS	UUA1H010MCL1GS	1	4 x 5.8			2000	
647-UUA1H2R2MCL1GS	UUA1H2R2MCL1GS	2.2	4. x 5.8			2000	
647-UUA1H3R3MCL1GS	UUA1H3R3MCL1GS	3.3	4 x 5.8			2000	
647-UUA1H4R7MCL1GS	UUA1H4R7MCL1GS	4.7	5 x 5.8			1000	
647-UUA1H100MCL1GS	UUA1H100MCL1GS	10	6.3 X 5.8			1000	
647-UUA1H220MCL1GS	UUA1H220MCL1GS	22	6.3 x 7.7			900	
647-UUA1H330MNL1GS	UUA1H330MNL1GS	33	8 x 10			500	
647-UUA1H470MNL1GS	UUA1H470MNL1GS	47	8 x 10			500	
647-UUA1H101MNL1GS	UUA1H101MNL1GS	100	10 x 10			500	

© Copyright 2014 Mouser Electronics

NICHICON Aluminum Electrolytic Capacitors

nichicon

RoHS Compliant This product is RoHS compliant.

UCD 105°C LOW IMPEDANCE SMD SERIES

Specifications:

- Operating Temperature Range: -55C° to +105C°
- Voltage Range: 6.3 to 100V
- Tolerance: ±20% at 120Hz, 20C°
- Leakage Current: After 2 minutes' application of rated voltage, leakage current is not more than 0.01CV or 3(μA), whichever is greater
- Endurance: 5000 hours (2000 hours for L<10mm: 50V or less, and for L≤10mm: 63V or more) at 105C°

RoHS Compliant

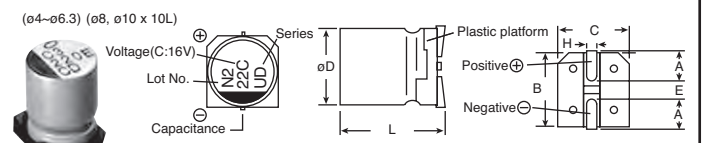

DIMENSIONS: mm

	4 x 5.8	5 x 5.8	6.3 x 5.8	6.3 x 7.7	8 x 10	10 x 10
A	1.8	2.1	2.4	2.4	2.9	3.2
B	4.3	5.3	6.6	6.6	8.3	10.3
C	4.3	5.3	6.6	6.6	8.3	10.3
E	1.0	1.3	2.2	2.2	3.1	4.5
L	5.8	5.8	5.8	7.7	10	10
H	0.5 ~ 0.8	0.5 ~ 0.8	0.5 ~ 0.8	0.5 ~ 0.8	0.8 ~ 1.1	0.8 ~ 1.1

For quantities greater than listed, call for quote.

MOUSER STOCK NO.	Nichicon Part No.	Value (μF)	Case Size D x L (mm)	Price Each 1	Price Each 100	Reel Qty.	Price Per Piece
6.3 Volt							
647-UCD0J270MCL1GS	UCD0J270MCL1GS	27	4 x 5.8			2000	
647-UCD0J330MCL1GS	UCD0J330MCL1GS	33	5 x 5.8			1000	
647-UCD0J560MCL1GS	UCD0J560MCL1GS	56	5 x 5.8			1000	
647-UCD0J680MCL1GS	UCD0J680MCL1GS	68	6.3 x 5.8			1000	
647-UCD0J151MCL1GS	UCD0J151MCL1GS	150	6.3 x 5.8			1000	
647-UCD0J331MCL6GS	UCD0J331MCL6GS	330	8 x 6.2			1000	
647-UCD0J471MNL1GS	UCD0J471MNL1GS	470	8 x 10			500	
647-UCD0J681MNL1GS	UCD0J681MNL1GS	680	8 x 10			500	
647-UCD0J152MNL1GS	UCD0J152MNL1GS	1500	10 x 10			500	
647-UCD0J332MNQ1MS	UCD0J332MNQ1MS	3300	12.5 x 13.5			200	
10 Volt							
647-UCD1A220MCL1GS	UCD1A220MCL1GS	22	4 x 5.8			2000	
647-UCD1A270MCL1GS	UCD1A270MCL1GS	27	5 x 5.8			1000	
647-UCD1A330MCL6GS	UCD1A330MCL6GS	33	4 x 5.8			2000	
647-UCD1A470MCL1GS	UCD1A470MCL1GS	47	6.3 x 5.8			1000	
647-UCD1A560MCL1GS	UCD1A560MCL1GS	56	6.3 x 5.8			1000	
647-UCD1A680MCL1GS	UCD1A680MCL1GS	68	6.3 x 5.8			1000	
647-UCD1A101MCL1GS	UCD1A101MCL1GS	100	6.3 x 5.8			1000	
647-UCD1A221MCL1GS	UCD1A221MCL1GS	220	6.3 x 7.7			900	
647-UCD1A221MCL6GS	UCD1A221MCL6GS	220	8 x 6.2			1000	
647-UCD1A681MNL1GS	UCD1A681MNL1GS	680	10 x 10			500	
647-UCD1A102MNL1GS	UCD1A102MNL1GS	1000	10 x 10			500	
647-UCD1A222MNQ1MS	UCD1A222MNQ1MS	2200	12.5 x 13.5			200	
16 Volt							
647-UCD1C220MCL1GS	UCD1C220MCL1GS	22	5 x 5.8			1000	
647-UCD1C270MCL1GS	UCD1C270MCL1GS	27	5 x 5.8			1000	
647-UCD1C330MCL1GS	UCD1C330MCL1GS	33	6.3 x 5.8			1000	
647-UCD1C470MCL1GS	UCD1C470MCL1GS	47	6.3 x 5.8			1000	
647-UCD1C560MCL1GS	UCD1C560MCL1GS	56	6.3 x 5.8			1000	
647-UCD1C221MCL6GS	UCD1C221MCL6GS	220	8 x 6.2			1000	
647-UCD1C331MNL1GS	UCD1C331MNL1GS	330	8 x 10			500	
647-UCD1C681MNL1GS	UCD1C681MNL1GS	680	10 x 10			500	
647-UCD1C152MNQ1MS	UCD1C152MNQ1MS	1500	12.5 x 13.5			200	
25 Volt							
647-UCD1E100MCL1GS	UCD1E100MCL1GS	10	4 x 5.8			2000	
647-UCD1E150MCL1GS	UCD1E150MCL1GS	15	5 x 5.8			1000	
647-UCD1E220MCL1GS	UCD1E220MCL1GS	22	5 x 5.8			1000	
647-UCD1E270MCL1GS	UCD1E270MCL1GS	27	6.3 x 5.8			1000	
647-UCD1E330MCL1GS	UCD1E330MCL1GS	33	6.3 x 5.8			1000	
647-UCD1E330MCL6GS	UCD1E330MCL6GS	33	5 x 5.8			1000	

For quantities greater than listed, call for quote.

MOUSER STOCK NO.	Nichicon Part No.	Value (μF)	Case Size D x L (mm)	Price Each 1	Price Each 100	Reel Qty.	Price Per Piece
25 Volt (Cont.)							
647-UCD1E560MCL1GS	UCD1E560MCL1GS	56	6.3 x 5.8			1000	
647-UCD1E680MCL1GS	UCD1E680MCL1GS	68	6.3 x 5.8			1000	
647-UCD1E151MNL1GS	UCD1E151MNL1GS	150	8 x 10			500	
647-UCD1E102MNQ1MS	UCD1E102MNQ1MS	1000	12.5 x 13.5			200	
35 Volt							
647-UCD1V4R7MCL1GS	UCD1V4R7MCL1GS	4.7	4 x 5.8			2000	
647-UCD1V100MCL6GS	UCD1V100MCL6GS	10	4 x 5.8			2000	
647-UCD1V220MCL1GS	UCD1V220MCL1GS	22	5 x 5.8			1000	
647-UCD1V330MCL1GS	UCD1V330MCL1GS	33	6.3 x 5.8			1000	
647-UCD1V101MCL1GS	UCD1V101MCL1GS	101	6.3 x 7.7			500	
647-UCD1V151MNL1GS	UCD1V151MNL1GS	150	8 x 10			500	
647-UCD1V102MNQ1MS	UCD1V102MNQ1MS	1000	16 x 16.5			250	
50 Volt							
647-UCD1H010MCL1GS	UCD1H010MCL1GS	1	4 x 5.8			2000	
647-UCD1H2R2MCL1GS	UCD1H2R2MCL1GS	2.2	4 x 5.8			2000	
647-UCD1H3R3MCL1GS	UCD1H3R3MCL1GS	3.3	4 x 5.8			2000	
647-UCD1H4R7MCL1GS	UCD1H4R7MCL1GS	4.7	6.3 x 5.8			2000	
647-UCD1H331MNQ1MS	UCD1H331MNQ1MS	330	12.5 x 13.5			200	
647-UCD1H681MNQ1MS	UCD1H681MNQ1MS	680	16 x 16.5			250	
63 Volt							
647-UCD1J4R7MCL1GS	UCD1J4R7MCL1GS	4.7	5 x 5.8			1000	
647-UCD1J220MCL1GS	UCD1J220MCL1GS	22	6.3 x 7.7			900	
647-UCD1J220MCL6GS	UCD1J220MCL6GS	22	8 x 6.2			1000	
647-UCD1J470MNL1GS	UCD1J470MNL1GS	47	8 x 10			500	
647-UCD1J680MNL1GS	UCD1J680MNL1GS	68	10 x 10			500	
647-UCD1J151MNQ1MS	UCD1J151MNQ1MS	150	12.5 x 13.5			200	
647-UCD1J221MNQ1MS	UCD1J221MNQ1MS	220	12.5 x 13.5			200	
647-UCD1J681MNQ1MS	UCD1J681MNQ1MS	680	16 x 16.5			250	
80 Volt							
647-UCD1K3R3MCL1GS	UCD1K3R3MCL1GS	3.3	5 x 5.8			1000	
647-UCD1K4R7MCL1GS	UCD1K4R7MCL1GS	4.7	6.3 x 5.8			1000	
647-UCD1K220MNL1GS	UCD1K220MNL1GS	22	8 x 10			500	
647-UCD1K330MNL1GS	UCD1K330MNL1GS	33	8 x 10			500	
647-UCD1K680MNQ1MS	UCD1K680MNQ1MS	68	12.5 x 13.5			200	
647-UCD1K331MNQ1MS	UCD1K331MNQ1MS	330	16 x 16.5			250	
100 Volt							
647-UCD2A151MNQ1MS	UCD2A151MNQ1MS	150	16 x 16.5			250	
647-UCD2A220MNL1GS	UCD2A220MNL1GS	22	8 x 10			500	
647-UCD2A221MNQ1MS	UCD2A221MNQ1MS	220	18 x 16.5			250	
647-UCD2A331MNQ1MS	UCD2A331MNQ1MS	330	18 x 16.5			250	

UCW 105°C LOW IMPEDANCE, LONG LIFE ASSURANCE SMD SERIES

Specifications:

- Operating Temperature Range: -25C° to +105C°
- Voltage Range: 6.3 to 50V
- Tolerance: ±20% at 120Hz, 20C°
- Leakage Current: After 2 minutes' application of rated voltage, leakage current is not more than 0.01CV or 3(μA), whichever is greater
- Endurance: 7000 hours at 105C°

RoHS Compliant

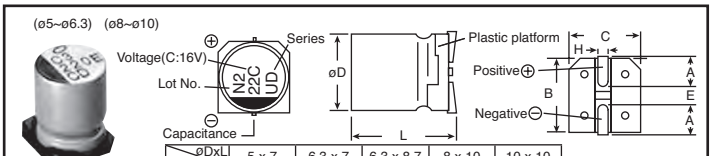

DIMENSIONS: mm

øDxL	5 x 7	6.3 x 7	6.3 x 8.7	8 x 10	10 x 10
A	2.1	2.4	2.4	2.9	2.9
B	5.3	6.6	6.6	8.3	10.3
C	5.3	6.6	6.6	8.3	10.3
E	1.3	2.2	2.2	3.1	4.5
L	7.0	7.0	8.7	10	10
H	0.5 ~ 0.8	0.5 ~ 0.8	0.5 ~ 0.8	0.8 ~ 1.1	0.8 ~ 1.1

For quantities greater than listed, call for quote.

MOUSER STOCK NO.	Nichicon Part No.	Value (μF)	Case Size D x L (mm)	Price Each 1	Price Each 100	Reel Qty.	Price Per Piece
6.3 Volt							
647-UCW0J470MCL1GS	UCW0J470MCL1GS	47	5 x 7			1000	
647-UCW0J101MCL1GS	UCW0J101MCL1GS	100	6.3 x 7			1000	
647-UCW0J221MCL1GS	UCW0J221MCL1GS	220	6.3 x 8.7			800	
647-UCW0J331MCL1GS	UCW0J331MCL1GS	330	6.3 x 8.7			800	
647-UCW0J471MNL1GS	UCW0J471MNL1GS	470	8 x 10			500	
10 Volt							
647-UCW1A330MCL1GS	UCW1A330MCL1GS	33	5 x 7			1000	
16 Volt							
647-UCW1C220MCL1GS	UCW1C220MCL1GS	22	5 x 7			1000	
647-UCW1C470MCL1GS	UCW1C470MCL1GS	47	6.3 x 7			1000	
647-UCW1C101MCL1GS	UCW1C101MCL1GS	100	6.3 x 7			1000	
647-UCW1C151MCL1GS	UCW1C151MCL1GS	150	6.3 x 8.7			800	
647-UCW1C221MCL1GS	UCW1C221MCL1GS	220	6.3 x 8.7			800	
647-UCW1C331MNL1GS	UCW1C331MNL1GS	330	8 x 10			500	
647-UCW1C471MNL1GS	UCW1C471MNL1GS	470	8 x 10			500	

For quantities greater than listed, call for quote.

MOUSER STOCK NO.	Nichicon Part No.	Value (μF)	Case Size D x L (mm)	Price Each 1	Price Each 100	Reel Qty.	Price Per Piece
25 Volt							
647-UCW1E220MCL1GS	UCW1E220MCL1GS	22	5 x 7			1000	
647-UCW1E330MCL1GS	UCW1E330MCL1GS	33	6.3 x 7			1000	
647-UCW1E470MCL1GS	UCW1E470MCL1GS	47	6.3 x 7			1000	
647-UCW1E101MCL1GS	UCW1E101MCL1GS	100	6.3 x 8.7			800	
647-UCW1E221MNL1GS	UCW1E221MNL1GS	220	8 x 10			500	
647-UCW1E331MNL1GS	UCW1E331MNL1GS	330	8 x 10			500	
647-UCW1E471MNL1GS	UCW1E471MNL1GS	470	10 x 10			500	
35 Volt							
647-UCW1V220MCL1GS	UCW1V220MCL1GS	22	5 x 7			1000	
647-UCW1V330MCL1GS	UCW1V330MCL1GS	33	6.3 x 8.7			800	
647-UCW1V470MCL1GS	UCW1V470MCL1GS	47	6.3 x 8.7			800	
647-UCW1V331MNL1GS	UCW1V331MNL1GS	330	10 x 10			500	
50 Volt							
647-UCW1H470MNL1GS	UCW1H470MNL1GS	47	8 x 10			500	
647-UCW1H101MNL1GS	UCW1H101MNL1GS	100	8 x 10			500	

© Copyright 2014 Mouser Electronics
© Copyright 2014 Mouser Electronics

NICHICON Aluminum Electrolytic Capacitors

RoHS Compliant This product is RoHS compliant.

UWT 105°C SMD SERIES

Specifications:

- Operating temperature range: -55°C ~ +105°C
- Voltage range: 4V ~ 50V
- Capacitance range: 0.1μF ~ 1500μF
- Capacitance tolerance: ± 20% at 120Hz/20°C
- Leakage current: After 2 minutes application of rated voltage, leakage current is not more than 0.01CV or (3μA), whichever is greater
- Endurance: 1000 hours @ 105°C

RoHS Compliant

Application note:

- A higher voltage capacitor may be used in a lower voltage application

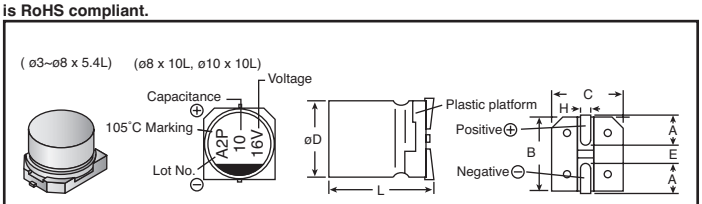

	3 x 5.4	4 x 5.4	5 x 5.4	6.3 x 5.4	6.3 x 5.8	6.3 x 7.7	8 x 5.4	8 x 10	10 x 10
A	1.5	1.8	2.1	2.4	2.4	2.4	3.3	2.9	3.2
B	3.3	4.3	5.3	6.6	6.6	6.6	8.3	8.3	10.3
C	3.3	4.3	5.3	6.6	6.6	6.6	8.3	8.3	10.3
E	0.8	1.0	1.3	2.2	2.2	2.2	2.3	3.1	4.5
L	5.4	5.4	5.4	5.4	5.8	7.7	5.4	10	10
H	0.5 ~ 0.8	0.5 ~ 0.8	0.5 ~ 0.8	0.5 ~ 0.8	0.5 ~ 0.8	0.5 ~ 0.8	0.5 ~ 0.8	0.5 ~ 1.1	0.5 ~ 1.1

For quantities greater than listed, call for quote.

MOUSER STOCK NO.	Nichicon Part No.	Value (μF)	Case Size D x L (mm)	Price Each 1	Price Each 100	Reel Qty.	Price per Piece
4.0 Volt							
647-UWT0G330MCL1B	UWT0G330MCL1GB	33	5 x 5.4			1000	
647-UWT0G470MCL1B	UWT0G470MCL1GB	47	5 x 5.4			1000	
647-UWT0G101MCL1Bt	UWT0G101MCL1GB	100	6.3 x 5.4			1000	
647-UWT0G221MCL1B	UWT0G221MCL1GB	220	8 x 5.4			1000	
6.3 Volt							
647-UWT0J220MCL1B	UWT0J220MCL1GB	22	4 x 5.4			2000	
647-UWT0J330MCL1B	UWT0J330MCL1GB	33	5 x 5.4			1000	
647-UWT0J470MCL1B	UWT0J470MCL1GB	47	5 x 5.4			1000	
647-UWT0J101MCL1B	UWT0J101MCL1GB	100	6.3 x 5.4			1000	
647-UWT0J221MCL1B	UWT0J221MCL1GB	220	8 x 5.4			1000	
647-UWT0J331MCL1S	UWT0J331MCL1GS	330	6.3 x 7.7			900	
647-UWT0J471MNL1S	UWT0J471MNL1GS	470	8 x 10			500	
647-UWT0J681MNL1S	UWT0J681MNL1GS	680	8 x 10			500	
647-UWT0J102MNL1S	UWT0J102MNL1GS	1000	8 x 10			500	
647-UWT0J152MNL1S	UWT0J152MNL1GS	1500	10 x 10			500	
10 Volt							
647-UWT1A220MCL1B	UWT1A220MCL1GB	22	5 x 5.4			1000	
647-UWT1A470MCL1B	UWT1A470MCL1GB	47	6.3 x 5.4			1000	
647-UWT1A101MCL1B	UWT1A101MCL1GB	100	6.3 x 5.4			1000	
16 Volt							
647-UWT1C100MCL2B	UWT1C100MCL2GB	10	3 x 5.4			2000	
25 Volt							
647-UWT1E4R7MCL1B	UWT1E4R7MCL1GB	4.7	4 x 5.4			2000	
647-UWT1E100MCL1B	UWT1E100MCL1GB	10	5 x 5.4			1000	
647-UWT1E220MCL1B	UWT1E220MCL1GB	22	6.3 x 5.4			1000	
647-UWT1E470MCL1B	UWT1E470MCL1GB	47	8 x 5.4			1000	
647-UWT1E470MCL6S	UWT1E470MCL6GS	47	6.3 x 5.8			1000	
647-UWT1E331MNL1S	UWT1E331MNL1GS	330	8 x 10			500	
647-UWT1E471MNL1S	UWT1E471MNL1GS	470	10 x 10			500	

For quantities greater than listed, call for quote.

MOUSER STOCK NO.	Nichicon Part No.	Value (μF)	Case Size D x L (mm)	Price Each 1	Price Each 100	Reel Qty.	Price per Piece
35 Volt							
647-UWT1V2R2MCL2B	UWT1V2R2MCL2GB	2.2	3 x 5.4			2000	
647-UWT1V3R3MCL2B	UWT1V3R3MCL2GB	3.3	3 x 5.4			2000	
647-UWT1V4R7MCL1B	UWT1V4R7MCL1GB	4.7	4 x 5.4			2000	
647-UWT1V100MCL1B	UWT1V100MCL1GB	10	5 x 5.4			1000	
647-UWT1V220MCL1B	UWT1V220MCL1GB	22	6.3 x 5.4			1000	
647-UWT1V330MCL1B	UWT1V330MCL1GB	33	8 x 5.4			1000	
647-UWT1V470MCL1S	UWT1V470MCL1GS	47	6.3 x 5.8			1000	
647-UWT1V101MCL1S	UWT1V101MCL1GS	100	6.3 x 7.7			900	
647-UWT1V221MNL1S	UWT1V221MNL1GS	220	8 x 10			500	
647-UWT1V331MNL1S	UWT1V331MNL1GS	330	10 x 10			500	
50 Volt							
647-UWT1H0R1MCL2B	UWT1H0R1MCL2GB	0.10	3 x 5.4			2000	
647-UWT1H0R1MCL1B	UWT1H0R1MCL1GB	0.10	4 x 5.4			2000	
647-UWT1HR22MCL1B	UWT1HR22MCL1GB	0.22	4 x 5.4			2000	
647-UWT1HR33MCL2B	UWT1HR33MCL2GB	0.33	3 x 5.4			2000	
647-UWT1HR33MCL1B	UWT1HR33MCL1GB	0.33	4 x 5.4			2000	
647-UWT1HR47MCL2B	UWT1HR47MCL2GB	0.47	3 x 5.4			2000	
647-UWT1HR47MCL1B	UWT1HR47MCL1GB	0.47	4 x 5.4			2000	
647-UWT1H010MCL2B	UWT1H010MCL2GB	1.0	3 x 5.4			2000	
647-UWT1H010MCL1B	UWT1H010MCL1GB	1.0	4 x 5.4			2000	
647-UWT1H2R2MCL2B	UWT1H2R2MCL2GB	2.2	3 x 5.4			2000	
647-UWT1H3R3MCL1B	UWT1H3R3MCL1GB	3.3	4 x 5.4			2000	
647-UWT1H4R7MCL1B	UWT1H4R7MCL1GB	4.7	5 x 5.4			1000	
647-UWT1H100MCL1B	UWT1H100MCL1GB	10	6.3 x 5.4			1000	
647-UWT1H220MCL1B	UWT1H220MCL1GB	22	8 x 5.4			1000	
647-UWT1H330MCL1S	UWT1H330MCL1GS	33	6.3 x 7.7			900	
647-UWT1H470MCL1S	UWT1H470MCL1GS	47	6.3 x 7.7			900	
647-UWT1H101MNL1S	UWT1H101MNL1GS	100	8 x 10			500	
647-UWT1H221MNL1S	UWT1H221MNL1GS	220	10 x 10			500	

UUD 105°C LOW IMPEDANCE SMD SERIES

Specifications:

- Operating temperature range: -55°C ~ +105°C
- Voltage range: 6.3V ~ 50V
- Capacitance range: 0.1μF~ 1500μF
- Endurance: 5000 hours (2000 hrs for øD≤6-3A) @ 105°C
- Capacitance tolerance: ± 20% at 120Hz/20°C
- Leakage current: After 2 minutes application of rated voltage, leakage current is not more than 0.01CV or (3μA), whichever is greater

RoHS Compliant

Application note:

- A higher voltage capacitor may be used in a lower voltage application

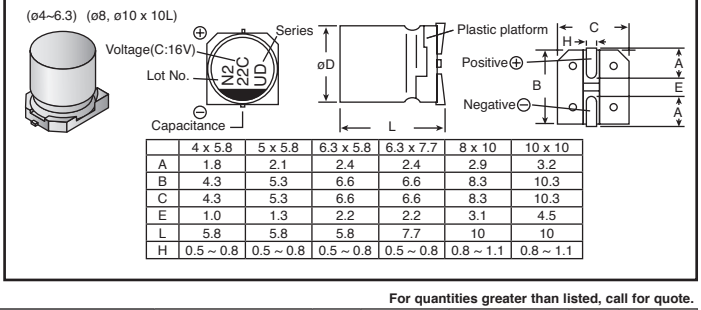

	4 x 5.8	5 x 5.8	6.3 x 5.8	6.3 x 7.7	8 x 10	10 x 10
A	1.8	2.1	2.4	2.4	2.9	3.2
B	4.3	5.3	6.6	6.6	8.3	10.3
C	4.3	5.3	6.6	6.6	8.3	10.3
E	1.0	1.3	2.2	2.2	3.1	4.5
L	5.8	5.8	5.8	7.7	10	10
H	0.5 ~ 0.8	0.5 ~ 0.8	0.5 ~ 0.8	0.5 ~ 0.8	0.8 ~ 1.1	0.8 ~ 1.1

For quantities greater than listed, call for quote.

MOUSER STOCK NO.	Nichicon Part No.	Value (μF)	Case Size D x L (mm)	Price Each 1	Price Each 100	Reel Qty.	Price per Piece
6.3 Volt							
647-UUD0J470MCL	UUD0J470MCL1GS	47	5 x 5.8			1000	
647-UUD0J101MCL	UUD0J101MCL1GS	100	6.3 x 5.8			1000	
647-UUD0J221MCL	UUD0J221MCL1GS	220	6.3 x 5.8			1000	
647-UUD0J331MCL	UUD0J331MCL1GS	330	6.3 x 7.7			900	
647-UUD0J102MNL	UUD0J102MNL1GS	1000	8 x 10			500	
647-UUD0J152MNL	UUD0J152MNL1GS	1500	10 x 10			500	
10 Volt							
647-UUD1A220MCL	UUD1A220MCL1GS	22	4 x 5.8			2000	
647-UUD1A330MCL	UUD1A330MCL1GS	33	5 x 5.8			1000	
647-UUD1A680MCL	UUD1A680MCL1GS	68	6.3 x 5.8			1000	
647-UUD1A101MCL	UUD1A101MCL1GS	100	6.3 x 5.8			1000	
647-UUD1A471MNL	UUD1A471MNL1GS	470	8 x 10			500	
647-UUD1A102MNL	UUD1A102MNL1GS	1000	10 x 10			500	
16 Volt							
647-UUD1C470MCL	UUD1C470MCL1GS	47	6.3 x 5.8			1000	
647-UUD1C680MCL	UUD1C680MCL1GS	68	6.3 x 5.8			1000	
647-UUD1C101MCL	UUD1C101MCL1GS	100	6.3 x 5.8			1000	
647-UUD1C221MCL	UUD1C221MCL1GS	220	6.3 x 7.7			900	
647-UUD1C331MNL	UUD1C331MNL1GS	330	8 x 10			500	
647-UUD1C471MNL	UUD1C471MNL1GS	470	8 x 10			500	
647-UUD1C681MNL	UUD1C681MNL1GS	680	10 x 10			500	
25 Volt							
647-UUD1E100MCL	UUD1E100MCL1GS	10	4 x 5.8			2000	
647-UUD1E220MCL	UUD1E220MCL1GS	22	5 x 5.8			1000	
647-UUD1E470MCL	UUD1E470MCL1GS	47	6.3 x 5.8			1000	
647-UUD1E680MCL	UUD1E680MCL1GS	68	6.3 x 5.8			1000	
647-UUD1E101MCL	UUD1E101MCL1GS	100	6.3 x 7.7			900	

For quantities greater than listed, call for quote.

MOUSER STOCK NO.	Nichicon Part No.	Value (μF)	Case Size D x L (mm)	Price Each 1	Price Each 100	Reel Qty.	Price per Piece
25 Volt (Cont.)							
647-UUD1E221MNL	UUD1E221MNL1GS	220	8 x 10			500	
647-UUD1E331MNL	UUD1E331MNL1GS	330	8 x 10			500	
647-UUD1E471MNL	UUD1E471MNL1GS	470	10 x 10			500	
35 Volt							
647-UUD1V4R7MCL	UUD1V4R7MCL1GS	4.7	4 x 5.8			2000	
647-UUD1V100MCL	UUD1V100MCL1GS	10	5 x 5.8			1000	
647-UUD1V220MCL	UUD1V220MCL1GS	22	5 x 5.8			1000	
647-UUD1V330MCL	UUD1V330MCL1GS	33	6.3 x 5.8			1000	
647-UUD1V470MCL	UUD1V470MCL1GS	47	6.3 x 5.8			1000	
647-UUD1V680MCL	UUD1V680MCL1GS	68	6.3 x 7.7			900	
647-UUD1V101MNL	UUD1V101MNL1GS	100	8 x 10			500	
647-UUD1V221MNL	UUD1V221MNL1GS	220	8 x 10			500	
647-UUD1V331MNL	UUD1V331MNL1GS	330	10 x 10			500	
50 Volt							
647-UUD1H010MCL	UUD1H010MCL1GS	1.0	4 x 5.8			2000	
647-UUD1H2R2MCL	UUD1H2R2MCL1GS	2.2	4 x 5.8			2000	
647-UUD1H3R3MCL	UUD1H3R3MCL1GS	3.3	4 x 5.8			2000	
647-UUD1H100MCL	UUD1H100MCL1GS	10	6.3 x 5.8			1000	
647-UUD1H220MCL	UUD1H220MCL1GS	22	6.3 x 5.8			1000	
647-UUD1H330MCL	UUD1H330MCL1GS	33	6.3 X 7.7			900	
647-UUD1H470MCL	UUD1H470MCL1GS	47	6.3 x 7.7			900	
647-UUD1H680MNL	UUD1H680MNL1GS	68	8 x 10			500	
647-UUD1H101MNL	UUD1H101MNL1GS	100	8 x 10			500	
647-UUD1H221MNL	UUD1H221MNL1GS	220	10 x 10			500	

© Copyright 2014 Mouser Electronics

NICHICON Aluminum Electrolytic Capacitors

nichicon

RoHS Compliant This product is RoHS compliant.

nichicon UWX 85°C SMD GENERAL PURPOSE SERIES

Specifications:
- Operating temperature range: -40°C ~ +85°C
- Voltage range: UWP: 4V ~ 50V
- Capacitance range: 0.1 ~ 330µF
- Capacitance tolerance: ±20% @ 120Hz, 20°C
- Leakage current: After 2 minutes application of rated voltage, leakage current is not more than 0.01CV or 3µA, which ever is greater

Endurance:
- 2000 hours @ 85°C

Features:
- Designed for surface mounting on a high density PC board
- SMD type with 5.4mm height

Application Note:
- A higher voltage capacitor may be used in a lower voltage application

RoHS Compliant

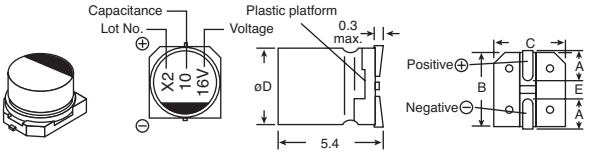

DIMENSIONS: mm					
øD	3	4	5	6.3	8
A	1.5	1.8	2.1	2.4	3.3
B	3.3	4.3	5.3	6.6	8.3
C	3.3	4.3	5.3	6.6	8.3
E	0.8	1.0	1.3	2.2	2.3

For quantities greater than listed, call for quote.

MOUSER STOCK NO.	Nichicon Part No.	Value (µF)	Case Size D x L (mm)	Price Each 1	Price Each 100	Reel Qty.	Price Per Piece
4 Volt							
647-UWX0G220MCL2	UWX0G220MCL2GB	22	3 x 5.4			2000	
647-UWX0G330MCL1	UWX0G330MCL1GB	33	4 x 5.4			2000	
647-UWX0G470MCL1	UWX0G470MCL1GB	47	4 x 5.4			2000	
647-UWX0G101MCL1	UWX0G101MCL1GB	100	5 x 5.4			1000	
647-UWX0G221MCL1	UWX0G221MCL1GB	220	6.3 x 5.4			1000	
6.3 Volt							
647-UWX0J220MCL2	UWX0J220MCL2GB	22	3 x 5.4			2000	
647-UWX0J220MCL1	UWX0J220MCL1GB	22	4 x 5.4			2000	
647-UWX0J330MCL1	UWX0J330MCL1GB	33	5 x 5.4			1000	
647-UWX0J470MCL1	UWX0J470MCL1GB	47	5 x 5.4			1000	
647-UWX0J101MCL1	UWX0J101MCL1GB	100	6.3 x 5.4			1000	
647-UWX0J221MCL1	UWX0J221MCL1GB	220	8 x 5.4			1000	
647-UWX0J331MCL1	UWX0J331MCL1GB	330	8 x 5.4			1000	
10 Volt							
647-UWX1A220MCL1	UWX1A220MCL1GB	22	5 x 5.4			1000	
647-UWX1A330MCL1	UWX1A330MCL1GB	33	5 x 5.4			1000	
647-UWX1A470MCL1	UWX1A470MCL1GB	47	6.3 x 5.4			1000	
647-UWX1A101MCL1	UWX1A101MCL1GB	100	6.3 x 5.4			1000	
647-UWX1A221MCL1	UWX1A221MCL1GB	220	8 x 5.4			1000	
16 Volt							
647-UWX1C100MCL2	UWX1C100MCL2GB	10	3 x 5.4			2000	
25 Volt							
647-UWX1E4R7MCL1	UWX1E4R7MCL1GB	4.7	4 x 5.4			2000	
647-UWX1E100MCL1	UWX1E100MCL1GB	10	5 x 5.4			1000	
647-UWX1E220MCL1	UWX1E220MCL1GB	22	6.3 x 5.4			1000	
647-UWX1E330MCL1	UWX1E330MCL1GB	33	6.3 x 5.4			1000	
647-UWX1E470MCL1	UWX1E470MCL1GB	47	8 x 5.4			1000	
647-UWX1E101MCL1	UWX1E101MCL1GB	100	8 x 5.4			1000	

For quantities greater than listed, call for quote.

MOUSER STOCK NO.	Nichicon Part No.	Value (µF)	Case Size D x L (mm)	Price Each 1	Price Each 100	Reel Qty.	Price Per Piece
35 Volt							
647-UWX1V2R2MCL2	UWX1V2R2MCL2GB	2.2	3 x 5.4			2000	
647-UWX1V3R3MCL2	UWX1V3R3MCL2GB	3.3	3 x 5.4			2000	
647-UWX1V4R7MCL1	UWX1V4R7MCL1GB	4.7	4 x 5.4			2000	
647-UWX1V100MCL1	UWX1V100MCL1GB	10	5 x 5.4			1000	
647-UWX1V220MCL1	UWX1V220MCL1GB	22	6.3 x 5.4			1000	
647-UWX1V330MCL1	UWX1V330MCL1GB	33	8 x 5.4			1000	
647-UWX1V470MCL1	UWX1V470MCL1GB	47	8 x 5.4			1000	
50 Volt							
647-UWX1H0R1MCL2	UWX1H0R1MCL2GB	0.1	3 x 5.4			2000	
647-UWX1H0R1MCL1	UWX1H0R1MCL1GB	0.1	4 x 5.4			2000	
647-UWX1HR22MCL2	UWX1HR22MCL2GB	0.22	3 x 5.4			2000	
647-UWX1HR22MCL1	UWX1HR22MCL1GB	0.22	4 x 5.4			2000	
647-UWX1HR33MCL2	UWX1HR33MCL2GB	0.33	3 x 5.4			2000	
647-UWX1HR33MCL1	UWX1HR33MCL1GB	0.33	4 x 5.4			2000	
647-UWX1HR47MCL2	UWX1HR47MCL2GB	0.47	3 x 5.4			2000	
647-UWX1HR47MCL1	UWX1HR47MCL1GB	0.47	4 x 5.4			2000	
647-UWX1H010MCL2	UWX1H010MCL2GB	1.0	3 x 5.4			2000	
647-UWX1H010MCL1	UWX1H010MCL1GB	1.0	4 x 5.4			2000	
647-UWX1H2R2MCL2	UWX1H2R2MCL2GB	2.2	3 x 5.4			2000	
647-UWX1H2R2MCL1	UWX1H2R2MCL1GB	2.2	4 x 5.4			2000	
647-UWX1H3R3MCL1	UWX1H3R3MCL1GB	3.3	4 x 5.4			2000	
647-UWX1H4R7MCL1	UWX1H4R7MCL1GB	4.7	5 x 5.4			1000	
647-UWX1H100MCL1	UWX1H100MCL1GB	10	6.3 x 5.4			1000	
647-UWX1H220MCL1	UWX1H220MCL1GB	22	8 x 5.4			1000	
647-UWX1H330MCL1	UWX1H330MCL1GB	33	8 x 5.4			1000	

nichicon UWP 85°C BI-POLAR SMD SERIES

Specifications:
- Operating temperature range: -40°C ~ +85°C
- Voltage range: UWP: 6.3V ~ 50V
- Capacitance range: 0.1 ~ 330µF
- Capacitance tolerance: ±20% @ 120Hz, 20°C
- Leakage current: After 2 minutes application of rated voltage, leakage current is not more than 0.05CV or 10µA, which ever is greater

Endurance:
- 1000 hours @ 85°C with polarity inverted every 250 hours

Features:
- Designed for surface mounting on a high density PC board
- SMD type with 5.4mm height

Application Note:
- A higher voltage capacitor may be used in a lower voltage application

RoHS Compliant

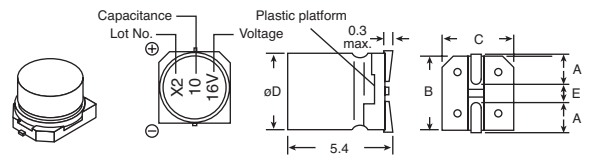

DIMENSIONS: mm				
øD	4	5	6.3	8
A	1.8	2.1	2.4	3.3
B	4.3	5.3	6.6	8.3
C	4.3	5.3	6.6	8.3
E	1.0	1.3	2.2	2.3

For quantities greater than listed, call for quote.

MOUSER STOCK NO.	Nichicon Part No.	Value (µF)	Case Size D x L (mm)	Price Each 1	Price Each 100	Reel Qty.	Price Per Piece
6.3 Volt							
647-UWP0J220MCL	UWP0J220MCL1GB	22	5 x 5.4			1000	
647-UWP0J330MCL	UWP0J330MCL1GB	33	6.3 x 5.4			1000	
647-UWP0J470MCL	UWP0J470MCL1GB	47	6.3 x 5.4			1000	
647-UWP0J101MCL	UWP0J101MCL1GB	100	8 x 5.4			1000	
10 Volt							
647-UWP1A100MCL	UWP1A100MCL1GB	10	4 x 5.4			2000	
647-UWP1A220MCL	UWP1A220MCL1GB	22	6.3 x 5.4			1000	
647-UWP1A330MCL	UWP1A330MCL1GB	33	6.3 x 5.4			1000	
647-UWP1A470MCL	UWP1A470MCL1GB	47	8 x 5.4			1000	
16 Volt							
647-UWP1C100MCL	UWP1C100MCL1GB	10	5 x 5.4			1000	
25 Volt							
647-UWP1E3R3MCL	UWP1E3R3MCL1GB	3.3	5 x 5.4			1000	
647-UWP1E4R7MCL	UWP1E4R7MCL1GB	4.7	5 x 5.4			1000	
647-UWP1E100MCL	UWP1E100MCL1GB	10	6.3 x 5.4			1000	
647-UWP1E330MCL	UWP1E330MCL1GB	33	8 x 5.4			1000	

For quantities greater than listed, call for quote.

MOUSER STOCK NO.	Nichicon Part No.	Value (µF)	Case Size D x L (mm)	Price Each 1	Price Each 100	Reel Qty.	Price Per Piece
35 Volt							
647-UWP1V2R2MCL	UWP1V2R2MCL1GB	2.2	4 x 5.4			2000	
647-UWP1V3R3MCL	UWP1V3R3MCL1GB	3.3	5 x 5.4			1000	
647-UWP1V4R7MCL	UWP1V4R7MCL1GB	4.7	5 x 5.4			1000	
647-UWP1V100MCL	UWP1V100MCL1GB	10	6.3 x 5.4			1000	
647-UWP1V220MCL	UWP1V220MCL1GB	22	8 x 5.4			1000	
50 Volt							
647-UWP1H0R1MCL	UWP1H0R1MCL1GB	0.1	4 x 5.4			2000	
647-UWP1HR22MCL	UWP1HR22MCL1GB	0.22	4 x 5.4			2000	
647-UWP1HR33MCL	UWP1HR33MCL1GB	0.33	4 x 5.4			2000	
647-UWP1HR47MCL	UWP1HR47MCL1GB	0.47	4 x 5.4			2000	
647-UWP1H010MCL	UWP1H010MCL1GB	1.0	4 x 5.4			2000	
647-UWP1H2R2MCL	UWP1H2R2MCL1GB	2.2	5 x 5.4			1000	
647-UWP1H3R3MCL	UWP1H3R3MCL1GB	3.3	5 x 5.4			1000	
647-UWP1H4R7MCL	UWP1H4R7MCL1GB	4.7	6.3 x 5.4			1000	
647-UWP1H100MCL	UWP1H100MCL1GB	10	8 x 5.4			1000	

© Copyright 2014 Mouser Electronics

© Copyright 2014 Mouser Electronics

NICHICON Aluminum Electrolytic Capacitors

RoHS Compliant **This product is RoHS compliant.**

WD 105°C LOW IMPEDANCE SMD SERIES

Specifications:

- Operating temperature range: -55°C ~ +105°C
- Voltage Range: 6.3V~50V
- Capacitance range: 1 to 1500uF
- Capacitance tolerance: ±20% at 120Hz/20°C
- Leakage current: After 2 minutes application of rated voltage, leakage current is not more than 0.01CV or 3uA, whichever is greater

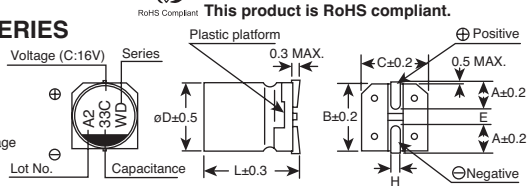

DIMENSIONS: mm						
	4 x 5.8	5 x 5.8	6.3 x 5.8	6.3 x 7.7	8 x 10	10 x 10
A	1.8	2.1	2.4	2.4	2.9	3.2
B	4.3	5.3	6.6	6.6	8.3	10.3
C	4.3	5.3	6.6	6.6	8.3	10.3
E	1	1.3	2.2	2.2	3.1	4.5
L	5.8	5.8	5.8	7.7	10	10
H	0.5 to 0.8	0.5 to 0.8	0.5 to 0.8	0.5 to 0.8	0.8 to 1.1	0.8 to 1.1

For quantities greater than listed, call for quote.

MOUSER STOCK NO.	Nichicon Part No.	Value (µF)	Case Size D x L (mm)	Price Each 1	Price Each 100	Reel Qty.	Price Per Piece
6.3 Volt							
647-UWD0J470MCL1	UWD0J470MCL1GS	47	5 x 5.8			1000	
647-UWD0J560MCL1	UWD0J560MCL1GS	56	5 x 5.8			1000	
647-UWD0J680MCL1	UWD0J680MCL1GS	68	6.3 x 5.8			1000	
647-UWD0J221MCL1	UWD0J221MCL1GS	220	6.3 x 5.8			1000	
647-UWD0J102MCL1	UWD0J102MCL1GS	1000	10 x 10			500	
647-UWD0J152MCL1	UWD0J152MCL1GS	1500	10 x 10			500	
10 Volt							
647-UWD1A330MCL1	UWD1A330MCL1GS	33	5 x 5.8			1000	
647-UWD1A560MCL1	UWD1A560MCL1GS	56	6.3 x 5.8			1000	
647-UWD1A331MCL1	UWD1A331MCL1GS	330	8 x 10			900	
647-UWD1A471MCL1	UWD1A471MCL1GS	470	8 x 10			500	
16 Volt							
647-UWD1C270MCL1	UWD1C270MCL1GS	27	5 x 5.8			1000	
647-UWD1C221MCL1	UWD1C221MCL1GS	220	6.3 x 7.7			1800	
647-UWD1C471MCL1	UWD1C471MCL1GS	470	8 x 10			500	
25 Volt							
647-UWD1E560MCL1	UWD1E560MCL1GS	56	6.3 x 5.8			1000	

For quantities greater than listed, call for quote.

MOUSER STOCK NO.	Nichicon Part No.	Value (µF)	Case Size D x L (mm)	Price Each 1	Price Each 100	Reel Qty.	Price Per Piece
25 Volt (Cont.)							
647-UWD1E221MCL1	UWD1E221MCL1GS	220	8 x 10			500	
647-UWD1E331MCL1	UWD1E331MCL1GS	330	10 x 10			500	
35 Volt							
647-UWD1V150MCL1	UWD1V150MCL1GS	15	5 x 5.8			1000	
647-UWD1V330MCL1	UWD1V330MCL1GS	33	6.3 x 5.8			1000	
647-UWD1V680MCL1	UWD1V680MCL1GS	68	6.3 x 7.7			900	
647-UWD1V101MCL1	UWD1V101MCL1GS	100	8 x 10			500	
647-UWD1V151MCL1	UWD1V151MCL1GS	150	8 x 10			500	
647-UWD1V331MCL1	UWD1V331MCL1GS	330	10 x 10			500	
50 Volt							
647-UWD1H100MCL1	UWD1H100MCL1GS	10	6.3 x 5.8			1000	
647-UWD1H220MCL1	UWD1H220MCL1GS	22	6.3 x 5.8			1000	
647-UWD1H270MCL1	UWD1H270MCL1GS	27	6.3 x 7.7			900	
647-UWD1H101MCL1	UWD1H101MCL1GS	100	8 x 10			500	
647-UWD1H221MCL1	UWD1H221MCL1GS	220	10 x 10			500	
68 Volt							
647-UWD1H680MCL1	UWD1H680MCL1GS	68	8 x 10			500	

WZ 260°C HIGH TEMPERATURE SMD SERIES

Specifications:

- Operating temperature range: -55°C ~ +105°C
- Voltage Range: 6.3V~50V
- Tolerance: ±20% at 120Hz, 20°C
- Endurance: 1000 hours at 105°C

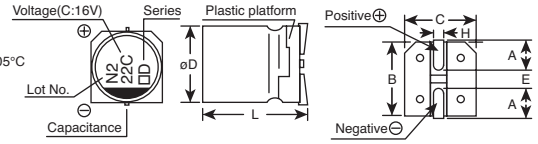

DIMENSIONS: mm								
	4 x 5.4	5 x 5.4	6.3 x 5.4	6.3 x 5.8	6.3 x 7.7	8 x 6.2	8 x 10	10 x 10
A	1.8	2.1	2.4	2.4	2.4	3.3	2.9	3.2
B	4.3	5.3	6.6	6.6	6.6	8.3	8.3	10.3
C	4.3	5.3	6.6	6.6	6.6	8.3	8.3	10.3
E	1.0	1.3	2.2	2.2	2.2	2.3	3.1	4.5
L	5.4	5.4	5.4	5.4	7.7	6.2	10	10
H	0.5 to 0.8	0.5 to 0.8	0.5 to 0.8	0.5 to 0.8	0.5 to 0.8	0.5 to 0.8	0.8 to 1.1	0.8 to 1.1

For quantities greater than listed, call for quote.

MOUSER STOCK NO.	Nichicon Part No.	Value (µF)	Case Size D x L (mm)	Price Each 1	Price Each 100	Reel Qty.	Price Per Piece
6.3 Volt							
647-UWZ0J152MCL1	UWZ0J152MCL1GS	1500	10 x 10			500	
647-UWZ0J102MCL1	UWZ0J102MCL1GS	1000	10 x 10			500	
10 Volt							
647-UWZ1A151MCL1	UWZ1A151MCL1GS	150	6.3 x 5.8			1000	
647-UWZ1A221MCL1	UWZ1A221MCL1GS	220	6.3 x 7.7			900	
647-UWZ1A101MCL1	UWZ1A101MCL1GB	100	6.3 x 5.4			1000	
16 Volt							
647-UWZ1C101MCL1	UWZ1C101MCL1GB	100	6.3 x 5.4			1000	
647-UWZ1C471MCL1	UWZ1C471MCL1GS	470	8 x 10			500	
25 Volt							
647-UWZ1E4R7MCL1	UWZ1E4R7MCL1GB	4.7	4 x 5.4			2000	

For quantities greater than listed, call for quote.

MOUSER STOCK NO.	Nichicon Part No.	Value (µF)	Case Size D x L (mm)	Price Each 1	Price Each 100	Reel Qty.	Price Per Piece
25 Volt (Cont.)							
647-UWZ1E151MCL1	UWZ1E151MCL1GS	150	8 x 10			500	
647-UWZ1E471MCL1	UWZ1E471MCL1GS	470	10 x 10			500	
35 Volt							
647-UWZ1V4R7MCL1	UWZ1V4R7MCL1GB	4.7	4 x 5.4			2000	
647-UWZ1V330MCL1	UWZ1V330MCL1GS	33	8 x 6.2			1000	
647-UWZ1V101MCL1	UWZ1V101MCL1GS	100	6.3 x 7.7			900	
50 Volt							
647-UWZ1H010MCL1	UWZ1H010MCL1GB	1	4 x 5.4			2000	
647-UWZ1H100MCL1	UWZ1H100MCL1GB	10	6.3 x 5.4			1000	
647-UWZ1H220MCL1	UWZ1H220MCL1GS	22	8 x 6.2			1000	
647-UWZ1H470MCL1	UWZ1H470MCL1GS	47	6.3 x 7.7			900	

ZD 85°C BI-POLAR SMB SERIES

Specifications:

- Operating temperature range: -40°C to +85°C
- Voltage range: 6.3 to 50V
- Capacitance range: 0.1 to 47uF
- Capacitance tolerance: ±20% @ 120Hz, 20°C
- Leakage current: After 2 minutes application of rated voltage, leakage current is not more than 0.05CV or 10uA, whichever is greater

Features:

- Chip type with 3.95mmL Max height
- Designed for surface mounting on high density PC board

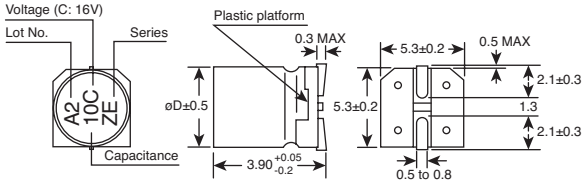

For quantities greater than listed, call for quote.

MOUSER STOCK NO.	Nichicon Part No.	Value (µF)	Case Size D x L (mm)	Price Each 1	Price Each 100	Reel Qty.	Price Per Piece
6.3 Volt							
647-UZD0J330MCL1GB	UZD0J330MCL1GB	33	5 x 11			1000	
10 Volt							
647-UZD1A220MCL1GB	UZD1A220MCL1GB	22	5 x 11			1000	
647-UZD1A330MCL1GB	UZD1A330MCL1GB	33	5 x 11			1000	
25 Volt							
647-UZD1E4R7MCL1GB	UZD1E4R7MCL1GB	4.7	5 x 11			2000	
647-UZD1E100MCL1GB	UZD1E100MCL1GB	10	5 x 11			1000	

ZG 105°C WIDE TEMPERATURE RANGE SMD SERIES

Specifications:

- Operating temperature range: -40°C to +105°C
- Voltage range: 6.3 to 50V
- Capacitance range: 0.1 to 100uF
- Capacitance tolerance: ±20% @ 120Hz, 20°C
- Leakage current: After 2 minutes application of rated voltage, leakage current is not more than 0.01CV or 3uA, whichever is greater

Features:

- Chip type with 3.95mmL Max, height
- Designed for surface mounting on high density PC board

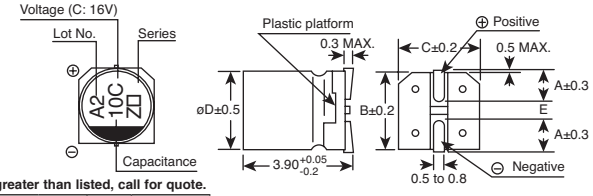

DIMENSIONS: mm			
	4	5	6.3
A	1.8	2.1	2.4
B	4.3	5.3	6.6
C	4.3	5.3	6.6
E	1	1.3	2.2

For quantities greater than listed, call for quote.

MOUSER STOCK NO.	Nichicon Part No.	Value (µF)	Case Size D x L (mm)	Price Each 1	Price Each 100	Reel Qty.	Price Per Piece
6.3 Volt							
647-UZG0J220MCL1GB	UZG0J220MCL1GB	22	5 x 11			2000	
647-UZG0J470MCL1GB	UZG0J470MCL1GB	47	5 x 11			1000	
647-UZG0J101MCL1GB	UZG0J101MCL1GB	100	5 x 11			1000	
10 Volt							
647-UZG1A330MCL1GB	UZG1A330MCL1GB	33	5 x 11			1000	
647-UZG1A470MCL1GB	UZG1A470MCL1GB	47	5 x 11			1000	
16 Volt							
647-UZG1C100MCL1GB	UZG1C100MCL1GB	10	5 x 11			1000	
647-UZG1C220MCL1GB	UZG1C220MCL1GB	22	6.3 x 11			1000	
25 Volt							
647-UZG1E4R7MCL1GB	UZG1E4R7MCL1GB	4.7	5 x 11			2000	

For quantities greater than listed, call for quote.

MOUSER STOCK NO.	Nichicon Part No.	Value (µF)	Case Size D x L (mm)	Price Each 1	Price Each 100	Reel Qty.	Price Per Piece
25 Volt (Cont).							
647-UZG1E100MCL1GB	UZG1E100MCL1GB	10	5 x 11			1000	
647-UZG1E330MCL1GB	UZG1E330MCL1GB	33	5 x 11			1000	
35 Volt							
647-UZG1V4R7MCL1GB	UZG1V4R7MCL1GB	4.7	5 x 11			2000	
647-UZG1V100MCL1GB	UZG1V100MCL1GB	10	5 x 11			1000	
647-UZG1V220MCL1GB	UZG1V220MCL1GB	22	5 x 11			1000	
50 Volt							
647-UZG1H3R3MCL1GB	UZG1H3R3MCL1GB	3.3	4 x 3.9			2000	
647-UZG1H4R7MCL1GB	UZG1H4R7MCL1GB	4.7	5 x 3.9			1000	

© Copyright 2014 Mouser Electronics

© Copyright 2014 Mouser Electronics

PANASONIC SMD Aluminum Electrolytics

Panasonic

RoHS Compliant This product is RoHS compliant.

SMD MEDIUM SIZE TP SERIES, TYPE V

Specifications:

- Category Temp. Range: -40˚C to +125˚C
- Rated W.V. Range: 10V.DC to 35V.DC
- Nominal Cap Range: 47μF to 470μF
- Capacitance Tolerance: ±20% (120Hz/+20˚C)
- DC Leakage Current: 1 ≤ 0.01 CV (μA) After 2 minutes

Features:

- Lower ESR at Low temperature after endurance
- Endurance: 3000h at 125˚C (D8 size: 2000h)
- Automotive
- Vibration-proof product is available upon request (ø8 ≤)
- RoHS directive compliant

RoHS Compliant

Marking

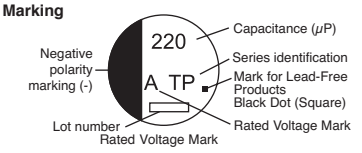

A	10V
C	16V
E	25V
V	35V

DIMENSIONS: mm (in.)

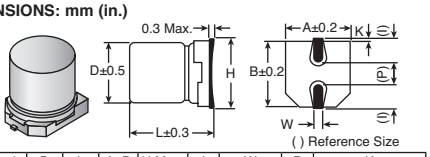

Size Code	D	L	A, B	H Max.	I	W	P	K
D8	6.3	7.7	6.6	7.8	2.6	0.65±0.1	1.8	0.35-0.20-+0.15
F	8.0	10.2	8.3	10.0	3.4	0.90±0.2	3.1	0.70±0.20
G	10.0	10.2	10.3	12.0	3.5	0.90±0.2	4.6	0.70±0.20

For quantities greater than listed, call for quote.

MOUSER STOCK NO.	Panasonic Part No.	Value (μF)	Voltage (VDC)	Case Size Dia. (mm)	Case Size Length (mm)	Ripple Current 100KHz mA r.m.s.	E.S.R. 100 KHz Ω	D.F. % @ 120Hz	Price Each 1	25	100	500
667-EEE-TP1A221AP	EEE-TP1A221AP	220	10	8.0	10.2	270	0.20	3.0				
667-EEE-TP1A331AP	EEE-TP1A331AP	330	10	10.0	10.2	500	0.15	2.0				
667-EEE-TPA331UAP	EEE-TPA331UAP	330	10	8.0	10.2	270	0.20	3.0				
667-EEE-TP1A471AP	EEE-TP1A471AP	470	10	10.0	10.2	500	0.15	2.0				
667-EEE-TP1C101AP	EEE-TP1C101AP	100	16	8.0	10.2	270	0.20	3.0				
667-EEE-TPC101XAP	EEE-TPC101XAP	100	16	6.3	7.70	197	0.45	5.0				
667-EEE-TP1C221AP	EEE-TP1C221AP	220	16	8.0	10.2	.270	0.20	3.0				
667-EEE-TP1C331AP	EEE-TP1C331AP	330	16	10.0	10.2	500	0.15	2.0				
667-EEE-TP1C471AP	EEE-TP1C471AP	470	16	10.0	10.2	500	0.15	2.0				
667-EEE-TP1E101AP	EEE-TP1E101AP	100	25	8.0	10.2	270	0.20	3.0				
667-EEE-TP1E221AP	EEE-TP1E221AP	220	25	10.0	10.2	500	0.15	2.0				
667-EEE-TP1E331AP	EEE-TP1E331AP	330	25	10.0	10.2	500	0.15	2.0				
667-EEE-TP1V470AP	EEE-TP1V470AP	47	35	8.0	10.2	270	0.20	3.0				
667-EEE-TPV470XAP	EEE-TPV470XAP	47	35	6.3	7.70	197	0.45	5.0				
667-EEE-TP1V101AP	EEE-TP1V101AP	100	35	8.0	10.2	270	0.20	3.0				
667-EEE-TP1V221AP	EEE-TP1V221AP	220	35	10.0	10.2	500	0.15	2.0				

SMD HD SERIES, TYPE V

Specifications:

- Category Temp. Range: -40˚C to +105˚C
- Rated W.V. Range: 6.3V.DC to 100V.DC
- Nominal Cap Range: 0.47μF to 1000μF
- Capacitance Tolerance: ±20% (120Hz/+20˚C)
- DC Leakage Current: 1 ≤ 0.01 CV or 3 (μA) After 2 minutes (Whichever is greater)

Features:

- Endurance: 105˚C 5000h
- Vibration-proof product is available upon request (ø8 ≤)
- RoHS directive compliant

RoHS Compliant

Marking

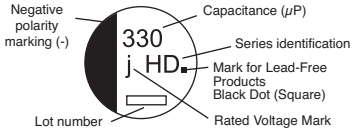

Rated Voltage Mark

I	6.3V	V	35V
A	10V	H	50V
C	16V	J	63V
E	25V	2A	100V

DIMENSIONS: mm (in.) not to scale

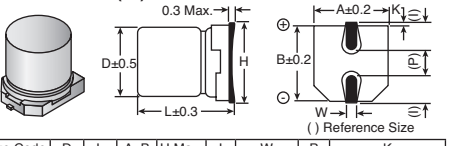

Size Code	D	L	A, B	H Max.	I	W	P	K
B	4.0	5.8	4.3	5.5	1.8	0.65±0.1	1.0	0.35-0.20 to +0.15
C	5.0	5.8	5.3	6.5	2.2	0.65±0.1	1.5	0.35±0.20 to +0.15
D	6.3	5.8	6.6	7.8	2.6	0.65±0.1	1.8	0.35±0.20 to +0.15
D8	6.3	7.7	6.6	7.8	2.6	0.65±0.1	1.8	0.35±0.20 to +0.15
E	8.0	6.2	8.3	9.5	3.4	0.65±0.1	2.2	0.35±0.20 to +0.15
F	8.0	10.2	8.3	10.0	3.4	0.90±0.2	3.1	0.70±0.20
G	10.0	10.2	10.3	12.0	3.5	0.90±0.2	4.6	0.70±0.20

For quantities greater than listed, call for quote.

MOUSER STOCK NO.	Panasonic Part No.	Value (μF)	Voltage (VDC)	Case Size Dia. (mm)	Case Size Length (mm)	Ripple Current 100KHz mA r.m.s.	E.S.R. 100 KHz Ω	D.F. % @ 120Hz	Price Each 1	25	100	500
667-EEE-HD0J331AP	EEE-HD0J331AP	330	6.3	8	10.2	230	1.5	0.3				
667-EEE-HD0J102AP	EEE-HD0J102AP	1,000	6.3	10	10.2	313	0.8	0.5				
667-EEE-HD1A101AP	EEE-HD1A101AP	100	10	8	6.2	62	2	0.3				
667-EEE-HD1A221AP	EEE-HD1A221AP	220	10	8	10.2	160	1.5	0.3				
667-EEE-HD1A331AP	EEE-HD1A331AP	330	10	10	10.2	238	0.8	0.3				
667-EEE-HD1C100AR	EEE-HD1C100AR	10	16	4	5.8	28	12	0.2				
667-EEE-HD1C220AR	EEE-HD1C220AR	22	16	5	5.8	39	7.2	0.2				
667-EEE-HD1C470AP	EEE-HD1C470AP	47	16	6.3	5.8	70	4	0.2				
667-EEE-HD1C101AP	EEE-HD1C101AP	100	16	8	10.2	130	1.5	0.2				
667-EEE-HD1C221AP	EEE-HD1C221AP	220	16	10	10.2	220	0.8	0.2				
667-EEE-HD1C471AP	EEE-HD1C471AP	470	16	10	10.2	340	0.8	0.2				
667-EEE-HD1E4R7AR	EEE-HD1E4R7AR	4.7	25	4	5.8	17	12	0.16				
667-EEE-HD1E100AR	EEE-HD1E100AR	10	25	5	5.8	28	7.2	0.16				
667-EEE-HD1E220AP	EEE-HD1E220AP	22	25	6.3	5.8	55	4	0.16				
667-EEE-HD1E330AP	EEE-HD1E330AP	33	25	6.3	5.8	55	4	0.16				
667-EEE-HD1E470AP	EEE-HD1E470AP	47	25	8	6.2	56	2	0.18				
667-EEE-HD1E101AP	EEE-HD1E101AP	100	25	8	10.2	130	1.5	0.16				
667-EEE-HD1E331AP	EEE-HD1E331AP	330	25	10	10.2	238	0.8	0.16				
667-EEE-HD1V4R7AR	EEE-HD1V4R7AR	4.7	35	4	5.8	17	12	0.13				
667-EEE-HD1V100AR	EEE-HD1V100AR	10	35	5	5.8	28	7.2	0.13				
667-EEE-HD1V220AP	EEE-HD1V220AP	22	35	6.3	5.8	55	4	0.13				
667-EEE-HD1V330AP	EEE-HD1V330AP	33	35	8	6.2	53	2	0.16				
667-EEE-HDV330XAP	EEE-HDV330XAP	33	35	6.3	7.7	57	2	0.13				
667-EEE-HD1V470AP	EEE-HD1V470AP	47	35	8	10.2	79	1.5	0.14				
667-EEE-HDV470XAP	EEE-HDV470XAP	47	35	6.3	7.7	57	2	0.14				
667-EEE-HD1V101AP	EEE-HD1V101AP	100	35	10	10.2	101	0.8	0.14				
667-EEE-HD1V221AP	EEE-HD1V221AP	220	35	10	10.2	220	0.8	0.14				
667-EEE-HD1HR47R	EEE-HD1HR47R	0.47	50	4	5.8	5	12	0.12				
667-EEE-HD1H1R0R	EEE-HD1H1R0R	1.0	50	4	5.8	7	12	0.12				
667-EEE-HD1H2R2R	EEE-HD1H2R2R	2.2	50	4	5.8	12	12	0.12				
667-EEE-HD1H3R3R	EEE-HD1H3R3R	3.3	50	4	5.8	16	12	0.12				
667-EEE-HD1H4R7R	EEE-HD1H4R7R	4.7	50	5	5.8	21	7.2	0.12				
667-EEE-HD1H100P	EEE-HD1H100P	10	50	6.3	5.8	33	4	0.12				
667-EEE-HD1H220P	EEE-HD1H220P	22	50	8	6.2	50	2	0.14				
667-EEE-HD1H330P	EEE-HD1H330P	33	50	8	10.2	74	1.5	0.14				
667-EEE-HD1H470P	EEE-HD1H470P	47	50	10	10.2	94	0.8	0.14				
667-EEE-HD1H101P	EEE-HD1H101P	100	50	10	10.2	94	0.8	0.14				
667-EEE-HD1J100P	EEE-HD1J100P	10	63	8	6.2	45	2	0.18				
667-EEE-HD1J220P	EEE-HD1J220P	22	63	8	10.2	65	1.5	0.18				
667-EEE-HD1J330P	EEE-HD1J330P	33	63	10	10.2	80	0.8	0.18				
667-EEE-HD2A3R3P	EEE-HD2A3R3P	3.3	100	8	6.2	30	2	0.18				
667-EEE-HD2A4R7P	EEE-HD2A4R7P	4.7	100	8	10.2	50	1.5	0.18				
667-EEE-HD2A100P	EEE-HD2A100P	10	100	8	10.2	55	1.5	0.18				
667-EEE-HD2A220P	EEE-HD2A220P	22	100	10	10.2	70	0.8	0.18				

© Copyright 2014 Mouser Electronics

© Copyright 2014 Mouser Electronics

RoHS Compliant **This product is RoHS compliant.**

SMD FP SERIES, TYPE V

Specifications:

- Category Temp. Range: -55˚C to +105˚C
- Rated W.V. Range: 6.3V.DC to 50V.DC
- Nominal Cap Range: 10μF to 1800μF
- Capacitance Tolerance: ±20% (120Hz/+20˚C)
- DC Leakage Current: 1 ≤ 0.01 CV or 3 (μA) After 2 minutes (Whichever is greater)

Features:

- Low ESR (30% to 50% less than FK series)
- Endurance: 2000h at 105˚C
- Vibration-proof product is available upon request (ø8 ≤)
- RoHS directive compliant

RoHS Compliant

Marking

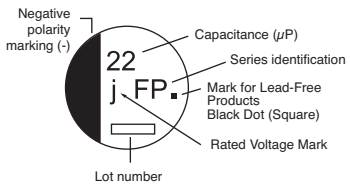

Rated Voltage Mark

I	6.3 V	E	25 V
A	10 V	V	35 V
C	16 V	H	50 V

DIMENSIONS: mm (in.) not to scale

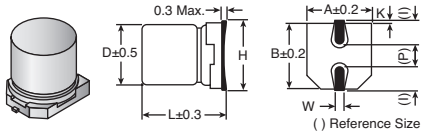

Size Code	D	L	A, B	H Max.	I	W	P	K
B	4.0	5.8	4.3	5.5	1.8	0.65±0.1	1.0	0.35-0.20 to +0.15
C	5.0	5.8	5.3	6.5	2.2	0.65±0.1	1.5	0.35±0.20 to +0.15
D	6.3	5.8	6.6	7.8	2.6	0.65±0.1	1.8	0.35±0.20 to +0.15
D8	6.3	7.7	6.6	7.8	2.6	0.65±0.1	1.8	0.35±0.20 to +0.15
E	8.0	6.2	8.3	9.5	3.4	0.65±0.1	2.2	0.35±0.20 to +0.15
F	8.0	10.2	8.3	10.0	3.4	0.90±0.2	3.1	0.70±0.20
G	10.0	10.2	10.3	12.0	3.5	0.90±0.2	4.6	0.70±0.20

For quantities greater than listed, call for quote.

MOUSER STOCK NO.	Panasonic Part No.	Value (μF)	Voltage (VDC)	Case Size (mm)		Ripple Current 100KHz mA r.m.s.	E.S.R. 100 KHz Ω	D.F. % @ 120Hz	Price Each			
				Dia.	Length				1	25	100	500
667-EEE-FP0J220AR	EEE-FP0J220AR	22	6.3	4	5.8	160	0.85	0.26				
667-EEE-FP0J470AR	EEE-FP0J470AR	47	6.3	5	5.8	240	0.36	0.26				
667-EEE-FPJ470UAR	EEE-FPJ470UAR	47	6.3	4	5.8	160	0.85	0.26				
667-EEE-FP0J101AP	EEE-FP0J101AP	100	6.3	6.3	5.8	300	0.26	0.26				
667-EEE-FPJ101UAR	EEE-FPJ101UAR	100	6.3	5	5.8	240	0.36	0.26				
667-EEE-FP0J221AP	EEE-FP0J221AP	220	6.3	6.3	5.8	300	0.26	0.26				
667-EEE-FP0J331AP	EEE-FP0J331AP	330	6.3	8	6.2	500	0.18	0.26				
667-EEE-FPJ331XAP	EEE-FPJ331XAP	330	6.3	6.3	7.7	600	0.16	0.26				
667-EEE-FP0J471AP	EEE-FP0J471AP	470	6.3	8	10.2	850	0.08	0.26				
667-EEE-FP0J102AP	EEE-FP0J102AP	1000	6.3	8	10.2	850	0.08	0.26				
667-EEE-FP0J152AP	EEE-FP0J152AP	1500	6.3	10	10.2	1190	0.06	0.26				
667-EEE-FPJ182UAP	EEE-FPJ182UAP	1800	6.3	10	10.2	850	0.08	0.26				
667-EEE-FP1A220AR	EEE-FP1A220AR	22	10	4	5.8	160	0.85	0.19				
667-EEE-FP1A330AR	EEE-FP1A330AR	33	10	5	5.8	240	0.36	0.19				
667-EEE-FPA330UAR	EEE-FPA330UAR	33	10	4	5.8	160	0.85	0.19				
667-EEE-FP1A151AP	EEE-FP1A151AP	150	10	6.3	5.8	300	0.26	0.19				
667-EEE-FP1A221AP	EEE-FP1A221AP	220	10	8	6.2	500	0.18	0.19				
667-EEE-FPA221XAP	EEE-FPA221XAP	220	10	6.3	7.7	600	0.16	0.19				
667-EEE-FP1A331AP	EEE-FP1A331AP	330	10	8	10.2	850	0.08	0.19				
667-EEE-FP1A471AP	EEE-FP1A471AP	470	10	8	10.2	850	0.08	0.19				
667-EEE-FP1A681AP	EEE-FP1A681AP	680	10	8	10.2	850	0.08	0.19				
667-EEE-FP1A102AP	EEE-FP1A102AP	1000	10	10	10.2	1190	0.06	0.19				
667-EEE-FPA122UAP	EEE-FPA122UAP	1200	10	10	10.2	850	0.08	0.19				
667-EEE-FP1C100AR	EEE-FP1C100AR	10	16	4	5.8	160	0.85	0.16				
667-EEE-FP1C220AR	EEE-FP1C220AR	22	16	5	5.8	240	0.36	0.16				
667-EEE-FPC220UAR	EEE-FPC220UAR	22	16	4	5.8	160	0.85	0.16				
667-EEE-FP1C470AP	EEE-FP1C470AP	47	16	6.3	5.8	300	0.26	0.16				
667-EEE-FPC470UAR	EEE-FPC470UAR	47	16	5	5.8	240	0.36	0.16				
667-EEE-FP1C680AP	EEE-FP1C680AP	68	16	6.3	5.8	300	0.26	0.16				
667-EEE-FP1C101AP	EEE-FP1C101AP	100	16	6.3	5.8	300	0.26	0.16				
667-EEE-FPC101XAP	EEE-FPC101XAP	100	16	6.3	7.7	600	0.16	0.16				
667-EEE-FPC151XAP	EEE-FPC151XAP	150	16	6.3	7.7	600	0.16	0.16				
667-EEE-FP1C221AP	EEE-FP1C221AP	220	16	8	6.2	500	0.18	0.16				
667-EEE-FPC221XAP	EEE-FPC221XAP	220	16	6.3	7.7	600	0.16	0.16				
667-EEE-FP1C331AP	EEE-FP1C331AP	330	16	8	10.2	850	0.08	0.16				
667-EEE-FP1C471AP	EEE-FP1C471AP	470	16	8	10.2	850	0.08	0.16				
667-EEE-FP1C681AP	EEE-FP1C681AP	680	16	10	10.2	1190	0.06	0.16				
667-EEE-FPC821UAP	EEE-FPC821UAP	820	16	10	10.2	850	0.08	0.16				
667-EEE-FP1E100AR	EEE-FP1E100AR	10	25	4	5.8	160	0.85	0.14				
667-EEE-FP1E220AR	EEE-FP1E220AR	22	25	5	5.8	240	0.36	0.14				
667-EEE-FP1E330AP	EEE-FP1E330AP	33	25	6.3	5.8	300	0.26	0.14				
667-EEE-FPE330UAR	EEE-FPE330UAR	33	25	5	5.8	240	0.36	0.14				
667-EEE-FP1E470AP	EEE-FP1E470AP	47	25	6.3	5.8	300	0.26	0.14				
667-EEE-FP1E680AP	EEE-FP1E680AP	68	25	6.3	5.8	300	0.26	0.14				
667-EEE-FP1E101AP	EEE-FP1E101AP	100	25	8	6.2	500	0.18	0.14				
667-EEE-FPE101XAP	EEE-FPE101XAP	100	25	6.3	7.7	600	0.16	0.14				
667-EEE-FP1E151AP	EEE-FP1E151AP	150	25	8	10.2	850	0.08	0.14				
667-EEE-FP1E221AP	EEE-FP1E221AP	220	25	8	10.2	850	0.08	0.14				
667-EEE-FP1E331AP	EEE-FP1E331AP	330	25	8	10.2	850	0.08	0.14				
667-EEE-FP1E471AP	EEE-FP1E471AP	470	25	10	10.2	1190	0.06	0.14				
667-EEE-FPE561UAP	EEE-FPE561UAP	560	25	10	10.2	850	0.08	0.14				
667-EEE-FPV100UAR	EEE-FPV100UAR	10	35	4	5.8	160	0.85	0.12				
667-EEE-FP1V220AR	EEE-FP1V220AR	22	35	5	5.8	240	0.36	0.12				
667-EEE-FP1V330AP	EEE-FP1V330AP	33	35	6.3	5.8	300	0.26	0.12				
667-EEE-FP1V470AP	EEE-FP1V470AP	47	35	6.3	5.8	300	0.26	0.12				
667-EEE-FPV680XAP	EEE-FPV680XAP	68	35	6.3	7.7	600	0.16	0.12				
667-EEE-FP1V101AP	EEE-FP1V101AP	100	35	8	10.2	850	0.08	0.12				
667-EEE-FPV101XAP	EEE-FPV101XAP	100	35	6.3	7.7	600	0.16	0.12				
667-EEE-FP1V151AP	EEE-FP1V151AP	150	35	8	10.2	850	0.08	0.12				
667-EEE-FP1V221AP	EEE-FP1V221AP	220	35	8	10.2	850	0.08	0.12				
667-EEE-FP1V331AP	EEE-FP1V331AP	330	35	10	10.2	1190	0.06	0.12				
667-EEE-FPV391UAP	EEE-FPV391UAP	390	35	10	10.2	850	0.08	0.12				
667-EEE-FP1H101AP	EEE-FP1H101AP	100	50	8	10.2	670	0.18	0.10				
667-EEE-FP1H221AP	EEE-FP1H221AP	220	50	10	10.2	900	0.12	0.10				

© Copyright 2014 Mouser Electronics

© Copyright 2014 Mouser Electronics

PANASONIC SMD Aluminum Electrolytics

Panasonic

RoHS Compliant **This product is RoHS compliant.**

SMD FK SERIES, TYPE V

Specifications:

- Category Temp. Range: -55˚C to +105˚C
- Rated W.V. Range: 6.3V.DC to 35V.DC
- Nominal Cap Range: 4.7μF to 1500μF
- Capacitance Tolerance: ±20% (120Hz/+20˚C)
- DC Leakage Current: 1 ≤ 0.01 CV or 3 (μA) After 2 minutes (Whichever is greater)

Features:

- Endurance: 2000h at 105˚C
- Low ESR (40% to 60% less than FC series) Miniaturized (30% to 50% less than FC Series)
- Vibration-proof product is available upon request (ø8 ≤)
- RoHS directive compliant

RoHS Compliant

Marking

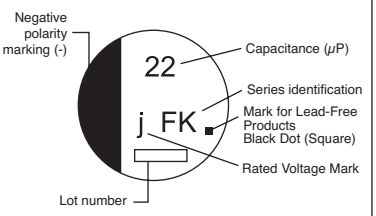

Rated Voltage Mark

I	6.3 V
A	10 V
C	16 V
E	25 V
V	35 V

DIMENSIONS: mm (in.) not to scale

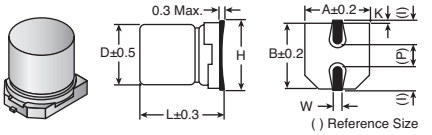

Size Code	D	L	A, B	H Max.	I	W	P	K
B	4.0	5.8	4.3	5.5	1.8	0.65±0.1	1.0	0.35-0.20 to +0.15
C	5.0	5.8	5.3	6.5	2.2	0.65±0.1	1.5	0.35±0.20 to +0.15
D	6.3	5.8	6.6	7.8	2.6	0.65±0.1	1.8	0.35±0.20 to +0.15
D8	6.3	7.7	6.6	7.8	2.6	0.65±0.1	1.8	0.35±0.20 to +0.15
E	8.0	6.2	8.3	9.5	3.4	0.65±0.1	2.2	0.35±0.20 to +0.15
F	8.0	10.2	8.3	10.0	3.4	0.90±0.2	3.1	0.70±0.20
G	10.0	10.2	10.3	12.0	3.5	0.90±0.2	4.6	0.70±0.20

For quantities greater than listed, call for quote.

MOUSER STOCK NO.	Panasonic Part No.	Value (μF)	Voltage (VDC)	Case Size		Ripple Current 100KHz mA r.m.s.	E.S.R. 100 KHz Ω	D.F. % @ 120Hz	Price Each			
				Dia. (mm)	Length (mm)				1	25	100	500
667-EEE-FK0J220AR	EEE-FK0J220AR	22	6.3	4	5.8	90	1.35	0.26				
667-EEE-FKJ470UAR	EEE-FKJ470UAR	47	6.3	4	5.8	90	1.35	0.26				
667-EEE-FK0J470AR	EEE-FK0J470AR	47	6.3	5	5.8	160	0.7	0.26				
667-EEE-FKJ101UAR	EEE-FKJ101UAR	100	6.3	5	5.8	160	0.7	0.26				
667-EEE-FK0J101AP	EEE-FK0J101AP	100	6.3	6.3	5.8	240	0.36	0.26				
667-EEE-FK0J221AP	EEE-FK0J221AP	220	6.3	6.3	5.8	240	0.36	0.26				
667-EEE-FKJ331XAP	EEE-FKJ331XAP	330	6.3	6.3	7.7	280	0.34	0.26				
667-EEE-FK0J331AP	EEE-FK0J331AP	330	6.3	8	6.2	300	0.26	0.26				
667-EEE-FK0J471AP	EEE-FK0J471AP	470	6.3	8	10.2	600	0.16	0.26				
667-EEE-FK0J102AP	EEE-FK0J102AP	1000	6.3	8	10.2	600	0.16	0.26				
667-EEE-FK0J152AP	EEE-FK0J152AP	1500	6.3	10	10.2	850	0.08	0.26				
667-EEE-FK1A220AR	EEE-FK1A220AR	22	10	4	5.8	90	1.35	0.19				
667-EEE-FKA330UAR	EEE-FKA330UAR	33	10	4	5.8	90	1.35	0.19				
667-EEE-FK1A330AR	EEE-FK1A330AR	33	10	5	5.8	160	0.7	0.19				
667-EEE-FK1A151AP	EEE-FK1A151AP	150	10	6.3	5.8	240	0.36	0.19				
667-EEE-FKA221XAP	EEE-FKA221XAP	220	10	6.3	7.7	280	0.34	0.19				
667-EEE-FK1A221AP	EEE-FK1A221AP	220	10	8	6.2	300	0.26	0.19				
667-EEE-FK1A331AP	EEE-FK1A331AP	330	10	8	10.2	600	0.16	0.19				
667-EEE-FK1A471AP	EEE-FK1A471AP	470	10	8	10.2	600	0.16	0.19				
667-EEE-FK1A681AP	EEE-FK1A681AP	680	10	8	10.2	600	0.16	0.19				
667-EEE-FK1A102AP	EEE-FK1A102AP	1000	10	10	10.2	850	0.08	0.19				
667-EEE-FK1C100AR	EEE-FK1C100AR	10	16	4	5.8	90	1.35	0.16				
667-EEE-FKC220UAR	EEE-FKC220UAR	22	16	4	5.8	90	1.35	0.16				
667-EEE-FK1C220AR	EEE-FK1C220AR	22	16	5	5.8	160	0.7	0.16				
667-EEE-FKC470UAR	EEE-FKC470UAR	47	16	5	5.8	160	0.7	0.16				
667-EEE-FK1C470AP	EEE-FK1C470AP	47	16	6.3	5.8	240	0.36	0.16				
667-EEE-FK1C680AP	EEE-FK1C680AP	68	16	6.3	5.8	240	0.36	0.16				
667-EEE-FK1C101AP	EEE-FK1C101AP	100	16	6.3	5.8	240	0.36	0.16				
667-EEE-FKC151XAP	EEE-FKC151XAP	150	16	6.3	7.7	280	0.34	0.16				
667-EEE-FKC221XAP	EEE-FKC221XAP	220	16	6.3	7.7	280	0.34	0.16				
667-EEE-FK1C221AP	EEE-FK1C221AP	220	16	8	6.2	300	0.26	0.16				
667-EEE-FK1C331AP	EEE-FK1C331AP	330	16	8	10.2	600	0.16	0.16				
667-EEE-FK1C471AP	EEE-FK1C471AP	470	16	8	10.2	600	0.16	0.16				
667-EEE-FK1C681AP	EEE-FK1C681AP	680	16	10	10.2	850	0.08	0.16				
667-EEE-FK1E100AR	EEE-FK1E100AR	10	25	4	5.8	90	1.35	0.14				
667-EEE-FK1E220AR	EEE-FK1E220AR	22	25	5	5.8	160	0.7	0.14				
667-EEE-FKE330UAR	EEE-FKE330UAR	33	25	5	5.8	160	0.7	0.14				
667-EEE-FK1E330AP	EEE-FK1E330AP	33	25	6.3	5.8	240	0.36	0.14				
667-EEE-FK1E470AP	EEE-FK1E470AP	47	25	6.3	5.8	240	0.36	0.14				
667-EEE-FK1E680AP	EEE-FK1E680AP	68	25	6.3	5.8	240	0.36	0.14				
667-EEE-FKE101XAP	EEE-FKE101XAP	100	25	6.3	7.7	280	0.34	0.14				
667-EEE-FK1E101AP	EEE-FK1E101AP	100	25	8	6.2	300	0.26	0.14				
667-EEE-FK1E151AP	EEE-FK1E151AP	150	25	8	10.2	600	0.16	0.14				
667-EEE-FK1E221AP	EEE-FK1E221AP	220	25	8	10.2	600	0.16	0.14				
667-EEE-FK1E331AP	EEE-FK1E331AP	330	25	8	10.2	600	0.16	0.14				
667-EEE-FK1E471AP	EEE-FK1E471AP	470	25	10	10.2	850	0.08	0.14				
667-EEE-FK1V4R7AR	EEE-FK1V4R7AR	4.7	35	4	5.8	90	1.35	0.12				
667-EEE-FKV100UAR	EEE-FKV100UAR	10	35	4	5.8	90	1.35	0.12				
667-EEE-FK1V100AR	EEE-FK1V100AR	10	35	5	5.8	160	0.7	0.12				
667-EEE-FK1V220AR	EEE-FK1V220AR	22	35	5	5.8	160	0.7	0.12				
667-EEE-FK1V330AP	EEE-FK1V330AP	33	35	6.3	5.8	240	0.36	0.12				
667-EEE-FK1V470AP	EEE-FK1V470AP	47	35	6.3	5.8	240	0.36	0.12				
667-EEE-FKV680XAP	EEE-FKV680XAP	68	35	6.3	7.7	280	0.34	0.12				
667-EEE-FK1V101AP	EEE-FK1V101AP	100	35	8	10.2	600	0.16	0.12				
667-EEE-FK1V151AP	EEE-FK1V151AP	150	35	8	10.2	600	0.16	0.12				
667-EEE-FK1V221AP	EEE-FK1V221AP	220	35	8	10.2	600	0.16	0.12				
667-EEE-FK1V331AP	EEE-FK1V331AP	330	35	10	10.2	850	0.08	0.12				

© Copyright 2014 Mouser Electronics

© Copyright 2014 Mouser Electronics

RoHS Compliant **This product is RoHS compliant.**

Marking

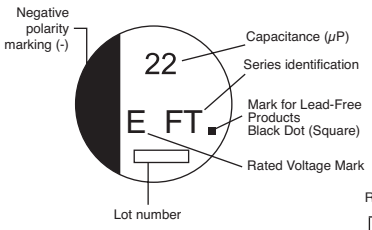

Rated Voltage Mark

I	6.3 V
A	10 V
C	16 V
E	25 V
V	35 V
H	50 V

DIMENSIONS: mm (in.) not to scale

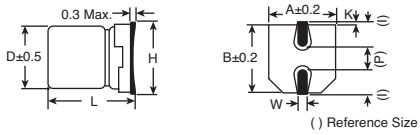

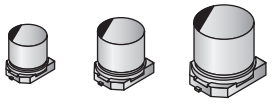

Size Code	D	L ±0.3	A, B	H Max.	I	W	P	K
B	4.0	5.8	4.3	5.5	1.8	0.65±0.1	1.0	0.35-0.20 to +0.15
C	5.0	5.8	5.3	6.5	2.2	0.65±0.1	1.5	0.35±0.20 to +0.15
D	6.3	5.8	6.6	7.8	2.6	0.65±0.1	1.8	0.35±0.20 to +0.15
D8	6.3	7.7	6.6	7.8	2.6	0.65±0.1	1.8	0.35±0.20 to +0.15
E	8.0	6.2	8.3	9.5	3.4	0.65±0.1	2.2	0.35±0.20 to +0.15
F	8.0	10.2	8.3	10.0	3.4	0.90±0.2	3.1	0.70±0.20
G	10.0	10.2	10.3	12.0	3.5	0.90±0.2	4.6	0.70±0.20

SMD FT SERIES, TYPE V

Specifications:

- Category Temp. Range: –55°C to +105°C
- Capacitance Tolerance: ±20% (120Hz/+20˚C)
- DC Leakage Current: I < 0.01 CV After 2 minutes

Features:

- Endurance: 2000h at 105°C
- Miniaturized, Low ESR (1 size smaller than series FK)
- Vibration-proof product is available upon request. (φ8 <)

For quantities greater than listed, call for quote.

MOUSER STOCK NO.		Value (μF)	Volt. (VDC)	Case Size (mm)		Ripple Curr. 100KHz mA r.m.s.	E.S.R. 100 KHz Ω	Price Each		
Mfr.	Mfr. Part No.			Dia.	Length			1	100	500
667—	EEE-FTH100UAR	10	50	4	5.8	85	2.30			
667—	EEE-FT1H100AR	10	50	5	5.8	165	0.88			
667—	EEE-FT1E220AR	22	25	4	5.8	160	0.85			
667—	EEE-FT1V220AR	22	35	4	5.8	160	0.85			
667—	EEE-FT1H220AR	22	50	5	5.8	165	0.88			
667—	EEE-FT1E330AR	33	25	4	5.8	160	0.85			
667—	EEE-FT1V330AR	33	35	5	5.8	240	0.36			
667—	EEE-FTC331XAP	47	16	4	5.8	160	0.85			
667—	EEE-FT1E470AR	47	25	5	5.8	240	0.36			
667—	EEE-FT1V470AR	47	35	5	5.8	240	0.36			
667—	EEE-FT1H470AP	47	50	6.3	5.8	195	0.68			
667—	EEE-FT1C101AR	68	10	4	5.8	160	0.85			
667—	EEE-FTA471XAP	68	16	5	5.8	240	0.36			
667—	EEE-FT1E680AR	68	25	5	5.8	240	0.36			
667—	EEE-FT1V680AP	68	35	6.3	5.8	300	0.26			
667—	EEE-FT1C681AP	100	16	5	5.8	240	0.36			
667—	EEE-FT1E101AP	100	25	6.3	5.8	300	0.26			
667—	EEE-FT1V101AP	100	35	6.3	5.8	300	0.26			
667—	EEE-FTH101XAP	100	50	6.3	7.7	350	0.34			
667—	EEE-FT1A151AR	150	10	5	5.8	240	0.36			
667—	EEE-FT1A102AP	150	16	6.3	5.8	300	0.26			

PRODUCT NEW

For quantities greater than listed, call for quote.

MOUSER STOCK NO.		Value (μF)	Volt. (VDC)	Case Size (mm)		Ripple Curr. 100KHz mA r.m.s.	E.S.R. 100 KHz Ω	Price Each		
Mfr.	Mfr. Part No.			Dia.	Length			1	100	500
667—	EEE-FTE151XAP	150	25	6.3	7.7	600	0.16			
667—	EEE-FTV151XAP	150	35	6.3	7.7	600	0.16			
667—	EEE-FT1A680AR	220	6.3	5	5.8	240	0.36			
667—	EEE-FT1C151AP	220	10	6.3	5.8	300	0.26			
667—	EEE-FT1C102AP	220	16	6.3	5.8	300	0.26			
667—	EEE-FTE221XAP	220	25	6.3	7.7	600	0.16			
667—	EEE-FT1H221AP	220	50	8	10.2	670	0.18			
667—	EEE-FT0J221AR	330	10	6.3	7.7	600	0.16			
667—	EEE-FT0J152AP	330	16	6.3	7.7	600	0.16			
667—	EEE-FT1V331AP	330	35	8	10.2	850	0.08			
667—	EEE-FT1H331AP	330	50	10	10.2	900	0.12			
667—	EEE-FT1A221AP	470	10	6.3	7.7	600	0.16			
667—	EEE-FT1E471AP	470	25	8	10.2	850	0.08			
667—	EEE-FT1V561AP	560	35	10	10.2	1190	0.06			
667—	EEE-FT1A152AP	680	16	8	10.2	850	0.08			
667—	EEE-FT1E821AP	820	25	10	10.2	1190	0.06			
667—	EEE-FT1C221AP	1000	10	8	10.2	850	0.08			
667—	EEE-FT0J222AP	1000	16	10	10.2	1190	0.06			
667—	EEE-FT1C680AR	1500	6.3	8	10.2	850	0.08			
667—	EEE-FTA331XAP	1500	10	10	10.2	1190	0.06			
667—	EEE-FT0J101AR	2200	6.3	10	10.2	1190	0.06			

SMD FC SERIES, TYPE V

Specifications:

- Category Temp. Range: -40˚C to +105˚C
- Capacitance Tolerance: ±20% (120Hz/+20˚C)
- DC Leakage Current: 1 ≤ 0.01 CV or 3 (μA) After 2 minutes (Whichever is greater)

Features:

- Endurance: 1000h at 105˚C
- Low impedance (1/2 for HA series)
- Vibration-proof product is available upon request (ø8 ≤)

For quantities greater than listed, call for quote.

MOUSER STOCK NO.		Value (μF)	Volt. (VDC)	Case Size (mm)		Ripple Curr. 100KHz mA r.m.s.	E.S.R. 100 KHz Ω	Price Each		
Mfr.	Mfr. Part No.			Dia.	Length			1	100	500
667—	EEE-FC0J220AR	22	6.3	4.0	5.4	60	0.26			
667—	EEE-FC0J470AR	47	6.3	5.0	5.4	95	0.26			
667—	EEE-FC0J680AP	68	6.3	6.3	5.4	140	0.26			
667—	EEE-FC0J101AP	100	6.3	6.3	5.4	140	0.26			
667—	EEE-FC0J221AP	220	6.3	8.0	6.2	230	0.26			
667—	EEE-FC0J331AP	330	6.3	8.0	10.2	450	0.26			
667—	EEE-FC0J152AP	1500	6.3	10	10.2	670	0.26			
667—	EEE-FC1A330AR	33	10	5.0	5.4	95	0.19			
667—	EEE-FC1A101AP	100	10	8.0	6.2	230	0.19			
667—	EEE-FC1A151AP	150	10	8.0	6.2	230	0.19			
667—	EEE-FC1A221AP	220	10	8.0	10.2	450	0.19			
667—	EEE-FC1A471AP	470	10	10	10.2	670	0.19			
667—	EEE-FC1A102AP	1000	10	10	10.2	670	0.19			
667—	EEE-FC1C100AR	10	16	4.0	5.4	60	0.16			
667—	EEE-FC1C220AR	22	16	5.0	5.4	95	0.16			
667—	EEE-FC1C470AP	47	16	6.3	5.4	140	0.16			
667—	EEE-FC1C680AP	68	16	8.0	6.2	230	0.16			
667—	EEE-FC1C101AP	100	16	8.0	6.2	230	0.16			
667—	EEE-FC1C221AP	220	16	10	10.2	670	0.16			
667—	EEE-FC1C331AP	330	16	10	10.2	670	0.16			
667—	EEE-FC1C471AP	470	16	10	10.2	670	0.16			

For quantities greater than listed, call for quote.

MOUSER STOCK NO.		Value (μF)	Volt. (VDC)	Case Size (mm)		Ripple Curr. 100KHz mA r.m.s.	E.S.R. 100 KHz Ω	Price Each		
Mfr.	Mfr. Part No.			Dia.	Length			1	100	500
667—	EEE-FC1C681AP	680	16	10	10.2	670	0.16			
667—	EEE-FC1E6R8AR	6.8	25	4.0	5.4	60	0.14			
667—	EEE-FC1E220AP	22	25	6.3	5.4	140	0.14			
667—	EEE-FC1E330AP	33	25	6.3	5.4	140	0.14			
667—	EEE-FC1E470AP	47	25	8.0	6.2	230	0.14			
667—	EEE-FC1E680AP	68	25	8.0	10.2	450	0.14			
667—	EEE-FC1E101AP	100	25	8.0	10.2	450	0.14			
667—	EEE-FC1E221AP	220	25	10	10.2	670	0.14			
667—	EEE-FC1E331AP	330	25	10	10.2	670	0.14			
667—	EEE-FC1E471AP	470	25	10	10.2	670	0.14			
667—	EEE-FC1V1R0AR	1.0	35	4.0	5.4	60	0.12			
667—	EEE-FC1V2R2AR	2.2	35	4.0	5.4	60	0.12			
667—	EEE-FC1V3R3AR	3.3	35	4.0	5.4	60	0.12			
667—	EEE-FC1V4R7AR	4.7	35	4.0	5.4	60	0.12			
667—	EEE-FC1V6R8AR	6.8	35	5.0	5.4	95	0.12			
667—	EEE-FC1V100AR	10	35	5.0	5.4	95	0.12			
667—	EEE-FC1V330AP	33	35	8.0	6.2	230	0.12			
667—	EEE-FC1V101AP	100	35	10	10.2	670	0.12			
667—	EEE-FC1V221AP	220	35	10	10.2	670	0.12			
667—	EEE-FC1V331AP	330	35	10	10.2	670	0.12			

© Copyright 2014 Mouser Electronics

© Copyright 2014 Mouser Electronics

UCC Alchip™ MVH 125°C SMD Aluminum Series

RoHS Compliant **This product is RoHS compliant.**

UNITED CHEMI-CON

MVH SERIES ALUMINUM CAPACITORS

The MVH series is suitable for automotive and other high temperature applications.



Specifications:

- Operating Temperature: -40°C to +125°C
- Voltage Range: 10VDC to 450VDC
- Capacitance Range: 3.3µF to 4700µF
- Capacitance Tolerance: ±20%
- Rated Lifetime:
  F60 to H63 (10~100VDC): 1000 hrs. @ 125°C
  HA0 to JA0 (10~100VDC): 2000 hrs. @ 125°C
  KE0 to MN0 (10~100VDC): 5000 hrs. @ 125°C
  KE0 to MN0 (160~450VDC): 2000 hrs. @ 125°C

Features:

- High heat resistance to reflow soldering
- Lead free design
- Solvent proof (10V-50V)

Size code	D	L	A	B	C	W	P
F60	6.3	5.7	6.6	6.6	7.2	0.5 to 0.8	1.9
F80	6.3	7.7	6.6	6.6	7.2	0.5 to 0.8	1.9
H63	8	6.3	8.3	8.3	9.0	0.5 to 0.8	2.3
HA0	8	10.0	8.3	8.3	9.0	0.7 to 1.1	3.1
JA0	10	10.0	10.3	10.3	11.0	0.7 to 1.1	4.5
KE0	12.5	13.5	13.0	13.0	13.7	1.0 to 1.3	4.2
KG5	12.5	16.0	13.0	13.0	13.7	1.0 to 1.3	4.2
LH0	16	16.5	17.0	17.0	18.0	1.0 to 1.3	6.5
LN0	16	21.5	17.0	17.0	18.0	1.0 to 1.3	6.5
MH0	18	16.5	19.0	19.0	20.0	1.0 to 1.3	6.5
MN0	18	21.5	19.0	19.0	20.0	1.0 to 1.3	6.5

For quantities greater than listed, call for quote.

MOUSER STOCK NO.	United Chemi-Con Part No.	Value (µF)	Case Code	Max ESR (MΩ) @ 100kHZ		Price Each	
				20°C	-40°C	1	50
10 Volts							
661-MVH10V101M	EMVH100ADA101MH63G	100	H63	2.3	46.0		
661-MVH10V221M	EMVH100ADA221MHA0G	220	HA0	1.0	20.0		
661-MVH10V331M	EMVH100ADA331MJA0G	330	JA0	0.70	13.4		
661-MVH10V102M	EMVH100ARA102MKE0S	1000	KE0	0.14	2.1		
661-MVH10V222M	EMVH100GDA222MLH0S	2200	LH0	0.1	1.5		
16 Volts							
661-MVH16V470M	EMVH160ADA470MF60G	47	F60	3.3	66.0		
661-MVH16V471M	EMVH160ARA471MKE0S	470	KE0	0.14	2.1		
661-MVH16V681M	EMVH160ARA681MKE0S	680	KE0	0.14	2.1		
661-MVH16V102M	EMVH160GDA102MMH0S	1000	MH0	0.1	1.5		
661-MVH16V222M	EMVH160GDA222MMH0S	2200	MH0	0.1	1.5		
25 Volts							
661-MVH25V330M	EMVH250ADA330MF60G	33	F60	3.3	66.0		
661-MVH25V470M	EMVH250ADA470MF80G	47	F80	2.3	46.0		
661-MVH25V470MH	EMVH250ADA470MH63G	47	H63	2.3	46.0		
661-MVH25V101M	EMVH250ADA101MHA0G	100	HA0	1.0	20.0		
661-EMVH250ADA221M	EMVH250ADA221MHA0G	220	HA0	0.40	6.0		
661-MVH25V221M	EMVH250ADA221MJA0G	220	JA0	0.70	13.4		
661-MVH25V331M	EMVH250ARA331MKE0S	330	KE0	0.14	2.1		
661-EMVH250ADA331M	EMVH250ADA331MJA0G	330	JA0	0.30	4.5		
661-MVH25V471M	EMVH250ARA471MKE0S	470	KE0	0.14	2.1		
661-MVH25V471ML	EMVH250GDA471MLH0S	470	LH0	0.1	1.5		
661-MVH25V681M	EMVH250GDA681MLH0S	680	LH0	0.1	1.5		
661-MVH25V681MH	EMVH250GDA681MMH0S	680	MH0	0.1	1.5		
661-MVH25V102M	EMVH250GDA102MMN0S	1000	MN0	0.058	0.87		
35 Volts							
661-MVH35V100M	EMVH350ADA100MF60G	10	F60	3.3	66.0		
661-MVH35V220M	EMVH350ADA220MF60G	22	F60	3.3	66.0		
661-MVH35V330M	EMVH350ADA330MF80G	33	F80	2.3	46.0		
661-MVH35V330MH	EMVH350ADA330MH63G	33	H63	2.3	46.0		
661-MVH35V470M	EMVH350ADA470MHA0G	47	HA0	1.0	20.0		
661-EMVH350ADA101M	EMVH350ADA101MHA0G	100	HA0	0.40	4.5		
661-MVH35V101M	EMVH350ADA101MJA0G	100	JA0	0.70	13.4		
661-MVH35V331M	EMVH350ARA331MKE0S	330	KE0	0.14	2.1		
661-MVH35V331ML	EMVH350GDA331MLH0S	330	LH0	0.1	1.5		
661-MVH35V471M	EMVH350ARA471MKG5S	470	KG5	0.11	1.5		
661-MVH35V471ML	EMVH350GDA471MLH0S	470	LH0	0.1	1.5		
661-MVH35V681M	EMVH350GDA681MMH0S	680	MH0	0.1	1.5		
50 Volts							
661-MVH50V100M	EMVH500ADA100MF60G	10	F60	3.3	66.0		
661-MVH50V220M	EMVH500ADA220MF80G	22	F80	2.3	46.0		
661-MVH50V220MH	EMVH500ADA220MH63G	22	H63	2.3	46.0		
661-MVH50V330M	EMVH500ADA330MHA0G	33	HA0	1.0	20.0		
661-MVH50V470M	EMVH500ADA470MJA0G	47	JA0	0.70	13.4		

For quantities greater than listed, call for quote.

MOUSER STOCK NO.	United Chemi-Con Part No.	Value (µF)	Case Code	Max ESR (MΩ) @ 100kHZ		Price Each	
				20°C	-40°C	1	50
50 Volts (Cont.)							
661-MVH50V101M	EMVH500ARA101MKE0S	100	KE0	0.23	3.5		
661-MVH50V221M	EMVH500ARA221MKE0S	220	KE0	0.23	3.5		
661-MVH50V221ML	EMVH500GDA221MLH0S	220	LH0	0.15	2.3		
661-MVH50V331M	EMVH500ARA331MKG5S	330	KG5	0.18	2.7		
661-MVH50V331ML	EMVH500GDA331MLH0S	330	LH0	0.15	2.3		
661-MVH50V471M	EMVH500GDA471MMH0S	470	MH0	0.15	2.3		
63 Volts							
661-MVH63V100M	EMVH630ADA100MF80G	10	F80	2.3	115.0		
661-MVH63V100MF	EMVH630ADA100MH63G	10	H63	2.3	115.0		
661-MVH63V220M	EMVH630ADA220MHA0G	22	HA0	1.0	50.0		
661-MVH63V330M	EMVH630ADA330MJA0G	33	JA0	0.70	35.0		
661-MVH63V101M	EMVH630ARA101MKE0S	100	KE0	0.25	12.5		
661-MVH63V221M	EMVH630ARA221MKG5S	220	KG5	0.20	10.0		
661-MVH63V331M	EMVH630GDA331MLH0S	330	LH0	0.18	9.0		
661-MVH63V471M	EMVH630GDA471MLN0S	470	LN0	0.11	5.5		
100 Volts							
661-MVH100V100M	EMVH101ADA100MHA0G	10	HA0	1.0	50.0		
661-MVH100V220M	EMVH101ADA220MJA0G	22	JA0	0.70	35.0		
661-MVH100V470M	EMVH101ARA470MKE0S	47	KE0	0.33	16.5		
661-MVH100V680M	EMVH101ARA680MKG5S	68	KG5	0.26	13.0		
661-MVH100V101M	EMVH101GDA101MLH0S	100	LH0	0.24	12.0		
661-MVH100M221M	EMVH101GDA221MMN0S	220	MN0	0.16	8.0		
160 Volts							
661-MVH160V100M	EMVH161ARA100MKE0S	10	KE0	-	-		
661-MVH160V330M	EMVH161GDA330MMH0S	33	MH0	-	-		
200 Volts							
661-MVH200V100M	EMVH201ARA100MKE0S	10	KE0	-	-		
661-MVH200V330M	EMVH201GDA330MLN0S	33	LN0	-	-		
661-MVH200V470M	EMVH201GDA470MMN0S	47	MN0	-	-		
250 Volts							
661-MVH250V100M	EMVH251ARA100MKG5S	10	KG5	-	-		
661-MVH250V220MH	EMVH251GDA220MMH0S	22	MH0	-	-		
400 Volts							
661-MVH400V4R7M	EMVH401ARA4R7MKE0S	4.7	KE0	-	-		
661-MVH400V6R8M	EMVH401GDA6R8MLH0S	6.8	LH0	-	-		
661-MVH400V100M	EMVH401GDA100MLN0S	10	LN0	-	-		
450 Volts							
661-MVH450V3R3M	EMVH451ARA3R3MKG5S	3.3	KG5	-	-		
500 Volts							
661-EMVH500ADA470M	EMVH500ADA470MHA0G	470	HA0	0.70	11.0		
661-MVH50V221ML	EMVH500GDA221MLH0S	221	LH0	0.15	2.3		
661-EMVH500GTR471MMH	EMVH500GTR471MMH0S	470	MH0	0.15	2.3		
630 Volts							
661-EMVH630GTR471MLN	EMVH630GTR471MLN0S	470	LN0	0.11	5.5		

© Copyright 2014 Mouser Electronics

© Copyright 2014 Mouser Electronics

UNITED CHEMI-CON Aluminum Electrolytic Capacitors

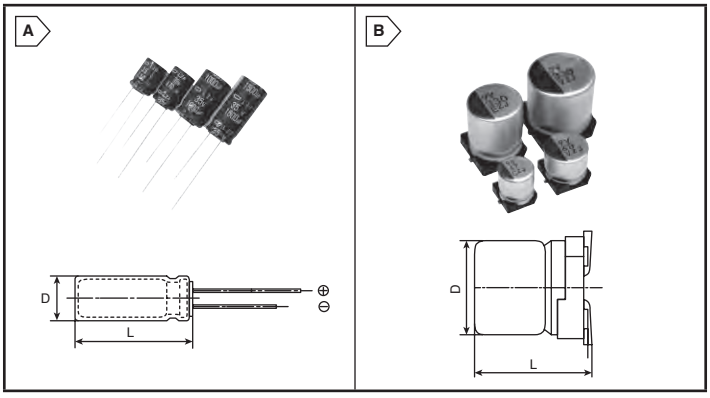

LBG SERIES 105°C MINIATURE ALUMINUM CAPACITORS

For quantities greater than listed, call for quote.

MOUSER STOCK NO.	United Chemi-Con Part No.	Fig.	Value (µF)	Case Size DxL (mm)	Price Each 1	100	500	1000
25 Volt								
661-ELBG250ETS172AL1	ELBG250ETS172AL15S	A	1700	16x15				
661-ELBG250EC3192AM1	ELBG250EC3192AM15S	A	1900	18x15				
661-ELBG250ELL222AL2	ELBG250ELL222AL20S	A	2200	16x20				
661-ELBG250ETS272AM2	ELBG250ETS272AM20S	A	2700	18x20				
661-ELBG250ELL422AM2	ELBG250ELL422AM20S	A	4200	18x20				
661-ELBG250ELL452AK4	ELBG250ELL452AK40S	A	4500	12.5x40				
661-ELBG250ELL562ALN	ELBG250ELL562ALN3S	A	5600	16x31.5				
661-ELBG250ETD562ALN	ELBG250ETD562ALN3S	A	5600	16x31.5				
661-ELBG250ELL662ALP	ELBG250ELL662ALP1S	A	6600	16x35.5				
661-ELBG250ELL722AK5	ELBG250ELL722AK55S	A	7200	12.5x55				
661-ELBG250ELL842AMN	ELBG250ELL842AMN3S	A	8400	18x31.5				
661-ELBG250ELL113AM4	ELBG250ELL113AM40S	A	11000	18x40				
35 Volt								
661-ELBG350EC3482AMN	ELBG350EC3482AMN3S	A	4800	18x31.5				
661-ELBG350EC3672AM4	ELBG350EC3672AM40S	A	6700	18x40				
661-ELBG350EC5252AM2	ELBG350EC5252AM20S	A	2500	18x20				
661-ELBG350ELL142AK2	ELBG350ELL142AK25S	A	1400	12.5x25				
661-ELBG350ELL182AL2	ELBG350ELL182AL20S	A	1800	16x20				
661-ELBG350ELL252AM2	ELBG350ELL252AM20S	A	2500	18x20				
661-ELBG350ELL322AUP	ELBG350ELL322AUP1S	A	3200	14.5x35.5				
661-ELBG350ELL342ALN	ELBG350ELL342ALN3S	A	3400	16x31.5				
661-ELBG350ELL362AM2	ELBG350ELL362AM25S	A	3600	18x25				
661-ELBG350ELL362AM2	ELBG350ELL362AM25S	A	3600	18x25				
661-ELBG350ELL672AM4	ELBG350ELL672AM40S	A	6700	18x40				
661-ELBG350ETS362AM2	ELBG350ETS362AM25S	A	3600	18x25				

LZA SERIES 105°C MINATURE ALUMINUM CAPACITORS

For quantities greater than listed, call for quote.

MOUSER STOCK NO.	United Chemi-Con Part No.	Fig.	Value (µF)	Case Size DxL (mm)	Price Each 1	100	500	1000
10 Volt								
661-ELZA100E472MK25S	ELZA100ELL472MK25S	A	4700	12.5x25				
16 Volt								
661-ELZA160E182MJ25S	ELZA160ELL182MJ25S	A	1800	10x25				
661-ELZA160E332MK25S	ELZA160ELL332MK25S	A	3300	12.5x25				
25 Volts								
661-ELZA250E122MJ25S	ELZA250ELL122MJ25S	A	1200	10x25				
661-ELZA250E222MK25S	ELZA250ELL222MK25S	A	2200	12.5x25				
35 Volts								
661-ELZA350E331MJC5S	ELZA350ELL331MJC5S	A	330	10x12.5				
661-ELZA350E471MJ16S	ELZA350ELL471MJ16S	A	470	10x16				
661-ELZA350E681MJ20S	ELZA350ELL681MJ20S	A	680	10x20				
661-ELZA350E821MJ25S	ELZA350ELL821MJ25S	A	820	10x25				
661-ELZA350E102MK20S	ELZA350ELL102MK20S	A	1000	12.5x20				
661-ELZA350E152MK25S	ELZA350ELL152MK25S	A	1500	12.5x25				

MHB SERIES 125°C SURFACE MOUNT ALUMINUM CAPACITORS

For quantities greater than listed, call for quote.

MOUSER STOCK NO.	United Chemi-Con Part No.	Fig.	Value (µF)	Case Size DxL (mm)	Price Each 1	100	500	1000
10 Volts								
661-EMHB100ADA331MHA	EMHB100ADA331MHA0G	B	330	8x10				
661-EMHB100ADA471MJA	EMHB100ADA471MJA0G	B	470	10x10				
16 Volts								
661-EMHB160ADA101MHA	EMHB160ADA101MHA0G	B	100	8x10				
661-EMHB160ADA221MHA	EMHB160ADA221MHA0G	B	220	8x10				
25 Volts								
661-EMHB250ADA101MHA	EMHB250ADA101MHA0G	B	100	8x10				
661-EMHB250ADA221MHA	EMHB250ADA221MHA0G	B	220	8x10				
661-EMHB250ADA331MJA	EMHB250ADA331MJA0G	B	330	10x10				
35 Volts								
661-EMHB350ADA101MHA	EMHB350ADA101MHA0G	B	100	8x10				
661-EMHB350ADA221MJA	EMHB350ADA221MJA0G	B	220	10x10				
661-EMHB350ADA470MHA	EMHB350ADA470MHA0G	B	47	8x10				

MKA SERIES 105°C SMD (LEAD FREE) CAPACITORS

For quantities greater than listed, call for quote.

MOUSER STOCK NO.	United Chemi-Con Part No.	Fig.	Value (µF)	Case Size DxL (mm)	Price Each 1	100	500	1000
6.3 Volt								
661-MKA6.3V22RM	EMKA6R3ADA220MD55G	B	22	4x5.2				
661-MKA6.3VC47RM	EMKA6R3ADA470ME55G	B	47	5x5.2				
661-MKA6.3VC331M	EMKA6R3ADA331MHA0G	B	330	8x10				
661-MKA6.3VC102M	EMKA6R3ADA102MJA0G	B	1,000	10x10				
10 Volt								
661-MKA10VC33RM	EMKA100ADA330ME55G	B	33	5x5.2				
661-MKA10VC101M	EMKA100ADA101MF80G	B	100	6.3x7.7				
661-MKA10VC221M	EMKA100ADA221MHA0G	B	220	8x10				
16 Volt								
661-MKA16VC10RM	EMKA160ADA100MD55G	B	10	4x5.2				
661-MKA16VC22RM	EMKA160ADA220ME55G	B	22	5x5.2				
661-MKA16VC47RM	EMKA160ADA470MF55G	B	47	6.3x5.2				
661-MKA16VC471M	EMKA160ADA471MJA0G	B	470	10x10				
25 Volt								
661-MKA25VC33RM	EMKA250ADA330MF55G	B	33	6.3x5.2				
661-MKA25VC47RM	EMKA250ADA470MF80G	B	47	6.3x7.7				
661-MKA25VC101M	EMKA250ADA101MHA0G	B	100	8x10				
661-MKA25VC331M	EMKA250ADA331MJA0G	B	330	10x10				
35 Volt								
661-MKA35VC4R7M	EMKA350ADA4R7MD55G	B	4.7	4x5.2				
661-MKA35VC10RM	EMKA350ADA100ME55G	B	10	5x5.2				
661-MKA35VC22RM	EMKA350ADA220MF55G	B	22	6.3x5.2				
661-MKA35VC33RM	EMKA350ADA330MF80G	B	33	6.3x7.7				
661-MKA35VC221M	EMKA350ADA221MJA0G	B	220	10x10				
50 Volt								
661-MKA50VCR10M	EMKA500ADAR10MD55G	B	0.1	4x5.2				
661-MKA50VCR22M	EMKA500ADAR22MD55G	B	0.22	4x5.2				
661-MKA50VCR47M	EMKA500ADAR47MD55G	B	0.47	4x5.2				
661-MKA50VC1R0M	EMKA500ADA1R0MD55G	B	1	4x5.2				
661-MKA50VC2R2M	EMKA500ADA2R2MD55G	B	2.2	4x5.2				
661-MKA50VC4R7M	EMKA500ADA4R7ME55G	B	4.7	5x5.2				
661-MKA50VC10RM	EMKA500ADA100MF55G	B	10	6.3x5.2				
661-MKA50VC22RM	EMKA500ADA220MF80G	B	22	6.3x7.7				
661-MKA50VC33RM	EMKA500ADA330MHA0G	B	33	8x10				
661-MKA50VC101M	EMKA500ADA101MJA0G	B	100	10x10				

MHJ SERIES 125°C SURFACE MOUNT ALUMINUM CAPACITORS

For quantities greater than listed, call for quote.

MOUSER STOCK NO.	United Chemi-Con Part No.	Fig.	Value (µF)	Case Size DxL (mm)	Price Each 1	100	500	1000
10 Volt								
661-EMHJ100ADA221MHA	EMHJ100ADA221MHA0G	B	220	8x10				
661-EMHJ100ADA331MHA	EMHJ100ADA331MHA0G	B	330	8x10				
661-EMHJ100ADA471MJA	EMHJ100ADA471MJA0G	B	470	10x10				
16 Volts								
661-EMHJ160ADA101MF8	EMHJ160ADA101MF80G	B	100	6.3x7.7				
661-EMHJ160ADA221MHA	EMHJ160ADA221MHA0G	B	220	8x10				
661-EMHJ160ADA331MJA	EMHJ160ADA331MJA0G	B	330	10x10				
661-EMHJ160ADA471MJA	EMHJ160ADA471MJA0G	B	47	10x10				
25 Volts								
661-EMHJ250ADA101MHA	EMHJ250ADA101MHA0G	B	100	8x10				
661-EMHJ250ADA221MJA	EMHJ250ADA221MJA0G	B	220	10x10				
661-EMHJ250ADA331MJA	EMHJ250ADA331MJA0G	B	330	10x10				
35 Volts								
661-EMHJ350ADA101MHA	EMHJ350ADA101MHA0G	B	100	8x10				
661-EMHJ350ADA221MJA	EMHJ350ADA221MJA0G	B	220	10x10				
661-EMHJ350ADA470MF8	EMHJ350ADA470MF80G	B	470	6.3x7.7				

MZJ SERIES 105°C SURFACE MOUNT ALUMINUM CAPACITORS

For quantities greater than listed, call for quote.

MOUSER STOCK NO.	United Chemi-Con Part No.	Fig.	Value (µF)	Case Size DxL (mm)	Price Each 1	100	500	1000
6.3 Volts								
661-EMZJ6R3A152MJA0G	EMZJ6R3ADA152MJA0G	B	1500	10x10				
661-EMZJ6R3A182MJA0G	EMZJ6R3ADA182MJA0G	B	1800	10x10				
661-EMZJ6R3A331MF80G	EMZJ6R3ADA331MF80G	B	330	6.3x7.7				
10 Volts								
661-EMZJ100A102MJA0G	EMZJ100ADA102MJA0G	B	1000	10x10				
661-EMZJ100A122MJA0G	EMZJ100ADA122MJA0G	B	1200	10x10				
16 Volts								
661-EMZJ160A151MF80G	EMZJ160ADA151MF80G	B	150	6.3x7.7				
661-EMZJ160A221MF80G	EMZJ160ADA221MF80G	B	220	6.3x7.7				
661-EMZJ160A681MJA0G	EMZJ160ADA681MJA0G	B	680	10x10.3				
25 Volts								
661-EMZJ250A331MHA0G	EMZJ250ADA331MHA0G	B	330	8x10				
661-EMZJ250A471MJA0G	EMZJ250ADA471MJA0G	B	470	10x10				
661-EMZJ250A561MJA0G	EMZJ250ADA561MJA0G	B	560	10x10				
35 Volts								
661-EMZJ350A100MD61G	EMZJ350ADA100MD61G	B	10	4x5.8				
661-EMZJ350A101MF80G	EMZJ350ADA101MF80G	B	100	6.3x7.7				
661-EMZJ350A151MHA0G	EMZJ350ADA151MHA0G	B	150	8x10				
661-EMZJ350A220ME61G	EMZJ350ADA220ME61G	B	22	5x5.8				
661-EMZJ350A221MHA0G	EMZJ350ADA221MHA0G	B	220	8x10				
661-EMZJ350A330MF61G	EMZJ350ADA330MF61G	B	33	6.3x5.8				
661-EMZJ350A331MJA0G	EMZJ350ADA331MJA0G	B	330	10x10				
661-EMZJ350A391MJA0G	EMZJ350ADA391MJA0G	B	390	10x10				
661-EMZJ350A470MF61G	EMZJ350ADA470MF61G	B	47	6.3x5.8				
661-EMZJ350A680MF61G	EMZJ350ADA680MF61G	B	68	6.3x5.8				

© Copyright 2014 Mouser Electronics

VISHAY BC COMPONENTS Aluminum Electrolytic Chip Capacitors

RoHS Compliant **This product is RoHS compliant.**

146CTI SERIES 125°C, LOW IMPEDANCE

Features:

- Polarized, non-solid electrolyte, self-healing
- Charge and discharge proof, no peak current limitation
- Operating temperature range: -55°C to +125°C

Applications:

- SMD technology, for high temperature reflow soldering
- Industrial and professional applications
- Automotive, general industrial, telecom
- Smoothing, filtering, buffering



For quantities greater than listed, call for quote.

MOUSER STOCK NO.	Vishay Part No.	Value (uF)	Case Size LxWxH (mm)	Tolerance	Price Each				
					1	25	50	100	500
16 Volts									
594-MAL214699501E3	MAL214699501E3	330	10x10x10	20					
594-MAL214699502E3	MAL214699502E3	470	10x10x12	20					
594-MAL214699503E3	MAL214699503E3	680	10x10x12	20					
594-MAL214699504E3	MAL214699504E3	1000	12.5x12.5x16	20					
594-MAL214699505E3	MAL214699505E3	1500	16x16x16	20					
594-MAL214699506E3	MAL214699506E3	2200	16x16x16	20					
594-MAL214699507E3	MAL214699507E3	3300	16x16x21	20					
594-MAL214699508E3	MAL214699508E3	3300	18x18x16	20					
594-MAL214699509E3	MAL214699509E3	3900	18x18x21	20					
594-MAL214699511E3	MAL214699511E3	4700	18x18x21	20					
25 Volts									
594-MAL214699601E3	MAL214699601E3	220	10x10x10	20					
594-MAL214699602E3	MAL214699602E3	330	10x10x12	20					
594-MAL214699603E3	MAL214699603E3	470	10x10x12	20					
594-MAL214699604E3	MAL214699604E3	680	12.5x12.5x16	20					
594-MAL214699605E3	MAL214699605E3	1000	16x16x16	20					
594-MAL214699606E3	MAL214699606E3	1500	16x16x16	20					
594-MAL214699607E3	MAL214699607E3	2200	16x16x21	20					
594-MAL214699608E3	MAL214699608E3	2200	18x18x16	20					
594-MAL214699609E3	MAL214699609E3	2700	18x18x21	20					
35 Volts									
594-MAL214699001E3	MAL214699001E3	47	10x10x10	20					
594-MAL214699002E3	MAL214699002E3	100	10x10x10	20					
594-MAL214699003E3	MAL214699003E3	150	10x10x10	20					
594-MAL214699004E3	MAL214699004E3	220	10x10x12	20					
594-MAL214699005E3	MAL214699005E3	330	10x10x12	20					
594-MAL214699006E3	MAL214699006E3	470	12.5x12.5x16	20					
594-MAL214699007E3	MAL214699007E3	680	16x16x16	20					
594-MAL214699008E3	MAL214699008E3	1000	16x16x16	20					
594-MAL214699009E3	MAL214699009E3	1200	18x18x16	20					
594-MAL214699011E3	MAL214699011E3	1500	16x16x21	20					
594-MAL214699012E3	MAL214699012E3	1800	18x18x21	20					
50 Volts									
594-MAL214699101E3	MAL214699101E3	47	10x10x10	20					
594-MAL214699102E3	MAL214699102E3	68	10x10x10	20					
594-MAL214699103E3	MAL214699103E3	100	10x10x10	20					
594-MAL214699104E3	MAL214699104E3	100	10x10x12	20					
594-MAL214699105E3	MAL214699105E3	150	10x10x12	20					
594-MAL214699106E3	MAL214699106E3	220	10x10x12	20					
594-MAL214699107E3	MAL214699107E3	330	12.5x12.5x16	20					
594-MAL214699108E3	MAL214699108E3	470	16x16x16	20					
594-MAL214699109E3	MAL214699109E3	680	16x16x16	20					
594-MAL214699111E3	MAL214699111E3	1000	16x16x21	20					
594-MAL214699112E3	MAL214699112E3	1000	18x18x16	20					
594-MAL214699113E3	MAL214699113E3	1200	18x18x21	20					
63 Volts									
594-MAL214699801E3	MAL214699801E3	22	10x10x10	20					
594-MAL214699802E3	MAL214699802E3	33	10x10x10	20					
594-MAL214699803E3	MAL214699803E3	47	10x10x10	20					
594-MAL214699804E3	MAL214699804E3	68	10x10x10	20					
594-MAL214699805E3	MAL214699805E3	100	10x10x12	20					
594-MAL214699806E3	MAL214699806E3	100	10x10x12	20					
594-MAL214699807E3	MAL214699807E3	150	10x10x12	20					
594-MAL214699808E3	MAL214699808E3	220	12.5x12.5x16	20					
594-MAL214699809E3	MAL214699809E3	330	16x16x16	20					
594-MAL214699811E3	MAL214699811E3	470	16x16x16	20					
594-MAL214699812E3	MAL214699812E3	680	18x18x16	20					
594-MAL214699813E3	MAL214699813E3	820	16x16x21	20					
594-MAL214699814E3	MAL214699814E3	1000	18x18x21	20					

© Copyright 2014 Mouser Electronics
© Copyright 2014 Mouser Electronics

KEMET 125°C Low ESR Aluminum Organic Capacitors

The Capacitance Company
KEMET
CHARGED.

RoHS Compliant **This product is RoHS compliant.**

KEMET's A700 Series, targets power management applications. With aluminum as the anode material, aluminum oxide as the dielectric, and a conductive polymer to replace the wet electrolytic historically used in aluminum capacitors, KEMET has advanced beyond existing aluminum organic capacitors. The KEMET A700 Series AO-CAP is also an ideal alternative to high-capacitance ceramics. Its outstanding high frequency performance helps reduce component counts, cost-effectively saving board space.

Features:

- Extremely low ESR
- High capacitance retention for superior performance at high operating frequencies
- Non-ignition failure mode
- No "dry-out" or "wear-out" related failure mechanism
- No voltage derating up to +125°C
- True surface-mount capability
- Overall lower placement costs
- PB free
- Self healing mechanism
- MSL3 packaging

Other ESR Ratings Available
Please contact a Mouser Customer Service Representative

DIMENSIONS: mm

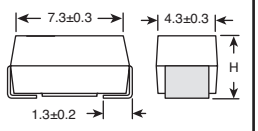

Case Size		H
KEMET	EIA	Max
V	7343-20	1.9±0.1
D	7343-31	2.8±0.3
X	7343-43	4.0±0.3
W	7343-43	1.5

Cross Reference Chart	
KEMET AO	Panasonic SP
A700	EEF

RoHS Compliant

A700 SERIES

For quantities greater than listed, call for quote.

MOUSER STOCK NO.	KEMET Part No.	Volt (DC)	Value (µF)	Case Code	ESR mΩ 100kHz 25°C Max	DCL @VR µA +25°C Max	Ripple Current A rms 100kHz Max	Price Each 1	10	100	500	1000
80-A700W107M2E9	A700W107M002ATE009	2	100	W	9	12	5.6					
80-A700V127M2E18	A700V127M002ATE018	2	120	V	18	14.4	3.9					
80-A700V127M2E25	A700V127M002ATE025	2	120	V	25	14.4	3.3					
80-A700V157M2E15	A700V157M002ATE015	2	150	V	15	18	4.2					
80-A700V157M002	A700V157M002ATE028	2	150	V	28	18	3.1					
80-A700D187M2E15	A700D187M002ATE015	2	180	D	15	21.6	4.1					
80-A700D227M2E9	A700D227M002ATE009	2	220	D	9	26.4	5.3					
80-A700D227M2E15	A700D227M002ATE015	2	220	D	15	26.4	4.1					
80-A700D227M002	A700D227M002ATE018	2	220	D	18	26.4	3.7					
80-A700X337M2E10	A700X337M002ATE010	2	330	X	10	39.6	4.7					
80-A700X397M2E10	A700X397M002ATE010	2	390	X	10	46.8	4.7					
80-A700X477M2E10	A700X477M002ATE010	2	470	X	10	56.4	4.7					
80-A700V826M2R5E18	A700V826M2R5ATE018	2.5	82	V	18	12.3	3.9					
80-A700D157M2R5E15	A700D157M2R5ATE015	2.5	150	D	15	22.5	4.1					
80-A700X227M2R5E10	A700X227M2R5ATE010	2.5	220	X	10	33	4.7					
80-A700X337M2R5E10	A700X337M2R5ATE010	2.5	330	X	10	49.5	4.7					
80-A700V686M4E20	A700V686M004ATE020	4	68	V	20	16.3	3.7					
80-A700V686M4E28	A700V686M004ATE028	4	68	V	28	16.3	3.1					
80-A700V826M4E18	A700V826M004ATE018	4	82	V	18	19.7	3.9					
80-A700D127M4E15	A700D127M004ATE015	4	120	D	15	28.8	4.1					
80-A700D127M004	A700D127M004ATE018	4	120	D	18	28.8	3.7					
80-A700D157M4E15	A700D157M004ATE015	4	150	D	15	36	4.1					
80-A700D187M4E15	A700D187M004ATE015	4	180	D	15	43.2	4.1					
80-A700D187M4E18	A700D187M004ATE018	4	180	D	18	43.2	3.7					
80-A700X187M4E18	A700X187M004ATE018	4	180	X	18	44.9	3.5					
80-A700X227M4E10	A700X227M004ATE010	4	220	X	10	52.8	4.7					
80-A700X277M4E10	A700X277M004ATE010	4	270	X	10	64.8	4.7					
80-A700X337M4E10	A700X337M004ATE010	4	330	X	10	79.2	4.7					
80-A700V106M6E55	A700V106M006ATE055	6	10	V	55	3.8	2.2					
80-A700V107M6E15	A700V107M006ATE015	6	100	V	15	37.8	4.2					
80-A700D157M6E10	A700D157M006ATE010	6	150	D	10	56.7	5					
80-A700V226M6E28	A700V226M006ATE028	6.3	22	V	28	5.5	3.1					
80-A700V226M6E45	A700V226M006ATE045	6.3	22	V	45	5.5	2.4					
80-A700V336M6E25	A700V336M006ATE025	6.3	33	V	25	8.3	3.3					
80-A700V476M6E18	A700V476M006ATE018	6.3	47	V	18	11.8	3.9					
80-A700V476M006	A700V476M006ATE025	6.3	47	V	25	11.8	3.3					
80-A700V476M6E28	A700V476M006ATE028	6.3	47	V	28	11.8	3.1					
80-A700V566M6E25	A700V566M006ATE025	6.3	56	V	25	14.1	3.3					
80-A700V566M6E28	A700V566M006ATE028	6.3	56	V	28	14.1	3.1					
80-A700V686M6E18	A700V686M006ATE018	6.3	68	V	18	17.1	3.9					
80-A700V686M6E25	A700V686M006ATE025	6.3	68	V	25	17.1	3.3					
80-A700V826M6E18	A700V826M006ATE018	6.3	82	V	18	20.7	3.9					
80-A700V826M6E25	A700V826M006ATE025	6.3	82	V	25	20.7	3.3					
80-A700D107M6E15	A700D107M006ATE015	6.3	100	D	15	25.2	4.1					
80-A700D107M006	A700D107M006ATE018	6.3	100	D	18	25.2	3.7					
80-A700D127M6E15	A700D127M006ATE015	6.3	120	D	15	30.2	4.1					
80-A700D127M6E18	A700D127M006ATE018	6.3	120	D	18	30.2	3.7					
80-A700X157M6E10	A700X157M006ATE010	6.3	150	X	10	37.8	4.7					
80-A700X187M6E10	A700X187M006ATE010	6.3	180	X	10	45.4	4.7					
80-A700V226M8E28	A700V226M008ATE028	8	22	V	28	7.0	3.1					
80-A700V226M8E45	A700V226M008ATE045	8	22	V	45	7.0	2.4					
80-A700V336M8E18	A700V336M008ATE018	8	33	V	18	10.6	3.9					
80-A700D566M8E15	A700D566M008ATE015	8	56	D	15	17.9	4.1					
80-A700D566M8E18	A700D566M008ATE018	8	56	D	18	17.9	3.7					
80-A700D686M8E18	A700D686M008ATE018	8	68	D	18	21.8	3.7					
80-A700X107M8E10	A700X107M008ATE010	8	100	X	10	32	4.7					
80-A700V336M10E18	A700V336M010ATE018	10	33	V	18	13.2	3.9					
80-A700D566M10E15	A700D566M010ATE015	10	56	D	15	22.4	4.1					
80-A700D686M10E15	A700D686M010ATE015	10	68	D	15	27.2	4.1					
80-A700D686M10E18	A700D686M010ATE018	10	68	D	18	27.2	3.7					
80-A700X107M10E10	A700X107M010ATE010	10	100	X	10	40	4.7					
80-A700X127M10E10	A700X127M010ATE010	10	120	X	10	48	4.7					
80-A700X157M10E10	A700X157M010ATE010	10	150	X	10	60	4.7					
80-A700V106M12RE40	A700V106M12RATE040	12.5	10	V	40	70.5	2.6					
80-A700V106M12E60	A700V106M12RATE060	12.5	10	V	60	5	2.1					
80-A700V156M12E40	A700V156M12RATE040	12.5	15	V	40	7.5	2.6					
80-A700V226M12E30	A700V226M12RATE030	12.5	22	V	30	11	3					
80-A700D476M12RE25	A700D476M12RATE025	12.5	47	D	25	55.4	3.2					
80-A700X107M12RE15	A700X107M12RATE015	12.5	100	X	15	55.4	3.9					
80-A700V685M16E70	A700V685M016ATE070	16	6.8	V	70	4.3	1.9					
80-A700V825M16E45	A700V825M016ATE045	16	8.2	V	45	5.2	2.4					
80-A700V106M16E45	A700V106ATE045	16	10	V	45	6.4	2.4					
80-A700V156M16E40	A700V156M016ATE040	16	15	V	40	14.4	2.6					
80-A700D226M16E30	A700D226M016ATE030	16	22	D	30	21.1	2.9					

© Copyright 2014 Mouser Electronics

© Copyright 2014 Mouser Electronics

LELON Organic Polymer Capacitors

RoHS Compliant. **This product is RoHS compliant.**

OVH ORGANIC CONDUCTIVE POLYMER CAPACITORS

Features:

- Endurance: 2,000 hours @ 105°C
- Ultra low ESR, solid capacitors of SMD type
- Tolerance: ±20%
- Temperature Range: -55°C to +105°C

For quantities greater than listed, call for quote.

MOUSER STOCK NO.	Lelon Part No.	Value (μF)	Case Size øDxL (mm)	LC (μA)	ESR (mΩ/@ 100kHz ~ 300kHz, 20°C Max.)	Rated R.C. (mA/rms @ 100kHz, 105°C)	Price Each 1	100	500
2.5 Volt									
140-OVH391M0ETR-0606	OVH391M0ETR-0606	390	6.3×5.9	293	10	3900			
140-OVH561M0ETR-0606	OVH561M0ETR-0606	560	6.3×5.9	420	10	3900			
140-OVH561M0ETR-0807	OVH561M0ETR-0807	560	8×6.7	420	9	4200			
140-OVH681M0ETR-0807	OVH681M0ETR-0807	680	8×6.7	510	9	4500			
140-OVH122M0ETR-1008	OVH122M0ETR-1008	1200	10×7.7	900	9	5000			
140-OVH222M0ETR-1010	OVH222M0ETR-1010	2200	10×9.9	1650	8	6000			
4 Volt									
140-OVH331M0GTR-0606	OVH331M0GTR-0606	330	6.3×5.9	396	10	3900			
140-OVH471M0GTR-0807	OVH471M0GTR-0807	470	8×6.7	564	9	4500			
140-OVH561M0GTR-0807	OVH561M0GTR-0807	560	8×6.7	894	9	4500			
140-OVH102M0GTR-1008	OVH102M0GTR-1008	1000	10×7.7	1200	9	5000			
140-OVH182M0GTR-1010	OVH182M0GTR-1010	1800	10×9.9	2160	8	6000			
6.3 Volt									
140-OVH221M0JTR-0606	OVH221M0JTR-0606	220	6.3×5.9	416	10	3900			
140-OVH331M0JTR-0807	OVH331M0JTR-0807	330	8×6.7	624	9	4500			
140-OVH391M0JTR-0807	OVH391M0JTR-0807	390	8×6.7	7.7	9	4500			
140-OVH821M0JTR-1008	OVH821M0JTR-1008	820	10×7.7	1550	9	5000			
140-OVH152M0JTR-1010	OVH152M0JTR-1010	1500	10×9.9	2835	8	6000			



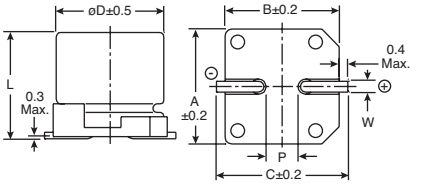

Dimensions: mm						
øD	L	A	B	C	W	P±0.2
6.3	5.9 +0.1/-0.3	6.6	6.6	7.4	0.5 ~ 0.8	2.0
8	6.7±0.3	8.4	8.4	9.2	0.7 ~ 1.1	3.1
10	7.7±0.3	10.4	10.4	11.2	0.7 ~ 1.1	4.7
10	9.9 +0.1/-0.3	10.4	10.4	11.2	0.7 ~ 1.1	4.7

OVK ORGANIC CONDUCTIVE POLYMER CAPACITORS

Features:

- Endurance: 5,000 hours @ 105°C
- Ultra low ESR, solid capacitors of SMD type
- Tolerance: ±20%
- Temperature Range: -55°C to +105°C

For quantities greater than listed, call for quote.

MOUSER STOCK NO.	Lelon Part No.	Value (μF)	Case Size øDxL (mm)	LC (μA)	ESR (mΩ/@ 100kHz ~ 300kHz, 20°C Max.)	Rated R.C. (mA/rms @ 100kHz, 105°C)	Price Each 1	100	500
4 Volt									
140-OVK151M0GTR-0606	OVK151M0GTR-0606	150	6.3×5.9	120	22	2570			
140-OVK271M0GTR-0807	OVK271M0GTR-0807	270	8×6.7	216	22	3220			
140-OVK331M0GTR-0606	OVK331M0GTR-0606	330	6.3×5.9	264	20	2800			
140-OVK331M0GTR-0807	OVK331M0GTR-0807	330	8×6.7	264	22	3220			
140-OVK561M0GTR-0807	OVK561M0GTR-0807	560	8×6.7	448	18	3600			
140-OVK681M0GTR-1008	OVK681M0GTR-1008	680	10×7.7	544	20	4130			
6.3 Volt									
140-OVK101M0JTR-0606	OVK101M0JTR-0606	100	6.3×5.9	126	22	2800			
140-OVK121M0JTR-0606	OVK121M0JTR-0606	120	6.3×5.9	151	22	2800			
140-OVK221M0JTR-0606	OVK221M0JTR-0606	220	6.3×5.9	277	20	2800			
140-OVK221M0JTR-0807	OVK221M0JTR-0807	220	8×6.7	27	22	3220			
140-OVK391M0JTR-0807	OVK391M0JTR-0807	390	8×6.7	491	22	3220			
140-OVK471M0JTR-1008	OVK471M0JTR-1008	470	10×7.7	592	20	4130			
10 Volt									
140-OVK560M1ATR-0606	OVK560M1ATR-0606	56	6.3×5.9	112	27	2300			
140-OVK680M1ATR-0606	OVK680M1ATR-0606	68	6.3×5.9	136	27	2300			
140-OVK121M1ATR-0606	OVK121M1ATR-0606	120	6.3×5.9	240	27	2300			
140-OVK151M1ATR-0807	OVK151M1ATR-0807	150	8×6.7	300	30	2760			
140-OVK151M1ATR-1008	OVK151M1ATR-1008	150	10×7.7	300	30	3020			
140-OVK271M1ATR-0807	OVK271M1ATR-0807	270	8×6.7	540	22	3200			
140-OVK331M1ATR-1008	OVK331M1ATR-1008	330	10×7.7	660	24	3770			
16 Volt									
140-OVK390M1CTR-0606	OVK390M1CTR-0606	39	6.3×5.9	125	30	2200			
140-OVK680M1CTR-0606	OVK680M1CTR-0606	68	6.3×5.9	218	30	2200			
140-OVK820M1CTR-0807	OVK820M1CTR-0807	82	8×6.7	262	28	2800			
140-OVK101M1CTR-1008	OVK101M1CTR-1008	100	10×7.7	320	35	2670			
140-OVK121M1CTR-0807	OVK121M1CTR-0807	120	8×6.7	384	28	2800			
140-OVK181M1CTR-1008	OVK181M1CTR-1008	180	10×7.7	576	29	3430			



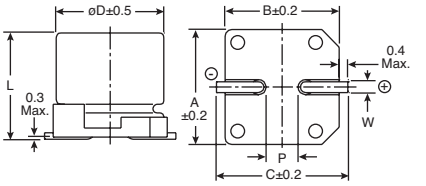

Dimensions: mm						
øD	L	A	B	C	W	P±0.2
6.3	5.9 +0.1/-0.3	6.6	6.6	7.4	0.5 ~ 0.8	2.0
8	6.7±0.3	8.4	8.4	9.2	0.7 ~ 1.1	3.1
10	7.7±0.3	10.4	10.4	11.2	0.7 ~ 1.1	4.7

OCVU ORGANIC CONDUCTIVE POLYMER CAPACITORS

Features:

- Endurance: 1000~2000 hours @ 125°C
- Ultra low ESR, solid capacitors of SMD type
- Tolerance: ±20%
- Temperature Range: -55°C to +125°C

For quantities greater than listed, call for quote.

MOUSER STOCK NO.	Lelon Part No.	Value (μF)	Case Size øDxL (mm)	LC (μA)	ESR (mΩ/@ 100kHz ~ 300kHz, 20°C Max.)	Rated R.C. (mA/rms @ 100kHz, 105°C) T≤105°C	Rated R.C. (mA/rms @ 100kHz, 105°C) 105°C<T≤125°C	Price Each 1	100	500
2.5 Volt										
140-OVU681M0ETR-0812	OVU681M0ETR-0812	680	8×12	340	13	4520	1430			
140-OVU102M0ETR-1010	OVU102M0ETR-1010	1000	10×9.9	500	13	5200	1645			
140-OVU152M0ETR-1013	OVU152M0ETR-1013	1500	10×9.9	750	13	5440	1721			
4 Volt										
140-OVU561M0GTR-0812	OVU561M0GTR-0812	560	8×12	448	13	4520	1430			
140-OVU821M0GTR-1010	OVU821M0GTR-1010	820	10×9.9	656	13	5200	1645			
140-OVU122M0GTR-1013	OVU122M0GTR-1013	1200	10×9.9	960	12	5440	1721			
6.3 Volt										
140-OVU471M0JTR-0812	OVU471M0JTR-0812	470	8×12	592	15	4210	1332			
140-OVU561M0JTR-1010	OVU561M0JTR-1010	560	10×9.9	706	16	4700	1487			
140-OVU821M0JTR-1013	OVU821M0JTR-1013	820	10×9.9	1033	12	5440	1721			
10 Volt										
140-OVU331M1ATR-0812	OVU331M1ATR-0812	330	8×12	660	17	3950	1250			
140-OVU471M1ATR-1010	OVU471M1ATR-1010	470	10×9.9	640	18	4400	1392			
140-OVU561M1ATR-1013	OVU561M1ATR-1013	560	10×9.9	1120	13	5230	1655			
16 Volt										
140-OVU181M1CTR-0812	OVU181M1CTR-0812	180	8×12	576	20	3640	1151			
140-OVU221M1CTR-1010	OVU221M1CTR-1010	220	10×9.9	704	20	4200	1330			
140-OVU331M1CTR-1013	OVU331M1CTR-1013	330	10×9.9	1056	16	4720	1493			



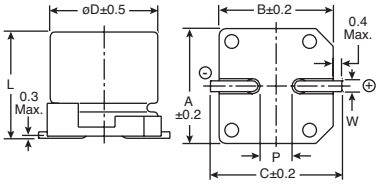

Dimensions: mm						
øD	L	A	B	C	W	P±0.2
8	6.7±0.3	8.4	8.4	9.2	0.7 ~ 1.1	3.1
10	9.9 +0.1/-0.3	10.4	10.4	11.2	0.7 ~ 1.1	4.7

© Copyright 2014 Mouser Electronics

© Copyright 2014 Mouser Electronics

LELON Organic Polymer Capacitors

RoHS Compliant **This product is RoHS compliant.**

ORE ORGANIC CONDUCTIVE POLYMER CAPACITORS

Features:

- Endurance: 5,000 hours @ 105°C
- Ultra low ESR with large permissible ripple current
- Tolerance: ±20%
- Temperature Range: -55°C to +105°C



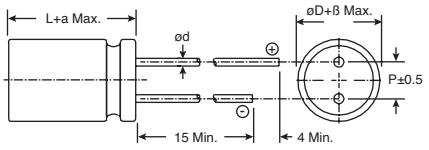

For quantities greater than listed, call for quote.

MOUSER STOCK NO.	Lelon Part No.	Value (µF)	Case Size øDxL (mm)	LC (µA)	ESR (mΩ/@ 100kHz ~ 300kHz, 20°C Max.)	Rated R.C. (mA/rms @ 100kHz, 105°C)	Price Each 1	100	500
2.5 Volt									
140-ORE331M0EBK0608	ORE331M0EBK-0608	330	6.3x8	500	5	5900			
140-ORE471M0EBK0608	ORE471M0EBK-0608	470	6.3x8	500	5	5900			
140-ORE561M0EBK0608	ORE561M0EBK-0608	560	6.3x8	500	5	5900			
140-ORE821M0EBK0608	ORE821M0EBK-0608	820	6.3x8	500	5	5900			

Dimensions: mm					
øD	L	P	ød	a	ß
6.3	8	2.5	0.6	1.0	0.5

OCRK ORGANIC CONDUCTIVE POLYMER CAPACITORS

Features:

- Endurance: 5,000 hours @ 105°C
- Ultra low ESR with large permissible ripple current
- Tolerance: ±20%
- Temperature Range: -55°C to +105°C



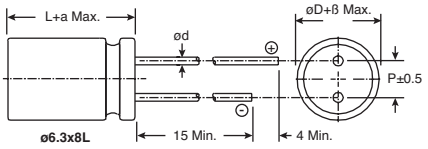

For quantities greater than listed, call for quote.

MOUSER STOCK NO.	Lelon Part No.	Value (µF)	Case Size øDxL (mm)	LC (µA)	ESR (mΩ/@ 100kHz ~ 300kHz, 20°C Max.)	Rated R.C. (mA/rms @ 100kHz, 105°C)	Price Each 1	100	500
2.5 Volt									
140-ORK821M0EBK0608	ORK821M0EBK-0608	820	6.3x8	500	7	5000			
4 Volt									
140-ORK561M0GBK0608	ORK561M0GBK-0608	560	6.3x8	500	7	5000			
6.3 Volt									
140-ORK391M0JBK0811	ORK391M0JBK-0811	390	8x11.5	491	12	3400			
140-ORK471M0JBK0608	ORK471M0JBK-0608	470	6.3x8	592	8	4700			
140-ORK471M0JBK0811	ORK471M0JBK-0811	470	8x11.5	592	12	3400			
140-ORK561M0JBK0608	ORK561M0JBK-0608	560	6.3x8	706	8	4700			
140-ORK821M0JBK1012	ORK821M0JBK-1012	820	8x11.5	1033	10	4000			
10 Volt									
140-ORK331M1ABK0811	ORK331M1ABK-0811	330	8x11.5	660	14	3100			
140-ORK561M1ABK1012	ORK561M1ABK-1012	560	10x12.5	1360	12	3800			
16 Volt									
140-ORK181M1CBK0811	ORK181M1CBK-0811	180	8x11.5	576	16	3000			
140-ORK331M1CBK1012	ORK331M1CBK-1012	330	10x12.5	1056	14	3600			

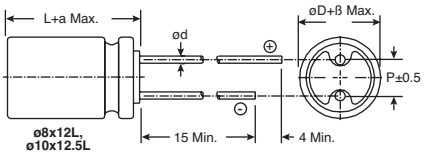

Dimensions: mm					
øD	L	P	ød	a	ß
6.3	8	2.5	0.6	1.0	0.5
8	12	3.5	0.6	1.0	0.5
10	12.5	5.0	0.6	1.5	0.5

OCRU ORGANIC CONDUCTIVE POLYMER CAPACITORS

Features:

- Endurance: 1000~2000 hours @ 125°C
- Ultra low ESR with large permissible ripple current
- Tolerance: ±20%
- Temperature Range: -55°C to +125°C

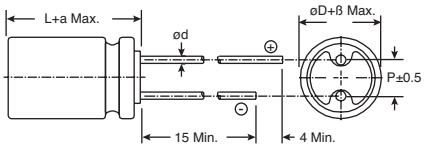

For quantities greater than listed, call for quote.

MOUSER STOCK NO.	Lelon Part No.	Value (µF)	Case Size øDxL (mm)	LC (µA)	ESR (mΩ/@ 100kHz ~ 300kHz, 20°C Max.)	Rated R.C. (mA/rms @ 100kHz, 105°C) T≤105°C	Rated R.C. (mA/rms @ 100kHz, 105°C) 105°C<T≤125°C	Price Each 1	100	500
2.5 Volt										
140-ORU681M0EBK0811	ORU681M0EBK-0811	680	8x11.5	340	13	4520	1430			
140-ORU122M0EBK1012	ORU122M0EBK-1012	1200	10x12.5	600	13	5440	1721			
4 Volt										
140-ORU561M0GBK0811	ORU561M0GBK-0811	560	8x11.5	448	13	4520	1430			
140-ORU122M0GBK1012	ORU122M0GBK-1012	1200	10x12.5	960	12	5440	1721			
6.3 Volt										
140-ORU471M0JBK0811	ORU471M0JBK-0811	470	8x11.5	592	15	4210	1332			
140-ORU821M0JBK1012	ORU821M0JBK-1012	820	10x12.5	1033	12	5440	1721			
10 Volt										
140-ORU331M1ABK0811	ORU331M1ABK-0811	330	8x11.5	660	16	3950	1250			
140-ORU561M1ABK1012	ORU561M1ABK-1012	560	10x12.5	1120	13	5230	1655			
16 Volt										
140-ORU181M1CBK0811	ORU181M1CBK-0811	180	8x11.5	576	18	3640	1151			
140-ORU331M1CBK1012	ORU331M1CBK-1012	330	10x12.5	1056	16	4720	1493			
20 Volt										
140-ORU101M1DBK0811	ORU101M1DBK-0811	100	8x11.5	400	24	3320	1050			
140-ORU151M1DBK1012	ORU151M1DBK-1012	150	10x12.5	600	20	4320	1367			



Dimensions: mm					
øD	L	P	ød	a	ß
8	11.5	3.5	0.6	1.0	0.5
10	12.5	5.0	0.6	1.5	0.5

© Copyright 2014 Mouser Electronics

NICHICON Polymer Aluminum Electrolytic Capacitors

nichicon

RoHS Compliant **This product is RoHS compliant.**

CV AND CX SERIES CHIP TYPE, HIGH VOLTAGE/LONG LIFE

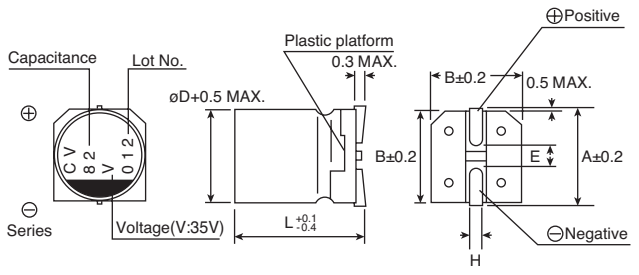



DIMENSIONS: mm

Size	ø6.3 x 6L	ø8 x 7L	ø8 x 10L	ø8 x 12L	ø10 x 8L	ø10 x 10L	ø10 x 12.7L
øD	6.3	8.0	8.0	8.0	10.0	10.0	10.0
L	5.9	6.9	9.9	11.9	7.9	9.9	12.6
A	7.3	9.0	9.0	9.0	11.0	11.0	11.0
B	6.6	8.3	8.3	8.3	10.3	10.3	10.3
E	2.1	3.2	3.2	3.2	4.6	4.6	4.6
H	0.5 to 0.8	0.8 to 1.1	0.8 to 1.1	0.8 to 1.1	0.8 to 1.1	0.8 to 1.1	0.8 to 1.1

CV Series

Features:

- High voltage (to 63V), Low ESR, High ripple current.
- Load life of 3000 hours at 105°C.
- SMD type : Lead free reflow soldering condition at 260°C peak correspondence.
- Compliant to the RoHS directive (2002/95/EC).

For quantities greater than listed, call for quote.

MOUSER STOCK NO. Mfr.	Mfr. Part No.	Value (µF)	Case Size DxL (mm)	ESR (mΩ) (@ 100kHz 20°C)	Price Each 1	25	100	500
16V								
647—	PCV1C560MCL1GS	56	6.3 x 6	50				
647—	PCV1C101MCL1GS	100	8 x 7	36				
647—	PCV1C221MCL6GS	220	8 x 10	27				
647—	PCV1C221MCL1GS	220	10 x 8	31				
647—	PCV1C271MCL1GS	270	8 x 12	26				
647—	PCV1C331MCL1GS	330	10 x 10	26				
647—	PCV1C471MCL1GS	470	10 x 12.7	25				
647—	PCV1C681MCL2GS	680	10 x 12.7	19				
20V								
647—	PCV1D470MCL1GS	47	6.3 x 6	55				
647—	PCV1D680MCL1GS	68	8 x 7	45				
647—	PCV1D151MCL6GS	150	8 x 10	28				
647—	PCV1D151MCL1GS	150	10 x 8	33				
647—	PCV1D221MCL1GS	220	8 x 12	27				
647—	PCV1D271MCL1GS	270	10 x 10	27				
647—	PCV1D331MCL1GS	330	10 x 12.7	26				
647—	PCV1D471MCL2GS	470	10 x 12.7	20				
25V								
647—	PCV1E330MCL1GS	33	6.3 x 6	60				
647—	PCV1E470MCL2GS	47	6.3 x 6	49				
647—	PCV1E560MCL1GS	56	8 x 7	50				
647—	PCV1E121MCL6GS	120	8 x 10	29				
647—	PCV1E121MCL1GS	120	10 x 8	35				
647—	PCV1E151MCL1GS	150	8 x 12	28				
647—	PCV1E181MCL1GS	180	10 x 10	28				
647—	PCV1E221MCL2GS	220	8 x 12	22				
647—	PCV1E271MCL1GS	270	10 x 12.7	27				
647—	PCV1E391MCL2GS	390	10 x 12.7	21				
35V								
647—	PCV1V180MCL1GS	18	6.3 x 6	64				
647—	PCV1V270MCL1GS	27	8 x 7	55				
647—	PCV1V390MCL2GS	39	8 x 7	52				
647—	PCV1V560MCL1GS	56	8 x 10	31				
647—	PCV1V680MCL1GS	68	10 x 8	37				
647—	PCV1V820MCL1GS	82	8 x 12	29				
647—	PCV1V101MCL1GS	100	10 x 10	29				
647—	PCV1V121MCL7GS	120	8 x 12	23				
647—	PCV1V151MCL1GS	150	10 x 12.7	28				
50V								
647—	PCV1H8R2MCL1GS	8.2	6.3 x 6	81				
647—	PCV1H150MCL1GS	15	8 x 7	63				
647—	PCV1H330MCL6GS	33	8 x 10	36				
647—	PCV1H330MCL1GS	33	10 x 8	49				
647—	PCV1H390MCL1GS	39	8 x 12	34				
647—	PCV1H470MCL1GS	47	10 x 10	30				
647—	PCV1H680MCL1GS	68	10 x 12.7	29				
63V								
647—	PCV1J5R6MCL1GS	5.6	6.3 x 6	105				
647—	PCV1J100MCL1GS	10	8 x 7	75				
647—	PCV1J220MCL6GS	22	8 x 10	37				
647—	PCV1J220MCL1GS	22	10 x 8	56				
647—	PCV1J270MCL1GS	27	8 x 12	35				
647—	PCV1J330MCL1GS	33	10 x 10	31				
647—	PCV1J470MCL1GS	47	10 x 12.7	30				

CX Series

Features:

- High voltage (to 50V), low ESR, high ripple current, high reliability
- Long life of 1500 to 3000 hours at 125°C
- SMD type : Lead free reflow soldering condition at 260°C peak complete correspondence
- Adapted to the RoHS directive (2002/95/EC)

NEW PRODUCT

For quantities greater than listed, call for quote.

MOUSER STOCK NO. Mfr.	Mfr. Part No.	Value (µF)	Case Size DxL (mm)	ESR (mΩ) (@ 100kHz 20°C)	Price Each 1	25	100	500
16V								
647—	PCX1C470MCL1GS	47	6.3 x 6	55				
647—	PCX1C820MCL1GS	82	8 x 7	45				
647—	PCX1C151MCL6GS	150	8 x 10	28				
647—	PCX1C151MCL1GS	150	10 x 8	33				
647—	PCX1C221MCL1GS	220	8 x 12	27				
647—	PCX1C271MCL1GS	270	10 x 10	27				
647—	PCX1C391MCL1GS	390	10 x 12.7	26				
20V								
647—	PCX1D330MCL1GS	33	6.3 x 6	60				
647—	PCX1D560MCL1GS	56	8 x 7	50				
647—	PCX1D121MCL6GS	120	8 x 10	29				
647—	PCX1D121MCL1GS	120	10 x 8	35				
647—	PCX1D151MCL1GS	150	8 x 12	28				
647—	PCX1D181MCL1GS	180	10 x 10	28				
647—	PCX1D271MCL1GS	270	10 x 12.7	27				
25V								
647—	PCX1E220MCL1GS	22	6.3 x 6	65				
647—	PCX1E390MCL1GS	39	8 x 7	55				
647—	PCX1E820MCL6GS	82	8 x 10	30				
647—	PCX1E820MCL1GS	82	10 x 8	36				
647—	PCX1E121MCL6GS	120	8 x 12	29				
647—	PCX1E121MCL1GS	120	10 x 10	29				
647—	PCX1E181MCL1GS	180	10 x 12.7	28				
35V								
647—	PCX1V100MCL1GS	10	6.3 x 6	85				
647—	PCX1V180MCL1GS	18	8 x 7	60				
647—	PCX1V390MCL6GS	39	8 x 10	35				
647—	PCX1V390MCL1GS	39	10 x 8	41				
647—	PCX1V560MCL1GS	56	8 x 12	33				
647—	PCX1V680MCL1GS	68	10 x 10	30				
647—	PCX1V101MCL1GS	100	10 x 12.7	29				
50V								
647—	PCX1H5R6MCL1GS	5.6	6.3 x 6	105				
647—	PCX1H100MCL1GS	10	8 x 7	75				
647—	PCX1H220MCL6GS	22	8 x 10	37				
647—	PCX1H220MCL1GS	22	10 x 8	56				
647—	PCX1H270MCL1GS	27	8 x 12	35				
647—	PCX1H330MCL1GS	33	10 x 10	31				
647—	PCX1H470MCL1GS	47	10 x 12.7	30				

© Copyright 2014 Mouser Electronics

© Copyright 2014 Mouser Electronics

NICHICON Polymer Aluminum Electrolytic Capacitors

nichicon

RoHS Compliant **This product is RoHS compliant.**

CJ SERIES - HIGHER CAPACITANCE, LOW ESR

Features:
- Higher Capacitance
- Low ESR
- High ripple current
- Load life of 2000 hours at 105°C
- Lead free reflow soldering condition at 260°C

Specifications:
- Temperature Range: -55°C to +105°C
- Tolerance: ±20% at 120Hz, 20°C

For quantities greater than listed, call for quote.

MOUSER STOCK NO.	Nichicon Part No.	Value (μF)	Case Size DxL (mm) (Max)	ESR (at 100kHz 20°C)	Price Each 1	10	100	500
2.5V								
647-PCJ0E391MCL1GS	PCJ0E391MCL1GS	390	6.3 x 6	15				
647-PCJ0E561MCL1GS	PCJ0E561MCL1GS	560	8 x 7	13				
647-PCJ0E821MCL1GS	PCJ0E821MCL1GS	820	8 x 12	9				
647-PCJ0E152MCL1GS	PCJ0E152MCL1GS	1500	8 x 12	9				
647-PCJ0E222MCL1GS	PCJ0E222MCL1GS	2200	10 x 10	10				
4V								
647-PCJ0G331MCL1GS	PCJ0G331MCL1GS	330	6.3 x 6	15				
647-PCJ0G561MCL1GS	PCJ0G561MCL1GS	560	8 x 7	14				
647-PCJ0G561MCL9GS	PCJ0G561MCL9GS	560	8 x 12	9				
647-PCJ0G102MCL1GS	PCJ0G102MCL1GS	1000	10 x 8	13				
647-PCJ0G122MCL1GS	PCJ0G122MCL1GS	1200	8 x 12	9				
647-PCJ0G152MCL1GS	PCJ0G152MCL1GS	1500	8 x 12	9				
647-PCJ0G152MCL4GS	PCJ0G152MCL4GS	1500	10 x 10	10				
647-PCJ0G222MCL1GS	PCJ0G222MCL1GS	2200	10 x 12.7	9				
6.3V								
647-PCJ0J101MCL1GS	PCJ0J101MCL1GS	100	5 x 6	24				
647-PCJ0J121MCL1GS	PCJ0J121MCL1GS	120	5 x 6	24				
647-PCJ0J122MCL1GS	PCJ0J122MCL1GS	1200	10 x 10	12				
647-PCJ0J221MCL1GS	PCJ0J221MCL1GS	220	6.3 x 6	15				
647-PCJ0J391MCL1GS	PCJ0J391MCL1GS	390	8 x 7	14				
647-PCJ0J821MCL1GS	PCJ0J821MCL1GS	820	8 x 12	10				
647-PCJ0J821MCL4GS	PCJ0J821MCL4GS	820	10 x 8	13				
647-PCJ0J152MCL1GS	PCJ0J152MCL1GS	1500	10 x 10	12				
647-PCJ0J182MCL1GS	PCJ0J182MCL1GS	1800	10 x 12.7	11				
10V								
647-PCJ1A680MCL1GS	PCJ1A680MCL1GS	68	5 x 6	28				
647-PCJ1A121MCL1GS	PCJ1A121MCL1GS	120	6.3 x 6	25				
647-PCJ1A271MCL1GS	PCJ1A271MCL1GS	270	8 x 7	21				
647-PCJ1A471MCL1GS	PCJ1A471MCL1GS	470	10 x 8	19				
647-PCJ1A681MCL1GS	PCJ1A681MCL1GS	680	10 x 10	13				
16V								
647-PCJ1C390MCL1GS	PCJ1C390MCL1GS	39	5 x 6	35				
647-PCJ1C680MCL1GS	PCJ1C680MCL1GS	68	6.3 x 6	28				
647-PCJ1C121MCL1GS	PCJ1C121MCL1GS	120	8 x 7	24				
647-PCJ1C221MCL1GS	PCJ1C221MCL1GS	220	10 x 8	22				
647-PCJ1C331MCL1GS	PCJ1C331MCL1GS	330	10 x 10	16				

CF SERIES - CHIP TYPE, STANDARD

Features:
- Ultra low ESR
- High ripple current
- Load life of 2000 hours at 105°C
- Lead free reflow soldering condition at 260°C

Specifications:
- Temperature Range: -55°C to +105°C
- Tolerance: ±20% at 120Hz, 20°C

PRODUCT NEW

For quantities greater than listed, call for quote.

MOUSER STOCK NO.	Nichicon Part No.	Value (μF)	Case Size DxL (mm) (Max)	ESR (at 100kHz 20°C)	Price Each 1	10	100	500
2.5V								
647-PCF0E221MCL1GS	PCF0E221MCL1GS	220	6.3 x 6	20				
647-PCF0E471MCL1GS	PCF0E471MCL1GS	470	8 x 7	20				
647-PCF0E152MCL1GS	PCF0E152MCL1GS	1500	10 x 10	13				
4V								
647-PCF1D100MCL1GS	PCF1D100MCL1GS	10	5 x 6	120				
647-PCF0G101MCL1GS	PCF0G101MCL1GS	100	6.3 x 6	22				
647-PCF0G151MCL1GS	PCF0G151MCL1GS	150	6.3 x 6	22				
647-PCF0G221MCL1GS	PCF0G221MCL1GS	220	8 x 7	21				
647-PCF0G331MCL1GS	PCF0G331MCL1GS	330	8 x 7	21				
647-PCF0G471MCL1GS	PCF0G471MCL1GS	470	10 x 8	17				
647-PCF0G681MCL1GS	PCF0G681MCL1GS	680	10 x 8	17				
647-PCF0G821MCL1GS	PCF0G821MCL1GS	820	10 x 10	13				
647-PCF0G122MCL1GS	PCF0G122MCL1GS	1200	10 x 12.7	10				
6.3V								
647-PCF0J820MCL1GS	PCF0J820MCL1GS	82	6.3 x 6	23				
647-PCF0J121MCL1GS	PCF0J121MCL1GS	120	6.3 x 6	23				
647-PCF0J151MCL1GS	PCF0J151MCL1GS	150	8 x 7	22				
647-PCF0J221MCL1GS	PCF0J221MCL1GS	220	8 x 7	22				
647-PCF0J331MCL1GS	PCF0J331MCL1GS	330	10 x 8	18				
647-PCF0J471MCL6GS	PCF0J471MCL6GS	470	10 x 8	18				
647-PCF0J471MCL1GS	PCF0J471MCL1GS	470	10 x 10	16				
647-PCF0J681MCL1GS	PCF0J681MCL1GS	680	10 x 10	14				
10V								
647-PCF1A4R7MCL1GB	PCF1A4R7MCL1GB	4.7	4 x 5.5	240				
647-PCF1A470MCL1GS	PCF1A470MCL1GS	47	6.3 x 6	26				
647-PCF1A560MCL1GS	PCF1A560MCL1GS	56	6.3 x 6	25				
647-PCF1A121MCL1GS	PCF1A121MCL1GS	120	8 x 7	23				
647-PCF1A151MCL6GS	PCF1A151MCL6GS	150	8 x 7	23				
647-PCF1A151MCL6GS	PCF1A151MCL6GS	150	8 x 7	23				
647-PCF1A151MCL1GS	PCF1A151MCL1GS	150	10 x 8	21				
647-PCF1A271MCL1GS	PCF1A271MCL1GS	270	10 x 8	20				
647-PCF1A331MCL1GS	PCF1A331MCL1GS	330	10 x 8	20				
647-PCF1A471MCL1GS	PCF1A471MCL1GS	470	10 x 10	16				
647-PCF1A561MCL1GS	PCF1A561MCL1GS	560	10 x 10	15				
16V								
647-PCF1C3R3MCL1GB	PCF1C3R3MCL1GB	3.3	4 x 5.5	260				
647-PCF1C330MCL1GS	PCF1C330MCL1GS	33	6.3 x 6	31				
647-PCF1C390MCL1GS	PCF1C390MCL1GS	39	6.3 x 6	31				
647-PCF1C560MCL1GS	PCF1C560MCL1GS	56	8 x 7	30				
647-PCF1C820MCL1GS	PCF1C820MCL1GS	82	10 x 10	28				
647-PCF1C151MCL1GS	PCF1C151MCL1GS	150	10 x 8	25				
647-PCF1C181MCL1GS	PCF1C181MCL1GS	180	10 x 8	25				
647-PCF1C221MCL1GS	PCF1C221MCL1GS	220	10 x 10	20				

DIMENSIONS: mm

CF, CG & CJ Series



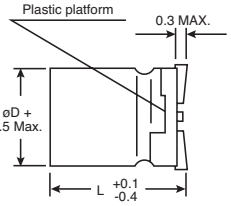

CF SERIES - CHIP TYPE, STANDARD (CONT.)

For quantities greater than listed, call for quote.

MOUSER STOCK NO.	Nichicon Part No.	Value (μF)	Case Size DxL (mm) (Max)	ESR (at 100kHz 20°C)	Price Each 1	10	100	500
20V								
647-PCF1D220MCL1GS	PCF1D220MCL1GS	22	6.3 x 6	50				
647-PCF1D390MCL1GS	PCF1D390MCL1GS	39	8 x 7	45				
647-PCF1D680MCL1GS	PCF1D680MCL1GS	68	10 x 8	40				
647-PCF1D820MCL1GS	PCF1D820MCL1GS	82	10 x 8	40				
647-PCF1D121MCL1GS	PCF1D121MCL1GS	120	10 x 10	35				
25V								
647-PCF1E6R8MCL1GS	PCF1E6R8MCL1GS	6.8	6.3 x 6	80				
647-PCF1E100MCL1GS	PCF1E100MCL1GS	10	8 x 7	60				
647-PCF1E220MCL1GS	PCF1E220MCL1GS	22	10 x 8	50				
647-PCF1E470MCL1GS	PCF1E470MCL1GS	47	10 x 10	45				
647-PCF1A121MCL1GS	PCF1A121MCL1GS	120	8 x 7	23				

CG SERIES - CHIP TYPE, HIGHER CAPACITANCE

PRODUCT NEW

Features:
- Higher Capacitance
- Low ESR
- High ripple current
- Load life of 2000 hours at 105°C
- Lead free reflow soldering condition at 260°C

Specifications:
- Temperature Range: -55°C to +105°C
- Tolerance: ±20% at 120Hz, 20°C

For quantities greater than listed, call for quote.

MOUSER STOCK NO.	Nichicon Part No.	Value (μF)	Case Size DxL (mm) (Max)	ESR (at 100kHz 20°C)	Price Each 1	10	100	500
2.5V								
647-PCG0E221MCL1GS	PCG0E221MCL1GS	220	5 x 6	30				
647-PCG0E331MCO1GS	PCG0E331MCO1GS	330	5 x 6	10				
647-PCG0E331MCL1GS	PCG0E331MCL1GS	330	5 x 6	30				
647-PCG0E561MCL1GS	PCG0E561MCL1GS	560	6.3 x 6	20				
647-PCG0E821MCL1GS	PCG0E821MCL1GS	820	8 x 7	20				
647-PCG0E272MCL1GS	PCG0E272MCL1GS	2700	10 x 10	12				
647-PCG0E332MCL1GS	PCG0E332MCL1GS	3300	10 x 12.7	10				
647-PCG0E472MCL1GS	PCG0E472MCL1GS	4700	10 x 12.7	10				
4V								
647-PCG0G181MCL1GS	PCG0G181MCL1GS	180	5 x 6	32				
647-PCG0G221MCO1GS	PCG0G221MCO1GS	440	5 x 6	15				
647-PCG0G221MCL1GS	PCG0G221MCL1GS	440	5 x 6	32				
647-PCG0G681MCL1GS	PCG0G681MCL1GS	680	8 x 7	21				
647-PCG0G122MCL1GS	PCG0G122MCL1GS	1200	10 x 8	17				
647-PCG0G222MCL1GS	PCG0G222MCL1GS	2200	10 x 10	13				
647-PCG0G272MCL1GS	PCG0G272MCL1GS	2700	10 x 12.7	11				
647-PCG0G332MCL1GS	PCG0G332MCL1GS	3300	10 x 12.7	11				
6.3V								
647-PCG0J151MCL1GS	PCG0J151MCL1GS	150	5 x 6	33				
647-PCG0J181MCO1GS	PCG0J181MCO1GS	180	5 x 6	17				
647-PCG0J181MCL1GS	PCG0J181MCL1GS	180	5 x 6	33				
647-PCG0J271MCL1GS	PCG0J271MCL1GS	270	6.3 x 6	23				
647-PCG0J331MCL1GS	PCG0J331MCL1GS	330	6.3 x 6	23				
647-PCG0J471MCL1GS	PCG0J471MCL1GS	470	8 x 7	22				
647-PCG0J102MCL1GS	PCG0J102MCL1GS	1000	10 x 8	18				
647-PCG0J182MCL1GS	PCG0J182MCL1GS	1800	10 x 10	14				
647-PCG0J222MCL1GS	PCG0J222MCL1GS	2200	10 X 12.7	12				
647-PCG0J272MCL1GS	PCG0J272MCL1GS	2700	10 x 12.7	12				
10V								
647-PCG1A820MCL1GS	PCG1A820MCL1GS	82	5 x 6	35				
647-PCG1A101MCL1GS	PCG1A101MCL1GS	100	5 x 6	35				
647-PCG1A151MCL1GS	PCG1A151MCL1GS	150	6.3 x 6	25				
647-PCG1A181MCL1GS	PCG1A181MCL1GS	180	6.3 x 6	25				
647-PCG1A331MCL1GS	PCG1A331MCL1GS	330	8 x 7	23				
647-PCG1A561MCL1GS	PCG1A561MCL1GS	560	10 x 8	20				
647-PCG1A821MCL1GS	PCG1A821MCL1GS	820	10 x 10	15				
647-PCG1A102MCL1GS	PCG1A102MCL1GS	1000	10 x 12.7	13				
647-PCG1A152MCL1GS	PCG1A152MCL1GS	1500	10 x 12.7	13				
16V								
647-PCG1C470MCL1GS	PCG1C470MCL1GS	47	5 x 6	40				
647-PCG1C560MCL1GS	PCG1C560MCL1GS	56	5 x 6	40				
647-PCG1C820MCL1GS	PCG1C820MCL1GS	82	6.3 x 6	30				
647-PCG1C101MCL1GS	PCG1C101MCL1GS	100	6.3 x 6	30				
647-PCG1C151MCL1GS	PCG1C151MCL1GS	150	8 x 7	28				
647-PCG1C271MCL1GS	PCG1C271MCL1GS	270	10 x 8	25				
647-PCG1C471MCL1GS	PCG1C471MCL1GS	470	10 x 10	20				
647-PCG1C681MCL1GS	PCG1C681MCL1GS	680	10 x 12.7	18				
647-PCG1C821MCL1GS	PCG1C821MCL1GS	820	10 x 12.7	18				

© Copyright 2014 Mouser Electronics

NICHICON Polymer Aluminum Electrolytic Capacitors

nichicon

RoHS Compliant **This product is RoHS compliant.**

LV SERIES - RADIAL TYPE, LONG LIFE ASSURANCE

Features:
- High voltage (to 63V)
- Low ESR, high ripple current
- Long life of 3000 hours at 105°C

Specifications:
- Temperature Range: -55 to +105°C
- Tolerance: ±20% at 120Hz, 20°C

PRODUCT NEW

For quantities greater than listed, call for quote.

MOUSER STOCK NO.	Nichicon Part No.	Value (µF)	Case Size DxL (mm) (Max)	ESR (@ 100kHz 20°C)	Price Each 1	10	100	500
16V								
647-PLV1C221MCL1TD	PLV1C221MCL1TD	220	8 x 9	26				
647-PLV1C271MDL1TD	PLV1C271MDL1TD	270	8 x 12	24				
647-PLV1C471MDL1TD	PLV1C471MDL1TD	470	10 x 13	23				
20V								
647-PLV1D151MCL1TD	PLV1D151MCL1TD	150	8 x 9	27				
647-PLV1D221MDL1TD	PLV1D221MDL1TD	220	8 x 12	25				
647-PLV1D331MDL1TD	PLV1D331MDL1TD	330	10 x 13	24				
25V								
647-PLV1E121MCL1TD	PLV1E121MCL1TD	120	8 x 9	28				
647-PLV1E151MDL1TD	PLV1E151MDL1TD	150	8 x 12	26				
647-PLV1E271MDL1TD	PLV1E271MDL1TD	270	10 x 13	25				
35V								
647-PLV1V560MCL1TD	PLV1V560MCL1TD	56	8 x 9	29				
647-PLV1V820MDL1TD	PLV1V820MDL1TD	82	8 x 12	27				
50V								
647-PLV1H330MCL1TD	PLV1H330MCL1TD	33	8 x 9	32				
647-PLV1H390MDL1TD	PLV1H390MDL1TD	39	8 x 12	29				
647-PLV1H680MDL1TD	PLV1H680MDL1TD	68	10 x 13	28				
63V								
647-PLV1J270MDL1TD	PLV1J270MDL1TD	27	8 x 12	33				
80V								
647-PLV1K100MCL1TD	PLV1K100MCL1TD	10	8 x 9	40				
647-PLV1K120MDL1TD	PLV1K120MDL1TD	12	8 x 12	38				
647-PLV1K220MDL1TD	PLV1K220MDL1TD	22	10 x 13	35				
100V								
647-PLV2A100MDL1TD	PLV2A100MDL1TD	10	8 x 12	42				
647-PLV2A180MDL1TD	PLV2A180MDL1TD	18	10 x 13	38				

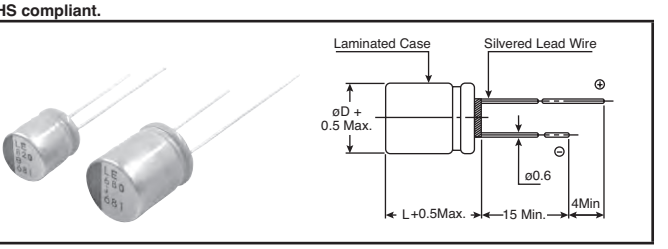

LE SERIES - ULTRA LOW ESR

Features:
- Ultra Low ESR
- High ripple current
- Load life of 2000 hours at 105°C
- Lead free reflow soldering condition at 260°C

Specifications:
- Temperature Range: -55°C to +105°C
- Tolerance: ±20% at 120Hz, 20°C

For quantities greater than listed, call for quote.

MOUSER STOCK NO.	Nichicon Part No.	Value (µF)	Case Size DxL (mm) (Max)	ESR (@ 100kHz 20°C)	Price Each 1	10	100	500
2.5V								
647-PLE0E561MCO1	PLE0E561MCO1	560	8 x 9	5				
647-PLE0E821MCO6	PLE0E821MCO6	820	8 x 9	5				
647-PLE0E821MDO1	PLE0E821MDO1	820	8 x 12	5				
647-PLE0E102MDO1	PLE0E102MDO1	1000	10 x 13	5				
647-PLE0E152MDO1	PLE0E152MDO1	1500	10 x 13	5				
4.0V								
647-PLE0G561MCO1	PLE0G561MCO1	560	8 x 9	5				
647-PLE0G681MDO1	PLE0G681MDO1	680	8 x 12	5				
647-PLE0G821MDO1	PLE0G821MDO1	820	10 x 13	5				
647-PLE0G122MDO1	PLE0G122MDO1	1200	10 x 13	5				
6.3V								
647-PLE0J471MDO1	PLE0J471MDO1	470	8 x 12	5				
647-PLE0J681MDO1	PLE0J681MDO1	680	10 x 13	5				
647-PLE0J821MDO1	PLE0J821MDO1	820	10 x 13	5				

LX SERIES - RADIAL TYPE, LONG LIFE ASSURANCE

Features:
- High reliability, high voltage (to 50V)
- Low ESR, high ripple current
- Long life of 3000 hours at 125°C

Specifications:
- Temperature Range: -55 to +125°C
- Tolerance: ±20% at 120Hz, 20°C

PRODUCT NEW

For quantities greater than listed, call for quote.

MOUSER STOCK NO.	Nichicon Part No.	Value (µF)	Case Size DxL (mm) (Max)	ESR (@ 100kHz 20°C)	Price Each 1	10	100	500
16V								
647-PLX1C151MCL1TD	PLX1C151MCL1TD	150	8 x 9	26				
647-PLX1C221MDL1TD	PLX1C221MDL1TD	220	8 x 12	25				
647-PLX1C391MDL1TD	PLX1C391MDL1TD	390	10 x 13	23				
20V								
647-PLX1D121MCL1TD	PLX1D121MCL1TD	120	8 x 9	27				
647-PLX1D151MDL1TD	PLX1D151MDL1TD	150	8 x 12	26				
647-PLX1D271MDL1TD	PLX1D271MDL1TD	270	10 x 13	24				
25V								
647-PLX1E820MCL1TD	PLX1E820MCL1TD	82	8 x 9	28				
647-PLX1E121MDL1TD	PLX1E121MDL1TD	120	8 x 12	27				
647-PLX1E181MDL1TD	PLX1E181MDL1TD	180	10 x 13	25				
35V								
647-PLX1V390MCL1TD	PLX1V390MCL1TD	39	8 x 9	33				
647-PLX1V560MDL1TD	PLX1V560MDL1TD	56	8 x 12	31				
647-PLX1V101MDL1TD	PLX1V101MDL1TD	100	10 x 13	28				
50V								
647-PLX1H220MCL1TD	PLX1H220MCL1TD	22	8 x 9	35				
647-PLX1H270MDL1TD	PLX1H270MDL1TD	27	8 x 12	33				
647-PLX1H470MDL1TD	PLX1H470MDL1TD	47	10 x 13	29				

LF SERIES - RADIAL LEAD TYPE, STANDARD

Features:
- Ultra Low ESR
- High ripple current
- Load life of 2000 hours at 105°C
- Lead free reflow soldering condition at 260°C

Specifications:
- Temperature Range: -55°C to +105°C
- Tolerance: ±20% at 120Hz, 20°C

For quantities greater than listed, call for quote.

MOUSER STOCK NO.	Nichicon Part No.	Value (µF)	Case Size DxL (mm) (Max)	ESR (@ 100kHz 20°C)	Price Each 1	10	100	500
2.5V								
647-PLF0E561MCO1	PLF0E561MCO1	560	8 x 9	6				
647-PLF0E681MDO1	PLF0E681MDO1	680	8 x 12	6				
647-PLF0E821MCO6	PLF0E821MCO6	820	8 x 9	7				
647-PLF0E821MDO1	PLF0E821MDO1	820	8 x 12	6				
647-PLF0E102MDO1	PLF0E102MDO1	1000	10 x 13	7				
4.0V								
647-PLF0G561MCO6	PLF0G561MCO6	560	8 x 9	7				
647-PLF0G561MDO1	PLF0G561MDO1	560	8 x 12	7				
647-PLF0G681MDO1	PLF0G681MDO1	680	8 x 12	6				
647-PLF0G821MDO1	PLF0G821MDO1	820	10 x 13	6				
6.3V								
647-PLF0J471MCO6	PLF0J471MCO6	470	8 x 9	7				
647-PLF0J471MDO1	PLF0J471MDO1	470	8 x 12	7				
647-PLF0J681MDO1	PLF0J681MDO1	680	10 x 13	6				
10V								
647-PLF1A271MDO1	PLF1A271MDO1	270	8 x 12	8				
647-PLF1A471MDO1	PLF1A471MDO1	470	10 x 13	7				
16V								
647-PLF1C271MDO1	PLF1C271MDO1	270	8 x 12	9				
647-PLF1C471MDO1	PLF1C471MDO1	470	10 x 13	9				

LG SERIES - RADIAL LEAD TYPE, HIGHER CAPACITANCE

Features:
- Ultra Low ESR
- High ripple current
- Load life of 2000 hours at 105°C
- Lead free reflow soldering condition at 260°C

Specifications:
- Temperature Range: -55°C to +105°C
- Tolerance: ±20% at 120Hz, 20°C

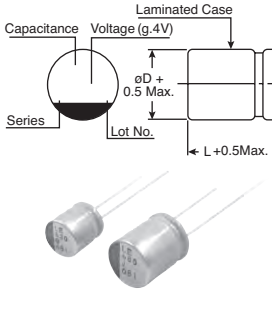

Voltage Code	V
e	2.5
g	4
j	6.3
A	10
C	16

DIMENSIONS: mm			
øD x L	øD	L	P
8 x 9	8.0	8.5	3.5
8 x 12	8.0	11.5	3.5
10 x 13	10.0	12.5	5.0

For quantities greater than listed, call for quote.

MOUSER STOCK NO.	Nichicon Part No.	Value (µF)	Case Size DxL (mm) (Max)	ESR (@ 100kHz 20°C)	Price Each 1	10	100	500
2.5V								
647-PLG0E182MCO1	PLG0E182MCO1	1800	8 x 9	9				
647-PLG0E222MDO1	PLG0E222MDO1	2200	8 x 12	8				
647-PLG0E392MDO1	PLG0E392MDO1	3900	10 x 13	8				
4.0V								
647-PLG0G122MCO1	PLG0G122MCO1	1200	8 x 9	9				
647-PLG0G182MDO1	PLG0G182MDO1	1800	8 x 12	9				
647-PLG0G272MDO1	PLG0G272MDO1	2700	10 x 13	8				
6.3V								
647-PLG0J821MCO1	PLG0J821MCO1	820	8 x 9	9				
647-PLG0J122MDO1	PLG0J122MDO1	1200	8 x 12	9				
647-PLG0J182MDO1	PLG0J182MDO1	1800	10 x 13	8				
10V								
647-PLG1A561MCO1	PLG1A561MCO1	560	8 x 9	11				
647-PLG1A821MDO1	PLG1A821MDO1	820	8 x 12	10				
647-PLG1A122MDO1	PLG1A122MDO1	1200	10 x 13	9				
16V								
647-PLG1C331MCO1	PLG1C331MCO1	330	8 x 9	13				
647-PLG1C471MDO1	PLG1C471MDO1	470	8 x 12	11				
647-PLG1C821MDO1	PLG1C821MDO1	820	10 x 13	11				

© Copyright 2014 Mouser Electronics

© Copyright 2014 Mouser Electronics

NICHICON SMD FPCAP Polymer Electrolytic Capacitors

nichicon

RoHS Compliant This product is RoHS compliant.

DIMENSIONS: mm

FS, HA & HS Series

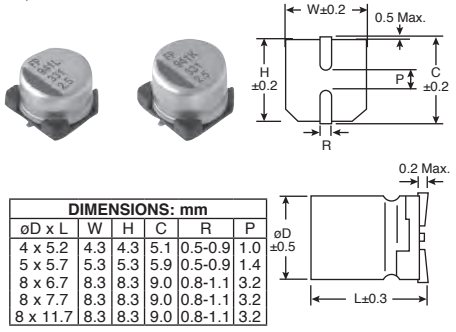

DIMENSIONS: mm					
øD x L	W	H	C	R	P
4 x 5.2	4.3	4.3	5.1	0.5-0.9	1.0
5 x 5.7	5.3	5.3	5.9	0.5-0.9	1.4
8 x 6.7	8.3	8.3	9.0	0.8-1.1	3.2
8 x 7.7	8.3	8.3	9.0	0.8-1.1	3.2
8 x 11.7	8.3	8.3	9.0	0.8-1.1	3.2

SL Series (6.3x4.2 case size)

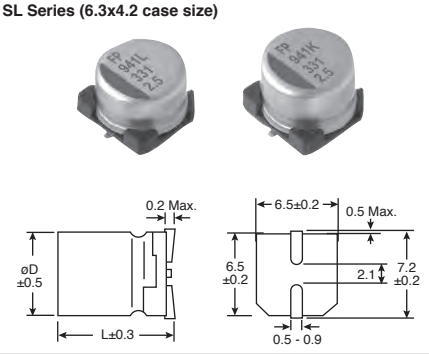

VA & VB Series (4.3x7.3 case size)

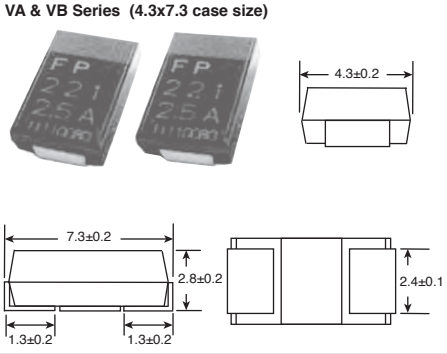

FS SERIES - LOW ESR AND LARGE CAPACITANCE

Features:
- Low ESR at a high frequency range
- High ripple current capability
- Load life of 2000 hours at 105°C

Specifications:
- Temperature Range: -55°C to +105°C
- Tolerance: ±20% at 120Hz, 20°C

NEW PRODUCT

For quantities greater than listed, call for quote.

MOUSER STOCK NO.	Nichicon Part No.	Value (µF)	Case Size DxL (mm) (Max)	ESR (at 100kHz 20°C)	Price Each 1	10	100	500
2.5V								
647-RFS0E181MCN1GS	RFS0E181MCN1GS	180	5 x 5.7	21				
4V								
647-RFS0G101MCN1GS	RFS0G101MCN1GS	100	5 x 5.7	22				
647-RFS0G151MCN1GS	RFS0G151MCN1GS	150	5 x 5.7	22				
6.3V								
647-RFS0J470MCN1GS	RFS0J470MCN1GS	47	5 x 5.7	30				
647-RFS0J101MCN1GS	RFS0J101MCN1GS	100	5 x 5.7	24				
647-RFS0J121MCN1GS	RFS0J121MCN1GS	120	5 x 5.7	24				
10V								
647-RFS1A100MCN1GB	RFS1A100MCN1GB	10	4 x 5.2	220				
647-RFS1A680MCN1GS	RFS1A680MCN1GS	68	5 x 5.7	30				
16V								
647-RFS1C330MCN1GS	RFS1C330MCN1GS	33	5 x 5.7	35				
647-RFS1C390MCN1GS	RFS1C390MCN1GS	39	5 x 5.7	35				
25V								
647-RFS1C220MCN1GS	RFS1C220MCN1GS	22	5 x 5.7	40				
647-RFS1E220MCN1GS	RFS1E220MCN1GS	22	5 x 5.7	22				

SL SERIES - LOW PROFILE, LOW ESR AND LARGE CAPACITANCE

Features:
- Low ESR at a high frequency range
- High ripple current capability
- Low profile type (Height: 4.5mm and 5mm Max)

Specifications:
- Temperature Range: -55°C to +105°C
- Tolerance: ±20% at 120Hz, 20°C

These items are also available in bulk. Please contact your customer service representative for assistance.

For quantities greater than listed, call for quote.

MOUSER STOCK NO.	Nichicon Part No.	Value (µF)	ESR (at 100kHz 20°C)	Price Each 1	10	100	500
2.5V							
647-RSL0E101MCN1GB	RSL0E101MCN1GB	100	16				
647-RSL0E221MCN1GB	RSL0E221MCN1GB	220	16				
647-RSL0E331MCN1GB	RSL0E331MCN1GB	330	16				
6.3V							
647-RSL0J101MCN1GB	RSL0J101MCN1GB	100	18				
647-RSL0J151MCN1GB	RSL0J151MCN1GB	150	18				
647-RSL0J221MCN1GB	RSL0J221MCN1GB	220	18				
16V							
647-RSL1C150MCN1GB	RSL1C150MCN1GB	150	45				

HA & HS SERIES - LOW ESR AND LARGE CAPACITANCE

Features:
- Low ESR at a high frequency range
- High ripple current capability
- Load life of 2000 hours at 105°C

Specifications:
- Temperature Range: -55°C to +105°C
- Tolerance: ±20% at 120Hz, 20°C

HA Series

For quantities greater than listed, call for quote.

MOUSER STOCK NO.	Nichicon Part No.	Value (µF)	Case Size DxL (mm) (Max)	ESR (at 100kHz 20°C)	Price Each 1	10	100	500
2.5V								
647-RHA0E681MCN1GS	RHA0E681MCN1GS	680	8 x 6.7	8				
647-RHA0E821MCN1GS	RHA0E821MCN1GS	820	8 x 6.7	8				
647-RHA0E102MCN1GS	RHA0E102MCN1GS	1000	8 x 7.7	8				
4V								
647-RHA0G561MCN1GS	RHA0G561MCN1GS	560	8 x 6.7	8				
647-RHA0G681MCN1GS	RHA0G681MCN1GS	680	8 x 7.7	8				
6.3V								
647-RHA0J331MCN1GS	RHA0J331MCN1GS	330	8 x 6.7	9				
647-RHA0J391MCN1GS	RHA0J391MCN1GS	390	8 x 6.7	9				
647-RHA0J471MCN1GS	RHA0J471MCN1GS	470	8 x 6.7	9				
647-RHA0J561MCN1GS	RHA0J561MCN1GS	560	8 x 7.7	9				
16V								
647-RHA1C151MCN1GS	RHA1C151MCN1GS	150	8 x 6.7	22				

HS Series

For quantities greater than listed, call for quote.

MOUSER STOCK NO.	Nichicon Part No.	Value (µF)	Case Size DxL (mm) (Max)	ESR (at 100kHz 20°C)	Price Each 1	10	100	500
2.5V								
647-RHS0E821MCN1GS	RHS0E821MCN1GS	820	8 x 11.7	9				
647-RHS0E152MCN1GS	RHS0E152MCN1GS	1500	8 x 11.7	9				
4V								
647-RHS0G561MCN1GS	RHS0G561MCN1GS	560	8 x 6.7	16				
647-RHS0G122MCN1GS	RHS0G122MCN1GS	1200	8 x 11.7	9				
647-RHS0G152MCN1GS	RHS0G152MCN1GS	1500	8 x 11.7	12				
6.3V								
647-RHS0J391MCN1GS	RHS0J391MCN1GS	390	8 x 6.7	18				
647-RHS0J821MCN1GS	RHS0J821MCN1GS	820	8 x 11.7	10				
647-RHS0J102MCN1GS	RHS0J102MCN1GS	1000	8 x 11.7	10				
10V								
647-RHS1A151MCN1GS	RHS1A151MCN1GS	150	8 x 6.7	25				

VA & VB SERIES - LOW ESR

NEW PRODUCT

RoHS Compliant

Features:
- Low ESR at a high frequency range
- High ripple current capability

Specifications:
- Temperature Range: -55°C to +105°C
- Tolerance: ±20% at 120Hz, 20°C

VA Series

For quantities greater than listed, call for quote.

MOUSER STOCK NO.	Nichicon Part No.	Value (µF)	ESR (at 100kHz 20°C)	Price Each 1	10	100	500
2.5V							
647-RVA0E221MNG	RVA0E221MNG	220	18				
4.0V							
647-RVA0G151MNG	RVA0G151MNG	150	18				
6.3V							
647-RVA0J101MNG	RVA0J101MNG	100	25				
16V							
647-RVA1C270MNG	RVA1C270MNG	27	55				
647-RVA1C330MNG	RVA1C330MNG	33	55				
25V							
647-RVA1E150MNG	RVA1E150MNG	15	60				

VB Series

For quantities greater than listed, call for quote.

MOUSER STOCK NO.	Nichicon Part No.	Value (µF)	ESR (at 100kHz 20°C)	Price Each 1	10	100	500
2.5V							
647-RVB0E221MNG	RVB0E221MNG	220	15				
4.0V							
647-RVB0G151MNG	RVB0G151MNG	150	15				
6.3V							
647-RVB0J101MNG	RVB0J101MNG	100	20				

© Copyright 2014 Mouser Electronics

NICHICON SMD FPCAP Polymer Electrolytic Capacitors

RoHS Compliant This product is RoHS compliant.

DIMENSIONS: mm.

PA & PS Series

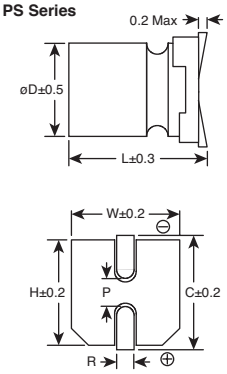



DxL	W	H	C	R	P
6.3x5.7	6.5	6.5	7.2	0.5 to 0.9	2.1
8x6.7	8.3	8.3	9	0.8 to 1.1	3.2
8x11.7	8.3	8.3	9	0.8 to 1.1	3.2
10x7.7	10.3	10.3	11	0.8 to 1.1	4.6
10x12.4	10.3	10.3	11	0.8 to 1.1	4.6

SA, SB & SS Series

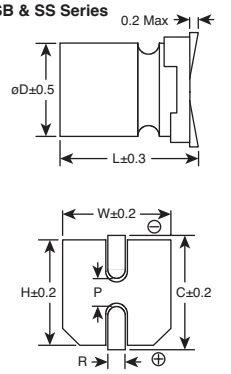



DxL	W	H	C	R	P
6.3x5.7	6.5	6.5	7.2	0.5 to 0.9	2.1
6.3x7.7	6.5	6.5	7.2	0.5 to 0.9	2.1

PA & PS SERIES - LOW ESR, HIGH VOLTAGE

Features:
- Low ESR at a high frequency range
- High ripple current capability
- Long life and high reliability

Specifications:
- Temperature Range: -55°C to +105°C
- Tolerance: ±20% at 120Hz, 20°C

Applications:
- Switching power supply and DC/DC converter
- Back-up power supplies of CPU (VRM etc.)
- Miniature high power supply

PA Series

For quantities greater than listed, call for quote.

MOUSER STOCK NO.		Value (µF)	Case Size D x L (mm)	ESR (mΩ) (@ 100kHz 20°C)	Price Each			
Mfr.	Mfr. Part No.				1	10	100	500
4 Volt								
647—	RPA0G561MCN1GS	560	8 x 11.7	9				
10 Volt								
647—	RPA1A331MCN1GS	330	10 x 7.7	17				
16 Volt								
647—	RPA1C390MCN1GS	39	6.3 x 5.7	24				
647—	RPA1C221MCN1GS	220	10 x 7.7	22				

PS Series

For quantities greater than listed, call for quote.

MOUSER STOCK NO.		Value (µF)	Case Size D x L (mm)	ESR (mΩ) (@ 100kHz 20°C)	Price Each			
Mfr.	Mfr. Part No.				1	10	100	500
2.5 Volt								
647—	RPS0E681MCN1GS	680	8 x 11.7	13				
647—	RPS0E152MCN1GS	1500	10 x 12.4	10				
4 Volt								
647—	RPS0G101MCN1GS	100	6.3 x 5.7	35				
647—	RPS0G331MCN1GS	330	8 x 6.7	30				
647—	RPS0G471MCN1GS	470	10 x 7.7	22				
647—	RPS0G561MCN1GS	560	8 x 11.7	13				
647—	RPS0G122MCN1GS	1200	10 x 12.4	12				
6.3 Volt								
647—	RPS0J820MCN1GS	82	6.3 x 5.7	35				
647—	RPS0J151MCN1GS	150	8 x 6.7	30				
647—	RPS0J181MCN1GS	180	8 x 6.7	30				
647—	RPS0J331MCN1GS	330	10 x 7.7	22				
647—	RPS0J471MCN1GS	470	8 x 11.7	15				
647—	RPS0J561MCN1GS	560	8 x 11.7	14				
647—	RPS0J681MCN1GS	680	10 x 12.4	13				
647—	RPS0J821MCN1GS	820	10 x 12.4	12				
647—	RPS0J102MCN1GS	1000	10 x 12.4	12				
10 Volt								
647—	RPS1A470MCN1GS	47	6.3 x 5.7	40				
647—	RPS1A560MCN1GS	56	6.3 x 5.7	40				
647—	RPS1A121MCN1GS	120	8 x 6.7	30				
647—	RPS1A271MCN1GS	270	10 x 7.7	25				
647—	RPS1A331MCN1GS	330	8 x 11.7	17				
647—	RPS1A561MCN1GS	560	10 x 12.4	13				
16 Volt								
647—	RPS1C390MCN1GS	39	6.3 x 5.7	45				
647—	RPS1C560MCN1GS	56	8 x 6.7	40				
647—	RPS1C820MCN1GS	82	8 x 6.7	40				
647—	RPS1C181MCN1GS	180	8 x 11.7	20				
647—	RPS1C221MCN1GS	220	8 x 11.7	20				
647—	RPS1C331MCN1GS	330	10 x 12.4	16				

SA, SB, AND SS SERIES - LOW ESR AND LARGE CAPACITANCE

Features:
- Low ESR at a high frequency range
- High ripple current capability
- Long life and high reliability

Specifications:
- Temperature Range: -55°C to +105°C
- Tolerance: ±20% at 120Hz, 20°C

Applications:
- Switching power supply and DC/DC converter
- Back-up power supplies of CPU (VRM etc.)
- Miniature high power supply

SA Series

For quantities greater than listed, call for quote.

MOUSER STOCK NO.		Value (µF)	Case Size D x L (mm)	ESR (mΩ) (@ 100kHz 20°C)	Price Each			
Mfr.	Mfr. Part No.				1	10	100	500
2.5 Volt								
647—	RSA0E331MCN1GS	330	6.3 x 5.7	14				
647—	RSA0E391MCN1GS	390	6.3 x 5.7	14				
647—	RSA0E471MCN1GS	470	6.3 x 5.7	13				
647—	RSA0E561MCN1GS	560	6.3 x 5.7	13				
4 Volt								
647—	RSA0G331MCN1GS	330	6.3 x 5.7	14			.363	
647—	RSA0G391MCN1GS	390	6.3 x 5.7	14			.369	
6.3 Volt								
647—	RSA0J221MCN1GS	220	6.3 x 5.7	15				
647—	RSA0J271MCN1GS	270	6.3 x 5.7	14				
647—	RSA0J331MCN1GS	330	6.3 x 5.7	14				
10 Volt								
647—	RSA1A121MCN1GS	120	6.3 x 5.7	18				
16 Volt								
647—	RSA1C101MCN1GS	100	6.3 x 7.7	24				

SB Series

For quantities greater than listed, call for quote.

MOUSER STOCK NO.		Value (µF)	Case Size D x L (mm)	ESR (mΩ) (@ 100kHz 20°C)	Price Each			
Mfr.	Mfr. Part No.				1	10	100	500
2.5 Volt								
647—	RSB0E391MCN1GS	390	6.3 x 5.7	10				
647—	RSB0E561MCN1GS	560	6.3 x 5.7	10				
4 Volt								
647—	RSB0G331MCN1GS	330	6.3 x 5.7	11				
6.3 Volt								
647—	RSB0J221MCN1GS	220	6.3 x 5.7	12				

SS Series

For quantities greater than listed, call for quote.

MOUSER STOCK NO.		Value (µF)	Case Size D x L (mm)	ESR (mΩ) (@ 100kHz 20°C)	Price Each			
Mfr.	Mfr. Part No.				1	10	100	500
2.5 Volt								
647—	RSS0E561MCN1GS	560	6.3 x 5.7	25				
6.3 Volt								
647—	RSS0J101MCN1GS	100	6.3 x 5.7	25				
647—	RSS0J221MCN1GS	220	6.3 x 5.7	25				
647—	RSS0J331MCN1GS	330	6.3 x 5.7	25				
16 Volt								
647—	RSS1C101MCN1GS	100	6.3 x 5.7	24				
25 Volt								
647—	RSS1E100MCN1GS	10	6.3 x 5.7	60				
647—	RSS1E220MCN1GS	22	6.3 x 5.7	60				
647—	RSS1E270MCN1GS	27	6.3 x 5.7	40				
647—	RSS1E470MCN1GS	47	6.3 x 5.7	30				

© Copyright 2014 Mouser Electronics
© Copyright 2014 Mouser Electronics

NICHICON Leaded FPCAP Electrolytic Capacitors

nichicon

RoHS Compliant **This product is RoHS compliant.**



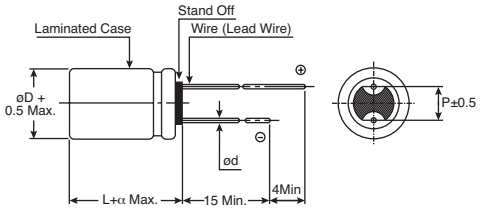

DIMENSIONS: mm			
øD x L	ød	P	α
8 x 11.5	0.6	3.5	1.5
10 x 12.5	0.6	5.0	1.5
5 x 8	0.6	2.0	1.0
5 x 10	0.5	2.0	1.0
6.3 x 6	0.45	2.5	1.0
6.3 x 10	0.5	2.5	1.0
8 x 6	0.6	3.5	1.0
8 x 9	0.6	3.5	1.0
8 x 11.5	0.6	3.5	1.5

HT SERIES - LOW ESR, HIGH TEMPERATURE AND LARGE CAPACITANCE

Features:
- Low ESR at a high frequency range
- High ripple current capability
- Gauranteed at 125°C and high reliability

Specifications:
- Temperature Range: -55°C to +105°C
- Tolerance: ±20% at 120Hz, 20°C

For quantities greater than listed, call for quote.

MOUSER STOCK NO.	Nichicon Part No.	Value (μF)	Case Size DxL (mm) (Max)	ESR (at 100kHz 20°C)	Price Each 1	10	100	500
6.3V								
647-RHT0J681MDN1	RHT0J681MDN1	680	10 x 12.5	12				
647-RHT0J821MDN1	RHT0J821MDN1	820	10 x 12.5	12				
10V								
647-RHT1A221MDN1	RHT1A221MDN1	220	8 x 11.5	17				
647-RHT1A331MDN1	RHT1A331MDN1	330	8 x 11.5	17				
647-RHT1A561MDN1	RHT1A561MDN1	560	10 x 12.5	13				
16V								
647-RHT1C331MDN1	RHT1C331MDN1	330	10 x 12.5	16				
20V								
647-RHT1D151MDN1	RHT1D151MDN1	150	10 x 12.5	20				

S6 SERIES - LOW ESR, LOW PROFILE AND LARGE CAPACITANCE

NEW PRODUCT

Features:
- Low ESR at a high frequency range
- High ripple current capability
- Long life and high reliabilty

Specifications:
- Temperature Range: -55 to +105°C
- Tolerance: ±20% at 120Hz, 20°C

For quantities greater than listed, call for quote.

MOUSER STOCK NO.	Nichicon Part No.	Value (μF)	Case Size DxL (mm) (Max)	ESR (@ 100kHz 20°C)	Price Each 1	10	100	500
16V								
647-RS61C101MDS1JT	RS61C101MDS1JT	100	6.3 x 6	24				

R5 SERIES - ULTRA LOW ESR

Features:
- Low ESR at a high frequency range
- High ripple current capability
- Load life of 2000 hours at 105°C

Specifications:
- Temperature Range: -55°C to +105°C
- Tolerance: ±20% at 120Hz, 20°C

For quantities greater than listed, call for quote.

2.5V								
647-RR50E561MDN1	RR50E561MDN1	560	8 x 11.5	5				
647-RR50E681MDN1	RR50E681MDN1	680	8 x 11.5	5				
647-RR50E821MDN1	RR50E821MDN1	820	8 x 11.5	5				
647-RR50E102MDN1	RR50E102MDN1	1000	8 x 11.5	5				
647-RR50E152MDN1	RR50E152MDN1	1500	10 x 12.5	5				
4V								
647-RR50G561MDN1	RR50G561MDN1	560	8 x 11.5	5				
647-RR50G821MDN1	RR50G821MDN1	820	10 x 12.5	5				
647-RR50G122MDN1	RR50G122MDN1	1200	10 x 12.5	5				
6.3V								
647-RR50J391MDN1	RR50J391MDN1	390	8 x 11.5	5				
647-RR50J681MDN1	RR50J681MDN1	680	10 x 12.5	5				
647-RR50J821MDN1	RR50J821MDN1	820	10 x 12.5	5				

F8 SERIES - RADIAL LEAD TYPE, ULTRA LOW ESR, LOW ESL AND ULTRA LOW CAPACITANCE

Features:
- Ultra Low ESR at high frequency range
- High ripple current capability
- Load life of 2000 hours at 105°C
- Lead free reflow soldering condition at 260°C

Specifications:
- Temperature Range: -55°C to +105°C
- Tolerance: ±20% at 120Hz, 20°C

For quantities greater than listed, call for quote.

2.5V								
647-RF80E101MDN1PX	RF80E101MDN1PX	100	5 x 8	7				
647-RF80E331MDN1PX	RF80E331MDN1PX	330	5 x 8	7				
647-RF80E471MDN1PX	RF80E471MDN1PX	470	5 x 8	7				
647-RF80E561MDN1PX	RF80E561MDN1PX	560	5 x 8	7				
4.5V								
647-RF80G331MDN1PX	RF80G331MDN1PX	330	5 x 8	8				
6.3V								
647-RF80J271MDN1PX	RF80J271MDN1PX	270	5 x 8	11				

R7 SERIES - ULTRA LOW ESR

Features:
- Low ESR at a high frequency range
- High ripple current capability
- Load life of 2000 hours at 105°C

Specifications:
- Temperature Range: -55°C to +105°C
- Tolerance: ±20% at 120Hz, 20°C

For quantities greater than listed, call for quote.

MOUSER STOCK NO.	Nichicon Part No.	Value (μF)	Case Size DxL (mm) (Max)	ESR (at 100kHz 20°C)	Price Each 1	10	100	500
2.5V								
647-RR70E681MDN1	RR70E681MDN1	680	8 x 11.5	7				
647-RR70E821MDN1	RR70E821MDN1	820	8 x 11.5	7				
647-RR70E152MDN1	RR70E152MDN1	1500	10 x 12.5	7				
4V								
647-RR70G561MDN1	RR70G561MDN1	560	8 x 11.5	7				
647-RR70G821MDN1	RR70G821MDN1	820	10 x 12.5	7				
647-RR70G122MDN1	RR70G122MDN1	1200	10 x 12.5	7				
6.3V								
647-RR70J151MDN1	RR70J151MDN1	150	8 x 11.5	7				
647-RR70J221MDN1	RR70J221MDN1	220	8 x 11.5	7				
647-RR70J331MDN1	RR70J331MDN1	330	10 x 12.5	7				
647-RR70J391MDN1	RR70J391MDN1	390	8 x 11.5	7				
647-RR70J681MDN1	RR70J681MDN1	680	10 x 12.5	7				
647-RR70J821MDN1	RR70J821MDN1	820	10 x 12.5	7				
647-RR70J102MDN1	RR70J102MDN1	1000	10 x 12.5	7				
10V								
647-RR71A101MDN1	RR71A101MDN1	100	8 x 11.5	7				
647-RR71A221MDN1	RR71A221MDN1	220	10 x 12.5	7				
647-RR71A471MDN1	RR71A471MDN1	470	10 x 12.5	7				
647-RR71A681MDN1	RR71A681MDN1	680	10 x 12.5	7				
16V								
647-RR71C680MDN1	RR71C680MDN1	68	8 x 11.5	7				
647-RR71C101MDN1	RR71C101MDN1	100	8 x 11.5	7				
647-RR71C151MDN1	RR71C151MDN1	150	10 x 12.5	7				
647-RR71C331MDN1	RR71C331MDN1	330	10 x 12.5	7				

E5 SERIES - LOW ESR, LOW PROFILE AND LARGE CAPACITANCE

Features:
- Ultra Low ESR
- High ripple current
- Load life of 2000 hours at 105°C
- Lead free reflow soldering condition at 260°C

Specifications:
- Temperature Range: -55°C to +105°C
- Tolerance: ±20% at 120Hz, 20°C

For quantities greater than listed, call for quote.

MOUSER STOCK NO.	Nichicon Part No.	Value (μF)	Case Size DxL (mm) (Max)	ESR (at 100kHz 20°C)	Price Each 1	10	100	500
2.5V								
647-RE50E561MDN1	RE50E561MDN1	560	8 x 8	5				
647-RE50E821MDN1	RE50E821MDN1	820	8 x 8	5				
4V								
647-RE50G561MDN1	RE50G561MDN1	560	8 x 8	5				

NE SERIES - RADIAL LEAD TYPE, ULTRA LOW ESR AND ULTRA LOW CAPACITANCE

Features:
- Ultra Low ESR at high frequency range
- High ripple current capability
- Load life of 2000 hours at 105°C
- Lead free reflow soldering condition at 260°C

Specifications:
- Temperature Range: -55°C to +105°C
- Tolerance: ±20% at 120Hz, 20°C

For quantities greater than listed, call for quote.

MOUSER STOCK NO.	Nichicon Part No.	Value (μF)	Case Size DxL (mm) (Max)	ESR (@ 100kHz 20°C)	Price Each 1	10	100	500
2.5V								
647-RNE0E681MDN1PX	RNE0E681MDN1PX	680	8 x 6	8				
6.3V								
647-RNE0J122MDN1PX	RNE0J122MDN1PX	1200	8 x 9	10				
10V								
647-RNE1A221MDS1PX	RNE1A221MDS1PX	220	6.3 x 10	30				
16V								
647-RNE1C101MDS1PX	RNE1C101MDS1PX	100	5 x 10	35				
647-RNE1C471MDN1PX	RNE1C471MDN1PX	470	8 x 11.5	12				

© Copyright 2014 Mouser Electronics

© Copyright 2014 Mouser Electronics

RoHS Compliant This product is RoHS compliant.

CD, CX, GX, HE, LX, SL, SX, UD, AND UE SERIES - POLYMER ALUMINUM CAPACITORS

Common Features:

- SMD
- Organic
- Low ESR
- High ripple current
- Tolerance: 20%

Common Specifications:

- Operating temperature range: -40°C to +105°C
- Operating temperature range (HE Series): -40°C to +125°C

DIMENSIONS: mm		
Series	Fig.	H
CD	A1	1.8±0.1
CX	A1	1.9±0.2
GX	A2	1.9±0.2
HE	A1	4.2±0.1
LX	B2	1.9±0.2
SL	A1	1.8±0.1
SX	A1	1.9±0.2
UD	A1	2.8±0.2
UE	A1	4.2±0.1

DIMENSIONS: mm

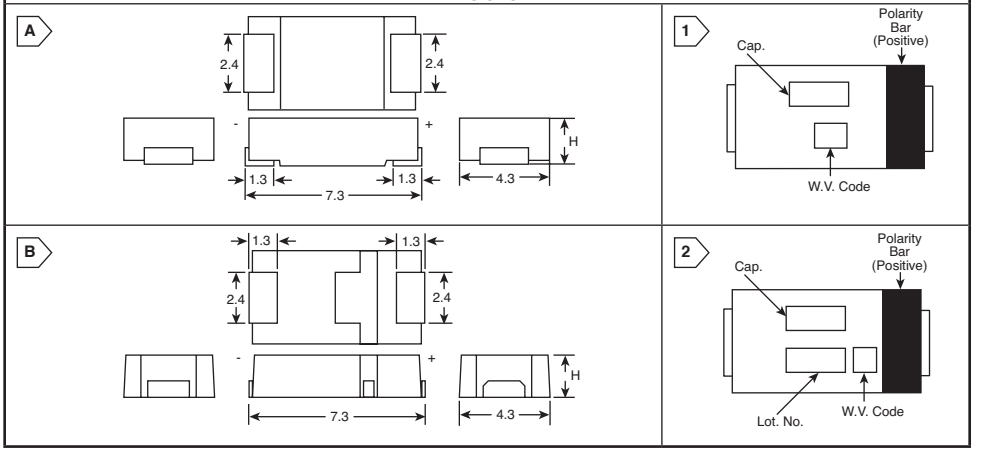

CD Series

For quantities greater than listed, call for quote.

MOUSER STOCK NO. Mfr.	Mfr. Part No.	Value (µF)	Ripple Current (Ar.m.s)	ESR (mΩ) (Max.)	Price Each 1	100	500	1000	Reel Qty.	Price Per Piece
2V										
667	EEF-CD0D101ER	100	2.5	0.018					3500	
667	EEF-CD0D221ER	220	2.5	0.018					3500	
2.5V										
667	EEF-CD0E101XE	100	2.7	0.015					3500	
667	EEF-CD0E121ER	120	2.5	0.018					3500	
4V										
667	EEF-CD0G101ER	100	2.5	0.018					3500	
667	EEF-CD0G560XE	56	2.7	0.015					3500	
667	EEF-CD0G680ER	68	2.5	0.018					3500	
667	EEF-CD0G680XE	68	2.7	0.015					3500	
667	EEF-CD0G820XE	82	2.7	0.015					3500	
6.3V										
667	EEF-CD0J100R	10	1.4	0.055					3500	
667	EEF-CD0J220ER	22	1.6	0.04					3500	
667	EEF-CD0J330ER	33	2.0	0.028					3500	
667	EEF-CD0J470ER	47	2.5	0.018					3500	
667	EEF-CD0J470XE	47	2.7	0.015					3500	
667	EEF-CD0J680ER	68	2.5	0.018					3500	
667	EEF-CD0J680XE	68	2.7	0.015					3500	
8V										
667	EEF-CD0K150ER	15	1.6	0.040					3500	
667	EEF-CD0K220ER	22	1.8	0.028					3500	
667	EEF-CD0K330ER	33	2.5	0.018					3500	
667	EEF-CD0K470ER	47	1.8	0.025					3500	
667	EEF-CD0K8R2ER	8.2	1.4	0.055					3500	
10V										
667	EEF-CD1A220ER	22	1.6	0.030					3500	
667	EEF-CD1A330ER	33	1.8	0.025					3500	
667	EEF-CD1A390ER	39	1.8	0.025					3500	

CX Series

For quantities greater than listed, call for quote.

MOUSER STOCK NO. Mfr.	Mfr. Part No.	Value (µF)	Ripple Current (Ar.m.s)	ESR (mΩ) (Max.)	Price Each 1	100	500	1000	Reel Qty.	Price Per Piece
2V										
667	EEF-CX0D221R	220	2.7	0.015					3500	
667	EEF-CX0D331R	330	2.7	0.015					3500	
667	EEF-CX0D391R	390	2.7	0.015					3500	
2.5V										
667	EEF-CX0E221R	220	2.7	0.015					3500	
667	EEF-CX0E331R	330	2.7	0.015					3500	
667	EEF-CX0E391R	390	2.7	0.015					3500	
667	EEF-CX0E471R	470	2.7	15.0					3500	
4V										
667	EEF-CX0G151R	150	2.7	0.015					3500	
667	EEF-CX0G181R	180	2.7	0.015					3500	
667	EEF-CX0G181XR	180	3.0	0.012					3500	
667	EEF-CX0G221R	220	2.7	0.015					3500	
667	EEF-CX0G221XR	220	3.0	0.012					3500	
6.3V										
667	EEF-CX0J121R	120	2.7	0.015					3500	
667	EEF-CX0J151R	150	2.7	0.015					3500	
667	EEF-CX0J151XR	150	2.7	0.015					3500	
667	EEF-CX0J181R	180	2.7	15.0					3500	

GX Series

For quantities greater than listed, call for quote.

MOUSER STOCK NO. Mfr.	Mfr. Part No.	Value (µF)	Ripple Current (Ar.m.s)	ESR (mΩ) (Max.)	Price Each 1	100	500	1000	Reel Qty.	Price Per Piece
2V										
667	EEF-GX0D331R	330	4.0	3.0					3500	
667	EEFGX0D471R	470	4.0	3.0					3500	

HE Series

For quantities greater than listed, call for quote.

MOUSER STOCK NO. Mfr.	Mfr. Part No.	Value (µF)	Ripple Current (Ar.m.s)	ESR (mΩ) (Max.)	Price Each 1	100	500	1000	Reel Qty.	Price Per Piece
4V										
667	EEF-HE0G181R	180	3.0	0.012					2000	

LX Series

For quantities greater than listed, call for quote.

MOUSER STOCK NO. Mfr.	Mfr. Part No.	Value (µF)	Ripple Current (Ar.m.s)	ESR (mΩ) (Max.)	Price Each 1	100	500	1000	Reel Qty.	Price Per Piece
2V										
667	EEF-LX0D331R	330	3.5	6.0					3500	
667	EEF-LX0D331R4	330	3.8	4.5					3500	
667	EEF-LX0D471R	470	3.5	6.0					3500	
667	EEF-LX0D471R4	470	3.8	4.5					3500	
667	EEF-LX0D561R	560	3.5	6.0					3500	
667	EEF-LX0D561R4	560	3.8	4.5					3500	
2.5V										
667	EEF-LX0E471R	470	3.5	6.0					3500	
667	EEF-LX0E471R4	470	3.8	4.5					3500	

SL Series

For quantities greater than listed, call for quote.

MOUSER STOCK NO. Mfr.	Mfr. Part No.	Value (µF)	Ripple Current (Ar.m.s)	ESR (mΩ) (Max.)	Price Each 1	100	500	1000	Reel Qty.	Price Per Piece
2V										
667	EEF-SL0D151ER	150	3.0	0.009					3500	
667	EEF-SL0D181ER	180	3.0	0.009					3500	
2.5V										
667	EEF-SL0E121ER	120	3.0	0.009					3500	

SX Series

For quantities greater than listed, call for quote.

MOUSER STOCK NO. Mfr.	Mfr. Part No.	Value (µF)	Ripple Current (Ar.m.s)	ESR (mΩ) (Max.)	Price Each 1	100	500	1000	Reel Qty.	Price Per Piece
2V										
667	EEF-SX0D221ER	220	3.0	0.009					3500	
667	EEF-SX0D271E4	270	3.0	0.009					3500	
667	EEF-SX0D271ER	270	3.0	0.009					3500	
667	EEF-SX0D271XE	270	3.5	0.006					3500	
667	EEF-SX0D331XE	330	3.5	0.006					3500	
667	EEF-SX0D331XR	330	3.5	0.006					3500	
667	EEF-SX0D391XE	390	3.5	0.006					3500	
667	EEF-SX0D471E4	470	3.8	0.0045					3500	
667	EEF-SX0D471ER	470	3.0	0.009					3500	
2.5V										
667	EEF-SX0E151ER	150	3.0	0.009					3500	
667	EEF-SX0E331ER	330	3.0	0.009					3500	
667	EEF-SX0E391ER	390	3.0	0.009					3500	
667	EEF-SX0E471ER	470	3	9.0					3500	
667	EEF-SX0E471XE	470	3.5	6.0					3500	
667	EEF-SX0E471E4	470	3.8	4.5					3500	
4V										
667	EEF-SX0G101ER	100	3.0	0.009					3500	
667	EEF-SX0G151ER	150	3.0	0.009					3500	
667	EEF-SX0G181ER	180	3.0	0.009					3500	
667	EEF-SX0G221ER	220	3.0	0.009					3500	
6.3V										
667	EEF-SX0J151ER	150	3.0	0.009					3500	

UD Series

For quantities greater than listed, call for quote.

MOUSER STOCK NO. Mfr.	Mfr. Part No.	Value (µF)	Ripple Current (Ar.m.s)	ESR (mΩ) (Max.)	Price Each 1	100	500	1000	Reel Qty.	Price Per Piece
6.3V										
667	EEF-UD0J101R	100	3.3	0.012					2000	
8V										
667	EEF-UD0K101ER	100	2.5	0.018					2000	

UE Series

For quantities greater than listed, call for quote.

MOUSER STOCK NO. Mfr.	Mfr. Part No.	Value (µF)	Ripple Current (Ar.m.s)	ESR (mΩ) (Max.)	Price Each 1	100	500	1000	Reel Qty.	Price Per Piece
2.5V										
667	EEF-UE0E471LR	470	3.7	0.007					2000	
4V										
667	EEF-UE0G331ER	330	3.3	0.012					2000	
667	EEF-UE0G331R	330	3.3	0.012					2000	
6.3V										
667	EEF-UE0J181XR	180	3.5	0.010					2000	
667	EEF-UE0J221ER	220	3.0	0.015					2000	
667	EEF-UE0J221LR	220	3.7	0.007					2000	
8V										
667	EEF-UE0K101R	100	3.3	0.012					2000	
667	EEF-UE0K151ER	150	3.0	0.015					2000	

© Copyright 2014 Mouser Electronics
© Copyright 2014 Mouser Electronics

RoHS Compliant This page of product is RoHS compliant.

OS-CON™ RADIAL CAPACITORS

Specifications:
- Tolerance: 20%
- Operating Temperature Range: -55°C to +105°C

SEP Series

For quantities greater than listed, call for quote.

MOUSER STOCK NO.	Panasonic Part No.	Fig.	Case Code	Value (µF)	ESR (mΩ)	Current		Dissipation Factor	Price Each			
						Ripple (mA)	Leakage (µA)		1	10	100	1000
4 Volt												
667-4SEP150M	4SEP150M	A	C6	150	40	1810	300	12				
667-4SEP560M	4SEP560M	A	E12	560	13	4520	448	15				
667-4SEP1200M	4SEP1200M	A	F13	1200	12	5440	960	18				
6.3 Volt												
667-6SEP82M	6SEP82M	A	C6	82	45	1700	258	12				
667-6SEP150M	6SEP150M	A	E7	150	35	2560	472	12				
667-6SEP330M	6SEP330M	A	F8	330	25	3700	416	12				
667-6SEP470M	6SEP470M	A	E12	470	15	4210	592	15				
667-6SEP820M	6SEP820M	A	F13	820	12	5440	775	15				
10 Volt												
667-10SEP56M	10SEP56M	A	C6	56	45	1700	280	12				
667-10SEP120M	10SEP120M	A	E7	120	35	2560	600	12				
667-10SEP270M	10SEP270M	A	F8	270	25	3700	540	12				
667-10SEP330M	10SEP330M	A	E12	330	17	3950	660	15				
667-10SEP560M	10SEP560M	A	F13	560	13	5230	840	15				
16 Volt												
667-16SEP39M	16SEP39M	A	C6	39	50	1620	312	10				
667-16SEP82M	16SEP82M	A	E7	82	40	2120	656	12				
667-16SEP150M	16SEP150M	A	F8	150	30	3020	480	12				
667-16SEP180M	16SEP180M	A	E12	180	20	3640	576	15				
667-16SEP330M	16SEP330M	A	F13	330	16	4720	792	15				
20 Volt												
667-20SEP22M	20SEP22M	A	C6	22	60	1450	220	10				
667-20SEP33M	20SEP33M	A	E7	33	45	1890	330	12				
667-20SEP47M	20SEP47M	A	E7	47	45	1890	470	12				
667-20SEP68M	20SEP68M	A	F8	68	40	2400	272	23				
667-20SEP100M	20SEP100M	A	E12	100	24	3320	400	15				
667-20SEP100MX	20SEP100MX	A	F8	100	35	2570	400	12				
667-20SEP150M	20SEP150M	A	F13	150	20	4320	600	15				
25 Volt												
667-25SEP6R8M	25SEP6R8M	A	C6	6.8	80	1200	170	10				
667-25SEP10M	25SEP10M	A	E7	10	60	1500	250	10				
667-25SEP22M	25SEP22M	A	F8	22	50	2000	275	10				
667-25SEP33M	25SEP33M	A	E12	33	30	2980	413	12				
667-25SEP56M	25SEP56M	A	F13	56	28	3800	700	12				

SEPC Series - Low Profile, Super Low ESR, Large Capacitance

For quantities greater than listed, call for quote.

2.5 Volt												
667-2SEPC560MZ	2SEPC560MZ	B	B9	560	7	4180	500	10				
667-2SEPC560MW	2SEPC560MW	B	C9	560	7	5600	500	10				
667-2SEPC820MW	2SEPC820MW	B	C9	820	7	5600	500	10				
667-2SEPC820MX	2SEPC820MX	B	E9	820	7	6100	500	10				
667-2SEPC820MD	2SEPC820MD	B	E7	820	8	5300	500	10				
4 Volt												
667-4SEPC560MX	4SEPC560MX	B	E9	560	7	6100	500	10				
667-4SEPC560M	4SEPC560M	A	E13	560	7	6100	500	10				
667-4SEPC680M	4SEPC680M	A	E13	680	7	6100	544	10				
667-4SEPC820M	4SEPC820M	A	F13	820	7	6640	656	10				
6.3 Volt												
667-6SEPC220M	6SEPC220M	B	C55	220	18	2980	280	12				
667-6SEPC470MW	6SEPC470MW	B	C9	470	7	5600	592	10				
667-6SEPC470MX	6SEPC470MX	B	E9	470	8	5700	592	10				
667-6SEPC470M	6SEPC470M	A	E13	470	8	5700	592	10				
667-6SEPC560MX	6SEPC560MX	B	E9	560	7	6100	705	10				
667-6SEPC560MW	6SEPC560MW	B	C9	560	7	5600	705	10				
667-6SEPC680M	6SEPC680M	A	F13	680	7	6640	857	10				
667-6SEPC1500M	6SEPC1500M	A	F13	1500	10	5560	1890	10				
16 Volt												
667-16SEPC100MW	16SEPC100MW	B	C9	100	10	4680	500	10				
667-16SEPC100M	16SEPC100M	B	C6	100	24	2490	280	12				
667-16SEPC150MD	16SEPC150MD	B	E7	150	22	3220	500	12				
667-16SEPC180MX	16SEPC180MX	B	E9	180	10	5000	576	10				
667-16SEPC180M	16SEPC180M	A	E12	180	16	4360	576	10				
667-16SEPC220MD	16SEPC220MD	B	E7	220	13	4150	500	10				
667-16SEPC270MX	16SEPC270MX	B	E9	270	10	5000	864	10				
667-16SEPC270M	16SEPC270M	A	E12	270	11	5000	864	10				
667-16SEPC470M	16SEPC470M	A	F13	470	10	6100	1504	10				

SEPF Series - High Voltage, High Capacitance

For quantities greater than listed, call for quote.

16 Volt												
667-16SEPF150M	16SEPF150M	B	C55	150	30	2590	480	12				
667-16SEPF270M	16SEPF270M	B	E7	270	22	3300	864	12				
667-16SEPF560M	16SEPF560M	B	E12	560	14	4950	1792	12				
667-16SEPF1000M	16SEPF1000M	B	F13	1000	12	5400	3200	12				
20 Volt												
667-20SEPF180M	20SEPF180M	B	E7	180	25	3200	720	12				
667-20SEPF390M	20SEPF390M	B	E12	390	14	4950	1560	12				
667-20SEPF560M	20SEPF560M	B	F13	560	12	5400	2240	12				
25 Volt												
667-25SEPF56M	25SEPF56M	B	C6	56	30	2800	280	12				
667-25SEPF82M	25SEPF82M	B	E7	82	28	3000	410	12				
667-25SEPF180M	25SEPF180M	B	E12	180	16	4650	900	12				
667-25SEPF330M	25SEPF330M	B	F13	330	14	5000	1650	12				
32 Volt												
667-32SEPF22M	32SEPF22M	B	C55	22	35	2400	140	12				
667-32SEPF68M	32SEPF68M	B	E7	68	25	3200	435	10				
35 Volt												
667-35SEPF22M	35SEPF22M	B	C6	22	35	2600	154	12				
667-35SEPF39M	35SEPF39M	B	E7	39	30	2800	273	12				
667-35SEPF82M	35SEPF82M	B	E12	82	20	4000	574	12				
667-35SEPF120M	35SEPF120M	B	F13	120	18	4400	840	12				

DIMENSIONS: in.



Size Code	Dimensions: mm		
	øD±0.5	L	F±0.5
B9	5.0	9.0	2.0
C55	6.3	5.5	2.5
C6	6.3	6.0	2.5
C9	6.3	9.0	2.5
E7	8.0	7.0	3.5
E9	8.0	9.0	3.5
F8	10.0	8.0	5.0
E12	8.0	12.0	3.5
E13	8.0	13.0	3.5
F13	10.0	13.0	5.0

A

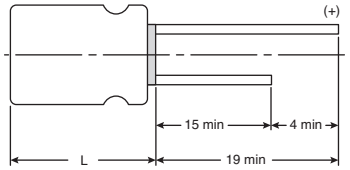

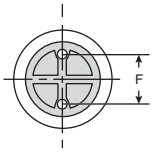

B

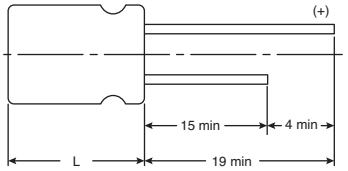

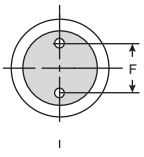

© Copyright 2014 Mouser Electronics

© Copyright 2014 Mouser Electronics

PANASONIC SMD Aluminum Polymer Capacitors

Panasonic

RoHS Compliant This page of product is RoHS compliant.

OS-CON SMD CAPACITORS

• Tolerance 20% • Operating temperature range: -50°C to +105°C

SVP Series

For quantities greater than listed, call for quote.

MOUSER STOCK NO.	Panasonic Part No.	Value (µF)	ESR (mΩ)	Case Code	Price Each 1	Price Each 100	Reel Qty.	Price Per Piece
2.5 Volt								
667-2R5SVP220M	2R5SVP220M	220	23	C6			1000	
667-2R5SVP1500M	2R5SVP1500M	1500	12	F12			400	
4 Volt								
667-4SVP33M	4SVP33M	33	200	A5			2000	
667-4SVP68M	4SVP68M	68	60	B6			1500	
667-4SVP150MX	4SVP150MX	150	40	C6			1000	
667-4SVP330M	4SVP330M	330	35	E7			1000	
667-4SVP560M	4SVP560M	560	13	E12			400	
667-4SVP680M	4SVP680M	680	25	F8			500	
667-4SVP1200M	4SVP1200M	1200	12	F12			500	
6.3 Volt								
667-6SVP22M	6SVP22M	22	200	A5			2000	
667-6SVP47M	6SVP47M	47	70	B6			1500	
667-6SVP82M	6SVP82M	82	45	C6			1000	
667-6SVP100M	6SVP100M	100	40	C6			1000	
667-6SVP120MV	6SVP120MV	120	17	C6			1000	
667-6SVP220M	6SVP220M	220	25	F8			500	
667-6SVP220MX	6SVP220MX	220	35	E7			1000	
667-6SVP330M	6SVP330M	330	25	F8			500	
667-6SVP470M	6SVP470M	470	15	E12			400	
667-6SVP470MX	6SVP470MX	470	25	F8			500	
667-6SVP820M	6SVP820M	820	12	F12			400	
10 Volt								
667-10SVP4R7M	10SVP4R7M	4.7	240	A5			2000	
667-10SVP10M	10SVP10M	10	220	A5			2000	
667-10SVP15M	10SVP15M	15	200	A5			2000	
667-10SVP33M	10SVP33M	33	70	B6			1500	
667-10SVP47M	10SVP47M	47	50	C6			1000	
667-10SVP56M	10SVP56M	56	45	C6			1000	
667-10SVP120M	10SVP120M	120	35	E7			1000	
667-10SVP150M	10SVP150M	150	30	F8			500	
667-10SVP150MX	10SVP150MX	150	35	E7			1000	
667-10SVP150MX	10SVP270M	270	25	F8			500	
667-10SVP330M	10SVP330M	330	17	E12			400	
667-10SVP330MX	10SVP330MX	330	25	F8			500	
667-10SVP560M	10SVP560M	560	13	F12			400	
16 Volt								
667-16SVP3R3M	16SVP3R3M	3.3	260	A5			2000	
667-16SVP15M	16SVP15M	15	120	B6			1500	
667-16SVP22M	16SVP22M	22	90	B6			1500	
667-16SVP39M	16SVP39M	39	50	C6			1000	
667-16SVP56M	16SVP56M	56	45	E7			1000	
667-16SVP82M	16SVP82M	82	40	E7			1000	
667-16SVP100M	16SVP100M	100	35	F8			500	
667-16SVP150M	16SVP150M	150	30	F8			500	
667-16SVP180M	16SVP180M	180	20	E12			400	
667-16SVP180MX	16SVP180MX	180	30	F8			500	
667-16SVP330M	16SVP330M	330	16	F12			400	
20 Volt								
667-20SVP10M	20SVP10M	10	120	B6			1500	
667-20SVP22M	20SVP22M	22	60	C6			1000	
667-20SVP27M	20SVP27M	27	60	C6			1000	
667-20SVP33M	20SVP33M	33	45	E7			1000	
667-20SVP47M	20SVP47M	47	45	E7			1000	
667-20SVP56M	20SVP56M	56	40	F8			500	
667-20SVP68M	20SVP68M	68	40	F8			500	
667-20SVP100M	20SVP100M	100	24	E12			400	
667-20SVP150M	20SVP150M	150	20	F12			400	
25 Volt								
667-25SVP6R8M	25SVP6R8M	6.8	80	C6			1000	
667-25SVP10M	25SVP10M	10	60	E7			1000	
667-25SVP22M	25SVP22M	22	50	F8			500	
667-25SVP33M	25SVP33M	33	30	E12			400	
667-25SVP56M	25SVP56M	56	28	F12			400	

SVPC Series - High Capacitance, Super Low ESR

For quantities greater than listed, call for quote.

MOUSER STOCK NO.	Panasonic Part No.	Value (µF)	ESR (mΩ)	Case Code	Price Each 1	Price Each 100	Reel Qty.	Price Per Piece
2.5 Volt								
667-2R5SVPC180MY	2R5SVPC180MY	180	24	B6			1500	
667-2R5SVPC180M	2R5SVPC180M	180	30	B6			1500	
667-2R5SVPC390MV	2R5SVPC390MV	390	15	C6			1000	
667-2R5SVPC390M	2R5SVPC390M	390	25	C6			1000	
667-2R5SVPC560M	2R5SVPC560M	560	16	C6			1000	
667-2R5SVPC820M	2R5SVPC820M	820	9	E12			400	
667-2R5SVPC1500M	2R5SVPC1500M	1500	10	E12			400	
667-2R5SVPC2700M	2R5SVPC2700M	2700	12	F12			400	
4 Volt								
667-4SVPC150MV	4SVPC150MV	150	20	B6			1500	
667-4SVPC150MY	4SVPC150MY	150	23	B6			1500	
667-4SVPC150M	4SVPC150M	150	30	B6			1500	
667-4SVPC330MV	4SVPC330MV	330	15	C6			1000	
667-4SVPC330MY	4SVPC330MY	330	21	C6			1000	
667-4SVPC330M	4SVPC330M	330	27	C6			1000	
667-4SVPC560MX	4SVPC560MX	560	9	E12			400	
667-4SVPC560M	4SVPC560M	560	22	E7			1000	
667-4SVPC1200M	4SVPC1200M	1200	12	E12			400	
667-4SVPC1500M	4SVPC1500M	1200	12	E12			400	
6.3 Volt								
667-6SVPC100MY	6SVPC100MY	100	25	B6			1500	
667-6SVPC100M	6SVPC100M	100	30	B6			1500	
667-6SVPC120MV	6SVPC120MV	120	21	B6			1500	
667-6SVPC220MV	6SVPC220MV	220	15	C6			1000	
667-6SVPC220M	6SVPC220M	220	27	C6			1000	

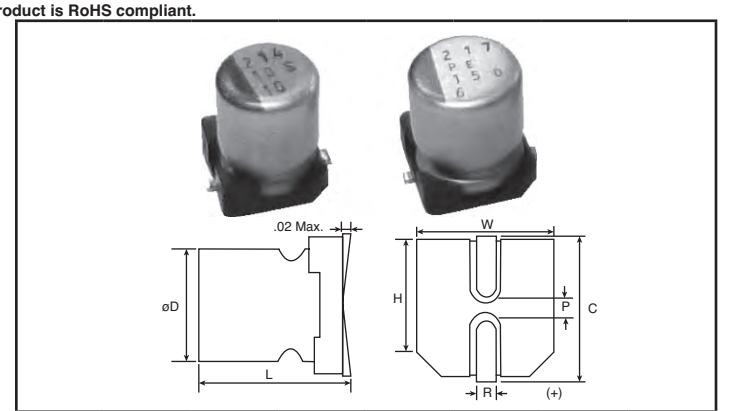

Size Code	Dimensions: mm øD±0.5	L+0.1/-0.4	W±0.2	H±0.2	C±0.2	R	P±0.2
A5	4.0	5.4	4.3	4.3	5.0	0.6 to 0.8	1.0
B6	5.0	5.9	5.3	5.3	6.0	0.6 to 0.8	1.4
C6	6.3	5.9	6.6	6.6	7.3	0.6 to 0.8	2.1
C10	6.3	9.9	6.6	6.6	7.3	0.6 to 0.8	2.1
E7	8.0	6.9	8.3	8.3	9.0	0.6 to 0.8	3.2
F8	10.0	7.9	10.3	10.3	11.0	0.6 to 0.8	4.6
E12	8.0	11.9	8.3	8.3	9.0	0.8 to 1.1	3.2
F12	10.0	12.6	10.3	10.3	11.0	0.8 to 1.1	4.6

SVPC Series - High Capacitance, Super Low ESR (Cont.)

For quantities greater than listed, call for quote.

MOUSER STOCK NO.	Panasonic Part No.	Value (µF)	ESR (mΩ)	Case Code	Price Each 1	Price Each 100	Reel Qty.	Price Per Piece
6.3 Volt (Cont.)								
667-6SVPC330M	6SVPC330M	330	17	C6			1000	
667-6SVPC390M	6SVPC390M	390	22	E7			1000	
667-6SVPC820M	6SVPC820M	820	12	E12			400	
10 Volt								
667-10SVPC68MV	10SVPC68MV	68	23	B6			1500	
667-10SVPC68M	10SVPC68M	68	30	B6			1500	
667-10SVPC120MV	10SVPC120MV	120	22	C6			1000	
667-10SVPC120M	10SVPC120M	120	27	C6			1000	
667-10SVPC270M	10SVPC270M	270	22	E7			1000	
16 Volt								
667-16SVPC39MV	16SVPC39MV	39	27	B6			1500	
667-16SVPC39M	16SVPC39M	39	35	B6			1500	
667-16SVPC68MV	16SVPC68MV	68	25	C6			1000	
667-16SVPC68M	16SVPC68M	68	30	C6			1000	
667-16SVPC100M	16SVPC100M	100	24	C6			1000	
667-16SVPC120M	16SVPC120M	120	27	E7			1000	
667-16SVPC150M	16SVPC150M	150	22	E7			1000	
667-16SVPC270M	16SVPC270M	270	16	E12			400	

SVPE Series - High Capacitance, Super Low ESR

For quantities greater than listed, call for quote.

MOUSER STOCK NO.	Panasonic Part No.	Value (µF)	ESR (mΩ)	Case Code	Price Each 1	Price Each 100	Reel Qty.	Price Per Piece
2.5 Volt								
667-2R5SVPE330MY	2R5SVPE330MY	330	10	B6			1500	
667-2R5SVPE390M	2R5SVPE390M	390	10	C6			1000	
667-2SVPE1200M	2SVPE1200M	1200	8	C10			500	
6.3 Volt								
667-6SVPE150M	6SVPE150M	150	12	B6			1500	
667-6SVPE180M	6SVPE180M	180	15	B6			1000	
667-6SVPE220M	6SVPE220M	220	10	C6			1000	
10 Volt								
667-10SVPE220M	10SVPE220M	220	20	C6			1000	
16 Volt								
667-16SVPE180M	16SVPE180M	180	11	C10			500	
667-16SVPE470M	16SVPE470M	470	10	F12			400	

SVPF Series - Large Capacitance, High Voltage

For quantities greater than listed, call for quote.

MOUSER STOCK NO.	Panasonic Part No.	Value (µF)	ESR (mΩ)	Case Code	Price Each 1	Price Each 100	Reel Qty.	Price Per Piece
16 Volt								
667-16SVPF180M	16SVPF180M	180	22	C6			1000	
667-16SVPF270M	16SVPF270M	270	22	E7			1000	
667-16SVPF560M	16SVPF560M	560	14	E12			400	
667-16SVPF1000M	16SVPF1000M	1000	12	F12			400	
20 Volt								
667-20SVPF120M	20SVPF120M	120	25	C6			1000	
667-20SVPF180M	20SVPF180M	180	25	E7			1000	
667-20SVPF390M	20SVPF390M	390	14	E12			400	
667-20SVPF560M	20SVPF560M	560	12	F12			400	
25 Volt								
667-25SVPF27MX	25SVPF27MX	27	40	B6			1500	
667-25SVPF47M	25SVPF47M	47	30	C6			1000	
667-25SVPF56M	25SVPF56M	56	30	C6			1000	
667-25SVPF82M	25SVPF82M	82	28	E7			1000	
667-25SVPF180M	25SVPF180M	180	16	E12			400	
667-25SVPF330M	25SVPF330M	330	14	F12			400	
35 Volt								
667-35SVPF22M	35SVPF22M	22	35	C6			1000	
667-35SVPF39M	35SVPF39M	39	30	E7			1000	
667-35SVPF82M	35SVPF82M	82	20	E12			400	
667-35SVPF120M	35SVPF120M	120	18	F12			400	
50 Volt								
667-50SVPF68M	50SVPF68M	68	20	F12			400	

© Copyright 2014 Mouser Electronics

© Copyright 2014 Mouser Electronics

UNITED CHEMI-CON Decoupling & Polymer Aluminum Capacitors

RoHS Compliant **This product is RoHS compliant.**

PXK SERIES CONDUCTIVE POLYMER ALUMINUM SOLID CAPACITORS

NEW PRODUCT



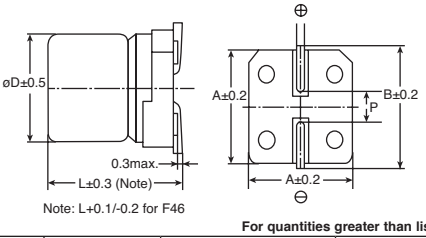

Note: L+0.1/-0.2 for F46

Specifications:

- Super low ESR, impedance and high heat resistance have been obtained by using conductive polymer as electrolyte.
- Rated voltage range: 2.5 to 16VDC, Capacitance range: 100 to 580µF
- Suitable for DC-DC converters, voltage regulators and decoupling applications used to computer motherboards etc.

For quantities greater than listed, call for quote.

MOUSER STOCK NO.	United Chemi-Con Part No.	Value (µF)	Case Code	Case Dimensions: mm						Max ESR (MΩ) @ 20°C 100kHZ	Rated Ripple (mArms) 100k-300kHz -55°C~+105°C	Price Each			
				øD	L	A	B	W	P			1	10	50	100
16 Volts															
661-APXK160A101MF61G	APXK160ARA101MF61G	100	F61	6.3	5.8	6.6	7.2	0.5-0.8	1.9	24	2490				
2.5 Volts															
661-APXK2R5A561MF61G	APXK2R5ARA561MF61G	560	F61	6.3	5.8	6.6	7.2	0.5-0.8	1.9	16	3500				
4 Volts															
661-APXK4R0A391MF61G	APXK4R0ARA391MF61G	390	F61	6.3	5.8	6.6	7.2	0.5-0.8	1.9	17	3390				
6.3 Volts															
661-APXK6R3A151MF46G	APXK6R3ARA151MF46G	150	F46	6.3	4.5	6.6	7.2	0.5-0.8	1.9	19	2780				
661-APXK6R3A181ME61G	APXK6R3ARA181ME61G	180	E61	5	5.8	5.3	5.9	0.5-0.8	1.4	17	3390				
661-APXK6R3A221MF46G	APXK6R3ARA221MF46G	220	F46	6.3	4.5	6.6	7.2	0.5-0.8	1.9	18	3200				
661-APXK6R3A331MF61G	APXK6R3ARA331MF61G	330	F61	6.3	5.8	6.6	7.2	0.5-0.8	1.9	17	3390				

UCC PXA NPCAP™ 105°C SMD SOLID POLYMER ALUMINUM SERIES

The PXA series are suitable for DC-DC converters, voltage regulators, and decoupling applications used in computer equipment.

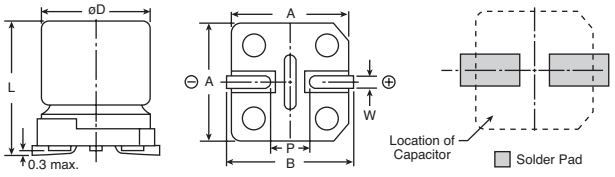

Specifications:

- Operating temperature: -55°C to +105°C
- Voltage range: 2.5VDC to 25VDC
- Capacitance range: 10µF to 1200µF
- Capacitance tolerance: ±20%
- Rated lifetime: 2000 hours @ 105°C

Features:

- High heat resistance to reflow soldering
- Solid polymer electrolyte
- Ultra low ESR
- Lead free design
- Solvent proof

2.5 Volts

For quantities greater than listed, call for quote.

MOUSER STOCK NO.	United Chemi-Con Part No.	Value (µF)	Case Code	Case Dimensions: mm						Max ESR (MΩ) @ 20°C 100kHZ	Rated Ripple (mArms) 100k-300kHz -55°C~+105°C	Price Each			
				øD	L	A	B	W	P			1	10	50	100
661-PXA2.5VC221MF	APXA2R5ARA221MF55G	220	F55	6.3	5.2	6.6	7.2	0.5-0.8	1.9	25	2500				
661-PXA2.5VC102M	APXA2R5ARA102MJ80G	1000	J80	10	7.7	10.3	11	0.7-1.1	4.5	19	4240				

4 Volts

For quantities greater than listed, call for quote.

661-PXA4VC101MF	APXA4R0ARA101MF55G	100	F55	6.3	5.2	6.6	7.2	0.5-0.8	1.9	26	2450				
661-PXA4VC221M	APXA4R0ARA221MH70G	220	H70	8	6.7	8.3	9	0.7-1.1	3.1	25	3020				
661-PXA4VC331M	APXA4R0ARA331MH70G	330	H70	8	6.7	8.3	9	0.7-1.1	3.1	25	3020				
661-PXA4VC471M	APXA4R0ARA471MJ80G	470	J80	10	7.7	10.3	11	0.7-1.1	4.5	20	4130				
661-PXA4VC681M	APXA4R0ARA681MJ80G	680	J80	10	7.7	10.3	11	0.7-1.1	4.5	20	4130				
661-PXA4VC122M	APXA4R0ARA122MJC0G	1200	JC0	10	12.2	10.3	11	0.7-1.1	4.5	10	5500				

6.3 Volts

For quantities greater than listed, call for quote.

661-PXA6.3VC68RM	APXA6R3ARA680MF60G	68	F60	6.3	5.7	6.6	7.2	0.5-0.8	1.9	27	2400				
661-PXA6.3VC82RM	APXA6R3ARA820MF60G	82	F60	6.3	5.7	6.6	7.2	0.5-0.8	1.9	27	2400				
661-PXA6.3VC101M	APXA6R3ARA101MF60G	100	F60	6.3	5.7	6.6	7.2	0.5-0.8	1.9	27	2400				
661-PXA6.3VC121M	APXA6R3ARA121MF60G	120	F60	6.3	5.7	6.6	7.2	0.5-0.8	1.9	27	2400				
661-PXA6.3VC151M	APXA6R3ARA151MH70G	150	H70	8	6.7	8.3	9	0.7-1.1	3.1	25	3020				
661-PXA6.3VC221M	APXA6R3ARA221MH70G	220	H70	8	6.7	8.3	9	0.7-1.1	3.1	25	3020				
661-PXA6.3VC331M	APXA6R3ARA331MJ80G	330	J80	10	7.7	10.3	11	0.7-1.1	4.5	20	4130				
661-PXA6.3VC391M	APXA6R3ARA391MHC0G	390	HC0	8	12	8.3	9	0.7-1.1	3.1	12	4770				
661-PXA6.3VC471M	APXA6R3ARA471MJ80G	470	J80	10	7.7	10.3	11	0.7-1.1	4.5	20	4130				
661-PXA6.3VC821M	APXA6R3ARA821MJC0G	820	JC0	10	12.2	10.3	11	0.7-1.1	4.5	10	5500				

10 Volts

For quantities greater than listed, call for quote.

661-PXA10VC47RM	APXA100ARA470MF60G	47	F60	6.3	5.7	6.6	7.2	0.5-0.8	1.9	31	2250				
661-PXA10VC56RM	APXA100ARA560MF55G	56	F55	6.3	5.2	6.6	7.2	0.5-0.8	1.9	31	2250				
661-PXA10VC121M	APXA100ARA121MH70G	120	H70	8	6.7	8.3	9	0.7-1.1	3.1	27	2800				
661-PXA10VC151M	APXA100ARA151MH70G	150	H70	8	6.7	8.3	9	0.7-1.1	3.1	27	2800				
661-PXA10VC271MH	APXA100ARA271MHC0G	270	HC0	8	12	8.3	9	0.7-1.1	3.1	14	4420				
661-PXA10VC271M	APXA100ARA271MJ80G	270	J80	10	7.7	10.3	11	0.7-1.1	4.5	24	3770				
661-PXA10VC331MH	APXA100ARA331MHC0G	330	HC0	8	12	8.3	9	0.7-1.1	3.1	12	4420				
661-PXA10VC331M	APXA100ARA331MJ80G	330	J80	10	7.7	10.3	11	0.7-1.1	4.5	24	3770				
661-PXA10VC471M	APXA100ARA471MJC0G	470	JC0	10	12.2	10.3	11	0.7-1.1	4.5	12	5300				
661-PXA10VC561M	APXA100ARA561MJC0G	560	JC0	10	12.2	10.3	11	0.7-1.1	4.5	12	5300				

16 Volts

For quantities greater than listed, call for quote.

661-PXA16VC33RM	APXA160ARA330MF60G	33	F60	6.3	5.7	6.6	7.2	0.5-0.8	1.9	37	2050				
661-PXA16VC39RM	APXA160ARA390MF60G	39	F60	6.3	5.7	6.6	7.2	0.5-0.8	1.9	37	2050				
661-PXA16VC82RM	APXA160ARA820MH70G	82	H70	8	6.7	8.3	9	0.7-1.1	3.1	30	2700				
661-PXA16VC151M	APXA160ARA151MJ80G	150	J80	10	7.7	10.3	11	0.7-1.1	4.5	26	3430				
661-PXA16VC181M	APXA160ARA181MJ80G	180	J80	10	7.7	10.3	11	0.7-1.1	4.5	26	3430				
661-PXA16VC221M	APXA160ARA221MJC0G	220	JC0	10	12.2	10.3	11	0.7-1.1	4.5	14	5050				
661-PXA16VC331M	APXA160ARA331MJC0G	330	JC0	10	12.2	10.3	11	0.7-1.1	4.5	14	5050				

20 Volts

For quantities greater than listed, call for quote.

661-PXA20VC22RMF	APXA200ARA220MF55G	22	F55	6.3	5.2	6.6	7.2	0.5-0.8	1.9	50	1650				
661-PXA20VC22RM	APXA200ARA220MF60G	22	F60	6.3	5.7	6.6	7.2	0.5-0.8	1.9	50	1650				
661-PXA20VC39RM	APXA200ARA390MH70G	39	H70	8	6.7	8.3	9	0.7-1.1	3.1	45	2000				
661-PXA20VC47RM	APXA200ARA470MH70G	47	H70	8	6.7	8.3	9	0.7-1.1	3.1	45	2000				
661-PXA20VC82RM	APXA200ARA820MJ80G	82	J80	10	7.7	10.3	11	0.7-1.1	4.5	40	2500				

25 Volts

For quantities greater than listed, call for quote.

661-PXA25VC10RM	APXA250ARA100MF60G	10	F60	6.3	5.7	6.6	7.2	0.5-0.8	1.9	65	1500				
661-PXA25VC22RM	APXA250ARA220MH70G	22	H70	8	6.7	8.3	9	0.7-1.1	3.1	50	1800				
661-PXA25VC39RM	APXA250ARA390MJ80G	39	J80	10	7.7	10.3	11	0.7-1.1	4.5	45	2100				

© Copyright 2014 Mouser Electronics

© Copyright 2014 Mouser Electronics

UNITED CHEMI-CON NPCAP™ Polymer Aluminum Capacitors

RoHS Compliant This product is RoHS compliant.

UCC SMD SOLID POLYMER ALUMINUM CAPACITORS

PXH NPCAP™ Series, 125°C

The PXH series are suitable for DC-DC converters, voltage regulators and decoupling applications.

Specifications:
- Operating temperature: -55°C to +125°C
- Voltage range: 2.5VDC to 20VDC
- Capacitance range: 22µF to 1000µF
- Capacitance tolerance: ±20%
- Rated lifetime: 1000 hours @ 125°C

Features:
- Solid polymer electrolyte
- Ultra low ESR
- Lead free design
- Solvent proof
- High heat resistance to reflow soldering

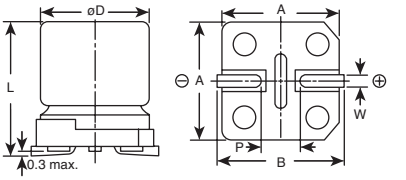

Case Dimensions: mm

Case Code	øD ±0.5	L ±0.3	A ±0.2	B ±0.2	W	P
F60	ø6.3	5.7	6.6	7.2	0.5-0.8	1.9
H70	ø8	6.7	8.3	9.0	0.7-1.1	3.1
J80	ø10	7.7	10.3	11.0	0.7-1.1	4.5
E60	ø5	5.7	5.3	5.9	0.5-0.8	1.4
F60	ø6.3	5.7	6.6	7.2	0.5-0.8	1.9
H70	ø8	6.7	8.3	9.0	0.7-1.1	3.1

For quantities greater than listed, call for quote.

MOUSER STOCK NO.	United Chemi-Con Part No.	Value (µF)	Case Code	Max ESR (MΩ)@20°C 100k-300kHz	Price Each 1	10	50
2.5 Volts							
661-PXH2.5V221M	APXH2R5ARA221MF60G	220	F60	35			
661-PXH2.5V561M	APXH2R5ARA561MH70G	560	H70	30			
4.0 Volts							
661-PXH4V151M	APXH4R0ARA151MF60G	150	F60	35			
661-PXH4V221M	APXH4R0ARA221MH70G	220	H70	30			
6.3 Volts							
661-PXH6.3V820M	APXH6R3ARA820MF60G	82	F60	40			
661-PXH6.3V101M	APXH6R3ARA101MF60G	100	F60	40			
661-PXH6.3V151M	APXH6R3ARA151MH70G	150	H70	30			
661-PXH6.3V221M	APXH6R3ARA221MH70G	220	H70	30			
661-PXH6.3V471M	APXH6R3ARA471MJ80G	470	J80	25			
10 Volts							
661-PXH10V121M	APXH100ARA121MH70G	120	H70	35			
661-PXH10V151M	APXH100ARA151MH70G	150	H70	35			
661-PXH10V331M	APXH100ARA331MJ80G	330	J80	30			
16 Volts							
661-PXH16V390M	APXH160ARA390MF60G	39	F60	50			
661-PXH16V820M	APXH160ARA820MH70G	82	H70	40			
661-PXH16V151M	APXH160ARA151MJ80G	150	J80	35			
661-PXH16V181M	APXH160ARA181MJ80G	180	J80	35			
20 Volts							
661-PXH20V220M	APXH200ARA220MF60G	22	F60	60			
661-PXH20V470M	APXH200ARA470MH70G	47	H70	45			
661-PXH20V820M	APXH200ARA820MJ80G	82	J80	45			

PXC NPCAP™ Series, 105°C, Low ESR

Specifications:
- Operating temperature : -55°C to +105°C
- Voltage range: 2.5VDC to 16VDC
- Capacitance range: 27µF to 470µF

Features:
- Solvent proof
- Cost effective polymer tantalum replacement
- 20 to 30% lower ESR than PXA series
- Designed for two reflow soldering cycles

For quantities greater than listed, call for quote.

MOUSER STOCK NO.	United Chemi-Con Part No.	Value (µF)	Case Code	Max ESR (MΩ)@20°C 100k-300kHz	Price Each 1	10	50
2.5 Volt							
661-PXC2.5VC181M	APXC2R5ARA181ME60G	180	E60	30			
4 Volt							
661-PXC4VC151M	APXC4R0ARA151ME60G	150	E60	30			
661-PXC4VC221M	APXC4R0ARA221MF60G	220	F60	21			
661-PXC4VC331M	APXC4R0ARA331MH70G	330	H70	18			
6.3 Volt							
661-PXC6.3VC101M	APXC6R3ARA101ME60G	100	E60	35			
661-PXC6.3VC181M	APXC6R3ARA181MF60G	180	F60	22			
661-PXC6.3VC221M	APXC6R3ARA221MH70G	220	H70	18			
10 Volt							
661-PXC10VC56RM	APXC100ARA560ME60G	56	E60	40			
661-PXC10VC151M	APXC100ARA151MH70G	150	H70	20			
16 Volt							
661-PXC16VC27RM	APXC160ARA270ME60G	27	E60	45			
661-PXC16VC39RM	APXC160ARA390MF60G	39	F60	25			
661-PXC16VC82RM	APXC160ARA820MH70G	82	H70	25			

UCC PSA NPCAP™ 105°C RADIAL SOLID POLYMER ALUMINUM SERIES, LOW ESR

The PSA series uses a solid functional polymer as the electrolyte. This polymer technology insures more stable performance and higher reliability over the expected lifetime than normal liquid electrolyte capacitors. PSA capacitors are constructed of lead-free materials that can withstand high temperature lead-free soldering. This series are suitable for use in DC-DC converters, voltage regulators, and decoupling applications and are recommended replacements for OS-CON™ capacitors.

Specifications:
- Temperature range: -55°C to +105°C
- Voltage range: 2.5VDC to 10VDC
- Capacitance range: 27µF to 470µF

Features:
- Capacitance tolerance: ± 20%
- Rated lifetime: 2000 hours

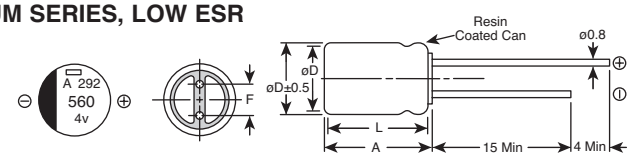

For quantities greater than listed, call for quote.

MOUSER STOCK NO.	United Chemi-Con Part No.	Value (µF)	Case Dimensions: mm øD	L	A	F±0.5	Max ESR (MΩ)@20°C 100k-300kHz	Ripple (mArms) 105°C/100kHz	Price Each 1	50	100	500	1000
2.5 Volt													
661-PSA2.5VB680M	APSA2R5ELL681MHB5D	680	8	11.5	11.5+1.5	3.5	7	5580					
661-PSA2.5VB820M	APSA2R5ELL821MHB5S	820	8	11.5	11.5+1.5	3.5	7	5580					
4 Volt													
661-PSA4VB560M	APSA4R0ELL561MHB5D	560	8	11.5	11.5+1.5	3.5	7	5580					
6.3 Volt													
661-PSA6.3VB220M	APSA6R3ELL221MFA5G	220	6.3	10.5	10.5+1.0	2.5	20	3160					
661-PSA6.3VB330M	APSA6R3ELL331MFA5G	330	6.3	10.5	10.5+1.0	2.5	28	3190					
661-PSA6.3VB390M	APSA6R3ELL391MHB5D	390	8	11.5	11.5+1.5	3.5	8	5080					
661-PSA6.3VB680M	APSA6R3ELL681MHB5D	680	10	11.5	11.5+1.5	5	7	5860					
10 Volt													
661-PSA10VB47M	APSA100ELL470MFA5G	47	6.3	10.5	10.5+1.0	2.5	25	2820					
661-PSA10VB68M	APSA100ELL680MFA5G	68	6.3	10.5	10.5+1.0	2.5	25	2820					
661-PSA10VB100M	APSA100ELL101MFA5G	100	6.3	10.5	10.5+1.0	2.5	25	2820					
661-PSA10VB270M	APSA100ELL271MHB5S	270	8	11.5	11.5+1.5	3.5	9	4710					
661-PSA10VB470M	APSA100ELL471MJB5S	470	10	11.5	11.5+1.5	5	8	5650					

UCC PSF NPCAP™ 105°C RADIAL SOLID POLYMER ALUMINUM SERIES LOW ESR

Specifications:
- Temperature range: -55°C to +105°C
- Voltage range: 2VDC to 16VDC

Features:
- Capacitance tolerance: ± 20%
- Rated lifetime: 5000 hours

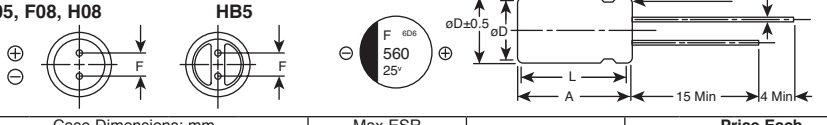

MOUSER STOCK NO.	United Chemi-Con Part No.	Value (µF)	Case Dimensions: mm øD	L	A	ød	F±0.5	Max ESR (MΩ)@20°C 100k-300kHz	Ripple (mArms) 105°C/100kHz	Price Each 1	10	50	500	1000
2 Volt														
661-APSF2R0E102MF08S	APSF2R0ELL102MF08S	1000	6.3	8	8±1.0	0.6	2.5	5	5900					
2.5 Volt														
661-APSF2R5E331MF08S	APSF2R5ELL331MF08S	330	6.3	8	8±1.0	0.6	2.5	5	5900					
661-APSF2R5E471MF08S	APSF2R5ELL471MF08S	470	6.3	8	8±1.0	0.6	2.5	5	5900					
661-APSF2R5E561MF08S	APSF2R5ELL561MF08S	560	6.3	8	8±1.0	0.6	2.5	5	5900					
661-APSF2R5E821MF08S	APSF2R5ELL821MF08S	820	6.3	8	8±1.0	0.6	2.5	5	5900					
16 Volt														
661-APSF160E101MF05S	APSF160ELL101MF05S	100	6.3	5	5±1.0	0.45	2.5	24	2490					
661-APSF160E271MH08S	APSF160ELL271MH08S	270	8	8	8±1.0	0.6	3.5	10	5000					
661-APSF160E331MH08S	APSF160ELL331MH08S	330	8	8	8±1.0	0.6	3.5	13	4700					
661-APSF160E471MHB5S	APSF160ELL471MHB5S	470	8	11.5	11.5±1.5	0.6	5	11	5400					

© Copyright 2014 Mouser Electronics

© Copyright 2014 Mouser Electronics

CORNELL DUBILIER Aluminum Electrolytic Capacitors

RoHS Compliant **This product is RoHS compliant.**

SLPX SERIES 85°C

Type SLPX can operate at 85°C at rated voltage for 3000 hours.
Best value package compared to the other snap-in series.



Features:

- 3000 h ripple load life at rated voltage
- Small case size with high capacitance
- Best for switching power supplies
- 22mm to 35mm diameter, 10mm lead spacing
- High ripple current

Specifications:

- Operating temperature: -40°C to 85°C (10VDC~450VDC)
- Voltage range: 10VDC to 450VDC
- Capacitance range: 220µF to 82,000µF
- Capacitance tolerance: ±20%
- Leakage current: ≤3 √CV (µA)

Ambient Temperature/Multiplier			
20 to 45°C	65°C	85°C	105°C
2.00	1.89	1.52	1.00

Voltage	Frequency/Multiplier			
	60Hz	120Hz	1kHz	10 kHz & Up
10-100Vdc	0.90	1.00	1.15	1.25
160-450Vdc	0.80	1.00	1.25	1.47

DIMENSIONS: mm

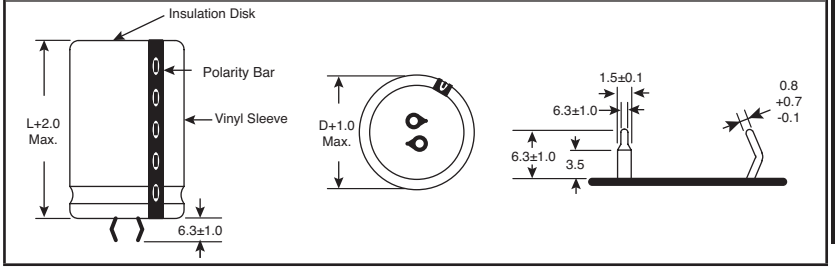

For quantities greater than listed, call for quote.

MOUSER STOCK NO.	VDC	Value (µF)	Ripple(A) @ 120Hz@85°C	Case D x L(mm)	Price Each 1	50	100	500
598-SLPX103M016A3P3	16	10000	2.89	22 x 30				
598-SLPX183M016E3P3	16	18000	3.88	30 x 30				
598-SLPX103M025A5P3	25	10000	3.31	22 x 35				
598-SLPX153M025A9P3	25	15000	4.21	22 x 50				
598-SLPX153M025C7P3	25	15000	4.1	25 x 40				
598-SLPX223M025C9P3	25	22000	5.29	25 x 50				
598-SLPX223M025E7P3	25	22000	5.33	30 x 40				
598-SLPX333M025E9P3	25	33000	5.29	30 x 50				
598-SLPX333M025H4P3	25	33000	6.75	35 x 45				
598-SLPX682M025A3P3	25	6800	2.56	22 x 30				
598-SLPX103M035C7P3	35	10000	3.65	25 x 40				
598-SLPX103M035E3P3	35	10000	3.61	30 x 30				
598-SLPX153M035C9P3	35	15000	4.77	25 x 50				
598-SLPX153M035E7P3	35	15000	4.8	30 x 40				
598-SLPX223M035H4P3	35	22000	6.38	35 x 45				
598-SLPX472M035A3P3	35	4700	2.46	22 x 30				
598-SLPX472M035C1P3	35	4700	2.43	25 x 25				
598-SLPX682M035A7P3	35	6800	2.97	22 x 40				
598-SLPX682M035C3P3	35	6800	2.89	25 x 30				
598-SLPX682M035E1P3	35	6800	3.09	30 x 25				
598-SLPX103M050E7P3	50	10000	5.08	30 x 40				
598-SLPX153M050H4P3	50	15000	6.56	35 x 45				
598-SLPX183M050H9P3	50	18000	7.14	35 x 50				
598-SLPX222M050A1P3	50	2200	1.93	22 x 25				
598-SLPX223M050H9P3	50	22000	7.89	35 x 50				
598-SLPX332M050A3P3	50	3300	2.41	22 x 30				
598-SLPX332M050C1P3	50	3300	2.38	25 x 25				
598-SLPX472M050A7P3	50	4700	3.02	22 x 40				
598-SLPX472M050C3P3	50	4700	3.07	25 x 30				
598-SLPX472M050E1P3	50	4700	3.01	30 x 25				
598-SLPX562M050A7P3	50	5600	3.26	22 x 40				
598-SLPX682M050A9P3	50	6800	3.94	22 x 50				
598-SLPX682M050C7P3	50	6800	3.87	25 x 40				
598-SLPX682M050E5P3	50	6800	3.93	30 x 35				
598-SLPX103M063E9P3	63	10000	5.78	30 x 50				
598-SLPX103M063H7P3	63	10000	5.75	35 x 40				
598-SLPX222M063A3P3	63	2200	2.35	22 x 30				
598-SLPX472M063E3P3	63	4700	3.54	30 x 30				
598-SLPX682M063E7P3	63	6800	4.55	30 x 40				
598-SLPX682M063H3P3	63	6800	4.44	35 x 30				
598-SLPX822M063H5P3	63	8200	5.05	35 x 35				
598-SLPX222M080C3P3	80	2200	2.53	25 x 30				
598-SLPX332M080A9P3	80	3300	3.23	22 x 50				
598-SLPX332M080C7P3	80	3300	3.29	25 x 40				
598-SLPX472M080H3P3	80	4700	4.12	35 x 30				
598-SLPX682M080E9P3	80	6800	5.27	30 x 50				
598-SLPX102M100A3P3	100	1000	2.02	22 x 30				
598-SLPX222M100C7P3	100	2200	3.21	25 x 40				
598-SLPX222M100E3P3	100	2200	3.17	30 x 30				
598-SLPX332M100E7P3	100	3300	4.18	30 x 40				
598-SLPX472M100H7P3	100	4700	5.23	35 x 40				
598-SLPX682M100H9P3	100	6800	6.01	35 x 50				
598-SLPX102M160A9P3	160	1000	3.02	22 x 50				
598-SLPX152M160E7P3	160	1500	3.96	30 x 40				
598-SLPX222M160H7P3	160	2200	4.96	35 x 40				

For quantities greater than listed, call for quote.

MOUSER STOCK NO.	VDC	Value (µF)	Ripple(A) @ 120Hz@85°C	Case D x L (mm)	Price Each 1	50	100	500
598-SLPX561M160A3P3	160	560	2.15	22 x 30				
598-SLPX681M160C3P3	160	680	2.33	25 x 30				
598-SLPX272M180H9P3	180	2700	5.3	35 x 50				
598-SLPX102M200C4P3	200	1000	3.28	25 x 45				
598-SLPX102M200E5P3	200	1000	3.15	30 x 35				
598-SLPX102M200H3P3	200	1000	3.25	35 x 30				
598-SLPX122M200E7P3	200	1200	3.61	30 x 40				
598-SLPX152M200E4P3	200	1500	4.13	30 x 45				
598-SLPX152M200H7P3	200	1500	4.06	35 x 40				
598-SLPX222M200H9P3	200	2200	5.25	35 x 50				
598-SLPX271M200A1P3	200	270	1.37	22 x 25				
598-SLPX331M200A1P3	200	330	1.51	22 x 25				
598-SLPX331M200A3P3	200	330	1.63	22 x 30				
598-SLPX471M200A3P3	200	470	1.97	22 x 30				
598-SLPX561M200A7P3	200	560	2.18	22 x 40				
598-SLPX561M200E1P3	200	560	2.15	30 x 25				
598-SLPX681M200A4P3	200	680	2.48	22 x 45				
598-SLPX821M200A9P3	200	820	2.81	22 x 50				
598-SLPX821M200C7P3	200	820	2.79	25 x 40				
598-SLPX102M250E4P3	250	1000	3.56	30 x 45				
598-SLPX102M250E5P3	250	1000	3.2	30 x 35				
598-SLPX102M250H5P3	250	1000	3.48	35 x 35				
598-SLPX221M250A1P3	250	220	1.24	22 x 25				
598-SLPX271M250A3P3	250	270	1.5	22 x 30				
598-SLPX331M250A3P3	250	330	1.66	22 x 30				
598-SLPX391M250A5P3	250	390	1.88	22 x 35				
598-SLPX471M250A7P3	250	470	2.15	22 x 40				
598-SLPX471M250E1P3	250	470	2.04	30 x 25				
598-SLPX561M250C5P3	250	560	2.35	25 x 35				
598-SLPX681M250E5P3	250	680	2.71	30 x 35				
598-SLPX821M250E5P3	250	820	2.98	30 x 35				
598-SLPX821M250H3P3	250	820	2.96	35 x 30				
598-SLPX101M400A3P3	400	100	0.99	22 x 30				
598-SLPX221M400C3P3	400	220	1.54	25 x 30				
598-SLPX221M400E3P3	400	220	1.66	30 x 30				
598-SLPX331M400E3P3	400	330	2.05	30 x 30				
598-SLPX471M400E4P3	400	470	2.51	30 x 45				
598-SLPX471M400H7P3	400	470	2.54	35 x 40				
598-SLPX561M400H9P3	400	560	3.13	35 x 50				
598-SLPX561M400H7P3	400	560	2.85	35 x 40				
598-SLPX821M400H9P3	400	820	3.4	35 x 50				
598-SLPX680M450A1P3	450	68	0.71	22 x 25				
598-SLPX121M450A3P3	450	120	1.07	22 x 30				
598-SLPX121M450C3P3	450	120	1.09	25 x 30				
598-SLPX181M450E1P3	450	180	1.45	30 x 25				
598-SLPX221M450C7P3	450	220	1.59	25 x 40				
598-SLPX221M450H3P3	450	220	1.66	35 x 30				
598-SLPX271M450E3P3	450	270	1.78	30 x 30				
598-SLPX331M450H5P3	450	330	2.15	35 x 35				
598-SLPX331M450E7P3	450	330	2.12	30 x 40				
598-SLPX471M450H9P3	450	470	2.8	35 x 50				
598-SLPX471M450H4P3	450	470	2.68	35 x 45				

© Copyright 2014 Mouser Electronics

CORNELL DUBILIER Aluminum Electrolytic Capacitors

CDE CORNELL DUBILIER

RoHS Compliant **This product is RoHS compliant.**

SLP SERIES 105°C BEST VALUE SNAP-IN

Type SLP can operate at 105°C at rated voltage for 3000 hours. Best value package compared to the other snap-in series.

Features:

- 3000 h ripple load life at rated voltage
- Small case size with high capacitance
- Best for switching power supplies
- 22mm to 35mm diameter, 10mm lead spacing
- High ripple current

Specifications:

- Operating temperature: -40°C to 105°C (10VDC~250VDC) -25°C to 105°C (160VDC~450VDC)
- Voltage range: 10VDC to 450VDC
- Capacitance range: 180µF to 56,000µF
- Capacitance tolerance: ±20%
- Leakage current: ≤3 √CV (µA)

Ambient Temperature/Multiplier			
20 to 45°C	65°C	85°C	105°C
2.00	1.89	1.52	1.00

Voltage	Frequency/Multiplier			
	60Hz	120Hz	1kHz	10 kHz & Up
10-100Vdc	0.90	1.00	1.15	1.25
160-450Vdc	0.80	1.00	1.25	1.47

DIMENSIONS: mm

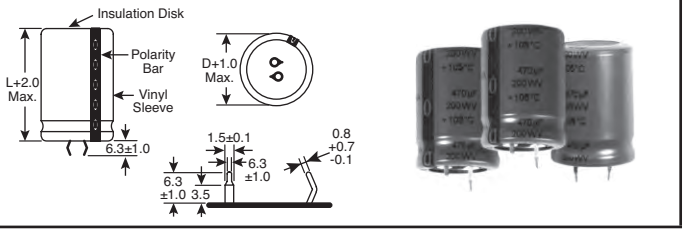

For quantities greater than listed, call for quote.

MOUSER STOCK NO.	VDC	Value (µF)	Ripple(A) @ 120Hz@85°C	Case Size D x L (mm)	Price Each 1	10	50	100
598-SLP153M025C4P3	25	15000	3.6	25 x 45				
598-SLP103M035C7P3	35	10000	3.04	25 x 40				
598-SLP223M035H9P3	35	22000	5.48	35 x 50				
598-SLP472M035C1P3	35	4700	2.2	25 x 25				
598-SLP332M050C3P3	50	3300	2	25 x 30				
598-SLP472M050C5P3	50	4700	2.43	25 x 35				
598-SLP103M063H9P3	63	10000	5.11	35 x 50				
598-SLP222M063C3P3	63	2200	2	25 x 30				
598-SLP332M063E3P3	63	3300	2.5	30 x 30				
598-SLP682M063H7P3	63	6800	3.84	35 x 40				
598-SLP102M100C1P3	100	1000	1.45	25 x 25				
598-SLP222M100C4P3	100	2200	2.53	25 x 45				
598-SLP472M100H4P3	100	4700	3.8	35 x 45				
598-SLP681M100A1P3	100	680	1.09	22 x 25				
598-SLP152M160E4P3	160	1500	2.84	30 x 45				
598-SLP152M160H5P3	160	1500	2.84	35 x 35				
598-SLP331M160A1P3	160	330	1.2	22 x 25				
598-SLP391M160A3P3	160	390	1.3	22 x 30				
598-SLP471M160A3P3	160	470	1.55	22 x 30				
598-SLP561M160A5P3	160	560	1.67	22 x 35				
598-SLP681M160A7P3	160	680	1.82	22 x 40				
598-SLP821M160E3P3	160	820	2.04	30 x 30				
598-SLP122M180E7P3	180	1200	2.55	30 x 40				
598-SLP152M180E4P3	180	1500	2.9	30 x 45				
598-SLP182M180H4P3	180	1800	3.3	35 x 45				
598-SLP222M180H9P3	180	2200	3.65	35 x 50				
598-SLP271M180A1P3	180	270	1	22 x 25				
598-SLP391M180A3P3	180	390	1.35	22 x 30				
598-SLP471M180A5P3	180	470	1.5	22 x 35				
598-SLP471M180C3P3	180	470	1.5	25 x 30				
598-SLP561M180E1P3	180	560	1.67	30 x 25				
598-SLP821M180A9P3	180	820	2.04	22 x 50				
598-SLP821M180C7P3	180	820	2.04	25 x 40				
598-SLP821M180E3P3	180	820	2.04	30 x 30				
598-SLP102M200C9P3	200	1000	2.42	25 x 50				
598-SLP102M200E7P3	200	1000	2.3	30 x 40				
598-SLP102M200H5P3	200	1000	2.3	35 x 35				
598-SLP122M200E4P3	200	1200	2.65	30 x 45				
598-SLP122M200H3P3	200	1200	2.49	35 x 30				
598-SLP122M200H5P3	200	1200	2.65	35 x 35				
598-SLP182M200H4P3	200	1800	3.48	35 x 45				
598-SLP182M200H7P3	200	1800	3.31	35 x 40				
598-SLP221M200A1P3	200	220	0.99	22 x 25				
598-SLP271M200A1P3	200	270	1.1	22 x 25				
598-SLP331M200A3P3	200	330	1.25	22 x 30				
598-SLP331M200C1P3	200	330	1.25	25 x 25				
598-SLP391M200C3P3	200	390	1.35	25 x 30				
598-SLP471M200A7P3	200	470	1.5	22 x 40				
598-SLP471M200C3P3	200	470	1.5	25 x 30				

For quantities greater than listed, call for quote.

MOUSER STOCK NO.	VDC	Value (µF)	Ripple(A) @ 120Hz@85°C	Case Size D x L (mm)	Price Each 1	10	50	100
598-SLP471M200C5P3	200	470	1.6	25 x 35				
598-SLP471M200E1P3	200	470	1.5	30 x 25				
598-SLP561M200A4P3	200	560	1.67	22 x 45				
598-SLP561M200C5P3	200	560	1.7	25 x 35				
598-SLP561M200E1P3	200	560	1.67	30 x 25				
598-SLP681M200A9P3	200	680	1.78	22 x 50				
598-SLP681M200C5P3	200	680	1.72	25 x 35				
598-SLP681M200C7P3	200	680	1.82	25 x 40				
598-SLP681M200E3P3	200	680	1.78	30 x 30				
598-SLP821M200C4P3	200	820	2.1	25 x 45				
598-SLP821M200H3P3	200	820	2.04	35 x 30				
598-SLP102M250E9P3	250	1000	2.7	30 x 50				
598-SLP102M250H7P3	250	1000	2.69	35 x 40				
598-SLP152M250H9P3	250	1500	3.61	35 x 50				
598-SLP181M250A1P3	250	180	0.88	22 x 25				
598-SLP221M250A3P3	250	220	1	22 x 30				
598-SLP221M250C1P3	250	220	1.08	25 x 25				
598-SLP271M250A5P3	250	270	1.18	22 x 35				
598-SLP331M250A3P3	250	330	1.15	22 x 30				
598-SLP331M250A7P3	250	330	1.3	22 x 40				
598-SLP331M250C3P3	250	330	1.3	25 x 30				
598-SLP391M250C5P3	250	390	1.49	25 x 35				
598-SLP471M250C7P3	250	470	1.65	25 x 40				
598-SLP471M250E3P3	250	470	1.65	30 x 30				
598-SLP681M250C9P3	250	680	2.03	25 x 50				
598-SLP681M250E7P3	250	680	2	30 x 40				
598-SLP681M250H3P3	250	680	2	35 x 30				
598-SLP821M250E4P3	250	820	2.3	30 x 45				
598-SLP821M250H5P3	250	820	2.3	35 x 35				
598-SLP470M400A1P3	400	47	0.42	22 x 25				
598-SLP151M400C3P3	400	150	0.83	25 x 30				
598-SLP221M400E5P3	400	220	1.28	30 x 35				
598-SLP331M400E5P3	400	330	1.39	30 x 35				
598-SLP391M400H5P3	400	390	1.6	35 x 35				
598-SLP471M400H7P3	400	470	1.9	35 x 40				
598-SLP561M400H4P3	400	560	2.12	35 x 45				
598-SLP681M400H4P3	400	680	2.34	35 x 45				
598-SLP680M450A3P3	450	68	0.53	22 x 30				
598-SLP101M450A3P3	450	100	0.65	22 x 30				
598-SLP151M450C3P3	450	150	0.82	25 x 30				
598-SLP221M450H3P3	450	220	1.12	35 x 30				
598-SLP221M450E3P3	450	220	1.05	30 x 30				
598-SLP271M450H5P3	450	270	1.28	35 x 35				
598-SLP331M450H5P3	450	330	1.37	35 x 35				
598-SLP331M450H7P3	450	330	1.45	35 x 40				
598-SLP471M450H4P3	450	470	1.77	35 x 45				
598-SLP471M450H9P3	450	470	1.85	35 x 50				

380LQ, 85°C SERIES - COMPACT HIGH CAPACITANCE SNAPMOUNT

Specifications:

- Voltage rating: 16VDC to 450VDC
- Operating temperature: ≤315V: -40°C to +85°C; >350V: -25°C to +85°C
- Capacitance tolerance: 20%
- Life test: 2000 hours @ +85°C at full load
- Leakage current: ≤ 3 √ CV µA at 5 min.

Features:

- More capacitance per case size
- Average of 27% smaller and more than 10mm shorter than Type 380LX
- Approaching the capability of the 380LX, the 380LQ enables you to shrink equipment size and retain the original performance

DIMENSIONS: mm

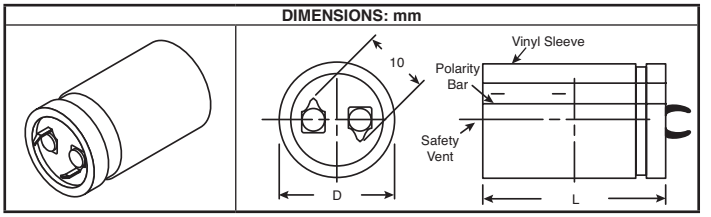

For quantities greater than listed, call for quote.

MOUSER STOCK NO.	CDE Type 380LQ	Value (µF)	Ripple(A) @ 85°C/120Hz	Case Size D x L (mm)	Price Each 1	10	25
200 WVDC							
5985-380-200V471	471M200H022	470	1.85	22 x 30			
5985-380-200V681	681M200H032	680	2.68	22 x 35			
5985-380-200V821	821M200J022	820	2.93	25 x 30			
5985-380-200V102	102M200J032	1000	3.25	25 x 35			
5985-380-200V122	122M200K022	1200	3.50	30 x 30			
5985-380-200V152	152M200K032	1500	3.87	30 x 35			
5985-380-200V222	222M200K052	2200	4.92	30 x 50			
5985-380-200V272	272M200A052	2700	5.45	35 x 50			
250 WVDC							
5985-380-250V331	331M250H022	330	1.75	22 x 30			
5985-380-250V471	471M250H032	470	2.11	22 x 35			
5985-380-250V561	561M250J022	560	2.25	25 x 30			
5985-380-250V681	681M250J032	680	2.50	25 x 35			
5985-380-250V821	821M250K022	820	2.77	30 x 30			
5985-380-250V102	102M250K032	1000	3.32	30 x 35			
5985-380-250V122	122M250A032	1200	3.53	35 x 35			
5985-380-250V152	152M250K052	1500	4.04	30 x 50			
5985-380-250V222	222M250A052	2200	5.00	35 x 50			

For quantities greater than listed, call for quote.

MOUSER STOCK NO.	CDE Type 380LQ	Value (µF)	Ripple(A) @ 85°C/120Hz	Case Size D x L (mm)	Price Each 1	10	25
400 WVDC							
5985-380-400V221	221M400J022	220	1.49	25 x 30			
5985-380-400V271	271M400K022	270	1.67	30 x 30			
5985-380-400V331	331M400K022	330	1.90	30 x 30			
5985-380-400V391	391M400K032	390	2.13	30 x 35			
5985-380-400V471	471M400K042	470	2.39	30 x 40			
5985-380-400V561	561M400A032	560	2.69	35 x 35			
5985-380-400V681	681M400K052	680	2.96	30 x 50			
5985-380-400V821	821M400A052	820	3.25	35 x 50			
450 WVDC							
5985-380-450V121	121M450H022	120	1.04	22 x 30			
5985-380-450V221	221M450K022	220	1.55	30 x 30			
5985-380-450V271	271M450K022	270	1.78	30 x 30			
5985-380-450V331	331M450K042	330	2.01	30 x 40			
5985-380-450V391	391M450K042	390	2.24	30 x 40			
5985-380-450V471	471M450A042	470	2.53	35 x 40			
5985-380-450V561	561M450A452	560	2.82	35 x 45			

© Copyright 2014 Mouser Electronics

© Copyright 2014 Mouser Electronics

CORNELL DUBILIER Aluminum Electrolytic Capacitors

CDE CORNELL DUBILIER

RoHS Compliant This product is RoHS compliant.

DIMENSIONS: mm

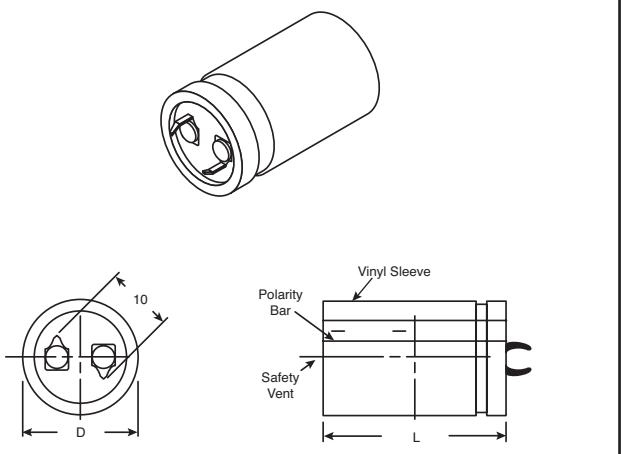

380LX, 85°C SERIES - HIGH CAPACITANCE SNAPMOUNT

Specifications:

- Voltage rating: 16VDC to 500VDC
- Operating temperature: <300V: -40°C to +85°C; ≥ 350V: -25°C to +85°C
- Capacitance tolerance: 20%
- Life test: 3000 hours @ +85°CC at full load
- Leakage current: ≤ 3 √ CV μA at 5 min.
- EIA ripple life: 3000 hours @ 85°C

Features:

- More capacitance per case size
- Ideal for switching power supply input and output circuits and motor drives

For quantities greater than listed, call for quote.

MOUSER STOCK NO.	CDE Type 380LQ	Value (μF)	Ripple(A) @ 85°C/120Hz	Case D x L (mm)	Price Each 1	10	25
25 WVDC							
5985-85-25V6800	682M025H022	6,800	3.50	22 x 30			
5985-85-25V10000	103M025H032	10,000	3.80	22 x 35			
5985-85-25V22000	223M025J052	22,000	6.10	25 x 50			
5985-85-25V47000	473M025A052	47,000	8.00	35 x 50			
35 WVDC							
5985-85-35V5600	562M035H022	5,600	3.40	22 x 30			
5985-85-35V8200	822M035H042	8,200	4.00	22 x 40			
5985-85-35V10000	103M035K022	10,000	4.40	30 x 30			
5985-85-35V15000	153M035J052	15,000	5.60	25 x 50			
5985-85-35V22000	223M035A042	22,000	6.10	35 x 40			
5985-85-35V33000	333M035A052	33,000	7.15	35 x 50			
50 WVDC							
5985-85-50V3300	332M050H022	3,300	2.70	22 x 30			
5985-85-50V4700	472M050H032	4,700	3.00	22 x 35			
5985-85-50V4700J	472M050J022	4,700	3.00	25 x 30			
5985-85-50V6800	682M050K022	6,800	3.90	30 x 30			
5985-85-50V8200	822M050K032	8,200	4.40	30 x 35			
5985-85-50V15000	153M050K052	15,000	6.40	30 x 50			
5985-85-50V22000	223M050A052	22,000	7.60	35 x 50			
63 WVDC							
5985-85-63V4700	472M063K022	4,700	4.40	30 x 30			
5985-85-63V8200	822M063A032	8,200	6.00	35 x 35			
5985-85-63V10000	103M063A042	10,000	6.50	35 x 40			
5985-85-63V12000	123M063A052	12,000	7.20	35 x 50			
100 WVDC							
5985-85-100V1000	102M100H022	1,000	2.00	22 x 30			
200 WVDC							
5985-85-200V220	221M200J202	220	0.90	25 x 20			
5985-85-200V330	331M200J012	330	1.60	25 x 25			
5985-85-200V470	471M200J022	470	1.90	25 x 30			
5985-85-200V680	681M200J032	680	2.70	25 x 35			
5985-85-200V1200	122M200K452	1,200	3.50	30 x 45			
5985-85-200V1500	152M200A042	1,500	3.90	35 x 40			
5985-85-200V2200	222M200A052	2,200	4.90	35 x 50			
250 WVDC							
5985-85-250V220	221M250H022	220	1.20	22 x 30			
5985-85-250V470	471M250J042	470	2.10	25 x 40			
5985-85-250V680	681M250A022	680	2.50	35 x 30			
5985-85-250V1000	102M250K052	1,000	3.10	30 x 50			
400 WVDC							
5985-85-400V68J	680M4000J202	68	0.35	25 x 20			
5985-85-400V100	101M400H022	100	0.90	22 x 30			
5985-85-400V560A	561M400A052	560	2.70	35 x 50			
5985-85-400V680	681M400A052	680	3.00	35 x 50			
450 WVDC							
5985-85-450V47	470M450J202	47	0.30	25 x 20			
5985-85-450V68	680M450H022	68	0.80	22 x 30			
5985-85-450V100	101M450J022	100	0.90	25 x 30			
5985-85-450V120	121M450J022	120	1.00	25 x 30			
5985-85-450V220	221M450J052	220	1.60	25 x 50			
5985-85-450V330	331M450A042	330	2.00	35 x 40			
5985-85-450V470	471M450A052	470	2.50	35 x 50			

© Copyright 2014 Mouser Electronics

381LQ SERIES, 105°C - COMPACT HIGH RIPPLE SNAP-IN

Specifications:

- Voltage rating: 200VDC to 450VDC
- Operating temperature: <315V: -40°C to +105°C; >350V: -25°C to +105°C
- Capacitance tolerance: 20%
- Life test: 2000 hours @ 105°C at full load
- Leakage current: ≤ 3 √ CV μA at 5 min.
- EIA Ripple life: 8000 hours @ 85°C

Features:

- More capacitance per case size
- Average of 23% smaller and more than 5mm shorter than Type 381LX
- The 381LQ enables you to shrink equipment size and retain the original performance

For quantities greater than listed, call for quote.

MOUSER STOCK NO.	CDE Type 381LQ	Value (μF)	Ripple(A) @ 105°C/20Hz	Case D x L (mm)	Price Each 1	10	25
200 WVDC							
5985-381-200V470	471M200H022	470	2.03	22 x 30			
5985-381-200V680	681M200J022	680	2.45	25 x 30			
5985-381-200V820	821M200J032	820	2.86	25 x 35			
5985-381-200V1000	102M200K022	1000	3.22	30 x 30			
5985-381-200V1200	122M200A022	1200	3.71	35 x 30			
5985-381-200V1500	152M200K042	1500	3.92	35 x 40			
5985-381-200V1800	182M200A042	1800	4.31	35 x 40			
5985-381-200V2200	222M200K052	2200	4.87	30 x 50			
250 WVDC							
5985-381-250V330	331M250H022	330	1.68	22 x 30			
5985-381-250V390	391M250H032	390	1.82	22 x 35			
5985-381-250V470	471M250J022	470	1.96	25 x 30			
5985-381-250V560	561M250J032	560	2.10	25 x 35			
5985-381-250V680	681M250K022	680	2.38	30 x 30			
5985-381-250V820	821M250K032	820	2.80	30 x 35			
5985-381-250V1000	102M250K042	1000	3.08	30 x 40			
5985-381-250V1800	182M250A052	1800	3.78	35 x 50			
400 WVDC							
5985-381-400V220	221M400J032	220	1.54	25 x 35			
5985-381-400V270	271M400K022	270	1.71	30 x 30			
5985-381-400V330	331M400K032	330	2.02	30 x 35			
5985-381-400V390	391M400K042	390	2.17	30 x 40			
5985-381-400V470	471M400A032	470	2.35	35 x 35			
5985-381-400V560	561M400A042	560	2.66	35 x 40			
5985-381-400V680	681M400A452	680	2.97	35 x 45			
450 WVDC							
5985-381-450V100	101M450H022	100	0.9	22 x 30			
5985-381-450V120	121M450H032	120	1.01	22 x 35			
5985-381-450V150	151M450J022	150	1.11	25 x 30			
5985-381-450V180	181M450K022	180	1.22	30 x 30			
5985-381-450V220	221M450K022	220	1.40	30 x 30			
5985-381-450V270	271M450K042	270	1.67	30 x 40			
5985-381-450V330	331M450A032	330	1.93	35 x 35			
5985-381-450V390	391M450A042	390	2.17	35 x 40			
5985-381-450V470	471M450A452	470	2.44	35 x 45			
5985-381-450V560	561M450A052	560	2.66	35 x 50			

381LX SERIES, 105°C - HIGH RIPPLE SNAP-IN

Specifications:

- Voltage rating: 16VDC to 450VDC
- Operating temperature: <315V: -40°C to +105°C; ≥ 350V: -25°C to +105°C
- Capacitance tolerance: 20%
- Leakage current: ≤ 3 √ CV μA at 5 min.
- EIA Ripple life: 12,000 hours @ 85°C

Features:

- More capacitance per case size
- 4 Times the life of 380LX Series
- High ripple capability

Applications:

- Power supply input and output circuits
- Motor-drives

For quantities greater than listed, call for quote.

MOUSER STOCK NO.	CDE Type 381LX	Value (μF)	Ripple(A) @ 105°C/ 120Hz	Case D x L (mm)	Price Each 1	10	25
16 WVDC							
5985-16V10000	103M016J012	10,000	2.60	25 x 25			
5985-16V15000	153M016J032	15,000	3.20	25 x 35			
25 WVDC							
5985-25V10000	103M025J032	10,000	3.00	25 x 35			
5985-25V15000	153M025J452	15,000	3.60	25 x 45			
35 WVDC							
5985-35V4700J	472M035J012	4,700	1.60	25 x 25			
5985-35V10000	103M035J052	10,000	3.50	25 x 50			
5985-35V22000	223M035A052	22,000	5.00	35 x 50			
63 WVDC							
5985-63V2200	222M063J022	2,200	2.00	25 x 30			
5985-63V10000	103M063A052	10,000	4.40	35 x 50			
200 WVDC							
5985-200V220	221M200H012	220	1.00	22 x 25			
5985-200V330H	331M200H022	330	1.20	22 x 30			
5985-200V330	331M200J012	330	1.20	25 x 25			
5985-200V470	471M200J032	470	1.40	25 x 35			
5985-200V680	681M200J042	680	1.70	25 x 40			
5985-200V680K	681M200K022	680	1.70	30 x 30			
5985-200V1000K	102M200K032	1,000	2.20	30 x 35			
5985-200V1200	122M200K052	1,200	2.30	30 x 50			
5985-200V1500	152M200A042	1,500	2.50	35 x 40			
250 WVDC							
5985-250V180	181M250J012	180	1.30	25 x 25			
5985-250V220	221M250J012	220	1.00	25 x 25			
5985-250V330	331M250K012	330	1.20	30 x 25			
5985-250V680	681M250K452	680	1.70	30 x 45			
5985-250V1000	102M250A452	1,000	2.20	35 x 45			
5985-250V1500	152M250A052	1,500	2.50	35 x 50			
450 WVDC							
598-81LX330M450H012	330M450H012	33	.35	22 x 25			
5985-450V100	101M450J042	100	.60	25 x 40			
5985-450V150	151M450K022	150	.80	30 x 30			
5985-450V220	221M450K052	220	.90	30 x 50			
5985-450V220A	221M450A042	220	.90	35 x 40			
5985-450V270	271M450A032	270	1.20	35 x 35			
5985-450V330	331M450A042	330	1.40	35 x 40			
5985-450V470	471M450A052	470	1.70	35 x 50			

© Copyright 2014 Mouser Electronics

CORNELL DUBILIER Aluminum Electrolytic Capacitors

CDE CORNELL DUBILIER

MLP/MLS FLATPACK® ULTRA LONG LIFE CAPACITORS

The MLP/MLS Flatpack® series unique flat design increases available board space by 27% compared to standard round capacitors. The broad, flat sides make heat-sinking simple and effective, and the box shape encourages efficient stacking. High-purity material assure extremely long life, and for values rated at 250V and less exhibit superior low -temperature impedance down to -55°C.

Features:
- MLP = 85°C, Aluminum Case
- MLS = 125°C, **Stainless Steel** Case
- Low profile replacement for snap-in capacitors
- Can readily heat sink to double the ripple capability
- Near-hermetic welded seal assures 50-year life

Type MLP/MLS:
- Avionics
- Telecom
- Power supply
- Circuit cards
- HIgh power inverter/converter

Specifications:
- Height: < 1/2"
- Capacitance: 220µF-20,000µF
- Voltage: 25VDC-450VDC
- Operates: -55°C to 85°C for 250V, -40°C to 85°C for >250V
- 2,000-Hour life test: 85°C
- Type MLP delivers 25 joules of energy storage in a 1/2" height with 50 years life @ +45°C

DIMENSIONS: mm

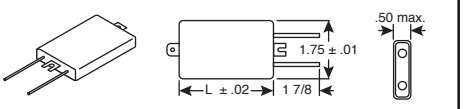

For quantities greater than listed, call for quote.

MOUSER STOCK NO.	CDE Part No.	Volt (DC)	Value (µF)	Max. Temp. °C	Case Size D x L (In.)	Max. ESR 25°C (mΩ) 120 Hz	Max. ESR 25°C (mΩ) 20 kHz	Ripple (A) at 85° 120 Hz	Ripple (A) at 85° 20 kHz	Price Each 1	Price Each 10	Price Each 25
5987-50V442	MLP442M050EK1A	50	4400	85	1.75 x 1.5	97	70	3.7	4.4			
5987-50V113	MLP113M050EB1A	50	11000	85	1.75 x 3.0	36	27	8.3	9.6			
5987-80V332	MLP332M080EB1A	80	3300	85	1.75 x 3.0	44	31	7.5	9			
598-MLP272M100EB0A	MLP272M100EB0A	100	2700	85	1.75 x 3.0	46	33	7.4	8.7			
5987-250V821	MLP821M250EB1A	250	820	85	1.75 x 3.0	172	103	3.8	4.9			
598-MLP331M420EB0A	MLP331M420EB0A	420	330	85	1.75 x 3.0	530	390	2.1	2.5			
5987-450V281	MLP281M450EB0A	450	280	85	1.75 x 3.0	585	480	2	2.3			
598-MLS442M040EK0A	MLS442M040EK0A	40	4400	125	1.75 x 1.5	97	70	10.3	12.1			
598-MLS152M060EK0A	MLS152M060EK0A	60	1500	125	1.75 x 1.5	106	77	9.8	11.5			
598-MLS112M075EK0A	MLS112M075EK0A	75	1100	125	1.75 x 1.5	112	78	9.6	11.5			
598-MLS331M200EK1A	MLS331M200EK1A	200	330	125	1.75 x 1.5	426	258	4.9	6.2			
5987-MLS821M200EB1A	MLS821M200EB1A	200	820	125	1.75 x 3.0	172	103	7.7	10			
598-MLS561M250EB1A	MLS561M250EB1A	250	560	125	1.75 x 3.0	240	157	6.5	8.1			

DCMC 85°C HIGH CAPACITANCE SCREW TERMINAL LARGE CAN

Features:
- Low ESR
- High capacitance value
- Handle large ripple current
- Thermal-Pak extended cathode construction assures cool operation with heat flow from the capacitor element to the can

Applications:
- Power supply filters
- UPS systems
- Computer hold-up power
- Energy storage applications

Specifications:
- Voltage range: 6.3VDC to 450VDC
- Temperature range: -40°C to 85°C
- Tolerance: <200VDC = -10% to +75%
  ≥200VDC = -10% to +50%
- Capacitance Range: 110µF to 2.7µF
- Life: 2000 hours @ 85°C

DIMENSIONS: mm

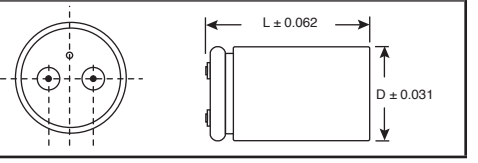

For quantities greater than listed, call for quote.

MOUSER STOCK NO.	CDE Part No.	Value (µF)	Voltage (V)	Case Size D x L (In.)	Max. ESR (mΩ) 120Hz/25°C	Max. Ripple (A) 120Hz/85°C	Price Each 1	Price Each 10	Price Each 25	Price Each 100
598-DCMC50V103	DCMC103U050AA2B	10000	50	1.375 x 2.125	30.9	5.6				
598-DCMC50V163	DCMC163U050AB2B	16000	50	1.375 x 3.125	23.6	7.4				
598-DCMC50V263	DCMC263U050AC2B	26000	50	1.375 x 4.125	18.7	10.4				
598-DCMC50V383	DCMC383U050BB2B	38000	50	2.000 x 3.125	16.3	11.9				
598-DCMC63V702	DCMC702U063AA2B	7000	63	1.375 x 2.125	39.0	5.0				
598-DCMC75V223	DCMC223U075AF2B	22000	75	1.375 x 5.625	21.4	10.8				
598-DCMC100V163	DCMC163U100EC2B	16000	100	1.750 x 4.125	28.8	8.0				
598-DCMC100V203	DCMC203U100BC2B	20000	100	2.000 x 4.125	19.9	10.7				
598-DCMC200V352	DCMC352T200BC2B	3500	200	2.000 x 4.125	0.03	10.8				
598-DCMC250V152	DCMC152T250AB2B	1500	250	1.375 x 3.125	88.0	4.1				
598-DCMC250V472	DCMC472T250BC2B	4700	250	2.000 x 4.125	31.5	8.9				
598-DCMC250V682	DCMC682T250BF2B	6800	250	2.000 x 5.625	21.2	11.9				
598-DCMC450V271	DCMC271T450AA2B	270	450	1.375 x 2.125	437.7	1.5				
598-DCMC450V471	DCMC471T450AB2B	470	450	1.375 x 3.125	253.2	2.4				
598-DCMC450V102	DCMC102T450BB2B	1000	450	2.000 x 3.125	137.0	4.3				

CDHC SNAP-IN HYBRID CARBONCAP POWER ULTRACAPACITORS

Cornell Dubilier CDHC Hybrid Carboncap Power Ultracapacitors are designed for board mountable power backup applications. These hybrid capacitors charge rapidly and discharge slowly, making them ideal for applications requiring low power, low energy, and low charge/discharge cycle rates such as solar lighting, LED lighting, portable devices, and emergency operation of vehicle doors and windows.

PRODUCT NEW

Features:
- Rapid change
- PC Board mountable
- Standard snap in design

Specifications:
- Capacitance: 220F-1000F
- Capacitance Tolerance: -5% / +10%
- Voltage: 2.30VDC-2.50VDC

Applications:
- Solar Lighting
- LED Lighting
- Portable devices
- Emergency door and window operation

For quantities greater than listed, call for quote.

MOUSER STOCK NO.	CDE Part No.	Fig.	Value (F)	Voltage (V)	Max Temp (°C)	Case Size D x L (In.)	Max. ESR DC (mΩ)	Leakage Current Max. (mA)	Price Each 1	Price Each 10	Price Each 25	Price Each 100
598-CDHC221K2R3SR	CDHC221K2R3SR	A	220	2.3	60	22 x 45	40	0.2				
598-CDHC301K2R3SR	CDHC301K2R3SR	A	300	2.3	60	22 x 45	25	0.55				
598-CDHC821K2R3SR	CDHC821K2R3SR	A	820	2.3	60	27 x 80	12	0.5				

CDLC ULTRACAPACITORS

Cornell Dubilier CDLC Carboncap High-Power Board Mount Ultracapacitors offer extremely high capacitance values (farads) ranging from 100 to 3000F with extraordinary cycle life in axial, M12 threaded, and 2 and 4 pin snap in versions. This leading edge, organic electrolyte D cell ultracapacitor can easily handle more than a half million duty cycles and is designed for reverse proof surface mount assembly. CDLC Carboncap High-Power Board Mount Ultracapacitors are suited for industrial power back up, renewable energy systems, short term UPS, and telecom applications.

PRODUCT NEW

Features:
- High power performance
- Ultra Low ESR Characteristics Axial, M12 threaded, and 2 and 4 pin snap in termination styles available

Specifications:
- Capacitance: 100F-600F
- Capacitance Tolerance: -5% / +10%
- Voltage: 2.70VDC-2.85VDC

Applications:
- Grid stabilization
- Wind turbine pitch
- Short term UPS
- Industrial power backup
- Renewable energy systems
- Rail system power

For quantities greater than listed, call for quote.

598-CDLC101K2R7SR	CDLC101K2R7SR	A	100	2.7	65	22 x 45	4.2	0.27				
598-CDLC351K2R7SR	CDLC351K2R7SR	A	350	2.7	65	35 x 59	3.2	1				
598-CDLC401K2R7SR	CDLC401K2R7SR	A	400	2.7	65	35 69	3.2	1.2				
598-CDLC122P2R7K04	CDLC122P2R7K04	B	1200	2.7	65	60.7 x 74	0.58	2.7				
598-CDLC152P2R7K04	CDLC152P2R7K04	B	1500	2.7	65	60.7 x 85	0.47	3				
598-CDLC202P2R7K04	CDLC202P2R7K04	B	2000	2.7	65	60.7 x 102	0.35	4.2				
598-CDLC302P2R7K04	CDLC302P2R7K04	B	3000	2.7	65	60.7 x 138	0.29	5.2				
598-CDLC302P2R7LR	CDLC302P2R7LR	C	3000	2.7	65	60.5 x 138.5	0.26	5				
598-CDLC351E2R7T11	CDLC351E2R7T11	D	350	2.7	65	33.3 x 61.5	3.2	0.32				
598-CDLC351K2R7S4	CDLC351K2R7S4	E	350	2.7	65	35.3 x 62	2.7	1				

DIMENSIONS: mm

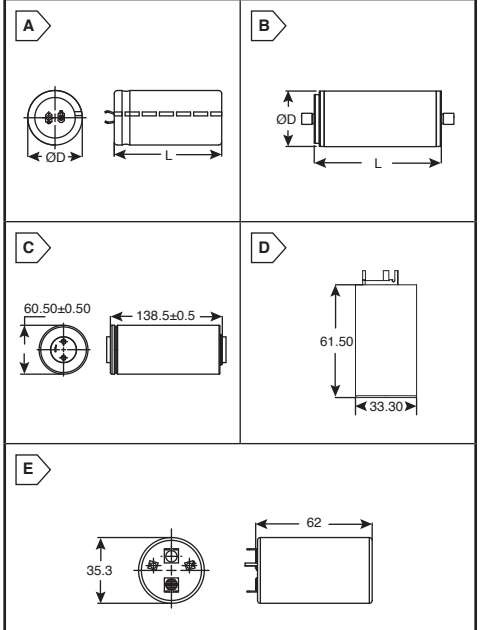

© Copyright 2014 Mouser Electronics

© Copyright 2014 Mouser Electronics

EPCOS Snap-In Aluminum Electrolytic Capacitors

RoHS Compliant **This product is RoHS compliant.**

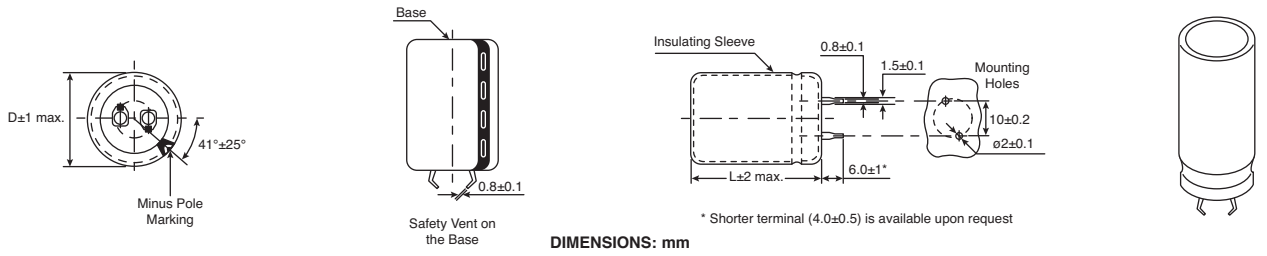

* Shorter terminal (4.0±0.5) is available upon request

DIMENSIONS: mm

85°C ALUMINUM ELECTROLYTIC SNAP-IN CAPACITORS

Features:
- High ripple current capability
- Load life of 2000 hours at 85°C

Applications:
- Switch-mode power supplies in industrial and entertainment electronics

RoHS Compliant

For quantities greater than listed, call for quote.

MOUSER STOCK NO.	Epcos Part No.	Voltage (DC)	Value (uF)	Case Size DxL (mm)	Dissipation Factor (tan δ)	Ripple Current (mA)	Price Each			
							1	10	25	50
871-B43231A2187M000	B43231A2187M000	200	180	22 x 20	0.12	0.91				
871-B43231A2227M000	B43231A2227M000	200	220	22 x 25	0.12	1.09				
871-B43231A2337M000	B43231A2337M000	200	330	22 x 30	0.12	1.42				
871-B43231A2477M000	B43231A2477M000	200	470	22 x 35	0.12	1.79				
871-B43231C2687M000	B43231C2687M000	200	680	30 x 30	0.12	2.43				
871-B43231B2108M000	B43231B2108M000	200	1000	35 x 30	0.12	3.18				
871-B43231B2158M000	B43231B2158M000	200	1500	35 x 40	0.12	4.01				
871-B43231E2157M000	B43231E2157M000	250	150	22 x 25	0.15	0.90				
871-B43231F2227M000	B43231F2227M000	250	220	25.4 x 25	0.15	1.19				
871-B43231E2477M000	B43231E2477M000	250	470	22 x 45	0.15	1.98				
871-B43231G2567M000	B43231G2567M000	250	560	30 x 30	0.15	2.20				
871-B43231G2687M000	B43231G2687M000	250	680	35 x 30	0.15	2.62				
871-B43231E2827M000	B43231E2827M000	250	820	30 x 40	0.15	2.95				
871-B43231E2108M000	B43231E2108M000	250	1000	30 x 45	0.15	3.40				
871-B43231A9686M000	B43231A9686M000	400	68	22 x 20	0.15	0.56				
871-B43231A9107M000	B43231A9107M000	400	100	22 x 30	0.15	0.78				
871-B43231B9227M000	B43231B9227M000	400	220	30 x 30	0.15	1.38				
871-B43231B9337M000	B43231B9337M000	400	330	35 x 30	0.15	1.83				
871-B43231B9477M000	B43231B9477M000	400	470	30 x 50	0.15	2.43				
871-B43231A9567M000	B43231A9567M000	400	560	35 x 45	0.15	2.73				
871-B43231A5686M000	B43231A5686M000	450	68	22 x 25	0.20	0.46				
871-B43231B5107M000	B43231B5107M000	450	100	25.4 x 30	0.20	0.65				
871-B43231B9157M000	B43231B9157M000	450	150	25.4 x 30	0.20	1.05				
871-B43231C5157M000	B43231C5157M000	450	150	30 x 30	0.20	0.87				
871-B43231B5227M000	B43231B5227M000	450	220	25.4 x 50	0.20	1.18				
871-B43231A5477M000	B43231A5477M000	450	470	35 x 50	0.20	1.99				

105°C ALUMINUM ELECTROLYTIC SNAP-IN CAPACITORS

Features:
- High ripple current capability
- Load life of 2000 hours at 105°C

Applications:
- Switch-mode power supplies in industrial and entertainment electronics

RoHS Compliant

For quantities greater than listed, call for quote.

MOUSER STOCK NO.	Epcos Part No.	Voltage (DC)	Value (uF)	Case Size DxL (mm)	Dissipation Factor (tan δ)	Ripple Current (mA)	Price Each			
							1	10	25	50
871-B43252A2157M000	B43252A2157M000	200	150	22 x 20	0.12	0.63				
871-B43252A2227M000	B43252A2227M000	200	220	22 x 25	0.12	0.82				
871-B43252A2337M000	B43252A2337M000	200	330	22 x 30	0.12	1.07				
871-B43252B2477M000	B43252B2477M000	200	470	30 x 25	0.12	1.44				
871-B43252B2687M000	B43252B2687M000	200	680	30 x 30	0.12	1.84				
871-B43252B2108M000	B43252B2108M000	200	1000	35 x 35	0.12	2.53				
871-B43252A2158M000	B43252A2158M000	200	1500	35 x 45	0.12	3.13				
871-B43252E2157M000	B43252E2157M000	250	150	22 x 25	0.15	0.68				
871-B43252F2227M000	B43252F2227M000	250	220	25.4 x 25	0.15	0.90				
871-B43252F2337M000	B43252F2337M000	250	330	25.4 x 30	0.15	1.18				
871-B43252G2397M000	B43252G2397M000	250	390	30 x 30	0.15	1.39				
871-B43252G2567M000	B43252G2567M000	250	560	35 x 30	0.15	1.80				
871-B43252F2687M000	B43252F2687M000	250	680	35 x 35	0.15	2.09				
871-B43252E2827M000	B43252E2827M000	250	820	35 x 40	0.15	2.40				
871-B43252E2128M000	B43252E2128M000	250	1200	35 x 50	0.15	2.91				
871-B43252A9686M000	B43252A9686M000	400	68	22 x 25	0.15	0.44				
871-B43252C9107M000	B43252C9107M000	400	100	25.4 x 30	0.15	0.62				
871-B43252B9227M000	B43252B9227M000	400	220	35 x 30	0.15	1.08				
871-B43252A9337M000	B43252A9337M000	400	330	30 x 45	0.15	1.32				
871-B43252A9477M000	B43252A9477M000	400	470	35 x 45	0.15	1.82				
871-B43252A5566M000	B43252A5566M000	450	56	22 x 25	0.20	0.40				
871-B43252A5686M000	B43252A5686M000	450	68	22 x 30	0.20	0.47				
871-B43252B5826M000	B43252B5826M000	450	82	25.4 x 30	0.20	0.54				
871-B43252B5107M000	B43252B5107M000	450	100	25.4 x 30	0.20	0.62				
871-B43252C5127M000	B43252C5127M000	450	120	30 x 30	0.20	0.74				
871-B43252C5157M000	B43252C5157M000	450	150	30 x 30	0.20	0.83				
871-B43252C5187M000	B43252C5187M000	450	180	35 x 30	0.20	0.98				
871-B43252C5227M000	B43252C5227M000	450	220	35 x 30	0.20	1.08				
871-B43252A5277M000	B43252A5277M000	450	270	30 x 45	0.20	1.28				
871-B43252A5337M000	B43252A5337M000	450	330	30 x 50	0.20	1.48				
871-B43252A5397M000	B43252A5397M000	450	390	35 x 45	0.20	1.66				
871-B43252A5477M000	B43252A5477M000	450	470	35 x 50	0.20	1.89				

© Copyright 2014 Mouser Electronics

© Copyright 2014 Mouser Electronics

EPCOS Snap-In Aluminum Electrolytic Capacitors

RoHS Compliant This product is RoHS compliant.

105°C ALUMINUM ELECTROLYTIC SNAPIN CAPACITORS - LONG LIFE 3000 HOURS

Features:
- High ripple current capability
- Load life of 3000 hours at 105°C

Applications:
- Switch-mode power supplies in industrial and entertainment electronics

For quantities greater than listed, call for quote.

MOUSER STOCK NO.	Epcos Part No.	Voltage (DC)	Value (µF)	Case Size DxL (mm)	Dissipation Factor (tan δ)	Ripple Current (mA)	Price Each 1	10	25	50
871-B43254A2157M000	B43254A2157M000	200	150	22 x 20	0.15	0.63				
871-B43254B2187M000	B43254B2187M000	200	180	25.4 x 20	0.15	0.76				
871-B43254B2277M000	B43254B2277M000	200	270	25.4 x 25	0.15	1.00				
871-B43254A2337M000	B43254A2337M000	200	330	22 x 30	0.15	1.07				
871-B43254A2397M000	B43254A2397M000	200	390	22 x 30	0.15	1.17				
871-B43254B2477M000	B43254B2477M000	200	470	25.4 x 30	0.15	1.40				
871-B43254B2567M000	B43254B2567M000	200	560	25.4 x 30	0.15	1.53				
871-B43254A2827M000	B43254A2827M000	200	820	25.4 x 45	0.15	2.16				
871-B43254B2827M000	B43254B2827M000	200	820	30 x 30	0.15	2.02				
871-B43254C2108M000	B43254C2108M000	200	1000	35 x 30	0.15	2.41				
871-B43254A2128M000	B43254A2128M000	200	1200	30 x 40	0.15	2.50				
871-B43254A2158M000	B43254A2158M000	200	1500	30 x 50	0.15	3.04				
871-B43254A2188M000	B43254A2188M000	200	1800	35 x 45	0.15	3.43				
871-B43254A2228M000	B43254A2228M000	200	2200	35 x 50	0.15	3.68				
871-B43254E2127M000	B43254E2127M000	250	120	22 x 20	0.15	0.56				
871-B43254E2157M000	B43254E2157M000	250	150	22 x 25	0.15	0.68				
871-B43254E2187M000	B43254E2187M000	250	180	22 x 25	0.15	0.74				
871-B43254F2227M000	B43254F2227M000	250	220	25.4 x 25	0.15	0.90				
871-B43254E2277M000	B43254E2277M000	250	270	22 x 30	0.15	0.97				
871-B43254F2337M000	B43254F2337M000	250	330	25.4 x 30	0.15	1.18				
871-B43254G2397M000	B43254G2397M000	250	390	30 x 25	0.15	1.31				
871-B43254G2477M000	B43254G2477M000	250	470	30 x 30	0.15	1.53				
871-B43254G2567M000	B43254G2567M000	250	560	30 x 30	0.15	1.67				
871-B43254G2687M000	B43254G2687M000	250	680	35 x 30	0.15	1.98				
871-B43254E2827M000	B43254E2827M000	250	820	30 x 40	0.15	2.23				
871-B43254E2128M000	B43254E2128M000	250	1200	30 x 60	0.15	2.92				
871-B43254A9476M000	B43254A9476M000	400	47	22 x 20	0.15	0.34				
871-B43254A9686M000	B43254A9686M000	400	68	22 x 25	0.15	0.44				
871-B43254A9107M000	B43254A9107M000	400	100	22 x 30	0.15	0.57				
871-B43254B9157M000	B43254B9157M000	400	150	25.4 x 30	0.15	0.76				
871-B43254C9227M000	B43254C9227M000	400	220	30 x 30	0.15	1.00				
871-B43254C9337M000	B43254C9337M000	400	330	35 x 30	0.15	1.33				
871-B43254A9477M000	B43254A9477M000	400	470	30 x 50	0.15	1.76				
871-B43254A5566M000	B43254A5566M000	450	56	22 x 25	0.20	0.29				
871-B43254A5686M000	B43254A5686M000	450	68	22 x 30	0.20	0.34				
871-B43254B5107M000	B43254B5107M000	450	100	25.4 x 30	0.20	0.46				
871-B43254B5127M000	B43254B5127M000	450	120	25.4 x 30	0.20	0.50				
871-B43254C5157M000	B43254C5157M000	450	150	30 x 30	0.20	0.61				
871-B43254C5187M000	B43254C5187M000	450	180	30 x 30	0.20	0.67				
871-B43254B5227M000	B43254B5227M000	450	220	30 x 35	0.20	0.78				
871-B43254B5277M000	B43254B5277M000	450	270	35 x 30	0.20	0.88				
871-B43254A5337M000	B43254A5337M000	450	330	30 x 45	0.15	1.04				
871-B43254A5397M000	B43254A5397M000	450	390	30 x 50	0.15	1.18				
871-B43254A5477M000	B43254A5477M000	450	470	35 x 45	0.15	1.34				

105°C ALUMINUM ELECTROLYTIC SNAPIN CAPACITORS - LONG LIFE 5000 HOURS

Features:
- High reliability
- High CV product
- Long load life of 5000 hours at 105°C

Applications:
- Frequency converters
- Professional power supplies in industrial electronics

For quantities greater than listed, call for quote.

MOUSER STOCK NO.	Epcos Part No.	Voltage (DC)	Value (µF)	Case Size DxL (mm)	Dissipation Factor (tan δ)	Ripple Current (mA)	Price Each 1	10	25	50
871-B43255A2227M000	B43255A2227M000	200	220	22 x 25	0.15	0.82				
871-B43255A2277M000	B43255A2277M000	200	270	25.4 x 25	0.15	1.00				
871-B43255A2337M000	B43255A2337M000	200	330	25.4 x 30	0.15	1.18				
871-B43255A2397M000	B43255A2397M000	200	390	25.4 x 35	0.15	1.35				
871-B43255A2567M000	B43255A2567M000	200	560	30 x 35	0.15	1.76				
871-B43255A2687M000	B43255A2687M000	200	680	30 x 40	0.15	2.03				
871-B43255A2108M000	B43255A2108M000	200	1000	35 x 35	0.15	2.53				
871-B43255A2128M000	B43255A2128M000	200	1200	35 x 40	0.15	2.69				
871-B43255E2157M000	B43255E2157M000	250	150	22 x 25	0.15	0.68				
871-B43255E2187M000	B43255E2187M000	250	180	22 x 30	0.15	0.79				
871-B43255E2227M000	B43255E2227M000	250	220	25.4 x 30	0.15	0.96				
871-B43255E2337M000	B43255E2337M000	250	330	30 x 30	0.15	1.28				
871-B43255E2397M000	B43255E2397M000	250	390	30 x 35	0.15	1.47				
871-B43255E2477M000	B43255E2477M000	250	470	35 x 30	0.15	1.65				
871-B43255E2567M000	B43255E2567M000	250	560	35 x 35	0.15	1.89				
871-B43255E2687M000	B43255E2687M000	250	680	35 x 40	0.15	2.18				
871-B43255E2827M000	B43255E2827M000	250	820	35 x 45	0.15	2.50				
871-B43255E2108M000	B43255E2108M000	250	1000	35 x 50	0.15	2.87				
871-B43255A9686M000	B43255A9686M000	400	68	25.4 x 25	0.15	0.48				
871-B43255A9107M000	B43255A9107M000	400	100	25.4 x 30	0.15	0.62				
871-B43255A9157M000	B43255A9157M000	400	150	30 x 30	0.15	0.83				
871-B43255A9227M000	B43255A9227M000	400	220	35 x 30	0.15	1.08				
871-B43255A9337M000	B43255A9337M000	400	330	35 x 40	0.15	1.46				
871-B43255A9477M000	B43255A9477M000	400	470	35 x 50	0.15	1.89				
871-B43255A5476M000	B43255A5476M000	450	47	22 x 30	0.20	0.39				
871-B43255A5566M000	B43255A5566M000	450	56	25.4 x 25	0.20	0.44				
871-B43255A5826M000	B43255A5826M000	450	82	30 x 30	0.20	0.61				
871-B43255A5107M000	B43255A5107M000	450	100	30 x 30	0.20	0.68				
871-B43255A5127M000	B43255A5127M000	450	120	30 x 30	0.20	0.74				
871-B43255A5157M000	B43255A5157M000	450	150	35 x 30	0.20	0.90				
871-B43255A5187M000	B43255A5187M000	450	180	35 x 35	0.20	1.03				
871-B43255A5227M000	B43255A5227M000	450	220	35 x 40	0.20	1.19				
871-B43255A5277M000	B43255A5277M000	450	270	35 x 45	0.20	1.38				
871-B43255A5337M000	B43255A5337M000	450	330	35 x 50	0.20	1.58				

© Copyright 2014 Mouser Electronics

© Copyright 2014 Mouser Electronics

RoHS Compliant This product is RoHS compliant.

ELG AND ELH SERIES SNAP-IN ELECTROLYTIC CAPACITORS

Features:
- High reliability
- Low ESR
- Tolerance: 20%

Applications:
- Industrial/Professional power electronics.
- Welding machine

ELG Specification:
- Temperature range: -40°C to +105°C

ELH Specification:
- Temperature range: -40°C to +85°C

- Motor drives traction
- Battery chargers.
- S.M.P.S.

- U.P.S.
- Inverters converters

NEW PRODUCT

DIMENSIONS: mm

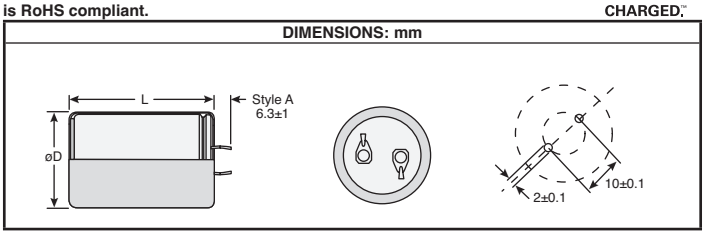

For quantities greater than listed, call for quote.

MOUSER STOCK NO. / Mfr. / Mfr. Part No.	Case Size DxL (mm)	Volt	Value (µF)	Price Each 1	25	50
ELG Series 105°						
80—ELG228M063AR2AJ	25x30	63	2200			
80—ELG108M100AR2AA	25x30	100	1000			
80—ELG108M100VR2AA	25x30	100	1000			
80—ELG687M200AQ6AA	22x50	200	680			
80—ELG108M200AS4AA	30x40	200	1000			
80—ELG108M250AT4AA	35x40	250	1000			
80—ELG158M250AT6AA	35x50	250	1500			
80—ELG686M400AQ1AA	22x25	400	68			
80—ELG107M400AQ3AA	22x35	400	100			
80—ELG157M400AQ3AA	22x35	400	150			
80—ELG337M400AT3AA	35x35	400	330			
80—ELG477M400AT5AA	35x45	400	470			
80—ELG107M450AR2AA	25x30	450	100			
80—ELG477M450AT6AA	35x50	450	470			

For quantities greater than listed, call for quote.

MOUSER STOCK NO. / Mfr. / Mfr. Part No.	Case Size DxL (mm)	Volt	Value (µF)	Price Each 1	25	50
ELH Series 85°						
80—ELH228M050AQ1AA	22x25	50	2200			
80—ELH478M080AS3AA	30x35	50	4700			
80—ELH109M050AS5AA	30x45	50	10000			
80—ELH228M200AT5AA	35x45	200	2200			
80—ELH686M400AQ1AA	22x25	400	68			
80—ELH107M400AQ2AA	22x30	400	100			
80—ELH107M400AR1AA	25x25	400	100			
80—ELH337M400AS4AA	30x45	400	330			
80—ELH477M400AT4AA	35x40	400	470			
80—ELH477M400AS5AA	30x45	400	470			
80—ELH477M450AT6AA	35x50	450	470			
80—ELH687M450AT8AA	35x60	450	680			

ALC SERIES - SNAP-IN ELECTROLYTIC CAPACITORS

Features:
- Compact Size
- High ripple current
- Excellent surge voltage capabilities

Applications:
- High reliability
- Frequency converters
- Ideal for industrial and commercial applications

ALC10 Specification:
- Long life, 18000 hours

ALC40 Specification:
- Long life, 9000 hours

- UPS system
- Switch mode power supplies

DIMENSIONS: mm

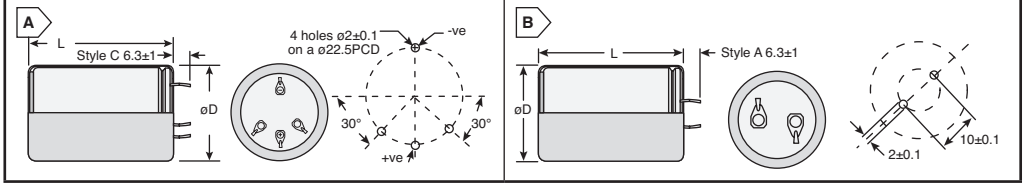

For quantities greater than listed, call for quote.

MOUSER STOCK NO. / Mfr. / Mfr. Part No.	Fig.	Case Size DxL (mm)	Volt	Value (µF)	ESR 100Hz (mΩ)	Price Each 1	25	50
ALC10 Series								
80—ALC10C333EF035	A	40x50	35	33000	42			
80—ALC10A103DC040	B	35x35	40	1000	86			
80—ALC10C103EC063	A	40x35	63	10000	80			
80—ALC10C153EF063	A	40x50	63	15000	44			
80—ALC10A102DF250	B	35x50	250	1000	163			
80—ALC10C152EG250	A	40x55	250	1500	89			
80—ALC10A331DC400	B	35x35	400	330	461			
80—ALC10A681DH400	B	35x60	400	680	232			
80—ALC10C102EL400	A	40x80	400	1000	120			
80—ALC10A331DD450	B	35x40	450	330	364			
80—ALC10C331ED450	A	40x40	450	330	348			
80—ALC10A471DF450	B	35x50	450	470	252			
80—ALC10A561DF450	B	35x50	450	560	266			
80—ALC10A821DJ450	B	35x70	450	820	170			

For quantities greater than listed, call for quote.

MOUSER STOCK NO. / Mfr. / Mfr. Part No.	Fig.	Case Size DxL (mm)	Volt	Value (µF)	ESR 100Hz (mΩ)	Price Each 1	25	50
ALC10 Series (Cont.)								
80—ALC10C102EJ450	A	40x70	450	1000	142			
80—ALC10A331DF500	B	35x50	500	330	492			
80—ALC10A681DL500	B	35x80	500	680	244			
80—ALC10C102EP500	A	40x105	500	1000	130			
ALC40 Series								
80—ALC40A331CF400	B	30x50	400	330	383			
80—ALC40A331DD400	B	35x40	400	330	386			
80—ALC40A331DF450	B	35x50	450	330	206			
80—ALC40A471DE400	B	35x45	400	470	300			
80—ALC40A471DH450	B	35x60	450	470	232			
80—ALC40A681DL400	B	35x80	400	680	200			
80—ALC40C102EL400	A	40x80	400	1000	118			
80—ALC40C102FL450	A	45x80	450	1000	120			
80—ALC40C821EL450	A	40x80	450	820	154			

PEH SERIES - SNAP-IN ELECTROLYTIC CAPACITORS

PEH169/PEH200 Series

Features:
- High Performance
- Low ESR and ESL
- High stability
- High CV-value
- Compact size
- Long life > 10 years at 50°C

Applications:
- Energy storage
- Pulse operation
- Process control
- AC-motor control
- Traction
- Welding

PEH534 Series

Features:
- Long life Grade
- PCB mounting
- Low ESR and ESL
- High ripple current
- Long life > 10 years at 50°C

Applications:
- SMPS
- Drives
- Welding equipment
- UPS

DIMENSIONS: mm

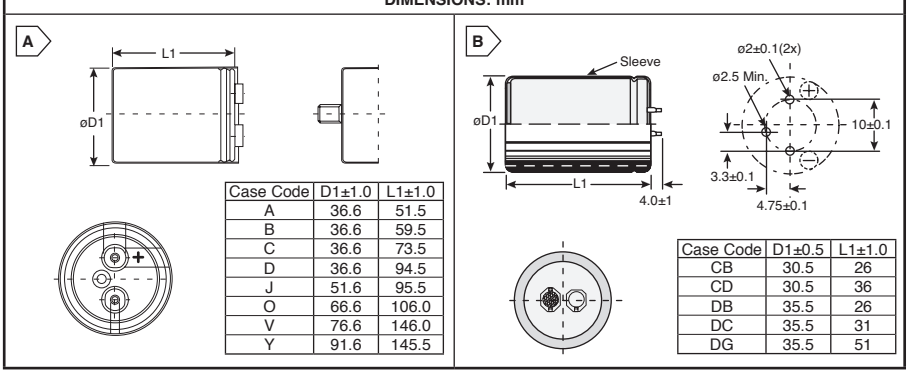

Case Code	D1±1.0	L1±1.0
A	36.6	51.5
B	36.6	59.5
C	36.6	73.5
D	36.6	94.5
J	51.6	95.5
O	66.6	106.0
V	76.6	146.0
Y	91.6	145.5

Case Code	D1±0.5	L1±1.0
CB	30.5	26
CD	30.5	36
DB	35.5	26
DC	35.5	31
DG	35.5	51

For quantities greater than listed, call for quote.

MOUSER STOCK NO. / Mfr. / Mfr. Part No.	Fig.	Case Code	Case Size DxL (mm)	Volt	Value (µF)	ESR 100Hz (mΩ)	Price Each 1	25	50
PEH169 Series									
80—PEH169MD4470QB2	A	D	35x95	63	4700	22			
80—PEH169MJ5100QB2	A	J	50x95	63	10000	13			
80—PEH169PJ4470QB2	A	J	50x95	100	4700	26			
80—PEH169SV488AMB2	A	V	75x145	250	8800	15			
PEH200 Series									
80—PEH200KB5100MB2	A	B	35x60	40	10000	23			
80—PEH200KC5150MB2	A	C	35x75	40	15000	16			
80—PEH200KD5220MB2	A	D	35x95	40	22000	12			
80—PEH200KO6100MB2	A	O	65x105	40	100000	8			
80—PEH200MA4470MB2	A	A	35x51	63	4700	32			

For quantities greater than listed, call for quote.

MOUSER STOCK NO. / Mfr. / Mfr. Part No.	Fig.	Case Code	Case Size DxL (mm)	Volt	Value (µF)	ESR 100Hz (mΩ)	Price Each 1	25	50
PEH200 Series (Cont.)									
80—PEH200MD5100MB2	A	D	35x95	63	10000	15			
80—PEH200MJ5220MB2	A	J	50x95	63	22000	10			
80—PEH200OO427AMBA	A	O	65x105	420	2700	24			
80—PEH200YY4470MB2	A	Y	90x145	420	2700	16			
PEH534 Series									
80—PEH534VCD3220M2	B	CD	30X35	400	220	460			
80—PEH534VCB3150M2	B	CB	30x25	420	2700	680			
80—PEH534YDB3150M2	B	DB	35X25	450	150	570			
80—PEH534YDC3220M2	B	DC	35X30	450	220	390			
80—PEH534YDG3470M2	B	DG	35X50	450	470	180			

© Copyright 2014 Mouser Electronics

KEMET Electrolytic Capacitors and DC Link

The Capacitance Company
KEMET
CHARGED.

ALUMINIUM CASE CAPACITORS

Features:
- Operating temperature range: -40°C to +85°C
- Tolerance: 5%

PRODUCT NEW

C44A Series General Purpose Application Screw Terminals

DIMENSIONS: mm

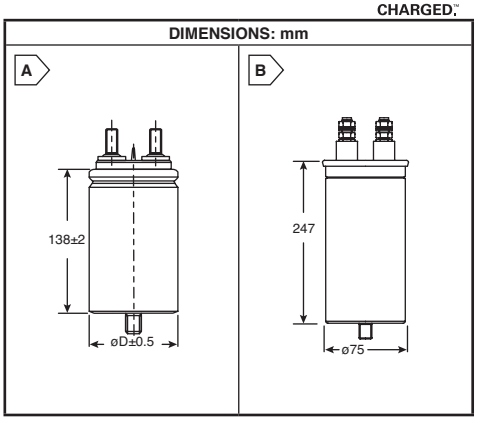

For quantities greater than listed, call for quote.

MOUSER STOCK NO.	KEMET Part No.	Fig.	Volt.	Value (µF)	ESR Typ. (mΩ)	K °C/W	IRMS	øD Dim. (mm)	Price Each 1	5	10	25
80-C44AFGP6200ZE0J	C44AFGP6200ZE0J	A	400	200	4	4.0	32	76				
80-C44AFGR6200ZE0J	C44AFGR6200ZE0J	A	400	200	4	7.8	32	76				
80-C44AHGP5750ZA0J	C44AHGP5750ZA0J	A	600	75	5	3.2	32	65				

C44P Series AC Filter Application

Features:
- Operating temperature range: -25°C to +70°C
- Tolerance: 5%

For quantities greater than listed, call for quote.

MOUSER STOCK NO.	KEMET Part No.	Fig.	Voltage	Value (µF)	IRMS (A)	Price Each 1	5	10	25
80-C44PKGR6200AASJ	C44PKGR6200AASJ	B	440	200	55				

ALS SERIES SCREW TERMINAL CAPACITORS

ALS Series Features:
- Compact size
- High ripple current
- Excellent surge voltage capabilities
- Optimized designs available on request

ALS30/31 Specification:
- Long life, 20000 hours at 85°C (Ur, Ir applied)

ALS40/41 Specification:
- Long life, 9000 hours at 105°C (Ur, Ir applied)

ALS Series Applications:
- Smoothing
- Energy storage
- Process control
- AC-motor control
- Traction
- Welding
- Measuring
- Pulse operation in telecommunication demanding power supplies

DIMENSIONS: mm

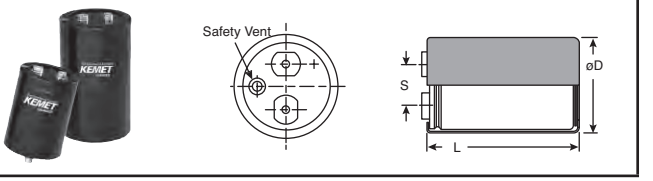

For quantities greater than listed, call for quote.

MOUSER STOCK NO.	Volt	Dimensions: mm øD	L	S	ESR at 100Hz mΩ	Price Each 1	10	25
ALS30 Series								
80-ALS30A103KE100	100	51	82	22.2	28			
80-ALS30A102KE400	400	51	82	22.2	91			
80-ALS30A152KF400	400	51	105	22.2	61			
80-ALS30A222KF400	400	51	105	22.2	53			
80-ALS30A222MF400	400	66	105	28.5	62			
80-ALS30A332LF400	400	63.5	105	28.5	54			
80-ALS30A472NJ400	400	77	115	31.8	38			
80-ALS30A682NP400	400	77	146	31.8	27			
80-ALS30A103NT400	400	77	220	31.8	17			
80-ALS30A102KE450	450	51	82	22.2	148			
80-ALS30A152KF450	450	51	105	22.2	93			
80-ALS30A222NF450	450	77	105	31.8	59			
80-ALS30A332NF450	450	77	105	31.8	40			
80-ALS30A472NJ450	450	77	115	31.8	30			
80-ALS30A682NT450	450	77	220	31.8	21			

For quantities greater than listed, call for quote.

MOUSER STOCK NO.	Volt	Dimensions: mm øD	L	S	ESR at 100Hz mΩ	Price Each 1	10	25
ALS30 Series (cont.)								
80-ALS30A102KF500	500	51	105	22.2	165			
80-ALS30A222NP500	500	77	146	31.8	62			
80-ALS30A332NP500	500	77	146	31.8	54			
80-ALS30A472NT500	500	77	220	31.8	37			
80-ALS30A682NT500	500	77	220	31.8	34			
ALS31 Series								
80-ALS31A332NF400	400	77	105	31.8	49			
80-ALS31C682NT450	450	77	220	31.8	21			
ALS40 Series								
80-ALS40A104KF025	25	51	105	22.2	9			
80-ALS40A472DB063	63	36	62	12.8	27			
80-ALS40A333MF063	63	66	105	28.5	8			
80-ALS40A103KF100	100	51	105	22.2	21			
ALS41 Series								
80-ALS41A102KF400	400	51	105	22.2	124			

C44U MKP SERIES ALUMINUM CASE CAPACITORS

Features:
- High ripple current
- High capacitance density

Applications:
- DC links

Specifications:
- Temperature range: -40°C to +85°C
- IEC 1071, EN 61071

RoHS Compliant

DIMENSIONS: mm

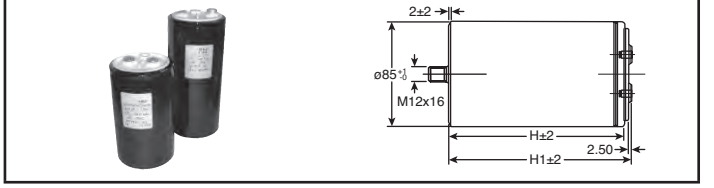

For quantities greater than listed, call for quote.

MOUSER STOCK NO.	KEMET Part No.	Volt	Value (µF)	Dimensions: mm H	H1	Thread	ESR at 100Hz mΩ	Price Each 1	5	10	25	50
80-C44UOGQ6600F8SK	C44UOGQ6600F8SK	900	600	140	146	M12	2.2					
80-C44UQGQ6330F8SK	C44UQGQ6330F8SK	1100	330	140	146	M12	3					
80-C44UQGQ6500F8SK	C44UQGQ6500F8SK	1100	500	174	180	M12	1.3					
80-C44UUGQ6250F8SK	C44UUGQ6250F8SK	1300	250	140	146	M12	3.5					
80-C44UUGQ6320F8SK	C44UUGQ6320F8SK	1300	1300	174	180	M12	1.6					

SCREW TERMINAL INSULATED NYLON MOUNTING NUT

Features and Specifications:
- Standards: CECC 40201, MIL-R26E
- Resistance range: 10kΩ-47kΩ
- Resistance tolerance: ±5%
- Rated voltage: 700VDC acc. to CECC 40201-003
- Temperature range: -55°C to +105°C

RoHS Compliant

DIMENSIONS: mm

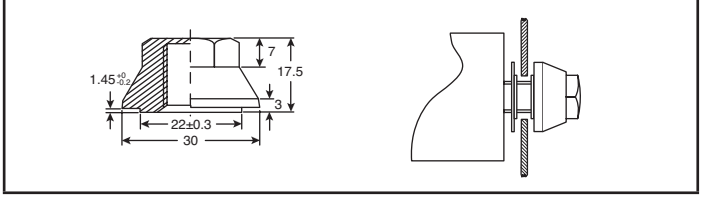

For quantities greater than listed, call for quote.

MOUSER STOCK NO.	KEMET Part No.	Dimensions: mm Mounting Hole (min)	Max Chassis Thickness	Test Volt 50-60Hz 1 min (KVAC)	Price Each 1	10	50	100	500
80-PYB7041	PYB7041	ø20.5	5	2.5					

© Copyright 2014 Mouser Electronics
© Copyright 2014 Mouser Electronics

MALLORY Screw Terminal Aluminum Electrolytic Capacitors

CDE CORNELL DUBILIER

CGS - SERIES 85°C SCREW TERMINAL CAPACITORS

Mallory CGS Series Equivalents	
Collins - CES Series	Mepco-electra - 3186/91C & 91F Series
General Electric - 86F Series	Rubycon - LSA Series

Specifications:
- Temperature range: -40°C to +85°C
- DC Leakage Current:
  I = .006 √CV after 30 minutes
  Not to exceed 6mA
  C = Capacitance in μF
  V = Rated Voltage
  I = Leakage Current in mA

QA Stability Test:
Apply WVDC for 2,000 hrs at 85°C
- Capacitance change ≤10% from initial limits
- DC leakage currents meet initial limits
- ESR ≤ 175% of initial measured value

DIMENSIONS: in.

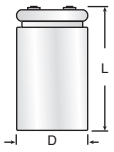

RoHS Compliant

For quantities greater than listed, call for quote.

MOUSER STOCK NO.	Mallory Type CGS	Cap (μF)	Case DxL (in.)	Price Each 1	10	25
16 Volt						
539-CGS16V10000	CGS103U016R2C	10000	1.375 x 2.125			
539-CGS16V15000	CGS153U016R2L	15000	1.375 x 2.625			
539-CGS16V17000	CGS173U016R3C	17000	1.375 x 3.125			
539-CGS16V38000	CGS383U016V3C	38000	2.000 x 3.125			
539-CGS16V50000	CGS503U016V3C	50000	2.000 x 3.125			
539-CGS663U016V4C	CGS663U016V4C	66000	2.000 x 4.125			
539-CGS16V110000	CGS114U016W4C	110000	2.500 x 4.125			
539-CGS16V210000	CGS214U016X5R	210000	3.000 x 5.875			
25 Volt						
539-CGS25V8900	CGS892U025R3C	8900	1.375 x 3.125			
539-CGS103U025RC3	CGS103U025R3C	10000	1.375 x 3.125			
539-CGS25V12000	CGS123U025V3C	12000	2.000 x 3.125			
539-CGS25V18000	CGS183U025R4C	18000	1.375 x 4.125			
539-CGS25V20000	CGS203U025V3C	20000	2.000 x 3.125			
539-CGS25V47000	CGS473U025V4C	47000	2.000 x 4.125			
30 Volt						
539-CGS30V8000	CGS802U030R3C	8000	1.375 x 3.125			
539-CGS30V30000	CGS303U030V4C	30000	2.000 x 4.125			
539-CGS30V55000	CGS553U030W4C	55000	2.500 x 4.125			
40 Volt						
539-CGS40V2200	CGS222U040R2C	2200	1.375 x 2.125			
539-CGS40V2700	CGS272U040R2C	2700	1.375 x 2.125			
539-CGS40V3500	CGS352U040R2C	3500	1.375 x 2.125			
539-CGS472U040R2C	CGS472U040R2C	4700	1.375 x 2.125			
539-CGS40V5100	CGS512U040R3C	5100	1.375 x 3.125			
539-CGS40V6000	CGS602U040R3C	6000	1.375 x 3.125			
539-CGS40V9000	CGS902U040R4C	9000	1.375 x 4.125			
539-CGS40V11000	CGS113U040V3C	11000	2.000 x 3.125			
539-CGS40V12000	CGS123U040R4C	12000	1.375 x 4.125			
539-CGS40V13000	CGS133U040V4C	13000	2.000 x 4.125			
539-CGS223U040V3C	CGS223U040V3C	22000	2.000 x 3.125			
539-CGS40V23000	CGS233U040V4C	23000	2.000 x 4.125			
539-CGS40V33000	CGS333U040V4C	33000	2.000 x 4.125			
539-CGS40V40000	CGS403U040W4C	40000	2.500 x 4.125			
539-CGS683U040X4C	CGS683U040X4C	68000	3.000 x 4.125			
50 Volt						
539-CGS50V1600	CGS162U050R2C	1600	1.375 x 2.125			
539-CGS50V2200	CGS222U050R2C	2200	1.375 x 2.125			
539-CGS50V2900	CGS292U050R3C	2900	1.375 x 3.125			
539-CGS50V4100	CGS412U050R3C	4100	1.375 x 3.125			
539-CGS50V5000	CGS502U050R3C	5000	1.375 x 3.125			
539-CGS50V6100	CGS612U050R4C	6100	1.375 x 4.125			
539-CGS50V6500	CGS652U050V3C	6500	2.000 x 3.125			
539-CGS682U050R3C	CGS682U050R3C	6800	1.375 x 3.125			
539-CGS50V9600	CGS962U050V4C	9600	2.000 x 4.125			
539-CGS50V10000	CGS103U050R4C	10000	1.375 x 4.125			
539-CGS50V13000	CGS133U050V3C	13000	2.000 x 3.125			
539-CGS50V15000	CGS153U050V4C	15000	2.000 x 4.125			
539-CGS50V18000	CGS183U050V3C	18000	2.000 x 3.125			
539-CGS50V20000	CGS203U050V4C	20000	2.000 x 4.125			
539-CGS50V25000	CGS253U050W4C	25000	2.500 x 4.125			
539-CGS313U050W4C	CGS313U050W4C	31000	2.500 x 4.125			
539-CGS50V48000	CGS483U050X4C	48000	3.000 x 4.125			
539-CGS50V56000	CGS563U050X3L	56000	3.000 x 3.625			

For quantities greater than listed, call for quote.

MOUSER STOCK NO.	Mallory Type CGS	Cap (μF)	Case DxL (in.)	Price Each 1	10	25
50 Volt (Cont.)						
539-CGS603U050X5C	CGS603U050X5C	60000	3.000 x 5.125			
75 Volt						
539-CGS75V1500	CGS152U075R3C	1500	1.375 x 3.125			
539-CGS75V2100	CGS212U075R3C	2100	1.375 x 3.125			
539-CGS222U075R2C	CGS222U075R2C	2200	1.375 x 2.125			
539-CGS75V2900	CGS292U075R3C	2900	1.375 x 3.125			
539-CGS75V4200	CGS422U075R4C	4200	1.375 x 4.125			
539-CGS75V4800	CGS482U075V3C	4800	2.000 x 3.125			
539-CGS75V10000S	CGS103U075V3C	10000	2.000 x 3.125			
539-CGS75V10000L	CGS103U075V4C	10000	2.000 x 4.125			
539-CGS75V10000	CGS103U075R3C	10000	1.375 x 3.125			
539-CGS123U075V4C	CGS123U075V4C	12000	2.000 x 4.125			
539-CGS153U075V5L	CGS153U075V5L	15000	2.000 x 5.625			
539-CGS75V25000L	CGS253U075W5L	25000	2.500 x 5.625			
539-CGS75V25000S	CGS253U075X4C	25000	3.000 x 4.125			
539-CGS75V37000	CGS373U075X5L	37000	3.000 x 5.625			
100 Volt						
539-CGS100V1200	CGS122U100R3C	1200	1.375 x 3.125			
539-CGS100V1700	CGS172U100R3C	1700	1.375 x 3.125			
539-CGS100V10000	CGS103U100W4C	10000	2.500 x 4.125			
539-CGS100V15000	CGS153U100X4C	15000	3.000 x 4.125			
150 Volt						
539-CGS150V400	CGS401U150R2C	400	1.375 x 2.125			
200 Volt						
539-CGS200V1000	CGS102T200R4C	1000	1.375 x 4.125			
539-CGS162T200V3C	CGS162T200V3C	1600	2.000 x 3.125			
539-CGS200V2000	CGS202T200V4C	2000	2.000 x 4.125			
539-CGS200V5400	CGS542T200X4L	5400	3.000 x 4.625			
539-CGS200V7400	CGS742T200X5L	7400	3.000 x 5.625			
539-CGS200V7700	CGS772T200X5L	7700	3.000 x 5.625			
250 Volt						
539-CGS250V200	CGS201T250R2C	200	1.375 x 2.125			
539-CGS251T250R2C	CGS251T250R2C	250	1.375 x 2.125			
539-CGS250V550	CGS551T250R4C	550	1.375 x 4.125			
539-CGS250V1200	CGS122T250V3C	1200	2.000 x 3.125			
539-CGS250V6000	CGS602T250X5L	6000	3.000 x 5.625			
350 Volt						
539-CGS350V250	CGS251T350R3C	250	1.375 x 3.125			
539-CGS350V102V4C	CGS102T350V4C	1000	2.000 x 4.125			
539-CGS350V3300	CGS332T350X5L	3300	3.000 x 5.625			
450 Volt						
539-CGS450V75	CGS750T450R2C	75	1.375 x 2.125			
539-CGS450V100	CGS101T450R2C	100	1.375 x 2.125			
539-CGS450V140	CGS141T450R3C	140	1.375 x 3.125			
539-CGS450V170	CGS171T450R3C	170	1.375 x 3.125			
539-CGS450V210	CGS211T450R4C	210	1.375 x 4.125			
539-CGS450V320	CGS321T450V3C	320	2.000 x 3.125			
539-CGS450V400	CGS401T450R5L	400	1.375 x 5.625			
539-CGS450V450	CGS451T450V3C	450	2.000 x 3.125			
539-CGS450V650	CGS651T450V4C	650	2.000 x 4.125			
539-CGS450V800	CGS801T450V4L	800	2.000 x 4.625			
539-CGS450V1000	CGS102T450W4C	1000	2.500 x 4.125			
539-CGS450V1400	CGS142T450W5C	1400	2.500 x 5.125			
539-CGS152T450X5C	CGS152T450X5C	1500	3.000 x 5.125			
539-CGS450V2000	CGS202T450X5C	2000	3.000 x 5.125			
539-CGS450V2400	CGS242T450X5L	2400	3.000 x 5.625			
539-CGS450V3300	CGS332T450X5L	3300	3.000 x 5.625			
539-CGS472T450X5C	CGS472T450X5C	4700	3.000 x 5.125			

CAPACITOR MOUNTING HARDWARE

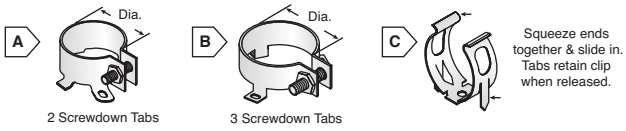

For quantities greater than listed, call for quote.

MOUSER STOCK NO. Unassembled	MOUSER STOCK NO. Assembled	Fig.	Diameter (in.)	Description	Price Each 1	25
539-VR3	539-VR3A	A	1.375 - 1.44	Vertical mount, 2 screwdown tabs		
539-VR6	539-VR6A	B	1.75 - 1.81	Vertical mount, 3 screwdown tabs		
539-VR8	539-VR8A	B	2 - 2.06	Vertical mount, 3 screwdown tabs		
539-VR10	539-VR10A	B	2.5 - 2.56	Vertical mount, 3 screwdown tabs		
539-VR12	539-VR12A	B	3 - 3.125	Vertical mount, 3 screwdown tabs		
539-TH25	- - - - -	C	1.375 - 1.44	Horizontal mount		

© Copyright 2014 Mouser Electronics

© Copyright 2014 Mouser Electronics

NICHICON Aluminum Electrolytic Capacitors

nichicon

RoHS Compliant **This product is RoHS compliant.**

GL SERIES: SNAP-IN TERMINAL TYPE



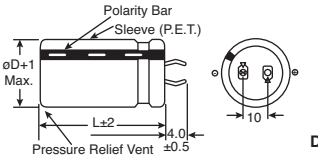

RoHS Compliant

DIMENSIONS: mm

Features:
- Withstanding 3000 hours application of rated ripple current at 105°C
- One rank smaller case sized than GU series

Specifications:
- Category Temperature Range: -40°C to +105°C
- Rated Capacitance Range: 56µF to 390µF
- Capacitance Tolerance: ±20% at 120Hz, 20°C

For quantities greater than listed, call for quote.

MOUSER STOCK NO.	Nichicon Part No.	Cap. (µF)	Voltage	Dimensions: mm (D x L)	Rated Ripple (mA)	Leakage Current (mA)	Price Each 1	25	100	500
647-LGL2W121MELZ25	LGL2W121MELZ25	120	450	22 x 25	690	0.69				
647-LGL2G151MELZ25	LGL2G151MELZ25	150	400	22 x 25	730	0.73				
647-LGL2W151MELA25	LGL2W151MELA25	150	450	25 x 25	740	0.77				
647-LGL2W181MELA30	LGL2W181MELA30	180	450	25 x 30	770	0.85				
647-LGL2W221MELZ40	LGL2W221MELZ40	220	450	22 x 40	850	0.94				
647-LGL2W271MELB30	LGL2W271MELB30	270	450	30 x 30	930	1.04				
647-LGL2G331MELB25	LGL2G331MELB25	330	400	30 x 25	1040	1.08				
647-LGL2W331MELC25	LGL2W331MELC25	330	450	35 x 25	1070	1.15				
647-LGL2G391MELC25	LGL2G391MELC25	390	400	35 x 25	1180	1.18				
647-LGL2W391MELC30	LGL2W391MELC30	390	450	35 x 30	1280	1.25				
647-LGL2G471MELB35	LGL2G471MELB35	470	400	30 x 35	1500	1.3				
647-LGL2W471MELC35	LGL2W471MELC35	470	450	35 x 35	1480	1.37				
647-LGL2G561MELC30	LGL2G561MELC30	560	400	35 x 30	1660	1.41				
647-LGL2W561MELC40	LGL2W561MELC40	560	450	35 x 40	1660	1.5				

GN SERIES: SNAP-IN TERMINAL TYPE

RoHS Compliant

Features:
- Withstanding 3000 hours application of rated ripple current at 105°C
- One rank smaller case sized than GU series

Specifications:
- Category Temperature Range: -40°C to +105°C
- Rated Capacitance Range: 56µF to 390µF
- Capacitance Tolerance: ±20% at 120Hz, 20°C

For quantities greater than listed, call for quote.

MOUSER STOCK NO.	Nichicon Part No.	Cap. (µF)	Voltage	Dimensions: mm (D x L)	Rated Ripple (mA)	Leakage Current (mA)	Price Each 1	25	100	500
647-LGN2H560MELZ25	LGN2H560MELZ25	56	500	22 x 25	470	0.50				
647-LGN2H680MELZ30	LGN2H680MELZ30	68	500	22 x 30	520	0.55				
647-LGN2H680MELA25	LGN2H680MELA25	68	500	25 x 25	520	0.55				
647-LGN2H820MELZ35	LGN2H820MELZ35	82	500	22 x 35	590	0.60				
647-LGN2H101MELB25	LGN2H101MELB25	100	500	30 x 25	650	0.67				
647-LGN2H101MELZ40	LGN2H101MELZ40	100	500	22 x 40	650	0.67				
647-LGN2H121MELZ45	LGN2H121MELZ45	120	500	22 x 45	680	0.73				
647-LGN2H121MELA35	LGN2H121MELA35	120	500	25 x 35	680	0.73				
647-LGN2H121MELB30	LGN2H121MELB30	120	500	30 x 30	680	0.73				
647-LGN2H151MELZ50	LGN2H151MELZ50	150	500	22 x 50	750	0.82				
647-LGN2H151MELA45	LGN2H151MELA45	150	500	25 x 45	750	0.82				
647-LGN2H151MELC25	LGN2H151MELC25	150	500	35 x 25	750	0.82				
647-LGN2H181MELA50	LGN2H181MELA50	180	500	25 x 50	900	0.90				
647-LGN2H181MELB35	LGN2H181MELB35	180	500	30 x 35	900	0.90				
647-LGN2H181MELC30	LGN2H181MELC30	180	500	35 x 30	900	0.90				
647-LGN2W221MELA40	LGN2W221MELA40	220	450	25 x 40	1050	0.94				
647-LGN2H221MELB45	LGN2H221MELB45	220	500	30 x 45	1020	0.99				
647-LGN2H221MELC35	LGN2H221MELC35	220	500	35 x 35	1020	0.99				
647-LGN2H271MELC40	LGN2H271MELC40	270	500	35 x 40	1120	1.10				
647-LGN2H331MELC45	LGN2H331MELC45	330	500	35 x 45	1250	1.21				
647-LGN2H391MELC50	LGN2H391MELC50	390	500	35 x 50	1300	1.32				
647-LGN2E821MELB35	LGN2E821MELB35	820	250	30 x 35	2000	1.35				
647-LGN2P102MELB35	LGN2P102MELB35	1000	220	30 x 35	2330	1.4				

GR SERIES: SNAP-IN TERMINAL TYPE

RoHS Compliant

Features:
- Withstanding 10000 hours application of rated ripple current at 105°C

Specifications:
- Category Temperature Range: -40°C to +105°C
- Rated Capacitance Range: 39µ to 1500µF
- Capitance Tolerance: ±20% at 120Hz, 20°C

For quantities greater than listed, call for quote.

MOUSER STOCK NO.	Nichicon Part No.	Cap. (µF)	Voltage	Dimensions: mm (D x L)	Rated Ripple (mA)	Leakage Current (mA)	Price Each 1	25	100	500
647-LGR2D681MELB35	LGR2D681MELB35	680	200	30 x 35	1700	1.1				
647-LGR2E102MELC45	LGR2E102MELC45	1000	250	35 x 45	2200	1.5				

GW SERIES: SNAP-IN TERMINAL TYPE HIGH RIPPLE CURRENT

RoHS Compliant

Features:
- Withstanding 3000 hours application of rated ripple current at 105°C
- High ripple current

Specifications:
- Category Temperature Range: -40°C to +105°C
- Rated Capacitance Range: 82µ to 2200µF
- Capacitance Tolerance: ±20% at 120Hz, 20°C

For quantities greater than listed, call for quote.

MOUSER STOCK NO.	Nichicon Part No.	Cap. (µF)	Voltage	Dimensions: mm (D x L)	Rated Ripple (mA)	Leakage Current (mA)	Price Each 1	25	100	500
647-LGW2W101MELA25	LGW2W101MELA25	100	450	25 x 25	1040	0.63				
647-LGW2G121MELZ30	LGW2G121MELZ30	120	400	22 x 30	1220	0.65				
647-LGW2W121MELZ35	LGW2W121MELZ35	120	450	22 x 35	1150	0.69				
647-LGW2G181MELA30	LGW2G181MELA30	180	400	25 x 30	1430	0.8				
647-LGW2G221MELB30	LGW2G221MELB30	220	400	30 x 30	1790	0.88				
647-LGW2W221MELA45	LGW2W221MELA45	220	450	25 x 45	1550	0.94				
647-LGW2W221MELB35	LGW2W221MELB35	220	450	30 x 35	1710	0.94				
647-LGW2E331MELA25	LGW2E331MELA25	330	250	25 x 25	1800	0.86				
647-LGW2G331MELB40	LGW2G331MELB40	330	400	30 x 40	2330	1.08				
647-LGW2G391MELB45	LGW2G391MELB45	390	400	30 x 45	2520	1.18				
647-LGW2W391MELC40	LGW2W391MELC40	390	450	35 x 40	2420	1.25				
647-LGW2D471MELA25	LGW2D471MELA25	470	200	25 x 25	2170	0.91				
647-LGW2D471MELZ30	LGW2D471MELZ30	470	200	22 x 30	2170	0.91				
647-LGW2E471MELB25	LGW2E471MELB25	470	250	30 x 25	2200	1.02				
647-LGW2G471MELB50	LGW2G471MELB50	470	400	30 x 50	2850	1.3				
647-LGW2G471MELC40	LGW2G471MELC40	470	400	35 x 40	2850	1.3				
647-LGW2W471MELC45	LGW2W471MELC45	470	450	35 x 45	2670	1.37				
647-LGW2D681MELB25	LGW2D681MELB25	680	200	30 x 25	3080	1.1				
647-LGW2D681MELZ40	LGW2D681MELZ40	680	200	22 x 40	2300	1.1				
647-LGW2E681MELB30	LGW2E681MELB30	680	250	30 x 30	2550	1.23				
647-LGW2E122MELC40	LGW2E122MELC40	1200	250	35 x 40	3450	1.64				
647-LGW2D152MELC35	LGW2D152MELC35	1500	200	35 x 35	4200	1.64				

© Copyright 2014 Mouser Electronics

© Copyright 2014 Mouser Electronics

NICHICON Aluminum Electrolytic Capacitors

nichicon

RoHS Compliant **This product is RoHS compliant.**

GU SERIES: SNAP-IN TERMINAL TYPE



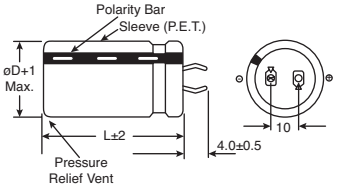

RoHS Compliant

DIMENSIONS: mm

Features:
- Withstanding 3000 hours application of rated ripple current at 105°C

Specifications:
- Category Temperature Range: -40°C to +105°C
- Rated Capacitance Range: 47μ to 47000μF
- Capacitance Tolerance: ±20% at 120Hz, 20°C

For quantities greater than listed, call for quote.

MOUSER STOCK NO.	Nichicon Part No.	Cap. (μF)	Voltage	Dimensions: mm (D x L)	Rated Ripple (mA)	Leakage Current (mA)	Price Each			
							1	25	100	500
647-LGU2G560MELY	LGU2G560MELY	56	400	20 x 25	510	0.44				
647-LGU2W680MELY	LGU2W680MELY	68	450	20 x 35	560	0.52				
647-LGU2G820MELY	LGU2G820MELY	82	400	20 x 30	640	0.54				
647-LGU2W820MELZ	LGU2W820MELZ	82	450	22 x 30	640	0.57				
647-LGU2G101MELY	LGU2G101MELY	100	400	20 x 35	700	0.60				
647-LGU2W101MELY	LGU2W101MELY	100	450	20 x 45	690	0.63				
647-LGUW6101MELZ	LGUW6101MELZ	100	420	22 x 30	700	0.61				
647-LGU2G121MELZ	LGU2G121MELZ	120	400	22 x 35	750	0.65				
647-LGU2W121MELY	LGU2W121MELY	120	450	20 x 50	750	0.69				
647-LGUW6121MELA	LGUW6121MELA	120	420	25 x 30	750	0.67				
647-LGU2G151MELZ	LGU2G151MELZ	150	400	22 x 40	880	0.73				
647-LGU2W151MELZ	LGU2W151MELZ	150	450	22 x 45	880	0.77				
647-LGUW6151MELY	LGUW6151MELY	150	420	20 x 50	880	0.75				
647-LGU2E181MELY	LGU2E181MELY	180	250	20 x 30	900	0.63				
647-LGU2G181MELZ	LGU2G181MELZ	180	400	22 x 45	980	0.80				
647-LGU2W181MELZ	LGU2W181MELZ	180	450	22 x 50	1000	0.85				
647-LGU2E221MELY	LGU2E221MELY	220	250	20 x 30	1000	0.70				
647-LGU2G221MELZ	LGU2G221MELZ	220	400	22 x 50	1100	0.88				
647-LGU2P221MELZ	LGU2P221MELZ	220	220	22 x 25	1000	0.66				
647-LGU2W221MELA	LGU2W221MELA	220	450	25 x 45	1120	0.94				
647-LGUW6221MELC	LGUW6221MELC	220	420	35 x 25	1100	0.91				
647-LGU2C271MELY	LGU2C271MELY	270	160	20 x 25	1100	0.62				
647-LGU2D271MELY	LGU2D271MELY	270	200	20 x 30	1100	0.69				
647-LGU2E271MELY	LGU2E271MELY	270	250	20 x 35	1100	0.77				
647-LGU2G271MELC	LGU2G271MELC	270	400	35 x 30	1220	0.98				
647-LGU2W271MELB	LGU2W271MELB	270	450	30 x 40	1280	1.04				
647-LGU2D331MELY	LGU2D331MELY	330	200	20 x 35	1200	0.77				
647-LGU2E331MELY	LGU2E331MELY	330	250	20 x 40	1200	0.86				
647-LGU2G331MELA	LGU2G331MELA	330	400	25 x 50	1440	1.08				
647-LGU2G331MELB	LGU2G331MELB	330	400	30 x 40	1440	1.08				
647-LGU2W331MELB	LGU2W331MELB	330	450	30 x 50	1450	1.15				
647-LGUW6331MELC	LGUW6331MELC	330	420	35 x 35	1450	1.11				
647-LGU2C391MELZ	LGU2C391MELZ	390	160	22 x 25	1300	0.74				
647-LGU2D391MELA	LGU2D391MELA	390	200	25 x 25	1350	0.83				
647-LGU2G391MELB	LGU2G391MELB	390	400	30 x 45	1600	1.18				
647-LGU2W391MELC	LGU2W391MELC	390	450	35 x 40	1500	1.25				
647-LGU2Z391MELZ	LGU2Z391MELZ	390	180	22 x 30	1350	0.79				
647-LGUW6391MELC	LGUW6391MELC	390	420	35 x 40	1550	1.21				
647-LGU2C471MELZ	LGU2C471MELZ	470	160	22 x 30	1550	0.82				
647-LGU2D471MELZ	LGU2D471MELZ	470	200	22 x 35	1500	0.91				
647-LGU2E471MELA	LGU2E471MELA	470	250	25 x 40	1650	1.02				
647-LGU2G471MELB	LGU2G471MELB	470	400	30 x 50	1900	1.30				
647-LGU2Z471MELA	LGU2Z471MELA	470	180	25 x 30	1500	0.87				
647-LGUW6471MELC	LGUW6471MELC	470	420	35 x 45	1900	1.33				
647-LGU2C561MELY	LGU2C561MELY	560	160	20 x 40	1500	0.89				
647-LGU2D561MELZ	LGU2D561MELZ	560	200	22 x 40	1670	1.00				
647-LGU2E561MELB	LGU2E561MELB	560	250	30 x 35	1800	1.12				
647-LGU2G561MELC	LGU2G561MELC	560	400	35 x 45	2120	1.41				
647-LGU2D681MELZ	LGU2D681MELZ	680	200	22 x 45	1780	1.10				
647-LGU2E681MELA	LGU2E681MELA	680	250	25 x 50	2000	1.23				
647-LGU2D821MELC	LGU2D821MELC	820	200	35 x 25	2040	1.21				
647-LGU2Z821MELZ	LGU2Z821MELZ	820	180	22 x 50	2040	1.15				
647-LGU2A102MELZ	LGU2A102MELZ	1000	100	22 x 30	1540	0.94				
647-LGU2C102MELA	LGU2C102MELA	1000	160	25 x 40	2250	1.20				
647-LGU2E102MELB	LGU2E102MELB	1000	250	30 x 50	2470	1.50				
647-LGU2D122MELB	LGU2D122MELB	1200	200	30 x 40	2650	1.46				
647-LGU2E122MELC	LGU2E122MELC	1200	250	35 x 45	2600	1.64				
647-LGU2Z122MELB	LGU2Z122MELB	1200	180	30 x 40	2550	1.39				
647-LGU2D152MELB	LGU2D152MELB	1500	200	30 x 50	3080	1.64				
647-LGU2D152MELC	LGU2D152MELC	1500	200	35 x 40	3080	1.64				
647-LGU2E152MELC	LGU2E152MELC	1500	250	35 x 50	3000	1.83				
647-LGU2Z152MELB	LGU2Z152MELB	1500	180	30 x 45	2900	1.55				
647-LGU2C222MELC	LGU2C222MELC	2200	160	35 x 45	3500	1.77				
647-LGU2D222MELC	LGU2D222MELC	2200	200	35 x 50	3780	1.98				
647-LGU1H272MELA	LGU1H272MELA	2700	50	25 x 25	1700	1.10				
647-LGU2C272MELC	LGU2C272MELC	2700	160	35 x 50	4000	1.97				
647-LGU1V332MELZ	LGU1V332MELZ	3300	35	22 x 25	1450	1.01				
647-LGU1H472MELA	LGU1H472MELA	4700	50	25 x 35	2610	1.45				
647-LGU1V472MELA	LGU1V472MELA	4700	35	25 x 25	1780	1.21				
647-LGU1V682MELA	LGU1V682MELA	6800	35	25 x 35	2310	1.46				
647-LGU1J103MELC	LGU1J103MELC	10000	63	35 x 50	4690	2.38				

© Copyright 2014 Mouser Electronics

© Copyright 2014 Mouser Electronics

UNITED CHEMI-CON Aluminum Electrolytic Capacitors

RoHS Compliant This product is RoHS compliant.

DIMENSIONS: mm

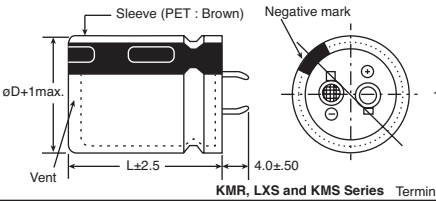

KMR, LXS and KMS Series Terminal Code: VS (ø22 to ø35): Standard

KMR 105°C SNAP MOUNT LARGE CAPACITANCE SERIES

Features:
- Downsized 5mm in height from current snap-ins KMQ series
- Max. 50% up ripple current than same case size of KMQ series
- For inverter control, switching power supplies

Specifications:
- Operating Temperature range: -25°C to +105°C
- Rated lifetime: 2,000 hours @ 105°C

For quantities greater than listed, call for quote.

MOUSER STOCK NO.	United Chemi-Con Part No.	Value (µF)	Case Size øDxL(mm)	Price Each 1	25	50
16 Volt						
661-EKMR161VS561MP25	EKMR161VSN561MP25S	560	22x25			
661-EKMR161VS821MP35	EKMR161VSN821MP35S	820	22x35			
661-EKMR161VS102MP40	EKMR161VSN102MP40S	1000	22x40			
661-EKMR161VS122MP45	EKMR161VSN122MP45S	1200	22x45			
661-EKMR161VS152MQ40	EKMR161VSN152MQ40S	1500	25.4x40			
661-EKMR161VS182MQ50	EKMR161VSN182MQ50S	1800	25.4x50			
661-EKMR161VS222MR45	EKMR161VSN222MR45S	2200	30x45			
661-EKMR161VS332MA45	EKMR161VSN332MA45S	3300	35x45			
200 Volt						
661-EKMR201VSN681MP3	EKMR201VSN681MP35S	680	22x35			
661-EKMR201VS272MA45	EKMR201VSN272MA45S	2700	35x45			
250 Volt						
661-EKMR251VS391MP30	EKMR251VSN391MP30S	390	22x30			
661-EKMR251VS471MP35	EKMR251VSN471MP35S	470	22x35			
661-EKMR251VS561MP40	EKMR251VSN561MP40S	560	22x40			
661-EKMR251VS681MP45	EKMR251VSN681MP45S	680	22x45			
661-EKMR251VS821MP50	EKMR251VSN821MP50S	820	30x50			
661-EKMR251VS102MQ50	EKMR251VSN102MQ50S	1000	25.4x50			
661-EKMR251VS122MR40	EKMR251VSN122MR40S	1200	30x40			
661-EKMR251VS152MR50	EKMR251VSN152MR50S	1500	30x50			
661-EKMR251VS182MA45	EKMR251VSN182MA45S	1800	35x45			
661-EKMR251VS222MA50	EKMR251VSN222MA50S	2200	35x50			
350 Volt						
661-EKMR351VS221MP30	EKMR351VSN221MP30S	220	22x30			
661-EKMR351VS271MP35	EKMR351VSN271MP35S	270	22x35			
661-EKMR351VS331MP45	EKMR351VSN331MP45S	330	22x45			
661-EKMR351VS391MP50	EKMR351VSN391MP50S	390	22x50			
661-EKMR351VS471MQ45	EKMR351VSN471MQ45S	470	25.4x45			
661-EKMR351VS561MQ50	EKMR351VSN561MQ50S	560	25.4x50			
661-EKMR351VS681MR45	EKMR351VSN681MR45S	680	30x45			
661-EKMR351VS821MR50	EKMR351VSN821MR50S	820	30x50			
661-EKMR351VS102MA45	EKMR351VSN102MA45S	1000	35x45			
661-EKMR351VS122MA50	EKMR351VSN122MA50S	1200	35x50			
420 Volt						
661-EKMR421VS391MQ50	EKMR421VSN391MQ50S	390	25.4x50			
661-EKMR421VS821MA50	EKMR421VSN821MA50S	820	35x50			
450 Volt						
661-EKMR451VS101MP25	EKMR451VSN101MP25S	100	22x25			
661-EKMR451VS121MP30	EKMR451VSN121MP30S	120	22x30			
661-EKMR451VS151MP35	EKMR451VSN151MP35S	150	22x35			
661-EKMR451VS181MP40	EKMR451VSN181MP40S	180	22x40			
661-EKMR451VS221MP45	EKMR451VSN221MP45S	220	22x45			
661-EKMR451VS271MP50	EKMR451VSN271MP50S	270	22x50			
661-EKMR451VS331MQ50	EKMR451VSN331MQ50S	330	25.4x50			
661-EKMR451VS681MA50	EKMR451VSN681MA50S	680	35x50			

LXS 105°C SNAP MOUNT LARGE CAPACITANCE SERIES

Features:
- Downsized from LXQ series
- Non solvent resistant type

Specifications:
- Operating Temperature range: -25°C to +105°C
- Rated lifetime: 5,000 hours @ 105°C

160 Volt						
661-ELXS161VSN471MP2	ELXS161VSN471MP25S	470	22x25			
661-ELXS161VSN681MQ2	ELXS161VSN681MQ25S	680	25.4x25			
661-ELXS161VSN102MP4	ELXS161VSN102MP40S	1000	22x40			
661-ELXS161VSN122MP5	ELXS161VSN122MP50S	1200	22x50			
661-ELXS161VSN152MQ4	ELXS161VSN152MQ45S	1500	25.4x45			
661-ELXS161VSN182MQ5	ELXS161VSN182MQ50S	1800	25.4x50			
661-ELXS161VSN222MR4	ELXS161VSN222MR45S	2200	30x45			
661-ELXS161VSN272MA4	ELXS161VSN272MA40S	2700	35x40			
661-ELXS161VSN332MA5	ELXS161VSN332MA50S	3300	35x50			
180 Volt						
661-ELXS181VSN391MP2	ELXS181VSN391MP25S	390	22x25			
661-ELXS181VSN561MP3	ELXS181VSN561MP30S	560	22x30			
661-ELXS181VSN681MP3	ELXS181VSN681MP35S	680	22x35			
661-ELXS181VSN821MQ3	ELXS181VSN821MQ30S	820	25.4x30			
661-ELXS181VSN102MP4	ELXS181VSN102MP45S	1000	22x45			
661-ELXS181VSN122MQ4	ELXS181VSN122MQ45S	1200	25.4x45			
661-ELXS181VSN152MQ5	ELXS181VSN152MQ50S	1500	25.4x50			
661-ELXS181VSN182MA3	ELXS181VSN182MA35S	1800	35x35			
661-ELXS181VSN222MA4	ELXS181VSN222MA40S	2200	35x40			
661-ELXS181VSN272MA5	ELXS181VSN272MA50S	2700	35x50			
200 Volt						
661-ELXS201VSN391MP2	ELXS201VSN391MP25S	390	22x25			
661-ELXS201VSN471MP3	ELXS201VSN471MP30S	470	22x30			
661-ELXS201VSN561MP3	ELXS201VSN561MP35S	560	22x35			
661-ELXS201VSN681MP4	ELXS201VSN681MP40S	680	22x40			
661-ELXS201VSN821MP4	ELXS201VSN821MP45S	820	22x45			
661-ELXS201VSN102MP5	ELXS201VSN102MP50S	1000	22x50			

LXS 105°C SNAP MOUNT LARGE CAPACITANCE SERIES (CONT.)

For quantities greater than listed, call for quote.

MOUSER STOCK NO.	United Chemi-Con Part No.	Value (µF)	Case Size øDxL(mm)	Price Each 1	25	50
200 Volt (Cont.)						
661-ELXS201VSN122MQ4	ELXS201VSN122MQ45S	1200	25.4x45			
661-ELXS201VSN152MR4	ELXS201VSN152MR40S	1500	30x40			
661-ELXS201VSN182MR5	ELXS201VSN182MR50S	1800	30x50			
661-ELXS201VSN222MA4	ELXS201VSN222MA45S	2200	35x45			
661-ELXS201VSN272MA5	ELXS201VSN272MA50S	2700	35x50			
250 Volt						
661-ELXS251VSN271MP2	ELXS251VSN271MP25S	270	22x25			
661-ELXS251VSN331MP3	ELXS251VSN331MP30S	330	22x30			
661-ELXS251VSN391MP3	ELXS251VSN391MP35S	390	22x35			
661-ELXS251VSN471MP4	ELXS251VSN471MP40S	470	22x40			
661-ELXS251VSN561MR2	ELXS251VSN561MR25S	560	30x25			
661-ELXS251VSN681MP5	ELXS251VSN681MP50S	680	22x50			
661-ELXS251VSN821MQ5	ELXS251VSN821MQ50S	820	25.4x50			
661-ELXS251VSN102MR4	ELXS251VSN102MR40S	1000	30x40			
661-ELXS251VSN122MR4	ELXS251VSN122MR45S	1200	30x45			
661-ELXS251VSN152MA4	ELXS251VSN152MA45S	1500	35x45			
661-ELXS251VSN182MA5	ELXS251VSN182MA50S	1800	35x50			
315 Volt						
661-ELXS3B1VSN122MA5	ELXS3B1VSN122MA50S	1200	35x50			
661-ELXS3B1VSN102MA4	ELXS3B1VSN102MA45S	220	35x45			
661-ELXS3B1VSN181MP2	ELXS3B1VSN181MP25S	180	22x25			
661-ELXS3B1VSN221MP3	ELXS3B1VSN221MP30S	220	22x30			
661-ELXS3B1VSN221MQ2	ELXS3B1VSN221MQ25S	220	25.4x25			
661-ELXS3B1VSN271MP3	ELXS3B1VSN271MP35S	270	22x35			
661-ELXS3B1VSN271MQ3	ELXS3B1VSN271MQ30S	270	25.4x30			
661-ELXS3B1VSN331MP4	ELXS3B1VSN331MP40S	330	22x40			
661-ELXS3B1VSN331MR2	ELXS3B1VSN331MR25S	330	30x25			
661-ELXS3B1VSN391MP5	ELXS3B1VSN391MP50S	390	22x50			
661-ELXS3B1VSN391MQ3	ELXS3B1VSN391MQ35S	390	25.4x35			
661-ELXS3B1VSN471MQ4	ELXS3B1VSN471MQ40S	470	25.4x40			
661-ELXS3B1VSN561MQ5	ELXS3B1VSN561MQ50S	560	25.4x50			
661-ELXS3B1VSN681MR4	ELXS3B1VSN681MR40S	680	30x40			
661-ELXS3B1VSN821MR5	ELXS3B1VSN821MR50S	820	30x50			
400 Volt						
661-ELXS401VSN331MQ4	ELXS401VSN331MQ40S	330	25.4x40			
661-ELXS401VSN471MR4	ELXS401VSN471MR40S	470	30x40			
661-ELXS401VSN121MP2	ELXS401VSN121MP25S	120	22x25			
661-ELXS401VSN151MP3	ELXS401VSN151MP30S	150	22x30			
661-ELXS401VSN181MP3	ELXS401VSN181MP35S	180	22x35			
661-ELXS401VSN221MP4	ELXS401VSN221MP40S	220	22x40			
661-ELXS401VSN271MP4	ELXS401VSN271MP45S	270	22x45			
661-ELXS401VSN391MQ5	ELXS401VSN391MQ50S	390	25.4x50			
661-ELXS401VSN561MR4	ELXS401VSN561MR45S	560	30x45			
661-ELXS401VSN681MA4	ELXS401VSN681MA45S	680	35x45			
661-ELXS401VSN821MA5	ELXS401VSN821MA50S	820	35x50			
420 Volt						
661-ELXS421VSN271MQ4	ELXS421VSN271MQ40S	270	25.4x40			
661-ELXS421VSN561MA4	ELXS421VSN561MA45S	560	35x45			
661-ELXS421VSN101MP2	ELXS421VSN101MP25S	100	22x25			
661-ELXS421VSN121MP3	ELXS421VSN121MP30S	120	22x30			
661-ELXS421VSN151MP3	ELXS421VSN151MP35S	150	22x35			
661-ELXS421VSN181MP4	ELXS421VSN181MP40S	180	22x40			
661-ELXS421VSN221MP4	ELXS421VSN221MP45S	220	22x45			
661-ELXS421VSN331MQ5	ELXS421VSN331MQ50S	330	25.4x50			
661-ELXS421VSN391MR4	ELXS421VSN391MR40S	390	30x40			
661-ELXS421VSN471MR5	ELXS421VSN471MR50S	470	30x50			
661-ELXS421VSN681MA5	ELXS421VSN681MA50S	680	35x50			
450 Volt						
661-ELXS451VSN561MA5	ELXS451VSN561MA50S	560	35x50			
661-ELXS451VSN391MR4	ELXS451VSN391MR45S	390	30x45			
661-ELXS451VSN121MP3	ELXS451VSN121MP30S	120	22x30			
661-ELXS451VSN151MP4	ELXS451VSN151MP40S	150	22x40			
661-ELXS451VSN181MP4	ELXS451VSN181MP45S	180	22x45			
661-ELXS451VSN221MP5	ELXS451VSN221MP50S	220	22x50			
661-ELXS451VSN271MQ5	ELXS451VSN271MQ50S	270	25.4x50			
661-ELXS451VSN331MR4	ELXS451VSN331MR40S	330	30x40			
661-ELXS451VSN471MA4	ELXS451VSN471MA40S	470	35x40			
661-ELXS451VSN820MP2	ELXS451VSN820MP25S	82	22x25			

KMS 105°C SNAP MOUNT LARGE CAPACITANCE SERIES

Features:
- For solar power generation
- Rated voltage range : 160 to 500V
- Capacitance range : 47 to 3,300MF
- Non solvent resistant type

Specifications:
- Operating Temperature range: -25°C to +105°C
- Rated lifetime: 3,000 hours @ 105°C

160 Volt						
661-EKMS161V102MP40S	EKMS161VSN102MP40S	1000	22x40			
661-EKMS161V152MQ45S	EKMS161VSN152MQ45S	1500	25.4x45			
661-EKMS161V182MQ50S	EKMS161VSN182MQ50S	1800	25.4x50			
661-EKMS161V332MA50S	EKMS161VSN332MA50S	3300	35x50			
180 Volt						
661-EKMS181V122MQ45S	EKMS181VSN122MQ45S	1200	25.4x45			
661-EKMS181V272MA45S	EKMS181VSN272MA45S	2700	35x45			
200 Volt						
661-EKMS201V391MP25S	EKMS201VSN391MP25S	390	22x25			
661-EKMS201V561MP35S	EKMS201VSN561MP35S	560	22x35			
661-EKMS201V821MP45S	EKMS201VSN821MP45S	820	22x45			
661-EKMS201V222MA45S	EKMS201VSN222MA45S	2200	35x45			
661-EKMS201V272MA50S	EKMS201VSN272MA50S	2700	35x50			
250 Volt						
661-EKMS251V331MP30S	EKMS251VSN331MP30S	330	22x30			
661-EKMS251V471MP40S	EKMS251VSN471MP40S	470	22x40			
661-EKMS251V681MP50S	EKMS251VSN681MP50S	680	22x50			
661-EKMS251V102MQ50S	EKMS251VSN102MQ50S	1000	25.4x50			
661-EKMS251V152MA40S	EKMS251VSN152MA40S	1500	35x40			
661-EKMS251V182MA50S	EKMS251VSN182MA50S	1800	35x50			

© Copyright 2014 Mouser Electronics
© Copyright 2014 Mouser Electronics

UNITED CHEMI-CON Aluminum Electrolytic Capacitors

RoHS Compliant **This product is RoHS compliant.**

DIMENSIONS: mm

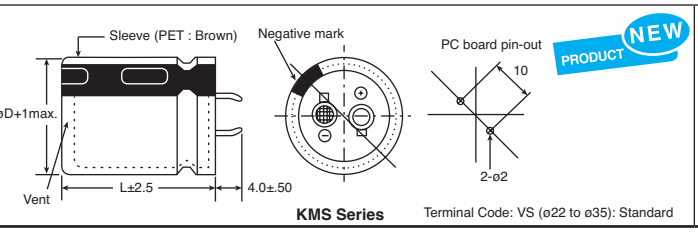

KMS Series Terminal Code: VS (ø22 to ø35): Standard

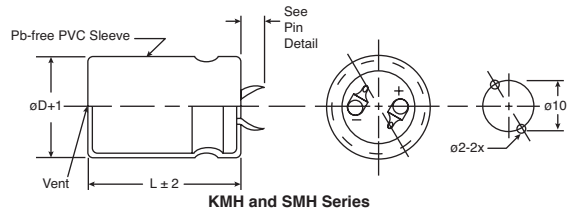

KMH and SMH Series

KMS 105°C SNAP MOUNT LARGE CAPACITANCE SERIES (CONT.)

For quantities greater than listed, call for quote.

MOUSER STOCK NO.	United Chemi-Con Part No.	Value (µF)	Case Size øDxL(mm)	Price Each 1	25	50
315 Volt						
661-EKMS3B1V271MP35S	EKMS3B1VSN271MP35S	270	22x35			
661-EKMS3B1V391MP45S	EKMS3B1VSN391MP45S	390	22x45			
661-EKMS3B1V561MQ45S	EKMS3B1VSN561MQ45S	560	25.4x45			
661-EKMS3B1V681MR40S	EKMS3B1VSN681MR40S	680	30x40			
661-EKMS3B1V821MR45S	EKMS3B1VSN821MR45S	820	30x45			
661-EKMS3B1V102MA45S	EKMS3B1VSN102MA45S	1000	35x45			
661-EKMS3B1V122MA50S	EKMS3B1VSN122MA50S	1200	35x50			
400 Volt						
661-EKMS401V121MP25S	EKMS401VSN121MP25S	120	22x25			
661-EKMS401V151MP30S	EKMS401VSN151MP30S	150	22x30			
661-EKMS401V181MP35S	EKMS401VSN181MP35S	180	22x35			
661-EKMS401V221MP40S	EKMS401VSN221MP40S	220	22x40			
661-EKMS401V271MP45S	EKMS401VSN271MP45S	270	22x45			
661-EKMS401V331MP50S	EKMS401VSN331MP50S	330	22x50			
661-EKMS401V391MQ45S	EKMS401VSN391MQ45S	390	25.4x45			
661-EKMS401V471MR40S	EKMS401VSN471MR40S	470	30x40			
661-EKMS401V681MA40S	EKMS401VSN681MA40S	680	35x40			
661-EKMS401V821MA50S	EKMS401VSN821MA50S	820	35x50			
450 Volt						
661-EKMS451V561MA50S	EKMS451VSN561MA50S	560	35x50			
500 Volt						
661-EKMS501V470MP25S	EKMS501VSN470MP25S	47	22x25			
661-EKMS501V560MP30S	EKMS501VSN560MP30S	56	22x30			
661-EKMS501V680MQ25S	EKMS501VSN680MQ25S	68	25.4x25			
661-EKMS501V820MP35S	EKMS501VSN820MP35S	82	22x35			
661-EKMS501V101MP45S	EKMS501VSN101MP45S	100	22x45			
661-EKMS501V121MP50S	EKMS501VSN121MP50S	120	22x50			
661-EKMS501V151MQ45S	EKMS501VSN151MQ45S	150	25.4x45			
661-EKMS501V181MQ50S	EKMS501VSN181MQ50S	180	25.4x50			
661-EKMS501V221MR45S	EKMS501VSN221MR45S	220	30x45			
661-EKMS501V271MR50S	EKMS501VSN271MR50S	270	30x50			
661-EKMS501V331MA45S	EKMS501VSN331MA45S	330	35x45			
661-EKMS501V391MA50S	EKMS501VSN391MA50S	390	35x50			
661-EKMS501V471MA60S	EKMS501VSN471MA60S	470	35x60			

KMH 105°C SNAP MOUNT HIGH CAPACITANCE SERIES

The KMH series are the standard 105°C, large capacitance, snap-in capacitors. The very high CV values and ripple current capabilities make these capacitors ideal for use in power supply filter circuits. The standard KMH capacitors are non-solvent proof and are not recommended when halogenated cleaning solvents are used.

Specifications:

- Operating temperature range: -40°C to +105°C for 6.3VDC to 100VDC, -25°C to +105°C for 160VDC to 450VDC
- Rated lifetime: 2,000 hours @ +105°C

For quantities greater than listed, call for quote.

MOUSER STOCK NO.	United Chemi-Con Part No.	Value (µF)	Max. ESR @ +20°C, 120Hz	Price Each 1	50	100	500
16 Volt							
661-EKMH160VNN223MQ	EKMH160VNN223MQ45T	22000	0.03				
661-EKMH160VNN223MR	EKMH160VNN223MR35T	22000	0.03				
25 Volt							
661-EKMH250VNN223MR	EKMH250VNN223MR45T	22000	0.023				
661-EKMH250VNN273MA	EKMH250VNN273MA45T	27000	0.018				
661-EKMH250VNN333MA	EKMH250VNN333MA50T	33000	0.015				
35 Volt							
661-EKMH350VNN682MQ	EKMH350VNN682MQ35T	6800	0.061				
661-EKMH350VNN103MR	EKMH350VNN103MR35T	10000	0.041				
661-EKMH350VNN123MQ	EKMH350VNN123MQ50T	12000	0.035				
661-EKMH350VNN333MA	EKMH350VNN333MA63T	33000	0.012				
50 Volt							
661-EKMH500VNN472MR	EKMH500VNN472MR30T	4700	0.071				
661-EKMH500VNN682MR	EKMH500VNN682MR40T	6800	0.049				
661-EKMH500VNN822MA	EKMH500VNN822MA35T	8200	0.04				
63 Volt							
661-EKMH630VNN272MR	EKMH630VNN272MR25T	2700	0.092				
661-EKMH630VNN472MQ	EKMH630VNN472MQ50T	4700	0.053				
661-EKMH630VNN472MR	EKMH630VNN472MR40T	4700	0.053				
661-EKMH630VNN562MR	EKMH630VNN562MR45T	5600	0.044				
661-EKMH630VNN682MR	EKMH630VNN682MR50T	6800	0.037				
661-EKMH630VNN103MA	EKMH630VNN103MA50T	10000	0.025				
80 Volt							
661-EKMH800VNN392MA	EKMH800VNN392MA35T	3900	0.064				
661-EKMH800VNN472MR	EKMH800VNN472MR50T	4700	0.053				
100 Volt							
661-EKMH101VNN222MR	EKMH101VNN222MR40T	2200	0.113				
661-EKMH101VNN392MA	EKMH101VNN392MA45T	3900	0.064				
200 Volt							
661-EKMH201VNN471MQ	EKMH201VNN471MQ30T	470	0.353				
661-EKMH201VNN681MA	EKMH201VNN681MA25T	680	0.366				
661-EKMH201VNN821MQ	EKMH201VNN821MQ50T	820	0.202				
661-EKMH201VNN102MR	EKMH201VNN102MR45T	1000	0.166				

KMH 105°C SNAP MOUNT HIGH CAPACITANCE SERIES (CONT.)

For quantities greater than listed, call for quote.

MOUSER STOCK NO.	United Chemi-Con Part No.	Value (µF)	Max. ESR @ +20°C, 120Hz	Price Each 1	50	100	500
200 Volt (Cont.)							
661-EKMH201VNN102MA	EKMH201VNN102MA35T	1000	0.249				
661-EKMH201VNN122MR	EKMH201VNN122MR50T	1200	0.138				
661-EKMH201VNN122MA	EKMH201VNN122MA40T	1200	0.207				
661-EKMH201VNN182MA	EKMH201VNN182MA50T	1800	0.138				
250 Volt							
661-EKMH251VNN221MQ	EKMH251VNN221MQ25T	220	0.753				
661-EKMH251VNN331MQ	EKMH251VNN331MQ30T	330	0.502				
661-EKMH251VNN471MQ	EKMH251VNN471MQ40T	470	0.353				
661-EKMH251VNN471MR	EKMH251VNN471MR30T	470	0.353				
661-EKMH251VNN561MR	EKMH251VNN561MR35T	560	0.296				
661-EKMH251VNN561MA	EKMH251VNN561MA30T	560	0.444				
661-EKMH251VNN681MR	EKMH251VNN681MR40T	680	0.244				
661-EKMH251VNN821MA	EKMH251VNN821MA35T	820	0.303				
661-EKMH251VNN102MA	EKMH251VNN102MA40T	1000	0.249				
400 Volt							
661-EKMH401VNN820MQ	EKMH401VNN820MQ25T	82	3.032				
661-EKMH401VNN121MQ	EKMH401VNN121MQ30T	120	2.072				
661-EKMH401VNN181MQ	EKMH401VNN181MQ35T	180	1.381				
661-EKMH401VNN181MR	EKMH401VNN181MR30T	180	1.381				
661-EKMH401VNN221MQ	EKMH401VNN221MQ45T	220	1.13				
661-EKMH401VNN221MR	EKMH401VNN221MR35T	220	1.13				
661-EKMH401VNN331MR	EKMH401VNN331MR45T	330	0.753				
661-EKMH401VNN331MA	EKMH401VNN331MA35T	330	0.753				
661-EKMH401VNN391MA	EKMH401VNN391MA40T	390	0.638				
661-EKMH401VNN471MA	EKMH401VNN471MA45T	470	0.529				
661-EKMH401VNN102MA	EKMH401VNN102MA80T	1000	0.249				
450 Volt							
661-EKMH451VNN181MR	EKMH451VNN181MR35T	180	1.381				
661-EKMH451VNN221MQ	EKMH451VNN221MQ50T	220	1.13				
661-EKMH451VNN221MR	EKMH451VNN221MR40T	220	1.13				
661-EKMH451VNN221MA	EKMH451VNN221MA30T	220	1.13				
661-EKMH451VNN331MR	EKMH451VNN331MR50T	330	0.753				
661-EKMH451VNN331MA	EKMH451VNN331MA40T	330	0.753				

SMH 85°C SNAP MOUNT HIGH CAPACITANCE SERIES

The SMH series are the standard 85°C, large capacitance, snap-in capacitors. The very high CV values and ripple current capabilities make these capacitors ideal for use in power supply filter circuits. The standard SMH capacitors are non-solvent proof and are not recommended when halogenated cleaning solvents are used.

Specifications:

- Operating Temperature range: -40°C to +85°C for 6.3VDC to 100VDC, -25°C to +85°C for 160VDC to 450VDC
- Rated lifetime: 2,000 hours @ +85°C

MOUSER STOCK NO.	United Chemi-Con Part No.	Value (µF)	Max. ESR @ +20°C, 120Hz	Price Each 1	50	100	500
16 Volt							
661-ESMH160VNN123MQ	ESMH160VNN123MQ25T	12000	0.055				
25 Volt							
661-ESMH250VNN153MQ	ESMH250VNN153MQ40T	15000	0.033				
661-ESMH250VNN223MR	ESMH250VNN223MR45T	22000	0.023				
35 Volt							
661-ESMH350VNN472MQ	ESMH350VNN472MQ25T	4700	0.088				
661-ESMH350VNN153MA	ESMH350VNN153MA35T	15000	0.028				
50 Volt							
661-ESMH500VNN332MQ	ESMH500VNN332MQ25T	3300	0.1				
661-ESMH500VNN822MR	ESMH500VNN822MR40T	8200	0.04				
661-ESMH500VNN183MA	ESMH500VNN183MA50T	18000	0.018				
63 Volt							
661-ESMH630VNN682MR	ESMH630VNN682MR40T	6800	0.037				
661-ESMH630VNN123MA	ESMH630VNN123MA45T	12000	0.021				
80 Volt							
661-ESMH800VNN332MQ	ESMH800VNN332MQ40T	3300	0.075				
661-ESMH800VNN472MA	ESMH800VNN472MA30T	4700	0.053				
100 Volt							
661-ESMH101VNN562MA	ESMH101VNN562MA45T	5600	0.044				
200 Volt							
661-ESMH201VNN102MR	ESMH201VNN102MR40T	1000	0.166				
661-ESMH201VNN102MA	ESMH201VNN102MA30T	1000	0.249				
661-ESMH201VNN152MA	ESMH201VNN152MA40T	1500	0.166				
661-ESMH201VNN182MA	ESMH201VNN182MA45T	1800	0.138				
661-ESMH201VNN222MA	ESMH201VNN222MA50T	2200	0.113				
250 Volt							
661-ESMH251VNN561MQ	ESMH251VNN561MQ40T	560	0.296				
661-ESMH251VNN102MA	ESMH251VNN102MA40T	1000	0.249				
400 Volt							
661-ESMH401VNN471MA	ESMH401VNN471MA40T	470	0.529				
661-ESMH401VNN561MA	ESMH401VNN561MA45T	560	0.444				
661-ESMH401VNN561MR	ESMH401VNN561MR50T	560	0.444				
661-ESMH401VNN681MA	ESMH401VNN681MA50T	680	0.366				
450 Volt							
661-ESMH451VNN181MA	ESMH451VNN181MA25T	180	1.381				
661-ESMH451VNN271MR	ESMH451VNN271MR40T	270	0.921				
661-ESMH451VNN391MA	ESMH451VNN391MA45T	390	0.638				

© Copyright 2014 Mouser Electronics

VISHAY BC COMPONENTS Aluminum Electrolytic Capacitors

RoHS Compliant This product is RoHS compliant.

104 PHL-ST SERIES
105°C POWER HIGH RIPPLE CURRENT LONG LIFE SCREW TERMINAL

NEW PRODUCT

For quantities greater than listed, call for quote.

MOUSER STOCK NO. Mfr.	Mfr. Part No.	Fig.	Value (µF)	Volt	Case DxL (mm)	Useful Life at Max. Temp.	Price Each 1	10	100
594—	MAL210447102E3	A	1000	450	65x105	5,000			
594—	MAL210446152E3	A	1500	400	65x105	5,000			
594—	MAL210437152E3	A	1500	450	65x105	5,000			
594—	MAL210447152E3	A	1500	450	76x105	5,000			
594—	MAL210446222E3	A	2200	400	76x105	5,000			
594—	MAL210446332E3	A	3300	400	76x146	5,000			
594—	MAL210436332E3	A	3300	400	76x105	5,000			
594—	MAL210437332E3	A	3300	450	76x146	5,000			
594—	MAL210436472E3	A	4700	400	76x146	5,000			
594—	MAL210435682E3	A	6800	350	76x146	5,000			

101/102 PHR-ST SERIES SCREW TERMINAL 85°C LONG LIFE

For quantities greater than listed, call for quote.

MOUSER STOCK NO. Mfr.	Mfr. Part No.	Fig.	Value (µF)	Volt	Case DxL (mm)	Useful Life at Max. Temp.	Price Each 1	10	100
101 Series									
594—	MAL210118682E3	A	6800	63	35x60	10,000			
594—	MAL210119153E3	A	0.015	100	50x105	10,000			
594—	MAL210118223E3	A	0.022	63	50x80	10,000			
594—	MAL210117473E3	A	0.047	40	50x80	10,000			
594—	MAL210118103E3	A	0.01	63	35x80	10,000			
594—	MAL210117104E3	A	0.1	40	65x105	15,000			
102 Series									
594—	MAL210225102E3	A	1000	350	50x80	10,000			
594—	MAL210216102E3	A	1000	400	50x80	10,000			
594—	MAL210212222E3	A	2200	200	50x80	10,000			
594—	MAL210265222E3	A	2200	350	65x105	10,000			
594—	MAL210226222E3	A	2200	400	65x105	10,000			
594—	MAL210213472E3	A	4700	250	65x105	10,000			
594—	MAL210217562E3	A	5600	450	76x146	10,000			
594—	MAL210212682E3	A	6800	200	65x105	10,000			

106 PED-ST SERIES POWER EURODIN SCREW TERMINAL

For quantities greater than listed, call for quote.

MOUSER STOCK NO. Mfr.	Mfr. Part. No.	Fig.	Value (µF)	Volt	Case DxL (mm)	Useful Life at Max. Temp.	Price Each 1	10	100
594—	MAL210619102E3	B	1000	100	35x60	20,000			
594—	MAL210619153E3	B	0.015	100	65x105	20,000			
594—	MAL210617473E3	B	0.047	40	65x105	20,000			
594—	MAL210616103E3	B	0.01	25	35x80	20,000			
594—	MAL210618103E3	B	0.01	63	50x80	20,000			

096 PLL-4TSI SERIES
85°C POWER LONG LIFE 4-TERMINAL SNAP-IN

For quantities greater than listed, call for quote.

MOUSER STOCK NO. Mfr.	Mfr. Part. No.	Fig.	Value (µF)	Volt	Case DxL (mm)	Useful Life at Max. Temp.	Price Each 1	10	100
594—	MAL209619391E3	C	390	500	35x60	5,000			
594—	MAL209619471E3	C	470	500	35x70	5,000			
594—	MAL209619561E3	C	560	500	35x70	5,000			
594—	MAL209629561E3	C	560	500	40x60	5,000			
594—	MAL209619681E3	C	680	500	35x80	5,000			
594—	MAL209619821E3	C	820	500	35x100	5,000			
594—	MAL209629821E3	C	820	500	40x80	5,000			
594—	MAL209639102E3	C	1000	500	45x70	5,000			
594—	MAL209629102E3	C	1000	500	40x100	5,000			
594—	MAL209639122E3	C	1200	500	45x100	5,000			
594—	MAL209639152E3	C	1500	500	45x100	5,000			

159 PUL-SI SERIES
105°C POWER ULTRA LONG LIFE SNAP-IN GENERAL PURPOSE

For quantities greater than listed, call for quote.

MOUSER STOCK NO. Mfr.	Mfr. Part. No.	Fig.	Value (µF)	Volt	Case DxL (mm)	Useful Life at Max. Temp.	Price Each 1	10	100
594—	MAL215933331E3	D	330	250	22x40	5,000			
594—	MAL215966331E3	D	330	400	35x35	5,000			
594—	MAL215947331E3	D	330	450	30x50	5,000			
594—	MAL215957391E3	D	390	450	35x45	5,000			
594—	MAL215933471E3	D	470	250	25x40	5,000			
594—	MAL215956471E3	D	470	400	35x45	5,000			
594—	MAL215957471E3	D	470	450	35x50	5,000			
594—	MAL215956561E3	D	560	400	35x50	5,000			
594—	MAL215943681E3	D	680	250	30x40	5,000			

193 PUR-SI SERIES SNAP-IN 105°C FOR SOLAR APPLICATIONS

For quantities greater than listed, call for quote.

MOUSER STOCK NO. Mfr.	Mfr. Part. No.	Fig.	Value (µF)	Volt	Case DxL (mm)	Useful Life at Max. Temp.	Price Each 1	10	100
594—	MAL219390101E3	E	220	500	35x30	6,000			
594—	MAL219390102E3	E	330	500	35x40	6,000			
594—	MAL219390103E3	E	390	500	35x45	6,000			
594—	MAL219390104E3	E	470	500	35x50	6,000			
594—	MAL219390105E3	E	560	500	35x60	6,000			

A



B



C



D



E



© Copyright 2014 Mouser Electronics

© Copyright 2014 Mouser Electronics

RoHS Compliant. This product is RoHS compliant.

VISHAY/SPRAGUE 36DY 85°C SCREW TERMINAL HIGH CAPACITANCE SERIES

Features:
- The industry standard for large can aluminum capacitors
- Ideal for high wattage power supplies and energy storage applications
- Capacitance values to 2.2F
- Largest CV available
- Highest voltage available

Performance Characteristics:
- Operating temperature: -40°C to +85°C
- Capacitance tolerance: -10%, +50%
- Life validation test: 2000 hours @ +85°C
  Δ CAP ≤ 15% from initial measurement
  Δ ESR ≤ 1.5 x initial specified limit
  Δ DCL ≤ initial specified limit

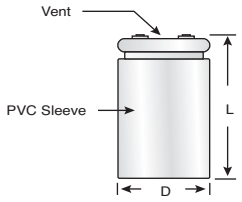

For quantities greater than listed, call for quote.

MOUSER STOCK NO.	Mfr. Part No.	Value (µF)	Case D x L (in.)	Price Each 1	10	25	50
25 Volt							
75—36DY123F025AA2A		12000	1.375 x 2.125				
75—36DY563F025BL2A		56000	2.000 x 3.625				
75—36DY104F025BF2A		100000	2.000 x 5.625				
40 Volt							
75—36DY712F040AA2A		7100	1.375 x 2.125				
75—36DY333F040BL2A		33000	2.000 x 3.625				
75—36DY403F040BC2A		40000	2.000 x 4.125				
75—36DY823F040CD2A		82000	2.500 x 4.625				
50 Volt							
75—36DY562F050AA2A		5600	1.375 x 2.125				
75—36DY103F050AB2A		10000	1.375 x 3.125				
75—36DY153F050BM2A		15000	2.000 x 2.625				
75—36DY273F050BL2A		27000	2.000 x 3.625				
75—36DY563F050CC2A		56000	2.500 x 4.125				
75—36DY683F050DL2A		68000	3.000 x 3.625				
75 Volt							
75—36DY183F075BC2A		18000	2.000 x 4.125				
75—36DY223F075CB2A		22000	2.500 x 3.125				
75—36DY333F075CC2A		33000	2.500 x 4.125				
75—36DY393F075CD2A		39000	2.500 x 4.625				
75—36DY473F075DC2A		47000	3.000 x 4.125				
100 Volt							
75—36DY102F100AN2A		1000	1.375 x 1.625				
75—36DY472F100AC2A		4700	1.375 x 4.125				
75—36DY822F100BL2A		8200	2.000 x 3.625				

For quantities greater than listed, call for quote.

MOUSER STOCK NO.	Mfr. Part No.	Value (µF)	Case D x L (in.)	Price Each 1	10	25	50
100 Volt (cont.)							
75—36DY103F100CB2A		10000	2.500 x 3.125				
75—36DY223F100CF2A		22000	2.500 x 5.625				
150 Volt							
75—36DY123F150DE2A		12000	3.000 x 5.125				
200 Volt							
75—36DY561F200AA2A		560	1.375 x 2.125				
75—36DY562F200CD2A		5600	2.500 x 4.625				
75—36DY123F200DF2A		12000	3.000 x 5.625				
75—36DY183F200DJ2A		18000	3.000 x 8.625				
250 Volt							
75—36DY152F250AC2A		1500	1.375 x 4.125				
75—36DY222F250BC2A		2200	2.000 x 4.125				
75—36DY472F250CD2A		4700	2.500 x 4.625				
350 Volt							
75—36DY681F350BM2A		680	2.000 x 2.625				
75—36DY472F350DE2A		4700	3.000 x 5.125				
400 Volt							
75—36DY121F400AN2A		120	1.375 x 1.625				
75—36DY392F400DE2A		3900	3.000 x 5.125				
450 Volt							
75—36DY101F450AN2A		100	1.375 x 1.625				
75—36DY102F450BC2A		1000	2.000 x 4.125				
75—36DY152F450BF2A		1500	2.000 x 5.625				
75—36DY182F450CC2A		1800	2.500 x 4.125				
75—36DY332F450DD2A		3300	3.000 x 4.625				

VISHAY/SPRAGUE POWERLYTIC® 36DX 85°C SCREW TERMINAL, HIGH CAPACITANCE, HIGH RIPPLE SERIES

Features:
- High capacitance per case size
- High ripple current
- Low leakage current
- Long shelf life and operating life

Performance Characteristics:
- Operating temperature: -40°C to +85°C
- Capacitance tolerance: +75%, -10% (25WVDC to 100WVDC)
  +50%, -10% (200WVDC to 450WVDC)

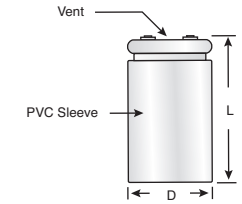

For quantities greater than listed, call for quote.

MOUSER STOCK NO.	Mfr. Part No.	Value (µF)	Case D x L (in.)	Price Each 1	10	25	50
25 Volt							
75—36DX452G025AA2A		4500	1.375 x 2.125				
75—36DX203G025AF2A		20000	1.375 x 5.625				
75—36DX303G025BC2A		30000	2.000 x 4.125				
75—36DX503G025CC2A		50000	2.500 x 4.125				
40 Volt							
75—36DX292G040AA2A		2900	1.375 x 2.125				
75—36DX582G040AB2A		5800	1.375 x 3.125				
75—36DX872G040AC2A		8700	1.375 x 4.125				
75—36DX203G040BC2A		20000	2.000 x 4.125				
75—36DX343G040CC2A		34000	2.500 x 4.125				
75—36DX513G040CF2A		51000	2.500 x 5.625				
75—36DX124G040DJ2A		120000	3.000 X 8.625				
50 Volt							
75—36DX242G050AA2A		2400	1.375 x 2.125				
75—36DX482G050AB2A		4800	1.375 x 3.125				
75—36DX163G050BC2A		16000	2.000 x 4.125				
75—36DX273G050CC2A		27000	2.500 x 4.125				
75—36DX413G050DC2A		41000	3.000 x 4.125				
75 Volt							
75—36DX282G075AB2A		2800	1.375 x 4.125				
75—36DX422G075AC2A		4200	1.375 x 4.125				
75—36DX103G075BC2A		10000	2.000 x 4.125				
75—36DX173G075CC2A		17000	2.500 x 4.125				

For quantities greater than listed, call for quote.

MOUSER STOCK NO.	Mfr. Part No.	Value (µF)	Case D x L (in.)	Price Each 1	10	25	50
75 Volt (Cont.)							
75—36DX403G075DF2A		40000	3.000 x 5.625				
100 Volt							
75—36DX262G100AC2A		2600	1.375 x 4.125				
75—36DX982G100CC2A		9800	2.500 x 4.125				
200 Volt							
75—36DX202F200BC2A		2000	2.000 x 4.125				
75—36DX282F200BC2A		2800	2.000 x 4.125				
75—36DX342F200CC2A		3400	2.500 x 4.125				
250 Volt							
75—36DX501F250AB2A		500	1.375 x 3.215				
75—36DX292F250CC2A		2900	2.500 x 4.125				
75—36DX103F250DJ2A		10000	3.000 x 8.625				
350 Volt							
75—36DX381F350AC2A		380	1.375 x 4.125				
75—36DX332F350DF2A		3300	3.000 x 5.625				
75—36DX512F350DJ2A		5100	3.000 x 8.625				
450 Volt							
75—36DX161F450AB2A		160	1.375 x 3.125				
75—36DX231F450AC2A		230	1.375 x 4.125				
75—36DX381F450BB2A		380	2.000 x 3.215				
75—36DX202F450DF2A		2000	3.000 x 5.625				

© Copyright 2014 Mouser Electronics

© Copyright 2014 Mouser Electronics

CELLERGY Supercapacitors

RoHS Compliant **This product is RoHS compliant.**

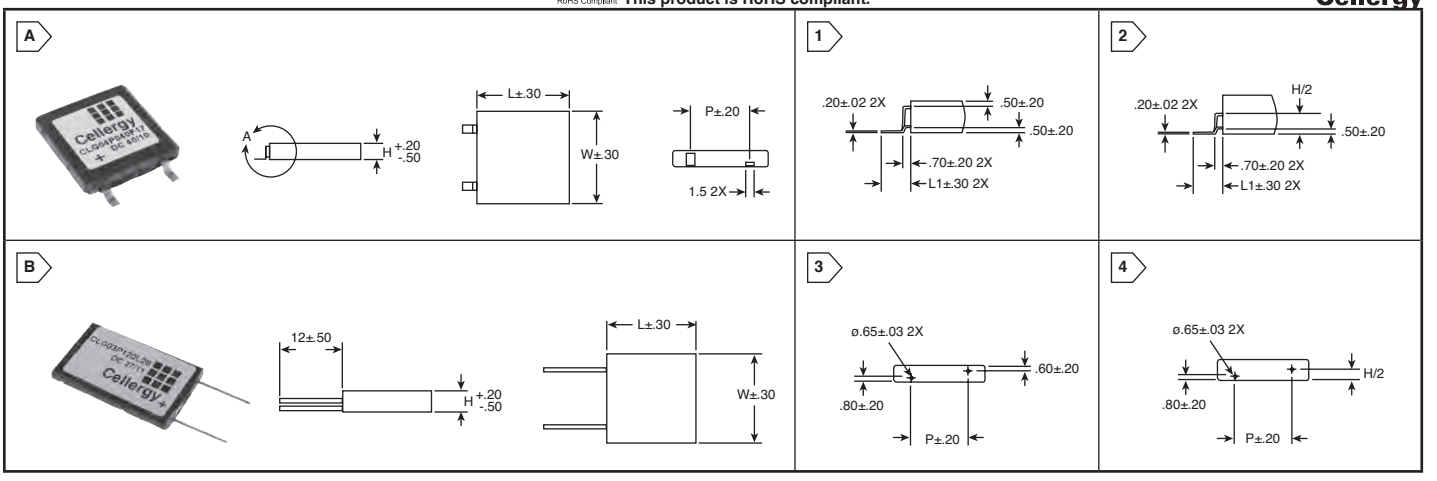

Cellergy introduces the Aqueous Electrolyte Pulse Application Super-Capacitors for high-current pulse transmission. These high-frequency, low ESR EDLC's from Cellergy are capable of storing large amounts of energy and utilize aqueous component technology that is environmentally friendly and non-toxic. Cellergy's Super-Capacitors were designed to act as a bridge between electrolyte capacitors and batteries and offer high power relative to batteries as well as produce a high current pulse. In addition, these Super-Capacitors are used to extend the lifetime of a battery for maximum exploitation and extend secondary battery operation. Cellergy offers four Super-Cap footprints, which include the smallest footprint on the market and in the world (12x12.5mm) for space-limited applications, in both flat lead "F" and surface mount "L" versions.

Characteristics:

- Operating Temperature Range: -40˚C to 70˚C
- Unaffected by humidity
- High density energy storage
- High capacitance in smallest footprint available
- Capable to deliver high instantaneous current
- Nearly infinite discharge/charge cycle

Applications:

- Medical
- Consumer
- RF
- Backup or current booster for mechanical applications
- Energy havesting

CLC SERIES SMD SUPERCAPACITORS

NEW PRODUCT

For quantities greater than listed, call for quote.

MOUSER STOCK NO.	Cellergy Part No.	Fig.	Voltage	Cap. (mF)	ESR (mΩ)	Max Allowed L.C. (μA)	Length (mm)	Width (mm)	Height (mm)	Pitch (mm)	Price Each 1	50	100	500
Flat Leads, Single														
938-CLC03P012F12	CLC03P012F12	A1	3.5	12	600	1.5	12	12.5	2.4	8				
938-CLC04P010F12	CLC04P010F12	A1	4.2	10	720	1.5	12	12.5	2.6	8				
Flat Leads, Double														
938-CLC04P020F12	CLC04P020F12	A2	4.2	20	360	3	12	12.5	3.9	8				
938-CLC03P025F12	CLC03P025F12	A2	3.5	25	300	3	12	12.5	3.4	8				

CLG SERIES SMD SUPERCAPACITORS

NEW PRODUCT

For quantities greater than listed, call for quote.

MOUSER STOCK NO.	Cellergy Part No.	Fig.	Voltage	Cap. (mF)	ESR (mΩ)	Max Allowed L.C. (μA)	Length (mm)	Width (mm)	Height (mm)	Pitch (mm)	Price Each 1	50	100	500
Flat Leads, Single														
938-CLG03P012F12	CLG03P012F12	A1	3.5	12	600	3	12	12.5	2.4	8.0				
938-CLG03P060F28	CLG03P060F28	A1	3.5	60	130	10	28	17.5	2.4	11				
938-CLG04P020F17	CLG04P020F17	A1	4.2	20	360	6	17	17.5	2.6	11.0				
938-CLG04P050F28	CLG04P050F28	A1	4.2	50	150	10	28	17.5	2.6	11.0				
938-CLG05P040F28	CLG05P040F28	A1	5.5	40	200	10	28	17.5	3.1	11.0				
Flat Leads, Double														
938-CLG03P120F28	CLG03P120F28	A2	3.5	120	65	20	28	17.5	3.4	11				
938-CLG03P025F12	CLG03P025F12	A2	3.5	25	300	6	12	12.5	3.4	8.0				
938-CLG03P120F28	CLG03P120F28	A2	3.5	120	65	20	28	17.5	3.4	11.0				
938-CLG04P040F17	CLG04P040F17	A2	4.2	40	180	12	17	17.5	3.9	11.0				
938-CLG05P030F17	CLG05P030F17	A2	5.5	30	280	12	17	17.5	4.8	11.0				
938-CLG05P080F28	CLG05P080F28	A2	5.5	80	100	20	28	17.5	4.8	11.0				
938-CLG06P070F28	CLG06P070F28	A2	6.3	70	115	20	28	17.5	5.4	11.0				

CLG SERIES RADIAL SUPERCAPACITORS

For quantities greater than listed, call for quote.

MOUSER STOCK NO.	Cellergy Part No.	Fig.	Voltage	Cap. (mF)	ESR (mΩ)	Max Allowed L.C. (μA)	Length (mm)	Width (mm)	Height (mm)	Pitch (mm)	Price Each 1	50	100	500
Through Hole Leads, Single														
938-CLG03P012L12	CLG03P012L12	B3	3.5	12	600	3	12	12.5	2.4	8.0				
938-CLG03P060L28	CLG03P060L28	B3	3.5	60	130	10	28	17.5	2.4	11				
938-CLG03P420L48	CLG03P420L48	A1	3.5	420	20	65	48	30.5	3.4	22.3				
938-CLG04P020L17	CLG04P020L17	B3	4.2	20	360	6	17	17.5	2.6	11.0				
938-CLG04P050L28	CLG04P050L28	B3	4.2	50	150	10	28	17.5	2.6	11.0				
938-CLG05P040L28	CLG05P040L28	B3	5.5	40	200	10	28	17.5	3.1	11.0				
938-CLG05P280L48	CLG05P280L48	B3	5.5	280	30	65	48	30.5	4.8	22.3				
938-CLG12P015L28	CLG12P015L28	A1	12	15	445	10	28	17.5	5.4	11				
Through Hole Leads, Double														
938-CLG03P025L12	CLG03P025L12	B4	3.5	25	300	6	12	12.5	3.4	8.0				
938-CLG03P120L28	CLG03P120L28	B4	3.5	120	65	20	28	17.5	3.4	11.0				
938-CLG04P040L17	CLG04P040L17	B4	4.2	40	180	12	17	17.5	3.9	11.0				
938-CLG05P030L17	CLG05P030L17	B4	5.5	30	280	12	17	17.5	4.8	11.0				
938-CLG05P080L28	CLG05P080L28	B4	5.5	80	100	20	28	17.5	4.8	11.0				
938-CLG06P012L12	CLG06P012L12	A2	6.3	12	600	6	12	12.5	5.3	8				
938-CLG06P070L28	CLG06P070L28	B4	6.3	70	115	20	28	17.5	5.4	11.0				

CLK SERIES SUPERCAPACITORS

NEW PRODUCT

For quantities greater than listed, call for quote.

MOUSER STOCK NO.	Cellergy Part No.	Fig.	Voltage	Cap. (mF)	ESR (mΩ)	Max Allowed L.C. (μA)	Length (mm)	Width (mm)	Height (mm)	Pitch (mm)	Price Each 1	50	100	500
SMD Flat Leads, Single														
938-CLK03P120F28	CLK03P120F28	A1	3.5	120	160	10	28	17.5	3	11				
938-CLK05P030F17	CLK05P030F17	A1	5.5	30	480	6	17	17.5	3.4	11				
Through Hole Leads, Single														
938-CLK05P030L17	CLK05P030L17	A1	5.5	30	480	6	17	17.5	3.4	11				
938-CLK05P080L28	CLK05P080L28	A1	5.5	80	230	10	28	17.5	3.5	11				
SMD Flat Leads, Double														
938-CLK03P240F28	CLK03P240F28	A2	3.5	240	80	20	28	17.5	4.5	11				
938-CLK05P060F17	CLK05P060F17	A2	5.5	60	240	12	17	17.5	5.7	11				
Through Hole Leads, Double														
938-CLK05P060L17	CLK05P060L17	A2	5.5	60	240	12	17	17.5	5.7	11				
938-CLK05P160L28	CLK05P160L28	A2	5.5	160	115	20	28	17.5	6	11				

© Copyright 2014 Mouser Electronics
© Copyright 2014 Mouser Electronics

ELNA MEMORY BACK-UP CAPACITORS

The DB and DX Series has a total withstand voltage rating of 5.5 Volts. They utilize ELNA's unique flat spring technology, which enhances the reliability of the internal coin cells. This series' are ideal for a wide range of applications from consumer applications to sophisticated instrumentations.

Features:

- For memory back up in electronic devices
- Small size, large capacitance
- Wide temperature range: -25°C to +70°C
- Minimum self-discharging
- Capacitance tolerance: -20% to +80%

DX Series

For quantities greater than listed, call for quote.

MOUSER STOCK NO.	Fig.	Volt (DC)	Value (F)	Dimensions: mm D	Dimensions: mm L	Price Each 1	10	100	500
Vertical									
555-DX-5R5V473U	A	5.5	.047	11.5	13.5				
555-DX-5R5V104U	A	5.5	.1	11.5	13.5				
555-DX-5R5V224U	A	5.5	.22	11.5	13.5				
555-DX-5R5V334U	A	5.5	.33	11.5	13.5				
Horizontal									
555-DX-5R5H473U	B	5.5	.047	11.5	5				
555-DX-5R5H104U	B	5.5	.1	11.5	5				
555-DX-5R5H224U	B	5.5	.22	11.5	5				
555-DX-5R5H334U	B	5.5	.33	11.5	5				

DB Series

For quantities greater than listed, call for quote.

MOUSER STOCK NO.	Fig.	Volt (DC)	Value (F)	Dimensions: mm D	Dimensions: mm L	Price Each 1	10	100	500
555-DB-5R5D473T	C	5.5	.047	13.5	9.5				
555-DB-5R5D104T	C	5.5	.1	13.5	9.5				
555-DB-5R5D224T	C	5.5	.22	13.5	9.5				
555-DB-5R5D474T	C	5.5	.47	21.5	9.5				
555-DB-5R5D105T	C	5.5	1.0	21.5	9.5				

DIMENSIONS: mm

A — Terminal Shaped V

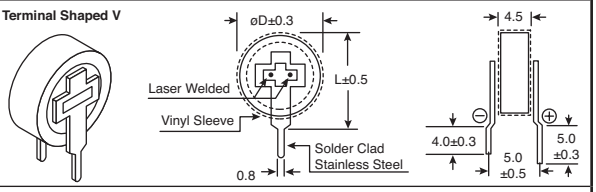

B — Terminal Shaped H

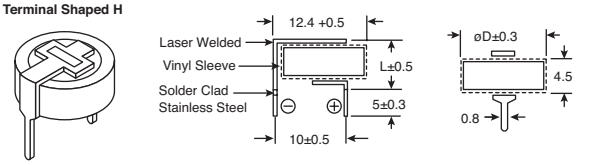

C

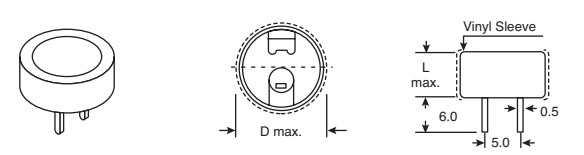

ELNA ELECTRIC DOUBLE LAYER CAPACITORS

The DV series (DVS,DVN,DVL) of Electric Double Layer Capacitors are well suited for reflow soldering at 260°C. Unlike batteries, the DV and DHL series have excellent charge/discharge characteristics with no chemical reactions. Typical applications include memory backup for CMOS IC's, microcomputers, RAM's, real-time clocks in electric power meters, outdoor, automotive and industrial equipment.

Features:

- Capacitance range: .047F ~ .33F
- Operating Temperature: -25~+85°C(DVS) -25~+70°C(DVN) -40~+85°C(DVL,DHL)
- Tolerance: -20~+80
- ESR rating: 30Ω (DVS,DVN) 20Ω~40Ω (DHL) 45Ω (DVL)

PRODUCT NEW

DVS Series

For quantities greater than listed, call for quote.

MOUSER STOCK NO.	ELNA Part No.	Fig.	Volt (DC)	Value (F)	Dimensions: mm D	Dimensions: mm L	Price Each 1	10	100	1000
555-DVS-3R6D473T-R	DVS-3R6D473T-R	A	3.6	0.047	12.5	8.5				
555-DVS-3R6D104T-R	DVS-3R6D104T-R	A	3.6	0.1	12.5	8.5				
555-DVS-3R6D224T-R	DVS-3R6D224T-R	A	3.6	0.22	12.5	8.5				
555-DVS-3R6D334T-R	DVS-3R6D334T-R	A	3.6	0.33	12.5	8.5				

DVN Series

PRODUCT NEW

For quantities greater than listed, call for quote.

MOUSER STOCK NO.	ELNA Part No.	Fig.	Volt (DC)	Value (F)	Dimensions: mm D	Dimensions: mm L	Price Each 1	10	100	1000
555-DVN-5R5D473T-R	DVN-5R5D473T-R	A	5.5	0.047	12.5	8.5				
555-DVN-5R5D104T-R	DVN-5R5D104T-R	A	5.5	0.1	12.5	8.5				
555-DVN-5R5D224T-R	DVN-5R5D224T-R	A	5.5	0.22	12.5	8.5				

DVL Series

PRODUCT NEW

For quantities greater than listed, call for quote.

MOUSER STOCK NO.	ELNA Part No.	Fig.	Volt (DC)	Value (F)	Dimensions: mm D	Dimensions: mm L	Price Each 1	10	100	1000
555-DVL-5R5D473T-R	DVL-5R5D473T-R	B	5.5	0.047	12.5	10.5				
555-DVL-5R5D104T-R	DVL-5R5D104T-R	B	5.5	0.1	12.5	10.5				
555-DVL-5R5D224T-R	DVL-5R5D224T-R	B	5.5	0.22	12.5	10.5				

DHL Series

PRODUCT NEW

For quantities greater than listed, call for quote.

MOUSER STOCK NO.	ELNA Part No.	Fig.	Volt (DC)	Value (F)	Dimensions: mm D	Dimensions: mm L	Price Each 1	10	100	1000
555-DHL-5R5D473T	DHL-5R5D473T	C	5.5	0.047	13.5	9.5				
555-DHL-5R5D104T	DHL-5R5D104T	C	5.5	0.1	13.5	9.5				
555-DHL-5R5D224T	DHL-5R5D224T	C	5.5	0.22	13.5	9.5				
555-DHL-5R5D105T	DHL-5R5D105T	C	5.5	1	13.5	9.5				

DZ Series

The DZ Series is an entirely new type of high current capacitor that has extremely low internal resistance (only 10% of standard double layer caps), capable of undergoing virtually unlimited charge/discharge cycles with no deterioration. With capacitance ranging from 1F to 100F and internal resistance from ≤0.08 to 1.0Ω, they are ideal for CMOS backup, or they can function as a simple power supply.

Specifications:

- Temperature range: -40°C to +70°C
- Capacitance tolerance: -20% to +80%

For quantities greater than listed, call for quote.

MOUSER STOCK NO.	ELNA Part No.	Fig.	Volt (DC)	Value (F)	Dimensions: mm D	Dimensions: mm L	Price Each 1	10	100	1000
555-DZ-2R5D105T	DZ-2R5D105T	D	2.5	1.0	8.0	22.0				
555-DZ-2R5D106T	DZ-2R5D106T	D	2.5	10	12.5	23.0				
555-DZ2R5D335T	DZ-2R5D335T	D	2.5	3.3	12.5	31.5				
555-DZ-2R5D475T	DZ-2R5D475T	D	2.5	4.7	18.0	35.0				

DIMENSIONS: mm

A

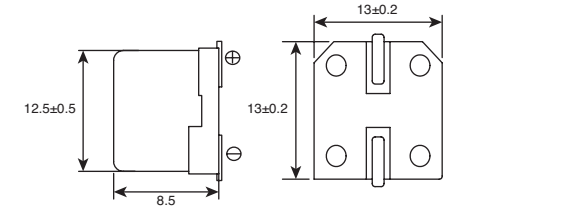

B

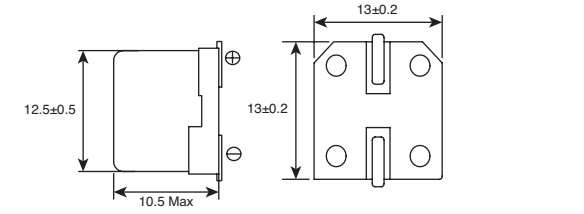

C

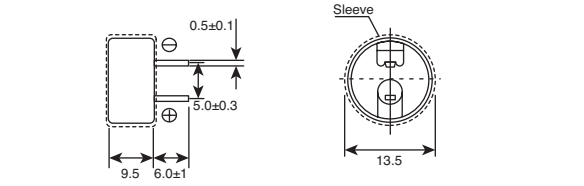

D

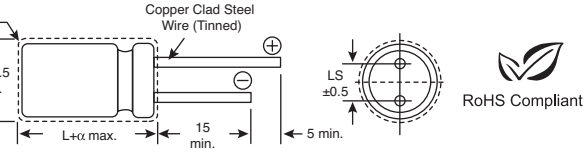

RoHS Compliant

© Copyright 2014 Mouser Electronics

© Copyright 2014 Mouser Electronics

IOXUS Electrochemical Double Layer Capacitors

RoHS Compliant **This product is RoHS compliant.**

IMOD SERIES

Features:
- Individually balanced cells
- IP-54 rated
- Threaded, protected terminals
- Endurance: 1000h @ 65°C
- Operating Temperature Range: -40°C to +65°C

Applications:
- Wind turbine pitch control
- Starting systems
- Automotive subsystems
- Backup power/UPS
- Ride through/power conditioning
- Renewable energy systems

PRODUCT NEW

RoHS Compliant

DIMENSIONS: mm

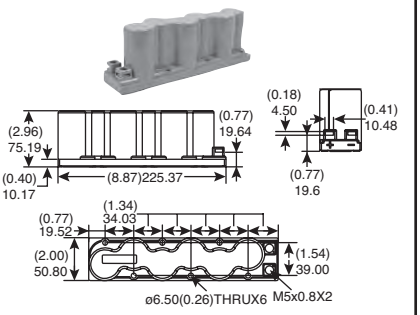

For quantities greater than listed, call for quote.

MOUSER STOCK NO.	IOXUS Part No.	Volt	Capacitance (F)	ESR (DC) mΩ	Max. Leakage Current (mA)	Price Each 1	Price Each 5
920-IMOD016V058FP1M	iMOD016V058FP1M-00A	16	58	≤23	<25 (72h)		

SNAP-IN ULTRACAPACITOR

Features:
- Made in the USA
- High energy density
- High power density
- Low internal resistance (ESR)
- 10 year life
- High cycle life (+500K cycles)
- Operating Temperature Range: -40°C to +65°C

Applications:
- Back-up Power
- Pulse Power
- Automotive Subsystems
- Portable Power Tools
- Renewable Energy Systems

PRODUCT NEW

RoHS Compliant

DIMENSIONS: mm

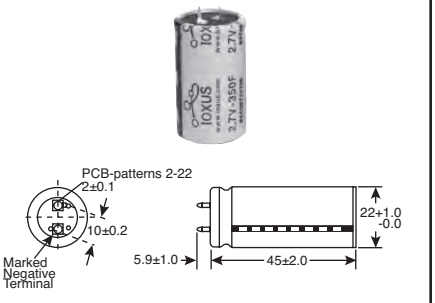

For quantities greater than listed, call for quote.

MOUSER STOCK NO.	IOXUS Part No.	Volt	Capacitance (F)	ESR (DC) mΩ	Max. Leakage Current (mA)	Price Each 1	Price Each 5	Price Each 10	Price Each 25
920-RSC2R7107SR	RSC2R7107SR	2.7	100	≥0.60	0.27 (72h)				
920-RSC2R7357S4	RSC2R7357S4	2.7	350	2.7	1				
920-RSC2R7357SR	RSC2R7357SR	2.7	350	≥3.2	1.0 (72h)				
920-RSC2R7407SR	RSC2R7407SR	2.7	400	≥3.2	1.2 (72h)				
920-RSC2R7607SR	RSC2R7607SR	2.7	600	≥3.2	1.5 (72h)				

SNAP-IN HYBRID CAPACITOR

Features:
- Made in the USA
- High energy density
- High power density
- Low internal resistance (ESR)
- High cycle life (20K + cycles)
- Operating Temperature Range: -25°C to +60°C

Applications:
- Flashlights
- Solar / LED Lighting
- Memory Back-up
- Portable Hand Tools

RoHS Compliant

DIMENSIONS: mm

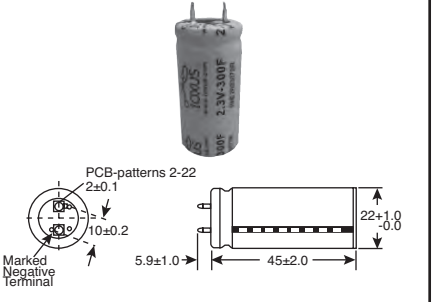

For quantities greater than listed, call for quote.

MOUSER STOCK NO.	IOXUS Part No.	Volt	Capacitance (F)	ESR (DC) mΩ	Max. Leakage Current (mA)	Price Each 1	Price Each 5	Price Each 10	Price Each 25
920-RHE2R3227SR	RHE2R3227SR	2.3	220	≥45	0.27 (72h)				
920-RHE2R3307SR	RHE2R3307SR	2.3	300	≥35	0.55 (72h)				
920-RHE2R3827SR	RHE2R3827SR	2.3	820	12	0.5				
920-RHE2R3108SR	RHE2R3108SR	2.3	1000	≥0.14	0.7 (72h)				

SCREW TERMINAL EDLC

Features:
- Made in the USA
- High energy density
- High power density
- Low internal resistance (ESR)
- 10 year life
- High cycle life (+500K cycles)
- Operating Temperature Range: -40°C to +65°C

Applications:
- Back-up Power
- Pulse Power
- Automotive Subsystems
- Portable Power Tools
- Renewable Energy Systems

RoHS Compliant

DIMENSIONS: mm

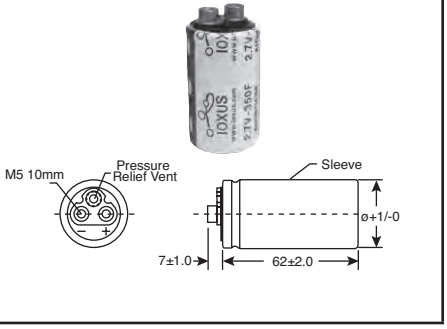

For quantities greater than listed, call for quote.

MOUSER STOCK NO.	IOXUS Part No.	Volt	Capacitance (F)	ESR (DC) mΩ	Max. Leakage Current (mA)	Price Each 1	Price Each 5	Price Each 10	Price Each 25
920-RSC2R7357ST	RSC2R7357ST	2.7	350	≥2.5	1.0 (72h)				
920-RSC2R7407ST	RSC2R7407ST	2.7	400	≥2.5	1.2 (72h)				

© Copyright 2014 Mouser Electronics

© Copyright 2014 Mouser Electronics

MAXWELL Ultracapacitors

RoHS Compliant **This product is RoHS compliant.**

Maxwell TECHNOLOGIES
Enabling Energy's Future™

PC SERIES 10F ULTRACAPACITORS

Maxwell's UL recognized PC10 ultracapacitor is ideal for consumer electronics, automotive subsystems, wireless transmission, medical devices, automatic meter readers, and many other applications requiring a pulse of energy that cannot be efficiently provided by a battery or power supply alone. The PC10 works in tandem with batteries for applications that require both a constant low power discharge for continual function and a pulse power for peak loads. In these applications, the device relieves batteries of peak power functions resulting in an extension of battery life and a reduction of overall battery size and cost. The PC10 is also an ideal source of back-up and pulse power. It can provide extended power availability, allowing critical information and functions to remain available during dips, sags, and outages in a power supply or battery change. And, like all BOOSTCAP products, the PC10 is capable of accepting charges at the identical rate of discharge.

Features and Benefits:
- Over 500,000 duty cycles
- 10 year life capability
- Hermetically sealed, stainless steel construction
- Low profile prismatic design
- Higher energy vs. electrolytic capacitors
- Higher power vs. batteries
- UL recognized
- RoHS compliant

Applications:
- Automatic meter readers
- Automatic subsystems
- Back up power for soft shut down requirements
- Digital cameras and consumer electronics
- Wireless transmissions
- NASA space qualified

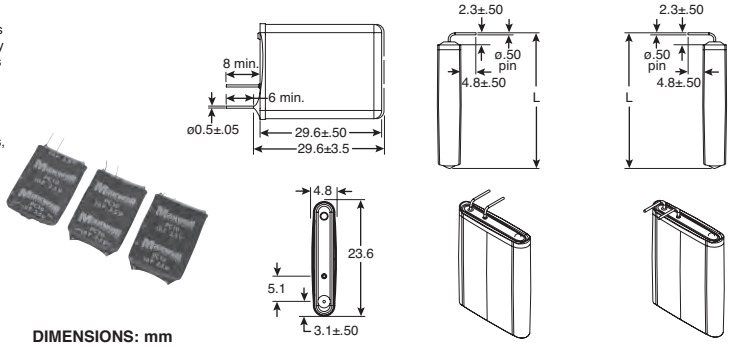

DIMENSIONS: mm

MOUSER STOCK NO.		Capacitance		Voltage		Vol (l)	L (Length) Dimension (mm)	Price Each		
Mfr.	Mfr. Part No.	Nominal	Tol.	Rated	Surge			1	5	10
723	PC10HT	10F	20%	2.2V	2.3V	0.003	29.6			
723	PC10HT-90	10F	20%	2.2V	2.3V	0.003	35.9			
723	PC10HT-270	10F	20%	2.2V	2.3V	0.003	35.9			
723	PC10	10F	20%	2.5V	2.7V	0.003	29.6			
723	PC1090	10F	20%	2.5V	2.7V	0.003	29.6			
723	PC10-270	10F	20%	2.5V	2.7V	0.003	35.9			

HC POWER SERIES 1F - 150F ULTRACAPACITORS

Features and Benefits:
- Ultra-low internal resistance
- Two pin radial lead
- Resistant against reverse polarity
- 500,000 cycles
- 10 year life capability
- Proprietary material science and packaging technology

Applications:
- Consumer electronics
- Industrial and automation
- Portable power tools
- Renewable energy systems
- Short term UPS (uninterruptible power supply) and telecom systems

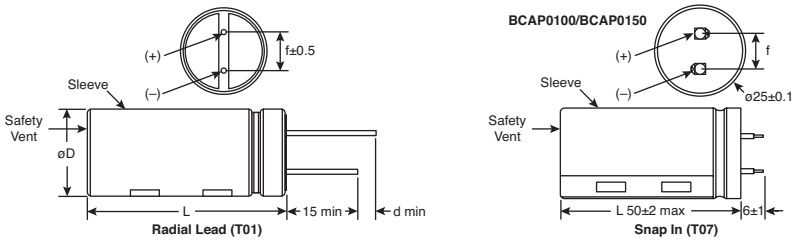

DIMENSIONS: mm

MOUSER STOCK NO.		Capacitance		Voltage		Vol (l)	Mass (g)	Dimensions: mm				Price Each		
Mfr.	Mfr. Part No.	Nominal	Tol.	Rated	Surge			L (+2mm max)	D	d	f	1	5	10
723	BCAP0001P270T01	1F	20%	2.7V DC	2.85V DC	10 x 30	1.1	12	8	0.6	3.5			
723	BCAP0003P270T01	3.3F	20%	2.7V DC	2.85V DC	10 x 30	2.0	20	10	0.6	5			
723	BCAP0005P270T01	5F	±20%	2.7V DC	2.85V DC	10 x 20	2.3	20	10	0.6	5.3			
723	BCAP0010P270T01	10F	±20%	2.7V DC	2.85V DC	10 x 30	4.0	30	10	0.6	5.3			
723	BCAP0025P270T01	25F	-0%/20%	2.7V DC	2.85V DC	16 x 26	7.2	26	16	0.8	7.5			
723	BCAP0050P270T01	50F	-0%/20%	2.7V DC	2.85V DC	18 x 41	14.0	41	18	0.8	7.5			
723	BCAP0100P270T07	100F	-0%/20%	2.7V DC	2.85V DC	22 x 45	25.0	45	22	1.5	10			
723	BCAP0150P270T07	150F	-0%/20%	2.7V DC	2.8V DC	25 x 50	35.0	50	25	-	-			

BC SERIES ENERGY RADICAL D CELL 350UF ULTRACAPACITORS

The BC series ultracapacitor product line gives industrial customers a wide range of choices to meet their energy storage and power delivery requirements. The 350F Energy cell provides higher energy for longer discharge applications, while the 310F Power cell provides higher power for fast discharge applications. The cells are specifically engineered to provide cost effective solutions for automotive subsystems, UPS, renewable energy and portable consumer products.

DIMENSIONS: mm

Features and Benefits:
- Ultra-low internal resistance
- UL recognized
- Resistant against reverse polarity
- 500,000 cycles
- 10 year life capability
- Round, radical mounting design for easy surface mount assembly

Applications:
- Automotive subsystems
- Consumer electronics
- Portable power tools
- Renewable energy systems
- Short term UPS and telecommunications

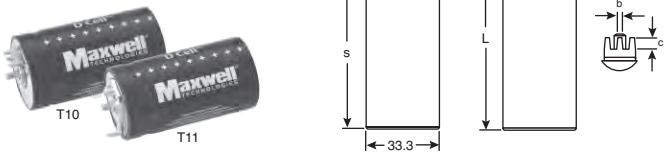

T10 Shown

MOUSER STOCK NO.		Capacitance		Voltage		Vol (l)	Dimensions: mm				Price Each		
Mfr.	Mfr. Part No.	Nominal	Tol.	Rated	Surge		L	b	c	s	1	5	10
723	BCAP0310P270T10	350 F	20%	2.7	2.85	0.053	68.2	1.2	3.4	7.2			
723	BCAP0350E270T11	310 F	20%	2.7	2.85	0.053	68.7	1.5	4.9	7.7			

© Copyright 2014 Mouser Electronics
© Copyright 2014 Mouser Electronics

MAXWELL Ultracapacitors

RoHS Compliant This product is RoHS compliant.

Maxwell TECHNOLOGIES
Enabling Energy's Future™

16/48/56 VOLT POWER MODULES

The Power-type ultracapacitor product line gives customers in the automotive and transportation sector a much wider range of choices to meet their energy storage and power delivery requirements. The modules are specifically engineered for hybrid vehicle drive trains, automotive subsystems and other heavy duty applications that require the lowest equivalent series resistance (ESR) and highest efficiency available. In addition to meeting or exceeding demanding automotive and transportation application requirements for both watt-hours of energy storage and watts of power delivery per kilogram, all of these products will perform reliably for more than one million discharge-recharge cycles. The proprietary architecture and material science on which BOOSTCAP® products are based enable continued leadership in controlling costs, flexibility in product offerings and allow application specific performance tailoring. The cells used in the modules operate at 2.7 volts, enabling them to store more energy and deliver more power per unit volume than any other commercially available ultracapacitor products.

Features:
- 16.2V/48.6V Operating Voltage
- Ultra Low internal resistance
- Over 1M duty cycles
- Individually balanced cells
- Mountable option included
- Voltage and temperature sensor output included
- Compact, rugged, fully enclosed and splash proof design

Applications:
- Industrial
- UPS
- Power Quality
- Telecommunication
- Renewable energy

DIMENSIONS: mm

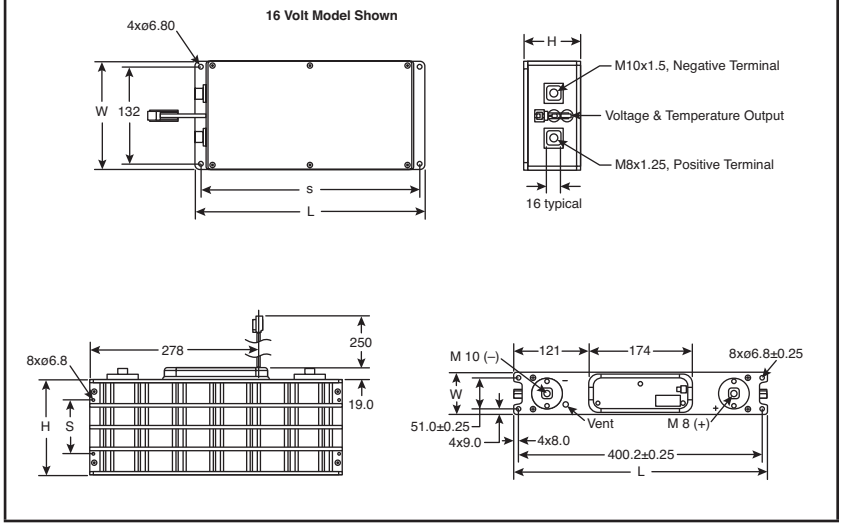

RoHS Compliant

16 Volt

For quantities greater than listed, call for quote.

MOUSER STOCK NO.		Capacitance (F))	ESR, DC (mΩ)	Emax (Wh / kg)	Pmax (W / kg)	Ic (mA)	Maximum Operating Voltage	Dimensions: mm				Price Each	
Mfr.	Mfr. Part No.							L (±0.25mm)	W (±0.25mm)	H (±0.25mm)	s (±0.25mm)	1	5
723—	BMOD0250P016	250	4.1	2.05	4,400	3	750VDC	416.2	67.2	103.2	53.7		
723—	BMOD0500P016B01	500	2.1	3.17	6,700	5.2	750VDC	416.2	67.2	156.7	89.3		

48 Volt

For quantities greater than listed, call for quote.

MOUSER STOCK NO.		Capacitance (F))	ESR, DC (mΩ)	Emax (Wh / kg)	Pmax (W / kg)	Ic (mA)	Dimensions: mm				Price Each	
Mfr.	Mfr. Part No.						L (±0.25mm)	W (±0.25mm)	H (±0.25mm)	s (±0.25mm)	1	5
723—	BMOD0083P048	80	12.3	2.48	5,400	3.0	416.2	190.2	103.2	53.7		
723—	BMOD0110P048	110	93.5	2.91	6,200	4.2	416.2	190.2	120.2	70.7		
723—	BMOD0165P048	165	7.1	3.81	7,900	5.2	416.2	190.2	156.7	89.3		

56 Volt

Features:
- Up to 10KW in half rack, 4U module
- Standard rackmount configurations
- Rated voltage: 56V
- Cycle life 1,000,000 cycles

Applications:
- Datacenter UPS
- Hospital UPS
- Industrial Process Equipment Backup
- Power for graceful shutdown
- Transition power for motor-generator set or fuel cells



Benefits:
- Easy integration into existing systems
- Lowest Total Cost of Ownership for back up energy storage
- Maintenance free with no toxic materials

RoHS Compliant

For quantities greater than listed, call for quote.

MOUSER STOCK NO.	Maxwell Part No.	Capacitance (F)	ESR, DC (mΩ)	Ic mA	Voltage Max	Power (W/kg)	Energy Max (W/kg)	Dimensions: mm				Price Each	
								L (±0.5mm)	W (±0.5mm)	H (max)	T (±0.5mm)	1	5
723-BMOD0130P056B03	BMOD0130 P056 B03	130	8.1	120	750V	5400	3.1	665	176	173	77		

ACCESSORIES

BOOSTCAP® Integration Kit

Features:
- Simple design and assembly
- Maximize system lifetime by protecting individual cell against over voltage during rated system use
- Compatible with BCAP3000, 2000, 1500, 1200, and 650

Applications:
- Fast prototyping
- Application specific modules

RoHS Compliant

For quantities greater than listed, call for quote.

MOUSER STOCK NO.		Operating Voltage Range (indiv. Cell)	Normal Balance Current	Balance Voltage Accuracy	Leakage Current (Vs=5V and Io=0)	Temperature Range		Price Each	
Mfr.	Mfr. Part No.					Operating	Storage	1	5
723—	BKIT-MCINT	+2.72 V to +2.86 V DC	0 to +300mA max	±0.100V DC 50°C @ ±100μA max	25°C @ ±50μA max	-40°C to 65°C	-40°C to 85°C		

© Copyright 2014 Mouser Electronics
© Copyright 2014 Mouser Electronics

MURATA EDLC Supercapacitors and Polymer Capacitors

muRata Innovator in Electronics

RoHS Compliant **This product is RoHS compliant.**

DMF EDLC SERIES ELECTRICAL DOUBLE LAYER CAPACITOR

Features:

- Leveling the high peak load up to the hundreds of milli-seconds
- Extends battery run time
- Enables the use of lower power battery or reduction in number of series connections
- Enables the use of high peak load apps without high power battery
- Quick charge and discharge of high energy
- Secures power line from large load changes and power down
- Secures battery power down at lower temps
- Shortens standby time

NEW! TECHNOLOGY



For quantities greater than listed, call for quote.

MOUSER STOCK NO.	Murata Part No.	Value (μF)	Voltage (DC)	ESR Max. (mΩ) 1kHz 25°C	T Dimension: (mm)	Max Leakage Current (uA) @ 96 hrs	Price Each 1	10	25	50
81-DMF3R5R5L334M3DTA	DMF3R5R5L334M3DTA0	330	5.5	60	2.5/±0.2	10				

DMD AND DME SERIES OF ELECTRICAL DOUBLE LAYER CAPACITORS (EDLC) - SUPERCAPACITORS

Features:

- Small, slim, robust package suitable for portable devices
- Ultra low ESR
- Single and double cell package available
- Maintanance free operation

Specifications:

- Dimensions: 20.5mm x 18.5mm x 1.5mm (single cell)
- Capacitance Vaule: 700mF-single cell & 350mF-double cell
- Capacitance Tolerance: 20%
- Voltage: 2.1V constant, 2.7V peak (single cell)
- Operating Temperature: -30ºC to +70ºC

Applications:

- Battery Load Assist: POS, smart meters, tablet PC, fuel cells
- Energy Harvesting: micro and macro energy harvesting
- Back Up Assist: UPS, SSD
- Peak Power Assist: LED flash, motors E-paper, cell phones, PA assist, audio circuit

PRODUCT NEW

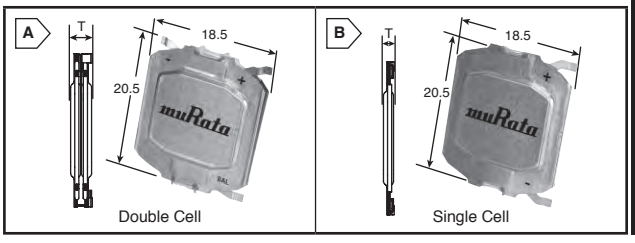

For quantities greater than listed, call for quote.

MOUSER STOCK NO.	Murata Part No.	Fig.	Value (mF)	Voltage (DC)	ESR Max. (mΩ) 1kHz 25°C	T Dimension: (mm)	Max Leakage Current (uA) @ 96 hrs	Price Each 1	10	25	50
81-DMD2W4R2L354M3BT	DMD2W4R2L354M3BTA0	A	350	4.2	60	3.0+/-0.3	10				
81-DME2U5R5L354M3BT	DME2U5R5L354M3BTA0	A	350	5.5	60	2.8+/-0.3	10				
81-DMD2E2R1F704M2BT	DMD2E2R1F704M2BTA0	B	700	2.1	30	1.4+/-0.2	10				
81-DME2D2R7F704M2BT	DME2D2R7F704M2BTA0	B	700	2.7	30	1.3+/-0.2	10				

ECAS SERIES - POLYMER ALUMINUM ELECTROLYTIC CAPACITORS

Features:

- Resin molded case structure utilizes multilayer aluminum foil for anode and solid conductive polymer cathode
- High capacitance and Low ESR
- High frequency performance up to 500kHz with low impedance for excellent noise suppression
- No voltage derating required
- Polarity bar (positive) noted on product
- Halogen free epoxy
- MSL 3 packaging

Specifications:

- Operating Temperature: -40°C to 105°C

Applications:

- Netbook/Notebook
- Server
- Multi Functional Printer
- Digital TV (LCD/Plasma)
- Audio/Video
- Game Console
- Set Top Box

Typical Characteristics:

- Ripple Absorption
- Decoupling

DIMENSIONS: mm			
Case Size		W (Width)	T (Thickness)
D4	7343	4.3±0.2	1.9±0.1
D6	7343	4.3±0.2	2.8±0.3
D9	7343	4.3±0.3	4.2±0.3

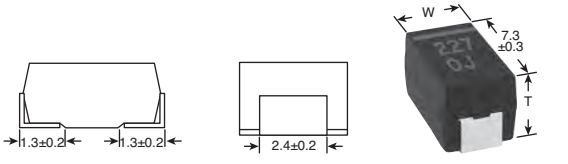

For quantities greater than listed, call for quote.

MOUSER STOCK NO.	Murata Part No.	Value (μF)	Voltage (DC)	Case Thickness (mm)	Tol. %	ESR Max. (mΩ) 100kHz /+25°C	Leakage Current (μA)	Ripple Current 1000kHz /+20~105°C	Price Each 1	50	100	500	Reel Qty	Price Per Piece
81-ECASD40D107M016K0	ECASD40D107M016K00	100	2	1.9±0.1	20	16	8.0	2.0 Arms					3000	
81-ECASD40D157M009K0	ECASD40D157M009K00	150	2	1.9±0.1	20	9	12.0	3.0 Arms					3000	
81-ECASD40D227M009K0	ECASD40D227M009K00	220	2	1.9±0.1	20	9	17.6	3.0 Arms					3000	
81-ECASD60D337M007K0	ECASD60D337M007K00	330	2	2.8±0.3	20	7	26.4	3.5 Arms					2500	
81-ECASD60D477M006K0	ECASD60D477M006K00	470	2	2.8±0.3	20	6	37.6	3.5 Arms					2500	
81-ECASD40G686M020K0	ECASD40G686M020K00	68	4	1.9±0.1	20	20	10.9	1.9 Arms					3000	
81-ECASD40G826M016K0	ECASD40G826M016K00	82	4	1.9±0.1	20	16	13.2	2.1 Arms					3000	
81-ECASD40G157M016K0	ECASD40G157M016K00	150	4	1.9±0.1	20	16	24.0	2.1 Arms					3000	
81-ECASD60G187M012K0	ECASD60G187M012K00	180	4	2.8±0.3	20	12	28.8	2.5 Arms					2500	
81-ECASD60G227M010K0	ECASD60G227M010K00	220	4	2.8±0.3	20	10	35.2	3.0 Arms					2500	
81-ECASD90G337M008K0	ECASD90G337M008K00	330	4	4.2±0.3	20	8	52.8	3.3 Arms					2500	
81-ECASD40J106M055K0	ECASD40J106M055K00	10	6.3	1.9±0.1	20	55	2.6	1.0 Arms					3000	
81-ECASD40J226M045K0	ECASD40J226M045K00	22	6.3	1.9±0.1	20	45	5.6	1.0 Arms					3000	
81-ECASD40J336M025K0	ECASD40J336M025K00	33	6.3	1.9±0.1	20	25	8.4	1.8 Arms					3000	
81-ECASD40J476M025K0	ECASD40J476M025K00	47	6.3	1.9±0.1	20	25	11.9	1.8 Arms					3000	
81-ECASD40J686M015K0	ECASD40J686M015K00	68	6.3	1.9±0.1	20	15	17.2	2.0 Arms					3000	
81-ECASD40J107M015K0	ECASD40J107M015K00	100	6.3	1.9±0.1	20	15	25.2	2.0 Arms					3000	
81-ECASD60J157M010K0	ECASD60J157M010K00	150	6.3	2.8±0.3	20	10	37.8	3.0 Arms					2500	
81-ECASD60J187M010K0	ECASD60J187M010K00	180	6.3	2.8±0.3	20	10	45.4	3.0 Arms					2500	
81-ECASD90J227M010K0	ECASD90J227M010K00	220	6.3	4.2±0.3	20	10	55.5	3.0 Arms					2000	
81-ECASD41A106M055K0	ECASD41A106M055K00	10	10	1.9±0.1	20	55	4.0	1.0 Arms					3000	
81-ECASD41A226M028K0	ECASD41A226M028K00	22	10	1.9±0.1	20	28	8.8	1.6 Arms					3000	
81-ECASD41A336M025K0	ECASD41A336M025K00	33	10	1.9±0.1	20	25	13.2	1.8 Arms					3000	
81-ECASD41A476M025K0	ECASD41A476M025K00	47	10	1.9±0.1	20	25	18.8	1.8 Arms					3000	
81-ECASD61A686M015K0	ECASD61A686M015K00	68	10	2.8±0.3	20	15	27.2	2.0 Arms					2500	
81-ECASD91A107M010K0	ECASD91A107M010K00	100	10	4.2±0.3	20	10	40.0	3.0 Arms					2000	
81-ECASD91A157M010K0	ECASD91A157M010K00	150	10	4.2±0.3	20	10	60.0	3.0 Arms					2000	
81-ECASD41B106M055K0	ECASD41B106M055K00	10	12.5	1.9±0.1	20	55	12.5	1.0 Arms					3000	
81-ECASD41B156M045K0	ECASD41B156M045K00	15	12.5	1.9±0.1	20	45	18.8	1.0 Arms					3000	
81-ECASD41B226M030K0	ECASD41B226M030K00	22	12.5	1.9±0.1	20	30	27.5	1.6 Arms					3000	
81-ECASD41B336M025K0	ECASD41B336M025K00	33	12.5	1.9±0.1	20	25	41.3	1.8 Arms					3000	
81-ECASD61B336M025K0	ECASD61B336M025K00	33	12.5	2.8±0.3	20	25	41.3	1.8 Arms					2500	
81-ECASD61B476M020K0	ECASD61B476M020K00	47	12.5	2.8±0.3	20	20	58.8	2.0 Arms					2500	
81-ECASD61B566M020K0	ECASD61B566M020K00	56	12.5	2.8±0.3	20	20	70.0	2.0 Arms					2500	
81-ECASD91B566M020K0	ECASD91B566M020K00	56	12.5	4.2±0.3	20	20	70.0	2.0 Arms					2000	
81-ECASD91B107M012K0	ECASD91B107M012K00	100	12.5	4.2±0.3	20	12	125.0	2.5 Arms					2000	
81-ECASD41C685M070K0	ECASD41C685M070K00	6.8	16	1.9±0.1	20	70	10.9	1.0 Arms					3000	
81-ECASD41C106M060K0	ECASD41C106M060K00	10	16	1.9±0.1	20	60	16.0	1.0 Arms					3000	
81-ECASD41C156M040K0	ECASD41C156M040K00	15	16	1.9±0.1	20	40	24.0	1.0 Arms					3000	
81-ECASD61C226M030K0	ECASD61C226M030K00	22	16	2.8±0.3	20	30	35.2	1.6 Arms					2500	

© Copyright 2014 Mouser Electronics
© Copyright 2014 Mouser Electronics

NICHICON Electric Double Layer Supercapacitors

nichicon

RoHS Compliant **This product is RoHS compliant.**

Nichicon offers the Electric Double Layer Supercapacitors (EDLC) EVerCAP® series. The Supercapacitors EVerCAP® series is adapted to the RoHS directive (2002/95/EC) and the features listed below.

Features:
- Series JC features high energy, high density, in a screw terminal type, excellent voltage holding property
- Series JD features high energy density in a screw terminal type, suitable for electric power storage
- Series JL features a high power density in a screw terminal type, for rapid charge-discharge
- Series UM features radial leads and a rated voltage range of 2.7V, for quick charge and discharge
- Series UW is one rank smaller case size than the UM series

Specifications:
- 20% Tolerance

A 

B 

C 

D 

E 

F 

JC SERIES SNAP-IN TERMINAL TYPE

RoHS Compliant

- Temperature Range: -25°C to +60°C
- Rated voltage: 2.5
- ✻250 piece standard size pack

For quantities greater than listed, call for quote.

MOUSER STOCK NO.	Nichicon Part No.	Fig.	Capacitance	ESR	Lead Spacing	Dimensions (øD X L)	Price Each 1	10	50	100	200
647-JJC0E226MELB	JJC0E226MELB	A	22F	90 mOhms	10mm	30 x 20mm					
647-JJC0E276MELZ✻	JJC0E276MELZ	A	27F	90 mOhms	10mm	22 x 30mm					
647-JJC0E107MELC	JJC0E107MELC	A	100F	50 mOhms	10mm	35 x 40mm					
647-JJC0E127MELC	JJC0E127MELC	A	120F	50 mOhms	10mm	35 x 40mm					
647-JJC0E157MELC	JJC0E157MELC	A	150F	40 mOhms	10mm	35 x 50mm					

JD SERIES SCREW TERMINAL HIGH ENERGY DENSITY

RoHS Compliant

- Temperature Range: -25°C to +60°C
- Rated voltage: 2.5
- ✻✻ The listed DCR value is typical and therefore not a guaranteed value

For quantities greater than listed, call for quote.

MOUSER STOCK NO.	Nichicon Part No.	Fig.	Capacitance	DCR ✻✻ (Typical)	Lead Spacing	Dimensions (øD X L)	Price Each 1	10	50	100	200
647-JJD0E607MSEC	JJD0E607MSEC	B	600F	13.5 mOhms	12.7mm	35 x 85mm					
647-JJD0E138MSED	JJD0E138MSED	B	1300F	6.0 mOhms	18.8mm	40 x 135mm					
647-JJD0E238MSEF	JJD0E238MSEF	B	2300F	4.0 mOhms	22mm	51 x 135mm					
647-JJD0E258MSEF	JJD0E258MSEF	B	2500F	3.5 mohms	22mm	51 x 150mm					

JL SERIES SCREW TERMINAL HIGH POWER DENSITY

RoHS Compliant

- Temperature Range: -25°C to +60°C
- Rated voltage: 2.5
- ✻✻ The listed DCR value is typical and therefore not a guaranteed value

For quantities greater than listed, call for quote.

MOUSER STOCK NO.	Nichicon Part No.	Fig.	Capacitance	DCR ✻✻ (Typical)	Lead Spacing	Dimensions (øD X L)	Price Each 1	10	50	100	200
647-JJL0E707MSED	JJL0E707MSED	C	700F	3.5 mOhms	18.8mm	40 x 105mm					
647-JJL0E158MSEF	JJL0E158MSEF	C	1500F	1.8 mOhms	22mm	51 x 135mm					

UK SERIES RADIAL LEAD LOW RESISTANCE

PRODUCT NEW

RoHS Compliant

- Temperature Range: -40°C to +70°C
- Rated voltage: 2.5

For quantities greater than listed, call for quote.

MOUSER STOCK NO.	Nichicon Part No.	Fig.	Capacitance	ESR	Lead Spacing	Dimensions (øD X L)	Price Each 1	10	50	100
647-JUK0E685MHD	JUK0E685MHD	D	6.8uF	0.075 Ohms	5mm	12.5 x 31.5mm				
647-JUK0E126MHD	JUK0E126MHD	D	12uF	0.060 Ohms	7.5mm	16 x 31.5mm				
647-JUK0E186MHD	JUK0E186MHD	D	18uF	0.055 Ohms	7.5mm	18 x 31.5mm				
647-JUK0E276MHD	JUK0E276MHD	D	27uF	0.040 Ohms	7.5mm	18 x 40mm				

UM SERIES RADIAL LEAD HIGH VOLTAGE

RoHS Compliant

- Temperature Range: -25°C to +70°C
- Rated voltage: 2.7

For quantities greater than listed, call for quote.

MOUSER STOCK NO.	Nichicon Part No.	Fig.	Capacitance	ESR	Lead Spacing	Dimensions (øD X L)	Price Each 1	10	50	100	200
647-JUMT1474MED	JUMT1474MED	E	0.47F	4 Ohms	2.5mm	6.3 x 11mm					
647-JUMT1105MPD	JUMT1105MPD	E	1.0F	2 Ohms	3.5mm	8 x 11.5mm					
647-JUMT1225MPD	JUMT1225MPD	E	2.2F	2 Ohms	3.5mm	8 x 20mm					
647-JUMT1335MPD	JUMT1335MPD	E	3.3F	1 Ohms	5mm	10 x 20mm					
647-JUMT1475MHD	JUMT1475MHD	E	4.7F	0.4 Ohms	5mm	12.5 x 20mm					
647-JUMT1106MHD	JUMT1106MHD	E	10F	0.1 Ohms	5mm	12.5 x 31.5mm					
647-JUMT1226MHD	JUMT1226MHD	E	22F	0.1 Ohms	7.5mm	16 x 31.5mm					
647-JUMT1336MHD	JUMT1336MHD	E	33F	0.1 Ohms	7.5mm	18 x 31.5mm					
647-JUMT1476MHD	JUMT1476MHD	E	47F	0.1 Ohms	7.5mm	18 x 40mm					

UW SERIES RADIAL LEAD HIGH VOLTAGE

RoHS Compliant

- Temperature Range: -25°C to +70°C
- Rated voltage: 2.7

For quantities greater than listed, call for quote.

MOUSER STOCK NO.	Nichicon Part No.	Fig.	Capacitance	ESR	Lead Spacing	Dimensions (øD X L)	Price Each 1	10	50	100	200
647-JUWT1105MCD	JUWT1105MCD	F	1F	4 Ohms	2.5mm	6.3 x 9mm					
647-JUWT1155MPD	JUWT1155MPD	F	1.5F	3 Ohms	3.5mm	8 x 11.5mm					
647-JUWT1275MPD	JUWT1275MPD	F	2.7F	2 Ohms	3.5mm	8 x 20mm					
647-JUWT1475MPD	JUWT1475MPD	F	4.7F	1 Ohms	5mm	10 x 20mm					
647-JUWT1685MHD	JUWT1685MHD	F	6.8F	0.8 Ohms	5mm	12.5 x 20mm					
647-JUWT1126MPD	JUWT1126MPD	F	12F	0.4 Ohms	5mm	10 x 31.5mm					
647-JUWT1226MHD	JUWT1226MHD	F	22F	0.3 Ohms	5mm	12.5 x 31.5mm					
647-JUWT1336MHD	JUWT1336MHD	F	33F	0.2 Ohms	7.5mm	16 x 31.5mm					
647-JUWT1476MHD	JUWT1476MHD	F	47F	0.2 Ohms	7.5mm	18 x 31.55mm					
647-JUWT1826MHD	JUWT1826MHD	F	82F	0.1 Ohms	7.5mm	18 x 40mm					

© Copyright 2014 Mouser Electronics
© Copyright 2014 Mouser Electronics

RoHS Compliant **This product is RoHS compliant.**

DIMENSIONS: mm

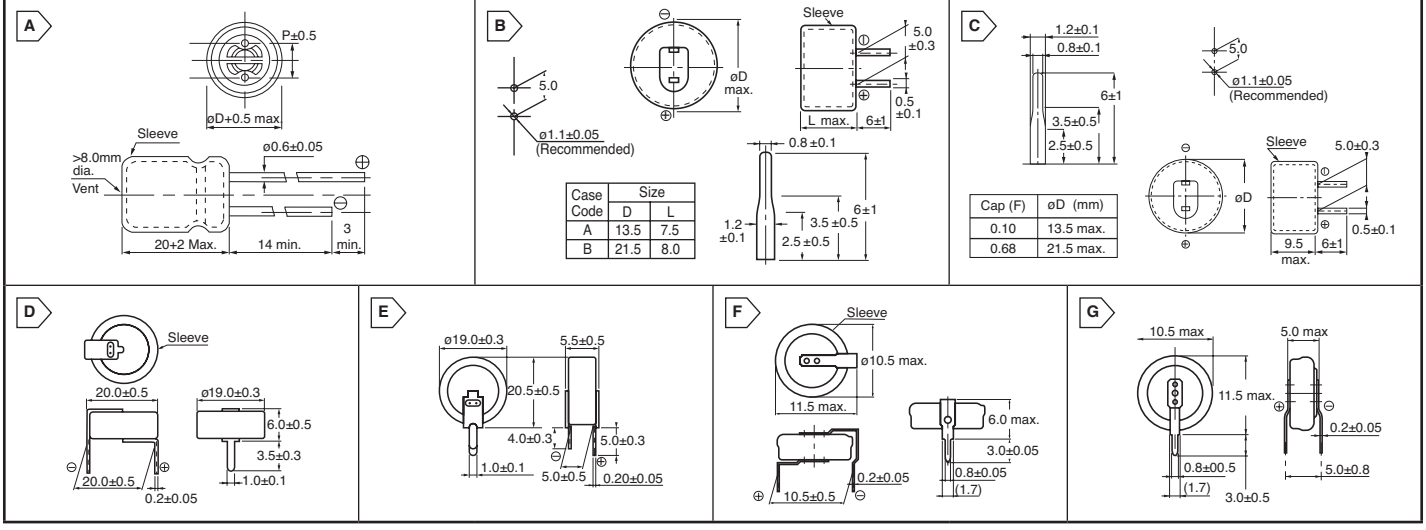

Case Code	Size D	Size L
A	13.5	7.5
B	21.5	8.0

Cap (F)	øD (mm)
0.10	13.5 max.
0.68	21.5 max.

THRU HOLE CAPACITORS

EEC-HZ Series

Features:
- Miniaturized, high withstand voltage
- Can be discharged mA or more current

Specifications:
- Temp. Range: -25°C - 60°C
- Max. Operating Voltage: 2.5VDC
- Nominal Cap. Range: 3.3F, 4.7F, 10F
- Capacitance Tolerance: -20% to +40%

Recommended Applications:
- Solar battery operated circuits
- Back up power suppliers (UPS)

For quantities greater than listed, call for quote.

MOUSER STOCK NO.	Panasonic Part No.	Fig.	Value (Farads)	Internal Resistance (Ω @ 1KHz)	Dimensions: mm (øD) Diameter	Dimensions: mm (P) Lead Space	Price Each 1	25	100	500
667-EEC-HZ0E335	EECHZ0E335	A	3.3	≤0.3	8	3.5				
667-EEC-HZ0E475	EECHZ0E475	A	4.7	≤0.3	10	5.0				
667-EEC-HZ0E106	EECHZ0E106	A	10	≤0.2	10	5.0				

STACKED COIN CAPACITORS

F Series

Features:
- Endurance: +85°C 1000h

Specifications:
- Temperature Range: -25°C to +85°C
- Maximum Operating Voltage: 5.5VDC
- Nominal Cap. Range: 0.033F to 1.0F

For quantities greater than listed, call for quote.

MOUSER STOCK NO.	Panasonic Part No.	Fig.	Value (Farads)	Internal Resistance (Ω @ 1KHz)	Recommended Discharge Rate (Max. mA)	Terminal Style	Price Each 1	25	100	500
667-EEC-F5R5H473	EECF5R5H473	B	0.047	≤120	.0379 ~ .0846	-				
667-EEC-F5R5H104	EECF5R5H104	B	0.1	≤100	.08 ~ .018	-				
667-EEC-F5R5H474	EECF5R5H474	B	0.47	≤75	.376 ~ .0846	-				
667-EEC-F5R5H684	EECF5R5H684	B	0.68	≤50	.476 ~ 1.224	-				
667-EEC-F5R5H105	EECF5R5H105	B	1.0	≤50	.8 ~ 1.8	-				

NF Series

Features:
- Endurance: 70°C 1000h

Recommended Applications:
- Memory backup for video and audio equipment, cameras, telephones, printers, data terminals, rice cookers, intelligent remote controls

For quantities greater than listed, call for quote.

MOUSER STOCK NO.	Panasonic Part No.	Fig.	Value (Farads)	Internal Resistance (Ω @ 1KHz)	Recommended Discharge Rate (Max. mA)	Terminal Style	Price Each 1	25	100	500
667-EEC-F5R5U104	EECF5R5U104	B	0.1	≤75	.08 ~ .18	-				
667-EEC-F5R5U224	EECF5R5U224	B	0.22	≤75	.176 ~ .396	-				
667-EEC-F5R5U474	EECF5R5U474	B	0.47	≤30	.376 ~ 1.41	-				
667-EEC-F5R5U105	EECF5R5U105	B	1.0	≤30	.8 ~ 1.8	-				
667-EEC-F5R5U155	EECF5R5U155	B	1.5	≤30	1.2 ~ 2.7	-				

RF Series

Features:
- Endurance: 85°C 2000h
- Can be discharged mA current

Recommended Applications:
- Backup of data/RTC or base station, electronic meter, and industrial equipment
- For assist of rapid load charge

For quantities greater than listed, call for quote.

MOUSER STOCK NO.	Panasonic Part No.	Fig.	Value (Farads)	Internal Resistance (Ω @ 1KHz)	Recommended Discharge Rate (Max. mA)	Terminal Style	Price Each 1	25	100	500
667-EEC-RF0H684	EECRF0H684	C	0.68	≤20	20	-				

RG Series

Features:
- Miniaturized, high withstand voltage
- Can be discharge mA or more current

Specifications:
- Temperature Range: -25°C to +85°C

For quantities greater than listed, call for quote.

MOUSER STOCK NO.	Panasonic Part No.	Fig.	Value (Farads)	Internal Resistance (Ω @ 1KHz)	Recommended Discharge Rate (Max. mA)	Terminal Style	Price Each 1	25	100	500
667-EEC-RG0V105H	EECRG0V105H	D	1.0	≤20	20	H				
667-EEC-RG0V105V	EECRG0V105V	E	1.0	≤20	20	V				
667-EEC-RG0V224H	EEC-RG0V224H	F	0.22	≤50	1 or less	H				
667-EEC-RG0V224V	EEC-RG0V224V	G	0.22	≤50	1 or less	V				

SD Series

Features:
- Endurance: 70°C 1000h

Specifications:
- Category Temp. Range: -25°C to +70°C
- Max. Operating Voltage: 5.5VDC
- Nominal Cap. Range: 0.022F to 0.33F

Recommended Applications:
- Memory backup for video and audio equipment, cameras, telephones, printers, data terminals, rice cookers, intelligent remote controls

For quantities greater than listed, call for quote.

MOUSER STOCK NO.	Panasonic Part No.	Fig.	Value (Farads)	Internal Resistance (Ω @ 1KHz)	Recommended Discharge Rate (Max. mA)	Terminal Style	Price Each 1	25	100	500
667-EEC-S0HD223V	EECS0HD223V	G	0.022	≤150	.0176 ~ .0396	V				
667-EEC-S0HD223H	EECS0HD223H	F	0.022	≤150	.0176 ~ .0396	H				
667-EEC-S0HD473V	EECS0HD473V	G	0.047	≤120	.0376 ~ .0846	V				
667-EEC-S0HD473H	EECS0HD473H	F	0.047	≤120	.0376 ~ .0846	H				
667-EEC-S0HD104V	EECS0HD104V	G	0.1	≤75	.08 ~ .18	V				
667-EEC-S0HD104H	EECS0HD104H	F	0.1	≤75	.08 ~ .18	H				
667-EEC-S0HD224V	EECS0HD224V	G	0.22	≤75	.176 ~ .396	V				
667-EEC-S0HD224H	EECS0HD224H	F	0.22	≤75	.176 ~ .396	H				
667-EEC-S0HD334V	EECS0HD334V	G	0.33	≤75	.264 ~ .594	V				
667-EEC-S0HD334H	EECS0HD334H	F	0.33	≤75	.264 ~ .594	H				

SG Series

Features:
- Endurance: 70°C 1000h
- Maximum height of 6.5mm (H Terminal)

Recommended Applications:
- Memory backup for video and audio equipment, cameras, telephones, printers, data terminals, rice cookers, intelligent remote controls

For quantities greater than listed, call for quote.

MOUSER STOCK NO.	Panasonic Part No.	Fig.	Value (Farads)	Internal Resistance (Ω @ 1KHz)	Recommended Discharge Rate (Max. mA)	Terminal Style	Price Each 1	25	100	500
667-EEC-S5R5H474	EECS5R5H474	D	0.47	≤30	.376 ~ 1.41	H				
667-EEC-S5R5V474	EECS5R5V474	E	0.47	≤30	.376 ~ 1.41	V				
667-EEC-S5R5H105	EECS5R5H105	D	1.0	≤30	.8 ~ 1.8	H				
667-EEC-S5R5V105	EECS5R5V105	E	1.0	≤30	.8 ~ 1.8	V				
667-EEC-S5R5H155	EECS5R5H155	D	1.5	≤30	1.2 ~ 2.7	H				
667-EEC-S5R5V155	EECS5R5V155	E	1.5	≤30	1.2 ~ 2.7	V				

© Copyright 2014 Mouser Electronics

© Copyright 2014 Mouser Electronics

POWERSTOR® Supercapacitors

RoHS Compliant **This product is RoHS compliant.**

COOPER Bussmann PowerStor

PowerStor®, a Cooper Bussmann brand, is a family of **supercapacitors** featuring ultra-low resistance and unique high-energy storage for electronic circuits and portable devices. **PowerStor** devices are ideal for pulse power and electronic memory circuitry applications with an **supercapacitor** the size of an "AA" alkaline battery capable of peak current up to 35amps. PowerStor supercapacitors come in cylindrical and coin cell packages to meet power, space and mounting requirements.

KR SERIES - COIN CELL SUPERCAPACITORS

The KR Series offers a wide range of high capacitance coin cell style products for use in memory and RTC back-up applications. End products include computers, cameras, camcorders, telephones, printers, car stereos, CCTV, set top box and PDP.

Specifications:
- Working Voltage: 5.5V
- Surge Voltage: 6.3V
- Nominal Capacitance Range: 0.1 to 1.5F
- Capacitance Tolerance: -20% to +80% (20°C)
- Operating Temperature Range: -25°C to 70°C

Typical Applications:
- Computer and peripherals
- Telephones
- DSL modems and routers
- Digital Radios
- Set top boxes

Features and Benefits:
- High specific capacitance
- Low leakage current
- Long cycle life
- Eco-friendly

Performance		
Parameters	Capacitance Change (% of Initial Measured Value)	ESR (% of Initial Specified Value)
Life (1000hrs. @ 70°C @ 5.5Vdc)	≤ 30	≤ 400
Storage - Low and High Temperature (1000hrs. @ -25°C and 70°C)	≤ 30	≤ 400

DIMENSIONS: mm

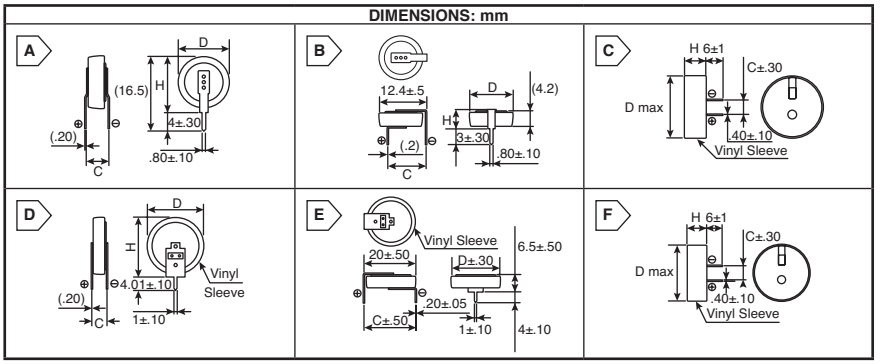

For quantities greater than listed, call for quote.

MOUSER STOCK NO.	Bussmann Part No.	Fig.	Nominal Capacitance (F)	Nominal ESR (Ω) Measured at 1kHz	Nominal Dimensions (mm) Diameter	Height	Lead C to C	Typical Mass (grams/1 piece)	Price Each 1	25	50	100	250	500
504-KR-5R5V104-R	KR-5R5V104-R	A	0.1	75	11.5	12.5	5	1.4						
504-KR-5R5H104-R	KR-5R5H104-R	B	0.1	75	11.5	5	10	1.4						
504-KR-5R5C104-R	KR-5R5C104-R	C	0.1	75	13.5	7.5	5	3.3						
504-KR-5R5C224-R	KR-5R5C224-R	C	0.22	75	13.5	7.5	5	3.3						
504-KR-5R5V334-R	KR-5R5V334-R	A	0.33	50	11.5	12.5	5	1.4						
504-KR-5R5H334-R	KR-5R5H334-R	B	0.33	50	11.5	5	10	1.4						
504-KR-5R5C334-R	KR-5R5C334-R	C	0.33	50	13.5	7.5	5	3.3						
504-KR-5R5V474-R	KR-5R5V474-R	A	0.47	50	11.5	12.5	5	1.4						
504-KR-5R5H474-R	KR-5R5H474-R	B	0.47	50	11.5	5	10	1.4						
504-KR-5R5C474-R	KR-5R5C474-R	C	0.47	50	13.5	7.5	5	3.3						
504-KR-5R5V105-R	KR-5R5V105-R	D	1.0	30	19	19.5	5	4.2						
504-KR-5R5H105-R	KR-5R5H105-R	E	1.0	30	19	6.5	20	4.2						
504-KR-5R5C105-R	KR-5R5C105-R	F	1.0	30	21.5	7.5	5	9.1						
504-KR-5R5V155-R	KR-5R5V155-R	D	1.5	30	19	19.5	5	4.2						
504-KR-5R5H155-R	KR-5R5H155-R	E	1.5	30	19	6.5	20	4.2						
504-KR-5R5C155-R	KR-5R5C155-R	F	1.5	30	21.5	7.5	5	9.1						

P SERIES AND PM SERIES - SUPERCAPACITORS

Common Features and Benefits:
- Ultra-low ESR
- High Capacitance
- Long Life Cycle
- Low Leakage Currents
- High Energy Density

Bussmann Part No.	Dimensions: mm A	B	C	D	P
PA-5R0V224-R	9.0	17.3	22.0	0.5	11.8
PA-5R0V474-R	11.0	21.3	23.0	0.6	5.3
PB-5R0H104-R	6.0	11.3	13.0	0.5	7.3
PB-5R0V474-R	9.0	17.3	14.5	0.5	11.8
PB-5R0H474-R	9.0	17.3	14.5	0.5	11.8
PB-5R0H105-R	9.0	17.3	22.0	0.5	11.8
PM-5R0V155-R	11.0	21.3	23.0	0.6	5.3
PM-5R0V305-R	11.0	21.3	32.5	0.6	5.3
Tolerances	Maximum			±0.02	±0.5

P Series Specifications:
- Working Voltage: 5.0V
- Surge Voltage Rating: 6V
- Nominal Capacitance Range: 0.1F to 1.0F
- Capacitance Tolerance: -20% to +80% (20°C)
- Operating Temperature Range: -25°C to 70°C

PM Series Specifications:
- Surge Voltage Rating: 5.5V
- Operating Temperature Range: -40°C to 85°C (max. working voltage: 3.9V)

Applications:
- Pulse Power
- Bridge or Hold-up Power

DIMENSIONS: mm

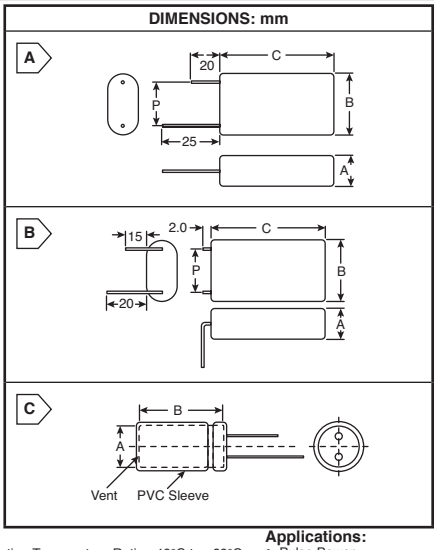

For quantities greater than listed, call for quote.

MOUSER STOCK NO.	Bussmann Part No.	Fig.	Nominal Capacitance (F)	Nominal ESR (Ω) Measured at 1kHz	Voltage	Price Each 1	25	50	100	250
504-PA-5R0V224-R	PA-5R0V224-R	A	0.224	0.3	5.0					
504-PA-5R0V474-R	PA-5R0V474-R	A	0.47	0.2	5.0					
504-PB-5R0H104-R	PB-5R0H104-R	B	0.1	10	5.0					
504-PB-5R0H105-R	PB-5R0H105-R	B	1.0	1.0	5.0					
504-PB-5R0H474-R	PB-5R0H474-R	B	0.47	2.0	5.0					
504-PB-5R0V474-R	PB-5R0V474-R	A	0.47	2.0	5.0					
504-PM-5R0V155-R	PM-5R0V155-R	A	1.5	0.07	5.0					
504-PM-5R0V305-R	PM-5R0V305-R	A	3.0	0.05	5.0					
504-PM-5R0H474-R	PM-5R0H474-R	A	0.47	0.3	5.0					
504-PM-5R0H105-R	PM-5R0H105-R	A	1.0	0.15	5.0					
504-PM-5R0V474-R	PM-5R0V474-R	A	0.47	0.3	5.0					

M SERIES SUPERCAPACITORS

Specifications:
- Working Voltage: 2.5V
- Nominal Capacitance Range: 1F to 9F
- Capacitance Tolerance: -20% to +80% (20C)
- Surge Voltage Rating: 3V
- Operating Temperature Rating-40°C to +60°C

Applications:
- Pulse Power
- Bridge or Hold-up Power

MOUSER STOCK NO.	Bussmann Part No.	Fig.	Capacitance (F)	Nominal ESR (Ω) (Equivalent Series Resistance) Measured @ 1kHz	DC	Nominal Dimensions (mm) Diameter (A)	Length (B)	Typical Mass (grams/piece)	Price Each 1	25	50	100	250
504-M0810-2R5105-R	M0810-2R5105-R	C	1	0.15	0.2	ø8	13	1.2					
504-M0820-2R5205-R	M0820-2R5205-R	C	2	0.075	0.1	ø8	20	1.5					
504-M1020-2R5305-R	M1020-2R5305-R	C	3	0.035	0.05	ø10	20.5	2.8					
504-M1030-2R5605-R	M1030-2R5605-R	C	6	0.025	0.035	ø10	30	3.9					
504-M1325-2R5905-R	M1325-2R5905-R	C	9	0.02	0.03	ø13	26	5.6					

PHB AND PHV SERIES - SUPERCAPACITORS

Specifications:
- Large capacitance for high energy density
- Low ESR for high power density

Replace _ with V for Vertical, H for Horizontal.

For quantities greater than listed, call for quote.

MOUSER STOCK NO.	Bussmann Part No.	Nominal Capacitance (F)	Voltage	Maximum ESR (Ω) 1kHz	100Hz	Price Each 1	25	50	100
504-PHB-5R0_155-R	PHB-5R0_155-R	1.5	5	0.31	0.33				
504-PHB-5R0_255-R	PHB-5R0_255-R	2.5	5	0.19	0.20				
504-PHB-5R0_305-R	PHB-5R0_305-R	3	5	0.19	0.20				
504-PHB-5R0_505-R	PHB-5R0_505-R	5	5	0.12	0.13				
504-PHV-5R4_474-R	PHV-5R4_474-R	0.47	5.4	0.30	0.40				
504-PHV-5R4_155-R	PHV-5R4_155-R	1.5	5.4	0.12	0.16				
504-PHV-5R4_255-R	PHV-5R4_255-R	2.5	5.4	0.075	0.08				
504-PHV-5R4_305-R	PHV-5R4_305-R	3	5.4	0.075	0.08				
504-PHV-5R4_505-R	PHV-5R4_505-R	5	5.4	0.065	0.07				

NEW PRODUCT

Nominal Capacitance (F)	A	B	C	ød	P
0.47	9.0	17.3	14.5	0.5	11.8
1.5	9.0	17.3	22.0	0.5	11.8
2.5	11.0	21.3	23.0	0.6	5.3
3.0	9.0	17.3	32.5	0.5	11.8
5.0	11.0	21.3	32.5	0.6	5.3
Tolerances	Maximum			±0.02	±0.5

DIMENSIONS: mm

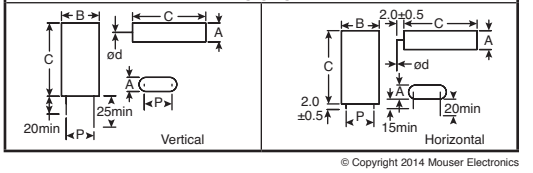

© Copyright 2014 Mouser Electronics

© Copyright 2014 Mouser Electronics

EPCOS Radial Aluminum Electrolytic Capacitors

RoHS Compliant **This product is RoHS compliant.**

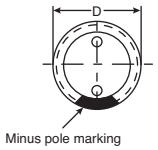

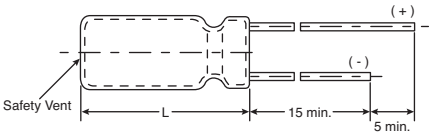

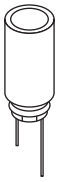

7MM HEIGHT RADIAL ELECTROLYTIC CAPACITORS

Features:

- Ultra compact: height up to 7mm
- Suitable to replace low cost tantalum capacitors
- Load life of 1000 hours at 85°C

Applications:

- Car radio, EPD systems

For quantities greater than listed, call for quote.

MOUSER STOCK NO.	Epcos Part No.	Voltage (DC)	Value (uF)	Case Size (DxL mm)	Lead Space (mm)	Ripple Current (mA)	Price Each 1	10	100	500	1000
871-B41002A4106M000	B41002A4106M000	16	10	4x7	1.5	30					

LOW IMPEDANCE RADIAL ELECTROLYTIC CAPACITORS 105°C

Features:

- Miniaturized dimensions
- Load life of 2000 hours at 105°C

Applications:

- For low impedance applications
- Semi-professional to professional application range
- For filtering, coupling and pulse circuits

871-B43041A5226M000	B43041A5226M000	450	22	12.5x25	5.0	170					
871-B41041A7108M000	B41041A7108M000	35	1000	12.5x25	5.0	1,158					
871-B41041A4228M000	B41041A4228M000	16	2200	12.5x25	5.0	1,310					
871-B41041A7228M000	B41041A7228M000	35	2200	16x31.5	7.5	1,810					

VERY LOW IMPEDANCE RADIAL ELECTROLYTIC CAPACITORS 105°C

Features:

- High C/V value
- Very low impedance at high frequencies
- High reliability
- Load life of 5000 hours at 105°C

Applications:

- Professional switch mode power supplies

871-B41044A9476M000	B41044A9476M000	100	47	10x16	5.0	417					
871-B41044A7108M000	B41044A7108M000	35	1000	12.5x25	5.0	1,700					

RADIAL ELECTROLYTIC CAPACITORS 85°C

Features:

- Miniaturized dimensions
- Load life of 2000 hours at 85°C

Applications:

- For general purpose applications in the entertainment industry
- Semi-professional to professional application range
- For filtering, coupling and pulse circuit

871-B43827A9105M000	B43827A9105M000	400	1.0	6.3x11	2.5	23					
871-B41827A9225M000	B41827A9225M000	100	2.2	5x11	2.0	29					
871-B41827A9475M000	B41827A9475M000	100	4.7	5x11	2.0	43					
871-B43827A1475M000	B43827A1475M000	160	4.7	6.3x11	2.5	49					
871-B43827F2475M000	B43827F2475M000	250	4.7	8x11.5	3.5	56					
871-B41827A6106M000	B41827A6106M000	50	10	5x11	2.0	58					
871-B41827A9106M000	B41827A9106M000	100	10	6.3x11	2.5	75					
871-B43827A5106M000	B43827A5106M000	450	10	12.5x20	5.0	95					
871-B41827A6226M000	B41827A6226M000	50	22	5x11	2.0	85					
871-B43827A1226M000	B43827A1226M000	160	22	10x16	5.0	152					
871-B43827A9226M000	B43827A9226M000	400	22	16x25	7.5	200					
871-B43827A1336M000	B43827A1336M000	160	33	10x20	5.0	203					
871-B41827A5476M000	B41827A5476M000	25	47	5x11	2.0	108					
871-B41827A6476M000	B41827A6476M000	50	47	6.3x11	2.5	155					
871-B41827A4107M000	B41827A4107M000	16	100	5x11	2.0	160					
871-B41827A5107M000	B41827A5107M000	25	100	6.3x11	2.5	192					
871-B41827A7107M000	B41827A7107M000	35	100	6.3x11	2.5	212					
871-B41827A6107M000	B41827A6107M000	50	100	8x11.5	3.5	260					
871-B41827A8107M000	B41827A8107M000	63	100	10x12.5	5.0	300					
871-B43827A1107M000	B43827A1107M000	160	100	16x25	7.5	423					
871-B41827A4227M000	B41827A4227M000	16	220	6.3x11	2.5	261					
871-B41827A5227M000	B41827A5227M000	25	220	8x11.5	3.5	335					
871-B41827A7227M000	B41827A7227M000	35	220	10x12.5	5.0	390					
871-B41827A4477M000	B41827A4477M000	16	470	8x11.5	3.5	446					
871-B41827A5477M000	B41827A5477M000	25	470	10x12.5	5.0	427					
871-B41827A7477M000	B41827A7477M000	35	470	10x16	5.0	652					
871-B41827A8477M000	B41827A8477M000	63	470	12.5x25	5.0	900					
871-B41827A4108M000	B41827A4108M000	16	1000	10x16	5.0	790					
871-B41827A5108M000	B41827A5108M000	25	1000	10x20	5.0	962					
871-B41827A7108M000	B41827A7108M000	35	1000	12.5x25	5.0	1,158					
871-B41827A3228M000	B41827A3228M000	10	2200	10x20	5.0	1,082					
871-B41827A4228M000	B41827A4228M000	16	2200	12.5x25	5.0	1,310					
871-B41827A5228M000	B41827A5228M000	25	2200	12.5x25	5.0	1,560					
871-B41827A7228M000	B41827A7228M000	35	2200	16x25	7.5	1,810					
871-B41827A7338M000	B41827A7338M000	35	3300	16x31.5	7.5	2,293					
871-B41827A3478M000	B41827A3478M000	10	4700	12.5x25	5.0	1,783					

RADIAL ELECTROLYTIC CAPACITORS 105°C

Features:

- Miniaturized dimensions
- Load life of 2000 hours at 105°C

Applications:

- For general purpose applications in the entertainment industry
- Semi-professional to professional application range
- For filtering, coupling and pulse circuits

871-B41828A6226M000	B41828A6226M000	50	22	5x11	2.0	70					
871-B43828A1476M000	B43828A1476M000	160	47	12.5x25	5.0	218					
871-B41828A5107M000	B41828A5107M000	25	100	6.3x11	2.5	143					
871-B41828A6107M000	B41828A6107M000	50	100	8x11.5	3.5	193					
871-B43828A1107M000	B43828A1107M000	160	100	16x25	7.5	322					
871-B41828A5477M000	B41828A5477M000	25	470	10x16	5.0	429					

© Copyright 2014 Mouser Electronics

© Copyright 2014 Mouser Electronics

KEMET Aluminum Electrolytic Capacitors

The Capacitance Company
KEMET
CHARGED.™

RoHS Compliant **This product is RoHS compliant.**

ESC SERIES 105°C LOW IMPEDANCE

Features:
- High frequency switching mode circuits
- Case with øD>6.0mm has the safety vent at the bottom

For quantities greater than listed, call for quote.

MOUSER STOCK NO.	KEMET Part No.	Value (µF)	Case Size D x L (mm)	LS (mm)	Price Each 1	50	100
10 Volt							
80-ESC687M010AH1AA	ESC687M010AH1AA	680	10 x 12	5			
16 Volt							
80-ESC107M016AC3AA	ESC107M016AC3AA	100	5 x 11	2			
80-ESC477M016AH1AA	ESC477M016AH1AA	470	10 x 12	5			
80-ESC108M016AH4AA	ESC108M016AH4AA	1000	10 x 9	5			
35 Volt							
80-ESC106M035AC3AA	ESC106M035AC3AA	10	5 x 11	2			
80-ESC686M035AE3AA	ESC686M035AE3AA	68	6 x 11	2.5			
80-ESC107M035AG3AA	ESC107M035AG3AA	100	8 x 11	3.5			
80-ESC227M035AH1AA	ESC227M035AH1AA	220	10 x 12	5			

ESG SERIES 105°C LOW IMPEDANCE LONG LIFE

Features:
- High reliability

Applications:
- Electronic ballast and other long life equipment

MOUSER STOCK NO.	KEMET Part No.	Value (µF)	Case Size D x L (mm)	LS (mm)	Price Each 1	50	100
250 Volt							
80-ESG226M250AL3AA	ESG226M250AL3AA	22	13 x 20	5			
80-ESG476M250AM5AA	ESG476M250AM5AA	47	16 x 20	7.5			
400 Volt							
80-ESG475M400AH2AA	ESG475M400AH2AA	4.7	10 x 15	5			
80-ESG226M400AL4AA	ESG226M400AL4AA	22	13 x 25	5			

ESH SERIES 105°C GENERAL PURPOSE

Features:
- High reliability

Applications:
- Coupling, decoupling, by-pass, filtering

MOUSER STOCK NO.	KEMET Part No.	Value (µF)	Case Size D x L (mm)	LS (mm)	Price Each 1	50	100
16 Volt							
80-ESH226M016AC3AA	ESH226M016AC3AA	22	5 x 11	2			
80-ESH476M016AC3AA	ESH476M016AC3AA	47	10 x 16	5			
80-ESH108M016AH2AA	ESH108M016AH2AA	1000	10 x 20	5			
80-ESH108M016AH4AA	ESH108M016AH4AA	1000	5 x 11	2			
25 Volt							
80-ESH476M025AC3AA	ESH476M025AC3AA	47	6.3 x 11	2.5			
80-ESH107M025AE3AA	ESH107M025AE3AA	100	16 x 25	7.5			
80-ESH477M025AH2AA	ESH477M025AH2AA	470	5 x 11	2			
80-ESH228M025AM7AA	ESH228M025AM7AA	2200	10 x 16	5			
35 Volt							
80-ESH476M035AE3AA	ESH476M035AE3AA	47	6 x 11	2.5			
80-ESH107M035AG3AA	ESH107M035AG3AA	100	8 x 11	3.5			
80-ESH477M035AH3AA	ESH477M035AH3AA	470	10 x 17	5			
80-ESH477M035AL3AA	ESH477M035AL3AA	470	13 x 20	5			
50 Volt							
80-ESH105M050AC3AA	ESH105M050AC3AA	1	5 x 11	2			
80-ESH225M050AC3AA	ESH225M050AC3AA	2.2	5 x 11	2			
80-ESH475M050AC3AA	ESH475M050AC3AA	4.7	18 x 36	7.5			
80-ESH106M050AC3AA	ESH106M050AC3AA	10	5 x 11	2			
80-ESH477M050AL3AA	ESH477M050AL3AA	470	5 x 11	2			
80-ESH228M050AN2AA	ESH228M050AN2AA	2200	13 x 20	5			
63 Volt							
80-ESH685M063AC3AA	ESH685M063AC3AA	6.8	5 x 11	2			
80-ESH106M063AC3AA	ESH106M063AC3AA	10	5 x 11	2			
100 Volt							
80-ESH106M100AE3AA	ESH106M100AE3AA	10	6 x 11	2.5			
400 Volt							
80-ESH225M400AG3AA	ESH225M400AG3AA	2.2	8 x 11	5			
80-ESH475M400AH2AA	ESH475M400AH2AA	4.7	10 x 15	5			

ESX SERIES 105°C LOW IMPEDANCE

MOUSER STOCK NO.	KEMET Part No.	Value (µF)	Case Size D x L (mm)	LS (mm)	Price Each 1	50	100
35 Volt							
80-ESX108M035AK2AA	ESX108M035AK2AA	1000	12 x 30	5			
50 Volt							
80-ESX108M050AM7AA	ESX108M050AM7AA	1000	16 x 25	7.5			

ESK SERIES 85°C GENERAL PURPOSE

Applications:
- Coupling, decoupling, by-pass, filtering

MOUSER STOCK NO.	KEMET Part No.	Value (µF)	Case Size D x L (mm)	LS (mm)	Price Each 1	50	100
6.3 Volt							
80-ESK108M6R3AG3AA	ESK108M6R3AG3AA	1000	8 x 11	3.5			
16 Volt							
80-ESK108M016AH2AA	ESK108M016AH2AA	1000	10 x 15	5			

DIMENSIONS: mm

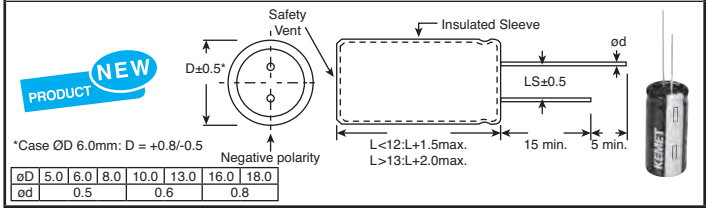

øD	5.0	6.0	8.0	10.0	13.0	16.0	18.0
ød	0.5			0.6		0.8	

ESK SERIES 85°C GENERAL PURPOSE (CONT.)

For quantities greater than listed, call for quote.

MOUSER STOCK NO.	KEMET Part No.	Value (µF)	Case Size D x L (mm)	LS (mm)	Price Each 1	50	100
25 Volt							
80-ESK107M025AC3AA	ESK107M025AC3AA	100	5 x 11	2.5			
80-ESK227M025AG3EA	ESK227M025AG3EA	220	10 x 20	5			
80-ESK477M025AH1EA	ESK477M025AH1EA	470	10 x 20	5			
80-ESK108M025AH4AA	ESK108M025AH4AA	1000	8 x 11	3.5			
80-ESK108M025AH4EA	ESK108M025AH4EA	1000	10 x 12	5			
80-ESK228M025AL4AA	ESK228M025AL4AA	2200	13 x 25	5			
35 Volt							
80-ESK107M035AE3AA	ESK107M035AE3AA	100	6 x 11	2.5			
80-ESK477M035AH2EA	ESK477M035AH2EA	470	10 x 16	5			
80-ESK228M035AM7AA	ESK228M035AM7AA	2200	16 x 25	7.5			
50 Volt							
80-ESK106M050AC3AA	ESK106M050AC3AA	10	5 x 11	2			
80-ESK226M050AC3AA	ESK226M050AC3AA	22	5 x 11	2			
80-ESK107M050AG3AA	ESK107M050AG3AA	100	8 x 11	3.5			
350 Volt							
80-ESK106M350AH2AA	ESK106M350AH2AA	10	10 x 15	5			

ESW SERIES 105°C LOW IMPEDANCE AND LONG LIFE

Features:
- High reliability

Applications:
- High frequency switching mode circuits

MOUSER STOCK NO.	KEMET Part No.	Value (µF)	Case Size D x L (mm)	LS (mm)	Price Each 1	50	100
16 Volt							
80-ESW107M016AE3EA	ESW107M016AE3EA	100	6.3 x 11	2.5			
25 Volt							
80-ESW227M025AG3AA	ESW227M025AG3AA	220	8 x 11	3.5			
80-ESW477M025AH2AA	ESW477M025AH2AA	470	10 x 16	5			
35 Volt							
80-ESW227M035AG4AA	ESW227M035AG4AA	220	8 x 15	3.5			

ESY SERIES 105°C LOW IMPEDANCE

Features:
- High ripple current

MOUSER STOCK NO.	KEMET Part No.	Value (µF)	Case Size D x L (mm)	LS (mm)	Price Each 1	50	100
10 Volt							
80-ESY108M010AG6AA	ESY108M010AG6AA	1000	8 x 20	3.5			
80-ESY108M010AH2EA	ESY108M010AH2EA	1000	10 x 16	5			
16 Volt							
80-ESY477M016AG8AA	ESY477M016AG8AA	470	10 x 20	5			
80-ESY687M016AG6AA	ESY687M016AG6AA	680	8 x 16	3.5			
80-ESY108M016AH4AA	ESY108M016AH4AA	1000	8 x 20	3.5			
25 Volt							
80-ESY476M025AC3EA	ESY476M025AC3EA	47	5 x 11	2			
80-ESY107M025AE3AA	ESY107M025AE3AA	100	6 x 11	2.5			
80-ESY337M025AG8AA	ESY337M025AG8AA	330	8 x 16	3.5			
80-ESY477M025AG6AA	ESY477M025AG6AA	470	8 x 20	3.5			
35 Volt							
80-ESY337M035AH2AA	ESY337M035AH2AA	330	16 x 15	5			
80-ESY477M035AH4AA	ESY477M035AH4AA	470	10 x 19	5			
80-ESY108M035AL4AA	ESY108M035AL4AA	1000	13 x 25	5			
50 Volt							
80-ESY107M050AG3AA	ESY107M050AG3AA	100	8 x 11	3.5			
80-ESY227M050AH2AA	ESY227M050AH2AA	220	10 x 15	5			
80-ESY477M050AL3AA	ESY477M050AL3AA	470	13 x 20	5			
63 Volt							
80-ESY277M063AL3AA	ESY277M063AL3AA	270	13 x 20	5			
80-ESY687M063AN4AA	ESY687M063AN4AA	680	18 x 20	7.5			
80-ESY108M063AM3AA	ESY108M063AM3AA	1000	16 x 36	7.5			
100 Volt							
80-ESY476M100AH1AA	ESY476M100AH1AA	47	10 x 12	5			

PEG 226 150°C

Features:
- Up to 150°C
- Extremely high ripple current up to 28A ripple, RMS, continuous load
- High vibration resistance

Application:
- PEG 226 is a new generation of high performance axial electrolytic capacitors, designed for automotive applications with extremely high demands

Specification:
- Standards: IEC 60384-4 long life Grade 40/125/56
- Capacitance range: 250-4700µF
- Capacitance tolerance: -10 to +30%, -20 to +20%
- Rated voltage: 25 - 63VDC
- Temperature range: -40 to +150°C
- Shelf life at: 0V +105°C 5000 h, +40°C 10 years
- Diameter range: 16 - 20mm
- Resistance to vibrations: 10 - 2000Hz, 1.5mm displacement amplitude or max 20g 3x22 hours The capacitors must be clamped by the body
- Life test: 2000h, 150°C (ø20 case) 1500h, 150°C (ø16 case)

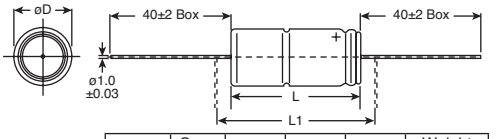

D x L	Case Code	D±0.5	L±1	L1 min.	Weight approx (g)
16 x 27	F	16	26.5	33	8
16 x 35	G	16	34.5	41	11
20 x 27	H	20	26.5	33	13
20 x 35	J	20	34.5	41	20
20 x 43	L	20	42.5	49	24

RoHS Compliant

For quantities greater than listed, call for quote.

MOUSER STOCK NO.	Evox-Rifa Part No.	Cap µF	Volts WVDC	D X L (mm)	Case Code	IRAC Tc=125°C ≥5 kHz (A)	IRAC Tc=140°C ≥5 kHz (A)	IAC (max) Ta=125°C ≥5 kHz (A)	ESR (max) 20°C100kHz mΩ	ESR (max) 125-150°C 5-100kHz mΩ	Price Each 1	10	50	100
80-PEG226HJ4330QE1	PEG226HJ4330QE1	3300	25	20x35	J	25.8	16.3	11.3	17	7.8				
80-PEG226KF3800QE1	PEG226KF3800QE1	800	40	16x27	F	16.2	10.2	7.2	36	13.6				
80-PEG226KG4120QE1	PEG226KG4120QE1	1200	40	16x35	G	18.6	11.8	8.8	26	10.3				
80-PEG226KL4270QE1	PEG226KL4270QE1	2700	40	20x43	L	27.9	17.6	12.8	13	6.7				
80-PEG226MG3370QE1	PEG226MG3370QE1	370	63	16x35	G	13.6	8.6	6.4	37	19.2				
80-PEG226MH3470QE1	PEG226MH3470QE1	470	63	20x27	H	17.3	10.9	7.0	32	17.5				

© Copyright 2014 Mouser Electronics
© Copyright 2014 Mouser Electronics

LELON Aluminum Electrolytic Capacitors

RoHS Compliant **This product is RoHS compliant.**

LELON REA 85°C GENERAL PURPOSE SERIES

Specifications:

- Operating temperature range: -40°C to +85°C
- Capacitance range: .1uF ~ 22,000uF
- Capacitance tolerance: ±20% (at 120Hz, 20°C)
- Endurance: 2000 to 3000 hours @ 85°C
- Leakage current (at 20˚C)

Application Note:

A higher voltage capacitor may be used in a lower voltage application.

RoHS Compliant

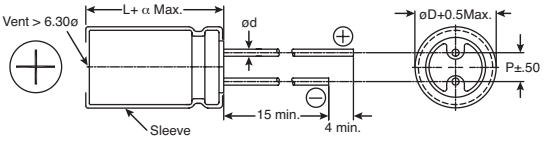

Lead Spacing & Dia.	DIMENSIONS: mm							
øD	5	6.3	8	10	12.5	16	18	22
P	2.0	2.5	3.5	5.0		7.5		10
ød	0.5		0.6			0.8		1.0
α	1.0			1.5				2.0

For quantities greater than listed, call for quote.

MOUSER STOCK NO.	Lelon Part No.	Value (µF)	Case Size DxL (mm) Max.	Price Each 1	100	500	1000
10 Volt (13V Surge)							
140-REA100M1HBK0511P	REA100M1HBK-0511P	10	5x11				
140-REA220M1ABK0511P	REA220M1ABK-0511P	22	5x11				
140-REA470M1ABK0511P	REA470M1ABK-0511P	47	5x11				
140-REA101M1ABK0511P	REA101M1ABK-0511P	100	5x11				
140-REA221M1ABK0611P	REA221M1ABK-0611P	220	6.3x11				
140-REA331M1ABK0811P	REA331M1ABK-0811P	330	8x11				
140-REA471M1ABK0811P	REA471M1ABK-0811P	470	8x11				
140-REA102M1ABK1012P	REA102M1ABK-1012P	1000	10x12				
140-REA222M1ABK1320P	REA222M1ABK-1320P	2200	13x20				
140-REA332M1ABK1320P	REA332M1ABK-1320P	3300	13x20				
140-REA472M1ABK1625P	REA472M1ABK-1625P	4700	16x25				
140-REA682M1ABK1625P	REA682M1ABK-1625P	6800	16x25				
140-REA103M1ABK1636P	REA103M1ABK-1636P	10000	18x36				
16 Volt (20V Surge)							
140-REA100M1CBK0511P	REA100M1CBK-0511P	10	5x11				
140-REA220M1CBK0511P	REA220M1CBK-0511P	22	5x11				
140-REA330M1CBK0511P	REA330M1CBK-0511P	33	5x11				
140-REA470M1CBK0511P	REA470M1CBK-0511P	47	5x11				
140-REA101M1CBK0611P	REA101M1CBK-0611P	100	6.3x11				
140-REA221M1CBK0811P	REA221M1CBK-0811P	220	8x11				
140-REA331M1CBK0811P	REA331M1CBK-0811P	330	8x11				
140-REA471M1CBK1012P	REA471M1CBK-1012P	470	10x13				
140-REA681M1CBK1016P	REA681M1CBK-1016P	680	10x16				
140-REA102M1CBK1016P	REA102M1CBK-1016P	1000	10x16				
140-REA152M1CBK1320P	REA152M1CBK-1320P	1500	13x20				
140-REA222M1CBK1320P	REA222M1CBK-1320P	2200	13x20				
140-REA332M1CBK1325P	REA332M1CBK-1325P	3300	13x25				
140-REA472M1CBK1625P	REA472M1CBK-1625P	4700	16x25				
140-REA682M1CBK1632P	REA682M1CBK-1632P	6800	16x32				
140-REA103M1CBK1832P	REA103M1CBK-1832P	10000	18x36				
25 Volt (32V Surge)							
140-REA4R7M1EBK0511P	REA4R7M1EBK-0511P	4.7	5x11				
140-REA100M1EBK0511P	REA100M1EBK-0511P	10	5x11				
140-REA220M1EBK0511P	REA220M1EBK-0511P	22	5x11				
140-REA330M1EBK0511P	REA330M1EBK-0511P	33	5x11				
140-REA470M1EBK0511P	REA470M1EBK-0511P	47	5x11				
140-REA101M1EBK0611P	REA101M1EBK-0611P	100	6.3x11				
140-REA221M1EBK0811P	REA221M1EBK-0811P	220	8x11				
140-REA331M1EBK1012P	REA331M1EBK-1012P	330	10x16				
140-REA471M1EBK1012P	REA471M1EBK-1012P	470	10x12				
140-REA102M1EBK1320P	REA102M1EBK-1320P	1000	13x20				
140-REA222M1EBK1625P	REA222M1EBK-1625P	2200	16x25				
140-REA332M1EBK1632P	REA332M1EBK-1632P	3300	16x32				
140-REA472M1EBK1632P	REA472M1EBK-1632P	4700	18x31				
140-REA682M1EBK1836P	REA682M1EBK-1836P	6800	22x41				
140-REA103M1EBK2240P	REA103M1EBK-2240P	10000	25x40				
35 Volt (44V Surge)							
140-REA4R7M1VBK0511P	REA4R7M1VBK-0511P	4.7	5x11				
140-REA100M1VBK0511P	REA100M1VBK-0511P	10	5x11				
140-REA220M1VBK0511P	REA220M1VBK-0511P	22	5x11				
140-REA330M1VBK0611P	REA330M1VBK-0611P	33	6.3x11				
140-REA470M1VBK0611P	REA470M1VBK-0611P	47	6.3x11				
140-REA101M1VBK0811P	REA101M1VBK-0811P	100	8x11				
140-REA221M1VBK1012P	REA221M1VBK-1012P	220	10x12				
140-REA331M1VBK1012P	REA331M1VBK-1012P	330	10x22				
140-REA471M1VBK1016P	REA471M1VBK-1016P	470	10x16				
140-REA681M1VBK1320P	REA681M1VBK-1320P	680	13x20				
140-REA102M1VBK1320P	REA102M1VBK-1320P	1000	13x20				
140-REA222M1VBK1625P	REA222M1VBK-1625P	2200	16x25				
140-REA332M1VBK1636P	REA332M1VBK-1636P	3300	18x36				
140-REA472M1VBK1836P	REA472M1VBK-1836P	4700	18x36				
140-REA682M1VBK2240P	REA682M1VBK-2240P	6800	22x41				
50 Volt (63V Surge)							
140-REAR22M1HBK0511P	REAR22M1HBK-0511P	0.22	5x11				
140-REAR47M1HBK0511P	REAR47M1HBK-0511P	0.47	5x11				
140-REA1R0M1HBK0511P	REA010M1HBK-0511P	1.0	5x11				
140-REA2R2M1HBK0511P	REA2R2M1HBK-0511P	2.2	5x11				
140-REA3R3M1HBK0511P	REA3R3M1HBK-0511P	3.3	5x11				
140-REA4R7M1HBK0511P	REA4R7M1HBK-0511P	4.7	5x11				
140-REA100M1HBK0511P	REA100M1HBK-0511P	10	5x11				
140-REA150M1HBK0511P	REA150M1HBK-0511P	15	5X11				
140-REA220M1HBK0511P	REA220M1HBK-0511P	22	5x11				
140-REA330M1HBK0611P	REA330M1HBK-0611P	33	6.3x11				
140-REA470M1HBK0611P	REA470M1HBK-0611P	47	8x11				
140-REA101M1HBK0811P	REA101M1HBK-0811P	100	8x11				
140-REA221M1HBK1016P	REA221M1HBK-1016P	220	10x16				

For quantities greater than listed, call for quote.

MOUSER STOCK NO.	Lelon Part No.	Value (µF)	Case Size DxL (mm) Max.	Price Each 1	100	500	1000
50 Volt (63V Surge) (Cont.)							
140-REA331M1HBK1320P	REA331M1HBK-1320P	330	13x20				
140-REA471M1HBK1320P	REA471M1HBK-1320P	470	13x20				
140-REA102M1HBK1625P	REA102M1HBK-1625P	1000	16x25				
140-REA222M1HBK1636P	REA222M1HBK-1636P	2200	16x36				
140-REA332M1HBK2240P	REA332M1HBK-2240P	3300	22x40				
140-REA472M1HBK2540P	REA472M1HBK-2540P	4700	25x40				
63 Volt (79V Surge)							
140-REA1R0M1JBK0511P	REA010M1JBK-0511P	1.0	5x11				
140-REA2R2M1JBK0511P	REA2R2M1JBK-0511P	2.2	5x11				
140-REA4R7M1JBK0511P	REA4R7M1JBK-0511P	4.7	5x11				
140-REA6R8M1JBK0511P	REA6R8M1JBK-0511P	6.8	5x11				
140-REA100M1JBK0511P	REA100M1JBK-0511P	10	5x11				
140-REA220M1JBK0611P	REA220M1JBK-0611P	22	6.3x11				
140-REA330M1JBK0811P	REA330M1JBK-0811P	33	8x11				
140-REA470M1JBK0811P	REA470M1JBK-0811P	47	8x11				
140-REA680M1JBK1012P	REA680M1JBK-1012P	68	10x12				
140-REA101M1JBK1012P	REA101M1JBK-1012P	100	10x12				
140-REA221M1JBK1016P	REA221M1JBK-1016P	220	10x16				
140-REA471M1JBK1625P	REA471M1JBK-1625P	470	16x27				
140-REA102M1JBK1625P	REA102M1JBK-1625P	1000	16x25				
140-REA222M1JBK2240P	REA222M1JBK-2240P	2200	22x40				
100 Volt (125V Surge)							
140-REA0R1M2ABK0511P	REA0R1M2ABK-0511P	0.1	5x11				
140-REAR47M2ABK0511P	REAR47M2ABK-0511P	0.47	5x11				
140-REA1R0M2ABK0511P	REA010M2ABK-0511P	1.0	5x11				
140-REA2R2M2ABK0511P	REA2R2M2ABK-0511P	2.2	5x11				
140-REA3R3M2ABK0511P	REA3R3M2ABK-0511P	3.3	5x11				
140-REA4R7M2ABK0511P	REA4R7M2ABK-0511P	4.7	5x11				
140-REA100M2ABK0611P	REA100M2ABK-0611P	10	6.3x11				
140-REA220M2ABK0811P	REA220M2ABK-0811P	22	8x11				
140-REA330M2ABK1016P	REA330M2ABK-1016P	33	10x16				
140-REA470M2ABK1016P	REA470M2ABK-1016P	47	10x16				
140-REA101M2ABK1020P	REA101M2ABK-1020P	100	10x20				
140-REA221M2ABK1320P	REA221M2ABK-1320P	220	13x21				
140-REA331M2ABK1625P	REA331M2ABK-1625P	330	16x26				
140-REA471M2ABK1632P	REA471M2ABK-1632P	470	18x32				
160 Volt (200V Surge)							
140-REA1R0M2CBK0511P	REA010M2CBK-0511P	1.0	5x11				
140-REA2R2M2CBK0611P	REA2R2M2CBK-0611P	2.2	6.3x11				
140-REA3R3M2CBK0811P	REA3R3M2CBK-0811P	3.3	8x11				
140-REA4R7M2CBK0811P	REA4R7M2CBK-0811P	4.7	8x11				
140-REA100M2CBK1012P	REA100M2CBK-1012P	10	10x12				
140-REA220M2CBK1020P	REA220M2CBK-1020P	22	10x20				
140-REA330M2CBK1320P	REA330M2CBK-1320P	33	13x20				
140-REA470M2CBK1320P	REA470M2CBK-1320P	47	13x20				
140-REA101M2CBK1625P	REA101M2CBK-1625P	100	16x25				
140-REA221M2CBK1632P	REA221M2CBK-1632P	220	18x36				
250 Volt (300V Surge)							
140-REA1R0M2EBK0511P	REA010M2EBK-0511P	1.0	6.3x11				
140-REA2R2M2EBK0811P	REA2R2M2EBK-0811P	2.2	8x11				
140-REA3R3M2EBK0811P	REA3R3M2EBK-0811P	3.3	10x12				
140-REA4R7M2EBK1016P	REA4R7M2EBK-1016P	4.7	10x12				
140-REA100M2EBK1016P	REA100M2EBK-1016P	10	10x20				
140-REA220M2EBK1320P	REA220M2EBK-1320P	22	13x26				
140-REA330M2EBK1325P	REA330M2EBK-1325P	33	13x26				
140-REA470M2EBK1625P	REA470M2EBK-1625P	47	16x25				
140-REA101M2EBK1636P	REA101M2EBK-1636P	100	16x36				
140-REA221M2EBK2240P	REA221M2EBK-2240P	220	22x40				
350 Volt (400V Surge)							
140-REA4R7M2VBK1016P	REA4R7M2VBK-1016P	4.7	10x20				
140-REA100M2VBK1020P	REA100M2VBK-1020P	10	13x20				
140-REA220M2VBK1325P	REA220M2VBK-1325P	22	13x25				
140-REA470M2VBK1636P	REA470M2VBK-1636P	47	16x36				
140-REA101M2VBK1840P	REA101M2VBK-1840P	100	22x41				
450 Volt (500V Surge)							
140-REA1R0M2WBK0811P	REA010M2WBK-0811P	1.0	10x16				
140-REA2R2M2WBK1012P	REA2R2M2WBK-1012P	2.2	10x16				
140-REA3R3M2WBK1016P	REA3R3M2WBK-1016P	3.3	10x20				
140-REA4R7M2WBK1020P	REA4R7M2WBK-1020P	4.7	13x20				
140-REA100M2WBK1320P	REA100M2WBK-1320P	10	13x25				
140-REA220M2WBK1625P	REA220M2WBK-1625P	22	16x32				
140-REA330M2WBK1632P	REA330M2WBK-1632P	33	18x36				
140-REA470M2WBK1636P	REA470M2WBK-1636P	47	22x40				
140-REA101M2WBK2245P	REA101M2WBK-2245P	100	25x45				

© Copyright 2014 Mouser Electronics

© Copyright 2014 Mouser Electronics

LELON Aluminum Electrolytic Capacitors

RoHS Compliant **This product is RoHS compliant.**

LELON RGA 105°C HIGH TEMPERATURE SERIES

Electrical Specifications:

- Operating temperature range: -40°C to +105°C
- Capacitance tolerance: ±20% (at 120Hz, 20°C)
- Endurance: 2000 hours @ 105°C

Application Note:

A higher voltage capacitor may be used in a lower voltage application



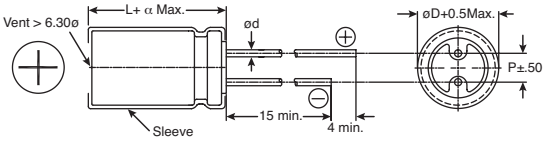

RoHS Compliant

Leakage Current (at 20°C)			
Rated Voltage	<100V	>100V	
Time	After 2 minutes	after 5 minutes	
Leakage Current	1=0.01CV or 3 (μA) whichever is greater	CV<1000 1=0.03CV+15 (μA)	CV>1000 1=0.02CV+25(μA)
Where, C=rated capacitance in μF V=rated DC working voltage in V			

Lead Spacing & Dia.	DIMENSIONS: mm								
øD	5	6.3	8	10	12.5	16	18	22	25
P	2.0	2.5	3.5	5.0		7.5		10	12.5
ød	0.5		0.6			0.8		1.0	
α	1.0		1.5					2.0	

10 Volts (13V Surge)

For quantities greater than listed, call for quote.

MOUSER STOCK NO.	Lelon Part No.	Value (μF)	Case Size DxL (mm) Max.	Price Each 1	100	500	1000
140-RGA101M1ABK0511G	RGA101M1ABK-0511G	100	5x11				
140-RGA681M1ABK1012G	RGA681M1ABK-1012G	680	10x12				

16 Volt (20V Surge)

For quantities greater than listed, call for quote.

MOUSER STOCK NO.	Lelon Part No.	Value (μF)	Case Size DxL (mm) Max.	Price Each 1	100	500	1000
140-RGA220M1CBK0511G	RGA220M1CBK-0511G	22	5x11				
140-RGA470M1CBK0511G	RGA470M1CBK-0511G	47	5x11				
140-RGA101M1CBK0611G	RGA101M1CBK-0611G	100	6.3x11				
140-RGA221M1CBK0811G	RGA221M1CBK-0811G	220	8x11.5				
140-RGA331M1CBK0811G	RGA331M1CBK-0811G	330	8x11.5				
140-RGA471M1CBK1012G	RGA471M1CBK-1012G	470	10x12				
140-RGA681M1CBK1020G	RGA681M1CBK-1020G	680	10x20				
140-RGA102M1CBK1020G	RGA102M1CBK-1020G	1000	10x20				
140-RGA222M1CBK1325G	RGA222M1CBK-1325G	2200	13x25				
140-RGA472M1CBK1625G	RGA472M1CBK-1625G	4700	16x25				

25 Volt (32V Surge)

For quantities greater than listed, call for quote.

MOUSER STOCK NO.	Lelon Part No.	Value (μF)	Case Size DxL (mm) Max.	Price Each 1	100	500	1000
140-RGA100M1EBK0511G	RGA100M1EBK-0511G	10	5x11				
140-RGA220M1EBK0511G	RGA220M1EBK-0511G	22	5x11				
140-RGA330M1EBK0511G	RGA330M1EBK-0511G	33	5x11				
140-RGA470M1EBK0511G	RGA470M1EBK-0511G	47	5X11				
140-RGA101M1EBK0611G	RGA101M1EBK-0611G	100	6.3x11				
140-RGA221M1EBK0811G	RGA221M1EBK-0811G	220	8x11.5				
140-RGA331M1EBK1012G	RGA331M1EBK-1012G	330	10x12				
140-RGA471M1EBK1012G	RGA471M1EBK-1012G	470	10x12				
140-RGA102M1EBK1320G	RGA102M1EBK-1320G	1000	13x20				
140-RGA222M1EBK1625G	RGA222M1EBK-1625G	2200	16x25				

35 Volt (44V Surge)

For quantities greater than listed, call for quote.

MOUSER STOCK NO.	Lelon Part No.	Value (μF)	Case Size DxL (mm) Max.	Price Each 1	100	500	1000
140-RGA100M1VBK0511G	RGA100M1VBK-0511G	10	5x11				
140-RGA220M1VBK0511G	RGA220M1VBK-0511G	22	5x11				
140-RGA330M1VBK0611G	RGA330M1VBK-0611G	33	6.3x11				
140-RGA470M1VBK0611G	RGA470M1VBK-0611G	47	6.3x11				
140-RGA101M1VBK0811G	RGA101M1VBK-0811G	100	8x11.5				
140-RGA221M1VBK1012G	RGA221M1VBK-1012G	220	10x12				
140-RGA331M1VBK1016G	RGA331M1VBK-1016G	330	10x16				
140-RGA471M1VBK1016G	RGA471M1VBK-1016G	470	10x16				
140-RGA102M1VBK1316G	RGA102M1VBK-1316G	1000	13x20				

50 Volt (63V Surge)

For quantities greater than listed, call for quote.

MOUSER STOCK NO.	Lelon Part No.	Value (μF)	Case Size DxL (mm) Max.	Price Each 1	100	500	1000
140-RGA1R0M1HBK0511G	RGA1R0M1HBK-0511G	1.0	5x11				
140-RGA2R2M1HBK0511G	RGA2R2M1HBK-0511G	2.2	5x11				
140-RGA4R7M1HBK0511G	RGA4R7M1HBK-0511G	4.7	5x11				
140-RGA100M1HBK0511G	RGA100M1HBK-0511G	10	5x11				
140-RGA220M1HBK0511G	RGA220M1HBK-0511G	22	6.3x11				
140-RGA330M1HBK0611G	RGA330M1HBK-0611G	33	8x11				
140-RGA470M1HBK0611G	RGA470M1HBK-0611G	47	8x11				
140-RGA101M1HBK0811G	RGA101M1HBK-0811G	100	8x11				
140-RGA221M1HBK1020G	RGA221M1HBK-1020G	220	10x20				
140-RGA331M1HBK1320G	RGA331M1HBK-1320G	330	13x20				
140-RGA471M1HBK1325G	RGA471M1HBK-1325G	2200	18x36				

63 Volt (79V Surge)

For quantities greater than listed, call for quote.

MOUSER STOCK NO.	Lelon Part No.	Value (μF)	Case Size DxL (mm) Max.	Price Each 1	100	500	1000
140-RGA2R2M1JBK0511G	RGA2R2M1JBK-0511G	2.2	5x11				
140-RGA3R3M1JBK0511G	RGA3R3M1JBK-0511G	3.3	5x11				
140-RGA4R7M1JBK0511G	RGA4R7M1JBK-0511G	4.7	5x11				
140-RGA101M1JBK1012G	RGA101M1JBK-1012G	10	10x12				
140-RGA102M1JBK1632G	RGA102M1JBK-1632G	1000	16x32				

100 Volt (125V Surge)

For quantities greater than listed, call for quote.

MOUSER STOCK NO.	Lelon Part No.	Value (μF)	Case Size DxL (mm) Max.	Price Each 1	100	500	1000
140-RGAR47M2ABK0511G	RGAR47M2ABK-0511G	0.47	5x11				
140-RGA4R7M2ABK0611G	RGA4R7M2ABK-0611G	4.7	6.3x11				
140-RGA100M2ABK0811G	RGA100M2ABK-0811G	10	8x11				
140-RGA220M2ABK0811G	RGA220M2ABK-0811G	22	8x11				
140-RGA470M2ABK1012G	RGA470M2ABK-1012G	47	10x12				
140-RGA101M2ABK1320G	RGA101M2ABK-1320G	100	13x20				
140-RGA471M2ABK1836G	RGA471M2ABK-1836G	470	18x36				
140-RGA681M2ABK1836G	RGA681M2ABK-1836G	680	18x36				

160 Volt (200V Surge)

For quantities greater than listed, call for quote.

MOUSER STOCK NO.	Lelon Part No.	Value (μF)	Case Size DxL (mm) Max.	Price Each 1	100	500	1000
140-RGA1R0M2CBK0511G	RGA1R0M2CBK-0511G	1.0	5x11				
140-RGA2R2M2CBK0611G	RGA2R2M2CBK-0611G	2.2	6.3x11				
140-RGA4R7M2CBK0611G	RGA4R7M2CBK-0611G	4.7	6.3x11				
140-RGA100M2CBK1012G	RGA100M2CBK-1012G	10	10x12.5				
140-RGA220M2CBK1020G	RGA220M2CBK-1020G	22	10x20				
140-RGA470M2CBK1325G	RGA470M2CBK-1325G	47	13x26				
140-RGA101M2CBK1625G	RGA101M2CBK-1625G	100	16x25				

250 Volt (300V Surge)

For quantities greater than listed, call for quote.

MOUSER STOCK NO.	Lelon Part No.	Value (μF)	Case Size DxL (mm) Max.	Price Each 1	100	500	1000
140-RGA1R0M2EBK0511G	RGA1R0M2EBK-0511G	1.0	5x11				
140-RGA2R2M2EBK0611G	RGA2R2M2EBK-0611G	2.2	6.3x11				
140-RGA4R7M2EBK1016G	RGA4R7M2EBK-1016G	4.7	10x16				
140-RGA100M2EBK1016G	RGA100M2EBK-1016G	10	10x16				
140-RGA220M2EBK1320G	RGA220M2EBK-1320G	22	13x20				
140-RGA470M2EBK1325G	RGA470M2EBK-1325G	47	13x25				
140-RGA101M2EBK1636G	RGA101M2EBK-1636G	100	16x35.5				

© Copyright 2014 Mouser Electronics

© Copyright 2014 Mouser Electronics

LELON Aluminum Electrolytic Capacitors

RoHS Compliant **This product is RoHS compliant.**

LELON RLA LOW LEAKAGE CURRENT SERIES

Electrical Specifications:

- Operating temperature range: -40°C to +85°C
- Capacitance tolerance: ±20% (@ 20°C, 120Hz)
- Endurance: 2000 hours @ 85°C
- DC Leakage current: I = 0.002CV or 0.4 (μA), whichever is greater

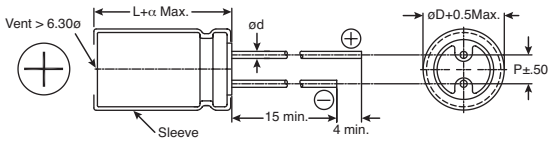

RoHS Compliant

Application Note:
A higher voltage capacitor may be used in a lower voltage application.



Dissipation Factor (Tan δ, at 20°C 120Hz)								
Rated Voltage (V)	6.3	10	16	25	35	50	63	100
Tan δ (max.)	.25	.21	.16	.14	.12	.10	.09	.08
When the capacitance exceeds 1000μF, .02 shall be added every 1000μF increase								

Lead Spacing & Diameter	DIMENSIONS: mm						
øD	5	6.3	8	10	12.5	16	18
P	2.0	2.5	3.5	5.0		7.5	
ød	0.5		0.6			0.8	
α	1.0			1.5			

For quantities greater than listed, call for quote.

MOUSER STOCK NO.	Lelon Part No.	Value (μF)	Case Size DxL (mm) Max.	Price Each 1	100	500
10 Volt (13V Surge)						
140-RLA101M1ABK0511P	RLA101M1ABK-0511P	100	5x11			
140-RLA221M1ABK0611P	RLA221M1ABK-0611P	220	6.3x11			
140-RLA331M1ABK0811P	RLA331M1ABK-0811P	330	8x11			
140-RLA471M1ABK0811P	RLA471M1ABK-0811P	470	8x11			
140-RLA222M1ABK1320P	RLA222M1ABK-1320P	2200	13x20			
16 Volt (20V Surge)						
140-RLA100M1CBK0511P	RLA100M1CBK-0511P	10	5x11			
140-RLA220M1CBK0511P	RLA220M1CBK-0511P	22	5x11			
140-RLA330M1CBK0511P	RLA330M1CBK-0511P	33	5x11			
140-RLA470M1CBK0511P	RLA470M1CBK-0511P	47	5x11			
140-RLA101M1CBK0611P	RLA101M1CBK-0611P	100	6.3x11			
140-RLA221M1CBK0811P	RLA221M1CBK-0811P	220	8x11			
140-RLA102M1CBK1020P	RLA102M1CBK-1020P	1000	10x20			
25 Volt (32V Surge)						
140-RLA101M1EBK0611P	RLA101M1EBK-0611P	100	6.3x11			
140-RLA221M1EBK0811P	RLA221M1EBK-0811P	220	8x11			

For quantities greater than listed, call for quote.

MOUSER STOCK NO.	Lelon Part No.	Value (μF)	Case Size DxL (mm) Max.	Price Each 1	100	500
35 Volt (44V Surge)						
140-RLA100M1VBK0511P	RLA100M1VBK-0511P	10	5x11			
140-RLA220M1VBK0511P	RLA220M1VBK-0511P	22	5x11			
140-RLA330M1VBK0511P	RLA330M1VBK-0511P	33	5x11			
140-RLA470M1VBK0611P	RLA470M1VBK-0611P	47	6.3x11			
140-RLA101M1VBK0811P	RLA101M1VBK-0811P	100	8x11			
140-RLA221M1VBK1012P	RLA221M1VBK-1012P	220	10x12			
50 Volt (63V Surge)						
140-RLA2R2M1HBK0511P	RLA2R2M1HBK-0511P	2.2	5x11			
140-RLA3R3M1HBK0511P	RLA3R3M1HBK-0511P	3.3	5x11			
140-RLA4R7M1HBK0511P	RLA4R7M1HBK-0511P	4.7	5x11			
140-RLA100M1HBK0611P	RLA100M1HBK-0611P	10	6.3x11			
140-RLA220M1HBK0611P	RLA220M1HBK-0611P	22	6.3x11			
140-RLA470M1HBK0811P	RLA470M1HBK-0811P	47	8x11			
140-RLA101M1HBK1016P	RLA101M1HBK-1016P	100	10x16			

LELON RXJ LOW ESR ELECTROLYTIC CAPACITORS SERIES

Specifications:

- Operating temperature range: -55°C to +105°C
- Capacitance tolerance: ±20% (@ 20°C, 120Hz)
- Endurance: 2000 hours @ 105°C (0D < 8mm)
  5000 hours @ 105°C (0D > 10mm)
- DC Leakage current: I = 0.01CV or 3 (μA), whichever is greater

Features:

- High permissible ripple current
- Wide operating temperature range
- Suited for switching power supplies

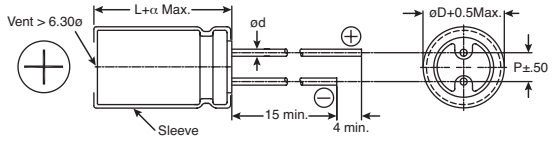

RoHS Compliant

Application Note:
A higher voltage capacitor may be used in a lower voltage application



Dissipation Factor (Tan δ, at 20°C 120Hz)							
Rated Voltage (V)	6.3	10	16	35	50	63	100
Tan δ (max.)	.22	.19	.16	.12	.10	.01	

Lead Spacing & Diameter	DIMENSIONS: mm						
øD	5	6.3	8	10	12.5	16	18
P	2.0	2.5	3.5	5.0		7.5	
ød	0.5		0.6			0.8	
α	1.0			1.5			

For quantities greater than listed, call for quote.

MOUSER STOCK NO.	Lelon Part No.	Value (μF)	Max. ESRΩ @ 20°C 100KHZ	Case Size DxL (mm) Max.	Price Each 1	100	500
16 Volt (20V Surge)							
140-RXJ101M1CBK0611P	RXJ101M1CBK-0611P	100	0.60	6.3x11			
140-RXJ221M1CBK0811P	RXJ221M1CBK-0811P	220	0.33	8x11.5			
140-RXJ331M1CBK1012P	RXJ331M1CBK-1012P	330	0.25	10x12.5			
140-RXJ471M1CBK1016P	RXJ471M1CBK-1016P	470	0.19	10x16			
140-RXJ102M1CBK1320P	RXJ102M1CBK-1320P	1000	0.085	12.5x20			
140-RXJ222M1CBK1325P	RXJ222M1CBK-1325P	2200	0.07	12.5x25			
140-RXJ332M1CBK1632P	RXJ332M1CBK-1632P	3300	0.048	16x31.5			
25 Volt (32V Surge)							
140-RXJ330M1EBK0511P	RXJ330M1EBK-0511P	33	1.30	5x11			
140-RXJ470M1EBK0611P	RXJ470M1EBK-0611P	47	0.60	6.3x11			
140-RXJ101M1EBK0811P	RXJ101M1EBK-0811P	100	0.33	8x11.5			
140-RXJ221M1EBK1012P	RXJ221M1EBK-1012P	220	0.25	10x12.5			
140-RXJ331M1EBK1016P	RXJ331M1EBK-1016P	330	0.19	10x16			
140-RXJ102M1EBK1325P	RXJ102M1EBK-1325P	1000	0.07	12.5x25			
50 Volt (63V Surge)							
140-RXJ4R7M1HBK0511P	RXJ4R7M1HBK0511P	4.7	3.00	5x11			
140-RXJ100M1HBK0511P	RXJ100M1HBK0511P	10	2.00	5x11			

For quantities greater than listed, call for quote.

MOUSER STOCK NO.	Lelon Part No.	Value (μF)	Max. ESRΩ @ 20°C 100KHZ	Case Size DxL (mm) Max.	Price Each 1	100	500
50 Volt (63V Surge) (cont.)							
140-RXJ220M1HBK0611P	RXJ220M1HBK0611P	22	0.6	6.3x11			
140-RXJ330M1HBK0611P	RXJ330M1HBK-0611P	33	0.6	6.3x11			
140-RXJ470M1HBK0611P	RXJ470M1HBK-0611P	47	0.33	6.3x11			
140-RXJ101M1HBK1016P	RXJ101M1HBK-1016P	100	0.19	10x16			
140-RXJ221M1HBK1025P	RXJ221M1HBK-1025P	220	0.12	10x25			
140-RXJ331M1HBK1320P	RXJ331M1HBK-1320P	330	0.085	12.5x20			
140-RXJ471M1HBK1325P	RXJ471M1HBK-1325P	470	0.07	13x26			
140-RXJ102M1HBK1632P	RXJ102M1HBK-1632P	1000	0.06	16x31.5			
100 Volt (125V Surge)							
140-RXJ1R0M2ABK0511P	RXJ1R0M2ABK-0511P	1.0	7.00	5x11			
140-RXJ2R2M2ABK0511P	RXJ2R2M2ABK-0511P	2.2	6.00	5x11			
140-RXJ100M2ABK0811P	RXJ100M2ABK-0811P	10	0.56	8x11.5			
140-RXJ220M2ABK0811P	RXJ220M2ABK-0811P	22	0.56	8x11.5			
140-RXJ330M2ABK1012P	RXJ330M2ABK-1012P	33	0.5	10x12.5			
140-RXJ470M2ABK1020P	RXJ470M2ABK-1020P	47	0.27	10x20			
140-RXJ101M2ABK1320P	RXJ101M2ABK-1320P	100	0.16	12.5x20			

© Copyright 2014 Mouser Electronics

© Copyright 2014 Mouser Electronics

LELON Aluminum Electrolytic Capacitors

RoHS Compliant This product is RoHS compliant.

LELON SS ULTRA MINIATURE SERIES - 5MM HEIGHT

Specifications:

- Operating temperature range: -40°C to +85°C
- Capacitance tolerance: ±20% (@ 20°C, 120Hz)
- Endurance: 1000 hours @ 85°C
- DC Leakage current: I = 0.01CV or 3 (μA), whichever is greater
- Smallest leaded electrolytic available from stock

Application Note:

A higher voltage capacitor may be used in a lower voltage application

Lead Spacing & Diameter	DIMENSIONS: mm				
øD	3	4	5	6.3	8
P	1.0	1.5	2.0	2.5	
ød	0.4	0.45			

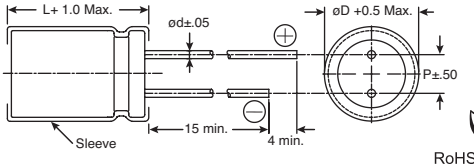

RoHS Compliant

For quantities greater than listed, call for quote.

MOUSER STOCK NO.	Lelon Part No.	Value (μF)	Case Size DxL (mm) Max.	Price Each 1	100	500	1000
6.3 Volt (8V Surge)							
140-SS470M0J0505P	SS470M0JBK-0505P	47	5x5				
10Volt (13V Surge)							
140-SS100M1A0405P	SS100M1ABK-0405P	10	4x5				
16Volt (20V Surge)							
140-SS4R7M1C0305P	SS4R7M1CBK-0305P	4.7	3x5				
140-SS100M1C0405P	SS100M1CBK-0405P	10	4x5				
140-SS220M1C0505P	SS220M1CBK-0505P	22	5x5				
140-SS330M1C0505P	SS330M1CBK-0505P	33	5x5				
140-SS470M1C0605P	SS470M1CBK-0605P	47	6.3x5				
140-SS101M1C0805P	SS101M1CBK-0805P	100	8x5				
25 Volt (32V Surge)							
140-SS3R3M1E0305P	SS3R3M1EBK-0305P	3.3	3x5				
140-SS4R7M1E0405P	SS4R7M1EBK-0405P	4.7	4x5				
140-SS100M1E0505P	SS100M1EBK-0505P	10	5x5				
140-SS220M1E0605P	SS220M1EBK-0605P	22	6.3x5				

For quantities greater than listed, call for quote.

MOUSER STOCK NO.	Lelon Part No.	Value (μF)	Case Size DxL (mm) Max.	Price Each 1	100	500	1000
25 Volt (32V Surge) Cont.							
140-SS470M1E0605P	SS470M1EBK-0605P	47	6.3x5				
140-SS101M1E0805P	SS101M1EBK-0805P	100	8x5				
35 Volt (44V Surge)							
140-SS2R2M1V0305P	SS2R2M1VBK-0305P	2.2	3x5				
140-SS3R3M1V0405P	SS3R3M1VBK-0405P	3.3	4x5				
140-SS4R7M1V0405P	SS4R7M1VBK-0405P	4.7	4x5				
140-SS100M1V0505P	SS100M1VBK-0505P	10	5x5				
140-SS220M1V0605P	SS220M1VBK-0605P	22	6.3x5				
50 Volt (63V Surge)							
140-SS0R1M1H0305P	SS0R1M1HBK-0305P	0.1	3x5				
140-SS0R33M1H0305P	SS0R33M1HBK-0305P	0.33	3x5				
140-SS0R47M1H0305P	SS0R47M1HBK-0305P	0.47	3x5				
140-SS2R2M1H0405P	SS2R2M1HBK-0405P	2.2	4x5				
140-SS100M1H0605P	SS100M1HBK-0605P	10	6.3x5				
140-SS220M1H0605P	SS220M1HBK-0605P	22	6.3x5				

LELON SEA 85°C SUB MINIATURE SERIES- 7MM HEIGHT

Specifications:

- Operating temperature range: -40°C to +85°C
- Capacitance tolerance: ±20% (@ 20°C, 120Hz)
- Endurance: 2000 hours @ 85°C
- DC Leakage current: I = 0.01CV or 3 (μA), whichever is greater
- Meets tight board space requirements
- Replacement for expensive tantalum capacitors

Application Note:

A higher voltage capacitor may be used in a lower voltage application

Lead Spacing & Diameter	DIMENSIONS: mm				
øD	4	5	6.3	8	10
P	1.5	2.0	2.5	3.5	5.0
ød	0.45	0.5			0.6
α	1.0				1.5

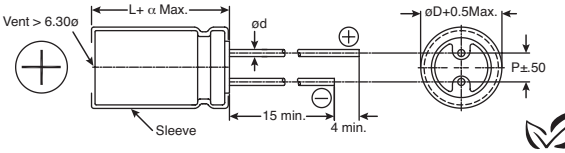

RoHS Compliant

For quantities greater than listed, call for quote.

MOUSER STOCK NO.	Lelon Part No.	Value (μF)	Case Size DxL (mm) Max.	Price Each 1	100	500	1000
10 Volt (13V Surge)							
140-SEA220M1ABK0407	SEA220M1ABK-0407	22	4x7				
140-SEA330M1ABK0407	SEA330M1ABK-0407	33	4x7				
140-SEA470M1ABK0507	SEA470M1ABK-0507	47	5x7				
140-SEA101M1ABK0607	SEA101M1ABK-0607	100	6.3x7				
140-SEA221M1ABK0807	SEA221M1ABK-0807	220	8x7				
16 Volt (20V Surge)							
140-SEA100M1CBK0407	SEA100M1CBK-0407	10	4x7				
140-SEA220M1CBK0507	SEA220M1CBK-0507	22	4x7				
140-SEA330M1CBK0507	SEA330M1CBK-0507	33	5x7				
140-SEA470M1CBK0607	SEA470M1CBK-0607	47	6.3x7				
140-SEA101M1CBK0607	SEA101M1CBK-0607	100	6.3x7				

For quantities greater than listed, call for quote.

MOUSER STOCK NO.	Lelon Part No.	Value (μF)	Case Size DxL (mm) Max.	Price Each 1	100	500	1000
25 Volt (32V Surge)							
140-SEA330M1EBK0607	SEA330M1EBK-0607	33	6.3x7				
35 Volt (44V Surge)							
140-SEA4R7M1VBK0407	SEA4R7M1VBK-0407P	4.7	4x7				
140-SEA100M1VBK0507	SEA100M1VBK-0507P	10	5x7				
140-SEA220M1VBK0607	SEA220M1VBK-0607P	22	6.3x7				
50 Volt (63V Surge)							
140-SEA0R1M1HBK0407	SEA0R1M1HBK-0407P	0.1	4x7				
140-SEA0R22M1HBK0407	SEA0R22M1HBK-0407P	0.22	4x7				
140-SEA0R33M1HBK0407	SEA0R33M1HBK-0407P	0.33	4x7				
140-SEA0R47M1HBK0407	SEA0R47M1HBK-0407P	0.47	4x7				
140-SEA3R3M1HBK0407	SEA3R3M1HBK-0407P	3.3	4x7				
140-SEA4R7M1HBK0507	SEA4R7M1HBK-0507P	4.7	5x7				
140-SEA100M1HBK0607	SEA100M1HBK-0607P	10	6.3x7				

LELON SG 105°C SUB MINIATURE SERIES- 7MM HEIGHT

Specifications:

- Operating temperature: -40°C to +105°C
- Capacitance tolerance: ±20% (@ 20°C, 120Hz)
- Endurance: 1000 hours @ 105°C
- DC Leakage current: I = .01CV or 3uA whichever is greater
- Meets tight board space requirements
- Can be used in place of expensive tantalum capacitors

Application Note:

A higher voltage capacitor may be used in a lower voltage application

Lead Spacing & Diameter	DIMENSIONS: mm			
øD	4	5	6.3	8
P	1.5	2.0	2.5	3.5
ød	0.45	0.5		

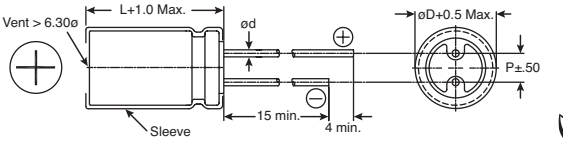

RoHS Compliant

For quantities greater than listed, call for quote.

MOUSER STOCK NO.	Lelon Part No.	Value (μF)	Case Size DxL (mm) Max.	Price Each 1	100	500	1000
10 Volt (13V Surge)							
140-SG330M1A0407P	SG330M1ABK-0407P	33	4x7				
140-SG101M1A0607P	SG101M1ABK-0607P	100	6.3x7				
140-SG221M1A0807P	SG221M1ABK-0807P	220	8x7				
16 Volt (20V Surge)							
140-SG100M1C0407P	SG100M1CBK-0407P	10	4x7				
140-SG470M1C0607P	SG470M1CBK-0607P	47	6.3x7				
140-SG101M1C0607P	SG101M1CBK-0607P	100	6.3x7				
25 Volt (32V Surge)							
140-SG330M1E0607P	SG330M1EBK-0607P	33	6.3x7				

For quantities greater than listed, call for quote.

MOUSER STOCK NO.	Lelon Part No.	Value (μF)	Case Size DxL (mm) Max.	Price Each 1	100	500	1000
35 Volt (44V Surge)							
140-SG4R7M1V0407P	SG4R7M1VBK-0407P	4.7	4x7				
140-SG100M1V0507P	SG100M1VBK-0507P	10	5x7				
50 Volt (63V Surge)							
140-SG0R1M1H0407P	SG0R1M1HBK-0407P	0.1	4x7				
140-SGR22M1H0407P	SGR22M1HBK-0407P	0.22	4x7				
140-SGR47M1H0407P	SGR47M1HBK-0407P	0.47	4x7				
140-SG1R0M1H0407P	SG1R0M1HBK-0407P	1	4x7				
140-SG2R2M1H0407P	SG2R2M1HBK-0407P	2.2	4x7				
140-SG3R3M1H0407P	SG3R3M1HBK-0407P	3.3	4x7				
140-SG4R7M1H0507P	SG4R7M1HBK-0507P	4.7	5x7				
140-SG100M1H0607P	SG100M1HBK-0607P	10	6.3x7				

© Copyright 2014 Mouser Electronics

© Copyright 2014 Mouser Electronics

NICHICON Aluminum Electrolytic Capacitors

nichicon

RoHS Compliant This product is RoHS compliant.

nichicon CS SERIES - PENCIL SHAPED TYPE, MINIATURE SIZED

Features:

- High reliability
- High ripple current
- Load life of 10000 hours at +105ºC
- Suited for slim-designed products

Specifications:

- Operating temperature range: -40°C to 105ºC (200V to 400V), -25°C to +105ºC (450V)
- Voltage range: 200V to 450V
- Capacitance range: 18 to 270uF
- Capacitance tolerance: ±20% at 120Hz, 20°C
- Leakage current: After 1 minute's application of rated voltage, leakage current is not more than 0.04CV+100 (uA)

DIMENSIONS: mm

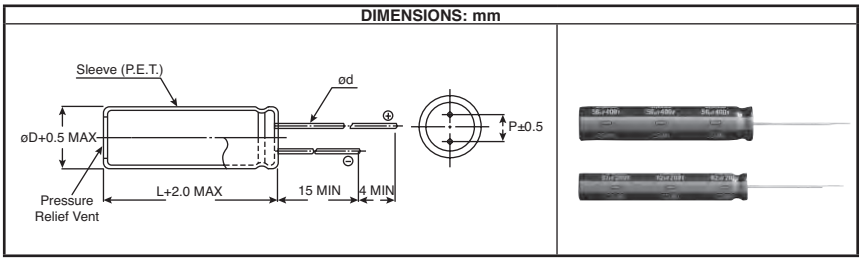

RoHS Compliant

For quantities greater than listed, call for quote.

MOUSER STOCK NO.	Nichicon Part No.	Value (uF)	Case Size D x L (mm)	Rated Ripple (mArms) at 105° C 120Hz	Price Each 1	10	100
200 Volt							
647-UCS2D820MND9	UCS2D820MND9	82	8 x 50	530			
647-UCS2D101MND9	UCS2D101MND9	100	10 x 40	630			
647-UCS2D121MND9	UCS2D121MND9	120	10 x 40	680			
647-UCS2D151MND9	UCS2D151MND9	150	10 x 50	830			
647-UCS2D221MNY9	UCS2D221MNY9	220	12.5 x 40	1075			
647-UCS2D271MNY9	UCS2D271MNY9	270	12.5 x 50	1265			
250 Volt							
647-UCS2E560MND9	UCS2E560MND9	56	8 x 50	430			
647-UCS2E820MND9	UCS2E820MND9	82	10 x 40	610			
647-UCS2E101MND9	UCS2E101MND9	100	10 x 50	680			
647-UCS2E151MNY9	UCS2E151MNY9	150	12.5 x 40	920			
647-UCS2E181MNY9	UCS2E181MNY9	180	12.5 x 50	1035			
400 Volt							
647-UCS2G270MND9	UCS2G270MND9	27	8 x 50	255			
647-UCS2G390MND9	UCS2G390MND9	39	10 x 40	400			
647-UCS2G560MND9	UCS2G560MND9	56	10 x 50	520			
647-UCS2G680MNY9	UCS2G680MNY9	68	12.5 x 40	600			
647-UCS2G820MNY9	UCS2G820MNY9	82	12.5 x 50	700			
450 Volt							
647-UCS2W180MND9	UCS2W180MND9	18	8 x 50	220			
647-UCS2W270MND9	UCS2W270MND9	27	10 x 40	290			
647-UCS2W330MND9	UCS2W330MND9	33	10 x 40	360			
647-UCS2W390MND9	UCS2W390MND9	39	10 x 50	410			
647-UCS2W470MNY9	UCS2W470MNY9	47	12.5 x 40	525			
647-UCS2W680MNY9	UCS2W680MNY9	68	12.5 x 50	670			

nichicon PZ SERIES - PENCIL SHAPED TYPE, HIGH VOLTAGE, SMALLER SIZED

Features:

- High ripple current
- Load life of 2000 hours at 105ºC
- Suited for slim-designed products

Specifications:

- Operating temperature range: -40ºC to 105ºC (200V to 400V), -25ºC to +105ºC (450V)
- Voltage range: 200V to 450V
- Capacitance range: 24 to 270uF
- Capacitance tolerance: ±20% at 120Hz, 20°C
- Leakage current: After 1 minute's application of rated voltage, leakage current is not more than 0.04CV+100 (uA)

DIMENSIONS: mm

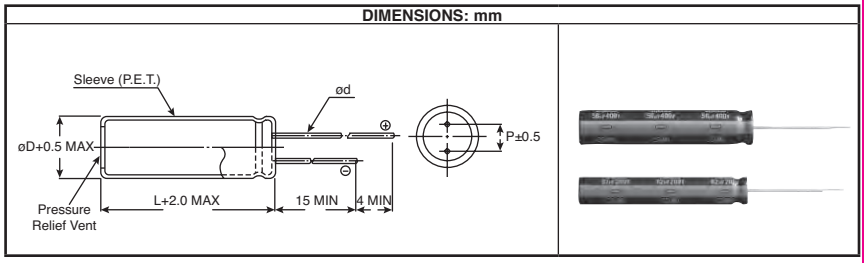

RoHS Compliant

For quantities greater than listed, call for quote.

MOUSER STOCK NO.	Nichicon Part No.	Value (uF)	Case Size D x L (mm)	Rated Ripple (mArms) at 105° C 120Hz	Price Each 1	10	100
200 Volt							
647-UPZ2D820MND9	UPZ2D820MND9	82	8 x 50	530			
647-UPZ2D121MND9	UPZ2D121MND9	120	10 x 40	680			
647-UPZ2D151MND9	UPZ2D151MND9	150	10 x 50	830			
647-UPZ2D221MNY9	UPZ2D221MNY9	220	12.5 x 40	1075			
647-UPZ2D271MNY9	UPZ2D271MNY9	270	12.5 x 50	1265			
250 Volt							
647-UPZ2E560MND9	UPZ2E560MND9	56	8 x 50	430			
647-UPZ2E820MND9	UPZ2E820MND9	82	10 x 40	610			
647-UPZ2E121MND9	UPZ2E121MND9	120	10 x 50	740			
647-UPZ2E151MNY9	UPZ2E151MNY9	150	12.5 x 40	920			
647-UPZ2E221MNY9	UPZ2E221MNY9	220	12.5 x 50	1140			
400 Volt							
647-UPZ2G270MND9	UPZ2G270MND9	27	8 x 50	255			
647-UPZ2G470MND9	UPZ2G470MND9	47	10 x 40	435			
647-UPZ2G560MND9	UPZ2G560MND9	56	10 x 50	520			
647-UPZ2G820MNY9	UPZ2G820MNY9	82	12.5 x 40	660			
647-UPZ2G101MNY9	UPZ2G101MNY9	100	12.5 x 50	770			
450 Volt							
647-UPZ2W240MND9	UPZ2W240MND9	24	8 x 50	250			
647-UPZ2W330MND9	UPZ2W330MND9	33	10 x 40	360			
647-UPZ2W470MND9	UPZ2W470MND9	47	10 x 50	450			
647-UPZ2W560MNY9	UPZ2W560MNY9	56	12.5 x 40	570			
647-UPZ2W820MNY9	UPZ2W820MNY9	82	12.5 x 50	730			

© Copyright 2014 Mouser Electronics

© Copyright 2014 Mouser Electronics

NICHICON Aluminum Electrolytic Capacitors

nichicon

nichicon UVR 85°C GENERAL PURPOSE SERIES

DIMENSIONS: mm

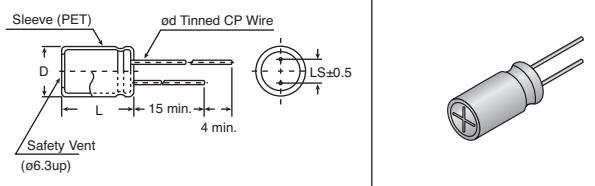

Specifications:

- Operating temperature range: -40°C ~ +85°C (6.3V ~ 400V), -25°C ~ +85°C (450V)
- Voltage range: 6.3V ~ 450V
- Capacitance range: 0.1µF ~ 33000µF
- Capacitance tolerance: ±20% at 120Hz, 20°C
- Endurance: 2000 hours @ 85°C

Application note:

- A higher voltage capacitor may be used in a lower voltage application

LEAD-FREE

RoHS Compliant

6.3V ~ 100V	160V ~ 450V
After 1 minute application of rated voltage, leakage current is not more than 0.03CV or 4 (µA), whichever is greater	After 1 minute application of rated voltage, CV ≤ 1000: I = 0.1CV + 40µA or less
After 2 minutes application of rated voltage, leakage current is not more than 0.01CV or 3 (µA), whichever is greater	After 1 minutes application of rated voltage, CV > 1000: I = 0.04CV + 100µA or less

For quantities greater than listed, call for quote.

MOUSER STOCK NO.	Nichicon Part No.	Value (µF)	Case Size D x L (mm) Max.	LS (mm)	Price Each 1	10	100	500
6.3 Volt								
647-UVR0J101MDD	UVR0J101MDD	100	5 x 11	2.0				
647-UVR0J221MDD	UVR0J221MDD	220	5 x 11	2.0				
647-UVR0J331MED	UVR0J331MED	330	6.3 x 11	2.5				
647-UVR0J471MED	UVR0J471MED	470	6.3 x 11	2.5				
647-UVR0J102MPD	UVR0J102MPD	1000	8 x 11.5	3.5				
647-UVR0J222MPD	UVR0J222MPD	2200	10 x 20	5.0				
647-UVR0J332MPD	UVR0J332MPD	3300	10 x 20	5.0				
647-UVR0J682MHD	UVR0J682MHD	6800	12.5 x 25	5.0				
647-UVR0J103MHD	UVR0J103MHD	10000	16 x 25	7.5				
647-UVR0J153MHD	UVR0J153MHD	15000	16 x 35.5	7.5				
647-UVR0J223MHD	UVR0J223MHD	22000	18 x 40	7.5				
10 Volt								
647-UVR1A101MDD	UVR1A101MDD	100	5 x 11	2.0				
647-UVR1A221MED	UVR1A221MED	220	6.3 x 11	2.5				
647-UVR1A331MED	UVR1A331MED	330	6.3 x 11	2.5				
647-UVR1A471MED	UVR1A471MED	470	6.3 x 11	2.5				
647-UVR1A102MPD	UVR1A102MPD	1000	10 x 12.5	5.0				
647-UVR1A222MPD	UVR1A222MPD	2200	10 x 20	5.0				
647-UVR1A332MHD	UVR1A332MHD	3300	12.5 x 20	5.0				
647-UVR1A472MHD	UVR1A472MHD	4700	12.5 x 25	5.0				
647-UVR1A682MHD	UVR1A682MHD	6800	16 x 25	7.5				
647-UVR1A103MHD	UVR1A103MHD	10000	16 x 35.5	7.5				
647-UVR1A153MHD	UVR1A153MHD	15000	18 x 35.5	7.5				
16 Volt								
647-UVR1C100MDD	UVR1C100MDD	10	5 x 11	2.0				
647-UVR1C220MDD	UVR1C220MDD	22	5 x 11	2.0				
647-UVR1C330MDD	UVR1C330MDD	33	5 x 11	2.0				
647-UVR1C470MDD	UVR1C470MDD	47	5 x 11	2.0				
647-UVR1C101MDD	UVR1C101MDD	100	5 x 11	2.0				
647-UVR1C221MED	UVR1C221MED	220	6.3 x 11	2.5				
647-UVR1C331MPD	UVR1C331MPD	330	8 x 11.5	3.5				
647-UVR1C471MPD	UVR1C471MPD	470	8 x 11.5	3.5				
647-UVR1C102MPD	UVR1C102MPD	1000	10 x 16	5.0				
647-UVR1C222MHD	UVR1C222MHD	2200	12.5 x 20	5.0				
647-UVR1C332MHD	UVR1C332MHD	3300	12.5 x 25	5.0				
647-UVR1C472MHD	UVR1C472MHD	4700	16 x 25	7.5				
647-UVR1C682MHD	UVR1C682MHD	6800	16 x 35.5	7.5				
647-UVR1C103MHD	UVR1C103MHD	10000	18 x 35.5	7.5				
25 Volt								
647-UVR1E100MDD	UVR1E100MDD	10	5 x 11	2.0				
647-UVR1E220MDD	UVR1E220MDD	22	5 x 11	2.0				
647-UVR1E330MDD	UVR1E330MDD	33	5 x 11	2.0				
647-UVR1E470MDD	UVR1E470MDD	47	5 x 11	2.0				
647-UVR1E101MED	UVR1E101MED	100	6.3 x 11	2.5				
647-UVR1E221MPD	UVR1E221MPD	220	8 x 11.5	3.5				
647-UVR1E331MPD	UVR1E331MPD	330	10 x 12.5	5.0				
647-UVR1E471MPD	UVR1E471MPD	470	10 x 12.5	5.0				
647-UVR1E102MPD	UVR1E102MPD	1000	10 x 20	5.0				
647-UVR1E222MHD	UVR1E222MHD	2200	12.5 x 25	5.0				
647-UVR1E332MHD	UVR1E332MHD	3300	16 x 25	7.5				
647-UVR1E472MHD	UVR1E472MHD	4700	16 x 31.5	7.5				
647-UVR1E682MHD	UVR1E682MHD	6800	18 x 35.5	7.5				
35 Volt								
647-UVR1V100MDD	UVR1V100MDD	10	5 x 11	2.0				
647-UVR1V220MDD	UVR1V220MDD	22	5 x 11	2.0				
647-UVR1V330MDD	UVR1V330MDD	33	5 x 11	2.0				
647-UVR1V470MDD	UVR1V470MDD	47	5 x 11	2.0				
647-UVR1V101MED	UVR1V101MED	100	6.3 x 11	2.5				
647-UVR1V221MPD	UVR1V221MPD	220	10 x 12.5	5.0				
647-UVR1V331MPD	UVR1V331MPD	330	10 x 12.5	5.0				
647-UVR1V471MPD	UVR1V471MPD	470	10 x 16	5.0				
647-UVR1V102MHD	UVR1V102MHD	1000	12.5 x 20	5.0				
647-UVR1V222MHD	UVR1V222MHD	2200	16 x 25	7.5				
647-UVR1V332MHD	UVR1V332MHD	3300	16 x 35.5	7.5				
647-UVR1V472MHD	UVR1V472MHD	4700	18 x 35.5	7.5				
50 Volt								
647-UVR1HR33MDD	UVR1HR33MDD	0.33	5 x 11	2.0				
647-UVR1HR47MDD	UVR1HR47MDD	0.47	5 x 11	2.0				
647-UVR1H010MDD	UVR1H010MDD	1.0	5 x 11	2.0				
647-UVR1H2R2MDD	UVR1H2R2MDD	2.2	5 x 11	2.0				
647-UVR1H3R3MDD	UVR1H3R3MDD	3.3	5 x 11	2.0				
647-UVR1H4R7MDD	UVR1H4R7MDD	4.7	5 x 11	2.0				
647-UVR1H100MDD	UVR1H100MDD	10	5 x 11	2.0				
647-UVR1H220MDD	UVR1H220MDD	22	5 x 11	2.0				
647-UVR1H330MDD	UVR1H330MDD	33	5 x 11	2.0				
647-UVR1H470MED	UVR1H470MED	47	6.3 x 11	2.5				
647-UVR1H101MPD	UVR1H101MPD	100	8 x 11.5	3.5				

For quantities greater than listed, call for quote.

MOUSER STOCK NO.	Nichicon Part No.	Value (µF)	Case Size D x L (mm) Max.	LS (mm)	Price Each 1	10	100	500
50 Volt (Cont.)								
647-UVR1H221MPD	UVR1H221MPD	220	10 x 12.5	5.0				
647-UVR1H331MPD	UVR1H331MPD	330	10 x 16	5.0				
647-UVR1H471MHD	UVR1H471MHD	470	12.5 x 20	5.0				
647-UVR1H102MHD	UVR1H102MHD	1000	12.5 x 25	5.0				
647-UVR1H222MHD	UVR1H222MHD	2200	16 x 35.5	7.5				
647-UVR1H332MHD	UVR1H332MHD	3300	18 x 35.5	7.5				
63 Volt								
647-UVR1J100MDD	UVR1J100MDD	10	5 x 11	2.0				
647-UVR1J220MDD	UVR1J220MDD	22	5 x 11	2.0				
647-UVR1J330MED	UVR1J330MED	33	6.3 x 11	2.5				
647-UVR1J470MED	UVR1J470MED	47	6.3 x 11	2.5				
647-UVR1J101MPD	UVR1J101MPD	100	10 x 12.5	5.0				
647-UVR1J221MPD	UVR1J221MPD	220	10 x 16	5.0				
647-UVR1J331MPD	UVR1J331MPD	330	10 x 20	5.0				
647-UVR1J471MHD	UVR1J471MHD	470	12.5 x 20	5.0				
647-UVR1J102MHD	UVR1J102MHD	1000	16 x 25	7.5				
647-UVR1J222MHD	UVR1J222MHD	2200	18 x 35.5	7.5				
100 Volt								
647-UVR2A0R1MDD	UVR2A0R1MDD	0.1	5 x 11	2.0				
647-UVR2AR33MDD	UVR2AR33MDD	0.33	5 x 11	2.0				
647-UVR2AR47MDD	UVR2AR47MDD	0.47	5 x 11	2.0				
647-UVR2A010MDD	UVR2A010MDD	1.0	5 x 11	2.0				
647-UVR2A2R2MDD	UVR2A2R2MDD	2.2	5 x 11	2.0				
647-UVR2A3R3MDD	UVR2A3R3MDD	3.3	5 x 11	2.0				
647-UVR2A4R7MDD	UVR2A4R7MDD	4.7	5 x 11	2.0				
647-UVR2A100MED	UVR2A100MED	10	6.3 x 11	2.5				
647-UVR2A220MED	UVR2A220MED	22	6.3 x 11	2.5				
647-UVR2A330MPD	UVR2A330MPD	33	8 x 11.5	3.5				
647-UVR2A470MPD	UVR2A470MPD	47	10 x 12.5	5.0				
647-UVR2A101MPD	UVR2A101MPD	100	10 x 20	5.0				
647-UVR2A221MHD	UVR2A221MHD	220	12.5 x 25	5.0				
647-UVR2A331MHD	UVR2A331MHD	330	12.5 x 25	5.0				
647-UVR2A471MHD	UVR2A471MHD	470	16 x 25	7.5				
647-UVR2A102MHD	UVR2A102MHD	1000	18 x 40	7.5				
160 Volt								
647-UVR2C010MED	UVR2C010MED	1.0	6.3 x 11	2.5				
647-UVR2C4R7MED	UVR2C4R7MED	4.7	6.3 x 11	2.5				
647-UVR2C100MPD	UVR2C100MPD	10	8 x 11.5	3.5				
647-UVR2C220MPD	UVR2C220MPD	22	10 x 16	5.0				
647-UVR2C330MPD	UVR2C330MPD	33	10 x 20	5.0				
647-UVR2C470MHD	UVR2C470MHD	47	12.5 x 20	5.0				
647-UVR2C101MHD	UVR2C101MHD	100	12.5 x 25	5.0				
647-UVR2C221MHD	UVR2C221MHD	220	16 x 35.5	7.5				
647-UVR2C331MHD	UVR2C331MHD	330	18 x 40	7.5				
647-UVR2C471MRD	UVR2C471MRD	470	22 x 40	10.0				
250 Volt								
647-UVR2E010MED	UVR2E010MED	1.0	6.3 x 11	2.5				
647-UVR2E2R2MED	UVR2E2R2MED	2.2	6.3 x 11	2.5				
647-UVR2E3R3MPD	UVR2E3R3MPD	3.3	8 x 11.5	3.5				
647-UVR2E4R7MPD	UVR2E4R7MPD	4.7	8 x 11.5	3.5				
647-UVR2E100MPD	UVR2E100MPD	10	10 x 16	5.0				
647-UVR2E220MHD	UVR2E220MHD	22	12.5 x 20	5.0				
647-UVR2E330MHD	UVR2E330MHD	33	12.5 x 20	5.0				
647-UVR2E470MHD	UVR2E470MHD	47	12.5 x 25	5.0				
647-UVR2E101MHD	UVR2E101MHD	100	16 x 31.5	7.5				
647-UVR2E221MRD	UVR2E221MRD	220	20 x 40	10.0				
350 Volt								
647-UVR2V010MED	UVR2V010MED	1.0	6.3 x 11	2.5				
647-UVR2V2R2MPD	UVR2V2R2MPD	2.2	8 x 11.5	3.5				
647-UVR2V3R3MPD	UVR2V3R3MPD	3.3	10 x 12.5	5.0				
647-UVR2V4R7MPD	UVR2V4R7MPD	4.7	10 x 12.5	5.0				
647-UVR2V100MPD	UVR2V100MPD	10	10 x 20	5.0				
647-UVR2V220MHD	UVR2V220MHD	22	12.5 x 25	5.0				
647-UVR2V330MHD	UVR2V330MHD	33	16 x 25	7.5				
647-UVR2V470MHD	UVR2V470MHD	47	16 x 35.5	7.5				
647-UVR2V101MHD	UVR2V101MHD	100	18 x 40	7.5				
400 Volt								
647-UVR2G010MPD	UVR2G010MPD	1.0	8 x 11.5	3.5				
647-UVR2G2R2MPD	UVR2G2R2MPD	2.2	10 x 12.5	5.0				
647-UVR2G4R7MPD	UVR2G4R7MPD	4.7	10 x 16	5.0				
647-UVR2G100MHD	UVR2G100MHD	10	12.5 x 20	5.0				
450 Volt								
647-UVR2W3R3MPD	UVR2W3R3MPD	3.3	10 x 16	5.0				
647-UVR2W220MHD	UVR2W220MHD	22	16 x 25	7.5				
647-UVR2W330MHD	UVR2W330MHD	33	16 x 35.5	7.5				

© Copyright 2014 Mouser Electronics

© Copyright 2014 Mouser Electronics

nichicon UVZ SERIES 105°C CAPACITORS

DIMENSIONS: mm

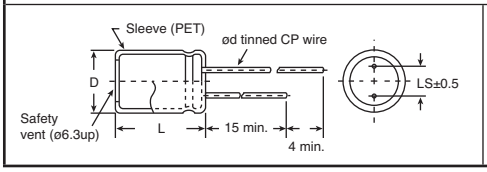

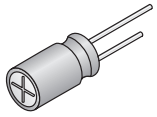

Specifications:

- Operating temperature range: -55°C ~ +105°C (6.3V ~ 100V), -40°C ~ +105°C (60V ~ 400V), -25°C ~ +105°C (450V)
- Voltage range: 6.3V ~ 450V
- Capacitance range: 0.1μF ~ 33000μF
- Capacitance tolerance: ±20% at 120Hz, 20°C
- Small case sizes as VR series, but operating over wide temperature range of -55°C ~ 105°C

Endurance:

- 1000 hours @ 105°C

Application note:

- A higher voltage capacitor may be used in a lower voltage application

RoHS Compliant

LEAD-FREE

Leakage Current:	
6.3V ~ 100V	160V ~ 450V
After 1 minute application of rated voltage, leakage current is not more than 0.03CV or 4 (μA), whichever is greater After 2 minutes application of rated voltage, leakage current is not more than 0.01CV or 3 (μA), whichever is greater	After 1 minute application of rated voltage, CV ≤ 1000: I = 0.1CV + 40μA or less After 1 minutes application of rated voltage, CV > 1000: I = 0.04CV + 100μA or less

For quantities greater than listed, call for quote.

MOUSER STOCK NO.	Nichicon Part No.	Value (μF)	Case Size D x L (mm) Max.	LS (mm)	Price Each 1	25	100	500
6.3 Volt								
647-UVZ0J101MDD	UVZ0J101MDD	100	5 x 11	2.0				
647-UVZ0J221MDD	UVZ0J221MDD	220	5 x 11	2.0				
647-UVZ0J331MED	UVZ0J331MED	330	6.3 x 11	2.5				
647-UVZ0J471MED	UVZ0J471MED	470	6.3 x 11	2.5				
647-UVZ0J102MPD	UVZ0J102MPD	1000	8 x 11.5	3.5				
647-UVZ0J222MPD	UVZ0J222MPD	2200	10 x 20	5.0				
647-UVZ0J332MPD	UVZ0J332MPD	3300	10 x 20	5.0				
647-UVZ0J472MHD	UVZ0J472MHD	4700	12.5 x 20	5.0				
647-UVZ0J682MHD	UVZ0J682MHD	6800	12.5 x 25	5.0				
647-UVZ0J103MHD	UVZ0J103MHD	10000	16 x 25	7.5				
647-UVZ0J223MHD	UVZ0J223MHD	22000	18 x 40	7.5				
10 Volt								
647-UVZ1A101MDD	UVZ1A101MDD	100	5 x 11	2.0				
647-UVZ1A221MED	UVZ1A221MED	220	6.3 x 11	2.5				
647-UVZ1A331MED	UVZ1A331MED	330	6.3 x 11	2.5				
647-UVZ1A471MED	UVZ1A471MED	470	6.3 x 11	2.5				
647-UVZ1A102MPD	UVZ1A102MPD	1000	10 x 12.5	5.0				
647-UVZ1A222MPD	UVZ1A222MPD	2200	10 x 20	5.0				
647-UVZ1A332MHD	UVZ1A332MHD	3300	12.5 x 20	5.0				
647-UVZ1A472MHD	UVZ1A472MHD	4700	12.5 x 25	5.0				
647-UVZ1A682MHD	UVZ1A682MHD	6800	16 x 25	7.5				
647-UVZ1A103MHD	UVZ1A103MHD	10000	16 x 35.5	7.5				
647-UVZ1A153MHD	UVZ1A153MHD	15000	18 x 35.5	7.5				
16 Volt								
647-UVZ1C470MDD	UVZ1C470MDD	47	5 x 11	2.0				
647-UVZ1C101MDD	UVZ1C101MDD	100	5 x 11	2.0				
647-UVZ1C221MED	UVZ1C221MED	220	6.3 x 11	2.5				
647-UVZ1C331MPD	UVZ1C331MPD	330	8 x 11.5	3.5				
647-UVZ1C471MPD	UVZ1C471MPD	470	8 x 11.5	3.5				
647-UVZ1C102MPD	UVZ1C102MPD	1000	10 x 16	5.0				
647-UVZ1C222MHD	UVZ1C222MHD	2200	12.5 x 20	5.0				
647-UVZ1C332MHD	UVZ1C332MHD	3300	12.5 x 25	5.0				
647-UVZ1C472MHD	UVZ1C472MHD	4700	16 x 25	7.5				
647-UVZ1C682MHD	UVZ1C682MHD	6800	16 x 35.5	7.5				
647-UVZ1C103MHD	UVZ1C103MHD	10000	18 x 35.5	7.5				
25 Volt								
647-UVZ1E470MDD	UVZ1E470MDD	47	5 x 11	2.0				
647-UVZ1E101MED	UVZ1E101MED	100	6.3 x 11	2.5				
647-UVZ1E221MPD	UVZ1E221MPD	220	8 x 11.5	3.5				
647-UVZ1E331MPD	UVZ1E331MPD	330	10 x 12.5	5.0				
647-UVZ1E471MPD	UVZ1E471MPD	470	10 x 12.5	5.0				
647-UVZ1E102MPD	UVZ1E102MPD	1000	10 x 20	5.0				
647-UVZ1E222MHD	UVZ1E222MHD	2200	12.5 x 25	5.0				
647-UVZ1E332MHD	UVZ1E332MHD	3300	16 x 25	7.5				
647-UVZ1E472MHD	UVZ1E472MHD	4700	16 x 31.5	7.5				
647-UVZ1E682MHD	UVZ1E682MHD	6800	18 x 35.5	7.5				
35 Volt								
647-UVZ1V330MDD	UVZ1V330MDD	33	5 x 11	2.0				
647-UVZ1V470MDD	UVZ1V470MDD	47	5 x 11	2.0				
647-UVZ1V101MED	UVZ1V101MED	100	6.3 x 11	2.5				
647-UVZ1V221MPD	UVZ1V221MPD	220	10 x 12.5	5.0				
647-UVZ1V331MPD	UVZ1V331MPD	330	10 x 12.5	5.0				
647-UVZ1V471MPD	UVZ1V471MPD	470	10 x 16	5.0				
647-UVZ1V102MHD	UVZ1V102MHD	1000	12.5 x 20	5.0				
647-UVZ1V222MHD	UVZ1V222MHD	2200	16 x 25	7.5				
647-UVZ1V332MHD	UVZ1V332MHD	3300	16 x 35.5	7.5				
647-UVZ1V472MHD	UVZ1V472MHD	4700	18 x 35.5	7.5				
50 Volt								
647-UVZ1H0R1MDD	UVZ1H0R1MDD	0.1	5 x 11	2.0				
647-UVZ1HR22MDD	UVZ1HR22MDD	0.22	5 x 11	2.0				
647-UVZ1HR33MDD	UVZ1HR33MDD	0.33	5 x 11	2.0				
647-UVZ1HR47MDD	UVZ1HR47MDD	0.47	5 x 11	2.0				
647-UVZ1H010MDD	UVZ1H010MDD	1.0	5 x 11	2.0				
647-UVZ1H2R2MDD	UVZ1H2R2MDD	2.2	5 x 11	2.0				
647-UVZ1H3R3MDD	UVZ1H3R3MDD	3.3	5 x 11	2.0				
647-UVZ1H4R7MDD	UVZ1H4R7MDD	4.7	5 x 11	2.0				
647-UVZ1H100MDD	UVZ1H100MDD	10	5 x 11	2.0				
647-UVZ1H220MDD	UVZ1H220MDD	22	5 x 11	2.0				
647-UVZ1H330MDD	UVZ1H330MDD	33	5 x 11	2.0				
647-UVZ1H470MED	UVZ1H470MED	47	6.3 x 11	2.5				
647-UVZ1H101MPD	UVZ1H101MPD	100	8 x 11.5	3.5				

For quantities greater than listed, call for quote.

MOUSER STOCK NO.	Nichicon Part No.	Value (μF)	Case Size D x L (mm) Max.	LS (mm)	Price Each 1	25	100	500
50 Volt (cont.)								
647-UVZ1H221MPD	UVZ1H221MPD	220	10 x 12.5	5.0				
647-UVZ1H331MPD	UVZ1H331MPD	330	10 x 16	5.0				
647-UVZ1H471MHD	UVZ1H471MHD	470	12.5 x 20	5.0				
647-UVZ1H102MHD	UVZ1H102MHD	1000	12.5 x 25	5.0				
647-UVZ1H222MHD	UVZ1H222MHD	2200	16 x 35.5	7.5				
647-UVZ1H332MHD	UVZ1H332MHD	3300	18 x 35.5	7.5				
63 Volt								
647-UVZ1J100MDD	UVZ1J100MDD	10	5 x 11	2.0				
647-UVZ1J220MDD	UVZ1J220MDD	22	5 x 11	2.0				
647-UVZ1J330MED	UVZ1J330MED	33	6.3 x 11	2.5				
647-UVZ1J470MED	UVZ1J470MED	47	6.3 x 11	2.5				
647-UVZ1J101MPD	UVZ1J101MPD	100	10 x 12.5	5.0				
647-UVZ1J221MPD	UVZ1J221MPD	220	10 x 16	5.0				
647-UVZ1J331MPD	UVZ1J331MPD	330	10 x 20	5.0				
647-UVZ1J471MHD	UVZ1J471MHD	470	12.5 x 20	5.0				
647-UVZ1J102MHD	UVZ1J102MHD	1000	16 x 25	7.5				
647-UVZ1J222MHD	UVZ1J222MHD	2200	18 x 35.5	7.5				
100 Volt								
647-UVZ2AR47MDD	UVZ2AR47MDD	0.47	5 x 11	2.0				
647-UVZ2A010MDD	UVZ2A010MDD	1.0	5 x 11	2.0				
647-UVZ2A2R2MDD	UVZ2A2R2MDD	2.2	5 x 11	2.0				
647-UVZ2A3R3MDD	UVZ2A3R3MDD	3.3	5 x 11	2.0				
647-UVZ2A4R7MDD	UVZ2A4R7MDD	4.7	5 x 11	2.0				
647-UVZ2A100MED	UVZ2A100MED	10	6.3 x 11	2.5				
647-UVZ2A220MED	UVZ2A220MED	22	6.3 x 11	2.5				
647-UVZ2A330MPD	UVZ2A330MPD	33	8 x 11.5	3.5				
647-UVZ2A470MPD	UVZ2A470MPD	47	10 x 12.5	5.0				
647-UVZ2A101MPD	UVZ2A101MPD	100	10 x 20	5.0				
647-UVZ2A221MHD	UVZ2A221MHD	220	12.5 x 25	5.0				
647-UVZ2A331MHD	UVZ2A331MHD	330	12.5 x 25	5.0				
647-UVZ2A471MHD	UVZ2A471MHD	470	16 x 25	7.5				
647-UVZ2A102MHD	UVZ2A102MHD	1000	18 x 40	7.5				
160 Volt								
647-UVZ2C010MED	UVZ2C010MED	1.0	6.3 x 11	2.5				
647-UVZ2C2R2MED	UVZ2C2R2MED	2.2	6.3 x 11	2.5				
647-UVZ2C3R3MED	UVZ2C3R3MED	3.3	6.3 x 11	2.5				
647-UVZ2C4R7MED	UVZ2C4R7MED	4.7	6.3 x 11	2.5				
647-UVZ2C100MPD	UVZ2C100MPD	10	8 x 11.5	3.5				
647-UVZ2C220MPD	UVZ2C220MPD	22	10 x 16	5.0				
647-UVZ2C330MPD	UVZ2C330MPD	33	10 x 20	5.0				
647-UVZ2C470MHD	UVZ2C470MHD	47	12.5 x 20	5.0				
647-UVZ2C101MHD	UVZ2C101MHD	100	12.5 x 25	5.0				
647-UVZ2C221MHD	UVZ2C221MHD	220	16 x 35.5	7.5				
647-UVZ2C331MHD	UVZ2C331MHD	330	18 x 40	7.5				
200 Volt								
647-UVZ2D010MED	UVZ2D010MED	1.0	6.3 x 11	2.5				
647-UVZ2D2R2MED	UVZ2D2R2MED	2.2	6.3 x 11	2.5				
647-UVZ2D3R3MED	UVZ2D3R3MED	3.3	6.3 x 11	3.5				
647-UVZ2D4R7MPD	UVZ2D4R7MPD	4.7	8 x 11.5	3.5				
647-UVZ2D100MPD	UVZ2D100MPD	10	10 x 12.5	5.0				
647-UVZ2D220MPD	UVZ2D220MPD	22	10 x 20	5.0				
647-UVZ2D330MHD	UVZ2D330MHD	33	12.5 x 20	5.0				
647-UVZ2D470MHD	UVZ2D470MHD	47	12.5 x 20	5.0				
647-UVZ2D101MHD	UVZ2D101MHD	100	16 x 31.5	7.5				
250 Volt								
647-UVZ2E010MED	UVZ2E010MED	1.0	6.3 x 11	2.5				
647-UVZ2E2R2MED	UVZ2E2R2MED	2.2	6.3 x 11	2.5				
647-UVZ2E3R3MPD	UVZ2E3R3MPD	3.3	8 x 11.5	3.5				
647-UVZ2E4R7MPD	UVZ2E4R7MPD	4.7	8 x 11.5	3.5				
647-UVZ2E100MPD	UVZ2E100MPD	10	10 x 16	5.0				
647-UVZ2E220MHD	UVZ2E220MHD	22	12.5 x 20	5.0				
647-UVZ2E330MHD	UVZ2E330MHD	33	12.5 x 20	5.0				
647-UVZ2E470MHD	UVZ2E470MHD	47	12.5 x 25	5.0				
647-UVZ2E101MHD	UVZ2E101MHD	100	16 x 31.5	7.5				
450 Volt								
647-UVZ2W010MPD	UVZ2W010MPD	1.0	8 x 11.5	3.5				
647-UVZ2W2R2MPD	UVZ2W2R2MPD	2.2	10 x 12.5	5.0				
647-UVZ2W3R3MPD	UVZ2W3R3MPD	3.3	10 x 16	5.0				
647-UVZ2W4R7MPD	UVZ2W4R7MPD	4.7	10 x 20	5.0				
647-UVZ2W100MHD	UVZ2W100MHD	10	12.5 x 20	5.0				
647-UVZ2W220MHD	UVZ2W220MHD	22	16 x 25	7.5				
647-UVZ2W330MHD	UVZ2W330MHD	33	16 x 35.5	7.5				

© Copyright 2014 Mouser Electronics

© Copyright 2014 Mouser Electronics

NICHICON Aluminum Electrolytic Capacitors

nichicon

nichicon UPW 105°C LOW IMPEDANCE, HIGH REL. SERIES

DIMENSIONS: mm

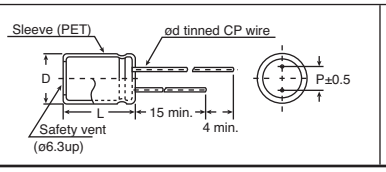

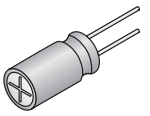

Features:
- Low impedance and high reliability
- Endurance: 2000 hours: øD 5-6.3
  3000 hours: øD 8
  5000 hours: øD 10
  7000 hours: øD 12.5
  8000 hours: øD 16-18

Specifications:
- Operating temperature range: -55°C ~ +105°C (6.3V ~ 100V)
- Voltage range: 6.3V ~ 450V
- Capacitance range: 0.47µF ~ 15000µF
- Capacitance tolerance: ±20% at 120Hz, 20°C

RoHS Compliant

LEAD-FREE

Application note:
- A higher voltage capacitor may be used in a lower voltage application

For quantities greater than listed, call for quote.

MOUSER STOCK NO.	Value (µF)	Impedance Ω Max. @ 20°C/100kHz	Ripple (mA rms) 105°C/ 100kHz	Case Size D x L (mm) Max.	P (mm)	Price Each 1	25	100	500
6.3 Volt									
647-UPW0J221MED	220	0.25	290	6.3 x 11	2.5				
647-UPW0J331MED	330	0.25	290	6.3 x 11	2.5				
647-UPW0J821MPD	820	0.085	730	8 x 15	3.5				
647-UPW0J102MPD	1000	0.090	755	10 x 12.5	5.0				
647-UPW0J122MPD	1200	0.065	995	8 x 20	3.5				
647-UPW0J122MPD6	1200	0.068	1050	10 x 16	5.0				
647-UPW0J152MPD	1500	0.052	1220	10 x 20	5.0				
647-UPW0J222MPD6	2200	0.045	1440	10 x 25	5.0				
647-UPW0J332MHD	3300	0.038	1655	12.5 x 20	5.0				
647-UPW0J392MHD	3900	0.030	1945	12.5 x 25	5.0				
647-UPW0J472MHD	4700	0.022	2555	16 x 25	7.5				
647-UPW0J472MHD6	4700	0.025	2310	12.5 x 31.5	5.0				
647-UPW0J562MHD	5600	0.022	2510	12.5 x 35.5	5.0				
647-UPW0J682MHD	6800	0.022	2555	16 x 25	7.5				
647-UPW0J103MHD	10000	0.016	3150	16 x 31.5	7.5				
647-UPW0J103MHD6	10000	0.020	2740	18 x 25	7.5				
647-UPW0J153MHD	15000	0.015	3680	18 x 35.5	7.5				
10 Volt									
647-UPW1A220MDD	22	0.60	180	5 x 11	2.0				
647-UPW1A820MDD	82	0.60	180	5 x 11	2.0				
647-UPW1A101MDD	100	0.60	180	5 x 11	2.0				
647-UPW1A221MED	220	0.25	290	6.3 x 11	2.5				
647-UPW1A471MPD	470	0.117	555	8 x 11.5	3.5				
647-UPW1A681MPD	680	0.09	755	10 x 12.5	5.0				
647-UPW1A681MPD6	680	0.085	730	8 x 15	3.5				
647-UPW1A102MPD	1000	0.068	1050	10 x 16	5.0				
647-UPW1A102MPD6	1000	0.065	995	8 x 20	3.5				
647-UPW1A122MPD	1200	0.052	1220	10 x 20	5.0				
647-UPW1A152MPD6	1500	0.045	1440	10 x 25	5.0				
647-UPW1A222MHD	2200	0.038	1655	12.5 x 20	5.0				
647-UPW1A272MHD	2700	0.030	1945	12.5 x 25	5.0				
647-UPW1A332MHD	3300	0.030	1945	12.5 x 25	5.0				
647-UPW1A332MHD6	3300	0.025	2310	12.5 x 31.5	5.0				
647-UPW1A392MHD	3900	0.022	2510	12.5 x 35.5	5.0				
647-UPW1A472MHD	4700	0.022	2555	16 x 25	7.5				
647-UPW1A562MHD6	5600	0.028	2490	18 x 20	7.5				
647-UPW1A682MHD	6800	0.018	3010	16 x 31.5	7.5				
647-UPW1A682MHD6	6800	0.020	2740	18 x 25	7.5				
647-UPW1A103MHD	10000	0.015	3680	18 x 35.5	7.5				
16 Volt									
647-UPW1C820MDD	82	0.50	235	5 x 15	2.0				
647-UPW1C121MED	120	0.25	290	6.3 x 11	2.5				
647-UPW1C181MED	180	0.23	430	6.3 x 15	2.5				
647-UPW1C331MPD	330	0.117	555	8 x 11.5	3.5				
647-UPW1C471MPD	470	0.090	755	10 x 12.5	5.0				
647-UPW1C471MPD6	470	0.085	730	8 x 15	3.5				
647-UPW1C681MPD	680	0.068	1050	10 x 16	5.0				
647-UPW1C681MPD6	680	0.065	995	8 x 20	3.5				
647-UPW1C821MPD	820	0.052	1220	10 x 20	5.0				
647-UPW1C102MPD	1000	0.052	1220	10 x 20	5.0				
647-UPW1C152MHD	1500	0.038	1655	12.5 x 20	5.0				
647-UPW1C152MPD6	1500	0.035	1815	10 x 31.5	5.0				
647-UPW1C222MHD	2200	0.030	1945	12.5 x 25	5.0				
647-UPW1C272MHD	2700	0.025	2310	12.5 x 31.5	5.0				
647-UPW1C332MHD	3300	0.022	2555	16 x 25	7.5				
647-UPW1C332MHD6	3300	0.022	2510	12.5 x 35.5	5.0				
647-UPW1C392MHD	3900	0.022	2555	16 x 25	7.5				
647-UPW1C472MHD	4700	0.018	3010	16 x 31.5	7.5				
647-UPW1C472MHD6	4700	0.020	2740	18 x 25	7.5				
647-UPW1C562MHD	5600	0.016	3150	16 x 35.5	7.5				
647-UPW1C822MHD	8200	0.015	3680	18 x 35.5	7.5				
25 Volt									
647-UPW1E470MDD	47	0.60	180	5 x 11	2.0				
647-UPW1E560MDD	56	0.50	235	5 x 15	2.0				
647-UPW1E101MED	100	0.250	290	6.3 x 11	2.5				
647-UPW1E121MED	120	0.230	430	6.3 x 15	2.5				
647-UPW1E221MPD	220	0.117	555	8 x 11.5	3.5				
647-UPW1E331MPD	330	0.090	755	10 x 12.5	5.0				
647-UPW1E331MPD6	330	0.085	730	8 x 15	3.5				
647-UPW1E471MPD	470	0.068	1050	10 x 16	5.0				
647-UPW1E471MPD6	470	0.065	995	8 x 20	3.5				
647-UPW1E561MPD	560	0.052	1220	10 x 20	5.0				
647-UPW1E681MPD	680	0.052	1220	10 x 20	5.0				
647-UPW1E102MHD	1000	0.038	1655	12.5 x 20	5.0				
647-UPW1E152MHD	1500	0.022	2555	16 x 25	7.5				
647-UPW1E152MHD6	1500	0.030	1945	12.5 x 25	5.0				
647-UPW1E182MHD	1800	0.025	2310	12.5 x 31.5	7.5				
647-UPW1E222MHD6	2200	0.028	2490	18 x 20	7.5				
647-UPW1E222MHD3	2200	0.022	2510	12.5 x 35.5	7.5				
647-UPW1E272MHD	2700	0.022	2555	16 x 25	7.5				
647-UPW1E332MHD	3300	0.018	3010	16 x 31.5	7.5				
647-UPW1E332MHD6	3300	0.02	2740	18 x 25	7.5				

For quantities greater than listed, call for quote.

MOUSER STOCK NO.	Value (µF)	Impedance Ω Max. @ 20°C/100kHz	Ripple (mA rms) 105°C /100kHz	Case Size D x L (mm) Max.	P (mm)	Price Each 1	25	100	500
25 Volt (cont.)									
647-UPW1E472MHD	4700	0.015	3680	18 x 35.5	7.5				
35 Volt									
647-UPW1V330MDD	33	0.60	180	5 x 11	2.0				
647-UPW1V390MDD	39	0.50	235	5 x 15	2.0				
647-UPW1V820MED	82	0.23	430	6.3 x 15	2.5				
647-UPW1V151MPD	150	0.117	555	8 x 11.5	3.5				
647-UPW1V221MPD	220	0.090	755	10 x 12.5	5.0				
647-UPW1V221MPD6	220	0.085	730	8 x 15	3.5				
647-UPW1V331MPD	330	0.068	1050	10 x 16	5.0				
647-UPW1V331MPD6	330	0.065	995	8 x 20	3.5				
647-UPW1V391MPD	390	0.052	1220	10 x 20	5.0				
647-UPW1V471MPD	470	0.052	1220	10 x 20	5.0				
647-UPW1V681MHD	680	0.038	1655	12.5 x 20	5.0				
647-UPW1V102MHD	1000	0.030	1945	12.5 x 25	5.0				
647-UPW1V122MHD	1200	0.025	2310	12.5 x 31.5	5.0				
647-UPW1V152MHD	1500	0.022	2555	16 x 25	7.5				
647-UPW1V152MHD6	1500	0.022	2510	12.5 x 35.5	5.0				
647-UPW1V222MHD	2200	0.018	3010	16 x 31.5	7.5				
647-UPW1V222MHD6	2200	0.020	2740	18 x 25	7.5				
647-UPW1V332MHD	3300	0.015	3680	18 x 35.5	7.5				
50 Volt									
647-UPW1H010MDD	1.0	3.50	40	5 x 11	2.0				
647-UPW1H2R2MDD	2.2	3.00	55	5 x 11	2.0				
647-UPW1H3R3MDD	3.3	2.60	65	5 x 11	2.0				
647-UPW1H4R7MDD	4.7	2.30	90	5 x 11	2.0				
647-UPW1H100MDD	10	1.40	120	5 x 11	2.0				
647-UPW1H220MDD	22	1.20	170	5 x 11	2.0				
647-UPW1H270MDD	27	0.90	215	5 x 15	2.0				
647-UPW1H330MED	33	0.43	300	6.3 x 11	2.5				
647-UPW1H470MED	47	0.43	300	6.3 x 11	2.5				
647-UPW1H560MED	56	0.40	360	6.3 x 15	2.5				
647-UPW1H101MPD	100	0.234	485	8 x 11.5	3.5				
647-UPW1H181MPD	180	0.120	860	8 x 20	3.5				
647-UPW1H331MPD	330	0.090	1030	10 x 20	5.0				
647-UPW1H471MHD	470	0.060	1500	12.5 x 20	5.0				
647-UPW1H561MHD	560	0.050	1832	12.5 x 25	5.0				
647-UPW1H681MHD	680	0.050	1832	12.5 x 25	5.0				
647-UPW1H681MHD6	680	0.048	1835	16 x 20	7.5				
647-UPW1H821MHD	820	0.034	2285	12.5 x 35.5	5.0				
647-UPW1H102MHD	1000	0.034	2235	16 x 25	7.5				
647-UPW1H152MHD	1500	0.028	2700	16 x 31.5	7.5				
647-UPW1H222MHD	2200	0.023	3100	18 x 35.5	7.5				
63 Volt									
647-UPW1J120MDD	12	2.00	145	5 x 11	2.0				
647-UPW1J180MDD	18	1.30	200	5 x 15	2.0				
647-UPW1J220MED	22	0.71	250	6.3 x 11	2.5				
647-UPW1J330MED	33	0.71	250	6.3 x 11	2.5				
647-UPW1J390MED	39	0.70	330	6.3 x 15	2.5				
647-UPW1J470MPD	47	0.342	405	8 x 11.5	3.5				
647-UPW1J680MPD	68	0.342	405	8 x 11.5	3.5				
647-UPW1J101MPD	100	0.256	535	10 x 12.5	5.0				
647-UPW1J101MPD6	100	0.230	535	8 x 15	3.5				
647-UPW1J181MHD6	180	0.150	1020	12.5 x 15	5.0				
647-UPW1J221MPD6	220	0.130	1050	10 x 25	5.0				
647-UPW1J271MHD	270	0.090	1410	16 x 15	7.5				
647-UPW1J331MHD	330	0.085	1285	12.5 x 20	5.0				
647-UPW1J391MHD6	390	0.086	1690	18 x 15	7.5				
647-UPW1J471MHD6	470	0.055	2090	12.5 x 31.5	5.0				
647-UPW1J471MHD3	470	0.059	1765	16 x 20	7.5				
647-UPW1J681MHD	680	0.050	2160	16 x 25	7.5				
647-UPW1J681MHD6	680	0.047	2265	12.5 x 35.5	5.0				
647-UPW1J102MHD	1000	0.043	2670	16 x 31.5	7.5				
647-UPW1J152MHD	1500	0.030	3095	18 x 35.5	7.5				
100 Volt									
647-UPW2A010MDD	1.0	2.00	30	5 x 11	2.0				
647-UPW2A2R2MDD	2.2	9.80	44	5 x 11	2.0				
647-UPW2A3R3MDD	3.3	6.60	58	5 x 11	2.0				
647-UPW2A4R7MDD	4.7	4.60	74	5 x 11	2.0				
647-UPW2A100MED	10	1.80	130	6.3 x 11	2.5				
647-UPW2A220MPD	22	0.68	230	8 x 11.5	3.5				
647-UPW2A330MPD	33	0.46	320	10 x 12.5	5.0				
647-UPW2A330MPD6	33	0.45	360	8 x 15	3.5				
647-UPW2A470MPD	47	0.37	420	10 x 16	5.0				
647-UPW2A680MPD	68	0.30	490	10 x 20	5.0				
647-UPW2A101MHD	100	0.18	580	12.5 x 20	5.0				
647-UPW2A151MHD	150	0.13	710	12.5 x 25	5.0				
647-UPW2A221MHD	220	0.10	890	16 x 25	7.5				
647-UPW2A331MHD	330	0.09	1080	16 x 25	7.5				
647-UPW2A471MHD	470	0.076	1310	16 x 31.5	7.5				
647-UPW2A681MHD	680	0.064	1410	16 x 35.5	7.5				

© Copyright 2014 Mouser Electronics

© Copyright 2014 Mouser Electronics

NICHICON Aluminum Electrolytic Capacitors

nichicon

UHE 105°C LOW IMPEDANCE, HIGH REL. SERIES

Features:
- Lead free product
- High reliability
- Long life up to 10,000 hours

Specifications:
- Operating temperature range: -40°C to +105°C
- Voltage range: 6.3VDC - 100VDC
- Capacitance range: 6.8μF to 180000μF
- Capacitance tolerance: ±20% at 120Hz, 20°C
- Leakage current: After 2 minutes of rated voltage, leakage current is not more than 0.01CV or 3(μA), whichever is greater

RoHS Compliant

LEAD-FREE

Application Note:
- A higher voltage capacitor may be used in a lower voltage application

DIMENSIONS: mm

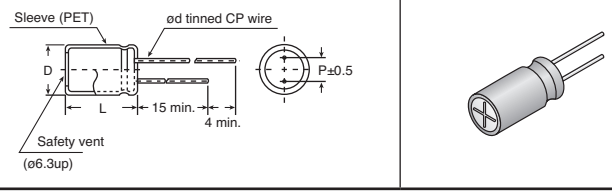

Endurance				
Case Size (Diameter) øD		≤5-6.3	=8, 10	≥12.5
Rated Voltage V	6.3~10WV	4000Hrs.	6000Hrs.	8000Hrs.
	16~100WV	5000Hrs.	7000Hrs.	10000Hrs.

For quantities greater than listed, call for quote.

MOUSER STOCK NO.	Value (μF)	Impedance Ω Max. @ 20°C/ 100kHz	Ripple (mA rms) 105°C/ 100kHz	Case Size D x L (mm) Max.	P (mm)	Price Each 1	10	100	500
6.3 Volt									
647-UHE0J331MED	330	0.22	340	6.3 x 11	2.5				
647-UHE0J681MPD	680	0.13	640	8 x 11.5	3.5				
647-UHE0J102MPD	1000	0.087	840	8 x 15	3.5				
647-UHE0J122MPD	1200	0.069	1050	8 x 20	3.5				
647-UHE0J182MHD	1800	0.049	1450	12.5 x 15	5.0				
647-UHE0J222MPD	2200	0.042	1650	10 x 25	5.0				
647-UHE0J332MHD	3300	0.035	1900	12.5 x 20	5.0				
647-UHE0J103MHD6	10000	0.019	3140	18 x 25	7.5				
10 Volt									
647-UHE1A101MDD	100	0.580	210	5 x 11	2.0				
647-UHE1A221MED	220	0.220	340	6.3 x 11	2.5				
647-UHE1A471MPD	470	0.130	640	8 x 11.5	3.5				
647-UHE1A681MPD	680	0.087	840	8 x 15	3.5				
647-UHE1A681MPD6	680	0.080	865	10 x 12.5	5.0				
647-UHE1A102MPD	1000	0.069	1050	8 x 20	5.0				
647-UHE1A102MPD6	1000	0.060	1210	10 x 16	5.0				
647-UHE1A122MPD	1200	0.046	1400	10 x 20	5.0				
647-UHE1A222MPD	2200	0.031	1910	10 x 31.5	5.0				
647-UHE1A332MHD	3300	0.027	2230	12.5 x 25	5.0				
647-UHE1A472MHD	4700	0.020	2880	12.5 x 35.5	5.0				
647-UHE1A682MHD	6800	0.017	3450	16 x 31.5	7.5				
647-UHE1A103MHD	10000	0.013	4080	16 x 40	7.5				
16 Volt									
647-UHE1C121MED	120	0.22	340	6.3 x 11	2.5				
647-UHE1C331MPD	330	0.13	640	8 x 11.5	3.5				
647-UHE1C471MPD	470	0.087	840	8 x 15	3.5				
647-UHE1C681MPD	680	0.069	1050	8 x 20	3.5				
647-UHE1C102MPD	1000	0.046	1400	10 x 20	5.0				
647-UHE1C122MPD	1200	0.042	1650	10 x 25	5.0				
647-UHE1C152MPD	1500	0.031	1910	10 x 31.5	5.0				
647-UHE1C222MHD	2200	0.027	2230	12.5 x 25	5.0				
647-UHE1C332MHD	3300	0.02	2880	12.5 x 35.5	5.0				
647-UHE1C472MHD	4700	0.017	3450	16 x 31.5	7.5				
647-UHE1C682MHD	6800	0.013	4080	16 x 40	7.5				
647-UHE1C103MHD	10000	0.012	4280	18 x 40	7.5				
25 Volt									
647-UHE1E470MDD	47	0.580	210	5 x 11	2.0				
647-UHE1E101MED	100	0.220	340	6.3 x 11	2.5				
647-UHE1E221MPD	220	0.130	640	8 x 11.5	3.5				
647-UHE1E331MPD	330	0.087	840	8 x 15	3.5				
647-UHE1E471MPD	470	0.060	1210	8 x 20	3.5				
647-UHE1E471MPD6	470	0.069	1050	10 x 16	5.0				
647-UHE1E681MPD	680	0.046	1400	10 x 20	5.0				
647-UHE1E102MPD	1000	0.031	1910	10 x 31.5	5.0				
647-UHE1E102MHD3	1000	0.042	1940	16 x 15	7.5				
647-UHE1E122MHD	1200	0.043	2210	18 x 15	7.5				
647-UHE1E222MHD	2200	0.020	2880	12.5 x 35.5	5.0				
647-UHE1E332MHD	3300	0.017	3450	16 x 31.5	7.5				
647-UHE1E472MHD	4700	0.013	4080	16 x 40	7.5				
35 Volt									
647-UHE1V330MDD	33	0.580	210	5 x 11	2.0				
647-UHE1V151MPD	150	0.130	640	8 x 11.5	3.5				
647-UHE1V221MPD	220	0.087	840	8 x 15	3.5				
647-UHE1V331MPD	330	0.060	1210	10 x 16	5.0				

For quantities greater than listed, call for quote.

MOUSER STOCK NO.	Value (μF)	Impedance Ω Max. @ 20°C/ 100kHz	Ripple (mA rms) 105°C/ 100kHz	Case Size D x L (mm) Max.	P (mm)	Price Each 1	10	100	500
35 Volt (Cont.)									
647-UHE1V471MPD	470	0.046	1400	10 x 20	5.0				
647-UHE1V681MPD	680	0.031	1910	10 x 31.5	5.0				
647-UHE1V102MHD	1000	0.027	2230	12.5 x 25	5.0				
647-UHE1V122MHD	1200	0.024	2650	12.5 x 31.5	5.0				
647-UHE1V182MHD	1800	0.017	3350	12.5 x 40	5.0				
647-UHE1V222MHD	2200	0.017	3450	16 x 31.5	7.5				
647-UHE1V332MHD	3300	0.013	4080	16 x 40	7.5				
50 Volt									
647-UHE1H220MDD	22	0.700	180	5 x 11	2.0				
647-UHE1H560MED	56	0.300	295	6.3 x 11	2.5				
647-UHE1H101MPD	100	0.170	555	8 x 11.5	3.5				
647-UHE1H121MPD	120	0.120	730	8 x 15	3.5				
647-UHE1H151MPD	150	0.120	760	10 x 12.5	5.0				
647-UHE1H221MPD	220	0.084	1050	10 x 16	5.0				
647-UHE1H331MPD	330	0.055	1440	10 x 25	5.0				
647-UHE1H471MPD	470	0.043	1690	10 x 31.5	5.0				
647-UHE1H471MHD3	470	0.055	1690	16 x 15	7.5				
647-UHE1H681MHD	680	0.030	2310	12.5 x 31.5	5.0				
647-UHE1H102MHD	1000	0.021	2920	12.5 x 40	5.0				
647-UHE1H102MHD3	1000	0.036	2490	18 x 20	7.5				
647-UHE1H122MHD	1200	0.022	3010	16 x 31.5	7.5				
647-UHE1H222MHD6	2200	0.017	3680	18 x 35.5	7.5				
63 Volt									
647-UHE1J150MDD	15	2.300	55	5 x 11	2.0				
647-UHE1J330MED	33	1.200	115	6.3 x 11	2.5				
647-UHE1J820MPD	82	0.450	300	8 x 15	3.5				
647-UHE1J121MPD	120	0.330	362	8 x 20	3.5				
647-UHE1J181MPD	180	0.210	466	10 x 20	5.0				
647-UHE1J221MPD	220	0.200	531	10 x 25	5.0				
647-UHE1J271MPD	270	0.150	663	10 x 31.5	5.0				
647-UHE1J331MHD	330	0.120	784	12.5 x 25	5.0				
647-UHE1J471MHD	470	0.100	905	12.5 x 31.5	5.0				
647-UHE1J681MHD	680	0.071	1180	12.5 x 40	5.0				
647-UHE1J821MHD	820	0.054	1570	16 x 31.5	7.5				
647-UHE1J102MHD	1000	0.045	1790	16 x 35.5	7.5				
647-UHE1J102MHD6	1000	0.047	1630	18 x 31.5	7.5				
647-UHE1J122MHD	1200	0.040	2020	16 x 40	7.5				
100 Volt									
647-UHE2A6R8MDD	6.8	2.300	55	5 x 11	2.0				
647-UHE2A150MED	15	1.200	115	6.3 x 11	2.5				
647-UHE2A390MPD	39	0.450	300	8 x 15	3.5				
647-UHE2A470MPD	47	0.430	288	10 x 12.5	5.0				
647-UHE2A680MPD	68	0.310	357	10 x 16	5.0				
647-UHE2A820MPD	82	0.210	466	10 x 20	5.0				
647-UHE2A101MPD	100	0.200	531	10 x 25	5.0				
647-UHE2A121MPD	120	0.150	663	10 x 31.5	5.0				
647-UHE2A181MHD	180	0.120	784	12.5 x 25	5.0				
647-UHE2A221MHD	220	0.100	905	12.5 x 31.5	5.0				
647-UHE2A331MHD	330	0.071	1180	12.5 x 40	5.0				
647-UHE2A391MHD	390	0.054	1570	16 x 31.5	7.5				
647-UHE2A471MHD	470	0.045	1790	16 x 35.5	7.5				
647-UHE2A561MHD	560	0.040	2020	16 x 40	7.5				
647-UHE2A681MHD	680	0.040	1790	18 x 35.5	7.5				
647-UHE2A821MHD	820	0.036	2330	18 x 40	7.5				

© Copyright 2014 Mouser Electronics

© Copyright 2014 Mouser Electronics

NICHICON Aluminum Electrolytic Capacitors

nichicon

nichicon USR 7MM 85°C SERIES, GENERAL PURPOSE

Specifications:

- Operating temperature range: -40°C ~ +85°C
- Voltage range: 4V ~ 50V
- Capacitance range: 0.1μF ~ 470μF
- Endurance: 2000 hours @ 85°C
- Capacitance tolerance: ±20% at 120Hz, 20°C
- Leakage current: after 2 minutes application of rated voltage, leakage current is no more than 0.01CV or 3μA, whichever is greater

Application Note:

- A higher voltage capacitor may be used in a lower voltage application

LEAD-FREE

RoHS Compliant

DIMENSIONS: mm

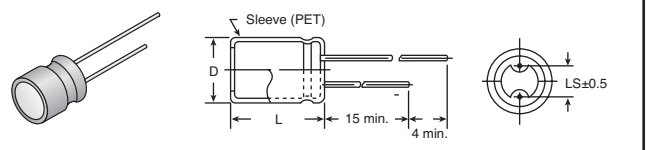

For quantities greater than listed, call for quote.

MOUSER STOCK NO.	Nichicon Part No.	Volt (DC)	Value (μF)	Case Size D x L (mm) Max.	LS (mm)	Price Each 1	10	100	500
647-USR0J220MDD	USR0J220MDD	6.3	22	4 x 7	1.5				
647-USR0J330MDD	USR0J330MDD	6.3	33	4 x 7	1.5				
647-USR0J470MDD	USR0J470MDD	6.3	47	4 x 7	1.5				
647-USR0J101MDD	USR0J101MDD	6.3	100	5 x 7	2.0				
647-USR0J221MDD	USR0J221MDD	6.3	220	6.3 x 7	2.5				
647-USR0J331MDD	USR0J331MDD	6.3	330	8 x 7	3.5				
647-USR1A220MDD	USR1A220MDD	10	22	4 x 7	1.5				
647-USR1A330MDD	USR1A330MDD	10	33	4 x 7	1.5				
647-USR1A470MDD	USR1A470MDD	10	47	5 x 7	2.0				
647-USR1A101MDD	USR1A101MDD	10	100	6.3 x 7	2.5				
647-USR1A221MDD	USR1A221MDD	10	220	8 x 7	3.5				
647-USR1C100MDD	USR1C100MDD	16	10	4 x 7	1.5				
647-USR1C220MDD	USR1C220MDD	16	22	4 x 7	1.5				
647-USR1C330MDD	USR1C330MDD	16	33	5 x 7	2.0				
647-USR1C470MDD	USR1C470MDD	16	47	5 x 7	2.0				
647-USR1C101MDD	USR1C101MDD	16	100	6.3 x 7	2.5				
647-USR1E100MDD	USR1E100MDD	25	10	4 x 7	1.5				
647-USR1E220MDD	USR1E220MDD	25	22	5 x 7	2.0				

For quantities greater than listed, call for quote.

MOUSER STOCK NO.	Nichicon Part No.	Volt (DC)	Value (μF)	Case Size D x L (mm) Max.	LS (mm)	Price Each 1	10	100	500
647-USR1E330MDD	USR1E330MDD	25	33	5 x 7	2.0				
647-USR1E470MDD	USR1E470MDD	25	47	6.3 x 7	2.5				
647-USR1V4R7MDD	USR1V4R7MDD	35	4.7	4 x 7	1.5				
647-USR1V100MDD	USR1V100MDD	35	10	4 x 7	1.5				
647-USR1V220MDD	USR1V220MDD	35	22	5 x 7	2.0				
647-USR1V330MDD	USR1V330MDD	35	33	6.3 x 7	2.5				
647-USR1V470MDD	USR1V470MDD	35	47	8 x 7	3.5				
647-USR1H0R1MDD	USR1H0R1MDD	50	.1	4 x 7	1.5				
647-USR1HR22MDD	USR1HR22MDD	50	.22	4 x 7	1.5				
647-USR1HR33MDD	USR1HR33MDD	50	.33	4 x 7	1.5				
647-USR1HR47MDD	USR1HR47MDD	50	.47	4 x 7	1.5				
647-USR1H010MDD	USR1H010MDD	50	1	4 x 7	1.5				
647-USR1H2R2MDD	USR1H2R2MDD	50	2.2	4 x 7	1.5				
647-USR1H3R3MDD	USR1H3R3MDD	50	3.3	4 x 7	1.5				
647-USR1H4R7MDD	USR1H4R7MDD	50	4.7	4 x 7	1.5				
647-USR1H100MDD	USR1H100MDD	50	10	5 x 7	2.0				
647-USR1H220MDD	USR1H220MDD	50	22	6.3 x 7	2.5				
647-USR1H330MDD	USR1H330MDD	50	33	8 x 7	3.5				

nichicon UVP 85°C BI-POLAR SERIES (LEAD FREE)

Specifications:

- Operating temperature range: -40°C ~ +85°C
- Voltage range: 6.3V ~ 100V
- Capacitance range: 0.47μF ~ 6800μF
- Capacitance tolerance: ±20% at 120Hz, 20°C
- Leakage current: After 5 minutes application of rated voltage, leakage current is not more than 0.03CV or 3μA, whichever is greater
- Endurance: 2000 hours @ 85°C with polarity reversed every 250 hours

Features:

- Standard bi-polarized series for entertainment electronics
- Ideal for circuits where reverse voltage is applied when switches are turned off or on or where the polarity is not constant

Application Note:

- A higher voltage capacitor may be used in a lower voltage application

LEAD-FREE

DIMENSIONS: mm

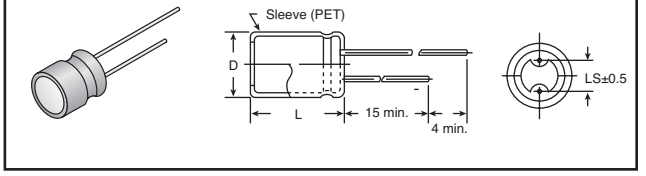

For quantities greater than listed, call for quote.

MOUSER STOCK NO.	Nichicon Part No.	Volt (DC)	Value (μF)	Case Size D x L (mm) Max.	LS (mm)	Price Each 1	10	100	500
647-UVP0J330MDD	UVP0J330MDD	6.3	33	5 x 11	2.0				
647-UVP0J101MED	UVP0J101MED	6.3	100	6.3 x 11	2.5				
647-UVP0J221MPD	UVP0J221MPD	6.3	220	8 x 11.5	3.5				
647-UVP0J471MPD	UVP0J471MPD	6.3	470	10 x 12.5	5.0				
647-UVP0J102MPD	UVP0J102MPD	6.3	1000	10 x 20	5.0				
647-UVP0J222MHD	UVP0J222MHD	6.3	2200	12.5 x 25	5.0				
647-UVP0J332MHD	UVP0J332MHD	6.3	3300	16 x 25	7.5				
647-UVP0J472MHD	UVP0J472MHD	6.3	4700	16 x 31.5	7.5				
647-UVP0J682MHD	UVP0J682MHD	6.3	6800	18 x 35.5	7.5				
647-UVP1A220MDD	UVP1A220MDD	10	22	5 x 11	2.0				
647-UVP1A470MDD	UVP1A470MDD	10	47	5 x 11	2.0				
647-UVP1A101MED	UVP1A101MED	10	100	6.3 x 11	2.5				
647-UVP1A221MPD	UVP1A221MPD	10	220	8 x 11.5	3.5				
647-UVP1A331MPD	UVP1A331MPD	10	330	10 x 16	5.0				
647-UVP1A471MPD	UVP1A471MPD	10	470	10 x 16	5.0				
647-UVP1A102MHD	UVP1A102MHD	10	1000	12.5 x 20	5.0				
647-UVP1A222MHD	UVP1A222MHD	10	2200	16 x 25	7.5				
647-UVP1A472MHD	UVP1A472MHD	10	4700	18 x 35.5	7.5				
647-UVP1C100MDD	UVP1C100MDD	16	10	5 x 11	2.0				
647-UVP1C220MDD	UVP1C220MDD	16	22	5 x 11	2.0				
647-UVP1C330MDD	UVP1C330MDD	16	33	5 x 11	2.0				
647-UVP1C470MED	UVP1C470MED	16	47	6.3 x 11	2.5				
647-UVP1C101MPD	UVP1C101MPD	16	100	8 x 11.5	3.5				
647-UVP1C221MPD	UVP1C221MPD	16	220	10 x 12.5	5.0				
647-UVP1C331MPD	UVP1C331MPD	16	330	10 x 16	5.0				
647-UVP1C471MPD	UVP1C471MPD	16	470	10 x 20	5.0				
647-UVP1C102MHD	UVP1C102MHD	16	1000	12.5 x 25	5.0				
647-UVP1C222MHD	UVP1C222MHD	16	2200	16 x 31.5	7.5				
647-UVP1C332MHD	UVP1C332MHD	16	3300	18 x 35.5	7.5				
647-UVP1E100MDD	UVP1E100MDD	25	10	5 x 11	2.0				
647-UVP1E220MED	UVP1E220MED	25	22	6.3 x 11	2.5				
647-UVP1E330MED	UVP1E330MED	25	33	6.3 x 11	2.5				
647-UVP1E470MED	UVP1E470MED	25	47	6.3 x 11	2.5				
647-UVP1E101MPD	UVP1E101MPD	25	100	8 x 11.5	3.5				
647-UVP1E221MPD	UVP1E221MPD	25	220	10 x 16	5.0				
647-UVP1E331MHD	UVP1E331MHD	25	330	12.5 x 20	5.0				
647-UVP1E471MHD	UVP1E471MHD	25	470	12.5 x 20	5.0				
647-UVP1E102MHD	UVP1E102MHD	25	1000	16 x 25	7.5				
647-UVP1E222MHD	UVP1E222MHD	25	2200	18 x 35.5	7.5				
647-UVP1V4R7MDD	UVP1V4R7MDD	35	4.7	5 x 11	2.0				
647-UVP1V100MDD	UVP1V100MDD	35	10	5 x 11	2.0				

For quantities greater than listed, call for quote.

MOUSER STOCK NO.	Nichicon Part No.	Volt (DC)	Value (μF)	Case Size D x L (mm) Max.	LS (mm)	Price Each 1	10	100	500
647-UVP1V220MED	UVP1V220MED	35	22	6.3 x 11	2.5				
647-UVP1V330MPD	UVP1V330MPD	35	33	8 x 11.5	3.5				
647-UVP1V470MPD	UVP1V470MPD	35	47	8 x 11.5	3.5				
647-UVP1V101MPD	UVP1V101MPD	35	100	10 x 16	5.0				
647-UVP1V221MHD	UVP1V221MHD	35	220	12.5 x 20	5.0				
647-UVP1V331MHD	UVP1V331MHD	35	330	12.5 x 20	5.0				
647-UVP1V471MHD	UVP1V471MHD	35	470	12.5 x 25	5.0				
647-UVP1V102MHD	UVP1V102MHD	35	1000	16 x 31.5	7.5				
647-UVP1HR47MDD	UVP1HR47MDD	50	0.47	5 x 11	2.0				
647-UVP1H010MDD	UVP1H010MDD	50	1	5 x 11	2.0				
647-UVP1H2R2MDD	UVP1H2R2MDD	50	2.2	5 x 11	2.0				
647-UVP1H3R3MDD	UVP1H3R3MDD	50	3.3	5 x 11	2.0				
647-UVP1H4R7MDD	UVP1H4R7MDD	50	4.7	5 x 11	2.0				
647-UVP1H100MED	UVP1H100MED	50	10	6.3 x 11	2.5				
647-UVP1H220MPD	UVP1H220MPD	50	22	8 x 11.5	3.5				
647-UVP1H330MPD	UVP1H330MPD	50	33	8 x 11.5	3.5				
647-UVP1H470MPD	UVP1H470MPD	50	47	10 x 12.5	5.0				
647-UVP1H101MPD	UVP1H101MPD	50	100	10 x 20	5.0				
647-UVP1H221MHD	UVP1H221MHD	50	220	12.5 x 25	5.0				
647-UVP1H331MHD	UVP1H331MHD	50	330	16 x 25	7.5				
647-UVP1H471MHD	UVP1H471MHD	50	470	16 x 31.5	7.5				
647-UVP1J3R3MDD	UVP1J3R3MDD	63	3.3	5 x 11	2.0				
647-UVP1J4R7MED	UVP1J4R7MED	63	4.7	6.3 x 11	2.5				
647-UVP1J100MED	UVP1J100MED	63	10	6.3 x 11	2.5				
647-UVP1J220MPD	UVP1J220MPD	63	22	8 x 11.5	3.5				
647-UVP1J330MPD	UVP1J330MPD	63	33	10 x 12.5	5.0				
647-UVP1J470MPD	UVP1J470MPD	63	47	10 x 16	5.0				
647-UVP1J101MHD	UVP1J101MHD	63	100	12.5 x 20	5.0				
647-UVP1J221MHD	UVP1J221MHD	63	220	16 x 25	7.5				
647-UVP1J331MHD	UVP1J331MHD	63	330	16 x 31.5	7.5				
647-UVP1J471MHD	UVP1J471MHD	63	470	18 x 35.5	7.5				
647-UVP2AR47MDD	UVP2AR47MDD	100	0.47	5 x 11	2.0				
647-UVP2A010MDD	UVP2A010MDD	100	1	5 x 11	2.0				
647-UVP2A2R2MED	UVP2A2R2MED	100	2.2	6.3 x 11	2.5				
647-UVP2A3R3MED	UVP2A3R3MED	100	3.3	6.3 x 11	2.5				
647-UVP2A4R7MED	UVP2A4R7MED	100	4.7	6.3 x 11	2.5				
647-UVP2A100MPD	UVP2A100MPD	100	10	8 x 11.5	3.5				
647-UVP2A220MPD	UVP2A220MPD	100	22	10 x 16	5.0				
647-UVP2A330MHD	UVP2A330MHD	100	33	12.5 x 20	5.0				
647-UVP2A470MHD	UVP2A470MHD	100	47	12.5 x 20	5.0				
647-UVP2A101MHD	UVP2A101MHD	100	100	16 x 25	7.5				
647-UVP2A221MHD	UVP2A221MHD	100	220	18 x 35.5	7.5				

© Copyright 2014 Mouser Electronics

© Copyright 2014 Mouser Electronics

NICHICON Aluminum Electrolytic Capacitors

RoHS Compliant **This product is RoHS compliant.**

nichicon KA 105ºC SERIES, AUDIO GRADE

Specifications:

- Operating temperature range: -55°C to + 105°C
- Voltage range: 6.3 - 50V
- Capacitance range: 22 to 22000µF
- Endurance: 2000 hours at 105°C
- Capacitance tolerance: ±20% at 120Hz, 20°C
- Leakage Current: After 1 minute's application of rated voltage, leakage current is not more than 0.03CV or 4(µA), whichever is greater. After 2 minute's application of rated voltage, leakage current is not more than 0.01CV or 3(µA), whichever is greater.

For quantities greater than listed, call for quote.

MOUSER STOCK NO.		Volt	Value	Case Size	Price Each		Reel	Price Per
Mfr.	Mfr. Part No.	(DC)	(µF)	D x L (mm)	1	100	Qty.	Piece
647—UKA0J220MDD1TD		6.3	22	5 x 11			2000	
647—UKA0J330MDD1TD		6.3	33	5 x 11			2000	
647—UKA0J470MDD1TD		6.3	47	5 x 11			2000	
647—UKA0J101MDD1TD		6.3	100	5 x 11			2000	
647—UKA0J221MED1TD		6.3	220	6.3 x 11			2000	
647—UKA0J331MED1TD		6.3	330	6.3 x 11			2000	
647—UKA0J471MPD1TD		6.3	470	8 x 11.5			1000	
647—UKA0J102MPD1TD		6.3	1000	10 x 12.5			500	
647—UKA0J222MPD1TD		6.3	2200	10 x 20			500	
647—UKA0J332MHD1TO		6.3	3300	12.5 x 20			500	
647—UKA0J472MHD1TO		6.3	4700	12.5 x 25			500	
647—UKA0J103MHD		6.3	10000	12.5 x 40			500	
647—UKA0J153MHD		6.3	15000	16 x 35.5			500	
647—UKA1A220MDD1TD		10	22	5 x 11			2000	
647—UKA1A330MDD1TD		10	33	5 x 11			2000	
647—UKA1A470MDD1TD		10	47	5 x 11			2000	
647—UKA1A101MDD1TD		10	100	5 x 11			2000	
647—UKA1A221MED1TD		10	220	6.3 x 11			2000	
647—UKA1A331MPD1TD		10	330	8 x 11.5			1000	
647—UKA1A471MPD1TD		10	470	8 x 11.5			1000	
647—UKA1A102MPD1TD		10	1000	10 x 16			500	
647—UKA1A153MHD		10	1500	18 x 40			500	
647—UKA1A222MHD		10	2200	12.5 x 20			500	
647—UKA1A332MHD1TO		10	3300	12.5 x 25			500	
647—UKA1A472MHD		10	4700	12.5 x 35.5			500	
647—UKA1A682MHD		10	6800	12.5 x 40			500	
647—UKA1C220MDD1TD		16	22	5 x 11			2000	
647—UKA1C330MDD1TD		16	33	5 x 11			2000	
647—UKA1C470MDD1TD		16	47	5 x 11			2000	
647—UKA1C101MDD1TD		16	100	5 x 11			2000	
647—UKA1C221MED1TD		16	220	6.3 x 11			2000	
647—UKA1C331MPD1TD		16	330	8 x 11.5			1000	



DIMENSIONS: mm

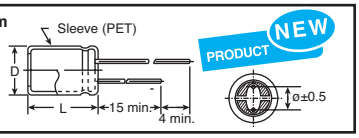

For quantities greater than listed, call for quote.

MOUSER STOCK NO.		Volt	Value	Case Size	Price Each		Reel	Price Per
Mfr.	Mfr. Part No.	(DC)	(µF)	D x L (mm)	1	100	Qty.	Piece
647—UKA1C471MPD1TD		16	470	8 x 11.5			1000	
647—UKA1C102MPD1TD		16	1000	10 x 16			500	
647—UKA1C222MHD1TO		16	2200	12.5 x 20			500	
647—UKA1C472MHD		16	4700	12.5 x 35.5			500	
647—UKA1C103MHD		16	10000	18 x 35.5			500	
647—UKA1E220MDD1TD		25	22	5 x 11			2000	
647—UKA1E330MDD1TD		25	33	5 x 11			2000	
647—UKA1E470MDD1TD		25	47	5 x 11			2000	
647—UKA1E101MED1TD		25	100	6.3 x 11			2000	
647—UKA1E221MPD1TD		25	220	8 x 11.5			1000	
647—UKA1E331MPD1TD		25	330	8 x 11.5			1000	
647—UKA1E471MPD1TD		25	470	10 x 12.5			500	
647—UKA1E102MPD1TD		25	1000	10 x 20			500	
647—UKA1E332MHD		25	3300	12.5 x 35.5			500	
647—UKA1E472MHD		25	4700	16 x 31.5			500	
647—UKA1E682MHD		25	6800	18 x 35.5			500	
647—UKA1V220MDD1TD		35	22	5 x 11			2000	
647—UKA1V330MDD1TD		35	33	5 x 11			2000	
647—UKA1V470MDD1TD		35	47	5 x 11			2000	
647—UKA1V101MED1TD		35	100	6.3 x 11			2000	
647—UKA1V221MPD1TD		35	220	8 x 11.5			1000	
647—UKA1V331MPD1TD		35	330	10 x 12.5			500	
647—UKA1V471MPD1TD		35	470	10 x 16			500	
647—UKA1V102MHD1TO		35	1000	12.5 x 25			500	
647—UKA1H220MDD1TD		50	22	5 x 11			2000	
647—UKA1H330MDD1TD		50	33	5 x 11			2000	
647—UKA1H470MED1TD		50	47	6.3 x 11			2000	
647—UKA1H101MPD1TD		50	100	8 x 11.5			1000	
647—UKA1H221MPD1TD		50	220	10 x 12.5			500	
647—UKA1H331MPD1TD		50	330	10 x 16			500	
647—UKA1H471MHD1TO		50	470	12.5 x 20			500	

nichicon TVX 85°C AXIAL SERIES

Specifications:

- Operating temperature range: -40ºC to + 85°C (6.3V to 250V), -25ºC to +85°C (315V to 450V)
- Voltage range: 6.3V-450V
- Capacitance range: 0.47µF to 10000µF
- Capacitance tolerance: ± 20% at 120Hz/20°C
- Endurance: 2000 hours at 85°C

Application Note:

- A higher voltage capacitor may be used in a lower voltage application

For quantities greater than listed, call for quote.

MOUSER STOCK NO.		Volt	Value	Case Size	Price Each			
Mfr.	Mfr. Part No.	(DC)	(µF)	D x L (mm)	1	100	500	1000
647—TVX0J101MAD		6.3	100	5 x 12				
647—TVX0J221MAD		6.3	220	6.3 x 16				
647—TVX0J331MAD		6.3	330	6.3 x 16				
647—TVX0J102MCD		6.3	1000	10 x 21				
647—TVX0J332MCD		6.3	3300	13 x 26				
647—TVX1A101MAD		10	100	6.3 x 12				
647—TVX1A221MAD		10	220	6.3 x 16				
647—TVX1A331MAD		10	330	8 x 16				
647—TVX1A471MAD		10	470	8 x 16				
647—TVX1A102MCD		10	1000	10 x 21				
647—TVX1A222MCD		10	2200	13 x 26				
647—TVX1C220MAD		16	22	5 x 12				
647—TVX1C330MAD		16	33	5 x 12				
647—TVX1C470MAD		16	47	5 x 12				
647—TVX1C101MAD		16	100	6.3 x 16				
647—TVX1C221MAD		16	220	8 x 16				
647—TVX1C331MAD		16	330	8 x 16				
647—TVX1C471MAD		16	470	8 x 20				
647—TVX1C102MCD		16	1000	10 x 26				
647—TVX1C222MCD		16	2200	13 x 31.5				
647—TVX1C332MCD		16	3300	16 x 31.5				
647—TVX1C472MCD		16	4700	16 x 41.5				
647—TVX1C103MDD		16	10000	22 x 40				
647—TVX1E100MAD		25	10	5 x 12				
647—TVX1E220MAD		25	22	5 x 12				
647—TVX1E330MAD		25	33	5 x 12				
647—TVX1E470MAD		25	47	6.3 x 12				
647—TVX1E101MAD		25	100	6.3 x 16				
647—TVX1E221MAD		25	220	8 x 16				
647—TVX1E331MAD		25	330	8 x 20				
647—TVX1E471MCD		25	470	10 x 26				
647—TVX1E102MCD		25	1000	13 x 26				
647—TVX1E222MCD		25	2200	16 x 31.5				
647—TVX1E332MCD		25	3300	16 x 41.5				
647—TVX1E472MCD		25	4700	18 x 41				
647—TVX1V100MAD		35	10	5 x 12				
647—TVX1V220MAD		35	22	5 x 12				
647—TVX1V330MAD		35	33	6.3 x 12				
647—TVX1V470MAD		35	47	6.3 x 16				
647—TVX1V101MAD		35	100	8 x 16				
647—TVX1V221MAD		35	220	8 x 20				
647—TVX1V331MCD		35	330	10 x 21				
647—TVX1V471MCD		35	470	10 x 26				
647—TVX1V102MCD		35	1000	13 x 31.5				
647—TVX1V222MCD		35	2200	16 x 31.5				
647—TVX1V332MCD		35	3300	16 x 41.5				
647—TVX1H010MAD		50	1.0	5 x 12				
647—TVX1H2R2MAD		50	2.2	5 x 12				

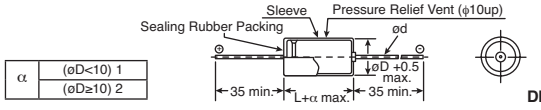

DIMENSIONS: mm

For quantities greater than listed, call for quote.

MOUSER STOCK NO.		Volt	Value	Case Size	Price Each			
Mfr.	Mfr. Part No.	(DC)	(µF)	D x L (mm)	1	100	500	1000
647—TVX1H3R3MAD		50	3.3	5 x 12				
647—TVX1H4R7MAD		50	4.7	5 x 12				
647—TVX1H100MAD		50	10	5 x 12				
647—TVX1H220MAD		50	22	6.3 x 12				
647—TVX1H330MAD		50	33	6.3 x 16				
647—TVX1H470MAD		50	47	6.3 x 16				
647—TVX1H101MAD		50	100	8 x 16				
647—TVX1H221MCD		50	220	10 x 21				
647—TVX1H331MCD		50	330	10 x 26				
647—TVX1H471MCD		50	470	13 x 26				
647—TVX1H102MCD		50	1000	16 x 31.5				
647—TVX1H222MCD		50	2200	18 x 41				
647—TVX1H332MDD		50	3300	22 X 40				
647—TVX1H472MDD		50	4700	22 x 52				
647—TVX1J100MAD		63	10	5 x 12				
647—TVX1J220MAD		63	22	6.3 x 12				
647—TVX1J330MAD		63	33	6.3 x 16				
647—TVX1J470MAD		63	47	8 x 16				
647—TVX1J101MAD		63	100	8 x 20				
647—TVX1J221MCD		63	220	10 x 26				
647—TVX1J331MCD		63	330	13 x 26				
647—TVX1J471MCD		63	470	13 x 31.5				
647—TVX1J102MCD		63	1000	16 x 31.5				
647—TVX2A010MAD		100	1.0	5 x 12				
647—TVX2A2R2MAD		100	2.2	5 x 12				
647—TVX2A4R7MAD		100	4.7	5 x 12				
647—TVX2A100MAD		100	10	6.3 x 12				
647—TVX2A220MAD		100	22	8 x 16				
647—TVX2A330MAD		100	33	8 x 16				
647—TVX2A470MAD		100	47	8 x 20				
647—TVX2A101MCD		100	100	10 26				
647—TVX2A221MCD		100	220	13 x 26				
647—TVX2A471MCD		100	470	16 x 31.5				
647—TVX2C010MAD		160	1.0	6.3 x 12				
647—TVX2C2R2MAD		160	2.2	6.3 x 16				
647—TVX2C220MCD		160	22	10 x 26				
647—TVX2C470MCD		160	47	13 x 31.5				
647—TVX2C101MCD		160	100	16 x 41.5				
647—TVX2D2R2MAD		200	2.2	6.3 x 16				
647—TVX2D100MCD		200	10	10 x 21				
647—TVX2E3R3MAD		250	3.3	8 x 16				
647—TVX2E4R7MAD		250	4.7	8 x 20				
647—TVX2E100MCD		250	10	10 x 21				
647—TVX2E330MCD		250	33	13 x 31.5				
647—TVX2E470MCD		250	47	16 x 31.5				
647—TVX2E101MCD		250	100	16 x 41.5				
647—TVX2V100MCD		350	10	13 x 26				
647—TVX2V470MCD		350	47	16 x 41.5				
647—TVX2W100MCD		450	10	13 x 26				
647—TVX2W330MCD		450	33	18 x 41				

© Copyright 2014 Mouser Electronics

NICHICON Aluminum Electrolytic Capacitors

nichicon

RoHS Compliant This page of product is RoHS compliant.

LH SERIES - SMD, CHIP TYPE, HIGH VOLTAGE, HIGH RELIABILITY, LONG LIFE, ALUMINUM ELECTROLYTIC CAPACITORS

Specifications:

- Tolerance: 20%
- Operating temperature range: -40°C to +125°C

For quantities greater than listed, call for quote.

MOUSER STOCK NO.	Nichicon Part No.	Value (μF)	Ripple Current (mA)	Case Size øD x L (mm)	Price Each 1	Price Each 10	Price Each 100	Reel Qty	Price Per Piece
160 Volt									
647-ULH2C120MNL1GS	ULH2C120MNL1GS	12	45	8x10				500	
647-ULH2C180MNL1GS	ULH2C180MNL1GS	18	60	10x10				500	
647-ULH2C270MNL1GS	ULH2C270MNL1GS	27	65	10x13.5				400	
200 Volt									
647-ULH2D100MNL1GS	ULH2D100MNL1GS	10	45	8x10				500	
647-ULH2D220MNL1GS	ULH2D220MNL1GS	22	65	10x13.5				400	
250 Volt									
647-ULH2E7R5MNL1GS	ULH2E7R5MNL1GS	7.5	30	8x10				500	
647-ULH2E120MNL1GS	ULH2E120MNL1GS	12	45	10x10				500	
647-ULH2E150MNL1GS	ULH2E150MNL1GS	15	50	10x13.5				400	
400 Volt									
647-ULH2G5R6MNL1GS	ULH2G5R6MNL1GS	5.6	45	10x10				500	
647-ULH2G7R5MNL1GS	ULH2G7R5MNL1GS	7.5	50	10x13.5				400	
450 Volt									
647-ULH2W3R9MNL1GS	ULH2W3R9MNL1GS	3.9	35	10x10				500	

LR SERIES - SMD, CHIP TYPE, HIGH VOLTAGE, ALUMINUM ELECTROLYTIC CAPACITORS

Specifications:

- Tolerance: 20%
- Operating temperature range: -40°C to +105°C

For quantities greater than listed, call for quote.

MOUSER STOCK NO.	Nichicon Part No.	Value (μF)	Ripple Current (mA)	Case Size øD x L (mm)	Price Each 1	Price Each 10	Price Each 100	Reel Qty	Price Per Piece
160 Volt									
647-ULR2C150MNL1GS	ULR2C150MNL1GS	15	50	8x10				500	
647-ULR2C270MNL1GS	ULR2C270MNL1GS	27	65	10x10				500	
647-ULR2C390MNL1GS	ULR2C390MNL1GS	39	70	10x13.5				400	
200 Volt									
647-ULR2D120MNL1GS	ULR2D120MNL1GS	12	50	8x10				500	
647-ULR2D220MNL1GS	ULR2D220MNL1GS	22	65	10x10				500	
647-ULR2D330MNL1GS	ULR2D330MNL1GS	33	70	10x13.5				400	
250 Volt									
647-ULR2E100MNL1GS	ULR2E100MNL1GS	10	35	8x10				500	
647-ULR2E150MNL1GS	ULR2E150MNL1GS	15	50	10x10				500	
647-ULR2E220MNL1GS	ULR2E220MNL1GS	22	55	10x13.5				400	
400 Volt									
647-ULR2G120MNL1GS	ULR2G120MNL1GS	12	55	10x13.5				400	
450 Volt									
647-ULR2W3R9MNL1GS	ULR2W3R9MNL1GS	3.9	25	8x10				500	
647-ULR2W6R8MNL1GS	ULR2W6R8MNL1GS	6.8	40	10x10				500	
500 Volt									
647-ULR2H3R9MNL1GS	ULR2H3R9MNL1GS	3.9	35	10x10				500	
647-ULR2H5R6MNL1GS	ULR2H5R6MNL1GS	5.6	40	10x13.5				400	

LT SERIES - SMD, CHIP TYPE, HIGH VOLTAGE, HIGH TEMPERATURE, LONG LIFE, ALUMINUM ELECTROLYTIC CAPACITORS

Specifications:

- Tolerance: 20%
- Operating temperature range: -40°C to +125°C

For quantities greater than listed, call for quote.

MOUSER STOCK NO.	Nichicon Part No.	Value (μF)	Ripple Current (mA)	Case Size øD x L (mm)	Price Each 1	Price Each 10	Price Each 100	Reel Qty	Price Per Piece
160 Volt									
647-ULT2C150MNL1GS	ULT2C150MNL1GS	15	45	8x10				500	
647-ULT2C220MNL1GS	ULT2C220MNL1GS	22	60	10x10				500	
647-ULT2C330MNL1GS	ULT2C330MNL1GS	33	65	10x13.5				400	
200 Volt									
647-ULT2D120MNL1GS	ULT2D120MNL1GS	12	45	8x10				500	
647-ULT2D180MNL1GS	ULT2D180MNL1GS	18	60	10x10				500	
647-ULT2D270MNL1GS	ULT2D270MNL1GS	27	65	10x13.5				400	
250 Volt									
647-ULT2E8R2MNL1GS	ULT2E8R2MNL1GS	8.2	30	8x10				500	
647-ULT2E150MNL1GS	ULT2E150MNL1GS	15	45	10x10				500	
647-ULT2E180MNL1GS	ULT2E180MNL1GS	18	50	10x13.5				400	
400 Volt									
647-ULT2G3R9MNL1GS	ULT2G3R9MNL1GS	3.9	30	8x10				500	
647-ULT2G6R8MNL1GS	ULT2G6R8MNL1GS	6.8	45	10x10				500	
450 Volt									
647-ULT2W3R3MNL1GS	ULT2W3R3MNL1GS	3.3	20	8x10				500	
647-ULT2W5R6MNL1GS	ULT2W5R6MNL1GS	5.6	35	10x10				500	
647-ULT2W7R5MNL1GS	ULT2W7R5MNL1GS	7.5	40	10x13.5				400	

LV SERIES - SMD, CHIP TYPE, HIGH VOLTAGE, LONG LIFE, ALUMINUM ELECTROLYTIC CAPACITORS

Specifications:

- Tolerance: 20%
- Operating temperature range: -40°C to +105°C

For quantities greater than listed, call for quote.

MOUSER STOCK NO.	Nichicon Part No.	Value (μF)	Ripple Current (mA)	Case Size øD x L (mm)	Price Each 1	Price Each 10	Price Each 100	Reel Qty	Price Per Piece
160 Volt									
647-ULV2C150MNL1GS	ULV2C150MNL1GS	15	50	8x10				500	
647-ULV2C330MNL1GS	ULV2C330MNL1GS	33	70	10x13.5				400	
200 Volt									
647-ULV2D120MNL1GS	ULV2D120MNL1GS	12	50	8x10				500	
647-ULV2D270MNL1GS	ULV2D270MNL1GS	27	70	10x13.5				400	
250 Volt									
647-ULV2E8R2MNL1GS	ULV2E8R2MNL1GS	8.2	35	8x10				500	
647-ULV2E150MNL1GS	ULV2E150MNL1GS	15	50	10x10				500	
647-ULV2E180MNL1GS	ULV2E180MNL1GS	18	55	10x13.5				400	
400 Volt									
647-ULV2G3R9MNL1GS	ULV2G3R9MNL1GS	3.9	35	8x10				500	



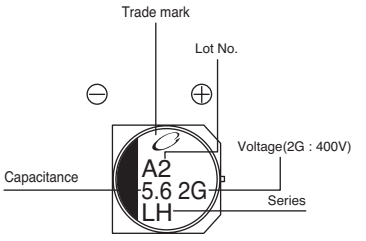

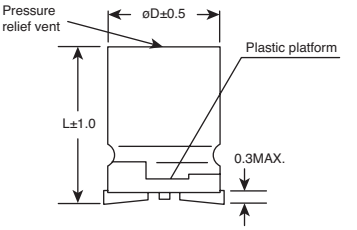

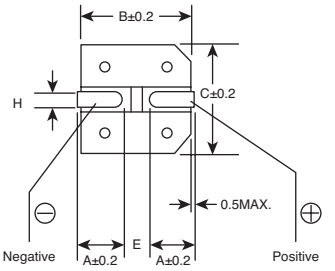

DIMENSIONS: mm			
øDxL	8x10	10x10	10x13.5
A	2.9	3.2	3.2
B	8.3	10.3	10.3
C	8.3	10.3	10.3
E	3.1	4.5	4.5
L	10	10	13.5
H	0.8 to 1.1		

© Copyright 2014 Mouser Electronics

© Copyright 2014 Mouser Electronics

RoHS Compliant **This product is RoHS compliant.**

DIMENSIONS: mm

DIMENSIONS: mm		
Body Dia. øD	Lead Dia. ød	Lead Space F
10	0.6	5.0
12.5	0.6	5.0
16	0.8	7.5
18	0.8	7.5

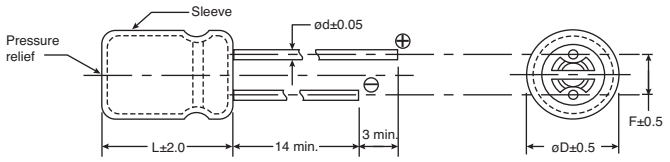

ED SERIES - TYPE A

Features:

- High ripple current (at high frequency)
- Endurance: 105°C 8000h to 10000 hours
- Including low profile products (20mm height)
- RoHS directive compliant

Specifications:

- Category temperature range: -25°C to +105°C
- Rated W.V. Range: 160VDC to 450VDC
- Capacitance range: 10μF to 330μF
- Capacitance tolerance: ± 20% at 120Hz/20°C
- DC leakage current: 1≤0.06CV+10(μA) After 2 minutes application of rated working voltage at +20°C

Frequency (Hz) / Cap.(μF)	50 ≤ f < 120	120 ≤ f < 300	300 ≤ f < 1 k	1 k ≤ f < 10 k	10k ≤ f < 30 k	30k ≤ f < 100 k
Cap. < 100μF	0.30	0.40	0.55	0.70	0.90	1.00
100μF ≤ Cap.	0.35	0.45	0.60	0.75	0.90	1.00

For quantities greater than listed, call for quote.

MOUSER STOCK NO.	Panasonic Part No.	Value (μF)	Voltage (VDC)	Dimensions (DxL) (mm)	Price Each 1	25	100	500
667-EEU-ED2C220	EEU-ED2C220	22	160	10x20				
667-EEU-ED2C330	EEU-ED2C330	33	160	10x20				
667-EEU-ED2C470	EEU-ED2C470	47	160	10x20				
667-EEU-ED2C680	EEU-ED2C680	68	160	12.5x20				
667-EEU-ED2C820	EEU-ED2C820	82	160	12.5x25				
667-EEU-ED2C101	EEU-ED2C101	100	160	12.5x25				
667-EEU-ED2C101S	EEU-ED2C101S	100	160	16x20				
667-EEU-ED2C151	EEU-ED2C151	150	160	16x25				
667-EEU-ED2C151S	EEU-ED2C151S	150	160	18x20				
667-EEU-ED2C221	EEU-ED2C221	220	160	16x31.5				
667-EEU-ED2C221S	EEU-ED2C221S	220	160	18x25				
667-EEU-ED2C331	EEU-ED2C331	330	160	18x31.5				
667-EEU-ED2D220	EEU-ED2D220	22	200	10x20				
667-EEU-ED2D330	EEU-ED2D330	33	200	10x20				
667-EEU-ED2D470	EEU-ED2D470	47	200	12.5x20				
667-EEU-ED2D680	EEU-ED2D680	68	200	12.5x25				
667-EEU-ED2D680S	EEU-ED2D680S	68	200	16x20				
667-EEU-ED2D820S	EEU-ED2D820S	82	200	16x20				
667-EEU-ED2D101S	EEU-ED2D101S	100	200	18x20				
667-EEU-ED2D101	EEU-ED2D101	100	200	16x25				
667-EEU-ED2D151	EEU-ED2D151	150	200	16x25				
667-EEU-ED2D221	EEU-ED2D221	220	200	18x31.5				
667-EEU-ED2D331	EEU-ED2D331	330	200	18x40				
667-EEU-ED2E220	EEU-ED2E220	22	250	10x20				
667-EEU-ED2E330	EEU-ED2E330	33	250	12.5x20				
667-EEU-ED2E470	EEU-ED2E470	47	250	12.5x25				
667-EEU-ED2E470S	EEU-ED2E470S	47	250	16x20				
667-EEU-ED2E680S	EEU-ED2E680S	68	250	16x20				
667-EEU-ED2E820	EEU-ED2E820	82	250	16x25				
667-EEU-ED2E820S	EEU-ED2E820S	82	250	18x20				
667-EEU-ED2E101	EEU-ED2E101	100	250	16x31.5				
667-EEU-ED2E101S	EEU-ED2E101S	100	250	18x25				
667-EEU-ED2E151	EEU-ED2E151	150	250	18x31.5				
667-EEU-ED2E221	EEU-ED2E221	220	250	18x40				
667-EEU-ED2V100	EEU-ED2V100	10	350	10x20				
667-EEU-ED2V220	EEU-ED2V220	22	350	12.5x20				
667-EEU-ED2V330S	EEU-ED2V330S	33	350	16x20				
667-EEU-ED2V470	EEU-ED2V470	47	350	16x25				
667-EEU-ED2V470S	EEU-ED2V470S	47	350	18x20				
667-EEU-ED2V680	EEU-ED2V680	68	350	16x31.5				
667-EEU-ED2V680S	EEU-ED2V680S	68	350	18x25				
667-EEU-ED2V820S	EEU-ED2V820S	82	350	18x25				
667-EEU-ED2V101	EEU-ED2V101	100	350	18x31.5				
667-EEU-ED2G100	EEU-ED2G100	10	400	10x20				
667-EEU-ED2G150	EEU-ED2G150	15	400	12.5x20				
667-EEU-ED2G220	EEU-ED2G220	22	400	12.5x25				
667-EEU-ED2G220S	EEU-ED2G220S	22	400	16x20				
667-EEU-ED2G330S	EEU-ED2G330S	33	400	16x20				
667-EEU-ED2G470	EEU-ED2G470	47	400	16x25				
667-EEU-ED2G470S	EEU-ED2G470S	47	400	18x20				
667-EEU-ED2G680	EEU-ED2G680	68	400	18x31.5				
667-EEU-ED2G820	EEU-ED2G820	82	400	18x40				
667-EEU-ED2W100	EEU-ED2W100	10	450	12.5x20				
667-EEU-ED2W150	EEU-ED2W150	15	450	12.5x25				
667-EEU-ED2W220S	EEU-ED2W220S	22	450	16x20				
667-EEU-ED2W330	EEU-ED2W330	33	450	16x31.5				
667-EEU-ED2W330S	EEU-ED2W330S	33	450	18x25				
667-EEU-ED2W470	EEU-ED2W470	47	450	18x31.5				
667-EEU-ED2W680	EEU-ED2W680	68	450	18x40				

EE SERIES - TYPE A

Features:

- High ripple current (at high frequency): 40% higher than ED Series
- Endurance: 105°C 8000h to 10000 hours
- RoHS directive compliant

Specifications:

- Category temperature range: -25°C to +105°C
- Rated W.V. Range: 160VDC to 450VDC
- Capacitance range: 10μF to 330μF
- Capacitance tolerance: ± 20% at 120Hz/20°C
- DC leakage current: 1≤0.06 CV+10(μA) After 2 minutes
- Tan ∂= (W.V/D.F. @120Hz/+20°C): 160/0.15, 200/0.15, 250/0.15, 350/0.20, 400/0.24, 450/0.24

W.V. (V. DC)	Cap. (μF)	Frequency (Hz) 60 ≤	120 ≤	300 ≤	1k ≤	10k ≤	100k ≤
160 to 450	10 to 82	0.25	0.35	0.50	0.65	0.90	1.00
	100 to 330	0.30	0.40	0.55	0.70	0.90	1.00

For quantities greater than listed, call for quote.

MOUSER STOCK NO.	Panasonic Part No.	Value (μF)	Voltage (VDC)	Dimensions (DxL) (mm)	Price Each 1	25	100	500
667-EEU-EE2C220	EEU-EE2C220	22	160	10x20				
667-EEU-EE2C330	EEU-EE2C330	33	160	10x20				
667-EEU-EE2C470	EEU-EE2C470	47	160	10x20				
667-EEU-EE2C680	EEU-EE2C680	68	160	12.5x20				
667-EEU-EE2C820	EEU-EE2C820	82	160	12.5x25				
667-EEU-EE2C101	EEU-EE2C101	100	160	12.5x25				
667-EEU-EE2C101S	EEU-EE2C101S	100	160	16x20				
667-EEU-EE2C151	EEU-EE2C151	150	160	16x25				
667-EEU-EE2C151S	EEU-EE2C151S	150	160	18x20				
667-EEU-EE2C221	EEU-EE2C221	220	160	16x31.5				
667-EEU-EE2C221S	EEU-EE2C221S	220	160	18x25				
667-EEU-EE2C331	EEU-EE2C331	330	160	18x31.5				
667-EEU-EE2D220	EEU-EE2D220	22	200	10x20				
667-EEU-EE2D330	EEU-EE2D330	33	200	10x20				
667-EEU-EE2D470	EEU-EE2D470	47	200	12.5x20				
667-EEU-EE2D680	EEU-EE2D680	68	200	12.5x25				
667-EEU-EE2D680S	EEU-EE2D680S	68	200	16x20				
667-EEU-EE2D820S	EEU-EE2D820S	82	200	16x20				
667-EEU-EE2D101	EEU-EE2D101	100	200	16x25				
667-EEU-EE2D101S	EEU-EE2D101S	100	200	18x20				
667-EEU-EE2D151	EEU-EE2D151	150	200	16x25				
667-EEU-EE2D221	EEU-EE2D221	220	200	18x31.5				
667-EEU-EE2D331	EEU-EE2D331	330	200	18x40				
667-EEU-EE2E220	EEU-EE2E220	22	250	10x20				
667-EEU-EE2E330	EEU-EE2E330	33	250	12.5x20				
667-EEU-EE2E470	EEU-EE2E470	47	250	12.5x25				
667-EEU-EE2E470S	EEU-EE2E470S	47	250	16x20				
667-EEU-EE2E680S	EEU-EE2E680S	68	250	16x20				
667-EEU-EE2E820	EEU-EE2E820	82	250	16x25				
667-EEU-EE2E820S	EEU-EE2E820S	82	250	18x20				
667-EEU-EE2E101	EEU-EE2E101	100	250	16x31.5				
667-EEU-EE2E101S	EEU-EE2E101S	100	250	18x25				
667-EEU-EE2E151	EEU-EE2E151	150	250	18x31.5				
667-EEU-EE2E221	EEU-EE2E221	220	250	18x40				
667-EEU-EE2V150	EEU-EE2V150	15	350	10x20				
667-EEU-EE2V220	EEU-EE2V220	22	350	12.5x20				
667-EEU-EE2V330	EEU-EE2V330	33	350	12.5x25				
667-EEU-EE2V330S	EEU-EE2V330S	33	350	16x20				
667-EEU-EE2V470	EEU-EE2V470	47	350	16x25				
667-EEU-EE2V470S	EEU-EE2V470S	47	350	18x20				
667-EEU-EE2V680	EEU-EE2V680	68	350	16x31.5				
667-EEU-EE2V680S	EEU-EE2V680S	68	350	18x25				
667-EEU-EE2V820S	EEU-EE2V820S	82	350	18x25				
667-EEU-EE2V101	EEU-EE2V101	100	350	18x31.5				
667-EEU-EE2G100	EEU-EE2G100	10	400	10x20				
667-EEU-EE2G150	EEU-EE2G150	15	400	12.5x20				
667-EEU-EE2G220	EEU-EE2G220	22	400	12.5x25				
667-EEU-EE2G330S	EEU-EE2G330S	33	400	16x20				
667-EEU-EE2G470	EEU-EE2G470	47	400	16x25				
667-EEU-EE2G470S	EEU-EE2G470S	47	400	18x20				
667-EEU-EE2G680	EEU-EE2G680	68	400	18x25				
667-EEU-EE2G820	EEU-EE2G820	82	400	18x31.5				
667-EEU-EE2G101	EEU-EE2G101	100	400	18x40				
667-EEU-EE2W100	EEU-EE2W100	10	450	12.5x20				
667-EEU-EE2W100U	EEU-EE2W100U	10	450	10x20				
667-EEU-EE2W150	EEU-EE2W150	15	450	12.5x25				
667-EEU-EE2W220S	EEU-EE2W220S	22	450	16x20				
667-EEU-EE2W330	EEU-EE2W330	33	450	16x25				
667-EEU-EE2W330S	EEU-EE2W330S	33	450	18x20				
667-EEU-EE2W470	EEU-EE2W470	47	450	16x31.5				
667-EEU-EE2W470S	EEU-EE2W470S	47	450	18x25				
667-EEU-EE2W560	EEU-EE2W560	56	450	18x31.5				

© Copyright 2014 Mouser Electronics

© Copyright 2014 Mouser Electronics

PANASONIC Radial Aluminum Electrolytics EEA-GA

Panasonic

RoHS Compliant **This product is RoHS compliant.**

DIMENSIONS: mm

DIMENSIONS: mm	
Body Dia. øD	Lead Space F
4	1.5
5	2.0
6.3	2.5
8	2.5

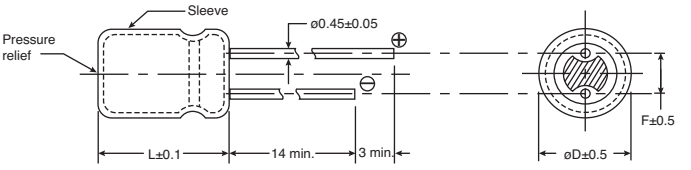

GA SERIES - TYPE A

Features:

- Endurance: 105°C 1000h
- RoHS directive compliant

Specifications:

- Category temperature range: –55°C to +105°C
- Rated W.V. Range: 10V.DC to 50V.DC
- Capacitance Range: 0.1µF to 220µF
- Capacitance Tolerance: ±20 % (120Hz/+20°C)
- DC Leakage Current: I < 0.01 CV or 3(µA) After 2 minutes (Whichever is greater)
- Suffix B=taped 5mm LS
  H=taped 2.5mm LS

W.V. (V.DC)	Cap. (µF)	Frequency (Hz)				
		60	120	1k	10k	100k to
10 to 50	0.1 to 220	0.85	1.00	1.30	1.40	1.55

For quantities greater than listed, call for quote.

MOUSER STOCK NO.	Panasonic Part No.	Value (µF)	Volt-age (VDC)	Dimen-sions (DxL) (mm)	Price Each			
					1	25	100	250
667-EEA-GA1A220	EEA-GA1A220	22	10	4x7				
667-EEA-GA1A220B	EEA-GA1A220B	22	10	4x7				
667-EEA-GA1A220H	EEA-GA1A220H	22	10	4x7				
667-EEA-GA1A330	EEA-GA1A330	33	10	5x7				
667-EEA-GA1A330B	EEA-GA1A330B	33	10	5x7				
667-EEA-GA1A330H	EEA-GA1A330H	33	10	5x7				
667-EEA-GA1A470	EEA-GA1A470	47	10	6.3x7				
667-EEA-GA1A470B	EEA-GA1A470B	47	10	6.3x7				
667-EEA-GA1A470H	EEA-GA1A470H	47	10	6.3x7				
667-EEA-GA1A680	EEA-GA1A680	68	10	6.3x7				
667-EEA-GA1A680B	EEA-GA1A680B	68	10	6.3x7				
667-EEA-GA1A680H	EEA-GA1A680H	68	10	6.3x7				
667-EEA-GA1A101	EEA-GA1A101	100	10	6.3x7				
667-EEA-GA1A101B	EEA-GA1A101B	100	10	6.3x7				
667-EEA-GA1A101H	EEA-GA1A101H	100	10	6.3x7				
667-EEA-GA1A221	EEA-GA1A221	220	10	8x7				
667-EEA-GA1A221B	EEA-GA1A221B	220	10	8x7				
667-EEA-GA1A221H	EEA-GA1A221H	220	10	8x7				
667-EEA-GA1C100	EEA-GA1C100	10	16	4x7				
667-EEA-GA1C100B	EEA-GA1C100B	10	16	4x7				
667-EEA-GA1C100H	EEA-GA1C100H	10	16	4x7				
667-EEA-GA1C150	EEA-GA1C150	15	16	4x7				
667-EEA-GA1C150B	EEA-GA1C150B	15	16	4x7				
667-EEA-GA1C150H	EEA-GA1C150H	15	16	4x7				
667-EEA-GA1C220	EEA-GA1C220	22	16	5x7				
667-EEA-GA1C220B	EEA-GA1C220B	22	16	5x7				
667-EEA-GA1C220H	EEA-GA1C220H	22	16	5x7				
667-EEA-GA1C330	EEA-GA1C330	33	16	6.3x7				
667-EEA-GA1C330B	EEA-GA1C330B	33	16	6.3x7				
667-EEA-GA1C330H	EEA-GA1C330H	33	16	6.3x7				
667-EEA-GA1C470	EEA-GA1C470	47	16	6.3x7				
667-EEA-GA1C470B	EEA-GA1C470B	47	16	6.3x7				
667-EEA-GA1C470H	EEA-GA1C470H	47	16	6.3x7				
667-EEA-GA1C101	EEA-GA1C101	100	16	8x7				
667-EEA-GA1C101B	EEA-GA1C101B	100	16	8x7				
667-EEA-GA1C101H	EEA-GA1C101H	100	16	8x7				
667-EEA-GA1E100	EEA-GA1E100	10	25	4x7				
667-EEA-GA1E100B	EEA-GA1E100B	10	25	4x7				
667-EEA-GA1E100H	EEA-GA1E100H	10	25	4x7				
667-EEA-GA1E150	EEA-GA1E150	15	25	5x7				
667-EEA-GA1E150B	EEA-GA1E150B	15	25	5x7				
667-EEA-GA1E150H	EEA-GA1E150H	15	25	5x7				
667-EEA-GA1E220	EEA-GA1E220	22	25	5x7				
667-EEA-GA1E220B	EEA-GA1E220B	22	25	5x7				
667-EEA-GA1E220H	EEA-GA1E220H	22	25	5x7				
667-EEA-GA1E330	EEA-GA1E330	33	25	6.3x7				
667-EEA-GA1E330B	EEA-GA1E330B	33	25	6.3x7				
667-EEA-GA1E330H	EEA-GA1E330H	33	25	6.3x7				
667-EEA-GA1E680	EEA-GA1E680	68	25	8x7				
667-EEA-GA1E680B	EEA-GA1E680B	68	25	8x7				
667-EEA-GA1E680H	EEA-GA1E680H	68	25	8x7				
667-EEA-GA1V6R8	EEA-GA1V6R8	6.8	35	4x7				
667-EEA-GA1V6R8B	EEA-GA1V6R8B	6.8	35	4x7				
667-EEA-GA1V6R8H	EEA-GA1V6R8H	6.8	35	4x7				
667-EEA-GA1V100	EEA-GA1V100	10	35	5x7				
667-EEA-GA1V100B	EEA-GA1V100B	10	35	5x7				
667-EEA-GA1V100H	EEA-GA1V100H	10	35	5x7				

For quantities greater than listed, call for quote.

MOUSER STOCK NO.	Panasonic Part No.	Value (µF)	Volt-age (VDC)	Dimen-sions (DxL) (mm)	Price Each			
					1	25	100	250
667-EEA-GA1V150	EEA-GA1V150	15	35	6.3x7				
667-EEA-GA1V150B	EEA-GA1V150B	15	35	6.3x7				
667-EEA-GA1V150H	EEA-GA1V150H	15	35	6.3x7				
667-EEA-GA1V220	EEA-GA1V220	22	35	6.3x7				
667-EEA-GA1V220B	EEA-GA1V220B	22	35	6.3x7				
667-EEA-GA1V220H	EEA-GA1V220H	22	35	6.3x7				
667-EEA-GA1V470	EEA-GA1V470	47	35	8x7				
667-EEA-GA1V470B	EEA-GA1V470B	47	35	8x7				
667-EEA-GA1V470H	EEA-GA1V470H	47	35	8x7				
667-EEA-GA1HR10	EEA-GA1HR10	0.1	50	4x7				
667-EEA-GA1HR10B	EEA-GA1HR10B	0.1	50	4x7				
667-EEA-GA1HR10H	EEA-GA1HR10H	0.1	50	4x7				
667-EEA-GA1HR15	EEA-GA1HR15	0.15	50	4x7				
667-EEA-GA1HR15B	EEA-GA1HR15B	0.15	50	4x7				
667-EEA-GA1HR15H	EEA-GA1HR15H	0.15	50	4x7				
667-EEA-GA1HR22	EEA-GA1HR22	0.22	50	4x7				
667-EEA-GA1HR22B	EEA-GA1HR22B	0.22	50	4x7				
667-EEA-GA1HR22H	EEA-GA1HR22H	0.22	50	4x7				
667-EEA-GA1HR33	EEA-GA1HR33	0.33	50	4x7				
667-EEA-GA1HR33B	EEA-GA1HR33B	0.33	50	4x7				
667-EEA-GA1HR33H	EEA-GA1HR33H	0.33	50	4x7				
667-EEA-GA1HR47	EEA-GA1HR47	0.47	50	4x7				
667-EEA-GA1HR47B	EEA-GA1HR47B	0.47	50	4x7				
667-EEA-GA1HR47H	EEA-GA1HR47H	0.47	50	4x7				
667-EEA-GA1HR68	EEA-GA1HR68	0.68	50	4x7				
667-EEA-GA1HR68B	EEA-GA1HR68B	0.68	50	4x7				
667-EEA-GA1HR68H	EEA-GA1HR68H	0.68	50	4x7				
667-EEA-GA1H1R0	EEA-GA1H1R0	1	50	4x7				
667-EEA-GA1H1R0B	EEA-GA1H1R0B	1	50	4x7				
667-EEA-GA1H1R0H	EEA-GA1H1R0H	1	50	4x7				
667-EEA-GA1H1R5	EEA-GA1H1R5	1.5	50	4x7				
667-EEA-GA1H1R5B	EEA-GA1H1R5B	1.5	50	4x7				
667-EEA-GA1H1R5H	EEA-GA1H1R5H	1.5	50	4x7				
667-EEA-GA1H2R2	EEA-GA1H2R2	2.2	50	4x7				
667-EEA-GA1H2R2B	EEA-GA1H2R2B	2.2	50	4x7				
667-EEA-GA1H2R2H	EEA-GA1H2R2H	2.2	50	4x7				
667-EEA-GA1H3R3	EEA-GA1H3R3	3.3	50	4x7				
667-EEA-GA1H3R3B	EEA-GA1H3R3B	3.3	50	4x7				
667-EEA-GA1H3R3H	EEA-GA1H3R3H	3.3	50	4x7				
667-EEA-GA1H4R7	EEA-GA1H4R7	4.7	50	4x7				
667-EEA-GA1H4R7B	EEA-GA1H4R7B	4.7	50	4x7				
667-EEA-GA1H4R7H	EEA-GA1H4R7H	4.7	50	4x7				
667-EEA-GA1H6R8	EEA-GA1H6R8	6.8	50	5x7				
667-EEA-GA1H6R8B	EEA-GA1H6R8B	6.8	50	5x7				
667-EEA-GA1H6R8H	EEA-GA1H6R8H	6.8	50	5x7				
667-EEA-GA1H100	EEA-GA1H100	10	50	6.3x7				
667-EEA-GA1H100B	EEA-GA1H100B	10	50	6.3x7				
667-EEA-GA1H100H	EEA-GA1H100H	10	50	6.3x7				
667-EEA-GA1H150	EEA-GA1H150	15	50	6.3x7				
667-EEA-GA1H150B	EEA-GA1H150B	15	50	6.3x7				
667-EEA-GA1H150H	EEA-GA1H150H	15	50	6.3x7				
667-EEA-GA1H220	EEA-GA1H220	22	50	8x7				
667-EEA-GA1H220B	EEA-GA1H220B	22	50	8x7				
667-EEA-GA1H220H	EEA-GA1H220H	22	50	8x7				
667-EEA-GA1H330	EEA-GA1H330	33	50	8x7				
667-EEA-GA1H330B	EEA-GA1H330B	33	50	8x7				
667-EEA-GA1H330H	EEA-GA1H330H	33	50	8x7				

© Copyright 2014 Mouser Electronics

© Copyright 2014 Mouser Electronics

PANASONIC Radial Aluminum Electrolytic EEU-FR

Panasonic

RoHS Compliant **This product is RoHS compliant.**

FR SERIES - TYPE A

Features:
- Low ESR
- Endurance: 2000h to 10000h at +105˚C



Specification:
- Category temperature range: –40°C to +105°C
- Rated W.V. range: 6.3VDC to 50VDC
- Category range: 22μF to 8200μF
- Capacitance tolerance: ±20 % (120Hz/+20°C)
- DC leakage current: I < 0.01CV (μA) after 2 minutes

DIMENSIONS: mm

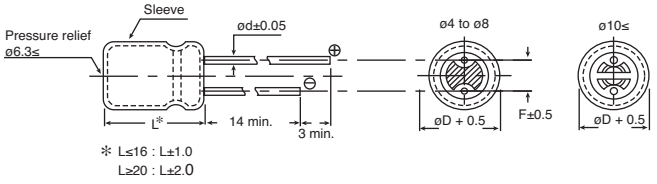

✻ L≤16 : L±1.0
L≥20 : L±2.0

W.V.(V. DC)	Cap (μF)	Frequency (Hz)				
		60	120	1K	10K	100K
6.3 to 50	22 to 33	0.45	0.55	0.75	0.90	1.00
	47 to 330	0.60	0.70	0.85	0.95	1.00
	390 to 1000	0.65	0.75	0.90	0.98	1.00
	1200 to 8200	0.75	0.80	0.95	1.00	1.00

For quantities greater than listed, call for quote.

MOUSER STOCK NO.	Panasonic Part No.	Value (μF)	Voltage (VDC)	Dimensions (DxL) (mm)	Price Each 1	Price Each 100	Reel Qty.	Price Per Piece
667-EEU-FR0J151B	EEU-FR0J151B	150	6.3	5x11			2000	
667-EEU-FR0J331B	EEU-FR0J331B	330	6.3	6.3x11.2			2000	
667-EEU-FR0J471B	EEU-FR0J471B	470	6.3	6.3x11.2			2000	
667-EEU-FR0J821B	EEU-FR0J821B	820	6.3	8x11.5			1000	
667-EEU-FR0J122LB	EEU-FR0J122LB	1200	6.3	8x15			1000	
667-EEU-FR0J122B	EEU-FR0J122B	1200	6.3	10x12.5			500	
667-EEU-FR0J152LB	EEU-FR0J152LB	1500	6.3	8x20			1000	
667-EEU-FR0J182B	EEU-FR0J182B	1800	6.3	10x16			500	
667-EEU-FR0J222B	EEU-FR0J222B	2200	6.3	10x20			500	
667-EEU-FR0J272LB	EEU-FR0J272LB	2700	6.3	10x25			500	
667-EEU-FR0J392B	EEU-FR0J392B	3900	6.3	12.5x20			500	
667-EEU-FR0J472B	EEU-FR0J472B	4700	6.3	12.5x25			500	
667-EEU-FR0J682SB	EEU-FR0J682SB	6800	6.3	16x20			250	
667-EEU-FR0J822B	EEU-FR0J822B	8200	6.3	16x25			250	
667-EEU-FR1A101B	EEU-FR1A101B	100	10	5x11			2000	
667-EEU-FR1A151B	EEU-FR1A151B	150	10	5x11			2000	
667-EEU-FR1A221B	EEU-FR1A221B	220	10	6.3x11.2			2000	
667-EEU-FR1A681B	EEU-FR1A681B	680	10	8x11.5			1000	
667-EEU-FR1A821B	EEU-FR1A821B	820	10	10x12.5			500	
667-EEU-FR1A102LB	EEU-FR1A102LB	1000	10	8x15			1000	
667-EEU-FR1A152LB	EEU-FR1A152LB	1500	10	8x20			1000	
667-EEU-FR1A152B	EEU-FR1A152B	1500	10	10x16			500	
667-EEU-FR1A182B	EEU-FR1A182B	1800	10	10x20			500	
667-EEU-FR1A222LB	EEU-FR1A222LB	2200	10	10x25			500	
667-EEU-FR1A332B	EEU-FR1A332B	3300	10	12.5x20			500	
667-EEU-FR1A392B	EEU-FR1A392B	3900	10	12.5x25			500	
667-EEU-FR1A472SB	EEU-FR1A472SB	4700	10	16x20			250	
667-EEU-FR1A682B	EEU-FR1A682B	6800	10	16x25			250	
667-EEU-FR1C680B	EEU-FR1C680B	68	16	5x11			2000	
667-EEU-FR1C101B	EEU-FR1C101B	100	16	5x11			2000	
667-EEU-FR1C121B	EEU-FR1C121B	120	16	6.3x11.2			2000	
667-EEU-FR1C221B	EEU-FR1C221B	220	16	6.3x11.2			2000	
667-EEU-FR1C471B	EEU-FR1C471B	470	16	8x11.5			1000	
667-EEU-FR1C681LB	EEU-FR1C681LB	680	16	8x15			1000	
667-EEU-FR1C681B	EEU-FR1C681B	680	16	10x12.5			500	
667-EEU-FR1C102LB	EEU-FR1C102LB	1000	16	8x20			1000	
667-EEU-FR1C102B	EEU-FR1C102B	1000	16	10x16			500	
667-EEU-FR1C152B	EEU-FR1C152B	1500	16	10x20			500	
667-EEU-FR1C152LB	EEU-FR1C152LB	1500	16	10x25			500	
667-EEU-FR1C182LB	EEU-FR1C182LB	1800	16	10x25			500	
667-EEU-FR1C222B	EEU-FR1C222B	2200	16	12.5x20			500	
667-EEU-FR1C272B	EEU-FR1C272B	2700	16	12.5x25			500	
667-EEU-FR1C332SB	EEU-FR1C332SB	3300	16	16x20			250	
667-EEU-FR1C392SB	EEU-FR1C392SB	3900	16	16x20			250	
667-EEU-FR1C472B	EEU-FR1C472B	4700	16	16x25			250	
667-EEU-FR1C562B	EEU-FR1C562B	5600	16	16x25			250	
667-EEU-FR1E470B	EEU-FR1E470B	47	25	5x11			2000	
667-EEU-FR1E680B	EEU-FR1E680B	68	25	5x11			2000	
667-EEU-FR1E101B	EEU-FR1E101B	100	25	6.3x11.2			2000	
667-EEU-FR1E151B	EEU-FR1E151B	150	25	6.3x11.2			2000	
667-EEU-FR1E331B	EEU-FR1E331B	330	25	8x11.5			1000	
667-EEU-FR1E391LB	EEU-FR1E391LB	390	25	8x15			1000	
667-EEU-FR1E471YB	EEU-FR1E471YB	470	25	8x15			1000	
667-EEU-FR1E471LB	EEU-FR1E471LB	470	25	8x20			1000	
667-EEU-FR1E471B	EEU-FR1E471B	470	25	10x12.5			500	
667-EEU-FR1E561LB	EEU-FR1E561LB	560	25	8x20			1000	
667-EEU-FR1E681LB	EEU-FR1E681LB	680	25	8x20			1000	

For quantities greater than listed, call for quote.

MOUSER STOCK NO.	Panasonic Part No.	Value (μF)	Voltage (VDC)	Dimensions (DxL) (mm)	Price Each 1	Price Each 100	Reel Qty.	Price Per Piece
667-EEU-FR1E681B	EEU-FR1E681B	680	25	10x16			500	
667-EEU-FR1E821B	EEU-FR1E821B	820	25	10x20			500	
667-EEU-FR1E102B	EEU-FR1E102B	1000	25	10x20			500	
667-EEU-FR1E102LB	EEU-FR1E102LB	1000	25	10x25			500	
667-EEU-FR1E122LB	EEU-FR1E122LB	1200	25	10x25			500	
667-EEU-FR1E152B	EEU-FR1E152B	1500	25	12.5x20			500	
667-EEU-FR1E182B	EEU-FR1E182B	1800	25	12.5x25			500	
667-EEU-FR1E222SB	EEU-FR1E222SB	2200	25	16x20			250	
667-EEU-FR1E272SB	EEU-FR1E272SB	2700	25	16x20			250	
667-EEU-FR1E332B	EEU-FR1E332B	3300	25	16x25			250	
667-EEU-FR1V330B	EEU-FR1V330B	33	35	5x11			2000	
667-EEU-FR1V680B	EEU-FR1V680B	68	35	6.3x11.2			2000	
667-EEU-FR1V181B	EEU-FR1V181B	180	35	8x11.5			1000	
667-EEU-FR1V271LB	EEU-FR1V271LB	270	35	8x15			1000	
667-EEU-FR1V271B	EEU-FR1V271B	270	35	10x12.5			500	
667-EEU-FR1V391LB	EEU-FR1V391LB	390	35	8x20			1000	
667-EEU-FR1V471LB	EEU-FR1V471LB	470	35	8x20			1000	
667-EEU-FR1V471B	EEU-FR1V471B	470	35	10x16			500	
667-EEU-FR1V561B	EEU-FR1V561B	560	35	10x20			500	
667-EEU-FR1V681LB	EEU-FR1V681LB	680	35	10x25			500	
667-EEU-FR1V821LB	EEU-FR1V821LB	820	35	10x25			500	
667-EEU-FR1V102B	EEU-FR1V102B	1000	35	12.5x20			500	
667-EEU-FR1V122B	EEU-FR1V122B	1200	35	12.5x25			500	
667-EEU-FR1V152SB	EEU-FR1V152SB	1500	35	16x20			250	
667-EEU-FR1V222B	EEU-FR1V222B	2200	35	16x25			250	
667-EEU-FR1H220B	EEU-FR1H220B	22	50	5x11.5			250	
667-EEU-FR1H560B	EEU-FR1H560B	56	50	6.3x11.2			2000	
667-EEU-FR1H101B	EEU-FR1H101B	100	50	8x11.5			2000	
667-EEU-FR1H121LB	EEU-FR1H121LB	120	50	8x15			1000	
667-EEU-FR1H151B	EEU-FR1H151B	150	50	10x12.5			1000	
667-EEU-FR1H181LB	EEU-FR1H181LB	180	50	8x20			500	
667-EEU-FR1H221B	EEU-FR1H221B	220	50	10x16			1000	
667-EEU-FR1H271B	EEU-FR1H271B	270	50	10x20			500	
667-EEU-FR1H331LB	EEU-FR1H331LB	330	50	10x25			500	
667-EEU-FR1H471B	EEU-FR1H471B	470	50	12.5x20			500	
667-EEU-FR1H561B	EEU-FR1H561B	560	50	12.5x25			500	
667-EEU-FR1H821SB	EEU-FR1H821SB	820	50	16x20			250	
667-EEU-FR1H102B	EEU-FR1H102B	1000	50	16x25			250	
667-EEU-FR1J180B	EEU-FR1J180B	18	63	5x11			2000	
667-EEU-FR1J470B	EEU-FR1J470B	47	63	6.3x11.2			2000	
667-EEU-FR1J820B	EEU-FR1J820B	82	63	8x11.5			1000	
667-EEU-FR1J101B	EEU-FR1J101B	100	63	10x16			1000	
667-EEU-FR1J101LB	EEU-FR1J101LB	100	63	8x20			500	
667-EEU-FR1J121B	EEU-FR1J121B	120	63	10x16			1000	
667-EEU-FR1J121LB	EEU-FR1J121LB	120	63	8x20			500	
667-EEU-FR1J151B	EEU-FR1J151B	150	63	10x16			500	
667-EEU-FR1J151LB	EEU-FR1J151LB	150	63	8x20			500	
667-EEU-FR1J181B	EEU-FR1J181B	180	63	10x20			500	
667-EEU-FR1J221LB	EEU-FR1J221LB	220	63	10x25			500	
667-EEU-FR1J271LB	EEU-FR1J271LB	270	63	10x25			500	
667-EEU-FR1J271B	EEU-FR1J271B	270	63	12.5x20			500	
667-EEU-FR1J271UB	EEU-FR1J271UB	270	63	10x20			500	
667-EEU-FR1J331B	EEU-FR1J331B	330	63	12.5x20			500	
667-EEU-FR1J391B	EEU-FR1J391B	390	63	12.5x25			500	
667-EEU-FR1J471B	EEU-FR1J471B	470	63	12.5x25			500	
667-EEU-FR1J561SB	EEU-FR1J561SB	560	63	16x20			250	
667-EEU-FR1J821B	EEU-FR1J821B	820	63	16x25			250	

© Copyright 2014 Mouser Electronics

© Copyright 2014 Mouser Electronics

PANASONIC Radial Aluminum Electrolytic EEU-FR

Panasonic

RoHS Compliant This product is RoHS compliant.

FR SERIES - TYPE A (BULK)

Features:
- Low ESR
- Endurance: 2000h to 10000h at +105°C

Specification:
- Category temperature range: –40°C to +105°C
- Rated W.V. range: 6.3VDC to 50VDC
- Category range: 22μF to 8200μF
- Capacitance tolerance: ±20 % (120Hz/+20°C)
- DC leakage current: I < 0.01CV (μA) after 2 minutes

DIMENSIONS: mm

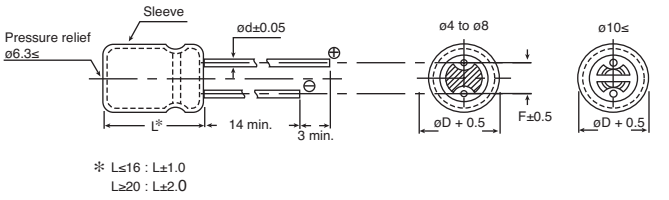

✻ L≤16 : L±1.0
L≥20 : L±2.0

W.V.(V. DC)	Cap (μF)	Frequency (Hz)				
		60	120	1K	10K	100K
6.3 to 50	22 to 33	0.45	0.55	0.75	0.90	1.00
	47 to 330	0.60	0.70	0.85	0.95	1.00
	390 to 1000	0.65	0.75	0.90	0.98	1.00
	1200 to 8200	0.75	0.80	0.95	1.00	1.00

For quantities greater than listed, call for quote.

MOUSER STOCK NO.	Panasonic Part No.	Value (μF)	Voltage (VDC)	Dimensions (DxL) (mm)	Price Each		
					1	100	200
667-EEU-FR0J151	EEU-FR0J151	150	6.3	5x11			
667-EEU-FR0J331	EEU-FR0J331	330	6.3	6.3x11.2			
667-EEU-FR0J471	EEU-FR0J471	470	6.3	6.3x11.2			
667-EEU-FR0J821	EEU-FR0J821	820	6.3	8x11.5			
667-EEU-FR0J122L	EEU-FR0J122L	1200	6.3	8x15			
667-EEU-FR0J122	EEU-FR0J122	1200	6.3	10x12.5			
667-EEU-FR0J152L	EEU-FR0J152L	1500	6.3	8x20			
667-EEU-FR0J182	EEU-FR0J182	1800	6.3	10x16			
667-EEU-FR0J222	EEU-FR0J222	2200	6.3	10x20			
667-EEU-FR0J272L	EEU-FR0J272L	2700	6.3	10x25			
667-EEU-FR0J392	EEU-FR0J392	3900	6.3	12.5x20			
667-EEU-FR0J472	EEU-FR0J472	4700	6.3	12.5x25			
667-EEU-FR0J562L	EEU-FR0J562L	5600	6.3	12.5x30			
667-EEU-FR0J682L	EEU-FR0J682L	6800	6.3	12.5x35			
667-EEU-FR0J682S	EEU-FR0J682S	6800	6.3	16x20			
667-EEU-FR0J822	EEU-FR0J822	8200	6.3	16x25			
667-EEU-FR1A101	EEU-FR1A101	100	10	5x11			
667-EEU-FR1A151	EEU-FR1A151	150	10	5x11			
667-EEU-FR1A221	EEU-FR1A221	220	10	6.3x11.2			
667-EEU-FR1A681	EEU-FR1A681	680	10	8x11.5			
667-EEU-FR1A821	EEU-FR1A821	820	10	10x12.5			
667-EEU-FR1A102L	EEU-FR1A102L	1000	10	8x15			
667-EEU-FR1A152L	EEU-FR1A152L	1500	10	8x20			
667-EEU-FR1A152	EEU-FR1A152	1500	10	10x16			
667-EEU-FR1A182	EEU-FR1A182	1800	10	10x20			
667-EEU-FR1A222L	EEU-FR1A222L	2200	10	10x25			
667-EEU-FR1A332	EEU-FR1A332	3300	10	12.5x20			
667-EEU-FR1A392	EEU-FR1A392	3900	10	12.5x25			
667-EEU-FR1A472L	EEU-FR1A472L	4700	10	12.5x30			
667-EEU-FR1A472S	EEU-FR1A472S	4700	10	16x20			
667-EEU-FR1A562L	EEU-FR1A562L	5600	10	12.5x35			
667-EEU-FR1A682L	EEU-FR1A682L	6800	10	12.5x35			
667-EEU-FR1A682	EEU-FR1A682	6800	10	16x25			
667-EEU-FR1C680	EEU-FR1C680	68	16	5x11			
667-EEU-FR1C101	EEU-FR1C101	100	16	5x11			
667-EEU-FR1C121	EEU-FR1C121	120	16	6.3x11.2			
667-EEU-FR1C221	EEU-FR1C221	220	16	6.3x11.2			
667-EEU-FR1C471	EEU-FR1C471	470	16	8x11.5			
667-EEU-FR1C681L	EEU-FR1C681L	680	16	8x15			
667-EEU-FR1C681	EEU-FR1C681	680	16	10x12.5			
667-EEU-FR1C102L	EEU-FR1C102L	1000	16	8x20			
667-EEU-FR1C102	EEU-FR1C102	1000	16	10x16			
667-EEU-FR1C152	EEU-FR1C152	1500	16	10x20			
667-EEU-FR1C152L	EEU-FR1C152L	1500	16	10x25			
667-EEU-FR1C182L	EEU-FR1C182L	1800	16	10x25			
667-EEU-FR1C222	EEU-FR1C222	2200	16	12.5x20			
667-EEU-FR1C272	EEU-FR1C272	2700	16	12.5x25			
667-EEU-FR1C332L	EEU-FR1C332L	3300	16	12.5x30			
667-EEU-FR1C332S	EEU-FR1C332S	3300	16	16x20			
667-EEU-FR1C392L	EEU-FR1C392L	3900	16	12.5x35			
667-EEU-FR1C392S	EEU-FR1C392S	3900	16	16x20			
667-EEU-FR1C472L	EEU-FR1C472L	4700	16	12.5x35			
667-EEU-FR1C472	EEU-FR1C472	4700	16	16x25			
667-EEU-FR1C562	EEU-FR1C562	5600	16	16x25			
667-EEU-FR1E470	EEU-FR1E470	47	25	5x11			
667-EEU-FR1E680	EEU-FR1E680	68	25	5x11			
667-EEU-FR1E101	EEU-FR1E101	100	25	6.3x11.2			
667-EEU-FR1E151	EEU-FR1E151	150	25	6.3x11.2			
667-EEU-FR1E331	EEU-FR1E331	330	25	8x11.5			
667-EEU-FR1E391L	EEU-FR1E391L	390	25	8x15			
667-EEU-FR1E471Y	EEU-FR1E471Y	470	25	8x15			
667-EEU-FR1E471L	EEU-FR1E471L	470	25	8x20			
667-EEU-FR1E471	EEU-FR1E471	470	25	10x12.5			
667-EEU-FR1E561L	EEU-FR1E561L	560	25	8x20			
667-EEU-FR1E681L	EEU-FR1E681L	680	25	8x20			
667-EEU-FR1E681	EEU-FR1E681	680	25	10x16			

For quantities greater than listed, call for quote.

MOUSER STOCK NO.	Panasonic Part No.	Value (μF)	Voltage (VDC)	Dimensions (DxL) (mm)	Price Each		
					1	100	200
667-EEU-FR1E821	EEU-FR1E821	820	25	10x20			
667-EEU-FR1E102	EEU-FR1E102	1000	25	10x20			
667-EEU-FR1E102L	EEU-FR1E102L	1000	25	10x25			
667-EEU-FR1E122L	EEU-FR1E122L	1200	25	10x25			
667-EEU-FR1E152	EEU-FR1E152	1500	25	12.5x20			
667-EEU-FR1E182	EEU-FR1E182	1800	25	12.5x25			
667-EEU-FR1E222L	EEU-FR1E222L	2200	25	12.5x30			
667-EEU-FR1E222S	EEU-FR1E222S	2200	25	16x20			
667-EEU-FR1E272L	EEU-FR1E272L	2700	25	12.5x35			
667-EEU-FR1E272S	EEU-FR1E272S	2700	25	16x20			
667-EEU-FR1E332	EEU-FR1E332	3300	25	16x25			
667-EEU-FR1V330	EEU-FR1V330	33	35	5x11			
667-EEU-FR1V680	EEU-FR1V680	68	35	6.3x11.2			
667-EEU-FR1V181	EEU-FR1V181	180	35	8x11.5			
667-EEU-FR1V271L	EEU-FR1V271L	270	35	8x15			
667-EEU-FR1V271	EEU-FR1V271	270	35	10x12.5			
667-EEU-FR1V391L	EEU-FR1V391L	390	35	8x20			
667-EEU-FR1V471L	EEU-FR1V471L	470	35	8x20			
667-EEU-FR1V471	EEU-FR1V471	470	35	10x16			
667-EEU-FR1V561	EEU-FR1V561	560	35	10x20			
667-EEU-FR1V681L	EEU-FR1V681L	680	35	10x25			
667-EEU-FR1V821L	EEU-FR1V821L	820	35	10x25			
667-EEU-FR1V102	EEU-FR1V102	1000	35	12.5x20			
667-EEU-FR1V122	EEU-FR1V122	1200	35	12.5x25			
667-EEU-FR1V152L	EEU-FR1V152L	1500	35	12.5x30			
667-EEU-FR1V152S	EEU-FR1V152S	1500	35	16x20			
667-EEU-FR1V182L	EEU-FR1V182L	1800	35	12.5x35			
667-EEU-FR1V222L	EEU-FR1V222L	2200	35	12.5x35			
667-EEU-FR1V222	EEU-FR1V222	2200	35	16x25			
667-EEU-FR1H220	EEU-FR1H220	22	50	5x11.5			
667-EEU-FR1H560	EEU-FR1H560	56	50	6.3x11.2			
667-EEU-FR1H101	EEU-FR1H101	100	50	8x11.5			
667-EEU-FR1H121L	EEU-FR1H121L	120	50	8x15			
667-EEU-FR1H151	EEU-FR1H151	150	50	10x12.5			
667-EEU-FR1H181L	EEU-FR1H181L	180	50	8x20			
667-EEU-FR1H221	EEU-FR1H221	220	50	10x16			
667-EEU-FR1H271	EEU-FR1H271	270	50	10x20			
667-EEU-FR1H331L	EEU-FR1H331L	330	50	10x25			
667-EEU-FR1H471	EEU-FR1H471	470	50	12.5x20			
667-EEU-FR1H561	EEU-FR1H561	560	50	12.5x25			
667-EEU-FR1H681L	EEU-FR1H681L	680	50	12.5x30			
667-EEU-FR1H821L	EEU-FR1H821L	820	50	12.5x35			
667-EEU-FR1H821S	EEU-FR1H821S	820	50	16x20			
667-EEU-FR1H102	EEU-FR1H102	1000	50	16x25			
667-EEU-FR1J180	EEU-FR1J180	18	63	5x11			
667-EEU-FR1J470	EEU-FR1J470	47	63	6.3x11.2			
667-EEU-FR1J820	EEU-FR1J820	82	63	8x11.5			
667-EEU-FR1J101L	EEU-FR1J101L	100	63	8x20			
667-EEU-FR1J101	EEU-FR1J101	100	63	10x16			
667-EEU-FR1J121L	EEU-FR1J121L	120	63	8x20			
667-EEU-FR1J121	EEU-FR1J121	120	63	10x16			
667-EEU-FR1J151L	EEU-FR1J151L	150	63	8x20			
667-EEU-FR1J151	EEU-FR1J151	150	63	10x16			
667-EEU-FR1J181	EEU-FR1J181	180	63	10x20			
667-EEU-FR1J221L	EEU-FR1J221L	220	63	10x25			
667-EEU-FR1J271U	EEU-FR1J271U	270	63	10x20			
667-EEU-FR1J271L	EEU-FR1J271L	270	63	10x25			
667-EEU-FR1J271	EEU-FR1J271	270	63	12.5x20			
667-EEU-FR1J331	EEU-FR1J331	330	63	12.5x20			
667-EEU-FR1J391	EEU-FR1J391	390	63	12.5x25			
667-EEU-FR1J471	EEU-FR1J471	470	63	12.5x25			
667-EEU-FR1J561S	EEU-FR1J561S	560	63	16x20			
667-EEU-FR1J561L	EEU-FR1J561L	560	63	12.5x30			
667-EEU-FR1J681L	EEU-FR1J681L	680	63	12.5x35			
667-EEU-FR1J821	EEU-FR1J821	820	63	16x25			

© Copyright 2014 Mouser Electronics

© Copyright 2014 Mouser Electronics

PANASONIC Radial Aluminum Electrolytics EEU-HD

Panasonic

RoHS Compliant **This product is RoHS compliant.**

HD SERIES TYPE A

Features:
- Miniaturize, higher capacitance: 1 size miniaturized product of current A-NHG
- Available in reel or bulk

Specifications:
- Category temperature range: -55°C to +105°C
- Rated W.V. range: 10V.DC to 50V.DC
- Category range: 0.1μF to 22000μF
- Tolerance: 20%

DIMENSIONS: mm							
Body Dia. øD	5	6.3	8	10	12.5	16	18
Lead Dia. ød	0.5	0.5	0.6	0.6	0.6	0.8	0.8
Lead Space F	2.0	2.5	3.5	5.0	5.0	7.5	7.5

Frequency Correction Factor for Ripple Current						
W.V.(V.DC)	Cap. (μF)	Frequency (Hz)				
		60	120	1k	10k	100k
10 to 50	0.1 to 33	0.75	1.00	1.55	1.80	2.00
	47 to 470	0.80	1.00	1.35	1.50	1.50
	1000 to 22000	0.85	1.00	1.10	1.15	1.15

DIMENSIONS: mm

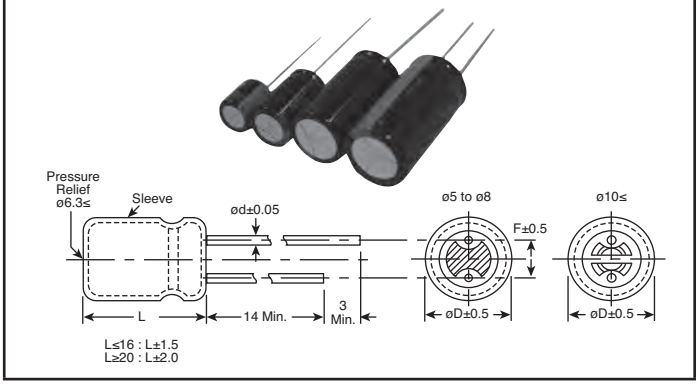

Ammo

For quantities greater than listed, call for quote.

MOUSER STOCK NO.		Value (μF)	Dim. (øDxL) (mm)	Price Each			Reel Qty.	Price Per Piece
Mfr.	Mfr. Part No.			1	50	100		
10V								
667—EEU-HD1A331B		330	6.3x11.2				2000	
667—EEU-HD1A471B		470	8x11.5				1000	
667—EEU-HD1A102B		1000	10x12.5				500	
667—EEU-HD1A222B		2200	10x16				500	
667—EEU-HD1A472B		4700	12.5x20				500	
667—EEU-HD1A682B		6800	12.5x25				500	
667—EEU-HD1A103B		10000	16x25				250	
16V								
667—EEU-HD1C101B		100	5x11				2000	
667—EEU-HD1C221B		220	6.3x11.2				2000	
667—EEU-HD1C331B		330	8x11.5				1000	
667—EEU-HD1C471B		470	8x11.5				1000	
667—EEU-HD1C332B		3300	12.5x20				500	
667—EEU-HD1C472B		4700	12.5x25				500	
667—EEU-HD1C682B		6800	16x25				250	
667—EEU-HD1C822B		8200	16x25				250	
25V								
667—EEU-HD1E470B		47	5x11				2000	
667—EEU-HD1E680B		68	5x11				2000	
667—EEU-HD1E101B		100	6.3x11.2				2000	
667—EEU-HD1E221B		220	8x11.5				1000	
667—EEU-HD1E331B		330	8x11.5				1000	
667—EEU-HD1E471B		470	10x12.5				500	
667—EEU-HD1E102B		1000	10x16				500	
667—EEU-HD1E222B		2200	12.5x20				500	
667—EEU-HD1E332B		3300	12.5x25				500	
667—EEU-HD1E472B		4700	16x25				250	
667—EEU-HD1E562B		5600	16x25				250	
35V								
667—EEU-HD1V470B		47	5x11				2000	
667—EEU-HD1V101B		100	6.3x11.2				2000	
667—EEU-HD1V221B		220	8x11.5				1000	
667—EEU-HD1V331B		330	10x12.5				500	
667—EEU-HD1V471B		470	10x16				500	
667—EEU-HD1V681B		680	10x16				500	
667—EEU-HD1V222B		2200	12.5x25				500	
667—EEU-HD1V332B		3300	16x25				250	
50V								
667—EEU-HD1HR10B		0.1	5x11				2000	
667—EEU-HD1HR22B		0.22	5x11				2000	
667—EEU-HD1HR33B		0.33	5x11				2000	
667—EEU-HD1HR47B		0.47	5x11				2000	
667—EEU-HD1H1R0B		1	5x11				2000	
667—EEU-HD1H2R2B		2.2	5x11				2000	
667—EEU-HD1H3R3B		3.3	5x11				2000	
667—EEU-HD1H4R7B		4.7	5x11				2000	
667—EEU-HD1H100B		10	5x11				2000	
667—EEU-HD1H220B		22	5x11				2000	
667—EEU-HD1H330B		33	5x11				2000	
667—EEU-HD1H470B		47	6.3x11.2				2000	
667—EEU-HD1H680B		68	6.3x11.2				2000	
667—EEU-HD1H101B		100	8x11.5				1000	
667—EEU-HD1H221B		220	10x12.5				500	
667—EEU-HD1H331B		330	10x16				500	
667—EEU-HD1H471B		470	10x20				500	
667—EEU-HD1H561SB		560	16x15				250	
667—EEU-HD1H681SB		680	16x15				250	
667—EEU-HD1H102B		100	12.5x25				500	

Bulk

For quantities greater than listed, call for quote.

MOUSER STOCK NO.		Value (μF)	Dim. (øDxL) (mm)	Price Each			
Mfr.	Mfr. Part No.			1	50	100	500
10V							
667—EEU-HD1A331		330	6.3x11.2				
667—EEU-HD1A471		470	8x11.5				
667—EEU-HD1A102		1000	10x12.5				
667—EEU-HD1A222		2200	10x16				
667—EEU-HD1A472		4700	12.5x20				
667—EEU-HD1A682		6800	12.5x25				
667—EEU-HD1A103		10000	16x25				
667—EEU-HD1A153		15000	16x31.5				
667—EEU-HD1A223		22000	18x35.5				
16V							
667—EEU-HD1C101		100	5x11				
667—EEU-HD1C221		220	6.3x11.2				
667—EEU-HD1C331		330	8x11.5				
667—EEU-HD1C471		470	8x11.5				
667—EEU-HD1C332		3300	12.5x20				
667—EEU-HD1C472		4700	12.5x25				
667—EEU-HD1C682		6800	16x25				
667—EEU-HD1C822		8200	16x25				
667—EEU-HD1C103		10000	16x31.5				
667—EEU-HD1C153		15000	18x35.5				
25V							
667—EEU-HD1E470		47	5x11				
667—EEU-HD1E680		68	5x11				
667—EEU-HD1E101		100	6.3x11.2				
667—EEU-HD1E221		220	8x11.5				
667—EEU-HD1E331		330	8x11.5				
667—EEU-HD1E471		470	10x12.5				
667—EEU-HD1E102		1000	10x16				
667—EEU-HD1E222		2200	12.5x20				
667—EEU-HD1E332		3300	12.5x25				
667—EEU-HD1E472		4700	16x25				
667—EEU-HD1E562		5600	16x25				
667—EEU-HD1E682		6800	16x25				
667—EEU-HD1E103		10000	18x35.5				
35V							
667—EEU-HD1V470		47	5x11				
667—EEU-HD1V101		100	6.3x11.2				
667—EEU-HD1V221		220	8x11.5				
667—EEU-HD1V331		330	10x12.5				
667—EEU-HD1V471		470	10x16				
667—EEU-HD1V681		680	10x16				
667—EEU-HD1V222		2200	12.5x25				
667—EEU-HD1V332		3300	16x25				
667—EEU-HD1V472		4700	16x31.5				
667—EEU-HD1V682		6800	18x35.5				
50V							
667—EEU-HD1HR10		0.1	5x11				
667—EEU-HD1HR22		0.22	5x11				
667—EEU-HD1HR33		0.33	5x11				
667—EEU-HD1HR47		0.47	5x11				
667—EEU-HD1H1R0		1	5x11				
667—EEU-HD1H2R2		2.2	5x11				
667—EEU-HD1H3R3		3.3	5x11				
667—EEU-HD1H4R7		4.7	5x11				
667—EEU-HD1H100		10	5x11				
667—EEU-HD1H220		22	5x11				
667—EEU-HD1H330		33	5x11				
667—EEU-HD1H470		47	6.3x11.2				
667—EEU-HD1H680		68	6.3x11.2				
667—EEU-HD1H101		100	8x11.5				
667—EEU-HD1H221		220	10x12.5				
667—EEU-HD1H331		330	10x16				
667—EEU-HD1H471		470	10x20				
667—EEU-HD1H561S		560	16x15				
667—EEU-HD1H681S		680	16x15				
667—EEU-HD1H102		100	12.5x25				
667—EEU-HD1H222		2200	16x31.5				
667—EEU-HD1H332		3300	18x35.5				

© Copyright 2014 Mouser Electronics

© Copyright 2014 Mouser Electronics

PANASONIC Radial Aluminum Electrolytics EEU-TP

Panasonic

RoHS Compliant This product is RoHS compliant.

TP SERIES TYPE A

DIMENSIONS: mm (not to scale)



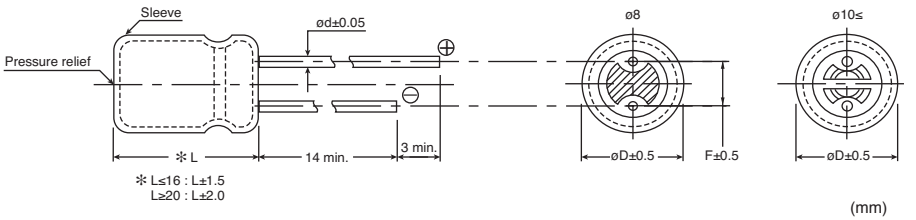

✻ L≤16 : L±1.5
L≥20 : L±2.0

(mm)

Body Dia. øD	8	10	12.5	16	18
Lead Dia. ød	0.6	0.6	0.6	0.8	0.8
Lead space F	3.5	5.0	5.0	7.5	7.5

Features:
- Lower ESR
- Smaller case size
- High ripple current
- Available in reel or bulk

Specifications:
- Category temp. range: –40°C to +135°C
- Rated W.V. Range: 25V.DC to 35V.DC
- Category Range: 100µF to 5100µF
- Tolerance: 20%

For quantities greater than listed, call for quote.

MOUSER STOCK NO. Mfr.	Mfr. Part No.	Value (uF)	Dimensions (DxL) mm	Price Each 1	50	100	Reel Quantity	Price Each
25V								
667	EEU-TP1E221B	220	10x12.5				500	
667	EEU-TP1E331B	330	10x16				500	
667	EEU-TP1E471B	470	10x16				500	
667	EEU-TP1E471LB	470	8x20				1000	
667	EEU-TP1E511B	510	10x16				500	
667	EEU-TP1E821B	820	10x20				500	
667	EEU-TP1E102B	1000	12.5x20				500	
667	EEU-TP1E122B	1200	12.5x20				500	
667	EEU-TP1E182B	1800	12.5x25				500	
667	EEU-TP1E182SB	1800	16x20				250	
667	EEU-TP1E202SB	2000	16x20				250	
667	EEU-TP1E222B	2200	16x25				250	
667	EEU-TP1E222SB	2200	18x20				250	
667	EEU-TP1E272B	2700	16x25				250	
667	EEU-TP1E272SB	2700	18x20				250	
667	EEU-TP1E332SB	3300	18x25				250	
667	EEU-TP1E392SB	3900	18x25				250	
35V								
667	EEU-TP1V101B	100	10x12.5				500	
667	EEU-TP1V121B	120	10x12.5				500	
667	EEU-TP1V221B	220	10x16				500	
667	EEU-TP1V221LB	220	8x20				1000	
667	EEU-TP1V271B	270	10x16				500	
667	EEU-TP1V271LB	270	8x20				1000	
667	EEU-TP1V331B	330	10x20				500	
667	EEU-TP1V391B	390	10x20				500	
667	EEU-TP1V471B	470	12.5x20				500	
667	EEU-TP1V561B	560	12.5x20				500	
667	EEU-TP1V621B	620	12.5x20				500	
667	EEU-TP1V821B	820	12.5x25				500	
667	EEU-TP1V102B	1000	16x20				250	
667	EEU-TP1V122B	1200	16x20				250	
667	EEU-TP1V152B	1500	16x25				250	
667	EEU-TP1V152SB	1500	18x20				250	
667	EEU-TP1V162B	1600	16x25				250	
667	EEU-TP1V182SB	1800	18x25				250	
667	EEU-TP1V202SB	2000	18x25				250	

BULK

For quantities greater than listed, call for quote.

MOUSER STOCK NO. Mfr.	Mfr. Part No.	Value (uF)	Dimensions (DxL) mm	Price Each 1	50	100	200
25V							
667	EEU-TP1E221	220	10x12.5				
667	EEU-TP1E331	330	10x16				
667	EEU-TP1E471	470	10x16				
667	EEU-TP1E471L	470	8x20				
667	EEU-TP1E511	510	10x16				
667	EEU-TP1E821	820	10x20				
667	EEU-TP1E102	1000	12.5x20				
667	EEU-TP1E122	1200	12.5x20				
667	EEU-TP1E182	1800	12.5x25				
667	EEU-TP1E182S	1800	16x20				
667	EEU-TP1E202S	2000	16x20				
667	EEU-TP1E222	2200	16x25				
667	EEU-TP1E222S	2200	18x20				
667	EEU-TP1E272	2700	16x25				
667	EEU-TP1E272S	2700	18x20				
667	EEU-TP1E332	3300	16x31.5				
667	EEU-TP1E332S	3300	18x25				
667	EEU-TP1E392	3900	16x31.5				
667	EEU-TP1E392S	3900	18x25				
667	EEU-TP1E472	4700	18x31.5				
667	EEU-TP1E512	5100	18x31.5				
35V							
667	EEU-TP1V101	100	10x12.5				

For quantities greater than listed, call for quote.

MOUSER STOCK NO. Mfr.	Mfr. Part No.	Value (uF)	Dimensions (DxL) mm	Price Each 1	50	100	200
35V Cont.							
667	EEU-TP1V121	120	10x12.5				
667	EEU-TP1V221	220	10x16				
667	EEU-TP1V221L	220	8x20				
667	EEU-TP1V271	270	10x16				
667	EEU-TP1V271L	270	8x20				
667	EEU-TP1V331	330	10x20				
667	EEU-TP1V391	390	10x20				
667	EEU-TP1V471	470	12.5x20				
667	EEU-TP1V561	560	12.5x20				
667	EEU-TP1V621	620	12.5x20				
667	EEU-TP1V821	820	12.5x25				
667	EEU-TP1V102	1000	16x20				
667	EEU-TP1V122	1200	16x20				
667	EEU-TP1V152	1500	16x25				
667	EEU-TP1V152S	1500	18x20				
667	EEU-TP1V162	1600	16x25				
667	EEU-TP1V182	1800	16x31.5				
667	EEU-TP1V182S	1800	18x25				
667	EEU-TP1V202	2000	16x31.5				
667	EEU-TP1V202S	2000	18x25				
667	EEU-TP1V222	2200	18x31.5				
667	EEU-TP1V272	2700	18x31.5				

© Copyright 2014 Mouser Electronics

© Copyright 2014 Mouser Electronics

RoHS Compliant **This product is RoHS compliant.**

M SERIES - TYPE A

Features:

- Endurance: 85°C 2000h
- Smaller than series SU
- RoHs directive compliant

Diameter Lead Space Matrix							
Body Dia. øD	5	6.3	8	10	12.5	16	18
Lead Dia. ød	0.5	0.5	0.6	0.6	0.6	0.8	0.8
Lead space F	2.0	2.5	3.5	5.0	5.0	7.5	7.5

DIMENSIONS: mm

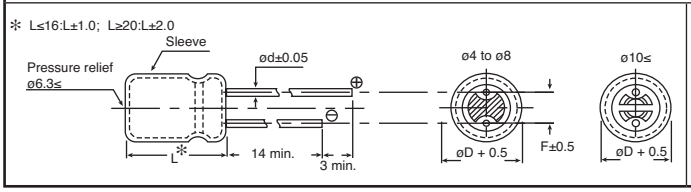

Specifications		
Category Temp. Range	-40°C to +85°C	-25°C to +85°C
Rated W.V. Range	6.3Vdc to 100Vdc	160Vdc to 450Vdc
Nominal Cap. Range	0.1μF to 22000μF	160Vdc to 450Vdc
Capacitance Tolerance	±20% (120Hz/+20°C)	
DC Leakage Current	1≤0.01CV or 3 (μA) After 2 minutes (whichever is greater)	1≤0.06CV +10 (μA) After 2 minutes

For quantities greater than listed, call for quote.

MOUSER STOCK NO.	Panasonic Part No.	Value (μF)	Volt-age	Dimen-sions (DxL) (mm)	Price Each 1	25	100	500
667-ECA-0JM221	ECA-0JM221	220	6.3	5x11				
667-ECA-0JM471	ECA-0JM471	470	6.3	6.3x11.2				
667-ECA-0JM102	ECA-0JM102	1,000	6.3	8x11.5				
667-ECA-0JM222	ECA-0JM222	2,200	6.3	10x16				
667-ECA-0JM332	ECA-0JM332	3,300	6.3	10x20				
667-ECA-0JM472	ECA-0JM472	4,700	6.3	12.5x20				
667-ECA-0JM682	ECA-0JM682	6,800	6.3	12.5x25				
667-ECA-0JM103	ECA-0JM103	10,000	6.3	16x25				
667-ECA-0JM153	ECA-0JM153	15,000	6.3	16x31.5				
667-ECA-0JM223	ECA-0JM223	22,000	6.3	18x35.5				
667-ECA-1AM331	ECA-1AM331	330	10	6.3x11.2				
667-ECA-1AM102	ECA-1AM102	1,000	10	10x12.5				
667-ECA-1AM222	ECA-1AM222	2,200	10	10x20				
667-ECA-1AM332	ECA-1AM332	3,300	10	12.5x20				
667-ECA-1AM472	ECA-1AM472	4,700	10	12.5x25				
667-ECA-1AM682	ECA-1AM682	6,800	10	16x25				
667-ECA-1AM103	ECA-1AM103	10,000	10	16x31.5				
667-ECA-1AM153	ECA-1AM153	15,000	10	18x35.5				
667-ECA-1CM100	ECA-1CM100	10	16	5x11				
667-ECA-1CM220	ECA-1CM220	22	16	5x11				
667-ECA-1CM330	ECA-1CM330	33	16	5x11				
667-ECA-1CM470	ECA-1CM470	47	16	5x11				
667-ECA-1CM101	ECA-1CM101	100	16	5x11				
667-ECA-1CM221	ECA-1CM221	220	16	6.3x11.2				
667-ECA-1CM471	ECA-1CM471	470	16	8x11.5				
667-ECA-1CM102	ECA-1CM102	1,000	16	10x16				
667-ECA-1CM222	ECA-1CM222	2,200	16	12.5x20				
667-ECA-1CM332	ECA-1CM332	3,300	16	12.5x25				
667-ECA-1CM472	ECA-1CM472	4,700	16	16x25				
667-ECA-1CM682	ECA-1CM682	6,800	16	16x31.5				
667-ECA-1CM103	ECA-1CM103	10,000	16	18x35.5				
667-ECA-1EM101	ECA-1EM101	100	25	6.3x11.2				
667-ECA-1EM331	ECA-1EM331	330	25	8x11.5				
667-ECA-1EM471	ECA-1EM471	470	25	10x12.5				
667-ECA-1EM102	ECA-1EM102	1,000	25	10x20				
667-ECA-1EM222	ECA-1EM222	2,200	25	12.5x25				
667-ECA-1EM332	ECA-1EM332	3,300	25	16x25				
667-ECA-1EM472	ECA-1EM472	4,700	25	16x31.5				
667-ECA-1EM682	ECA-1EM682	6,800	25	18x35.5				
667-ECA-1VM470	ECA-1VM470	47	35	5x11				
667-ECA-1VM101	ECA-1VM101	100	35	6.3x11.2				
667-ECA-1VM221	ECA-1VM221	220	35	8x11.5				
667-ECA-1VM331	ECA-1VM331	330	35	10x12.5				
667-ECA-1VM471	ECA-1VM471	470	35	10x16				
667-ECA-1VM102	ECA-1VM102	1,000	35	12.5x20				
667-ECA-1VM222	ECA-1VM222	2,200	35	16x25				
667-ECA-1VM332	ECA-1VM332	3,300	35	16x31.5				
667-ECA-1VM472	ECA-1VM472	4,700	35	18x35.5				
667-ECA-1HM0R1	ECA-1HM0R1	0.1	50	5x11				
667-ECA-1HMR22	ECA-1HMR22	0.22	50	5x11				
667-ECA-1HMR33	ECA-1HMR33	0.33	50	5x11				
667-ECA-1HMR47	ECA-1HMR47	0.47	50	5x11				
667-ECA-1HM010	ECA-1HM010	1.0	50	5x11				
667-ECA-1HM2R2	ECA-1HM2R2	2.2	50	5x11				
667-ECA-1HM3R3	ECA-1HM3R3	3.3	50	5x11				
667-ECA-1HM4R7	ECA-1HM4R7	4.7	50	5x11				
667-ECA-1HM100	ECA-1HM100	10	50	5x11				
667-ECA-1HM220	ECA-1HM220	22	50	5x11				
667-ECA-1HM330	ECA-1HM330	33	50	5x11				
667-ECA-1HM470	ECA-1HM470	47	50	6.3x11.2				
667-ECA-1HM101	ECA-1HM101	100	50	8x11.5				
667-ECA-1HM221	ECA-1HM221	220	50	10x12.5				
667-ECA-1HM331	ECA-1HM331	330	50	10x16				
667-ECA-1HM471	ECA-1HM471	470	50	10x20				
667-ECA-1HM102	ECA-1HM102	1,000	50	12.5x25				
667-ECA-1HM222	ECA-1HM222	2,200	50	16x31.5				
667-ECA-1HM332	ECA-1HM332	3,300	50	18x35.5				
667-ECA-1JM100	ECA-1JM100	10	63	5x11				
667-ECA-1JM220	ECA-1JM220	22	63	5x11				
667-ECA-1JM330	ECA-1JM330	33	63	6.3x11.2				
667-ECA-1JM470	ECA-1JM470	47	63	6.3x11.2				
667-ECA-1JM101	ECA-1JM101	100	63	8x11.5				
667-ECA-1JM221	ECA-1JM221	220	63	10x16				
667-ECA-1JM331	ECA-1JM331	330	63	10x20				

For quantities greater than listed, call for quote.

MOUSER STOCK NO.	Panasonic Part No.	Value (μF)	Volt-age	Dimen-sions (DxL) (mm)	Price Each 1	25	100	500
667-ECA-1JM471	ECA-1JM471	470	63	12.5x20				
667-ECA-1JM102	ECA-1JM102	1,000	63	16x25				
667-ECA-1JM222	ECA-1JM222	2,200	63	18x35.5				
667-ECA-2AMR47	ECA-2AMR47	0.47	100	5x11				
667-ECA-2AM010	ECA-2AM010	1.0	100	5x11				
667-ECA-2AM2R2	ECA-2AM2R2	2.2	100	5x11				
667-ECA-2AM3R3	ECA-2AM3R3	3.3	100	5x11				
667-ECA-2AM4R7	ECA-2AM4R7	4.7	100	5x11				
667-ECA-2AM100	ECA-2AM100	10	100	5x11				
667-ECA-2AM220	ECA-2AM220	22	100	6.3x11.2				
667-ECA-2AM330	ECA-2AM330	33	100	8x11.5				
667-ECA-2AM470	ECA-2AM470	47	100	8x11.5				
667-ECA-2AM101	ECA-2AM101	100	100	10x16				
667-ECA-2AM221	ECA-2AM221	220	100	12.5x20				
667-ECA-2AM331	ECA-2AM331	330	100	12.5x25				
667-ECA-2AM471	ECA-2AM471	470	100	16x25				
667-ECA-2AM102	ECA-2AM102	1,000	100	18x35.5				
667-ECA-2CM010	ECA-2CM010	1	160	6.3x11.2				
667-ECA-2CM2R2	ECA-2CM2R2	2.2	160	6.3x11.2				
667-ECA-2CM3R3	ECA-2CM3R3	3.3	160	6.3x11.2				
667-ECA-2CM4R7	ECA-2CM4R7	4.7	160	6.3x11.2				
667-ECA-2CM100	ECA-2CM100	10	160	10x12.5				
667-ECA-2CM220	ECA-2CM220	22	160	10x16				
667-ECA-2CM330	ECA-2CM330	33	160	10x20				
667-ECA-2CM470	ECA-2CM470	47	160	12.5x20				
667-ECA-2CM101	ECA-2CM101	100	160	12.5x25				
667-ECA-2CM221	ECA-2CM221	220	160	16x31.5				
667-ECA-2CM331	ECA-2CM331	330	160	18x31.5				
667-ECA-2CM471	ECA-2CM471	470	160	18x40				
667-ECA-2DM010	ECA-2DM010	1.0	200	6.3x11.2				
667-ECA-2DM2R2	ECA-2DM2R2	2.2	200	6.3x11.2				
667-ECA-2DM3R3	ECA-2DM3R3	3.3	200	6.3x11.2				
667-ECA-2DM4R7	ECA-2DM4R7	4.7	200	8x11.5				
667-ECA-2DM100	ECA-2DM100	10	200	10x12.5				
667-ECA-2DM220	ECA-2DM220	22	200	10x20				
667-ECA-2DM330	ECA-2DM330	33	200	10x20				
667-ECA-2DM470	ECA-2DM470	47	200	12.5x20				
667-ECA-2DM101	ECA-2DM101	100	200	16x25				
667-ECA-2DM221	ECA-2DM221	220	200	18x31.5				
667-ECA-2DM331	ECA-2DM331	330	200	18x40				
667-ECA-2EM010	ECA-2EM010	1	250	6.3x11.2				
667-ECA-2EM2R2	ECA-2EM2R2	2.2	250	6.3x11.2				
667-ECA-2EM3R3	ECA-2EM3R3	3.3	250	8x11.5				
667-ECA-2EM4R7	ECA-2EM4R7	4.7	250	8x11.5				
667-ECA-2EM100	ECA-2EM100	10	250	10x16				
667-ECA-2EM220	ECA-2EM220	22	250	10x20				
667-ECA-2EM330	ECA-2EM330	33	250	12.5x20				
667-ECA-2EM470	ECA-2EM470	47	250	12.5x25				
667-ECA-2EM101	ECA-2EM101	100	250	16x31.5				
667-ECA-2EM221	ECA-2EM221	220	250	18x40				
667-ECA-2VM010	ECA-2VM010	1.0	350	6.3x11.2				
667-ECA-2VM2R2	ECA-2VM2R2	2.2	350	8x11.5				
667-ECA-2VM3R3	ECA-2VM3R3	3.3	350	8x11.5				
667-ECA-2VM4R7	ECA-2VM4R7	4.7	350	10x12.5				
667-ECA-2VM100	ECA-2VM100	10	350	10x20				
667-ECA-2VM220	ECA-2VM220	22	350	12.5x20				
667-ECA-2VM330	ECA-2VM330	33	350	16x25				
667-ECA-2VM470	ECA-2VM470	47	350	16x25				
667-ECA-2VM101	ECA-2VM101	100	350	18x31.5				
667-ECA-2GM010	ECA-2GM010	1.0	400	6.3x11.2				
667-ECA-2GM2R2	ECA-2GM2R2	2.2	400	8x11.5				
667-ECA-2GM3R3	ECA-2GM3R3	3.3	400	10x12.5				
667-ECA-2GM4R7	ECA-2GM4R7	4.7	400	10x16				
667-ECA-2GM100	ECA-2GM100	10	400	10x20				
667-ECA-2GM220	ECA-2GM220	22	400	12.5x25				
667-ECA-2GM330	ECA-2GM330	33	400	16x25				
667-ECA-2GM470	ECA-2GM470	47	400	16x31.5				
667-ECA-2GM101	ECA-2GM101	100	400	18x40				
667-ECA-2WM010	ECA-2WM010	1	450	8x11.5				
667-ECA-2WM2R2	ECA-2WM2R2	2.2	450	10x12.5				
667-ECA-2WM3R3	ECA-2WM3R3	3.3	450	10x16				
667-ECA-2WM4R7	ECA-2WM4R7	4.7	450	10x20				
667-ECA-2WM100	ECA-2WM100	10	450	12.5x20				
667-ECA-2WM220	ECA-2WM220	22	450	16x25				
667-ECA-2WM330	ECA-2WM330	33	450	16x31.5				

© Copyright 2014 Mouser Electronics

© Copyright 2014 Mouser Electronics

UNITED CHEMI-CON Aluminum Electrolytic Capacitors

RoHS Compliant This product is RoHS compliant.

GPA SERIES MINIATURE ALUMINUM ELECTROLYTIC CAPACITORS

Features:

- Downsized, low impedance and high-ripple current version of GXE series
- For automobile modules and other high temperature applications
- Endurance with ripple current: 3,000 to 5,000 hours at 125°C
- Solvent resistant type

DIMENSIONS: mm				
øD	12.5	14.5	16	18
ød	0.6	0.8		
F	5.0	7.5		

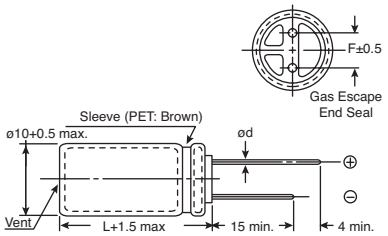

For quantities greater than listed, call for quote.

MOUSER STOCK NO.	United Chemi-Con Part No.	Value (µF)	Ripple Current (mA)	Case Size øDxL (mm)	Lead Spacing (mm)	Price Each 1	25	50	100
25 Volt									
661-EGPA250ELL222MU2	EGPA250ELL122MK20S	1200	1820	12.5x20	5				
661-EGPA250ELL272MK3	EGPA250ELL152MU20S	1500	2100	14.5x20	7.5				
661-EGPA250ELL332MK4	EGPA250ELL182MK25S	1800	2280	12.5x25	5				
661-EGPA250ELL392ML3	EGPA250ELL222MU25S	2200	2620	14.5x25	7.5				
661-EGPA250ELL472MU4	EGPA250ELL272MK35S	2700	2970	12.5x35	5				
661-EGPA250ELL562ML4	EGPA250ELL332MK40S	3300	3340	12.5x40	5				
661-EGPA250ELL682MM4	EGPA250ELL392ML35S	3900	3590	16x35	7.5				
661-EGPA350ELL102MK2	EGPA250ELL472MU40S	4700	3730	14.5x40	7.5				
661-EGPA500ELL561MU2	EGPA250ELL562ML40S	5600	3970	16x40	7.5				
661-EGPA350ELL122MK3	EGPA250ELL682MM40S	6800	4230	18x40	7.5				
35 Volt									
661-EGPA350ELL681MK2	EGPA350ELL681MK20S	680	1820	12.5x20	5				
661-EGPA350ELL152MK3	EGPA350ELL102MK25S	1000	2280	12.5x25	5				
661-EGPA350ELL182MK4	EGPA350ELL122MK30S	1200	2560	12.5x30	5				
661-EGPA350ELL222MU3	EGPA350ELL152MK35S	1500	2970	12.5x35	5				
661-EGPA350ELL272MU4	EGPA350ELL182MK40S	1800	3340	12.5x40	5				
661-EGPA500ELL681MK2	EGPA350ELL222MU35S	2200	3380	14.5x35	7.5				
661-EGPA350ELL332ML4	EGPA350ELL272MU40S	2700	3730	14.5x40	7.5				
661-EGPA350ELL472MM4	EGPA350ELL332ML40S	3300	3970	16x40	7.5				
661-EGPA250ELL122MK2	EGPA350ELL472MM40S	4700	4230	18x40	7.5				
50 Volt									
661-EGPA500ELL182MU4	EGPA500ELL471MK20S	470	1500	12.5x20	5				
661-EGPA500ELL222ML4	EGPA500ELL561MU20S	560	1740	14.5x20	7.5				
661-EGPA500ELL272MM4	EGPA500ELL681MK25S	680	1900	12.5x25	5				
661-EGPA500ELL471MK2	EGPA500ELL821MK30S	820	2150	12.5x30	5				
661-EGPA500ELL821MK3	EGPA500ELL102MK35S	1000	2510	12.5x35	5				
661-EGPA500ELL102MK3	EGPA500ELL122MK40S	1200	2870	12.5x40	5				
661-EGPA250ELL152MU2	EGPA500ELL152ML35S	1500	3300	16x35	7.5				
661-EGPA500ELL122MK4	EGPA500ELL182MU40S	1800	3230	14.5x40	7.5				
661-EGPA500ELL152ML3	EGPA500ELL222ML40S	2200	3720	16x40	7.5				
661-EGPA250ELL182MK2	EGPA500ELL272MM40S	2700	3940	18x40	7.5				

GXE SERIES MINIATURE ALUMINUM ELECTROLYTIC CAPACITORS

Features:

- Downsized, low impedance and better low temperature characteristics
- For automobile modules and other high temperature applications
- Endurance with ripple current: 2,000 to 5,000 hours at 125°C
- Solvent resistant type

DIMENSIONS: mm				
øD	8	10	12.5	16
ød	0.6			0.8
F	3.5	5.0		7.5

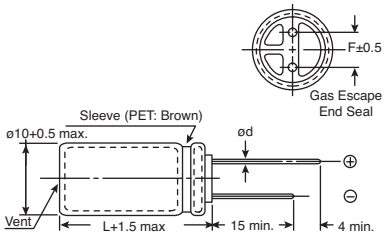

For quantities greater than listed, call for quote.

MOUSER STOCK NO.	United Chemi-Con Part No.	Value (µF)	Ripple Current (mA)	Case Size øDxL (mm)	Lead Spacing (mm)	Price Each 1	25	50	100
10 Volt									
661-EGXE100ELL221M	EGXE100ELL221MH12D	220	340	8x12	0.6				
661-EGXE100ELL102M	EGXE100ELL102MJ20S	1000	950	10x20	0.6				
16 Volt									
661-EGXE160ELL331M	EGXE160ELL331MJC5S	330	620	10x12.5	0.6				
661-EGXE160ELL222M	EGXE160ELL222ML25S	2200	1620	16x25	0.8				
25 Volt									
661-EGXE250ELL221M	EGXE250ELL221MJC5S	220	620	10x12.5	0.6				
661-EGXE250ELL471M	EGXE250ELL471MJ20S	470	950	10x20	0.6				
35 Volt									
661-EGXE350ELL101M	EGXE350ELL101MJC5S	100	620	10x12.5	0.6				
661-EGXE350ELL221M	EGXE350ELL221MJ16S	220	790	10x16	0.6				
63 Volt									
661-EGXE630ELL471M	EGXE630ELL471MK30S	470	1460	12.5x30	0.6				
80 Volt									
661-EGXE800ELL330M	EGXE800ELL330MJC5S	33	480	10x12.5	0.6				
100 Volt									
661-EGXE101ELL331M	EGXE101ELL331MLN3S	330	1790	16x31.5	0.8				
250 Volt									
661-EGXE251ELL330M	EGXE251ELL330MK25S	33	171	12.5x25	0.6				
400 Volt									
661-EGXE401ELL220M	EGXE401ELL220MK30S	22	142	12.5x30	0.6				
661-EGXE401ELL470M	EGXE401ELL470MLN3S	47	243	16x31.5	0.8				
450 Volt									
661-EGXE451ELL220M	EGXE451ELL220ML25S	22	154	16x25	0.8				

GXL SERIES MINIATURE ALUMINUM ELECTROLYTIC CAPACITORS

Features:

- Long-Life version of GXE series
- For automobile modules and other high temperature applications
- Endurance with ripple current: 5,000 hours at 125°C
- Solvent resistant type

DIMENSIONS: mm

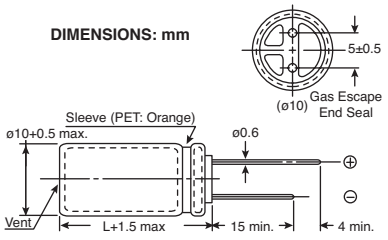

For quantities greater than listed, call for quote.

MOUSER STOCK NO.	United Chemi-Con Part No.	Value (µF)	Ripple Current (mA)	Case Size øDxL (mm)	Lead Spacing (mm)	Price Each 1	25	50	100
10 Volt									
661-EGXL100ELL471MJC	EGXL100ELL471MJC5S	470	800	10x12.5	5				
661-EGXL100ETD102MJ2	EGXL100ETD102MJ20S	1000	1300	10x20	5				
16 Volt									
661-EGXL160ELL331MJC	EGXL160ELL331MJC5S	330	800	10x12.5	5				
661-EGXL160ETD221MJC	EGXL160ETD221MJC5S	220	800	10x12.5	5				
661-EGXL160ETD471MJ1	EGXL160ETD471MJ16S	470	1050	10x16	5				
25 Volt									
661-EGXL250ELL271MJC	EGXL250ELL271MJC5S	270	-	10x12.5	5				
661-EGXL250ETD221MJC	EGXL250ETD221MJC5S	220	800	10x12.5	5				
661-EGXL250ETD331MJ1	EGXL250ETD331MJ16S	330	1050	10x16	5				
661-EGXL250ETD471MJ2	EGXL250ETD471MJ20S	470	1300	10x20	5				
35 Volt									
661-EGXL350ETD101MJC	EGXL350ETD101MJC5S	100	800	10x12.5	5				
661-EGXL350ETD221MJ1	EGXL350ETD221MJ16S	220	1050	10x16	5				
661-EGXL350ETD331MJ2	EGXL350ETD331MJ20S	330	1300	10x20	5				
50 Volt									
661-EGXL500ETD101MJC	EGXL500ETD101MJC5S	100	590	10x12.5	5				
661-EGXL500ETD221MJ2	EGXL500ETD221MJ20S	220	970	10x20	5				

© Copyright 2014 Mouser Electronics

© Copyright 2014 Mouser Electronics

NEW AT MOUSER

UNITED CHEMI-CON Aluminum Electrolytic Capacitors

RoHS Compliant This product is RoHS compliant.

KXJ 105° MINIATURE ALUMINUM ELECTROLYTIC CAPACITORS

- Downsized and longer life from current KXG series
- Rated voltage range: 160 to 450V, capacitance range, 6.8 to 680µF
- Endurance with ripple current: 10,000 to 12,000 hours at 105°C
- Non-solvent resistance type

DIMENSIONS: mm					
øD	10	12.5	14.5	16	18
ød	0.6		0.8		
F	5.0		7.5		

For quantities greater than listed, call for quote.

MOUSER STOCK NO.	United Chemi-Con Part No.	Value (µF)	Case Size DxL(mm)	Price Each 1	25	50
150 Volt						
661-EKXJ251ELL15140S	EKXJ251ELL151MK40S	150	12.5x40			
160 Volt						
661-EKXJ161ELL560MJ2	EKXJ161ELL560MJ20S	56	10x20			
661-EKXJ161ELL820MJ2	EKXJ161ELL820MJ25S	82	10x25			
661-EKXJ161ELL101MK2	EKXJ161ELL101MK20S	100	12..5x20			
661-EKXJ161ELL121MJ3	EKXJ161ELL121MJ35S	120	10x35			
661-EKXJ161ELL15140S	EKXJ161ELL151MJ40S	150	10x40			
661-EKXJ161ELL181MJ5	EKXJ161ELL181MJ50S	180	10x50			
661-EKXJ161ELL221MK3	EKXJ161ELL221MK35S	220	12.5x35			
661-EKXJ161ELL27140S	EKXJ161ELL271MK40S	270	12.5x40			
661-EKXJ161ELL331MK5	EKXJ161ELL331MK50S	330	12.5x50			
661-EKXJ161ELL391MU4	EKXJ161ELL391MU45S	390	14.5x45			
661-EKXJ161ELL471MU5	EKXJ161ELL471MU50S	470	14.5x50			
661-EKXJ161ELL561ML5	EKXJ161ELL561ML50S	560	16x50			
661-EKXJ161ELL681MM4	EKXJ161ELL681MM45S	680	18x45			
200 Volt						
661-EKXJ201ELL270MJ1	EKXJ201ELL270MJ16S	27	10x16			
661-EKXJ201ELL470MJ2	EKXJ201ELL470MJ20S	47	10x20			
661-EKXJ201ELL680MJ3	EKXJ201ELL680MJ30S	68	10x30			
661-EKXJ201ELL561MM5	EKXJ201ELL561MM50S	560	18x50			
220 Volt						
661-EKXJ221ELL390MJ2	EKXJ221ELL390MJ20S	39	10x20			
661-EKXJ401ELL221MM5	EKXJ401ELL221MM50S	220	18x50			
661-EKXJ221ELL391ML5	EKXJ221ELL391ML50S	390	16x50			
661-EKXJ221ELL471MM5	EKXJ221ELL471MM50S	470	18x50			
250 Volt						
661-EKXJ251ELL220MJ1	EKXJ251ELL220MJ16S	22	10x16			
661-EKXJ251ELL330MJ2	EKXJ251ELL330MJ20S	33	10x20			
661-EKXJ251ELL560MK2	EKXJ251ELL560MK20S	56	12.5x20			
661-EKXJ251ELL82040S	EKXJ251ELL820MJ40S	82	10x40			
661-EKXJ251ELL101MJ5	EKXJ251ELL101MJ50S	100	10x50			
661-EKXJ251ELL121MK3	EKXJ251ELL121MK35S	120	12.5x35			
661-EKXJ251ELL181MK5	EKXJ251ELL181MK50S	180	12.5x50			
661-EKXJ251ELL221MU4	EKXJ251ELL221MU45S	220	14.5x45			
661-EKXJ251ELL331ML5	EKXJ251ELL331ML50S	330	16x50			
270 Volt						
661-EKXJ251ELL27140S	EKXJ251ELL271ML40S	270	16x40			
350 Volt						
661-EKXJ351ELL120MJ1	EKXJ351ELL120MJ16S	12	10x16			
661-EKXJ351ELL220MJ2	EKXJ351ELL220MJ20S	22	10x20			
661-EKXJ351ELL270MJ2	EKXJ351ELL270MJ25S	27	10x25			
661-EKXJ351ELL330MK2	EKXJ351ELL330MK20S	33	12.5x20			
661-EKXJ351ELL390MJ3	EKXJ351ELL390MJ35S	39	10x35			
661-EKXJ351ELL470MJ4	EKXJ351ELL470MJ40S	47	10x40			
661-EKXJ351ELL560ML2	EKXJ351ELL560ML20S	56	16x20			
661-EKXJ351ELL680MJ5	EKXJ351ELL680MJ50S	68	10x50			
661-EKXJ351ELL820ML2	EKXJ351ELL820ML25S	82	16x25			
661-EKXJ351ELL101MK	EKXJ351ELL101MK45S	100	12.5x45			
661-EKXJ351ELL121MLP	EKXJ351ELL121MLP1S	120	16x35.5			
661-EKXJ351ELL151MU5	EKXJ351ELL151MU50S	150	14.5x50			
661-EKXJ351ELL181ML5	EKXJ351ELL181ML50S	180	16x50			
400 Volt						
661-EKXJ401ELL100MJ1	EKXJ401ELL100MJ16S	10	10x16			
450 Volt						
661-EKXJ451ELL5R6MJ1	EKXJ451ELL5R6MJ16S	5.6	10x16			
661-EKXJ451ELL6R8MJ1	EKXJ451ELL6R8MJ16S	6.8	10x16			
661-EKXJ451ELL120MJ2	EKXJ451ELL120MJ20S	12	10x20			
661-EKXJ451ELL150MJ2	EKXJ451ELL150MJ25S	15	10x25			
661-EKXJ451ELL180MJ3	EKXJ451ELL180MJ30S	18	10x30			
661-EKXJ451ELL220MJ3	EKXJ451ELL220MJ35S	22	10x35			
661-EKXJ451ELL27040S	EKXJ451ELL270MJ40S	27	10x40			
661-EKXJ451ELL330MK3	EKXJ451ELL330MK30S	33	12.5x30			
661-EKXJ451ELL390MJ5	EKXJ451ELL390MJ50S	39	10x50			
661-EKXJ451ELL470MK4	EKXJ451ELL470MK40S	47	12.5x40			
661-EKXJ451ELL560MK4	EKXJ451ELL560MK45S	56	12.5x45			
661-EKXJ451ELL680MK5	EKXJ451ELL680MK50S	68	12.5x50			
661-EKXJ451ELL820MU5	EKXJ451ELL820MU50S	82	14.5x50			
661-EKXJ451ELL101ML5	EKXJ451ELL101ML50S	100	16x50			
661-EKXJ451ELL12140S	EKXJ451ELL121MM40S	120	18x40			
661-EKXJ451ELL151MM5	EKXJ451ELL151MM50S	150	18x50			

KZH SERIES

- Ultra low impedance for personal computers storage equipment
- Endurance with ripple current: 5,000 to 6,000 hours at 105°C
- Non-solvent resistance type

DIMENSIONS: mm						
øD	5	6.3	8	10	12.5	16
ød	0.5		0.6			0.8
F	2.0	2.5	3.5	5.0		7.5

6.3 Volt						
661-EKZH6R3E221ME11D	EKZH6R3ETD221ME11D	220	5x11			
661-EKZH6R3E471MF11D	EKZH6R3ELL471MF11D	470	6.3x11			
661-EKZH6R3E821MHB5D	EKZH6R3ELL821MHB5D	820	8x11.5			
661-EKZH6R3E122MH15D	EKZH6R3ELL122MH15D	1200	8x15			
661-EKZH6R3E272MJ25S	EKZH6R3ELL272MJ25S	2700	10x25			
661-EKZH6R3E392MK20S	EKZH6R3ELL392MK20S	3900	12.5x20			
661-EKZH6R3E822ML25S	EKZH6R3ELL822ML25S	8200	16x25			
10 Volt						
661-EKZH100E331MF11D	EKZH100ELL331MF11D	330	6.3x11			
661-EKZH100E152MH20D	EKZH100ELL152MH20D	1500	8x20			
661-EKZH100E182MJ20S	EKZH100ELL182MJ20S	1800	10x20			
661-EKZH100E222MJ25S	EKZH100ELL222MJ25S	2200	10x25			
661-EKZH100E332MK20S	EKZH100ELL332MK20S	3300	12.5x20			
661-EKZH100E472MK30S	EKZH100ELL472MK30S	4700	12.5x30			
661-EKZH100E562MK35S	EKZH100ELL562MK35S	5600	12.5x35			
661-EKZH100E682ML25S	EKZH100ELL682ML25S	6800	16x25			

© Copyright 2014 Mouser Electronics

DIMENSIONS: mm

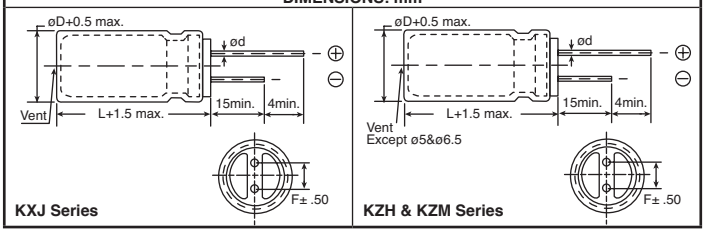

KZH SERIES (CONT.)

For quantities greater than listed, call for quote.

MOUSER STOCK NO.	United Chemi-Con Part No.	Value (µF)	Case Size DxL(mm)	Price Each 1	25	50
16 Volt						
661-EKZH160E392MK35S	EKZH160ELL392MK35S	392	12.5x35			
661-EKZH160E472ML25S	EKZH160ELL472ML25S	470	16x25			
661-EKZH160E681MH15D	EKZH160ELL681MH15D	680	8x15			
661-EKZH160E102MH20D	EKZH160ELL102MH20D	1000	8x20			
661-EKZH160E152MJ20S	EKZH160ELL152MJ20S	1500	10x20			
25 Volt						
661-EKZH250E680ME11D	EKZH250ELL680ME11D	68	5x11			
661-EKZH250E151MF11D	EKZH250ELL151MF11D	150	6.3x11			
661-EKZH250E821MJ20S	EKZH250ETD821MJ20S	820	10x20			
661-EKZH250E222MK30S	EKZH250ELL222MK30S	2200	12.5x30			
661-EKZH250E272MK35S	EKZH250ELL272MK35S	2700	12.5x35			
661-EKZH250E332ML25S	EKZH250ELL332ML25S	3300	16x25			
35 Volt						
661-EKZH350E470ME11D	EKZH350ELL470ME11D	47	5x11			
661-EKZH350E101MF11D	EKZH350ELL101MF11D	100	6.3x11			
661-EKZH350E221MHB5D	EKZH350ELL221MHB5D	220	8x11.5			
661-EKZH350E271MH15D	EKZH350ELL271MH15D	270	8x15			
661-EKZH350E391MH20D	EKZH350ELL391MH20D	390	8x20			
661-EKZH350E471MJ16S	EKZH350ELL471MJ16S	470	10x16			
661-EKZH350E561MJ20S	EKZH350ELL561MJ20S	560	10x20			
661-EKZH350E681MJ25S	EKZH350ELL681MJ25S	680	10x25			
661-EKZH350E102MK20S	EKZH350ELL102MK20S	1000	12.5x20			
661-EKZH350E122MK25S	EKZH350ELL122MK25S	1200	12.5x25			
661-EKZH350E152MK30S	EKZH350ELL152MK30S	1500	12.5x30			
661-EKZH350E182MK35S	EKZH350ELL182MK35S	1800	12.5x35			
661-EKZH350E222ML25S	EKZH350ELL222ML25S	2200	16x25			

KZM SERIES 105°C MINIATURE ALUMINUM ELECTROLYTIC CAPACITORS

- Long-life version of KZH series
- Rated voltage range: 6.3 to 50V, capacitance range, 27 to 10,000µF
- Endurance with ripple current: 6,000 to 10,000 hrs at 105°C
- Non-solvent resistance type

DIMENSIONS: mm							
øD	5	6.3	8	10	12.5	16	18
ød	0.5		0.6			0.8	
F	2.0	2.5	3.5	5.0		7.5	

6.3 Volt						
661-EKZM6R3E122MH15D	EKZM6R3ELL122MH15D	1200	8x15			
661-EKZM6R3E682MK35S	EKZM6R3ELL682MK35S	6800	12.5x35			
661-EKZM6R3E822ML25S	EKZM6R3ELL822ML25S	8200	16x25			
10 Volt						
661-EKZM100E152MH20D	EKZM100ELL152MH20D	1500	8x20			
661-EKZM100E332MK20S	EKZM100ELL332MK20S	3300	12.5x20			
661-EKZM100E562MK35S	EKZM100ELL562MK35S	5600	12.5x35			
661-EKZM100E682ML25S	EKZM100ELL682ML25S	6800	16x25			
661-EKZM100E822MM25S	EKZM100ELL822MM25S	8200	18x25			
16 Volt						
661-EKZM160E102MH20D	EKZM160ELL102MH20D	1000	8x20			
661-EKZM160E182MJ25S	EKZM160ELL182MJ25S	1800	10x25			
661-EKZM160E222MK20S	EKZM160ELL222MK20S	2200	12.5x20			
661-EKZM160E392MK35S	EKZM160ELL392MK35S	3900	12.5x35			
661-EKZM160E472ML25S	EKZM160ELL472ML25S	4700	16x25			
661-EKZM160E562MM25S	EKZM160ELL562MM25S	5600	18x25			
25 Volt						
661-EKZM250E680ME11D	EKZM250ELL680ME11D	68	5x11			
661-EKZM250E151MF11D	EKZM250ELL151MF11D	151	6.3x11			
661-EKZM250E331MHB5D	EKZM250ELL331MHB5D	330	8x11.5			
661-EKZM250E681MJ16S	EKZM250ELL681MJ16S	680	10x16			
661-EKZM250E821MJ20S	EKZM250ELL821MJ20S	820	10x20			
661-EKZM250E102MJ25S	EKZM250ELL102MJ25S	1000	10x25			
661-EKZM250E272MK35S	EKZM250ELL272MK35S	2700	12.5x35			
661-EKZM250E332ML25S	EKZM250ELL332ML25S	3300	16x25			
661-EKZM250E392MM25S	EKZM250ELL392MM25S	3900	18x25			
35 Volt						
661-EKZM350E470ME11D	EKZM350ELL470ME11D	47	5x11			
661-EKZM350E271MH15D	EKZM350ELL271MH15D	270	8x15			
661-EKZM350E391MH20D	EKZM350ELL391MH20D	390	8x20			
661-EKZM350E471MJ16S	EKZM350ELL471MJ16S	470	10x16			
661-EKZM350E561MJ20S	EKZM350ELL561MJ20S	560	10x20			
661-EKZM350E152MK30S	EKZM350ELL152MK30S	1500	12.5x30			
661-EKZM350E182MK35S	EKZM350ELL182MK35S	1800	12.5x35			
661-EKZM350E222ML25S	EKZM350ELL222ML25S	2200	16x25			
50 Volt						
661-EKZM500E270ME11D	EKZM500ELL270ME11D	27	5x11			
661-EKZM500E560MF11D	EKZM500ELL560MF11D	56	6.3x11			
661-EKZM500E101MHB5D	EKZM500ELL101MHB5D	100	8x11.5			
661-EKZM500E121MH15D	EKZM500ELL121MH15D	120	8x15			
661-EKZM500E151MJC5S	EKZM500ELL151MJC5S	150	10x12.5			
661-EKZM500E181MH20D	EKZM500ELL181MH20D	180	8x20			
661-EKZM500E221MJ16S	EKZM500ELL221MJ16S	220	10x16			
661-EKZM500E271MJ20S	EKZM500ELL271MJ20S	270	10x20			
661-EKZM500E331MJ25S	EKZM500ELL331MJ25S	330	10x25			
661-EKZM500E471MK20S	EKZM500ELL471MK20S	470	12.5x20			
661-EKZM500E681MK30S	EKZM500ELL681MK30S	680	12.5x30			
661-EKZM500E821MK35S	EKZM500ELL821MK35S	820	12.5x35			
661-EKZM500E102ML25S	EKZM500ELL102ML25S	1000	16x25			
661-EKZM500E152MM25S	EKZM500ELL152MM25S	1500	18x25			

© Copyright 2014 Mouser Electronics

VISHAY BC COMPONENTS Aluminum Capacitors Miniature Axial

RoHS Compliant **This product is RoHS compliant.**

VISHAY 021 ASM SERIES

Features:

- Polarized aluminum electrolytic capacitors, non-solid electrolyte
- Axial leads, cylindrical aluminum case, insulated with a blue sleeve
- Taped versions up to case ø15x30mm available for automatic insertion
- Charge and discharge proof

Reference Data:

- Tolerance on C_R: ±20%
- Rated voltage range, U_R: 6.3V to 100V
- Category temperature range: -40°C to +85°C
- Shelf life at 0V, 85°C: 500 Hours

Applications:

- General purpose, industrial, automotive, audio-video
- Coupling, decoupling, smoothing, filtering, buffering
- Portable and mobile equipment (small size, low mass)
- Low mounting height boards, vibration and shock resistant

DIMENSIONS: mm

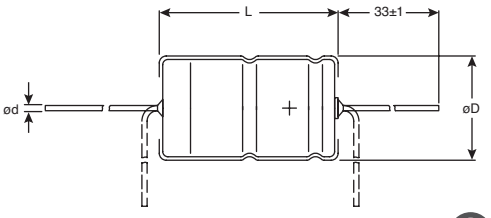

Form AA: Axial in box (bulk)
Case øD x L = 10 x 30 to 21 x 38mm

LEAD-FREE RoHS Compliant

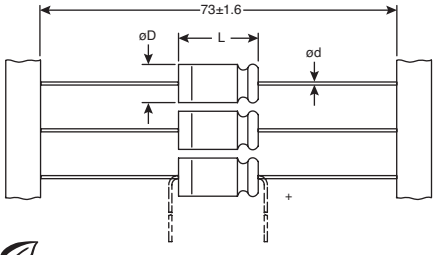

Form BA: Taped in box (ammopak),
case øD x L = 6.5 x 18 to 10 x 25mm

6.3 Volt

For quantities greater than listed, call for quote.

MOUSER STOCK NO.	Vishay Part No.	Pack-aging	Value (µF)	Case Size DxL (mm)	Price Each 1	10	50	100
594-2222-021-33102	MAL202133102E3	BA	1000µF	8x18				

10 Volt

For quantities greater than listed, call for quote.

MOUSER STOCK NO.	Vishay Part No.	Pack-aging	Value (µF)	Case Size DxL (mm)	Price Each 1	10	50	100
594-2222-021-34101	MAL202134101E3	BA	100µF	4.5x10				
594-2222-021-34221	MAL202134221E3	BA	220µF	6x10				
594-2222-021-34331	MAL202134331E3	BA	330µF	8x11				
594-2222-021-34471	MAL202134471E3	BA	470µF	6.5x18				
594-2222-021-34102	MAL202134102E3	BA	1000µF	10x18				
594-2222-021-14332	MAL202114332E3	AA	3300µF	12.5x30				

16 Volt

For quantities greater than listed, call for quote.

MOUSER STOCK NO.	Vishay Part No.	Pack-aging	Value (µF)	Case Size DxL (mm)	Price Each 1	10	50	100
594-2222-021-35689	MAL202135689E3	BA	68µF	4.5x10				
594-2222-021-35151	MAL202135151E3	BA	150µF	6x10				
594-2222-021-35221	MAL202135221E3	BA	220µF	8x11				
594-2222-021-35331	MAL202135331E3	BA	330µF	6.5x18				
594-2222-021-35471	MAL202135471E3	BA	470µF	8x18				
594-2222-021-90518	MAL202190518E3	BA	1000µF	10x25				
594-2222-021-15102	MAL202115102E3	AA	1000µF	10x30				
594-2222-021-15222	MAL202115222E3	AA	2200µF	12.5x30				
594-2222-021-15332	MAL202115332E3	AA	3300µF	15x30				
594-2222-021-15472	MAL202115472E3	AA	4700µF	18x30				
594-2222-021-15103	MAL202115103E3	AA	10000µF	21x38				

25 Volt

For quantities greater than listed, call for quote.

MOUSER STOCK NO.	Vishay Part No.	Pack-aging	Value (µF)	Case Size DxL (mm)	Price Each 1	10	50	100
594-2222-021-36479	MAL202136479E3	BA	47µF	4.5x10				
594-2222-021-36101	MAL202136101E3	BA	100µF	6x10				
594-2222-021-36221	MAL202136221E3	BA	220µF	6.5x18				
594-2222-021-36331	MAL202136331E3	BA	330µF	8x18				
594-2222-021-36471	MAL202136471E3	BA	470µF	10x18				
594-2222-021-90528	MAL202190528E3	BA	680µF	10x25				
594-2222-021-16102	MAL202116102E3	AA	1000µF	12.5x30				
594-2222-021-16152	MAL202116152E3	AA	1500µF	12.5x30				
594-2222-021-16222	MAL202116222E3	AA	2200µF	15x30				
594-2222-021-16332	MAL202116332E3	AA	3300µF	18x30				
594-2222-021-90062	MAL202190062E3	AA	4700µF	18x38				
594-2222-021-16682	MAL202116682E3	AA	6800µF	21x38				

40 Volt

For quantities greater than listed, call for quote.

MOUSER STOCK NO.	Vishay Part No.	Pack-aging	Value (µF)	Case Size DxL (mm)	Price Each 1	10	50	100
594-2222-021-37229	MAL202137229E3	BA	22µF	4.5x10				
594-2222-021-37479	MAL202137479E3	BA	47µF	6x10				
594-2222-021-37101	MAL202137101E3	BA	100µF	6.5x18				
594-2222-021-90538	MAL202190538E3	BA	100µF	8x11				
594-2222-021-37221	MAL202137221E3	BA	220µF	10x18				
594-2222-021-37331	MAL202137331E3	BA	330µF	10x25				
594-2222-021-90515	MAL202190515E3	BA	470µF	10x25				
594-2222-021-17471	MAL202117471E3	AA	470µF	10x30				
594-2222-021-17681	MAL202117681E3	AA	680µF	12.5x30				
594-2222-021-17102	MAL202117102E3	AA	1000µF	12.5x30				
594-2222-021-17152	MAL202117152E3	AA	1500µF	15x30				
594-2222-021-17222	MAL202117222E3	AA	2200µF	18x30				
594-2222-021-17332	MAL202117332E3	AA	3300µF	18x38				
594-2222-021-17472	MAL202117472E3	AA	4700µF	21x38				

63 Volt

For quantities greater than listed, call for quote.

MOUSER STOCK NO.	Vishay Part No.	Pack-aging	Value (µF)	Case Size DxL (mm)	Price Each 1	10	50	100
594-2222-021-38477	MAL202138477E3	BA	0.47µF	4.5x10				
594-2222-021-38108	MAL202138108E3	BA	1µF	4.5x10				
594-2222-021-38109	MAL202138109E3	BA	10µF	4.5x10				
594-2222-021-38228	MAL202138228E3	BA	2.2µF	4.5x10				
594-2222-021-38338	MAL202138338E3	BA	3.3µF	4.5x10				
594-2222-021-38478	MAL202138478E3	BA	4.7µF	4.5x10				
594-2222-021-38159	MAL202138159E3	BA	15µF	4.5x10				
594-2222-021-38229	MAL202138229E3	BA	22µF	6x10				
594-2222-021-38339	MAL202138339E3	BA	33µF	6x10				
594-2222-021-38479	MAL202138479E3	BA	47µF	6.5x18				
594-2222-021-90542	MAL202190542E3	BA	47µF	8x11				
594-2222-021-38689	MAL202138689E3	BA	68µF	6.5x18				
594-2222-021-90545	MAL202190545E3	BA	68µF	8x11				
594-2222-021-38101	MAL202138101E3	BA	100µF	8x18				
594-2222-021-38151	MAL202138151E3	BA	150µF	10x18				
594-2222-021-90512	MAL202190512E3	BA	220µF	10x25				
594-2222-021-18221	MAL202118221E3	AA	220µF	10x30				
594-2222-021-18331	MAL202118331E3	AA	330µF	12.5x30				
594-2222-021-18471	MAL202118471E3	AA	470µF	12.5x30				
594-2222-021-18681	MAL202118681E3	AA	680µF	15x30				
594-2222-021-18102	MAL202118102E3	AA	1000µF	18x30				
594-2222-021-18152	MAL202118152E3	AA	1500µF	18x38				
594-2222-021-18222	MAL202118222E3	AA	2200µF	21x38				

100 Volt

For quantities greater than listed, call for quote.

MOUSER STOCK NO.	Vishay Part No.	Pack-aging	Value (µF)	Case Size DxL (mm)	Price Each 1	10	50	100
594-2222-021-39108	MAL202139108E3	BA	1µF	4.5x10				
594-2222-021-39228	MAL202139228E3	BA	2.2µF	4.5x10				
594-2222-021-39478	MAL202139478E3	BA	4.7µF	4.5x10				
594-2222-021-39109	MAL202139109E3	BA	10µF	6x10				
594-2222-021-39229	MAL202139229E3	BA	22µF	6.5x18				
594-2222-021-39479	MAL202139479E3	BA	47µF	8x18				
594-2222-021-39689	MAL202139689E3	BA	68µF	10x18				
594-2222-021-90532	MAL202190532E3	BA	100µF	10x25				
594-2222-021-19101	MAL202119101E3	AA	100µF	10x30				
594-2222-021-19221	MAL202119221E3	AA	220µF	12.5x30				
594-2222-021-19331	MAL202119331E3	AA	330µF	15x30				
594-2222-021-19471	MAL202119471E3	AA	470µF	18x30				
594-2222-021-19102	MAL202119102E3	AA	1000µF	21x38				

© Copyright 2014 Mouser Electronics

© Copyright 2014 Mouser Electronics

VISHAY/SPRAGUE Aluminum Electrolytic Capacitors

RoHS Compliant **This product is RoHS compliant.**

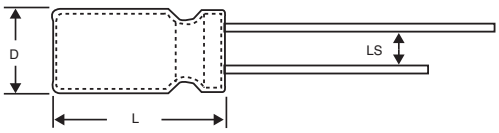

515D and 517D Dimensions Table
CASE CODE is listed in **BOLD** in Vishay Part No. Column

Case Code	Nominal Case Size D x L in. (mm)	Lead Spacing (LS)	Case Code	Nominal Case Size D x L in. (mm)	Lead Spacing (LS)
JA	.197 x .433 (5.0 x 11.0)	.079 (2.0)	**DG**	.492 x .787 (12.5 x 20.0)	.197 (5.0)
AA	.248 x .433 (6.3 x 11.0)	.098 (2.5)	**DK**	.492 x .984 (12.5 x 25.0)	.197 (5.0)
BB	.315 x .453 (8.0 x 11.5)	.138 (3.5)	**EK**	.630 x .984 (16.0 x 25.0)	.295 (7.5)
CC	.394 x .492 (10.0 x 12.5)	.197 (5.0)	**EN**	.630 x 1.240 (16.0 x 31.5)	.295 (7.5)
CD	.394 x .630 (10.0 x 16.0)	.197 (5.0)	**FR**	.709 x 1.398 (18.0 x 35.5)	.295 (7.5)
CG	.394 x .787 (10.0 x 20.0)	.197 (5.0)			

VISHAY/SPRAGUE 515D MINIATURE - 85°C GENERAL PURPOSE TYPE

RoHS Compliant

Specifications:
- Operating temperature: -40°C to +85°C
- Tolerance: ±20%
- Life validation test: 2000 hours @ +85°C

Features:
- 85°C max. temperature
- High CV per case size
- Solvent resistant construction (through 100WVDC)
- Low profile ratings

For quantities greater than listed, call for quote.

MOUSER STOCK NO.	Vishay Part No.	Value (µF)	Price Each 1	25	100	250
10 Volt						
75-515D476M010JA6AE3	515D476M010**JA**6AE3	47				
75-515D107M010JA6AE3	515D107M010**JA**6AE3	100				
75-515D477M010BB6AE3	515D477M010**BB**6AE3	470				
75-515D108M010CD6AE3	515D108M010**CD**6AE3	1000				
16 Volt						
75-515D336M016JA6AE3	515D336M016**JA**6AE3	33				
75-515D476M016JA6AE3	515D476M016**JA**6AE3	47				
75-515D107M016AA6AE3	515D107M016**AA**6AE3	100				
75-515D227M016BB6AE3	515D227M016**BB**6AE3	220				
75-515D337M016BB6AE3	515D337M016**BB**6AE3	330				
75-515D477M016CC6AE3	515D477M016**CC**6AE3	470				
75-515D108M016CG6AE3	515D108M016**CG**6AE3	1000				
75-515D228M016DK6AE3	515D228M016**DK**6AE3	2200				
25 Volt						
75-515D106M025JA6AE3	515D106M025**JA**6AE3	10				
75-515D226M025JA6AE3	515D226M025**JA**6AE3	22				
75-515D336M025JA6AE3	515D336M025**JA**6AE3	33				
75-515D476M025JA6AE3	515D476M025**JA**6AE3	47				
75-515D107M025AA6AE3	515D107M025**AA**6AE3	100				
75-515D227M025BB6AE3	515D227M025**BB**6AE3	220				
75-515D337M025CC6AE3	515D337M025**CC**6AE3	330				
75-515D477M025CD6AE3	515D477M025**CD**6AE3	470				
75-515D108M025DG6AE3	515D108M025**DG**6AE3	1000				
75-515D228M025EK6AE3	515D228M025**EK**6AE3	2200				
35 Volt						
75-515D106M035JA6AE3	515D106M035**JA**6AE3	10				
75-515D226M035JA6AE3	515D226M035**JA**6AE3	22				
75-515D336M035JA6AE3	515D336M035**JA**6AE3	33				
75-515D476M035AA6AE3	515D476M035**AA**6AE3	47				
75-515D107M035BB6AE3	515D107M035**BB**6AE3	100				
75-515D227M035CC6AE3	515D227M035**CC**6AE3	220				
75-515D337M035CD6AE3	515D337M035**CD**6AE3	330				
75-515D477M035CG6AE3	515D477M035**CG**6AE3	470				
75-515D108M035DK6AE3	515D108M035**DK**6AE3	1000				
75-515D228M035EN6AE3	515D228M035**EN**6AE3	2200				
50 Volt						
75-515D474M050JA6AE3	515D474M050**JA**6AE3	0.47				
75-515D105M050JA6AE3	515D105M050**JA**6AE3	1				
75-515D225M050JA6AE3	515D225M050**JA**6AE3	2.2				
75-515D335M050JA6AE3	515D335M050**JA**6AE3	3.3				
75-515D475M050JA6AE3	515D475M050**JA**6AE3	4.7				
75-515D106M050JA6AE3	515D106M050**JA**6AE3	10				
75-515D226M050JA6AE3	515D226M050**JA**6AE3	22				
75-515D336M050AA6AE3	515D336M050**AA**6AE3	33				
75-515D476M050AA6AE3	515D476M050**AA**6AE3	47				
75-515D107M050BB6AE3	515D107M050**BB**6AE3	100				
75-515D227M050CD6AE3	515D227M050**CD**6AE3	220				
75-515D337M050CG6AE3	515D337M050**CG**6AE3	330				
75-515D477M050DG6AE3	515D477M050**DG**6AE3	470				
75-515D108M050EK6AE3	515D108M050**EK**6AE3	1000				
75-515D228M050FR6AE3	515D228M050**FR**6AE3	2200				
100 Volt						
75-515D474M100JA6AE3	515D474M100**JA**6AE3	0.47				
75-515D105M100JA6AE3	515D105M100**JA**6AE3	1				
75-515D225M100JA6AE3	515D225M100**JA**6AE3	2.2				
75-515D106M100AA6AE3	515D106M100**AA**6AE3	10				
75-515D476M100CD6AE3	515D476M100**CD**6AE3	47				
75-515D107M100DG6AE3	515D107M100**DG**6AE3	100				
75-515D337M100EK6AE3	515D337M100**EK**6AE3	330				
75-515D477M100EN6AE3	515D477M100**EN**6AE3	470				
160 Volt						
75-515D106M160CC6AE3	515D106M160**CC**6AE3	10				
250 Volt						
75-515D105M250AA6AE3	515D105M250**AA**6AE3	1				
75-515D106M250CG6AE3	515D106M250**CG**6AE3	10				

VISHAY/SPRAGUE 517D MINIATURE 105°C RADIAL LEAD TYPE

RoHS Compliant

Specifications:
- Operating temperature: -55°C to +105°C,≤ 100VDC -40°C to +105°C ≥ 160VDC
- Tolerance: ±20%
- Rated lifetime: 2000 hours @ +105°C

Features:
- 105°C max. temperature
- High CV per case size
- Solvent resistant construction (through 100WVDC)
- High temperature operation

For quantities greater than listed, call for quote.

MOUSER STOCK NO.	Vishay Part No.	Value (µF)	Price Each 1	25	100	250
10 Volt						
75-517D107M010JA6AE3	517D107M010**JA**6AE3	100				
16 Volt						
75-517D336M016JA6AE3	517D336M016**JA**6AE3	33				
75-517D476M016JA6AE3	517D476M016**JA**6AE3	47				
75-517D107M016AA6AE3	517D107M016**AA**6AE3	100				
75-517D227M016BB6AE3	517D227M016**BB**6AE3	220				
75-517D337M016BB6AE3	517D337M016**BB**6AE3	330				
75-517D477M016CC6AE3	517D477M016**CC**6AE3	470				
75-517D108M016CG6AE3	517D108M016**CG**6AE3	1000				
75-517D228M016DK6AE3	517D228M016**DK**6AE3	2200				
25 Volt						
75-517D226M025JA6AE3	517D226M025**JA**6AE3	22				
75-517D336M025JA6AE3	517D336M025**JA**6AE3	33				
75-517D476M025JA6AE3	517D476M025**JA**6AE3	47				
75-517D107M025AA6AE3	517D107M025**AA**6AE3	100				
75-517D227M025BB6AE3	517D227M025**BB**6AE3	220				
75-517D337M025CC6AE3	517D337M025**CC**6AE3	330				
75-517D477M025CD6AE3	517D477M025**CD**6AE3	470				
75-517D108M025DG6AE3	517D108M025**DG**6AE3	1000				
75-517D228M025EK6AE3	517D228M025**EK**6AE3	2200				
35 Volt						
75-517D475M035JA6AE3	517D475M035**JA**6AE3	4.7				
75-517D108M035DK6AE3	517D108M035**DK**6AE3	1000				
50 Volt						
75-517D105M050JA6AE3	517D105M050**JA**6AE3	1				
75-517D225M050JA6AE3	517D225M050**JA**6AE3	2.2				
75-517D335M050JA6AE3	517D335M050**JA**6AE3	3.3				
75-517D106M050JA6AE3	517D106M050**JA**6AE3	10				
75-517D226M050JA6AE3	517D226M050**JA**6AE3	22				
75-517D336M050AA6AE3	517D336M050**AA**6AE3	33				
75-517D476M050AA6AE3	517D476M050**AA**6AE3	47				
75-517D107M050BB6AE3	517D107M050**BB**6AE3	100				
75-517D227M050CD6AE3	517D227M050**CD**6AE3	220				
75-517D337M050CG6AE3	517D337M050**CG**6AE3	330				
75-517D108M050EK6AE3	517D108M050**EK**6AE3	1000				
75-517D228M050FR6AE3	517D228M050**FR**6AE3	2200				
100 Volt						
75-517D105M100JA6AE3	517D105M100**JA**6AE3	1				
75-517D335M100JA6AE3	517D335M100**JA**6AE3	3.3				
75-517D475M100JA6AE3	517D475M100**JA**6AE3	4.7				
75-517D106M100AA6AE3	517D106M100**AA**6AE3	10				
75-517D226M100BB6AE3	517D226M100**BB**6AE3	22				
75-517D336M100CC6AE3	517D336M100**CC**6AE3	33				
75-517D476M100CD6AE3	517D476M100**CD**6AE3	47				
75-517D107M100DG6AE3	517D107M100**DG**6AE3	100				
75-517D227M100EK6AE3	517D227M100**EK**6AE3	220				
75-517D337M100EK6AE3	517D337M100**EK**6AE3	330				
75-517D477M100EN6AE3	517D477M100**EN**6AE3	470				
160 Volt						
75-517D105M160AA6AE3	517D105M160**AA**6AE3	1				
75-517D225M160AA6AE3	517D225M160**AA**6AE3	2.2				
75-517D106M160CC6AE3	517D106M160**CC**6AE3	10				
75-517D476M160DK6AE3	517D476M160**DK**6AE3	47				
75-517D107M160EK6AE3	517D107M160**EK**6AE3	100				
250 Volt						
75-517D105M250AA6AE3	517D105M250**AA**6AE3	1				
75-517D225M250BB6AE3	517D225M250**BB**6AE3	2.2				
75-517D475M250CC6AE3	517D475M250**CC**6AE3	4.7				
75-517D106M250CG6AE3	517D106M250**CG**6AE3	10				
75-517D226M250DK6AE3	517D226M250**DK**6AE3	22				
75-517D336M250DK6AE3	517D336M250**DK**6AE3	33				
75-517D476M250EK6AE3	517D476M250**EK**6AE3	47				
75-517D107M250FR6AE3	517D107M250**FR**6AE3	100				

© Copyright 2014 Mouser Electronics

© Copyright 2014 Mouser Electronics

VISHAY/SPRAGUE TYPE TVA ATOM® 85°C ALUMINUM MINIATURE AXIAL LEAD

Specifications:

- Operating temperature:
  -40°C to +85°C (≤100VDC)
  -20°C to +85°C (150VDC-450VDC)
  -20°C to +65°C (≥ 500VDC)
- Capacitance tolerance: ±20%

Features:

- Low leakage current
- Ideal for application in TV sets, auto radios, radio-phone combinations, and electronic testing equipment

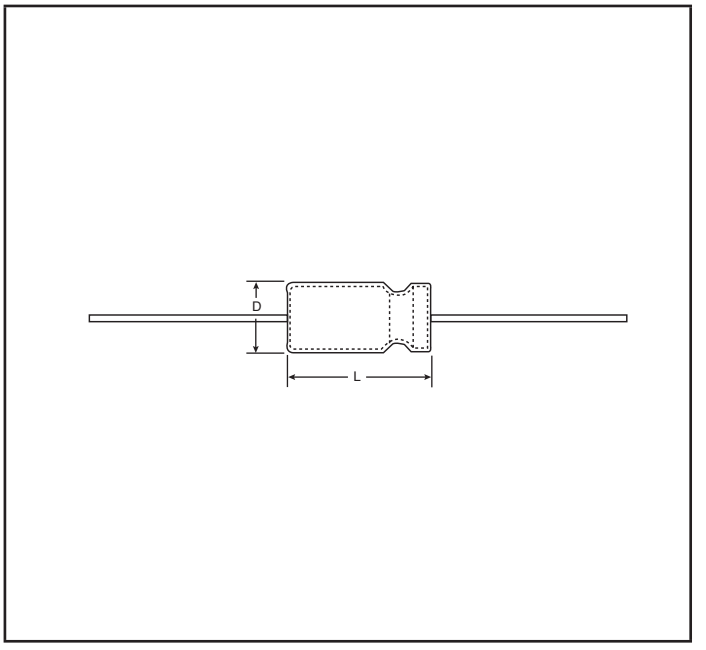

For quantities greater than listed, call for quote.

MOUSER STOCK NO. Mfr.	Mfr. Part No.	Volt (DC)	Value (µF)	Case Size D x L (in.)	Price Each 1	25	50	100
75—	TVA1160	16	100	.312 x .687				
75—	TVA1161	16	250	.375 x .812				
75—	TVA1162	16	500	.375 x .937				
75—	TVA1163	16	1000	.375 x 1.5				
75—	TVA1204	25	10	.25 x .5				
75—	TVA1204.5	25	20	.25 x .5				
75—	TVA1205	25	25	.25 x .5				
75—	TVA1206	25	50	.25 x .687				
75—	TVA1207	25	100	.312 x .812				
75—	TVA1207.5	25	150	.375 x .812				
75—	TVA1208	25	250	.375 x .937				
75—	TVA1208.5	25	300	.375 x .937				
75—	TVA1209	25	500	.485 x 1.25				
75—	TVA1211	25	1000	.485 x 1.5				
75—	TVA1213	25	2000	.625 x 1.75				
75—	TVA1300	50	1	.25 x .5				
75—	TVA1301	50	2	.25 x .5				
75—	TVA1303	50	5	.25 x .5				
75—	TVA1304	50	10	.25 x .50				
75—	TVA1305	50	15	.25 x .687				
75—	TVA1305.5	50	20	.25 x .687				
75—	TVA1306	50	25	.25 x .687				
75—	TVA1308	50	50	.312 x .812				
75—	TVA1310	50	100	.375 x .812				
75—	TVA1311	50	150	.375 x .937				
75—	TVA1311.5	50	200	.375 x 1.25				
75—	TVA1312	50	250	.375 x 1.5				
75—	TVA1312.1	50	300	.438 x 1.25				
75—	TVA1315	50	500	.485 x 1.5				
75—	TVA1316	50	1000	.625 x 1.75				
75—	TVA1318	50	1500	.875 x 2.125				
75—	TVA1318.3	50	2500	1.125 x 2.625				
75—	TVA1346	100	100	.438 x 1.5				
75—	TVA1376	100	500	1.375 x 3.125				
75—	TVA1400	150	1	.25 x .5				
75—	TVA1402	150	4	.312 x .812				
75—	TVA1403	150	5	.312 x .812				
75—	TVA1405	150	8	.375 x .812				
75—	TVA1406	150	10	.375 x .812				
75—	TVA1409	150	16	.375 x .937				
75—	TVA1410	150	20	.375 x 1.25				
75—	TVA1411	150	25	.375 x 1.25				
75—	TVA1412	150	30	.438 x 1.25				
75—	TVA1413	150	40	.438 x 1.5				
75—	TVA1414	150	50	.438 x 1.5				
75—	TVA1415	150	60	.625 x 1.5				
75—	TVA1418	150	80	.625 x 1.75				
75—	TVA1420	150	100	.625 x 1.75				
75—	TVA1423	150	200	1.0 x 2.125				
75—	TVA1501	250	4	.375 x .812				
75—	TVA1504	250	10	.375 x 1.125				
75—	TVA1508	250	20	.438 x 1.5				
75—	TVA1510	250	30	.625 x 1.5				
75—	TVA1511	250	40	.625 x 1.75				
75—	TVA1512	250	50	.875 x 1.375				
75—	TVA1522	250	100	1.0 x 1.875				
75—	TVA1601	350	4	.375 x 1.25				
75—	TVA1607	350	15	.485 x 1.75				
75—	TVA1608	350	20	.625 x 1.75				
75—	TVA1613	350	60	.875 x 2.125				
75—	TVA1620	350	100	1.0 x 2.625				
75—	TVA1700	450	1	.375 x .812				
75—	TVA1701	450	2	.375 x 1.25				
75—	TVA1702	450	4	.438 x 1.5				
75—	TVA1704	450	8	.485 x 1.75				
75—	TVA1709	450	20	.875 x 1.625				
75—	TVA1711	450	30	.875 x 1.875				
75—	TVA1712	450	40	.875 x 2.125				
75—	TVA1716	450	80	1.0 x 2.625				
75—	TVA1718	450	100	1.25 x 3.125				
75—	TVA1803.1	475	16	.875 x 1.625				
75—	TVA1906	500	20	875 x 2.125				
75—	TVA1907	500	30	1.0 x 1.625				
75—	TVA1908	500	40	1.0 x 2.375				
75—	TVA1963	600	10	1.0 x 2.875				
75—	TVA1966	600	20	1.0 x 3.875				

© Copyright 2014 Mouser Electronics

VISHAY/SPRAGUE TYPE TE LITTL-LYTIC® 105°C ALUMINUM CAPACITORS

Specifications:

- Operating temperature: -40°C to +105°C
- Capacitance tolerance:
  +75%, -10% (≤ 50VDC)
  +50, -10% (≥ 100VDC)

Features:

- Welded terminal connectors
- Metal-encased with clear plastic outer insulating sleeve
- Ideal for use as coupling capacitors. Minimum drain and long battery life when used in battery bypass applications

For quantities greater than listed, call for quote.

MOUSER STOCK NO. Mfr.	Mfr. Part No.	Volt (DC)	Value (µF)	Case Size D x L (in.)	Price Each 1	50	100	500
75—	TE1135	12	100	.322 x .848				
75—	TE1155	16	10	.26 x .536				
75—	TE1160	16	50	.322 x .723				
75—	TE1162	16	100	.385 x .848				
75—	TE1164	16	200	.385 x 1.286				
75—	TE1164.5	16	250	.385 x 1.286				
75—	TE1166	16	350	.385 x 1.536				
75—	TE1202	25	5	.26 x .536				
75—	TE1204	25	10	.26 x .723				
75—	TE1205	25	15	.26 x .723				
75—	TE1206	25	20	.322 x .723				
75—	TE1207	25	25	.322 x .723				
75—	TE1209	25	50	.322 x .848				
75—	TE1210	25	75	.385 x .848				
75—	TE1211	25	100	.385 x .973				
75—	TE1212	25	150	.385 x 1.286				
75—	TE1213	25	200	.385 x 1.536				
75—	TE1300	50	1	.26 x .536				
75—	TE1301	50	2	.26 x .536				
75—	TE1302	50	3	.26 x .536				
75—	TE1302.1	50	4	.26 x .536				
75—	TE1303	50	5	.26 x .723				
75—	TE1303.3	50	8	.26 x .723				
75—	TE1304	50	10	.322 x .723				
75—	TE1304.2	50	15	.322 x .723				
75—	TE1305	50	20	.322 x .848				
75—	TE1305.5	50	25	.322 x .848				
75—	TE1306	50	35	.385 x .848				
75—	TE1307	50	50	.385 x .973				
75—	TE1308	50	75	.385 x 1.286				
75—	TE1309	50	100	.385 x 1.536				
75—	TE1401	100	2	.26 x .723				
75—	TE1407	100	10	.385 x .848				
75—	TE1408	100	15	.385 x .973				
75—	TE1410	100	25	.385 x 1.536				
75—	TE1411	100	30	.385 x 1.536				
75—	TE1500	150	1	.26 x .536				
75—	TE1504	150	5	.322 x .848				
75—	TE1506	150	8	.385 x .848				
75—	TE1507	150	10	.385 x .973				
75—	TE1508.1	150	15	.385 x 1.286				

© Copyright 2014 Mouser Electronics

SPRAGUE TYPE 39D POWERLYTIC® 85°C, ALUMINUM ELECTROLYTIC CAPACITORS

DIMENSIONS: in.

Performance Characteristics:
- Operating temperature: -20°C to +85°C
- Capacitance tolerance: 10WVDC to 75WVDC, +75%, -10%; 100WVDC to 450WVDC, +50%, -10%
- Dissipation factor: 10WVDC and 15WVDC capacitors, 150%; 25WVDC and 30WVDC capacitors, 60%; 40WVDC and 50WVDC capacitors, 45%; 75WVDC and 100WVDC capacitors, 30%; 150WVDC to 450WVDC capacitors, 18%.

Features:
- Designed for applications requiring greatest possible capacitance in small physical case sizes
- Supplement original Type 36D can-type capacitors, offering lower capacitance values in smaller sizes with axial leads
- Welds at all critical anode and cathode terminals eliminate riveted or pressure connections to assure freedom from open circuit even when operated in the microvolt or millivolt signal range
- Pressure-sensitive safety vent
- Service life of 10 years or more in normal circuit applications
- Capacitors have an outer plastic-film insulation

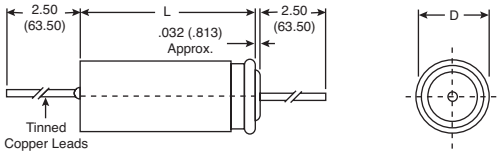

For quantities greater than listed, call for quote.

MOUSER STOCK NO.	Vishay Part No.	Value (µF)	Case Size D x L (in.)	Price Each 1	25	50
10WVDC @ +85°C, Surge = 12V						
75-39D108G010FJ6	39D108G010FJ6	1000	.635 x 1.641			
15WVDC @ +85°C, Surge = 18V						
75-39D808G015JT6	39D808G015JT6	8000	1.01 x 3.641			
25WVDC @ +85°C, Surge = 30V						
75-39D478G025JT6	39D478G025JT6	4700	1.01 x 3.641			
30WVDC @ +85°C, Surge = 40V						
75-39D507G030FL6	39D507G030FL6	500	.635 x 2.141			
75-39D308G030JS6	39D308G030JS6	3000	1.01 x 3.141			
40WVDC @ +85°C, Surge = 50V						
75-39D158G040HP6	39D158G040HP6	1500	.885 x 2.641			
50WVDC @ +85°C, Surge = 65V						
75-39D257G050HE6	39D257G050HE6	250	.885 x 1.141			

For quantities greater than listed, call for quote.

MOUSER STOCK NO.	Vishay Part No.	Value (µF)	Case Size D x L (in.)	Price Each 1	25	50
50WVDC @ +85°C, Surge = 65V (Cont.)						
75-39D507G050GL6	39D507G050GL6	500	.760 x 2.141			
75-39D118G050HP6	39D118G050HP6	1100	.885 x 2.641			
75-39D238G050JT6	39D238G050JT6	2300	1.01 x 3.641			
75WVDC @ +85°C, Surge = 95V						
75-39D157G075FJ6	39D157G075FJ6	150	.635 x 1.641			
150WVDC @ +85°C, Surge = 175V						
75-39D127F150GL6	39D127F150GL6	120	.760 x 2.141			
250WVDC @ +85°C, Surge = 300V						
75-39D506F250JE6	39D506F250JE6	50	1.01 x 1.141			
350WVDC @ +85°C, Surge = 400V						
75-39D606F350HL6	39D606F350HL6	60	.885 x 1.641			

SPRAGUE TYPE 53D 85°C, TUBULAR GENERAL PURPOSE ALUMINUM CAPACITORS

DIMENSIONS: in.

Performance Characteristics:
- Operating temperature: -40°C to +85°C
- Capacitance tolerance: -10%, +50%; -10%, +75%
- Life validation test: 1000 hours at +85°C:
  Δ CAP ≤ 15% from initial measurement
  Δ ESR ≤ 1.3 x initial specified limit
  Δ DCL ≤ initial specified limit

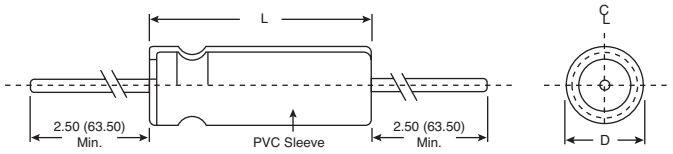

For quantities greater than listed, call for quote.

MOUSER STOCK NO.	Vishay Part No.	Value (µF)	Case Size D x L (in.)	Price Each 1	25	50
25WVDC @ +85°C, Surge = 35V						
75-53D25V4300	53D432G025HJ6	4300	.885 x 1.641			
75-53D25V6200	53D622G025HL6	6200	.885 x 2.141			
75-53D25V11000	53D113G025JP6	11000	1.01 x 2.641			
35WVDC @ +85°C, Surge = 45V						
75-53D35V1100	53D112G035GE6	1100	.76 x 1.141			
75-53D35V2100	53D212G035GJ6	2100	.76 x 1.641			
75-53D35V3200	53D322G035HJ6	3200	.885 x 1.641			
75-53D35V4700	53D472G035HL6	4700	.885 x 2.141			
50WVDC @ +85°C, Surge = 70V						
75-53D50V1300	53D132G050GJ6	1300	.76 x 1.641			
75-53D50V1900	53D192G050HJ6	1900	.885 x 1.641			
75-53D50V2800	53D282G050HL6	2800	.885 x 2.141			

For quantities greater than listed, call for quote.

MOUSER STOCK NO.	Vishay Part No.	Value (µF)	Case Size D x L (in.)	Price Each 1	25	50
50WVDC @ +85°C, Surge = 70V (Cont.)						
75-53D50V3800	53D382G050JL6	3800	1.01 x 2.141			
75-53D50V5000	53D502G050JP6	5000	1.01 x 2.641			
75-53D50V6800	53D682G050JP6	6800	1.01 x 2.641			
63WVDC @ +85°C, Surge = 80V						
75-53D63V1000	53D102G063GJ6	1000	.76 x 1.641			
75-53D63V1500	53D152G063HJ7	1500	.885 x 1.641			
75-53D63V2200	53D222G063HL6	2200	.885 x 2.141			
200WVDC @ +85°C, Surge = 250V						
75-53D200V350	53D351F200JL6	350	1.01 x 2.141			
250WVDC @ +85°C, Surge = 300V						
75-53D250V56	53D560F250GE6	56	.76 x 1.141			
75-53D250V100	53D101F250GJ6	100	.76 x 1.641			
75-53D250V130	53D131F250HJ6	130	.885 x 1.641			
400WVDC @ +85°C, Surge = 450V						
75-53D400V100	53D101F400JL6	100	1.01 x 2.141			
75-53D400V140	53D141F400JS6	140	1.01 x 3.141			
75-53D400V150	53D151F400JS6	150	1.01 x 3.141			

SPRAGUE TYPE 500D 85°C, MINIATURE GENERAL PURPOSE ALUMINUM CAPACITORS

DIMENSIONS: in.

Performance Characteristics:
- Operating temperature: -40°C to +85°C (3WVDC to 250WVDC); -20°C to +85°C (251WVDC to 400WVDC)
- Capacitance tolerance: ±20%
- Life validation test: 2000 hours at +85°C:
  Δ CAP ≤ 20% from initial measurement
  Δ ESR ≤ 1.5 x initial specified limit
  Δ DCL ≤ initial specified limit

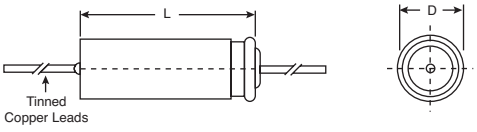

For quantities greater than listed, call for quote.

MOUSER STOCK NO.	Vishay Part No.	Value (µF)	Case Size D x L (in.)	Price Each 1	25	50
16WVDC @ +85°C, Surge = 20V						
75-500D157M016CB2A	500D157M016CB2A	150	.315 x .689			
75-500D108M016DH2	500D108M016DH2	1000	.374 x 1.496			
75-500D158M016EH2	500D158M016EH2	1500	.433 x 1.496			
25WVDC @ +85°C, Surge = 35V						
75-500D107M025CC2A	500D107M025CC2A	100	.315 x .807			
75-500D227M025DC2A	500D227M025DC2A	220	.374 x .807			
35WVDC @ +85°C, Surge = 40V						
75-500D156M035BA2	500D156M035BA2	15	.248 x .512			
75-500D476M035CB2	500D476M035CB2	47	.315 x .689			

For quantities greater than listed, call for quote.

MOUSER STOCK NO.	Vishay Part No.	Value (µF)	Case Size D x L (in.)	Price Each 1	25	50
50WVDC @ +85°C, Surge = 65V						
75-500D106M050BA2A	500D106M050BA2A	10	.248 x .512			
75-500D107M050DC2A	500D107M050DC2A	100	.374 x .807			
75-500D157M050DD2A	500D157M050DD2A	150	.374 x .945			
75-500D337M050EF2A	500D337M050EF2A	330	.433 x 1.260			
75-500D687M050GH2	500D687M050GH2	680	.630 x 1.496			
63WVDC @ +85°C, Surge = 75V						
75-500D476M063CC2A	500D476M063CC2A	47	.315 x .807			
400WVDC @ +85°C, Surge = 450V						
75-500D106M400FK2	500D106M400FK2	10	.492 x 1.752			

© Copyright 2014 Mouser Electronics

© Copyright 2014 Mouser Electronics

AVX SMD Flexiterm™ Ceramic Capacitors

RoHS Compliant **This product is RoHS compliant.**

A KYOCERA GROUP COMPANY

MLCC WITH SOFT TERMINATION

XR7 formulations are called "temperature stable" ceramics and fall into EIA Class II materials.

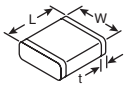

DIMENSIONS: mm			
Case Size	Length (L)	Width (W)	Termination (t)
0603	1.60±0.15	0.81±0.15	0.35±0.15
0805	2.01±0.20	1.25±0.20	0.50±0.25
1206	3.20±0.20	1.60±0.20	0.50±0.25
1210	3.20±0.20	2.50±0.20	0.50±0.25

MOUSER STOCK NO.	AVX Part No.	Value (pF)	Volt	Tol. ±	Price Each 1	Price Each 100	Price Each 500	Reel Qty.	Price Per Piece
0603 Style									
581-06031C221KAZ2A	06031C221KAZ2A	220	100	10				4000	
581-06031C271KAZ2A	06031C271KAZ2A	270	100	10				4000	
581-06035C331JAZ2A	06035C331JAZ2A	330	50	5				4000	
581-06031C331JAZ2A	06031C331JAZ2A	330	100	5				4000	
581-06031C331KAZ2A	06031C331KAZ2A	330	100	10				4000	
581-06035C471JAZ2A	06035C471JAZ2A	470	50	5				4000	
581-06031C471JAZ2A	06031C471JAZ2A	470	100	5				4000	
581-06031C471KAZ2A	06031C471KAZ2A	470	100	10				4000	
581-06035C681KAZ2A	06035C681KAZ2A	680	50	10				4000	
581-06031C681KAZ2A	06031C681KAZ2A	680	100	10				4000	
581-06035C102JAZ2A	06035C102JAZ2A	1000	50	5				4000	
581-06035C102K4Z2A	06035C102K4Z2A	1000	50	10				4000	
581-06035F102K4Z2A	06035F102K4Z2A	1000	50	10				4000	
581-06031C102JAZ2A	06031C102JAZ2A	1000	100	5				4000	
581-06031C102KAZ2A	06031C102KAZ2A	1000	100	10				4000	
581-06031C122JAZ2A	06031C122JAZ2A	1200	100	5				4000	
581-06035C152JAZ2A	06035C152JAZ2A	1500	50	5				4000	
581-06035C152KAZ2A	06035C152KAZ2A	1500	50	10				4000	
581-06031C152JAZ2A	06031C152JAZ2A	1500	100	5				4000	
581-06031C152KAZ2A	06031C152KAZ2A	1500	100	10				4000	
581-06035C222JAZ2A	06035C222JAZ2A	2200	50	5				4000	
581-06035C222K4Z2A	06035C222K4Z2A	2200	50	10				4000	
581-06035C222KAZ2A	06035C222KAZ2A	2200	50	10				4000	
581-06031C222JAZ2A	06031C222JAZ2A	2200	100	5				4000	
581-06031C222K4Z2A	06031C222K4Z2A	2200	100	10				4000	
581-06031C222KAZ2A	06031C222KAZ2A	2200	100	10				4000	
581-06031C272KAZ2A	06031C272KAZ2A	2700	100	10				4000	
581-06035C332KAZ2A	06035C332KAZ2A	3300	50	10				4000	
581-06031C332JAZ2A	06031C332JAZ2A	3300	100	5				4000	
581-06031C332KAZ2A	06031C332KAZ2A	3300	100	10				4000	
581-06031C392JAZ2A	06031C392JAZ2A	3900	100	5				4000	
581-0603YC472JAZ2A	0603YC472JAZ2A	4700	16	5				4000	
581-06033C472JAZ2A	06033C472JAZ2A	4700	25	5				4000	
581-06035C472JAZ2A	06035C472JAZ2A	4700	50	5				4000	
581-06035C472K4Z2A	06035C472K4Z2A	4700	50	10				4000	
581-06035C472KAZ2A	06035C472KAZ2A	4700	50	10				4000	
581-06031C472JAZ2A	06031C472JAZ2A	4700	100	5				4000	
581-06031C472KAZ2A	06031C472KAZ2A	4700	100	10				4000	
581-06031C562JAZ2A	06031C562JAZ2A	5600	100	5				4000	
581-06033C682JAZ2A	06033C682JAZ2A	6800	25	5				4000	
581-06035C682JAZ2A	06035C682JAZ2A	6800	50	5				4000	
581-06035C682KAZ2A	06035C682KAZ2A	6800	50	10				4000	
581-06031C682JAZ2A	06031C682JAZ2A	6800	100	5				4000	
581-06031C682KAZ2A	06031C682KAZ2A	6800	100	10				4000	
581-0603YC103KAZ2A	0603YC103KAZ2A	10000	16	10				4000	
581-06033C103KAZ2A	06033C103KAZ2A	10000	25	10				4000	
581-06035C103JAZ2A	06035C103JAZ2A	10000	50	5				4000	
581-06035C103K4Z2A	06035C103K4Z2A	10000	50	10				4000	
581-06035C103KAZ2A	06035C103KAZ2A	10000	50	10				4000	
581-06035F103K4Z2A	06035F103K4Z2A	10000	50	10				4000	
581-06031C103JAZ2A	06031C103JAZ2A	10000	100	5				4000	
581-06031C103KAZ2A	06031C103KAZ2A	10000	100	10				4000	
581-06035C153JAZ2A	06035C153JAZ2A	15000	50	5				4000	
581-06035C153KAZ2A	06035C153KAZ2A	15000	50	10				4000	
581-0603YC223KAZ2A	0603YC223KAZ2A	22000	16	10				4000	
581-06033C223JAZ2A	06033C223JAZ2A	22000	25	5				4000	
581-06033C223K4Z2A	06033C223K4Z2A	22000	25	10				4000	
581-06035C223JAZ2A	06035C223JAZ2A	22000	50	5				4000	
581-06035C223K4Z2A	06035C223K4Z2A	22000	50	10				4000	
581-06035C223KAZ2A	06035C223KAZ2A	22000	50	10				4000	
581-06035C273KAZ2A	06035C273KAZ2A	27000	50	10				4000	
581-06035C333K4Z2A	06035C333K4Z2A	33000	50	10				4000	
581-06035C333KAZ2A	06035C333KAZ2A	33000	50	10				4000	
581-0603YC473JAZ2A	0603YC473JAZ2A	47000	16	5				4000	
581-06033C473JAZ2A	06033C473JAZ2A	47000	25	5				4000	
581-06033C473K4Z2A	06033C473K4Z2A	47000	25	10				4000	
581-06033C473KAZ2A	06033C473KAZ2A	47000	25	10				4000	
581-06035F473J4Z2A	06035F473J4Z2A	47000	50	5				4000	
581-06035C473KAZ2A	06035C473KAZ2A	47000	50	10				4000	
581-06035F473K4Z2A	06035F473K4Z2A	47000	50	10				4000	
581-0603YC683KAZ2A	0603YC683KAZ2A	68000	16	10				4000	
581-06035C683KAZ2A	06035C683KAZ2A	68000	50	10				4000	
581-0603YC104JAZ2A	0603YC104JAZ2A	0.1µF	16	5				4000	
581-0603YC104KAZ2A	0603YC104KAZ2A	0.1µF	16	10				4000	
581-06035C104JAZ2A	06035C104JAZ2A	0.1µF	50	5				4000	
581-06035C104K4Z2A	06035C104K4Z2A	0.1µF	50	10				4000	
0805 Style									
581-0805ZC331JAZ2A	0805ZC331JAZ2A	330	10	5				4000	
581-08053C331JAZ2A	08053C331JAZ2A	330	25	5				4000	
581-08055C331JAZ2A	08055C331JAZ2A	330	50	5				4000	
581-08051C331JAZ2A	08051C331JAZ2A	330	100	5				4000	
581-08053C471JAZ2A	08053C471JAZ2A	470	25	5				4000	
581-08055C471JAZ2A	08055C471JAZ2A	470	50	5				4000	
581-08055C471KAZ2A	08055C471KAZ2A	470	50	10				4000	
581-08051C471JAZ2A	08051C471JAZ2A	470	100	5				4000	
581-08051C471KAZ2A	08051C471KAZ2A	470	100	10				4000	
581-0805AC471KAZ1A	0805AC471KAZ1A	470	1000	10				2000	
581-08053C102JAZ2A	08053C102JAZ2A	1000	25	5				4000	
581-08055C102JAZ2A	08055C102JAZ2A	1000	50	5				4000	
581-08055C102KAZ2A	08055C102KAZ2A	1000	50	10				4000	
581-08051C102KAZ2A	08051C102KAZ2A	1000	100	10				4000	
581-08052C102KAZ2A	08052C102KAZ2A	1000	200	10				4000	
581-08055C122JAZ2A	08055C122JAZ2A	1200	50	5				4000	
581-08055C152KAZ2A	08055C152KAZ2A	1500	50	10				4000	
581-08051C152KAZ2A	08051C152KAZ2A	1500	100	10				4000	
581-08055C222K4Z2A	08055C222K4Z2A	2200	50	10				4000	
581-08055C222KAZ2A	08055C222KAZ2A	2200	50	10				4000	
0805 Style (Cont.)									
581-08051C222KAZ2A	08051C222KAZ2A	2200	100	10				4000	
581-08051C222K4Z2A	08051C222K4Z2A	2200	100	10				4000	
581-08051C272KAZ2A	08051C272KAZ2A	2700	100	10				4000	
581-08055C332K4Z2A	08055C332K4Z2A	3300	50	10				4000	
581-08055C332KAZ2A	08055C332KAZ2A	3300	50	10				4000	
581-08051C332KAZ2A	08051C332KAZ2A	3300	100	10				4000	
581-08051C332K4Z2A	08051C332K4Z2A	3300	100	10				4000	
581-08051C392KAZ2A	08051C392KAZ2A	3900	100	10				4000	
581-0805ZC472JAZ2A	0805ZC472JAZ2A	4700	10	5				4000	
581-08053C472JAZ2A	08053C472JAZ2A	4700	25	5				4000	
581-08055C472KAZ2A	08055C472KAZ2A	4700	50	10				4000	
581-08051C472JAZ2A	08051C472JAZ2A	4700	100	5				4000	
581-08055C472JAZ2A	08055C472JAZ2A	4700	50	5				4000	
581-08051C472KAZ2A	08051C472KAZ2A	4700	100	10				4000	
581-08055C682KAZ2A	08055C682KAZ2A	6800	50	10				4000	
581-08051C682KAZ2A	08051C682KAZ2A	6800	100	10				4000	
581-08053C103JAZ2A	08053C103JAZ2A	10000	25	5				4000	
581-08055C103JAZ2A	08055C103JAZ2A	10000	50	5				4000	
581-08055C103K4Z2A	08055C103K4Z2A	10000	50	10				4000	
581-08055C103KAZ2A	08055C103KAZ2A	10000	50	10				4000	
581-08051C103K4Z2A	08051C103K4Z2A	10000	100	10				4000	
581-08051C103KAZ2A	08051C103KAZ2A	10000	100	10				4000	
581-08052C103KAZ2A	08052C103KAZ2A	10000	200	10				4000	
581-08055C123JAZ2A	08055C123JAZ2A	12000	50	5				4000	
581-08055C153KAZ2A	08055C153KAZ2A	15000	50	10				4000	
581-08055C223JAZ2A	08055C223JAZ2A	22000	50	5				4000	
581-08055C223KAZ2A	08055C223KAZ2A	22000	50	10				4000	
581-08051C223K4Z2A	08051C223K4Z2A	22000	100	10				4000	
581-08051C223KAZ2A	08051C223KAZ2A	22000	100	10				4000	
581-08055C333JAZ2A	08055C333JAZ2A	33000	50	5				4000	
581-08055C333KAZ2A	08055C333KAZ2A	33000	50	10				4000	
581-08053C473JAZ2A	08053C473JAZ2A	47000	25	5				4000	
581-08055C473JAZ2A	08055C473JAZ2A	47000	50	5				4000	
581-08055C473K4Z2A	08055C473K4Z2A	47000	50	10				4000	
581-08055C473KAZ2A	08055C473KAZ2A	47000	50	10				4000	
581-08051C473KAZ2A	08051C473KAZ2A	47000	100	10				2000	
581-08055C474KAZ2A	08055C474KAZ2A	.047µF	50	10				4000	
581-0805YC224K4Z2A	0805YC224K4Z2A	.22µF	16	10				2000	
581-08055C224KAZ2A	08055C224KAZ2A	.22µF	50	10				2000	
581-08053C334KAZ2A	08053C334KAZ2A	.33µF	25	10				2000	
581-08055C334KAZ2A	08055C334KAZ2A	.33µF	50	10				2000	
581-08055C474K4Z2A	08055C474K4Z2A	.47µF	50	10				2000	
581-08051C474KAZ2A	08051C474KAZ2A	.47µF	100	10				2000	
581-08056C104JAZ2A	08056C104JAZ2A	.1µF	6.3	5				4000	
581-0805ZC104JAZ2A	0805ZC104JAZ2A	.1µF	10	5				4000	
581-0805YC104KAZ2A	0805YC104KAZ2A	.1µF	16	10				4000	
581-08053C104JAZ2A	08053C104JAZ2A	.1µF	25	5				4000	
581-08055C104KAZ2A	08055C104KAZ2A	.1µF	50	10				4000	
581-08055C104JAZ2A	08055C104JAZ2A	.1µF	50	5				4000	
581-08055C104J4Z2A	08055C104J4Z2A	0.1uF	50	5				4000	
581-08055F104K4Z2A	08055F104K4Z2A	.1µF	50	10				2000	
581-08051C104KAZ2A	08051C104KAZ2A	.1µF	100	10				2000	
581-08051C104K4Z2A	08051C104K4Z2A	.1µF	100	10				2000	
581-0805ZC105K4Z2A	0805ZC105K4Z2A	1µF	10	10				2000	
581-0805ZC105KAZ2A	0805ZC105KAZ2A	1µF	10	10				2000	
581-0805YC105KAZ2A	0805YC105KAZ2A	1µF	16	10				2000	
581-08053C105KAZ2A	08053C105KAZ2A	1µF	25	10				2000	
581-08053C105K4Z2A	08053C105K4Z2A	1µF	25	10				2000	
1206 Style									
581-12063C102JAZ2A	12063C102JAZ2A	1000	25	5				4000	
581-12065C102JAZ2A	12065C102JAZ2A	1000	50	5				4000	
581-12065C102KAZ2A	12065C102KAZ2A	1000	50	10				4000	
581-12061C102JAZ2A	12061C102JAZ2A	1000	100	5				4000	
581-12061C102KAZ2A	12061C102KAZ2A	1000	100	10				4000	
581-12065C122JAZ2A	12065C122JAZ2A	1200	50	5				4000	
581-12061C122JAZ2A	12061C122JAZ2A	1200	100	5				4000	
581-12065C222JAZ2A	12065C222JAZ2A	2200	50	5				4000	
581-12061C222KAZ2A	12061C222KAZ2A	2200	100	10				4000	
581-12061C332JAZ2A	12061C332JAZ2A	3300	100	5				4000	
581-12061C392KAZ2A	12061C392KAZ2A	3900	100	10				4000	
581-12065C472JAZ2A	12065C472JAZ2A	4700	50	5				4000	
581-12061C472JAZ2A	12061C472JAZ2A	4700	100	5				4000	
581-12061C682JAZ2A	12061C682JAZ2A	6800	100	5				4000	
581-12061C822JAZ2A	12061C822JAZ2A	8200	100	5				4000	
581-12063C103JAZ2A	12063C103JAZ2A	10000	25	5				4000	
581-12065C103JAZ2A	12065C103JAZ2A	10000	50	5				4000	
581-12061C103JAZ2A	12061C103JAZ2A	10000	100	5				4000	
581-12065C223JAZ2A	12065C223JAZ2A	22000	50	5				4000	
581-12061C223JAZ2A	12061C223JAZ2A	22000	100	5				4000	
581-12063C333JAZ2A	12063C333JAZ2A	33000	25	5				4000	
581-12065C333JAZ2A	12065C333JAZ2A	33000	50	5				4000	
581-12061C333JAZ2A	12061C333JAZ2A	33000	100	5				4000	
581-1206YC473JAZ2A	1206YC473JAZ2A	47000	16	5				4000	
581-12063C473JAZ2A	12063C473JAZ2A	47000	25	5				4000	
581-12065C473JAZ2A	12065C473JAZ2A	47000	50	5				4000	
581-12061C683MAZ2A	12061C683MAZ2A	68000	100	20				4000	
581-1206YC104JAZ2A	1206YC104JAZ2A	0.1µF	16	5				4000	
581-12063C104JAZ2A	12063C104JAZ2A	0.1µF	25	5				4000	
581-12065C104JAZ2A	12065C104JAZ2A	0.1µF	50	5				4000	
581-12065C224MAZ2A	12065C224MAZ2A	0.22µF	50	20				4000	
581-12063C334MAZ2A	12063C334MAZ2A	0.33µF	25	20				4000	
581-12063C474MAZ2A	12063C474MAZ2A	0.47µF	25	20				4000	
581-1206YC105MAZ2A	1206YC105MAZ2A	1µF	16	20				4000	

© Copyright 2014 Mouser Electronics

© Copyright 2014 Mouser Electronics

AVX SMD Flexiterm™ Ceramic Capacitors

RoHS Compliant This product is RoHS compliant.

MLCC WITH SOFT TERMINATION (CONT.)

XR7 formulations are called "temperature stable" ceramics and fall into EIA Class II materials.

Features:

- Capacitance change is non-linear
- Temperature Range: -55°C to +125°C

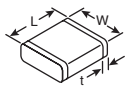

Case Size	DIMENSIONS: mm (in.) Length (L)	Width (W)	Termination (t)
0603	1.60±0.15	0.81±0.15	0.35±0.15
0805	2.01±0.20	1.25±0.20	0.50±0.25
1206	3.20±0.20	1.60±0.20	0.50±0.25
1210	3.20±0.20	2.50±0.20	0.50±0.25

For quantities greater than listed, call for quote.

MOUSER STOCK NO.	AVX Part No.	Value (pF)	Volt	Tol. ±	Price Each 1	100	500	Reel Qty.	Price Per Piece
1206 Style (Cont.)									
581-12065C472KAZ2A	12065C472KAZ2A	4700	50	10				4000	
581-12061C472KAZ2A	12061C472KAZ2A	4700	100	10				4000	
581-12061C562KAZ2A	12061C562KAZ2A	5600	100	10				4000	
581-12061C822KAZ2A	12061C822KAZ2A	8200	100	10				4000	
581-12065C103KAZ2A	12065C103KAZ2A	10000	50	10				4000	
581-12061C103KAZ2A	12061C103KAZ2A	10000	100	10				4000	
581-12062C103KAZ2A	12062C103KAZ2A	10000	200	10				4000	
581-12065C153KAZ2A	12065C153KAZ2A	15000	50	10				4000	
581-12061C153KAZ2A	12061C153KAZ2A	15000	100	10				4000	
581-12065C223KAZ2A	12065C223KAZ2A	22000	50	10				4000	
581-12061C223KAZ2A	12061C223KAZ2A	22000	100	10				4000	
581-12065C333KAZ2A	12065C333KAZ2A	33000	50	10				4000	
581-12061C333KAZ2A	12061C333KAZ2A	33000	100	10				4000	
581-12065C473KAZ2A	12065C473KAZ2A	47000	50	10				4000	
581-12061C473JAZ2A	12061C473JAZ2A	47000	100	5				2000	
581-12061C473KAZ2A	12061C473KAZ2A	47000	100	10				2000	
581-12065C683KAZ2A	12065C683KAZ2A	68000	50	10				4000	
581-12061C104JAZ2A	12061C104JAZ2A	0.1µF	100	5				2000	
581-12065C154KAZ2A	12065C154KAZ2A	0.15µF	50	10				2000	
581-12063C224KAZ2A	12063C224KAZ2A	0.22µF	25	10				2000	
581-12065C224K4Z2A	12065C224K4Z2A	0.22µF	50	10				2000	
581-12065C224KAZ2A	12065C224KAZ2A	0.22µF	50	10				4000	
581-12061C224KAZ2A	12061C224KAZ2A	0.22µF	100	10				2000	
581-12063C334KAZ2A	12063C334KAZ2A	0.33µF	25	10				2000	
581-12065C334KAZ2A	12065C334KAZ2A	0.33µF	50	10				2000	
581-12061C334KAZ2A	12061C334KAZ2A	0.33µF	100	10				2000	
581-12063C474KAZ2A	12063C474KAZ2A	0.47µF	25	10				2000	
581-12065C474KAZ2A	12065C474KAZ2A	0.47µF	50	10				2000	
581-12063C684KAZ2A	12063C684KAZ2A	0.68µF	25	10				2000	
581-12063C824KAZ2A	12063C824KAZ2A	0.82µF	25	10				2000	
581-1206YC105KAZ2A	1206YC105KAZ2A	1µF	16	10				2000	
581-12063C105KAZ2A	12063C105KAZ2A	1µF	25	10				2000	
581-12065C105JAZ2A	12065C105JAZ2A	1µF	50	5				2000	
581-12065C105KAZ2A	12065C105KAZ2A	1µF	50	10				2000	
581-12061C105KAZ2A	12061C105KAZ2A	1µF	100	10				2000	
581-1206ZC225KAZ2A	1206ZC225KAZ2A	2.2µF	10	10				2000	
581-12063C225K4Z2A	12063C225K4Z2A	2.2µF	25	10				2000	
581-12063C225KAZ2A	12063C225KAZ2A	2.2µF	25	10				2000	
1210 Style									
581-12101C223KAZ2A	12101C223KAZ2A	22000	100	10				4000	
581-12101C473KAZ2A	12101C473KAZ2A	47000	100	10				4000	
581-12101C683KAZ2A	12101C683KAZ2A	68000	100	10				2000	
581-12101C823MAZ2A	12101C823MAZ2A	82000	100	20				4000	

For quantities greater than listed, call for quote.

MOUSER STOCK NO.	AVX Part No.	Value (pF)	Volt	Tol. ±	Price Each 1	100	500	Reel Qty.	Price Per Piece
1210 Style (Cont.)									
581-12103C104KAZ2A	12103C104KAZ2A	0.1µF	25	10				4000	
581-12105C104KAZ2A	12105C104KAZ2A	0.1µF	50	10				4000	
581-12101C104KAZ2A	12101C104KAZ2A	0.1µF	100	10				2000	
581-12101C154KAZ2A	12101C154KAZ2A	0.15µF	100	10				2000	
581-12103C224MAZ2A	12103C224MAZ2A	0.22µF	25	20				4000	
581-12105C224KAZ2A	12105C224KAZ2A	0.22µF	50	10				2000	
581-12105C224MAZ2A	12105C224MAZ2A	0.22µF	50	20				4000	
581-12101C224KAZ2A	12101C224KAZ2A	0.22µF	100	10				2000	
581-12105C334KAZ2A	12105C334KAZ2A	0.33µF	50	10				2000	
581-12101C334KAZ2A	12101C334KAZ2A	0.33µF	100	10				2000	
581-12105C474KAZ2A	12105C474KAZ2A	0.47µF	50	10				2000	
581-12101C474KAZ2A	12101C474KAZ2A	0.47µF	100	10				2000	
581-12101C684KAZ2A	12101C684KAZ2A	0.68µF	100	10				1000	
581-12103C105KAZ2A	12103C105KAZ2A	1µF	25	10				2000	
581-12105C105KAZ2A	12105C105KAZ2A	1µF	50	10				2000	
581-12101C105KAZ2A	12101C105KAZ2A	1µF	100	10				1000	
581-12101C105K4Z2A	12101C105K4Z2A	1µF	100	10				1000	
581-12103C225KAZ2A	12103C225KAZ2A	2.2µF	25	10				2000	
581-12105C225KAZ2A	12105C225KAZ2A	2.2µF	50	10				1000	
581-12101C225KAZ2A	12101C225KAZ2A	2.2µF	100	10				1000	
581-12105C335KAZ2A	12105C335KAZ2A	3.3µF	50	10				1000	
581-1210YC475KAZ2A	1210YC475KAZ2A	4.7µF	16	10				2000	
581-12105C475K4Z2A	12105C475K4Z2A	4.7µF	50	10				1000	
581-12105C475KAZ2A	12105C475KAZ2A	4.7µF	50	10				1000	
581-12105C475MAZ2A	12105C475MAZ2A	4.7µF	50	20				1000	
581-12103C106K4Z2A	12103C106K4Z2A	10uF	25	10				1000	
1812 Style									
581-18125C104KAZ2A	18125C104KAZ2A	0.1µF	50	10				1000	
581-18122C104KAZ2A	18122C104KAZ2A	0.1µF	200	10				1000	
581-18121C224KAZ2A	18121C224KAZ2A	0.22µF	100	10				1000	
581-18125C334KAZ2A	18125C334KAZ2A	0.33µF	50	10				1000	
581-18121C334KAZ2A	18121C334KAZ2A	0.33µF	100	10				1000	
581-18125C474KAZ2A	18125C474KAZ2A	0.47µF	50	10				1000	
581-18121C474KAZ2A	18121C474KAZ2A	0.47µF	100	10				1000	
581-18121C684KAZ2A	18121C684KAZ2A	0.68µF	100	10				1000	
581-18125C105KAZ2A	18125C105KAZ2A	1uF	50	10				1000	
581-18125C105MAZ2A	18125C105MAZ2A	1µF	50	20				1000	
581-18121C105KAZ2A	18121C105KAZ2A	1µF	100	10				1000	
581-18125C475KAZ2A	18125C475KAZ2A	4.7µF	50	10				500	
2220 Style									
581-22201C475KAZ2A	22201C475KAZ2A	4.7µF	100	10				500	
581-22205C106K4Z2A	22205C106K4Z2A	10µF	50	10				500	
581-22205C106KAZ2A	22205C106KAZ2A	10µF	50	10				500	

MLCC WITH HIGH VOLTAGE

Features:

- For 600V-3000V apps
- Meet high value, low leakage, and small size performance characteristics
- Temperature Range: -55°C to +125°C

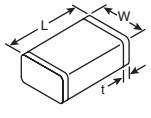

Case Size	DIMENSIONS: mm (in.) Length (L)	Width (W)	Termination (t)
1206	3.20±0.20	1.60±0.20	0.75
1210	3.20±0.20	2.50±0.20	0.75
1808	4.57±0.25	2.03±0.25	1.02
1812	4.50±0.30	3.20±0.20	1.02
1825	4.50±0.30	6.40±0.30	1.02
2220	5.7±0.40	5.0±0.40	1.02
2225	5.72±0.25	6.35±0.25	1.02

For quantities greater than listed, call for quote.

MOUSER STOCK NO.	AVX Part No.	Value (pF)	Volt	Tol. ±	Price Each 1	100	500	Reel Qty.	Price Per Piece
1206 Style									
581-1206GC101KAZ1A	1206GC101KAZ1A	100	2000	10				2000	
581-1206GC471KAZ1A	1206GC471KAZ1A	470	2000	10				2000	
581-1206GC102KAZ1A	1206GC102KAZ1A	1000	2000	10				2000	
581-1206AC472KAZ1A	1206AC472KAZ1A	4700	1000	10				2000	
581-1206AC682KAZ1A	1206AC682KAZ1A	6800	1000	10				2000	
581-1206CC103KAZ1A	1206CC103KAZ1A	10000	600	10				2000	
1210 Style									
581-1210GC102KAZ1A	1210GC102KAZ1A	1000	2000	10				2000	
581-1210GC332KAZ1A	1210GC332KAZ1A	3300	2000	10				2000	
581-1210SC562KAZ1A	1210SC562KAZ1A	5600	1500	10				2000	
581-1210AC103KAZ1A	1210AC103KAZ1A	10000	1000	10				2000	
1808 Style									
581-1808HC102KAZ1A	1808HC102KAZ1A	1000	3000	10				2000	
581-1808HC102MAZ1A	1808HC102MAZ1A	1000	3000	20				2000	
581-1808HC182KAZ1A	1808HC182KAZ1A	1800	3000	10				2000	
581-1808GC332KAZ1A	1808GC332KAZ1A	3300	2000	10				2000	
581-1808AC103KAZ1A	1808AC103KAZ1A	10000	1000	10				2000	
581-1808CC683KAZ1A	1808CC683KAZ1A	68000	600	10				2000	
1812 Style									
581-1812HC471KAZ1A	1812HC471KAZ1A	470	3000	10				1000	
581-1812HC102KAZ1A	1812HC102KAZ1A	1000	3000	10				1000	
581-1812HC102MAZ1A	1812HC102MAZ1A	1000	3000	20				1000	
581-1812HC222KAZ1A	1812HC222KAZ1A	2200	3000	10				1000	
581-1812HC272KAZ1A	1812HC272KAZ1A	2700	3000	10				1000	
581-1812HC332KAZ1A	1812HC332KAZ1A	3300	3000	10				1000	
581-1812HC392KAZ1A	1812HC392KAZ1A	3900	3000	10				1000	
581-1812GC472KAZ1A	1812GC472KAZ1A	4700	2000	10				1000	
581-1812GC822KAZ1A	1812GC822KAZ1A	8200	2000	10				1000	
581-1812AC103KAZ1A	1812AC103KAZ1A	10000	1000	10				1000	
581-1812CC123KAZ1A	1812CC123KAZ1A	12000	600	10				1000	
581-1812AC273KAZ1A	1812AC273KAZ1A	27000	1000	10				1000	
581-1812CC473KAZ1A	1812CC473KAZ1A	47000	600	10				1000	
581-1812CC104KAZ1A	1812CC104KAZ1A	0.1µF	600	10				1000	

For quantities greater than listed, call for quote.

MOUSER STOCK NO.	AVX Part No.	Value (pF)	Volt	Tol. ±	Price Each 1	100	500	Reel Qty.	Price Per Piece
1825 Style									
581-1825GC103KAZ1A	1825GC103KAZ1A	10000	2000	10				1000	
581-1825HC103KAZ1A	1825HC103KAZ1A	10000	3000	10				1000	
581-1825GC153MAZ1A	1825GC153MAZ1A	15000	2000	20				1000	
581-1825WC153KAZ1A	1825WC153KAZ1A	15000	2500	10				1000	
581-1825GC223KAZ1A	1825GC223KAZ1A	22000	2000	10				1000	
581-1825AC473KAZ1A	1825AC473KAZ1A	47000	1000	10				1000	
581-1825CC104KAZ1A	1825CC104KAZ1A	0.1uF	600	10				1000	
581-1825AC104KAZ1A	1825AC104KAZ1A	0.1µF	1000	10				1000	
581-1825CC274KAZ1A	1825CC274KAZ1A	0.27µF	600	10				1000	
2220 Style									
581-2220HC682KAZ1A	2220HC682KAZ1A	6800	3000	10				1000	
581-2220GC103KAZ1A	2220GC103KAZ1A	10000	2000	10				1000	
581-2220HC103KAZ1A	2220HC103KAZ1A	10000	3000	10				1000	
581-2220HC123KAZ1A	2220HC123KAZ1A	12000	3000	10				1000	
581-2220GC273KAZ1A	2220GC273KAZ1A	27000	2000	10				500	
581-2220SC473KAZ1A	2220SC473KAZ1A	47000	1500	10				1000	
581-2220AC104KAZ1A	2220AC104KAZ1A	0.1µF	1000	10				1000	
581-2220AC124KAZ1A	2220AC124KAZ1A	0.12µF	1000	10				1000	
581-2220CC224KAZ1A	2220CC224KAZ1A	0.22µF	600	10				1000	
581-2220CC274KAZ1A	2220CC274KAZ1A	0.27µF	600	10				500	
2225 Style									
581-2225WC103KAZ1A	2225WC103KAZ1A	10000	2500	10				1000	
581-2225HC103KAZ1A	2225HC103KAZ1A	10000	3000	10				1000	
581-2225HC153KAZ1A	2225HC153KAZ1A	15000	3000	10				1000	
581-2225GC333KAZ1A	2225GC333KAZ1A	33000	2000	10				1000	
581-2225SC683KAZ1A	2225SC683KAZ1A	68000	1500	10				1000	
581-2225AC104KAZ1A	2225AC104KAZ1A	0.1uF	1000	10				1000	

© Copyright 2014 Mouser Electronics

© Copyright 2014 Mouser Electronics

KEMET High Temperature Ceramic Chip Capacitors

The Capacitance Company KEMET CHARGED.

RoHS Compliant **This product is RoHS compliant.**

EIA Size Code	Metric Size Code	DIMENSIONS: mm (in.) L (Length)	W (Width)	B (Bandwidth)	S Min. (Separation)
0402	1005	1.0 (.04) ± .05 (.002)	0.5 (.02) ± .05 (.002)	0.30 (.12) ± .10 (.004)	0.3 (.012)
0603	1608	1.6 (.063) ± .15 (.006)	0.8 (.032) ± .15 (.006)	0.35 (.014) ± .15 (.006)	.07 (0.28)
0805	2012	2.0 (.079) ± .20 (.008)	1.25 (.049) ± .20 (.008)	0.50 (.020) ± .25 (.010)	.075 (.030)
1206	3216	3.2 (.126) ± .20 (.008)	1.6 (.063) ± .20 (.008)	0.50 (.020) ± .25 (.010)	N/A
1210	3225	3.2 (.126) ± .20 (.008)	2.5 (.098) ± .20 (.008)	0.50 (.020) ± .25 (.010)	N/A
1812	4532	4.5 (.177) ± .30 (.012)	3.2 (.126) ± .30 (.012)	0.60 (.024) ± .35 (.014)	N/A

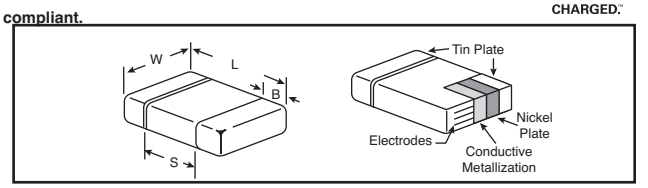

KEMET HIGH TEMPERATURE 200°C C0G MLCC

KEMET's New High Temperature Surface Mount C0G MLCCs feature a robust and proprietary base metal dielectric system that offers industry-leading performance relative to capacitance and case size combined with capacitance stability at extreme temperatures up to +200ºC. This new platform promotes downsizing opportunities of existing High Temperature C0G technology, and offers replacement opportunities of existing X7R/BX/BR technologies.

Benefits and Features:
- No piezoelectric properties
- Extremely low ESR and ESL
- High thermal stability
- High ripple current capability
- Preferred capacitance solution at line frequencies and into the MHz range
- No capacitance change with respect to applied rated DC voltage
- No capacitance change with respect to temperature from -55ºC to +200ºC
- No capacitance decay with time
- Non - polar device

Applications:
- Typical applications include timing, tuning, decoupling, by-pass, filtering, transient voltage suppression, blocking and energy storage for use in extreme environments coupled with down-hole exploration, aerospace engine compartments and geophysical probes

For quantities greater than listed, call for quote.

MOUSER STOCK NO.	KEMET Part No.	Case Size	Value (pF)	Volt (DC)	Tolerance ±	Price Each 1	Price Each 50	Price Each 100	Reel Qty.	Price Per Piece
80-C0402H101J5G	C0402H101J5GACTU	0402	100	50	5%				10000	
80-C0402H102J5G	C0402H102J5GACTU	0402	1000	50	5%				10000	
80-C0402H152J3G	C0402H152J3GACTU	0402	1500	25	5%				10000	
80-C0603H103J3G	C0603H103J3GACT500	0603	10000	25	5%				500	
80-C0805H103J1G	C0805H103J1GACT500	0805	10000	100	5%				500	
80-C0805H103J5G	C0805H103J5GACT500	0805	10000	500	5%				500	
80-C0805H333J4G	C0805H333J4GACT500	0805	33000	16	5%				500	
80-C1206H103J5G	C1206H103J5GACT500	1206	10000	50	5%				500	
80-C1206H103J1G	C1206H103J1GACT500	1206	10000	100	5%				500	
80-C1206H473J5G	C1206H473J5GACT500	1206	47000	50	5%				500	
80-C1206H473J1G	C1206H473J1GACT500	1206	47000	100	5%				500	
80-C1206H104J3G	C1206H104J3GACT500	1206	0.1uF	25	5%				500	
80-C1210H104J5G	C1210H104J5GACT500	1210	0.1uF	50	5%				500	
80-C1210H104J1G	C1210H104J1GACT500	1210	0.1uF	100	5%				500	
80-C1812H104J5G	C1812H104J5GACT500	1812	0.1uF	50	5%				500	
80-C1812H104J1G	C1812H104J1GACT500	1812	0.1uF	100	5%				500	
80-C1812H224J5G	C1812H224J5GACT500	1812	0.22uF	50	5%				500	

KEMET 150° HIGH TEMPERATURE X8L DIELECTRIC STANDARD AND FLEXIBLE TERMINATION

KEMET's X8L Dielectric offers an operating temperature range from -55°C to +150°C with capacitance shift limited to ±15% from -55°C to +125°C and +15, -40% from 125°C to 150°C. Product applications include harsh environments such as Down Hole (Oil Exploration), Automotive (Under Hood), Military and Aerospace.

For quantities greater than listed, call for quote.

MOUSER STOCK NO.	KEMET Part No.	Case Size	Value (pF)	Volt (DC)	Tolerance ±	Price Each 1	Price Each 50	Price Each 100	Reel Qty.	Price Per Piece
Standard										
80-C0402C473J8N	C0402C473J8NACTU	0402	47000	10	5%				10000	
80-C0603C224J8N	C0603C224J8NACTU	0603	0.22uF	10	5%				4000	
80-C0603C473K5N	C0603C473K5NACTU	0603	47000	50	10%				4000	
80-C0805C224J5N	C0805C224J5NACTU	0805	0.22uF	50	5%				4000	
80-C0805C334K3N	C0805C334K3NACTU	0805	0.33uF	25	10%				4000	
80-C0805C684J3N	C0805C684J3NACTU	0805	0.68uF	25	5%				2500	
80-C0805C105J8N	C0805C105J8NACTU	0805	1.0uF	10	5%				2500	
80-C1206C474J5N	C1206C474J5NACTU	1206	0.47uF	50	5%				2000	
80-C1206C474K3N	C1206C474K3NACTU	1206	0.47uF	25	10%				2000	
80-C1206C475J8N	C1206C475J8NACTU	1206	4.7uF	10	5%				2000	
80-C1210C105J5N	C1210C105J5NACTU	1210	1.0uF	50	5%				2000	
80-C1210C475J3N	C1210C475J3NACTU	1210	4.7uF	25	5%				1000	
80-C1210C106J8N	C1210C106J8NACTU	1210	10uF	10	5%				1000	
Flexible Termination										
80-C0603X473K5NACTU	C0603X473K5NACTU	0603	.047uF	50	10%				4000	
80-C0603X154K3NACTU	C0603X154K3NACTU	0603	0.15uF	25	10%				4000	
80-C0805X224J3NACTU	C0805X224J3NACTU	0805	0.22uF	10	5%				4000	
80-C0805X474K3NACTU	C0805X474K3NACTU	0805	0.47uF	25	10%				2500	
80-C0805X105K8NACTU	C0805X105K8NACTU	0805	1uF	10	10%				2500	
80-C1206X105K3NACTU	C1206X105K3NACTU	1206	1uF	25	10%				2500	
80-C1206X155K8NACTU	C1206X155K8NACTU	1206	1.5uF	10	10%				2000	
80-C1210X105K5NACTU	C1210X105K5NACTU	1210	1.5uF	50	10%				2000	
80-C1210X225K3NACTU	C1210X225K3NACTU	1210	2.2uF	25	10%				2500	
80-C1210X335K3NACTU	C1210X335K3NACTU	1210	2.3uF	25	10%				2000	
80-C1210X475K3NACTU	C1210X475K3NACTU	1210	4.7uF	25	10%				1000	

KEMET 150° ULTRA STABLE X8R DIELECTRIC

KEMET's Ultra Stable X8R Dielectric features a 150°C maximum operating temperature, offering the latest in high temperature dielectric technology and therefore a reliable choice for extreme temperature applications. It offers the same temperature capability as conventional X8R, but without the capacitance loss due to applied DC voltage. Ultra Stable X8R exhibits no capacitance loss and is a suitable replacement for higher capacitance and larger footprint devices that fail to offer capacitance stability. Product applications include harsh environments such as Down Hole (Oil Exploration), Automotive (Under Hood), Military and Aerospace.

For quantities greater than listed, call for quote.

MOUSER STOCK NO.	KEMET Part No.	Case Size	Value (pF)	Volt (DC)	Tolerance ±	Price Each 1	Price Each 50	Price Each 100	Reel Qty.	Price Per Piece
80-C0402C102J5H	C0402C102J5HACTU	0402	1000	50	5%				10000	
80-C0402C102K5H	C0402C102K5HACTU	0402	1000	50	10%				10000	
80-C0603C102K5H	C0603C102K5HACTU	0603	1000	50	10%				4000	
80-C0603C222K5H	C0603C222K5HACTU	0603	2200	50	10%				4000	
80-C0603C472J1H	C0603C472J1HACTU	0603	4700	100	5%				4000	
80-C0603C472K5H	C0603C472K5HACTU	0603	4700	50	10%				4000	
80-C0603C103J3H	C0603C103J3HACTU	0603	10000	25	5%				4000	
80-C0603C103K3H	C0603C103K3HACTU	0603	10000	25	10%				4000	
80-C0805C103K5H	C0805C103K5HACTU	0805	10000	50	10%				4000	
80-C0805C153J1H	C0805C153J1HACTU	0805	15000	100	5%				2500	
80-C0805C223J5H	C0805C223J5HACTU	0805	22000	50	5%				2500	
80-C0805C333J3H	C0805C333J3HACTU	0805	33000	25	5%				2500	
80-C1206C103K5H	C1206C103K5HACTU	1206	10000	50	10%				4000	
80-C1206C473J1H	C1206C473J1HACTU	1206	47000	100	5%				2000	
80-C1206C104J3H	C1206C104J3HACTU	1206	100000	25	5%				2000	
80-C1206C104K3H	C1206C104K3HACTU	1206	100000	25	10%				2000	
80-C1210C104J1H	C1210C104J1HACTU	1210	100000	100	5%				2000	
80-C1812C224J5H	C1812C224J5HACTU	1812	220000	50	5%				1000	

© Copyright 2014 Mouser Electronics
© Copyright 2014 Mouser Electronics

KEMET Ceramic Capacitors

The Capacitance Company KEMET CHARGED.

RoHS Compliant **This product is RoHS compliant.**

SMD MLCC CAPACITOR ARRAY, C0G & X7R



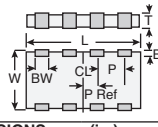

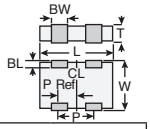

Kemet's Ceramic Chip Capacitor Array in X7R and C0G dielectric is an advanced passive technology where multiple capacitor elements are integrated into one common monolithic structure. Array technology promotes reduced placement costs and increased throughout.

Features:
- Operating Temperature Range: -55°C to +125°C
- Saves both circuit board and inventory space
- Reduces placement costs and increases throughout
- Non-polar device, minimizing installation concerns
- Flexible termination option is standard on 0508 case size array

EIA Size Code	Metric Size Code	DIMENSIONS: mm (in.) L (Length)	W (Width)	BW (Bandwidth)	BL (Bandlength)	T (Thickness)	P (Pitch)	P/2 (Reference)
0508	1220	1.30(.051)± 0.15(.006)	2.10(.083)± 0.15(.006)	0.53(.021)± 0.08(.003)	0.30(.012)± 0.20(.008)	0.80±0.10	1.00(.039)	0.50(.20)± 0.10(.004)

For quantities greater than listed, call for quote.

MOUSER STOCK NO.	KEMET Part No.	Case Size	Value (pF)	Voltage	Dielectric	Price Each 1	50	100	500	1000	Reel Qty.	Price Per Piece
80-CA052X101J1G	CA052X101J1GACTU	0508	100	100	C0G						4000	
80-CA052X102K1G	CA052X102K1GACTU	0508	1000	100	C0G						4000	
80-CA052X103K5R	CA052X103K5RACTU	0508	2200	50	X7R						4000	
80-CA052X222K1G	CA052X222K1GACTU	0508	2200	100	C0G						4000	
80-CA052X472K5R	CA052X472K5RACTU	0508	4700	50	X7R						4000	
80-CA052X153K5R	CA052X153K5RACTU	0508	15000	50	X7R						4000	
80-CA052X223K5R	CA052X223K5RACTU	0508	22000	50	X7R						4000	
80-CA052X333K5R	CA052X333K5RACTU	0508	33000	50	X7R						4000	
80-CA052X473K5R	CA052X473K5RACTU	0508	47000	50	X7R						4000	
80-CA052X683K5R	CA052X683K5RACTU	0508	68000	50	X7R						4000	
80-CA052X104K5R	CA052X104K5RACTU	0508	0.10uF	50	X7R						4000	
80-CA052X224K8R	CA052X224K8RACTU	0508	0.22uF	10	X7R						4000	

FAIL-SAFE FLOATING ELECTRODE MLCC WITH FLEXIBLE TERMINATION FF-CAP

The FF-CAP incorporates two existing KEMET technologies; Floating Electrode (cascading electrodedesign) and Flexible Termination. The floating electrode component of these capacitors yields improved voltage and ESD performance over standard designs, and also mitigates the risk of low IR or short circuit failures associated with mechanical flex cracks. The flexible termination component incorporates a measure of flexibility to the capacitor, shifting flex stress away from the ceramic body and into the termination area. The combination of these technologies ensures an increased measure of protection from board flex,offering up to 5mm of flex-bend capability. This provides for an enhanced level of mechanical flex crack protection for low to mid capacitance part types.

FF-CAPs technology combination will ensure an increased measure of protection from board flex, offering up to 5mm of flex-bend capability. This provides customers an enhanced level of mechanical flex crack protection for low- to mid-capacitance part types and complements KEMET's current Open Mode, Floating Electrode and Flexible Termination technologies. In addition, the new product meets the requirements of the Automotive Electronics Council's AEC-Q200-Rev C and is being offered with 100 percent pure matte tin-plated terminations that allow for excellent solderability.

Features:
- Operating range: -55°C to +125°C with no-bias capacitance shift limited to ± 15% over that range
- Insulation resistance (IR) measured after 2 minutes at rated voltage @ 25°C: Limit is 1,000 megohm microfarads or 100 gigohm, whichever is less
- Capacitance and dissipation factor (DF) measured at 1kHz and 1 Vrms

DF Limits are:	
50 - 250 Volts	2.5%
16 - 25 Volts	3.5%
6.3 - 10 Volts	5.0%



EIA Size Code	Metric Size Code	DIMENSIONS: mm (in.) L (Length)	W (Width)	B (Bandwidth)	S (Separation)
0603	1608	1.8 (.071) ± 0.15 (.006)	0.8 (.032) ± 0.15 (.006)	0.35 (.014) ± 0.15 (.006)	0.70 (.028)
0805	2012	2.2 (.087) ± 0.20 (.008)	1.25 (.049) ± 0.20 (.008)	0.05 (.02) ± 0.25 (.010)	0.75 (.030)
1206	3216	3.4 (.134) ± 0.20 (.008)	1.6 (.063) ± 0.20 (.008)	0.50 (.02) ± .25 (.010)	N/A
1210	3225	3.4 (.134) ± 0.20 (.008)	2.5 (.098) ± 0.20 (.008)	0.50 (.02) ± .25 (.010)	N/A

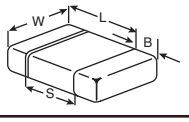

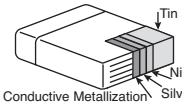

For quantities greater than listed, call for quote.

MOUSER STOCK NO.	KEMET Part No.	Value (pF)	Volt.	Price Each 1	50	100	500	1000	4000
Style 0603									
80-C0603Y221K5R	C0603Y221K5RACTU	220	50						
80-C0603Y221K1R	C0603Y221K1RACTU	220	100						
80-C0603Y331K5R	C0603Y331K5RACTU	330	50						
80-C0603Y331K1R	C0603Y331K1RACTU	330	100						
80-C0603Y471K5R	C0603Y471K5RACTU	470	50						
80-C0603Y471K1R	C0603Y471K1RACTU	470	100						
80-C0603Y561K5R	C0603Y561K5RACTU	560	50						
80-C0603Y681K3R	C0603Y681K3RACTU	680	25						
80-C0603Y681K5R	C0603Y681K5RACTU	680	50						
80-C0603Y821K5R	C0603Y821K5RACTU	820	50						
80-C0603Y102K4R	C0603Y102K4RACTU	1000	16						
80-C0603Y102K3R	C0603Y102K3RACTU	1000	25						
80-C0603Y102K5R	C0603Y102K5RACTU	1000	50						
80-C0603Y102K1R	C0603Y102K1RACTU	1000	100						
80-C0603Y102K2R	C0603Y102K2RACTU	1000	200						
80-C0603Y122K5R	C0603Y122K5RACTU	1200	50						
80-C0603Y152K5R	C0603Y152K5RACTU	1500	50						
80-C0603Y152K1R	C0603Y152K1RACTU	1500	100						
80-C0603Y182K5R	C0603Y182K5RACTU	1800	50						
80-C0603Y182K1R	C0603Y182K1RACTU	1800	100						
80-C0603Y222K3R	C0603Y222K3RACTU	2200	25						
80-C0603Y222K5R	C0603Y222K5RACTU	2200	50						
80-C0603Y222K1R	C0603Y222K1RACTU	2200	100						
80-C0603Y272K5R	C0603Y272K5RACTU	2700	50						
80-C0603Y272K1R	C0603Y272K1RACTU	2700	100						
80-C0603Y332K5R	C0603Y332K5RACTU	3300	50						
80-C0603Y392K5R	C0603Y392K5RACTU	3900	50						
80-C0603Y472K4R	C0603Y472K4RACTU	4700	16						
80-C0603Y472K5R	C0603Y472K5RACTU	4700	50						
80-C0603Y562K5R	C0603Y562K5RACTU	5600	50						
80-C0603Y682K5R	C0603Y682K5RACTU	6800	50						
80-C0603Y822K5R	C0603Y822K5RACTU	8200	50						
80-C0603Y103K4R	C0603Y103K4RACTU	10000	16						
80-C0603Y103K3R	C0603Y103K3RACTU	10000	25						
80-C0603Y103K5R	C0603Y103K5RACTU	10000	50						
80-C0603Y153K3R	C0603Y153K3RACTU	15000	25						
80-C0603Y153K5R	C0603Y153K5RACTU	15000	50						
80-C0603Y183K3R	C0603Y183K3RACTU	18000	25						
80-C0603Y223K4R	C0603Y223K4RACTU	22000	16						
80-C0603Y223K3R	C0603Y223K3RACTU	22000	25						
80-C0603Y223K5R	C0603Y223K5RACTU	22000	50						
Style 0805									
80-C0805Y221K5R	C0805Y221K5RACTU	220	50						
80-C0805Y221K2R	C0805Y221K2RACTU	220	200						
80-C0805Y471K5R	C0805Y471K5RACTU	470	50						
80-C0805Y471K1R	C0805Y471K1RACTU	470	100						

MOUSER STOCK NO.	KEMET Part No.	Value (pF)	Volt.	Price Each 1	50	100	500	1000	4000
Style 0805 (Cont.)									
80-C0805Y102K5R	C0805Y102K5RACTU	1000	50						
80-C0805Y102K1R	C0805Y102K1RACTU	1000	100						
80-C0805Y102K2R	C0805Y102K2RACTU	1000	200						
80-C0805Y222K5R	C0805Y222K5RACTU	2200	50						
80-C0805Y222K1R	C0805Y222K1RACTU	2200	100						
80-C0805Y222K2R	C0805Y222K2RACTU	2200	200						
80-C0805Y332K5R	C0805Y332K5RACTU	3300	50						
80-C0805Y472K5R	C0805Y472K5RACTU	4700	50						
80-C0805Y472K1R	C0805Y472K1RACTU	4700	100						
80-C0805Y472K2R	C0805Y472K2RACTU	4700	200						
80-C0805Y682K5R	C0805Y682K5RACTU	6800	50						
80-C0805Y103K5R	C0805Y103K5RACTU	10000	50						
80-C0805Y103K1R	C0805Y103K1RACTU	10000	100						
80-C0805Y123K1R	C0805Y123K1RACTU	12000	100						
80-C0805Y153K5R	C0805Y153K5RACTU	15000	50						
80-C0805Y183K5R	C0805Y183K5RACTU	18000	50						
80-C0805Y223K5R	C0805Y223K5RACTU	22000	50						
80-C0805Y223K1R	C0805Y223K1RACTU	22000	100						
80-C0805Y273K5R	C0805Y273K5RACTU	27000	50						
80-C0805Y333K5R	C0805Y333K5RACTU	33000	50						
80-C0805Y473K5R	C0805Y473K5RACTU	47000	50						
Style 1206									
80-C1206Y102K5R	C1206Y102K5RACTU	1000	50						
80-C1206Y102K1R	C1206Y102K1RACTU	1000	100						
80-C1206Y102K2R	C1206Y102K2RACTU	1000	200						
80-C1206Y222K1R	C1206Y222K1RACTU	2200	100						
80-C1206Y222K2R	C1206Y222K2RACTU	2200	200						
80-C1206Y332K5R	C1206Y332K5RACTU	3300	50						
80-C1206Y472K5R	C1206Y472K5RACTU	4700	50						
80-C1206Y103K5R	C1206Y103K5RACTU	10000	50						
80-C1206Y103K1R	C1206Y103K1RACTU	10000	100						
80-C1206Y103K2R	C1206Y103K2RACTU	10000	200						
80-C1206Y153K2R	C1206Y153K2RACTU	15000	200						
80-C1206Y223K5R	C1206Y223K5RACTU	22000	50						
80-C1206Y223K1R	C1206Y223K1RACTU	22000	100						
80-C1206Y223K2R	C1206Y223K2RACTU	22000	200						
80-C1206Y333K5R	C1206Y333K5RACTU	33000	50						
80-C1206Y473K5R	C1206Y473K5RACTU	47000	50						
80-C1206Y473K1R	C1206Y473K1RACTU	47000	100						
80-C1206Y104K3R	C1206Y104K3RACTU	100000	25						
80-C1206Y104K5R	C1206Y104K5RACTU	100000	50						
Style 1210									
80-C1210Y333K2R	C1210Y333K2RACTU	33000	200						
80-C1210Y104K5R	C1210Y104K5RACTU	100000	50						
80-C1210Y104K1R	C1210Y104K1RACTU	100000	100						
80-C1210Y224K5R	C1210Y224K5RACTU	220000	50						

© Copyright 2014 Mouser Electronics

© Copyright 2014 Mouser Electronics

KEMET Ceramic Capacitors

The Capacitance Company KEMET CHARGED.

RoHS Compliant **This product is RoHS compliant.**

FAIL-SAFE FLOATING ELECTRODE MLCC/FE-CAP

The FE-CAP is a surface mount multilayer ceramic capacitor which utilizes a floating internal electrode design, wherein the electrodes are configured to form multiple capacitors in series within a single MLCC package. This not only yields improved voltage and ESD performance over standard designs, but also mitigates the risk of low-IR or short-circuits failures that can occur due to board flex. The FE-CAP is being offered in case sizes ranging from EIA 0402 to EIA 1812 with rated voltages ranging from 6.3VDC to 250VDC. Combined with the stability of an X7R dielectric, the FE-CAP offers a flex-robust solution at low to mid-range capacitance values and an operating temperature range of -55°C to +125°C with zero bias capacitance shift limited to ±15% over that range. These components are widely used in critical application where mechanical stress is a concern. When flexed to mechanical failure the floating electrode design of the FE-CAP eliminates the current path between positive and negative poles. Absence of this current path reduces the probability of a short-circuit condition. All FE-CAP products meet the requirements of the Automotive Electronics Council's AEC-Q200-Rev C and come with 100% pure matte, tin-plated terminations for superior solderability. All parts are environmentally friendly, in compliance with RoHS legislation and are capable of Pb-free reflow profiles.

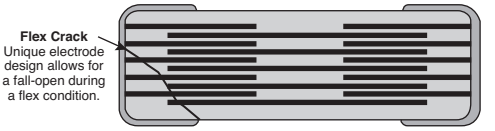

EIA Size Code	Metric Size Code	DIMENSIONS: mm (in.)			
		L (Length)	W (Width)	B (Bandwidth)	S (Separation)
0402	1005	1.0 (.04) ± 0.05 (.002)	0.5 (.02) ± 0.05 (.002)	0.20 (.008) -0.40 (.016)	0.30 (.012)
0603	1608	1.6 (.063) ± 0.15 (.006)	0.8 (.032) ± 0.15 (.006)	0.35 (.014) ± 0.15 (.006)	0.70 (.028)
0805	2012	2.0 (.079) ± 0.20 (.008)	1.25 (.049) ± 0.20 (.008)	0.05 (.02) ± 0.25 (.010)	0.75 (.030)
1206	3216	3.2 (.126) ± 0.20 (.008)	1.6 (.063) ± 0.20 (.008)	0.50 (.02) ± .25 (.010)	N/A
1210	3225	3.2 (.126) ± 0.20 (.008)	2.5 (.098) ± 0.20 (.008)	0.50 (.02) ± .25 (.010)	N/A
1812	4532	4.5 (.177) ± 0.30 (.012)	3.2 (.126) ± 0.30 (.012)	0.60 (.024) ± .35 (.014)	N/A

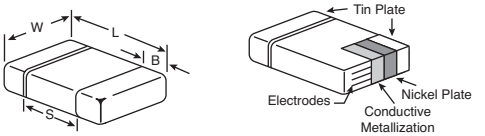

For quantities greater than listed, call for quote.

MOUSER STOCK NO.	KEMET Part No.	Value (pF)	Volt.	Tol. (+/-)	Price Each 1	Price Each 100	Price Each 500	Reel Qty.	Price Per Piece
0402									
80-C0402S221K3R	C0402S221K3RACTU	220	25	10				10000	
80-C0402S221K5R	C0402S221K5RACTU	220	50	10				10000	
80-C0402S391K5R	C0402S391K5RACTU	390	50	10				10000	
80-C0402S471K4R	C0402S471K4RACTU	470	16	10				10000	
80-C0402S471K5R	C0402S471K5RACTU	470	50	10				10000	
80-C0402S561K4R	C0402S561K4RACTU	560	16	10				10000	
80-C0402S821K4R	C0402S821K4RACTU	820	16	10				10000	
80-C0402S821K5R	C0402S821K5RACTU	820	50	10				10000	
80-C0402S102K4R	C0402S102K4RACTU	1000	16	10				10000	
80-C0402S102K3R	C0402S102K3RACTU	1000	25	10				10000	
80-C0402S102K5R	C0402S102K5RACTU	1000	50	10				10000	
0603									
80-C0603S221K5R	C0603S221K5RACTU	220	50	10				4000	
80-C0603S221K1R	C0603S221K1RACTU	220	100	10				4000	
80-C0603S331J5R	C0603S331J5RACTU	330	50	5				4000	
80-C0603S331K5R	C0603S331K5RACTU	330	50	10				4000	
80-C0603S471K5R	C0603S471K5RACTU	470	50	10				4000	
80-C0603S471K1R	C0603S471K1RACTU	470	100	10				4000	
80-C0603S561K5R	C0603S561K5RACTU	560	50	10				4000	
80-C0603S681K3R	C0603S681K3RACTU	680	25	10				4000	
80-C0603S681K5R	C0603S681K5RACTU	680	50	10				4000	
80-C0603S821K5R	C0603S821K5RACTU	820	50	10				4000	
80-C0603S102K4R	C0603S102K4RACTU	1000	16	10				4000	
80-C0603S102K3R	C0603S102K3RACTU	1000	25	10				4000	
80-C0603S102J5R	C0603S102J5RACTU	1000	50	5				4000	
80-C0603S102K5R	C0603S102K5RACTU	1000	50	10				4000	
80-C0603S102K1R	C0603S102K1RACTU	1000	100	10				4000	
80-C0603S102K2R	C0603S102K2RACTU	1000	200	10				4000	
80-C0603S122K5R	C0603S122K5RACTU	1200	50	10				4000	
80-C0603S152K5R	C0603S152K5RACTU	1500	50	10				4000	
80-C0603S152K1R	C0603S152K1RACTU	1500	100	10				4000	
80-C0603S182K5R	C0603S182K5RACTU	1800	50	10				4000	
80-C0603S182K1R	C0603S182K1RACTU	1800	100	10				4000	
80-C0603S222K3R	C0603S222K3RACTU	2200	25	10				4000	
80-C0603S222J5R	C0603S222J5RACTU	2200	50	5				4000	
80-C0603S222K5R	C0603S222K5RACTU	2200	50	10				4000	
80-C0603S222K1R	C0603S222K1RACTU	2200	100	10				4000	
80-C0603S272K5R	C0603S272K5RACTU	2700	50	10				4000	
80-C0603S272K1R	C0603S272K1RACTU	2700	100	10				4000	
80-C0603S332K5R	C0603S332K5RACTU	3300	50	10				4000	
80-C0603S392K5R	C0603S392K5RACTU	3900	50	10				4000	
80-C0603S472K3R	C0603S472K3RACTU	4700	25	10				4000	
80-C0603S472J5R	C0603S472J5RACTU	4700	50	5				4000	
80-C0603S472K5R	C0603S472K5RACTU	4700	50	10				4000	
80-C0603S562K5R	C0603S562K5RACTU	5600	50	10				4000	
80-C0603S682K5R	C0603S682K5RACTU	6800	50	10				4000	
80-C0603S822K5R	C0603S822K5RACTU	8200	50	10				4000	
80-C0603S103K4R	C0603S103K4RACTU	10000	16	10				4000	
80-C0603S103K3R	C0603S103K3RACTU	10000	25	10				4000	
80-C0603S103M3R	C0603S103M3RACTU	10000	25	20				4000	
80-C0603S103J5R	C0603S103J5RACTU	10000	50	5				4000	
80-C0603S103K5R	C0603S103K5RACTU	10000	50	10				4000	
80-C0603S103M5R	C0603S103M5RACTU	10000	50	20				4000	
80-C0603S153K3R	C0603S153K3RACTU	15000	25	10				4000	
80-C0603S153K5R	C0603S153K5RACTU	15000	50	10				4000	
80-C0603S183K3R	C0603S183K3RACTU	18000	25	10				4000	
80-C0603S223K4R	C0603S223K4RACTU	22000	16	10				4000	
80-C0603S223J3R	C0603S223J3RACTU	22000	25	5				4000	
80-C0603S223K3R	C0603S223K3RACTU	22000	25	10				4000	
80-C0603S223K5R	C0603S223K5RACTU	22000	50	10				4000	
0805									
80-C0805S221K5R	C0805S221K5RACTU	220	50	10				4000	
80-C0805S221K2R	C0805S221K2RACTU	220	200	10				4000	
80-C0805S471J5R	C0805S471J5RACTU	470	50	5				4000	
80-C0805S471K5R	C0805S471K5RACTU	470	50	10				4000	
80-C0805S471K1R	C0805S471K1RACTU	470	100	10				4000	
80-C0805S102K5R	C0805S102K5RACTU	1000	50	10				4000	
80-C0805S102M5R	C0805S102M5RACTU	1000	50	20				4000	

© Copyright 2014 Mouser Electronics

For quantities greater than listed, call for quote.

MOUSER STOCK NO.	KEMET Part No.	Value (pF)	Volt.	Tol. (+/-)	Price Each 1	Price Each 100	Price Each 500	Reel Qty.	Price Per Piece
0805 (cont.)									
80-C0805S102K1R	C0805S102K1RACTU	1000	100	10				4000	
80-C0805S102K2R	C0805S102K2RACTU	1000	200	10				4000	
80-C0805S102M2R	C0805S102M2RACTU	1000	200	20				4000	
80-C0805S152K5R	C0805S152K5RACTU	1500	50	10				4000	
80-C0805S222K5R	C0805S222K5RACTU	2200	50	10				4000	
80-C0805S222K1R	C0805S222K1RACTU	2200	100	10				4000	
80-C0805S222K2R	C0805S222K2RACTU	2200	200	10				4000	
80-C0805S332K5R	C0805S332K5RACTU	3300	50	10				4000	
80-C0805S472J5R	C0805S472J5RACTU	4700	50	5				4000	
80-C0805S472K5R	C0805S472K5RACTU	4700	50	10				4000	
80-C0805S472K1R	C0805S472K1RACTU	4700	100	10				4000	
80-C0805S472K2R	C0805S472K2RACTU	4700	200	10				4000	
80-C0805S682K5R	C0805S682K5RACTU	6800	50	10				4000	
80-C0805S103J5R	C0805S103J5RACTU	10000	50	5				4000	
80-C0805S103K5R	C0805S103K5RACTU	10000	50	10				4000	
80-C0805S103M5R	C0805S103M5RACTU	10000	50	20				4000	
80-C0805S103K1R	C0805S103K1RACTU	10000	100	10				4000	
80-C0805S103M1R	C0805S103M1RACTU	10000	100	20				4000	
80-C0805S123K1R	C0805S123K1RACTU	12000	100	10				4000	
80-C0805S123M1R	C0805S123M1RACTU	12000	100	20				4000	
80-C0805S153K4R	C0805S153K4RACTU	15000	16	10				4000	
80-C0805S153K5R	C0805S153K5RACTU	15000	50	10				4000	
80-C1206S153K2R	C1206S153K2RACTU	15000	200	10				4000	
80-C0805S223J5R	C0805S223J5RACTU	22000	50	5				4000	
80-C0805S223K5R	C0805S223K5RACTU	22000	50	10				4000	
80-C0805S223K1R	C0805S223K1RACTU	22000	100	10				4000	
80-C0805S273K5R	C0805S273K5RACTU	27000	50	10				4000	
80-C0805S333K5R	C0805S333K5RACTU	33000	50	10				4000	
80-C0805S473K5R	C0805S473K5RACTU	47000	50	10				4000	
80-C0805S473M5R	C0805S473M5RACTU	47000	50	20				4000	
1206									
80-C1206S102K5R	C1206S102K5RACTU	1000	50	10				4000	
80-C1206S102K1R	C1206S102K1RACTU	1000	100	10				4000	
80-C1206S102M1R	C1206S102M1RACTU	1000	100	20				4000	
80-C1206S102K2R	C1206S102K2RACTU	1000	200	10				4000	
80-C1206S222K1R	C1206S222K1RACTU	2200	100	10				4000	
80-C1206S222K2R	C1206S222K2RACTU	2200	200	10				4000	
80-C1206S332K5R	C1206S332K5RACTU	3300	50	10				4000	
80-C1206S472K5R	C1206S472K5RACTU	4700	50	10				4000	
80-C1206S103K5R	C1206S103K5RACTU	10000	50	10				4000	
80-C1206S103M5R	C1206S103M5RACTU	10000	50	20				4000	
80-C1206S103J1R	C1206S103J1RACTU	10000	100	5				4000	
80-C1206S103K1R	C1206S103K1RACTU	10000	100	10				4000	
80-C1206S103M1R	C1206S103M1RACTU	10000	100	20				4000	
80-C1206S103K2R	C1206S103K2RACTU	10000	200	10				4000	
80-C1206S103M2R	C1206S103M2RACTU	10000	200	20				4000	
80-C1206S153J2R	C1206S153J2RACTU	15000	200	5				4000	
80-C1206S223K5R	C1206S223K5RACTU	22000	50	10				4000	
80-C1206S223K1R	C1206S223K1RACTU	22000	100	10				4000	
80-C1206S223K2R	C1206S223K2RACTU	22000	200	10				4000	
80-C1206S333K5R	C1206S333K5RACTU	33000	50	10				4000	
80-C1206S473K5R	C1206S473K5RACTU	47000	50	10				4000	
80-C1206S473K1R	C1206S473K1RACTU	47000	100	10				4000	
80-C1206S104J5R	C1206S104J5RACTU	0.1uF	50	5				4000	
80-C1206S104K5R	C1206S104K5RACTU	0.1uF	50	10				4000	
80-C1206S104M5R	C1206S104M5RACTU	0.1uF	50	20				4000	
1210									
80-C1210S333K2R	C1210S333K2RACTU	33000	200	10				4000	
80-C1210S473K1R	C1210S473K1RACTU	47000	100	10				4000	
80-C1210S473K2R	C1210S473K2RACTU	47000	200	10				4000	
80-C1210S104J5R	C1210S104J5RACTU	0.1uF	50	5				4000	
80-C1210S104K5R	C1210S104K5RACTU	0.1uF	50	10				4000	
80-C1210S104K1R	C1210S104K1RACTU	0.1uF	100	10				4000	
80-C1210S104M1R	C1210S104M1RACTU	0.1uF	100	20				4000	
80-C1210S224K5R	C1210S224K5RACTU	0.22uF	50	10				4000	
1812									
80-C1812S104K1R	C1812S104K1RACTU	0.1uF	100	10				4000	
80-C1812S224K5R	C1812S224K5RACTU	0.22uF	50	10				4000	

© Copyright 2014 Mouser Electronics

KEMET FT-CAP Flexible Termination MLCC Capacitors

The Capacitance Company KEMET CHARGED.

RoHS Compliant **This product is RoHS compliant.**

FT-CAP FLEXIBLE TERMINATION MLCC, COG AND X7R

✻ High Voltage

NEW PRODUCT

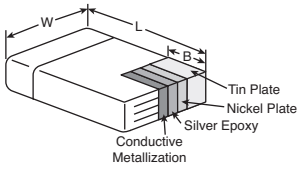

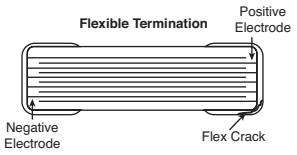

The Flex Crack is moved into the end termination, away from the electrodes; significantly reducing the risk of short circuit failure due to flex.

DIMENSIONS: mm (in.)			
EIA Size Code	L (Length)	W (Width)	B (Bandwidth)
0603	1.6± (.063)	0.8± (.032)	0.35±(.014)
0805	2.0±(.079)	1.25±(.049)	0.05±(.02)
1206	3.2±(.126)	1.6±(.063)	0.50±(.02)
1210	3.2±(.126)	2.5±(.098)	0.50(.02)
1808	4.70±(.185)	2.00±(.079)	0.70±(.028)
1812	4.50±(.178)	3.20±(.126)	0.70±(.028)
2220	5.90±(.232)	5.00±(.197)	0.70±(0.28)

For quantities greater than listed, call for quote.

MOUSER STOCK NO.	KEMET Part No.	Value (pF)	Volt (DC)	Price Each 1	Price Each 100	Price Each 500	Reel Qty.	Price Per Piece
Style 0603								
80-C0603X100J5G	C0603X100J5GACTU	10	50				4000	
80-C0603X120J5G	C0603X120J5GACTU	12	50				4000	
80-C0603X150J5G	C0603X150J5GACTU	15	50				4000	
80-C0603X180J5G	C0603X180J5GACTU	18	50				4000	
80-C0603X220J5G	C0603X220J5GACTU	22	50				4000	
80-C0603X270J5G	C0603X270J5GACTU	27	50				4000	
80-C0603X330J5G	C0603X330J5GACTU	33	50				4000	
80-C0603X390J5G	C0603X390J5GACTU	39	50				4000	
80-C0603X470J5G	C0603X470J5GACTU	47	50				4000	
80-C0603X470J1G	C0603X470J1GACTU	47	100				4000	
80-C0603X560J5G	C0603X560J5GACTU	56	50				4000	
80-C0603X680J5G	C0603X680J5GACTU	68	50				4000	
80-C0603X820J5G	C0603X820J5GACTU	82	50				4000	
80-C0603X101J5G	C0603X101J5GACTU	100	50				4000	
80-C0603X101J1G	C0603X101J1GACTU	100	100				4000	
80-C0603X121J5G	C0603X121J5GACTU	120	50				4000	
80-C0603X151J5G	C0603X151J5GACTU	150	50				4000	
80-C0603X181J5G	C0603X181J5GACTU	180	50				4000	
80-C0603X221J5G	C0603X221J5GACTU	220	50				4000	
80-C0603X271J5G	C0603X271J5GACTU	270	50				4000	
80-C0603X331J5G	C0603X331J5GACTU	330	50				4000	
80-C0603X391J5G	C0603X391J5GACTU	390	50				4000	
80-C0603X471J5G	C0603X471J5GACTU	470	50				4000	
80-C0603X681J5G	C0603X681J5GACTU	680	50				4000	
80-C0603X102J3G	C0603X102J3GACTU	1000	25				4000	
80-C0603X102J5G	C0603X102J5GACTU	1000	50				4000	
80-C0603X152J5G	C0603X152J5GACTU	1500	50				4000	
80-C0603X472J1G	C0603X472J1GACTU	4700	100				4000	
80-C0603X682J5G	C0603X682J5GACTU	6800	50				4000	
80-C0603X103J3G	C0603X103J3GACTU	10000	25				4000	
80-C0603X153J3G	C0603X153J3GACTU	15000	25				4000	
80-C0603X221M5R	C0603X221M5RACTU	220	50				4000	
80-C0603X471K5R	C0603X471K5RACTU	470	50				4000	
80-C0603X102K2R	C0603X102K2RACTU	1000	200				4000	
80-C0603X222K5R	C0603X222K5RACTU	2200	50				4000	
80-C0603X472K5R	C0603X472K5RACTU	4700	50				4000	
80-C0603X103K5R	C0603X103K5RACTU	10000	50				4000	
80-C0603X223K5R	C0603X223K5RACTU	22000	50				4000	
80-C0603X333K3R	C0603X333K3RACTU	33000	25				4000	
80-C0603X473K5R	C0603X473K5RACTU	47000	50				4000	
80-C0603X104K3R	C0603X104K3RACTU	0.1uF	25				4000	
80-C0603X104K5R	C0603X104K5RACTU	0.1uF	50				4000	
80-C0603X224K4R	C0603X224K4RACTU	0.22uF	16				4000	
Style 0805								
80-C0805X100J5G	C0805X100J5GACTU	10	50				4000	
80-C0805X150J5G	C0805X150J5GACTU	15	50				4000	
80-C0805X220J5G	C0805X220J5GACTU	22	50				4000	
80-C0805X330J5G	C0805X330J5GACTU	33	50				4000	
80-C0805X470J5G	C0805X470J5GACTU	47	50				4000	
80-C0805X470J1G	C0805X470J1GACTU	47	100				4000	
80-C0805X101J5G	C0805X101J5GACTU	100	50				4000	
80-C0805X101J1G	C0805X101J1GACTU	100	100				4000	
80-C0805X101J2G	C0805X101J2GACTU	100	200				4000	
80-C0805X151J5G	C0805X151J5GACTU	150	50				4000	
80-C0805X221J5G	C0805X221J5GACTU	220	50				4000	
80-C0805X221J1G	C0805X221J1GACTU	220	100				4000	
80-C0805X331J5G	C0805X331J5GACTU	330	50				4000	
80-C0805X471K5R	C0805X471K5RACTU	470	50				4000	
80-C0805X471J5G	C0805X471J5GACTU	470	50				4000	
80-C0805X102K2R	C0805X102K2RACTU	1000	200				4000	
80-C0805X102J5G	C0805X102J5GACTU	1000	50				4000	
80-C0805X102J1G	C0805X102J1GACTU	1000	100				4000	
80-C0805X152J5G	C0805X152J5GACTU	1500	50				4000	
80-C0805X222K5R	C0805X222K5RACTU	2200	50				4000	
80-C0805X222J5G	C0805X222J5GACTU	2200	50				4000	
✻ 80-C0805X332K5R	C0805X332K5RACTU	3300	50				4000	
✻ 80-C0805X472KBRACTU	C0805X472KBRACTU	4700	630				2500	
80-C0805X472KDRACTU	C0805X472KDRACTU	4700	1000				2500	
✻ 80-C0805X682KBRACTU	C0805X682KBRACTU	6800	630				2500	
✻ 80-C0805X822KBRACTU	C0805X822KBRACTU	8200	630				2500	
80-C0805X103K1R	C0805X103K1RACTU	10000	100				4000	
✻ 80-C0805X103KCRACTU	C0805X103KCRACTU	10000	500				2500	
80-C0805X103J5G	C0805X103J5GACTU	10000	50				4000	
✻ 80-C0805X123KCRACTU	C0805X123KCRACTU	12000	500				2500	
80-C0805X153J1G	C0805X153J1GACTU	15000	100				2500	
80-C0805X223K1R	C0805X223K1RACTU	22000	100				4000	
80-C0805X223J5G	C0805X223J5GACTU	22000	50				2500	
80-C0805X473K5R	C0805X473K5RACTU	47000	50				4000	
80-C0805X683K5R	C0805X683K5RACTU	68000	50				4000	
80-C0805X104K1R	C0805X104K1RACTU	0.1uF	100				2500	

For quantities greater than listed, call for quote.

MOUSER STOCK NO.	KEMET Part No.	Value (pF)	Volt (DC)	Price Each 1	Price Each 100	Price Each 500	Reel Qty.	Price Per Piece
Style 805 (Cont.)								
80-C0805X224K5R	C0805X224K5RACTU	0.22uF	50				4000	
80-C0805X334K4R	C0805X334K4RACTU	0.33uF	16				2500	
80-C0805X474K5R	C0805X474K5RACTU	0.47uF	50				2500	
80-C0805X105K4R	C0805X105K4RACTU	1.0uF	16				2500	
80-C0805X225K4R	C0805X225K4RACTU	2.2uF	16				2500	
Style 1206								
80-C1206X102J5G	C1206X102J5GACTU	1000	50				4000	
80-C1206X102J2G	C1206X102J2GACTU	1000	200				4000	
80-C1206X102K5R	C1206X102K5RACTU	1000	50				4000	
80-C1206X222J5G	C1206X222J5GACTU	2200	50				4000	
80-C1206X562K5R	C1206X562K5RACTU	5600	50				4000	
80-C1206X103K2R	C1206X103K2RACTU	10000	200				4000	
80-C1206X183J1G	C1206X183J1GACTU	18000	100				4000	
80-C1206X223K5R	C1206X223K5RACTU	22000	50				4000	
✻ 80-C1206X223KDRACTU	C1206X223KDRACTU	22000	1000				2500	
✻ 80-C1206X333KBRACTU	C1206X333KBRACTU	33000	630				2500	
✻ 80-C1206X473KCRACTU	C1206X473KCRACTU	47000	500				2500	
✻ 80-C1206X683KCRACTU	C1206X683KCRACTU	68000	500				2500	
80-C1206X154M5R	C1206X154M5RACTU	0.15uF	50				4000	
80-C1206X154K1R	C1206X154K1RACTU	0.15uF	100				4000	
80-C1206X104K1R	C1206X104K1RACTU	0.1uF	100				4000	
80-C1206X224K1R	C1206X224K1RACTU	0.22uF	100				4000	
80-C1206X474K5R	C1206X474K5RACTU	0.47uF	50				4000	
80-C1206X105K3R	C1206X105K3RACTU	1.0uF	25				2000	
80-C1206X106K4R	C1206X106K4RACTU	10uF	16				2000	
80-C1206X225K4R	C1206X225K4RACTU	2.2uF	16				2000	
80-C1206X475K4R	C1206X475K4RACTU	4.7uF	16				2500	
Style 1210								
80-C1210X102J5G	C1210X102J5GACTU	1000	50				4000	
80-C1210X332J5G	C1210X332J5GACTU	3300	50				4000	
80-C1210X682J5G	C1210X682J5GACTU	6800	50				4000	
80-C1210X822J5G	C1210X822J5GACTU	8200	50				4000	
✻ 80-C1210X823KBRACTU	C1210X823KBRACTU	22000	630				2000	
✻ 80-C1210X333KDRACTU	C1210X333KDRACTU	33000	1000				2000	
✻ 80-C1210X473KDRACTU	C1210X473KDRACTU	47000	1000				2000	
✻ 80-C1210X104KCRACTU	C1210X104KCRACTU	0.1uF	500				2000	
80-C1210X104K2R	C1210X104K2RACTU	0.1uF	200				2500	
80-C1210X224K5R	C1210X224K5RACTU	0.22uF	50				4000	
80-C1210X334K5R	C1210X334K5RACTU	0.33uF	50				4000	
80-C1210X474K5R	C1210X474K5RACTU	0.47uF	50				4000	
80-C1210X105K5R	C1210X105K5RACTU	1.0uF	50				2000	
80-C1210X106M3R	C1210X106M3RACTU	10uF	25				1000	
80-C1210X225K5R	C1210X225K5RACTU	2.2uF	50				2500	
80-C1210X475K5R	C1210X475K5RACTU	4.7uF	50				1000	
Style 1808								
✻ 80-C1808X683KCRACTU	C1808X683KCRACTU	68000	500				1000	
✻ 80-C1808X683KDRACTU	C1808X683KDRACTU	68000	1000				1000	
✻ 80-C1808X104KBRACTU	C1808X104KBRACTU	0.1uF	630				1000	
Style 1812								
80-C1812X102J5G	C1812X102J5GACTU	1000	50				1000	
80-C1812X103J5G	C1812X103J5GACTU	10000	50				1000	
✻ 80-C1812X473KDRACTU	C1812X473KDRACTU	47000	1000				1000	
✻ 80-C1812X154KBRACTU	C1812X154KBRACTU	0.15uF	630				1000	
✻ 80-C1812X104KBRACTU	C1812X104KBRACTU	0.1uF	630				1000	
✻ 80-C1812X104KDRACTU	C1812X104KDRACTU	0.1uF	1000				1000	
80-C1812X224J5G	C1812X224J5GACTU	0.22uF	50				1000	
✻ 80-C1812X224KCRACTU	C1812X224KCRACTU	0.22uF	500				1000	
✻ 80-C1812X334KCRACTU	C1812X334KCRACTU	0.33uF	500				1000	
Style 2220								
80-C2220X474J5G	C2220X474J5GACTU	0.47uF	50				1000	4.07

© Copyright 2014 Mouser Electronics

© Copyright 2014 Mouser Electronics

KEMET SMD Ceramic Chip Capacitors Open-Mode Design

The Capacitance Company KEMET CHARGED.

KEMET OPEN MODE DESIGN WITH FLEXIBLE TERMINATION

DIMENSIONS: mm (in.)



Style	L	W	B	Thickness
0805	2.10(.083) +.30(.012) / -.20(.008)	1.25(.049)±.20(.008)	.50(.02) +.10(.004) / -.25(.010)	90±10
1206	3.30(.130)±.40(.016)	1.60(.063)±.20(.008)	.60(.024)±.25(.010)	
1210	3.30(.130)±.40(.016)	2.50(.098)±.20(.008)	.60(.024)±.25(.010)	1.55±10
1812	3.30(.130)±.40(.016)	3.20(.126)±.30(.012)	.70(.028)±.35(.014)	

MOUSER STOCK NO.	Value (µF)	Volt (DC)	Tol. ±	Price Each 1	Price Each 100	Price Each 500	Reel Qty.	Price Per Piece
Style 0805 - Temperature Coef. X7R								
80-C0805J104K5RACTU	0.1	50	10				4000	
Style 1206 - Temperature Coef. X7R								
80-C1206J225J4RACTU	0.22	16	5				2500	
Style 1210 - Temperature Coef. X7R								
80-C1210J105J3RACTU	1	25	5				2000	
Style 1812 - Temperature Coef. X7R								
80-C1812J105J1RACTU	1	100	5				1000	

KEMET OPEN MODE CERAMIC CAPACITOR ENGINEERING KIT



Qty. per Value: 20

MOUSER STOCK NO.	Case Size	Volt	Values (µF)	Price Each
80-CERENGKIT09	0805	25	0.47	
		50	0.01, 0.047, 0.1, 0.22, 0.47	
		100	0.022	
	1206	50	0.22, 1.0	
		100	0.1	
	1210	50	1	

KEMET OPEN MODE DESIGN CAPACITORS

KEMET's open-mode ceramic surface mount capacitor is designed to significantly minimize the probability of a low IR or short circuit condition when forced to failure in a board flex situation.

Application Note:

- Input side filtering (power plane/bus)
- High current applications (battery line)
- Circuits that cannot be fused to open when short circuits occur due to flex cracks

Features (Exceptions):

- 0805 thickness target: .9mm (104 cap code=1.25mm)
- 1206 thickness target: .9mm (474 and 105 cap code=1.6mm)
- 1210 thickness target: 100v (474 cap code=1.85mm)
  50V, 104 cap code=.95mm
  50V, 474 cap code=1.25mm
  50V, 684 cap code=1.55mm
- 1812 thickness target: 474 and 104, cap code=1mm
  25V and 50V, 105 cap code=1.7mm
  100V, 105 cap code=2.0mm
- Tolerance: 10%

Electrical:

- Operating range -55°C to 125°C

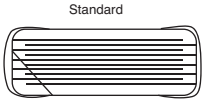

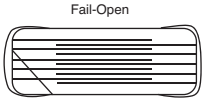

RoHS Compliant

DIMENSIONS: mm (in.)



Style	L	W	B	S
0805	2.0(.079)±.20(.008)	1.25(.049)±0.2(.008)	0.5(.02)±.25(.010)	.75(.030)
1206	3.2(.126)±.20(.008)	1.6(.063)±0.2(.008)	0.5(.02)±.25(.010)	N/A
1210	3.2(.126)±.20(.008)	2.5(.098)±0.2(.008)	0.5(.02)±0.25(.010)	N/A
1812	4.5(.177)±0.3(.012)	3.2(.126)±0.3(.012)	0.6(.024)±0.35(.014)	N/A

MOUSER STOCK NO.	KEMET Part No.	Value (µF)	Volt (DC)	Dim. T	Price Each 1	Price Each 100	Reel Qty.	Price Per Piece
Style 0805 - Temperature Coef. X7R								
80-C0805F103K4R	C0805F103K4RACTU	0.01	16	.90±.10			4000	
80-C0805F103K5R	C0805F103K5RACTU	0.01	50	.90±.10			4000	
80-C0805F103K1R	C0805F103K1RACTU	0.01	100	.90±.10			4000	
80-C0805F103K2R	C0805F103K2RACTU	0.01	200	.90±.10			4000	
80-C0805F123K4R	C0805F123K4RACTU	0.012	16	.90±.10			4000	
80-C0805F123K5R	C0805F123K5RACTU	0.012	50	.90±.10			4000	
80-C0805F123K1R	C0805F123K1RACTU	0.012	100	.90±.10			4000	
80-C0805F153K4R	C0805F153K4RACTU	0.015	16	.90±.10			4000	
80-C0805F153K1R	C0805F153K1RACTU	0.015	100	.90±.10			4000	
80-C0805F183K4R	C0805F183K4RACTU	0.018	16	.90±.10			4000	
80-C0805F183K1R	C0805F183K1RACTU	0.018	100	.90±.10			4000	
80-C0805F223K3R	C0805F223K3RACTU	0.022	25	.90±.10			4000	
80-C0805F223K5R	C0805F223K5RACTU	0.022	50	.90±.10			4000	
80-C0805F223K1R	C0805F223K1RACTU	0.022	100	1.25±.15			2500	
80-C0805F273K4R	C0805F273K4RACTU	0.027	16	.90±.10			4000	
80-C0805F273K1R	C0805F273K1RACTU	0.027	100	1.25±.15			2500	
80-C0805F333K4R	C0805F333K4RACTU	0.033	16	.90±.10			4000	
80-C0805F333K5R	C0805F333K5RACTU	0.033	50	.90±.10			4000	
80-C0805F333K1R	C0805F333K1RACTU	0.033	100	1.25±.15			2500	
80-C0805F393K4R	C0805F393K4RACTU	0.039	16	.90±.10			4000	
80-C0805F393K1R	C0805F393K1RACTU	0.039	100	1.25±.15			2500	
80-C0805F474K3R	C0805F474K3RACTU	0.474	25	.90±.10			2500	
80-C0805F473K5R	C0805F473K5RACTU	0.047	50	.90±.10			4000	
80-C0805F563K4R	C0805F563K4RACTU	0.056	16	.90±.10			4000	
80-C0805F684K4R	C0805F684K4RACTU	0.68	16	.90±.10			2500	
80-C0805F683K5R	C0805F683K5RACTU	0.068	50	1.25±.15			2500	
80-C0805F823K4R	C0805F823K4RACTU	0.082	16	.90±.10			4000	
80-C0805F823K5R	C0805F823K5RACTU	0.082	50	1.25±.15			2500	
80-C0805F104K4R	C0805F104K4RACTU	0.1	16	1.25±.15			2500	
80-C0805F104K3R	C0805F104K3RACTU	0.1	25	1.25±.15			2500	
80-C0805F104K5R	C0805F104K5RACTU	0.1	50	1.25±.15			2500	
80-C0805F124K4R	C0805F124K4RACTU	0.12	16	1.25±.15			2500	
80-C0805F124K3R	C0805F124K3RACTU	0.12	25	1.25±.15			2500	
80-C0805F154K4R	C0805F154K4RACTU	0.15	16	1.25±.15			2500	
80-C0805F184K4R	C0805F184K4RACTU	0.18	16	1.25±.15			2500	
80-C0805F184K3R	C0805F184K3RACTU	0.18	25	1.25±.15			2500	
80-C0805F224K5R	C0805F224K5RACTU	0.22	50	1.25±.15			2500	
Style 1206 - Temperature Coef. X7R								
80-C1206F183K2R	C1206F183K2RACTU	0.018	200	.90±.10			4000	
80-C1206F473K4R	C1206F473K4RACTU	0.047	16	.90±.10			4000	
80-C1206F473K3R	C1206F473K3RACTU	0.047	25	.90±.10			4000	
80-C1206F473K5R	C1206F473K5RACTU	0.047	50	.90±.10			4000	
80-C1206F473K1R	C1206F473K1RACTU	0.05	100	.90±.10			4000	

MOUSER STOCK NO.	KEMET Part No.	Value (µF)	Volt (DC)	Dim. T	Price Each 1	Price Each 100	Reel Qty.	Price Per Piece
Style 1206 - Temperature Coef. X7R (Cont.)								
80-C1206F563K4R	C1206F563K4RACTU	0.056	16	.90±.10			4000	
80-C1206F563K1R	C1206F563K1RACTU	0.056	100	.90±.10			4000	
80-C1206F683K4R	C1206F683K4RACTU	0.068	16	.90±.10			4000	
80-C1206F683K1R	C1206F683K1RACTU	0.068	100	.90±.10			4000	
80-C1206F105K5R	C1206F105K5RACTU	1.0	50	1.60±.20			4000	
80-C1206F823K1R	C1206F823K1RACTU	0.082	100	.90±.10			4000	
80-C1206F104K4R	C1206F104K4RACTU	0.1	16	.90±.10			4000	
80-C1206F104K3R	C1206F104K3RACTU	0.1	25	.90±.10			4000	
80-C1206F104K5R	C1206F104K5RACTU	0.1	50	.90±.10			4000	
80-C1206F104K1R	C1206F104K1RACTU	0.1	100	.90±.10			4000	
80-C1206F124K4R	C1206F124K4RACTU	0.12	16	.90±.10			4000	
80-C1206F124K1R	C1206F124K1RACTU	0.12	100	.90±.10			4000	
80-C1206F154K1R	C1206F154K1RACTU	0.015	100	1.60±.15			2000	
80-C1206F224K4R	C1206F224K4RACTU	0.22	16	.90±.10			4000	
80-C1206F224K5R	C1206F224K5RACTU	0.22	50	.90±.10			4000	
80-C1206F274K5R	C1206F274K5RACTU	0.27	50	.90±.10			4000	
80-C1206F474K4R	C1206F474K4RACTU	0.47	16	1.60±.15			4000	
80-C1206F474K3R	C1206F474K3RACTU	0.47	25	1.60±.15			4000	
80-C1206F105K4R	C1206F105K4RACTU	1.0	16	1.60±.15			2000	
Style 1210 - Temperature Coef. X7R								
80-C1210F104K1R	C1210F104K1RACTU	0.1	100	.95±.10			4000	
80-C1210F104K2R	C1210F104K2RACTU	0.1	200	1.25±.15			2500	
80-C1210F224K5R	C1210F224K5RACTU	0.22	50	.95±.10			4000	
80-C1210F224K1R	C1210F224K1RACTU	0.22	100	1.25±.15			2500	
80-C1210F334K1R	C1210F334K1RACTU	0.33	100	1.55±.15			2000	
80-C1210F474K5R	C1210F474K5RACTU	0.47	50	1.25±.15			4000	
80-C1210F474K1R	C1210F474K1RACTU	0.47	100	1.85±.20			2000	
80-C1210F105K4R	C1210F105K4RACTU	1.0	16	.95±.10			4000	
80-C1210F105K3R	C1210F105K3RACTU	1.0	25	1.55±.15			2000	
80-C1210F105K5R	C1210F105K5RACTU	1.00	50	1.85±.20			2000	
80-C1210F225K4R	C1210F225K4RACTU	2.20	16	1.85±.20			2000	
Style 1812 - Temperature Coef. X7R								
80-C1812F104K5R	C1812F104K5RACTU	0.1	50	1.0±.10			1000	
80-C1812F104K1R	C1812F104K1RACTU	0.1	100	1.0±.10			1000	
80-C1812F104K2R	C1812F104K2RACTU	0.1	200	1.0±.10			1000	
80-C1812F224K2R	C1812F224K2RACTU	0.22	200	1.1±.10			1000	
80-C1812F474K3R	C1812F474K3RACTU	0.47	25	1.0±.10			1000	
80-C1812F474K5R	C1812F474K5RACTU	0.47	50	1.0±.10			1000	
80-C1812F684K1R	C1812F684K1RACTU	0.68	100	1.50±.15			1000	
80-C1812F105K3R	C1812F105K3RACTU	1.0	25	1.70±.20			1000	
80-C1812F105K5R	C1812F105K5RACTU	1.0	50	1.70±.20			1000	
80-C1812F105K1R	C1812F105K1RACTU	1.0	100	2.00±.20			1000	

© Copyright 2014 Mouser Electronics

© Copyright 2014 Mouser Electronics

SYFER FLEXICAP™ SMD Ceramic Capacitors

RoHS Compliant **This product is RoHS compliant.**

SYFER CAPACITORS

Developed and marketed by Syfer in 2001, FlexiCap™ flexible termination has been on PC boards for tens of thousands of operating hours. No other flexible termination on the market has a track record as long as Syfer's. An estimated 99% of all ceramic chip failures are due to mechanical flex. FlexiCap™ is applied to the device under the standard nickel barrier finish to accommodate a greater degree of board bending than conventional capacitors. FlexiCap™ will virtually eliminate mechanical flex cracking problems. FlexiCap™ is RoHS compliant and compatible with both leaded and lead-free solder processes.

Features:
- Allows a greater degree of PCB deflection, typically twice that of standard MLCCs
- FlexiCap termination does not affect electrical characteristics or performance of the devices which can be used with no changes to the manufacturing process
- More resistant to temperature cycling

Specifications:
- Operating range: -55°C to +125°C (max. capacitance change: ±15%)
- Insulation resistance: 100 gigohm or 1000s, whichever is less
- Dissipation factor: <0.025
- Dielectric strength with voltage applied for 5 seconds: ≤ 200 Volts: 2.5 times; 500 & 630 Volts: 1.5 times; ≥ 1 kV: 1.25 times

Markets:
- Power supplies: DC-DC converters, UPS systems
- Telecom: Backplanes, linecards, modems, and base stations
- Lighting ballasts
- Industrial

Applications:
- Can be used in all designs currently using standard MLCCs
- Suggested for high stress, critical circuit applications

RoHS Compliant

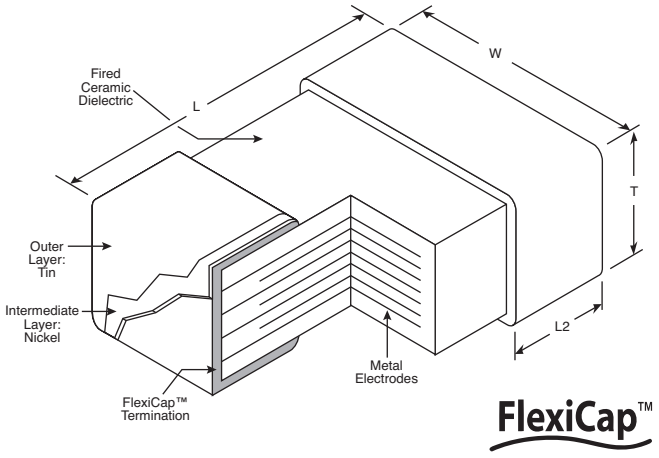

Style	DIMENSIONS: mm (in.)			
	L	W	T Max.	L2 Max.
0603	1.6±0.2 (.063±.008)	.8±0.2 (.031±.008)	0.8 (.031)	0.40 (.015)
0805	2.0±0.3 (.080±.012)	1.25±0.2 (.05±.008)	1.3 (.051)	0.75 (.030)
1206	3.2±0.3 (.126±.012)	1.6±0.2 (.063±.008)	1.6 (.063)	0.75 (.030)
1210	3.2±0.3 (.126±.012)	2.5±0.3 (.100±.012)	2.0 (.08)	0.75 (.030)
1808	4.5±0.35 (.18±.014)	2.0±0.3 (.080±.012)	2.0 (.08)	1.0 (.040)
1812	4.5±0.35 (.18±.014)	3.2±0.3 (.126±.012)	2.5 (.10)	1.0 (.040)
2220	5.7±0.4 (.225±.016)	5.0±0.4 (.197±.016)	2.5 (.10)	1.0 (.040)
2225	5.7±0.4 (.225±.016)	6.3±0.4 (.25±.016)	2.5 (.10)	1.0 (.040)

For quantities greater than listed, call for quote.

MOUSER STOCK NO.	Syfer Part No.	Value (pF)	Volt (DC)	Tol. (%)	Price Each 1	Price Each 50	Price Each 100	Reel Qty.	Price Per Piece
Style 0603-Temperature Coeff. X7R									
843-0603Y2000101K	0603Y2000101KXT	100	200	10				4000	
843-0603Y2000151K	0603Y2000151KXT	150	200	10				4000	
843-0603Y2000152K	0603Y2000152KXT	1500	200	10				4000	
843-0603Y2000472J	0603Y2000472JXT	4700	200	5				4000	
843-0603Y2000472K	0603Y2000472KXT	4700	200	10				4000	
Style 0805-Temperature Coeff. X7R									
843-0805Y5000101K	0805Y5000101KXT	100	500	10				3000	
843-0805Y5000221K	0805Y5000221KXT	220	500	10				3000	
843-0805Y5000471K	0805Y5000471KXT	470	500	10				3000	
843-0805Y0500102M	0805Y0500102MXT	1000	50	10				3000	
843-0805Y2000102K	0805Y2000102KXT	1000	200	10				3000	
843-0805Y1K00472K	0805Y1K00472K	4700	1000	10				3000	
843-0805Y2000103K	0805Y2000103KXT	10000	200	10				3000	
843-0805Y2000223K	0805Y2000223KXT	22000	200	10				3000	
843-0805Y5000103K	0805Y5000103K	.01µF	500	10				3000	
843-0805Y0500104K	0805Y0500104KXT	.1µF	50	10				3000	
Style 1206-Temperature Coeff. X7R									
843-1206Y6300470K	1206Y6300470KXT	47	630	10				2500	
843-1206Y1K00101K	1206Y1K00101KXT	100	1000	10				2500	
843-1206Y5000101K	1206Y5000101KXT	100	500	10				2500	
843-1206Y5000471K	1206Y5000471KXT	470	500	10				2500	
843-1206Y6300471K	1206Y6300471KXT	470	630	10				2500	
843-1206Y2K00471K	1206Y2K00471KXT	470	2000	10				2500	
843-1206Y5000102K	1206Y5000102KXT	1000	500	10				2500	
843-1206Y6300102K	1206Y6300102KXT	1000	630	10				2500	
843-1206Y1K00102K	1206Y1K00102KXT	1000	1000	10				2500	
843-1206Y2K00102K	1206Y2K00102KXT	1000	2000	10				2500	
843-1206Y1K00272K	1206Y1K00272KXT	2700	1000	10				2500	
843-1206Y6300472K	1206Y6300472KXT	4700	630	10				2500	
843-1206Y1K00472K	1206Y1K00472KXT	4700	1000	10				2500	
843-1206Y6300103K	1206Y6300103KXT	.01µF	630	10				2500	
843-1206Y1K50103K	1206Y1K50103KXT	.01µF	1500	10				2500	
843-1206Y1K20153K	1206Y1K20153KXT	.015µF	1200	10				2500	
843-1206Y5000223K	1206Y5000223KXT	.022µF	500	10				2500	
843-1206Y1K00273K	1206Y1K00273KXT	.027µF	1000	10				2500	
843-1206Y5000333K	1206Y5000333KXT	.033µF	500	10				2500	
843-1206Y6300333K	1206Y6300333KXT	.033µF	630	10				2500	
843-1206Y2000473K	1206Y2000473KXT	.047µF	200	10				2500	
843-1206Y5000473K	1206Y5000473K	.047µF	500	10				2500	
843-1206Y0500104K	1206Y0500104KXT	.1µF	50	10				2500	
843-1206Y1000104K	1206Y1000104KXT	.1µF	100	10				2500	
843-1206Y2000104K	1206Y2000104KXT	.1µF	200	10				2500	
843-1206Y0500474K	1206Y0500474KXT	.47µF	50	10				2500	
843-1206Y0160105K	1206Y0160105KXT	1µF	16	10				2500	

For quantities greater than listed, call for quote.

MOUSER STOCK NO.	Syfer Part No.	Value (pF)	Volt (DC)	Tol. (%)	Price Each 1	Price Each 50	Price Each 100	Reel Qty.	Price Per Piece
Style 1210-Temperature Coeff. X7R									
843-1210Y5000222K	1210Y5000222KXT	2200	500	10				2000	
843-1210Y2K00222K	1210Y2K00222KXT	2200	2000	10				2000	
843-1210Y1K00472K	1210Y1K00472KXT	4700	1000	10				2000	
843-1210Y5000103K	1210Y5000103KXT	.01µF	500	10				2000	
843-1210Y1K00103K	1210Y1K00103KXT	.01µF	1000	10				2000	
843-1210Y1K00153K	1210Y1K00153KXT	.015µF	1000	10				2000	
843-1210Y1K00333K	1210Y1K00333KXT	.033µF	1000	10				2000	
843-1210Y5000473K	1210Y5000473KXT	.047µF	500	10				2000	
843-1210Y6300473K	1210Y6300473KXT	.047µF	630	10				2000	
843-1210Y5000104K	1210Y5000104KXT	.1µF	500	10				2000	
843-1210Y5000124K	1210Y5000124KXT	.12µF	500	10				2000	
843-1210Y2000184K	1210Y2000184KXT	.18µF	200	10				2000	
Style 1808-Temperature Coeff. X7R									
843-1808Y3K00102K	1808Y3K00102KXT	1000	3000	10				1500	
843-1808Y2K00222K	1808Y2K00222KXT	2200	2000	10				1500	
Style 1812-Temperature Coeff. X7R									
843-1812Y3K00120JC	1812Y3K00120JCT	12	3000	5				1000	
843-1812Y3K00681K	1812Y3K00681KXT	680	3000	10				1000	
843-1812Y2K00102K	1812Y2K00102KXT	1000	2000	10				1000	
843-1812Y3K00152KX	1812Y3K00152KXT	1500	3000	10				1000	
843-1812Y3K00222K	1812Y3K00222KXT	2200	3000	10				1000	
843-1812Y6300183K	1812Y6300183KXT	.018µF	630	10				1000	
843-1812Y5000473K	1812Y5000473KXT	.047µF	500	10				1000	
843-1812Y1K00473K	1812Y1K00473KXT	.047µF	1000	10				1000	
843-1812Y5000104K	1812Y5000104KXT	.1µF	500	10				1000	
843-1812Y1K00104K	1812Y1K00104KXT	.1µF	1000	10				1000	
843-1812Y5000124K	1812Y5000124KXT	.12µF	500	10				1000	
843-1812Y2000224K	1812Y2000224KXT	.22µF	200	10				1000	
843-1812Y5000224K	1812Y5000224KXT	.22µF	500	10				1000	
843-1812Y2000274K	1812Y2000274KXT	.27µF	200	10				1000	
843-1812Y5000274K	1812Y5000274KXT	.27µF	500	10				1000	
843-1812Y5000334K	1812Y5000334KXT	.33µF	500	10				1000	
843-1812Y2500474K	1812Y2500474KXT	.47µF	250	10				1000	
843-1812Y1000105K	1812Y1000105KXT	1µF	100	10				1000	
Style 2220-Temperature Coeff. X7R									
843-2220Y2K00103K	2220Y2K00103KXT	.01µF	2000	10				1000	
843-2220Y1K00104K	2220Y1K00104KXT	.1µF	1000	10				1000	
843-2220Y1000105K	2220Y1000105KXT	1µF	100	10				1000	
Style 2225-Temperature Coeff. X7R									
843-2225Y1K00154M	2225Y1K00154MXT	.15µF	1000	10				1000	
843-2225Y2500105J	2225Y2500105JXT	1µF	250	5				1000	

© Copyright 2014 Mouser Electronics

© Copyright 2014 Mouser Electronics

TDK Ceramic Chip Capacitors

RoHS Compliant **This product is RoHS compliant.**

TDK SOFT TERMINATION C SERIES

Features:
- Improved resistance to thermal shock and thermal cycling
- Improved resistance to mechanical shock and board flex
- High reliability for remote access applications (e.g. telecom base station)
- High temperature/vibration environments (e.g. automotive ECU)

Applications:
- Automotive (battery line)
- Switching power supplies
- Telecom base station
- Power circuits on insulated metal substrates (IMS)

NEW PRODUCT

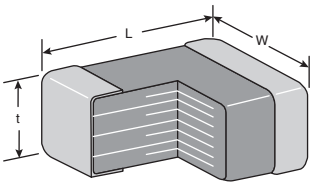

DIMENSIONS: mm			
Case Size	Length (L)	Width (W)	Max. Thickness (t)
0805 Series	2.00±0.20	1.25±0.20	1.45
1206 Series	3.20±0.20	1.60±0.20	1.80
1210 Series	3.20±0.20	2.50±0.30	2.80
1812 Series	4.50±0.40	3.20±0.40	2.50
2220 Series	5.70±0.40	5.70±0.40	3.10

Style 0805

For quantities greater than listed, call for quote.

MOUSER STOCK NO.	TDK Part No.	Value (µF)	Volt (DC)	Tol. ± (%)	Price Each 1	Price Each 100	Reel Qty.	Price Per Piece
Temperature Coef: X7R								
810-C2012X7R2E103KST	C2012X7R2E103K/SOFT	0.01	250	10			2000	
810-C2012X7R2E103MST	C2012X7R2E103M/SOFT	0.01	250	20			2000	
810-C2012X7R2E223KST	C2012X7R2E223K/SOFT	0.022	250	10			2000	
810-C2012X7R2E223MST	C2012X7R2E223M/SOFT	0.022	250	20			2000	
810-C2012X7R1H474KST	C2012X7R1H474K/SOFT	0.47	50	10			2000	
810-C2012X7R1H474MST	C2012X7R1H474M/SOFT	0.1	50	20			2000	
810-C2012X7R1H105KST	C2012X7R1H105K/SOFT	1	50	10			2000	
810-C2012X7R1H105MST	C2012X7R1H105M/SOFT	1	50	20			2000	
810-C2012X7R1V225KST	C2012X7R1V225K/SOFT	2.2	35	10			2000	
810-C2012X7R1V225MST	C2012X7R1V225M/SOFT	2.2	35	20			2000	
810-C2012X7R1C475KST	C2012X7R1C475K/SOFT	4.7	16	10			2000	
810-C2012X7R1C475MST	C2012X7R1C475M/SOFT	4.7	16	20			2000	
Temperature Coef: X7S								
810-C2012X7S2A474MST	C2012X7S2A474M/SOFT	0.1	100	20			2000	
810-C2012X7S2A224KST	C2012X7S2A224K/SOFT	0.22	100	10			4000	
810-C2012X7S2A224MST	C2012X7S2A224M/SOFT	0.22	100	20			4000	
810-C2012X7S2A474KST	C2012X7S2A474K/SOFT	0.47	100	10			2000	
810-C2012X7S2A105KST	C2012X7S2A105K/SOFT	1	100	10			2000	
810-C2012X7S2A105MST	C2012X7S2A105M/SOFT	1	100	20			2000	
Temperature Coef: X7T								
810-C2012X7T2W103KST	C2012X7T2W103K/SOFT	0.01	450	10			4000	
810-C2012X7T2W103MST	C2012X7T2W103M/SOFT	0.01	450	20			4000	
810-C2012X7T2W223KST	C2012X7T2W223K/SOFT	0.022	450	10			4000	
810-C2012X7T2W223MST	C2012X7T2W223M/SOFT	0.022	450	20			2000	
810-C2012X7T2E473KST	C2012X7T2E473K/SOFT	0.047	250	10			2000	
810-C2012X7T2E473MST	C2012X7T2E473M/SOFT	0.047	250	20			2000	
810-C2012X7T2W473KST	C2012X7T2W473K/SOFT	0.047	450	10			2000	
810-C2012X7T2W473MST	C2012X7T2W473M/SOFT	0.047	450	20			2000	
810-C2012X7T2E104KST	C2012X7T2E104K/SOFT	0.1	250	10			2000	
810-C2012X7T2E104MST	C2012X7T2E104M/SOFT	0.1	250	20			2000	

Style 1206

For quantities greater than listed, call for quote.

MOUSER STOCK NO.	TDK Part No.	Value (µF)	Volt (DC)	Tol. ± (%)	Price Each 1	Price Each 100	Reel Qty.	Price Per Piece
Temperature Coef: X7R								
810-C3216X7R2J103KST	C3216X7R2J103K/SOFT	0.01	630	10			2000	
810-C3216X7R2J103MST	C3216X7R2J103M/SOFT	0.01	630	20			2000	
810-C3216X7R2J223KST	C3216X7R2J223K/SOFT	0.022	630	10			2000	
810-C3216X7R2J223MST	C3216X7R2J223M/SOFT	0.022	630	20			2000	
810-C3216X7R2E104KST	C3216X7R2E104K/SOFT	0.1	250	10			2000	
810-C3216X7R2E104MST	C3216X7R2E104M/SOFT	0.1	250	20			2000	
810-C3216X7R2A474KST	C3216X7R2A474K/SOFT	0.47	100	10			2000	
810-C3216X7R2A474MST	C3216X7R2A474M/SOFT	0.47	100	20			2000	
810-C3216X7R1H105KST	C3216X7R1H105K/SOFT	1	50	10			2000	
810-C3216X7R2A105KST	C3216X7R2A105K/SOFT	1	100	10			2000	
810-C3216X7R1H105MST	C3216X7R1H105M/SOFT	1	50	20			2000	
810-C3216X7R2A105MST	C3216X7R2A105M/SOFT	1	100	20			2000	
810-C3216X7R1H225KST	C3216X7R1H225K/SOFT	2.2	50	10			2000	
810-C3216X7R1H225MST	C3216X7R1H225M/SOFT	2.2	50	20			2000	
810-C3216X7R1V475KST	C3216X7R1V475K/SOFT	4.7	35	10			2000	
810-C3216X7R1V475MST	C3216X7R1V475M/SOFT	4.7	35	20			2000	
810-C3216X7R1E106KST	C3216X7R1E106K/SOFT	10	25	10			2000	
810-C3216X7R1E106MST	C3216X7R1E106M/SOFT	10	25	20			2000	
Temperature Coef: X7S								
810-C3216X7S2A225MST	C3216X7S2A225K/SOFT	2.2	100	10			2000	
810-C3216X7S2A225MST	C3216X7S2A225M/SOFT	2.2	100	20			2000	
Temperature Coef: X7T								
810-C3216X7T2E224KST	C3216X7T2E224K/SOFT	0.022	250	10			2000	
810-C3216X7T2J473KST	C3216X7T2J473K/SOFT	0.047	630	10			2000	
810-C3216X7T2J473MST	C3216X7T2J473M/SOFT	0.047	630	20			2000	
810-C3216X7T2W104KST	C3216X7T2W104K/SOFT	0.1	450	10			2000	
810-C3216X7T2W104MST	C3216X7T2W104M/SOFT	0.1	450	20			2000	
810-C2012X7T2E104MST	C2012X7T2E104M/SOFT	0.1	250	20			2000	
810-C3216X7T2E224MST	C3216X7T2E224M/SOFT	0.22	250	20			2000	

Style 1210

For quantities greater than listed, call for quote.

MOUSER STOCK NO.	TDK Part No.	Value (µF)	Volt (DC)	Tol. ± (%)	Price Each 1	Price Each 100	Reel Qty.	Price Per Piece
Temperature Coef: X7R								
810-C3225X7R2J473KST	C3225X7R2J473K/SOFT	0.047	630	10			1000	
810-C3225X7R2J473MST	C3225X7R2J473M/SOFT	0.047	630	20			1000	
810-C3225X7R2E104KST	C3225X7R2E104K/SOFT	0.1	250	10			1000	
810-C3225X7R2E104MST	C3225X7R2E104M/SOFT	0.1	250	20			1000	
810-C3225X7R2E224KST	C3225X7R2E224K/SOFT	0.22	250	10			1000	
810-C3225X7R2E224MST	C3225X7R2E224M/SOFT	0.22	250	20			1000	
810-C3225X7R2A225KST	C3225X7R2A225K/SOFT	2.2	100	10			1000	
810-C3225X7R2A225MST	C3225X7R2A225M/SOFT	2.2	100	20			1000	
Temperature Coef: X7S								
810-C3225X7S1H475KST	C3225X7S1H475K/SOFT	4.7	50	10			1000	
810-C3225X7S2A475KST	C3225X7S2A475K/SOFT	4.7	100	10			1000	
810-C3225X7S1H475MST	C3225X7S1H475M/SOFT	4.7	50	20			1000	
810-C3225X7S2A475MST	C3225X7S2A475M/SOFT	4.7	100	20			1000	
810-C3225X7S1H106KST	C3225X7S1H106K/SOFT	10	50	10			1000	
810-C3225X7S1H106MST	C3225X7S1H106M/SOFT	10	50	20			1000	
Temperature Coef: X7T								
810-C3225X7T2J104KST	C3225X7T2J104K/SOFT	0.1	630	10			2000	
810-C3225X7T2J104MST	C3225X7T2J104M/SOFT	0.1	630	20			2000	
810-C3225X7T2W224KST	C3225X7T2W224K/SOFT	0.22	450	10			1000	
810-C3225X7T2W224MST	C3225X7T2W224M/SOFT	0.22	450	20			1000	

Style 1812

For quantities greater than listed, call for quote.

MOUSER STOCK NO.	TDK Part No.	Value (µF)	Volt (DC)	Tol. ± (%)	Price Each 1	Price Each 100	Reel Qty.	Price Per Piece
Temperature Coef: X7R								
810-C4532X7R2E474MST	C4532X7R2E474M/SOFT	0.1	250	20			500	
810-C4532X7T2J224KST	C4532X7T2J224K/SOFT	0.22	250	10			1000	
810-C4532X7R2E474KST	C4532X7R2E474K/SOFT	0.47	250	10			500	
Temperature Coef: X7T								
810-C4532X7T2J224MST	C4532X7T2J224M/SOFT	0.22	630	20			1000	
810-C4532X7T2W474KST	C4532X7T2W474K/SOFT	0.47	450	10			500	
810-C4532X7T2W474MST	C4532X7T2W474M/SOFT	0.47	450	20			500	
810-C4532X7T2E105KST	C4532X7T2E105K/SOFT	1	250	10			500	
810-C4532X7T2E105MST	C4532X7T2E105M/SOFT	1	250	20			500	

Style 2220

For quantities greater than listed, call for quote.

MOUSER STOCK NO.	TDK Part No.	Value (µF)	Volt (DC)	Tol. ± (%)	Price Each 1	Price Each 100	Reel Qty.	Price Per Piece
Temperature Coef: X7R								
810-C5750X7R2E105KST	C5750X7R2E105K/SOFT	1	250	10			500	
810-C5750X7R2E105MST	C5750X7R2E105M/SOFT	1	250	20			500	
Temperature Coef: X7S								
810-C5750X7S2A106KST	C5750X7S2A106K/SOFT	10	100	10			500	
810-C5750X7S2A106MST	C5750X7S2A106M/SOFT	10	100	20			500	
Temperature Coef: X7T								
810-C5750X7T2J474KST	C5750X7T2J474K/SOFT	0.47	630	10			500	
810-C5750X7T2J474MST	C5750X7T2J474M/SOFT	0.47	630	20			500	
810-C5750X7T2W105KST	C5750X7T2W105K/SOFT	1	450	10			500	
810-C5750X7T2W105MST	C5750X7T2W105M/SOFT	1	450	20			500	
810-C5750X7T2E225KST	C5750X7T2E225K/SOFT	2.2	250	10			500	
810-C5750X7T2E225MST	C5750X7T2E225M/SOFT	2.2	250	20			500	

© Copyright 2014 Mouser Electronics

© Copyright 2014 Mouser Electronics

VISHAY/VITRAMON High Frequency and OMD Capacitors

RoHS Compliant **This product is RoHS compliant.**

VJ SERIES HIGH FREQUENCY MLCCS

Features:
- Excellent aging characteristics
- Reliable Noble Metal Electrode (NME) system
- Made with a combination of design, materials and tight process control to achieve very high field reliability.

Applications:
- Broadband wireless/Satellite communication
- VoIP networks and cellular base stations
- Subscriber based wireless devices



For quantities greater than listed, call for quote.

MOUSER STOCK NO. Mfr.	Mfr Part No.	Value (pF)	Volts	Price Each 1	Price Each 100	Reel Qty.	Price Per Piece
Style 0402 - Temperature Coef: C0G							
77—	VJ0402D1R0BXCAJ	1	200			1000	
77—	VJ0402D2R0BXCAJ	2	200			1000	
77—	VJ0402D3R0BXCAJ	3	200			1000	
77—	VJ0402D120JXCAJ	12	200			1000	
77—	VJ0402D150JXCAJ	15	200			1000	
77—	VJ0402D180JXBAJ	18	100			1000	
77—	VJ0402D200JXBAJ	20	100			1000	
77—	VJ0402D220JXBAJ	22	100			1000	
77—	VJ0402D390JXAAJ	39	50			1000	
77—	VJ0402D470JXAAJ	47	50			1000	
77—	VJ0402D560JXAAJ	56	50			1000	
77—	VJ0402D680JXXAJ	68	25			1000	
77—	VJ0402D820JXXAJ	82	25			1000	
77—	VJ0402D1R2BXCAJ	1.2	200			1000	
77—	VJ0402D1R5BXCAJ	1.5	200			1000	
77—	VJ0402D1R8BXCAJ	1.8	200			1000	
77—	VJ0402D3R3BXCAJ	3.3	200			1000	
77—	VJ0402D4R7CXCAJ	4.7	200			1000	
77—	VJ0402D5R6CXCAJ	5.6	200			1000	
77—	VJ0402D6R8CXCAJ	6.8	200			1000	
77—	VJ0402D8R2CXCAJ	8.2	200			1000	
Style 0603 - Temperature Coef: C0G							
77—	VJ0603D1R0BXPAJ	1	250			1000	
77—	VJ0603D2R0BXPAJ	2	250			1000	
77—	VJ0603D3R0BXPAJ	3	250			1000	
77—	VJ0603D100JXPAJ	10	250			1000	
77—	VJ0603D120JXPAJ	12	250			1000	
77—	VJ0603D150JXPAJ	15	250			1000	
77—	VJ0603D180JXPAJ	18	250			1000	
77—	VJ0603D200JXPAJ	20	250			1000	
77—	VJ0603D220JXPAJ	22	250			1000	
77—	VJ0603D270JXPAJ	27	250			1000	
77—	VJ0603D300JXPAJ	30	250			1000	
77—	VJ0603D330JXPAJ	33	250			1000	
77—	VJ0603D390JXPAJ	39	250			1000	
77—	VJ0603D470JXPAJ	47	250			1000	
77—	VJ0603D680JXCAJ	68	200			1000	
77—	VJ0603D820JXCAJ	82	200			1000	
77—	VJ0603D101JXCAJ	100	200			1000	
77—	VJ0603D121KXBAJ	120	100			1000	
77—	VJ0603D151KXBAJ	150	100			1000	
77—	VJ0603D181KXAAJ	180	50			1000	
77—	VJ0603D201KXAAJ	200	50			1000	
77—	VJ0603D221KXAAJ	220	50			1000	

For quantities greater than listed, call for quote.

MOUSER STOCK NO. Mfr.	Mfr Part No.	Value (pF)	Volts	Price Each 1	Price Each 100	Reel Qty.	Price Per Piece
Style 0603 - Temperature Coef: C0G (Cont.)							
77—	VJ0603D271KXAAJ	270	50			1000	
77—	VJ0603D301KXAAJ	300	250			1000	
77—	VJ0603D331KXAAJ	330	50			1000	
77—	VJ0603D391KXXAJ	390	25			1000	
77—	VJ0603D471KXXAJ	470	25			1000	
77—	VJ0603D1R2BXPAJ	1.2	250			1000	
77—	VJ0603D1R5BXPAJ	1.5	250			1000	
77—	VJ0603D1R8BXPAJ	1.8	250			1000	
77—	VJ0603D2R2BXPAJ	2.2	250			1000	
77—	VJ0603D2R4BXPAJ	2.4	250			1000	
77—	VJ0603D2R7BXPAJ	2.7	250			1000	
77—	VJ0603D3R3BXPAJ	3.3	250			1000	
77—	VJ0603D3R9CXPAJ	3.9	250			1000	
77—	VJ0603D560JXCAJ	4.7	200			1000	
77—	VJ0603D4R7CXPAJ	4.7	250			1000	
77—	VJ0603D5R6CXPAJ	5.6	250			1000	
77—	VJ0603D6R8CXPAJ	6.8	250			1000	
77—	VJ0603D8R2CXPAJ	8.2	250			1000	
Style 0805 - Temperature Coef: C0G							
77—	VJ0805D101JXPAJ	100	250			1000	
77—	VJ0805D121KXPAJ	120	250			1000	
77—	VJ0805D151KXPAJ	150	250			1000	
77—	VJ0805D181KXPAJ	180	250			1000	
77—	VJ0805D201KXPAJ	200	250			1000	
77—	VJ0805D221KXPAJ	220	250			1000	
77—	VJ0805D241KXPAJ	240	250			1000	
77—	VJ0805D271KXPAJ	270	250			1000	
77—	VJ0805D301KXPAJ	300	250			1000	
77—	VJ0805D331KXPAJ	330	250			1000	
77—	VJ0805D391KXCAJ	390	200			1000	
77—	VJ0805D471KXBAJ	470	100			1000	
77—	VJ0805D561KXBAJ	560	100			1000	
77—	VJ0805D681KXBAJ	680	100			1000	
77—	VJ0805D821KXAAJ	820	50			1000	
77—	VJ0805D102KXAAJ	1000	50			1000	
77—	VJ0805D122KXXAJ	1200	25			1000	
77—	VJ0805D152KXXAJ	1500	25			1000	

VJ OMD SERIES: SMD CERAMIC CAPACITOR SOLUTIONS FOR BOARDFLEX SENSITIVE APPLICATIONS

Features:
- Efficient low-power consumption, ripple current capable to 1.2 arms at 100kHz
- High voltage breakdown compared to standard design
- Excellent reliability and thermal shock performance
- High frequency filtering for switching power
- Available with polymer termination for increase resistance to board flex cracking

Specifications:
- Operating temperature: -55°C to +125°C

Applications:
- Input/Output filter capacitors
- Snubber capacitors reduce MOSFET voltage spikes
- Lighting ballasts
- Ideal for power supplies

For quantities greater than listed, call for quote.

MOUSER STOCK NO. Mfr.	Mfr Part No.	Value (pF)	Volts	Price Each 1	Price Each 100	Price Each 500	Reel Qty.	Price Per Piece
Style 1206-Temperature Coef: X7R								
77—	VJ1206Y471KXRAT4X	470	1500				2500	
77—	VJ1206Y561KXFAT4X	560	2000				2500	
77—	VJ1206Y681KXLAT4X	680	630				2500	
77—	VJ1206Y102KXEAT4X	1000	500				3000	
77—	VJ1206Y102KXRAT4X	1000	1500				2500	
77—	VJ1206Y102MXFAT4X	1000	2000				2500	
77—	VJ1206Y272KXGAT4X	2700	1000				3000	
77—	VJ1206Y472KXGAT4X	4700	1000				2500	
77—	VJ1206Y183KBLAT4X	.018µF	630				2500	
77—	VJ1206Y103KBAAT4X	.01µF	50				3000	
77—	VJ1206Y103KXLAT4X	.01µF	630				2500	
77—	VJ1206Y104JXAAT4X	.1µF	50				2500	
77—	VJ1206Y104KBAAT4X	.1µF	50				2500	
77—	VJ1206Y104KXAAT4X	.1µF	50				2500	

For quantities greater than listed, call for quote.

MOUSER STOCK NO. Mfr.	Mfr Part No.	Value (pF)	Volts	Price Each 1	Price Each 100	Price Each 500	Reel Qty.	Price Per Piece
Style 1210-Temperature Coef: X7R								
77—	VJ1210Y102JXFAT4X	1000	2000				2500	
77—	VJ1210Y152MXFAT4X	1500	2000				2500	
Style 1812-Temperature Coef: NP0/C0G								
77—	VJ1812A121KXGAT4X	120	1000				1000	
77—	VJ1812A821JXGAT4X	820	1000				1000	
Style 1812-Temperature Coef: X7R								
77—	VJ1812Y471KXHAT4X	470	3000				1000	
77—	VJ1812Y102KXFAT4X	1000	2000				1000	
77—	VJ1812Y222KXFAT4X	2200	2000				1000	
77—	VJ1812Y392KXFAT4X	3900	2000				1000	
77—	VJ1812Y472KXRAT4X	4700	1500				1000	
77—	VJ1812Y822KXRAT4X	8200	1500				1000	
77—	VJ1812Y103KXRAT4X	.01µF	1500				1000	
77—	VJ1812Y103MXRAT4X	.01µF	1500				1000	
77—	VJ1812Y154KXEAT4X	.15µF	500				1000	
77—	VJ1812Y334JXCAT4X	.33µF	200				1000	
77—	VJ1812Y474JFAAT4X	.47µF	50				1000	
77—	VJ1812Y474KXBAT4X	.47µF	100				1000	
77—	VJ1812Y104MXBAT4X	.1µF	100				1000	
77—	VJ1812Y104KXEAT4X	.1µF	500				1000	
77—	VJ1812Y105KXBAT4X	1uF	100				1000	
77—	VJ1812Y105MBBAT4X	1uF	100				1000	
Style 1825-Temperature Coef: X7R								
77—	VJ1825Y104KXEAT4X	.1µF	500				1000	
Style 2225-Temperature Coef: X7R								
77—	VJ2225Y223KXRAT4X	.023µF	1500				1000	
77—	VJ2225Y273KBFAT4X	.027µF	2000				1000	
77—	VJ2225Y473MXFAT4X	.047µF	2000				1000	
77—	VJ2225Y103KXFAT4X	.01µF	2000				1000	
77—	VJ2225Y334KXEAT4X	.33µF	500				1000	

© Copyright 2014 Mouser Electronics

© Copyright 2014 Mouser Electronics

ATC Multilayer Ceramic Chip Capacitors

AMERICAN TECHNICAL CERAMICS

RoHS Compliant This product is RoHS compliant.

ATC 600 SERIES ULTRA-LOW ESR, HIGH Q, NPO RF AND MICROWAVE CAPACITORS

Features:
- Lowest ESR in class
- Laser Marking (optional)
- High Self Resonance Frequencies

Circuit Applications:
- Filter Networks
- High Q Frequency Sources
- Matching Networks
- Tuning, Coupling, Bypass and DC Blocking

Applications:
- Cellular Base Stations
- Wireless Communications
- Broadband Wireless Services
- Satellite communications
- WiMAX (802.16)

DIMENSIONS: in. (mm)

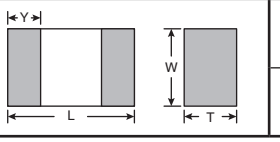

Case Size	Length (L)	Width (W)	Thickness (T)	Overlap (Y)
0402 (L)	.040 ± .004 (1.02 ± 0.1)	.020 ± .004 (.51 ± 0.1)	.024 max. (0.60 max.)	.010 ± .006 (0.25 ± 0.15)
0603 (S)	.063 ± .006 (1.60 ± .15)	.032 ± .006 (.81 ± .15)	.035 max. (0.89 max.)	.014 ± .006 (0.36 ± 0.15)

For quantities greater than listed, call for quote.

MOUSER STOCK NO.	ATC Part No.	Value (pF)	Tol. ±	Price Each 1	Price Each 10	Price Each 100	Reel Qty.	Price Per Piece
0402 Case Size - 200V								
581-600L0R1AT	600L0R1AT200T	0.1	.05pF				500	
581-600L0R2AT	600L0R2AT200T	0.2	.05pF				500	
581-600L0R3AT	600L0R3AT200T	0.3	.05pF				4000	
581-600L0R3BT	600L0R3BT200T	0.3	.1pF				500	
581-600L0R4AT	600L0R4AT200T	0.4	.05pF				500	
581-600L0R5AT	600L0R5AT200T	0.5	.05pF				500	
581-600L0R5BT	600L0R5BT200T	0.5	.1pF				500	
581-600L0R6AT	600L0R6AT200T	0.6	.05pF				500	
581-600L0R7AT	600L0R7AT200T	0.7	.05pF				4000	
581-600L0R7BT	600L0R7BT200T	0.7	.1pF				500	
581-600L0R8AT	600L0R8AT200T	0.8	.05pF				500	
581-600L0R8BT	600L0R8BT200T	0.8	.1pF				500	
581-600L0R9AT	600L0R9AT200T	0.9	.05pF				500	
581-600L0R9BT	600L0R9BT200T	0.9	.1pF				500	
581-600L100FT	600L100FT200T	10	1%				500	
581-600L100GT	600L100GT200T	10	2%				500	
581-600L100JT	600L100JT200T	10	5%				500	
581-600L120FT	600L120FT200T	12	1%				4000	
581-600L150FT	600L150FT200T	15	1%				500	
581-600L150GT	600L150GT200T	15	2%				500	
581-600L150JT	600L150JT200T	15	5%				500	
581-600L180FT	600L180FT200T	18	1%				500	
581-600L1R0AT	600L1R0AT200T	1	.05pF				500	
581-600L1R0BT	600L1R0BT200T	1	.1pF				500	
581-600L1R1AT	600L1R1AT200T	1.1	.05pF				500	
581-600L1R1BT	600L1R1BT200T	1.1	.1pF				4000	
581-600L1R2AT	600L1R2AT200T	1.2	.05pF				4000	
581-600L1R2BT	600L1R2BT200T	1.2	.1pF				500	
581-600L1R3AT	600L1R3AT200T	1.3	.05pF				500	
581-600L1R5AT	600L1R5AT200T	1.5	.05pF				4000	
581-600L1R5BT	600L1R5BT200T	1.5	.1pF				500	
581-600L1R6AT	600L1R6AT200T	1.6	.05pF				500	
581-600L1R8AT	600L1R8AT200T	1.8	.05pF				500	
581-600L1R8BT	600L1R8BT200T	1.8	.1pF				500	
581-600L200FT	600L200FT200T	20	1%				500	
581-600L200JT	600L200JT200T	20	5%				500	
581-600L220FT	600L220FT200T	22	1%				4000	
581-600L220JT	600L220JT200T	22	5%				500	
581-600L270FT	600L270FT200T	27	1%				500	
581-600L270GT	600L270GT200T	27	2%				4000	
581-600L270JT	600L270JT200T	27	5%				500	
581-600L2R0AT	600L2R0AT200T	2	.05pF				500	
581-600L2R0BT	600L2R0BT200T	2	.1pF				500	
581-600L2R2AT	600L2R2AT200T	2.2	.05pF				500	
581-600L2R2BT	600L2R2BT200T	2.2	.1pF				500	
581-600L2R4AT	600L2R4AT200T	2.4	.05pF				500	
581-600L2R4BT	600L2R4BT200T	2.4	.1pF				500	
581-600L2R7AT	600L2R7AT200T	2.7	.05pF				4000	
581-600L2R7BT	600L2R7BT200T	2.7	.1pF				500	
581-600L3R0AT	600L3R0AT200T	3	.05pF				500	
581-600L3R0BT	600L3R0BT200T	3	.1pF				500	
581-600L3R3AT	600L3R3AT200T	3.3	.05pF				500	
581-600L3R3BT	600L3R3BT200T	3.3	.1pF				500	
581-600L3R9AT	600L3R9AT200T	3.9	.05pF				500	
581-600L3R9BT	600L3R9BT200T	3.9	.1pF				500	
581-600L4R3AT	600L4R3AT200T	4.3	.05pF				500	
581-600L4R7AT	600L4R7AT200T	4.7	.05pF				500	
581-600L4R7BT	600L4R7BT200T	4.7	.1pF				500	
581-600L5R6AT	600L5R6AT200T	5.6	.05pF				500	
581-600L5R6BT	600L5R6BT200T	5.6	.1pF				4000	
581-600L5R6CT	600L5R6CT200T	5.6	.25pF				4000	
581-600L6R8BT	600L6R8BT200T	6.8	.1pF				500	
581-600L7R5BT	600L7R5BT200T	7.5	.1pF				500	
581-600L8R2BT	600L8R2BT200T	8.2	.1pF				500	
581-600L8R2CT	600L8R2CT200T	8.2	.25pF				500	
581-600L9R1BT	600L9R1BT200T	9.1	.1pF				500	
0603 Case Size - 250V								
581-600S0R1AT	600S0R1AT250XT	0.1	.05pF				500	
581-600S0R1BT	600S0R1BT250XT	0.1	.1pF				500	
581-600S0R2AT	600S0R2AT250XT	0.2	.05pF				500	
581-600S0R2BT	600S0R2BT250XT	0.2	.1pF				500	
581-600S0R3AT	600S0R3AT250XT	0.3	.05pF				500	
581-600S0R3BT	600S0R3BT250XT	0.3	.1pF				4000	
581-600S0R4AT	600S0R4AT250XT	0.4	.05pF				500	
581-600S0R4BT	600S0R4BT250XT	0.4	.1pF				500	
581-600S0R5AT	600S0R5AT250XT	0.5	.05pF				4000	
581-600S0R5BT	600S0R5BT250XT	0.5	.1pF				4000	
581-600S0R6AT	600S0R6AT250XT	0.6	.05pF				4000	
581-600S0R6BT	600S0R6BT250XT	0.6	.1pF				500	
581-600S0R7AT	600S0R7AT250XT	0.7	.05pF				500	
581-600S0R7BT	600S0R7BT250XT	0.7	.1pF				500	
581-600S0R8AT	600S0R8AT250XT	0.8	.05pF				4000	
581-600S0R8BT	600S0R8BT250XT	0.8	.1pF				4000	
581-600S0R9AT	600S0R9AT250XT	0.9	.05pF				500	
581-600S0R9BT	600S0R9BT250XT	0.9	.1pF				500	
581-600S1R0AT	600S1R0AT250XT	1	.05pF				500	
581-600S1R0BT	600S1R0BT250XT	1	.1pF				4000	
581-600S1R1AT	600S1R1AT250XT	1.1	.05pF				500	

For quantities greater than listed, call for quote.

MOUSER STOCK NO.	ATC Part No.	Value (pF)	Tol. ±	Price Each 1	Price Each 10	Price Each 100	Reel Qty.	Price Per Piece
0603 Case Size - 250V (Cont.)								
581-600S1R1BT	600S1R1BT250XT	1.1	.1pF				500	
581-600S1R2AT	600S1R2AT250XT	1.2	.05pF				500	
581-600S1R2BT	600S1R2BT250XT	1.2	.1pF				4000	
581-600S1R3AT	600S1R3AT250XT	1.3	.05pF				500	
581-600S1R3BT	600S1R3BT250XT	1.3	.1pF				500	
581-600S1R5AT	600S1R5AT250XT	1.5	.05pF				500	
581-600S1R5BT	600S1R5BT250XT	1.5	.1pF				4000	
581-600S1R6AT	600S1R6AT250XT	1.6	.05pF				500	
581-600S1R6BT	600S1R6BT250XT	1.6	.1pF				500	
581-600S1R8AT	600S1R8AT250XT	1.8	.05pF				500	
581-600S1R8BT	600S1R8BT250XT	1.8	.1pF				4000	
581-600S2R0AT	600S2R0AT250XT	2	.05pF				500	
581-600S2R0BT	600S2R0BT250XT	2	.1pF				4000	
581-600S2R2AT	600S2R2AT250XT	2.2	.05pF				500	
581-600S2R2BT	600S2R2BT250XT	2.2	.1pF				4000	
581-600S2R2CT	600S2R2CT250XT	2.2	.25pF				500	
581-600S2R4AT	600S2R4AT250XT	2.4	.05pF				500	
581-600S2R4BT	600S2R4BT250XT	2.4	.1pF				4000	
581-600S2R7AT	600S2R7AT250XT	2.7	.05pF				4000	
581-600S2R7BT	600S2R7BT250XT	2.7	.1pF				4000	
581-600S3R0AT	600S3R0AT250XT	3	.05pF				4000	
581-600S3R0BT	600S3R0BT250XT	3	.1pF				500	
581-600S3R3AT	600S3R3AT250XT	3.3	.05pF				4000	
581-600S3R3BT	600S3R3BT250XT	3.3	.1pF				4000	
581-600S3R3CT	600S3R3CT250XT	3.3	.25pF				500	
581-600S3R6AT	600S3R6AT250XT	3.6	.05pF				500	
581-600S3R6BT	600S3R6BT250XT	3.6	.1pF				500	
581-600S3R9AT	600S3R9AT250XT	3.9	.05pF				500	
581-600S3R9BT	600S3R9BT250XT	3.9	.1pF				4000	
581-600S3R9CT	600S3R9CT250XT	3.9	.25pF				500	
581-600S4R3AT	600S4R3AT250XT	4.3	.05pF				500	
581-600S4R3BT	600S4R3BT250XT	4.3	.1pF				500	
581-600S4R7AT	600S4R7AT250XT	4.7	.05pF				500	
581-600S4R7BT	600S4R7BT250XT	4.7	.1pF				4000	
581-600S4R7CT	600S4R7CT250XT	4.7	.25pF				500	
581-600S5R1AT	600S5R1AT250XT	5.1	.05pF				500	
581-600S5R1BT	600S5R1BT250XT	5.1	.1pF				500	
581-600S5R1CT	600S5R1CT250XT	5.1	.25pF				500	
581-600S5R6AT	600S5R6AT250XT	5.6	.05pF				4000	
581-600S5R6BT	600S5R6BT250XT	5.6	.1pF				4000	
581-600S5R6CT	600S5R6CT250XT	5.6	.25pF				4000	
581-600S6R2AT	600S6R2AT250XT	6.2	.05pF				500	
581-600S6R2BT	600S6R2BT250XT	6.2	.1pF				500	
581-600S6R8BT	600S6R8BT250XT	6.8	.1pF				4000	
581-600S6R8CT	600S6R8CT250XT	6.8	.25pF				4000	
581-600S6R8JT	600S6R8JT250XT	6.8	5%				500	
581-600S7R5BT	600S7R5BT250XT	7.5	.1pF				4000	
581-600S8R2BT	600S8R2BT250XT	8.2	.1pF				4000	
581-600S8R2CT	600S8R2CT250XT	8.2	.25pF				4000	
581-600S8R2JT	600S8R2JT250XT	8.2	5%				500	
581-600S9R1BT	600S9R1BT250XT	9.1	.1pF				500	
581-600S100FT	600S100FT250XT	10	1%				4000	
581-600S100GT	600S100GT250XT	10	2%				4000	
581-600S100JT	600S100JT250XT	10	5%				4000	
581-600S110FT	600S110FT250XT	11	1%				500	
581-600S120FT	600S120FT250XT	12	1%				4000	
581-600S120GT	600S120GT250XT	12	2%				4000	
581-600S120JT	600S120JT250XT	12	5%				500	
581-600S150FT	600S150FT250XT	15	1%				4000	
581-600S150GT	600S150GT250XT	15	2%				500	
581-600S150JT	600S150JT250XT	15	5%				4000	
581-600S180FT	600S180FT250XT	18	1%				500	
581-600S180GT	600S180GT250XT	18	2%				500	
581-600S180JT	600S180JT250XT	18	5%				500	
581-600S200FT	600S200FT250XT	20	1%				500	
581-600S200GT	600S200GT250XT	20	2%				500	
581-600S200JT	600S200JT250XT	20	5%				4000	
581-600S220FT	600S220FT250XT	22	1%				4000	
581-600S220GT	600S220GT250XT	22	2%				500	
581-600S220JT	600S220JT250XT	22	5%				4000	
581-600S240FT	600S240FT250XT	24	1%				500	
581-600S270FT	600S270FT250XT	27	1%				500	
581-600S270GT	600S270GT250XT	27	2%				500	
581-600S270JT	600S270JT250XT	27	5%				500	
581-600S300FT	600S300FT250XT	30	1%				500	
581-600S300JT	600S300JT250XT	30	5%				500	
581-600S330FT	600S330FT250XT	33	1%				4000	
581-600S330GT	600S330GT250XT	33	2%				500	
581-600S330JT	600S330JT250XT	33	5%				4000	
581-600S390FT	600S390FT250XT	39	1%				500	
581-600S390JT	600S390JT250XT	39	5%				4000	
581-600S430FT	600S430FT250XT	43	1%				500	
581-600S430JT	600S430JT250XT	43	5%				500	
581-600S470FT	600S470FT250XT	47	1%				4000	
581-600S470GT	600S470GT250XT	47	2%				500	
581-600S470JT	600S470JT250XT	47	5%				4000	
581-600S560FT	600S560FT250XT	56	1%				4000	
581-600S560JT	600S560JT250XT	56	5%				500	

© Copyright 2014 Mouser Electronics
© Copyright 2014 Mouser Electronics

ATC Multilayer Ceramic Chip Capacitors

RoHS Compliant This product is RoHS compliant.

AMERICAN TECHNICAL CERAMICS

ATC 600 SERIES ULTRA-LOW ESR, HIGH Q, NPO RF AND MICROWAVE CAPACITORS

Features:
- Lowest ESR in class
- Laser Marking (optional)
- High Self Resonance Frequencies

Circuit Applications:
- Filter Networks
- High Q Frequency Sources
- Matching Networks
- Tuning, Coupling, Bypass and DC Blocking

Applications:
- Cellular Base Stations
- Wireless Communications
- Broadband Wireless Services
- Satellite communications
- WiMAX (802. I 6)

DIMENSIONS: in. (mm)	Case Size	Length (L)	Width (W)	Thickness (T)	Overlap (Y)
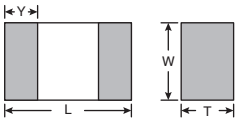	0603 (S)	.063 ± .006 (1.60 ± .15)	.032 ± .006 (.81 ± .15)	.035 max. (0.89 max.)	.014 ± .006 (0.36 ± 0.15)
	0805 (F)	.079 ± .008 (2.01 ± 0.20)	.049 ± .008 (1.24 ± 0.20)	.051 max. (1.30 max.)	.020 ± 0.01 (0.51 ± 0.25)

For quantities greater than listed, call for quote.

MOUSER STOCK NO.	ATC Part No.	Value (pF)	Tol. ±	Price Each 1	Price Each 10	Price Each 100	Reel Qty.	Price Per Piece
0603 Case Size - 250V (Cont.)								
581-600S620FT	600S620FT250XT	62	1%				500	
581-600S680FT	600S680FT250XT	68	1%				500	
581-600S680GT	600S680GT250XT	68	2%				500	
581-600S680JT	600S680JT250XT	68	5%				500	
581-600S750FT	600S750FT250XT	75	1%				500	
581-600S820FT	600S820FT250XT	82	1%				500	
581-600S820JT	600S820JT250XT	82	5%				500	
581-600S101FT	600S101FT250XT	100	1%				4000	
581-600S101GT	600S101GT250XT	100	2%				4000	
581-600S101JT	600S101JT250XT	100	5%				4000	
0805 Case Size - 250V								
581-600F0R2AT	600F0R2AT250XT	0.2	.05pF				500	
581-600F0R2BT	600F0R2BT250XT	0.2	.1pF				500	
581-600F0R3AT	600F0R3AT250XT	0.3	.05pF				500	
581-600F0R3BT	600F0R3BT250XT	0.3	.1pF				500	
581-600F0R5AT	600F0R5AT250XT	0.5	.05pF				500	
581-600F0R5BT	600F0R5BT250XT	0.5	.1pF				4000	
581-600F0R6BT	600F0R6BT250XT	0.6	.1pF				500	
581-600F0R7AT	600F0R7AT250XT	0.7	.05pF				500	
581-600F0R7BT	600F0R7BT250XT	0.7	.1pF				500	
581-600F0R9BT	600F0R9BT250XT	0.9	.1pF				500	
581-600F1R0AT	600F1R0AT250XT	1	.05pF				500	
581-600F1R0BT	600F1R0BT250XT	1	.1pF				4000	
581-600F1R1BT	600F1R1BT250XT	1.1	.1pF				500	
581-600F1R2AT	600F1R2AT250XT	1.2	.05pF				500	
581-600F1R2BT	600F1R2BT250XT	1.2	.1pF				500	
581-600F1R5AT	600F1R5AT250XT	1.5	.05pF				500	
581-600F1R5BT	600F1R5BT250XT	1.5	.1pF				4000	
581-600F1R8BT	600F1R8BT250XT	1.8	.1pF				4000	
581-600F2R0AT	600F2R0BT250XT	2	.1pF				500	
581-600F2R2BT	600F2R2BT250XT	2.2	.1pF				500	
581-600F2R4BT	600F2R4BT250XT	2.4	.1pF				500	
581-600F2R7BT	600F2R7BT250XT	2.7	.1pF				4000	
581-600F3R0BT	600F3R0BT250XT	3	.1pF				500	
581-600F3R3BT	600F3R3BT250XT	3.3	.1pF				4000	
581-600F3R3CT	600F3R3CT250XT	3.3	.25pF				500	
581-600F3R9BT	600F3R9BT250XT	3.9	.1pF				4000	
581-600F3R9CT	600F3R9CT250XT	3.9	.25pF				500	
581-600F4R7BT	600F4R7BT250XT	4.7	.1pF				500	

For quantities greater than listed, call for quote.

MOUSER STOCK NO.	ATC Part No.	Value (pF)	Tol. ±	Price Each 1	Price Each 10	Price Each 100	Reel Qty.	Price Per Piece
0805 Case Size - 250V (Cont.)								
581-600F4R7CT	600F4R7CT250XT	4.7	.25pF				4000	
581-600F5R6AT	600F5R6AT250XT	5.6	.05pF				500	
581-600F5R6BT	600F5R6BT250XT	5.6	.1pF				500	
581-600F5R6CT	600F5R6CT250XT	5.6	.25pF				500	
581-600F6R8BT	600F6R8BT250XT	6.8	.1pF				4000	
581-600F6R8CT	600F6R8CT250XT	6.8	.25pF				500	
581-600F6R8JT	600F6R8JT250XT	6.8	5%				500	
581-600F8R2BT	600F8R2BT250XT	8.2	.1pF				4000	
581-600F8R2CT	600F8R2CT250XT	8.2	.25pF				500	
581-600F9R1BT	600F9R1BT250XT	9.1	.1pF				500	
581-600F100FT	600F100FT250XT	10	1%				500	
581-600F100JT	600F100JT250XT	10	5%				4000	
581-600F120FT	600F120FT250XT	12	1%				500	
581-600F120JT	600F120JT250XT	12	5%				4000	
581-600F150FT	600F150FT250XT	15	1%				500	
581-600F150JT	600F150JT250XT	15	5%				500	
581-600F180FT	600F180FT250XT	18	1%				500	
581-600F180JT	600F180JT250XT	18	5%				500	
581-600F200JT	600F200JT250XT	20	5%				500	
581-600F220FT	600F220FT250XT	22	1%				500	
581-600F220JT	600F220JT250XT	22	5%				500	
581-600F240JT	600F240JT250XT	24	5%				500	
581-600F270JT	600F270JT250XT	27	5%				500	
581-600F300JT	600F300JT250XT	30	5%				500	
581-600F330FT	600F330FT250XT	33	1%				500	
581-600F330JT	600F330JT250XT	33	5%				4000	
581-600F390FT	600F390FT250XT	39	1%				4000	
581-600F390JT	600F390JT250XT	39	5%				500	
581-600F470JT	600F470JT250XT	47	5%				4000	
581-600F560JT	600F560JT250XT	56	5%				500	
581-600F680FT	600F680FT250XT	68	1%				500	
581-600F680JT	600F680JT250XT	68	5%				500	
581-600F820JT	600F820JT250XT	82	5%				500	
581-600F101JT	600F101JT250XT	100	5%				500	
581-600F121JT	600F121JT250XT	120	5%				500	
581-600F151JT	600F151JT250XT	150	5%				500	
581-600F221JT	600F221JT250XT	220	5%				500	
581-600F241JT	600F241JT250XT	240	5%				500	

800 SERIES NPO CERAMIC, HIGH RF POWER ULTRA-LOW ESR MULTILAYER CAPACITORS

Features:
- Rugged, reliable NPO dielectric
- Case optimized for highest self resonant frequency
- Lowest ESR
- Capable of highest RF Power

Circuit Applications:
- High RF Power Filter Networks
- Combiners
- Couplers
- Matching Networks
- Output, Antenna coupling
- DC Blocking and Bypassing

Applications:
- UHF and Microwave Communications Systems
- Wireless communications
- Public safety radio
- Telecom
- WiMAX
- Satellite Systems

DIMENSIONS: in. (mm)	Case Size	Length (L)	Width (W)	Thickness (T)	Overlap (Y)
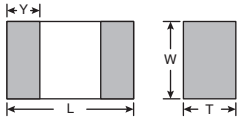	0505 (A)	.055 + .015, -.010 (1.40 + 0.38, - 0.25)	.055 ± .015 (1.40 ± 0.38)	0.57 max. (1.45 max.)	.010 + .010, -.005 (0.25 + 0.25, -0.13)
	1111 (B)	.110 + .020, -.010 (2.79 + 0.51, - 0.25)	.110 ± .015 (2.79 ± 0.38)	.070 max. (1.78 max.)	.015 ± .010 (0.38 ± 0.25)

For quantities greater than listed, call for quote.

MOUSER STOCK NO.	ATC Part No.	Value (pF)	Tol. ±	Price Each 1	Price Each 10	Price Each 100	Reel Qty.	Price Per Piece
Case Size 0505 - 250V								
581-800A100FT	800A100FT250XT	10	1%				4000	
Case Size 1111 - 500V								
581-800B1R2BT	800B1R2BT500XT	1.2	.1pF				500	
581-800B2R2BT	800B2R2BT500XT	2.2	.1pF				500	
581-800B2R7BT	800B2R7BT500XT	2.7	.1pF				500	
581-800B3R3BT	800B3R3BT500XT	3.3	.1pF				500	
581-800B3R9BT	800B3R9BT500XT	3.9	.1pF				500	
581-800B4R7BT	800B4R7BT500XT	4.7	.1pF				500	
581-800B4R7CT	800B4R7CT500XT	4.7	.25pF				500	

For quantities greater than listed, call for quote.

MOUSER STOCK NO.	ATC Part No.	Value (pF)	Tol. ±	Price Each 1	Price Each 10	Price Each 100	Reel Qty.	Price Per Piece
Case Size 1111 - 500V (Cont.)								
581-800B5R6BT	800B5R6BT500XT	5.6	.1pF				500	
581-800B5R6CT	800B5R6CT500XT	5.6	.25pF				500	
581-800B6R8BT	800B6R8BT500XT	6.8	.1pF				500	
581-800B8R2BT	800B8R2BT500XT	8.2	.1pF				500	
581-800B100JT	800B100JT500XT	10	5%				500	
581-800B120JT	800B120JT500XT	12	5%				500	
581-800B101JT	800B101JT500XT	100	5%				500	
581-800B151JT	800B151JT500XT	150	5%				500	

550 SERIES UBC ULTRA-BROADBAND CAPACITORS

Features:
- Orientation Insensitive
- One Piece Construction
- Ultra low insertion loss
- Excellent return loss
- Unit to unit performance repeatability
- Rugged ceramic construction
- Operating temp. range: -55°C to +125°C

Applications:
- Optoelectronics/High speed data
- Transimpedance amplifiers
- Broadband test equipment
- Broadband microwave/millimeter wave

DIMENSIONS: in. (mm)	Case Size	Length (L)	Width (W)	Height (H)	Overlap (Y)
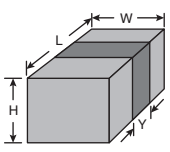	0201 (Z)	0.023 ± 0.001 (0.6 ± 0.03)	0.012 ± 0.001 (0.3 ± 0.03)	0.012 ± 0.001 (0.3 ± 0.03)	0.007 ± 0.002 (0.178 ± 0.051)
	0402 (L)	0.040 ± 0.004 (1.016 ± 0.1)	0.020 ± 0.004 (0.508 ± 0.1)	0.024 max. (0.610 max.)	0.005 ± 0.002 (0.128 ± 0.051)

For quantities greater than listed, call for quote.

MOUSER STOCK NO.	ATC Part No.	Value (pF)	Tol. ±	Price Each 1	Price Each 10	Price Each 100	Reel Qty.	Price Per Piece
0201 Case Size - 10V								
581-550Z103PTT	550Z103PTT	10	100%				500	
0402 Case Size - 16V								
581-550L104KCA	550L104KCA	100	10%				500	
581-550L104KTT	550L104KTT	100	10%				500	

© Copyright 2014 Mouser Electronics

© Copyright 2014 Mouser Electronics

AVX SMD Ceramic Chip Capacitors

RoHS Compliant This product is RoHS compliant.

AVX A KYOCERA GROUP COMPANY

STYLE 0805 MULTILAYER CERAMIC CHIP CAPACITORS

MOUSER STOCK NO.	AVX Part No.	Value (pF)	Volt	Tol. ± %	Price Each 1	Price Each 100	Price Each 1000	Reel Qty.	Price Per Piece
Temperature Coefficient: C0G									
581-08052U1R0CAT2A	08052U1R0CAT2A	1	200	.25				2000	
581-08051A1R2CAT2A	08051A1R2CAT2A	1.2	100	.25				4000	
581-08055A1R5C	08055A1R5CAT2A	1.5	500	.25				4000	
581-08051A2R0C	08051A2R0CAT2A	2	100	.25				4000	
581-08051A2R2CAT2A	08051A2R2CAT2A	2.2	100	.25				4000	
581-08055A2R2C	08055A2R2CAT2A	2.2	500	.25				4000	
581-08052U3R3DAT2A	08052U3R3DAT2A	3.3	200	.5				2000	
581-08051A3R6CAT2A	08051A3R6CAT2A	3.6	100	.25				4000	
581-08052U3R9BAT2A	08052U3R9BAT2A	3.9	200	.1				2000	
581-08051A4R7B	08051A4R7BAT2A	4.7	100	.10				4000	
581-08052U5R6CAT2A	08052U5R6CAT2A	5.6	200	.25				2000	
581-08051A6R8JAT2A	08051A6R8JAT2A	6.8	100	5				4000	
581-08052U6R8CAT2A	08052U6R8CAT2A	6.8	200	.25				2000	
581-08052U100G	08052U100GAT2A	10	200	2				2000	
581-0805AA100MAT1A	0805AA100MAT1A	10	500	20				2000	
581-0805AA100MAT1A	0805AA100MAT1A	10	500	20				2000	
581-08051A110JAT2A	08051A110JAT2A	11	100	5				4000	
581-08052U120G	08052U120GAT2A	12	200	2				2000	
581-08051A150FAT2A	08051A150FAT2A	15	100	1				4000	
581-08051A150K	08051A150KAT2A	15	100	10				4000	
581-08051A180F	08051A180FAT2A	18	100	1				4000	
581-08051A220F	08051A220FAT2A	22	100	1				4000	
581-08051A220GAT2A	08051A220GAT2A	22	100	2				4000	
581-08051A240FAT2A	08051A240FAT2A	24	100	1				4000	
581-08051A270GAT2A	08051A270GAT2A	27	100	2				4000	
581-08052U270G	08052U270GAT2A	27	200	2				2000	
581-08055A330FAT2A	08055A330FAT2A	33	500	1				4000	
581-08051A360JAT2A	08051A360JAT2A	36	100	5				4000	
581-08051A470G	08051A470GAT2A	47	100	2				4000	
581-08052U470FAT2A	08052U470FAT2A	47	200	1				2000	
581-08051A560F	08051A560FAT2A	56	100	1				4000	
581-08052U560G	08052U560GAT2A	56	200	2				2000	
581-08051A680F	08051A680FAT2A	68	100	1				4000	
581-08052U820G	08052U820GAT2A	82	200	2				2000	
581-08051A910JAT2A	08051A910JAT2A	91	100	5				4000	
581-08051A101JAT4A	08051A101JAT4A	100	100	5					
581-0805AA101KAT1A	0805AA101KAT1A	100	500	10				2000	
581-08051A121K	08051A121KAT2A	120	100	10				4000	
581-08051A131FAT2A	08051A131FAT2A	130	100	1				4000	
581-08051A151FAT2A	08051A151FAT2A	150	100	1				4000	
581-08051A181F	08051A181FAT2A	180	100	1				4000	
581-08051A181J	08051A181JAT2A	180	100	5				4000	
581-08051A221MAT2A	08051A221MAT2A	220	100	20				4000	
581-08055A221FAT2A	08055A221FAT2A	220	500	1				4000	
581-08051A241FAT2A	08051A241FAT2A	240	100	1				4000	
581-08055A271FAT2A	08055A271FAT2A	270	500	1				4000	
581-08051A301FAT2A	08051A301FAT2A	300	100	1				4000	
581-08055A301JAT2A	08055A301JAT2A	300	500	5				4000	
581-08055A331FAT2A	08055A331FAT2A	330	500	1				4000	
581-08051A361JAT2A	08051A361JAT2A	360	100	5				4000	
581-08055A391JAT2A	08055A391JAT2A	390	500	5				4000	
581-08055A471G	08055A471GAT2A	470	500	2				4000	
581-08055A501GAT2A	08055A501GAT2A	500	500	2				4000	
581-08051A561JAT2A	08051A561JAT2A	560	100	5				4000	
581-08055A561FAT2A	08055A561FAT2A	560	500	1				4000	
581-08055A681KAT2A	08055A681KAT2A	680	500	10				4000	
581-08055A751JAT2A	08055A751JAT2A	750	500	5				4000	
581-08051A821JAT2A	08051A821JAT2A	820	100	5				4000	
581-08055A122GAT2A	08055A122GAT2A	1200	500	2				4000	
581-08055A152FAT2A	08055A152FAT2A	1500	500	1				4000	
581-08053A222FAT2A	08053A222FAT2A	2200	300	1				4000	
581-08053A272J	08053A272JAT2A	2700	300	5				4000	
581-08053A272KAT2A	08053A272KAT2A	2700	300	10				4000	
581-08055A272FAT2A	08055A272FAT2A	2700	500	1				2000	

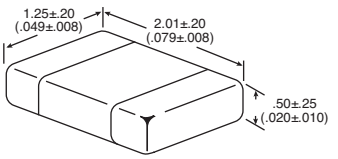

DIMENSIONS: mm (in.)

MOUSER STOCK NO.	AVX Part No.	Value (pF)	Volt	Tol. ± %	Price Each 1	Price Each 100	Price Each 1000	Reel Qty.	Price Per Piece
Temperature Coefficient: X5R									
581-08053D334K	08053D334KAT2A	0.33µF	300	10				3000	
581-08053D684K	08053D684KAT2A	0.68µF	300	10				3000	
581-08056D225K	08056D225KAT2A	2.2µF	500	10				3000	
581-0805ZD225MAT2A	0805ZD225MAT2A	2.2µF	500	20				3000	
581-08056D226M	08056D226MAT2A	22µF	500	20				3000	
581-08056D475M	08056D475MAT2A	4.7µF	500	20				3000	
581-0805YD475MAT2A	0805YD475MAT2A	4.7µF	500	20				3000	
581-0805ZD475M	0805ZD475MAT2A	4.7µF	500	20				3000	
Temperature Coefficient: X7R									
581-08052A680JAT2A	08052A680JAT2A	68	200	5				4000	
581-08051U151F	08051U151FAT2A	150	100	1				4000	
581-08052A151JAT2A	08052A151JAT2A	150	200	5				4000	
581-08052A221FAT2A	08052A221FAT2A	220	200	1				4000	
581-08052C271KAT2A	08052C271KAT2A	270	200	10				4000	
581-08052C331JAT2A	08052C331JAT2A	330	200	5				4000	
581-08052C331KAT2A	08052C331KAT2A	330	200	10				4000	
581-08052C391KAT2A	08052C391KAT2A	390	200	10				4000	
581-08052A471JAT2A	08052A471JAT2A	470	200	5				4000	
581-08052C471JAT2A	08052C471JAT2A	470	200	5				4000	
581-08052C501KAT2A	08052C501KAT2A	500	200	10				4000	
581-08052C681KAT2A	08052C681KAT2A	680	200	10				4000	
581-08052C821KAT2A	08052C821KAT2A	820	200	10				4000	
581-08052C102JAT2A	08052C102JAT2A	1000	200	5				4000	
581-08052C102MAT2A	08052C102MAT2A	1000	200	20				4000	
581-08051C152JAT2A	08051C152JAT2A	1500	100	5				4000	
581-08051C152KAT2A	08051C152KAT2A	1500	100	10				4000	
581-08051C182KAT2A	08051C182KAT2A	1800	100	10				4000	
581-08051C202KAT2A	08051C202KAT2A	2000	100	10				4000	
581-08052C222KAT2A	08052C222KAT2A	2200	200	10				4000	
581-08051C272KAT	08051C272KAT2A	2700	100	10				4000	
581-08051C472JAT2A	08051C472JAT2A	4700	100	5				4000	
581-08051C153JAT2A	08051C153JAT2A	.015µF	100	5				4000	
581-08051C183K	08051C183KAT2A	.018µF	100	10				4000	
581-08051C223JAT2A	08051C223JAT2A	.022µF	100	5				4000	
581-08051C273JAT2A	08051C273JAT2A	.027µF	100	5				4000	
581-08055C273K	08055C273KAT2A	.027µF	500	10				4000	
581-08055C333JAT2A	08055C333JAT2A	.033µF	500	5				4000	
581-08055C473KAT4A	08055C473KAT4A	.047µF	500	10				4000	
581-08055C823JAT2A	08055C823JAT2A	.082µF	500	5				4000	
581-08053C124KAT2A	08053C124KAT2A	.12µF	300	10				4000	
581-08053C184KAT2A	08053C184KAT2A	.18µF	300	10				4000	
581-0805YC184K	0805YC184KAT2A	.18µF	500	10				4000	
581-0805YC224JAT2A	0805YC224JAT2A	.22µF	500	5				4000	
581-0805YC334J	0805YC334JAT2A	.33µF	500	5				2000	
581-08053C105MAT2A	08053C105MAT2A	1µF	300	20				3000	
581-0805ZC105MAT2A	0805ZC105MAT2A	1µF	500	20				2000	
581-0805YC475MAT2A	0805YC475MAT2A	4.7µF	500	20				3000	
Temperature Coefficient: Y5V									
581-08053G224ZAT2A	08053G224ZAT2A	.22µF	300	+80 -20				4000	
581-08055G334ZA	08055G334ZAT2A	.33µF	500	+80 -20				4000	
581-08053G474ZAT2A	08053G474ZAT2A	.47µF	300	+80 -20				3000	

ACCU-P® C005 SERIES - ULTRA-MINIATURE 01005 SIZE, THIN FILM RF/MICROWAVE CAPS

Features:
- Low ESR and high Q at VHF, UHF and microwave frequencies
- TC ±30, ±60ppm/°C
- Nickel/Solder - coated terminations provide excellent solderability and leach resistance
- High insulation resistance: IR ≥ 1010 Ohm
- Orientation provides high SRF uniformity
- Repeatable CEFF, ESR and Q vs. Frequency parameters, both lot to lot and within lots, for increased production yields

Applications:
- RF Modules
- Mobile communications
- Satellite TV
- Global positioning systems
- Filters
- VCO's
- Matching networks

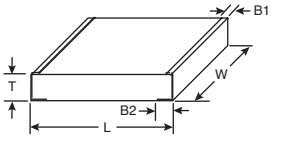

DIMENSIONS: mm (in.)

L	0.405±0.020 (0.016±0.001)
W	0.215±0.020 (0.0085±0.001)
T	0.145±0.020 (0.006±0.001)
B	Top (B1): 0.0 +0.10/-0.0 (0.0 +0.004/-0.0)
	Bottom (B2): 0.10±0.03 (0.004±0.001)

For quantities greater than listed, call for quote.

MOUSER STOCK NO.	AVX Part No.	Cap. (pF)	Volt. (DC)	Tol. (pF)	Temp Coef.	Price Each 1	Price Each 50	Price Each 100	Price Each 500	Price Each 1000	Reel Qty.	Price Per Piece
581-C005YJR05PBSTR	C005YJR05PBSTR	0.05	16	±0.02	±30ppm/°C						5000	
581-C005YJ0R1PBSTR	C005YJ0R1PBSTR	0.10	16	±0.02	±30ppm/°C						5000	
581-C005YJ0R2PBSTR	C005YJ0R2PBSTR	0.20	16	±0.02	±30ppm/°C						5000	
581-C005YJ0R3PBSTR	C005YJ0R3PBSTR	0.30	16	±0.02	±30ppm/°C						5000	
581-C005YJ0R4PBSTR	C005YJ0R4PBSTR	0.40	16	±0.02	±30ppm/°C						5000	
581-C005YJ0R5PBSTR	C005YJ0R5PBSTR	0.50	16	±0.02	±30ppm/°C						5000	
581-C005YJ0R6PBSTR	C005YJ0R6PBSTR	0.60	16	±0.02	±30ppm/°C						5000	
581-C005YJ0R7PBSTR	C005YJ0R7PBSTR	0.70	16	±0.02	±30ppm/°C						5000	
581-C005YK0R8PBSTR	C005YK0R8PBSTR	0.80	16	±0.02	±60ppm/°C						5000	
581-C005YK0R9PBSTR	C005YK0R9PBSTR	0.90	16	±0.02	±60ppm/°C						5000	
581-C005YK1R0PBSTR	C005YK1R0PBSTR	1.00	16	±0.02	±60ppm/°C						5000	
581-C005YK1R2QBSTR	C005YK1R2QBSTR	1.20	16	±0.03	±60ppm/°C						5000	
581-C005YK1R5QBSTR	C005YK1R5QBSTR	1.50	16	±0.03	±60ppm/°C						5000	
581-C005YK1R8QBSTR	C005YK1R8QBSTR	1.80	16	±0.03	±60ppm/°C						5000	
581-C005YK2R2QBSTR	C005YK2R2QBSTR	2.20	16	±0.03	±60ppm/°C						5000	

© Copyright 2014 Mouser Electronics
© Copyright 2014 Mouser Electronics

AVX Feedthru 0805/1206 Capacitors

RoHS Compliant **This product is RoHS compliant.**

4 ELEMENT FEEDTHRU ARRAYS

The Feedthru Capacitor Array contains four elements with a common ground connection. This makes them an ideal choice for multi-line designs needing EMI suppression, broadband I/O filtering or Vcc power line conditioning. Additional benefits are reduced component count and PCB space savings. The unique construction provides low parallel inductance and offers excellent decoupling capability for all high di/dt environments. It provides significant noise reduction in digital circuits to <5GHz.

RoHS Compliant

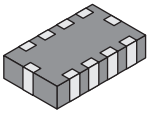

Specifications :
- Capacitance tolerance: +50%, -20%
- Current rating 300mA:
- Insulation resistance: 1000MΩ
- DC resistance: <0.6Ω
- Operating temperature range: -55°C to +125°C

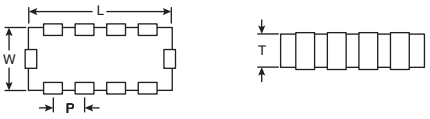

Case Size	DIMENSIONS: mm (in.)			
	L Length	W Width	T Thickness	P
1206	3.25±0.15 (0.128±.006)	1.6±0.2 (0.063±.008)	1.22 max. (.048 max.)	0.76 ref. (.030 ref.)
0805	2.10±0.15 (0.083±.006)	1.30±0.2 (.051±.006)	1.02 max. (.040 max.)	.50 ref. (.020 ref.)

W3F4 Series: Size 1206

For quantities greater than listed, call for quote.

MOUSER STOCK NO.	AVX Part No.	Typical Cap. (pF)	Voltage Rating (V)	Dielectric	Roll Off Freq. (MHz)	Center Freq. (MHz)	10dB Point (MHz)	20dB Range (MHz)		Price Each				
								Min Freq.	Max Freq.	1	25	100	500	1000
581-W3F41A2208AT1F	W3F41A2208AT1F	22	100	C0G (NP0)	270	2640	970	1780	3500					
581-W3F41A4708AT1F	W3F41A4708AT1F	47	100	C0G (NP0)	65	2000	185	600	3400					
581-W3F41A1018AT1F	W3F41A1018AT1F	100	100	C0G (NP0)	65	2030	185	560	3500					
581-W3F45C2218AT1F	W3F45C2218AT1F	220	50	X7R	35	1885	120	470	3300					
581-W3F45C4718AT1F	W3F45C4718AT1F	470	50	X7R	20	1860	60	220	3500					

W2F4 Series: Size 0805

For quantities greater than listed, call for quote.

MOUSER STOCK NO.	AVX Part No.	Typical Cap. (pF)	Voltage Rating (V)	Dielectric	Roll Off Freq. (MHz)	Center Freq. (MHz)	10dB Point (MHz)	20dB Range (MHz)		Price Each				
								Min Freq.	Max Freq.	1	25	100	500	1000
581-W2F43A2208AT1F	W2F43A2208AT1F	22	25	C0G (NP0)	208	4750	616	1407	7300					
581-W2F43A4708AT1F	W2F43A4708AT1F	47	25	C0G (NP0)	110	2750	330	900	4600					
581-W2F43A1018AT1F	W2F43A1018AT1F	100	25	C0G (NP0)	60	1300	179	501	7200					

W2H/W3H SERIES HIGH CURRENT FEEDTHRU CAPACITORS

High current feedthru capacitors are designed as a broadband EMI filter that is specially designed to have high current handling capability. These SMT feedthru filters offer an optimized frequency response with high attenuation across a wide RF spectrum due to optimized parallel and series inductances.

Applications:
- Power amplifier (PA) decoupling
- DC/DC converters
- Power supervisory circuits
- Digital to RF block filtering
- Telecom
- LCD displays
- Charge pump converters

RoHS Compliant

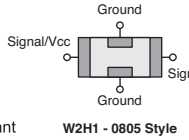

W2H1 - 0805 Style

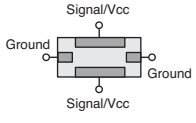

W3H1 - 0612 Style

Key Features/Benefits:
- SMD device
- Broadband filtering
- Operates at frequencies up to 5GHz
- Attenuation of >30dB

DIMENSIONS: mm (in.)

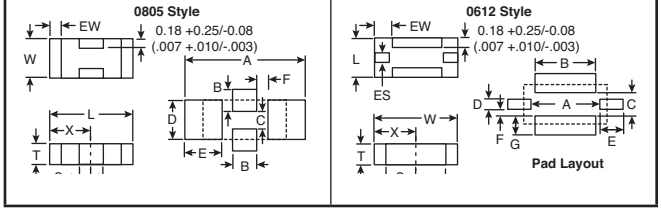

Case Size	Chip Dimensions: mm (in.)								Pad Layout Dimensions: mm (in.)						
	L	W	T Max.	BW	ES	EW	X	S	A	B	C	D	E	F	G
0805	2.01 ± 0.20 (.079 ± .008)	1.25 ± 0.20 (.049 ± .008)	1.14 max. (.045 max.)	0.46 ± 0.10 (.018 ± .004)	n/a	0.25 ± 0.13 (.010 ± .005)	1.02 ± 0.10 (.040 ± .004)	0.23 ± 0.05 (.009 ± .002)	3.45 (.136)	0.51 (.020)	0.76 (.030)	1.27 (.050)	1.02 (.040)	0.46 (.018)	n/a
0612	1.60 ± 0.20 (.063 ± .008)	3.20 ± 0.20 (.126 ± .008)	1.22 max. (.048 max.)	2.80 ± .127 (.110 ± .005)	0.41 ± 0.10 (.016 ± .004)	0.41 ± 0.10 (.016 ± .004)	1.60 ± 0.10 (.063 ± .004)	1.40 ± 0.07 (.055 ± .003)	2.54 (.100)	3.05 (.120)	1.12 (.044)	.460 (.018)	.610 (.024)	.330 (.013)	.710 (.028)

0805

For quantities greater than listed, call for quote.

MOUSER STOCK NO.	AVX Part No.	Typical Capacitance (pF)	Voltage Rating (V)	Dielectric	Current (A)	Tolerance ±	Price Each				
							1	25	100	500	1000
581-W2H13C1048AT1F	W2H13C1048AT1F	100000	25	X7R	2	+50%-20%					
581-W2H15C4738AT1F	W2H15C4738AT1F	47000	50	X7R	2	+50%-20%					
581-W2H15C2238AT1F	W2H15C2238AT1F	22000	50	X7R	1	+50%-20%					
581-W2H15C1038AT1F	W2H15C1038AT1F	10000	50	X7R	1	+50%-20%					
581-W2H15C1028AT1F	W2H15C1028AT1F	1000	50	X7R	1	+50%-20%					
581-W2H11A4718AT1F	W2H11A4718AT1F	470	100	C0G (NP0)	0.5	+50%-20%					
581-W2H11A2218AT1F	W2H11A2218AT1F	220	100	C0G (NP0)	0.5	+50%-20%					
581-W2H11A1018AT1F	W2H11A1018AT1F	100	100	C0G (NP0)	0.5	+50%-20%					
581-W2H11A4708AT1F	W2H11A4708AT1F	47	100	C0G (NP0)	0.5	+50%-20%					
581-W2H11A2208AT1F	W2H11A2208AT1F	22	100	C0G (NP0)	0.5	+50%-20%					

0612

For quantities greater than listed, call for quote.

MOUSER STOCK NO.	AVX Part No.	Typical Capacitance (pF)	Voltage Rating (V)	Dielectric	Current (A)	Tolerance ±	Price Each				
							1	25	100	500	1000
581-W3H13C1048AT1F	W3H13C1048AT1F	100000	25	X7R	up to 5	+50%-20%					
581-W3H15C4738AT1F	W3H15C4738AT1F	47000	50	X7R	up to 5	+50%-20%					
581-W3H15C2238AT1F	W3H15C2238AT1F	22000	50	X7R	up to 4	+50%-20%					
581-W3H15C1038AT1F	W3H15C1038AT1F	10000	50	X7R	up to 3	+50%-20%					
581-W3H11A4718AT1F	W3H11A4718AT1F	470	100	C0G (NP0)	up to 4	+50%-20%					
581-W3H11A2218AT1F	W3H11A2218AT1F	220	100	C0G (NP0)	up to 4	+50%-20%					
581-W3H11A1018AT1F	W3H11A1018AT1F	100	100	C0G (NP0)	up to 4	+50%-20%					
581-W3H11A4708AT1F	W3H11A4708AT1F	47	100	C0G (NP0)	up to 3	+50%-20%					
581-W3H11A2208AT1F	W3H11A2208AT1F	22	100	C0G (NP0)	up to 3	+50%-20%					

© Copyright 2014 Mouser Electronics
© Copyright 2014 Mouser Electronics

AVX Ceramic Chip Capacitors

AVX W2F/W3F SERIES FEEDTHRU 0805/1206 CAPACITORS

General Description:

- AVX's line of feedthru capacitors are ideal choices for EMI suppression, broadband I/O filtering or Vcc power line conditioning
- The unique construction of a feed thru capacitor provides low parallel inductance and offers excellent decoupling capability for all high di/dt environments and provides significant noise reduction in digital circuits to <5GHz

Specifications:

- Current rating: 300mA
- Insulation resistance: 1000MΩ
- DC resistance: <0.6Ω
- Operating temperature range: -55°C to +125°C

	Chip Dimensions: mm (in.)							Pad Layout Dimensions: mm (in.)					
	L	W	T Max.	BW	EW	X	S	T	P	S	W	L	C
0805	2.01 (0.079)	1.25 (0.049)	1.14 (0.045)	0.46 (0.018)	0.25 (0.010)	1.02 (0.040)	0.23 (0.009)	3.45 (0.136)	0.51 (0.020)	0.76 (0.030)	1.27 (0.050)	1.02 (0.040)	0.46 (0.018)
1206	3.20 (0.126)	1.60 (0.063)	1.27 (0.050)	0.89 (0.035)	0.38 (0.015)	1.60 (0.063)	0.46 (0.018)	4.54 (0.179)	0.94 (0.037)	1.02 (0.040)	1.65 (0.065)	1.09 (0.043)	0.71 (0.028)

MOUSER STOCK NO.	AVX Part No.	Dielectric	Value (μF)	Voltage	Price Each 1	Price Each 50	Price Each 100	Reel Qty.	Price Per Piece
Style 0805									
581-W2F11A2208AT1F	W2F11A2208AT1F	NP0	22	100				1000	
581-W2F11A4708AT1F	W2F11A4708AT1F	NP0	47	100				1000	
581-W2F11A4708AT1A	W2F11A4708AT1A	NP0	47	100				4000	
581-W2F11A1018AT1F	W2F11A1018AT1F	NP0	100	100				1000	
581-W2F15C1028AT1A	W2F15C1028AT1A	X7R	100	50				4000	
581-W2F11A2218AT1F	W2F11A2218AT1F	NP0	220	100				1000	
581-W2F11A4718AT1F	W2F11A4718AT1F	NP0	470	100				1000	
581-W2F11A4718AT1A	W2F11A4718AT1A	NP0	470	100				4000	
581-W2F15C1028AT1F	W2F15C1028AT1F	X7R	1000	50				1000	
581-W2F15C2228AT1F	W2F15C2228AT1F	X7R	2200	50				1000	
581-W2F15C4728AT1F	W2F15C4728AT1F	X7R	4700	50				1000	
581-W2F15C1038AT1F	W2F15C1038AT1F	X7R	.01μF	50				1000	
581-W2F15C2238AT1F	W2F15C2238AT1F	X7R	.022μF	50				1000	
581-W2F15C4738AT1F	W2F15C4738AT1F	X7R	.047μF	50				1000	
Style 1206									
581-W3F11A2208AT1F	W3F11A2208AT1F	NP0	22	100				1000	
581-W3F11A2208AT1A	W3F11A2208AT1A	NP0	22	100				4000	
581-W3F11A4708AT1F	W3F11A4708AT1F	NP0	47	100				1000	
581-W3F11A1018AT1F	W3F11A1018AT1F	NP0	100	100				1000	
581-W3F11A2218AT1F	W3F11A2218AT1F	NP0	220	100				1000	
581-W3F11A4718AT1F	W3F11A4718AT1F	NP0	470	100				1000	
581-W3F15C1028AT1F	W3F15C1028AT1F	X7R	1000	50				1000	
581-W3F15C1028AT1A	W3F15C1028AT1A	X7R	1000	50				4000	
581-W3F15C2228AT1F	W3F15C2228AT1F	X7R	2200	50				1000	
581-W3F15C4728AT1F	W3F15C4728AT1F	X7R	4700	50				1000	
581-W3F15C1038AT1F	W3F15C1038AT1F	X7R	.01μF	50				1000	
581-W3F15C2238AT1F	W3F15C2238AT1F	X7R	.022μF	50				1000	
581-W3F15C2238AT1A	W3F15C2238AT1A	X7R	0.022	50				4000	
581-W3F15C4738AT1F	W3F15C4738AT1F	X7R	.047μF	50				1000	

AVX SMD LOW INDUCTANCE CAPACITORS IDC (INTERDIGITATED CAPACITORS)

General Description:

- Very low equivalent series inductance (ESL), high speed decoupling capacitor in 0612 and 0508 case size
- Measured inductances of 60pH (for 0612) and 50pH (for 0508) are the lowest in the FR4 mountable device family
- Opposing current flow creates opposing magnetic fields causing the fields to cancel, effectively reducing the equivalent series inductance
- Perfect solution for decoupling high speed microprocessors by allowing the engineers to lower the power delivery inductance of the entire system through the use of eight vias
- Overall reduction in decoupling components due to very low series inductance and high capacitance

Specifications:

- Capacitance tolerance: ±20% preferred (10% available)
- Operating temperature range: X7R= -55°C to +125°C, X5R= -55°C to +85°C
- Temperature coefficient: ±15% (0VDC)
- Dissipation factor: 4V, 6.3V = 6.5% max; 10V = 5.0% max; 16V = 3.5% max , or 1,000MΩ per μF min., whichever is less
- Dielectric strength: No problems observed after 2.5 x RVDC for 5 seconds at 50mA max current
- CTE (ppm/C): 12.0

	Chip Dimensions: mm (in.)								Pad Layout Dimensions: mm (in.)				
	L	W	T Max.	BW	BL	P (Ref.)	X	S	A	B	C	D	E
0306	0.82 (0.032)	1.60 (0.063)	-	0.25 (0.010)	0.20 (0.008)	0.40 (0.015)	-	-	0.38 (0.015)	0.89 (0.035)	1.27 (0.050)	0.20 (0.008)	0.40 (0.015)
0508	2.03 (0.080)	1.27 (0.050)	0.965 (0.038)	0.254 (0.010)	0.18 (0.007)	0.50 (0.020)	0.76 (0.030)	0.254 (0.010)	0.64 (0.025)	1.27 (0.050)	1.91 (0.075)	0.28 (0.011)	0.50 (0.020)
0612	3.20 (0.126)	1.60 (0.063)	1.22 (0.048)	0.41 (0.016)	0.18 (0.007)	0.80 (0.031)	1.14 (0.045)	0.38 (0.015)	0.89 (0.035)	1.65 (0.065)	2.54 (0.100)	0.46 (0.018)	0.80 (0.031)

Style 0306										
581-W4L14Z104MAT1S	W4L14Z104MAT1S	X7S	0.10	4				4000		
581-W4L14Z224MAT1S	W4L14Z224MAT1S	X7S	0.22	4				4000		
581-W4L14Z474MAT1S	W4L14Z474MAT1S	X7S	0.47	4				4000		
Style 0508										
581-W2L1ZC104MAT1S	W2L1ZC104MAT1S	X7R	0.10	10				4000		
581-W2L1YC104MAT1A	W2L1YC104MAT1A	X7R	0.10	16				4000		
581-W2L16C224MAT1A	W2L16C224MAT1A	X7R	0.22	6.3				4000		
581-W2L1ZC474MAT1A	W2L1ZC474MAT1A	X7R	0.47	10				4000		
581-W2L14C105MAT1A	W2L14C105MAT1A	X7R	1.0	4.0				4000		
581-W2L16C105MAT1A	W2L16C105MAT1A	X7R	1.0	6.3				4000		
581-W2L16D105MAT1A	W2L16D105MAT1A	X5R	1.0	6.3				4000		
581-W2L14Z105MAT1S	W2L14Z105MAT1S	X7S	1.0	4.0				4000		
Style 0612										
581-W3L1YC224MAT1S	W3L1YC224MAT1S	X7R	0.22	16				4000		
581-W3L1YC474MAT1A	W3L1YC474MAT1A	X7R	0.47	16				4000		
581-W3L1ZC105MAT1A	W3L1ZC105MAT1A	X7R	1.0	10				2000		
581-W3L1YC105MAT1A	W3L1YC105MAT1A	X7R	1.0	16				2000		
581-W3L16C225MAT1A	W3L16C225MAT1A	X7R	2.2	6.3				2000		
581-W3L14C225MAT1A	W3L14C225MAT1A	X7R	2.2	4.0				2000		
581-W3L16D225MAT1A	W3L16D225MAT1A	X5R	2.2	6.3				4000		
581-W3L14D335MAT1A	W3L14D335MAT1A	X5R	3.3	4.0				4000		

AVX LOW INDUCTANCE LGA CAPACITORS

AVX has introduced a revolutionary new capacitor for low inductance LGA (land grid array) capacitors have virtually the equivalent high frequency performance of 8-terminal ICDs (Inter-Digitated Capacitors) but are built in a simplified 2 terminal package. This provide for lower manufacturing cost and easier handling and design. LGA are ideal for decoupling in semiconductor package-level and board-level applications.

	Chip Dimensions: mm (in.)				
	L Length	W Width	T Max.	BW	BL
0204	0.5 (19.5)	1.00 (40.0)	0.50 (19.5)	0.8 (31.0)	0.13 (5.00)
0306	0.76 (30.0)	1.60 (63.0)	0.50 (19.5)	1.50 (59.0)	0.28 (11.0)
0805	2.06 (0.081)	1.32 (0.052)	0.50 (0.020)	1.14 (0.045)	0.90 (0.035)

0204										
581-LG126D104MAT2S1	LG126D104MAT2S1	X5R	0.1	6.3				2000		
581-LG126Z104MAT2S1	LG126Z104MAT2S1	X7S	0.1	6.3				4000		
0306										
581-LG224Z334MAT2S1	LG224Z334MAT2S1	X7S	0.33	4				4000		
581-LG224Z474MAT2S1	LG224Z474MAT2S1	X7S	0.47	4				4000		
581-LG226C103MAT2S1	LG226C103MAT2S1	X7R	0.01	6.3				4000		
581-LG226C104MAT2S1	LG226C104MAT2S1	X7R	0.1	6.3				4000		
0805										
581-LGC26D105MAT2S1	LGC26D105MAT2S1	X5R	1	6.3				4000		
581-LGC24D225MAT2S1	LGC24D225MAT2S1	X5R	2.2	4				4000		

RoHS Compliant

W2F/W3F Series FeedThru 0805/1206 Capacitors

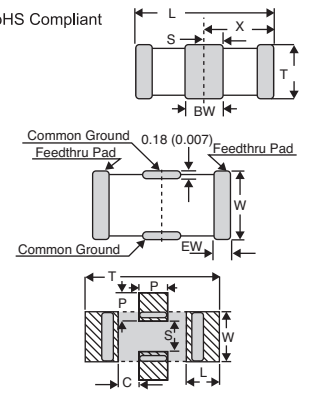

RoHS Compliant

SMD Low Inductance Capacitors IDC (Interdigitated Capacitors)

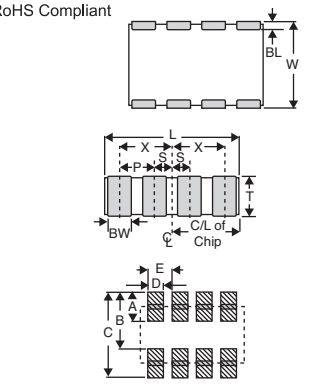

Low Inductance LGA Capacitors 0204, 0306

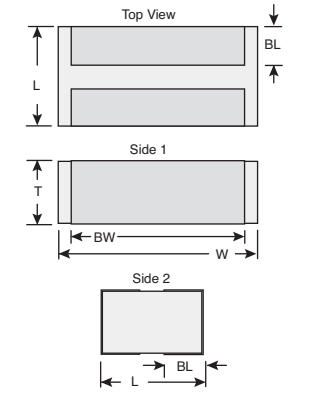

LGA Low Inductance Capacitors 0805 Land Grid Arrays

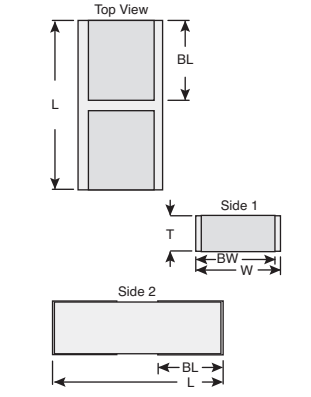

© Copyright 2014 Mouser Electronics

FLEXISAFE MULTILAYER CERAMIC CHIP CAPACITORS

AVX have developed a range of components specifically for safety critical applications. Utilizing the award-winning FLEXITERM™ layer in conjunction with the cascade design previously used for high voltage MLCCs, a range of ceramic capacitors is now available for customers who require components designed with an industry leading set of safety features. The FLEXITERM™ layer protects the component from any damage to the ceramic resulting from mechanical stress during PCB assembly or use with end customers. Board flexure type mechanical damage accounts for the majority of MLCC failures. The addition of the cascade structure protects the component from low insulation resistance failure resulting from other common causes for failure; thermal stress damage, repetitive strike ESD damage and placement damage. With the inclusion of the cascade design structure to complement the FLEXITERM™ layer, the FLEXISAFE range of capacitors has unbeatable safety features.

NEW PRODUCT

For quantities greater than listed, call for quote.

MOUSER STOCK NO.	AVX Part No.	Temp. Coef.	Value (µF)	Volt	Price Each 1	50	100	500	1000	Reel Qty.	Price Per Piece
0603											
581-FS035C223K4Z2A	FS035C223K4Z2A	X7R	0.022	50						4000	
581-FS035C103K4Z2A	FS035C103K4Z2A	X7R	0.01	50						4000	
581-FS031C103K4Z2A	FS031C103K4Z2A	X7R	0.01	100						4000	
581-FS055C104K4Z2A	FS055C104K4Z2A	X7R	0.1	50						2000	
0805											
581-FS055C102KAZ2A	FS055C102KAZ2A	X7R	0.001	50						2000	
581-FS055C103KAZ2A	FS055C103KAZ2A	X7R	0.01	50						2000	
581-FS055C104KAZ2A	FS055C104KAZ2A	X7R	0.1	50						2000	
1206											
581-FS065C102KAZ2A	FS065C102KAZ2A	X7R	0.001	50						2000	
581-FS065C104K4Z2A	FS065C104K4Z2A	X7R	0.1	50						2000	

RoHS Compliant



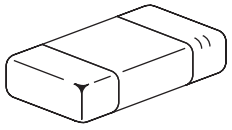

PG SERIES LOW INDUCTANCE LGA CAPACITORS

AVX has introduced a revolutionary new capacitor for low inductance LGA (land grid array) capacitors have virtually the equivalent high frequency performance of 8-terminal ICDs (Inter-Digitated Capacitors) but are built in a simplified 2 terminal package. This provide for lower manufacturing cost and easier handling and design. LGA are ideal for decoupling in semiconductor package-level and board-level applications.

NEW PRODUCT

Part Dimensions

Series	L	W	T	BW	BL
PG12 (0204)	0.5 ± 0.05 (0.020 ± 0.002)	1.00 ± 0.10 (0.039 ± 0.004)	0.50 ± 0.05 (0.020 ± 0.002)	0.8 ± 0.10 (0.031 ± 0.004)	0.13 ± 0.08 (0.005 ± 0.003)
PG22 (0306)	0.76 ± 0.10 (0.030 ± 0.004)	1.60 ± 0.10 (0.063 ± 0.004)	0.50 ± 0.05 (0.020 ± 0.002)	1.50 ± 0.10 (0.059 ± 0.004)	0.28 ± 0.08 (0.011 ± 0.003)
PGC2 (0805)	2.06 ± 0.10 (0.081 ± 0.004)	1.32 ± 0.10 (0.052 ± 0.004)	0.50 ± 0.05 (0.020 ± 0.002)	1.14 ± 0.10 (0.045 ± 0.004)	0.90 ± 0.08 (0.035 ± 0.003)

Recommended Solder Pad Dimensions

Series	PL	PW1	G
PG12 (0204)	0.50 (0.020)	1.00 (0.039)	0.20 (0.008)
PG22 (0306)	0.65 (0.026)	1.50 (0.059)	0.20 (0.008)
PGC2 (0805)	1.25 (0.049)	1.40 (0.055)	0.20 (0.008)

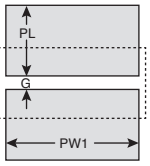

DIMENSIONS: mm (in.)

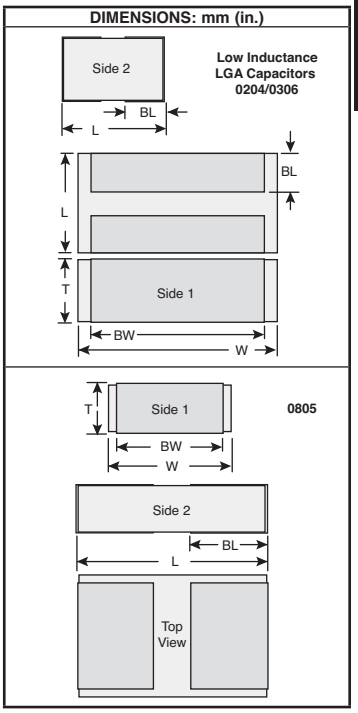

For quantities greater than listed, call for quote.

MOUSER STOCK NO.	AVX Part No.	Dielectric	Value (µF)	Voltage (V)	Price Each 1	50	100	500	1000	Reel Qty.	Price Per Piece
0204											
581-PG126Z104MAB2S1	PG126Z104MAB2S1	X7S	0.10	6.3						4000	
0306											
581-PG226C103MAB2S1	PG226C103MAB2S1	X7R	0.01	6.3						4000	
581-PG226Z104MAB2S1	PG226Z104MAB2S1	X7S	0.10	6.3						4000	
581-PG224Z474MAB2S1	PG224Z474MAB2S1	X7S	0.47	4						4000	
0805											
581-PGC26D105MAB2S1	PGC26D105MAB2S1	X5R	1	6.3						4000	
581-PGC24D225MAB2S1	PGC24D225MAB2S1	X5R	2.2	4						4000	

TRANSGUARD™ AXIAL CERAMIC TRANSIENT VOLTAGE SUPPRESSORS

The AVX TransGuard™ Transient Voltage Suppressors (TVS) with unique high-energy multilayer construction represents state-of-the-art overvoltage circuit protection. Monolithic multilayer construction provides protection from voltage transients caused by ESD, lightning, Nuclear Explosion Magnetic Pulse (NEMP), inductive switching, etc. True surface mount product is provided in EIA industry standard packages.

TransGuard products are zinc oxide (ZnO) based ceramic semiconductor devices with non-linear voltage-current characteristics (bi-directional) similar to back-to-back zener diodes. They have the added advantage of greater current and energy handling capabilities as well as EMI/RFI attenuation. Devices are fabricated by ceramic sintering process that yields a structure of conductive ZnO grains surrounded by electrically insulating barriers, creating varistor-like behavior.

DIMENSIONS: mm (in.)

Size	L	D
1000	4.32 (0.170)	2.54 (0.100)
2000	4.83 (0.190)	3.56 (0.140)

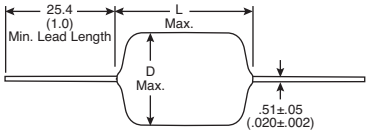

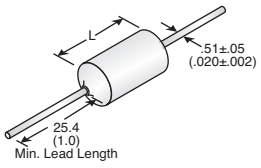

For quantities greater than listed, call for quote.

MOUSER STOCK NO.	AVX Part No.	Working Voltage (DC)	Working Voltage (AC)	Breakdown Voltage (V@ImA$_{DC}$)	Clamping Voltage (V@I$_{VC}$)	Test Current For Vc (A, 8x20µS)	Max. Leakage Current (µA)	Transient Energy Rating Joules (J)	Peak Current Rating (A,8x20µS)	Typical Cap (pF)	Frequency	Price Each 1	100	500	1000
581-VA100003A100DL	VA100003A100DL	3.3	2.3	5.0±20%	12	1	100	0.1	40	1500	K				
581-VA100003D100DL	VA100003D100DL	3.3	2.3	5.0±20%	12	1	100	0.4	150	4700	K				
581-VA100005A150DL	VA100005A150DL	5.6	4.0	8.5±20%	18	1	35	0.1	40	1000	K				
581-VA100005D150DL	VA100005D150DL	5.6	4.0	8.5±20%	18	1	35	0.4	150	2800	K				
581-VA100014A300DL	VA100014A300DL	14.0	10.0	18.5±12%	32	1	15	0.1	40	325	K				
581-VA100014D300DL	VA100014D300DL	14.0	10.0	18.5±12%	32	1	15	0.4	150	1100	K				
581-VA100018A400DL	VA100018A400DL	18.0	13.0	25.5±10%	42	1	10	0.1	40	350	K				
581-VA100018D400DL	VA100018D400DL	18.0	13.0	25.5±10%	42	1	10	0.4	150	900	K				
581-VA100026D580DL	VA100026D580DL	26.0	18.0	34.5±10%	60	1	10	0.4	120	650	K				
581-VA100030D650DL	VA100030D650DL	30.0	21.0	41.0±10%	67	1	10	0.4	120	550	K				
581-VA100048D101DL	VA100048D101DL	48.0	34.0	62.0±10%	100	1	10	0.4	100	200	K				
581-VA200060K121DL	VA200060K121DL	60.0	42.0	76.0±10%	120	1	10	2.0	300	400	K				

© Copyright 2014 Mouser Electronics

© Copyright 2014 Mouser Electronics

AVX Automotive MLCC

RoHS Compliant **This product is RoHS compliant.**

A KYOCERA GROUP COMPANY

AVX MH CERAMIC CAPACITORS

Lead Free Ceramic Capacitor in Molded SM Leadframe

AVX are pleased to introduce the MH range of multilayer ceramic capacitors. The MH components are surface mount molded parts with a multilayer ceramic insert. MH capacitors combine the ceramic attributes of very low ESR, non polar construction, excellent high frequency behavior, excellent voltage stress capabilities and wide temperature range; with the enhanced mechanical protection of a molded case. The MH range provides a lead free solution to customers who have previously been unable to use large case ceramic capacitors because of mechanical stressing concerns.

- Tin plated
- 7" reel

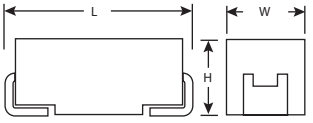

LEAD-FREE RoHS Compliant

DIMENSIONS: mm (in.)		
L±0.20(0.008)	W+0.20(0.008) -0.10(0.004)	H+0.20(0.008) -0.10(0.004)
7.30 (0.287)	6.10 (0.240)	3.45±0.30 (0.136±0.012)

For quantities greater than listed, call for quote.

MOUSER STOCK NO.	AVX Part No.	Temp Coeff.	Value (pF)	Volt.	Price Each 1	Price Each 10	Price Each 100	Reel Qty	Price Per Piece
581-MHV11C105MAT2A	MHV11C105MAT2A	X7R	1.0	100				400	
581-MHV11C155MAT2A	MHV11C155MAT2A	X7R	1.5	100				400	
581-MHV11C225MAT2A	MHV11C225MAT2A	X7R	2.2	100				400	
581-MHV15C475MAT2A	MHV15C475MAT2A	X7R	4.7	50				400	
581-MHV13C106MAT2A	MHV13C106MAT2A	X7R	10	25				400	
581-MHV15C106MAT2A	MHV15C106MAT2A	X7R	10	50				400	
581-MHV13C226MAT2A	MHV13C226MAT2A	X7R	22	25				400	

AVX AUTOMOTIVE MLCC

AVX Corporation has supported the automotive industry requirements for multilayer ceramic capacitors consistently for more than 10 years. Products have been developed and tested specifically for automotive applications and all manufacturing facilities are QS9000 and VDA 6.4 approved.

As part of AVX's sustained investment in capacity and state of the art technology, they are now transitioning from the established Pd/Ag electrode system to a Base Metal Electrode system (BME).

AVX is using AECQ200 as the qualification vehicle for this transition. A detailed qualification package is available on request and contains results on a range of part numbers including:

- X7R dielectric components containing BME electrode and copper terminations with a Ni/Sn plated overcoat
- C0G/NP0 dielectric components containing Pd/Ag electrode and silver termination with a Ni/Sn plated overcoat

PRODUCT NEW

RoHS Compliant

DIMENSIONS: mm (in.)				
Size	0603	0805	1206	1210
(L) Length	1.60±.15 (.063±.006)	2.01±.20 (.079±.008)	3.20±.20 (.126±.008)	
(W) Width	.81±.15 (.032±.006)	1.25±.20 (.049±.008)	1.60±.20 (.063±.008)	2.50±.20 (.098±.008)
(T) Thickness	.80±.10 (.014±.006)	1.25±.20 (.020±.010)	0.50±.25 (.020±.010)	

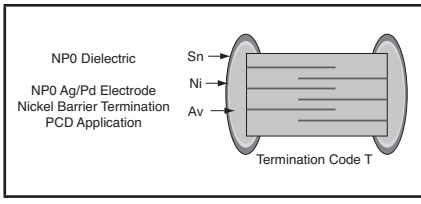

For quantities greater than listed, call for quote.

MOUSER STOCK NO.	AVX Part No.	Temp Coeff.	Value (pF)	Volt.	Tol. ± (%)	Price Each 1	Price Each 100	Price Each 500	Reel Qty.	Price Per Piece
Style 0603										
581-06035A100J4	06035A100J4T2A	C0G	10	50	5				4000	
581-06035A220J4	06035A220J4T2A	C0G	22	50	5				4000	
581-06035A330J4	06035A330J4T2A	C0G	33	50	5				4000	
581-06035A470J4	06035A470J4T2A	C0G	47	50	5				4000	
581-06035A680J4	06035A680J4T2A	C0G	68	50	5				4000	
581-06035A101J4	06035A101J4T2A	C0G	100	50	5				4000	
581-06035A221J4	06035A221J4T2A	C0G	220	50	5				4000	
581-06035A331J4	06035A331J4T2A	C0G	330	50	5				4000	
581-06035A471J4	06035A471J4T2A	C0G	470	50	5				4000	
581-06035C102K4	06035C102K4T2A	X7R	1000	50	10				4000	
581-06035F102K4	06035F102K4T2A	X8R	1000	50	10				4000	
581-06035C222K4	06035C222K4T2A	X7R	2200	50	10				4000	
581-06035C332K4	06035C332K4T2A	X7R	3300	50	10				4000	
581-06035C472K4	06035C472K4T2A	X7R	4700	50	10				4000	
581-06035C682K4	06035C682K4T2A	X7R	6800	50	10				4000	
581-06035C103K4	06035C103K4T2A	X7R	10000	50	10				4000	
581-06035F103K4	06035F103K4T2A	X8R	10000	50	10				4000	
581-06035C223K4	06035C223K4T2A	X7R	22000	50	10				4000	
581-06035C333K4	06035C333K4T2A	X7R	33000	50	10				4000	
581-06035C473K4	06035C473K4T2A	X7R	47000	50	10				4000	
581-06035F473K4	06035F473K4T2A	X8R	47000	50	10				4000	
581-06033F683K4	06033F683K4T2A	X8R	68000	25	10				4000	
581-0603YC104K4	0603YC104K4T2A	X7R	0.1µF	16	10				4000	
581-06033C104K4	06033C104K4T2A	X7R	0.1µF	25	10				4000	
581-06035C104K4	06035C104K4T2A	X7R	0.1µF	50	10				4000	
581-06035L104K4T2A	06035L104K4T2A	X8L	0.1µF	50	10				4000	
Style 0805										
581-08051A100J4	08051A100J4T2A	C0G	10	100	5				4000	
581-08055A220J4T2A	08055A220J4T2A	C0G	22	50	5				4000	
581-08051A220J4	08051A220J4T2A	C0G	22	100	5				4000	
581-08051A470J4	08051A470J4T2A	C0G	47	100	5				4000	
581-08051A101J4	08051A101J4T2A	C0G	100	100	5				4000	
581-08051A101J4T4A	08051A101J4T4A	C0G	100	100	5				10000	
581-08051A221J4	08051A221J4T2A	C0G	220	100	5				4000	
581-08051A331J4	08051A331J4T2A	C0G	330	100	5				4000	
581-08051A471J4	08051A471J4T2A	C0G	470	100	5				4000	
581-08051A681J4	08051A681J4T2A	C0G	680	100	5				4000	
581-08055F102K4	08055F102K4T2A	X8R	1000	50	10				4000	
581-08055C102K4	08055C102K4T2A	X7R	1000	50	10				4000	
581-08051A102J4	08051A102J4T2A	C0G	1000	100	5				4000	
581-08052C102K4T2A	08052C102K4T2A	X7R	1000	200	10				4000	
581-08055F222K4	08055F222K4T2A	XBR	2200	50	10				4000	
581-08055C472K4	08055C472K4T2A	X7R	4700	50	10				4000	
581-08055C472K4T4A	08055C472K4T4A	X7R	4700	50	10				10000	.035
581-08051C472K4T2A	08051C472K4T2A	X7R	4700	100	10				4000	
581-08055C682K4	08055C682K4T2A	X7R	6800	50	10				4000	
581-08055F103K4	08055F103K4T2A	X8R	10000	50	10				4000	
581-08055C103K4	08055C103K4T2A	X7R	10000	50	10				4000	
581-08051C103K4	08051C103K4T2A	X7R	10000	100	10				4000	
581-08055C223K4	08055C223K4T2A	X7R	22000	50	10				4000	
581-08051C223K4	08051C223K4T2A	X7R	22000	100	10				4000	
581-08055C333K4	08055C333K4T2A	X7R	33000	50	10				4000	
581-08055F333K4	08055F333K4T2A	X8R	33000	50	10				4000	
581-08055C473K4	08055C473K4T2A	X7R	47000	50	10				4000	
581-08055F473K4	08055F473K4T2A	X8R	47000	50	10				4000	
581-08051C473K4	08051C473K4T2A	X7R	47000	100	10				2000	
581-08055C683K4	08055C683K4T2A	X7R	68000	50	10				4000	
581-08055F223K4	08055F223K4T2A	XBR	0.022µF	50	10				4000	

For quantities greater than listed, call for quote.

MOUSER STOCK NO.	AVX Part No.	Temp Coeff.	Value (pF)	Volt.	Tol. ± (%)	Price Each 1	Price Each 100	Price Each 500	Reel Qty.	Price Per Piece
Style 0805 (Cont.)										
581-08051L333K4T2A	08051L333K4T2A	X8L	0.033µF	100	10				4000	
581-08055C104K4	08055C104K4T2A	X7R	0.1µF	50	10				4000	
581-08055F104K4	08055F104K4T2A	X8R	0.1µF	50	10				4000	
581-08051C104K4	08051C104K4T2A	X7R	0.1µF	100	10				2000	
581-08055C224K4	08055C224K4T2A	X7R	0.22µF	50	10				4000	
581-08055L224K4T2A	08055L224K4T2A	X8L	0.22µF	50	10				2000	
581-08053L334K4T2A	08053L334K4T2A	X8L	0.33µF	25	10				4000	
581-08053C334K4	08053C334K4T2A	X7R	0.33µF	25	10				2000	
581-08053C474K4	08053C474K4T2A	X7R	0.47µF	25	10				2000	
581-0805ZC105K4	0805ZC105K4T2A	X7R	1.0µF	10	10				2000	
581-08053C105K4	08053C105K4T2A	X7R	1.0µF	25	10				2000	
581-08053C105K4	08053C105K4T2A	X7R	1µF	25	10				2000	
Style 1206										
581-12067A100J4	12067A100J4T2A	C0G	10	500	5				4000	
581-12065C102K4	12065C102K4T2A	X7R	1000	50	10				4000	
581-12061C102K4	12061C102K4T2A	X7R	1000	100	10				4000	
581-12065F103K4	12065F103K4T2A	X8R	10000	50	10				4000	
581-12065C103K4	12065C103K4T2A	X7R	10000	50	10				4000	
581-12061C103K4	12061C103K4T2A	X7R	10000	100	10				4000	
581-12065C223K4	12065C223K4T2A	X7R	22000	50	10				4000	
581-12065C333K4	12065C333K4T2A	X7R	33000	50	10				4000	
581-12065C104K4	12065C104K4T2A	X7R	0.1µF	50	10				4000	
581-12065F104K4	12065F104K4T2A	X8R	0.1µF	50	10				2000	
581-12061C104K4	12061C104K4T2A	X7R	0.1µF	100	10				2000	
581-12061L104K4T2A	12061L104K4T2A	X8L	0.1µF	100	10				2000	
581-12065C224K4	12065C224K4T2A	X7R	0.22µF	50	10				2000	
581-12065F224K4	12065F224K4T2A	X8R	0.22µF	50	10				2000	
581-12061C224K4	12061C224K4T2A	X7R	0.22µF	100	10				2000	
581-12065F334K4	12065F334K4T2A	X8R	0.33µF	50	10				2000	
581-12065C334K4	12065C334K4T2A	X7R	0.33µF	50	10				2000	
581-12063F474K4	12063F474K4T2A	X8R	0.47µF	25	10				2000	
581-12065C474K4	12065C474K4T2A	X7R	0.47µF	50	10				2000	
581-12065L474K4T2A	12065L474K4T2A	X8L	0.47µF	50	10				2000	
581-12065C105K4	12065C105K4T2A	X7R	1.0µF	50	10				2000	
581-1206YC105K4	1206YC105K4T2A	X7R	1.0µF	16	10				2000	
581-12063C225K4	12063C225K4T2A	X7R	2.2µF	25	10				2000	
Style 1210										
581-12102A102J4	12102A102J4T2A	C0G	1000	200	5				2000	
581-12101A222J4	12101A222J4T2A	C0G	2200	100	5				2000	
581-12105C104K4	12105C104K4T2A	X7R	0.1µF	50	10				4000	
581-12101C104K4	12101C104K4T2A	X7R	0.1µF	100	10				2000	
581-12105C224K4	12105C224K4T2A	X7R	0.22µF	50	10				2000	
581-12105C334K4	12105C334K4T2A	X7R	0.33µF	50	10				2000	
581-12101C334K4	12101C334K4T2A	X7R	0.33µF	100	10				2000	
581-12105C474K4	12105C474K4T2A	X7R	0.47µF	50	10				2000	
581-12101C474K4	12101C474K4T2A	X7R	0.47µF	100	10				2000	
581-12101C684K4	12101C684K4T2A	X7R	0.68µF	100	10				1000	
581-12101C105K4	12101C105K4T2A	X7R	1.0µF	100	10				1000	
581-12105C105K4	12105C105K4T2A	X7R	1.0µF	50	10				1000	
581-12105C225K4	12105C225K4T2A	X7R	2.2µF	50	10				1000	
581-1210YC475K4	1210YC475K4T2A	X7R	4.7µF	16	10				1000	

© Copyright 2014 Mouser Electronics

© Copyright 2014 Mouser Electronics

AVX Tip and Ring MLCC and Thin Film Directional Couplers

RoHS Compliant **This product is RoHS compliant.**

TIP AND RING MLCC

AVX "tip & ring" or "ring detector" multilayer ceramic chip capacitors are designed as a standard telecom filter to block -48 Volts DC telephone line voltage and pass subscriber's AC signal pulse (16 to 25Hz, 70 to 90Vrms). The ringer capacitors replace large leaded film capacitors and are ideal for telecom/modem applications. Using AVX "tip & ring" capacitors not only saves valuable real estate on the board and reduces the weight of overall product, but also features standard surface mounting capabilities, so critical to new and compact designs. The AVX "tip & ring" capacitors are offered in standard EIA sizes and standard values. They offer excellent high frequency performance, low ESR and improved temperature performance over film capacitors.

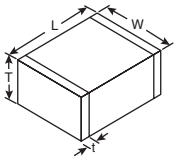

RoHS Compliant

Specifications:

- Capacitance range: 1000pF to 1.2μF, (25°C, 1.0±0.2Vrms at 1kHz
- Capacitance tolerances: ±10%, ±20%
- Dissipation factor: 2.5% max. (25°C, 1.0 ±0.2Vrms at 1kHz)
- Temperature characteristic: X7R ±15% (0VDC)
- Voltage rating: 250VDC Telco rating
- Insulation resistance: (25°C, at 250VDC), 1000 megohm-microfarad min.
- Dielectric strength: Minimum 250% rated voltage for 5 seconds at 50mA max. current

✻ Reflow Soldering Only

For quantities greater than listed, call for quote.

MOUSER STOCK NO.	AVX Part No.	Value (μF)	Tol.	Price Each 1	100	500	1000	Reel Qty.	Price Per Piece
Style 0805									
581-0805PC681K	0805PC681KAT1A	680pF	10%					2000	
581-0805PC102K	0805PC102KAT1A	1000pF	10%					2000	
581-0805PC122K	0805PC122KAT1A	1200pF	10%					2000	
581-0805PC152K	0805PC152KAT1A	1500pF	10%					2000	
581-0805PC182K	0805PC182KAT1A	1800pF	10%					2000	
581-0805PC192K	0805PC192KAT1A	1900pF	10%					2000	
581-0805PC222K	0805PC222KAT1A	2200pF	10%					2000	
581-0805PC392K	0805PC392KAT1A	3900pF	10%					2000	
581-0805PC472K	0805PC472KAT1A	4700pF	10%					2000	
581-0805PC562K	0805PC562KAT1A	5600pF	10%					2000	
581-0805PC682K	0805PC682KAT1A	6800pF	10%					2000	
581-0805PC822K	0805PC822KAT1A	8200pF	10%					2000	
581-0805PC103K	0805PC103KAT1A	0.01	10%					2000	
581-0805PC123K	0805PC123KAT1A	0.012	10%					2000	
581-0805PC153K	0805PC153KAT1A	0.015	10%					2000	
581-0805PC183K	0805PC183KAT1A	0.018	10%					2000	
581-0805PC223K	0805PC223KAT1A	0.023	10%					2000	
Style 1206									
581-1206PC102K	1206PC102KAT1A	1000pF	10%					2000	
581-1206PC332K	1206PC332KAT1A	3300pF	10%					2000	
581-1206PC472K	1206PC472KAT1A	4700pF	10%					2000	
581-1206PC822K	1206PC822KAT1A	8200pF	10%					2000	
581-1206PC103K	1206PC103KAT1A	0.01	10%					2000	
581-1206PC183K	1206PC183KAT1A	0.018	10%					2000	
581-1206PC223K	1206PC223KAT1A	0.022	10%					2000	
581-1206PC273K	1206PC273KAT1A	0.027	10%					2000	
581-1206PC333K	1206PC333KAT1A	0.033	10%					2000	
581-1206PC393K	1206PC393KAT1A	0.039	10%					2000	
581-1206PC473K	1206PC473KAT1A	0.047	10%					2000	
581-1206PC563K	1206PC563KAT1A	0.056	10%					2000	
Style 1210									
581-1210PC102K	1210PC102KAT1A	1000pF	10%					2000	
581-1210PC472K	1210PC472KAT1A	4700pF	10%					2000	
581-1210PC103K	1210PC103KAT1A	0.01	10%					2000	
581-1210PC333K	1210PC333KAT1A	0.033	10%					2000	
581-1210PC473K	1210PC473KAT1A	0.047	10%					2000	
581-1210PC683K	1210PC683KAT1A	0.068	10%					2000	
581-1210PC104K	1210PC104KAT1A	0.1	10%					2000	
Style 1808									
581-1808PC104KAT1A	1808PC104KAT1A	0.1	10%					2000	
581-1808PC224KAT1A	1808PC224KAT1A	0.22	10%					2000	

DIMENSIONS: mm (in.)

Size	0805	1206	1210✻	1808✻	1812✻	1825✻	2220✻	2225✻
(L) Length	2.01±.20 (.079±.008)	3.20±.20 (.126±.008)	3.20±.20 (.126±.008)	4.57±.25 (.180±.010)	4.50±.30 (.177±.012)	4.50±.30 (.177±.012)	5.70±.40 (.224±0.016)	5.72±.25 (.225±.010)
(W) Width	1.25±.20 (.049±.008)	1.60±.20 (.063±.008)	2.50±.20 (.098±.008)	2.03±.25 (.080±.010)	3.20±.20 (.126±.008)	6.40±.30 (.252±.012)	5.0±.40 (.197±.016)	6.35±0.25 (.25±.010)
(T) Thickness Max.	1.30 (.051)	1.50 (.059)	1.78 (.070)	1.78 (.070)	2.00 (.080)	2.00 (.080)	2.00 (.080)	2.00 (.080)
(t) Terminal	.50±.25 (.020±.010)	.50±.25 (.020±.010)	.50±.25 (.020±.010)	.63±.38 (.025±.010)	.63±.38 (.025±.010)	.63±.38 (.025±.010)	.63±.38 (.025±.010)	.63±.38 (.025±.010)

For quantities greater than listed, call for quote.

MOUSER STOCK NO.	AVX Part No.	Value (μF)	Tol.	Price Each 1	100	500	Reel Qty.	Price Per Piece
Style 1812								
581-1812PC102K	1812PC102KAT1A	1000pF	10%				1000	
581-1812PC222K	1812PC222KAT1A	2200pF	10%				1000	
581-1812PC273K	1812PC273KAT1A	0.027	10%				1000	
581-1812PC333K	1812PC333KAT1A	0.033	10%				1000	
581-1812PC104K	1812PC104KAT1A	0.1	10%				1000	
581-1812PC124K	1812PC124KAT1A	0.12	10%				1000	
581-1812PC154K	1812PC154KAT1A	0.15	10%				1000	
581-1812PC184K	1812PC184KAT1A	0.18	10%				1000	
581-1812PC224K	1812PC224KAT1A	0.22	10%				1000	
581-1812PC274K	1812PC274KAT1A	0.27	10%				1000	
581-1812PC334K	1812PC334KAT1A	0.33	10%				1000	
581-1812PC394K	1812PC394KAT1A	0.39	10%				1000	
581-1812PC474K	1812PC474KAT1A	0.47	10%				1000	
Style 1825								
581-1825PC334K	1825PC334KAT1A	0.33	10%				1000	
581-1825PC394K	1825PC394KAT1A	0.39	10%				1000	
581-1825PC474K	1825PC474KAT1A	0.47	10%				1000	
581-1825PC564K	1825PC564KAT1A	0.56	10%				1000	
581-1825PC684K	1825PC684KAT1A	0.68	10%				1000	
581-1825PC824K	1825PC824KAT1A	0.82	10%				1000	
581-1825PC105K	1825PC105KAT1A	1.0	10%				1000	
Style 2220								
581-2220PC105K	2220PC105KAT1A	1.0	10%				1000	
Style 2225								
581-2225PC334M	2225PC334MAT1A	0.33	10%				1000	
581-2225PC474K	2225PC474KAT1A	0.47	10%				1000	
581-2225PC564K	2225PC564KAT1A	0.56	10%				1000	
581-2225PC105K	2225PC105KAT1A	1.0	10%				1000	
581-2225PC105M	2225PC105MAT1A	1.0	10%				1000	
581-2225PC125K	2225PC125KAT1A	1.2	10%				1000	
581-2225PC125M	2225PC125MAT1A	1.2	10%				1000	

THIN FILM DIRECTIONAL COUPLERS

DB0603N and DB0805 Series 3dB 90°

Features:

- Miniature size
- Low I, Loss
- High Isolation
- Impedance: 50Ω

For quantities greater than listed, call for quote.

MOUSER STOCK NO.	AVX Part No.	Case Size	Freq. MHz	Price Each 1	50	100	Reel Qty.	Price Per Piece
581-DB0603N1950AN500	DB0603N1950ANTR\500	0603	1950				500	
581-DB0603N2017AN500	DB0603N2017ANTR\500	0603	2017				500	
581-DB0603N2140AN500	DB0603N2140ANTR\500	0603	2140				500	
581-DB0603N2150AN500	DB0603N2150ANTR\500	0603	2150				500	
581-DB0603N2400AN500	DB0603N2400ANTR\500	0603	2400				500	
581-DB0603N2500AN500	DB0603N2500ANTR\500	0603	2500				500	
581-DB0603N2600AN500	DB0603N2600ANTR\500	0603	2600				500	
581-DB0603N2850AN500	DB0603N2850ANTR\500	0603	2850				500	
581-DB0603N3000AN500	DB0603N3000ANTR\500	0603	3000				500	
581-DB0603N3500AN500	DB0603N3500ANTR\500	0603	3500				500	
581-DB0603N5000AN500	DB0603N5000ANTR\500	0603	5000				500	
581-DB0603N5400AN500	DB0603N5400ANTR\500	0603	5400				500	
581-DB0603N5660AN500	DB0603N5660ANTR\500	0603	5660				500	
581-DB0805A0880AS500	DB0805A0880ASTR\500	0805	880				500	
581-DB0805A0900AS500	DB0805A0900ASTR\500	0805	900				500	
581-DB0805A0915AS500	DB0805A0915ASTR\500	0805	915				500	
581-DB0805A0940AS500	DB0805A0940ASTR\500	0805	940				500	
581-DB0805A0967AS500	DB0805A0967ASTR\500	0805	967				500	

DIMENSIONS: mm

DB0603

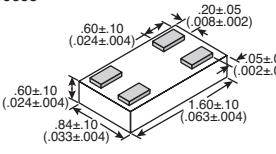

DB0805

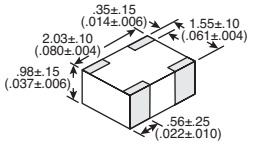

For quantities greater than listed, call for quote.

MOUSER STOCK NO.	AVX Part No.	Case Size	Freq. MHz	Price Each 1	50	100	Reel Qty.	Price Per Piece
581-DB0805A1350AS500	DB0805A1350ASTR\500	0805	1350				500	
581-DB0805A1542AS500	DB0805A1542ASTR\500	0805	1542				500	
581-DB0805A1575AS500	DB0805A1575ASTR\500	0805	1575				500	
581-DB0805A1650AS500	DB0805A1650ASTR\500	0805	1650				500	
581-DB0805A1800AS500	DB0805A1800ASTR\500	0805	1800				500	
581-DB0805A1850AS500	DB0805A1850ASTR\500	0805	1850				500	
581-DB0805A1900AS500	DB0805A1900ASTR\500	0805	1900				500	
581-DB0805A1950AS500	DB0805A1950ASTR\500	0805	1950				500	
581-DB0805A2017AS500	DB0805A2017ASTR\500	0805	2017				500	
581-DB0805A2140AS500	DB0805A2140ASTR\500	0805	2140				500	
581-DB0805A2325AS500	DB0805A2325ASTR\500	0805	2325				500	

CP Series

CP0603 Features:

- Low parasitic
- Inherent low profile
- Excellent solderability
- Better heat dissipation
- Impedance: 50Ω

CP0805 Features:

- Power rating: 3W continuous
- Rugged construction
- Low profile
- Impedance: 50Ω

For quantities greater than listed, call for quote.

MOUSER STOCK NO.	AVX Part No.	Case Size	Freq. MHz	Price Each 1	100	500	1000	3000
581-CP0603A1441DWTR	CP0603A1441DWTR	0603	1441					
581-CP0603A1960HNTR	CP0603A1960HNTR	0603	1960					
581-CP0805A0881ESTR	CP0805A0881ESTR	0805	881					
581-CP0805A1441BSTR	CP0805A1441BSTR	0805	1441					

DIMENSIONS: mm

CP0603

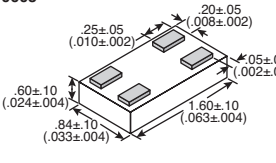

CP0805

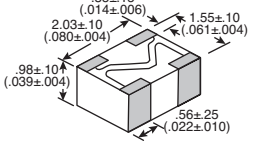

© Copyright 2014 Mouser Electronics

AVX Thin Film RF/Microwave Capacitors

QM SERIES MLCC SMD CAPACITOR

Features:
- Reduced noise at audio frequencies
- High capacitance

Electrical:
- Temperature range: -55°C to +85°C

Applications:
- Mobile phones
- Hard disk drive
- LCD panel driver circuit applications



For quantities greater than listed, call for quote.

MOUSER STOCK NO.	AVX Part No.	Cap. (pF)	Volt. (DC)	Tol. (pF)	Price Each 1	50	100	Reel Qty.	Price Per Piece
581-QM036D106MAT2A	QM036D106MAT2A	10	6.3	20				4000	
581-QM05YD106KAT2A	QM05YD106KAT2A	10	16	10				3000	
581-QM103D106KAT2A	QM103D106KAT2A	10	25	10				1000	
581-QM054D226MAT2A	QM054D226MAT2A	22	4	20				3000	

MK SERIES ULTRA LOW ESR, C0G (NP0) CHIP CAPACITOR

Designed for "Ultra" low ESR for applications in the communications market. Max ESR and effective capacitance are met on each value producing lot to lot uniformity.

RoHS Compliant

DIMENSIONS: mm (in.)

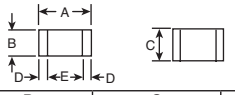

Size	A	B	C	D	E
0402	0.039±0.004 (1.00±0.1)	0.020±0.004 (.50±0.1)	0.024(0.6) max	N/A	N/A
0603	0.060±0.010 (1.52±0.25)	0.030±0.010 (.076±0.25)	0.036 (0.91) max	0.010±0.005 (0.25±0.13)	0.030 (0.76) min
0805	0.079±0.008 (2.01±.02)	0.049±0.008 (1.25±0.2)	0.040±0.005 (1.02±0.127)	0.020±0.010 (0.51±0.254)	0.020 (0.51) min

For quantities greater than listed, call for quote.

MOUSER STOCK NO.	AVX Part No.	Cap. (pF)	Volt. (DC)	Tol. (pF)	Price Each 1	100	500	Reel Qty.	Price Per Piece
0402									
581-MK02272R2BAT2A	MK02272R2BAT2A	2.2	200	0.1				5000	
581-MK02275R6BATA	MK02275R6BATA	5.6	200	0.1				5000	
581-MK0227100FAT2A	MK0227100FAT2A	10	200	1%				5000	
0603									
581-MK03V72R4BAT2A	MK03V72R4BAT2A	2.4	250	0.1				3000	
581-MK03V72R7BAT2A	MK03V72R7BAT2A	2.7	250	0.1				3000	
581-MK03V73R3BAT2A	MK03V73R3BAT2A	3.3	250	0.1				3000	
581-MK03V79R1BAT2A	MK03V79R1BAT2A	9.1	250	0.1				3000	
0805									
581-MK05V72R7CAT2A	MK05V72R7CAT2A	2.7	250	0.25				3000	
581-MK05V7270JAT2A	MK05V7270JAT2A	27	250	5%				3000	

ACCU-P® THIN-FILM RF/MICROWAVE CAPACITORS

Features:
- Minimal batch to batch variability of parameters at high frequency
- Low ESR, high Q, low capacitance
- Inspected, test and quality control procedures in accordance with ISO 9001, CECC, IECQ, USA MIL Standards guarantee product of the highest quality

Electrical Specifications:
- Temperature range: -55°C to +125°C

Applications:
- Cellular communications
- CT2/PCN
- Satellite, cable TV
- RF amplifiers
- Test and measurements
- GPS

For quantities greater than listed, call for quote.

MOUSER STOCK NO.	AVX Part No.	Cap. (pF)	Volt. (DC)	Tol. (pF)	Price Each 1	100	500	Reel Qty.	Price Per Piece
Style 0201									
581-02013J0R8BBS	02013J0R8BBSTR	0.8	25	0.1				5000	
581-02013J0R9BBS	02013J0R9BBSTR	0.9	25	0.1				5000	
581-02013J1R8BBS	02013J1R8BBSTR	1.8	25	0.1				5000	
581-02013J2R0BBS	02013J2R0BBSTR	2.0	25	0.1				5000	
581-02013J2R2BBS	02013J2R2BBSTR	2.2	25	0.1				5000	
581-02013J2R4BBS	02013J2R4BBSTR	2.4	25	0.1				5000	
581-02013J2R7BBS	02013J2R7BBSTR	2.7	25	0.1				5000	
Style 0402									
581-04023J1R0BBS	04023J1R0BBSTR	1.0	25	0.1				5000	
581-04023J1R5BBS	04023J1R5BBSTR	1.5	25	0.1				5000	
581-04023J1R6BBS	04023J1R6BBSTR	1.6	25	0.1				5000	
581-04023J1R8BBS	04023J1R8BBSTR	1.8	25	0.1				5000	
581-04023J2R2BBS	04023J2R2BBSTR	2.2	25	0.1				5000	
581-04023J3R0BBS	04023J3R0BBSTR	3.0	25	0.1				5000	
581-04023J3R3BBS	04023J3R3BBSTR	3.3	25	0.1				5000	
581-04023J3R9BBS	04023J3R9BBSTR	3.9	25	0.1				5000	
581-0402ZJ4R3CBS	0402ZJ4R3CBSTR	4.3	10	0.25				5000	
581-04023J4R7BBS	04023J4R7BBSTR	4.7	25	0.1				5000	
581-0402ZJ4R7CBS	0402ZJ4R7CBSTR	4.7	10	0.25				5000	
581-04023J5R6BBS	04023J5R6BBSTR	5.6	25	0.1				5000	
581-04023J6R8BBS	04023J6R8BBSTR	6.8	25	0.1				5000	
581-04023J7R5BBS	04023J7R5BBSTR	7.5	25	0.1				5000	
581-0402YJ100FBS	0402YJ100FBSTR	10	16	1%				5000	
581-0402ZJ120FBS	0402ZJ120FBSTR	12	10	1%				5000	
Style 0603									
581-06035J0R2ABS	06035J0R2ABSTR	0.2	50	0.05				3000	
581-06035J0R3BBS	06035J0R3BBSTR	0.3	50	0.1				3000	
581-06035J0R4BBS	06035J0R4BBSTR	0.4	50	0.1				3000	
581-06035J0R5BBS	06035J0R5BBSTR	0.5	50	0.1				3000	
581-06035J0R7BBS	06035J0R7BBSTR	0.7	50	0.1				3000	
581-06035J0R8BBS	06035J0R8BBSTR	0.8	50	0.1				3000	
581-06035J0R9PBS	06035J0R9PBSTR	0.9	50	0.02				3000	
581-06035J1R0BBS	06035J1R0BBSTR	1.0	50	0.1				3000	

UT SERIES ULTRA THIN CERAMIC CAPACITORS - 0402 X5R

Applications:
- Smart cards
- Memory modules
- Embedded solutions
- Mobile phones
- MP3 players
- High Density SIM cards

Electrical Specifications:
- Temperature range: -55°C to +85°C

DIMENSIONS: mm (in.)

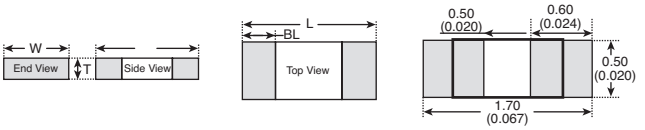

Thickness	L	W	T	BL
D	1.00±0.10	0.50±0.10	0.25±0.05	0.27±0.05
E	1.00±0.10	0.50±0.10	0.20±0.05	0.27±0.05
F	1.00±0.10	0.50±0.10	0.125±0.025	0.27±0.05

For quantities greater than listed, call for quote.

MOUSER STOCK NO.	AVX Part No.	Cap. (pF)	Volt. (DC)	Tol. (pF)	Price Each 1	100	500	Reel Qty.	Price Per Piece
581-UT02ZD223MAC2D	UT02ZD223MAC2D	0.022	10	20%				15000	
581-UT02ZD223MAT2D	UT02ZD223MAT2D	0.022	10	20%				15000	
581-UT026D103MAC2F	UT026D103MAC2F	0.01	6.3	20%				15000	
581-UT02YD103MAT2E	UT02YD103MAT2E	0.01	16	20%				15000	

GX SERIES ULTRA BROAD BAND CAPACITOR

Features:
- Ultra-Broadband performance
- Ultra-Low Insertion Loss
- Excellent Return Loss

Applications:
- Semi-Conductor Data Communications
- Receiver Optical Sub-Assemblies
- Transimpedance Amplifier

DIMENSIONS: mm (in.)

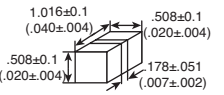

NEW! TECHNOLOGY

RoHS Compliant

For quantities greater than listed, call for quote.

MOUSER STOCK NO.	AVX Part No.	Cap. (uF)	Volt. (DC)	Tol. (pF)	Price Each 1	50	100	Reel Qty.	Price Per Piece
Style 0201 X7S									
581-GX01ZD103PATD1K	GX01ZD103PATD-1000	0.01	6.3	0%, 100%				1000	
Style 0402 COG									
581-GX02YD104KAT2	GX02YD104KAT2-500	0.1	16	10%				500	

Dimensions: mm (in.)

	0201*	0402 *	0603 *	0805 *
L	0.60 ± 0.05 (.023 ± .002)	1.00 ± 0.1 (.039 ± .004)	1.60 ± 0.1 (.063 ± .004)	2.01 ± 0.1 (.079 ± .004)
W	0.325 ± 0.050 (.0128 ± .002	0.55 ± 0.07 (.022 ± .003)	0.81 ± 0.1 (.032 ± .004)	1.27 ± 0.1 (.050 ± .004)
T	0.225 ± 0.050 (.009 ± .002)	0.40 ± 0.1 (.016 ± .004)	0.63 ± 0.1 (.025 ± .004)	0.93 ± 0.2 (.036 ± .008)
B^1	.10 ± 0.10 (.004 ± .004)	.00 ± 0.1/-0 (.000± .004/-0)	0.35 ± 0.15 (.014 ± .006)	0.30 ± 0.1 (.012 ± .004)
B^2	0.15 ± 0.05 (.006 ± .002)	0.20 ± 0.1 (.008 ± .004)	0.35 ± 0.15 (.014 ± .006)	0.30 ± 0.1 (.012 ± .004)

* Mount black side up.

RoHS Compliant

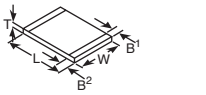

For quantities greater than listed, call for quote.

MOUSER STOCK NO.	AVX Part No.	Cap. (pF)	Volt. (DC)	Tol. (pF)	Price Each 1	100	500	Reel Qty.	Price Per Piece
Style 0603 (Cont.)									
581-06035J1R0PBS	06035J1R0PBSTR	1.0	50	0.02				3000	
581-06035J1R2PBS	06035J1R2PBSTR	1.2	50	0.02				3000	
581-06035J1R6ABS	06035J1R6ABSTR	1.6	50	0.05				3000	
581-06035J1R8BBS	06035J1R8BBSTR	1.8	50	0.1				3000	
581-06035J1R1BBS	06035J1R1BBSTR	1.1	50	0.1				3000	
581-06035J2R0ABS	06035J2R0ABSTR	2.0	50	0.05				3000	
581-06035J2R0BBS	06035J2R0BBSTR	2.0	50	0.1				3000	
581-06035J2R2ABS	06035J2R2ABSTR	2.2	50	0.05				3000	
581-06035J2R2BBS	06035J2R2BBSTR	2.2	50	0.1				3000	
581-06035J2R4BBS	06035J2R4BBSTR	2.4	50	0.1				3000	
581-06035J2R7BBS	06035J2R7BBSTR	2.7	50	0.1				3000	
581-06035J3R0BBS	06035J3R0BBSTR	3.0	50	0.1				3000	
581-06035J3R3BBS	06035J3R3BBSTR	3.3	50	0.1				3000	
581-06035J3R9BBS	06035J3R9BBSTR	3.9	50	0.1				3000	
581-06035J4R3BBS	06035J4R3BBSTR	4.3	50	0.1				3000	
581-06035J4R7BBS	06035J4R7BBSTR	4.7	50	0.1				3000	
581-06035J5R6BBS	06035J5R6BBSTR	5.6	50	0.1				3000	
581-06035J6R8BBS	06035J6R8BBSTR	6.8	50	0.1				3000	
581-06035J8R2BBS	06035J8R2BBSTR	8.2	50	0.1				3000	
581-06033J100FBS	06033J100FBSTR	10	25	1%				3000	
581-06035J120FBS	06035J120FBSTR	12	50	1%				3000	
Style 0805									
581-08055J1R5BBT	08055J1R5BBTTR	1.5	50	0.1				3000	
581-08051J2R2BBT	08051J2R2BBTTR	2.2	100	0.1				3000	
581-08055J2R7BBT	08055J2R7BBTTR	2.7	50	0.1				3000	
581-08055J3R3ABT	08055J3R3ABTTR	3.3	50	0.05				3000	
581-08051J3R9BBT	08051J3R9BBTTR	3.9	100	0.1				3000	
581-08055J3R9BBT	08055J3R9BBTTR	3.9	50	0.1				3000	
581-08051J4R7ABT	08051J4R7ABTTR	4.7	100	0.05				3000	
581-08051J5R6BBT	08051J5R6BBTTR	5.6	100	0.1				3000	
581-08051J6R8ABT	08051J6R8ABTTR	6.8	100	0.05				3000	
581-08051J8R2BBT	08051J8R2BBTTR	8.2	100	0.1				3000	
581-08051J100FBT	08051J100FBTTR	10	100	1%				3000	
581-08055J150FBT	08055J150FBTTR	15	50	1%				3000	
581-08055J220FBT	08055J220FBTTR	22	50	1%				3000	
581-08053J330FBT	08053J330FBTTR	33	25	1%				3000	

© Copyright 2014 Mouser Electronics

© Copyright 2014 Mouser Electronics

AVX Microwave MLCs

RoHS Compliant **This product is RoHS compliant.**

A KYOCERA GROUP COMPANY

MLOC SERIES ORGANIC RF CAPACITORS

Features:
- EIA size 0603
- Designed to be used above 700 MHz
- High self resonance
- Tight tolerance
- Low ESR
- Hi-Q

Applications:
- Cellular communications
- Point to point radios
- RF power amplifiers
- Low noise amplifiers
- Filter Networks
- Wi-Fi / Wi-Max

Electrical Specifications:
- Operating temperature range: - 55˚C to + 125˚C

NEW! TECHNOLOGY

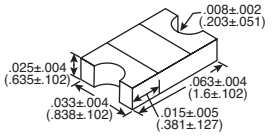

For quantities greater than listed, call for quote.

MOUSER STOCK NO.	AVX Part No.	Value (pF)	Tol. ± (pF)	Price Each 1	100	500	1000	Reel Qty	Price Per Piece
50 Volt									
581-ML03510R1AAT2A	ML03510R1AAT2A	0.1	0.5					3000	
581-ML03510R1BAT2A	ML03510R1BAT2A	0.1	0.10					3000	
581-ML03510R2AAT2A	ML03510R2AAT2A	0.2	0.5					3000	
581-ML03510R2BAT2A	ML03510R2BAT2A	0.2	0.10					3000	
581-ML03510R3AAT2A	ML03510R3AAT2A	0.3	0.5					3000	
581-ML03510R3BAT2A	ML03510R3BAT2A	0.3	0.10					3000	
581-ML03510R4AAT2A	ML03510R4AAT2A	0.4	0.5					3000	
581-ML03510R4BAT2A	ML03510R4BAT2A	0.4	0.10					3000	
581-ML03510R51AT2A	ML03510R51AT2A	0.5	0.5					3000	
581-ML03510R5BAT2A	ML03510R5BAT2A	0.5	0.10					3000	
581-ML03510R6AAT2A	ML03510R6AAT2A	0.6	0.5					3000	
581-ML03510R6BAT2A	ML03510R6BAT2A	0.6	0.10					3000	
581-ML03510R7AAT2A	ML03510R7AAT2A	0.7	0.5					3000	
581-ML03510R7BAT2A	ML03510R7BAT2A	0.7	0.10					3000	
581-ML03510R8AAT2A	ML03510R8AAT2A	0.8	0.5					3000	
581-ML03510R8BAT2A	ML03510R8BAT2A	0.8	0.10					3000	
581-ML03510R9AAT2A	ML03510R9AAT2A	0.9	0.5					3000	
581-ML03510R9BAT2A	ML03510R9BAT2A	0.9	0.10					3000	
581-ML03511R0AAT2A	ML03511R0AAT2A	1	0.5					3000	
581-ML03511R0BAT2A	ML03511R0BAT2A	1	0.10					3000	
581-ML03511R1BAT2A	ML03511R1BAT2A	1.1	0.10					3000	
581-ML03511R2BAT2A	ML03511R2BAT2A	1.5	0.10					3000	
581-ML03511R3BAT2A	ML03511R3BAT2A	1.3	0.10					3000	
581-ML03511R4BAT2A	ML03511R4BAT2A	1.4	0.10					3000	
581-ML03511R5BAT2A	ML03511R5BAT2A	1.5	0.10					3000	
581-ML03511R6BAT2A	ML03511R6BAT2A	1.6	0.10					3000	
581-ML03511R7BAT2A	ML03511R7BAT2A	1.7	0.10					3000	
581-ML03511R8BAT2A	ML03511R8BAT2A	1.8	0.10					3000	
581-ML03511R9BAT2A	ML03511R9BAT2A	1.9	0.10					3000	
581-ML03512R0BAT2A	ML03512R0BAT2A	2	0.10					3000	
581-ML03512R1BAT2A	ML03512R1BAT2A	2.1	0.10					3000	
581-ML03512R2BAT2A	ML03512R2BAT2A	2.2	0.10					3000	
581-ML03512R3BAT2A	ML03512R3BAT2A	2.3	0.10					3000	
581-ML03512R4BAT2A	ML03512R4BAT2A	2.4	0.10					3000	
581-ML03512R5BAT2A	ML03512R5BAT2A	2.5	0.10					3000	

For quantities greater than listed, call for quote.

MOUSER STOCK NO.	AVX Part No.	Value (pF)	Tol. ± (pF)	Price Each 1	100	500	1000	Reel Qty.	Price Per Piece
250 Volt									
581-ML03V10R1AAT2A	ML03V10R1AAT2A	0.1	0.5					3000	
581-ML03V10R1BAT2A	ML03V10R1BAT2A	0.1	0.10					3000	
581-ML03V10R2AAT2A	ML03V10R2AAT2A	0.2	0.5					3000	
581-ML03V10R2BAT2A	ML03V10R2BAT2A	0.2	0.10					3000	
581-ML03V10R3AAT2A	ML03V10R3AAT2A	0.3	0.5					3000	
581-ML03V10R3BAT2A	ML03V10R3BAT2A	0.3	0.10					3000	
581-ML03V10R4AAT2A	ML03V10R4AAT2A	0.4	0.5					3000	
581-ML03V10R4BAT2A	ML03V10R4BAT2A	0.4	0.10					3000	
581-ML03V10R5BAT2A	ML03V10R5BAT2A	0.5	0.10					3000	
581-ML03V10R6AAT2A	ML03V10R6AAT2A	0.6	0.5					3000	
581-ML03V10R6BAT2A	ML03V10R6BAT2A	0.6	0.10					3000	
581-ML03V10R7AAT2A	ML03V10R7AAT2A	0.7	0.5					3000	
581-ML03V10R7BAT2A	ML03V10R7BAT2A	0.7	0.10					3000	
581-ML03V10R8AAT2A	ML03V10R8AAT2A	0.8	0.5					3000	
581-ML03V10R8BAT2A	ML03V10R8BAT2A	0.8	0.10					3000	
581-ML03V10R9AAT2A	ML03V10R9AAT2A	0.9	0.5					3000	
581-ML03V10R9BAT2A	ML03V10R9BAT2A	0.9	0.10					3000	
581-ML03V11R0AAT2A	ML03V11R0AAT2A	1	0.5					3000	
581-ML03V11R0BAT2A	ML03V11R0BAT2A	1	0.10					3000	
581-ML03V11R1BAT2A	ML03V11R1BAT2A	1.1	0.10					3000	
581-ML03V11R2BAT2A	ML03V11R2BAT2A	1.2	0.10					3000	
581-ML03V11R3BAT2A	ML03V11R3BAT2A	1.3	0.10					3000	
581-ML03V11R4BAT2A	ML03V11R4BAT2A	1.4	0.10					3000	
581-ML03V11R5BAT2A	ML03V11R5BAT2A	1.5	0.10					3000	
581-ML03V11R6BAT2A	ML03V11R6BAT2A	1.6	0.10					3000	
581-ML03V11R7BAT2A	ML03V11R7BAT2A	1.7	0.10					3000	
581-ML03V11R8BAT2A	ML03V11R8BAT2A	1.8	0.10					3000	
581-ML03V11R9BAT2A	ML03V11R9BAT2A	1.9	0.10					3000	
581-ML03V12R0BAT2A	ML03V12R0BAT2A	2	0.10					3000	
581-ML03V12R1BAT2A	ML03V12R1BAT2A	2.1	0.10					3000	
581-ML03V12R2BAT2A	ML03V12R2BAT2A	2.2	0.10					3000	
581-ML03V12R3BAT2A	ML03V12R3BAT2A	2.3	0.10					3000	
581-ML03V12R4BAT2A	ML03V12R4BAT2A	2.4	0.10					3000	
581-ML03V12R5BAT2A	ML03V12R5BAT2A	2.5	0.10					3000	

These porcelain and ceramic dielectric multilayer capacitor (MLC) chips are best suited for RF/Microwave applications typically ranging from 10MHz to 4.2GHz. Characteristic is a fine grained, high density, high purity dielectric material impervious to moisture with heavy internal palladium electrodes.

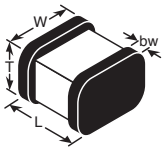

Specifications:
- High current carrying capabilities
- High quality factors
- Excellent stability under stresses of changing voltage, frequency, time and temperature
- Temperature coefficient: (M) +90 ±20PPM°C, (A) ±30PPM°C

DIMENSIONS: in. (mm)				
Case	Length (L)	Width (W)	Thickness (T)	Band Width (bw)
SQCA / AQ12	.055 +.015 -.010 (1.40 +.381 -.254)	.055 ± .015 (1.40 ± .381)	.020/.057 (.508/1.45)	.010 +.010 -.005 (.254 +.254 -.127)
SQCB / AQ14	.110 +.020 -.010 (2.79 +.889 -.254)	.110±.010 (2.79±.508)	.030/.102 (.762/2.59)	.015±.010 (.381±.254)
UQCA	.055 + .015 - .010 (1.40+ .381 - .254)	.055±.015 (1.40±.381)	.057 (1.45) max.	.010 + .010 -.005 (.254 +.254 -.127)
UQCB	.110 + .020 - .010 (2.79 +.508 -.254)	.110±.015 (2.79±.381)	.102 (2.59) max.	.015±.010 (.381±.254)

AQ SERIES

For quantities greater than listed, call for quote.

MOUSER STOCK NO. / Mfr. Mfr. Part No.	Value (µF)	Volt	Tol. ±	Temp. Coef.	Price Each 1	50	100	500	1000
Style AQ12									
581—AQ12EM0R8BATME	0.8	150	0.1pF	M					
581—AQ12EM1R0BATME	1.0	150	0.1pF	M					
581—AQ12EM2R2DATME	2.2	150	0.5pF	M					
581—AQ12EM2R7BATME	2.7	150	0.1pF	M					
581—AQ12EM3R3BATME	3.3	150	0.1pF	M					
581—AQ12EM3R9BATME	3.9	150	0.1pF	M					
581—AQ12EM5R1BATME	5.1	150	0.1pF	M					
581—AQ12EM100GATME	10	150	2%	M					
581—AQ12EM560JATME	56	150	5%	M					
Style AQ14									
581—AQ147M0R1BATME	0.1	500	0.1pF	M					
581—AQ147M0R4BATME	0.4	500	0.1pF	M					
581—AQ147M0R5BATME	0.5	500	0.1pF	M					
581—AQ147M0R7BATME	0.7	500	0.1pF	M					
581—AQ147M1R1BATME	1.1	500	0.1pF	M					
581—AQ147M1R3BATME	1.3	500	0.1pF	M					
581—AQ147M100JATME	10	500	5%	M					
581—AQ147M200JATME	20	500	5%	M					
581—AQ147M270JATME	27	500	5%	M					
581—AQ147M560JATME	56	500	5%	M					
581—AQ147M680JATME	68	500	5%	M					
581—AQ147M101JATME	100	500	5%	M					
581—AQ142M271JATME	270	200	5%	M					
581—AQ142M391JATME	390	200	5%	M					
581—AQ142A431KATME	430	200	10%	A					
581—AQ142M471JATME	470	200	5%	M					
581—AQ14EM102JATME	1000	150	5%	M					
581—AQ14EA102KATME	1000	150	10%	A					

SQ SERIES

For quantities greater than listed, call for quote.

MOUSER STOCK NO. / Mfr. Mfr. Part No.	Value (µF)	Volt	Tol. ±	Temp. Coef.	Price Each 1	50	100	500	1000
Style SQCA (Cont.)									
581—SQCAEM0R1BATME	0.1	150	0.1pF	M					
581—SQCAEM0R2BATME	0.2	150	0.1pF	M					
581—SQCAEM0R4BATME	0.4	150	0.1pF	M					
581—SQCAEM0R5BATME	0.5	150	0.1pF	M					
581—SQCAVM0R5BATME	0.5	250	0.1pF	M					
581—SQCAEM0R8BATME	0.8	150	0.1pF	M					
581—SQCAVM1R0BATME	1	250	0.1pF	M					
581—SQCAEM1R8BATME	1.8	150	0.1pF	M					
581—SQCAEM2R4BATME	2.4	150	0.1pF	M					
581—SQCAVM2R4BATME	2.4	250	0.1pF	M					
581—SQCAEM2R7BATME	2.7	150	0.1pF	M					
581—SQCAEM3R0BATME	3	150	0.1pF	M					
581—SQCAEM3R6BATME	3.6	150	0.1pF	M					
581—SQCAEM3R9BATME	3.9	150	0.1pF	M					
581—SQCAVM4R7BATME	4.7	250	0.1pF	M					
581—SQCAEM6R8BATME	6.8	150	0.1pF	M					
581—SQCAVM8R2BATME	8.2	250	0.1pF	M					
581—SQCAEM100FATME	10	150	1%	M					
581—SQCAVM100JATME	10	250	5%	M					
581—SQCAVM270JATME	27	250	5%	M					
581—SQCAVM390JATME	39	250	5%	M					
581—SQCAVM470JATME	47	250	5%	M					
581—SQCAEM910JATME	91	150	5%	M					
581—SQCAEA101JATME	100	150	5%	A					
581—SQCAVM101JATME	100	250	5%	M					
581—SQCA5A102JATME	1000	50	5%	A					
Style SQCB									
581—SQCB7M1R0BATME	1.0	500	0.1pF	M					
581—SQCB7M2R7BATME	2.7	500	0.1pF	M					
581—SQCB7M6R8BATME	6.8	500	0.1pF	M					
581—SQCB7M100JATME	10	500	5%	M					
581—SQCB7M200JATME	20	500	5%	M					
581—SQCB7M270JATME	27	500	5%	M					
581—SQCB7M470JATME	47	500	5%	M					
581—SQCB7M560JATME	56	500	5%	M					
581—SQCB7M820JATME	82	500	5%	M					
581—SQCB7M101JATME	100	500	5%	M					
581—SQCB2M471JATME	470	200	5%	M					

UQ SERIES

For quantities greater than listed, call for quote.

MOUSER STOCK NO. / Mfr. Mfr. Part No.	Value (µF)	Volt	Tol. ±	Temp. Coef.	Price Each 1	50	100	500	1000
Style UQCA									
581—UQCAEA4R7BATME	4.7	150	0.1pF	A					
581—UQCAEA6R8BATME	6.8	150	0.1pF	A					
581—UQCAEA101JATME	100	150	5%	A					
Style UQCB									
581—UQCB7A4R7BATME	4.7	500	0.1pF	A					
581—UQCB7A180JATME	18	500	5%	A					
581—UQCB7A220JATME	22	500	5%	A					
581—UQCB7A430JATME	43	500	5%	A					
581—UQCB7A560JATME	56	500	5%	A					
581—UQCB7A101JATME	100	500	5%	A					
581—UQCBEA102JATME	1000	150	5%	A					

© Copyright 2014 Mouser Electronics

© Copyright 2014 Mouser Electronics

AVX Microwave MLCs

RoHS Compliant **This product is RoHS compliant.**

A KYOCERA GROUP COMPANY

These porcelain and ceramic dielectric multilayer capacitor (MLC) chips are best suited for RF/ Microwave applications typically ranging from 10MHz to 4.2GHz. Characteristic is a fine grained, high density, high purity dielectric material impervious to moisture with heavy internal palladium electrodes.

UQ SERIES

RoHS Compliant

Features:

- Ultra Low ESR
- High Q
- High Self Resonance

Applications:

- RF Power Amplifiers
- Low Noise Amplifiers
- Filter Networks
- MRI Systems

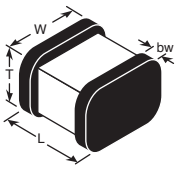

DIMENSIONS: in. (mm)				
Case	Length (L)	Width (W)	Thickness (T)	Band Width (bw)
UQCL	.040 ± .004 (1.02 ± .100)	.020 ± .004 (0.51 ± .100)	.024 (.600) max.	.010 ± .006 (0.25 ± 0.15)
UQCS	.063 ± .006 (1.60 ± 0.15)	.032 ± .006 (0.81 ± 0.15)	.035 (.890) max.	.014 ± .006 (0.36 ± 0.15)
UQCF	.079 ± .008 (2.01 ± 0.20)	.049 ± .008 (1.24 ± 0.20)	.051 (1.30) max.	.020 ± 0.01 (0.51 ± 0.25)

For quantities greater than listed, call for quote.

MOUSER STOCK NO.	AVX Part No.	Value (µF)	Tol. ±	Price Each 1	50	100	500	1000
Style UQCL '0402 200 Volt								
581-UQCL2A0R1BAT2A	UQCL2A0R1BAT2A/500	0.1	.1 pF					
581-UQCL2A0R2BAT2A	UQCL2A0R2BAT2A/500	0.2	.1 pF					
581-UQCL2A0R3BAT2A	UQCL2A0R3BAT2A/500	0.3	.1 pF					
581-UQCL2A0R4BAT2A	UQCL2A0R4BAT2A/500	0.4	.1 pF					
581-UQCL2A0R5BAT2A	UQCL2A0R5BAT2A/500	0.5	.1 pF					
581-UQCL2A0R6BAT2A	UQCL2A0R6BAT2A/500	0.6	.1 pF					
581-UQCL2A0R7BAT2A	UQCL2A0R7BAT2A/500	0.7	.1 pF					
581-UQCL2A0R8BAT2A	UQCL2A0R8BAT2A/500	0.8	.1 pF					
581-UQCL2A0R9BAT2A	UQCL2A0R9BAT2A/500	0.9	.1 pF					
581-UQCL2A1R0BAT2A	UQCL2A1R0BAT2A/500	1	.1 pF					
581-UQCL2A1R1BAT2A	UQCL2A1R1BAT2A/500	1.1	.1 pF					
581-UQCL2A1R2BAT2A	UQCL2A1R2BAT2A/500	1.2	.1 pF					
581-UQCL2A1R5BAT2A	UQCL2A1R5BAT2A/500	1.5	.1 pF					
581-UQCL2A1R6CAT2A	UQCL2A1R6CAT2A/500	1.6	.25 pF					
581-UQCL2A1R8BAT2A	UQCL2A1R8BAT2A/500	1.8	.1 pF					
581-UQCL2A2R0BAT2A	UQCL2A2R0BAT2A/500	2	.1 pF					
581-UQCL2A2R2BAT2A	UQCL2A2R2BAT2A/500	2.2	.1 pF					
581-UQCL2A2R4BAT2A	UQCL2A2R4BAT2A/500	2.4	.1 pF					
581-UQCL2A2R7BAT2A	UQCL2A2R7BAT2A/500	2.7	.1 pF					
581-UQCL2A3R0BAT2A	UQCL2A3R0BAT2A/500	3	.1 pF					
581-UQCL2A3R3BAT2A	UQCL2A3R3BAT2A/500	3.3	.1 pF					
581-UQCL2A3R9CAT2A	UQCL2A3R9CAT2A/500	3.9	.25 pF					
581-UQCL2A4R7CAT2A	UQCL2A4R7CAT2A/500	4.7	.25 pF					
581-UQCL2A5R6CAT2A	UQCL2A5R6CAT2A/500	5.6	.25 pF					
581-UQCL2A6R8CAT2A	UQCL2A6R8CAT2A/500	6.8	.25 pF					
581-UQCL2A8R2CAT2A	UQCL2A8R2CAT2A/500	8.2	.25 pF					
581-UQCL2A100JAT2A	UQCL2A100JAT2A/500	10	5%					
581-UQCL2A120JAT2A	UQCL2A120JAT2A/500	12	5%					
581-UQCL2A150JAT2A	UQCL2A150JAT2A/500	15	5%					
581-UQCL2A180JAT2A	UQCL2A180JAT2A/500	18	5%					
581-UQCL2A200JAT2A	UQCL2A200JAT2A/500	20	5%					
581-UQCL2A220JAT2A	UQCL2A220JAT2A/500	22	5%					
581-UQCL2A240JAT2A	UQCL2A240JAT2A/500	24	5%					
581-UQCL2A270JAT2A	UQCL2A270JAT2A/500	27	5%					
Style UQCS '0603 250 Volt								
581-UQCSVA0R1BAT/500	UQCSVA0R1BAT2A/500	0.1	.1 pF					
581-UQCSVA0R2BAT/500	UQCSVA0R2BAT2A/500	0.2	.1 pF					
581-UQCSVA0R3BAT/500	UQCSVA0R3BAT2A/500	0.3	.1 pF					
581-UQCSVA0R4BAT/500	UQCSVA0R4BAT2A/500	0.4	.1 pF					
581-UQCSVA0R5BAT/500	UQCSVA0R5BAT2A/500	0.5	.1 pF					
581-UQCSVA0R6BAT/500	UQCSVA0R6BAT2A/500	0.6	.1 pF					
581-UQCSVA0R7BAT/500	UQCSVA0R7BAT2A/500	0.7	.1 pF					
581-UQCSVA0R8BAT/500	UQCSVA0R8BAT2A/500	0.8	.1 pF					
581-UQCSVA0R9BAT/500	UQCSVA0R9BAT2A/500	0.9	.1 pF					
581-UQCSVA1R0BAT/500	UQCSVA1R0BAT2A/500	1	.1 pF					
581-UQCSVA1R1BAT/500	UQCSVA1R1BAT2A/500	1.1	.1 pF					
581-UQCSVA1R2BAT/500	UQCSVA1R2BAT2A/500	1.2	.1 pF					
581-UQCSVA1R5BAT/500	UQCSVA1R5BAT2A/500	1.5	.1 pF					
581-UQCSVA1R8BAT/500	UQCSVA1R8BAT2A/500	1.8	.1 pF					
581-UQCSVA2R0BAT/500	UQCSVA2R0BAT2A/500	2	.1 pF					
581-UQCSVA2R2BAT/500	UQCSVA2R2BAT2A/500	2.2	.1 pF					
581-UQCSVA2R4BAT/500	UQCSVA2R4BAT2A/500	2.4	.1 pF					
581-UQCSVA2R7BAT/500	UQCSVA2R7BAT2A/500	2.7	.1 pF					
581-UQCSVA3R0BAT/500	UQCSVA3R0BAT2A/500	3	.1 pF					
581-UQCSVA3R3BAT/500	UQCSVA3R3BAT2A/500	3.3	.1 pF					
581-UQCSVA3R9CAT/500	UQCSVA3R9CAT2A/500	3.9	.25 pF					
581-UQCSVA4R7CAT/500	UQCSVA4R7CAT2A/500	4.7	.25 pF					
581-UQCSVA5R6CAT/500	UQCSVA5R6CAT2A/500	5.6	.25 pF					
581-UQCSVA6R8CAT/500	UQCSVA6R8CAT2A/500	6.8	.25 pF					
581-UQCSVA8R2CAT/500	UQCSVA8R2CAT2A/500	8.2	.25 pF					
581-UQCSVA100JAT/500	UQCSVA100JAT2A/500	10	5%					
581-UQCSVA120JAT/500	UQCSVA120JAT2A/500	12	5%					

For quantities greater than listed, call for quote.

MOUSER STOCK NO.	AVX Part No.	Value (µF)	Tol. ±	Price Each 1	50	100	500	1000
Style UQCS '0603 250 Volt (Cont)								
581-UQCSVA150JAT/500	UQCSVA150JAT2A/500	15	5%					
581-UQCSVA180JAT/500	UQCSVA180JAT2A/500	18	5%					
581-UQCSVA200JAT/500	UQCSVA200JAT2A/500	20	5%					
581-UQCSVA220JAT/500	UQCSVA220JAT2A/500	22	5%					
581-UQCSVA240JAT/500	UQCSVA240JAT2A/500	24	5%					
581-UQCSVA270JAT/500	UQCSVA270JAT2A/500	27	5%					
581-UQCSVA300JAT/500	UQCSVA300JAT2A/500	30	5%					
581-UQCSVA330JAT/500	UQCSVA330JAT2A/500	33	5%					
581-UQCSVA390JAT/500	UQCSVA390JAT2A/500	39	5%					
581-UQCSVA470JAT/500	UQCSVA470JAT2A/500	47	5%					
581-UQCSVA560JAT/500	UQCSVA560JAT2A/500	56	5%					
581-UQCSVA680JAT/500	UQCSVA680JAT2A/500	68	5%					
581-UQCSVA820JAT/500	UQCSVA820JAT2A/500	82	5%					
581-UQCSVA101JAT/500	UQCSVA101JAT2A/500	100	5%					
Style UQCF '0805 250 Volt								
581-UQCFVA0R1BAT/500	UQCFVA0R1BAT2A/500	0.1	.1 pF					
581-UQCFVA0R2BAT/500	UQCFVA0R2BAT2A/500	0.2	.1 pF					
581-UQCFVA0R3BAT/500	UQCFVA0R3BAT2A/500	0.3	.1 pF					
581-UQCFVA0R4BAT/500	UQCFVA0R4BAT2A/500	0.4	.1 pF					
581-UQCFVA0R5BAT/500	UQCFVA0R5BAT2A/500	0.5	.1 pF					
581-UQCFVA0R6BAT/500	UQCFVA0R6BAT2A/500	0.6	.1 pF					
581-UQCFVA0R7BAT/500	UQCFVA0R7BAT2A/500	0.7	.1 pF					
581-UQCFVA0R8BAT/500	UQCFVA0R8BAT2A/500	0.8	.1 pF					
581-UQCFVA0R9BAT/500	UQCFVA0R9BAT2A/500	0.9	.1 pF					
581-UQCFVA1R0BAT/500	UQCFVA1R0BAT2A/500	1	.1 pF					
581-UQCFVA1R1BAT/500	UQCFVA1R1BAT2A/500	1.1	.1 pF					
581-UQCFVA1R2BAT/500	UQCFVA1R2BAT2A/500	1.2	.1 pF					
581-UQCFVA1R5BAT/500	UQCFVA1R5BAT2A/500	1.5	.1 pF					
581-UQCFVA1R8BAT/500	UQCFVA1R8BAT2A/500	1.8	.1 pF					
581-UQCFVA2R0BAT/500	UQCFVA2R0BAT2A/500	2	.1 pF					
581-UQCFVA2R2BAT/500	UQCFVA2R2BAT2A/500	2.2	.1 pF					
581-UQCFVA2R4BAT/500	UQCFVA2R4BAT2A/500	2.4	.1 pF					
581-UQCFVA2R7BAT/500	UQCFVA2R7BAT2A/500	2.7	.1 pF					
581-UQCFVA3R0BAT/500	UQCFVA3R0BAT2A/500	3	.1 pF					
581-UQCFVA3R3BAT/500	UQCFVA3R3BAT2A/500	3.3	.1 pF					
581-UQCFVA3R9CAT/500	UQCFVA3R9CAT2A/500	3.9	.25 pF					
581-UQCFVA4R7CAT/500	UQCFVA4R7CAT2A/500	4.7	.25 pF					
581-UQCFVA5R6CAT/500	UQCFVA5R6CAT2A/500	5.6	.25 pF					
581-UQCFVA6R8CAT/500	UQCFVA6R8CAT2A/500	6.8	.25 pF					
581-UQCFVA8R2CAT/500	UQCFVA8R2CAT2A/500	8.2	.25 pF					
581-UQCFVA100JAT/500	UQCFVA100JAT2A/500	10	5%					
581-UQCFVA120JAT/500	UQCFVA120JAT2A/500	12	5%					
581-UQCFVA150JAT/500	UQCFVA150JAT2A/500	15	5%					
581-UQCFVA180JAT/500	UQCFVA180JAT2A/500	18	5%					
581-UQCFVA200JAT/500	UQCFVA200JAT2A/500	20	5%					
581-UQCFVA220JAT/500	UQCFVA220JAT2A/500	22	5%					
581-UQCFVA240JAT/500	UQCFVA240JAT2A/500	24	5%					
581-UQCFVA270JAT/500	UQCFVA270JAT2A/500	27	5%					
581-UQCFVA300JAT/500	UQCFVA300JAT2A/500	30	5%					
581-UQCFVA330JAT/500	UQCFVA330JAT2A/500	33	5%					
581-UQCFVA390JAT/500	UQCFVA390JAT2A/500	39	5%					
581-UQCFVA470JAT/500	UQCFVA470JAT2A/500	47	5%					
581-UQCFVA560JAT/500	UQCFVA560JAT2A/500	56	5%					
581-UQCFVA680JAT/500	UQCFVA680JAT2A/500	68	5%					
581-UQCFVA820JAT/500	UQCFVA820JAT2A/500	82	5%					
581-UQCFVA101JAT/500	UQCFVA101JAT2A/500	100	5%					
581-UQCFVA121JAT/500	UQCFVA121JAT2A/500	120	5%					
581-UQCFVA151JAT/500	UQCFVA151JAT2A/500	150	5%					
581-UQCFVA181JAT/500	UQCFVA181JAT2A/500	180	5%					
581-UQCFVA201JAT/500	UQCFVA201JAT2A/500	200	5%					
581-UQCFVA221JAT/500	UQCFVA221JAT2A/500	220	5%					
581-UQCFVA241JAT/500	UQCFVA241JAT2A/500	240	5%					

© Copyright 2014 Mouser Electronics

© Copyright 2014 Mouser Electronics

AVX High Voltage MLC Chip Capacitors

A KYOCERA GROUP COMPANY

COG Dielectric Performance Characteristics:
- Dissipation factor: 0.1% max. (+25°C, 1.0 ± 0.2Vrms, 1kHz, for ≤ 1000pF use 1MHz)
- Operating temperature range: -55°C to +125°C
- Temperature characteristic: 0 ± 30 ppm/°C (0VDC)
- Dielectric strength: 120% rated voltage for 5 seconds at 50mA max. current.

X7R Dielectric Performance Characteristics:
- Dissipation factor: 2.5% max. (+25°C, 1.0 ± 0.2Vrms, 1kHz)
- Operating temperature range: -55°C to +125°C
- Temperature characteristic: 0 ± 30 ppm/°C (0 VDC)
- Dielectric strength: 120% rated voltage for 5 seconds at 50mA max. current.

✻Reflow soldering only

DIMENSIONS: mm (in.)

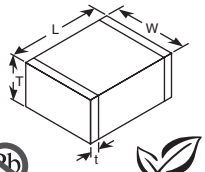

LEAD-FREE

RoHS Compliant

AVX special high voltage MLC chip capacitors meet the performance characteristics and are designed for applications requiring High value, low leakage and small size. These high voltage chip designs exhibit low ESRs at high frequencies.

Size	1206	1210	✻1808	✻1812	✻1825	2220	✻2225
(L) Length	3.20±.20 (.126±.008)	3.20±.20 (.126±.008)	4.57±.25 (.180±.01)	4.50±.30 (.177±.012)	4.50±.30 (.177±.012)	5.70±.40 (.224±.016)	5.72±.25 (.225±.016)
(W) Width	1.60±.20 (.063±.008)	2.50±.20 (.098±.008)	2.03±.25 (.080±.01)	3.20±.20 (.126±.008)	6.40±.30 (.252±.012)	5±.40 (.197±.016)	6.35±.25 (.250±.010)
(T) Thickness Max.	1.52 (.06)	1.70 (.067)	2.03 (.080)	2.54 (.100)	2.54 (.100)	3.30 (.130)	2.54 (.100)
(t) Terminal Min.	.25 (.01)	.25 (.01)	.25 (.01)	.25 (.01)	.25 (.01)	.25 (.010)	.25 (.01)
Max.	.75 (.03)	.75 (.03)	1.02 (.04)	1.02 (.04)	1.02 (.04)	1.02 (.040)	1.02 (.04)

MOUSER STOCK NO.	AVX Part No.	Value (pF)	Volt	Tol. ±	Price Each 1	100	500	Reel Qty.	Price Per Piece
1206 Style - Temperature Coef: C0G									
581-1206AA220K	1206AA220KAT1A	22	1000	10%				2000	
581-1206GA330K	1206GA330KAT1A	33	2000	10%				2000	
581-1206SA390J	1206SA390JAT1A	39	1500	5%				2000	
581-1206AA470K	1206AA470KAT1A	47	1000	10%				2000	
581-1206SA101J	1206SA101JAT1A	100	1500	5%				2000	
581-1206AA221J	1206AA221JAT1A	220	1000	5%				2000	
581-1206AA471J	1206AA471JAT1A	470	1000	5%				2000	
1206 Style - Temperature Coef: X7R									
581-1206GC101K	1206GC101KAT1A	100	2000	10%				2000	
581-1206GC221K	1206GC221KAT1A	220	2000	10%				2000	
581-1206CC471K	1206CC471KAT1A	470	600	10%				2000	
581-1206AC471K	1206AC471KAT1A	470	1000	10%				2000	
581-1206SC471K	1206SC471KAT1A	470	1500	10%				2000	
581-1206CC102K	1206CC102KAT1A	1000	600	10%				2000	
581-1206AC102K	1206AC102KAT1A	1000	1000	10%				2000	
581-1206GC102K	1206GC102KAT1A	1000	2000	10%				2000	
581-1206SC122K	1206SC122KAT1A	1200	1500	10%				2000	
581-1206AC222K	1206AC222KAT1A	2200	1000	10%				2000	
581-1206AC392K	1206AC392KAT1A	3900	1000	10%				2000	
581-1206AC472K	1206AC472KAT1A	4700	1000	10%				2000	
581-1206CC103K	1206CC103KAT1A	0.01µF	600	10%				2000	
1210 Style - Temperature Coef: C0G									
581-1210SA221K	1210SA221KAT1A	220	1500	10%				2000	
581-1210AA331K	1210AA331KAT1A	330	1000	10%				2000	
1210 Style - Temperature Coef: X7R									
581-1210GC821K	1210GC821KAT1A	820	2000	10%				2000	
581-1210AC102K	1210AC102KAT1A	1000	1000	10%				2000	
581-1210GC102K	1210GC102KAT1A	1000	2000	10%				2000	
581-1210GC102M	1210GC102MAT1A	1000	2000	20%				2000	
581-1210AC272K	1210AC272KAT1A	2700	1000	10%				2000	
581-1210SC272K	1210SC272KAT1A	2700	1500	10%				2000	
581-1210SC272M	1210SC272MAT1A	2700	1500	20%				2000	
581-1210GC332KAT1A	1210GC332KAT1A	3300	2000	10%				2000	
581-1210AC472K	1210AC472KAT1A	4700	1000	10%				2000	
581-1210SC562KAT1A	1210SC562KAT1A	5600	1500	10%				2000	
581-1210AC103K	1210AC103KAT1A	0.01µF	1000	10%				2000	
581-1210CC223K	1210CC223KAT1A	0.022µF	600	10%				2000	
1808 Style - Temperature Coef: C0G									
581-1808HA270K	1808HA270KAT1A	27	3000	10%				2000	
581-1808AA300K	1808AA300KAT1A	30	1000	10%				2000	
581-1808AA330K	1808AA330KAT1A	33	1000	10%				2000	
581-1808HA330K	1808HA330KAT1A	33	3000	10%				2000	
581-1808HA470K	1808HA470KAT1A	47	3000	10%				2000	
581-1808AA680K	1808AA680KAT1A	68	1000	10%				2000	
581-1808HA820K	1808HA820KAT1A	82	3000	10%				2000	
581-1808AA101K	1808AA101KAT1A	100	1000	10%				2000	
581-1808GA221J	1808GA221JAT1A	220	2000	5%				2000	
581-1808AA331K	1808AA331KAT1A	330	1000	10%				2000	
581-1808AA102K	1808AA102KAT1A	1000	1000	10%				2000	
1808 Style - Temperature Coef: X7R									
581-1808HC330M	1808HC330MAT1A	33	3000	20%				2000	
581-1808GC471K	1808GC471KAT1A	470	2000	10%				2000	
581-1808AC102K	1808AC102KAT1A	1000	1000	10%				2000	
581-1808GC102K	1808GC102KAT1A	1000	2000	10%				2000	
581-1808GC102M	1808GC102MAT1A	1000	2000	20%				2000	
581-1808HC102K	1808HC102KAT1A	1000	3000	10%				2000	
581-1808WC122K	1808WC122KAT1A	1200	2500	10%				2000	
581-1808GC152M	1808GC152MAT1A	1500	2000	20%				2000	
581-1808HC182KAT1A	1808HC182KAT1A	1800	3000	10%				2000	
581-1808AC222K	1808AC222KAT1A	2200	1000	10%				2000	
581-1808GC332KAT1A	1808GC332KAT1A	3300	2000	10%				2000	
581-1808AC472K	1808AC472KAT1A	4700	1000	10%				2000	
581-1808AC682K	1808AC682KAT1A	6800	1000	10%				2000	
581-1808SC102K	1808SC102KAT1A	1000	1500	10%				2000	
581-1808AC103K	1808AC103KAT1A	0.01µF	1000	10%				2000	
581-1808CC683KAT1A	1808CC683KAT1A	0.068µF	600	10%				2000	
1812 Style - Temperature Coef: C0G									
581-1812HA270K	1812HA270KAT1A	27	3000	10%				1000	
581-1812HA470J	1812HA470JAT1A	47	3000	5%				1000	
581-1812GA560J	1812GA560JAT1A	56	2000	5%				1000	
581-1812CA101K	1812CA101KAT1A	100	600	10%				1000	
581-1812AA101J	1812AA101JAT1A	100	1000	5%				1000	
581-1812HA101K	1812HA101KAT1A	100	3000	10%				1000	
581-1812GA151J	1812GA151JAT1A	150	2000	5%				1000	
581-1812AA221K	1812AA221KAT1A	220	1000	10%				1000	
581-1812HA221J	1812HA221JAT1A	220	3000	5%				1000	
581-1812HA221K	1812HA221KAT1A	220	3000	10%				1000	
581-1812GA331J	1812GA331JAT1A	330	2000	5%				1000	
581-1812AA471J	1812AA471JAT1A	470	1000	5%				1000	
581-1812GA471J	1812GA471JAT1A	470	2000	5%				1000	
581-1812SA561K	1812SA561KAT1A	560	1500	10%				1000	
581-1812AA821J	1812AA821JAT1A	820	1000	5%				1000	
581-1812AA102K	1812AA102KAT1A	1000	1000	10%				1000	
1812 Style - Temperature Coef: X7R									
581-1812GC331M	1812GC331MAT1A	330	2000	20%				1000	

MOUSER STOCK NO.	AVX Part No.	Value (pF)	Volt	Tol. ±	Price Each 1	100	500	Reel Qty.	Price Per Piece
1812 Style - Temperature Coef: X7R (Cont.)									
581-1812HC102K	1812HC102KAT1A	1000	3000	10%				2000	
581-1812AC102K	1812AC102KAT1A	1000	1000	10%				2000	
581-1812GC102K	1812GC102KAT1A	1000	2000	10%				1000	
581-1812GC102M	1812GC102MAT1A	1000	2000	20%				1000	
581-1812WC102K	1812WC102KAT1A	1000	2500	10%				1000	
581-1812WC122M	1812WC122MAT1A	1200	2500	20%				1000	
581-1812GC272K	1812GC272KAT1A	2700	2000	10%				1000	
581-1812GC332K	1812GC332KAT1A	3300	2000	10%				1000	
581-1812HC332KAT1A	1812HC332KAT1A	3300	3000	10%				1000	
581-1812HC392KAT1A	1812HC392KAT1A	3900	3000	10%				1000	
581-1812AC472K	1812AC472KAT1A	4700	1000	10%				1000	
581-1812SC472K	1812SC472KAT1A	4700	1500	10%				1000	
581-1812GC472K	1812GC472KAT1A	4700	2000	10%				1000	
581-1812AC502K	1812AC502KAT1A	5000	1000	10%				1000	
581-1812SC562K	1812SC562KAT1A	5600	1500	10%				1000	
581-1812GC682KAT1A	1812GC682KAT1A	6800	2000	10%				1000	
581-1812GC822KAT1A	1812GC822KAT1A	8200	2000	10%				1000	
581-1812CC103K	1812CC103KAT1A	0.01µF	600	10%				1000	
581-1812AC103J	1812AC103JAT1A	0.01µF	1000	5%				2000	
581-1812AC103M	1812AC103MAT1A	0.01µF	1000	20%				1000	
581-1812AC203M	1812AC203MAT1A	0.02µF	1000	20%				1000	
581-1812CC123KAT1A	1812CC123KAT1A	0.012uF	600	10%				1000	
581-1812AC223K	1812AC223KAT1A	0.022µF	1000	10%				1000	
581-1812AC223M	1812AC223MAT1A	0.022µF	1000	20%				1000	
581-1812AC273K	1812AC273KAT1A	0.027µF	1000	10%				1000	
581-1812AC273M	1812AC273MAT1A	0.027µF	1000	20%				1000	
581-1812CC333K	1812CC333KAT1A	0.033µF	600	10%				1000	
581-1812CC473K	1812CC473KAT1A	0.047µF	600	10%				1000	
581-1812CC683K	1812CC683KAT1A	0.068µF	600	10%				1000	
1825 Style -Temperature Coef: C0G									
581-1825GA331K	1825GA331KAT1A	330	2000	10%				1000	
581-1825HA471K	1825HA471KAT1A	470	3000	10%				1000	
581-1825HA681J	1825HA681JAT1A	680	3000	5%				1000	
581-1825GA102K	1825GA102KAT1A	1000	2000	10%				1000	
581-1825WA102J	1825WA102JAT1A	1000	2500	5%				1000	
581-1825WA102K	1825WA102KAT1A	1000	2500	10%				1000	
581-1825CA103K	1825CA103KAT1A	0.01µF	600	10%				1000	
581-1825AA332J	1825AA332JAT1A	3300	1000	5%				500	
581-1825AA472J	1825AA472JAT1A	4700	1000	5%				1000	
581-1825CA123K	1825CA123KAT1A	0.012µF	600	10%				1000	
1825 Style -Temperature Coef: X7R									
581-1825HC103KAT1A	1825HC103KAT1A	0.01uF	3000	10%				1000	
581-1825AC104K	1825AC104KAT1A	0.1µF	1000	10%				1000	
581-1825SC123K	1825SC123KAT1A	0.012µF	1500	10%				1000	
581-1825GC153KAT1A	1825GC153KAT1A	0.015µF	2000	10%				1000	
581-1825WC153KAT1A	1825WC153KAT1A	0.015µF	1500	10%				1000	
581-1825GC223KAT1A	1825GC223KAT1A	0.022µF	2000	10%				1000	
581-1825AC473K	1825AC473KAT1A	0.047µF	1000	10%				1000	
581-1825CC104K	1825CC104KAT1A	0.1µF	600	10%				1000	
581-1825CC154K	1825CC154KAT1A	0.15µF	600	10%				1000	
581-1825CC154M	1825CC154MAT1A	0.15µF	600	20%				1000	
581-1825CC274KAT1A	1825CC274KAT1A	0.27µF	600	10%				1000	
2220 Style -Temperature Coef: X7R									
581-2220HC562KAT1A	2220HC562KAT1A	5600	3000	10%				1000	
581-2220HC682KAT1A	2220HC682KAT1A	6800	3000	10%				1000	
581-2220HC103KAT1A	2220HC103KAT1A	0.01µF	3000	10%				1000	
581-2220HC123KAT1A	2220HC123KAT1A	0.012µF	3000	10%				1000	
581-2220WC183KAT1A	2220WC183KAT1A	0.018µF	2500	10%				1000	
581-2220GC273KAT1A	2220GC273KAT1A	0.027µF	2000	10%				500	
581-2220SC473KAT1A	2220SC473KAT1A	0.047µF	1500	10%				1000	
581-2220AC104KAT1A	2220AC104KAT1A	0.1µF	1000	10%				1000	
581-2220AC124KAT1A	2220AC124KAT1A	0.12µF	1000	10%				1000	
581-2220CC274KAT1A	2220CC274KAT1A	0.27µF	600	10%				500	
2225 Style - Temperature Coef: C0G									
581-2225HA681K	2225HA681KAT1A	680	3000	10%				1000	
581-2225GA102K	2225GA102KAT1A	1000	2000	10%				1000	
581-2225AA472M	2225AA472MAT1A	4700	1000	20%				500	
581-2225AA822K	2225AA822KAT1A	8200	1000	10%				500	
2225 Style - Temperature Coef: X7R									
581-2225GC102K	2225GC102KAT1A	1000	2000	10%				1000	
581-2225HC102K	2225HC102KAT1A	1000	3000	10%				1000	
581-2225HC332K	2225HC332KAT1A	3200	3000	10%				1000	
581-2225GC472K	2225GC472KAT1A	4700	2000	10%				500	
581-2225GC103K	2225GC103KAT1A	0.01µF	2000	10%				1000	
581-2225HC103KAT1A	2225HC103KAT1A	0.01µF	3000	10%				1000	
581-2225WC103K	2225WC103KAT1A	0.01µF	2500	10%				1000	
581-2225HC153KAT1A	2225HC153KAT1A	0.015µF	3000	10%				1000	
581-2225WC223KAT1A	2225WC223KAT1A	0.022µF	2500	10%				1000	
581-2225CC333K	2225CC333KAT1A	0.033µF	600	10%				1000	
581-2225GC333KAT1A	2225GC333KAT1A	0.033µF	2000	10%				1000	
581-2225SC683KAT1A	2225SC683KAT1A	0.068µF	1500	10%				1000	
581-2225AC823K	2225AC823KAT1A	0.082µF	1000	10%				1000	
581-2225CC104K	2225CC104KAT1A	0.1µF	600	10%				1000	
581-2225AC104K	2225AC104KAT1A	0.1µF	1000	10%				1000	
581-2225CC224K	2225CC224KAT1A	0.22µF	600	10%				1000	

© Copyright 2014 Mouser Electronics

© Copyright 2014 Mouser Electronics

AVX Tin/Lead Chip Capacitors

MLCC TIN/LEAD TERMINATION "B"

AVX Corporation will support those customers for commercial and military multilayer ceramic capacitors with a termination consisting of 5% minimum lead. This termination is indicated by the use of a "B" in the 12th position of the AVX catalog part number. This fulfills AVX's commitment to providing a full range of products to our customers.

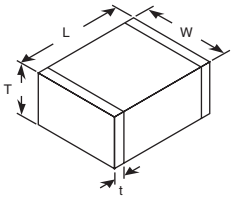

Size	DIMENSIONS: mm (in.)		
	LD03	LD05	LD06
(L) Length	1.60±0.15 (0.063±0.006)	2.01±0.20 (0.079±0.008)	3.20±0.20 (0.126±0.008)
(W) Width	0.81±0.15 (0.032±0.006)	1.25±0.20 (0.049±0.008)	1.60±0.20 (0.063±0.008)
(t) Terminal	0.35±0.15 (0.014±0.006)	0.50±0.25 (0.020±0.010)	0.50±0.25 (0.020±0.010)
Soldering	Reflow Only	Reflow/Wave	Reflow/Wave
Packaging	All Paper	Paper/Embossed	Paper/Embossed

For quantities greater than listed, call for quote.

MOUSER STOCK NO.	AVX Part No.	Dielectric	Value (pF)	Voltage	Tolerance (±)	Thickness Max. (T): mm (in.)	Price Each 1	100	500	1000	2000	Reel Qty.	Price Each
0603													
581-LD035A150JAB2A	LD035A150JAB2A	C0G	15	50	5%	0.86 (0.034)						4000	
581-LD035A220JAB2A	LD035A220JAB2A	C0G	22	50	5%	0.86 (0.034)						4000	
581-LD035A101JAB2A	LD035A101JAB2A	C0G	100	50	5%	0.86 (0.034)						4000	
581-LD031A101JAB2A	LD031A101JAB2A	C0G	100	100	5%	0.86 (0.034)						4000	
581-LD035A221JAB2A	LD035A221JAB2A	C0G	220	50	5%	0.86 (0.034)						4000	
581-LD035A331JAB2A	LD035A331JAB2A	C0G	330	50	5%	0.86 (0.034)						4000	
581-LD035A471JAB2A	LD035A471JAB2A	C0G	470	50	5%	0.86 (0.034)						4000	
581-LD035C102KAB2A	LD035C102KAB2A	X7R	1000	50	10%	0.86 (0.034)						4000	
581-LD035C222KAB2A	LD035C222KAB2A	X7R	2200	50	10%	0.86 (0.034)						4000	
581-LD03YC103KAB2A	LD03YC103KAB2A	X7R	0.01µF	16	10%	0.86 (0.034)						4000	
581-LD035C103KAB2A	LD035C103KAB2A	X7R	0.01µF	50	10%	0.86 (0.034)						4000	
581-LD031C103KAB2A	LD031C103KAB2A	X7R	0.01µF	100	10%	0.86 (0.034)						4000	
581-LD03YC104KAB2A	LD03YC104KAB2A	X7R	0.1µF	16	10%	0.86 (0.034)						4000	
581-LD035C104KAB2A	LD035C104KAB2A	X7R	0.1µF	50	10%	0.86 (0.034)						4000	
0805													
581-LD055A100KAB2A	LD055A100KAB2A	C0G	10	50	10%	0.71 (0.028)						4000	
581-LD051A220KAB2A	LD051A220KAB2A	C0G	22	100	10%	0.71 (0.028)						4000	
581-LD051A470KAB2A	LD051A470KAB2A	C0G	47	100	10%	0.71 (0.028)						4000	
581-LD051A101JAB2A	LD051A101JAB2A	C0G	100	100	5%	0.71 (0.028)						4000	
581-LD051A101KAB2A	LD051A101KAB2A	C0G	100	100	10%	0.71 (0.028)						4000	
581-LD055A331JAB2A	LD055A331JAB2A	C0G	330	50	5%	0.71 (0.028)						4000	
581-LD051A471JAB2A	LD051A471JAB2A	C0G	470	100	5%	0.94 (0.037)						4000	
581-LD051A102JAB2A	LD051A102JAB2A	C0G	1000	100	5%	0.94 (0.037)						4000	
581-LD051A102KAB2A	LD051A102KAB2A	C0G	1000	100	10%	0.94 (0.037)						4000	
581-LD055C102KAB2A	LD055C102KAB2A	X7R	1000	50	10%	0.94 (0.037)						4000	
581-LD051C102KAB2A	LD051C102KAB2A	X7R	1000	100	10%	0.94 (0.037)						4000	
581-LD055C472KAB2A	LD055C472KAB2A	X7R	4700	50	10%	1.40 (0.055)						4000	
581-LD055C103KAB2A	LD055C103KAB2A	X7R	0.01µF	50	10%	0.94 (0.037)						4000	
581-LD051C103KAB2A	LD051C103KAB2A	X7R	0.033µF	100	10%	0.94 (0.037)						4000	
581-LD055C333KAB2A	LD055C333KAB2A	X7R	0.047µF	50	10%	1.27 (0.050)						4000	
581-LD055C473KAB2A	LD055C473KAB2A	X7R	0.047µF	50	10%	1.27 (0.050)						4000	
581-LD051C473KAB2A	LD051C473KAB2A	X7R	0.047µF	100	10%	1.27 (0.050)						2000	
581-LD055C683KAB2A	LD055C683KAB2A	X7R	0.063µF	50	10%	1.27 (0.050)						4000	
581-LD053C104KAB2A	LD053C104KAB2A	X7R	0.1µF	25	10%	0.94 (0.037)						4000	
581-LD053C224KAB2A	LD053C224KAB2A	X7R	0.22µF	25	10%	1.27 (0.050)						2000	
1206													
581-LD065C103KAB2A	LD065C103KAB2A	X7R	0.01µF	50	10%	0.94 (0.037)						4000	
581-LD065C104KAB2A	LD065C104KAB2A	X7R	0.1µF	50	10%	0.94 (0.037)						4000	
581-LD061C104KAB2A	LD061C104KAB2A	X7R	0.1µF	100	10%	1.27 (0.050)					-	2000	
581-LD065C224KAB2A	LD065C224KAB2A	X7R	0.22µF	50	10%	0.94 (0.037)						4000	
581-LD065C334KAB2A	LD065C334KAB2A	X7R	0.33µF	50	10%	1.27 (0.050)					-	2000	
581-LD065C474KAB2A	LD065C474KAB2A	X7R	0.47µF	50	10%	1.27 (0.050)					-	2000	
581-LD063C105KAB2A	LD063C105KAB2A	X7R	1.0µF	25	10%	1.78 (0.07)					-	2000	

HIGH VOLTAGE MLC CHIPS TIN/LEAD TERMINATION "B"

Larger physical sizes than normally encountered chips are used to make high voltage MLC chip product. Special precautions must be taken in applying these chips in surface mount assemblies. The temperature gradient during heating or cooling cycles should not exceed 4°C per second. The preheat temperature must be within 50°C of the peak temperature reached by the ceramic bodies through the soldering process. Chip sizes 1808 and larger should be reflow soldered only. Capacitors may require protective surface coating to prevent external arcing.

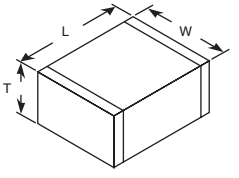

Size	DIMENSIONS: mm (in.)			
	LD06	LD08	LD12	LD13
(L) Length	3.20±0.2 (0.126±0.008)	4.57±0.25 (0.180±0.010)	4.50±0.3 (0.177±0.012)	4.50±0.3 (0.177±0.012)
(W) Width	1.60±0.2 (0.063±0.008)	2.03±0.25 (0.080±0.010)	3.20±0.2 (0.126±0.008)	6.40±0.3 (0.252±0.012)

For quantities greater than listed, call for quote.

MOUSER STOCK NO.	AVX Part No.	Dielectric	Value (pF)	Voltage	Tolerance (±)	Thickness Max. (T): mm (in.)	Price Each 1	100	500	1000	Reel Qty.	Price Each
1206												
581-LD06GA220KAB1A	LD06GA220KAB1A	C0G	22	2000	10%	1.52 (0.060)					2000	
581-LD06GC101KAB1A	LD06GC101KAB1A	X7R	100	2000	10%	1.52 (0.060)					2000	
581-LD06GC102KAB1A	LD06GC102KAB1A	X7R	1000	2000	10%	1.52 (0.060)					2000	
581-LD06AC472KAB1A	LD06AC472KAB1A	X7R	4700	1000	10%	1.52 (0.060)					2000	
581-LD06CC103KAB1A	LD06CC103KAB1A	X7R	0.01µF	600	10%	1.52 (0.060)					2000	
1808												
581-LD08HC471KAB1A	LD08HC471KAB1A	X7R	470	3000	10%	2.03 (0.080)					2000	
581-LD08AC103KAB1A	LD08AC103KAB1A	X7R	0.01µF	1000	10%	2.03 (0.080)					2000	
581-LD08AC153KAB1A	LD08AC153KAB1A	X7R	0.015µF	1000	10%	2.03 (0.080)					2000	
1812												
581-LD12HA221JAB1A	LD12HA221JAB1A	C0G	220	3000	5%	2.54 (0.100)					2000	
581-LD12GA331JAB1A	LD12GA331JAB1A	C0G	330	2000	5%	2.54 (0.100)					2000	
581-LD12HC102KAB1A	LD12HC102KAB1A	X7R	1000	3000	10%	2.54 (0.100)				-	1000	
581-LD12AC103KAB1A	LD12AC103KAB1A	X7R	0.01µF	1000	10%	2.54 (0.100)				-	1000	
1825												
581-LD13HC272KAB1A	LD13HC272KAB1A	X7R	2700	3000	10%	2.54 (0.100)				-	1000	
581-LD13GC562KAB1A	LD13GC562KAB1A	X7R	5600	2000	10%	2.54 (0.100)				-	1000	
581-LD13CA103KAB1A	LD13CA103KAB1A	C0G	0.01µF	600	10%	2.54 (0.100)				-	1000	
581-LD13GC103KAB1A	LD13GC103KAB1A	X7R	0.01µF	2000	10%	2.54 (0.100)				-	1000	
581-LD13CC154KAB1A	LD13CC154KAB1A	X7R	0.15µF	600	10%	2.54 (0.100)				-	1000	

© Copyright 2014 Mouser Electronics
© Copyright 2014 Mouser Electronics

AVX MLCC Capacitors and Kits

Products may be RoHS compliant. Check mouser.com for RoHS status.

RH SERIES CAPACITORS

This range of uncoated MLC capacitors are processed for input and output filter capacitors in high frequency DC-DC convertor applications above 10 watts e.g. telecomms and instrumentation, where high volume and low cost is required.

DIMENSIONS: mm (in.)

Style	L max	W max	H max	S ± 0.1 (±0.004)	h	No. of leads per side
RH22	7.62(0.300)	5.40(0.213)	7.50(0.295)	2.50(0.098)	1.50±0.30(0.059±0.012)	2
RH51	10.7(0.421)	10.7(0.421)	4.90(0.192)	7.62(0.300)	1.60±0.10(0.062±0.004)	4
RH52	10.7(0.421)	10.7(0.421)	8.20(0.323)	7.62(0.300)	1.60±0.10(0.062±0.004)	4



For quantities greater than listed, call for quote.

MOUSER STOCK NO.	AVX Part No.	Temp. Coef.	Value (µF)	Volt	Price Each 1	Price Each 50	Price Each 100
Style RH22							
581-RH221C106MA3RA3	RH221C106MA3RA3	X7R	10	100			
581-RH225C226MA3RA3	RH225C226MA3RA3	X7R	22	50			
581-RH223C476MA3RA3	RH223C476MA3RA3	X7R	47	25			
Style RH51							
581-RH511C126MA3RA3	RH511C126MA3RA3	X7R	12	100			
Style RH52							
581-RH521C226MA3RA3	RH521C226MA3RA3	X7R	22	100			
581-RH525C336MA3RA3	RH525C336MA3RA3	X7R	33	50			

AU SERIES CAPACITOR

Features:
- Capacitance Tolerance: ±10%
- Temperature Characteristic: ±15%
- Test Frequency: 1 kHz @ 1 Vms ± .2V
- Termination: Nickel Barrier, Gold Flash
- For insulation resistance, charge device with rated voltage for 120secs @ room temp/humidity

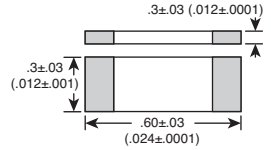

DIMENSIONS: mm (in.)



For quantities greater than listed, call for quote.

MOUSER STOCK NO.	AVX Part No.	Value (nF)	Volt	Dissipation Factor (%)	Operating Temp. (ºC)	Insulation Resistance (MΩ)	Price Each 1	Price Each 50	Price Each 100	Reel Qty.	Price Per Piece
581-AU016D104KAG2A	AU016D104KAG2A	100	6.3	10 max.	-55 to +85	1,000 min.				15000	

AVX HI-CAP MULTILAYER CERAMIC CHIP CAPACITORS

Application Note:
A higher voltage capacitor may be used in a lower voltage application. Also available in various voltages, tolerances, sizes, and temperature coefficients.

Features:
- Temperature coefficient: C0G (NP0) -55°C to +125°C
  X7R -55°C to +125°C
  X5R -55°C to +85°C
  Y5V -30°C to +85°C

MOUSER STOCK NO.	Description	Price Each
581-HIGHCAP-KIT	20 pieces for ea. 28 values	

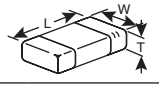

DIMENSIONS: mm (in.)

Size	(L) Length	(W) Width	(T) Thickness
0402	1 ± 0.1 (.04 ± .004)	.5 ± 0.10 (.002 ± .004)	.6 (.024)
0603	1.6 ± .15 (.063 ± .006)	.81 ± .15 (.032 ± .006)	.9 (.035)
0805	2.01 ± .2 (.079 ± .008)	1.25 ± .2 (0.49 ± .008)	1.3 (.051)
1206	3.20 ± .2 (.126 ± .008)	1.6 ± .2 (0.063 ± .008)	1.5 (.059)
1210	3.2 ± .2 (.126 ± .008)	2.50 ± .2 (.098 ± .008)	.5±.25 (.02±.01)



For quantities greater than listed, call for quote.

MOUSER STOCK NO.	AVX Part No.	Temp. Coef.	Value (µF)	Volt.	Tol ± (%)	Price Each 1	Price Each 100	Price Each 1000	Reel Qty.	Price Per Piece
Style 0402										
581-04024D105M	04024D105MAT2A	X5R	1	4	10				10000	
581-04026D105M	04026D105KAT2A	X5R	1	6.3	10				10000	
581-0402ZD105M	0402ZD105KAT2A	X5R	1	10	10				10000	
581-04024D225M	04024D225MAT2A	X5R	2.2	4	10				10000	
Style 0603										
581-06036D105K	06036D105KAT2A	X5R	1	6.3	10				4000	
581-0603ZD105K	0603ZD105KAT2A	X5R	1	10	10				4000	
581-0603ZG105Z	0603ZG105ZAT2A	Y5V	1	10	+80-20				4000	
581-0603YD105K	0603YD105KAT2A	X5R	1	16	10				4000	
581-06033D105K	06033D105KAT2A	X5R	1	25	10				4000	
581-06034D225K	06034D225KAT2A	X5R	2.2	4	10				4000	
581-06036D225K	06036D225KAT2A	X5R	2.2	6.3	10				4000	
581-0603ZD225K	0603ZD225KAT2A	X5R	2.2	10	10				4000	
581-0603YD225K	0603YD225KAT2A	X5R	2.2	16	10				4000	
581-06034D106M	06034D106MAT2A	X5R	10	4	20				3000	
Style 0805										
581-0805ZC105K	0805ZC105KAT2A	X7R	1	10	10				3000	
581-0805YD105K	0805YD105KAT2A	X5R	1	16	10				2000	
581-08053D105K	08053D105KAT2A	X5R	1	25	10				3000	
581-08055D105K	08055D105KAT2A	X5R	1	50	10				3000	
581-0805YG105Z	0805YG105ZAT2A	Y5V	1	16	+80-20				2000	
581-08053G105Z	08053G105ZAT2A	Y5V	1	25	+80-20				3000	
581-0805YG225Z	0805YG225ZAT2A	Y5V	2.2	16	+80-20				3000	
581-0805YD225K	0805YD225KAT2A	X5R	2.2	16	10				3000	
581-08053D225K	08053D225KAT2A	X5R	2.2	25	10				3000	
581-08056D335K	08056D335KAT2A	X5R	3.3	6.3	10				3000	
581-0805ZD335K	0805ZD335KAT2A	X5R	3.3	10	10				3000	
581-0805ZG475Z	0805ZG475ZAT2A	U5V	4.7	10	+80-20				3000	
581-08056D475K	08056D475KAT2A	X5R	4.7	6.3	10				3000	
581-0805ZD475K	0805ZD475KAT2A	X5R	4.7	10	10				3000	
581-0805YD475K	0805YD475KAT2A	X5R	4.7	16	10				3000	
581-08053D475K	08053D475KAT2A	X5R	4.7	25	10				3000	
581-08056D106K	08056D106KAT2A	X5R	10	6.3	10				3000	
581-0805ZD106K	0805ZD106KAT2A	X5R	10	10	10				3000	
581-0805YD106K	0805YD106KAT2A	X5R	10	16	10				3000	
Style 1206										
581-1206YG105Z	1206YG105ZAT2A	Y5V	1	16	+80-20				4000	
581-1206YC105J	1206YC105JAT2A	X7R	1	16	5				2500	
581-1206YC105K	1206YC105KAT2A	X7R	1	16	10				3000	
581-12063C105K	12063C105KAT2A	X7R	1	25	10				2500	
581-1206ZC225K	1206ZC225KAT2A	X7R	2.2	10	10				2500	
581-1206ZC225J	1206ZC225JAT2A	X7R	2.2	10	5				2000	

For quantities greater than listed, call for quote.

MOUSER STOCK NO.	AVX Part No.	Temp. Coef.	Value (µF)	Volt.	Tol ± (%)	Price Each 1	Price Each 100	Price Each 1000	Reel Qty.	Price Per Piece
Style 1206 (Cont.)										
581-1206ZD335K	1206ZD335KAT2A	X5R	3.3	10	10				2000	
581-1206ZD475K	1206ZD475KAT2A	X5R	4.7	10	10				2000	
581-12066D106K	12066D106KAT2A	X5R	10	6.3	10				4000	
581-1206ZD106K	1206ZD106KAT2A	X5R	10	10	10				2500	
581-12066D226M	12066D226MAT2A	X5R	22	6.3	20				2500	
581-12066D476M	12066D476MAT2A	X5R	47	6.3	20				2500	
581-12063G105Z	12063G105ZAT2A	Y5V	1	25	+80-20				4000	
581-12065G105Z	12065G105ZAT2A	Y5V	1	50	+80-20				4000	
581-1206YG225Z	1206YG225ZAT2A	Y5V	2.2	16	+80-20				3000	
581-12063G225Z	12063G225ZAT2A	Y5V	2.2	25	+80-20				3000	
581-1206YG475Z	1206YG475ZAT2A	Y5V	4.7	16	+80-20				2000	
581-1206ZG106Z	1206ZG106ZAT2A	Y5V	10	10	+80-20				2500	
Style 1210										
581-12103C105K	12103C105KAT2A	X7R	1	25	0.1				3000	
581-12103C105M	12103C105MAT2A	X7R	1	25	0.2				3000	
581-12105C105K	12105C105KAT2A	X7R	1	50	0.1				2000	
581-1210YC125K	1210YC125KAT2A	X7R	1.2	16	0.1				2000	
581-1210YC185K	1210YC185KAT2A	X7R	1.8	16	0.1				2000	
581-1210YC225K	1210YC225KAT2A	X7R	2.2	16	0.1				2000	
581-12103C225K	12103C225KAT2A	X7R	2.2	25	0.1				2000	
581-12103C225M	12103C225MAT2A	X7R	2.2	25	0.2				2000	
581-1210YC475J	1210YC475JAT2A	X7R	4.7	16	0.05				1000	
581-1210YC475K	1210YC475KAT2A	X7R	4.7	16	0.1				1000	
581-12103D475M	12103D475MAT2A	X5R	4.7	25	0.2				1000	
581-1210ZD106K	1210ZD106KAT2A	X5R	10	10	0.1				2000	
581-1210YD106K	1210YD106KAT2A	X5R	10	16	0.1				2000	
581-1210YD106M	1210YD106MAT2A	X5R	10	16	0.2				1000	
581-12103D106K	12103D106KAT2A	X5R	10	25	0.1				2000	
581-12106D226K	12106D226KAT2A	X5R	22	6.3	0.1				1000	
581-1210ZD226K	1210ZD226KAT2A	X5R	22	10	0.1				1000	
581-1210ZD226M	1210ZD226MAT2A	X5R	22	10	0.2				1000	
581-1210YD226K	1210YD226KAT2A	X5R	22	16	0.1				1000	
581-12106D476M	12106D476MAT2A	X5R	47	6.3	0.2				1000	
581-12105G105Z	12105G105ZAT2A	Y5V	1	50	+80-20				3000	
581-1210YG475Z	1210YG475ZAT2A	Y5V	4.7	16	+80-20				2500	
581-12103G475Z	12103G475ZAT2A	Y5V	4.7	25	+80-20				3000	
581-1210ZG106Z	1210ZG106ZAT2A	Y5V	10	10	+80-20				2500	
581-12103G106Z	12103G106ZAT2A	Y5V	10	25	+80-20				2000	
581-1210ZG226Z	1210ZG226ZAT2A	Y5V	22	10	+80-20				2000	
581-1210YG226Z	1210YG226ZAT2A	Y5V	22	16	+80-20				1000	

© Copyright 2014 Mouser Electronics

© Copyright 2014 Mouser Electronics

AVX 0201, 0402, 0603 - Multilayer Ceramic Chip Capacitors

Application Note:
A higher voltage capacitor may be used in a lower voltage application. Also available in various voltages, tolerances, sizes, and temperature coefficients.

Features:
- Temperature coefficient: C0G (NP0) -55°C to +125°C
  X7R -55°C to +125°C
  X5R -55°C to +85°C
  Y5V -30°C to +85°C
- Preferred tolerances: ±5%, 10%, 20%

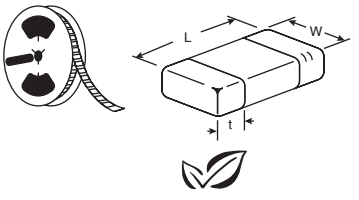

RoHS Compliant

Size	0101	0201	0402	0603
Soldering	Reflow Only	Reflow Only	Reflow Only	Reflow Only
Packaging	All Paper	All Paper	PaperAll	PaperPaper
L Length	0.40 ± 0.03 (0.016±0.0008)	0.60 ± 0.03 (0.024 ± 0.001)	1.00 ± 0.10 (0.040 ± 0.004)	1.60 ± 0.15 (0.063 ± 0.006)
W Width	0.20 ± 0.02 (0.008 ± 0.0008)	0.30 ± 0.03 (0.011 ± 0.001)	0.50 ± 0.1 (0.020 ± 0.004)	0.81 ± 0.15 (0.032 ± 0.006)
t Terminal	0.10 ± 0.04 (0.004 ± 0.016)	0.15 ± 0.05 (0.006 ± 0.002)	0.25 ± 0.15 (0.010 ± 0.006)	0.35 ± 0.15 (0.014 ± 0.006)

DIMENSIONS: mm (in.)

Style 0101

For quantities greater than listed, call for quote.

MOUSER STOCK NO.	AVX Part No.	Temp. Coef.	Value (pF)	Volt	Tol. ±	Price Each 1	100	1000	20000
581-01016D101KAT2A	01016D101KAT2A	X5R	100	6.3	10%				
581-01016D102KAT2A	01016D102KAT2A	X5R	1000	6.3	10%				
581-01016D103KAT2A	01016D103KAT2A	X5R	0.01µF	6.3	10%				
581-0101YA120JAT2A	0101YA120JAT2A	C0G	12	16	5%				
581-0101YA150JAT2A	0101YA150JAT2A	C0G	15	16	5%				
581-0101YA1R2BAT2A	0101YA1R2BAT2A	C0G	1.2	16	.10pF				
581-0101YA2R2BAT2A	0101YA2R2BAT2A	C0G	2.2	16	.10pF				
581-0101YA3R9BAT2A	0101YA3R9BAT2A	C0G	3.9	16	.10pF				
581-0101YA3R9CAT2A	0101YA3R9CAT2A	C0G	3.9	16	.25pF				

Style 0201

For quantities greater than listed, call for quote.

MOUSER STOCK NO.	AVX Part No.	Temp. Coef.	Value (pF)	Volt	Tol. ±	Price Each 1	100	1000	15000
581-02013A1R0C	02013A1R0CAT2A	C0G	1.0	25	.25pF				
581-02013A2R7C	02013A2R7CAT2A	C0G	2.7	25	.25pF				
581-02013A4R7C	02013A4R7CAT2A	C0G	4.7	25	.25pF				
581-02013A330J	02013A330JAT2A	C0G	33	25	5%				
581-0201YC181K	0201YC181KAT2A	X7R	180	16	10%				
581-0201YC331K	0201YC331KAT2A	X7R	330	16	10%				
581-0201YC821K	0201YC821KAT2A	X7R	820	16	10%				
581-0201YC102K	0201YC102KAT2A	X7R	1000	16	10%				
581-020110D103K	0201ZD103KAT2A	X5R	0.01µF	10	10%				
581-0201ZG103Z	0201ZG103ZAT2A	Y5V	0.01µF	10	80,±20				
581-02016G473Z	02016G473ZAT2A	Y5V	0.047µF	6.3	80,±20				

Style 0402

For quantities greater than listed, call for quote.

MOUSER STOCK NO.	AVX Part No.	Temp. Coef.	Value (pF)	Volt	Tol. ±	Price Each 1	100	1000	10000
581-04025A0R5C	04025A0R5CAT2A	C0G	0.5	50	.25pF				
581-04023A1R0B	04023A1R0BAT2A	C0G	1.0	25	0.1pF				
581-04025A1.0C	04025A1R0CAT2A	C0G	1.0	50	.25pF				
581-04025A1R2C	04025A1R2CAT2A	C0G	1.2	50	.25pF				
581-04025A1R5C	04025A1R5CAT2A	C0G	1.5	50	.25pF				
581-04025A2R2C	04025A2R2CAT2A	C0G	2.2	50	.25pF				
581-04025A2R7C	04025A2R7CAT2A	C0G	2.7	50	.25pF				
581-04025A3R0C	04025A3R0CAT2A	C0G	3.0	50	.25pF				
581-04025A3R3C	04025A3R3CAT2A	C0G	3.3	50	.25pF				
581-04025A3R9C	04025A3R9CAT2A	C0G	3.9	50	.25pF				
581-04025A4.7C	04025A4R7CAT2A	C0G	4.7	50	.25pF				
581-04025A5R6C	04025A5R6CAT2A	C0G	5.6	50	.25pF				
581-04025A6R8C	04025A6R8CAT2A	C0G	6.8	50	.25pF				
581-04025A100J	04025A100JAT2A	C0G	10	50	5%				
581-04025A120J	04025A120JAT2A	C0G	12	50	5%				
581-04025A150F	04025A150FAT2A	C0G	15	50	1%				
581-04025A150G	04025A150GAT2A	C0G	15	50	2%				
581-04025A150J	04025A150JAT2A	C0G	15	50	5%				
581-04025A180F	04025A180FAT2A	C0G	18	50	1%				
581-04025A180J	04025A180JAT2A	C0G	18	50	5%				
581-04023A220K	04023A220KAT2A	C0G	22	25	10%				
581-04025A220J	04025A220JAT2A	C0G	22	50	5%				
581-04025A270J	04025A270JAT2A	C0G	27	50	5%				
581-04025A330J	04025A330JAT2A	C0G	33	50	5%				
581-04025A390J	04025A390JAT2A	C0G	39	50	5%				
581-04025A470J	04025A470JAT2A	C0G	47	50	5%				
581-04025A560J	04025A560JAT2A	C0G	56	50	5%				
581-04025A680J	04025A680JAT2A	C0G	68	50	5%				
581-04025A820J	04025A820JAT2A	C0G	82	50	5%				
581-04023A101F	04023A101FAT2A	C0G	100	25	1%				
581-04025A101J	04025A101JAT2A	C0G	100	50	5%				
581-04023A151J	04023A151JAT2A	C0G	150	25	5%				
581-04025A151J	04025A151JAT2A	C0G	150	50	5%				
581-04023A181J	04023A181JAT2A	C0G	180	25	5%				
581-04025A181J	04025A181JAT2A	C0G	180	50	5%				
581-04025C331K	04025C331KAT2A	X7R	330	50	10%				
581-04023C151M	04023C151MAT2A	X7R	150	25	20%				
581-04025C221K	04025C221KAT2A	X7R	220	50	10%				
581-04025C241J	04025C241JAT2A	X7R	240	50	5%				
581-04025C271K	04025C271KAT2A	X7R	270	50	10%				
581-04023C471J	04023C471JAT2A	X7R	470	25	5%				
581-04023C471K	04023C471KAT2A	X7R	470	25	10%				
581-04025C471J	04025C471JAT2A	X7R	470	50	5%				
581-04025C471K	04025C471KAT2A	X7R	470	50	10%				
581-04023C561J	04023C561JAT2A	X7R	560	25	5%				
581-04025C561K	04025C561KAT2A	X7R	560	50	10%				

Style 0402 (Cont.)

For quantities greater than listed, call for quote.

MOUSER STOCK NO.	AVX Part No.	Temp. Coef.	Value (pF)	Volt	Tol. ±	Price Each 1	100	1000	10000
581-04025C681J	04025C681JAT2A	X7R	680	50	5%				
581-0402YC681K	0402YC681KAT2A	X7R	680	16	10%				
581-04023C102J	04023C102JAT2A	X7R	1000	25	5%				
581-04025C102J	04025C102JAT2A	X7R	1000	50	5%				
581-04025C102K	04025C102KAT2A	X7R	1000	50	10%				
581-04023C152K	04023C152KAT2A	X7R	1500	25	10%				
581-04025C152K	04025C152KAT2A	X7R	1500	50	10%				
581-04025C222K	04025C222KAT2A	X7R	2200	50	10%				
581-04023C472J	04023C472JAT2A	X7R	4700	25	5%				
581-04023C472K	04023C472KAT2A	X7R	4700	25	10%				
581-04023C682K	04023C682KAT2A	X7R	6800	25	10%				
581-0402YC103J	0402YC103JAT2A	X7R	0.01µF	16	5%				
581-040216C103K	0402YC103KAT2A	X7R	0.01µF	16	10%				
581-0402ZD473K	0402ZD473KAT2A	X5R	.047µF	10	10%				
581-040216G104Z	0402YG104ZAT2A	Y5V	0.1µF	16	80,±20				

Style 0603

For quantities greater than listed, call for quote.

MOUSER STOCK NO.	AVX Part No.	Temp. Coef.	Value (pF)	Volt	Tol. ±	Price Each 1	100	1000	4000
581-06035A1R0C	06035A1R0CAT2A	C0G	1.0	50	.25pF				
581-06035A1R5C	06035A1R5CAT2A	C0G	1.5	50	.25pF				
581-06033A2R2C	06033A2R2CAT2A	C0G	2.2	25	.25pF				
581-06035A2R2C	06035A2R2CAT2A	C0G	2.2	50	.25pF				
581-06035A3R3C	06035A3R3CAT2A	C0G	3.3	50	.25pF				
581-06035A4R7J	06035A4R7JAT2A	C0G	4.7	50	5%				
581-06035A5R0C	06035A5R0CAT2A	C0G	5.0	50	.25pF				
581-06035A6R8J	06035A6R8JAT2A	C0G	6.8	50	5%				
581-06035A100J	06035A100JAT2A	C0G	10	50	5%				
581-06031A100J	06031A100JAT2A	C0G	10	100	5%				
581-06031A100K	06031A100KAT2A	C0G	10	100	10%				
581-06035A110J	06035A110JAT2A	C0G	11	50	5%				
581-06035A120J	06035A120JAT2A	C0G	12	50	5%				
581-06035A150J	06035A150JAT2A	C0G	15	50	5%				
581-06031A150J	06031A150JAT2A	C0G	15	100	5%				
581-06031A150K	06031A150KAT2A	C0G	15	100	10%				
581-06035A180J	06035A180JAT2A	C0G	18	50	5%				
581-06031A180J	06031A180JAT2A	C0G	18	100	5%				
581-06033A220J	06033A220JAT2A	C0G	22	25	5%				
581-06035A220J	06035A220JAT2A	C0G	22	50	5%				
581-06035A220K	06035A220KAT2A	C0G	22	50	10%				
581-06031A220J	06031A220JAT2A	C0G	22	100	5%				
581-06035A270J	06035A270JAT2A	C0G	27	50	5%				
581-06035A270K	06035A270KAT2A	C0G	27	50	10%				
581-06031A270K	06031A270KAT2A	C0G	27	100	10%				
581-06035A330J	06035A330JAT2A	C0G	33	50	5%				
581-06031A330J	06031A330JAT2A	C0G	33	100	5%				
581-06035A360J	06035A360JAT2A	C0G	36	50	5%				
581-06035A390J	06035A390JAT2A	C0G	39	50	5%				
581-06031A390J	06031A390JAT2A	C0G	39	100	5%				
581-06033A470J	06033A470JAT2A	C0G	47	25	5%				
581-06035A470J	06035A470JAT2A	C0G	47	50	5%				
581-06031A470K	06031A470KAT2A	C0G	47	100	10%				
581-06035A680J	06035A680JAT2A	C0G	68	50	5%				
581-06031A680J	06031A680JAT2A	C0G	68	100	5%				
581-06035A750J	06035A750JAT2A	C0G	75	50	5%				
581-06035A820J	06035A820JAT2A	C0G	82	50	5%				
581-06035A910J	06035A910JAT2A	C0G	91	50	5%				
581-06033A101K	06033A101KAT2A	C0G	100	25	10%				
581-06035A101J	06035A101JAT2A	C0G	100	50	5%				
581-06035A101K	06035A101KAT2A	C0G	100	50	10%				
581-06031A101J	06031A101JAT2A	C0G	100	100	5%				
581-06031A101K	06031A101KAT2A	C0G	100	100	10%				
581-06035A121J	06035A121JAT2A	C0G	120	50	5%				
581-06035A151J	06035A151JAT2A	C0G	150	50	5%				
581-06031A151J	06031A151JAT2A	C0G	150	100	5%				
581-06035A181J	06035A181JAT2A	C0G	180	50	5%				
581-06033A221K	06033A221KAT2A	C0G	220	25	10%				
581-06035A221J	06035A221JAT2A	C0G	220	50	5%				
581-06031A221K	06031A221KAT2A	C0G	220	100	10%				
581-06035A271J	06035A271JAT2A	C0G	270	50	5%				
581-06035A271K	06035A271KAT2A	C0G	270	50	10%				
581-06035A331J	06035A331JAT2A	C0G	330	50	5%				
581-06035A331K	06035A331KAT2A	C0G	330	50	10%				
581-06035A391J	06035A391JAT2A	C0G	390	50	5%				
581-06033A471J	06033A471JAT2A	C0G	470	25	5%				
581-06033A471K	06033A471KAT2A	C0G	470	25	10%				
581-06035A471J	06035A471JAT2A	C0G	470	50	5%				
581-06035A561J	06035A561JAT2A	C0G	560	50	5%				

© Copyright 2014 Mouser Electronics
© Copyright 2014 Mouser Electronics

AVX 0603, 0805 - Multilayer Ceramic Chip Capacitors

A KYOCERA GROUP COMPANY

Application Note:
A higher voltage capacitor may be used in a lower voltage application. Also available in various voltages, tolerances, sizes, and temperature coefficients.

Features:
- Temperature coefficient: C0G (NP0) -55°C to +125°C
  X7R -55°C to +125°C
  X5R -55°C to +85°C
  Y5V -30°C to +85°C
- Preferred tolerances: ±5%, 10%, 20%

RoHS Compliant

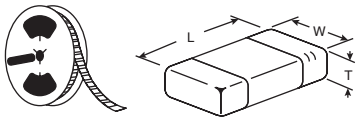

Case Size	DIMENSIONS: mm (in.)		
	L Length	W Width	T Thickness
0603	1.60 ± .15 (.063 ±.006)	.81 ± .15 (.032 ± .006)	.35 ± .15 (.014 ± .006)
0805	2.01 ± 0.20 (.079 ± .008)	1.25 ± 0.20 (.049 ± .008)	.50 ± .25 (.020 ± .010)

Style 0603 (Cont.)

For quantities greater than listed, call for quote.

MOUSER STOCK NO.	AVX Part No.	Temp. Coef.	Value (pF)	Volt	Tol. ±	Price Each 1	100	1000	4000
581-06035A681J	06035A681JAT2A	C0G	680	50	5%				
581-06035A681K	06035A681KAT2A	C0G	680	50	10%				
581-06033A102K	06033A102KAT2A	C0G	1000	25	10%				
581-06035C101K	06035C101KAT2A	X7R	100	50	10%				
581-06031C101K	06031C101KAT2A	X7R	100	100	10%				
581-06035C221K	06035C221KAT2A	X7R	220	50	10%				
581-06035C331K	06035C331KAT2A	X7R	330	50	10%				
581-06035C471K	06035C471KAT2A	X7R	470	50	10%				
581-06035C561J	06035C561JAT2A	X7R	560	50	5%				
581-06035C561K	06035C561KAT2A	X7R	560	50	10%				
581-06035C681K	06035C681KAT2A	X7R	680	50	10%				
581-06031C821K	06031C821KAT2A	X7R	820	100	10%				
581-0603ZC102K	0603ZC102KAT2A	X7R	1000	10	10%				
581-06035C102J	06035C102JAT2A	X7R	1000	50	5%				
581-06035C102K	06035C102KAT2A	X7R	1000	50	10%				
581-06031C102J	06031C102JAT2A	X7R	1000	100	5%				
581-06031C102K	06031C102KAT2A	X7R	1000	100	10%				
581-06035C152K	06035C152KAT2A	X7R	1500	50	10%				
581-06033C182K	06033C182KAT2A	X7R	1800	25	10%				
581-06035C222J	06035C222JAT2A	X7R	2200	50	5%				
581-06035C222K	06035C222KAT2A	X7R	2200	50	10%				
581-06031C222K	06031C222KAT2A	X7R	2200	100	10%				
581-06035C332K	06035C332KAT2A	X7R	3300	50	10%				
581-06031C332K	06031C332KAT2A	X7R	3300	100	10%				
581-0603YC392K	0603YC392KAT2A	X7R	3900	16	10%				
581-06033C472K	06033C472KAT2A	X7R	4700	25	10%				
581-06035C472K	06035C472KAT2A	X7R	4700	50	10%				
581-06031C472K	06031C472KAT2A	X7R	4700	100	10%				
581-06035C562J	06035C562JAT2A	X7R	5600	50	5%				
581-06035C682K	06035C682KAT2A	X7R	6800	50	10%				
581-06033C153J	06033C153JAT2A	X7R	.015µF	25	5%				
581-06035C153K	06035C153KAT2A	X7R	.015µF	50	10%				
581-0603ZC103K	0603ZC103KAT2A	X7R	.01µF	10	10%				
581-0603YC103K	0603YC103KAT2A	X7R	.01µF	16	10%				
581-06033C103M	06033C103MAT2A	X7R	.01µF	25	20%				
581-06035C103J	06035C103JAT2A	X7R	.01µF	50	5%				
581-06035C103K	06035C103KAT2A	X7R	.01µF	50	10%				
581-06035C103M	06035C103MAT2A	X7R	.01µF	50	20%				
581-06031C103K	06031C103KAT2A	X7R	.01µF	100	10%				
581-06033C223J	06033C223JAT2A	X7R	.022µF	25	5%				
581-06033C223K	06033C223KAT2A	X7R	.022µF	25	10%				
581-06035C223K	06035C223KAT2A	X7R	.022µF	50	10%				
581-06033C273J	06033C273JAT2A	X7R	.027µF	25	5%				
581-06033C273K	06033C273KAT2A	X7R	.027µF	25	10%				
581-06035C333J	06035C333JAT2A	X7R	.033µF	50	5%				
581-0603YC473K	0603YC473KAT2A	X7R	.047µF	16	10%				
581-06033C473J	06033C473JAT2A	X7R	.047µF	25	5%				
581-06033C473K	06033C473KAT2A	X7R	.047µF	25	10%				
581-0603YC683K	0603YC683KAT2A	X7R	.068µF	16	10%				
581-06033E103Z	06033E103ZAT2A	Z5U	.01µF	25	80,±20				

Style 0805

For quantities greater than listed, call for quote.

MOUSER STOCK NO.	AVX Part No.	Temp. Coef.	Value (pF)	Volt	Tol. ±	Price Each 1	100	1000	Reel Qty.	Price Per Piece
581-08051A0R5C	08051A0R5CAT2A	C0G	0.5	100	.25pF				4000	
581-08055A1R0C	08055A1R0CAT2A	C0G	1.0	50	.25pF				4000	
581-08055A1R2C	08055A1R2CAT2A	C0G	1.2	50	.25pF				4000	
581-08055A2R7C	08055A2R7CAT2A	C0G	2.7	50	.25pF				4000	
581-08055A4R7C	08055A4R7CAT2A	C0G	4.7	50	.25pF				4000	
581-08051A4R7D	08051A4R7DAT2A	C0G	4.7	100	.50pF				4000	
581-08055A5R0D	08055A5R0DAT2A	C0G	5.0	50	.50pF				4000	
581-08051A5R1C	08051A5R1CAT2A	C0G	5.1	100	.25pF				4000	
581-08055A5R6C	08055A5R6CAT2A	C0G	5.6	50	.25pF				4000	
581-08055A6R8C	08055A6R8CAT2A	C0G	6.8	50	.25pF				4000	
581-08051A6.8D	08051A6R8DAT2A	C0G	6.8	100	.50pF				4000	
581-08055A8R2C	08055A8R2CAT2A	C0G	8.2	50	.25pF				4000	
581-08055A100J	08055A100JAT2A	C0G	10	50	5%				4000	
581-08051A100J	08051A100JAT2A	C0G	10	100	5%				4000	
581-08055A120J	08055A120JAT2A	C0G	12	50	5%				4000	
581-08055A150J	08055A150JAT2A	C0G	15	50	5%				4000	
581-08051A150J	08051A150JAT2A	C0G	15	100	5%				4000	
581-08055A180J	08055A180JAT2A	C0G	18	50	5%				4000	
581-08055A200J	08055A200JAT2A	C0G	20	50	5%				4000	
581-08055A220J	08055A220JAT2A	C0G	22	50	5%				4000	
581-08051A220J	08051A220JAT2A	C0G	22	100	5%				4000	
581-08055A270J	08055A270JAT2A	C0G	27	50	5%				4000	
581-08051A270J	08051A270JAT2A	C0G	27	100	5%				4000	
581-08055A330J	08055A330JAT2A	C0G	33	50	5%				4000	
581-08055A330K	08055A330KAT2A	C0G	33	50	10%				4000	
581-08051A330J	08051A330JAT2A	C0G	33	100	5%				4000	
581-08055A390J	08055A390JAT2A	C0G	39	50	5%				4000	

Style 0805 (Cont.)

For quantities greater than listed, call for quote.

MOUSER STOCK NO.	AVX Part No.	Temp. Coef.	Value (pF)	Volt	Tol. ±	Price Each 1	100	1000	Reel Qty.	Price Per Piece
581-08051A390J	08051A390JAT2A	C0G	39	100	5%				4000	
581-08055A430J	08055A430JAT2A	C0G	43	50	5%				4000	
581-08055A470J	08055A470JAT2A	C0G	47	50	5%				4000	
581-08051A470J	08051A470JAT2A	C0G	47	100	5%				4000	
581-08051A510J	08051A510JAT2A	C0G	51	100	5%				4000	
581-08055A560J	08055A560JAT2A	C0G	56	50	5%				4000	
581-08051A560J	08051A560JAT2A	C0G	56	100	5%				4000	
581-08055A680J	08055A680JAT2A	C0G	68	50	5%				4000	
581-08051A750J	08051A750JAT2A	C0G	75	100	5%				4000	
581-08055A820J	08055A820JAT2A	C0G	82	50	5%				4000	
581-08055A820K	08055A820KAT2A	C0G	82	50	10%				4000	
581-08055A101J	08055A101JAT2A	C0G	100	50	5%				4000	
581-08055A101K	08055A101KAT2A	C0G	100	50	10%				4000	
581-08051A101J	08051A101JAT2A	C0G	100	100	5%				4000	
581-08051A101K	08051A101KAT2A	C0G	100	100	10%				4000	
581-08052A101J	08052A101JAT2A	C0G	100	200	5%				4000	
581-08055A121J	08055A121JAT2A	C0G	120	50	5%				4000	
581-08055A121K	08055A121KAT2A	C0G	120	50	10%				4000	
581-08051A121J	08051A121JAT2A	C0G	120	100	5%				4000	
581-08055A151J	08055A151JAT2A	C0G	150	50	5%				4000	
581-08051A151J	08051A151JAT2A	C0G	150	100	5%				4000	
581-08055A201J	08055A201JAT2A	C0G	200	50	5%				4000	
581-08055A221J	08055A221JAT2A	C0G	220	50	5%				4000	
581-08051A221J	08051A221JAT2A	C0G	220	100	5%				4000	
581-08051A221K	08051A221KAT2A	C0G	220	100	10%				4000	
581-08052A221K	08052A221KAT2A	C0G	220	200	10%				4000	
581-08051A271J	08051A271JAT2A	C0G	270	100	5%				4000	
581-08051A301J	08051A301JAT2A	C0G	300	100	5%				4000	
581-08055A331J	08055A331JAT2A	C0G	330	50	5%				4000	
581-08055A331K	08055A331KAT2A	C0G	330	50	10%				4000	
581-08051A391J	08051A391JAT2A	C0G	390	100	5%				4000	
581-08055A471J	08055A471JAT2A	C0G	470	50	5%				4000	
581-08055A471K	08055A471KAT2A	C0G	470	50	10%				4000	
581-08051A471J	08051A471JAT2A	C0G	470	100	5%				4000	
581-08055A561J	08055A561JAT2A	C0G	560	50	5%				4000	
581-08055A681J	08055A681JAT2A	C0G	680	50	5%				4000	
581-08055A102J	08055A102JAT2A	C0G	1000	50	5%				4000	
581-08055A102K	08055A102KAT2A	C0G	1000	50	10%				4000	
581-08051A102J	08051A102JAT2A	C0G	1000	100	5%				4000	
581-08055A122J	08055A122JAT2A	C0G	1200	50	5%				4000	
581-08053A152J	08053A152JAT2A	C0G	1500	25	5%				4000	
581-08055A152J	08055A152JAT2A	C0G	1500	50	5%				4000	
581-08055A182J	08055A182JAT2A	C0G	1800	50	5%				4000	
581-08053A222J	08053A222JAT2A	C0G	2200	25	5%				4000	
581-08055A222J	08055A222JAT2A	C0G	2200	50	5%				2000	
581-08055A222K	08055A222KAT2A	C0G	2200	50	10%				2000	
581-08053A332J	08053A332JAT2A	C0G	3300	25	5%				2000	
581-08051C101K	08051C101KAT2A	X7R	100	100	10%				4000	
581-08052C101K	08052C101KAT2A	X7R	100	200	10%				4000	
581-08055C105KAT2A	08055C105KAT2A	X7R	1µF	50	10%				3000	
581-08055C151K	08055C151KAT2A	X7R	150	50	10%				4000	
581-08055C221K	08055C221KAT2A	X7R	220	50	10%				4000	
581-08055C471J	08055C471JAT2A	X7R	470	50	5%				4000	
581-08055C471K	08055C471KAT2A	X7R	470	50	10%				4000	
581-08055C102K	08055C102KAT2A	X7R	1000	50	10%				4000	
581-08051C102J	08051C102JAT2A	X7R	1000	100	5%				4000	
581-08051C102K	08051C102KAT2A	X7R	1000	100	10%				4000	
581-08052C102K	08052C102KAT2A	X7R	1000	200	10%				4000	
581-08055C152J	08055C152JAT2A	X7R	1500	50	5%				4000	
581-08055C152K	08055C152KAT2A	X7R	1500	50	10%				4000	
581-08055C202K	08055C202KAT2A	X7R	2000	50	10%				4000	
581-08055C222J	08055C222JAT2A	X7R	2200	50	5%				4000	
581-08055C222K	08055C222KAT2A	X7R	2200	50	10%				4000	
581-08051C222K	08051C222KAT2A	X7R	2200	100	10%				4000	
581-08051C272J	08051C272JAT2A	X7R	2700	100	5%				4000	
581-08055C332J	08055C332JAT2A	X7R	3300	50	5%				4000	
581-08055C332K	08055C332KAT2A	X7R	3300	50	10%				4000	
581-08055C392K	08055C392KAT2A	X7R	3900	50	10%				4000	
581-08055C472J	08055C472JAT2A	X7R	4700	50	5%				4000	
581-08055C472K	08055C472KAT2A	X7R	4700	50	10%				4000	
581-08051C472K	08051C472KAT2A	X7R	4700	100	10%				4000	
581-08055C562J	08055C562JAT2A	X7R	5600	50	5%				4000	
581-08055C682J	08055C682JAT2A	X7R	6800	50	5%				4000	
581-08053C103M	08053C103MAT2A	X7R	.01µF	25	20%				4000	
581-08055C103J	08055C103JAT2A	X7R	.01µF	50	5%				4000	
581-08055C103K	08055C103KAT2A	X7R	.01µF	50	10%				4000	
581-08051C103J	08051C103JAT2A	X7R	.01µF	100	5%				4000	
581-08051C103K	08051C103KAT2A	X7R	.01µF	100	10%				4000	
581-08052C103K	08052C103KAT2A	X7R	.01µF	200	10%				4000	
581-08055C153K	08055C153KAT2A	X7R	.015µF	50	10%				4000	
581-08052C153J	08052C153JAT2A	X7R	.015µF	200	5%				4000	
581-08055C183K	08055C183KAT2A	X7R	.018µF	50	10%				4000	
581-08055C223J	08055C223JAT2A	X7R	.022µF	50	5%				4000	
581-08055C223K	08055C223KAT2A	X7R	.022µF	50	10%				4000	

© Copyright 2014 Mouser Electronics

© Copyright 2014 Mouser Electronics

AVX 0805, 1206, 1210 - Multilayer Ceramic Chip Capacitors

A KYOCERA GROUP COMPANY

Application Note:
A higher voltage capacitor may be used in a lower voltage application. Also available in various voltages, tolerances, sizes, and temperature coefficients.

Features:
- Temperature coefficient: C0G (NP0) -55°C to +125°C
  X7R -55°C to +125°C
  X5R -55°C to +85°C
  Y5V -30°C to +85°C
- Preferred tolerances: ±5%, 10%, 20%



DIMENSIONS: mm (in.)

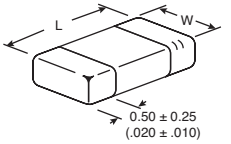

RoHS Compliant

Case Size	DIMENSIONS: mm (in.)	
	L Length	W Width
0805	2.01 ± 0.20 (.079 ± .008)	1.25 ± 0.20 (.049 ± .008)
1206	3.20 ± 0.20 (.126 ± .008)	1.60 ± 0.20 (.063 ± .008)
1210	3.20 ± 0.20 (.126 ± .008)	2.50 ± 0.20 (.098 ± .008)

Style 0805 (Cont.)

For quantities greater than listed, call for quote.

MOUSER STOCK NO.	AVX Part No.	Temp. Coef.	Value (pF)	Volt	Tol. ±	Price Each 1	Price Each 100	Price Each 1000	Reel Qty	Price Per Piece
581-08051C223K	08051C223KAT2A	X7R	.022µF	100	10%				4000	
581-08052C223K	08052C223KAT2A	X7R	.022µF	200	10%				2000	
581-08055C333K	08055C333KAT2A	X7R	.033µF	50	10%				4000	
581-08055C393J	08055C393JAT2A	X7R	.039µF	50	5%				4000	
581-08055C393K	08055C393KAT2A	X7R	.039µF	50	10%				4000	
581-08053C473J	08053C473JAT2A	X7R	.047µF	25	5%				4000	
581-08053C473K	08053C473KAT2A	X7R	.047µF	25	10%				4000	
581-08055C473J	08055C473JAT2A	X7R	.047µF	50	5%				4000	
581-08055C473K	08055C473KAT2A	X7R	.047µF	50	10%				4000	
581-08055C683K	08055C683KAT2A	X7R	.068µF	50	10%				4000	
581-08055E103M	08055E103MAT2A	Z5U	.01µF	50	20%				4000	

Style 1206

For quantities greater than listed, call for quote.

MOUSER STOCK NO.	AVX Part No.	Temp. Coef.	Value (pF)	Volt	Tol. ±	Price Each 1	Price Each 100	Price Each 1000	Reel Qty	Price Per Piece
581-12065A4R7C	12065A4R7CAT2A	C0G	4.7	50	.25pF				4000	
581-12065A5R6D	12065A5R6DAT2A	C0G	5.6	50	.5pF				4000	
581-12065A100J	12065A100JAT2A	C0G	10	50	5%				4000	
581-12061A100J	12061A100JAT2A	C0G	10	100	5%				4000	
581-12065A150J	12065A150JAT2A	C0G	15	50	5%				4000	
581-12061A180J	12061A180JAT2A	C0G	18	100	5%				4000	
581-12061A220J	12061A220JAT2A	C0G	22	100	5%				4000	
581-12062A220J	12062A220JAT2A	C0G	22	200	5%				4000	
581-12061A270J	12061A270JAT2A	C0G	27	100	5%				4000	
581-12065A330J	12065A330JAT2A	C0G	33	50	5%				4000	
581-12061A330J	12061A330JAT2A	C0G	33	100	5%				4000	
581-12061A330K	12061A330KAT2A	C0G	33	100	10%				4000	
581-12065A470J	12065A470JAT2A	C0G	47	50	5%				4000	
581-12061A470J	12061A470JAT2A	C0G	47	100	5%				4000	
581-12065A560J	12065A560JAT2A	C0G	56	50	5%				4000	
581-12065A680J	12065A680JAT2A	C0G	68	50	5%				4000	
581-12065A101J	12065A101JAT2A	C0G	100	50	5%				4000	
581-12061A101J	12061A101JAT2A	C0G	100	100	5%				4000	
581-12061A101K	12061A101KAT2A	C0G	100	100	10%				4000	
581-12062A101J	12062A101JAT2A	C0G	100	200	5%				4000	
581-12067A101J	12067A101JAT2A	C0G	100	500	5%				4000	
581-12065A121J	12065A121JAT2A	C0G	120	50	5%				4000	
581-12061A121J	12061A121JAT2A	C0G	120	100	5%				4000	
581-12065A151J	12065A151JAT2A	C0G	150	50	5%				4000	
581-12061A151J	12061A151JAT2A	C0G	150	100	5%				4000	
581-12062A151J	12062A151JAT2A	C0G	150	200	5%				4000	
581-12065A181J	12065A181JAT2A	C0G	180	50	5%				4000	
581-12065A221J	12065A221JAT2A	C0G	220	50	5%				4000	
581-12061A221K	12061A221KAT2A	C0G	220	100	10%				4000	
581-12065A331J	12065A331JAT2A	C0G	330	50	5%				4000	
581-12061A331J	12061A331JAT2A	C0G	330	100	5%				4000	
581-12067A331J	12067A331JAT2A	C0G	330	500	5%				2000	
581-12065A471J	12065A471JAT2A	C0G	470	50	5%				4000	
581-12061A471J	12061A471JAT2A	C0G	470	100	5%				4000	
581-12061A471K	12061A471KAT2A	C0G	470	100	10%				4000	
581-12067A471J	12067A471JAT2A	C0G	470	500	5%				2000	
581-12065A681J	12065A681JAT2A	C0G	680	50	5%				4000	
581-12061A681J	12061A681JAT2A	C0G	680	100	5%				4000	
581-12065A102J	12065A102JAT2A	C0G	1000	50	5%				4000	
581-12061A102J	12061A102JAT2A	C0G	1000	100	5%				4000	
581-12062A102J	12062A102JAT2A	C0G	1000	200	5%				2000	
581-12061A152J	12061A152JAT2A	C0G	1500	100	5%				2000	
581-12065A272J	12065A272JAT2A	C0G	2700	50	5%				2000	
581-12065A332J	12065A332JAT2A	C0G	3300	50	5%				2000	
581-12065C102J	12065C102JAT2A	X7R	1000	50	5%				4000	
581-12065C102K	12065C102KAT2A	X7R	1000	50	10%				4000	
581-12061C102K	12061C102KAT2A	X7R	1000	100	10%				4000	
581-12061C152K	12061C152KAT2A	X7R	1500	100	10%				4000	
581-12067C152K	12067C152KAT2A	X7R	1500	500	10%				2000	
581-12065C222K	12065C222KAT2A	X7R	2200	50	10%				4000	
581-12061C222K	12061C222KAT2A	X7R	2200	100	10%				4000	
581-12061C332K	12061C332KAT2A	X7R	3300	100	10%				4000	
581-12065C472K	12065C472KAT2A	X7R	4700	50	10%				4000	
581-12061C472K	12061C472KAT2A	X7R	4700	100	10%				4000	
581-12067C472K	12067C472KAT2A	X7R	4700	500	10%				2000	
581-12065C103J	12065C103JAT2A	X7R	.01µF	50	5%				4000	
581-12065C103K	12065C103KAT2A	X7R	.01µF	50	10%				4000	
581-12061C103J	12061C103JAT2A	X7R	.01µF	100	5%				4000	
581-12061C103K	12061C103KAT2A	X7R	.01µF	100	10%				4000	
581-12062C103J	12062C103JAT2A	X7R	.01µF	200	5%				4000	
581-12062C103K	12062C103KAT2A	X7R	.01µF	200	10%				4000	
581-12067C103K	12067C103KAT2A	X7R	.01µF	500	10%				2000	
581-12065C223K	12065C223KAT2A	X7R	.022µF	50	10%				4000	
581-12061C223J	12061C223JAT2A	X7R	.022µF	100	5%				4000	
581-12061C223K	12061C223KAT2A	X7R	.022µF	100	10%				4000	

Style 1206 (Cont.)

For quantities greater than listed, call for quote.

MOUSER STOCK NO.	AVX Part No.	Temp. Coef.	Value (pF)	Volt	Tol. ±	Price Each 1	Price Each 100	Price Each 1000	Reel Qty	Price Per Piece
581-12065A4R7C	12065A4R7CAT2A	C0G	4.7	50	.25pF				4000	
581-12065A5R6D	12065A5R6DAT2A	C0G	5.6	50	.5pF				4000	
581-12065A100J	12065A100JAT2A	C0G	10	50	5%				4000	
581-12061A100J	12061A100JAT2A	C0G	10	100	5%				4000	
581-12065A150J	12065A150JAT2A	C0G	15	50	5%				4000	
581-12061A180J	12061A180JAT2A	C0G	18	100	5%				4000	
581-12061A220J	12061A220JAT2A	C0G	22	100	5%				4000	
581-12062A220J	12062A220JAT2A	C0G	22	200	5%				4000	
581-12061A270J	12061A270JAT2A	C0G	27	100	5%				4000	
581-12065A330J	12065A330JAT2A	C0G	33	50	5%				4000	
581-12061A330J	12061A330JAT2A	C0G	33	100	5%				4000	

Style 1210

For quantities greater than listed, call for quote.

MOUSER STOCK NO.	AVX Part No.	Temp. Coef.	Value (pF)	Volt	Tol. ±	Price Each 1	Price Each 100	Price Each 1000	Reel Qty	Price Per Piece
581-12101A471J	12101A471JAT2A	C0G	470	100	5%				4000	
581-12107A471J	12107A471JAT2A	C0G	470	500	5%				2000	
581-12105A681J	12105A681JAT2A	C0G	680	50	5%				4000	
581-12102A102K	12102A102KAT2A	C0G	1000	200	10%				4000	
581-12107A102K	12107A102KAT2A	C0G	1000	500	10%				2000	
581-12102A122K	12102A122KAT2A	C0G	1200	200	10%				4000	
581-12102A152F	12102A152FAT2A	C0G	1500	200	1%				2000	
581-12101A222F	12101A222FAT2A	C0G	2200	100	1%				4000	
581-12105A332J	12105A332JAT2A	C0G	3300	50	5%				4000	
581-12107C102K	12107C102KAT2A	X7R	1000	500	10%				4000	
581-12107C562K	12107C562KAT2A	X7R	5600	500	10%				2000	
581-12101C103K	12101C103KAT2A	X7R	0.01µF	100	10%				4000	
581-12102C103K	12102C103KAT2A	X7R	0.01µF	200	10%				4000	
581-12107C103K	12107C103KAT2A	X7R	0.01µF	500	10%				4000	
581-12107C123K	12107C123KAT2A	X7R	0.012µF	500	10%				2000	
581-12107C153K	12107C153KAT2A	X7R	0.015µF	500	10%				2000	
581-12107C183K	12107C183KAT2A	X7R	0.018µF	500	10%				4000	
581-1210CC273K	1210CC273KA1ME	X7R	0.027µF	600	10%				2000	
581-12102C473K	12102C473KAT2A	X7R	0.047µF	200	10%				4000	
581-12101C563K	12101C563KAT2A	X7R	0.056µF	100	10%				4000	
581-12101C823K	12101C823KAT2A	X7R	0.082µF	100	10%				4000	
581-12102U181F	12102U181FAT2A	Z5U	180	200	1%				2000	

AVX CERAMIC CHIP CAPACITOR KITS

MOUSER STOCK NO.	Temp. Coef.	Volt	Tol. ±	Values	Price Each
581-0402CC-KIT (100 Pieces for ea. 39 values)	C0G	50V	±0.25 pF	0.5, 1.0, 1.5, 2.7, 3, 3.3, 3.9, 4.7, 5.6, 6.8	
	C0G	50V	5%	10, 12, 15, 18, 22, 27, 33, 39, 47, 56, 68, 82, 100, 150	
	X5R	16V	10%	0.047µF, 0.1µF	
	X7R	16V	10%	0.01µF, 0.012µF, 0.22µF	
	X7R	25V	10%	4700	
	X7R	50V	10%	220, 270, 470, 560, 1000, 2200, 3300	
	X7R	50V	5%	1000	
	Y5V	16V	+80,-20	0.1µF	
581-0603CC-KIT (100 Pieces for ea. 37 values)	C0G	50V	5%	10, 18, 22, 27, 33, 39, 47, 68, 100, 150, 180, 220, 270, 330, 390, 470	
	C0G	100V	5%	15	
	X5R	6.3	10%	2.2µF	
	X5R	10V	10%	1.0µF	
	X7R	10	10%	0.22µF, 680	
	X7R	16	5%	0.1µF	
	X7R	16	10%	0.1µF	
	X7R	25	10%	0.047µF	
	X7R	50	5%	1000	
	X7R	50	10%	1500, 2200, 3300, 4700, 6800, 10000,15000, 22000	
	X7R	50	5%	0.01µF	
	X7R	100	10%	100, 1000	
581-0805CC-KIT 50 Pieces for ea. 43 values)	C0G	50	±0.25 pF	1.0	
	C0G	50	5%	10, 15, 18, 22, 27, 33, 39, 47, 56, 68, 80, 100, 120,150, 220, 270, 330, 470, 560, 680, 1000	
	X5R	6.3	10%	10µF	
	X5R	10V	10%	2.2µF, 3.3µF, 4.7µF,	
	X5R	25V	10%	1.0µF	
	X7R	25	10%	0.22µF, 0.33µF, 0.47µF,	
	X7R	50V	10%	1000, 1500, 2200, 3300, 4700, 10000, 15000, 22000, 33000, 47000, 0.1µF	
	X7R	50V	5%	0.1µF	
	Z5U	50	20%	0.1µF	

© Copyright 2014 Mouser Electronics

© Copyright 2014 Mouser Electronics

DIELECTRIC LABS High Q RF Microwave Capacitors

RoHS Compliant **This product is RoHS compliant.**

DLI is a specialist in tight tolerance, specialty high Q and high RF power Multi-Layer Capacitors (MLC). Our family of MLCs includes five highly stable ceramic material systems, an extensive combination of standard and non-magnetic finishes, leading and custom arrays, RoHS compliant terminations, and highly reliable lead-bearing platings. DLIs MLCs are used around the world in a host of ground-based and space-based critical communications systems where high reliability and high Q are absolute requirements.

Features:
- High Q
- Stable TC
- Low ESR
- High Self Resonance
- Low noise
- SMD Compatability

Specifications:
- Operating Range: -55°C to + 125°C
- Dilectric Material: Ultrastable Porcelain
- Dilectric Withstanding Voltage: 250% of WVDC for 5 seconds
- Insulation Resistance (MΩ Min): +25°C: 10^6
  +125°C: 10^5

Applications:
- DC Blocking
- Impedance Matching
- Bypass/Coupling
- Tuning & Feedback
- Amplifier Matching Networks
- High RF Power Circuits
- VCO Frequency Stabilization

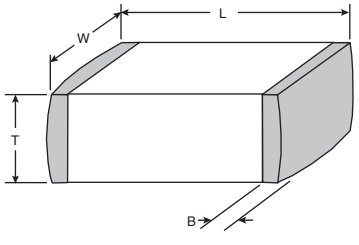

DIMENSIONS: in. (mm)

Size	L Length	W Width	T Thickness	B
C04	0.040±.004 (1.02±0.1)	0.020±.004 (.51±0.1)	0.024 (0.61)	0.008±0.004 (0.2±0.01)
C11	0.055+0.015 (1.40+0.381-0.254)	0.055±0.15 (1.40±0.381)	0.050 (1.27)	0.005-0.020 (0.130-0.050)
C06	0.063±0.009 (1.6±0.23)	t0.031±0.008 (0.80±0.20)	0.031 (0.80)	0.010+0.010-0.005 (0.254+0.254-0.127
C08	0.080±0.012 (2.0±0.30)	0.050±0.008 (1.27±0.20)	0.051 (1.3)	0.005-0.03 (0.13-0.75)
C17/18	0.110+0.020-0.010 (2.79+0.51-0.25)	0.110±0.015 (2.79±0.381)	0.100 (2.54)	0.015±0.10 (0.381±0.254)

C06 CAPACITORS - 0603 CASE SIZE

For quantities greater than listed, call for quote.

MOUSER STOCK NO.	Dielectric Lab. Part No.	Value (pF)	Volt.	Tol. (±)	Price Each 1	10	100
766-C06CF0R3B9ZNX1T	C06CF0R3B-9ZN-X1T	0.3	250	0.10pF			
766-C06CF0R9B9ZNX1T	C06CF0R9B-9ZN-X1T	0.9	250	0.10pF			
766-C06CF1R0B9ZNX1T	C06CF1R0B-9ZN-X1T	1	250	0.10pF			
766-C06CF1R2B9ZNX1T	C06CF1R2B-9ZN-X1T	1.2	250	0.10pF			
766-C06CF1R5B9ZNX1T	C06CF1R5B-9ZN-X1T	1.5	250	0.10pF			
766-C06CF2R0B9ZNX1T	C06CF2R0B-9ZN-X1T	2	250	0.10pF			
766-C06CF2R7B9ZNX1T	C06CF2R7B-9ZN-X1T	2.7	250	0.10pF			
766-C06CF3R3B9ZNX1T	C06CF3R3B-9ZN-X1T	3.3	250	0.10pF			
766-C06CF3R9B9ZNX1T	C06CF3R9B-9ZN-X1T	3.9	250	0.10pF			
766-C06CF4R7B9ZNX1T	C06CF4R7B-9ZN-X1T	4.7	250	0.10pF			
766-C06CF5R6B9ZNX1T	C06CF5R6B-9ZN-X1T	5.6	250	0.10pF			
766-C06CF6R8B9ZNX1T	C06CF6R8B-9ZN-X1T	6.8	250	0.10pF			
766-C06CF9R1B9ZNX1T	C06CF9R1B-9ZN-X1T	9.1	250	0.10pF			
766-C06CF120J9ZNX1T	C06CF120J-9ZN-X1T	12	250	5%			
766-C06CF300J9ZNX1T	C06CF300J-9ZN-X1T	30	250	5%			
766-C06CF330J9ZNX1T	C06CF330J-9ZN-X1T	33	250	5%			

C11 CAPACITORS - 0505 CASE SIZE

For quantities greater than listed, call for quote.

MOUSER STOCK NO.	Dielectric Lab. Part No.	Value (pF)	Volt.	Tol. (±)	Price Each 1	10	100
766-C11CF0R2B9ZNX1T	C11CF0R2B-9ZN-X1T	0.2	250	0.10pF			
766-C11CF0R3B9ZNX1T	C11CF0R3B-9ZN-X1T	0.3	250	0.10pF			
766-C11CF0R4B9ZNX1T	C11CF0R4B-9ZN-X1T	0.4	250	0.10pF			
766-C11CF0R5B9ZNX1T	C11CF0R5B-9ZN-X1T	0.5	250	0.10pF			
766-C11CF0R7B9ZNX1T	C11CF0R7B-9ZN-X1T	0.7	250	0.10pF			
766-C11CF0R9B9ZNX1T	C11CF0R9B-9ZN-X1T	0.9	250	0.10pF			
766-C11CF1R0B9ZNX1T	C11CF1R0B-9ZN-X1T	1	250	0.10pF			
766-C11CF1R2B9ZNX1T	C11CF1R2B-9ZN-X1T	1.2	250	0.10pF			
766-C11CF1R5B9ZNX1T	C11CF1R5B-9ZN-X1T	1.5	250	0.10pF			
766-C11CF2R0B9ZNX1T	C11CF2R0B-9ZN-X1T	2	250	0.10pF			
766-C11CF2R2B9ZNX1T	C11CF2R2B-9ZN-X1T	2.2	250	0.10pF			
766-C11CF2R7B9ZNX1T	C11CF2R7B-9ZN-X1T	2.7	250	0.10pF			
766-C11CF3R3B9ZNX1T	C11CF3R3B-9ZN-X1T	3.3	250	0.10pF			
766-C11CF3R9B9ZNX1T	C11CF3R9B-9ZN-X1T	3.9	250	0.10pF			
766-C11CF4R7B9ZNX1T	C11CF4R7B-9ZN-X1T	4.7	250	0.10pF			
766-C11CF5R6B9ZNX1T	C11CF5R6B-9ZN-X1T	5.6	250	0.10pF			
766-C11CF6R8B9ZNX1T	C11CF6R8B-9ZN-X1T	6.8	250	0.10pF			
766-C11CF8R2B9ZNX1T	C11CF8R2B-9ZN-X1T	8.2	250	0.10pF			
766-C11CF9R1B9ZNX1T	C11CF9R1B-9ZN-X1T	9.1	250	0.10pF			
766-C11CF100J9ZNX1T	C11CF100J-9ZN-X1T	10	250	5%			
766-C11CF110J9ZNX1T	C11CF110J-9ZN-X1T	11	250	5%			
766-C11CF270J9ZNX1T	C11CF270J-9ZN-X1T	27	250	5%			
766-C11CF330J-9ZNX1T	C11CF330J-9ZN-X1T	33	200	5%			

C04, C06, & C08 BROADBAND BLOCKS - 0402, 0603, 0805 CASE SIZES

See table for dimensions.

For quantities greater than listed, call for quote.

MOUSER STOCK NO.	Dielectric Lab. Part No.	Value (pF)	Volt.	Frequency Range	Price Each 1	10	100
766-C04BL121X5SNX0T	C04BL121X-5SN-X0T	120	50	5MHz-30GHz			
766-C06BL851X5UNX0T	C06BL851X-5UN-X0T	850	50	2MHz-30GHz			
766-C06BL851X5ZNX0T	C06BL851X-5ZN-X0T	850	50	2MHz-30GHz			
766-C08BL242X5SNX0T	C08BL242X-5SN-X0T	2400	50	1MHz-20GHz			
766-C08BL242X5ZNX0T	C08BL242X-5ZN-X0T	2400	50	1MHz-20GHz			

C17 CAPACITORS - 1111 CASE SIZE

For quantities greater than listed, call for quote.

MOUSER STOCK NO.	Dielectric Lab. Part No.	Value (pF)	Volt.	Tol. (±)	Price Each 1	10	100
766-C17CF3R3B7ZNX1T	C17CF3R3B-7ZN-X1T	3.3	1000	0.10pF			
766-C17CF6R8B7ZNX1T	C17CF6R8B-7ZN-X1T	6.8	1000	0.10pF			
766-C17CF110J7ZNX1T	C17CF110J-7ZN-X1T	11	1000	5%			
766-C17CF120J7ZNX1T	C17CF120J-7ZN-X1T	12	1000	5%			
766-C17CF270J7ZNX1T	C17CF270J-7ZN-X1T	27	1000	5%			
766-C17CF300J7ZNX1T	C17CF300J-7ZN-X1T	30	1000	5%			
766-C17CF330J7ZNX1T	C17CF330J-7ZN-X1T	33	1000	5%			

C18 CAPACITORS - 1111 CASE SIZE EXTENDED VOLTAGE RANGE

For quantities greater than listed, call for quote.

MOUSER STOCK NO.	Dielectric Lab. Part No.	Value (pF)	Volt.	Tol. (±)	Price Each 1	10	100
766-C18CF0R5BGZNX1T	C18CF0R5B-GZN-X1T	0.5	2000	0.1pF			
766-C18CF1R2BGZNX1T	C18CF1R2B-GZN-X1T	1.2	2000	0.1pF			
766-C18CF2R2BGZNX1T	C18CF2R2B-GZN-X1T	2.2	2000	0.1pF			
766-C18CF3R3BGZNX1T	C18CF3R3B-GZN-X1T	3.3	2000	0.1pF			
766-C18CF3R9BGZNX1T	C18CF3R9B-GZN-X1T	3.9	2000	0.1pF			
766-C18CF130JGZNX1T	C18CF130J-GZN-X1T	12	2000	5%			
766-C18CF160JGZNX1T	C18CF160J-GZN-X1T	16	2000	5%			
766-C18CF180JGZNX1T	C18CF180J-GZN-X1T	18	2000	5%			
766-C18CF390JGZNX1T	C18CF390J-GZN-X1T	39	2000	5%			
766-C18CF470JGZNX1T	C18CF470J-GZN-X1T	47	2000	5%			
766-C18CF510JGZNX1T	C18CF510J-GZN-X1T	51	2000	5%			
766-C18CF680JGZNX1T	C18CF680J-GZN-X1T	68	2000	5%			
766-C18CF560JGZNX1T	C18CF560J-GZN-X1T	561	2000	5%			

© Copyright 2014 Mouser Electronics
© Copyright 2014 Mouser Electronics

JOHANSON DIELECTRICS Multilayer Ceramic Capacitors

RoHS Compliant This page of product is RoHS compliant.

AC SAFETY CERTIFIED CERAMIC CHIP CAPACITORS - SC TYPE

Features:
- Available in different case sizes
- NPO and X7R dielectric materials
- Surface mount ready

Applications:
- Computer networks
- Modem
- Facsimile

DIMENSIONS: in. (mm)				
Case	L	W	T max.	E/B
1808 (X2/Y3)	.185±.015 (4.80±.25)	.080±.010 (2.03±.25)	.085 (2.16)	.020±.010 (.51±.25)
1808 (X1/Y2)	.185±.015 (4.80±.25)	.080±.010 (2.03±.25)	.085 (2.16)	.012±.005 (.30±.13)
2211 (Y2)	.225±.016 (5.72±.40)	.110±.010 (2.80±.25)	.115 (2.92)	.020±.010 (.51±.25)

For quantities greater than listed, call for quote.

MOUSER STOCK NO.	Johanson Part No.	Value (µF)	Volt (DC)	Dielectric	Tol.± %	Price Each 1	10	100	1000
1808 Case Size									
X2/Y3									
605-302R29N100JV3ESC	302R29N100JV3ESC	10	250	C0G/NP0	5				
605-302R29N330JV3ESC	302R29N330JV3ESC	33	250	C0G/NP0	5				
605-302R29N101JV3ESC	302R29N101JV3ESC	100	250	C0G/NP0	5				
605-302R29N101KV3ESC	302R29N101KV3ESC	100	250	C0G/NP0	10				
605-302R29N151JV3ESC	302R29N151JV3ESC	150	250	C0G/NP0	5				
605-302R29N221JV3ESC	302R29N221JV3ESC	220	250	C0G/NP0	5				
605-302R29W471KV3ESC	302R29W471KV3ESC	470	250	X7R	10				
605-302R29W681KV3ESC	302R29W681KV3ESC	680	250	X7R	10				
605-302R29W152KV3ESC	302R29W152KV3ESC	1500	250	X7R	10				
605-302R29W102KV3ESC	302R29W102KV3ESC	1000	250	X7R	10				
X1/Y2									
605-502R29N100KV3ESC	502R29N100KV3ESC	10	250	C0G/NP0	10				
605-502R29N180JV3ESC	502R29N180JV3ESC	18	250	C0G/NP0	5				
605-502R29N330JV3ESC	502R29N330JV3ESC	33	250	C0G/NP0	5				
605-502R29N151JF3ESC	502R29N151JF3ESC	150	250	C0G/NP0	5				
605-502R29W221KV3ESC	502R29W221KV3ESC	220	250	X7R	10				
605-502R29W331KV3ESC	502R29W331KV3ESC	330	250	X7R	10				
605-502R29W681KV3ESC	502R29W681KV3ESC	680	250	X7R	10				
605-502R29W102KV3ESC	502R29W102KV3ESC	1000	250	X7R	10				
2211 Case Size									
Y2									
605-502R30N100JV3ESC	502R30N100JV3ESC	10	250	C0G/NP0	5				
605-502R30W102MV3ESC	502R30W102MV3ESC	1000	250	X7R	20				
605-502R30W222KV3ESC	502R30W222KV3ESC	2200	250	X7R	10				

TANCERAM® CHIP CAPACITORS

Features:
- Low ESR
- Higher Surge Voltage
- Reduced CHIP Size
- Higher Insulation Resistance
- Low DC Leakage
- Non-polarized Devices
- Improved Reliability
- Higher Ripple Current

Applications:
- Switching Power Supply Smoothing (Input/Output)
- DC/DC Converter Smoothing (Input/Output)
- Backlighting Inverters
- General Digital Circuits

DIMENSIONS: in. (mm)				
Case	L	W	T max.	E/B
0402	.080±.010 (2.03±.25)	.050±.010 (1.27±.25)	.055 (1.40)	.020±.010 (.51±.25)
0603	.125±.010 (3.17±.25)	.062±.010 (1.57±.25)	.067 (1.70)	.020±.010 (.51±.25)
0805	.125±.010 (3.18±.25)	.095±.010 (2.41±.25)	.080 (2.03)	.020±.010 (.51±.25)
1206	.185±.015 (4.80±.25)	.080±.010 (2.03±.25)	.085 (2.16)	.020±.010 (.51±.25)
1210	.180±.010 (4.57±.25)	.125±.010 (3.17±.25)	.110 (2.80)	.025±.015 (.64±.38)

For quantities greater than listed, call for quote.

MOUSER STOCK NO.	Johanson Part No.	Value (µF)	Volt (DC)	Dielectric	Tol.± %	Price Each 1	10	100	1000
0402 Case Size									
605-6R3R07Y105ZV4T	6R3R07Y105ZV4T	1	6.3	Y5V	80/-20				
605-100R07X105KV4T	100R07X105KV4T	1	10	X5R	10				
0603 Case Size									
605-250R14X474KV4T	250R14X474KV4T	0.47	25	X5R	10				
605-250R14Y104ZV4T	250R14Y104ZV4T	0.1	25	Y5V	80/-20				
605-250R14X105KV4T	250R14X105KV4T	1	25	X5R	10				
605-6R3R14W225KV4T	6R3R14W225KV4T	2.2	6.3	X7R	10				
605-100R14X225KV4T	100R14X225KV4T	2.2	10	X5R	10				
0805 Case Size									
605-100R15X106KV4E	100R15X106KV4E	10	10	X5R	10				
605-160R15X106KV4E	160R15X106KV4E	10	16	X5R	10				
605-6R3R15X226KV4E	6R3R15X226KV4E	22	6.3	X5R	10				
605-6R3R15X476MV4E	6R3R15X476MV4E	47	6.3	X5R	20				
1206 Case Size									
605-100R18W475KV4E	100R18W475KV4E	4.7	10	X7R	10				
1210 Case Size									
605-160S41X226KV4E	160S41X226KV4E	22	16	X5R	10				
605-500S41W105KV4E	500S41W105KV4E	1	50	X7R	10				

© Copyright 2014 Mouser Electronics

DIMENSIONS: in. (mm)

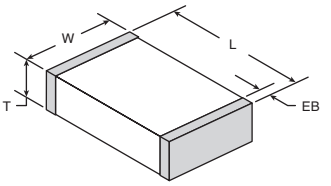

HIGH VOLTAGE SMD MULTILAYER CERAMIC CHIP CAPACITORS

Features:
- Special internal electrode design which which reduces voltage concentrations by distributing voltage gradient throughout the entire capacitor.
- Affords increased capacitance values in a given case size and voltage rating.

Applications:
- Analog & Digital Modems
- Lighting Ballast Circuits
- DC-DC Converters
- LAN/WAN Interface
- Voltage Multipliers
- Back-lighting Inverters

DIMENSIONS: in. (mm)				
Case	L	W	T max.	E/B
0805	.080±.010 (2.03±.25)	.050±.010 (1.27±.25)	.055 (1.40)	.020±.010 (.51±.25)
1206	.125±.010 (3.17±.25)	.062±.010 (1.57±.25)	.067 (1.70)	.020±.010 (.51±.25)
1210	.125±.010 (3.18±.25)	.095±.010 (2.41±.25)	.080 (2.03)	.020±.010 (.51±.25)
1808	.185±.015 (4.80±.25)	.080±.010 (2.03±.25)	.085 (2.16)	.020±.010 (.51±.25)
1812	.180±.010 (4.57±.25)	.125±.010 (3.17±.25)	.110 (2.80)	.025±.015 (.64±.38)

For quantities greater than listed, call for quote.

MOUSER STOCK NO.	Johanson Part No.	Value (µF)	Volt (DC)	Dielectric	Tol.± %	Price Each 1	10	100	1000
0805 Case Size									
605-102R15N330KV4E	102R15N330KV4E	33	1000	C0G/NP0	10				
605-102R15W102KV4E	102R15W102KV4E	1000	1000	X7R	10				
1206 Case Size									
605-202R18N220KV4E	202R18N220KV4E	22	2000	C0G/NP0	10				
605-202R18N470JV4E	202R18N470JV4E	47	2000	C0G/NP0	5				
605-501R18N101KV4E	501R18N101KV4E	100	500	C0G/NP0	10				
605-102R18N101JV4E	102R18N101JV4E	100	1000	C0G/NP0	5				
605-102R18W101KV4E	102R18W101KV4E	100	1000	X7R	10				
605-102R18N151JV4E	102R18N151JV4E	150	1000	C0G/NP0	5				
605-202R18N151JV4E	202R18N151JV4E	150	2000	C0G/NP0	5				
605-202R18N221JV4E	202R18N221JV4E	220	2000	C0G/NP0	5				
605-202R18W471KV4E	202R18W471KV4E	470	2000	X7R	10				
605-102R18W511KV4E	102R18W511KV4E	510	1000	X7R	10				
605-501R18N102JV4E	501R18N102JV4E	1000	500	C0G/NP0	5				
605-501R18W102KV4E	501R18W102KV4E	1000	500	X7R	10				
605-501R18W102MV4E	501R18W102MV4E	1000	500	X7R	20				
605-102R18W102KV4E	102R18W102KV4E	1000	1000	X7R	10				
605-202R18W102MV4E	202R18W102MV4E	1000	2000	X7R	20				
605-102R18W222KV4E	102R18W222KV4E	2200	1000	X7R	10				
605-102R18W222MV4E	102R18W222MV4E	2200	1000	X7R	20				
605-631R18W472KV4E	631R18W472KV4E	4700	630	X7R	10				
605-102R18W472KV4E	102R18W472KV4E	4700	1000	X7R	10				
605-501R18W103KV4E	501R18W103KV4E	0.01	500	X7R	10				
605-631R18W103KV4E	631R18W103KV4E	0.01	630	X7R	10				
1210 Case Size									
605-202S41N331JV4E	202S41N331JV4E	330	2000	C0G/NP0	5				
605-501S41N102JV4E	501S41N102JV4E	1000	500	C0G/NP0	5				
605-202S41W272KV4E	202S41W272KV4E	2700	2000	X7R	10				
605-202S41W332KV4E	202S41W332KV4E	3300	2000	X7R	10				
605-102S41W562KV4E	102S41W562KV4E	5600	1000	X7R	10				
605-102S41W103KV4E	102S41W103KV4E	0.01	1000	X7R	10				
605-102S41W103MV4E	102S41W103MV4E	0.01	1000	X7R	20				
605-501S41W333KV4E	501S41W333KV4E	0.033	500	X7R	10				
1808 Case Size									
605-302R29N150JV4E	302R29N150JV4E	15	3000	C0G/NP0	5				
605-102R29W102KV4E	102R29W102KV4E	1000	1000	X7R	10				
605-202R29W102KV4E	202R29W102KV4E	1000	2000	X7R	10				
605-302R29W102KV4E	302R29W102KV4E	1000	3000	X7R	10				
605-202R29W222KV4E	202R29W222KV4E	2200	2000	X7R	10				
605-102R29W183KV4E	102R29W183KV4E	0.018	1000	X7R	10				
1812 Case Size									
605-302S43N221KV4E	302S43N221KV4E	220	3000	C0G/NP0	10				
605-202S43W102KV4E	202S43W102KV4E	1000	2000	X7R	10				
605-302S43W102KV4E	302S43W102KV4E	1000	3000	X7R	10				
605-202S43W332KV4E	202S43W332KV4E	3300	2000	X7R	10				
605-202S43W472KV4E	202S43W472KV4E	4700	2000	X7R	10				
605-202S43W682KV4E	202S43W682KV4E	6800	2000	X7R	10				
605-202S43W103KV4E	202S43W103KV4E	0.01	2000	X7R	10				
605-501S43W153KF4E	501S43W153KF4E	0.015	500	X7R	10				
605-102S43W473KV4E	102S43W473KV4E	0.047	1000	X7R	10				
605-102S43W473MV4E	102S43W473MV4E	0.047	1000	X7R	20				

© Copyright 2014 Mouser Electronics

JOHANSON DIELECTRICS Multilayer Ceramic Capacitors

RoHS Compliant This page of product is RoHS compliant.

X2Y® FILTER & DECOUPLING CAPACITORS

Features:
- One device for EMI suppression or decoupling
- Replace up to 7 components with one X2Y
- Differential and common mode attenuation
- Matched capacitance line to ground, both lines
- Low inductance due to cancellation effect

Applications:
- Amplifier FIlter & Decoupling
- High Speed Data Filtering
- EMC I/O Filtering
- FPGA / ASIC / µ-P Decoupling
- DDR Memory Decoupling

DIMENSIONS: mm (in.)

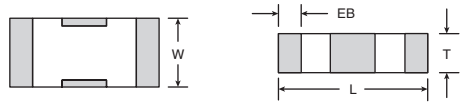

DIMENSIONS: in. (mm)

Case	L	W	T	E/B
0402	.045±.003 (1.143±.076)	.025±.003 (.635±.076)	.020max (.508)	.008±.003 (.203±.076)
0603	.064±.005 (1.626±.127)	.035±.005 (.889±.127)	.026max (.660)	.010±.006 (.254±.152)
0805	.080±.008 (2.032±.203)	.050±.008 (1.27±.203)	.040max (1.016)	.012±.008 (.305±.203)
1206	.124±.010 (3.150±.254)	.063±.010 (1.60±.254)	.050max (1.27)	.016±.010 (.406±.254)
1210	.125±.010 (3.175±.254)	.098±.010 (2.489±.254)	.070max (7.778)	.018±.010 (.457±.254)
1410	.140±.010 (3.556±.254)	.098±.010 (2.490±.254)	.070max (1.778)	.018±.010 (.457±.254)
1812	.174±.010 (4.420±.254)	.125±.010 (3.175±.254)	.090max (2.286)	.022±.012 (.559±.305)

For quantities greater than listed, call for quote.

MOUSER STOCK NO.	Johanson Part No.	Value (µF)	Volt (DC)	Dielectric	Tol.± %	Price Each 1	10	100	1000
0402 Case Size									
605-500X07N1R8DV4T	500X07N1R8DV4T	1.8	50	C0G/NP0	-				
605-500X07N5R6DV4T	500X07N5R6DV4T	5.6	50	C0G/NP0	-				
605-500X07N100MV4T	500X07N100MV4T	10	50	C0G/NP0	20				
605-500X07N220MV4T	500X07N220MV4T	22	50	C0G/NP0	20				
605-500X07N470MV4T	500X07N470MV4T	47	50	C0G/NP0	20				
605-500X07N101MV4T	500X07N101MV4T	100	50	C0G/NP0	20				
605-500X07W221MV4T	500X07W221MV4T	220	50	X7R	20				
605-500X07W471MV4T	500X07W471MV4T	470	50	X7R	20				
605-500X07W102MV4T	500X07W102MV4T	1000	50	X7R	20				
605-500X07W152MV4T	500X07W152MV4T	1500	50	X7R	20				
605-500X07W222MV4T	500X07W222MV4T	2200	50	X7R	20				
605-500X07W472MV4T	500X07W472MV4T	4700	50	X7R	20				
605-160X07W103MV4T	160X07W103MV4T	0.1	16	X7R	20				
0603 Case Size									
605-101X14N1R0DV4T	101X14N1R0DV4T	1	100	C0G/NP0	-				
605-500X14N5R6DV4T	500X14N5R6DV4T	5.6	50	C0G/NP0	-				
605-101X14N5R6DV4T	101X14N5R6DV4T	5.6	100	C0G/NP0	-				
605-500X14N100MV4T	500X14N100MV4T	10	50	C0G/NP0	20				
605-101X14N100MV4T	101X14N100MV4T	10	100	C0G/NP0	20				
605-500X14N220MV4T	500X14N220MV4T	22	50	C0G/NP0	20				
605-101X14N220MV4T	101X14N220MV4T	22	100	C0G/NP0	20				
605-101X14N330MV4T	101X14N330MV4T	33	100	C0G/NP0	20				
605-500X14N270MV4T	500X14N270MV4T	27	50	C0G/NP0	20				
605-500X14N470MV4T	500X14N470MV4T	47	50	C0G/NP0	20				
605-101X14N470MV4T	101X14N470MV4T	47	100	C0G/NP0	20				
605-500X14N101MV4T	500X14N101MV4T	100	50	C0G/NP0	20				
605-500X14W101MV4T	500X14W101MV4T	100	50	X7R	20				
605-500X14N221MV4T	500X14N221MV4T	220	50	C0G/NP0	20				
605-500X14W221MV4T	500X14W221MV4T	220	50	X7R	20				
605-101X14W221MV4T	101X14W221MV4T	220	100	X7R	20				
605-500X14W471MV4T	500X14W471MV4T	470	50	X7R	20				
605-101X14W471MV4T	101X14W471MV4T	470	100	X7R	20				
605-500X14W102MV4T	500X14W102MV4T	1000	50	X7R	20				
605-101X14W102MV4T	101X14W102MV4T	1000	100	X7R	20				
605-500X14W152MV4T	500X14W152MV4T	1500	50	X7R	20				
605-101X14W152MV4T	101X14W152MV4T	1500	100	X7R	20				
605-500X14W222MV4T	500X14W222MV4T	2200	50	X7R	20				
605-101X14W222MV4T	101X14W222MV4T	2200	100	X7R	20				
605-500X14W472MV4T	500X14W472MV4T	4700	50	X7R	20				
605-101X14W472MV4T	101X14W472MV4T	4700	100	X7R	20				
605-250X14W223MV4T	250X14W223MV4T	0.022	25	X7R	20				
605-160X14W473MV4T	160X14W473MV4T	0.047	16	X7R	20				
605-500X14W103MV4T	500X14W103MV4T	0.01	50	X7R	20				
605-6R3X14W104MV4T	6R3X14W104MV4T	0.1	6.3	X7R	20				
605-100X14W104MV4T	100X14W104MV4T	0.1	10	X7R	20				
605-6R3X14W224MV4T	6R3X14W224MV4T	0.22	6.3	X7R	20				
605-160X14X224MV4T	160X14X224MV4T	0.22	16	X5R	20				
605-100X14X334MV4T	100X14X334MV4T	0.33	10	X5R	20				
605-100X14X474MV4T	100X14X474MV4T	0.47	10	X5R	20				
605-100X14X105MV4T	100X14X105MV4T	1	10	X5R	20				

X2Y® FILTER & DECOUPLING CAPACITORS (CONT.)

- Tolerance: ±20%

For quantities greater than listed, call for quote.

MOUSER STOCK NO.	Johanson Part No.	Value (µF)	Volt (DC)	Dielectric	Price Each 1	10	100	1000
0805 Case Size								
605-101X15N100MV4E	101X15N100MV4E	10	100	C0G/NP0				
605-101X15N220MV4E	101X15N220MV4E	22	100	C0G/NP0				
605-500X15W102MV4E	500X15W102MV4E	1000	50	X7R				
605-101X15W102MV4E	101X15W102MV4E	1000	100	X7R				
605-101X15W222MV4E	101X15W222MV4E	2200	100	X7R				
605-101X15W472MV4E	101X15W472MV4E	4700	100	X7R				
605-500X15W153MV4E	500X15W153MV4E	0.015	50	X7R				
605-500X15W223MV4E	500X15W223MV4E	0.022	50	X7R				
605-500X15W473MV4E	500X15W473MV4E	0.047	50	X7R				
605-500X15W103MV4E	500X15W103MV4E	0.01	50	X7R				
605-101X15W103MV4E	101X15W103MV4E	0.01	100	X7R				
605-250X15W104MV4E	250X15W104MV4E	0.1	25	X7R				
605-100X15W184MV4E	100X15W184MV4E	0.18	10	X7R				
1206 Case Size								
605-500X18N102MV4E	500X18N102MV4E	1000	50	C0G/NP0				
605-101X18N102MV4E	101X18N102MV4E	1000	100	C0G/NP0				
605-101X18W223MV4E	101X18W223MV4E	0.022	100	X7R				
605-101X18W473MV4E	101X18W473MV4E	0.047	100	X7R				
605-100X18W474MV4E	100X18W474MV4E	0.47	10	X7R				
605-101X18W103MV4E	101X18W103MV4E	0.01	100	X7R				
605-101X18W104MV4E	101X18W104MV4E	0.1	100	X7R				
605-500X18W104MV4E	500X18W104MV4E	0.1	50	X7R				
605-160X18W224MV4E	160X18W224MV4E	0.22	16	X7R				
1210 Case Size								
605-501X41W103MV4E	501X41W103MV4E	0.01	500	X7R				
605-101X41W104MV4E	101X41W104MV4E	0.1	100	X7R				
605-101X41W224MV4E	101X41W224MV4E	0.22	100	X7R				
605-101X41W334MV4E	101X41W334MV4E	0.33	100	X7R				
605-160X41W105MV4E	160X41W105MV4E	1	16	X7R				
1410 Case Size								
605-501X44W153MF4E	501X44W153MF4E	0.015	500	X7R				
605-500X44W404MV4E	500X44W404MV4E	0.4	50	X7R				
605-101X44W404MF4E	101X44W404MF4E	0.4	100	X7R				
605-101X44W404MV4E	101X44W404MV4E	0.4	100	X7R				
1812 Case Size								
605-501X43W393MF4E	501X43W393MF4E	0.039	500	X7R				
605-101X43W474MF4E	101X43W474MF4E	0.47	100	X7R				
605-101X43W474MV4E	101X43W474MV4E	0.47	100	X7R				
605-500X43W474MV4E	500X43W474MV4E	0.47	50	X7R				

CERAMIC CAPACITOR ENGINEERING DESIGN KITS



For quantities greater than listed, call for quote.

MOUSER STOCK NO.	Case Size	Volt (VDC)	Dielectric	Value Range	Quantity Per Value	Price Each 1	10
605-S-0402	0402	50-6.3	C0G/NP0, X7R, Y5V	1pF-0.22uF	1400 pieces for each 50 values		
605-S-0603	0603	50-16	C0G/NP0, X7R, Y5V	10pF-0.22uF	1400 pieces for each 50 values		
605-S-0805	0805	100-16	C0G/NP0, X7R	10pF-0.47uF	1400 pieces for each 50 values		
605-S-TAN-XR5	0402, 0603, 0805, 1206, 1210	25-6.3	X5R	1uF-100uF	500 pieces for each 10-25 values		
605-S-500	0805-1812	500	C0G/NP0, X7R	33pF-0.1uF	400 pieces for each 10-20 values		
605-S-1KV	0805-2225	1000	C0G/NP0, X7R	22pF-0.1uF	400 pieces for each 10-20 values		
605-S-2KV	1206-2225	2000	C0G/NP0, X7R	22pF-0.022uF	300 pieces for each 10-20 values		
605-S-SY3	1808	3KVDC-250AC	C0G/NP0, X7R	10pF-1500pF	240 pieces for each 20 values		
605-S-SY2	1808-2220	5KVDC-250AC	C0G/NP0, X7R	1pF-2200pF	200 pieces for each 20 values		
605-S-X07CBK	0402	10-50	C0G/NP0, X7R	1pF-0.01uF	600 pieces for each 50 values		
605-S-X14CBK	0603	50-100	C0G/NP0, X7R	1pF-0.01uF	700 pieces for each 50 values		
605-S-X15-EMI	0805	50-100	C0G/NP0, X7R	1pF-0.01uF	300 pieces for each 20 values		
605-S-X2Y-MTR	1206-1812	100	X7R	0.10uF-0.47uF	300 pieces for each 30 values		

© Copyright 2014 Mouser Electronics

© Copyright 2014 Mouser Electronics

JOHANSON TECHNOLOGY Multilayer Ceramic Capacitors

RoHS Compliant **This page of product is RoHS compliant.**

MULTI-LAYER HIGH Q CAPACITORS

Features:
- L Series: R05L series
  Mid-high Q performance
  NP0 temperature characteristics
- S Series: R03S, R07S, R14S, R15S series
  Ultra-high Q performance
  NP0 temperature characteristics

Applications:
- High-Q
- Microwave

Size	Units	Length	Width	Thickness	End Band
EIA 0201 Metric (0603)	in. mm	.024±.001 (0.60±0.03)	.012±.001 (0.30±0.03)	.012±.001 (0.30±0.03)	.008 Max. (0.20 Max.)
EIA 0402 Metric (1005)	in. mm	.040±.004 (1.02±0.1)	.020±.004 (0.51±0.1)	.020±.004 (0.51±0.1)	.010±.006 (0.25±.15)
EIA 0603 Metric (1608)	in. mm	.062±.006 (1.57±0.15)	.032±.006 (0.81±0.15)	.030+.005,-.003 (0.76+.13,-.08)	.014±.006 (0.35±.15)



L Series - High Q NPO

For quantities greater than listed, call for quote.

MOUSER STOCK NO.	Johanson Technology Part No.	Value (pF)	Voltage (DC)	Dielectric	Tolerance ±	Price Each 1	10	100	1000
0201 Case Size									
609-250R05L1R0BV4T	250R05L1R0BV4T	1	25	L	0.10pF				
609-250R05L1R2BV4T	250R05L1R2BV4T	1.2	25	L	0.10pF				
609-250R05L1R5BV4T	250R05L1R5BV4T	1.5	25	L	0.10pF				
609-250R05L1R8BV4T	250R05L1R8BV4T	1.8	25	L	0.10pF				
609-250R05L3R6CV4T	250R05L3R6CV4T	3.6	25	L	0.25pF				

S Series - Ultra High Q NPO

For quantities greater than listed, call for quote.

MOUSER STOCK NO.	Johanson Technology Part No.	Value (pF)	Voltage (DC)	Dielectric	Tolerance ±	Price Each 1	10	100	1000
0402 Case Code									
609-500R07S0R3BV4T	500R07S0R3BV4T	0.3	50	S	0.10pF				
609-500R07S0R4AV4T	500R07S0R4AV4T	0.4	50	S	0.05pF				
609-500R07S0R4BV4T	500R07S0R4BV4T	0.4	50	S	0.10pF				
609-500R07S0R5AV4T	500R07S0R5AV4T	0.5	50	S	0.05pF				
609-500R07S0R5BV4T	500R07S0R5BV4T	0.5	50	S	0.10pF				
609-500R07S0R7BV4T	500R07S0R7BV4T	0.7	50	S	0.10pF				
609-500R07S0R8BV4T	500R07S0R8BV4T	0.8	50	S	0.10pF				
609-500R07S0R9BV4T	500R07S0R9BV4T	0.9	50	S	0.10pF				
609-500R07S1R0BV4T	500R07S1R0BV4T	1.0	50	S	0.10pF				
609-500R07S1R2AV4T	500R07S1R2AV4T	1.2	50	S	0.05pF				
609-500R07S1R2BV4T	500R07S1R2BV4T	1.2	50	S	0.10pF				
609-500R07S1R3BV4T	500R07S1R3BV4T	1.3	50	S	0.10pF				
609-500R07S1R5AV4T	500R07S1R5AV4T	1.5	50	S	0.05pF				
609-500R07S1R5BV4T	500R07S1R5BV4T	1.5	50	S	0.10pF				
609-500R07S1R8BV4T	500R07S1R8BV4T	1.8	50	S	0.10pF				
609-500R07S2R0BV4T	500R07S2R0BV4T	2.0	50	S	0.10pF				
609-500R07S2R2BV4T	500R07S2R2BV4T	2.2	50	S	0.10pF				
609-500R07S2R4BV4T	500R07S2R4BV4T	2.4	50	S	0.10pF				
609-500R07S2R7BV4T	500R07S2R7BV4T	2.7	50	S	0.10pF				
609-500R07S3R0BV4T	500R07S3R0BV4T	3.0	50	S	0.10pF				
609-500R07S3R3BV4T	500R07S3R3BV4T	3.3	50	S	0.10pF				
609-500R07S3R9BV4T	500R07S3R9BV4T	3.9	50	S	0.10pF				
609-500R07S4R7BV4T	500R07S4R7BV4T	4.7	50	S	0.10pF				
609-500R07S5R6BV4T	500R07S5R6BV4T	5.6	50	S	0.10pF				
609-500R07S5R6CV4T	500R07S5R6CV4T	5.6	50	S	0.25pF				
609-500R07S6R8CV4T	500R07S6R8CV4T	6.8	50	S	0.25pF				
609-500R07S8R2CV4T	500R07S8R2CV4T	8.2	50	S	0.25pF				
609-500R07S100FV4T	500R07S100FV4T	10	50	S	1%				
609-500R07S100GV4T	500R07S100GV4T	10	50	S	2%				
609-500R07S100JV4T	500R07S100JV4T	10	50	S	5%				
609-500R07S150FV4T	500R07S150FV4T	15	50	S	1%				
609-500R07S200GV4T	500R07S200GV4T	20	50	S	2%				
609-500R07S270JV4T	500R07S270JV4T	27	50	S	5%				
0603 Case Code									
609-251R14S0R5BV4T	251R14S0R5BV4T	0.5	250	S	0.10pF				
609-251R14S0R6BV4T	251R14S0R6BV4T	0.6	250	S	0.10pF				
609-251R14S0R8BV4T	251R14S0R8BV4T	0.8	250	S	0.10pF				
609-251R14S100GV4T	251R14S100GV4T	10	250	S	2%				
609-251R14S120GV4T	251R14S120GV4T	12	250	S	2%				
609-251R14S150JV4T	251R14S150JV4T	15	250	S	5%				
609-251R14S1R0BV4T	251R14S1R0BV4T	1	250	S	0.10pF				
609-251R14S1R2BV4T	251R14S1R2BV4T	1.2	250	S	0.10pF				
609-251R14S1R5BV4T	251R14S1R5BV4T	1.5	250	S	0.10pF				
609-251R14S1R8BV4T	251R14S1R8BV4T	1.8	250	S	0.10pF				
609-251R14S270JV4T	251R14S270JV4T	27	250	S	5%				
609-251R14S2R0BV4T	251R14S2R0BV4T	2	250	S	0.10pF				
609-251R14S2R2BV4T	251R14S2R2BV4T	2.2	250	S	0.10pF				
609-251R14S330GV4T	251R14S330GV4T	33	250	S	2%				
609-251R14S3R0BV4T	251R14S3R0BV4T	3	250	S	0.10pF				
609-251R14S3R3BV4T	251R14S3R3BV4T	3.3	250	S	0.10pF				
609-251R14S3R9BV4T	251R14S3R9BV4T	3.9	250	S	0.10pF				
609-251R14S430JV4T	251R14S430JV4T	43	250	S	5%				
609-251R14S470JV4T	251R14S470JV4T	47	250	S	5%				
609-251R14S6R8CV4T	251R14S6R8CV4T	6.8	250	S	0.25pF				

© Copyright 2014 Mouser Electronics
© Copyright 2014 Mouser Electronics

KEMET Automotive Multilayer Ceramic Chip Capacitors

The Capacitance Company
KEMET
CHARGED.™

RoHS Compliant **This product is RoHS compliant.**

Features:
- Operating temperature range: -55°C to +125°C
- AEC Q200 automotive qualified
- Temperature stable dielectric
- Non-polar device, minimizing installation concerns
- 100% pure matte tin-plated termination finish allowing for excellent solderability

Applications:
- Decoupling
- Bypass
- Filtering
- Transient voltage suppression

RoHS Compliant

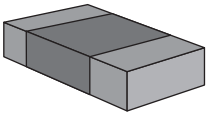

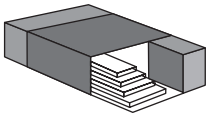

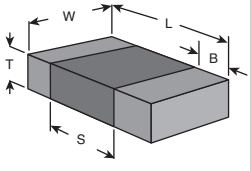

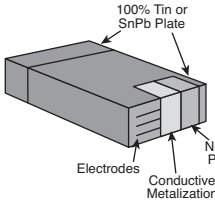

EIA Size Code	Metric Size Code	L Length	W Width	T Thickness	B Bandwidth	S Separation Min.	Mounting Technique
0402	1005	1.00(.40) ± 0.05(.002)	0.50(.20) ± 0.05(.002)	0.50 ± 0.05	0.30(.012) ± 0.10(.004)	0.30(.012)	Solder reflow only
0603	1608	1.60(.063) ± 0.15(.006)	0.80(.032) ± 0.15(.006)	0.80 ± 0.07	0.35(.014) ± 0.15(.006)	0.70(.028)	Solder wave or solder reflow
0805	2012	2.00(.079) ± 0.20 (.008)	1.25(.049) ± 0.20(.008)	0.78 ± 0.10	0.50(0.02) ± 0.25(.010)	0.75(.030)	Solder wave or solder reflow
1206	3216	3.20(.126) ± 0.20(.008)	1.60(.063) ± 0.20(.008)	0.78 ± 0.10	0.50(0.02) ± 0.25(.010)	N/A	Solder reflow only
1210	3225	3.20(.126) ± 0.20(.008)	2.50(.098) ± 0.20(.008)	2.50 ± 0.20	0.50(0.02) ± 0.25(.010)	N/A	Solder reflow only

STANDARD MODE

For quantities greater than listed, call for quote.

MOUSER STOCK NO.	KEMET Part No.	Case Size	Value (pF)	Temperature Coefficient	Tol. ±	Price Each 1	50	100	500	Reel Qty.	Price Per Piece
10 Volts											
80-C0805C105K8RAUTO	C0805C105K8RACAUTO	0805	1uF	X7R	10%					4000	
80-C1206C106K8RAUTO	C1206C106K8RACAUTO	1206	10uF	X7R	10%					2000	
16 Volts											
80-C0402C104K4RAUTO	C0402C104K4RACAUTO	0402	0.1uF	X7R	10%					10000	
80-C0603C104K4RAUTO	C0603C104K4RACAUTO	0603	0.1uF	X7R	10%					4000	
80-C0805C105K4RAUTO	C0805C105K4RACAUTO	0805	1uF	X7R	10%					4000	
80-C1206C106K4RAUTO	C1206C106K4RACAUTO	1206	10uF	X7R	10%					2000	
25 Volts											
80-C0402C821K3RAUTO	C0402C821K3RACAUTO	0402	820	X7R	10%					10000	
80-C0603C104K3RAUTO	C0603C104K3RACAUTO	0603	0.1uF	X7R	20%					4000	
80-C0805C473J3GAUTO	C0805C473J3GACAUTO	0805	0.047uF	C0G	5%					2500	
80-C0805C224K3RAUTO	C0805C224K3RACAUTO	0805	0.22uF	X7R	10%					4000	
80-C0805C474K3RAUTO	C0805C474K3RACAUTO	0805	0.47uF	X7R	10%					4000	
80-C1206C105K3RAUTO	C1206C105K3RACAUTO	1206	1uF	X7R	10%					2000	
50 Volts											
80-C0603C220J5GAUTO	C0603C220J5GACAUTO	0603	22	C0G	5%					4000	
80-C0603C470J5GAUTO	C0603C470J5GACAUTO	0603	47	C0G	5%					4000	
80-C0603C101J5GAUTO	C0603C101J5GACAUTO	0603	100	C0G	5%					4000	
80-C0603C181J5GAUTO	C0603C181J5GACAUTO	0603	180	C0G	5%					4000	
80-C0603C221J5GAUTO	C0603C221J5GACAUTO	0603	220	C0G	5%					4000	
80-C0603C331J5GAUTO	C0603C331J5GACAUTO	0603	330	C0G	5%					4000	
80-C0603C471J5GAUTO	C0603C471J5GACAUTO	0603	470	C0G	5%					4000	
80-C0603C102K5RAUTO	C0603C102K5RACAUTO	0603	1000	X7R	10%					4000	
80-C0603C102M5RAUTO	C0603C102M5RACAUTO	0603	1000	X7R	20%					4000	
80-C0603C222K5RAUTO	C0603C222K5RACAUTO	0603	2200	X7R	10%					4000	
80-C0603C332K5RAUTO	C0603C332K5RACAUTO	0603	3300	X7R	10%					4000	
80-C0603C472K5RAUTO	C0603C472K5RACAUTO	0603	4700	X7R	10%					4000	
80-C0603C473K5RAUTO	C0603C473K5RACAUTO	0603	0.047uF	X7R	10%					4000	
80-C0603C103K5RAUTO	C0603C103K5RACAUTO	0603	0.01uF	X7R	10%					4000	
80-C0603C103M5RAUTO	C0603C103M5RACAUTO	0603	0.01uF	X7R	20%					4000	
80-C0603C104J5RAUTO	C0603C104J5RACAUTO	0603	0.1uF	X7R	5%					4000	
80-C0603C104K5RAUTO	C0603C104K5RACAUTO	0603	0.1uF	X7R	10%					4000	
80-C0805C101J5GAUTO	C0805C101J5GACAUTO	0805	100	C0G	5%					4000	
80-C0805C221J5GAUTO	C0805C221J5GACAUTO	0805	220	C0G	5%					4000	
80-C0805C471J5GAUTO	C0805C471J5GACAUTO	0805	470	C0G	5%					4000	
80-C0805C102K5RAUTO	C0805C102K5RACAUTO	0805	1000	X7R	10%					4000	
80-C0805C222K5RAUTO	C0805C222K5RACAUTO	0805	2200	X7R	10%					4000	
80-C0805C223K5RAUTO	C0805C223K5RACAUTO	0805	0.022uF	X7R	10%					4000	
80-C0805C473K5RAUTO	C0805C473K5RACAUTO	0805	0.047uF	X7R	10%					4000	
80-C0805C334K5RAUTO	C0805C334K5RACAUTO	0805	0.33uF	X7R	10%					4000	
80-C0805C474K5RAUTO	C0805C474K5RACAUTO	0805	0.47uF	X7R	10%					2500	
80-C0805C103K5RAUTO	C0805C103K5RACAUTO	0805	0.01uF	X7R	10%					4000	
80-C0805C104K5RAUTO	C0805C104K5RACAUTO	0805	0.1uF	X7R	10%					4000	
80-C1206C332J5GAUTO	C1206C332J5GACAUTO	1206	3300	C0G	5%					4000	
80-C1206C103K5RAUTO	C1206C103K5RACAUTO	1206	0.01uF	X7R	10%					4000	
80-C1206C104K5RAUTO	C1206C104K5RACAUTO	1206	0.1uF	X7R	10%					4000	
80-C1206C225K5RAUTO	C1206C225K5RACAUTO	1206	2.2uF	X7R	10%					2000	
80-C1210C224K5RAUTO	C1210C224K5RACAUTO	1210	0.22uF	X7R	10%					4000	
80-C1210C105M5RAUTO	C1210C105M5RACAUTO	1210	1uF	X7R	20%					2000	
80-C1210C225K5RAUTO	C1210C225K5RACAUTO	1210	2.2uF	X7R	10%					2500	
80-C1210C475K5RAUTO	C1210C475K5RACAUTO	1210	47uF	X7R	10%					1000	
100 Volts											
80-C0603C221K1RAUTO	C0603C221K1RACAUTO	0603	220	X7R	10%					4000	
80-C0603C102K1RAUTO	C0603C102K1RACAUTO	0603	1000	X7R	10%					4000	
80-C0805C102K1RAUTO	C0805C102K1RACAUTO	0805	1000	X7R	10%					4000	
80-C1206C104K1RAUTO	C1206C104K1RACAUTO	1206	0.1uF	X7R	10%					4000	
80-C1210C105K1RAUTO	C1210C105K1RACAUTO	1210	1uF	X7R	10%					2000	
200 Volts											
80-C0805C101K2GAUTO	C0805C101K2GACAUTO	0805	100	C0G	10%					4000	
80-C0805C102K2RAUTO	C0805C102K2RACAUTO	0805	1000	X7R	10%					4000	
80-C0805C103K2RAUTO	C0805C103K2RACAUTO	0805	0.01uF	X7R	10%					4000	
80-C1206C473K2RAUTO	C1206C473K2RACAUTO	1206	0.047uF	X7R	10%					2500	

OPEN MODE

For quantities greater than listed, call for quote.

50 Volts											
80-C0805F473K5RAUTO	C0805F473K5RACAUTO	0805	0.047uF	X7R	10%					4000	
80-C0805F104K5RAUTO	C0805F104K5RACAUTO	0805	0.1uF	X7R	10%					2500	
80-C0805F104M5RAUTO	C0805F104M5RACAUTO	0805	0.1uF	X7R	20%					2500	
100 Volts											
80-C1206F104K1RAUTO	C1206F104K1RACAUTO	1206	0.1uF	X7R	10%					4000	

FLOATING ELECTRODE

For quantities greater than listed, call for quote.

100 Volts											
80-C0805F473K5RAUTO	C0805F473K5RACAUTO	0805	0.047uF	X7R	10%					4000	

FLEXIBLE TERMINATION

For quantities greater than listed, call for quote.

50 Volts											
80-C0603X471J5RAUTO	C0603X471J5RACAUTO	0603	470	X7R	5%					4000	
80-C0603X104J5RAUTO	C0603X104J5RACAUTO	0603	0.1uF	X7R	5%					4000	
80-C1210X475K5RAUTO	C1210X475K5RACAUTO	1210	4.7uF	X7R	10%					1000	

© Copyright 2014 Mouser Electronics
© Copyright 2014 Mouser Electronics

KEMET Ceramic Chip Capacitors

The Capacitance Company KEMET CHARGED.

RoHS Compliant This product is RoHS compliant.

TIN/LEAD TERMINATION CERAMIC CHIP CAPACITORS

KEMET's line of Tin/Lead termination commercial MLCC surface mount capacitors are designed to meet the needs of the commercial, high reliability, where Tin/Lead plating is required. KEMET's Tin/Lead electroplating process is designed to meet a 5% minimum lead content in the termination of the component. As the bulk of the electronics industry marches to RoHS compliance it is important that KEMET provide the Tin/Lead terminated products for our valued high reliability customers.

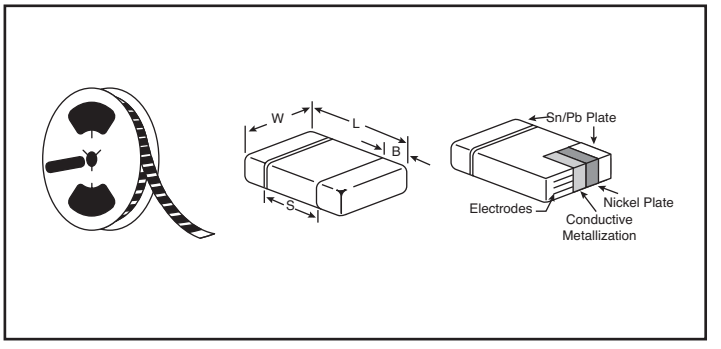

EIA Size Code	Metric Size Code (Ref only)	DIMENSIONS: mm (in.) L Length	W Width	B Bandwidth	S Min. Separation	Mounting Technique
0402	1005	1.0 (.04)	0.5 (.02)	0.20 (0.008)	0.3 (.012)	Solder Reflow
0603	1608	1.6 (.063)	0.8 (.032)	0.35 (.014)	0.7 (.028)	Solder Wave or Solder Reflow
0805	2012	2.0 (.079)	1.25 (.049)	0.5 (.02)	0.75 (.030)	
1206	3216	3.2 .126)	1.6 (.063)	0.5 (.02)	N/A	

For quantities greater than listed, call for quote.

MOUSER STOCK NO.	KEMET Part No.	Value (pF)	Volt.	Tol. (±)	Price Each 1	Price Each 100	Qty. per Reel	Price Each
Style 0402 C0G								
80-C0402C100J5GAL	C0402C100J5GALTU	10	50	5%			10000	
80-C0402C390J5GAL	C0402C390J5GALTU	39	50	5%			10000	
80-C0402C470J5GAL	C0402C470J5GALTU	47	50	5%			10000	
Style 0402 X7R								
80-C0402C221K5RAL	C0402C221K5RALTU	220	50	10%			10000	
80-C0402C821J8RAL	C0402C821J8RALTU	820	10	5%			10000	
80-C0402C222K5RAL	C0402C222K5RALTU	2200	50	10%			10000	
80-C0402C103J9RAL	C0402C103J9RALTU	10000	6.3	5%			10000	
80-C0402C103K5RAL	C0402C103K5RALTU	10000	50	10%			10000	
80-C0402C223K8RAL	C0402C223K8RALTU	22000	10	10%			10000	
80-C0402C223K4RAL	C0402C223K4RALTU	22000	16	10%			10000	
80-C0402C333K8RAL	C0402C333K8RALTU	33000	10	10%			10000	
80-C0402C683K4RAL	C0402C683K4RALTU	68000	16	10%			10000	
80-C0402C104K4RAL	C0402C104K4RALTU	0.1µF	16	10%			10000	
Style 0603 C0G								
80-C0603C339K1GAL	C0603C339K1GALTU	3.3	100	10%			4000	
80-C0603C100J5GAL	C0603C100J5GALTU	10	50	5%			4000	
80-C0603C100K5GAL	C0603C100K5GALTU	10	50	10%			4000	
80-C0603C100K1GAL	C0603C100K1GALTU	10	100	10%			4000	
80-C0603C180J5GAL	C0603C180J5GALTU	18	50	5%			4000	
80-C0603C430J5GAL	C0603C430J5GALTU	43	50	5%			4000	
80-C0603C560J5GAL	C0603C560J5GALTU	56	50	5%			4000	
80-C0603C820K5GAL	C0603C820K5GALTU	82	50	10%			4000	
80-C0603C101J5GAL	C0603C101J5GALTU	100	50	5%			4000	
80-C0603C101K5GAL	C0603C101K5GALTU	100	50	10%			4000	
80-C0603C221J5GAL	C0603C221J5GALTU	220	50	5%			4000	
80-C0603C221K1GAL	C0603C221K1GALTU	220	100	10%			4000	
80-C0603C471K5GAL	C0603C471K5GALTU	470	50	10%			4000	
80-C0603C102J5GAL	C0603C102J5GALTU	1000	50	5%			4000	
Style 0603 X5R								
80-C0603C105K4PAL	C0603C105K4PALTU	1.0µF	16	10%			4000	
Style 0603 X7R								
80-C0603C221K5RAL	C0603C221K5RALTU	220	50	10%			4000	
80-C0603C471K4RAL	C0603C471K4RALTU	470	16	10%			4000	
80-C0603C102K3RAL	C0603C102K3RALTU	1000	25	10%			4000	
80-C0603C102K5RAL	C0603C102K5RALTU	1000	50	10%			4000	
80-C0603C152K5RAL	C0603C152K5RALTU	1500	50	10%			4000	
80-C0603C222K3RAL	C0603C222K3RALTU	2200	25	10%			4000	
80-C0603C332K5RAL	C0603C332K5RALTU	3300	50	10%			4000	
80-C0603C472J9RAL	C0603C472J9RALTU	4700	6.3	5%			4000	
80-C0603C682K1RAL	C0603C682K1RALTU	6800	100	10%			4000	
80-C0603C103J8RAL	C0603C103J8RALTU	10000	10	5%			4000	
80-C0603C103K8RAL	C0603C103K8RALTU	10000	10	10%			4000	
80-C0603C103K4RAL	C0603C103K4RALTU	10000	16	10%			4000	
80-C0603C103K3RAL	C0603C103K3RALTU	10000	25	10%			4000	
80-C0603C103K5RAL	C0603C103K5RALTU	10000	50	10%			4000	
80-C0603C153K5RAL	C0603C153K5RALTU	15000	50	10%			4000	
80-C0603C223K1RAL	C0603C223K1RALTU	22000	100	10%			4000	
80-C0603C273J5RAL	C0603C273J5RALTU	27000	50	5%			4000	
80-C0603C273K1RAL	C0603C273K1RALTU	27000	100	10%			4000	
80-C0603C473K3RAL	C0603C473K3RALTU	47000	25	10%			4000	
80-C0603C473K5RAL	C0603C473K5RALTU	47000	50	10%			4000	
80-C0603C104K4RAL	C0603C104K4RALTU	0.1µF	16	10%			4000	
80-C0603C104K3RAL	C0603C104K3RALTU	0.1µF	25	10%			4000	
80-C0603C104K5RAL	C0603C104K5RALTU	0.1µF	50	10%			4000	
80-C0603C334K9RAL	C0603C334K9RALTU	0.33µF	6.3	10%			4000	
80-C0603C334K4RAL	C0603C334K4RALTU	0.33µF	16	10%			4000	
Style 0805 C0G								
80-C0805C100J5GAL	C0805C100J5GALTU	10	50	5%			4000	
80-C0805C120J5GAL	C0805C120J5GALTU	12	50	5%			4000	
80-C0805C150J5GAL	C0805C150J5GALTU	15	50	5%			4000	
80-C0805C300K5GAL	C0805C300K5GALTU	30	50	10%			4000	

© Copyright 2014 Mouser Electronics

For quantities greater than listed, call for quote.

MOUSER STOCK NO.	KEMET Part No.	Value (pF)	Volt.	Tol. (±)	Price Each 1	Price Each 100	Qty. per Reel	Price Each
Style 0805 C0G (Cont.)								
80-C0805C101J1GAL	C0805C101J1GALTU	100	100	5%			4000	
80-C0805C151J5GAL	C0805C151J5GALTU	150	50	5%			4000	
80-C0805C151J1GAL	C0805C151J1GALTU	150	100	5%			4000	
80-C0805C391J5GAL	C0805C391J5GALTU	390	50	5%			4000	
80-C0805C471J5GAL	C0805C471J5GALTU	470	50	5%			4000	
80-C0805C122J3GAL	C0805C122J3GALTU	1200	25	5%			4000	
80-C0805C152J5GAL	C0805C152J5GALTU	1500	50	5%			4000	
80-C0805C182K5GAL	C0805C182K5GALTU	1800	50	10%			4000	
Style 0805 X7R								
80-C0805C331K5RAL	C0805C331K5RALTU	330	50	10%			4000	
80-C0805C391J5RAL	C0805C391J5RALTU	390	50	5%			4000	
80-C0805C821K2RAL	C0805C821K2RALTU	820	200	10%			4000	
80-C0805C102J5RAL	C0805C102J5RALTU	1000	50	5%			4000	
80-C0805C102K5RAL	C0805C102K5RALTU	1000	50	10%			4000	
80-C0805C102K2RAL	C0805C102K2RALTU	1000	200	10%			4000	
80-C0805C152K5RAL	C0805C152K5RALTU	1500	50	10%			4000	
80-C0805C472K5RAL	C0805C472K5RALTU	4700	50	10%			4000	
80-C0805C103K5RAL	C0805C103K5RALTU	10000	50	10%			4000	
80-C0805C103K1RAL	C0805C103K1RALTU	10000	100	10%			4000	
80-C0805C103K2RAL	C0805C103K2RALTU	10000	200	10%			4000	
80-C0805C183K1RAL	C0805C183K1RALTU	18000	100	10%			4000	
80-C0805C223J1RAL	C0805C223J1RALTU	22000	100	5%			4000	
80-C0805C333K1RAL	C0805C333K1RALTU	33000	100	10%			4000	
80-C0805C473K1RAL	C0805C473K1RALTU	47000	100	10%			4000	
80-C0805C473K2RAL	C0805C473K2RALTU	47000	200	10%			4000	
80-C0805C563J1RAL	C0805C563J1RALTU	56000	100	5%			4000	
80-C0805C683K5RAL	C0805C683K5RALTU	68000	50	10%			4000	
80-C0805C823K1RAL	C0805C823K1RALTU	82000	100	10%			2500	
80-C0805C104K3RAL	C0805C104K3RALTU	0.1µF	25	10%			4000	
80-C0805C104K5RAL	C0805C104K5RALTU	0.1µF	50	10%			4000	
80-C0805C104J1RAL	C0805C104J1RALTU	0.1µF	100	5%			4000	
80-C0805C104K1RAL	C0805C104K1RALTU	0.1µF	100	10%			4000	
80-C0805C124K3RAL	C0805C124K3RALTU	0.12µF	25	10%			4000	
80-C0805C224K3RAL	C0805C224K3RALTU	0.22µF	25	10%			4000	
80-C0805C224K5RAL	C0805C224K5RALTU	0.22µF	50	10%			4000	
80-C0805C274K3RAL	C0805C274K3RALTU	0.27µF	25	10%			4000	
80-C0805C394K3RAL	C0805C394K3RALTU	0.39µF	25	10%			2500	
80-C0805C474K3RAL	C0805C474K3RALTU	0.47µF	25	10%			2500	
80-C0805C105K8RAL	C0805C105K8RALTU	1µF	10	10%			2500	
80-C0805C105K4RAL	C0805C105K4RALTU	1µF	16	10%			2500	
80-C0805C105K3RAL	C0805C105K3RALTU	1µF	25	10%			2500	
80-C0805C225K9RAL	C0805C225K9RALTU	2.2µF	6.3	10%			2500	
80-C0805C225K4RAL	C0805C225K4RALTU	2.2µF	16	10%			2500	
Style 1206 C0G								
80-C1206C471J5GAL	C1206C471J5GALTU	470	50	5%			4000	
80-C1206C332J5GAL	C1206C332J5GALTU	3300	50	5%			4000	
Style 1206 X7R								
80-C1206C222K2RAL	C1206C222K2RALTU	2200	200	10%			4000	
80-C1206C562J2RAL	C1206C562J2RALTU	5600	200	5%			4000	
80-C1206C103K2RAL	C1206C103K2RALTU	10000	200	10%			4000	
80-C1206C683K5RAL	C1206C683K5RALTU	68000	50	10%			4000	
80-C1206C104K5RAL	C1206C104K5RALTU	0.1µF	50	10%			4000	
80-C1206C104K2RAL	C1206C104K2RALTU	0.1µF	200	10%			2500	
80-C1206C224K3RAL	C1206C224K3RALTU	0.22µF	25	10%			4000	
80-C1206C224K5RAL	C1206C224K5RALTU	0.22µF	50	10%			4000	
80-C1206C564K8RAL	C1206C564K8RALTU	0.56µF	10	10%			2500	
80-C1206C684K5RAL	C1206C684K5RALTU	0.68µF	50	10%			2500	
80-C1206C105K3RAL	C1206C105K3RALTU	1µF	25	10%			2000	
80-C1206C105K5RAL	C1206C105K5RALTU	1µF	50	10%			2500	
80-C1206C225K3RAL	C1206C225K3RALTU	2.2µF	25	10%			2000	
80-C1206C106K8RAL	C1206C106K8RALTU	10µF	10	10%			2000	
80-C1206C106K4RAL	C1206C106K4RALTU	10µF	16	10%			2000	

© Copyright 2014 Mouser Electronics

KEMET High Capacitance Ceramic Chip Capacitors

The Capacitance Company KEMET CHARGED.

RoHS Compliant This product is RoHS compliant.

KEMET HICV MLCC

EIA Size Code	L (Length)	W (Width)	B (Bandwidth)	S Min. (Seperation)
* 0402	1.0 (.04)	0.5 (.02)	0.20 (0.008)	0.3 (.012)
* 0603	1.6 (.063)	0.8 (.032)	0.35 (.014)	0.7 (.028)
* 0805	2.0 (.079)	1.25 (.049)	0.5 (.02)	0.75 (.030)
* 1206	3.2 (.126)	1.6 (.063)	0.5 (.02)	N/A
1210	3.2 (.126)	2.5 (.098)	0.5 (.02)	N/A
1812	4.5 (.177)	3.2 (.126)	0.6 (.024)	N/A
2220	5.6 (.220)	5.0 (.197)	0.6 (.024)	N/A

RoHS Compliant

*Note: Indicates EIA preferred case sizes (tightened tolerances apply for 0402, 0603, and 0805 packaged in bulk cassette)

DIMENSIONS: mm (in.)

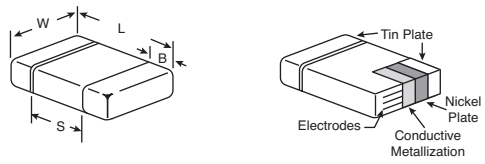

Standard end metallization: 100% Tin-plate over nickel barrier

EIA Case Size 0402

For quantities greater than listed, call for quote.

MOUSER STOCK NO.	KEMET Part No.	Value (µF)	Volt (DC)	Tol.±	Thick-ness (mm)	Price Each 1	Price Each 100	Reel Qty.	Price per Piece
Temperature Coefficient X5R									
80-C0402C105K9P	C0402C105K9PACTU	1.0	6.3	10%	.50±0.05			10000	
80-C0402C225M9P	C0402C225M9PACTU	2.2	6.3	20%	.50±0.05			10000	
80-C0402C225M8P	C0402C225M8PACTU	2.2	10	20%	.50±0.05			10000	

EIA Case Size 0603

For quantities greater than listed, call for quote.

MOUSER STOCK NO.	KEMET Part No.	Value (µF)	Volt (DC)	Tol.±	Thick-ness (mm)	Price Each 1	Price Each 100	Reel Qty.	Price per Piece
Temperature Coefficient X5R									
80-C0603C105K9P	C0603C105K9PACTU	1.0	6.3	10%	.80±.10			4000	
80-C0603C105K8P	C0603C105K8PACTU	1.0	10	10%	.80±.10			4000	
80-C0603C105K4P	C0603C105K4PACTU	1.0	16	10%	.80±.10			4000	
80-C0603C105K3P	C0603C105K3PACTU	1.0	2.5	10%	.80±15			4000	
80-C0603C225K8P	C0603C225K8PACTU	2.2	10	10%	.80±.10			4000	
80-C0603C475K9P	C0603C475K9PACTU	4.7	6.3	10%	.80±.10			4000	
80-C0603C106M9P	C0603C106M9PACTU	1.0	6.3	20%	.80±15			4000	
Temperature Coefficient Y5V									
80-C0603C105Z8V	C0603C105Z8VACTU	1.0	10	+80,-20	.80±.10			4000	
Temperature Coefficient X7R									
80-C0603C105K4R	C0603C105K4RACTU	1.0	16	10%	.80±15			4000	
80-C0603C105K3R	C0603C105K3RACTU	1.0	25	10%	.80±0.07			4000	
80-C0603C105M3R	C0603C105M3RACTU	1.0	25	20%	.80±0.07			4000	

EIA Case Size 0805

For quantities greater than listed, call for quote.

MOUSER STOCK NO.	KEMET Part No.	Value (µF)	Volt (DC)	Tol.±	Thick-ness (mm)	Price Each 1	Price Each 100	Reel Qty.	Price per Piece
Temperature Coefficient X5R									
80-C0805C105K4P	C0805C105K4PACTU	1.0	16	10%	1.25±0.15			2500	
80-C0805C105K3P	C0805C105K3PACTU	1.0	25	10%	1.25±0.15			2500	
80-C0805C225K9P	C0805C225K9PACTU	2.2	6.3	10%	0.9±0.1			4000	
80-C0805C225K8P	C0805C225K8PACTU	2.2	10	10%	0.9±0.1			2500	
80-C0805C225K4P	C0805C225K4PACTU	2.2	16	10%	0.9±0.1			2500	
80-C0805C475K9P	C0805C475K9PACTU	4.7	6.3	10%	1.25±0.2			2500	
80-C0805C475K8P	C0805C475K8PACTU	4.7	10	10%	1.25±0.2			2500	
80-C0805C475K4P	C0805C475K4PACTU	4.7	16	10%	1.25±0.2			2500	
80-C0805C106K9P	C0805C106K9PACTU	10	6.3	10%	1.25±0.2			3000	
80-C0805C106K8P	C0805C106K8PACTU	10	10	10%	1.25±0.2			2500	
80-C0805C226M9P	C0805C226M9PACTU	22	6.3	20%	1.25±0.2			2500	
Temperature Coefficient Y5V									
80-C0805C225Z4V	C0805C225Z4VACTU	2.2	16	+80,-20	1.25±0.15			2500	
80-C0805C475Z8V	C0805C475Z8VACTU	4.7	10	+80,-20	1.25±0.15			2500	
80-C0805C106Z9V	C0805C106Z9VACTU	10	6.3	+80,-20	1.25±0.2			3000	
Temperature Coefficient X7R									
80-C0805C105K9R	C0805C105K9RACTU	1.0	6.3	10%	1.25±0.15			2500	
80-C0805C105K4R	C0805C105K4RACTU	1.0	16	10%	1.25±0.15			2500	
80-C0805C105K5R	C0805C105K5RACTU	1.0	50	10%	1.25±0.15			2500	
80-C0805C105M5R	C0805C105M5RACTU	1.0	50	20%	1.25±0.15			2500	
80-C0805C225K9R	C0805C225K9RACTU	2.2	6.3	10%	1.25±0.15			2500	
80-C0805C225K8R	C0805C225K8RACTU	2.2	10	10%	1.25±0.15			2500	
80-C0805C225K4R	C0805C225K4RACTU	2.2	16	10%	1.25±0.15			2500	
80-C0805C475K9R	C0805C475K9RACTU	4.7	6.3	10%	1.25±0.15			2500	
80-C0805C475M9R	C0805C475M9RACTU	4.7	6.3	20%	1.25±0.15			2500	
80-C0805C475K8R	C0805C475K8RACTU	4.7	10	10%	1.25±0.15			2500	
80-C0805C475M8R	C0805C475M8RACTU	4.7	10	20%	1.25±0.15			2500	
80-C0805C475K4R	C0805C475K4RACTU	4.7	16	10%	1.25±0.15			2500	
80-C0805C475M4R	C0805C475M4RACTU	4.7	16	20%	1.25±0.15			2500	
80-C0805C106K9R	C0805C106K9RACTU	10	6.3	10%	1.25±0.15			2500	
80-C0805C106M9R	C0805C106M9RACTU	10	6.3	20%	1.25±0.15			2500	
80-C0805C106K8R	C0805C106K8RACTU	10	10	10%	1.25±0.15			2500	
80-C0805C106M8R	C0805C106M8RACTU	10	10	20%	1.25±0.15			2500	

EIA Case Size 1206

For quantities greater than listed, call for quote.

MOUSER STOCK NO.	KEMET Part No.	Value (µF)	Volt (DC)	Tol.±	Thick-ness (mm)	Price Each 1	Price Each 100	Reel Qty.	Price per Piece
Temperature Coefficient X5R									
80-C1206C105K3P	C1206C105K3PACTU	1.0	25	10%	1.6±0.2			2000	
80-C1206C475K4P	C1206C475K4PACTU	4.7	16	10%	1.6±0.2			2000	
80-C1206C475K3P	C1206C475K3PACTU	4.7	25	10%	1.6±0.2			2000	
80-C1206C106K8P	C1206C106K8PACTU	10	10	10%	1.15±0.15			2000	
80-C1206C106K4P	C1206C106K4PACTU	10	16	10%	1.6±0.2			2000	
80-C1206C106K3P	C1206C106K3PACTU	10	25	10%	1.6±0.2			2000	

EIA Case Size 1206 (Cont.)

For quantities greater than listed, call for quote.

MOUSER STOCK NO.	KEMET Part No.	Value (µF)	Volt (DC)	Tol.±	Thick-ness (mm)	Price Each 1	Price Each 100	Reel Qty.	Price per Piece
Temperature Coefficient X5R (Cont.)									
80-C1206C226K9P	C1206C226K9PACTU	22	6.3	10%	1.6±0.2			2000	
80-C1206C476M9P	C1206C476M9PACTU	47	6.3	20%	1.25±0.2			2000	
80-C1206C107M9P	C1206C107M9PACTU	100	6.3	20%	1.6±0.2			2000	
80-C1206C226M8P	C1206C226M8PACTU	22	10	20%	1.6±0.15			2000	
Temperature Coefficient Y5V									
80-C1206C105Z3V	C1206C105Z3VACTU	1.0	25	+80,-20	0.78±0.1			2000	
80-C1206C475Z4V	C1206C475Z4VACTU	4.7	16	+80,-20	1.2±0.15			2500	
80-C1206C106Z8V	C1206C106Z8VACTU	10	10	+80,-20	1.7±0.2			2000	
80-C1206C226Z9V	C1206C226Z9VACTU	22	6.3	+80,-20	1.7±0.2			2000	
Temperature Coefficient X7R									
80-C1206C105K3R	C1206C105K3RACTU	1.0	25	10%	1.6±0.15			2000	
80-C1206C105K5R	C1206C105K5RACTU	1.0	50	10%	1.0±0.1			2500	
80-C1206C225K3R	C1206C225K3RACTU	2.2	25	10%	1.2±0.15			2500	
80-C1206C225K5R	C1206C225K5RACTU	2.2	50	10%	1.6±0.2			2000	
80-C1206C475K8R	C1206C475K8RACTU	4.7	10	10%	1.25±0.15			2500	
80-C1206C475K4R	C1206C475K4RACTU	4.7	16	10%	1.25±0.15			2500	
80-C1206C475K3R	C1206C475K3RACTU	4.7	25	10%	1.6±0.2			2000	
80-C1206C106K8R	C1206C106K8RACTU	10	10	10%	1.6±0.2			2000	
80-C1206C106K4R	C1206C106K4RACTU	10	16	10%	1.6±0.2			2000	
80-C1206C106K3R	C1206C106K3RACTU	10	25	10%	1.60±0.20			2000	
80-C1206C106M3R	C1206C106M3RACTU	10	25	20%	1.60±0.20			2000	
80-C1206C226M9R	C1206C226M9RACTU	22	6.3	20%	1.60±0.20			2000	
80-C1206C226M8R	C1206C226M8RACTU	22	10	20%	1.60±0.20			2000	

EIA Case Size 1210

For quantities greater than listed, call for quote.

MOUSER STOCK NO.	KEMET Part No.	Value (µF)	Volt (DC)	Tol.±	Thick-ness (mm)	Price Each 1	Price Each 100	Reel Qty.	Price per Piece
Temperature Coefficient X5R									
80-C1210C105K5P	C1210C105K5PACTU	1.0	50	10%	1.55±0.15			2000	
80-C1210C475K4P	C1210C475K4PACTU	4.7	16	10%	2.1±0.2			2000	
80-C1210C475K3P	C1210C475K3PACTU	4.7	25	10%	2.1±0.2			2000	
80-C1210C106K3P	C1210C106K3PACTU	10	25	10%	2.1±0.2			2000	
80-C1210C106K4P	C1210C106K4PACTU	10	16	10%	2.1±0.2			2000	
80-C1210C106K9P	C1210C106K9PACTU	10	6.3	10%	2.1±0.2			2000	
80-C1210C226K4P	C1210C226K4PACTU	22	16	10%	1.85±0.2			2000	
80-C1210C476M9P	C1210C476M9PACTU	47	6.3	20%	1.7±0.2			1500	
80-C1210C107M9P	C1210C107M9PACTU	100	6.3	20%	2.1±0.2			1500	
Temperature Coefficient Y5V									
80-C1210C105Z5V	C1210C105Z5VACTU	1.0	50	+80,-20	1.55±0.15			2000	
80-C1210C106Z4V	C1210C106Z4VACTU	10	16	+80,-20	1.55±0.15			2000	
80-C1210C226M8V	C1210C226M8VACTU	22	10	20%	2.5±0.2			2000	
80-C1210C226Z8V	C1210C226Z8VACTU	22	10	+80,-20	1.55±0.15			1500	
Temperature Coefficient X7R									
80-C1210C105K5R	C1210C105K5RACTU	1.0	50	10%	1.55±0.15			2000	
80-C1210C225K4R	C1210C225K4RACTU	2.2	16	10%	1.85±0.2			2000	
80-C1210C225K3R	C1210C225K3RACTU	2.2	25	10%	1.85±0.2			2000	
80-C1210C225K5R	C1210C225K5RACTU	2.2	50	10%	1.25±0.15			2500	
80-C1210C335K5R	C1210C335K5RACTU	3.3	50	10%	1.70±0.2			2000	
80-C1210C475K8R	C1210C475K8RACTU	4.7	10	10%	.90±0.1			2000	
80-C1210C475K4R	C1210C475K4RACTU	4.7	16	10%	.90±0.1			2000	
80-C1210C475K3R	C1210C475K3RACTU	4.7	25	10%	1.25±0.15			2500	
80-C1210C106K8R	C1210C106K8RACTU	10	10	10%	1.55±0.15			2000	
80-C1210C106K4R	C1210C106K4RACTU	10	16	10%	1.55±0.15			2000	
80-C1210C226M4R	C1210C226M4RACTU	22	16	20%	2.50±0.20			1000	
80-C1210C226M3R	C1210C226M3RACTU	22	25	20%	2.50±0.20			1000	

EIA Case Size 1812

For quantities greater than listed, call for quote.

MOUSER STOCK NO.	KEMET Part No.	Value (µF)	Volt (DC)	Tol.±	Thick-ness (mm)	Price Each 1	Price Each 100	Reel Qty.	Price per Piece
Temperature Coefficient X7R									
80-C1812C105K5R	C1812C105K5RACTU	1.0	50	10%	1.30±0.1			1000	
80-C1812C105K1R	C1812C105K1RACTU	1.0	100	10%	1.55±0.15			1000	

EIA Case Size 2220

For quantities greater than listed, call for quote.

MOUSER STOCK NO.	KEMET Part No.	Value (µF)	Volt (DC)	Tol.±	Thick-ness (mm)	Price Each 1	Price Each 100	Reel Qty.	Price per Piece
Temperature Coefficient X7R									
80-C2220C225K5R	C2220C225K5RACTU	2.2	50	10%	1.5±0.15			1000	

© Copyright 2014 Mouser Electronics

KEMET SMD Ceramic Capacitors

The Capacitance Company
KEMET CHARGED.

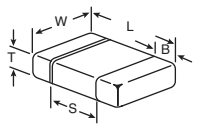

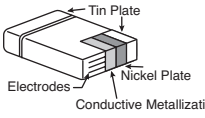

RoHS Compliant

DIMENSIONS: mm (in.)					
Metric Code	Style	L	W	B	S
2012	0805	2.0 (.079)	1.2 (.049)	0.5 (.02)	0.75 (.030)
3216	1206	3.2 (.126)	1.6 (.063)	0.5 (.02)	N/A
3225	1210	3.2 (.126)	2.5 (.098)	0.5 (.02)	N/A
4520	1808	4.5 (.177)	2.0 (.079)	0.6 (.024)	N/A
4532	1812	4.5 (.177)	3.2 (.126)	0.6 (.024)	N/A
4564	1825	4.5 (.177)	6.4 (.250)	0.6 (.024)	N/A
5620	2220	5.6 (.224)	5.0 (.197)	0.6 (.024)	N/A
5664	2225	5.6 (.224)	6.4 (.250)	0.6 (.024)	N/A

KEMET TIP AND RING SMD CERAMIC CHIP CAPACITORS

KEMET's 250VDC or Tip & Ring MLCC capacitors are designed and rated for telecommunication ringer circuits where the capacitor is used to block -48 to -52VDC of line voltage and pass a 16-25HzAC signal pulse of 70-90Vrms. The surface mount ceramic capacitors are excellent replacements for high voltage leaded film devices. The smaller SMT footprints save valuable board space which is critical when creating new designs, and the capacitors are able to withstand today's higher lead-free reflow processing temperatures. The ceramic MLCC have excellent high frequency filtering characteristics, low ESR, and high temperature reflow capabilities. KEMET Tip and Ring capacitors are available in standard EIA case sizes and standard capacitance values from 0.001µF to 1.2µF. The capacitors have pure tin (100% Matte Sn) plated terminations and are 100% lead free which is ideal for new environmentally demanding designs.

Applications:
- Telecommunication ringing circuits
- Switch mode power supply Snubber circuits
- High voltage DC blocking
- High voltage coupling

Markets:
- Phone lines
- Analog and digital modems
- FAX machines
- Wireless base stations, ethernet
- Digital video recording set-top boxes
- Satellite dish
- Cable set-top boxes
- High voltage power supply, DC/DC converters
- Ethernet, POS, ATM hardware

For quantities greater than listed, call for quote.

MOUSER STOCK NO.	KEMET Part No.	Value (pF)	Tol. ± %	Price Each 1	Price Each 100	Price Each 500	Reel Qty.	Price Per Piece
Style 0805-Temperature Coef: X7R								
80-C0805C102KAR	C0805C102KARACTU	1000	10				4000	
80-C0805C222KAR	C0805C222KARACTU	2200	10				4000	
80-C0805C272KAR	C0805C272KARACTU	2700	10				4000	
80-C0805C332KAR	C0805C332KARACTU	3300	10				4000	
80-C0805C472KAR	C0805C472KARACTU	4700	10				4000	
80-C0805C562KAR	C0805C562KARACTU	5600	10				4000	
80-C0805C682KAR	C0805C682KARACTU	6800	10				4000	
80-C0805C822KAR	C0805C822KARACTU	8200	10				4000	
80-C0805C103KAR	C0805C103KARACTU	10000	10				4000	
80-C0805C223KAR	C0805C223KARACTU	22000	10				4000	
Style 1206-Temperature Coef: X7R								
80-C1206C562KAR	C1206C562KARACTU	5600	10				4000	
80-C1206C682KAR	C1206C682KARACTU	6800	10				4000	
80-C1206C822KAR	C1206C822KARACTU	8200	10				4000	
80-C1206C103KAR	C1206C103KARACTU	10000	10				4000	
80-C1206C123KAR	C1206C123KARACTU	12000	10				4000	
80-C1206C153KAR	C1206C153KARACTU	15000	10				4000	
80-C1206C183KAR	C1206C183KARACTU	18000	10				4000	
80-C1206C223KAR	C1206C223KARACTU	23000	10				4000	
80-C1206C273KAR	C1206C273KARACTU	27000	10				4000	
80-C1206C333KAR	C1206C333KARACTU	23000	10				4000	
80-C1206C473KAR	C1206C473KARACTU	47000	10				2500	
80-C1206C563KAR	C1206C563KARACTU	56000	10				2500	
80-C1206C683KAR	C1206C683KARACTU	68000	10				2500	
80-C1206C823KAR	C1206C823KARACTU	82000	10				2500	
80-C1206C104KAR	C1206C104KARACTU	0.1µF	10				4000	
Style 1210-Temperature Coef: X7R								
80-C1210C682KAR	C1210C682KARACTU	6800	10				4000	
80-C1210C822KAR	C1210C822KARACTU	8200	10				4000	
80-C1210C103KAR	C1210C103KARACTU	10000	10				4000	
80-C1210C123KAR	C1210C123KARACTU	12000	10				4000	
80-C1210C153KAR	C1210C153KARACTU	15000	10				4000	
80-C1210C183KAR	C1210C183KARACTU	18000	10				4000	
80-C1210C223KAR	C1210C223KARACTU	22000	10				4000	
80-C1210C273KAR	C1210C273KARACTU	27000	10				4000	
80-C1210C333KAR	C1210C333KARACTU	33000	10				4000	
80-C1210C393KAR	C1210C393KARACTU	39000	10				4000	
80-C1210C473KAR	C1210C473KARACTU	47000	10				4000	
80-C1210C683KAR	C1210C683KARACTU	68000	10				4000	
80-C1210C823KAR	C1210C823KARACTU	82000	10				2500	
80-C1210C104KAR	C1210C104KARACTU	0.1µF	10				2500	
Style 1812-Temperature Coef: X7R								
80-C1812C124KAR	C1812C124KARACTU	0.12µF	10				1000	
80-C1812C224JAR	C1812C224JARACTU	0.22µF	5				1000	
80-C1812C274KAR	C1812C274KARACTU	0.27µF	10				1000	
80-C1812C334JAR	C1812C334JARACTU	0.33µF	5				1000	
80-C1812C334KAR	C1812C334KARACTU	0.33µF	10				1000	
80-C1812C474KAR	C1812C474KARACTU	0.47µF	10				1000	
Style 1825-Temperature Coef: X7R								
80-C1825C474KAR	C1825C474KARACTU	0.47µF	10				1000	
80-C1825C564KAR	C1825C564KARACTU	0.56µF	10				1000	
80-C1825C684KAR	C1825C684KARACTU	0.68µF	10				1000	
80-C1825C105KAR	C1825C105KARACTU	1.0µF	10				1000	
Style 2220-Temperature Coef: X7R								
80-C2220C474KAR	C2220C474KARACTU	0.47µF	10				1000	
80-C2220C564KAR	C2220C564KARACTU	0.56µF	10				1000	
80-C2220C684KAR	C2220C684KARACTU	0.68µF	10				1000	
80-C2220C105KAR	C2220C105KARACTU	1.0µF	10				1000	
Style 2225-Temperature Coef: X7R								
80-C2225C474KAR	C2225C474KARACTU	0.47µF	10				1000	
80-C2225C564KAR	C2225C564KARACTU	0.56µF	10				1000	
80-C2225C684KAR	C2225C684KARACTU	0.68µF	10				1000	
80-C2225C105KAR	C2225C105KARACTU	1.0µF	10				1000	

KEMET SMD HIGH VOLTAGE CERAMIC CAPACITORS

KEMET's High Voltage Surface Mount Capacitors are designed to withstand high voltage applications. They offer high capacitance with low leakage current and low ESR at high frequency. The capacitors have pure tin (Sn) plated external electrodes for good solderability. X7R dielectrics are not designed for AC line filtering applications. An insulating coating may be required to prevent surface arcing. These components are RoHS compliant.

Applications:
- Switch mode power supply
- Input filter
- Resonators
- Tank circuit
- Snubber circuit
- Output filter
- High voltage coupling
- High voltage DC blocking
- Lighting ballast
- Voltage multiplier circuits
- Coupling capacitors/CUK

For quantities greater than listed, call for quote.

MOUSER STOCK NO.	KEMET Part No.	Value (pF)	Volt (DC)	Tol. ± %	Price Ea. 1	Price Ea. 100	Reel Qty.	Price Per Piece
Style 0805-Temperature Coef: C0G								
80-C0805C100JCG	C0805C100JCGACTU	10	500	5			2500	
80-C0805C100JDG	C0805C100JDGACTU	10	1000	5			2500	
80-C0805C220JCG	C0805C220JCGACTU	22	500	5			2500	
80-C0805C220JDG	C0805C220JDGACTU	22	1000	5			2500	
80-C0805C330JDG	C0805C330JDGACTU	33	1000	5			2500	
80-C0805C101KCG	C0805C101KCGACTU	100	500	10			2500	
80-C0805C101JCG	C0805C101JCGACTU	100	500	5			2500	
80-C0805C101KDG	C0805C101KDGACTU	100	1000	10			2500	
Style 0805-Temperature Coef: X7R								
80-C0805C271KDR	C0805C271KDRACTU	270	1000	10			2500	
80-C0805C471JDR	C0805C471JDRACTU	470	1000	5			2500	
80-C0805C471KDR	C0805C471KDRACTU	470	1000	10			2500	
80-C0805C681KDR	C0805C681KDRACTU	680	1000	10			2500	
80-C0805C821KDRACTU	C0805C821KDRACTU	820	1000	10			2500	
80-C0805C102KCR	C0805C102KCRACTU	1000	500	10			2500	
80-C0805C222KDR	C0805C222KDRACTU	2200	1000	10			2500	
80-C0805C472KBRACTU	C0805C472KBRACTU	4700	630	10			2500	
80-C0805C472KDRACTU	C0805C472KDRACTU	4700	1000	10			2500	
80-C0805C682KBRACTU	C0805C682KBRACTU	6800	630	10			2500	
80-C0805C822KBRACTU	C0805C822KBRACTU	8200	630	10			2500	
80-C0805C123KCRACTU	C0805C123KCRACTU	12000	500	10			2500	
80-C0805C103KCRACTU	C0805C103KCRACTU	10000	500	10			2500	
Style 1206-Temperature Coef: C0G								
80-C1206C100CBG	C1206C100CBGACTU	10	630	±0.25pF			2000	
80-C1206C200KCG	C1206C200KCGACTU	20	500	10			2000	
80-C1206C220KCG	C1206C220KCGACTU	22	500	10			2000	
80-C1206C330KCG	C1206C330KCGACTU	33	500	10			2000	
80-C1206C330KDG	C1206C330KDGACTU	33	1000	10			2000	
80-C1206C470KGG	C1206C470KGGACTU	47	2000	10			2000	
80-C1206C101KCG	C1206C101KCGACTU	100	500	10			2500	
80-C1206C101JCG	C1206C101JCGACTU	100	500	5			2500	
80-C1206C101KDG	C1206C101KDGACTU	100	1000	10			2500	
80-C1206C101KGG	C1206C101KGGACTU	100	2000	10			2000	
80-C1206C151GCG	C1206C151GCGACTU	150	500	2			2500	
80-C1206C102JCG	C1206C102JCGACTU	1000	500	5			2000	
Style 1206-Temperature Coef: X7R								
80-C1206C150KGR	C1206C150KGRACTU	15	2000	10			2000	
80-C1206C102KCR	C1206C102KCRACTU	1000	500	10			2500	
80-C1206C102KDR	C1206C102KDRACTU	1000	1000	10			2500	
80-C1206C102KFR	C1206C102KFRACTU	1000	1500	10			2500	
80-C1206C102JGR	C1206C102JGRACTU	1000	2000	5			2000	
80-C1206C222KCR	C1206C222KCRACTU	2200	500	10			2500	
80-C1206C103KCR	C1206C103KCRACTU	10000	500	10			2000	
80-C1206C103KDR	C1206C103KDRACTU	10000	1000	10			2000	
80-C1206C223KDRACTU	C1206C223KDRACTU	22000	1000	10			2500	
80-C1206C333KBRACTU	C1206C333KBRACTU	33000	630	10			2500	
80-C1206C473KCRACTU	C1206C473KCRACTU	47000	500	10			2500	
80-C1206C683KCRACTU	C1206C683KCRACTU	68000	500	10			2500	
Style 1210-Temperature Coef: C0G								
80-C1210C331JBG	C1210C331JBGACTU	330	630	5			2500	
80-C1210C681KCG	C1210C681KCGACTU	680	500	10			2500	
80-C1210C681KDG	C1210C681KDGACTU	680	1000	10			2000	
80-C1210C102KCG	C1210C102KCGACTU	1000	500	10			2000	
80-C1210C102FBG	C1210C102FBGACTU	1000	630	1			2000	
80-C1210C102JBG	C1210C102JBGACTU	1000	630	5			2000	
80-C1210C102KDG	C1210C102KDGACTU	1000	1000	10			2000	
Style 1210-Temperature Coef: X7R								
80-C1210C101KGR	C1210C101KGRACTU	100	2000	10			2000	
80-C1210C221KFR	C1210C221KFRACTU	220	1500	10			2000	
80-C1210C471KBR	C1210C471KBRACTU	470	630	10			2000	
80-C1210C681KGR	C1210C681KGRACTU	680	2000	10			2000	
80-C1210C182JGR	C1210C182JGRACTU	1800	2000	5			2000	
80-C1210C222KGR	C1210C222KGRACTU	2200	2000	10			2000	
80-C1210C332KDR	C1210C332KDRACTU	3300	1000	10			2000	
80-C1210C332KFR	C1210C332KFRACTU	3300	1500	10			2000	
80-C1210C472KFR	C1210C472KFRACTU	4700	1500	10			2000	
80-C1210C472KGR	C1210C472KGRACTU	4700	2000	10			2000	
80-C1210C562KCR	C1210C562KCRACTU	5600	500	10			2000	
80-C1210C562KDR	C1210C562KDRACTU	5600	1000	10			2000	
80-C1210C333KDRACTU	C1210C333KDRACTU	33000	1000	10			2000	
80-C1210C473KDRACTU	C1210C473KDRACTU	47000	1000	10			2000	
80-C1210C473KCR	C1210C473KCRACTU	47000	500	10			2000	
80-C1210C563KDRACTU	C1210C563KDRACTU	56000	1000	10			2000	
80-C1210C823KBRACTU	C1210C823KBRACTU	82000	630	10			2000	
80-C1210C104KCRACTU	C1210C104KCRACTU	0.1uF	500	10			2000	
80-C1210C103KBR	C1210C103KBRACTU	10000	630	10			2000	
80-C1210C103JDR	C1210C103JDRACTU	10000	1000	5			2000	
Style 1808-Temperature Coef: X7R								
80-C1808C683KCRACTU	C1808C683KCRACTU	68000	500	10			1000	
80-C1808C683KDRACTU	C1808C683KDRACTU	68000	1000	10			1000	
80-C1808C154KCRACTU	C1808C154KCRACTU	0.15uF	500	10			1000	
80-C1808C104KBRACTU	C1808C104KBRACTU	0.1uF	630	10			1000	
Style 1812-Temperature Coef: X7R								
80-C1812C473KDRACTU	C1812C473KDRACTU	47000	1000	10			1000	
80-C1812C224KCRACTU	C1812C224KCRACTU	0.22uF	500	10			1000	
80-C1812C334KCRACTU	C1812C334KCRACTU	0.33uF	500	10			1000	
80-C1812C154KBRACTU	C1812C154KBRACTU	0.15uF	630	10			1000	
80-C1812C104KBRACTU	C1812C104KBRACTU	0.1uF	630	10			1000	
80-C1812C104KDRACTU	C1812C104KDRACTU	0.1uF	1000	10			1000	

© Copyright 2014 Mouser Electronics
© Copyright 2014 Mouser Electronics

KEMET SMD Ceramic Capacitors

KEMET SMD HIGH VOLTAGE CERAMIC CAPACITORS (CONT.)

KEMET's High Voltage Surface Mount Capacitors are designed to withstand high voltage applications. They offer high capacitance with low leakage current and low ESR at high frequency. The capacitors have pure tin (Sn) plated external electrodes for good solderability. X7R dielectrics are not designed for AC line filtering applications. An insulating coating may be required to prevent surface arcing. These components are RoHS compliant.

Applications:

- Switch mode power supply
- Input filter
- Resonators
- Tank circuit
- Snubber circuit
- Output filter
- High voltage coupling
- High voltage DC blocking
- Lighting ballast
- Voltage multiplier circuits
- Coupling capacitors/CUK

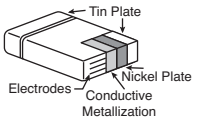

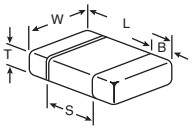

RoHS Compliant

DIMENSIONS: mm (in.)					
Metric Code	Style	L Length	W Width	B	S
2012	0805	2.0 (.079)	1.2 (.049)	0.5 (.02)	0.75 (.030)
3216	1206	3.2 (.126)	1.6 (.063)	0.5 (.02)	N/A
3225	1210	3.2 (.126)	2.5 (.098)	0.5 (.02)	N/A
4520	1808	4.5 (.177)	2.0 (.079)	0.6 (.024)	N/A
4532	1812	4.5 (.177)	3.2 (.126)	0.6 (.024)	N/A
4564	1825	4.5 (.177)	6.4 (.250)	0.6 (.024)	N/A
5620	2220	5.6 (.224)	5.0 (.197)	0.6 (.024)	N/A
5664	2225	5.6 (.224)	6.4 (.250)	0.6 (.024)	N/A

MOUSER STOCK NO.	KEMET Part No.	Value (pF)	Volt (DC)	Tol.±	Price Each 1	Price Each 100	Reel Qty.	Price Per Piece
Style 1808-Temperature Coef: C0G								
80-C1808C100KHG	C1808C100KHGACTU	10	3000	10%			1000	
80-C1808C330JHG	C1808C330JHGACTU	33	3000	5%			1000	
80-C1808C470FHG	C1808C470FHGACTU	47	3000	1%			1000	
80-C1808C470KHG	C1808C470KHGACTU	47	3000	10%			1000	
Style 1808-Temperature Coef: X7R								
80-C1808C330MHR	C1808C330MHRACTU	33	3000	20%			1000	
80-C1808C101KGR	C1808C101KGRACTU	100	2000	10%			1000	
80-C1808C101KHR	C1808C101KHRACTU	100	3000	10%			1000	
80-C1808C681KHR	C1808C681KHRACTU	680	3000	10%			1000	
80-C1808C102KGR	C1808C102KGRACTU	1000	2000	10%			1000	
80-C1808C272KGR	C1808C272KGRACTU	2700	2000	10%			1000	
80-C1808C472MFR	C1808C472MFRACTU	4700	1500	20%			1000	
80-C1808C103KDR	C1808C103KDRACTU	0.01µF	1000	10%			1000	
80-C1808C153KDR	C1808C153KDRACTU	0.015µF	1000	10%			1000	
Style 1812-Temperature Coef: C0G								
80-C1812C100JHG	C1812C100JHGACTU	10	3000	5%			1000	
80-C1812C270KHG	C1812C270KHGACTU	27	3000	10%			1000	
80-C1812C101FDG	C1812C101FDGACTU	100	1000	1%			1000	
80-C1812C101JHG	C1812C101JHGACTU	100	3000	5%			1000	
80-C1812C101KDG	C1812C101KDGACTU	100	1000	10%			1000	
80-C1812C101KHG	C1812C101KHGACTU	100	3000	10%			1000	
80-C1812C221MGG	C1812C221MGGACTU	220	2000	20%			1000	
80-C1812C271JZG	C1812C271JZGACTU	270	2500	5%			1000	
80-C1812C391JZG	C1812C391JZGACTU	390	2500	5%			1000	
80-C1812C471JGG	C1812C471JGGACTU	470	2000	5%			1000	
80-C1812C471JZG	C1812C471JZGACTU	470	2500	5%			1000	
80-C1812C681JBG	C1812C681JBGACTU	680	630	5%			1000	
80-C1812C102JCG	C1812C102JCGACTU	1000	500	5%			1000	
80-C1812C102KDG	C1812C102KDGACTU	1000	1000	10%			1000	
80-C1812C152JCG	C1812C152JCGACTU	1500	500	5%			1000	
80-C1812C222JCG	C1812C222JCGACTU	2200	500	5%			1000	
Style 1812-Temperature Coef: X7R								
80-C1812C102KDR	C1812C102KDRACTU	1000	1000	10%			1000	
80-C1812C102KGR	C1812C102KGRACTU	1000	2000	10%			1000	
80-C1812C102KHR	C1812C102KHRACTU	1000	3000	10%			1000	
80-C1812C222JDR	C1812C222JDRACTU	2200	1000	5%			1000	
80-C1812C472KDR	C1812C472KDRACTU	4700	1000	10%			1000	
80-C1812C101KDR	C1812C101KDRACTU	100	1000	10%			1000	
80-C1812C101MDR	C1812C101MDRACTU	100	1000	20%			1000	
80-C1812C471KGR	C1812C471KGRACTU	470	2000	10%			1000	
80-C1812C332KGR	C1812C332KGRACTU	3300	2000	10%			1000	

MOUSER STOCK NO.	KEMET Part No.	Value (pF)	Volt (DC)	Tol.±	Price Each 1	Price Each 100	Reel Qty.	Price Per Piece
Style 1812-Temperature Coef: X7R (Cont.)								
80-C1812C392KGR	C1812C392KGRACTU	3900	2000	10%			1000	
80-C1812C183KDR	C1812C183KDRACTU	0.018µF	1000	10%			1000	
80-C1812C333KCR	C1812C333KCRACTU	0.033µF	500	10%			1000	
80-C1812C473JCR	C1812C473JCRACTU	0.047µF	500	5%			1000	
80-C1812C103KCR	C1812C103KCRACTU	0.01µF	500	10%			1000	
80-C1812C103KDR	C1812C103KDRACTU	0.01µF	1000	10%			1000	
80-C1812C103MDR	C1812C103MDRACTU	0.01µF	1000	20%			1000	
80-C1812C394KAR	C1812C394KARACTU	0.39µF	250	10%			1000	
80-C1812C474MAR	C1812C474MARACTU	0.47µF	250	20%			1000	
80-C1812C473KCR	C1812C473KCRACTU	0.047µF	500	10%			1000	
80-C1812C104JAR	C1812C104JARACTU	0.1µF	250	5%			1000	
80-C1812C104KAR	C1812C104KARACTU	0.1µF	250	10%			1000	
Style 1825-Temperature Coef: C0G								
80-C1825C511JZG	C1825C511JZGACTU	510	2500	5%			1000	
80-C1825C561JZG	C1825C561JZGACTU	560	2500	5%			1000	
80-C1825C681JZG	C1825C681JZGACTU	680	2500	5%			1000	
80-C1825C102JZG	C1825C102JZGACTU	1000	2500	5%			1000	
80-C1825C472JBG	C1825C472JBGACTU	4700	630	5%			1000	
Style 1825-Temperature Coef: X7R								
80-C1825C102KZR	C1825C102KZRACTU	1000	2500	10%			1000	
80-C1825C102KHR	C1825C102KHRACTU	1000	3000	10%			1000	
80-C1825C103KCR	C1825C103KCRACTU	0.01µF	500	10%			1000	
80-C1825C124MCR	C1825C124MCRACTU	0.12µF	500	20%			1000	
80-C1825C154KCR	C1825C154KCRACTU	0.15µF	500	10%			1000	
80-C1825C103KCR	C1825C103KCRACTU	0.01µF	500	10%			1000	
80-C1825C103KDR	C1825C103KDRACTU	0.01µF	1000	10%			1000	
80-C1825C104KCR	C1825C104KCRACTU	0.1µF	500	10%			1000	
Style 2220-Temperature Coef: C0G								
80-C2220C681JZG	C2220C681JZGACTU	680	2500	5%			1000	
80-C2220C102FCG	C2220C102FCGACTU	1000	500	1%			1000	
80-C2220C102JBG	C2220C102JBGACTU	1000	630	5%			1000	
Style 2220-Temperature Coef: X7R								
80-C2220C221KGR	C2220C221KGRACTU	220	2000	10%			1000	
Style 2225-Temperature Coef: X7R								
80-C2225C102MHR	C2225C102MHRACTU	1000	3000	20%			1000	
80-C2225C123KGR	C2225C123KGRACTU	0.012µF	2000	10%			1000	
80-C2225C563KDR	C2225C563KDRACTU	0.056µF	1000	10%			1000	
80-C2225C103KGR	C2225C103KGRACTU	0.01µF	2000	10%			1000	
80-C2225C224KCR	C2225C224KCRACTU	0.22µF	500	10%			1000	
80-C2225C104KCR	C2225C104KCRACTU	0.1µF	500	10%			1000	
80-C2225C125KAR	C2225C125KARACTU	1.2µF	250	10%			1000	

HIGH VOLTAGE CERAMIC CAPACITOR ENGINEERING KIT

MOUSER STOCK NO.	Type	Case Size	Volt	Value (pF)	Temp. Coef.	Price Each
80-CERENGKIT08	Leaded	N/A	2000	1000	X7R	
(20 pcs each value)	Leaded	N/A	3000	1000	X7R	
	Leaded	N/A	1000	1000	C0G	
	Leaded	N/A	3000	100	C0G	
	Leaded	N/A	500	47000	X7R	
	Leaded	N/A	1000	10000	X7R	
	Leaded	N/A	1500	1000	X7R	
	Leaded	N/A	500	100	C0G	
	Leaded	N/A	1000	470	C0G	
	SMT	0805	500	100	C0G	
	SMT	1206	500	4700, 10000	X7R	
	SMT	1206	1500	470	X7R	
	SMT	1206	500	330	C0G	
	SMT	1210	1000	10000	X7R	
	SMT	1808	2000	1000	X7R	
	SMT	1812	500	1000, 47000	X7R	
	SMT	1812	2000	1000	X7R	
	SMT	2225	500	100000	X7R	

© Copyright 2014 Mouser Electronics
© Copyright 2014 Mouser Electronics

CBR SERIES COG RF/MICROWAVE CAPACITORS

Features:
- Ultra High Q
- Low ESR
- High thermal stability
- No piezoelectric noise
- Base metal electrode (BME) dielectric system

Electrical Specifications:
- Temp. range: -55°C to +125°C



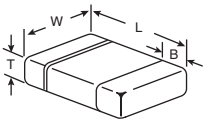

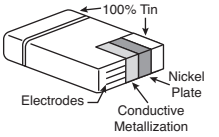

Applications:
- RF power amplifiers
- Mixers
- Oscillators
- Filter networks
- Low noise amplifiers
- Antenna tuning
- Timing circuits
- Delay lines
- Critical timing
- MRI imaging coils
- Tuning
- Bypass
- DC blocking.
- Impedance matching
- Coupling/feedback/filtering

Case Size (in.)	Case Size (mm)	L Length	W Width	T Thickness	B Bandwidth	Mounting Technique
0201	0603	0.60(.024)±0.03(.001)	0.30(.012)±0.03(.001)	0.30(.012)±0.03(.001)	0.15(.006)±0.05(.002)	Solder Reflow
0402	1005	1.00(.040)±0.05(.002)	0.50(.020)±0.05(.002)	0.50(.020)±0.05(.002)	0.25(.010)±0.05(.002)/-0.10(.004)	Only
0603	1608	1.60(.063)±0.10(.004)	0.80(.031)±0.10(.004)	0.80(.031)±0.07(.003)	0.40(.016)±0.15(.006)	Solder Wave or
0805	2012	2.00(.079)±0.20(.008)	1.25(.049)±0.20(.008)	0.85(.031)±0.10(.004)	0.50(.020)±0.20(.008)	Solder Reflow

For quantities greater than listed, call for quote.

MOUSER STOCK NO.	Kemet Part No.	Value (pF)	Volt.	Price Each 1	50	100	500	1000	15000
Style 0201									
80-CBR02C108B3G	CBR02C108B3GAC	0.1	25						
80-CBR02C308B3G	CBR02C308B3GAC	0.3	25						
80-CBR02C508C3G	CBR02C508C3GAC	0.5	25						
80-CBR02C708C3G	CBR02C708C3GAC	0.7	25						
80-CBR02C908C3G	CBR02C908C3GAC	0.9	25						
80-CBR02C129C3G	CBR02C129C3GAC	1.2	25						
80-CBR02C189C3G	CBR02C189C3GAC	1.8	25						
80-CBR02C279C3G	CBR02C279C3GAC	2.7	25						
80-CBR02C399C3G	CBR02C399C3GAC	3.9	25						
80-CBR02C569D3G	CBR02C569D3GAC	5.6	25						
80-CBR02C829D3G	CBR02C829D3GAC	8.2	25						
80-CBR02C100J3G	CBR02C100J3GAC	10	25						
80-CBR02C110J3G	CBR02C110J3GAC	11	25						
80-CBR02C120J3G	CBR02C120J3GAC	12	25						
80-CBR02C130J3G	CBR02C130J3GAC	13	25						
80-CBR02C150J3G	CBR02C150J3GAC	15	25						
80-CBR02C160J3G	CBR02C160J3GAC	16	25						
80-CBR02C180J3G	CBR02C180J3GAC	18	25						

For quantities greater than listed, call for quote.

MOUSER STOCK NO.	Kemet Part No.	Value (pF)	Volt.	Price Each 1	50	100	500	1000	10000
Style 0402									
80-CBR04C108B5G	CBR04C108B5GAC	0.1	50						
80-CBR04C208B5G	CBR04C208B5GAC	0.2	50						
80-CBR04C308B5G	CBR04C308B5GAC	0.3	50						
80-CBR04C408B5G	CBR04C408B5GAC	0.4	50						
80-CBR04C508C5G	CBR04C508C5GAC	0.5	50						
80-CBR04C608C5G	CBR04C608C5GAC	0.6	50						
80-CBR04C708C5G	CBR04C708C5GAC	0.7	50						
80-CBR04C808C5G	CBR04C808C5GAC	0.8	50						
80-CBR04C908C5G	CBR04C908C5GAC	0.9	50						
80-CBR04C109C5G	CBR04C109C5GAC	1	50						
80-CBR04C159C5G	CBR04C159C5GAC	1.5	50						
80-CBR04C229C5G	CBR04C229C5GAC	2.2	50						
80-CBR04C339C5G	CBR04C339C5GAC	3.3	50						
80-CBR04C479C5G	CBR04C479C5GAC	4.7	50						
80-CBR04C689D5G	CBR04C689D5GAC	6.8	50						
80-CBR04C100J5G	CBR04C100J5GAC	10	50						
80-CBR04C120J5G	CBR04C120J5GAC	12	50						
80-CBR04C150J5G	CBR04C150J5GAC	15	50						
80-CBR04C108B5G	CBR04C108B5GAC	0.1	50						

For quantities greater than listed, call for quote.

MOUSER STOCK NO.	Kemet Part No.	Value (pF)	Volt.	Price Each 1	50	100	500	1000	10000
Style 0402 (Cont.)									
80-CBR04C208B5G	CBR04C208B5GAC	0.2	50						
80-CBR04C308B5G	CBR04C308B5GAC	0.3	50						
80-CBR04C408B5G	CBR04C408B5GAC	0.4	50						

For quantities greater than listed, call for quote.

MOUSER STOCK NO.	Kemet Part No.	Value (pF)	Volt.	Price Each 1	50	100	500	1000	4000
Style 0603									
80-CBR06C308BAG	CBR06C308BAGAC	0.3	250						
80-CBR06C408BAG	CBR06C408BAGAC	0.4	250						
80-CBR06C508CAG	CBR06C508CAGAC	0.5	250						
80-CBR06C808CAG	CBR06C808CAGAC	0.8	250						
80-CBR06C129CAG	CBR06C129CAGAC	1.2	250						
80-CBR06C229CAG	CBR06C229CAGAC	2.2	250						
80-CBR06C399CAG	CBR06C399CAGAC	3.9	250						
80-CBR06C689DAG	CBR06C689DAGAC	6.8	250						
80-CBR06C100JAG	CBR06C100JAGAC	10	250						
80-CBR06C120JAG	CBR06C120JAGAC	12	250						
80-CBR06C150JAG	CBR06C150JAGAC	15	250						
80-CBR06C180JAG	CBR06C180JAGAC	18	250						
80-CBR06C220JAG	CBR06C220JAGAC	22	250						
80-CBR06C270JAG	CBR06C270JAGAC	27	250						
80-CBR06C330JAG	CBR06C330JAGAC	33	250						
80-CBR06C390JAG	CBR06C390JAGAC	39	250						
80-CBR06C470JAG	CBR06C470JAGAC	47	250						
Style 0805									
80-CBR08C229CAG	CBR08C229CAGAC	2.2	250						
80-CBR08C339BAG	CBR08C339BAGAC	3.3	250						
80-CBR08C479CAG	CBR08C479CAGAC	4.7	250						
80-CBR08C689BAG	CBR08C689BAGAC	6.8	250						
80-CBR08C100JAG	CBR08C100JAGAC	10	250						
80-CBR08C120JAG	CBR08C120JAGAC	12	250						
80-CBR08C150JAG	CBR08C150JAGAC	15	250						
80-CBR08C180JAG	CBR08C180JAGAC	18	250						
80-CBR08C220JAG	CBR08C220JAGAC	22	250						
80-CBR08C270JAG	CBR08C270JAGAC	27	250						
80-CBR08C330JAG	CBR08C330JAGAC	33	250						
80-CBR08C390JAG	CBR08C390JAGAC	39	250						
80-CBR08C470JAG	CBR08C470JAGAC	47	250						
80-CBR08C560JAG	CBR08C560JAGAC	56	250						
80-CBR08C680JAG	CBR08C680JAGAC	68	250						
80-CBR08C820JAG	CBR08C820JAGAC	82	250						
80-CBR08C101JAG	CBR08C101JAGAC	100	250						

MOUSER STOCK NO.	Description	Price Each 1	2
80-CERERFKIT01	100 PCS OF 110 VALUE		



Kit Includes: Case Size	Volt (DC)	Value (μF)	Temp. Coef.
0201	10	22, 27, 33	COG
	25	0.1, 0.2, 0.3, 0.4, 0.5, 0.6, 0.7, 0.8, 0.9, 1.2, 1.5, 1.8, 2.2, 3.3, 3.9, 4.7, 5.6, 6.8, 8.2, 10, 12, 15, 18	
0402	10	0.1	
	50	0.2, 0.3, 0.4, 0.5, 0.6, 0.7, 0.8, 0.9, 1, 1.2, 1.5, 1.8, 2.2, 2.7, 3.3, 3.9, 4.7, 5.6, 6.8, 8.2, 10, 12, 15, 18, 22	
0603	50	0.3, 0.4, 0.5, 0.6, 0.7, 0.8, 0.9, 1.2, 1.5, 1.6, 1.8, 2.0, 2.2, 2.7, 3.0, 3.3, 3.6, 3.9, 4.3, 4.9, 5.6, 6.8, 7.5, 8.0, 8.2, 10, 12, 15, 20, 22, 24, 30, 33, 43	
0805	250	0.9, 1.0, 1.2, 1.5, 2.0, 2.2, 3.2, 4.0, 5.1, 6.0, 8.0, 8.2, 10, 12, 15, 18, 27, 30, 33, 47, 56, 68, 85, 100	

© Copyright 2014 Mouser Electronics
© Copyright 2014 Mouser Electronics

KEMET Multilayer Ceramic Chip Capacitors

The Capacitance Company
KEMET
CHARGED.

Features:

- C0G (NP0), X5R, X7R, Z5U, and Y5V Dielectrics
- 10, 16, 25, 50, 100 and 200 Volts
- Termination: Tin-plate over nickel barrier

Application Note:

- A higher voltage capacitor may be used in a lower voltage application

RoHS Compliant

Temperature Characteristics:

- COG 0± 30ppm/°C from -55°C to +125°C
- XR7 ± 15% from -55°C to +125°C

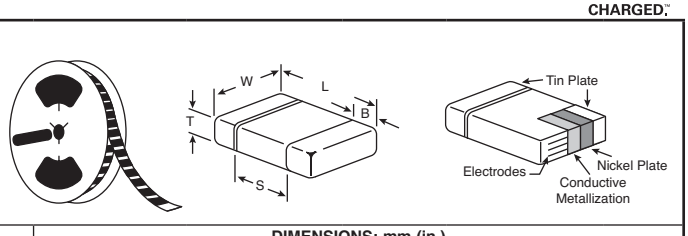

Style	DIMENSIONS: mm (in.)				
	L (Length)	W (Width)	T (Thickness)	B	S
0201	0.6(.02)±0.03(.001)	0.3(.012)±0.03(.001)	0.3(.012)	.15(.006)±.05(.002)	—
0402	1.0(.04)±0.05(.002)	0.5(.02)±0.05(.002)	0.55(.022)	.20(.008)±0.40(.016)	0.3(.012)

CASE SIZE 0201

For quantities greater than listed, call for quote.

MOUSER STOCK NO.	KEMET Part No.	Value (pF)	Volt (DC)	Tol. ±	Price Each 1	Price Each 100	Reel Qty.	Price Per Piece
Temperature Coefficient: C0G								
80-C0201C100D3G	C0201C100D3GACTU	10	25	.50%			15000	
80-C0201C120J3G	C0201C120J3GACTU	12	25	5%			15000	
80-C0201C150J3G	C0201C150J3GACTU	15	25	5%			15000	
80-C0201C180J3G	C0201C180J3GACTU	18	25	5%			15000	
80-C0201C220J3G	C0201C220J3GACTU	22	25	5%			15000	
80-C0201C270J3G	C0201C270J3GACTU	27	25	5%			15000	
80-C0201C470J3G	C0201C470J3GACTU	47	25	5%			15000	
80-C0201C680J3G	C0201C680J3GACTU	68	25	5%			15000	
80-C0201C101J3G	C0201C101J3GACTU	100	25	5%			15000	
Temperature Coefficient: X5R								
80-C0201C103K4P	C0201C103K4PACTU	.01µF	16	10%			15000	
80-C0201C104K9P	C0201C104K9PACTU	.10µF	6.3	10%			15000	

CASE SIZE 0402

For quantities greater than listed, call for quote.

MOUSER STOCK NO.	KEMET Part No.	Value (pF)	Volt (DC)	Tol. ±	Price Each 1	Price Each 100	Reel Qty.	Price Per Piece
Temperature Coefficient: C0G								
80-C0402C508C5G	C0402C508C5GACTU	0.5	50	.25pF			10000	
80-C0402C109C5G	C0402C109C5GACTU	1	50	.25pF			10000	
80-C0402C129C5G	C0402C129C5GACTU	1.2	50	.25pF			10000	
80-C0402C159C5G	C0402C159C5GACTU	1.5	50	.25pF			10000	
80-C0402C189C5G	C0402C189C5GACTU	1.8	50	.25pF			10000	
80-C0402C209C5G	C0402C209C5GACTU	2	50	.25pF			10000	
80-C0402C229C5G	C0402C229C5GACTU	2.2	50	.25pF			10000	
80-C0402C279C5G	C0402C279C5GACTU	2.7	50	.25pF			10000	
80-C0402C309C5G	C0402C309C5GACTU	3	50	.25pF			10000	
80-C0402C339C5G	C0402C339C5GACTU	3.3	50	.25pF			10000	
80-C0402C399C5G	C0402C399C5GACTU	3.9	50	.25pF			10000	
80-C0402C479C3G	C0402C479C3GACTU	4.7	25	.25pF			10000	
80-C0402C479D5G	C0402C479D5GACTU	4.7	50	.5pF			10000	
80-C0402C479C5G	C0402C479C5GACTU	4.7	50	.25pF			10000	
80-C0402C519C5G	C0402C519C5GACTU	5.1	50	.25pF			10000	
80-C0402C569C5G	C0402C569C5GACTU	5.6	50	.25pF			10000	
80-C0402C569D5G	C0402C569D5GACTU	5.6	50	.5pF			10000	
80-C0402C689D5G	C0402C689D5GACTU	6.8	50	.5pF			10000	
80-C0402C689C5G	C0402C689C5GACTU	6.8	50	.25pF			10000	
80-C0402C829C5G	C0402C829C5GACTU	8.2	50	.25pF			10000	
80-C0402C829D5G	C0402C829D5GACTU	8.2	50	.5pF			10000	
80-C0402C919D5G	C0402C919D5GACTU	9.1	50	.5pF			10000	
80-C0402C100C5G	C0402C100C5GACTU	10	50	.25pF			10000	
80-C0402C100D5G	C0402C100D5GACTU	10	50	.5pF			10000	
80-C0402C100J5G	C0402C100J5GACTU	10	50	5%			10000	
80-C0402C110J5G	C0402C110J5GACTU	11	50	5%			10000	
80-C0402C120C5G	C0402C120C5GACTU	12	50	.25pF			10000	
80-C0402C120J5G	C0402C120J5GACTU	12	50	5%			10000	
80-C0402C150C5G	C0402C150C5GACTU	15	50	.25pF			10000	
80-C0402C150J5G	C0402C150J5GACTU	15	50	5%			10000	
80-C0402C180J5G	C0402C180J5GACTU	18	50	5%			10000	
80-C0402C200J5G	C0402C200J5GACTU	20	50	5%			10000	
80-C0402C220J3G	C0402C220J3GACTU	22	25	5%			10000	
80-C0402C220C5G	C0402C220C5GACTU	22	50	.25pF			10000	
80-C0402C220J5G	C0402C220J5GACTU	22	50	5%			10000	
80-C0402C240J5G	C0402C240J5GACTU	24	50	5%			10000	
80-C0402C270J5G	C0402C270J5GACTU	27	50	5%			10000	
80-C0402C330J3G	C0402C330J3GACTU	33	25	5%			10000	
80-C0402C330J5G	C0402C330J5GACTU	33	50	5%			10000	
80-C0402C360J5G	C0402C360J5GACTU	36	50	5%			10000	
80-C0402C390J5G	C0402C390J5GACTU	39	50	5%			10000	
80-C0402C470J3G	C0402C470J3GACTU	47	25	5%			10000	
80-C0402C470J5G	C0402C470J5GACTU	47	50	5%			10000	
80-C0402C560J5G	C0402C560J5GACTU	56	50	5%			10000	
80-C0402C680J5G	C0402C680J5GACTU	68	50	5%			10000	
80-C0402C750J5G	C0402C750J5GACTU	75	50	5%			10000	
80-C0402C820G3G	C0402C820G3GACTU	82	25	2%			10000	
80-C0402C820J3G	C0402C820J3GACTU	82	25	5%			10000	
80-C0402C820J5G	C0402C820J5GACTU	82	50	5%			10000	
80-C0402C910J5G	C0402C910J5GACTU	91	50	5%			10000	
80-C0402C101K3G	C0402C101K3GACTU	100	25	10%			10000	
80-C0402C101J5G	C0402C101J5GACTU	100	50	5%			10000	

CASE SIZE 0402 (CONT.)

For quantities greater than listed, call for quote.

MOUSER STOCK NO.	KEMET Part No.	Value (pF)	Volt (DC)	Tol. ±	Price Each 1	Price Each 100	Reel Qty.	Price Per Piece
Temperature Coefficient: X7R								
80-C0402C123K8R	C0402C123K8RACTU	.012µF	10	10%			10000	
80-C0402C123K4R	C0402C123K4RACTU	.012µF	16	10%			10000	
80-C0402C153K8R	C0402C153K8RACTU	.015µF	10	10%			10000	
80-C0402C153K4R	C0402C153K4RACTU	.015µF	16	10%			10000	
80-C0402C183K4R	C0402C183K4RACTU	.018µF	16	10%			10000	
80-C0402C223K8R	C0402C223K8RACTU	.022µF	10	10%			10000	
80-C0402C223K4R	C0402C223K4RACTU	.022µF	16	10%			10000	
80-C0402C273K8R	C0402C273K8RACTU	.027µF	10	10%			10000	
80-C0402C273K4R	C0402C273K4RACTU	.027µF	16	10%			10000	
80-C0402C333K8R	C0402C333K8RACTU	.033µF	10	10%			10000	
80-C0402C333K4R	C0402C333K4RACTU	.033µF	16	10%			10000	
80-C0402C393K8R	C0402C393K8RACTU	.039µF	10	10%			10000	
80-C0402C393K4R	C0402C393K4RACTU	.039µF	16	10%			10000	
80-C0402C473K8R	C0402C473K8RACTU	.047µF	10	10%			10000	
80-C0402C473K4R	C0402C473K4RACTU	.047µF	16	10%			10000	
80-C0402C563K8R	C0402C563K8RACTU	.056µF	10	10%			10000	
80-C0402C563K4R	C0402C563K4RACTU	.056µF	16	10%			10000	
80-C0402C683K4R	C0402C683K4RACTU	.068µF	16	10%			10000	
80-C0402C823K8R	C0402C823K8RACTU	.082µF	10	10%			10000	
80-C0402C823K4R	C0402C823K4RACTU	.082µF	16	10%			10000	
80-C0402C104K8R	C0402C104K8RACTU	0.1µF	10	10%			10000	
80-C0402C104K4R	C0402C104K4RACTU	0.1µF	16	10%			10000	
80-C0402C151J5R	C0402C151J5RACTU	150	50	5%			10000	
80-C0402C151K5R	C0402C151K5RACTU	150	50	10%			10000	
80-C0402C151J3R	C0402C151J3RACTU	150	25	5%			10000	
80-C0402C181K5R	C0402C181K5RACTU	180	50	10%			10000	
80-C0402C221J5R	C0402C221J5RACTU	220	50	5%			10000	
80-C0402C221K5R	C0402C221K5RACTU	220	50	10%			10000	
80-C0402C271J5R	C0402C271J5RACTU	270	50	5%			10000	
80-C0402C271K5R	C0402C271K5RACTU	270	50	10%			10000	
80-C0402C331J5R	C0402C331J5RACTU	330	50	5%			10000	
80-C0402C331K5R	C0402C331K5RACTU	330	50	10%			10000	
80-C0402C391J5R	C0402C391J5RACTU	390	50	5%			10000	
80-C0402C391K5R	C0402C391K5RACTU	390	50	10%			10000	
80-C0402C471K3R	C0402C471K3RACTU	470	25	10%			10000	
80-C0402C471J5R	C0402C471J5RACTU	470	50	5%			10000	
80-C0402C471K5R	C0402C471K5RACTU	470	50	10%			10000	
80-C0402C561J5R	C0402C561J5RACTU	560	50	5%			10000	
80-C0402C561K5R	C0402C561K5RACTU	560	50	10%			10000	
80-C0402C681J5R	C0402C681J5RACTU	680	50	5%			10000	
80-C0402C681K5R	C0402C681K5RACTU	680	50	10%			10000	
80-C0402C821K5R	C0402C821K5RACTU	820	50	10%			10000	
80-C0402C102J5R	C0402C102J5RACTU	1000	50	5%			10000	
80-C0402C102K5R	C0402C102K5RACTU	1000	50	10%			10000	
80-C0402C102K3R	C0402C102K3RACTU	1000	25	10%			10000	
80-C0402C122K5R	C0402C122K5RACTU	1200	50	10%			10000	
80-C0402C152J5R	C0402C152J5RACTU	1500	50	5%			10000	
80-C0402C152K5R	C0402C152K5RACTU	1500	50	10%			10000	
80-C0402C182K5R	C0402C182K5RACTU	1800	50	10%			10000	
80-C0402C222K3R	C0402C222K3RACTU	2200	25	10%			10000	
80-C0402C222K5R	C0402C222K5RACTU	2200	50	10%			10000	
80-C0402C272J3R	C0402C272J3RACTU	2700	25	5%			10000	
80-C0402C272K5R	C0402C272K5RACTU	2700	50	10%			10000	
80-C0402C332K3R	C0402C332K3RACTU	3300	25	10%			10000	
80-C0402C332K5R	C0402C332K5RACTU	3300	50	10%			10000	
80-C0402C392J3R	C0402C392J3RACTU	3900	25	5%			10000	
80-C0402C392K3R	C0402C392K3RACTU	3900	25	10%			10000	
80-C0402C392K5R	C0402C392K5RACTU	3900	50	10%			10000	
80-C0402C472J3R	C0402C472J3RACTU	4700	25	5%			10000	
80-C0402C472K3R	C0402C472K3RACTU	4700	25	10%			10000	
80-C0402C472K5R	C0402C472K5RACTU	4700	50	10%			10000	
80-C0402C562J4R	C0402C562J4RACTU	5600	16	5%			10000	
80-C0402C562K4R	C0402C562K4RACTU	5600	16	10%			10000	
80-C0402C562K5R	C0402C562K5RACTU	5600	50	10%			10000	
80-C0402C682J3R	C0402C682J3RACTU	6800	25	5%			10000	
80-C0402C682K5R	C0402C682K5RACTU	6800	50	10%			10000	
80-C0402C822K4R	C0402C822K4RACTU	8200	16	10%			10000	
80-C0402C822K5R	C0402C822K5RACTU	8200	50	10%			10000	
80-C0402C103J4R	C0402C103J4RACTU	.01µF	16	5%			10000	
80-C0402C103K4R	C0402C103K4RACTU	.01µF	16	10%			10000	

© Copyright 2014 Mouser Electronics
© Copyright 2014 Mouser Electronics

CASE SIZE 0402 (CONT.)

RoHS Compliant

For quantities greater than listed, call for quote.

MOUSER STOCK NO.	KEMET Part No.	Value (pF)	Volt (DC)	Tol.±	Price Each 1	Price Each 100	Reel Qty.	Price Per Piece
Temperature Coefficient: X7R (Cont.)								
80-C0402C682K3R	C0402C682K3RACTU	6800	25	10%			10000	
80-C0402C822K3R	C0402C822K3RACTU	8200	25	10%			10000	
80-C0402C103J3R	C0402C103J3RACTU	.01µF	25	5%			- - -	-
80-C0402C103K3R	C0402C103K3RACTU	.01µF	25	10%			- - -	-
80-C0402C103J5R	C0402C103J5RACTU	.01µF	50	5%			10000	
80-C0402C103K5R	C0402C103K5RACTU	.01µF	50	10%			- - -	-
Temperature Coefficient: X5R								
80-C0402C153K8P	C0402C153K8PACTU	.015µF	10	10%			10000	
80-C0402C223K8P	C0402C223K8PACTU	.022µF	10	10%			10000	
80-C0402C333K9P	C0402C333K9PACTU	.033µF	6.3	10%			10000	
80-C0402C333K8P	C0402C333K8PACTU	.033µF	10	10%			10000	
80-C0402C473K8P	C0402C473K8PACTU	.047µF	10	10%			10000	
80-C0402C104K9P	C0402C104K9PACTU	.1µF	6.3	10%			10000	
80-C0402C104K8P	C0402C104K8PACTU	.1µF	10	10%			10000	
80-C0402C104M8P	C0402C104M8PACTU	.1µF	10	20%			10000	
Temperature Coefficient: Y5V								
80-C0402C104Z4V	C0402C104Z4VACTU	.1µF	16	+80, -20			- - -	-
80-C0402C104M4V	C0402C104M4VACTU	.1µF	16	20%			10000	

CASE SIZE 0603

For quantities greater than listed, call for quote.

MOUSER STOCK NO.	KEMET Part No.	Value (pF)	Volt (DC)	Tol.±	Price Each 1	Price Each 100	Reel Qty.	Price Per Piece
Temperature Coefficient: C0G								
80-C0603C508C5G	C0603C508C5GACTU	0.50	50	.25pF			4000	
80-C0603C758C5G	C0603C758C5GACTU	0.75	50	.25pF			4000	
80-C0603C109C5G	C0603C109C5GACTU	1.0	50	.25pF			4000	
80-C0603C109C1G	C0603C109C1GACTU	1.0	100	.25pF			4000	
80-C0603C129C5G	C0603C129C5GACTU	1.2	50	.25pF			4000	
80-C0603C159C5G	C0603C159C5GACTU	1.5	50	.25pF			4000	
80-C0603C189C5G	C0603C189C5GACTU	1.8	50	.25pF			4000	
80-C0603C209C5G	C0603C209C5GACTU	2.0	50	.25pF			4000	
80-C0603C229C5G	C0603C229C5GACTU	2.2	50	.25pF			4000	
80-C0603C249C5G	C0603C249C5GACTU	2.4	50	.25pF			4000	
80-C0603C279D5G	C0603C279D5GACTU	2.7	50	.5pF			4000	
80-C0603C279C5G	C0603C279C5GACTU	2.7	50	.25pF			4000	
80-C0603C339C5G	C0603C339C5GACTU	3.3	50	.25pF			4000	
80-C0603C399C5G	C0603C399C5GACTU	3.9	50	.25pF			4000	
80-C0603C439C5G	C0603C439C5GACTU	4.3	50	.25pF			4000	
80-C0603C479D5G	C0603C479D5GACTU	4.7	50	.5pF			4000	
80-C0603C479C5G	C0603C479C5GACTU	4.7	50	.25pF			4000	
80-C0603C509C5G	C0603C509C5GACTU	5.0	50	.25pF			4000	
80-C0603C519C5G	C0603C519C5GACTU	5.1	50	.25pF			4000	
80-C0603C569C5G	C0603C569C5GACTU	5.6	50	.25pF			4000	
80-C0603C569K5G	C0603C569K5GACTU	5.6	50	10%			4000	
80-C0603C689C5G	C0603C689C5GACTU	6.8	50	.25pF			4000	
80-C0603C689J5G	C0603C689J5GACTU	6.8	50	5%			4000	
80-C0603C759C5G	C0603C759C5GACTU	7.5	50	.25pF			4000	
80-C0603C829D5G	C0603C829D5GACTU	8.2	50	.5pF			4000	
80-C0603C829C5G	C0603C829C5GACTU	8.2	50	.25pF			4000	
80-C0603C100C5G	C0603C100C5GACTU	10	50	.25pF			4000	
80-C0603C100D5G	C0603C100D5GACTU	10	50	.5pF			4000	
80-C0603C100J5G	C0603C100J5GACTU	10	50	5%			4000	
80-C0603C100K5G	C0603C100K5GACTU	10	50	10%			4000	
80-C0603C100J1G	C0603C100J1GACTU	10	100	5%			4000	
80-C0603C120C5G	C0603C120C5GACTU	12	50	.25pF			4000	
80-C0603C120J5G	C0603C120J5GACTU	12	50	5%			4000	
80-C0603C130J5G	C0603C130J5GACTU	13	50	5%			4000	
80-C0603C150G5G	C0603C150G5GACTU	15	50	2%			4000	
80-C0603C150J5G	C0603C150J5GACTU	15	50	5%			4000	
80-C0603C160J5G	C0603C160J5GACTU	16	50	5%			4000	
80-C0603C180C5G	C0603C180C5GACTU	18	50	.25pF			4000	
80-C0603C180J5G	C0603C180J5GACTU	18	50	5%			4000	
80-C0603C180K5G	C0603C180K5GACTU	18	50	10%			4000	
80-C0603C180J1G	C0603C180J1GACTU	18	100	5%			4000	
80-C0603C200J5G	C0603C200J5GACTU	20	50	5%			4000	
80-C0603C200K5G	C0603C200K5GACTU	20	50	10%			4000	
80-C0603C200J1G	C0603C200J1GACTU	20	100	5%			4000	
80-C0603C220G5G	C0603C220G5GACTU	22	50	2%			4000	
80-C0603C220J5G	C0603C220J5GACTU	22	50	5%			4000	
80-C0603C220K5G	C0603C220K5GACTU	22	50	10%			4000	
80-C0603C220J1G	C0603C220J1GACTU	22	100	5%			4000	
80-C0603C270G5G	C0603C270G5GACTU	27	50	2%			4000	
80-C0603C270J5G	C0603C270J5GACTU	27	50	5%			4000	
80-C0603C270K5G	C0603C270K5GACTU	27	50	10%			4000	
80-C0603C270J1G	C0603C270J1GACTU	27	100	5%			4000	
80-C0603C300J5G	C0603C300J5GACTU	30	50	5%			4000	
80-C0603C330G5G	C0603C330G5GACTU	33	50	2%			4000	
80-C0603C330J5G	C0603C330J5GACTU	33	50	5%			4000	
80-C0603C330K5G	C0603C330K5GACTU	33	50	10%			4000	
80-C0603C330J1G	C0603C330J1GACTU	33	100	5%			4000	

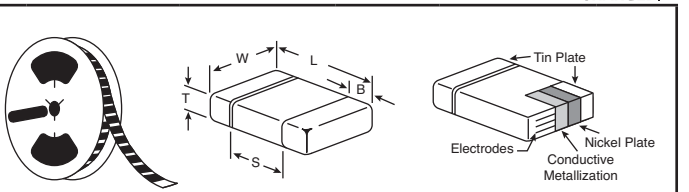

Style	DIMENSIONS: mm (in.) L (Length)	W (Width)	T (Thickness)	B	S
0402	1.0(.04)±0.05(.002)	0.5(.02)±0.05(.002)	0.55(.022)	.20(.008)±0.40(.016)	0.3(.012)
0603	1.6(.063)±0.15(.006)	0.8(.032)±0.15(.006)	0.9(.035)	.35(.014)±0.15(.006)	0.7(.028)

CASE SIZE 0603 (CONT.)

For quantities greater than listed, call for quote.

MOUSER STOCK NO.	KEMET Part No.	Value (pF)	Volt (DC)	Tol.±	Price Each 1	Price Each 100	Reel Qty.	Price Per Piece
Temperature Coefficient: C0G (Cont.)								
80-C0603C360J5G	C0603C360J5GACTU	36	50	5%			4000	
80-C0603C390G5G	C0603C390G5GACTU	39	50	2%			4000	
80-C0603C390J5G	C0603C390J5GACTU	39	50	5%			4000	
80-C0603C430G5G	C0603C430G5GACTU	43	50	2%			4000	
80-C0603C470J5G	C0603C470J5GACTU	47	50	5%			4000	
80-C0603C470K5G	C0603C470K5GACTU	47	50	5%			4000	
80-C0603C470D5G	C0603C470D5GACTU	47	50	.5pF			4000	
80-C0603C560G5G	C0603C560G5GACTU	56	50	2%			4000	
80-C0603C560J5G	C0603C560J5GACTU	56	50	5%			4000	
80-C0603C620J5G	C0603C620J5GACTU	62	50	5%			4000	
80-C0603C680G5G	C0603C680G5GACTU	68	50	2%			4000	
80-C0603C680J5G	C0603C680J5GACTU	68	50	5%			4000	
80-C0603C680J1G	C0603C680J1GACTU	68	100	5%			4000	
80-C0603C750J5G	C0603C750J5GACTU	75	50	5%			4000	
80-C0603C820J5G	C0603C820J5GACTU	82	50	5%			4000	
80-C0603C820K5G	C0603C820K5GACTU	82	50	10%			4000	
80-C0603C910J5G	C0603C910J5GACTU	91	50	5%			4000	
80-C0603C101J5G	C0603C101J5GACTU	100	50	5%			4000	
80-C0603C101K5G	C0603C101K5GACTU	100	50	10%			4000	
80-C0603C101J1G	C0603C101J1GACTU	100	100	5%			4000	
80-C0603C101K1G	C0603C101K1GACTU	100	100	10%			4000	
80-C0603C121G5G	C0603C121G5GACTU	120	50	2%			4000	
80-C0603C121J5G	C0603C121J5GACTU	120	50	5%			4000	
80-C0603C151G5G	C0603C151G5GACTU	150	50	2%			4000	
80-C0603C151J5G	C0603C151J5GACTU	150	50	5%			4000	
80-C0603C151J1G	C0603C151J1GACTU	150	100	5%			4000	
80-C0603C181J5G	C0603C181J5GACTU	180	50	5%			4000	
80-C0603C181J1G	C0603C181J1GACTU	180	100	5%			4000	
80-C0603C201J5G	C0603C201J5GACTU	200	50	5%			4000	
80-C0603C221G5G	C0603C221G5GACTU	220	50	2%			4000	
80-C0603C221J5G	C0603C221J5GACTU	220	50	5%			4000	
80-C0603C221K5G	C0603C221K5GACTU	220	50	10%			4000	
80-C0603C241J5G	C0603C241J5GACTU	240	50	5%			4000	
80-C0603C271J5G	C0603C271J5GACTU	270	50	5%			4000	
80-C0603C271K5G	C0603C271K5GACTU	270	50	10%			4000	
80-C0603C301J5G	C0603C301J5GACTU	300	50	5%			4000	
80-C0603C331J5G	C0603C331J5GACTU	330	50	5%			4000	
80-C0603C331K5G	C0603C331K5GACTU	330	50	10%			4000	
80-C0603C391J5G	C0603C391J5GACTU	390	50	5%			4000	
80-C0603C471J5G	C0603C471J5GACTU	470	50	5%			4000	
80-C0603C471K5G	C0603C471K5GACTU	470	50	10%			4000	
80-C0603C561J5G	C0603C561J5GACTU	560	50	5%			4000	
80-C0603C561K5G	C0603C561K5GACTU	560	50	10%			4000	
80-C0603C561G5G	C0603C561G5GACTU	560	50	2%			4000	
80-C0603C621J5G	C0603C621J5GACTU	620	50	5%			4000	
80-C0603C681J3G	C0603C681J3GACTU	680	25	5%			4000	
80-C0603C681J5G	C0603C681J5GACTU	680	50	5%			4000	
80-C0603C681G5G	C0603C681G5GACTU	680	50	2%			4000	
80-C0603C751J5G	C0603C751J5GACTU	750	50	5%			4000	
80-C0603C751K5G	C0603C751K5GACTU	750	50	10%			4000	
80-C0603C821J5G	C0603C821J5GACTU	820	50	5%			4000	
80-C0603C821K5G	C0603C821K5GACTU	820	50	10%			4000	
80-C0603C911J5G	C0603C911J5GACTU	910	50	5%			4000	
80-C0603C911K5G	C0603C911K5GACTU	910	50	10%			4000	
80-C0603C102J3G	C0603C102J3GACTU	1000	25	5%			4000	
80-C0603C102K3G	C0603C102K3GACTU	1000	25	10%			4000	
80-C0603C102J5G	C0603C102J5GACTU	1000	50	5%			4000	
80-C0603C102K5G	C0603C102K5GACTU	1000	50	10%			4000	
Temperature Coefficient: X7R								
80-C0603C221K5R	C0603C221K5RACTU	220	50	10%			4000	
80-C0603C221M5R	C0603C221M5RACTU	220	50	20%			4000	
80-C0603C271K5R	C0603C271K5RACTU	270	50	10%			4000	
80-C0603C331K5R	C0603C331K5RACTU	330	50	10%			4000	
80-C0603C391K5R	C0603C391K5RACTU	390	50	10%			4000	
80-C0603C471K5R	C0603C471K5RACTU	470	50	10%			4000	
80-C0603C471K1R	C0603C471K1RACTU	470	100	10%			4000	
80-C0603C561J5G	C0603C561J5RACTU	560	50	5%			4000	
80-C0603C561K5R	C0603C561K5RACTU	560	50	10%			4000	
80-C0603C681J5R	C0603C681J5RACTU	680	50	5%			4000	
80-C0603C681K5R	C0603C681K5RACTU	680	50	10%			4000	

© Copyright 2014 Mouser Electronics

© Copyright 2014 Mouser Electronics

CASE SIZE 0603 (CONT.)

RoHS Compliant

For quantities greater than listed, call for quote.

MOUSER STOCK NO.	KEMET Part No.	Value (pF)	Volt (DC)	Tol.±	Price Each 1	Price Each 100	Reel Qty.	Price Per Piece
Temperature Coefficient: C0G (Cont.)								
80-C0603C821K5R	C0603C821K5RACTU	820	50	10%			4000	
80-C0603C102J4R	C0603C102J4RACTU	1000	16	5%			4000	
80-C0603C102K4R	C0603C102K4RACTU	1000	16	10%			4000	
80-C0603C102J3R	C0603C102J3RACTU	1000	25	5%			4000	
80-C0603C102K3R	C0603C102K3RACTU	1000	25	10%			4000	
80-C0603C102J5R	C0603C102J5RACTU	1000	50	5%			4000	
80-C0603C102K5R	C0603C102K5RACTU	1000	50	10%			4000	
80-C0603C102M5R	C0603C102M5RACTU	1000	50	20%			4000	
80-C0603C102J1R	C0603C102J1RACTU	1000	100	5%			4000	
80-C0603C102K1R	C0603C102K1RACTU	1000	100	10%			4000	
80-C0603C122K5R	C0603C122K5RACTU	1200	50	10%			4000	
80-C0603C152J5R	C0603C152J5RACTU	1500	50	5%			4000	
80-C0603C152K5R	C0603C152K5RACTU	1500	50	10%			4000	
80-C0603C152K1R	C0603C152K1RACTU	1500	100	10%			4000	
80-C0603C182J5R	C0603C182J5RACTU	1800	50	5%			4000	
80-C0603C182K5R	C0603C182K5RACTU	1800	50	10%			4000	
80-C0603C222J5R	C0603C222J5RACTU	2200	50	5%			4000	
80-C0603C222K5R	C0603C222K5RACTU	2200	50	10%			4000	
80-C0603C222K1R	C0603C222K1RACTU	2200	100	10%			4000	
80-C0603C272J5R	C0603C272J5RACTU	2700	50	5%			4000	
80-C0603C272K5R	C0603C272K5RACTU	2700	50	10%			4000	
80-C0603C332J5R	C0603C332J5RACTU	3300	50	5%			4000	
80-C0603C332K5R	C0603C332K5RACTU	3300	50	10%			4000	
80-C0603C332K1R	C0603C332K1RACTU	3300	100	10%			4000	
80-C0603C392J5R	C0603C392J5RACTU	3900	50	5%			4000	
80-C0603C392K5R	C0603C392K5RACTU	3900	50	10%			4000	
80-C0603C472K4R	C0603C472K4RACTU	4700	16	10%			4000	
80-C0603C472J5R	C0603C472J5RACTU	4700	50	5%			4000	
80-C0603C472K5R	C0603C472K5RACTU	4700	50	10%			4000	
80-C0603C472K1R	C0603C472K1RACTU	4700	100	10%			4000	
80-C0603C562J5R	C0603C562J5RACTU	5600	50	5%			4000	
80-C0603C562K5R	C0603C562K5RACTU	5600	50	10%			4000	
80-C0603C562K1R	C0603C562K1RACTU	5600	100	10%			4000	
80-C0603C682J5R	C0603C682J5RACTU	6800	50	5%			4000	
80-C0603C682K5R	C0603C682K5RACTU	6800	50	10%			4000	
80-C0603C682K1R	C0603C682K1RACTU	6800	100	10%			4000	
80-C0603C822J5R	C0603C822J5RACTU	8200	50	5%			4000	
80-C0603C822K1R	C0603C822K1RACTU	8200	100	10%			4000	
80-C0603C153K3R	C0603C153K3RACTU	.015µF	25	10%			4000	
80-C0603C153K5R	C0603C153K5RACTU	.015µF	50	10%			4000	
80-C0603C183K5R	C0603C183K5RACTU	.018µF	50	10%			4000	
80-C0603C103K8R	C0603C103K8RACTU	.01µF	10	10%			4000	
80-C0603C103J4R	C0603C103J4RACTU	.01µF	16	5%			4000	
80-C0603C103K4R	C0603C103K4RACTU	.01µF	16	10%			4000	
80-C0603C103J3R	C0603C103J3RACTU	.01µF	25	5%			4000	
80-C0603C103K3R	C0603C103K3RACTU	.01µF	25	10%			4000	
80-C0603C103J5R	C0603C103J5RACTU	.01µF	50	5%			4000	
80-C0603C103K5R	C0603C103K5RACTU	.01µF	50	10%			4000	
80-C0603C103M5R	C0603C103M5RACTU	.01µF	50	20%			4000	
80-C0603C103J1R	C0603C103J1RACTU	.01µF	100	5%			4000	
80-C0603C103K1R	C0603C103K1RACTU	.01µF	100	10%			4000	
80-C0603C223K4R	C0603C223K4RACTU	.022µF	16	10%			4000	
80-C0603C223J3R	C0603C223J3RACTU	.022µF	25	5%			4000	
80-C0603C223K3R	C0603C223K3RACTU	.022µF	25	10%			4000	
80-C0603C223J5R	C0603C223J5RACTU	.022µF	50	5%			4000	
80-C0603C223K5R	C0603C223K5RACTU	.022µF	50	10%			4000	
80-C0603C273K3R	C0603C273K3RACTU	.027µF	25	10%			4000	
80-C0603C333K4R	C0603C333K4RACTU	.033µF	16	10%			4000	
80-C0603C333J3R	C0603C333J3RACTU	.033µF	25	5%			4000	
80-C0603C333K3R	C0603C333K3RACTU	.033µF	25	10%			4000	
80-C0603C393K3R	C0603C393K3RACTU	.039µF	25	10%			4000	
80-C0603C473K4R	C0603C473K4RACTU	.047µF	16	10%			4000	
80-C0603C473K3R	C0603C473K3RACTU	.047µF	25	10%			4000	
80-C0603C563J4R	C0603C563J4RACTU	.056µF	16	5%			4000	
80-C0603C563K3R	C0603C563K3RACTU	.056µF	25	10%			4000	
80-C0603C683J4R	C0603C683J4RACTU	.068µF	16	5%			4000	
80-C0603C683K4R	C0603C683K4RACTU	.068µF	16	10%			4000	
80-C0603C683K3R	C0603C683K3RACTU	.068µF	25	10%			4000	
80-C0603C104K8R	C0603C104K8RACTU	.1µF	10	10%			4000	
80-C0603C104J4R	C0603C104J4RACTU	.1µF	16	5%			4000	
80-C0603C104K4R	C0603C104K4RACTU	.1µF	16	10%			4000	
80-C0603C104M4R	C0603C104M4RACTU	.1µF	16	20%			4000	
80-C0603C104J3R	C0603C104J3RACTU	.1µF	25	5%			4000	
80-C0603C104K3R	C0603C104K3RACTU	.1µF	25	10%			4000	
80-C0603C104M3R	C0603C104M3RACTU	.1µF	25	20%			4000	
80-C0603C154K4R	C0603C154K4RACTU	.15µF	16	10%			4000	
80-C0603C224K4R	C0603C224K4RACTU	.22µF	16	10%			4000	
80-C0603C274K9R	C0603C274K9RACTU	.27µF	6.3	10%			4000	
80-C0603C274K8R	C0603C274K8RACTU	.27µF	10	10%			4000	
80-C0603C274K4R	C0603C274K4RACTU	.27µF	16	10%			4000	
80-C0603C334K9R	C0603C334K9RACTU	.33µF	6.3	10%			4000	
80-C0603C334K8R	C0603C334K8RACTU	.33µF	10	10%			4000	
80-C0603C334K4R	C0603C334K4RACTU	.33µF	16	10%			4000	

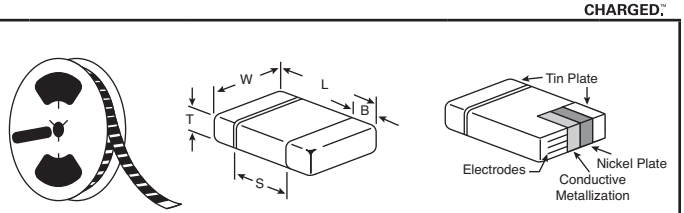

Style	DIMENSIONS: mm (in.) L (Length)	W (Width)	T (Thickness)	B	S
0603	1.6(.063)±0.15(.006)	0.8(.032)±0.15(.006)	0.9 (.035)	.35(.014)±0.15(.006)	0.7(.028)
0805	2.0(.079)±0.2(.008)	1.25(.049)±0.2(.008)	1.3 (.051)	0.5(.02)±.25(.010)	0.75(.030)

CASE SIZE 0603 (CONT.)

For quantities greater than listed, call for quote.

MOUSER STOCK NO.	KEMET Part No.	Value (pF)	Volt (DC)	Tol.±	Price Each 1	Price Each 100	Reel Qty.	Price Per Piece
Temperature Coefficient: X7R (Cont.)								
80-C0603C394K8R	C0603C394K8RACTU	.39µF	10	10%			4000	
80-C0603C394K4R	C0603C394K4RACTU	.39µF	16	10%			4000	
80-C0603C474K9R	C0603C474K9RACTU	.47µF	6.3	10%			4000	
80-C0603C474K8R	C0603C474K8RACTU	.47µF	10	10%			4000	
80-C0603C474K4R	C0603C474K4RACTU	.47µF	16	10%			4000	
Temperature Coefficient: X5R								
80-C0603C274K8P	C0603C274K8PACTU	.27µF	10	10%			4000	
80-C0603C334K8P	C0603C334K8PACTU	.33µF	10	10%			4000	
80-C0603C394K8P	C0603C394K8PACTU	.39µF	10	10%			4000	
80-C0603C474K8P	C0603C474K8PACTU	.47µF	10	10%			4000	
80-C0603C564K8P	C0603C564K8PACTU	.56µF	10	10%			4000	
80-C0603C684K8P	C0603C684K8PACTU	.68µF	10	10%			4000	
80-C0603C824K8P	C0603C824K8PACTU	.82µF	10	10%			4000	
80-C0603C225K9P	C0603C225K9PACTU	2.2µF	6.3	10%			4000	
80-C0603C225M9P	C0603C225M9PACTU	2.2µF	6.3	20%			4000	
Temperature Coefficient: Y5V								
80-C0603C473M3V	C0603C473M3VACTU	.047µF	25	20%			4000	
80-C0603C104Z4V	C0603C104Z4VACTU	.1µF	16	+80,-20			4000	
80-C0603C104M3V	C0603C104M3VACTU	.1µF	25	20%			4000	
80-C0603C104Z3V	C0603C104Z3VACTU	.1µF	25	+80,-20			4000	
80-C0603C154Z4V	C0603C154Z4VACTU	.15µF	16	+80,-20			4000	
80-C0603C154Z3V	C0603C154Z3VACTU	.15µF	25	+80,-20			4000	
80-C0603C224M4V	C0603C224M4VACTU	.22µF	16	20%			4000	
80-C0603C224Z4V	C0603C224Z4VACTU	.22µF	16	+80,-20			4000	
80-C0603C224M3V	C0603C224M3VACTU	.22µF	25	20%			4000	
80-C0603C334Z4V	C0603C334Z4VACTU	.33µF	16	+80,-20			4000	
80-C0603C334Z3V	C0603C334Z3VACTU	.33µF	25	+80,-20			4000	
80-C0603C474Z9V	C0603C474Z9VACTU	.47µF	6.3	+80,-20			4000	
80-C0603C684Z9V	C0603C684Z9VACTU	.68µF	6.3	+80,-20			4000	
80-C0603C684Z8V	C0603C684Z8VACTU	.68µF	10	+80,-20			4000	
80-C0603C474Z8V	C0603C474Z8VACTU	.47µF	10	+80,-20			4000	
80-C0603C105Z9V	C0603C105Z9VACTU	1.0µF	6.3	+80,-20			4000	

CASE SIZE 0805

For quantities greater than listed, call for quote.

MOUSER STOCK NO.	KEMET Part No.	Value (pF)	Volt (DC)	Tol.±	Price Each 1	Price Each 100	Reel Qty.	Price Per Piece
Temperature Coefficient: C0G								
80-C0805C109C5G	C0805C109C5GACTU	1.0	50	.25pF			4000	
80-C0805C109D1G	C0805C109D1GACTU	1.0	100	.5pF			4000	
80-C0805C189C5G	C0805C189C5GACTU	1.8	50	.25pF			4000	
80-C0805C209C5G	C0805C209C5GACTU	2.0	50	.25pF			4000	
80-C0805C229C5G	C0805C229C5GACTU	2.2	50	.25pF			4000	
80-C0805C229C1G	C0805C229C1GACTU	2.2	100	.25pF			4000	
80-C0805C279C5G	C0805C279C5GACTU	2.7	50	.25pF			4000	
80-C0805C279D5G	C0805C279D5GACTU	2.7	50	.5pF			4000	
80-C0805C339C5G	C0805C339C5GACTU	3.3	50	.25pF			4000	
80-C0805C399C5G	C0805C399C5GACTU	3.9	50	.25pF			4000	
80-C0805C479C5G	C0805C479C5GACTU	4.7	50	.25pF			4000	
80-C0805C479D5G	C0805C479D5GACTU	4.7	50	.5pF			4000	
80-C0805C569J5G	C0805C569J5GACTU	5.6	50	5%			4000	
80-C0805C569C5G	C0805C569C5GACTU	5.6	50	.25pF			4000	
80-C0805C569D5G	C0805C569D5GACTU	5.6	50	.5pF			4000	
80-C0805C569C1G	C0805C569C1GACTU	5.6	100	.25pF			4000	
80-C0805C689C5G	C0805C689C5GACTU	6.8	50	.25pF			4000	
80-C0805C829C5G	C0805C829C5GACTU	8.2	50	.25pF			4000	
80-C0805C100J5G	C0805C100J5GACTU	10	50	5%			4000	
80-C0805C100K5G	C0805C100K5GACTU	10	50	10%			4000	
80-C0805C100C5G	C0805C100C5GACTU	10	50	.25pF			4000	
80-C0805C100J1G	C0805C100J1GACTU	10	100	5%			4000	
80-C0805C100K1G	C0805C100K1GACTU	10	100	10%			4000	
80-C0805C100D1G	C0805C100D1GACTU	10	100	.5pF			4000	
80-C0805C120J5G	C0805C120J5GACTU	12	50	5%			4000	
80-C0805C150J5G	C0805C150J5GACTU	15	50	5%			4000	
80-C0805C150K5G	C0805C150K5GACTU	15	50	10%			4000	
80-C0805C150G1G	C0805C150G1GACTU	15	100	2%			4000	
80-C0805C150J1G	C0805C150J1GACTU	15	100	5%			4000	
80-C0805C150K1G	C0805C150K1GACTU	15	100	10%			4000	
80-C0805C180G5G	C0805C180G5GACTU	18	50	2%			4000	
80-C0805C180J5G	C0805C180J5GACTU	18	50	5%			4000	
80-C0805C180K5G	C0805C180K5GACTU	18	50	10%			4000	
80-C0805C180J1G	C0805C180J1GACTU	18	100	5%			4000	
80-C0805C200G5G	C0805C200G5GACTU	20	50	2%			4000	

© Copyright 2014 Mouser Electronics

© Copyright 2014 Mouser Electronics

KEMET Multilayer Ceramic Chip Capacitors

The Capacitance Company
KEMET
CHARGED.

CASE SIZE 0805 (CONT.)

RoHS Compliant

DIMENSIONS: mm (in.)

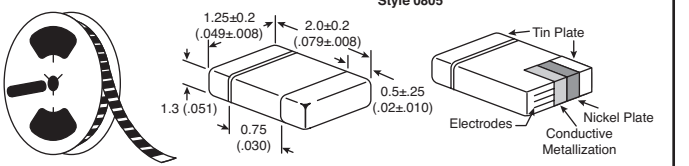

For quantities greater than listed, call for quote.

MOUSER STOCK NO.	KEMET Part No.	Value (pF)	Volt (DC)	Tol.±	Price Each 1	Price Each 100	Reel Qty.	Price Per Piece
Temperature Coefficient: C0G (Cont.)								
80-C0805C200J5G	C0805C200J5GACTU	20	50	5%			4000	
80-C0805C220G5G	C0805C220G5GACTU	22	50	2%			4000	
80-C0805C220J5G	C0805C220J5GACTU	22	50	5%			4000	
80-C0805C220K5G	C0805C220K5GACTU	22	50	10%			4000	
80-C0805C220J1G	C0805C220J1GACTU	22	100	5%			4000	
80-C0805C220K1G	C0805C220K1GACTU	22	100	10%			4000	
80-C0805C220J2G	C0805C220J2GACTU	22	200	5%			4000	
80-C0805C240J5G	C0805C240J5GACTU	24	50	5%			4000	
80-C0805C270G5G	C0805C270G5GACTU	27	50	2%			4000	
80-C0805C270J5G	C0805C270J5GACTU	27	50	5%			4000	
80-C0805C270K5G	C0805C270K5GACTU	27	50	10%			4000	
80-C0805C300J5G	C0805C300J5GACTU	30	50	5%			4000	
80-C0805C300J1G	C0805C300J1GACTU	30	100	5%			4000	
80-C0805C330F5G	C0805C330F5GACTU	33	50	1%			4000	
80-C0805C330G5G	C0805C330G5GACTU	33	50	2%			4000	
80-C0805C330J5G	C0805C330J5GACTU	33	50	5%			4000	
80-C0805C330K5G	C0805C330K5GACTU	33	50	10%			4000	
80-C0805C330J1G	C0805C330J1GACTU	33	100	5%			4000	
80-C0805C390G5G	C0805C390G5GACTU	39	50	2%			4000	
80-C0805C390J5G	C0805C390J5GACTU	39	50	5%			4000	
80-C0805C470G5G	C0805C470G5GACTU	47	50	2%			4000	
80-C0805C470J5G	C0805C470J5GACTU	47	50	5%			4000	
80-C0805C470K5G	C0805C470K5GACTU	47	50	10%			4000	
80-C0805C470J1G	C0805C470J1GACTU	47	100	5%			4000	
80-C0805C510J5G	C0805C510J5GACTU	51	50	5%			4000	
80-C0805C560J5G	C0805C560J5GACTU	56	50	5%			4000	
80-C0805C680G5G	C0805C680G5GACTU	68	50	2%			4000	
80-C0805C680J5G	C0805C680J5GACTU	68	50	5%			4000	
80-C0805C750J5G	C0805C750J5GACTU	75	50	5%			4000	
80-C0805C820G5G	C0805C820G5GACTU	82	50	2%			4000	
80-C0805C820J5G	C0805C820J5GACTU	82	50	5%			4000	
80-C0805C820J1G	C0805C820J1GACTU	82	100	5%			4000	
80-C0805C910J1G	C0805C910J1GACTU	91	100	5%			4000	
80-C0805C101G5G	C0805C101G5GACTU	100	50	2%			4000	
80-C0805C101J5G	C0805C101J5GACTU	100	50	5%			4000	
80-C0805C101K5G	C0805C101K5GACTU	100	50	10%			4000	
80-C0805C101G1G	C0805C101G1GACTU	100	100	2%			4000	
80-C0805C101J1G	C0805C101J1GACTU	100	100	5%			4000	
80-C0805C101K1G	C0805C101K1GACTU	100	100	10%			4000	
80-C0805C101J2G	C0805C101J2GACTU	100	200	5%			4000	
80-C0805C121G5G	C0805C121G5GACTU	120	50	2%			4000	
80-C0805C121J5G	C0805C121J5GACTU	120	50	5%			4000	
80-C0805C151G5G	C0805C151G5GACTU	150	50	2%			4000	
80-C0805C151J5G	C0805C151J5GACTU	150	50	5%			4000	
80-C0805C151J1G	C0805C151J1GACTU	150	100	5%			4000	
80-C0805C181G5G	C0805C181G5GACTU	180	50	2%			4000	
80-C0805C181J5G	C0805C181J5GACTU	180	50	5%			4000	
80-C0805C181J1G	C0805C181J1GACTU	180	100	5%			4000	
80-C0805C201J5G	C0805C201J5GACTU	200	50	5%			4000	
80-C0805C221J5G	C0805C221J5GACTU	220	50	5%			4000	
80-C0805C221K5G	C0805C221K5GACTU	220	50	10%			4000	
80-C0805C221G1G	C0805C221G1GACTU	220	100	2%			4000	
80-C0805C221J1G	C0805C221J1GACTU	220	100	5%			4000	
80-C0805C221K1G	C0805C221K1GACTU	220	100	10%			4000	
80-C0805C271J5G	C0805C271J5GACTU	270	50	5%			4000	
80-C0805C271J1G	C0805C271J1GACTU	270	100	5%			4000	
80-C0805C301J5G	C0805C301J5GACTU	300	50	5%			4000	
80-C0805C331G5G	C0805C331G5GACTU	330	50	2%			4000	
80-C0805C331J5G	C0805C331J5GACTU	330	50	5%			4000	
80-C0805C331K5G	C0805C331K5GACTU	330	50	10%			4000	
80-C0805C331J1G	C0805C331J1GACTU	330	100	5%			4000	
80-C0805C331K1G	C0805C331K1GACTU	330	100	10%			4000	
80-C0805C391J5G	C0805C391J5GACTU	390	50	5%			4000	
80-C0805C471G5G	C0805C471G5GACTU	470	50	2%			4000	
80-C0805C471J5G	C0805C471J5GACTU	470	50	5%			4000	
80-C0805C471K5G	C0805C471K5GACTU	470	50	10%			4000	
80-C0805C471J1G	C0805C471J1GACTU	470	100	5%			4000	
80-C0805C471J2G	C0805C471J2GACTU	470	200	5%			4000	
80-C0805C561G5G	C0805C561G5GACTU	560	50	2%			4000	
80-C0805C561J5G	C0805C561J5GACTU	560	50	5%			4000	
80-C0805C681G5G	C0805C681G5GACTU	680	50	2%			4000	
80-C0805C681J5G	C0805C681J5GACTU	680	50	5%			4000	
80-C0805C681K5G	C0805C681K5GACTU	680	50	10%			4000	
80-C0805C681J1G	C0805C681J1GACTU	680	100	5%			4000	
80-C0805C751J5G	C0805C751J5GACTU	750	50	5%			4000	
80-C0805C821G5G	C0805C821G5GACTU	820	50	2%			4000	
80-C0805C821J5G	C0805C821J5GACTU	820	50	5%			4000	
80-C0805C821J1G	C0805C821J1GACTU	820	100	5%			4000	
80-C0805C102G5G	C0805C102G5GACTU	1000	50	2%			4000	
80-C0805C102J5G	C0805C102J5GACTU	1000	50	5%			4000	
80-C0805C102K5G	C0805C102K5GACTU	1000	50	10%			4000	
80-C0805C102J1G	C0805C102J1GACTU	1000	100	5%			4000	

CASE SIZE 0805 (CONT.)

For quantities greater than listed, call for quote.

MOUSER STOCK NO.	KEMET Part No.	Value (pF)	Volt (DC)	Tol.±	Price Each 1	Price Each 100	Reel Qty.	Price Per Piece
Temperature Coefficient: C0G (Cont.)								
80-C0805C122G5G	C0805C122G5GACTU	1200	50	2%			4000	
80-C0805C122J5G	C0805C122J5GACTU	1200	50	5%			4000	
80-C0805C152G5G	C0805C152G5GACTU	1500	50	2%			4000	
80-C0805C152J5G	C0805C152J5GACTU	1500	50	5%			4000	
80-C0805C182G5G	C0805C182G5GACTU	1800	50	2%			4000	
80-C0805C182J5G	C0805C182J5GACTU	1800	50	5%			4000	
Temperature Coefficient: X7R								
80-C0805C221K5R	C0805C221K5RACTU	220	50	10%			4000	
80-C0805C331K5R	C0805C331K5RACTU	330	50	10%			4000	
80-C0805C471K5R	C0805C471K5RACTU	470	50	10%			4000	
80-C0805C471K1R	C0805C471K1RACTU	470	100	10%			4000	
80-C0805C561K5R	C0805C561K5RACTU	560	50	10%			4000	
80-C0805C681K5R	C0805C681K5RACTU	680	50	10%			4000	
80-C0805C681K1R	C0805C681K1RACTU	680	100	10%			4000	
80-C0805C821K5R	C0805C821K5RACTU	820	50	10%			4000	
80-C0805C102J5R	C0805C102J5RACTU	1000	50	5%			4000	
80-C0805C102K5R	C0805C102K5RACTU	1000	50	10%			4000	
80-C0805C102M5R	C0805C102M5RACTU	1000	50	20%			4000	
80-C0805C102J1R	C0805C102J1RACTU	1000	100	5%			4000	
80-C0805C102K1R	C0805C102K1RACTU	1000	100	10%			4000	
80-C0805C102K2R	C0805C102K2RACTU	1000	200	10%			4000	
80-C0805C122K5R	C0805C122K5RACTU	1200	50	10%			4000	
80-C0805C152J5R	C0805C152J5RACTU	1500	50	5%			4000	
80-C0805C152K5R	C0805C152K5RACTU	1500	50	10%			4000	
80-C0805C152K1R	C0805C152K1RACTU	1500	100	10%			4000	
80-C0805C202K5R	C0805C202K5RACTU	2000	50	10%			4000	
80-C0805C222J5R	C0805C222J5RACTU	2200	50	5%			4000	
80-C0805C222K5R	C0805C222K5RACTU	2200	50	10%			4000	
80-C0805C222K1R	C0805C222K1RACTU	2200	100	10%			4000	
80-C0805C222K2R	C0805C222K2RACTU	2200	200	10%			4000	
80-C0805C272K5R	C0805C272K5RACTU	2700	50	10%			4000	
80-C0805C272K1R	C0805C272K1RACTU	2700	100	10%			4000	
80-C0805C332J5R	C0805C332J5RACTU	3300	50	5%			4000	
80-C0805C332K5R	C0805C332K5RACTU	3300	50	10%			4000	
80-C0805C332K1R	C0805C332K1RACTU	3300	100	10%			4000	
80-C0805C392J5R	C0805C392J5RACTU	3900	50	5%			4000	
80-C0805C392K5R	C0805C392K5RACTU	3900	50	10%			4000	
80-C0805C472J5R	C0805C472J5RACTU	4700	50	5%			4000	
80-C0805C472K5R	C0805C472K5RACTU	4700	50	10%			4000	
80-C0805C472J1R	C0805C472J1RACTU	4700	100	5%			4000	
80-C0805C472K1R	C0805C472K1RACTU	4700	100	10%			4000	
80-C0805C472K2R	C0805C472K2RACTU	4700	200	10%			4000	
80-C0805C562J5R	C0805C562J5RACTU	5600	50	5%			4000	
80-C0805C562K5R	C0805C562K5RACTU	5600	50	10%			4000	
80-C0805C682J5R	C0805C682J5RACTU	6800	50	5%			4000	
80-C0805C682K5R	C0805C682K5RACTU	6800	50	10%			4000	
80-C0805C822J5R	C0805C822J5RACTU	8200	50	5%			4000	
80-C0805C822K5R	C0805C822K5RACTU	8200	50	10%			4000	
80-C0805C123K5R	C0805C123K5RACTU	.012µF	50	10%			4000	
80-C0805C153J5R	C0805C153J5RACTU	.015µF	50	5%			4000	
80-C0805C153K5R	C0805C153K5RACTU	.015µF	50	10%			4000	
80-C0805C153K1R	C0805C153K1RACTU	.015µF	100	10%			4000	
80-C0805C183K5R	C0805C183K5RACTU	.018µF	50	10%			4000	
80-C0805C103J5R	C0805C103J5RACTU	.01µF	50	5%			4000	
80-C0805C103K5R	C0805C103K5RACTU	.01µF	50	10%			4000	
80-C0805C103M5R	C0805C103M5RACTU	.01µF	50	20%			4000	
80-C0805C103J1R	C0805C103J1RACTU	.01µF	100	5%			4000	
80-C0805C103K1R	C0805C103K1RACTU	.01µF	100	10%			4000	
80-C0805C223J5R	C0805C223J5RACTU	.022µF	50	5%			4000	
80-C0805C223K5R	C0805C223K5RACTU	.022µF	50	10%			4000	
80-C0805C223K1R	C0805C223K1RACTU	.022µF	100	10%			4000	
80-C0805C273K5R	C0805C273K5RACTU	.027µF	50	10%			4000	
80-C0805C333J5R	C0805C333J5RACTU	.033µF	50	5%			4000	
80-C0805C333K5R	C0805C333K5RACTU	.033µF	50	10%			4000	
80-C0805C393J5R	C0805C393J5RACTU	.039µF	50	5%			4000	
80-C0805C473K5R	C0805C473K5RACTU	.047µF	50	10%			4000	
80-C0805C563J5R	C0805C563J5RACTU	.056µF	50	5%			4000	
80-C0805C563K5R	C0805C563K5RACTU	.056µF	50	10%			4000	
80-C0805C683J5R	C0805C683J5RACTU	.068µF	50	5%			4000	
80-C0805C683K5R	C0805C683K5RACTU	.068µF	50	10%			4000	
80-C0805C823K5R	C0805C823K5RACTU	.082µF	50	10%			4000	
80-C0805C154K3R	C0805C154K3RACTU	.15µF	25	10%			4000	
80-C0805C184K4R	C0805C184K4RACTU	.18µF	16	10%			4000	
80-C0805C104K4R	C0805C104K4RACTU	.1µF	16	10%			4000	
80-C0805C104K3R	C0805C104K3RACTU	.1µF	25	10%			4000	
80-C0805C104J5R	C0805C104J5RACTU	.1µF	50	5%			4000	

© Copyright 2014 Mouser Electronics
© Copyright 2014 Mouser Electronics

CASE SIZE 0805 (CONT.)

RoHS Compliant

For quantities greater than listed, call for quote.

MOUSER STOCK NO.	KEMET Part No.	Value (pF)	Volt (DC)	Tol. ±	Price Each 1	Price Each 100	Reel Qty.	Price Per Piece
Temperature Coefficient: X7R								
80-C0805C224J4R	C0805C224J4RACTU	.22µF	16	5%			4000	
80-C0805C224K4R	C0805C224K4RACTU	.22µF	16	10%			4000	
80-C0805C224J3R	C0805C224J3RACTU	.22µF	25	5%			4000	
80-C0805C224K3R	C0805C224K3RACTU	.22µF	25	10%			4000	
80-C0805C274K4R	C0805C274K4RACTU	.27µF	16	10%			4000	
80-C0805C274K3R	C0805C274K3RACTU	.27µF	25	10%			4000	
80-C0805C334J4R	C0805C334J4RACTU	.33µF	16	5%			2500	
80-C0805C334K4R	C0805C334K4RACTU	.33µF	16	10%			2500	
80-C0805C334K3R	C0805C334K3RACTU	.33µF	25	10%			2500	
80-C0805C394K4R	C0805C394K4RACTU	.39µF	16	10%			2500	
80-C0805C474J4R	C0805C474J4RACTU	.47µF	16	5%			2500	
80-C0805C474K4R	C0805C474K4RACTU	.47µF	16	10%			2500	
80-C0805C474J3R	C0805C474J3RACTU	.47µF	25	5%			2500	
80-C0805C474K3R	C0805C474K3RACTU	.47µF	25	10%			2500	
80-C0805C564K8R	C0805C564K8RACTU	.56µF	10	10%			2500	
80-C0805C684K8R	C0805C684K8RACTU	.68µF	10	10%			2500	
80-C0805C104K5R	C0805C104K5RACTU	0.1µF	50	10%			4000	
80-C0805C104M5R	C0805C104M5RACTU	0.1µF	50	20%			4000	
80-C0805C105K8R	C0805C105K8RACTU	1.0µF	10	10%			4000	
80-C0805C125K8R	C0805C125K8RACTU	1.2µF	10	10%			2500	
80-C0805C125K4R	C0805C125K4RACTU	1.2µF	16	10%			2500	
80-C0805C155K8R	C0805C155K8RACTU	1.5µF	10	10%			2500	
80-C0805C155K4R	C0805C155K4RACTU	1.5µF	16	10%			2500	
Temperature Coefficient: X5R								
80-C0805C125K9P	C0805C125K9PACTU	1.2µF	6.3	10%			4000	
80-C0805C125K8P	C0805C125K8PACTU	1.2µF	10	10%			4000	
80-C0805C155K9P	C0805C155K9PACTU	1.5µF	6.3	10%			2500	
80-C0805C155K8P	C0805C155K8PACTU	1.5µF	10	10%			2500	
80-C0805C185K9P	C0805C185K9PACTU	1.8µF	6.3	10%			2500	
80-C0805C275K8P	C0805C275K8PACTU	2.7µF	10	10%			4000	
80-C0805C335K9P	C0805C335K9PACTU	3.3µF	6.3	10%			2500	
80-C0805C335K8P	C0805C335K8PACTU	3.3µF	10	10%			2500	
80-C0805C395K9P	C0805C395K9PACTU	3.9µF	6.3	10%			2500	
80-C0805C395K8P	C0805C395K8PACTU	3.9µF	10	10%			2500	
80-C0805C685K9P	C0805C685K9PACTU	6.8µF	6.3	10%			2500	
Temperature Coefficient: Z5U								
80-C0805C103M5U	C0805C103M5UACTU	.01µF	50	20%			4000	
80-C0805C103Z5U	C0805C103Z5UACTU	.01µF	50	+80,-20			4000	
80-C0805C104M5U	C0805C104M5UACTU	0.1µF	50	20%			4000	
80-C0805C104Z5U	C0805C104Z5UACTU	0.1µF	50	+80,-20			4000	
Temperature Coefficient: Y5V								
80-C0805C224Z3V	C0805C224Z3VACTU	.22µF	25	+80,-20			4000	
80-C0805C334Z4V	C0805C334Z4VACTU	.33µF	16	+80,-20			4000	
80-C0805C474Z4V	C0805C474Z4VACTU	.47µF	16	+80,-20			4000	
80-C0805C474M3V	C0805C474M3VACTU	.47µF	25	20%			4000	
80-C0805C104Z3V	C0805C104Z3VACTU	0.1µF	25	+80,-20			4000	
80-C0805C104M5V	C0805C104M5VACTU	0.1µF	50	20%			4000	
80-C0805C104Z5V	C0805C104Z5VACTU	0.1µF	50	+80,-20			4000	
80-C0805C105M4V	C0805C105M4VACTU	1.0µF	16	20%			2500	
80-C0805C105Z4V	C0805C105Z4VACTU	1.0µF	16	+80,-20			2500	
80-C0805C105Z3V	C0805C105Z3VACTU	1.0µF	25	+80,-20			2500	
80-C0805C155Z4V	C0805C155Z4VACTU	1.5µF	16	+80,-20			2500	
80-C0805C335Z8V	C0805C335Z8VACTU	3.3µF	10	+80,-20			2500	

CASE SIZE 1206

For quantities greater than listed, call for quote.

MOUSER STOCK NO.	KEMET Part No.	Value (pF)	Volt (DC)	Tol.±	Price Each 1	Price Each 100	Reel Qty.	Price Per Piece
Temperature Coefficient: C0G								
80-C1206C109C5G	C1206C109C5GACTU	1.0	50	.25pF			4000	
80-C1206C159C5G	C1206C159C5GACTU	1.5	50	.25pF			4000	
80-C1206C189C5G	C1206C189C5GACTU	1.8	50	.25pF			4000	
80-C1206C209C5G	C1206C209C5GACTU	2.0	50	.25pF			4000	
80-C1206C229C5G	C1206C229C5GACTU	2.2	50	.25pF			4000	
80-C1206C309D5G	C1206C309D5GACTU	3.0	50	.5pF			4000	
80-C1206C339C5G	C1206C339C5GACTU	3.3	50	.25pF			4000	
80-C1206C399C5G	C1206C399C5GACTU	3.9	50	.25pF			4000	
80-C1206C479K5G	C1206C479K5GACTU	4.7	50	10%			4000	
80-C1206C479C5G	C1206C479C5GACTU	4.7	50	.25pF			4000	
80-C1206C509D5G	C1206C509D5GACTU	5.0	50	.5pF			4000	
80-C1206C519C5G	C1206C519C5GACTU	5.1	50	.25pF			4000	
80-C1206C569J5G	C1206C569J5GACTU	5.6	50	5%			4000	
80-C1206C569C5G	C1206C569C5GACTU	5.6	50	.25pF			4000	
80-C1206C689D5G	C1206C689D5GACTU	6.8	50	.5pF			4000	
80-C1206C759D5G	C1206C759D5GACTU	7.5	50	.5pF			4000	
80-C1206C829J5G	C1206C829J5GACTU	8.2	50	5%			4000	
80-C1206C829D5G	C1206C829D5GACTU	8.2	50	.5pF			4000	
80-C1206C100J5G	C1206C100J5GACTU	10	50	5%			4000	
80-C1206C100J1G	C1206C100J1GACTU	10	100	5%			4000	
80-C1206C100D1G	C1206C100D1GACTU	10	100	.5pF			4000	
80-C1206C120J5G	C1206C120J5GACTU	12	50	5%			4000	
80-C1206C120J1G	C1206C120J1GACTU	12	100	5%			4000	
80-C1206C150J5G	C1206C150J5GACTU	15	50	5%			4000	

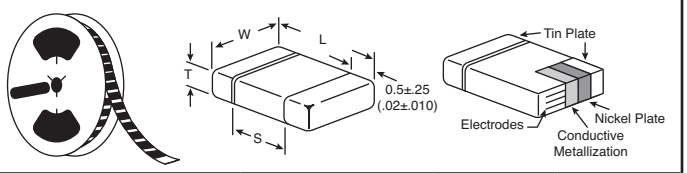

Style	DIMENSIONS: mm (in.) L (Length)	W (Width)	T (Thickness)	S
0805	2.0(.079)±0.2(.008)	1.25(.049)±0.2(.008)	1.3 (.051)	0.75 (.030)
1206	3.2(.126)±0.2(.008)	1.6(.063)±0.2(.008)	1.5 (.059)	N/A

CASE SIZE 1206 (CONT.)

For quantities greater than listed, call for quote.

MOUSER STOCK NO.	KEMET Part No.	Value (pF)	Volt (DC)	Tol.±	Price Each 1	Price Each 100	Reel Qty.	Price Per Piece
Temperature Coefficient: C0G (Cont.)								
80-C1206C150K5G	C1206C150K5GACTU	15	50	10%			4000	
80-C1206C180J5G	C1206C180J5GACTU	18	50	5%			4000	
80-C1206C200J5G	C1206C200J5GACTU	20	50	5%			4000	
80-C1206C200J1G	C1206C200J1GACTU	20	100	5%			4000	
80-C1206C220J5G	C1206C220J5GACTU	22	50	5%			4000	
80-C1206C220K5G	C1206C220K5GACTU	22	50	10%			4000	
80-C1206C220K1G	C1206C220K1GACTU	22	100	10%			4000	
80-C1206C240J1G	C1206C240J1GACTU	24	100	5%			4000	
80-C1206C270J5G	C1206C270J5GACTU	27	50	5%			4000	
80-C1206C270K5G	C1206C270K5GACTU	27	50	10%			4000	
80-C1206C330G5G	C1206C330G5GACTU	33	50	2%			4000	
80-C1206C330J5G	C1206C330J5GACTU	33	50	5%			4000	
80-C1206C330K5G	C1206C330K5GACTU	33	50	10%			4000	
80-C1206C330J1G	C1206C330J1GACTU	33	100	5%			4000	
80-C1206C330K2G	C1206C330K2GACTU	33	200	10%			4000	
80-C1206C390J5G	C1206C390J5GACTU	39	50	5%			4000	
80-C1206C390J1G	C1206C390J1GACTU	39	100	5%			4000	
80-C1206C470G5G	C1206C470G5GACTU	47	50	2%			4000	
80-C1206C470J5G	C1206C470J5GACTU	47	50	5%			4000	
80-C1206C470K5G	C1206C470K5GACTU	47	50	10%			4000	
80-C1206C470J1G	C1206C470J1GACTU	47	100	5%			4000	
80-C1206C470K2G	C1206C470K2GACTU	47	200	10%			4000	
80-C1206C510J5G	C1206C510J5GACTU	51	50	5%			4000	
80-C1206C560J5G	C1206C560J5GACTU	56	50	5%			4000	
80-C1206C620J1G	C1206C620J1GACTU	62	100	5%			4000	
80-C1206C680J5G	C1206C680J5GACTU	68	50	5%			4000	
80-C1206C680M5G	C1206C680M5GACTU	68	50	20%			4000	
80-C1206C680J1G	C1206C680J1GACTU	68	100	5%			4000	
80-C1206C820J5G	C1206C820J5GACTU	82	50	5%			4000	
80-C1206C101G5G	C1206C101G5GACTU	100	50	2%			4000	
80-C1206C101J5G	C1206C101J5GACTU	100	50	5%			4000	
80-C1206C101K5G	C1206C101K5GACTU	100	50	10%			4000	
80-C1206C101J1G	C1206C101J1GACTU	100	100	5%			4000	
80-C1206C101K1G	C1206C101K1GACTU	100	100	10%			4000	
80-C1206C101K2G	C1206C101K2GACTU	100	200	10%			4000	
80-C1206C121J5G	C1206C121J5GACTU	120	50	5%			4000	
80-C1206C121J1G	C1206C121J1GACTU	120	100	5%			4000	
80-C1206C151G5G	C1206C151G5GACTU	150	50	2%			4000	
80-C1206C151J5G	C1206C151J5GACTU	150	50	5%			4000	
80-C1206C151K5G	C1206C151K5GACTU	150	50	10%			4000	
80-C1206C151J2G	C1206C151J2GACTU	150	200	5%			4000	
80-C1206C181J5G	C1206C181J5GACTU	180	50	5%			4000	
80-C1206C181K5G	C1206C181K5GACTU	180	50	10%			4000	
80-C1206C181J1G	C1206C181J1GACTU	180	100	5%			4000	
80-C1206C201J1G	C1206C201J1GACTU	200	100	5%			4000	
80-C1206C221G5G	C1206C221G5GACTU	220	50	2%			4000	
80-C1206C221J5G	C1206C221J5GACTU	220	50	5%			4000	
80-C1206C221K5G	C1206C221K5GACTU	220	50	10%			4000	
80-C1206C221J2G	C1206C221J2GACTU	220	200	5%			4000	
80-C1206C271J5G	C1206C271J5GACTU	270	50	5%			4000	
80-C1206C271K5G	C1206C271K5GACTU	270	50	10%			4000	
80-C1206C271J1G	C1206C271J1GACTU	270	100	5%			4000	
80-C1206C271J2G	C1206C271J2GACTU	270	200	5%			4000	
80-C1206C331G5G	C1206C331G5GACTU	330	50	2%			4000	
80-C1206C331J5G	C1206C331J5GACTU	330	50	5%			4000	
80-C1206C331J1G	C1206C331J1GACTU	330	100	5%			4000	
80-C1206C331J2G	C1206C331J2GACTU	330	200	5%			4000	
80-C1206C361J5G	C1206C361J5GACTU	360	50	5%			4000	
80-C1206C391J5G	C1206C391J5GACTU	390	50	5%			4000	
80-C1206C391J2G	C1206C391J2GACTU	390	200	5%			4000	
80-C1206C471G5G	C1206C471G5GACTU	470	50	2%			4000	
80-C1206C471J5G	C1206C471J5GACTU	470	50	5%			4000	
80-C1206C471K5G	C1206C471K5GACTU	470	50	10%			4000	
80-C1206C471J1G	C1206C471J1GACTU	470	100	5%			4000	
80-C1206C471K1G	C1206C471K1GACTU	470	100	10%			4000	
80-C1206C471K2G	C1206C471K2GACTU	470	200	10%			4000	
80-C1206C561J5G	C1206C561J5GACTU	560	50	5%			4000	
80-C1206C561K5G	C1206C561K5GACTU	560	50	10%			4000	
80-C1206C561J1G	C1206C561J1GACTU	560	100	5%			4000	
80-C1206C621J5G	C1206C621J5GACTU	620	50	5%			4000	
80-C1206C681J5G	C1206C681J5GACTU	680	50	5%			4000	
80-C1206C681K5G	C1206C681K5GACTU	680	50	10%			4000	
80-C1206C751J5G	C1206C751J5GACTU	750	50	5%			4000	
80-C1206C821G5G	C1206C821G5GACTU	820	50	2%			4000	
80-C1206C821J5G	C1206C821J5GACTU	820	50	5%			4000	

© Copyright 2014 Mouser Electronics

© Copyright 2014 Mouser Electronics

KEMET Ceramic Chip Capacitors

The Capacitance Company
KEMET CHARGED.

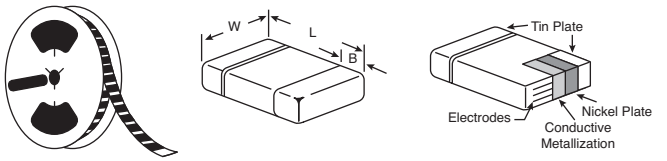

DIMENSIONS: mm (in.)			
Style	L	W	B
1206	3.2±0.2 (.126±.008)	1.6±0.2 (.063±.008)	0.5±.25 (.02±.010)
1210	3.2±0.2 (.126±.008)	2.5±0.2 (.098±.008)	0.5±.25 (.02±.010)

CASE SIZE 1206 (CONT.)

For quantities greater than listed, call for quote.

MOUSER STOCK NO.	KEMET Part No.	Value (pF)	Volt (DC)	Tol.±	Price Each 1	Price Each 100	Reel Qty.	Price Per Piece
Temperature Coefficient: C0G (Cont.)								
80-C1206C821K5G	C1206C821K5GACTU	820	50	10%			4000	
80-C1206C102G5G	C1206C102G5GACTU	1000	50	2%			4000	
80-C1206C102J5G	C1206C102J5GACTU	1000	50	5%			4000	
80-C1206C102J1G	C1206C102J1GACTU	1000	100	5%			4000	
80-C1206C102K5G	C1206C102K5GACTU	1000	50	10%			4000	
80-C1206C102K1G	C1206C102K1GACTU	1000	100	10%			4000	
80-C1206C102K2G	C1206C102K2GACTU	1000	200	10%			2500	
80-C1206C122J5G	C1206C122J5GACTU	1200	50	5%			4000	
80-C1206C122J1G	C1206C122J1GACTU	1200	100	5%			4000	
80-C1206C152J5G	C1206C152J5GACTU	1500	50	5%			4000	
80-C1206C152J1G	C1206C152J1GACTU	1500	100	5%			2500	
80-C1206C152K5G	C1206C152K5GACTU	1500	50	10%			4000	
80-C1206C182J5G	C1206C182J5GACTU	1800	50	5%			4000	
80-C1206C222G5G	C1206C222G5GACTU	2200	50	2%			4000	
80-C1206C222J5G	C1206C222J5GACTU	2200	50	5%			4000	
80-C1206C222J1G	C1206C222J1GACTU	2200	100	5%			2500	
80-C1206C222K5G	C1206C222K5GACTU	2200	50	10%			4000	
80-C1206C272J1G	C1206C272J1GACTU	2700	100	5%			4000	
80-C1206C272K5G	C1206C272K5GACTU	2700	50	10%			4000	
80-C1206C332G5G	C1206C332G5GACTU	3300	50	2%			4000	
80-C1206C332J5G	C1206C332J5GACTU	3300	50	5%			4000	
80-C1206C392J5G	C1206C392J5GACTU	3900	50	5%			4000	
80-C1206C472G5G	C1206C472G5GACTU	4700	50	2%			4000	
80-C1206C472J5G	C1206C472J5GACTU	4700	50	5%			4000	
80-C1206C562J5G	C1206C562J5GACTU	5600	50	5%			2500	
Temperature Coefficient: X5R								
80-C1206C106K9P	C1206C106K9PACTU	10µF	6.3	10%			2000	
80-C1206C225K4P	C1206C225K4PACTU	2.2µF	16	10%			2500	
80-C1206C335K4P	C1206C335K4PACTU	3.3µF	16	10%			2000	
80-C1206C335K3P	C1206C335K3PACTU	3.3µF	25	10%			2000	
80-C1206C395K3P	C1206C395K3PACTU	3.9µF	25	10%			2000	
80-C1206C475K8P	C1206C475K8PACTU	4.7µF	10	10%			2000	
80-C1206C685K9P	C1206C685K9PACTU	6.8µF	6.3	10%			2000	
Temperature Coefficient: Z5U								
80-C1206C104M5U	C1206C104M5UACTU	0.1µF	50	20%			4000	
80-C1206C104Z5U	C1206C104Z5UACTU	0.1µF	50	+80, -20			4000	
80-C1206C105M4V	C1206C105M4VACTU	1.0µF	16	20%			4000	

CASE SIZE 1210

For quantities greater than listed, call for quote.

MOUSER STOCK NO.	KEMET Part No.	Value (pF)	Volt (DC)	Tol.±	Price Each 1	Price Each 100	Reel Qty.	Price Per Piece
Temperature Coefficient: C0G								
80-C1210C332J5G	C1210C332J5GACTU	3300	50	5%			4000	
Temperature Coefficient: X7R								
80-C1210C103K5R	C1210C103K5RACTU	.01µF	50	10%			4000	
80-C1210C103K1R	C1210C103K1RACTU	.01µF	100	10%			4000	
80-C1210C103K2R	C1210C103K2RACTU	.01µF	200	10%			4000	
80-C1210C223K5R	C1210C223K5RACTU	.022µF	50	10%			4000	
80-C1210C223K1R	C1210C223K1RACTU	.022µF	100	10%			4000	
80-C1210C224K5R	C1210C224K5RACTU	.22µF	50	10%			2500	
80-C1210C334K5R	C1210C334K5RACTU	.33µF	50	10%			2500	
80-C1210C474K5R	C1210C474K5RACTU	.47µF	50	10%			4000	
80-C1210C684K5R	C1210C684K5RACTU	.68µF	50	10%			4000	
80-C1210C104K5R	C1210C104K5RACTU	0.1µF	50	10%			4000	
80-C1210C104K1R	C1210C104K1RACTU	0.1µF	100	10%			2500	
80-C1210C104K2R	C1210C104K2RACTU	0.1µF	200	10%			2500	
80-C1210C155K3R	C1210C155K3RACTU	1.5µF	25	10%			2000	
Temperature Coefficient: X5R								
80-C1210C125K3P	C1210C125K3PACTU	1.2µF	25	10%			4000	
80-C1210C106K8P	C1210C106K8PACTU	10µF	10	10%			2000	
80-C1210C126K8P	C1210C126K8PACTU	12µF	10	10%			4000	
80-C1210C156K8P	C1210C156K8PACTU	15µF	10	10%			2500	
80-C1210C225K3P	C1210C225K3PACTU	2.2µF	25	10%			2500	
80-C1210C226K8P	C1210C226K8PACTU	22µF	10	10%			2000	
80-C1210C335K4P	C1210C335K4PACTU	3.3µF	16	10%			2000	
80-C1210C335K3P	C1210C335K3PACTU	3.3µF	25	10%			2000	
80-C1210C475K8P	C1210C475K8PACTU	4.7µF	10	10%			2000	
80-C1210C565K4P	C1210C565K4PACTU	5.6µF	16	10%			2500	
80-C1210C685K4P	C1210C685K4PACTU	6.8µF	16	10%			2000	
80-C1210C825K4P	C1210C825K4PACTU	8.2µF	16	10%			2000	

KPS SERIES

Features:

- Extremely low ESR and ESL
- Non-polar device, minimizing installation concerns
- Available in X7R dielectric for thermal proctection up to 125°C
- Commercial or Automotive (AEC-Q200) grade available
- Double the capacitance in the same footprint, reduced board space

Applications:

- Industrial, Automotive, Military, Telecom
- Smoothing circuits
- DC to DC convertors
- Power supplier (input/output filters)
- To reduce noise (poezoelectric/mechanical)
- To increase flex resistance in board flex applications

RoHS Compliant

✻Single Chip Stack

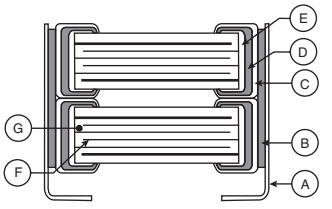

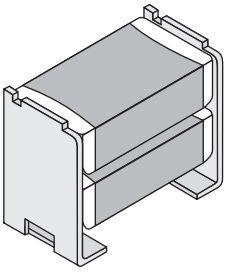

Cutaway Legend		
Ref	Name	Material
A	Leadframe	Phosphor Bronze-Alloy 510
B	Leadframe Attach	High Temp Solder
C	Termination	Cu
D	Termination	Ni
E	Termination	Sn
F	Electrode	Ni
G	Dielectric	BaTiO3

AUTOMOTIVE GRADE

For quantities greater than listed, call for quote.

MOUSER STOCK NO.	KEMET Part No.	Value (µF)	Volt (DC)	Tol. ± (%)	Price Each 1	Price Each 100	Reel Qty.	Price Per Piece
1210 X7R								
✻ 80-C1210C105K1R1AUTO	C1210C105K1R1CAUTO	1	100	10			600	
1812 X7R								
80-C1812C106M3R2AUTO	C1812C106M3R2CAUTO	10	25	20			400	
80-C1812C226M4R2AUTO	C1812C226M4R2CAUTO	22	16	20			400	
80-C1812C335M5R2AUTO	C1812C335M5R2CAUTO	3.3	50	20			400	
2220 X7R								
✻ 80-C2220C335K5R1AUTO	C2220C335K5R1CAUTO	3.3	50	10			300	
✻ 80-C2220C106K5R1AUTO	C2220C106K5R1CAUTO	10	50	10			300	
80-C2220C106M5R2AUTO	C2220C106M5R2CAUTO	10	50	20			200	
80-C2220C226M5R2AUTO	C2220C226M5R2CAUTO	22	50	20			200	
80-C2220C476M3R2AUTO	C2220C476M3R2CAUTO	47	25	20			200	

COMMERCIAL GRADE

NEW PRODUCT

For quantities greater than listed, call for quote.

MOUSER STOCK NO.	KEMET Part No.	Value (µF)	Volt (DC)	Tol. ± (%)	Price Each 1	Price Each 100	Reel Qty.	Price Per Piece
1210 X7R								
✻ 80-C1210C105K1R1C	C1210C105K1R1CT500	1	100	10			500	
✻ 80-C1210C225K1R1C	C1210C225K1R1CT500	2.2	100	10			500	
✻ 80-C1210C475K5R1C	C1210C475K5R1CT500	4.7	50	10			500	
80-C1210C475M1R2C	C1210C475M1R2CT500	4.7	100	20			500	
80-C1210C476M8R2C	C1210C476M8R2CT500	47	10	20			500	
1812 X7R								
80-C1812C474MAR2C	C1812C474MAR2CT500	0.47	250	20			500	
80-C1812C335M5R2C	C1812C335M5R2CT500	3.3	50	20			500	
80-C1812C106M3R2C	C1812C106M3R2CT500	10	25	20			500	
2220 X7R								
✻ 80-C2220C224MBR1C	C2220C224MBR1C7186	0.22	630	20			300	
✻ 80-C2220C474MCR1C	C2220C474MCR1C7186	0.47	500	20			300	
80-C2220C474MBR2C	C2220C474MBR2C7186	0.47	630	20			200	
✻ 80-C2220C105MAR1C	C2220C105MAR1C7186	1	250	20			300	
80-C2220C105MAR2C	C2220C105MAR2CT500	1	250	20			500	
80-C2220C105MCR2C	C2220C105MCR2C7186	1	500	20			200	
80-C2220C225M1R2C	C2220C225M1R2CT500	2.2	100	20			500	
80-C2220C225MAR2C	C2220C225MAR2CT500	2.2	250	20			500	
✻ 80-C2220C335K1R1C	C2220C335K1R1CT500	3.3	100	10			500	
✻ 80-C2220C106K3R1C	C2220C106K3R1CT500	10	25	10			500	
✻ 80-C2220C106K5R1C	C2220C106K5R1CT500	10	50	10			500	
80-C2220C106M5R2C	C2220C106M5R2CT500	10	50	20			500	
80-C2220C226M5R2C	C2220C226M5R2CT500	22	50	20			500	
80-C2220C476M3R2C	C2220C476M3R2CT500	47	25	20			500	

© Copyright 2014 Mouser Electronics
© Copyright 2014 Mouser Electronics

MURATA SMD and Leaded MLCCs

RoHS Compliant **This product is RoHS compliant.**

muRata Innovator in Electronics

The GR3 and RDE series of multi-layer ceramic capacitors (MLCC) have been designed by Murata to be incorporated in **LED lighting circuits**, immediately following the bridge rectification stage, to provide DC supply smoothing and EMI filtering. The GR3 family is for reflow soldering use and the RDE family provides radial leaded insertion production. Compared to standard ceramic capacitors test by Murata showed a **10dB reduction in acoustic noise** by using the new GR3 MLCC capacitors. Further noise reductions are possible with the RDE leaded parts.

GR3 SERIES SMD CHIP MONOLITHIC CERAMIC CAPACITORS

Large Capacitance and High Allowable Ripple Current

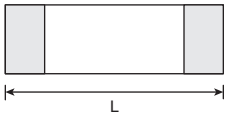

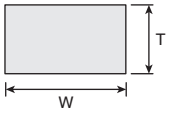

RoHS Compliant

Features:
- Operating Temperature Range X7T: -55˚C to +125˚C
- Tolerance: 10%

For quantities greater than listed, call for quote.

MOUSER STOCK NO.	Murata Part No.	Case Size	Value (uF)	Voltage	Dimensions (mm) L x W x T	Price Per Piece 1	50	100	500	Reel Qty.	Price Per Piece
81-GR321AD72E103KW1D	GR321AD72E103KW01D	0805	0.010	250	2.0 x 1.25 x 1.0					4000	
81-GR321AD72E153KW1D	GR321AD72E153KW01D	0805	0.015	250	2.0 x 1.25 x 1.0					4000	
81-GR321BD72E223KW3L	GR321BD72E223KW03L	0805	0.022	250	2.0 x 1.25 x 1.25					3000	
81-GR331AD72W103KW1D	GR331AD72W103KW01D	1206	0.010	450	3.2 x 1.6 x 1.0					4000	
81-GR331BD72J103KW1L	GR331BD72J103KW01L	1206	0.010	630	3.2 x 1.6 x 1.25					3000	
81-GR331AD72W153KW1D	GR331AD72W153KW01D	1206	0.015	450	3.2 x 1.6 x 1.0					4000	
81-GR331CD72J153KW3L	GR331CD72J153KW03L	1206	0.015	630	3.2 x 1.6 x 1.6					2000	
81-GR331BD72W223KW1L	GR331BD72W223KW01L	1206	0.022	450	3.2 x 1.6 x 1.25					3000	
81-GR331AD72E333KW1D	GR331AD72E333KW01D	1206	0.033	250	3.2 x 1.6 x 1.0					4000	
81-GR331BD72W333KW1L	GR331BD72W333KW01L	1206	0.033	450	3.2 x 1.6 x 1.25					3000	
81-GR331BD72E473KW1L	GR331BD72E473KW01L	1206	0.047	250	3.2 x 1.6 x 1.25					3000	
81-GR331CD72W473KW3L	GR331CD72W473KW03L	1206	0.047	450	3.2 x 1.6 x 1.6					2000	
81-GR331CD72E683KW3L	GR331CD72E683KW03L	1206	0.068	250	3.2 x 1.6 x 1.6					2000	
81-GR332DD72W683KW1L	GR332DD72W683KW01L	1210	0.068	450	3.2 x 2.5 x 2.0					1000	
81-GR332QD72J223KW1L	GR332QD72J223KW01L	1210	0.022	630	3.2 x 2.5 x 1.5					2000	
81-GR332DD72J333KW1L	GR332DD72J333KW01L	1210	0.033	630	3.2 x 2.5 x 2.0					1000	
81-GR332DD72J473KW1L	GR332DD72J473KW01L	1210	0.047	630	3.2 x 2.5 x 2.0					1000	
81-GR332QD72E104KW1L	GR332QD72E104KW01L	1210	0.10	250	3.2 x 2.5 x 1.5					2000	
81-GR332DD72W104KW1L	GR332DD72W104KW01L	1210	0.10	450	3.2 x 2.5 x 2.0					1000	
81-GR332DD72E154KW1L	GR332DD72E154KW01L	1210	0.15	250	3.2 x 2.5 x 2.0					1000	
81-GR343DD72J683KW1L	GR343DD72J683KW01L	1812	0.068	630	4.5 x 3.2 x 2.0					1000	
81-GR343DD72W154KW1L	GR343DD72W154KW01L	1812	0.15	450	4.5 x 3.2 x 2.0					1000	
81-GR343QD72E224KW1L	GR343QD72E224KW01L	1812	0.22	250	4.5 x 3.2 x 1.5					2000	
81-GR343DD72E334KW1L	GR343DD72E334KW01L	1812	0.33	250	4.5 x 3.2 x 2.0					1000	
81-GR355DD72E684KW1L	GR355DD72E684KW01L	2220	0.68	250	5.7 x 5.0 x 2.0					1000	
81-GR355DD72J154KW1L	GR355DD72J154KW01L	2220	0.15	630	5.7 x 5.0 x 2.0					1000	
81-GR355DD72W224KW1L	GR355DD72W224KW01L	2220	0.22	450	5.7 x 5.0 x 2.0					1000	
81-GR355XD72J224KW5L	GR355XD72J224KW05L	2220	0.22	630	5.7 x 5.0					500	
81-GR355XD72J274KW5L	GR355XD72J274KW05L	2220	0.27	630	5.7 x 5.0					500	
81-GR355DD72W334KW1L	GR355DD72W334KW01L	2220	0.33	450	5.7 x 5.0 x 2.0					1000	
81-GR355DD72E474KW1L	GR355DD72E474KW01L	2220	0.47	250	5.7 x 5.0 x 2.0					1000	
81-GR355DD72W474KW1L	GR355DD72W474KW01L	2220	0.47	450	5.7 x 5.0 x 2.0					1000	
81-GR355XD72W564KW5L	GR355XD72W564KW05L	2220	0.56	450	5.7 x 5.0					500	
81-GR355DD72J104KW1L	GR355DD72J104KW01L	2220	0.1	630	5.7 x 5.0 x 2.0					1000	
81-GR355XD72E105KW5L	GR355XD72E105KW05L	2220	1.0	250	5.7 x 5.0					500	

RDE SERIES RADIAL LEADED TYPE MONOLITHIC CERAMIC CAPACITORS

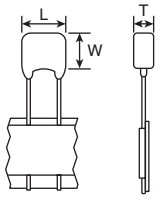

Coated with Epoxy resin

RoHS Compliant

Features:
- Operating Temperature Range X7T: -55˚C to +125˚C
- Tolerance: 10%
- TLead Spacing: 0.5

For quantities greater than listed, call for quote.

MOUSER STOCK NO.	Murata Part No.	Value (uF)	Voltage	Dimensions (mm) L x W x T	Price Per Piece 1	50	100	500	Reel Qty.	Price Per Piece
81-GR321AD72E103KW1D	GR321AD72E103KW01D	0.010	250	2.0 x 1.25 x 1.0					4000	
81-GR321AD72E153KW1D	GR321AD72E153KW01D	0.015	250	2.0 x 1.25 x 1.0					4000	
81-GR321BD72E223KW3L	GR321BD72E223KW03L	0.022	250	2.0 x 1.25 x 1.25					3000	
81-GR331AD72W103KW1D	GR331AD72W103KW01D	0.010	450	3.2 x 1.6 x 1.0					4000	
81-GR331BD72J103KW1L	GR331BD72J103KW01L	0.010	630	3.2 x 1.6 x 1.25					3000	
81-GR331AD72W153KW1D	GR331AD72W153KW01D	0.015	450	3.2 x 1.6 x 1.0					4000	
81-GR331CD72J153KW3L	GR331CD72J153KW03L	0.015	630	3.2 x 1.6 x 1.6					2000	
81-GR331BD72W223KW1L	GR331BD72W223KW01L	0.022	450	3.2 x 1.6 x 1.25					3000	
81-GR331AD72E333KW1D	GR331AD72E333KW01D	0.033	250	3.2 x 1.6 x 1.0					4000	
81-GR331BD72W333KW1L	GR331BD72W333KW01L	0.033	450	3.2 x 1.6 x 1.25					3000	
81-GR331BD72E473KW1L	GR331BD72E473KW01L	0.047	250	3.2 x 1.6 x 1.25					3000	
81-GR331CD72W473KW3L	GR331CD72W473KW03L	0.047	450	3.2 x 1.6 x 1.6					2000	
81-GR331CD72E683KW3L	GR331CD72E683KW03L	0.068	250	3.2 x 1.6 x 1.6					2000	
81-GR332DD72W683KW1L	GR332DD72W683KW01L	0.068	450	3.2 x 2.5 x 2.0					1000	
81-GR332QD72J223KW1L	GR332QD72J223KW01L	0.022	630	3.2 x 2.5 x 1.5					2000	
81-GR332DD72J333KW1L	GR332DD72J333KW01L	0.033	630	3.2 x 2.5 x 2.0					1000	
81-GR332DD72J473KW1L	GR332DD72J473KW01L	0.047	630	3.2 x 2.5 x 2.0					1000	
81-GR332QD72E104KW1L	GR332QD72E104KW01L	0.10	250	3.2 x 2.5 x 1.5					2000	
81-GR332DD72W104KW1L	GR332DD72W104KW01L	0.10	450	3.2 x 2.5 x 2.0					1000	
81-GR332DD72E154KW1L	GR332DD72E154KW01L	0.15	250	3.2 x 2.5 x 2.0					1000	
81-GR343DD72J683KW1L	GR343DD72J683KW01L	0.068	630	4.5 x 3.2 x 2.0					1000	
81-GR343DD72W154KW1L	GR343DD72W154KW01L	0.15	450	4.5 x 3.2 x 2.0					1000	
81-GR343QD72E224KW1L	GR343QD72E224KW01L	0.22	250	4.5 x 3.2 x 1.5					2000	
81-GR343DD72E334KW1L	GR343DD72E334KW01L	0.33	250	4.5 x 3.2 x 2.0					1000	
81-GR355DD72E684KW1L	GR355DD72E684KW01L	0.68	250	5.7 x 5.0 x 2.0					1000	
81-GR355DD72J154KW1L	GR355DD72J154KW01L	0.15	630	5.7 x 5.0 x 2.0					1000	
81-GR355DD72W224KW1L	GR355DD72W224KW01L	0.22	450	5.7 x 5.0 x 2.0					1000	
81-GR355XD72J224KW5L	GR355XD72J224KW05L	0.22	630	5.7 x 5.0					500	
81-GR355XD72J274KW5L	GR355XD72J274KW05L	0.27	630	5.7 x 5.0					500	
81-GR355DD72W334KW1L	GR355DD72W334KW01L	0.33	450	5.7 x 5.0 x 2.0					1000	
81-GR355DD72E474KW1L	GR355DD72E474KW01L	0.47	250	5.7 x 5.0 x 2.0					1000	
81-GR355DD72W474KW1L	GR355DD72W474KW01L	0.47	450	5.7 x 5.0 x 2.0					1000	
81-GR355XD72W564KW5L	GR355XD72W564KW05L	0.56	450	5.7 x 5.0					500	
81-GR355DD72J104KW1L	GR355DD72J104KW01L	0.1	630	5.7 x 5.0 x 2.0					1000	
81-GR355XD72E105KW5L	GR355XD72E105KW05L	1.0	250	5.7 x 5.0					500	

© Copyright 2014 Mouser Electronics

© Copyright 2014 Mouser Electronics

MURATA Capacitor Arrays and Hi-Q Chip Capacitors

muRata Innovator in Electronics

MURATA GNM SERIES CAPACITOR ARRAYS

RoHS Compliant This product is RoHS compliant.

Specifications:
- Temperature Range: X7R -55°C to +125°C
  X5R -55°C to +85°C
- Insulation Resistance: More than 10,000MΩ

- Lower Cost Supply Chain Management
- Compact PCB Design
- Lower Manufacturing/Operating Costs

RoHS Compliant

2 Capacitor Arrays

For quantities greater than listed, call for quote.

MOUSER STOCK NO.	Murata Part No.	Temp. Coef.	Volt	Value	Price Each 1	50	100	500	1000
2 Capacitor Array 0504 Case									
81-GNM1M2R71H102MA01	GNM1M2R71H102MA01D	X7R	50	1000pF					
81-GNM1M2R71E472MA01	GNM1M2R71E472MA01D	X7R	25	4700pF					
81-GNM1M2R71E103MA01	GNM1M2R71E103MA01D	X7R	25	.01µF					
81-GNM1M2R71C223MA1D	GNM1M2R71C223MA01D	X7R	16	.022µF					
81-GNM1M2R61A104MA1D	GNM1M2R61A104MA01D	X5R	10	0.1µF					
81-GNM1M2R60J105ME2D	GNM1M2R60J105ME12D	X5R	6.3	1.0µF					
2 Capacitor Array 0805 Case									
81-GNM212R61A105MA13	GNM212R61A105MA13D	X5R	10	1.0µF					
81-GNM212R61C105MA16	GNM212R61C105MA16D	X5R	16	1.0µF					
81-GNM212R61A225ME16	GNM212R61A225ME16D	X5R	10	2.2µF					

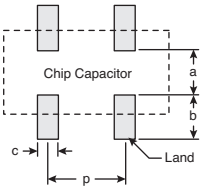

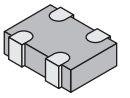

Part Number	Dimensions: mm L	W	a	b	c	p
GNM1M2	1.37	1.0	0.45 to 0.5	0.5 to 0.55	0.3 to 0.35	0.64±0.1
GNM212	2.0	1.25	0.6 to 0.7	0.5 to 0.7	0.4 to 0.5	1.0 ±0.1

4 Capacitor Arrays

For quantities greater than listed, call for quote.

MOUSER STOCK NO.	Murata Part No.	Temp. Coef.	Volt	Value	Price Each 1	50	100	500	1000
4 Capacitor Array 0805 Case									
81-GNM214R71H102MA01	GNM214R71H102MA01D	X7R	50	1000pF					
81-GNM214R71E222MA01	GNM214R71E222MA01D	X7R	25	2200pF					
81-GNM214R71E472MA01	GNM214R71E472MA01D	X7R	25	4700pF					
81-GNM214R71E103MA1D	GNM214R71E103MA01D	X7R	25	.01µF					
81-GNM214R71C473MA01	GNM214R71C473MA01D	X7R	16	.047µF					
81-GNM214R71C104MA1D	GNM214R71C104MA01D	X7R	16	0.1µF					
4 Capacitor Array 1206 Case									
81-GNM314R71C473MA1D	GNM314R71C473MA01D	X7R	16	.047µF					

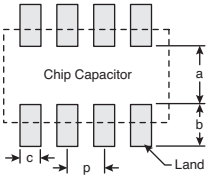

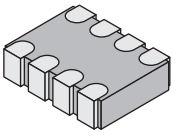

Part Number	Dimensions: mm L	W	a	b	c	p
GNM214	2.0	1.25	0.6 to 0.7	0.5 to 0.7	0.25 to 0.35	0.6 ±0.05
GNM314	3.2	1.6	0.8 to 1.0	0.7 to 0.9	0.3 to 0.4	0.8 ±0.05

MURATA MA SERIES HI-Q CHIP CAPACITORS

Specifications:
- Temperature Range: -55°C to +125°C
- Temperature Coefficient: P90
- Very High Q at high frequencies
- Terminations: Palladium Silver covered by a Nickel Interface and coated with tin plating
- High RF Power capabilities
- Impervious to environmental conditions
- Low noise
- Stacked tape and reel also available in bulk package

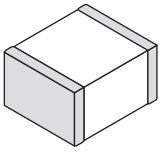

RoHS Compliant

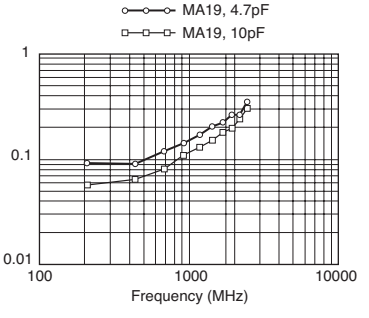

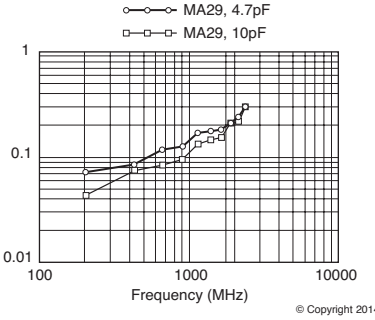

For quantities greater than listed, call for quote.

MOUSER STOCK NO.	Murata Part No.	Case Size	Volt	Value (pF)	Tolerance	Price Each 1	10	50	100
81-MA29102JAN	MA29102JAN	1111	50	1000	±5%				
81-MA291R0CAN	MA291R0CAN	1111	500	1.0	±.25pF				
81-MA291R5CAN	MA291R5CAN	1111	500	1.5	±.25pF				
81-MA292R2CAN	MA292R2CAN	1111	500	2.2	±.25pF				
81-MA293R3CAN	MA293R3CAN	1111	500	3.3	±.25pF				
81-MA294R7CAN	MA294R7CAN	1111	500	4.7	±.25pF				
81-MA296R8CAN	MA296R8CAN	1111	500	6.8	±.25pF				
81-MA298R2CAN	MA298R2CAN	1111	500	8.2	±.25pF				
81-MA29100JAN	MA29100JAN	1111	500	10	±5%				
81-MA29150JAN	MA29150JAN	1111	500	15	±5%				
81-MA29220JAN	MA29220JAN	1111	500	22	±5%				
81-MA29470JAN	MA29470JAN	1111	500	47	±5%				
81-MA29510JAN	MA29510JAN	1111	500	51	±5%				
81-MA29680JAN	MA29680JAN	1111	500	68	±5%				
81-MA29820JAN	MA29820JAN	1111	500	82	±5%				
81-MA29101JAN	MA29101JAN	1111	500	100	±5%				

© Copyright 2014 Mouser Electronics

© Copyright 2014 Mouser Electronics

MURATA High Frequency Ceramic Chip Capacitors

RoHS Compliant This product is RoHS compliant.

GJM SERIES: MULTILAYER, HIGH FREQUENCY, HIGH Q

GJM SERIES: The Murata GJM series is a high Q ultra small capacitor series for high frequency applications in the 500MHz to 10GHz range, suitable for VCO and PA Module applications. The GJM series of capacitors are made with copper electrodes for low ESR and low power consumption due to the high Q (low loss) performance. This series is offered in EIA sizes 0201 and 0402. They are RoHS compliant.

RoHS Compliant

Features:

- C0G Dielectric
- Low ESR
- Operating Temperature: -55°C to +125°C

DIMENSIONS: mm

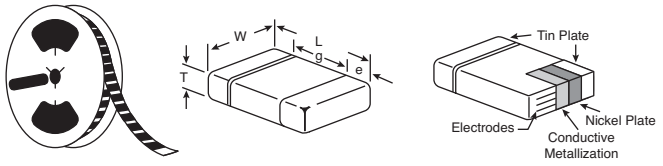

Part No.	DIMENSIONS: mm				
	L (Length)	W (Width)	T (Thickness)	e	g min.
GJM03	0.6±0.03	0.3±0.03	0.3±0.03	0.1 to 0.2	0.2
GJM15	1.0±0.05	0.5±0.05	0.5±0.05	0.15 to 0.3	0.4

For quantities greater than listed, call for quote.

MOUSER STOCK NO.	Murata Part No.	Value (pF)	Volt (DC)	Price Each 1	Price Each 100	Reel Qty.	Price per Piece
0201 Case Size							
81-GJM0335C1ER20BB01	GJM0335C1ER20BB01D	0.2	25			15000	
81-GJM0335C1ER30BB01	GJM0335C1ER30BB01D	0.3	25			15000	
81-GJM0335C1ER40BB01	GJM0335C1ER40BB01D	0.4	25			15000	
81-GJM0335C1ER75BB01	GJM0335C1ER75BB01D	0.75	25			15000	
81-GJM0335C1E1R0BB01	GJM0335C1E1R0BB01D	1.0	25			15000	
81-GJM0335C1E1R1BB01	GJM0335C1E1R1BB01D	1.1	25			15000	
81-GJM0335C1E1R2BB01	GJM0335C1E1R2BB01D	1.2	25			15000	
81-GJM0335C1E1R3BB01	GJM0335C1E1R3BB01D	1.3	25			15000	
81-GJM0335C1E1R4CB1D	GJM0335C1E1R4CB01D	1.4	25			15000	
81-GJM0335C1E1R5BB01	GJM0335C1E1R5BB01D	1.5	25			15000	
81-GJM0335C1E1R5CB1D	GJM0335C1E1R5CB01D	1.5	25			15000	
81-GJM0335C1E1R6BB01	GJM0335C1E1R6BB01D	1.6	25			15000	
81-GJM0335C1E2R0BB01	GJM0335C1E2R0BB01D	2.0	25			15000	
81-GJM0335C1E2R2BB01	GJM0335C1E2R2BB01D	2.2	25			15000	
81-GJM0335C1E2R7BB01	GJM0335C1E2R7BB01D	2.7	25			15000	
81-GJM0335C1E3R0BB01	GJM0335C1E3R0BB01D	3.0	25			15000	
81-GJM0335C1E3R0CB1D	GJM0335C1E3R0CB01D	3.0	25			15000	
81-GJM0335C1E3R2BB01	GJM0335C1E3R2BB01D	3.2	25			15000	
81-GJM0335C1E3R3BB01	GJM0335C1E3R3BB01D	3.3	25			15000	
81-GJM0335C1E3R4BB1D	GJM0335C1E3R4BB01D	3.4	25			15000	
81-GJM0335C1E3R6BB01	GJM0335C1E3R6BB01D	3.6	25			15000	
81-GJM0335C1E3R8BB01	GJM0335C1E3R8BB01D	3.8	25			15000	
81-GJM0335C1E3R9BB01	GJM0335C1E3R9BB01D	3.9	25			15000	
81-GJM0335C1E4R3BB01	GJM0335C1E4R3BB01D	4.3	25			15000	
81-GJM0335C1E4R7BB01	GJM0335C1E4R7BB01D	4.7	25			15000	
81-GJM0335C1E5R1CB01	GJM0335C1E5R1CB01D	5.1	25			15000	
81-GJM0335C1E5R6CB01	GJM0335C1E5R6CB01D	5.6	25			15000	
81-GJM0335C1E6R0CB01	GJM0335C1E6R0CB01D	6.0	25			15000	
81-GJM0335C1E6R2CB01	GJM0335C1E6R2CB01D	6.2	25			15000	
81-GJM0335C1E6R2BB01	GJM0335C1E6R2BB01D	6.2	25			15000	
81-GJM0335C1E6R8CB01	GJM0335C1E6R8CB01D	6.8	25			15000	
81-GJM0335C0J220JB1D	GJM0335C0J220JB01D	22	6.3			15000	
81-GJM0335C0J270GB1D	GJM0335C0J270GB01D	27	6.3			15000	
81-GJM0335C0J270JB1D	GJM0335C0J270JB01D	27	6.3			15000	
0402 Case Size							
81-GJM1555C1HR10BB01	GJM1555C1HR10BB01D	0.1	50			10000	
81-GJM1555C1HR20BB01	GJM1555C1HR20BB01D	0.2	50			10000	
81-GJM1555C1HR20KB01	GJM1555C1HR20KB01D	0.2	50			10000	
81-GJM1555C1HR20WB01	GJM1555C1HR20WB01D	0.2	50			10000	
81-GJM1555C1HR30BB01	GJM1555C1HR30BB01D	0.3	50			10000	
81-GJM1555C1HR40BB01	GJM1555C1HR40BB01D	0.4	50			10000	
81-GJM1555C1HR50BB01	GJM1555C1HR50BB01D	0.5	50			10000	
81-GJM1555C1HR50WB1D	GJM1555C1HR50WB01D	0.5	50			10000	
81-GJM1555C1HR60BB1D	GJM1555C1HR60BB01D	0.6	50			10000	
81-GJM1555C1HR70BB1D	GJM1555C1HR70BB01D	0.7	50			10000	
81-GJM1555C1HR75CB01	GJM1555C1HR75CB01D	0.8	50			10000	
81-GJM1555C1HR90BB1D	GJM1555C1HR90BB01D	0.9	50			10000	
81-GJM1555C1HR90CB1D	GJM1555C1HR90CB01D	0.9	50			10000	
81-GJM1555C1H1R0BB01	GJM1555C1H1R0BB01D	1.0	50			10000	
81-GJM1555C1H1R0CB1D	GJM1555C1H1R0CB01D	1.0	50			10000	
81-GJM1555C1H1R0WB1D	GJM1555C1H1R0WB01D	1.0	50			10000	
81-GJM1555C1H1R1BB01	GJM1555C1H1R1BB01D	1.1	50			10000	
81-GJM1555C1H1R1CB1D	GJM1555C1H1R1CB01D	1.1	50			10000	
81-GJM1555C1H1R2BB01	GJM1555C1H1R2BB01D	1.2	50			10000	
81-GJM1555C1H1R2CB1D	GJM1555C1H1R2CB01D	1.2	50			10000	
81-GJM1555C1H1R2WB1D	GJM1555C1H1R2WB01D	1.2	50			10000	
81-GJM1555C1H1R3BB01	GJM1555C1H1R3BB01D	1.3	50			10000	

For quantities greater than listed, call for quote.

MOUSER STOCK NO.	Murata Part No.	Value (pF)	Volt (DC)	Price Each 1	Price Each 100	Reel Qty.	Price per Piece
0402 Case Size (Cont.)							
81-GJM1555C1H1R5CB01	GJM1555C1H1R5CB01D	1.5	50			10000	
81-GJM1555C1H1R5BB1D	GJM1555C1H1R5BB01D	1.5	50			10000	
81-GJM1555C1H1R5WB1D	GJM1555C1H1R5WB01D	1.5	50			10000	
81-GJM1555C1H1R6BB01	GJM1555C1H1R6BB01D	1.6	50			10000	
81-GJM1555C1H1R6CB01	GJM1555C1H1R6CB01D	1.6	50			10000	
81-GJM1555C1H1R8BB01	GJM1555C1H1R8BB01D	1.8	50			10000	
81-GJM1555C1H1R8CB1D	GJM1555C1H1R8CB01D	1.8	50			10000	
81-GJM1555C1H2R0BB01	GJM1555C1H2R0BB01D	2.0	50			10000	
81-GJM1555C1H2R2BB01	GJM1555C1H2R2BB01D	2.2	50			10000	
81-GJM1555C1H2R2CB1D	GJM1555C1H2R2CB01D	2.2	50			10000	
81-GJM1555C1H2R4BB01	GJM1555C1H2R4BB01D	2.4	50			10000	
81-GJM1555C1H2R4CB1D	GJM1555C1H2R4CB01D	2.4	50			10000	
81-GJM1555C1H2R7BB01	GJM1555C1H2R7BB01D	2.7	50			10000	
81-GJM1555C1H2R7CB1D	GJM1555C1H2R7CB01D	2.7	50			10000	
81-GJM1555C1H3R0BB01	GJM1555C1H3R0BB01D	3.0	50			10000	
81-GJM1555C1H3R0CB1D	GJM1555C1H3R0CB01D	3.0	50			10000	
81-GJM1555C1H3R3BB01	GJM1555C1H3R3BB01D	3.3	50			10000	
81-GJM1555C1H3R3CB1D	GJM1555C1H3R3CB01D	3.3	50			10000	
81-GJM1555C1H3R6BB01	GJM1555C1H3R6BB01D	3.6	50			10000	
81-GJM1555C1H3R6CB1D	GJM1555C1H3R6CB01D	3.6	50			10000	
81-GJM1555C1H3R9BB01	GJM1555C1H3R9BB01D	3.9	50			10000	
81-GJM1555C1H3R9CB1D	GJM1555C1H3R9CB01D	3.9	50			10000	
81-GJM1555C1H4R0BB01	GJM1555C1H4R0BB01D	4.0	50			10000	
81-GJM1555C1H4R3BB01	GJM1555C1H4R3BB01D	4.3	50			10000	
81-GJM1555C1H4R3CB1D	GJM1555C1H4R3CB01D	4.3	50			10000	
81-GJM1555C1H4R7BB01	GJM1555C1H4R7BB01D	4.7	50			10000	
81-GJM1555C1H4R7CB1D	GJM1555C1H4R7CB01D	4.7	50			10000	
81-GJM1555C1H5R0BB01	GJM1555C1H5R0BB01D	5.0	50			10000	
81-GJM1555C1H5R1CB01	GJM1555C1H5R1CB01D	5.1	50			10000	
81-GJM1555C1H5R6CB01	GJM1555C1H5R6CB01D	5.6	50			10000	
81-GJM1555C1H5R6BB1D	GJM1555C1H5R6BB01D	5.6	50			10000	
81-GJM1555C1H5R6DB1D	GJM1555C1H5R6DB01D	5.6	50			10000	
81-GJM1555C1H6R0CB01	GJM1555C1H6R0CB01D	6.0	50			10000	
81-GJM1555C1H6R2CB01	GJM1555C1H6R2CB01D	6.2	50			10000	
81-GJM1555C1H6R2DB01	GJM1555C1H6R2DB01D	6.2	50			10000	
81-GJM1555C1H6R8CB01	GJM1555C1H6R8CB01D	6.8	50			10000	
81-GJM1555C1H7R0CB01	GJM1555C1H7R0CB01D	7.0	50			10000	
81-GJM1555C1H7R5CB01	GJM1555C1H7R5CB01D	7.5	50			10000	
81-GJM1555C1H7R6CB01	GJM1555C1H7R6CB01D	7.6	50			10000	
81-GJM1555C1H7R8CB01	GJM1555C1H7R8CB01D	7.8	50			10000	
81-GJM1555C1H8R0CB01	GJM1555C1H8R0CB01D	8.0	50			10000	
81-GJM1555C1H8R2CB01	GJM1555C1H8R2CB01D	8.2	50			10000	
81-GJM1555C1H8R2BB1D	GJM1555C1H8R2BB01D	8.2	50			10000	
81-GJM1555C1H8R6CB01	GJM1555C1H8R6CB01D	8.6	50			10000	
81-GJM1555C1H9R0CB01	GJM1555C1H9R0CB01D	9.0	50			10000	
81-GJM1555C1H9R1CB01	GJM1555C1H9R1CB01D	9.1	50			10000	
81-GJM1555C1H100FB01	GJM1555C1H100FB01D	10	50			10000	
81-GJM1555C1H100JB01	GJM1555C1H100JB01D	10	50			10000	
81-GJM1555C1H110GB1D	GJM1555C1H110GB01D	11	50			10000	
81-GJM1555C1H120GB01	GJM1555C1H120GB01D	12	50			10000	
81-GJM1555C1H120JB1D	GJM1555C1H120JB01D	12	50			10000	
81-GJM1555C1H150GB01	GJM1555C1H150GB01D	15	50			10000	
81-GJM1555C1H150JB1D	GJM1555C1H150JB01D	15	50			10000	
81-GJM1555C1H180GB01	GJM1555C1H180GB01D	18	50			10000	
81-GJM1555C1H180JB01	GJM1555C1H180JB01D	18	50			10000	
81-GJM1555C1H200GB01	GJM1555C1H200GB01D	20	50			10000	
81-GJM1555C1H200JB1D	GJM1555C1H200JB01D	20	50			10000	

© Copyright 2014 Mouser Electronics

© Copyright 2014 Mouser Electronics

MURATA High Frequency Ceramic Chip Capacitors

muRata Innovator in Electronics

RoHS Compliant This product is RoHS compliant.

GQM SERIES MULTILAYER, HIGH FREQUENCY, HIGH Q

The Murata high Q capacitors are used from 500MHz to 10GHz for handheld and cellular applications. These capacitors are made with copper electrodes for very low ESR and high Q in GHz frequencies, and high RF current handling capability. This series is offered in EIA sized 0603, 0805 and 1210, and is available in tight tolerance versions. They are RoHS Compliant.

RoHS Compliant

Cross Reference			
	GQM		
Case Sizes	0603	0805	1210
ATC 650	X	X	
Johanson "S"	X		
Johanson "L"	X	X	X

Features:

- C0G Dielectric
- Low ESR
- Operating Temperature: -55°C to +125°C

Applications:

- Base Station Power Amps
- Broadcasting Equipment
- Cell Phones
- PA Modules

Part No.	L	W	T	e	g min.
GQM188	1.6±0.1	0.8±0.1	0.8±0.1	0.2 to 0.5	0.5
GQM219	2.0±0.1	1.25±0.1	0.85±0.1	0.2 to 0.7	0.7

DIMENSIONS: mm

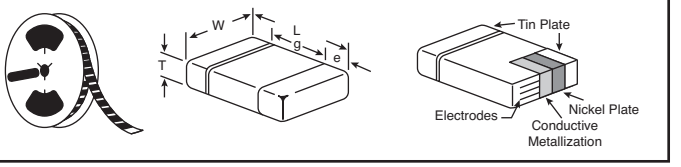

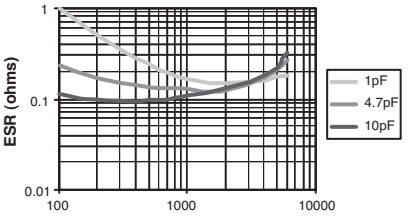

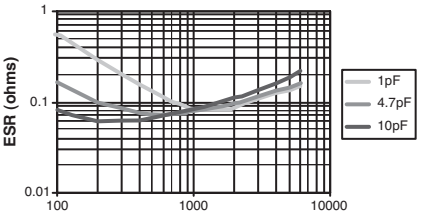

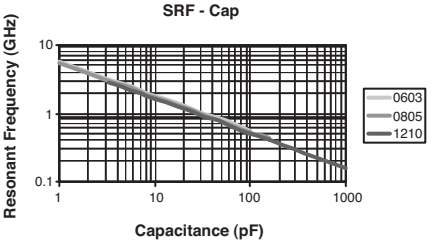

For quantities greater than listed, call for quote.

MOUSER STOCK NO.	Murata Part No.	Case Size	Value (pF)	Volt (DC)	Tolerance ±	Price Each 1	Price Each 50	Price Each 100	Price Each 500	Reel Qty.	Price Per Piece
81-GQM1885C2AR10BB01	GQM1885C2AR10BB01D	0603	0.1	100	0.1pF					4000	
81-GQM1885C2AR50BB01	GQM1885C2AR50BB01D	0603	0.5	100	0.1pF					4000	
81-GQM1885C2A1R0BB01	GQM1885C2A1R0BB01D	0603	1.0	100	0.1pF					4000	
81-GQM1885C2A1R2BB01	GQM1885C2A1R2BB01D	0603	1.2	100	0.1pF					4000	
81-GQM1885C2A1R5BB01	GQM1885C2A1R5BB01D	0603	1.5	100	0.1pF					4000	
81-GQM1885C2A1R8BB01	GQM1885C2A1R8BB01D	0603	1.8	100	0.1pF					4000	
81-GQM1885C2A2R2BB01	GQM1885C2A2R2BB01D	0603	2.2	100	0.1pF					4000	
81-GQM1885C2A2R7BB01	GQM1885C2A2R7BB01D	0603	2.7	100	0.1pF					4000	
81-GQM1885C2A3R3BB01	GQM1885C2A3R3BB01D	0603	3.3	100	0.1pF					4000	
81-GQM1885C2A3R9BB01	GQM1885C2A3R9BB01D	0603	3.9	100	0.1pF					4000	
81-GQM1885C2A4R7BB01	GQM1885C2A4R7BB01D	0603	4.7	100	0.1pF					4000	
81-GQM1885C2A5R1CB01	GQM1885C2A5R1CB01D	0603	5.1	100	0.25pF					4000	
81-GQM1885C2A6R8CB01	GQM1885C2A6R8CB01D	0603	6.8	100	0.25pF					4000	
81-GQM1885C1H7R5CB01	GQM1885C1H7R5CB01D	0603	7.5	50	0.25pF					4000	
81-GQM1885C1H8R2CB01	GQM1885C1H8R2CB01D	0603	8.2	50	0.25pF					4000	
81-GQM1885C1H100GB01	GQM1885C1H100GB01D	0603	10	50	2%					4000	
81-GQM1885C1H120GB01	GQM1885C1H120GB01D	0603	12	50	2%					4000	
81-GQM1885C1H150GB01	GQM1885C1H150GB01D	0603	15	50	2%					4000	
81-GQM1885C1H220GB01	GQM1885C1H220GB01D	0603	22	50	2%					4000	
81-GQM1885C1H270GB01	GQM1885C1H270GB01D	0603	27	50	2%					4000	
81-GQM1885C1H330GB01	GQM1885C1H330GB01D	0603	33	50	2%					4000	
81-GQM1885C1H390GB01	GQM1885C1H390GB01D	0603	39	50	2%					4000	
81-GQM1885C1H470GB01	GQM1885C1H470GB01D	0603	47	50	2%					4000	
81-GQM1885C1H560GB01	GQM1885C1H560GB01D	0603	56	50	2%					4000	
81-GQM1885C1H680GB01	GQM1885C1H680GB01D	0603	68	50	2%					4000	
81-GQM1885C1H820GB01	GQM1885C1H820GB01D	0603	82	50	2%					4000	
81-GQM1885C1H101GB01	GQM1885C1H101GB01D	0603	100	50	2%					4000	
81-GQM2195C2AR20BB01	GQM2195C2AR20BB01D	0805	0.2	100	0.1pF					4000	
81-GQM2195C2AR50BB01	GQM2195C2AR50BB01D	0805	0.5	100	0.1pF					4000	
81-GQM2195C2A1R0BB01	GQM2195C2A1R0BB01D	0805	1.0	100	0.1pF					4000	
81-GQM2195C2A1R2BB01	GQM2195C2A1R2BB01D	0805	1.2	100	0.1pF					4000	
81-GQM2195C2A1R5BB01	GQM2195C2A1R5BB01D	0805	1.5	100	0.1pF					4000	
81-GQM2195C2A1R8BB01	GQM2195C2A1R8BB01D	0805	1.8	100	0.1pF					4000	
81-GQM2195C2A2R2BB01	GQM2195C2A2R2BB01D	0805	2.2	100	0.1pF					4000	
81-GQM2195C2A2R7BB01	GQM2195C2A2R7BB01D	0805	2.7	100	0.1pF					4000	
81-GQM2195C2A3R3BB01	GQM2195C2A3R3BB01D	0805	3.3	100	0.1pF					4000	
81-GQM2195C2A3R9BB01	GQM2195C2A3R9BB01D	0805	3.9	100	0.1pF					4000	
81-GQM2195C2A4R7BB01	GQM2195C2A4R7BB01D	0805	4.7	100	0.1pF					4000	
81-GQM2195C2A5R1CB01	GQM2195C2A5R1CB01D	0805	5.1	100	0.25pF					4000	
81-GQM2195C2A6R8CB01	GQM2195C2A6R8CB01D	0805	6.8	100	0.25pF					4000	
81-GQM2195C2A7R5CB01	GQM2195C2A7R5CB01D	0805	7.5	100	0.25pF					4000	
81-GQM2195C2A8R2CB01	GQM2195C2A8R2CB01D	0805	8.2	100	0.25pF					4000	
81-GQM2195C2A100GB01	GQM2195C2A100GB01D	0805	10	100	2%					4000	
81-GQM2195C2A120GB01	GQM2195C2A120GB01D	0805	12	100	2%					4000	
81-GQM2195C2A150GB01	GQM2195C2A150GB01D	0805	15	100	2%					4000	
81-GQM2195C1H220GB01	GQM2195C1H220GB01D	0805	22	50	2%					4000	
81-GQM2195C1H270GB01	GQM2195C1H270GB01D	0805	27	50	2%					4000	
81-GQM2195C1H330GB01	GQM2195C1H330GB01D	0805	33	50	2%					4000	
81-GQM2195C1H470GB01	GQM2195C1H470GB01D	0805	47	50	2%					4000	
81-GQM2195C1H101GB01	GQM2195C1H101GB01D	0805	100	50	2%					4000	

© Copyright 2014 Mouser Electronics
© Copyright 2014 Mouser Electronics

MURATA High Frequency Ceramic Chip Capacitors

RoHS Compliant **This product is RoHS compliant.**

GQM SERIES MULTILAYER, HIGH FREQUENCY, HIGH Q

Murata has commercialized the GQM 500V Series low loss monolithic ceramic capacitor for high frequency applications. The GQM Series features low loss capacitors for RF power amplifiers used in mobile communication base stations and high-speed broadband base stations, and is a capacitor series ideal for VHF, UHF, and GHz frequency regions. With dimensions of 2.8x2.8x1.15mm and capacitance ranging from 0.5pF to 100pF, this product may be used for tight tolerance products around capacitance tolerance B 3 (±0.1pF). Ideal for matching or coupling circuits used in applications such as power amplifiers for mobile communication, WiMAX 4 and LTE 5 base stations, as well as other related high frequency RF modules, this product will help improve the high frequency characteristic of equipment.

Features:
- Design optimization using electromagnetic field and improved internal electrode design have strengthened magnetic coupling and stabilized self-response frequency
- High withstand voltage design
- Offers tight tolerance in the capacitance tolerance B (±0.1pF) or C (±0.25pF) range
- RoHS Compliant

Specifications:
- Capacitance Range: 0.5pF - 100pF
- Rated Voltage: DC500V
- Operating Temp. Range: -55°C to +125°C
- Case Size: 1111
- Self-resonant frequency: over 4GHz (1pF)
- Packaging: Reel Qty. 1000 - 180mm embossed tape

Applications:
- Matching circuits, coupling circuits in power amplifiers for mobile communication
- WiMAX and LTE base stations



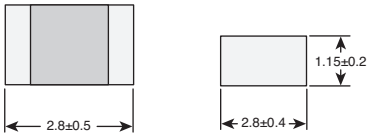

DIMENSIONS: mm

Frequency - Impedance Characteristic (for a 1pF Product)

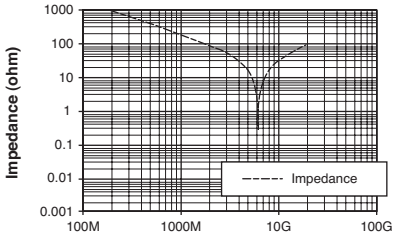

Frequency - Q Characteristic (for a 1pF Product)

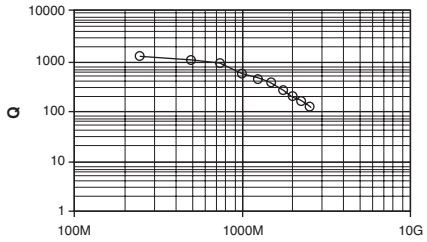

Frequency - ESR Characteristic (for a 1pF Product)

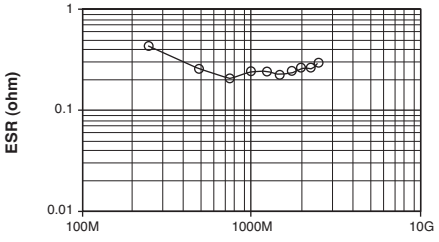

For quantities greater than listed, call for quote.

MOUSER STOCK NO. Mfr.	Mfr. Part No.	Value (pF)	Tol. ±	Price Each 1	50	100	500	Reel Qty. 1000
81	GQM22M5C2HR50BB1L	0.5	0.1pF					
81	GQM22M5C2HR75BB1L	0.75	0.1pF					
81	GQM22M5C2H1R0BB1L	1	0.1pF					
81	GQM22M5C2H1R1BB1L	1.1	0.1pF					
81	GQM22M5C2H1R2BB1L	1.2	0.1pF					
81	GQM22M5C2H1R3BB1L	1.3	0.1pF					
81	GQM22M5C2H1R5BB1L	1.5	0.1pF					
81	GQM22M5C2H1R6BB1L	1.6	0.1pF					
81	GQM22M5C2H1R8BB1L	1.8	0.1pF					
81	GQM22M5C2H2R0BB1L	2	0.1pF					
81	GQM22M5C2H2R2BB1L	2.2	0.1pF					
81	GQM22M5C2H2R4BB1L	2.4	0.1pF					
81	GQM22M5C2H2R7BB1L	2.7	0.1pF					
81	GQM22M5C2H3R0BB1L	3	0.1pF					
81	GQM22M5C2H3R3BB1L	3.3	0.1pF					
81	GQM22M5C2H3R6BB1L	3.6	0.1pF					
81	GQM22M5C2H3R9BB1L	3.9	0.1pF					
81	GQM22M5C2H4R0BB1L	4	0.1pF					
81	GQM22M5C2H4R3BB1L	4.3	0.1pF					
81	GQM22M5C2H4R7BB1L	4.7	0.1pF					
81	GQM22M5C2H5R0BB1L	5	0.1pF					
81	GQM22M5C2HR50CB1L	0.5	0.25pF					
81	GQM22M5C2HR75CB1L	0.75	0.25pF					
81	GQM22M5C2H1R0CB1L	1	0.25pF					
81	GQM22M5C2H1R5CB1L	1.5	0.25pF					
81	GQM22M5C2H2R0CB1L	2	0.25pF					
81	GQM22M5C2H3R0CB1L	3	0.25pF					
81	GQM22M5C2H4R0CB1L	4	0.25pF					
81	GQM22M5C2H5R0CB1L	5	0.25pF					
81	GQM22M5C2H5R1CB1L	5.1	0.25pF					
81	GQM22M5C2H5R6CB1L	5.6	0.25pF					
81	GQM22M5C2H6R0CB1L	6	0.25pF					
81	GQM22M5C2H6R2CB1L	6.2	0.25pF					
81	GQM22M5C2H6R8CB1L	6.8	0.25pF					
81	GQM22M5C2H7R0CB1L	7	0.25pF					
81	GQM22M5C2H7R5CB1L	7.5	0.25pF					

© Copyright 2014 Mouser Electronics

For quantities greater than listed, call for quote.

MOUSER STOCK NO. Mfr.	Mfr. Part No.	Value (pF)	Tol. ±	Price Each 1	50	100	500	Reel Qty. 1000
81	GQM22M5C2H8R0CB1L	8	0.25pF					
81	GQM22M5C2H8R2CB1L	8.2	0.25pF					
81	GQM22M5C2H9R0CB1L	9	0.25pF					
81	GQM22M5C2H9R1CB1L	9.1	0.25pF					
81	GQM22M5C2H6R0DB1L	6	0.5pF					
81	GQM22M5C2H7R0DB1L	7	0.5pF					
81	GQM22M5C2H8R0DB1L	8	0.5pF					
81	GQM22M5C2H9R0DB1L	9	0.5pF					
81	GQM22M5C2H100GB1L	10	2%					
81	GQM22M5C2H120GB1L	12	2%					
81	GQM22M5C2H150GB1L	15	2%					
81	GQM22M5C2H180GB1L	18	2%					
81	GQM22M5C2H200GB1L	20	2%					
81	GQM22M5C2H220GB1L	22	2%					
81	GQM22M5C2H270GB1L	27	2%					
81	GQM22M5C2H330GB1L	33	2%					
81	GQM22M5C2H390GB1L	39	2%					
81	GQM22M5C2H470GB1L	47	2%					
81	GQM22M5C2H560GB1L	56	2%					
81	GQM22M5C2H680GB1L	68	2%					
81	GQM22M5C2H820GB1L	82	2%					
81	GQM22M5C2H101GB1L	100	2%					
81	GQM22M5C2H100JB1L	10	5%					
81	GQM22M5C2H120JB1L	12	5%					
81	GQM22M5C2H150JB1L	15	5%					
81	GQM22M5C2H180JB1L	18	5%					
81	GQM22M5C2H200JB1L	20	5%					
81	GQM22M5C2H220JB1L	22	5%					
81	GQM22M5C2H270JB1L	27	5%					
81	GQM22M5C2H330JB1L	33	5%					
81	GQM22M5C2H390JB1L	39	5%					
81	GQM22M5C2H470JB1L	47	5%					
81	GQM22M5C2H560JB1L	56	5%					
81	GQM22M5C2H680JB1L	68	5%					
81	GQM22M5C2H820JB1L	82	5%					
81	GQM22M5C2H101JB1L	100	5%					

© Copyright 2014 Mouser Electronics

MURATA Hi-Cap Multilayer Ceramic Chip Capacitors

muRata
Innovator in Electronics

RoHS Compliant **This product is RoHS compliant.**

Hi-Cap: The Murata hi-cap, tantalum replacement product lineup is available in X7R, X6S, X7S, and X5R with capacitance of 1μF and larger. This line of high volumetric capacitance ceramic chip capacitors is available in 4V, 6.3V, 10V, 16V, 25V, and 50V. This product series (GRM) is offered with a nickel (Ni) barrier termination plated with tin (Sn), and is RoHS compliant. Stringent dimensional tolerances allow highly reliable, high-speed automatic chip placement on PCBs.

Why use ceramic chips over tantalum and aluminum capacitors? Ceramic chips offer better reliability, performance, no polarity, and allow design engineers to downsize designs with various package options from 0402 X5R 1μF to 1210 X5R and X6S 100μF. This line of high volumetric multilayer capacitance ceramic chip capacitors (MLCC) has excellent high frequency noise absorption performance compared to tantalum and aluminum caps. For bypass/decoupling applications, MLCC is equivalent to 1/2 to 1/5 the capacitance value of a tantalum capacitor because impedance (ESR) of MLCC is lower at higher frequencies, above 100kHz. Consider Murata hi-cap as your tantalum capacitor replacement.

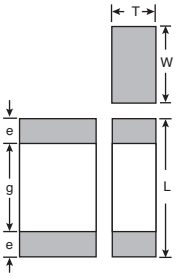

Recommended Capacitance of MLCC for Tantalum Cap. Replacement

Depending on the operating frequency, MLCC is equivalent to 1/2 to 1/10 capacitance value of tantalum cap. Because impedance (ESR) of MLCC is lower than tantalum cap. Refer to the impedance curve graph below.

Tantalum Cap.	MLCC Recommended Cap.
1μF	0.1 to 0.47μF
2.2μF	0.22 to 1μF
4.7μF	0.47 to 2.2μF
10μF	1 to 4.7μF
22μF	2.2 to 10μF
47μF	4.7 to 22μF
100μF	10 to 47μF
220μF	22 to 100μF

RoHS Compliant

Part No.	DIMENSIONS: mm				
	L	W	T	e Min.	g Min.
GRM155	1.0±0.05	0.5±0.05	0.5±0.05	0.15 to 0.35	0.3
GRM188	1.6±0.1	0.8±0.1	0.8±0.1	0.2 to 0.5	0.5
GRM219	2.0±0.1	1.25±0.1	0.85±0.1	0.2 to 0.7	0.7
GRM21B			1.25±0.1		
GRM319	3.2±0.15	1.6±0.15	0.85±0.1	0.3 to 0.8	1.5
GRM31M			1.15±0.1		
GRM31C	3.2±0.2	1.6±0.2	1.6±0.2		
GRM32C	3.2±0.3	2.5±0.2	1.6±0.2	0.3	1.0
GRM32D			2.0±0.2		
GRM32E			2.5±0.2		
GRM32M	3.2±0.3	2.5±0.2	1.15±0.1	0.3	1.0
GRM32N			1.35±0.15		
GRM32R			1.8±0.2		
GRM43E	4.5±0.4	3.2±0.3	2.5±0.2	0.3	2.0
GRM43S			2.8±0.2		
GRM55E	5.7±0.4	5.0±0.4	2.5±0.2	0.3	2.0
GRM55R			1.8±0.2		

Impedance Curve of MLCC

It is important that capacitor's impedance is lower at ripple noise frequency.

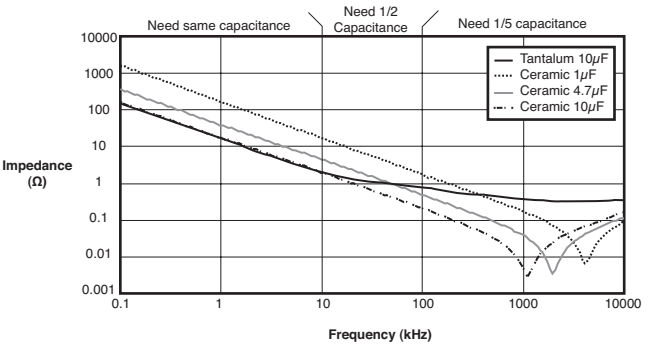

For quantities greater than listed, call for quote.

0402 Case Size

MOUSER STOCK NO.	Murata Part No.	Value (μF)	Volt (DC)	Tol.±	Temperature Coefficient	Price Each 1	Price Each 50	Price Each 100	Price Each 500	Reel Qty.	Price Per Piece
81-GRM155R60J105KE19	GRM155R60J105KE19D	1.0	6.3	10%	X5R					10000	
81-GRM155R61A105KE15	GRM155R61A105KE15D	1.0	10	10%	X5R					10000	
81-GRM155F50J105ZE01	GRM155F50J105ZE01D	1.0	6.3	+80% -20%	Y5V					10000	

0603 Case Size

81-GRM188R70J105KA01	GRM188R70J105KA01D	1.0	6.3	10%	X7R					4000	
81-GRM188R71A105KA61	GRM188R71A105KA61D	1.0	10	10%	X7R					4000	
81-GRM188R71C105KA12	GRM188R71C105KA12D	1.0	16	10%	X7R					4000	
81-GRM39R105K6.3	GRM188R60J105KA01D	1.0	6.3	10%	X5R					4000	
81-GRM185R61A105KE36	GRM185R61A105KE36D	1.0	10	10%	X5R					4000	
81-GRM39R105K10	GRM188R61A105KA61D	1.0	10	10%	X5R					4000	
81-GRM185R61C105KE44	GRM185R61C105KE44D	1.0	16	10%	X5R					4000	
81-GRM39R105K16	GRM188R61C105KA93D	1.0	16	10%	X5R					4000	
81-GRM188R61E105KA12	GRM188R61E105KA12D	1.0	25	10%	X5R					4000	
81-GRM39Y105Z10D	GRM188F51A105ZA01D	1.0	10	+80%-20%	Y5V					4000	
81-GRM188F51C105ZA01	GRM188F51C105ZA01D	1.0	16	+80%-20%	Y5V					4000	
81-GRM188F51E105ZA12	GRM188F51E105ZA12D	1.0	25	+80%-20%	Y5V					4000	
81-GRM188R71A225KE15	GRM188R71A225KE15D	2.2	10	10%	X7R					4000	
81-GRM185R60J225KE26	GRM185R60J225KE26D	2.2	6.3	10%	X5R					4000	
81-GRM18R60J225KE19D	GRM188R60J225KE19D	2.2	6.3	10%	X5R					4000	
81-GRM188R61A225KE34	GRM188R61A225KE34D	2.2	10	10%	X5R					4000	
81-GRM188R61C225KE15	GRM188R61C225KE15D	2.2	16	10%	X5R					4000	
81-GRM18F50J225ZE01D	GRM188F50J225ZE01D	2.2	6.3	+80%-20%	Y5V					4000	
81-GRM188F51A225ZE01	GRM188F51A225ZE01D	2.2	10	+80%-20%	Y5V					4000	
81-GRM18R60J475KE19D	GRM188R60J475KE19D	4.7	6.3	10%	X5R					4000	
81-GRM188F50J475ZE20	GRM188F50J475ZE20D	4.7	6.3	+80%-20%	Y5V					4000	
81-GRM188F51A475ZE20	GRM188F51A475ZE20D	4.7	10	+80%-20%	Y5V					4000	
81-GRM188R60G106ME47	GRM188R60G106ME47D	10	4	20%	X5R					4000	
81-GRM188R60J106ME47	GRM188R60J106ME47D	10	6.3	20%	X5R					4000	
81-GRM188R60G226ME0L	GRM188R60G226MEA0L	22	4	20%	X5R					4000	

0805 Case Size

81-GRM40X105K10L	GRM21BR71A105KA01L	1.0	10	10%	X7R					3000	
81-GRM40X105K16K	GRM21BR71C105KA01K	1.0	16	10%	X7R					10000	
81-GRM40X105K16L	GRM21BR71C105KA01L	1.0	16	10%	X7R					3000	
81-GRM21BR71E105KA99	GRM21BR71E105KA99L	1.0	25	10%	X7R					3000	
81-GRM21F51C105ZA01D	GRM219F51C105ZA01D	1.0	16	+80% -20%	Y5V					4000	
81-GRM40Y105Z16L	GRM21BF51C105ZA01L	1.0	16	+80% -20%	Y5V					3000	
81-GRM21F51E105ZA01D	GRM219F51E105ZA01D	1.0	25	+80% -20%	Y5V					4000	
81-GRM21F51H105ZA12L	GRM21BF51H105ZA12L	1.0	50	+80% -20%	Y5V					3000	
81-GRM21R60J225KA01L	GRM21BR60J225KA01L	2.2	6.3	10%	X5R					3000	
81-GRM21R61C225KA88L	GRM21BR61C225KA88L	2.2	16	10%	X5R					3000	
81-GRM219R61C225K88D	GRM219R61C225KA88D	2.2	16	10%	X5R					4000	
81-GRM219R61E225K	GRM219R61E225KA12D	2.2	25	10%	X5R					4000	
81-GRM21R60J226ME39L	GRM21BR60J226ME39L	22	6.3	20%	X5R					3000	
81-GRM21BR71A225KA01	GRM21BR71A225KA01L	2.2	10	10%	X7R					3000	
81-GRM21BR71C225KA12	GRM21BR71C225KA12L	2.2	16	10%	X7R					3000	
81-GRM21BR71E225KA73	GRM21BR71E225KA73L	2.2	25	10%	X7R					3000	
81-GRM40Y5V225Z010AL	GRM21BF51A225ZA01L	2.2	10	+80% -20%	Y5V					3000	
81-GRM40Y5V225Z016AL	GRM21BF51C225ZA01L	2.2	16	+80% -20%	Y5V					3000	
81-GRM40Y225Z25L	GRM21BF51E225ZA01L	2.2	25	+80% -20%	Y5V					3000	
81-GRM21BR60J335KA11L	GRM21BR60J335KA11L	3.3	6.3	10%	X5R					3000	

© Copyright 2014 Mouser Electronics
© Copyright 2014 Mouser Electronics

MURATA Hi-Cap Multilayer Ceramic Chip Capacitors

muRata Innovator in Electronics

RoHS Compliant **This product is RoHS compliant.**

CERAMIC CHIP CAPACITORS (CONT.)

For quantities greater than listed, call for quote.

MOUSER STOCK NO.	Murata Part No.	Value (μF)	Volt (DC)	Tol.±	Temperature Coefficient	Price Each 1	Price Each 50	Price Each 100	Price Each 500	Reel Qty.	Price per Piece
0805 Case Size (Cont.)											
81-GRM40034R475K6L	GRM21BR60J475KA11L	4.7	6.3	10%	X5R					3000	
81-GRM21BR61A475KA73	GRM21BR61A475KA73L	4.7	10	10%	X5R					3000	
81-GRM21BR61E475KA12	GRM21BR61E475KA12L	4.7	25	10%	X5R					3000	
81-GRM21BR71C475KA73	GRM21BR71C475KA73L	4.7	16	10%	X7R					3000	
81-GRM40Y5V475Z010AL	GRM21BF51A475ZA01L	4.7	10	+80%-20%	Y5V					3000	
81-GRM21BF51E475ZA01	GRM21BF51E475ZA01L	4.7	25	+80%-20%	Y5V					3000	
81-GRM21BR60J106ME19	GRM21BR60J106ME19L	10	6.3	20%	X5R					3000	
81-GRM21R60J106KE19L	GRM21BR60J106KE19L	10	6.3	10%	X5R					3000	
81-GRM21BR61A106KE19	GRM21BR61A106KE19L	10	10	10%	X5R					3000	
81-GRM21BR61C106KE15	GRM21BR61C106KE15L	10	16	10%	X5R					3000	
81-GRM21BR61E106KA3L	GRM21BR61E106KA73L	10	25	10%	X5R					3000	
81-GRM21BR70J106KE76	GRM21BR70J106KE76L	10	6.3	10%	X7R					3000	
81-GRM21BR71A106KE51	GRM21BR71A106KE51L	10	10	10%	X7R					3000	
81-GRM21BC81C106KA3L	GRM21BC81C106KA73L	10	16	10%	X6S					3000	
81-GRM21F50J106ZE01L	GRM21BF50J106ZE01L	10	6.3	+80%-20%	Y5V					3000	
81-GRM21F51A106ZE15L	GRM21BF51A106ZE15L	10	10	+80%-20%	Y5V					3000	
81-GRM21BF51C106ZE15	GRM21BF51C106ZE15L	10	16	+80%-20%	Y5V					3000	
1206 Case Size											
81-GRM426X105K16L	GRM31MR71C105KA01L	1.0	16	10%	X7R					3000	
81-GRM31MR71E105KA01	GRM31MR71E105KA01L	1.0	25	10%	X7R					3000	
81-GRM31CR71H105KA61	GRM31CR71H105KA61L	1.0	50	10%	X7R					2000	
81-GRM31MR71H105KA88	GRM31MR71H105KA88L	1.0	50	10%	X7R					3000	
81-GRM31CR72A105KA01	GRM31CR72A105KA01L	1.0	100	10%	X7R					2000	
81-GRM319F51C105ZA01	GRM319F51C105ZA01D	1.0	16	+80%-20%	Y5V					4000	
81-GRM426Y105Z25L	GRM31MF51E105ZA01L	1.0	25	+80%-20%	Y5V					3000	
81-GRM426X225K010L	GRM31MR71A225KA01L	2.2	10	10%	X7R					3000	
81-GRM426X225K16L	GRM31MR71C225KA35L	2.2	16	10%	X7R					3000	
81-GRM31R71E225KA93L	GRM31MR71E225KA93L	2.2	25	10%	X7R					3000	
81-GRM31CR71H225KA88	GRM31CR71H225KA88L	2.2	50	10%	X7R					2000	
81-GRM426Y5V225Z	GRM31MF51C225ZA01L	2.2	16	+80%-20%	Y5V					3000	
81-GRM31MF51E225Z	GRM31MF51E225ZA12L	2.2	25	+80%-20%	Y5V					3000	
81-GRM426R475K10L	GRM31CR61A475KA01L	4.7	10	10%	X5R					2000	
81-GRM31CR61C475KA	GRM31CR61C475KA01L	4.7	16	10%	X5R					2000	
81-GRM426X475K10L	GRM31CR71A475KA01L	4.7	10	10%	X7R					2000	
81-GRM31CR71E475KA88	GRM31CR71E475KA88L	4.7	25	10%	X7R					2000	
81-GRM31F51A475ZA01L	GRM31MF51A475ZA01L	4.7	10	+80%-20%	Y5V					3000	
81-GRM31MF51C475Z	GRM31MF51C475ZA01L	4.7	16	+80%-20%	Y5V					3000	
81-GRM31F51H475ZA01L	GRM31CF51H475ZA01L	4.7	50	+80%-20%	Y5V					2000	
81-GRM426R106K10L	GRM31CR61A106KA01L	10	10	10%	X5R					2000	
81-GRM31MR61A106KE19	GRM31MR61A106KE19L	10	10	10%	X5R					3000	
81-GRM31CR61C106KA88	GRM31CR61C106KA88L	10	16	10%	X5R					2000	
81-GRM31R61E106KA12L	GRM31CR61E106KA12L	10	25	10%	X5R					2000	
81-GRM319R61E106KA2D	GRM319R61E106KA12D	10	25	10%	X5R					4000	
81-GRM31CR6YA106KA2L	GRM31CR6YA106KA12L	10	35	10%	X5R					2000	
81-GRM426X106K6.3L	GRM31CR70J106KA01L	10	6.3	10%	X7R					2000	
81-GRM31CR71A106KA01	GRM31CR71A106KA01L	10	10	10%	X7R					2000	
81-GRM319C81C106KA2D	GRM319C81C106KA12D	10	16	10%	X6S					4000	
81-GRM31CC8YA106KA2L	GRM31CC8YA106KA12L	10	35	10%	X6S					2000	
81-GRM426Y106Z10L	GRM31MF51A106ZA01L	10	10	+80%-20%	Y5V					3000	
81-GRM31MF51C106ZA12	GRM31MF51C106ZA12L	10	16	+80%-20%	Y5V					3000	
81-GRM31CF51E106ZA01	GRM31CF51E106ZA01L	10	25	+80%-20%	Y5V					2000	
81-GRM31R60J226ME19L	GRM31CR60J226ME19L	22	6.3	20%	X5R					2000	
81-GRM31CR60J226KE19	GRM31CR60J226KE19L	22	6.3	10%	X5R					2000	
81-GRM31CF51A226ZE01	GRM31CF51A226ZE01L	22	10	+80%-20%	Y5V					2000	
81-GRM31CR61E226KE5L	GRM31CR61E226KE15L	22	25	10%	X5R					2000	
81-GRM426X476M6.3L	GRM31CR60J476ME19L	47	6.3	20%	X5R					2000	
81-GRM31CR61A476ME5L	GRM31CR61A476ME15L	47	10	20%	X5R					2000	
81-GRM31CC80J476ME8L	GRM31CC80J476ME18L	47	6.3	20%	X6S					2000	
1210 Case Size											
81-GRM422X105K50K	GRM32RR71H105KA01K	1.0	50	10%	X7R					4000	
81-GRM422X105K50L	GRM32RR71H105KA01L	1.0	50	10%	X7R					1000	
81-GRM32ER72A105KA01	GRM32ER72A105KA01L	1.0	100	10%	X7R					1000	
81-GRM32ER72A225KA35	GRM32ER72A225KA35L	2.2	100	10%	X7R					1000	
81-GRM32RR61E475KA12	GRM32RR61E475KA12L	4.7	25	10%	X5R					1000	
81-GRM32R71H475KA88L	GRM32ER71H475KA88L	4.7	50	10%	X7R					1000	
81-GRM422R106K10L	GRM32ER61A106KA01L	10	10	10%	X5R					1000	
81-GRM32R71C106KA01L	GRM32DR71C106KA01L	10	16	10%	X7R					1000	
81-GRM32DR71E106KA12	GRM32DR71E106KA12L	10	25	10%	X7R					1000	
81-GRM422Y106Z16L	GRM32NF51C106ZA01L	10	16	+80% -20%	Y5V					2000	
81-GRM32NF51E106ZA01	GRM32NF51E106ZA01L	10	25	+80% -20%	Y5V					2000	
81-GRM32DF51H106ZA01	GRM32DF51H106ZA01L	10	50	+80% -20%	Y5V					2000	
81-GRM32ER61C226KE20	GRM32ER61C226KE20L	22	16	10%	X5R					1000	
81-GRM32R71A226KE20L	GRM32ER71A226KE20L	22	10	10%	X7R					1000	
81-GRM32CF51A226ZA01	GRM32CF51A226ZA01L	22	10	+80% -20%	Y5V					2000	
81-GRM32CF51C226ZA12	GRM32CF51C226ZA12L	22	16	+80% -20%	Y5V					1000	
81-GRM32ER60J107ME20	GRM32ER60J107ME20L	100	6.3	20%	X5R					1000	
81-GRM32EF50J107ZE20	GRM32EF50J107ZE20L	100	6.3	+80% -20%	Y5V					1000	
1812 Case Size											
81-GRM432X7R225K50	GRM43ER71H225KA01L	2.2	50	10%	X7R					500	
81-GRM43ER72A225KA01	GRM43ER72A225KA01L	2.2	100	10%	X7R					500	
81-GRM43ER61C226KE01	GRM43ER61C226KE01L	22	16	10%	X5R					1000	
81-GRM43ER60J476KE01	GRM43ER60J476KE01L	47	6.3	10%	X5R					500	
81-GRM43ER61A476KE19	GRM43ER61A476KE19L	47	10	10%	X5R					500	
81-GRM43SR60J107ME20	GRM43SR60J107ME20L	100	6.3	20%	X5R					500	
2220 Case Size											
81-GRM55RR71H105KA01	GRM55RR71H105KA01L	1.0	50	10%	X7R					1000	
81-GRM55ER72A475KA01	GRM55ER72A475KA01L	4.7	100	10%	X7R					500	

© Copyright 2014 Mouser Electronics
© Copyright 2014 Mouser Electronics

MURATA Multilayer Ceramic Chip Capacitors

RoHS Compliant This product is RoHS compliant.

muRata Innovator in Electronics

CERAMIC CHIP CAPACITORS

Features:

- C0G (NP0), X5R, X7R, Y5V, and Z5U Dielectrics
- 6.3, 10, 16, 25, 50, 100, 200, 250, and 500 Volts
- Available tolerances: ±.25pF, ±.5pF, ±.1pF, 1%, 2%, 5%, 10%, 20%, +80/-20%
- Nickel Barrier Termination standard- highly resistant to metal migration
- No polarity
- For assistance with Global Part Numbers, please contact a Mouser representative

RoHS Compliant



01005 Available only from Murata

DIMENSIONS: mm

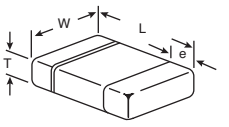

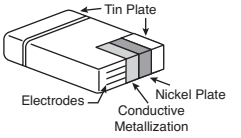

Part No.	Case	L	W	T (max)	e	g min.
GRM022	01005	0.4±0.02	0.2±0.02	0.2±0.02	0.07±0.141	0.13
GRM033	0201	0.6±0.03	0.3±0.03	0.3±0.03	0.1 to 0.2	0.2

Style 01005

Please call a Mouser representative for information of product not listed.

MOUSER STOCK NO.	Murata Part No.	Value (pF)	Volt (DC)	Tol.±	Price Each 1	Price Each 100	Reel Qty.	Price Per Piece
Temperature Coeff: X5R								
81-GRM022R60J681KD	GRM022R60J681KE19D	680	6.3	10%			20000	
81-GRM022R60J102KD	GRM022R60J102KE19D	1,000	6.3	10%			20000	
81-GRM022R60J152KD	GRM022R60J152KE19D	1,500	6.3	10%			20000	
81-GRM022R60J222KD	GRM022R60J222KE19D	2,200	6.3	10%			20000	
81-GRM022R60J332KD	GRM022R60J332KE19D	3,300	6.3	10%			20000	
81-GRM022R60J472KD	GRM022R60J472KE19D	4,700	6.3	10%			20000	
81-GRM022R60J682KD	GRM022R60J682KE19D	6,800	6.3	10%			20000	
81-GRM022R60J103KD	GRM022R60J103KE19D	10,000	6.3	10%			20000	

Style 0201

Please call a Mouser representative for information of product not listed.

MOUSER STOCK NO.	Murata Part No.	Value (pF)	Volt (DC)	Tol.±	Price Each 1	Price Each 100	Reel Qty.	Price Per Piece
Temperature Coeff: C0G								
81-GRM0335C1H1R0CD01D	GRM0335C1H1R0CD01D	1	50	0.25pF			15000	
81-GRM0335C1E1R2CD01	GRM0335C1E1R2CD01D	1.2	25	0.25pF			15000	
81-GRM0335C1H1R2CD1D	GRM0335C1H1R2CD01D	1.2	50	0.25pF			15000	
81-GRM0335C1E1R5CD1D	GRM0335C1E1R5CD01D	1.5	25	0.25pF			15000	
81-GRM0335C1H1R5CD1D	GRM0335C1H1R5CD01D	1.5	50	0.25pF			15000	
81-GRM0335C1H1R8CD1D	GRM0335C1H1R8CD01D	1.8	50	0.25pF			15000	
81-GRM0335C1E2R0CD1D	GRM0335C1E2R0CD01D	2	25	0.25pF			15000	
81-GRM0335C1H2R0CD1D	GRM0335C1H2R0CD01D	2	50	0.25pF			15000	
81-GRM0335C1E2R2CD01	GRM0335C1E2R2CD01D	2.2	25	0.25pF			15000	
81-GRM0335C1H2R2CD1D	GRM0335C1H2R2CD01D	2.2	50	0.25pF			15000	
81-GRM0335C1E2R7CD1D	GRM0335C1E2R7CD01D	2.7	25	0.25pF			15000	
81-GRM0335C1E3R0CD1D	GRM0335C1E3R0CD01D	3	25	0.25pF			15000	
81-GRM0335C1H3R0CD1D	GRM0335C1H3R0CD01D	3	50	0.25pF			15000	
81-GRM0335C1E3R3CD01	GRM0335C1E3R3CD01D	3.3	25	0.25pF			15000	
81-GRM0335C1H3R3CD1D	GRM0335C1H3R3CD01D	3.3	50	0.25pF			15000	
81-GRM0335C1E3R9CD1D	GRM0335C1E3R9CD01D	3.9	25	0.25pF			15000	
81-GRM0335C1H3R9CD1D	GRM0335C1H3R9CD01D	3.9	50	0.25pF			15000	
81-GRM0335C1E4R0CD1D	GRM0335C1E4R0CD01D	4	25	0.25pF			15000	
81-GRM0335C1H4R0CD1D	GRM0335C1H4R0CD01D	4	50	0.25pF			15000	
81-GRM0335C1E4R7CD1D	GRM0335C1E4R7CD01D	4.7	25	0.25pF			15000	
81-GRM0335C1H4R7CD1D	GRM0335C1H4R7CD01D	4.7	50	0.25pF			15000	
81-GRM0335C1H5R0CD1D	GRM0335C1H5R0CD01D	5	50	0.25pF			15000	
81-GRM0335C1E5R6DD1D	GRM0335C1E5R6DD01D	5.6	25	0.5pF			15000	
81-GRM0335C1H5R6DD1D	GRM0335C1H5R6DD01D	5.6	50	0.5pF			15000	
81-GRM0335C1E6R0DD1D	GRM0335C1E6R0DD01D	6	25	0.5pF			15000	
81-GRM0335C1H6R0DD1D	GRM0335C1H6R0DD01D	6	50	0.5pF			15000	
81-GRM0335C1E6R8DD1D	GRM0335C1E6R8DD01D	6.8	25	0.5pF			15000	
81-GRM0335C1H6R8DD1D	GRM0335C1H6R8DD01D	6.8	50	0.5pF			15000	
81-GRM0335C1E7R0DD1D	GRM0335C1E7R0DD01D	7	25	0.5pF			15000	
81-GRM0335C1H7R0DD1D	GRM0335C1H7R0DD01D	7	50	0.5pF			15000	
81-GRM0335C1E8R0DD1D	GRM0335C1E8R0DD01D	8	25	0.5pF			15000	
81-GRM0335C1H8R0DD1D	GRM0335C1H8R0DD01D	8	50	0.5pF			15000	
81-GRM0335C1E8R2DD1D	GRM0335C1E8R2DD01D	8.2	25	0.5pF			15000	

Style 0201 (Cont.)

Please call a Mouser representative for information of product not listed.

MOUSER STOCK NO.	Murata Part No.	Value (pF)	Volt (DC)	Tol.±	Price Each 1	Price Each 100	Reel Qty.	Price Per Piece
Temperature Coeff: C0G (Cont.)								
81-GRM0335C1H8R2DD1D	GRM0335C1H8R2DD01D	8.2	50	0.5pF			15000	
81-GRM0335C1E9R0DD1D	GRM0335C1E9R0DD01D	9	25	0.5pF			15000	
81-GRM0335C1H9R0DD1D	GRM0335C1H9R0DD01D	9	50	0.5pF			15000	
81-GRM0335C1E100JD01	GRM0335C1E100JD01D	10	25	5%			15000	
81-GRM0335C1H100JD1D	GRM0335C1H100JD01D	10	50	5%			15000	
81-GRM0335C1E120JD1D	GRM0335C1E120JD01D	12	25	5%			15000	
81-GRM0335C1H120JD1D	GRM0335C1H120JD01D	12	50	5%			15000	
81-GRM0335C1E150JD1D	GRM0335C1E150JD01D	15	25	5%			15000	
81-GRM0335C1H150JD1D	GRM0335C1H150JD01D	15	50	5%			15000	
81-GRM0335C1E180JD1D	GRM0335C1E180JD01D	18	25	5%			15000	
81-GRM0335C1H180JD1D	GRM0335C1H180JD01D	18	50	5%			15000	
81-GRM0335C1E220JD1D	GRM0335C1E220JD01D	22	25	5%			15000	
81-GRM0335C1H220JD1D	GRM0335C1H220JD01D	22	50	5%			15000	
81-GRM0335C1E270JD1D	GRM0335C1E270JD01D	27	25	5%			15000	
81-GRM0335C1H270JD1D	GRM0335C1H270JD01D	27	50	5%			15000	
81-GRM0335C1E330JD01	GRM0335C1E330JD01D	33	25	5%			15000	
81-GRM0335C1E390JD1D	GRM0335C1E390JD01D	39	25	5%			15000	
81-GRM0335C1H390JD1D	GRM0335C1H390JD01D	39	50	5%			15000	
81-GRM0335C1E470JD01	GRM0335C1E470JD01D	47	25	5%			15000	
81-GRM0335C1H470JD1D	GRM0335C1H470JD01D	47	50	5%			15000	
81-GRM0335C1E560JD01	GRM0335C1E560JD01D	56	25	5%			15000	
81-GRM0335C1H560JD1D	GRM0335C1H560JD01D	56	50	5%			15000	
81-GRM0335C1E680JD01	GRM0335C1E680JD01D	68	25	5%			15000	
81-GRM0335C1H680JD1D	GRM0335C1H680JD01D	68	50	5%			15000	
81-GRM0335C1E820JD1D	GRM0335C1E820JD01D	82	25	5%			15000	
81-GRM0335C1H820JD1D	GRM0335C1H820JD01D	82	50	5%			15000	
81-GRM0335C1E101JD01	GRM0335C1E101JD01D	100	25	5%			15000	
81-GRM0335C1H101JD1D	GRM0335C1H101JD01D	100	50	5%			15000	
Temperature Coefficient X7R								
81-GRM033R71E101KA1D	GRM033R71E101KA01D	100	25	10%			15000	
81-GRM033R71E151KA1D	GRM033R71E151KA01D	150	25	10%			15000	
81-GRM033R71E221KA1D	GRM033R71E221KA01D	220	25	10%			15000	
81-GRM033R71E331KA1D	GRM033R71E331KA01D	330	25	10%			15000	
81-GRM033R71E471KA1D	GRM033R71E471KA01D	470	25	10%			15000	
81-GRM033R71E681KA1D	GRM033R71E681KA01D	680	25	10%			15000	
81-GRM033R71E102KA1D	GRM033R71E102KA01D	1000	25	10%			15000	
81-GRM033R71E152KA01	GRM033R71E152KA01D	1500	25	10%			15000	
81-GRM033R71C222KA8D	GRM033R71C222KA88D	2200	16	10%			15000	
81-GRM033R71C332KA88	GRM033R71C332KA88D	3300	16	10%			15000	
81-GRM033R71A472KA1D	GRM033R71A472KA01D	4700	10	10%			15000	
81-GRM033R71A682KA1D	GRM033R71A682KA01D	6800	10	10%			15000	
81-GRM033R71A103KA1D	GRM033R71A103KA01D	.01µF	10	10%			15000	
Temperature Coefficient X5R								
81-GRM033R60J153KE1D	GRM033R60J153KE01D	.015µF	6.3	10%			15000	
81-GRM033R60J223KE1D	GRM033R60J223KE01D	.022µF	6.3	10%			15000	
81-GRM033R60J333KE01	GRM033R60J333KE01D	.033µF	6.3	10%			15000	
81-GRM033R60J473KE19	GRM033R60J473KE19D	.047µF	6.3	10%			15000	
81-GRM033R60J683KE9D	GRM033R60J683KE19D	.068µF	6.3	10%			15000	
81-GRM033R60J104KE19	GRM033R60J104KE19D	0.1µF	6.3	10%			15000	
81-GRM033R61A104KE5D	GRM033R61A104KE15D	0.1µF	10	10%			15000	

© Copyright 2014 Mouser Electronics

© Copyright 2014 Mouser Electronics

RoHS Compliant This product is RoHS compliant.

CERAMIC CHIP CAPACITORS (CONT.)

RoHS Compliant

Features:

- C0G (NP0), X5R, X7R, Y5V, and Z5U dielectrics
- 6.3, 10, 16, 25, 50, and 100 Volts
- Available tolerances: ±.25pF, ±.5pF, ±.1pF, 1%, 2%, 5%, 10%, 20%, +80/-20%
- Nickel barrier termination standard-highly resistant to metal migration
- No polarity
- For assistance with global part numbers, please contact a Mouser representative

DIMENSIONS: mm

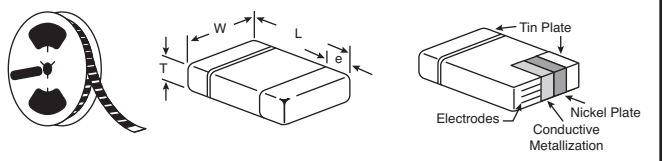

Part No.	Case	L	W	T (max)	e	g min.
GRM155	0402	1.0 ±0.05	0.5 ±0.05	0.5 ±0.05	0.15 to 0.3	0.4
GRM188	0603	1.6 ±0.1	0.8 ±0.1	0.8 ±0.1	0.2 to 0.5	0.5

Style 0402

Please call a Mouser representative for information of product not listed.

MOUSER STOCK NO.	Murata Part No.	Value (pF)	Volt (DC)	Tol.±	Price Each 1	Price Each 100	Reel Qty.	Price Per Piece
Temperature Coefficient: C0G								
81-GRM36C0R5C50	GRM1555C1HR50CZ01D	0.5	50	0.25pF			10000	
81-GRM36C010B50	GRM1555C1H1R0BZ01D	1	50	0.1pF			10000	
81-GRM36C1R5C50	GRM1555C1H1R5CZ01D	1.5	50	0.25pF			10000	
81-GRM1555C1H1R8CZ01	GRM1555C1H1R8CZ01D	1.8	50	0.25pF			10000	
81-GRM36C020C50	GRM1555C1H2R0CZ01D	2	50	0.25pF			10000	
81-GRM36C2R7C50	GRM1555C1H2R7CZ01D	2.7	50	0.25pF			10000	
81-GRM36C2R7B50	GRM1555C1H2R7BZ01D	2.7	50	0.1pF			10000	
81-GRM36C030C50	GRM1555C1H3R0CZ01D	3	50	0.25pF			10000	
81-GRM36C3R3C50	GRM1555C1H3R3CZ01D	3.3	50	0.25pF			10000	
81-GRM36C3R9C50	GRM1555C1H3R9CZ01D	3.9	50	0.25pF			10000	
81-GRM36C4R7C50	GRM1555C1H4R7CZ01D	4.7	50	0.25pF			10000	
81-GRM1555C1H100JZ01	GRM1555C1H100JZ01D	10	50	5%			10000	
81-GRM36C120J50	GRM1555C1H120JZ01D	12	50	5%			10000	
81-GRM36C150J50	GRM1555C1H150JZ01D	15	50	5%			10000	
81-GRM36C180J50	GRM1555C1H180JZ01D	18	50	5%			10000	
81-GRM36C220J50	GRM1555C1H220JZ01D	22	50	5%			10000	
81-GRM36C330J50	GRM1555C1H330JZ01D	33	50	5%			10000	
81-GRM36C470J50	GRM1555C1H470JZ01D	47	50	5%			10000	
81-GRM1555C1H121JA01	GRM1555C1H121JA01D	120	50	5%			10000	
81-GRM1555C1H151JA01	GRM1555C1H151JA01D	150	50	5%			10000	
81-GRM1555C1H471JA01	GRM1555C1H471JA01D	470	50	5%			10000	
81-GRM36X221J50	GRM155R71H221JA01D	220	50	5%			10000	
Temperature Coefficient: X7R								
81-GRM155R71H221KA01	GRM155R71H221KA01D	220	50	10%			10000	
81-GRM155R72A221KA1D	GRM155R72A221KA01D	220	100	10%			10000	
81-GRM36X331K50	GRM155R71H331KA01D	330	50	10%			10000	
81-GRM155R72A331KA1D	GRM155R72A331KA01D	330	100	10%			10000	
81-GRM36X471K50	GRM155R71H471KA01D	470	50	10%			10000	
81-GRM155R72A471KA1D	GRM155R72A471KA01D	470	100	10%			10000	
81-GRM15R71H681KA01D	GRM155R71H681KA01D	680	50	10%			10000	
81-GRM155R72A681KA1D	GRM155R72A681KA01D	680	100	10%			10000	
81-GRM36X102K50	GRM155R71H102KA01D	1000	50	10%			10000	
81-GRM155R72A102KA1D	GRM155R72A102KA01D	1000	100	10%			10000	
81-GRM36X152K50	GRM155R71H152KA01D	1500	50	10%			10000	
81-GRM155R72A152KA1D	GRM155R72A152KA01D	1500	100	10%			10000	
81-GRM36X222K50	GRM155R71H222KA01D	2200	50	10%			10000	
81-GRM155R72A222KA1D	GRM155R72A222KA01D	2200	100	10%			10000	
81-GRM36X332K50	GRM155R71H332KA01D	3300	50	10%			10000	
81-GRM155R72A332KA1D	GRM155R72A332KA01D	3300	100	10%			10000	
81-GRM36X472K25	GRM155R71E472KA01D	4700	25	10%			10000	
81-GRM155R71H472KA01	GRM155R71H472KA01D	4700	50	10%			10000	
81-GRM155R72A472KA01	GRM155R72A472KA01D	4700	100	10%			10000	
81-GRM15R71E682KA01D	GRM155R71E682KA01D	6800	25	10%			10000	
81-GRM155R71H682KA8D	GRM155R71H682KA88D	6800	50	10%			10000	
81-GRM36X103K16	GRM155R71C103KA01D	.01µF	16	10%			10000	
81-GRM36X103K25	GRM155R71E103KA01D	.01µF	25	10%			10000	
81-GRM155R71H103KA8D	GRM155R71H103KA88D	.01µF	50	10%			10000	
81-GRM155R71C153KA1D	GRM155R71C153KA01D	.015µF	16	10%			10000	
81-GRM155R71E153KA6D	GRM155R71E153KA61D	.015µF	25	10%			10000	
81-GRM155R71H153KA2D	GRM155R71H153KA12D	.015µF	50	10%			10000	
81-GRM155R71C223KA01	GRM155R71C223KA01D	.022µF	16	10%			10000	
81-GRM155R71E223KA6D	GRM155R71E223KA61D	.022µF	25	10%			10000	
81-GRM155R71H223KA12	GRM155R71H223KA12D	.022µF	50	10%			10000	
81-GRM36X333K10	GRM155R71A333KA01D	.033µF	10	10%			10000	
81-GRM155R71E333KA8D	GRM155R71E333KA88D	.033µF	25	10%			10000	
81-GRM36X473K10	GRM155R71A473KA01D	.047µF	10	10%			10000	
81-GRM155R71C473KA01	GRM155R71C473KA01D	.047µF	16	10%			10000	
81-GRM155R71E473KA88	GRM155R71E473KA88D	.047µF	25	10%			10000	
81-GRM155R71A683KA1D	GRM155R71A683KA01D	.068µF	10	10%			10000	
81-GRM155R71C683KA8D	GRM155R71C683KA88D	.068µF	16	10%			10000	
81-GRM155R71C104KA88	GRM155R71C104KA88D	0.1µF	16	10%			10000	
Temperature Coefficient: X5R								
81-GRM155R61A154KE9D	GRM155R61A154KE19D	.15µF	10	10%			10000	
81-GRM155R60J224KE01	GRM155R60J224KE01D	.22µF	6.3	10%			10000	
81-GRM155R61A224KE19	GRM155R61A224KE19D	.22µF	10	10%			10000	
81-GRM155R60J334KE01	GRM155R60J334KE01D	.33µF	6.3	10%			10000	
81-GRM155R61A334KE5D	GRM155R61A334KE15D	.33µF	10	10%			10000	
81-GRM155R61A474KE5D	GRM155R61A474KE15D	.47µF	10	10%			10000	

Style 0402 (Cont.)

Please call a Mouser representative for information of product not listed.

MOUSER STOCK NO.	Murata Part No.	Value (pF)	Volt (DC)	Tol.±	Price Each 1	Price Each 100	Reel Qty.	Price Per Piece
Temperature Coefficient: X5R (Cont.)								
81-GRM155R61A684KE5D	GRM155R61A684KE15D	.68µF	10	10%			10000	
Temperature Coefficient: Y5V								
81-GRM36Y104Z16	GRM155F51C104ZA01D	.1µF	16	+80,-20			10000	
81-GRM36Y224Z10	GRM155F51A224ZE01D	.22µF	10	+80,-20			10000	
81-GRM155F51A474ZE01	GRM155F51A474ZE01D	.47µF	10	+80,-20			10000	

Style 0603

Please call a Mouser representative for information of product not listed.

MOUSER STOCK NO.	Murata Part No.	Value (pF)	Volt (DC)	Tol.±	Price Each 1	Price Each 100	Reel Qty.	Price Per Piece
Temperature Coefficient: C0G								
81-GRM39C0R5C50	GRM1885C1HR50CZ01D	0.5	50	.25pF			4000	
81-GRM1885C1H1R0BZ	GRM1885C1H1R0BZ01D	1	50	0.1pF			4000	
81-GRM39C1R2B50	GRM1885C1H1R2BZ01D	1.2	50	0.1pF			4000	
81-GRM39C020C50	GRM1885C1H2R0CZ01D	2	50	.25pF			4000	
81-GRM39C2R2B50	GRM1885C1H2R2BZ01D	2.2	50	0.1pF			4000	
81-GRM39C3R9B50	GRM1885C1H3R9BZ01D	3.9	50	0.1pF			4000	
81-GRM39C4R7C50	GRM1885C1H4R7CZ01D	4.7	50	.25pF			4000	
81-GRM185C1H5R0CZ01D	GRM1885C1H5R0CZ01D	5	50	.25pF			4000	
81-GRM39C5R6C50	GRM1885C1H5R6CZ01D	5.6	50	.25pF			4000	
81-GRM1885C1H6R8CZ01	GRM1885C1H6R8CZ01D	6.8	50	.25pF			4000	
81-GRM39C8R2C50	GRM1885C1H8R2CZ01D	8.2	50	.25pF			4000	
81-GRM39C100D50	GRM1885C1H100JA01D	10	50	5%			4000	
81-GRM39C120J50	GRM1885C1H120JA01D	12	50	5%			4000	
81-GRM39C150J50	GRM1885C1H150JA01D	15	50	5%			4000	
81-GRM39C180J50	GRM1885C1H180JA01D	18	50	5%			4000	
81-GRM39C200J50	GRM1885C1H200JA01D	20	50	5%			4000	
81-GRM39C220J50	GRM1885C1H220JA01D	22	50	5%			4000	
81-GRM1885C2A220JA01	GRM1885C2A220JA01D	22	100	5%			4000	
81-GRM1885C1H270JA01	GRM1885C1H270JA01D	27	50	5%			4000	
81-GRM39C330J50	GRM1885C1H330JA01D	33	50	5%			4000	
81-GRM39C360J50	GRM1885C1H360JA01D	36	50	5%			4000	
81-GRM39C470J50	GRM1885C1H470JA01D	47	50	5%			4000	
81-GRM39C680J50	GRM1885C1H680JA01D	68	50	5%			4000	
81-GRM39C101J50	GRM1885C1H101JA01D	100	50	5%			4000	
81-GRM39C121J50	GRM1885C1H121JA01D	120	50	5%			4000	
81-GRM39C151J50	GRM1885C1H151JA01D	150	50	5%			4000	
81-GRM39C221J050	GRM1885C1H221JA01D	220	50	5%			4000	
81-GRM39C271J50	GRM1885C1H271JA01D	270	50	5%			4000	
81-GRM39C331J50	GRM1885C1H331JA01D	330	50	5%			4000	
81-GRM39C471J50	GRM1885C1H471JA01D	470	50	5%			4000	
81-GRM39C681J50	GRM1885C1H681JA01D	680	50	5%			4000	
81-GRM39C102J50	GRM1885C1H102JA01D	1000	50	5%			4000	
81-GRM1885C1H152JA01	GRM1885C1H152JA01D	1500	50	5%			4000	
81-GRM1885C1H182JA01	GRM1885C1H182JA01D	1800	50	5%			4000	
81-GRM1885C1H222JA01	GRM1885C1H222JA01D	2200	50	5%			4000	
Temperature Coefficient: X7R								
81-GRM39X471K50D	GRM188R71H471KA01D	470	50	10%			4000	
81-GRM39X681K50D	GRM188R71H681KA01D	680	50	10%			4000	
81-GRM39X102J50D	GRM188R71H102JA01D	1000	50	5%			4000	
81-GRM39X102K050	GRM188R71H102KA01D	1000	50	10%			4000	
81-GRM39X222K50D	GRM188R71H222KA01D	2200	50	10%			4000	
81-GRM188R71H332KA	GRM188R71H332KA01D	3300	50	10%			4000	
81-GRM39X472K50D	GRM188R71H472KA01D	4700	50	10%			4000	
81-GRM39X103K25	GRM188R71E103KA01D	10000	25	10%			4000	
81-GRM39X103K50D	GRM188R71H103KA01D	10000	50	10%			4000	
81-GRM39X223K50D	GRM188R71H223KA01D	22000	50	10%			4000	
81-GRM39X333K16D	GRM188R71C333KA01D	33000	16	10%			4000	
81-GRM39X333K25D	GRM188R71E333KA01D	33000	25	10%			4000	
81-GRM39X473K16D	GRM188R71C473KA01D	47000	16	10%			4000	
81-GRM39X473K25D	GRM188R71E473KA01D	47000	25	10%			4000	
81-GRM188R71H473KA61	GRM188R71H473KA61D	47000	50	10%			4000	
81-GRM39X104K16	GRM188R71C104KA01D	0.1µF	16	10%			4000	
81-GRM39X104K25	GRM188R71E104KA01D	0.1µF	25	10%			4000	
81-GRM39X104K50D	GRM188R71H104KA93D	0.1µF	50	10%			4000	
81-GRM39X224K10D	GRM188R71A224KA01D	.22µF	10	10%			4000	
81-GRM188R71C224KA01	GRM188R71C224KA01D	.22µF	16	10%			4000	

© Copyright 2014 Mouser Electronics

© Copyright 2014 Mouser Electronics

MURATA Multilayer Ceramic Chip Capacitors

muRata Innovator in Electronics

CERAMIC CHIP CAPACITORS (CONT.)

RoHS Compliant This product is RoHS compliant.

Features:

- No polarity
- C0G (NP0), X5R, X7R, Y5V, and Z5U dielectrics
- 6.3, 10, 16, 25, 35 to 50, and 100 Volts
- Available tolerances: ±.25pF, ±.5pF, ±.1pF, 1%, 2%, 5%, 10%, 20%, +80/-20%
- Nickel barrier termination standard-highly resistant to metal migration
- For assistance with global part numbers, please contact a Mouser representative

RoHS Compliant

DIMENSIONS: mm

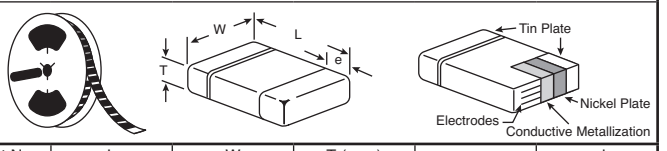

Part No.	L	W	T (max)	e	g min.
GRM188	1.6 ±0.1	0.8 ±0.1	0.8 ±0.1	0.2 to 0.5	0.5
GRM216	2.0 ±0.1	1.25 ±0.1	0.6 ±0.1	0.2 to 0.7	0.7
GRM219			0.85 ±0.1		
GRM21B			1.25 ±0.1		
GRM316	3.2 ±0.15	1.6 ±0.15	0.6 ±0.1	0.3 to 0.8	1.5
GRM319			0.85 ±0.1		
GRM31M			1.15 ±0.1		
GRM32M	3.2 ±0.3	2.5 ±0.2	1.15 ±0.1	0.3	1.0
GRM32N	3.2 ±0.2	2.5 ±0.2	1.35 ±0.15	0.3	1.0
GRM43R	4.5 ±0.4	3.2 ±0.3	1.8 ±0.2	0.3	2.0

Style 0603 (Cont.)

Please call a Mouser representative for information of product not listed.

MOUSER STOCK NO.	Murata Part No.	Value (pF)	Volt (DC)	Tol.±	Price Each 1	Price Each 100	Reel Qty.	Price Per Piece
Temperature Coeff: X5R								
81-GRM39R474K10	GRM188R61A474KA61D	0.47µF	10	10%			4000	
Temperature Coeff: Y5R								
81-GRM39Y104Z16D	GRM188F51C104ZA01D	0.1µF	16	+80,-20			4000	
81-GRM39Y104Z25D	GRM188F51E104ZA01D	0.1µF	25	+80,-20			4000	
81-GRM39Y224Z16D	GRM188F51C224ZA01D	0.22µF	16	+80,-20			4000	

Style 0805

Please call a Mouser representative for information of product not listed.

MOUSER STOCK NO.	Murata Part No.	Value (pF)	Volt (DC)	Tol.±	Price Each 1	Price Each 100	Reel Qty.	Price Per Piece
Temperature Coeff: C0G								
81-GRM40C010C50D	GRM2165C1H1R0CD01D	1	50	.25pF			4000	
81-GRM40C1R5C50D	GRM2165C1H1R5CD01D	1.5	50	.25pF			4000	
81-GRM40C2R2C50D	GRM2165C1H2R2CD01D	2.2	50	.25pF			4000	
81-GRM2165C1H3R0CD	GRM2165C1H3R0CD01D	3	50	.25pF			4000	
81-GRM2165C1H4R0CD	GRM2165C1H4R0CD01D	4	50	.25pF			4000	
81-GRM40C4R7C50D	GRM2165C1H4R7CD01D	4.7	50	.25pF			4000	
81-GRM40C5R6C50D	GRM2165C1H5R6CD01D	5.6	50	.25pF			4000	
81-GRM2165C1H6R8CD01	GRM2165C1H6R8CD01D	6.8	50	.25pF			4000	
81-GRM2165C1H7R0CZ	GRM2165C1H7R0CZ01D	7	50	.25pF			4000	
81-GRM40C8R2C50D	GRM2165C1H8R2CZ01D	8.2	50	.25pF			4000	
81-GRM40C100D50D	GRM2165C1H100JZ01D	10	50	5%			4000	
81-GRM2165C1H120JZ	GRM2165C1H120JZ01D	12	50	5%			4000	
81-GRM40C150J50D	GRM2165C1H150JZ01D	15	50	5%			4000	
81-GRM40C180J50D	GRM2165C1H180JZ01D	18	50	5%			4000	
81-GRM40C200J50D	GRM2165C1H200JZ01D	20	50	5%			4000	
81-GRM2165C1H220JZ	GRM2165C1H220JZ01D	22	50	5%			4000	
81-GRM40C270J50D	GRM2165C1H270JZ01D	27	50	5%			4000	
81-GRM2165C1H330JZ	GRM2165C1H330JZ01D	33	50	5%			4000	
81-GRM40C390J50D	GRM2165C1H390JZ01D	39	50	5%			4000	
81-GRM2165C1H470JZ	GRM2165C1H470JZ01D	47	50	5%			4000	
81-GRM40C680J50D	GRM2165C1H680JZ01D	68	50	5%			4000	
81-GRM2165C1H820JZ	GRM2165C1H820JZ01D	82	50	5%			4000	
81-GRM40C101J50D	GRM2165C1H101JA01D	100	50	5%			4000	
81-GRM215C2A101JA01D	GRM2165C2A101JA01D	100	100	5%			4000	
81-GRM2165C1H121JA	GRM2165C1H121JA01D	120	50	5%			4000	
81-GRM40C151J50D	GRM2165C1H151JA01D	150	50	5%			4000	
81-GRM2165C1H181JA	GRM2165C1H181JA01D	180	50	5%			4000	
81-GRM40C221J50D	GRM2165C1H221JA01D	220	50	5%			4000	
81-GRM40C331J50D	GRM2165C1H331JA01D	330	50	5%			4000	
81-GRM40C391J50D	GRM2165C1H391JA01D	390	50	5%			4000	
81-GRM215C2A471JA01L	GRM2165C2A471JA01L	470	100	5%			4000	
81-GRM40C561J50D	GRM2165C1H561JA01D	560	50	5%			4000	
81-GRM40C681J50D	GRM2165C1H681JA01D	680	50	5%			4000	
81-GRM40C102J50D	GRM2165C1H102JA01D	1000	50	5%			4000	
81-GRM2165C1H152JA01	GRM2165C1H152JA01D	1500	50	5%			4000	
81-GRM21A5C2E100JW1D	GRM21A5C2E100JW01D	10	250	5%			4000	
81-GRM21A5C2E120JW1D	GRM21A5C2E120JW01D	12	250	5%			4000	
81-GRM21A5C2E150JW1D	GRM21A5C2E150JW01D	15	250	5%			4000	
81-GRM21A5C2E180JW1D	GRM21A5C2E180JW01D	18	250	5%			4000	
81-GRM21A5C2E220JW1D	GRM21A5C2E220JW01D	22	250	5%			4000	
81-GRM21A5C2E270JW1D	GRM21A5C2E270JW01D	27	250	5%			4000	
81-GRM21A5C2E330JW1D	GRM21A5C2E330JW01D	33	250	5%			4000	
81-GRM21A5C2E390JW1D	GRM21A5C2E390JW01D	39	250	5%			4000	
81-GRM21A5C2E470JW1D	GRM21A5C2E470JW01D	47	250	5%			4000	
81-GRM21A5C2E560JW1D	GRM21A5C2E560JW01D	56	250	5%			4000	
81-GRM21A5C2E680JW1D	GRM21A5C2E680JW01D	68	250	5%			4000	
81-GRM21A5C2E820JW1D	GRM21A5C2E820JW01D	82	250	5%			4000	
81-GRM21A5C2E101JW1D	GRM21A5C2E101JW01D	100	250	5%			4000	
Temperature Coeff: X7R								
81-GRM40X221K50D	GRM216R71H221KA01D	220	50	10%			4000	
81-GRM40X471K50D	GRM216R71H471KA01D	470	50	10%			4000	
81-GRM40X102K50D	GRM216R71H102KA01D	1000	50	10%			4000	
81-GRM40X102K100D	GRM219R72A102KA01D	1000	100	10%			4000	
81-GRM40X152K50D	GRM216R71H152KA01D	1500	50	10%			4000	
81-GRM40X222K50D	GRM216R71H222KA01D	2200	50	10%			4000	
81-GRM40X332K50D	GRM216R71H332KA01D	3300	50	10%			4000	
81-GRM40X392K50D	GRM216R71H392KA01D	3900	50	10%			4000	
81-GRM216R71H472KA	GRM216R71H472KA01D	4700	50	10%			4000	
81-GRM40X682K50D	GRM216R71H682KA01D	6800	50	10%			4000	
81-GRM216R71E103KA01	GRM216R71E103KA01D	10000	25	10%			4000	
81-GRM40X103K50D	GRM216R71H103KA01D	10000	50	10%			4000	
81-GRM40X153K50D	GRM216R71H153KA01D	15000	50	10%			4000	
81-GRM40X223K50D	GRM216R71H223KA01D	22000	50	10%			4000	

Style 0805 (Cont.)

Please call a Mouser representative for information of product not listed.

MOUSER STOCK NO.	Murata Part No.	Value (pF)	Volt (DC)	Tol.±	Price Each 1	Price Each 100	Reel Qty.	Price Per Piece
Temperature Coeff: X7R (Cont.)								
81-GRM40X333K50D	GRM219R71H333KA01D	33000	50	10%			4000	
81-GRM40X473K25L	GRM219R71E473KA01L	47000	25	10%			3000	
81-GRM40X473K50L	GRM21BR71H473KA01L	47000	50	10%			3000	
81-GRM40X683K50L	GRM21BR71H683KA01L	68000	50	10%			3000	
81-GRM40X104K16D	GRM219R71C104KA01D	0.1µF	16	10%			4000	
81-GRM40X104K25L	GRM21BR71E104KA01L	0.1µF	25	10%			3000	
81-GRM40X104K50L	GRM21BR71H104KA01L	0.1µF	50	10%			3000	
81-GRM40X154K16L	GRM21BR71C154KA01L	0.15µF	16	10%			3000	
81-GRM40X7R224K050AL	GRM21BR71H224KA01L	0.22µF	50	10%			3000	
81-GRM40X334K16L	GRM21BR71C334KA01L	0.33µF	16	10%			3000	
81-GRM40X474K16L	GRM219R71C474KC01L	0.47µF	16	10%			3000	
Temperature Coeff: Y5V								
81-GRM40Y104Z25D	GRM216F51E104ZA01D	0.1µF	25	+80,-20			4000	
81-GRM40Y104Z50D	GRM219F51H104ZA01D	0.1µF	50	+80,-20			4000	
81-GRM40Y224Z25D	GRM219F51E224ZA01D	0.22µF	25	+80,-20			4000	
81-GRM40Y474Z16L	GRM21BF51C474ZA01L	0.47µF	16	+80,-20			3000	
81-GRM40Y5V474Z025AL	GRM21BF51E474ZA01L	0.47µF	25	+80,-20			3000	
Temperature Coeff: Z5U								
81-GRM40Z473M50D	GRM216E41H473MA01D	47000	50	20%			4000	
81-GRM40Z104M50D	GRM219E41H104MA01D	0.1µF	50	20%			4000	

Style 1206

Please call a Mouser representative for information of product not listed.

MOUSER STOCK NO.	Murata Part No.	Value (pF)	Volt (DC)	Tol.±	Price Each 1	Price Each 100	Reel Qty.	Price Per Piece
Temperature Coeff: C0G								
81-GRM426C180J050D	GRM3165C1H180JZ01D	18pF	50	5%			4000	
81-GRM315C1H470JZ01D	GRM3165C1H470JZ01D	47pF	50	5%			4000	
81-GRM426C221J050D	GRM3165C1H221JZ01D	220pF	50	5%			4000	
Temperature Coeff: X7R								
81-GRM319R71H102KA01	GRM319R71H102KA01D	1000	50	10%			4000	
81-GRM319R71H103KA01	GRM319R71H103KA01D	.01µF	50	10%			4000	
81-GRM426X223K50D	GRM319R71H223KA01D	.022µF	50	10%			4000	
81-GRM426X473K50D	GRM319R71H473KA01D	.047µF	50	10%			4000	
81-GRM426X104K50L	GRM319R71H104KA01L	.1µF	50	10%			3000	
81-GRM31MR71H154KA01	GRM31MR71H154KA01L	.15µF	50	10%			3000	
81-GRM426X224K25L	GRM31MR71E224KA01L	.22µF	25	10%			3000	
81-GRM319R71H224KA	GRM319R71H224KA01D	.22µF	50	10%			4000	
81-GRM319R71C334KA01	GRM319R71C334KA01L	.33µF	16	10%			4000	
81-GRM426X334K025D	GRM319R71E334KA01D	.33µF	25	10%			4000	
81-GRM426X334K50D	GRM319R71H334KA01D	.33µF	50	10%			4000	
81-GRM426X474K16D	GRM319R71C474KC01D	.47µF	16	10%			4000	
81-GRM426X474K50L	GRM31MR71H474KA01L	.47µF	50	10%			3000	
Temperature Coeff: Y5V								
81-GRM426Y334Z50D	GRM319F51H334ZA01D	.33µF	50	+80,-20			4000	
81-GRM426Y474Z50L	GRM31MF51H474ZA01L	.47µF	50	+80,-20			3000	

Style 1210

Please call a Mouser representative for information of product not listed.

MOUSER STOCK NO.	Murata Part No.	Value (pF)	Volt (DC)	Tol.±	Price Each 1	Price Each 100	Reel Qty.	Price Per Piece
Temperature Coeff: X7R								
81-GRM422X104K50L	GRM32MR71H104KA01L	.1µF	50	10%			3000	
81-GRM422X104K100L	GRM32NR72A104KA01L	.1µF	100	10%			2000	
81-GRM422X224K050L	GRM32NR71H224KA01L	.22µF	50	10%			2000	
81-GRM422X474K50L	GRM32MR71H474KA01L	.47µF	50	10%			3000	

Style 1812

Please call a Mouser representative for information of product not listed.

MOUSER STOCK NO.	Murata Part No.	Value (pF)	Volt (DC)	Tol.±	Price Each 1	Price Each 100	Reel Qty.	Price Per Piece
Temperature Coeff: X7R								
81-GRM432X224K100L	GRM43RR72A224KA01L	.22µF	100	10%			1000	
81-GRM43RR71H334KA	GRM43RR71H334KA01L	.33µF	50	10%			1000	
81-GRM432X474K50	GRM43RR71H474KA01L	.47µF	50	10%			1000	

© Copyright 2014 Mouser Electronics

© Copyright 2014 Mouser Electronics

MURATA High Voltage Ceramic Chip Capacitors

RoHS Compliant This product is RoHS compliant.

GR4 SERIES HIGH VOLTAGE MULTILAYER SMD CERAMIC CHIP CAPACITORS

Features:

- Lead Free
- 250V - 3.15kV
- Meets special Hi-Voltage needs
- Base metal and lead-free technology
- GA3 is safety Rated (Y2/Y3)
- Operating Temperature: -55°C to +125°C
- Temperature Coefficient: X7R

RoHS Compliant

DIMENSIONS: mm

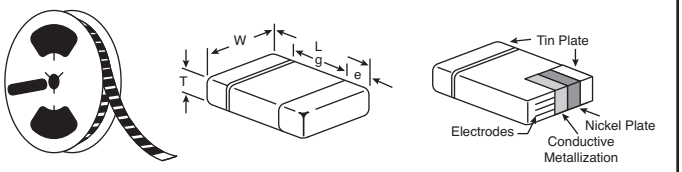

Application Selection Guide				
Series		GRM	GR4	GA3
Modem	DAA Modem	•		•
	xDSL Modem	•		•
Network	Set Top Box	•	•	•
	LAN, Router, HUB, Switch, etc.	•	•	
Flat Panel Display	LCD Back Light Inverter	•		
	PDP Panel	•		
Power Supply	Switching Power Supply, AC Adapter	•	•	•
	DC/DC Converter	•	•	
	Battery Charger for Cellphone	•		•
Lighting	Electric Ballast for Flourescent Lamp	•		•
	Electric Ballast for CFL	•		•

Part No.	L	W	T (max)	e	g min.
GR431C	3.2 ±0.2	1.6 ±0.2	1.6 ±0.2	0.3 min.	1.2
GR442Q	4.5 ±0.3	2.0 ±0.2	1.5 +0,-0.3		2.5
GR443D	4.5 ±0.4	3.2 ±0.3	2.0 +0,-0.3		
GR443Q	4.5 ±0.4	3.2 ±0.3	1.5 +0,-0.3		
GR731B	3.2 ±0.2	1.6 ±0.2	1.25 +0,-0.3		1.2
GR731C	3.2 ±0.2	1.6 ±0.2	1.6 ±0.2		
GR732D	3.2 ±0.2	2.5 ±0.2	2.0 +0,-0.3		
GR732Q	3.2 ±0.2	2.5 ±0.2	1.5 +0,-0.3		

X7R Characteristics

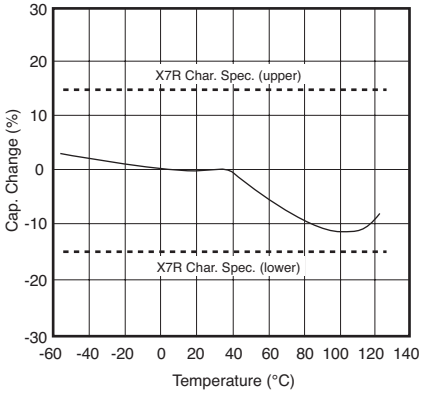

GR4 Series (X7R Char. 250V)

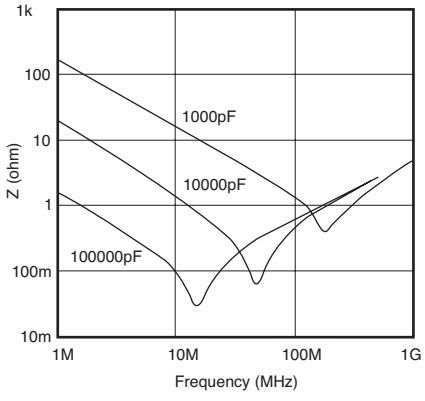

GR4 Series (X7R Char. 2KV)

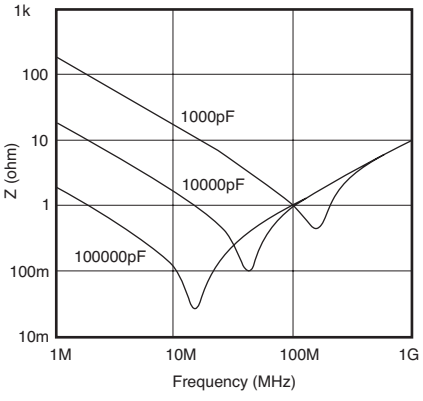

• Isolation Lan Ethernet and DC/DC only • Satisfies IEEE 802.3 requirements

For quantities greater than listed, call for quote.

MOUSER STOCK NO.	Murata Part No.	Value (pF)	Vdc (V)	Tolerance ±	Price Each 1	50	100	500	Reel Qty.	Price Per Piece
1808 Case Size - for Information Devices / Tip & Ring										
81-GR442QR73D101KW01	GR442QR73D101KW01L	100	2KV	±10%					2000	
81-GR442QR7LB101KW01	GR442QR7LB101KW01L	100	3KV	±10%					2000	
81-GR442QR73D151KL	GR442QR73D151KW01L	150	2KV	±10%					2000	
81-GR442QR73D221KL	GR442QR73D221KW01L	220	2KV	±10%					2000	
81-GR442QR73D331KL	GR442QR73D331KW01L	330	2KV	±10%					2000	
81-GR442QR73D471KL	GR442QR73D471KW01L	470	2KV	±10%					2000	
81-GR442QR73D681KL	GR442QR73D681KW01L	680	2KV	±10%					2000	
81-GR442QR73D102KW01	GR442QR73D102KW01L	1000	2KV	±10%					2000	
81-GR442QR73D152KW01	GR442QR73D152KW01L	1500	2KV	±10%					2000	
81-GR442QR7LB152KW01	GR442QR7LB152KW01L	1500	3KV	±10%					2000	
1812 Case Size - for Information Devices / Tip & Ring										
81-GR443QR73D102KW01	GR443QR73D102KW01L	1000	2KV	±10%					2000	
81-GR443QR73D182KL	GR443QR73D182KW01L	1800	2KV	±10%					2000	
81-GR443QR73D222KW01	GR443QR73D222KW01L	2200	2KV	±10%					2000	
81-GR443QR7LB222KW01	GR443QR7LB222KW01L	2200	3KV	±10%					2000	
81-GR443QR73D272KL	GR443QR73D272KW01L	2700	2KV	±10%					2000	
81-GR443QR73D332KL	GR443QR73D332KW01L	3300	2KV	±10%					2000	
81-GR443QR73D392KW01	GR443QR73D392KW01L	3900	2KV	±10%					2000	
81-GR443DR73D472KW01	GR443DR73D472KW01L	4700	2KV	±10%					2000	
1206 Case Size - for Camera Flash Circuits										
81-GR731CR72E153KL	GR731CR72E153KW03L	.015μF	250	±10%					2000	
81-GR731CR72E223KL	GR731CR72E223KW03L	.022μF	250	±10%					2000	
1210 Case Size - for Camera Flash Circuits										
81-GR732DR72E473KL	GR732DR72E473KW01L	.047μF	250	±10%					2000	

© Copyright 2014 Mouser Electronics
© Copyright 2014 Mouser Electronics

MURATA High Voltage Ceramic Chip Capacitors

RoHS Compliant This product is RoHS compliant.

muRata Innovator in Electronics

GRM SERIES HIGH VOLTAGE MULTILAYER SMD CERAMIC CHIP CAPACITORS

Features:

- Lead Free
- 250V - 3.15KV
- Meets special Hi-Voltage needs
- Base metal and lead-free technology
- Operating Temperature: -55°C to +125°C

RoHS Compliant

DIMENSIONS: mm

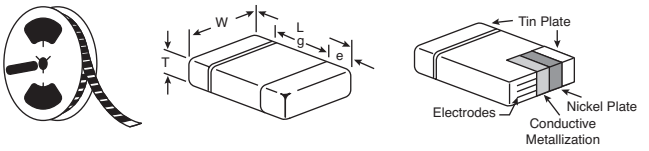

Application Selection Guide				
Series		GRM	GR4	GA3
Modem	DAA Modem	•		•
	xDSL Modem	•		•
Network	Set Top Box	•	•	•
	LAN, Router, HUB, Switch, etc.	•	•	
Flat Panel Display	LCD Back Light Inverter	•		
	PDP Panel	•		
Power Supply	Switching Power Supply, AC Adapter	•	•	•
	DC/DC Converter	•	•	
	Battery Charger for Cellphone	•		•
Lighting	Electric Ballast for Flourescent Lamp	•		•
	Electric Ballast for CFL	•		•

Part No.	L	W	T (max)	e	g min.
GRM31B	3.2 ±0.2	1.6 ±0.2	1.25 +0,-0.3	0.3 min.	1.2
GRM31C	3.2 ±0.2	1.6 ±0.2	1.6 +0.2		
GRM32B	3.2 ±0.2	1.6 ±0.2	1.25 +0,-0.3		
GRM32Q	3.2 ±0.3	2.5 ±0.2	1.5 +0,-0.3		
GRM32D	3.2 ±0.3	2.5 ±0.2	2 +0,-0.3		2.2
GRM42D	4.5 ±0.4	2.0 ±0.2	2 +0,-0.3		
GRM43D	4.5 ±0.4	3.2 ±0.3	2 +0,-0.3		
GRM43E	4.5 ±0.4	3.2 ±0.3	2.5 +0,-0.3		
GRM43Q	4.5 ±0.4	3.2 ±0.3	1.5 +0,-0.3		2.5
GRM55D	5.7 ±0.4	5 ±0.4	2 +0,-0.3		

For quantities greater than listed, call for quote.

MOUSER STOCK NO.	Murata Part No.	Value (μF)	Vdc (V)	Tolerance ±	Price Each 1	50	100	500	Reel Qty.	Price Per Piece
1206 Case Size										
81-GRM31BR73A471KW01	GRM31BR73A471KW01L	470pF	1KV	10%					3000	
81-GRM31BR73A511KW01	GRM31BR73A511KW01L	510pF	1KV	10%					3000	
81-GRM31BR73A102KW01	GRM31BR73A102KW01L	1000pF	1KV	10%					3000	
81-GRM31BR72J102KW01	GRM31BR72J102KW01L	1000pF	630	10%					3000	
81-GRM31BR72J152KW01	GRM31BR72J152KW01L	1500pF	630	10%					3000	
81-GRM31BR73A152KW01	GRM31BR73A152KW01L	1500pF	1KV	10%					3000	
81-GRM31BR72J222KW01	GRM31BR72J222KW01L	2200pF	630	10%					3000	
81-GRM31BR73A222KW01	GRM31BR73A222KW01L	2200pF	1KV	10%					3000	
81-GRM31BR72J332KW01	GRM31BR72J332KW01L	3300pF	630	10%					3000	
81-GRM31BR72J472KW01	GRM31BR72J472KW01L	4700pF	630	10%					3000	
81-GRM31BR73A472KW01	GRM31BR73A472KW01L	4700pF	1KV	10%					3000	
81-GRM31BR72J682KW01	GRM31BR72J682KW01L	6800pF	630	10%					3000	
81-GRM31BR72J103KW01	GRM31BR72J103KW01L	0.01	630	10%					3000	
81-GRM31BR72E153KW01	GRM31BR72E153KW01L	0.015	250	10%					3000	
81-GRM31BR72E223KW01	GRM31BR72E223KW01L	0.022	250	10%					3000	
81-GRM31CR72J153KW03	GRM31CR72J153KW03L	0.015	630	10%					4000	
81-GRM31CR72E473KW03	GRM31CR72E473KW03L	0.047	250	10%					2000	
81-GRM31CR72E104KW03	GRM31CR72E104KW03L	0.1	250	10%					2000	
81-GRM31R72E333KW03L	GRM31CR72E333KW03L	0.033	250	10%					2000	
1210 Case Size										
81-GRM32BR72J102KW01	GRM32BR72J102KW01L	1000pF	630	10%					3000	
81-GRM32QR73A682KW01	GRM32QR73A682KW01L	6800pF	1KV	10%					1000	
81-GRM32QR73A103KW01	GRM32QR73A103KW01L	0.01	1KV	10%					2000	
81-GRM32DR73A153KL	GRM32DR73A153KW01L	0.015	1KV	10%					2000	
81-GRM32DR73A223KW01	GRM32DR73A223KW01L	0.022	1KV	10%					1000	
81-GRM32QR72J223KW01	GRM32QR72J223KW01L	0.022	630	10%					2000	
81-GRM32DR72J333KW01	GRM32DR72J333KW01L	0.033	630	10%					2000	
81-GRM32QR72E683KW01	GRM32QR72E683KW01L	0.068	250	10%					2000	
81-GRM32DR72E104KW01	GRM32DR72E104KW01L	0.1	250	10%					1000	
81-GRM32DR72E224KW01	GRM32DR72E224KW01L	0.22	250	10%					1000	
1808 Case Size										
81-GRM421X3F100JY02L	GRM42D1X3F100JY02L	10pF	3.15KV	5%					2000	
81-GRM421X3F120JY02L	GRM42D1X3F120JY02L	12pF	3.15KV	5%					2000	
81-GRM421X3F150JY02L	GRM42D1X3F150JY02L	15pF	3.15KV	5%					2000	
81-GRM421X3F180JY02L	GRM42D1X3F180JY02L	18pF	3.15KV	5%					2000	
81-GRM421X3F220JY02L	GRM42D1X3F220JY02L	22pF	3.15KV	5%					2000	
81-GRM421X3F270JY02L	GRM42D1X3F270JY02L	27pF	3.15KV	5%					2000	
81-GRM421X3F330JY02L	GRM42D1X3F330JY02L	33pF	3.15KV	5%					2000	
81-GRM421X3F560JY02L	GRM42D1X3F560JY02L	56pF	3.15KV	5%					2000	
81-GRM421X3F680JY02L	GRM42D1X3F680JY02L	68pF	3.15KV	5%					2000	
81-GRM421X3F820JY02L	GRM42D1X3F820JY02L	82pF	3.15KV	5%					2000	
1812 Case Size										
81-GRM43DR73A103KW21	GRM43DR73A103KW21L	0.01	1KV	10%					1000	
81-GRM43QR73A223KW1L	GRM43QR73A223KW01L	0.022	1KV	10%					1000	
81-GRM43DR73A333KW01	GRM43DR73A333KW01L	0.033	1KV	10%					1000	
81-GRM43DR73A473KW01	GRM43DR73A473KW01L	0.047	1KV	10%					1000	
81-GRM43QR72J683KW01	GRM43QR72J683KW01L	0.068	630	10%					1000	
81-GRM43DR72J104KW01	GRM43DR72J104KW01L	0.1	630	10%					1000	
81-GRM43R72E154KW01L	GRM43QR72E154KW01L	0.15	250	10%					1000	
81-GRM43DR72E334KW01	GRM43DR72E334KW01L	0.33	250	10%					1000	
81-GRM43DR72E474KW01	GRM43DR72E474KW01L	0.47	250	10%					1000	
2220 Case Size										
81-GRM55DR73A104KW01	GRM55DR73A104KW01L	0.1	1KV	10%					1000	
81-GRM55DR72J154KL	GRM55DR72J154KW01L	0.15	630	10%					1000	
81-GRM55DR72J224KW01	GRM55DR72J224KW01L	0.22	630	10%					1000	
81-GRM55DR72E334KW01	GRM55DR72E334KW01L	0.33	250	10%					1000	
81-GRM55DR72E474KW01	GRM55DR72E474KW01L	0.47	250	10%					1000	
81-GRM55RR72E105K	GRM55DR72E105KW01L	1.0	250	10%					1000	

© Copyright 2014 Mouser Electronics
© Copyright 2014 Mouser Electronics

MURATA Automotive Capacitors

RoHS Compliant **This product is RoHS compliant.**

GCJ SERIES MEDIUM VOLTAGE SOFT TERMINATION TYPE

Committed to creating a low-carbon world, the automotive industry—as part of its responsibility to people and the planet—is rapidly computerizing and electrifying the vehicles produced to improve environmental compatibility. Murata's highly reliable electronic components, which take advantage of the heat resistance ceramics offer, help develop electronic control technology for vehicle systems and integrate electronics into onboard systems. Featuring low loss and highly reliable connection, our monolithic ceramic capacitors for high-power applications make it possible to downsize inverters and electrify ancillary units in electric and hybrid vehicles to achieve greater energy savings.

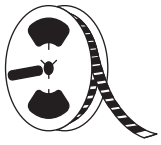

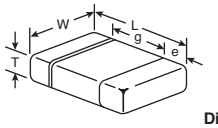

Dimensions: mm

Features:

- The GCJ series meet AEC-Q200 requirements.
- Improve the endurance against Board Bending Stress.
- Reduce the board bending stress by the conductive polymer termination.
- Use the GCJ31 type with flow or reflow soldering, and other types with reflow soldering only.

Applications:

- Automotive electronic equipment (Power-train, safety equipment)

PRODUCT NEW

Part Number	Dimensions: mm				
	L	W	T	e	g min.
GCJ188	1.6 ±0.2	0.8 ±0.1	0.8 ±0.1	0.2 to 0.5	0.5
GCJ216	2.0 ±0.3	1.25 ±0.2	0.6 ±0.1	0.2 to 0.7	0.7
GCJ219	2.0 ±0.3	1.25 ±0.2	0.85 ±0.1	0.2 to 0.7	0.7
GCJ21A	2.0±0.2	1.25±0.2	1.0+0,-0.3	0.3 min.	0.7
GCJ21B	2.0±0.2	1.25±0.2	1.25±0.2	0.3 min.	0.7
GCJ31C	2.0 ±0.3	1.6 ±0.2	1.6 ±0.1	0.3 to 1.0	1.5
GCJ31M	2.0 ±0.3	1.6 ±0.3	1.15 ±0.2	0.3 to 1.0	1.5
GCJ31B	3.2±0.2	1.6±0.2	1.25+0,-0.3	0.3 min.	1.2

For quantities greater than listed, call for quote.

MOUSER STOCK NO.	Murata Part No.	Value (pF)	Volt (DC)	Temperature Coefficient	Tolerance	Price Each 1	Price Each 50	Price Each 100	Price Each 500	Reel Qty.	Price Each
0603 Case Size											
81-GCJ188R71C104KA1D	GCJ188R71C104KA01D	0.1µF	16	X7R	± 10%					4000	
81-GCJ188R71C474KA2D	GCJ188R71C474KA12D	0.47µF	16	X7R	± 10%					4000	
81-GCJ188R71E224KA2D	GCJ188R71E224KA12D	0.22µF	25	X7R	± 10%					4000	
81-GCJ188R71H102KA1D	GCJ188R71H102KA01D	1,000	50	X7R	± 10%					4000	
81-GCJ188R71H152KA1D	GCJ188R71H152KA01D	1,500	50	X7R	± 10%					4000	
81-GCJ188R71H222KA1D	GCJ188R71H222KA01D	2,200	50	X7R	± 10%					4000	
81-GCJ188R71H332KA1D	GCJ188R71H332KA01D	3,300	50	X7R	± 10%					4000	
81-GCJ188R71H472KA1D	GCJ188R71H472KA01D	4,700	50	X7R	± 10%					4000	
81-GCJ188R71H682KA1D	GCJ188R71H682KA01D	6,800	50	X7R	± 10%					4000	
81-GCJ188R71H103KA1D	GCJ188R71H103KA01D	10,000	50	X7R	± 10%					4000	
81-GCJ188R71H153KA1D	GCJ188R71H153KA01D	15,000	50	X7R	± 10%					4000	
81-GCJ188R71H223KA1D	GCJ188R71H223KA01D	22,000	50	X7R	± 10%					4000	
81-GCJ188R71H333KA2D	GCJ188R71H333KA12D	33,000	50	X7R	± 10%					4000	
81-GCJ188R71H473KA2D	GCJ188R71H473KA12D	47,000	50	X7R	± 10%					4000	
81-GCJ188R71H683KA2D	GCJ188R71H683KA12D	68,000	50	X7R	± 10%					4000	
81-GCJ188R71H104KA2D	GCJ188R71H104KA12D	0.1µF	50	X7R	± 10%					4000	
81-GCJ188R72A102KA1D	GCJ188R72A102KA01D	1,000	100	X7R	± 10%					4000	
81-GCJ188R72A152KA1D	GCJ188R72A152KA01D	1,500	100	X7R	± 10%					4000	
81-GCJ188R72A222KA1D	GCJ188R72A222KA01D	2,200	100	X7R	± 10%					4000	
81-GCJ188R72A332KA1D	GCJ188R72A332KA01D	3,300	100	X7R	± 10%					4000	
81-GCJ188R72A472KA1D	GCJ188R72A472KA01D	4,700	100	X7R	± 10%					4000	
81-GCJ188R72A682KA1D	GCJ188R72A682KA01D	6,800	100	X7R	± 10%					4000	
81-GCJ188R72A103KA1D	GCJ188R72A103KA01D	10,000	100	X7R	± 10%					4000	
81-GCJ188R72A153KA1D	GCJ188R72A153KA01D	15,000	100	X7R	± 10%					4000	
81-GCJ188R72A223KA1D	GCJ188R72A223KA01D	22,000	100	X7R	± 10%					4000	
0805 Case Size											
81-GCJ219R71C105KA1D	GCJ219R71C105KA01D	0.1µF	16	X7R	± 10%					4000	
81-GCJ21BR71C225KA3L	GCJ21BR71C225KA13L	2.2µF	16	X7R	± 10%					3000	
81-GCJ21BR71E105KA2L	GCJ21BR71E105KA12L	1µF	25	X7R	± 10%					3000	
81-GCJ216R71H102KA1D	GCJ216R71H102KA01D	1,000	50	X7R	± 10%					4000	
81-GCJ216R71H152KA1D	GCJ216R71H152KA01D	1,500	50	X7R	± 10%					4000	
81-GCJ216R71H222KA1D	GCJ216R71H222KA01D	2,200	50	X7R	± 10%					4000	
81-GCJ216R71H332KA1D	GCJ216R71H332KA01D	3,300	50	X7R	± 10%					4000	
81-GCJ216R71H472KA1D	GCJ216R71H472KA01D	4,700	50	X7R	± 10%					4000	
81-GCJ216R71H682KA1D	GCJ216R71H682KA01D	6,800	50	X7R	± 10%					4000	
81-GCJ216R71H103KA1D	GCJ216R71H103KA01D	10,000	50	X7R	± 10%					4000	
81-GCJ216R71H153KA1D	GCJ216R71H153KA01D	15,000	50	X7R	± 10%					4000	
81-GCJ216R71H223KA1D	GCJ216R71H223KA01D	22,000	50	X7R	± 10%					4000	
81-GCJ219R71H333KA1D	GCJ219R71H333KA01D	33,000	50	X7R	± 10%					4000	
81-GCJ21BR71H473KA1L	GCJ21BR71H473KA01L	47,000	50	X7R	± 10%					3000	
81-GCJ21BR71H683KA1L	GCJ21BR71H683KA01L	68,000	50	X7R	± 10%					3000	
81-GCJ21BR71H104KA1L	GCJ21BR71H104KA01L	0.1µF	50	X7R	± 10%					3000	
81-GCJ21BR71H224KA1L	GCJ21BR71H224KA01L	0.22µF	50	X7R	± 10%					3000	
81-GCJ21BR71H474KA2L	GCJ21BR71H474KA12L	0.47µF	50	X7R	± 10%					3000	
81-GCJ216R72A102KA1D	GCJ216R72A102KA01D	1,000	100	X7R	± 10%					4000	
81-GCJ216R72A152KA1D	GCJ216R72A152KA01D	1,500	100	X7R	± 10%					4000	
81-GCJ216R72A222KA1D	GCJ216R72A222KA01D	2,200	100	X7R	± 10%					4000	
81-GCJ216R72A332KA1D	GCJ216R72A332KA01D	3,300	100	X7R	± 10%					4000	
81-GCJ216R72A472KA1D	GCJ216R72A472KA01D	4,700	100	X7R	± 10%					4000	
81-GCJ216R72A682KA1D	GCJ216R72A682KA01D	6,800	100	X7R	± 10%					4000	
81-GCJ216R72A103KA1D	GCJ216R72A103KA01D	10,000	100	X7R	± 10%					4000	
81-GCJ216R72A153KA1D	GCJ216R72A153KA01D	15,000	100	X7R	± 10%					4000	
81-GCJ216R72A223KA1D	GCJ216R72A223KA01D	22,000	100	X7R	± 10%					4000	
81-GCJ219R72A333KA1D	GCJ219R72A333KA01D	33,000	100	X7R	± 10%					4000	
81-GCJ21BR72A473KA1L	GCJ21BR72A473KA01L	47,000	100	X7R	± 10%					3000	
81-GCJ21BR72A683KA1L	GCJ21BR72A683KA01L	68,000	100	X7R	± 10%					3000	
81-GCJ21BR72A104KA1L	GCJ21BR72A104KA01L	0.1µF	100	X7R	± 10%					3000	
81-GCJ21AR72E102KX1D	GCJ21AR72E102KXJ1D	1,000	250	X7R	± 10%					4000	
81-GCJ21AR72E152KX1D	GCJ21AR72E152KXJ1D	1,500	250	X7R	± 10%					4000	
81-GCJ21AR72E222KX1D	GCJ21AR72E222KXJ1D	2,200	250	X7R	± 10%					4000	
81-GCJ21AR72E332KX1D	GCJ21AR72E332KXJ1D	3,300	250	X7R	± 10%					4000	
81-GCJ21AR72E472KX1D	GCJ21AR72E472KXJ1D	4,700	250	X7R	± 10%					4000	
81-GCJ21AR72E682KX1D	GCJ21AR72E682KXJ1D	6,800	250	X7R	± 10%					4000	
81-GCJ21BR72E103KX3L	GCJ21BR72E103KXJ3L	10,000	250	X7R	± 10%					3000	
1206 Case Size											
81-GCJ31CR71A106KA3L	GCJ31CR71A106KA13L	10µF	10	X7R	± 10%					2000	
81-GCJ31CR71E475KA2L	GCJ31CR71E475KA12L	4.7µF	25	X7R	± 10%					2000	
81-GCJ31MR71H105KA2L	GCJ31MR71H105KA12L	1µF	50	X7R	± 10%					3000	
81-GCJ31CR71H225KA2L	GCJ31CR71H225KA12L	2.2µF	50	X7R	± 10%					2000	
81-GCJ31MR72A224KA1L	GCJ31MR72A224KA01L	0.22µF	100	X7R	± 10%					3000	
81-GCJ31BR72E153KX1L	GCJ31BR72E153KXJ1L	15,000	250	X7R	± 10%					3000	
81-GCJ31BR72E223KX1L	GCJ31BR72E223KXJ1L	22,000	250	X7R	± 10%					3000	
81-GCJ31CR72E333KX3L	GCJ31CR72E333KXJ3L	33,000	250	X7R	± 10%					2000	
81-GCJ31CR72E473KX3L	GCJ31CR72E473KXJ3L	47,000	250	X7R	± 10%					2000	
81-GCJ31BR72J102KX1L	GCJ31BR72J102KXJ1L	1,000	630	X7R	± 10%					3000	
81-GCJ31BR72J152KX1L	GCJ31BR72J152KXJ1L	1,500	630	X7R	± 10%					3000	
81-GCJ31BR72J222KX1L	GCJ31BR72J222KXJ1L	2,200	630	X7R	± 10%					3000	
81-GCJ31BR72J332KX1L	GCJ31BR72J332KXJ1L	3,300	630	X7R	± 10%					3000	
81-GCJ31BR72J472KX1L	GCJ31BR72J472KXJ1L	4,700	630	X7R	± 10%					3000	

© Copyright 2014 Mouser Electronics

© Copyright 2014 Mouser Electronics

MURATA Automotive Capacitors

RoHS Compliant **This product is RoHS compliant.**

GCJ SERIES MEDIUM VOLTAGE SOFT TERMINATION TYPE (CONT.)

Committed to creating a low-carbon world, the automotive industry—as part of its responsibility to people and the planet—is rapidly computerizing and electrifying the vehicles produced to improve environmental compatibility. Murata's highly reliable electronic components, which take advantage of the heat resistance ceramics offer, help develop electronic control technology for vehicle systems and integrate electronics into onboard systems. Featuring low loss and highly reliable connection, our monolithic ceramic capacitors for high-power applications make it possible to downsize inverters and electrify ancillary units in electric and hybrid vehicles to achieve greater energy savings.

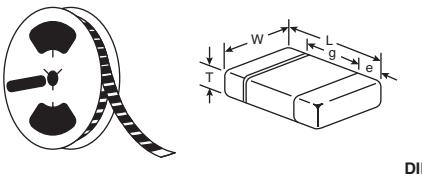

DIMENSIONS: mm

Features:

- The GCJ series meet AEC-Q200 requirements.
- Improve the endurance against Board Bending Stress.
- Reduce the board bending stress by the conductive polymer termination.
- Use the GCJ31 type with flow or reflow soldering, and other types with reflow soldering only.

Applications:

- Automotive electronic equipment (Power-train, safety equipment)

Part Number	Dimensions: mm				
	L	W	T	e	g min.
GCJ32D	3.2 ±0.3	2.5 ±0.2	2.0 +0/-0.3	0.3	1.2
GCJ32E	3.2 ±0.4	2.5 ±0.3	2.5 ±0.3	0.3	1.0
GCJ32Q	3.2±0.3	2.5±0.2	1.5+0,-0.3	0.3 min.	1.2
GCJ32D	3.2±0.3	2.5±0.2	2.0+0,-0.3	0.3 min.	1.2
GCJ43Q	4.5±0.4	3.2±0.3	1.5+0.-0.3	0.3 min.	2.2
GCJ43D	4.5±0.4	3.2±0.3	2.0+0,-0.3	0.3 min.	2.2
GCJ55D	5.7±0.4	5.0±0.4	2.0+0,-0.3	0.3 min.	3.2

For quantities greater than listed, call for quote.

MOUSER STOCK NO.	Murata Part No.	Value (pF)	Volt (DC)	Temperature Coefficient	Tolerance	Price Each 1	Price Each 50	Price Each 100	Price Each 500	Reel Qty.	Price Each
1210 Case Size											
81-GCJ32ER71E106KA2L	GCJ32ER71E106KA12L	10μF	25	X7R	± 10%					1000	
81-GCJ32ER71H475KA2L	GCJ32ER71H475KA12L	4.7μF	50	X7R	± 10%					1000	
81-GCJ32DR72A225KA1L	GCJ32DR72A225KA01L	2.2μF	100	X7R	± 10%					1000	
81-GCJ32QR72E683KX1L	GCJ32QR72E683KXJ1L	68,000	250	X7R	± 10%					2000	
81-GCJ32DR72E104KX1L	GCJ32DR72E104KXJ1L	0.1 uF	250	X7R	± 10%					1000	
81-GCJ32QR72J682KX1L	GCJ32QR72J682KXJ1L	6,800	630	X7R	± 10%					2000	
81-GCJ32QR72J103KX1L	GCJ32QR72J103KXJ1L	10,000	630	X7R	± 10%					2000	
81-GCJ32DR72J153KX1L	GCJ32DR72J153KXJ1L	15,000	630	X7R	± 10%					1000	
81-GCJ32DR72J223KX1L	GCJ32DR72J223KXJ1L	22,000	630	X7R	± 10%					1000	
1812 Case Size											
81-GCJ43QR72E154KX1L	GCJ43QR72E154KXJ1L	0.15 uF	250	X7R	± 10%					1000	
81-GCJ43DR72E224KX1L	GCJ43DR72E224KXJ1L	0.22 uF	250	X7R	± 10%					1000	
81-GCJ43DR72J333KX1L	GCJ43DR72J333KXJ1L	33,000	630	X7R	± 10%					1000	
81-GCJ43DR72J473KX1L	GCJ43DR72J473KXJ1L	47,000	630	X7R	± 10%					1000	
2220 Case Size											
81-GCJ55DR72E334KX1L	GCJ55DR72E334KXJ1L	0.33 uF	250	X7R	± 10%					1000	
81-GCJ55DR72E474KX1L	GCJ55DR72E474KXJ1L	0.47 uF	250	X7R	± 10%					1000	
81-GCJ55DR72J104KX1L	GCJ55DR72J104KXJ1L	0.1 uF	630	X7R	± 10%					1000	

METAL TERMINAL MONOLITHIC CERAMIC CAPACITORS, 2220 CASE SIZE

Features:

- High reliability for thermal & mechanical stress
- Space saving and high capacitance value by stacking two MLCCs
- RoHS Compliant

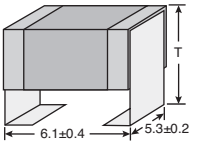

Part Number		T Dimension (mm)
KCM Series	KRM Series	
KCM55L	KRM55L	2.8 ±0.2
KCM55Q	KRM55Q	3.7 ±0.2
KCM55T	KRM55T	4.8 ±0.2
KCM55W	KRM55W	6.4 ±0.3

KCM Series

Applications:

- DC – DC Converters in automotive Engine Control Units

For quantities greater than listed, call for quote.

MOUSER STOCK NO.	Murata Part No.	Value (μF)	Volt (DC)	Temperature Coefficient	Tolerance	Price Each 1	Price Each 50	Price Each 100	Price Each 500	Reel Qty.	Price Each
81-KCM55QR71E226KH1K	KCM55QR71E226KH01K	22	25	X7R	±10%					2000	
81-KCM55WR71E476MH1K	KCM55WR71E476MH01K	47	25	X7R	±10%					2000	
81-KCM55QR7YA176KH1K	KCM55QR7YA176KH01K	17	35	X7R	±10%					2000	
81-KCM55WR7YA336MH1K	KCM55WR7YA336MH01K	33	35	X7R	±10%					2000	
81-KCM55QR71H106KH1K	KCM55QR71H106KH01K	10	50	X7R	±10%					2000	
81-KCM55WR71H226MH1K	KCM55WR71H226MH01K	22	50	X7R	±10%					2000	
81-KCM55QR71J106KH1K	KCM55QR71J106KH01K	10	63	X7R	±10%					2000	
81-KCM55WR71J226MH1K	KCM55WR71J226MH01K	22	63	X7R	±10%					2000	
81-KCM55LR72A475KH1K	KCM55LR72A475KH01K	4.7	100	X7R	±10%					2000	
81-KCM55QR72A685KH1K	KCM55QR72A685KH01K	6.8	100	X7R	±10%					2000	
81-KCM55TR72A106MH1K	KCM55TR72A106MH01K	10	100	X7R	±10%					2000	
81-KCM55WR72A156MH1K	KCM55WR72A156MH01K	15	100	X7R	±10%					2000	

KRM Series

Features:

- Reduce Acoustic noise caused by ceramic vibration

Applications:

- Power Supply Circuits

For quantities greater than listed, call for quote.

MOUSER STOCK NO.	Murata Part No.	Value (μF)	Volt (DC)	Temperature Coefficient	Tolerance	Price Each 1	Price Each 50	Price Each 100	Price Each 500	Reel Qty.	Price Each
81-KRM55QR71E226KH1K	KRM55QR71E226KH01K	22	25	X7R	±10%					2000	
81-KRM55WR71E476MH1K	KRM55WR71E476MH01K	47	25	X7R	±10%					2000	
81-KRM55QR71H106KH1K	KRM55QR71H106KH01K	10	50	X7R	±10%					2000	
81-KRM55WR71H226MH1K	KRM55WR71H226MH01K	22	50	X7R	±10%					2000	
81-KRM55QR71J106KH1K	KRM55QR71J106KH01K	10	63	X7R	±10%					2000	
81-KRM55WR71J226MH1K	KRM55WR71J226MH01K	22	63	X7R	±10%					2000	
81-KRM55LR72A475KH1K	KRM55LR72A475KH01K	4.7	100	X7R	±10%					2000	
81-KRM55QR72A685KH1K	KRM55QR72A685KH01K	6.8	100	X7R	±10%					2000	
81-KRM55TR72A106MH1K	KRM55TR72A106MH01K	10	100	X7R	±10%					2000	
81-KRM55WR72A156MH1K	KRM55WR72A156MH01K	15	100	X7R	±10%					2000	

© Copyright 2014 Mouser Electronics
© Copyright 2014 Mouser Electronics

Automotive Capacitors for Power Train/Safety Applications

muRata Innovator in Electronics

RoHS Compliant **This product is RoHS compliant.**

GCM SERIES

Modern vehicle design is driven by the need for increased comfort, safety and security. As a result, automobiles are becoming intelligent and increasingly reliant upon electronics. In the automotive sector, Murata's products are used in communication, safety, information, and power train systems, just to name a few. The acceptance of Murata's capacitor products in these applications is based upon the core competencies of Murata – ceramic material and processing technology. Murata's GCM series is designed for the more rigorous demands of safety, under-hood, and power train systems. The GCM series is designed specifically to meet the test conditions of the AEC-Q200.

Features:

- Meets AEC-Q200 requirements
- GCM15 and 32 types are suited for only reflow soldering
- GCM18, 21, and 31 types are suited for flow and reflow soldering
- GCM Series is offered with a nickel (Ni) barrier termination finished with matte tin (Sn) plating
- Available in paper or embossed tape and reel packaging for automatic placement
- The GCM Series is RoHS compliant.

RoHS Compliant

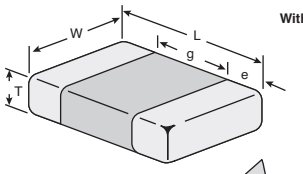

ESD level based on AEC-Q200 test method [GCM18(0603)/X7R]

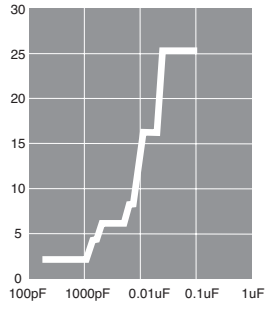

Part No.	Dimensions: mm				
	L	W	T	e (Min.)	g (Min.)
GCM155	1.0±0.05	0.5±0.05	0.5±0.05	0.15 to 0.3	0.4
GCM188	1.6±0.1	0.8±0.1	0.8±0.1	0.2 to 0.5	0.5
GCM219	2.0±0.15	1.25±0.15	0.85±0.1	0.2 to 0.7	0.7
GCM21A	2.0±0.2	1.25±0.2	1.0±0.3	0.3	0.7
GCM21B	2.0±0.2	1.25±0.2	1.25±0.15	0.2 to 0.7	0.7
GCM319	3.2±0.15	1.6±0.15	0.85±0.1	0.3 to 0.8	1.5
GCM31M	3.2±0.15	1.6±0.15	1.15±0.1	0.3 to 0.8	1.5
GCM31A	3.2±0.2	1.6±0.2	1.25±0.3	0.3	1.5
GCM31C	3.2±0.2	1.6±0.2	1.6±0.2	0.3 to 0.8	1.5
GCM31B	3.2±0.2	1.6±0.2	1.25±0.3	0.3	1.2
GCM32E	3.2±03	2.5±0.2	2.5±0.2	0.3	1.0
GCM32A	3.2±0.2	2.5±0.2	1.0±0.3	0.3	1.5

Temperature Characteristics				
Code	Temperature Coefficient	Temperature Range	Capacitance Change	Operating Temperature Range
5C	C0G	25° to 125°C	0 ±30ppm/°C	-55°C to +125°C
R7	X7R	-55°C to +125°C	±15%	-55°C to +125°C

Application Guide:

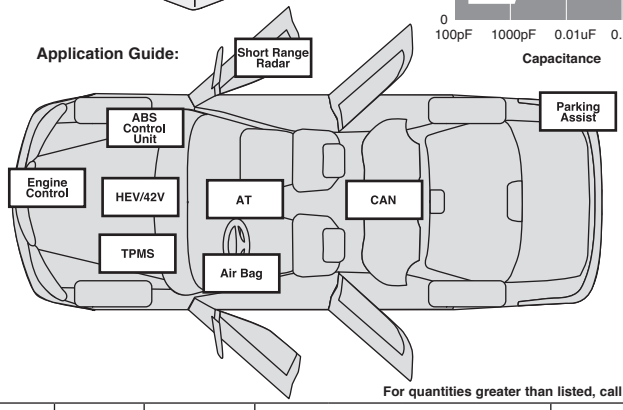

For quantities greater than listed, call for quote.

MOUSER STOCK NO.	Murata Part No.	Value (pF)	Volt (DC)	Temerature Coefficient	Case Size	Tolerance	Price Each 1	Price Each 50	Price Each 100	Price Each 500	Reel Qty.	Price Per Piece
81-GCM1555C1H1R0CZ3D	GCM1555C1H1R0CZ13D	1.0	50	C0G	0402	±0.25pF					10000	
81-GCM1555C1H1R5C13D	GCM1555C1H1R5CZ13D	1.5	50	C0G	0402	±0.25pF					10000	
81-GCM1555C1H2R2C13D	GCM1555C1H2R2CZ13D	2.2	50	C0G	0402	±0.25pF					10000	
81-GCM1555C1H3R3C13D	GCM1555C1H3R3CZ13D	3.3	50	C0G	0402	±0.25pF					10000	
81-GCM1555C1H4R7C13D	GCM1555C1H4R7CZ13D	4.7	50	C0G	0402	±0.25pF					10000	
81-GCM1555C1H6R8D13D	GCM1555C1H6R8DZ13D	6.8	50	C0G	0402	±0.5pF					10000	
81-GCM1555C1H100JZ3D	GCM1555C1H100JZ13D	10	50	C0G	0402	5%					10000	
81-GCM1555C1H150JZ13D	GCM1555C1H150JZ13D	15	50	C0G	0402	5%					10000	
81-GCM1555C1H220JZ13D	GCM1555C1H220JZ13D	22	50	C0G	0402	5%					10000	
81-GCM1555C1H330JZ13D	GCM1555C1H330JZ13D	33	50	C0G	0402	5%					10000	
81-GCM1555C1H470JZ13D	GCM1555C1H470JZ13D	47	50	C0G	0402	5%					10000	
81-GCM1555C1H680JZ13D	GCM1555C1H680JZ13D	68	50	C0G	0402	5%					10000	
81-GCM1555C1H101JZ3D	GCM1555C1H101JZ13D	100	50	C0G	0402	5%					10000	
81-GCM1555C1H151J16D	GCM1555C1H151JA16D	150	50	C0G	0402	5%					10000	
81-GCM1555C1H221J16D	GCM1555C1H221JA16D	220	50	C0G	0402	5%					10000	
81-GCM1555C1H331J16D	GCM1555C1H331JA16D	330	50	C0G	0402	5%					10000	
81-GCM1555C1H471JA6D	GCM1555C1H471JA16D	470	50	C0G	0402	5%					10000	
81-GCM155R71H221K37D	GCM155R71H221KA37D	220	50	X7R	0402	10%					10000	
81-GCM155R72A221K37D	GCM155R72A221KA37D	220	100	X7R	0402	10%					10000	
81-GCM155R71H471K37D	GCM155R71H471KA37D	470	50	X7R	0402	10%					10000	
81-GCM155R72A471K37D	GCM155R72A471KA37D	470	100	X7R	0402	10%					10000	
81-GCM155R71H102KA7D	GCM155R71H102KA37D	1,000	50	X7R	0402	10%					10000	
81-GCM155R72A102KA7D	GCM155R72A102KA37D	1,000	100	X7R	0402	10%					10000	
81-GCM155R71H222K37D	GCM155R71H222KA37D	2,200	50	X7R	0402	10%					10000	
81-GCM155R72A222K37D	GCM155R72A222KA37D	2,200	100	X7R	0402	10%					10000	
81-GCM155R71H472K37D	GCM155R71H472KA37D	4,700	50	X7R	0402	10%					10000	
81-GCM155R72A472KA7D	GCM155R72A472KA37D	4,700	100	X7R	0402	10%					10000	
81-GCM155R71H103KA5D	GCM155R71H103KA55D	0.01uF	50	X7R	0402	10%					10000	
81-GCM155R71H223KA5D	GCM155R71H223KA55D	0.022uF	50	X7R	0402	10%					10000	
81-GCM155R71E473KA5D	GCM155R71E473KA55D	0.047uF	25	X7R	0402	10%					10000	
81-GCM155R71C104KA5D	GCM155R71C104KA55D	0.1uF	16	X7R	0402	10%					10000	
81-GCM1885C1H1R0CZ3D	GCM1885C1H1R0CZ13D	1.0	50	C0G	0603	±0.25pF					4000	
81-GCM1885C2A1R0CZ3D	GCM1885C2A1R0CZ13D	1.0	100	C0G	0603	±0.25pF					4000	
81-GCM1885C1H1R5C13D	GCM1885C1H1R5CZ13D	1.5	50	C0G	0603	±0.25pF					4000	
81-GCM1885C2A1R5C13D	GCM1885C2A1R5CZ13D	1.5	100	C0G	0603	±0.25pF					4000	
81-GCM1885C1H2R2C13D	GCM1885C1H2R2CZ13D	2.2	50	C0G	0603	±0.25pF					4000	
81-GCM1885C2A2R2C13D	GCM1885C2A2R2CZ13D	2.2	100	C0G	0603	±0.25pF					4000	
81-GCM1885C1H3R3C13D	GCM1885C1H3R3CZ13D	3.3	50	C0G	0603	±0.25pF					4000	
81-GCM1885C2A3R3C13D	GCM1885C2A3R3CZ13D	3.3	100	C0G	0603	±0.25pF					4000	
81-GCM1885C1H4R7C13D	GCM1885C1H4R7CZ13D	4.7	50	C0G	0603	±0.25pF					4000	
81-GCM1885C2A4R7C13D	GCM1885C2A4R7CZ13D	4.7	100	C0G	0603	±0.25pF					4000	
81-GCM1885C1H6R8D13D	GCM1885C1H6R8DZ13D	6.8	50	C0G	0603	±0.5pF					4000	
81-GCM1885C2A6R8D13D	GCM1885C2A6R8DZ13D	6.8	100	C0G	0603	±0.5pF					4000	
81-GCM1885C1H100JA6D	GCM1885C1H100JA16D	10	50	C0G	0603	5%					4000	
81-GCM1885C2A100JA6D	GCM1885C2A100JA16D	10	100	C0G	0603	5%					4000	
81-GCM1885C1H150J16D	GCM1885C1H150JA16D	15	50	C0G	0603	5%					4000	
81-GCM1885C2A150J16D	GCM1885C2A150JA16D	15	100	C0G	0603	5%					4000	
81-GCM1885C1H220J16D	GCM1885C1H220JA16D	22	50	C0G	0603	5%					4000	
81-GCM1885C2A220J16D	GCM1885C2A220JA16D	22	100	C0G	0603	5%					4000	
81-GCM1885C1H330J16D	GCM1885C1H330JA16D	33	50	C0G	0603	5%					4000	
81-GCM1885C2A330J16D	GCM1885C2A330JA16D	33	100	C0G	0603	5%					4000	
81-GCM1885C1H470J16D	GCM1885C1H470JA16D	47	50	C0G	0603	5%					4000	
81-GCM1885C2A470J16D	GCM1885C2A470JA16D	47	100	C0G	0603	5%					4000	
81-GCM1885C1H680J16D	GCM1885C1H680JA16D	68	50	C0G	0603	5%					4000	
81-GCM1885C2A680J16D	GCM1885C2A680JA16D	68	100	C0G	0603	5%					4000	

© Copyright 2014 Mouser Electronics

© Copyright 2014 Mouser Electronics

Automotive Capacitors for Power Train/Safety Applications

muRata Innovator in Electronics

GCM SERIES (CONT.)

RoHS Compliant This product is RoHS compliant.

RoHS Compliant

For quantities greater than listed, call for quote.

MOUSER STOCK NO.	Murata Part No.	Value (pF)	Volt (DC)	Temperature Coefficient	Case Size	Tolerance	Price Each 1	Price Each 50	Price Each 100	Price Each 500	Reel Qty.	Price Per Piece
81-GCM1885C1H101JA6D	GCM1885C1H101JA16D	100	50	C0G	0603	5%					4000	
81-GCM1885C2A101JA6D	GCM1885C2A101JA16D	100	100	C0G	0603	5%					4000	
81-GCM1885C1H151J16D	GCM1885C1H151JA16D	150	50	C0G	0603	5%					4000	
81-GCM1885C2A151J16D	GCM1885C2A151JA16D	150	100	C0G	0603	5%					4000	
81-GCM1885C1H221J16D	GCM1885C1H221JA16D	220	50	C0G	0603	5%					4000	
81-GCM1885C2A221J16D	GCM1885C2A221JA16D	220	100	C0G	0603	5%					4000	
81-GCM1885C1H331J16D	GCM1885C1H331JA16D	330	50	C0G	0603	5%					4000	
81-GCM1885C2A331J16D	GCM1885C2A331JA16D	330	100	C0G	0603	5%					4000	
81-GCM1885C1H471J16D	GCM1885C1H471JA16D	470	50	C0G	0603	5%					4000	
81-GCM1885C2A471J16D	GCM1885C2A471JA16D	470	100	C0G	0603	5%					4000	
81-GCM1885C1H681J16D	GCM1885C1H681JA16D	680	50	C0G	0603	5%					4000	
81-GCM1885C2A681J16D	GCM1885C2A681JA16D	680	100	C0G	0603	5%					4000	
81-GCM1885C1H102JA6D	GCM1885C1H102JA16D	1,000	50	C0G	0603	5%					4000	
81-GCM1885C2A102JA6D	GCM1885C2A102JA16D	1,000	100	C0G	0603	5%					4000	
81-GCM1885C1H152J16D	GCM1885C1H152JA16D	1,500	50	C0G	0603	5%					4000	
81-GCM1885C2A152J16D	GCM1885C2A152JA16D	1,500	100	C0G	0603	5%					4000	
81-GCM1885C1H222J16D	GCM1885C1H222JA16D	2,200	50	C0G	0603	5%					4000	
81-GCM188R71H102KA7D	GCM188R71H102KA37D	1,000	50	X7R	0603	10%					4000	
81-GCM188R72A102KA7D	GCM188R72A102KA37D	1,000	100	X7R	0603	10%					4000	
81-GCM188R71H222K37D	GCM188R71H222KA37D	2,200	50	X7R	0603	10%					4000	
81-GCM188R72A222K37D	GCM188R72A222KA37D	2,200	100	X7R	0603	10%					4000	
81-GCM188R71H472K37D	GCM188R71H472KA37D	4,700	50	X7R	0603	10%					4000	
81-GCM188R72A472K37D	GCM188R72A472KA37D	4,700	100	X7R	0603	10%					4000	
81-GCM188R71H103KA7D	GCM188R71H103KA37D	0.01uF	50	X7R	0603	10%					4000	
81-GCM188R72A103KA7D	GCM188R72A103KA37D	0.01uF	100	X7R	0603	10%					4000	
81-GCM188R71H223K37D	GCM188R71H223KA37D	0.022uF	50	X7R	0603	10%					4000	
81-GCM188R72A223KA7D	GCM188R72A223KA37D	0.022uF	100	X7R	0603	10%					4000	
81-GCM188R71H473K55D	GCM188R71H473KA55D	0.047uF	50	X7R	0603	10%					4000	
81-GCM188R71C104KA7D	GCM188R71C104KA37D	0.1uF	16	X7R	0603	10%					4000	
81-GCM188R71H104KA7D	GCM188R71H104KA57D	0.1uF	50	X7R	0603	10%					4000	
81-GCM188R71E224K55D	GCM188R71E224KA55D	0.22uF	25	X7R	0603	10%					4000	
81-GCM188R71C474KA5D	GCM188R71C474KA55D	0.47uF	16	X7R	0603	10%					4000	
81-GCM188R71E474KA4D	GCM188R71E474KA64D	0.47uF	25	X7R	0603	10%					4000	
81-GCM2165C2A222J16D	GCM2165C2A222JA16D	2,200	100	C0G	0805	5%					4000	
81-GCM2165C2A332J16D	GCM2165C2A332JA16D	3,300	100	C0G	0805	5%					4000	
81-GCM2165C1H472J16D	GCM2165C1H472JA16D	4,700	50	C0G	0805	5%					4000	
81-GCM2195C1H682J16D	GCM2195C1H682JA16D	6,800	50	C0G	0805	5%					4000	
81-GCM2195C1H103JA6D	GCM2195C1H103JA16D	0.01uF	50	C0G	0805	5%					4000	
81-GCM21BR72A473K37L	GCM21BR72A473KA37L	0.047uF	100	X7R	0805	10%					3000	
81-GCM21BR72A104KA7L	GCM21BR72A104KA37L	0.1uF	100	X7R	0805	10%					3000	
81-GCM21BR71H224K37L	GCM21BR71H224KA37L	0.22uF	50	X7R	0805	10%					3000	
81-GCM21BR71H474KA5L	GCM21BR71H474KA55L	0.47uF	50	X7R	0805	10%					3000	
81-GCM21BR71E105KA6L	GCM21BR71E105KA56L	1.0uF	25	X7R	0805	10%					3000	
81-GCM21BR71C225KA4L	GCM21BR71C225KA64L	2.2uF	16	X7R	0805	10%					3000	
81-GCM21BR71E225KA3L	GCM21BR71E225KA73L	2.2uF	25	X7R	0805	10%					3000	
81-GCM3195C2A472J16D	GCM3195C2A472JA16D	4,700	100	C0G	1206	5%					4000	
81-GCM3195C2A562JA6D	GCM3195C2A562JA16D	5,600	100	C0G	1206	5%					4000	
81-GCM3195C2A682J16D	GCM3195C2A682JA16D	6,800	100	C0G	1206	5%					4000	
81-GCM3195C2A103J16D	GCM3195C2A103JA16D	0.01uF	100	C0G	1206	5%					4000	
81-GCM3195C1H223JA6D	GCM3195C1H223JA16D	0.022uF	50	C0G	1206	5%					4000	
81-GCM31MR72A224K37L	GCM31MR72A224KA37L	0.22uF	100	X7R	1206	10%					3000	
81-GCM31MR71H105KA5L	GCM31MR71H105KA55L	1.0uF	50	X7R	1206	10%					3000	
81-GCM31CR71H225KA5L	GCM31CR71H225KA55L	2.2uF	50	X7R	1206	10%					2000	
81-GCM31CR71E475KA5L	GCM31CR71E475KA55L	4.7uF	25	X7R	1206	10%					2000	
81-GCM31CR71A106KA4L	GCM31CR71A106KA64L	10uF	10	X7R	1206	10%					2000	
81-GCM31CR71C106KA4L	GCM31CR71C106KA64L	10uF	16	X7R	1206	10%					2000	
81-GCM31CR70J226KE3L	GCM31CR70J226KE23L	22uF	6.3	X7R	1206	10%					2000	
81-GCM32DR72A225K64L	GCM32DR72A225KA64L	2.2uF	100	X7R	1210	10%					2000	
81-GCM32ER71H475KA5L	GCM32ER71H475KA55L	4.7uF	50	X7R	1210	10%					2000	
81-GCM32ER71E106KA7L	GCM32ER71E106KA57L	10uF	25	X7R	1210	10%					2000	
81-GCM32ER71A226KE2L	GCM32ER71A226KE12L	22uF	10	X7R	1210	10%					2000	
81-GCM21A7U2E101JX1D	GCM21A7U2E101JX01D	100pF	250	U2J	0805	5%					4000	
81-GCM21A7U2E151JX1D	GCM21A7U2E151JX01D	150pF	250	U2J	0805	5%					4000	
81-GCM21A7U2E221JX1D	GCM21A7U2E221JX01D	220pF	250	U2J	0805	5%					4000	
81-GCM21A7U2E331JX1D	GCM21A7U2E331JX01D	330pF	250	U2J	0805	5%					4000	
81-GCM21A7U2E471JX1D	GCM21A7U2E471JX01D	470pF	250	U2J	0805	5%					4000	
81-GCM21A7U2E681JX1D	GCM21A7U2E681JX01D	680pF	250	U2J	0805	5%					4000	
81-GCM21A7U2E102JX1D	GCM21A7U2E102JX01D	1000pF	250	U2J	0805	5%					4000	
81-GCM21A7U2E152JX1D	GCM21A7U2E152JX01D	1500pF	250	U2J	0805	5%					4000	
81-GCM21A7U2E222JX1D	GCM21A7U2E222JX01D	2200pF	250	U2J	0805	5%					4000	
81-GCM31A7U2E332JX1D	GCM31A7U2E332JX01D	3300pF	250	U2J	1206	5%					4000	
81-GCM31A7U2E472JX1D	GCM31A7U2E472JX01D	4700pF	250	U2J	1206	5%					4000	
81-GCM31B7U2E682JX1L	GCM31B7U2E682JX01L	6800pF	250	U2J	1206	5%					3000	
81-GCM31B7U2E103JX1L	GCM31B7U2E103JX01L	10000pF	250	U2J	1206	5%					3000	
81-GCM31A7U2J100JX1D	GCM31A7U2J100JX01D	10pF	630	U2J	1206	5%					4000	
81-GCM31A7U2J150JX1D	GCM31A7U2J150JX01D	15pF	630	U2J	1206	5%					4000	
81-GCM31A7U2J220JX1D	GCM31A7U2J220JX01D	22pF	630	U2J	1206	5%					4000	
81-GCM31A7U2J330JX1D	GCM31A7U2J330JX01D	33pF	630	U2J	1206	5%					4000	
81-GCM31A7U2J470JX1D	GCM31A7U2J470JX01D	47pF	630	U2J	1206	5%					4000	
81-GCM31A7U2J680JX1D	GCM31A7U2J680JX01D	68pF	630	U2J	1206	5%					4000	
81-GCM31A7U2J101JX1D	GCM31A7U2J101JX01D	100pF	630	U2J	1206	5%					4000	
81-GCM31A7U2J151JX1D	GCM31A7U2J151JX01D	150pF	630	U2J	1206	5%					4000	
81-GCM31A7U2J221JX1D	GCM31A7U2J221JX01D	220pF	630	U2J	1206	5%					4000	
81-GCM31A7U2J331JX1D	GCM31A7U2J331JX01D	330pF	630	U2J	1206	5%					4000	
81-GCM31A7U2J471JX1D	GCM31A7U2J471JX01D	470pF	630	U2J	1206	5%					4000	
81-GCM31A7U2J681JX1D	GCM31A7U2J681JX01D	680pF	630	U2J	1206	5%					4000	
81-GCM31A7U2J102JX1D	GCM31A7U2J102JX01D	1000pF	630	U2J	1206	5%					4000	
81-GCM32A7U2J152JX1D	GCM32A7U2J152JX01D	1500pF	630	U2J	1210	5%					4000	
81-GCM32A7U2J222JX1D	GCM32A7U2J222JX01D	2200pF	630	U2J	1210	5%					4000	

© Copyright 2014 Mouser Electronics

© Copyright 2014 Mouser Electronics

MURATA Safety Rated Ceramic Chip Capacitors

RoHS Compliant This product is RoHS compliant.

muRata Innovator in Electronics

GA3 SERIES SAFETY RATED MULTILAYER SMD CERAMIC CHIP CAPACITORS

Features:

- Lead Free
- 250 VAC (r.m.s.)
- Base metal and lead-free technology
- GA3 is safety Rated (Y2/Y3)
- Operating Temperature: -55°C to +125°C
- Temperature Coefficient: X7R

RoHS Compliant

DIMENSIONS: mm

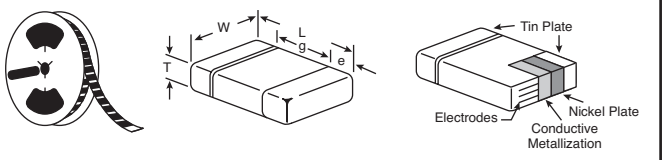

✻Line-By-Pass only

	Standard No.	Status of Recognition		Rated Voltage
		Type GB	Type GC	
UL	UL1414		•	AC250V (r.m.s.)
BSI	EN132400		•	
VDE		•	•	
SEV		•	•	
SEMKO		•	•	
EN132400 Class		X2	X1, Y2	

Part No.	L	W	T (max)	e	g min.
GA342D	4.5 ±0.3	2.0 ±0.2	2.0 ±0.2	0.3 min.	2.5
GA342Q	4.5 ±0.3	2.0 ±0.2	1.5 +0,-0.3		2.5
GA343D	4.5 ±0.4	3.2 ±0.3	2.0 ±0.2		2.5
GA343Q	4.5 ±0.4	3.2 ±0.3	1.5 +0,-0.3		2.5
GA352Q	5.7 ±0.4	2.8 ±0.3	1.5 +0,-0.3		4.0
GA355D	5.7 ±0.4	5.0 ±0.4	2.0 ±0.2		4.0
GA355Q	5.7 ±0.4	5.0 ±0.4	1.5 +0,-0.3		4.0
GA355X	5.7 ±0.4	5.0 ±0.4	varies		4.0

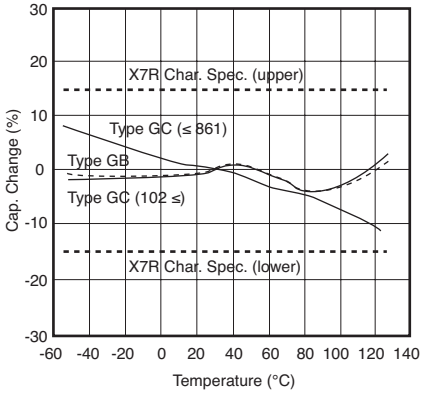

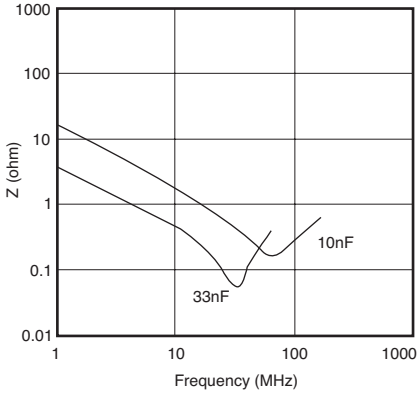

at Room Condition (25°C)

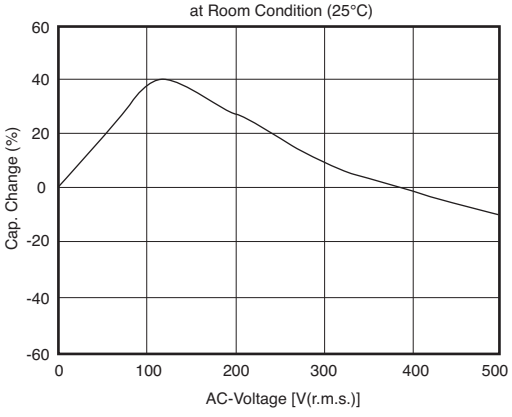

For quantities greater than listed, call for quote.

MOUSER STOCK NO.	Murata Part No.	Value (pF)	VAC (V)	Tol. %	Safety Recognized	Price Each 1	Price Each 50	Price Each 100	Price Each 500	Reel Qty.	Price Per Piece
1808 Case Size											
81-GA342D1XGF100JL	GA342D1XGF100JY02L	10	250	±5	Y2					2,000	
81-GA342QR7GD101KW01	GA342QR7GD101KW01L	100	250	±10	Y3					2,000	
81-GA342DR7GD151KW02	GA342DR7GD151KW02L	150	250	±10	Y3					2,000	
81-GA342QR7GD221KL	GA342QR7GD221KW01L	220	250	±10	Y3					2,000	
81-GA342QR7GD471KL	GA342QR7GD471KW01L	470	250	±10	Y3					2,000	
81-GA342QR7GD681KW01	GA342QR7GD681KW01L	680	250	±10	Y3					2,000	
81-GA342QR7GD102KW01	GA342QR7GD102KW01L	1,000	250	±10	Y3					2,000	
81-GA342QR7GD152KW01	GA342QR7GD152KW01L	1,500	250	±10	Y3					2,000	
1812 Case Size											
81-GA343QR7GD182KW01	GA343QR7GD182KW01L	1,800	250	±10	Y3					2,000	
81-GA343DR7GD472KL	GA343DR7GD472KW01L	4,700	250	±10	Y3					2,000	
2211 Case Size											
81-GA352QR7GF471KW01	GA352QR7GF471KW01L	470	250	±10	Y2					1,000	
81-GA352QR7GF681KL	GA352QR7GF681KW01L	680	250	±10	Y2					1,000	
81-GA352QR7GF102KL	GA352QR7GF102KW01L	1,000	250	±10	Y2					1,000	
81-GA352QR7GF152KW01	GA352QR7GF152KW01L	1,500	250	±10	Y2					1,000	
2220 Case Size											
81-GA355DR7GC101KY02	GA355DR7GF101KY02L	100	250	±10	X1,Y2					1,000	
81-GA355DR7GC151KY02	GA355DR7GF151KY02L	150	250	±10	X1,Y2					1,000	
81-GA355DR7GC331KY02	GA355DR7GF331KY02L	330	250	±10	X1,Y2					1,000	
81-GA355DR7GC471KY02	GA355DR7GF471KY02L	470	250	±10	X1,Y2					1,000	
81-GA355DR7GC681KY02	GA355DR7GF681KY02L	680	250	±10	X1,Y2					1,000	
81-GA355DR7GC332KY02	GA355DR7GF332KY02L	3,300	250	±10	X1,Y2					1,000	
81-GA355DR7GB103KY02	GA355DR7GB103KY02L	10,000	250	±10	X2					1,000	
81-GA355DR7GB153KY02	GA355DR7GB153KY02L	15,000	250	±10	X2					1,000	
81-GA355DR7GB223KY02	GA355DR7GB223KY02L	22,000	250	±10	X2					1,000	
81-GA355XR7GB333KY06	GA355XR7GB333KY06L	33,000	250	±10	X2					500	
81-GA355QR7GF182KL	GA355QR7GF182KW01L	1,800	250	±10	Y2					1,000	
81-GA355QR7GF222KL	GA355QR7GF222KW01L	2,200	250	±10	Y2					1,000	
81-GA355QR7GF332KL	GA355QR7GF332KW01L	3,300	250	±10	Y2					1,000	
81-GA355DR7GF472KW01	GA355DR7GF472KW01L	4,700	250	±10	Y2					1,000	

© Copyright 2014 Mouser Electronics
© Copyright 2014 Mouser Electronics

MURATA Low ESL Ceramic Chip Capacitors

RoHS Compliant **This product is RoHS compliant.**

muRata Innovator in Electronics

LLL SERIES - STANDARD TWO TERMINAL REVERSED GEOMETRY LOW ESL TYPE

Murata offers a standard profile and low profile low inductance series of capacitors. Murata's Low ESL product line up includes the standard 2 terminal, reversed geometry type, (LLL Series), eight (8) terminal type (LLA Series) and Ten (10) terminal type (LLM Series). These three series are plated with Ni and matte Sn, and are RoHS compliant. Murata's low ESL series provide high capacitance in small case sizes. The low ESL series is especially ideal for high-speed microprocessors and high frequency digital equipment.

Features:

- Low ESL: 150 to 250pH - suitable for noise reduction at high frequencies (> 200MHz)
- Operating temperature: **X7R:** -55°C to 125°C w/ a ±15% cap change over temperature range
  X7S: -55°C to 125°C w/ a ±22% cap change over temperature range
  X6S: -55°C to 105°C w/ a ±22% cap change over temperature range



RoHS Compliant

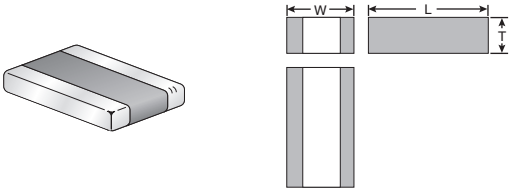

Part No.	Dimensions: mm		
	W	L	T
LLL153	1.0 ± 0.05	0.5 ± 0.05	0.3 ± 0.05
LLL185	1.6 ± 0.1	0.8 ± 0.1	0.6 max.
LLL215	2.0 ± 0.1	1.25 ± 0.1	0.5 +0/-0.15
LLL216			0.6 ± 0.1
LLL219			0.85 ± 0.1
LLL315	3.2 ± 0.15	1.6 ± 0.15	0.5 ± 0.1
LLL317			0.7 ± 0.1
LLL31B			1.25 +0.15/-0.05
LLL31M			1.15 ± 0.1

For quantities greater than listed, call for quote.

MOUSER STOCK NO.	Murata Part No.	Case Size	Type	Temperature Coefficient	Voltage	Value	Price Per Piece 1	50	100	500	Reel Qty.	Price Per Piece
81-LLL153C80J104ME1E	LLL153C80J104ME01E	0204	Standard	X6S	6.3V	0.1uF					10000	
81-LLL185R71H222M01L	LLL185R71H222MA01L	0306	Standard	X7R	50V	2200pF					4000	
81-LLL185R71H472M01L	LLL185R71H472MA01L	0306	Standard	X7R	50V	4700pF					4000	
81-LLL185R71C103MA1L	LLL185R71C103MA11L	0306	Low Profile	X7R	16V	0.01uF					4000	
81-LLL185R71E103M01L	LLL185R71E103MA01L	0306	Standard	X7R	25V	0.01uF					4000	
81-LLL185R71E103M11L	LLL185R71E103MA11L	0306	Low Profile	X7R	25V	0.01uF					4000	
81-LLL185R71C223M11L	LLL185R71C223MA11L	0306	Low Profile	X7R	16V	0.022uF					4000	
81-LLL185R71E223M01L	LLL185R71E223MA01L	0306	Standard	X7R	25V	0.022uF					4000	
81-LLL185R71C473M01L	LLL185R71C473MA01L	0306	Standard	X7R	16V	0.047uF					4000	
81-LLL185R71C473M11L	LLL185R71C473MA11L	0306	Low Profile	X7R	16V	0.047uF					4000	
81-LLL18R71A104MA01L	LLL185R71A104MA01L	0306	Standard	X7R	10V	0.1uF					4000	
81-LLL185R71A104M11L	LLL185R71A104MA11L	0306	Low Profile	X7R	10V	0.1uF					4000	
81-LLL185R70J224M01L	LLL185R70J224MA01L	0306	Standard	X7R	6.3V	0.22uF					4000	
81-LLL185C70G224M11L	LLL185C70G224MA11L	0306	Low Profile	X7S	4V	0.22uF					4000	
81-LLL185C70G474M01L	LLL185C70G474MA01L	0306	Standard	X7S	4V	0.47uF					4000	
81-LLL185C70G105M01L	LLL185C70G105ME01L	0306	Standard	X7S	4V	1.0uF					4000	
81-LLL185C70G225ME1L	LLL185C70G225ME01L	0306	Standard	X7S	4V	2.2uF					4000	
81-LLL215R71H222MA1L	LLL215R71H222MA11L	0508	Low Profile	X7R	50V	2,200pF					4000	
81-LLL216R71H472M01L	LLL216R71H472MA01L	0508	Standard	X7R	50V	4,700pF					3000	
81-LLL215R71H103M11L	LLL215R71H103MA11L	0508	Low Profile	X7R	50V	0.01uF					4000	
81-LLL216R71H103M01L	LLL216R71H103MA01L	0508	Standard	X7R	50V	0.01uF					4000	
81-LLL215R71E223M11L	LLL215R71E223MA11L	0508	Low Profile	X7R	25V	0.022uF					4000	
81-LLL216R71H223M01L	LLL216R71H223MA01L	0508	Standard	X7R	50V	0.022uF					3000	
81-LLL215R71C473M11L	LLL215R71C473MA11L	0508	Low Profile	X7R	16V	0.047uF					4000	
81-LLL216R71E473M01L	LLL216R71E473MA01L	0508	Standard	X7R	25V	0.047uF					4000	
81-LLL215R71C104M11L	LLL215R71C104MA11L	0508	Low Profile	X7R	16V	0.1uF					4000	
81-LLL216R71E104MA1L	LLL216R71E104MA01L	0508	Standard	X7R	25V	0.1uF					4000	
81-LLL215R71A224M11L	LLL215R71A224MA11L	0508	Low Profile	X7R	10V	0.22uF					4000	
81-LLL216R71A224M01L	LLL216R71A224MA01L	0508	Standard	X7R	10V	0.22uF					4000	
81-LLL215R70J474M11L	LLL215R70J474MA11L	0508	Low Profile	X7R	6.3V	0.47uF					4000	
81-LLL219R71A474M01L	LLL219R71A474MA01L	0508	Standard	X7R	10V	0.47uF					3000	
81-LLL219R70J105M01L	LLL219R70J105MA01L	0508	Standard	X7R	6.3V	1.0uF					3000	
81-LLL215C70G105M11L	LLL215C70G105MA11L	0508	Low Profile	X7S	4V	1.0uF					4000	
81-LLL219C70G225M01L	LLL219C70G225MA01L	0508	Standard	X7S	4V	2.2uF					3000	
81-LLL315R71H103M11L	LLL315R71H103MA11L	0612	Low Profile	X7R	50V	0.01uF					4000	
81-LLL317R71H103M01L	LLL317R71H103MA01L	0612	Standard	X7R	50V	0.01uF					4000	
81-LLL315R71H223M11L	LLL315R71H223MA11L	0612	Low Profile	X7R	50V	0.022uF					4000	
81-LLL317R71H223M01L	LLL317R71H223MA01L	0612	Standard	X7R	50V	0.022uF					4000	
81-LLL315R71E473MA11	LLL315R71E473MA11L	0612	Low Profile	X7R	25V	0.047uF					4000	
81-LLL317R71H473M01L	LLL317R71H473MA01L	0612	Standard	X7R	50V	0.047uF					4000	
81-LLL315R71E104M11L	LLL315R71E104MA11L	0612	Low Profile	X7R	25V	0.1uF					4000	
81-LLL317R71E104M01L	LLL317R71E104MA01L	0612	Standard	X7R	25V	0.1uF					4000	
81-LLL31MR71H104M01L	LLL31MR71H104MA01L	0612	Standard	X7R	50V	0.1uF					3000	
81-LLL315R71C224M11L	LLL315R71C224MA11L	0612	Low Profile	X7R	16V	0.22uF					4000	
81-LLL317R71C224M01L	LLL317R71C224MA01L	0612	Standard	X7R	16V	0.22uF					3000	
81-LLL31MR71E224M01L	LLL31MR71E224MA01L	0612	Standard	X7R	25V	0.22uF					3000	
81-LLL315R71A474M11L	LLL315R71A474MA11L	0612	Low Profile	X7R	10V	0.47uF					4000	
81-LLL317R71C474M01L	LLL317R71C474MA01L	0612	Standard	X7R	16V	0.47uF					3000	
81-LLL31MR71E474M01L	LLL31MR71E474MA01L	0612	Standard	X7R	25V	0.47uF					3000	
81-LLL317R71A105M01L	LLL317R71A105MA01L	0612	Standard	X7R	10V	1.0uF					4000	
81-LLL31MR71C105M01L	LLL31MR71C105MA01L	0612	Standard	X7R	16V	1.0uF					3000	
81-LLL317R70J225MA1L	LLL317R70J225MA01L	0612	Standard	X7R	6.3V	2.2uF					4000	
81-LLL31MR71A225M01L	LLL31MR71A225MA01L	0612	Standard	X7R	10V	2.2uF					3000	
81-LLL31MR70J475M01L	LLL31MR70J475MA01L	0612	Standard	X7R	6.3V	4.7uF					3000	
81-LLL31BC70G106M01L	LLL31BC70G106MA01L	0612	Standard	X7R	4V	10uF					3000	

© Copyright 2014 Mouser Electronics

© Copyright 2014 Mouser Electronics

MURATA Low ESL Ceramic Chip Capacitors

RoHS Compliant **This product is RoHS compliant.**

Murata offers a standard profile and low profile low inductance series of capacitors. Murata's Low ESL product line up includes the standard 2 terminal, reversed geometry type, (LLL Series), Eight (8) terminal type (LLA Series) and Ten (10) terminal type (LLM Series). These three series are plated with Ni and Matte Sn, and are RoHS compliant. Murata's Low ESL series provide high capacitance in small case sizes. The Low ESL series is especially ideal for high-speed microprocessors and high frequency digital equipment.

LLA SERIES - EIGHT TERMINAL LOW ESL TYPE

Features:
- Low ESL: 80 to 120pH. Suitable for high speed (800MHz to 4GHz) IC decoupling.
- Operating Temperature: **X7R:** -55°C to 125°C w/ a ±15% cap change over temperature range.
  X7S: -55°C to 125°C w/ a ±22% cap change over temperature range.

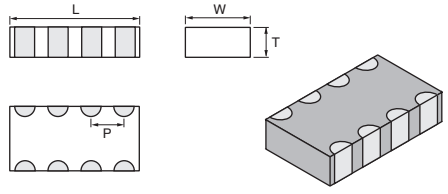

RoHS Compliant



Part No.	Dimensions: mm			
	L	W	T	P
LLA185	1.6±0.1	0.8±0.1	0.5 +0.05/-0.1	0.4±0.1
LLA215	2.0±0.1	1.25±0.1	0.5 +0.05/-0.1	0.5±0.05
LLA219			0.85±0.1	0.5±0.05
LLA315	3.2±0.15	1.6±0.15	0.5 +0.05/-0.1	0.8±0.1
LLA319			0.85±0.1	0.8±0.1
LLA31M			1.15±0.1	0.8±0.1

For quantities greater than listed, call for quote.

MOUSER STOCK NO.	Murata Part No.	Case Size	Type	Temperature Coefficient	Voltage	Value	Price Per Piece 1	50	100	500	Reel Qty.	Price Per Piece
81-LLA185C70G104MA1L	LLA185C70G104MA01L	0603	Standard	X7S	4V	0.1uF					4000	
81-LLA185C70G224MA1L	LLA185C70G224MA01L	0603	Standard	X7S	4V	0.22uF					4000	
81-LLA185C70G474MA1L	LLA185C70G474MA01L	0603	Standard	X7S	4V	0.47uF					4000	
81-LLA185C70G105ME1L	LLA185C70G105ME01L	0603	Standard	X7S	4V	1.0uF					4000	
81-LLA185C70G225ME6L	LLA185C70G225ME16L	0603	Standard	X7S	4V	2.2uF					4000	
81-LLA215R71E103MA4L	LLA215R71E103MA14L	0805	Low Profile	X7R	25V	0.01uF					4000	
81-LLA219R71E103MA1L	LLA219R71E103MA01L	0805	Standard	X7R	25V	0.01uF					3000	
81-LLA215R71E223MA4L	LLA215R71E223MA14L	0805	Low Profile	X7R	25V	0.022uF					4000	
81-LLA219R71E223MA1L	LLA219R71E223MA01L	0805	Standard	X7R	25V	0.022uF					3000	
81-LLA215R71C473MA4L	LLA215R71C473MA14L	0805	Low Profile	X7R	16V	0.047uF					4000	
81-LLA219R71E473MA1L	LLA219R71E473MA01L	0805	Standard	X7R	25V	0.047uF					3000	
81-LLA215R71C104MA4L	LLA215R71C104MA14L	0805	Low Profile	X7R	16V	0.1uF					4000	
81-LLA21R71C104MA01L	LLA219R71C104MA01L	0805	Standard	X7R	16V	0.1uF					3000	
81-LLA215R71A224MA4L	LLA215R71A224MA14L	0805	Low Profile	X7R	10V	0.22uF					4000	
81-LLA219R71C224MA1L	LLA219R71C224MA01L	0805	Standard	X7R	16V	0.22uF					3000	
81-LLA215R70J474MA14	LLA215R70J474MA14L	0805	Low Profile	X7R	6.3V	0.47uF					4000	
81-LLA219R71A474MA1L	LLA219R71A474MA01L	0805	Standard	X7R	10V	0.47uF					3000	
81-LLA219R70J105MA01	LLA219R70J105MA01L	0805	Standard	X7R	6.3V	1.0uF					3000	
81-LLA215C70G105MA4L	LLA215C70G105MA14L	0805	Low Profile	X7S	4V	1.0uF					4000	
81-LLA215C70G225ME1L	LLA215C70G225ME11L	0805	Low Profile	X7S	4V	2.2uF					4000	
81-LLA219C70G225M	LLA219C70G225MA01L	0805	Standard	X7S	4V	2.2uF					3000	
81-LLA215C70G475ME9L	LLA215C70G475ME19L	0805	Low Profile	X7S	4V	4.7uF					4000	
81-LLA219C70G475ME1L	LLA219C70G475ME01L	0805	Standard	X7S	4V	4.7uF					3000	
81-LLA315R71C104MA4L	LLA315R71C104MA14L	1206	Low Profile	X7R	16V	0.1uF					4000	
81-LLA319R71C104MA1L	LLA319R71C104MA01L	1206	Standard	X7R	16V	0.1uF					3000	
81-LLA315R71C224MA4L	LLA315R71C224MA14L	1206	Low Profile	X7R	16V	0.22uF					4000	
81-LLA319R71C224MA01	LLA319R71C224MA01L	1206	Standard	X7R	16V	0.22uF					3000	
81-LLA315R71A474MA4L	LLA315R71A474MA14L	1206	Low Profile	X7R	10V	0.47uF					4000	
81-LLA319R71C474MA1L	LLA319R71C474MA01L	1206	Standard	X7R	16V	0.47uF					3000	
81-LLA315R70J105MA14	LLA315R70J105MA14L	1206	Low Profile	X7R	6.3V	1.0uF					4000	
81-LLA319R71A105MA01	LLA319R71A105MA01L	1206	Standard	X7R	10V	1.0uF					3000	
81-LLA319R70G225MA1L	LLA319R70G225MA01L	1206	Standard	X7R	4V	2.2uF					3000	
81-LLA315R70J225MA4L	LLA315R70J225MA14L	1206	Low Profile	X7R	6.3V	2.2uF					4000	
81-LLA31MR71A225MA1L	LLA31MR71A225MA01L	1206	Standard	X7R	10V	2.2uF					3000	

LLM SERIES - TEN TERMINAL LOW ESL TYPE

Features:
- Low ESL: 35 to 45pH. Suitable for high speed (1GHz to 4GHz) IC decoupling.
- Operating Temperature: **X7R:** -55°C to 125°C w/ a ±15% cap change over temperature range.
  X7S: -55°C to 125°C w/ a ±22% cap change over temperature range.

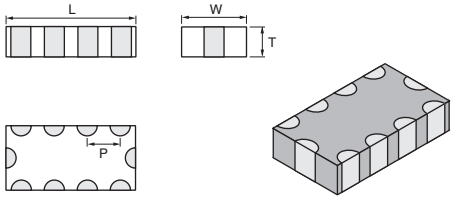

RoHS Compliant



Part No.	Dimensions: mm			
	L	W	T	P
LLM215	2.0±0.1	1.25±0.1	0.5 +0.05/-0.1	0.5±0.05
LLM315	3.2±0.15	1.6±0.15	0.5 +0.05/-0.1	0.8±0.1

For quantities greater than listed, call for quote.

MOUSER STOCK NO.	Murata Part No.	Case Size	Type	Temperature Coefficient	Voltage	Value	Price Per Piece 1	50	100	500	Reel Qty.	Price Per Piece
81-LLM215R71E103MA1L	LLM215R71E103MA11L	0805	Low Profile	X7R	25V	0.01uF					4000	
81-LLM215R71E223MA1L	LLM215R71E223MA11L	0805	Low Profile	X7R	25V	0.022uF					4000	
81-LLM215R71C333MA1L	LLM215R71C333MA11L	0805	Low Profile	X7R	16V	0.033uF					4000	
81-LLM215R71C473MA1L	LLM215R71C473MA11L	0805	Low Profile	X7R	16V	0.047uF					4000	
81-LLM215R71C104MA1L	LLM215R71C104MA11L	0805	Low Profile	X7R	16V	0.1uF					4000	
81-LLM215R70J224MA1L	LLM215R70J224MA11L	0805	Low Profile	X7R	6.3V	0.22uF					4000	
81-LLM215R70J474MA1L	LLM215R70J474MA11L	0805	Low Profile	X7R	6.3V	0.47uF					4000	
81-LLM215C70G105MA1L	LLM215C70G105MA11L	0805	Low Profile	X7S	4V	1.0uF					4000	
81-LLM215C70G225ME1L	LLM215C70G225ME11L	0805	Low Profile	X7S	4V	2.2uF					4000	
81-LLM315R71C104MA1L	LLM315R71C104MA11L	1206	Low Profile	X7R	16V	0.1uF					4000	
81-LLM315R71C224MA1L	LLM315R71C224MA11L	1206	Low Profile	X7R	16V	0.22uF					4000	
81-LLM315R71A474MA1L	LLM315R71A474MA11L	1206	Low Profile	X7R	10V	0.47uF					4000	
81-LLM315R70J225MA1L	LLM315R70J225MA11L	1206	Low Profile	X7R	6.3V	2.2uF					4000	

© Copyright 2014 Mouser Electronics
© Copyright 2014 Mouser Electronics

SYFER High Q RF Capacitors

RoHS Compliant **This product is RoHS compliant.**

HIGH Q RF CAPACITORS

Syfer produces a wide range of specialist ceramic capacitors suitable for high frequency applications. Our High Q types are available in a range of sizes from 0402 to 3640. The design and materials used in their manufacture result in higher resonant frequencies, making them suitable for a wide range of applications including tuners, mixers, filters, oscillators, RF power amplifiers and tuning networks. Syfer also offers square chips in 0505 and 1111 sizes. Other case sizes available.

Features:
- High "Q" Factor at high frequencies
- High RF power cababilities
- Low ESR
- Small size
- High self resonant frequencies
- Excellent stability across temperature range

Specifications:
- Operating Temperature: -55°C to +125°C
- Temperature Coefficient (Typical): 0±30ppm/°C
- Insulation resistance at +25°C: >100GΩ
- Insulation resistance at +125°C: >10GΩ

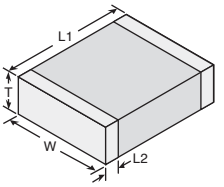

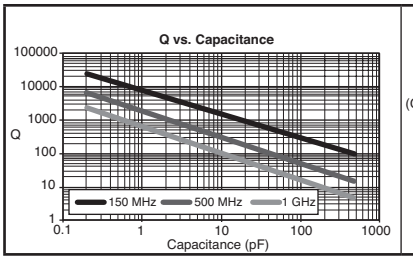

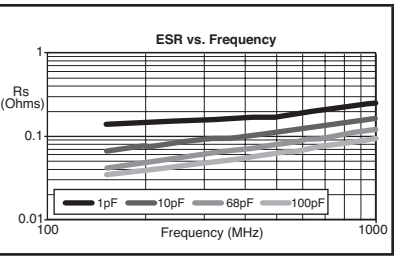

For quantities greater than listed, call for quote.

MOUSER STOCK NO.	Syfer Part No.	Value	Voltage	Tol. (±)	DIMENSIONS: mm					Price Each			
					Length (L1)	Width (W)	Thickness (T)	Termination Band(L2) Min.	Termination Band(L2) Max.	1	50	100	500
Style 0603													
843-0603J250P300B	0603J250P300BQT	0.3	250	0.1pF	1.60±0.20	0.80±0.20	0.80 max.	0.10	0.40				
843-0603J250P500B	0603J250P500BQT	0.5	250	0.1pF	1.60±0.20	0.80±0.20	0.80 max.	0.10	0.40				
843-0603J250P800B	0603J250P800BQT	0.8	250	0.1pF	1.60±0.20	0.80±0.20	0.80 max.	0.10	0.40				
843-0603J2501P00B	0603J2501P00BQT	1.0	250	0.1pF	1.60±0.20	0.80±0.20	0.80 max.	0.10	0.40				
843-0603J2501P50C	0603J2501P50CQT	1.5	250	0.25pF	1.60±0.20	0.80±0.20	0.80 max.	0.10	0.40				
843-0603J2502P20C	0603J2502P20CQT	2.2	250	0.25pF	1.60±0.20	0.80±0.20	0.80 max.	0.10	0.40				
843-0603J2503P30C	0603J2503P30CQT	3.3	250	0.25pF	1.60±0.20	0.80±0.20	0.80 max.	0.10	0.40				
843-0603J2504P70C	0603J2504P70CQT	4.7	250	0.25pF	1.60±0.20	0.80±0.20	0.80 max.	0.10	0.40				
843-0603J2506P80C	0603J2506P80CQT	6.8	250	0.25pF	1.60±0.20	0.80±0.20	0.80 max.	0.10	0.40				
843-0603J2500100J	0603J2500100JQT	10	250	5%	1.60±0.20	0.80±0.20	0.80 max.	0.10	0.40				
843-0603J2500150J	0603J2500150JQT	15	250	5%	1.60±0.20	0.80±0.20	0.80 max.	0.10	0.40				
843-0603J2500220J	0603J2500220JQT	22	250	5%	1.60±0.20	0.80±0.20	0.80 max.	0.10	0.40				
843-0603J2500270J	0603J2500270JQT	27	250	5%	1.60±0.20	0.80±0.20	0.80 max.	0.10	0.40				
843-0603J2500330J	0603J2500330JQT	33	250	5%	1.60±0.20	0.80±0.20	0.80 max.	0.10	0.40				
843-0603J2500390J	0603J2500390JQT	39	250	5%	1.60±0.20	0.80±0.20	0.80 max.	0.10	0.40				
843-0603J2500470J	0603J2500470JQT	47	250	5%	1.60±0.20	0.80±0.20	0.80 max.	0.10	0.40				
843-0603J1000680J	0603J1000680JQT	68	100	5%	1.60±0.20	0.80±0.20	0.80 max.	0.10	0.40				
843-0603J0500101K	0603J0500101KQT	100	50	10%	1.60±0.20	0.80±0.20	0.80 max.	0.10	0.40				
843-0603J0500151K	0603J0500151KQT	150	50	10%	1.60±0.20	0.80±0.20	0.80 max.	0.10	0.40				
Style 0805													
843-0805J250P200B	0805J250P200BQT	0.2	250	0.1pF	2.00±0.30	1.27±0.20	1.30 max.	0.13	0.75				
843-0805J250P300B	0805J250P300BQT	0.3	250	0.1pF	2.00±0.30	1.27±0.20	1.30 max.	0.13	0.75				
843-0805J250P400B	0805J250P400BQT	0.4	250	0.1pF	2.00±0.30	1.27±0.20	1.30 max.	0.13	0.75				
843-0805J250P500B	0805J250P500BQT	0.5	250	0.1pF	2.00±0.30	1.27±0.20	1.30 max.	0.13	0.75				
843-0805J250P600B	0805J250P600BQT	0.6	250	0.1pF	2.00±0.30	1.27±0.20	1.30 max.	0.13	0.75				
843-0805J250P700B	0805J250P700BQT	0.7	250	0.1pF	2.00±0.30	1.27±0.20	1.30 max.	0.13	0.75				
843-0805J250P800B	0805J250P800BQT	0.8	250	0.1pF	2.00±0.30	1.27±0.20	1.30 max.	0.13	0.75				
843-0805J2501P00B	0805J2501P00BQT	1.0	250	0.1pF	2.00±0.30	1.27±0.20	1.30 max.	0.13	0.75				
843-0805J2501P50C	0805J2501P50CQT	1.5	250	0.25pF	2.00±0.30	1.27±0.20	1.30 max.	0.13	0.75				
843-0805J2503P30C	0805J2503P30CQT	3.3	250	0.25pF	2.00±0.30	1.27±0.20	1.30 max.	0.13	0.75				
843-0805J2504P70C	0805J2504P70CQT	4.7	250	0.25pF	2.00±0.30	1.27±0.20	1.30 max.	0.13	0.75				
843-0805J2506P80C	0805J2506P80CQT	6.8	250	0.25pF	2.00±0.30	1.27±0.20	1.30 max.	0.13	0.75				
843-0805J2500150J	0805J2500150JQT	15	250	5%	2.00±0.30	1.27±0.20	1.30 max.	0.13	0.75				
843-0805J2500220J	0805J2500220JQT	22	250	5%	2.00±0.30	1.27±0.20	1.30 max.	0.13	0.75				
843-0805J2500470J	0805J2500470JQT	47	250	5%	2.00±0.30	1.27±0.20	1.30 max.	0.13	0.75				
843-0805J2500680J	0805J2500680JQT	68	250	5%	2.00±0.30	1.27±0.20	1.30 max.	0.13	0.75				
843-0805J2500151K	0805J2500151KQT	150	250	10%	2.00±0.30	1.27±0.20	1.30 max.	0.13	0.75				
843-0805J1500221K	0805J1500221KQT	220	150	10%	2.00±0.30	1.27±0.20	1.30 max.	0.13	0.75				
843-0805J1000331K	0805J1000331KQT	330	100	10%	2.00±0.30	1.27±0.20	1.30 max.	0.13	0.75				
843-0805J0500471K	0805J0500471KQT	470	50	10%	2.00±0.30	1.27±0.20	1.30 max.	0.13	0.75				
Style 1111													
843-1111J1K0P300B	1111J1K0P300BQT	0.3	1000	0.1pF	2.79±0.51-0.25	2.79±0.38	2.54 max.	0.13	0.63				
843-1111J1K0P400B	1111J1K0P400BQT	0.4	1000	0.1pF	2.79±0.51-0.25	2.79±0.38	2.54 max.	0.13	0.63				
843-1111J1K0P500B	1111J1K0P500BQT	0.5	1000	0.1pF	2.79±0.51-0.25	2.79±0.38	2.54 max.	0.13	0.63				
843-1111J1K0P600B	1111J1K0P600BQT	0.6	1000	0.1pF	2.79±0.51-0.25	2.79±0.38	2.54 max.	0.13	0.63				
843-1111J1K0P700B	1111J1K0P700BQT	0.7	1000	0.1pF	2.79±0.51-0.25	2.79±0.38	2.54 max.	0.13	0.63				
843-1111J1K0P800B	1111J1K0P800BQT	0.8	1000	0.1pF	2.79±0.51-0.25	2.79±0.38	2.54 max.	0.13	0.63				
843-1111J1K0P900B	1111J1K0P900BQT	0.9	1000	0.1pF	2.79±0.51-0.25	2.79±0.38	2.54 max.	0.13	0.63				
843-1111J1K01P00B	1111J1K01P00BQT	1.0	1000	0.1pF	2.79±0.51-0.25	2.79±0.38	2.54 max.	0.13	0.63				
843-1111J1K01P50C	1111J1K01P50CQT	1.5	1000	0.25pF	2.79±0.51-0.25	2.79±0.38	2.54 max.	0.13	0.63				
843-1111J1K02P20C	1111J1K02P20CQT	2.2	1000	0.25pF	2.79±0.51-0.25	2.79±0.38	2.54 max.	0.13	0.63				
843-1111J1K03P30C	1111J1K03P30CQT	3.3	1000	0.25pF	2.79±0.51-0.25	2.79±0.38	2.54 max.	0.13	0.63				
843-1111J1K04P70C	1111J1K04P70CQT	4.7	1000	0.25pF	2.79±0.51-0.25	2.79±0.38	2.54 max.	0.13	0.63				
843-1111J1K06P80C	1111J1K06P80CQT	6.8	1000	0.25pF	2.79±0.51-0.25	2.79±0.38	2.54 max.	0.13	0.63				
843-1111J1K00100J	1111J1K00100JQT	10	1000	5%	2.79±0.51-0.25	2.79±0.38	2.54 max.	0.13	0.63				
843-1111J1K00220J	1111J1K00220JQT	22	1000	5%	2.79±0.51-0.25	2.79±0.38	2.54 max.	0.13	0.63				
843-1111J1K00470J	1111J1K00470JQT	47	1000	5%	2.79±0.51-0.25	2.79±0.38	2.54 max.	0.13	0.63				
843-1111J1K00101K	1111J1K00101KQT	100	1000	10%	2.79±0.51-0.25	2.79±0.38	2.54 max.	0.13	0.63				
843-1111J1K00221K	1111J1K00221KQT	220	1000	10%	2.79±0.51-0.25	2.79±0.38	2.54 max.	0.13	0.63				
843-1111J5000471K	1111J5000471KQT	470	500	10%	2.79±0.51-0.25	2.79±0.38	2.54 max.	0.13	0.63				
843-1111J2500102K	1111J2500102KQT	1000	250	10%	2.79±0.51-0.25	2.79±0.38	2.54 max.	0.13	0.63				
843-1111J1000152K	1111J1000152KQT	1500	100	10%	2.79±0.51-0.25	2.79±0.38	2.54 max.	0.13	0.63				
843-1111J1000152G	1111J1000152GQT	1500	100	2%	2.79±0.51-0.25	2.79±0.38	2.54 max.	0.13	0.63				
843-1111J1000182G	1111J1000182GQT	1800	100	2%	2.79±0.51-0.25	2.79±0.38	2.54 max.	0.13	0.63				
843-1111J1000222K	1111J1000222KQT	2200	100	10%	2.79±0.51-0.25	2.79±0.38	2.54 max.	0.13	0.63				
843-1111J1000332K	1111J1000332KQT	3300	100	10%	2.79±0.51-0.25	2.79±0.38	2.54 max.	0.13	0.63				

© Copyright 2014 Mouser Electronics
© Copyright 2014 Mouser Electronics

SYFER SMD Ceramic Capacitors

RoHS Compliant This page of product is compliant.

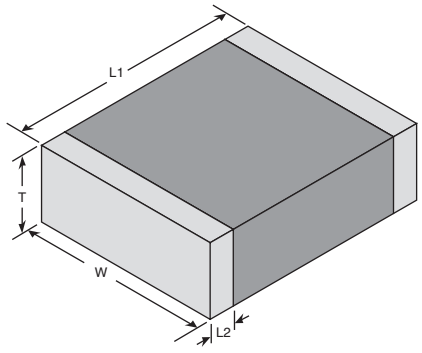

Size	DIMENSIONS: mm (in.)				
	Length (L1)	Width (W)	Max. Thickness (T)	Termination Band (L2)	
				Min.	Max.
0805	2.0±0.3 (0.08±0.012)	1.25±0.2 (0.05±0.008)	1.3 (0.051)	0.13 (0.005)	0.75 (0.03)
1206	3.2±0.3 (0.126±0.012)	1.6±0.2 (0.063±0.008)	1.6 (0.063)	0.25 (0.01)	0.75 (0.03)
1210	3.2±0.3 (0.126±0.012)	2.5±0.3 (0.1±0.012)	2.0 (0.08)	0.25 (0.01)	0.75 (0.03)
1808	4.5±0.35 (0.18±0.014)	2.0±0.3 (0.08±0.012)	2.0 (0.08)	0.25 (0.01)	1.0 (0.04)
1812	4.5±0.35 (0.18±0.014)	3.2±0.3 (0.126±0.012)	2.5 (0.1)	0.25 (0.01)	1.0 (0.04)
2220	5.7±0.4 (0.225±0.016)	5.0±0.4 (0.197±0.016)	2.5 (0.1)	0.25 (0.01)	1.0 (0.04)

SURGE AND SAFETY CAPACITORS

The Syfer range of surge and safety ceramic capacitors offer designers the option of using a surface mount ceramic multilayer capacitor to replace leaded film types. Offering the benefits of reduced board space requirements and lower profile, they are also available in a FlexiCap™ version to reduce the risk of mechanical cracking.

RoHS Compliant

Applications:
- Modems
- AC-DC Power Supplies
- Where lightning strikes or other voltage transients represent a threat to electronic equipment.

For quantities greater than listed, call for quote.

MOUSER STOCK NO.	Syfer Part No.	Value (pF)	Voltage (AC)	Tol. (%)	Class	Approvals	Termination	Price Each 1	Price Each 100	Price Each 500	Price Each 1000	Reel Qty.	Price Per Piece
Style 1808-Temperature Coeff. C0G/NP0													
843-1808YA250270FCS2	1808YA250270FCTSY2	27	250	1	Y2/X1	TÜV/UL	FlexiCap™					1500	
843-1808YA250270GCS2	1808YA250270GCTSY2	27	250	2	Y2/X1	TÜV/UL	FlexiCap™					1500	
843-1808YA250270JCS2	1808YA250270JCTSY2	27	250	5	Y2/X1	TÜV/UL	FlexiCap™					1500	
843-1808YA250151JCS2	1808YA250151JCTSY2	150	250	5	Y2/X1	TÜV/UL	FlexiCap™					1500	
Style 1808-Temperature Coeff. X7R													
843-1808YA250151JXS2	1808YA250151JXTSY2	150	250	5	Y2/X1	TÜV/UL	FlexiCap™					1500	
843-1808YA250151KXS2	1808YA250151KXTSY2	150	250	10	Y2/X1	TÜV/UL	FlexiCap™					1500	
843-1808YA250331JXS2	1808YA250331JXTSY2	330	250	5	Y2/X1	TÜV/UL	FlexiCap™					1500	
843-1808JA250331KXS2	1808JA250331KXTSY2	330	250	10	Y2/X1	TÜV/UL	Matte Tin					1500	
843-1808JA250681JXS2	1808JA250681JXTSY2	680	250	5	Y2/X1	TÜV/UL	Matte Tin					1500	
843-1808YA250102JXS2	1808YA250102JXTSY2	1000	250	5	Y2/X1	TÜV/UL	FlexiCap™					1500	
843-1808YA250102KXS2	1808YA250102KXTSY2	1000	250	10	Y2/X1	TÜV/UL	FlexiCap™					1500	
843-1808YA250102JSU	1808YA250102JXTSPU	1000	250	5	Y3/X2	TÜV/UL	FlexiCap™					1500	
843-1808JA250102JXSU	1808JA250102JXTSPU	1000	250	5	Y3/X2	TÜV/UL	Matte Tin					1500	
843-1808JA250102KXSU	1808JA250102KXTSPU	1000	250	10	Y3/X2	TÜV/UL	Matte Tin					1500	
Style 2220-Temperature Coeff. X7R													
843-2220YA250151JX16	2220YA250151JXTB16	150	250	5	X1/Y2	TÜV/UL	FlexiCap™					1000	
843-2220JA250471KX16	2220JA250471KXTB16	470	250	10	X1/Y2	TÜV/UL	Matte Tin					1000	
843-2220YA250102JX16	2220YA250102JXTB16	1000	250	5	X1/Y2	TÜV/UL	FlexiCap™					1000	
843-2220YA250152JX16	2220YA250152JXTB16	1500	250	5	X1/Y2	TÜV/UL	FlexiCap™					1000	
843-2220JA250152KX16	2220JA250152KXTB16	1500	250	10	X1/Y2	TÜV/UL	Matte Tin					1000	
843-2220JA250222KX16	2220JA250222KXTB16	2200	250	10	X1/Y2	TÜV/UL	Matte Tin					1000	
843-2220YA250103JX17	2220YA250103JXTB17	10000	250	5	X2	TÜV	FlexiCap™					1000	

250VAC NON SAFETY RATED AC CAPACITORS

Syfer Technology has developed a range of MLCCs for use in 250Vac 60Hz applications. As they are designed for non-safety critical applications, the available capacitance values are much higher than for safety types which need to meet strict impulse and voltage proof requirements.

RoHS Compliant

For quantities greater than listed, call for quote.

MOUSER STOCK NO.	Syfer Part No.	Value (pF)	Voltage (AC)	Tol. (%)	Termination	Price Each 1	Price Each 100	Price Each 500	Price Each 1000	Reel Qty.	Price Per Piece
Style 0805-Temperature Coeff. C0G/NP0											
843-0805YA250181JCT	0805YA250181JCT	180	250	5	FlexiCap™					3000	
Style 0805-Temperature Coeff. X7R											
843-0805YA250103KXT	0805YA250103KXT	10000	250	10	FlexiCap™					3000	
Style 1206-Temperature Coeff. C0G/NP0											
843-1206YA250181JCT	1206YA250181JCT	180	250	5	FlexiCap™					2500	
843-1206YA250391KCT	1206YA250391KCT	390	250	10	FlexiCap™					2500	
Style 1206-Temperature Coeff. X7R											
843-1206YA250103KXT	1206YA250103KXT	10000	250	10	FlexiCap™					2500	
843-1206YA250473KXT	1206YA250473KXT	47000	250	10	FlexiCap™					2500	
Style 1210-Temperature Coeff. C0G/NP0											
843-1210YA250471JCT	1210YA250471JCT	470	250	5	FlexiCap™					2000	
843-1210YA250561KCT	1210YA250561KCT	560	250	10	FlexiCap™					2000	
Style 1210-Temperature Coeff. X7R											
843-1210YA250153JXT	1210YA250153JXT	15000	250	5	FlexiCap™					2000	
843-1210YA250223KXT	1210YA250223KXT	22000	250	10	FlexiCap™					2000	
843-1210YA250104KXT	1210YA250104KXT	100000	250	10	FlexiCap™					2000	
Style 1812-Temperature Coeff. C0G/NP0											
843-1812YA250331JCT	1812YA250331JCT	330	250	5	FlexiCap™					1000	
843-1812YA250471JCT	1812YA250471JCT	470	250	5	FlexiCap™					1000	
843-1812YA250152JCT	1812YA250152JCT	1500	250	5	FlexiCap™					1000	
843-1812YA250222JCT	1812YA250222JCT	2200	250	5	FlexiCap™					1000	
Style 1812-Temperature Coeff. X7R											
843-1812YA250223MXT	1812YA250223MXT	22000	250	20	FlexiCap™					1000	
843-1812YA250273JXT	1812YA250273JXT	27000	250	5	FlexiCap™					1000	
843-1812YA250563JXT	1812YA250563JXT	56000	250	5	FlexiCap™					500	
843-1812YA250124KXT	1812YA250124KXT	120000	250	10	FlexiCap™					500	

© Copyright 2014 Mouser Electronics
© Copyright 2014 Mouser Electronics

TAIYO YUDEN Multilayer Ceramic Capacitors TAIYO YUDEN

RoHS Compliant **This product is RoHS compliant.**

HIGH VALUE MLCCs

High Dielectric Type

Features:
- Monolithic structure provides higher reliability

Applications:
- Communication equipment
- General digital circuit
- Power Supply bypass capacitors
- Smoothing capacitors

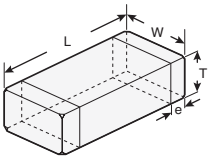

Type	DIMENSIONS: mm				
	L	W	T		e
MK063 (0201 inch)	0.6±0.03	0.3±0.03	0.3±0.03	P	0.15±0.05
MK105 (0402 inch)	1.0±0.05	0.5±0.05	0.2±0.02	C	0.25±0.10
			0.3±0.03	P	
			0.5±0.05	V	
MK107 (0603 inch)	1.6±0.10	0.8±0.10	0.45±0.05	K	0.35±0.25
			0.8±0.10	A	
MK212 (0805 inch)	2.0±0.10	1.25±0.10	0.45±0.05	K	0.5±0.25
			0.85±0.10	D	
			1.25±0.10	G	
MK316 (1206 inch)	3.2±0.15	1.6±0.15	0.85±0.10	D	0.5 +0.35/-0.25
			1.25±0.10	G	
			1.6±0.20	L	
MK325 (1210 inch)	3.2±0.30	2.5±0.20	0.85±0.10	D	0.6±0.3
			1.9±0.20	N	
			1.9 +0.1/-0.2	Y	
			2.5±0.20	M	

* For additional values and sizes, visit mouser.com

For quantities greater than listed, call for quote.

MOUSER STOCK NO.	Taiyo Yuden Part No.	Case Size	Volt (VDC)	Value (pF)	Tol. ±	Price Each 1	10	100	1000	2000
X5R										
963-AMK063BJ474MP-F	AMK063BJ474MP-F	0201	4V	0.47	20%					
963-AMK063ABJ105MP-F	AMK063ABJ105MP-F	0201	4V	1	20%					
963-AMK105BJ225MV-F	AMK105BJ225MV-F	0402	4V	2.2	20%					
963-AMK105BJ335MV-F	AMK105BJ335MV-F	0402	4V	3.3	20%					
963-AMK105BJ475MV-F	AMK105BJ475MV-F	0402	4V	4.7	20%					
963-AMK107BJ106MA-T	AMK107BJ106MA-T	0603	4V	10	20%					
963-AMK107BJ226MA-T	AMK107BJ226MA-T	0603	4V	22	20%					
963-AMK316BJ107ML-T	AMK316BJ107ML-T	1206	4V	100	20%					

For quantities greater than listed, call for quote.

MOUSER STOCK NO.	Taiyo Yuden Part No.	Case Size	Volt (VDC)	Value (pF)	Tol. ±	Price Each 1	10	100	1000	2000
X5R										
963-JMK063BJ473KP-F	JMK063BJ473KP-F	0201	6.3V	0.047	10%					
963-JMK063BJ104KP-F	JMK063BJ104KP-F	0201	6.3V	0.1	10%					
963-JMK063BJ224MP-F	JMK063BJ224MP-F	0201	6.3V	0.22	20%					
963-JMK105BJ224KV-F	JMK105BJ224KV-F	0402	6.3V	0.22	10%					
963-JMK105BJ105KV-F	JMK105BJ105KV-F	0402	6.3V	1	10%					
963-JMK105BJ225MV-F	JMK105BJ225MV-F	0402	6.3V	2.2	20%					
963-JMK107BJ105KK-T	JMK107BJ105KK-T	0603	6.3V	1	10%					
963-JMK107BJ225KA-T	JMK107BJ225KA-T	0603	6.3V	2.2	10%					
963-JMK107BJ106MA-T	JMK107BJ106MA-T	0603	6.3V	10	20%					
963-JMK212BJ225KG-T	JMK212BJ225KG-T	0805	6.3V	2.2	10%					
963-JMK212BJ475KD-T	JMK212BJ475KD-T	0805	6.3V	4.7	10%					
963-JMK212BJ106KD-T	JMK212BJ106KD-T	0805	6.3V	10	10%					
963-JMK316BJ475KD-T	JMK316BJ475KD-T	1206	6.3V	4.7	10%					
963-JMK316BJ106KD-T	JMK316BJ106KD-T	1206	6.3V	10	10%					
963-JMK316BJ107ML-T	JMK316BJ107ML-T	1206	6.3V	100	20%					
963-JMK325BJ226MM-T	JMK325BJ226MM-T	1210	6.3V	22	20%					
963-JMK325BJ476MM-T	JMK325BJ476MM-T	1210	6.3V	47	20%					
963-JMK325BJ107MM-T	JMK325BJ107MM-T	1210	6.3V	100	20%					
X7R										
963-JMK105B7224KV-F	JMK105B7224KV-F	0402	6.3V	0.22	10%					
963-JMK107B7105KA-T	JMK107B7105KA-T	0603	6.3V	1	10%					
963-JMK212AB7106KG-T	JMK212AB7106KG-T	0805	6.3V	10	10%					
963-JMK316B7106KL-T	JMK316B7106KL-T	1206	6.3V	10	10%					
963-JMK316B7226ML-T	JMK316B7226ML-T	1206	6.3V	22	20%					
963-JMK325B7476MM-TR	JMK325B7476MM-TR	1210	6.3V	47	20%					
Y5V										
963-JMK107F225ZA-T	JMK107F225ZA-T	0603	6.3V	2.2	+80-20%					
963-JMK212F475ZD-T	JMK212F475ZD-T	0805	6.3V	4.7	+80-20%					
963-JMK212F106ZG-T	JMK212F106ZG-T	0805	6.3V	10	+80-20%					
963-JMK316F106ZD-T	JMK316F106ZD-T	1206	6.3V	10	+80-20%					
963-JMK316F226ZL-T	JMK316F226ZL-T	1206	6.3V	22	+80-20%					
963-JMK325F476ZN-T	JMK325F476ZN-T	1210	6.3V	47	+80-20%					
963-JMK325F107ZM-T	JMK325F107ZM-T	1210	6.3V	100	+80-20%					

For quantities greater than listed, call for quote.

MOUSER STOCK NO.	Taiyo Yuden Part No.	Case Size	Volt (VDC)	Value (pF)	Tol. ±	Price Each 1	10	100	1000	2000
X5R										
963-LMK063BJ223KP-F	LMK063BJ223KP-F	0201	10V	0.022	10%					
963-LMK063BJ224MP-F	LMK063BJ224MP-F	0201	10V	0.22	20%					
963-LMK063BJ104KP-F	LMK063BJ104KP-F	0201	10V	0.1	10%					
963-LMK105BJ224KV-F	LMK105BJ224KV-F	0402	10V	0.22	10%					
963-LMK105BJ104KV-F	LMK105BJ104KV-F	0402	10V	0.1	10%					
963-LMK105BJ105KV-F	LMK105BJ105KV-F	0402	10V	1	10%					
963-LMK107BJ225KA-T	LMK107BJ225KA-T	0603	10V	2.2	10%					
963-LMK107BJ105KK-T	LMK107BJ105KK-T	0603	10V	1	10%					
963-LMK107BJ106MALTD	LMK107BJ106MALTD	0603	10V	10	20%					
963-LMK212BJ225KD-T	LMK212BJ225KD-T	0805	10V	2.2	10%					
963-LMK212BJ475KD-T	LMK212BJ475KD-T	0805	10V	4.7	10%					
963-LMK212BJ106KG-T	LMK212BJ106KG-T	0805	10V	10	10%					
X7R										
963-LMK105B7223KV-F	LMK105B7223KV-F	0402	10V	0.022	10%					
963-LMK105B7473KV-F	LMK105B7473KV-F	0402	10V	0.047	10%					
963-LMK105B7104KV-F	LMK105B7104KV-F	0402	10V	0.1	10%					
963-LMK107B7224KA-T	LMK107B7224KA-T	0603	10V	0.22	10%					
963-LMK107B7225KA-T	LMK107B7225KA-T	0603	10V	2.2	10%					
963-LMK107B7105KA-T	LMK107B7105KA-T	0603	10V	1	10%					
963-LMK212B7225KD-T	LMK212B7225KD-T	0805	10V	2.2	10%					
963-LMK212B7105KD-T	LMK212B7105KD-T	0805	10V	1	10%					
963-LMK212B7106KG-TD	LMK212B7106KG-TD	0805	10V	10	10%					
Y5V										
963-LMK107F225ZA-T	LMK107F225ZA-T	0603	10V	2.2	+80-20%					
963-LMK107F105ZA-T	LMK107F105ZA-T	0603	10V	1	+80-20%					
963-LMK212F225ZD-T	LMK212F225ZD-T	0805	10V	2.2	+80-20%					
963-LMK212F475ZG-T	LMK212F475ZG-T	0805	10V	4.7	+80-20%					
963-LMK212F106ZG-T	LMK212F106ZG-T	0805	10V	10	+80-20%					

© Copyright 2014 Mouser Electronics
© Copyright 2014 Mouser Electronics

RoHS Compliant **This product is RoHS compliant.**

HIGH VALUE MLCCs (CONT.)

High Dielectric Type



Features:
- Monolithic structure provides higher reliability

Applications:
- Communication equipment
- General digital circuit
- Power Supply bypass capacitors
- Smoothing capacitors

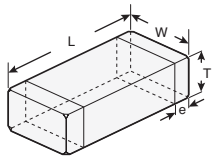

Type	DIMENSIONS: mm				
	L	W	T		e
MK105 (0402 inch)	1.0±0.05	0.5±0.05	0.2±0.02	C	0.25±0.10
			0.3±0.03	P	
			0.5±0.05	V	
MK107 (0603 inch)	1.6±0.10	0.8±0.10	0.45±0.05	K	0.35±0.25
			0.8±0.10	A	
MK212 (0805 inch)	2.0±0.10	1.25±0.10	0.45±0.05	K	0.5±0.25
			0.85±0.10	D	
			1.25±0.10	G	
MK316 (1206 inch)	3.2±0.15	1.6±0.15	0.85±0.10	D	0.5 +0.35/-0.25
			1.25±0.10	G	
			1.6±0.20	L	
MK325 (1210 inch)	3.2±0.30	2.5±0.20	0.85±0.10	D	0.6±0.3
			1.9±0.20	N	
			1.9 +0.1/-0.2	Y	
			2.5±0.20	M	

* For additional values and sizes, visit mouser.com

For quantities greater than listed, call for quote.

MOUSER STOCK NO.	Taiyo Yuden Part No.	Case Size	Volt (VDC)	Value (pF)	Tol. ±	Price Each 1	10	100	1000	2000
X5R										
963-LMK316BJ106KD-T	LMK316BJ106KD-T	1206	10V	10	10%					
963-LMK316BJ106KL-T	LMK316BJ106KL-T	1206	10V	10	10%					
963-LMK316BJ226MD-T	LMK316BJ226MD-T	1206	10V	22	20%					
963-LMK325BJ106MD-T	LMK325BJ106MD-T	1210	10V	10	20%					
963-LMK325BJ226MM-T	LMK325BJ226MM-T	1210	10V	22	20%					
963-LMK325BJ107MM-T	LMK325BJ107MM-T	1210	10V	100	20%					
7XR										
963-LMK316B7225KL-T	LMK316B7225KL-T	1206	10V	2.2	10%					
963-LMK316B7106KL-TD	LMK316B7106KL-TD	1206	10V	10	10%					
963-LMK316AB7226ML	LMK316AB7226ML-TR	1206	10V	22	20%					
963-LMK325B7106KN-T	LMK325B7106KN-T	1210	10V	10	10%					
963-LMK325B7476MM-TR	LMK325B7476MM-TR	1210	10V	47	20%					
Y5V										
963-LMK316F475ZD-T	LMK316F475ZD-T	1206	10V	4.7	+80-20%					
963-LMK316F106ZF-T	LMK316F106ZF-T	1206	10V	10	+80-20%					
963-LMK316F226ZL-T	LMK316F226ZL-T	1206	10V	22	+80-20%					
963-LMK325F106ZF-T	LMK325F106ZF-T	1210	10V	10	+80-20%					
963-LMK325F226ZN-T	LMK325F226ZN-T	1210	10V	22	+80-20%					

For quantities greater than listed, call for quote.

X5R										
963-EMK063BJ222KP-F	EMK063BJ222KP-F	0201	16V	2200	10%					
963-EMK063BJ332KP-F	EMK063BJ332KP-F	0201	16V	3300	10%					
963-EMK063BJ472KP-F	EMK063BJ472KP-F	0201	16V	4700	10%					
963-EMK105BJ224KV-F	EMK105BJ224KV-F	0402	16V	0.22	10%					
963-EMK105BJ104KV-F	EMK105BJ104KV-F	0402	16V	0.1	10%					
963-EMK105BJ105KV-F	EMK105BJ105KV-F	0402	16V	1	10%					
963-EMK107BJ225KA-T	EMK107BJ225KA-T	0603	16V	2.2	10%					
963-EMK107ABJ475KA-T	EMK107ABJ475KA-T	0603	16V	4.7	10%					
963-EMK107BJ105KA-T	EMK107BJ105KA-T	0603	16V	1	10%					
963-EMK212ABJ225KD-T	EMK212ABJ225KD-T	0805	16V	2.2	10%					
963-EMK212BJ475KG-T	EMK212BJ475KG-T	0805	16V	4.7	10%					
963-EMK212BJ106KG-T	EMK212BJ106KG-T	0805	16V	10	10%					
963-EMK316BJ225KD-T	EMK316BJ225KD-T	1206	16V	2.2	10%					
963-EMK316BJ106KL-T	EMK316BJ106KL-T	1206	16V	10	10%					
963-EMK316BJ226ML-T	EMK316BJ226ML-T	1206	16V	22	20%					
963-EMK325BJ106KD-T	EMK325BJ106KD-T	1210	16V	10	10%					
963-EMK325BJ226MD-T	EMK325BJ226MD-T	1210	16V	22	20%					
963-EMK325ABJ107MM-T	EMK325ABJ107MM-T	1210	16V	100	20%					
X7R										
963-EMK063B7222KP-F	EMK063B7222KP-F	0201	16V	2200	10%					
963-EMK063B7472KP-F	EMK063B7472KP-F	0201	16V	4700	10%					
963-EMK105B7223KV-F	EMK105B7223KV-F	0402	16V	0.022	10%					
963-EMK105B7473KV-F	EMK105B7473KV-F	0402	16V	0.047	10%					
963-EMK105B7104KV-F	EMK105B7104KV-F	0402	16V	0.1	10%					
963-EMK107B7224KA-T	EMK107B7224KA-T	0603	16V	0.22	10%					
963-EMK107B7474KA-T	EMK107B7474KA-T	0603	16V	0.47	10%					
963-EMK107B7105KA-T	EMK107B7105KA-T	0603	16V	1	10%					
963-EMK212B7474KD-T	EMK212B7474KD-T	0805	16V	0.47	10%					
963-EMK212B7225KD-T	EMK212B7225KD-T	0805	16V	2.2	10%					
963-EMK212B7105KG-T	EMK212B7105KG-T	0805	16V	1	10%					
963-EMK316B7225KL-T	EMK316B7225KL-T	1206	16V	2.2	10%					
963-EMK316B7105KF-T	EMK316B7105KF-T	1206	16V	1	10%					
963-EMK316B7106KL-TD	EMK316B7106KL-TD	1206	16V	10	10%					
963-EMK325B7475KN-T	EMK325B7475KN-T	1210	16V	4.7	10%					
963-EMK325B7106KN-T	EMK325B7106KN-T	1210	16V	10	10%					
963-EMK325B7226MM-TR	EMK325B7226MM-TR	1210	16V	22	20%					
Y5V										
963-EMK107F224ZA-T	EMK107F224ZA-T	0603	16V	0.22	+80-20%					
963-EMK107F225ZA-T	EMK107F225ZA-T	0603	16V	2.2	+80-20%					
963-EMK107F105ZA-T	EMK107F105ZA-T	0603	16V	1	+80-20%					
963-EMK212F225ZG-T	EMK212F225ZG-T	0805	16V	2.2	+80-20%					
963-EMK212F105ZG-T	EMK212F105ZG-T	0805	16V	1	+80-20%					
963-EMK316F475ZG-T	EMK316F475ZG-T	1206	16V	4.7	+80-20%					
963-EMK316F106ZL-T	EMK316F106ZL-T	1206	16V	10	+80-20%					
963-EMK325F226ZN-T	EMK325F226ZN-T	1210	16V	22	+80-20%					

For quantities greater than listed, call for quote.

C0G										
963-TMK063CG100DT-F	TMK063CG100DT-F	0201	25V	10	5%					
963-TMK063CG120JT-F	TMK063CG120JT-F	0201	25V	12	5%					
963-TMK063CG101JT-F	TMK063CG101JT-F	0201	25V	100	5%					
X5R										
963-TMK063BJ101KP-F	TMK063BJ101KP-F	0201	25V	100	10%					
963-TMK063BJ221KP-F	TMK063BJ221KP-F	0201	25V	220	10%					
963-TMK063BJ102KP-F	TMK063BJ102KP-F	0201	25V	1000	10%					
X7R										
963-TMK063B7221KP-F	TMK063B7221KP-F	0201	25V	220	10%					
963-TMK063B7471KP-F	TMK063B7471KP-F	0201	25V	470	10%					
963-TMK063B7102KP-F	TMK063B7102KP-F	0201	25V	1000	10%					

© Copyright 2014 Mouser Electronics
© Copyright 2014 Mouser Electronics

TAIYO YUDEN Multilayer Ceramic Capacitors

TAIYO YUDEN

RoHS Compliant **This product is RoHS compliant.**

HIGH VALUE MLCCs (CONT.)

High Dielectric Type

Features:
- Monolithic structure provides higher reliability

Applications:
- Communication equipment
- General digital circuit
- Power Supply bypass capacitors
- Smoothing capacitors

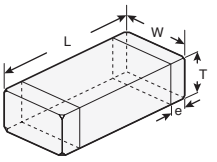

Type	DIMENSIONS: mm				
	L	W	T		e
MK105 (0402 inch)	1.0±0.05	0.5±0.05	0.2±0.02	C	0.25±0.10
			0.3±0.03	P	
			0.5±0.05	V	
MK107 (0603 inch)	1.6±0.10	0.8±0.10	0.45±0.05	K	0.35±0.25
			0.8±0.10	A	
MK212 (0805 inch)	2.0±0.10	1.25±0.10	0.45±0.05	K	0.5±0.25
			0.85±0.10	D	
			1.25±0.10	G	
MK316 (1206 inch)	3.2±0.15	1.6±0.15	0.85±0.10	D	0.5 +0.35/-0.25
			1.25±0.10	G	
			1.6±0.20	L	
MK325 (1210 inch)	3.2±0.30	2.5±0.20	0.85±0.10	D	0.6±0.3
			1.9±0.20	N	
			1.9 +0.1/-0.2	Y	
			2.5±0.20	M	

* For additional values and sizes, visit mouser.com

For quantities greater than listed, call for quote.

MOUSER STOCK NO.	Taiyo Yuden Part No.	Case Size	Volt (VDC)	Value (pF)	Tol. ±	Price Each 1	10	100	500	1000
X5R										
963-TMK105BJ104KV-F	TMK105BJ104KV-F	0402	25V	0.1	10%					
963-TMK107BJ474KA-T	TMK107BJ474KA-T	0603	25V	0.47	10%					
963-TMK107BJ105KA-T	TMK107BJ105KA-T	0603	25V	1	10%					
963-TMK107ABJ225KA-T	TMK107ABJ225KA-T	0603	25V	2.2	10%					
963-TMK212BJ105KD-T	TMK212BJ105KD-T	0805	25V	1	10%					
963-TMK212BBJ475KD-T	TMK212BBJ475KD-T	0805	25V	4.7	10%					
963-TMK212BBJ106KG-T	TMK212BBJ106KG-T	0805	25V	10	10%					
963-TMK316BJ105KD-T	TMK316BJ105KD-T	1206	25V	1	10%					
963-TMK316BJ475KD-T	TMK316BJ475KD-T	1206	25V	4.7	10%					
963-TMK316BJ106KL-T	TMK316BJ106KL-T	1206	25V	10	10%					
963-TMK325BJ106MD-T	TMK325BJ106MD-T	1206	25V	10	20%					
963-TMK325BJ226MM-T	TMK325BJ226MM-T	1206	25V	22	20%					
X7R										
963-TMK105B7103KV-F	TMK105B7103KV-F	0402	25V	0.01	10%					
963-TMK105B7223KV-F	TMK105B7223KV-F	0402	25V	0.022	10%					
963-TMK105B7472KV-F	TMK105B7472KV-F	0402	25V	4700	10%					
963-TMK107B7474KA-TR	TMK107B7474KA-TR	0603	25V	0.47	10%					
963-TMK107B7105KA-T	TMK107B7105KA-T	0603	25V	1	10%					
963-TMK212B7105KG-T	TMK212B7105KG-T	0805	25V	1	10%					
963-TMK212B7225KG-TR	TMK212B7225KG-TR	0805	25V	2.2	10%					
963-TMK212AB7475KG-T	TMK212AB7475KG-T	0805	25V	4.7	10%					
963-TMK316B7105KL-T	TMK316B7105KL-T	1206	25V	1	10%					
963-TMK325B7105KD-T	TMK325B7105KD-T	1206	25V	1	10%					
963-TMK325B7225KH-T	TMK325B7225KH-T	1206	25V	2.2	10%					
963-TMK316AB7475KL-T	TMK316AB7475KL-T	1206	25V	4.7	10%					
963-TMK316B7106KL-TD	TMK316B7106KL-TD	1206	25V	10	10%					
963-TMK325B7106KM-TD	TMK325B7106KM-TD	1206	25V	10	10%					
Y5V										
963-TMK107F474ZA-T	TMK107F474ZA-T	0603	25V	0.47	+80-20%					
963-TMK212F105ZG-T	TMK212F105ZG-T	0805	25V	1	+80-20%					
963-TMK316F106ZL-T	TMK316F106ZL-T	1206	25V	10	+80-20%					
963-TMK325F106ZH-T	TMK325F106ZH-T	1206	25V	10	+80-20%					

For quantities greater than listed, call for quote.

X5R										
963-GMK105BJ104KV-F	GMK105BJ104KV-F	0402	35V	0.1	10%					
963-GMK107BJ105KA-T	GMK107BJ105KA-T	0603	35V	1	10%					
963-GMK316BJ106KL-T	GMK316BJ106KL-T	1206	35V	10	10%					
963-GMK325BJ225KN-T	GMK325BJ225KN-T	1210	35V	2.2	10%					
963-GMK325BJ475MN-T	GMK325BJ475MN-T	1210	35V	4.7	20%					
963-GMK325BJ106KN-T	GMK325BJ106KN-T	1210	35V	10	10%					
X7R										
963-GMK212B7105KG-T	GMK212B7105KG-T	0805	35V	1	10%					
963-GMK316B7105KL-T	GMK316B7105KL-T	1206	35V	1	10%					
963-GMK316AB7106KL	GMK316AB7106KL-TR	1206	35V	10	10%					
963-GMK325AB7106MM-T	GMK325AB7106MM-T	1210	35V	10	20%					
Y5V										
963-GMK316F475ZG-T	GMK316F475ZG-T	1206	35V	4.7	+80-20%					
963-GMK316F106ZL-T	GMK316F106ZL-T	1206	35V	10	+80-20%					
963-GMK325F106ZH-T	GMK325F106ZH-T	1210	35V	10	+80-20%					

For quantities greater than listed, call for quote.

C0G										
963-UMK105CG100DV-F	UMK105CG100DV-F	0402	50V	10	0.5pF					
963-UMK105CG120JV-F	UMK105CG120JV-F	0402	50V	12	5%					
963-UMK105CG101JV-F	UMK105CG101JV-F	0402	50V	100	5%					
X5R										
963-UMK107BJ105KA-T	UMK107BJ105KA-T	0603	50V	1	10%					
963-UMK212ABJ105KD-T	UMK212ABJ105KD-T	0805	50V	1	10%					
963-UMK316BJ105KD-T	UMK316BJ105KD-T	1206	50V	1	10%					
963-UMK316BJ225KD-T	UMK316BJ225KD-T	1206	50V	2.2	10%					
963-UMK316BJ475KL-T	UMK316BJ475KL-T	1206	50V	4.7	10%					
963-UMK325BJ475MM-T	UMK325BJ475MM-T	1210	50V	4.7	20%					
963-UMK325BJ106KM-T	UMK325BJ106KM-T	1210	50V	10	10%					
X7R										
963-UMK105B7103KV-F	UMK105B7103KV-F	0402	50V	0.01	10%					
963-UMK105B7102KV-F	UMK105B7102KV-F	0402	50V	1000	10%					
963-UMK105B7221KV-F	UMK105B7221KV-F	0402	50V	220	10%					
963-UMK212B7104KG-T	UMK212B7104KG-T	0805	50V	0.1	10%					
963-UMK212B7224KG-T	UMK212B7224KG-T	0805	50V	0.22	10%					
963-UMK212B7474KG-T	UMK212B7474KG-T	0805	50V	0.47	10%					
963-UMK316B7224KL-T	UMK316B7224KL-T	1206	50V	0.22	10%					
963-UMK316B7474KL-T	UMK316B7474KL-T	1206	50V	0.47	10%					
963-UMK316B7105KL-T	UMK316B7105KL-T	1206	50V	1	10%					
963-UMK325B7105KH-T	UMK325B7105KH-T	1210	50V	1	10%					
963-UMK325B7475KM-T	UMK325B7475KM-T	1210	50V	4.7	10%					
Y5V										
963-UMK107F104ZA-T	UMK107F104ZA-T	0603	50V	0.1	+80-20%					
963-UMK212F224ZD-T	UMK212F224ZD-T	0805	50V	0.22	+80-20%					
963-UMK212F474ZG-T	UMK212F474ZG-T	0805	50V	0.47	+80-20%					
963-UMK212F105ZG-T	UMK212F105ZG-T	0805	50V	1	+80-20%					
963-UMK316F225ZG-T	UMK316F225ZG-T	1206	50V	2.2	+80-20%					
963-UMK325F475ZH-T	UMK325F475ZH-T	1210	50V	4.7	+80-20%					

© Copyright 2014 Mouser Electronics
© Copyright 2014 Mouser Electronics

RoHS Compliant This product is RoHS compliant.

M SERIES MEDIUM-HIGH VOLTAGE MLCCs

Features:
- The use of nickel as electrode material prevents migration and provides high reliability
- Small case sizes with high rated voltage

Applications:
- General telephone exchange
- Wireless and Telecommunication base
- For DC/DC Converter

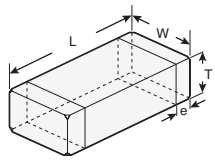

Type	DIMENSIONS: mm				
	L	W	T		e
MK107 (0603 inch)	1.6±0.10	0.8±0.10	0.8±0.10	A	0.35±0.25
MK212 (0805 inch)	2.0±0.10	1.25±0.10	0.85±0.10	D	0.5±0.25
			1.25±0.10	G	
MK316 (1206 inch)	3.2±0.15	1.6±0.15	1.15±0.10	F	0.5 +0.35/-0.25
			1.6±0.20	L	
MK325 (1210 inch)	3.2±0.3	2.5±0.20	1.15±0.10	F	0.6±0.3
			1.9±0.20	N	
MK432 (1812 inch)	4.5±0.4	3.2±0.30	2.5±0.20	M	0.9±0.6

* For additional values and sizes, visit mouser.com

For quantities greater than listed, call for quote.

MOUSER STOCK NO.	Case Size	Volt (VDC)	Value (μF)	Tol. ±	Price Each 1	10	100
X7R							
963-EMK105B7224KV-FR	0402	16V	0.22	10%			

For quantities greater than listed, call for quote.

MOUSER STOCK NO.	Case Size	Volt (VDC)	Value (μF)	Tol. ±	Price Each 1	10	100
X7R							
963-HMK107B7102KA-T	0603	100V	1000pF	10%			
963-HMK107B7222KA-T	0603	100V	2200pF	10%			
963-HMK107B7103KA-T	0603	100V	0.01	10%			
963-HMK212B7153KG-T	0805	100V	0.015	10%			
963-HMK212B7103KG-T	0805	100V	0.01	10%			
963-HMK212B7104KG-T	0805	100V	0.1	10%			
963-HMK316B7224KL-T	1206	100V	0.22	10%			
963-HMK316B7104KL-T	1206	100V	0.1	10%			
963-HMK316B7105KL-T	1206	100V	1	10%			
963-HMK325B7224KN-T	1210	100V	0.22	10%			
963-HMK325B7104KF-T	1210	100V	0.1	10%			
963-HMK325B7105KN-T	1210	100V	1	10%			
963-HMK432B7474KM-T	1812	100V	0.47	10%			
963-HMK432B7225KM-T	1812	100V	2.2	10%			
963-HMK432B7105KM-T	1812	100V	1	10%			

For quantities greater than listed, call for quote.

MOUSER STOCK NO.	Case Size	Volt (VDC)	Value (μF)	Tol. ±	Price Each 1	10	100
X7R							
963-QMK212B7102KD-T	0805	250V	1000pF	10%			
963-QMK212B7152KD-T	0805	250V	1500pF	10%			
963-QMK212B7103KG-T	0805	250V	0.01	10%			
963-QMK316B7333KL-T	1206	250V	0.033	10%			
963-QMK316B7473KL-T	1206	250V	0.047	10%			
963-QMK316B7104KL-T	1206	250V	0.1	10%			
963-QMK325B7473KN-T	1210	250V	0.047	10%			
963-QMK325B7224KN-T	1210	250V	0.22	10%			
963-QMK325B7104KN-T	1210	250V	0.1	10%			
963-QMK432B7224KM-T	1812	250V	0.22	10%			
963-QMK432B7474KM-T	1812	250V	0.47	10%			
963-QMK432B7104KM-T	1812	250V	0.1	10%			

For quantities greater than listed, call for quote.

MOUSER STOCK NO.	Case Size	Volt (VDC)	Value (μF)	Tol. ±	Price Each 1	10	100
X7R							
963-SMK316B7102KF-T	1206	630V	1000pF	10%			
963-SMK316B7152KF-T	1206	630V	1500pF	10%			
963-SMK316B7103KF-T	1206	630V	0.01	10%			
963-SMK325B7223KN-T	1210	630V	0.022	10%			
963-SMK325B7333KN-T	1210	630V	0.033	10%			
963-SMK325B7473KN-T	1210	630V	0.047	10%			
963-SMK432B7473KM-T	1812	630V	0.047	10%			
963-SMK432B7683KM-T	1812	630V	0.068	10%			
963-SMK432B7104KM-T	1812	630V	0.1	10%			

For quantities greater than listed, call for quote.

MOUSER STOCK NO.	Case Size	Volt (VDC)	Value (μF)	Tol. ±	Price Each 1	10	100
C0G							
963-UMK063CG010CT-F	0201	50	1 pF	0.25 pF			
963-UMK063CG1R2CT-F	0201	50	1.2 pF	0.25 pF			
963-UMK063CG1R5CT-F	0201	50	1.5 pF	0.25 pF			
963-UMK063CG1R8CT-F	0201	50	1.8 pF	0.25 pF			
963-UMK063CG2R2CT-F	0201	50	2.2 pF	0.25 pF			
963-UMK063CG2R7CT-F	0201	50	2.7 pF	0.25 pF			
963-UMK063CG3R3CT-F	0201	50	3.3 pF	0.25 pF			
963-UMK063CG3R9CT-F	0201	50	3.9 pF	0.25 pF			
963-UMK063CG4R7CT-F	0201	50	4.7 pF	0.25 pF			
963-UMK063CG5R6DT-F	0201	50	5.6 pF	0.5 pF			
963-UMK063CG6R8DT-F	0201	50	6.8 pF	0.5 pF			
963-UMK063CG8R2DT-F	0201	50	8.2 pF	0.5 pF			
963-UMK063CG100DT-F	0201	50	10 pF	0.5 pF			
963-UMK063CG120JT-F	0201	50	12 pF	5%			
963-UMK063CG150JT-F	0201	50	15 pF	5%			
963-UMK063CG180JT-F	0201	50	18 pF	5%			
963-UMK063CG220JT-F	0201	50	22 pF	5%			
963-UMK063CG270JT-F	0201	50	27 pF	5%			
963-UMK063CG330JT-F	0201	50	33 pF	5%			
963-UMK063CG390JT-F	0201	50	39 pF	5%			
963-UMK063CG470JT-F	0201	50	47 pF	5%			
963-UMK063CG560JT-F	0201	50	56 pF	5%			
963-UMK063CG680JT-F	0201	50	68 pF	5%			
963-UMK063CG820JT-F	0201	50	82 pF	5%			
963-UMK063CG101JT-F	0201	50	100 pF	5%			
963-UMK105CG0R5CV-F	0402	50	0.5 pF	0.25 pF			
963-UMK105CG010CV-F	0402	50	1 pF	0.25 pF			
963-UMK105CG1R2CV-F	0402	50	1.2 pF	0.25 pF			
963-UMK105CG1R5CV-F	0402	50	1.5 pF	0.25 pF			
963-UMK105CG1R8CV-F	0402	50	1.8 pF	0.25 pF			
963-UMK105CG2R2CV-F	0402	50	2.2 pF	0.25 pF			
963-UMK105CG2R7CV-F	0402	50	2.7 pF	0.25 pF			
963-UMK105CG3R3CV-F	0402	50	3.3 pF	0.25 pF			
963-UMK105CG3R9CV-F	0402	50	3.9 pF	0.25 pF			
963-UMK105CG4R7CV-F	0402	50	4.7 pF	0.25 pF			
963-UMK105CG5R6CV-F	0402	50	5.6 pF	0.25 pF			
963-UMK105CG5R6DV-F	0402	50	5.6 pF	0.5 pF			
963-UMK105CG6R8DV-F	0402	50	6.8 pF	0.5 pF			
X5R							
963-UMK107ABJ474KA-T	0603	50	0.47 uF	10%			
X7R							
963-UMK107B7474KA-TR	0603	50	0.47 uF	10%			
963-UMK212BB7225KG-T	0805	50	2.2 uF	10%			
963-UMK316B7225KD-T	1206	50	2.2 uF	10%			
963-UMK325AB7106KM-T	1210	50	10 uF	20%			
963-UMK325AB7106MM-T	1210	50	10 uF	20%			

MLCCS FOR HIGH FREQUENCY APPLICATIONS

Features:
- Q value in the high frequency range (1GHz+) is superior compared to other types of multilayer capacitors
- The 1005 (0402) case size is designed for high density mounting and weight reduction in various applications

Applications:
- Suitable for those high frequency applications in which a capacitor with both a high Q-value and small size is required such as portable communications and other wireless applications
- Adjustment of characteristics in high frequency circuit



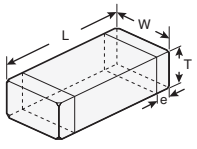

Type	DIMENSIONS: mm				
	L	W	T		e
VK105 (0402 inch)	1.6±0.10	0.8±0.10	0.8±0.10	A	0.35±0.25

* For additional values and sizes, visit mouser.com

For quantities greater than listed, call for quote.

MOUSER STOCK NO.	Taiyo Yuden Part No.	Case Size	Volt (VDC)	Value (pF)	Temp. Char.	Tol. ±	Price Each 1	10	100	500	1000
C0H											
963-UVK105CH0R3BW-F	UVK105CH0R3BW-F	0402	50V	0.3	C0H	0.1pF					
963-UVK105CH0R4BW-F	UVK105CH0R4BW-F	0402	50V	0.4	C0H	0.1pF					
963-UVK105CH0R5BW-F	UVK105CH0R5BW-F	0402	50V	0.5	C0H	0.1pF					
963-UVK105CH0R6BW-F	UVK105CH0R6BW-F	0402	50V	0.6	C0H	0.1pF					
963-UVK105CH0R7BW-F	UVK105CH0R7BW-F	0402	50V	0.7	C0H	0.1pF					
963-UVK105CH0R8BW-F	UVK105CH0R8BW-F	0402	50V	0.8	C0H	0.1pF					
963-UVK105CH0R9BW-F	UVK105CH0R9BW-F	0402	50V	0.9	C0H	0.1pF					
963-UVK105CH1R1BW-F	UVK105CH1R1BW-F	0402	50V	1.1	C0H	0.1pF					
963-UVK105CH1R2BW-F	UVK105CH1R2BW-F	0402	50V	1.2	C0H	0.1pF					
963-UVK105CH1R3BW-F	UVK105CH1R3BW-F	0402	50V	1.3	C0H	0.1pF					
963-UVK105CH1R5BW-F	UVK105CH1R5BW-F	0402	50V	1.5	C0H	0.1pF					
963-UVK105CH1R6BW-F	UVK105CH1R6BW-F	0402	50V	1.6	C0H	0.1pF					
963-UVK105CH1R8BW-F	UVK105CH1R8BW-F	0402	50V	1.8	C0H	0.1pF					
963-UVK105CH010BW-F	UVK105CH010BW-F	0402	50V	1	C0H	0.1pF					
963-UVK105CH2R2JW-F	UVK105CH2R2JW-F	0402	50V	2.2	C0H	5%					

© Copyright 2014 Mouser Electronics

© Copyright 2014 Mouser Electronics

TDK Ceramic Capacitor Arrays

TDK 2 ELEMENT CAPACITOR ARRAYS

Features:
- Multiple capacitors (2) in one package
- Reduced space needed for equal capacity
- Unique electrode construction reduces crosstalk in RF applications
- Decreases mounting time by 50% compared to individual components
- No polarity

RoHS Compliant

DIMENSIONS: in. (mm)

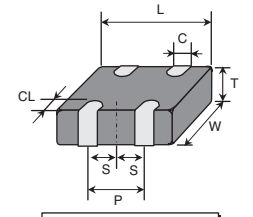

2 ELEMENTS NO GND

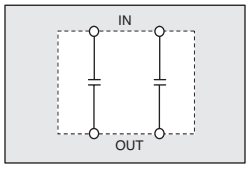

	CKCM25	CKCL22
L	1.37 ± 0.15	2.0 ± 0.15
W	1.0 ± 0.15	1.25 ± 0.15
T	0.66 max.	1.0 max.
C	0.36 ±0.1	0.45 ± 0.1
CL	0.20 ± 0.1	0.20 +0.2, -0.1
P	0.64 ± 0.1	1.0 ± 0.1
S	0.32 ± 0.1	0.32 ± 0.1

For quantities greater than listed, call for quote.

MOUSER STOCK NO.	TDK Part No.	Case Size	Temp. Coeff.	Volt (VDC)	Value (pF)	Tol. ±	Price Each 1	Price Each 100	Price Each 1000	Reel Qty.	Price Per Piece
810-CKCM25C0G1H220K	CKCM25C0G1H220K	0603	C0G	50	22	10%				4000	
810-CKCM25C0G1H470K	CKCM25C0G1H470K	0603	C0G	50	47	10%				4000	
810-CKCM25C0G1H680K	CKCM25C0G1H680K	0603	C0G	50	68	10%				4000	
810-CKCM25C0G1H101K	CKCM25C0G1H101K	0603	C0G	50	100	10%				4000	
810-CKCM25X7R1H102M	CKCM25X7R1H102M	0603	X7R	50	1000	20%				4000	
810-CKCM25X7R1H222M	CKCM25X7R1H222M	0603	X7R	50	2200	20%				4000	
810-CKCM25X7R1E472M	CKCM25X7R1E472M	0603	X7R	25	4700	20%				4000	
810-CKCM25X7R1C103M	CKCM25X7R1C103M	0603	X7R	16	.01µF	20%				4000	
810-CKCM25X5R1A223M	CKCM25X5R1A223M	0603	X5R	10	.022µF	20%				4000	
810-CKCM25X5R1A473M	CKCM25X5R1A473M	0603	X5R	10	.047µF	20%				4000	
810-CKCM25X5R0J104M	CKCM25X5R0J104M	0603	X5R	6.3	.1µF	20%				4000	
810-CKCM25X5R0J474M	CKCM25X5R0J474M	0603	X5R	6.3	.47µF	20%				4000	
810-CKCM25X5R0J105M	CKCM25X5R0J105M	0603	X5R	6.3	1.0µF	20%				4000	
810-CKCL22C0G1H150K	CKCL22C0G1H150K	0805	C0G	50	15	10%				4000	
810-CKCL22C0G1H220K	CKCL22C0G1H220K	0805	C0G	50	22	10%				4000	
810-CKCL22C0G1H330K	CKCL22C0G1H330K	0805	C0G	50	33	10%				4000	
810-CKCL22C0G1H470K	CKCL22C0G1H470K	0805	C0G	50	47	10%				4000	
810-CKCL22C0G1H680K	CKCL22C0G1H680K	0805	C0G	50	68	10%				4000	
810-CKCL22C0G1H101K	CKCL22C0G1H101K	0805	C0G	50	100	10%				4000	
810-CKCL22C0G1H151K	CKCL22C0G1H151K	0805	C0G	50	150	10%				4000	
810-CKCL22C0G1H221K	CKCL22C0G1H221K	0805	C0G	50	220	10%				4000	
810-CKCL22C0G1H471K	CKCL22C0G1H471K	0805	C0G	50	470	10%				4000	
810-CKCL22X7R1H102M	CKCL22X7R1H102M	0805	X7R	50	1000	20%				4000	
810-CKCL22X7R1H222M	CKCL22X7R1H222M	0805	X7R	50	2200	20%				4000	
810-CKCL22X7R1H472M	CKCL22X7R1H472M	0805	X7R	50	4700	20%				4000	
810-CKCL22X7R1H103M	CKCL22X7R1H103M	0805	X7R	50	.01µF	20%				4000	
810-CKCL22X7R1E223M	CKCL22X7R1E223M	0805	X7R	25	.022µF	20%				4000	
810-CKCL22X7R1E473M	CKCL22X7R1E473M	0805	X7R	25	.047µF	20%				4000	
810-CKCL22X7R1C104M	CKCL22X7R1C104M	0805	X7R	16	.1µF	20%				4000	
810-CKCL22X5R1A224M	CKCL22X5R1A224M	0805	X5R	10	.22µF	20%				4000	
810-CKCL22X5R0J474M	CKCL22X5R0J474M	0805	X5R	6.3	.47µF	20%				4000	
810-CKCL22X5R0J105M	CKCL22X5R0J105M	0805	X5R	6.3	1.0µF	20%				4000	

TDK 4 ELEMENT CAPACITOR ARRAYS

Features:
- Multiple capacitors (4) in one package
- Highly effective in EMC countermeasure applications
- Unique electrode construction reduces crosstalk in RF applications
- Decreases mounting time by 75% compared to individual components
- No polarity

RoHS Compliant

DIMENSIONS: mm

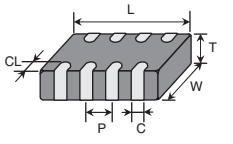

4 ELEMENTS NO GND

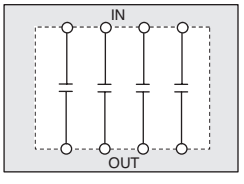

	CKCM44	CKCL43
L	2.00 ± 0.15	3.20 ± 0.20
W	1.25 ± 0.15	1.60 ± 0.20
T	1.00 max.	1.10 max.
P	0.50 ±0.10	0.80 +0.20, -0.10
C	0.25 ± 0.10	0.40 +0.20, -0.10
CL	0.10 ~ 0.10	0.15 ~ 0.40

0805 Case Size

For quantities greater than listed, call for quote.

MOUSER STOCK NO.	TDK Part No.	Case Size	Temp. Coeff.	Volt (VDC)	Value (pF)	Tol. ±	Price Each 1	Price Each 100	Price Each 1000	Reel Qty.	Price Per Piece
810-CKCL44C0G1H100F	CKCL44C0G1H100F	0805	C0G	50	10	1.0pF				4000	
810-CKCL44C0G1H150K	CKCL44C0G1H150K	0805	C0G	50	15	10%				4000	
810-CKCL44C0G1H220K	CKCL44C0G1H220K	0805	C0G	50	22	10%				4000	
810-CKCL44C0G1H330K	CKCL44C0G1H330K	0805	C0G	50	33	10%				4000	
810-CKCL44C0G1H470K	CKCL44C0G1H470K	0805	C0G	50	47	10%				4000	
810-CKCL44C0G1H680K	CKCL44C0G1H680K	0805	C0G	50	68	10%				4000	
810-CKCL44C0G1H101K	CKCL44C0G1H101K	0805	C0G	50	100	10%				4000	
810-CKCL44C0G1H151K	CKCL44C0G1H151K	0805	C0G	50	150	20%				4000	
810-CKCL44X7R1H221M	CKCL44X7R1H221M	0805	X7R	50	220	20%				4000	
810-CKCL44X7R1H471M	CKCL44X7R1H471M	0805	X7R	50	470	20%				4000	
810-CKCL44X7R1H102M	CKCL44X7R1H102M	0805	X7R	50	1000	20%				4000	
810-CKCL44X7R1H222M	CKCL44X7R1H222M	0805	X7R	50	2200	20%				4000	
810-CKCL44X7R1H472M	CKCL44X7R1H472M	0805	X7R	50	4700	20%				4000	
810-CKCL44X7R1E103M	CKCL44X7R1E103M	0805	X7R	25	.01µF	20%				4000	
810-CKCL44X7R1C223M	CKCL44X7R1C223M	0805	X7R	16	.022µF	20%				4000	
810-CKCL44X5R1A473M	CKCL44X5R1A473M	0805	X5R	10	.047µF	20%				4000	
810-CKCL44X5R0J104M	CKCL44X5R0J104M	0805	X5R	6.3	.1µF	20%				4000	

1206 Case Size

For quantities greater than listed, call for quote.

MOUSER STOCK NO.	TDK Part No.	Case Size	Temp. Coeff.	Volt (VDC)	Value (pF)	Tol. ±	Price Each 1	Price Each 100	Price Each 1000	Reel Qty.	Price Per Piece
810-CKCA43C0G1H100F	CKCA43C0G1H100F	1206	C0G	50	10	1.0pF				2000	
810-CKCA43C0G1H150K	CKCA43C0G1H150K	1206	C0G	50	15	10%				2000	
810-CKCA43C0G1H220K	CKCA43C0G1H220K	1206	C0G	50	22	10%				2000	
810-CKCA43C0G1H330K	CKCA43C0G1H330K	1206	C0G	50	33	10%				2000	
810-CKCA43C0G1H470K	CKCA43C0G1H470K	1206	C0G	50	47	10%				2000	
810-CKCA43C0G1H680K	CKCA43C0G1H680K	1206	C0G	50	68	10%				2000	
810-CKCA43C0G1H101K	CKCA43C0G1H101K	1206	C0G	50	100	10%				2000	
810-CKCA43C0G1H151K	CKCA43C0G1H151K	1206	C0G	50	150	10%				2000	
810-CKCA43C0G1H221K	CKCA43C0G1H221K	1206	C0G	50	220	10%				2000	
810-CKCA43C0G1H331K	CKCA43C0G1H331K	1206	C0G	50	330	10%				2000	
810-CKCA43C0G1H471K	CKCA43C0G1H471K	1206	C0G	50	470	10%				2000	
810-CKCA43X7R1H471M	CKCA43X7R1H471M	1206	X7R	50	470	20%				2000	
810-CKCA43X7R1H102M	CKCA43X7R1H102M	1206	X7R	50	1000	20%				2000	
810-CKCA43X7R1H222M	CKCA43X7R1H222M	1206	X7R	50	2200	20%				2000	
810-CKCA43X7R1H472M	CKCA43X7R1H472M	1206	X7R	50	4700	20%				2000	
810-CKCA43X7R1H103M	CKCA43X7R1H103M	1206	X7R	50	.01µF	20%				2000	
810-CKCA43X7R1H223M	CKCA43X7R1H223M	1206	X7R	50	.022µF	20%				2000	
810-CKCA43X7R1E473M	CKCA43X7R1E473M	1206	X7R	25	.047µF	20%				2000	
810-CKCA43X7R1C104M	CKCA43X7R1C104M	1206	X7R	16	.1µF	20%				2000	

© Copyright 2014 Mouser Electronics
© Copyright 2014 Mouser Electronics

TDK Ceramic Chip Capacitors

RoHS Compliant **This product is RoHS compliant.**

C SERIES CONDUCTIVE EPOXY CAPACITORS

Features:

- AgPdCu termination for conductive glue mounting
- Reduce risk of silver migration
- Improved mechanical/thermal strength when used with conductive glue
- AEC Q-200 compliant
- RoHS, WEE, and REACH compliant

Applications:

- Transmission control
- Engine sensor module
- Automotive power train
- Anti-Lock Breaking System
- Application requiring conductive glue mounting method

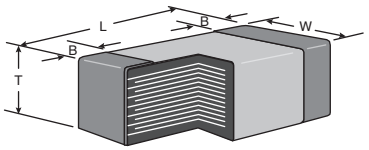

Case Code	Dimensions: mm		
	L	W	T
C1005/0402	1.00	0.50	0.50
C1608/0603	1.60	0.80	0.80
C2012/0805	2.00	1.25	1.25
C3216/1206	3.20	1.60	1.60
C3225/1210	3.20	2.50	2.50

C1005 (CC0402)

For quantities greater than listed, call for quote.

MOUSER STOCK NO.	TDK Part No.	Value (pF)	Volt (DC)	Tol. ±	Dimensions: mm L	W	T	Price Each 1	50	100	500	Reel Qty.	Price Per Piece
Temperature Coef: C0G													
810-C1005C0G1H100DEP	C1005C0G1H100D/EPOXY	10	50	.5pF	1.0	0.5	0.5					10000	
810-C1005C0G1H101JEP	C1005C0G1H101J/EPOXY	100	50	5	1.0	0.5	0.5					10000	
Temperature Coef: X8R													
810-C1005X8R1H221KEP	C1005X8R1H221K/EPOXY	22	50	10	1.0	0.5	0.5					10000	
810-C1005X8R1H471KEP	C1005X8R1H471K/EPOXY	470	50	10	1.0	0.5	0.5					10000	
810-C1005X8R1H102KEP	C1005X8R1H102K/EPOXY	1000	50	10	1.0	0.5	0.5					10000	
810-C1005X8R1H222KEP	C1005X8R1H222K/EPOXY	2200	50	10	1.0	0.5	0.5					10000	
810-C1005X8R1H472KEP	C1005X8R1H472K/EPOXY	4700	50	10	1.0	0.5	0.5					10000	
810-C1005X8R1E103KEP	C1005X8R1E103K/EPOXY	.01µF	25	10	1.0	0.5	0.5					10000	

C1608 (CC0603)

For quantities greater than listed, call for quote.

MOUSER STOCK NO.	TDK Part No.	Value (pF)	Volt (DC)	Tol. ±	Dimensions: mm L	W	T	Price Each 1	50	100	500	Reel Qty.	Price Per Piece
Temperature Coef: C0G													
810-C1608C0G1H100DEP	C1608C0G1H100D/EPOXY	10	50	.5pF	1.6	0.8	0.8					4000	
810-C1608C0G1H101JEP	C1608C0G1H101J/EPOXY	100	50	5	1.6	0.8	0.8					4000	
810-C1608C0G1H102JEP	C1608C0G1H102J/EPOXY	1000	50	5	1.6	0.8	0.8					4000	
810-C1608C0G2A101JEP	C1608C0G2A101J/EPOXY	10	100	5	1.6	0.8	0.8					4000	
810-C1608C0G2A221JEP	C1608C0G2A221J/EPOXY	220	100	5	1.6	0.8	0.8					4000	
810-C1608C0G2A471JEP	C1608C0G2A471J/EPOXY	470	100	5	1.6	0.8	0.8					4000	
810-C1608C0G2A102JEP	C1608C0G2A102J/EPOXY	1000	100	5	1.6	0.8	0.8					4000	
Temperature Coef: X7R													
810-C1608X7R1H102KEP	C1608X7R1H102K/EPOXY	1000	50	10	1.6	0.8	0.8					4000	
810-C1608X7R1H222KEP	C1608X7R1H222K/EPOXY	2200	50	10	1.6	0.8	0.8					4000	
810-C1608X7R1H472KEP	C1608X7R1H472K/EPOXY	4700	50	10	1.6	0.8	0.8					4000	
810-C1608X7R1H103KEP	C1608X7R1H103K/EPOXY	.01µF	50	10	1.6	0.8	0.8					4000	
810-C1608X7R1H223KEP	C1608X7R1H223K/EPOXY	.022µF	50	10	1.6	0.8	0.8					4000	
810-C1608X7R1H473KEP	C1608X7R1H473K/EPOXY	.047µF	50	10	1.6	0.8	0.8					4000	
810-C1608X7R1H104KEP	C1608X7R1H104K/EPOXY	0.1µF	50	10	1.6	0.8	0.8					4000	
Temperature Coef: X8R													
810-C1608X8R2A102KEP	C1608X8R2A102K/EPOXY	1000	100	10	1.6	0.8	0.8					4000	
810-C1608X8R2A222KEP	C1608X8R2A222K/EPOXY	2200	100	10	1.6	0.8	0.8					4000	
810-C1608X8R2A472KEP	C1608X8R2A472K/EPOXY	4700	100	10	1.6	0.8	0.8					4000	
810-C1608X8R2A103KEP	C1608X8R2A103K/EPOXY	.01µF	100	10	1.6	0.8	0.8					4000	
810-C1608X8R1H102KEP	C1608X8R1H102K/EPOXY	1000	50	10	1.6	0.8	0.8					4000	
810-C1608X8R1H103KEP	C1608X8R1H103K/EPOXY	.01µF	50	10	1.6	0.8	0.8					4000	
810-C1608X8R1H223KEP	C1608X8R1H223K/EPOXY	.022µF	50	10	1.6	0.8	0.8					4000	
810-C1608X8R1H473KEP	C1608X8R1H473K/EPOXY	.047µF	50	10	1.6	0.8	0.8					4000	
810-C1608X8R1E104KEP	C1608X8R1E104K/EPOXY	.1µF	25	10	1.6	0.8	0.8					4000	

C2012 (CC0805)

For quantities greater than listed, call for quote.

MOUSER STOCK NO.	TDK Part No.	Value (pF)	Volt (DC)	Tol. ±	Dimensions: mm L	W	T	Price Each 1	50	100	500	Reel Qty.	Price Per Piece
Temperature Coef: X7R													
810-C2012X7R1E105KEP	C2012X7R1E105K/EPOXY	1µF	25	10	2.0	1.25	1.25					2000	
Temperature Coef: X8R													
810-C2012X8R1H104KEP	C2012X8R1H104K/EPOXY	.1µF	50	10	2.0	1.25	1.25					2000	

C3216 (CC1206)

For quantities greater than listed, call for quote.

MOUSER STOCK NO.	TDK Part No.	Value (pF)	Volt (DC)	Tol. ±	Dimensions: mm L	W	T	Price Each 1	50	100	500	Reel Qty.	Price Per Piece
Temperature Coef: X7R													
810-C3216X7R1E106MEP	C3216X7R1E106M/EPOXY	10µf	25	20	3.2	1.6	1.6					2000	
Temperature Coef: X8R													
810-C3216X8R1E105KEP	C3216X8R1E105K/EPOXY	1µF	25	10	3.2	1.6	1.6					2000	

C3225 (CC1210)

For quantities greater than listed, call for quote.

MOUSER STOCK NO.	TDK Part No.	Value (pF)	Volt (DC)	Tol. ±	Dimensions: mm L	W	T	Price Each 1	50	100	500	Reel Qty.	Price Per Piece
Temperature Coef: X7R													
810-C3225X7R1H105KEP	C3225X7R1H105K/EPOXY	1µF	50	10	3.2	2.5	2.5					2000	

© Copyright 2014 Mouser Electronics
© Copyright 2014 Mouser Electronics

TDK MLCC Capacitors

RoHS Compliant This product is RoHS compliant.

C SERIES - HIGH Q, HIGH FREQUENCY CAPACITORS

Features:
- Excellent attenuation
- High self-resonant frequency
- Higher Q factor than standard capacitors
- Lower power dissipation/less energy absorption
- High stability with respect to time, temperature, frequency, and voltage

Specifications:
- 0201 Case Size
- Temperature Range: -55°C to +125°C
- Rated Voltage (DC): 25V
- Temperature Coefficient: C0G
- Capacitance range of 0.2pF to 15pF
- Available in standard and tight tolerance

DIMENSIONS: mm

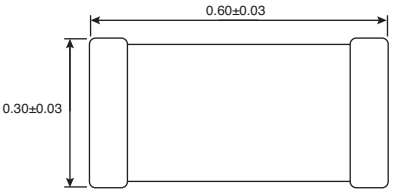

FK Series

For quantities greater than listed, call for quote.

MOUSER STOCK NO.	TDK Part No.	Value (pF)	Tol. (%)	Price Each 1	100	500	1000	Reel Qty.	Price Per Piece
810-C0603C0G1E0R2BTQ	C0603C0G1E0R2BTQ	0.2	0.10					15000	
810-C0603C0G1E0R3BTQ	C0603C0G1E0R3BTQ	0.3	0.10					15000	
810-C0603C0G1E0R4BTQ	C0603C0G1E0R4BTQ	0.4	0.10					15000	
810-C0603C0G1E0R5BTQ	C0603C0G1E0R5BTQ	0.5	0.10					15000	
810-C0603C0G1E0R6BTQ	C0603C0G1E0R6BTQ	0.6	0.10					15000	
810-C0603C0G1E0R7BTQ	C0603C0G1E0R7BTQ	0.7	0.10					15000	
810-C0603C0G1E0R8BTQ	C0603C0G1E0R8BTQ	0.8	0.10					15000	
810-C0603C0G1E0R9BTQ	C0603C0G1E0R9BTQ	0.9	0.10					15000	
810-C0603C0G1E010BTQ	C0603C0G1E010BTQ	1	0.10					15000	
810-C0603C0G1E010CTQ	C0603C0G1E010CTQ	1	0.25					15000	
810-C0603C0G1E1R2BTQ	C0603C0G1E1R2BTQ	1.2	0.10					15000	
810-C0603C0G1E1R2CTQ	C0603C0G1E1R2CTQ	1.2	0.25					15000	
810-C0603C0G1E1R5BTQ	C0603C0G1E1R5BTQ	1.5	0.10					15000	
810-C0603C0G1E1R5CTQ	C0603C0G1E1R5CTQ	1.5	0.25					15000	
810-C0603C0G1E1R8BTQ	C0603C0G1E1R8BTQ	1.8	0.10					15000	
810-C0603C0G1E1R8CTQ	C0603C0G1E1R8CTQ	1.8	0.25					15000	
810-C0603C0G1E020BTQ	C0603C0G1E020BTQ	2	0.10					15000	
810-C0603C0G1E020CTQ	C0603C0G1E020CTQ	2	0.25					15000	
810-C0603C0G1E2R2BTX	C0603C0G1E2R2BTX	2.2	0.10					15000	
810-C0603C0G1E2R2CTX	C0603C0G1E2R2CTX	2.2	0.25					15000	
810-C0603C0G1E2R7BTX	C0603C0G1E2R7BTX	2.7	0.10					15000	
810-C0603C0G1E2R7CTX	C0603C0G1E2R7CTX	2.7	0.25					15000	
810-C0603C0G1E030BTX	C0603C0G1E030BTX	3	0.10					15000	
810-C0603C0G1E030CTX	C0603C0G1E030CTX	3	0.25					15000	
810-C0603C0G1E3R3BTX	C0603C0G1E3R3BTX	3.3	0.10					15000	
810-C0603C0G1E3R3CTX	C0603C0G1E3R3CTX	3.3	0.25					15000	
810-C0603C0G1E3R9BTX	C0603C0G1E3R9BTX	3.9	0.10					15000	
810-C0603C0G1E3R9CTX	C0603C0G1E3R9CTX	3.9	0.25					15000	
810-C0603C0G1E040BTX	C0603C0G1E040BTX	4	0.10					15000	
810-C0603C0G1E040CTX	C0603C0G1E040CTX	4	0.25					15000	
810-C0603C0G1E4R7BTX	C0603C0G1E4R7BTX	4.7	0.10					15000	
810-C0603C0G1E4R7CTX	C0603C0G1E4R7CTX	4.7	0.25					15000	
810-C0603C0G1E050BTX	C0603C0G1E050BTX	5	0.10					15000	
810-C0603C0G1E050CTX	C0603C0G1E050CTX	5	0.25					15000	
810-C0603C0G1E5R6BTX	C0603C0G1E5R6BTX	5.6	0.10					15000	
810-C0603C0G1E5R6CTX	C0603C0G1E5R6CTX	5.6	0.25					15000	
810-C0603C0G1E060BTX	C0603C0G1E060BTX	6	0.10					15000	
810-C0603C0G1E060CTX	C0603C0G1E060CTX	6	0.25					15000	
810-C0603C0G1E6R8BTX	C0603C0G1E6R8BTX	6.8	0.10					15000	
810-C0603C0G1E6R8CTX	C0603C0G1E6R8CTX	6.8	0.25					15000	
810-C0603C0G1E070BTX	C0603C0G1E070BTX	7	0.10					15000	
810-C0603C0G1E070CTX	C0603C0G1E070CTX	7	0.25					15000	
810-C0603C0G1E080BTX	C0603C0G1E080BTX	8	0.10					15000	
810-C0603C0G1E080CTX	C0603C0G1E080CTX	8	0.25					15000	
810-C0603C0G1E8R2BTX	C0603C0G1E8R2BTX	8.2	0.10					15000	
810-C0603C0G1E8R2CTX	C0603C0G1E8R2CTX	8.2	0.25					15000	
810-C0603C0G1E090BTX	C0603C0G1E090BTX	9	0.10					15000	
810-C0603C0G1E090CTX	C0603C0G1E090CTX	9	0.25					15000	
810-C0603C0G1E100DTX	C0603C0G1E100DTX	10	0.50					15000	
810-C0603C0G1E100ETX	C0603C0G1E100ETX	10	0.20					15000	
810-C0603C0G1E120GTX	C0603C0G1E120GTX	12	2					15000	
810-C0603C0G1E120JTX	C0603C0G1E120JTX	12	5					15000	
810-C0603C0G1E150GTX	C0603C0G1E150GTX	15	2					15000	
810-C0603C0G1E150JTX	C0603C0G1E150JTX	15	5					15000	

CER SERIES - ESR-CONTROLLING TYPE CAPACITORS

Specifications:
- Temperature Coefficient: X5R
- Temperature Range: -55°C to +85°C
- Rated Voltage (DC): 4V
- Capacitance Tolerance (±): 20%

Type	CERB (0603)	CERD (0805)
L	1.60±0.20	2.00±0.20
W	0.80±0.10	1.25±0.20
T	0.80±0.10	0.85±0.15

DIMENSIONS: mm

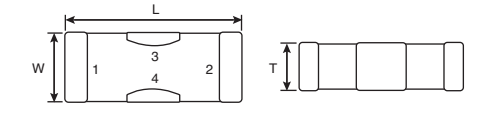

For quantities greater than listed, call for quote.

MOUSER STOCK NO.	TDK Part No.	Value (pF)	Tol. (%)	ESR Code (mΩ)	Price Each 1	100	500	Reel Qty.	Price Per Piece
810-CERB2CX5R0G105M	CERB2CX5R0G105M	0603	1	200				4000	
810-CERB2MX5R0G105M	CERB2MX5R0G105M	0603	1	650				4000	
810-CERB3UX5R0G105M	CERB3UX5R0G105M	0603	1	1200				4000	
810-CERD1CX5R0G106M	CERD1CX5R0G106M	0805	10	20				4000	
810-CERD1JX5R0G106M	CERD1JX5R0G106M	0805	10	50				4000	
810-CERD2AX5R0G106M	CERD2AX5R0G106M	0805	10	100				4000	
810-CERD2CX5R0G106M	CERD2CX5R0G106M	0805	10	200				4000	
810-CERD2JX5R0G106M	CERD2JX5R0G106M	0805	10	500				4000	

© Copyright 2014 Mouser Electronics
© Copyright 2014 Mouser Electronics

TDK High Capacitance Ceramic Chip Capacitors

RoHS Compliant **This product is RoHS compliant.**

C SERIES CAPACITORS

Features:

- High capacitance has been achieved through precision technologies
- Monolithic structure ensures superior mechanical strength and reliability
- High-accuracy automatic mounting is facilitated through the maintenance of very precise dimensional tolerances.
- Composed of only ceramics and metals, these capacitors provide extremely dependable performance, exhibiting virtually no degradation even when subjected to temperature extremes.

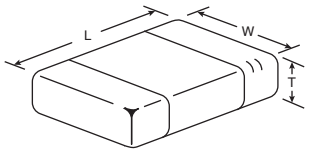

EIA Code	EIAJ Code	Dim. (mm) L	Dim. (mm) W
0201	0603	0.6	0.3
0402	1005	1.0	.05
0508	1220	1.25	2.0
0603	1608	1.6	0.8

Style 0201

For quantities greater than listed, call for quote.

MOUSER STOCK NO. Mfr.	Mfr. Part No.	Value (µF)	Volt (DC)	Tol.±	Dim. T (mm)	Price Each 1	100	500	Reel Qty.	Price Per Piece
Temperature Coef: X5R										
810	C0603X5R0J224M	0.22	6.3	20%	0.3				15000	
810	C0603X5R1A224M	0.22	10	20%	0.3				15000	
810	C0603X5R1C224M	0.22	16	20%	0.3				15000	
810	C0603X5R0J334M	0.33	6.3	± 20%	0.3				15000	
810	C0603X5R0J474M	0.47	6.3	± 20%	0.3				15000	
810	C0603X5R0J105M	1	6.3	± 20%	0.3				15000	
Temperature Coef: X6S										
810	C0603X6S0G224K	0.22	4	± 10%	0.3				15000	
810	C0603X6S0G224M	0.22	4	± 20%	0.3				15000	
810	C0603X6S0J104K	0.1	6.3	± 10%	0.3				15000	
810	C0603X6S0J104M	0.1	6.3	± 20%	0.3				15000	
810	C0603X6S0J224K	0.22	6.3	± 10%	0.3				15000	
810	C0603X6S0J224M	0.22	6.3	± 20%	0.3				15000	

Style 0402

For quantities greater than listed, call for quote.

MOUSER STOCK NO. Mfr.	Mfr. Part No.	Value (µF)	Volt (DC)	Tol.±	Dim. T (mm)	Price Each 1	100	500	Reel Qty.	Price Per Piece
Temperature Coef: X5R										
810	C1005X5R0J104K	0.1	6.3	10%	0.5				10000	
810	C1005X5R0J104M	0.1	6.3	20%	0.5				10000	
810	C1005X5R1A104K	0.1	10	10%	0.5				10000	
810	C1005X5R1A104M	0.1	10	20%	0.5				10000	
810	C1005X5R1C104K	0.1	16	10%	0.5				10000	
810	C1005X5R1C104M	0.1	16	20%	0.5				10000	
810	C1005X5R1E104K	0.1	25	10%	0.5				10000	
810	C1005X5R1E104M	0.1	25	20%	0.5				10000	
810	C1005X5R1H104K	0.1	50	10%	0.5				10000	
810	C1005X5R0J224M	0.22	6.3	20%	0.5				10000	
810	C1005X5R1A224K	0.22	10	10%	0.5				10000	
810	C1005X5R1A224M	0.22	10	20%	0.5				10000	
810	C1005X5R1C224M	0.22	16	20%	0.5				10000	
810	C1005X5R1E224K	0.22	25	10%	0.5				10000	
810	C1005X5R0J334K	0.33	6.3	10%	0.5				10000	
810	C1005X5R0J334M	0.33	6.3	20%	0.5				10000	
810	C1005X5R1A334K	0.33	10	10%	0.5				10000	
810	C1005X5R1A334M	0.33	10	20%	0.5				10000	
810	C1005X5R1C334K	0.33	16	10%	0.5				10000	
810	C1005X5R1C334M	0.33	16	20%	0.5				10000	
810	C1005X5R1E334K	0.33	25	± 10%	0.5				10000	
810	C1005X5R1E334M	0.33	25	± 20%	0.5				10000	
810	C1005X5R0J474M	0.47	6.3	20%	0.5				10000	
810	C1005X5R1A474K	0.47	10	10%	0.5				10000	
810	C1005X5R1A474M	0.47	10	20%	0.5				10000	
810	C1005X5R1C474M	0.47	16	20%	0.5				10000	
810	C1005X5R1E474K	0.47	25	± 10%	0.5				10000	
810	C1005X5R1E474M	0.47	25	± 20%	0.5				10000	
810	C1005X5R0J105M	1	6.3	20%	0.5				10000	
810	C1005X5R1A105K	1	10	10%	0.5				10000	
810	C1005X5R1C105K	1	16	10%	0.5				10000	
810	C1005X5R1C105M	1	16	20%	0.5				10000	
810	C1005X5R0G335K	3.3	4	10%	0.5				10000	
810	C1005X5R0J335K	3.3	6.3	10%	0.5				10000	
810	C1005X5R1A335M	3.3	10	± 20%	0.5				10000	
810	C1005X5R0G475K	4.7	4	10%	0.5				10000	
810	C1005X5R0J475K	4.7	6.3	10%	0.5				10000	
810	C1005X5R1A475M	4.7	10	± 20%	0.5				10000	
Temperature Coef: X5R										
810	C1005X6S1C474K	0.47	16	± 10%	0.5				10000	
810	C1005X6S1C474M	0.47	16	± 20%	0.5				10000	
810	C1005X6S0G105K	1	4	10%	0.5				10000	
810	C1005X6S0G105M	1	4	20%	0.5				10000	
810	C1005X6S0J105K	1	6.3	10%	0.5				10000	
810	C1005X6S0J105M	1	6.3	20%	0.5				10000	
810	C1005X6S0G225M	2.2	4	20%	0.5				10000	
810	C1005X6S0G475M	4.7	4	± 20%	0.5				10000	
Temperature Coef: X7R										
810	C1005X7R1A104M	0.1	10	20%	0.5				10000	
810	C1005X7R1C104M	0.1	16	20%	0.5				10000	

Style 0402 (Cont.)

For quantities greater than listed, call for quote.

MOUSER STOCK NO. Mfr.	Mfr. Part No.	Value (µF)	Volt (DC)	Tol.±	Dim. T (mm)	Price Each 1	100	500	Reel Qty.	Price Per Piece
Temperature Coef: X7R (Cont.)										
810	C1005X7R1H104K	0.1	50	10%	0.5				10000	
810	C1005X7R1C154K	0.15	16	10%	0.5				10000	
810	C1005X7R1A224K	0.22	10	10%	0.5				10000	
810	C1005X7R1C224K	0.22	16	10%	0.5				10000	
Temperature Coef: X7S										
810	C1005X7S0G105K	0.1	4	± 10%	0.5				10000	
810	C1005X7S0G105M	0.1	4	± 20%	0.5				10000	
810	C1005X7S0J474K	0.47	6.3	± 10%	0.5				10000	
810	C1005X7S0J474M	0.47	6.3	± 20%	0.5				10000	
810	C1005X7S1A474K	0.47	10	± 10%	0.5				10000	
810	C1005X7S1A474M	0.47	10	± 20%	0.5				10000	
Temperature Coef: Y5V										
810	C1005Y5V1C104Z	0.1	16	+80,-20%	0.5				10000	
810	C1005Y5V1E104Z	0.1	25	+80,-20%	0.5				10000	
810	C1005Y5V1A224Z	0.22	10	+80,-20%	0.5				10000	
810	C1005Y5V1C224Z	0.22	16	+80,-20%	0.5				10000	
810	C1005Y5V1E224Z	0.22	25	+80,-20%	0.5				10000	
810	C1005Y5V1A474Z	0.47	10	+80,-20%	0.5				10000	
810	C1005Y5V0J105Z	1	6.3	+80,-20%	0.5				10000	

Style 0508

For quantities greater than listed, call for quote.

MOUSER STOCK NO. Mfr.	Mfr. Part No.	Value (µF)	Volt (DC)	Tol.±	Dim. T (mm)	Price Each 1	100	500	Reel Qty.	Price Per Piece
Temperature Coef: X7R										
810	C0816X7R1C104K	0.1	16	10%	0.50				4000	

Style 0603

For quantities greater than listed, call for quote.

MOUSER STOCK NO. Mfr.	Mfr. Part No.	Value (µF)	Volt (DC)	Tol.±	Dim. T (mm)	Price Each 1	100	500	Reel Qty.	Price Per Piece
Temperature Coef: X5R										
810	C1608X5R1A224K	0.22	10	10%	0.8				4000	
810	C1608X5R1E224M	0.22	25	20%	0.8				4000	
810	C1608X5R1E334K	0.33	25	10%	0.8				4000	
810	C1608X5R1E334M	0.33	25	20%	0.8				4000	
810	C1608X5R1A474K	0.47	10	10%	0.8				4000	
810	C1608X5R1C474M	0.47	16	20%	0.8				4000	
810	C1608X5R1E474K	0.47	25	10%	0.8				4000	
810	C1608X5R1E474M	0.47	25	20%	0.8				4000	
810	C1608X5R1A684K	0.68	10	10%	0.8				4000	
810	C1608X5R1A684M	0.68	10	20%	0.8				4000	
810	C1608X5R1C684K	0.68	16	10%	0.8				4000	
810	C1608X5R1C684M	0.68	16	20%	0.8				4000	
810	C1608X5R0J105K	1	6.3	10%	0.8				4000	
810	C1608X5R1A105K	1	10	10%	0.8				4000	
810	C1608X5R1A105M	1	10	20%	0.8				4000	
810	C1608X5R1C105K	1	16	10%	0.8				4000	
810	C1608X5R1E105M	1	25	20%	0.8				4000	
810	C1608X5R1E155K	1.5	25	10%	0.8				4000	
810	C1608X5R0J225M	2.2	6.3	20%	0.8				4000	
810	C1608X5R1A225K	2.2	10	10%	0.8				4000	
810	C1608X5R1A225M	2.2	10	20%	0.8				4000	
810	C1608X5R1C225M	2.2	16	20%	0.8				4000	
810	C1608X5R1E225K	2.2	25	10%	0.8				4000	
810	C1608X5R1E225M	2.2	25	20%	0.8				4000	
810	C1608X5R1V225K	2.2	35	± 10%	0.8				4000	
810	C1608X5R1V225M	2.2	35	± 20%	0.8				4000	
810	C1608X5R0J335M	3.3	6.3	20%	0.8				4000	
810	C1608X5R1A335M	3.3	10	20%	0.8				4000	
810	C1608X5R0J475M	4.7	6.3	20%	0.8				4000	
810	C1608X5R1A475M	4.7	10	20%	0.8				4000	
810	C1608X5R0G156M	15	4	± 20%	0.8				4000	
810	C1608X5R0J156M	15	6.3	± 20%	0.8				4000	
810	C1608X5R0G226M	22	4	± 20%	0.8				4000	
810	C1608X5R0J226M	22	6.3	± 20%	0.8				4000	

© Copyright 2014 Mouser Electronics

TDK High Capacitance Ceramic Chip Capacitors

RoHS Compliant **This product is RoHS compliant.**

C SERIES CAPACITORS (CONT.)

Features:

- High capacitance has been achieved through precision technologies
- Monolithic structure ensures superior mechanical strength and reliability
- High-accuracy automatic mounting is facilitated through the maintenance of very precise dimensional tolerances.
- Composed of only ceramics and metals, these capacitors provide extremely dependable performance, exhibiting virtually no degradation even when subjected to temperature extremes.

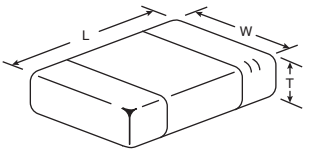

EIA Code	EIAJ Code	Dim. (mm) L	Dim. (mm) W
0603	1608	1.6	0.8
0612	1632	1.6	3.2
0805	2012	2.0	1.25
1206	3216	3.2	1.6

Style 0603 (Cont.)

For quantities greater than listed, call for quote.

MOUSER STOCK NO. / Mfr. Part No.	Value (µF)	Volt (DC)	Tol.±	Dim. T (mm)	Price Each 1	Price Each 100	Price Each 500	Reel Qty.	Price Per Piece
Temperature Coef: X7R									
810—C1608X7R1C104K	0.1	16	10%	0.8				4000	
810—C1608X7R1E104K	0.1	25	10%	0.8				4000	
810—C1608X7R1E104M	0.1	25	20%	0.8				4000	
810—C1608X7R1H104K	0.1	50	10%	0.8				4000	
810—C1608X7R1C154K	0.15	16	10%	0.8				4000	
810—C1608X7R1E154K	0.15	25	10%	0.8				4000	
810—C1608X7R1C224K	0.22	16	10%	0.8				4000	
810—C1608X7R1H334K	0.33	50	10%	0.8				4000	
810—C1608X7R1H334M	0.33	50	20%	0.8				4000	
810—C1608X7R1A474K	0.47	10	10%	0.8				4000	
810—C1608X7R1H474K	0.47	50	10%	0.8				4000	
810—C1608X7R1H474M	0.47	50	20%	0.8				4000	
810—C1608X7R1C684K	0.68	16	10%	0.8				4000	
810—C1608X7R1C684M	0.68	16	20%	0.8				4000	
810—C1608X7R1E684K	0.68	25	10%	0.8				4000	
810—C1608X7R1E684M	0.68	25	20%	0.8				4000	
810—C1608X7R1A105K	1	10	10%	0.8				4000	
810—C1608X7R1E105K	1	25	10%	0.8				4000	
810—C1608X7R1E105M	1	25	20%	0.8				4000	
810—C1608X7R0J225K	2.2	6.3	10%	0.8				4000	
810—C1608X7R0J225M	2.2	6.3	20%	0.8				4000	
810—C1608X7R1A225K	2.2	10	10%	0.8				4000	
810—C1608X7R1A225M	2.2	10	20%	0.8				4000	
Temperature Coef: X7S									
810—C1608X7S0G475M	4.7	4	20%	0.8				4000	
Temperature Coef: Y5V									
810—C1608Y5V1C104Z	0.1	16	+80,-20%	0.8				4000	
810—C1608Y5V1E104Z	0.1	25	+80,-20%	0.8				4000	
810—C1608Y5V1H104Z	0.1	50	+80,-20%	0.8				4000	
810—C1608Y5V1E474Z	0.47	25	+80,-20%	0.8				4000	
810—C1608Y5V1A105Z	1	10	+80,-20%	0.8				4000	
810—C1608Y5V1C105Z	1	16	+80,-20%	0.8				4000	
810—C1608Y5V1C225Z	2.2	16	+80,-20%	0.8				4000	

Style 0612

For quantities greater than listed, call for quote.

MOUSER STOCK NO. / Mfr. Part No.	Value (µF)	Volt (DC)	Tol.±	Dim. T (mm)	Price Each 1	Price Each 100	Price Each 500	Reel Qty.	Price Per Piece
Temperature Coef: X5R									
810—C1632X5R0J475K	4.7	6.3	10%	1.30				2000	
Temperature Coef: X7R									
810—C1632X7R0J225M	2.2	6.3	20%	1.15				2000	

Style 0805

For quantities greater than listed, call for quote.

MOUSER STOCK NO. / Mfr. Part No.	Value (µF)	Volt (DC)	Tol.±	Dim. T (mm)	Price Each 1	Price Each 100	Price Each 500	Reel Qty.	Price Per Piece
Temperature Coef: SL									
810—C2012SL1A104J	0.1	10	± 5%	1.25				2000	
Temperature Coef: X5R									
810—C2012X5R1A105K	1	10	10%	0.85				2000	
810—C2012X5R1C105K	1	16	10%	1.25				2000	
810—C2012X5R1H155K	1.5	50	10%	1.25				2000	
810—C2012X5R1H155M	1.5	50	20%	1.25				2000	
810—C2012X5R1A225K	2.2	10	10%	0.85				2000	
810—C2012X5R1E225K	2.2	25	10%	1.25				2000	
810—C2012X5R1H225K	2.2	50	10%	1.25				2000	
810—C2012X5R1H225M	2.2	50	20%	1.25				2000	
810—C2012X5R0J335K	3.3	6.3	10%	0.85				2000	
810—C2012X5R1H335K	3.3	50	10%	1.25				2000	
810—C2012X5R1H335M	3.3	50	20%	1.25				2000	
810—C2012X5R0J475K	4.7	6.3	10%	1.25				2000	
810—C2012X5R0J475M	4.7	6.3	20%	1.25				2000	
810—C2012X5R1H475K	4.7	50	10%	1.25				2000	
810—C2012X5R1H475M	4.7	50	20%	1.25				2000	
810—C2012X5R1E685K	6.8	25	10%	1.25				2000	
810—C2012X5R1E685M	6.8	25	20%	1.25				2000	
810—C2012X5R0J106M	10	6.3	20%	1.25				2000	

Style 0805 (Cont.)

For quantities greater than listed, call for quote.

MOUSER STOCK NO. / Mfr. Part No.	Value (µF)	Volt (DC)	Tol.±	Dim. T (mm)	Price Each 1	Price Each 100	Price Each 500	Reel Qty.	Price Per Piece
Temperature Coef: X5R (Cont.)									
810—C2012X5R1A106K	10	10	10%	1.25				2000	
810—C2012X5R1E106K	10	25	10%	1.25				2000	
810—C2012X5R1E106M	10	25	20%	1.25				2000	
810—C2012X5R0J226M	22	6.3	20%	1.25				2000	
810—C2012X5R0J336M	33	6.3	20%	1.25				2000	
810—C2012X5R0G476M	47	4	20%	1.25				2000	
810—C2012X5R0J476M	47	6.3	20%	1.25				2000	
Temperature Coef: X6S									
810—C2012X6S0G476M	47	4	20%	1.25				2000	
Temperature Coef: X7R									
810—C2012X7R1E104K	0.1	25	10%	0.85				2000	
810—C2012X7R1H104K	0.1	50	10%	0.85				2000	
810—C2012X7R2A104K	0.1	100	10%	1.25				2000	
810—C2012X7R2A104M	0.1	100	20%	1.25				2000	
810—C2012X7R1C224K	0.22	16	10%	1.25				2000	
810—C2012X7R1E224K	0.22	25	10%	1.25				2000	
810—C2012X7R1H224K	0.22	50	10%	1.25				2000	
810—C2012X7R1C334K	0.33	16	10%	1.25				2000	
810—C2012X7R1C474K	0.47	16	10%	1.25				2000	
810—C2012X7R1E474K	0.47	25	10%	1.25				2000	
810—C2012X7R1A105K	1	10	10%	0.85				2000	
810—C2012X7R1C105K	1	16	10%	1.25				2000	
810—C2012X7R1E105K	1	25	10%	1.25				2000	
810—C2012X7R1E105M	1	25	20%	1.25				2000	
810—C2012X7R1H155K	1.5	50	10%	1.25				2000	
810—C2012X7R1H155M	1.5	50	20%	1.25				2000	
810—C2012X7R1C225K	2.2	16	10%	1.25				2000	
810—C2012X7R1H225K	2.2	50	10%	1.25				2000	
810—C2012X7R1H225M	2.2	50	20%	1.25				2000	
810—C2012X7R1E335K	3.3	25	10%	1.25				2000	
810—C2012X7R1E335M	3.3	25	20%	1.25				2000	
810—C2012X7R1E475K	4.7	25	10%	1.25				2000	
810—C2012X7R1E475M	4.7	25	20%	1.25				2000	
Temperature Coef: X7S									
810—C2012X7S2A154K	0.15	10	10%	0.85				4000	
810—C2012X7S2A154M	0.15	10	20%	0.85				4000	
810—C2012X7S2A224K	0.22	10	10%	0.85				4000	
810—C2012X7S2A224M	0.22	10	20%	0.85				4000	
810—C2012X7S2A334K	0.33	10	10%	1.25				2000	
810—C2012X7S2A334M	0.33	10	20%	1.25				2000	
810—C2012X7S2A474K	0.47	100	10%	1.25				2000	
810—C2012X7S2A474M	0.47	100	20%	1.25				2000	
810—C2012X7S2A105M	1	100	20%	1.25				2000	
810—C2012X7S0G226M	22	4	20%	1.25				2000	
Temperature Coef: Y5V									
810—C2012Y5V1C105Z	1	16	+80,-20%	0.85				2000	
810—C2012Y5V1E105Z	1	25	+80,-20%	0.85				2000	
810—C2012Y5V1H105Z	1	50	+80,-20%	1.25				2000	
810—C2012Y5V1C225Z	2.2	16	+80,-20%	1.25				2000	
810—C2012Y5V1E225Z	2.2	25	+80,-20%	1.25				2000	
810—C2012Y5V1A475Z	4.7	10	+80,-20%	1.25				2000	
810—C2012Y5V1A475Z-2	4.7	10	+80,-20%	0.85				4000	
810—C2012Y5V1C475Z	4.7	16	+80,-20%	1.25				2000	
810—C2012Y5V1C475Z-2	4.7	16	+80,-20%	0.85				4000	
810—C2012Y5V1E475Z	4.7	25	+80,-20%	1.25				2000	
810—C2012Y5V0J106Z	10	6.3	+80,-20%	1.25				2000	
810—C2012Y5V1A106Z	10	10	+80,-20%	1.25				2000	
810—C2012Y5V0J226Z	22	6.3	+80,-20%	1.25				2000	

Style 1206

For quantities greater than listed, call for quote.

MOUSER STOCK NO. / Mfr. Part No.	Value (µF)	Volt (DC)	Tol.±	Dim. T (mm)	Price Each 1	Price Each 100	Price Each 500	Reel Qty.	Price Per Piece
Temperature Coef: SL									
810—C3216SL1A154J	0.15	10	± 5%	1.15				2000	
Temperature Coef: X5R									
810—C3216X5R1H105K	1	50	10%	1.6				2000	
810—C3216X5R1H105M	1	50	20%	1.6				2000	
810—C3216X5R1A225K	2.2	10	10%	1.6				2000	

© Copyright 2014 Mouser Electronics
© Copyright 2014 Mouser Electronics

TDK High Capacitance Ceramic Chip Capacitors

C SERIES CAPACITORS (CONT.)

RoHS Compliant **This product is RoHS compliant.**

Features:

- High capacitance has been achieved through precision technologies
- Monolithic structure ensures superior mechanical strength and reliability
- High-accuracy automatic mounting is facilitated through the maintenance of very precise dimensional tolerances.
- Composed of only ceramics and metals, these capacitors provide extremely dependable performance, exhibiting virtually no degradation even when subjected to temperature extremes.

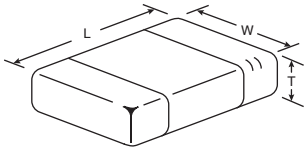



EIA Code	EIAJ Code	Dim. (mm) L	W
1206	3216	3.2	1.6
1210	3225	3.2	2.5

Style 1206

For quantities greater than listed, call for quote.

MOUSER STOCK NO. Mfr.	Mfr. Part No.	Value (µF)	Volt (DC)	Tol.±	Dim. T (mm)	Price Each 1	100	500	Reel Qty.	Price Per Piece
Temperature Coef: X5R (Cont.)										
810	C3216X5R1A225M	2.2	10	20%	1.6				2000	
810	C3216X5R1C225K	2.2	16	10%	1.6				2000	
810	C3216X5R1C225M	2.2	16	20%	1.6				2000	
810	C3216X5R1E225K	2.2	25	10%	1.6				2000	
810	C3216X5R1E225M	2.2	25	20%	1.6				2000	
810	C3216X5R1A335K-3	3.3	10	10%	1.6				2000	
810	C3216X5R1A335M-3	3.3	10	20%	1.6				2000	
810	C3216X5R1C335M	3.3	16	20%	1.6				2000	
810	C3216X5R1E335K	3.3	25	10%	1.6				2000	
810	C3216X5R1E335M	3.3	25	20%	1.6				2000	
810	C3216X5R1H335K	3.3	50	10%	1.6				2000	
810	C3216X5R1H335M	3.3	50	20%	1.6				2000	
810	C3216X5R1A475K	4.7	10	10%	1.6				2000	
810	C3216X5R1A475M	4.7	10	20%	1.6				2000	
810	C3216X5R1C475K	4.7	16	10%	1.6				2000	
810	C3216X5R1H475K	4.7	50	10%	1.6				2000	
810	C3216X5R1H475M	4.7	50	20%	1.6				2000	
810	C3216X5R1C685K	6.8	16	10%	1.6				2000	
810	C3216X5R1C685M	6.8	16	20%	1.6				2000	
810	C3216X5R1H685K	6.8	50	10%	1.6				2000	
810	C3216X5R1H685M	6.8	50	20%	1.6				2000	
810	C3216X5R0J106M	10	6.3	20%	1.6				2000	
810	C3216X5R1A106M	10	10	20%	1.6				2000	
810	C3216X5R1C106M	10	16	20%	1.6				2000	
810	C3216X5R1H106K	10	50	10%	1.6				2000	
810	C3216X5R1H106M	10	50	20%	1.6				2000	
810	C3216X5R0J156M	15	6.3	20%	1.6				2000	
810	C3216X5R0J226K-5	22	6.3	10%	1.6				2000	
810	C3216X5R0J226M	22	6.3	20%	1.6				2000	
810	C3216X5R1A226M	22	10	20%	1.6				2000	
810	C3216X5R1C226M	22	16	20%	1.6				2000	
810	C3216X5R1E226M	22	25	20%	1.6				2000	
810	C3216X5R1V226M	22	35	20%	1.6				2000	
810	C3216X5R0J336M	33	6.3	20%	1.6				2000	
810	C3216X5R1A336M	33	10	20%	1.6				2000	
810	C3216X5R1C336M	33	16	20%	1.6				2000	
810	C3216X5R1E336M	33	25	20%	1.6				2000	
810	C3216X5R1A476M	47	10	20%	1.6				2000	
810	C3216X5R1C476M	47	16	20%	1.6				2000	
810	C3216X5R1E476M	47	25	20%	1.6				2000	
810	C3216X5R0G107M	100	4	20%	1.6				2000	
810	C3216X5R0J107M	100	6.3	20%	1.6				2000	
810	C3216X5R1A107M	100	10	20%	1.6				2000	
Temperature Coef: X6S										
810	C3216X6S1H475K	4.7	50	10%	1.6				2000	
810	C3216X6S1H475M	4.7	50	20%	1.6				2000	
810	C3216X6S1C106M	10	16	20%	1.6				2000	
810	C3216X6S1E106M	10	25	20%	1.6				2000	
810	C3216X6S1V106M	10	35	20%	1.6				2000	
810	C3216X6S1C226M	22	16	20%	1.6				2000	
810	C3216X6S0J476M	47	6.3	20%	1.6				2000	
810	C3216X6S1A476M	47	10	20%	1.6				2000	
810	C3216X6S0G107M	100	4	20%	1.6				2000	
Temperature Coef: X7R										
810	C3216X7R1H104M	0.1	50	20%	1.6				4000	
810	C3216X7R2A104K	0.1	100	10%	1.6				2000	
810	C3216X7R2A104M	0.1	100	20%	1.6				2000	
810	C3216X7R2E104M	0.1	250	20%	1.6				2000	
810	C3216X7R2A154K	0.15	100	10%	1.6				2000	
810	C3216X7R2A154M	0.15	100	20%	1.6				2000	
810	C3216X7R1E224K	0.22	25	10%	1.6				2000	
810	C3216X7R1E224M	0.22	25	20%	1.6				2000	
810	C3216X7R1H224M	0.22	50	20%	1.6				2000	
810	C3216X7R2A224M	0.22	100	20%	1.6				2000	
810	C3216X7R1H224K	0.22	50	10%	1.6				2000	
810	C3216X7R1E334K	0.33	25	10%	1.6				2000	
810	C3216X7R1E334M	0.33	25	20%	1.6				2000	
810	C3216X7R1H334K	0.33	50	10%	1.6				2000	
810	C3216X7R2A334K	0.33	100	10%	1.3				2000	
810	C3216X7R2A334M	0.33	100	20%	1.3				2000	
810	C3216X7R1C474K	0.47	16	10%	1.6				2000	
810	C3216X7R1C474M	0.47	16	20%	1.6				2000	
810	C3216X7R1E474K-2	0.47	25	10%	1.6				4000	
810	C3216X7R1E474M-2	0.47	25	20%	1.6				4000	
810	C3216X7R1H474M	0.47	50	20%	1.6				2000	
810	C3216X7R2A473K	0.47	100	10%	1.15				2000	

Style 1206

For quantities greater than listed, call for quote.

MOUSER STOCK NO. Mfr.	Mfr. Part No.	Value (µF)	Volt (DC)	Tol.±	Dim. T (mm)	Price Each 1	100	500	Reel Qty.	Price Per Piece
Temperature Coef: X7R (Cont.)										
810	C3216X7R2A473M	0.47	100	20%	1.15				2000	
810	C3216X7R2A474M	0.47	100	20%	1.6				2000	
810	C3216X7R2E473M	0.47	250	20%	1.6				2000	
810	C3216X7R1H474K	0.47	50	10%	1.6				2000	
810	C3216X7R1E684K-2	0.68	25	10%	1.6				4000	
810	C3216X7R1E684M-2	0.68	25	20%	1.6				4000	
810	C3216X7R1H684K	0.68	50	10%	1.6				2000	
810	C3216X7R1H684M	0.68	50	20%	1.6				2000	
810	C3216X7R1C105K	1	16	10%	0.85				2000	
810	C3216X7R1C105K-2	1	16	10%	0.85				4000	
810	C3216X7R1C105K-3	1	16	10%	1.15				2000	
810	C3216X7R1C105M	1	16	20%	1.15				2000	
810	C3216X7R1C105M-2	1	16	20%	0.85				4000	
810	C3216X7R1C105M-3	1	16	20%	1.15				2000	
810	C3216X7R1E105K	1	25	10%	1.6				2000	
810	C3216X7R1E105K-2	1	25	10%	0.85				4000	
810	C3216X7R1E105M	1	25	10%	1.15				2000	
810	C3216X7R1H105K	1	50	10%	1.6				2000	
810	C3216X7R1H105M	1	50	20%	1.15				2000	
810	C3216X7R2A105M	1	100	10%	1.15				2000	
810	C3216X7R1E155K	1.5	25	10%	1.6				2000	
810	C3216X7R1E155M	1.5	25	20%	1.6				2000	
810	C3216X7R1C225K	2.2	16	10%	1.6				2000	
810	C3216X7R1C225M	2.2	16	20%	1.15				2000	
810	C3216X7R1E225K	2.2	25	10%	1.6				2000	
810	C3216X7R1E225M	2.2	25	20%	1.6				2000	
810	C3216X7R1C335K	3.3	16	10%	0.85				2000	
810	C3216X7R1C335M	3.3	16	20%	0.85				2000	
810	C3216X7R1E335K	3.3	25	10%	1.6				2000	
810	C3216X7R1E335M	3.3	25	20%	1.6				2000	
810	C3216X7R1H335K	3.3	50	10%	1.6				2000	
810	C3216X7R1H335M	3.3	50	20%	1.6				2000	
810	C3216X7R1C475K	4.7	16	10%	1.6				2000	
810	C3216X7R1C475M	4.7	16	20%	1.6				2000	
810	C3216X7R1E475M	4.7	25	20%	1.6				2000	
810	C3216X7R1H475K	4.7	50	10%	1.6				2000	
810	C3216X7R1H475M	4.7	50	20%	1.6				2000	
810	C3216X7R1C685K	6.8	16	10%	1.6				2000	
810	C3216X7R1C685M	6.8	16	20%	1.6				2000	
810	C3216X7R1A106K	10	10	10%	1.15				2000	
810	C3216X7R1A106M	10	10	20%	1.15				2000	
810	C3216X7R1V106M	10	35	20%	1.6				2000	
Temperature Coef: X7S										
810	C3216X7S0J226M	22	6.3	20%	1.6				2000	
810	C3216X7S1A226M	22	10	20%	1.6				2000	
810	C3216X7S0G476M	47	4	20%	1.6				2000	
810	C3216X7S0J476M	47	6.3	20%	1.6				2000	
Temperature Coef: Y5V										
810	C3216Y5V1H225Z-2	2.2	50	+80,-20%	0.85				4000	
810	C3216Y5V1C475Z	4.7	16	+80,-20%	0.85				2000	
810	C3216Y5V1C475Z-2	4.7	16	+80,-20%	0.85				4000	
810	C3216Y5V1C475Z-3	4.7	16	+80,-20%	1.15				2000	
810	C3216Y5V1C475Z-4	4.7	16	+80,-20%	1.3				2000	
810	C3216Y5V1E475Z-2	4.7	25	+80,-20%	0.85				4000	
810	C3216Y5V1E475Z-3	4.7	25	+80,-20%	1.15				2000	
810	C3216Y5V1H475Z	4.7	50	+80,-20%	1.6				2000	
810	C3216Y5V1A106Z	10	10	+80,-20%	1.15				2000	
810	C3216Y5V1A106Z-2	10	10	+80,-20%	0.85				4000	
810	C3216Y5V1A106Z-3	10	10	+80,-20%	1.15				2000	
810	C3216Y5V1C106Z	10	16	+80,-20%	1.6				2000	
810	C3216Y5V1E106Z	10	25	+80,-20%	1.6				2000	
810	C3216Y5V1A226Z	22	10	+80,-20%	1.6				2000	
810	C3216Y5V1C226Z	22	16	+80,-20%	1.6				2000	
810	C3216Y5V0J476Z	47	6.3	+80,-20%	1.6				2000	

Style 1210

For quantities greater than listed, call for quote.

MOUSER STOCK NO. Mfr.	Mfr. Part No.	Value (µF)	Volt (DC)	Tol.±	Dim. T (mm)	Price Each 1	100	500	Reel Qty.	Price Per Piece
Temperature Coef: C0G										
810	C3225C0G1H104J	0.1	50	5%	2.5				1000	
Temperature Coef: X5R										
810	C3225X5R1A106K	10	10	10%	2				1000	
810	C3225X5R1A106M	10	10	20%	2				1000	
810	C3225X5R1C106M	10	16	20%	2				1000	

© Copyright 2014 Mouser Electronics

© Copyright 2014 Mouser Electronics

TDK High Capacitance Ceramic Chip Capacitors

C SERIES CAPACITORS (CONT.)

RoHS Compliant **This product is RoHS compliant.**

Features:

- High capacitance has been achieved through precision technologies
- Monolithic structure ensures superior mechanical strength and reliability
- High-accuracy automatic mounting is facilitated through the maintenance of very precise dimensional tolerances.
- Composed of only ceramics and metals, these capacitors provide extremely dependable performance, exhibiting virtually no degradation even when subjected to temperature extremes.

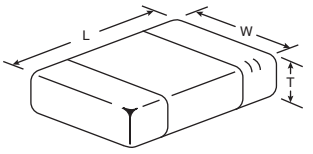

EIA Code	EIAJ Code	Dim. (mm) L	Dim. (mm) W
1210	3225	3.2	2.5
1812	4532	4.5	3.2
2220	5750	5.7	5.0

Style 1210 (Cont.)

For quantities greater than listed, call for quote.

MOUSER STOCK NO. / Mfr. Part No.	Value (µF)	Volt (DC)	Tol.±	Dim. T (mm)	Price Each 1	Price Each 100	Price Each 500	Reel Qty.	Price Per Piece
Temperature Coef: X5R (Cont.)									
810—C3225X5R1A156M	15	10	20%	2.3				1000	
810—C3225X5R0J226K	22	6.3	10%	1.6				1000	
810—C3225X5R0J226K-6	22	6.3	10%	1.6				1000	
810—C3225X5R0J226M	22	6.3	20%	2				1000	
810—C3225X5R0J226M-6	22	6.3	20%	1.6				1000	
810—C3225X5R1A226M	22	10	20%	2.3				1000	
810—C3225X5R1C226M	22	16	20%	2.5				1000	
810—C3225X5R0J476M	47	6.3	20%	2.5				1000	
810—C3225X5R1A476M	47	10	20%	2.5				2000	
810—C3225X5R0J107M	100	6.3	20%	2.5				1000	
Temperature Coef: X6S									
810—C3225X6S0J476M	47	6.3	20%	2.5				1000	
810—C3225X6S0G107M	100	4	20%	2.5				1000	
810—C3225X6S0J107M	100	6.3	20%	2.5				1000	
Temperature Coef: X7R									
810—C3225X7R2E104M	0.1	250	20%	2				1000	
810—C3225X7R2E154K	0.115	250	10%	2				1000	
810—C3225X7R2E154M	0.15	250	20%	2				1000	
810—C3225X7R2E224M	0.22	250	20%	2				1000	
810—C3225X7R2A334K	0.33	100	10%	2				1000	
810—C3225X7R2A334M	0.33	100	20%	2				1000	
810—C3225X7R2A474M	0.47	100	20%	2				1000	
810—C3225X7R2A684K	0.68	100	10%	2				1000	
810—C3225X7R2A684M	0.68	100	20%	2				2000	
810—C3225X7R1H105K	1	50	10%	1.6				1000	
810—C3225X7R1H105K-5	1	50	10%	1.6				2000	
810—C3225X7R1H105M	1	50	20%	1.6				1000	
810—C3225X7R1H105M-5	1	50	20%	1.6				2000	
810—C3225X7R2A105M	1	100	20%	2				1000	
810—C3225X7R1H155M	1.5	50	20%	2				1000	
810—C3225X7R1E225M	2.2	25	20%	1.6				1000	
810—C3225X7R1H225K	2.2	50	10%	2.5				1000	
810—C3225X7R2A225K	2.2	100	10%	2.3				1000	
810—C3225X7R1H335M	3.3	50	20%	2.5				1000	
810—C3225X7R1E475K	4.7	25	10%	2				1000	
810—C3225X7R1E475M	4.7	25	20%	2				1000	
810—C3225X7R1E685M	6.8	25	20%	2				1000	
810—C3225X7R1C106M	10	16	20%	2				1000	
810—C3225X7R1E106M	10	25	20%	2.5				1000	
Temperature Coef: X7S									
810—C3225X7S2A335M	3.3	100	20%	2				1000	
810—C3225X7S2A475K	4.7	10	10%	2				1000	
810—C3225X7S2A475M	4.7	10	20%	2				1000	
810—C3225X7S1H685K	6.8	50	10%	2.5				1000	
810—C3225X7S1H685M	6.8	50	20%	2.5				1000	
Temperature Coef: Y5V									
810—C3225Y5V1H475Z	4.7	50	+80,-20%	1.15				2000	
810—C3225Y5V1C106Z	10	16	+80,-20%	1.25				2000	
810—C3225Y5V1E106Z	10	25	+80,-20%	1.6				2000	
810—C3225Y5V1A226Z	22	10	+80,-20%	1.15				1000	
810—C3225Y5V1A476Z	47	10	+80,-20%	2				1000	
810—C3225Y5V0J107Z	100	6.3	+80,-20%	2.5				1000	

Style 1812

For quantities greater than listed, call for quote.

MOUSER STOCK NO. / Mfr. Part No.	Value (µF)	Volt (DC)	Tol.±	Dim. T (mm)	Price Each 1	Price Each 100	Price Each 500	Reel Qty.	Price Per Piece
Temperature Coef: X5R									
810—C4532X5R1E106K	10	25	10%	2.5				500	
810—C4532X5R1E106M	10	25	20%	2.5				500	
810—C4532X5R1E156M	15	25	20%	2.5				500	
810—C4532X5R1A226M	22	10	20%	2				500	
810—C4532X5R1C226M	22	16	20%	2				500	
810—C4532X5R1E226M	22	25	20%	2.5				500	
810—C4532X5R1A336M	33	10	20%	2				500	
810—C4532X5R1C336M	33	16	20%	2.5				500	
810—C4532X5R1A476M	47	10	20%	2.8				500	
810—C4532X5R0J686M	68	6.3	20%	1.6				500	
810—C4532X5R0J107M	100	6.3	20%	2.8				500	

Style 1812 (Cont.)

For quantities greater than listed, call for quote.

MOUSER STOCK NO. / Mfr. Part No.	Value (µF)	Volt (DC)	Tol.±	Dim. T (mm)	Price Each 1	Price Each 100	Price Each 500	Reel Qty.	Price Per Piece
Temperature Coef: X7R									
810—C4532X7R2J104M	0.1	630	20%	2.3				500	
810—C4532X7R2E154M	0.15	250	20%	1.6				1000	
810—C4532X7R2E224M	0.22	250	20%	2.3				500	
810—C4532X7R2E334K	0.33	250	10%	2.3				500	
810—C4532X7R2E334M	0.33	250	20%	2.3				500	
810—C4532X7R2E474K	0.47	250	10%	2.3				500	
810—C4532X7R2E474M	0.47	250	20%	2.3				500	
810—C4532X7R2A684K	0.68	100	10%	2.3				1000	
810—C4532X7R2A684M	0.68	100	20%	2.3				500	
810—C4532X7R1H105M	1	50	20%	2.3				1000	
810—C4532X7R2A105K	1	100	10%	2.3				500	
810—C4532X7R2A105M	1	100	20%	2.3				500	
810—C4532X7R1H225K	2	50	10%	1.6				1000	
810—C4532X7R2A155K	2	100	10%	2.1				500	
810—C4532X7R2A155M	2	100	20%	2.3				500	
810—C4532X7R2A225K	2	100	10%	2.3				500	
810—C4532X7R1H225M	2.2	50	20%	1.6				1000	
810—C4532X7R2A225M	2.2	100	20%	2.3				500	
810—C4532X7R1E475M	4.7	25	20%	1.6				1000	
810—C4532X7R1H475M	4.7	50	20%	2				1000	
810—C4532X7R1H685M	6.8	50	20%	2.5				500	
810—C4532X7R1C106K	10	16	10%	2.5				500	
810—C4532X7R1E106M	10	25	20%	2.5				500	
810—C4532X7R1E156M	15	25	20%	2.5				500	
810—C4532X7R1C226M	22	16	20%	2.5				500	
810—C4532X7R1C336M	33	16	20%	2.5				500	
Temperature Coef: X7S									
810—C4532X7S3A103K	1	1000	10%	1.6				1000	
810—C4532X7S2A475M	4.7	100	20%	2.3				500	
Temperature Coef: Y5V									
810—C4532Y5V1C476Z	47	16	+80,-20%	2.5				500	
810—C4532Y5V1A107Z	100	10	+80,-20%	2.5				500	

Style 2220

For quantities greater than listed, call for quote.

MOUSER STOCK NO. / Mfr. Part No.	Value (µF)	Volt (DC)	Tol.±	Dim. T (mm)	Price Each 1	Price Each 100	Price Each 500	Reel Qty.	Price Per Piece
Temperature Coef: X5R									
810—C5750X5R1H106K	10	50	10%	2.3				500	
810—C5750X5R1C336M	33	16	20%	2				500	
810—C5750X5R1C476M	47	16	20%	2.3				500	
810—C5750X5R1A686M	68	10	20%	2.3				500	
810—C5750X5R0J107M	100	6.3	20%	2.8				500	
Temperature Coef: X7R									
810—C5750X7R2J154M	0.15	630	20%	1.6				1000	
810—C5750X7R2J224M	0.22	630	20%	2.3				500	
810—C5750X7R2E334K	0.33	250	10%	1.6				1000	
810—C5750X7R2E334M	0.33	250	20%	1.6				1000	
810—C5750X7R2E474M	0.47	250	20%	2.3				500	
810—C5750X7R2E684K	0.68	250	10%	2.3				500	
810—C5750X7R2E684M	0.68	250	20%	2.3				500	
810—C5750X7R2A105M	1	100	20%	2.3				500	
810—C5750X7R2E105K	1	250	10%	2.3				500	
810—C5750X7R2E105M	1	250	20%	2.3				500	
810—C5750X7R2A155M	1.5	100	20%	2.3				500	
810—C5750X7R2A335K	3.3	100	10%	2.3				500	
810—C5750X7R2A335M	3.3	100	20%	2.3				500	
810—C5750X7R2A475K	4.7	100	10%	2.3				500	
810—C5750X7R2A475M	4.7	100	20%	2.3				500	
810—C5750X7R1H106M	10	50	20%	2.3				500	
810—C5750X7R1E156M	15	25	20%	2				500	
810—C5750X7R1C226M	22	16	20%	2				500	
810—C5750X7R1E226M	22	25	20%	2.5				500	
810—C5750X7R1C476M	47	16	20%	2.3				500	
Temperature Coef: X7S									
810—C5750X7S2A156M	15	100	20%	2.5				500	
Temperature Coef: Y5V									
810—C5750Y5V1E476Z	47	25	+80,-20%	2				500	

© Copyright 2014 Mouser Electronics
© Copyright 2014 Mouser Electronics

TDK Ceramic Chip Capacitors

RoHS Compliant **This product is RoHS compliant.**

C SERIES CAPACITORS

Features:

- High capacitance has been achieved through precision technologies
- Monolithic structure ensures superior mechanical strength and reliability
- High-accuracy automatic mounting is facilitated through the maintenance of very precise dimensional tolerances.
- Composed of only ceramics and metals, these capacitors provide extremely dependable performance, exhibiting virtually no degradation even when subjected to temperature extremes.

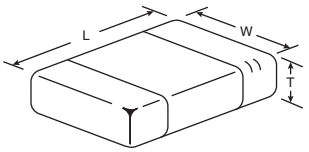



EIA Code	EIAJ Code	Dim. (mm) L	W
0402	1005	1.0	.05

Style 0402

For quantities greater than listed, call for quote.

MOUSER STOCK NO. Mfr.	Mfr. Part No.	Value (pF)	Volt (DC)	Tol.±	Dim. T (mm)	Price Each 1	100	500	Reel Qty.	Price Per Piece
Temperature Coef: C0G										
810	C1005C0G1H0R5B	0.5	50	0.10pF	0.5				10000	
810	C1005C0G1H0R5C	0.5	50	0.25pF	0.5				10000	
810	C1005C0G1HR75C	0.75	50	0.25pF	0.5				10000	
810	C1005C0G1H010B	1	50	0.10pF	0.5				10000	
810	C1005C0G1H010C	1	50	0.25pF	0.5				10000	
810	C1005C0G1H1R2B	1.2	50	0.10pF	0.5				10000	
810	C1005C0G1H1R2C	1.2	50	0.25pF	0.5				10000	
810	C1005C0G1H1R5B	1.5	50	0.10pF	0.5				10000	
810	C1005C0G1H1R5C	1.5	50	0.25pF	0.5				10000	
810	C1005C0G1H1R8B	1.8	50	0.10pF	0.5				10000	
810	C1005C0G1H1R8C	1.8	50	0.25pF	0.5				10000	
810	C1005C0G1H020B	2	50	0.10pF	0.5				10000	
810	C1005C0G1H020C	2	50	0.25pF	0.5				10000	
810	C1005C0G1H2R2B	2.2	50	0.10pF	0.5				10000	
810	C1005C0G1H2R2C	2.2	50	0.25pF	0.5				10000	
810	C1005C0G1H2R5C	2.5	50	0.25pF	0.5				10000	
810	C1005C0G1H2R7B	2.7	50	0.10pF	0.5				10000	
810	C1005C0G1H2R7C	2.7	50	0.25pF	0.5				10000	
810	C1005C0G1H030B	3	50	0.10pF	0.5				10000	
810	C1005C0G1H030C	3	50	0.25pF	0.5				10000	
810	C1005C0G1H3R3B	3.3	50	0.10pF	0.5				10000	
810	C1005C0G1H3R3C	3.3	50	0.25pF	0.5				10000	
810	C1005C0G1H3R5C	3.5	50	0.25pF	0.5				10000	
810	C1005C0G1H3R9B	3.9	50	0.10pF	0.5				10000	
810	C1005C0G1H3R9C	3.9	50	0.25pF	0.5				10000	
810	C1005C0G1H040B	4	50	0.10pF	0.5				10000	
810	C1005C0G1H040C	4	50	0.25pF	0.5				10000	
810	C1005C0G1H4R7B	4.7	50	0.10pF	0.5				10000	
810	C1005C0G1H4R7C	4.7	50	0.25pF	0.5				10000	
810	C1005C0G1H050B	5	50	0.10pF	0.5				10000	
810	C1005C0G1H050C	5	50	0.25pF	0.5				10000	
810	C1005C0G1H5R6C	5.6	50	0.25pF	0.5				10000	
810	C1005C0G1H060C	6	50	0.25pF	0.5				10000	
810	C1005C0G1H060D	6	50	0.5pF	0.5				10000	
810	C1005C0G1H6R8C	6.8	50	0.25pF	0.5				10000	
810	C1005C0G1H6R8D	6.8	50	0.5pF	0.5				10000	
810	C1005C0G1H070C	7	50	0.25pF	0.5				10000	
810	C1005C0G1H070D	7	50	0.5pF	0.5				10000	
810	C1005C0G1H080C	8	50	0.25pF	0.5				10000	
810	C1005C0G1H080D	8	50	0.5pF	0.5				10000	
810	C1005C0G1H8R2C	8.2	50	0.25pF	0.5				10000	
810	C1005C0G1H8R2D	8.2	50	0.5pF	0.5				10000	
810	C1005C0G1H090C	9	50	0.25pF	0.5				10000	
810	C1005C0G1H090D	9	50	0.5pF	0.5				10000	
810	C1005C0G1H100C	10	50	0.25pF	0.5				10000	
810	C1005C0G1H100D	10	50	0.5pF	0.5				10000	
810	C1005C0G1H110J	11	50	5%	0.5				10000	
810	C1005C0G1H130J	13	50	5%	0.5				10000	
810	C1005C0G1H150J	15	50	5%	0.5				10000	
810	C1005C0G1H160J	16	50	5%	0.5				10000	
810	C1005C0G1H180J	18	50	5%	0.5				10000	
810	C1005C0G1H200J	20	50	5%	0.5				10000	
810	C1005C0G1H220F	22	50	1%	0.5				10000	
810	C1005C0G1H220G	22	50	2%	0.5				10000	
810	C1005C0G1H220J	22	50	5%	0.5				10000	
810	C1005C0G1H240J	24	50	5%	0.5				10000	
810	C1005C0G1H270J	27	50	5%	0.5				10000	
810	C1005C0G1H300J	30	50	5%	0.5				10000	
810	C1005C0G1H330J	33	50	5%	0.5				10000	
810	C1005C0G1H360J	36	50	5%	0.5				10000	
810	C1005C0G1H430J	43	50	5%	0.5				10000	
810	C1005C0G1H470F	47	50	1%	0.5				10000	
810	C1005C0G1H470G	47	50	2%	0.5				10000	
810	C1005C0G1H470J	47	50	5%	0.5				10000	
810	C1005C0G1H510J	51	50	5%	0.5				10000	
810	C1005C0G1H620J	62	50	5%	0.5				10000	
810	C1005C0G1H680J	68	50	5%	0.5				10000	
810	C1005C0G1H750J	75	50	5%	0.5				10000	
810	C1005C0G1H820J	82	50	5%	0.5				10000	
810	C1005C0G1H910J	91	50	5%	0.5				10000	
810	C1005C0G1H101F	100	50	1%	0.5				10000	
810	C1005C0G1H101G	100	50	2%	0.5				10000	
810	C1005C0G1H101J	100	50	5%	0.5				10000	
810	C1005C0G1H121J	120	50	5%	0.5				10000	
810	C1005C0G1H151J	150	50	5%	0.5				10000	
810	C1005C0G1H181J	180	50	5%	0.5				10000	

Style 0402 (Cont.)

For quantities greater than listed, call for quote.

MOUSER STOCK NO. Mfr.	Mfr. Part No.	Value (pF)	Volt (DC)	Tol.±	Dim. T (mm)	Price Each 1	100	500	Reel Qty.	Price Per Piece
Temperature Coef: C0G (Cont.)										
810	C1005C0G1H221J	220	50	5%	0.5				10000	
810	C1005C0G1H271J	270	50	5%	0.5				10000	
810	C1005C0G1H331J	330	50	5%	0.5				10000	
810	C1005C0G1E681J	680	25	5%	0.5				10000	
810	C1005C0G1E821J	820	25	5%	0.5				10000	
Temperature Coef: X5R										
810	C1005X5R1C473M	.047µF	16	20%	0.5				10000	
810	C1005X5R1E473M	.047µF	25	20%	0.5				10000	
810	C1005X5R1A473K	.047µF	10	10%	0.5				10000	
810	C1005X5R1C473K	.047µF	16	10%	0.5				10000	
810	C1005X5R1A683K	.068µF	10	10%	0.5				10000	
810	C1005X5R1C683K	.068µF	16	10%	0.5				10000	
810	C1005X5R1E683K	.068µF	25	10%	0.5				10000	
810	C1005X5R1C683M	.068µF	16	20%	0.5				10000	
810	C1005X5R1E683M	.068µF	25	20%	0.5				10000	
Temperature Coef: X7R										
810	C1005X7R1H221K	220	50	10%	0.5				10000	
810	C1005X7R1H221M	220	50	20%	0.5				10000	
810	C1005X7R1H331K	330	50	10%	0.5				10000	
810	C1005X7R1H331M	330	50	20%	0.5				10000	
810	C1005X7R1H471M	470	50	20%	0.5				10000	
810	C1005X7R1H681K	680	50	10%	0.5				10000	
810	C1005X7R1H681M	680	50	20%	0.5				10000	
810	C1005X7R1E102K	1000	25	10%	0.5				10000	
810	C1005X7R1E102M	1000	25	20%	0.5				10000	
810	C1005X7R1H102K	1000	50	10%	0.5				10000	
810	C1005X7R1H102M	1000	50	20%	0.5				10000	
810	C1005X7R1E152K	1500	25	10%	0.5				10000	
810	C1005X7R1E152M	1500	25	20%	0.5				10000	
810	C1005X7R1H152K	1500	50	10%	0.5				10000	
810	C1005X7R1H152M	1500	50	20%	0.5				10000	
810	C1005X7R1E222K	2200	25	10%	0.5				10000	
810	C1005X7R1E222M	2200	25	20%	0.5				10000	
810	C1005X7R1H222K	2200	50	10%	0.5				10000	
810	C1005X7R1H222M	2200	50	20%	0.5				10000	
810	C1005X7R1E332K	3300	25	10%	0.5				10000	
810	C1005X7R1E332M	3300	25	20%	0.5				10000	
810	C1005X7R1H332K	3300	50	10%	0.5				10000	
810	C1005X7R1H332M	3300	50	20%	0.5				10000	
810	C1005X7R1E472M	4700	25	20%	0.5				10000	
810	C1005X7R1H472M	4700	50	20%	0.5				10000	
810	C1005X7R1E682K	6800	25	10%	0.5				10000	
810	C1005X7R1E682M	6800	25	20%	0.5				10000	
810	C1005X7R1H682K	6800	50	10%	0.5				10000	
810	C1005X7R1H682M	6800	50	20%	0.5				10000	
810	C1005X7R1C103K	.01µF	16	10%	0.5				10000	
810	C1005X7R1E103K	.01µF	25	10%	0.5				10000	
810	C1005X7R1C103M	.01µF	16	20%	0.5				10000	
810	C1005X7R1E103M	.01µF	25	20%	0.5				10000	
810	C1005X7R1C153K	.015µF	16	10%	0.5				10000	
810	C1005X7R1C153M	.015µF	16	20%	0.5				10000	
810	C1005X7R1E153K	.015µF	25	10%	0.5				10000	
810	C1005X7R1E153M	.015µF	25	20%	0.5				10000	
810	C1005X7R1C223K	.022µF	16	10%	0.5				10000	
810	C1005X7R1E223K	.022µF	25	10%	0.5				10000	
810	C1005X7R1C223M	.022µF	16	20%	0.5				10000	
810	C1005X7R1E223M	.022µF	25	20%	0.5				10000	
810	C1005X7R1C333M	.033µF	16	20%	0.5				10000	
810	C1005X7R1E333K	.033µF	25	10%	0.5				10000	
810	C1005X7R1E333M	.033µF	25	20%	0.5				10000	
810	C1005X7R1C473K	.047µF	16	10%	0.5				10000	
810	C1005X7R1A473K	.047µF	10	10%	0.5				10000	
810	C1005X7R1A473M	.047µF	10	20%	0.5				10000	
810	C1005X7R1C473M	.047µF	16	20%	0.5				10000	
810	C1005X7R1E473M	.047µF	25	20%	0.5				10000	
810	C1005X7R1A683K	.068µF	10	10%	0.5				10000	
810	C1005X7R1A683M	.068µF	10	20%	0.5				10000	
810	C1005X7R1C683K	.068µF	16	10%	0.5				10000	
810	C1005X7R1C683M	.068µF	16	20%	0.5				10000	
810	C1005X7R1H683K	.068µF	50	10%	0.5				10000	
Temperature Coef: X7S										
810	C1005X7S2A102K	1000	10	10%	0.5				10000	
810	C1005X7S2A152K	1500	10	10%	0.5				10000	
810	C1005X7S2A222K	2200	10	10%	0.5				10000	
810	C1005X7S2A332K	3300	10	10%	0.5				10000	
810	C1005X7S2A332M	3300	10	20%	0.5				10000	

© Copyright 2014 Mouser Electronics

© Copyright 2014 Mouser Electronics

TDK Ceramic Chip Capacitors

RoHS Compliant **This product is RoHS compliant.**

C SERIES CAPACITORS (CONT.)

Features:

- High capacitance has been achieved through precision technologies
- Monolithic structure ensures superior mechanical strength and reliability
- High-accuracy automatic mounting is facilitated through the maintenance of very precise dimensional tolerances.
- Composed of only ceramics and metals, these capacitors provide extremely dependable performance, exhibiting virtually no degradation even when subjected to temperature extremes.

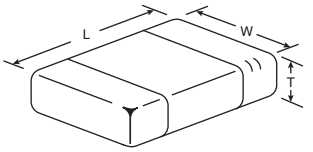

EIA Code	EIAJ Code	Dim. (mm) L	Dim. (mm) W
0402	1005	1.0	.05
0508	1220	1.25	2.0
0603	1608	1.6	0.8
0612	1632	1.6	3.2

Style 0402 (Cont.)

For quantities greater than listed, call for quote.

MOUSER STOCK NO. / Mfr.	Mfr. Part No.	Value (pF)	Volt (DC)	Tol.±	Dim. T (mm)	Price Each 1	100	500	Reel Qty.	Price Per Piece
Temperature Coef: X7S (Cont.)										
810	C1005X7S2A472K	4700	10	10%	0.5				10000	
810	C1005X7S2A682K	6800	10	10%	0.5				10000	
810	C1005X7S2A103M	.01µF	100	20%	0.5				10000	
Temperature Coef: X8R										
810	C1005X8R1H471K	470	50	10%	0.5				10000	
810	C1005X8R1H222K	2200	50	10%	0.5				10000	
Temperature Coef: Y5V										
810	C1005Y5V1H103Z	.01µF	50	+80,-20%	0.5				10000	

Style 0508

For quantities greater than listed, call for quote.

MOUSER STOCK NO. / Mfr.	Mfr. Part No.	Value (pF)	Volt (DC)	Tol.±	Dim. T (mm)	Price Each 1	100	500	Reel Qty.	Price Per Piece
Temperature Coef: X7R										
810	C1220X7R1H223K	.022µF	50	10%	0.85				4000	

Style 0603

For quantities greater than listed, call for quote.

MOUSER STOCK NO. / Mfr.	Mfr. Part No.	Value (pF)	Volt (DC)	Tol.±	Dim. T (mm)	Price Each 1	100	500	Reel Qty.	Price Per Piece
Temperature Coef: SL										
810	C1608SL1A153J	.015µF	10	5%	0.8				4000	
810	C1608SL1A223J	.022µF	10	5%	0.8				4000	
Temperature Coef: C0G										
810	C1608C0G1H0R5B	0.5	50	0.10pF	0.8				4000	
810	C1608C0G1H1R2B	1.2	50	0.10pF	0.8				4000	
810	C1608C0G1H1R5C	1.5	50	0.25pF	0.8				4000	
810	C1608C0G1H020C	2	50	0.25pF	0.8				4000	
810	C1608C0G1H2R2C	2.2	50	0.25pF	0.8				4000	
810	C1608C0G1H2R7C	2.7	50	0.25pF	0.8				4000	
810	C1608C0G1H030B	3	50	0.10pF	0.8				4000	
810	C1608C0G1H030C	3	50	0.25pF	0.8				4000	
810	C1608C0G1H3R3B	3.3	50	0.10pF	0.8				4000	
810	C1608C0G1H040B	4	50	0.10pF	0.8				4000	
810	C1608C0G1H040C	4	50	0.25pF	0.8				4000	
810	C1608C0G1H4R7B	4.7	50	0.10pF	0.8				4000	
810	C1608C0G1H050B	5	50	0.10pF	0.8				4000	
810	C1608C0G1H050C	5	50	0.25pF	0.8				4000	
810	C1608C0G1H5R6D	5.6	50	0.5pF	0.8				4000	
810	C1608C0G1H6R8D	6.8	50	0.5pF	0.8				4000	
810	C1608C0G1H070C	7	50	0.25pF	0.8				4000	
810	C1608C0G1H080D	8	50	0.5pF	0.8				4000	
810	C1608C0G1H090C	9	50	0.25pF	0.8				4000	
810	C1608C0G1H100D	10	50	0.5pF	0.8				4000	
810	C1608C0G1H120J	12	50	5%	0.8				4000	
810	C1608C0G1H130J	13	50	5%	0.8				4000	
810	C1608C0G1H150J	15	50	5%	0.8				4000	
810	C1608C0G1H180J	18	50	5%	0.8				4000	
810	C1608C0G1H220F	22	50	1%	0.8				4000	
810	C1608C0G1H220G	22	50	2%	0.8				4000	
810	C1608C0G1H220J	22	50	5%	0.8				4000	
810	C1608C0G1H240J	24	50	5%	0.8				4000	
810	C1608C0G1H270J	27	50	5%	0.8				4000	
810	C1608C0G1H300J	30	50	5%	0.8				4000	
810	C1608C0G1H330J	33	50	5%	0.8				4000	
810	C1608C0G1H390J	39	50	5%	0.8				4000	
810	C1608C0G1H470F	47	50	1%	0.8				4000	
810	C1608C0G1H470G	47	50	2%	0.8				4000	
810	C1608C0G1H470J	47	50	5%	0.8				4000	
810	C1608C0G1H510J	51	50	5%	0.8				4000	
810	C1608C0G1H560J	56	50	5%	0.8				4000	
810	C1608C0G1H620J	62	50	5%	0.8				4000	
810	C1608C0G1H680J	68	50	5%	0.8				4000	
810	C1608C0G1H820J	82	50	5%	0.8				4000	
810	C1608C0G1H910J	91	50	5%	0.8				4000	
810	C1608C0G1H101F	100	50	1%	0.8				4000	
810	C1608C0G1H101G	100	50	2%	0.8				4000	
810	C1608C0G1H101J	100	50	5%	0.8				4000	
810	C1608C0G2A101F	100	100	1%	0.8				4000	
810	C1608C0G2A101G	100	100	2%	0.8				4000	
810	C1608C0G1H151J	150	50	5%	0.8				4000	
810	C1608C0G1H221F	220	50	1%	0.8				4000	
810	C1608C0G1H221G	220	50	2%	0.8				4000	
810	C1608C0G1H221J	220	50	5%	0.8				4000	
810	C1608C0G1H271J	270	50	5%	0.8				4000	
810	C1608C0G1H331J	330	50	5%	0.8				4000	

Style 0603 (Cont.)

For quantities greater than listed, call for quote.

MOUSER STOCK NO. / Mfr.	Mfr. Part No.	Value (pF)	Volt (DC)	Tol.±	Dim. T (mm)	Price Each 1	100	500	Reel Qty.	Price Per Piece
Temperature Coef: X7R (Cont.)										
810	C1608C0G2A331J	330	100	5%	0.8				4000	
810	C1608C0G1H471F	470	50	1%	0.8				4000	
810	C1608C0G1H471G	470	50	2%	0.8				4000	
810	C1608C0G1H471J	470	50	5%	0.8				4000	
810	C1608C0G1H511J	510	50	5%	0.8				4000	
810	C1608C0G1H681J	680	50	5%	0.8				4000	
810	C1608C0G1H821J	820	50	5%	0.8				4000	
810	C1608C0G1H911J	910	50	5%	0.8				4000	
810	C1608C0G1H102F	1000	50	1%	0.8				4000	
810	C1608C0G1H102G	1000	50	2%	0.8				4000	
810	C1608C0G1H102J	1000	50	5%	0.8				4000	
810	C1608C0G2A102F	1000	100	1%	0.8				4000	
810	C1608C0G2A102G	1000	100	2%	0.8				4000	
810	C1608C0G1H122J	1200	50	5%	0.8				4000	
810	C1608C0G1H152J	1500	50	5%	0.8				4000	
810	C1608C0G1H182J	1800	50	5%	0.8				4000	
810	C1608C0G1H222J	2200	50	5%	0.8				4000	
810	C1608X7R1H221K	220	50	10%	0.8				4000	
810	C1608X7R1H221M	220	50	20%	0.8				4000	
810	C1608X7R1H471K	470	50	10%	0.8				4000	
810	C1608X7R1H681K	680	50	10%	0.8				4000	
810	C1608X7R1H681M	680	50	20%	0.8				4000	
810	C1608X7R1H102K	1000	50	10%	0.8				4000	
810	C1608X7R1H102M	1000	50	20%	0.8				4000	
810	C1608X7R2A102K	1000	100	10%	0.8				4000	
810	C1608X7R1H152K	1500	50	10%	0.8				4000	
810	C1608X7R1H152M	1500	50	20%	0.8				4000	
810	C1608X7R2A152K	1500	100	10%	0.8				4000	
810	C1608X7R2A152M	1500	100	20%	0.8				4000	
810	C1608X7R1H222K	2200	50	10%	0.8				4000	
810	C1608X7R1H222M	2200	50	20%	0.8				4000	
810	C1608X7R1H332M	3300	50	20%	0.8				4000	
810	C1608X7R2A332K	3300	100	10%	0.8				4000	
810	C1608X7R2A332M	3300	100	20%	0.8				4000	
810	C1608X7R1H472K	4700	50	10%	0.8				4000	
810	C1608X7R2A472K	4700	100	10%	0.8				4000	
810	C1608X7R2A472M	4700	100	20%	0.8				4000	
810	C1608X7R2A682K	6800	100	10%	0.8				4000	
810	C1608X7R2A682M	6800	100	20%	0.8				4000	
810	C1608X7R1E103J	.01µF	25	5%	0.8				4000	
810	C1608X7R1E103K	.01µF	25	10%	0.8				4000	
810	C1608X7R1E103M	.01µF	25	20%	0.8				4000	
810	C1608X7R1H103K	.01µF	50	10%	0.8				4000	
810	C1608X7R1H103M	.01µF	50	20%	0.8				4000	
810	C1608X7R2A103K	.01µF	100	10%	0.8				4000	
810	C1608X7R2A103M	.01µF	100	20%	0.8				4000	
810	C1608X7R1E153K	.015µF	25	10%	0.8				4000	
810	C1608X7R1E153M	.015µF	25	20%	0.8				4000	
810	C1608X7R2A153K	.015µF	100	10%	0.8				4000	
810	C1608X7R2A153M	.015µF	100	20%	0.8				4000	
810	C1608X7R1E223K	.022µF	25	10%	0.8				4000	
810	C1608X7R1E223M	.022µF	25	20%	0.8				4000	
810	C1608X7R1H223K	.022µF	50	10%	0.8				4000	
810	C1608X7R2A223M	.022µF	100	20%	0.8				4000	
810	C1608X7R1H333M	.033µF	50	20%	0.8				4000	
810	C1608X7R1C473M	.047µF	16	20%	0.8				4000	
810	C1608X7R1E473K	.047µF	25	10%	0.8				4000	
810	C1608X7R1H473K	.047µF	50	10%	0.8				4000	
810	C1608X7R1C683K	.068µF	16	10%	0.8				4000	
810	C1608X7R1H683K	.068µF	50	10%	0.8				4000	
810	C1608X7R1H683M	.068µF	50	20%	0.8				4000	
Temperature Coef: X7S										
810	C1608X7S2A333K	.033µF	10	10%	0.8				4000	
810	C1608X7S2A333M	.033µF	10	20%	0.8				4000	
810	C1608X7S2A473K	.047µF	10	10%	0.8				4000	
810	C1608X7S2A473M	.047µF	10	20%	0.8				4000	
810	C1608X7S2A683K	.068µF	10	10%	0.8				4000	
810	C1608X7S2A683M	.068µF	10	20%	0.8				4000	
Temperature Coef: X8R										
810	C1608X8R2A222K	2200	100	10%	0.8				4000	
810	C1608X8R1H332K	3300	50	10%	0.8				4000	

Style 0612

For quantities greater than listed, call for quote.

MOUSER STOCK NO. / Mfr.	Mfr. Part No.	Value (pF)	Volt (DC)	Tol.±	Dim. T (mm)	Price Each 1	100	500	Reel Qty.	Price Per Piece
Temperature Coef: X7R										
810	C1632X7R1H223K	.022µF	50	10%	0.7				4000	

© Copyright 2014 Mouser Electronics
© Copyright 2014 Mouser Electronics

TDK Ceramic Chip Capacitors

RoHS Compliant **This product is RoHS compliant.**

C SERIES CAPACITORS (CONT.)

Features:

- High capacitance has been achieved through precision technologies
- Monolithic structure ensures superior mechanical strength and reliability
- High-accuracy automatic mounting is facilitated through the maintenance of very precise dimensional tolerances.
- Composed of only ceramics and metals, these capacitors provide extremely dependable performance, exhibiting virtually no degradation even when subjected to temperature extremes.

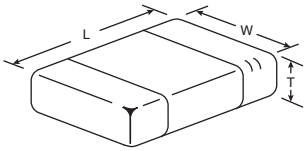

EIA Code	EIAJ Code	Dim. (mm) L	Dim. (mm) W
0805	2012	2.0	1.25
1206	3216	3.2	1.6
1210	3225	3.2	2.5
1808	4520	4.5	2.0
1812	4532	4.5	3.2
2220	5750	5.7	5.0

Style 0805

For quantities greater than listed, call for quote.

MOUSER STOCK NO. Mfr.	Mfr. Part No.	Value (pF)	Volt (DC)	Tol.±	Dim. T (mm)	Price Each 1	100	500	Reel Qty.	Price Per Piece
Temperature Coef: SL										
810	C2012SL1A333J	.033µF	10	5%	0.6				4000	
810	C2012SL1A473J	.047µF	10	5%	0.85				4000	
Temperature Coef: C0G										
810	C2012C0G1H101J	100	50	5%	0.6				4000	
810	C2012C0G1H221J	220	50	5%	0.6				4000	
810	C2012C0G1H331J	330	50	5%	1.25				4000	
810	C2012C0G1H102J	1000	50	5%	0.6				4000	
810	C2012C0G2A102J	1000	100	5%	0.6				4000	
810	C2012C0G1H152J	1500	50	5%	0.6				4000	
810	C2012C0G2E152J	1500	250	5%	0.85				4000	
810	C2012C0G1H222J	2200	50	5%	0.6				4000	
810	C2012C0G1H332J	3300	50	5%	0.6				4000	
810	C2012C0G1H472J	4700	50	5%	0.85				4000	
810	C2012C0G1E682J	6800	25	5%	1.25				4000	
810	C2012C0G1H682J	6800	50	5%	1.25				2000	
810	C2012C0G1H103J	.01µF	50	5%	1.25				2000	
810	C2012C0G1E153J	.015µF	25	5%	0.85				4000	
Temperature Coef: X7R										
810	C2012X7R1H102K	1000	50	10%	0.6				4000	
810	C2012X7R2A102K	1000	100	10%	0.85				4000	
810	C2012X7R2A102M	1000	100	20%	0.85				4000	
810	C2012X7R2E102M	1000	250	20%	0.85				4000	
810	C2012X7R2A152K	1500	100	10%	0.85				4000	
810	C2012X7R2A152M	1500	100	20%	0.85				4000	
810	C2012X7R2E152K	1500	250	10%	0.85				4000	
810	C2012X7R2E152M	1500	250	20%	0.85				4000	
810	C2012X7R2A222K	2200	100	10%	0.85				4000	
810	C2012X7R2A222M	2200	100	20%	0.85				4000	
810	C2012X7R2E222K	2200	250	10%	0.85				4000	
810	C2012X7R2E222M	2200	250	20%	0.85				4000	
810	C2012X7R2A332K	3300	100	10%	0.85				4000	
810	C2012X7R2A332M	3300	100	20%	0.85				4000	
810	C2012X7R2E332K	3300	250	10%	0.85				4000	
810	C2012X7R2E332M	3300	250	20%	0.85				4000	
810	C2012X7R2A472K	4700	100	10%	0.85				4000	
810	C2012X7R2E472K	4700	250	10%	0.85				4000	
810	C2012X7R2E472M	4700	250	20%	0.85				4000	
810	C2012X7R2A682K	6800	100	10%	0.85				4000	
810	C2012X7R2A682M	6800	100	20%	0.85				4000	
810	C2012X7R2E682K	6800	250	10%	0.85				2000	
810	C2012X7R2E682M	6800	250	20%	0.85				2000	
810	C2012X7R1H103K	.01µF	50	10%	0.6				4000	
810	C2012X7R2A103K	.01µF	100	10%	0.85				4000	
810	C2012X7R2A103M	.01µF	100	20%	0.85				4000	
810	C2012X7R2E103M	.01µF	250	20%	1.25				2000	
810	C2012X7R2A153K	.015µF	100	10%	1.25				2000	
810	C2012X7R2A153M	.015µF	100	20%	1.25				2000	
810	C2012X7R2E153K	.015µF	250	10%	1.25				2000	
810	C2012X7R2E153M	.015µF	250	20%	1.25				2000	
810	C2012X7R2A223K	.022µF	100	10%	1.25				2000	
810	C2012X7R2A223M	.022µF	100	20%	1.25				2000	
810	C2012X7R2E223M	.022µF	250	20%	1.25				2000	
810	C2012X7R2A333K	.033µF	100	10%	1.25				2000	
810	C2012X7R2A333M	.033µF	100	20%	1.25				2000	
810	C2012X7R2A473M	.047µF	100	20%	1.25				2000	
810	C2012X7R2A683K	.068µF	100	10%	0.85				2000	
810	C2012X7R2A683M	.068µF	100	20%	0.85				4000	

Style 1206

For quantities greater than listed, call for quote.

MOUSER STOCK NO. Mfr.	Mfr. Part No.	Value (pF)	Volt (DC)	Tol.±	Dim. T (mm)	Price Each 1	100	500	Reel Qty.	Price Per Piece
Temperature Coef: C0G										
810	C3216C0G2J681J	680	630	5%	0.85				4000	
810	C3216C0G2J152J	1500	630	5%	1.15				2000	
810	C3216C0G1H392J	3900	50	5%	0.6				4000	
810	C3216C0G1H472J	4700	50	5%	0.6				4000	
810	C3216C0G1H562J	5600	50	5%	0.6				4000	
810	C3216C0G1H682J	6800	50	5%	0.6				4000	
810	C3216C0G2E682J	6800	250	5%	1.6				2000	
810	C3216C0G1H822J	8200	50	5%	0.6				4000	
810	C3216C0G1H103J	.01µF	50	5%	0.85				2000	
810	C3216C0G1H223J	.022µF	50	5%	1.15				2000	
810	C3216C0G1E473J	.047µF	250	5%	0.85				2000	
Temperature Coef: X7R										
810	C3216X7R2J102M	1000	630	20%	1.6				2000	
810	C3216X7R2J152K	1500	630	10%	1.6				2000	
810	C3216X7R2J152M	1500	630	20%	1.6				2000	

Style 1206 (Cont.)

For quantities greater than listed, call for quote.

MOUSER STOCK NO. Mfr.	Mfr. Part No.	Value (pF)	Volt (DC)	Tol.±	Dim. T (mm)	Price Each 1	100	500	Reel Qty.	Price Per Piece
Temperature Coef: X7R (Cont.)										
810	C3216X7R2J222M	2200	630	20%	1.6				2000	
810	C3216X7R2J332K	3300	630	10%	1.6				2000	
810	C3216X7R2J332M	3300	630	20%	1.6				2000	
810	C3216X7R2J472M	4700	630	20%	1.6				2000	
810	C3216X7R2J682K	6800	630	10%	1.6				2000	
810	C3216X7R2J682M	6800	630	20%	1.6				2000	
810	C3216X7R2J103M	.01µF	630	20%	1.15				2000	
810	C3216X7R2E153K	.015µF	250	10%	1.15				2000	
810	C3216X7R2E153M	.015µF	250	20%	1.15				2000	
810	C3216X7R2J153K	.015µF	630	10%	1.30				2000	
810	C3216X7R2J153M	.015µF	630	20%	1.30				2000	
810	C3216X7R2E223M	.022µF	250	20%	1.15				2000	
810	C3216X7R2J223M	.022µF	630	20%	1.30				2000	
810	C3216X7R2A333K	.033µF	100	10%	1.15				2000	
810	C3216X7R2A333M	.033µF	100	20%	1.15				2000	
810	C3216X7R2E333M	.033µF	250	20%	1.6				2000	
810	C3216X7R2J333M	.033µF	630	20%	1.6				2000	
810	C3216X7R2A683K	.068µF	100	10%	1.6				2000	
810	C3216X7R2A683M	.068µF	100	20%	1.6				2000	
810	C3216X7R2E683K	.068µF	250	10%	1.6				2000	
810	C3216X7R2E683M	.068µF	250	20%	1.6				2000	
Temperature Coef: X7S										
810	C3216X7S3D101K	100	2000	10%	0.85				4000	
810	C3216X7S3D221K	220	2000	10%	0.85				4000	
810	C3216X7S3D471K	470	2000	10%	1.3				2000	
810	C3216X7S3A102K	1000	1000	10%	0.85				4000	
810	C3216X7S3A222K	2200	1000	10%	1.3				2000	

Style 1210

For quantities greater than listed, call for quote.

MOUSER STOCK NO. Mfr.	Mfr. Part No.	Value (pF)	Volt (DC)	Tol.±	Dim. T (mm)	Price Each 1	100	500	Reel Qty.	Price Per Piece
Temperature Coef: X7R										
810	C3225X7R2J473K	.047µF	630	10%	2				1000	
810	C3225X7R2J473M	.047µF	630	20%	2				1000	
810	C3225X7R2J683K	.068µF	630	10%	2				1000	
810	C3225X7R2J683M	.068µF	630	20%	2				1000	
Temperature Coef: X7S										
810	C3225X7S3D102K	1000	2000	10%	2.0				1000	
810	C3225X7S3D222K	2200	2000	10%	2.5				1000	
810	C3225X7S3A472K	4700	1000	10%	1.6				2000	

Style 1808

For quantities greater than listed, call for quote.

MOUSER STOCK NO. Mfr.	Mfr. Part No.	Value (pF)	Volt (DC)	Tol.±	Dim. T (mm)	Price Each 1	100	500	Reel Qty.	Price Per Piece
Temperature Coef: C0G										
810	C4520C0G3F120K	12	3000	10%	0.85				1000	
810	C4520C0G3F470K	47	3000	10%	1.6				1000	
Temperature Coef: X7R										
810	C4520X7R3A102K	1000	1000	10%	1.3				1000	

Style 1812

For quantities greater than listed, call for quote.

MOUSER STOCK NO. Mfr.	Mfr. Part No.	Value (pF)	Volt (DC)	Tol.±	Dim. T (mm)	Price Each 1	100	500	Reel Qty.	Price Per Piece
Temperature Coef: C0G										
810	C4532C0G3F331K	330	3000	10%	2.5				1000	
810	C4532C0G2J223J	.022µF	630	5%	3.2				500	
810	C4532C0G2E333J	.033µF	250	5%	2				1000	
Temperature Coef: X7R										
810	C4532X7R2J683K	.068µF	630	10%	1.6				1,000	
Temperature Coef: X7S										
810	C4532X7S3D222K	2200	2000	10%	1.6				1000	

Style 2220

For quantities greater than listed, call for quote.

MOUSER STOCK NO. Mfr.	Mfr. Part No.	Value (pF)	Volt (DC)	Tol.±	Dim. T (mm)	Price Each 1	100	500	Reel Qty.	Price Per Piece
Temperature Coef: X7S										
810	C5750X7S3D472K	4700	2000	10%	2.0				500	
810	C5750X7S3D103K	.01µF	2000	10%	2.5				500	
810	C5750X7S3A223K	.022µF	1000	10%	1.6				1000	
810	C5750X7S3A473K	.047µF	1000	10%	2.5				500	

© Copyright 2014 Mouser Electronics

© Copyright 2014 Mouser Electronics

TDK Ceramic Chip Capacitors

RoHS Compliant **This product is RoHS compliant.**

C SERIES OPEN MODE CAPACITORS

Features:

- Increase resistance to mechanical bending, temperature cycle, vibration, and electrical stresses
- Wider distance between the end of the opposite electrode and the termination
- Reduces the risk of short circuit failures
- X7R and X8R temperature ranges

Applications:

- Automotive and other high stress applications
- Battery line circuit with high board flex stress



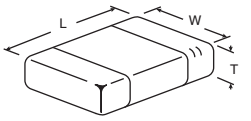

EIA Code	EIAJ Code	Dim. L	(mm) W
0805	2012	2.0	1.25
1206	3216	3.2	1.6
1210	3225	3.2	2.5
1812	4532	4.5	3.2
2220	5750	5.7	5.0

For quantities greater than listed, call for quote.

MOUSER STOCK NO.	TDK Part No.	Value (μF)	Volt (DC)	Temp. Coef	Tol.±	Dim. T (mm)	Price Each 1	50	100	500	Reel Qty.	Price Per Piece
Style 0805												
810-C2012X7R2A102KT5	C2012X7R2A102KT5	1000pF	100	X7R	10%	0.85					4000	
810-C2012X7R2E102KT5	C2012X7R2E102KT5	1000pF	250	X7R	10%	0.85					4000	
810-C2012X7R2A152KT5	C2012X7R2A152KT5	1500pF	100	X7R	10%	0.85					4000	
810-C2012X7R2E152KT5	C2012X7R2E152KT5	1500pF	250	X7R	10%	0.85					4000	
810-C2012X7R2A222KT5	C2012X7R2A222KT5	2200pF	100	X7R	10%	0.85					4000	
810-C2012X7R2E222KT5	C2012X7R2E222KT5	2200pF	250	X7R	10%	0.85					4000	
810-C2012X7R2A332KT5	C2012X7R2A332KT5	3300pF	100	X7R	10%	0.85					4000	
810-C2012X7R2E332KT5	C2012X7R2E332KT5	3300pF	250	X7R	10%	0.85					4000	
810-C2012X7R2A472KT5	C2012X7R2A472KT5	4700pF	100	X7R	10%	0.85					4000	
810-C2012X7R2E472KT5	C2012X7R2E472KT5	4700pF	250	X7R	10%	0.85					4000	
810-C2012X7R2A682KT5	C2012X7R2A682KT5	6800pF	100	X7R	10%	0.85					4000	
810-C2012X7R2E682KT5	C2012X7R2E682KT5	6800pF	250	X7R	10%	1.25					2000	
810-C2012X7R2A103KT5	C2012X7R2A103KT5	.01	100	X7R	10%	0.85					4000	
810-C2012X7R2E103KT5	C2012X7R2E103KT5	.01	250	X7R	10%	1.25					2000	
810-C2012X7R2A153KT5	C2012X7R2A153KT5	.015	100	X7R	10%	1.25					2000	
810-C2012X7R2E153KT5	C2012X7R2E153KT5	.015	250	X7R	10%	1.25					2000	
810-C2012X7R2A223KT5	C2012X7R2A223KT5	.022	100	X7R	10%	1.25					2000	
810-C2012X8R1H223KT5	C2012X8R1H223KT5	.022	50	X8R	10%	0.85					4000	
810-C2012X8R1H333KT5	C2012X8R1H333KT5	.033	50	X8R	10%	0.85					4000	
810-C2012X8R1H473KT5	C2012X8R1H473KT5	.047	50	X8R	10%	1.25					2000	
810-C2012X8R1H683KT5	C2012X8R1H683KT5	.068	50	X8R	10%	1.25					2000	
810-C2012X7R1H104KT5	C2012X7R1H104KT5	.1	50	X7R	10%	1.25					2000	
Style 1206												
810-C3216X7R2J102KT5	C3216X7R2J102KT5	1000pF	630	X7R	10%	1.15					2000	
810-C3216X7R2J152KT5	C3216X7R2J152KT5	1500pF	630	X7R	10%	1.15					2000	
810-C3216X7R2J222KT5	C3216X7R2J222KT5	2200pF	630	X7R	10%	1.15					2000	
810-C3216X7R2J332KT5	C3216X7R2J332KT5	3300pF	630	X7R	10%	1.15					2000	
810-C3216X7R2J472KT5	C3216X7R2J472KT5	4700pF	630	X7R	10%	1.15					2000	
810-C3216X7R2J682KT5	C3216X7R2J682KT5	6800pF	630	X7R	10%	1.15					2000	
810-C3216X7R2J103KT5	C3216X7R2J103KT5	.01	630	X7R	10%	1.15					2000	
810-C3216X7R2E153KT5	C3216X7R2E153KT5	.015	250	X7R	10%	1.15					2000	
810-C3216X7R2J153KT5	C3216X7R2J153KT5	.015	630	X7R	10%	1.3					2000	
810-C3216X7R2E223KT5	C3216X7R2E223KT5	.022	250	X7R	10%	1.15					2000	
810-C3216X7R2J223KT5	C3216X7R2J223KT5	.022	630	X7R	10%	1.3					2000	
810-C3216X7R2A333KT5	C3216X7R2A333KT5	.033	100	X7R	10%	1.15					2000	
810-C3216X7R2E333KT5	C3216X7R2E333KT5	.033	250	X7R	10%	1.6					2000	
810-C3216X7R2J333KT5	C3216X7R2J333KT5	.033	630	X7R	10%	1.6					2000	
810-C3216X7R2A473KT5	C3216X7R2A473KT5	.047	100	X7R	10%	1.15					2000	
810-C3216X7R2E473KT5	C3216X7R2E473KT5	.047	250	X7R	10%	1.6					2000	
810-C3216X7R2A683KT5	C3216X7R2A683KT5	.068	100	X7R	10%	1.6					2000	
810-C3216X7R2E683KT5	C3216X7R2E683KT5	.068	250	X7R	10%	1.6					2000	
810-C3216X7R2A154KT5	C3216X7R2A154KT5	.15	100	X7R	10%	1.6					2000	
810-C3216X7R2A104KT5	C3216X7R2A104KT5	.1	100	X7R	10%	1.6					2000	
810-C3216X7R2E104KT5	C3216X7R2E104KT5	.1	250	X7R	10%	1.6					2000	
810-C3216X7R2A105KT5	C3216X7R2A105KT5	1	100	X7R	10%	1.6					2000	
810-C3216X7R1C475MT5	C3216X7R1C475MT5	4.7	16	X7R	20%	1.6					2000	
Style 1210												
810-C3225X7R2J473KT5	C3225X7R2J473KT5	.047	630	X7R	10%	2.0					1000	
810-C3225X7R2J683KT5	C3225X7R2J683KT5	.068	630	X7R	10%	2.0					1000	
810-C3225X7R2E154KT5	C3225X7R2E154KT5	.15	250	X7R	10%	2.0					1000	
810-C3225X7R2E104KT5	C3225X7R2E104KT5	.1	250	X7R	10%	2.0					1000	
810-C3225X7R2E224KT5	C3225X7R2E224KT5	.22	250	X7R	10%	2.0					1000	
810-C3225X7R2A334KT5	C3225X7R2A334KT5	.33	100	X7R	10%	2.0					1000	
810-C3225X7R1H474KT5	C3225X7R1H474KT5	.47	50	X7R	10%	1.6					2000	
810-C3225X7R1H684KT5	C3225X7R1H684KT5	.68	50	X7R	10%	2.0					1000	
810-C3225X7R1E105KT5	C3225X7R1E105KT5	1	25	X7R	10%	1.15					2000	
810-C3225X7R1E155KT5	C3225X7R1E155KT5	1.5	25	X7R	10%	1.6					2000	
810-C3225X7R1E225KT5	C3225X7R1E225KT5	2.2	25	X7R	10%	2.0					1000	
810-C3225X7R2A225KT5	C3225X7R2A225KT5	2.2	100	X7R	10%	2.3					1000	
810-C3225X7R1C335KT5	C3225X7R1C335KT5	3.3	16	X7R	10%	2.0					1000	
810-C3225X7R1C475KT5	C3225X7R1C475KT5	4.7	16	X7R	10%	2.5					1000	
Style 1812												
810-C4532X7R2J683KT5	C4532X7R2J683KT5	.068	630	X7R	10%	1.6					1000	
810-C4532X7R2E154KT5	C4532X7R2E154KT5	.15	250	X7R	10%	1.6					1000	
810-C4532X7R2J104KT5	C4532X7R2J104KT5	.1	630	X7R	10%	2.3					500	
810-C4532X7R2E224KT5	C4532X7R2E224KT5	.22	250	X7R	10%	2.3					500	
810-C4532X7R2E334KT5	C4532X7R2E334KT5	.33	250	X7R	10%	2.3					500	
810-C4532X7R2E474KT5	C4532X7R2E474KT5	.47	250	X7R	10%	2.3					500	
810-C4532X7R2A684KT5	C4532X7R2A684KT5	.68	100	X7R	10%	2.3					500	
810-C4532X7R1H105KT5	C4532X7R1H105KT5	1	50	X7R	10%	1.6					1000	
810-C4532X7R1H155KT5	C4532X7R1H155KT5	1.5	50	X7R	10%	2.3					500	
810-C4532X7R1E335KT5	C4532X7R1E335KT5	3.3	25	X7R	10%	1.6					1000	
810-C4532X7R1E475KT5	C4532X7R1E475KT5	4.7	25	X7R	10%	2.0					1000	
810-C4532X7R1C685KT5	C4532X7R1C685KT5	6.8	16	X7R	10%	2.0					1000	
810-C4532X7R1C106KT5	C4532X7R1C106KT5	10	16	X7R	10%	2.3					500	
Style 2220												
810-C5750X7R2J154KT5	C5750X7R2J154KT5	.15	630	X7R	10%	1.6					1000	
810-C5750X7R2J224KT5	C5750X7R2J224KT5	.22	630	X7R	10%	2.3					500	
810-C5750X7R2E334KT5	C5750X7R2E334KT5	.33	250	X7R	10%	1.6					1000	
810-C5750X7R2E474KT5	C5750X7R2E474KT5	.47	250	X7R	10%	2.3					500	
810-C5750X7R2A684KT5	C5750X7R2A684KT5	.68	100	X7R	10%	1.6					1000	
810-C5750X7R2E684KT5	C5750X7R2E684KT5	.68	250	X7R	10%	2.3					500	
810-C5750X7R2A105KT5	C5750X7R2A105KT5	1	100	X7R	10%	2.3					500	
810-C5750X7R2E105KT5	C5750X7R2E105KT5	1	250	X7R	10%	2.3					500	
810-C5750X7R2A155KT5	C5750X7R2A155KT5	1.5	100	X7R	10%	2.3					500	
810-C5750X7R1H225KT5	C5750X7R1H225KT5	2.2	50	X7R	10%	1.6					500	
810-C5750X7R1H335KT5	C5750X7R1H335KT5	3.3	50	X7R	10%	2.3					500	
810-C5750X7R1H475KT5	C5750X7R1H475KT5	4.7	50	X7R	10%	2.8					500	
810-C5750X7R1E685KT5	C5750X7R1E685KT5	6.8	25	X7R	10%	1.6					1000	
810-C5750X7R1E106KT5	C5750X7R1E106KT5	10	25	X7R	10%	2.0					500	
810-C5750X7R1E156MT5	C5750X7R1E156MT5	15	25	X7R	20%	2.8					500	
810-C5750X7R1C226MT5	C5750X7R1C226MT5	22	16	X7R	20%	2.8					500	

© Copyright 2014 Mouser Electronics

© Copyright 2014 Mouser Electronics

TDK Ceramic Chip Capacitors

RoHS Compliant **This product is RoHS compliant.**

CGA SERIES AUTOMOTIVE GRADE CAPACITORS

Features:

- The CGA series consists of products that can be used for the power train, safety equipment, etc. of a vehicle
- Parts are manufactured using tested and stable manufacturing processes and are subjected to increased inspections to guarantee a higher level of reliability
- A monolithic structure ensures superior mechanical strength and reliability
- High Capacitance has been achieved through precision technologies that enable the use of multiple thinner ceramic dielectric layers
- High-accuracy automatic mounting is facilitated through the maintenance of very precise dimensional tolerances
- Low stray capacitance ensures high conformity with nominal values, thereby simplifying the circuit design process

Applications:

- Automotive applications
- High reliability requirement applications
- Harsh environment requirement applications
- Smart meter
- Base Stations
- Noise Bypass in automotive

Dimensions: mm			
	L	W	T
CGA2	1.0	0.5	0.5
CGA3	1.6	0.8	0.8

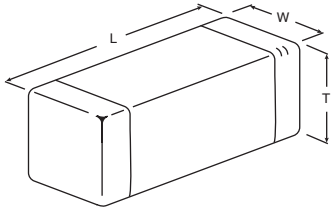

CGA2 (EIA CC0402/JIS C1005)

For quantities greater than listed, call for quote.

MOUSER STOCK NO.		Value	Volt	Tol.	Price Each				Reel	Price Per
Mfr.	Mfr. Part No.	(pF)	(DC)	±	1	50	100	500	Qty.	Piece
Temperature Coef: C0G										
810—	CGA2B2C0G1H010C	1	50	.25pF					10000	
810—	CGA2B2C0G1H1R5C	1.5	50	.25pF					10000	
810—	CGA2B2C0G1H020C	2	50	.25pF					10000	
810—	CGA2B2C0G1H2R2C	2.2	50	.25pF					10000	
810—	CGA2B2C0G1H030C	3	50	.25pF					10000	
810—	CGA2B2C0G1H3R3C	3.3	50	.25pF					10000	
810—	CGA2B2C0G1H040C	4	50	.25pF					10000	
810—	CGA2B2C0G1H4R7C	4.7	50	.25pF					10000	
810—	CGA2B2C0G1H050C	5	50	.25pF					10000	
810—	CGA2B2C0G1H060D	6	50	.50pF					10000	
810—	CGA2B2C0G1H6R8D	6.8	50	.50pF					10000	
810—	CGA2B2C0G1H070D	7	50	.50pF					10000	
810—	CGA2B2C0G1H080D	8	50	.50pF					10000	
810—	CGA2B2C0G1H090D	9	50	.50pF					10000	
810—	CGA2B2C0G1H100D	10	50	.50pF					10000	
810—	CGA2B2C0G1H120J	12	50	5%					10000	
810—	CGA2B2C0G1H150J	15	50	5%					10000	
810—	CGA2B2C0G1H180J	18	50	5%					10000	
810—	CGA2B2C0G1H220J	22	50	5%					10000	
810—	CGA2B2C0G1H270J	27	50	5%					10000	
810—	CGA2B2C0G1H330J	33	50	5%					10000	
810—	CGA2B2C0G1H390J	39	50	5%					10000	
810—	CGA2B2C0G1H470J	47	50	5%					10000	
810—	CGA2B2C0G1H560J	56	50	5%					10000	
810—	CGA2B2C0G1H680J	68	50	5%					10000	
810—	CGA2B2C0G1H820J	82	50	5%					10000	
810—	CGA2B2C0G1H101J	100	50	5%					10000	
810—	CGA2B2C0G1H121J	120	50	5%					10000	
810—	CGA2B2C0G1H151J	150	50	5%					10000	
810—	CGA2B2C0G1H181J	180	50	5%					10000	
810—	CGA2B2C0G1H221J	220	50	5%					10000	
810—	CGA2B2C0G1H271J	271	50	5%					10000	
810—	CGA2B2C0G1H331J	330	50	5%					10000	
810—	CGA2B2C0G1H391J	390	50	5%					10000	
810—	CGA2B2C0G1H471J	470	50	5%					10000	
810—	CGA2B2C0G1H561J	560	50	5%					10000	
810—	CGA2B2C0G1H681J	680	50	5%					10000	
810—	CGA2B2C0G1H821J	820	50	5%					10000	
810—	CGA2B2C0G1H102J	1000	50	5%					10000	
810—	CGA2B1X5R1C224K	.22µF	16	10%					10000	
Temperature Coef: X7R										
810—	CGA2B2X7R1H221K	200	50	10%					10000	
810—	CGA2B2X7R1H331K	330	50	10%					10000	
810—	CGA2B2X7R1H471K	470	50	10%					10000	
810—	CGA2B2X7R1H681K	680	50	10%					10000	
810—	CGA2B2X7R1H102K	1000	50	10%					10000	
810—	CGA2B2X7R1H152K	1500	50	10%					10000	
810—	CGA2B2X7R1H222K	2200	50	10%					10000	
810—	CGA2B2X7R1H332K	3300	50	10%					10000	
810—	CGA2B2X7R1H472K	4700	50	10%					10000	
810—	CGA2B2X7R1H682K	6800	50	10%					10000	
810—	CGA2B2X7R1E103K	.01µF	25	10%					10000	
810—	CGA2B3X7R1V103K	.01µF	35	10%					10000	
810—	CGA2B3X7R1H103K	.01µF	50	10%					10000	
810—	CGA2B3X7R1H153K	.015µF	50	10%					10000	
810—	CGA2B2X7R1E223K	.022µF	25	10%					10000	
810—	CGA2B3X7R1H223K	.022µF	50	10%					10000	
810—	CGA2B3X7R1H333K	.033µF	50	10%					10000	
810—	CGA2B2X7R1C473K	.047µF	16	10%					10000	
810—	CGA2B1X7R1E473K	.047µF	25	10%					10000	
810—	CGA2B3X7R1H473K	.047µF	50	10%					10000	
810—	CGA2B1X7R1C683K	.068µF	16	10%					10000	
810—	CGA2B3X7R1H683K	.068µF	50	10%					10000	
810—	CGA2B1X7R1C104K	.1µF	16	10%					10000	
810—	CGA2B3X7R1E104K	.1µF	25	10%					10000	
810—	CGA2B3X7R1V104K	.1µF	35	10%					10000	
810—	CGA2B3X7R1H104K	.1µF	50	10%					10000	
810—	CGA2B1X7R1A224K	.22µF	10	10%					10000	
Temperature Coef: X7S										
810—	CGA2B3X7S2A102K	1000	100	10%					10000	
810—	CGA2B3X7S2A152K	1500	100	10%					10000	
810—	CGA2B3X7S2A222K	2220	100	10%					10000	
810—	CGA2B3X7S2A332K	3300	100	10%					10000	
810—	CGA2B3X7S2A472K	4700	100	10%					10000	
810—	CGA2B3X7S2A682K	6800	100	10%					10000	
810—	CGA2B3X7S2A103K	.01µF	100	10%					10000	
Temperature Coef: X8R										
810—	CGA2B2X8R1H151K	150	50	10%					10000	
810—	CGA2B2X8R1H221K	220	50	10%					10000	
810—	CGA2B2X8R1H331K	330	50	10%					10000	
810—	CGA2B2X8R1H471K	470	50	10%					10000	

CGA2 (EIA CC0402/JIS C1005) (Cont.)

For quantities greater than listed, call for quote.

MOUSER STOCK NO.		Value	Volt	Tol.	Price Each				Reel	Price Per
Mfr.	Mfr. Part No.	(pF)	(DC)	±	1	50	100	500	Qty.	Piece
Temperature Coef: X8R (Cont.)										
810—	CGA2B2X8R1H681K	680	50	10%					10000	
810—	CGA2B2X8R1H102K	1000	50	10%					10000	
810—	CGA2B2X8R1H152K	1500	50	10%					10000	
810—	CGA2B2X8R1H222K	2200	50	10%					10000	
810—	CGA2B2X8R1H332K	3300	50	10%					10000	
810—	CGA2B2X8R1H472K	4700	50	10%					10000	
810—	CGA2B2X8R1E682K	6800	25	10%					10000	
810—	CGA2B2X8R1E103K	.01µF	25	10%					10000	

CGA3 (EIA CC0603/JIS C1608)

Temperature Coef: C0G										
810—	CGA3E2C0G1H010C	1	50	.25pF					4000	
810—	CGA3E2C0G1H1R5C	1.5	50	.25pF					4000	
810—	CGA3E2C0G1H020C	2	50	.25pF					4000	
810—	CGA3E2C0G1H2R2C	2.2	50	.25pF					4000	
810—	CGA3E2C0G1H030C	3	50	.25pF					4000	
810—	CGA3E2C0G1H3R3C	3.3	50	.25pF					4000	
810—	CGA3E2C0G1H040C	4	50	.25pF					4000	
810—	CGA3E2C0G1H4R7C	4.7	50	.25pF					4000	
810—	CGA3E2C0G1H050C	5	50	.25pF					4000	
810—	CGA3E2C0G1H060D	6	50	.50pF					4000	
810—	CGA3E2C0G1H6R8D	6.8	50	.50pF					4000	
810—	CGA3E2C0G1H070D	7	50	.50pF					4000	
810—	CGA3E2C0G1H080D	8	50	.50pF					4000	
810—	CGA3E2C0G1H090D	9	50	.50pF					4000	
810—	CGA3E2C0G1H100D	10	50	.50pF					4000	
810—	CGA3E2C0G1H120J	12	50	5					4000	
810—	CGA3E2C0G1H150J	15	50	5					4000	
810—	CGA3E2C0G1H180J	18	50	5					4000	
810—	CGA3E2C0G1H220J	22	50	5					4000	
810—	CGA3E2C0G1H270J	27	50	5					4000	
810—	CGA3E2C0G1H330J	33	50	5					4000	
810—	CGA3E2C0G1H390J	39	50	5					4000	
810—	CGA3E2C0G1H470J	47	50	5					4000	
810—	CGA3E2C0G1H560J	56	50	5					4000	
810—	CGA3E2C0G1H680J	68	50	5					4000	
810—	CGA3E2C0G1H820J	82	50	5					4000	
810—	CGA3E2C0G1H101J	100	50	5					4000	
810—	CGA3E2C0G2A101J	100	100	5					4000	
810—	CGA3E3C0G2E101J	100	250	5					4000	
810—	CGA3E2C0G1H121J	120	50	5					4000	
810—	CGA3E2C0G2A121J	120	100	5					4000	
810—	CGA3E3C0G2E121J	120	250	5					4000	
810—	CGA3E2C0G1H151J	150	50	5					4000	
810—	CGA3E2C0G2A151J	150	100	5					4000	
810—	CGA3E3C0G2E151J	150	250	5					4000	
810—	CGA3E2C0G1H181J	180	50	5					4000	
810—	CGA3E2C0G2A181J	180	100	5					4000	
810—	CGA3E3C0G2E181J	180	250	5					4000	
810—	CGA3E2C0G1H221J	220	50	5					4000	
810—	CGA3E2C0G2A221J	220	100	5					4000	
810—	CGA3E3C0G2E221J	220	250	5					4000	
810—	CGA3E2C0G1H271J	270	50	5					4000	
810—	CGA3E2C0G2A271J	270	100	5					4000	
810—	CGA3E3C0G2E271J	270	250	5					4000	
810—	CGA3E2C0G1H331J	330	50	5					4000	
810—	CGA3E2C0G2A331J	330	100	5					4000	
810—	CGA3E3C0G2E331J	330	250	5					4000	
810—	CGA3E2C0G1H391J	390	50	5					4000	
810—	CGA3E2C0G2A391J	390	100	5					4000	
810—	CGA3E3C0G2E391J	390	250	5					4000	
810—	CGA3E2C0G1H471J	470	50	5					4000	
810—	CGA3E2C0G2A471J	470	100	5					4000	
810—	CGA3E3C0G2E471J	470	250	5					4000	
810—	CGA3E2C0G2A561J	560	100	5					4000	
810—	CGA3E3C0G2E561J	560	250	5					4000	
810—	CGA3E2C0G1H561J	561	50	5					4000	
810—	CGA3E2C0G1H681J	680	50	5					4000	
810—	CGA3E2C0G2A681J	680	100	5					4000	
810—	CGA3E3C0G2E681J	680	250	5					4000	
810—	CGA3E2C0G1H821J	820	50	5					4000	
810—	CGA3E2C0G2A821J	820	100	5					4000	
810—	CGA3E2C0G1H102J	1000	50	5					4000	
810—	CGA3E2C0G2A102J	1000	100	5					4000	
810—	CGA3E2C0G1H122J	1200	50	5					4000	
810—	CGA3E2C0G2A122J	1200	100	5					4000	
810—	CGA3E2C0G1H152J	1500	50	5					4000	
810—	CGA3E2C0G1H182J	1800	50	5					4000	
810—	CGA3E2C0G1H222J	2200	50	5					4000	
810—	CGA3E2C0G1H272J	2700	50	5					4000	
810—	CGA3E2C0G1H332J	3300	50	5					4000	

© Copyright 2014 Mouser Electronics

© Copyright 2014 Mouser Electronics

TDK Ceramic Chip Capacitors

RoHS Compliant This product is RoHS compliant.

CGA SERIES AUTOMOTIVE GRADE CAPACITORS (CONT.)

Features:
- The CGA series consists of products that can be used for the power train, safety equipment, etc. of a vehicle
- Parts are manufactured using tested and stable manufacturing processes and are subjected to increased inspections to guarantee a higher level of reliability
- A monolithic structure ensures superior mechanical strength and reliability
- High Capacitance has been achieved through precision technologies that enable the use of multiple thinner ceramic dielectric layers
- High-accuracy automatic mounting is facilitated through the maintenance of very precise dimensional tolerances
- Low stray capacitance ensures high conformity with nominal values, thereby simplifying the circuit design process

Applications:
- Automotive applications
- High reliability requirement applications
- Harsh environment requirement applications
- Smart meter
- Base Stations
- Noise Bypass in automotive

Dimensions: mm			
	L	W	T
CGA3	1.6	0.8	0.8

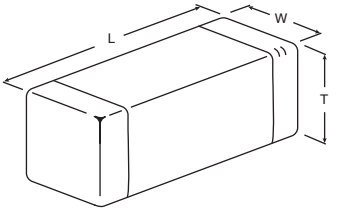

CGA3 (EIA CC0603/JIS C1608) (Cont.)

For quantities greater than listed, call for quote.

MOUSER STOCK NO.		Value	Volt	Tol.	Price Each				Reel	Price Per
Mfr.	Mfr. Part No.	(pF)	(DC)	±	1	50	100	500	Qty.	Piece
Temperature Coef: C0G (Cont.)										
810	CGA3E2C0G1H392J	3900	50	5					4000	
810	CGA3E2C0G1H472J	4700	50	5					4000	
810	CGA3E2C0G1H562J	5600	50	5					4000	
810	CGA3E2C0G1H682J	6800	50	5					4000	
810	CGA3E2C0G1H822J	8200	50	5					4000	
810	CGA3E2C0G1H103J	.01µF	50	5					4000	
Temperature Coef: X5R										
810	CGA3E3X5R1H105K	1µF	50	10					4000	
810	CGA3E1X5R1C225K	2.2µF	16	10					4000	
810	CGA3E1X5R1A335K	3.3µF	10	10					4000	
810	CGA3E1X5R0J475K	4.7µF	6.3	10					4000	
Temperature Coef: X7R										
810	CGA3E2X7R1H331K	330	50	10					4000	
810	CGA3E2X7R1H471K	470	50	10					4000	
810	CGA3E2X7R1H681K	680	50	10					4000	
810	CGA3E2X7R1H102K	1000	50	10					4000	
810	CGA3E2X7R2A102K	1000	100	10					4000	
810	CGA3E2X7R1H152K	1500	50	10					4000	
810	CGA3E2X7R2A152K	1500	100	10					4000	
810	CGA3E2X7R1H222K	2200	50	10					4000	
810	CGA3E2X7R2A222K	2200	100	10					4000	
810	CGA3E2X7R1H332K	3300	50	10					4000	
810	CGA3E2X7R2A332K	3300	100	10					4000	
810	CGA3E2X7R1H472K	4700	50	10					4000	
810	CGA3E2X7R2A472K	4700	100	10					4000	
810	CGA3E2X7R1H682K	6800	50	10					4000	
810	CGA3E2X7R2A682K	6800	100	10					4000	
810	CGA3E2X7R1H103K	.01µF	50	10					4000	
810	CGA3E2X7R2A103K	.01µF	100	10					4000	
810	CGA3E2X7R1H153K	.015µF	50	10					4000	
810	CGA3E2X7R2A153K	.015µF	100	10					4000	
810	CGA3E2X7R1H223K	.022µF	50	10					4000	
810	CGA3E2X7R2A223K	.022µF	100	10					4000	
810	CGA3E2X7R1H333K	.033µF	20	10					4000	
810	CGA3E2X7R1H473K	.047µF	50	10					4000	
810	CGA3E2X7R1H683K	.068µF	50	10					4000	
810	CGA3E2X7R1E104K	.1µF	25	10					4000	
810	CGA3E2X7R1H104K	.1µF	50	10					4000	
810	CGA3E2X7R1E154K	.15µF	25	10					4000	
810	CGA3E3X7R1H154K	.15µF	50	10					4000	
810	CGA3E2X7R1C224K	.22µF	16	10					4000	
810	CGA3E1X7R1E224K	.22µF	25	10					4000	
810	CGA3E3X7R1H224K	.22µF	50	10					4000	
810	CGA3E1X7R1C334K	.33µF	16	10					4000	
810	CGA3E1X7R1V334K	.33µF	35	10					4000	
810	CGA3E1X7R1C474K	.47µF	16	10					4000	
810	CGA3E3X7R1E474K	.47µF	25	10					4000	
810	CGA3E1X7R1V474K	.47µF	35	10					4000	
810	CGA3E1X7R1C684K	.68µF	16	10					4000	
810	CGA3E1X7R1E684K	.68µF	25	10					4000	
810	CGA3E1X7R1E105K	2µF	25	10					4000	
810	CGA3E1X7R0J225K	2.2µF	6.3	10					4000	
Temperature Coef: X7S										
810	CGA3E3X7S2A333K	.033µF	100	10					4000	
810	CGA3E3X7S2A473K	.047µF	100	10					4000	
810	CGA3E3X7S2A683K	.068µF	100	10					4000	
810	CGA3E3X7S2A104K	.1µF	100	10					4000	
Temperature Coef: X8R										
810	CGA3E2X8R1H102K	1000	50	10					4000	
810	CGA3E2X8R2A102K	1000	100	10					4000	
810	CGA3E2X8R1H152K	1500	50	10					4000	
810	CGA3E2X8R2A152K	1500	100	10					4000	
810	CGA3E2X8R1H222K	2200	50	10					4000	
810	CGA3E2X8R2A222K	2200	100	10					4000	
810	CGA3E2X8R1H332K	3300	50	10					4000	
810	CGA3E2X8R2A332K	3300	100	10					4000	
810	CGA3E2X8R1H472K	4700	50	10					4000	
810	CGA3E2X8R2A472K	4700	100	10					4000	
810	CGA3E2X8R1H682K	6800	50	10					4000	
810	CGA3E2X8R2A682K	6800	100	10					4000	
810	CGA3E2X8R1H103K	.01µF	50	10					4000	
810	CGA3E2X8R2A103K	.01µF	100	10					4000	
810	CGA3E2X8R1H153K	.015µF	50	10					4000	
810	CGA3E2X8R2A153K	.015µF	100	10					4000	
810	CGA3E2X8R1H223K	.022µF	50	10					4000	
810	CGA3E2X8R1H333K	.033µF	50	10					4000	
810	CGA3E2X8R1H473K	.047µF	50	10					4000	
810	CGA3E2X8R1E683K	.068µF	25	10					4000	
810	CGA3E2X8R1E104K	.1µF	25	10					4000	

CGA4 (EIA CC0805/JIS C2012)

For quantities greater than listed, call for quote.

MOUSER STOCK NO.		Value	Volt	Tol.	Dimensions: mm			Price Each				Reel	Price Per
Mfr.	Mfr. Part No.	(pF)	(DC)	±	L	W	T	1	50	100	500	Qty.	Piece
Temperature Coef: C0G													
810	CGA4C2C0G1H101J	100	50	5	2.0	1.25	0.6					4000	
810	CGA4C2C0G2A101J	100	100	5	2.0	1.25	0.6					4000	
810	CGA4C2C0G2A221J	220	100	5	2.0	1.25	0.6					4000	
810	CGA4C2C0G2A471J	470	100	5	2.0	1.25	0.6					4000	
810	CGA4C3C0G2E821J	820	250	5	2.0	1.25	0.6					4000	
810	CGA4C2C0G1H102J	1000	50	5	2.0	1.25	0.6					4000	
810	CGA4C2C0G2A102J	1000	100	5	2.0	1.25	0.6					4000	
810	CGA4F3C0G2E102J	1000	250	5	2.0	1.25	0.85					4000	
810	CGA4C2C0G2A122J	1200	100	5	2.0	1.25	0.6					4000	
810	CGA4F3C0G2E122J	1200	250	5	2.0	1.25	0.85					4000	
810	CGA4C2C0G2A152J	1500	100	5	2.0	1.25	0.6					4000	
810	CGA4F3C0G2E152J	1500	250	5	2.0	1.25	0.85					2000	
810	CGA4F2C0G2A182J	1800	100	5	2.0	1.25	0.85					4000	
810	CGA4J3C0G2E182J	1800	250	5	2.0	1.25	1.25					2000	
810	CGA4C2C0G1H222J	2200	50	5	2.0	1.25	0.6					4000	
810	CGA4F2C0G2A222J	2200	100	5	2.0	1.25	0.85					4000	
810	CGA4J3C0G2E222J	2200	250	5	2.0	1.25	1.25					2000	
810	CGA4C2C0G1H272J	2700	50	5	2.0	1.25	0.6					4000	
810	CGA4J2C0G2A272J	2700	100	5	2.0	1.25	1.25					2000	
810	CGA4J3C0G2E272J	2700	250	5	2.0	1.25	1.25					2000	
810	CGA4C2C0G1H332J	3300	50	5	2.0	1.25	0.6					4000	
810	CGA4J2C0G2A332J	3300	100	5	2.0	1.25	1.25					2000	
810	CGA4C2C0G1H392J	3900	50	5	2.0	1.25	0.6					4000	
810	CGA4F2C0G1H392J	3900	50	5	2.0	1.25	0.85					4000	
810	CGA4J2C0G2A392J	3900	100	5	2.0	1.25	1.25					2000	
810	CGA4C2C0G1H472J	4700	50	5	2.0	1.25	0.6					4000	
810	CGA4F2C0G1H472J	4700	50	5	2.0	1.25	0.85					4000	
810	CGA4J2C0G2A472J	4700	100	5	2.0	1.25	1.25					2000	
810	CGA4C2C0G1H562J	5600	50	5	2.0	1.25	0.6					4000	
810	CGA4F2C0G1H562J	5600	50	5	2.0	1.25	0.85					4000	
810	CGA4C2C0G1H682J	6800	50	5	2.0	1.25	0.6					4000	
810	CGA4J2C0G1H682J	6800	50	5	2.0	1.25	1.25					2000	
810	CGA4C2C0G1H822J	8200	50	5	2.0	1.25	0.6					4000	
810	CGA4J2C0G1H822J	8200	50	5	2.0	1.25	1.25					2000	
810	CGA4C2C0G1H103J	.01µF	50	5	2.0	1.25	0.6					4000	
810	CGA4J2C0G1H103J	.01µF	50	5	2.0	1.25	1.25					2000	
810	CGA4F2C0G1H153J	.015µF	50	5	2.0	1.25	0.6					4000	
810	CGA4J2C0G1H223J	.022µF	50	5	2.0	1.25	1.25					2000	
810	CGA4J2C0G1H333J	.033µF	50	5	2.0	1.25	1.25					2000	
Temperature Coef: X5R													
810	CGA4J3X5R1H225K	2.2µF	50	10	3.2	1.6	1.25					2000	
810	CGA4J3X5R1H335K	3.3µF	50	10	3.2	1.6	1.25					2000	
810	CGA4J3X5R1H475K	4.7µF	50	10	3.2	1.6	1.25					2000	
810	CGA4J3X5R1A106K	10µF	10	10	2.0	1.25	1.25					2000	
810	CGA4J1X5R1C106K	10µF	16	10	3.2	1.6	1.25					2000	
Temperature Coef: X7R													
810	CGA4J3X7R2E682K	6800	250	10	2.0	1.25	1.25					2000	
810	CGA4J3X7R2E103K	.01µF	250	10	2.0	1.25	1.25					2000	
810	CGA4J2X7R2A153K	.015µF	100	10	2.0	1.25	1.25					2000	
810	CGA4J3X7R2E153K	.015µF	250	10	2.0	1.25	1.25					2000	
810	CGA4J2X7R2A223K	.022µF	100	10	2.0	1.25	1.25					2000	
810	CGA4J3X7R2E223K	.022µF	250	10	2.0	1.25	1.25					2000	
810	CGA4J2X7R2A333K	.033µF	100	10	2.0	1.25	1.25					2000	
810	CGA4J2X7R2A473K	.047µF	100	10	2.0	1.25	1.25					2000	
810	CGA4J2X7R1H104K	.1µF	50	10	2.0	1.25	1.25					2000	
810	CGA4J2X7R2A104K	.1µF	100	10	2.0	1.25	1.25					2000	
810	CGA4J2X7R1H154K	.15µF	50	10	2.0	1.25	1.25					2000	
810	CGA4J2X7R1E224K	.22µF	25	10	2.0	1.25	1.25					2000	
810	CGA4J2X7R1H224K	.22µF	50	10	2.0	1.25	1.25					2000	
810	CGA4J2X7R1H334K	.33µF	50	10	2.0	1.25	1.25					2000	
810	CGA4J2X7R1C474K	.47µF	16	10	2.0	1.25	1.25					2000	
810	CGA4J2X7R1E474K	.47µF	25	10	2.0	1.25	1.25					2000	
810	CGA4J3X7R1H474K	.47µF	50	10	2.0	1.25	1.25					2000	
810	CGA4J2X7R1C684K	.68µF	16	10	2.0	1.25	1.25					2000	
810	CGA4J3X7R1E684K	.68µF	25	10	2.0	1.25	1.25					2000	
810	CGA4J3X7R1H684K	.68µF	50	10	2.0	1.25	1.25					2000	
810	CGA4J2X7R1C105K	1µF	16	10	2.0	1.25	1.25					2000	
810	CGA4J3X7R1E105K	1µF	25	10	2.0	1.25	1.25					2000	
810	CGA4J3X7R1V105K	1µF	35	10	2.0	1.25	1.25					2000	
810	CGA4J3X7R1H105K	1µF	50	10	2.0	1.25	1.25					2000	
810	CGA4J3X7R1C155K	1.5µF	16	10	2.0	1.25	1.25					2000	
810	CGA4J3X7R1E225K	2.2µF	25	10	2.0	1.25	1.25					2000	
810	CGA4J1X7R1V225K	2.2µF	35	10	2.0	1.25	1.25					2000	
810	CGA4J1X7R1E335K	3.3µF	25	10	2.0	1.25	1.25					2000	
810	CGA4J3X7R1C475K	4.7µF	16	10	2.0	1.25	1.25					2000	
810	CGA4J1X7R1E475K	4.7µF	25	10	2.0	1.25	1.25					2000	
810	CGA4J1X7R0J106K	10µF	10	10	2.0	1.25	1.25					2000	
810	CGA4J3X7R1C225K	2.2µF	16	10	2.0	1.25	1.25					2000	

© Copyright 2014 Mouser Electronics

© Copyright 2014 Mouser Electronics

RoHS Compliant This product is RoHS compliant.

CGA SERIES AUTOMOTIVE GRADE CAPACITORS (CONT.)

Features:

- The CGA series consists of products that can be used for the power train, safety equipment, etc. of a vehicle
- Parts are manufactured using tested and stable manufacturing processes and are subjected to increased inspections to guarantee a higher level of reliability
- A monolithic structure ensures superior mechanical strength and reliability
- High Capacitance has been achieved through precision technologies that enable the use of multiple thinner ceramic dielectric layers
- High—accuracy automatic mounting is facilitated through the maintenance of very precise dimensional tolerances
- Low stray capacitance ensures high conformity with nominal values, thereby simplifying the circuit design process

Applications:

- Automotive applications
- High reliability requirement applications
- Harsh environment requirement applications
- Smart meter
- Base Stations
- Noise Bypass in automotive

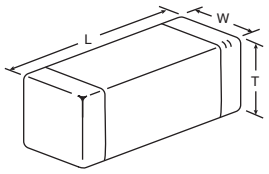

CGA4 (EIA CC0805/JIS C2012) (Cont.)

For quantities greater than listed, call for quote.

MOUSER STOCK NO. Mfr.	Mfr. Part No.	Value (pF)	Volt (DC)	Tol. ±	Dimensions: mm L	W	T	Price Each 1	50	100	500	Reel Qty.	Price Per Piece
Temperature Coef: X7S													
810—CGA4J3X7S2A474K		.47µF	100	10	2.0	1.25	1.25					2000	
810—CGA4J3X7S2A105K		1µF	100	10	2.0	1.25	1.25					2000	
Temperature Coef: X7T													
810—CGA4J3X7T2E473K		.047µF	250	10	2.0	1.25	1.25					2000	
810—CGA4J3X7T2E104K		.1µF	250	10	2.0	1.25	1.25					2000	
Temperature Coef: X8R													
810—CGA4J2X8R2A223K		.022µF	100	10	2.0	1.25	1.25					2000	
810—CGA4J2X8R1H683K		.068µF	50	10	2.0	1.25	1.25					2000	
810—CGA4J2X8R1H104K		.1µF	50	10	2.0	1.25	1.25					2000	
810—CGA4J2X8R1E224K		.22µF	25	10	2.0	1.25	1.25					2000	
810—CGA4J2X8R1E334K		.33µF	25	10	2.0	1.25	1.25					2000	

CGA5 (EIA CC1206/JIS C3216)

MOUSER STOCK NO. Mfr.	Mfr. Part No.	Value (pF)	Volt (DC)	Tol. ±	Dimensions: mm L	W	T	Price Each 1	50	100	500	Reel Qty.	Price Per Piece
Temperature Coef: C0G													
810—CGA5C4C0G2J101J		100	630	5	3.2	1.6	0.6					4000	
810—CGA5C4C0G2J121J		120	630	5	3.2	1.6	0.6					4000	
810—CGA5C4C0G2J151J		150	630	5	3.2	1.6	0.6					4000	
810—CGA5C4C0G2J181J		180	630	5	3.2	1.6	0.6					4000	
810—CGA5C4C0G2J221J		220	630	5	3.2	1.6	0.6					4000	
810—CGA5C4C0G2J271J		270	630	5	3.2	1.6	0.6					4000	
810—CGA5C4C0G2J331J		330	630	5	3.2	1.6	0.6					4000	
810—CGA5C4C0G2J391J		390	630	5	3.2	1.6	0.6					4000	
810—CGA5F4C0G2J471J		470	630	5	3.2	1.6	0.85					4000	
810—CGA5F4C0G2J561J		560	630	5	3.2	1.6	0.85					4000	
810—CGA5F4C0G2J681J		680	630	5	3.2	1.6	0.85					4000	
810—CGA5F4C0G2J821J		820	630	5	3.2	1.6	0.85					4000	
810—CGA5F4C0G2J102J		1000	630	5	3.2	1.6	0.85					4000	
810—CGA5F4C0G2J122J		1200	630	5	3.2	1.6	0.85					4000	
810—CGA5H4C0G2J152J		1500	630	5	3.2	1.6	1.15					2000	
810—CGA5H4C0G2J182J		1800	630	5	3.2	1.6	1.15					2000	
810—CGA5H4C0G2J222J		2200	630	5	3.2	1.6	1.15					2000	
810—CGA5L4C0G2J272J		2700	630	5	3.2	1.6	1.6					2000	
810—CGA5F3C0G2E332J		3300	250	5	3.2	1.6	0.85					4000	
810—CGA5L4C0G2J332J		3300	630	5	3.2	1.6	1.6					2000	
810—CGA5C2C0G2A392J		3900	100	5	3.2	1.6	0.6					4000	
810—CGA5H3C0G2E392J		3900	250	5	3.2	1.6	1.15					2000	
810—CGA5C2C0G1H472J		4700	50	5	3.2	1.6	0.6					4000	
810—CGA5F2C0G2A472J		4700	100	5	3.2	1.6	0.85					4000	
810—CGA5H3C0G2E472J		4700	250	5	3.2	1.6	1.15					2000	
810—CGA5C2C0G1H562J		5600	50	5	3.2	1.6	0.6					4000	
810—CGA5F2C0G2A562J		5600	100	5	3.2	1.6	0.85					4000	
810—CGA5H3C0G2E562J		5600	250	5	3.2	1.6	1.15					2000	
810—CGA5C2C0G1H682J		6800	50	5	3.2	1.6	0.6					4000	
810—CGA5H2C0G2A682J		6800	100	5	3.2	1.6	1.15					2000	
810—CGA5L3C0G2E682J		6800	250	5	3.2	1.6	1.6					2000	
810—CGA5C2C0G1H822J		8200	50	5	3.2	1.6	0.6					4000	
810—CGA5F2C0G1H822J		8200	50	5	3.2	1.6	0.85					4000	
810—CGA5H2C0G2A822J		8200	100	5	3.2	1.6	1.15					2000	
810—CGA5L3C0G2E822J		8200	250	5	3.2	1.6	1.6					2000	
810—CGA5C2C0G1H103J		.01µF	50	5	3.2	1.6	0.6					4000	
810—CGA5F2C0G1H103J		.01µF	50	5	3.2	1.6	0.85					4000	
810—CGA5H2C0G2A103J		.01µF	100	5	3.2	1.6	1.15					2000	
810—CGA5C2C0G1H153J		.015µF	50	5	3.2	1.6	0.6					4000	
810—CGA5H2C0G1H153J		.015µF	50	5	3.2	1.6	1.15					2000	
810—CGA5C2C0G1H223J		.022µF	50	5	3.2	1.6	0.6					4000	
810—CGA5H2C0G1H223J		.022µF	50	5	3.2	1.6	1.15					2000	
810—CGA5F2C0G1H333J		.033µF	50	5	3.2	1.6	0.6					4000	
810—CGA5L2C0G1H333J		.033µF	50	5	3.2	1.6	1.6					2000	
810—CGA5H2C0G1H473J		.047µF	50	5	3.2	1.6	0.85					2000	
810—CGA5L2C0G1H683J		.068µF	50	5	3.2	1.6	0.85					2000	
810—CGA5L2C0G1H104J		.1µF	50	5	3.2	1.6	0.85					2000	
Temperature Coef: X7R													
810—CGA5H4X7R2J102K		1000	630	10	3.2	1.6	1.15					2000	
810—CGA5H4X7R2J152K		1500	630	10	3.2	1.6	1.15					2000	
810—CGA5H4X7R2J222K		2200	630	10	3.2	1.6	1.15					2000	
810—CGA5H4X7R2J332K		3300	630	10	3.2	1.6	1.15					2000	
810—CGA5H4X7R2J472K		4700	630	10	3.2	1.6	1.15					2000	
810—CGA5H4X7R2J682K		6800	630	10	3.2	1.6	1.15					2000	
810—CGA5H4X7R2J103K		.01µF	630	10	3.2	1.6	1.15					2000	
810—CGA5H3X7R2E153K		.015µF	250	10	3.2	1.6	1.15					2000	
810—CGA5K4X7R2J153K		.015µF	630	10	3.2	1.6	1.3					2000	
810—CGA5H3X7R2E223K		.022µF	250	10	3.2	1.6	1.15					2000	
810—CGA5K4X7R2J223K		.022µF	630	10	3.2	1.6	1.3					2000	
810—CGA5H2X7R2A333K		.033µF	100	10	3.2	1.6	1.15					2000	
810—CGA5L3X7R2E333K		.033µF	250	10	3.2	1.6	1.6					2000	
810—CGA5L4X7R2J333K		.033µF	630	10	3.2	1.6	1.6					2000	
810—CGA5H2X7R2A473K		.047µF	100	10	3.2	1.6	1.15					2000	
810—CGA5L3X7R2E473K		.047µF	250	10	3.2	1.6	1.6					2000	
810—CGA5L2X7R2A683K		.068µF	100	10	3.2	1.6	1.6					2000	
810—CGA5L3X7R2E683K		.068µF	250	10	3.2	1.6	1.6					2000	
810—CGA5L2X7R2A104K		.1µF	100	10	3.2	1.6	1.6					2000	
810—CGA5H2X7R1C105K		1µF	16	10	3.2	1.6	1.15					2000	
810—CGA5L2X7R1E105K		1µF	25	10	3.2	1.6	1.6					2000	
810—CGA5L3X7R1H155K		1.5µF	50	10	3.2	1.6	1.6					2000	

CGA5 (EIA CC1206/JIS C3216) (Cont.)

For quantities greater than listed, call for quote.

MOUSER STOCK NO. Mfr.	Mfr. Part No.	Value (pF)	Volt (DC)	Tol. ±	Dimensions: mm L	W	T	Price Each 1	50	100	500	Reel Qty.	Price Per Piece
Temperature Coef: X7R (Cont.)													
810—CGA5L2X7R1C225K		2.2µF	16	10	3.2	1.6	1.6					2000	
810—CGA5L3X7R1H225K		2.2µF	50	10	3.2	1.6	1.6					2000	
810—CGA5L1X7R1V335K		3.3µF	35	10	3.2	1.6	1.6					2000	
810—CGA5L3X7R1C475K		4.7µF	16	10	3.2	1.6	1.6					2000	
810—CGA5L1X7R1V475K		4.7µF	35	10	3.2	1.6	1.6					2000	
810—CGA5L3X5R1H475K		4.7µF	50	10	3.2	1.6	1.6					2000	
810—CGA5L1X7R1E106K		10µF	25	10	3.2	1.6	1.15					2000	
810—CGA5L3X5R1V106K		10µF	35	10	3.2	1.6	1.6					2000	
810—CGA5L3X5R1H106K		10µF	50	10	3.2	1.6	1.6					2000	
810—CGA5L1X7R0J226M		22µF	6.3	20	3.2	1.6	1.6					2000	
Temperature Coef: X7S													
810—CGA5L3X7S2A225K		2.2µF	100	10	3.2	1.6	1.6					2000	
Temperature Coef: X7T													
810—CGA5L4X7T2W104K		.01µF	450	10	3.2	1.6	1.6					2000	
810—CGA5H1X7T2J223K		.022µF	630	10	3.2	1.6	1.15					2000	
810—CGA5L1X7T2J473K		.047µF	630	10	3.2	1.6	1.6					2000	
810—CGA5L3X7T2E224K		.22µF	250	10	3.2	1.6	1.6					2000	
810—CGA5L3X7R2E104K		.1µF	250	10	3.2	1.6	1.6					2000	
810—CGA5L2X7R2A154K		.15µF	100	10	3.2	1.6	1.6					2000	
810—CGA5H2X7R2A224K		.22µF	100	10	3.2	1.6	1.15					2000	
810—CGA5K2X7R2A334K		.33µF	100	10	3.2	1.6	1.3					2000	
810—CGA5L2X7R1H474K		.47µF	50	10	3.2	1.6	1.6					2000	
810—CGA5L2X7R2A474K		.47µF	100	10	3.2	1.6	1.6					2000	
810—CGA5L2X7R1H684K		.68µF	50	10	3.2	1.6	1.6					2000	
810—CGA5L2X7R2A105K		1µF	100	10	3.2	1.6	1.6					2000	
810—CGA5L3X7R1H105K		1µF	50	10	3.2	1.6	1.6					2000	
810—CGA5L2X7R1E155K		1.5µF	25	10	3.2	1.6	1.6					2000	
810—CGA5L2X7R1E225K		2.2µF	25	10	3.2	1.6	1.6					2000	
810—CGA5L1X7R1E335K		3.3µF	25	10	3.2	1.6	1.6					2000	
810—CGA5L1X7R1E475K		4.7µF	25	10	3.2	1.6	1.6					2000	
810—CGA5L1X7R1C685K		6.8µF	16	10	3.2	1.6	1.6					2000	
Temperature Coef: X8R													
810—CGA5H2X8R2A683K		.068µF	100	10	3.2	1.6	1.15					2000	
810—CGA5H2X8R2A104K		.1µF	100	10	3.2	1.6	1.15					2000	
810—CGA5L2X8R2A154K		.15µF	100	10	3.2	1.6	1.6					2000	
810—CGA5H2X8R1H224K		.22µF	50	10	3.2	1.6	1.15					2000	
810—CGA5L2X8R1H334K		.33µF	50	10	3.2	1.6	1.6					2000	
810—CGA5L2X8R1H474K		.47µF	50	10	3.2	1.6	1.6					2000	
810—CGA5H2X8R1E684K		.68µF	25	10	3.2	1.6	1.15					2000	
810—CGA5L2X8R1E105K		1µF	25	10	3.2	1.6	1.6					2000	

CGA6 (EIA CC1210/JIS C3225)

MOUSER STOCK NO. Mfr.	Mfr. Part No.	Value (pF)	Volt (DC)	Tol. ±	Dimensions: mm L	W	T	Price Each 1	50	100	500	Reel Qty.	Price Per Piece
Temperature Coef: C0G													
810—CGA6J4C0G2J392J		3900	630	5	3.2	2.5	1.25					2000	
810—CGA6L4C0G2J472J		4700	630	5	3.2	2.5	1.6					2000	
810—CGA6L4C0G2J562J		5600	630	5	3.2	2.5	1.6					2000	
810—CGA6M4C0G2J682J		6800	630	5	3.2	2.5	2.0					2000	
810—CGA6L3C0G2E103J		.01µF	250	5	3.2	2.5	1.6					2000	
810—CGA6J2C0G2A153J		.015µF	100	5	3.2	2.5	1.25					2000	
810—CGA6M3C0G2E153J		.015µF	250	5	3.2	2.5	2.0					2000	
810—CGA6J2C0G1H223J		.022µF	50	5	3.2	2.5	1.25					2000	
810—CGA6L2C0G2A223J		.022µF	100	5	3.2	2.5	1.6					2000	
810—CGA6L2C0G1H333J		.033µF	50	5	3.2	2.5	1.6					2000	
810—CGA6M2C0G2A333J		.033µF	100	5	3.2	2.5	2.0					2000	
810—CGA6M2C0G1H473J		.047µF	50	5	3.2	2.5	2.0					2000	
810—CGA6N2C0G2A473J		.047µF	100	5	3.2	2.5	2.3					2000	
810—CGA6M2C0G1H683J		.068µF	50	5	3.2	2.5	2.0					2000	
810—CGA6P2C0G1H104J		.1µF	50	5	3.2	2.5	2.5					2000	
Temperature Coef: X7R													
810—CGA6M4X7R2J473K		.047µF	630	10	3.2	2.5	2.0					2000	
810—CGA6M4X7R2J683K		.068µF	630	10	3.2	2.5	2.0					2000	
810—CGA6M3X7R2E104K		.1µF	250	10	3.2	2.5	2.0					2000	
810—CGA6M3X7R2E154K		.15µF	250	10	3.2	2.5	2.0					2000	
810—CGA6M3X7R2E224K		.22µF	250	10	3.2	2.5	2.0					2000	
810—CGA6M2X7R2A334K		.33µF	100	10	3.2	2.5	2.0					2000	
810—CGA6M2X7R2A474K		.47µF	100	10	3.2	2.5	2.0					2000	
810—CGA6L2X7R2A684K		.68µF	100	10	3.2	2.5	1.6					2000	
810—CGA6L2X7R1H105K		1µF	50	10	3.2	2.5	1.6					2000	
810—CGA6M2X7R2A105K		1µF	100	10	3.2	2.5	2.0					2000	
810—CGA6M2X7R1H155K		1.5µF	50	10	3.2	2.5	2.0					2000	
810—CGA6M3X7R1H225K		2.2µF	50	10	3.2	2.5	2.0					2000	
810—CGA6N3X7R2A225K		2.2µF	100	10	3.2	2.5	2.3					2000	
810—CGA6L2X7R1E335K		3.3µF	25	10	3.2	2.5	1.6					2000	
810—CGA6P3X7R1H335K		3.3µF	50	10	3.2	2.5	2.5					2000	
810—CGA6M2X7R1E475K		4.7µF	25	10	3.2	2.5	2.0					2000	
810—CGA6P3X7R1H475K		4.7µF	50	10	3.2	2.5	2.5					1000	
810—CGA6M3X7R1C106K		10µF	16	10	3.2	2.5	2.0					1000	
810—CGA6P1X7R1E106K		10µF	25	10	3.2	2.5	2.5					1000	
810—CGA6M3X7R1C106M		10µF	16	20	3.2	2.5	2.0					2000	
810—CGA6P1X7R1E106M		10µF	25	20	3.2	2.5	2.5					2000	
810—CGA6P3X7R1C156M		15µF	16	20	3.2	2.5	2.5					2000	
810—CGA6P1X7R1C226M		22µF	16	20	3.2	2.5	2.5					2000	
810—CGA6P3X7R1E685K		68µF	25	10	3.2	2.5	2.5					2000	

© Copyright 2014 Mouser Electronics

© Copyright 2014 Mouser Electronics

TDK Ceramic Chip Capacitors

RoHS Compliant This product is RoHS compliant.

CGA SERIES AUTOMOTIVE GRADE CAPACITORS (CONT.)

Features:
- The CGA series consists of products that can be used for the power train, safety equipment, etc. of a vehicle
- Parts are manufactured using tested and stable manufacturing processes and are subjected to increased inspections to guarantee a higher level of reliability
- A monolithic structure ensures superior mechanical strength and reliability
- High Capacitance has been achieved through precision technologies that enable the use of multiple thinner ceramic dielectric layers
- High—accuracy automatic mounting is facilitated through the maintenance of very precise dimensional tolerances
- Low stray capacitance ensures high conformity with nominal values, thereby simplifying the circuit design process

Applications:
- Automotive applications
- High reliability requirement applications
- Harsh environment requirement applications
- Smart meter
- Base Stations
- Noise Bypass in automotive

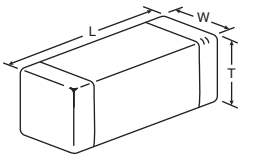

CGA6 (EIA CC1210/JIS C3225) (Cont.)

MOUSER STOCK NO. / Mfr. Part No.	Value (pF)	Volt (DC)	Tol. ±	Dimensions: mm L	W	T	Price Each 1	50	100	500	Reel Qty.	Price Per Piece
Temperature Coef: X7S												
810—CGA6N3X7S1H475K	4.7µF	50	10	3.2	2.5	2.3					1000	
810—CGA6M3X7S2A475K	4.7µF	100	10	3.2	2.5	2.0					1000	
810—CGA6P3X7S1H685K	6.8µF	50	10	3.2	2.5	2.5					1000	
810—CGA6P3X7S1H106K	10µF	50	10	3.2	2.5	2.5					1000	
Temperature Coef: X7T												
810—CGA6M4X7T2W224K	.22µF	450	10	3.2	2.5	2.0					1000	
Temperature Coef: X8R												
810—CGA6L2X8R1E155K	1.5µF	25	10	3.2	2.5	1.6					2000	
810—CGA6M2X8R1E225K	2.2µF	25	10	3.2	2.5	2.0					2000	
810—CGA6P2X8R1E335K	3.3µF	25	10	3.2	2.5	2.5					2000	

CGA8 (EIA CC1812/JIS C4532)

MOUSER STOCK NO. / Mfr. Part No.	Value (pF)	Volt (DC)	Tol. ±	Dimensions: mm L	W	T	Price Each 1	50	100	500	Reel Qty.	Price Per Piece
Temperature Coef: C0G												
810—CGA8L2C0G1H473J	.047µF	50	5	4.5	3.2	1.6					1000	
810—CGA8L2C0G1H683J	.063µF	50	5	4.5	3.2	1.6					1000	
810—CGA8M2C0G1H104J	.1µF	50	5	4.5	3.2	2.0					1000	
810—CGA8P2C0G1H154J	.15µF	50	5	4.5	3.2	2.5					1000	
810—CGA8R2C0G1H224J	.22µF	50	5	4.5	3.2	3.2					1000	
810—CGA8M2C0G2A473J	.047µF	100	5	4.5	3.2	2.0					1000	
810—CGA8P2C0G2A683J	.063µF	100	5	4.5	3.2	2.5					1000	
810—CGA8R2C0G2A104J	.1µF	100	5	4.5	3.2	3.2					1000	
810—CGA8L3C0G2E223J	.022µF	250	5	4.5	3.2	1.6					1000	
810—CGA8M3C0G2E333J	.033µF	250	5	4.5	3.2	2.0					1000	
810—CGA8R3C0G2E473J	.047µF	250	5	4.5	3.2	3.2					1000	
810—CGA8L4C0G2J822J	8200	630	5	4.5	3.2	1.6					1000	
810—CGA8L4C0G2J103J	.01µF	630	5	4.5	3.2	1.6					1000	
810—CGA8P4C0G2J153J	.015µF	630	5	4.5	3.2	2.5					1000	
810—CGA8R4C0G2J223J	.022µF	630	5	4.5	3.2	3.2					1000	
Temperature Coef: X7R												
810—CGA8N3X7R1C226M	22µF	16	20	4.5	3.2	2.3					1000	
810—CGA8P1X7R1C336M	33µF	16	20	4.5	3.2	2.5					1000	
810—CGA8P2X7R1E106K	10µF	25	10	4.5	3.2	2.5					1000	
810—CGA8Q3X7R1E156M	15µF	25	20	4.5	3.2	2.8					1000	
810—CGA8P1X7R1E226M	22µF	25	20	4.5	3.2	2.5					1000	
810—CGA8L2X7R1H155K	1.5µF	50	10	4.5	3.2	1.6					1000	
810—CGA8L2X7R1H225K	2.2µF	50	10	4.5	3.2	1.6					1000	
810—CGA8M2X7R1H335K	3.3µF	50	10	4.5	3.2	2.0					1000	
810—CGA8M3X7R1H475K	4.7µF	50	10	4.5	3.2	2.0					1000	
810—CGA8P3X7R1H685K	6.8µF	50	10	4.5	3.2	2.5					1000	
810—CGA8N2X7R2A105K	1µF	100	10	4.5	3.2	2.3					1000	
810—CGA8N2X7R2A155K	1.5µF	100	10	4.5	3.2	2.3					1000	
810—CGA8N2X7R2A225K	2.2µF	100	10	4.5	3.2	2.3					1000	
810—CGA8N2X7R2A684K	6.8µF	100	10	4.5	3.2	2.3					1000	
810—CGA8L3X7R2E154K	.15µF	250	10	4.5	3.2	1.6					1000	

CGA8 (EIA CC1812/JIS C4532) (Cont.)

MOUSER STOCK NO. / Mfr. Part No.	Value (pF)	Volt (DC)	Tol. ±	Dimensions: mm L	W	T	Price Each 1	50	100	500	Reel Qty.	Price Per Piece
Temperature Coef: X7R (Cont.)												
810—CGA8N3X7R2E224K	.22µF	250	10	4.5	3.2	2.3					1000	
810—CGA8N3X7R2E334K	.33µF	250	10	4.5	3.2	2.3					1000	
810—CGA8N3X7R2E474K	.47µF	250	10	4.5	3.2	2.3					1000	
810—CGA8L4X7R2J683K	.068µF	630	10	4.5	3.2	1.6					1000	
810—CGA8N4X7R2J104K	.1µF	630	10	4.5	3.2	2.3					1000	
Temperature Coef: X7S												
810—CGA8N3X7S2A475K	4.7µF	100	10	4.5	3.2	2.3					1000	
Temperature Coef: X7T												
810—CGA8L3X7T2E684K	.68µF	250	10	4.5	3.2	1.60					1000	
810—CGA8P3X7T2E105K	1µF	250	10	4.5	3.2	2.50					1000	
810—CGA8L4X7T2W334K	.33µF	450	10	4.5	3.2	1.60					1000	
810—CGA8N4X7T2W474K	.47µF	450	10	4.5	3.2	2.30					1000	
810—CGA8L1X7T2J154K	.15µF	630	10	4.5	3.2	1.60					1000	
810—CGA8M1X7T2J224K	.22µF	630	10	4.5	3.2	2.00					1000	

CGA9 (EIA CC2220/JIS C5750)

MOUSER STOCK NO. / Mfr. Part No.	Value (pF)	Volt (DC)	Tol. ±	Dimensions: mm L	W	T	Price Each 1	50	100	500	Reel Qty.	Price Per Piece
Temperature Coef: X7R												
810—CGA9N3X7R1C476M	47µF	16	20	5.7	5.0	2.3					1000	
810—CGA9N2X7R1E156M	15µF	25	20	5.7	5.0	2.3					1000	
810—CGA9P2X7R1E226M	22µF	25	20	5.7	5.0	2.5					1000	
810—CGA9M2X7R1H475K	4.7µF	50	10	5.7	5.0	2.0					1000	
810—CGA9P2X7R1H685K	6.8µF	50	10	5.7	5.0	2.5					1000	
810—CGA9N3X7R1H106K	10µF	50	10	5.7	5.0	2.3					1000	
810—CGA9N2X7R2A105K	1µF	100	10	5.7	5.0	2.3					1000	
810—CGA9N2X7R2A155K	1.5µF	100	10	5.7	5.0	2.3					1000	
810—CGA9N2X7R2A225K	2.2µF	100	10	5.7	5.0	2.3					1000	
810—CGA9N2X7R2A335K	3.3µF	100	10	5.7	5.0	2.3					1000	
810—CGA9N2X7R2A475K	4.7µF	100	10	5.7	5.0	2.3					1000	
810—CGA9L3X7R2E334K	.33µF	250	10	5.7	5.0	1.6					1000	
810—CGA9N3X7R2E474K	.47µF	250	10	5.7	5.0	2.3					1000	
810—CGA9N3X7R2E684K	.68µF	250	10	5.7	5.0	2.3					1000	
810—CGA9N3X7R2E105K	1µF	250	10	5.7	5.0	2.3					1000	
810—CGA9L4X7R2J154K	.15µF	630	10	5.7	5.0	1.6					1000	
810—CGA9N4X7R2J224K	.22µF	630	10	5.7	5.0	2.3					1000	
Temperature Coef: X7S												
810—CGA9N3X7S2A106K	10µF	100	10	5.7	5.0	2.3					1000	
810—CGA9P3X7S2A156M	15µF	100	20	5.7	5.0	2.5					1000	
Temperature Coef: X7T												
810—CGA9M3X7T2E155K	1.5µF	250	10	5.7	5.0	2.0					1000	
810—CGA9P3X7T2E225K	2.2µF	250	10	5.7	5.0	2.5					1000	
810—CGA9M4X7T2W684K	.68µF	450	10	5.7	5.0	2.0					1000	
810—CGA9P4X7T2W105K	1µF	450	10	5.7	5.0	2.5					1000	
810—CGA9M1X7T2J334K	.33µF	630	10	5.7	5.0	2.0					1000	
810—CGA9P1X7T2J474K	.47µF	630	10	5.7	5.0	2.5					1000	

TFSQ THIN-FILM CAPACITORS (Z-MATCH)

For Impedance Matching at High Frequency

NEW! TECHNOLOGY

Features:
- Thin-film technologies developed for the manufacture of HDD heads are applied to achieve low ESL and ESR with narrow tolerances of ± 0.05 pF
- Z-match capacitors feature tight tolerances and a high self-resonant frequency

Applications:
- PA circuits, RF matching circuits and RF modules used in mobile phones, smartphones and other devices for wireless LAN, WiMAX, LTE, and other RF communication technologies

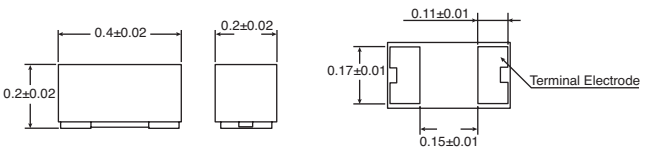

DIMENSIONS: mm

MOUSER STOCK NO. / Mfr. Part No.	Value (pF)	Volt (DC)	Tol. ±	Dimensions: mm L	W	T	Price Each 1	50	100	500	Reel Qty.	Price Per Piece
810—TFSQ0402C1C0R2WT	0.2	16	0.05pF	0.4	0.2	0.2					15000	
810—TFSQ0402C1C0R3WT	0.3	16	0.05pF	0.4	0.2	0.2					15000	
810—TFSQ0402C1C0R4WT	0.4	16	0.05pF	0.4	0.2	0.2					15000	
810—TFSQ0402C1C0R5WT	0.5	16	0.05pF	0.4	0.2	0.2					15000	
810—TFSQ0402C1C0R6WT	0.6	16	0.05pF	0.4	0.2	0.2					15000	
810—TFSQ0402C1C0R7WT	0.7	16	0.05pF	0.4	0.2	0.2					15000	
810—TFSQ0402C1C0R8WT	0.8	16	0.05pF	0.4	0.2	0.2					15000	
810—TFSQ0402C1C0R9WT	0.9	16	0.05pF	0.4	0.2	0.2					15000	
810—TFSQ0402C1C1R0WT	1.0	16	0.05pF	0.4	0.2	0.2					15000	
810—TFSQ0402C1C1R1WT	1.1	16	0.05pF	0.4	0.2	0.2					15000	
810—TFSQ0402C1C1R2WT	1.2	16	0.05pF	0.4	0.2	0.2					15000	
810—TFSQ0402C1C1R3WT	1.3	16	0.05pF	0.4	0.2	0.2					15000	
810—TFSQ0402C1C1R4WT	1.4	16	0.05pF	0.4	0.2	0.2					15000	
810—TFSQ0402C1C1R5WT	1.5	16	0.05pF	0.4	0.2	0.2					15000	
810—TFSQ0402C1C1R6WT	1.6	16	0.05pF	0.4	0.2	0.2					15000	

MOUSER STOCK NO. / Mfr. Part No.	Value (pF)	Volt (DC)	Tol. ±	Dimensions: mm L	W	T	Price Each 1	50	100	500	Reel Qty.	Price Per Piece
810—TFSQ0402C1C1R7WT	1.7	16	0.05pF	0.4	0.2	0.2					15000	
810—TFSQ0402C1C1R8WT	1.8	16	0.05pF	0.4	0.2	0.2					15000	
810—TFSQ0402C1C1R9WT	1.9	16	0.05pF	0.4	0.2	0.2					15000	
810—TFSQ0402C1C2R0WT	2.0	16	0.05pF	0.4	0.2	0.2					15000	
810—TFSQ0402C1C2R1WT	2.1	16	0.05pF	0.4	0.2	0.2					15000	
810—TFSQ0402C1C2R2WT	2.2	16	0.05pF	0.4	0.2	0.2					15000	
810—TFSQ0402C1C2R3WT	2.3	16	0.05pF	0.4	0.2	0.2					15000	
810—TFSQ0402C1C2R4WT	2.4	16	0.05pF	0.4	0.2	0.2					15000	
810—TFSQ0402C1C2R5WT	2.5	16	0.05pF	0.4	0.2	0.2					15000	
810—TFSQ0402C1C2R6WT	2.6	16	0.05pF	0.4	0.2	0.2					15000	
810—TFSQ0402C1C2R7WT	2.7	16	0.05pF	0.4	0.2	0.2					15000	
810—TFSQ0402C1C2R8WT	2.8	16	0.05pF	0.4	0.2	0.2					15000	
810—TFSQ0402C1C2R9WT	2.9	16	0.05pF	0.4	0.2	0.2					15000	
810—TFSQ0402C1C3R0WT	3.0	16	0.05pF	0.4	0.2	0.2					15000	

© Copyright 2014 Mouser Electronics
© Copyright 2014 Mouser Electronics

TDK Ceramic Chip Capacitors

RoHS Compliant **This product is RoHS compliant.**

CGJ SEREIES EXTENDED LIFE CAPACITORS

- Extended Life series capacitor featuring increased evaluation during manufacturing to promote longer life
- Life test performs at 2x rated voltage for 2000 hrs
- Reliability tests based on MIL-STD requirements
- Guaranteed TC Bias and Hot IR performance
- Anti-counterfeit/tamper-proof seal to assist in the identification of authentic TDK CGJ products
  The condition of the seal also indicates if the product has been tampered with in the supply chain

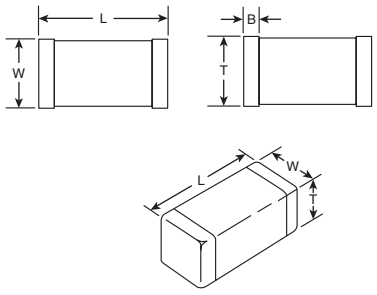

Series	DIMENSIONS: mm		
	L Body Length	W Body Width	B Terminal Width
CGJ2	1.00	0.50	0.10
CGJ3	1.60	0.80	0.20
CGJ4	2.00	1.25	0.20
CGJ5	3.20	1.60	0.20

CGJ2 (EIA CC0402/JIS C1005)

For quantities greater than listed, call for quote.

MOUSER STOCK NO.	TDK Part No.	Value (µF)	Volt (DC)	Tol. ±	Price Each 1	Price Each 100	Price Each 500	Reel Qty.	Price Per Piece
Temperature Coef: C0G									
810-CGJ2B2C0G1H101J	CGJ2B2C0G1H101J	100	50	5%				10000	
810-CGJ2B2C0G1H121J	CGJ2B2C0G1H121J	120	50	5%				10000	
810-CGJ2B2C0G1H151J	CGJ2B2C0G1H151J	150	50	5%				10000	
810-CGJ2B2C0G1H181J	CGJ2B2C0G1H181J	180	50	5%				10000	
810-CGJ2B2C0G1H221J	CGJ2B2C0G1H221J	220	50	5%				10000	
810-CGJ2B2C0G1H271J	CGJ2B2C0G1H271J	270	50	5%				10000	
810-CGJ2B2C0G1H331J	CGJ2B2C0G1H331J	330	50	5%				10000	
810-CGJ2B2C0G1H391J	CGJ2B2C0G1H391J	390	50	5%				10000	
810-CGJ2B2C0G1H471J	CGJ2B2C0G1H471J	470	50	5%				10000	
810-CGJ2B2C0G1H561J	CGJ2B2C0G1H561J	560	50	5%				10000	
810-CGJ2B2C0G1H681J	CGJ2B2C0G1H681J	680	50	5%				10000	
810-CGJ2B2C0G1H821J	CGJ2B2C0G1H821J	820	50	5%				10000	
810-CGJ2B2C0G1H102J	CGJ2B2C0G1H102J	1000	50	5%				10000	
Temperature Coef: X7R									
810-CGJ2B2X7R1C102K	CGJ2B2X7R1C102K	1000	16	10%				10000	
810-CGJ2B2X7R1E102K	CGJ2B2X7R1E102K	1000	25	10%				10000	
810-CGJ2B2X7R1H102K	CGJ2B2X7R1H102K	1000	50	10%				10000	
810-CGJ2B2X7R1C152K	CGJ2B2X7R1C152K	1500	16	10%				10000	
810-CGJ2B2X7R1E152K	CGJ2B2X7R1E152K	1500	25	10%				10000	
810-CGJ2B2X7R1H152K	CGJ2B2X7R1H152K	1500	50	10%				10000	
810-CGJ2B2X7R1C222K	CGJ2B2X7R1C222K	2200	16	10%				10000	
810-CGJ2B2X7R1E222K	CGJ2B2X7R1E222K	2200	25	10%				10000	
810-CGJ2B2X7R1H222K	CGJ2B2X7R1H222K	2200	50	10%				10000	
810-CGJ2B2X7R1C332K	CGJ2B2X7R1C332K	3300	16	10%				10000	
810-CGJ2B2X7R1E332K	CGJ2B2X7R1E332K	3300	25	10%				10000	
810-CGJ2B2X7R1H332K	CGJ2B2X7R1H332K	3300	50	10%				10000	
810-CGJ2B2X7R1C472K	CGJ2B2X7R1C472K	4700	16	10%				10000	
810-CGJ2B2X7R1E472K	CGJ2B2X7R1E472K	4700	25	10%				10000	
810-CGJ2B2X7R1H472K	CGJ2B2X7R1H472K	4700	50	10%				10000	
810-CGJ2B2X7R1C682K	CGJ2B2X7R1C682K	6800	16	10%				10000	
810-CGJ2B2X7R1E682K	CGJ2B2X7R1E682K	6800	25	10%				10000	
810-CGJ2B2X7R1H682K	CGJ2B2X7R1H682K	6800	50	10%				10000	
810-CGJ2B2X7R1C103K	CGJ2B2X7R1C103K	.01µF	16	10%				10000	
810-CGJ2B2X7R1E103K	CGJ2B2X7R1E103K	.01µF	25	10%				10000	
810-CGJ2B2X7R1C153K	CGJ2B2X7R1C153K	.015µF	16	10%				10000	
810-CGJ2B2X7R1E153K	CGJ2B2X7R1E153K	.015µF	25	10%				10000	
810-CGJ2B2X7R1C223K	CGJ2B2X7R1C223K	.022µF	16	10%				10000	
810-CGJ2B2X7R1E223K	CGJ2B2X7R1E223K	.022µF	25	10%				10000	
810-CGJ2B2X7R1C333K	CGJ2B2X7R1C333K	.033µF	16	10%				10000	
810-CGJ2B2X7R1E333K	CGJ2B2X7R1E333K	.033µF	25	10%				10000	
810-CGJ2B2X7R1C473K	CGJ2B2X7R1C473K	.047µF	16	10%				10000	
810-CGJ2B2X7R1E473K	CGJ2B2X7R1E473K	.047µF	25	10%				10000	
810-CGJ2B2X7R1C683K	CGJ2B2X7R1C683K	.068µF	16	10%				10000	
810-CGJ2B2X7R1C104K	CGJ2B2X7R1C104K	.1µF	16	10%				10000	

CGJ3 (EIA CC0603/JIS C1608)

For quantities greater than listed, call for quote.

MOUSER STOCK NO.	TDK Part No.	Value (µF)	Volt (DC)	Tol. ±	Price Each 1	Price Each 100	Price Each 500	Reel Qty.	Price Per Piece
Temperature Coef: C0G									
810-CGJ3E2C0G1H471J	CGJ3E2C0G1H471J	140	50	5%				4000	
810-CGJ3E2C0G1H271J	CGJ3E2C0G1H271J	270	50	5%				4000	
810-CGJ3E2C0G1H331J	CGJ3E2C0G1H331J	330	50	5%				4000	

CGJ3 (EIA CC0603/JIS C1608) (Cont.)

For quantities greater than listed, call for quote.

MOUSER STOCK NO.	TDK Part No.	Value (µF)	Volt (DC)	Tol. ±	Price Each 1	Price Each 100	Price Each 500	Reel Qty.	Price Per Piece
Temperature Coef: C0G (Cont.)									
810-CGJ3E2C0G1H391J	CGJ3E2C0G1H391J	390	50	5%				4000	
810-CGJ3E2C0G1H561J	CGJ3E2C0G1H561J	560	50	5%				4000	
810-CGJ3E2C0G1H681J	CGJ3E2C0G1H681J	680	50	5%				4000	
810-CGJ3E2C0G1H821J	CGJ3E2C0G1H821J	820	50	5%				4000	
810-CGJ3E2C0G1H102J	CGJ3E2C0G1H102J	1000	50	5%				4000	
810-CGJ3E2C0G1H122J	CGJ3E2C0G1H122J	1200	50	5%				4000	
810-CGJ3E2C0G1H152J	CGJ3E2C0G1H152J	1500	50	5%				4000	
810-CGJ3E2C0G1H182J	CGJ3E2C0G1H182J	1800	50	5%				4000	
810-CGJ3E2C0G1H222J	CGJ3E2C0G1H222J	2200	50	5%				4000	
810-CGJ3E2C0G1H272J	CGJ3E2C0G1H272J	2700	50	5%				4000	
810-CGJ3E2C0G1H332J	CGJ3E2C0G1H332J	3300	50	5%				4000	
810-CGJ3E2C0G1H392J	CGJ3E2C0G1H392J	3900	50	5%				4000	
810-CGJ3E2C0G1H472J	CGJ3E2C0G1H472J	4700	50	5%				4000	
810-CGJ3E2C0G1H562J	CGJ3E2C0G1H562J	5600	50	5%				4000	
810-CGJ3E2C0G1H682J	CGJ3E2C0G1H682J	6800	50	5%				4000	
810-CGJ3E2C0G1H822J	CGJ3E2C0G1H822J	8200	50	5%				4000	
810-CGJ3E2C0G1H103J	CGJ3E2C0G1H103J	.01µF	50	5%				4000	
Temperature Coef: X7R									
810-CGJ3E2X7R1C103K	CGJ3E2X7R1C103K	.01µF	16	10%				4000	
810-CGJ3E2X7R1E103K	CGJ3E2X7R1E103K	.01µF	25	10%				4000	
810-CGJ3E2X7R1H103K	CGJ3E2X7R1H103K	.01µF	50	10%				4000	
810-CGJ3E2X7R1C153K	CGJ3E2X7R1C153K	.015µF	16	10%				4000	
810-CGJ3E2X7R1E153K	CGJ3E2X7R1E153K	.015µF	25	10%				4000	
810-CGJ3E2X7R1H153K	CGJ3E2X7R1H153K	.015µF	50	10%				4000	
810-CGJ3E2X7R1C223K	CGJ3E2X7R1C223K	.022µF	16	10%				4000	
810-CGJ3E2X7R1E223K	CGJ3E2X7R1E223K	.022µF	25	10%				4000	
810-CGJ3E2X7R1H223K	CGJ3E2X7R1H223K	.022µF	50	10%				4000	
810-CGJ3E2X7R1C333K	CGJ3E2X7R1C333K	.033µF	16	10%				4000	
810-CGJ3E2X7R1E333K	CGJ3E2X7R1E333K	.033µF	25	10%				4000	
810-CGJ3E2X7R1H333K	CGJ3E2X7R1H333K	.033µF	50	10%				4000	
810-CGJ3E2X7R1C473K	CGJ3E2X7R1C473K	.047µF	16	10%				4000	
810-CGJ3E2X7R1E473K	CGJ3E2X7R1E473K	.047µF	25	10%				4000	
810-CGJ3E2X7R1H473K	CGJ3E2X7R1H473K	.047µF	50	10%				4000	
810-CGJ3E2X7R1C683K	CGJ3E2X7R1C683K	.068µF	16	10%				4000	
810-CGJ3E2X7R1E683K	CGJ3E2X7R1E683K	.068µF	25	10%				4000	
810-CGJ3E2X7R1H683K	CGJ3E2X7R1H683K	.068µF	50	10%				4000	
810-CGJ3E2X7R1C104K	CGJ3E2X7R1C104K	.1µF	16	10%				4000	
810-CGJ3E2X7R1E104K	CGJ3E2X7R1E104K	.1µF	25	10%				4000	
810-CGJ3E2X7R1H104K	CGJ3E2X7R1H104K	.1µF	50	10%				4000	
810-CGJ3E2X7R0J334K	CGJ3E2X7R0J334K	.33µF	6.3	10%				4000	
810-CGJ3E2X7R1A334K	CGJ3E2X7R1A334K	.33µF	10	10%				4000	
810-CGJ3E2X7R0J474K	CGJ3E2X7R0J474K	.47µF	6.3	10%				4000	
810-CGJ3E2X7R1A474K	CGJ3E2X7R1A474K	.47µF	10	10%				4000	
810-CGJ3E2X7R0J684K	CGJ3E2X7R0J684K	.68µF	6.3	10%				4000	
810-CGJ3E2X7R1A684K	CGJ3E2X7R1A684K	.68µF	10	10%				4000	
810-CGJ3E2X7R0J105K	CGJ3E2X7R0J105K	1µF	6.3	10%				4000	
810-CGJ3E2X7R1A105K	CGJ3E2X7R1A105K	1µF	10	10%				4000	

© Copyright 2014 Mouser Electronics

© Copyright 2014 Mouser Electronics

TDK Ceramic Chip Capacitors

RoHS Compliant **This product is RoHS compliant.**

CGJ SERIES EXTENDED LIFE CAPACITORS (CONT.)

- Extended Life series capacitor featuring increased evaluation during manufacturing to promote longer life
- Life test performs at 2x rated voltage for 2000 hrs
- Reliability tests based on MIL-STD requirements
- Guaranteed TC Bias and Hot IR performance
- Anti-counterfeit/tamper-proof seal to assist in the identification of authentic TDK CGJ products
  The condition of the seal also indicates if the product has been tampered with in the supply chain

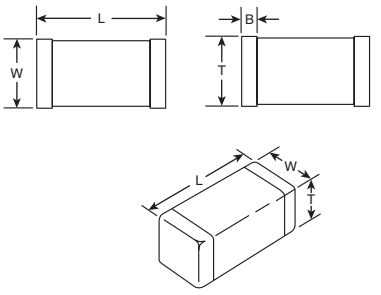

Series	DIMENSIONS: mm		
	L Body Length	W Body Width	B Terminal Width
CGJ2	1.00	0.50	0.10
CGJ3	1.60	0.80	0.20
CGJ4	2.00	1.25	0.20
CGJ5	3.20	1.60	0.20

CGJ4 EIA (CC0805/JIS C2012)

For quantities greater than listed, call for quote.

MOUSER STOCK NO.	TDK Part No.	Value (µF)	Volt (DC)	Tol. ±	Price Each 1	Price Each 100	Price Each 500	Reel Qty.	Price Per Piece
Temperature Coef: C0G									
810-CGJ4C2C0G1H681J	CGJ4C2C0G1H681J	680	50	5%				4000	
810-CGJ4C2C0G1H821J	CGJ4C2C0G1H821J	820	50	5%				4000	
810-CGJ4C2C0G1H102J	CGJ4C2C0G1H102J	1000	50	5%				4000	
810-CGJ4C2C0G1H122J	CGJ4C2C0G1H122J	1200	50	5%				4000	
810-CGJ4C2C0G1H152J	CGJ4C2C0G1H152J	1500	50	5%				4000	
810-CGJ4C2C0G1H182J	CGJ4C2C0G1H182J	1800	50	5%				4000	
810-CGJ4C2C0G1H222J	CGJ4C2C0G1H222J	2200	50	5%				4000	
810-CGJ4C2C0G1H272J	CGJ4C2C0G1H272J	2700	50	5%				4000	
810-CGJ4C2C0G1H332J	CGJ4C2C0G1H332J	3300	50	5%				4000	
810-CGJ4C2C0G1H392J	CGJ4C2C0G1H392J	3900	50	5%				4000	
810-CGJ4C2C0G1H472J	CGJ4C2C0G1H472J	4700	50	5%				4000	
810-CGJ4C2C0G1H562J	CGJ4C2C0G1H562J	5600	50	5%				4000	
810-CGJ4C2C0G1H682J	CGJ4C2C0G1H682J	6800	50	5%				4000	
810-CGJ4C2C0G1H822J	CGJ4C2C0G1H822J	8200	50	5%				4000	
810-CGJ4C2C0G1H103J	CGJ4C2C0G1H103J	.01µF	50	5%				4000	
810-CGJ4F2C0G1H153J	CGJ4F2C0G1H153J	.015µF	50	5%				4000	
810-CGJ4J2C0G1H223J	CGJ4J2C0G1H223J	.022µF	50	5%				4000	
810-CGJ4J2C0G1H333J	CGJ4J2C0G1H333J	.033µF	50	5%				2000	
Temperature Coef: X7R									
810-CGJ4J2X7R1C333K	CGJ4J2X7R1C333K	.033µF	16	10%				2000	
810-CGJ4J2X7R1E333K	CGJ4J2X7R1E333K	.033µF	25	10%				2000	
810-CGJ4J2X7R1H333K	CGJ4J2X7R1H333K	.033µF	50	10%				2000	
810-CGJ4J2X7R1C473K	CGJ4J2X7R1C473K	.047µF	16	10%				2000	
810-CGJ4J2X7R1E473K	CGJ4J2X7R1E473K	.047µF	25	10%				2000	
810-CGJ4J2X7R1H473K	CGJ4J2X7R1H473K	.047µF	50	10%				2000	
810-CGJ4J2X7R1C683K	CGJ4J2X7R1C683K	.068µF	16	10%				2000	
810-CGJ4J2X7R1E683K	CGJ4J2X7R1E683K	.068µF	25	10%				2000	
810-CGJ4J2X7R1H683K	CGJ4J2X7R1H683K	.068µF	50	10%				2000	
810-CGJ4J2X7R1C104K	CGJ4J2X7R1C104K	.1µF	16	10%				2000	
810-CGJ4J2X7R1E104K	CGJ4J2X7R1E104K	.1µF	25	10%				2000	
810-CGJ4J2X7R1H104K	CGJ4J2X7R1H104K	.1µF	50	10%				2000	
810-CGJ4J2X7R1C154K	CGJ4J2X7R1C154K	.15µF	16	10%				2000	
810-CGJ4J2X7R1E154K	CGJ4J2X7R1E154K	.15µF	25	10%				2000	
810-CGJ4J2X7R1H154K	CGJ4J2X7R1H154K	.15µF	50	10%				2000	
810-CGJ4J2X7R0J224K	CGJ4J2X7R0J224K	.22µF	6.3	10%				2000	
810-CGJ4J2X7R1A224K	CGJ4J2X7R1A224K	.22µF	10	10%				2000	
810-CGJ4J2X7R1C224K	CGJ4J2X7R1C224K	.22µF	16	10%				2000	
810-CGJ4J2X7R1E224K	CGJ4J2X7R1E224K	.22µF	25	10%				2000	
810-CGJ4J2X7R1H224K	CGJ4J2X7R1H224K	.22µF	50	10%				2000	
810-CGJ4J2X7R0J334K	CGJ4J2X7R0J334K	.33µF	6.3	10%				2000	
810-CGJ4J2X7R1A334K	CGJ4J2X7R1A334K	.33µF	10	10%				2000	
810-CGJ4J2X7R1C334K	CGJ4J2X7R1C334K	.33µF	16	10%				2000	
810-CGJ4J2X7R1E334K	CGJ4J2X7R1E334K	.33µF	25	10%				2000	
810-CGJ4J2X7R1H334K	CGJ4J2X7R1H334K	.33µF	50	10%				2000	
810-CGJ4J2X7R0J474K	CGJ4J2X7R0J474K	.47µF	6.3	10%				2000	
810-CGJ4J2X7R1A474K	CGJ4J2X7R1A474K	.47µF	10	10%				2000	
810-CGJ4J2X7R1C474K	CGJ4J2X7R1C474K	.47µF	16	10%				2000	
810-CGJ4J2X7R1E474K	CGJ4J2X7R1E474K	.47µF	25	10%				2000	
810-CGJ4J2X7R0J684K	CGJ4J2X7R0J684K	.68µF	6.3	10%				2000	
810-CGJ4J2X7R1A684K	CGJ4J2X7R1A684K	.68µF	10	10%				2000	
810-CGJ4J2X7R1C684K	CGJ4J2X7R1C684K	.68µF	16	10%				2000	
810-CGJ4J2X7R1E684K	CGJ4J2X7R1E684K	.68µF	25	10%				2000	

CGJ4 EIA (CC0805/JIS C2012)

For quantities greater than listed, call for quote.

MOUSER STOCK NO.	TDK Part No.	Value (µF)	Volt (DC)	Tol. ±	Price Each 1	Price Each 100	Price Each 500	Reel Qty.	Price Per Piece
Temperature Coef: X7R (Cont.)									
810-CGJ4J2X7R0J105K	CGJ4J2X7R0J105K	1µF	6.3	10%				2000	
810-CGJ4J2X7R1A105K	CGJ4J2X7R1A105K	1µF	10	10%				2000	
810-CGJ4J2X7R1C105K	CGJ4J2X7R1C105K	1µF	16	10%				2000	
810-CGJ4J2X7R1E105K	CGJ4J2X7R1E105K	1µF	25	10%				2000	
810-CGJ4J2X7R0J155K	CGJ4J2X7R0J155K	1.5µF	6.3	10%				2000	
810-CGJ4J2X7R1A155K	CGJ4J2X7R1A155K	1.5µF	10	10%				2000	
810-CGJ4J2X7R0J225K	CGJ4J2X7R0J225K	2.2µF	16	10%				2000	
810-CGJ4J2X7R1A225K	CGJ4J2X7R1A225K	2.2µF	25	10%				2000	
810-CGJ4J2X7R0J335K	CGJ4J2X7R0J335K	3.3µF	6.3	10%				2000	
810-CGJ4J2X7R1A335K	CGJ4J2X7R1A335K	3.3µF	10	10%				2000	
810-CGJ4J2X7R0J475K	CGJ4J2X7R0J475K	4.7µF	16	10%				2000	
810-CGJ4J2X7R1A475K	CGJ4J2X7R1A475K	4.7µF	25	10%				2000	

CGJ5 (EIA CC1206/JIS C3216)

For quantities greater than listed, call for quote.

MOUSER STOCK NO.	TDK Part No.	Value (µF)	Volt (DC)	Tol. ±	Price Each 1	Price Each 100	Price Each 500	Reel Qty.	Price Per Piece
Temperature Coef: C0G									
810-CGJ5L2C0G1H104J	CGJ5L2C0G1H104J	.1µF	50	5%				2000	
810-CGJ5L2C0G1H683J	CGJ5L2C0G1H683J	.068µF	50	5%				2000	
810-CGJ5H2C0G1H473J	CGJ5H2C0G1H473J	.047µF	50	5%				2000	
810-CGJ5F2C0G1H333J	CGJ5F2C0G1H333J	.033µF	50	5%				4000	
810-CGJ5C2C0G1H223J	CGJ5C2C0G1H223J	.022µF	50	5%				4000	
810-CGJ5C2C0G1H153J	CGJ5C2C0G1H153J	.015µF	50	5%				4000	
810-CGJ5C2C0G1H103J	CGJ5C2C0G1H103J	.01µF	50	5%				4000	
810-CGJ5C2C0G1H822J	CGJ5C2C0G1H822J	8200	50	5%				4000	
810-CGJ5C2C0G1H682J	CGJ5C2C0G1H682J	6800	50	5%				4000	
810-CGJ5C2C0G1H562J	CGJ5C2C0G1H562J	5600	50	5%				4000	
810-CGJ5C2C0G1H472J	CGJ5C2C0G1H472J	4700	50	5%				2000	
810-CGJ5C2C0G1H392J	CGJ5C2C0G1H392J	3900	50	5%				2000	
Temperature Coef: X7R									
810-CGJ5L2X7R0J106K	CGJ5L2X7R0J106K	10µF	6.3	10%				2000	
810-CGJ5L2X7R0J155K	CGJ5L2X7R0J155K	1.5µF	6.3	10%				2000	
810-CGJ5L2X7R0J225K	CGJ5L2X7R0J225K	2.2µF	6.3	10%				2000	
810-CGJ5L2X7R0J335K	CGJ5L2X7R0J335K	3.3µF	6.3	10%				2000	
810-CGJ5L2X7R0J475K	CGJ5L2X7R0J475K	4.7µF	6.3	10%				2000	
810-CGJ5L2X7R0J685K	CGJ5L2X7R0J685K	6.8µF	6.3	10%				2000	
810-CGJ5L2X7R1A106K	CGJ5L2X7R1A106K	10µF	10	10%				2000	
810-CGJ5L2X7R1A155K	CGJ5L2X7R1A155K	1.5µF	10	10%				2000	
810-CGJ5L2X7R1A225K	CGJ5L2X7R1A225K	2.2µF	10	10%				2000	
810-CGJ5L2X7R1A335K	CGJ5L2X7R1A335K	3.3µF	10	10%				2000	
810-CGJ5L2X7R1A475K	CGJ5L2X7R1A475K	4.7µF	10	10%				2000	
810-CGJ5L2X7R1A685K	CGJ5L2X7R1A685K	6.8µF	10	10%				2000	
810-CGJ5L2X7R1C155K	CGJ5L2X7R1C155K	1.5µF	16	10%				2000	
810-CGJ5L2X7R1C225K	CGJ5L2X7R1C225K	2.2µF	16	10%				2000	
810-CGJ5L2X7R1C335K	CGJ5L2X7R1C335K	3.3µF	16	10%				2000	
810-CGJ5L2X7R1C475K	CGJ5L2X7R1C475K	4.7µF	16	10%				2000	
810-CGJ5L2X7R1E155K	CGJ5L2X7R1E155K	1.5µF	25	10%				2000	
810-CGJ5L2X7R1E225K	CGJ5L2X7R1E225K	2.2µF	25	10%				2000	

© Copyright 2014 Mouser Electronics
© Copyright 2014 Mouser Electronics

TDK Ceramic Chip Capacitors

RoHS Compliant This product is RoHS compliant.

CGA SERIES AUTOMOTIVE GRADE CAPACITORS, SOFT TERMINATION

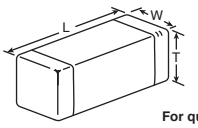

CGA4 (EIA CC0805/JIS C2012)

For quantities greater than listed, call for quote.

MOUSER STOCK NO.	TDK Part No.	Value (µF)	Volt. (DC)	Tol. ±	Dimensions (mm)			Price Each			Reel Qty.	Price Per Piece
					L	W	T	1	100	500		
Temperature Coef: X7R												
810-CGA4J3X7R2E103MS	CGA4J3X7R2E103M/SOFT	.01	250	20%	2.0	1.25	1.25				2000	
810-CGA4J3X7R2E223MS	CGA4J3X7R2E223M/SOFT	.022	250	20%	2.0	1.25	1.25				2000	
810-CGA4J3X7R1H474MS	CGA4J3X7R1H474M/SOFT	.47	50	20%	2.0	1.25	1.25				2000	
810-CGA4J3X7R1H105MS	CGA4J3X7R1H105M/SOFT	1	50	20%	2.0	1.25	1.25				2000	
810-CGA4J1X7R1V225MS	CGA4J1X7R1V225M/SOFT	2.2	35	20%	2.0	1.25	1.25				2000	
810-CGA4J3X7R1C475MS	CGA4J3X7R1C475M/SOFT	4.7	16	20%	2.0	1.25	1.25				2000	
Temperature Coef: X7S												
810-CGA4F3X7S2A224MS	CGA4F3X7S2A224M/SOFT	.22	100	20%	2.0	1.25	0.85				4000	
810-CGA4J3X7S2A474MS	CGA4J3X7S2A474M/SOFT	.47	100	20%	2.0	1.25	1.25				2000	
810-CGA4J3X7S2A105MS	CGA4J3X7S2A105M/SOFT	1	100	20%	2.0	1.25	1.25				2000	
Temperature Coef: X7T												
810-CGA4F4X7T2W103MS	CGA4F4X7T2W103M/SOFT	.01	450	20%	2.0	1.25	0.85				4000	
810-CGA4J4X7T2W223MS	CGA4J4X7T2W223M/SOFT	.022	450	20%	2.0	1.25	1.25				2000	
810-CGA4J3X7T2E473MS	CGA4J3X7T2E473M/SOFT	.047	250	20%	2.0	1.25	1.25				2000	
810-CGA4J4X7T2W473MS	CGA4J4X7T2W473M/SOFT	.047	450	20%	2.0	1.25	1.25				2000	
810-CGA4J3X7T2E104MS	CGA4J3X7T2E104M/SOFT	.1	250	20%	2.0	1.25	1.25				2000	

CGA5 (EIA CC1206/JIS C3216)

For quantities greater than listed, call for quote.

MOUSER STOCK NO.	TDK Part No.	Value (µF)	Volt. (DC)	Tol. ±	Dimensions (mm)			Price Each			Reel Qty.	Price Per Piece
					L	W	T	1	100	500		
Temperature Coef: X7R												
810-CGA5H4X7R2J103MS	CGA5H4X7R2J103M/SOFT	.01	630	20%	3.2	1.6	1.15				2000	
810-CGA5K4X7R2J223MS	CGA5K4X7R2J223M/SOFT	.022	630	20%	3.2	1.6	1.3				2000	
810-CGA5L3X7R2E104MS	CGA5L3X7R2E104M/SOFT	.1	250	20%	3.2	1.6	1.6				2000	
810-CGA5L2X7R2A474MS	CGA5L2X7R2A474M/SOFT	.47	100	20%	3.2	1.6	1.6				2000	
810-CGA5L3X7R1H105MS	CGA5L3X7R1H105M/SOFT	1	50	20%	3.2	1.6	1.6				2000	
810-CGA5L2X7R2A105MS	CGA5L2X7R2A105M/SOFT	1	100	20%	3.2	1.6	1.6				2000	
810-CGA5L3X7R1H225MS	CGA5L3X7R1H225M/SOFT	2.2	50	20%	3.2	1.6	1.6				2000	
810-CGA5L1X7R1V475MS	CGA5L1X7R1V475M/SOFT	4.7	35	20%	3.2	1.6	1.6				2000	
810-CGA5L1X7R1E106MS	CGA5L1X7R1E106M/SOFT	10	25	20%	3.2	1.6	1.6				2000	
Temperature Coef: X7S												
810-CGA5L3X7S2A225MS	CGA5L3X7S2A225M/SOFT	2.2	100	20%	3.2	1.6	1.6				2000	
Temperature Coef: X7T												
810-CGA5L1X7T2J473MS	CGA5L1X7T2J473M/SOFT	.047	630	20%	3.2	1.6	1.6				2000	
810-CGA5L4X7T2W104MS	CGA5L4X7T2W104M/SOFT	.1	450	20%	3.2	1.6	1.6				2000	
810-CGA5L3X7T2E224MS	CGA5L3X7T2E224M/SOFT	.22	250	20%	3.2	1.6	1.6				2000	

CGA6 (EIA CC1210/JIS C3225)

For quantities greater than listed, call for quote.

MOUSER STOCK NO.	TDK Part No.	Value (µF)	Volt. (DC)	Tol. ±	Dimensions (mm)			Price Each			Reel Qty.	Price Per Piece
					L	W	T	1	100	500		
Temperature Coef: X7R												
810-CGA6M4X7R2J473MS	CGA6M4X7R2J473M/SOFT	.047	630	20%	3.2	2.5	2.0				1000	
810-CGA6M3X7R2E104MS	CGA6M3X7R2E104M/SOFT	.1	250	20%	3.2	2.5	2.0				1000	
810-CGA6M3X7R2E224MS	CGA6M3X7R2E224M/SOFT	.22	250	20%	3.2	2.5	2.0				1000	
810-CGA6N3X7R2A225MS	CGA6N3X7R2A225M/SOFT	2.2	100	20%	3.2	2.5	2.3				1000	
Temperature Coef: X7S												
810-CGA6N3X7S1H475MS	CGA6N3X7S1H475M/SOFT	4.7	50	20%	3.2	2.5	2.3				1000	
810-CGA6M3X7S2A475MS	CGA6M3X7S2A475M/SOFT	4.7	100	20%	3.2	2.5	2.0				1000	
810-CGA6P3X7S1H106MS	CGA6P3X7S1H106M/SOFT	10	50	20%	3.2	2.5	2.5				1000	
810-CGA5L3X7S2A225MS	CGA5L3X7S2A225M/SOFT	2.2	100	20%	3.2	1.6	1.6				2000	
Temperature Coef: X7T												
810-CGA6L1X7T2J104MS	CGA6L1X7T2J104M/SOFT	.1	630	20%	3.2	2.5	1.6				2000	
810-CGA6M4X7T2W224MS	CGA6M4X7T2W224M/SOFT	.22	450	20%	3.2	2.5	2.0				1000	

CGA8 (EIA CC1812/JIS C4532)

For quantities greater than listed, call for quote.

MOUSER STOCK NO.	TDK Part No.	Value (µF)	Volt. (DC)	Tol. ±	Dimensions (mm)			Price Each			Reel Qty.	Price Per Piece
					L	W	T	1	100	500		
Temperature Coef: X7R												
810-CGA8N3X7R2E474MS	CGA8N3X7R2E474M/SOFT	.47	250	20%	4.5	3.2	2.3				1000	
Temperature Coef: X7T												
810-CGA8M1X7T2J224MS	CGA8M1X7T2J224M/SOFT	.22	630	20%	4.5	3.2	2.0				500	
810-CGA8N4X7T2W474MS	CGA8N4X7T2W474M/SOFT	.47	450	20%	4.5	3.2	2.3				500	
810-CGA8P3X7T2E105MS	CGA8P3X7T2E105M/SOFT	1	250	20%	4.5	3.2	2.5				500	

CGA9 (EIA CC2220/JIS C5750)

For quantities greater than listed, call for quote.

MOUSER STOCK NO.	TDK Part No.	Value (µF)	Volt. (DC)	Tol. ±	Dimensions (mm)			Price Each			Reel Qty.	Price Per Piece
					L	W	T	1	100	500		
Temperature Coef: X7R												
810-CGA9N3X7R2E105MS	CGA9N3X7R2E105M/SOFT	1	250	20%	5.7	5.0	2.3				500	
Temperature Coef: X7S												
810-CGA9N3X7S2A106MS	CGA9N3X7S2A106M/SOFT	10	100	20%	5.7	5.0	2.3				500	
Temperature Coef: X7T												
810-CGA9P1X7T2J474MS	CGA9P1X7T2J474M/SOFT	.47	630	20%	5.7	5.0	2.5				500	
810-CGA9P3X7T2E225MS	CGA9P3X7T2E225M/SOFT	2.2	250	20%	5.7	5.0	2.5				500	
810-CGA9P4X7T2W105MS	CGA9P4X7T2W105M/SOFT	1	450	20%	5.7	5.0	2.5				500	

CEU SERIES AUTOMOTIVE SAFETY DESIGN TYPE CAPACITORS, SOFT TERMINATION

CEU3 (EIA CC0603/JIS C1608)

For quantities greater than listed, call for quote.

MOUSER STOCK NO.	Value (pF)	Volt. (DC)	Tol. ±	Dim. (mm)	Price Each			Reel Qty.	Price Per Piece
				T	1	100	500		
Temperature Coef: X7R									
810-CEU4J2X7R1H104K	0.1µF	50	10%	1.25				2000	
810-CEU3E2X7R1H473K	.047µF	50	10%	0.8				4000	
810-CEU3E2X7R1H333K	.033µF	50	10%	0.8				4000	
810-CEU3E2X7R1H223K	.022µF	50	10%	0.8				4000	
810-CEU3E2X7R1H153K	.015µF	50	10%	0.8				4000	
810-CEU3E2X7R1H103K	.01µF	50	10%	0.8				4000	
810-CEU3E2X7R1H682K	6800	50	10%	0.8				4000	
810-CEU3E2X7R1H472K	4700	50	10%	0.8				4000	
810-CEU3E2X7R2A332K	3300	100	10%	0.8				4000	
810-CEU3E2X7R2A222K	2200	100	10%	0.8				4000	
810-CEU3E2X7R2A152K	1500	100	10%	0.8				4000	
810-CEU3E2X7R2A102K	1000	100	10%	0.8				4000	

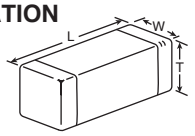

	L	W
CEU3	1.6	0.8
CEU4	2.0	1.25

CEU4 (EIA CC0805/JIS C2012

For quantities greater than listed, call for quote.

MOUSER STOCK NO.	Value (µF)	Volt. (DC)	Tol. ±	Dim. (mm)	Price Each			Reel Qty.	Price Per Piece
				T	1	100	500		
Temperature Coef: X7R									
810-CEU4J2X7R1H223K	.022	50	10%	1.25				2000	
810-CEU4J2X7R1H333K	.033	50	10%	1.25				2000	
810-CEU4J2X7R1H473K	.047	50	10%	1.25				2000	
810-CEU4J2X7R1H683K	.068	50	10%	1.25				2000	
810-CEU4J2X7R2A153K	.015	100	10%	1.25				2000	
810-CEU4J2X7R2A103K	.01	100	10%	1.25				2000	

© Copyright 2014 Mouser Electronics

© Copyright 2014 Mouser Electronics

TDK MLCC Ceramic Capacitors

RoHS Compliant This product is RoHS compliant.

CKD SERIES - 3-TERMINAL FEED THROUGH CAPACITORS

Features:

- These small low-cost filters are used for meeting EMC requirements
- Can be used us to even higher frequencies due to low parasitic inductance
- Optimized for use as a noise bypass capacitors for signal and power source circuits

Applications:

- For digital and analog signal line noise bypassing signal line



NEW PRODUCT

MOUSER STOCK NO.	TDK Part No.	Fig.	Value (pF)	Voltage	Tol. (%)	Price Each 1	Price Each 100	Price Each 500	Reel Qty.	Price Per Piece
CKD110JB Type										
810-CKD110JB1E223S	CKD110JB1E223S	A	.022μF	25	+50,-20				4000	
810-CKD110JB1E104S	CKD110JB1E104S	A	.1μF	25	+50,-20				4000	
810-CKD110JB1E101S	CKD110JB1E101S	A	100	25	+50,-20				4000	
810-CKD110JB1E221S	CKD110JB1E221S	A	220	25	+50,-20				4000	
810-CKD110JB1E102S	CKD110JB1E102S	A	1000	25	+50,-20				4000	
CKD310JB Type										
810-CKD310JB1C104S	CKD310JB1C104S	A	.1μF	16	+50,-10				2000	
810-CKD310JB1C224S	CKD310JB1C224S	A	.22μF	16	+50,-10				2000	
810-CKD310JB1C105S	CKD310JB1C105S	A	1.0μF	16	+50,-10				2000	
CKD510JB Type										
810-CKD510JB1E103S	CKD510JB1E103S	A	.01μF	25	+50,-20				4000	
810-CKD510JB1E223S	CKD510JB1E223S	A	.022μF	25	+50,-20				4000	
810-CKD510JB1E104S	CKD510JB1E104S	A	.1μF	25	+50,-20				4000	
810-CKD510JB1A105S	CKD510JB1A105S	A	1.0μF	10	+50,-10				4000	
810-CKD510JB1H220S	CKD510JB1H220S	A	22	50	+50,-20				4000	
810-CKD510JB1H470S	CKD510JB1H470S	A	47	50	+50,-20				4000	
810-CKD510JB1H101S	CKD510JB1H101S	A	100	50	+50,-20				4000	
810-CKD510JB1H221S	CKD510JB1H221S	A	220	50	+50,-20				4000	
810-CKD510JB1H471S	CKD510JB1H471S	A	470	50	+50,-20				4000	
810-CKD510JB1H102S	CKD510JB1H102S	A	1000	50	+50,-20				4000	
810-CKD510JB1H222S	CKD510JB1H222S	A	2200	50	+50,-20				4000	
810-CKD510JB1H472S	CKD510JB1H472S	A	4700	50	+50,-20				4000	
CKD610JB Type										
810-CKD610JB0J105S	CKD610JB0J105S	A	1.0μF	6.3	+50,-20				4000	
810-CKD610JB0J225S	CKD610JB0J225S	A	2.2μF	6.3	+50,-20				4000	
CKD61BJB Type										
810-CKD61BJB0J474S	CKD61BJB0J474S	B	.47μF	6.3	+50,-20				4000	
CKD710JB Type										
810-CKD710JB1C104S	CKD710JB1C104S	A	0.10uF	16	20				10000	
810-CKD710JB1A224S	CKD710JB1A224S	A	0.22uF	10	20				10000	
810-CKD710JB0J474S	CKD710JB0J474S	A	0.47uF	6.3	20				10000	
810-CKD710JB0G105S	CKD710JB0G105S	A	1uF	4	20				10000	

CKG SERIES - 2-CHIP PILED CAPACITORS

Features:

- No polarity
- Twice the capacitance is obtainable on a single capacitor space.
- Unique construction provides high reliability
- The metal caps absorbs stress from thermal and mechanical shocks, ensuring excellent performance on aluminum circuit substrates
- Low ESR and ESL promises excellent characteristics for high frequency switching power supply

Applications:

- Smoothing circuits.
- Temperature variable applications.
- Maintenance free power supplies.
- DC to DC converters.
- Automotive applications.



MOUSER STOCK NO.	TDK Part No.	Fig.	Value (μF)	Voltage	Tol. (%)	Temp. Coef	Price Each 1	Price Each 100	Price Each 500	Reel Qty.	Price Per Piece
CKG45K Type											
810-CKG45KX7S2A475M	CKG45KX7S2A475M	C	4.7	100	20	X7S				1000	
CKG45N Type											
810-CKG45NX7R2E105M	CKG45NX7R2E105M	D	1	250	20	X7R				1000	
810-CKG45NX7S2A106M	CKG45NX7S2A106M	D	10	100	20	X7S				1000	
810-CKG45NX5R1H106M	CKG45NX5R1H106M	D	10	50	20	X5R				1000	
CKG57K Type											
810-CKG57KX7R1C476M	CKG57KX7R1C476M	E	47	16	20	X7R				1000	
810-CKG57KX7S2A106M	CKG57KX7S2A106M	E	10	100	20	X7S				1000	
CKG57N Type											
810-CKG57NX7R2J474M	CKG57NX7R2J474M	F	.47	630	20	X7R				1000	
810-CKG57NX7R2E225M	CKG57NX7R2E225M	F	2.2	250	20	X7R				1000	
810-CKG57NX7R2A475M	CKG57NX7R2A475M	F	4.7	100	20	X7R				1000	
810-CKG57NX7R1H106M	CKG57NX7R1H106M	F	10	50	20	X7R				1000	
810-CKG57NX7R2A106M	CKG57NX7R2A106M	F	10	100	20	X7R				1000	
810-CKG57NX5R1H226M	CKG57NX5R1H226M	F	22	50	20	X5R				1000	
810-CKG57NX7S2A226M	CKG57NX7S2A226M	F	22	100	20	X7S				1000	
810-CKG57NX5R1E476M	CKG57NX5R1E476M	F	47	25	20	X5R				1000	
810-CKG57NX5R1C107M	CKG57NX5R1C107M	F	100	16	20	X5R				1000	

DIMENSIONS: mm

A

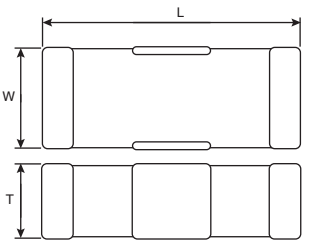

Type	L	W	T
CKD110JB	3.2	1.25	0.85
CKD310JB	3.2	1.60	1.30
CKD510JB	2.00	1.25	0.85
CKD610JB	1.60	0.80	0.80
CKD710JB	1.00	0.55	0.30

B

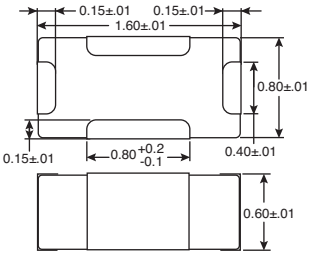

C

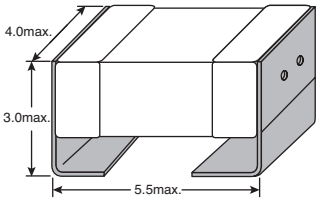

D

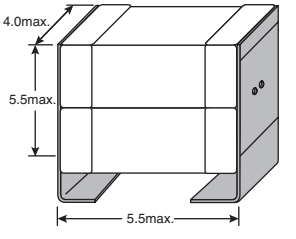

E

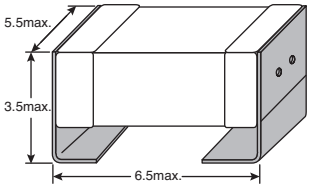

F

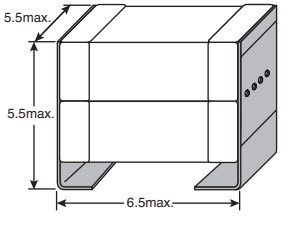

© Copyright 2014 Mouser Electronics

© Copyright 2014 Mouser Electronics

VISHAY Silicon and VJ HVArc Guard® Capacitors

RoHS Compliant **This product is RoHS compliant.**

VISHAY ELECTRO-FILMS THIN FILM SMD SILICON CAPACITOR

Features:
- Industries highest SRF
- Low DCR, high Q
- Small size: 0.040"x0.020"x0.015"

Applications:
- Lumped element filters
- Impedance matching circuits
- decoupling and DC blocking

PRODUCT NEW





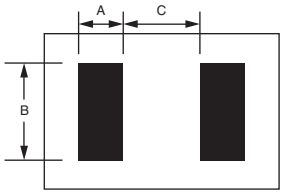

DIMENSIONS: in.	
Value Range	0.2 to 27
A	8
B	14
C	18

For quantities greater than listed, call for quote.

MOUSER STOCK NO. / Mfr. / Mfr. Part No.	Cap Value (pF)	Volt.	Temp. Coef.	Tol. (%)	Price Each 1	Price Each 100	Price Each 500	Reel Qty.	Price Per Piece
Style 0402									
75-RFCS04022200BJTT1	22	10	30	5				1000	
75-RFCS04022700BJTT1	27	10	30	5				1000	
75-RFCS04021200BJTT1	12	16	30	5				1000	
75-RFCS04021500BJTT1	15	16	30	5				1000	
75-RFCS04021800BJTT1	18	16	30	5				1000	
75-RFCS04023300CJTT1	3.3	25	30	5				1000	
75-RFCS04023900CJTT1	3.9	25	30	5				1000	
75-RFCS04024700CJTT1	4.7	25	30	5				1000	
75-RFCS04025600CJTT1	5.6	25	30	5				1000	
75-RFCS04026800CJTT1	6.8	25	30	5				1000	
75-RFCS04028200CJTT1	8.2	25	30	5				1000	
75-RFCS04021000BJTT1	10	25	30	5				1000	
75-RFCS04022000DBTT1	0.2	50	30	0.1				1000	

For quantities greater than listed, call for quote.

MOUSER STOCK NO. / Mfr. / Mfr. Part No.	Cap Value (pF)	Volt.	Temp. Coef.	Tol. (%)	Price Each 1	Price Each 100	Price Each 500	Reel Qty.	Price Per Piece
Style 0402 (CONT.)									
75-RFCS04023000DBTT1	0.3	50	30	0.1				1000	
75-RFCS04024000DBTT1	0.4	50	30	0.1				1000	
75-RFCS04025000DBTT1	0.5	50	30	0.1				1000	
75-RFCS04026000DBTT1	0.6	50	30	0.1				1000	
75-RFCS04027000DBTT1	0.7	50	30	0.1				1000	
75-RFCS04028000DBTT1	0.8	50	30	0.1				1000	
75-RFCS04029000DBTT1	0.9	50	30	0.1				1000	
75-RFCS04021000CBTT1	1	50	30	0.1				1000	
75-RFCS04021200CBTT1	1.2	50	30	0.1				1000	
75-RFCS04021500CBTT1	1.5	50	30	0.1				1000	
75-RFCS04021800CBTT1	1.8	50	30	0.1				1000	
75-RFCS04022200CJTT1	2.2	50	30	5				1000	
75-RFCS04022700CJTT1	2.7	50	30	5				1000	

VJ HVARC GUARD® SERIES

Features:
- Surface-mountable, multilayer ceramic capacitors, that protect against surface arc-over
- Higher capacitors and smaller case sizes that save board space, as compared to standard high voltage MLCCs
- Voltage breakdowns are twice that of some competitor products
- **Excellent reliability and high voltage performance**

Specifications:
- Operating Temperature: -55°C to +125°C
- Temperature Coefficient of Capacitance (TCC):
  X7R Style: ≤ 15% from -55°C to + 125°C, with 0VDC applied
  C0G (NP0) Style: 0 ±30ppm/°C from -55°C to +125°C



High Voltage MLCC with surface Arc-over

VISHAY HVArc Guard® High Voltage MLCC with no surface Arc-over



Applications:
- DC-to-DC converters (Buck and Boost)
- Voltage multipliers for flyback converters
- Lighting ballast circuits
- Power supplies

For quantities greater than listed, call for quote.

MOUSER STOCK NO. / Mfr. / Mfr. Part No.	Cap Value (pF)	Volt.	Temp. Coef.	Tol. (%)	Price Each 1	Price Each 100	Price Each 500	Reel Qty.	Price Per Piece
Style 0805									
77-VJ0805A100JXGAT5Z	10	1000	C0G	5				3000	
77-VJ0805A220JXGAT5Z	22	1000	C0G	5				3000	
77-VJ0805A221JXGAT5Z	220	1000	C0G	5				3000	
77-VJ0805A470JXRAT5Z	47	1500	C0G	5				3000	
Style 1206									
77-VJ1206A100JXGAT5Z	10	1000	C0G	5				2500	
77-VJ1206A220JXGAT5Z	22	1000	C0G	5				2500	
77-VJ1206A470JXGAT5Z	47	1000	C0G	5				2500	
77-VJ1206A101JXGAT5Z	100	1000	C0G	5				2500	
77-VJ1206A221JXGAT5Z	220	1000	C0G	5				2500	
77-VJ1206A471JXGAT5Z	470	1000	C0G	5				2500	
77-VJ1206A152JXGAT5Z	1500	1000	C0G	5				2500	
77-VJ1206A102JXRAT5Z	1000	1500	C0G	5				2500	
Style 1210									
77-VJ1210A100JXGAT5Z	10	1000	C0G	5				2500	
77-VJ1210A220JXGAT5Z	22	1000	C0G	5				2500	
77-VJ1210A470JXGAT5Z	47	1000	C0G	5				2500	
77-VJ1210A101JXGAT5Z	100	1000	C0G	5				2500	
77-VJ1210A471JXGAT5Z	470	1000	C0G	5				2500	
77-VJ1210A102JXGAT5Z	1000	1000	C0G	5				2500	
77-VJ1210A222JXGAT5Z	2200	1000	C0G	5				2500	
77-VJ1210A471JXRAT5Z	470	1500	C0G	5				2500	
77-VJ1210A102JXRAT5Z	1000	1500	C0G	5				2500	
Style 1206									
77-VJ1206Y221KXEAT5Z	220	500	X7R	10				2500	
77-VJ1206Y471KXEAT5Z	470	500	X7R	10				2500	
77-VJ1206Y102KXEAT5Z	1000	500	X7R	10				2500	
77-VJ1206Y222KXEAT5Z	2200	500	X7R	10				2500	
77-VJ1206Y472KXEAT5Z	4700	500	X7R	10				2500	
77-VJ1206Y223KXEAT5Z	.022uF	500	X7R	10				2500	
77-VJ1206Y473KXEAT5Z	.047uF	500	X7R	10				2500	
77-VJ1206Y103KXEAT5Z	.01uF	500	X7R	10				2500	
77-VJ1206Y102MXLAT5Z	1000	630	X7R	20				2500	
77-VJ1206Y221KXGAT5Z	220	1000	X7R	10				2500	
77-VJ1206Y471KXGAT5Z	470	1000	X7R	10				2500	
77-VJ1206Y102KXGAT5Z	1000	1000	X7R	10				3000	
77-VJ1206Y472KXGAT5Z	4700	1000	X7R	10				3000	
77-VJ1206Y223KXGAT5Z	.022uF	1000	X7R	10				2500	
77-VJ1206Y103KXGAT5Z	.01uF	1000	X7R	10				3000	

For quantities greater than listed, call for quote.

MOUSER STOCK NO. / Mfr. / Mfr. Part No.	Cap Value (pF)	Volt.	Temp. Coef.	Tol. (%)	Price Each 1	Price Each 100	Price Each 500	Reel Qty.	Price Per Piece
Style 1210									
77-VJ1210Y221KXEAT5Z	220	500	X7R	10				2500	
77-VJ1210Y471KXEAT5Z	470	500	X7R	10				2500	
77-VJ1210Y102KXEAT5Z	1000	500	X7R	10				2500	
77-VJ1210Y222KXEAT5Z	2200	500	X7R	10				2500	
77-VJ1210Y472KXEAT5Z	4700	500	X7R	10				2500	
77-VJ1210Y223KXEAT5Z	.022uF	500	X7R	10				2500	
77-VJ1210Y473KXEAT5Z	.047uF	500	X7R	10				2500	
77-VJ1210Y103KXEAT5Z	.01uF	500	X7R	10				2500	
77-VJ1210Y682KXLAT5Z	6800	630	X7R	10				2500	
77-VJ1210Y221KXGAT5Z	220	1000	X7R	10				2500	
77-VJ1210Y471KXGAT5Z	470	1000	X7R	10				2500	
77-VJ1210Y102KXGAT5Z	1000	1000	X7R	10				2500	
77-VJ1210Y222KXGAT5Z	2200	1000	X7R	10				2500	
77-VJ1210Y472KXGAT5Z	4700	1000	X7R	10				2500	
77-VJ1210Y223KXGAT5Z	.022uF	1000	X7R	10				2500	
77-VJ1210Y473KXGAT5Z	.047uF	1000	X7R	10				2500	
77-VJ1210Y103KXGAT5Z	.01uF	1000	X7R	10				2500	
Style 1808									
77-VJ1808Y222KXPAT5Z	2200	250	X7R	10				2500	
77-VJ1808Y104KXPAT5Z	.1uF	250	X7R	10				2000	
77-VJ1808Y221KXEAT5Z	220	500	X7R	10				2000	
77-VJ1808Y471KXEAT5Z	470	500	X7R	10				2000	
77-VJ1808Y102KXEAT5Z	1000	500	X7R	10				2000	
77-VJ1808Y222KXEAT5Z	2200	500	X7R	10				2500	
77-VJ1808Y472KXEAT5Z	4700	500	X7R	10				2500	
77-VJ1808Y223KXEAT5Z	.022uF	500	X7R	10				2500	
77-VJ1808Y473KXEAT5Z	.047uF	500	X7R	10				2000	
77-VJ1808Y103KXEAT5Z	.01uF	500	X7R	10				2500	
Style 1812									
77-VJ1812Y153KXPAT5Z	.015uF	250	X7R	10				1000	
77-VJ1812Y224KXPAT5Z	.22uF	250	X7R	10				1000	
77-VJ1812Y221KXEAT5Z	220	500	X7R	10				1000	
77-VJ1812Y471KXEAT5Z	470	500	X7R	10				1000	
77-VJ1812Y102KXEAT5Z	1000	500	X7R	10				1000	
77-VJ1812Y152KXEAT5Z	1500	500	X7R	10				1000	
77-VJ1812Y222KXEAT5Z	2200	500	X7R	10				1000	
77-VJ1812Y473KXEAT5Z	.047uF	500	X7R	10				1000	
77-VJ1812Y103KXEAT5Z	.01uF	500	X7R	10				1000	
77-VJ1812Y104KXEAT5Z	.1uF	500	X7R	10				1000	

© Copyright 2014 Mouser Electronics

© Copyright 2014 Mouser Electronics

VISHAY/VITRAMON SMD Automotive MLCC

VJ SERIES AUTOMOTIVE GRADE CAPACITORS



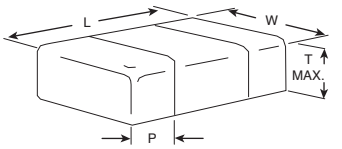

Features:
- High operating temperature
- Wet build process
- Reliable Noble Metal Electrode (NME) system
- Halogen-free according to IEC 61249-2-21 definition

Specifications:
- Operating temperature range: -55°C to +150°C
- Temperature Coefficient of Capacitance (TCC):
  C0G Style: 0 ppm/°C ± 30 ppm/°C from -55°C to +125°C
  X7R Style: ± 15% from -55°C to + 125°C, with 0 VDC applied

Applications:
- Automotive "under the hood"
- Safety and comfort electronics

DIMENSIONS: in. (mm)

EIA Code	Style	Length (L)	Width (W)	Maximum Thickness (T)	Terminations Pad (P)	
					Minimum	Maximum
0402	VJ0402	0.040+0.004/-0.002 (1.00+0.10/-0.05)	0.020+0.004/-0.002 (0.50+0.10/-0.005)	0.024 (0.60)	0.004 (0.10)	0.016 (0.41)
0603	VJ0603	0.063±0.005 (1.60±0.12)	0.031±0.005 (0.80±0.12)	0.038 (0.97)	0.012 (0.30)	0.018 (0.46)
0808	VJ0805	0.079±0.008 (2.00±0.20)	0.049±0.008 (1.25±0.20)	0.057 (1.45)	0.010 (0.25)	0.028 (0.71)
1206	VJ1206	0.126±0.008 (3.20±0.25)	0.063±0.010 (1.60±0.25)	0.067 (1.70)	0.010 (0.25)	0.028 (0.71)
1210	VJ1210	0.126±0.010 (3.20±0.25)	0.098±0.010 (2.50±0.25)	0.076 (1.94)	0.010 (0.25)	0.028 (0.71)

Note: Polymer (B-termination) have increased dimensions: Length 0.006" (0.15 mm)

Standard

For quantities greater than listed, call for quote.

MOUSER STOCK NO.	Vishay Part No.	Cap Value	Voltage	T.C.	Tol. (%)	Price Each			Reel Quantity	Price Per Piece
						1	100	500		
Style 0402										
77-VJ0402Y103KXJAC31	VJ0402Y103KXJAC31	0.01uF	16	X7R	10				5000	
Style 0603										
77-VJ0603A100KXBAC31	VJ0603A100KXBAC31	10pF	100	C0G	10				4000	
77-VJ0603A101KXBAC31	VJ0603A101KXBAC31	100pF	100	C0G	10				4000	
77-VJ0603Y102KXAAC31	VJ0603Y102KXAAC31	1000pF	50	X7R	10				4000	
77-VJ0603Y102KXBAC31	VJ0603Y102KXBAC31	1000pF	100	X7R	10				4000	
77-VJ0603Y222KXBAC31	VJ0603Y222KXBAC31	2200pF	100	X7R	10				4000	
77-VJ0603Y222KXCAC31	VJ0603Y222KXCAC31	2200pF	200	X7R	10				4000	
77-VJ0603Y472KXBAC31	VJ0603Y472KXBAC31	4700pF	100	X7R	10				4000	
77-VJ0603Y223KXXAC31	VJ0603Y223KXXAC31	.022uF	25	X7R	10				4000	
77-VJ0603Y103KXAAC31	VJ0603Y103KXAAC31	.01uF	50	X7R	10				4000	
77-VJ0603Y103MXBAC31	VJ0603Y103MXBAC31	.01uF	100	X7R	20				4000	
Style 0805										
77-VJ0805A471KXBBC31	VJ0805A471KXBBC31	470pF	100	C0G	10				3000	
77-VJ0805A102JXBBC31	VJ0805A102JXBBC31	1000pF	100	C0G	5				3000	
77-VJ0805Y102KXABC31	VJ0805Y102KXABC31	1000pF	50	X7R	10				3000	
77-VJ0805Y102KXBBC31	VJ0805Y102KXBBC31	1000pF	100	X7R	10				3000	
77-VJ0805Y222KXBBC31	VJ0805Y222KXBBC31	2200pF	100	X7R	10				3000	
77-VJ0805Y472KXBBC31	VJ0805Y472KXBBC31	4700pF	100	X7R	10				3000	
77-VJ0805Y223KXBBC31	VJ0805Y223KXBBC31	.022uF	100	X7R	10				3000	
77-VJ0805Y473KXABC31	VJ0805Y473KXABC31	.047uF	50	X7R	10				3000	
77-VJ0805Y103KXBBC31	VJ0805Y103KXBBC31	.01uF	100	X7R	10				3000	
77-VJ0805Y104KXABE31	VJ0805Y104KXABE31	.1uF	50	X7R	10				3000	

Flexible Termination

For quantities greater than listed, call for quote.

MOUSER STOCK NO.	Vishay Part No.	Cap Value	Voltage	T.C.	Tol. (%)	Price Each			Reel Quantity	Price Per Piece
						1	100	500		
Style 0805										
77-VJ0805A471KBBBC31	VJ0805A471KBBBC31	470pF	100	C0G	10				3000	
77-VJ0805A102JBBBC31	VJ0805A102JBBBC31	1000pF	100	C0G	5				3000	
77-VJ0805Y102KBABC31	VJ0805Y102KBABC31	1000pF	50	X7R	10				3000	
77-VJ0805Y102KBBBC31	VJ0805Y102KBBBC31	1000pF	100	X7R	10				3000	
77-VJ0805A152FBBBE31	VJ0805A152FBBBE31	1500pF	100	C0G	1				3000	
77-VJ0805Y472KBBBC31	VJ0805Y472KBBBC31	4700pF	100	X7R	10				3000	
77-VJ0805Y223KBBBC31	VJ0805Y223KBBBC31	.022uF	100	X7R	10				3000	
77-VJ0805Y333KBABC31	VJ0805Y333KBABC31	.033uF	50	X7R	10				3000	
77-VJ0805Y473KBABE31	VJ0805Y473KBABE31	.047uF	50	X7R	10				3000	
77-VJ0805Y103KBBBC31	VJ0805Y103KBBBC31	.01uF	100	X7R	10				3000	
77-VJ0805Y104KBABE31	VJ0805Y104KBABE31	.1uF	50	X7R	10				3000	
Style 1206										
77-VJ1206A471KBEBE31	VJ1206A471KBEBE31	470pF	500	C0G	10				3000	
77-VJ1206A682GBBBE31	VJ1206A682GBBBE31	6800pF	100	C0G	2				2500	
77-VJ1206Y103KBBBC31	VJ1206Y103KBBBC31	.01uF	100	X7R	10				3000	
77-VJ1206Y474KBXBE31	VJ1206Y474KBXBE31	.47uF	25	X7R	10				3000	
77-VJ1206Y104KBBBE31	VJ1206Y104KBBBE31	.1uF	100	X7R	10				3000	
Style 1210										
77-VJ1210Y474KBAAE31	VJ1210Y474KBAAE31	.47uF	50	X7R	10				3000	
77-VJ1210Y104KBBAE31	VJ1210Y104KBBAE31	.1uF	100	X7R	10				2500	

© Copyright 2014 Mouser Electronics
© Copyright 2014 Mouser Electronics

VISHAY/VITRAMON VJ SMD MLCCs

RoHS Compliant **This product is RoHS compliant.**









VJ SERIES CONTROLLED DISCHARGE CAPACITORS

With Integrated Resistor For High Pulse Current Applications

NEW! TECHNOLOGY

For quantities greater than listed, call for quote.

MOUSER STOCK NO.	Vishay Part No.	Cap Value (pF)	Voltage	Temperature Coef.	Tol. (%)	Price Each 1	Price Each 50	Price Each 100	Reel Quantity	Price Per Piece
Style 3040										
77-VJ3040Y224KXGAT8R	VJ3040Y224KXGAT8R	0.22	1000	X7R	10				500	
Style 3640										
77-VJ3640Y334KXGAT8R	VJ3640Y334KXGAT8R	0.33	1000	X7R	10				500	
Style 4044										
77-VJ4044Y564KXGAT8R	VJ4044Y564KXGAT8R	0.56	1000	X7R	10				300	

VJ SERIES NON-MAGNETIC TYPE CAPACITORS

For quantities greater than listed, call for quote.

MOUSER STOCK NO.	Vishay Part No.	Cap Value (pF)	Voltage	Temperature Coef.	Tol. (%)	Price Each 1	Price Each 100	Price Each 500	Reel Quantity	Price Per Piece
Style 0402										
77-VJ0402A1R2CNAAJ	VJ0402A1R2CNAAJ	1.2	50	C0G	0.25pF				1000	
77-VJ0402A1R5CNAAJ	VJ0402A1R5CNAAJ	1.5	50	C0G	0.25pF				1000	
77-VJ0402A1R8CNAAJ	VJ0402A1R8CNAAJ	1.8	50	C0G	0.25pF				1000	
77-VJ0402A2R2CNAAJ	VJ0402A2R2CNAAJ	2.2	50	C0G	0.25pF				1000	
77-VJ0402A2R7CNAAJ	VJ0402A2R7CNAAJ	2.7	50	C0G	0.25pF				1000	
77-VJ0402A4R7CNAAJ	VJ0402A4R7CNAAJ	4.7	50	C0G	0.25pF				1000	
77-VJ0402A3R3CNAAJ	VJ0402A3R3CNAAJ	3.3	50	C0G	0.25pF				1000	
77-VJ0402A3R9CNAAJ	VJ0402A3R9CNAAJ	3.9	50	C0G	0.25pF				1000	
77-VJ0402A5R6CNAAJ	VJ0402A5R6CNAAJ	5.6	50	C0G	0.25pF				1000	
77-VJ0402A6R8CNAAJ	VJ0402A6R8CNAAJ	6.8	50	C0G	0.25pF				1000	
77-VJ0402A8R2CNAAJ	VJ0402A8R2CNAAJ	8.2	50	C0G	0.25pF				1000	
77-VJ0402A1R0CNAAJ	VJ0402A1R0CNAAJ	1	50	C0G	0.25pF				1000	
77-VJ0402A100JNAAJ	VJ0402A100JNAAJ	10	50	C0G	5				1000	
77-VJ0402A120JNAAJ	VJ0402A120JNAAJ	12	50	C0G	5				1000	
77-VJ0402A150JNAAJ	VJ0402A150JNAAJ	15	50	C0G	5				1000	
77-VJ0402A180JNAAJ	VJ0402A180JNAAJ	18	50	C0G	5				1000	
77-VJ0402A220JNAAJ	VJ0402A220JNAAJ	22	50	C0G	5				1000	
77-VJ0402A270JNAAJ	VJ0402A270JNAAJ	27	50	C0G	5				1000	
77-VJ0402A330JNAAJ	VJ0402A330JNAAJ	33	50	C0G	5				1000	
77-VJ0402A390JNAAJ	VJ0402A390JNAAJ	39	50	C0G	5				1000	
77-VJ0402A470JNAAJ	VJ0402A470JNAAJ	47	50	C0G	5				1000	
77-VJ0402A560JNAAJ	VJ0402A560JNAAJ	56	50	C0G	5				1000	
77-VJ0402A680JNAAJ	VJ0402A680JNAAJ	68	50	C0G	5				1000	
77-VJ0402A820JNAAJ	VJ0402A820JNAAJ	82	50	C0G	5				1000	
77-VJ0402A101JNAAJ	VJ0402A101JNAAJ	100	50	C0G	5				1000	
77-VJ0402A121JNAAJ	VJ0402A121JNAAJ	120	50	C0G	5				1000	
77-VJ0402A151JNAAJ	VJ0402A151JNAAJ	150	50	C0G	5				1000	
77-VJ0402A181JNAAJ	VJ0402A181JNAAJ	180	50	C0G	5				1000	
77-VJ0402Y221KNAAJ	VJ0402Y221KNAAJ	220	50	X7R	10				1000	
77-VJ0402Y271KNAAJ	VJ0402Y271KNAAJ	270	50	X7R	10				1000	
77-VJ0402Y331KNAAJ	VJ0402Y331KNAAJ	330	50	X7R	10				1000	
77-VJ0402Y391KNAAJ	VJ0402Y391KNAAJ	390	50	X7R	10				1000	
77-VJ0402Y471KNAAJ	VJ0402Y471KNAAJ	470	50	X7R	10				1000	
77-VJ0402Y561KNAAJ	VJ0402Y561KNAAJ	560	50	X7R	10				1000	
77-VJ0402Y681KNAAJ	VJ0402Y681KNAAJ	680	50	X7R	10				1000	
77-VJ0402Y821KNAAJ	VJ0402Y821KNAAJ	820	50	X7R	10				1000	
77-VJ0402Y102KNAAJ	VJ0402Y102KNAAJ	1000	50	X7R	10				1000	
77-VJ0402Y122KNAAJ	VJ0402Y122KNAAJ	1200	50	X7R	10				1000	
77-VJ0402Y152KNAAJ	VJ0402Y152KNAAJ	1500	50	X7R	10				1000	
77-VJ0402Y182KNAAJ	VJ0402Y182KNAAJ	1800	50	X7R	10				1000	
77-VJ0402Y222KNAAJ	VJ0402Y222KNAAJ	2200	50	X7R	10				1000	
77-VJ0402Y272KNAAJ	VJ0402Y272KNAAJ	2700	50	X7R	10				1000	
77-VJ0402Y332KNAAJ	VJ0402Y332KNAAJ	3300	50	X7R	10				1000	
77-VJ0402Y392KNAAJ	VJ0402Y392KNAAJ	3900	50	X7R	10				1000	
77-VJ0402Y472KNAAJ	VJ0402Y472KNAAJ	4700	50	X7R	10				1000	
77-VJ0402Y562KNAAJ	VJ0402Y562KNAAJ	5600	50	X7R	10				1000	
77-VJ0402Y682KNAAJ	VJ0402Y682KNAAJ	6800	50	X7R	10				1000	
77-VJ0402Y822KNAAJ	VJ0402Y822KNAAJ	8200	50	X7R	10				1000	
77-VJ0402Y103KNAAJ	VJ0402Y103KNAAJ	0.01uF	50	X7R	10				1000	
Style 0603										
77-VJ0603A102JNXAO	VJ0603A102JNXAO	1000	25	C0G	5				4000	
77-VJ0603Y104KNXAO	VJ0603Y104KNXAO	0.1uF	25	X7R	10				4000	
77-VJ0603A470JNAAO	VJ0603A470JNAAO	47	50	C0G	5				4000	
77-VJ0603A101JNAAO	VJ0603A101JNAAO	100	50	C0G	5				4000	
77-VJ0603A221JNAAO	VJ0603A221JNAAO	220	50	C0G	5				4000	
77-VJ0603A471JNAAO	VJ0603A471JNAAO	470	50	C0G	5				4000	
77-VJ0603Y102KNAAO	VJ0603Y102KNAAO	1000	50	X7R	10				4000	
77-VJ0603Y222KNAAO	VJ0603Y222KNAAO	2200	50	X7R	10				4000	
77-VJ0603Y472KNAAO	VJ0603Y472KNAAO	4700	50	X7R	10				4000	
77-VJ0603Y223KNAAO	VJ0603Y223KNAAO	0.022uF	50	X7R	10				4000	
77-VJ0603Y473KNAAO	VJ0603Y473KNAAO	0.047uF	50	X7R	10				4000	
77-VJ0603Y103KNAAO	VJ0603Y103KNAAO	0.01uF	50	X7R	10				4000	
Style 0805										
77-VJ0805Y224KNXAT	VJ0805Y224KNXAT	0.22uF	25	X7R	10				3000	
77-VJ0805A221JNAAT	VJ0805A221JNAAT	220	50	C0G	5				3000	
77-VJ0805A471JNAAT	VJ0805A471JNAAT	470	50	C0G	5				3000	
77-VJ0805A102JNAAT	VJ0805A102JNAAT	1000	50	C0G	5				3000	
77-VJ0805A222JNAAT	VJ0805A222JNAAT	2200	50	C0G	5				3000	
77-VJ0805Y472KNAAO	VJ0805Y472KNAAO	4700	50	X7R	10				3000	
77-VJ0805Y223KNAAO	VJ0805Y223KNAAO	0.022uF	50	X7R	10				3000	
77-VJ0805Y473KNAAO	VJ0805Y473KNAAO	0.047uF	50	X7R	10				3000	
77-VJ0805Y103KNAAO	VJ0805Y103KNAAO	0.01uF	50	X7R	10				3000	
77-VJ0805Y104KNAAT	VJ0805Y104KNAAT	0.1uF	50	X7R	10				3000	

© Copyright 2014 Mouser Electronics

© Copyright 2014 Mouser Electronics

IPDiA SMD Silicon Capacitors

RoHS Compliant **This product is RoHS compliant.**

ipdia The 3D Silicon Leader

NEW SUPPLIER

Silicon Caps, SMD

IPDiA

NEW SUPPLIER

NEW SUPPLIER

EXSC SERIES EXTREME TEMPERATURE

Features:
- Ultra high operating temperature
- Low profile
- High stability of capacitance
- Low leakage current
- High reliability

Specification:
- Operating temperature range: -55°C to +250°C
- Tolerance: 15%

RoHS Compliant

For quantities greater than listed, call for quote.

MOUSER STOCK NO.	IPDiA Part No.	Fig.	Case Size	Value (uF)	Voltage	Price Each 1	10	100	500	Reel Quantity	Price Per Piece
961-93512542F610-T3A	93512542F610-T3A	A	0404	0.1	12					1000	
961-93512542H622-T3A	93512542H622-T3A	A	0505	0.22	12					1000	
961-93512542S710-T3A	93512542S710-T3A	A	1208	1	12					1000	

HSSC SERIES HIGH STABILITY

Features:
- High reliability
- Low leakage current
- Low ESL
- Low ESR

Applications:
- Medical, Aerospace, Automotive industries
- High stability applications
- Decoupling, Filtering, Charge pump
- Devices with battery operations
- Replacement of X7R and NPO
- Downsizing

Specification:
- Operating temperature range: -55°C to +150°C
- Tolerance: 15%

RoHS Compliant

For quantities greater than listed, call for quote.

MOUSER STOCK NO.	IPDiA Part No.	Fig.	Case Size	Value (uF)	Voltage	Price Each 1	10	100	500	Reel Quantity	Price Per Piece
961-935131424410-T3N	935131424410-T3N	B	0402	0.001	5					1000	
961-935131424533-T3N	935131424533-T3N	B	0402	0.033	5					1000	
961-935131424510-T3N	935131424510-T3N	B	0402	0.01	5					1000	
961-935131424610-T3N	935131424610-T3N	B	0402	0.1	5					1000	
961-935132425610-T3N	935132425610-T3N	C	1206	0.1	5					1000	

HTSC SERIES HIGH TEMPERATURE

Features:
- High stability
- High reliability
- Low leakage current
- Low ESL
- Low ESR

Applications:
- Military, Aerospace, Automotive industries
- High reliability applications
- Replacement of X7R and COG dielectrics
- Decoupling, Filtering, Charge pump
- Downsizing

Specification:
- Operating temperature range: -55°C to +200°C
- Tolerance: 15%

RoHS Compliant

For quantities greater than listed, call for quote.

MOUSER STOCK NO.	IPDiA Part No.	Fig.	Case Size	Value (uF)	Voltage	Price Each 1	10	100	500	Reel Quantity	Price Per Piece
961-935132424410-T3N	935132424410-T3N	B	0402	0.001	5					1000	
961-935132424533-T3N	935132424533-T3N	B	0402	0.033	5					1000	
961-935132424510-T3N	935132424510-T3N	B	0402	0.01	5					1000	
961-935131425610-T3N	935131425610-T3N	C	1206	0.1	5					1000	
961-935131427710-T3N	935131427710-T3N	C	1206	1	5					1000	

LPSC SERIES LOW PROFILE

Features:
- High stability
- High reliability
- Low leakage current
- Low ESL
- Low ESR

Applications:
- Medical, Telecom, Computer Industries
- Decoupling, Filtering, Charge pump
- High reliability applications
- Devices with battery operations
- Extreme miniaturization
- Suitable for Embedded technologies

Specification:
- Operating temperature range: -55°C to +150°C

RoHS Compliant

For quantities greater than listed, call for quote.

MOUSER STOCK NO.	IPDiA Part No.	Fig.	Case Size	Value (uF)	Voltage	Price Each 1	10	100	500	Reel Quantity	Price Per Piece
961-935121424510-T3N	935121424510-T3N	B	0402	0.01	5					2000	
961-935121424533-T3N	935121424533-T3N	B	0402	0.033	5					1000	
961-935121424610-T3N	935121424610-T3N	B	0402	0.1	5					1000	
961-935121424310-T3N	935121424310-T3N	B	0402	100pF	11					1000	
961-935121424347-T3N	935121424347-T3N	B	0402	470pF	11					1000	
961-935121424410-T3N	935121424410-T3N	B	0402	1000pF	5					1000	
961-935121425610-T3N	935121425610-T3N	B	0603	0.1	11					1000	
961-935133426610-T3N	935133426610-T3N	B	0805	0.1	11					1000	
961-935121427710-T3N	935121427710-T3N	B	1206	1	11					1000	

WBSC SERIES WIRE BONDING

Features:
- Full compatible to monolithic ceramic capacitors
- Low leakage current
- Ultra high stability of capacitance value:
  Temperature ±1% (-55°C to +150°C)
  Voltage <0.1%/Volts
  Negligible capacitance loss through ageing
- Custom sizes, values, shapes, tolerances and higher voltage
- Low leakage current down to 100pA
- Low profile

RoHS Compliant

For quantities greater than listed, call for quote.

MOUSER STOCK NO.	IPDiA Part No.	Fig.	Case Size	Value (uF)	Voltage	Price Each 1	10	100	500	Reel Quantity	Price Per Piece
961-935142620510-T3A	935142620510-T3A	D	0303	0.01	25					1000	
961-935142624522-T3A	935142624522-T3A	D	0504	0.022	25					1000	

XTSC SERIES ULTRA HIGH TEMPERATURE

Features:
- High reliability
- Low leakage current
- Low ESL
- Low ESR

Applications:
- Military, Aerospace, Automotive, Downhole industries
- High reliability applications
- Replacement of X8R and COG dielectrics
- Decoupling, Filtering, Charge pump
- Downsizing

Specification:
- Operating temperature range: -55°C to +250°C

RoHS Compliant

For quantities greater than listed, call for quote.

MOUSER STOCK NO.	IPDiA Part No.	Fig.	Case Size	Value (uF)	Voltage	Price Each 1	10	100	500	Reel Quantity	Price Per Piece
961-935133424410-T3N	935133424410-T3N	B	0402	0.001	5					1000	
961-935133424533-T3N	935133424533-T3N	B	0402	0.033	5					1000	
961-935133424510-T3N	935133424510-T3N	B	0402	0.01	5					1000	
961-935133425610-T3N	935133425610-T3N	B	1206	0.1	5					1000	
961-935133427710-T3N	935133427710-T3N	B	1206	1	11					1000	

A



B



C



D



© Copyright 2014 Mouser Electronics

© Copyright 2014 Mouser Electronics

SXP SERIES HIGH TEMPERATURE MOLDED RADIAL MLC CAPACITORS

Specifications:
- Low ESR, low ESL
- Low DC leakage
- Excellent high frequency performance
- Voltage available: 100, 500

For quantities greater than listed, call for quote.

MOUSER STOCK NO.	AVX Part No.	Fig.	Value (μF)	Tol. ±	Price Each 1	100	500	1000
581-SXP11C684KAA	SXP11C684KAA	A	0.68	10%				
581-SXP47C105KAA	SXP47C105KAA	A	1	10%				
581-SXP21C125KAA	SXP21C125KAA	A	1.2	10%				
581-SXP31C185KAA	SXP31C185KAA	A	1.8	10%				
581-SXP35C335KAA	SXP35C335KAA	A	3.3	10%				
581-SXP41C565KAA	SXP41C565KAA	A	5.6	10%				
581-SXP17C124KAA	SXP17C124KAA	A	12	10%				
581-SXP27C224KAA	SXP27C224KAA	A	22	10%				
581-SXP37C334KAA	SXP37C334KAA	A	33	10%				

SKYCAP® RADIAL CONFORMAL COATED CERAMIC CAPACITORS

AR Series

Specifications:
- Automotive applications
- Qualified: to AEC-Q200
- Case Material: Epoxy
- Lead Material: Solderable

For quantities greater than listed, call for quote.

MOUSER STOCK NO.	AVX Part No.	Fig.	Value (μF)	Tol. ±	Price Each 1	100	500	1000
50 Volts - Temp. Coeff: C0G (NP0)								
581-AR215A101K4R	AR215A101K4R	B	100pF	10%				
50 Volts - Temp. Coeff: X7R								
581-AR155C102K4R	AR155C102K4R	C	1000pF	10%				
581-AR155C103K4R	AR155C103K4R	C	0.01	10%				
581-AR155C153K4R	AR155C153K4R	C	0.015	10%				
581-AR155C104K4R	AR155C104K4R	C	0.1	10%				
581-AR215C104K4R	AR215C104K4R	B	0.1	10%				
581-AR215C224K4R	AR215C224K4R	B	0.22	10%				
581-AR305C474K4R	AR305C474K4R	C	0.47	10%				
50 Volts - Temp. Coeff: X8R								
581-AR215F102K4R	AR215F102K4R	B	1000pF	10%				
581-AR215F103K4R	AR215F103K4R	B	0.01	10%				
581-AR215F104K4R	AR215F104K4R	B	0.1μF	10%				
100 Volts - Temp. Coeff: C0G (NP0)								
581-AR211A101K4R	AR211A101K4R	B	100	10%				
581-AR211A102K4R	AR211A102K4R	B	1000	10%				
100 Volts - Temp. Coeff: X7R								
581-AR201C102K4R	AR201C102K4R	C	1000	10%				
581-AR211C102K4R	AR211C102K4R	B	1000	10%				
581-AR151C103K4R	AR151C103K4R	C	0.01μF	10%				
581-AR201C103K4R	AR201C103K4R	C	0.01μF	10%				
581-AR211C103K4R	AR211C103K4R	B	0.01μF	10%				
581-AR201C104K4R	AR201C104K4R	C	0.1μF	10%				
581-AR211C104K4R	AR211C104K4R	B	0.1μF	10%				

SR Series

Specifications:
- Temperature Coefficients: C0G (NP0), X7R, Z5U
- Lead Material: 24AWG Solid Copper Plated
- Case Material: Epoxy

For quantities greater than listed, call for quote.

MOUSER STOCK NO.	AVX Part No.	Fig.	Value (μF)	Tol. ±	Price Each 1	100	500	1000
50 Volts - Temp. Coeff. C0G (NP0)								
581-SR275A100JAR	SR275A100JAR	D	10	5%				
581-SR215A180JAR	SR215A180JAR	B	18	5%				
581-SR215A270JAR	SR215A270JAR	B	27	5%				
581-SR215A151JAR	SR215A151JAR	B	150	5%				
581-SR215A102JAR	SR215A102JAR	B	1000	5%				
581-SR215A102KAR	SR215A102KAR	B	1000	10%				
100 Volts - Temp. Coeff. C0G (NP0)								
581-SR211A100JAR	SR211A100JAR	B	10	5%				
581-SR151A100JAR	SR151A100JAR	C	10	5%				
581-SR211A120JAR	SR211A120JAR	B	12	5%				
581-SR151A120JAR	SR151A120JAR	C	12	5%				
581-SR211A150JAR	SR211A150JAR	B	15	5%				
581-SR151A150JAR	SR151A150JAR	C	15	5%				
581-SR211A150KAR	SR211A150KAR	B	15	10%				
581-SR211A180JAR	SR211A180JAR	B	18	5%				
581-SR151A180JAR	SR151A180JAR	C	18	5%				
581-SR211A220JAR	SR211A220JAR	B	22	5%				
581-SR221A220JAR	SR221A220JAR	D	22	5%				
581-SR151A220JAR	SR151A220JAR	C	22	5%				
581-SR271A220KAR	SR271A220KAR	D	22	10%				
581-SR211A270JAR	SR211A270JAR	B	27	5%				
581-SR151A270JAR	SR151A270JAR	C	27	5%				
581-SR211A330JAR	SR211A330JAR	B	33	5%				
581-SR151A330JAR	SR151A330JAR	C	33	5%				
581-SR151A390JAR	SR151A390JAR	C	39	5%				
581-SR211A470JAR	SR211A470JAR	B	47	5%				
581-SR151A470JAR	SR151A470JAR	C	47	5%				
581-SR211A470KAR	SR211A470KAR	B	47	10%				
581-SR211A560JAR	SR211A560JAR	B	56	5%				
581-SR151A560JAR	SR151A560JAR	C	56	5%				
581-SR151A680JAR	SR151A680JAR	C	68	5%				
581-SR211A680KAR	SR211A680KAR	B	68	10%				
581-SR211A820JAR	SR211A820JAR	B	82	5%				

© Copyright 2014 Mouser Electronics

DIMENSIONS: mm (in.)											
AVX Style	SXP1	SXP2	SXP3	SXP4	AR15/ SR15	AR20/ SR20	AR21/ SR21	SR22	SR27	AR30/ SR30	AR40
(W) Width (L) Length	7.62 (.300)	10.2 (.402)	12.7 (.500)	22.4 (.880)	3.81 (.150)	5.08 (.20)	5.08 (.20)	5.08 (.20)	6.604 (.26)	7.62 (.30)	10.16 (.40)
(H) Height	7.62 (.300)	10.2 (.402)	12.7 (.500)	16.3 (.641)	3.81 (.15)	5.08 (.20)	5.08 (.20)	5.08 (.20)	6.35 (.25)	7.62 (.30)	10.16 (.40)
(T) Thickness	3.81 (.150)	5.08 (.200)	5.08 (.200)	5.84 (.230)	2.54 (.10)	3.175 (.13)	3.175 (.13)	3.175 (.13)	4.06 (.16)	3.81 (.15)	3.81 (.15)
(LS) Lead Spacing	6.35 (.250)	8.38 (.330)	10.2 (.402)	19.8 (.780)	2.54 (.10)	2.54 (.10)	5.08 (.20)	6.35 (.25)	7.62 (.30)	5.08 (.20)	5.08 (.20)
(LD) Lead Diameter	0.64 (.025)	0.64 (.025)	0.64 (.025)	0.64 (.025)	0.508 (.02)	0.508 (.02)	0.508 (.02)	0.508 (.02)	0.508 (.02)	0.508 (.02)	0.508 (.02)

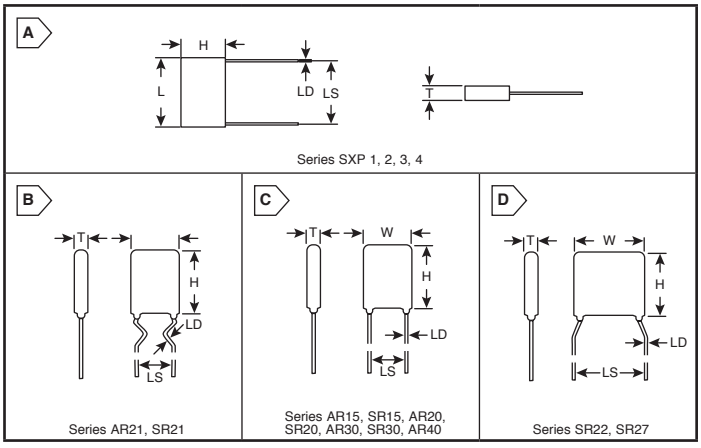

SKYCAP® RADIAL CONFORMAL COATED CERAMIC CAPACITORS (CONT.)

SR Series (Cont.)

Specifications:
- Temperature Coefficients: C0G (NP0), X7R, Z5U
- Lead Material: 24AWG Solid Copper Plated
- Case Material: Epoxy

For quantities greater than listed, call for quote.

MOUSER STOCK NO.	AVX Part No.	Fig.	Value (pF)	Tol. ±	Price Each 1	100	500	1000
100 Volts - Temp. Coeff. C0G (NP0) (Cont.)								
581-SR151A820JAR	SR151A820JAR	C	82	5%				
581-SR211A101JAR	SR211A101JAR	B	100	5%				
581-SR151A101JAR	SR151A101JAR	C	100	5%				
581-SR211A101KAR	SR211A101KAR	B	100	10%				
581-SR151A121JAR	SR151A121JAR	C	120	5%				
581-SR151A151JAR	SR151A151JAR	C	150	5%				
581-SR211A181JAR	SR211A181JAR	B	180	5%				
581-SR151A181JAR	SR151A181JAR	C	180	5%				
581-SR211A221JAR	SR211A221JAR	B	220	5%				
581-SR151A221JAR	SR151A221JAR	C	220	5%				
581-SR151A271JAR	SR151A271JAR	C	270	5%				
581-SR211A331JAR	SR211A331JAR	B	330	5%				
581-SR271A331JAR	SR271A331JAR	D	330	5%				
581-SR151A331JAR	SR151A331JAR	C	330	5%				
581-SR151A391JAR	SR151A391JAR	C	390	5%				
581-SR211A471JAR	SR211A471JAR	B	470	5%				
581-SR151A471JAR	SR151A471JAR	C	470	5%				
581-SR211A471KAR	SR211A471KAR	B	470	10%				
581-SR211A561JAR	SR211A561JAR	B	560	5%				
581-SR151A561JAR	SR151A561JAR	C	560	5%				
581-SR211A561KAR	SR211A561KAR	B	560	10%				
581-SR211A681JAR	SR211A681JAR	B	680	5%				
581-SR151A681JAR	SR151A681JAR	C	680	5%				
581-SR211A102JAR	SR211A102JAR	B	1000	5%				
581-SR221A102JAR	SR221A102JAR	D	1000	5%				
581-SR201A102JAR	SR201A102JAR	C	1000	5%				
581-SR211A102KAR	SR211A102KAR	B	1000	10%				
581-SR201A122JAR	SR201A122JAR	C	1200	5%				
581-SR211A152JAR	SR211A152JAR	B	1500	5%				
581-SR201A152JAR	SR201A152JAR	C	1500	5%				
581-SR211A152KAR	SR211A152KAR	B	1500	10%				
581-SR201A182JAR	SR201A182JAR	C	1800	5%				
581-SR211A222JAR	SR211A222JAR	B	2200	5%				
581-SR201A222JAR	SR201A222JAR	C	2200	5%				
581-SR201A332JAR	SR201A332JAR	C	3300	5%				
581-SR211A472JAR	SR211A472JAR	B	4700	5%				
581-SR201A472JAR	SR201A472JAR	C	4700	5%				
581-SR211A472KAR	SR211A472KAR	B	4700	10%				
581-SR201A562JAR	SR201A562JAR	C	5600	5%				
581-SR301A682JAR	SR301A682JAR	C	6800	5%				
581-SR301A822JAR	SR301A822JAR	C	8200	5%				
581-SR301A103JAR	SR301A103JAR	C	.01μF	5%				
581-SR301A223JAR	SR301A223JAR	C	.022μF	5%				
200 Volts - Temp. Coeff. C0G (NP0)								
581-SR222A120JAR	SR222A120JAR	D	12	5%				
581-SR222A150JAR	SR222A150JAR	D	15	5%				

© Copyright 2014 Mouser Electronics

AVX Ceramic Capacitors

RoHS Compliant This product is RoHS compliant.

SKYCAP® SR SERIES RADIAL MULTILAYER CERAMIC CAPACITORS

DIMENSIONS: mm (in.)							
AVX Style	SR15	SR20	SR21	SR22	SR27	SR30	SR65
(W) Width	3.81 (0.150)	5.08 (0.200)	5.08 (0.200)	5.08 (0.200)	6.604 (0.260)	7.62 (0.300)	7.62 (0.300)
(H) Height	3.81 (0.150)	5.08 (0.200)	5.08 (0.200)	5.08 (0.200)	6.35 (0.250)	7.62 (0.300)	7.62 (0.300)
(T) Thickness	2.54 (0.100)	3.175 (0.125)	3.175 (0.125)	3.175 (0.125)	4.06 (0.160)	3.81 (0.150)	3.81 (0.150)
(L.S.) Lead Spacing	2.54 (0.100)	2.54 (0.100)	5.08 (0.200)	6.35 (0.250)	7.62 (0.300)	5.08 (0.200)	5.08 (0.200)
(L.D.) Lead Dia.	0.508 (0.020)	0.508 (0.020)	0.508 (0.020)	0.508 (0.020)	0.508 (0.020)	0.508 (0.020)	0.508 (0.020)

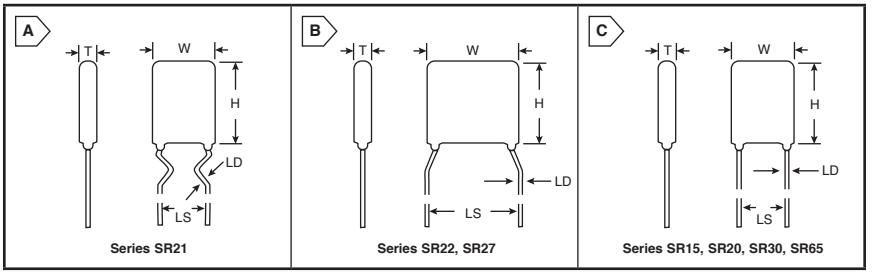

PRODUCT NEW

X7R

For quantities greater than listed, call for quote.

MOUSER STOCK NO. Mfr.	Mfr. Part No.	Fig.	Value (pF)	Price Each 1	100	500	1000
50 Volts							
581—	SR215C222KAR	A	2200				
581—	SR215C682KAR	A	6800				
581—	SR215C103JAR	A	10000				
581—	SR215C103KAR	A	10000				
581—	SR225C103KAR	B	10000				
581—	SR275C103KAR	B	10000				
581—	SR215C153KAR	A	15000				
581—	SR215C223KAR	A	22000				
581—	SR155C223KAR	C	22000				
581—	SR215C333KAR	A	33000				
581—	SR215C473JAR	A	47000				
581—	SR215C473KAR	A	47000				
581—	SR205C473KAR	C	47000				
581—	SR215C104JAR	A	0.1uF				
581—	SR215C104KAR	A	0.1uF				
581—	SR225C104KAR	B	0.1uF				
581—	SR275C104KAR	B	0.1uF				
581—	SR215C104MAR	A	0.1uF				
581—	SR215C154JAR	A	0.15uF				
581—	SR215C154KAR	A	0.15uF				
581—	SR215C224KAR	A	0.22uF				
581—	SR225C224KAR	B	0.22uF				
581—	SR305C105KAR	C	1uF				
581—	SR655C106KAR	C	10uF				
100 Volts							
581—	SR211C471KAR	A	470				
581—	SR211C102JAR	A	1000				
581—	SR211C102KAR	A	1000				
581—	SR221C102KAR	B	1000				
581—	SR211C152JAR	A	1500				
581—	SR211C152KAR	A	1500				
581—	SR211C222JAR	A	2200				
581—	SR211C222KAR	A	2200				

X7R (Cont.)

For quantities greater than listed, call for quote.

MOUSER STOCK NO. Mfr.	Mfr. Part No.	Fig.	Value (pF)	Price Each 1	100	500	1000
100 Volts (Cont.)							
581—	SR221C222KAR	B	2200				
581—	SR151C222KAR	C	2200				
581—	SR211C472KAR	A	4700				
581—	SR151C472KAR	C	4700				
581—	SR211C472MAR	A	4700				
581—	SR211C103JAR	A	10000				
581—	SR211C103KAR	A	10000				
581—	SR221C103KAR	B	10000				
581—	SR271C103KAR	B	10000				
581—	SR151C103KAR	C	10000				
581—	SR221C103MAR	B	10000				
581—	SR201C153KAR	A	15000				
581—	SR211C223JAR	A	22000				
581—	SR211C223KAR	A	22000				
581—	SR201C223KAR	C	22000				
581—	SR211C333KAR	A	33000				
581—	SR201C333KAR	C	33000				
581—	SR211C473KAR	A	47000				
581—	SR221C473KAR	B	47000				
581—	SR201C473KAR	C	47000				
581—	SR211C473MAR	A	47000				
581—	SR201C683KAR	C	68000				
581—	SR211C104JAR	A	0.1uF				
581—	SR211C104KAR	A	0.1uF				
581—	SR221C104KAR	B	0.1uF				
581—	SR271C104KAR	B	0.1uF				
581—	SR201C104KAR	C	0.1uF				
581—	SR301C154KAR	C	0.15uF				
581—	SR301C224KAR	C	0.22uF				
581—	SR301C334KAR	C	0.33uF				
200 Volts							
581—	SR152C102KAR	C	1000				

Z5U

For quantities greater than listed, call for quote.

MOUSER STOCK NO. Mfr.	Mfr. Part No.	Fig.	Value (pF)	Price Each 1	100	500	1000
50 Volts							
581—	SR225E103MAR	B	10000				
581—	SR275E103MAR	B	10000				
581—	SR215E473MAR	A	47000				
581—	SR225E473MAR	B	47000				
581—	SR215E104MAR	A	0.1uF				
581—	SR225E104MAR	B	0.1uF				
581—	SR275E104MAR	B	0.1uF				
581—	SR155E104MAR	C	0.1uF				
581—	SR205E104MAR	C	0.1uF				
581—	SR215E224MAR	A	0.22uF				
581—	SR225E224MAR	B	0.22uF				
581—	SR275E224MAR	B	0.22uF				
581—	SR205E224MAR	C	0.22uF				
581—	SR215E334MAR	A	0.33uF				
581—	SR275E334MAR	B	0.33uF				
581—	SR225E474MAR	B	0.47uF				
581—	SR205E474MAR	C	0.47uF				
581—	SR215E105MAR	A	1uF				
100 Volts							
581—	SR211E103MAR	A	10000				
581—	SR221E103MAR	B	10000				
581—	SR271E103MAR	B	10000				
581—	SR151E103MAR	C	10000				
581—	SR211E104MAR	A	0.1uF				
581—	SR221E104MAR	B	0.1uF				
581—	SR271E104MAR	B	0.1uF				
581—	SR271E224MAR	B	0.22uF				
581—	SR301E105MAR	C	1uF				

SPINGUARD® SA SERIES AXIAL MULTILAYER CERAMIC CAPACITORS

Specifications:
- Conformaly Coated Axial Leaded MLC
- Temperature Coefficients: C0G (NP0), X7R, Z5U
- Case Material: Epoxy (Flame Retardant to UL Bulletin 492, Par. 280)
- Lead Material: Solderable

RoHS Compliant

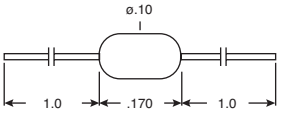

DIMENSIONS: in.

C0G

For quantities greater than listed, call for quote.

MOUSER STOCK NO. Mfr.	Mfr. Part No.	Volt (DC)	Value (pF)	Price Each 1	100	500	1000
581—	SA105A102JAR	50	1000				
581—	SA101A151JAR	100	150				
581—	SA101A151KAR	100	150				
581—	SA101A221JAR	100	220				
581—	SA101A391JAR	100	390				
581—	SA101A471JAR	100	470				
581—	SA101A561JAR	100	560				
581—	SA101A681JAR	100	680				
581—	SA101A102JAR	100	1000				
581—	SA301A272JAR	100	2700				
581—	SA301A332JAR	100	3300				
581—	SA102A100JAR	200	10				
581—	SA102A120JAR	200	12				
581—	SA102A150JAR	200	15				
581—	SA102A220JAR	200	22				
581—	SA102A330JAR	200	33				
581—	SA102A330KAR	200	33				
581—	SA102A470JAR	200	47				
581—	SA102A560JAR	200	56				
581—	SA102A101JAR	200	100				
581—	SA102A101KAR	200	100				

X7R

For quantities greater than listed, call for quote.

MOUSER STOCK NO. Mfr.	Mfr. Part No.	Volt (DC)	Value (pF)	Price Each 1	100	500	1000
581—	SA105C223KAR	50	22000				
581—	SA105C333KAR	50	33000				
581—	SA205C333KAR	50	33000				
581—	SA105C473KAR	50	47000				
581—	SA105C103KAR	50	10000				
581—	SA105C104KAR	50	0.1uF				
581—	SA115C104KAR	50	0.1uF				
581—	SA205C104KAR	50	0.1uF				
581—	SA305C104KAR	50	0.1uF				
581—	SA305C224KAR	50	0.22uF				
581—	SA101C102KAR	100	1000				
581—	SA101C122KAR	100	1200				
581—	SA101C152KAR	100	1500				
581—	SA101C222KAR	100	2200				
581—	SA101C332KAR	100	3300				
581—	SA101C472KAR	100	4700				
581—	SA101C103KAR	100	10000				
581—	SA101C223KAR	100	22000				
581—	SA301C563KAR	100	56000				
581—	SA301C104KAR	100	0.1uF				
581—	SA102C102KAR	200	1000				

X5R

For quantities greater than listed, call for quote.

MOUSER STOCK NO. Mfr.	Mfr. Part No.	Volt (DC)	Value (pF)	Price Each 1	100	500	1000
581—	SA10ZD335KAR	10	33000				

Z5U

For quantities greater than listed, call for quote.

MOUSER STOCK NO. Mfr.	Mfr. Part No.	Volt (DC)	Value (pF)	Price Each 1	100	500	1000
581—	SA105E103MAR	50	10000				
581—	SA105E103ZAR	50	10000				
581—	SA105E223MAR	50	22000				
581—	SA105E333MAR	50	33000				
581—	SA105E473MAR	50	47000				
581—	SA105E563MAR	50	56000				
581—	SA105E104MAR	50	0.1uF				
581—	SA105E154MAR	50	0.15uF				
581—	SA105E224MAR	50	0.22uF				
581—	SA115E224ZAR	50	0.22uF				
581—	SA115E334MAR	50	0.33uF				
581—	SA305E474MAR	50	0.47uF				
581—	SA305E105MAR	50	1uF				
581—	SA101E103MAR	100	10000				
581—	SA111E104MAR	100	0.1uF				
581—	SA101E104ZAR	100	0.1uF				

© Copyright 2014 Mouser Electronics

AVX Multilayer Ceramic Capacitors

RT10 SERIES MINI-TURBOCAP



For quantities greater than listed, call for quote.

MOUSER STOCK NO. Mfr.	Mfr. Part No.	Value (uF)	Volts	No. of Leads	Tol.	Price Each 1	5	50	100
581	RT101C825MAJ02	100	8.2	±20	2				
581	RT105C186MAJ02	50	18	±20	2				

TURBOCAP HIGH-CV SMPS CAPS



For quantities greater than listed, call for quote.

MOUSER STOCK NO. Mfr.	Mfr. Part No.	Value (uF)	Volts	No. of Leads Per Side	D ±1.27 mm	Price Each 1	5	10	25
581	ST121C126MAJ05	12	100	5	13.34				
581	ST121C226MAJ10	22	100	10	26.04				
581	ST125C276MAJ05	27	50	5	13.34				
581	ST125C506MAJ10	50	50	10	26.04				
581	ST201C146MAJ03	14	100	3	8.26				
581	ST201C226MAJ05	22	100	5	13.34				
581	ST201C476MAJ10	47	100	10	26.04				
581	ST203C107MAJ05	100	25	5	13.34				
581	ST203C227MAJ10	22	25	10	26.04				
581	ST203C686MAJ03	68	25	3	8.26				
581	ST205C276MAJ03	27	50	3	8.26				
581	ST205C276MAL03	27	50	3	8.26				
581	ST205C276MAN03	27	450	3	8.26				

TURBOCAP HIGH-CV SMPS CAPS (CONT.)

For quantities greater than listed, call for quote.

MOUSER STOCK NO. Mfr.	Mfr. Part No.	Value (uF)	Volts	No. of Leads Per Side	D ±1.27 mm	Price Each 1	5	10	25
581	ST205C476MAJ05	47	50	5	13.34				
581	ST205C476MAL05	47	50	5	13.34				
581	ST205C476MAN05	47	50	5	13.34				
581	ST205C107MAJ10	100	50	10	26.04				
581	ST205C107MAL10	100	50	10	26.04				
581	ST205C107MAN10	100	50	10	26.04				

SPINGUARD AA SERIES AXIAL MULTILAYER CERAMIC CAPACITORS

Applications:

- Filtering
- Decoupling

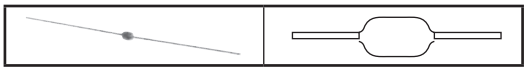

For quantities greater than listed, call for quote.

MOUSER STOCK NO. Mfr.	Mfr. Part No.	Temp. Coeff.	Value (μF)	Volts	Price Each 1	50	100	1000
581	AA101C102K4R	X7R	0.001	100				
581	AA101C103K4R	X7R	0.01	100				
581	AA105C104K4R	X7R	0.1	50				
581	AA115C104K4R	X7R	0.1	50				
581	AA301C104K4R	X7R	0.1	100				

DIPGUARD® MD01 SERIES MOLDED DIP LEAD



For quantities greater than listed, call for quote.

MOUSER STOCK NO.	AVX Part No.	Temp. Coeff.	Value (pF)	Price Each 1	50	100
581-MD011A100KAB	MD011A100KAB	C0G	10			
581-MD015A100K	MD015A100KAB	C0G	10			
581-MD015A150K	MD015A150KAB	C0G	15			
581-MD015A220K	MD015A220KAB	C0G	22			
581-MD011A270KAB	MD011A270KAB	C0G	27			
581-MD015A330K	MD015A330KAB	C0G	33			
581-MD011A470JAB	MD011A470JAB	C0G	47			
581-MD015A470K	MD015A470KAB	C0G	47			
581-MD015A680K	MD015A680KAB	C0G	68			
581-MD011A101KAB	MD011A101KAB	C0G	100			
581-MD015A101K	MD015A101KAB	C0G	100			
581-MD015A121KAB	MD015A121KAB	C0G	120			
581-MD011A151JAB	MD011A151JAB	C0G	150			
581-MD015A151K	MD015A151KAB	C0G	150			
581-MD015A221K	MD015A221KAB	C0G	220			
581-MD015C221K	MD015C221KAB	X7R	220			
581-MD015A331K	MD015A331KAB	C0G	330			
581-MD011A471KAB	MD011A471KAB	C0G	470			
581-MD015A471K	MD015A471KAB	C0G	470			
581-MD011C471KAB	MD011C471KAB	X7R	470			
581-MD015A102K	MD015A102KAB	C0G	1000			
581-MD011C102K	MD011C102KAB	X7R	1000			
581-MD015C102K	MD015C102KAB	X7R	1000			
581-MD015A152K	MD015A152KAB	C0G	1500			
581-MD015A222K	MD015A222KAB	C0G	2200			
581-MD015C332K	MD015C332KAB	X7R	3300			
581-MD015C472K	MD015C472KAB	X7R	4700			
581-MD011C103K	MD011C103KAB	X7R	0.01μF			
581-MD015E103Z	MD015E103ZAB	Z5U	0.01μF			
581-MD015C103K	MD015C103KAB	X7R	0.01μF			
581-MD015C223K	MD015C223KAB	X7R	0.022μF			
581-MD015E223M	MD015E223MAB	Z5U	0.022μF			
581-MD015C333K	MD015C333KAB	X7R	0.033μF			
581-MD015E333M	MD015E333MAB	Z5U	0.033μF			
581-MD015C473K	MD015C473KAB	X7R	0.047μF			
581-MD015E473Z	MD015E473ZAB	Z5U	0.047uF			
581-MD015C683K	MD015C683KAB	X7R	0.068uF			
581-MD015C104K	MD015C104KAB	X7R	0.1μF			
581-MD015E104Z	MD015E104ZAB	Z5U	0.1μF			
581-MD015E224Z	MD015E224ZAB	Z5U	0.22μF			
581-MD025C224K	MD025C224KAB	X7R	0.22uF			
581-MD015E334Z	MD015E334ZAB	Z5U	0.33μF			
581-MD035C474K	MD035C474KAA	X7R	0.47uF			
581-MD025E474MAB	MD025E474MAB	Z5U	0.47uF			
581-MD035C105K	MD035C105KAA	X7R	1uF			
581-MD035E105MAA	MD035E105MAA	Z5U	1uF			

DIMENSIONS: in.

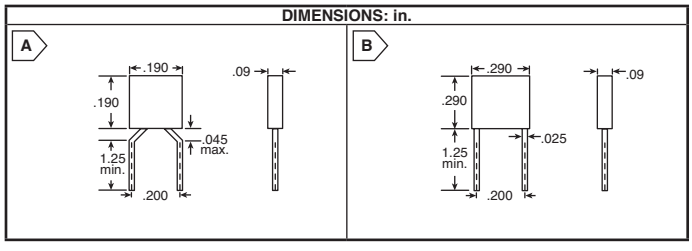

CK05 AND CK06 SERIES CERAMIC RADIAL LEAD

For quantities greater than listed, call for quote.

MOUSER STOCK NO. Mfr.	Mfr. Part No.	Fig.	Value (pF)	Volt (DC)	Price Each 1	100	1000
581	CK05BX100K	A	10	200			
581	CK05BX120K	A	12	200			
581	CK05BX150K	A	15	200			
581	CK05BX180K	A	18	200			
581	CK05BX220K	A	22	200			
581	CK05BX270K	A	27	200			
581	CK05BX330K	A	33	200			
581	CK05BX470K	A	47	200			
581	CK05BX560K	A	56	200			
581	CK05BX680K	A	68	200			
581	CK05BX820K	A	82	200			
581	CK05BX101K	A	100	200			
581	CK05BX121K	A	120	200			
581	CK05BX151K	A	150	200			
581	CK05BX221K	A	220	200			
581	CK05BX331K	A	330	200			
581	CK05BX391K	A	390	200			
581	CK05BX471K	A	470	200			
581	CK05BX821K	A	820	200			
581	CK05BX102K	A	1000	200			
581	CK05BX152K	A	1500	100			
581	CK05BX182K	A	1800	100			
581	CK05BX222K	A	2200	100			
581	CK05BX332K	A	3300	100			
581	CK05BX392K	A	3900	100			
581	CK05BX472K	A	4700	100			
581	CK05BX562K	A	5600	100			
581	CK05BX682K	A	6800	100			
581	CK05BX822K	A	8200	100			
581	CK05BX103K	A	.01μF	100			
581	CK06BX103K	B	.01μF	200			
581	CK05BX123K	A	.012μF	50			
581	CK05BX153K	A	.015μF	50			
581	CK05BX183K	A	.018μF	50			
581	CK05BX223K	A	.022μF	50			
581	CK06BX223K	B	.022μF	100			
581	CK05BX333K	A	.033μF	50			
581	CK05BX473K	A	.047μF	50			
581	CK05BX563K	A	.056μF	50			
581	CK05BX683K	A	.068μF	50			
581	CK06BX683K	B	.068μF	100			
581	CK05BX104K	A	.1μF	50			
581	CK06BX104K	B	.1μF	100			
581	CK06BX154K	B	.15μF	50			
581	CK06BX224K	B	.22μF	50			
581	CK06BX274K	B	.27μF	50			
581	CK06BX334K	B	.33μF	50			
581	CK06BX474K	B	.47μF	50			
581	CK06BX684K	B	.68μF	50			
581	CK06BX105K	B	1.0μF	50			

© Copyright 2014 Mouser Electronics

© Copyright 2014 Mouser Electronics

KEMET Ceramic Capacitors

The Capacitance Company KEMET CHARGED.

KEMET CK SERIES, CERAMIC MOLDED RADIAL, 10% TOLERANCE

DIMENSIONS: in.

CK05 Series

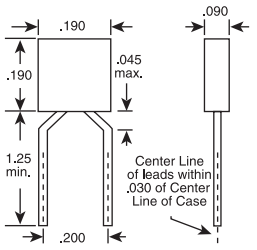

CK06 Series

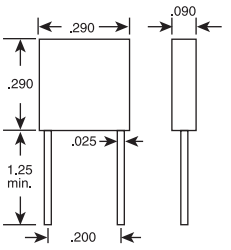

CK05 Series

For quantities greater than listed, call for quote.

MOUSER STOCK NO.	KEMET Part No.	Value (pF)	Volt (DC)	Price Each 1	10	100	200
80-CK05BX100K	C052K100K2X5CA	10	200				
80-CK05BX120K	C052K120K2X5CA	12	200				
80-CK05BX150K	C052K150K2X5CA	15	200				
80-CK05BX180K	C052K180K2X5CA	18	200				
80-CK05BX220K	C052K220K2X5CA	22	200				
80-CK05BX270K	C052K270K2X5CA	27	200				
80-CK05BX330K	C052K330K2X5CA	33	200				
80-CK05BX390K	C052K390K2X5CA	39	200				
80-CK05BX470K	C052K470K2X5CA	47	200				
80-CK05BX560K	C052K560K2X5CA	56	200				
80-CK05BX680K	C052K680K2X5CA	68	200				
80-CK05BX820K	C052K820K2X5CA	82	200				
80-CK05BX101K	C052K101K2X5CA	100	200				
80-CK05BX121K	C052K121K2X5CA	120	200				
80-CK05BX151K	C052K151K2X5CA	150	200				
80-CK05BX181K	C052K181K2X5CA	180	200				
80-CK05BX221K	C052K221K2X5CA	220	200				
80-CK05BX271K	C052K271K2X5CA	270	200				
80-CK05BX331K	C052K331K2X5CA	330	200				
80-CK05BX391K	C052K391K2X5CA	390	200				
80-CK05BX471K	C052K471K2X5CA	470	200				
80-CK05BX561K	C052K561K2X5CA	560	200				
80-CK05BX681K	C052K681K2X5CA	680	200				
80-CK05BX821K	C052K821K2X5CA	820	200				
80-CK05BX102K	C052K102K2X5CA	1000	200				

CK05 Series (Cont.)

For quantities greater than listed, call for quote.

MOUSER STOCK NO.	KEMET Part No.	Value (pF)	Volt (DC)	Price Each 1	10	100	200
80-CK05BX122K	C052K122K1X5CA	1200	100				
80-CK05BX152K	C052K152K1X5CA	1500	100				
80-CK05BX182K	C052K182K1X5CA	1800	100				
80-CK05BX222K	C052K222K1X5CA	2200	100				
80-CK05BX272K	C052K272K1X5CA	2700	100				
80-CK05BX332K	C052K332K1X5CA	3300	100				
80-CK05BX392K	C052K392K1X5CA	3900	100				
80-CK05BX472K	C052K472K1X5CA	4700	100				
80-CK05BX562K	C052K562K1X5CA	5600	100				
80-CK05BX682K	C052K682K1X5CA	6800	100				
80-CK05BX822K	C052K822K1X5CA	8200	100				
80-CK05BX103K	C052K103K1X5CA	.010µF	100				
80-CK05BX123K	C052K123K5X5CA	.012µF	50				
80-CK05BX153K	C052K153K5X5CA	.015µF	50				
80-CK05BX223K	C052K223K5X5CA	.022µF	50				
80-CK05BX273K	C052K273K5X5CA	.027µF	50				
80-CK05BX333K	C052K333K5X5CA	.033µF	50				
80-CK05BX393K	C052K393K5X5CA	.039µF	50				
80-CK05BX473K	C052K473K5X5CA	.047µF	50				
80-CK05BX563K	C052K563K5X5CA	.056µF	50				
80-CK05BX683K	C052K683K5X5CA	.068µF	50				
80-CK05BX104K	C052K104K5X5CA	0.1µF	50				

CK06 Series

For quantities greater than listed, call for quote.

MOUSER STOCK NO.	KEMET Part No.	Value (pF)	Volt (DC)	Price Each 1	10	100	200
80-CK06BX152K	C062K152K2X5CA	1500	200				
80-CK06BX222K	C062K222K2X5CA	2200	200				
80-CK06BX332K	C062K332K2X5CA	3300	200				
80-CK06BX392K	C062K392K2X5CA	3900	200				
80-CK06BX472K	C062K472K2X5CA	4700	200				
80-CK06BX682K	C062K682K2X5CA	6800	200				
80-CK06BX103K	C062K103K2X5CA	.01µF	200				
80-CK06BX223K	C062K223K1X5CA	.022µF	100				
80-CK06BX333K	C062K333K1X5CA	.033µF	100				
80-CK06BX473K	C062K473K1X5CA	.047µF	100				
80-CK06BX683K	C062K683K1X5CA	.068µF	100				
80-CK06BX104K	C062K104K1X5CA	0.1µF	100				
80-CK06BX154K	C062K154K5X5CA	.15µF	50				
80-CK06BX224K	C062K224K5X5CA	.22µF	50				
80-CK06BX274K	C062K274K5X5CA	.27µF	50				
80-CK06BX334K	C062K334K5X5CA	.33µF	50				
80-CK06BX394K	C062K394K5X5CA	.39µF	50				
80-CK06BX474K	C062K474K5X5CA	.47µF	50				
80-CK06BX564K	C062K564K5X5CA	.56µF	50				
80-CK06BX684K	C062K684K5X5CA	.68µF	50				
80-CK06BX824K	C114K824K5X5CA	.82µF	50				
80-CK06BX105K	C062K105K5X5CA	1.0µF	50				

KEMET C4XX SERIES, "AXIMAX" CONFORMAL COATED AXIAL

Temperature Characteristics:

- C0G: 0 ±30ppm/°C from -55°C to +125°C
- X7R: ±15% from -55°C to +125°C
- Z5U: +22% from; -56% from +10°C to +85°C

Specifications:

- Solder coated copper clad steel leads
- Epoxy encapsulated - meets flame test requirements of UL Standard 94V-0
- High-temperature solder - meets EIA RS-198D, Method 302, Condition B (260°C for 10 sec.)

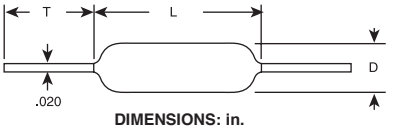

DIMENSIONS: in.

RoHS Compliant

Temp Coef: C0G, 5% Tolerance

For quantities greater than listed, call for quote.

MOUSER STOCK NO.	KEMET Part No.	Value (pF)	Dimensions: in. L	D	T	Price Each 1	10	100
100 Volt								
80-C410C100J1G	C410C100J1G5CA	10	.170	.100	1.00			
80-C410C150J1G	C410C150J1G5CA	15	.170	.100	1.00			
80-C410C180J1G	C410C180J1G5CA	18	.170	.100	1.00			
80-C410C220J1G	C410C220J1G5CA	22	.170	.100	1.00			
80-C410C270J1G	C410C270J1G5CA	27	.170	.100	1.00			
80-C410C330J1G	C410C330J1G5CA	33	.170	.100	1.00			
80-C410C470J1G	C410C470J1G5CA	47	.170	.100	1.00			
80-C410C820J1G	C410C820J1G5CA	82	.170	.100	1.00			
80-C410C101J1G	C410C101J1G5CA	100	.170	.100	1.00			
80-C410C151J1G	C410C151J1G5CA	150	.170	.100	1.00			
80-C410C221J1G	C410C221J1G5CA	220	.170	.100	1.00			
80-C410C331J1G	C410C331J1G5CA	330	.170	.100	1.00			
80-C410C471J1G	C410C471J1G5CA	470	.170	.100	1.00			
80-C410C102J1G	C410C102J1G5CA	1000	.170	.100	1.00			
80-C430C332J1G	C430C332J1G5CA	3300	.290	.150	1.00			
80-C430C472J1G	C430C472J1G5CA	4700	.290	.150	1.00			
200 Volt								
80-C410C220J2G	C410C220J2G5CA	22	.170	.100	1.00			
80-C410C330J2G	C410C330J2G5CA	33	.170	.100	1.00			
80-C410C101J2G	C410C101J2G5CA	100	.170	.100	1.00			

Temp Coef: X7R, 10% Tolerance

For quantities greater than listed, call for quote.

MOUSER STOCK NO.	KEMET Part No.	Value (pF)	Dimensions: in. L	D	T	Price Each 1	10	100
50 Volt								
80-C410C102K5R	C410C102K5R5CA	0.001	.170	.100	1.00			
80-C410C103K5R	C410C103K5R5CA	0.01	.170	.100	1.00			
80-C410C223K5R	C410C223K5R5CA	0.022	.170	.100	1.00			
80-C410C333K5R	C410C333K5R5CA	0.033	.170	.100	1.00			
80-C410C473K5R	C410C473K5R5CA	0.047	.170	.100	1.00			
80-C412C104K5R	C412C104K5R5CA	0.1	.170	.120	1.00			
80-C430C154K5R	C430C154K5R5CA	0.15	.290	.150	1.00			
80-C430C224K5R	C430C224K5R5CA	0.22	.290	.150	1.00			
80-C440C474K5R	C440C474K5R5CA	0.47	.400	.150	1.00			
100 Volt								
80-C410C821K1R	C410C821K1R5CA	820	.170	.100	1.00			
80-C410C102K1R	C410C102K1R5CA	1000	.170	.100	1.00			
80-C410C152K1R	C410C152K1R5CA	1500	.170	.100	1.00			
80-C410C222K1R	C410C222K1R5CA	2200	.170	.100	1.00			
80-C410C472K1R	C410C472K1R5CA	4700	.170	.100	1.00			
80-C410C103K1R	C410C103K1R5CA	0.01	.170	.100	1.00			
80-C430C473K1R	C430C473K1R5CA	0.047	.290	.150	1.00			
80-C430C104K1R	C430C104K1R5CA	0.1	.290	.150	1.00			

Temp Coef: Z5U, 20% Tolerance

For quantities greater than listed, call for quote.

MOUSER STOCK NO.	KEMET Part No.	Value (pF)	Dimensions: in. L	D	T	Price Each 1	10	100
50 Volt								
80-C410C103M5U	C410C103M5U5CA	0.01	.170	.100	1.00			
80-C410C104M5U	C410C104M5U5CA	0.1	.170	.100	1.00			
80-C412C334M5U	C412C334M5U5CA	0.33	.170	.120	1.00			
80-C420C334M5U	C420C334M5U5CA	0.33	.260	.100	1.00			
80-C430C474M5U	C430C474M5U5CA	0.47	.290	.150	1.00			
80-C430C105M5U	C430C105M5U5CA	1.0	.290	.150	1.00			
80-C440C105M5U	C440C105M5U5CA	1.0	.400	.150	1.00			
100 Volt								
80-C410C103M1U	C410C103M1U5CA	0.01	.170	.100	1.00			
80-C430C104M1U	C430C104M1U5CA	0.1	.290	.150	1.00			
80-C440C224M1U	C440C224M1U5CA	0.22	.400	.150	1.00			

© Copyright 2014 Mouser Electronics

© Copyright 2014 Mouser Electronics

GOLDEN MAX CERAMIC CONFORMAL COATED/RADIAL HIGH VOLTAGE C3XX SERIES

- Temperature characteristics: C0G: 0.15% max. from -55°C to +125°C, X7R: ±15% max. from -55°C to +125°C
- Epoxy encapsulated
- Meets flame test requirements of UL Standard 94V-0

Also available in various lead formations, tolerances, and packaging. Please contact a Mouser Sales Representative for information.

RoHS Compliant

LEAD-FREE

Case Size	DIMENSIONS: in. (mm)				
	L Max.	H Max.	T Max.	S (1) ± 030 (.76)	D + .004 (.10) - .001 (.76)
C315	.150 (3.81)	.210 (5.33)	.100 (2.54)	.100 (2.54)	.020 (.51)
C317	.150 (3.81)	.230 (5.84)	.100 (2.54)	.200 (5.08)	.020 (.51)
C320	.200 (5.08)	.260 (6.60)	.125 (3.18)	.100 (2.54)	.020 (.51)
C322	.200 (5.08)	.260 (6.60)	.125 (3.18)	.200 (5.08)	.020 (.51)
C330	.300 (7.62)	.360 (9.14)	.150 (3.81)	.200 (5.08)	.020 (.51)
C340	.400 (10.16)	.460 (11.68)	.150 (3.81)	.200 (5.08)	.020 (.51)
C350	.500 (12.70)	.560 (14.22)	.200 (5.08)	.400 (10.16)	.025 (.64)

DIMENSIONS: in. (mm)

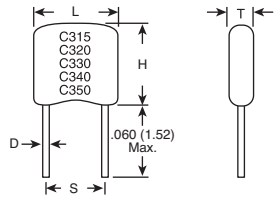

Straight Leads

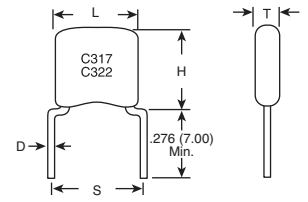

Formed Leads

C3XX Series, C0G

For quantities greater than listed, call for quote.

MOUSER STOCK NO.	KEMET Part No.	Value (pF)	Volt	Tol.	Price Each 1	25	50	100
80-C315C100KDG	C315C100KDG5TA	10	1000	10%				
80-C315C101KCG	C315C101KCG5TA	100	500	10%				
80-C317C101KDG	C317C101KDG5TA	100	1000	10%				
80-C330C101KDG	C330C101KDG5TA	100	1000	10%				
80-C340C101KGG	C340C101KGG5TA	100	2000	10%				
80-C340C101KHG	C340C101KHG5TA	100	3000	10%				
80-C320C102KDG	C320C102KDG5TA	1000	1000	10%				
80-C322C102KDG	C322C102KDG5TA	1000	1000	10%				
80-C322C332KCG	C322C332KCG5TA	3300	500	10%				
80-C340C103KCG	C340C103KCG5TA	0.01µF	500	10%				

C3XX Series, X7R

For quantities greater than listed, call for quote.

MOUSER STOCK NO.	KEMET Part No.	Value (pF)	Volt	Tol.	Price Each 1	25	50	100
80-C317C101KDR	C317C101KDR5TA	100	1000	10%				
80-C340C101KHR	C340C101KHR5TA	100	3000	10%				
80-C322C102KDR	C322C102KDR5TA	1000	1000	10%				
80-C317C332KCR	C317C332KCR5TA	3300	500	10%				
80-C320C103MCR	C320C103MCR5TA	0.01µF	500	20%				
80-C322C103KDR	C322C103KDR5TA	0.01µF	1000	10%				
80-C330C104KCR	C330C104KCR5TA	0.1µF	500	10%				
80-C330C104MCR	C330C104MCR5TA	0.1µF	500	20%				
80-C330C124KCR	C330C124KCR5TA	0.1µF	500	10%				
80-C340C224MCR	C340C224MCR5TA	0.22µF	500	20%				

GOLDEN MAX CERAMIC COMMERCIAL HIGH VOLTAGE RADIAL LEADED CAPACITOR C6XX SERIES

- Temperature characteristics: C0G: 0.15% max. from -55°C to +125°C, X7R: ±15% max. from -55°C to +125°C
- Epoxy encapsulated
- Meets flame test requirements of UL Standard 94V-0

Also available in various lead formations, tolerances, and packaging. Please contact a Mouser Sales Representative for information.

RoHS Compliant

LEAD-FREE

Case Size	DIMENSIONS: in. (mm)				
	L Max.	H Max.	T Max.	Lead Spacing	LD (Nominal)
C617	.250 (6.35)	.220 (5.59)	.200 (5.08)	.170 (4.32)	.025 (.64)
C622/3	.320 (8.13)	.280 (7.11)	.250 (6.35)	.220 (5.59)	.025 (.64)
C627/8	.370 (9.40)	.300 (7.62)	.250 (6.35)	.275 (6.98)	.025 (.64)
C630/1	.450 (11.40)	.220 (5.59)	.200 (5.08)	.300 (7.62)	.025 (.64)
C637/8	.470 (11.90)	.400 (10.20)	.270 (6.89)	.375 (9.52)	.025 (.64)
C640	.550 (14.00)	.280 (7.11)	.250 (6.35)	.400 (10.16)	.025 (.64)
C647/8	.570 (14.50)	.500 (12.70)	.270 (6.89)	.475 (12..06)	.025 (.64)
C657/8	.670 (17.02)	.600 (15.24)	.270 (6.89)	.575 (14.60)	.025 (.64)
C668	.770 (19.56)	.720 (18.29)	.270 (6.89)	.675 (17.14)	.025 (.64)

DIMENSIONS: in. (mm)

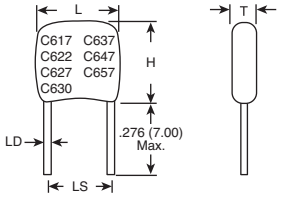

Straight Leads

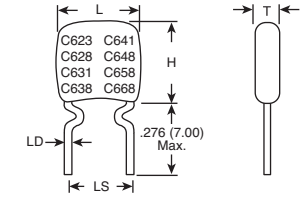

Formed Leads

C6XX Series, C0G

For quantities greater than listed, call for quote.

MOUSER STOCK NO.	KEMET Part No.	Value (pF)	Volt	Tol.	Price Each 1	25	50	100
80-C622C100KDG	C622C100KDG5TA	10	1000	10%				
80-C622C102JDG	C622C102JDG5TA	1000	1000	5%				
80-C627C102KGG	C627C102KGG5TA	1000	2000	10%				
80-C630C102KGG	C630C102KGG5TA	1000	2000	10%				
80-C637C102KGG	C637C102KGG5TA	1000	2000	10%				
80-C638C102KHG	C638C102KHG5TA	1000	3000	10%				
80-C657C102JGG	C657C102JGG5TA	1000	2000	5%				
80-C657C472JGG	C657C472JGG5TA	4700	2000	5%				
80-C657C103JGG	C657C103JGG5TA	0.01µF	2000	5%				
80-C667C103KGG	C667C103KGG5TA	0.01µF	2000	10%				
80-C668C103KGG	C668C103KGG5TA	0.01µF	2000	10%				

C6XX Series, X7R

For quantities greater than listed, call for quote.

MOUSER STOCK NO.	KEMET Part No.	Value (pF)	Volt	Tol.	Price Each 1	25	50	100
80-C617C102KDR	C617C102KDR5TA	1000	1000	10%				
80-C628C102KHR	C628C102KHR5TA	1000	3000	10%				
80-C630C102KDR	C630C102KDR5TA	1000	1000	10%				
80-C630C102KHR	C630C102KHR5TA	1000	3000	10%				
80-C637C102KGR	C637C102KGR5TA	1000	2000	10%				

C6XX Series, X7R (Cont.)

For quantities greater than listed, call for quote.

MOUSER STOCK NO.	KEMET Part No.	Value (pF)	Volt	Tol.	Price Each 1	25	50	100
0-C617C102KDR	C617C102KDR5TA	1000	1000	10%				
80-C628C102KHR	C628C102KHR5TA	1000	3000	10%				
80-C630C102KDR	C630C102KDR5TA	1000	1000	10%				
80-C630C102KHR	C630C102KHR5TA	1000	3000	10%				
80-C637C102KGR	C637C102KGR5TA	1000	2000	10%				
80-C638C102KGR	C638C102KGR5TA	1000	2000	10%				
80-C628C472KDR	C628C472KDR5TA	4700	1000	10%				
80-C628C472KHR	C628C472KHR5TA	4700	3000	10%				
80-C617C103KDR	C617C103KDR5TA	0.01µF	1000	10%				
80-C627C103KDR	C627C103KDR5TA	0.01µF	1000	10%				
80-C628C103KGR	C628C103KGR5TA	0.01µF	2000	10%				
80-C631C103KDR	C631C103KDR5TA	0.01µF	1000	10%				
80-C638C103KGR	C638C103KGR5TA	0.01µF	2000	10%				
80-C617C123KDR	C617C123KDR5TA	0.012µF	1000	10%				
80-C638C473KDR	C638C473KDR5TA	0.047µF	1000	10%				
80-C638C104KDR	C638C104KDR5TA	0.1µF	1000	10%				
80-C641C104KDR	C641C104KDR5TA	0.1µF	1000	10%				
80-C648C104KDR	C648C104KDR5TA	0.1µF	1000	10%				
80-C658C104KDR	C658C104KDR5TA	0.1µF	1000	10%				
80-C668C104KGR	C668C104KGR5TA	0.1µF	2000	10%				
80-C647C105KCR	C647C105KCR5TA	1.0µF	500	10%				
80-C648C105KCR	C648C105KCR5TA	1.0µF	500	10%				
80-C657C105KCR	C657C105KCR5TA	1.0µF	500	10%				
80-C658C105KCR	C658C105KCR5TA	1.0µF	500	10%				
80-C668C105KDR	C668C105KDR5TA	1.0µF	1000	10%				

© Copyright 2014 Mouser Electronics

© Copyright 2014 Mouser Electronics

CERAMIC "GOLDEN MAX" CONFORMAL COATED, RADIAL, C0G (NP0)

- Temperature characteristics: 0 ±30ppm/°C from -55°C to +125°C
- Epoxy encapsulated
- Meets flame test requirements of UL Standard 94V-0

Also available in various lead formations, tolerances and packaging. Please contact a Mouser Sales Representative for information.

RoHS Compliant

DIMENSIONS: in. (mm)

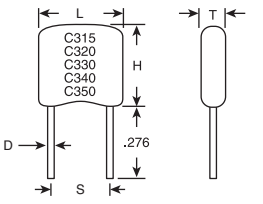

Straight Leads

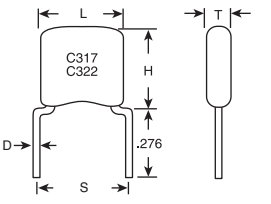

Formed Leads

DIMENSIONS: in. (mm)					
Case Size	L Max.	H Max.	T Max.	S (1) ± 030 (.76)	D + .004 (.10) - .001 (.76)
C315	.150 (3.81)	.210 (5.33)	.100 (2.54)	.100 (2.54)	.020 (.51)
C317	.150 (3.81)	.230 (5.84)	.100 (2.54)	.200 (5.08)	.020 (.51)
C320	.200 (5.08)	.260 (6.60)	.125 (3.18)	.100 (2.54)	.020 (.51)
C322	.200 (5.08)	.260 (6.60)	.125 (3.18)	.200 (5.08)	.020 (.51)
C323	.200 (5.08)	.320 (8.13)	.125 (3.18)	.200 (5.08)	.020 (.51)
C330	.300 (7.62)	.360 (9.14)	.150 (3.81)	.200 (5.08)	.020 (.51)
C340	.400 (10.16)	.460 (11.68)	.150 (3.81)	.200 (5.08)	.020 (.51)
C350	.500 (12.70)	.560 (14.22)	.200 (5.08)	.400 (10.16)	.025 (.64)

C0G (NP0)

For quantities greater than listed, call for quote.

MOUSER STOCK NO.	KEMET Part No.	Value (pF)	Volt	Tol. (±)	Price Each 1	100	500	1000	2000
80-C315C229D2G	C315C229D2G5TA	2.2	200	0.5pF					
80-C315C279D2G	C315C279D2G5TA	2.7	200	0.5pF					
80-C315C479D2G	C315C479D2G5TA	4.7	200	0.5pF					
80-C315C569D2G	C315C569D2G5TA	5.6	200	0.5pF					
80-C315C689D2G	C315C689D2G5TA	6.8	200	0.5pF					
80-C315C100J1G	C315C100J1G5TA	10	100	5%					
80-C315C100J2G	C315C100J2G5TA	10	200	5%					
80-C317C100J2G	C317C100J2G5TA	10	200	5%					
80-C320C100J1G	C320C100J1G5TA	10	100	5%					
80-C322C100J2G	C322C100J2G5TA	10	200	5%					
80-C315C150J1G	C315C150J1G5TA	15	100	5%					
80-C315C150J2G	C315C150J2G5TA	15	200	5%					
80-C317C150J2G	C317C150J2G5TA	15	200	5%					
80-C315C180J1G	C315C180J1G5TA	18	100	5%					
80-C315C180J2G	C315C180J2G5TA	18	200	5%					
80-C317C180J2G	C317C180J2G5TA	18	200	5%					
80-C315C220J1G	C315C220J1G5TA	22	100	5%					
80-C317C220J2G	C317C220J2G5TA	22	200	5%					
80-C322C220J2G	C322C220J2G5TA	22	200	5%					
80-C315C270J2G	C315C270J2G5TA	27	200	5%					
80-C317C270J2G	C317C270J2G5TA	27	200	5%					
80-C322C270J2G	C322C270J2G5TA	27	200	5%					
80-C315C330J1G	C315C330J1G5TA	33	100	5%					
80-C315C330J2G	C315C330J2G5TA	33	200	5%					
80-C317C330J2G	C317C330J2G5TA	33	200	5%					
80-C322C330J2G	C322C330J2G5TA	33	200	5%					
80-C315C390J1G	C315C390J1G5TA	39	100	5%					
80-C315C390J2G	C315C390J2G5TA	39	200	5%					
80-C322C390J2G	C322C390J2G5TA	39	200	5%					
80-C315C470J1G	C315C470J1G5TA	47	100	5%					
80-C315C470J2G	C315C470J2G5TA	47	200	5%					
80-C322C470J2G	C322C470J2G5TA	47	200	5%					
80-C315C560J2G	C315C560J2G5TA	56	200	5%					
80-C317C560J2G	C317C560J2G5TA	56	200	5%					
80-C315C680J2G	C315C680J2G5TA	68	200	5%					
80-C315C680J1G	C315C680J1G5TA	68	100	5%					
80-C315C101J1G	C315C101J1G5TA	100	100	5%					
80-C317C101G2G	C317C101G2G5TA	100	200	2%					
80-C315C101J2G	C315C101J2G5TA	100	200	5%					
80-C317C101J2G	C317C101J2G5TA	100	200	5%					
80-C322C101J2G	C322C101J2G5TA	100	200	5%					
80-C315C121J1G	C315C121J1G5TA	120	100	5%					
80-C315C151J1G	C315C151J1G5TA	150	100	5%					
80-C315C151J2G	C315C151J2G5TA	150	200	5%					
80-C322C151J2G	C322C151J2G5TA	150	200	5%					
80-C315C181J1G	C315C181J1G5TA	180	100	5%					
80-C315C181J2G	C315C181J2G5TA	180	200	5%					
80-C317C181J1G	C317C181J1G5TA	180	100	5%					
80-C322C181J2G	C322C181J2G5TA	180	200	5%					
80-C315C221J1G	C315C221J1G5TA	220	100	5%					
80-C315C221J2G	C315C221J2G5TA	220	200	5%					
80-C317C221J1G	C317C221J1G5TA	220	100	5%					
80-C322C221J2G	C322C221J2G5TA	120	200	5%					
80-C322C271J2G	C322C271J2G5TA	270	200	5%					
80-C315C331J1G	C315C331J1G5TA	330	100	5%					
80-C315C331J2G	C315C331J2G5TA	330	200	5%					
80-C317C331J1G	C317C331J1G5TA	330	100	5%					
80-C320C331J1G	C320C331J1G5TA	330	100	5%					
80-C322C331J2G	C322C331J2G5TA	330	200	5%					
80-C315C391J1G	C315C391J1G5TA	390	100	5%					

C0G (NP0) (Cont.)

For quantities greater than listed, call for quote.

MOUSER STOCK NO.	KEMET Part No.	Value (pF)	Volt	Tol. (±)	Price Each 1	100	500	1000	2000
80-C315C471J1G	C315C471J1G5TA	470	100	5%					
80-C315C471J2G	C315C471J2G5TA	470	200	5%					
80-C317C471J2G	C317C471J2G5TA	470	200	5%					
80-C317C471J1G	C317C471J1G5TA	470	100	5%					
80-C322C471J1G	C322C471J1G5TA	470	100	5%					
80-C320C471J1G	C320C471J1G5TA	470	100	5%					
80-C322C471J2G	C322C471J2G5TA	470	200	5%					
80-C315C561J1G	C315C561J1G5TA	560	100	5%					
80-C317C561J1G	C317C561J1G5TA	560	100	5%					
80-C320C561J2G	C320C561J2G5TA	560	200	5%					
80-C315C681J1G	C315C681J1G5TA	680	100	5%					
80-C322C681J1G	C322C681J1G5TA	680	100	5%					
80-C322C681J2G	C322C681J2G5TA	680	200	5%					
80-C315C821J1G	C315C821J1G5TA	820	100	5%					
80-C322C821J1G	C322C821J1G5TA	820	100	5%					
80-C315C102F1G	C315C102F1G5TA	1000	100	1%					
80-C315C102G1G	C315C102G1G5TA	1000	100	2%					
80-C320C102G1G	C320C102G1G5TA	1000	100	2%					
80-C315C102J1G	C315C102J1G5TA	1000	100	5%					
80-C317C102J1G	C317C102J1G5TA	1000	100	5%					
80-C320C102J1G	C320C102J1G5TA	1000	100	5%					
80-C320C102J2G	C320C102J2G5TA	1000	200	5%					
80-C322C102J1G	C322C102J1G5TA	1000	100	5%					
80-C322C102J2G	C322C102J2G5TA	1000	200	5%					
80-C320C122J2G	C320C122J2G5TA	1200	200	5%					
80-C322C122J1G	C322C122J1G5TA	1200	100	5%					
80-C320C152J1G	C320C152J1G5TA	1500	100	5%					
80-C320C152J2G	C320C152J2G5TA	1500	200	5%					
80-C322C152J1G	C322C152J1G5TA	1500	100	5%					
80-C322C152J2G	C322C152J2G5TA	1500	200	5%					
80-C320C182J1G	C320C182J1G5TA	1800	100	5%					
80-C322C182J1G	C322C182J1G5TA	1800	100	5%					
80-C320C222J1G	C320C222J1G5TA	2200	100	5%					
80-C320C222J2G	C320C222J2G5TA	2200	200	5%					
80-C322C222J1G	C322C222J1G5TA	2200	100	5%					
80-C322C222J2G	C322C222J2G5TA	2200	200	5%					
80-C320C272J1G	C320C272J1G5TA	2700	100	5%					
80-C322C272J1G	C322C272J1G5TA	2700	100	5%					
80-C320C332J1G	C320C332J1G5TA	3300	100	5%					
80-C322C332F1G	C322C332F1G5TA	3300	100	1%					
80-C322C332J1G	C322C332J1G5TA	3300	100	5%					
80-C322C332J2G	C322C332J2G5TA	3300	200	5%					
80-C322C392J1G	C322C392J1G5TA	3900	100	5%					
80-C320C472J1G	C320C472J1G5TA	4700	100	5%					
80-C322C472J1G	C322C472J1G5TA	4700	100	5%					
80-C322C562J1G	C322C562J1G5TA	5600	100	5%					
80-C330C682J1G	C330C682J1G5TA	6800	100	5%					
80-C330C822F1G	C330C822F1G5TA	8200	100	1%					
80-C330C822J1G	C330C822J1G5TA	8200	100	5%					
80-C330C103F1G	C330C103F1G5TA	10000	100	1%					
80-C330C103J1G	C330C103J1G5TA	.01µF	100	5%					
80-C330C103J2G	C330C103J2G5TA	.01µF	200	5%					
80-C330C123J1G	C330C123J1G5TA	.012µF	100	5%					
80-C330C153J1G	C330C153J1G5TA	.015µF	100	5%					
80-C330C223J1G	C330C223J1G5TA	.022µF	100	5%					
80-C330C273J1G	C330C273J1G5TA	.027µF	100	5%					
80-C340C333J1G	C340C333J1G5TA	.033µF	100	5%					
80-C340C473J1G	C340C473J1G5TA	.047µF	100	5%					
80-C340C563J1G	C340C563J1G5TA	.056µF	100	5%					
80-C340C683J1G	C340C683J1G5TA	.068µF	100	5%					

© Copyright 2014 Mouser Electronics

© Copyright 2014 Mouser Electronics

CERAMIC "GOLDEN MAX" CONFORMAL COATED, RADIAL, X7R AND Z5U

- Temperature Characteristics: X7R: ±15% from -55°C to +125°C, Z5U: +22%, -56% from +10°C to +85°C
- Meets flame test requirements of UL Standard 94V-0.
- Epoxy Encapsulated

Also available in various lead formations, tolerances and packing.
Please contact a Mouser Sales Representative for information.

RoHS Compliant

DIMENSIONS: in. (mm)

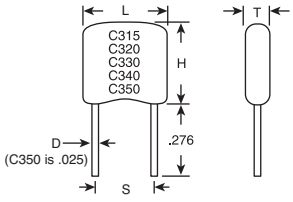

Straight Leads

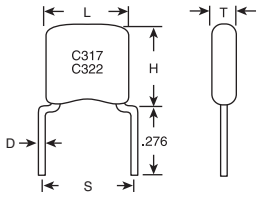

Formed Leads

Case Size	L Max.	H Max.	T Max.	S (1) ± 030 (.76)	D + .004 (.10) - .001 (.76)
C315	.150 (3.81)	.210 (5.33)	.100 (2.54)	.100 (2.54)	.020 (.51)
C317	.150 (3.81)	.230 (5.84)	.100 (2.54)	.200 (5.08)	.020 (.51)
C320	.200 (5.08)	.260 (6.60)	.125 (3.18)	.100 (2.54)	.020 (.51)
C322	.200 (5.08)	.260 (6.60)	.125 (3.18)	.200 (5.08)	.020 (.51)
C323	.200 (5.08)	.320 (8.13)	.125 (3.18)	.200 (5.08)	.020 (.51)
C330	.300 (7.62)	.360 (9.14)	.150 (3.81)	.200 (5.08)	.020 (.51)
C340	.400 (10.16)	.460 (11.68)	.150 (3.81)	.200 (5.08)	.020 (.51)
C350	.500 (12.70)	.560 (14.22)	.200 (5.08)	.400 (10.16)	.025 (.64)

X7R

For quantities greater than listed, call for quote.

MOUSER STOCK NO.	KEMET Part No.	Value (pF)	Volt	Tol.	Price Each 1	100	500	1000
80-C315C101K2R	C315C101K2R5TA	100	200	10%				
80-C317C101K2R	C317C101K2R5TA	100	200	10%				
80-C315C221K2R	C315C221K2R5TA	220	200	10%				
80-C315C331K1R	C315C331K1R5TA	330	100	10%				
80-C315C471K1R	C315C471K1R5TA	470	100	10%				
80-C315C471K2R	C315C471K2R5TA	470	200	10%				
80-C315C102K5R	C315C102K5R5TA	1000	50	10%				
80-C315C102K1R	C315C102K1R5TA	1000	100	10%				
80-C315C102K2R	C315C102K2R5TA	1000	200	10%				
80-C317C102K1R	C317C102K1R5TA	1000	100	10%				
80-C317C102K2R	C317C102K2R5TA	1000	200	10%				
80-C322C102K2R	C322C102K2R5TA	1000	200	10%				
80-C315C152K1R	C315C152K1R5TA	1500	100	10%				
80-C315C222K1R	C315C222K1R5TA	2200	100	10%				
80-C317C222K1R	C317C222K1R5TA	2200	100	10%				
80-C320C222K2R	C320C222K2R5TA	2200	200	10%				
80-C322C222K2R	C322C222K2R5TA	2200	200	10%				
80-C315C332K5R	C315C332K5R5TA	3300	50	10%				
80-C315C332K1R	C315C332K1R5TA	3300	100	10%				
80-C317C332K1R	C317C332K1R5TA	3300	100	10%				
80-C315C472K5R	C315C472K5R5TA	4700	50	10%				
80-C315C472K1R	C315C472K1R5TA	4700	100	10%				
80-C317C472K1R	C317C472K1R5TA	4700	100	10%				
80-C320C472K2R	C320C472K2R5TA	4700	200	10%				
80-C322C472K1R	C322C472K1R5TA	4700	100	10%				
80-C322C472K2R	C322C472K2R5TA	4700	200	10%				
80-C315C682K1R	C315C682K1R5TA	6800	100	10%				
80-C315C103K5R	C315C103K5R5TA	.01µF	50	10%				
80-C315C103K1R	C315C103K1R5TA	.01µF	100	10%				
80-C317C103K5R	C317C103K5R5TA	.01µF	50	10%				
80-C317C103K1R	C317C103K1R5TA	.01µF	100	10%				
80-C320C103K5R	C320C103K5R5TA	10000	50	10%				
80-C320C103K2R	C320C103K2R5TA	.01µF	200	10%				
80-C322C103K5R	C322C103K5R5TA	.01µF	50	10%				
80-C322C103K1R	C322C103K1R5TA	.01µF	100	10%				
80-C322C103K2R	C322C103K2R5TA	.01µF	200	10%				
80-C315C153K5R	C315C153K5R5TA	.015µF	50	10%				
80-C320C153K1R	C320C153K1R5TA	.015µF	100	10%				
80-C315C223K5R	C315C223K5R5TA	.022µF	50	10%				
80-C320C223K1R	C320C223K1R5TA	.022µF	100	10%				
80-C322C223K5R	C322C223K5R5TA	.022µF	50	10%				
80-C320C273K5R	C320C273K5R5TA	27000	50	10%				
80-C315C333K5R	C315C333K5R5TA	.033µF	50	10%				
80-C320C333K1R	C320C333K1R5TA	.033µF	100	10%				
80-C322C333K5R	C322C333K5R5TA	.033µF	50	10%				
80-C320C473K5R	C320C473K5R5TA	.047µF	50	10%				
80-C320C473K1R	C320C473K1R5TA	.047µF	100	10%				
80-C322C473K5R	C322C473K5R5TA	.047µF	50	10%				
80-C322C473K1R	C322C473K1R5TA	.047µF	100	10%				
80-C320C683K5R	C320C683K5R5TA	.068µF	50	10%				
80-C322C683K5R	C322C683K5R5TA	.068µF	50	10%				
80-C320C104K5R	C320C104K5R5TA	0.1µF	50	10%				
80-C320C104J5R	C320C104J5R5TA	0.1µF	50	5%				

X7R (Cont.)

For quantities greater than listed, call for quote.

MOUSER STOCK NO.	KEMET Part No.	Value (pF)	Volt	Tol.	Price Each 1	100	500	1000
80-C320C104K1R	C320C104K1R5TA	0.1µF	100	10%				
80-C320C104M5R	C320C104M5R5TA	0.1µF	50	20%				
80-C322C104K5R	C322C104K5R5TA	0.1µF	50	10%				
80-C322C104K1R	C322C104K1R5TA	0.1µF	100	10%				
80-C330C104K1R	C330C104K1R5TA	0.1µF	100	10%				
80-C330C104M1R	C330C104M1R5TA	0.1µF	100	10%				
80-C330C104K2R	C330C104K2R5TA	0.1µF	200	10%				
80-C320C154K5R	C320C154K5R5TA	0.15µF	50	10%				
80-C322C154K5R	C322C154K5R5TA	0.15µF	50	10%				
80-C320C224K5R	C320C224K5R5TA	0.22µF	50	10%				
80-C322C224K5R	C322C224K5R5TA	0.22µF	50	10%				
80-C340C224K2R	C340C224K2R5TA	0.22µF	200	10%				
80-C322C274K5R	C322C274K5R5TA	0.27µF	50	10%				
80-C330C334K5R	C330C334K5R5TA	0.33uF	50	10%				
80-C340C474K1R	C340C474K1R5TA	0.47µF	100	10%				
80-C330C474K5R	C330C474K5R5TA	0.47µF	50	10%				
80-C330C105K5R	C330C105K5R5TA	1.0uF	50	10%				
80-C340C105K5R	C340C105K5R5TA	1.0µF	50	10%				
80-C340C105K1R	C340C105K1R5TA	1.0µF	100	10%				
80-C340C155K5R	C340C155K5R5TA	1.5µF	50	10%				
80-C340C225K5R	C340C225K5R5TA	2.2µF	50	10%				

Z5U

For quantities greater than listed, call for quote.

MOUSER STOCK NO.	KEMET Part No.	Value (pF)	Volt	Tol.	Price Each 1	100	500	1000
80-C315C102M1U	C315C102M1U5TA	1000	100	20%				
80-C315C222M1U	C315C222M1U5TA	2200	100	20%				
80-C315C103M1U	C315C103M1U5TA	0.01µF	100	20%				
80-C317C103M5U	C317C103M5U5TA	0.01µF	50	20%				
80-C320C103M5U	C320C103M5U5TA	0.01µF	50	20%				
80-C315C473M5U	C315C473M5U5TA	.047µF	50	20%				
80-C315C104M5U	C315C104M5U5TA	0.1µF	50	20%				
80-C317C104M5U	C317C104M5U5TA	0.1µF	50	20%				
80-C320C104M1U	C320C104M1U5TA	0.1µF	100	20%				
80-C320C224M5U	C320C224M5U5TA	0.22µF	50	20%				
80-C320C334M5U	C320C334M5U5TA	0.33µF	50	20%				
80-C320C474M5U	C320C474M5U5TA	0.47µF	50	20%				
80-C340C105M1U	C340C105M1U5TA	1.0µF	100	20%				
80-C330C155M5U	C330C155M5U5TA	1.5µF	50	20%				
80-C340C225M5U	C340C225M5U5TA	2.2µF	50	20%				
80-C340C335M5U	C340C335M5U5TA	3.3µF	50	20%				
80-C340C475M5U	C340C475M5U5TA	4.7µF	50	20%				

© Copyright 2014 Mouser Electronics

© Copyright 2014 Mouser Electronics

KEMET High Temperature Ceramic Capacitors

The Capacitance Company
KEMET
CHARGED.

KEMET 200°C CERAMIC CAPACITORS

Applications:
- Down Hole
- Industrial
- Harsh Environment

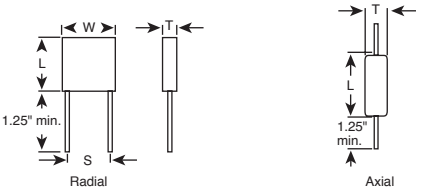

DIMENSIONS: in.

HT Series High Temperature Ceramic Capacitors (+200°C)

For quantities greater than listed, call for quote.

MOUSER STOCK NO.	KEMET Part No.	Temp. Coef.	Value (µF)	Volt (Vdc)	Tol. (±)	Dimensions: in. (max) W	L	T	Lead Spacing (S)	Price Each 1	5	10	20
Radial Lead													
80-HT05CN101J	HT05CN101J	C0G	100pF	100	5%	0.20	0.20	0.10	0.1				
80-HT55BB562K	HT55BB562K	X7R	0.0056	50	10%	0.20	0.20	0.10	0.2				
80-HT06CW104K	HT06CW104K	X7R	0.1	100	10%	0.30	0.30	0.15	0.2				
Axial Lead													
80-HT13CN471K	HT13CN471K	C0G	470pF	100	10%	- - -	0.26	0.135	- - -				
80-HT13CN102J	HT13CN102J	C0G	0.001	100	5%	- - -	0.26	0.135	- - -				
80-HT14CN472J	HT14CN472J	C0G	0.0047	100	5%	- - -	0.40	0.155	- - -				
80-HT13CB103J	HT13CB103J	X7R	0.01	100	5%	- - -	0.26	0.135	- - -				

HV Series High Temperature/High Voltage Radial Lead Ceramic Capacitors (+200°C)

For quantities greater than listed, call for quote.

MOUSER STOCK NO.	KEMET Part No.	Temp. Coef.	Value (µF)	Volt (Vdc)	Tol. (±)	Dimensions: in. (max) W	L	T	Lead Spacing (S)	Price Each 1	5	10	20
80-10HV20B102K	10HV20B102K	X7R	0.001	1000	10%	0.25	0.22	0.2	0.17				
80-30HV22B102K	30HV22B102K	X7R	0.001	3000	10%	0.37	0.3	0.25	0.275				
80-05HV10B103K	05HV10B103K	X7R	0.01	500	10%	0.25	0.22	0.15	0.17				
80-10HV20B103K	10HV20B103K	X7R	0.01	1000	10%	0.25	0.22	0.2	0.17				
80-10HV12B103Z	10HV12B103Z	X7R	0.01	1000	-20%/80	0.42	0.4	0.25	0.3				
80-20HV13B103P	20HV13B103P	X7R	0.01	2000	0/+100	0.52	0.5	0.3	0.4				
80-30HV14B103K	30HV14B103K	X7R	0.01	3000	10%	0.62	0.5	0.3	0.5				
80-10HV25B224K	10HV25B224K	X7R	0.22	1000	10%	0.67	0.6	0.27	0.575				
80-05HV24B105K	05HV24B105K	X7R	1.0	500	10%	0.57	0.5	0.27	0.475				

KEMET 125°C UP TO 260°C C3 CERAMIC CASED CAPACITORS

Specifications:
- Elimination of cracking through uniform coefficient of linear expansion
- No "pull away" of epoxy potting from epoxy case at elevated temperatures
- Resistant to moisture penetration
- Superior volumetric efficiency
- Patented design

Applications:
- Down Hole
- Industrial
- Harsh Environment

Radial Lead C3 Standard (+125°C)

For quantities greater than listed, call for quote.

MOUSER STOCK NO.	KEMET Part No.	Temp. Coef.	Value (µF)	Volt (Vdc)	Tol. (±)	Dimensions: in. (max) W	L	T	Lead Spacing (S)	Price Each 1	5	10	20
80-SRR05B104KGS	SRR05B104KGS	X7R	0.1	50	10%	0.2	0.2	0.1	0.2				

Radial Lead C3 High Temperature (+200°C)

For quantities greater than listed, call for quote.

MOUSER STOCK NO.	KEMET Part No.	Temp. Coef.	Value (µF)	Volt (Vdc)	Tol. (±)	Dimensions: in. (max) W	L	T	Lead Spacing (S)	Price Each 1	5	10	20
80-ACR05B100KGS	ACR05B100KGS	C0G	10pF	50	10%	0.2	0.2	0.1	0.2				
80-ACR05B220KGS	ACR05B220KGS	C0G	22pF	50	10%	0.2	0.2	0.1	0.2				
80-ACR05B330KGS	ACR05B330KGS	C0G	33pF	50	10%	0.2	0.2	0.1	0.2				
80-ACR05B680KGS	ACR05B680KGS	C0G	68pF	50	10%	0.2	0.2	0.1	0.2				
80-ACR05B101KGS	ACR05B101KGS	C0G	100pF	50	10%	0.2	0.2	0.1	0.2				
80-ACR05B271KGS	ACR05B271KGS	C0G	270pF	50	10%	0.2	0.2	0.1	0.2				
80-ACR05B471JGS	ACR05B471JGS	C0G	470pF	50	5%	0.2	0.2	0.1	0.2				
80-ACR05B102KGS	ACR05B102KGS	C0G	0.001	50	10%	0.2	0.2	0.1	0.2				
80-ACR05D103JGS	ACR05D103JGS	C0G	0.01	100	5%	0.2	0.2	0.1	0.2				
80-ACR06D103KGS	ACR06D103KGS	C0G	0.01	100	10%	0.3	0.3	0.1	0.2				
80-ARR05B103KGS	ARR05B103KGS	X7R	0.01	50	10%	0.2	0.2	0.1	0.2				
80-ARR05B104KGS	ARR05B104KGS	X7R	0.1	50	10%	0.2	0.2	0.1	0.2				
80-ARR07B104KGS	ARR07B104KGS	X7R	0.1	50	10%	0.3	0.3	0.15	0.2				
80-ARR06D104KGS	ARR06D104KGS	X7R	0.1	100	10%	0.3	0.3	0.1	0.2				
80-ARR06B154KGS	ARR06B154KGS	X7R	0.15	50	10%	0.3	0.3	0.1	0.2				
80-ARR07B105KGS	ARR07B105KGS	X7R	1.0	50	10%	0.3	0.3	0.15	0.2				
80-ARR07D105KGS	ARR07D105KGS	X7R	1.0	100	10%	0.3	0.3	0.15	0.2				
80-ARR08D105JGS	ARR08D105JGS	X7R	1.0	100	5%	0.5	0.5	0.1	0.4				

Axial Lead C3 High Temperature (+200°C)

For quantities greater than listed, call for quote.

MOUSER STOCK NO.	KEMET Part No.	Temp. Coef.	Value (µF)	Volt (Vdc)	Tol. (±)	Dimensions: in. (max) W	L	T	Lead Spacing (S)	Price Each 1	5	10	20
80-ARA16B103KGS	ARA16B103KGS	X7R	0.01	50	10%	- - -	0.17	0.03	- - -				
80-ARA25B104KGS	ARA25B104KGS	X7R	0.1	50	10%	- - -	0.28	0.1	- - -				

Radial Lead C3 High Temperature (+260°C)

For quantities greater than listed, call for quote.

MOUSER STOCK NO.	KEMET Part No.	Temp. Coef.	Value (µF)	Volt (Vdc)	Tol. (±)	Dimensions: in. (max) W	L	T	Lead Spacing (S)	Price Each 1	5	10	20
80-TCR06B103JGS	TCR06B103JGS	C0G	0.01	50	5%	0.3	0.3	0.1	0.2				
80-TRR06B105KGS	TRR06B105KGS	X7R	1.0	50	10%	0.3	0.3	0.1	0.2				

© Copyright 2014 Mouser Electronics
© Copyright 2014 Mouser Electronics

MURATA Radial Ceramic Capacitors

RoHS Compliant **This product is RoHS compliant.**

muRata Innovator in Electronics

MURATA RADIAL HIGH VOLTAGE CAPACITORS

Features:

- Small size and large capacitance.
- Low ESR/ESL - suitable for high frequency.
- Meets AEC-Q200 requirements.
- Coated with epoxy or silicone resin which is suitable for heat cycle.

DIMENSIONS: mm

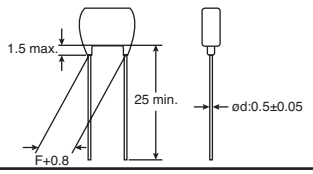

For quantities greater than listed, call for quote.

MOUSER STOCK NO.	Murata Part No.	Value (pF)	Tol. (%)	Volt. (KVdc)	Lead Space (mm)	Temp. Coeff.	Price Each 1	100	500
81-RHDL82A104K2K1C3B	RHDL82A104K2K1C03B	.10uF	10	100	5.0	X8L			
81-RHDL81H154K2K1C3B	RHDL81H154K2K1C03B	0.15	10	50	5.0	X8L			
81-RHDL81H224K2K1C3B	RHDL81H224K2K1C03B	0.22	10	50	5.0	X8L			
81-RHDL81H334K2K1C3B	RHDL81H334K2K1C03B	0.33	10	50	5.0	X8L			
81-RHDL81H474K2K1C3B	RHDL81H474K2K1C03B	0.47	10	50	5.0	X8L			
81-RHDL81H684K2K1C3B	RHDL81H684K2K1C03B	0.68	10	50	5.0	X8L			
81-RHDL81H105K2K1C3B	RHDL81H105K2K1C03B	1.0	10	50	5.0	X8L			
81-RHDL82A333K2K1C3B	RHDL82A333K2K1C03B	33000	10	100	5.0	X8L			
81-RHDL82A473K2K1C3B	RHDL82A473K2K1C03B	47000	10	100	5.0	X8L			
81-RHDL82A683K2K1C3B	RHDL82A683K2K1C03B	68000	10	100	5.0	X8L			
81-RHEL81H104K1K1A3B	RHEL81H104K1K1A03B	0.10	10	50	5.0	X8L			
81-RHEL81H102K1K1A3B	RHEL81H102K1K1A03B	1000	10	50	5.0	X8L			
81-RHEL82A102K1K1A3B	RHEL82A102K1K1A03B	1000	10	100	5.0	X8L			
81-RHEL81H152K1K1A3B	RHEL81H152K1K1A03B	1500	10	50	5.0	X8L			
81-RHEL82A152K1K1A3B	RHEL82A152K1K1A03B	1500	10	100	5.0	X8L			
81-RHEL81H222K1K1A3B	RHEL81H222K1K1A03B	2200	10	50	5.0	X8L			
81-RHEL82A222K1K1A3B	RHEL82A222K1K1A03B	2200	10	100	5.0	X8L			
81-RHEL81H332K1K1A3B	RHEL81H332K1K1A03B	3300	10	50	5.0	X8L			
81-RHEL82A332K1K1A3B	RHEL82A332K1K1A03B	3300	10	100	5.0	X8L			
81-RHEL81H472K1K1A3B	RHEL81H472K1K1A03B	4700	10	50	5.0	X8L			
81-RHEL82A472K1K1A3B	RHEL82A472K1K1A03B	4700	10	100	5.0	X8L			
81-RHEL81H682K1K1A3B	RHEL81H682K1K1A03B	6800	10	50	5.0	X8L			
81-RHEL82A682K1K1A3B	RHEL82A682K1K1A03B	6800	10	100	5.0	X8L			
81-RHEL81H103K1K1A3B	RHEL81H103K1K1A03B	10000	10	50	5.0	X8L			
81-RHEL82A103K1K1A3B	RHEL82A103K1K1A03B	10000	10	100	5.0	X8L			
81-RHEL81H153K1K1A3B	RHEL81H153K1K1A03B	15000	10	50	5.0	X8L			
81-RHEL82A153K1K1A3B	RHEL82A153K1K1A03B	15000	10	100	5.0	X8L			
81-RHEL81H223K1K1A3B	RHEL81H223K1K1A03B	22000	10	50	5.0	X8L			
81-RHEL82A223K1K1A3B	RHEL82A223K1K1A03B	22000	10	100	5.0	X8L			
81-RHEL81H333K1K1A3B	RHEL81H333K1K1A03B	33000	10	50	5.0	X8L			
81-RHEL81H473K1K1A3B	RHEL81H473K1K1A03B	47000	10	50	5.0	X8L			
81-RHEL81H683K1K1A3B	RHEL81H683K1K1A03B	68000	10	50	5.0	X8L			

MURATA RADIAL HIGH VOLTAGE CAPACITORS

Applications:

- Ideal for use as the ballast in back lighting inverters for liquid crystal display.
- Ideal for use on high frequency pulse circuits such as a horizontal resonance circuit for CTV and snubber circuits for switching power supplies.
- Ideal use on decoupling circuit for power supply

Code	Temperature Characteristics	Cap. Change or Temp. Coeff	Temperature Range
B3	B	±10%	
E3	E	+20%-55%	-25 to +85°C
F3	F	+30%-80%	
R3	R	±15% +15%-30%	-25 to +85°C +85 to 125°C
1X	SL	+350 to -1000ppm/°C	+20 to 85°C

DIMENSIONS: mm

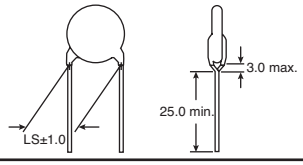

For quantities greater than listed, call for quote.

MOUSER STOCK NO. Mfr.	Mfr. Part No.	Value (pF)	Tol. (%)	Volt. (KVdc)	Lead Space (mm)	Temp. Coeff.	Price Each 1	100	500
81—	DEA1X3A100JC1B	10	5	1.0	5.0	SL			
81—	DEA1X3F100JCDB	10	5	3.15	7.5	SL			
81—	DEA1X3A120JC1B	12	5	1.0	5.0	SL			
81—	DEA1X3A150JC1B	15	5	1.0	5.0	SL			
81—	DEA1X3F150JCDB	15	5	3.15	7.5	SL			
81—	DEA1X3F180JCDB	18	5	3.15	7.5	SL			
81—	DEA1X3A220JC1B	22	5	1.0	5.0	SL			
81—	DEA1X3F220JCDB	22	5	3.15	7.5	SL			
81—	DEA1X3A270JC1B	27	5	1.0	5.0	SL			
81—	DEA1X3A330JC1B	33	5	1.0	5.0	SL			
81—	DEA1X3A470JC1B	47	5	1.0	5.0	SL			
81—	DEA1X3D470JA2B	47	5	2.0	5.0	SL			
81—	DEA1X3A680JC1B	68	5	1.0	5.0	SL			
81—	DEA1X3A820JA2B	82	5	1.0	5.0	SL			
81—	DEA1X3A101JA2B	100	5	1.0	5.0	SL			
81—	DEA1X3D101JA2B	100	5	2.0	5.0	SL			
81—	DEA1X3F101JA3B	100	5	3.15	7.5	SL			
81—	DEA1X3A121JA2B	120	5	1.0	5.0	SL			
81—	DEA1X3A151JA2B	150	5	1.0	5.0	SL			
81—	DEA1X3A221JA2B	220	5	1.0	5.0	SL			
81—	DEA1X3D221JA2B	220	5	2.0	5.0	SL			
81—	DEA1X3A271JA2B	270	5	1.0	5.0	SL			
81—	DEA1X3D271JA2B	270	5	2.0	5.0	SL			
81—	DEA1X3A331JA2B	330	5	1.0	5.0	SL			
81—	DEA1X3A391JA2B	390	5	1.0	5.0	SL			
81—	DEA1X3A471JA2B	470	5	1.0	5.0	SL			
81—	DEA1X3D471JA3B	470	5	2.0	7.5	SL			
81—	DEA1X3D561JA3B	560	5	2.0	7.5	SL			
81—	DEBB33D101KC1B	100	10	2.0	5.0	B3			
81—	DEBB33F101KCDB	100	10	3.15	7.5	B3			
81—	DEBB33D151KC1B	150	10	2.0	5.0	B3			
81—	DEBB33D221KC1B	220	10	2.0	5.0	B3			
81—	DEBB33D331KC1B	330	10	2.0	5.0	B3			
81—	DEBB33D471KA2B	470	10	2.0	5.0	B3			
81—	DEBB33F471KA3B	470	10	3.15	7.5	B3			
81—	DEBB33A681KA2B	680	10	1.0	5.0	B3			

For quantities greater than listed, call for quote.

MOUSER STOCK NO. Mfr.	Mfr. Part No.	Value (pF)	Tol. (%)	Volt. (KVdc)	Lead Space (mm)	Temp. Coeff.	Price Each 1	100	500
81—	DEBB33D681KA2B	680	10	2.0	5.0	B3			
81—	DEBB33F681KA3B	680	10	3.15	7.5	B3			
81—	DEBB33A102KA2B	1,000	10	1.0	5.0	B3			
81—	DEBB33D102KA2B	1,000	10	2.0	5.0	B3			
81—	DEBB33F102KA3B	1,000	10	3.15	7.5	B3			
81—	DEBB33A152KA2B	1,500	10	1.0	5.0	B3			
81—	DEBB33D152KA2B	1,500	10	2.0	5.0	B3			
81—	DEBB33A222KA2B	2,200	10	1.0	5.0	B3			
81—	DEBB33D222KA2B	2,200	10	2.0	5.0	B3			
81—	DEBB33A332KA2B	3,300	10	1.0	5.0	B3			
81—	DEBB33F332KA3B	3,300	10	3.15	7.5	B3			
81—	DEBB33A472KA3B	4,700	10	1.0	7.5	B3			
81—	DEBB33D472KA3B	4,700	10	2.0	7.5	B3			
81—	DEBB33A682KA3B	6,800	10	1.0	7.5	B3			
81—	DEBE33F102ZC3B	1,000	+80-20	3.15	7.5	E3			
81—	DEBE33F222ZA3B	2,200	+80-20	3.15	7.5	E3			
81—	DEBE33F472ZA3B	4,700	+80-20	3.15	7.5	E3			
81—	DEBE33A103ZA3B	10,000	+80-20	1.0	7.5	E3			
81—	DEBE33D103ZA3B	10,000	+80-20	2.0	7.5	E3			
81—	DEBF33D102ZC1B	1,000	+80-20	2.0	5.0	F3			
81—	DEBF33A222ZA2B	2,200	+80-20	1.0	5.0	F3			
81—	DEBF33A472ZA2B	4,700	+80-20	1.0	5.0	F3			
81—	DEBF33A103ZA2B	10,000	+80-20	1.0	5.0	F3			
81—	DEBF33D103ZA3B	10,000	+80-20	2.0	7.5	F3			
81—	DEHR33D391KA3B	390	10	2.0	7.5	R3			
81—	DEHR33F391KA3B	390	10	3.15	7.5	R3			
81—	DEHR33F471KA3B	470	10	3.15	7.5	R3			
81—	DEHR33D561KA3B	560	10	2.0	7.5	R3			
81—	DEHR33F561KA3B	560	10	3.15	7.5	R3			
81—	DEHR33A102KA2B	1,000	10	1.0	5.0	R3			
81—	DEHR33D102KA3B	1,000	10	2.0	7.5	R3			
81—	DEHR33D122KA3B	1,200	10	2.0	7.5	R3			
81—	DEHR33D152KA3B	1,500	10	2.0	7.5	R3			
81—	DEHR33D182KA3B	1,800	10	2.0	7.5	R3			
81—	DEHR33A472KA3B	4,700	10	1.0	7.5	R3			

© Copyright 2014 Mouser Electronics

© Copyright 2014 Mouser Electronics

MURATA Multilayer Ceramic Radial Capacitors

muRata Innovator in Electronics

RoHS Compliant **This product is RoHS compliant.**

MURATA RPE SERIES CAPACITORS

Specifications:

- Temperature Characteristics:
  C0G ±30ppm/°C from -55°C to +125°C
  X7R ±15% from -55°C to +125°C
  Z5U -56%, +22% from +10°C to +85°C
- Case Size: 5.0 x 3.5mm
- Lead Space: 2.5mm
- D.F.: <ø.8% @ 1kHz

DIMENSIONS: mm

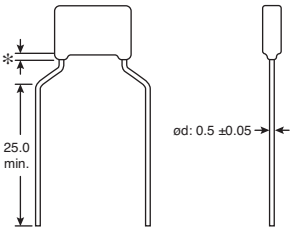

RoHS Compliant

✻ Coating extension does not exceed the end of lead bend

Murata Ceramic Caps, Leaded

For quantities greater than listed, call for quote.

MOUSER STOCK NO.	Murata Part No.	Value (pF)	Tol. ±	Price Each 1	50	100	500
C0G 50 Volts							
81-RPE5CH1R0C2P1B03B	RPE5C1H1R0C2P1B03B	1.0	.25pF				
81-RPE5CH2R0C2P1B03B	RPE5C1H2R0C2P1B03B	2.0	.25pF				
81-RPE5C1H3R0C2P1B03	RPE5C1H3R0C2P1B03B	3.0	.25pF				
81-RPE5C1H3R9C2P1B03	RPE5C1H3R9C2P1B03B	3.9	.25pF				
81-RPE5CH4R0C2P1B03B	RPE5C1H4R0C2P1B03B	4.0	.25pF				
81-RPE5C1H6R0D2P1B03	RPE5C1H6R0D2P1B03B	6.0	.5pF				
81-RPE5C1H7R0D2P1Z03	RPE5C1H7R0D2P1Z03B	7.0	.5pF				
81-RPE5C1H8R0D2P1Z03	RPE5C1H8R0D2P1Z03B	8.0	.5pF				
81-RPE5C1H9R0D2P1Z03	RPE5C1H9R0D2P1Z03B	9.0	.5pF				
81-RPE5C1H100J2P1Z03	RPE5C1H100J2P1Z03B	10	5%				
81-RPE5C1H120J2P1Z03	RPE5C1H120J2P1Z03B	12	5%				
81-RPE5C1H150J2P1Z03	RPE5C1H150J2P1Z03B	15	5%				
81-RPE5C1H180J2P1Z03	RPE5C1H180J2P1Z03B	18	5%				
81-RPE5C1H220J2P1Z03	RPE5C1H220J2P1Z03B	22	5%				
81-RPE5C1H240J2P1Z03	RPE5C1H240J2P1Z03B	24	5%				
81-RPE5C1H300J2P1Z03	RPE5C1H300J2P1Z03B	30	5%				
81-RPE5C1H330J2P1Z03	RPE5C1H330J2P1Z03B	33	5%				
81-RPE5C1H390J2P1Z03	RPE5C1H390J2P1Z03B	39	5%				
81-RPE5C1H430J2P1Z03	RPE5C1H430J2P1Z03B	43	5%				
81-RPE5C1H470J2P1Z03	RPE5C1H470J2P1Z03B	47	5%				
81-RPE5C1H560J2P1Z03	RPE5C1H560J2P1Z03B	56	5%				
81-RPE5C1H680J2P1Z03	RPE5C1H680J2P1Z03B	68	5%				
81-RPE5C1H750J2P1Z03	RPE5C1H750J2P1Z03B	75	5%				
81-RPE5C1H820J2P1Z03	RPE5C1H820J2P1Z03B	82	5%				
81-RPE5C1H101J2P1A03	RPE5C1H101J2P1A03B	100	5%				
81-RPE5C1H121J2P1A03	RPE5C1H121J2P1A03B	120	5%				
81-RPE5C1H151J2P1A03	RPE5C1H151J2P1A03B	150	5%				
81-RPE5C1H181J2P1A03	RPE5C1H181J2P1A03B	180	5%				
81-RPE5C1H221J2P1A03	RPE5C1H221J2P1A03B	220	5%				
81-RPE5C1H271J2P1A03	RPE5C1H271J2P1A03B	270	5%				
81-RPE5C1H331J2P1A03	RPE5C1H331J2P1A03B	330	5%				
81-RPE5C1H361J2P1A03	RPE5C1H361J2P1A03B	360	5%				
81-RPE5C1H391J2P1A03	RPE5C1H391J2P1A03B	390	5%				
81-RPE5C1H471J2P1A03	RPE5C1H471J2P1A03B	470	5%				
81-RPE5C1H561J2P1A03	RPE5C1H561J2P1A03B	560	5%				
81-RPE5C1H681J2P1A03	RPE5C1H681J2P1A03B	680	5%				
81-RPE5C1H821J2P1A03	RPE5C1H821J2P1A03B	820	5%				
81-RPE5C1H102J2P1A03	RPE5C1H102J2P1A03B	1000	5%				
81-RPE5C1H122J2P1A03	RPE5C1H122J2P1A03B	1200	5%				
81-RPE5C1H152J2P1A03	RPE5C1H152J2P1A03B	1500	5%				
81-RPE5C1H182J2P1C03	RPE5C1H182J2P1C03B	1800	5%				
81-RPE5C1H222J2P1C03	RPE5C1H222J2P1C03B	2200	5%				
X7R 50 Volts							
81-RPER71H221K2P1A03	RPER71H221K2P1A03B	220	10%				
81-RPER71H331K2P1A03	RPER71H331K2P1A03B	330	10%				
81-RPER71471K2P1A03B	RPER71H471K2P1A03B	470	10%				
81-RPER71681K2P1A03B	RPER71H681K2P1A03B	680	10%				
81-RPER71102K2P1A03B	RPER71H102K2P1A03B	1000	10%				
81-RPER71H122K2P1A03	RPER71H122K2P1A03B	1200	10%				
81-RPER71152K2P1A03B	RPER71H152K2P1A03B	1500	10%				
81-RPER71222K2P1A03B	RPER71H222K2P1A03B	2200	10%				
81-RPER71H272K2P1A03	RPER71H272K2P1A03B	2700	10%				
81-RPER71332K2P1A03B	RPER71H332K2P1A03B	3300	10%				

© Copyright 2014 Mouser Electronics

For quantities greater than listed, call for quote.

MOUSER STOCK NO.	Murata Part No.	Value (pF)	Tol. ±	Price Each 1	50	100	500
X7R 50 Volts (Cont.)							
81-RPER71472K2P1A03B	RPER71H472K2P1A03B	4700	10%				
81-RPER71H562K2P1A03	RPER71H562K2P1A03B	5600	10%				
81-RPER71682K2P1A03B	RPER71H682K2P1A03B	6800	10%				
81-RPER71H103K2P1A03	RPER71H103K2P1A03B	.01µF	10%				
81-RPER71153K2P1A03B	RPER71H153K2P1A03B	.015µF	10%				
81-RPER71H183K2P1A03	RPER71H183K2P1A03B	.018µF	10%				
81-RPER71223K2P1A03B	RPER71H223K2P1A03B	.022µF	10%				
81-RPER71333K2P1A03B	RPER71H333K2P1A03B	.033µF	10%				
81-RPER71473K2P1A03B	RPER71H473K2P1A03B	.047µF	10%				
81-RPER71563K2P1A03B	RPER71H563K2P1A03B	.056µF	10%				
81-RPER71H683K2P1A03	RPER71H683K2P1A03B	.068µF	10%				
81-RPER71H104K2P1A03	RPER71H104K2P1A03B	.1µF	10%				
COG 100 Volts							
81-RPE5CA1R0C2P1B03B	RPE5C2A1R0C2P1B03B	1.0	.25pF				
81-RPE5C2A1R2C2P1B03	RPE5C2A1R2C2P1B03B	1.2	.25pF				
81-RPE5CA2R0C2P1B03B	RPE5C2A2R0C2P1B03B	2.0	.25pF				
81-RPE5CA3R0C2P1B03B	RPE5C2A3R0C2P1B03B	3.0	.25pF				
81-RPE5CA5R0C2P1B03B	RPE5C2A5R0C2P1B03B	5.0	.25pF				
81-RPE5CA100J2P1Z03B	RPE5C2A100J2P1Z03B	10	5%				
81-RPE5C2A120J2P1Z03	RPE5C2A120J2P1Z03B	12	5%				
81-RPE5CA150J2P1Z03B	RPE5C2A150J2P1Z03B	15	5%				
81-RPE5C2A160J2P1Z03	RPE5C2A160J2P1Z03B	16	5%				
81-RPE5CA180J2P1Z03B	RPE5C2A180J2P1Z03B	18	5%				
81-RPE5CA220J2P1Z03B	RPE5C2A220J2P1Z03B	22	5%				
81-RPE5CA270J2P1Z03B	RPE5C2A270J2P1Z03B	27	5%				
81-RPE5C2A300J2P1Z03	RPE5C2A300J2P1Z03B	30	5%				
81-RPE5CA330J2P1Z03B	RPE5C2A330J2P1Z03B	33	5%				
81-RPE5CA390J2P1Z03B	RPE5C2A390J2P1Z03B	39	5%				
81-RPE5C2A430J2P1Z03	RPE5C2A430J2P1Z03B	43	5%				
81-RPE5CA470J2P1Z03B	RPE5C2A470J2P1Z03B	47	5%				
81-RPE5C2A560J2P1Z03	RPE5C2A560J2P1Z03B	56	5%				
81-RPE5C2A750J2P1Z03	RPE5C2A750J2P1Z03B	75	5%				
81-RPE5C2A820J2P1Z03	RPE5C2A820J2P1Z03B	82	5%				
81-RPE5C2A151J2P1Z03	RPE5C2A151J2P1Z03B	150	5%				
81-RPE5CA181J2P1Z03B	RPE5C2A181J2P1Z03B	180	5%				
81-RPE5C2A201J2P1Z03	RPE5C2A201J2P1Z03B	200	5%				
81-RPE5C2A221J2P1Z03	RPE5C2A221J2P1Z03B	220	5%				
81-RPE5CA271J2P1Z03B	RPE5C2A271J2P1Z03B	270	5%				
X7R 100 Volts							
81-RPER72A221K2P1B03	RPER72A221K2P1B03B	220	10%				
81-RPER72A271K2P1B03	RPER72A271K2P1B03B	270	10%				
81-RPER72331K2P1B03B	RPER72A331K2P1B03B	330	10%				
81-RPER72471K2P1B03B	RPER72A471K2P1B03B	470	10%				
81-RPER72681K2P1B03B	RPER72A681K2P1B03B	680	10%				
81-RPER72A102K2P1A03	RPER72A102K2P1A03B	1000	10%				
81-RPER72A122K2P1A03	RPER72A122K2P1A03B	1200	10%				
81-RPER72A152K2P1A03	RPER72A152K2P1A03B	1500	10%				
81-RPER72A182K2P1A03	RPER72A182K2P1A03B	1800	10%				
81-RPER72A222K2P1A03	RPER72A222K2P1A03B	2200	10%				
81-RPER72A272K2P1A03	RPER72A272K2P1A03B	2700	10%				
81-RPER72A332K2P1A03	RPER72A332K2P1A03B	3300	10%				
81-RPER72A472K2P1A03	RPER72A472K2P1A03B	4700	10%				

© Copyright 2014 Mouser Electronics

TDK MLCC Ceramic Capacitors

RoHS Compliant **This product is RoHS compliant.**

TDK DIPPED RADIAL CERAMIC CAPACITORS

Features:

- Due to the technological progress in creating thinner layers of ceramic dielectric and achieving multilayer lamination, this product provides large electrostatic capacity
- It maintains a high level of reliability under specified environmental conditions
- Its residual inductance is small and it provides good frequency characteristics
- The leads are formed with a "kink" to achieve consistent insertion heights and facilitate the release of gases during soldering for dramatically improved solderability
- Also available are products that meet taping specifications for automatic insertions, which contribute to reducing on-board costs

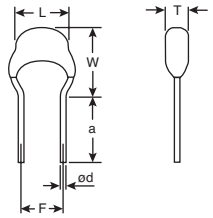

Type	DIMENSIONS: mm					
	L Max.	W Max.	T Max.	F	a	ød
FK14	4.5	5.5	2.5	2.5±0.8	5+3,-1	0.5+0.1,-0.03
FK11	5.5	7.0	4.0	2.5±0.8	5+3,-1	0.5+0.1,-0.03

FK11 Series

For quantities greater than listed, call for quote.

MOUSER STOCK NO. Mfr. Part No.	Value (pF)	Volt. (Vdc)	Tol. (%)	Price Each 1	50	100	500	1000
FK11 Series Temperature Coef: C0G								
810—FK11C0G2A153J	.015µF	100	5%					
810—FK11C0G1H223J	.022µF	50	5%					
810—FK11C0G2A223J	.022µF	100	5%					
810—FK11C0G1H333J	.033µF	50	5%					
810—FK11C0G2A333J	.033µF	100	5%					
810—FK11C0G1H473J	.047µF	50	5%					
810—FK11C0G2A473J	.047µF	100	5%					
810—FK11C0G1H683J	.068µF	50	5%					
810—FK11C0G1H104J	.10µF	50	5%					
Temperature Coef: X5R								
810—FK11X5R1H225K	2.2µF	50	10%					
810—FK11X5R1H335K	3.3µF	50	10%					
810—FK11X5R1E475K	4.7µF	25	10%					
810—FK11X5R1E685K	6.8µF	25	20%					
810—FK11X5R0J336M	10µF	6.3	20%					
810—FK11X5R1C106K	10µF	16	10%					
810—FK11X5R1C106M	10µF	16	20%					
810—FK11X5R1E106K	10µF	25	10%					
810—FK11X5R1E106M	10µF	25	20%					
810—FK11X5R1A156M	15µF	10	20%					
810—FK11X5R1C156M	15µF	16	20%					
810—FK11X5R0J226M	22µF	6.3	20%					
810—FK11X5R1A226M	22µF	10	20%					
810—FK11X5R1C226M	22µF	16	20%					
810—FK11X5R0J476M	47µF	6.3	20%					
810—FK11X5R0J686M	68µF	6.3	20%					
810—FK11X5R0J107M	100µF	6.3	20%					
Temperature Coef: X7R								
810—FK11X7R2A334K	.33µF	100	10%					
810—FK11X7R2A474K	.47µF	100	10%					
810—FK11X7R1H684K	.68µF	50	10%					
810—FK11X7R2A684K	.68µF	100	10%					
810—FK11X7R1H105K	1.0µF	50	10%					
810—FK11X7R2A105K	1µF	100	10%					
810—FK11X7R1H155K	1.5µF	50	10%					
810—FK11X7R2A155K	1.5µF	100	10%					
810—FK11X7R1E225K	2.2µF	25	10%					
810—FK11X7R1H225K	2.2µF	50	10%					
810—FK11X7R2A225K	2.2µF	100	10%					
810—FK11X7R1E335K	3.3µF	25	10%					
810—FK11X7R1H335K	3.3µF	50	10%					
810—FK11X7R1E475K	4.7µF	25	10%					
810—FK11X7R1H475K	4.7µF	50	10%					
810—FK11X7R1E685K	6.8µF	25	10%					
810—FK11X7R1C106K	10µF	16	10%					
810—FK11X7R1C106M	10µF	16	20%					
810—FK11X7R1E106K	10µF	25	20%					
810—FK11X7R1E106M	10µF	25	20%					
810—FK11X7R1C156M	15µF	16	20%					
810—FK11X7R1A226M	22µF	10	20%					
810—FK11X7R1C226M	22µF	16	20%					
Temperature Coef: X7S								
810—FK11X7S2A335K	3.3µF	100	10%					
810—FK11X7S1H475K	4.7µF	50	10%					
810—FK11X7S2A475K	4.7µF	100	10%					
810—FK11X7S1H685K	6.8µF	50	10%					
Temperature Coef: Y5V								
810—FK11Y5V1H475Z	4.7µF	50	+80,-20%					
810—FK11Y5V1H106Z	10µF	50	+80, –20%					
810—FK11Y5V1E106Z	10µF	25	+80,-20%					
810—FK11Y5V1E226Z	22µF	25	+80, –20%					
810—FK11Y5V1C226Z	22µF	16	+80,-20%					
810—FK11Y5V1C476Z	47µF	16	+80, –20%					
810—FK11Y5V1A476Z	47µF	10	+80,-20%					
810—FK11Y5V0J107Z	100µF	6.3	+80,-20%					

FK14 Series

For quantities greater than listed, call for quote.

MOUSER STOCK NO. Mfr. Part No.	Value (pF)	Volt. (Vdc)	Tol. (%)	Price Each 1	50	100	500	1000
Temperature Coef: C0G								
810—FK14C0G2E821J	820	250	5%					
810—FK14C0G2A102J	1000	100	5%					
810—FK14C0G2E102J	1000	250	5%					
810—FK14C0G2A122J	1200	100	5%					
810—FK14C0G2E122J	1200	250	5%					
810—FK14C0G2A152J	1500	100	5%					
810—FK14C0G2E152J	1500	250	5%					
810—FK14C0G2A182J	1800	100	5%					

FK14 Series

For quantities greater than listed, call for quote.

MOUSER STOCK NO. Mfr. Part No.	Value (pF)	Volt. (Vdc)	Tol. (%)	Price Each 1	50	100	500	1000
Temperature Coef: C0G (Cont.)								
810—FK14C0G2E182J	1800	250	5%					
810—FK14C0G2A222J	2200	100	5%					
810—FK14C0G2E222J	2200	250	5%					
810—FK14C0G2A272J	2700	100	5%					
810—FK14C0G2E272J	2700	250	5%					
810—FK14C0G2A332J	3300	100	5%					
810—FK14C0G2A392J	3900	100	5%					
810—FK14C0G1H392J	3900	50	5%					
810—FK14C0G2A472J	4700	100	5%					
810—FK14C0G1H472J	4700	50	5%					
810—FK14C0G1H562J	5600	50	5%					
810—FK14C0G1H682J	6800	50	5%					
810—FK14C0G1H822J	8200	50	5%					
810—FK14C0G1H103J	10000	50	5%					
810—FK14C0G1H153J	.015µF	50	5%					
810—FK14C0G1H223J	.022µF	50	5%					
810—FK14C0G1H333J	.033µF	50	5%					
810—FK14C0G1H272J	.27µF	50	5%					
810—FK14C0G1H332J	.33µF	50	5%					
Temperature Coef: X5R								
810—FK14X5R1E684K	.68µF	25	10%					
810—FK14X5R1C105K	1µF	16	10%					
810—FK14X5R1E105K	1µF	25	10%					
810—FK14X5R1A155K	1.5µF	10	10%					
810—FK14X5R1C155K	1.5µF	16	10%					
810—FK14X5R1E155K	1.5µF	25	10%					
810—FK14X5R1A225K	2.2µF	10	10%					
810—FK14X5R1C225K	2.2µF	16	10%					
810—FK14X5R1E225K	2.2µF	25	10%					
810—FK14X5R1A335K	3.3µF	10	10%					
810—FK14X5R1C335K	3.3µF	16	10%					
810—FK14X5R1E335K	3.3µF	25	10%					
810—FK14X5R0J475K	4.7µF	6.3	10%					
810—FK14X5R1A475K	4.7µF	10	10%					
810—FK14X5R1C475K	4.7µF	16	10%					
810—FK14X5R1E475K	4.7µF	25	10%					
810—FK14X5R0J685K	6.8µF	6.3	10%					
810—FK14X5R1A685K	6.8µF	10	10%					
810—FK14X5R0J106K	10µF	6.3	10%					
810—FK14X5R0J106M	10µF	6.3	20%					
810—FK14X5R1A106K	10µF	10	10%					
810—FK14X5R1A106M	10µF	10	20%					
810—FK14X5R1C106K	10µF	16	10%					
810—FK14X5R1C106M	10µF	16	20%					
810—FK14X5R0J156M	15µF	6.3	20%					
810—FK14X5R0J226M	22µF	6.3	20%					
Temperature Coef: X7R								
810—FK14X7R2A102K	1000	100	10%					
810—FK14X7R2E102K	1000	250	10%					
810—FK14X7R2A152K	1500	100	10%					
810—FK14X7R2E152K	1500	250	10%					
810—FK14X7R2A222K	2200	100	10%					
810—FK14X7R2E222K	2200	250	10%					
810—FK14X7R2A332K	3300	100	10%					
810—FK14X7R2E332K	3300	250	10%					
810—FK14X7R2A472K	4700	100	10%					
810—FK14X7R2E472K	4700	250	10%					
810—FK14X7R2A682K	6800	100	10%					
810—FK14X7R2E682K	6800	250	10%					
810—FK14X7R2A103K	.01µF	100	10%					
810—FK14X7R2E103K	.01µF	250	10%					
810—FK14X7R2A153K	.015µF	100	10%					
810—FK14X7R2E153K	.015µF	250	10%					
810—FK14X7R2A223K	.022µF	100	10%					
810—FK14X7R2E223K	.022µF	250	10%					
810—FK14X7R2A333K	.033µF	100	10%					
810—FK14X7R2A473K	.047µF	100	10%					
810—FK14X7R2A683K	.068µF	100	10%					
810—FK14X7R2A104K	.1µF	100	10%					
810—FK14X7R1H154K	.15µF	50	10%					
810—FK14X7R1H224K	.22µF	50	10%					
810—FK14X7R1H334K	.33µF	50	10%					
810—FK14X7R1E474K	.47µF	25	10%					
810—FK14X7R1H474K	.47µF	50	10%					
810—FK14X7R1C684K	.68µF	16	10%					
810—FK14X7R1E684K	.68µF	25	10%					
810—FK14X7R1H684K	.68µF	50	10%					
810—FK14X7R1C105K	1.0µF	16	10%					
810—FK14X7R1E105K	1.0µF	25	10%					

© Copyright 2014 Mouser Electronics

TDK MLCC Ceramic Capacitors

RoHS Compliant **This product is RoHS compliant.**

TDK DIPPED RADIAL CERAMIC CAPACITORS (CONT.)

Features:

- Due to the technological progress in creating thinner layers of ceramic dielectric and achieving multilayer lamination, this product provides large electrostatic capacity.
- It maintains a high level of reliability under specified environmental conditions.
- Its residual inductance is small and it provides good frequency characteristics.
- The leads are formed with a "kink" to achieve consistent insertion heights and facilitate the release of gases during soldering for dramatically improved solderability.
- Also available are products that meet taping specifications for automatic insertions, which contribute to reducing on-board costs.

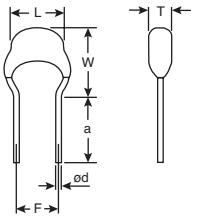

Type	DIMENSIONS: mm					
	L max.	W max.	T max.	F	a	ød
FK18	4.0	5.5	2.5	2.5±0.8	5+3,-1	0.5+0.1,-0.03
FK14	4.5	5.5	2.5	2.5±0.8	5+3,-1	0.5+0.1,-0.03
FK16	5.5	6.0	3.5	2.5±0.8	5+3,-1	0.5+0.1,-0.03

FK14 Series (Cont.)

For quantities greater than listed, call for quote.

MOUSER STOCK NO.	Value	Volt.	Tol.	Price Each				
Mfr. Part No.	(pF)	(Vdc)	(%)	1	50	100	500	1000
Temperature Coef: X7R (Cont.)								
810—FK14X7R1H105K	1µF	50	10%					
810—FK14X7R1C155K	1.5µF	16	10%					
810—FK14X7R1E155K	1.5µF	25	10%					
810—FK14X7R1C225K	2.2µF	16	10%					
810—FK14X7R1E225K	2.2µF	25	10%					
810—FK14X7R1C335K	3.3µF	16	10%					
810—FK14X7R1E335K	3.3µF	25	10%					
810—FK14X7R1C475K	4.7µF	16	10%					
810—FK14X7R1E475K	4.7µF	25	10%					
810—FK14X7R0J685K	6.8µF	6.3	10%					
810—FK14X7R0J106K	10µF	6.3	10%					
810—FK14X7R0J106M	10µF	6.3	20%					
Temperature Coef: X7S								
810—FK14X7S2A154K	.15µF	100	10%					
810—FK14X7S2A224K	.22µF	100	10%					
810—FK14X7S2A334K	.33µF	100	10%					
810—FK14X7S2A474K	.47µF	100	10%					
810—FK14X7S2A684K	.68µF	100	10%					
810—FK14X7S2A105K	1µF	100	10%					
Temperature Coef: Y5V								
810—FK14Y5V1H474Z	.47µF	50	+80,-20%					
810—FK14Y5V1H105Z	1.0µF	50	+80,-20%					
810—FK14Y5V1H225Z	2.2µF	50	+80, –20%					
810—FK14Y5V1E225Z	2.2µF	25	+80,-20%					
810—FK14Y5V1E475Z	4.7µF	25	+80, –20%					
810—FK14Y5V1C475Z	4.7µF	16	+80,-20%					
810—FK14Y5V1C106Z	10µF	16	+80, –20%					
810—FK14Y5V1A106Z	10µF	10	+80,-20%					
810—FK14Y5V0J226Z	22µF	6.3	+80,-20%					

FK16 Series (Cont.)

For quantities greater than listed, call for quote.

MOUSER STOCK NO.	Value	Volt.	Tol.	Price Each				
Mfr. Part No.	(pF)	(Vdc)	(%)	1	50	100	500	1000
Temperature Coef: C0G								
810—FK16C0G2A392J	3900	100	5%					
810—FK16C0G1H472J	4700	50	5%					
810—FK16C0G2A472J	4700	100	5%					
810—FK16C0G1H562J	5600	50	5%					
810—FK16C0G2A562J	5600	100	5%					
810—FK16C0G1H682J	6800	50	5%					
810—FK16C0G2A682J	6800	100	5%					
810—FK16C0G1H822J	8200	50	5%					
810—FK16C0G2A822J	8200	100	5%					
810—FK16C0G1H103J	.01µF	50	5%					
810—FK16C0G2A103J	.01µF	100	5%					
810—FK16C0G1H153J	.015µF	50	5%					
810—FK16C0G1H223J	.022µF	50	5%					
810—FK16C0G1H333J	.033µF	50	5%					
810—FK16C0G1H473J	.047µF	50	5%					
810—FK16C0G1H683J	.068µF	50	5%					
810—FK16C0G1H104J	.1µF	50	5%					
Temperature Coef: X5R								
810—FK16X5R1H105K	1µF	50	10%					
810—FK16X5R1E155K	1.5µF	25	10%					
810—FK16X5R1E225K	2.2µF	25	10%					
810—FK16X5R1C335K	3.3µF	16	10%					
810—FK16X5R1E335K	3.3µF	25	10%					
810—FK16X5R1C475K	4.7µF	16	10%					
810—FK16X5R1E475K	4.7µF	25	10%					
810—FK16X5R0J685K	6.8µF	6.3	10%					
810—FK16X5R1A685K	6.8µF	10	10%					
810—FK16X5R1C685K	6.8µF	16	10%					
810—FK16X5R0J106K	10µF	6.3	10%					
810—FK16X5R0J106M	10µF	6.3	20%					
810—FK16X5R1A106K	10µF	10	10%					
810—FK16X5R1A106M	10µF	10	20%					
810—FK16X5R1C106K	10µF	16	10%					
810—FK16X5R1C106M	10µF	16	20%					
810—FK16X5R0J156M	15µF	6.3	20%					
810—FK16X5R0J226M	22µF	6.3	20%					
810—FK16X5R0J336M	33µF	6.3	20%					
810—FK16X5R0J476M	47µF	6.3	20%					
Temperature Coef: X7R								
810—FK16X7R2A333K	.033µF	100	10%					
810—FK16X7R2A473K	.047µF	100	10%					
810—FK16X7R2A683K	.068µF	100	10%					
810—FK16X7R2A104K	.1µF	100	10%					
810—FK16X7R2A154K	.15µF	100	10%					

FK16 Series (Cont.)

For quantities greater than listed, call for quote.

MOUSER STOCK NO.	Value	Volt.	Tol.	Price Each				
Mfr. Part No.	(pF)	(Vdc)	(%)	1	50	100	500	1000
Temperature Coef: X7R (Cont.)								
810—FK16X7R2A224K	.22µF	100	10%					
810—FK16X7R2A334K	.33µF	100	10%					
810—FK16X7R1H474K	.47µF	50	10%					
810—FK16X7R2A474K	.47µF	100	10%					
810—FK16X7R1E684K	.68µF	25	10%					
810—FK16X7R1H684K	.68µF	50	10%					
810—FK16X7R2A684K	.68µF	100	10%					
810—FK16X7R1E105K	1.0µF	25	10%					
810—FK16X7R1H105K	1µF	50	10%					
810—FK16X7R2A105K	1µF	100	10%					
810—FK16X7R1E155K	1.5µF	25	10%					
810—FK16X7R1H155K	1.5µF	50	10%					
810—FK16X7R1E225K	2.2µF	25	10%					
810—FK16X7R1H225K	2.2µF	50	10%					
810—FK16X7R1C335K	3.3µF	16	10%					
810—FK16X7R1E335K	3.3µF	25	10%					
810—FK16X7R1C475K	4.7µF	16	10%					
810—FK16X7R1E475K	4.7µF	25	10%					
810—FK16X7R1C685K	6.8µF	16	10%					
810—FK16X7R1E685K	6.8µF	25	10%					
810—FK16X7R1C106K	10µF	16	10%					
810—FK16X7R1C106M	10µF	16	20%					
810—FK16X7R1E106K	10µF	25	10%					
810—FK16X7R1E106M	10µF	25	20%					
Temperature Coef: X7S								
810—FK16X7S2A155K	1.5µF	100	10%					
810—FK16X7S2A225K	2.2µF	100	10%					
Temperature Coef: Y5V								
810—FK16Y5V1H225Z	2.2µF	50	+80,-20%					
810—FK16Y5V1E475Z	4.7µF	25	+80,-20%					
810—FK16Y5V1H475Z	4.7µF	50	+80, –20%					
810—FK16Y5V1C106Z	10µF	16	+80,-20%					
810—FK16Y5V1E106Z	10µF	25	+80, –20%					
810—FK16Y5V1A226Z	22µF	10	+80,-20%					
810—FK16Y5V1C226Z	22µF	16	+80, –20%					
810—FK16Y5V0J476Z	47µF	6.3	+80,-20%					

FK18 Series

For quantities greater than listed, call for quote.

MOUSER STOCK NO.	Value	Volt.	Tol.	Price Each				
Mfr. Part No.	(pF)	(Vdc)	(%)	1	50	100	500	1000
Temperature Coef: C0G								
810—FK18C0G1H010C	1	50	.25pF					
810—FK18C0G1H1R5C	1.5	50	.25pF					
810—FK18C0G1H020C	2	50	.25pF					
810—FK18C0G1H2R2C	2.2	50	.25pF					
810—FK18C0G1H030C	3	50	.25pF					
810—FK18C0G1H3R3C	3.3	50	.25pF					
810—FK18C0G1H040C	4	50	.25pF					
810—FK18C0G1H4R7C	4.7	50	.25pF					
810—FK18C0G1H050C	5	50	.25pF					
810—FK18C0G1H060D	6	50	.5pF					
810—FK18C0G1H6R8D	6.8	50	.5pF					
810—FK18C0G1H070D	7	50	.5pF					
810—FK18C0G1H080D	8	50	.5pF					
810—FK18C0G1H090D	9	50	.5pF					
810—FK18C0G1H100D	10	50	5%					
810—FK18C0G1H120J	12	50	5%					
810—FK18C0G1H150J	15	50	5%					
810—FK18C0G1H180J	18	50	5%					
810—FK18C0G1H220J	22	50	5%					
810—FK18C0G1H270J	27	50	5%					
810—FK18C0G1H330J	33	50	5%					
810—FK18C0G1H390J	39	50	5%					
810—FK18C0G1H470J	47	50	5%					
810—FK18C0G1H560J	56	50	5%					
810—FK18C0G1H680J	68	50	5%					
810—FK18C0G1H820J	82	50	5%					
810—FK18C0G2A101J	100	100	5%					
810—FK18C0G2E101J	100	250	5%					
810—FK18C0G1H101J	100	50	5%					
810—FK18C0G2A121J	120	100	5%					
810—FK18C0G2E121J	120	250	5%					
810—FK18C0G1H121J	120	50	5%					
810—FK18C0G2A151J	150	100	5%					
810—FK18C0G2E151J	150	250	5%					
810—FK18C0G1H151J	150	50	5%					
810—FK18C0G2A181J	180	100	5%					
810—FK18C0G2E181J	180	250	5%					

© Copyright 2014 Mouser Electronics

© Copyright 2014 Mouser Electronics

RoHS Compliant This product is RoHS compliant.

TDK DIPPED RADIAL CERAMIC CAPACITORS (CONT.)

Features:

- Due to the technological progress in creating thinner layers of ceramic dielectric and achieving multilayer lamination, this product provides large electrostatic capacity.
- It maintains a high level of reliability under specified environmental conditions.
- Its residual inductance is small and it provides good frequency characteristics.
- The leads are formed with a "kink" to achieve consistent insertion heights and facilitate the release of gases during soldering for dramatically improved solderability.
- Also available are products that meet taping specifications for automatic insertions, which contribute to reducing on-board costs.

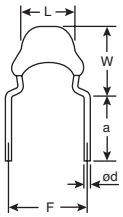

Fig. 1

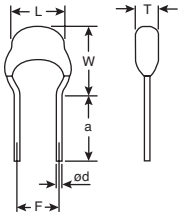

Fig. 2

Type	Fig.	DIMENSIONS: mm					
		L max.	W max.	T max.	F	a	ød
FK20	1	5.5	7.0	4.0	5.0±1.0	7±2	0.5+0.1,-0.03
FK18	2	4.0	5.5	2.5	2.5±0.8	5+3,-1	0.5+0.1,-0.03

FK18 Series (Cont.)

For quantities greater than listed, call for quote.

MOUSER STOCK NO. Mfr.	Mfr. Part No.	Value (pF)	Volt. (Vdc)	Tol. (%)	Price Each 1	50	100	500	1000
FK18 Series Temperature Coef: C0G (Cont.)									
810	FK18C0G1H181J	180	50	5%					
810	FK18C0G2A221J	220	100	5%					
810	FK18C0G2E221J	220	250	5%					
810	FK18C0G1H221J	220	50	5%					
810	FK18C0G2A271J	270	100	5%					
810	FK18C0G2E271J	270	250	5%					
810	FK18C0G1H271J	270	50	5%					
810	FK18C0G2A331J	330	100	5%					
810	FK18C0G2E331J	330	250	5%					
810	FK18C0G1H331J	330	50	5%					
810	FK18C0G2A391J	390	100	5%					
810	FK18C0G2E391J	390	250	5%					
810	FK18C0G1H391J	390	50	5%					
810	FK18C0G2A471J	470	100	5%					
810	FK18C0G2E471J	470	250	5%					
810	FK18C0G1H471J	470	50	5%					
810	FK18C0G2A561J	560	100	5%					
810	FK18C0G2E561J	560	250	5%					
810	FK18C0G1H561J	560	50	5%					
810	FK18C0G2A681J	680	100	5%					
810	FK18C0G2E681J	680	250	5%					
810	FK18C0G1H681J	680	50	5%					
810	FK18C0G1H821J	820	50	5%					
810	FK18C0G2A102J	1000	100	5%					
810	FK18C0G1H102J	1000	50	5%					
810	FK18C0G2A122J	1200	100	5%					
810	FK18C0G1H122J	1200	50	5%					
810	FK18C0G1H152J	1500	50	5%					
810	FK18C0G1H182J	1800	50	5%					
810	FK18C0G1H222J	2200	50	5%					
810	FK18C0G1H272J	2700	50	5%					
810	FK18C0G1H332J	3300	50	5%					
810	FK18C0G1H392J	3900	50	5%					
810	FK18C0G1H472J	4700	50	5%					
810	FK18C0G1H562J	5600	50	5%					
810	FK18C0G1H682J	6800	50	5%					
810	FK18C0G1H822J	8200	50	5%					
810	FK18C0G1H103J	.01µF	50	5%					
Temperature Coef: X5R									
810	FK18X5R1E224K	.22µF	25	10%					
810	FK18X5R1A334K	.33µF	10	10%					
810	FK18X5R1E334K	.33µF	25	10%					
810	FK18X5R1A474K	.47µF	10	10%					
810	FK18X5R1C474K	.47µF	16	10%					
810	FK18X5R1E474K	.47µF	25	10%					
810	FK18X5R1A684K	.68µF	10	10%					
810	FK18X5R1C684K	.68µF	16	10%					
810	FK18X5R1E684K	.68µF	25	10%					
810	FK18X5R1A105K	1.0µF	10	10%					
810	FK18X5R0J105K	1µF	6.3	10%					
810	FK18X5R1C105K	1µF	16	10%					
810	FK18X5R1E105K	1µF	25	10%					
810	FK18X5R0J155K	1.5µF	6.3	10%					
810	FK18X5R1A155K	1.5µF	10	10%					
810	FK18X5R1C155K	1.5µF	16	10%					
810	FK18X5R0J225K	2.2µF	6.3	10%					
810	FK18X5R1A225K	2.2µF	10	10%					
810	FK18X5R1C225K	2.2µF	16	10%					
810	FK18X5R0J335K	3.3µF	6.3	10%					
810	FK18X5R1A335K	3.3µF	10	10%					
810	FK18X5R0J475K	4.7µF	6.3	10%					
810	FK18X5R1A475K	4.7µF	10	10%					
810	FK18X5R0J106M	10µF	6.3	20%					
Temperature Coef: X7R									
810	FK18X7R2A102K	1000	100	10%					
810	FK18X7R1H102K	1000	50	10%					
810	FK18X7R2A152K	1500	100	10%					
810	FK18X7R1H152K	1500	50	10%					
810	FK18X7R2A222K	2200	100	10%					
810	FK18X7R1H222K	2200	50	10%					
810	FK18X7R2A332K	3300	100	10%					
810	FK18X7R1H332K	3300	50	10%					
810	FK18X7R2A472K	4700	100	10%					
810	FK18X7R1H472K	4700	50	10%					
810	FK18X7R2A682K	6800	100	10%					
810	FK18X7R1H682K	6800	50	10%					
810	FK18X7R1H103K	10000	50	10%					
810	FK18X7R2A103K	.01µF	100	10%					
810	FK18X7R1H153K	.015µF	50	10%					
810	FK18X7R2A153K	.015µF	100	10%					

FK18 Series (Cont.)

For quantities greater than listed, call for quote.

MOUSER STOCK NO. Mfr.	Mfr. Part No.	Value (pF)	Volt. (Vdc)	Tol. (%)	Price Each 1	50	100	500	1000
Temperature Coef: X7R (Cont.)									
810	FK18X7R1H223K	.022µF	50	10%					
810	FK18X7R2A223K	.022µF	100	10%					
810	FK18X7R1H333K	.033µF	50	10%					
810	FK18X7R1H473K	.047µF	50	10%					
810	FK18X7R1H683K	.068µF	50	10%					
810	FK18X7R1E104K	.1µF	25	10%					
810	FK18X7R1H104K	.10µF	50	10%					
810	FK18X7R1E154K	.15µF	25	10%					
810	FK18X7R1H154K	.15µF	50	10%					
810	FK18X7R1C224K	.22µF	16	10%					
810	FK18X7R1E224K	.22µF	25	10%					
810	FK18X7R1H224K	.22µF	50	10%					
810	FK18X7R1C334K	.33µF	16	10%					
810	FK18X7R1E334K	.33µF	25	10%					
810	FK18X7R1C474K	.47µF	16	10%					
810	FK18X7R1E474K	.47µF	25	10%					
810	FK18X7R1C684K	.68µF	16	10%					
810	FK18X7R1E684K	.68µF	25	10%					
810	FK18X7R1C105K	1µF	16	10%					
810	FK18X7R1E105K	1µF	25	10%					
810	FK18X7R0J155K	1.5µF	6.3	10%					
810	FK18X7R0J225K	2.2µF	6.3	10%					
Temperature Coef: X7S									
810	FK18X7S2A333K	.033µF	100	10%					
810	FK18X7S2A473K	.047µF	100	10%					
810	FK18X7S2A683K	.068µF	100	10%					
810	FK18X7S2A104K	.1µF	100	10%					
Temperature Coef: Y5V									
810	FK18Y5V1H104Z	.10µF	50	+80, -20%					
810	FK18Y5V1H224Z	.22µF	50	+80, -20%					
810	FK18Y5V1E474Z	.47µF	25	+80, -20%					
810	FK18Y5V1H474Z	.47µF	50	+80, -20%					
810	FK18Y5V1C105Z	1µF	16	+80, -20%					
810	FK18Y5V1E105Z	1µF	25	+80, -20%					
810	FK18Y5V1A225Z	2.2µF	10	+80, -20%					
810	FK18Y5V1C225Z	2.2µF	16	+80, -20%					
810	FK18Y5V0J475Z	4.7µF	6.3	+80, -20%					

FK20 Series

For quantities greater than listed, call for quote.

MOUSER STOCK NO. Mfr.	Mfr. Part No.	Value (pF)	Volt. (Vdc)	Tol. (%)	Price Each 1	50	100	500	1000
Temperature Coef: C0G									
810	FK20C0G2J392J	3900	630	5%					
810	FK20C0G2J472J	4700	630	5%					
810	FK20C0G2J562J	5600	630	5%					
810	FK20C0G2J682J	6800	630	5%					
810	FK20C0G2E103J	.01µF	250	5%					
810	FK20C0G2A153J	.015µF	100	5%					
810	FK20C0G2E153J	.015µF	250	5%					
810	FK20C0G1H223J	.022µF	50	5%					
810	FK20C0G2A333J	.033µF	100	5%					
810	FK20C0G1H333J	.033µF	50	5%					
810	FK20C0G1H473J	.047µF	50	5%					
810	FK20C0G2A473J	.047µF	100	5%					
810	FK20C0G1H683J	.068µF	50	5%					
810	FK20C0G1H104J	.10µF	50	5%					
Temperature Coef: X5R									
810	FK20X5R1H225K	2.2µF	50	10%					
810	FK20X5R1H335K	3.3µF	50	10%					
810	FK20X5R1E475K	4.7µF	25	10%					
810	FK20X5R1E685K	6.8µF	25	10%					
810	FK20X5R0J336M	10µF	6.3	20%					
810	FK20X5R1C106K	10µF	16	10%					
810	FK20X5R1C106M	10µF	16	20%					
810	FK20X5R1E106K	10µF	25	10%					
810	FK20X5R1E106M	10µF	25	20%					
810	FK20X5R1A156M	15µF	10	20%					
810	FK20X5R1C156M	15µF	16	20%					
810	FK20X5R0J226M	22µF	6.3	20%					
810	FK20X5R1A226M	22µF	10	20%					
810	FK20X5R1C226M	22µF	16	20%					
810	FK20X5R0J476M	47µF	6.3	20%					
810	FK20X5R0J686M	68µF	6.3	20%					
810	FK20X5R0J107M	100µF	6.3	20%					
Temperature Coef: X7R									
810	FK20X7R2J683K	.068µF	630	10%					
810	FK20X7R2E104K	.1µF	250	10%					
810	FK20X7R2E154K	.15µF	250	10%					
810	FK20X7R2E224K	.22µF	250	10%					
810	FK20X7R2A334K	.33µF	100	10%					
810	FK20X7R2A474K	.47µF	100	10%					

© Copyright 2014 Mouser Electronics

© Copyright 2014 Mouser Electronics

TDK MLCC Ceramic Capacitors

RoHS Compliant This product is RoHS compliant.

TDK DIPPED RADIAL CERAMIC CAPACITORS (CONT.)

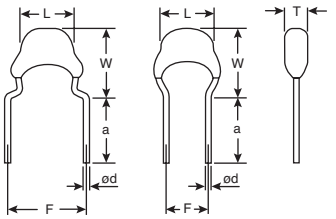

Fig. 1 Fig. 2

Type	L max.	W max.	T max.	F	a	ød	Fig
24	4.5	5.5	2.5	5.0±1.0	7±2	0.5+0.1,-0.03	1
20	5.5	7.0	4.0	5.0±1.0	7±2	0.5+0.1,-0.03	1
22	7.5	8.0	4.0	5.0±1.0	7±2	0.5+0.1,-0.03	1

FK20 Series (Cont.)

For quantities greater than listed, call for quote.

MOUSER STOCK NO.	Mfr. Part No.	Value (pF)	Volt. (Vdc)	Tol. (%)	Price Each 1	50	100	500	1000
Temperature Coef: X7R (Cont.)									
810—FK20X7R2A684K		.68µF	100	10%					
810—FK20X7R1H684K		.68µF	50	10%					
810—FK20X7R2A105K		1µF	100	10%					
810—FK20X7R1H105K		1µF	50	10%					
810—FK20X7R2A155K		1.5µF	100	10%					
810—FK20X7R1H155K		1.5µF	50	10%					
810—FK20X7R1H225K		2.2µF	50	10%					
810—FK20X7R2A225K		2.2µF	100	10%					
810—FK20X7R1E225K		2.2µF	25	10%					
810—FK20X7R1H335K		3.3µF	50	10%					
810—FK20X7R1E335K		3.3µF	25	10%					
810—FK20X7R1H475K		4.7µF	50	10%					
810—FK20X7R1E475K		4.7µF	25	10%					
810—FK20X7R1E685K		6.8µF	25	10%					
810—FK20X7R1C106K		10µF	16	10%					
810—FK20X7R1C106M		10µF	16	20%					
810—FK20X7R1E106K		10µF	25	10%					
810—FK20X7R1E106M		10µF	25	20%					
810—FK20X7R1C156M		15µF	16	20%					
810—FK20X7R1A226M		22µF	10	20%					
810—FK20X7R1C226M		22µF	16	20%					
Temperature Coef: X7S									
810—FK20X7S2A335K		3.3µF	100	10%					
810—FK20X7S1H475K		4.7µF	50	10%					
810—FK20X7S2A475K		4.7µF	100	10%					
810—FK20X7S1H685K		6.8µF	50	10%					
810—FK20X7S1H106K		10µF	50	10%					
Temperature Coef: Y5V									
810—FK20Y5V1H475Z		4.7µF	50	+80, -20%					
810—FK20Y5V1E106Z		10µF	25	+80, -20%					
810—FK20Y5V1H106Z		10µF	50	+80, -20%					
810—FK20Y5V1C226Z		22µF	16	+80, -20%					
810—FK20Y5V1E226Z		22µF	25	+80, -20%					
810—FK20Y5V1A476Z		47µF	10	+80, -20%					
810—FK20Y5V1C476Z		47µF	16	+80, -20%					

FK22 Series

For quantities greater than listed, call for quote.

MOUSER STOCK NO.	Mfr. Part No.	Value (pF)	Volt. (Vdc)	Tol. (%)	Price Each 1	50	100	500	1000
FK22 Series Temperature Coef: C0G									
810—FK22C0G2J822J		8200	630	5%					
810—FK22C0G2J153J		.015µF	630	5%					
810—FK22C0G2E333J		.033µF	250	5%					
810—FK22C0G2A473J		.047µF	100	5%					
810—FK22C0G2A683J		.068µF	100	5%					
810—FK22C0G2A104J		.1µF	100	5%					
810—FK22C0G1H154J		.15µF	50	5%					
810—FK22C0G1H224J		.22µF	50	5%					
810—FK22X5R1H475K		4.7µF	50	10%					
810—FK22X5R1H685K		6.8µF	50	10%					
810—FK22X5R1E156M		15µF	25	20%					
810—FK22X5R1E226M		22µF	25	20%					
810—FK22X5R1C336M		33µF	16	20%					
Temperature Coef: X5R									
810—FK22X5R1A336M		33uF	10	20%					
810—FK22X5R1A476M		47uF	10	20%					
810—FK22X5R0J686M		68uF	6.3	20%					
Temperature Coef: X7R									
810—FK22X7R2J683K		.068µF	630	10%					
810—FK22X7R2J104K		.1µF	630	10%					
810—FK22X7R2E154K		.15µF	250	10%					
810—FK22X7R2E224K		.22µF	250	10%					
810—FK22X7R2E334K		.33µF	250	10%					
810—FK22X7R2E474K		.47µF	250	10%					
810—FK22X7R2A684K		.68µF	100	10%					
810—FK22X7R2A105K		1µF	100	10%					
810—FK22X7R1H155K		1.5µF	50	10%					
810—FK22X7R2A155K		1.5µF	100	10%					
810—FK22X7R1H225K		2.2µF	50	10%					
810—FK22X7R2A225K		2.2µF	100	10%					
810—FK22X7R1H335K		3.3µF	50	10%					
810—FK22X7R1E475K		4.7µF	25	10%					
810—FK22X7R1H475K		4.7µF	50	10%					
810—FK22X7R1E685K		6.8µF	25	10%					
810—FK22X7R1H685K		6.8µF	50	10%					
810—FK22X7R1E106K		10µF	25	10%					
810—FK22X7R1E156M		15µF	25	20%					
810—FK22X7R1C156M		15µF	16	20%					

FK22 Series (Cont.)

For quantities greater than listed, call for quote.

MOUSER STOCK NO.	Mfr. Part No.	Value (pF)	Volt. (Vdc)	Tol. (%)	Price Each 1	50	100	500	1000
Temperature Coef: X7R (Cont.)									
810—FK22X7R1E226M		22µF	25	20%					
810—FK22X7R1C336M		33µF	16	20%					
Temperature Coef: Y5V									
810—FK22Y5V1H106Z		10µF	50	+80, -20%					
810—FK22Y5V1E226Z		22µF	25	+80, -20%					
810—FK22Y5V1C476Z		47µF	16	+80, -20%					

FK24 Series

For quantities greater than listed, call for quote.

MOUSER STOCK NO.	Mfr. Part No.	Value (pF)	Volt. (Vdc)	Tol. (%)	Price Each 1	50	100	500	1000
FK24 Series Temperature Coef: C0G (Cont.)									
810—FK24C0G2E821J		820	250	5%					
810—FK24C0G2A122J		1200	100	5%					
810—FK24C0G2E122J		1200	250	5%					
810—FK24C0G2A152J		1500	100	5%					
810—FK24C0G2E152J		1500	250	5%					
810—FK24C0G2A182J		1800	100	5%					
810—FK24C0G2E182J		1800	250	5%					
810—FK24C0G2A222J		2200	100	5%					
810—FK24C0G2A272J		2700	100	5%					
810—FK24C0G2E272J		2700	250	5%					
810—FK24C0G1H272J		2700	50	5%					
810—FK24C0G2A332J		3300	100	5%					
810—FK24C0G1H332J		3300	50	5%					
810—FK24C0G2A392J		3900	100	5%					
810—FK24C0G1H392J		3900	50	5%					
810—FK24C0G2A472J		4700	100	5%					
810—FK24C0G1H472J		4700	50	5%					
810—FK24C0G1H562J		5600	50	5%					
810—FK24C0G1H682J		6800	50	5%					
810—FK24C0G1H822J		8200	50	5%					
810—FK24C0G1H103J		10000	50	5%					
810—FK24C0G1H153J		.015µF	50	5%					
810—FK24C0G1H223J		.022µF	50	5%					
810—FK24C0G1H333J		.033µF	50	5%					
Temperature Coef: X5R									
810—FK24X5R1E684K		.68µF	25	10%					
810—FK24X5R1C105K		1µF	16	10%					
810—FK24X5R1E105K		1µF	25	10%					
810—FK24X5R1A155K		1.5µF	10	10%					
810—FK24X5R1C155K		1.5µF	16	10%					
810—FK24X5R1E155K		1.5µF	25	10%					
810—FK24X5R1A225K		2.2µF	10	10%					
810—FK24X5R1C225K		2.2µF	16	10%					
810—FK24X5R1E225K		2.2µF	25	10%					
810—FK24X5R1A335K		3.3µF	10	10%					
810—FK24X5R1C335K		3.3µF	16	10%					
810—FK24X5R1E335K		3.3µF	25	10%					
810—FK24X5R0J475K		4.7µF	6.3	10%					
810—FK24X5R1C475K		4.7µF	16	10%					
810—FK24X5R1E475K		4.7µF	25	10%					
810—FK24X5R0J685K		6.8µF	6.3	10%					
810—FK24X5R1A685K		6.8µF	10	10%					
810—FK24X5R0J106K		10µF	6.3	10%					
810—FK24X5R1A106K		10µF	10	10%					
810—FK24X5R1A106M		10µF	10	20%					
810—FK24X5R1C106K		10µF	16	10%					
810—FK24X5R1C106M		10µF	16	20%					
810—FK24X5R0J156M		15µF	6.3	20%					
810—FK24X5R0J226M		22µF	6.3	20%					
Temperature Coef: X7R									
810—FK24X7R2A152K		1500	100	10%					
810—FK24X7R2E152K		1500	250	10%					
810—FK24X7R2E222K		2200	250	10%					
810—FK24X7R2A332K		3300	100	10%					
810—FK24X7R2E332K		3300	250	10%					
810—FK24X7R2E472K		4700	250	10%					
810—FK24X7R2A682K		6800	100	10%					
810—FK24X7R2E682K		6800	250	10%					
810—FK24X7R2E103K		.01µF	250	10%					
810—FK24X7R2A153K		.015µF	100	10%					
810—FK24X7R2E153K		.015µF	250	10%					
810—FK24X7R2A333K		.033µF	100	10%					
810—FK24X7R2A683K		.068µF	100	10%					
810—FK24X7R2A104K		.1µF	100	10%					
810—FK24X7R1H154K		.15µF	50	10%					

© Copyright 2014 Mouser Electronics
© Copyright 2014 Mouser Electronics

TDK DIPPED RADIAL CERAMIC CAPACITORS (CONT.)

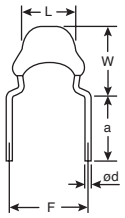

Fig. 1

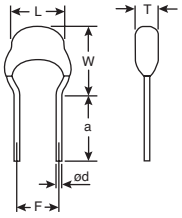

Fig. 2

Type	L max.	W max.	T max.	F	a	ød	Fig
28	4.0	5.5	2.5	5.0±1.0	7±2	0.5+0.1,-0.03	1
24	4.5	5.5	2.5	5.0±1.0	7±2	0.5+0.1,-0.03	1
26	5.5	6.0	3.5	5.0±1.0	7±2	0.5+0.1,-0.03	1

FK24 Series (Cont.)

For quantities greater than listed, call for quote.

MOUSER STOCK NO. Mfr.	Mfr. Part No.	Value (pF)	Volt. (Vdc)	Tol. (%)	Price Each 1	50	100	500	1000
Temperature Coef: X7R (Cont.)									
810	FK24X7R1H224K	.22µF	50	10%					
810	FK24X7R1H334K	.33µF	50	10%					
810	FK24X7R1E474K	.47µF	25	10%					
810	FK24X7R1H474K	.47µF	50	10%					
810	FK24X7R1C684K	.68µF	16	10%					
810	FK24X7R1E684K	.68µF	25	10%					
810	FK24X7R1H684K	.68µF	50	10%					
810	FK24X7R1C105K	1µF	16	10%					
810	FK24X7R1E105K	1µF	25	10%					
810	FK24X7R1H105K	1µF	50	10%					
810	FK24X7R1E155K	1.5µF	25	10%					
810	FK24X7R1C155K	1.5µF	16	10%					
810	FK24X7R1C225K	2.2µF	16	10%					
810	FK24X7R1E225K	2.2µF	25	10%					
810	FK24X7R1C335K	3.3µF	16	10%					
810	FK24X7R1E335K	3.3µF	25	10%					
810	FK24X7R1C475K	4.7µF	16	10%					
810	FK24X7R1E475K	4.7µF	25	10%					
810	FK24X7R0J685K	6.8µF	6.3	10%					
810	FK24X7R0J106K	10µF	6.3	10%					
810	FK24X7R0J106M	10µF	6.3	20%					
Temperature Coef: X7S									
810	FK24X7S2A154K	.15µF	100	10%					
810	FK24X7S2A224K	.22µF	100	10%					
810	FK24X7S2A334K	.33µF	100	10%					
810	FK24X7S2A474K	.47µF	100	10%					
810	FK24X7S2A684K	.68µF	100	10%					
810	FK24X7S2A105K	1µF	100	10%					
Temperature Coef: Y5V									
810	FK24Y5V1H474Z	.47µF	50	+80,-20%					
810	FK24Y5V1H105Z	1µF	50	+80,-20%					
810	FK24Y5V1H225Z	2.2µF	50	+80, –20%					
810	FK24Y5V1C475Z	4.7µF	16	+80,-20%					
810	FK24Y5V1E475Z	4.7µF	25	+80, –20%					
810	FK24Y5V1A106Z	10µF	10	+80,-20%					
810	FK24Y5V1C106Z	10µF	16	+80, –20%					

FK26 Series (Cont.)

For quantities greater than listed, call for quote.

FK26 Series Temperature Coef: C0G									
810	FK26C0G2J121J	120	630	5%					
810	FK26C0G2J151J	150	630	5%					
810	FK26C0G2J181J	180	630	5%					
810	FK26C0G2J221J	220	630	5%					
810	FK26C0G2J271J	270	630	5%					
810	FK26C0G2J331J	330	630	5%					
810	FK26C0G2J391J	390	630	5%					
810	FK26C0G2J561J	560	630	5%					
810	FK26C0G2J681J	680	630	5%					
810	FK26C0G2J821J	820	630	5%					
810	FK26C0G2J122J	1200	630	5%					
810	FK26C0G2J152J	1500	630	5%					
810	FK26C0G2J182J	1800	630	5%					
810	FK26C0G2J272J	2700	630	5%					
810	FK26C0G2E332J	3300	250	5%					
810	FK26C0G2J332J	3300	630	5%					
810	FK26C0G2A392J	3900	100	5%					
810	FK26C0G2E392J	3900	250	5%					
810	FK26C0G1H472J	4700	50	5%					
810	FK26C0G2A562J	5600	100	5%					
810	FK26C0G2E562J	5600	250	5%					
810	FK26C0G1H562J	5600	50	5%					
810	FK26C0G2A682J	6800	100	5%					
810	FK26C0G2E682J	6800	250	5%					
810	FK26C0G1H682J	6800	50	5%					
810	FK26C0G2A822J	8200	100	5%					
810	FK26C0G2E822J	8200	250	5%					
810	FK26C0G1H822J	8200	50	5%					
810	FK26C0G2A103J	.01µF	100	5%					
810	FK26C0G1H103J	.01µF	50	5%					
810	FK26C0G1H153J	.015µF	50	5%					
810	FK26C0G1H223J	.022µF	50	5%					
810	FK26C0G1H333J	.033µF	50	5%					
810	FK26C0G1H473J	.047µF	50	5%					
810	FK26C0G1H683J	.068µF	50	5%					
810	FK26C0G1H104J	.1µF	50	5%					
Temperature Coef: X5R									
810	FK26X5R1H105K	1µF	50	10%					

FK26 Series (Cont.)

For quantities greater than listed, call for quote.

MOUSER STOCK NO. Mfr.	Mfr. Part No.	Value (pF)	Volt. (Vdc)	Tol. (%)	Price Each 1	50	100	500	1000
Temperature Coef: X5R (Cont.)									
810	FK26X5R1E155K	1.5µF	25	10%					
810	FK26X5R1E225K	2.2µF	25	10%					
810	FK26X5R1C335K	3.3µF	16	10%					
810	FK26X5R1E335K	3.3µF	25	10%					
810	FK26X5R1C475K	4.7µF	16	10%					
810	FK26X5R1E475K	4.7µF	25	10%					
810	FK26X5R0J685K	6.8µF	6.3	10%					
810	FK26X5R1A685K	6.8µF	10	10%					
810	FK26X5R1C685K	6.8µF	16	10%					
810	FK26X5R1A106K	10µF	10	10%					
810	FK26X5R1A106M	10µF	10	20%					
810	FK26X5R1C106K	10µF	16	10%					
810	FK26X5R1C106M	10µF	16	20%					
810	FK26X5R0J156M	15µF	6.3	20%					
810	FK26X5R0J336M	33µF	6.3	20%					
810	FK26X5R0J476M	47µF	6.3	20%					
Temperature Coef: X7R									
810	FK26X7R2J102K	1000	630	10%					
810	FK26X7R2J152K	1500	630	10%					
810	FK26X7R2J222K	2200	630	10%					
810	FK26X7R2J332K	3300	630	10%					
810	FK26X7R2J682K	6800	630	10%					
810	FK26X7R2J103K	.01µF	630	10%					
810	FK26X7R2E153K	.015µF	250	10%					
810	FK26X7R2J153K	.015µF	630	10%					
810	FK26X7R2J223K	.022µF	630	10%					
810	FK26X7R2A333K	.033µF	100	10%					
810	FK26X7R2E333K	.033µF	250	10%					
810	FK26X7R2J333K	.033µF	630	10%					
810	FK26X7R2E473K	.047µF	250	10%					
810	FK26X7R2A683K	.068µF	100	10%					
810	FK26X7R2E683K	.068µF	250	10%					
810	FK26X7R2A104K	.1µF	100	10%					
810	FK26X7R2E104K	.1µF	250	10%					
810	FK26X7R2A154K	.15µF	100	10%					
810	FK26X7R2A224K	.22µF	100	10%					
810	FK26X7R2A334K	.33µF	100	10%					
810	FK26X7R1H474K	.47µF	50	10%					
810	FK26X7R2A474K	.47µF	100	10%					
810	FK26X7R1E684K	.68µF	25	10%					
810	FK26X7R1H684K	.68µF	50	10%					
810	FK26X7R2A684K	.68µF	100	10%					
810	FK26X7R1E155K	1.5µF	25	10%					
810	FK26X7R1H155K	1.5µF	50	10%					
810	FK26X7R1H105K	1µF	50	10%					
810	FK26X7R2A105K	1µF	100	10%					
810	FK26X7R1C106K	10µF	16	10%					
810	FK26X7R1C106M	10µF	16	20%					
810	FK26X7R1E106K	10µF	25	10%					
810	FK26X7R1E106M	10µF	25	20%					
810	FK26X7R1E225K	2.2µF	25	10%					
810	FK26X7R1H225K	2.2µF	50	10%					
810	FK26X7R1C335K	3.3µF	16	10%					
810	FK26X7R1E335K	3.3µF	25	10%					
810	FK26X7R1C475K	4.7µF	16	10%					
810	FK26X7R1E475K	4.7µF	25	10%					
810	FK26X7R1C685K	6.8µF	16	10%					
810	FK26X7R1E685K	6.8µF	25	10%					
Temperature Coef: X7S									
810	FK26X7S2A155K	1.5µF	100	10%					
810	FK26X7S2A225K	2.2µF	100	10%					
Temperature Coef: Y5V									
810	FK26Y5V1H225Z	2.2µF	50	+80-20%					
810	FK26Y5V1E475Z	4.7µF	25	+80-20%					
810	FK26Y5V1H475Z	4.7µF	50	+80, –20%					
810	FK26Y5V1C106Z	10µF	16	+80-20%					
810	FK26Y5V1E106Z	10µF	25	+80, –20%					
810	FK26Y5V1A226Z	22µF	10	+80-20%					
810	FK26Y5V1C226Z	22µF	16	+80, –20%					
810	FK26Y5V0J476Z	47µF	6.3	+80-20%					

FK28 Series

For quantities greater than listed, call for quote.

FK28 Series Temperature Coef: C0G									
810	FK28C0G1H010C	1	50	.25pF					
810	FK28C0G1H1R5C	1.5	50	.25pF					
810	FK28C0G1H020C	2	50	.25pF					
810	FK28C0G1H2R2C	2.2	50	.25pF					

© Copyright 2014 Mouser Electronics

© Copyright 2014 Mouser Electronics

NEW AT MOUSER

Ceramic Caps, Leaded TDK

NEW AT MOUSER

NEW AT MOUSER

TDK MLCC Ceramic Capacitors

RoHS Compliant This product is RoHS compliant.

TDK DIPPED RADIAL CERAMIC CAPACITORS (CONT.)

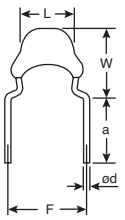

Fig. 1

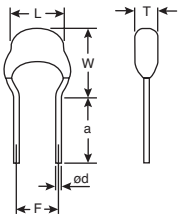

Fig. 2

Type	L max.	W max.	T max.	F	a	ød	Fig
28	4.0	5.5	2.5	5.0±1.0	7±2	0.5+0.1,-0.03	1

FK28 Series (Cont.)

For quantities greater than listed, call for quote.

MOUSER STOCK NO. Mfr.	Mfr. Part No.	Value (pF)	Volt. (Vdc)	Tol. (%)	Price Each 1	50	100	500	1000
FK28 Series Temperature Coef: C0G (Cont.)									
810	FK28C0G1H030C	3	50	.25pF					
810	FK28C0G1H3R3C	3.3	50	.25pF					
810	FK28C0G1H040C	4	50	.25pF					
810	FK28C0G1H4R7C	4.7	50	.25pF					
810	FK28C0G1H050C	5	50	.25pF					
810	FK28C0G1H060D	6	50	.5pF					
810	FK28C0G1H6R8D	6.8	50	.5pF					
810	FK28C0G1H070D	7	50	.5pF					
810	FK28C0G1H080D	8	50	.5pF					
810	FK28C0G1H090D	9	50	.5pF					
810	FK28C0G1H100D	10	50	5%					
810	FK28C0G1H120J	12	50	5%					
810	FK28C0G1H150J	15	50	5%					
810	FK28C0G1H180J	18	50	5%					
810	FK28C0G1H220J	22	50	5%					
810	FK28C0G1H270J	27	50	5%					
810	FK28C0G1H330J	33	50	5%					
810	FK28C0G1H390J	39	50	5%					
810	FK28C0G1H470J	47	50	5%					
810	FK28C0G1H560J	56	50	5%					
810	FK28C0G1H680J	68	50	5%					
810	FK28C0G1H820J	82	50	5%					
810	FK28C0G1H101J	100	50	5%					
810	FK28C0G2A121J	120	100	5%					
810	FK28C0G2E121J	120	250	5%					
810	FK28C0G1H121J	120	50	5%					
810	FK28C0G2A151J	150	100	5%					
810	FK28C0G2E151J	150	250	5%					
810	FK28C0G1H151J	150	50	5%					
810	FK28C0G2A181J	180	100	5%					
810	FK28C0G2E181J	180	250	5%					
810	FK28C0G1H181J	180	50	5%					
810	FK28C0G1H221J	220	50	5%					
810	FK28C0G2A271J	270	100	5%					
810	FK28C0G2E271J	270	250	5%					
810	FK28C0G1H271J	270	50	5%					
810	FK28C0G2A331J	330	100	5%					
810	FK28C0G2E331J	330	250	5%					
810	FK28C0G1H331J	330	50	5%					
810	FK28C0G2A391J	390	100	5%					
810	FK28C0G2E391J	390	250	5%					
810	FK28C0G1H391J	390	50	5%					
810	FK28C0G1H471J	470	50	5%					
810	FK28C0G2A561J	560	100	5%					
810	FK28C0G2E561J	560	250	5%					
810	FK28C0G1H561J	560	50	5%					
810	FK28C0G2A681J	680	100	5%					
810	FK28C0G1H681J	680	50	5%					
810	FK28C0G2E681J	680	250	5%					
810	FK28C0G2A821J	820	100	5%					
810	FK28C0G1H821J	820	50	5%					
810	FK28C0G2A102J	1000	100	5%					
810	FK28C0G1H102J	1000	50	5%					
810	FK28C0G2A122J	1200	100	5%					
810	FK28C0G1H122J	1200	50	5%					
810	FK28C0G1H152J	1500	50	5%					
810	FK28C0G1H182J	1800	50	5%					
810	FK28C0G1H222J	2200	50	5%					
810	FK28C0G1H272J	2700	50	5%					
810	FK28C0G1H332J	3300	50	5%					
810	FK28C0G1H392J	3900	50	5%					
810	FK28C0G1H472J	4700	50	5%					
810	FK28C0G1H562J	5600	50	5%					
810	FK28C0G1H682J	6800	50	5%					
810	FK28C0G1H822J	8200	50	5%					
810	FK28C0G1H103J	.01µF	50	5%					
Temperature Coef: X5R									
810	FK28X5R1E224K	.22µF	25	10%					
810	FK28X5R1A334K	.33µF	10	10%					
810	FK28X5R1E334K	.33µF	25	10%					
810	FK28X5R1A474K	.47µF	10	10%					

FK28 Series (Cont.)

For quantities greater than listed, call for quote.

MOUSER STOCK NO. Mfr.	Mfr. Part No.	Value (pF)	Volt. (Vdc)	Tol. (%)	Price Each 1	50	100	500	1000
Temperature Coef: X5R (Cont.)									
810	FK28X5R1C474K	.47µF	16	10%					
810	FK28X5R1E474K	.47µF	25	10%					
810	FK28X5R1A684K	.68µF	10	10%					
810	FK28X5R1C684K	.68µF	16	10%					
810	FK28X5R1E684K	.68µF	25	10%					
810	FK28X5R1A105K	1µF	10	10%					
810	FK28X5R0J105K	1µF	6.3	10%					
810	FK28X5R1C105K	1µF	16	10%					
810	FK28X5R1E105K	1µF	25	10%					
810	FK28X5R0J155K	1.5µF	6.3	10%					
810	FK28X5R1A155K	1.5µF	10	10%					
810	FK28X5R1C155K	1.5µF	16	10%					
810	FK28X5R0J225K	2.2µF	6.3	10%					
810	FK28X5R1A225K	2.2µF	10	10%					
810	FK28X5R1C225K	2.2µF	16	10%					
810	FK28X5R0J335K	3.3µF	6.3	10%					
810	FK28X5R1A335K	3.3µF	10	10%					
810	FK28X5R0J475K	4.7µF	6.3	10%					
810	FK28X5R1A475K	4.7µF	10	10%					
810	FK28X5R0J685K	6.8µF	6.3	10%					
810	FK28X5R0J106M	10µF	6.3	20%					
Temperature Coef: X7R									
810	FK28X7R1H102K	1000	50	10%					
810	FK28X7R2A152K	1500	100	10%					
810	FK28X7R1H152K	1500	50	10%					
810	FK28X7R1H222K	2200	50	10%					
810	FK28X7R2A332K	3300	100	10%					
810	FK28X7R1H332K	3300	50	10%					
810	FK28X7R1H472K	4700	50	10%					
810	FK28X7R1H682K	6800	50	10%					
810	FK28X7R2A682K	6800	100	10%					
810	FK28X7R1H103K	.01µF	50	10%					
810	FK28X7R1H153K	.015µF	50	10%					
810	FK28X7R2A153K	.015µF	100	10%					
810	FK28X7R1H223K	.022µF	50	10%					
810	FK28X7R2A223K	.022µF	100	10%					
810	FK28X7R1H333K	.033µF	50	10%					
810	FK28X7R1H473K	.047µF	50	10%					
810	FK28X7R1H683K	.068µF	50	10%					
810	FK28X7R1E104K	.1µF	25	10%					
810	FK28X7R1H104K	.10µF	50	10%					
810	FK28X7R1E154K	.15µF	25	10%					
810	FK28X7R1H154K	.15µF	50	10%					
810	FK28X7R1C224K	.22µF	16	10%					
810	FK28X7R1E224K	.22µF	25	10%					
810	FK28X7R1H224K	.22µF	50	10%					
810	FK28X7R1C334K	.33µF	16	10%					
810	FK28X7R1E334K	.33µF	25	10%					
810	FK28X7R1C474K	.47µF	16	10%					
810	FK28X7R1E474K	.47µF	25	10%					
810	FK28X7R1C684K	.68µF	16	10%					
810	FK28X7R1E684K	.68µF	25	10%					
810	FK28X7R1C105K	1µF	16	10%					
810	FK28X7R1E105K	1µF	25	10%					
810	FK28X7R0J155K	1.5µF	6.3	10%					
810	FK28X7R0J225K	2.2µF	6.3	10%					
Temperature Coef: X7S									
810	FK28X7S2A333K	.033µF	100	10%					
810	FK28X7S2A473K	.047µF	100	10%					
810	FK28X7S2A683K	.068µF	100	10%					
810	FK28X7S2A104K	.1µF	100	10%					
Temperature Coef: Y5V									
810	FK28Y5V1H104Z	.10µF	50	+80,-20%					
810	FK28Y5V1H224Z	.22µF	50	+80,-20%					
810	FK28Y5V1H474Z	.47µF	50	+80, –20%					
810	FK28Y5V1E474Z	.47µF	25	+80,-20%					
810	FK28Y5V1E105Z	1µF	25	+80, –20%					
810	FK28Y5V1C105Z	1µF	16	+80,-20%					
810	FK28Y5V1C225Z	2.2µF	16	+80, –20%					
810	FK28Y5V1A225Z	2.2µF	10	+80,-20%					

© Copyright 2014 Mouser Electronics
© Copyright 2014 Mouser Electronics

SPRAGUE 125L AND 440L SERIES: AC LINE RATED DISC CAPACITORS

Line By-Pass and Antenna Coupling Types, X and Y EMI/RFI Filter

LEAD-FREE RoHS Compliant

DIMENSIONS: in. (mm)

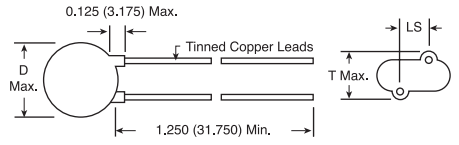

Case Code	Diameter (Max.)	Lead Spacing
D	.365 (9.3)	.378 (9.5)
E	.330 (8.3)	.250 (6.3)
F	.400 (10.0)	.250 (6.3)
G3	.460 (11.5)	.375 (9.4)
H	.530 (13.3)	.250 (6.3)
H3	.530 (13.3)	.375 (9.4)
J	.620 (15.5)	.375 (9.4)
L	.720 (18.0)	.375 (9.4)
P	.900 (22.5)	.375 (9.4)
W	.740 (18.5)	.375 (9.4)
X	.830 (20.8)	.375 (9.4)
Y	.940 (23.5)	.375 (9.4)

PERFORMANCE DATA

Test	125L	440L
Continuous Voltage Rating	250VAC,2kVDC	250VAC,4kVDC
Dielectric Strength	2000VAC,4kVDC	3500VAC,7kVDC
Dissipation Factor (@ + 25°C)	1.50%	1.00%
Case Breakdown/Flammability	2500 VAC; UL94v0; + 105 C	
Temperature Characteristic (See Notes 1 and 2 below)	Z5U/Y5V	X5F Y5U/Z5U
Insulation Resistance (Min.)	1000Ω F	1000Ω F

Notes:
1. Permissible change with temperature: Y Type: +20%, -55% (reference 20°C); X Type: +20%, -80%.
2. TC Class refers to ceramic classification. 125L are Class III, Y5V. 440L K tolerance are ClassII, other 440L cases are Class III.

250 VAC, 2k VDC

For quantities greater than listed, call for quote.

MOUSER STOCK NO. Mfr.	Mfr. Part No.	Value (pF)	Case Code	Temp. Char.	Tol.	Price Each 1	10	25	50
75—	125LD10-R	1000	F	Y5V	20%				
75—	125LD22-R	2200	E	Y5V	20%				
75—	125LD47-R	4700	H	Y5V	20%				
75—	125LD50-R	5000	H3	Y5V	20%				
75—	125LD68-R	6800	L	Y5V	20%				
75—	125LS10-R	.01μF	L	Y5V	20%				
75—	125LS20-R	.02μF	W	Y5V	20%				
75—	125LS30-R	.03μF	X	Y5V	20%				
75—	125LS50-R	.05μF	Y	Y5V	20%				

250/500 VAC, 4000 Vrms

For quantities greater than listed, call for quote.

MOUSER STOCK NO. Mfr.	Mfr. Part No.	Value (pF)	Case Code	Temp. Char.	Tol.	Price Each 1	10	25	50
75—	440LT22-R	220	E	X7R	10%				
75—	440LT33-R	330	F	X7R	10%				
75—	440LT47-R	470	E	Y5U	20%				
75—	440LD10-R	1000	G3	Y5U	20%				
75—	440LD15-R	1500	D	Y5U	20%				
75—	440LD22-R	2200	G3	Y5U	20%				
75—	440LD33-R	3300	J	Y5U	20%				
75—	440LD47-R	4700	L	Y5U	20%				
75—	440LS10-R	0.01μF	P	Y5U	20%				

SPRAGUE 564 SERIES: HIGH VOLTAGE DISC CAPACITORS

LEAD-FREE RoHS Compliant

DIMENSIONS: in. (mm)

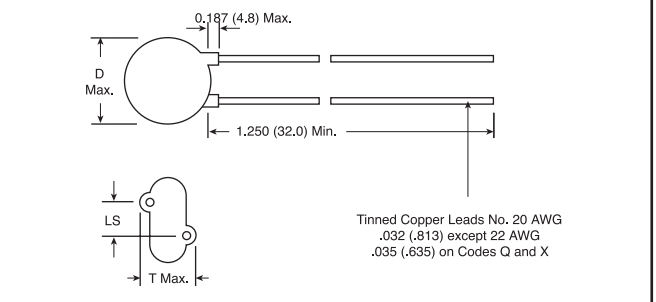

Case Code	Diameter (Max.)	Lead Spacing
E	.330 (8.3)	.250 (6.3)
F	.400 (10.0)	.250 (6.3)
F3	.400 (10.0)	.375 (9.4)
H	.530 (13.3)	.250 (6.3)
H3	.530 (13.3)	.375 (9.4)
J	.620 (15.5)	.375 (9.4)
L	.720 (18.0)	.375 (9.4)
M	.790 (19.8)	.375 (9.4)
P	.900 (22.5)	.375 (9.4)
Q	.950 (24.1)	.375 (9.4)

3K Volt, 10% and 20% Tolerance

Features:

- Application Range: Up to 4000VDC, 1000VRMS
- Insulation Resistance: 50,000MΩ minimum
- Dissipation Factor: 2.0% maximum
- Dielectric Strength: 5,250VDC, 1500VRMS

For quantities greater than listed, call for quote.

MOUSER STOCK NO. Mfr.	Mfr. Part No.	Value (pF)	Case Code	Temp. Char.	Tol.	Price Each 1	10	25	50
75—	564R30GAQ10	10	E	U2J	20%				
75—	564R30GAQ33	33	E	R3L	20%				
75—	564R30GAT10	100	E	X5F	20%				
75—	564R30GAT15	150	E	X5F	20%				
75—	564R30GAT22	220	E	X5F	20%				
75—	564R30GAT27	270	E	X5F	20%				
75—	564R30GAT33	330	E	X7R	20%				
75—	564R30GAT39	390	E	X7R	20%				
75—	564R30GAT47	470	E	X5S	20%				
75—	564R30GAT68	680	E	Y5U	20%				
75—	564R30GAD10	1000	E	Z5U	20%				
75—	564R30GAD15	1500	E	Z5U	20%				
75—	564R30GAD22	2200	F	Z5U	20%				
75—	564R30GAD33	3300	H	Z5U	20%				
75—	564R30GAD47	4700	J	Z5U	20%				
75—	564R30TSD47	4700	L	X7R	20%				
75—	564R30GAD68	6800	L	Z5U	20%				
75—	564R30GAD82	8200	M	Z5U	20%				
75—	564R30GAS10	0.01μF	M	Z5U	20%				
75—	564R30GASS10	0.01μF	L	Y5V	20%				

6K Volt, 20% Tolerance

Features:

- Application Range: Up to 60,000VDC, 1500VRMS
- Insulation Resistance: 75,000MΩ minimum
- Disipation Factor: 2.0% maximum
- Dielectric Strength: 10,500VDC, 3000VRMS

75—	564R60GAQ10	10	F3	NP0	20%				
75—	564R60GAQ33	33	F3	R3L	20%				
75—	564R30GAQ47	47	E	X5F	20%				
75—	564R60GAS10	0.01μF	P	Z5U	20%				
75—	564R60GAT10	100	F3	X5F	20%				
75—	564R60GAT33	330	F3	X5S	20%				
75—	564R60GAD10	1000	F3	Z5U	20%				
75—	564R60GAD22	2200	H3	Z5U	20%				
75—	564R60GAD47	4700	M	Z5U	20%				

ROEDERSTEIN WYO SERIES: CERAMIC AC CAPACITORS CLASS X1, 440VAC/CLASS Y2, 250VAC

DIMENSIONS: mm

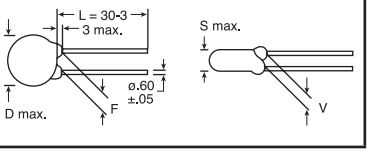

Specifications:

- Design: ceramic disc with epoxy coating
- Rated voltage: 250VAC: 50/60Hz (Y2); 440VAC: 50Hz (X1)
- Coating: epoxy, dipped, insulating, flame retarding (UL94V-0)
- Approvals: IEC 60384-14/2, UL 1414, CSA C 22.2

LEAD-FREE RoHS Compliant

For quantities greater than listed, call for quote.

MOUSER STOCK NO.	Value (pF)	Dimensions: mm F ±1	V ±.50	D	S	Price Each 1	50	100
75-WYO102MCMBF0KR	1000	5	1.4	6.5	4.5			
75-WYO222MCMBF0KR	2200	5	1.4	9.0	4.5			
75-WYO252MCMBF0KR	2500	5	1.4	9.0	4.5			
75-WYO332MCMCF0KR	3300	7.5	1.4	10.0	4.5			
75-WYO472MCMBF0KR	4700	7.5	1.4	12.0	4.5			
75-WYO472MCMCF0KR	4700	7.5	1.4	12.0	4.5			
75-WYO103MCMCF0KR	0.01μF	7.5	1.6	21.0	4.5			
75-WYO123MCMCF0KR	0.012μF	7.5	1.6	21.0	4.5			

© Copyright 2014 Mouser Electronics

© Copyright 2014 Mouser Electronics

VISHAY Ceramic Capacitors

RoHS Compliant **This product is RoHS compliant.**

VISHAY MULTILAYER CERAMIC DIPPED CAPACITORS

For Automotive Applications

Specifications:

- Operating temp. range: -40°C to +125°C
- AEC-Q200 qualified

PRODUCT NEW



For quantities greater than listed, call for quote.

MOUSER STOCK NO. / Mfr. / Mfr. Part No.	Value (pF)	Temp. Coeff.	Tol. ±	Price Each 1	50	100	1000
50 VDC							
594—A102K15X7RF5TAAV	1000	10%	X7R				
594—A472K15X7RF5TAAV	4700	10%	X7R				
594—A103K15X7RF5TAAV	0.010uF	10%	X7R				
594—A473K15X7RF5TAAV	0.047uF	10%	X7R				
594—A104K15X7RF5TAAV	0.1uF	10%	X7R				
100 VDC							
594—A102K15X7RH5TAAV	1000	10%	X7R				
594—A472K15X7RH5TAAV	4700	10%	X7R				
594—A104K15X7RH5TAAV	0.1uF	10%	X7R				
200 VDC							
594—A103K15X7RK5TAAV	0.010uF	10%	X7R				

PRODUCT NEW



For quantities greater than listed, call for quote.

MOUSER STOCK NO. / Mfr. / Mfr. Part No.	Value (pF)	Temp. Coeff.	Tol. ±	Price Each 1	50	100	1000
50 VDC							
594—K102K15X7RF5TH5V	1000	10%	X7R				
594—K102K15X8RF5TH5V	1000	10%	X8R				
594—K472K15X7RF5TH5V	4700	10%	X7R				
594—K103K15X7RF5TH5V	0.010uF	10%	X7R				
594—K473K15X7RF5TH5V	0.047uF	10%	X7R				
594—K104K15X7RF5TH5V	0.1uF	10%	X7R				
200 VDC							
594—K102K15X7RK5TH5V	1000	10%	X7R				
594—K103K15X7RK5TH5V	0.010uF	10%	X7R				

VISHAY/BC COMPONENTS VY1/VY2 SERIES AC LINE CERAMIC DISC CAPS

Specifications:

- Operating temp. range: -40°C to +125°C

PRODUCT NEW



For quantities greater than listed, call for quote.

MOUSER STOCK NO. / Mfr. / Mfr. Part No.	Value (pF)	Temp. Coeff.	Tol. ±	Price Each 1	50	100	1000
500 VDC - Class Y1							
72—VY1100K31U2JQ63V0	10	10	U2J				
72—VY1150K31U2JQ63V0	15	10	U2J				
72—VY1220K31U2JQ63V0	22	10	U2J				
72—VY1220K31U2JQ6TV0	22	10	U2J				
72—VY1330K31Y5SQ63V0	33	10	Y5S				
72—VY1470K31Y5SQ63V0	47	10	Y5S				
72—VY1680K31Y5SQ63V0	68	10	Y5S				
72—VY1101K31Y5SQ63V0	100	10	T5S				
72—VY1151K31Y5SQ63V0	150	10	Y5S				
72—VY1221K31Y5SQ63V0	220	10	Y5S				
72—VY1221K31Y5SG63V0	220	10	Y5S				
72—VY1331K31Y5SG63V0	330	10	Y5S				
72—VY1471K31Y5UQ63V0	470	10	Y5U				
72—VY1471M31Y5UQ63V0	470	20	Y5U				
72—VY1471M31Y5UG63V0	470	20	Y5U				
72—VY1681M31Y5UQ63V0	680	10	Y5U				
72—VY1681M31Y5UQ63V0	680	20	Y5U				
72—VY1102M35Y5UG63V0	1000	20	Y5U				
72—VY1102M35Y5UQ63V0	1000	20	Y5U				
72—VY1102M35Y5UQ6TV0	1000	20	Y5U				
72—VY1152M41Y5UQ63V0	1500	20	Y5U				
72—VY1152M41Y5UQ6TV0	1500	20	Y5U				
72—VY1222M47Y5UQ63V0	2200	20	Y5U				
72—VY1222M47Y5UQ6BV0	2200	20	Y5U				
72—VY1222M47Y5UQ6TV0	2200	20	Y5U				
72—VY1222M47Y5UQ6UV0	2200	20	Y5U				
72—VY1222M47Y5UG63V0	2200	20	Y5U				
72—VY1332M59Y5UG63V0	3300	20	Y5U				
72—VY1392M61Y5UQ63V0	3900	20	Y5U				
72—VY1472M63Y5UQ6TV0	4700	20	Y5U				
72—VY1472M63Y5UQ6UV0	4700	20	Y5U				
72—VY1472M63Y5UQ63V0	5800	20	Y5U				
72—VY1472M63Y5UG63V0	4700	20	Y5U				
300 VDC - Class Y2							
72—VY2101K29Y5SG63V7	100	10	Y5S				
72—VY2221K29Y5SG63V7	220	10	Y5S				
72—VY2331K29Y5SG63V7	330	10	Y5S				
72—VY2471K29Y5SG63V7	440	10	Y5S				
72—VY2681M29Y5UG63V7	680	20	Y5U				
72—VY2102M29Y5UG63V7	1000	20	Y5U				
72—VY2332M41Y5UG63V7	3200	20	Y5U				
72—VY2472M49Y5UG63V7	4700	20	Y5U				
72—VY2103M63Y5UG63V0	0.01uF	20	Y5U				
72—VY2103M63Y5UG63V7	0.01uF	20	Y5U				
400 VDC - Class X1							
72—VY2222M35Y5UG63V7	2200	20	Y5U				

Case Code	Diameter (Max.)	Thickness (Max.)	Lead Space
C	.250 (6.4)	.156 (4.0)	.250 (6.4)
E	.290 (7.4)	.156 (4.0)	.250 (6.4)
F	.370 (9.4)	.156 (4.0)	.250 (6.4)
G	.440 (11.2)	.156 (4.0)	.250 (6.4)
H	.490 (12.4)	.156 (4.0)	.250 (6.3)
H3	.490 (12.4)	.156 (4.0)	.375 (9.5)
J	.560 (14.2)	.156 (4.0)	.375 (9.5)
K	.630 (16.0)	.156 (4.0)	.375 (9.5)
M	.760 (19.3)	.156 (4.0)	.375 (9.5)

DIMENSIONS: in. (mm)

A

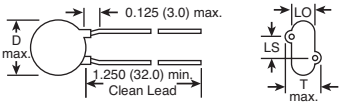

B

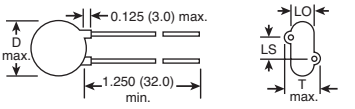

Voltage Class	Lead Offset "LO" (nom) In.	mm
100	.040	1.0
500	.040	1.0
1000	.050	1.3

VISHAY/SPRAGUE PRECISION DISC CAPACITORS

For quantities greater than listed, call for quote.

MOUSER STOCK NO. / Mfr. / Mfr. Part No.	Fig.	Value (pF)	Case Code	Temp. Coeff.	Tol. ±	Price Each 1	10	25	50	100
1K VDC										
75—561R10TCCV22	A	2.2	C	C0K	0.5 pF					
75—561R10TCCV27	A	2.7	C	C0K	0.5 pF					
75—561R10TCCV33	A	3.3	C	C0G	0.5 pF					
75—561R10TCCV39	A	3.9	C	C0G	0.5 pF					
75—561R10TCCV47	A	4.7	C	C0G	0.5 pF					
75—561R10TCCV50	A	5	C	C0G	0.5 pF					
75—561R10TCCV68	A	6.8	C	C0G	0.5 pF					
75—561R10TCCQ10	A	10	C	C0G	5 %					
75—561R10TCCQ12	A	12	C	C0G	5 %					
75—561R10TCCQ15	A	15	C	C0G	5 %					
75—561R10TCCQ18	A	18	E	C0G	5 %					
75—561R10TCCQ20	A	20	E	C0G	5 %					
75—561R10TCCQ22	A	22	E	C0G	5 %					
75—561R10TCCQ25	A	25	E	C0G	5 %					
75—561R10TCCQ27	A	27	F	C0G	5 %					
75—561R10TCCQ30	A	30	F	C0G	5 %					
75—561R10TCCQ33	A	33	F	C0G	5 %					
75—561R10TCCQ39	A	39	F	C0G	5 %					
75—561R10TCCQ47	B	47	G	C0G	5 %					
75—561R10TCCQ50	B	50	G	C0G	5 %					
75—561R10TCCQ56	B	56	G	C0G	5 %					
75—561R10TCCQ68	B	68	H	C0G	5 %					
75—561R10TCCT10	B	100	J	C0G	5 %					
75—561R10TCCT12	B	120	J	C0G	5 %					
75—561R10TCCT22	B	220	M	C0G	5 %					

VISHAY/SPRAGUE CERAMIC DISC CAPACITORS

For quantities greater than listed, call for quote.

MOUSER STOCK NO. / Mfr. / Mfr. Part No.	Fig.	Value (pF)	Case Code	Temp. Coeff.	Tol. ± (%)	Price Each 1	10	25	50	100
100 VDC										
75—562RTST10	B	100	C	X7R	10					
75—562RTST47	B	470	C	X7R	10					
500 VDC										
75—562R5TSD10	A	1000	E	X7R	10					
1K VDC										
75—562R5GAT10	A	100	C	X5F	20					
75—562R5GAT15	A	150	C	X5F	20					
75—562R5GAT22	A	220	C	X5F	20					
75—562R5GAT33	A	330	C	X5F	20					
75—562R5GAT47	A	470	C	X5F	20					
75—562R5GAT50	A	500	C	X5F	20					
75—562R5GAD10	A	1000	E	X7R	20					
75—562R5HKD10	A	1000	E	Y5U	100					
75—562R5GAD15	A	1500	E	Z5U	20					
75—562R5GAD20	A	2000	E	Z5U	20					
75—562R5GAD22	A	2200	E	Z5U	20					
75—562R5GAD30	A	3000	E	Z5U	20					
75—562R5GAD33	A	3300	E	Z5U	20					
75—562R5GAD47	B	4700	F	Z5U	20					
75—562R5GAD50	B	5000	F	Z5U	20					
75—562R5GAD68	B	6800	G	Z5U	20					
75—562R5GAS10	B	0.01μF	H3	Z5U	20					
75—562R5HKMS10	B	0.01μF	H	Z5U	20					
75—562R5HKS10	B	0.01μF	H3	Z5U	100					
75—562R5GAS15	B	0.015μF	J	Z5U	20					
1K VDC - Temperature and Voltage Stabilized										
75—561R10TSQ10	A	10	C	C0G	10					
75—561R10TSQ33	A	33	E	U2J	10					
75—562R10TST10	A	100	C	X5F	10					
75—562R10TST15	A	150	C	X5F	10					
75—562R10TST22	A	220	C	X5F	10					
75—562R10TST27	A	270	C	X5F	10					
75—562R10TST33	A	330	C	X5F	10					
75—562R10TST47	A	470	C	X5F	10					
75—562R10TST50	A	500	C	X5F	10					
75—562R10TST68	A	680	E	X5F	10					
75—562R10TSD10	A	1000	E	X5F	10					
75—562R10TSD15	B	1500	G	X5F	10					
75—562R10TSD20	B	2000	H3	X5F	10					

© Copyright 2014 Mouser Electronics

© Copyright 2014 Mouser Electronics

AVX Medium Power Film Capacitors

FB SERIES

For quantities greater than listed, call for quote.

MOUSER STOCK NO.	Volts	Value	Irms	Dimensions: mm (in.)				Price Each	
Mfr. Mfr. Part No.	(V)	(µf)	(A)	L	W	H	LS	1	5
581—FB37M6A0306KC	700	30	16.0	30	42.5	45	37.5		
581—FB37H6C0106KC	900	10	8.5	22	42.5	33.5	37.5		
581—FB37M6C0206KC	900	20	14.0	30	42.5	45	37.5		
581—FB37L6L0106KC	1.1K	10	14.0	24	42.5	44	37.5		
581—FB37M6P0106KC	1.2K	10	11.0	30	42.5	45	37.5		

DIMENSIONS: mm (in.)

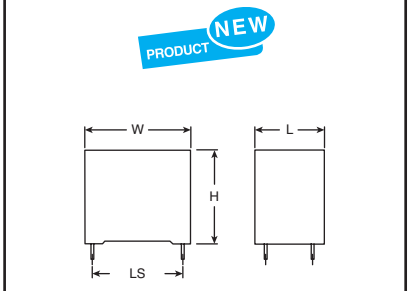

FE SERIES

For quantities greater than listed, call for quote.

MOUSER STOCK NO.	Volts	Value	Irms	Dimensions: mm (in.)				Price Each	
Mfr. Mfr. Part No.	(V)	(µf)	(A)	L	W	H	LS	1	5
581—FE37M6C0206KB	900	20	15.0	30	42.5	45	37.5		
581—FE52N6L0206KB	1.1K	20	15.0	30	57.5	45	52.5		
581—FE37M6P0106KB	1.2K	10	12.0	30	42.5	45	37.5		

FFVS SERIES

For quantities greater than listed, call for quote.

MOUSER STOCK NO.	Volts	Value	Height	Irms	Price Each	
Mfr. Mfr. Part No.	(V)	(µf)	mm (in.)	(A)	1	5
581—FFVS6K0226K	600	22	34 (1.339)	78		
581—FFVS6K0147K	600	140	51 (2.008)	82		
581—FFVS6B0586K	800	58	40 (1.575)	83		
581—FFVS6B1286K	800	128	64 (2.520)	84		
581—FFVS6C0306K	900	30	34 (1.339)	56		
581—FFVS6C0656K	900	65	51 (2.520)	86		
581—FFVS6L0956K	1000	95	51 (2.008)	63		
581—FFVS6U0656K	1200	65	51 (2.520)	57		
581—FFVS6U0656K	1900	22	51 (2.520)	68		

DIMENSIONS: mm (in.)

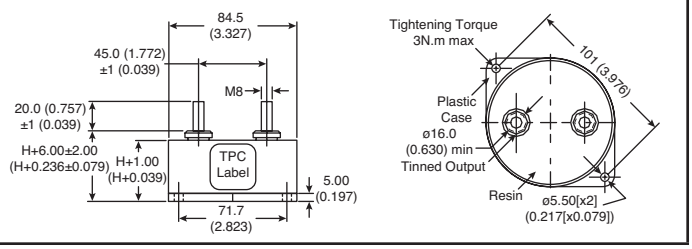

FFB SERIES

For quantities greater than listed, call for quote.

MOUSER STOCK NO.	Volts	Value	Irms	Dimensions: mm (in.)				Price Each	
Mfr. Mfr. Part No.	(V)	(µf)	(A)	L	W	H	LS	1	5
581—FFB14D0336K	75	33	3	31.1	13.0	22.4	27.5		
581—FFB34D0686K	75	68	46.2	31.1	17.3	29.8	27.5		
581—FFB54D0117K	75	110	10	32.0	22.0	37.0	27.5		
581—FFB14E0206K	100	20	2.6	31.1	13.0	22.4	27.5		
581—FFB44E0476K	100	47	6	31.1	20.8	31.3	27.5		
581—FFB54E0686K	100	68	9	32.0	22.0	37.0	27.5		
581—FFB14H0755K	300	7.5	2.4	31.1	13.0	22.4	27.5		
581—FFB44H0186K	300	18	6	31.1	20.8	31.3	27.5		
581—FFB54H0276K	300	27	9	32.0	22.0	37.0	27.5		
581—FFB14I0625K	400	6.2	2.5	31.1	13.0	22.4	27.5		
581—FFB44I0156K	400	15	6.2	31.1	20.8	31.3	27.5		
581—FFB54I0206K	400	20	8.2	32.0	22.0	37.0	27.5		
581—FFB16J0395K	525	3.9	5.1	31.1	13.0	22.4	27.5		
581—FFB46J0106K	525	10	12	31.1	20.8	31.3	27.5		
581—FFB56J0136K	525	13	12	32.0	22.0	37.0	27.5		
581—FFB16A0335K	720	3.3	5	31.1	13.0	22.4	27.5		
581—FFB46A0755K	720	7.5	11.4	31.1	20.8	31.3	27.5		
581—FFB56A0106K	720	10	12	32.0	22.0	37.0	27.5		
581—FFB16C0205K	900	2	3.6	31.1	13.0	22.4	27.5		
581—FFB46C0515K	900	5.1	9.3	31.1	20.8	31.3	27.5		
581—FFB16L0155K	1100	1.5	3.3	31.1	13.0	22.4	27.5		
581—FFB46L0305K	1100	3	6.6	31.1	20.8	31.3	27.5		
581—FFB56L0475K	1100	4.7	10.3	32.0	22.0	37.0	27.5		

DIMENSIONS: mm (in.)

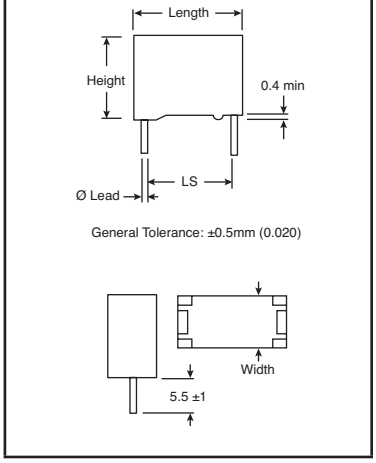

FFLI SERIES

For quantities greater than listed, call for quote.

MOUSER STOCK NO.	Volts	Value	Irms	Dimensions: mm (in.)			Terminal	Price Each	
Mfr. Mfr. Part No.	(V)	(µF)	(A)	D	H	LS		1	5
581—FFLI6B0687KJE	800	680	53	85	155	32	Female		
581—FFLI6B1607KJE	800	1600	72	116	180	50	Female		
581—FFLI6B3007KJE	800	3000	100	116	340	50	Female		
581—FFLI6L0657KJE	1000	650	60	100	155	50	Female		
581—FFLI6L0267KJE	1000	260	56	85	105	32	Female		
581—FFLI6U0157KJE	1150	150	44	75	105	32	Female		
581—FFLI6U0437KJE	1150	430	43	85	180	32	Female		
581—FFLI6U0867KJE	1150	860	64	116	180	50	Female		
581—FFLI6Q0257KJE	1400	250	42	85	155	32	Female		
581—FFLI6Q0607KJE	1400	600	60	116	180	50	Female		

DIMENSIONS: mm (in.)

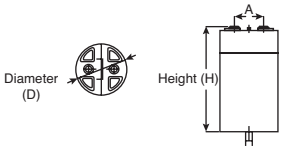

FFV3 SERIES

For quantities greater than listed, call for quote.

MOUSER STOCK NO.	Volts	Value	Irms	Price Each	
Mfr. Mfr. Part No.	(V)	(µF)	(A)	1	5
581—FFV34D0167K	75	160	23		
581—FFV34E0107K	100	100	24		
581—FFV34H0506K	300	50	26		
581—FFV34I0406K	400	40	23		
581—FFV36J0206K	500	20	27		
581—FFV36A0206K	700	20	30		
581—FFV36C0136K	900	13	25		
581—FFV36L0905K	1100	9	20		

DIMENSIONS: mm (in.)



© Copyright 2014 Mouser Electronics

CORNELL DUBILIER Film Capacitors

RoHS Compliant This product is RoHS compliant.

DME SERIES - MINIATURE METALLIZED POLYESTER RADIAL DIPPED CAPACITORS

Cross Reference	
Cornell Dubilier	Panasonic
DME Series	ECQE-----F

Type DME radial-leaded, mini-dipped capacitors deliver the performance of other capacitors which have cases that are twice as big. Improvements in film technology permit the use of thinner dielectric and make DME the choice for all but higher current AC applications where the larger size may be an advantage. DME self heals shorts caused by overvoltage transients. For small size and low cost, DME is tops.

Specifications:

- Voltage range: 100-1000VDC (65-250VAC)
- Capacitance range: .01-10µF
- Capacitance tolerance: ±10%
- Operating temperature range: -55°C to 125°C full-rated voltage @ 85°C - Derate linearly to 50% - rated voltage @ 125°C
- Dielectric strength: 150%
- Dissipation Factor: 1% max.
- Insulation resistance: 3,000MΩ x µF; 9,000MΩ min.
- Life test: 1,000 hours at 85˚C @ 125% rated voltage

Features:

- Significant size reduction and performance characteristics comparable to other film capacitors that are in larger case sizes
- DME self heals shorts caused by overvoltage transients
- Small size/low cost

RoHS Compliant

For quantities greater than listed, call for quote.

DIMENSIONS: in.

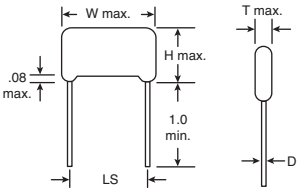

Rated Volts	Pulse Capability Body Length .408	.472	.728	1.024	1.220
	dV/dt-volts per microsecond, maximum				
100	25	16	10	6	- - -
250	31	20	12	7	6
400	46	30	17	11	9
630	101	66	33	19	15
1000	- - -	93	104	70	- - -

For quantities greater than listed, call for quote.

MOUSER STOCK NO.	CDE Part No.	Value (µf)	Dimensions: in. W	H	T	D	LS	Price Each 1	10	100
100 VDC (65 VAC)										
5989-100V.56-F	DME1P56K-F	.56	.472	.429	.217	.024	.394			
5989-100V.68-F	DME1P68K-F	.68	.472	.469	.236	.024	.394			
5989-100V.82-F	DME1P82K-F	.82	.472	.531	.236	.024	.394			
5989-100V1.0-F	DME1W1K-F	1.0	.472	.551	.264	.024	.394			
5989-100V1.2-F	DME1W1P2K-F	1.2	.728	.504	.217	.024	.591			
5989-100V1.5-F	DME1W1P5K-F	1.5	.728	.528	.236	.032	.591			
5989-100V1.8-F	DME1W1P8K-F	1.8	.728	.567	.278	.032	.591			
5989-100V2.2-F	DME1W2P2K-F	2.2	.728	.591	.276	.032	.591			
5989-100V2.7-F	DME1W2P7K-F	2.7	.728	.622	.315	.032	.591			
5989-100V3.3-F	DME1W3P3K-F	3.3	.728	.65	.335	.032	.591			
5989-100V3.9-F	DME1W3P9K-F	3.9	1.024	.646	.276	.032	.886			
5989-100V4.7-F	DME1W4P7K-F	4.7	1.024	.669	.295	.032	.886			
5989-100V5.6-F	DME1W5P6K-F	5.6	1.024	.689	.327	.032	.886			
5989-100V6.8-F	DME1W6P8K-F	6.8	1.024	.728	.354	.032	.886			
5989-100V10.0-F	DME1W10K-F	10.0	1.024	.827	.453	.032	.886			
250 VDC (160 VAC)										
5989-250V.01-F	DME2S1K-F	.01	.406	.291	.169	.024	.295			
5989-250V.012-F	DME2S12K-F	.012	.406	.295	.173	.024	.295			
5989-250V.022-F	DME2S22K-F	.022	.406	.295	.173	.024	.295			
5989-250V.027-F	DME2S27K-F	.027	.406	.295	.177	.024	.295			
5989-250V.033-F	DME2S33K-F	.033	.406	.295	.177	.024	.295			
5989-250V.039-F	DME2S39K-F	.039	.406	.295	.177	.024	.295			
5989-250V.047-F	DME2S47K-F	.047	.406	.295	.177	.024	.295			
5989-250V.056-F	DME2S56K-F	.056	.406	.311	.189	.024	.295			
5989-250V.068-F	DME2S68K-F	.068	.406	.295	.177	.024	.295			
5989-250V.1-F	DME2P1K-F	.10	.406	.331	.228	.024	.295			
5989-250V.12-F	DME2P12K-F	.12	.406	.354	.236	.024	.295			
5989-250V.15-F	DME2P15K-F	.15	.406	.425	.236	.024	.295			
5989-250V.22-F	DME2P22K-F	.22	.472	.413	.217	.024	.394			
5989-250V.33-F	DME2P33K-F	.33	.472	.472	.278	.024	.394			
5989-250V.39-F	DME2P39K-F	.39	.728	.472	.193	.024	.591			
5989-250V.47-F	DME2P47K-F	.47	.728	.492	.209	.024	.591			
5989-250V.56-F	DME2P56K-F	.56	.728	.512	.217	.024	.591			
5989-250V.68-F	DME2P68K-F	.68	.728	.531	.236	.032	.591			
5989-250V.82-F	DME2P82K-F	.82	.728	.571	.278	.032	.591			
5989-250V1.0-F	DME2W1K-F	1.0	.728	.591	.291	.032	.591			
5989-250V1.2-F	DME2W1P2K-F	1.2	.728	.626	.315	.032	.591			
5989-250V1.5-F	DME2W1P5K-F	1.5	.728	.661	.354	.032	.591			
5989-250V1.8-F	DME2W1P8K-F	1.8	1.024	.61	.295	.032	.886			
5989-250V2.2-F	DME2W2P2K-F	2.2	1.024	.642	.335	.032	.886			
5989-250V2.7-F	DME2W2P7K-F	2.7	1.024	.669	.37	.032	.886			
5989-250V3.3-F	DME2W3P3K-F	3.3	1.024	.709	.406	.032	.886			
5989-250V3.9-F	DME2W3P9K-F	3.9	1.024	.807	.433	.032	.886			
5989-250V4.7-F	DME2W4P7K-F	4.7	1.024	.846	.472	.032	.886			
5989-250V5.6-F	DME2W5P6K-F	5.6	1.22	.827	.465	.032	1.083			
5989-250V6.8-F	DME2W6P8K-F	6.8	1.22	.882	.512	.032	1.083			
5989-250V10.0-F	DME2W10K-F	10.0	1.22	1.016	.626	.032	1.083			
400 VDC (200 VAC)										
5989-400V.01-F	DME4S1K-F	.01	.406	.291	.169	.024	.295			
5989-400V.015-F	DME4S15K-F	.015	.406	.295	.173	.024	.295			
5989-400V.018-F	DME4S18K-F	.018	.406	.295	.173	.024	.295			
5989-400V.022-F	DME4S22K-F	.022	.406	.311	.189	.024	.295			
5989-400V.033-F	DME4S33K-F	.033	.406	.354	.236	.024	.295			

MOUSER STOCK NO.	CDE Part No.	Value (µf)	Dimensions: in. W	H	T	D	LS	Price Each 1	10	100
400 VDC (200 VAC) (Cont.)										
5989-400V.039-F	DME4S39K-F	.039	.472	.315	.193	.024	.394			
5989-400V.047-F	DME4S47K-F	.047	.472	.327	.197	.024	.394			
5989-400V.056-F	DME4S56K-F	.056	.472	.394	.197	.024	.394			
5989-400V.068-F	DME4S68K-F	.068	.472	.413	.213	.024	.394			
5989-400V.1-F	DME4P1K-F	.10	.472	.472	.248	.024	.394			
5989-400V.12-F	DME4P12K-F	.12	.728	.394	.197	.024	.591			
5989-400V.22-F	DME4P22K-F	.22	.728	.512	.232	.024	.591			
5989-400V.33-F	DME4P33K-F	.33	.728	.587	.276	.032	.591			
5989-400V.47-F	DME4P47K-F	.47	.728	.669	.307	.032	.591			
5989-400V.56-F	DME4P56K-F	.56	1.024	.63	.278	.032	.886			
5989-400V.68-F	DME4P68K-F	.68	1.024	.65	.276	.032	.886			
5989-400V1.0-F	DME4W1K-F	1.0	1.024	.709	.335	.032	.886			
5989-400V1.2-F	DME4W1P2K-F	1.2	1.024	.744	.374	.032	.886			
5989-400V1.5-F	DME4W1P5K-F	1.5	1.22	.748	.374	.032	1.083			
5989-400V2.2-F	DME4W2P2K-F	2.2	1.22	.866	.433	.032	1.083			
630 VDC (250 VAC)										
5989-630V.01-F	DME6S1K-F	.01	.472	.295	.177	.024	.394			
5989-630V.015-F	DME6S15K-F	.015	.472	.323	.197	.024	.394			
5989-630V.022-F	DME6S22K-F	.022	.472	.413	.209	.024	.394			
5989-630V.033-F	DME6S33K-F	.033	.472	.469	.236	.024	.394			
5989-630V.039-F	DME6S39K-F	.039	.472	.528	.236	.024	.394			
5989-630V.047-F	DME6S47K-F	.047	.472	.531	.278	.024	.394			
5989-630V.056-F	DME6S56K-F	.056	.728	.413	.213	.024	.591			
5989-630V.068-F	DME6S68K-F	.068	.728	.433	.228	.024	.591			
5989-630V.082-F	DME6S82K-F	.082	.728	.472	.278	.024	.591			
5989-630V0.1-F	DME6P1K-F	.10	.728	.551	.248	.024	.591			
5989-630V.12-F	DME6P12K-F	.12	.728	.571	.248	.032	.591			
5989-630V.15-F	DME6P15K-F	.15	.728	.606	.295	.032	.591			
5989-630V.22-F	DME6P22K-F	.22	.728	.65	.354	.032	.591			
5989-630V.27-F	DME6P27K-F	.27	1.024	.65	.276	.032	.886			
5989-630V.33-F	DME6P33K-F	.33	1.024	.669	.307	.032	.886			
5989-630V.47-F	DME6P47K-F	.47	1.024	.728	.366	.032	.886			
5989-630V.56-F	DME6P56K-F	.56	1.024	.787	.394	.032	.886			
5989-630V.68-F	DME6P68K-F	.68	1.024	.827	.453	.032	.886			
5989-630V.82-F	DME6P82K-F	.82	1.22	.807	.445	.032	1.083			
5989-630V1.0-F	DME6W1K-F	1.0	1.22	.862	.492	.032	1.083			
5989-630V1.5-F	DME6W1P5K-F	1.5	1.22	.972	.602	.032	1.083			
5989-630V1.8-F	DME6W1P8K-F	1.8	1.22	1.063	.661	.032	1.083			
5989-630V2.2-F	DME6W2P2K-F	2.2	1.22	1.142	.768	.032	1.083			
1000 VDC (250 VAC)										
5989-1KV.01-F	DME10S1K-F	.01	.610	.433	.236	.024	.492			
5989-1KV.015-F	DME10S15K-F	.015	.610	.492	.276	.024	.492			
5989-1KV.018-F	DME10S18K-F	.018	.610	.512	.295	.032	.492			
5989-1KV.022-F	DME10S22K-F	.022	.610	.610	.295	.032	.492			
5989-1KV.027-F	DME10S27K-F	.027	.827	.512	.236	.032	.689			
5989-1KV.033-F	DME10S33K-F	.033	.827	.551	.278	.032	.689			
5989-1KV.039-F	DME10S39K-F	.039	.827	.571	.276	.032	.689			
5989-1KV.047-F	DME10S47K-F	.047	.827	.610	.295	.032	.689			
5989-1KV.056-F	DME10S56K-F	.056	.827	.669	.295	.032	.689			
5989-1KV.068-F	DME10S68K-F	.068	.827	.709	.335	.032	.689			
5989-1KV.082-F	DME10S82K-F	.082	.827	.728	.354	.032	.689			
5989-1KV0.1-F	DME10P1K-F	.10	.827	.787	.394	.032	.689			
5989-1KV0.12-F	DME10P12K-F	.12	1.024	.728	.354	.032	.886			
5989-1KV0.18-F	DME10P18K-F	.18	1.024	.866	.413	.032	.886			
5989-1KV0.22-F	DME10P22K-F	.22	1.024	.906	.472	.032	.886			

DPPM SERIES SNUBBER CAPACITORS

Type DPPM radial-leaded, metallized polypropylene capacitors utilize series wound extended foil with floating metallized common foil construction. Type DPPM offers excellent high frequency and high current capabilities and self-healing characteristics. With low inductance and high dV/dt characteristics, DPPM is ideal for snubber applications.

Specifications:

- Capacitance tolerance: ±10%
- Operating temperature range: -40°C to 105°C full-rated voltage @ 85°C - derate linearly to 50% - rated voltage @ 105°C
- Life test: 500 hours at 85°C @ 150% rated voltage

For quantities greater than listed, call for quote.

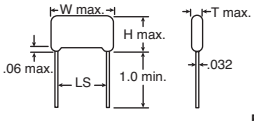

DIMENSIONS: in.

RoHS Compliant

For quantities greater than listed, call for quote.

MOUSER STOCK NO.	CDE Part No.	Value (µf)	Dimensions: mm W	H	T	LS	Price Each 1	10	100	1000
1000 VDC (450 VAC)										
5989-1KV.001-F	DPPM10D1K-F	0.001	25.0	11.5	6.5	21.0				
5989-1KV.0022-F	DPPM10D22K-F	0.0022	25.0	11.5	6.5	21.0				
5989-1KV.0047-F	DPPM10D47K-F	0.0047	25.0	13.5	7.5	21.0				
5989-1KV.01-1-F	DPPM10S1K-F	0.01	25.0	16.5	9.5	21.0				
5989-1KV.015-1-F	DPPM10S15K-F	0.015	31.0	17.0	9.5	26.5				
5989-1KV.022-1-F	DPPM10S22K-F	0.022	31.0	18.5	11.0	26.5				
5989-1KV.033-1-F	DPPM10S33K-F	0.033	31.0	20.5	13.0	26.5				
1200 VDC (475 VAC)										
5989-1.2KV.001-F	DPPM12D1K-F	0.001	25.0	11.5	6.5	21.0				
5989-1.2KV.0022-F	DPPM12D22K-F	0.0022	25.0	12.5	7.0	21.0				
5989-1.2KV.01-F	DPPM12S1K-F	0.01	31.0	16.0	9.0	21.0				
5989-1.2KV.015-F	DPPM12S15K-F	0.015	31.0	18.0	10.5	26.5				
5989-1.2KV.033-F	DPPM12S33K-F	0.033	31.0	22.0	14.0	26.5				
1600 VDC (500 VAC)										
5989-1.6KV.001-F	DPPM16D1K-F	0.001	25.0	11.5	6.5	21.0				

MOUSER STOCK NO.	CDE Part No.	Value (µf)	Dimensions: mm W	H	T	LS	Price Each 1	10	100	1000
1600 VDC (500 VAC) (Cont.)										
5989-1.6KV.0015-F	DPPM16D15K-F	0.0015	25.0	12.5	7.0	21.0				
5989-1.6KV.0022-F	DPPM16D22K-F	0.0022	25.0	15.0	8.0	21.0				
5989-1.6KV.0033-F	DPPM16D33K-F	0.0033	25.0	16.5	9.5	21.0				
5989-1.6KV.0047-F	DPPM16D47K-F	0.0047	25.0	19.0	10.5	21.0				
5989-1.6KV.01-F	DPPM16S1K-F	0.01	31.0	22.0	12.0	26.5				
5989-1.6KV.015-F	DPPM16S15K-F	0.015	31.0	24.5	15.0	26.5				
5989-1.6KV.022-F	DPPM16S22K-F	0.022	31.0	27.5	18.0	26.5				
2000 VDC (500 VAC)										
5989-2KV.001-F	DPPM20D1K-F	0.001	25.0	12.5	7.0	21.0				
5989-2KV.0015-F	DPPM20D15K-F	0.0015	25.0	14.0	8.0	21.0				
5989-2KV.0022-F	DPPM20D22K-F	0.0022	25.0	16.0	9.0	21.0				
5989-2KV.0033-F	DPPM20D33K-F	0.0033	25.0	17.5	10.5	21.0				
5989-2KV.0047-F	DPPM20D47K-F	0.0047	31.0	19.0	10.0	26.5				
5989-2KV.01-F	DPPM20S1K-F	0.01	31.0	22.0	14.0	26.5				
5989-2KV.015-F	DPPM20S15K-F	0.015	31.0	24.5	16.0	26.5				

© Copyright 2014 Mouser Electronics

© Copyright 2014 Mouser Electronics

CORNELL DUBILIER Metallized Film Capacitors, Axial Leaded

CDE CORNELL DUBILIER

RoHS Compliant **This product is RoHS compliant.**

940C POLYPROPYLENE FILM SERIES

The 940C round, axial film capacitors use polypropylene film and dual metallized electrodes for both self healing properties and high peak current carrying capability (dV/dt). This series features low ESR characteristics, excellent high frequency and high voltage capabilities.

RoHS Compliant

DIMENSIONS: in.

Specifications:

- Voltage range: 1000 Vdc to 3000 Vdc
- Capacitance range: .01μF to 2μF
- Operating temperature: -55°C to +105°C
- Capacitance tolerance: ± 10%

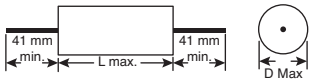

For quantities greater than listed, call for quote.

MOUSER STOCK NO.	CDE Part No.	Value (μf)	Dim.: mm D x L	Price Each 1	25	50	100
1000 VDC (500 VAC)							
5984-940C10P15K-F	940C10P15K-F	.15	15.0 x 34				
5984-940C10P22K-F	940C10P22K-F	.22	17.5 x 34				
5984-940C10P33K-F	940C10P33K-F	.33	20.5 x 34				
5984-940C10P47K-F	940C10P47K-F	.47	24.0 x 34				
5984-940C10P68K-F	940C10P68K-F	.68	28.0 x 34				
5984-940C10W1K-F	940C10W1K-F	1	26.0 x 46				
5984-940C10W2K-F	940C10W2K-F	2	35.5 x 46				
1200 VDC (500 VAC)							
5984-940C12P1K-F	940C12P1K-F	.10	15.5 x 34				
5984-940C12P22K-F	940C12P22K-F	.22	21.5 x 34				
5984-940C12P47K-F	940C12P47K-F	.47	23.0 x 46				
5984-940C12W1K-F	940C12W1K-F	1	33.0 x 46				
1600 VDC (630 VAC)							
5984-940C16P1K-F	940C16P1K-F	.10	18.0 x 34				
5984-940C16P15K-F	940C16P15K-F	.15	21.5 x 34				
5984-940C16P33K-F	940C16P33K-F	.33	23.5 x 46				
5984-940C16P47K-F	940C16P47K-F	.47	27.5 x 46				
5984-940C16W1K-F	940C16W1K-F	1	39.0 x 46				
5984-940C16W1P5K-F	940C16W1P5K-F	1.5	42.0 x 54				
2000 VDC (630 VAC)							
5984-940C20S47K-F	940C20S47K-F	.047	15.0 x 34				
5984-940C20P1K-F	940C20P1K-F	.10	21.0 x 34				
5984-940C20P22K-F	940C20P22K-F	.22	22.0 x 46				
5984-940C20P33K-F	940C20P33K-F	.33	27.0 x 46				
5984-940C20P47K-F	940C20P47K-F	.47	32.0 x 46				
5984-940C20P56K-F	940C20P56K-F	.56	31.0 x 54				
5984-940C20W1K-F	940C20W1K-F	1	41.0 x 54				
3000 VDC (750 VAC)							
5984-940C30S1K-F	940C30S1K-F	.010	11.5 x 34				
5984-940C30S47K-F	940C30S47K-F	.047	16.5 x 46				
5984-940C30P1K-F	940C30P1K-F	.10	22.5 x 46				

941C METALLIZED POLYPROPYLENE SERIES

Type 941C flat, oval film capacitors are constructed with polypropylene film and dual metallized electrodes for both self healing properties and high peak current carrying capability (dV/dt). This series features low ESR characteristics, excellent high frequency and high voltage capabilities.

NEW PRODUCT

RoHS Compliant

DIMENSIONS: in.

Specifications:

- Tolerance: ±10%
- Temperature Range: -55°C to 105°C
- Voltage Range: 600 to 3000VDC
- Capacitance Range: 0.01 to 4.7μF
- Insulation Resistance: 100,000 MΩ x μF
- Life Test: 2,000 hrs. at 85°C @ 125% rated voltage

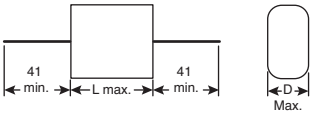

For quantities greater than listed, call for quote.

MOUSER STOCK NO.	CDE Part No.	Value (μf)	Dimensions: mm D	L	Price Each 1	25	50	100
600 VDC (275 VAC)								
598-941C6P15KF	941C6P15K-F	.15	13	34				
598-941C6P22KF	941C6P22K-F	.22	14.3	34				
598-941C6P47KF	941C6P47K-F	.47	18	34				
598-941C6P68KF	941C6P68K-F	.68	20.4	34				
598-941C6W1P5KF	941C6W1P5K-F	1.5	27.5	34				
598-941C6W3P3KF	941C6W3P3K-F	3.3	31.8	54				
1000 VDC (500 VAC)								
598-941C10P47KF	941C10P47K-F	.47	26.3	34				
1200 VDC (500 VAC)								
598-941C12P15KF	941C12P15K-F	.15	20.7	34				
598-941C12P22KF	941C12P22K-F	.22	23.8	34				
598-941C12P33KF	941C12P33K-F	.33	24	46				
598-941C12P47KF	941C12P47K-F	.47	27.1	46				
598-941C12P68KF	941C12P68K-F	.68	31.1	46				
598-941C12W1KF	941C12W1K-F	1	36.1	46				
598-941C12W1P5KF	941C12W1P5K-F	1.5	40.2	54				
1600 VDC (630 VAC)								
598-941C16P47KF	941C16P47K-F	.47	34.1	46				
598-941C16W1KF	941C16W1K-F	1	42.5	46				
598-941C16W1P5KF	941C16W1P5K-F	1.5	47	54				
2000 VDC (630 VAC)								
598-941C20P68KF	941C20P68K-F	.68	39.2	54				
598-941C20W1KF	941C20W1K-F	1	45.6	54				

935 METALLIZED POLYPROPYLENE SERIES

Designed for 20 - 100K Hz switching power supply input filtering, DC blocking and output filter applications where high current, high capacitance, and low ESR values are important. Dry sections are sealed with flame-retardant outer wrap and epoxy end seals for moisture resistance. This non-protected film capacitor has Underwriters Laboratories, Inc., recognition for construction only. U.L. File Number assigned is E128034(N)

Specifications

- Tolerance: ±10%
- Temperature range: -55°C to 105°C
- Voltage range: 100, 200, and 400VDC
- Maximum DF (1K Hz, +25°C): 0.1%
- Capacitance range: 1-30μF
- Dielectric strength: 200%
- Insulation resistance: 200,000MΩ x μF
- Life test: 1,000 hrs. at 85°C @ 125% rated voltage

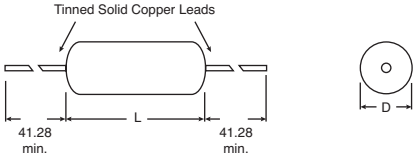

DIMENSIONS: mm

RoHS Compliant

For quantities greater than listed, call for quote.

MOUSER STOCK NO.	CDE Part No.	Value (μf)	Dimensions: mm D	L	Price Each 1	25	50	100
100 VDC (70 VAC)								
5984-100V1-F	935C1W1K-F	1	11.9	19.0				
5984-100V2-F	935C1W2K-F	2	13.6	23.8				
5984-100V5-F	935C1W5K-F	5	16.3	31.7				
5984-100V10-F	935C1W10K-F	10	20.4	38.1				
5984-100V20-F	935C1W20K-F	20	22.2	57.1				
200 VDC (140 VAC)								
5984-200V1-F	935C2W1K-F	1	11.4	31.7				
5984-200V2-F	935C2W2K-F	2	15.4	31.7				
5984-200V3-F	935C2W3K-F	3	16.6	38.1				
5984-200V10-F	935C2W10K-F	10	23.0	57.1				
400 VDC (275 VAC)								
5984-400V1-F	935C4W1K-F	1	15.7	38.1				
5984-400V2-F	935C4W2K-F	2	20.4	44.4				
5984-400V3-F	935C4W3K-F	3	24.4	44.4				
5984-400V5-F	935C4W5K-F	5	27.1	57.1				

150 SERIES AXIAL METALLIZED POLYESTER FILM CAPACITOR

MALLORY Cornell Dubilier Electronics, Inc.

Excellent choice for general purpose applications such as blocking, bypass, decoupling, smoothing and some timing, energy storage/discharge and arc suppression.

- Low leakage
- Non-Polar
- Non inductively wound
- Epoxy end fill meets UL94V-0
- Flame retardant Polyester wrap meets UL510
- Operating temperature: -55°C to +125°C
- Capacitance range: .01μF to 2.2μF
- Voltage range: 63V to 650V
- Tolerance: 5%,10%

RoHS Compliant

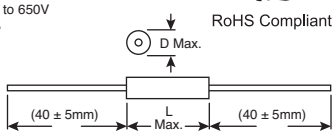

For quantities greater than listed, call for quote.

MOUSER STOCK NO.	CDE Part No.	Value (μf)	Tol. ±	Dimen.: mm D x L	Price Each 1	25	50	100
100VDC (220VAC)								
539-150224J100CB	150224J100CB	0.22	5%	6.5 x 16.5				
539-150334J100EB	150334J100EB	0.33	5%	8 x 16				
539-150684J100FC	150684J100FC	0.68	5%	8.5 X 20.5				
539-150105J100IC	150105J100IC	1	5%	10 X 20.5				
539-150225K100LE	150225K100LE	2.2	10%	11.5 x 28				
250 VDC (160 VAC)								
539-150104J250CB	150104J250CB	0.1	5%	6.5 x 16.5				
539-150224J250FB	150224J250FB	0.22	5%	8.5 x 16.5				
539-150334J250FC	150334J250FC	0.33	5%	8.5 x 20.5				
539-150474J250HC	150474J250HC	0.47	5%	9.5 x 20.5				
539-150474K250HC	150474K250HC	0.47	10%	9.5 x 20.5				
539-150105J250JE	150105J250JE	1	5%	10.5 x 28				
539-150105K250JE	150105K250JE	1	10%	10.5 x 28				
539-150225K250PF	150225K250PF	2.2	10%	13.5 x 33				
400 VDC (200 VAC)								
539-150223K400BB	150223K400BB	0.022	10%	6 x 16.5				
539-150473J400DB	150473J400DB	0.047	5%	7 x 16.5				
539-150400V.047K	150473K400DB	0.047	10%	7 x 16.5				
539-150104J400EC	150104J400EC	0.1	5%	8 x 20.5				
539-150104K400EC	150104K400EC	0.1	10%	8 x 20.5				
539-150224J400FE	150224J400FE	0.22	5%	8.5 x 28				
539-150474J400LF	150474J400LF	0.47	5%	11.5 x 33				
630 VDC (220 VAC)								
539-150103J630BB	150103J630BB	0.01	5%	6 x 16.5				
539-150103K630BB	150103K630BB	0.01	10%	6 x 16.5				
539-150223J630DB	150223J630DB	0.022	5%	7 x 16.5				
539-150473J630EC	150473J630EC	0.047	5%	8 x 20.5				
539-150104J630FE	150104J630FE	0.1	5%	8.5 x 28				
539-150224J630LE	150224J630LE	0.22	5%	11.5 x 28				
539-150474K630RF	150474K630RF	0.47	10%	15 x 33				
539-150105K630YF	150105K630YF	1	10%	20.5 x 33				

© Copyright 2014 Mouser Electronics

© Copyright 2014 Mouser Electronics

EPCOS Film Capacitors

RoHS Compliant This product is RoHS compliant.

PHASECAP© COMPACT SERIES

Features:

- Concentric winding
- MKK-technology
- Wavy cut and heavy edge
- Compact design
- Cylindrical aluminum can with stud
- Very high life expectancy
- High inrush current withstand ability and high overcurrent capability
- Self healing
- Overpressure disconnector
- Touch proof terminals
- Discharge device



DIMENSIONS: mm

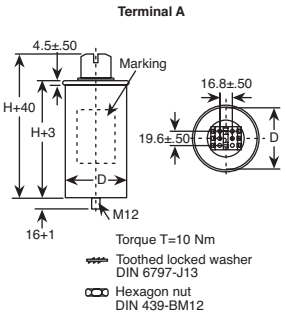

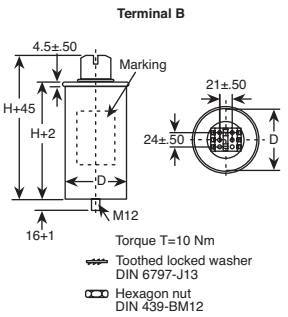

For quantities greater than listed, call for quote.

MOUSER STOCK NO.	Type	Capacity in µF 3 x	D x H mm Ø	Terminal Type	Price Each 1	2	5
Rated Voltage 230 V							
871-B25673A2052A040	MKK230-D-5-02	100.3	85x200	A			
871-B25673A2072A540	MKK230-D-7.5-02	150.5	100x200	B			
871-B25673A2102A040	MKK230-D-10-02	200.7	116x200	B			
871-B25673A2122A540	MKK230-D-12.5-02	250.8	116x200	B			
Rated Voltage 400 V							
871-B25673A4052A000	MKK400-D-5-02	33.2	85x125	A			
871-B25673A4072A500	MKK400-D-7.5-02	49.9	85x162	A			
871-B25673A4102A000	MKK400-D-10-02	66.3	85x162	A			
871-B25673A4122A500	MKK400-D-12.5-02	82.9	100x162	B			
871-B25673A4152A000	MKK400-D-15-02	99.5	100x162	B			
871-B25673A4201A000	MKK400-D-20-02	132.7	100x200	B			
871-B25673A4252A000	MKK400-D-25-02	165.9	116x200	B			
Rated Voltage 415 V							
871-B25673A4102A010	MKK415-D-10.4-02	64.1	100x162	B			
871-B25673A4122A510	MKK415-D-12.5-02	77.0	100x200	B			
871-B25673A4152A010	MKK415-D-15-02	92.5	100x200	B			
871-B25673A4202A810	MKK415-D-20-02	128.2	116x200	B			
871-B25673A4282A140	MKK415-D-25-02	154.0	136x200	B			
Rated Voltage 440 V							
871-B25673A4052A040	MKK440-D-5-02	27.4	85x125	A			
871-B25673A4072A540	MKK440-D-7.5-02	41.1	85x162	A			
871-B25673A4102A040	MKK440-D-10.4-02	57.0	100x162	B			
871-B25673A4122A540	MKK440-D-12.5-02	68.5	100x162	B			
871-B25673A4152A040	MKK440-D-15-02	82.2	100x200	B			
871-B25673A4202A080	MKK440-D-16.7-02	92.0	116x200	B			
871-B25673A4202A040	MKK440-D-20-02	109.7	116x200	B			
871-B25673A4252A040	MKK440-D-25-02	137.1	116x200	B			
871-B25673A4282A140	MKK440-D-28-02	154.0	136x200	B			
871-B25673A4302A040	MKK440-D-30-02	164.0	136x200	B			
871-B25673A4332A040	MKK440-D-33-02	181.0	136x200	B			
Rated Voltage 480 V							
871-B25673A4062A380	MKK480-D-6.3-02	29.0	85x162	A			
871-B25673A5102A020	MKK480-D-8.3-02	38.5	100x162	B			
871-B25673A5122A520	MKK480-D-10-02	48.1	100x200	B			
871-B25673A4122A580	MKK480-D-12.5-02	58.0	100x200	B			
871-B25673A4152A080	MKK480-D-15-02	69.1	100x200	B			
871-B25673A5202A020	MKK480-D-16.7-02	77.0	116x200	B			
871-B25673A4202A080	MKK480-D-20-02	92.0	100x200	B			
871-B25673A4252A080	MKK480-D-25-02	115.0	136x200	B			
871-B25673A4282A080	MKK480-D28-02	129.0	136x200	B			
871-B25673A4302A080	MKK480-D-30-02	138.0	136x200	B			
Rated Voltage 525 V							
871-B25673A5082A320	MKK525-D-8.3-02	32.0	100x162	B			
871-B25673A5102A020	MKK525-D-10-02	38.5	100x162	B			
871-B25673A5122A520	MKK525-D-12.5-02	48.1	100x200	B			
871-B25673A5152A020	MKK525-D-15-02	57.8	100x200	B			
871-B25673A5162A720	MKK525-D-16.7-02	64.3	116x200	B			
871-B25673A5202A020	MKK525-D-20-02	77.0	116x200	B			
871-B25673A5252A020	MKK525-D-25-02	96.0	136x200	B			
871-B25673A5302A020	MKK525-D-30-02	115.0	136x200	B			

© Copyright 2014 Mouser Electronics

FEIDA MOTOR RUN CAPACITORS CBB66 - SINGLE CAPACITOR P2 ALUMINUM CAN OVAL

The EPCOS Feida Motor Run Capacitors are constructed of polypropylene film (dielectric), metallized film (electrode), with an aluminum can and metal top. Filled with PCB-free vegetable oil, the insulator material meets IEC 60335-1. The EPCOS Feida Motor Run Capacitors feature self-healing properties, a low dissipation factor, an overpressure disconnection device, and high insulation resistance. The Motor Run Capacitors meet the highest safety level P2 to IEC 60252-1 2001-02 and is IEC/EN 60335 compatible. For general sine wave applications, mainly as motor run capacitors.

Features:

- Safety Devices: Self-healing properties; Overpressure disconnector
- Low dissipation factor
- Highest safety level P2 to IEC 60252-1 2001-02
- Tolerance: ±5%
- Lead Spacing (mm): 20
- High insulation resistance
- IEC/EN 60335 compatible
- Metal can, metal top, oval shape
- Voltage range: 250 - 450VAC
- Capacitance range: 3 - 50µF
- Temperature: -40°C to +85°C
- Low losses
- RoHS Compatible to directive 202/95/EC

Construction:

- Dielectric: polypropylene film
- Electrode: Metallized film
- Aluminum can, metal top
- Filling material: Vegetable oil, PCB free
- Insulator material as per IEC 60335-1

Technical Data and Specifications:

- Reference standards: UL 810/IEC 60252-1/ EIA 456 A Jan. 89
- Safety class to IEC 60252-1 2001-02: P2
- Life expectancy to IEC 60252 2001: 250 - 450V: 10,000h (Class B)
- Life expectancy to EIA 456 A Jan. 89: 60,000 hours at 95% survival rate
- Rated capacitance CR: 3 - 50µF
- Rated voltage V_R: 250/370/400/450VAC
- Rated frequency f_R: 50/60 Hz

Typical Applications:

- For general sine wave applications, mainly as motor run capacitor

Main Applications:

- General purpose
- Air conditioning
- Household appliances

Terminals:

- 4+4 fast-on terminal #250 style

Maximum Ratings:

- Maximum permissible voltage V_{max}: 1.1 - V_R (V_R = Rated voltage)
- Maximum permissible current I_{max}: 1.3 - I_R (I_R = Rated current)

Climatic Data:

- Climatic category: 40/070/21

Test Data:

- AC test voltage terminal to terminal V_{TT}: 2.0 V_R, 10s
- Insulation voltage terminals to case: 3000 V AC, 2s
- Insulation resistance R_{ins} or time constant at 20°C, rel. Humidity ≤65% (minimum as-delivered values): 10,000 MΩ µF
- Life expectancy to EIA 456 A Jan. 89: 60,000 hours at 95% survival rate
- Dissipation factor at 20°C: ≤2.0 10^{-3} (100Hz)
- Maximum rate of voltage rise dV/dt_{max}: 10 V/µs

DIMENSIONS: mm



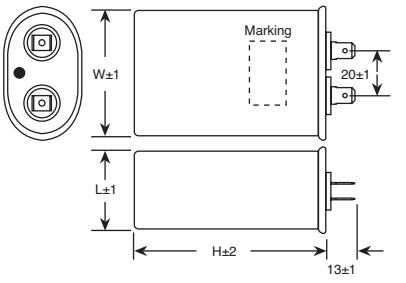

For quantities greater than listed, call for quote.

MOUSER STOCK NO.	Value (µF)	Voltage (VAC)	Max. Dimensions: mm W	H	L	Price Each 1	30	60	120
871-B33364A3305J050	3	370	51.5	55	31.5				
871-B33364A3405J050	4	370	51.5	55	31.5				
871-B33364A3505J050	5	370	51.5	55	31.5				
871-B33364A3605J050	6	370	51.5	55	31.5				
871-B33364A3755J050	7	370	51.5	55	31.5				
871-B33364A3805J050	8	370	51.5	55	31.5				
871-B33364A3106J050	10	370	51.5	65	31.5				
871-B33364A3126J550	12	370	51.5	65	31.5				
871-B33364A3156J050	15	370	51.5	75	31.5				
871-B33364A3206J050	20	370	70.0	65	45.0				
871-B33364A3256J050	25	370	70.0	65	45.0				
871-B33364A3306J050	30	370	70.0	75	45.0				
871-B33364A3356J050	35	370	70.0	75	45.0				
871-B33364A3406J050	40	370	70.0	85	45.0				
871-B33364A3456J050	45	370	70.0	100	45.0				
871-B33364A3506J050	50	370	70.0	100	45.0				
871-B33364A5305J050	3	440	51.5	55	31.5				
871-B33364A5405J050	4	440	51.5	55	31.5				
871-B33364A5505J050	5	440	51.5	55	31.5				
871-B33364A5605J050	6	440	51.5	55	31.5				
871-B33364A5755J050	7	440	51.5	55	31.5				
871-B33364A5805J050	8	440	51.5	55	31.5				
871-B33364A5106J050	10	440	51.5	65	31.5				
871-B33364A5126J550	12	440	51.5	65	31.5				
871-B33364A5206J050	20	440	70.0	65	45.0				
871-B33364A5256J050	25	440	70.0	65	45.0				
871-B33364A5306J050	30	440	70.0	75	45.0				
871-B33364A5356J050	35	440	70.0	75	45.0				
871-B33364A5406J050	40	440	70.0	85	45.0				
871-B33364A5456J050	45	440	70.0	100	45.0				
871-B33364A5506J050	50	440	70.0	100	45.0				

© Copyright 2014 Mouser Electronics

EPCOS DC Link Film Capacitors

RoHS Compliant This product is RoHS compliant.

EPCOS MKP 2/4 PINS - SWITCHING DC LINK FILM RADIAL CAPACITORS

EPCOS

DIMENSIONS: mm

Marking:
- Manufacturer's logo
- Rated Capacitance
- Tolerance
- Rated DC voltage
- Type Number

Construction:
- Dielectric: Polypropylene (MKP) film
- Wound technology
- Plastic case (UL 94V-0)
- Epoxy resin sealing

Specifications:
- Maximum operating temperature: 100°C
- DC test voltage between terminations (to IEC61017): 1.5 x V_R, 10 s / 1.65 x V_R, 2 s
- Max. peak Current: C (μF) x dv/dt (V/μs)
- Peak non-repetitive current: 1.5 x I_P

Terminals:
- Parallel wire leads, lead-free tinned

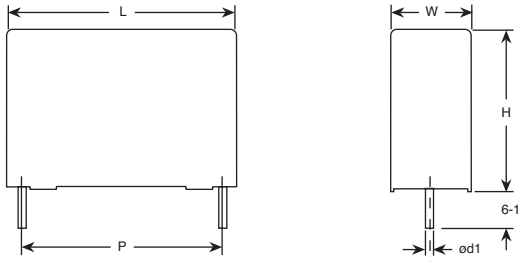

RoHS Compliant

Film Capacitors

Epcos

2 Pin Film Capacitors

For quantities greater than listed, call for quote.

MOUSER STOCK NO.	Epcos Part No.	Max. Dimensions: mm			Value (μF)	dv/dt V/uS	Lead Space (P) (mm)	Lead Dia. (mm)	Voltage (DC) (85°C)	Voltage (DC) (70°C)	Voltage (VAC rms)	Price Each			
		W	H	L								1	25	100	500
871-B32674D3225K	B32674D3225K	11.0	19.0	31.5	2.2	40	27.5	0.8	300	450	160				
871-B32674D3335K	B32674D3335K	12.5	21.5	31.5	3.3	40	27.5	0.8	300	450	160				
871-B32674D3475K	B32674D3475K	14.0	24.5	31.5	4.7	40	27.5	0.8	300	450	160				
871-B32674D3565K	B32674D3565K	15.0	24.5	31.5	5.6	40	27.5	0.8	300	450	160				
871-B32674D3685K	B32674D3685K	18.0	27.5	31.5	6.8	40	27.5	0.8	300	450	160				
871-B32674D3805K	B32674D3805K	16.0	32.0	31.5	8.0	40	27.5	0.8	300	450	160				
871-B32674D3825K	B32674D3825K	18.0	33.0	31.5	8.2	40	27.5	0.8	300	450	160				
871-B32674D3106K	B32674D3106K	21.0	31.0	31.5	10	40	27.5	0.8	300	450	160				
871-B32674D3126K	B32674D3126K	22.0	36.5	31.5	12	40	27.5	0.8	300	450	160				
871-B32674D4155K	B32674D4155K	11.0	19.0	31.5	1.5	75	27.5	0.8	450	630	275				
871-B32674D4225K	B32674D4225K	12.5	21.5	31.5	2.2	75	27.5	0.8	450	630	275				
871-B32674D4335K	B32674D4335K	15.0	24.5	31.5	3.3	75	27.5	0.8	450	630	275				
871-B32674D4475K	B32674D4475K	18.0	27.5	31.5	4.7	75	27.5	0.8	450	630	275				
871-B32674D4505K	B32674D4505K	16.0	32.0	31.5	5.0	75	27.5	0.8	450	630	275				
871-B32674D4565K	B32674D4565K	16.0	33.0	31.5	5.6	75	27.5	0.8	450	630	275				
871-B32674D4605K	B32674D4605K	21.0	31.0	31.5	6.0	75	27.5	0.8	450	630	275				
871-B32674D4685K	B32674D4685K	22.0	36.5	31.5	6.8	75	27.5	0.8	450	630	275				
871-B32674D4755K	B32674D4755K	22.0	36.5	31.5	7.5	75	27.5	0.8	450	630	275				
871-B32674D6105K	B32674D6105K	11.0	19.0	31.5	1.0	100	27.5	0.8	630	800	350				
871-B32674D6155K	B32674D6155K	12.5	21.5	31.5	1.5	100	27.5	0.8	630	800	350				
871-B32674D6225K	B32674D6225K	15.0	24.5	31.5	2.2	100	27.5	0.8	630	800	350				
871-B32674D6335K	B32674D6335K	16.0	32.0	31.5	3.3	100	27.5	0.8	630	800	350				
871-B32674D6475K	B32674D6475K	22.0	36.5	31.5	4.7	100	27.5	0.8	630	800	350				
871-B32674D6505K	B32674D6505K	22.0	36.5	31.5	5.0	100	27.5	0.8	630	800	350				
871-B32674D1684K	B32674D1684K	11.0	19.0	31.5	0.68	125	27.5	0.8	750	900	375				
871-B32674D1105K	B32674D1105K	12.5	21.5	31.5	1.0	125	27.5	0.8	750	900	375				
871-B32674D1155K	B32674D1155K	14.0	24.5	31.5	1.5	125	27.5	0.8	750	900	375				
871-B32674D1225K	B32674D1225K	18.0	27.5	31.5	2.2	125	27.5	0.8	750	900	375				
871-B32674D1335K	B32674D1335K	21.0	31.0	31.5	3.3	125	27.5	0.8	750	900	375				
871-B32674D1405K	B32674D1405K	22.0	36.5	31.5	4.0	125	27.5	0.8	750	900	375				
871-B32674D8684K	B32674D8684K	11.0	21.0	31.5	0.68	150	27.5	0.8	875	1050	400				
871-B32674D8105K	B32674D8105K	13.5	23.0	31.5	1.0	150	27.5	0.8	875	1050	400				
871-B32674D8155K	B32674D8155K	18.0	27.5	31.5	1.5	150	27.5	0.8	875	1050	400				
871-B32674D8225K	B32674D8225K	18.0	33.0	31.5	2.2	150	27.5	0.8	875	1050	400				
871-B32674D8305K	B32674D8305K	22.0	36.5	31.5	3.0	150	27.5	0.8	875	1050	400				
871-B32674D8474K	B32674D8474K	11.0	19.0	31.5	0.47	100	27.5	0.8	875	1050	400				
871-B32676E3335K	B32676E3335K	12.0	22.0	42.0	3.3	22	37.5	1.0	300	450	160				
871-B32676E3475K	B32676E3475K	12.0	22.0	42.0	4.7	22	37.5	1.0	300	450	160				
871-B32676E3565K	B32676E3565K	14.0	25.0	42.0	5.6	22	37.5	1.0	300	450	160				
871-B32676E3685K	B32676E3685K	16.0	28.5	42.0	6.8	22	37.5	1.0	300	450	160				
871-B32676E3106K	B32676E3106K	18.0	32.5	42.0	10	22	37.5	1.0	300	450	160				
871-B32676E3126K	B32676E3126K	18.0	32.5	42.0	12	22	37.5	1.0	300	450	160				
871-B32676E3156K	B32676E3156K	20.0	39.5	42.0	15	22	37.5	1.0	300	450	160				
871-B32676E3206K	B32676E3206K	28.0	37.0	42.0	20	22	37.5	1.0	300	450	160				
871-B32676E3226K	B32676E3226K	28.0	42.5	42.0	22	22	37.5	1.0	300	450	160				
871-B32676E3256K	B32676E3256K	28.0	42.5	42.0	25	22	37.5	1.0	300	450	160				
871-B32676E3306K	B32676E3306K	30.0	45.0	42.0	30	22	37.5	1.0	300	450	160				
871-B32676E4305K	B32676E4305K	12.0	22.0	42.0	3.0	54	37.5	1.0	450	630	275				
871-B32676E4335K	B32676E4335K	14.0	25.0	42.0	3.3	54	37.5	1.0	450	630	275				
871-B32676E4475K	B32676E4475K	16.0	28.5	42.0	4.7	54	37.5	1.0	450	630	275				
871-B32676E4565K	B32676E4565K	16.0	28.5	42.0	5.6	54	37.5	1.0	450	630	275				
871-B32676E4685K	B32676E4685K	18.0	32.5	42.0	6.8	54	37.5	1.0	450	630	275				
871-B32676E4106K	B32676E4106K	20.0	39.5	42.0	10	54	37.5	1.0	450	630	275				
871-B32676E4206K	B32676E4206K	30.0	45.0	42.0	20	54	37.5	1.0	450	630	275				
871-B32676E6205K	B32676E6205K	12.0	22.0	42.0	2.0	73	37.5	1.0	630	800	350				
871-B32676E6275K	B32676E6275K	14.0	25.0	42.0	2.7	73	37.5	1.0	630	800	350				
871-B32676E6335K	B32676E6335K	16.0	28.5	42.0	3.3	73	37.5	1.0	630	800	350				
871-B32676E6405K	B32676E6405K	16.0	28.5	42.0	4.0	73	37.5	1.0	630	800	350				
871-B32676E6475K	B32676E6475K	18.0	32.5	42.0	4.7	73	37.5	1.0	630	800	350				
871-B32676E6685K	B32676E6685K	20.0	39.5	42.0	6.8	73	37.5	1.0	630	800	350				
871-B32676E6755K	B32676E6755K	20.0	39.5	42.0	7.5	73	37.5	1.0	630	800	350				
871-B32676E6825K	B32676E6825K	28.0	37.0	42.0	8.2	73	37.5	1.0	630	800	350				

© Copyright 2014 Mouser Electronics

© Copyright 2014 Mouser Electronics

EPCOS DC Link Film Capacitors

RoHS Compliant This product is RoHS compliant.

EPCOS MKP 2/4 PINS - SWITCHING DC LINK FILM CAPACITORS

Marking:
- Manufacturer's logo
- Rated Capacitance
- Tolerance
- Rated DC voltage
- Type Number

RoHS Compliant

Construction:
- Dielectric: Polypropylene (MKP) film
- Wound technology
- Plastic case (UL94V-0)
- Epoxy resin sealing

Specifications:
- Maximum operating temperature: 100°C
- DC test voltage between terminations (to IEC61017): 1.5 x V_R, 10 s / 1.65 x V_R, 2 s
- Max. peak Current: C (μF) x dv/dt (V/μs)
- Peak non-repetitive current: 1.5 x I_P

Terminals:
- Parallel wire leads, lead-free tinned

DIMENSIONS: mm

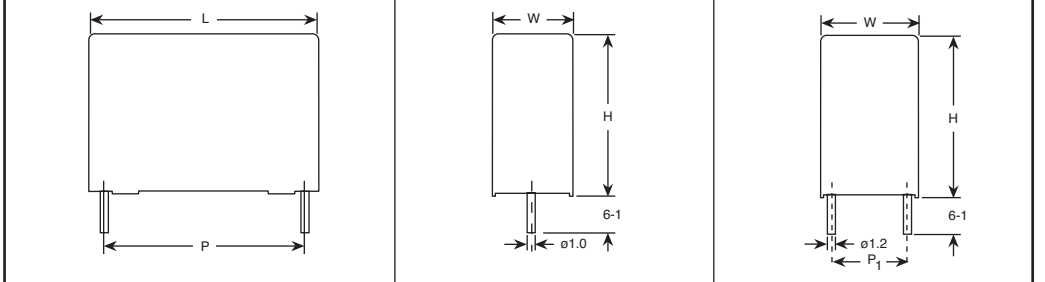

2 Pin Film Capacitors

For quantities greater than listed, call for quote.

MOUSER STOCK NO.	Epcos Part No.	Max. Dimensions: (mm) W	H	L	Value (μF)	dv/dt V/uS	Lead Space (P) (mm)	Voltage (DC) 85ºC	70ºC	Voltage (VAC rms)	Price Each 1	25	100	500
871-B32676E6106K	B32676E6106K	28.0	42.5	42.0	10	73	37.5	630	800	350				
871-B32676E6126K	B32676E6126K	28.0	42.5	42.0	12	73	37.5	630	800	350				
871-B32676E6146K	B32676E6146K	30.0	45.0	42.0	14	73	37.5	630	800	350				
871-B32676E1205K	B32676E1205K	14.0	25.0	42.0	2.0	85	37.5	750	900	375				
871-B32676E1475K	B32676E1475K	20.0	39.5	42.0	4.7	85	37.5	750	900	375				
871-B32676E1565K	B32676E1565K	20.0	39.5	42.0	5.6	85	37.5	750	900	375				
871-B32676E1685K	B32676E1685K	28.0	37.0	42.0	6.8	85	37.5	750	900	375				
871-B32676E1905K	B32676E1905K	28.0	42.5	42.0	9.0	85	37.5	750	900	375				
871-B32676E1106K	B32676E1106K	30.0	45.0	42.0	10	85	37.5	750	900	375				
871-B32676E8105K	B32676E8105K	12.0	22.0	42.0	1.0	100	37.5	875	1050	400				
871-B32676E8155K	B32676E8155K	18.0	27.5	31.5	1.5	100	37.5	875	1050	400				
871-B32676E8225K	B32676E8225K	16.0	28.5	42.0	2.2	100	37.5	875	1050	400				
871-B32676E8335K	B32676E8335K	20.0	39.5	42.0	3.3	100	37.5	875	1050	400				
871-B32676E8405K	B32676E8405K	20.0	39.5	42.0	4.0	100	37.5	875	1050	400				
871-B32676E8475K	B32676E8475K	28.0	37.0	42.0	4.7	100	37.5	875	1050	400				
871-B32676E8755K	B32676E8755K	30.0	45.0	42.0	7.5	100	37.5	875	1050	400				

4 Pin Film Capacitors

For quantities greater than listed, call for quote.

MOUSER STOCK NO.	Epcos Part No.	Max. Dimensions: (mm) W	H	L	Value (μF)	dv/dt V/uS	Lead Space (mm) P	P_1	Voltage (DC) 85ºC	70ºC	Voltage (VAC rms)	Price Each 1	25	100	500
871-B32676G3156K	B32676G3156K	20.0	39.5	42.0	15	22	37.5	10.2	300	450	160				
871-B32676G3206K	B32676G3206K	28.0	37.0	42.0	20	22	37.5	10.2	300	450	160				
871-B32676G3226K	B32676G3226K	28.0	42.5	42.0	22	22	37.5	20.3	300	450	160				
871-B32676G3256K	B32676G3256K	28.0	42.5	42.0	25	22	37.5	20.3	300	450	160				
871-B32676G3306K	B32676G3306K	30.0	45.0	42.0	30	15	37.5	20.3	300	450	160				
871-B32678G3306K	B32678G3306K	30.0	45.0	57.5	33	15	52.5	20.3	300	450	160				
871-B32678G3356K	B32678G3356K	30.0	45.0	57.5	35	15	52.5	20.3	300	450	160				
871-B32678G3406K	B32678G3406K	30.0	45.0	57.5	40	15	52.5	20.3	300	450	160				
871-B32678G3476K	B32678G3476K	35.0	50.0	57.5	47	15	52.5	20.3	300	450	160				
871-B32678G3606K	B32678G3606K	35.0	50.0	57.5	60	15	52.5	20.3	300	450	160				
871-B32676G4156K	B32676G4156K	28.0	42.5	42.0	15	54	37.5	10.2	450	630	275				
871-B32676G4206K	B32676G4206K	30.0	45.0	42.0	20	54	37.5	20.3	450	630	275				
871-B32678G4206K	B32678G4206K	30.0	45.0	57.5	20	35	52.5	20.3	450	630	275				
871-B32678G4256K	B32678G4256K	30.0	45.0	57.5	25	35	52.5	20.3	450	630	275				
871-B32678G4306K	B32678G4306K	35.0	50.0	57.5	30	35	52.5	20.3	450	630	275				
871-B32678G4356K	B32678G4356K	35.0	50.0	57.5	35	35	52.5	20.3	450	630	275				
871-B32676G6685K	B32676G6685K	20.0	39.5	42.0	6.8	73	37.5	10.2	630	800	350				
871-B32676G6755K	B32676G6755K	20.0	39.5	42.0	7.5	73	37.5	10.2	630	800	350				
871-B32676G6825K	B32676G6825K	28.0	37.0	42.0	8.2	73	37.5	10.2	630	800	350				
871-B32676G6106K	B32676G6106K	28.0	42.5	42.0	10	73	37.5	20.3	630	800	350				
871-B32676G6126K	B32676G6126K	28.0	42.5	42.0	12	73	37.5	20.3	630	800	350				
871-B32676G6146K	B32676G6146K	30.0	45.0	42.0	14	73	37.5	20.3	630	800	350				
871-B32678G6156K	B32678G6156K	30.0	45.0	57.5	15	50	52.5	20.3	630	800	350				
871-B32678G6206K	B32678G6206K	35.0	50.0	57.5	20	50	52.5	20.3	630	800	350				
871-B32678G6256K	B32678G6256K	35.0	50.0	57.5	25	50	52.5	20.3	630	800	350				
871-B32676G1475K	B32676G1475K	20.0	39.5	42.0	4.7	85	37.5	10.2	750	900	375				
871-B32676G1565K	B32676G1565K	20.0	39.5	42.0	5.6	85	37.5	10.2	750	900	375				
871-B32676G1685K	B32676G1685K	28.0	37.0	42.0	6.8	85	37.5	20.3	750	900	375				
871-B32676G1905K	B32676G1905K	28.0	42.5	42.0	9.0	85	37.5	20.3	750	900	375				
871-B32676G1106K	B32676G1106K	30.0	45.0	42.0	10	85	37.5	20.3	750	900	375				
871-B32678G1156K	B32678G1156K	30.0	45.0	57.5	15	60	52.5	20.3	750	900	375				
871-B32678G1206K	B32678G1206K	35.0	50.0	57.5	20	60	52.5	20.3	750	900	375				
871-B32676G8335K	B32676G8335K	20.0	39.5	42.0	3.3	100	37.5	10.2	875	1050	400				
871-B32676G8475K	B32676G8475K	28.0	37.0	42.0	4.7	100	37.5	20.3	875	1050	400				
871-B32676G8755K	B32676G8755K	30.0	45.0	42.0	7.5	100	37.5	20.3	875	1050	400				
871-B32678G8106K	B32678G8106K	30.0	45.0	57.5	10	70	52.5	20.3	875	1050	400				
871-B32678G8156K	B32678G8156K	35.0	50.0	57.5	15	70	52.5	20.3	875	1050	400				

© Copyright 2014 Mouser Electronics
© Copyright 2014 Mouser Electronics

EPCOS Film Snubber Capacitors

RoHS Compliant **This product is RoHS compliant.**

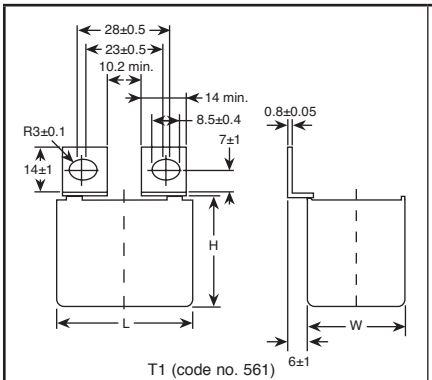

T1 (code no. 561)

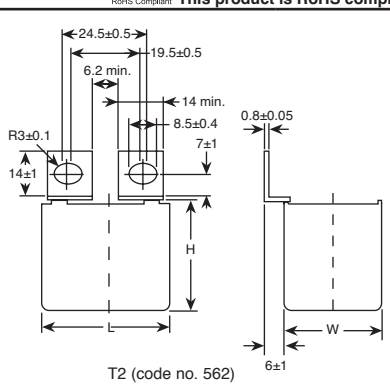

T2 (code no. 562)

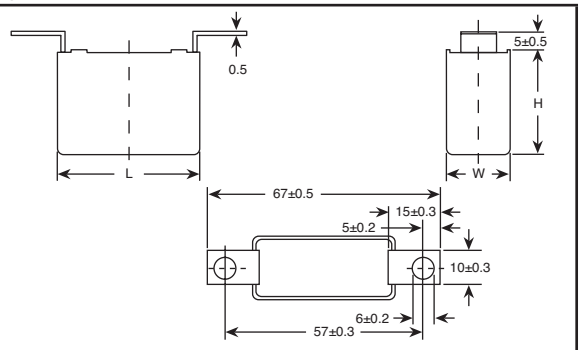

T3 (code no. 563)

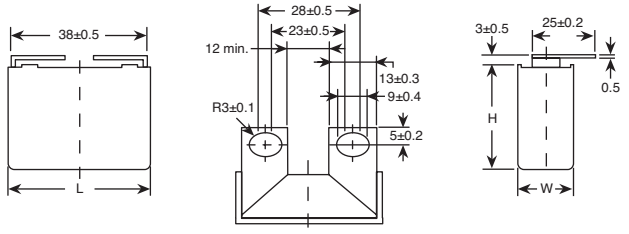

T4 (code no. 564)

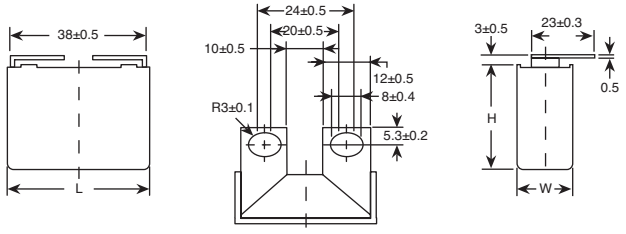

T5 (code no. 565)

DIMENSIONS: mm

EPCOS MKP SNUBBER CAPACITORS

Marking:
- Manufacturer's logo
- Ordering code
- Style (MKP)
- Rated Capacitance (coded)
- Cap
- Tolerance (code letter)
- Rated DC voltage
- Date of manufacture (coded)

Construction:
- Dielectric: Polypropylene (MKP) film
- Wound technology with internal series connection
- Plastic case (UL 94 V-0)
- Epoxy resin sealing (UL 94 V-0)

Specifications:
- Maximum operating temperature: 100°C
- Strap terminals, tinned copper (maximum torque 10 Nm)
- Max. Operating Temperature: +100°C
- Rated Temperature: +85°C -55°C

Pulse Handling Capability:
"dv/dt" values represents the maximum permissible voltage change per unit of time for non-sinusoidal voltages, expressed in V/µs.

For quantities greater than listed, call for quote.

MOUSER STOCK NO.	Epcos Part No.	Value (µF)	VDC	Terminal	Max. Dimensions: mm			dv/dt V/uS	VAC (rms)	ESR @ 100 KHz	Irms @ 100 KHz	Price Each			
					W	H	L					1	25	100	500
871-B32656S0474K563	B32656S0474K563	0.47	1000	T3	14	25	42	450	480	8	9				
871-B32656S0474K564	B32656S0474K564	0.47	1000	T4	14	25	42	450	480	8	9				
871-B32656S0474K565	B32656S0474K565	0.47	1000	T5	14	25	42	450	480	8	9				
871-B32656S0684K563	B32656S0684K563	0.68	1000	T3	16	28.5	42	450	480	6	10				
871-B32656S0684K564	B32656S0684K564	0.68	1000	T4	16	28.5	42	450	480	6	10				
871-B32656S0684K565	B32656S0684K565	0.68	1000	T5	16	28.5	42	450	480	6	10				
871-B32656S1684K561	B32656S1684K561	0.68	1600	T1	30	45	42	600	750	6	17				
871-B32656S0105K561	B32656S0105K561	1.0	1000	T1	20	39.5	42	450	480	6	12				
871-B32656S0105K562	B32656S0105K562	1.0	1000	T2	20	39.5	42	450	480	6	12				
871-B32656S0105K563	B32656S0105K563	1.0	1000	T3	20	39.5	42	450	480	6	12				
871-B32656S0105K564	B32656S0105K564	1.0	1000	T4	20	39.5	42	450	480	6	12				
871-B32656S105K564	B32656S0105K564	1.0	1000	T4	20	39.5	42	450	480	6	12				
871-B32656S0105K565	B32656S0105K565	1.0	1000	T5	20	39.5	42	450	480	6	12				
871-B32656S0125K561	B32656S0125K561	1.2	1000	T1	20	39.5	42	450	480	5	13				
871-B32656S0125K562	B32656S0125K562	1.2	1000	T2	20	39.5	42	450	480	5	13				
871-B32656S0125K563	B32656S0125K563	1.2	1000	T3	20	39.5	42	450	480	5	13				
871-B32656S0125K564	B32656S0125K564	1.2	1000	T4	20	39.5	42	450	480	5	13				
871-B32656S0125K565	B32656S0125K565	1.2	1000	T5	20	39.5	42	450	480	5	13				
871-B32656S0155K561	B32656S0155K561	1.5	1000	T1	30	45	42	450	480	5	15				
871-B32656S0155K562	B32656S0155K562	1.5	1000	T2	30	45	42	450	480	5	15				
871-B32656S0155K563	B32656S0155K563	1.5	1000	T3	30	45	42	450	480	5	15				
871-B32656S7224K563	B32656S7224K563	0.22	1250	T3	14	25	42	500	500	10	8				
871-B32656S7224K564	B32656S7224K564	0.22	1250	T4	14	25	42	500	500	10	8				
871-B32656S7224K565	B32656S7224K565	0.22	1250	T5	14	25	42	500	500	10	8				
871-B32656S7684K561	B32656S7684K561	0.68	1250	T1	20	39.5	42	500	500	6	10				
871-B32656S7684K562	B32656S7684K562	0.68	1250	T2	20	39.5	42	500	500	6	10				
871-B32656S7684K563	B32656S7684K563	0.68	1250	T3	20	39.5	42	500	500	6	10				
871-B32656S7684K564	B32656S7684K564	0.68	1250	T4	20	39.5	42	500	500	6	10				
871-B32656S7684K565	B32656S7684K565	0.68	1250	T5	20	39.5	42	500	500	6	10				
871-B32656S7105K561	B32656S7105K561	1.0	1250	T1	28	37	42	500	500	6	13				
871-B32656S7105K562	B32656S7105K562	1.0	1250	T2	28	37	42	500	500	6	13				
871-B32656S7105K563	B32656S7105K563	1.0	1250	T3	28	37	42	500	500	6	13				
871-B32686S0474J561	B32686S0474J561	0.47	1000	T1	14	25	42	2000	400	3	10				
871-B32686S0474J562	B32686S0474J562	0.47	1000	T2	14	25	42	2000	400	3	10				
871-B32686S0474J563	B32686S0474J563	0.47	1000	T3	14	25	42	2000	400	3	10				
871-B32686S7224J563	B32686S7224J563	0.22	1250	T3	14	25	42	2800	450	7	8.5				
871-B32686S7224J564	B32686S7224J564	0.22	1250	T4	14	25	42	2800	450	7	8.5				
871-B32686S7224J565	B32686S7224J565	0.22	1250	T5	14	25	42	2800	450	7	8.5				

© Copyright 2014 Mouser Electronics

© Copyright 2014 Mouser Electronics

EPCOS Film Capacitors

RoHS Compliant **This product is RoHS compliant.**

EPCOS METALLIZED POLYESTER FILM RADIAL CAPACITORS

Applications:
- Blocking, Coupling, Decoupling
- Bypass
- RFI Suppression for Automotive Applications

Construction:
- 5-15mm lead space -- Stacked Film Technology Code "D" or "C"
- 10-27mm lead space -- Wound Capacitor Technology - Code "N", "Q", "T"

RoHS Compliant

For quantities greater than listed, call for quote.

MOUSER STOCK NO.	Epcos Part No.	Value (µF)	Voltage (VDC)	Tolerance	Max. Dimensions: mm (WxHxL)	Code	Lead Spacing	Price Each 1	10	25	50
871-B32529C102K189	B32529C102K189	0.001	63	±10%	2.5 x 6.5 x 7.2	C	5.0mm				
871-B32529C103K189	B32529C103K189	0.01	63	±10%	2.5 x 6.5 x 7.2	C	5.0mm				
871-B32529C223K189	B32529C223K189	0.022	63	±10%	2.5 x 6.5 x 7.2	C	5.0mm				
871-B32529C104K189	B32529C104K189	0.1	63	±10%	2.5 x 6.5 x 7.2	C	5.0mm				
871-B32529C105K189	B32529C105K189	1.0	63	±10%	4.5 x 9.5 x 7.3	C	5.0mm				
871-B32529C155K189	B32529C155K189	1.5	63	±10%	6.0 x 10.5 x 7.5	C	5.0mm				
871-B32529D225K189	B32529D225K189	2.2	63	±10%	7.8 x 13.0 x 7.8	D	5.0mm				
871-B32529C1102K189	B32529C1102K189	0.001	100	±10%	2.5 x 6.5 x 7.2	C	5.0mm				
871-B32529C1472K189	B32529C1472K189	0.0047	100	±10%	2.5 x 6.5 x 7.2	C	5.0mm				
871-B32529C1103K189	B32529C1103K189	0.01	100	±10%	2.5 x 6.5 x 7.2	C	5.0mm				
871-B32529C1223K189	B32529C1223K189	0.022	100	±10%	2.5 x 6.5 x 7.2	C	5.0mm				
871-B32529C1683K189	B32529C1683K189	0.068	100	±10%	2.5 x 6.5 x 7.2	C	5.0mm				
871-B32529C1104K189	B32529C1104K189	0.1	100	±10%	2.5 x 6.5 x 7.2	C	5.0mm				
871-B32529D1105K189	B32529D1105K189	1.0	100	±10%	7.8 x 13.0 x 7.8	D	5.0mm				
871-B32529C3103K189	B32529C3103K189	0.01	250	±10%	2.5 x 6.5 x 7.2	C	5.0mm				

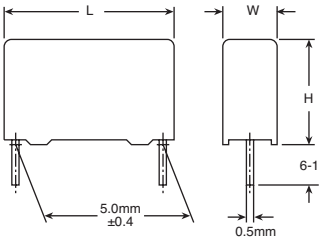

EPCOS METALLIZED POLYPROPYLENE RADIAL CAPACITORS

Applications:
- Smoothing
- High-Frequency AC Loads
- TV (Flyback)

Features:
- Wound Capacitor Technology with epoxy coating
- Very High Pulse Strength
- Self-healing properties

RoHS Compliant

For quantities greater than listed, call for quote.

MOUSER STOCK NO.	Epcos Part No.	Value (µF)	Voltage (VDC)	Voltage (VAC)	Tolerance	Max. Dimensions: mm (WxHxL)	Lead Spacing	Price Each 1	10	25	50
871-B32632A1222J10	B32632A1222J10	0.0022	1600	450	±5%	7.0 x 12.0 x 19.0	15mm				
871-B32632A1472K10	B32632A1472K10	0.0047	1600	450	±10%	9.5 x 15.5 x 19.0	15mm				
871-B32632A1103J10	B32632A1103J10	0.01	1600	450	±5%	12.5 x 17.5 x 19.0	15mm				
871-B32633A1103J10	B32633A1103J10	0.01	1600	450	±5%	8.0 x 17.0 x 27.5	22.5mm				
871-B32633A1223J10	B32633A1223J10	0.022	1600	450	±5%	11.5 x 19.5 x 27.5	22.5mm				
871-B32633A1333J10	B32633A1333J10	0.033	1600	450	±5%	15.5 x 22.5 x 27.5	22.5mm				
871-B32632A2102J10	B32632A2102J10	0.001	2000	500	±5%	7.0 x 14.0 x 27.5	22.5mm				
871-B32633A2103J10	B32633A2103J10	0.01	2000	500	±5%	10.5 x 17.5 x 27.5	22.5mm				
871-B32633A2153J10	B32633A2153J10	0.015	2000	500	±5%	13.0 x 20.5 x 27.5	22.5mm				
871-B32633A2153K10	B32633A2153K10	0.015	2000	500	±10%	13.0 x 20.5 x 27.5	22.5mm				
871-B32633A2223J10	B32633A2223J10	0.022	2000	500	±5%	15.5 x 22.5 x 27.5	22.5mm				

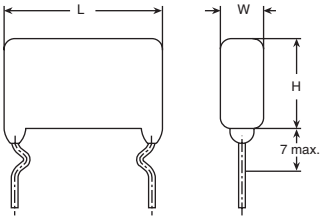

EMI SUPPRESSION METALLIZED BOX CAPACITORS

Class X2

Applications:
- "Across the Line" Applications
- Polypropylene Boxed Construction
- Epoxy Resin Sealing
- UL 1414/ UL 1286 File # E97863 / E157153

RoHS Compliant

For quantities greater than listed, call for quote.

MOUSER STOCK NO.	Epcos Part No.	Value (µF)	Voltage (VDC)	Tolerance	Max. Dimensions: mm (WxHxL)	Lead Spacing	Price Each 1	10	25	50
871-B32921C3104M	B32921C3104M	0.1	305	±20%	6.0 x 12.0 x 13.0	10mm				
871-B32922C3104M	B32922C3104M	0.1	305	±20%	5.0 x 10.5 x 18.0	15mm				
871-B32922C3334M	B32922C3334M	0.33	305	±20%	8.0 x 14.0 x 18.0	15mm				
871-B32923C3105M	B32923C3105M	1.0	305	±20%	11.0 x 20.5 x 26.5	22.5mm				

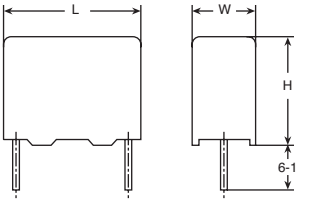

Class Y1

Applications:
- "Line to Ground" Applications
- Polypropylene Boxed Construction
- Epoxy Resin Sealing
- UL 1414 File # E97863

RoHS Compliant

For quantities greater than listed, call for quote.

MOUSER STOCK NO.	Epcos Part No.	Value (µF)	Voltage (VDC)	Tolerance	Max. Dimensions: mm (WxHxL)	Lead Spacing	Class	Price Each 1	10	25	50
871-B81123C1102M	B81123C1102M	0.001	250	±20%	5.0 x 10.5 x 18.0	15mm	Y1				
871-B81123C1222M	B81123C1222M	0.0022	250	±20%	7.0 x 12.5 x 18.0	15mm	Y1				
871-B81123C1332M	B81123C1332M	0.0033	250	±20%	8.5 x 14.5 x 18.0	15mm	Y1				
871-B81123C1472M	B81123C1472M	0.0047	250	±20%	9.0 x 17.5 x 18.0	15mm	Y1				
871-B81123C1562M	B81123C1562M	0.0056	250	±20%	7.0 x 16.0 x 26.5	22.5mm	Y1				
871-B81123C1682M	B81123C1682M	0.0068	250	±20%	8.5 x 16.5 x 26.5	22.5mm	Y1				
871-B81123C1103M	B81123C1103M	0.01	250	±20%	10.5 x 16.5 x 26.5	22.5mm	Y1				

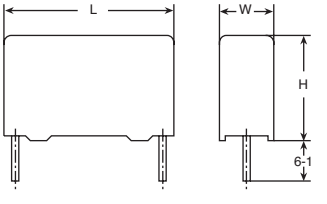

© Copyright 2014 Mouser Electronics

© Copyright 2014 Mouser Electronics

RoHS Compliant This product is RoHS compliant.

B32332 SERIES MOTOR RUN METALLIZED POLYPROPYLENE FILM CAPS P2

Features:
- Self-healing properties
- Low dissipation factor
- Highest safety level P2 to IEC 60252-1 2001-02
- Overpressure disconnection device
- High insulation resistance
- Load Life: 30,000 hr
- EN 60335-1 compliance on request

Construction:
- Aluminum can with plastic top
- Soft polyurethane resin

Terminals:
- B32332 – Double Fast on: 6.3×0.8 mm

Applications:
- For general sine wave applications, mainly as motor run capacitor

Mounting part:
- Threaded stud at bottom of can (M8, max. torque = 5 Nm)

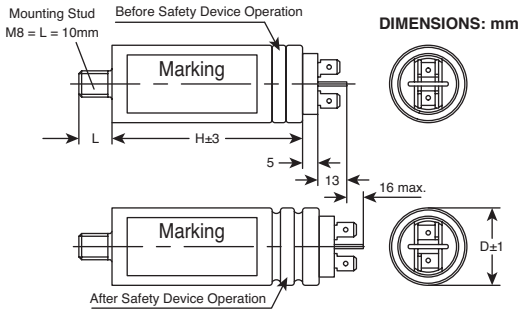

DIMENSIONS: mm

For quantities greater than listed, call for quote.

MOUSER STOCK NO.	Epcos Part No.	Value (µF)	Voltage (VAC)	Tol. (±)	Case Dia.	Dimensions: mm D x L	Price Each 1	50	100	200
871-B32332I6255J81	B32332I6255J81	2.5	450	5%	30	30x52				
871-B32332I6505J82	B32332I6505J82	5	450	5%	30	30x52				
871-B32332I6755J80	B32332I6755J80	7.5	450	5%	30	30x68				
871-B32332I6106J80	B32332I6106J80	10	450	5%	30	30x68				
871-B32332I6156J80	B32332I6156J80	15	450	5%	30	30x78				
871-B32332I6206J81	B32332I6206J81	20	450	5%	30	30x93				
871-B32332I6256J80	B32332I6256J80	25	450	5%	35	35x93				
871-B32332I6306J80	B32332I6306J80	30	450	5%	35	35x93				
871-B32332I6356J82	B32332I6356J82	35	450	5%	35	35x103				
871-B32332I6406J81	B32332I6406J81	40	450	5%	40	40x103				
871-B32332I6506J82	B32332I6506J82	50	450	5%	45	45x103				
871-B32332I6606J82	B32332I6606J82	60	450	5%	45	45x103				

MKP 2 PIN METALLIZED POLYPROPYLENE FILM RADIAL CAPACITORS

Features:
- Compact
- High ripple and peak current
- High frequency AC operation capability
- High voltage capability
- Excellent self-healing property
- Load Life: 200,000 hr
- (IEC 60068-1): 55/110/56
- Operating Temperature range: -55ºC to +125ºC

Applications:
- PFC (Power Factor Correction)

Construction:
- Wound capacitor technology
- Plastic case (UL 94 V-0)
- Epoxy resin sealing

Terminals:
- Parallel wire leads, tinned

DIMENSIONS: mm

Lead Spacing E±0.4	Lead Diameter ød	Type
10	0.6	B32671P
15	0.8	B32672P
22.5	0.8	B32673P

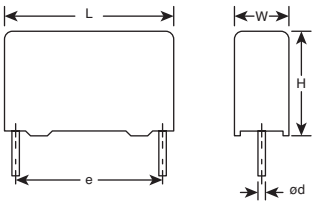

For quantities greater than listed, call for quote.

MOUSER STOCK NO.	Epcos Part No.	Value (µF)	Voltage (VDC)	Voltage (VAC)	Tol. (±)	Dimensions: mm LxWxH	Price Each 1	10	100	1000
B32671P Series										
871-B32671P4104K000	B32671P4104K000	0.1	450	160	10%	13x4x9				
871-B32671P4154K000	B32671P4154K000	0.15	450	160	10%	13x4x9				
871-B32671P4224K000	B32671P4224K000	0.22	450	160	10%	13x5x11				
871-B32671P4334K000	B32671P4334K000	0.33	450	160	10%	13x6x12				
871-B32671P4474K000	B32671P4474K000	0.47	450	160	10%	13x6x14				
871-B32671P4474M000	B32671P4474M000	0.47	450	160	10%	13x6x14				
871-B32671P4684K000	B32671P4684K000	0.68	450	160	10%	13x7x16				
871-B32671P4105K000	B32671P4105K000	1	450	160	10%	13x8x17.5				
871-B32671P5823K000	B32671P5823K000	0.082	520	200	10%	13x4x9				
871-B32671P5104K000	B32671P5104K000	0.1	520	200	10%	13x5x11				
871-B32671P5154K000	B32671P5154K000	0.15	520	200	10%	13x5x11				
871-B32671P5224K000	B32671P5224K000	0.22	520	200	10%	13x6x12				
871-B32671P6683K000	B32671P6683K000	0.068	630	200	10%	13x4x9				
871-B32671P6823K000	B32671P6823K000	0.082	630	200	10%	13x5x11				
871-B32671P6104K000	B32671P6104K000	0.1	630	200	10%	13x5x11				
871-B32671P6154K000	B32671P6154K000	0.15	630	200	10%	13x6x12				
871-B32671P6184K000	B32671P6184K000	0.18	630	200	10%	13x6x12				
B32672P Series										
871-B32672P4104K000	B32672P4104K000	0.1	450	160	10%	18x5x10.5				
871-B32672P4224K000	B32672P4224K000	0.22	450	160	10%	18x5x10.5				
871-B32672P4334K000	B32672P4334K000	0.33	450	160	10%	18x5x10.5				
871-B32672P4474K000	B32672P4474K000	0.47	450	160	10%	18x5x10.5				
871-B32672P4564K000	B32672P4564K000	0.56	450	160	10%	18x6x11				
871-B32672P4684K000	B32672P4684K000	0.68	450	160	10%	18x6x12				
871-B32672P4105K000	B32672P4105K000	1	450	160	10%	18x7x12.5				
871-B32672P4155K000	B32672P4155K000	1.5	450	160	10%	18x9x17.5				
871-B32672P4185K000	B32672P4185K000	1.8	450	160	10%	18x9x17.5				
871-B32672P4205K000	B32672P4205K000	2	450	160	10%	18x9x17.5				
871-B32672P4225K000	B32672P4225K000	2.2	450	160	10%	18x11x18.5				
871-B32672P5154K000	B32672P5154K000	0.15	520	200	10%	18x5x10.5				
871-B32672P5224K000	B32672P5224K000	0.22	520	200	10%	18x5x10.5				
871-B32672P5334K000	B32672P5334K000	0.33	520	200	10%	18x6x11				
871-B32672P5474K000	B32672P5474K000	0.47	520	200	10%	18x7x12.5				
871-B32672P5684K000	B32672P5684K000	0.68	520	200	10%	18x8.5x14.5				
871-B32672P5105K000	B32672P5105K000	1	520	200	10%	18x9x17.5				
871-B32672P5155K000	B32672P5155K000	1.5	520	200	10%	18.11x18.5				
B32673P Series										
871-B32673P4225K000	B32673P4225K000	2.2	450	160	10%	26.5x8.5x16.5				
871-B32673P6334K000	B32673P6334K000	0.33	630	200	10%	26.5x6x15				
871-B32673P6474K000	B32673P6474K000	0.47	630	200	10%	26.5x6x15				
871-B32673P6564K000	B32673P6564K000	0.56	630	200	10%	26.5x6x15				
871-B32673P6684K000	B32673P6684K000	0.68	630	200	10%	26.5x7x16				

© Copyright 2014 Mouser Electronics

© Copyright 2014 Mouser Electronics

KEMET Film Capacitors

The Capacitance Company
KEMET
CHARGED.

RoHS Compliant This product is RoHS compliant.

C4AE SERIES BOX CAPACITOR DC-LINK RADIAL 4 LEADS

Features:

- Operating temperature range: -40˚C to +85˚C
- Self-healing
- High capacitance density
- Low losses
- High ripple current
- High contact reliability
- Suitable for high frequency applications
- Tolerance: 5%

For quantities greater than listed, call for quote.

MOUSER STOCK NO.	Value (uF)	Dimensions: mm D	L	S	Price Each 1	10	25
450V							
80-C4AEGBW5350A3JJ	35	28	37	42.5			
80-C4AEGBW5500A3LJ	50	30	45	42			
80-C4AEGBW6100A3NJ	100	35	50	57.5			
80-C4AEGBW6100H3NJ	100	35	50	57.5			
700V							
80-C4AEJBW5150A3FJ	15	20	40	41.5			
80-C4AEJBW5200A3JJ	20	28	37	42.5			
80-C4AEJBW5300A3LJ	30	30	45	42			
80-C4AEJBW5450A3MJ	45	30	45	57.5			
80-C4AEJBW5550A3NJ	55	35	50	57.5			
900V							
80-C4AEOBW5120A3FJ	12	20	40	41.5			
80-C4AEOBW5140A3JJ	14	28	37	42.5			
80-C4AEOBW5160A3HJ	16	24	44	41.5			
80-C4AEOBW5200A3LJ	20	30	45	42			
80-C4AEOBW5300A3MJ	30	30	45	57.5			
80-C4AEOBW5400A3NJ	40	35	50	57.5			
80-C4AEOBW5400H3NJ	40	35	50	57.5			

DIMENSIONS: mm

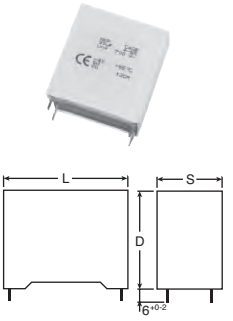

DC LINK FILM CAPACITOR

Features and Specifications:

- Tolerance: ±10%
- Temperature range: -40°C to +105°C
- Long life, 20000 hours at 90°C
- ESR at 1KHz mΩ : <0.9
- Max. RMS Current (10KHz): 100

RoHS Compliant

DIMENSIONS: mm

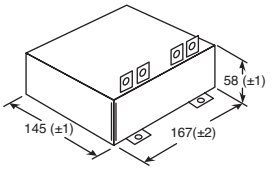

For quantities greater than listed, call for quote.

MOUSER STOCK NO.	Kemet Part No.	Volt	Value (μF)	Price Each 1	2
80-C4EEHNX7100BAUK	C4EEHNX7100BAUK	600	1000		

C4A/C4B SERIES POLYPROPYLENE FILM CAPACITORS

Features:

- Self-healing
- Low losses
- Operating temperature range: -40°C to +85°C
- High contact reliability
- High ripple current

For quantities greater than listed, call for quote.

MOUSER STOCK NO.	KEMET Part No.	Fig.	Voltage	Value (μF)	ESR 100 @ kHz (mΩ)	Dimensions: mm B	H	L	Price Each 1	5	10	25
C4A Series												
80-C4ATDBW5200A30J	C4ATDBW5200A30J	A	250	20	3.1	28	37	42.5				
80-C4ATDBW5300A30J	C4ATDBW5300A30J	A	250	30	2.6	30	45	42.5				
80-C4ATDBW5600A30J	C4ATDBW5600A30J	A	250	60	2.6	35	50	57.5				
80-C4ATFBW5100A3FJ	C4ATFBW5100A3FJ	A	400	10	2.2	20	40	41.5				
80-C4ATFBW5400A3NJ	C4ATFBW5400A3NJ	A	400	40	1.4	35	50	57.5				
80-C4ATGBW4330A3EJ	C4ATGBW4330A3EJ	A	450	3.3	2.9	18	33	32				
80-C4ATGBW4680A3GJ	C4ATGBW4680A3GJ	A	450	6.8	1.6	22	37	32				
80-C4ATGBW5150A3LJ	C4ATGBW5150A3LJ	A	450	15	1.6	30	45	42				
80-C4ATGBW5200A3MJ	C4ATGBW5200A3MJ	A	450	20	2.2	30	45	57.5				
80-C4ATHBW4900A3LJ	C4ATHBW4900A3LJ	A	600	9	1.9	30	45	42				
80-C4ATHBW5200A3NJ	C4ATHBW5200A3NJ	A	600	20	1.9	35	50	57.5				
80-C4ATJBW4500A3JJ	C4ATJBW4500A3JJ	A	700	5	2.9	30	45	57.5				
80-C4ATMBW5100A3NJ	C4ATMBW5100A3NJ	A	850	10	2.5	35	50	57.5				
C4B Series												
80-C4BTHBX4300ZAFJ	C4BTHBX4300ZAFJ	B	600	3	4.8	20	40	41.5				
80-C4BTHBX4500ZAFJ	C4BTHBX4500ZAFJ	B	600	5	2.9	20	40	41.5				
80-C4BTHBX5200ZANJ	C4BTHBX5200ZANJ	B	600	20	1.7	35	50	57.5				
80-C4BTJBX4500ZAJJ	C4BTJBX4500ZAJJ	B	700	5	2.6	28	37	42				

DIMENSIONS: mm

A

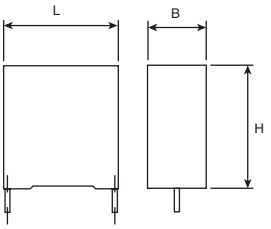

C4BS MKP SERIES BOX IGBT FILM CAPACITORS

Features:

- Self-healing
- Low losses
- Operating temperature range: -40°C to +85°C
- High contact reliability
- High ripple current

For quantities greater than listed, call for quote.

MOUSER STOCK NO.	KEMET Part No.	Fig.	Voltage	Value (μF)	ESR max @ 100kHz (mΩ)	Dimensions: mm B	H	L	Price Each 1	5	10	25
80-C4BSMBX4100ZAFJ	C4BSPBX3470ZAFJ	B	850	1	2.7	20	40	41.5				
80-C4BSMBX4200ZALJ	C4BSPBX3470ZBFJ	B	850	2	2.1	30	45	42				
80-C4BSNBX3470ZEEK	C4BSNBX4100ZBFJ	B	1000	0.47	3.9	18	33	32				
80-C4BSNBX4100ZBFJ	C4BSPBX4120ZAJJ	B	1000	1	3.7	20	40	41.5				
80-C4BSNBX4100ZAFJ	C4BSPBX4120ZBJJ	B	1000	1	3.7	20	40	41.5				
80-C4BSNBX4100ZEFJ	C4BSNBX4100ZEFJ	B	1000	1	3.7	20	40	41.5				
80-C4BSNBX4150ZAJJ	C4BSNBX4150ZAJJ	B	1000	1.5	2.5	28	37	42.5				
80-C4BSNBX4200ZALJ	C4BSNBX4200ZALJ	B	1000	2	2.0	30	45	42				
80-C4BSNBX4200ZBLJ	C4BSNBX4200ZBLJ	B	1000	2	2.0	30	45	42				
80-C4BSNBX4300ZAMJ	C4BSNBX4300ZAMJ	B	1000	3	2.8	30	45	57.5				
80-C4BSPBX3470ZAFJ	C4BSPBX3470ZAFJ	B	1200	0.47	6.7	20	40	41.5				
80-C4BSPBX3470ZBFJ	C4BSPBX3470ZBFJ	B	1200	0.47	6.7	20	40	41.5				
80-C4BSPBX3680ZBFJ	C4BSPBX3680ZBFJ	B	1200	0.68	4.7	20	40	41.5				
80-C4BSPBX4120ZAJJ	C4BSPBX4120ZAJJ	B	1200	1.2	2.8	28	37	42.5				
80-C4BSPBX4120ZBJJ	C4BSPBX4120ZBJJ	B	1200	1.2	2.8	28	37	42.5				
80-C4BSPBX4100ZAJJ	C4BSPBX4100ZAJJ	B	1200	1	3.3	28	37	42.5				
80-C4BSPBX4300ZBNJ	C4BSPBX4300ZBNJ	B	1200	3	2.5	35	50	57.5				
80-C4BSWBX3100ZAFJ	C4BSWBX3100ZAFJ	B	2000	0.1	23.3	20	40	41.5				
80-C4BSWBX3220ZAFJ	C4BSWBX3220ZAFJ	B	2000	0.22	10.7	20	40	41.5				
80-C4BSWBX3330ZAFJ	C4BSWBX3330ZAFJ	B	2000	0.33	7.2	20	40	41.5				
80-C4BSWBX3470ZAFJ	C4BSWBX3470ZAFJ	B	2000	0.47	5.1	20	40	41.5				
80-C4BSWBX3470ZBFJ	C4BSWBX3470ZBFJ	B	2000	0.47	5.1	20	40	41.5				
80-C4BSYBX3330ZALJ	C4BSYBX3330ZALJ	B	3000	0.33	5.4	30	45	42				
80-C4BSYBX3330ZBLJ	C4BSYBX3330ZBLJ	B	3000	0.33	5.4	30	45	42				

B

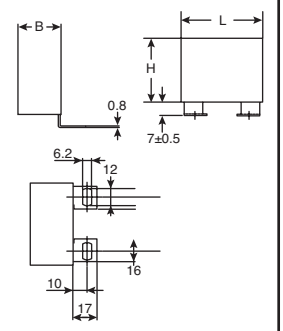

C4DE MKP SERIES LOW INDUCTANCE DC-LINK FILM CAPACITORS

Features:

- Operating temperature range: -40°C to +85°C
- Metallized polypropylene film
- Tolerance: 10%

For quantities greater than listed, call for quote.

MOUSER STOCK NO.	KEMET Part No.	Fig.	Voltage	Value (μF)	ESR @ 10 kHz (mΩ)	I RMS A	Price Each 1	5	10	25
80-C4DEFPQ6175A8TK	C4DEFPQ6175A8TK	C	400	175	0.50	4375				
80-C4DEFPQ6260A8TK	C4DEFPQ6260A8TK	C	400	260	0.62	5200				
80-C4DEFPQ6380A8TK	C4DEFPQ6380A8TK	C	400	380	0.81	5700				
80-C4DEHPQ6100A8TK	C4DEHPQ6100A8TK	C	600	100	0.60	3000				
80-C4DEHPQ6150A8TK	C4DEHPQ6150A8TK	C	600	150	0.75	3750				
80-C4DEHPQ6220A8TK	C4DEHPQ6220A8TK	C	600	220	1.00	4400				
80-C4DEIPQ5680A8TK	C4DEIPQ5680A8TK	C	800	68	0.70	2380				
80-C4DEIPQ6100A8TK	C4DEIPQ6100A8TK	C	800	100	0.90	3000				
80-C4DEIPQ6140A8TK	C4DEIPQ6140A8TK	C	800	140	1.20	3500				
80-C4DENPQ5470A8TK	C4DENPQ5470A8TK	C	1000	47	0.80	1739				
80-C4DENPQ5680A8TK	C4DENPQ5680A8TK	C	1000	68	1.10	2176				
80-C4DENPQ6100A8TK	C4DENPQ6100A8TK	C	1000	100	1.30	2700				

C

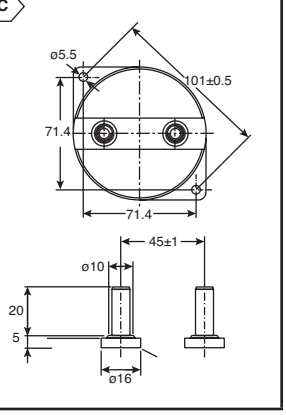

© Copyright 2014 Mouser Electronics

© Copyright 2014 Mouser Electronics

RADIAL METALLIZED POLYPROPYLENE FILM CAPACITORS

General Technical Data:
- Non-inductive type
- Operating temperature range: -40˚C to +110˚C

Typical Applications:
Interference suppression and across the line applications. Suitable for use in situations where failure of the capacitor could lead to danger of electrical shock.

For quantities greater than listed, call for quote.

MOUSER STOCK NO.	KEMET Part No.	Fig	Value (µF)	Tolerance	Class	Dimensions: mm L	H	B	Price Each 1	50	100
R41 Series											
300V											
80-R413F12200000M	R413F12200000M	A	0.0022	20%	Y2	13.0	9.0	4.0			
80-R413F13300000M	R413F13300000M	A	0.0033	20%	Y2	13.0	11.0	5.0			
80-R413F147000M1M	R413F147000M1M	A	0.0047	20%	Y2	13.0	11.0	5.0			
80-R413F11000000M	R413F11000000M	A	0.001	20%	Y2	13.0	9.0	4.0			
80-R413I22200000M	R413I22200000M	A	0.022	20%	Y2	18.0	13.5	7.5			
80-R413I21000000M	R413I21000000M	A	0.01	20%	Y2	13.0	11.0	5.0			
R46 Series											
275V											
80-R46KI22200001K1	R46KI22200001K1	A	0.022	10%	X2	18.0	11.0	5.0			
80-R46KI322000M2M	R46KI322000M2M	A	0.22	20%	X2	18.0	13.5	7.5			
80-R46KN322000M1M	R46KN322000M1M	A	0.22	20%	X2	26.5	15.0	6.0			
80-R46KI333000N1M	R46KI333000N1M	A	0.33	20%	X2	18.0	13.5	7.5			
80-R46KI333000M1M	R46KI333000M1M	A	0.33	20%	X2	18.0	16.0	10.0			
80-R46KI347000N0M	R46KI347000N0M	A	0.47	20%	X2	18.0	16.0	10.0			
80-R46KN347000N0M	R46KN347000N0M	A	0.47	20%	X2	26.5	16.0	7.0			
80-R46KN347000M1K	R46KN347000M1K	A	0.47	10%	X2	18.0	19.0	11.0			
80-R46KN410000N2M	R46KN410000N2M	A	1	20%	X2	26.5	18.5	10.0			
80-R46KR410000M1K	R46KR410000M1K	A	1	10%	X2	32.0	20.0	11.0			
80-R46KR415000M1K	R46KR415000M1K	A	1.5	10%	X2	32.0	22.0	13.0			
80-R46KR422000M2K	R46KR422000M2K	A	2.2	10%	X2	32.0	25.0	13.0			
80-R46KR422050M1M	R46KR422050M1M	A	2.205	20%	X2	32.0	28.0	14.0			

RADIAL METALLIZED POLYESTER FILM CAPACITORS

General Technical Data:
- Non-inductive type
- Operating temperature range: -55˚C to +105˚C

Typical Applications:
By-passing, blocking, coupling, decoupling, timing, oscillator circuits.

For quantities greater than listed, call for quote.

MOUSER STOCK NO.	KEMET Part No.	Fig	Value (µF)	Tolerance	Dimensions: mm L	H	B	Price Each 1	50	100
R82 Series										
50V										
80-R82CC4220Z370J	R82CC4220Z370J	B	2.2	5%	7.2	11.0	6.0			
63V										
80-R82DC3100AA50J	R82DC3100AA50J	B	0.1	5%	7.2	6.5	2.5			
80-R82DC3100DQ50J	R82DC3100DQ50J	B	0.1	5%	7.2	6.5	2.5			
80-R82DC4100CK60J	R82DC4100CK60J	B	0.1	5%	7.2	10.0	5.0			
80-R82DC3100AA50K	R82DC3100AA50K	B	0.1	10%	7.2	6.5	2.5			
80-R82DC3220AA60J	R82DC3220AA60J	B	0.22	5%	7.2	6.5	2.5			
80-R82DC3220DQ60J	R82DC3220DQ60J	B	0.22	5%	7.2	6.5	2.5			
80-R82DC3220Z360J	R82DC3220Z360J	B	0.22	5%	7.2	6.5	2.5			
80-R82DC3470AA60J	R82DC3470AA60J	B	0.47	5%	7.2	7.5	3.5			
80-R82DC3470DQ60J	R82DC3470DQ60J	B	0.47	5%	7.2	7.5	3.5			
80-R82DC4100DQ60J	R82DC4100DQ60J	B	1	5%	7.2	10.0	5.0			
100V										
80-R82EC1470DQ50J	R82EC1470DQ50J	B	0.0047	5%	7.2	6.5	2.5			
80-R82EC1470Z350J	R82EC1470Z350J	B	0.0047	5%	7.2	6.5	2.5			
80-R82EC1100DQ50J	R82EC1100DQ50J	B	0.001	5%	7.2	6.5	2.5			
80-R82EC2220DQ50J	R82EC2220DQ50J	B	0.022	5%	7.2	6.5	2.5			
80-R82EC2470DQ60J	R82EC2470DQ60J	B	0.047	5%	7.2	6.5	2.5			
80-R82EC2100AA50J	R82EC2100AA50J	B	0.01	5%	7.2	6.5	2.5			
80-R82EC2100DQ50J	R82EC2100DQ50J	B	0.01	5%	7.2	6.5	2.5			
80-R82EC3100DQ70J	R82EC3100DQ70J	B	0.1	5%	7.2	6.5	2.5			
80-R82EC3220DQ70J	R82EC3220DQ70J	B	0.22	5%	7.2	7.5	3.5			
80-R82EC3470DQ70J	R82EC3470DQ70J	B	0.47	5%	7.2	9.5	4.5			
80-R82EC4100DQ70J	R82EC4100DQ70J	B	1	5%	7.2	11.0	6.0			
80-R82EC4100Z370J	R82EC4100Z370J	B	1	5%	7.2	11.0	6.0			
250V										
80-R82IC3100DQ60J	R82IC3100DQ60J	B	0.1	5%	7.2	9.5	4.5			

SMD LDE SERIES PEN FILM CAPACITORS

General Technical Data:
- Non-inductive - Stacked technology
- Operating temperature range: -55˚C to +105˚C

For quantities greater than listed, call for quote.

MOUSER STOCK NO.	KEMET Part No.	Fig	Value (µF)	Dimensions: mm L	W	H	Price Each 1	50	100	500
50V										
80-LDECB3100KA0N00	LDECB3100KA0N00	C	0.1	3.2	2.5	2.1				
80-LDECD3470KA5N00	LDECD3470KA5N00	C	0.47	5.7	5.1	2.4				
80-LDECD4100KA0N00	LDECD4100KA0N00	C	1	5.7	5.1	4.4				
63V										
80-LDEDC3100KA5N00	LDEDC3100KA5N00	C	0.1	4.5	3.2	2.4				
100V										
80-LDEEC3100KA5N00	LDEEC3100KA5N00	C	0.1	4.5	3.2	2.4				
250V										
80-LDEID3100KA0N00	LDEID3100KA0N00	C	0.1	5.7	5.1	4.1				
630V										
80-LDEPD2100KA5N00	LDEPD2100KA5N00	C	0.1	5.7	5.1	3.0				

DIMENSIONS: mm

A

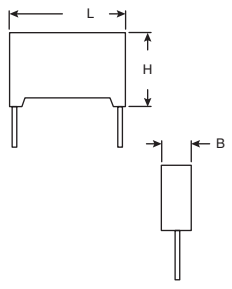

B

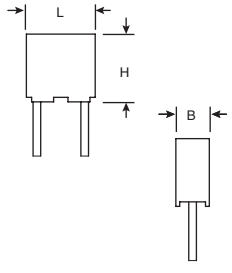

C

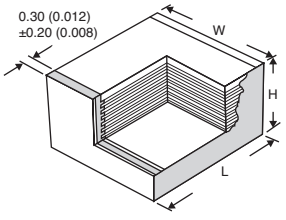

© Copyright 2014 Mouser Electronics

© Copyright 2014 Mouser Electronics

MALLORY Metallized Polyester Film Capacitors

CDE CORNELL DUBILIER

RoHS Compliant This product is RoHS compliant.

QUENCHARC® ARC SUPPRESSOR / SNUBBER NETWORKS

RoHS Compliant

Features:
- Metallized Polyester Capacitor in series with a carbon composition resistor.
- Flame Retardant epoxy coated case

Specifications:
- Operating Temperature: -55°C to +85°C
- Capacitance Tolerance: ±20%
- Resistance Tolerance: ±10%

Applications:
- Noise and Arc Suppression
- RC Snubber Network
- Relay Contact Protection
- EMI/RFI Reduction
- Noise reduction on Controllers/Drivers

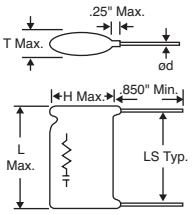

DIMENSIONS: in.

For quantities greater than listed, call for quote.

MOUSER STOCK NO.	Mallory Part No.	Value (µf)	Resistor Watts	Resistor (Ω)	Dimensions: mm W	T	H	LS	Price Each 1	25	50	100
200 VDC (125VAC)												
539-504M02QA100	504M02QA100	.50	0.5	100	27.4	9.4	16.3	20.8				
539-504M02QA220	504M02QA220	.50	0.5	220	27.4	9.4	16.3	20.8				
539-105M02QB47	105M02QB47	1	0.5	47	36.8	9.9	16.8	30.5				
600 VDC (250VAC)												
539-104M06QC22	104M06QC22	.10	0.5	22	27.4	9.9	16.8	20.8				
539-104M06QC47	104M06QC47	.10	0.5	47	27.4	9.9	16.8	20.8				
539-104M06QC100	104M06QC100	.10	0.5	100	27.4	9.9	16.8	20.8				
539-104M06QC150	104M06QC150	.10	0.5	150	27.4	9.9	16.8	20.8				
539-104MACQRL150	104MACQRL150	.10	0.5	150	27.4	11.2	16.8	20.8				

SUPPRESSOR METALLIZED POLYESTER FILM 158X SERIES - TYPE X2

RoHS Compliant

Features:
- UL and CSA Approved
- Flame retardant case meets UL94V-0
- Polyurethane end fill meets UL94V-0
- Used in applications where damage to the capacitor will not lead to the danger of electrical shock

Specifications:
- Operating temperature: -40°C to +100°C
- Voltage range: 250VRMS
- Tolerance: ±20%
- Lead material: tinned copper clad steel

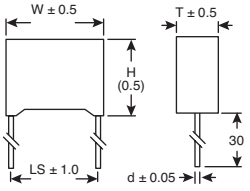

For quantities greater than listed, call for quote.

MOUSER STOCK NO.	Mallory Part No.	Value (µf)	Dimensions: mm W	T	H	LS	d	Price Each 1	50	100	500
539-158X103	158X103	.010	17.0	5.0	12.0	15.0	0.6				
539-158X223	158X223	.022	17.0	5.0	12.0	15.0	0.6				
539-158X333	158X333	.033	17.0	5.0	12.0	15.0	0.6				
539-158X473	158X473	.047	17.0	5.5	12.5	15.0	0.8				
539-158X104	158X104	.100	17.0	8.0	15.0	15.0	0.8				
539-158X224	158X224	.220	25.0	8.0	17.5	22.5	0.8				
539-158X334	158X334	.330	25.0	10.0	19.5	22.5	0.8				
539-158X474	158X474	.470	30.0	11.0	22.0	27.5	0.8				
539-158X684	158X684	.680	30.0	13.5	24.5	27.5	0.8				
539-158X105	158X105	1.0	30.5	15.0	24.5	27.5	1.0				
539-158X225	158X225	2.2	41.0	17.5	32.8	37.5	1.0				

METALLIZED POLYESTER FILM, RADIAL

RoHS Compliant

Excellent choice for general purpose applications such as blocking, bypass, decoupling, smoothing and some timing, energy storage/discharge and arc suppression.

Features:
- Non-Polar
- Low leakage
- Non inductively wound
- Epoxy Encapsulent meets UL94V-0
- Flame retardant case meets UL94V-0

Specifications:
- Voltage range: 160 series - 63V to 650V
  168 series - 50 to 400V
- Capacitance range: 160 series - .0033uF to 3.3uF
  168 series - .001uF to 1uF
- Operating temperature: -55°C to +125°C
- Tolerance: 5%,10%

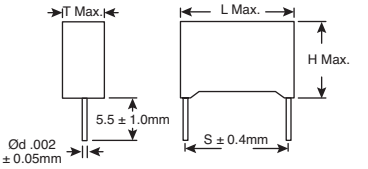

For quantities greater than listed, call for quote.

MOUSER STOCK NO.	Mallory Part No.	Vdc/Vac	Value (µF)	Tol. ±	Dimensions: mm L	I	H	S	ød	Price Each 1	50	100	500
160 Series													
539-160-474K63D-F	160474K63D-F	63/40	0.47	10%	13	5	11	10	0.8				
539-160105J63E-F	160105J63E-F	63/40	1.0	5%	13	6	12	10	0.8				
539-160104K100C-F	160104K100C-F	100/63	0.1	10%	13	4	9.5	10	0.8				
539-160224K100D-F	160224K100D-F	100/63	0.22	10%	13	5	11	10	0.8				
539-160224J100D-F	160224J100D-F	100/63	0.22	5%	13	5	11	10	0.8				
539-160334J100E-F	160334J100E-F	100/63	0.33	5%	13	6	12	10	0.8				
539-160474K100F-F	160474K100F-F	100/63	0.47	10%	13	6	12	10	0.8				
539-160105K100H-F	160105K100H-F	100/63	1.0	10%	18	7.5	13.5	15	0.8				
539-160335K100O-F	160335K100O-F	100/63	3.3	10%	26.5	10	19	22.5	0.8				
539-160333K250C-F	160333K250C-F	250/160	0.033	10%	13	4	935	10	0.8				
539-160473K250C-F	160473K250C-F	250/160	0.047	10%	13	4	935	10	0.8				
539-160104J250D-F	160104J250D-F	250/160	0.1	5%	13	5	11	10	0.8				
539-160104K250D-F	160104K250D-F	250/160	0.1	10%	13	5	11	10	0.8				
539-160224J250F-F	160224J250F-F	250/160	0.22	5%	18	5	11	15	0.8				
539-160334J250G-F	160334J250G-F	250/160	0.33	5%	18	6	12	15	0.8				
539-160105K250N-F	160105K250N-F	250/160	1.0	10%	26.5	8.5	17	22.5	0.8				
539-160335J250Q-F	160335J250Q-F	250/160	3.3	5%	32	13	22.5	27.5	0.8				
539-160104J400G-F	160104J400G-F	400/200	0.1	5%	18	6	12	15	0.8				
539-160103K630C-F	160103K630C-F	630/220	0.01	10%	13	4	9.5	10	0.8				
539-160103J630C-F	160103J630C-F	630/220	0.01	5%	13	4	9.5	10	0.8				
539-160104J630L-F	160104J630L-F	630/220	0.1	5%	26.5	6	15	22.5	0.8				
539-160222J1000C-F	160222J1000C-F	1000/250	0.0022	5%	13	4	9.5	10	0.8				
539-160104J1000N-F	160104J1000N-F	1000/250	0.1	5%	26.5	8.5	17	22.5	0.8				
168 Series													
539-168224J50C-F	168224J50C-F	50/30	0.22	5%	7.2	3.5	7.5	5	0.6				
539-168105J50G-F	168105J50G-F	50/30	1	5%	7.2	6	11	5	0.6				
539-168104J63A-F	168104J63A-F	63/40	0.1	5%	7.2	2.5	6.5	5	0.6				
539-168224J63C-F	168224J63C-F	63/40	0.22	5%	7.2	3.5	7.5	5	0.6				
539-168334K63H-F	168334K63H-F	63/40	0.33	10%	7.2	4.5	8.5	5	0.6				
539-168474J63H-F	168474J63H-F	63/40	0.47	5%	7.2	4.5	8.5	5	0.6				
539-168332J100A-F	168332J100A-F	100/63	0.0033	5%	7.2	2.5	6.5	5	0.6				
539-168472J100A-F	168472J100A-F	100/63	0.0047	5%	7.2	2.5	6.5	5	0.6				
539-168103J100A-F	168103J100A-F	100/63	0.01	5%	7.2	2.5	6.5	5	0.6				
539-168223J100A-F	168223J100A-F	100/63	0.022	5%	7.2	2.5	6.5	5	0.6				
539-168333J100C-F	168333J100C-F	100/63	0.033	5%	7.2	3.5	7.5	5	0.6				
539-168473J100C-F	168473J100C-F	100/63	0.047	5%	7.2	3.5	7.5	5	0.6				
539-168104J100H-F	168104J100H-F	100/63	0.1	5%	7.2	4.5	8.5	5	0.6				

© Copyright 2014 Mouser Electronics
© Copyright 2014 Mouser Electronics

METALLIZED POLYESTER FILM CAPACITOR

Features:

- Operating temperature range: -55°C to +125°C

NEW PRODUCT

For quantities greater than listed, call for quote.

MOUSER STOCK NO.	KEMET Part No.	Fig.	Voltage (VAC)	Value (µF)	Tol. %	Dimensions: mm B	H	L	Price Each 1	50	100	500
80-F5ABC3220JCB5M	F5ABC3220JCB5M	A	18	0.022	20	4.5	9.5	7.2				
80-F5ABC4150Z3B6M	F5ABC4150Z3B6M	A	18	0.15	20	5.0	10.0	7.2				
80-F5BHC4100Z9A7K	F5BHC4100Z9A7K	A	25	0.1	10	6.0	11.0	7.2				
80-F5DDC4100ZAA6K	F5DDC4100ZAA6K	A	63	0.1	10	4.6	9.6	7.4				
80-F5DDC4100ZAC6K	F5DDC4100ZAC6K	A	63	0.1	10	4.6	9.6	7.4				

EMI SUPPRESSOR METALLIZED POLYPROPYLENE CAPACITORS

Features:

- New improved design: Small dimensions including low profile capacitors
- Temperature range: PHE840: -55°C to +105°C; PHE850: -55°C to +110°C
- Construction metallized polypropylene winding, encapsulated in self-extinguishing material meeting the requirements of UL94V-0

✻**Included in the kit**

Applications:

- For worldwide use as electromagnetic interference suppressor in all X2 and across-the-line applications

Approvals: ENEC, UL, cUL

EMI (X & Y) ENGINEERING KIT

✻**Included in the kit (13x2 and 8 Y2)**

MOUSER STOCK NO.	Price Each 1	2
80-FLPENGKIT151		

For quantities greater than listed, call for quote.

MOUSER STOCK NO.	KEMET Part No.	Fig.	Class	Voltage (VAC)	Value (µF)	Dimensions: mm B	H	L	Tol. %	Price Each 1	50	100
✻ 80-PHE840MA5100MA01	PHE840MA5100MA01R17	B	X2	275/280	0.01	13.0	4.0	9.0	20			
✻ 80-PHE840MA5220MA01	PHE840MA5220MA01R17	B	X2	275/280	0.022	13.0	4.0	9.0	20			
✻ 80-PHE840MA5330MA01	PHE840MA5330MA01R17	B	X2	275/280	0.033	13.0	4.0	9.0	20			
✻ 80-PHE840MA5470MA02	PHE840MA5470MA02R17	B	X2	275/280	0.047	13.0	4.5	10.5	20			
✻ 80-PHE840MB6100MB05R	PHE840MB6100MB05R17	B	X2	275/280	0.1	18.0	5.5	12.5	20			
80-PHE840MB6150MB10T	PHE840MB6150MB10R17	B	X2	275/280	0.15	18.0	6.5	12.5	20			
80-PHE840MB6220MB12R	PHE840MB6220MB12R17	B	X2	275/280	0.22	18.0	8.0	15.0	20			
80-PHE840MB6470MB16R	PHE840MB6470MB16R17	B	X2	275/280	0.47	18.0	11.0	19.0	20			
80-PHE840MD6680MD18R	PHE840MD6680MD18R06	B	X2	275/280	0.68	26.0	10.5	19.0	20			
✻ 80-PHE840MK5100MK01R	PHE840MK5100MK01R17	B	X2	275/280	0.01	10.0	4.0	8.0	20			
✻ 80-PHE840MK5220MK03	PHE840MK5220MK03R17	B	X2	275/280	0.022	10.0	5.0	11.0	20			
✻ 80-PHE840MK5330MK03	PHE840MK5330MK03R17	B	X2	275/280	0.033	10.0	5.0	11.0	20			
80-PHE840MR7220MR05R	PHE840MR7220MR05R06	B	X2	275/280	2.2	41.0	13.0	24.0	20			
✻ 80-PHE840MX6220MB06	PHE840MX6220MB06R035J	B	X2	275/280	0.22	18.0	7.5	14.5	20			
80-PHE840MX6220MB06R	PHE840MX6220MB06R17	B	X2	275/280	0.22	18.0	7.5	14.5	20			
80-PHE840MY6470MD14R	PHE840MY6470MD14R06	B	X2	275/280	0.47	26.0	8.0	16.0	20			
✻ 80-PHE840MY6680MD15R	PHE840MY6680MD15R06	B	X2	275/280	0.68	26.0	9.0	18.5	20			
✻ 80-PHE840MY7100MD16R	PHE840MY7100MD16R06	B	X2	275/280	1	26.0	11.0	21.5	20			
✻ 80-PHE840MZ7100MF11R	PHE840MZ7100MF11R06	B	X2	275/280	1	31.5	10.5	20.5	20			
✻ 80-PHE840MZ7220MF14R	PHE840MZ7220MF14R06	B	X2	275/280	2.2	31.5	17.5	28.0	20			
✻ 80-PHE850EA4100MA06R	PHE850EA4100MA06R17	B	Y2	300	0.001	13.0	4.0	8.0	20			
✻ 80-PHE850EA4220MA01R	PHE850EA4220MA01R17	B	Y2	300	0.0022	13.0	4.0	9.0	20			
✻ 80-PHE850EA4330MA02	PHE850EA4330MA02R17	B	Y2	300	0.0033	13.0	4.5	10.5	20			
✻ 80-PHE850EA4470MA03R	PHE850EA4470MA03R17	B	Y2	300	0.0047	13.0	5.0	11.0	20			
✻ 80-PHE850EB5100MB04	PHE850EB5100MB04R17	B	Y2	300	0.01	18.0	5.5	10.5	20			
✻ 80-PHE850EB5470MB14	PHE850EB5470MB14R17	B	Y2	300	0.047	18.0	9.5	17.5	20			
✻ 80-PHE850ED6100MD18	PHE850ED6100MD18R06L2	B	Y2	300	0.1	26.0	10.5	19.0	20			
✻ 80-PHE850ED6220MD20	PHE850ED6220MD20R06L2	B	Y2	300	0.22	26.0	13.5	23.0	20			

METALLIZED POLYESTER RADIAL CAPACITORS

Features:

- Bypassing signal coupling
- General purpose for highest reliability
- Construction: Radial leads of tinned wire are electrically welded to the contact metal layer on the ends of the capacitor winding
- Temperature range: -55°C to +100°C

MOUSER STOCK NO.	KEMET Part No.	Fig.	Voltage (VAC)	Value (µF)	Dimensions: mm B	H	L	Tol. %	Price Each 1	50	100
80-MMK5103K63J01L4	MMK5103K63J01L4	B	63	0.01	2.5	6.5	7.2	10			
80-MMK5223K63J01L4	MMK5223K63J01L4	B	63	0.022	2.5	6.5	7.2	10			
80-MMK5473K63J01L4	MMK5473K63J01L4	B	63	0.047	2.5	6.5	7.2	10			
80-MMK5102K63J01L4	MMK5102K63J01L4	B	63	.001	2.5	6.5	7.2	10			
80-MMK5104K63J01L4	MMK5104K63J01L4	B	63	0.1	2.5	6.5	7.2	10			
80-MMK5222K63J01L4	MMK5222K63J01L4	B	63	.0022	2.5	6.5	7.2	10			
80-MMK5224K63J01L4	MMK5224K63J01L4	B	63	0.22	2.5	6.5	7.2	10			
80-MMK5472K63J01L4	MMK5472K63J01L4	B	63	.0047	2.5	6.5	7.2	10			
80-MMK5474K63J02L4	MMK5474K63J02L4	B	63	0.47	3.5	8.0	7.2	10			
80-MMK5105K63J04L4	MMK5105K63J04L4	B	63	1	5.0	10.0	7.2	10			

GENERAL PURPOSE AC/DC METALLIZED PAPER CAPACITORS

Features:

- Self-extinguishing UL94V-0 encapsulation material
- Excellent self-healing properties
- Ensures long life even when subjected to frequent overvoltages
- Good resistance to ionization due to impregnated dielectric
- High dU/dt capability
- The capacitors meet the most stringent IEC humidity class, 56 days
- The impregnated paper ensures excellent stability giving outstanding reliability properties, especially in applications having continuous operation

80-PME271Y510MR30	PME271Y510MR30	C	Y2	250	0.01	5.2	10.5	18.5	20			
80-PME271Y510MR19T0	PME271Y510MR19T0	C	Y2	250	0.01	5.2	10.5	18.5	20			
80-PME271Y510MR06	PME271Y510MR06	C	Y2	250	0.01	21.0	38.0	41.0	20			
80-PME271Y515MR30	PME271Y515MR30	C	Y2	250	0.015	5.5	11.0	18.5	20			
80-PME271Y515MR19T0	PME271Y515MR19T0	C	Y2	250	0.015	5.5	11.0	18.5	20			
80-PME271Y533MR30	PME271Y533MR30	C	Y2	250	0.033	7.6	14.0	24.0	20			
80-PME271Y547MR30	PME271Y547MR30	C	Y2	250	0.047	9.0	15.0	24.0	20			
80-PME271Y410MR30	PME271Y410MR30	C	Y2	250	.001	3.9	7.5	13.5	20			
80-PME271Y422MR30	PME271Y422MR30	C	Y2	250	.002	3.9	7.5	13.5	20			
80-PME271Y447MR30	PME271Y447MR30	C	Y2	250	.0047	5.1	10.5	13.5	20			
80-PME271M610MR19T0	PME271M610MR19T0	C	X2	275	0.1	7.6	14.0	24.0	20			
80-PME271M422MR30	PME271M422MR30	C	X2	275	0.0022	3.9	7.5	13.5	20			
80-PME271YA4220MR30	PME271YA4220MR30	C	Y2	300	.0022	3.9	7.5	13.5	20			
80-PME271YA4470MR30	PME271YA4470MR30	C	Y2	300	.0047	5.1	10.5	13.5	20			
80-PME295RB3470MRT0	PME295RB3470MR19T0	C	Y1	440	0.00047	5.5	12.5	18.0	20			
80-PME264NE6100MR30	PME264NE6100MR30	C	Y2	660	0.1	15.3	22.0	30.5	20			

METALLIZED POLYPHENYLENE SULFIDE CAPACITORS

Applications (SMR):

- Automotive and other applications with high ambient temperatures
- Applications requiring high stability and low losses.
- Offers excellent sound quality in audio applications

80-SMR10224J100A01L4	SMR10224J100A01L4	B	100	0.22	4.0	9.0	13.0	5			
80-SMW7.3473K250K95T	SMW7.3473K250K95TR12	D	250	0.047	6.0	3.2	--	10			

A

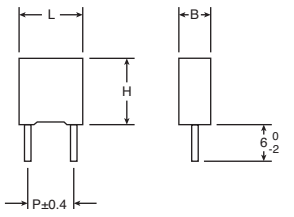

B

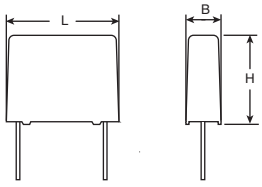

C

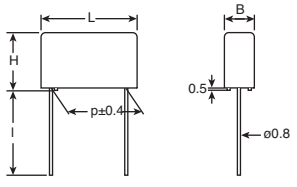

D

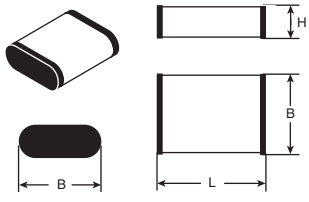

© Copyright 2014 Mouser Electronics

© Copyright 2014 Mouser Electronics

PANASONIC Metallized Polyester Film Capacitors

Panasonic

RoHS Compliant This product is RoHS compliant.

ECQEB AND ECQEF SERIES

Features:
- Small size
- Excellent electrical characteristics
- Flame retardant epoxy resin coating
- Tolerance: 10%
- Small size (ECQEB series)
- Self-healing property (ECQEF series)

Applications:
- 250VDC: High frequency and current circuits
- 450VDC: Active filter circuits

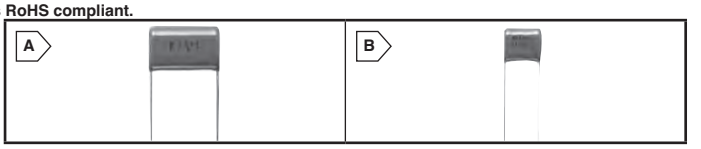

For quantities greater than listed, call for quote.

MOUSER STOCK NO.	Fig.	Value (uF)	Rated Volt	Price Each 1	25	100	250
ECQEB							
667-ECQ-E2153JB	A	0.015	250				
667-ECQ-E2103JB	A	0.010	250				
667-ECQ-E2123JB	A	0.012	250				
667-ECQ-E2183JB	A	0.018	250				
667-ECQ-E2223JB	A	0.022	250				
667-ECQ-E2273JB	A	0.027	250				
667-ECQ-E2333JB	A	0.033	250				
667-ECQ-E2393JB	A	0.039	250				
667-ECQ-E2473JB	A	0.047	250				
667-ECQ-E2563JB	A	0.056	250				
667-ECQ-E2683JB	A	0.068	250				
667-ECQ-E2823JB	A	0.082	250				
667-ECQ-E2104JB	A	0.10	250				
667-ECQ-E2124JB	A	0.12	250				
667-ECQ-E2154JB	A	0.15	250				
667-ECQ-E2184JB	A	0.18	250				
667-ECQ-E2224JB	A	0.22	250				
667-ECQ-E2274JB	A	0.27	250				
667-ECQ-E2334JB	A	0.33	250				
667-ECQ-E2394JB	A	0.39	250				
667-ECQ-E2474JB	A	0.47	250				
667-ECQ-E2564JB	A	0.56	250				
667-ECQ-E2684JB	A	0.68	250				
667-ECQ-E2824JB	A	0.82	250				
667-ECQ-E2105JB	A	1.0	250				
667-ECQ-E2125JB	A	1.2	250				
667-ECQ-E2155JB	A	1.5	250				
667-ECQ-E2185JB	A	1.8	250				
667-ECQ-E2225JB	A	2.2	250				
667-ECQ-E2275JB	A	2.7	250				
667-ECQ-E2335JB	A	3.3	250				
667-ECQ-E2395JB	A	3.9	250				
667-ECQ-E2475JB	A	4.7	250				
ECQEF							
667-ECQ-E2153JB	B	0.0015	250				
667-ECQ-E2153JF	B	0.0015	250				
667-ECQ-E4153JF	B	0.0015	400				
667-ECQ-E6152JF	B	0.0015	630				
667-ECQ-E6153JF	B	0.0015	630				
667-ECQ-E6392JF	B	0.0039	630				
667-ECQ-E2103JB	B	0.010	250				
667-ECQ-E2103JF	B	0.010	250				
667-ECQ-E4103JF	B	0.010	400				
667-ECQ-E6103JF	B	0.010	630				
667-ECQ-E2123JB	B	0.012	250				
667-ECQ-E2123JF	B	0.012	250				
667-ECQ-E4123JF	B	0.012	400				
667-ECQ-E6123JF	B	0.012	630				
667-ECQ-E2183JB	B	0.018	250				
667-ECQ-E2183JF	B	0.018	250				
667-ECQ-E4183JF	B	0.018	400				
667-ECQ-E6183JF	B	0.018	630				
667-ECQ-E2223JB	B	0.022	250				
667-ECQ-E2223JF	B	0.022	250				
667-ECQ-E4223JF	B	0.022	400				
667-ECQ-E6223JF	B	0.022	630				
667-ECQ-E2273JB	B	0.027	250				
667-ECQ-E2273JF	B	0.027	250				
667-ECQ-E4273JF	B	0.027	400				
667-ECQ-E6273JF	B	0.027	630				
667-ECQ-E2333JB	B	0.033	250				
667-ECQ-E2333JF	B	0.033	250				
667-ECQ-E4333JF	B	0.033	400				
667-ECQ-E6333JF	B	0.033	630				
667-ECQ-E2393JB	B	0.039	250				
667-ECQ-E2393JF	B	0.039	250				
667-ECQ-E4393JF	B	0.039	400				
667-ECQ-E6393JF	B	0.039	630				
667-ECQ-E1473JF	B	0.047	100				
667-ECQ-E2473JB	B	0.047	250				
667-ECQ-E2473JF	B	0.047	250				
667-ECQ-E4473JF	B	0.047	400				
667-ECQ-E6473JF	B	0.047	630				
667-ECQ-E2563JB	B	0.056	250				
667-ECQ-E2563JF	B	0.056	250				
667-ECQ-E4563JF	B	0.056	400				
667-ECQ-E6563JF	B	0.056	630				
667-ECQ-E2683JB	B	0.068	250				
667-ECQ-E2683JF	B	0.068	250				
667-ECQ-E4683JF	B	0.068	400				
667-ECQ-E6683JF	B	0.068	630				
667-ECQ-E1823JF	B	0.082	100				
667-ECQ-E2823JB	B	0.082	250				
667-ECQ-E2823JF	B	0.082	250				
667-ECQ-E4823JF	B	0.082	400				
667-ECQ-E6823JF	B	0.082	630				
667-ECQ-E2104JB	B	0.10	250				
667-ECQ-E2104JF	B	0.10	250				
667-ECQ-E4104JF	B	0.10	400				
667-ECQ-E6104JF	B	0.10	630				
667-ECQ-E1124JF	B	0.12	100				
667-ECQ-E2124JB	B	0.12	250				

For quantities greater than listed, call for quote.

MOUSER STOCK NO.	Fig.	Value (uF)	Rated Volt	Price Each 1	25	100	250
ECQEF Cont.							
667-ECQ-E2124JF	B	0.12	250				
667-ECQ-E4124JF	B	0.12	400				
667-ECQ-E6124JF	B	0.12	630				
667-ECQ-E2154JB	B	0.15	250				
667-ECQ-E2154JF	B	0.15	250				
667-ECQ-E4154JF	B	0.15	400				
667-ECQ-E6154JF	B	0.15	630				
667-ECQ-E2184JB	B	0.18	250				
667-ECQ-E2184JF	B	0.18	250				
667-ECQ-E4184JF	B	0.18	400				
667-ECQ-E6184JF	B	0.18	630				
667-ECQ-E2224JB	B	0.22	250				
667-ECQ-E2224JF	B	0.22	250				
667-ECQ-E4224JF	B	0.22	400				
667-ECQ-E6224JF	B	0.22	630				
667-ECQ-E2274JB	B	0.27	250				
667-ECQ-E2274JF	B	0.27	250				
667-ECQ-E4274JF	B	0.27	400				
667-ECQ-E6274JF	B	0.27	630				
667-ECQ-E2334JB	B	0.33	250				
667-ECQ-E2334JF	B	0.33	250				
667-ECQ-E4334JF	B	0.33	400				
667-ECQ-E6334JF	B	0.33	630				
667-ECQ-E2394JB	B	0.39	250				
667-ECQ-E2394JF	B	0.39	250				
667-ECQ-E4394JF	B	0.39	400				
667-ECQ-E6394JF	B	0.39	630				
667-ECQ-E2474JB	B	0.47	250				
667-ECQ-E2474JF	B	0.47	250				
667-ECQ-E4474JF	B	0.47	400				
667-ECQ-E6474JF	B	0.47	630				
667-ECQ-E1564JF	B	0.56	100				
667-ECQ-E2564JB	B	0.56	250				
667-ECQ-E2564JF	B	0.56	250				
667-ECQ-E4564JF	B	0.56	400				
667-ECQ-E6564JF	B	0.56	630				
667-ECQ-E1684JF	B	0.68	100				
667-ECQ-E2684JB	B	0.68	250				
667-ECQ-E2684JF	B	0.68	250				
667-ECQ-E4684JF	B	0.68	400				
667-ECQ-E6684JF	B	0.68	630				
667-ECQ-E1824JF	B	0.82	100				
667-ECQ-E2824JB	B	0.82	250				
667-ECQ-E2824JF	B	0.82	250				
667-ECQ-E4824JF	B	0.82	400				
667-ECQ-E6824JF	B	0.82	630				
667-ECQ-E1105JF	B	1.0	100				
667-ECQ-E2105JB	B	1.0	250				
667-ECQ-E2105JF	B	1.0	250				
667-ECQ-E4105JF	B	1.0	400				
667-ECQ-E6105JF	B	1.0	630				
667-ECQ-E1125JF	B	1.2	100				
667-ECQ-E2125JB	B	1.2	250				
667-ECQ-E2125JF	B	1.2	250				
667-ECQ-E4125JF	B	1.2	400				
667-ECQ-E6125JF	B	1.2	630				
667-ECQ-E1155JF	B	1.5	100				
667-ECQ-E2155JB	B	1.5	250				
667-ECQ-E2155JF	B	1.5	250				
667-ECQ-E4155JF	B	1.5	400				
667-ECQ-E6155JF	B	1.5	630				
667-ECQ-E1185JF	B	1.8	100				
667-ECQ-E2185JB	B	1.8	250				
667-ECQ-E2185JF	B	1.8	250				
667-ECQ-E4185JF	B	1.8	400				
667-ECQ-E6185JF	B	1.8	630				
667-ECQ-E1225JF	B	2.2	100				
667-ECQ-E2225JB	B	2.2	250				
667-ECQ-E2225JF	B	2.2	250				
667-ECQ-E4225JF	B	2.2	400				
667-ECQ-E6225JF	B	2.2	630				
667-ECQ-E1275JF	B	2.7	100				
667-ECQ-E2275JB	B	2.7	250				
667-ECQ-E2275JF	B	2.7	250				
667-ECQ-E1335JF	B	3.3	100				
667-ECQ-E2335JB	B	3.3	250				
667-ECQ-E2335JF	B	3.3	250				
667-ECQ-E1395JF	B	3.9	100				
667-ECQ-E2395JB	B	3.9	250				
667-ECQ-E2395JF	B	3.9	250				
667-ECQ-E1475JF	B	4.7	100				
667-ECQ-E2475JB	B	4.7	250				
667-ECQ-E2475JF	B	4.7	250				
667-ECQ-E1565JF	B	5.6	100				
667-ECQ-E2565JF	B	5.6	250				
667-ECQ-E1685JF	B	6.8	100				
667-ECQ-E2685JF	B	6.8	250				
667-ECQ-E1825JF	B	8.2	100				
667-ECQ-E2825JF	B	8.2	250				
667-ECQ-E1106JF	B	10	100				
667-ECQ-E2106JF	B	10	250				

© Copyright 2014 Mouser Electronics
© Copyright 2014 Mouser Electronics

RoHS Compliant This product is RoHS compliant.

EZP-E SERIES METALLIZED POLYPROPYLENE DC LINK FILM CAPACITORS

DIMENSIONS: mm

Features:

- High safety, Self-healing and Self-protecting function built-in
- Long product life, High reliability
- Low loss, Low ESR
- Flame retardant (case and sealing resin)
- Tolerance: ±10%
- Operating Temperature Range: -40°C to +85°C

Recommended Applications:

- For DC filtering, DC link circuit
- Solar inverters
- Wind power generation
- Industrial power supplies
- Inverter circuit in appliances



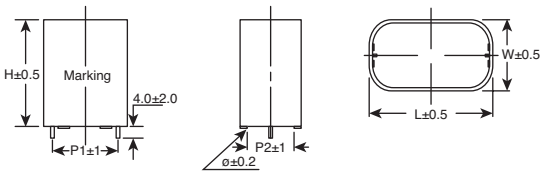

For quantities greater than listed, call for quote.

MOUSER STOCK NO.		Value (uF)	Voltage (VDC)	Dimensions: mm			Pin Type	Price Each		
Mfr.	Mfr. Part No.			L	W	H		1	10	25
667	EZP-E80106LTA	10	800	41.5	20	42	2			
667	EZP-E80156MTA	15	800	41.5	20	42	4			
667	EZP-E80206MTA	20	800	41.5	30	51	4			
667	EZP-E80256MTA	25	800	41.5	30	51	4			
667	EZP-E80306MTA	30	800	41.5	30	51	4			
667	EZP-E80356MTA	35	800	57.5	30	51	4			
667	EZP-E80406MTA	40	800	57.5	30	51	4			
667	EZP-E80456MTA	45	800	57.5	30	51	4			
667	EZP-E80506MTA	50	800	57.5	35	56	4			

For quantities greater than listed, call for quote.

MOUSER STOCK NO.		Value (uF)	Voltage (VDC)	Dimensions: mm			Pin Type	Price Each		
Mfr.	Mfr. Part No.			L	W	H		1	10	25
667	EZP-E80556MTA	55	800	57.5	35	56	4			
667	EZP-E80606MTA	60	800	57.5	35	56	4			
667	EZP-E1B106MTA	10	1100	41.5	20	42	4			
667	EZP-E1B156MTA	15	1100	41.5	30	51	4			
667	EZP-E1B206MTA	20	1100	41.5	30	51	4			
667	EZP-E1B256MTA	25	1100	57.5	30	51	4			
667	EZP-E1B306MTA	30	1100	57.5	30	51	4			
667	EZP-E1B356MTA	35	1100	57.5	35	56	4			
667	EZP-E1B406MTA	40	1100	57.5	35	56	4			

STACKED METALLIZED PPS FILM CHIP CAPACITORS

ECH-U(C) Series

Features:

- Small in size
- Low loss and excellent frequency characteristics
- For reflow soldering

Recommended Applications:

- Time-constant
- Filtering
- Oscillation and resonance
- Resonance circuit for LCD backlight inverter unit

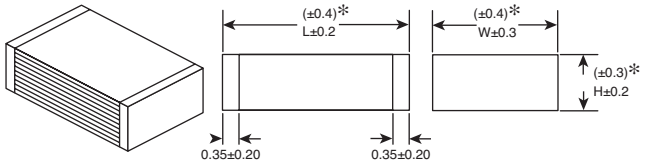

* To be applied only for size Z&Y

DIMENSIONS: mm

For quantities greater than listed, call for quote.

MOUSER STOCK NO.		Value (μF)	Voltage (VDC)	Dimensions: mm			Size Code	Price Each			
Mfr.	Mfr. Part No.			L	W	H		1	50	100	500
667	ECH-U1123GC9	0.012	100	4.8	3.3	1.4	E1				
667	ECH-U1153GC9	0.015	100	4.8	3.3	2	E2				
667	ECH-U1153JC9	0.015	100	4.8	3.3	2	E2				
667	ECH-U1183GC9	0.018	100	4.8	3.3	2	E2				
667	ECH-U1223GC9	0.022	100	4.8	3.3	2.4	E3a				
667	ECH-U1223JC9	0.022	100	4.8	3.3	2.4	E3a				
667	ECH-U1273GC9	0.027	100	4.8	3.3	2.8	E3				
667	ECH-U1273JC9	0.027	100	4.8	3.3	2.8	E3				
667	ECH-U1333GC9	0.033	100	6	4.1	1.8	D1				
667	ECH-U1333JC9	0.033	100	6	4.1	1.8	D1				
667	ECH-U1473GC9	0.047	100	6	4.1	2.4	D3				
667	ECH-U1473JC9	0.047	100	6	4.1	2.4	D3				
667	ECH-U1563GC9	0.056	100	6	4.1	2.8	D4				
667	ECH-U1683GC9	0.068	100	6	4.1	3.2	D5				
667	ECH-U1683JC9	0.068	100	6	4.1	3.2	D5				
667	ECH-U1823GC9	0.082	100	7.1	5	2.8	Z				
667	ECH-U1823JC9	0.082	100	7.1	5	2.8	Z				
667	ECH-U1103GC9	0.01	100	4.8	3.3	1.4	E1				
667	ECH-U1103JC9	0.01	100	4.8	3.3	1.4	E1				
667	ECH-U1104GC9	0.1	100	7.1	5	3	Z				
667	ECH-U1104JC9	0.1	100	7.1	5	3	Z				
667	ECH-U1124GC9	0.12	100	7.1	5	3.4	Z				
667	ECH-U1124JC9	0.12	100	7.1	5	3.4	Z				
667	ECH-U1154JCV	0.15	100	7.1	6.3	3.4	Y				
667	ECH-U1154GCV	0.15	100	7.1	6.3	3.4	Y				
667	ECH-U1184GCV	0.18	100	7.1	6.3	4	Y				
667	ECH-U1184JCV	0.18	100	7.1	6.3	4	Y				
667	ECH-U1224GCV	0.22	100	7.1	6.3	4.8	Y				
667	ECH-U1224JCV	0.22	100	7.1	6.3	4.8	Y				

ECH-U(X) Series

Features:

- Small in size (minimum size 1.6mm x 0.8mm)
- 85°C, 85% RH, W.V. X 1.0 for 500 hours
- For reflow soldering

Recommended Applications:

- Time-constant
- Filtering
- Oscillation and resonance

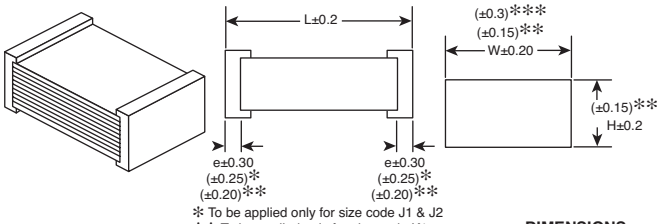

* To be applied only for size code J1 & J2
** To be applied only for size code K1
*** To be applied only for size code E1, E2, D1, D3, D4

DIMENSIONS: mm

For quantities greater than listed, call for quote.

MOUSER STOCK NO.		Value (μF)	Voltage (VDC)	Dimensions: mm			Size Code	Price Each			
Mfr.	Mfr. Part No.			L	W	H		1	50	100	500
667	ECH-U1C332GX5	0.003	16	2	1.25	0.9	J1				
667	ECH-U1C332JX5	0.003	16	2	1.25	0.9	J1				
667	ECH-U1C392GX5	0.004	16	2	1.25	0.9	J1				
667	ECH-U1C392JX5	0.004	16	2	1.25	0.9	J1				
667	ECH-U1C472JX5	0.005	16	2	1.25	0.9	J1				
667	ECH-U1C682GX5	0.007	16	2	1.25	0.9	J1				
667	ECH-U1C682JX5	0.007	16	2	1.25	0.9	J1				
667	ECH-U1C822GX5	0.008	16	2	1.25	1.1	J2				
667	ECH-U1C123GX5	0.012	16	3.2	1.6	0.9	H1				
667	ECH-U1C183GX5	0.018	16	3.2	1.6	0.9	H1				
667	ECH-U1C183JX5	0.018	16	3.2	1.6	0.9	H1				
667	ECH-U1C273JX5	0.027	16	3.2	1.6	1.1	H2				
667	ECH-U1C333GX5	0.033	16	3.2	1.6	1.1	H2				
667	ECH-U1C393GX5	0.039	16	3.2	1.6	1.5	H3				
667	ECH-U1C393JX5	0.039	16	3.2	1.6	1.5	H3				
667	ECH-U1C103JX5	0.01	16	2	1.25	1.1	J2				
667	ECH-U1H392GX5	0.004	50	3.2	1.6	0.9	H1				
667	ECH-U1H123JX5	0.012	50	3.2	2.5	1.1	G1				
667	ECH-U1H183GX5	0.018	50	3.2	2.5	1.5	G2				
667	ECH-U1H183JX5	0.018	50	3.2	2.5	1.5	G2				
667	ECH-U1H223GX5	0.022	50	3.2	2.5	1.5	G2				
667	ECH-U1H273GX5	0.027	50	3.2	2.5	1.5	G2				
667	ECH-U1H333JX5	0.033	50	3.2	2.5	2.1	G3				
667	ECH-U1H473GX9	0.047	50	4.8	3.3	1.5	E1				
667	ECH-U1H473JX9	0.047	50	4.8	3.3	1.5	E1				
667	ECH-U1H563GX9	0.056	50	4.8	3.3	1.5	E1				
667	ECH-U1H683GX9	0.068	50	4.8	3.3	1.5	E1				
667	ECH-U1H823GX9	0.082	50	4.8	3.3	2.1	E2				
667	ECH-U1H103JX5	0.01	50	3.2	1.6	1.1	H2				
667	ECH-U1H104GX9	0.1	50	4.8	3.3	2.1	E2				
667	ECH-U1H154GX9	0.15	50	6	4.1	1.9	D1				
667	ECH-U1H184GX9	0.18	50	6	4.1	2.5	D3				
667	ECH-U1H184JX9	0.18	50	6	4.1	2.5	D3				

© Copyright 2014 Mouser Electronics

© Copyright 2014 Mouser Electronics

RoHS Compliant This product is RoHS compliant.

STACKED METALLIZED PPS FILM CHIP CAPACITORS (CONT.)

ECH-U(X) Series

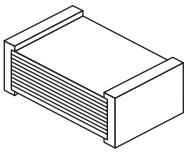

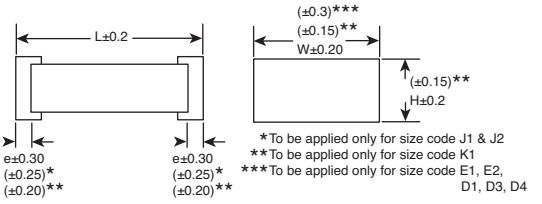

*To be applied only for size code J1 & J2
**To be applied only for size code K1
***To be applied only for size code E1, E2, D1, D3, D4

Features:
- Small in size (minimum size 1.6mm x 0.8mm)
- 85°C, 85% RH, W.V. X 1.0 for 500 hours
- For reflow soldering
- RoHS directive compliant

Recommended Applications:
- Time-constant
- Filtering
- Oscillation and resonance

For quantities greater than listed, call for quote.

MOUSER STOCK NO.		Value (μF)	Voltage (VDC)	Dimensions: mm			Size Code	Price Each			
Mfr.	Mfr. Part No.			L	W	H		1	50	100	500
667	ECH-U1C822JX5	0.0082	16	2.00	1.25	1.10	J2				
667	ECH-U1H101GX5	0.0001	50	2.00	1.25	0.90	J1				
667	ECH-U1H121GX5	0.00012	50	2.00	1.25	0.90	J1				
667	ECH-U1H121JX5	0.00012	50	2.00	1.25	0.90	J1				
667	ECH-U1H122GX5	0.0012	50	2.00	1.25	0.90	J1				
667	ECH-U1H122JX5	0.0012	50	2.00	1.25	0.90	J1				
667	ECH-U1H124JX9	0.12	50	6.00	4.10	1.90	D1				
667	ECH-U1H154JX9	0.15	50	6.00	4.10	1.90	D1				
667	ECH-U1H181GX5	0.00018	50	2.00	1.25	0.90	J1				
667	ECH-U1H181JX5	0.00018	50	2.00	1.25	0.90	J1				
667	ECH-U1H182JX5	0.0018	50	2.00	1.25	0.90	J1				
667	ECH-U1H221GX5	0.00022	50	2.00	1.25	0.90	J1				
667	ECH-U1H221JX5	0.00022	50	2.00	1.25	0.90	J1				
667	ECH-U1H222GX5	0.0022	50	2.00	1.25	0.90	J1				
667	ECH-U1H271GX5	0.00027	50	2.00	1.25	0.90	J1				
667	ECH-U1H271JX5	0.00027	50	2.00	1.25	0.90	J1				
667	ECH-U1H272GX5	0.0027	50	2.00	1.25	0.90	J1				
667	ECH-U1H331GX5	0.00033	50	2.00	1.25	0.90	J1				
667	ECH-U1H331JX5	0.00033	50	2.00	1.25	0.90	J1				
667	ECH-U1H332GX5	0.0033	50	3.20	1.60	0.90	H1				
667	ECH-U1H391GX5	0.00039	50	2.00	1.25	0.90	J1				
667	ECH-U1H392JX5	0.0039	50	3.20	1.60	0.90	H1				
667	ECH-U1H471GX5	0.00047	50	2.00	1.25	0.90	J1				
667	ECH-U1H471JX5	0.00047	50	2.00	1.25	0.90	J1				
667	ECH-U1H472GX5	0.0047	50	3.20	1.60	0.90	H1				
667	ECH-U1H472JX5	0.0047	50	3.20	1.60	0.90	H1				
667	ECH-U1H563JX9	0.056	50	4.80	3.30	1.50	E1				
667	ECH-U1H681GX5	0.00068	50	2.00	1.25	0.90	J1				
667	ECH-U1H681JX5	0.00068	50	2.00	1.25	0.90	J1				
667	ECH-U1H682GX5	0.0068	50	3.20	1.60	0.90	H1				
667	ECH-U1H682JX5	0.0068	50	3.20	1.60	0.90	H1				
667	ECH-U1H821GX5	0.00082	50	2.00	1.25	0.90	J1				
667	ECH-U1H822GX5	0.0082	50	3.20	1.60	1.10	H2				
667	ECH-U1H822JX5	0.0082	50	3.20	1.60	1.10	H2				
667	ECH-U1H823JX9	0.082	50	4.80	3.30	2.10	E2				
667	ECH-U1C101GX5	0.0001	16	1.60	0.80	0.70	K1				
667	ECH-U1C101JX5	0.0001	16	1.60	0.80	0.70	K1				
667	ECH-U1C102JX5	0.001	16	1.60	0.80	0.70	K1				
667	ECH-U1C121GX5	0.00012	16	1.60	0.80	0.70	K1				
667	ECH-U1C121JX5	0.00012	16	1.60	0.80	0.70	K1				
667	ECH-U1C122GX5	0.0012	16	1.60	0.80	0.70	K1				
667	ECH-U1C122JX5	0.0012	16	1.60	0.80	0.70	K1				
667	ECH-U1C181GX5	0.00018	16	1.60	0.80	0.70	K1				

For quantities greater than listed, call for quote.

MOUSER STOCK NO.		Value (μF)	Voltage (VDC)	Dimensions: mm			Size Code	Price Each			
Mfr.	Mfr. Part No.			L	W	H		1	50	100	500
667	ECH-U1C181JX5	0.00018	16	1.60	0.80	0.70	K1				
667	ECH-U1C182GX5	0.0018	16	1.60	0.80	0.70	K1				
667	ECH-U1C221GX5	0.00022	16	1.60	0.80	0.70	K1				
667	ECH-U1C221JX5	0.00022	16	1.60	0.80	0.70	K1				
667	ECH-U1C222JX5	0.0022	16	1.60	0.80	0.70	K1				
667	ECH-U1C271JX5	0.00027	16	1.60	0.80	0.70	K1				
667	ECH-U1C272GX5	0.0027	16	1.60	0.80	0.70	K1				
667	ECH-U1C331GX5	0.00033	16	1.60	0.80	0.70	K1				
667	ECH-U1C391JX5	0.00039	16	1.60	0.80	0.70	K1				
667	ECH-U1C471GX5	0.00047	16	1.60	0.80	0.70	K1				
667	ECH-U1C471JX5	0.00047	16	1.60	0.80	0.70	K1				
667	ECH-U1C681JX5	0.00068	16	1.60	0.80	0.70	K1				
667	ECH-U1C821JX5	0.00082	16	1.60	0.80	0.70	K1				
667	ECH-U1C104GX5	0.10	16	3.20	2.50	2.10	G3				
667	ECH-U1C473GX5	0.047	16	3.20	1.60	1.50	H3				
667	ECH-U1C333JX5	0.033	16	3.20	1.60	1.10	H2				
667	ECH-U1H393GX5	0.039	50	3.20	2.50	2.10	G3				
667	ECH-U1C473JX5	0.047	16	3.20	1.60	1.50	H3				
667	ECH-U1C683GX5	0.068	16	3.20	2.50	1.50	G2				
667	ECH-U1C683JX5	0.068	16	3.20	2.50	1.50	G2				
667	ECH-U1C823GX5	0.082	16	3.20	2.50	2.10	G3				
667	ECH-U1H273JX5	0.027	50	3.20	2.50	1.50	G2				
667	ECH-U1H393JX5	0.039	50	3.20	2.50	2.10	G3				
667	ECH-U1H223JX5	0.022	50	3.20	2.50	1.50	G2				
667	ECH-U1H101JX5	0.0001	50	2.00	1.25	0.90	J1				
667	ECH-U1H272JX5	0.0027	50	2.00	1.25	0.90	J1				
667	ECH-U1H182GX5	0.0018	50	2.00	1.25	0.90	J1				
667	ECH-U1C103GX5	0.01	16	2.00	1.25	1.10	J2				
667	ECH-U1C123JX5	0.012	16	3.20	1.60	0.90	H1				
667	ECH-U1C472GX5	0.0047	16	2.00	1.25	0.90	J1				
667	ECH-U1H102GX5	0.001	50	2.00	1.25	0.90	J1				
667	ECH-U1H103GX5	0.01	50	3.20	1.60	1.10	H2				
667	ECH-U1H222JX5	0.0022	50	2.00	1.25	0.90	J1				
667	ECH-U1H332JX5	0.0033	50	3.20	1.60	0.90	H1				
667	ECH-U1H391JX5	0.00039	50	2.00	1.25	0.90	J1				
667	ECH-U1H683JX9	0.068	50	4.80	3.30	1.50	E1				
667	ECH-U1C223GX5	0.022	16	3.20	1.60	0.90	H1				
667	ECH-U1C102GX5	0.001	16	1.60	0.80	0.70	K1				
667	ECH-U1H333GX5	0.033	50	3.20	2.50	2.10	G3				
667	ECH-U1H102JX5	0.001	50	2.00	1.25	0.90	J1				
667	ECH-U1C223JX5	0.022	16	3.20	1.60	0.90	H1				
667	ECH-U1C104JX5	0.10	16	3.20	2.50	2.10	G3				

STACKED METALLIZED PEN FILM CHIP CAPACITORS

ECW-U(C) Series

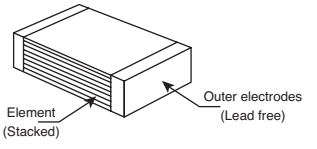

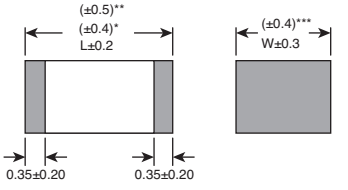

Features:
- Small in size
- For reflow soldering
- RoHS directive compliant

Recommended Applications:
- General purpose (coupling, by-pass)

PRODUCT NEW

For quantities greater than listed, call for quote.

MOUSER STOCK NO.		Value (μF)	Voltage (VDC)	Dimensions: mm			Size Code	Price Each			
Mfr.	Mfr. Part No.			L	W	H		1	50	100	500
667	ECW-U1104V33	0.10	100	4.80	3.30	2.80	E3				
667	ECW-UC2J223JV	0.022	630	7.10	6.30	3.60	Y				
667	ECW-UC2J273JV	0.027	630	7.10	6.30	4.10	Y				
667	ECW-UC2J333JV	0.033	630	7.10	6.30	5.10	Y				

* To be applied only for size Z, Y, X
** To be applied only for size V
*** To be applied only for size B, Z, Y, X, V

© Copyright 2014 Mouser Electronics

© Copyright 2014 Mouser Electronics

RoHS Compliant This product is RoHS compliant.

METALLIZED POLYPROPYLENE FILM CAPACITORS

Features:
- Small size
- Excellent frequency characteristics

PRODUCT NEW

Recommended Applications:
- 250VDC and 630VDC: High frequency and current circuits
- 450VDC: Active filter circuits
- 800VDC: Resonance circuit for power supply

RoHS Compliant

DIMENSIONS: mm

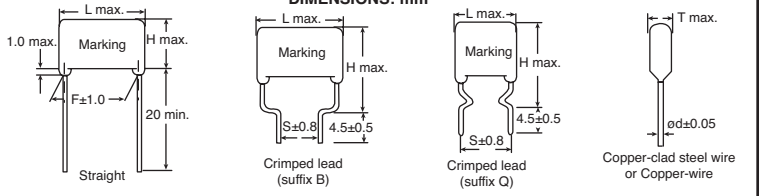

For quantities greater than listed, call for quote.

MOUSER STOCK NO.	Mfr. Part No.	Value (μF)	Volt (VDC)	Case Size (Max.) L	Case Size (Max.) T	Price Each 1	Price Each 100	Price Each 500
ECW-F(A) Series								
667—ECW-F2104JAQ		0.1	250	13.0	5.0			
667—ECW-F2124JAQ		0.12	250	13.0	5.3			
667—ECW-F2154JAQ		0.15	250	13.0	5.6			
667—ECW-F2184JAQ		0.18	250	13.0	5.9			
667—ECW-F2224JAQ		0.22	250	13.0	6.3			
667—ECW-F2334JAQ		0.33	250	13.0	7.3			
667—ECW-F2394JAQ		0.39	250	13.0	7.8			
667—ECW-F2474JAQ		0.47	250	13.0	8.4			
667—ECW-F2564JAQ		0.56	250	18.1	6.9			
667—ECW-F2684JAQ		0.68	250	18.1	7.4			
667—ECW-F2824JAQ		0.82	250	18.1	8.0			
667—ECW-F2105JA		1.0	250	18.1	8.5			
667—ECW-F2125JA		1.2	250	18.8	9.5			
667—ECW-F2155JA		1.5	250	18.8	10.5			
667—ECW-F2185JA		1.8	250	18.8	11.4			
667—ECW-F2225JA		2.2	250	18.8	12.6			
667—ECW-F2275JA		2.7	250	23.8	11.4			
667—ECW-F2335JA		3.3	250	23.8	12.5			
667—ECW-F2395JA		3.9	250	23.8	13.5			
667—ECW-F2475JA		4.7	250	23.8	14.8			
667—ECW-F2565JA		5.6	250	23.8	16.2			
667—ECW-F2685JA		6.8	250	23.8	17.8			
667—ECW-F2W104JAQ		0.1	450	13.0	5.1			
667—ECW-F2W124JAQ		0.12	450	13.0	5.4			
667—ECW-F2W154JAQ		0.15	450	13.0	5.7			
667—ECW-F2W184JAQ		0.18	450	13.0	6.1			
667—ECW-F2W224JAQ		0.22	450	13.0	6.5			
667—ECW-F2W274JAQ		0.27	450	13.0	7.0			
667—ECW-F2W334JAQ		0.33	450	13.0	7.6			
667—ECW-F2W394JAQ		0.39	450	13.0	8.1			
667—ECW-F2W474JAQ		0.47	450	13.0	8.7			
667—ECW-F2W564JA		0.56	450	18.1	7.0			
667—ECW-F2W684JA		0.68	450	18.1	7.5			
667—ECW-F2W824JA		0.82	450	18.1	8.2			
667—ECW-F2W105JA		1.0	450	18.1	9.3			
667—ECW-F2W125JA		1.2	450	18.8	9.7			
667—ECW-F2W155JA		1.5	450	18.8	10.7			
667—ECW-F2W185JA		1.8	450	18.8	11.6			
667—ECW-F2W225JA		2.2	450	18.8	12.8			
667—ECW-F2W275JA		2.7	450	26.3	10.6			
667—ECW-F2W335JA		3.3	450	26.3	11.7			
667—ECW-F2W395JA		3.9	450	26.3	12.6			
667—ECW-F2W475JA		4.7	450	26.3	13.8			
667—ECW-FA2J104J		0.10	630	18.2	5.2			
667—ECW-FA2J104J4		0.10	630	18.2	5.2			
667—ECW-FA2J104JQ		0.10	630	18.2	5.2			
667—ECW-FA2J124J		0.12	630	18.2	5.5			
667—ECW-FA2J124J4		0.12	630	18.2	5.5			
667—ECW-FA2J124JQ		0.12	630	18.2	5.5			

For quantities greater than listed, call for quote.

MOUSER STOCK NO.	Mfr. Part No.	Value (μF)	Volt (VDC)	Case Size (Max.) L	Case Size (Max.) T	Price Each 1	Price Each 100	Price Each 500
ECW-F(A) Series (Cont.)								
667—ECW-FA2J154J		0.15	630	18.2	6.0			
667—ECW-FA2J154J4		0.15	630	18.2	6.0			
667—ECW-FA2J154JQ		0.15	630	18.2	6.0			
667—ECW-FA2J184J		0.18	630	18.2	6.5			
667—ECW-FA2J184J4		0.18	630	18.2	6.5			
667—ECW-FA2J184JQ		0.18	630	18.2	6.5			
667—ECW-FA2J224J		0.22	630	18.2	7.1			
667—ECW-FA2J224J4		0.22	630	18.2	7.1			
667—ECW-FA2J224JQ		0.22	630	18.2	7.1			
667—ECW-FA2J274J		0.27	630	18.2	7.8			
667—ECW-FA2J274J4		0.27	630	18.2	7.8			
667—ECW-FA2J274JQ		0.27	630	18.2	7.8			
667—ECW-FA2J334J		0.33	630	18.2	8.5			
667—ECW-FA2J334J4		0.33	630	18.2	8.5			
667—ECW-FA2J334JQ		0.33	630	18.2	8.5			
667—ECW-FA2J394J		0.39	630	18.2	9.2			
667—ECW-FA2J394J4		0.39	630	18.2	9.2			
667—ECW-FA2J394JQ		0.39	630	18.2	9.2			
667—ECW-FA2J474J		0.47	630	18.2	10.0			
667—ECW-FA2J474J4		0.47	630	18.2	10.0			
667—ECW-FA2J474JQ		0.47	630	18.2	10.0			
667—ECW-FA2J564J		0.56	630	18.2	10.9			
667—ECW-FA2J564J4		0.56	630	18.2	10.9			
667—ECW-FA2J564JQ		0.56	630	18.2	10.9			
667—ECW-FA2J684J		0.68	630	18.2	12.0			
667—ECW-FA2J684J4		0.68	630	18.2	12.0			
667—ECW-FA2J684JQ		0.68	630	18.2	12.0			
667—ECW-FA2J824J		0.82	630	26.0	10.1			
667—ECW-FA2J824JQ		0.82	630	26.0	10.1			
667—ECW-FA2J105J		1.0	630	26.0	11.1			
667—ECW-FA2J105JQ		1.0	630	26.0	11.1			
667—ECW-FA2J125J		1.2	630	26.0	12.1			
667—ECW-FA2J125JQ		1.2	630	26.0	12.1			
667—ECW-FA2J155J		1.5	630	26.0	13.5			
667—ECW-FA2J155JQ		1.5	630	26.0	13.5			
667—ECW-FA2J185J		1.8	630	26.0	14.8			
667—ECW-FA2J185JQ		1.8	630	26.0	14.8			
667—ECW-FA2J225J		2.2	630	26.0	16.3			
667—ECW-FA2J225JQ		2.2	630	26.0	16.3			
ECW-H(A) Series								
667—ECW-H8103HA		0.010	800	15.4	5.4			
667—ECW-H8123HA		0.012	800	15.4	5.8			
667—ECW-H8153HA		0.015	800	15.4	6.2			
667—ECW-H8183HA		0.018	800	15.7	6.6			
667—ECW-H8223HA		0.022	800	15.7	7.1			
667—ECW-H8273HA		0.027	800	15.7	7.6			
667—ECW-H8333HA		0.033	800	15.7	8.4			
667—ECW-H8393HA		0.039	800	15.7	8.9			
667—ECW-H8473HA		0.047	800	15.7	9.7			

ECQ-UA SERIES - METALLIZED POLYESTER FILM CAPACITORS

In accordance with UL/CSA and European safety regulation class X2

PRODUCT NEW

Features:
- Compact
- Flame-retardant plastic case and non-combustible resin

RoHS Compliant

Recommended Applications:
- Interference suppressors

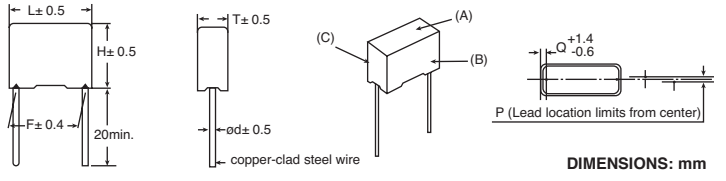

DIMENSIONS: mm

For quantities greater than listed, call for quote.

MOUSER STOCK NO.	Panasonic Part No.	Value (μF)	Dimensions: mm L	T	H	F	ød	P	Q	Price Each 1	50	100	500
667-ECQ-UAAF104K	ECQ-UAAF104K	0.10	17.5	5.0	12.0	15.0	0.60	0±0.8	1.3				
667-ECQ-UAAF154K	ECQ-UAAF154K	0.15	17.5	6.0	13.0	15.0	0.60	0±0.8	1.3				
667-ECQ-UAAF224K	ECQ-UAAF224K	0.22	17.5	7.5	14.0	15.0	0.60	0±0.8	1.3				
667-ECQ-UAAF334K	ECQ-UAAF334K	0.33	17.5	9.0	16.0	15.0	0.60	0±0.8	1.3				
667-ECQ-UAAF474K	ECQ-UAAF474K	0.47	26.0	8.5	15.0	22.5	0.80	0±0.8	1.3				
667-ECQ-UAAF684K	ECQ-UAAF684K	0.68	26.0	10.0	17.0	22.5	0.80	0±0.8	1.3				
667-ECQ-UAAF105K	ECQ-UAAF105K	1.0	26.0	12.0	19.0	22.5	0.80	0±0.8	1.3				
667-ECQ-UAAF155K	ECQ-UAAF155K	1.5	31.0	12.0	22.0	27.5	0.80	0±0.8	1.8				
667-ECQ-UAAF225K	ECQ-UAAF225K	2.2	31.0	14.5	24.5	27.5	0.80	0±0.8	1.8				

© Copyright 2014 Mouser Electronics

© Copyright 2014 Mouser Electronics

RoHS Compliant **This product is RoHS compliant.**

ECQ-U(G) AND ECQ-U(L) SERIES - METALLIZED POLYESTER FILM CAPACITORS

Features:

- Compact
- Flame-retardant plastic case and non-combustible resin
- ECQ-U(G) Voltage Rating: 250VAC (UL, CSA)
- ECQ-U(L) Voltage Rating: 300VAC (IEC60384-14)

Recommended Applications:

- Interference suppressors

DIMENSIONS: mm

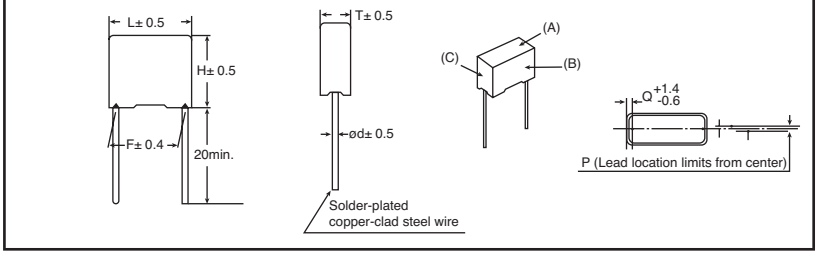

ECQ-U(G) Series

In accordance with UL/CSA and European safety regulation class X1

For quantities greater than listed, call for quote.

MOUSER STOCK NO.	Panasonic Part No.	Value (μF)	Dimensions: mm							Price Each			
			L	T	H	F	ød	P	Q	1	25	100	500
667-ECQ-U3A103MG	ECQ-U3A103MG	0.01	15	5	11.5	12.5	0.6	0±0.5	1.3				
667-ECQ-U3A104MG	ECQ-U3A104MG	0.10	15	8	15	12.5	0.6	0±0.5	1.3				
667-ECQ-U3A105MG	ECQ-U3A105MG	1.00	27	16.5	25.5	22.5	0.8	0±0.75	2.2				
667-ECQ-U3A153MG	ECQ-U3A153MG	0.015	15	5	11.5	12.5	0.6	0±0.5	1.3				
667-ECQ-U3A154MG	ECQ-U3A154MG	0.15	18	8	16.5	15	0.8	0±0.5	1.3				
667-ECQ-U3A223MG	ECQ-U3A223MG	0.022	15	5	11.5	12.5	0.6	0±0.5	1.3				
667-ECQ-U3A224MG	ECQ-U3A224MG	0.22	18	9	17.5	15	0.8	0±0.5	1.3				
667-ECQ-U3A333MG	ECQ-U3A333MG	0.033	15	6	13	12.5	0.6	0±0.5	1.3				
667-ECQ-U3A334MG	ECQ-U3A334MG	0.33	26	9	18.5	22.5	0.8	0±0.5	1.5				
667-ECQ-U3A473MG	ECQ-U3A473MG	0.047	15	6	13	12.5	0.6	0±0.5	1.3				
667-ECQ-U3A474MG	ECQ-U3A474MG	0.47	26	10.5	20	22.5	0.8	0±0.75	1.5				
667-ECQ-U3A683MG	ECQ-U3A683MG	0.068	15	8	15	12.5	0.6	0±0.5	1.3				
667-ECQ-U3A684MG	ECQ-U3A684MG	0.68	26	12.5	22	22.5	0.8	0±0.75	1.5				

ECQ-U(L) Series

In accordance with UL/CSA and European safety regulation class X2 or class Y2/X2

For quantities greater than listed, call for quote.

MOUSER STOCK NO.	Panasonic Part No.	Value (μF)	Dimensions: mm							Price Each			
			L	T	H	F	ød	P	Q	1	50	100	500
667-ECQ-U2A104KL	ECQ-U2A104KL	0.1	17.5	5.5	12	15	0.6	0±0.5	1.3				
667-ECQ-U2A185ML	ECQ-U2A185ML	1.8	30.5	19	29.5	27.5	0.8	0±0.75	1.5				
667-ECQ-U2A125ML	ECQ-U2A125ML	1.2	30.5	16.5	26	27.5	0.8	0±0.75	1.5				
667-ECQ-U2A684ML	ECQ-U2A684ML	0.68	25.5	10.5	19.5	22.5	0.8	0±0.75	1.5				
667-ECQ-U2A394ML	ECQ-U2A394ML	0.39	25.5	8.5	17.5	22.5	0.8	0±0.75	1.5				
667-ECQ-U2A392ML	ECQ-U2A392ML	0.0039	15	5	11.5	12.5	0.6	0±0.5	1.3				
667-ECQ-U2A122ML	ECQ-U2A122ML	0.0012	15	5	11.5	12.5	0.6	0±0.5	1.3				
667-ECQ-U2A123ML	ECQ-U2A123ML	0.012	15	5	11.5	12.5	0.6	0±0.5	1.3				
667-ECQ-U2A272ML	ECQ-U2A272ML	0.0027	15	5	11.5	12.5	0.6	0±0.5	1.3				
667-ECQ-U2A274ML	ECQ-U2A274ML	0.27	17.5	9.5	17.5	15	0.8	0±0.5	1.3				
667-ECQ-U2A332ML	ECQ-U2A332ML	0.0033	15	5	11.5	12.5	0.6	0±0.5	1.3				
667-ECQ-U2A334ML	ECQ-U2A334ML	0.33	17.5	9.5	17.5	15	0.8	0±0.5	1.3				
667-ECQ-U2A562ML	ECQ-U2A562ML	0.0056	15	5	11.5	12.5	0.6	0±0.5	1.3				
667-ECQ-U2A822ML	ECQ-U2A822ML	0.0082	15	5	11.5	12.5	0.6	0±0.5	1.3				
667-ECQ-U2A184ML	ECQ-U2A184ML	0.18	17.5	8	16	15	0.6	0±0.5	1.3				
667-ECQ-U2A124ML	ECQ-U2A124ML	0.12	17.5	6.5	14.5	15	0.6	0±0.5	1.3				
667-ECQ-U2A154ML	ECQ-U2A154ML	0.15	17.5	6.5	14.5	15	0.6	0±0.5	1.3				
667-ECQ-U2A393ML	ECQ-U2A393ML	0.039	15	6	13	12.5	0.6	0±0.5	1.3				
667-ECQ-U2A563ML	ECQ-U2A563ML	0.056	17.5	4.5	11.5	15	0.6	0±0.5	1.3				
667-ECQ-U2A683ML	ECQ-U2A683ML	0.068	17.5	4.5	11.5	15	0.6	0±0.5	1.3				
667-ECQ-U2A823ML	ECQ-U2A823ML	0.082	17.5	5.5	12	15	0.6	0±0.5	1.3				
667-ECQ-U2A333ML	ECQ-U2A333ML	0.033	15	6	13	12.5	0.6	0±0.5	1.3				
667-ECQ-U2A473ML	ECQ-U2A473ML	0.047	15	6	13	12.5	0.6	0±0.5	1.3				
667-ECQ-U2A682ML	ECQ-U2A682ML	0.0068	15	5	11.5	12.5	0.6	0±0.5	1.3				
667-ECQ-U2A225ML	ECQ-U2A225ML	2.2	30.5	19	29.5	27.5	0.8	0±0.75	1.5				
667-ECQ-U2A155ML	ECQ-U2A155ML	1.5	30.5	16.5	26	27.5	0.8	0±0.75	1.5				
667-ECQ-U2A472ML	ECQ-U2A472ML	0.0047	15	5	11.5	12.5	0.6	0±0.5	1.3				
667-ECQ-U2A222ML	ECQ-U2A222ML	0.0022	15	5	11.5	12.5	0.6	0±0.5	1.3				
667-ECQ-U2A152ML	ECQ-U2A152ML	0.0015	15	5	11.5	12.5	0.6	0±0.5	1.3				
667-ECQ-U2A103ML	ECQ-U2A103ML	0.01	15	5	11.5	12.5	0.6	0±0.5	1.3				
667-ECQ-U2A102ML	ECQ-U2A102ML	0.001	15	5	11.5	12.5	0.6	0±0.5	1.3				
667-ECQ-U2A153ML	ECQ-U2A153ML	0.015	15	5	11.5	12.5	0.6	0±0.5	1.3				
667-ECQ-U2A223ML	ECQ-U2A223ML	0.022	15	5	11.5	12.5	0.6	0±0.5	1.3				
667-ECQ-U2A273ML	ECQ-U2A273ML	0.027	15	5	11.5	12.5	0.6	0±0.5	1.3				
667-ECQ-U2A224ML	ECQ-U2A224ML	0.22	17.5	8	16	15	0.6	0±0.5	1.3				
667-ECQ-U2A105ML	ECQ-U2A105ML	1	25.5	12	22	22.5	0.8	0±0.75	1.5				
667-ECQ-U2A104ML	ECQ-U2A104ML	0.1	17.5	5.5	12	15	0.6	0±0.5	1.3				
667-ECQ-U2A474ML	ECQ-U2A474ML	0.47	25.5	8.5	17.5	22.5	0.8	0±0.75	1.5				
667-ECQ-U2A102KL	ECQ-U2A102KL	0.001	15	5	11.5	12.5	0.6	0±0.5	1.3				
667-ECQ-U2A222KL	ECQ-U2A222KL	0.0022	15	5	11.5	12.5	0.6	0±0.5	1.3				
667-ECQ-U2A472KL	ECQ-U2A472KL	0.0047	15	5	11.5	12.5	0.6	0±0.5	1.3				
667-ECQ-U2A822KL	ECQ-U2A822KL	0.0082	15	5	11.5	12.5	0.6	0±0.5	1.3				
667-ECQ-U2A103KL	ECQ-U2A103KL	0.01	15	5	11.5	12.5	0.6	0±0.5	1.3				
667-ECQ-U2A123KL	ECQ-U2A123KL	0.012	15	5	11.5	12.5	0.6	0±0.5	1.3				
667-ECQ-U2A223KL	ECQ-U2A223KL	0.022	15	5	11.5	12.5	0.6	0±0.5	1.3				
667-ECQ-U2A273KL	ECQ-U2A273KL	0.027	15	5	11.5	12.5	0.6	0±0.5	1.3				
667-ECQ-U2A333KL	ECQ-U2A333KL	0.033	15	6	13	12.5	0.6	0±0.5	1.3				
667-ECQ-U2A473KL	ECQ-U2A473KL	0.047	15	6	13	12.5	0.6	0±0.5	1.3				
667-ECQ-U2A563KL	ECQ-U2A563KL	0.056	17.5	4.5	11.5	15	0.6	0±0.5	1.3				
667-ECQ-U2A683KL	ECQ-U2A683KL	0.068	17.5	4.5	11.5	15	0.6	0±0.5	1.3				
667-ECQ-U2A124KL	ECQ-U2A124KL	0.12	17.5	6.5	14.5	15	0.6	0±0.5	1.3				
667-ECQ-U2A224KL	ECQ-U2A224KL	0.22	17.5	8	16	15	0.6	0±0.5	1.3				
667-ECQ-U2A274KL	ECQ-U2A274KL	0.27	17.5	9.5	17.5	15	0.8	0±0.5	1.3				
667-ECQ-U2A334KL	ECQ-U2A334KL	0.33	17.5	9.5	17.5	15	0.8	0±0.5	1.3				
667-ECQ-U2A474KL	ECQ-U2A474KL	0.47	25.5	8.5	17.5	22.5	0.8	0±0.75	1.5				
667-ECQ-U2A564KL	ECQ-U2A564KL	0.56	25.5	10.5	19.5	22.5	0.8	0±0.75	1.5				
667-ECQ-U2A684KL	ECQ-U2A684KL	0.68	25.5	10.5	19.5	22.5	0.8	0±0.75	1.5				
667-ECQ-U2A105KL	ECQ-U2A105KL	1	25.5	12	22	22.5	0.8	0±0.75	1.5				
667-ECQ-U2A155KL	ECQ-U2A155KL	1.5	30.5	16.5	26	27.5	0.8	0±0.75	1.5				
667-ECQ-U2A225KL	ECQ-U2A225KL	2.2	30.5	19	29.5	27.5	0.8	0±0.75	1.5				

© Copyright 2014 Mouser Electronics

© Copyright 2014 Mouser Electronics

RoHS Compliant **This product is RoHS compliant.**

DIMENSIONS: mm

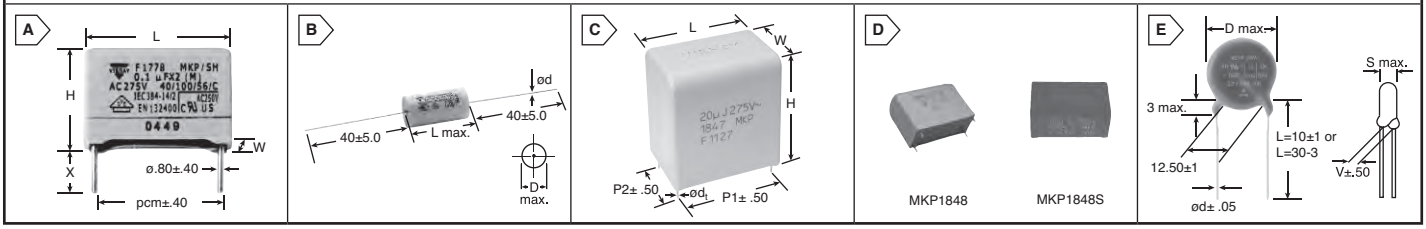

F1772 SUPPRESSION AC-CAPACITORS (MKT) CLASS X2 275VAC

Specifications:
- Construction: metalized polyester film capacitor
- Coating: plastic case, epoxy resin sealed, flame retardant; UL 94V-0

For quantities greater than listed, call for quote

MOUSER STOCK NO.		Fig.	Value	Tol.	Dimensions: mm					Price Each		
Mfr.	Mfr. Part No.		(µF)	%	X	pcm	W	H	L	1	50	100
75	F17723472000	A	0.047	10	6	15	6.3	12.3	17.8			
75	F17724102000	A	0.1	10	6	15	8.3	14.4	17.8			
75	F17724222000	A	0.22	10	6	22.5	8.3	16.4	26.2			
75	F17724332000	A	0.33	10	6	22.5	10.3	18.4	26.2			
75	F17724472000	A	0.47	10	6	27.5	11.0	20.3	31.2			
75	F17724472200	A	0.047	20	6	27.5	11	20.3	31.2			
75	F17724472030	A	0.047	10	30	27.5	11	20.3	31.2			
75	F17724682000	A	0.68	10	6	27.5	13.3	23.3	31.2			
75	F17725102000	A	1.0	10	6	27.5	14.5	24.4	31.2			
75	F17725222000	A	2.2	10	6	37.5	17.9	32.4	41.2			

F1710 SUPPRESSION AC-CAPACITORS (MKT) CLASS Y2 250VAC

Specifications:
- Construction: polyester film
- Coating: plastic case, epoxy resin sealed, flame retardant, UL-class 94V-0

For quantities greater than listed, call for quote.

MOUSER STOCK NO.		Fig.	Value	Tol.	Dimensions: mm					Price Each		
Mfr.	Mfr. Part No.		(µF)	%	X	pcm	W	H	L	1	50	500
75	F17102101000	A	1000pF	20	6	15	5.3	10.3	17.8			
75	F17102221000	A	2200pF	20	6	15	5.3	10.3	17.8			
75	F17102471000	A	4700pF	20	6	15	5.3	10.3	17.8			
75	F17103101000	A	0.01	20	6	15	6.3	12.3	17.8			
75	F17103101030	A	0.01	20	30	15	6.3	12.3	17.8			
75	F17103151000	A	0.015	20	6	15	7.3	13.3	17.8			
75	F17103221000	A	0.022	20	6	15	8.3	17.3	17.8			
75	F17103471000	A	0.047	20	6	22.5	8.2	16.3	26.3			
75	F17104101030	A	0.1	20	30	27.5	11.0	20.3	31.3			
75	F17104101000	A	0.1	20	6	27.5	11.0	20.3	31.3			

F1778 SUPPRESSION AC-CAPACITORS (MKP) CLASS X2 275VAC

Specifications:
- Construction: metalized polypropylene film
- Coating: plastic case, epoxy resin sealed, flame retardant. UL 94V-0

For quantities greater than listed, call for quote.

MOUSER STOCK NO.		Fig.	Value	Tol.	Dimensions: mm					Price Each		
Mfr.	Mfr. Part No.		(µF)	%	X	pcm	W	H	L	1	50	500
75	F1778310K2DCB0	A	0.01	10	4	10	3.7	8.9	12.8			
75	F1778322K2DBB0	A	0.022	10	4	10	3.7	8.9	12.8			
75	F1778347K2FCB0	A	0.047	10	4	15	5.3	10.4	17.8			
75	F1778510K2KCT0	A	1.0	10	6	27.5	11.0	20.3	31.3			
75	F1778522K2KCT0	A	2.2	10	6	27.5	11.0	20.3	31.3			
75	F1778310M2DCB0	A	0.01	20	4	10	3.7	8.9	12.8			
75	F1778347M2FCB0	A	0.047	20	4	15	5.3	10.4	17.8			
75	F1778410M2FCB0	A	0.1	20	4	15	7.3	13.4	17.8			
75	F1778422M2FCB0	A	0.22	20	4	15	8.3	17.4	17.8			
75	F1778447M2ICT0	A	0.47	20	6	22.5	10.2	18.4	26.3			
75	F1778510M2KCT0	A	1.0	20	6	27.5	13.0	23.3	31.2			
75	F1778522M2KCT0	A	2.2	20	6	27.5	17.8	32.4	31.2			

F1773 SUPPRESSION AC-CAPACITORS (MKT) CLASS X2 253VAC AXIAL

Specifications:
- Construction: metalized polyester film

d (mm) [Lead dia.]	D (mm)
.70	≤ 7
.80	> 7 / < 16.5
1.0	≥ 16.5

For quantities greater than listed, call for quote.

MOUSER STOCK NO.		Fig.	Value	Tol.	pcm	Dimensions: mm		Price Each		
Mfr.	Mfr. Part No.		(µF)	%		D	L	1	50	500
75	F17734102000	B	0.1	20	22.5	9.5	19.0			
75	F17734222000	B	0.22	10	30	10.0	26.5			
75	F17734332000	B	0.33	10	30	12.0	26.5			
75	F17734472000	B	0.47	10	30	14.0	26.5			
75	F17734682000	B	0.68	10	35	15.0	31.5			
75	F17735102000	B	1.0	10	35	18.0	31.5			
75	F17735152000	B	1.5	10	45	18.0	41.5			
75	F17735222000	B	2.2	10	45	21.5	41.5			

MKP1847 AC CAPACITORS

Specifications:
- Terminals: tinned wire
- Construction: metalized polypropylene film
- Tolerance ±: 5%
- Operating temperature: 55°C to + 85°C

Applications:
- High performance AC filtering applications

PRODUCT NEW

For quantities greater than listed, call for quote.

MOUSER STOCK NO.		Fig.	Value	Volt	Dimensions: mm						Price Each		
Mfr.	Mfr. Part No.		(µF)	(VAC)	W	H	L	P1	P2	ødt	1	50	100
75	MKP1847510354K2	C	1	350	11	21	32	27.5	-	0.8			
75	MKP1847530354K2	C	3	350	18	28	32	27.5	-	0.8			
75	MKP1847550354P4	C	5	350	18.5	35.5	43	37.5	10.2	1.0			
75	MKP1847580354P4	C	8	350	21.5	35.5	43	37.5	10.2	1.0			
75	MKP1847610354P4	C	10	350	24	44	42	37.5	10.2	1.0			
75	MKP1847615354Y4	C	15	350	25	45	57	52.5	10.2	1.2			
75	MKP1847620354Y5	C	20	350	30	45	57.5	52.5	20.3	1.2			
75	MKP1847625354Y5	C	25	350	35	50	57.5	52.5	20.3	1.2			
75	MKP1847630354Y5	C	30	350	45	45	57.5	52.5	20.3	1.2			

MKP1848 AND MKP1848S DC-LINK CAPACITORS

Specifications:
- Construction: metalized polypropylene film
- Terminals: tinned wire
- Operating temperature: 85°C to +105°C
- Tolerance ±: 5%

PRODUCT NEW

For quantities greater than listed, call for quote.

MOUSER STOCK NO.		Fig.	Value	Volt	pcm	Dimensions: mm			Price Each		
Mfr.	Mfr. Part No.		(µF)	(DC)		W	H	L	1	50	100
MKP1848 Standard											
75	MKP1848615454P4	D	15	450	37.5	18.5	35.5	43			
75	MKP1848622454P4	D	22	450	37.5	21.5	38.5	43			
75	MKP1848625454P4	D	25	450	37.5	21.5	38.5	43			
75	MKP1848650454Y5	D	50	450	52.5	30	45	57.5			
75	MKP1848710454Y5	D	100	450	52.5	45	45	57.5			
75	MKP1848720454Y5	D	200	450	52.5	70	60	57.5			
75	MKP1848530704K2	D	3	700	27.5	11	21	32			
75	MKP1848550704K2	D	5	700	27.5	15	25	32			
75	MKP1848580704K2	D	8	700	27.5	18	28	32			
75	MKP1848620704P4	D	20	700	37.5	21.5	38.5	43			
75	MKP1848640704Y5	D	40	700	52.5	25	45	57.5			
75	MKP1848680704Y5	D	80	700	52.5	45	45	57.5			
75	MKP1848716704Y5	D	160	700	52.5	70	60	57.5			
75	MKP1848510094K2	D	1	900	27.5	9	19	32			
75	MKP1848530094K2	D	3	900	27.5	15	25	32			
75	MKP1848550094K2	D	5	900	27.5	21	31	32			
75	MKP1848610094P4	D	10	900	37.5	21.5	38.5	43			
75	MKP1848612094P4	D	12	900	37.5	21.5	38.5	43			
75	MKP1848620094P4	D	20	900	37.5	30	45	42			
75	MKP1848630094Y5	D	30	900	52.5	30	45	57.5			
75	MKP1848640094Y5	D	40	900	52.5	35	50	57.5			
75	MKP1848650094Y5	D	50	900	52.5	45	45	57.5			
MKP1848S Low Profile											
75	MKP1848S55050JK2A	D	5	500	27.5	24	12	31.5			
75	MKP1848S61050JP2C	D	10	500	37.5	24	18	42			
75	MKP1848S62050JY2B	D	20	500	52.5	33	15	57.5			
75	MKP1848S63050JY5C	D	30	500	52.5	35	18	57.5			
75	MKP1848S53070JK2A	D	3	700	27.5	24	12	31.5			
75	MKP1848S57070JP2C	D	7	700	37.5	24	18	42			
75	MKP1848S61070JP2C	D	10	700	37.5	27	18	42			
75	MKP1848S61570JP2C	D	15	700	37.5	39	18	42			
75	MKP1848S62070JY5B	D	20	700	52.5	45	15	57.5			
75	MKP1848S62070JP2F	D	20	700	37.5	39	24	42			
75	MKP1848S63070JY5F	D	30	700	52.5	39	24	57.5			
75	MKP1848S55010JP2C	D	5	1000	37.5	27	18	42			
75	MKP1848S61010JY2B	D	10	1000	52.5	33	15	57.5			
75	MKP1848S62010JY5F	D	20	1000	52.5	39	24	57.5			

WKP SUPPRESSION CERAMIC CAPACITORS CLASS X1, 760VAC, CLASS Y1, 500VAC

Specifications:
- Construction: ceramic disc with epoxy coating
- Coating: epoxy, dipped, insulating, flame retardant (UL 94V0)
- Tolerance: 20%

For quantities greater than listed, call for quote.

MOUSER STOCK NO.		Fig.	Value	Dimensions: mm				Price Each		
Mfr.	Mfr. Part No.		(µF)	d±.05	V±.50	D	S	1	50	500
75	WKP330MCPEF0KR	E	33	0.6	1.9	8.0	6.0			
75	WKP470MCPEF0KR	E	47	0.6	2.3	8.0	6.0			
75	WKP680MCPEF0KR	E	68	0.6	2.3	8.0	6.0			
75	WKP101MCPEF0KR	E	100	0.6	2.3	8.0	6.0			
75	WKP151MCPEF0KR	E	150	0.6	2.3	8.0	6.0			
75	WKP331MCPEF0KR	E	330	0.6	2.5	8.0	6.0			
75	WKP471MCPEF0KR	E	470	0.6	2.5	8.0	6.0			
75	WKP681MCPEF0KR	E	680	0.6	2.5	9.0	6.0			
75	WKP102MCPEJ0KR	E	1000	0.8	2.7	10.0	6.0			
75	WKP152MCPEJ0KR	E	1500	0.8	2.7	12.0	6.0			
75	WKP332MCPEJ0KR	E	3300	0.8	2.7	15.0	6.0			
75	WKP472MCPEJ0KR	E	4700	0.8	2.7	18.0	6.0			

© Copyright 2014 Mouser Electronics

VISHAY/ROEDERSTEIN Film Capacitors

RoHS Compliant This product is RoHS compliant.

MKP1841 AND MKP1840 METALIZED POLYPROPYLENE FILM CAPACITORS

DIMENSIONS: mm

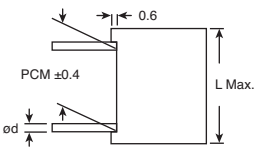

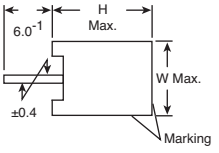

Specifications:

- Coating: flame retardant plastic case, blue, epoxy resin sealed
- Construction: extended double-sided metallized polypropylene film
- Reliability: operational life > 300,000 hours
- Electrodes: vacuum deposited aluminum
- Dielectric: polypropylene film
- Operating Temperature: -55°C to +100°C
- Capacitance Drift: up to +40°C, ±0.5% for a period of two years

For quantities greater than listed, call for quote.

MOUSER STOCK NO.	Value	Volt	Tol. ±	Dimensions: mm			PCM	Price Each		
Mfr. Mfr. Part No.	(µF)	(DC)	(%)	W	H	L		1	50	100
MKP1840										
75—MKP1840322635	0.022	630	10	10	6.5	11.5	13			
75—MKP1840333634	0.033	630	5	15	5.5	10.5	18			
75—MKP1840410165	0.1	160	10	10	5.5	10.5	13			
75—MKP1840410634	0.1	630	5	15	8.5	17.5	18			
75—MKP1840415255	0.15	250	10	15	6.5	12.5	18			
75—MKP1840422254	0.22	250	5	15	7.5	13.5	18			
75—MKP1840447635	0.47	630	10	27.5	13.5	23.5	31.5			

For quantities greater than listed, call for quote.

MOUSER STOCK NO.	Value	Volt	Tol. ±	Dimensions: mm			PCM	Price Each		
Mfr. Mfr. Part No.	(µF)	(DC)	(%)	W	H	L		1	50	100
MKP1841										
75—MKP1841215635	0.0015	630	10	7.5	3	8.5	10			
75—MKP1841310635	0.01	630	10	15	5.5	10.5	18			
75—MKP1841310105	0.01	1000	10	22.5	6.5	14.5	26.5			
75—MKP1841310134	0.01	1600	5	22.5	6.5	14.5	26.5			
75—MKP1841422255	0.022	250	10	15	8.5	17.5	18			
75—MKP1841333635	0.033	630	10	22.5	7.5	15.5	26.5			
75—MKP1841347135	0.047	1600	10	27.5	11.5	20.5	31.5			
75—MKP1841410254	0.1	250	5	15	6.5	12.5	18			
75—MKP1841410255	0.1	250	10	15	6.5	12.5	18			
75—MKP1841410105	0.1	1000	10	27.5	13.5	23.5	31.5			
75—MKP1841415404	0.15	400	5	22.5	8.5	16.5	26.5			

MKT1817 METALIZED POLYESTER FILM CAPACITORS

DIMENSIONS: mm

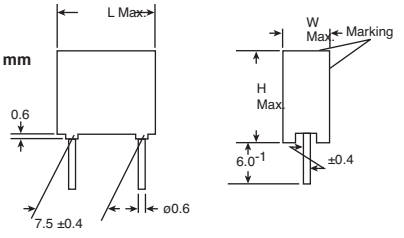

Specifications:

- Dielectric: polyester film
- Electrodes: vacuum deposited aluminum
- Coating: flame retardant plastic case, green, epoxy resin sealed
- Construction: extended metalized film
- Operating Temperature: -55°C to +100°C
- Capacitance Drift: up to +40°C, ±1.5% for a period of two years
- Reliability: operational life > 300,000 hours

For quantities greater than listed, call for quote.

MOUSER STOCK NO.	Value	Volt	Tol. ±	Dimensions: mm			Price Each		
Mfr. Mfr. Part No.	(µF)	(DC)	(%)	W	H	L	1	50	100
75—MKT1817410064	0.1	63	5	2.5	6.0	7.5			
75—MKT1817410065	0.1	63	10	2.5	6.0	7.5			
75—MKT1817415064	0.15	63	5	3.5	8.5	7.5			
75—MKT1817422064	0.22	63	5	3.5	8.5	7.5			
75—MKT1817422065	0.22	63	10	3.5	8.5	7.5			
75—MKT1817433065	0.33	63	10	4.5	9.5	7.5			
75—MKT1817447064	0.47	63	5	5.0	10.0	7.5			
75—MKT1817447065	0.47	63	10	5.0	10.0	7.5			
75—MKT1817510064	1.0	63	5	5.5	11.5	7.5			
75—MKT1817510065	1.0	63	10	5.5	11.5	7.5			
75—MKT1817422015	0.22	100	10	5.0	10	7.5			
75—MKT1817310015	0.01	100	10	2.5	6.0	7.5			
75—MKT1817322014	0.022	100	5	2.5	6.0	7.5			
75—MKT1817322015	0.022	100	10	2.5	6.0	7.5			
75—MKT1817347014	0.047	100	5	2.5	6.0	7.5			
75—MKT1817310254	0.01	250	5	2.5	6.0	7.5			
75—MKT1817410255	0.1	250	10	5.5	11.5	7.5			

MKT1813 METALIZED POLYESTER FILM CAPACITORS

DIMENSIONS: mm

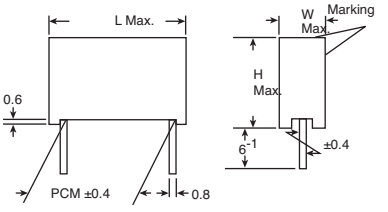

Specifications:

- Dielectric: polyester film
- Electrodes: vacuum deposited aluminum
- Coating: plastic-wrapped, epoxy resin sealed
- Construction: extended metalized film
- Operating Temperature: -55°C to +100°C
- Capacitance Drift: up to +40°C, ±1.5% for a period of two years
- Reliability: operational life > 300,000 hours

For quantities greater than listed, call for quote.

MOUSER STOCK NO.	Value	Volt	Tol. ±	Dimensions: mm		Price Each		
Mfr. Mfr. Part No.	(µF)	(DC)	(%)	D	L	1	50	100
75—MKT1813447064	0.47	63	5	7.0	14.0			
75—MKT1813522064	2.2	63	5	8.5	26.5			
75—MKT1813533064	3.3	63	5	10.0	26.5			
75—MKT1813410014	0.1	100	5	5.0	11.0			
75—MKT1813422015	0.22	100	10	6.0	14.0			
75—MKT1813447014	0.47	100	5	6.5	19.0			
75—MKT1813510014	1.0	100	5	8.5	19.0			
75—MKT1813510015	1.0	100	10	8.5	19.0			
75—MKT1813547015	4.7	100	10	8.5	19.0			
75—MKT1813322254	0.022	250	5	5.0	11.0			
75—MKT1813322255	0.022	250	10	5.0	11.0			
75—MKT1813410254	0.1	250	5	6.0	14.0			
75—MKT1813510255	1.0	250	10	10.0	26.5			
75—MKT1813310404	0.01	400	5	5.0	11.0			
75—MKT1813410405	0.1	400	10	7.0	19.0			
75—MKT1813522405	2.2	400	10	16.5	41.5			
75—MKT1813410635	0.1	630	10	10.5	19.0			

MKT1818 METALIZED POLYESTER FILM CAPACITORS

DIMENSIONS: mm

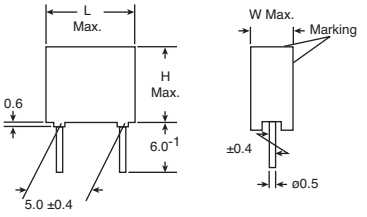

Specifications:

- Dielectric: polyester film
- Electrodes: vacuum deposited aluminum
- Coating: flame retardant plastic case
- Construction: extended metalized film
- Operating Temperature: -55°C to +100°C
- Capacitance Drift: up to +40°C, ±1.5% for a period of two years
- Reliability: operational life > 300,000 hours

For quantities greater than listed, call for quote.

MOUSER STOCK NO.	Value	Volt.	Tol. ±	Dimensions: mm			Price Each		
Mfr. Mfr. Part No.	(µF)	(DC)	(%)	W	H	L	1	50	100
75—MKT1818268405	0.0068	400	10	2.5	7.5	10.0			
75—MKT1818310255	0.01	250	10	2.5	7.5	10.0			
75—MKT1818310254	0.01	250	5	2.5	7.5	10.0			
75—MKT1818333015	0.033	100	10	2.5	7.5	10.0			
75—MKT1818333254	0.033	250	5	3.0	8.5	10.0			
75—MKT1818347014	0.047	100	5	2.5	7.5	10.0			
75—MKT1818410014	0.1	100	5	3.0	8.5	10.0			
75—MKT1818410015	0.1	100	10	3.0	8.5	10.0			
75—MKT1818422014	0.22	100	5	4.0	9.0	10.0			
75—MKT1818433064	0.33	63	5	4.0	9.0	10.0			
75—MKT1818433014	0.33	100	5	5.0	10.5	10.3			
75—MKT1818447064	0.47	63	5	4.5	9.5	10.0			
75—MKT1818447014	0.47	100	5	5.7	11.5	10.3			
75—MKT1818510064	1.0	63	5	5.7	11.5	10.3			
75—MKT1818510065	1.0	63	10	5.7	11.5	10.3			

MKT1822 METALIZED POLYESTER FILM CAPACITORS

DIMENSIONS: mm

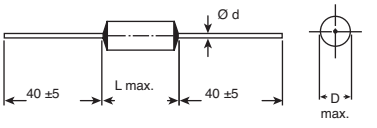

Specifications:

- Dielectric: polyester film
- Electrodes: vacuum deposited aluminum
- Coating: flame retardant plastic case, green, epoxy resin sealed
- Construction: extended metalized film
- Operating Temperature: -55°C to +100°C
- Capacitance Drift: up to +40°C, ±1.5% for a period of two years
- Reliability: operational life > 300,000 hours

For quantities greater than listed, call for quote.

MOUSER STOCK NO.	Value	Volt.	Tol. ±	Dimensions: mm			PCM	Price Each		
Mfr. Mfr. Part No.	(µF)	(DC)	(%)	W	H	L		1	50	100
75—MKT1822310404	0.01	400	5	10	4	9	13			
75—MKT1822310635	0.01	630	10	10	4	9	13			
75—MKT1822333404	0.033	400	5	10	4	9	13			
75—MKT1822347254	0.047	250	5	10	4	9	13			
75—MKT1822368254	0.068	250	5	10	4.5	9.5	13			
75—MKT1822410015	0.1	100	10	10	4	9	13			
75—MKT1822410014	0.1	100	5	10	4	9	13			
75—MKT1822410255	0.1	250	10	15	5.5	10.5	18			
75—MKT1822410405	0.1	400	10	15	5.5	10.5	18			
75—MKT1822422015	0.22	100	10	10	1.5	9.5	13			
75—MKT1822447014	0.47	100	5	15	5.5	10.5	18			
75—MKT1822447405	0.47	400	5	22.5	10.5	18.5	26.5			
75—MKT1822510014	1	100	5	15	7.5	13.5	18			
75—MKT1822510015	1	100	10	15	7.5	13.5	18			
75—MKT1822510255	1	250	10	22.5	8.5	16.5	26.5			
75—MKT1822522064	2.2	63	5	15	7.5	13.5	18			

© Copyright 2014 Mouser Electronics

© Copyright 2014 Mouser Electronics

TYPE 225P POLYESTER FILM CAPACITORS

Type 225P capacitors are wound from PETP polyester film and thin gauge foil under carefully controlled atmospheric conditions. Protected against moisture by a conformal coating of epoxy. Specifically designed for printed wiring board applications. Widely used in computers, instrumentation and telecommunications equipment.

Specifications:

- Operating temperature: -55°C to +85°C
- Tolerance: ±10%
- Dissipation factor: maximum dissipation factor .75%
- Life test: shall withstand 500 hour life test at +85°C @ 150% of rated voltage

DIMENSIONS: in.

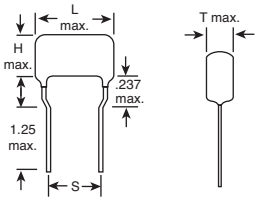

100 VDC / 70 VAC

For quantities greater than listed, call for quote.

MOUSER STOCK NO.	Vishay Part No.	Value (µF)	Dimensions: in. L	H	T	S	Price Each 1	25	100
75-225P100V0.0015	225P15291WD3	0.0015	.70	.35	.25	.375			
75-225P100V0.0022	225P22291WD3	0.0022	.70	.35	.25	.375			
75-225P100V0.0033	225P33291WD3	0.0033	.70	.35	.25	.375			
75-225P100V0.0039	225P39291WD3	0.0039	.70	.35	.25	.375			
75-225P100V0.0047	225P47291WD3	0.0047	.70	.35	.25	.375			
75-225P100V0.01	225P10391WD3	0.01	.70	.35	.25	.375			
75-225P100V0.015	225P15391WD3	0.015	.70	.35	.25	.375			
75-225P100V0.022	225P22391WD3	0.022	.70	.35	.25	.375			
75-225P100V0.027	225P27391WD3	0.027	.70	.37	.27	.375			
75-225P100V0.033	225P33391WD3	0.033	.70	.37	.27	.375			
75-225P100V0.039	225P39391WD3	0.039	.70	.42	.30	.375			
75-225P100V0.047	225P47391WD3	0.047	.70	.42	.30	.375			
75-225P100V0.056	225P56391WD3	0.056	.70	.49	.34	.375			
75-225P100V0.068	225P68391WD3	0.068	.70	.49	.34	.375			
75-225P100V0.1	225P10491WD3	0.1	.70	.55	.40	.375			
75-225P100V0.22	225P22491XD3	0.22	.80	.70	.46	.375			
75-225P100V0.33	225P33491XD3	0.33	.80	.77	.52	.375			
75-225P100V0.47	225P47491XD3	0.47	.80	.86	.60	.375			
75-225P100V0.68	225P68491YD3	0.68	1.25	.90	.58	.719			
75-225P100V1.0	225P10591YD3	1.0	1.25	.98	.72	.719			

200 VDC / 140 VAC

For quantities greater than listed, call for quote.

MOUSER STOCK NO.	Vishay Part No.	Value (µF)	Dimensions: in. L	H	T	S	Price Each 1	25	100
75-225P200V0.01	225P10392XD3	0.01	.80	.58	.28	.375			
75-225P200V0.022	225P22392XD3	0.022	.80	.58	.25	.375			
75-225P200V0.047	225P47392XD3	0.047	.80	.61	.28	.375			
75-225P200V0.22	225P22492XD3	0.22	.80	.77	.48	.375			
75-225P200V0.47	225P47492YD3	0.47	1.25	.83	.50	.719			
75-225P200V0.68	225P68492YD3	0.68	1.25	1.14	.84	.719			

400 VDC / 200 VAC

For quantities greater than listed, call for quote.

MOUSER STOCK NO.	Vishay Part No.	Value (µF)	Dimensions: in. L	H	T	S	Price Each 1	25	100
75-225P400V0.001	225P10294XD3	0.001	.80	.55	.25	.375			
75-225P400V0.0047	225P47294XD3	0.0047	.80	.55	.25	.375			
75-225P400V0.01	225P10394XD3	0.01	.80	.58	.28	.375			
75-225P400V0.015	225P15394XD3	0.015	.80	.58	.28	.375			
75-225P400V0.033	225P33394XD3	0.033	.80	.65	.34	.375			
75-225P400V0.047	225P47394XD3	0.047	.80	.65	.41	.375			
75-225P400V0.1	225P10494XD3	0.1	.80	.84	.52	.375			
75-225P400V0.22	225P22494YD3	0.22	1.25	.89	.56	.719			

TYPE 715P POLYPROPYLENE FILM CAPACITORS

Type 715P capacitors are ideal for applications where high AC current flow is found, as in certain solid-state TV vertical circuits, RF generators, and pulse-forming networks where dielectric heating is often a problem.

Specifications:

- Operating temperature: -55°C to 85°C; up to +105°C when working voltage is reduced to 50% of the 85°C rating
- Tolerance: ±5%
- Life test: shall withstand 500 hour life test at +85°C @ 150% of rated voltage
- Conformaly coated with a flame retardant epoxy

DIMENSIONS: in.

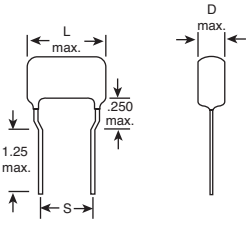

200 VDC / 155 VAC

For quantities greater than listed, call for quote.

MOUSER STOCK NO.	Vishay Part No.	Value (µF)	Dimensions: in. L	D	S	Price Each 1	25	100
75-715P200V0.01	715P10352JD3	0.01	.75	.37	.375			
75-715P200V0.015	715P15352JD3	0.015	.75	.37	.375			
75-715P200V0.022	715P22352JD3	0.022	.75	.37	.375			
75-715P200V0.068	715P68352KD3	0.068	.95	.45	.375			
75-715P200V0.1	715P10452LD3	0.1	1.30	.45	.719			
75-715P200V0.15	715P15452LD3	0.15	1.30	.55	.719			
75-715P200V0.33	715P33452MD3	0.33	1.70	.65	1.09			
75-715P200V0.47	715P47452MD3	0.47	1.70	.75	1.09			

400 VDC / 200 VAC

For quantities greater than listed, call for quote.

MOUSER STOCK NO.	Vishay Part No.	Value (µF)	Dimensions: in. L	D	S	Price Each 1	25	100
75-715P400V0.0047	715P47254JD3	0.0047	.75	.40	.375			
75-715P400V0.01	715P10354JD3	0.01	.75	.40	.375			
75-715P400V0.047	715P47354LD3	0.047	1.30	.50	.719			
75-715P400V0.1	715P10454LD3	0.1	1.30	.60	.719			
75-715P400V0.15	715P15454LD3	0.15	1.30	.65	.719			
75-715P400V0.22	715P22454MD3	0.22	1.70	.70	1.09			
75-715P400V0.33	715P33454MD3	0.33	1.70	.80	1.09			
75-715P400V0.47	715P47454MD3	0.47	1.70	.90	1.09			

600 VDC / 200 VAC

For quantities greater than listed, call for quote.

MOUSER STOCK NO.	Vishay Part No.	Value (µF)	Dimensions: in. L	D	S	Price Each 1	25	100
75-715P600V0.001	715P10256JD3	0.001	.75	.40	.375			
75-715P600V0.0015	715P15256JD3	0.0015	.75	.40	.375			
75-715P600V0.0022	715P22256JD3	0.0022	.75	.40	.375			
75-715P600V0.0047	715P47256JD3	0.0047	.75	.45	.375			
75-715P600V0.0068	715P68256JD3	0.0068	.75	.45	.375			
75-715P600V0.01	715P10356KD3	0.01	.95	.45	.375			
75-715P600V0.015	715P15356KD3	0.015	.95	.50	.375			
75-715P600V0.022	715P22356KD3	0.022	.95	.55	.375			
75-715P600V0.033	715P33356LD3	0.033	1.30	.55	.719			
75-715P600V0.047	715P47356LD3	0.047	1.30	.60	.719			
75-715P600V0.068	715P68356LD3	0.068	1.30	.65	.719			
75-715P600V0.1	715P10456LD3	0.1	1.30	.75	.719			
75-715P600V0.15	715P15456MD3	0.15	1.70	.75	1.09			
75-715P600V0.22	715P22456MD3	0.22	1.70	.85	1.09			

800 VDC / 450 VAC

For quantities greater than listed, call for quote.

MOUSER STOCK NO.	Vishay Part No.	Value (µF)	Dimensions: in. L	D	S	Price Each 1	25	100
75-715P800V0.0068	715P68258LD3	0.0068	1.30	.50	.719			
75-715P800V0.01	715P10358LD3	0.01	1.30	.50	.719			
75-715P800V0.015	715P15358LD3	0.015	1.30	.55	.719			
75-715P800V0.047	715P47358MD3	0.047	1.70	.70	1.09			
75-715P800V0.068	715P68358MD3	0.068	1.70	.80	1.09			
75-715P800V0.1	715P10458MD3	0.1	1.70	.90	1.09			

1200 VDC / 475 VAC

For quantities greater than listed, call for quote.

MOUSER STOCK NO.	Vishay Part No.	Value (µF)	Dimensions: in. L	D	S	Price Each 1	25	100
75-715P1200V0.015	715P153512LD3	0.015	1.30	.65	.719			
75-715P1200V0.047	715P473512MD3	0.047	1.70	.85	1.09			

1600 VDC / 500 VAC

For quantities greater than listed, call for quote.

MOUSER STOCK NO.	Vishay Part No.	Value (µF)	Dimensions: in. L	D	S	Price Each 1	25	100
75-715P1600V0.001	715P102516LD3	0.001	1.30	.50	.719			
75-715P1600V0.0022	715P222516LD3	0.0022	1.30	.50	.719			
75-715P1600V0.0033	715P332516LD3	0.0033	1.30	.55	.719			
75-715P1600V0.0047	715P472515LD3	0.0047	1.30	.60	.719			
75-715P1600V0.0068	715P682516LD3	0.0068	1.30	.65	.719			
75-715P1600V0.01	715P103516LD3	0.01	1.30	.70	.719			
75-715P1600V0.015	715P153516MD3	0.015	1.70	.75	1.09			
75-715P1600V0.022	715P223516MD3	0.022	1.70	.85	1.09			
75-715P1600V0.033	715P333516MD3	0.033	1.70	.95	1.09			

© Copyright 2014 Mouser Electronics

© Copyright 2014 Mouser Electronics

WIMA Polypropylene Capacitors

RoHS Compliant **This product is RoHS compliant.**

WIMA DC-LINK MKP4

Metallized Polypropylene (PP) Capacitors for DC-Link Applications

Features:
- High volume/capacitance ratio
- Excellent self-healing properties
- Very low dissipation factor
- High reliability
- 2-pin and 4-pin contact configuration
- According to RoHS 2002/95/EC

Applications:
- As intermediate circuit capacitor e.g. in high power converter technology, power supplies, solar inverters etc.

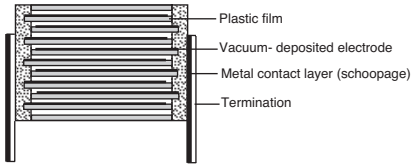

DIMENSIONS: mm

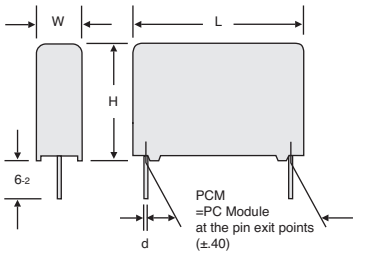

2-pin version

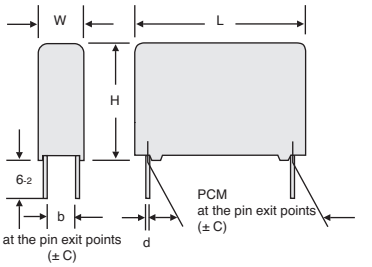

4-pin version

For quantities greater than listed, call for quote.

MOUSER STOCK NO.	Wima Part No.	Volts (Vdc) 70°C/85°C	Value (µF)	No. of Pins	Dimensions (mm)			Lead Spacing (mm)	Price Each			
					W	H	L		1	10	25	50
505-DCP4-5/600/10L	DCP4I045006DD2KYSD	600/450	5	2	13	24	31.5	27.5				
505-DCP4-10/600/10L	DCP4I051006GD2KYSD	600/450	10	2	17	29	31.5	27.5				
505-DCP4-15/600/10L	DCP4I051506ID2KYSD	600/450	15	2	17	34.5	31.5	27.5				
505-DCP4-20/600/10L	DCP4I052006JD2KYSD	600/450	20	2	20	39.5	31.5	27.5				
505-DCP4-20/600/10L3	DCP4I052007GD2KYSD	600/450	20	2	20	39.5	41.5	37.5				
505-DCP4-20/600/10	DCP4I052007GD4KYSD	600/450	20	4	20	39.5	41.5	37.5				
505-DCP4-25/600/10L	DCP4I052507GD2KYSD	600/450	25	2	20	39.5	41.5	37.5				
505-DCP4-25/600/10	DCP4I052507GD4KYSD	600/450	25	4	20	39.5	41.5	37.5				
505-DCP4-45/600/10L	DCP4I054507ID2KYSD	600/450	45	2	31	46	41.5	37.5				
505-DCP4-45/600/10	DCP4I054507ID4KYSD	600/450	45	4	31	46	41.5	37.5				
505-DCP4-50/600/10L	DCP4I055007JD2KYSD	600/450	50	2	35	50	41.5	37.5				
505-DCP4-50/600/10	DCP4I055007JD4KYSD	600/450	50	4	35	50	41.5	37.5				
505-DCP4-75/600/10L	DCP4I057507KD2KYSD	600/450	75	2	40	55	41.5	37.5				
505-DCP4-75/600/10	DCP4I057507KD4KYSD	600/450	75	4	40	55	41.5	37.5				
505-DCP4-75/600/10L5	DCP4I057508AD2KYSD	600/450	75	2	35	50	57	52.5				
505-DCP4-100/600/10	DCP4I061008BD4KYSD	600/450	100	4	45	55	57	52.5				
505-DCP4-120/600/10	DCP4I061208CD4KSSD	600/450	120	4	45	65	57	52.5				
505-DCP4-150/600/10	DCP4I061508CD4KSSD	600/450	150	4	45	65	57	52.5				
505-DCP4-10/800/10L	DCP4L051006ID2KYSD	800/700	10	2	17	34.5	31.5	27.5				
505-DCP4-15/800/10L	DCP4L051506JD2KYSD	800/700	15	2	20	39.5	31.5	27.5				
505-DCP4-15/800/10L3	DCP4L051507GD2KYSD	800/700	15	2	20	39.5	41.5	37.5				
505-DCP4-15/800/10	DCP4L051507GD4KYSD	800/700	15	4	20	39.5	41.5	37.5				
505-DCP4-20/800/10L	DCP4L052007GD2KYSD	800/700	20	2	20	39.5	41.5	37.5				
505-DCP4-20/800/10	DCP4L052007GD4KYSD	800/700	20	4	20	39.5	41.5	37.5				
505-DCP4-35/800/10L	DCP4L053507ID2KYSD	800/700	35	2	31	46	41.5	37.5				
505-DCP4-35/800/10	DCP4L053507ID4KYSD	800/700	35	4	31	46	41.5	37.5				
505-DCP4-50/800/10L	DCP4L055007JD2KYSD	800/700	50	2	35	50	41.5	37.5				
505-DCP4-50/800/10	DCP4L055007JD4KYSD	800/700	50	4	35	50	41.5	37.5				
505-DCP4-65/800/10	DCP4L056508AD4KSSD	800/700	65	4	35	50	57	52.5				
505-DCP4-80/800/10	DCP4L058008BD4KSSD	800/700	80	4	45	55	57	52.5				
505-DCP4-100/800/10	DCP4L061008CD4KSSD	800/700	100	4	45	65	57	52.5				
505-DCP4-10/900/10L	DCP4N051006JD2KYSD	900/760	10	2	20	39.5	31.5	27.5				
505-DCP4-10/900/10L3	DCP4N051007GD2KYSD	900/760	10	2	20	39.5	41.5	37.5				
505-DCP4-10/900/10	DCP4N051007GD4KYSD	900/760	10	4	20	39.5	31.5	27.5				
505-DCP4-15/900/10L	DCP4N051507GD2KYSD	900/760	15	2	20	39.5	41.5	37.5				
505-DCP4-15/900/10	DCP4N051507GD4KYSD	900/760	15	4	20	39.5	41.5	37.5				
505-DCP4-25/900/10L	DCP4N052507ID2KYSD	900/760	25	2	31	46	41.5	37.5				
505-DCP4-25/900/10	DCP4N052507ID4KYSD	900/760	25	4	31	46	41.5	37.5				
505-DCP4-40/900/10L	DCP4N054007KD2KYSD	900/760	40	2	40	55	41.5	37.5				
505-DCP4-40/900/10	DCP4N054007KD4KYSD	900/760	40	4	40	55	41.5	37.5				
505-DCP4-55/900/10	DCP4N055508BD4KSSD	900/760	55	4	45	55	57	52.5				
505-DCP4-70/900/10	DCP4N057008CD4KSSD	900/760	70	4	45	65	57	52.5				
505-DCP4-5/1100/10L	DCP4P045006ID2KYSD	1100/920	5	2	17	34.5	31.5	27.5				
505-DCP4-10/1100/10L	DCP4P051007GD2KYSD	1100/920	10	2	20	39.5	41.5	37.5				
505-DCP4-10/1100/10	DCP4P051007GD4KYSD	1100/920	10	4	20	39.5	41.5	37.5				
505-DCP4-15/1100/10L	DCP4P051507ID2KYSD	1100/920	15	2	31	46	41.5	37.5				
505-DCP4-15/1100/10	DCP4P051507ID4KYSD	1100/920	15	4	31	46	41.5	37.5				
505-DCP4-30/1100/10	DCP4P053008AD4KSSD	1100/920	30	4	35	50	57	52.5				
505-DCP4-45/1100/10	DCP4P054508BD4KSSD	1100/920	45	4	45	55	57	52.5				
505-DCP4-5/1300/10L	DCP4R245006JD2KYSD	1300/1100	5	2	20	39.5	31.5	27.5				
505-DCP4-5/1300/10L3	DCP4R245007GD2KYSD	1300/1100	5	2	20	39.5	41.5	37.5				
505-DCP4-5/1300/10	DCP4R245007GD4KYSD	1300/1100	5	4	20	39.5	41.5	37.5				
505-DCP4-10/1300/10	DCP4R251007HD4KYSD	1300/1100	10	4	24	45.5	41.5	37.5				
505-DCP4-25/1300/10	DCP4R252508AD4KSSD	1300/1100	25	4	35	50	57	52.5				

© Copyright 2014 Mouser Electronics

© Copyright 2014 Mouser Electronics

WIMA Film Capacitors

RoHS Compliant This product is RoHS compliant.

METALLIZED POLYPROPYLENE (PP) CAPACITORS FOR DC-LINK APPLICATIONS

DC-LINK MKP5

Features:
- Very high volume/capacitance ratio
- Self-healing properties
- Cylindrical plastic case for PCB mounting
- Dry construction without electrolyte or oil
- No internal fuse required
- Negative capacitance change versus temperature
- Very low dielectric absorption

Applications:
- Wind Power Systems
- Inverters

NEW PRODUCT

For quantities greater than listed, call for quote.

MOUSER STOCK NO.	Wima Part No.	Fig.	Value (µF)	Voltage Rating	ESR (mΩ)	Ripple Current (A)	Case Length (mm)	Price Each 1	10	25	50
505-DCP5-85/500/10	DCP5H15850D000KS00	A	85	500 V	2	35	57				
505-DCP5-195/500/10	DCP5H16195D100KS00	A	195	500 V	3.4	32	95				
505-DCP5-260/500/10	DCP5H16260D200KS00	A	260	500 V	5.2	30	120				
505-DCP5-59/700/10	DCP5K05590D000KS00	A	59	700 V	1.9	35	57				
505-DCP5-143/700/10	DCP5K06143D100KS00	A	143	700 V	3.5	32	95				
505-DCP5-190/700/10	DCP5K06190D200KS00	A	190	700 V	4.7	30	120				
505-DCP5-53/900/10	DCP5N05530D000KS00	A	53	900 V	2.3	35	57				
505-DCP5-114/900/10	DCP5N06114D100KS00	A	114	900 V	4.2	32	95				
505-DCP5-158/900/10	DCP5N06158D200KS00	A	158	900 V	6	30	120				
505-DCP5-30/1100/10	DCP5P05300D000KS00	A	30	1.1 KV	2.8	35	57				
505-DCP5-72/1100/10	DCP5P05720D100KS00	A	72	1.1 KV	4.5	32	95				
505-DCP5-100/1100/10	DCP5P06100D200KS00	A	100	1.1 KV	6.1	30	120				
505-DCP5-16/1300/10	DCP5R25160D000KS00	A	16	1.3 KV	3	35	57				
505-DCP5-40/1300/10	DCP5R25400D100KS00	A	40	1.3 KV	5.7	32	95				
505-DCP5-55/1300/10	DCP5R25550D200KS00	A	55	1.3 KV	7.7	30	120				

DC-LINK MKP6

Features:
- Very high volume/capacitance ratio
- Self-healing properties
- Cylindrical aluminium case for bus bar mounting
- Dry construction without electrolyte or oil
- No internal fuse required
- Negative capacitance change versus temperature
- Very low dielectric absorption

Applications:
- Wind Power Systems
- Inverters

NEW PRODUCT

For quantities greater than listed, call for quote.

MOUSER STOCK NO.	Wima Part No.	Fig.	Value (µF)	Voltage Rating	ESR (mΩ)	Case Length (mm)	Price Each 1	10	25	50
505-DCP6-780/600/10	DCP6I06780E000KS00	B	780	600 V	1.6	120				
505-DCP6-585/700/10	DCP6K06585E000KS00	B	585	700 V	1.7	120				
505-DCP6-480/900/10	DCP6N06480E000KS00	B	480	900 V	1.7	120				
505-DCP6-550/900/10	DCP6N06550E100KS00	B	550	900 V	1.8	132				
505-DCP6-900/900/10	DCP6N06900E200KS00	B	900	900 V	1.5	210				
505-DCP6-215/1300/10	DCP6R26215E000KS00	B	215	1.3 KV	1.8	120				
505-DCP6-270/1300/10	DCP6R26270E100KS00	B	270	1.3 KV	2.4	132				
505-DCP6-430/1300/10	DCP6R26430E200KS00	B	430	1.3 KV	1.5	210				

FKS2 SERIES FILM/FOIL POLYESTER

Specifications:
- Temperature Range: - 55° C to + 100° C
- Dielectric: Polyethylene-terephthalate film
- Capacitor Electrodes: Metal foil film
- Encapsulation: Flame retardant case, UL 94 V-0
- Termination: Tinned wire

Features:
- Pulse duty construction

Applications:
- Coupling
- Decoupling

For quantities greater than listed, call for quote.

MOUSER STOCK NO.	Wima Part No.	Fig.	Volts (Vdc/Vac)	Value (µF)	Tol. ±	Dimensions: mm W	H	L	Lead Spacing (mm)	Price Each 1	10	100	500
505-FKS21000/100/10	FKS2-1000/100/10	C	100/63	1000	10%	2.5	6.5	7.2	5				
505-FKS21500/100/10	FKS2-1500/100/10	C	100/63	1500	10%	2.5	6.5	7.2	5				
505-FKS22200/100/10	FKS2-2200/100/10	C	100/63	2200	10%	2.5	6.5	7.2	5				
505-FKS23300/100/10	FKS2-3300/100/10	C	100/63	3300	10%	2.5	6.5	7.2	5				
505-FKS24700/100/10	FKS2-4700/100/10	C	100/63	4700	10%	2.5	6.5	7.2	5				
505-FKS26800/100/10	FKS2-6800/100/10	C	100/63	6800	10%	2.5	6.5	7.2	5				

FKP SERIES FILM/FOIL POLYPROPYLENE IGBT SNUBBER CAPACITORS

Specifications:
- Temperature Range: - 55° C to + 100° C
- Dielectric: Polypropylene film
- Capacitor Electrodes: Aluminum foil and metallized plastic film
- Encapsulation: Flame retardant plastic case, UL 94 V-0

Features:
- Low inductive construction achieved with end-surface contacts
- Internally series connected
- Self-healing construction

For quantities greater than listed, call for quote.

MOUSER STOCK NO.	Wima Part No.	Fig.	Volts (Vdc/Vac)	Value (µF)	Tol. ±	Dimensions: mm W	H	L	Price Each 1	10	100
505-SF2.2/630/5A1	FKP-2.2/630/5A1	D	630/400	2.2	5%	27	37.5	56			
505-SF0.1/1000/5A1	FKP-.1/1000/5A1	D	1000/600	0.1	5%	11	22	41.5			
505-SF1.0/1000/5A1	FKP-1.0/1000/5A1	D	1000/600	1	5%	27	37.5	56			
505-SF0.047/1600/5A1	FKP-.047/1600/5A1	D	1600/650	0.047	5%	11	22	41.5			
505-SF0.1/1600/5A1	FKP-.1/1600/5A1	D	1600/650	0.1	5%	17	29	41.5			
505-SF0.47/1600/5A1	FKP-.47/1600/5A1	D	1600/650	0.47	5%	27	37.5	56			
505-SF0.1/2000/5A1	FKP-.1/2000/5A1	D	2000/700	0.1	5%	17	29	41.5			
505-SF0.47/2000/5A1	FKP-.47/2000/5A1	D	2000/700	0.47	5%	27	37.5	56			

MKP SERIES METALLIZED POLYPROPYLENE IGBT SNUBBER CAPACITORS

Specifications:
- Temperature Range: - 55° C to + 100° C
- Dielectric: Polypropylene film
- Capacitor Electrodes: Double-sided metallized plastic film
- Encapsulation: Flame retardant plastic case, UL 94 V-0

Features:
- Low inductive construction achieved with end-surface contacts
- Double-sided metallization for high pulse ratings
- Internally series connected
- Self-healing construction

For quantities greater than listed, call for quote.

MOUSER STOCK NO.	Wima Part No.	Fig.	Volts (Vdc/Vac)	Value (µF)	Tol. ±	Dimensions: mm W	H	L	Price Each 1	10	100
505-SM1.0/630/5A1	MKP-1.0/630/5A1	D	630/400	1	5%	17	29	31.5			
505-SM2.2/630/5A1	MKP-2.2/630/5A1L41.5	D	630/400	2.2	5%	20	39.5	41.5			
505-SM0.47/1000/5A1	MKP-.47/1000/5A1	D	1000/600	0.47	5%	17	29	31.5			
505-SM2.2/1000/5A1	MKP-2.2/1000/5A1L41.5	D	1000/600	2.2	5%	31	46	41.5			
505-SM0.47/1600/5A1	MKP-.47/1600/5A1	D	1600/650	0.47	5%	19	32	41.5			
505-SM1.0/1600/5A1	MKP-1.0/1600/5A1L41.5	D	1600/650	1	5%	24	45.5	41.5			
505-SM2.2/1600/5A1	MKP-2.2/1600/5A1	D	1600/650	2.2	5%	33	48	56			
505-SM0.1/2000/5A1	MKP-0.1/2000/5A1	D	2000/700	0.1	5%	13	24	31.5			
505-SM0.22/2000/5A1	MKP-.22/2000/5A1	D	2000/700	0.22	5%	17	34.5	31.5			
505-SM1.0/2000/5A1	MKP-1.0/2000/5A1	D	2000/700	1	5%	33	48	56			

DIMENSIONS: mm

A

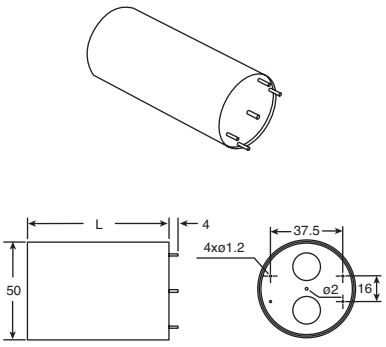

B

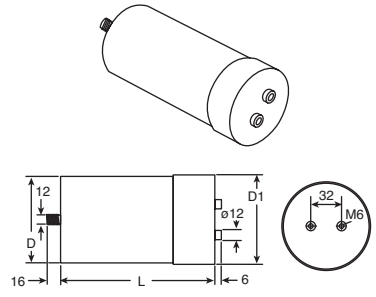

D	D1	L
85	86	120
85	86	132
85	86	210

C

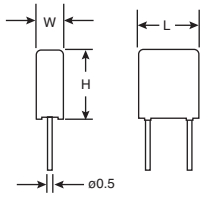

D

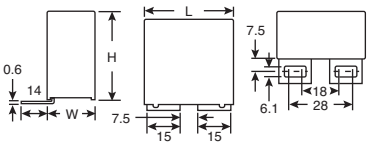

© Copyright 2014 Mouser Electronics

WIMA Radial Lead Film Capacitors

RoHS Compliant This product is RoHS compliant.

MKS4 SERIES METALIZED POLYESTER

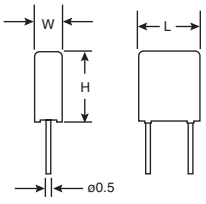

Specifications:
- Temperature Range: - 55ºC to + 100ºC
- Dielectric: Polyethylene-terephthalate film
- Capacitor Electrodes: vacuum-deposited
- Encapsulation: Flame retardant plastic case,UL94V-0
- Termination: Tinned wire

Features:
- Self Healing capability
- High volume/capacitance ratio

Applications:
- By-pass
- Blocking
- Coupling and decoupling
- Timing

For quantities greater than listed, call for quote.

MOUSER STOCK NO.	Wima Part No.	Volts (Vdc/Vac)	Value (µF)	Tol. ±	Dimensions: in. W	H	L	Lead Spacing (mm)	Price Each 1	10	100	500
505-MKS4.01/100/10	MKS4-.01/100/10	100/63	0.01	10%	2.5	7	10	7.5				
505-MKS4.01/100/10P	MKS4-.01/100/10P10	100/63	0.01	10%	4	9	13	10				
505-MKS4.015/100/10	MKS4-.015/100/10	100/63	0.015	10%	2.5	7	10	7.5				
505-MKS4.015/100/10P	MKS4-.015/100/10P10	100/63	0.015	10%	4	9	13	10				
505-MKS4.022/100/10	MKS4-.022/100/10	100/63	0.022	10%	2.5	7	10	7.5				
505-MKS4.022/100/10P	MKS4-.022/100/10P10	100/63	0.022	10%	4	9	13	10				
505-MKS4.033/100/10	MKS4-.033/100/10	100/63	0.033	10%	2.5	7	10	7.5				
505-MKS4.033/100/10P	MKS4-.033/100/10P10	100/63	0.033	10%	4	9	13	10				
505-MKS4.047/100/10	MKS4-.047/100/10	100/63	0.047	10%	2.5	7	10	7.5				
505-MKS4.047/100/10P	MKS4-.047/100/10P10	100/63	0.047	10%	4	9	13	10				
505-MKS4.068/100/10	MKS4-.068/100/10	100/63	0.068	10%	2.5	7	10	7.5				
505-MKS4.068/100/10P	MKS4-.068/100/10P10	100/63	0.068	10%	4	9	13	10				
505-MKS4.1/100/10	MKS4-.1/100/10	100/63	0.1	10%	2.5	7	10	7.5				
505-MKS4.1/100/10P	MKS4-.1/100/10P10	100/63	0.1	10%	4	9	13	10				
505-MKS4.15/100/10	MKS4-.15/100/10	100/63	0.15	10%	3	8.5	10	7.5				
505-MKS4.15/100/10P	MKS4-.15/100/10P10	100/63	0.15	10%	4	9	13	10				
505-MKS4.22/100/10	MKS4-.22/100/10	100/63	0.22	10%	3	8.5	10	7.5				
505-MKS4.22/100/10P	MKS4-.22/100/10P10	100/63	0.22	10%	4	9	13	10				
505-MKS4.33/100/10	MKS4-.33/100/10	100/63	0.33	10%	4	9	10	7.5				
505-MKS4.33/100/10P	MKS4-.33/100/10P10	100/63	0.33	10%	4	9	13	10				
505-MKS4.47/100/10	MKS4-.47/100/10	100/63	0.47	10%	4.5	9.5	10.3	7.5				
505-MKS4.47/100/10P	MKS4-.47/100/10P10	100/63	0.47	10%	4	9	13	10				
505-MKS4.68/100/10	MKS4-.68/100/10	100/63	0.68	10%	5	10.5	10.3	7.5				
505-MKS4.68/100/10P	MKS4-.68/100/10P10	100/63	0.68	10%	4	9	13	10				
505-MKS41.0/100/10	MKS4-1.0/100/10	100/63	1.0	10%	5.7	12.5	10.3	7.5				
505-MKS41.0/100/10P	MKS4-1.0/100/10P10	100/63	1.0	10%	5	11	13	10				
505-MKS4.01/630/10	MKS4-.01/630/10	630/400	0.01	10%	3	8.5	10	7.5				
505-MKS4.01/630/10P	MKS4-.01/630/10P10	630/400	0.01	10%	4	9	13	10				
505-MKS4.015/630/10	MKS4-.015/630/10	630/400	0.015	10%	4	9	10	7.5				
505-MKS4.015/630/10P	MKS4-.015/630/10P10	630/400	0.015	10%	4	9	13	10				
505-MKS4.022/630/10	MKS4-.022/630/10	630/400	0.022	10%	4.5	9.5	10.3	7.5				
505-MKS4.022/630/10P	MKS4-.022/630/10P10	630/400	0.022	10%	4	9	13	10				
505-MKS4.033/630/10	MKS4-.033/630/10	630/400	0.033	10%	5	10.5	10.3	7.5				
505-MKS4.033/630/10P	MKS4-.033/630/10P10	630/400	0.033	10%	5	11	13	10				
505-MKS4.047/630/10	MKS4-.047/630/10	630/400	0.047	10%	5.7	12.5	10.3	7.5				
505-MKS4.047/630/10P	MKS4-.047/630/10P10	630/400	0.047	10%	6	12	13	10				
505-MKS4.068/630/10	MKS4-.068/630/10	630/400	0.068	10%	6	12	13	10				
505-MKS4.068/630/10P	MKS4-.068/630/10P15	630/400	0.068	10%	5	11	18	15				
505-MKS4.1/630/10	MKS4-.1/630/10	630/400	0.1	10%	6	12.5	18	15				
505-MKS4.1/630/10P	MKS4-.1/630/10P22	630/400	0.1	10%	6	15	26.5	22.5				

MKP4 SERIES METALIZED POLYPROPYLENE

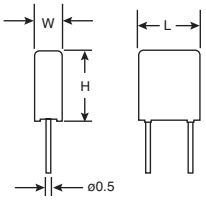

Specifications:
- Temperature Range: - 55ºC to + 100ºC
- Dielectric: Polypropylene film
- Capacitor Electrodes: vacuum-deposited
- Encapsulation: Flame retardant plastic case, UL94V-0

Features:
- Self Healing capability
- Very low dissipation factor
- Negative capacitance change versus temperature

Applications:
- Sample and hold
- Timing
- High frequency Coupling and decoupling
- Oscillating circuits

For quantities greater than listed, call for quote.

MOUSER STOCK NO.	Wima Part No.	Volts (Vdc/Vac)	Value (µF)	Tol. ±	Dimensions: in. W	H	L	Lead Spacing (mm)	Price Each 1	10	100	500
505-MKP4.1/250/10	MKP4-0.1/250/10	250/160	0.1	10%	4.5	9.5	10.3	7.5				
505-MKP4.1/250/10P	MKP4-0.1/250/10P10	250/160	0.1	10%	4	9	13	10				
505-MKP4.15/250/10	MKP4-0.15/250/10	250/160	0.15	10%	5	10.5	10.3	7.5				
505-MKP4.15/250/10P	MKP4-0.15/250/10P10	250/160	0.15	10%	5	11	13	10				
505-MKP4.22/250/10	MKP4-0.22/250/10	250/160	0.22	10%	6	12.5	13	10				
505-MKP4.22/250/10P	MKP4-0.22/250/10P15	250/160	0.22	10%	5	11	18	15				
505-MKP4.33/250/10	MKP4-0.33/250/10	250/160	0.33	10%	6	12.5	18	15				
505-MKP4.47/250/10	MKP4-0.47/250/10	250/160	0.47	10%	7	14	18	15				
505-MKP4.68/250/10	MKP4-0.68/250/10	250/160	0.68	10%	8	15	18	15				
505-MKP4.68/250/10P	MKP4-0.68/250/10P	250/160	0.68	10%	6	15	26.5	22.5				
505-MKP41.0/250/10	MKP4-1.0/250/10	250/160	1.0	10%	7	16.5	26.5	22.5				
505-MKP4.022/400/10	MKP4-0.022/400/10	400/200	0.022	10%	4	9	10	7.5				
505-MKP4.022/400/10P	MKP4-0.022/400/10P	400/200	0.022	10%	4	9	13	10				
505-MKP4.033/400/10	MKP4-0.033/400/10	400/200	0.033	10%	4.5	9.5	10.3	7.5				
505-MKP4.033/400/10P	MKP4-0.033/400/10P	400/200	0.033	10%	4	9	13	10				
505-MKP4.047/400/10	MKP4-0.047/400/10	400/200	0.047	10%	5	10.5	10.3	7.5				
505-MKP4.047/400/10P	MKP4-0.047/400/10P	400/200	0.047	10%	4	9	13	10				
505-MKP4.068/400/10	MKP4-0.068/400/10	400/200	0.068	10%	5.7	12.5	10.3	7.5				
505-MKP4.068/400/10P	MKP4-0.068/400/10P	400/200	0.068	10%	5	11	13	10				
505-MKP4.01/630/10	MKP4-0.01/630/10	630/280	0.01	10%	3	8.5	10	7.5				
505-MKP4.01/630/10P	MKP4-0.01/630/10P	630/280	0.01	10%	4	9	13	10				
505-MKP4.015/630/10	MKP4-0.015/630/10	630/280	0.015	10%	3	8.5	10	7.5				
505-MKP4.015/630/10P	MKP4-0.015/630/10P	630/280	0.015	10%	4	9	13	10				

© Copyright 2014 Mouser Electronics
© Copyright 2014 Mouser Electronics

WIMA Radial Lead Film Capacitors

RoHS Compliant This product is RoHS compliant.

MKP2 SERIES METALIZED POLYPROPYLENE

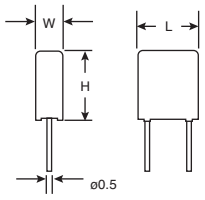

RoHS Compliant

Specifications:
- Temperature Range: -55ºC to +100ºC
- Dielectric: Polypropylene film
- Capacitor Electrodes: Metalized plastic film
- Encapsulation: Flame retardant plastic case, UL 94V-0

Features:
- For high frequency applications
- Suited for "sample & hold" circuits
- Stable negative TC
- Low ESR

For quantities greater than listed, call for quote.

MOUSER STOCK NO.	Wima Part No.	Volts (Vdc/Vac)	Value (µF)	Tol. ±	Dimensions: in. W	H	L	Lead Spacing (mm)	Price Each 1	10	100	500
505-MKP20.01/100/5	MKP2 0.01/100/5	100/63	0.01	5%	2.5	6.5	7.2	5.0				
505-MKP20.022/100/5	MKP2 0.022/100/5	100/63	0.022	5%	3	7.5	7.2	5.0				
505-MKP20.033/100/5	MKP2 0.033/100/5	100/63	0.033	5%	3	7.5	7.2	5.0				
505-MKP20.047/100/5	MKP2 0.047/100/5	100/63	0.047	5%	3.5	8.5	7.2	5.0				
505-MKP20.1/100/5	MKP2 0.1/100/5	100/63	0.1	5%	5	10	7.2	5.0				
505-MKP2.1/100/10	MKP2-.1/100/10	100/63	0.1	10%	5	10	7.2	5.0				
505-MKP20.15/100/5	MKP2 0.15/100/5	100/63	0.15	5%	7.2	13	7.2	5.0				
505-MKP20.22/100/5	MKP2 0.22/100/5	100/63	0.22	5%	7.2	13	7.2	5.0				
505-MKP20.33/100/5	MKP2 0.33/100/5	100/63	0.33	5%	8.5	14	7.2	5.0				
505-MKP20.01/250/5	MKP2 0.01/250/5	250/160	0.01	5%	2.5	6.5	7.2	5.0				
505-MKP20.022/250/5	MKP2 0.022/250/5	250/160	0.022	5%	3	7.5	7.2	5.0				
505-MKP20.033/250/5	MKP2 0.033/250/5	250/160	0.033	5%	3	7.5	7.2	5.0				
505-MKP20.047/250/5	MKP20.047/250/5	250/160	0.047	5%	3.5	7.5	7.2	5.0				
505-MKP20.1/250/5	MKP20.1/250/5	250/160	0.1	5%	5	10	7.2	5.0				
505-MKP20.22/250/5	MKP2 0.22/250/5	250/160	0.22	5%	7.2	13	7.2	5.0				
505-MKP20.33/250/5	MKP2 0.33/250/5	250/160	0.33	5%	8.5	14	7.2	5.0				
505-MKP20.01/400/5	MKP20.01/400/5	400/200	0.01	5%	3.5	8.5	7.2	5.0				
505-MKP21000/630/10	MKP2 1000/630/10	630/250	0.001	10%	2.5	6.5	7.2	5.0				
505-MKP24700/630/5	MKP24700/630/5	630/250	0.0047	5%	3	7.5	7.2	5.0				

MKS2 SERIES METALIZED POLYESTER

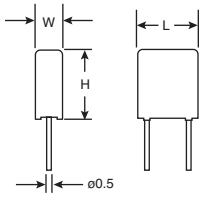

RoHS Compliant

Specifications:
- Temperature Range: -55ºC to +100ºC
- Dielectric: Polyethylene-terephthalate film
- Capacitor Electrodes: Metalized plastic film
- Encapsulation: Flame retardant vacuum-deposited aluminum

Features:
- Reservoir capacitor with unlimited life at high temperatures
- Ideally suited for wide temperature range applications

For quantities greater than listed, call for quote.

505-MKS21/50/10	MKS2-1/50/10	50/30	1.0	10%	3.5	8.5	7.2	5.0				
505-MKS21.5/50/10	MKS2-1.5/50/10	50/30	1.5	10%	4.5	9.5	7.2	5.0				
505-MKS22.2/50/5	MKS2-2.2/50/10	50/30	2.2	5%	5.0	10.0	7.2	5.0				
505-MKS22.2/50/10	MKS2-2.2/50/10	50/30	2.2	10%	5	10	7.2	5.0				
505-MKS23.3/50/10	MKS2-3.3/50/10	50/30	3.3	10%	5.5	11.5	7.2	5.0				
505-MKS2-4.7/50/10	MKS2-4.7/50/10	50/30	4.7	10%	7.2	13	7.2	5.0				
505-MKS2.01/63/10	MKS2-.01/63/10	63/40	0.01	10%	2.5	6.5	7.2	5.0				
505-MKS20.01/63/5	MKS20-.01/63/5	63/40	0.01	5%	2.5	6.5	7.2	5.0				
505-MKS2.022/63/10	MKS2-.022/63/10	63/40	0.022	10%	2.5	6.5	7.2	5.0				
505-MKS20.022/63/5	MKS20-.022/63/5	63/40	0.022	5%	2.5	6.5	7.2	5.0				
505-MKS2.033/63/10	MKS20-.033/63/10	63/40	0.033	10%	2.5	6.5	7.2	5.0				
505-MKS2.047/63/10	MKS20-.047/63/10	63/40	0.047	10%	2.5	6.5	7.2	5.0				
505-MKS20.047/63/5	MKS20-.047/63/5	63/40	0.047	5%	2.5	6.5	7.2	5.0				
505-MKS2.068/63/10	MKS20-.068/63/10	63/40	0.068	10%	2.5	6.5	7.2	5.0				
505-MKS20.068/63/5	MKS20-.068/63/5	63/40	0.068	5%	2.5	6.5	7.2	5.0				
505-MKS2.1/63/10	MKS2-.1/63/10	63/40	0.1	10%	2.5	6.5	7.2	5.0				
505-MKS2.1/63/5	MKS2-.1/63/5	63/40	0.1	5%	2.5	6.5	7.2	5.0				
505-MKS20.15/63/5	MKS2-.15/63/5	63/40	0.15	5%	2.5	6.5	7.2	5.0				
505-MKS2.15/63/10	MKS2-.15/63/10	63/40	0.15	10%	2.5	6.5	7.2	5.0				
505-MKS20.22/63/10	MKS20-.22/63/10	63/40	0.22	10%	3	7.5	7.2	5.0				
505-MKS20.22/63/5	MKS20-.22/63/5	63/40	0.22	5%	3	7.5	7.2	5.0				
505-MKS20.33/63/5	MKS2-.33/63/5	63/40	0.33	5%	3.5	8.5	7.2	5.0				
505-MKS2.33/63/10	MKS2-.33/63/10	63/40	0.33	10%	3.5	8.5	7.2	5.0				
505-MKS2.47/63/10	MKS2-.47/63/10	63/40	0.47	10%	4.5	9.5	7.2	5.0				
505-MKS20.47/63/5	MKS20-.47/63/5	63/40	0.47	5%	4.5	9.5	7.2	5.0				
505-MKS2.68/63/10	MKS2-.68/63/10	63/40	0.68	10%	4.5	9.5	7.2	5.0				
505-MKS21.0/63/10	MKS2-1.0/63/10	63/40	1.0	10%	5	10	7.2	5.0				
505-MKS21.0/63/5	MKS2-1.0/63/5	63/40	1.0	5%	5	10	7.2	5.0				
505-MKS21.5/63/5	MKS2-1.5/63/5	63/40	1.5	5%	5.5	11.5	7.2	5.0				
505-MKS22.2/63/5	MKS2-2.2/63/5	63/40	2.2	5%	7.2	13.0	7.2	5.0				
505-MKS2.01/100/5	MKS2-.01/100/5	100/63	0.01	5%	2.5	6.5	7.2	5.0				
505-MKS2.01/100/10	MKS2-.01/100/10	100/63	0.01	10%	2.5	6.5	7.2	5.0				
505-MKS2.1/100/10	MKS2-.1/100/10	100/63	0.1	10%	3	7.5	7.2	5.0				
505-MKS2.22/100/10	MKS2-.22/100/10	100/63	0.22	10%	3.5	8.5	7.2	5.0				
505-MKS21/100/10	MKS2-1/100/10	100/63	1.0	10%	7.2	13.0	7.2	5.0				

FKP2 SERIES FILM/FOIL POLYPROPYLENE

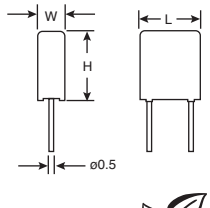

RoHS Compliant

Specifications:
- Temperature Range: -55ºC to + 100ºC
- Dielectric: Polypropylene film
- Capacitor Electrodes: Metal foil film
- Encapsulation: Flame retardant plastic case, UL 94V-0

Features:
- Pulse applications with high repetition frequency
- Suited for replacement of polystyrene capacitors in audio and HF applications

For quantities greater than listed, call for quote.

505-FKP24700/63/2.5	FKP2-4700/63/2.5	63/40	0.0047	2.5%	4.5	6	7.2	5.0				
505-FKP26800/63/2.5	FKP2-6800/63/2.5	63/40	0.0068	2.5%	4.5	6.0	7.2	5.0				
505-FKP20.01/63/5	FKP2-.01/63/5	63/40	0.01	5.0%	5.5	7	7.2	5.0				
505-FKP20.01/63/2.5	FKP2-.01/63/2.5	63/40	0.01	2.5%	5.5	7	7.2	5.0				
505-FKP20.01/63/1	FKP2-.01/63/1	63/40	0.01	1.0%	5.5	7	7.2	5.0				
505-FKP20.022/63/2.5	FKP2-.022/63/2.5	63/40	0.022	2.5%	7.2	8.5	7.2	5.0				
505-FKP2100/100/2.5	FKP2-100/100/2.5	100/63	100pF	2.5%	4.5	6.0	7.2	5.0				
505-FKP2100/100/5	FKP2-100/100/5	100/63	100pF	5.0%	4.5	6	7.2	5.0				
505-FKP2150/100/2.5	FKP2-150/100/2.5	100/63	150pF	2.5%	4.5	6	7.2	5.0				
505-FKP2220/100/2.5	FKP2-220/100/2.5	100/63	220pF	2.5%	4.5	6	7.2	5.0				
505-FKP2330/100/5	FKP2-330/100/5	100/63	330pF	5.0%	4.5	6	7.2	5.0				
505-FKP2470/100/2.5	FKP2-470/100/2.5	100/63	470pF	2.5%	4.5	6	7.2	5.0				
505-FKP2470/100/5	FKP2-470/100/5	100/63	470pF	5%	4.5	6.0	7.2	5.0				
505-FKP2680/100/2.5	FKP2-680/100/2.5	100/63	680pF	2.5%	4.5	6	7.2	5.0				
505-FKP21000/100/5	FKP2-1000/100/5	100/63	0.001	5.0%	4.5	6	7.2	5.0				
505-FKP21000/100/2.5	FKP2-1000/100/2.5	100/63	0.001	2.5%	4.5	6	7.2	5.0				
505-FKP21500/100/2.5	FKP2-1500/100/2.5	100/63	0.0015	2.5%	4.5	6	7.2	5.0				
505-FKP22200/100/2.5	FKP2-2200/100/2.5	100/63	0.0022	2.5%	4.5	6	7.2	5.0				
505-FKP22200/100/5	FKP2-2200/100/5	100/63	0.0022	5%	4.5	6.0	7.2	5.0				
505-FKP23300/100/2.5	FKP2-3300/100/2.5	100/63	0.0033	2.5%	5.5	7.0	7.2	5.0				
505-FKP24700/100/2.5	FKP2-4700/100/2.5	100/63	0.0047	2.5%	5.5	7	7.2	5.0				
505-FKP20.01/100/2.5	FKP2-.01/100/2.5	100/63	0.01	2.5%	6.5	8	7.2	5.0				
505-FKP2470/250/5	FKP2-470/250/5	250/160	470pF	5%	4.5	6.0	7.2	5.0				

© Copyright 2014 Mouser Electronics

© Copyright 2014 Mouser Electronics

WIMA Pulse Duty Film Capacitors

RoHS Compliant This product is RoHS compliant.

MKP10 SERIES RADIAL LEAD METALLIZED POLYPROPYLENE FILM CAPACITORS

Specifications:
- Temperature Range: - 55ºC to + 100ºC
- Dielectric: Polypropylene film
- Capacitor Electrodes: Double sided metallized plastic film
- Encapsulation: Flame retardant plastic case, UL94V-0

Features:
- For SMPS, loudspeakers, lighting, monitors, and televisions
- Self-healing pulse duty construction

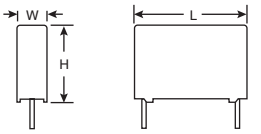

RoHS Compliant

For quantities greater than listed, call for quote.

MOUSER STOCK NO.	Wima Part No.	Volts (Vdc/Vac)	Value (µF)	Tol. ±	Dimensions: mm W	H	L	Lead Spacing (mm)	Price Each 1	10	100	500
505-M10.1/250/10	MKP10-.1/250/10	250/180	0.1	10%	6	12	13	10				
505-M10.22/250/10	MKP10-.22/250/10	250/180	0.22	10%	7	14	18	15				
505-M10.047/400/10	MKP10-.047/400/10	400/250	0.047	10%	6	12	13	10				
505-M10.1/400/10	MKP10-.1/400/10	400/250	0.1	10%	7	14	18	15				
505-M10.22/400/20	MKP10-.22/400/20	400/250	0.22	20%	9	16	18	15				
505-M101/400/10	MKP10-1/400/10	400/250	1.0	10%	13	24	31.5	27.5				
505-M10.01/630/10	MKP10-.01/630/10	630/400	0.01	10%	5	10.5	10.3	7.5				
505-M10.22/630/5	MKP10-.22/630/5	630/400	0.22	5%	8.5	18.5	26.5	22.5				
505-M10.68/630/10	MKP10-.68/630/10	630/400	0.68	10%	15	26	31.5	27.5				
505-M10.01/1000/10	MKP10-.01/1KV/10	1000/600	0.01	10%	5	11	13	10				
505-M10.01/1000/10P	MKP10-.01/1KV/10P15	1000/600	0.01	10%	5	11	18	15				
505-M10.015/1000/10	MKP10-.015/1KV/10	1000/600	0.015	10%	6	12	13	10				
505-M10.015/1000/10P	MKP10-.015/1KV/10P15	1000/600	0.015	10%	5	11	18	15				
505-M10.022/1000/20	MKP10-.022/1000/20	1000/600	0.022	20%	6	12.5	18	15				
505-M10.022/1000/10	MKP10-.022/1KV/10	1000/600	0.022	10%	6	12.5	18	15				
505-M10.022/1000/10P	MKP10-.022/1000/10P22	1000/600	0.022	10%	16	15	26.5	22.5				
505-M10.033/1000/10	MKP10-.033/1KV/10	1000/600	0.033	10%	7	14	18	15				
505-M10.033/1000/10P	MKP10-.033/1KV/10P22	1000/600	0.033	10%	6	15	26.5	22.5				
505-M10.047/1000/10	MKP10-.047/1KV/10	1000/600	0.047	10%	8	15	18	15				
505-M10.047/1000/10P	MKP10-.047/1KV/10P22	1000/600	0.047	10%	6	15	26.5	22.5				
505-M100.047/1000/5	MKP10-.047/1000/5	1000/600	0.047	5%	8	15	18	15				
505-M10.068/1000/10	MKP10-.068/1KV/10	1000/600	0.068	10%	7	16.5	26.5	22.5				
505-M10.1/1000/10	MKP10-.1/1KV/10P22	1000/600	0.1	10%	8.5	18.5	26.5	22.5				
505-M10.1/1000/10P27	MKP10-.1/1KV/10P27	1000/600	0.1	10%	11	21	31.5	27.5				
505-M10.33/1000/10	MKP10-.33/1KV/10	1000/600	0.33	10%	15	26	31.5	27.5				
505-M101000/1600/10	MKP10-1000/1600/10	1600/650	0.001	10%	4	9	13	10				
505-M101500/1600/10	MKP10-1500/1600/10	1600/650	0.0015	10%	4	9	13	10				
505-M102200/1600/10	MKP10-2200/1600/10	1600/650	0.0022	10%	4	9	13	10				
505-M103300/1600/10	MKP10-3300/1600/10	1600/650	0.0033	10%	4	9	13	10				
505-M104700/1600/10	MKP10-4700/1600/10	1600/650	0.0047	10%	5	11	13	10				
505-M106800/1600/10	MKP10-6800/1600/10	1600/650	0.0068	10%	6	12	13	10				
505-M101000/2000/10	MKP10-1000/2000/10	2000/700	0.001	10%	4	9	13	10				
505-M100.01/2000/5	MKP10-.01/2000/5	2000/700	0.01	5%	7	14	18	15				

FKP1 SERIES RADIAL LEAD FILM/FOIL POLYPROPYLENE CAPACITORS

Specifications:
- Dielectric: Polypropylene film
- Temperature Range: - 55ºC to + 100ºC
- Capacitor Electrodes: Aluminum foil and double sided metallized plastic film
- Encapsulation: Flame retardant plastic case, UL94V-0

Features:
- With metal foil electrode, internally series-connected for very high current ratings.

Applications:
- Damping and commutation capacitors in switch mode power supplies, static frequency changes in drive and power electronics, deflection systems in monitors and televisions.

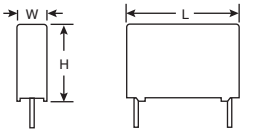

RoHS Compliant

For quantities greater than listed, call for quote.

MOUSER STOCK NO.	Wima Part No.	Volts (Vdc/Vac)	Value (µF)	Tol. ±	Dimensions: mm W	H	L	Lead Spacing (mm)	Price Each 1	10	100	500
505-FKP10.01/400/5	FKP1-.01/400/5	400/250	0.01	5%	5	11	18	15				
505-FKP1.047/400/5	FKP1-.047/400/5	400/250	0.047	5%	7	16.5	26.5	22.5				
505-FKP10.1/400/5	FKP1-.1/400/5P22.5	400/250	0.1	5%	10.5	20.5	26.5	22.5				
505-FKP1.22/400/5	FKP1-.22/400/5	400/250	0.22	5%	13	24	31.5	27.5				
505-FKP14700/630/5	FKP1-4700/630/5	630/400	0.0047	5%	5	11	18	15				
505-FKP1.022/630/5	FKP1-.022/630/5	630/400	0.022	5%	7	16.5	26.5	22.5				
505-FKP16800/1000/5	FKP1-6800/1000/5	1000/600	0.0068	5%	7	14	18	15				
505-FKP11000/1250/10	FKP1-1000/1250/10	1250/600	1000pF	10%	5	11	18	15				
505-FKP11000/1250/5	FKP1-1000/1250/5	1250/600	1000pF	5%	5	11	18	15				
505-FKP11500/1250/10	FKP1-1500/1250/10	1250/600	1500pF	10%	5	11	18	15				
505-FKP12200/1250/10	FKP1-2200/1250/10	1250/600	2200pF	10%	5	11	18	15				
505-FKP13300/1250/10	FKP1-3300/1250/10	1250/600	3300pF	10%	6	12.5	18	15				
505-FKP14700/1250/10	FKP1-4700/1250/10	1250/600	4700pF	10%	7	14	18	15				
505-FKP16800/1250/10	FKP1-6800/1250/10	1250/600	6800pF	10%	8	15	18	15				
505-FKP1.01/1250/10	FKP1-.01/1250/10	1250/600	0.01	10%	7	16.5	26.5	22.5				
505-FKP1.01/1250/5	FKP1-.01/1250/5	1250/600	0.01	5%	7	16.5	26.5	22.5				
505-FKP1.015/1250/10	FKP1.015/1250/10	1250/600	0.015	10%	8.5	18.5	26.5	22.5				
505-FKP1.022/1250/10	FKP1.022/1250/10	1250/600	0.022	10%	10.5	20.5	26.5	22.5				
505-FKP1.033/1250/10	FKP1-.033/1250/10	1250/600	0.033	10%	11.0	21.0	31.5	27.5				
505-FKP1.047/1250/10	FKP1-.047/1250/10	1250/600	0.047	10%	13	24	31.5	27.5				
505-FKP10.047/1250/5	FKP1-.047/1250/5P27.5	1250/600	0.047	5%	13	24	31.5	27.5				
505-FKP1.1/1250/10	FKP1-.1/1250/10	1250/600	0.1	10%	15	26	41.5	37.5				
505-FKP1150/1600/5	FKP1-150/1600/5	1600/650	150pF	5%	5	11	18	15				
505-FKP1220/1600/5	FKP1-220/1600/5	1600/650	220pF	5%	5	11	18	15				
505-FKP1330/1600/5	FKP1-330/1600/5	1600/650	330pF	5%	5	11	18	15				
505-FKP1470/1600/5	FKP1-470/1600/5	1600/650	470pF	5%	5	11	18	15				
505-FKP1680/1600/5	FKP1-680/1600/5	1600/650	680pF	5%	5	11	18	15				
505-FKP1100/2000/10	FKP1-100/2000/10	2000/700	100pF	10%	5	11	18	15				
505-FKP1100/2000/5	FKP1-100/2000/5	2000/700	100pF	5%	5	11	18	15				
505-FKP1150/2000/10	FKP1-150/2000/10	2000/701	150pF	10%	5	11	18	15				
505-FKP1220/2000/10	FKP1-220/2000/10	2000/702	220pF	10%	5	11	18	15				
505-FKP1330/2000/10	FKP1-330/2000/10	2000/703	330pF	10%	6	12.5	18	15				
505-FKP1470/2000/10	FKP1-470/2000/10	2000/704	470pF	10%	6	12.5	18	15				
505-FKP1680/2000/10	FKP1-680/2000/10	2000/705	680pF	10%	6	12.5	18	15				
505-FKP14700/2000/5	FKP1-4700/2000/5	2000/700	0.0047	5%	8.5	18.5	26.5	22.5				
505-FKP1470/6000/5	FKP1-470/6000/5	6000/700	470pF	5%	5	14	26.5	22.5				
505-FKP10.022/6000/5	FKP1-.022/6000/5	6000/700	0.022	5%	17	29	41.5	37.5				

© Copyright 2014 Mouser Electronics
© Copyright 2014 Mouser Electronics

WIMA Pulse Duty Film Capacitors

RoHS Compliant **This product is RoHS compliant.**

FKP4 SERIES SELF HEALING PULSE FILM CAPACITORS

The WIMA FKP 4 is a range of self-healing film/foil Polypropylene capacitors made with a single metallized plastic film and metal foil electrodes in series connection. Due to its film/foil structure with metallized electrode carrier, this capacitor type is suitable for high current loads. The capacitor is constructed as a series connection, the current carrying electrodes consist of two metal foils and a metallized carrier film as a "floating electrode".

WIMA pulse capacitors are produced with the proven box technology using solvent-resistant, flame-retardant plastic cases according to UL94V-0.

Features:
- High pulse duty
- Self-healing
- Internal series connection
- Very low dissipation factor
- Negative capacitance change versus temperature

Specifications:
- Dielectric: Polypropylene film
- Temperature Range: -55°C to +100°C
- Capacitor electrodes: aluminum foil and siglesided metallized plastic film
- Encapsulation: flame retardant plastic case
- Tolerance: ±10%

Applications:
- Switch mode power supplies
- Converter in drives and power electronics
- Deflection systems in monitors and TV-sets
- Electronic ballasts
- Audio/video equipment

RoHS Compliant



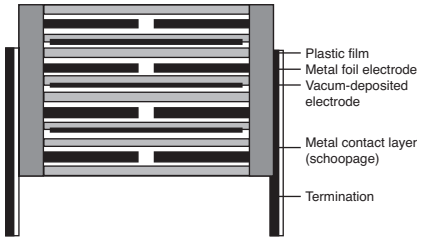

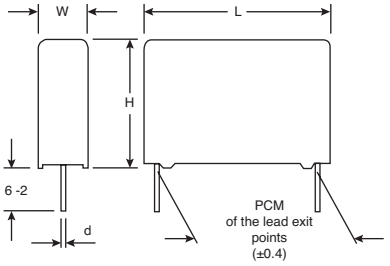

ød	PCM
0.8	15-27.5
1.0	37.5

For quantities greater than listed, call for quote.

MOUSER STOCK NO.	Wima Part No.	Volts (Vdc/Vac)	Value (µF)	Dimensions: mm			Lead Spacing (mm)	Price Each			
				W	H	L		1	10	100	500
505-FKP42200/1KV/10	FKP4O112204B00KSSD	1000/400	2200pF	5	11	18	15				
505-FKP4.047/1KV/10	FKP4O124705F00KSSD	1000/400	0.047	8.5	18.5	26.5	22.5				
505-FKP4.1/1KV/10	FKP4O131006B00KSSD	1000/400	0.1	11	21	31.5	27.5				
505-FKP4.47/1KV/10	FKP4O134707F00KSSD	1000/400	0.47	19	32	41.5	37.5				
505-FKP41.0/1KV/10	FKP4O141007H00KSSD	1000/400	1.0	24	45.5	41.5	37.5				
505-FKP4470/1600/10	FKP4T004704B00KSSD	1600/500	470pF	5	11	18	15				
505-FKP41000/1600/10	FKP4T011004B00KSSD	1600/500	1000pF	5	11	18	15				
505-FKP41500/1600/10	FKP4T011504B00KSSD	1600/500	1500pF	5	11	18	15				
505-FKP42200/1600/10	FKP4T012204C00KSSD	1600/500	2200pF	6	12.5	18	15				
505-FKP43300/1600/10	FKP4T013304D00KSSD	1600/500	3300pF	7	14	18	15				
505-FKP44700/1600/10	FKP4T014704F00KSSD	1600/500	4700pF	8	15	18	15				
505-FKP4.01/1600/10	FKP4T021005B00KSSD	1600/500	0.01	6	15	26.5	22.5				
505-FKP4.015/1600/10	FKP4T021505F00KSSD	1600/500	0.015	8.5	18.5	26.5	22.5				
505-FKP4.022/1600/10	FKP4T022205H00KSSD	1600/500	0.022	10.5	19	26.5	22.5				
505-FKP4.047/1600/10	FKP4T024706D00KSSD	1600/500	0.047	13	24	31.5	27.5				
505-FKP4.068/1600/10	FKP4T026806F00KSSD	1600/500	0.068	15	26	31.5	27.5				
505-FKP4.1/1600/10	FKP4T031006I00KSSD	1600/500	0.1	17	34.5	31.5	27.5				
505-FKP4.15/1600/10	FKP4T031506J00KSSD	1600/500	0.15	20	39.5	31.5	27.5				
505-FKP4.22/1600/10	FKP4T032207F00KSSD	1600/500	0.22	19	32	41.5	37.5				
505-FKP4.33/1600/10	FKP4T033307G00KSSD	1600/500	0.33	20	39.5	41.5	37.5				
505-FKP4.47/1600/10	FKP4T034707H00KSSD	1600/500	0.47	24	45.5	41.5	37.5				
505-FKP4470/2KV/10	FKP4U004704B00KSSD	2000/550	470pF	5	11	18	15				
505-FKP41000/2KV/10	FKP4U011004B00KSSD	2000/550	1000pF	5	11	18	15				
505-FKP41500/2KV/10	FKP4U011504C00KSSD	2000/550	1500pF	6	12.5	18	15				
505-FKP42200/2KV/10	FKP4U012204D00KSSD	2000/550	2200pF	7	14	18	15				
505-FKP43300/2KV/10	FKP4U013304J00KSSD	2000/550	3300pF	9	16	18	15				
505-FKP44700/2KV/10	FKP4U014705D00KSSD	2000/550	4700pF	7	16.5	26.5	22.5				
505-FKP46800/2KV/10	FKP4U016805F00KSSD	2000/550	6800pF	8.5	18.5	26.5	22.5				
505-FKP4.01/2KV/10	FKP4U021005G00KSSD	2000/550	0.01	10.5	19	26.5	22.5				
505-FKP4.015/2KV/10	FKP4U021505I00KSSD	2000/550	0.015	11	21	26.5	22.5				
505-FKP4.022/2KV/10	FKP4U022206B00KSSD	2000/550	0.022	11	21	31.5	27.5				
505-FKP4.033/2KV/10	FKP4U023306D00KSSD	2000/550	0.033	13	24	31.5	27.5				
505-FKP4.047/2KV/10	FKP4U024706F00KSSD	2000/550	0.047	15	26	31.5	27.5				
505-FKP4.068/2KV/10	FKP4U026806I00KSSD	2000/550	0.068	17	34.5	31.5	27.5				
505-FKP4.1/2KV/10	FKP4U031007F00KSSD	2000/550	0.1	19	32	41.5	37.5				
505-FKP4.15/2KV/10	FKP4U031507H00KSSD	2000/550	0.15	24	45.5	41.5	37.5				

© Copyright 2014 Mouser Electronics
© Copyright 2014 Mouser Electronics

CORNELL DUBILIER RF MICA Chip Capacitors

CDE CORNELL DUBILIER

MCH SERIES: HIGH VOLTAGE MAGNETIC

Features:
- No thermal cracking
- FR4 compatible and wave solderable
- Extremely high Q above 50MHz
- Excellent for tuning and impedance matching

Applications:
- RF Power Amplifiers
- MRI Generators
- Transmitters

RoHS Compliant

For quantities greater than listed, call for quote.

MOUSER STOCK NO.	CDE Type	Volt (DC)	Value (pF)	Tol. ±	Dimensions: in. L	W	H	Price Each 1	10	100
598-MCH38FM100D	MCH38FM100D	4000	10	5%	0.38	0.38	0.08			
598-MCH38FM220J	MCH38FM220J	4000	22	5%	0.38	0.38	0.08			
598-MCH38FM470J	MCH38FM470J	4000	47	5%	0.38	0.38	0.12			
598-MCH38FM680J	MCH38FM680J	4000	68	5%	0.38	0.38	0.12			
598-MCH38FM101J	MCH38FM101J	4000	100	5%	0.38	0.38	0.16			
598-MCH38FK271J	MCH38FK271J	2500	270	5%	0.38	0.38	0.16			
598-MCH38FK331J	MCH38FK331J	2500	330	5%	0.38	0.38	0.16			
598-MCH38FK391J	MCH38FK391J	2500	390	5%	0.38	0.38	0.16			
598-MCH38FK471J	MCH38FK471J	2500	470	5%	0.38	0.38	0.16			
598-MCH38FK561J	MCH38FK561J	2500	560	5%	0.38	0.38	0.24			
598-MCH38FK681J	MCH38FK681J	2500	680	5%	0.38	0.38	0.24			

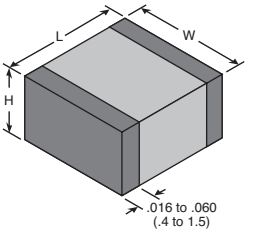

Soldering Pattern

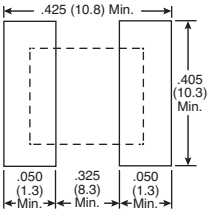

DIMENSIONS: in. (mm)

Engineering Design Kits

MOUSER STOCK NO.	CDE Type	Description	Cap Range (pF)	Volt (DC)	Price Each 1	2
598-MCH4000VKIT10	MCH4000VKIT10	Multilayer High RF Power Capacitors, Kit includes 5 each of 10 values (50 capacitors)	10 -220	4000		
598-MCH2500VKIT8	MCH2500VKIT8	Multilayer High RF Power Capacitors, Kit includes 5 each of 8 values (40 capacitors)	270-1000	2500		

CDE CORNELL DUBILIER

MC SERIES: HIGH POWER HV RF CHIP CAPACITORS

Specifications:
- Temperature range: -55°C to +125°C
- Insulation resistance: 100GΩ min.
- Pulse handling: dV/dt of 20,000v/µs
- Tight tolerances available
- Typical I_{RMS} > 8 Amps @ 100mHz
- Voltage: 100VDC, 500VDC, 1000VDC
- Capacitance Range: .5pF to 2200pF

RoHS Compliant

Features:
- Low impedance to beyond 1GHz
- Near-zero capacitance change in all environments
- Withstands 200% rated voltage for up to 5 seconds
- Very High Q
- FREE from cracking / delaminating
- FR4 Compatible and wire solderable

Applications:
- CATV
- Flight Radio
- RF and Microwave
- Resonators
- Lasers

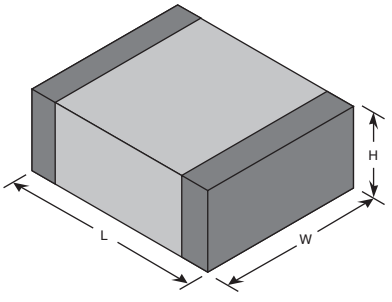

MC08 Series

For quantities greater than listed, call for quote.

MOUSER STOCK NO.	CDE Type MC	Volt (DC)	Value (pF)	Tol. ±	Case Size: in. L	W	H	Price Each 1	100	500
598-MC08CA020D-F	MC08CA020D-F	100	2	.5pF	.079	.049	.055			
598-MC08CA030D-F	MC08CA030D-F	100	3	.5pF	.079	.049	.055			
5982-08-100V5.0-F	MC08CA050D-F	100	5	.5pF	.079	.049	.055			
5982-08-100V10-F	MC08CA100D-F	100	10	.5pF	.079	.049	.055			
5982-08-100V15-F	MC08EA150J-F	100	15	5%	.079	.049	.055			
5982-08-100V22-F	MC08EA220J-F	100	22	5%	.079	.049	.055			
5982-08-100V27-F	MC08EA270J-F	100	27	5%	.079	.049	.055			

MC12 Series

For quantities greater than listed, call for quote.

MOUSER STOCK NO.	CDE Type MC	Volt (DC)	Value (pF)	Tol. ±	Case Size: in. L	W	H	Price Each 1	100	500
5982-12-100V100-F	MC12FA101J-F	100	100	5%	.126	.098	.079			
598-MC12FA151J-F	MC12FA151J-F	100	150	5%	.126	.098	.079			
5982-12-100V220-F	MC12FA221J-F	100	220	5%	.126	.098	.079			
598-MC12FA241J-F	MC12FA241J-F	100	240	5%	.126	.098	.079			
5982-12-500V5.0-F	MC12CD050D-F	500	5	.5pF	.126	.098	.079			
5982-12-500V10-F	MC12CD100D-F	500	10	.5pF	.126	.098	.079			
5982-12-500V15-F	MC12ED150J-F	500	15	5%	.126	.098	.079			
598-MC12FD330J-F	MC12FD330J-F	500	33	5%	.126	.098	.079			
5982-12-500V47-F	MC12FD470J-F	500	47	5%	.126	.098	.079			
5982-12-500V100-F	MC12FD101J-F	500	100	5%	.126	.098	.079			

MC18 Series

For quantities greater than listed, call for quote.

MOUSER STOCK NO.	CDE Type MC	Volt (DC)	Value (pF)	Tol. ±	Case Size: in. L	W	H	Price Each 1	100	500
5982-18-500V100-F	MC18FD101J-F	500	100	5%	.177	.126	.079			
598-MC18FD121J-F	MC18FD121J-F	500	120	5%	.177	.126	.079			
5982-18-500V220-F	MC18FD221J-F	500	220	5%	.177	.126	.079			
598-MC18FD301J-F	MC18FD301J-F	500	300	5%	.177	.126	.079			
5982-18-500V330-F	MC18FD331J-F	500	330	5%	.177	.126	.079			
598-MC18FD391J-F	MC18FD391J-F	500	390	5%	.177	.126	.079			

MC22 Series

For quantities greater than listed, call for quote.

MOUSER STOCK NO.	CDE Type MC	Volt (DC)	Value (pF)	Tol. ±	Case Size: in. L	W	H	Price Each 1	100	500
598-MC22FA102J-F	MC22FA102J-F	100	1000	5%	.224	.197	.079			
5982-22-100V2K-F	MC22FA202J-F	100	2000	5%	.224	.197	.079			
598-MC22FD501J-F	MC22FD501J-F	500	500	5%	.224	.197	.079			
598-MC22FD751J-F	MC22FD751J-F	500	750	5%	.224	.197	.079			
5982-22-500V1000-F	MC22FD102J-F	500	1000	5%	.224	.197	.079			
5982-22-1000V470-F	MC22FF471J-F	1000	470	5%	.224	.197	.157			
5982-22-1000V1000-F	MC22FF102J-F	1000	1000	5%	.224	.197	.157			
5982-22-1000V1500-F	MC22FF152J-F	1000	1500	5%	.224	.197	.157			

© Copyright 2014 Mouser Electronics

For current pricing, visit mouser.com

© Copyright 2014 Mouser Electronics

MIN, MCM HIGH CURRENT SERIES

Types MCM and MIN SMT clad multilayer RF capacitors are top performers for high power applications requiring low inductance at high frequencies and can operate at temperatures up to 200°C and voltages to 1000VDC.

Thermal Spreading, robust natural materials and a CTE compatible with FR4 make these capacitors an excellent choice to replace more expensive porcelain capacitors.

Common Features:

- 200°C rated with no voltage derating
- Low ESR for RF power applications
- Wave solderable
- CTE ≈ 18
- No cracking / delaminating
- Nonmagnetic for minimal RF loss
- Very low ESL for excellent by-pass action
- Available on T&R
- Ultra stable - no change with (t), (V) and (f)
- Exact capacitance values ±0.5pF up to 1000VDC

CDE CORNELL DUBILIER MIN SERIES

RoHS Compliant

Specifications:

- Voltage Rating: 300VDC
- Temperature Range: -55°C to +200°C with no voltage derating
- Dielectric Strength: 200% of rated voltage for 5 seconds
- Insulation Resistance: 1000MΩ - μF Need not exceed 100,000MΩ at 25°C
- Typical Thickness: .065 - .125 (±.015)
- Wave solderable
- Typical ESR <10mΩ @ 100 MHz (100pF)

DIMENSIONS: in.

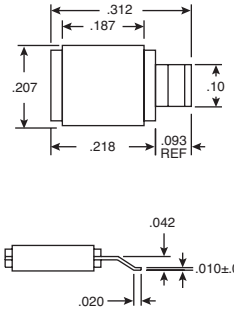

For quantities greater than listed, call for quote.

MOUSER STOCK NO.	CDE Part No.	VDC	Capacitance (pF)	Tolerance (±)	Dielectric Material	Price Each 1	10	25	50
5981-MIN02-3.3D-F	MIN02-002C3R3D-F	300	3.3	0.5 pF	Teflon				
5981-MIN02-4.7D-F	MIN02-002C4R7D-F	300	4.7	0.5 pF	Teflon				
5981-MIN02-6.8D-F	MIN02-002C6R8D-F	300	6.8	0.5 pF	Teflon				
5981-MIN02-10J-F	MIN02-002CC100J-F	300	10	5%	Mica				
5981-MIN02-12J-F	MIN02-002CC120J-F	300	12	5%	Mica				
5981-MIN02-15J-F	MIN02-002CC150J-F	300	15	5%	Mica				
5981-MIN02-17J-F	MIN02-002CC170J-F	300	17	5%	Mica				
5981-MIN02-18J-F	MIN02-002CC180J-F	300	18	5%	Mica				
5981-MIN02-20J-F	MIN02-002CC200J-F	300	20	5%	Mica				
5981-MIN02-22J-F	MIN02-002DC220J-F	300	22	5%	Mica				
5981-MIN02-24J-F	MIN02-002DC240J-F	300	24	5%	Mica				
5981-MIN02-25J-F	MIN02-002DC250J-F	300	25	5%	Mica				
5981-MIN02-27J-F	MIN02-002DC270J-F	300	27	5%	Mica				
5981-MIN02-30J-F	MIN02-002DC300J-F	300	30	5%	Mica				
5981-MIN02-32J-F	MIN02-002DC320J-F	300	32	5%	Mica				
5981-MIN02-33J-F	MIN02-002DC330J-F	300	33	5%	Mica				
5981-MIN02-35J-F	MIN02-002DC350J-F	300	35	5%	Mica				
5981-MIN02-36J-F	MIN02-002DC360J-F	300	36	5%	Mica				
5981-MIN02-39J-F	MIN02-002DC390J-F	300	39	5%	Mica				
5981-MIN02-43J-F	MIN02-002DC430J-F	300	43	5%	Mica				
5981-MIN02-47J-F	MIN02-002DC470J-F	300	47	5%	Mica				
5981-MIN02-50J-F	MIN02-002DC500J-F	300	50	5%	Mica				
5981-MIN02-70J-F	MIN02-002EC700J-F	300	70	5%	Mica				
5981-MIN02-82J-F	MIN02-002EC820J-F	300	82	5%	Mica				
5981-MIN02-100J-F	MIN02-002EC101J-F	300	100	5%	Mica				
5981-MIN02-350J-F	MIN02-002EC351J-F	300	350	5%	Mica				

Engineering Design Kit

MOUSER STOCK NO.	Description	Voltage	Value (pF)	Price Each 1	10
5981-MIN300VKIT1	5 each of 13 values	300	3.3-150		

CDE CORNELL DUBILIER MCM SERIES

RoHS Compliant

Specifications:

- Voltage Rating: 300 - 1000VDC
- Temperature Range: -55°C to +200°C with no voltage derating
- Dielectric Strength: 200% of rated voltage for 5 seconds
- Insulation Resistance: 1000MΩ - μF Need not exceed 100,000MΩ at 25°C
- Typical Thickness: .095 - .125 (±.015)
- Wave solderable
- Typical I_{RMS} >20 Amps @ 100 MHz

DIMENSIONS: in.

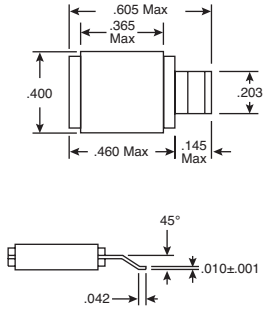

For quantities greater than listed, call for quote.

MOUSER STOCK NO.	CDE Part No.	VDC	Capacitance (pF)	Tolerance (±)	Dielectric Material	Price Each 1	10	25	50
5981-MCM01-1500J-F	MCM01-009EC152J-F	300	1500	5%	Mica				
5981-MCM01-3.3D-F	MCM01-009D3R3D-F	500	3.3	0.5 pF	Teflon				
5981-MCM01-4.7D-F	MCM01-009D4R7D-F	500	4.7	0.5 pF	Teflon				
5981-MCM01-10J-F	MCM01-009CD100J-F	500	10	5%	Mica				
5981-MCM01-15J-F	MCM01-009CD150J-F	500	15	5%	Mica				
5981-MCM01-22J-F	MCM01-009DD220J-F	500	22	5%	Mica				
5981-MCM01-47J-F	MCM01-009DD470J-F	500	47	5%	Mica				
5981-MCM01-100J-F	MCM01-009ED101J-F	500	100	5%	Mica				
5981-MCM01-150J-F	MCM01-009ED151J-F	500	150	5%	Mica				
5981-MCM01-220J-F	MCM01-009ED221J-F	500	220	5%	Mica				
5981-MCM01-330J-F	MCM01-009ED331J-F	500	330	5%	Mica				
5981-MCM01-470J-F	MCM01-009ED471J-F	500	470	5%	Mica				
5981-MCM01-560J-F	MCM01-009ED561J-F	500	560	5%	Mica				
5981-MCM01-750J-F	MCM01-009ED751J-F	500	750	5%	Mica				
5981-MCM01-1000J-F	MCM01-009ED102J-F	500	1000	5%	Mica				
5981-MCM01-1200J-F	MCM01-009ED122J-F	500	1200	5%	Mica				
5981-MCM01-F3.3D-F	MCM01-009F3R3D-F	1000	3.3	0.5 pF	Teflon				
5981-MCM01-F4.7D-F	MCM01-009F4R7D-F	1000	4.7	0.5 pF	Teflon				
5981-MCM01-F6.8D-F	MCM01-009F6R8D-F	1000	6.8	0.5 pF	Teflon				
5981-MCM01-CF10J-F	MCM01-009CF100J-F	1000	10	5%	Mica				
5981-MCM01-DF22J-F	MCM01-009DF220J-F	1000	22	5%	Mica				
5981-MCM01-EF150J-F	MCM01-009EF151J-F	1000	150	5%	Mica				
5981-MCM01-EF330J-F	MCM01-009EF331J-F	1000	330	5%	Mica				
5981-MCM01-EF470J-F	MCM01-009EF471J-F	1000	470	5%	Mica				

Engineering Design Kit

MOUSER STOCK NO.	Description	Voltage	Value (pF)	Price Each 1	10
598-MCM500VKIT2	5 each of 10 values	500	10-1000		
598-MCM1000VKIT3	5 each of 7 values	1000	100-750		

© Copyright 2014 Mouser Electronics
© Copyright 2014 Mouser Electronics

CORNELL DUBILIER Radial RF MICA Capacitors

CDE CORNELL DUBILIER

RADIAL LEAD DIPPED MICA HIGH VOLTAGE RF CAPACITORS

Exclusive CDE dipping process to impart high moisture and humidity resistance.
Conforms to EIA specifications.

- Tolerance: D=.5pF, J=5%
- Temperature range: -55°C to +125°C
- Voltage range: 100, 300, 500, and 1000WVDC
- Vibration test: 10-2000Hz
- Pulse handling: dV/dt of 20,000 v/μs

Lead Spacing (LS): in.			
CD5	CD10	CD15	CD19
.120	.141	.234	.344

RoHS Compliant

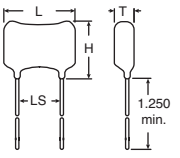

DIMENSIONS: in.

CD5 Series

For quantities greater than listed, call for quote.

MOUSER STOCK NO.	CDE Part No.	Volt (DC)	Value (pF)	Dimensions: in. Max. L	H	T	Price Each 1	25	100
598-CD5CC030DO3F	CD5CC030DO3F	300	3	.270	.190	.110			
598-CD5CC100DO3F	CD5CC100DO3F	300	10	.270	.190	.110			
598-CD5CC100JO3F	CD5CC100JO3F	300	10	.270	.190	.110			
598-CD5CC120JO3F	CD5CC120JO3F	300	12	.270	.190	.110			
5982-5-300V15-F	CD5CC150JO3F	300	15	.270	.190	.110			
598-CD5EC200JO3F	CD5EC200JO3F	300	20	.270	.200	.120			
598-CD5EC220JO3F	CD5EC220JO3F	300	22	.270	.200	.120			
598-CD5EC300JO3F	CD5EC300JO3F	300	30	.270	.200	.130			
598-CD5EC330JO3F	CD5EC330JO3F	300	33	.270	.200	.130			
598-CD5EC390GO3F	CD5EC390GO3F	300	39	.270	.210	.130			
598-CD5EC470JO3F	CD5EC470JO3F	300	47	.270	.210	.140			
598-CD5EC510JO3F	CD5EC510JO3F	300	51	.270	.210	.140			
598-CD5EC680JO3F	CD5EC680JO3F	300	68	.270	.220	.150			
598-CD5EC750JO3F	CD5EC750JO3F	300	75	.270	.230	.160			
598-CD5FC101JO3F	CD5FC101JO3F	300	100	.270	.240	.180			

CD10 Series

For quantities greater than listed, call for quote.

MOUSER STOCK NO.	CDE Part No.	Volt (DC)	Value (pF)	Dimensions: in. Max. L	H	T	Price Each 1	25	100
598-CD10CD050DO3F	CD10CD050DO3F	500	5	.360	.330	.190			
598-CD10CD100DO3F	CD10CD100DO3F	500	10	.360	.330	.190			
598-CD10CD100JO3F	CD10CD100JO3F	500	10	.360	.330	.190			
598-CD10CD120JO3F	CD10CD120JO3F	500	12	.360	.330	.190			
598-CD10CD150JO3F	CD10CD150JO3F	500	15	.360	.330	.190			
598-CD10CD180JO3F	CD10CD180JO3F	500	18	.360	.330	.190			
598-CD10ED200JO3F	CD10ED200JO3F	500	20	.360	.330	.190			
598-CD10ED220JO3F	CD10ED220JO3F	500	22	.360	.330	.190			
598-CD10ED240JO3F	CD10ED240JO3F	500	24	.360	.330	.190			
598-CD10ED270JO3F	CD10ED270JO3F	500	27	.370	.330	.190			
598-CD10ED300JO3F	CD10ED300JO3F	500	30	.370	.340	.190			
598-CD10ED330JO3F	CD10ED330JO3F	500	33	.370	.340	.190			
598-CD10ED360JO3F	CD10ED360JO3F	500	36	.370	.340	.190			
598-CD10ED390JO3F	CD10ED390JO3F	500	39	.370	.340	.190			
598-CD10ED500JO3F	CD10ED500JO3F	500	50	.370	.340	.190			
598-CD10ED560JO3F	CD10ED560JO3F	500	56	.370	.340	.190			
598-CD10ED820JO3F	CD10ED820JO3F	500	82	.370	.350	.200			
598-CD10FD101JO3F	CD10FD101JO3F	500	100	.370	.350	.200			
598-CD10FD121JO3F	CD10FD121JO3F	500	120	.380	.350	.200			
598-CD10FD151FO3F	CD10FD151FO3F	500	150	.380	.360	.210			
598-CD10FD151JO3F	CD10FD151JO3F	500	150	.380	.360	.210			
598-CD10FD181JO3F	CD10FD181JO3F	500	180	.390	.370	.210			
598-CD10FD201JO3F	CD10FD201JO3F	500	200	.390	.370	.210			
598-CD10FD221JO3F	CD10FD221JO3F	500	220	.390	.380	.220			

CD15 Series

For quantities greater than listed, call for quote.

MOUSER STOCK NO.	CDE Part No.	Volt (DC)	Value (pF)	Dimensions: in. Max. L	H	T	Price Each 1	25	100
598-CD15FA112JO3F	CD15FA112JO3F	100	1100	.490	.420	.240			
598-CD15FA102JO3F	CD15FA102JO3F	100	1000	.480	.400	.230			
598-CD15FC621JO3F	CD15FC621JO3F	300	620	.460	.380	.210			
598-CD15FC681FO3F	CD15FC681FO3F	300	680	.470	.390	.210			
598-CD15FC751JO3F	CD15FC751JO3F	300	750	.470	.390	.210			
598-CD15FC561JO3F	CD15FC561JO3F	300	560	.460	.380	.210			
598-CD15FC681JO3F	CD15FC681JO3F	300	680	.470	.390	.210			
598-CD15FC821JO3F	CD15FC821JO3F	300	820	.470	.390	.210			
598-CD15CD120JO3F	CD15CD120JO3F	500	12	.360	.330	.190			
598-CD15ED240JO3F	CD15ED240JO3F	500	24	.450	.360	.170			
598-CD15ED510JO3F	CD15ED510JO3F	500	51	.450	.360	.170			
598-CD15ED750JO3F	CD15ED750JO3F	500	75	.450	.360	.180			
598-CD15FD111JO3F	CD15FD111JO3F	500	110	.460	.370	.180			
598-CD15FD431JO3F	CD15FD431JO3F	500	430	.470	.390	.210			
598-CD15CD050DO3F	CD15CD050DO3F	500	5	.450	.360	.170			
598-CD15CD100JO3F	CD15CD100JO3F	500	10	.450	.360	.170			
598-CD15FA112JO3F	CD15FA112JO3F	100	1100	.490	.420	.240			
598-CD15FA102JO3F	CD15FA102JO3F	100	1000	.480	.400	.230			
598-CD15FC621JO3F	CD15FC621JO3F	300	620	.460	.380	.210			
598-CD15FC681FO3F	CD15FC681FO3F	300	680	.470	.390	.210			
598-CD15FC751JO3F	CD15FC751JO3F	300	750	.470	.390	.210			
598-CD15FC561JO3F	CD15FC561JO3F	300	560	.460	.380	.210			
598-CD15FC681JO3F	CD15FC681JO3F	300	680	.470	.390	.210			
598-CD15FC821JO3F	CD15FC821JO3F	300	820	.470	.390	.210			
598-CD15CD120JO3F	CD15CD120JO3F	500	12	.360	.330	.190			

CD15 Series (Cont.)

For quantities greater than listed, call for quote.

MOUSER STOCK NO.	CDE Part No.	Volt (DC)	Value (pF)	Dimensions: in. Max. L	H	T	Price Each 1	25	100
598-CD15ED240JO3F	CD15ED240JO3F	500	24	.450	.360	.170			
598-CD15ED510JO3F	CD15ED510JO3F	500	51	.450	.360	.170			
598-CD15ED750JO3F	CD15ED750JO3F	500	75	.450	.360	.180			
598-CD15FD111JO3F	CD15FD111JO3F	500	110	.460	.370	.180			
598-CD15FD431JO3F	CD15FD431JO3F	500	430	.470	.390	.210			
598-CD15CD050DO3F	CD15CD050DO3F	500	5	.450	.360	.170			
598-CD15CD100JO3F	CD15CD100JO3F	500	10	.450	.360	.170			
598-CD15CD100DO3F	CD15CD100DO3F	500	10	.450	.360	.170			
598-CD15CD150JO3F	CD15CD150JO3F	500	15	.450	.360	.170			
5982-15-500V20F	CD15ED200JO3F	500	20	.450	.360	.170			
598-CD15ED220JO3F	CD15ED220JO3F	500	22	.450	.360	.170			
598-CD15ED270JO3F	CD15ED270JO3F	500	27	.450	.360	.170			
598-CD15ED300JO3F	CD15ED300JO3F	500	30	.450	.360	.170			
598-CD15ED330JO3F	CD15ED330JO3F	500	33	.450	.360	.170			
598-CD15ED470JO3F	CD15ED470JO3F	500	47	.450	.360	.170			
598-CD15ED500JO3F	CD15ED500JO3F	500	50	.450	.360	.170			
598-CD15ED560JO3F	CD15ED560JO3F	500	56	.450	.360	.170			
598-CD15ED680JO3F	CD15ED680JO3F	500	68	.450	.360	.180			
598-CD15FD151JO3F	CD15FD151JO3F	500	150	.460	.370	.190			
598-CD15FD181JO3F	CD15FD181JO3F	500	180	.460	.370	.190			
598-CD15FD201JO3F	CD15FD201JO3F	500	200	.460	.380	.190			
598-CD15FD221JO3F	CD15FD221JO3F	500	220	.460	.380	.200			
598-CD15FD241JO3F	CD15FD241JO3F	500	240	.460	.380	.200			
598-CD15FD271JO3F	CD15FD271JO3F	500	270	.470	.390	.210			
5982-15-500V300-F	CD15FD301JO3F	500	300	.470	.390	.210			
598-CD15FD331JO3F	CD15FD331JO3F	500	330	.470	.390	.210			
598-CD15FD361JO3F	CD15FD361JO3F	500	360	.470	.390	.210			
598-CD15FD391JO3F	CD15FD391JO3F	500	390	.470	.390	.210			
598-CD15FD471JO3F	CD15FD471JO3F	500	470	.470	.400	.220			

CD19 Series

For quantities greater than listed, call for quote.

MOUSER STOCK NO.	CDE Part No.	Volt (DC)	Value (pF)	Dimensions: in. Max. L	H	T	Price Each 1	25	100
598-CD19FD271JO3F	CD19FD271JO3F	500	270	.640	.500	.190			
598-CD19FD331JO3F	CD19FD331JO3F	500	330	.640	.500	.190			
598-CD19FD391JO3F	CD19FD391JO3F	500	390	.640	.510	.200			
598-CD19FD471JO3F	CD19FD471JO3F	500	470	.640	.510	.200			
598-CD19FD511JO3F	CD19FD511JO3F	500	510	.650	.510	.200			
598-CD19FD561JO3F	CD19FD561JO3F	500	560	.650	.510	.200			
598-CD19FD681JO3F	CD19FD681JO3F	500	680	.650	.510	.200			
598-CD19FD821JO3F	CD19FD821JO3F	500	820	.650	.510	.210			
598-CD19FD911JO3F	CD19FD911JO3F	500	910	.650	.510	.200			
598-CD19FD102JO3F	CD19FD102JO3F	500	1000	.650	.520	.220			
598-CD19FD122JO3F	CD19FD122JO3F	500	1200	.660	.520	.220			
598-CD19FD152JO3F	CD19FD152JO3F	500	1500	.660	.520	.230			
598-CD19FD202JO3F	CD19FD202JO3F	500	2000	.670	.530	.240			
598-CD19FD222JO3F	CD19FD222JO3F	500	2200	.670	.530	.250			
598-CD19FD272JO3F	CD19FD272JO3F	500	2700	.680	.540	.270			
598-CD19FD302JO3F	CD19FD302JO3F	500	3000	.680	.550	.280			
598-CD19FD332JO3F	CD19FD332JO3F	500	3300	.680	.550	.290			
5982-19-500V3900-F	CD19FD392JO3F	500	3900	.690	.560	.310			
598-CD19FD472JO3F	CD19FD472JO3F	500	4700	.700	.580	.350			

RADIAL LEAD DIPPED MICA HIGH VOLTAGE RF "SNUBBERS" & RF APPLICATION CAPACITORS

Exclusive CDE dipping process to impart high moisture and humidity resistance.
Conforms to EIA specifications.

- Tolerance: D=.5pF, J=5%
- Temperature range: -55°C to +125°C
- Voltage range: 100, 300, 500, and 1000WVDC
- Vibration test: 10-2000Hz
- Pulse handling: dV/dt of 20,000 v/μs

Lead Spacing (LS): in.	
CDV16	CDV19
.234	.344

RoHS Compliant

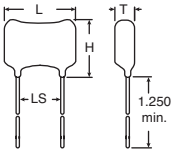

DIMENSIONS: in.

CDV16 Series

For quantities greater than listed, call for quote.

MOUSER STOCK NO.	CDE Part No.	Volt (DC)	Value (pF)	Dimensions: in. Max. L	H	T	Price Each 1	25	100
598-CDV16FF431JO3F	CDV16FF431JO3F	1000	4300	.450	.500	.170			
598-CDV16FF821JO3F	CDV16FF821JO3F	1000	820	.460	.500	.170			
598-CDV16FF102JO3F	CDV16FF102JO3F	1000	1000	.460	.500	.170			
598-CDV16FF302JO3F	CDV16FF302JO3F	1000	3000	.470	.520	.250			

CDV19 Series

For quantities greater than listed, call for quote.

MOUSER STOCK NO.	CDE Part No.	Volt (DC)	Value (pF)	Dimensions: in. Max. L	H	T	Price Each 1	25	100
598-CDV19FF331JO3F	CDV19FF331JO3F	1000	330	.650	.510	.200			
598-CDV19FF471JO3F	CDV19FF471JO3F	1000	470	.650	.510	.200			
598-CDV19FF681JO3F	CDV19FF681JO3F	1000	680	.660	.520	.220			
598-CDV19FF102JO3F	CDV19FF102JO3F	1000	1000	.670	.530	.250			
598-CDV19FF152JO3F	CDV19FF152JO3F	1000	1500	.680	.540	.270			
598-CDV19FF222JO3F	CDV19FF222JO3F	1000	2200	.690	.560	.310			

© Copyright 2014 Mouser Electronics
© Copyright 2014 Mouser Electronics

AVX Niobium Oxide Capacitors

RoHS Compliant **This product is RoHS compliant.**

A KYOCERA GROUP COMPANY

AVX NIOBIUM OXIDE CAPACITORS

Specifications:

- Operating temperature range:
  - NOJ series -55°C to +105°C
  - NOM series -55°C to +105°C
  - NLJ series -55°C to +105°C
  - NOS series -55°C to +125°C
- Reliability:
  - NOJ series 0.5% per 1000 hours at 85°C
  - NOM series 0.2% per 1000 hours at 85°C
  - NOS series 0.2% per 1000 hours at 85°C
  - NLJ series 0.2% per 1000 hours at 85°C
- Capacitance range: 10 ~ 680µF
- Capacitance tolerance: 20%
- Leakage current
  DCL: 0.02CV

LEAD-FREE

Lead-Free Compatible Component

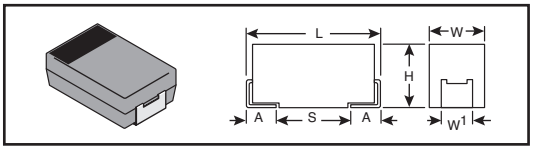

DIMENSIONS: mm (in.)								
Code	EIA Code	EIA Metric	L	W	H	W1	A	S Min.
A	1206	3216-18	3.2 (0.126)	1.6 (0.063)	1.6 (0.063)	1.2 (0.031)	0.80 (0.031)	1.1 (0.043)
B	1210	2528-21	3.5 (0.138)	2.8 (0.110)	1.9 (0.075)	2.2 (0.087)	0.80 (0.031)	1.4 (0.055)
C	2312	6032-28	6 (0.236)	3.2 (0.126)	2.6 (0.102)	2.2 (0.087)	1.3 (0.051)	2.9 (0.114)
D	2917	7343-31	7.3 (0.287)	4.3 (0.169)	2.9 (0.114)	2.4 (0.094)	1.3 (0.051)	4.4 (0.173)
E	2717	7343-43	7.3 (0.287)	4.3 (0.169)	4.1 (0.162)	2.4 (0.094)	1.3 (0.051)	4.4 (0.173)
F	2312	6032-20	6 (0.236)	3.20 (0.126)	2 (0.079)	2.2 (0.087)	1.3 (0.051)	2.9 (0.114)
P	0805	2012-15	2.05 (0.081)	1.35 (0.053)	1.5 (0.047)	1.2 (0.047)	0.50 (0.020)	0.85 (0.033)
S	1206	3216-12	3.2 (0.126)	1.60 (0.063)	1.2 (0.047)	1.2 (0.047)	0.80 (0.031)	1.10 (0.043)
T	1210	3526-12	3.5 (0.138)	2.8 (0.110)	1.2 (0.047)	2.2 (0.087)	0.80 (0.031)	1.4 (0.055)
V	2924	7361-38	7.3 (0.287)	6.1 (0.240)	3.45±0.30 (0.136±0.012)	3.1 (0.120)	1.4 (0.055)	4.4 (0.173)
W	2312	6032-15	6 (0.236)	3.20 (0.126)	1.50 (0.059)	2.2 (0.087)	1.3 (0.051)	2.9 (0.114)
X	2917	7343-15	7.3 (0.287)	4.3 (0.169)	1.50 (0.059)	2.4 (0.094)	1.3 (0.051)	4.4 (0.173)
Y	2917	7343-20	7.3 (0.287)	4.3 (0.169)	2 (0.079)	2.4 (0.094)	1.3 (0.051)	4.4 (0.173)

For quantities greater than listed, call for quote.

MOUSER STOCK NO.	AVX Part No.	Value (µF)	ESR (Ω)@ 100 KHz	Price Each 1	Price Each 100	Reel Qty.	Price per Piece
AVX OxiCap™ NOJ Series							
Case Size A							
1.8V							
581-NOJA476M001RWJ	NOJA476M001RWJ	47	1.6			2000	
2.5V							
581-NOJA336M002	NOJA336M002RWJ	33	1700			2000	
581-NOJA476M002RWJ	NOJA476M002RWJ	47	1.6			2000	
4V							
581-NOJA156M004	NOJA156M004RWJ	15	2			2000	
581-NOJA226M004	NOJA226M004RWJ	22	1900			2000	
6.3V							
581-NOJA475M006	NOJA475M006RWJ	4.7	3.2			2000	
581-NOJA106M006	NOJA106M006RWJ	10	2.2			2000	
10V							
581-NOJA475M010	NOJA475M010RWJ	4.7	3100			2000	
581-NOJA106M010	NOJA106M010RWJ	10	2200			2000	
581-NOJA156M010RWJ	NOJA156M010RWJ	15	2			2000	
Case Size B							
1.8V							
581-NOJB107M001RWJ	NOJB107M001RWJ	100	1.4			2000	
2.5V							
581-NOJB686M002RWJ	NOJB686M002RWJ	68	1.5			2000	
581-NOJB107M002RWJ	NOJB107M002RWJ	100	1.4			2000	
4V							
581-NOJB336M004	NOJB336M004RWJ	33	1.7			2000	
581-NOJB476M004	NOJB476M004RWJ	47	1.6			2000	
581-NOJB107M004RWJ	NOJB107M004RWJ	100	1.4			2000	
6.3V							
581-NOJB156M006	NOJB156M006RWJ	15	2			2000	
581-NOJB226M006	NOJB226M006RWJ	22	1.9			2000	
581-NOJB336M006	NOJB336M006RWJ	33	1.7			2000	
581-NOJB336M006RWB	NOJB336M006RWB	33	1.7			2000	
581-NOJB686M006RWJ	NOJB686M006RWJ	68	1.5			2000	
581-NOJB107M006RWB	NOJB107M006RWB	100	0.4			2000	
581-NOJB107M006RWJ	NOJB107M006RWJ	100	1.7			2000	
10V							
581-NOJB106M010	NOJB106M010RWJ	10	2200			2000	
581-NOJB156M010	NOJB156M010RWJ	15	2000			2000	
581-NOJB226M010	NOJB226M010RWJ	22	1800			2000	
581-NOJB226M010RWB	NOJB226M010RWB	22	0.7			2000	
Case Size C							
1.8V							
581-NOJC107M001RWJ	NOJC107M001RWJ	100	0.4			500	
581-NOJC157M001RWJ	NOJC157M001RWJ	150	0.4			500	
581-NOJC337M001RWJ	NOJC337M001RWJ	330	0.3			500	
2.5V							
581-NOJC337M002RWJ	NOJC337M002RWJ	330	0.3			500	
4V							
581-NOJC476M004	NOJC476M004RWJ	47	0.5			500	
581-NOJC686M004	NOJC686M004RWJ	68	0.5			500	
581-NOJC107M004	NOJC107M004RWJ	100	0.4			500	
6.3V							
581-NOJC336M006	NOJC336M006RWJ	33	0.5			500	
581-NOJC476M006	NOJC476M006RWJ	47	0.5			500	
581-NOJC686M006	NOJC686M006RWJ	68	0.5			500	
581-NOJC157M006RWJ	NOJC157M006RWJ	150	0.4			500	
581-NOJC227M006RWJ	NOJC227M006RWJ	220	0.4			500	
10V							
581-NOJC226M010	NOJC226M010RWJ	22	500			500	
581-NOJC336M010	NOJC336M010RWJ	33	500			500	
581-NOJC476M010	NOJC476M010RWJ	47	400			500	
581-NOJC686M010RWJ	NOJC686M010RWJ	68	0.5			500	
Case Size D							
2.5V							
581-NOJD337M002RWJ	NOJD337M002RWJ	330	0.3			500	
4V							
581-NOJD157M004RWJ	NOJD157M004RWJ	150	0.3			500	
581-NOJD227M004	NOJD227M004RWJ	220	0.4			500	
581-NOJD337M004	NOJD337M004RWJ	330	0.3			500	
6.3V							
581-NOJD107M006	NOJD107M006RWJ	100	0.4			500	
581-NOJD157M006	NOJD157M006RWJ	150	0.4			500	
581-NOJD227M006RWJ	NOJD227M006RWJ	220	0.4			500	
581-NOJD337M006RWJ	NOJD337M006RWJ	330	0.3			500	

For quantities greater than listed, call for quote.

MOUSER STOCK NO.	AVX Part No.	Value (µF)	ESR (Ω)@ 100 KHz	Price Each 1	Price Each 100	Reel Qty.	Price per Piece
AVX OxiCap™ NOJ Series (Cont.)							
10V							
581-NOJD107M010RWB	NOJD107M010RWB	100	0.15			500	
581-NOJD107M010RWJ	NOJD107M010RWJ	100	0.4			500	
Case Size E							
2.5V							
581-NOJE477M002	NOJE477M002RWJ	470	300			400	
4V							
581-NOJE477M004	NOJE477M004RWJ	470	0.3			400	
6.3V							
581-NOJE227M006	NOJE227M006RWJ	220	0.4			400	
581-NOJE337M006	NOJE337M006RWJ	330	0.3			400	
581-NOJE477M006RWJ	NOJE477M006RWJ	470	0.3			500	
Case Size V							
2.5V							
581-NOJV108M002	NOJV108M002RWJ	1000	300			400	
4V							
581-NOJV687M004	NOJV687M004RWJ	680	0.3			400	
AVX OxiCap™ NOJ Low Profile Series							
Case Size P							
1.8V							
581-NOJP156M001RWJ	NOJP156M001RWJ	15	4.1			2500	
581-NOJP226M001RWJ	NOJP226M001RWJ	22	3.8			2500	
2.5V							
581-NOJP106M002	NOJP106M002RWJ	10	4500			2500	
581-NOJP156M002RWJ	NOJP156M002RWJ	15	4			2500	
581-NOJP226M002RWJ	NOJP226M002RWJ	22	3.8			2500	
4V							
581-NOJP685M004	NOJP685M004RWJ	6.8	5300			2500	
581-NOJP106M004RWJ	NOJP106M004RWJ	10	4.5			2500	
581-NOJP156M004RWJ	NOJP156M004RWJ	15	4.1			2500	
Case Size S							
1.8V							
581-NOJS156M001RWJ	NOJS156M001RWJ	15	2			2500	
581-NOJS226M001RWJ	NOJS226M001RWJ	22	1.9			2500	
2.5V							
581-NOJS106M002RWJ	NOJS106M002RWJ	10	2.2			2500	
581-NOJS156M002RWJ	NOJS156M002RWJ	15	2			2500	
4V							
581-NOJS685M004	NOJS685M004RWJ	6.8	2.6			2500	
581-NOJS106M004RWJ	NOJS106M004RWJ	10	2.2			2500	
Case Size T							
1.8V							
581-NOJT226M001RWJ	NOJT226M001RWJ	22	1.8			2500	
581-NOJT336M001RWJ	NOJT336M001RWJ	33	1.7			2500	
581-NOJT476M001RWJ	NOJT476M001RWJ	47	1.6			2500	
2.5V							
581-NOJT156M002RWJ	NOJT156M002RWJ	15	2			2500	
581-NOJT226M002	NOJT226M002RWJ	22	1.9			2500	
581-NOJT336M002RWJ	NOJT336M002RWJ	33	1.7			2500	
581-NOJT476M002RWJ	NOJT476M002RWJ	47	1.6			2500	
4V							
581-NOJT106M004RWJ	NOJT106M004RWJ	10	2.2			2500	
581-NOJT156M004	NOJT156M004RWJ	15	2			2500	
581-NOJT226M004RWJ	NOJT226M004RWJ	22	1.8			2500	
Case Size W							
1.8V							
581-NOJW107M001RWJ	NOJW107M001RWJ	100	0.4			1000	
2.5V							
581-NOJW686M002RWJ	NOJW686M002RWJ	68	0.4			1000	
581-NOJW107M002RWJ	NOJW107M002RWJ	100	0.4			1000	
Case Size X							
1.8V							
581-NOJX227M001RWJ	NOJX227M001RWJ	220	0.4			1000	
2.5V							
581-NOJX157M002RWJ	NOJX157M002RWJ	150	0.4			1000	
Case Size Y							
1.8V							
581-NOJY337M001	NOJY337M001RWJ	330	300			1000	
581-NOJY477M001RWJ	NOJY477M001RWJ	470	0.3			1000	
2.5V							
581-NOJY227M002RWJ	NOJY227M002RWJ	220	0.4			1000	
581-NOJY337M002RWJ	NOJY337M002RWJ	330	0.3			1000	

© Copyright 2014 Mouser Electronics

AVX Niobium Oxide Capacitors

RoHS Compliant This product is RoHS compliant.

AVX NIOBIUM OXIDE CAPACITORS (CONT.)

For quantities greater than listed, call for quote.

MOUSER STOCK NO.	AVX Part No.	Value (µF)	ESR (Ω)@ 100 KHz	Price Each 1	Price Each 100	Reel Qty.	Price Per Piece
AVX OxiCap™ NOJ Low Profile Series (Cont.)							
Case Size F							
4V							
581-NOJF227M004RWJ	NOJF227M004RWJ	220	0.4			1000	
6.3V							
581-NOJF107M006RWJ	NOJF107M006RWJ	100	0.4			1000	
581-NOJF157M006RWJ	NOJF157M006RWJ	150	0.4			1000	
Case Size P							
581-NOJP475M006RWJ	NOJP475M006RWJ	4.7	6.1			2500	
581-NOJP685M006RWJ	NOJP685M006RWJ	6.8	5.2			2500	
10V							
581-NOJP225M010RWJ	NOJP225M010RWJ	2.2	8.3			2500	
581-NOJP335M010RWJ	NOJP335M010RWJ	3.3	7			2500	
Case Size S							
6.3V							
581-NOJS475M006	NOJS475M006RWJ	4.7	3.2			2500	
581-NOJS685M006RWJ	NOJS685M006RWJ	6.8	2.7			2500	
Case Size T							
4V							
581-NOJT336M004RWJ	NOJT336M004RWJ	33	2			2500	
6.3V							
581-NOJT685M006RWJ	NOJT685M006RWJ	6.8	2.6			2500	
581-NOJT106M006RWJ	NOJT106M006RWJ	10	2.2			2500	
581-NOJT226M006RWJ	NOJT226M006RWJ	22	1.8			2500	
10V							
581-NOJT475M010RWJ	NOJT475M010RWJ	4.7	3.1			2500	
581-NOJT685M010RWJ	NOJT685M010RWJ	6.8	2.6			2500	
581-NOJT106M010RWJ	NOJT106M010RWJ	10	2.2			2500	
Case Size W							
4V							
581-NOJW476M004RWJ	NOJW476M004RWJ	47	0.5			1000	
581-NOJW686M004RWJ	NOJW686M004RWJ	68	0.4			1000	
581-NOJW107M004RWJ	NOJW107M004RWJ	100	0.4			1000	
6.3V							
581-NOJW336M006RWJ	NOJW336M006RWJ	33	0.5			1000	
581-NOJW476M006RWJ	NOJW476M006RWJ	47	0.5			1000	
Case Size X							
4V							
581-NOJX107M004RWJ	NOJX107M004RWJ	100	0.4			1000	
6.3V							
581-NOJX686M006RWJ	NOJX686M006RWJ	68	0.5			1000	
Case Size Y							
4V							
581-NOJY157M004RWJ	NOJY157M004RWJ	150	0.4			1000	
581-NOJY227M004RWJ	NOJY227M004RWJ	220	0.4			1000	
581-NOJY337M004RWJ	NOJY337M004RWJ	330	0.3			1000	
6.3V							
581-NOJY686M006RWJ	NOJY686M006RWJ	68	0.5			1000	
581-NOJY107M006	NOJY107M006RWJ	100	400			1000	
581-NOJY157M006RWJ	NOJY157M006RWJ	150	0.4			1000	
581-NOJY227M006RWJ	NOJY227M006RWJ	220	0.4			1000	
AVX OxiCap® NOM Low ESR Multianodes Series							
Case Size E							
1.8V							
581-NOME687M001R0023	NOME687M001R0023	680	23			400	
2.5V							
581-NOME477M002R0030	NOME477M002R0030	470	30			400	
581-NOME687M002R0023	NOME687M002R0023	680	23			400	
4V							
581-NOME337M004R0035	NOME337M004R0035	330	35			400	
581-NOME477M004R0023	NOME477M004R0023	470	23			400	
581-NOME477M004R0030	NOME477M004R0030	470	30			400	
6.3V							
581-NOME227M006R0040	NOME227M006R0040	220	40			400	
581-NOME337M006R0023	NOME337M006R0023	330	23			400	
581-NOME337M006R0035	NOME337M006R0035	330	35			400	
AVX OxiCap™ NOS Low ESR Series							
Case Size A							
2.5V							
581-NOSA226M002R0900	NOSA226M002R0900	22	900			2000	
4V							
581-NOSA156M004	NOSA156M004R1500	15	1500			2000	
6.3V							
581-NOSA106M006R0800	NOSA106M006R0800	10	800			2000	
581-NOSA106M006	NOSA106M006R2000	10	2000			2000	
Case Size B							
1.8V							
581-NOSB107M001R0350	NOSB107M001R0350	100	350			2000	
4V							
581-NOSB226M004	NOSB226M004R0600	22	600			2000	
6.3V							
581-NOSB156M006R0600	NOSB156M006R0600	15	600			2000	
581-NOSB226M006	NOSB226M006R0600	22	600			2000	
581-NOSB336M006	NOSB336M006R0600	33	600			2000	
581-NOSB476M006R0500	NOSB476M006R0500	47	500			2000	
Case Size C							
1.8V							
581-NOSC227M001R0125	NOSC227M001R0125	220	125			500	
2.5V							
581-NOSC157M002	NOSC157M002R0065	15	65			500	
581-NOSC227M002	NOSC227M002R0080	22	80			500	
581-NOSC686M002	NOSC686M002R0200	68	200			500	
581-NOSC107M002	NOSC107M002R0150	100	150			500	
4V							
581-NOSC686M004	NOSC686M004R0200	68	200			500	
581-NOSC107M004R0070	NOSC107M004R0070	100	70			500	
581-NOSC157M004R0090	NOSC157M004R0090	150	90			500	

© Copyright 2014 Mouser Electronics

For quantities greater than listed, call for quote.

MOUSER STOCK NO.	AVX Part No.	Value (µF)	ESR (Ω)@ 100 KHz	Price Each 1	Price Each 100	Reel Qty.	Price Per Piece
AVX OxiCap™ NOS Low ESR Series (Cont.)							
4V (Cont.)							
581-NOSC157M004	NOSC157M004R0150	150	150			500	
6.3V							
581-NOSC336M006R0500	NOSC336M006R0500	33	500			500	
581-NOSC476M006R0300	NOSC476M006R0300	47	300			500	
581-NOSC686M006R0075	NOSC686M006R0075	68	75			500	
581-NOSC686M006	NOSC686M006R0200	68	200			500	
581-NOSC107M006R0150	NOSC107M006R0150	100	150			500	
Case Size D							
2.5V							
581-NOSD477M002	NOSD477M002R0100	47	100			500	
581-NOSD337M002R0035	NOSD337M002R0035	330	35			500	
581-NOSD477M002R0035	NOSD477M002R0035	470	35			500	
4V							
581-NOSD337M004R0035	NOSD337M004R0035	33	35			500	
581-NOSD227M004R0040	NOSD227M004R0040	220	40			500	
581-NOSD227M004	NOSD227M004R0060	220	60			500	
581-NOSD477M004R0100	NOSD477M004R0100	470	100			500	
6.3V							
581-NOSD107M006	NOSD107M006R0080	100	80			500	
581-NOSD107M006R0080	NOSD107M006R0080	100	80			500	
581-NOSD157M006R0050	NOSD157M006R0050	150	50			500	
581-NOSD227M006R0045	NOSD227M006R0045	220	45			500	
581-NOSD227M006	NOSD227M006R0100	220	100			500	
Case Size E							
2.5V							
581-NOSE687M002	NOSE687M002R0060	68	60			400	
581-NOSE477M002R0100	NOSE477M002R0100	470	100			400	
4V							
581-NOSE337M004R0100	NOSE337M004R0100	330	100			400	
581-NOSE477M004R0075	NOSE477M004R0075	470	75			400	
6.3V							
581-NOSE227M006	NOSE227M006R0080	220	80			400	
581-NOSE337M006	NOSE337M006R0080	330	80			400	
Case Size V							
2.5V							
581-NOSV108M002	NOSV108M002R0050	1000	50			400	
4V							
581-NOSV687M004	NOSV687M004R0075	680	75			400	
6.3V							
581-NOSV477M006	NOSV477M006R0075	470	75			400	
Case Size W							
1.8V							
581-NOSW107M001R0150	NOSW107M001R0150	100	150			1000	
2.5V							
581-NOSW686M002R0150	NOSW686M002R0150	68	150			1000	
4V							
581-NOSW476M004	NOSW476M004R0150	47	150			1000	
6.3V							
581-NOSW336M006	NOSW336M006R0250	33	250			1000	
Case Size X							
1.8V							
581-NOSX227M001R0100	NOSX227M001R0100	220	100			1000	
2.5V							
581-NOSX157M002R0100	NOSX157M002R0100	150	100			1000	
4V							
581-NOSX107M004	NOSX107M004R0100	100	100			1000	
6.3V							
581-NOSX686M006R0100	NOSX686M006R0100	68	100			1000	
Case Size Y							
1.8V							
581-NOSY477M001	NOSY477M001R0100	470	100			1000	
2.5V							
581-NOSY337M002R0100	NOSY337M002R0100	330	100			1000	
4V							
581-NOSY227M004R0100	NOSY227M004R0100	220	100			1000	
581-NOSY337M004R0150	NOSY337M004R0150	330	150			1000	
6.3V							
581-NOSY107M006R0100	NOSY107M006R0100	100	100			1000	
581-NOSY157M006R0100	NOSY157M006R0100	150	100			1000	
AVX OxiCap™ NLJ High CV Consumer Series							
Case Size A							
6.3V							
581-NLJA476M006R1600	NLJA476M006R1600	47	1600			2000	
10V							
581-NLJA336M010R1700	NLJA336M010R1700	33	1700			2000	
Case Size B							
4V							
581-NLJB157M004R1500	NLJB157M004R1500	150	1500			2000	
6.3V							
581-NLJB107M006R1700	NLJB107M006R1700	100	1700			2000	
10V							
581-NLJB476M010R1000	NLJB476M010R1000	47	1000			2000	
Case Size G							
6.3V							
581-NLJG336M006R2200	NLJG336M006R2200	33	2200			2500	
Case Size P							
4V							
581-NLJP226M004R4000	NLJP226M004R4000	22	4000			2500	
Case Size S							
6.3V							
581-NLJS226M006R1800	NLJS226M006R1800	22	1800			2500	
Case Size T							
6.3V							
581-NLJT476M006R1600	NLJT476M006R1600	47	1600			2500	

© Copyright 2014 Mouser Electronics

AVX Ultra Low ESR Capacitors

RoHS Compliant **This product is RoHS compliant.**

A KYOCERA GROUP COMPANY

Code	EIA Code	EIA Metric	L±.20 (.008)	W+.20 (.008) -.10 (.004)	H+.20 (.008) -.10 (.004)	W_1±.20 (0.008)	A+.30 (.012) -.20 (.008)	S Min.
D	2917	7343-31	7.30 (.287)	4.30 (.169)	2.90 (.114)	2.40 (.094)	1.30 (.051)	4.40 (.173)
E	2917	7343-43	7.30 (.287)	4.30 (.169)	4.10 (.162)	2.40 (.094)	1.30 (.051)	4.40 (.173)
V	2924	7361-38	7.30 (.287)	6.10 (.240)	3.45±.30 (.136±.012)	3.10 (.120)	1.40 (.055)	4.40 (.173)
Y	2917	7343-20	7.30 (.287)	4.30 (.169)	2 (.079) max.	2.40 (.094)	1.30 (.051)	4.40 (.173)

DIMENSIONS: mm (in.)

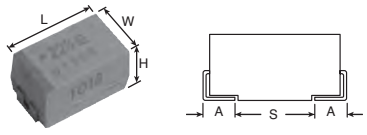

W_1 dimension applies to the termination width for A dimensional area only.

TRM AND TPM SERIES MULTIANODE TANTALUM CAPACITORS

PRODUCT NEW

For quantities greater than listed, call for quote.

MOUSER STOCK NO.	AVX Part No.	Rated Voltage	Capacitance Value (µF	Tolerance ±	Case Size	DF % (µA) Max.	DCL (µA) Max.	ESR (Ω) @ 100 kHz	Price Each 1	Price Each 10	Price Each 50	Price Each 100	Reel Quantity	Price Per Piece
TRM Series														
581-TRMD337K006R0035	TRMD337K006R0035	4	330	10%	D	9.9	9.9	35					500	
581-TRMD227K010R0035	TRMD227K010R0035	10	220	10%	D	8	16.5	35					500	
581-TRME477K006R0030	TRME477K006R0030	6.3	470	10%	E	6	21.2	30					400	
581-TRMD477K004R0035	TRMD477K004R0035	4	470	10%	D	8	14.1	35					500	
581-TRME337K010R0035	TRME337K010R0035	10	330	10%	E	6	24.8	35					400	
581-TRME226K035R0060	TRME226K035R0060	35	22	10%	E	6	5.8	60					400	
581-TRME336K035R0050	TRME336K035R0050	35	33	10%	E	6	8.7	50					400	
581-TRME336M035R0050	TRME336M035R0050	35	33	20%	E	6	8.7	65					400	
581-TRME337K010R0035	TRME337K010R0035	10	330	10%	E	6	24.8	35					400	
TPM Series														
581-TPMD108K002R0025	TPMD108K002R0025	2.5	1000	10	D	8	25	25					500	
581-TPME158K002R0012	TPME158K002R0012	2.5	1500	10	E	6	38	12					400	
581-TPME158K002R0015	TPME158K002R0015	2.5	1500	10	E	6	38	15					400	
581-TPME158K002R0018	TPME158K002R0018	2.5	1500	10	E	6	38	18					400	
581-TPME228K002R0018	TPME228K002R0018	2.5	2200	10	E	10	44	18					400	
581-TPMD337K004R0025	TPMD337K004R0025	4	330	10	D	8	13.2	25					500	
581-TPMD337K004R0035	TPMD337K004R0035	4	330	10	D	8	13.2	35					500	
581-TPMD477K004R0025	TPMD477K004R0025	4	470	10	D	8	18.8	25					500	
581-TPMD477K004R0035	TPMD477K004R0035	4	470	10	D	8	18.8	35					500	
581-TPMD687K004R0025	TPMD687K004R0025	4	680	10	D	8	27.2	25					500	
581-TPME687K004R0018	TPME687K004R0018	4	680	10	E	6	27	18					400	
581-TPME687K004R0023	TPME687K004R0023	4	680	10	E	6	27	23					400	
581-TPMD108K004R0025	TPMD108K004R0025	4	1000	10	D	8	40	25					500	
581-TPMD108K004R0045	TPMD108K004R0045	4	1000	10	D	8	40	45					500	
581-TPME108K004R0018	TPME108K004R0018	4	1000	10	E	6	40	18					400	
581-TPME108M004R0023	TPME108M004R0023	4	1000	20	E	6	40	23					400	
581-TPMV108K004R0018	TPMV108K004R0018	4	1000	10	V	6	40	18					400	
581-TPME158K004R0015	TPME158K004R0015	4	1500	10	E	6	40	15					400	
581-TPME158K004R0018	TPME158K004R0018	4	1500	10	E	6	40	18					400	
581-TPMD337K006R0025	TPMD337K006R0025	6.3	330	10	D	8	19.8	25					500	
581-TPMD337K006R0035	TPMD337K006R0035	6.3	330	10	D	8	19.8	35					500	
581-TPMD477K006R0030	TPMD477K006R0030	6.3	470	10	D	8	28.2	30					500	
581-TPME477K006R0030	TPME477K006R0030	6.3	470	10	E	6	28	30					400	
581-TPME477K006R0023	TPME477K006R0023	6.3	470	10	E	6	28	23					400	
581-TPME687K006R0018	TPME687K006R0018	6.3	680	10	E	6	41	18					400	
581-TPME687K006R0023	TPME687K006R0023	6.3	680	10	E	6	41	23					400	
581-TPMV687K006R0023	TPMV687K006R0023	6.3	680	10	V	6	41	23					400	
581-TPMY107M010R0045	TPMY107M010R0045	10	100	20	Y	8	10	45					1000	
581-TPMY157M010R0045	TPMY157M010R0045	10	150	20	Y	8	15	45					1000	
581-TPMD227K010R0035	TPMD227K010R0035	10	220	10	D	8	22	35					500	
581-TPMD337K010R0035	TPMD337K010R0035	10	330	10	D	8	33	35					500	
581-TPME337K010R0023	TPME337K010R0023	10	330	10	E	6	33	23					400	
581-TPME337K010R0035	TPME337K010R0035	10	330	10	E	6	33	35					400	
581-TPME477K010R0023	TPME477K010R0023	10	470	10	E	6	47	23					400	
581-TPME477K010R0030	TPME477K010R0030	10	470	10	E	6	47	30					400	
581-TPME157K016R0030	TPME157K016R0030	16	150	10	E	6	24	30					400	
581-TPME227K016R0025	TPME227K016R0025	16	220	10	E	6	35	25					400	
581-TPME227K016R0040	TPME227K016R0040	16	220	10	E	6	35	40					400	
581-TPME107K020R0035	TPME107K020R0035	20	100	10	E	6	20	35					400	
581-TPME107K020R0045	TPME107K020R0045	20	100	10	E	6	20	45					400	
581-TPME157K020R0035	TPME157K020R0035	20	150	10	E	10	30	35					400	
581-TPMD476K025R0055	TPMD476K025R0055	25	47	10	D	8	11.8	55					500	
581-TPME686K025R0045	TPME686K025R0045	25	68	10	E	6	17	45					400	
581-TPME686K025R0055	TPME686K025R0055	25	68	10	E	6	17	55					400	
581-TPMD226K035R0070	TPMD226K035R0070	35	22	10	D	8	7.7	70					500	
581-TPME226K035R0060	TPME226K035R0060	35	22	10	E	6	8	60					400	
581-TPME336K035R0050	TPME336K035R0050	35	33	10	E	6	12	50					400	
581-TPME476K035R0055	TPME476K035R0055	35	47	10	E	6	16	55					400	
581-TPME476K035R0065	TPME476K035R0065	35	47	10	E	6	16	65					400	
581-TPMD106M050R0140	TPMD106M050R0140	50	10	20	D	8	5	140					500	
581-TPME106K050R0120	TPME106K050R0120	50	10	10	E	6	5	120					400	
581-TPME156K050R0100	TPME156K050R0100	50	15	10	E	6	7.5	100					400	
581-TPME226K050R0075	TPME226K050R0075	50	22	10	E	8	11	75					400	
581-TPME226K050R0100	TPME226K050R0100	50	22	10	E	8	11	100					400	

© Copyright 2014 Mouser Electronics

© Copyright 2014 Mouser Electronics

AVX TPS Low ESR Tantalum Chip Capacitors

RoHS Compliant This product is RoHS compliant.

TPS SERIES III 125°C TANTALUM CHIP CAPACITORS

Features & Specifications:

- Low ESR levels previously only seen by other technologies
- Traditional Mno2 technologies guarantees excellent line and field performance, humidity stability and high electrical and thermal stress resistance
- Capacitance Range: 1.0µF to 1000µF
- Capacitance Tolerance: ±10%, ±20%
- Temperature Range: -55 °C to +125°C
- Voltage listed is at 85°C, Derate 33% @ 125°C

RoHS Compliant

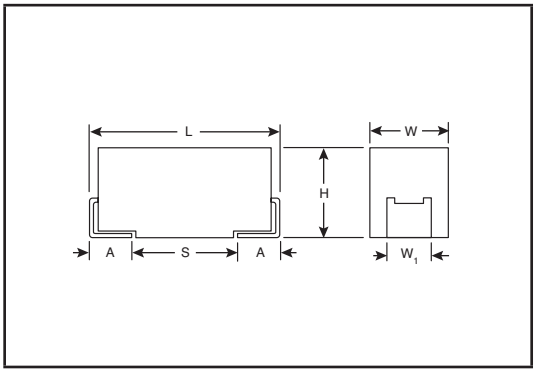

DIMENSIONS: mm (in.)							
Code	EIA Code	L	W	H	W1	A	S Min.
A	3216	3.20 (0.126)	1.60 (0.063)	1.60 (0.063)	1.20 (0.047)	0.80 (0.031)	1.10 (0.043)
B	3528	3.50 (0.138)	2.80 (0.110)	1.90 (0.075)	2.20 (0.087)	0.80 (0.031)	1.40 (0.055)
C	6032	6.00 (0.236)	3.20 (0.126)	2.60 (0.102)	2.20 (0.087)	1.30 (0.051)	2.90 (0.114)
D	7343	7.30 (0.287)	4.30 (0.169)	2.90 (0.114)	2.40 (0.094)	1.30 (0.051)	4.40 (0.173)
E	7343H	7.30 (0.287)	4.30 (0.169)	4.10 (0.162)	2.40 (0.094)	1.30 (0.051)	4.40 (0.173)
T	3528	3.50 (0.138)	2.80 (0.110)	1.20 (0.047) max.	2.20 (0.087)	0.80 (0.031)	1.40 (0.055)
V	7361	7.30 (0.287)	6.10 (0.240)	3.45 ± 0.30 (0.136 ± 0.012)	3.10 (0.120)	1.40 (0.055)	4.40 (0.173)
W	6032	6.00 (0.236)	3.20 (0.126)	1.50 (0.059) max.	2.20 (0.087)	1.30 (0.051)	2.90 (0.114)
Y**	7343L	7.30 (0.287)	4.30 (0.169)	2.00 (0.079) max.	2.40 (0.094)	1.30 (0.051)	4.40 (0.173)

**Low Profile Version

For quantities greater than listed, call for quote.

MOUSER STOCK NO. / Mfr. Part No.	Value (µF)	Tol. ± (%)	Case Code	ESR Max. (mΩ) @ 100 kHz	Price Each 1	Price Each 100	Reel Qty.	Price Per Piece
4 VDC								
581—TPSD227K004R0050	220	10	D	50			500	
581—TPSD227K004R0100	220	10	D	100			500	
581—TPSD337K004R0035	330	10	D	35			500	
581—TPSD477K004R0045	470	10	D	45			500	
581—TPSD687K004R0045	680	10	D	45			500	
581—TPSD687K004R0100	680	10	D	100			500	
6 VDC								
581—TPSS475K006R4000	4.7	10	S	4000			2500	
581—TPSA685K006R1800	6.8	10	A	1800			2000	
581—TPSA106K006R1500	10	10	A	1500			2000	
581—TPSR106K006R1000	10	10	R	1000			2500	
581—TPST106K006R1000	10	10	T	1000			2500	
581—TPSA156K006R1500	15	10	A	1500			2000	
581—TPSA226K006R0500	22	10	A	500			2000	
581—TPSB226K006R0600	22	10	B	600			2000	
581—TPSD337M006R0100	30	20	D	100			500	
581—TPSA336K006R0600	33	10	A	600			2000	
581—TPSB336K006R0600	33	10	B	600			2000	
581—TPSB476K006R0250	47	10	B	250			2000	
581—TPSB476K006R0500	47	10	B	500			2000	
581—TPSW686M006R0110	68	20	W	110			1000	
581—TPSB686K006R0250	68	10	B	250			2000	
581—TPSW686K006R0125	68	10	W	125			1000	
581—TPSB686K006R0500	68	10	B	500			2000	
581—TPSB107K006R0400	100	10	B	400			2000	
581—TPSW107M006R0100	100	20	W	100			1000	
581—TPSC107K006R0075	100	10	C	75			500	
581—TPSB107K006R0250	100	10	B	250			2000	
581—TPSV108M006R0040	100	20	V	40			400	
581—TPSC157K006R0150	150	10	C	150			500	
581—TPSC157K006R0050	150	10	C	50			500	
581—TPSD227K006R0100	220	10	D	100			500	
581—TPSC227K006R0070	220	10	C	70			500	
581—TPSC227K006R0100	220	10	C	100			500	
581—TPSE337K006R0100	330	10	E	100			400	
581—TPSE337M006R0150	330	20	E	150			400	
581—TPSY337K006R0100	330	10	Y	100			1000	
581—TPSD337K006R0045	330	10	D	45			500	
581—TPSD337K006R0050	330	10	D	50			500	
581—TPSC337M006R0080	330	20	C	80			500	
581—TPSD337K006R0100	330	10	D	100			500	
581—TPSD337M006R0045	330	20	D	45			500	
581—TPSE477K006R0050	470	10	E	50			400	
581—TPSD477K006R0045	470	10	D	45			500	
581—TPSD477K006R0100	470	10	D	100			500	
581—TPSD477K006R0200	470	10	D	200			500	
581—TPSE477K006R0045	470	10	E	45			400	
581—TPSY477K006R0150	470	10	Y	150			1000	
581—TPSE477K006R0100	470	10	E	100			400	
581—TPSV477K006R0055	470	10	V	55			400	
581—TPSV687K006R0050	680	10	V	50			400	
581—TPSV687K006R0035	680	10	V	35			400	
581—TPSE687K006R0100	680	10	E	100			400	
10 VDC								
581—TPSA225K010R1800	2.2	10	A	1800			2000	
581—TPSA475K010R1400	4.7	10	A	1400			2000	
581—TPSA685K010R1800	6.8	10	A	1800			2000	
581—TPSA106K010R1800	10	10	A	1800			2000	
581—TPST106K010R1000	10	10	T	1000			2500	
581—TPSA156K010R1000	15	10	A	1000			2000	
581—TPSB226K010R0400	22	10	B	400			2000	
581—TPSB336K010R0425	33	10	B	425			2000	
581—TPSB336M010R0650	33	20	B	650			2000	
581—TPSC336K010R0150	33	10	C	150			500	
581—TPSB336K010R0500	33	10	B	500			2000	
581—TPSB476K010R0500	47	10	B	500			2000	
581—TPSW476K010R0125	47	10	W	125			1000	

For quantities greater than listed, call for quote.

MOUSER STOCK NO. / Mfr. Part No.	Value (µF)	Tol. ± (%)	Case Code	ESR Max. (mΩ) @ 100 kHz	Price Each 1	Price Each 100	Reel Qty.	Price Per Piece
10 VDC (Cont.)								
581—TPSB476K010R0250	47	10	B	250			2000	
581—TPSD476K010R0100	47	10	D	100			500	
581—TPSW476K010R0150	47	10	W	150			1000	
581—TPSB476K010R0350	47	10	B	350			2000	
581—TPSD686K010R0100	68	10	D	100			500	
581—TPSB686K010R0600	68	10	B	600			2000	
581—TPSC686K010R0100	68	10	C	100			500	
581—TPSC686K010R0200	68	10	C	200			500	
581—TPSD686K010R0150	68	10	D	150			500	
581—TPSC686K010R0300	68	10	C	300			500	
581—TPSC107K010R0100	100	10	C	100			500	
581—TPSC107M010R0075	100	20	C	75			500	
581—TPSD107K010R0100	100	10	D	100			500	
581—TPSD107K010R0080	100	10	D	80			500	
581—TPSD107M010R0125	100	20	D	125			500	
581—TPSC107K010R0150	100	10	C	150			500	
581—TPSC107K010R0200	100	10	C	200			500	
581—TPSY107K010R0150	100	10	Y	150			1000	
581—TPSE107K010R0125	100	10	E	125			400	
581—TPSY107K010R0100	100	10	Y	100			1000	
581—TPSD157K010R0100	150	10	D	100			500	
581—TPSD157K010R0085	150	10	D	85			500	
581—TPSD227K010R0100	220	10	D	100			500	
581—TPSE227K010R0100	220	10	E	100			400	
581—TPSD227K010R0050	220	10	D	50			500	
581—TPSD227K010R0150	220	10	D	150			500	
581—TPSE227K010R0050	220	10	E	50			400	
581—TPSD337K010R0100	330	10	D	100			500	
581—TPSE337K010R0040	330	10	E	40			400	
581—TPSV337K010R0060	330	10	V	60			400	
581—TPSE337K010R0050	330	10	E	50			400	
581—TPSD337K010R0050	330	10	D	50			500	
581—TPSE337K010R0100	330	10	E	100			400	
581—TPSV337K010R0100	330	10	V	100			400	
581—TPSV337M010R0100	330	20	V	100			400	
581—TPSE477K010R0045	470	10	E	45			400	
581—TPSV477K010R0100	470	10	V	100			400	
581—TPSE477K010R0100	470	10	E	100			400	
581—TPSV477K010R0060	470	10	V	60			400	
16 VDC								
581—TPSA225K016R1800	2.2	10	A	1800			2000	
581—TPSA225K016R3500	2.2	10	A	3500			2000	
581—TPSA335K016R3500	3.3	10	A	3500			2000	
581—TPSA475K016R2000	4.7	10	A	2000			2000	
581—TPSB475K016R1500	4.7	10	B	1500			2000	
581—TPSA475K016H2000	4.7	10	A	2000			2000	
581—TPSB475K016R0800	4.7	10	B	800			2000	
581—TPSA685K016R1500	6.8	10	A	1500			2000	
581—TPSB685K016R1200	6.8	10	B	1200			2000	
581—TPSB106K016R0800	10	10	B	800			2000	
581—TPSC106K016R0500	10	10	C	500			500	
581—TPSB106M016R0500	10	20	B	500			2000	
581—TPST106K016R0800	10	10	T	800			2500	
581—TPSB226K016R0600	22	10	B	600			2000	
581—TPSC226K016R0250	22	10	C	250			500	
581—TPSB336K016R0350	33	10	B	350			2000	
581—TPSC336K016R0300	33	10	C	300			500	
581—TPSW336K016R0175	33	10	W	175			1000	
581—TPSC336K016R0225	33	10	C	225			500	
581—TPSC476K016R0350	47	10	C	350			500	
581—TPSD476K016R0150	47	10	D	150			500	
581—TPSD476K016R0100	47	10	D	100			500	
581—TPSC476K016H0110	47	10	C	110			500	
581—TPSY476M016R0250	47	20	Y	250			1000	
581—TPSD476K016R0080	47	10	D	80			500	
581—TPSD476K016R0200	47	10	D	200			500	

© Copyright 2014 Mouser Electronics

© Copyright 2014 Mouser Electronics

AVX TPS Low ESR Tantalum Chip Capacitors

RoHS Compliant This product is RoHS compliant.

TPS SERIES III 125°C TANTALUM CHIP CAPACITORS (CONT.)

Features & Specifications:

- Low ESR levels previously only seen by other technologies
- Traditional Mno2 technologies guarantees excellent line and field performance, humidity stability and high electrical and thermal stress resistance
- Capacitance Range: 1.0µF to 1000µF
- Capacitance Tolerance: ±10%, ±20%
- Temperature Range: -55°C to +125°C
- Voltage listed is at 85°C, Derate 33% @ 125°C

RoHS Compliant

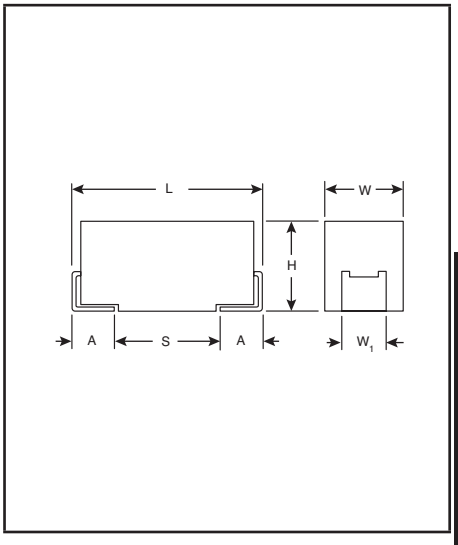

DIMENSIONS: mm (in.)							
Code	EIA Code	L	W	H	W1	A	S Min.
A	3216	3.20 (0.126)	1.60 (0.063)	1.60 (0.063)	1.20 (0.047)	0.80 (0.031)	1.10 (0.043)
B	3528	3.50 (0.138)	2.80 (0.110)	1.90 (0.075)	2.20 (0.087)	0.80 (0.031)	1.40 (0.055)
C	6032	6.00 (0.236)	3.20 (0.126)	2.60 (0.102)	2.20 (0.087)	1.30 (0.051)	2.90 (0.114)
D	7343	7.30 (0.287)	4.30 (0.169)	2.90 (0.114)	2.40 (0.094)	1.30 (0.051)	4.40 (0.173)
E	7343H	7.30 (0.287)	4.30 (0.169)	4.10 (0.162)	2.40 (0.094)	1.30 (0.051)	4.40 (0.173)
R	2012	2.05 (0.081)	1.30 (0.051)	1.20 (0.047) max.	1.0±0.1 (0.039±0.004)	0.50 (0.020)	0.85 (0.033)
V	7361	7.30 (0.287)	6.10 (0.240)	3.45±0.30 (0.136±0.012)	3.10 (0.120)	1.40 (0.055)	4.40 (0.173)
Y**	7343L	7.30 (0.287)	4.30 (0.169)	2.00 (0.079) max.	2.40 (0.094)	1.30 (0.051)	4.40 (0.173)

**Low Profile Version

For quantities greater than listed, call for quote.

MOUSER STOCK NO.		Value (µF)	Tol. ± (%)	Case Code	ESR Max. (mΩ) @ 100 kHz	Price Each		Reel Qty.	Price Per Piece
Mfr.	Mfr. Part No.					1	100		
16 VDC (Cont.)									
581—	TPSY686K016R0200	68	10	Y	200			1000	
581—	TPSC686K016R0125	68	10	C	125			500	
581—	TPSD686K016R0150	68	10	D	150			500	
581—	TPSD107K016R0125	100	10	D	125			500	
581—	TPSC107K016R0200	100	10	C	200			500	
581—	TPSD107K016R0100	100	10	D	100			500	
581—	TPSE107K016R0125	100	10	E	125			400	
581—	TPSE157K016R0100	150	10	E	100			400	
581—	TPSD157K016R0060	150	10	D	60			500	
581—	TPSD157K016R0100	150	10	D	100			500	
581—	TPSD157K016R0125	150	10	D	125			500	
581—	TPSE227K016R0150	220	10	E	150			400	
581—	TPSV227K016R0075	220	10	V	75			400	
581—	TPSV227K016H0075	220	10	V	75			400	
581—	TPSV227K016R0150	220	10	V	150			400	
581—	TPSE337M016R0200	330	20	E	200			400	
20 VDC									
581—	TPSA105K020R3000	1	10	A	3000			2000	
581—	TPSR105K020R6000	1	10	R	6000			2500	
581—	TPSA225K020R3000	2.2	10	A	3000			2000	
581—	TPSA335K020R2500	3.3	10	A	2500			2000	
581—	TPSA475K020R1800	4.7	10	A	1800			2000	
581—	TPSB475K020R1000	4.7	10	B	1000			2000	
581—	TPSA685K020R1000	6.8	10	A	1000			2000	
581—	TPSB685K020R1000	6.8	10	B	1000			2000	
581—	TPSC685K020R0700	6.8	10	C	700			500	
581—	TPSC106K020R0500	10	10	C	500			500	
581—	TPSC156K020R0400	15	10	C	400			500	
581—	TPSC226M020R0150	22	20	C	150			500	
581—	TPSC226M020R0400	22	20	C	400			500	
581—	TPSD226M020R0200	22	20	D	200			500	
581—	TPSC226K020R0100	22	10	C	100			500	
581—	TPSC226K020R0150	22	10	C	150			500	
581—	TPSB226K020R0400	22	10	B	400			2000	
581—	TPSC226K020R0400	22	10	C	400			500	
581—	TPSD226K020R0300	22	10	D	300			500	
581—	TPSC336K020R0300	33	10	C	300			500	
581—	TPSD336K020R0100	33	10	D	100			500	
581—	TPSD476K020R0100	47	10	D	100			500	
581—	TPSE476K020R0150	47	10	E	150			400	
581—	TPSD476K020R0075	47	10	D	75			500	
581—	TPSE476K020R0125	47	10	E	125			400	
581—	TPSE686K020R0150	68	10	E	150			400	
581—	TPSD686K020R0150	68	10	D	150			500	
581—	TPSD686K020R0300	68	10	D	300			500	
581—	TPSE686K020R0125	68	10	E	125			400	
581—	TPSD686K020R0200	68	10	D	200			500	
581—	TPSE107K020H0150	100	10	E	150			400	
581—	TPSV107M020Y0060	100	20	V	60			400	
581—	TPSD107K020R0100	100	10	D	100			500	
581—	TPSD107M020R0100	100	20	D	100			500	
581—	TPSE107K020R0100	100	10	E	100			400	
581—	TPSV107K020R0060	100	10	V	60			400	
581—	TPSV157K020H0080	150	10	V	80			400	
581—	TPSV157K020R0080	150	10	V	80			400	
25 VDC									
581—	TPSA684K025R6000	0.68	10	A	6000			2000	
581—	TPSA155K025R3000	1.5	10	A	3000			2000	
581—	TPSB335K025R2000	3.3	10	B	2000			2000	
581—	TPSA335K025R1000	3.3	10	A	1000			2000	

For quantities greater than listed, call for quote.

MOUSER STOCK NO.		Value (µF)	Tol. ± (%)	Case Code	ESR Max. (mΩ) @ 100 kHz	Price Each		Reel Qty.	Price Per Piece
Mfr.	Mfr. Part No.					1	100		
25 VDC (Cont.)									
581—	TPSB475K025R0700	4.7	10	B	700			2000	
581—	TPSB475K025R1500	4.7	10	B	1500			2000	
581—	TPSC685K025R0700	6.8	10	C	700			500	
581—	TPSC685K025R0500	6.8	10	C	500			500	
581—	TPSC685K025R0600	6.8	10	C	600			500	
581—	TPSC106K025R0500	10	10	C	500			500	
581—	TPSB106M025R1800	10	20	B	1800			2000	
581—	TPSC156K025R0300	15	10	C	300			500	
581—	TPSD226K025R0200	22	10	D	200			500	
581—	TPSC226K025R0400	22	10	C	400			500	
581—	TPSC226K025R0275	22	10	C	275			500	
581—	TPSE336K025R0200	33	10	E	200			400	
581—	TPSE336K025R0100	33	10	E	100			400	
581—	TPSE336K025R0300	33	10	E	300			400	
581—	TPSE476K025R0125	47	10	E	125			400	
581—	TPSD476K025R0150	47	10	D	150			500	
581—	TPSD476K025R0125	47	10	D	125			500	
581—	TPSE476K025R0080	47	10	E	80			400	
581—	TPSV686K025R0150	68	10	V	150			400	
581—	TPSV686K025R0095	68	10	V	95			400	
581—	TPSE686K025R0200	68	10	E	200			400	
581—	TPSV686K025R0080	68	10	V	80			400	
581—	TPSV107K025R0100	100	10	V	100			400	
35 VDC									
581—	TPSB155K035R2500	1.5	10	B	2500			2000	
581—	TPSA225K035R1500	2.2	10	A	1500			2000	
581—	TPSB225K035R2000	2.2	10	B	2000			2000	
581—	TPSC335K035R0700	3.3	10	C	700			500	
581—	TPSB475K035R0700	4.7	10	B	700			2000	
581—	TPSB475K035R1500	4.7	10	B	1500			2000	
581—	TPSD475K035R0700	4.7	10	D	700			500	
581—	TPSD685K035R0400	6.8	10	D	400			500	
581—	TPSC156K035R0450	15	10	C	450			500	
581—	TPSC156K035R0350	15	10	C	350			500	
581—	TPSD156K035R0300	15	10	D	300			500	
581—	TPSD226K035R0125	22	10	D	125			500	
581—	TPSE226K035R0300	22	10	E	300			400	
581—	TPSD226M035R0200	22	20	D	200			500	
581—	TPSD226K035R0200	22	10	D	200			500	
581—	TPSE226K035R0125	22	10	E	125			400	
581—	TPSD226M035R0300	22	20	D	300			500	
581—	TPSD226K035R0400	22	10	D	400			500	
581—	TPSD336K035R0300	33	10	D	300			500	
581—	TPSD336K035H0300	33	10	D	300			500	
581—	TPSE476K035R0250	47	10	E	250			400	
581—	TPSV476K035R0150	47	10	V	150			400	
581—	TPSV686M035R0150	68	20	V	150			400	
50 VDC									
581—	TPSA154K050R9000	0.15	10	A	9000			2000	
581—	TPSA224K050R7000	0.22	10	A	7000			2000	
581—	TPSC155K050R1500	1.5	10	C	1500			500	
581—	TPSD225K050R1200	2.2	10	D	1200			500	
581—	TPSD335K050R0800	3.3	10	D	800			500	
581—	TPSD475K050R0500	4.7	10	D	500			500	
581—	TPSD685K050R0500	6.8	10	D	500			500	
581—	TPSD685K050R0600	6.8	10	D	600			500	
581—	TPSD685K050R0300	6.8	10	D	300			500	
581—	TPSE106K050R0400	10	10	E	400			400	
581—	TPSV156K050R0250	15	10	V	250			400	

© Copyright 2014 Mouser Electronics

© Copyright 2014 Mouser Electronics

AVX Tantalum Solid Electrolytic Chip Capacitors

AVX TANTALUM CHIP CAPACITORS

The consumer TLJ series of tantalum capacitors offers high capacitance vs. voltage ratio based on stable MnO2 electrode capacitors. The TLJ series complies with RoHS requirements and it is an environmentally friendly component ready for lead-free assembly systems up to 3x reflow with 260°C peak temperature. The TLJ series is suitable for wide range of consumer electronic applications such as the latest portable handheld electronics, cellular phones, PDAs or other digital equipment and cameras.

Specifications:

- Technical Data: All technical data relate to an ambient temperature of +25°C
- Capacitance Tolerance: ±20%
- Temperature Range: -55°C to +125°C with category voltage
- Reliability: 0.2% per 1000 hours at 85°C, 0.5xVR with 0.1Ω/V series impedance with 60% confidence level

Rated Voltage (VR) -55°C≤ +40°C:	4	6.3	10	16	20
Category Voltage (VC) at 85°C:	2	3.15	5	8	10
Category Voltage (VC) at 125°C:	0.8	1.26	2	3.2	4

Features:

- High Volumetric Efficiency
- Environmentally Friendly
- Small & Low Profile Cases
- 3x Reflow 260°C Compatible
- Consumer Applications

RoHS Compliant

LEAD-FREE
Lead-Free Compatible Component

DIMENSIONS: mm (in.)

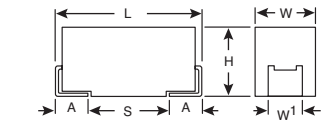

Code	EIA Code	L ±0.20 (0.008)	W +0.20 (0.008) -0.10 (0.004)	H +0.20 (0.008) -0.10 (0.004)	W_1 ±0.20 (0.008)	A +0.30 (0.012) -0.20 (0.008)	S Min.
A	3216-18	3.20 (0.126)	1.60 (0.063	1.60 (0.063)	1.20 (0.047)	0.80 (0.031)	1.10 (0.043)
B	3528-21	3.50 (0.138)	2.80 (0.110)	1.90 (0.075)	2.20 (0.087)	0.80 (0.031)	1.40 (0.055)
G	3216-16	3.20 (0.126)	1.60 (0.063)	1.50 (0.059) max	1.20 0.047)	0.80 (0.031)	1.10 (0.043)
H	3528-15	3.50 (0.138)	2.80 (0.110)	1.50 (0.059) max	2.20 (0.087)	0.80 (0.031)	1.40 (0.055)
K	3216-10	3.20 (0.126)	1.60 (0.063)	1.0 (0.039) max	1.20 (0.047)	0.80 (0.031)	1.10 (0.043)
N	2012-12	2.05 (0.081)	1.3 (0.051)	1.0 (0.039) max	1.0 (0.039)	.50 (0.020)	0.85 (0.033)
P	2012-15	2.05 (0.081)	1.35 (0.053)	1.50 (0.059) max	1.0±0.10 (0.039±0.004)	.50 (0.020)	0.85 (0.033)
R	2012-12	2.05 (0.081)	1.30 (0.051)	1.20 (0.047) max	1.0±0.10 (0.039±0.004)	.50 (0.020)	0.85 (0.033)
S	3216-12	3.20 (0.126)	1.60 (0.063)	1.20 (0.047) max	1.20 (0.047)	0.80 (0.031)	1.10 (0.043)
T	3528-12	3.50 (0.138)	2.80 (0.110)	1.20 (0.047) max	2.20 (0.087)	0.80 (0.031)	1.40 (0.033)
W	6032-15	6.00 (0.236)	3.20 (0.126)	1.50 (0.059) max	2.20 (0.087)	1.30 (0.051)	2.90 (0.114)
Y	7343-20	7.30 (0.287)	4.30 (0.169)	2.00 (0.079) max	2.40 (0.094)	1.30 (0.051)	4.40 (0.173)

TLJ Series

For quantities greater than listed, call for quote.

MOUSER STOCK NO.	AVX Part No.	Case Size	Value (µF)	Voltage (DC)	Max. Surge Current (A)	DCL (µA) Max.	ESR (Ω) @ 100 kHz	100kHz Ripple Curent (mA) 125°C	100kHz Ripple Voltage (mV) 125°C	Price Each 1	50	100	500	Tape and Reel Qty per Reel	Price Each
581-TLJN336M004R8000	TLJN336M004R8000	N	33	4	0.2	1.3	8000	32	253					3000	
581-TLJR336M004R3000	TLJR336M004R3000	R	33	4	0.6	1.3	3000	54	162					2500	
581-TLJR476M004R3000	TLJR476M004R3000	R	47	4	0.6	1.9	3000	54	162					2500	
581-TLJR686M004R2900	TLJR686M004R2900	R	68	4	0.6	2.7	2900	55	160					2500	
581-TLJS686M004R1500	TLJS686M004R1500	S	68	4	1	2.7	1500	83	125					2500	
581-TLJA107M004R0500	TLJA107M004R0500	A	100	4	2.1	4	500	155	77					2000	
581-TLJG107M004R0800	TLJG107M004R0800	G	100	4	1.6	4	800	118	95					2500	
581-TLJP107M004R2700	TLJP107M004R2700	P	100	4	0.6	8.0	2700	60	161					2500	
581-TLJS107M004R1400	TLJS107M004R1400	S	100	4	1.1	4	1400	83	125					2500	
581-TLJA157M004R0800	TLJA157M004R0800	A	150	4	1.6	6	800	122	98					2000	
581-TLJT157M004R0800	TLJT157M004R0800	T	150	4	1.6	6	800	126	101					2500	
581-TLJA227M004R1100	TLJA227M004R1100	A	220	4	1.3	17.6	1100	104	115					2000	
581-TLJG227M4R3000	TLJG227M004R3000	G	220	4	0.6	17.6	3000	61	183					2500	
581-TLJH227M004R0900	TLJH227M004R0900	H	220	4	1.5	8.8	900	119	107					2500	
581-TLJT227M004R1100	TLJT227M004R1100	T	220	4	1.3	8.8	1100	126	101					2500	
581-TLJW337M004R0200	TLJW337M004R0200	W	330	4	3.1	13.2	200	268	54					1000	
581-TLJT337M4R2700	TLJT337M004R2700	T	330	4	0.6	26.4	2700	69	186					2500	
581-TLJP476M006R0900	TLJP476M006R0900	P	4	6.3	2.3	2.8	900	103	93					2500	
581-TLJN226M006R5400	TLJN226M006R5400	N	22	6.3	0.5	1.3	5400	38	208					3000	
581-TLJR226M006R3500	TLJR226M006R3500	R	22	6.3	0.8	1.3	3500	50	175					2500	
581-TLJK336M006R1700	TLJK336M006R1700	K	33	6.3	1.5	2	1700	78	133					3000	
581-TLJN336M006R8000	TLJN336M006R8000	N	33	6.3	0.4	2	8000	32	253					3000	
581-TLJP336M006R3000	TLJP336M006R3000	P	33	6.3	0.9	2	3000	57	170					2500	
581-TLJR336M006R3000	TLJR336M006R3000	R	33	6.3	0.9	2	3000	54	162					2500	
581-TLJK476M006R1500	TLJK476M006R1500	K	47	6.3	1.6	2.8	1500	83	125					3000	
581-TLJP476M006R2500	TLJP476M006R2500	P	47	6.3	1.1	2.8	2500	62	155					2500	
581-TLJR476M006R3200	TLJR476M006R3200	R	47	6.3	0.9	2.8	3200	52	168					2500	
581-TLJS476M006R1500	TLJS476M006R1500	S	47	6.3	1.6	2.8	1500	83	125					2500	
581-TLJA686M006R0500	TLJA686M006R0500	A	68	6.3	3.3	4.1	500	155	77					2000	
581-TLJG686M006R0800	TLJG686M006R0800	G	68	6.3	1.9	4.1	800	97	116					2500	
581-TLJT686M006R0600	TLJT686M006R0600	T	68	6.3	3	4.1	600	146	88					2500	
581-TLJA107M006R0500	TLJA107M006R0500	A	100	6.3	3.3	6	500	155	77					2000	
581-TLJA107M006R0800	TLJA107M006R0800	A	100	6.3	2.5	6	800	122	98					2000	
581-TLJG107M006R0800	TLJG107M006R0800	G	100	6.3	6.3	3.5	800	188	95					2500	
581-TLJG107M006R0800	TLJG107M006R0800	G	100	6.3	2.5	6	800	118	95					2500	
581-TLJP107M006R5400	TLJP107M006R5400	P	100	6.3	0.5	12.0	5400	42	228					2500	
581-TLJT107M006R0800	TLJT107M006R0800	T	100	6.3	2.5	6	800	126	101					2500	
581-TLJH157M006R0900	TLJH157M006R0900	H	150	6.3	2.3	9	900	119	107					2500	
581-TLJT157M006R1200	TLJT157M006R1200	T	150	6.3	1.9	9	1200	126	101					2500	
581-TLJT227M6R2000	TLJT227M006R2000	T	220	6.3	1.3	26.4	2000	80	160					2500	
581-TLJB227M006R0500	TLJB227M006R0500	B	220	6.3	3.3	13.2	500	165	82					2000	
581-TLJW227M006R0200	TLJW227M006R0200	W	220	6.3	4.8	13.2	200	268	54					1000	
581-TLJY687M006R0150	TLJY687M006R0150	Y	680	6.3	5.7	40.8	150	365	55					1000	
581-TLJR106M010R3000	TLJR106M010R3000	R	10	10	1.4	1	3000	54	162					2500	
581-TLJR156M010R2000	TLJR156M010R2000	R	15	10	2	1.5	2000	66	133					2500	
581-TLJN226M010R3800	TLJN226M010R3800	N	22	10	1.2	2.2	3800	46	174					3000	
581-TLJR226M010R3800	TLJR226M010R3800	R	22	10	1.2	2.2	3800	48	183					2500	
581-TLJK336M010R1500	TLJK336M010R1500	K	33	10	2.6	3.3	1500	83	125					3000	
581-TLJR336M010R3500	TLJR336M010R3500	R	33	10	1.3	3.3	3500	50	175					2500	
581-TLJP336M010R3500	TLJP336M010R3500	P	33	10	1.3	3.3	3500	57	170					2500	
581-TLJS336M010R1500	TLJS336M010R1500	S	33	10	2.6	3.3	1500	83	125					2500	
581-TLJA476M010R0600	TLJA476M010R0600	A	47	10	4.8	4.7	600	141	85					2000	
581-TLJG476M010R1500	TLJG476M010R1500	G	47	10	2.6	4.7	1500	86	130					2500	
581-TLJR476M10R3200	TLJR476M010R3200	R	47	10	1.4	18.8	3200	52	168					2500	
581-TLJS476M010R1500	TLJS476M010R1500	S	47	10	2.6	4.7	1500	83	125					2500	
581-TLJT476M010R0600	TLJT476M010R0600	T	47	10	4.8	4.7	600	146	88					2500	
581-TLJA686M010R1500	TLJA686M010R1500	A	68	10	2.6	6.8	1500	89	134					2000	
581-TLJA107M10R1400	TLJA107M010R1400	A	100	10	2.7	10	1400	93	130					2000	
581-TLJH107M010R0900	TLJH107M010R0900	H	100	10	3.7	10	900	119	107					2500	
581-TLJT107M010R0900	TLJT107M010R0900	T	100	10	3.7	10	900	119	107					2500	
581-TLJB157M010R0500	TLJB157M010R0500	B	150	10	5.3	15	500	165	82					2000	
581-TLJW157M010R0150	TLJW157M010R0150	W	150	10	8.3	15	150	310	45					1000	
581-TLJW157M010R0200	TLJW157M010R0200	W	150	10	7.7	15	200	268	54					1000	
581-TLJS106M016R2200	TLJS106M016R2200	S	10	16	3	1.6	2200	69	151					2500	
581-TLJT226M016R1000	TLJT226M016R1000	T	22	16	5.5	3.5	1000	113	113					2500	
581-TLJT336M016R1000	TLJT336M016R1000	T	33	16	5.5	5.3	1000	113	113					2500	
581-TLJT106M020R1000	TLJT106M020R1000	T	10	20	6.9	2	1000	113	113					2500	

© Copyright 2014 Mouser Electronics

© Copyright 2014 Mouser Electronics

AVX Tantalum Solid Electrolytic Chip Capacitors

RoHS Compliant **This product is RoHS compliant.**

A KYOCERA GROUP COMPANY

DIMENSIONS: mm (in.)				
Case Size	L	W	H	❊W1 ±0.20 (0.008)
4	7.30 (0.287)	6.10 (0.240)	2.0 (0.079)	4.75 (0.187)
6	14.5 (0.571)	7.50 (0.295)	2.00 (0.079)	5.50 (0.217)
A	3.20 (0.126)	1.60 (0.063)	1.60 (0.063)	1.20 (0.047)
B	3.50 (0.138)	2.80 (0.110)	1.90 (0.075)	2.20 (0.087)
C	6.00 (0.236)	3.20 (0.126)	2.60 (0.102)	2.20 (0.087)
E	7.30 (0.289)	4.30 (0.169)	4.10 (0.162)	2.40 (0.094)
G	3.20 (0.126)	1.6 (0.063)	1.50 (0.059) max	1.20 (0.047)
H	3.50 (0.138)	2.80 (0.110)	1.50 (0.059) max	2.20 (0.087)
K	3216-10	3.20 (0.126)	1.60 (0.063)	1.00 (0.039)
L	3528-10	3.50 (0.138)	2.80 (0.110)	1.00 (0.039)
N	2.05 (0.081)	1.30 (0.051)	1.00 (0.039)	1.00 (0.039)
P	2.05 (0.081)	1.35 (0.050)	1.50 (0.059) max	1.0±0.1 (0.039±0.004)
R	2.05 (0.08)	1.30 (0.051)	1.20 (0.047) max	1.0±0.10 (0.039±0.004)
S	3.50 (0.14)	1.60 (0.063)	1.20 (0.047) max	1.20 (0.047)
T	3.50 (0.14)	2.80 (0.110)	1.20 (0.047) max	2.20 (0.087)
W	6.00 (0236)	3.20 (0.126)	1.50 (0.059) max	2.20 (0.087)
Y	7.30 (0.287)	4.30 (0.169)	2.00 (0.079) max	2.40 (0.094)

W1 dimension applies to the termination width for A dimensional area only.

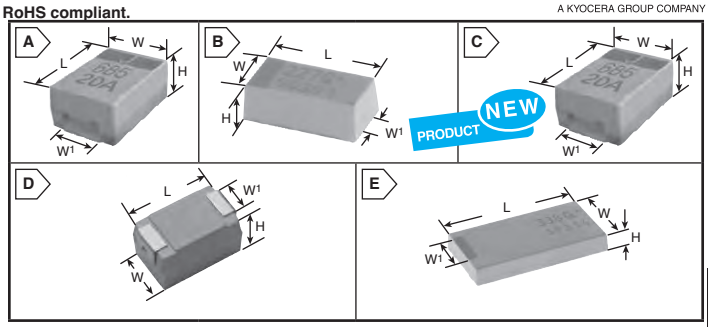

TCN UNDERTAB SERIES-TANTALUM SOLID CHIP CAPACITOR

Features:

- Conductive polymer electrode reduces ignition failure mode
- Low ESR
- 3x reflow 260°C compatible
- Consumer applications
- Undertab terminations layout:
  - High Volumetric Efficiency
  - High PCB assembly density
  - High capacitance in smaller dimensions

For quantities greater than listed, call for quote.

MOUSER STOCK NO. / Mfr. / Mfr. Part No.	Fig.	Case Size	Value (µF)	ESR (mΩ) @ 100 kHz	Price Each 1	10	100	Reel Qty.	Price Per Piece
6.3 Volts									
581—TCNL157M006R0200	A	L	150	200				2500	
581—TCNT157M006R0200	A	T	150	200				2500	

TLN UNDERTAB SERIES

Specifications:

- Capacitance Tolerance: ±20%

For quantities greater than listed, call for quote.

MOUSER STOCK NO. / Mfr. / Mfr. Part No.	Fig.	Case Size	Value (µF)	ESR (mΩ) @ 100 kHz	Price Each 1	50	100	Reel Qty.	Price Per Piece
4 Volts									
581—TLNK157M004R	B	K	150	2500				3000	
581—TLNS157M004R	B	S	150	2500				2500	
581—TLNL227M004R	B	L	220	1300				2500	
581—TLNT227M004R	B	T	220	1500				2500	
581—TLNS227M004R3000	B	S	220	3000				2500	
6 Volts									
581—TLNT227M006R	B	T	220	1500				2500	
10 Volts									
581—TLNK476M010R1500	B	K	47	1500				3000	
581—TLNT157M010R	B	T	150	1500				2500	

TCJ SERIES - CAPACITOR WITH CONDUCTIVE POLYMER ELECTRODE

Specifications:

- Capacitance Tolerance: ±20%
- Temperature Range: -55°C to +125°C

HALOGEN-FREE COMPOUNDS

For quantities greater than listed, call for quote.

MOUSER STOCK NO. / Mfr. / Mfr. Part No.	Fig.	Case Size	Value (µF)	ESR (mΩ) @ 100 kHz	Price Each 1	10	100	Reel Qty.	Price Per Piece
2 Volts									
581—TCJA107M2R200	C	A	100	200				4000	
581—TCJB107M2R70	C	B	100	70				4000	
4 Volts									
581—TCJA226M4R300	C	A	22	300				2000	
581—TCJA476M4R200	C	A	47	200				2000	
581—TCJT476M4R80	C	T	47	80				2500	
581—TCJB686M4R70	C	B	68	70				4000	
581—TCJT686M4R80	C	T	68	80				2500	
581—TCJA107M4R200	C	A	100	200				2000	
581—TCJB107M4R70	C	B	100	70				4000	
581—TCJG107M4R0300	C	G	100	300				2500	
581—TCJT107M4R150	C	T	100	150				2500	
581—TCJB157M4R70	C	B	150	70				2000	
581—TCJB227M004R0045	C	B	220	45				2000	
581—TCJB227M004R0070	C	B	220	70				2000	
6.3 Volts									
581—TCJA106M6R300	C	A	10	300				2000	
581—TCJN106M006R0500	C	N	10	500				3000	
581—TCJR106M6R500	C	R	10	500				2500	
581—TCJA156M6R300	C	A	15	300				4000	
581—TCJA226M6R300	C	A	22	300				4000	
581—TCJT226M6R150	C	T	22	150				2500	
581—TCJA336M6R200	C	A	33	200				2000	
581—TCJB336M006R0070	C	B	33	70				2000	
581—TCJA476M6R200	C	A	47	200				2000	
581—TCJB476M6R70	C	B	47	70				2000	
581—TCJK476M006R0150	C	K	47	150				2500	
581—TCJK476M006R	C	K	47	200				2500	
581—TCJT476M6R80	C	T	47	80				2500	
581—TCJT476M006R0120	C	T	47	120				2500	
581—TCJB686M006R0055	C	B	68	55				2000	
581—TCJB686M6R70	C	B	68	70				4000	
581—TCJC686M6R100	C	C	68	100				2000	
581—TCJB107M6R70	C	B	100	70				2000	
581—TCJB107M006R0045	C	B	100	45				2000	
581—TCJB157M006R0070	C	B	150	70				2000	
581—TCJH157M006R0200	C	H	150	200				2500	
581—TCJ1000157M6R70	C	W	150	70				2000	
581—TCJB227M006R0200	C	B	220	200				2000	
581—TCJY337M006R0040	C	Y	330	40				1000	
581—TCJY337M006R0050	C	Y	330	50				1000	
10 Volts									
581—TCJK475M010R0500	C	K	4.7	500				3000	
581—TCJR475M10R500	C	R	4.7	500				2500	
581—TCJA106M10R300	C	A	10	300				2000	
581—TCJA156M10R200	C	A	15	200				2000	
581—TCJB226M10R300	C	B	22	300				2000	
581—TCJT226M10R150	C	T	22	150				2500	
581—TCJB336M10R200	C	B	33	200				2000	
581—TCJC336M10R100	C	C	33	100				500	
581—TCJT336M010R0070	C	T	33	70				2500	
581—TCJT336M10R150	C	T	33	150				2500	

TCJ SERIES CONT.

For quantities greater than listed, call for quote.

MOUSER STOCK NO. / Mfr. / Mfr. Part No.	Fig.	Case Size	Value (µF)	ESR (mΩ) @ 100 kHz	Price Each 1	10	100	Reel Qty.	Price Per Piece
10 Volts (Cont.)									
581—TCJB336M010R0070	C	B	33	70				2000	
581—TCJB476M10R70	C	B	47	70				2000	
581—TCJC476M10R100	C	C	47	100				500	
16 Volts									
581—TCJA685M16R200	C	A	6.8	200				2000	
581—TCJA106M16R200	C	A	10	200				2000	
581—TCJB106M016R0200	C	B	10	200				2000	
581—TCJT106M16R150	C	T	10	150				2500	
581—TCJT106M016R0200	C	T	10	200				2500	
581—TCJE107M016R0040	C	E	100	45				400	
581—TCJB156M16R150	C	B	15	150				4000	
581—TCJE157M016R0040	C	E	150	40				400	
581—TCJB226M16R150	C	B	22	150				2000	
581—TCJY336M016R0070	C	Y	33	70				1000	
581—TCJY476M016R0070	C	Y	47	70				1000	
20 Volts									
581—TCJE107M020R0045	C	E	100	45				400	
581—TCJY226M020R0070	C	Y	22	70				1000	
581—TCJY336M020R0070	C	Y	33	70				1000	
581—TCJY476M020R0070	C	Y	47	70				1000	
581—TCJE686M020R0045	C	E	68	45				400	
25 Volts									
581—TCJP105M025R0500	C	P	1	500				2500	
581—TCJB106M025R	C	B	10	100				2500	
581—TCJB156M025R	C	B	15	100				2500	
581—TCJB226M025R	C	B	22	100				2500	
581—TCJC226M025R0100	C	C	22	100				500	
581—TCJD226M025R0060	C	D	22	60				500	
581—TCJD336M025R0060	C	D	33	60				500	
581—TCJD476M025R0060	C	D	47	60				500	
35 Volts									
581—TCJB155M035R0200	C	B	1.5	200				2000	
581—TCJB225M035R0200	C	B	2.2	200				2000	
581—TCJB335M035R0200	C	B	3.3	200				2000	
581—TCJB475M035R0200	C	B	4.7	200				2000	
581—TCJC475M035R0200	C	C	4.7	200				500	
581—TCJC685M035R0200	C	C	6.8	200				500	
581—TCJB106M035R	C	B	10	200				2500	
581—TCJC106M035R0200	C	C	10	200				500	
581—TCJC156M035R0200	C	C	15	200				500	
581—TCJD156M035R0070	C	D	15	70				500	
581—TCJD226M035R0070	C	D	22	70				500	
581—TCJD336M035R0070	C	D	33	70				500	
50 Volts									
581—TCJB155M050R	C	B	1.5	300				2500	
581—TCJC155M050R	C	C	1.5	300				500	
581—TCJC225M050R	C	C	2.2	300				500	
581—TCJC475M050R	C	C	4.7	200				500	
581—TCJC685M050R	C	C	6.8	200				500	
581—TCJD685M050R	C	D	6.8	120				500	
63 Volts									
581—TCJE106M063R0100	C	E	10	100				400	
581—TCJE685M063R0100	C	E	6.8	100				400	
581—TCJD685M063R0120	C	D	6.8	120				500	
581—TCJD475M063R0120	C	D	4.7	120				500	
581—TCJC335M063R0200	C	C	3.3	200				500	
581—TCJC225M063R0200	C	C	2.2	200				500	
581—TCJB474M063R0400	C	B	0.47	400				2000	
75 Volts									
581—TCJD685M075R0120	C	D	6.8	120				2000	
581—TCJD475M075R0150	C	D	4.7	150				500	

TCM SERIES - CAPACITOR WITH CONDUCTIVE POLYMER MULTIANODE

Specifications:

- Capacitance Tolerance: ±20%
- Temperature Range: -55°C to +125°C

For quantities greater than listed, call for quote.

MOUSER STOCK NO. / Mfr. / Mfr. Part No.	Fig.	Case Size	Value (µF)	ESR (mΩ) @ 100 kHz	Price Each 1	10	100	Reel Qty.	Price Per Piece
4 Volts									
581—TCME108M004R0010	D	E	1000	10				400	
581—TCME108M004R0012	D	E	1000	12				400	
35 Volts									
581—TCME226M035R0025	D	E	22	25				400	

TLN PULSECAP™ SERIES

Specifications:

- Capacitance Tolerance: ±20%
- Temperature Range: -55°C to +125°C

For quantities greater than listed, call for quote.

MOUSER STOCK NO. / Mfr. / Mfr. Part No.	Fig.	Case Size	Value (µF)	ESR (mΩ) @ 100 kHz	Price Each 1	10	100	Reel Qty.	Price Per Piece
4 Volts									
581—TLN6338M004R0055	E	6	3300	55				500	
6.3 Volts									
581—TLN4158M006R0100	E	4	1500	100				500	
581—TLN6158M010R0055	E	6	1500	55				500	
581—TLN6228M006R0055	E	6	2200	55				500	
10 Volts									
581—TLN4108M010R0100	E	4	1000	100				800	
581—TLN6108M010R0055	E	6	1000	55				500	

© Copyright 2014 Mouser Electronics

AVX Tantalum Chip Capacitors

RoHS Compliant **This product is RoHS compliant.**

AVX A KYOCERA GROUP COMPANY

DIMENSIONS: mm (in.)



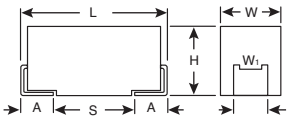

Code	EIA Code	L+0.2(0.008)	W+0.2(0.008) -0.1(0.008)	H+0.2(0.008) -0.1(0.004)	W, ± 0.2 (0.0008)	A+0.3(0.012) -0.2(0.008)	S Min.
A	1206	3.2 (0.126)	1.6 (0.063)	1.6 (0.063)	1.2 (0.031)	0.8 (0.031)	1.1 (0.043)
B	1210	3.5 (0.138)	2.8 (0.110)	1.9 (0.075)	2.2 (0.087)	0.8 (0.031)	1.4 (0.055)
C	2312	6.0 (0.236)	3.2 (0.126)	2.6 (0.102)	2.2 (0.087)	1.3 (0.051)	2.9 (0.114)
D	2917	7.3 (0.287)	4.3 (0.169)	2.9 (0.114)	2.4 (0.094)	1.3 (0.051)	4.4 (0.173)
E	2917	7.3 (0.287)	4.3 (0.169)	4.1 (0.162)	2.4 (0.094)	1.3 (0.051)	4.4 (0.173)
R	0805	2.05 (0.081)	1.30 (0.051)	1.20 (0.047)	1.0±0.1 (0.039±0.004)	0.50 (0.020)	0.85 (0.033)
S	1206-12	3.20(0.126)	1.60(0.063)	1.20(0.047)	1.20(0.047)	0.80(0.031)	1.10(0.043)
V	2924	7.3 (0.287)	6.1 (0.24)	3.45±0.30 (0.136±0.012)	3.1 (0.12)	1.4 (0.055)	4.4 (0.173)

W_1 dimension applies to the termination width for A dimensional area only.

TAJ SERIES 125°C STANDARD TANTALUM CHIP CAPACITORS

NEW PRODUCT

Features & Specifications:

- General purpose SMT chip tantalum series
- 6 case sizes available
- Capacitance range: 0.1 µF to 2200µF
- Temperature range: -55°C to 125°C
- Reliability: 1% per 1000 hours at 85°C, V_R with 0.1Ω/V series impedance, 60% confidence level

For quantities greater than listed, call for quote.

MOUSER STOCK NO.	AVX Part No.	Case Size	Value (µF)	Tol (%)	Price Each 1	Price Each 100	Reel Qty.	Price Per Piece
4 Volt								
581-TAJA336K004RNJ	TAJA336K004RNJ	A	33	10			2000	
581-TAJA476M004R	TAJA476M004RNJ	A	47	20			2000	
581-TAJB476M004RNJ	TAJB476M004RNJ	B	47	20			2000	
581-TAJA476K004R	TAJA476K004RNJ	A	47	10			2000	
581-TAJB107M004RNJ	TAJB107M004RNJ	B	100	20			2000	
581-TAJB107K004RNJ	TAJB107K004RNJ	B	100	10			2000	
581-TAJC227K004RNJ	TAJC227K004RNJ	C	220	10			500	
581-TAJC337K004R	TAJC337K004RNJ	C	330	10			500	
581-TAJC477K004RNJ	TAJC477K004RNJ	C	470	10			500	
581-TAJD477K004RNJ	TAJD477K004RNJ	D	470	10			500	
6.3 Volt								
581-TAJB106M006R	TAJB106M006RNJ	B	10	20			2000	
581-TAJA336K006R	TAJA336K006RNJ	A	33	10			2000	
581-TAJB476K006R	TAJB476K006RNJ	B	47	10			2000	
581-TAJC476M006	TAJC476M006RNJ	C	47	20			500	
581-TAJB686K006R	TAJB686K006RNJ	B	68	10			2000	
581-TAJC157K006R	TAJC157K006RNJ	C	150	10			500	
581-TAJD227M006R	TAJD227M006RNJ	D	220	20			500	
581-TAJE337K006R	TAJE337K006RNJ	E	330	10			400	
581-TAJC337K006RNJ	TAJC337K006RNJ	C	330	10			500	
581-TAJD337K006RNJ	TAJD337K006RNJ	D	330	10			500	
581-TAJE687K006RNJ	TAJE687K006RNJ	E	680	10			400	
10 Volt								
581-TAJA225K010	TAJA225K010RNJ	A	2.2	10			2000	
581-TAJA335K010	TAJA335K010RNJ	A	3.3	10			2000	
581-TAJA475K010	TAJA475K010RNJ	A	4.7	10			2000	
581-TAJS475K010RNJ	TAJS475K010RNJ	S	4.7	10			2500	
581-TAJB685K010R	TAJB685K010RNJ	B	6.8	10			2000	
581-TAJA685K010	TAJA685K010RNJ	A	6.8	10			2000	
581-TAJA106K010	TAJA106K010RNJ	A	10	10			2000	
581-TAJB106K010	TAJB106K010RNJ	B	10	10			2000	
581-TAJB156K010	TAJB156K010RNJ	B	15	10			2000	
581-TAJA156K010R	TAJA156K010RNJ	A	15	10			2000	
581-TAJA336K010RNJ	TAJA336K010RNJ	A	33	10			2000	
581-TAJC336K010R	TAJC336K010RNJ	C	33	10			500	
581-TAJD476K010	TAJD476K010RNJ	D	47	10			500	
581-TAJC476K010	TAJC476K010RNJ	C	47	10			500	
581-TAJD686K010R	TAJD686K010RNJ	D	68	10			500	
581-TAJB686K010RNJ	TAJB686K010RNJ	B	68	10			2000	
581-TAJC686K010R	TAJC686K010RNJ	C	68	10			500	
581-TAJD107K010	TAJD107K010RNJ	D	100	10			500	
581-TAJD157K010R	TAJD157K010RNJ	D	150	10			500	
581-TAJC227K010RNJ	TAJC227K010RNJ	C	220	10			500	
581-TAJV337K010	TAJV337K010RNJ	V	330	10			400	
581-TAJD337K010R	TAJD337K010RNJ	D	330	10			500	
581-TAJV477K010	TAJV477K010RNJ	V	470	10			400	
16 Volt								
581-TAJA105K016SNJ	TAJA105K016SNJ	A	1	10			8000	
581-TAJA105K016	TAJA105K016RNJ	A	1	10			2000	
581-TAJA155K016R	TAJA155K016RNJ	A	1.5	10			2000	
581-TAJA225K016	TAJA225K016RNJ	A	2.2	10			2000	
581-TAJR225M016RNJ	TAJR225M016RNJ	R	2.2	20			2500	
581-TAJA335K016	TAJA335K016RNJ	A	3.3	10			2000	
581-TAJR335M016RNJ	TAJR335M016RNJ	R	3.3	20			2500	
581-TAJB475K016	TAJB475K016RNJ	B	4.7	10			2000	
581-TAJB475M016S	TAJB475M016S	B	4.7	20			8000	
581-TAJC685K016	TAJC685K016RNJ	C	6.8	10			500	
581-TAJB685K016	TAJB685K016RNJ	B	6.8	10			2000	
581-TAJR685M010RNJ	TAJR685M010RNJ	R	6.8	20			2500	

For quantities greater than listed, call for quote.

MOUSER STOCK NO.	AVX Part No.	Case Size	Value (µF)	Tol (%)	Price Each 1	Price Each 100	Reel Qty.	Price Per Piece
16 Volt (Cont.)								
581-TAJC106K016PNJ	TAJC106K016PNJ	C	10	10			3000	
581-TAJB106K016	TAJB106K016RNJ	B	10	10			2000	
581-TAJC156K016	TAJC156K016RNJ	C	15	10			500	
581-TAJB156K016R	TAJB156K016RNJ	B	15	10			2000	
581-TAJD476K016	TAJD476K016RNJ	D	47	10			500	
581-TAJC686K016R	TAJC686K016RNJ	C	68	10			500	
581-TAJC107K016RNJ	TAJC107K016RNJ	C	100	10			500	
581-TAJD157K016R	TAJD157K016RNJ	D	150	10			500	
581-TAJE227K016R	TAJE227K016RNJ	E	220	10			400	
581-TAJE337M016RNJ	TAJE337M016RNJ	E	330	20			400	
20 Volt								
581-TAJA105K020	TAJA105K020RNJ	A	1	10			2000	
581-TAJA155K020R	TAJA155K020RNJ	A	1.5	10			2000	
581-TAJA225K020R	TAJA225K020RNJ	A	2.2	10			2000	
581-TAJA335K020	TAJA335K020RNJ	A	3.3	10			2000	
581-TAJB475K020	TAJB475K020RNJ	B	4.7	10			2000	
581-TAJC475M020R	TAJC475M020RNJ	C	4.7	20			500	
581-TAJB685K020R	TAJB685K020RNJ	B	6.8	10			2000	
581-TAJA685K020R	TAJA685K020RNJ	A	6.8	10			2000	
581-TAJC685K020R	TAJC685K020RNJ	C	6.8	10			500	
581-TAJC106K020	TAJC106K020RNJ	C	10	10			500	
581-TAJD226K020	TAJD226K020RNJ	D	22	10			500	
581-TAJD226K020PNJ	TAJD226K020PNJ	D	22	10			2500	
581-TAJC336K020R	TAJC336K020RNJ	C	33	10			500	
581-TAJD476K020R	TAJD476K020RNJ	D	47	10			500	
581-TAJE686K020	TAJE686K020RNJ	E	68	10			400	
25 Volt								
581-TAJA474K025	TAJA474K025RNJ	A	0.47	10			2000	
581-TAJA105K025	TAJA105K025RNJ	A	1	10			2000	
581-TAJA155M025R	TAJA155M025RNJ	A	1.5	20			2000	
581-TAJA155K025R	TAJA155K025RNJ	A	1.5	10			2000	
581-TAJB155K025R	TAJB155K025RNJ	B	1.5	10			2000	
581-TAJB225K025	TAJB225K025RNJ	B	2.2	10			2000	
581-TAJC335M025RNJ	TAJC335M025RNJ	C	3.3	20			500	
581-TAJC475K025	TAJC475K025RNJ	C	4.7	10			500	
581-TAJB685K025R	TAJB685K025RNJ	B	6.8	10			2000	
581-TAJC685K025	TAJC685K025RNJ	C	6.8	10			500	
581-TAJC106K025	TAJC106K025RNJ	C	10	10			500	
581-TAJC106K025S	TAJC106K025SNJ	C	10	10			3000	
581-TAJC106M025R	TAJC106M025RNJ	C	10	20			500	
581-TAJB106K025RNJ	TAJB106K025RNJ	B	10	10			2000	
581-TAJD106K025R	TAJD106K025RNJ	D	10	10			500	
581-TAJD156K025R	TAJD156K025RNJ	D	15	10			500	
581-TAJC226K025R	TAJC226K025RNJ	C	22	10			500	
581-TAJD336K025	TAJD336K025RNJ	D	33	10			500	
581-TAJV107K025	TAJV107K025RNJ	V	100	10			400	
35 Volt								
581-TAJA104K035	TAJA104K035RNJ	A	0.10	10			2000	
581-TAJA224K035R	TAJA224K035RNJ	A	0.22	10			2000	
581-TAJA474K035	TAJA474K035RNJ	A	0.47	10			2000	
581-TAJB474K035R	TAJB474K035RNJ	B	0.47	10			2000	
581-TAJA684K035RNJ	TAJA684K035RNJ	A	0.68	10			2000	
581-TAJB105K035	TAJB105K035RNJ	B	1	10			2000	
581-TAJA155K035R	TAJA155K035RNJ	A	1.5	10			2000	
581-TAJB155K035R	TAJB155K035RNJ	B	1.5	10			2000	
581-TAJB225K035	TAJB225K035RNJ	B	2.2	10			2000	
581-TAJC225K035	TAJC225K035RNJ	C	2.2	10			500	
581-TAJA225K035RNJ	TAJA225K035RNJ	A	2.2	10			2000	
581-TAJB335K035R	TAJB335K035RNJ	B	3.3	10			2000	

© Copyright 2014 Mouser Electronics

© Copyright 2014 Mouser Electronics

AVX Tantalum Chip Capacitors

RoHS Compliant **This product is RoHS compliant.**

A KYOCERA GROUP COMPANY

DIMENSIONS: mm (in.)

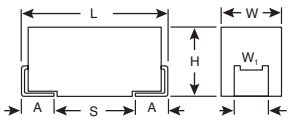

Code	EIA Code	L	W	H	W_1	A	S Min.
A	1206	3.2 (0.126)	1.6 (0.063)	1.6 (0.063)	1.2 (0.031)	0.8 (0.031)	1.1 (0.043)
B	1210	3.5 (0.138)	2.8 (0.110)	1.9 (0.075)	2.2 (0.087)	0.8 (0.031)	1.4 (0.055)
C	2312	6.0 (0.236)	3.2 (0.126)	2.6 (0.102)	2.2 (0.087)	1.3 (0.051)	2.9 (0.114)
D	2917	7.3 (0.287)	4.3 (0.169)	2.9 (0.114)	2.4 (0.094)	1.3 (0.051)	4.4 (0.173)
E	2917	7.3 (0.287)	4.3 (0.169)	4.1 (0.162)	2.4 (0.094)	1.3 (0.051)	4.4 (0.173)
R	0805	2.05(0.081)	1.30(0.051)	1.20(0.047)	1.0±0.1 (0.039±0.004)	0.50(0.020)	0.85(0.033)
S	1206-12	3.20(0.126)	1.60(0.063)	1.20(0.047)	1.20(0.047)	0.80(0.031)	1.10(0.043)
T	1210-12	3.50(0.138)	2.80(0.110)	1.20(0.047)	2.20(0.087)	0.80(0.031)	1.40(0.055)
V	2924	7.3 (0.287)	6.1 (0.24)	3.45±0.30 (0.136±0.012)	3.1 (0.12)	1.4 (0.055)	4.4 (0.173)
W	2312-15	6.00(0.236)	3.20(0.126)	1.50(0.059)	2.20(0.087)	1.30(0.051)	2.90(0.114)
X	2917-15	7.30(0.287)	4.30(0.169)	1.50(0.059)	2.40(0.094)	1.30(0.051)	4.40(0.173)
Y	2917-20	7.30(0.287)	4.30(0.169)	2.00(0.079)	2.40(0.094)	1.30(0.051)	4.40(0.173)

TAJ SERIES 125°C STANDARD TANTALUM CHIP CAPACITORS (CONT.)

Features & Specifications:
- General purpose SMT chip tantalum series
- 6 case sizes available
- Capacitance range: 0.1µF to 2200µF
- Temperature range: -55°C to 125°C
- Reliability: 1% per 1000 hours at 85°C, V_R with 0.1Ω/V series impedance, 60% confidence level

NEW PRODUCT

MOUSER STOCK NO.	AVX Part No.	Case Size	Value (µF)	Tol (%)	Price Each		Tape and Reel	
					1	100	Qty.	Price Each
35 Volt (Cont.)								
581-TAJW335K035R	TAJW335K035RNJ	W	3.3	10			1000	
581-TAJD475K035	TAJD475K035RNJ	D	4.7	10			500	
581-TAJC685K035R	TAJC685K035RNJ	C	6.8	10			500	
581-TAJD685K035R	TAJD685K035RNJ	D	6.8	10			500	
581-TAJD106K035	TAJD106K035RNJ	D	10	10			500	
581-TAJY106K035R	TAJY106K035RNJ	Y	10	10			1000	
581-TAJE476K035	TAJE476K035RNJ	E	47	10			400	
50 Volt								
581-TAJA104K050	TAJA104K050RNJ	A	0.10	10			2000	
581-TAJA224K050RNJ	TAJA224K050RNJ	A	0.22	10			2000	
581-TAJB334K050R	TAJB334K050RNJ	B	0.33	10			2000	
581-TAJB474K050RNJ	TAJB474K050RNJ	B	0.47	10			2000	
581-TAJB105K050R	TAJB105K050RNJ	B	1	10			2000	
581-TAJB155K050RNJ	TAJB155K050RNJ	B	1.5	10			2000	
581-TAJC155K050RNJ	TAJC155K050RNJ	C	1.5	10			500	
581-TAJB225K050RNJ	TAJB225K050RNJ	B	2.2	10			2000	
581-TAJD225K050SNJ	TAJD225K050SNJ	D	2.2	10			2500	
581-TAJD225K050R	TAJD225K050RNJ	D	2.2	10			500	
581-TAJC335K050RNJ	TAJC335K050RNJ	C	3.3	10			500	
581-TAJD335K050R	TAJD335K050RNJ	D	3.3	10			500	
581-TAJC475K050RNJ	TAJC475K050RNJ	C	4.7	10			500	
581-TAJD685M050S	TAJD685M050SNJ	D	6.8	20			2500	
581-TAJC685K050RNJ	TAJC685K050RNJ	C	6.8	10			500	
581-TAJD685K050	TAJD685K050RNJ	D	6.8	10			500	
581-TAJE106K050	TAJE106K050RNJ	E	10	10			400	
581-TAJD156K050RNJ	TAJD156K050RNJ	D	15	10			500	
581-TAJE156K050RNJ	TAJE156K050RNJ	E	15	10			400	
581-TAJV226K050	TAJV226K050RNJ	V	22	10			400	

TAJ SERIES - 125°C LOW PROFILE TANTALUM CHIP CAPACITORS

Features & Specifications:
- General purpose SMT chip tantalum series
- 6 case sizes available
- Capacitance range: 0.1 µF to 2200µF
- Temperature range: -55°C to 125°C
- Reliability: 1% per 1000 hours at 85°C, V_R with 0.1Ω/V series impedance, 60% confidence level

MOUSER STOCK NO.	AVX Part No.	Case Size	Value (µF)	Tol (%)	Price Each		Tape and Reel	
					1	100	Qty.	Price Each
6.3 Volt								
581-TAJS225M006RNJ	TAJS225M006RNJ	S	2.2	20			2500	
581-TAJR475K006RNJ	TAJR475K006RNJ	R	4.7	10			2500	
581-TAJT226M006R	TAJT226M006RNJ	T	22	20			2500	
581-TAJT476K006RNJ	TAJT476K006RNJ	T	47	10			2500	
581-TAJY337K006RNJ	TAJY337K006RNJ	Y	330	10			1000	
581-TAJY477K006RNJ	TAJY477K006RNJ	Y	470	10			1000	
10 Volt								
581-TAJS335K010RNJ	TAJS335K010RNJ	S	3.3	10			2500	
581-TAJR475K010R	TAJR475K010RNJ	R	4.7	10			2500	
581-TAJT106K010R	TAJT106K010RNJ	T	10	10			2500	
581-TAJW476K010R	TAJW476K010RNJ	W	47	10			1000	
581-TAJX107K010R	TAJX107K010RNJ	X	100	10			1000	
581-TAJY227K010R	TAJY227K010RNJ	Y	220	10			1000	
16 Volt								
581-TAJT335K016RNJ	TAJT335K016RNJ	T	3.3	10			2500	
581-TAJS475M016R	TAJS475M016RNJ	S	4.7	20			2500	
581-TAJT106K016R	TAJT106K016RNJ	T	10	10			2500	
581-TAJY107K016R	TAJY107K016RNJ	Y	100	10			1000	
20 Volt								
581-TAJR104K020R	TAJR104K020RNJ	R	0.10	10			2500	
581-TAJR474K020R	TAJR474K020RNJ	R	0.47	10			2500	
581-TAJR105K020R	TAJR105K020RNJ	R	1	10			2500	
581-TAJR225K020RNJ	TAJR225K020RNJ	R	2.2	10			2500	
25 Volt								
581-TAJW106K025R	TAJW106K025RNJ	W	10	10			1000	
581-TAJY476K025RNJ	TAJY476K025RNJ	Y	47	10			1000	
35 Volt								
581-TAJT225K035RNJ	TAJT225K035RNJ	T	2.2	10			2500	

© Copyright 2014 Mouser Electronics

© Copyright 2014 Mouser Electronics

AVX Tantalum Chip Capacitors

AVX HIGH TEMPERATURE AND PROFESSIONAL TANTALUM CHIP CAPACITORS

DIMENSIONS: mm (in.)



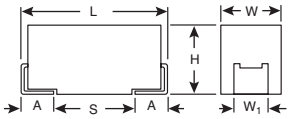

DIMENSIONS: mm (in.)							
Code	EIA Code	L±0.2(0.008)	W+0.2(0.008) -0.1(0.008)	H+0.2(0.008) -0.1(0.004)	$W_1 \pm 0.2$ (0.008)	A+0.3(0.012) -0.2(0.008)	S Min.
A	3216	3.2 (0.126)	1.6 (0.063)	1.6 (0.063)	1.2 (0.031)	0.8 (0.031)	1.1 (0.043)
B	3528	3.5 (0.138)	2.8 (0.110)	1.9 (0.075)	2.2 (0.087)	0.8 (0.031)	1.4 (0.055)
C	6032	6.0 (0.236)	3.2 (0.126)	2.6 (0.102)	2.2 (0.087)	1.3 (0.051)	2.9 (0.114)
D	7343	7.3 (0.287)	4.3 (0.169)	2.9 (0.114)	2.4 (0.094)	1.3 (0.051)	4.4 (0.173)
E	7343	7.3 (0.287)	4.3 (0.169)	4.1 (0.162)	2.4 (0.094)	1.3 (0.051)	4.4 (0.173)
V	7361	7.3 (0.287)	6.1 (0.24)	3.45±0.30 (0.136±0.012)	3.1 (0.12)	1.4 (0.055)	4.4 (0.173)

W_1 dimension applies to the termination width for A dimensional area only.

RoHS Compliant

THJ Series: High Temperature

Features:

- Twice improved reliability
- 175°C @ 0.5V_R continuous operation
- CV range: 0.1-220µF/6.3-50V
- Low ESR options on approval
- High temperature automotive and industry applications

Specifications:

- Technical data: All technical data relate to an ambient temperature of +25°C
- Capacitance range: 0.1µF to 150µF
- Temperature range: -55°C to 175°C voltage derating
- Reliability: 0.5% per 1000 hours at 85°C, V_R with 0.1Ω/V series impedance, 60% confidence level, 3.5 fits at 40°C, 0.5V_R

TRJ Series: Professional

NEW PRODUCT

Features:

- Twice improved reliability
- DLC reduced by 25% to 0.0075CV
- Robust against higher thermomechanical stresses during assembly process
- CV range: 0.1-470µF/6.3-50V
- 114 low ESR parts released
- Automotive, medical, aerospace, military and other high-end applications

Specifications:

- Technical data: All technical data relate to an ambiant temperature of +25°C
- Capacitance range: 0.1 µF to 470µF
- Leakage current DCL: 0.0075CV
- Temperature range: -55°C to +125°C
- Reliability: 0.5% per 1000 hours at 85°C, V_R with 0.1Ω/V series impedance 60% confidence level

MOUSER STOCK NO.	AVX Part No.	Value (µF)	Volts	Case Size	ESR Max.Ω@ 100kHz	Price Each 1	Price Each 100	Tape and Reel Qty.	Tape and Reel Price Per Piece
THJ Series									
581-THJA475K006R	THJA475K006RJN	4.7	6.3	A	6			2000	
581-THJA106K006RJN	THJA106K006RJN	10	6.3	A	2.2			2000	
581-THJB226K006R	THJB226K006RJN	22	6.3	B	2.5			2000	
581-THJB336K006R	THJB336K006RJN	33	6.3	B	1.7			2000	
581-THJC476K006R	THJC476K006RJN	47	6.3	C	1.6			2000	
581-THJC686K006RJN	THJC686K006RJN	68	6.3	C	1.5			500	
581-THJD107K006RJN	THJD107K006RJN	100	6.3	D	.4			500	
581-THJD157K006RJN	THJD157K006RJN	150	6.3	D	.9			500	
581-THJA335K010RJN	THJA335K010RJN	3.3	10	A	5.5			2000	
581-THJA685K010RJN	THJA685K010RJN	6.8	10	A	2.6			2000	
581-THJB106K010RJN	THJB106K010RJN	10	10	B	1.8			2000	
581-THJB156K010RJN	THJB156K010RJN	15	10	B	1.5			2000	
581-THJB226K010RJN	THJB226K010RJN	22	10	B	2.4			2000	
581-THJC336K010R	THJC336K010RJN	33	10	C	1.6			2000	
581-THJD686K010RJN	THJD686K010RJN	68	10	D	.4			500	
581-THJD107K010R	THJD107K010RJN	100	10	D	.4			2000	
581-THJE227K010AJH	THJE227K010AJH	220	10	E	.25			400	
581-THJE227K010RJN	THJE227K010RJN	220	10	E	.5			400	
581-THJA225K016R	THJA225K016RJN	2.2	16	A	6.5			500	
581-THJB475K016R	THJB475K016RJN	4.7	16	B	3.5			2000	
581-THJA685K016R	THJA685K016RJN	6.8	16	A	2.5			2000	
581-THJB685K016R	THJB685K016RJN	6.8	16	B	2.5			2000	
581-THJB106K016R	THJB106K016RJN	10	16	B	2.8			2000	
581-THJC226K016R	THJC226K016RJN	22	16	C	1.6			2000	
581-THJC336K016R	THJC336K016RJN	33	16	C	.6			2000	
581-THJC476K016RJN	THJC476K016RJN	47	16	C	.9			500	
581-THJD476K016R	THJD476K016RJN	47	16	D	.9			500	
581-THJD686K016R	THJD686K016RJN	68	16	D	.9			500	
581-THJE107K016AJH	THJE107K016AJH	100	16	E	.25			400	
581-THJE107K016RJN	THJE107K016RJN	100	16	E	.4			400	
581-THJA155K020R	THJA155K020RJN	1.5	20	A	1.7			2000	
581-THJB335K020R	THJB335K020RJN	3.3	20	B	3			2000	
581-THJC156K020R	THJC156K020RJN	15	20	C	1.7			2000	
581-THJD336K020R	THJD336K020RJN	33	20	D	.9			500	
581-THJD336M020R	THJD336M020RJN	33	20	D	.9			500	
581-THJA474K025RJN	THJA474K025RJN	.47	25	A	14			2000	
581-THJA684K025RJN	THJA684K025RJN	.68	25	A	10			2000	
581-THJB225K025R	THJB225K025RJN	2.2	25	B	4.5			2000	
581-THJC685K025R	THJC685K025RJN	6.8	25	C	2			2000	
581-THJC106K025R	THJC106K025RJN	10	25	C	1.8			2000	
581-THJD226K025R	THJD226K025RJN	22	25	D	.9			2000	
581-THJD336K025R	THJD336K025RJN	33	25	D	.5			2000	
581-THJA104K035R	THJA104K035RJN	.1	35	A	24			500	
581-THJA154K035RJN	THJA154K035RJN	.15	35	A	21			2000	
581-THJA224K035R	THJA224K035RJN	.22	35	A	18			2000	
581-THJB474K035RJN	THJB474K035RJN	.47	35	B	10			2000	
581-THJB684K035RJN	THJB684K035RJN	.68	35	B	8			2000	
581-THJB105K035R	THJB105K035RJN	1	35	B	6.5			2000	
581-THJC155K035RJN	THJC155K035RJN	1.5	35	C	4.5			500	
581-THJC225K035RJN	THJC225K035RJN	2.2	35	C	3.5			500	
581-THJC475K035R	THJC475K035RJN	4.7	35	C	2.2			2000	
581-THJD685K035R	THJD685K035RJN	6.8	35	D	1.3			2000	
581-THJD106K035R	THJD106K035RJN	10	35	D	1			500	
581-THJD156K035R	THJD156K035RJN	15	35	D	.9			2000	
581-THJD226K035R	THJD226K035RJN	22	35	D	.9			2000	
581-THJE336K035RJN	THJE336K035RJN	33	35	E	.5			400	
581-THJD335K050RJN	THJD335K050RJN	3.3	50	D	1.1			500	
581-THJD475K050R	THJD475K050RJN	4.7	50	D	.9			2000	
581-THJD685K050RJN	THJD685K050RJN	6.8	50	D	.7			500	
581-THJD106K050RJN	THJD106K050RJN	10	50	D	.7			500	
581-THJE106K050RJN	THJE106K050RJN	10	50	E	.7			400	
TRJ Series									
581-TRJE337M006R0150	TRJE337M006R0150	330	6.3	E	150			400	
581-TRJB685M016RRJ	TRJB685M016RRJ	6.8	16	B	2600			2000	
581-TRJC226M016RRJ	TRJC226M016RRJ	22	16	C	700			500	
581-TRJC106K020R0500	TRJC106K020R0500	10	20	C	500			500	
581-TRJC106M020RRJ	TRJC106M020RRJ	10	20	C	2200			500	
581-TRJD336M020RRJ	TRJD336M020RRJ	33	20	D	600			500	
581-TRJE686K020R0200	TRJE686K020R0200	68	20	E	200			400	
581-TRJE107M020R0150	TRJE107M020R0150	100	20	E	150			400	
581-TRJB335M025RRJ	TRJB335M025RRJ	3.3	25	B	3700			2000	
581-TRJC106K025RRJ	TRJC106K025RRJ	10	25	C	800			500	
581-TRJD476K025R0250	TRJD476K025R0250	47	25	D	250			500	
581-TRJB105K035RRJ	TRJB105K035RRJ	1	35	B	2000			2000	
581-TRJC106K035R0600	TRJC106K035R0600	10	35	C	600			500	
581-TRJD106K035RRJ	TRJD106K035RRJ	10	35	D	800			500	
581-TRJD685M050RRJ	TRJD685M050RRJ	6.8	50	D	700			500	

© Copyright 2014 Mouser Electronics

© Copyright 2014 Mouser Electronics

KEMET Tantalum Polymer Surface Mount Capacitors

The Capacitance Company KEMET CHARGED.

RoHS Compliant **This product is RoHS compliant.**

T520 SERIES - 105°C LOW ESR, KO-CAP

Features:

- Polymer Cathode Technology
- Low ESR
- High Frequency Cap Retention
- No-Ignition Failure Mode
- EIA Standard Case Sizes
- 100% Surge Current Tested
- 20% tolerance

Electrical Specifications:

- Operating Temperature Range: -55°C to +105°C
- Voltage listed is at 85°C, Derate 25% at 105°C
- Reverse Voltage Rating & Polarity:
  Polymer tantalum capacitors are polar devices and may be permanently damaged or destroyed if connected in the wrong polarity. The positive terminal is identified by a laser-marked stripe and may also include a beveled edge. These capacitors will withstand a small degree of transient voltage reversal for short periods. Please note that these parts may not be operated continuously in reverse.

NEW PRODUCT

RoHS Compliant

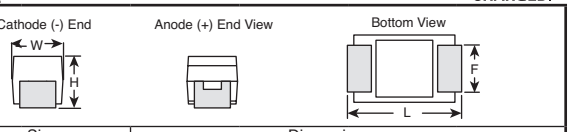

Case Size		Dimensions: mm			
KEMET	EIA	L	W	H	F±0.1
B	3528-21	3.5	2.8	1.9	2.2
V	7343-20	7.3	4.3	1.9	2.4
D	7343-31	7.3	4.3	2.8	2.4
X	7343-43	7.3	4.3	4.0	2.4
T	3528-12	3.5	2.8	1.2	2.2
V	7343-20	7.3	4.3	4.0	2.4

For quantities greater than listed, call for quote.

MOUSER STOCK NO.	KEMET Part No.	Value (µF)	ESR (mΩ)	Case Code	Price Each 1	Price Each 100	Reel Qty.	Price Per Piece
2.5 Volt								
80-T520A476M2R5ATE90	T520A476M2R5ATE090	47	90	A			2000	
80-T520A686M2R5ATE70	T520A686M2R5ATE070	68	70	A			2000	
80-T520B227M2R5ATE15	T520B227M2R5ATE015	220	15	B			2000	
80-T520V227M2R5E15	T520V227M2R5ATE015	220	15	V			1000	
80-T520B227M2R5E35	T520B227M2R5ATE035	220	35	B			2000	
80-T520V337M2R5ATE9	T520V337M2R5ATE009	330	9	V			1000	
80-T520L337M2R5ATE25	T520L337M2R5ATE025	330	25	L			1000	
80-T520W337M2R5ATE40	T520W337M2R5ATE040	330	40	W			1000	
80-T520B337M2R5ATE45	T520B337M2R5ATE045	330	45	B			2000	
80-T520V477M2R5ATE07	T520V477M2R5ATE007	470	7	V			1000	
80-T520V477M2R5ATE9	T520V477M2R5ATE009	470	9	V			1000	
80-T520D477M2R5ATE9	T520D477M2R5ATE009	470	9	D			500	
80-T520D687M2R5ATE10	T520D687M2R5ATE010	680	10	D			500	
80-T520D687M2R5E15	T520D687M2R5ATE015	680	15	D			500	
80-T520Y108M2R5ATE15	T520Y108M2R5ATE015	1000	15	Y			500	
80-T520D108M2R5ATE30	T520D108M2R5ATE030	1000	30	D			500	
3 Volt								
80-T520B157M3ATE40	T520B157M003ATE040	150	40	B			2000	
80-T520V337M03ATE015	T520V337M003ATE015	330	15	V			1000	
80-T520V337M003	T520V337M003ATE025	330	25	V			1000	
80-T520T336M10ATE040	T520T336M010ATE040	330	40	T			2500	
80-T520D687M3ATE15	T520D687M003ATE015	680	15	D			500	
80-T520X108M3E15	T520X108M003ATE015	1000	15	X			500	
4 Volt								
80-T520A476M4ATE70	T520A476M004ATE070	47	70	A			2000	
80-T520T476M4E70	T520T476M004ATE070	47	70	T			2500	
80-T520B686M4ATE40	T520B686M004ATE040	68	40	B			2000	
80-T520B686M004	T520B686M004ATE070	68	70	B			2000	
80-T520B107M4ATE35	T520B107M004ATE035	100	35	B			2000	
80-T520T107M4ATE150	T520T107M004ATE150	100	50	T			2500	
80-T520T107M4ATE70	T520T107M004ATE070	100	70	T			2500	
80-T520B107M004	T520B107M004ATE070	100	70	B			2000	
80-T520B157M4ATE15	T520B157M004ATE015	150	15	B			2000	
80-T520C157M4ATE25	T520C157M004ATE025	150	25	C			500	
80-T520B157M4E40	T520B157M004ATE040	150	40	B			2000	
80-T520V227M4ATE9	T520V227M004ATE009	220	9	V			1000	
80-T520D227M4ATE12	T520D227M004ATE012	220	12	D			500	
80-T520C227M4ATE015	T520C227M004ATE015	220	15	C			500	
80-T520V227M4ATE015	T520V227M004ATE015	220	15	V			1000	
80-T520V227M4E25	T520V227M004ATE025	220	25	V			1000	
80-T520B227M4ATE45	T520B227M004ATE045	220	45	B			2000	
80-T520V227M004	T520V227M004ATE045	220	45	V			1000	
80-T520B227M4ATE70	T520B227M004ATE070	220	70	B			2000	
80-T520D337M4ATE07	T520D337M004ATE007	330	7	D			500	
80-T520D337M4E9	T520D337M004ATE009	330	9	D			500	
80-T520V337M4ATE9	T520V337M004ATE009	330	9	V			1000	
80-T520D477M4ATE10	T520D477M004ATE010	470	10	D			500	
80-T520D477M4E15	T520D477M004ATE015	470	15	D			500	
80-T520D477M4E25	T520D477M004ATE025	470	25	D			500	
80-T520D477M004	T520D477M004ATE040	470	40	D			500	
80-T520Y687M4ATE15	T520Y687M004ATE015	680	15	Y			500	
80-T520D687M4ATE25	T520D687M004ATE025	680	25	D			500	
80-T520V337M4E25	T520V337M004ATE025	3330	25	V			1000	
6.3 Volt								
80-T520T156M6E100	T520T156M006ATE100	15	100	T			2500	
80-T520A226M6ATE90	T520A226M006ATE090	22	90	A			2000	
80-T520B336M6ATE40	T520B336M006ATE040	33	40	B			2000	
80-T520B336M6E70	T520B336M006ATE070	33	70	B			2000	
80-T520C336M6ATE100	T520C336M006ATE100	33	100	C			500	
80-T520B476M006ATE25	T520B476M006ATE025	47	25	B			2000	
80-T520T476M6ATE40	T520T476M006ATE040	47	40	T			2500	
80-T520B476M6ATE40	T520B476M006ATE040	47	40	B			2000	
80-T520T476M06ATE070	T520T476M006ATE070	47	70	T			2500	
80-T520B476M006	T520B476M006ATE070	47	70	B			2000	
80-T520B686M6ATE025	T520B686M006ATE025	68	25	B			2000	
80-T520B686M6E40	T520B686M006ATE040	68	40	B			2000	
80-T520B686M006	T520B686M006ATE070	68	70	B			2000	
80-T520V107M6ATE9	T520V107M006ATE009	100	9	V			1000	
80-T520B107M6ATE15	T520B107M006ATE015	100	15	B			2000	
80-T520V107M6ATE15	T520V107M006ATE015	100	15	V			1000	
80-T520B107M6ATE18	T520B107M006ATE018	100	18	B			2000	
80-T520C107M6ATE25	T520C107M006ATE025	100	25	C			500	
80-T520W107M6ATE40	T520W107M006ATE040	100	40	W			1000	
80-T520B107M6ATE40	T520B107M006ATE040	100	40	B			2000	
80-T520B107M6ATE45	T520B107M006ATE045	100	45	B			2000	
80-T520C107M6ATE45	T520C107M006ATE045	100	45	C			500	
80-T520B107M006E070	T520B107M006ATE070	100	70	B			2000	
80-T520T107M006ATE70	T520T107M006ATE070	100	70	T			2500	
80-T520D157M6E15	T520D157M006ATE015	150	15	D			500	
80-T520V157M6E15	T520V157M006ATE015	150	15	V			1000	
80-T520B157M006ATE25	T520B157M006ATE025	150	25	B			2000	
80-T520L157M6ATE25	T520L157M006ATE025	150	25	L			500	

For quantities greater than listed, call for quote.

MOUSER STOCK NO.	KEMET Part No.	Value (µF)	ESR (mΩ)	Case Code	Price Each 1	Price Each 100	Reel Qty.	Price Per Piece
6.3 Volt (Cont.)								
80-T520V157M006	T520V157M006ATE045	150	45	V			1000	
80-T520D157M006	T520D157M006ATE055	150	55	D			500	
80-T520B157M6ATE70	T520B157M006ATE070	150	70	B			2000	
80-T520V227M6ATE7	T520V227M006ATE007	220	7	V			1000	
80-T520D227M6E9	T520D227M006ATE009	220	9	V			500	
80-T520V227M6ATE9	T520V227M006ATE009	220	9	V			1000	
80-T520D227M6E15	T520D227M006ATE015	220	15	D			500	
80-T520C227M6ATE018	T520C227M006ATE018	220	18	C			500	
80-T520B227M006ATE35	T520B227M006ATE035	220	35	B			2000	
80-T520D227M6E40	T520D227M006ATE040	220	40	D			500	
80-T520V227M6E40	T520V227M006ATE040	220	40	V			1000	
80-T520B227M006ATE45	T520B227M006ATE045	220	45	B			2000	
80-T520D227M006	T520D227M006ATE050	220	50	D			500	
80-T520B227M006ATE70	T520B227M006ATE070	220	70	B			2000	
80-T520D337M006ATE9	T520D337M006ATE009	330	9	D			500	
80-T520D337M6E15	T520D337M006ATE015	330	15	D			500	
80-T520D337M6ATE18	T520D337M006ATE018	330	18	D			500	
80-T520V337M6ATE18	T520V337M006ATE018	330	18	V			1000	
80-T520D337M006	T520D337M006ATE045	330	45	D			500	
80-T520Y477M6ATE15	T520Y477M006ATE015	470	15	Y			500	
80-T520X477M6E18	T520X477M006ATE018	470	18	X			500	
80-T520D477M6ATE25	T520D477M006ATE025	470	25	D			500	
80-T520Y477M6E25	T520Y477M006ATE025	470	25	Y			500	
80-T520D477M006	T520D477M006ATE030	470	30	D			500	
80-T520X477M6E35	T520X477M006ATE035	470	35	X			500	
80-T520Y477M6ATE35	T520Y477M006ATE035	470	35	Y			500	
80-T520X477M006	T520X477M006ATE040	470	40	X			500	
8 Volt								
80-T520B336M8ATE025	T520B336M008ATE025	33	25	B			2000	
80-T520B336M8E70	T520B336M008ATE070	33	70	B			2000	
80-T520B476M8ATE35	T520B476M008ATE035	47	35	B			2000	
80-T520B476M8ATE70	T520B476M008ATE070	47	70	B			2000	
80-T520D157M008	T520D157M008ATE025	150	25	D			500	
80-T520D157M8E40	T520D157M008ATE040	150	40	D			500	
80-T520V157M8ATE40	T520V157M008ATE040	150	40	V			1000	
10 Volt								
80-T520A156M10ATE80	T520A156M010ATE080	15	80	A			2000	
80-T520A226M10ATE80	T520A226M010ATE080	22	80	A			2000	
80-T520B336M10ATE025	T520B336M010ATE025	33	25	B			2000	
80-T520B336M010	T520B336M010ATE070	33	70	B			2000	
80-T520B476M10ATE70	T520B476M010ATE070	47	70	B			2000	
80-T520C476M10ATE100	T520C476M010ATE100	47	100	C			500	
80-T520V686M10ATE025	T520V686M010ATE025	68	25	V			1000	
80-T520W686M10ATE25	T520W686M010ATE025	68	25	W			1000	
80-T520W686M10ATE040	T520W686M010ATE040	68	40	W			1000	
80-T520C686M10ATE45	T520C686M010ATE045	68	45	C			500	
80-T520U686M10ATE055	T520U686M010ATE055	68	55	U			1000	
80-T520V686M010	T520V686M010ATE060	68	60	V			1000	
80-T520Y157M10ATE015	T520Y157M010ATE015	100	15	Y			500	
80-T520V107M010E018	T520V107M010ATE018	100	18	V			1000	
80-T520L107M10ATE25	T520L107M010ATE025	100	25	L			1000	
80-T520V107M10E25	T520V107M010ATE025	100	25	V			1000	
80-T520W107M10ATE40	T520W107M010ATE040	100	40	W			1000	
80-T520D107M010	T520D107M010ATE080	100	80	D			500	
80-T520X687M04ATE015	T520X687M004ATE015	150	15	X			500	
80-T520V157M10ATE18	T520V157M010ATE018	150	18	V			1000	
80-T520V157M10ATE25	T520V157M010ATE025	150	25	V			1000	
80-T520D157M010E040	T520D157M010ATE040	150	40	D			500	
80-T520C157M10ATE55	T520C157M010ATE055	150	55	C			500	
80-T520D157M010	T520D157M010ATE055	150	55	D			500	
80-T520D227M010	T520D227M010ATE018	220	18	D			500	
80-T520D227M10ATE25	T520D227M010ATE025	220	25	D			500	
80-T520Y227MATE40	T520Y227M010ATE040	220	40	Y			500	
80-T520X337M10ATE10	T520X337M010ATE010	330	10	X			500	
80-T520Y337M010E015	T520Y337M010ATE015	330	15	Y			500	
80-T520X337M10E25	T520X337M010ATE025	330	25	X			500	
80-T520X337M010	T520X337M010ATE040	330	40	X			500	
16 Volt								
80-T520B106M16ATE100	T520B106M016ATE100	10	100	B			2000	
80-T520V336M16ATE45	T520V336M016ATE045	33	45	V			1000	
80-T520V336M016	T520V336M016ATE060	33	60	V			1000	
80-T520D476M16E35	T520D476M016ATE035	47	35	D			500	
80-T520V476M16ATE45	T520V476M016ATE045	47	45	V			1000	
80-T520D476M016	T520D476M016ATE070	47	70	D			500	
80-T520V476M16ATE70	T520V476M016ATE070	47	70	V			1000	
80-T520X157M16ATE40	T520X157M016ATE040	150	40	X			500	
20 Volt								
80-T520V226M20ATE40	T520V226M020ATE040	22	40	V			1000	
80-T520V226M20ATE90	T520V226M020ATE090	22	90	V			1000	
25 Volt								
80-T520D156M25E60	T520D156M025ATE060	15	60	D			500	
80-T520D156M025	T520D156M025ATE080	15	80	D			500	

© Copyright 2014 Mouser Electronics

© Copyright 2014 Mouser Electronics

KEMET Tantalum Polymer Surface Mount Capacitors

The Capacitance Company KEMET CHARGED.

I Case Size

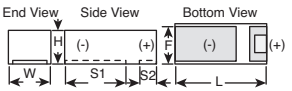

Z Case Size

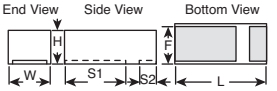

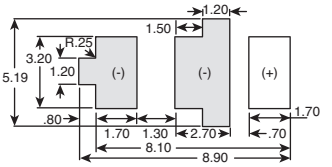

Case Size		Dimensions: mm (in.)					
KEMET	EIA	L	W	H	F±0.2	S1±0.2	S2±0.2
I	3216-10	3.2±0.2	1.6±0.2	1.0 max.	1.2	1.0	0.7
Z	7343-17	7.3±0.4	4.3±0.3	1.7 max.	2.8	5.1	1.3

Facedown 7343-17 will NOT fit on standard 7343 solder pads, and movement along Z axis could result in a short. Three-pad design must be used with center pad connection to circuit for low ESL properties. Dual pads on cathode connection required to prevent solder lifting with one cathode pad, and for mechanical hold. Will fit on Sanyo TPL pad specification - all dimensions equal except for .80mm tab extension at left cathode (-) plate as shown above.

Standard Construction

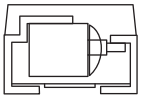

Face Down Termination

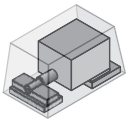

Reduction in current "loop area" creates proportional reduction in ESL.

T528 SERIES FACE DOWN TERMINATION TANTALUM SURFACE MOUNT CAPACITORS

Features:

- Low ESR
- 100% Surge Current Testing
- Polymer Cathode Technology
- Low ESL: <0.7nH@20MHz
- Lead (Pb) free 260˚C Reflow Capable
- RoHS compliant/Halogen Free
- High Frequency Cap Retention
- Non-Ignition Failure Mode
- 105˚C Max. Temperature Capability
- 100% Accelerated Steady State Aging
- Self-Healing Mechanism
- Improved Volumetric Efficiency
- Use up to 90% VR
- Tolerance: ±20%

PRODUCT NEW

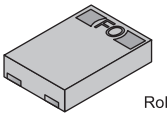

RoHS Compliant

For quantities greater than listed, call for quote.

MOUSER STOCK NO.	KEMET Part No.	Value (μF)	ESR mΩ @25°C 100kHz Max.	Case Code	Price Each 1	25	100	Reel Qty.	Price Per Piece
2.5 Volt Rating @ 105°C									
80-T528Z337M2R5ATE8	T528Z337M2R5ATE008	330	8	Z				1000	
80-T528Z477M2R5ATE8	T528Z477M2R5ATE008	470	8	Z				1000	
80-T528Z477M2R5ATE9	T528Z477M2R5ATE009	470	9	Z				1000	
4 Volt Rating @ 105°C									
80-T528Z227M4ATE009	T528Z227M004ATE009	220	9	Z				1000	
80-T528Z227M4ATE012	T528Z227M004ATE012	220	12	Z				1000	
80-T528Z337M4ATE009	T528Z337M004ATE009	330	9	Z				1000	
80-T528Z337M4ATE012	T528Z337M004ATE012	330	12	Z				1000	
6.3 Volt Rating @ 105°C									
80-T528I476M6ATE150	T528I476M006ATE150	47	150	I				3000	
80-T528Z157M6ATE009	T528Z157M006ATE009	150	9	Z				1000	
80-T528Z157M6ATE012	T528Z157M006ATE012	150	12	Z				1000	
80-T528Z227M6ATE009	T528Z227M006ATE009	220	9	Z				1000	
80-T528Z227M6ATE012	T528Z227M006ATE012	220	12	Z				1000	
10 Volt Rating @ 105°C									
80-T528I336M10ATE150	T528I336M010ATE150	33	150	I				3000	

TANTALUM ENGINEERING KIT - 08, LOW ESR POLYMER

KEMET Part Number	Size Code KEMET EIA	Cap (μF)	Voltage	Cap. Tol.	ESR 100kHz Ω
T520D337M2R5ATE007	D	7343-31	330	2.5±20%	7
T520B686M004ATE040	B	3528-21	68	4±20%	40
T520V227M004ATE007	V	7343-20	220	4±20%	7
T520Y687M004ATE015	Y	7343-40	680	4±20%	15
T520A226M006ATE100	A	3216-18	22	6.3±20%	100
T520T476M006ATE070	T	3528-12	47	6.3±20%	70
T520B336M006ATE070	B	3528-21	33	6.3±20%	70
T520V157M006ATE015	V	7343-20	150	6.3±20%	15
T520D337M006ATE040	D	7343-31	330	6.3±20%	40
T520X337M010ATE025	X	7343-43	330	10±20%	25
T520W476M016ATE045	W	7343-15	47	16±20%	45
T528I476M006ATE150	I	3216-10	47	6.3±20%	150
T528I336M010ATE150	I	3216-10	33	10±20%	150
T530X158M2R5ATE005	X	7343-43	1500	2.5±20%	5
T530Y687M004ATE005	X	7343-40	680	4±20%	5
A700V476M006ATE025	V	7343-20	47	6.3±20%	25
A700D107M006ATE015	D	7343-31	100	6.3±20%	15
A700X157M006ATE010	X	7343-43	150	6.3±20%	10
A700V106M016ATE045	V	7343-20	10	16±20%	45



MOUSER STOCK NO.	Price Each
80-TANENGKIT13	

T530 SERIES - 125ºC LOW ESR, KO-CAP

Features for T530:

- Highest CV in Standard EIA Size
- Extremely low ESR
- 125°C Max, temperature capability
- Polymer Cathode technology
- High frequency capacitance retention
- Non-Ignition failure mode
- Molded case (pick-and-place precision)
- 100% Accelerated steady state aging
- 100% Surge current testing
- Utilizes multiple tantalum anode technology
- Volumetric efficiency
- Use up to 90% of rated voltage (10% Derating)
- Self-healing mechanism

PRODUCT NEW

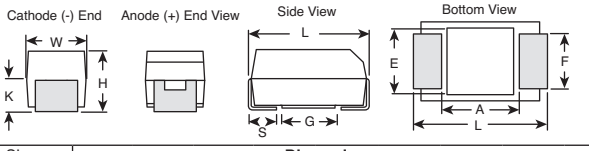

Case Size		Dimensions: mm								
KEMET	EIA	L	W	H	K±0.2	F±0.1	S±0.3	A Min.	G Ref.	E Ref.
D	7343-31	7.3	4.3	2.8	1.5	2.4	1.3	3.8	3.5	3.5
X	7343-43	7.3	4.3	4.0	2.3	2.4	1.3	3.8	3.5	3.5
Y	7343-40	7.3	4.3	4.0	1.9	2.4	1.3	3.8	3.5	3.5

For quantities greater than listed, call for quote.

MOUSER STOCK NO.	KEMET Part No.	Value (μF)	ESR mΩ @25°C 100kHz Max.	Case Code	Price Each 1	10	100	Reel Qty.	Price Per Piece
2.5 Volt Rating @ 105°C (1.7 Volt Rating at 125°C)									
80-T530D477M2R5E6	T530D477M2R5ATE006	470	6	D				500	
80-T530D567M2R5E5	T530D567M2R5ATE005	560	5	D				500	
80-T530D687M2R5E10	T530D687M2R5ATE010	680	10	D				500	
80-T530X108M2R5ATE5	T530X108M2R5ATE005	1000	5	X				500	
80-T530Y108M2R5ATE5	T530Y108M2R5ATE005	1000	5	Y				500	
80-T530X108M2R5ATE6	T530X108M2R5ATE006	1000	6	X				500	
80-T530X158M2R5ATE5	T530X158M2R5ATE005	1500	5	X				500	
3 Volt Rating @ 105°C (2 Volt Rating at 125°C)									
80-T530D687M3ATE10	T530D687M003ATE010	680	10	D				500	
80-T530X108M003	T530X108M003ATE010	1000	10	X				500	
80-T530X158M003	T530X158M003ATE008	1500	8	X				500	
80-T530X158M3AHE8	T530X158M003AHE008	1500	8	X				500	
4 Volt Rating @ 105°C (2.7 Volt Rating at 125°C)									
80-T530D337M4ATE6	T530D337M004ATE006	330	6	D				500	
80-T530D477M004ATE6	T530D477M004ATE006	470	6	D				500	
80-T530D477M004	T530D477M004ATE010	470	10	D				500	
80-T530X687M4ATE4-TR	T530X687M004ATE004	680	4	X				500	
80-T530Y687M4ATE5	T530Y687M004ATE005	680	5	Y				500	
80-T530X687M4ATE6	T530X687M004ATE006	680	6	X				500	
80-T530X687M004	T530X687M004ATE010	680	10	X				500	
80-T530X108M4ATE6	T530X108M004ATE006	1000	6	X				500	
6.3 Volt Rating @ 105°C (4.2 Volt Rating at 125°C)									
80-T530D227M6E6	T530D227M006ATE006	220	6	D				500	
80-T530Y337M6ATE6	T530Y337M006ATE006	330	6	Y				500	
80-T530D337M6ATE6	T530D337M006ATE006	330	6	D				500	
80-T530D337M6ATE10	T530D337M006ATE010	330	10	D				500	

For quantities greater than listed, call for quote.

MOUSER STOCK NO.	KEMET Part No.	Value (μF)	ESR mΩ @25°C 100kHz Max.	Case Code	Price Each 1	10	100	Reel Qty.	Price Per Piece
6.3 Volt Rating @ 105°C (4.2 Volt Rating at 125°C) (Cont.)									
80-T530X477M006ATE4	T530X477M006ATE004	470	4	X				500	
80-T530Y477M6ATE5	T530Y477M006ATE005	470	5	Y				500	
80-T530X477M006ATE5	T530X477M006ATE005	470	5	X				500	
80-T530X477M6ATE6	T530X477M006ATE006	470	6	X				500	
80-T530X477M006AHE6	T530X477M006AHE006	470	6	X				500	
80-T530X477M006	T530X477M006ATE010	470	10	X				500	
80-T530X477M006AH	T530X477M006AHE010	470	10	X				500	
80-T530X687M006ATE10	T530X687M006ATE010	680	10	X				500	
80-T530X687M06ATE018	T530X687M006ATE018	680	18	X				500	
10 Volt Rating @ 105°C (5.3 Volt Rating at 125°C)									
80-T530D157M010E06	T530D157M010ATE006	150	6	D				500	
80-T530D157M10ATE10	T530D157M010ATE010	150	10	D				500	
80-T530D227M10ATE6	T530D227M010ATE006	220	6	D				500	
80-T530Y227M10ATE6	T530Y227M010ATE006	220	6	Y				500	
80-T530D227M10ATE10	T530D227M010ATE010	220	10	D				500	
80-T530X337M010ATE4	T530X337M010ATE004	330	4	X				500	
80-T530X337M010ATE5	T530X337M010ATE005	330	5	X				500	
80-T530X337M010E06	T530X337M010ATE006	330	6	X				500	
80-T530X337M010	T530X337M010ATE010	330	10	X				500	
16 Volt Rating @ 105°C (10.6 Volt Rating at 125°C)									
80-T530X157M16ATE025	T530X157M016ATE025	150	25	X				500	
80-T530X157M16ATE40	T530X157M016ATE040	150	40	X				500	

© Copyright 2014 Mouser Electronics

© Copyright 2014 Mouser Electronics

KEMET Tantalum Polymer Surface Mount Capacitors

The Capacitance Company KEMET CHARGED.

RoHS Compliant **This product is RoHS compliant.**

T545 SERIES HIGH ENERGY, LOW ESR POLYMER SURFACE MOUNT CAPACITORS

Features:

- Extremely low ESR
- High energy delivery capability
- -55°C to +85°C operating temperature range
- Polymer cathode technology
- High frequency capacitance retention
- Non-ignition failure mode
- Capacitance up to 1,500µF
- Voltage: 6.3–16V
- 100% accelerated steady state aging
- 100% surge current tested
- 100% thermal shock
- Volumetric efficiency, very high capacitance
- Self-healing mechanism

Applications:

- Power hold-up
- Data hardening
- Vaulting for enterprise and military SSDs

RoHS Compliant

Case Codes		DIMENSIONS: mm				
KEMET	EIA	L	W	H	F±0.1	S±0.3
W	7343-15	7.3±0.3	4.3±0.3	1.5 max	2.4	1.3
X	7343-43	7.3±0.3	6.0±0.3	4.0±0.3	2.4	1.3
H	7260-20	7.3±0.3	6.0±0.3	2.0 max	4.1	1.3

For quantities greater than listed, call for quote.

MOUSER STOCK NO.	KEMET Part No.	Fig.	Value (µF)	ESR mΩ @25°C 100kHz Max.	Case Code	Price Each 1	Price Each 50	Price Each 100	Reel Qty.	Price Per Piece
80-T545H187M16ATE55	T545H187M016ATE055	A	180	55	H				500	
80-T545X227M16ATE35	T545X227M016ATE035	A	220	35	X				500	
80-T545X337M16ATE25	T545X337M016ATE025	A	330	25	X				500	
80-T545Y337M10ATE35	T545Y337M010ATE035	A	330	35	X				500	
80-T545W477M6ATE35	T545W477M006ATE035	A	470	35	W				500	
80-T545H158M6ATE35	T545H158M006ATE035	A	1500	35	H				500	

T543 SERIES LOW ESR ORGANIC POLYMER, KO-CAP

Features:

- -55°C to +105°C operating temperature range
- High frequency capacitance retention
- Capacitance up to 1,500µF
- 100% accelerated steady state aging
- 100% surge current tested
- Surge options at 25°C and -55°C/85°C

Applications:

- DC/DC converters
- Point of load power supply
- Radar pulse capacitor
- Telecommunications (mobile phone and base station)

RoHS Compliant

Case Codes		DIMENSIONS: mm												
KEMET	EIA	L	W	H	F±0.1	S±0.3	B±0.15	X	P	R	T	A (Min)	G	E
X	7343-43	3.2±0.2	1.6±0.2	1.6±0.2	1.2	0.8	0.4	0.1±0.1	0.4	0.4	0.13	1.4	1.1	1.3

For quantities greater than listed, call for quote.

MOUSER STOCK NO.	KEMET Part No.	Fig.	Value (µF)	ESR mΩ @25°C 100kHz Max.	Case Code	Price Each 1	Price Each 50	Price Each 100	Reel Qty.	Price Per Piece
80-T543X336M50AHE40	T543X336M050AHE040	B	33	40	X				500	
80-T543X476M35AHE30	T543X476M035AHE030	B	47	30	X				500	
80-T543X107M25AHE60	T543X107M025AHE060	B	100	60	X				500	
80-T543X337M10AHE10	T543X337M010AHE010	B	330	10	X				500	
80-T543X337M16AHE25	T543X337M016AHE025	B	330	25	X				500	
80-T543X158M3AHE8	T543X158M003AHE008	B	1500	8	X				500	

T521 SERIES HIGH VOLTAGE ORGANIC POLYMER, KO-CAP

Features:

- Voltage ratings to 63V
- Volumetric efficiency
- Stable temperature characteristics
- Up to 330µF capacitance value
- High ripple current capability
- Low ESR
- Pb Free when ordered with 100% Sn termination

Applications:

- DC/DC converters
- Power supply input
- Military/aerospace and industrial markets

RoHS Compliant

Case Codes		DIMENSIONS: mm												
KEMET	EIA	L	W	H	F±0.1	S±0.3	B±0.15	X	P	R	T	A (Min)	G	E
D	7343-31	7.3±0.3	4.3±0.3	2.8±0.3	2.4	1.3	0.5	0.1±0.1	0.9	1.0	0.13	3.8	3.5	3.5
V	7343-19	7.3±0.3	4.3±0.3	1.9 max	2.4	1.3	n/a	0.05	n/a	n/a	0.13	3.8	3.5	3.5
X	7343-43	7.3±0.3	4.3±0.3	1.5	2.4	1.3	n/a	0.05	n/a	n/a	0.13	3.8	3.5	3.5

For quantities greater than listed, call for quote.

MOUSER STOCK NO.	KEMET Part No.	Fig.	Value (µF)	ESR mΩ @25°C 100kHz Max.	Case Code	Price Each 1	Price Each 50	Price Each 100	Reel Qty.	Price Per Piece
80-T521D475M63ATE300	T521D475M063ATE300	C	4.7	300	D				1000	
80-T521D565M50ATE70	T521D565M050ATE070	C	5.6	70	D				500	
80-T521D565M50ATE90	T521D565M050ATE090	C	5.6	90	D				500	
80-T521D685M50ATE70	T521D685M050ATE070	C	6.8	70	D				500	
80-T521D685M50ATE90	T521D685M050ATE090	C	6.8	90	D				500	
80-T521V685M50ATE70	T521V685M050ATE070	C	6.8	70	V				1000	
80-T521V685M50ATE90	T521V685M050ATE090	C	6.8	90	V				1000	
80-T521D106M50ATE90	T521D106M050ATE090	C	10	90	D				500	
80-T521X126M50ATE45	T521X126M050ATE045	C	12	45	X				500	
80-T521X126M50ATE70	T521X126M050ATE070	C	12	70	X				500	
80-T521V156M25ATE90	T521V156M025ATE090	C	15	90	V				1000	
80-T521V156M40ATE125	T521V156M040ATE125	C	15	125	V				1000	
80-T521X156M63ATE150	T521X156M063ATE150	C	15	150	X				500	
80-T521X186M50ATE35	T521X186M050ATE035	C	18	35	X				500	
80-T521X186M50ATE70	T521X186M050ATE070	C	18	70	X				500	
80-T521V226M25ATE90	T521V226M025ATE090	C	22	90	V				1000	
80-T521D476M16ATE80	T521D476M016ATE080	C	47	80	D				500	
80-T521D686M16ATE50	T521D686M016ATE050	C	68	50	D				500	
80-T521V107M16ATE65	T521V107M016ATE065	C	100	65	V				1000	
80-T521V107M16ATE90	T521V107M016ATE090	C	100	90	V				1000	

DIMENSIONS: mm

A



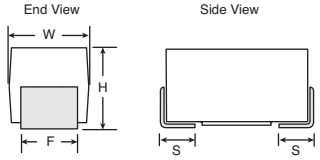

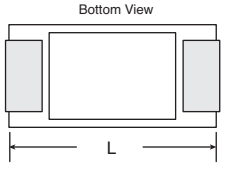

B



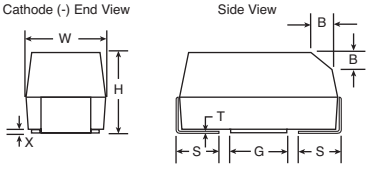

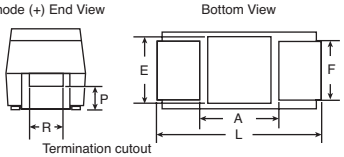

Termination cutout at KEMET's option, either end

C



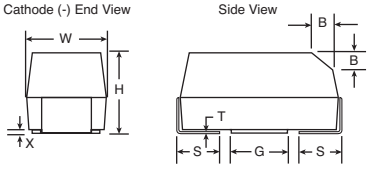

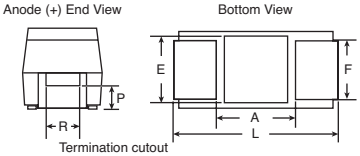

Termination cutout at KEMET's option, either end

© Copyright 2014 Mouser Electronics

NEW AT MOUSER
Tantalum Caps, SMD
KEMET
NEW AT MOUSER
NEW AT MOUSER



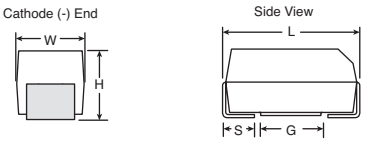

Dimensions: mm	Case Size KEMET					
	B	D	T	V	X	Y
L	3.5	7.3	3.5	7.3	7.3	-
W	2.8	4.3	2.8	4.3	4.3	-
H	1.9	2.8	1.2	1.9	4.0	4.0

T540 SERIES HIGH RELIABILITY ORGANIC POLYMER, KO-CAP

Features:

- Operating temperature range: -55°C to +125°C
- High frequency capacitance retention
- Safe failure mode
- Surge current testing options
- Self-healing mechanism
- Volumetricaly efficient
- Low ESR
- Tolerance: 20%

For quantities greater than listed, call for quote.

MOUSER STOCK NO.	KEMET Part No.	Value (µF)	ESR (mΩ)	Case Code	Price Each 1	Price Each 100	Reel Qty.	Price Per Piece
10 Volt								
80-T540B336M010AH6710	T540B336M010AH6710	33	80	B			500	
80-T540D157M010AH6710	T540D157M010AH6710	150	55	D			500	
80-T540D227M010AH6710	T540D227M010AH6710	220	25	D			500	
16 Volt								
80-T540D476M16AH6710	T540D476M016AH6710	47	65	D			500	
35 Volt								
80-T540D156M35AH6510	T540D156M035AH6510	15	75	D			500	
50 Volt								
80-T540D106M50AH6710	T540D106M050AH6710	10	100	D			500	

T541 SERIES HIGH RELIABILITY ORGANIC POLYMER, KO-CAP

Features:

- Operating temperature range: -55°C to +125°C
- Utilizes multiple tantalum anode technology
- High frequency capacitance retention
- Safe failure mode
- 100% accelerated steady state aging
- Surge current testing options
- Volumetric efficiency
- Low ESR
- Tolerance: 20%

PRODUCT NEW

For quantities greater than listed, call for quote.

MOUSER STOCK NO.	KEMET Part No.	Value (µF)	ESR (mΩ)	Case Code	Price Each 1	Price Each 100	Reel Qty.	Price Per Piece
4 Volt								
80-T541X687M4AH6710	T541X687M004AH6710	680	10	X			500	
6.3 Volt								
80-T541X477M6AH6710	T541X477M006AH6710	470	10	X			500	
10 Volt								
80-T541X337M10AH6710	T541X337M010AH6710	330	10	X			500	
16 Volt								
80-T541X157M16AH6710	T541X157M016AH6710	150	10	X			500	
80-T541X227M16AH6710	T541X227M016AH6710	220	40	X			500	
80-T541X337M16AH6710	T541X337M016AH6710	330	50	X			500	
35 Volt								
80-T541X476M35AH6510	T541X476M035AH6510	47	60	X			500	
50 Volt								
80-T541X336M50AH6710	T541X336M050AH6710	33	70	X			500	

T521 SERIES HIGH VOLTAGE ORGANIC POLYMER, KO-CAP

Features:

- Operating temperature range: -55°C to +105°C
- Volumetricaly efficient
- High ripple current capability
- Stable temperature characteristics
- Low ESR
- High reliability
- Safe failure mode
- Low profile design
- Tolerance: 20%

PRODUCT NEW

RoHS Compliant

For quantities greater than listed, call for quote.

MOUSER STOCK NO.	KEMET Part No.	Value (µF)	ESR (mΩ)	Case Code	Price Each 1	Price Each 100	Reel Qty.	Price Per Piece
16 Volt								
80-T521V476M16ATE80	T521V476M016ATE080	47	80	V			1000	
80-T521V686M16ATE050	T521V686M016ATE050	68	50	V			1000	
80-T521V686M16ATE90	T521V686M016ATE090	68	90	V			1000	
80-T521D107M16ATE50	T521D107M016ATE050	100	50	D			500	
80-T521V107M16ATE50	T521V107M016ATE050	100	50	V			1000	
80-T521X157M16ATE80	T521X157M016ATE080	150	80	X			500	
80-T521X227M16ATE35	T521X227M016ATE035	220	35	X			500	
80-T521X337M16ATE25	T521X337M016ATE025	330	25	X			500	
20 Volt								
80-T521V476M20ATE55	T521V476M020ATE055	47	55	V			1000	
80-T521D476M20ATE55	T521D476M020ATE055	47	55	D			500	
80-T521V476M20ATE90	T521V476M020ATE090	47	90	V			1000	
25 Volt								
80-T521X107M25ATE60	T521X107M025ATE060	100	60	X			500	
80-T521V226M25ATE60	T521V226M025ATE060	22	60	V			1000	
80-T521D336M25ATE60	T521D336M025ATE060	33	60	D			500	
80-T521V336M25ATE60	T521V336M025ATE060	33	60	V			1000	
35 Volt								
80-T521V156M35ATE100	T521V156M035ATE100	15	100	V			1000	
80-T521V156M35ATE125	T521V156M035ATE125	15	125	V			1000	
80-T521D336M35ATE65	T521D336M035ATE065	33	65	D			500	
80-T521X476M35ATE30	T521X476M035ATE030	47	30	X			500	
80-T521X476M35ATE70	T521X476M035ATE070	47	70	X			500	

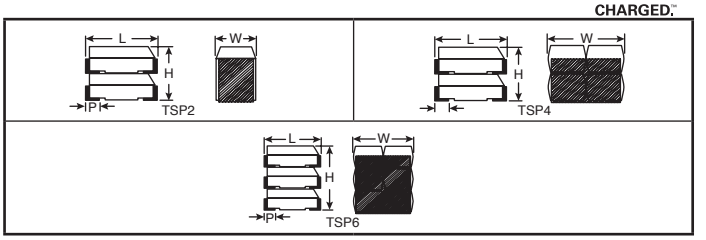

Case Code	Dimensions: mm (in.) L	W	H	P
2D	8±.38 (.315±.015)	4.4±.20 (.174±.008)	6.2±.38 (.245±.015)	1.9±.38 (.075±.015)
4D	8±.38 (.315±.015)	8.9±.20(.350±.008)	6.2±.38 (.245±.015)	1.9±.38 (.075±.015)
6D	8±.38 (.315±.015)	8.9±.20(.350±.008)	9.2±.38 (.365±.015)	1.9±.38 (.075±.015)

TSP SERIES STACK POLYMER SMD CAPACITORS

Features:

- Operating temperature range: -55°C to +125°C
- High volumetric efficiency
- High capacitance
- Custom capacitance up to Milli Farad range
- Ultra low ESR (Single digit milliohms)
- Surge capability
- Surface mountable
- Discrete components EIA Standard Case sizes
- High temperature lead attach material (>260°C)
- Tolerance: 20%

PRODUCT NEW

For quantities greater than listed, call for quote.

MOUSER STOCK NO.	KEMET Part No.	Value (µF)	ESR (mΩ)	Case Code	Price Each 1	Price Each 50	Price Each 100
10 Volt							
80-TSP2D447M010AH	TSP2D447M010AH6510D540	440	12.5	2D			
80-TSP4D887M010AH	TSP4D887M010AH6510D541	880	6.25	4D			
80-TSP6D138M010AH	TSP6D138M010AH6510D540	1320	4.2	6D			
16 Volt							
80-TSP4D197M016AH	TSP4D197M016AH6510D540	188	16.25	4D			

T522 SERIES REDUCED LEAKAGE ORGANIC POLYMER, KO-CAP

Features:

- Operating temperature range: -55°C to +105°C
- High frequency capacitance retention
- Non-ignition failure mode
- Volumetric efficiency
- Self-healing mechanism
- 100% accelerated steady state aging
- 100% surge current tested
- Low profile designs
- Tolerance: 20%

RoHS Compliant

For quantities greater than listed, call for quote.

MOUSER STOCK NO.	KEMET Part No.	Value (µF)	ESR (mΩ)	Case Code	Price Each 1	Price Each 100	Reel Qty.	Price Per Piece
6.3 Volt								
80-T522V157M6ATE25	T522V157M006ATE025	150	25	V			1000	
80-T522V227M6ATE25	T522V227M006ATE025	220	25	V			1000	
80-T522V337M6ATE40	T522V337M006ATE040	330	40	V			1000	
80-T522Y477M6ATE35	T522Y477M006ATE035	470	35	Y			500	

T525 SERIES 125°C LOW ESR ORGANIC POLYMER, KO-CAP

Features:

- Operating temperature range: -55°C to +125°C
- High frequency capacitance retention
- Non-Ignition failure mode
- Volumetrically efficient
- Self-healing mechanism
- Halogen free epoxy
- Tolerance: 20%

RoHS Compliant

For quantities greater than listed, call for quote.

MOUSER STOCK NO.	KEMET Part No.	Value (µF)	ESR (mΩ)	Case Code	Price Each 1	Price Each 100	Reel Qty.	Price Per Piece
2.5 Volt								
80-T525T107M2R5ATE80	T525T107M2R5ATE080	100	80	T			2500	
80-T525D337M2R5ATE25	T525D337M2R5ATE025	330	25	D			500	
80-T525D477M2R5ATE25	T525D477M2R5ATE025	470	25	D			500	
3 Volt								
80-T525B107M3ATE80	T525B107M003ATE080	100	80	B			2000	
80-T525B157M003	T525B157M003ATE080	150	80	B			2000	
80-T525D337M3ATE25	T525D337M003ATE025	330	25	D			500	
80-T525D687M003	T525D687M003ATE025	680	25	D			500	
4 Volt								
80-T525T686M4ATE80	T525T686M004ATE080	68	80	T			2500	
80-T525B686M4ATE80	T525B686M004ATE080	68	80	B			2000	
80-T525D227M4ATE25	T525D227M004ATE025	220	25	D			500	
80-T525D337M4ATE25	T525D337M004ATE025	330	25	D			500	
80-T525D477M4ATE25	T525D477M004ATE025	470	25	D			500	
80-T525D477M004	T525D477M004ATE040	470	40	D			500	
6.3 Volt								
80-T525B336M6ATE80	T525B336M006ATE080	33	80	B			2000	
80-T525T476M6ATE80	T525T476M006ATE080	47	80	T			2500	
80-T525B476M6ATE80	T525B476M006ATE080	47	80	B			2000	
80-T525B686M006	T525B686M006ATE080	68	80	B			2000	
80-T525D227M6ATE25	T525D227M006ATE025	220	25	D			500	
80-T525D337M6ATE25	T525D337M006ATE025	330	25	D			500	
10 Volt								
80-T525B226M10ATE80	T525B226M010ATE080	22	80	B			2000	
80-T525D107M10ATE25	T525D107M010ATE025	100	25	D			500	
80-T525D107M010	T525D107M010ATE055	100	55	D			500	
80-T525D157M10ATE25	T525D157M010ATE025	150	25	D			500	
80-T525D157M010	T525D157M010ATE055	150	55	D			500	
80-T525D227M10ATE25	T525D227M010ATE025	220	25	D			500	
16 Volt								
80-T525D476M16ATE35	T525D476M016ATE035	47	35	D			500	
80-T525D476M016	T525D476M016ATE065	47	65	D			500	

© Copyright 2014 Mouser Electronics

© Copyright 2014 Mouser Electronics

KEMET TSM Stack and T491 SMD Tantalum Caps

The Capacitance Company KEMET CHARGED.

TSM SERIES TANTALUM STACK CAPACITORS

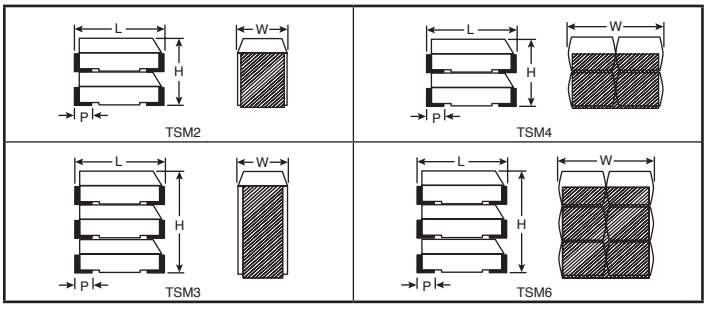

Case Code	Dimensions: mm (in.)			
	L	W	H	P
2D	8±.38 (.315±.015)	4.4±.20 (.174±.008)	6.2±.38 (.245±.015)	1.9±.38 (.075±.015)
3D	8±.38 (.315±.015)	4.4±.20 (.174±.008)	9.2±.38 (.365±.015)	1.9±.38 (.075±.015)
4D	8±.38 (.315±.015)	8.9±.20(.350±.008)	6.2±.38 (.245±.015)	1.9±.38 (.075±.015)
6D	8±.38 (.315±.015)	8.9±.20(.350±.008)	9.2±.38 (.365±.015)	1.9±.38 (.075±.015)

For quantities greater than listed, call for quote.

MOUSER STOCK NO.	KEMET Part No.	Case Code	Value (µF)	Price Each 1	5	10	25
10V							
80-TSM2D447M10AH6410	TSM2D447M010AH6410D493	2D	440				
80-TSM3D667M10AH6410	TSM3D667M010AH6410D493	3D	660				
80-TSM4D887M10AH6410	TSM4D887M010AH6410D493	4D	880				
80-TSM6D138M10AH6410	TSM6D138M010AH6410D493	6D	1320				

Case Size		Component - Dimensions: mm (in.)		
KEMET	EIA	L	W	H
A	3216-18	3.2±0.2 (.126±.008)	1.6±0.2 (.063±.008)	1.6±0.2 (.063±.008)
B	3528-21	3.5±0.02 (.138±0.008)	2.8±0.2 (.110±.008)	1.9±0.2 (.075±.008)
C	6032-28	6.0±0.3 (.236±.03)	3.2±0.3 (.126±.012)	2.5±0.3 (.098±.012)
D	7343-31	7.3±0.3 (.287±.012)	4.3±0.3 (.169±.012)	2.8±0.3 (.098±.012)
E	7260-38	7.3 (.287)	6.0 (.236)	3.6 (.142)
S	3216-12	3.2±0.2 (.126±.008)	1.6±0.2 (.063±.008)	1.2 (.047)
T	3528-12	3.5±0.2 (.138±.008)	2.8±0.2 (.110±.008)	1.2 (.047)
U	6032-15	6.0±0.3 (.236±.03)	3.2±0.2 (.110±.008)	1.5 (.059)
V	7343-20	7.3±0.3 (.287±.012)	4.3±0.3 (.169±.012)	2.0 (.079)
X	7343-43	7.3±0.3 (.287±.012)	4.3±0.3 (.169±.012)	4.0±0.3 (.157±.012)

RoHS Compliant

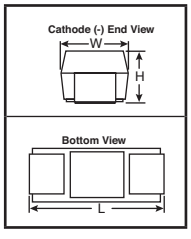

T491 SERIES

For quantities greater than listed, call for quote.

MOUSER STOCK NO.	KEMET Part No.	Value (µF)	Case Code	Tol.±	Price Each 1	100	Reel Qty.	Price Per Piece
4V								
80-T491A335K004	T491A335K004AT	3.3	A	10%			2000	
80-T491A475K004	T491A475K004AT	4.7	A	10%			2000	
80-T491A685K004	T491A685K004AT	6.8	A	10%			2000	
80-T491A106K004	T491A106K004AT	10	A	10%			2000	
80-T491B106K004	T491B106K004AT	10	B	10%			2000	
80-T491S106K004	T491S106K004AT	10	S	10%			2500	
80-T491A156K004	T491A156K004AT	15	A	10%			2000	
80-T491B156K004	T491B156K004AT	15	B	10%			2000	
80-T491T156K004	T491T156K004AT	15	T	10%			2500	
80-T491B226K004	T491B226K004AT	22	B	10%			2000	
80-T491A336K004	T491A336K004AT	33	A	10%			2000	
80-T491B336K004	T491B336K004AT	33	B	10%			2000	
80-T491A476M004	T491A476M004AT	47	A	20%			2000	
80-T491B476M004AT	T491B476M004AT	47	B	20%			2000	
80-T491B476K004	T491B476K004AT	47	B	10%			2000	
80-T491C476K004	T491C476K004AT	47	C	10%			500	
80-T491U476K004	T491U476K004AT	47	U	10%			1000	
80-T491A686K004	T491A686K004AT	68	A	10%			2000	
80-T491D686K004	T491D686K004AT	68	D	10%			500	
80-T491A107M004	T491A107M004AT	100	A	20%			2000	
80-T491B107M004	T491B107M004AT	100	B	20%			2000	
80-T491C107K004	T491C107K004AT	100	C	10%			500	
80-T491D107M004AT	T491D107M004AT	100	D	20%			500	
80-T491D107K004	T491D107K004AT	100	D	10%			500	
80-T491B157M004	T491B157M004AT	150	B	20%			2000	
80-T491D157K004	T491D157K004AT	150	D	10%			500	
80-T491V157K004	T491V157K004AT	150	V	10%			1000	
80-T491B227M004AT	T491B227M004AT	220	B	20%			2000	
80-T491V227K004	T491V227K004AT	220	V	10%			1000	
80-T491D337K004	T491D337K004AT	330	D	10%			500	
80-T491V337M004	T491V337M004AT	330	V	20%			1000	
80-T491D477K004	T491D477K004AT	470	D	10%			500	
80-T491D687M004	T491D687M004AT	680	D	20%			500	
80-T491E108M004	T491E108M004AT	1000	E	20%			500	
80-T491X108M004	T491X108M004AT	1000	X	20%			500	
6.3V								
80-T491A225K006	T491A225K006AT	2.2	A	10%			2000	
80-T491A335K006	T491A335K006AT	3.3	A	10%			2000	

T491 SERIES (CONT.)

For quantities greater than listed, call for quote.

MOUSER STOCK NO.	KEMET Part No.	Value (µF)	Case Code	Tol.±	Price Each 1	100	Reel Qty.	Price Per Piece
6.3V (Cont.)								
80-T491A475K006	T491A475K006AT	4.7	A	10%			2000	
80-T491S475K006	T491S475K006AT	4.7	S	10%			2500	
80-T491B685K006	T491B685K006AT	6.8	B	10%			2000	
80-T491A106K006	T491A106K006AT	10	A	10%			2000	
80-T491B106M006	T491B106M006AT	10	B	20%			2000	
80-T491B106K006	T491B106K006AT	10	B	10%			2000	
80-T491T106K006	T491T106K006AT	10	T	10%			2500	
80-T491A156K006	T491A156K006AT	15	A	10%			2000	
80-T491A226M006	T491A226M006AT	22	A	20%			2000	
80-T491B226M006	T491B226M006AT	22	B	20%			2000	
80-T491B226K006	T491B226K006AT	22	B	10%			2000	
80-T491C226M006	T491C226M006AT	22	C	20%			500	
80-T491C226K006	T491C226K006AT	22	C	10%			500	
80-T491B336K006	T491B336K006AT	33	B	10%			2000	
80-T491C336M006	T491C336M006AT	33	C	20%			500	
80-T491C336K006	T491C336K006AT	33	C	10%			500	
80-T491A476M06	T491A476M006AT	47	A	20%			2000	
80-T491B476M006	T491B476M006AT	47	B	20%			2000	
80-T491B476K006	T491B476K006AT	47	B	10%			2000	
80-T491C476K006	T491C476K006AT	47	C	10%			500	
80-T491D476K006AT	T491D476K006AT	47	D	10%			500	
80-T491U476M006	T491U476M006AT	47	U	20%			1000	
80-T491A686K006	T491A686K006AT	68	A	10%			2000	
80-T491B686M06	T491B686M006AT	68	B	20%			2000	
80-T491B686K006	T491B686K006AT	68	B	10%			2000	
80-T491C686K006	T491C686K006AT	68	C	10%			500	
80-T491D686M006	T491D686M006AT	68	D	20%			500	
80-T491D686K006	T491D686K006AT	68	D	10%			500	
80-T491B107M006	T491B107M006AT	100	B	20%			2000	
80-T491C107K006	T491C107K006AT	100	C	10%			500	
80-T491D107M006	T491D107M006AT	100	D	20%			500	
80-T491D107K006	T491D107K006AT	100	D	10%			500	
80-T491V107K006	T491V107K006AT	100	V	10%			1000	
80-T491D157M006	T491D157M006AT	150	D	20%			500	
80-T491D157K006	T491D157K006AT	150	D	10%			500	
80-T491D227M006	T491D227M006AT	220	D	20%			500	
80-T491D227K006	T491D227K006AT	220	D	10%			500	
80-T491X227K006	T491X227K006AT	220	X	10%			500	
80-T491D337K006	T491D337K006AT	330	D	10%			500	
80-T491X337K006	T491X337K006AT	330	X	10%			500	
80-T491D477M006	T491D477M006AT	470	D	20%			500	
80-T491E477K006AT	T491E477K006AT	470	E	10%			500	
80-T491X477K006	T491X477K006AT	470	X	10%			500	
80-T491E687M006	T491E687M006AT	680	E	20%			500	
10V								
80-T491A155K010	T491A155K010AT	1.5	A	10%			2000	
80-T491A225M010	T491A225M010AT	2.2	A	20%			2000	
80-T491A225K010	T491A225K010AT	2.2	A	10%			2000	
80-T491A335K010	T491A335K010AT	3.3	A	10%			2000	
80-T491A475K010	T491A475K010AT	4.7	A	10%			2000	
80-T491B475K010	T491B475K010AT	4.7	B	10%			2000	
80-T491B475M010	T491B475M010AT	4.7	B	20%			2000	
80-T491S475K010	T491S475K010AT	4.7	S	10%			2500	
80-T491A685M010	T491A685M010AT	6.8	A	20%			2000	
80-T491A685K010	T491A685K010AT	6.8	A	10%			2000	
80-T491B685K010	T491B685K010AT	6.8	B	10%			2000	
80-T491B685M010	T491B685M010AT	6.8	B	20%			2000	
80-T491T685K010	T491T685K010AT	6.8	T	10%			2500	
80-T491A106K010	T491A106K010AT	10	A	10%			2000	
80-T491B106K010	T491B106K010AT	10	B	10%			2000	
80-T491B106M010	T491B106M010AT	10	B	20%			2000	
80-T491C106M010	T491C106M010AT	10	C	20%			500	
80-T491C106K010	T491C106K010AT	10	C	10%			500	
80-T491T106K010	T491T106K010AT	10	T	10%			2500	
80-T491A156K010	T491A156K010AT	15	A	10%			2000	
80-T491B156M010	T491B156M010AT	15	B	20%			2000	
80-T491B156K010	T491B156K010AT	15	B	10%			2000	
80-T491C156K010	T491C156K010AT	15	C	10%			500	
80-T491C156M010	T491C156M010AT	15	C	20%			500	
80-T491A226K010	T491A226K010AT	22	A	10%			2000	
80-T491A226M010	T491A226M010AT	22	A	20%			2000	
80-T491B226K010	T491B226K010AT	22	B	10%			2000	
80-T491B226M010	T491B226M010AT	22	B	20%			2000	
80-T491C226K010	T491C226K010AT	22	C	10%			500	
80-T491C226M010	T491C226M010AT	22	C	20%			500	
80-T491D226K010	T491D226K010AT	22	D	10%			500	
80-T491A336K010	T491A336K010AT	33	A	10%			2000	
80-T491B336K010	T491B336K010AT	33	B	10%			2000	
80-T491C336K010	T491C336K010AT	33	C	10%			500	
80-T491C336M010	T491C336M010AT	33	C	20%			500	
80-T491D336K010	T491D336K010AT	33	D	10%			500	
80-T491D336M010	T491D336M010AT	33	D	20%			500	
80-T491U336K010	T491U336K010AT	33	U	10%			1000	
80-T491B476M010	T491B476M010AT	47	B	20%			2000	
80-T491C476K010	T491C476K010AT	47	C	10%			500	
80-T491C476M010	T491C476M010AT	47	C	20%			500	
80-T491D476K010	T491D476K010AT	47	D	10%			500	
80-T491D476M010	T491D476M010AT	47	D	20%			500	
80-T491V476K010	T491V476K010AT	47	V	10%			1000	
80-T491B686M010	T491B686M010AT	68	B	20%			2000	
80-T491C686M010	T491C686M010AT	68	C	20%			500	
80-T491C686K010	T491C686K010AT	68	C	10%			500	
80-T491D686M010	T491D686M010AT	68	D	20%			500	

© Copyright 2014 Mouser Electronics

© Copyright 2014 Mouser Electronics

KEMET T491 SMD Tantalum Capacitors

The Capacitance Company KEMET CHARGED.™

RoHS Compliant This product is RoHS compliant.

T491 SERIES (CONT.)

Case Size		Component - Dimensions: mm (in.)		
KEMET	EIA	L	W	H
A	3216-18	3.2±0.2 (.126±.008)	1.6±0.2 (.063±.008)	1.6±0.2 (.063±.008)
B	3528-21	3.5±0.02 (.138±0.008)	2.8±0.2 (.110±.008)	1.9±0.2 (.075±.008)
C	6032-28	6.0±0.3 (.236±.03)	3.2±0.3 (.126±.012)	2.5±0.3 (.098±.012)
D	7343-31	7.3±0.3 (.287±.012)	4.3±0.3 (.169±.012)	2.8±0.3 (.098±.012)
E	7260-38	7.3 (.287)	6.0 (.236)	3.6 (.142)
T	3528-12	3.5±0.2 (.138±.008)	2.8±0.2 (.110±.008)	1.2 (.047)
U	6032-15	6.0±0.3 (.236±.03)	3.2±0.2 (.110±.008)	1.5 (.059)
V	7343-20	7.3±0.3 (.287±.012)	4.3±0.3 (.169±.012)	2.0 (.079)
X	7343-43	7.3±0.3 (.287±.012)	4.3±0.3 (.169±.012)	4.0±0.3 (.157±.012)

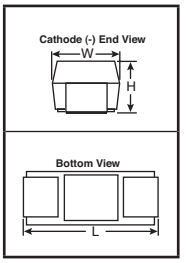

For quantities greater than listed, call for quote.

MOUSER STOCK NO.	KEMET Part No.	Value (µF)	Case Code	Tol.±	Price Each 1	Price Each 100	Reel Qty.	Price per Piece
10V (Cont.)								
80-T491D686K010	T491D686K010AT	68	D	10%			500	
80-T491V686K010	T491V686K010AT	68	V	10%			1000	
80-T491C107M010	T491C107M010AT	100	C	20%			500	
80-T491D107K010	T491D107K010AT	100	D	10%			500	
80-T491D107M010	T491D107M010AT	100	D	20%			500	
80-T491V107K010	T491V107K010AT	100	V	10%			1000	
80-T491C157K010	T491C157K010AT	150	C	10%			500	
80-T491D157M010	T491D157M010AT	150	D	20%			500	
80-T491D157K010	T491D157K010AT	150	D	10%			500	
80-T491X157K010	T491X157K010AT	150	X	10%			500	
80-T491D227K010	T491D227K010AT	220	D	10%			500	
80-T491X227K010	T491X227K010AT	220	X	10%			500	
80-T491D337K010	T491D337K010AT	330	D	10%			500	
80-T491D337M010	T491D337M010AT	330	D	20%			500	
80-T491E337K010AT	T491E337K010AT	330	E	10%			500	
80-T491X337K010	T491X337K010AT	330	X	10%			500	
80-T491E477M010	T491E477M010AT	470	E	20%			500	
16V								
80-T491A105K016	T491A105K016AT	1	A	10%			2000	
80-T491A155K016	T491A155K016AT	1.5	A	10%			2000	
80-T491A225K016	T491A225K016AT	2.2	A	10%			2000	
80-T491B225K016AT	T491B225K016AT	2.2	B	10%			2000	
80-T491S225K016	T491S225K016AT	2.2	S	10%			2500	
80-T491A335K016	T491A335K016AT	3.3	A	10%			2000	
80-T491B335K016	T491B335K016AT	3.3	B	10%			2000	
80-T491B335M016	T491B335M016AT	3.3	B	20%			2000	
80-T491A475K016	T491A475K016AT	4.7	A	10%			2000	
80-T491B475K016	T491B475K016AT	4.7	B	10%			2000	
80-T491B475M016	T491B475M016AT	4.7	B	20%			2000	
80-T491C475K016AT	T491C475K016AT	4.7	C	10%			500	
80-T491T475K016	T491T475K016AT	4.7	T	10%			2500	
80-T491A685K016	T491A685K016AT	6.8	A	10%			2000	
80-T491B685M016	T491B685M016AT	6.8	B	20%			2000	
80-T491B685K016	T491B685K016AT	6.8	B	10%			2000	
80-T491C685M016AT	T491C685M016AT	6.8	C	20%			500	
80-T491A106M016	T491A106M016AT	10	A	20%			2000	
80-T491A106K016	T491A106K016AT	10	A	10%			2000	
80-T491B106K016	T491B106K016AT	10	B	10%			2000	
80-T491B106M016	T491B106M016AT	10	B	20%			2000	
80-T491C106K016	T491C106K016AT	10	C	10%			500	
80-T491C106M016	T491C106M016AT	10	C	20%			500	
80-T491T106K016AT	T491T106K016AT	10	T	10%			2500	
80-T491T106M016	T491T106M016AT	10	T	20%			2500	
80-T491U106K016	T491U106K016AT	10	U	10%			1000	
80-T491U106M016	T491U106M016AT	10	U	20%			1000	
80-T491B156K016	T491B156K016AT	15	B	10%			2000	
80-T491C156K016	T491C156K016AT	15	C	10%			500	
80-T491B226K016	T491B226K016AT	22	B	10%			2000	
80-T491C226K016	T491C226K016AT	22	C	10%			500	
80-T491C226M016	T491C226M016AT	22	C	20%			500	
80-T491D226K016	T491D226K016AT	22	D	10%			500	
80-T491D226M016	T491D226M016AT	22	D	20%			500	
80-T491C336M016	T491C336M016AT	33	C	20%			500	
80-T491C336K016	T491C336K016AT	33	C	10%			500	
80-T491D336K016	T491D336K016AT	33	D	10%			500	
80-T491D336M016	T491D336M016AT	33	D	20%			500	
80-T491C476M016AT	T491C476M016AT	47	C	20%			500	
80-T491C476K016	T491C476K016AT	47	C	10%			500	
80-T491D476K016	T491D476K016AT	47	D	10%			500	
80-T491V476K016	T491V476K016AT	47	V	10%			1000	
80-T491C686K016	T491C686K016AT	68	C	10%			500	
80-T491D686K016	T491D686K016AT	68	D	10%			500	
80-T491D107K016	T491D107K016AT	100	D	10%			500	
80-T491V107K016	T491V107K016AT	100	V	10%			1000	
80-T491X107M016	T491X107M016AT	100	X	20%			500	
80-T491X107K016	T491X107K016AT	100	X	10%			500	
80-T491D157K016	T491D157K016AT	150	D	10%			500	
80-T491X157K016	T491X157K016AT	150	X	10%			500	
20V								
80-T491A684K020	T491A684K020AT	0.68	A	10%			2000	
80-T491A105M020	T491A105M020AT	1	A	20%			2000	
80-T491A105K020	T491A105K020AT	1	A	10%			2000	
80-T491A155K020	T491A155K020AT	1.5	A	10%			2000	
80-T491A225M020	T491A225M020AT	2.2	A	20%			2000	
80-T491A225K020	T491A225K020AT	2.2	A	10%			2000	
80-T491B225M020	T491B225M020AT	2.2	B	20%			2000	
80-T491B225K020	T491B225K020AT	2.2	B	10%			2000	
80-T491A335K020	T491A335K020AT	3.3	A	10%			2000	

T491 SERIES (CONT.)

For quantities greater than listed, call for quote.

MOUSER STOCK NO.	KEMET Part No.	Value (µF)	Case Code	Tol.±	Price Each 1	Price Each 100	Reel Qty.	Price per Piece
20V (Cont.)								
80-T491B335M020	T491B335M020AT	3.3	B	20%			2000	
80-T491B335K020	T491B335K020AT	3.3	B	10%			2000	
80-T491A475K020	T491A475K020AT	4.7	A	10%			2000	
80-T491B475K020	T491B475K020AT	4.7	B	10%			2000	
80-T491C475M020AT	T491C475M020AT	4.7	C	20%			500	
80-T491C475K020	T491C475K020AT	4.7	C	10%			500	
80-T491A685M020AT	T491A685M020AT	6.8	A	20%			2000	
80-T491B685K020	T491B685K020AT	6.8	B	10%			2000	
80-T491C685M020	T491C685M020AT	6.8	C	20%			500	
80-T491C685K020	T491C685K020AT	6.8	C	10%			500	
80-T491A106M020	T491A106M020AT	10	A	20%			2000	
80-T491B106K020	T491B106K020AT	10	B	10%			2000	
80-T491C106K020	T491C106K020AT	10	C	10%			500	
80-T491C106M020	T491C106M020AT	10	C	20%			500	
80-T491U106K020	T491U106K020AT	10	U	10%			1000	
80-T491C156K020	T491C156K020AT	15	C	10%			500	
80-T491D156M020AT	T491D156M020AT	15	D	20%			500	
80-T491D156K020	T491D156K020AT	15	D	10%			500	
80-T491B226K020AT	T491B226K020AT	22	B	10%			2000	
80-T491C226K020	T491C226K020AT	22	C	10%			500	
80-T491D226K020	T491D226K020AT	22	D	10%			500	
80-T491V226K020	T491V226K020AT	22	V	10%			1000	
80-T491V226M020	T491V226M020AT	22	V	20%			1000	
80-T491C336M020	T491C336M020AT	33	C	20%			500	
80-T491D336K020	T491D336K020AT	33	D	10%			500	
80-T491D476K020	T491D476K020AT	47	D	10%			500	
80-T491D686K020	T491D686K020AT	68	D	10%			500	
80-T491X686M020	T491X686M020AT	68	X	20%			500	
80-T491X686K020	T491X686K020AT	68	X	10%			500	
80-T491E107K020AT	T491E107K020AT	100	E	10%			500	
80-T491X107K020	T491X107K020AT	100	X	10%			500	
80-T491X107M020	T491X107M020AT	100	X	20%			500	
80-T491X157K020AT	T491X157K020AT	150	X	10%			500	
25V								
80-T491A334K025	T491A334K025AT	0.33	A	10%			2000	
80-T491A474M025AT	T491A474M025AT	0.47	A	20%			2000	
80-T491A474K025	T491A474K025AT	0.47	A	10%			2000	
80-T491A684K025	T491A684K025AT	0.68	A	10%			2000	
80-T491A105K025	T491A105K025AT	1	A	10%			2000	
80-T491B105K025	T491B105K025AT	1	B	10%			2000	
80-T491A155K025	T491A155K025AT	1.5	A	10%			2000	
80-T491B155K025	T491B155K025AT	1.5	B	10%			2000	
80-T491B225M025	T491B225M025AT	2.2	B	20%			2000	
80-T491B225K025	T491B225K025AT	2.2	B	10%			2000	
80-T491C225K025	T491C225K025AT	2.2	C	10%			500	
80-T491B335K025	T491B335K025AT	3.3	B	10%			2000	
80-T491C335K025	T491C335K025AT	3.3	C	10%			500	
80-T491A475M025AT	T491A475M025AT	4.7	A	20%			2000	
80-T491B475M025	T491B475M025AT	4.7	B	20%			2000	
80-T491B475K025	T491B475K025AT	4.7	B	10%			2000	
80-T491C475K025	T491C475K025AT	4.7	C	10%			500	
80-T491C475M025	T491C475M025AT	4.7	C	20%			500	
80-T491B685K025	T491B685K025AT	6.8	B	10%			2000	
80-T491C685M025	T491C685M025AT	6.8	C	20%			500	
80-T491C685K025	T491C685K025AT	6.8	C	10%			500	
80-T491B106K025AT	T491B106K025AT	10	B	10%			2000	
80-T491C106K025	T491C106K025AT	10	C	10%			500	
80-T491C106M025	T491C106M025AT	10	C	20%			500	
80-T491D106K025	T491D106K025AT	10	D	10%			500	
80-T491B156K025AT	T491B156K025AT	15	B	10%			2000	
80-T491C156K025	T491C156K025AT	15	C	10%			500	
80-T491D156M025	T491D156M025AT	15	D	20%			500	
80-T491D156K025	T491D156K025AT	15	D	10%			500	
80-T491C226K025	T491C226K025AT	22	C	10%			500	
80-T491D226K025	T491D226K025AT	22	D	10%			500	
80-T491V226K025	T491V226K025AT	22	V	10%			1000	
80-T491X336M025	T491X336M025AT	33	X	20%			500	
80-T491X336K025	T491X336K025AT	33	X	10%			500	
80-T491D476M025	T491D476M025AT	47	D	20%			500	
80-T491X476K025	T491X476K025AT	47	X	10%			500	
80-T491X686M025	T491X686M025AT	68	X	20%			500	
80-T491X107K025AT	T491X107K025AT	100	X	10%			500	
80-T491X107M025	T491X107M025AT	100	X	20%			500	
35V								
80-T491A104M035	T491A104M035AT	0.1	A	20%			2000	
80-T491A104K035	T491A104K035AT	0.1	A	10%			2000	
80-T491A154K035	T491A154K035AT	0.15	A	10%			2000	
80-T491A224M035	T491A224M035AT	0.22	A	20%			2000	
80-T491A224K035	T491A224K035AT	0.22	A	10%			2000	
80-T491A334K035	T491A334K035AT	0.33	A	10%			2000	
80-T491A474K035	T491A474K035AT	0.47	A	10%			2000	
80-T491B474K035	T491B474K035AT	0.47	B	10%			2000	
80-T491A684K035	T491A684K035AT	0.68	A	10%			2000	
80-T491B684K035	T491B684K035AT	0.68	B	10%			2000	
80-T491A105K035	T491A105K035AT	1	A	10%			2000	
80-T491B105K035	T491B105K035AT	1	B	10%			2000	
80-T491B105M035	T491B105M035AT	1	B	20%			2000	
80-T491B155K035	T491B155K035AT	1.5	B	10%			2000	
80-T491C155K035	T491C155K035AT	1.5	C	10%			500	
80-T491B225K035	T491B225K035AT	2.2	B	10%			2000	
80-T491C225K035	T491C225K035AT	2.2	C	10%			500	
80-T491C225M035	T491C225M035AT	2.2	C	20%			500	
80-T491B335M035	T491B335M035AT	3.3	B	20%			2000	

© Copyright 2014 Mouser Electronics

© Copyright 2014 Mouser Electronics

T491 SERIES (CONT.)

For quantities greater than listed, call for quote.

MOUSER STOCK NO.	KEMET Part No.	Value (µF)	Case Code	Tol.±	Price Each 1	Price Each 100	Reel Qty.	Price Per Piece
35V (Cont.)								
80-T491B335K035K	T491B335K035AT	3.3	B	10%			2000	
80-T491C335K035K	T491C335K035AT	3.3	C	10%			500	
80-T491C335M035K	T491C335M035AT	3.3	C	20%			500	
80-T491D335K035AT	T491D335K035AT	3.3	D	10%			500	
80-T491C475M035K	T491C475M035AT	4.7	C	20%			500	
80-T491C475K035K	T491C475K035AT	4.7	C	10%			500	
80-T491D475M035K	T491D475M035AT	4.7	D	20%			500	
80-T491C685M035K	T491C685M035AT	6.8	C	20%			500	
80-T491C685K035K	T491C685K035AT	6.8	C	10%			500	
80-T491D685M035K	T491D685M035AT	6.8	D	20%			500	
80-T491D685K035K	T491D685K035AT	6.8	D	10%			500	
80-T491D106K035K	T491D106K035AT	10	D	10%			500	
80-T491V106K035K	T491V106K035AT	10	V	10%			1000	
80-T491D156K035K	T491D156K035AT	15	D	10%			500	
80-T491D156M035K	T491D156M035AT	15	D	20%			500	
80-T491X156K035K	T491X156K035AT	15	X	10%			500	
80-T491X226K035K	T491X226K035AT	22	X	10%			500	
80-T491X226M035K	T491X226M035AT	22	X	20%			500	
80-T491D336K035AT	T491D336K035AT	33	D	10%			500	
80-T491X336K035K	T491X336K035AT	33	X	10%			500	
80-T491X476K035K	T491X476K035AT	47	X	10%			500	
50V								
80-T491A104M050AT	T491A104M050AT	0.1	A	20%			2000	
80-T491A104K050K	T491A104K050AT	0.1	A	10%			2000	
80-T491A154K050K	T491A154K050AT	0.15	A	10%			2000	
80-T491B224K050K	T491B224K050AT	0.22	B	10%			2000	
80-T491B334K050K	T491B334K050AT	0.33	B	10%			2000	
80-T491B474K050K	T491B474K050AT	0.47	B	10%			2000	
80-T491C474K050K	T491C474K050AT	0.47	C	10%			500	
80-T491B684K050K	T491B684K050AT	0.68	B	10%			2000	
80-T491C684K050K	T491C684K050AT	0.68	C	10%			500	
80-T491C105M050K	T491C105M050AT	1	C	20%			500	
80-T491C105K050K	T491C105K050AT	1	C	10%			500	
80-T491C155K050K	T491C155K050AT	1.5	C	10%			500	
80-T491D155K050K	T491D155K050AT	1.5	D	10%			500	
80-T491C225K050K	T491C225K050AT	2.2	C	10%			500	
80-T491D225K050K	T491D225K050AT	2.2	D	10%			500	
80-T491D335M050K	T491D335M050AT	3.3	D	20%			500	
80-T491D335K050K	T491D335K050AT	3.3	D	10%			500	
80-T491D475K050K	T491D475K050AT	4.7	D	10%			500	
80-T491D475M050K	T491D475M050AT	4.7	D	20%			500	
80-T491D685M050K	T491D685M050AT	6.8	D	20%			500	
80-T491D685K050K	T491D685K050AT	6.8	D	10%			500	
80-T491X685K050K	T491X685K050AT	6.8	X	10%			500	
80-T491X106M050K	T491X106M050	10	X	20%			500	
80-T491X156K050K	T491X156K050AT	15	X	10%			500	
80-T491X226K050AT	T491X226K050AT	22	X	10%			500	

T493 SERIES, LOW ESR HIGH RELIABILITY COTS

For quantities greater than listed, call for quote.

MOUSER STOCK NO.	KEMET Part No.	Value (µF)	Case Code	Tol. ±	Price Each 1	Price Each 100	Reel Qty.	Price Per Piece
6V								
80-T493B336K6BH6110	T493B336K006BH6110	33	B	10			2000	
80-T493B107M6BH6110	T493B107M006BH6110	100	B	20			2000	
10V								
80-T493A106K10BK6110	T493A106K010BK6110	10	A	10			2000	
80-T493B336K10BK6110	T493B336K010BK6110	33	B	10			2000	
16V								
80-T493A475K16BK6110	T493A475K016BK6110	4.7	A	10			2000	
80-T493C476K16BK6110	T493C476K016BK6110	4.7	C	10			500	
80-T493C476K16CK6110	T493C476K016CK6110	4.7	C	10			500	
80-T493D107K16BK6110	T493D107K016BK6110	100	D	10			500	
25V								
80-T493X336M25CH6110	T493X336M025CH6110	33	X	20			500	
35V								
80-T493C106K35BK6110	T493C106K035BK6110	10	C	10			500	
80-T493D106K35BK6110	T493D106K035BK6110	10	D	10			500	
80-T493X226K35BK6110	T493X226K035BK6110	22	X	10			500	
80-T493X226M35CH6110	T493X226M035CH6110	22	X	20			500	
50V								
80-T493C105K50BK6110	T493C105K050BK6110	1	C	10			500	
80-T493X106K50BH6110	T493X106K050BH6110	10	X	10			500	

T494 SERIES, LOW ESR

For quantities greater than listed, call for quote.

MOUSER STOCK NO.	KEMET Part No.	Value (µF)	Case Code	Tol.±	Price Each 1	Price Each 100	Reel Qty.	Price Per Piece
3V								
80-T494A336K003K	T494A336K003AT	33	A	10%			2000	
4V								
80-T494A475K004K	T494A475K004AT	4.7	A	10%			2000	
80-T494A685K004K	T494A685K004AT	6.8	A	10%			2000	
80-T494B106K004K	T494B106K004AT	10	B	10%			2000	
80-T494S106K004K	T494S106K004AT	10	S	10%			2500	
80-T494T156K004K	T494T156K004AT	15	T	10%			2500	
80-T494T226K004K	T494T226K004AT	22	T	10%			2500	
80-T494C107K004K	T494C107K004AT	100	C	10%			500	
80-T494D337K004K	T494D337K004AT	330	D	10%			500	
6.3V								
80-T494A106K006K	T494A106K006AT	10	A	10%			2000	
80-T494T106K006K	T494T106K006AT	10	T	10%			2500	

Case Size		Component - Dimensions: mm (in.)		
KEMET	EIA	L	W	H
A	3216-18	3.2±0.2 (.126±.008)	1.6±0.2 (.063±.008)	1.6±0.2 (.063±.008)
B	3528-21	3.5±0.02 (.138±0.008)	2.8±0.2 (.110±.008)	1.9±0.2 (.075±.008)
C	6032-28	6.0±0.3 (.236±.03)	3.2±0.3 (.126±.012)	2.5±0.3 (.098±.012)
D	7343-31	7.3±0.3 (.287±.012)	4.3±0.3 (.169±.012)	2.8±0.3 (.098±.012)
R	2012-12	2.0±.02 (.079±.008)	1.3±0.2 (.051±.008)	1.2 (.047)
S	3216-12	3.2±0.2 (.126±.008)	1.6±0.2 (.063±.008)	1.2 (.047)
T	3528-12	3.5±0.2 (.138±.008)	2.8±0.2 (.110±.008)	1.2 (.047)
U	6032-15	6.0±0.3 (.236±.03)	3.2±0.2 (.110±.008)	1.5 (.059)
V	7343-20	7.3±0.3 (.287±.012)	4.3±0.3 (.169±.012)	2.0 (.079)
X	7343-43	7.3±0.3 (.287±.012)	4.3±0.3 (.169±.012)	4.0±0.3 (.157±.012)

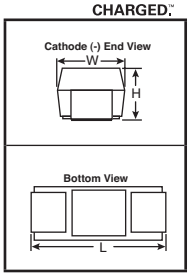

T494 SERIES, LOW ESR (CONT.)

For quantities greater than listed, call for quote.

MOUSER STOCK NO.	KEMET Part No.	Value (µF)	Case Code	Tol.±	Price Each 1	Price Each 100	Reel Qty.	Price Per Piece
6.3V (Cont.)								
80-T494B156K006K	T494B156K006AT	15	B	10%			2000	
80-T494T156K006K	T494T156K006AT	15	T	10%			2500	
80-T494C226K006K	T494C226K006AT	22	C	10%			500	
80-T494U226K006K	T494U226K006AT	22	U	10%			1000	
80-T494U336K006K	T494U336K006AT	33	U	10%			1000	
80-T494D107K006K	T494D107K006AT	100	D	10%			500	
80-T494V107K006K	T494V107K006AT	100	V	10%			1000	
80-T494D157K006K	T494D157K006AT	150	D	10%			500	
80-T494D227K006K	T494D227K006AT	220	D	10%			500	
80-T494V227M006K	T494V227M006AT	220	V	20%			1000	
80-T494D337K006K	T494D337K006AT	330	D	10%			500	
80-T494X477K006K	T494X477K006AT	470	X	10%			500	
10V								
80-T494A225K010K	T494A225K010AT	2.2	A	10%			2000	
80-T494A475K010K	T494A475K010AT	4.7	A	10%			2000	
80-T494B475K010K	T494B475K010AT	4.7	B	10%			2000	
80-T494T685K010K	T494T685K010AT	6.8	T	10%			2500	
80-T494A106K010K	T494A106K010AT	10	A	10%			2000	
80-T494B106K010K	T494B106K010AT	10	B	10%			2000	
80-T494T106K010K	T494T106K010AT	10	T	10%			2500	
80-T494B226K010K	T494B226K010AT	22	B	10%			2000	
80-T494B226M010K	T494B226M010AT	22	B	20%			2000	
80-T494U226K010K	T494U226K010AT	22	U	10%			1000	
80-T494B336K010K	T494B336K010AT	33	B	10%			2000	
80-T494C336K010K	T494C336K010AT	33	C	10%			2000	
80-T494V336K010K	T494V336K010AT	33	V	10%			1000	
80-T494C476K010K	T494C476K010AT	47	C	10%			500	
80-T494V476K010K	T494V476K010AT	47	V	10%			1000	
80-T494D686K010K	T494D686K010AT	68	D	10%			500	
80-T494D107K010K	T494D107K010AT	100	D	10%			500	
80-T494D107M010K	T494D107M010AT	100	D	20%			500	
80-T494V107K010K	T494V107K010AT	100	V	10%			1000	
80-T494D157K010K	T494D157K010AT	150	D	10%			500	
80-T494D227K010K	T494D227K010AT	220	D	10%			500	
80-T494X227K010K	T494X227K010AT	220	X	10%			500	
80-T494X337K010K	T494X337K010AT	330	X	10%			500	
80-T494X337M010K	T494X337M010AT	330	X	20%			500	
16V								
80-T494A475K016K	T494A475K016AT	4.7	A	10%			2000	
80-T494T475K016K	T494T475K016AT	4.7	T	10%			1000	
80-T494B106K016K	T494B106K016AT	10	B	10%			2000	
80-T494U106K016K	T494U106K016AT	10	U	10%			1000	
80-T494C226K016K	T494C226K016AT	22	C	10%			500	
80-T494C226M016K	T494C226M016AT	22	C	20%			500	
80-T494D226K016K	T494D226K016AT	22	D	10%			500	
80-T494C336K016K	T494C336K016AT	33	C	10%			500	
80-T494C476K016K	T494C476K016AT	47	C	10%			500	
80-T494V476K016K	T494V476K016AT	47	V	10%			1000	
80-T494V107K016K	T494V107K016AT	100	V	10%			1000	
80-T494X157K016K	T494X157K016AT	150	X	10%			500	
20V								
80-T494R105M020K	T494R105M020AT	1	R	20%			2500	
80-T494A225K020K	T494A225K020AT	2.2	A	10%			2000	
80-T494B106K020K	T494B106K020AT	10	B	10%			2000	
80-T494C106K020K	T494C106K020AT	10	C	10%			500	
80-T494U106K020K	T494U106K020AT	10	U	10%			1000	
80-T494D336K020K	T494D336K020AT	33	D	10%			500	
80-T494V336M020K	T494V336M020AT	33	V	20%			1000	
80-T494X107K020K	T494X107K020AT	100	X	10%			500	
80-T494X107M020K	T494X107M020AT	100	X	20%			500	
25V								
80-T494A105K025K	T494A105K025AT	1	A	10%			2000	
80-T494C106M025K	T494C106M025AT	10	C	20%			500	
80-T494C106K025K	T494C106K025AT	10	C	10%			500	
80-T494D106K025K	T494D106K025AT	10	D	10%			500	
80-T494D226K025K	T494D226K025AT	22	D	10%			500	
80-T494D226M025K	T494D226M025AT	22	D	20%			500	
80-T494V226K025K	T494V226K025AT	22	V	10%			1000	
35V								
80-T494D475K035K	T494D475K035AT	4.7	D	10%			500	
80-T494D106K035K	T494D106K035AT	10	D	10%			500	
80-T494D106M035K	T494D106M035AT	10	D	20%			500	
80-T494V106K035K	T494V106K035AT	10	V	10%			1000	
80-T494D226M035K	T494D226M035AT	22	D	20%			500	
80-T494X226K035K	T494X226K035AT	22	X	10%			500	
50V								
80-T494C105K050K	T494C105K050AT	1	C	10%			500	
80-T494V105M050K	T494V105M050AT	1	V	20%			1000	

© Copyright 2014 Mouser Electronics

© Copyright 2014 Mouser Electronics

KEMET Low ESR and High Temperature Tantalum Capacitors

The Capacitance Company KEMET CHARGED.

RoHS Compliant This product is RoHS compliant.

Case Size		Component - Dimensions: mm (in.)		
KEMET	EIA	L	W	H
A	3216-18	3.2±0.2 (.126±.008)	1.6±0.2 (.063±.008)	1.6±0.2 (.063±.008)
B	3528-21	3.5±0.02 (.138±0.008)	2.8±0.2 (.110±.008)	1.9±0.2 (.075±.008)
C	6032-28	6.0±0.3 (.236±.03)	3.2±0.3 (.126±.012)	2.5±0.3 (.098±.012)
D	7343-31	7.3±0.3 (.287±.012)	4.3±0.3 (.169±.012)	2.8±0.3 (.098±.012)
F	-	5.59 (.220)	3.43 (.135)	1.78 (.070)
H	-	7.24 (.285)	3.81 (.150)	2.79 (.110)
T	3528-12	3.5±0.2 (.138±.008)	2.8±0.2 (.110±.008)	1.2 (.047)
V	7343-20	7.3±0.3 (.287±.012)	4.3±0.3 (.169±.012)	2.0 (.079)
X	7343-43	7.3±0.3 (.287±.012)	4.3±0.3 (.169±.012)	4.0±0.3 (.157±.012)

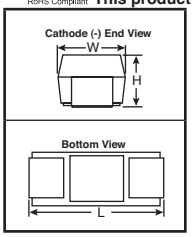

T494 SERIES, LOW ESR (CONT.)

For quantities greater than listed, call for quote.

MOUSER STOCK NO.	KEMET Part No.	Value (µF)	Case Code	Tol.±	Price Each 1	Price Each 100	Reel Qty.	Price Per Piece
50V (Cont.)								
80-T494D225K050	T494D225K050AT	2.2	D	10%			500	
80-T494D475K050	T494D475K050AT	4.7	D	10%			500	
80-T494X685K050	T494X685K050AT	6.8	X	10%			500	

T495 SERIES, LOW ESR, INDUSTRIAL GRADE

For quantities greater than listed, call for quote.

MOUSER STOCK NO.	KEMET Part No.	Value (µF)	Case Code	Tol.±	Price Each 1	Price Each 100	Reel Qty.	Price Per Piece
6V								
80-T495V107K006	T495V107K006AT	100	V	10%			1000	
10V								
80-T495V107K010	T495V107K010AT	100	V	10%			1000	
80-T495V157M010	T495V157M010AT	150	V	20%			1000	
16V								
80-T495T106M16ATE4K0	T495T106M016ATE4K0	10	T	20%			2500	
80-T495V686K016	T495V686K016AT	68	V	10%			1000	

T497 SERIES, LOW ESR

For quantities greater than listed, call for quote.

MOUSER STOCK NO.	KEMET Part No.	Value (µF)	Case Code	Tol.±	Price Each 1	Price Each 100	Reel Qty.	Price Per Piece
10V								
80-T497H476K10BH6110	T497H476K010BH6110	47	H	10			500	
25V								
80-T497F685K25BH6110	T497F685K025BH6110	6.8	F	10			2500	
50V								
80-T497H475K50BH6110	T497H475K050BH6110	4.7	H	10			2500	

T498 SERIES HIGH TEMPERATURE (150°C) TANTALUM CHIP CAPACITORS

NEW PRODUCT

For quantities greater than listed, call for quote.

MOUSER STOCK NO.	KEMET Part No.	Value (µF)	Case Code	Tol.±	Price Each 1	Price Each 100	Reel Qty.	Price Per Piece
10V								
80-T498B226K10TE1K5	T498B226K010ATE1K5	22	B	10%			2000	
80-T498D107K10TE600	T498D107K010ATE600	100	D	10%			500	
80-T498X227K10TE500	T498X227K010ATE500	220	X	10%			500	
16V								
80-T498A105K16TE6K5	T498A105K016ATE6K5	1.0	A	10%			2000	
80-T498A335K16TE3K4	T498A335K016ATE3K4	3.3	A	10%			2000	
80-T498B475K16TE2K1	T498B475K016ATE2K1	4.7	B	10%			2000	
80-T498A685K16TE2K6	T498A685K016ATE2K6	6.8	A	10%			2000	
80-T498B685K16TE1K8	T498B685K016ATE1K8	6.8	B	10%			2000	
80-T498B106K16TE2K8	T498B106K016ATE2K8	10	B	10%			2000	
80-T498D476K16TE600	T498D476K016ATE600	47	D	10%			500	
80-T498X107K16ATE075	T498X107K016ATE075	100	X	10%			500	
25V								
80-T498A474K25TE8K5	T498A474K025ATE8K5	0.47	A	10%			2000	
80-T498B225K25TE3K0	T498B225K025ATE3K0	2.2	B	10%			2000	
80-T498C106K25TE1K1	T498C106K025ATE1K1	10	C	10%			500	
80-T498D226K25TE600	T498D226K025ATE600	22	D	10%			500	
80-T498D336K25TE600	T498D336K025ATE600	33	D	10%			500	
35V								
80-T498A105K35TE10K	T498A105K035ATE10K	1.0	A	10%			2000	
80-T498D106K35TE700	T498D106K035ATE700	10	D	10%			500	
80-T498X336K35TE500	T498X336K035ATE500	33	X	10%			500	
50V								
80-T498D106K50TE1K0	T498D106K050ATE1K0	10	D	10%			500	

T499 SERIES HIGH TEMPERATURE (175°C) TANTALUM CHIP CAPACITORS

NEW PRODUCT

For quantities greater than listed, call for quote.

MOUSER STOCK NO.	KEMET Part No.	Value (µF)	Case Code	Tol.±	Price Each 1	Price Each 100	Reel Qty.	Price Per Piece
3.3 V								
80-T499D476K6TE800	T499D476K006ATE800	47	D	10%			500	
6.3V								
80-T499A475K6TE6K0	T499A475K006ATE6K0	4.7	A	10%			2000	
80-T499B106K6TE3K5	T499B106K006ATE3K5	10	B	10%			2000	
80-T499B226K6TE3K5	T499B226K006ATE3K5	22	B	10%			2000	
80-T499B336K6TE3K0	T499B336K006ATE3K0	33	B	10%			2000	

TANTALUM ENGINEERING KIT - 09
T498, T499 HIGH TEMPERATURE



KEMET Part No.	Value (µF)	Voltage	ESR (mΩ)
T498A475K010ATE2K9	4.7	10	2.9
T498C226K016ATE1K0	22.0	16	1.0
T499B106K016ATE3K5	10.0	16	3.5
T499B475K020ATE3K5	4.7	20	3.5
T499A105K025ATE8K0	1.0	25	8.0
T499D156K025ATE1K0	15.0	25	1.0
T499B105K035ATE5K0	1.0	35	5.0
T499D106K035ATE1K0	10.0	35	1.0
T499X226K035ATE700	22.0	35	0.7
T499D106K050ATE1K0	10.0	50	1.0

MOUSER STOCK NO.	Quantity Per Value	Price Each
80-TANENGKIT09	10 Pieces of each 10 values	

T499 SERIES HIGH TEMPERATURE (175°C) TANTALUM CHIP CAPACITORS (CONT.)

For quantities greater than listed, call for quote.

MOUSER STOCK NO.	KEMET Part No.	Value (µF)	Case Code	Tol.±	Price Each 1	Price Each 100	Reel Qty.	Price Per Piece
6.3V (Cont.)								
80-T499C476K6TE1K8	T499C476K006ATE1K8	47	C	10%			500	
80-T499D686K6TE800	T499D686K006ATE800	68	D	10%			500	
80-T499D107K6TE800	T499D107K006ATE800	100	D	10%			500	
10V								
80-T499A155K10TE8K0	T499A155K010ATE8K0	1.5	A	10%			2000	
80-T499A225K10TE8K0	T499A225K010ATE8K0	2.2	A	10%			2000	
80-T499A335K10TE6K0	T499A335K010ATE6K0	3.3	A	10%			2000	
80-T499A475K10TE6K0	T499A475K010ATE6K0	4.7	A	10%			2000	
80-T499B475K10TE3K5	T499B475K010ATE3K5	4.7	B	10%			2000	
80-T499B106K10TE3K5	T499B106K010ATE3K5	10	B	10%			2000	
80-T499B226K10TE3K0	T499B226K010ATE3K0	22	B	10%			2000	
80-T499D476K10TE800	T499D476K010ATE800	47	D	10%			500	
80-T499D107K10TE700	T499D107K010ATE700	100	D	10%			500	
80-T499X227K10TE500	T499X227K010ATE500	220	X	10%			500	
16V								
80-T499A105K16TE10K	T499A105K016ATE10K	1.0	A	10%			2000	
80-T499A225K16TE6K0	T499A225K016ATE6K0	2.2	A	10%			2000	
80-T499B475K16TE6K0	T499B475K016ATE6K0	4.7	B	10%			2000	
80-T499B106K16TE3K5	T499B106K016ATE3K5	10	B	10%			2000	
80-T499C106K16TE1K8	T499C106K016ATE1K8	10	C	10%			500	
80-T499C226K16TE1K6	T499C226K016ATE1K6	22	C	10%			500	
80-T499D476K16TE800	T499D476K016ATE800	47	D	10%			500	
20V								
80-T499A105K20TE10K	T499A105K020ATE10K	1.0	A	10%			2000	
80-T499B225K20TE3K5	T499B225K020ATE3K5	2.2	B	10%			2000	
80-T499B335K20TE3K5	T499B335K020ATE3K5	3.3	B	10%			2000	
80-T499B475K20TE3K5	T499B475K020ATE3K5	4.7	B	10%			2000	
80-T499C475K20TE2K4	T499C475K020ATE2K4	4.7	C	10%			500	
80-T499C106K20TE1K8	T499C106K020ATE1K8	10	C	10%			500	
80-T499D156K20TE1K0	T499D156K020ATE1K0	15	D	10%			500	
80-T499D226K20TE800	T499D226K020ATE800	22	D	10%			500	
25V								
80-T499A474K25TE14K	T499A474K025ATE14K	0.47	A	10%			2000	
80-T499A684K25TE10K	T499A684K025ATE10K	0.68	A	10%			2000	
80-T499A105K25TE8K0	T499A105K025ATE8K0	1.0	A	10%			2000	
80-T499B225K25TE4K5	T499B225K025ATE4K5	2.2	B	10%			2000	
80-T499D685K25TE1K1	T499D685K025ATE1K1	6.8	D	10%			500	
80-T499C106K25TE1K5	T499C106K025ATE1K5	10	C	10%			500	
80-T499D226K25TE800	T499D226K025ATE800	22	D	10%			500	
80-T499D336K25TE700	T499D336K025ATE700	33	D	10%			500	
35V								
80-T499A154K35TE19K	T499A154K035ATE19K	0.15	A	10%			2000	
80-T499A224K35TE18K	T499A224K035ATE18K	0.22	A	10%			2000	
80-T499A334K35TE15K	T499A334K035ATE15K	0.33	A	10%			2000	
80-T499A105K35TE10K	T499A105K035ATE10K	1.0	A	10%			2000	
80-T499B105K35TE5K0	T499B105K035ATE5K0	1.0	B	10%			2000	
80-T499C225K35TE3K5	T499C225K035ATE3K5	2.2	C	10%			500	
80-T499C475K35TE2K5	T499C475K035ATE2K5	4.7	C	10%			500	
80-T499D475K35TE1K5	T499D475K035ATE1K5	4.7	D	10%			500	
80-T499D106K35TE1K0	T499D106K035ATE1K0	10	D	10%			500	
80-T499X226K35TE700	T499X226K035ATE700	22	X	10%			500	
80-T499X336K35TE600	T499X336K035ATE600	33	X	10%			500	
80-T499D685K35TE1K3	T499D685K035ATE1K3	6.8	D	10%			500	
50V								
80-T499D335K50TE2K0	T499D335K050ATE2K0	3.3	D	10%			500	
80-T499D106K50TE1K0	T499D106K050ATE1K0	10	D	10%			500	

© Copyright 2014 Mouser Electronics

© Copyright 2014 Mouser Electronics

KEMET Tantalum Chip Capacitors, Low ESR

The Capacitance Company KEMET CHARGED.

RoHS Compliant **This product is RoHS compliant.**

T489 SERIES LOW DC LEAKAGE MnO2

Features:

- Operating temp. range of -55˚C to +125˚C
- Improved reliability: 0.50%/1000hrs, 85°C, Rated Voltage
- Meets or exceeds EIA standard 535BAAC
- Halogen-free epoxy
- Laser-marked case
- DC Leakage at 0.0075CV
- Low ESR options available

RoHS Compliant



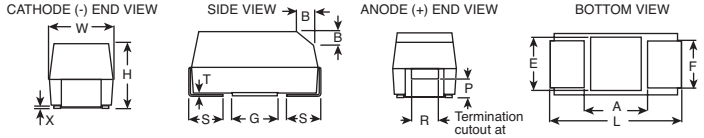

DIMENSIONS: in. (mm)

KEMET	EIA	L*	W*	H*	F*±0.1 ±(.004)	S*±0.3 ±(.012)	B*±0.15 (Ref)±.006	X (Ref)	P (Ref)	R (Ref)	T (Ref)	A (Min)	G (Ref)	E (Ref)
C	6032-28	6.0±0.3 (.236±.03)	3.2±0.3 (.126±.012)	2.5±0.3 (.098±.012)	2.2(.087)	1.3(.051)	0.5(.020)	0.10±0.10 (.004±.004)	0.9(.035)	1.0(.039)	0.13(.005)	3.1(.122)	2.8(.110)	2.4(.094)
D	7343-31	7.3±0.3 (287±.012)	4.3±0.3 (.169±.012)	2.8±0.3 (.110±.012)	2.4(.094)	1.3(.051)	0.5(.020)	0.10±0.10 (.004±.004)	0.9(.035)	1.0(.039)	0.13(.005)	3.8(.150)	3.5(.138)	3.5(.138)

* MIL–C–55365/8 specified dimensions

For quantities greater than listed, call for quote.

MOUSER STOCK NO.	KEMET Part No.	Case Size	Value (uF)	Volts	ESR	TOL %	Price Each 1	Price Each 50	Price Each 100	Reel Quantity	Price Per Piece
80-T489D476K16E200	T489D476K016ATE200	D	47	16	200	**10**				500	
80-T489D107M10E150	T489D107M010ATE150	D	100	10	150	**20**				500	
80-T489D107M10E440	T489D107M010ATE440	D	100	10	440	**20**				500	
80-T489C107M10E500	T489C107M010ATE500	C	100	10	500	**20**				500	
80-T489D227K10E500	T489D227K010ATE500	D	220	10	500	**10**				500	

T495 SERIES SOLID TANTALUM CHIP CAPACITORS, LOW ESR, SURGE ROBUST

- Designed for very low ESR
- High ripple current capability
- High surge current capability
- 100% accelerated steady-state aging
- Low equivalent Series Inductance (<2.5nH ESL)
- Meets or exceeds EIA Standard 535BAAC
- 100% Surge current test
- Available tested per DSCC Dwg. 95158
- New extended values for low ESR
- Precision-molded, laser-marked case
- Symmetrical, compliant terminations
- Taped and reeled per EIA 481-1

RoHS Compliant

For quantities greater than listed, call for quote.

MOUSER STOCK NO.	KEMET Part No.	Value (µF)	ESR (mΩ)	Case Code	Tol. ± (%)	Price Each 1	Price Each 100	Reel Qty.	Price Per Piece
4 Volt Rating @ 85°C (2.7 Volt Rating @ 125°C)									
80-T495C337K4ATE700	T495C337K004ATE700	330	700	C	10			500	
80-T495X108K4ATE70	T495X108K004ATE070	1000	70	X	10			500	
6 Volt Rating @ 85°C (4 Volt Rating @ 125°C)									
80-T495D686K006	T495D686K006ATE175	68	175	D	10			500	
80-T495C107K006	T495C107K006ATE150	100	150	C	10			500	
80-T495C157M6ATE200	T495C157M006ATE200	150	200	C	20			500	
80-T495X157K6ATE100	T495X157K006ATE100	150	100	X	10			500	
80-T495D227K006	T495D227K006ATE100	220	100	D	10			500	
80-T495X337K006	T495X337K006ATE100	330	100	X	10			500	
80-T495X337M006	T495X337M006ATE100	330	100	X	20			500	
80-T495D477K6ATE125	T495D477K006ATE125	470	125	D	10			500	
80-T495D477M6ATE125	T495D477M006ATE125	470	125	D	20			500	
80-T495X477K006	T495X477K006ATE065	470	65	X	10			500	
10 Volt Rating @ 85°C (7 Volt Rating @ 125°C)									
80-T495C226K010	T495C226K010ATE345	22	345	C	10			500	
80-T495D476K010	T495D476K010ATE200	47	200	D	10			500	
80-T495C686K10ATE225	T495C686K010ATE225	68	225	C	10			500	
80-T495C686M10ATE225	T495C686M010ATE225	68	225	C	20			500	
80-T495D686K010	T495D686K010ATE150	68	150	D	10			500	
80-T495D686M010	T495D686M010ATE150	68	150	D	20			500	
80-T495X686K10ATE150	T495X686K010ATE150	68	150	X	10			500	
80-T495X686M10ATE150	T495X686M010ATE150	68	150	X	20			500	
80-T495D107K010	T495D107K010ATE100	100	100	D	10			500	
80-T495D107M010	T495D107M010ATE100	100	100	D	20			500	
80-T495X107K010	T495X107K010ATE100	100	100	X	10			500	
80-T495D157K010	T495D157K010ATE100	150	100	D	10			500	
80-T495D157M010	T495D157M010ATE100	150	100	D	20			500	
80-T495X157K10ATE100	T495X157K010ATE100	150	100	X	10			500	
80-T495D227K10ATE125	T495D227K010ATE125	220	125	D	10			500	
80-T495X227K010	T495X227K010ATE100	220	100	X	10			500	
80-T495X227M010	T495X227M010ATE100	220	100	X	20			500	
80-T495D337K10ATE125	T495D337K010ATE125	330	125	D	10			500	
80-T495X337K10ATE60	T495X337K010ATE060	330	60	X	10			500	
16 Volt Rating @ 85°C (10 Volt Rating @ 125°C)									
80-T495C336K016	T495C336K016ATE275	33	275	C	10			500	
80-T495C336M016	T495C336M016ATE275	33	275	C	20			500	
80-T495D336K016	T495D336K016ATE225	33	225	D	10			500	
80-T495D336M016	T495D336M016ATE225	33	225	D	20			500	
80-T495D476K016	T495D476K016ATE150	47	150	D	10			500	
80-T495D476M016	T495D476M016ATE150	47	150	D	20			500	
80-T495D686K16ATE150	T495D686K016ATE150	68	150	D	10			500	
80-T495D107K016	T495D107K016ATE125	100	125	D	10			500	
80-T495D107M016	T495D107M016ATE125	100	125	D	20			500	
80-T495X107K016	T495X107K016ATE100	100	100	X	10			500	
80-T495X107M016	T495X107M016ATE100	100	100	X	20			500	
80-T495X157K16ATE100	T495X157K016ATE100	150	100	X	10			500	
20 Volt Rating @ 85°C (13 Volt Rating @ 125°C)									
80-T495D156K20ATE275	T495D156K020ATE275	15	275	D	10			500	
80-T495D156M20ATE275	T495D156M020ATE275	15	275	D	20			500	
80-T495D226K020	T495D226K020ATE225	22	225	D	10			500	
80-T495D226M020	T495D226M020ATE225	22	225	D	20			500	
80-T495D336K020	T495D336K020ATE200	33	200	D	10			500	
80-T495D336M020	T495D336M020ATE200	33	200	D	20			500	
80-T495D476K20ATE175	T495D476K020ATE175	47	175	D	10			500	
80-T495X476K020	T495X476K020ATE150	47	150	X	10			500	

DIMENSIONS: mm (in.)

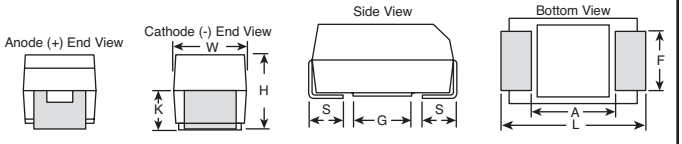

Case Size Code	Case Size EIA	Component L	W	H	K ±.20 (.008)	F ±0.1 (.004)	S ±0.3 (.012)	A (Ref)	G (Ref)
C	6032-28	6.0 (.236)	3.2 (.126)	2.5 (.098)	1.4 (.055)	2.2 (.087)	1.3 (.051)	2.5 (.098)	2.8 (.110)
D	7343-31	7.3 (.287)	4.3 (.169)	2.8 (.110)	1.5 (.059)	2.4 (.094)	1.3 (.051)	3.8 (.150)	3.5 (.138)
X	7343-43	7.3 (.287)	4.3 (.169)	4.0 (.157)	2.3 (.091)	2.4 (.094)	1.3 (.051)	3.8 (.150)	3.5* (.138)

For quantities greater than listed, call for quote.

MOUSER STOCK NO.	KEMET Part No.	Value (µF)	ESR (mΩ)	Case Code	Tol. ± (%)	Price Each 1	Price Each 100	Reel Qty.	Price Per Piece
20 Volt Rating @ 85°C (13 Volt Rating @ 125°C) (Cont.)									
80-T495X476M020	T495X476M020ATE150	47	150	X	20			500	
80-T495D686K20ATE150	T495D686K020ATE150	68	150	D	10			500	
80-T495D686M20ATE150	T495D686M020ATE150	68	150	D	20			500	
80-T495X686K020	T495X686K020ATE150	68	150	X	10			500	
80-T495X686M020	T495X686M020ATE150	68	150	X	20			500	
25 Volt Rating @ 85°C (17 Volt Rating @ 125°C)									
80-T495C685K025	T495C685K025ATE500	6.8	500	C	10			500	
80-T495C685M025	T495C685M025ATE500	6.8	500	C	20			500	
80-T495C106K025	T495C106K025ATE450	10	450	C	10			500	
80-T495D156K25ATE275	T495D156K025ATE275	15	275	D	10			500	
80-T495D156M25ATE275	T495D156M025ATE275	15	275	D	20			500	
80-T495X156K25ATE200	T495X156K025ATE200	15	200	X	10			500	
80-T495D226M025	T495D226M025ATE200	22	200	D	20			500	
80-T495X226K025	T495X226K025ATE225	22	225	X	10			500	
80-T495X226M025	T495X226M025ATE225	22	225	X	20			500	
80-T495D336K25ATE300	T495D336K025ATE300	33	300	D	10			500	
80-T495X336K025	T495X336K025ATE175	33	175	X	10			500	
80-T495X336M025	T495X336M025ATE175	33	175	X	20			500	
80-T495X476M25ATE200	T495X476M025ATE200	47	200	X	20			500	
80-T495X686K25ATE200	T495X686K025ATE200	68	200	X	10			500	
35 Volt Rating @ 85°C (23 Volt Rating @ 125°C)									
80-T495C475K035	T495C475K035ATE600	4.7	600	C	10			500	
80-T495D685K35ATE400	T495D685K035ATE400	6.8	400	D	10			500	
80-T495D106K035	T495D106K035ATE300	10	300	D	10			500	
80-T495D106M035	T495D106M035ATE300	10	300	D	20			500	
80-T495X106K035	T495X106K035ATE250	10	250	X	10			500	
80-T495D156K035	T495D156K035ATE300	15	300	D	10			500	
80-T495X156K35ATE225	T495X156K035ATE225	15	225	X	10			500	
80-T495D226K35ATE300	T495D226K035ATE300	22	300	D	10			500	
80-T495X226K035	T495X226K035ATE275	22	275	X	10			500	
80-T495X226M035	T495X226M035ATE275	22	275	X	20			500	
80-T495X336K035	T495X336K035ATE250	33	250	X	10			500	
80-T495X336M035	T495X336M035ATE250	33	250	X	20			500	
80-T495X476K35ATE300	T495X476K035ATE300	47	300	X	10			500	
50 Volt Rating @ 85°C (33 Volt Rating @ 125°C)									
80-T495D475K50ATE300	T495D475K050ATE300	4.7	300	D	10			500	
80-T495D475M50ATE300	T495D475M050ATE300	4.7	300	D	20			500	
80-T495X475K050	T495X475K050ATE300	4.7	300	X	10			500	
80-T495D685K50ATE300	T495D685K050ATE300	6.8	300	D	10			500	
80-T495D685M50ATE300	T495D685M050ATE300	6.8	300	D	20			500	
80-T495X106K50ATE300	T495X106K050ATE300	10	300	X	10			500	
80-T495X106M50ATE300	T495X106M050ATE300	10	300	X	20			500	
80-T495X156K50ATE300	T495X156K050ATE300	15	300	X	10			500	
80-T495X156M50ATE300	T495X156M050ATE300	15	300	X	20			500	

© Copyright 2014 Mouser Electronics

© Copyright 2014 Mouser Electronics

KEMET Tantalum Chip Capacitors and Low ESR

The Capacitance Company
KEMET
CHARGED.

T428 SERIES HIGH VOLUMETRIC EFFICIENCY FACEDOWN MNO2

Features:
- High CV/cc
- Laser marked case
- Halogen free epoxy
- Operating temperature range: -55°C to +125°C

PRODUCT NEW



End View / Side View / Bottom View

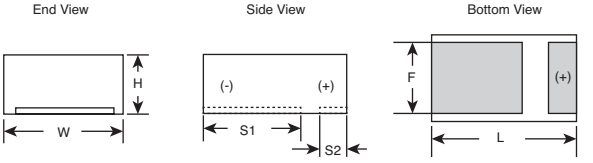

For quantities greater than listed, call for quote.

MOUSER STOCK NO.	KEMET Part No.	Case Code	Value (µF)	Volts	Tol. ±	Price Each 1	Price Each 50	Price Each 100	Reel Qty.	Price Per Piece
80-T428P187K16AH6110	T428P187K016AH6110	P	180	16	10%				500	
80-T428P227M16AH6110	T428P227M016AH6110	P	220	16	20%				500	
80-T428P156M50AH6110	T428P156M050AH6110	P	15	50	20%				500	
80-T428P397K06AH6110	T428P397K006AH6110	P	390	6.3	10%				500	

DIMENSIONS: mm							
Case Size		Component					
KEMET	EIA	L	W	H	F±0.2	S1±0.2	S2±0.2
P	7260-38	7.2	6.0±0.3	3.5±0.3	4.95	1.6	1.6

496 SERIES, LOW ESR, FAIL-SAFE FUSED

Features:
- Built-in fuse protects against damaging short circuit failure mode
- Symmetrical, compliant terminations
- Patented fuse assembly
- 100% Surge Current test on C, D, X sizes

For quantities greater than listed, call for quote.

MOUSER STOCK NO.	KEMET Part No.	Value (µF)	Case Code	Tol. ±	Price Each 1	Price Each 100	Reel Qty.	Price Per Piece
6 Volt Rating @ 85°C (4 Volt Rating @ 125°C)								
80-T496D107M006	T496D107M006ATE800	100	D	20%			500	
10 Volt Rating @ 85°C (7 Volt Rating @ 125°C)								
80-T496B475M010	T496B475M010ATE3K5	4.7	B	20%			2000	
80-T496C226K010	T496C226K010ATE2K0	22	C	10%			500	
80-T496C226M010	T496C226M010ATE2K0	22	C	20%			500	
80-T496D476K010	T496D476K010ATE1K0	47	D	10%			500	
80-T496D476M010	T496D476M010ATE1K0	47	D	20%			500	
80-T496D107K010	T496D107K010ATE700	100	D	10%			500	
80-T496X227K010	T496X227K010ATE500	220	X	10%			500	
16 Volt Rating @ 85°C (10 Volt Rating @ 125°C)								
80-T496B475K016	T496B475K016ATE3K5	4.7	B	10%			2000	
80-T496B106K016	T496B106K016ATE3K5	10	B	10%			2000	
80-T496B106M016	T496B106M016ATE3K5	10	B	20%			2000	
80-T496C106K016	T496C106K016ATE2K0	10	C	10%			500	
80-T496C106M016	T496C106M016ATE2K0	10	C	20%			500	
80-T496C156K016	T496C156K016ATE2K0	15	C	10%			500	
80-T496C156M016	T496C156M016ATE2K0	15	C	20%			500	
80-T496C226K016	T496C226K016ATE1K0	22	C	10%			500	
80-T496D336K016	T496D336K016ATE1K0	33	D	10%			500	
80-T496D476K016	T496D476K016ATE800	47	D	10%			500	
80-T496D476M016	T496D476M016ATE800	47	D	20%			500	
80-T496X476K016	T496X476K016ATE900	47	X	10%			500	
80-T496X107K016	T496X107K016ATE700	100	X	10%			500	

For quantities greater than listed, call for quote.

MOUSER STOCK NO.	KEMET Part No.	Value (µF)	Case Code	Tol. ±	Price Each 1	Price Each 100	Reel Qty.	Price Per Piece
16 Volt Rating @ 85°C (10 Volt Rating @ 125°C) (Cont.)								
80-T496X107M016	T496X107M016ATE700	100	X	20%			500	
20 Volt Rating @ 85°C (13 Volt Rating @ 125°C)								
80-T496B225K020	T496B225K020ATE3K5	2.2	B	10%			2000	
80-T496C106K020	T496C106K020ATE2K0	10	C	10%			500	
80-T496C106M020	T496C106M020ATE2K0	10	C	20%			500	
80-T496D226K020	T496D226K020ATE1K0	22	D	10%			500	
80-T496X336K020	T496X336K020ATE900	33	X	10%			500	
25 Volt Rating @ 85°C (17 Volt Rating @ 125°C)								
80-T496C475K025	T496C475K025ATE2K5	4.7	C	10%			500	
80-T496D106K025	T496D106K025ATE1K2	10	D	10%			500	
80-T496D226K025	T496D226K025ATE800	22	D	10%			500	
80-T496D226M025	T496D226M025ATE800	22	D	20%			500	
80-T496X226K025	T496X226K025ATE900	22	X	10%			500	
80-T496X226M025	T496X226M025ATE900	22	X	20%			500	
35 Volt Rating @ 85°C (23 Volt Rating @ 125°C)								
80-T496B105K035	T496B105K035ATE5K0	1.0	B	10%			2000	
80-T496B105M035	T496B105M035ATE5K0	1.0	B	20%			2000	
80-T496D475K035	T496D475K035ATE1K5	4.7	D	10%			500	
80-T496D685K035	T496D685K035ATE1K5	6.8	D	10%			500	
80-T496X106K035	T496X106K035ATE1K0	10	X	10%			500	
80-T496X156M035	T496X156M035ATE900	15	X	20%			500	
50 Volt Rating @ 85°C (33 Volt Rating @ 125°C)								
80-T496X475K050	T496X475K050ATE1K5	4.7	X	10%			500	

T510 SERIES, ULTRA LOW ESR

Features: T510 and T513
- Operating temperature range: -55°C to +125°C
- High ripple current capability
- 100% steady-state accelerated aging
- Case sizes E and X

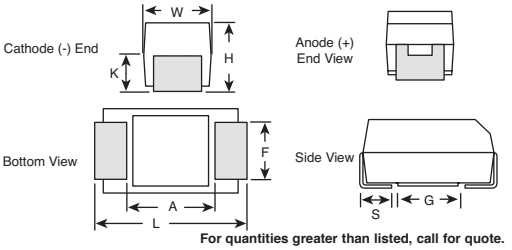

Case Size		DIMENSIONS: mm (in.)							
KEMET	EIA	L	W	H	K	F	S	A (Min.)	G (Ref.)
X	7343-43	7.3±0.3 (.287±.012)	4.3±0.3 (.169±.012)	4.0±0.3 (.157±.012)	2.3±0.20 (.091±.008)	2.4±0.1 (.094±.004)	1.3±0.3 (.051±.012)	3.8 (.150)	3.5 (.138)
E	7260-38	7.3±0.3 (.287±.012)	6.0±0.3 (.236±.012)	3.6±0.2 (.142±.008)	2.3±0.20 (.091±.008)	4.1±0.1 (.161±.004)	1.3±0.3 (.051±.012)	3.8 (.150)	3.5 (.138)

For quantities greater than listed, call for quote.

MOUSER STOCK NO.	KEMET Part No.	Value (µF)	Volts	Case Code	ESR mΩ @ 25ºC 100 kHz Max.	DC Leakage µA @ 25ºC Max.	Tol. %	Price Each 1	Price Each 10	Price Each 100	Reel Qty.	Price Per Piece
80-T510X687K004	T510X687K004ATE030	680	4	X	30	27.2	10				500	
80-T510X108K004	T510X108K004ATE018	1000	4	X	18	40	10				500	
80-T510E108K004	T510E108K004ATE018	1000	4	E	18	40	10				500	
80-T510X477M006	T510X477M006ATE030	470	6	X	30	28.2	20				500	
80-T510X477K006	T510X477K006ATE030	470	6.3	X	30	28.2	10				500	
80-T510E687M006	T510E687M006ATE023	680	6.3	E	23	40.8	20				500	
80-T510X337K010	T510X337K010ATE035	330	10	X	35	33	10				500	
80-T510X337M010	T510X337M010ATE035	330	10	X	35	33	20				500	
80-T510E476K035	T510E476K035ATE050	47	35	E	50	16.5	10				500	
80-T510E107K025	T510E107K025ATE050	100	25	E	50	25	10				500	

T513 SERIES, HIGH RELIABILITY

PRODUCT NEW

For quantities greater than listed, call for quote.

MOUSER STOCK NO.	KEMET Part No.	Value (µF)	Volts	Case Code	ESR mΩ @ 25ºC 100 kHz Max.	DC Leakage µA @ 25ºC Max.	Tol. %	Price Each 1	Price Each 10	Price Each 100	Reel Qty.	Price Per Piece
80-T513X477K6AH6110	T513X477K006AH6110	470	6.3	X	30	29.6	10				500	
80-T513E687K6AH6110	T513E687K006AH6110	680	6.3	E	23	42.8	10				500	
80-T513X337K10AH6110	T513X337K010AH6110	330	10	X	35	33.0	10				500	

TANTALUM ENGINEERING KIT-04, LOW ESR, SURGE ROBUST

KEMET Part No.	Value (µF)	Voltage	ESR (mΩ)
T495C107M006ATE150	100	6	150
T495D227M010ATE100	220	10	100
T495V686M016ATE300	68	16	300
T495D107M016ATE100	100	16	100
T495X476M202ATE100	47	20	100
T495D226M025ATE200	22	25	200
T495X336M035ATE175	33	35	175
T495X475M050ATE300	4.7	50	300
T510X687M004ATE030	680	4	30
T510E687M006ATE023	680	6	23



MOUSER STOCK NO.	KEMET Part No.	Quantity Per Value	Price Each
80-TANENGKIT12	TAN ENG KIT 12	10 pieces of each 10 values	

© Copyright 2014 Mouser Electronics

© Copyright 2014 Mouser Electronics

NICHICON Solid Tantalum Electrolytic Capacitors

nichicon

RoHS Compliant **This product is RoHS compliant.**





DIMENSIONS: mm

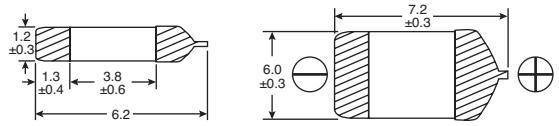

F72 SERIES CONFORMAL COATED CHIP CAPACITORS

Features:
- FRAMELESS™
- Low profile
- Lower capacitance

Specifications:
- Operating Temperature: -55°C to +125°C
- Capacitance Tolerance: ±20%
- Capacitance Tolerance measured at 120Hz

PRODUCT NEW

RoHS Compliant

MOUSER STOCK NO.		Rated	Value	Case	Price Each			Reel	Price Per
Mfr.	Mfr. Part No.	Voltage	(μF)	Code	1	100	500	Quantity	Piece
647—	F720G107MRC	4	100	R				1000	
647—	F720G227MRC	4	220	R				1000	
647—	F720G337MRC	4	330	R				1000	
647—	F720J107MRC	6.3	68	R				1000	
647—	F720J337MRC	6.3	220	R				1000	
647—	F720J108MMC	6.3	1000	M				1000	
647—	F720J158MMC	6.3	1500	M				1000	
647—	F721A157MRC	10	68	R				1000	

MOUSER STOCK NO.		Rated	Value	Case	Price Each			Reel	Price Per
Mfr.	Mfr. Part No.	Voltage	(μF)	Code	1	100	500	Quantity	Piece
647—	F721A476MRC	10	150	R				1000	
647—	F721A686MRC	10	220	R				1000	
647—	F721A108MMC	10	1000	M				1000	
647—	F721A477MMC	10	470	M				1000	
647—	F721A687MMC	10	680	M				1000	
647—	F721C336MRC	16	33	R				1000	
647—	F721C476MRC	16	47	R				1000	
647—	F721C686MRC	16	68	R				1000	





DIMENSIONS: mm

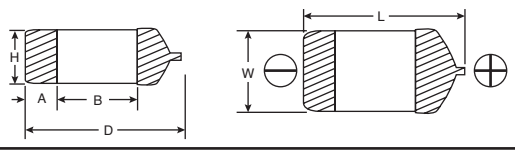

F75 SERIES CONFORMAL COATED CHIP CAPACITORS

Features:
- FRAMELESS™
- Maximum CV
- Lower capacitance

Specifications:
- Operating Temperature: -55°C to +125°C
- Capacitance Tolerance: ±20%
- Capacitance Tolerance measured at 120Hz

RoHS Compliant

DIMENSIONS: mm

Case Code	L	W	H	A	B	D
C	7.1±0.3	3.2±0.3	2.5±0.3	1.3±0.3	3.6±0.3	6.0
D	7.3±0.3	4.3±0.3	2.8±0.3	1.3±0.3	3.9±0.3	6.4
R	7.2±0.3	6.0±0.3	3.5±0.3	1.3±0.3	3.8±0.3	6.2

MOUSER STOCK NO.		Rated	Value	Case	Price Each			Reel	Price Per
Mfr.	Mfr. Part No.	Voltage	(μF)	Code	1	50	100	Quantity	Piece
647—	F750G108MDC	4	330	D				500	
647—	F750G108MRC	4	470	R				500	
647—	F750G158MRC	4	470	R				500	
647—	F750G228MRC	4	680	R				500	
647—	F750G337MCC	4	1000	C				500	
647—	F750G477MCC	4	1000	C				500	
647—	F750G477MDC	4	1500	D				500	
647—	F750J108MRC	6.3	220	R				500	
647—	F750J227MCC	6.3	330	C				500	
647—	F750J337MCC	6.3	330	C				500	
647—	F750J337MDC	6.3	470	D				500	

MOUSER STOCK NO.		Rated	Value	Case	Price Each			Reel	Price Per
Mfr.	Mfr. Part No.	Voltage	(μF)	Code	1	50	100	Quantity	Piece
647—	F750J477MDC	6.3	680	D				500	
647—	F750J687MDC	6.3	680	D				500	
647—	F751A157MCC	10	150	C				500	
647—	F751A227MDC	10	220	D				500	
647—	F751A337MDC	10	330	D				500	
647—	F751A477MRC	10	470	R				500	
647—	F751C107MCC	16	68	C				500	
647—	F751C157MDC	16	100	D				500	
647—	F751C227MRC	16	150	R				500	
647—	F751C686MCC	16	220	C				500	



DIMENSIONS: mm

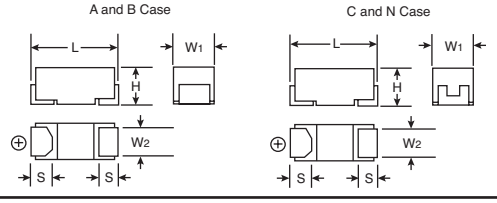

F93 SERIES RESIN-MOLDED CHIP CAPACITORS

Specifications:
- Operating Temperature: -55 to +125°C
- Capacitance Tolerance: ±20%, ±10%
- Capacitance Tolerance measured at 120Hz

PRODUCT NEW

RoHS Compliant

DIMENSIONS: mm

Case Code	L	W_1	W_2	H	S
A	3.2±0.2	1.6±0.2	1.2±0.1	1.6±0.2	0.8±0.2
B	3.5±0.2	2.8±0.2	2.2±0.1	1.9±0.2	0.8±0.2
C	6.0±0.2	3.2±0.2	2.2±0.1	2.5±0.2	1.3±0.2
N	7.3±0.2	4.3±0.2	2.4±0.1	2.8±0.2	1.3±0.2

MOUSER STOCK NO.		Rated	Value	Case	Price Each			Reel	Price Per
Mfr.	Mfr. Part No.	Voltage	(μF)	Code	1	25	100	Quantity	Piece
647—	F930G107KAA	4	100	A				500	
647—	F930G227KBA	4	220	B				500	
647—	F930J157KBA	6.3	150	B				500	
647—	F930J226KAA	6.3	22	A				500	
647—	F930J227KBA	6.3	220	B				500	
647—	F930J336KAA	6.3	33	A				500	
647—	F930J476KAA	6.3	47	A				500	
647—	F930J477KNC	6.3	470	N				500	
647—	F931A106KAA	10	10	A				500	
647—	F931A227KNC	10	220	N				500	
647—	F931A337KNC	10	330	N				500	
647—	F931A685KAA	10	6.8	A				500	
647—	F931A686KBA	10	68	B				500	
647—	F931C107KCC	16	100	C				500	
647—	F931C156KAA	16	15	A				500	
647—	F931C335KAA	16	3.3	A				500	
647—	F931C336KBA	16	33	B				500	

MOUSER STOCK NO.		Rated	Value	Case	Price Each			Reel	Price Per
Mfr.	Mfr. Part No.	Voltage	(μF)	Code	1	25	100	Quantity	Piece
647—	F931C475KAA	16	4.7	A				500	
647—	F931C476KCC	16	47	C				500	
647—	F931D336KCC	20	33	C				500	
647—	F931D476KCC	20	47	C				500	
647—	F931D685KAA	20	6.8	A				500	
647—	F931E106KBA	25	10	B				500	
647—	F931E335KAA	25	3.3	A				500	
647—	F931V105KAA	35	1	A				500	
647—	F931V106KCC	35	10	C				500	
647—	F931V155KAA	35	1.5	A				500	
647—	F931V156KNC	35	15	N				500	
647—	F931V225KAA	35	2.2	A				500	
647—	F931V226KNC	35	22	N				500	
647—	F931V335KBA	35	3.3	B				500	
647—	F931V475KBA	35	4.7	B				500	

© Copyright 2014 Mouser Electronics

© Copyright 2014 Mouser Electronics

PANASONIC Tantalum-Polymer Solid Capacitors

Panasonic

RoHS Compliant This page of product is RoHS compliant.

POSCAP™ TANTALUM-POLYMER SOLID CAPACITORS - SMD, ORGANIC, LOW ESR

The POSCAP™ capacitors utilize a sintered tantalum anode and a proprietary high conductivity polymer for a cathode. Panasonic's innovative construction and processing yields the lowest ESR level in polymer tantalum technology, and exhibits excellent performance in high frequency applications. Offering a high volumetric efficiency for capacitance, POSCAP™ capacitors are available in various, compact package sizes for a small PCB footprint. Additionally, POSCAP™ parts demonstrate a high reliability and high heat resistance, making them the ideal chip capacitor for digital, high frequency devices and more.

Features:
- Low profile package size: 0.9mm height
- Very low ESR
- Large capacitance
- High temperature reflow solder capable

Benefits:
- High volumetric efficiency for capacitance
- Safe alternative to generic tantalum capacitors
- Variety of low profile packages opens up PCB space
- Wide application coverage

Specifications:
- Tolerance: 20%

Applications:
- PC/Server
- Set Top Box
- Audio/Video Equipment
- FPGA Power Delivery
- Router/Switch/Base Station
- Test and Measurement

Dimensions: mm					
Size Code	L	W	H	S	W1
S09	2	1.25	0.9	0.5	0.9
S11	2	1.25	1.1	0.5	0.9
B09	3.5	2.8	0.9	0.8	2.2
B1/B1G	3.5	2.8	1.1	0.8	2.2
B15G	3.5	2.8	1.4	0.8	2.2
B2/B2S	3.5	2.8	1.9	0.8	2.2
D15E	7.3	4.3	1.4	1.1	2.4
D2E	7.3	4.3	1.8	1.3	2.4
D2	7.3	4.3	1.9	1.3	2.4
D3L	7.3	4.3	2.8	1.3	2.4
D4	7.3	4.3	3.8	1.3	2.4

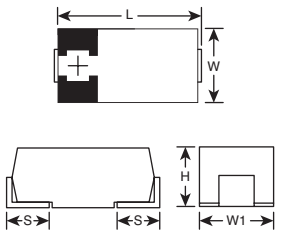

TPB Series

For quantities greater than listed, call for quote.

MOUSER STOCK NO.	Panasonic Part No.	Voltage (V)	Value (µF)	ESR (mΩ)	Case Code	Price Each 1	Price Each 100	Reel Qty.	Price Per Piece
667-4TPB68M	4TPB68M	4	68	70	B2			2000	
667-4TPB330ML	4TPB330ML	4	330	40	D3L			2500	
667-6TPB68M	6TPB68M	6.3	68	70	B2			2000	
667-6TPB220ML	6TPB220ML	6.3	220	40	D3L			2500	
667-6TPB330MAL	6TPB330MAL	6.3	330	40	D3L			2500	
667-6TPB330ML	6TPB330ML	6.3	330	40	D3L			2500	
667-6TPB330M	6TPB330M	6.3	330	40	D4			2000	
667-6TPB470M	6TPB470M	6.3	470	35	D4			2000	
667-10TPB33M	10TPB33M	10	33	70	B2			2000	
667-10TPB47M	10TPB47M	10	47	70	B2			2000	
667-10TPB150ML	10TPB150ML	10	150	40	D3L			2500	
667-10TPB220ML	10TPB220ML	10	220	40	D3L			2500	
667-10TPB220M	10TPB220M	10	220	40	D4			2000	
667-10TPB330M	10TPB330M	10	330	35	D4			2000	

TPC Series

For quantities greater than listed, call for quote.

667-6TPC47MB	6TPC47MB	6.3	47	70	B1			3000	
667-6TPC100M	6TPC100M	6.3	100	45	D2			3000	
667-6TPC150M	6TPC150M	6.3	150	40	D2			3000	
667-6TPC330MA	6TPC330MA	6.3	330	40	D2			3000	
667-8TPC22M	8TPC22M	8	22	70	B1			3000	
667-8TPC150M	8TPC150M	8	150	40	D2			3000	
667-10TPC33MB	10TPC33MB	10	33	70	B1			3000	
667-10TPC68M	10TPC68M	10	68	45	D2			3000	
667-10TPC100M	10TPC100M	10	100	45	D2			3000	
667-12TPC10M	12TPC10M	12.5	10	80	B1			3000	
667-12TPC15M	12TPC15M	12.5	15	80	B1			3000	

TPE Series

For quantities greater than listed, call for quote.

667-2TPE330MAFB	2TPE330MAFB	2	330	15	B2			2000	
667-2TPE330MFB	2TPE330MFB	2	330	15	B2			2000	
667-2TPE470MAJGB	2TPE470MAJGB	2	470	11	B2			2000	
667-2R5TPE220M9	2R5TPE220M9	2.5	220	9	D2E			3000	
667-2R5TPE220MC	2R5TPE220MC	2.5	220	12	D2E			3000	
667-2R5TPE220MFGB	2R5TPE220MFGB	2.5	220	15	B2			2000	
667-2R5TPE220MAFB	2R5TPE220MAFB	2.5	220	15	B2			2000	
667-2R5TPE220MF	2R5TPE220MF	2.5	220	15	D2E			3000	
667-2R5TPE220MIB	2R5TPE220MIB	2.5	220	21	B2			2000	
667-2R5TPE220MLB	2R5TPE220MLB	2.5	220	21	B2			2000	
667-2R5TPE220M	2R5TPE220M	2.5	220	25	D2E			3000	
667-2R5TPE220MZB	2R5TPE220MZB	2.5	220	35	B2			2000	
667-2R5TPE220MAZB	2R5TPE220MAZB	2.5	220	35	B2			2000	
667-2R5TPE330M7	2R5TPE330M7	2.5	330	7	D2E			3000	
667-2R5TPE330M9	2R5TPE330M9	2.5	330	9	D2E			3000	
667-2R5TPE330MC	2R5TPE330MC	2.5	330	12	D2E			3000	
667-2R5TPE330MF	2R5TPE330MF	2.5	330	15	D2E			3000	
667-2R5TPE330MI	2R5TPE330MI	2.5	330	18	D2E			3000	
667-2R5TPE330M	2R5TPE330M	2.5	330	25	D2E			3000	
667-2R5TPE330MAZB	2R5TPE330MAZB	2.5	330	35	B2			2000	
667-2R5TPE470M7	2R5TPE470M7	2.5	470	7	D2E			3000	
667-2R5TPE470M9	2R5TPE470M9	2.5	470	9	D2E			3000	
667-2R5TPE470MC	2R5TPE470MC	2.5	470	12	D2E			3000	
667-2R5TPE470MI	2R5TPE470MI	2.5	470	18	D2E			3000	
667-2R5TPE680MCL	2R5TPE680MCL	2.5	680	12	D3L			2500	
667-2R5TPE680MFL	2R5TPE680MFL	2.5	680	15	D3L			2500	
667-2R5TPE1000MF	2R5TPE1000MF	2.5	1000	15	D4			2000	
667-2R5TPE1500MC	2R5TPE1500MC	2.5	1500	12	D4			2000	
667-2R5TPE1500MF	2R5TPE1500MF	2.5	1500	15	D4			2000	
667-4TPE100MZB	4TPE100MZB	4	100	35	B2			2000	
667-4TPE150MI	4TPE150MI	4	150	18	D2E			3000	
667-4TPE150MAUB	4TPE150MAUB	4	150	30	B2			2000	
667-4TPE150MAZB	4TPE150MAZB	4	150	35	B2			2000	

TPE Series (Cont.)

For quantities greater than listed, call for quote.

MOUSER STOCK NO.	Panasonic Part No.	Voltage (V)	Value (µF)	ESR (mΩ)	Case Code	Price Each 1	Price Each 100	Reel Qty.	Price Per Piece
667-4TPE220MF	4TPE220MF	4	220	15	D2E			3000	
667-4TPE220MI	4TPE220MI	4	220	18	D2E			3000	
667-4TPE220M	4TPE220M	4	220	25	D2E			3000	
667-4TPE220MAZB	4TPE220MAZB	4	220	35	B2			2000	
667-4TPE330MI	4TPE330MI	4	330	18	D2E			3000	
667-4TPE330M	4TPE330M	4	330	25	D2E			3000	
667-4TPE470MCL	4TPE470MCL	4	470	12	D3L			2500	
667-4TPE470MFL	4TPE470MFL	4	470	15	D3L			2500	
667-4TPE470MIL	4TPE470MIL	4	470	18	D3L			2500	
667-4TPE470ML	4TPE470ML	4	470	25	D3L			2500	
667-6TPE100MI	6TPE100MI	6.3	100	18	D2E			3000	
667-6TPE100MPB	6TPE100MPB	6.3	100	25	B2			2000	
667-6TPE100M	6TPE100M	6.3	100	25	D2E			3000	
667-6TPE100MAZB	6TPE100MAZB	6.3	100	35	B2			2000	
667-6TPE120MAZB	6TPE120MAZB	6.3	120	35	B2			2000	
667-6TPE150MI	6TPE150MI	6.3	150	18	D2E			3000	
667-6TPE150MAPB	6TPE150MAPB	6.3	150	25	B2			2000	
667-6TPE150M	6TPE150M	6.3	150	25	D2E			3000	
667-6TPE150MAZB	6TPE150MAZB	6.3	150	35	B2			2000	
667-6TPE220MI	6TPE220MI	6.3	220	18	D2E			3000	
667-6TPE220M	6TPE220M	6.3	220	25	D2E			3000	
667-6TPE220MAZB	6TPE220MAZB	6.3	220	35	B2			2000	
667-6TPE330MIL	6TPE330MIL	6.3	330	18	D3L			2500	
667-6TPE330MAP	6TPE330MAP	6.3	330	25	D2E			3000	
667-6TPE330ML	6TPE330ML	6.3	330	25	D3L			2500	
667-6TPE330MFL	6TPE330MFL	6.3	330	15	D3L			2500	
667-6TPE470MI	6TPE470MI	6.3	470	18	D4			2000	
667-6TPE470M	6TPE470M	6.3	470	25	D4			2000	
667-6TPE470MAZU	6TPE470MAZU	6.3	470	35	D15E			4000	
667-6TPE680MI	6TPE680MI	6.3	680	18	D4			2000	
667-6TPE680M	6TPE680M	6.3	680	25	D4			2000	
667-8TPE100MAZB	8TPE100MAZB	8	100	35	B2			2000	
667-10TPE47MAZB	10TPE47MAZB	10	47	35	B2			2000	
667-10TPE68M	10TPE68M	10	68	25	D2E			3000	
667-10TPE220ML	10TPE220ML	10	220	25	D3L			2500	
667-10TPE330M	10TPE330M	10	330	25	D4			2000	

TPF Series

For quantities greater than listed, call for quote.

667-2TPF330M6	2TPF330M6	2	330	6	D2E			3000	
667-2R5TPF330M7L	2R5TPF330M7L	2.5	330	7	D3L			2500	
667-ETPF470M5H	ETPF470M5H	2.5	470	5	D4			2000	
667-2R5TPF470M6L	2R5TPF470M6L	2.5	470	6	D3L			2500	
667-2R5TPF470M7L	2R5TPF470M7L	2.5	470	7	D3L			2500	
667-2R5TPF470ML	2R5TPF470ML	2.5	470	10	D3L			2500	
667-ETPF680M5H	ETPF680M5H	2.5	680	5	D4			2000	
667-2R5TPF680M6L	2R5TPF680M6L	2.5	680	6	D3L			2500	
667-2R5TPF680M7L	2R5TPF680M7L	2.5	680	7	D3L			2500	
667-2R5TPF680ML	2R5TPF680ML	2.5	680	10	D3L			2500	
667-ETPF1000M5H	ETPF1000M5H	2.5	1000	5	D4			2000	
667-ETPF1000M6H	ETPF1000M6H	2.5	1000	6	D4			2000	
667-4TPF330ML	4TPF330ML	4	330	12	D3L			2500	
667-4TPF470ML	4TPF470ML	4	470	10	D3L			2500	
667-4TPF680MAH	4TPF680MAH	4	680	10	D4			2000	
667-6TPF220ML	6TPF220ML	6.3	220	12	D3L			2500	
667-6TPF330M9L	6TPF330M9L	6.3	330	9	D3L			2500	
667-6TPF470MAH	6TPF470MAH	6.3	470	10	D4			2000	
667-10TPF150ML	10TPF150ML	10	150	15	D3L			2500	

TPG Series

For quantities greater than listed, call for quote.

667-2R5TPG220M	2R5TPG220M	2.5	220	70	B1G			2500	
667-4TPG220M	4TPG220M	4	220	70	B15G			2500	
667-6TPG100MG	6TPG100MG	6.3	100	55	B1G			2500	
667-6TPG100M	6TPG100M	6.3	100	70	B1G			2500	
667-6TPG150M	6TPG150M	6.3	150	70	B15G			2500	
667-10TPG47M	10TPG47M	10	47	70	B1G			2500	
667-12TPG33M	12TPG33M	12.5	33	70	B1G			2500	

TPS Series

For quantities greater than listed, call for quote.

667-2TPSF270M6E	2TPSF270M6E	2	270	6	B2S			2000	
667-2TPSF270M9G	2TPSF270M9G	2	270	9	B2S			2000	

TPU Series

For quantities greater than listed, call for quote.

667-4TPU47MSK	4TPU47MSK	4	47	150	S11			3000	
667-6TPU10MSI	6TPU10MSI	6.3	10	250	S09			3000	
667-6TPU22MSI	6TPU22MSI	6.3	22	150	S09			3000	
667-6TPU33MSK	6TPU33MSK	6.3	33	150	S11			3000	
667-6TPU47MSI	6TPU47MSI	6.3	47	150	S09			3000	
667-6TPU150MBI	6TPU150MBI	6.3	150	100	B09			3000	
667-10TPU4R7MSI	10TPU4R7MSI	10	4.7	300	S09			3000	

TQC Series

For quantities greater than listed, call for quote.

667-16TQC10M	16TQC10M	16	10	10	B2			2000	
667-16TQC15M	16TQC15M	16	15	90	B2			2000	
667-16TQC47MW	16TQC47MW	16	47	40	D2			3000	
667-16TQC68MYF	16TQC68MYF	16	68	50	D2			3000	
667-16TQC100MYF	16TQC100MYF	16	100	50	D2			3000	
667-16TQC150MYF	16TQC150MYF	16	150	50	D3L			2500	
667-20TQC8R2M	20TQC8R2M	20	8.2	100	B2			2000	
667-20TQC47MYF	20TQC47MYF	20	47	55	D2			3000	
667-20TQC100MYF	20TQC100MYF	20	100	55	D3L			2500	
667-25TQC5R6M	25TQC5R6M	25	5.6	100	B2			2000	
667-25TQC15MYFD	25TQC15MYFD	25	15	90	D2			3000	
667-25TQC15MYFB	25TQC15MYFB	25	15	100	B2			2000	
667-25TQC22MV	25TQC22MV	25	22	45	D2			3000	
667-25TQC33MYF	25TQC33MYF	25	33	60	D2			3000	
667-35TQC10M	35TQC10M	35	10	120	D2			3000	

© Copyright 2014 Mouser Electronics
© Copyright 2014 Mouser Electronics

VISHAY/SPRAGUE Solid Tantalum Chip Capacitors

RoHS Compliant This product is RoHS compliant.

594D SERIES: TANTAMOUNT®, CONFORMAL COATED LOW ESR, MAXIMUM CV



RoHS Compliant

- Operating Temperature Range: -55°C to 85°C (125°C with voltage derating)

For quantities greater than listed, call for quote.

MOUSER STOCK NO.		Value	Tol.±	Case	ESR	Price Each			Reel	Price Per
Mfr.	Mfr. Part No.	(μF)	%	Code	(Ω)	1	10	100	Qty.	Piece
6.3 Volt										
74—594D107X06R3B2T		100	B	20	0.25				2000	
74—594D127X06R3C2T		120	C	20	0.085				500	
74—594D227X06R3D2T		220	D	20	0.065				500	
74—594D227X96R3C2T		220	C	10	0.08				500	
74—594D227X96R3D2T		220	D	10	0.065				500	
74—594D337X06R3D2T		330	D	20	0.06				500	
74—594D477X96R3D2T		470	D	10	0.06				500	
74—594D108X06R3R2T		1000	R	20	0.03				600	
74—594D108X96R3R2T		1000	R	10	0.03				600	
10 Volt										
74—594D476X0010B2T		47	B	20	0.4				2000	
74—594D686X0010C2T		68	C	20	0.1				500	
74—594D686X9010C2T		68	C	10	0.1				500	
74—594D107X0010C2T		100	C	20	0.095				500	
74—594D157X0010C2T		150	C	20	0.09				500	
74—594D157X0010D2T		150	D	20	0.075				500	
74—594D157X9010D2T		150	D	10	0.075				500	
74—594D227X0010D2T		220	D	20	0.065				500	
74—594D227X9010D2T		220	D	10	0.065				500	
74—594D337X0010R2T		330	R	20	0.045				600	
74—594D337X9010R2T		330	R	10	0.045				600	
16 Volt										
74—594D336X9016C2T		33	C	10	0.15				500	
74—594D476X0016C2T		47	C	20	0.11				500	
74—594D476X9016C2T		47	C	10	0.11				500	
74—594D107X0016C2T		100	C	20	0.08				500	
74—594D107X0016D2T		100	D	20	0.075				500	
74—594D107X9016C2T		100	C	10	0.08				500	
74—594D107X9016D2T		100	D	10	0.075				500	
74—594D187X0016R2T		180	R	20	0.055				600	
74—594D227X0016R2T		220	R	20	0.055				600	
74—594D337X0016R2T		330	R	20	0.055				600	
20 Volt										
74—594D226X0020C2T		22	C	20	0.15				500	
74—594D226X9020C2T		22	C	10	0.15				500	
74—594D476X0020D2T		47	D	20	0.095				500	
74—594D476X9020D2T		47	D	10	0.095				500	
74—594D107X0020D2T		100	D	20	0.085				500	
74—594D107X9020D2T		100	D	10	0.085				500	
74—594D127X0020R2T		120	R	20	0.08				600	
25 Volt										
74—594D156X0025C2T		15	C	20	0.22				500	
74—594D336X0025D2T		33	D	20	0.13				500	
74—594D336X9025D2T		33	D	10	0.13				500	
74—594D686X0025R2T		68	R	20	0.095				600	
74—594D107X0025R2T		100	R	20	0.09				600	
74—594D107X9025R2T		100	R	10	0.09				600	
35 Volt										
74—594D156X0035D2T		15	D	20	0.27				500	
74—594D336X0035R2T		33	R	20	0.2				600	
74—594D336X9035R2T		33	R	10	0.2				600	
74—594D476X9035R2T		47	R	10	0.2				600	
50 Volt										
74—594D475X0050C2T		4.7	C	20	1				500	
74—594D685X0050D2T		6.8	D	20	0.45				500	
74—594D156X0050R2T		15	R	20	0.35				600	
74—594D156X9050R2T		15	R	10	0.35				600	

© Copyright 2014 Mouser Electronics

595D SERIES: TANTAMOUNT®, CONFORMAL COATED MAXIMUM CV



RoHS Compliant

- Operating Temperature Range: -55°C to 85°C (125°C with voltage derating)

For quantities greater than listed, call for quote.

MOUSER STOCK NO.		Value	Tol.±	Case	ESR	Price Each			Reel	Price Per
Mfr.	Mfr. Part No.	(μF)	%	Code	(Ω)	1	10	100	Qty.	Piece
6.3 Volt										
74—595D226X96R3B2T		22	10	B	0.57				2000	
74—595D107X06R3C2T		100	20	C	0.2				500	
10 Volt										
74—595D106X0010A2T		10	20	A	1.9				2000	
74—595D106X9010A2T		10	10	A	1.9				2000	
74—595D476X0010B2T		47	20	B	0.65				2000	
74—595D686X0010C2T		68	20	C	0.24				500	
74—595D157X0010D2T		150	20	D	0.14				500	
74—595D157X9010D2T		150	10	D	0.14				500	
74—595D337X0010R2T		330	20	R	0.13				600	
74—595D337X9010R2T		330	10	R	0.13				600	
74—595D477X9010R2T		470	10	R	0.12				600	
16 Volt										
74—595D475X0016A2T		4.7	20	A	2.9				2000	
74—595D106X9016A2T		10	10	A	2.5				2000	
74—595D106X9016B2T		10	10	B	0.76				2000	
74—595D336X0016B2T		33	20	B	0.72				2000	
74—595D476X9016C2T		47	10	C	0.28				500	
74—595D686X0016D2T		68	20	D	0.14				500	
74—595D107X0016C2T		100	20	C	0.27				500	
74—595D107X0016D2T		100	20	D	0.14				500	
74—595D157X9016R2T		150	10	R	0.13				600	
74—595D227X0016R2T		220	20	R	0.12				600	
20 Volt										
74—595D685X0020B2T		6.8	20	B	0.95				2000	
74—595D226X9020C2T		22	10	C	0.38				500	
74—595D476X0020D2T		47	20	D	0.19				500	
74—595D476X9020D2T		47	10	D	0.19				500	
74—595D107X0020D2T		100	20	D	0.18				500	
74—595D107X0020R2T		100	20	R	0.14				600	
74—595D107X9020R2T		100	10	R	0.14				600	
74—595D127X0020R2T		120	20	R	0.14				600	
74—595D157X0020R2T		150	20	R	0.14				600	
74—595D157X9020R2T		150	10	R	0.14				600	
25 Volt										
74—595D106X9025B2T		10	10	B	1.5				2000	
74—595D106X9025C2T		10	10	C	0.57				500	
74—595D336X0025D2T		33	20	D	0.27				500	
74—595D336X9025D2T		33	10	D	0.27				500	
74—595D476X9025R2T		47	10	R	0.2				600	
74—595D686X0025R2T		68	20	R	0.2				600	
74—595D686X9025R2T		68	10	R	0.2				600	
74—595D107X0025R2T		100	20	R	0.2				600	
74—595D107X9025R2T		100	10	R	0.2				600	
35 Volt										
74—595D105X9035A2T		1	10	A	4.1				2000	
74—595D475X9035B2T		4.7	10	B	2.2				2000	
74—595D106X0035D2T		10	20	D	0.43				500	
74—595D106X9035D2T		10	10	D	0.43				500	
74—595D226X9035R2T		22	10	R	0.28				600	
74—595D336X0035R2T		33	20	R	0.28				600	
74—595D336X9035R2T		33	10	R	0.28				600	
74—595D476X0035R2T		47	20	R	0.28				600	
74—595D476X9035R2T		47	10	R	0.28				600	
50 Volt										
74—595D106X0050R2T		10	20	R	0.65				600	
74—595D106X9050D2T		10	10	D	0.8				500	
74—595D156X0050R2T		15	20	R	0.4				600	
74—595D226X0050R2T		22	20	R	0.39				600	
74—595D226X9050R2T		22	10	R	0.39				600	

© Copyright 2014 Mouser Electronics

VISHAY/SPRAGUE Solid Tantalum Chip Capacitors

RoHS Compliant **This product is RoHS compliant.**

592D SERIES: TANTAMOUNT®, LOW PROFILE, CONFORMAL COATED, MAXIMUM CV



• Operating temperature: -55°C to 85°C (125°C with voltage derating)

For quantities greater than listed, call for quote.

MOUSER STOCK NO.	Vishay Part No.	Value (uF)	Case Code	Tol. ± %	ESR (Ω)	Price Each 1	Price Each 10	Price Each 50	Reel Quantity	Price Per Piece
6.3 Volt										
74-592D226X96R3B2T	592D226X96R3B2T15H	22	B	10	1.5				2000	
74-592D477X06R3C2T16	592D477X06R3C2T16H	470	C	20	0.200				1000	
74-592D477X06R3C2T20	592D477X06R3C2T20H	470	C	20	0.100				1000	
74-592D108X06R3R2T20	592D108X06R3R2T20H	1000	R	20	0.040				1000	
74-592D108X96R3R2T20	592D108X96R3R2T20H	1000	R	10	0.200				1000	
74-592D108X06R3X2T20	592D108X06R3X2T20H	1000	X	20	0.040				500	
74-592D158X06R3R2T20	592D158X06R3R2T20H	1500	R	20	0.090				1000	
74-592D228X96R3X2T	592D228X96R3X2T20H	2200	X	10	0.055				500	
16 Volt										
74-592D685X0016B2T	592D685X0016B2T15H	6.8	B	20	1.8				2000	
74-592D106X9016C2T	592D106X9016C2T15H	10	C	10	1				1000	
74-592D476X0016B2T20	592D476X0016B2T20H	47	B	20	0.72				2000	
20 Volt										
74-592D156X9020C2T	592D156X9020C2T15H	15	C	10	0.60				1000	
25 Volt										
74-592D106X0025R2T	592D106X0025R2T15H	10	R	20	0.48				1000	
35 Volt										
74-592D105X9035A2T	592D105X9035A2T15H	1	A	10	10				2500	

597D SERIES: TANTAMOUNT® ULTRA-LOW ESR, CONFORMAL COATED, MAXIMUM CV



• Operating Temperature: -55°C to 85°C (125°C with voltage derating)

For quantities greater than listed, call for quote.

MOUSER STOCK NO. Mfr.	Mfr. Part No.	Value (μF)	Case Code	Tol. ± %	ESR (Ω)	Price Each 1	Price Each 10	Price Each 100	Reel Qty.	Price Per Piece
4 Volt										
71—597D477X9004V2T		470	V	10	0.06				1000	
71—597D108X9004E2T		1000	E	10	0.02				500	
6.3 Volt										
71—597D337X96R3V2T		330	V	10	0.056				1000	
71—597D477X96R3E2T		470	E	10	0.03				500	
71—597D687X06R3E2T		680	E	20	0.025				500	
71—597D687X96R3E2T		680	E	10	0.025				500	
71—597D108X96R3R2T		1000	R	10	0.02				300	
10 Volt										
71—597D337X0010E2T		330	E	20	0.035				500	
71—597D337X9010E2T		330	E	10	0.035				500	
71—597D477X0010E2T		470	E	20	0.028				500	
71—597D477X9010E2T		470	E	10	0.028				500	
71—597D687X9010R2T		680	R	10	0.028				300	
71—597D108X9010F2T		1000	F	10	0.12				250	
16 Volt										
71—597D227X9016E2T		220	E	10	0.06				500	
20 Volt										
71—597D227X0020R2T		220	R	20	0.08				300	
71—597D227X9020R2T		220	R	10	0.08				300	
71—597D337X0020H2T		330	H	20	0.1				200	**4.74**
25 Volt										
71—597D157X9025F2T		150	F	10	0.08				250	
71—597D227X0025M2T		220	M	20	0.1				200	
35 Volt										
71—597D476X9035R2T		47	R	10	0.08				300	
71—597D107X0035F2T		100	F	20	0.1				250	
50 Volt										
71—597D156X9050E2T		15	E	10	0.3				500	
71—597D156X9050R2T		15	R	10	0.25				300	
71—597D226X0050R2T		22	R	20	0.17				300	
71—597D226X9050R2T		22	R	10	0.17				300	
71—597D336X0050F2T		33	F	20	0.15				250	
71—597D336X9050F2T		33	F	10	0.15				250	
71—597D476X0050Z2T		47	Z	20	0.145				250	
71—597D476X9050Z2T		47	Z	10	0.145				250	
63 Volt										
71—597D226X0063F2T		22	F	20	0.2				250	
71—597D226X9063F2T		22	F	10	0.2				250	
75 Volt										
71—597D106X9075R2T		10	R	10	0.5				300	

TL3 SERIES: TANTAMOUNT® MOLDED CASE, LOW DCL

PRODUCT NEW

• Operating Temperature: -55°C to + 125°C



For quantities greater than listed, call for quote.

MOUSER STOCK NO. Mfr.	Mfr. Part No.	Value (μF)	Case Code	Tol. ± %	ESR (Ω)	Price Each 1	Price Each 10	Price Each 100	Reel Qty.	Price Per Piece
10 Volt										
74—TL3A475K010C3000		4.7	A	10	3				2000	
74—TL3A106K010C2000		10	A	10	2				2000	
74—TL3C107K010C0200		100	C	10	0.2				500	
74—TL3D107K010C0100		100	D	10	0.1				500	
74—TL3D227K010C0360		220	D	10	0.36				500	
16 Volt										
74—TL3A475K016C3500		4.7	A	10	3.5				2000	
74—TL3A106K016C1700		10	A	10	1.7				2000	
74—TL3B106K016C0800		10	B	10	0.8				2000	
74—TL3C106K016C0450		10	C	10	0.45				500	
74—TL3C476K016C0300		47	C	10	0.3				500	
74—TL3D476K016C0150		47	D	10	0.15				500	
74—TL3D107K016C0125		100	D	10	0.125				500	
20 Volt										
74—TL3B106K020C1000		10	B	10	1				2000	
74—TL3D476K020C0200		47	D	10	0.2				500	
74—TL3E107K020C0150		100	E	10	0.15				400	
25 Volt										
74—TL3C106K025C0450		10	C	10	0.45				500	
74—TL3D226K025C0200		22	D	10	0.2				500	
35 Volt										
74—TL3A105K035C6000		1	A	10	6				2000	
74—TL3B105K035C2000		1	B	10	2				2000	
74—TL3D106K035C0300		10	D	10	0.3				500	
74—TL3D226K035C0400		22	D	10	0.4				500	
74—TL3E226K035C0300		22	E	10	0.3				400	
50 Volt										
74—TL3D475K050C0600		4.7	D	10	0.6				500	
74—TL3E106K050C0550		10	E	10	0.55				400	

© Copyright 2014 Mouser Electronics

© Copyright 2014 Mouser Electronics

VISHAY/SPRAGUE Solid Tantalum Chip Capacitors

592W SERIES: CONFORMAL COATED PULSE CAPACITORS FOR WIRELESS MODEMS



• Operating temperature: -55°C to 85°C (125°C with voltage derating)

For quantities greater than listed, call for quote.

MOUSER STOCK NO.	Value (µF)	Case Code	Tol. ± %	ESR (Ω)	Price Each 1	Price Each 10	Price Each 100	Reel Qty.	Price Per Piece
Mfr. Mfr. Part No.									
6.3 Volt									
74—592W228X06R3X2T16	2200	X	20	0.070				500	
8.2 Volt									
74—592W477X08R2C2T20	470	C	20	0.100				1000	
10 Volt									
74—592W337X0010C2T20	330	C	20	0.100				1000	
74—592W757X0010M2T20	750	M	20	0.100				1000	

T95 SERIES: HI-REL COTS, CONFORMAL COATED CASE



• Operating temperature: -55°C to 85°C (125°C with voltage derating)

For quantities greater than listed, call for quote.

MOUSER STOCK NO.	Value (µF)	Case Code	Tol. ± %	ESR (Ω)	Price Each 1	Price Each 10	Price Each 25	Reel Qty.	Price Per Piece
Mfr. Mfr. Part No.									
10 Volt									
74—T95R107K010LSAL	100	R	10	0.075				300	
74—T95R337K010EABS	330	R	10	0.13				600	
16 Volt									
74—T95X106K016LSAL	10	X	10	1.5				1000	
74—T95R686K016LSAL	68	R	10	0.095				300	
74—T95C107K016LSAL	100	C	10	0.089				250	
74—T95D157K016LSAL	150	D	10	0.085				250	
74—T95R227K016LSAL	220	R	10	0.055				300	
74—T95R337K016LSAL	330	R	10	0.055				300	
20 Volt									
74—T95R157K020LSAL	150	R	10	0.075				300	
25 Volt									
74—T95D336K025LSAL	33	D	10	0.13				250	
74—T95R686K025LABS	68	R	10	0.2				300	
74—T95R107M025ESSS	100	R	20	0.2				600	
35 Volt									
74—T95R336K035LABS	33	R	10	0.28				300	
50 Volt									
74—T95D685K050LSAL	6.8	D	10	0.45				250	
74—T95R106K050LSAL	10	R	10	0.5				300	
74—T95R156K050LSAL	15	R	10	0.35				300	
74—T95R226K050EABS	22	R	10	0.39				600	
75—T95R226K050LSAL	22	R	10	0.3				300	
74—T95R226M050ESBL	22	R	20	0.3				600	

T97 SERIES: HI-REL COTS, CONFORMAL COATED CASE ULTRA-LOW ESR



• Operating temperature: -55°C to 85°C (125°C with voltage derating)

For quantities greater than listed, call for quote.

MOUSER STOCK NO.	Value (µF)	Case Code	Tol. ± %	ESR (Ω)	Price Each 1	Price Each 10	Price Each 25	Reel Qty.	Price Per Piece
Mfr. Mfr. Part No.									
6.3 Volt									
74—T97R108K6R3HSA	1000	R	10	0.02				150	
20 Volt									
74—T97E337K010EAA	330	E	10	0.035				500	
74—T97E337K010LSA	330	E	10	0.035				250	
74—T97R687K010LSA	680	R	10	0.028				150	
74—T97F108K010LSA	1000	F	10	0.12				125	
25 Volt									
74—T97R227K020LSA	220	R	10	0.08				150	
74—T97H337K020HSA	330	H	10	0.1				100	
74—T97H337K020HSB	330	H	10	0.1				100	
35 Volt									
74—T97F157K025LSA	150	F	10	0.08				125	
50 Volt									
74—T97E156K050EBB	15	E	10	0.3				500	
74—T97E156K050LSA	15	E	10	0.3				250	
74—T97R226K050LSA	22	R	10	0.17				150	
74—T97F336K050CAA	33	F	10	0.15				250	
74—T97F336K050EAA	33	F	10	0.15				250	
74—T97F336K050ESA	33	F	10	0.15				250	
74—T97Z476K050ESB	47	Z	10	0.145				250	
74—T97Z476K050HSA	47	Z	10	0.145				125	
74—T97Z476K050LSA	47	Z	10	0.145				125	
63 Volt									
74—T97F226K063LSA	22	F	10	0.2				125	
75 Volt									
74—T97R106K075LSA	10	R	10	0.5				150	

298W SERIES: HIGH CV LEAD FRAMELESS MOLDED



• Operating temperature: -55°C to 85°C (125°C with voltage derating)

For quantities greater than listed, call for quote.

MOUSER STOCK NO.	Value (µF)	Case Code	Tol. ± %	ESR (Ω)	Price Each 1	Price Each 10	Price Each 100	Reel Qty.	Price Per Piece
Mfr. Mfr. Part No.									
4 Volt									
74—298W227X0004Q2T	220	Q	20	15				2500	
6.3 Volt									
74—298W106X06R3K2T	10	K	20	15				5000	
10 Volt									
74—298W107X0010Q2T	100	Q	20	15				2500	

298D SERIES: LEAD FRAMELESS MOLDED



• Operating temperature: -55°C to 85°C (125°C with voltage derating)

For quantities greater than listed, call for quote.

MOUSER STOCK NO.	Value (µF)	Case Code	Tol. ± %	ESR (Ω)	Price Each 1	Price Each 10	Price Each 100	Reel Qty.	Price Per Piece
Mfr. Mfr. Part No.									
4 Volt									
74—298D476X0004M2T	47	M	20	7.5				4000	
6.3 Volt									
71—298D475X06R3M2T	4.7	M	20	3				4000	
71—298D106X06R3M2T	10	M	20	5				4000	
74—298D226X06R3M2T	22	M	20	5.5				4000	
74—298D336X06R3M2T	33	M	20	7.5				4000	
10 Volt									
71—298D475X0010M2T	4.7	M	20	5				4000	
74—298D475X9010M2T	4.7	M	10	5				4000	
71—298D106X0010M2T	10	M	20	7.5				4000	
74—298D156X0010M2T	15	M	20	7.5				4000	
74—298D476X0010P2T	47	P	20	3				3000	
16 Volt									
71—298D105X0016M2T	1	M	20	20				4000	
74—298D105X9016M2T	1	M	10	20				4000	
74—298D225X0016M2T	2.2	M	20	12				4000	
25 Volt									
74—298D105X0025M2T	1	M	20	10				4000	

TM8 SERIES: HI-REL, LOW DCL, LEAD FRAMELESS MOLDED



• Operating temperature: -55°C to 85°C (125°C with voltage derating)

For quantities greater than listed, call for quote.

MOUSER STOCK NO.	Value (µF)	Case Code	Tol. ± %	Max DCL (µA)	Price Each 1	Price Each 10	Price Each 100	Reel Qty.	Price Per Piece
Mfr. Mfr. Part No.									
6.3 Volt									
74—TM8M106K6R3UBA	10	M	10	0.32				300	
74—TM8M156K6R3UBA	15	M	10	0.47				300	
10 Volt									
74—TM8M105K010UBA	1	M	10	0.20				300	
74—TM8M475K010UBA	4.7	M	10	0.24				300	
74—TM8L755K010UBA	7.5	L	10	0.38				300	
74—TM8R106K010UBA	10	R	10	0.50				300	
74—TM8T476K010UBA	47	T	10	2.35				300	
16 Volt									
74—TM8M105K016UBA	1	M	10	0.20				300	
74—TM8R106K016UBA	10	R	10	0.80				300	
20 Volt									
74—TM8W105K020UBA	1	M	10	0.20				300	
74—TM8R335K020UBA	3.3	R	10	0.33				300	
25 Volt									
74—TM8R105K025UBA	1	R	10	0.20				300	
74—TM8P475K025UBA	4.7	P	10	0.59				300	
40 Volt									
74—TM8P105K040UBA	1	P	10	0.20				300	

TR8 SERIES: HI-REL COTS, ULTRA-LOW ESR, LEAD FRAMELESS MOLDED



• Operating temperature: -55°C to 85°C (125°C with voltage derating)

For quantities greater than listed, call for quote.

MOUSER STOCK NO.	Value (µF)	Case Code	Tol. ± %	ESR (Ω)	Price Each 1	Price Each 10	Price Each 100	Reel Qty.	Price Per Piece
Mfr. Mfr. Part No.									
4 Volt									
74—TR8M476M004C1500	47	M	20	1.5				4000	
6.3 Volt									
74—TR8M226M6R3C1500	22	M	20	1.5				4000	
74—TR8M336M6R3C1500	33	M	20	1.5				4000	
10 Volt									
74—TR8M156M010C3000	15	M	20	3				4000	
16 Volt									
74—TR8M105M016C9500	1	M	20	9.5				4000	

© Copyright 2014 Mouser Electronics

VISHAY/SPRAGUE Molded Solid Tantalum Chip Capacitors

893D SERIES: FUSED LOW ESR



- Operating temperature: -55°C to 85°C (125°C with voltage derating)

For quantities greater than listed, call for quote.

MOUSER STOCK NO.	Mfr. Part No.	Value (µF)	Case Code	Tol. ± %	ESR (Ω)	Price Each 1	Price Each 10	Price Each 100	Reel Qty.	Price Per Piece
10 Volt										
74—893D226X9010C2TE3		22	C	10	1.4				500	
74—893D107X9010D2TE3		100	D	10	0.6				500	
74—893D157X9010E2TE3		150	E	10	0.6				400	
74—893D227X9010E2TE3		220	E	10	0.5				400	
16 Volt										
74—893D106X9016C2TE3		10	C	10	1.8				500	
74—893D336X9016D2TE3		33	D	10	0.7				500	
74—893D476X9016D2TE3		47	D	10	0.7				500	
74—893D107X9016E2TE3		100	E	10	0.6				400	
20 Volt										
74—893D106X9020C2TE3		10	C	10	1.6				500	
74—893D226X9020D2TE3		22	D	10	0.7				500	
25 Volt										
74—893D475X9025C2TE3		4.7	C	10	1.9				500	
74—893D106X9025D2TE3		10	D	10	1				500	
74—893D226X9025E2TE3		22	E	10	0.7				400	
35 Volt										
74—893D685X9035D2TE3		6.8	D	10	1				500	
74—893D106X9035D2TE3		10	D	10	0.8				500	
74—893D226X9035E2TE3		22	E	10	0.6				400	
50 Volt										
74—893D105X9050C2TE3		1	C	10	4.4				500	
74—893D475X9050D2TE3		4.7	D	10	1.7				500	
74—893D685X9050E2TE3		6.8	E	10	0.9				400	

TF3 SERIES: FUSED LOW ESR



- Operating temperature: -55°C to 85°C (125°C with voltage derating)

For quantities greater than listed, call for quote.

MOUSER STOCK NO.	Mfr. Part No.	Value (µF)	Case Code	Tol. ± %	ESR (Ω)	Price Each 1	Price Each 10	Price Each 100	Reel Qty.	Price Per Piece
6 Volt										
74—TF3D476K6R3C0450		47	D	10	0.45				500	
10 Volt										
74—TF3C156K010C1800		15	C	10	1.8				500	
16 Volt										
74—TF3C106K016C0600		10	C	10	0.6				500	
74—TF3D686K016C0300		68	D	10	0.3				500	
20 Volt										
74—TF3D336K020C0350		33	D	10	0.35				500	
35 Volt										
74—TF3D156K035C0500		15	D	10	0.5				500	
50 Volt										
74—TF3C105K050C2700		1	C	10	2.7				500	

TH3 SERIES: HIGH TEMPERATURE, AUTOMOTIVE GRADE



- Operating temperature: -55°C to 85°C (150°C with voltage derating)
- AEC-Q200 Qualified

For quantities greater than listed, call for quote.

MOUSER STOCK NO.	Mfr. Part No.	Value (µF)	Case Code	Tol. ± %	ESR (Ω)	Price Each 1	Price Each 10	Price Each 100	Reel Qty.	Price Per Piece
16 Volt										
74—TH3A225K016C4300		2.2	A	10	4.3				2000	
74—TH3D476K016C0600		47	D	10	0.6				500	
74—TH3E107K016C0600		100	E	10	0.6				400	
25 Volt										
74—TH3B225K025C3000		2.2	B	10	3				2000	
74—TH3C106K025C1100		10	C	10	1.1				500	
74—TH3D336K025C0500		33	D	10	0.5				500	
35 Volt										
74—TH3B105K035C4400		1	B	10	4.4				2000	
74—TH3D106K035C0700		10	D	10	0.7				500	
74—TH3E226K035C0500		22	E	10	0.5				400	
74—TH3D226K035C0300		22	D	10	0.3				500	

TH4 SERIES: HIGH TEMPERATURE, AUTOMOTIVE GRADE

- Operating Temperature: -55°C to 175°C
- AEC-Q200 Qualified

For quantities greater than listed, call for quote.

MOUSER STOCK NO.	Mfr. Part No.	Value (µF)	Case Code	Tol. ± %	ESR (Ω)	Price Each 1	Price Each 10	Price Each 100	Reel Qty.	Price Per Piece
6 Volt										
74—TH4B106K6R3C1800		10	B	10	1.8				2000	
74—TH4B226K6R3C1500		22	B	10	1.5				2000	
74—TH4C476K6R3C0800		47	C	10	0.8				500	
10 Volt										
74—TH4B106K010C1800		10	B	10	1.8				2000	
74—TH4B226K010C1600		22	B	10	1.6				2000	
74—TH4C226K010C1400		22	C	10	1.4				500	
74—TH4C476K010C0500		47	C	10	0.5				500	
16 Volt										
74—TH4B106K016C2000		10	B	10	2.0				2000	
74—TH4B226K016C1900		22	B	10	1.9				2000	
74—TH4C226K016C1400		22	C	10	1.4				500	
74—TH4C476K016C0800		47	C	10	0.8				500	

TH5 SERIES: HIGH TEMPERATURE

- Operating Temperature: - 55°C to 200°C

For quantities greater than listed, call for quote.

MOUSER STOCK NO.	Mfr. Part No.	Value (µF)	Case Code	Tol. ± %	ESR (Ω)	Price Each 1	Price Each 10	Price Each 100	Reel Qty.	Price Per Piece
21 Volt										
74—TH5E106K021A1000		10	E	10	1				100	
24 Volt										
74—TH5E475K024A2500		1.7	E	10	2.5				100	

T83 SERIES: HI-REL COTS STANDARD

- Operating temperature: -55°C to 85°C (125°C with voltage derating)

For quantities greater than listed, call for quote.

MOUSER STOCK NO.	Mfr. Part No.	Value (µF)	Case Code	Tol. ± %	ESR (Ω)	Price Each 1	Price Each 10	Price Each 100	Reel Qty.	Price Per Piece
6 Volt										
74—T83B476K6R3EZZL		47	B	10	0.55				2000	
74—T83B476K6R3EBZL		47	B	10	0.55				2000	
74—T83C227K6R3EZZL		220	C	10	0.3				500	
10 Volt										
74—T83A475K010EZZL		4.7	A	10	3				2000	
74—T83B336K010EZZL		33	B	10	0.6				2000	
74—T83B476K010EZZL		47	B	10	0.6				2000	
74—T83C107K010EZZS		100	C	10	0.9				500	
74—T83D107K010EZZL		100	D	10	0.1				500	
74—T83E227K010EZZL		220	E	10	0.1				400	
74—T83E337K010EZZS		330	E	10	0.5				400	
16 Volt										
74—T83B106K016EZZL		10	B	10	0.8				2000	
74—T83C106K016EBZS		10	C	10	1.8				500	
74—T83B336K016EZZL		33	B	10	0.5				2000	
74—T83D476K016EZZL		47	D	10	0.15				500	
74—T83D476K016EBZL		47	D	10	0.15				500	
74—T83E107K016EZZS		100	E	10	0.6				400	
20 Volt										
74—T83B106K020EZZL		10	B	10	1				2000	
74—T83D476K020EZZS		47	D	10	0.7				500	
25 Volt										
74—T83A225K025EZZL		2.2	A	10	4				2000	
74—T83B475K025EZZL		4.7	B	10	1.5				2000	
74—T83C106K025EZZL		10	C	10	0.45				500	
74—T83E336K025EZZL		33	E	10	0.2				400	
74—T83D476K025EBZL		47	D	10	0.35				500	
35 Volt										
74—T83A105K035EZZL		1	A	10	6				2000	
74—T83B335K035EZZL		3.3	B	10	1.5				2000	
74—T83C475K035EZZL		4.7	C	10	0.6				500	
74—T83C106K035EZZL		10	C	10	0.85				500	
35 Volt										
74—T83D156K035EZZL		15	D	10	0.3				500	
74—T83D226K035EZZL		22	D	10	0.4				500	
74—T83E226K035EZZL		22	E	10	0.3				400	
50 Volt										
74—T83B105K050EZZL		1	B	10	2				2000	
74—T83C105K050EZZL		1	C	10	1.6				500	
74—T83C225K050EZZL		2.2	C	10	1.5				500	
74—T83E106K050EZZS		10	E	10	0.8				400	
63 Volt										
74—T83D475K063EZZL		4.7	D	10	0.7				500	
74—T83E106K063EZZL		10	E	10	0.6				400	

TP3 SERIES: HIGH PERFORMANCE, AUTOMOTIVE GRADE

- Operating temperature: -55°C to 85°C (125°C with voltage derating)
- AEC-Q200 Qualified

For quantities greater than listed, call for quote.

MOUSER STOCK NO.	Mfr. Part No.	Value (µF)	Case Code	Tol. ± %	ESR (Ω)	Price Each 1	Price Each 10	Price Each 100	Reel Qty.	Price Per Piece
6 Volt										
74—TP3B107K6R3C1700A		100	B	10	1.7				2000	
10 Volt										
74—TP3A225M010D6300A		2.2	A	20	6.3				9000	
74—TP3A106K010C3400A		10	A	10	3.4				2000	
74—TP3B336M010C1500A		33	B	20	1.5				2000	
16 Volt										
74—TP3A475K016C2500A		4.7	A	10	2.5				2000	
74—TP3A106K016C1700A		10	A	10	1.7				2000	
74—TP3B106K016C2000A		10	B	10	2				2000	
35 Volt										
74—TP3B105K035C5000A		1	B	10	5				2000	
74—TP3D226K035C0200A		22	D	10	0.2				500	

© Copyright 2014 Mouser Electronics
© Copyright 2014 Mouser Electronics

VISHAY/SPRAGUE Molded Tantalum Chip Capacitors

RoHS Compliant **This product is RoHS compliant.**

✻ Go to mouser.com for complete product listing.



293D SERIES: COMMERCIAL CHIP CAPACITORS

- Operating temperature: -55°C to +85°C (To +125°C with voltage derating)
- Meets IEC Specification QC300801/US0001 and EIA 535BAAC

For quantities greater than listed, call for quote.

MOUSER STOCK NO. Mfr.	Mfr. Part No.	Value (µF)	Case Code	Tol.± %	ESR (Ω)	Price Each 1	10	100	Reel Qty.	Price Per Piece
6.3 Volt										
74—	293D106X96R3A2TE3	10	A	10	3.4				2000	
74—	293D226X96R3A2TE3	22	A	10	2.9				2000	
74—	293D476X96R3B2TE3	47	B	10	1.9				2000	
74—	293D107X96R3B2TE3	100	B	10	1.7				2000	
74—	293D107X96R3C2TE3	100	C	10	0.8				500	
74—	293D107X96R3D2TE3	100	D	10	0.7				500	
74—	293D227X96R3D2TE3	220	D	10	0.6				500	
74—	293D337X96R3D2TE3	330	D	10	0.6				500	
74—	293D477X96R3E2TE3	470	E	10	0.5				400	
10 Volt										
74—	293D225X9010A2TE3	2.2	A	10	6.3				2000	
74—	293D475X9010A2TE3	4.7	A	10	5.0				2000	
74—	293D106X9010A2TE3	10	A	10	3.4				2000	
74—	293D106X9010B2TE3	10	B	10	2.5				2000	
74—	293D226X9010B2TE3	22	B	10	1.9				2000	
74—	293D336X9010B2TE3	33	B	10	1.9				2000	
74—	293D476X9010C2TE3	47	C	10	1.1				500	
74—	293D476X9010B2TE3	47	B	10	1.8				2000	
74—	293D686X9010D2TE3	68	D	10	0.7				500	
74—	293D107X9010D2TE3	100	D	10	0.6				500	
74—	293D107X9010C2TE3	100	C	10	0.9				500	
74—	293D157X9010D2TE3	150	D	10	0.6				500	
74—	293D227X9010D2TE3	220	D	10	0.6				500	
74—	293D337X9010E2TE3	330	E	10	0.5				400	
16 Volt										
74—	293D105X0016A2TE3	1	A	20	9.3				2000	
74—	293D105X9016A2TE3	1	A	10	9.3				2000	
74—	293D225X9016A2TE3	2.2	A	10	5.9				2000	
74—	293D335X9016A2TE3	3.3	A	10	5.0				2000	
74—	293D475X9016A2TE3	4.7	A	10	5.0				2000	
74—	293D475X9016B2TE3	4.7	B	10	2.9				2000	
74—	293D685X9016B2TE3	6.8	B	10	2.5				2000	
74—	293D106X9016A2TE3	10	A	10	3.0				2000	
74—	293D106X9016B2TE3	10	B	10	2.0				2000	
74—	293D106X0016C2TE3	10	C	20	1.8				500	
74—	293D106X9016C2TE3	10	C	10	1.8				500	
74—	293D106X0016B2TE3	10	B	20	2.0				2000	
74—	293D226X9016B2TE3	22	B	10	1.9				2000	
74—	293D226X9016C2TE3	22	C	10	1.4				500	
74—	293D226X9016D2TE3	22	D	10	0.8				500	
74—	293D336X9016C2TE3	33	C	10	1.1				500	
74—	293D476X9016C2TE3	47	C	10	1.0				500	
74—	293D476X9016D2TE3	47	D	10	0.7				500	
74—	293D476X0016C2TE3	47	C	20	1.0				500	
74—	293D686X9016D2TE3	68	D	10	0.6				500	
74—	293D107X9016D2TE3	100	D	10	0.6				500	
74—	293D107X9016E2TE3	100	E	10	0.6				400	
20 Volt										
74—	293D105X9020A2TE3	1	A	10	8.4				2000	
74—	293D105X0020A2TE3	1	A	20	8.4				2000	
74—	293D225X9020B2TE3	2.2	B	10	3.5				2000	
74—	293D106X9020B2TE3	10	B	10	2.5				2000	
74—	293D226X9020D2TE3	22	D	10	0.7				500	
74—	293D336X9020D2TE3	33	D	10	0.7				500	
74—	293D476X9020D2TE3	47	D	10	0.7				500	
74—	293D107X9020E2TE3	100	E	10	0.5				400	
25 Volt										
74—	293D474X9025A2TE3	0.47	A	10	12.0				2000	
74—	293D105X9025A2TE3	1	A	10	7.6				2000	
74—	293D225X9025B2TE3	2.2	B	10	3.8				2000	
74—	293D335X9025B2TE3	3.3	B	10	3.1				2000	
74—	293D475X9025C2TE3	4.7	C	10	2.0				500	
74—	293D106X9025C2TE3	10	C	10	1.5				500	
74—	293D106X0025D2TE3	10	D	20	1.0				500	
74—	293D106X9025D2TE3	10	D	10	1.0				500	
74—	293D106X0025C2TE3	10	C	20	1.5				500	
74—	293D156X9025D2TE3	15	D	10	0.8				500	
74—	293D226X9025D2TE3	22	D	10	0.7				500	
74—	293D336X9025D2TE3	33	D	10	0.7				500	
35 Volt										
74—	293D104X9035A2TE3	0.1	A	10	20.0				2000	
74—	293D224X9035A2TE3	0.22	A	10	15.0				2000	
74—	293D334X9035A2TE3	0.33	A	10	13.0				2000	
74—	293D474X9035A2TE3	0.47	A	10	10.0				2000	
74—	293D105X9035A2TE3	1	A	10	7.5				2000	
74—	293D105X9035B2TE3	1	B	10	5.0				2000	
74—	293D225X9035C2TE3	2.2	C	10	2.9				500	
74—	293D335X9035C2TE3	3.3	C	10	2.1				500	

293D SERIES: COMMERCIAL CHIP CAPACITORS (CONT.)

MOUSER STOCK NO. Mfr.	Mfr. Part No.	Value (µF)	Case Code	Tol.± %	ESR (Ω)	Price Each 1	10	100	Reel Qty.	Price Per Piece
35 Volt (Cont.)										
74—	293D475X9035C2TE3	4.7	C	10	1.9				500	
74—	293D685X9035D2TE3	6.8	D	10	1.1				500	
74—	293D106X0035D2TE3	10	D	20	0.8				500	
74—	293D106X9035D2TE3	10	D	10	0.8				500	
74—	293D156X9035D2TE3	15	D	10	0.7				500	
74—	293D226X9035D2TE3	22	D	10	0.6				500	
74—	293D226X9035E2TE3	22	E	10	0.6				400	
50 Volt										
74—	293D104X9050A2TE3	0.1	A	10	19.0				2000	
74—	293D334X9050B2TE3	0.33	B	10	10.0				2000	
74—	293D474X9050C2TE3	0.47	C	10	6.7				500	
74—	293D105X9050C2TE3	1	C	10	4.6				500	
74—	293D105X9050B2TE3	1	B	10	6.7				2000	
74—	293D225X9050C2TE3	2.2	C	10	2.9				500	
74—	293D335X9050C2TE3	3.3	C	10	2.5				500	
74—	293D475X9050D2TE3	4.7	D	10	1.2				500	
74—	293D685X9050D2TE3	6.8	D	10	0.9				500	
74—	293D106X9050E2TE3	10	E	10	0.8				400	
74—	293D106X0050E2TE3	10	E	20	0.8				400	

593D SERIES: LOW ESR CHIP CAPACITORS

MOUSER STOCK NO. Mfr.	Mfr. Part No.	Value (µF)	Case Code	Tol.± %	ESR (Ω)	Price Each 1	10	100	Reel Qty.	Price Per Piece
6.3 Volt										
74—	593D107X96R3C2TE3	100	C	10	0.25				500	
74—	593D227X96R3D2TE3	220	D	10	0.1				500	
74—	593D337X96R3D2TE3	330	D	10	0.13				500	
74—	593D477X96R3E2TE3	470	E	10	0.1				400	
10 Volt										
74—	593D106X9010A2TE3	10	A	10	2.0				2000	
74—	593D226X9010B2TE3	22	B	10	0.7				2000	
74—	593D336X9010B2TE3	33	B	10	0.6				2000	
74—	593D476X9010B2TE3	47	B	10	0.6				2000	
74—	593D476X0010C2TE3	47	C	20	0.3				500	
74—	593D107X9010C2TE3	100	C	10	0.2				500	
74—	593D107X0010D2TE3	100	D	20	0.1				500	
74—	593D107X9010D2TE3	100	D	10	0.1				500	
74—	593D227X0010D2TE3	220	D	20	0.125				500	
74—	593D227X9010D2TE3	220	D	10	0.125				500	
74—	593D227X0010E2TE3	220	E	20	0.1				400	
74—	593D227X9010E2TE3	220	E	10	0.1				400	
74—	593D337X9010E2TE3	330	E	10	0.1				400	
16 Volt										
74—	593D475X9016A2TE3	4.7	A	10	2.5				2000	
74—	593D106X9016A2TE3	10	A	10	1.7				2000	
74—	593D106X9016B2TE3	10	B	10	0.8				2000	
74—	593D106X0016C2TE3	10	C	20	0.45				500	
74—	593D106X9016C2TE3	10	C	10	0.45				500	
74—	593D156X9016B2TE3	15	B	10	0.8				2000	
74—	593D226X9016B2TE3	22	B	10	0.7				2000	
74—	593D336X9016C2TE3	33	C	10	0.3				500	
74—	593D476X9016C2TE3	47	C	10	0.3				500	
74—	593D476X9016D2TE3	47	D	10	0.15				500	
74—	593D107X0016D2TE3	100	D	20	0.125				500	
74—	593D107X9016D2TE3	100	D	10	0.125				500	
74—	593D107X9016E2TE3	100	E	10	0.1				400	
74—	593D157X9016E2TE3	150	E	10	0.1				400	
20 Volt										
74—	593D225X9020A2TE3	2.2	A	10	4.0				2000	
74—	593D475X9020B2TE3	4.7	B	10	1.0				2000	
74—	593D106X9020B2TE3	10	B	10	1.0				2000	
74—	593D226X9020D2TE3	22	D	10	0.225				500	
74—	593D336X9020D2TE3	33	D	10	0.2				500	
74—	593D476X0020D2TE3	47	D	20	0.2				500	
74—	593D686X9020D2TE3	68	D	10	0.175				500	
74—	593D107X0020E2TE3	100	E	20	0.15				400	
74—	593D107X9020E2TE3	100	E	10	0.15				400	
25 Volt										
74—	593D475X0025B2TE3	4.7	B	20	1.5				2000	
74—	593D106X9025C2TE3	10	C	10	0.45				500	
74—	593D156X9025D2TE3	15	D	10	0.25				500	
74—	593D226X9025D2TE3	22	D	10	0.2				500	
74—	593D336X9025E2TE3	33	E	10	0.2				400	
35 Volt										
74—	593D105X0035A2TE3	1	A	20	4.0				2000	
74—	593D335X9035C2TE3	3.3	C	10	0.7				500	
74—	593D475X9035C2TE3	4.7	C	10	0.5				500	
74—	593D685X9035D2TE3	6.8	D	10	0.3				500	
74—	593D106X9035D2TE3	10	D	10	0.3				500	
74—	593D156X0035D2TE3	15	D	20	0.3				500	
74—	593D226X9035D2TE3	22	D	10	0.3				500	
74—	593D226X0035E2TE3	22	E	20	0.275				400	
74—	593D226X9035E2TE3	22	E	10	0.275				400	
50 Volt										
74—	593D225X9050C2TE3	2.2	C	10	1.5				500	
74—	593D475X9050D2TE3	4.7	D	10	0.6				500	
74—	593D685X9050D2TE3	6.8	D	10	0.6				500	
74—	593D106X0050E2TE3	10	E	20	0.55				400	
74—	593D106X9050E2TE3	10	E	10	0.55				400	

© Copyright 2014 Mouser Electronics

© Copyright 2014 Mouser Electronics

VISHAY/SPRAGUE Solid Tantalum Chip Capacitors

RoHS Compliant This page of product is RoHS compliant.

TR3 SERIES: TANTAMOUNT® MOLDED CASE, LOW ESR

Features:
- Operating temperature: -55°C to +85°C (to +125°C with voltage derating)
- Compatible with "High Volume" automatic pick and place equipment
- High ripple current carrying capability
- Meets IEC Specification QC300801/US0001 and EIA 535BAAE
- Low ESR



4 Volt

For quantities greater than listed, call for quote.

MOUSER STOCK NO.	Value (µF)	Case Code	Tol. ± %	ESR (Ω)	Price Each			Reel Qty.	Price Per Piece
Mfr. Mfr. Part No.					1	10	100		
74—TR3A476K004C0500	47	A	10	0.5				2000	
74—TR3B227M004C0700	220	B	20	0.7				2000	
74—TR3B227M004C1100	220	B	20	1.1				2000	
74—TR3E108M004C0100	1000	E	20	0.1				400	

6.3 Volt

For quantities greater than listed, call for quote.

MOUSER STOCK NO.	Value (µF)	Case Code	Tol. ± %	ESR (Ω)	Price Each			Reel Qty.	Price Per Piece
Mfr. Mfr. Part No.					1	10	100		
74—TR3A106K6R3C1500	10	A	10	1.5				2000	
74—TR3A106M6R3C1500	10	A	20	1.5				2000	
74—TR3A336K6R3C0600	33	A	10	0.6				2000	
74—TR3A476K6R3C0800	47	A	10	0.8				2000	
74—TR3B476K6R3C0250	47	B	10	0.25				2000	
74—TR3B686K6R3C0250	68	B	10	0.25				2000	
74—TR3B686K6R3C0500	68	B	10	0.5				2000	
74—TR3B107K6R3C0400	100	B	10	0.4				2000	
74—TR3B107K6R3C0500	100	B	10	0.5				2000	
74—TR3B107M6R3C1500	100	B	20	1.5				2000	
74—TR3C107K6R3C0150	100	C	10	0.15				500	
74—TR3C107M6R3C0150	100	C	20	0.15				500	
74—TR3D337K6R3C0045	330	D	10	0.045				500	
74—TR3D337K6R3C0100	330	D	10	0.1				500	
74—TR3D337K6R3C0125	330	D	10	0.125				500	
74—TR3D477M6R3C0150	470	D	20	0.15				500	
74—TR3D477M6R3C0200	470	D	20	0.2				500	

10 Volt

PRODUCT NEW

For quantities greater than listed, call for quote.

MOUSER STOCK NO.	Value (µF)	Case Code	Tol. ± %	ESR (Ω)	Price Each			Reel Qty.	Price Per Piece
Mfr. Mfr. Part No.					1	10	100		
74—TR3A475K010C1000	4.7	A	10	1				2000	
74—TR3A106K010C0900	10	A	10	0.9				2000	
74—TR3A106K010C1000	10	A	10	1				2000	
74—TR3A106K010C1800	10	A	10	1.8				2000	
74—TR3A106K010C2000	10	A	10	2				2000	
74—TR3B106K010C0750	10	B	10	0.75				2000	
74—TR3B106K010C0800	10	B	10	0.8				2000	
74—TR3A156K010C1000	15	A	10	1				2000	
74—TR3A226K010C0800	22	A	10	0.8				2000	
74—TR3A226K010C0900	22	A	10	0.9				2000	
74—TR3A226K010C1000	22	A	10	1				2000	
74—TR3B226K010C0400	22	B	10	0.4				2000	
74—TR3B226K010C0500	22	B	10	0.5				2000	
74—TR3B226K010C0700	22	B	10	0.7				2000	
74—TR3B476K010C0500	47	B	10	0.5				2000	
74—TR3B686K010C0600	68	B	10	0.6				2000	
74—TR3B686K010C0750	68	B	10	0.75				2000	
74—TR3B686K010C0900	68	B	10	0.9				2000	
74—TR3B107M010C1400	100	B	20	1.4				2000	
74—TR3C107K010C0100	100	C	10	0.1				500	
74—TR3C107K010C0150	100	C	10	0.15				500	
74—TR3C107K010C0200	100	C	10	0.2				500	
74—TR3C107M010C0100	100	C	20	0.1				500	
74—TR3D107K010C0050	100	D	10	0.05				500	
74—TR3D107K010C0065	100	D	10	0.065				500	
74—TR3D107K010C0080	100	D	10	0.08				500	
74—TR3D107K010C0100	100	D	10	0.1				500	
74—TR3D107M010C0065	100	D	20	0.065				500	
74—TR3D157K010C0050	150	D	10	0.05				500	
74—TR3D157K010C0100	150	D	10	0.1				500	
74—TR3D157K010C0150	150	D	10	0.15				500	
74—TR3D227K010C0050	220	D	10	0.05				500	
74—TR3D227K010C0100	220	D	10	0.1				500	
74—TR3D227K010C0150	220	D	10	0.15				500	
74—TR3D227M010C0100	220	D	20	0.1				500	
74—TR3D337M010C0100	330	D	20	0.1				500	
74—TR3D337M010C0125	330	D	20	0.125				500	
74—TR3D337M010C0150	330	D	20	0.15				500	
74—TR3E337K010C0060	330	E	10	0.06				400	
74—TR3E337M010C0060	330	E	20	0.06				400	
74—TR3W337K010C0100	330	W	10	0.1				500	
74—TR3W337M010C0100	330	W	20	0.1				500	
74—TR3E477K010C0100	470	E	10	0.1				400	
74—TR3E477M010C0100	470	E	20	0.1				400	
74—TR3E477M010C0150	470	E	20	0.15				400	

16 Volt

For quantities greater than listed, call for quote.

MOUSER STOCK NO.	Value (µF)	Case Code	Tol. ± %	ESR (Ω)	Price Each			Reel Qty.	Price Per Piece
Mfr. Mfr. Part No.					1	10	100		
74—TR3A475K016C2000	4.7	A	10	2				2000	
74—TR3B475K016C1500	4.7	B	10	1.5				2000	
74—TR3A106K016C1700	10	A	10	1.7				2000	
74—TR3B106K016C0500	10	B	10	0.5				2000	
74—TR3B106K016C0800	10	B	10	0.8				2000	
74—TR3B106M016C0800	10	B	20	0.8				2000	
74—TR3C106K016C0450	10	C	10	0.45				500	
74—TR3C106K016C0600	10	C	10	0.6				500	
74—TR3B226K016C0600	22	B	10	0.6				2000	
74—TR3B226K016C0700	22	B	10	0.7				2000	
74—TR3C226K016C0350	22	C	10	0.35				500	
74—TR3C226K016C0375	22	C	10	0.375				500	
74—TR3B336K016C0350	33	B	10	0.35				2000	
74—TR3B336K016C0500	33	B	10	0.5				2000	
74—TR3B336K016C0700	33	B	10	0.7				2000	
74—TR3C336K016C0300	33	C	10	0.3				500	
74—TR3D336K016C0150	33	D	10	0.15				500	
74—TR3C476K016C0300	47	C	10	0.3				500	
74—TR3C476K016C0350	47	C	10	0.35				500	
74—TR3C476M016C0350	47	C	20	0.35				500	
74—TR3D476K016C0100	47	D	10	0.1				500	
74—TR3D476K016C0150	47	D	10	0.15				500	
74—TR3D476K016C0200	47	D	10	0.2				500	
74—TR3D686K016C0070	68	D	10	0.07				500	
74—TR3D686K016C0150	68	D	10	0.15				500	
74—TR3D686M016C0070	68	D	20	0.07				500	
74—TR3D107K016C0100	100	D	10	0.1				500	
74—TR3D107K016C0125	100	D	10	0.125				500	
74—TR3D107K016C0150	100	D	10	0.15				500	
74—TR3E107K016C0100	100	E	10	0.1				400	
74—TR3E107M016C0100	100	E	20	0.1				400	
74—TR3D157K016C0100	150	D	10	0.1				500	
74—TR3D157K016C0125	150	D	10	0.125				500	
74—TR3D157K016C0150	150	D	10	0.15				500	
74—TR3E227K016C0100	220	E	10	0.1				400	
74—TR3E227K016C0125	220	E	10	0.125				400	
74—TR3E227K016C0150	220	E	10	0.15				400	
74—TR3E227M016C0100	220	E	20	0.1				400	

20 Volt

For quantities greater than listed, call for quote.

MOUSER STOCK NO.	Value (µF)	Case Code	Tol. ± %	ESR (Ω)	Price Each			Reel Qty.	Price Per Piece
Mfr. Mfr. Part No.					1	10	100		
74—TR3A105K020C3000	1	A	10	3				2000	
74—TR3A105K020C5500	1	A	10	5.5				2000	
74—TR3A225K020C4000	2.2	A	10	4				2000	
74—TR3A335K020C4000	3.3	A	10	4				2000	
74—TR3A475K020C1800	4.7	A	10	1.8				2000	
74—TR3B475K020C1000	4.7	B	10	1				2000	
74—TR3A685K020C2600	6.8	A	10	2.6				2000	
74—TR3A685K020C3200	6.8	A	10	3.2				2000	
74—TR3B685K020C1000	6.8	B	10	1				2000	
74—TR3B106K020C1000	10	B	10	1				2000	
74—TR3C106K020C0400	10	C	10	0.4				500	
74—TR3C106K020C0450	10	C	10	0.45				500	
74—TR3B156K020C1000	15	B	10	1				2000	
74—TR3C156K020C0400	15	C	10	0.4				500	
74—TR3B226K020C0600	22	B	10	0.6				2000	
74—TR3B226K020C0800	22	B	10	0.8				2000	
74—TR3C226K020C0375	22	C	10	0.375				500	
74—TR3D226K020C0225	22	D	10	0.225				500	
74—TR3C336K020C0200	33	C	10	0.2				500	
74—TR3C336K020C0300	33	C	10	0.3				500	
74—TR3C336K020C0350	33	C	10	0.35				500	
74—TR3D336K020C0200	33	D	10	0.2				500	
74—TR3D476K020C0100	47	D	10	0.1				500	

© Copyright 2014 Mouser Electronics

© Copyright 2014 Mouser Electronics

VISHAY/SPRAGUE Solid Tantalum Chip Capacitors

RoHS Compliant This product is RoHS compliant.

TR3 SERIES: TANTAMOUNT® MOLDED CASE, LOW ESR (CONT.)

Features:
- Operating temperature: -55°C to +85°C (to +125°C with voltage derating)
- Compatible with "High Volume" automatic pick and place equipment
- High ripple current carrying capability
- Meets IEC Specification QC300801/US0001 and EIA 535BAAE
- Low ESR



20 Volt (Cont.)

PRODUCT NEW

For quantities greater than listed, call for quote.

MOUSER STOCK NO.		Value (µF)	Case Code	Tol. ± %	ESR (Ω)	Price Each			Reel Qty.	Price Per Piece
Mfr.	Mfr. Part No.					1	10	100		
74—	TR3D476K020C0150	47	D	10	0.15				500	
74—	TR3D476K020C0175	47	D	10	0.175				500	
74—	TR3E476K020C0150	47	E	10	0.15				400	
74—	TR3E476M020C0150	47	E	20	0.15				400	
74—	TR3D686K020C0115	68	D	10	0.115				500	
74—	TR3D686K020C0150	68	D	10	0.15				500	
74—	TR3E686K020C0150	68	E	10	0.15				400	
74—	TR3E107K020C0100	100	E	10	0.1				400	
74—	TR3E107K020C0150	100	E	10	0.15				400	
74—	TR3W107K020C0060	100	W	10	0.06				500	
74—	TR3W107M020C0080	100	W	20	0.8				500	
74—	TR3W107K020C0100	100	W	10	0.1				500	
74—	TR3W107K020C0200	100	W	10	0.2				500	
74—	TR3W157K020C0080	150	W	10	0.08				500	
74—	TR3W157K020C0100	150	W	10	0.1				500	
74—	TR3W157K020C0150	150	W	10	0.15				500	
74—	TR3W157K020C0200	150	W	10	0.2				500	

25 Volt

PRODUCT NEW

For quantities greater than listed, call for quote.

MOUSER STOCK NO.		Value (µF)	Case Code	Tol. ± %	ESR (Ω)	Price Each			Reel Qty.	Price Per Piece
Mfr.	Mfr. Part No.					1	10	100		
74—	TR3A105K025C4000	1	A	10	4				2000	
74—	TR3A155K025C4000	1.5	A	10	4				2000	
74—	TR3A225K025C4000	2.2	A	10	4				2000	
74—	TR3B225K025C1500	2.2	B	10	1.5				2000	
74—	TR3A335K025C3000	3.3	A	10	3				2000	
74—	TR3A335K025C3500	3.3	A	10	3.5				2000	
74—	TR3B335K025C1500	3.3	B	10	1.5				2000	
74—	TR3A475K025C3000	4.7	A	10	3				2000	
74—	TR3B475K025C0700	4.7	B	10	0.7				2000	
74—	TR3B475K025C1000	4.7	B	10	1				2000	
74—	TR3B475K025C1500	4.7	B	10	1.5				2000	
74—	TR3C475K025C0525	4.7	C	10	0.525				500	
74—	TR3B685K025C0400	6.8	B	10	0.4				2000	
74—	TR3B685K025C0500	6.8	B	10	0.5				2000	
74—	TR3B685K025C0700	6.8	B	10	0.7				2000	
74—	TR3C685K025C0500	6.8	C	10	0.5				500	
74—	TR3B106K025C0450	10	B	10	0.45				2000	
74—	TR3B106K025C1100	10	B	10	1.1				2000	
74—	TR3B106K025C1300	10	B	10	1.3				2000	
74—	TR3C106K025C0300	10	C	10	0.3				500	
74—	TR3C106K025C0450	10	C	10	0.45				500	
74—	TR3C106K025C0500	10	C	10	0.5				500	
74—	TR3C106K025C0600	10	C	10	0.6				500	
74—	TR3D106K025C0400	10	D	10	0.4				500	
74—	TR3C156K025C0425	15	C	10	0.425				500	
74—	TR3D156K025C0200	15	D	10	0.2				500	
74—	TR3C226K025C0250	22	C	10	0.25				500	
74—	TR3C226K025C0275	22	C	10	0.275				500	
74—	TR3C226K025C0300	22	C	10	0.3				500	
74—	TR3C226K025C0400	22	C	10	0.4				500	
74—	TR3C226K025C0425	22	C	10	0.425				500	
74—	TR3D226K025C0200	22	D	10	0.2				500	
74—	TR3E226K025C0200	22	E	10	0.2				400	
74—	TR3E226K025C0300	22	E	10	0.3				400	
74—	TR3V226K025C0250	22	V	10	0.25				1000	
74—	TR3V226K025C0400	22	V	10	0.4				1000	
74—	TR3V226K025C0500	22	V	10	0.5				1000	
74—	TR3D336K025C0200	33	D	10	0.2				500	
74—	TR3D336K025D0200	33	D	10	0.2				2500	
74—	TR3E336K025C0175	33	E	10	0.175				400	
74—	TR3E336K025C0200	33	E	10	0.2				400	
74—	TR3D476K025C0100	47	D	10	0.1				500	
74—	TR3D476K025C0150	47	D	10	0.15				500	
74—	TR3D476K025C0250	47	D	10	0.25				500	
74—	TR3E476K025C0150	47	E	10	0.15				400	
74—	TR3E476K025C0200	47	E	10	0.2				400	
74—	TR3W107K025C0100	100	W	10	0.1				500	
74—	TR3W107K025C0150	100	W	10	0.15				500	
74—	TR3W107K025C0200	100	W	10	0.2				500	

35 Volt

For quantities greater than listed, call for quote.

MOUSER STOCK NO.		Value (µF)	Case Code	Tol. ± %	ESR (Ω)	Price Each			Reel Qty.	Price Per Piece
Mfr.	Mfr. Part No.					1	10	100		
74—	TR3A474K035C4000	0.47	A	10	4				2000	
74—	TR3A684K035C4000	0.68	A	10	4				2000	
74—	TR3A105K035C3000	1	A	10	3				2000	
74—	TR3A105K035C4000	1	A	10	4				2000	
74—	TR3B105K035C2000	1	B	10	2				2000	
74—	TR3B155K035C2000	1.5	B	10	2				2000	
74—	TR3C155K035C0900	1.5	C	10	0.9				500	
74—	TR3B225K035C2000	2.2	B	10	2				2000	
74—	TR3B225K035C2500	2.2	B	10	2.5				2000	
74—	TR3C225K035C0900	2.2	C	10	0.9				500	
74—	TR3C335K035C0600	3.3	C	10	0.6				500	
74—	TR3C335K035C0700	3.3	C	10	0.7				500	
74—	TR3C475K035C0500	4.7	C	10	0.5				500	
74—	TR3C685K035C0475	6.8	C	10	0.475				500	
74—	TR3D685K035C0300	6.8	D	10	0.3				500	
74—	TR3C106K035C0450	10	C	10	0.45				500	
74—	TR3D106K035C0125	10	D	10	0.125				500	
74—	TR3D106K035C0135	10	D	10	0.135				500	
74—	TR3D106K035C0250	10	D	10	0.25				500	
74—	TR3D106K035C0260	10	D	10	0.26				500	
74—	TR3D106K035C0300	10	D	10	0.3				500	
74—	TR3D106K035C0400	10	D	10	0.4				500	
74—	TR3D106M035C0250	10	D	20	0.25				500	
74—	TR3D106M035C0300	10	D	20	0.3				500	
74—	TR3E106K035C0200	10	E	10	0.2				400	
74—	TR3D156K035C0150	15	D	10	0.15				500	
74—	TR3D156K035C0225	15	D	10	0.225				500	
74—	TR3D156K035C0300	15	D	10	0.3				500	
74—	TR3E156K035C0150	15	E	10	0.15				400	
74—	TR3E156K035C0200	15	E	10	0.2				400	
74—	TR3D226K035C0200	22	D	10	0.2				500	
74—	TR3D226K035C0250	22	D	10	0.25				500	
74—	TR3D226K035C0275	22	D	10	0.275				500	
74—	TR3D226K035C0300	22	D	10	0.3				500	
74—	TR3E226K035C0200	22	E	10	0.2				400	
74—	TR3E226K035C0275	22	E	10	0.275				400	
74—	TR3E226K035C0300	22	E	10	0.3				400	

50 Volt

For quantities greater than listed, call for quote.

MOUSER STOCK NO.		Value (µF)	Case Code	Tol. ± %	ESR (Ω)	Price Each			Reel Qty.	Price Per Piece
Mfr.	Mfr. Part No.					1	10	100		
74—	TR3B105K050C2000	1	B	10	2				2000	
74—	TR3C105K050C1600	1	C	10	1.6				500	
74—	TR3B155K050C2000	1.5	B	10	2				2000	
74—	TR3C155K050C1500	1.5	C	10	1.5				500	
74—	TR3B225K050C2000	2.2	B	10	2				2000	
74—	TR3C225K050C1500	2.2	C	10	1.5				500	
74—	TR3D225K050C0800	2.2	D	10	0.8				500	
74—	TR3C335K050C1500	3.3	C	10	1.5				500	
74—	TR3D335K050C0800	3.3	D	10	0.8				500	
74—	TR3C475K050C0500	4.7	C	10	0.5				500	
74—	TR3C475K050C0700	4.7	C	10	0.7				500	
74—	TR3C475K050C1000	4.7	C	10	1				500	
74—	TR3D475K050C0300	4.7	D	10	0.3				500	
74—	TR3D475K050C0600	4.7	D	10	0.6				500	
74—	TR3E475K050C0300	4.7	E	10	0.3				400	
74—	TR3D685K050C0500	6.8	D	10	0.5				500	
74—	TR3D685K050C0600	6.8	D	10	0.6				500	
74—	TR3E685K050C0500	6.8	E	10	0.5				400	
74—	TR3D106K050C0450	10	D	10	0.45				500	
74—	TR3D106K050C0550	10	D	10	0.55				500	
74—	TR3E106K050C0300	10	E	10	0.3				400	
74—	TR3E106K050C0400	10	E	10	0.4				400	
74—	TR3E106K050C0500	10	E	10	0.5				400	
74—	TR3E106K050C0550	10	E	10	0.55				400	
74—	TR3E106M050C0300	10	E	20	0.3				400	

63 Volt

For quantities greater than listed, call for quote.

MOUSER STOCK NO.		Value (µF)	Case Code	Tol. ± %	ESR (Ω)	Price Each			Reel Qty.	Price Per Piece
Mfr.	Mfr. Part No.					1	10	100		
74—	TR3E106K063C0600	10	E	10	0.6				400	
74—	TR3E106M063C0600	10	E	20	0.6				400	

© Copyright 2014 Mouser Electronics

VISHAY/SPRAGUE Solid Tantalum Chip Capacitors

RoHS Compliant **This product is RoHS compliant.**

591D SERIES: TANTAMOUNT® LOW PROFILE, LOW ESR, CONFORMAL COATED, MAXIMUM CV

Features:
- Operating temperature: -55°C to +85°C (To +125°C with voltage derating)
- Capacitance tolerance: ±10%, ±20% standard
- New robust 6.3V ratings for battery operated wireless applications
- New case size offerings
- 1.2mm to 2mm height
- Very Low ESR
- Footprint compatible 30801 molded chips

Code	Suffix	Dimensions: in. (mm)					
		H	L (Max.)	W	A	B	D (Ref.)
A	15H	0.047±0.012 (1.2±0.3)	0.146 (3.7)	0.072±0.012 (1.8±0.3)	0.031±0.012 (0.80±0.30)	0.087±0.016 (2.2±0.4)	0.115 (2.9)
B	15H	0.047±0.012 (1.2±0.3)	0.158 (4.0)	0.110±0.012 (2.8±0.3)	0.031±0.012 (0.80±0.30)	0.097±0.016 (2.5±0.4)	0.139 (3.5)
C	15H	0.047±0.012 (1.2±0.3)	0.281 (7.1)	0.126±0.012 (3.2±0.3)	0.051±0.012 (1.3±0.30)	0.180±0.024 (4.4±0.6)	0.238 (6.0)
	20H	0.079 (2.0) max.					
D	15H	0.047±0.012 (1.2±0.3) max.	0.298 (7.5)	0.170±0.012 (4.3±0.3)	0.051±0.012 (1.3±0.30)	0.180±0.024 (4.6±0.6)	0.254 (6.4)
	20H	0.079 (2.0) max.					
R	15H	0.047±0.012 (1.2±0.3) max.	0.285 (7.2)	0.235±0.012 (6.0±0.3)	0.051±0.012 (1.3±0.30)	0.180±0.024 (4.6±0.6)	0.246 (6.2)
	20H	0.079 (2.0) max.					

DIMENSIONS: in. (mm)

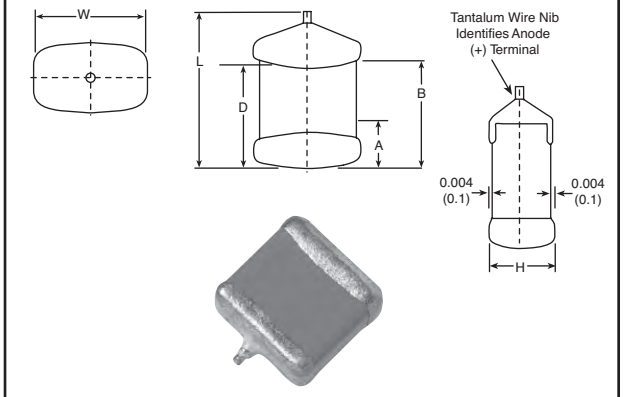

NOTE: The anode termination (D less B) will be a minimum of 0.012" (0.3mm)

- Operating temperature: -55°C to 85°C (125°C with voltage derating)

For quantities greater than listed, call for quote.

MOUSER STOCK NO.	Vishay Part No.	Value (uF)	Case Code	Volts	Max. ESR @ ±25°C 100kHz (Ω)	Price Each 1	10	100	500	Reel Qty.	Price Per Piece
71-591D226X9004A2T15	591D226X9004A2T15H	22	A	4	1.200					2500	
71-591D476X9004B2T15	591D476X9004B2T15H	47	B	4	0.600					2000	
71-591D686X9004C2T15	591D686X9004C2T15H	68	C	4	0.180					1000	
71-591D107X9004D2T15	591D107X9004D2T15H	100	D	4	0.130					1000	
71-591D157X9004C2T15	591D157X9004C2T15H	150	C	4	0.150					1000	
71-591D227X9004D2T15	591D227X9004D2T15H	220	D	4	0.100					1000	
71-591D337X9004C2T20	591D337X9004C2T20H	330	C	4	0.070					1000	
71-591D477X9004C2T20	591D477X9004C2T20H	470	C	4	0.070					1000	
71-591D477X9004D2T20	591D477X9004D2T20H	470	D	4	0.060					1000	
71-591D687X9004D2T20	591D687X9004D2T20H	680	D	4	0.085					1000	
71-591D108X9004R2T20	591D108X9004R2T20H	1000	R	4	0.050					1000	
71-591D156X96R3A2T15	591D156X96R3A2T15H	15	A	6.3	1.300					2500	
71-591D476X96R3C2T15	591D476X96R3C2T15H	47	C	6.3	0.200					1000	
71-591D107X96R3B2T15	591D107X96R3B2T15H	100	B	6.3	0.500					2000	
71-591D107X96R3C2T15	591D107X96R3C2T15H	100	C	6.3	0.190					1000	
71-591D107X96R3D2T15	591D107X96R3D2T15H	100	D	6.3	0.150					1000	
71-591D227X96R3C2T20	591D227X96R3C2T20H	220	C	6.3	0.075					1000	
71-591D227X96R3R2T15	591D227X96R3R2T15H	220	R	6.3	0.150					1000	
71-591D337X96R3D2T20	591D337X96R3D2T20H	330	D	6.3	0.060					1000	
71-591D106X9010A2T15	591D106X9010A2T15H	10	A	10	1.300					2500	
71-591D226X9010B2T15	591D226X9010B2T15H	22	B	10	0.800					2000	
71-591D476X9010D2T15	591D476X9010D2T15H	47	D	10	0.140					1000	
71-591D686X9010D2T15	591D686X9010D2T15H	68	D	10	0.130					1000	
71-591D475X9016A2T15	591D475X9016A2T15H	4.7	A	16	1.750					2500	
71-591D685X9016A2T15	591D685X9016A2T15H	6.8	A	16	1.750					2500	
71-591D106X9016B2T15	591D106X9016B2T15H	10	B	16	0.800					2000	
71-591D226X9016C2T15	591D226X9016C2T15H	22	C	16	0.240					1000	
71-591D336X9016D2T15	591D336X9016D2T15H	33	D	16	0.170					1000	
71-591D476X9016R2T15	591D476X9016R2T15H	47	R	16	0.130					1000	
71-591D475X9020A2T15	591D475X9020A2T15H	4.7	A	20	1.900					2500	
71-591D156X9020C2T15	591D156X9020C2T15H	15	C	20	0.300					1000	
71-591D106X9025D2T15	591D106X9025D2T15H	10	D	25	0.600					1000	
71-591D105X9035A2T15	591D105X9035A2T15H	1.0	A	35	5.000					2500	
71-591D106X9035R2T15	591D106X9035R2T15H	10	R	35	0.600					1000	

VISHAY SPRAGUE 195D SERIES: TANTAMOUNT® CONFORMAL COATED

Features:
- Qualified CECC, 30801/006/008 - CTC2
- 10% Tolerance stocked, 20% tolerance available
- Operating Temperature: -55°C to +85°C

Case Code	EIA Size	Dimensions: in. (mm)						
		L (Max.)	W	H	A	B	D (Ref.)	J (Max.)
S	3518	0.143 (3.63)	0.072±.008 (1.83±0.20)	0.048±0.008 (1.22±0.20)	0.023±0.010 (0.58±0.25)	0.085±0.015 (2.16±0.37)	0.115 (2.90)	0.004 (0.10)
X	7227	0.285 (7.24)	0.104±0.010 (2.65±0.25)	0.051±0.010 (1.30±0.25)	0.040±0.020 (1.00±0.50)	0.200±0.027 (5.08±0.69)	0.243 (6.20)	0.004 (0.10)
Y	7227	0.285 (7.24)	0.104±0.010 (2.65±0.25)	0.069±0.010 (1.75±0.25)	0.040±0.020 (1.00±0.50)	0.200±0.027 (5.08±0.69)	0.243 (6.20)	0.004 (0.10)
Z	7227	0.285 (7.24)	0.104±0.010 (2.65±0.25)	0.104±0.010 (2.65±0.25)	0.040±0.020 (1.00±0.50)	0.200±0.023 (5.08±0.59)	0.243 (6.20)	0.004 (0.10)

DIMENSIONS: in. (mm)

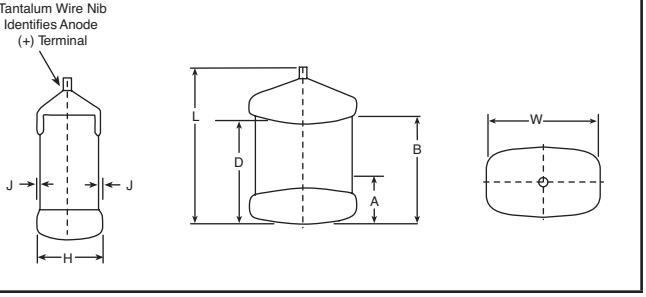

For quantities greater than listed, call for quote.

MOUSER STOCK NO.	Vishay Part No.	Value (μF)	Case Code	Volts	Max. DCL @ +25°C (μA)	Max. DF @ +25°C (%)	Price Each 1	10	100	500	Reel Quantity	Price Per Piece
75-195D226X9010Y2T	195D226X9010Y2T	22	Y	10	2.2	6					1500	
75-195D106X9016X2T	195D106X9016X2T	10	X	16	1.5	6					2000	
74-195D225X9020S2T	195D225X9020S2T	2.2	S	20	0.5	6					2500	
75-195D105X9035S2T	195D105X9035S2T	1	S	35	0.5	4					2500	
74-195D225X0035X2T	195D225X0035X2T	2.2	X	35	0.8	6					2000	
74-195D50V4.7	195D475X9050Z2T	4.7	Z	50	2.4	6					1500	

© Copyright 2014 Mouser Electronics

© Copyright 2014 Mouser Electronics

TAP SERIES EPOXY DIPPED RADIAL TANTALUM CAPACITORS

TAP is a professional grade device manufactured with a flame retardant coating and featuring low "leakage current and impedance, very small physical sizes and exceptional temperature stability." It is designed and conditioned to operate to +125°C. Available in various lead configuration, tolerances, and packaging. Contact a Mouser Sales Representative for more information. Voltages listed are at 85°C. Derate voltage 33% at 125°C.

TAP types are all offered on radial tape, in reel format for use on high speed radial automatic insertion equipment, or performing machines. The tape format is compatible with EIA 468A standard for component taping set out by major manufacturers of radial automatic insertion equipment.

DIMENSIONS: in.

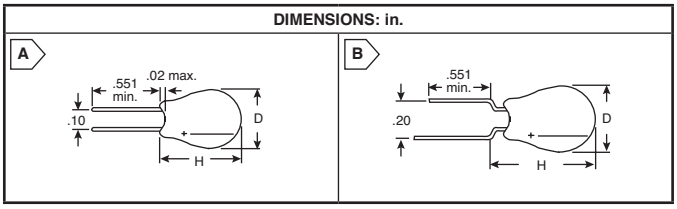

MOUSER STOCK NO. Mfr.	Mfr. Part No.	Value (µF)	Fig.	DIMENSIONS: in. D	H	LS	Tol. ±	Bulk Price Each 1	100	500	1000	MOUSER STOCK NO. Mfr.	Mfr. Part No.	Reel Quantity	Price Per Piece
6.3 Volt (8V Surge)															
581	TAP685K006SCS	6.8	A	0.18	0.28	0.1	10%					581	TAP685K006SRW	1500	
581	TAP106K006SCS	10	A	0.18	0.3	0.1	10%					581	TAP106K006SRW	1250	
581	TAP226K006SCS	22	A	0.2	0.35	0.1	10%					581	TAP226K006SRW	1250	
581	TAP336K006SCS	33	A	0.22	0.35	0.1	10%					581	TAP336K006SRW	1000	
581	TAP476K006SCS	47	A	0.24	0.39	0.1	10%					581	TAP476K006SRW	1000	
581	TAP686K006SCS	68	A	0.26	0.39	0.1	10%					581	TAP686K006SRW	750	
581	TAP107K006SCS	100	A	0.28	0.41	0.1	10%					581	TAP107K006SRW	750	
581	TAP157K006CCS	150	B	0.33	0.49	0.2	10%					581	TAP157K006CRW	1500	
10 Volt (13V Surge)															
581	TAP335K010SCS	3.3	A	0.18	0.28	0.1	10%					581	TAP335K010SRW	1500	
581	TAP475K010SCS	4.7	A	0.18	0.28	0.1	10%					581	TAP475K010SRW	1500	
581	TAP685K010SCS	6.8	A	0.18	0.30	0.1	10%					581	TAP685K010SRW	1250	
581	TAP106K010SCS	10	A	0.2	0.33	0.1	10%					581	TAP106K010SRW	1250	
581	TAP156K010SCS	15	A	0.2	0.35	0.1	10%					581	TAP156K010SRW	1250	
581	TAP226K010SCS	22	A	0.22	0.35	0.1	10%					581	TAP226K010SRW	1000	
581	TAP336K010SCS	33	A	0.24	0.39	0.1	10%					581	TAP336K010SRW	1000	
581	TAP476K010SCS	47	A	0.26	0.39	0.1	10%					581	TAP476K010SRW	750	
581	TAP686K010SCS	68	A	0.28	0.41	0.1	10%					581	TAP686K010SRW	750	
581	TAP107K010CCS	100	B	0.33	0.49	0.2	10%					581	TAP107K010CRW	500	
581	TAP157K010CCS	150	B	0.35	0.63	0.2	10%					581	TAP157K010CRW	500	
581	TAP227K010CCS	220	B	0.39	0.67	0.2	10%					- - - - -		-	-
16 Volt (20V Surge)															
581	TAP225K016SCS	2.2	A	0.18	0.28	0.1	10%					581	TAP225K016SRW	1500	
581	TAP335K016SCS	3.3	A	0.18	0.28	0.1	10%					581	TAP335K016SRW	1500	
581	TAP475K016SCS	4.7	A	0.18	0.3	0.1	10%					581	TAP475K016SRW	1250	
581	TAP685K016SCS	6.8	A	0.2	0.33	0.1	10%					581	TAP685K016SRW	1250	
581	TAP106K016SCS	10	A	0.2	0.35	0.1	10%					581	TAP106K016SRW	1250	
581	TAP156K016SCS	15	A	0.22	0.35	0.1	10%					581	TAP156K016SRW	1000	
581	TAP226K016SCS	22	A	0.24	0.39	0.1	10%					581	TAP226K016SRW	1000	
581	TAP336K016SCS	33	A	0.24	0.39	0.1	10%					581	TAP336K016SRW	1000	
581	TAP476K016SCS	47	A	0.31	0.45	0.1	10%					581	TAP476K016SRW	750	
581	TAP686K016SCS	68	A	0.35	0.49	0.1	10%					- - - - -		-	-
581	TAP107K016CCS	100	B	0.35	0.63	0.2	10%					- - - - -		-	-
20 Volt (25V Surge)															
581	TAP225K020SCS	2.2	A	0.18	0.28	0.1	10%					581	TAP225K020SRW	1500	
581	TAP106K020SCS	10	A	0.22	0.35	0.1	10%					581	TAP106K020SRW	1000	
581	TAP156K020SCS	15	A	0.24	0.39	0.1	10%					581	TAP156K020SRW	1000	
581	TAP226K020SCS	22	A	0.28	0.41	0.1	10%					581	TAP226K020SRW	1500	
581	TAP336K020SCS	33	A	0.31	0.45	0.1	10%					581	TAP336K020SRW	1500	
581	TAP476K020CCS	47	B	0.33	0.55	0.2	10%					581	TAP476K020CRW	500	
581	TAP686K020CCS	68	B	0.35	0.63	0.2	10%					- - - - -		-	-
581	TAP107K020CCS	100	B	0.35	0.63	0.2	10%					581	TAP107K020CRW	500	
25 Volt (32V Surge)															
581	TAP105K025SCS	1.0	A	0.18	0.28	0.1	10%					581	TAP105K025SRW	1500	
581	TAP155K025SCS	1.5	A	0.18	0.28	0.1	10%					581	TAP155K025SRW	1500	
581	TAP225K025SCS	2.2	A	0.18	0.28	0.1	10%					581	TAP225K025SRW	1500	
581	TAP335K025SCS	3.3	A	0.18	0.3	0.1	10%					581	TAP335K025SRW	1250	
581	TAP475K025SCS	4.7	A	0.2	0.33	0.1	10%					581	TAP475K025SRW	1250	
581	TAP685K025SCS	6.8	A	0.2	0.35	0.1	10%					581	TAP685K025SRW	1250	
581	TAP106K025SCS	10	A	0.22	0.35	0.1	10%					581	TAP106K025SRW	1000	
581	TAP156K025SCS	15	A	0.24	0.39	0.1	10%					581	TAP156K025SRW	1000	
581	TAP226K025SCS	22	A	0.28	0.41	0.1	10%					581	TAP226K025SRW	750	
581	TAP336K025SCS	33	A	0.31	0.45	0.1	10%					- - - - -		-	-
581	TAP476K025CCS	47	B	0.35	0.57	0.2	10%					581	TAP476K025CRW	500	
35 Volt (44V Surge)															
581	TAP104K035SCS	0.1	A	0.18	0.28	0.1	10%					581	TAP104K035SRW	1500	
581	TAP154K035SCS	0.15	A	0.18	0.28	0.1	10%					581	TAP154K035SRW	1500	
581	TAP224K035SCS	0.22	A	0.18	0.28	0.1	10%					581	TAP224K035SRW	1500	
581	TAP334K035SCS	0.33	A	0.18	0.28	0.1	10%					581	TAP334K035SRW	1500	
581	TAP474K035SCS	0.47	A	0.18	0.28	0.1	10%					581	TAP474K035SRW	1500	
581	TAP684K035SCS	0.68	A	0.18	0.28	0.1	10%					581	TAP684K035SRW	1500	
581	TAP105K035SCS	1.0	A	0.18	0.28	0.1	10%					581	TAP105K035SRW	1500	
581	TAP155K035SCS	1.5	A	0.18	0.28	0.1	10%					581	TAP155K035SRW	1500	
581	TAP225K035SCS	2.2	A	0.18	0.3	0.1	10%					581	TAP225K035SRW	1250	
581	TAP335K035SCS	3.3	A	0.2	0.33	0.1	10%					581	TAP335K035SRW	1250	
581	TAP475K035SCS	4.7	A	0.22	0.35	0.1	10%					581	TAP475K035SRW	1000	
581	TAP685K035SCS	6.8	A	0.24	0.39	0.1	10%					581	TAP685K035SRW	1000	
581	TAP106K035SCS	10	A	0.24	0.39	0.1	10%					581	TAP106K035SRW	1000	
581	TAP156K035SCS	15	A	0.28	0.41	0.1	10%					581	TAP156K035SRW	750	
581	TAP226K035SCS	22	A	0.33	0.49	0.1	10%					581	TAP226K035SRW	500	
581	TAP336K035CCS	33	B	0.35	0.57	0.2	10%					581	TAP336K035CRW	500	
581	TAP476K035CCS	47	B	0.35	0.63	0.2	10%					- - - - -		-	-
50 Volt (63V Surge)															
581	TAP104K050SCS	0.1	A	0.18	0.28	0.1	10%					581	TAP104K050SRW	1500	
581	TAP224K050SCS	0.22	A	0.18	0.28	0.1	10%					581	TAP224K050SRW	1500	
581	TAP334K050SCS	0.33	A	0.18	0.28	0.1	10%					581	TAP334K050SRW	1500	
581	TAP474K050SCS	0.47	A	0.18	0.28	0.1	10%					581	TAP474K050SRW	1500	
581	TAP684K050SCS	0.68	A	0.18	0.3	0.1	10%					- - - - -		-	-
581	TAP105K050SCS	1.0	A	0.2	0.33	0.1	10%					581	TAP105K050SRW	1250	
581	TAP225K050SCS	2.2	A	0.22	0.35	0.1	10%					581	TAP225K050SRW	1000	
581	TAP335K050SCS	3.3	A	0.24	0.39	0.1	10%					- - - - -		-	-
581	TAP475K050SCS	4.7	A	0.26	0.39	0.1	10%					581	TAP475K050SRW	750	

© Copyright 2014 Mouser Electronics

© Copyright 2014 Mouser Electronics

KEMET Tantalum Capacitors

"ULTRA DIP II" TANTALUM CAPACITORS, 10% TOLERANCE

The KEMET "Ultra Dip II" Series, miniature dipped solid tantalum capacitors, provide the designer with the advantage of compactness plus low leakage and low DF performance characteristics for filtering, bypassing, coupling, blocking and RC timing circuits. The plastic case provides a tough barrier coating and maintains precision of lead wire spacing within ±0.015 inch. The gold color epoxy utilized permits laser marking with outstanding permanency and legibility. All case sizes are printed with capacitance, voltage, polarity, and vendor identification. Solid tantalum devices exhibit no degradation failure mode during shelf storage and show a constantly decreasing failure rate (i.e., absence of wearout mechanism) during life tests. The "UltraDip II" Series provides self-insulation cases which are resistant to shock and vibration. These capacitors exhibit low DCL, ESR and Impedance and have excellent temperature stability. Voltages listed are at 85°C. Derate voltage 33% at 125°C.

RoHS Compliant

Available in various lead configuration, tolerances, and packaging. Contact a Mouser Sales Representative for more information.

DIMENSIONS: in.

T350, Straight Lead

For quantities greater than listed, call for quote.

MOUSER STOCK NO.	KEMET Part No.	Value (µf)	Dimensions: in.			Price Each		
			D	H	LS	1	25	100
6.3 Volt								
80-T350E336K006AT	T350E336K006AT	33	.216	.350	.100			
80-T350F476K006AT	T350F476K006AT	47	.236	.390	.100			
80-T350G686K006AT	T350G686K006AT	68	.250	.400	.100			
80-T350H107K006AT	T350H107K006AT	100	.300	.400	.100			
80-T350L337K006AT	T350L337K006AT	330	.350	.630	.200			
10 Volt								
80-T350A475K010AT	T350A475K010AT	4.7	.175	.280	.100			
80-T350B685K010AT	T350B685K010AT	6.8	.175	.300	.100			
80-T350C106K010AT	T350C106K010AT	10	.196	.330	.100			
80-T350E226K010AT	T350E226K010AT	22	.216	.350	.100			
80-T350F336K010AT	T350F336K010AT	33	.236	.390	.100			
80-T350H476K010AT	T350H476K010AT	47	.300	.400	.100			
80-T350H686K010AT	T350H686K010AT	68	.300	.400	.100			
80-T350J107K010AT	T350J107K010AT	100	.330	.500	.200			
80-T350L227K010AT	T350L227K010AT	220	.350	.630	.200			
16 Volt								
80-T350A155K016AT	T350A155K016AT	1.5	.175	.280	.100			
80-T350A225K016AT	T350A225K016AT	2.2	.175	.280	.100			
80-T350A335K016AT	T350A335K016AT	3.3	.175	.280	.100			
80-T350B475K016AT	T350B475K016AT	4.7	.175	.300	.100			
80-T350E106K016AT	T350E106K016AT	10	.216	.350	.100			
80-T350E156K016AT	T350E156K016AT	15	.216	.350	.100			
80-T350F226K016AT	T350F226K016AT	22	.236	.390	.100			
80-T350H336K016AT	T350H336K016AT	33	.300	.400	.100			
80-T350J476K016AT	T350J476K016AT	47	.330	.500	.200			
80-T350K686K016AT	T350K686K016AT	68	.350	.530	.200			
80-T350L107K016AT	T350L107K016AT	100	.350	.630	.200			
80-T350M157K016AT	T350M157K016AT	150	.400	.670	.200			
20 Volt								
80-T350C475K020AT	T350C475K020AT	4.7	.196	.330	.100			
80-T350E106K020AT	T350E106K020AT	10	.216	.350	.100			
80-T350F156K020AT	T350F156K020AT	15	.236	.390	.100			
80-T350G226K020AT	T350G226K020AT	22	.250	.400	.100			
80-T350K476K020AT	T350K476K020AT	47	.350	.530	.200			
80-T350L686K020AT	T350L686K020AT	68	.350	.630	.200			
80-T350M107K020AT	T350M107K020AT	100	.400	.670	.200			
25 Volt								
80-T350A105K025AT	T350A105K025AT	1.0	.175	.280	.100			
80-T350B225K025AT	T350B225K025AT	2.2	.175	.300	.100			
80-T350B335K025AT	T350B335K025AT	3.3	.175	.300	.100			
80-T350C475K025AT	T350C475K025AT	4.7	.196	.330	.100			
80-T350E106K025AT	T350E106K025AT	10	.216	.350	.100			
80-T350H226K025AT	T350H226K025AT	22	.300	.400	.100			
80-T350J336K025AT	T350J336K025AT	33	.330	.500	.200			
80-T350K476K025AT	T350K476K025AT	47	.350	.530	.200			
80-T350L686K025AT	T350L686K025AT	68	.350	.630	.200			
35 Volt								
80-T350A104K035AT	T350A104K035AT	0.1	.175	.280	.100			
80-T350A224K035AT	T350A224K035AT	0.22	.175	.280	.100			
80-T350A334K035AT	T350A334K035AT	0.33	.175	.280	.100			
80-T350A474K035AT	T350A474K035AT	0.47	.175	.280	.100			
80-T350A684K035AT	T350A684K035AT	0.68	.175	.280	.100			
80-T350A105K035AT	T350A105K035AT	1.0	.175	.280	.100			
80-T350B155K035AT	T350B155K035AT	1.5	.175	.300	.100			
80-T350C225K035AT	T350C225K035AT	2.2	.196	.330	.100			
80-T350D335K035AT	T350D335K035AT	3.3	.196	.340	.100			
80-T350E475K035AT	T350E475K035AT	4.7	.216	.350	.100			
80-T350F685K035AT	T350F685K035AT	6.8	.258	.390	.100			
80-T350G106K035AT	T350G106K035AT	10	.250	.400	.100			
80-T350J156K035AT	T350J156K035AT	15	.330	.500	.200			
80-T350K226K035AT	T350K226K035AT	22	.350	.530	.200			
80-T350L336K035AT	T350L336K035AT	33	.350	.630	.200			
80-T350M476K035AT	T350M476K035AT	47	.400	.670	.200			
50 Volt								
80-T350A104K50AT	T350A104K050AT	0.1	.175	.280	.100			
80-T350B105K050AT	T350B105K050AT	1.0	.175	.300	.100			
80-T350E225K050AT	T350E225K050AT	2.2	.216	.350	.100			
80-T350F335K050AT	T350F335K050AT	3.3	.236	.390	.100			
80-T350G475K050AT	T350G475K050AT	4.7	.250	.400	.100			
80-T350K106K050AT	T350K106K050AT	10	.350	.530	.200			
80-T350M226K050AT	T350M226K050AT	22	.400	.670	.200			

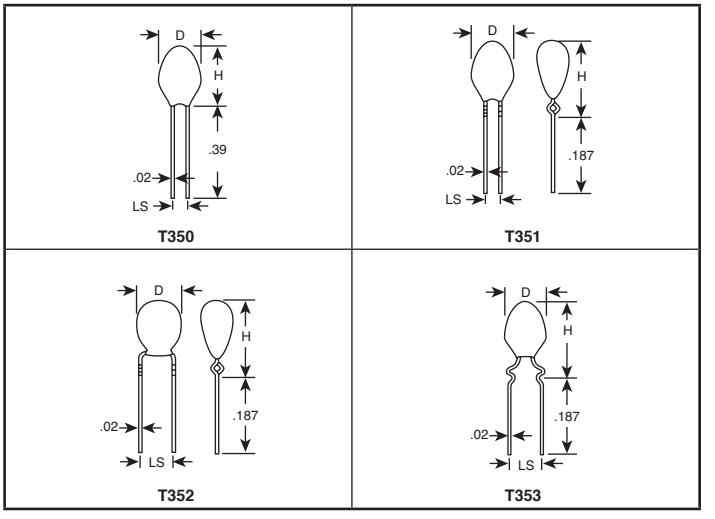

D = max. diameter, H = max. height, LS = lead spacing

T351, Formed Leads

For quantities greater than listed, call for quote.

MOUSER STOCK NO.	KEMET Part No.	Value (µf)	Dimensions: in.			Price Each		
			D	H	LS	1	25	100
10 Volt								
80-T351A475K10AT	T351A475K010AT	4.7	.175	.380	.100			
16 Volt								
80-T351A225K16AT	T351A225K016AT	2.2	.175	.380	.100			
80-T351B475K16AT	T351B475K016AT	4.7	.175	.390	.100			
80-T351F226K016AT	T351F226K016AT	22	.236	.480	.100			
25 Volt								
80-T351B225K25AT	T351B225K025AT	2.2	.175	.390	.100			
80-T351E106K025AT	T351E106K025AT	10	.216	.440	.100			
35 Volt								
80-T351A474K035AT	T351A474K035AT	0.47	.175	.380	.100			
80-T351A105K035AT	T351A105K035AT	1.0	.175	.380	.100			
80-T351C225K035AT	T351C225K035AT	2.2	.196	.420	.100			
80-T351G106K035AT	T351G106K035AT	10	.250	.500	.100			

T352, Formed Leads

For quantities greater than listed, call for quote.

MOUSER STOCK NO.	KEMET Part No.	Value (µf)	Dimensions: in.			Price Each		
			D	H	LS	1	25	100
16 Volt								
80-T352F226K016AT	T352F226K016AT	22	.236	.500	.200			
25 Volt								
80-T352E106K025AT	T352E106K025AT	10	.216	.460	.200			
35 Volt								
80-T352A105K035AT	T352A105K035AT	1.0	.175	.400	.200			
80-T352F685K035AT	T352F685K035AT	6.8	.236	.500	.200			
80-T352G106K035AT	T352G106K035AT	10	.250	.510	.200			

T353, Formed Leads

For quantities greater than listed, call for quote.

MOUSER STOCK NO.	KEMET Part No.	Value (µf)	Dimensions: in.			Price Each		
			D	H	LS	1	25	100
20 Volt								
80-T353M107K020AT	T353M107K020AT	100	.400	.760	.200			
25 Volt								
80-T353E106K025AT	T353E106K025AT	10	.216	.460	.200			
80-T353H226K025AT	T353H226K025AT	22	.300	.520	.200			
35 Volt								
80-T353A105K035AT	T353A105K035AT	1.0	.175	.400	.200			
80-T353G106K035AT	T353G106K035AT	10	.250	.510	.200			
80-T353K226K035AT	T353K226K035AT	22	.350	.630	.200			
80-T353M476K035AT	T353M476K035AT	47	.400	.760	.200			
50 Volt								
80-T353K106K050AT	T353K106K050AT	10	.350	.630	.200			

© Copyright 2014 Mouser Electronics

© Copyright 2014 Mouser Electronics

RoHS Compliant This product is RoHS compliant.

"ULTRA DIP II" TANTALUM CAPACITORS, 10% TOLERANCE

The KEMET "Ultra Dip II" Series, miniature dipped solid tantalum capacitors, provide the designer with the advantage of compactness plus low leakage and low DF performance characteristics for filtering, bypassing, coupling, blocking and RC timing circuits. The plastic case provides a tough barrier coating and maintains precision of lead wire spacing within ±0.015 inch. The gold color epoxy utilized permits laser marking with outstanding permanency and legibility. All case sizes are printed with capacitance, voltage, polarity, and vendor identification. Solid tantalum devices exhibit no degradation failure mode during shelf storage and show a constantly decreasing failure rate (i.e., absence of wear out mechanism) during life tests. The "Ultra Dip II" Series provides self-insulation cases which are resistant to shock and vibration. These capacitors exhibit low DCL, ESR and Impedance and have excellent temperature stability. Voltage rated at 85°C. Derate voltage 33% at 125°C.

Available in various lead configuration, tolerances, and packaging. Contact a Mouser Sales Representative for more information.

DIMENSIONS: in.

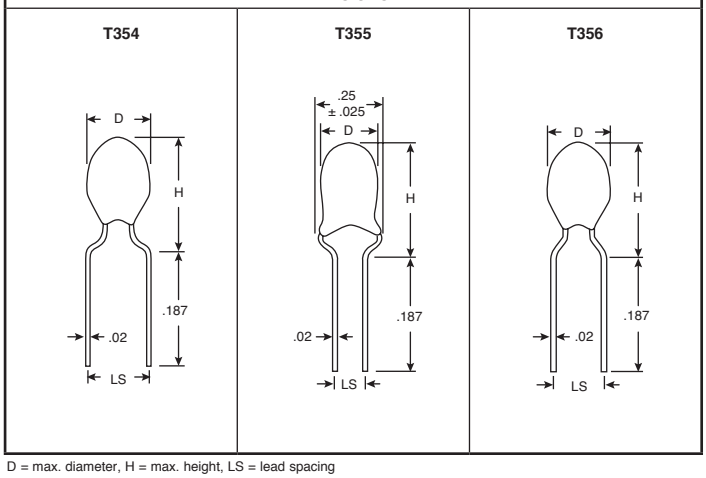

D = max. diameter, H = max. height, LS = lead spacing

T354, Formed Leads

For quantities greater than listed, call for quote.

MOUSER STOCK NO.	KEMET Part No.	Value (µf)	Dimensions: in.			Price Each		
			D	H	LS	1	25	100
6.3 Volt								
80-T354F476K006AT	T354F476K006AT	47	.236	.440	.250			
80-T354L337K006AT	T354L337K006AT	330	.350	.710	.250			
10 Volt								
80-T354H476K010AT	T354H476K010AT	47	.300	.470	.250			
80-T354J107K010AT	T354J107K010AT	100	.330	.550	.250			
80-T354L227K010AT	T354L227K010AT	220	.350	.710	.250			
16 Volt								
80-T354E106K016AT	T354E106K016AT	10	.216	.400	.250			
80-T354F226K016AT	T354F226K016AT	22	.236	.440	.250			
80-T354K686K016AT	T354K686K016AT	68	.350	.610	.250			
80-T354L107K016AT	T354L107K016AT	100	.350	.710	.250			
80-T354M157K016AT	T354M157K016AT	150	.400	.740	.250			
20 Volt								
80-T354E106K020AT	T354E106K020AT	10	.216	.400	.250			
80-T354F156K020AT	T354F156K020AT	15	.236	.440	.250			
80-T354G226K020AT	T354G226K020AT	22	.250	.450	.250			
80-T354K476K020AT	T354K476K020AT	47	.350	.610	.250			
80-T354L686K020AT	T354L686K020AT	68	.350	.710	.250			
80-T354M107K020AT	T354M107K020AT	100	.400	.740	.250			
25 Volt								
80-T354B225K025AT	T354B225K025AT	2.2	.175	.350	.250			
80-T354C475K025AT	T354C475K025AT	4.7	.196	.380	.250			
80-T354E106K025AT	T354E106K025AT	10	.216	.400	.250			
80-T354H226K025AT	T354H226K025AT	22	.300	.470	.250			
80-T354J276K025AT	T354J276K025AT	27	.330	.550	.250			
80-T354J336K025AT	T354J336K025AT	33	.330	.550	.250			
80-T354K476K025AT	T354K476K025AT	47	.350	.610	.250			
80-T354L686K025AT	T354L686K025AT	68	.350	.710	.250			
35 Volt								
80-T354A105K035AT	T354A105K035AT	1.0	.175	.340	.250			
80-T354C225K035AT	T354C225K035AT	2.2	.196	.380	.250			
80-T354E475K035AT	T354E475K035AT	4.7	.216	.400	.250			
80-T354F685K035AT	T354F685K035AT	6.8	.236	.440	.250			
80-T354G106K035AT	T354G106K035AT	10	.250	.450	.250			
80-T354J156K035AT	T354J156K035AT	15	.330	.550	.250			
80-T354K226K035AT	T354K226K035AT	22	.350	.610	.250			
80-T354L336K035AT	T354L336K035AT	33	.350	.710	.250			
80-T354M476K035AT	T354M476K035AT	47	.400	.740	.250			
50 Volt								
80-T354B105K050AT	T354B105K050AT	1.0	.175	.350	.250			
80-T354G475K050AT	T354G475K050AT	4.7	.250	.450	.250			
80-T354K106K050AT	T354K106K050AT	10	.350	.610	.250			
80-T354L156K050AT	T354L156K050AT	15	.350	.710	.250			
80-T354M226K050AT	T354M226K050AT	22	.400	.740	.250			

T355, Formed Leads

For quantities greater than listed, call for quote.

MOUSER STOCK NO.	KEMET Part No.	Value (µf)	Dimensions: in.			Price Each		
			D	H	LS	1	25	100
10 Volt								
80-T355F336K010AT	T355F336K010AT	33	.236	.440	.125			
16 Volt								
80-T355E106K016AT	T355E106K016AT	10	.216	.400	.125			
80-T355F226K016AT	T355F226K016AT	22	.236	.440	.125			
20 Volt								
80-T355E106K020AT	T355E106K020AT	10	.216	.400	.125			
80-T355F156K020AT	T355F156K020AT	15	.236	.440	.125			
25 Volt								
80-T355B225K025AT	T355B225K025AT	2.2	.175	.350	.125			
80-T355C475K025AT	T355C475K025AT	4.7	.196	.380	.125			
80-T355E106K025AT	T355E106K025AT	10	.216	.400	.125			
80-T355H226K025AT	T355H226K025AT	22	.300	.470	.125			

T355, Formed Leads (Cont.)

For quantities greater than listed, call for quote.

MOUSER STOCK NO.	KEMET Part No.	Value (µf)	Dimensions: in.			Price Each		
			D	H	LS	1	25	100
35 Volt								
80-T355A334K035AT	T355A334K035AT	0.33	.175	.340	.125			
80-T355A105K035AT	T355A105K035AT	1.0	.175	.340	.125			
80-T355B155K035AT	T355B155K035AT	1.5	.175	.350	.125			
80-T355C225K035AT	T355C225K035AT	2.2	.196	.380	.125			
80-T355D335K035AT	T355D335K035AT	3.3	.196	.390	.125			
80-T355E475K035AT	T355E475K035AT	4.7	.216	.400	.125			
80-T355F685K035AT	T355F685K035AT	6.8	.236	.440	.125			
80-T355G106K035AT	T355G106K035AT	10	.250	.450	.125			
50 Volt								
80-T355B105K050AT	T355B105K050AT	1.0	.175	.350	.125			
80-T355E225K050AT	T355E225K050AT	2.2	.216	.400	.125			

T356, Formed Leads

For quantities greater than listed, call for quote.

MOUSER STOCK NO.	KEMET Part No.	Value (µf)	Dimensions: in.			Price Each		
			D	H	LS	1	25	100
10 Volt								
80-T356J107K010AT	T356J107K010AT	100	.330	.550	.200			
16 Volt								
80-T356B475K016AT	T356B475K016AT	4.7	.175	.350	.200			
80-T356E106K016AT	T356E106K016AT	10	.216	.400	.200			
80-T356F226K016AT	T356F226K016AT	22	.236	.440	.200			
80-T356H336K016AT	T356H336K016AT	33	.300	.470	.200			
80-T356J476K016AT	T356J476K016AT	47	.330	.550	.200			
80-T356K686K016AT	T356K686K016AT	68	.350	.610	.200			
80-T356L107K016AT	T356L107K016AT	100	.350	.710	.200			
80-T356M157K016AT	T356M157K016AT	150	.400	.740	.200			
20 Volt								
80-T356E106K020AT	T356E106K020AT	10	.216	.400	.200			
80-T356F156K020AT	T356F156K020AT	15	.236	.440	.200			
80-T356M107K020AT	T356M107K020AT	100	.400	.740	.200			
25 Volt								
80-T356C475K025AT	T356C475K025AT	4.7	.196	.380	.200			
80-T356E106K025AT	T356E106K025AT	10	.216	.400	.200			
80-T356H226K025AT	T356H226K025AT	22	.300	.470	.200			
80-T356J336K025AT	T356J336K025AT	33	.330	.550	.200			
80-T356K476K025AT	T356K476K025AT	47	.350	.610	.200			
80-T356L686K025AT	T356L686K025AT	68	.350	.710	.200			
35 Volt								
80-T356A105K035AT	T356A105K035AT	1.0	.175	.340	.200			
80-T356C225K035AT	T356C225K035AT	2.2	.196	.380	.200			
80-T356E475K035AT	T356E475K035AT	4.7	.216	.400	.200			
80-T356G106K035AT	T356G106K035AT	10	.250	.450	.200			
80-T356K226K035AT	T356K226K035AT	22	.350	.610	.200			
80-T356L336K035AT	T356L336K035AT	33	.350	.710	.200			
50 Volt								
80-T356B105K050AT	T356B105K050AT	1.0	.175	.350	.200			
80-T356K106K050AT	T356K106K050AT	10	.350	.610	.200			
80-T356M226K050AT	T356M226K050AT	22	.400	.740	.200			

© Copyright 2014 Mouser Electronics

© Copyright 2014 Mouser Electronics

KEMET Tantalum Capacitors

T322 SERIES, TANTALUM, MOLDED AXIALS, 10% TOLERANCE

RoHS Compliant

These capacitors offer an extremely high capacitance-to-volume ratio while still maintaining excellent performance. Ideally suited for use in printed wiring boards and all applications requiring a high degree of packaging density.

Typical applications include decoupling, blocking, bypassing and filtering in commercial computers, data processing, communications, and other electronic equipment. The low ESR/impedance at high frequencies offered by this capacitor is especially suitable for decoupling required by high speed computers. Voltage rated at 85°C. Derate voltage 33% at 125°C.

For quantities greater than listed, call for quote.

MOUSER STOCK NO.	KEMET Part No.	Value (µf)	Dimensions: in. D	L	B	Price Each 1	10	100
6.3 Volt								
80-T322B156K006AT	T322B156K006AT	15	.110	.290	.020			
80-T322D476K6AT	T322D476K006AT	47	.180	.420	.020			
80-T322D686K6AT	T322D686K006AT	68	.180	.420	.020			
10 Volt								
80-T322A335K10AT	T322A335K010AT	3.3	.095	.260	.020			
80-T322B475K10AT	T322B475K010AT	4.7	.110	.290	.020			
80-T322B106K10AT	T322B106K010AT	10	.110	.290	.020			
80-T322C226K10AT	T322C226K010AT	22	.180	.345	.020			
80-T322D336K10AT	T322D336K010AT	33	.180	.420	.020			
80-T322D476K010AT	T322D476K010AT	47	.180	.420	.020			
80-T322E107K10AT	T322E107K010AT	100	.280	.530	.025			
80-T322F227K10AT	T322F227K010AT	220	.300	.710	.025			
15 Volt								
80-T322B335K15AT	T322B335K015AT	3.3	.110	.290	.020			
80-T322B685K15AT	T322B685K015AT	6.8	.110	.290	.020			
80-T322D226K15AT	T322D226K015AT	22	.180	.420	.020			
80-T322D336K15AT	T322D336K015AT	33	.180	.420	.020			
80-T322E107K015AT	T322E107K015AT	100	.280	.530	.025			
20 Volt								
80-T322A105K20AT	T322A105K020AT	1.0	.095	.260	.020			
80-T322B225K20AT	T322B225K020AT	2.2	.110	.290	.020			
80-T322B475K20AT	T322B475K020AT	4.7	.110	.290	.020			
80-T322C106K20AT	T322C106K020AT	10	.180	.345	.020			
80-T322D156K020AT	T322D156K020AT	15	.180	.420	.020			
80-T322D226K20AT	T322D226K020AT	22	.180	.420	.020			
80-T322E476K020AT	T322E476K020AT	47	.280	.530	.025			
80-T322F107K20AT	T322F107K020AT	100	.300	.710	.025			
25 Volt								
80-T322A105K25AT	T322A105K025AT	1.0	.095	.260	.020			
80-T322B225K25AT	T322B225K025AT	2.2	.110	.290	.020			

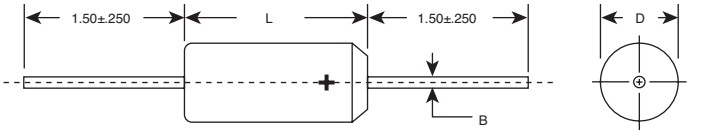

DIMENSIONS: in.

For quantities greater than listed, call for quote.

MOUSER STOCK NO.	KEMET Part No.	Value (µf)	Dimensions: in. D	L	B	Price Each 1	10	100
25 Volt (Cont.)								
80-T322C685K25AT	T322C685K025AT	6.8	.180	.345	.020			
80-T322C106K25AT	T322C106K025AT	10	.180	.345	.020			
80-T322D156K25AT	T322D156K025AT	15	.180	.420	.020			
80-T322E226K25AT	T322E226K025AT	22	.280	.530	.025			
80-T322E476K25AT	T322E476K025AT	47	.280	.530	.025			
35 Volt								
80-T322A474K35AT	T322A474K035AT	0.47	.095	.260	.020			
80-T322B105K35AT	T322B105K035AT	1.0	.110	.290	.020			
80-T322C225K35AT	T322C225K035AT	2.2	.180	.345	.020			
80-T322C335K035AT	T322C335K035AT	3.3	.180	.345	.020			
80-T322C475K35AT	T322C475K035AT	4.7	.180	.345	.020			
80-T322D565K35AT	T322D565K035AT	5.6	.180	.420	.020			
80-T322D685K35AT	T322D685K035AT	6.8	.180	.420	.020			
80-T322D106K035AT	T322D106K035AT	10	.180	.420	.020			
80-T322E226K35AT	T322E226K035AT	22	.280	.530	.025			
80-T322E336K35AT	T322E336K035AT	33	.280	.530	.025			
80-T322F476K35AT	T322F476K035AT	47	.300	.710	.025			
50 Volt								
80-T322A104K50AT	T322A104K050AT	0.1	.095	.260	.020			
80-T322B105K50AT	T322B105K050AT	1	.114	.290	.020			
80-T322E106K50AT	T322E106K050AT	10	.280	.530	.025			
80-T322F226K50AT	T322F226K050AT	22	.300	.710	.025			

T110 SERIES, TANTALUM HERMETICALLY SEALED, AXIAL, 10% TOLERANCE

RoHS Compliant

KEMET standard hermetic sealed T110 Series are desirable for use in high humidity environments. They are ruggedly built, designed for miniaturized circuitry, and are especially suited for coupling, bypass filtering and R-C timing circuits. They exhibit excellent stability, extremely low DC leakage current, dissipation factor, and ESR/impedance over a wide temperature and frequency range. Voltage rated at 85°C. Derate voltage 33% at 125°C.

For quantities greater than listed, call for quote.

MOUSER STOCK NO.	KEMET Part No.	Value (µf)	Dimensions: in. D	L	B	C	Price Each 1	25	50
6.3 Volt									
80-T110B476K006AT	T110B476K006AT	47	.185	.474	.020	.610			
10 Volt									
80-T110A105K010AT	T110A105K010AT	1.0	.135	.286	.020	.422			
80-T110A475K010AT	T110A475K010AT	4.7	.135	.286	.020	.422			
80-T110B106K010AT	T110B106K010AT	10	.185	.474	.020	.610			
80-T110B226K010AT	T110B226K010AT	22	.185	.474	.020	.610			
80-T110B336K010AT	T110B336K010AT	33	.185	.474	.020	.610			
80-T110B396K010AT	T110B396K010AT	39	.185	.474	.020	.610			
80-T110C107K010AT	T110C107K010AT	100	.289	.686	.025	.822			
80-T110C127K010AT	T110C127K010AT	120	.289	.686	.025	.822			
80-T110D227K010AT	T110D227K010AT	220	.351	.786	.025	.922			
15 Volt									
80-T110A335K015AT	T110A335K015AT	3.3	.135	.286	.020	.422			
80-T110B226K015AT	T110B226K015AT	22	.185	.474	.020	.610			
80-T110D107K015AT	T110D107K015AT	100	.351	.786	.025	.922			
80-T110D127K015AT	T110D127K015AT	120	.351	.786	.025	.922			
20 Volt									
80-T110A105K020AT	T110A105K020AT	1.0	.135	.286	.020	.422			
80-T110A225K020AT	T110A225K020AT	2.2	.135	.286	.020	.422			
80-T110B106K020AT	T110B106K020AT	10	.185	.474	.020	.610			
80-T110B156K020AT	T110B156K020AT	15	.185	.474	.020	.610			
80-T110C476K020AT	T110C476K020AT	47	.289	.686	.025	.822			
80-T110D107K020AT	T110D107K020AT	100	.351	.786	.025	.922			

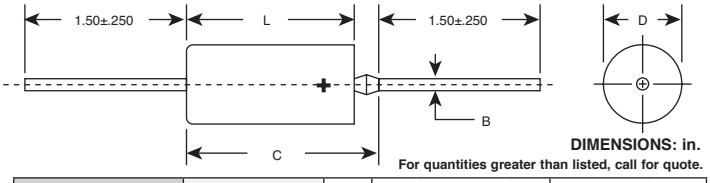

DIMENSIONS: in.

For quantities greater than listed, call for quote.

MOUSER STOCK NO.	KEMET Part No.	Value (µf)	Dimensions: in. D	L	B	C	Price Each 1	25	50
35 Volt									
80-T110A474K035AT	T110A474K035AT	0.47	.135	.286	.020	.422			
80-T110A105K035AT	T110A105K035AT	1.0	.135	.286	.020	.422			
80-T110B225K035AT	T110B225K035AT	2.2	.185	.474	.020	.610			
80-T110B335K035AT	T110B335K035AT	3.3	.185	.474	.020	.610			
80-T110B475K035AT	T110B475K035AT	4.7	.185	.474	.020	.610			
80-T110B565K035AT	T110B565K035AT	5.6	.185	.474	.020	.610			
80-T110B685K035AT	T110B685K035AT	6.8	.185	.474	.020	.610			
80-T110C106K035AT	T110C106K035AT	10	.289	.686	.025	.822			
80-T110C226K035AT	T110C226K035AT	22	.289	.686	.025	.822			
80-T110D476K035AT	T110D476K035AT	47	.351	.786	.025	.922			
50 Volt									
80-T110A105K050AT	T110A105K050AT	1.0	.135	.286	.020	.422			
80-T110B475K050AT	T110B475K050AT	4.7	.185	.474	.020	.610			
80-T110C106K050AT	T110C106K050AT	10	.289	.686	.025	.822			
80-T110D226K050AT	T110D226K050AT	22	.351	.786	.025	.922			

T550 SERIES, TANTALUM HERMETICALLY SEALED, AXIAL, 10% TOLERANCE

RoHS Compliant

The organic polymer characteristic of the T550 Polymer Hermetic Seal Series (PHS) from KEMET results in very low ESR and improved capacitance retention at high frequency and low temperature. The T550 PHS capacitor can be operated at voltages up to 80% of rated voltage with equivalent or better reliability than the traditional MnO2 or wet tantalum capacitors that operated at 50% of rated voltage. The capacitance range of the T550 capacitor is 100µF to 120µF @ 120 Hz/25°C and its operating temperature range is -55°C to 105°C.

For quantities greater than listed, call for quote.

MOUSER STOCK NO.	KEMET Part No.	Value (µf)	Dimensions: in. D	L	B	C	Price Each 1	20	50
6.3 Volt									
80-T550B107K060AH	T550B107K060AH	100	.312	.641	.025	.891			

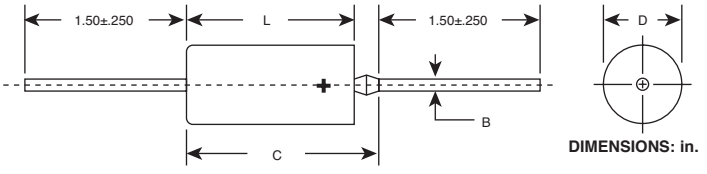

DIMENSIONS: in.

© Copyright 2014 Mouser Electronics

© Copyright 2014 Mouser Electronics

KEMET "ULTRA DIP II" TANTALUM CAPACITORS, 10% TOLERANCE

T350, Straight Lead

For quantities greater than listed, call for quote.

MOUSER STOCK NO.	KEMET Part No.	Value (μF)	Dimensions: in.			Price Each		
			D	H	LS	1	25	100
6.3 Volt								
80-T350G686K006	T350G686K006AS	68	.250	.400	.100			
80-T350H107K006	T350H107K006AS	100	.300	.400	.100			
80-T350L337K006	T350L337K006AS	330	.350	.630	.200			
10 Volt								
80-T350A475K010	T350A475K010AS	4.7	.175	.280	.100			
80-T350C106K010	T350C106K010AS	10	.196	.330	.100			
80-T350E226K010	T350E226K010AS	22	.216	.350	.100			
80-T350J107K010	T350J107K010AS	100	.330	.500	.200			
80-T350L227K010	T350L227K010AS	220	.350	.630	.200			
16 Volt								
80-T350A155K016	T350A155K016AS	1.5	.175	.280	.100			
80-T350A225K016	T350A225K016AS	2.2	.175	.280	.100			
80-T350A335K016	T350A335K016AS	3.3	.175	.280	.100			
80-T350E106K016	T350E106K016AS	10	.216	.350	.100			
80-T350F226K016	T350F226K016AS	22	.236	.390	.100			
80-T350K686K016	T350K686K016AS	68	.350	.530	.200			
20 Volt								
80-T350C475K020	T350C475K020AS	4.7	.196	.330	.100			
80-T350F156K020	T350F156K020AS	15	.236	.390	.100			
80-T350G226K020	T350G226K020AS	22	.250	.400	.100			
80-T350L686K020	T350L686K020AS	68	.350	.630	.200			
80-T350M107K020	T350M107K020AS	100	.400	.670	.200			
25 Volt								
80-T350C475K025	T350C475K025AS	4.7	.196	.330	.100			
80-T350E106K025	T350E106K025AS	10	.216	.350	.100			
80-T350L686K025	T350L686K025AS	68	.350	.630	.200			
35 Volt								
80-T350A104K035	T350A104K035AS	0.1	.175	.280	.100			
80-T350A334K035	T350A334K035AS	0.33	.175	.280	.100			
80-T350A474K035	T350A474K035AS	0.47	.175	.280	.100			
80-T350A684K035	T350A684K035AS	0.68	.175	.280	.100			
80-T350A105K035	T350A105K035AS	1.0	.175	.280	.100			
80-T350B155K035	T350B155K035AS	1.5	.175	.300	.100			
80-T350G106K035	T350G106K035AS	10	.250	.400	.100			
80-T350J156K035	T350J156K035AS	15	.330	.500	.200			
50 Volt								
80-T350A104K050	T350A104K050AS	0.1	.175	.280	.100			
80-T350K106K050	T350K106K050AS	10	.350	.530	.200			

T351, Formed Leads

For quantities greater than listed, call for quote.

MOUSER STOCK NO.	KEMET Part No.	Value (μF)	Dimensions: in.			Price Each		
			D	H	LS	1	25	100
10 Volt								
80-T351A475K010	T351A475K010AS	4.7	.175	.380	.100			
16 Volt								
80-T351A225K016	T351A225K016AS	2.2	.175	.380	.100			
80-T351B475K016	T351B475K016AS	4.7	.175	.390	.100			
25 Volt								
80-T351B225K025	T351B225K025AS	2.2	.175	.390	.100			
80-T351E106K025	T351E106K025AS	10	.216	.440	.100			
35 Volt								
80-T351A105K035	T351A105K035AS	1.0	.175	.380	.100			
80-T351C225K035	T351C225K035AS	2.2	.196	.420	.100			

T352, Formed Leads

For quantities greater than listed, call for quote.

MOUSER STOCK NO.	KEMET Part No.	Value (μF)	Dimensions: in.			Price Each		
			D	H	LS	1	25	100
16 Volt								
80-T352F226K016	T352F226K016AS	22	.236	.500	.200			

T353, Formed Leads

For quantities greater than listed, call for quote.

MOUSER STOCK NO.	KEMET Part No.	Value (μF)	Dimensions: in.			Price Each		
			D	H	LS	1	25	100
20 Volt								
80-T353M107K020	T353M107K020AS	100	.400	.760	.200			
25 Volt								
80-T353E106K025	T353E106K025AS	10	.216	.460	.200			
35 Volt								
80-T353A105K035	T353A105K035AS	1.0	.175	.400	.200			
80-T353G106K035	T353G106K035AS	10	.250	.510	.200			
80-T353K226K035	T353K226K035AS	22	.350	.630	.200			
80-T353M476K035	T353M476K035AS	47	.400	.760	.200			

The KEMET "Ultra Dip II" Series, miniature dipped solid tantalum capacitors, provide the designer with the advantage of compactness plus low leakage and low DF performance characteristics for filtering, bypassing, coupling, blocking and RC timing circuits. The plastic case provides a tough barrier coating and maintains precision of lead wire spacing within ±0.015 inch. The gold color epoxy utilized permits laser marking with outstanding permanency and legibility. All case sizes are printed with capacitance, voltage, polarity, and vendor identification. Solid tantalum devices exhibit no degradation failure mode during shelf storage and show a constantly decreasing failure rate (i.e., absence of wear-out mechanism) during life tests. The "UltraDip II" Series provides self-insulation cases which are resistant to shock and vibration. These capacitors exhibit low DCL, ESR and Impedance and have excellent temperature stability. Voltages listed are at 85°C. Derate voltage 33% at 125°C.

Available in various lead configuration, tolerances, and packaging. Contact a Mouser Sales Representative for more information.

D = max. diameter, H = max. height, LS = lead spacing

DIMENSIONS: in.

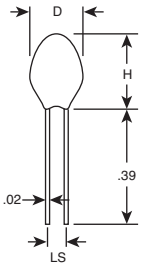

T350

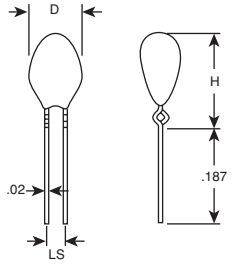

T351

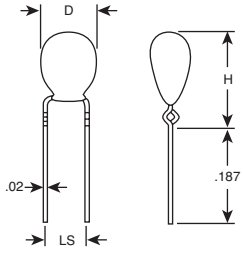

T352

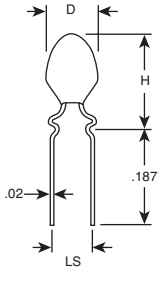

T353

© Copyright 2014 Mouser Electronics

© Copyright 2014 Mouser Electronics

VISHAY/SPRAGUE Radial Leaded Tantalum Capacitors

TYPE 199D SOLID TANTALUM CAPACITORS

Solid-Electrolyte TANTALEX® Capacitors Resin-Coated, Radial-Lead

Features:
- Economy and high performance are combined in these radial-lead solid-electrolyte TANTALEX® capacitors
- Rugged, reliable capacitors featuring low leakage current and low dissipation factor

Performance Characteristics:
- Operating temperature: -55°C to +85°C
- Derate voltage: 33% @ 125°C
- Capacitance Tolerance: ±10%
- Lead size: 24AWG, 0.010 nom. dia.

Case Code	Dimensions: in. (mm)	
	Diameter D (Max.)	Length L (Max.)
A	0.177 (4.40)	0.280 (7.11)
B	0.196 (5.00)	0.300 (7.62)
C	0.216 (5.50)	0.360 (9.14)
D	0.236 (6.00)	0.400 (10.16)
E	0.340 (8.60)	0.492 (12.50)
F	0.380 (9.60)	0.650 (16.50)

DIMENSIONS: in.

A

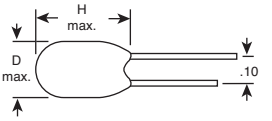

Lead Style "1V1"
"Long/Short"

B

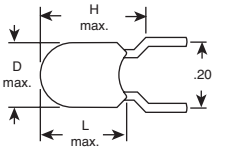

Lead Style "6V1"
"Outside Hockeystick"

For quantities greater than listed, call for quote.

MOUSER STOCK NO.	Vishay Part No.	Fig.	Value (μF)	Case Code	Volt (DC)	Max. DLC @ 25°C, (μA)	Max. DF @ +25°C 120 Hz (%)	Price Each				
								1	25	100	500	1000
74-199D6.3V10	199D106X96R3B1V1	A	10	B	6.3	0.6	8					
74-199D6.3V33	199D336X96R3C1V1	A	33	C	6.3	2	8					
74-199D6.3V47	199D476X96R3D1V1	A	47	D	6.3	2.9	8					
74-199D6.3V68	199D686X96R3D1V1	A	68	D	6.3	4	8					
74-199D6.3V100	199D107X96R3D1V1	A	100	D	6.3	5	10					
74-199D10V10	199D106X9010B1V1	A	10	B	10	1	8					
74-199D10V22	199D226X9010C1V1	A	22	C	10	2	8					
74-199D10V33	199D336X9010D1V1	A	33	D	10	3	8					
74-199D10V68	199D686X9010D1V1	A	68	D	10	5	8					
74-199D10V100	199D107X9010E6V1	B	100	E	10	6	10					
74-199D10V220	199D227X9010F6V1	B	220	F	10	8	10					
74-199D16V2.2	199D225X9016A1V1	A	2.2	A	16	0.5	6					
74-199D16V3.3	199D335X9016A1V1	A	3.3	A	16	0.5	6					
74-199D16V4.7	199D475X9016B1V1	A	4.7	B	16	0.7	6					
74-199D16V6.8	199D685X9016B1V1	A	6.8	B	16	1	6					
74-199D16V10	199D106X9016C1V1	A	10	C	16	1.5	8					
74-199D16V22	199D226X9016D1V1	A	22	D	16	3.5	8					
74-199D16V33	199D336X9016D1V1	A	33	D	16	4	8					
74-199D16V47	199D476X9016E6V1	B	47	E	16	5	8					
74-199D16V68	199D686X9016E6V1	B	68	E	16	6	8					
74-199D16V100	199D107X9016F6V1	B	100	F	16	7	10					
74-199D20V2.2	199D225X9020A1V1	A	2.2	A	20	0.5	6					
74-199D20V10	199D106X9020C1V1	A	10	C	20	2	8					
74-199D20V15	199D156X9020D1V1	A	15	D	20	2.5	8					
74-199D20V22	199D226X9020D1V1	A	22	D	20	3	8					
74-199D20V47	199D476X9020E6V1	B	47	E	20	5	8					
74-199D25V1.5	199D155X9025A1V1	A	1.5	A	25	0.5	6					
74-199D25V2.2	199D225X9025A1V1	A	2.2	A	25	0.5	6					
74-199D25V4.7	199D475X9025B1V1	A	4.7	B	25	1	6					
74-199D25V6.8	199D685X9025C1V1	A	6.8	C	25	1.5	6					
74-199D25V15	199D156X9025D1V1	A	15	D	25	3	8					
74-199D25V22	199D226X9025D1V1	A	22	D	25	4	8					
74-199D25V47E	199D476X9025E6V1	B	47	E	25	6	8					
74-199D25V68	199D686X9025F6V1	B	68	F	25	7	8					
74-199D35V0.1	199D104X9035A1V1	A	0.1	A	35	0.5	4					
74-199D35V0.15	199D154X9035A1V1	A	0.15	A	35	0.5	4					
74-199D35V0.22	199D224X9035A1V1	A	0.22	A	35	0.5	4					
74-199D35V0.47	199D474X9035A1V1	A	0.47	A	35	0.5	4					
74-199D35V0.68	199D684X9035A1V1	A	0.68	A	35	0.5	4					
74-199D35V1.0	199D105X9035A1V1	A	1	A	35	0.5	4					
74-199D35V1.5	199D155X9035A1V1	A	1.5	A	35	0.5	6					
74-199D35V2.2	199D225X9035B1V1	A	2.2	B	35	0.7	6					
74-199D35V3.3	199D335X9035B1V1	A	3.3	B	35	1	6					
74-199D35V4.7	199D475X9035C1V1	A	4.7	C	35	1.5	6					
74-199D35V15	199D156X9035E6V1	B	15	E	35	4	8					
74-199D35V33	199D336X9035F6V1	B	33	F	35	6	8					
74-199D35V47	199D476X9035F6V1	B	47	F	35	7	8					
74-199D50V0.1	199D104X9050A1V1	A	0.1	A	50	0.5	4					
74-199D50V0.22	199D224X9050A1V1	A	0.22	A	50	0.5	4					
74-199D50V0.33	199D334X9050A1V1	A	0.33	A	50	0.5	4					
74-199D50V1.0	199D105X9050B1V1	A	1	B	50	0.5	4					
74-199D50V2.2	199D225X9050C1V1	A	2.2	C	50	1.1	6					
74-199D50V10	199D106X9050F6V1	B	10	F	50	4	8					
74-199D50V22	199D226X9050F6V1	B	22	F	50	6	8					

© Copyright 2014 Mouser Electronics

© Copyright 2014 Mouser Electronics

150D SOLID TANTALUM CAPACITORS - HERMETICALLY-SEALED

Features:

- Terminations: Tin/lead (SnPb), 100% Tin (RoHS compliant)
- These high performance, hermetically-sealed Tantalex® capacitors have set the standard for solid-electrolyte tantalum capacitors for more than three decades
- High capacitance, low DCL, low dissipation factor and exceptional operating stability
- Performance and reliability have been proven in commercial, industrial and military applications
- Available in four case codes and capacitors are supplied with plastic-film insulation
- Terminals are solid, tinned nickel wire leads
- The Military equivalent to the 150D is the CSR13 which is qualified to MIL-C-39003/01

Specifications:

- Operating Temperature: -55°C to +85°C
- Capacitance Tolerance: ±10% standard
- ±5% available as special
- Dissipation Factor: @120Hz, +25°C
- Life Test: 2000 hours @ 85°C

LEAD-FREE

RoHS Compliant

DIMENSIONS: in.

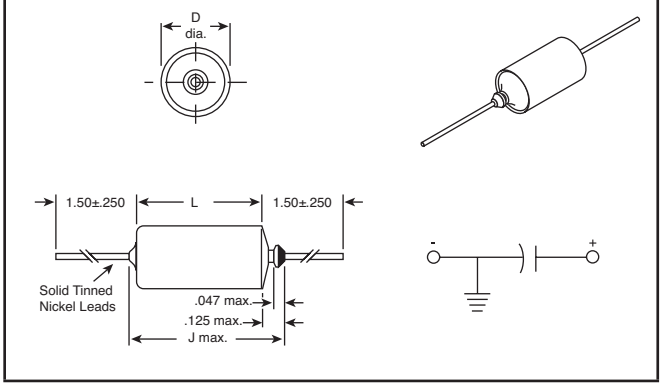

Case Size	With Insulating Sleeve*		J (Max.)	Lead Size	
	D	L		AWG No.	Nominal Dia.
A	.135±.016	.286±.031	.422	24AWG	.020
B	.185±.016	.474±.031	.610	24AWG	.020
R	.289±.016	.686±.031	.822	22AWG	.025
S	.351±.016	.786±.031	.922	22AWG	.025

* When a shrink-fitted insulation is used, it shall lap over the ends of the capacitor body

For quantities greater than listed, call for quote.

MOUSER STOCK NO.	Vishay Part No.	Volt (DC)	Value (μF)	Case Size	Price Each 1	25	50	100
74-150D476X9006B2BE3	150D476X9006B2BE3	6	47	B				
74-150D475X9010A2BE3	150D475X9010A2BE3	10	4.7	A				
74-150D336X9010B2BE3	150D336X9010B2BE3	10	33	B				
74-150D396X9010B2BE3	150D396X9010B2BE3	10	39	B				
74-150D107X9010R2BE3	150D107X9010R2BE3	10	100	R				
74-150D227X9010S2BE3	150D227X9010S2BE3	10	220	S				
74-150D335X9015A2BE3	150D335X9015A2BE3	15	3.3	A				
74-150D226X9015B2BE3	150D226X9015B2BE3	15	22	B				
74-150D225X9020A2BE3	150D225X9020A2BE3	20	2.2	A				
74-150D475X9020B2BE3	150D475X9020B2BE3	20	4.7	B				
74-150D106X9020B2BE3	150D106X9020B2BE3	20	10	B				
74-150D156X9020B2BE3	150D156X9020B2BE3	20	15	B				
74-150D336X9020R2BE3	150D336X9020R2BE3	20	33	R				
74-150D476X9020R2BE3	150D476X9020R2BE3	20	47	R				
74-150D107X9020S2BE3	150D107X9020S2BE3	20	100	S				
74-150D104X9035A2BE3	150D104X9035A2BE3	35	0.10	A				
74-150D224X9035A2BE3	150D224X9035A2BE3	35	0.22	A				
74-150D474X9035A2BE3	150D474X9035A2BE3	35	0.47	A				
74-150D105X9035A2BE3	150D105X9035A2BE3	35	1	A				

For quantities greater than listed, call for quote.

MOUSER STOCK NO.	Vishay Part No.	Volt (DC)	Value (μF)	Case Size	Price Each 1	25	50	100
74-150D225X9035B2BE3	150D225X9035B2BE3	35	2.2	B				
74-150D275X9035B2BE3	150D275X9035B2BE3	35	2.7	B				
74-150D335X9035B2BE3	150D335X9035B2BE3	35	3.3	B				
74-150D475X9035B2BE3	150D475X9035B2BE3	35	4.7	B				
74-150D565X9035B2BE3	150D565X9035B2BE3	35	5.6	B				
74-150D685X9035B2BE3	150D685X9035B2BE3	35	6.8	B				
74-150D106X9035R2BE3	150D106X9035R2BE3	35	10	R				
74-150D156X9035R2BE3	150D156X9035R2BE3	35	15	R				
74-150D226X9035R2BE3	150D226X9035R2BE3	35	22	R				
74-150D396X9035S2BE3	150D396X9035S2BE3	35	39	S				
74-150D476X9035S2BE3	150D476X9035S2BE3	35	47	S				
74-150D474X9050A2BE3	150D474X9050A2BE3	50	0.47	A				
74-150D105X9050A2BE3	150D105X9050A2BE3	50	1	A				
74-150D335X9050B2BE3	150D335X9050B2BE3	50	3.3	B				
74-150D475X9050B2BE3	150D475X9050B2BE3	50	4.7	B				
74-150D106X9050R2BE3	150D106X9050R2BE3	50	10	R				
74-150D156X9050R2BE3	150D156X9050R2BE3	50	15	R				
74-150D226X9050S2BE3	150D226X9050S2BE3	50	22	S				
74-150D106X9075R2BE3	150D106X9075R2BE3	75	10	R				

VISHAY TYPE 173D SOLID TANTALUM CAPACITORS

Type 173D molded case axial-lead TANTALEX® capacitors are designed for high performance automotive, industrial and commercial electronic equipment. Precision molded in gold colored, flame retardant, thermosetting epoxy resin, units are laser marked for improved legibility, while the tapered end of the case provides easy identification of the positive terminal.

Specifications:

- Operating Temperature: -55°C to +85°C
- Capacitance Tolerance: ±10%
- Dissipation Factor: @ 120Hz, +25°C
- Life Test: 2000 hours @ 85°C

Case Size	D (Max.)	L (Max.)	Lead Diameter
U	095	.260	.020
V	.110	.290	.020
W	.180	.345	.020
X	.180	.420	.020
Y	.280	.550	.025

DIMENSIONS: in.

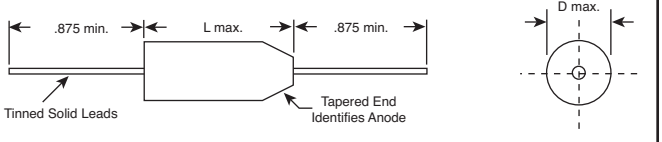

For quantities greater than listed, call for quote.

MOUSER STOCK NO.	Vishay Part No.	Volt (DC)	Value (μF)	Case Size	Price Each 1	25	50	100
74-173D10V10	173D106X9010V	10	10	V				
74-173D10V22	173D226X9010W	10	22	W				
74-173D15V2.2	173D225X9015U	15	2.2	U				
74-173D15V6.8	173D685X9015V	15	6.8	V				
74-173D15V15	173D156X9015W	15	15	W				
74-173D15V33	173D336X9015X	15	33	X				
74-173D20V1.0	173D105X9020U	20	1	U				
74-173D20V4.7	173D475X9020V	20	4.7	V				
74-173D20V22	173D226X9020X	20	22	X				
74-173D20V100	173D107X9020Y	20	100	Y				
74-173D25V1.0	173D105X9025U	25	1	U				
74-173D25V2.2	173D225X9025V	25	2.2	V				
74-173D25V3.3	173D335X9025V	25	3.3	V				
74-173D25V6.8	173D685X9025W	25	6.8	W				
74-173D25V10	173D106X9025W	25	10	W				
74-173D25V12	173D126X9025X	25	12	X				
74-173D25V15	173D156X9025X	25	15	X				

For quantities greater than listed, call for quote.

MOUSER STOCK NO.	Vishay Part No.	Volt (DC)	Value (μF)	Case Size	Price Each 1	25	50	100
74-173D35V0.1	173D104X9035U	35	0.1	U				
74-173D35V0.33	173D334X9035U	35	0.33	U				
74-173D35V0.47	173D474X9035U	35	0.47	U				
74-173D35V1.0	173D105X9035V	35	1	V				
74-173D35V1.5	173D155X9035V	35	1.5	V				
74-173D35V2.2	173D225X9035W	35	2.2	W				
74-173D35V3.3	173D335X9035W	35	3.3	W				
74-173D35V4.7	173D475X9035W	35	4.7	W				
74-173D35V6.8	173D685X9035X	35	6.8	X				
74-173D35V10	173D106X9035X	35	10	X				
74-173D35V22	173D226X9035Y	35	22	Y				
74-173D35V47	173D476X9035Y	35	47	Y				
74-173D50V0.1	173D104X9050U	50	0.1	U				
74-173D50V0.22	173D224X9050U	50	0.22	U				
74-173D50V0.47	173D474X9050V	50	0.47	V				
74-173D50V1.0	173D105X9050V	50	1	V				
74-173D50V2.2	173D225X9050W	50	2.2	W				
74-173D50V4.7	173D475X9050X	50	4.7	X				

© Copyright 2014 Mouser Electronics

© Copyright 2014 Mouser Electronics

AVX Electrolytic Tantalum Capacitors

RoHS Compliant **This product is RoHS compliant.**

TANTALUM FUSED CAPACITORS

Fused Tantalum Capacitors offer protection from possible damaging short circuit failure modes. This is accomplished with an internal fuse using thin film technology that is in series with the capacitor. The AVX fused tantalum offers lower ESR limits than competitive fused tantalum capacitors.

Features:

- Molded Case
- Internal thin-film fuse
- Fail safe operation while maintaining low ESR
- Fuse characteristics can be specified
- Lower ESR and faster actuation than competition
- Compatible with lead-free solder processes
- Stable lead-times

Applications:

- Industrial: Failure intolerant systems
- Computers
- Server backplanes
- High-end computing and decoupling
- Parallel capacitor banks that will benefit from redundancy
- All Markets
- Uninterruptible power supplies
- Lower ESR than competing product
- Higher ripple current capability

RoHS Compliant

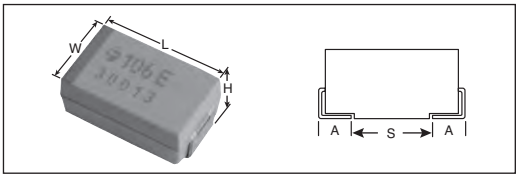

DIMENSIONS: mm (in.)

Code	EIA Code	L±0.20 (0.008)	W+0.20 (0.008) -0.10(0.004)	H±0.20 (0.008) -0.10(0.004)	W_1 ±0.20(0.008)	A+0.30 (0.012) -0.20(0.008)	S Min.
D	7343-31	7.30 (0.287)	4.30 (0.169)	2.90 (0.114)	2.40 (0.094)	1.30 (0.051)	4.40 (0.173)

PRODUCT NEW

MOUSER STOCK NO.	AVX Part No.	Volt	Value (µF)	Tol. ± %	DCL (uA) Max.	ESR max (mohms) @ 100kHz	Price Each 1	10	100	500	1000
TAW Series											
581-TAWD476K010R0500	TAWD476K010R0500	10	47	10	4.7	500					
581-TAWD476M010R0500	TAWD476M010R0500	10	47	20	4.7	500					
581-TAWD107K010R0500	TAWD107K010R0500	10	100	10	10	500					
581-TAWD107M010R0500	TAWD107M010R0500	10	100	20	10	500					
581-TAWD336K016R0600	TAWD336K016R0600	16	33	10	5.3	600					
581-TAWD336M016R0600	TAWD336M016R0600	16	33	20	5.3	600					
581-TAWD226K020R0500	TAWD226K020R0500	20	22	10	4.4	500					
581-TAWD685K035R0600	TAWD685K035R0600	35	6.8	10	2.4	600					
581-TAWD106K025R0600	TAWD106K025R0600	25	10	10	2.5	600					
581-TAWD106M025R0600	TAWD106M025R0600	25	10	20	2.5	600					
581-TAWD226K025R0600	TAWD226K025R0600	25	22	10	5.5	600					
581-TAWD106K035R0600	TAWD106K035R0600	35	10	10	3.5	600					
581-TAWD685K050R0700	TAWD685K050R0700	50	6.8	10	3.4	700					
581-TAWD685M050R0700	TAWD685M050R0700	50	6.8	20	3.4	700					
TBW Series											
581-TBWD156K35CBDB	TBWD156K035CBDB0000	35	15	10	5.3	0.75					
581-TBWD475K50CBDB	TBWD475K050CBDB0000	50	4.7	10	2.4	0.75					

TWA WET ELECTROLYTIC TANTALUM CAPACITOR

The TWA series is an axial leaded wet electrolytic tantalum capacitor and represents a new level of high CV (capacitance/voltage) previously unavailable in this technology. TWA incorporates a novel, very high capacitance cathode system that allows for higher CV designs, well beyond values specified in the Mil-PRF-39006 drawing. TWA products are listed on DSCC 93026 Rev. P, which includes new high capacitance/voltage ratings.

This design includes a welded tantalum can and header assembly that provides a hermetic seal to withstand the harsh shock and vibration requirements of 39006.

Customized capacitance and voltage packages are possible and welcomed. Contact Mouser Electronics about design possibilities beyond those contained in this datasheet.

RoHS Compliant

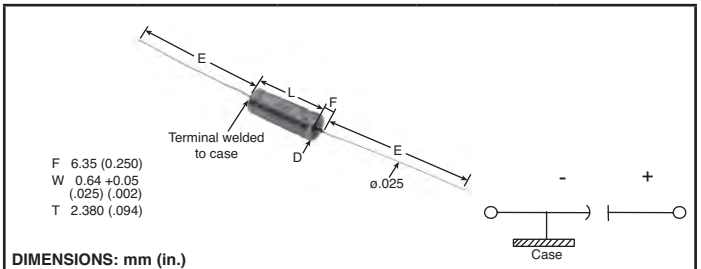

DIMENSIONS: mm (in.)

Case Size DSCC	Case Size AVX	L +0.79(.031) 0.41(.016)	D +0.41(.016)	D^1	E ±6.35(.250)
T1	A	11.51 (.453)	4.78 (.188)	5.56 (.219)	38.10 (1.500)
T2	B	16.28 (.641)	7.14 (.281)	7.92 (.312)	57.15 (2.250)
T3	D	19.46 (.766)	9.52 (.375)	10.31 (.406)	57.15 (2.250)
T4	E	26.97 (1.062)	9.52 (.375)	10.31 (.406)	57.15 (2.250)

MOUSER STOCK NO.	AVX Part No.	Volt	Value (µF)	Tol. ± %	Case Size	ESR max (Ω) @ 120kHz	DC Leakage max (uA) +25°C	AC Ripple (mA rms) 85°C at 40kHz	Price Each 1	5	20	40
581-TWAB567K25CBSZ	TWAB567K025CBSZ0000	25	560	10	B	0.83	2	2100				
581-TWAD128K25CBSZ	TWAD128K025CBSZ0000	25	1200	10	D	0.65	5	2600				
581-TWAE188K25CBSZ	TWAE188K025CBSZ0000	25	1800	10	E	0.5	6	3100				
581-TWAE228K25CBSZ	TWAE228K025CBSZ0000	25	2200	10	E	0.5	10	3200				
581-TWAB477K30CBSZ	TWAB477K030CBSZ0000	30	470	10	B	0.85	2	1800				
581-TWAD108K30CBSZ	TWAD108K030CBSZ0000	30	1000	10	D	0.7	7	2500				
581-TWAE158K30CBSZ	TWAE158K030CBSZ0000	30	1500	10	E	0.6	12	3000				
581-TWAA686K50CBSZ	TWAA686K050CBSZ0000	50	68	10	A	1.5	1	1050				
581-TWAB227K50CBSZ	TWAB227K050CBSZ0000	50	220	10	B	0.9	2	1800				
581-TWAD477K50CBSZ	TWAD477K050CBSZ0000	50	470	10	D	0.75	3	2100				
581-TWAE687K50CBSZ	TWAE687K050CBSZ0000	50	680	10	E	0.7	5	2750				
581-TWAA476K60CBSZ	TWAA476K060CBSZ0000	60	47	10	A	2	1	1050				
581-TWAB157K60CBSZ	TWAB157K060CBSZ0000	60	150	10	B	1.1	2	1650				
581-TWAD397K60CBSZ	TWAD397K060CBSZ0000	60	390	10	D	0.9	3	2100				
581-TWAE567K60CBSZ	TWAE567K060CBSZ0000	60	560	10	E	0.8	5	2750				
581-TWAE108K60CBSZ	TWAE108K060CBSZ0000	60	1000	10	E	1	12	3200				
581-TWAA336K75CBSZ	TWAA336K075CBSZ0000	75	33	10	A	2.5	1	1050				
581-TWAB117K75CBSZ	TWAB117K075CBSZ0000	75	110	10	B	1.3	2	1650				
581-TWAD337K75CBSZ	TWAD337K075CBSZ0000	75	330	10	D	1	3	2100				
581-TWAE477K75CBSZ	TWAE477K075CBSZ0000	75	470	10	E	0.9	5	2750				
581-TWAA156K100CBSZ	TWAA156K100CBSZ0000	100	15	10	A	3.5	1	1050				
581-TWAB686K100CBSZ	TWAB686K100CBSZ0000	100	68	10	B	2.1	2	1650				
581-TWAD157K100CBSZ	TWAD157K100CBSZ0000	100	150	10	D	1.6	3	2100				
581-TWAE227K100CBSZ	TWAE227K100CBSZ0000	100	220	10	E	1.2	5	2750				
581-TWAB476K125CBSZ	TWAB476K125CBSZ0000	125	47	10	B	2.3	2	1650				
581-TWAD107K125CBSZ	TWAD107K125CBSZ0000	125	100	10	D	1.8	3	2100				
581-TWAE157K125CBSZ	TWAE157K125CBSZ0000	125	150	10	E	1.6	5	2750				

© Copyright 2014 Mouser Electronics
© Copyright 2014 Mouser Electronics

VISHAY Wet Tantalum Capacitors

VISHAY T16 SERIES

DIMENSIONS: in. (mm)

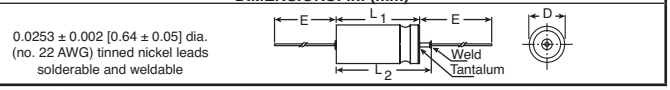

Case Code		D	L1	L2 (max.)	E
Type T16	ST				
D	T4	0.375±0.016 (9.53±0.41)	1.062+0.031/-0.016 (26.97+0.79/-0.41)	1.343 (34.11)	2.250±0.250 (57.15±6.35)

NEW PRODUCT

RoHS Compliant

For quantities greater than listed, call for quote.

MOUSER STOCK NO.	Mfr. Part No.	Volt (DC)	Value (µF)	Case Size	Tol. ± %	Price Each 1	10	20	50
74—T16D687K050EZSS		50	680	D	10				
74—T16D567K060EZSS		60	560	D	10				
74—T16D477K075EZSS		75	470	D	10				
74—T16D227K100EZSS		100	220	D	10				
74—T16D157K125EZSS		125	150	D	10				

VISHAY M34/M35 SURFACE MOUNT WET TANTALUM CAPACITORS

M34 and M35 wet tantalum electrolytic chip capacitors incorporate the advantages of all the varieties of electrolytic capacitors and eliminate most of the disadvantages. They have a higher ripple current capability than any other electrolytic type with similar combinations of capacitance and case size.

Features:

- Very low ESR
- High ripple current capability
- Transient reverse voltage capability
- Low DCL

NEW! TECHNOLOGY

Specifications:

- Operating Temperature: -55°C to +85°C
- Life Test: Capacitors shall be capable of withholding a 2000 h life test at 85°C at rated voltage
- Termination: A = 100% Tin (RoHS Compliant)
  B = Tin/Lead

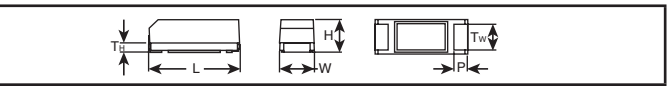

DIMENSIONS: in.

L(Max.)	W	H	P(Min.)	TW	TH (Min.)
21.2	8 ± 0.3	7.5 ± 0.3	3.0	6.0 ± 0.3	1.9

For quantities greater than listed, call for quote.

MOUSER STOCK NO.	Mfr. Part No.	Volt (DC)	Value (µF)	Case Size	Tol. ± %	Price Each 1	5	10	20
74—M34C107K030AZSS		30	100	C	10				
74—M34C107K030BZSS		30	100	C	10				
74—M34C686K050BZSS		50	68	C	10				
74—M34C476K060AZSS		60	47	C	10				
74—M34C476K060BZSS		60	47	C	10				
74—M34C336K075BZSS		75	33	C	10				
74—M34C156K100BZSS		100	15	C	10				
74—M34C106K125AZSS		125	10	C	10				
74—M34C106K125BZSS		125	10	C	10				
74—M35C276K060AZSS		60	27	C	10				

VISHAY 135D WET TANTALUM CAPACITORS

DIMENSIONS: in. (mm)

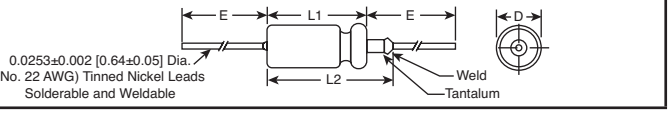

Case Code		D	L1	L2	E	Weight in Grams (Max.)
Type 135D	CLR 79/81 Equiv.					
C	T1	0.188±0.016 (4.78±0.41)	0.453 +0.031-0.016 (11.51 +0.79-0.41)	0.734 (18.64)	1.500±0.250 (38.10±6.35)	2.6
F	T2	0.281±0.016 (7.14±0.41)	0.641 +0.031 -0.016 (16.28 +0.79-0.41)	0.922 (23.42)	2.250±0.250 (57.15± 6.35)	6.2
T	T3	0.375±0.016 (9.53±0.41)	0.766 +0.031-0.016 (19.46 +0.79-0.41)	1.047 (26.59)	2.250±0.250 (57.15±6.35)	11.6
K	T4	0.375±0.016 (9.53±0.41)	1.062 +0.031-0.016 (26.97 +0.79-0.41)	1.343 (34.11)	2.250±0.250 (57.15±6.35)	17.7

For quantities greater than listed, call for quote.

MOUSER STOCK NO.	Mfr. Part No.	Volt (DC)	Value (µF)	Case Size	Tol.± %	Price Each 1	5	10	20
74—135D127X0010C6		10	120	C	20				
74—135D107X9015C6		15	100	C	10				
74—135D107X0015C6		15	100	C	20				
74—135D277X0015F6		15	270	F	20				
74—135D226X0025C6		25	22	C	20				
74—135D566X9025C6		25	56	C	10				
74—135D566X0025C6		25	56	C	20				
74—135D686X9025C6		25	68	C	10				
74—135D107X9025F6		25	100	F	10				
74—135D277X0025F6		25	270	F	20				
74—135D476X0030C6		30	47	C	20				
74—135D566X0030C6		30	56	C	20				

MOUSER STOCK NO.	Mfr. Part No.	Volt (DC)	Value (µF)	Case Size	Tol.± %	Price Each 1	5	10	20
74—135D157X0030F6		30	150	F	20				
74—135D106X9050C6		50	10	C	10				
74—135D106X0050C6		50	10	C	20				
74—135D336X9050C6		50	33	C	10				
74—135D476X0050F6		50	47	F	20				
74—135D127X9050F6		50	120	F	10				
74—135D127X0050F6		50	120	F	20				
74—135D276X9060C6		60	27	C	10				
74—135D396X0060F6		60	39	F	20				
74—135D107X9060F6		60	100	F	10				
74—135D107X0060F6		60	100	F	20				
74—135D147X0060K6		60	140	K	20				
74—135D685X0075C6		75	6.8	C	20				
74—135D226X9075C6		75	22	C	10				
74—135D226X0075C6		75	22	C	20				
74—135D336X0075F6		75	33	F	20				
74—135D826X0075F6		75	82	F	20				
74—135D227X9075K6		75	220	K	10				
74—135D475X9100C6		100	4.7	C	10				
74—135D475X0100C6		100	4.7	C	20				
74—135D106X9100C6		100	10	C	10				
74—135D106X0100C6		100	10	C	20				
74—135D226X0100F6		100	22	F	20				
74—135D175X0125C6		125	1.7	C	20				
74—135D365X0125C6		125	3.6	C	20				
74—135D685X9125C6		125	6.8	C	10				
74—135D146X9125F6		125	14	F	10				
74—135D256X0125T6		125	25	T	20				
74—135D276X9125F6		125	27	F	10				
74—135D276X0125F6		125	27	F	20				
74—135D476X9125T6		125	47	T	10				
74—135D566X9125K6		125	56	K	10				
74—135D566X0125K6		125	56	K	20				
74—135D826X0125K6		125	82	K	20				

VISHAY 109D WET TANTALUM CAPACITORS

DIMENSIONS: in.

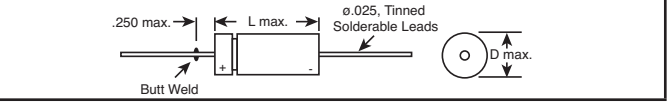

Case Size	With Plastic-Film Insulating Sleeve D ± 0.016 (Max.)	L (Max.)	Lead Length ± .250
C	.219	.608	1.500
F	.312	.796	2.250
T	.406	.921	2.250
K	.406	1.217	2.250

For quantities greater than listed, call for quote.

MOUSER STOCK NO.	Mfr. Part No.	Volt (DC)	Value (µF)	Case Size	Price Each 1	5	10	20
74—109D567X9010F2		10	560	F				
74—109D108X9010T2		10	1000	T				
74—109D107X9015C2		15	100	C				
74—109D397X9015F2		15	390	F				
74—109D827X9015T2		15	820	T				
74—109D226X9025C2		25	22	C				
74—109D107X9025F2		25	100	F				
74—109D277X9025F2		25	270	F				
74—109D567X9025T2		25	560	T				
74—109D687X9025K2		25	680	K				
74—109D156X9030C2		30	15	C				

MOUSER STOCK NO.	Mfr. Part No.	Volt (DC)	Value (µF)	Case Size	Price Each 1	5	10	20
74—109D157X9030F2		30	150	F				
74—109D187X9030F2		30	180	F				
74—109D227X9030F2		30	220	F				
74—109D337X9030T2		30	330	T				
74—109D477X9030T2		30	470	T				
74—109D106X9050C2		50	10	C				
74—109D336X9050C2		50	33	C				
74—109D476X9050F2		50	47	F				
74—109D127X9050F2		50	120	F				
74—109D277X9050T2		50	270	T				
74—109D337X9050K2		50	330	K				
74—109D686X9060F2		60	68	F				
74—109D107X9060F2		60	100	F				
74—109D227X9060T2		60	220	T				
74—109D156X9075C2		75	15	C				
74—109D226X9075C2		75	22	C				
74—109D336X9075F2		75	33	F				
74—109D406X9075T2		75	40	T				
74—109D476X9075F2		75	47	F				
74—109D566X9075F2		75	56	F				
74—109D826X9075F2		75	82	F				
74—109D117X9075T2		75	110	T				
74—109D187X9075T2		75	180	T				
74—109D475X9100C2		100	4.7	C				
74—109D106X9100C2		100	10	C				
74—109D226X9100F2		100	22	F				
74—109D396X9100F2		100	39	F				
74—109D686X9100T2		100	68	T				

© Copyright 2014 Mouser Electronics

© Copyright 2014 Mouser Electronics

MURATA Lead Free SMD Ceramic Trimmer Capacitors

muRata
Innovator in Electronics

DIMENSIONS: mm

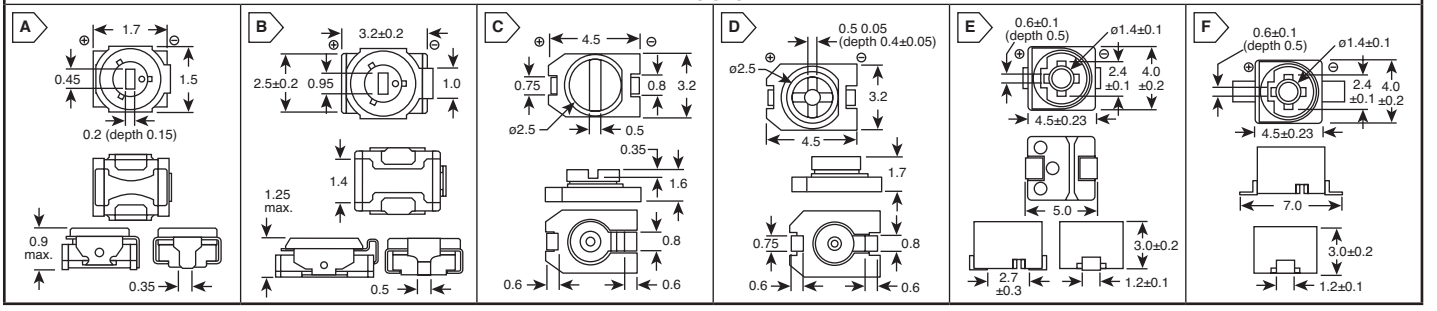

TZR1 SERIES

Features:
Unique construction with no plastic material provides superior soldering heat resistance to maintain excellent characteristic performance after reflow soldering. Suitable for high frequency circuit due to high self resonant frequency.

Specifications:
- Operating Temperature: -25°C to +85°C
- Insulation Resistance: 10,000MΩ min.
- Torque: 0.1 to 1.0mNm

MOUSER STOCK NO.	Murata Part No.	Fig.	C. Min (pF) Max	C. Max (pF)	TCC (ppm/°C)	Q	Rated Voltage	Withstanding Voltage	Price Each 1	Price Each 50	Price Each 100	Reel Qty.	Price Each
81-TZR1Z1R5A001R00	TZR1Z1R5A001R00	A	0.7	1.5 +100/-0%	NP0 ± 300	200 Min. @ 200MHz Cmax	25Vdc	55Vdc				3000	
81-TZR1Z040A001R00	TZR1Z040A001R00	A	1.5	4.0 +100/-0%	NP0 ± 500	300 Min. @ 1MHz Cmax	25Vdc	55Vdc				3000	
81-TZR1R080A001R00	TZR1R080A001R00	A	3.0	8.0 +100/-0%	N750 ± 500	300 Min. @ 1MHz Cmax	25Vdc	55Vdc				3000	

TZY2 SERIES

Features:
New shape of cover can improve the flux invasion compared with current products. Improvement of the adhesion between rotor and stator leads to superior stability. Unique construction with no plastic material provides superior soldering heat resistance to maintain excellent characteristic performance after reflow soldering. Suitable for high frequency circuit due to high self resonant frequency.

Specifications:
- Operating Temperature: -25°C to +85°C
- Insulation Resistance: 10,000MΩ min.
- Torque: 0.5 to 5.0mNm

81-TZY2Z010A001R00	TZY2Z010A001R00	B	0.5	1.0 +100/-0%	NP0 ± 300	200 Min. @ 200MHz Cmax	25Vdc	55Vdc				2000	
81-TZY2Z2R5A001R00	TZY2Z2R5A001R00	B	0.7	2.5 +100/-0%	NP0 ± 300	200 Min. @ 100MHz Cmax	25Vdc	55Vdc				2000	
81-TZY2Z030A001R00	TZY2Z030A001R00	B	1.5	3.0 +100/-0%	NP0 ± 300	300 Min. @ 1MHz Cmax	25Vdc	55Vdc				2000	
81-TZY2Z060A001R00	TZY2Z060A001R00	B	2.5	6.0 +100/-0%	NP0 ± 300	500 Min. @ 1MHz Cmax	25Vdc	55Vdc				2000	
81-TZY2Z100A001R00	TZY2Z100A001R00	B	3.0	10.0 +100/-0%	NP0 ± 300	500 Min. @ 1MHz Cmax	25Vdc	55Vdc				2000	
81-TZY2R200A001R00	TZY2R200A001R00	B	4.5	20.0 +100/-0%	N750 ± 500	500 Min. @ 1MHz Cmax	25Vdc	55Vdc				2000	
81-TZY2R250A001R00	TZY2R250A001R00	B	5.5	25.0 +100/-0%	N750 ± 500	300 Min. @ 1MHz Cmax	25Vdc	55Vdc				2000	
81-TZY2K450A001R00	TZY2K450A001R00	B	8.0	45.0 +100/-0%	N1000 ± 500	300 Min. @ 1MHz Cmax	25Vdc	55Vdc				2000	

TZC3 SERIES

Features:
Color coded stator permits easy identification of capacitance and reduces mounting errors. Can be adjusted with conventional adjustment tools having a thickness of 0.5mm. Designed for automatic placement in surface mount applications. Heat resistant resin withstands reflow soldering temperature.

Specifications:
- Operating Temperature: -25°C to +85°C
- Insulation Resistance: 10,000MΩ min.
- Torque: 1.5 to 10.0mNm

MOUSER STOCK NO.	Murata Part No.	Fig.	C. Min (pF) Max	C. Max (pF)	TCC (ppm/°C)	Q	Rated Voltage	Withstand Voltage	Stator/Case Color	Price Each 1	Price Each 50	Price Each 100	Reel Qty.	Price Each
81-TZC3Z030A110R00	TZC3Z030A110R00	C	1.4	3.0 +50/-0%	NP0 ± 300	300 Min. @ 1MHz, Cmax	100Vdc	220Vdc	Brown				1000	
81-TZC3Z060A110R00	TZC3Z060A110R00	C	2.0	6.0 +50/-0%	NP0 ± 300	500 Min. @ 1MHz, Cmax	100Vdc	220Vdc	Blue				1000	
81-TZC3R100A110R00	TZC3R100A110R00	C	3.0	10.0 +50/-0%	N750 ± 300	500 Min. @ 1MHz, Cmax	100Vdc	220Vdc	White				1000	
81-TZC3P200A110R00	TZC3P200A110R00	C	5.0	20.0 +50/-0%	N1200 ± 500	300 Min. @ 1MHz, Cmax	100Vdc	220Vdc	Red				1000	
81-TZC3P300A110R00	TZC3P300A110R00	C	6.5	30.0 +50/-0%	N1200 ± 500	300 Min. @ 1MHz, Cmax	100Vdc	220Vdc	Green				1000	
81-TZC3Z060A310R00	TZC3Z060A310R00	D	2.0	6.0 +50/-0%	NP0 ± 300	500 Min. @ 1MHz, Cmax	100Vdc	220Vdc	Blue				1000	
81-TZC3R100A310R00	TZC3R100A310R00	D	3.0	10.0 +50/-0%	N750 ± 300	500 Min. @ 1MHz, Cmax	100Vdc	220Vdc	White				1000	
81-TZC3P300A310R00	TZC3P300A310R00	D	6.5	30.0 +50/-0%	N1200 ± 500	300 Min. @ 1MHz, Cmax	100Vdc	220Vdc	Green				1000	

TZB4 SERIES

Features:
Color coded case facilitates identification of capacitance range.
Designed for automatic placement in surface mount applications.

Specifications:
- Operating Temperature: -25°C to +85°C
- Insulation Resistance: 10,000MΩ min.
- Torque: 1.5 to 10.0mNm

81-TZB4Z030AA10R00	TZB4Z030AA10R00	E	1.4	3.0 +50/-0%	NP0 ± 200	300 Min. @ 1MHz, Cmax	100Vdc	220Vdc	Brown				500	
81-TZB4Z060AA10R00	TZB4Z060AA10R00	E	2.0	6.0 +50/-0%	NP0 ± 200	500 Min. @ 1MHz, Cmax	100Vdc	220Vdc	Blue				500	
81-TZB4Z100AA10R00	TZB4Z100AA10R00	E	3.0	10.0 +50/-0%	NP0 ± 300	500 Min. @ 1MHz, Cmax	100Vdc	220Vdc	White				500	
81-TZB4Z250AA10R00	TZB4Z250AA10R00	E	4.0	25.0 +50/-0%	NP0 ± 300	300 Min. @ 1MHz, Cmax	50Vdc	110Vdc	Black+Mark				500	
81-TZB4R200AA10R00	TZB4R200AA10R00	E	4.5	20.0 +50/-0%	N750 ± 300	500 Min. @ 1MHz, Cmax	100Vdc	220Vdc	Red				500	
81-TZB4P300AA10R00	TZB4P300AA10R00	E	6.5	30.0 +50/-0%	N1200 ± 500	300 Min. @ 1MHz, Cmax	100Vdc	220Vdc	Green				500	
81-TZB4R500AA10R00	TZB4R500AA10R00	E	7.0	50.0 +50/-0%	N750 ± 300	300 Min. @ 1MHz, Cmax	50Vdc	110Vdc	Black+Mark				500	
81-TZB4P400AA10R00	TZB4P400AA10R00	E	8.5	40.0 +50/-0%	N1200 ± 500	300 Min. @ 1MHz, Cmax	100Vdc	220Vdc	Yellow				500	
81-TZB4Z030BA10R00	TZB4Z030BA10R00	F	1.4	3.0 +50/-0%	NP0 ± 200	300 Min. @ 1MHz, Cmax	100Vdc	220Vdc	Brown				500	
81-TZB4Z060BA10R00	TZB4Z060BA10R00	F	2.0	6.0 +50/-0%	NP0 ± 200	500 Min. @ 1MHz, Cmax	100Vdc	220Vdc	Blue				500	
81-TZB4Z100BA10R00	TZB4Z100BA10R00	F	3.0	10.0 +50/-0%	NP0 ± 300	500 Min. @ 1MHz, Cmax	100Vdc	220Vdc	White				500	
81-TZB4Z250BA10R00	TZB4Z250BA10R00	F	4.0	25.0 +50/-0%	NP0 ± 300	300 Min. @ 1MHz, Cmax	50Vdc	110Vdc	Black+Mark				500	
81-TZB4R200BA10R00	TZB4R200BA10R00	F	4.5	20.0 +50/-0%	N750 ± 300	500 Min. @ 1MHz, Cmax	100Vdc	220Vdc	Red				500	
81-TZB4P300BA10R00	TZB4P300BA10R00	F	6.5	30.0 +50/-0%	N1200 ± 500	300 Min. @ 1MHz, Cmax	100Vdc	220Vdc	Green				500	
81-TZB4R500BA10R00	TZB4R500BA10R00	F	7.0	50.0 +50/-0%	N750 ± 300	300 Min. @ 1MHz, Cmax	50Vdc	110Vdc	Black+Mark				500	
81-TZB4P400BA10R00	TZB4P400BA10R00	F	8.5	40.0 +50/-0%	N1200 ± 500	300 Min. @ 1MHz, Cmax	100Vdc	220Vdc	Yellow				500	
81-TZB4Z060AB10R00	TZB4Z060AB10R00	E	2.0	6.0 +50/-0%	NP0 ± 200	500 Min. @ 1MHz, Cmax	100Vdc	220Vdc	Blue				500	
81-TZB4Z100AB10R00	TZB4Z100AB10R00	E	3.0	10.0 +50/-0%	NP0 ± 300	500 Min. @ 1MHz, Cmax	100Vdc	220Vdc	White				500	
81-TZB4Z250AB10R00	TZB4Z250AB10R00	E	4.0	25.0 +50/-0%	NP0 ± 300	300 Min. @ 1MHz, Cmax	50Vdc	110Vdc	Black+Mark				500	
81-TZB4R200AB10R00	TZB4R200AB10R00	E	4.5	20.0 +50/-0%	N750 ± 300	500 Min. @ 1MHz, Cmax	100Vdc	220Vdc	Red				500	
81-TZB4P300AB10R00	TZB4P300AB10R00	E	6.5	30.0 +50/-0%	N1200 ± 500	300 Min. @ 1MHz, Cmax	100Vdc	220Vdc	Green				500	
81-TZB4R500AB10R00	TZB4R500AB10R00	E	7.0	50.0 +50/-0%	N750 ± 300	300 Min. @ 1MHz, Cmax	50Vdc	110Vdc	Black+Mark				500	
81-TZB4Z060BB10R00	TZB4Z060BB10R00	F	2.0	6.0 +50/-0%	NP0 ± 200	500 Min. @ 1MHz, Cmax	100Vdc	220Vdc	Blue				500	
81-TZB4Z100BB10R00	TZB4Z100BB10R00	F	3.0	10.0 +50/-0%	NP0 ± 300	500 Min. @ 1MHz, Cmax	100Vdc	220Vdc	White				500	
81-TZB4Z250BB10R00	TZB4Z250BB10R00	F	4.0	25.0 +50/-0%	NP0 ± 300	300 Min. @ 1MHz, Cmax	50Vdc	110Vdc	Black+Mark				500	
81-TZB4R200BB10R00	TZB4R200BB10R00	F	4.5	20.0 +50/-0%	N750 ± 300	500 Min. @ 1MHz, Cmax	100Vdc	220Vdc	Red				500	
81-TZB4R500BB10R00	TZB4R500BB10R00	F	7.0	50.0 +50/-0%	N750 ± 300	300 Min. @ 1MHz, Cmax	50Vdc	110Vdc	Black+Mark				500	

© Copyright 2014 Mouser Electronics
© Copyright 2014 Mouser Electronics

SPRAGUE GOODMAN Trimmer Capacitors

FILMTRIM® PLASTIC DIELECTRIC TRIMMER CAPACITORS, 8MM GYA SERIES, 10MM GYC AND GZC SERIES

Features:
- Low cost for commercial/industrial applications
- Top and bottom adjustable
- Linear capacitance change vs. rotation
- Typical applications: mobile radios, transmitters, pagers, electronic games, wireless security and fire alarms, and CATV

Specifications:
- Voltage rating: 100 VDC
- Dielectric withstanding voltage: 200 VDC
- Contact resistance: 0.010Ω max
- Insulation resistance: 10^4 MΩ min
- Operating temperature: GYA, GYC: -40°C to +70°C GZC: -40°C to + 85°C
- Torque: GYA series: 15-250 g-cm (0.21-3.5 oz-in) GYC, GZC series: 15-360 g-cm (0.20-5.0 oz-in)
- Dielectric construction: GYA, GYC: Polypropylene GZC: Polycarbonate

For quantities greater than listed, call for quote.

MOUSER STOCK NO.		Cap. Range (pF)		Q Factor	TCC	Dimensions: mm			Color	Price Each		
Mfr.	Mfr. Part No.	Min	Max	@ 1MHz	(ppm/°C)	A	B	C	Code	1	10	100
8mm												
659	GYA5R000	1.6	5.0	1000	0±300	8.5	7.7	10.2	Clear			
659	GYA10000	2.0	10.0	1000	0±300	8.5	7.7	10.2	Yellow			
659	GYA15000	2.0	15.0	1000	0±400	8.5	7.7	10.2	Blue			
659	GYA22000	2.2	22.0	1000	0±400	8.5	7.7	10.2	Green			
659	GYA27000	2.3	27.0	1000	0±350	8.5	7.7	10.2	Red			
659	GYA36000	3.0	36.0	1000	0±300	8.5	7.7	10.2	Violet			
10mm												
659	GYC15000	2.0	15.0	1000	0±400	11	10.2	10.2	Blue			
659	GYC20000	3.0	20.0	1000	0±400	11	10.2	10.2	Green			
659	GYC40000	3.5	40.0	1000	0±350	11	10.2	10.2	Clear			
659	GYC65000	4.5	65.0	1000	0±350	11	10.2	10.2	Yellow			
659	GZC80000	8.0	80.0	200	0±200	11	10.2	10.2	Red			
659	GZC10100	9.0	100.0	200	0±400	11	10.2	11.4	Violet			
659	GZC12100	9.0	120.0	200	0±350	11	10.2	11.4	Orange			
659	GZC15100	10.0	150.0	200	0±350	11	10.2	12.0	Orange			
659	GZC18100	12.0	180.0	200	0±350	11	10.2	12.0	Orange			

DIMENSIONS: mm

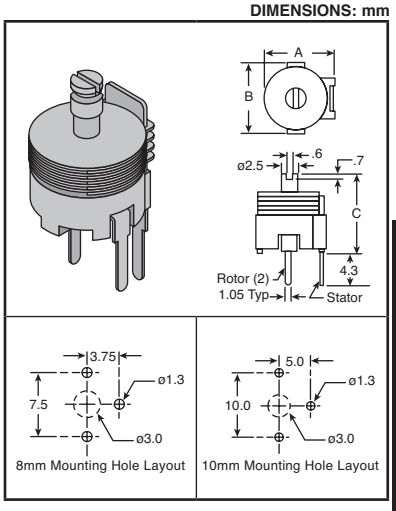

AIRTRIM® GAA SERIES MULTI-TURN TRIMMER CAPACITORS

Features:
- Multiple mounting styles, including surface mount
- Excellent stability
- Multi-turn resolution
- High Q

Applications:
Designed for VHF, UHF and microwave applications: amplifiers, oscillators, filters, radar, cable TV, mobile radios, and RF applications. Suitable for military and aerospace environments.

Specifications:
- Operating temperature range: -65°C to +125°C
- Voltage rating: 250 VDC
- Test voltage: 500 VDC
- Insulation resistance: $>10^6$MΩ min.
- Contact resistance: < 0.01Ω
- Torque: .35 to 3.5pF: 0.3 to 3.0 oz-in (22 to 216 g-cm)
  .6 to 6.0pF: 0.4 to 4.0 oz-in (29 to 288 g-cm)
  1.0 to 16pF: 0.5 to 5.0 oz-in (36 to 360 g-cm)
- Q factor: > 5000 @ 100MHz

0.35-3.5 pF Capacitance Range

✻Round nut

For quantities greater than listed, call for quote.

MOUSER STOCK NO.		Fig.	Dimensions: mm					TCC	Price Each		
Mfr.	Mfr. Part No.		A	B	C	D	E	(ppm/°C)	1	10	50
659	GAA3R505	A	0.28	0.21	0.24	0.16	0.15	±30			
659	GAA3R512	B	0.28	0.21	0.11	0.16	0.40	±30			
659	GAA3R513	C	0.28	0.21	0.25	0.16	0.22	±30			
659	GAA3R514	D	0.28	0.21	0.10	0.16	---	±30			

0.6-6.0 pF Capacitance Range

✻Round nut

For quantities greater than listed, call for quote.

MOUSER STOCK NO.		Fig.	Dimensions: mm					TCC	Price Each		
Mfr.	Mfr. Part No.		A	B	C	D	E	(ppm/°C)	1	10	50
✻ 659	GAA6R001	E	0.27	0.21	0.08	0.24	---	±15			
659	GAA6R005	A	0.29	0.19	0.25	0.24	0.20	±15			
659	GAA6R012	B	0.29	0.19	0.11	0.24	0.40	±15			
659	GAA6R014	D	0.29	0.19	0.10	0.24	---	±15			

1.0-10.0 pF Capacitance Range

For quantities greater than listed, call for quote.

MOUSER STOCK NO.		Fig.	Dimensions: mm					TCC	Price Each		
Mfr.	Mfr. Part No.		A	B	C	D	E	(ppm/°C)	1	10	50
659	GAA10002	F	0.30	0.20	0.06	0.30	---	±15			
659	GAA10004	G	0.31	0.19	0.30	0.30	0.31	±15			
659	GAA10005	A	0.31	0.19	0.29	0.30	0.20	±15			
659	GAA10006	H	0.31	0.19	0.11	0.30	0.44	±15			
659	GAA10009	I	0.31	0.19	0.10	0.30	---	±15			

1.0-14.0 pF Capacitance Range

For quantities greater than listed, call for quote.

MOUSER STOCK NO.		Fig.	Dimensions: mm					TCC	Price Each		
Mfr.	Mfr. Part No.		A	B	C	D	E	(ppm/°C)	1	10	50
659	GAA14001	E	0.30	0.20	0.11	0.30	---	±15			
659	GAA14004	G	0.31	0.19	0.30	0.30	0.31	±15			
659	GAA14006	H	0.31	0.19	0.11	0.30	0.44	±15			
659	GAA14009	I	0.31	0.19	0.10	0.30	---	±15			

2.0-16.0 pF Capacitance Range

For quantities greater than listed, call for quote.

MOUSER STOCK NO.		Fig.	Dimensions: mm					TCC	Price Each		
Mfr.	Mfr. Part No.		A	B	C	D	E	(ppm/°C)	1	10	50
659	GAA16001	E	0.30	0.20	0.11	0.30	---	±15			
659	GAA16003	J	0.30	0.20	0.20	0.30	---	±15			
659	GAA16004	G	0.31	0.19	0.30	0.30	0.31	±15			
659	GAA16005	A	0.31	0.19	0.29	0.30	0.20	±15			
659	GAA16006	H	0.31	0.19	0.11	0.30	0.44	±15			
659	GAA16009	I	0.31	0.19	0.10	0.30	---	±15			

DIMENSIONS: in.

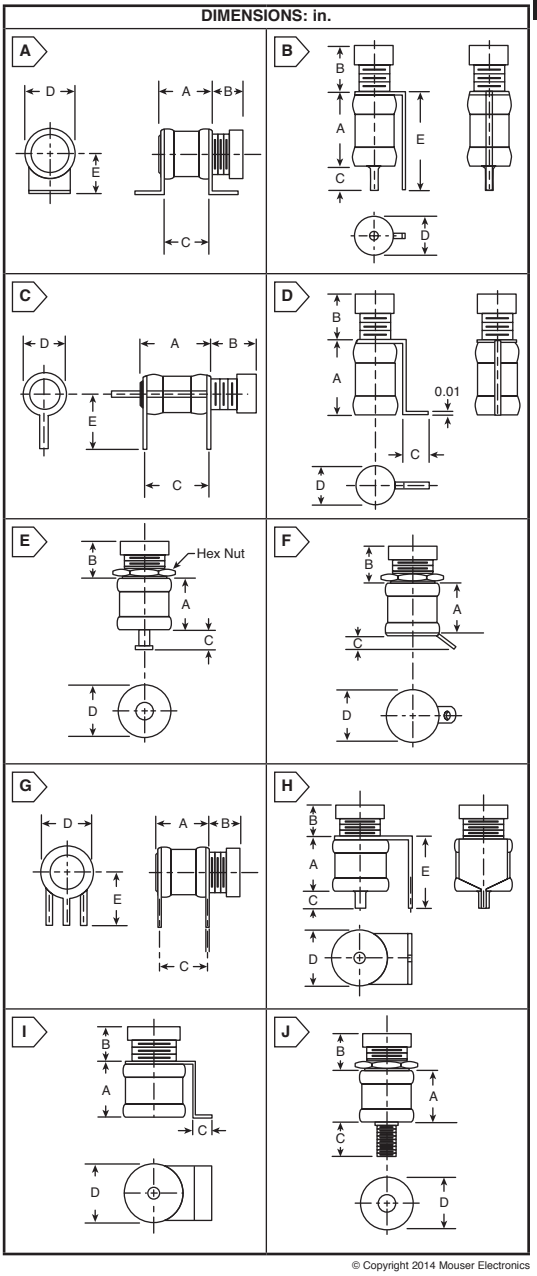

© Copyright 2014 Mouser Electronics

VOLTRONICS SMD Multi-Turn & Half-Turn Trimmer Capacitors

Voltronics Corporation is the world's leader in the design and manufacture of precision trimmer capacitors. Voltronics combines engineering know-how with leading edge technology and offers a variety of dielectrics that are suitable for applications from 1MHz to over 2GHz and voltages up to 20,000 VDC.

MULTI-TURN TRIMMER CAPACITORS

A1 SERIES

The Voltronics A1 Series high reliability solid dielectric trimmer capacitor is an ideal, economical replacement for conventional miniature air and sapphire dielectric trimmers. High reliability solid PTFE dielectric, positive tuning stops and up to 13 full turns of linear turning make the A1 Series an outstanding performer. 40 psi sealed, high voltage and non-magnetic versions are readily available.

RoHS Compliant

For quantities greater than listed, call for quote.

MOUSER STOCK NO.	Voltronics Part No.	Fig.	Cap. Range (pF)		Working Voltage	Withstanding Voltage	Q	Price Each		
			Min.	Max.				1	10	50
768-A1J4	A1J4	A	0.5	4.0	250	500	4000 @ 100MHz			
768-A1J8	A1J8	A	0.5	8.0	125	250	3000 @ 100MHz			
768-A1J12	A1J12	B	0.6	12.0	125	250	2000 @ 100MHz			

A4 SERIES

The A4 Series unique design using minimal parts simplifies the manufacturing process to effect one of the most economical high performance trimmer capacitors available in the industry. Also offers a high reliability solid PTFE dielectric, positive tuning stops and up to 5 full turns of linear tuning in the shortest length of any similar trimmer capacitor. It is an ideal choice for tuning and impedance matching high frequency and high power amplifier circuits.

RoHS Compliant

For quantities greater than listed, call for quote.

MOUSER STOCK NO.	Voltronics Part No.	Fig.	Cap. Range (pF)		Working Voltage	Withstanding Voltage	Q	Price Each		
			Min.	Max.				1	10	50
768-A4M3	A4M3	C	0.5	3.0	125	250	3000 @ 100MHz			
768-A4M5	A4M5	D	0.6	5.0	125	250	2000 @ 100MHz			

P SERIES

Voltronics "P" line of sapphire subminiature trimmer capacitors is a unique design. The trimmers have high Q, zero temperature coefficient, and are internally O-ring sealed to keep out flux and cleaning fluid. Yet, sizes are the same as the MIL unsealed styles. The tuning screw does not move in and out, and RF current does not run along it. Sapphire is ideal for precision trimmer capacitors. It's dielectric constant does not change with frequency, and its loss constant is extremely stable, measuring below 0.0003 up to 10 GHz. Sapphire is chemically inert, totally moisture resistant, and mechanically strong.

RoHS Compliant

For quantities greater than listed, call for quote.

MOUSER STOCK NO.	Voltronics Part No.	Fig.	Cap. Range (pF)		Working Voltage	Withstanding Voltage	Q	Price Each		
			Min.	Max.				1	10	50
768-P3F	P3F	E	0.6	2.5	500	1000	4000 @ 250MHz			
768-P5F	P5F	E	0.6	4.5	500	1000	3000 @ 250MHz			
768-P8F	P8F	E	0.8	8.0	500	1000	1500 @ 250MHz			
768-P5J	P5J	F	0.6	4.5	500	1000	3000 @ 250MHz			

HALF-TURN CERAMIC TRIMMER CAPACITORS

JN SERIES

Features:

- Operating Temperature: -25°C to +85°C
- Torque: .014 to .14 in-oz
- Insulation Resistance: 10^4 MΩ

RoHS Compliant

For quantities greater than listed, call for quote.

MOUSER STOCK NO.	Voltronics Part No.	Fig.	Cap. Range (pF)		Working Voltage	Withstanding Voltage	Q	Price Each		
			Min.	Max.				1	10	100
768-JN010	JN010	G	0.6	1.0	25	55	500 @ 1MHz			
768-JN040	JN040	G	1.5	4.0	25	55	300 @ 1MHz			
768-JN080	JN080	G	3.0	8.0	25	55	300 @ 1MHz			

JR SERIES

Features:

- Operating Temperature: -40°C to +85°C
- Torque: 0.6 in-oz max.
- Insulation Resistance: 10^4 MΩ

RoHS Compliant

For quantities greater than listed, call for quote.

MOUSER STOCK NO.	Voltronics Part No.	Fig.	Cap. Range (pF)		Working Voltage	Withstanding Voltage	Q	Price Each		
			Min.	Max.				1	10	100
768-JR030	JR030	H	1.5	3.0	100	220	500 @ 1MHz			
768-JR060	JR060	H	2.0	6.0	100	220	1000 @ 1MHz			
768-JR080	JR080	H	3.0	8.0	100	220	1500 @ 1MHz			
768-JR100	JR100	H	2.0	10.0	100	220	1500 @ 1MHz			
768-JR150	JR150	H	3.0	15.0	100	220	1500 @ 1MHz			
768-JR200	JR200	H	4.5	20.0	100	220	1500 @ 1MHz			
768-JR300	JR300	H	5.5	30.0	100	220	1500 @ 1MHz			
768-JR400	JR400	H	8.0	40.0	100	220	1500 @ 1MHz			

JZ SERIES

Features:

- Operating Temperature: -40°C to +85°C
- Torque: 0.14 to 1.0 in-oz
- Insulation Resistance: 10^4 MΩ

RoHS Compliant

For quantities greater than listed, call for quote.

MOUSER STOCK NO.	Voltronics Part No.	Fig.	Cap. Range (pF)		Working Voltage	Withstanding Voltage	Q	Price Each		
			Min.	Max.				1	10	100
768-JZ030	JZ030	I	1.5	3.0	100	220	500 @ 1MHz			
768-JZ060	JZ060	I	2.0	6.0	100	220	1000 @ 1MHz			
768-JZ080	JZ080	I	3.0	8.0	100	220	1500 @ 1MHz			
768-JZ100	JZ100	I	2.0	10.0	100	220	1500 @ 1MHz			
768-JZ150	JZ150	I	3.0	15.0	100	220	1500 @ 1MHz			
768-JZ200	JZ200	I	4.5	20.0	100	220	1500 @ 1MHz			

DIMENSIONS: mm

A

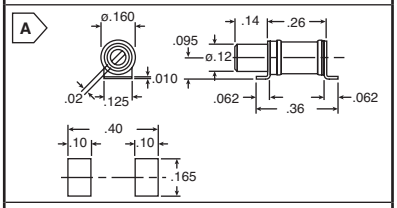

B

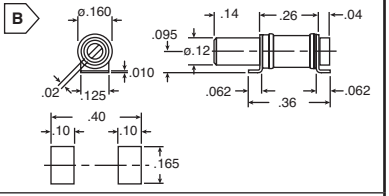

C

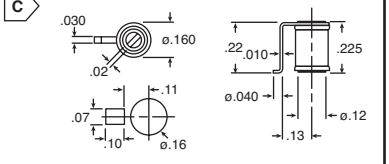

D

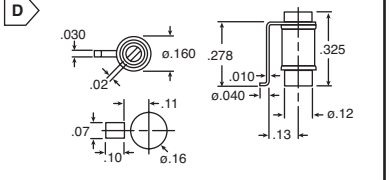

E

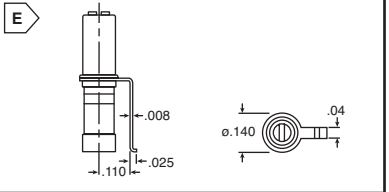

F

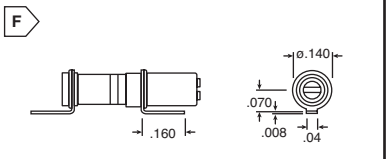

G

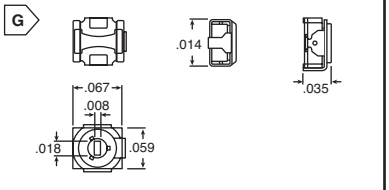

H

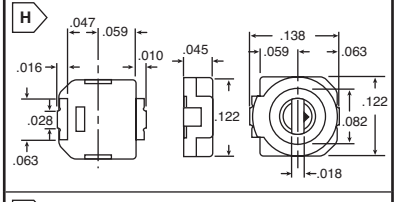

I

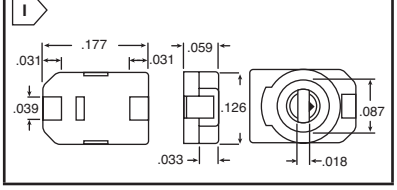

© Copyright 2014 Mouser Electronics

© Copyright 2014 Mouser Electronics

ABRACON Programmable Oscillators

RoHS Compliant **This product is RoHS compliant.**

DIMENSIONS: mm

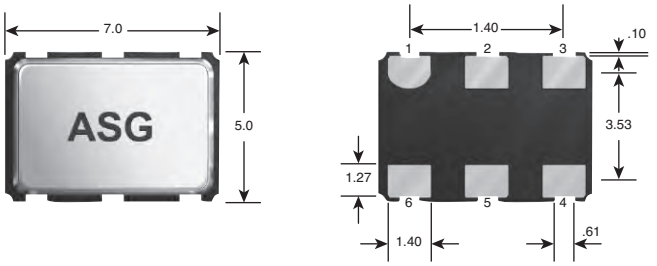

Pin Number	Pin Description For VCXO Configuration
1	Voltage Control for VCXO
2	Output Enable (OE)
3	GND
4	RF Output
5	RF Output
6	Vdd

Pin Number	Pin Description For XO Configuration
1	Output Enable (OE)
2	N/C for XO
3	GND
4	RF Output
5	RF Output
6	Vdd

ASG-D SERIES PROGRAMMABLE - HIGH PERFORMANCE SMD XO AND VCXO

Features:

- ASG series is a High Performance crystal based oscillator; available either as an XO or a VCXO
- LVCMOS output, 10MHz to 250MHz
- LVDS output, 10MHz to 1.50GHz
- LVPECL output, 10MHz to 1.50GHz
- Offered with either 2.50V or 3.30V bias voltage

Fixed Oscillators

MOUSER STOCK NO.	Abracon Part No.	Freq. (MHz).	Price Each 1	10	50	100
2.5 Volts						
815-ASGDXB1G	ASG-D-X-B-1.000GHz	1.000				
815-ASGDXB1.24416G	ASG-D-X-B-1.24416GHz	1.244				
815-ASGDXB1.5G	ASG-D-X-B-1.500GHz	1.500				
815-ASGDXB212.5	ASG-D-X-B-212.500MHz	212.500				
815-ASGDXB320	ASG-D-X-B-320.000MHz	320.000				
815-ASGDXB491.52	ASG-D-X-B-491.52MHz	491.520				
815-ASGDXB500	ASG-D-X-B-500.000MHz	500.000				
815-ASGDXB622.08	ASG-D-X-B-622.08MHz	622.080				
3.3 Volts						
815-ASGDXA1G	ASG-D-X-A-1.000GHz	1.000				
815-ASGDXA1.24416G	ASG-D-X-A-1.24416GHz	1.244				
815-ASGDXA1.5G	ASG-D-X-A-1.500GHz	1.500				
815-ASGDXA212.5	ASG-D-X-A-212.500MHz	212.500				
815-ASGDXA320	ASG-D-X-A-320.000MHz	320.000				
815-ASGDXA491.52	ASG-D-X-A-491.52MHz	491.520				
815-ASGDXA500	ASG-D-X-A-500.000MHz	500.000				
815-ASGDXA622.08	ASG-D-X-A-622.08MHz	622.080				

VCXO

MOUSER STOCK NO.	Abracon Part No.	Freq. (MHz).	Price Each 1	10	50	100
2.5 Volts						
815-ASGDVB1G	ASG-D-V-B-1.000GHz	1.000				
815-ASGDVB1.24416G	ASG-D-V-B-1.24416GHz	1.244				
815-ASGDVB1.5G	ASG-D-V-B-1.500GHz	1.500				
815-ASGDVB100	ASG-D-V-B-100.000MHz	100.000				
815-ASGDVB106.25	ASG-D-V-B-106.250MHz	106.250				
815-ASGDVB122.88	ASG-D-V-B-122.880MHz	122.880				
815-ASGDVB125	ASG-D-V-B-125.000MHz	125.000				
815-ASGDVB155.52	ASG-D-V-B-155.52MHz	155.520				
815-ASGDVB156.25	ASG-D-V-B-156.250MHz	156.250				
815-ASGDVB200	ASG-D-V-B-200.000MHz	200.000				
815-ASGDVB212.5	ASG-D-V-B-212.500MHz	212.500				
815-ASGDVB320	ASG-D-V-B-320.000MHz	320.000				
815-ASGDVB491.52	ASG-D-V-B-491.52MHz	491.520				
815-ASGDVB500	ASG-D-V-B-500.000MHz	500.000				
815-ASGDVB622.08	ASG-D-V-B-622.08MHz	622.080				
3.3 Volts						
815-ASGDVA1G	ASG-D-V-A-1.000GHz	1.000				
815-ASGDVA1.24416G	ASG-D-V-A-1.24416GHz	1.244				
815-ASGDVA1.5G	ASG-D-V-A-1.500GHz	1.500				
815-ASGDVA100	ASG-D-V-A-100.000MHz	100.000				
815-ASGDVA106.25	ASG-D-V-A-106.250MHz	106.250				
815-ASGDVA122.88	ASG-D-V-A-122.880MHz	122.880				
815-ASGDVA125	ASG-D-V-A-125.000MHz	125.000				
815-ASGDVA155.52	ASG-D-V-A-155.52MHz	155.520				
815-ASGDVA156.25	ASG-D-V-A-156.250MHz	156.250				
815-ASGDVA200	ASG-D-V-A-200.000MHz	200.000				
815-ASGDVA212.5	ASG-D-V-A-212.500MHz	212.500				
815-ASGDVA320	ASG-D-V-A-320.000MHz	320.000				
815-ASGDVA491.52	ASG-D-V-A-491.52MHz	491.520				
815-ASGDVA500	ASG-D-V-A-500.000MHz	500.000				
815-ASGDVA622.08	ASG-D-V-A-622.08MHz	622.080				

ASG-P SERIES PROGRAMMABLE - HIGH PERFORMANCE SMD XO AND VCXO

Features:

- ASG series is a High Performance crystal based oscillator; available either as an XO or a VCXO
- LVCMOS output, 10MHz to 250MHz
- LVDS output, 10MHz to 1.50GHz
- LVPECL output, 10MHz to 1.50GHz
- Offered with either 2.50V or 3.30V bias voltage

Fixed Oscillators

MOUSER STOCK NO.	Abracon Part No.	Freq. (MHz).	Price Each 1	10	50	100
2.5 Volts						
815-ASGPXB1G	ASG-P-X-B-1.000GHz	1.000				
815-ASGPXB1.24416G	ASG-P-X-B-1.24416GHz	1.244				
815-ASGPXB1.5G	ASG-P-X-B-1.500GHz	1.500				
815-ASGPXB212.5	ASG-P-X-B-212.500MHz	212.500				
815-ASGPXB320	ASG-P-X-B-320.000MHz	320.000				
815-ASGPXB491.52	ASG-P-X-B-491.52MHz	491.520				
815-ASGPXB500	ASG-P-X-B-500.000MHz	500.000				
815-ASGPXB622.08	ASG-P-X-B-622.08MHz	622.080				
3.3 Volts						
815-ASGPXA1G	ASG-P-X-A-1.000GHz	1.000				
815-ASGPXA1.24416G	ASG-P-X-A-1.24416GHz	1.244				
815-ASGPXA1.5G	ASG-P-X-A-1.500GHz	1.500				
815-ASGPXA212.5	ASG-P-X-A-212.500MHz	212.500				
815-ASGPXA320	ASG-P-X-A-320.000MHz	320.000				
815-ASGPXA491.52	ASG-P-X-A-491.52MHz	491.520				
815-ASGPXA500	ASG-P-X-A-500.000MHz	500.000				
815-ASGPXA622.08	ASG-P-X-A-622.08MHz	622.080				

VCXO

MOUSER STOCK NO.	Abracon Part No.	Freq. (MHz).	Price Each 1	10	50	100
2.5 Volts						
815-ASGPVB1G	ASG-P-V-B-1.000GHz	1.000				
815-ASGPVB1.24416G	ASG-P-V-B-1.24416GHz	1.244				
815-ASGPVB1.5G	ASG-P-V-B-1.500GHz	1.500				
815-ASGPVB100	ASG-P-V-B-100.000MHz	100.000				
815-ASGPVB106.25	ASG-P-V-B-106.250MHz	106.250				
815-ASGPVB122.88	ASG-P-V-B-122.880MHz	122.880				
815-ASGPVB125	ASG-P-V-B-125.000MHz	125.000				
815-ASGPVB155.52	ASG-P-V-B-155.52MHz	155.520				
815-ASGPVB156.25	ASG-P-V-B-156.250MHz	156.250				
815-ASGPVB200	ASG-P-V-B-200.000MHz	200.000				
815-ASGPVB212.5	ASG-P-V-B-212.500MHz	212.500				
815-ASGPVB320	ASG-P-V-B-320.000MHz	320.000				
815-ASGPVB491.52	ASG-P-V-B-491.52MHz	491.520				
815-ASGPVB500	ASG-P-V-B-500.000MHz	500.000				
815-ASGPVB622.08	ASG-P-V-B-622.08MHz	622.080				
3.3 Volts						
815-ASGPVA1G	ASG-P-V-A-1.000GHz	1.000				
815-ASGPVA1.24416G	ASG-P-V-A-1.24416GHz	1.244				
815-ASGPVA1.5G	ASG-P-V-A-1.500GHz	1.500				
815-ASGPVA100	ASG-P-V-A-100.000MHz	100.000				
815-ASGPVA106.25	ASG-P-V-A-106.250MHz	106.250				
815-ASGPVA122.88	ASG-P-V-A-122.880MHz	122.880				
815-ASGPVA125	ASG-P-V-A-125.000MHz	125.000				
815-ASGPVA155.52	ASG-P-V-A-155.52MHz	155.520				
815-ASGPVA156.25	ASG-P-V-A-156.250MHz	156.250				
815-ASGPVA200	ASG-P-V-A-200.000MHz	200.000				
815-ASGPVA212.5	ASG-P-V-A-212.500MHz	212.500				
815-ASGPVA320	ASG-P-V-A-320.000MHz	320.000				
815-ASGPVA491.52	ASG-P-V-A-491.52MHz	491.520				
815-ASGPVA500	ASG-P-V-A-500.000MHz	500.000				
815-ASGPVA622.08	ASG-P-V-A-622.08MHz	622.080				

© Copyright 2014 Mouser Electronics

ABRACON Programmable and MEMS Clock Oscillators

RoHS Compliant **This product is RoHS compliant.**

MEMSPEED PRO II™ CLOCK OSCILLATOR PROGRAMMER

Features:

- The MEMSpeed Pro II programmer allows users to instantly program Abracon MEMS oscillators to a custom frequency in seconds thru a Microsoft Windows GUI program on a PC
- Abracon MEMSpeed Pro II supports CMOS, LVPECL, LVDS, and HCSL output MEMS oscillators in variety of package sizes
- The oscillators can be programmed over their respective frequency range in increments of 100Hz (up to four decimal point resolution)
- Fully backwards compatible with MEMSpeed Pro Blanks



Socket Adapter Kits

For quantities greater than listed, call for quote.

MOUSER STOCK NO.	Abracon Part No.	Kit Includes	Price Each
815-ASDMB-ADAPTER	ASDMB-ADAPTER-KIT	4 pin 2.5x2.0mm socket adapter and 50 unprogrammed 2.5X2.0mm ASDMB oscillators with ±25ppm over -40°C to +85°C	
815-ASEMB-ADAPTER	ASEMB-ADAPTER-KIT	4 pin 3.2x2.5mm socket adapter and 50 unprogrammed 3.2X2.5mm ASEMB oscillators with ±25ppm over -40°C to +85°C	
815-ASEMPC-ADAPTER	ASEMPC-ADAPTER-KIT	6 pin 3.2x2.5mm socket adapter and 50 unprogrammed 3.2X2.5mm ASEMPC oscillators with ±25ppm over -40°C to +85°C	
815-ASEMPHC-ADAPTER	ASEMPHC-ADAPTER-KIT	6 pin 3.2x2.5mm socket adapter and 50 unprogrammed 3.2X2.5mm ASEMPHC HCSL oscillators with ±25ppm over -40°C to +85°C	
815-ASEMPLP-ADAPTER	ASEMPLP-ADAPTER-KIT	6 pin 3.2x2.5mm socket adapter and 50 unprogrammed 3.2X2.5mm ASEMPLP LVPECL oscillators with ±25ppm over -40°C to +85°C	
815-ASEMPLV-ADAPTER	ASEMPLV-ADAPTER-KIT	6 pin 3.2x2.5mm socket adapter and 50 unprogrammed 3.2X2.5mm ASEMPLV LVDS oscillators with ±25ppm over -40°C to +85°C	
815-ASFLMB-ADAPTER	ASFLMB-ADAPTER-KIT	4 pin 5.0x3.2mm socket adapter and 50 unprogrammed 5.0X3.2mm ASFLMB oscillators with ±25ppm over -40°C to +85°C	
815-ASFLMPC-ADAPTER	ASFLMPC-ADAPTER-KIT	6 pin 5.0x3.2mm socket adapter and 50 unprogrammed 5.0X3.2mm ASFLMPC oscillators with ±25ppm over -40°C to +85°C	
815-ASFLMPHC-ADAPTER	ASFLMPHC-ADAPTER-KIT	6 pin 5.0x3.2mm socket adapter and 50 unprogrammed 5.0X3.2mm ASFLMPHC HCSL oscillators with ±25ppm over -40°C to +85°C	
815-ASFLMPLP-ADAPTER	ASFLMPLP-ADAPTER-KIT	6 pin 5.0x3.2mm socket adapter and 50 unprogrammed 5.0X3.2mm ASFLMPLP LVPECL oscillators with ±25ppm over -40°C to +85°C	
815-ASFLMPLV-ADAPTER	ASFLMPLV-ADAPTER-KIT	6 pin 5.0x3.2mm socket adapter and 50 unprogrammed 5.0X3.2mm ASFLMPLV LVDS oscillators with ±25ppm over -40°C to +85°C	
815-ASVMB-ADAPTER	ASVMB-ADAPTER-KIT	4 pin 7.0x5.0mm socket adapter and 50 unprogrammed 7.0X5.0mm ASVMB oscillators with ±25ppm over -40°C to +85°C	
815-ASVMPC-ADAPTER	ASVMPC-ADAPTER-KIT	6 pin 7.0x5.0mm socket adapter and 50 unprogrammed 7.0X5.0mm ASVMPC oscillators with ±25ppm over -40°C to +85°C	
815-ASVMPHC-ADAPTER	ASVMPHC-ADAPTER-KIT	6 pin 7.0x5.0mm socket adapter and 50 unprogrammed 7.0X5.0mm ASVMPHC HCSL oscillators with ±25ppm over -40°C to +85°C	
815-ASVMPLP-ADAPTER	ASVMPLP-ADAPTER-KIT	6 pin 7.0x5.0mm socket adapter and 50 unprogrammed 7.0X5.0mm ASVMPLP LVPECL oscillators with ±25ppm over -40°C to +85°C	
815-ASVMPLV-ADAPTER	ASVMPLV-ADAPTER-KIT	6 pin 7.0x5.0mm socket adapter and 50 unprogrammed 7.0X5.0mm ASVMPLV LVDS oscillators with ±25ppm over -40°C to 85°C	

Oscillator Programmer

For quantities greater than listed, call for quote.

MOUSER STOCK NO.	Abracon Part No.	Kit Includes	Price Each
815-MEMSPROII	MEMSPeed Pro II	MEMSPEED II programmer, USB cable, tweezers, Quick Start guide and Installation USB Flash drive	

PROGRAMMABLE CRYSTAL OSCILLATORS

❊ Available with "I", "D" or "E" temp options only.

PART NUMBERING GUIDE:

815-AP_ S _ - _ - _ - _ - FREQ

2 = 2.5 x 2.0 x .90
3= 3.2 x 2.5 x 1.2
5= 5.0 x 3.2 x 1.2
7= 7 x 5 x 1.6

Supply Voltage:
Blank = 3.3V
1 = 2.5V
2 = 1.8V

Operating Temperature:
I = 0°C to +50°C
† **D** = -10°C to +60°C
E = -20°C to +70°C
F = -30°C to +70°C
N = -30°C to +85°C
L = -40°C to +85°C

Frequency Stability:
J = ±20ppm ❊
R = ±25ppm
K = ±30ppm
C = ±50ppm

PIN 1 (option):
Blank = OE
B = PDB

Packaging:
B = Bulk
T = Tape & Reel

AP2SX Series Programmable Oscillators, 2.5 X 2.0mm

Features:

- Performance comparable to fixed frequency oscillator
- Lowest peak-to-peak jitter
- Low supply current

Specifications:

- Frequency Range: 3.3V 1-110 MHz
  2.5V 1-90 MHz
  1.8V 1-75 MHz

† Option "D" not available

For quantities greater than listed, call for quote.

MOUSER STOCK NO.	Price Each		
	1	10	25
815-AP2SX-X-X-X-X-Freq	Call	Call	Call

AP5SX Series Programmable Oscillators, 5.0 X 3.2mm

Features:

- Performance comparable to fixed frequency oscillator
- Lowest peak-to-peak jitter
- Low supply current

Specifications:

- Frequency Range: 3.3V 1-110 MHz
  2.5V 1-90 MHz
  1.8V 1-75 MHz

For quantities greater than listed, call for quote.

MOUSER STOCK NO.	Price Each		
	1	10	25
815-AP5SX-X-X-X-X-Freq	Call	Call	Call

AP3SX Series Programmable Oscillators, 3.2 X 2.5mm

Features:

- Performance comparable to fixed frequency oscillator
- Lowest peak-to-peak jitter
- Low supply current

Specifications:

- Frequency Range: 3.3V 0.8-110MHz
  2.5V 0.8-90MHz
  1.8V 0.8-75MHz

† Option "D" not available

For quantities greater than listed, call for quote.

MOUSER STOCK NO.	Price Each		
	1	10	25
815-AP3SX-X-X-X-X-Freq	Call	Call	Call

AP7SX Series Programmable Oscillators, 7.0 X 5.0mm

Features:

- Performance comparable to fixed frequency oscillator
- Lowest peak-to-peak jitter
- Low supply current

Specifications:

- Frequency Range: 3.3V 0.8-110 MHz
  2.5V 0.8-90 MHz
  1.8V 0.8-75 MHz

For quantities greater than listed, call for quote.

MOUSER STOCK NO.	Price Each		
	1	10	25
815-AP7SX-X-X-X-X-Freq	Call	Call	Call

© Copyright 2014 Mouser Electronics
© Copyright 2014 Mouser Electronics

ABRACON MEMS Oscillators

DIMENSIONS: mm (in.)

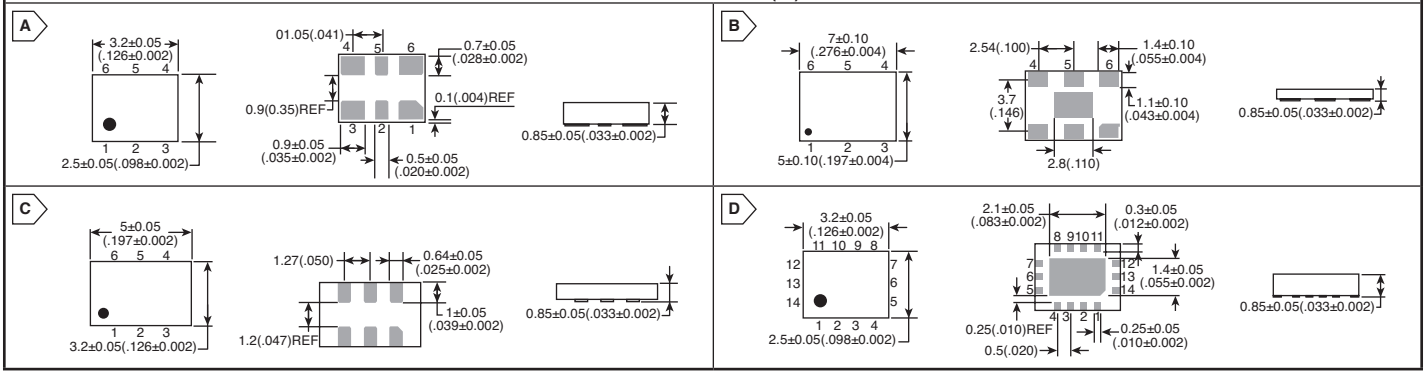

ASEMP SERIES ULTRA MINIATURE CMOS MEMS

3.2 x 2.5 x 0.85mm — For quantities greater than listed, call for quote.

MOUSER STOCK NO.	Abracon Part No.	Fig.	Frequency (MHz)	Price Each 1	10	50	100	500
-40°C ~ +85°C								
815-ASEMPC-10LR-T	ASEMPC-10.000MHZ-LR-T	A	10.0000					
815-ASEMPC-14.74LR-T	ASEMPC-14.7456MHZ-LR-T	A	14.7456					
815-ASEMPC-20LR-T	ASEMPC-20.000MHZ-LR-T	A	20.0000					
815-ASEMPC-24LR-T	ASEMPC-24.000MHZ-LR-T	A	24.0000					
815-ASEMPC-24.57LR-T	ASEMPC-24.576MHZ-LR-T	A	24.5760					
815-ASEMPC-25LR-T	ASEMPC-25.000MHZ-LR-T	A	25.0000					
815-ASEMPC-26LR-T	ASEMPC-26.000MHZ-LR-T	A	26.0000					
815-ASEMPC-27LR-T	ASEMPC-27.000MHZ-LR-T	A	27.0000					
815-ASEMPC-48LR-T	ASEMPC-48.000MHZ-LR-T	A	48.0000					
815-ASEMPC-50LR-T	ASEMPC-50.000MHZ-LR-T	A	50.0000					
815-ASEMPC-100LR-T	ASEMPC-100.000MHZ-LR-T	A	100.000					
815-ASEMPC-125LR-T	ASEMPC-125.000MHZ-LR-T	A	125.000					
-55°C ~ +125°C								
815-ASEMPC-10ZT	ASEMPC-10.000MHZ-Z-T	A	10.000					
815-ASEMPC-20ZT	ASEMPC-20.000MHZ-Z-T	A	20.000					
815-ASEMPC-24ZT	ASEMPC-24.000MHZ-Z-T	A	24.000					
815-ASEMPC-24.57ZT	ASEMPC-24.576MHZ-Z-T	A	24.576					
815-ASEMPC-25ZT	ASEMPC-25.000MHZ-Z-T	A	25.000					
815-ASEMPC-26ZT	ASEMPC-26.000MHZ-Z-T	A	26.000					
815-ASEMPC-27ZT	ASEMPC-27.000MHZ-Z-T	A	27.000					
815-ASEMPC-48ZT	ASEMPC-48.000MHZ-Z-T	A	48.000					
815-ASEMPC-50ZT	ASEMPC-50.000MHZ-Z-T	A	50.000					

ASVMP SERIES ULTRA MINIATURE CMOS MEMS

7.0 x 5.0 x 0.85mm — For quantities greater than listed, call for quote.

MOUSER STOCK NO.	Abracon Part No.	Fig.	Frequency (MHz)	Price Each 1	10	50	100	500
-40°C ~ +85°C								
815-ASVMPC-10LR-T	ASVMPC-10.000MHZ-LR-T	B	10.0000					
815-ASVMPC-14.74LR-T	ASVMPC-14.7456MHZ-LR-T	B	14.7456					
815-ASVMPC-20LR-T	ASVMPC-20.000MHZ-LR-T	B	20.0000					
815-ASVMPC-24LR-T	ASVMPC-24.000MHZ-LR-T	B	24.0000					
815-ASVMPC-24.57LR-T	ASVMPC-24.576MHZ-LR-T	B	24.5760					
815-ASVMPC-25LR-T	ASVMPC-25.000MHZ-LR-T	B	25.0000					
815-ASVMPC-26LR-T	ASVMPC-26.000MHZ-LR-T	B	26.0000					
815-ASVMPC-27LR-T	ASVMPC-27.000MHZ-LR-T	B	27.0000					
815-ASVMPC-48LR-T	ASVMPC-48.000MHZ-LR-T	B	48.0000					
815-ASVMPC-50LR-T	ASVMPC-50.000MHZ-LR-T	B	50.0000					
815-ASVMPC-125LR-T	ASVMPC-125.000MHZ-LR-T	B	125.000					
-55°C ~ +125°C								
815-ASVMPC-10ZT	ASVMPC-10.000MHZ-Z-T	B	10.0000					
815-ASVMPC-14.74ZT	ASVMPC-14.7456MHZ-Z-T	B	14.7456					
815-ASVMPC-20ZT	ASVMPC-20.000MHZ-Z-T	B	20.0000					
815-ASVMPC-24ZT	ASVMPC-24.000MHZ-Z-T	B	24.0000					
815-ASVMPC-24.57ZT	ASVMPC-24.576MHZ-Z-T	B	24.5760					
815-ASVMPC-25ZT	ASVMPC-25.000MHZ-Z-T	B	25.0000					
815-ASVMPC-26ZT	ASVMPC-26.000MHZ-Z-T	B	26.0000					
815-ASVMPC-27ZT	ASVMPC-27.000MHZ-Z-T	B	27.0000					
815-ASVMPC-48ZT	ASVMPC-48.000MHZ-Z-T	B	48.0000					
815-ASVMPC-50ZT	ASVMPC-50.000MHZ-Z-T	B	50.0000					

ASFLMP SERIES ULTRA MINIATURE CMOS MEMS

5.0 x 3.2 x 0.85mm — For quantities greater than listed, call for quote.

MOUSER STOCK NO.	Abracon Part No.	Fig.	Frequency (MHz)	Price Each 1	10	50	100	500
-40°C ~ +85°C								
815-ASFLMPC-10LR-T	ASFLMPC-10.000MHZ-LR-T	C	10.0000					
815-ASFLMPC-14.74LRT	ASFLMPC-14.7456MHZ-LR-T	C	14.7456					
815-ASFLMPC-20LR-T	ASFLMPC-20.000MHZ-LR-T	C	20.0000					
815-ASFLMPC-24LR-T	ASFLMPC-24.000MHZ-LR-T	C	24.0000					
815-ASFLMPC-24.57LRT	ASFLMPC-24.576MHZ-LR-T	C	24.5760					
815-ASFLMPC-25LR-T	ASFLMPC-25.000MHZ-LR-T	C	25.0000					
815-ASFLMPC-26LR-T	ASFLMPC-26.000MHZ-LR-T	C	26.0000					
815-ASFLMPC-27LR-T	ASFLMPC-27.000MHZ-LR-T	C	27.0000					
815-ASFLMPC-48LR-T	ASFLMPC-48.000MHZ-LR-T	C	48.0000					
815-ASFLMPC-50LR-T	ASFLMPC-50.000MHZ-LR-T	C	50.0000					
815-ASFLMPC-125LR-T	ASFLMPC-125.000MHZ-LR-T	C	125.000					
-55°C ~ +125°C								
815-ASFLMPC-10ZT	ASFLMPC-10.000MHZ-Z-T	C	10.0000					
815-ASFLMPC-14.74ZT	ASFLMPC-14.7456MHZ-Z-T	C	14.7456					
815-ASFLMPC-20ZT	ASFLMPC-20.000MHZ-Z-T	C	20.0000					
815-ASFLMPC-24ZT	ASFLMPC-24.000MHZ-Z-T	C	24.0000					
815-ASFLMPC-24.57ZT	ASFLMPC-24.576MHZ-Z-T	C	24.5760					
815-ASFLMPC-25ZT	ASFLMPC-25.000MHZ-Z-T	C	25.0000					
815-ASFLMPC-26ZT	ASFLMPC-26.000MHZ-Z-T	C	26.0000					
815-ASFLMPC-27ZT	ASFLMPC-27.000MHZ-Z-T	C	27.0000					
815-ASFLMPC-48ZT	ASFLMPC-48.000MHZ-Z-T	C	48.0000					
815-ASFLMPC-50ZT	ASFLMPC-50.000MHZ-Z-T	C	50.0000					

ASEMCC SERIES SMD SILICON MEMS

3.2 x 2.5 x 0.85mm — For quantities greater than listed, call for quote.

MOUSER STOCK NO.	Abracon Part No.	Fig.	Frequency (MHz) fOUT	Price Each 1	10	50	100	500
-40°C ~ +85°C								
815-ASEMCC1-LR	ASEMCC1-LR	D	74.25					
815-ASEMCC2-LR	ASEMCC2-LR	D	125					
815-ASEMCC3-LR	ASEMCC3-LR	D	150					
-55°C ~ +125°C								
815-ASEMCC1-ZR	ASEMCC1-ZR	D	74.25					
815-ASEMCC2-ZR	ASEMCC2-ZR	D	125					
815-ASEMCC3-ZR	ASEMCC3-ZR	D	150					

ASEMCHC SERIES SMD SILICON MEMS

3.2 x 2.5 x 0.85mm — For quantities greater than listed, call for quote.

MOUSER STOCK NO.	Abracon Part No.	Fig.	Frequency (MHz) fOUT	Price Each 1	10	50	100	500
815-ASEMCHC	ASEMCHC	D	100					

ASEMCLP SERIES SMD SILICON MEMS

3.2 x 2.5 x 0.85mm — For quantities greater than listed, call for quote.

MOUSER STOCK NO.	Abracon Part No.	Fig.	Frequency (MHz) fOUT	Price Each 1	10	50	100	500
815-ASEMCLP-LR	ASEMCLP-LR	D	156.25					

ASEMCLV SERIES SMD SILICON MEMS

3.2 x 2.5 x 0.85mm — For quantities greater than listed, call for quote.

MOUSER STOCK NO.	Abracon Part No.	Fig.	Frequency (MHz) fOUT	Price Each 1	10	50	100	500
815-ASEMCLV	ASEMCLV	D	74.25					

ASEMDC SERIES SMD SILICON MEMS

3.2 x 2.5 x 0.85mm — For quantities greater than listed, call for quote.

MOUSER STOCK NO.	Abracon Part No.	Fig.	Frequency (MHz) fOUT1	fOUT2	Price Each 1	10	50	100	500
-40°C ~ +85°C									
815-ASEMDC1-LR	ASEMDC1-LR	D	24	27					
815-ASEMDC2-LR	ASEMDC2-LR	D	156.25	156.25					
-55°C ~ +125°C									
815-ASEMDC1-ZR	ASEMDC1-ZR	D	24	27					
815-ASEMDC2-ZR	ASEMDC2-ZR	D	156.25	156.25					

ASEMDHC SERIES SMD SILICON MEMS

3.2 x 2.5 x 0.85mm — For quantities greater than listed, call for quote.

MOUSER STOCK NO.	Abracon Part No.	Fig.	Frequency (MHz) fOUT1	fOUT2	Price Each 1	10	50	100	500
815-ASEMDHC-LR	ASEMDHC-LR	D	156.25	156.25					

ASEMDLC SERIES SMD SILICON MEMS

3.2 x 2.5 x 0.85mm — For quantities greater than listed, call for quote.

MOUSER STOCK NO.	Abracon Part No.	Fig.	Frequency (MHz) fOUT1	fOUT2	Price Each 1	10	50	100	500
815-ASEMDLC-LR	ASEMDLC-LR	D	100	75					

ASEMDLP SERIES SMD SILICON MEMS

3.2 x 2.5 x 0.85mm — For quantities greater than listed, call for quote.

MOUSER STOCK NO.	Abracon Part No.	Fig.	Frequency (MHz) fOUT1	fOUT2	Price Each 1	10	50	100	500
±10ppm									
815-ASEMDLP-LY	ASEMDLP-LY	D	400	200					
±25 ppm									
815-ASEMDLP-LR	ASEMDLP-LR	D	400	200					

© Copyright 2014 Mouser Electronics

ABRACON OCXO Oscillators

RoHS Compliant This product is RoHS compliant.

OVEN CONTROLLED OSCILLATORS SMD AND THRU-HOLE

Features:
- Frequency Range SMD: 1.000 to 160.00MHz
- Frequency Range Thru-Hole: 1.000 to 100.00MHz
- Operating Temperature: -40°C to +85°C
- SC-Cut or AT-Cut, High "Q" resonator based design
- Either sine-wave or CMOS RF output
- Tight stability option

Applications:
- Cellular Infrastructure
- Radar Systems
- Test and Measurement Equipment
- GPS Tracking with precision hold-over accuracy
- WiMax/WLAN

DIMENSIONS: mm

AOCJY Series OCXO Oscillator 25.4 x 22 - SMD

For quantities greater than listed, call for quote.

MOUSER STOCK NO.	Abracon Part No.	Fig.	Freq. (MHz)	Volt.	Price Each 1	10	25	50
815-AOCJY-10.0M	AOCJY-10.000MHz	A	10.000	3.3				
815-AOCJY-10.0ME	AOCJY-10.000MHz-E	A	10.000	3.3				
815-AOCJY-10.0MF	AOCJY-10.000MHz-F	A	10.000	3.3				
815-AOCJY-12.80M	AOCJY-12.800MHz	A	12.800	3.3				
815-AOCJY-12.80ME	AOCJY-12.800MHz-E	A	12.800	3.3				
815-AOCJY-12.80MF	AOCJY-12.800MHz-F	A	12.800	3.3				
815-AOCJY-20.0M	AOCJY-20.000MHz	A	20.000	3.3				
815-AOCJY-20.0ME	AOCJY-20.000MHz-E	A	20.000	3.3				
815-AOCJY-20.0MF	AOCJY-20.000MHz-F	A	20.000	3.3				
815-AOCJY-38.880M	AOCJY-38.880MHz	A	38.880	3.3				
815-AOCJY-38.880ME	AOCJY-38.880MHz-E	A	38.880	3.3				
815-AOCJY-38.880MF	AOCJY-38.880MHz-F	A	38.880	3.3				
815-AOCJY-100.0M	AOCJY-100.000MHz	A	100.000	3.3				
815-AOCJY-100.0ME	AOCJY-100.000MHz-E	A	100.000	3.3				
815-AOCJY-100.0MF	AOCJY-100.000MHz-F	A	100.000	3.3				

AOCJY1 Series 20.8 x 13.2 - Leaded

For quantities greater than listed, call for quote.

MOUSER STOCK NO.	Abracon Part No.	Fig.	Freq. (MHz)	Volt.	Price Each 1	5	10	25
815-AOCJY1-10M	AOCJY1-10.000MHz	B	10.000	3.3				
815-AOCJY1-10M-E-SW	AOCJY1-10.000MHz-E-SW	B	10.000	3.3				
815-AOCJY1A-10M	AOCJY1A-10.000MHz	B	10.000	5				
815-AOCJY1A-10M-E	AOCJY1A-10.000MHz-E	B	10.000	5				
815-AOCJY1-100M	AOCJY1-100.000MHz	B	100.000	3.3				
815-AOCJY1A-100M	AOCJY1A-100.000MHz	B	100.000	5				
815-AOCJY1A-100M-E	AOCJY1A-100.000MHz-E	B	100.000	5				

AOCJY2 Series 21.0 x 21.0 - Leaded

For quantities greater than listed, call for quote.

MOUSER STOCK NO.	Abracon Part No.	Fig.	Freq. (MHz)	Volt.	Price Each 1	5	10	25
815-AOCJY2-10M	AOCJY2-10.000MHz	C	10.000	3.3				
815-AOCJY2-10M-E	AOCJY2-10.000MHz-E	C	10.000	3.3				
815-AOCJY2-10M-E-SW	AOCJY2-10.000MHz-E-SW	C	10.000	3.3				
815-AOCJY2A-10M-F-SW	AOCJY2A-10.000MHz-F-SW	C	10.000	5				
815-AOCJY2-100M-E	AOCJY2-100.000MHz-E	C	100.000	3.3				
815-AOCJY2-100M-E-SW	AOCJY2-100.000MHz-E-SW	C	100.000	3.3				
815-AOCJY2-100M-F	AOCJY2-100.000MHz-F	C	100.000	3.3				
815-AOCJY2A-100M-E	AOCJY2A-100.000MHz-E	C	100.000	5				
815-AOCJY2A-100M-FSW	AOCJY2A-100.000MHz-F-SW	C	100.000	5				

AOCJY3 Series 25.4 x 25.4 - Leaded

For quantities greater than listed, call for quote.

MOUSER STOCK NO.	Abracon Part No.	Fig.	Freq. (MHz)	Volt.	Price Each 1	5	10	25
815-AOCJY3-10M-F	AOCJY3-10.000MHz-F	D	10.000	3.3				
815-AOCJY3-10M	AOCJY3-10.000MHz	D	10.000	3.3				
815-AOCJY3A-10M	AOCJY3A-10.000MHz	D	10.000	5				
815-AOCJY3A-10M-E	AOCJY3A-10.000MHz-E	D	10.000	5				
815-AOCJY3B-10M	AOCJY3B-10.000MHz	D	10.000	12				
815-AOCJY3B-10M-E	AOCJY3B-10.000MHz-E	D	10.000	12				
815-AOCJY3B-10M-E-SW	AOCJY3B-10.000MHz-E-SW	D	10.000	12				
815-AOCJY3-100M-F	AOCJY3-100.000MHz-F	D	100.000	3.3				
815-AOCJY3-100M-E-SW	AOCJY3-100.000MHz-E-SW	D	100.000	3.3				
815-AOCJY3A-100M-E	AOCJY3A-100.000MHz-E	D	100.000	5				
815-AOCJY3A-100M-F	AOCJY3A-100.000MHz-F	D	100.000	5				
815-AOCJY3B-100M-ESW	AOCJY3B-100.000MHz-E-SW	D	100.000	12				
815-AOCJY3B-100M-F	AOCJY3B-100.000MHz-F	D	100.000	12				

AOCJY4 Series 36.1 x 27.2 - Leaded

For quantities greater than listed, call for quote.

MOUSER STOCK NO.	Abracon Part No.	Fig.	Freq. (MHz)	Volt.	Price Each 1	5	10	25
815-AOCJY4A-10M-F-SW	AOCJY4A-10.000MHz-F-SW	E	10.000	5				
815-AOCJY4A-10M-SW	AOCJY4A-10.000MHz-SW	E	10.000	5				
815-AOCJY4B-10M-F-SW	AOCJY4B-10.000MHz-F-SW	E	10.000	12				
815-AOCJY4B-10M-SW	AOCJY4B-10.000MHz-SW	E	10.000	12				
815-AOCJY4B-12.8MFSW	AOCJY4B-12.800MHz-F-SW	E	12.800	12				

AOCJY5 Series 36.1 x 27.2 - Leaded

For quantities greater than listed, call for quote.

MOUSER STOCK NO.	Abracon Part No.	Fig.	Freq. (MHz)	Volt.	Price Each 1	5	10	25
815-AOCJY5-10.0	AOCJY5-10.000MHz	E	10.000	12				

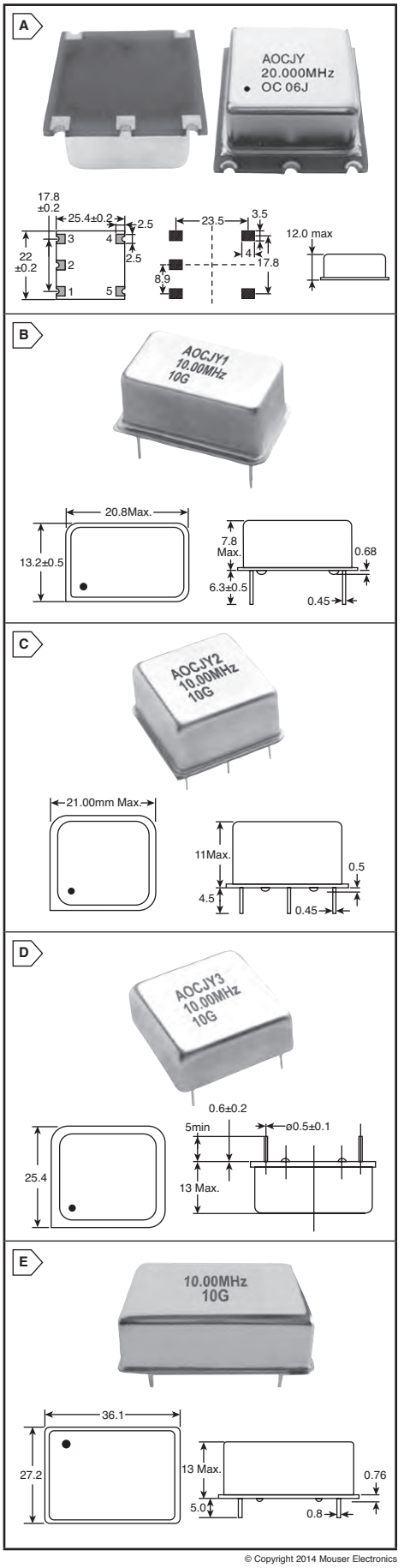

© Copyright 2014 Mouser Electronics

© Copyright 2014 Mouser Electronics

ABRACON SMD Pure Silicon™ Clock Oscillators

RoHS Compliant **This product is RoHS compliant.**

PLASTIC PACKAGE INDUSTRIAL GRADE ULTRA MINIATURE PURE SILICON™ CLOCK OSCILLATORS

Features:

- 2nd Generation MEMS Technology by Discera
- Low Power Consumption <10mA
- Low Cost-Compact QFN Plastic Packaging
- Low jitter
- Supply Voltage (Vdd): +1.7 ~ +3.6V
- Output Load: 15pF

No	Pin Terminal
1	Standby
2	GND
3	Output
4	VDD

ASDMB Series: 2.5 x 2.0 x 0.85mm

MOUSER STOCK NO.	Abracon Part No.	Fig.	Freq. (MHz).	Price Each 1	10	50	100	500	Reel Qty.	Price Per Piece
Operating Temp. -40°C ~ +85°C; Overall Freq. Stability ±10 ppm										
815-ASDMB-10-LY-T	ASDMB-10.000MHZ-LY-T	A	10.00						1000	
815-ASDMB-12-LY-T	ASDMB-12.000MHZ-LY-T	A	12.00						1000	
815-ASDMB-20-LY-T	ASDMB-20.000MHZ-LY-T	A	20.00						1000	
815-ASDMB-24-LY-T	ASDMB-24.000MHZ-LY-T	A	24.00						1000	
815-ASDMB-25-LY-T	ASDMB-25.000MHZ-LY-T	A	25.00						1000	
815-ASDMB-26-LY-T	ASDMB-26.000MHZ-LY-T	A	26.00						1000	
815-ASDMB-27-LY-T	ASDMB-27.000MHZ-LY-T	A	27.00						1000	
815-ASDMB-48-LY-T	ASDMB-48.000MHZ-LY-T	A	48.00						1000	
815-ASDMB-50-LY-T	ASDMB-50.000MHZ-LY-T	A	50.00						1000	
815-ASDMB-100-LY-T	ASDMB-100.000MHZ-LY-T	A	100.00						1000	
815-ASDMB-125-LY-T	ASDMB-125.000MHZ-LY-T	A	125.00						1000	
Operating Temp. -40°C ~ +105°C; Overall Freq. Stability ±10 ppm										
815-ASDMB-10-XY-T	ASDMB-10.000MHZ-XY-T	A	10.00						1000	
815-ASDMB-12-XY-T	ASDMB-12.000MHZ-XY-T	A	12.00						1000	
815-ASDMB-20-XY-T	ASDMB-20.000MHZ-XY-T	A	20.00						1000	
815-ASDMB-24-XY-T	ASDMB-24.000MHZ-XY-T	A	24.00						1000	
815-ASDMB-25-XY-T	ASDMB-25.000MHZ-XY-T	A	25.00						1000	
815-ASDMB-26-XY-T	ASDMB-26.000MHZ-XY-T	A	26.00						1000	
815-ASDMB-27-XY-T	ASDMB-27.000MHZ-XY-T	A	27.00						1000	
815-ASDMB-48-XY-T	ASDMB-48.000MHZ-XY-T	A	48.00						1000	
815-ASDMB-50-XY-T	ASDMB-50.000MHZ-XY-T	A	50.00						1000	
815-ASDMB-100-XY-T	ASDMB-100.000MHZ-XY-T	A	100.00						1000	
815-ASDMB-125-XY-T	ASDMB-125.000MHZ-XY-T	A	125.00						1000	

ASEMB Series: 3.2 x 2.5 x 0.85mm

MOUSER STOCK NO.	Abracon Part No.	Fig.	Freq. (MHz).	Price Each 1	10	50	100	500	Reel Qty.	Price Per Piece
Operating Temp. -40°C ~ +85°C; Overall Freq. Stability ±10 ppm										
815-ASEMB-4-LY-T	ASEMB-4.000MHZ-LY-T	B	4.00						1000	
815-ASEMB-8-LY-T	ASEMB-8.000MHZ-LY-T	B	8.00						1000	
815-ASEMB-10-LY-T	ASEMB-10.000MHZ-LY-T	B	10.00						1000	
815-ASEMB-12-LY-T	ASEMB-12.000MHZ-LY-T	B	12.00						1000	
815-ASEMB-20-LY-T	ASEMB-20.000MHZ-LY-T	B	20.00						1000	
815-ASEMB-24-LY-T	ASEMB-24.000MHZ-LY-T	B	24.00						1000	
815-ASEMB-25-LY-T	ASEMB-25.000MHZ-LY-T	B	25.00						1000	
815-ASEMB-26-LY-T	ASEMB-26.000MHZ-LY-T	B	26.00						1000	
815-ASEMB-27-LY-T	ASEMB-27.000MHZ-LY-T	B	27.00						1000	
815-ASEMB-48-LY-T	ASEMB-48.000MHZ-LY-T	B	48.00						1000	
815-ASEMB-50-LY-T	ASEMB-50.000MHZ-LY-T	B	50.00						1000	
Operating Temp. -40°C ~ +105°C; Overall Freq. Stability ±10 ppm										
815-ASEMB-4-XY-T	ASEMB-4.000MHZ-XY-T	B	4.00						1000	
815-ASEMB-8-XY-T	ASEMB-8.000MHZ-XY-T	B	8.00						1000	
815-ASEMB-10-XY-T	ASEMB-10.000MHZ-XY-T	B	10.00						1000	
815-ASEMB-12-XY-T	ASEMB-12.000MHZ-XY-T	B	12.00						1000	
815-ASEMB-20-XY-T	ASEMB-20.000MHZ-XY-T	B	20.00						1000	
815-ASEMB-24-XY-T	ASEMB-24.000MHZ-XY-T	B	24.00						1000	
815-ASEMB-25-XY-T	ASEMB-25.000MHZ-XY-T	B	25.00						1000	
815-ASEMB-27-XY-T	ASEMB-27.000MHZ-XY-T	B	27.00						1000	
815-ASEMB-30-XY-T	ASEMB-30.000MHZ-XY-T	B	30.00						1000	
815-ASEMB-48-XY-T	ASEMB-48.000MHZ-XY-T	B	48.00						1000	
815-ASEMB-50-XY-T	ASEMB-50.000MHZ-XY-T	B	50.00						1000	
815-ASEMB-80-XY-T	ASEMB-80.000MHZ-XY-T	B	80.00						1000	
815-ASEMB-100-XY-T	ASEMB-100.000MHZ-XY-T	B	100.00						1000	

ASFLMB Series: 5.0 x 3.2 x 0.85mm

MOUSER STOCK NO.	Abracon Part No.	Fig.	Freq. (MHz).	Price Each 1	10	50	100	500	Reel Qty.	Price Per Piece
Operating Temp. -40°C ~ +85°C; Overall Freq. Stability ±10 ppm										
815-ASFLMB-8-LY-T	ASFLMB-8.000MHZ-LY-T	C	8.0000						1000	
815-ASFLMB-10-LY-T	ASFLMB-10.000MHZ-LY-T	C	10.0000						1000	
815-ASFLMB-11.05LY-T	ASFLMB-11.0592MHZ-LY-T	C	11.0592						1000	
815-ASFLMB-12-LY-T	ASFLMB-12.000MHZ-LY-T	C	12.0000						1000	
815-ASFLMB-16-LY-T	ASFLMB-16.000MHZ-LY-T	C	16.0000						1000	
815-ASFLMB-20-LY-T	ASFLMB-20.000MHZ-LY-T	C	20.0000						1000	
815-ASFLMB-24-LY-T	ASFLMB-24.000MHZ-LY-T	C	24.0000						1000	
815-ASFLMB-24.5-LY-T	ASFLMB-24.576MHZ-LY-T	C	24.5760						1000	
815-ASFLMB-25-LY-T	ASFLMB-25.000MHZ-LY-T	C	25.0000						1000	
815-ASFLMB-27-LY-T	ASFLMB-27.000MHZ-LY-T	C	27.0000						1000	
815-ASFLMB-30-LY-T	ASFLMB-30.000MHZ-LY-T	C	30.0000						1000	
815-ASFLMB-40-LY-T	ASFLMB-40.000MHZ-LY-T	C	40.0000						1000	
815-ASFLMB-48-LY-T	ASFLMB-48.000MHZ-LY-T	C	48.0000						1000	
815-ASFLMB-50-LY-T	ASFLMB-50.000MHZ-LY-T	C	50.0000						1000	
815-ASFLMB-100-LY-T	ASFLMB-100.000MHZ-LY-T	C	100.0000						1000	
815-ASFLMB-125-LY-T	ASFLMB-125.000MHZ-LY-T	C	125.0000						1000	

DIMENSIONS: mm (in.)

A

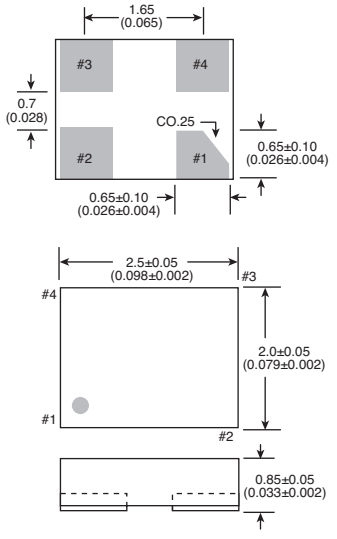

B

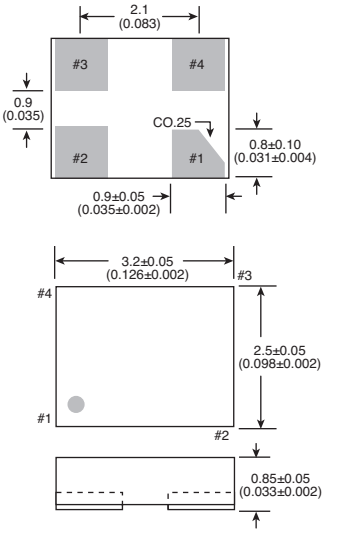

C

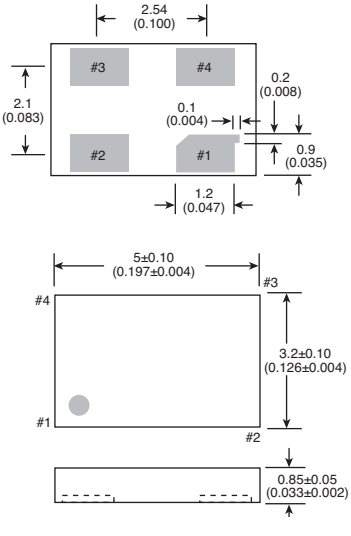

© Copyright 2014 Mouser Electronics

© Copyright 2014 Mouser Electronics

ABRACON SMD Pure Silicon™ Clock Oscillators

RoHS Compliant This product is RoHS compliant.

PLASTIC PACKAGE INDUSTRIAL GRADE ULTRA MINIATURE PURE SILICON™ CLOCK OSCILLATORS (CONT.)

Features:

- 2nd Generation MEMS Technology by Discera
- Low Power Consumption <10mA
- Low Cost-Compact QFN Plastic Packaging
- Low jitter
- Supply Voltage (Vdd): +1.7 ~ +3.6V
- Output Load: 15pF

No	Pin Terminal
1	Standby
2	GND
3	Output
4	VDD

ASFLMB Series: 5.0 x 3.2 x 0.85mm (Cont.)

For quantities greater than listed, call for quote.

MOUSER STOCK NO.	Abracon Part No.	Fig.	Freq. (MHz).	Price Each 1	10	50	100	500	Reel Qty.	Price Per Piece
Operating Temp. -40°C ~ +85°C; Overall Freq. Stability ±25 ppm										
815-ASFLMB-8-LR-T	ASFLMB-8.000MHZ-LR-T	A	8.0000						1000	
815-ASFLMB-10-LR-T	ASFLMB-10.000MHZ-LR-T	A	10.0000						1000	
815-ASFLMB-11.05LR-T	ASFLMB-11.0592MHZ-LR-T	A	11.0592						1000	
815-ASFLMB-12-LR-T	ASFLMB-12.000MHZ-LR-T	A	12.0000						1000	
815-ASFLMB-16-LR-T	ASFLMB-16.000MHZ-LR-T	A	16.0000						1000	
815-ASFLMB-20-LR-T	ASFLMB-20.000MHZ-LR-T	A	20.0000						1000	
815-ASFLMB-24-LR-T	ASFLMB-24.000MHZ-LR-T	A	24.0000						1000	
815-ASFLMB-24.5-LR-T	ASFLMB-24.576MHZ-LR-T	A	24.5760						1000	
815-ASFLMB-25-LR-T	ASFLMB-25.000MHZ-LR-T	A	25.0000						1000	
815-ASFLMB-27-LR-T	ASFLMB-27.000MHZ-LR-T	A	27.0000						1000	
815-ASFLMB-30-LR-T	ASFLMB-30.000MHZ-LR-T	A	30.0000						1000	
815-ASFLMB-40-LR-T	ASFLMB-40.000MHZ-LR-T	A	40.0000						1000	
815-ASFLMB-48-LR-T	ASFLMB-48.000MHZ-LR-T	A	48.0000						1000	
815-ASFLMB-50-LR-T	ASFLMB-50.000MHZ-LR-T	A	50.0000						1000	
815-ASFLMB-100-LR-T	ASFLMB-100.000MHZ-LR-T	A	100.0000						1000	
Operating Temp. -40°C ~ +105°C; Overall Freq. Stability ±10 ppm										
815-ASFLMB-8-XY-T	ASFLMB-8.000MHZ-XY-T	A	8.0000						1000	
815-ASFLMB-10-XY-T	ASFLMB-10.000MHZ-XY-T	A	10.0000						1000	
815-ASFLMB-12-XY-T	ASFLMB-12.000MHZ-XY-T	A	12.0000						1000	
815-ASFLMB-16-XY-T	ASFLMB-16.000MHZ-XY-T	A	16.0000						1000	
815-ASFLMB-20-XY-T	ASFLMB-20.000MHZ-XY-T	A	20.0000						1000	
815-ASFLMB-24-XY-T	ASFLMB-24.000MHZ-XY-T	A	24.0000						1000	
815-ASFLMB-24.5-XY-T	ASFLMB-24.576MHZ-XY-T	A	24.5760						1000	
815-ASFLMB-25-XY-T	ASFLMB-25.000MHZ-XY-T	A	25.0000						1000	
815-ASFLMB-27-XY-T	ASFLMB-27.000MHZ-XY-T	A	27.0000						1000	
815-ASFLMB-30-XY-T	ASFLMB-30.000MHZ-XY-T	A	30.0000						1000	
815-ASFLMB-40-XY-T	ASFLMB-40.000MHZ-XY-T	A	40.0000						1000	
815-ASFLMB-48-XY-T	ASFLMB-48.000MHZ-XY-T	A	48.0000						1000	
815-ASFLMB-50-XY-T	ASFLMB-50.000MHZ-XY-T	A	50.0000						1000	
815-ASFLMB-100-XY-T	ASFLMB-100.000MHZ-XY-T	A	100.0000						1000	
815-ASFLMB-125-XY-T	ASFLMB-125.000MHZ-XY-T	A	125.0000						1000	

ASVMB Series: 7.0 x 5.0 x 0.85mm

For quantities greater than listed, call for quote.

MOUSER STOCK NO.	Abracon Part No.	Fig.	Freq. (MHz).	Price Each 1	10	50	100	500	Reel Qty.	Price Per Piece
Operating Temp. -40°C ~ +85°C; Overall Freq. Stability ±10 ppm										
815-ASVMB-3.68MLYT	ASVMB-3.6864MHZ-LY-T	B	3.68640						1000	
815-ASVMB-4MLYT	ASVMB-4.000MHZ-LY-T	B	4.00000						1000	
815-ASVMB-7.3MLYT	ASVMB-7.3728MHZ-LY-T	B	7.37280						1000	
815-ASVMB-8MLYT	ASVMB-8.000MHZ-LY-T	B	8.00000						1000	
815-ASVMB-14.3MLYT	ASVMB-14.31818MHZ-LY-T	B	14.31818						1000	
815-ASVMB-16.3MLYT	ASVMB-16.384MHZ-LY-T	B	16.38400						1000	
815-ASVMB-18.4MLYT	ASVMB-18.432MHZ-LY-T	B	18.43200						1000	
815-ASVMB-20MLYT	ASVMB-20.000MHZ-LY-T	B	20.00000						1000	
815-ASVMB-25MLYT	ASVMB-25.000MHZ-LY-T	B	25.00000						1000	
815-ASVMB-27MLYT	ASVMB-27.000MHZ-LY-T	B	27.00000						1000	
815-ASVMB-29.4MLYT	ASVMB-29.4912MHZ-LY-T	B	29.49120						1000	
815-ASVMB-30MLYT	ASVMB-30.000MHZ-LY-T	B	30.00000						1000	
815-ASVMB-32MLYT	ASVMB-32.000MHZ-LY-T	B	32.00000						1000	
815-ASVMB-33MLYT	ASVMB-33.000MHZ-LY-T	B	33.00000						1000	
815-ASVMB-33.3MLYT	ASVMB-33.333MHZ-LY-T	B	33.33300						1000	
815-ASVMB-40MLYT	ASVMB-40.000MHZ-LY-T	B	40.00000						1000	
815-ASVMB-48MLYT	ASVMB-48.000MHZ-LY-T	B	48.00000						1000	
815-ASVMB-50MLYT	ASVMB-50.000MHZ-LY-T	B	50.00000						1000	
815-ASVMB-60MLYT	ASVMB-60.000MHZ-LY-T	B	60.00000						1000	
815-ASVMB-66MLYT	ASVMB-66.000MHZ-LY-T	B	66.00000						1000	
815-ASVMB-80MLYT	ASVMB-80.000MHZ-LY-T	B	80.00000						1000	
815-ASVMB-100MLYT	ASVMB-100.000MHZ-LY-T	B	100.00000						1000	
815-ASVMB-125MLYT	ASVMB-125.000MHZ-LY-T	B	125.00000						1000	
Operating Temp. -40°C ~ +105°C; Overall Freq. Stability ±10 ppm										
815-ASVMB-3.6MXYT	ASVMB-3.6864MHZ-XY-T	B	3.68640						1000	
815-ASVMB-4MXYT	ASVMB-4.000MHZ-XY-T	B	4.00000						1000	
815-ASVMB-8MXYT	ASVMB-8.000MHZ-XY-T	B	8.00000						1000	
815-ASVMB-14.3MXYT	ASVMB-14.31818MHZ-XY-T	B	14.31818						1000	
815-ASVMB-16.3MXYT	ASVMB-16.384MHZ-XY-T	B	16.38400						1000	
815-ASVMB-18.4MXYT	ASVMB-18.432MHZ-XY-T	B	18.43200						1000	
815-ASVMB-20MXYT	ASVMB-20.000MHZ-XY-T	B	20.00000						1000	
815-ASVMB-25MXYT	ASVMB-25.000MHZ-XY-T	B	25.00000						1000	
815-ASVMB-27MXYT	ASVMB-27.000MHZ-XY-T	B	27.00000						1000	
815-ASVMB-29.4MXYT	ASVMB-29.4912MHZ-XY-T	B	29.49120						1000	
815-ASVMB-30MXYT	ASVMB-30.000MHZ-XY-T	B	30.00000						1000	
815-ASVMB-32MXYT	ASVMB-32.000MHZ-XY-T	B	32.00000						1000	
815-ASVMB-33MXYT	ASVMB-33.000MHZ-XY-T	B	33.00000						1000	
815-ASVMB-33.3MXYT	ASVMB-33.333MHZ-XY-T	B	33.33300						1000	
815-ASVMB-40MXYT	ASVMB-40.000MHZ-XY-T	B	40.00000						1000	
815-ASVMB-48MXYT	ASVMB-48.000MHZ-XY-T	B	48.00000						1000	
815-ASVMB-50MXYT	ASVMB-50.000MHZ-XY-T	B	50.00000						1000	
815-ASVMB-60MXYT	ASVMB-60.000MHZ-XY-T	B	60.00000						1000	
815-ASVMB-66MXYT	ASVMB-66.000MHZ-XY-T	B	66.00000						1000	
815-ASVMB-80MXYT	ASVMB-80.000MHZ-XY-T	B	80.00000						1000	
815-ASVMB-100MXYT	ASVMB-100.000MHZ-XY-T	B	100.00000						1000	
815-ASVMB-125MXYT	ASVMB-125.000MHZ-XY-T	B	125.00000						1000	

DIMENSIONS: mm (in.)

A

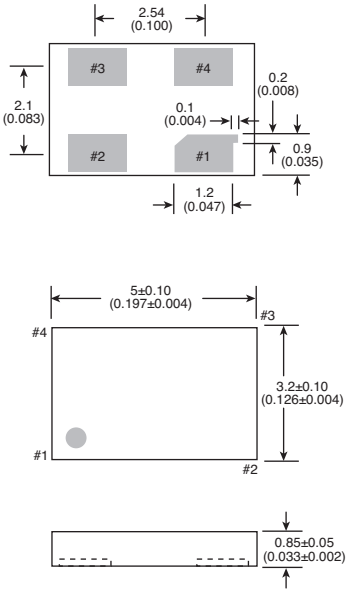

B

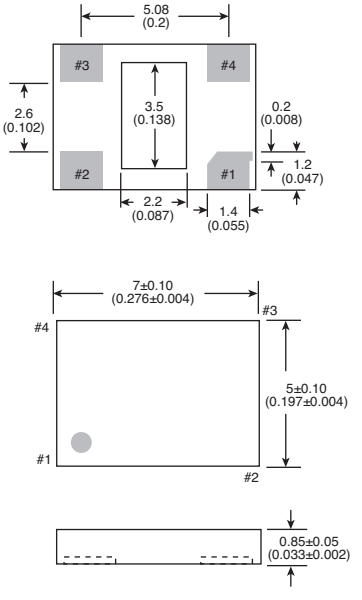

© Copyright 2014 Mouser Electronics

© Copyright 2014 Mouser Electronics

RoHS Compliant This product is RoHS compliant.

ABM2 SERIES SMD MICROPROCESSOR CRYSTALS

Features:

- Low in height; suitable for thin equipment
- Glass sealed package assures high reliability and high temperature operation
- Tight tolerance and stability available
- Suitable for RoHS compliant reflow
- Low cost glass sealed crystal solution

DIMENSIONS: in. (mm)

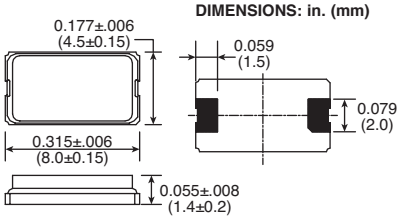

For quantities greater than listed, call for quote.

MOUSER STOCK NO.	Abracon Part No.	Freq. (MHz)	Price Each 1	10	50	100
815-ABM2-10-D4Y-T	ABM2-11.0592MHZ-D4Y-T	11.05920				
815-ABM2-11.05-D4Y-T	ABM2-12.000MHZ-D4Y-T	12.00000				
815-ABM2-14.3-D4Y-T	ABM2-14.31818MHZ-D4Y-T	14.31818				
815-ABM2-14.7-D4Y-T	ABM2-14.7456MHZ-D4Y-T	14.74560				
815-ABM2-16-D4Y-T	ABM2-16.000MHZ-D4Y-T	16.00000				
815-ABM2-18.4-D4Y-T	ABM2-18.432MHZ-D4Y-T	18.43200				
815-ABM2-20-D4Y-T	ABM2-20.000MHZ-D4Y-T	20.00000				
815-ABM2-24-D4Y-T	ABM2-24.000MHZ-D4Y-T	24.00000				
815-ABM2-25-D4Y-T	ABM2-25.000MHZ-D4Y-T	25.00000				
815-ABM2-26-D4Y-T	ABM2-26.000MHZ-D4Y-T	26.00000				
815-ABM2-27-D4Y-T	ABM2-27.000MHZ-D4Y-T	27.00000				
815-ABM2-30-D4YF-T	ABM2-30.000MHZ-D4YF-T	30.00000				

ABM8X SERIES SMD ULTRA MINIATURE, HIGH STABILITY CRYSTALS

Features:

- -40ºC to +125ºC wide operating temperature range
- ±40ppm Max. All Inclusive frequency stability over 10-year product life
- Fundamental Mode, low ESR Quartz design
- Ultra miniature, Seam-Sealed, RoHS compliant reflow-able package

DIMENSIONS: in. (mm)

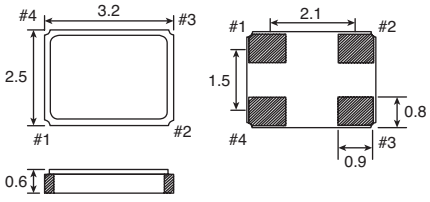

Pin function:
#1 crystal connection
#2 GND
#3 crystal connection
#4 GND

For quantities greater than listed, call for quote.

MOUSER STOCK NO.	Abracon Part No.	Freq. (MHz)	Price Each 1	10	50	100
815-ABM8X-101-24.0-T	ABM8X-101-24.000MHZ-T	24.00000				
815-ABM8X-102-32.0-T	ABM8X-102-32.000MHZ-T	32.00000				

ABM3C SERIES SMD ULTRA MINIATURE CRYSTALS

Features:

- Low in height; suitable for thin equipment.
- Glass sealed package assures high reliability and high temperature operation
- Tight tolerance and stability available
- Suitable for RoHS reflow profile

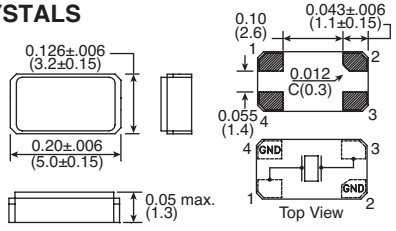

For quantities greater than listed, call for quote.

MOUSER STOCK NO.	Abracon Part No.	Freq. (MHz)	Price Each 1	10	50	100
815-ABM3C-10-D4YT	ABM3C-10.000MHZ-D4Y-T	10.00000				
815-ABM3C-11.05-D4YT	ABM3C-11.0592MHZ-D4Y-T	11.00000				
815-ABM3C-12-D4YT	ABM3C-12.000MHZ-D4Y-T	12.00000				
815-ABM3C-12.28-D4YT	ABM3C-12.288MHZ-D4Y-T	12.28800				
815-ABM3C-13-D4YT	ABM3C-13.000MHZ-D4Y-T	13.00000				
815-ABM3C-13.56-D4YT	ABM3C-13.560MHZ-D4Y-T	13.56000				
815-ABM3C-14.31-D4YT	ABM3C-14.31818MHZ-D4Y-T	14.31818				
815-ABM3C-14.74-D4YT	ABM3C-14.7456MHZ-D4Y-T	14.74560				
815-ABM3C-15-D4YT	ABM3C-15.000MHZ-D4Y-T	15.00000				
815-ABM3C-16-D4YT	ABM3C-16.000MHZ-D4Y-T	16.00000				
815-ABM3C-16.38-D4YT	ABM3C-16.384MHZ-D4Y-T	16.38400				
815-ABM3C-18.43-D4YT	ABM3C-18.432MHZ-D4Y-T	18.43200				
815-ABM3C-19.66-D4YT	ABM3C-19.6608MHZ-D4Y-T	19.66080				
815-ABM3C-20-D4YT	ABM3C-20.000MHZ-D4Y-T	20.00000				
815-ABM3C-22.11-D4YT	ABM3C-22.1184MHZ-D4Y-T	22.11840				
815-ABM3C-24-D4YT	ABM3C-24.000MHZ-D4Y-T	24.00000				
815-ABM3C-24.57-D4YT	ABM3C-24.576MHZ-D4Y-T	24.57600				
815-ABM3C-25-D4YT	ABM3C-25.000MHZ-D4Y-T	25.00000				
815-ABM3C-26-D4YT	ABM3C-26.000MHZ-D4Y-T	26.00000				
815-ABM3C-27-D4YT	ABM3C-27.000MHZ-D4Y-T	27.00000				
815-ABM3C-29.49-D4YT	ABM3C-29.4912MHZ-D4Y-T	29.49120				
815-ABM3C-30-D4YFT	ABM3C-30.000MHZ-D4YF-T	30.00000				
815-ABM3C-32-D4YFT	ABM3C-32.000MHZ-D4YF-T	32.00000				
815-ABM3C-33-D4YFT	ABM3C-33.000MHZ-D4YF-T	33.00000				
815-ABM3C-36-D4YFT	ABM3C-36.000MHZ-D4YF-T	36.00000				
815-ABM3C-40-D4YFT	ABM3C-40.000MHZ-D4YF-T	40.00000				
815-ABM3C-48-D4YFT	ABM3C-48.000MHZ-D4YF-T	48.00000				

ABM3X SERIES SMD ULTRA MINIATURE, HIGH STABILITY CRYSTALS

Features:

- -40ºC to +125ºC wide operating temperature range
- ±40ppm Max. All Inclusive frequency stability over 10-year product life
- Fundamental Mode, low ESR Quartz design
- Ultra miniature, Seam-Sealed, RoHS compliant reflow-able package

DIMENSIONS: in. (mm)

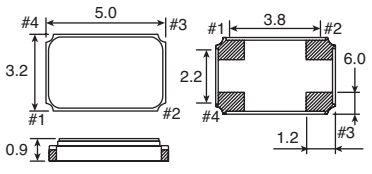

Pin function:
#1 crystal connection
#2 GND
#3 crystal connection
#4 GND

For quantities greater than listed, call for quote.

MOUSER STOCK NO.	Abracon Part No.	Freq. (MHz)	Price Each 1	10	50	100
815-ABM3X-101-24.0-T	ABM3X-101-24.000MHZ-T	24.00000				
815-ABM3X-102-32.0-T	ABM3X-102-32.000MHZ-T	32.00000				

ABLJO SERIES LOW JITTER CRYSTAL OSCILLATORS

Features:

- High "Q", 3rd Overtone Crystal Technology
- Ultra Low Jitter performance 0.10ps Max. (12kHz to 20MHz)
- Standard LVCMOS RF Output
- Wide Operating Temperature (-40ºC to +85ºC) standard
- ±40ppm Max. All inclusive Stability (including Aging) over 10 years
- (17) Standard Frequencies between 80MHz & 200MHz
- 9x14mm RoHS Compliant SMT package

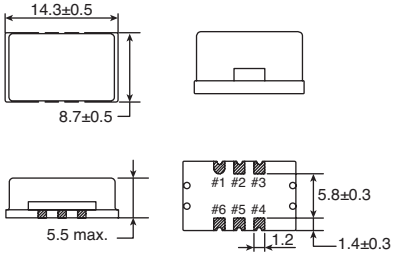

DIMENSIONS: in. (mm)

Connection:
#1 V.C
#2 NC
#3 GND
#4 Output
#5 N.C.
#6 Vcc

For quantities greater than listed, call for quote.

MOUSER STOCK NO.	Abracon Part No.	Freq. (MHz)	Price Each 1	10	50	100
Fixed Frequency						
815-ABLJO-80M	ABLJO-80.000MHz	80.000				
815-ABLJO-81.92M	ABLJO-81.920MHz	81.920				
815-ABLJO-92.16M	ABLJO-92.160MHz	92.160				
815-ABLJO-96M	ABLJO-96.000MHz	96.000				
815-ABLJO-98.3M	ABLJO-98.304MHz	98.304				
815-ABLJO-100M	ABLJO-100.000MHz	100.000				
815-ABLJO-106.25M	ABLJO-106.250MHz	106.250				
815-ABLJO-120M	ABLJO-120.000MHz	120.000				
815-ABLJO-122.88M	ABLJO-122.880MHz	122.880				
815-ABLJO-125M	ABLJO-125.000MHz	125.000				
815-ABLJO-150M	ABLJO-150.000MHz	150.000				
815-ABLJO-155.52M	ABLJO-155.520MHz	155.520				
815-ABLJO-156.250M	ABLJO-156.250MHz	156.250				
815-ABLJO-160M	ABLJO-160.000MHz	160.000				
815-ABLJO-184.320M	ABLJO-184.320MHz	184.320				
815-ABLJO-187.500M	ABLJO-187.500MHz	187.500				
815-ABLJO-200M	ABLJO-200.000MHz	200.000				
±45 ppm min.						
815-ABLJO-V80M	ABLJO-V-80.000MHz	80.000				
815-ABLJO-V81.92M	ABLJO-V-81.920MHz	81.920				
815-ABLJO-V92.16M	ABLJO-V-92.160MHz	92.160				
815-ABLJO-V96M	ABLJO-V-96.000MHz	96.000				
815-ABLJO-V98.3M	ABLJO-V-98.304MHz	98.304				
815-ABLJO-V100M	ABLJO-V-100.000MHz	100.000				
815-ABLJO-V106.25M	ABLJO-V-106.250MHz	106.250				
815-ABLJO-V120M	ABLJO-V-120.000MHz	120.000				
815-ABLJO-V122.88M	ABLJO-V-122.880MHz	122.880				
815-ABLJO-V125M	ABLJO-V-125.000MHz	125.000				
815-ABLJO-V150M	ABLJO-V-150.000MHz	150.000				
815-ABLJO-V155.52M	ABLJO-V-155.520MHz	155.520				
815-ABLJO-V156.25M	ABLJO-V-156.2500MHz	156.250				
815-ABLJO-V160M	ABLJO-V-160.000MHz	160.000				
815-ABLJO-V184.32M	ABLJO-V-184.320MHz	184.320				
815-ABLJO-V187.5M	ABLJO-V-187.500MHz	187.500				
815-ABLJO-V200M	ABLJO-V-200.000MHz	200.000				

© Copyright 2014 Mouser Electronics

ABRACON Crystals and Oscillators

RoHS Compliant **This product is RoHS compliant.**

ABRACON CORPORATION

DIMENSIONS: mm (in.)

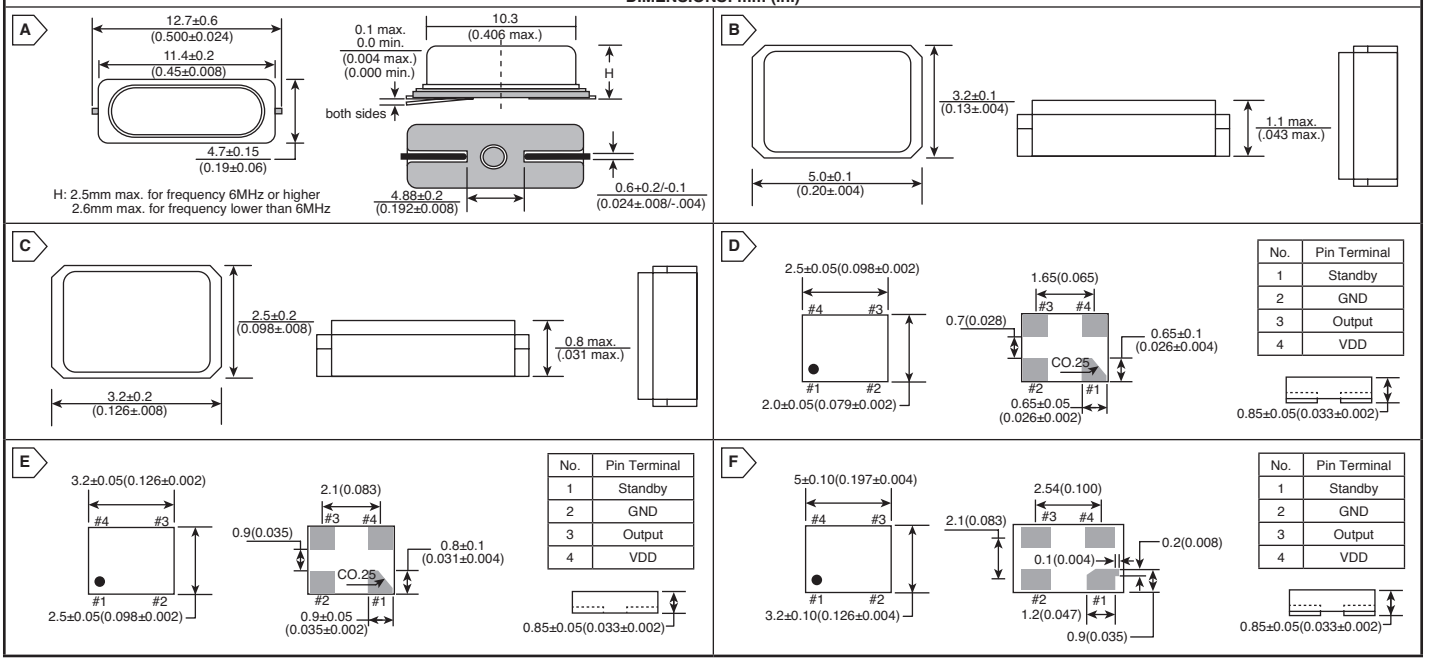

ABLS3 SERIES LOW PROFILE MICROPROCESSOR CRYSTALS

Features:

- High reliability, Low cost
- Tight stability and extended temperature
- Low profile (2.6mm max.)
- Reflow capable

For quantities greater than listed, call for quote.

MOUSER STOCK NO.	Abracon Part No.	Fig.	Freq. (MHz)	Price Each 1	10	50	100	500
815-ABLS3-4MD4YT	ABLS3-4.000MHZ-D4Y-T	A	4.0000					
815-ABLS3-4.09MD4YT	ABLS3-4.096MHZ-D4Y-T	A	4.0960					
815-ABLS3-4.9MD4YT	ABLS3-4.9152MHZ-D4Y-T	A	4.9152					
815-ABLS3-5MD4YT	ABLS3-5.000MHZ-D4Y-T	A	5.0000					
815-ABLS3-6MD4YT	ABLS3-6.000MHZ-D4Y-T	A	6.0000					
815-ABLS3-6.1MD4YT	ABLS3-6.144MHZ-D4Y-T	A	6.1440					
815-ABLS3-7.3MD4YT	ABLS3-7.3728MHZ-D4Y-T	A	7.3728					
815-ABLS3-8.1MD4YT	ABLS3-8.192MHZ-D4Y-T	A	8.1920					
815-ABLS3-9.8MD4YT	ABLS3-9.8304MHZ-D4Y-T	A	9.8304					
815-ABLS3-10MD4YT	ABLS3-10.000MHZ-D4Y-T	A	10.0000					
815-ABLS3-11.05MD4YT	ABLS3-11.0592MHZ-D4Y-T	A	10.0592					
815-ABLS3-12MD4YT	ABLS3-12.000MHZ-D4Y-T	A	12.0000					
815-ABLS3-12.28MD4YT	ABLS3-12.288MHZ-D4Y-T	A	12.2880					
815-ABLS3-13MD4YT	ABLS3-13.000MHZ-D4Y-T	A	13.0000					
815-ABLS3-14.3MD4YT	ABLS3-14.31818MHZ-D4Y-T	A	14.3182					
815-ABLS3-14.7MD4YT	ABLS3-14.7456MHZ-D4Y-T	A	14.7456					
815-ABLS3-15MD4YT	ABLS3-15.000MHZ-D4Y-T	A	15.0000					
815-ABLS3-16MD4YT	ABLS3-16.000MHZ-D4Y-T	A	16.0000					
815-ABLS3-16.3MD4YT	ABLS3-16.384MHZ-D4Y-T	A	16.3840					
815-ABLS3-18.4MD4YT	ABLS3-18.432MHZ-D4Y-T	A	18.4320					
815-ABLS3-19.6MD4YT	ABLS3-19.6608MHZ-D4Y-T	A	19.6608					
815-ABLS3-20MD4YT	ABLS3-20.000MHZ-D4Y-T	A	20.0000					
815-ABLS3-22.1MD4YT	ABLS3-22.1184MHZ-D4Y-T	A	22.1840					
815-ABLS3-24MD4YFT	ABLS3-24.000MHZ-D4YF-T	A	24.0000					
815-ABLS3-24.5MD4YFT	ABLS3-24.576MHZ-D4YF-T	A	24.5760					
815-ABLS3-25MD4YFT	ABLS3-25.000MHZ-D4YF-T	A	25.0000					
815-ABLS3-26MD4YFT	ABLS3-26.000MHZ-D4YF-T	A	26.0000					
815-ABLS3-27MD4YFT	ABLS3-27.000MHZ-D4YF-T	A	27.0000					
815-ABLS3-29.4MD4YFT	ABLS3-29.4912MHZ-D4YF-T	A	29.4912					
815-ABLS3-30MD4YFT	ABLS3-30.000MHZ-D4YF-T	A	30.0000					

ABM3B SERIES CERAMIC SMD CRYSTALS

Features:

- Fundamental mode
- Suitable for reflow
- Tight Stability available
- Ceramic package and metal lid assures high precision and reliability
- Seam sealing

For quantities greater than listed, call for quote.

MOUSER STOCK NO.	Abracon Part No.	Fig.	Frequency (MHz)	Price Each 1	10	50	100	500
815-ABM3B-155-12.8T	ABM3B-155-12.800MHZ-T	B	12.8					

ABM8 ULTRA MINIATURE CERAMIC SMD CRYSTALS

Features:

- Low in height; suitable for thin equipment, 0.8mm max
- Seam sealed package assures high reliability
- Tight tolerance and stability available
- Available for fundamental and 3rd over tone mode

For quantities greater than listed, call for quote.

MOUSER STOCK NO.	Abracon Part No.	Fig.	Frequency (MHz)	Price Each 1	10	50	100	500
815-ABM8-156-20-T	ABM8-156-20.000MHZ-T	C	20					

ASDMB SERIES INDUSTRIAL GRADE OSCILLATORS 2.5MM X 2.0MM

Features:

- Ultra Miniature Pure Silicon™ Clock Oscillator
- 2nd Generation MEMS Technology with reduced jiter by Discera
- Low Power Consumption <10mA
- Compact QFN Plastic Packaging

For quantities greater than listed, call for quote.

MOUSER STOCK NO.	Abracon Part No.	Fig.	Freq. (MHz)	Price Each 1	10	50	100	500
815-ASDMB-16MHZ-LC	ASDMB-16.000MHZ-LC-T	D	16					
815-ASDMB-24MHZ-LC	ASDMB-24.000MHZ-LC-T	D	24					
815-ASDMB-25MHZ-LC	ASDMB-25.000MHZ-LC-T	D	25					
815-ASDMB-26MHZ-LC	ASDMB-26.000MHZ-LC-T	D	26					
815-ASDMB-48MHZ-LC	ASDMB-48.000MHZ-LC-T	D	48					
815-ASDMB-50MHZ-LC	ASDMB-50.000MHZ-LC-T	D	50					

ASEMB SERIES INDUSTRIAL GRADE OSCILLATORS 3.2MM X 2.5MM

Features:

- Ultra Miniature Pure Silicon™ Clock Oscillator
- 2nd Generation MEMS Technology with reduced jiter by Discera
- Low Power Consumption <10mA
- Compact QFN Plastic Packaging

For quantities greater than listed, call for quote.

MOUSER STOCK NO.	Abracon Part No.	Fig.	Freq. (MHz)	Price Each 1	10	50	100	500
815-ASEMB-10MHZ-LC	ASEMB-10.000MHZ-LC-T	E	10					
815-ASEMB-12MHZ-LC	ASEMB-12.000MHZ-LC-T	E	12					
815-ASEMB-20MHZ-LC	ASEMB-20.000MHZ-LC-T	E	20					
815-ASEMB-24MHZ-LC	ASEMB-24.000MHZ-LC-T	E	24					
815-ASEMB-25MHZ-LC	ASEMB-25.000MHZ-LC-T	E	25					
815-ASEMB-26MHZ-LC	ASEMB-26.000MHZ-LC-T	E	26					
815-ASEMB-50MHZ-LC	ASEMB-50.000MHZ-LC-T	E	50					

ASFLMB SERIES INDUSTRIAL GRADE OSCILLATORS 5.0MM X 3.2MM

Features:

- Ultra Miniature Pure Silicon™ Clock Oscillator
- 2nd Generation MEMS Technology with reduced jitter by Discera
- Low Power Consumption <10mA
- Compact QFN Plastic Packaging

For quantities greater than listed, call for quote.

MOUSER STOCK NO.	Abracon Part No.	Fig.	Freq. (MHz)	Price Each 1	10	50	100	500
815-ASFLMB-8MHZ-LC	ASFLMB-8.000MHZ-LC-T	F	8					
815-ASFLMB-10MHZ-LC	ASFLMB-10.000MHZ-LC-T	F	10					
815-ASFLMB-16MHZ-LC	ASFLMB-16.000MHZ-LC-T	F	16					
815-ASFLMB-20MHZ-LC	ASFLMB-20.000MHZ-LC-T	F	20					
815-ASFLMB-24MHZ-LC	ASFLMB-24.000MHZ-LC-T	F	24					
815-ASFLMB-25MHZ-LC	ASFLMB-25.000MHZ-LC-T	F	25					
815-ASFLMB-27MHZ-LC	ASFLMB-27.000MHZ-LC-T	F	27					
815-ASFLMB-40MHZ-LC	ASFLMB-40.000MHZ-LC-T	F	40					
815-ASFLMB-50MHZ-LC	ASFLMB-50.000MHZ-LC-T	F	50					

© Copyright 2014 Mouser Electronics

© Copyright 2014 Mouser Electronics

ABRACON Ceramic Microprocessor Crystals

PIERCE ANALYZER SYSTEM - CIRCUIT CHARACTERIZATION SERVICE

MOUSER STOCK NO.	Abracon Part No.	Description	Price Each
815-PAS-BC1WK	PAS-BC1WK	Analysis & Report 1-week max lead-time	
815-PAS-BC2WK	PAS-BC2WK	Analysis & Report 2-week max lead-time	
815-PAS-BC3WK	PAS-BC3WK	Analysis & Report 3-week max lead-time	

ABM3 SERIES MINI CERAMIC, 3.2 X 5

RoHS Compliant

Features:

- Operating temperature: -20°C to 70°C
- Frequency tolerance: ± 20ppm
- Fundamental mode, 18pF load capacitance
- Stability: ±100ppm (-40°C to +85°C)

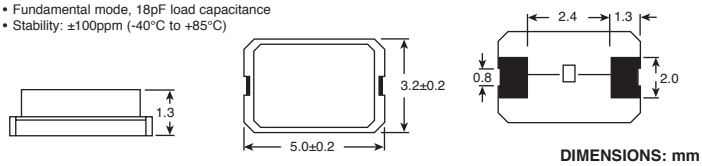

DIMENSIONS: mm

For quantities greater than listed, call for quote.

MOUSER STOCK NO.	Abracon Part No.	Frequency (MHz)	Price Each 1	10	50	100	500
815-ABM3-12-B2-T	ABM3-12.000MHZ-B2-T	12.000					
815-ABM3-13.560-B2-T	ABM3-13.560MHZ-B2-T	13.560					
815-ABM3-14.31818B2T	ABM3-14.31818MHZ-B2-T	14.3182					
815-ABM3-16-B2-T	ABM3-16.000MHZ-B2-T	16.000					
815-ABM3-18.432-B2-T	ABM3-18.432MHZ-B2-T	18.432					
815-ABM3-20-B2-T	ABM3-20.000MHZ-B2-T	20.000					
815-ABM3-24-B2-T	ABM3-24.000MHZ-B2-T	24.000					
815-ABM3-24.576-B2-T	ABM3-24.576MHZ-B2-T	24.576					
815-ABM3-25-B2-T	ABM3-25.000MHZ-B2-T	25.000					
815-ABM3-27-B2-T	ABM3-27.000MHZ-B2-T	27.000					
815-ABM3-28.6363-B2T	ABM3-28.6363MHZ-B2-T	28.6363					
815-ABM3-29.4912-B2T	ABM3-29.4912MHZ-B2-T	29.4912					
815-ABM3-30-B2-T	ABM3-30.000MHZ-B2-T	30.000					
815-ABM3-33-B2-T	ABM3-33.000MHZ-B2-T	33.000					
815-ABM3-40-B2-T	ABM3-40.000MHZ-B2-T	40.000					
815-ABM3-48-B2-T	ABM3-48.000MHZ-B2-T	48.000					

- Operating temperature: -40°C to +85°C
- Stability: ±30ppm

815-ABM3-8-D2Y-T	ABM3-8.000MHz-D2Y-T	8.000					
815-ABM3-10-D2Y-T	ABM3-10.0000MHZ-D2Y-T	10.0000					
815-ABM3-12-D2Y-T	ABM3-12.000MHZ-D2Y-T	12.000					
815-ABM3-14.74-D2Y-T	ABM3-14.7456MHZ-D2Y-T	14.7456					
815-ABM3-16-D2Y-T	ABM3-16.000MHZ-D2Y-T	16.000					
815-ABM3-18.43-D2Y-T	ABM3-18.432MHZ-D2Y-T	18.432					
815-ABM3-20-D2Y-T	ABM3-20.000MHZ-D2Y-T	20.000					
815-ABM3-22.11-D2Y-T	ABM3-22.1184MHZ-D2Y-T	22.1184					
815-ABM3-24-D2Y-T	ABM3-24.000MHZ-D2Y-T	24.000					
815-ABM3-25-D2Y-T	ABM3-25.000MHZ-D2Y-T	25.000					
815-ABM3-27-D2Y-T	ABM3-27.000MHz-D2Y-T	27.000					
815-ABM3-40-D2Y-F-T	ABM3-40.000MHz-D2Y-F-T	40.000					
815-ABM3-48-D2Y-F-T	ABM3-48.000MHZ-D2Y-F-T	48.000					

ABM3B SERIES MINI CERAMIC, 3.2 X 5

RoHS Compliant

Features:

- Operating temperature: -20°C to +70°C
- Frequency tolerance at 25°C: ± 20ppm
- Fundamental mode, 18pF load capacitance
- Stability: ±50ppm (-20°C to +70°C)

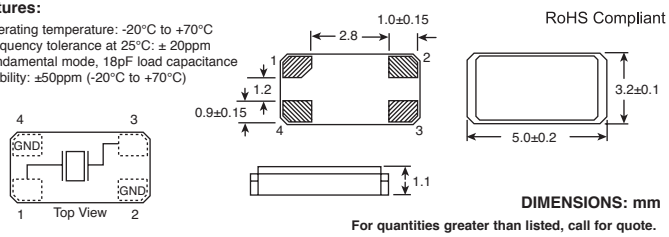

DIMENSIONS: mm

For quantities greater than listed, call for quote.

MOUSER STOCK NO.	Abracon Part No.	Frequency (MHz)	Price Each 1	10	50	100	500
815-ABM3B-12-B2	ABM3B-12.000MHZ-B2-T	12.000					
815-ABM3B-12.288-B2T	ABM3B-12.288MHZ-B2-T	12.288					
815-ABM3B-13-B2-T	ABM3B-13.000MHZ-B2-T	13.000					
815-ABM3B-13.824-B2T	ABM3B-13.824MHZ-B2-T	13.824					
815-ABM3B-14.3181B2T	ABM3B-14.31818MHZ-B2-T	14.3182					
815-ABM3B-15.360-B2T	ABM3B-15.360MHZ-B2-T	15.360					
815-ABM3B-16-B2	ABM3B-16.000MHZ-B2-T	16.000					
815-ABM3B-16.384-B2	ABM3B-16.384MHZ-B2-T	16.384					
815-ABM3B-18.432-B2	ABM3B-18.432MHZ-B2-T	18.432					
815-ABM3B-20-B2	ABM3B-20.000MHZ-B2-T	20.000					
815-ABM3B-24-B2	ABM3B-24.000MHZ-B2-T	24.000					
815-ABM3B-24.576-B2	ABM3B-24.576MHZ-B2-T	24.576					
815-ABM3B-25-B2	ABM3B-25.000MHZ-B2-T	25.000					
815-ABM3B-27-B2	ABM3B-27.000MHZ-B2-T	27.000					
815-ABM3B-30-B2	ABM3B-30.000MHZ-B2-T	30.000					
815-ABM3B-32-B2	ABM3B-32.000MHZ-B2-T	32.000					
815-ABM3B-40-B2	ABM3B-40.000MHZ-B2-T	40.000					
815-ABM3B-48-B2	ABM3B-48.000MHZ-B2-T	48.000					

ABM8G GLASS SEALED CRYSTALS

RoHS Compliant

Features:

- Low in height; suitable for thin equipment
- Glass sealed package assures high reliability and high temperature operation

Applications:

- Automotive applications
- High Density Applications
- Modems, communication and test equipment
- PMCIA, Wireless applications

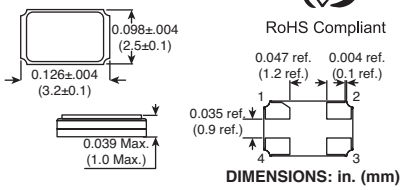

DIMENSIONS: in. (mm)

For quantities greater than listed, call for quote.

MOUSER STOCK NO.	Abracon Part No.	Frequency (KHz)	Price Each 1	10	100	500	1000
-20°C +7°C Freq. Tol. 30ppm							
815-ABM8G-12-B4Y-T	ABM8G-12.000MHZ-B4Y-T	12.00000					
815-ABM8G-12.2-B4Y-T	ABM8G-12.288MHZ-B4Y-T	12.28800					
815-ABM8G-13-B4Y-T	ABM8G-13.000MHZ-B4Y-T	13.00000					
815-ABM8G-13.5-B4Y-T	ABM8G-13.560MHZ-B4Y-T	13.56000					
815-ABM8G-14.3-B4Y-T	ABM8G-14.31818MHZ-B4Y-T	14.31818					
815-ABM8G-14.7-B4Y-T	ABM8G-14.7456MHZ-B4Y-T	14.74560					
815-ABM8G-16-B4Y-T	ABM8G-16.000MHZ-B4Y-T	16.00000					
815-ABM8G-16.3-B4Y-T	ABM8G-16.384MHz-B4Y-T	16.38400					
815-ABM8G-18.4-B4Y-T	ABM8G-18.432MHZ-B4Y-T	18.43200					
815-ABM8G-20-B4Y-T	ABM8G-20.000MHZ-B4Y-T	20.00000					
815-ABM8G-22.1-B4Y-T	ABM8G-22.1184MHZ-B4Y-T	22.11840					
815-ABM8G-24-B4Y-T	ABM8G-24.000MHZ-B4Y-T	24.00000					
815-ABM8G-24.5-B4Y-T	ABM8G-24.576MHZ-B4Y-T	24.57600					
815-ABM8G-25-B4Y-T	ABM8G-25.000MHZ-B4Y-T	25.00000					
815-ABM8G-26-B4Y-T	ABM8G-26.000MHZ-B4Y-T	26.00000					
815-ABM8G-27-B4Y-T	ABM8G-27.000MHZ-B4Y-T	27.00000					
815-ABM8G-40-B4Y-T	ABM8G-40.000MHZ-B4Y-T	40.00000					
-40°C +85°C Freq. Tol. 20ppm							
815-ABM8G-12-18D2Y	ABM8G-12.000MHZ-18-D2Y-T	12.00000					
815-ABM8G-13.5-18D2Y	ABM8G-13.560MHZ-18-D2Y-T	13.56000					
815-ABM8G-14.3-18D2Y	ABM8G-14.31818MHZ-18-D2Y-T	14.31818					
815-ABM8G-14.7-18D2Y	ABM8G-14.7456MHZ-18-D2Y-T	14.74560					
815-ABM8G-16-18D2Y	ABM8G-16.000MHZ-18-D2Y-T	16.00000					
815-ABM8G-18.4-18D2Y	ABM8G-18.432MHZ-18-D2Y-T	18.43200					
815-ABM8G-19.6-18D2Y	ABM8G-19.6608MHZ-18-D2Y-T	19.66080					
815-ABM8G-20-18D2Y	ABM8G-20.000MHZ-18-D2Y-T	20.00000					
815-ABM8G-22.1-18D2Y	ABM8G-22.1184MHZ-18-D2Y-T	22.11840					
815-ABM8G-24-18-D2Y	ABM8G-24.000MHZ-18-D2Y-T	24.00000					
815-ABM8G-24.5-18D2Y	ABM8G-24.576MHZ-18-D2Y-T	24.57600					
815-ABM8G-25-18D2Y	ABM8G-25.000MHZ-18-D2Y-T	25.00000					
815-ABM8G-26-18D2Y	ABM8G-26.000MHZ-18-D2Y-T	26.00000					
815-ABM8G-27-18D2Y	ABM8G-27.000MHZ-18-D2Y-T	27.00000					
815-ABM8G-40-18D2Y	ABM8G-40.000MHZ-18-D2Y-T	40.00000					
815-ABM8G-48-18D2Y	ABM8G-48.000MHZ-18-D2Y-T	48.00000					

ABM10 SERIES ULTRA MINI CERAMIC, 2 X 2.5

RoHS Compliant

Features:

- Operating temperature: -20°C to +80°C
- Frequency tolerance at 25°C: ± 20ppm max.
- Fundamental mode, 10pF load capacitance
- Stability: ±20ppm (-20°C to +70°C)

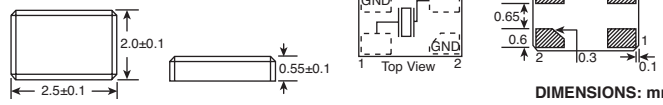

DIMENSIONS: mm

For quantities greater than listed, call for quote.

MOUSER STOCK NO.	Abracon Part No.	Frequency (MHz)	Price Each 1	10	50	100	500
815-ABM10-22.118E20T	ABM10-22.1184MHZ-E20-T	22.1184					
815-ABM10-24-E20-T	ABM10-24.000MHZ-E20-T	24.000					
815-ABM10-24.576E20T	ABM10-24.576MHZ-E20-T	24.576					
815-ABM10-25-E20-T	ABM10-25.000MHZ-E20-T	25.000					
815-ABM10-27-E20-T	ABM10-27.000MHZ-E20-T	27.000					
815-ABM10-30-E20-T	ABM10-30.000MHZ-E20-T	30.000					
815-ABM10-40-E20-T	ABM10-40.000MHZ-E20-T	40.000					
815-ABM10-48-E20-T	ABM10-48.000MHZ-E20-T	48.000					

ABM11 SERIES ULTRA MINI CERAMIC, 1.6 X 2

Features:

- Fundamental mode
- Suitable for reflow
- Tight Stability available
- Ceramic package and metal lid assures high precision and reliability
- Seam sealing

Applications:

- Communication and Test equipment
- High Density applications
- PCMCIA and wireless applications

RoHS Compliant

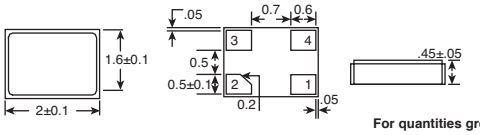

DIMENSIONS: mm

For quantities greater than listed, call for quote.

MOUSER STOCK NO.	Abracon Part No.	Frequency (MHz)	Price Each 1	10	50	100	500
815-ABM11-20-B7G-T	ABM11-20.000MHZ-B7G-T	20.000					
815-ABM11-24-B7G-T	ABM11-24.000MHZ-B7G-T	24.000					
815-ABM11-25-B7G-T	ABM11-25.000MHZ-B7G-T	25.000					
815-ABM11-26-B7G-T	ABM11-26.000MHZ-B7G-T	26.000					
815-ABM11-27-B7G-T	ABM11-27.000MHZ-B7G-T	27.000					
815-ABM11-28.6-B7G-T	ABM11-28.63636MHZ-B7G-T	28.6364					
815-ABM11-30-B7G-T	ABM11-30.000MHZ-B7G-T	30.000					
815-ABM11-32-B7G-T	ABM11-32.000MHZ-B7G-T	32.000					
815-ABM11-38.4-B7G-T	ABM11-38.400MHz-B7G-T	38.400					
815-ABM11-40-B7G-T	ABM11-40.000MHZ-B7G-T	40.000					
815-ABM11-44-B7G-T	ABM11-44.000MHZ-B7G-T	44.000					
815-ABM11-48-B7G-T	ABM11-48.000MHZ-B7G-T	48.000					

© Copyright 2014 Mouser Electronics

ABRACON Ceramic Resonators and SAW Products

RoHS Compliant This product is RoHS compliant.

AWSCR SERIES BUILT-IN CAP, CERAMIC RESONATORS, SMD

Features:

- Industrial grade
- Frequency tolerance: ±0.5%
- Operating temperature: -25°C to +85°C

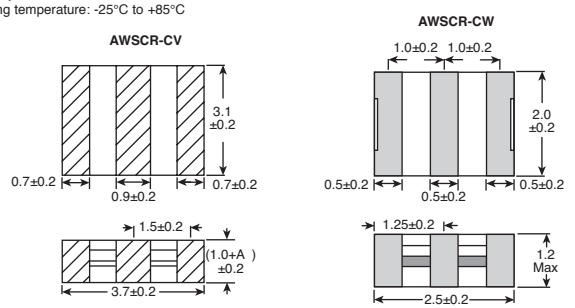

A stands for the thickness of the ceramic element, which varies with the frequency

DIMENSIONS: mm

For quantities greater than listed, call for quote.

MOUSER STOCK NO.	Abracon Part No.	Freq. (MHz).	Price Each 1	10	100	500	Reel Qty.	Price Per Piece
3.7mm x 3.1mm								
815-AWSCR-8.00CV-T	AWSCR-8.00CV-T	8.0000					1000	
815-AWSCR-10.00CV-T	AWSCR-10.00CV-T	10.0000					1000	
815-AWSCR-11.00CV-T	AWSCR-11.00CV-T	11.0000					1000	
815-AWSCR-12.00CV-T	AWSCR-12.00CV-T	12.0000					1000	
815-AWSCR-16.00CV-T	AWSCR-16.00CV-T	16.0000					1000	
815-AWSCR-16.93CV-T	AWSCR-16.93CV-T	16.9300					1000	
815-AWSCR-18.43CV-T	AWSCR-18.43CV-T	18.4300					1000	
815-AWSCR-20.00CV-T	AWSCR-20.00CV-T	20.0000					1000	
815-AWSCR-24.00CV-T	AWSCR-24.00CV-T	24.0000					1000	
815-AWSCR-25.00CV-T	AWSCR-25.00CV-T	25.0000					1000	
815-AWSCR-27.00CV-T	AWSCR-27.00CV-T	27.0000					1000	
815-AWSCR-30.00CV-T	AWSCR-30.00CV-T	30.0000					1000	
815-AWSCR-32.00CV-T	AWSCR-32.00CV-T	32.0000					1000	
815-AWSCR-40.00CV-T	AWSCR-40.00CV-T	40.0000					1000	
815-AWSCR-48.00CV-T	AWSCR-48.00CV-T	48.0000					1000	
815-AWSCR-50.00CV-T	AWSCR-50.00CV-T	50.0000					1000	
2.5mm x 2.0mm								
815-AWSCR-20.00CW-T	AWSCR-20.00CW-T	20.0000					3000	
815-AWSCR-24.00CW-T	AWSCR-24.00CW-T	24.0000					3000	
815-AWSCR-25.00CW-T	AWSCR-25.00CW-T	25.0000					3000	
815-AWSCR-27.00CW-T	AWSCR-27.00CW-T	27.0000					3000	
815-AWSCR-30.00CW-T	AWSCR-30.00CW-T	30.0000					3000	
815-AWSCR-32.00CW-T	AWSCR-32.00CW-T	32.0000					3000	
815-AWSCR-33.00CW-T	AWSCR-33.00CW-T	33.0000					3000	
815-AWSCR-40.00CW-T	AWSCR-40.00CW-T	40.0000					3000	
815-AWSCR-48.00CW-T	AWSCR-48.00CW-T	48.0000					3000	

AWSZT SERIES CERAMIC RESONATORS, SMD

Features:

- Industrial grade
- Frequency tolerance: ±0.5%
- Operating temperature: -25°C to +85°C

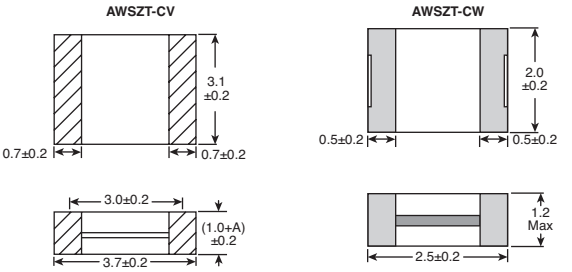

A stands for the thickness of the ceramic element, which varies with the frequency

DIMENSIONS: mm

For quantities greater than listed, call for quote.

MOUSER STOCK NO.	Abracon Part No.	Freq. (MHz).	Price Each 1	10	100	500	Reel Qty.	Price Per Piece
3.7mm x 3.1mm								
815-AWSZT-8.00CV-T	AWSZT-8.00CV-T	8.0000					1000	
815-AWSZT-10.00CV-T	AWSZT-10.00CV-T	10.0000					1000	
815-AWSZT-12.00CV-T	AWSZT-12.00CV-T	12.0000					1000	
815-AWSZT-16.00CV-T	AWSZT-16.00CV-T	16.0000					1000	
815-AWSZT-16.93CV-T	AWSZT-16.93CV-T	16.9300					1000	
815-AWSZT-18.43CV-T	AWSZT-18.43CV-T	18.4300					1000	
815-AWSZT-20.00CV-T	AWSZT-20.00CV-T	20.0000					1000	
815-AWSZT-24.00CV-T	AWSZT-24.00CV-T	24.0000					1000	
815-AWSZT-25.00CV-T	AWSZT-25.00CV-T	25.0000					1000	
815-AWSZT-27.00CV-T	AWSZT-27.00CV-T	27.0000					1000	
815-AWSZT-32.00CV-T	AWSZT-32.00CV-T	32.0000					1000	
815-AWSZT-40.00CV-T	AWSZT-40.00CV-T	40.0000					1000	
815-AWSZT-48.00CV-T	AWSZT-48.00CV-T	48.0000					1000	
815-AWSZT-50.00CV-T	AWSZT-50.00CV-T	50.0000					1000	
2.5mm x 2.0mm								
815-AWSZT-20.00CW-T	AWSZT-20.00CW-T	20.0000					3000	
815-AWSZT-24.00CW-T	AWSZT-24.00CW-T	24.0000					3000	
815-AWSZT-25.00CW-T	AWSZT-25.00CW-T	25.0000					3000	
815-AWSZT-27.00CW-T	AWSZT-27.00CW-T	27.0000					3000	
815-AWSZT-30.00CW-T	AWSZT-30.00CW-T	30.0000					3000	
815-AWSZT-32.00CW-T	AWSZT-32.00CW-T	32.0000					3000	
815-AWSZT-33.00CW-T	AWSZT-33.00CW-T	33.0000					3000	
815-AWSZT-40.00CW-T	AWSZT-40.00CW-T	40.0000					3000	
815-AWSZT-48.00CW-T	AWSZT-48.00CW-T	48.0000					3000	

SAW FILTERS

NEW PRODUCT

For quantities greater than listed, call for quote.

MOUSER STOCK NO.	Abracon Part No.	Fig.	Center Frequency (MHz)	Bandwidth (MHZ)	Insertion Loss (dB)	Price Each 1	10	50	100
815-AFS14A11-722-T2	AFS14A11-722.00-T2	A	722	11	2.1				
815-AFS14A26-915-T2	AFS14A26-915.00-T2	A	915	26	2.5				
815-AFS14A40-1900-T2	AFS14A40-1900.00-T2	A	1900	40	2.0				
815-AFS14A04-1575-T2	AFS14A04-1575.42-T2	A	1575.42	40	0.90				
815-AFS14A72-2436-T2	AFS14A72-2436.00-T2	A	2436	72	3.5				
815-AFS20A05-719-T2	AFS20A05-719.00-T2	B	719	5	2.70				
815-AFS20A26-915-T2	AFS20A26-915.00-T2	B	915	26	2				
815-AFS20A20-1910-T2	AFS20A20-1910.00-T2	B	1910	20	1.20				
815-AFS20A02-1575-T2	AFS20A02-1575.42-T2	B	1575.42	2	1.15				
815-AFS20A42-1575-T2	AFS20A42-1575.42-T2	B	1575.42	42	1.20				
815-AFS20A53-1575-T2	AFS20A53-1575.42-T2	B	1575.42	53	2.1				
815-AFS315E	AFS315E	C	315	±0.3	3.0				
815-AFS390E	AFS390E	C	390	±0.4	1.7				
815-AFS418S3	AFS418S3	D	418	±2	2.5				
815-AFS434S3	AFS434S3-T	D	434	±2	2.5				
815-AFS868.35S3	AFS868.35S3	D	868	±1	3.5				
815-AFS915S3	AFS915S3	D	915	±3.5	2.9				
815-AFS916.5S3	AFS916.5S3	D	916.5	±0.6	4.5				
815-AFS930S3	AFS930S3-T	D	930	±2	2.8				
815-AFS1575.42S4	AFS1575.42S4	E	1575.42	±1.2	1.5				
815-AFS1842.5S4	AFS1842.5S4	E	1842.5	±37.5	2.5				

SAW RESONATORS

For quantities greater than listed, call for quote.

MOUSER STOCK NO.	Abracon Part No.	Fig.	Center Frequency (MHz)	Bandwidth (MHZ)	Insertion Loss (dB)	Price Each 1	10	50	100
815-ASR303.825E	ASR303.825E	C	303.825	±75	1.3				
815-ASR423.22E	ASR423.22E	C	423.22	±75	1.3				
815-ASR433.42E	ASR433.42E	C	433.42	±75	1.3				
815-ASR433.92E	ASR433.92E	C	433.92	±75	1.3				
815-ASR868.35E	ASR868.35E	C	868.35	±250	1.5				
815-ASR915E	ASR915E	C	915	±250	1.5				

DIMENSIONS: mm

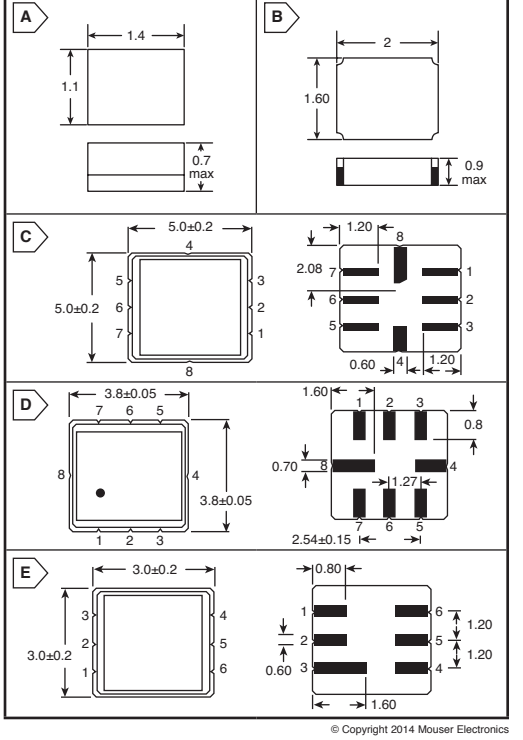

© Copyright 2014 Mouser Electronics

© Copyright 2014 Mouser Electronics

ABRACON Microprocessor Crystals

RoHS Compliant. This product is RoHS compliant.

ABLS/ABLS2 SERIES SMD MICROPROCESSOR CRYSTALS, HC49SM, 12.7 X 4.7MM

ABLS Series Features:
- Operating temperature: -55°C to +125°C
- Frequency tolerance: ±30ppm
- 18pF load capacitance
- Stability: ±100ppm
- Dimensions: 11.4x4.7x4.2mm

ABLS2 Series Features:
- Operating temperature: -40°C to +85°C
- Frequency tolerance: ±30ppm
- 18pF load capacitance
- Stability: ±30ppm
- Dimensions: 11.4x4.7x3.3mm

DIMENSIONS: mm

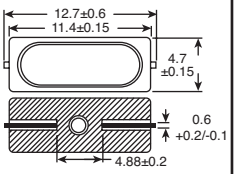

For quantities greater than listed, call for quote.

MOUSER STOCK NO.	Abracon Part No.	Freq. (MHz).	Price Each 1	10	50	100	500
ABLS Series							
815-ABLS-6.0ML4Q-T	ABLS-6.000MHZ-L4Q-T	6.0000					
815-ABLS-8.0ML4Q-T	ABLS-8.000MHZ-L4Q-T	8.0000					
815-ABLS-10.0ML4Q-T	ABLS-10.000MHZ-L4Q-T	10.0000					
815-ABLS-12.0ML4Q-T	ABLS-12.000MHZ-L4Q-T	12.0000					
815-ABLS-16.0ML4Q-T	ABLS-16.000MHZ-L4Q-T	16.0000					
815-ABLS-20.0ML4Q-T	ABLS-20.000MHZ-L4Q-T	20.0000					
815-ABLS-24.0ML4QF-T	ABLS-24.000MHZ-L4QF-T	24.0000					
815-ABLS-25.0ML4QF-T	ABLS-25.000MHZ-L4QF-T	25.0000					
815-ABLS-26.0ML4QF-T	ABLS-26.000MHZ-L4QF-T	26.0000					
ABLS2 Series							
815-ABLS2-6-D4Y-T	ABLS2-6.000MHZ-D4Y-T	6.0000					
815-ABLS2-8-D4Y-T	ABLS2-8.000MHZ-D4Y-T	8.0000					
815-ABLS2-10-D4Y-T	ABLS2-10.000MHZ-D4Y-T	10.0000					
815-ABLS2-12-D4Y-T	ABLS2-12.000MHZ-D4Y-T	12.0000					
815-ABLS2-12.2-D4Y-T	ABLS2-12.288MHZ-D4Y-T	12.2550					
815-ABLS2-16-D4Y-T	ABLS2-16.000MHZ-D4Y-T	16.0000					
815-ABLS2-18.4-D4Y-T	ABLS2-18.432MHZ-D4Y-T	18.4320					
815-ABLS2-20-D4Y-T	ABLS2-20.000MHZ-D4Y-T	20.0000					
815-ABLS2-25-D4YF-T	ABLS2-25.000MHZ-D4YF-T	25.0000					
815-ABLS2-26-D4YF-T	ABLS2-26.000MHZ-D4YF-T	26.0000					
815-ABLS2-27-D4YF-T	ABLS2-27.000MHZ-D4YF-T	27.0000					

ABC2 SERIES MICROPROCESSOR CRYSTALS, LOW FREQUENCY

Features:
- Low frequency in small size SMD
- 2.0mm height ideal for high density circuit boards
- Ceramic package offers excellent environmental and heat resistance
- Extended temperature -40°C to +85°C for industrial applications

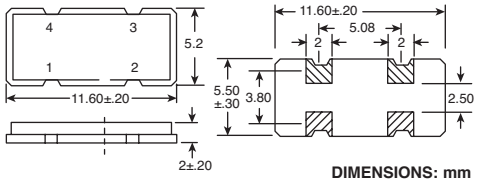

DIMENSIONS: mm

For quantities greater than listed, call for quote.

MOUSER STOCK NO.	Abracon Part No.	Freq. (MHz).	Price Each 1	10	50	100	500
815-ABC2-3.57-4-T	ABC2-3.579545MHZ-4-T	3.57955					
815-ABC2-3.686M-4-T	ABC2-3.6864MHZ-4-T	3.6864					
815-ABC2-4.0M-4-T	ABC2-4.000MHZ-4-T	4.000					
815-ABC2-6.0M-4-T	ABC2-6.000MHZ-4-T	6.000					
815-ABC2-7.372M-4-T	ABC2-7.3728MHZ-4-T	7.3728					
815-ABC2-8.0M-4-T	ABC2-8.000MHZ-4-T	8.000					
815-ABC2-10.0M-4-T	ABC2-10.000MHZ-4-T	10.000					
815-ABC2-11.05M-4-T	ABC2-11.0592MHZ-4-T	11.0592					
815-ABC2-12.0M-4-T	ABC2-12.000MHZ-4-T	12.000					
815-ABC2-16.0M-4-T	ABC2-16.000MHZ-4-T	16.000					
815-ABC2-18.4-4-T	ABC2-18.432MHZ-4-T	18.432					
815-ABC2-25.0M-4-T	ABC2-25.000MHZ-4-T	25.000					

ABL SERIES MICROPROCESSOR CRYSTALS, LEADED, HC49US

Features:
- Operating temperature: -20°C to +70°C
- Frequency tolerance: ±20ppm
- 18pF load capacitance
- Stability: ±50ppm (-20°C to +70°C)

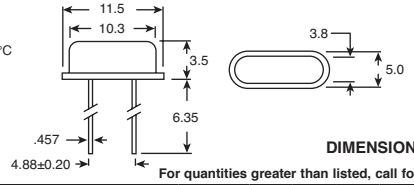

DIMENSIONS: mm

For quantities greater than listed, call for quote.

MOUSER STOCK NO.	Abracon Part No.	Freq. (MHz).	Price Each 1	10	50	100	500
815-ABL-3.579545B2	ABL-3.579545MHZ-B2	3.57955					
815-ABL-4-B2	ABL-4.000MHZ-B2	4.000					
815-ABL-6-B2	ABL-6.000MHZ-B2	6.000					
815-ABL-7.3728-B2	ABL-7.3728MHZ-B2	7.3728					
815-ABL-8-B2	ABL-8.000MHZ-B2	8.000					
815-ABL-12-B2	ABL-12.000MHZ-B2	12.000					
815-ABL-16-B2	ABL-16.000MHZ-B2	16.000					
815-ABL-18.432-B2	ABL-18.432MHZ-B2	18.432					
815-ABL-20-B2	ABL-20.000MHZ-B2	20.000					
815-ABL-25-B2F	ABL-25.000MHZ-B2F	25.000					

ABLS ULTRA LOW ESR SMD CRYSTAL

Features:
- Ultra low ESR as low as 20 ohms for 4MHz, 85% lower than typical ABLS 4MHz
- Low negative resistance(-R) IC design can ensure high oscillation margin
- Tight stability and automotive grade temperature available
- Hermetically resistance weld sealed
- Designed to mate with next-generation micro controller and transceiver circuits enabling designers to arrive at low power solutions, without compromising performance
- Crystals are optimized to properly function under low drive level conditions of a few uW up to 500uW without impacting the gain margin of the oscillator loop

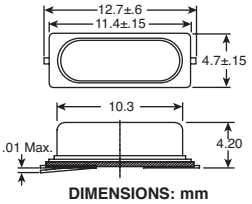

DIMENSIONS: mm

For quantities greater than listed, call for quote.

MOUSER STOCK NO.	Abracon Part No.	Freq. (MHz).	Max ESR (Ω)	Price Each 1	10	50	100	500
815-ABLS-LR-3.0M-T	ABLS-LR-3.000MHZ-T	3.000000	30					
815-ABLS-LR-3.27M-T	ABLS-LR-3.2768MHZ-T	3.276800	30					
815-ABLS-LR-3.579M-T	ABLS-LR-3.579545MHZ-T	3.579545	30					
815-ABLS-LR-3.686M-T	ABLS-LR-3.6864MHZ-T	3.686400	30					
815-ABLS-LR-4.0M-T	ABLS-LR-4.000MHZ-T	4.000000	20					
815-ABLS-LR-4.19M-T	ABLS-LR-4.194304MHZ-T	4.194304	20					
815-ABLS-LR-4.43M-T	ABLS-LR-4.433619MHZ-T	4.433619	20					
815-ABLS-LR-4.500M-T	ABLS-LR-4.500MHZ-T	4.500000	20					
815-ABLS-LR-4.91M-T	ABLS-LR-4.9152MHZ-T	4.915200	20					
815-ABLS-LR-5.0M-T	ABLS-LR-5.000MHZ-T	5.000000	20					
815-ABLS-LR-6.0M-T	ABLS-LR-6.000MHZ-T	6.000000	20					
815-ABLS-LR-6.144M-T	ABLS-LR-6.144MHZ-T	6.144000	20					
815-ABLS-LR-6.74M-T	ABLS-LR-6.7458MHZ-T	6.745800	20					
815-ABLS-LR-7.37M-T	ABLS-LR-7.3728MHZ-T	7.372800	15					
815-ABLS-LR-8.0M-T	ABLS-LR-8.000MHZ-T	8.000000	15					
815-ABLS-LR-9.216M-T	ABLS-LR-9.216MHZ-T	9.216000	15					
815-ABLS-LR-9.83M-T	ABLS-LR-9.8304MHZ-T	9.830400	15					
815-ABLS-LR-10.0M-T	ABLS-LR-10.000MHZ-T	10.000000	15					
815-ABLS-LR-10.24M-T	ABLS-LR-10.240MHZ-T	10.240000	15					
815-ABLS-LR-11.05M-T	ABLS-LR-11.0592MHZ-T	11.059200	15					
815-ABLS-LR-12.0M-T	ABLS-LR-12.000MHZ-T	12.000000	15					
815-ABLS-LR-12.28M-T	ABLS-LR-12.288MHZ-T	12.288000	15					
815-ABLS-LR-13.0M-T	ABLS-LR-13.000MHZ-T	13.000000	10					
815-ABLS-LR-13.50M-T	ABLS-LR-13.500MHZ-T	13.500000	10					
815-ABLS-LR-14.31M-T	ABLS-LR-14.31818MHZ-T	14.318180	10					
815-ABLS-LR-14.74M-T	ABLS-LR-14.7456MHZ-T	14.745600	10					
815-ABLS-LR-15.0M-T	ABLS-LR-15.000MHZ-T	15.000000	10					
815-ABLS-LR-15.36M-T	ABLS-LR-15.360MHZ-T	15.360000	10					
815-ABLS-LR-16.0M-T	ABLS-LR-16.000MHZ-T	16.000000	10					
815-ABLS-LR-16.38M-T	ABLS-LR-16.384MHZ-T	16.384000	10					
815-ABLS-LR-16.93M-T	ABLS-LR-16.9344MHZ-T	16.934400	10					
815-ABLS-LR-18.0M-T	ABLS-LR-18.000MHZ-T	18.000000	10					
815-ABLS-LR-18.43M-T	ABLS-LR-18.432MHZ-T	18.432000	10					
815-ABLS-LR-19.66M-T	ABLS-LR-19.6608MHZ-T	19.660800	10					
815-ABLS-LR-20.0M-T	ABLS-LR-20.000MHZ-T	20.000000	10					
815-ABLS-LR-24.0M-T	ABLS-LR-24.000MHZ-T	24.000000	10					
815-ABLS-LR-24.5MF-T	ABLS-LR-24.576MHZ-F-T	24.576000	10					
815-ABLS-LR-25.0MF-T	ABLS-LR-25.000MHZ-F-T	25.000000	10					
815-ABLS-LR-27.0MF-T	ABLS-LR-27.000MHZ-F-T	27.000000	10					
815-ABLS-LR-30.0M-T	ABLS-LR-30.000MHZ-T	30.000000	10					

ABLSG SERIES 3RD LEAD CASE-GROUNDED SMD LOW PROFILE CRYSTAL, 5.35 X 12.7

Features:
- Operating temperature: -20°C to +70°C
- Frequency tolerance: ±20ppm
- 18pF load capacitance
- Stability: ±50ppm (-20°C to +70°C)

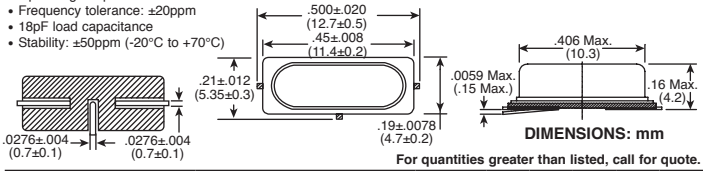

DIMENSIONS: mm

For quantities greater than listed, call for quote.

MOUSER STOCK NO.	Abracon Part No.	Freq. (MHz).	Price Each 1	10	50	100	500
815-ABLSG-3.57-D2YT	ABLSG-3.579545MHZ-D-2-Y-T	3.579545					
815-ABLSG-3.68-D2YT	ABLSG-3.6864MHZ-D-2-Y-T	3.6864					
815-ABLSG-4-D2YT	ABLSG-4.000MHZ-D-2-Y-T	4.000					
815-ABLSG-4.9-D2YT	ABLSG-4.9152MHZ-D-2-Y-T	4.9152					
815-ABLSG-5-D2YT	ABLSG-5.000MHZ-D-2-Y-T	5.000					
815-ABLSG-6-D2YT	ABLSG-6.000MHZ-D-2-Y-T	6.000					
815-ABLSG-7.37-D2YT	ABLSG-7.3728MHZ-D-2-Y-T	7.3728					
815-ABLSG-8-D2YT	ABLSG-8.000MHZ-D-2-Y-T	8.000					
815-ABLSG-10-D2YT	ABLSG-10.000MHZ-D-2-Y-T	10.000					
815-ABLSG-11.05-D2YT	ABLSG-11.0592MHZ-D-2-Y-T	11.0592					
815-ABLSG-12-D2YT	ABLSG-12.000MHZ-D-2-Y-T	12.000					
815-ABLSG-13-D2YT	ABLSG-13.000MHZ-D-2-Y-T	13.000					
815-ABLSG-14.74-D2YT	ABLSG-14.7456MHZ-D-2-Y-T	14.7456					
815-ABLSG-16-D2YT	ABLSG-16.000MHZ-D-2-Y-T	16.000					
815-ABLSG-18.43-D2YT	ABLSG-18.432MHZ-D-2-Y-T	18.432					
815-ABLSG-20-D2YT	ABLSG-20.000MHZ-D-2-Y-T	20.000					
815-ABLSG-24-D2YT	ABLSG-24.000MHZ-D-2-Y-T	24.000					
815-ABLSG-24.5-D2YFT	ABLSG-24.576MHZ-D-2-Y-F-T	24.576					
815-ABLSG-25-D2YFT	ABLSG-25.000MHZ-D-2-Y-F-T	25.000					
815-ABLSG-27-D2YFT	ABLSG-27.000MHZ-D-2-Y-F-T	27.000					

© Copyright 2014 Mouser Electronics
© Copyright 2014 Mouser Electronics

ABRACON Microprocessor Crystals

RoHS Compliant This product is RoHS compliant.

ABLS SERIES SMD MICROPROCESSOR CRYSTALS, HC49SM

Features:
- Operating temperature: -20°C to +70°C
- 18pF load capacitance
- Stability: ±50ppm (-20°C to +70°C)

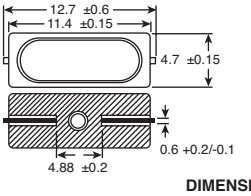

DIMENSIONS: mm

RoHS Compliant

For quantities greater than listed, call for quote.

MOUSER STOCK NO.	Abracon Part No.	Freq (MHz)	Freq Tol. ±	Price Each 1	10	50	100
815-ABLS-3.579545B2	ABLS-3.579545MHZ-B2-T	3.57955	20ppm				
815-ABLS-3.6864-B2	ABLS-3.6864MHZ-B2-T	3.6864	20ppm				
815-ABLS-4-B2	ABLS-4.000MHZ-B2-T	4.0000	20ppm				
815-ABLS-4.9152-B2	ABLS-4.9152MHZ-B2-T	4.9152	20ppm				
815-ABLS-5-B2	ABLS-5.000MHZ-B2-T	5.0000	20ppm				
815-ABLS-7.3728-B2	ABLS-7.3728MHZ-B2-T	7.3728	20ppm				
815-ABLS-8-B2	ABLS-8.000MHZ-B2-T	8.0000	20ppm				
815-ABLS-8.192-B2	ABLS-8.192MHZ-B2-T	8.1920	20ppm				
815-ABLS-10-B2	ABLS-10.000MHZ-B2-T	10.0000	20ppm				
815-ABLS-11.0592-B2	ABLS-11.0592MHZ-B2-T	11.0592	20ppm				
815-ABLS-12-B2	ABLS-12.000MHZ-B2-T	12.0000	20ppm				
815-ABLS-12.288-B2	ABLS-12.288MHZ-B2-T	12.2880	20ppm				
815-ABLS-14.31818-B2	ABLS-14.31818MHZ-B2-T	14.31818	20ppm				
815-ABLS-14.7456-B2	ABLS-14.7456MHZ-B2-T	14.7456	20ppm				
815-ABLS-16-B2	ABLS-16.000MHZ-B2-T	16.0000	20ppm				
815-ABLS-18.432-B2	ABLS-18.432MHZ-B2-T	18.4320	20ppm				
815-ABLS-19.6608-B2	ABLS-19.6608MHZ-B2-T	19.6608	20ppm				
815-ABLS-20-B2	ABLS-20.000MHZ-B2-T	20.0000	20ppm				
815-ABLS-22.1184-B2	ABLS-22.1184MHZ-B2-T	22.1184	20ppm				
815-ABLS-24-B2	ABLS-24.000MHZ-B2-T	24.0000	20ppm				
815-ABLS-24.576-B2	ABLS-24.576MHZ-B2F-T	24.5760	20ppm				
815-ABLS-25-B2	ABLS-25.000MHZ-B2F-T	25.0000	20ppm				
815-ABLS-27-B2	ABLS-27.000MHZ-B2F-T	27.0000	20ppm				
815-ABLS-32-B2	ABLS-32.000MHZ-B2-T	32.7680	20ppm				
815-ABLS-48-B2	ABLS-48.000MHZ-B2-T	48.0000	20ppm				
815-ABLS-49.152-B2	ABLS-49.152MHZ-B2-T	49.1520	20ppm				
815-ABLS-3.579545M-T	ABLS-3.579545MHZ-B4-T	3.579545	30ppm				
815-ABLS-3.6864M-T	ABLS-3.6864MHZ-B4-T	3.686400	30ppm				
815-ABLS-4.0M-T	ABLS-4.000MHZ-B4-T	4.000000	30ppm				
815-ABLS-4.194304M-T	ABLS-4.194304MHZ-B4-T	4.194304	30ppm				
815-ABLS-4.433619M-T	ABLS-4.433619MHZ-B4-T	4.433619	30ppm				
815-ABLS-4.500M-T	ABLS-4.500MHZ-B4-T	4.500000	30ppm				
815-ABLS-4.9152M-T	ABLS-4.9152MHZ-B4-T	4.915200	30ppm				
815-ABLS-5.0M-T	ABLS-5.000MHZ-B4-T	5.000000	30ppm				
815-ABLS-6.0M-T	ABLS-6.000MHZ-B4-T	6.000000	30ppm				
815-ABLS-6.144M-T	ABLS-6.144MHZ-B4-T	6.144000	30ppm				
815-ABLS-6.7458M-T	ABLS-6.7458MHZ-B4-T	6.745800	30ppm				
815-ABLS-7.3728M-T	ABLS-7.3728MHZ-B4-T	7.372800	30ppm				
815-ABLS-8.0M-T	ABLS-8.000MHZ-B4-T	8.000000	30ppm				
815-ABLS-9.216M-T	ABLS-9.216MHZ-B4-T	9.216000	30ppm				
815-ABLS-9.8304M-T	ABLS-9.8304MHZ-B4-T	9.830400	30ppm				
815-ABLS-10.0M-T	ABLS-10.000MHZ-B4-T	10.000000	30ppm				
815-ABLS-10.240M-T	ABLS-10.240MHZ-B4-T	10.240000	30ppm				
815-ABLS-11.0592M-T	ABLS-11.0592MHZ-B4-T	11.059200	30ppm				
815-ABLS-12.0M-T	ABLS-12.000MHZ-B4-T	12.000000	30ppm				
815-ABLS-12.288M-T	ABLS-12.288MHZ-B4-T	12.288000	30ppm				
815-ABLS-13.0M-T	ABLS-13.000MHZ-B4-T	13.000000	30ppm				
815-ABLS-13.500M-T	ABLS-13.500MHZ-B4-T	13.500000	30ppm				
815-ABLS-14.31818M-T	ABLS-14.31818MHZ-B4-T	14.318180	30ppm				
815-ABLS-14.7456M-T	ABLS-14.7456MHZ-B4-T	14.745600	30ppm				
815-ABLS-15.0M-T	ABLS-15.000MHZ-B4-T	15.000000	30ppm				
815-ABLS-15.360M-T	ABLS-15.360MHZ-B4-T	15.360000	30ppm				
815-ABLS-16.0M-T	ABLS-16.000MHZ-B4-T	16.000000	30ppm				
815-ABLS-16.384M-T	ABLS-16.384MHZ-B4-T	16.384000	30ppm				
815-ABLS-16.9344M-T	ABLS-16.9344MHZ-B4-T	16.934400	30ppm				
815-ABLS-18.0M-T	ABLS-18.000MHZ-B4-T	18.000000	30ppm				
815-ABLS-18.432M-T	ABLS-18.432MHZ-B4-T	18.432000	30ppm				
815-ABLS-19.6608M-T	ABLS-19.6608MHZ-B4-T	19.660800	30ppm				
815-ABLS-20.0M-T	ABLS-20.000MHZ-B4-T	20.000000	30ppm				
815-ABLS-24.0M-T	ABLS-24.000MHZ-B4-T	24.000000	30ppm				
815-ABLS-24.576M-F-T	ABLS-24.576MHZ-B4-F-T	24.576000	30ppm				
815-ABLS-25.0M-F-T	ABLS-25.000MHZ-B4-F-T	25.000000	30ppm				
815-ABLS-27.0M-F-T	ABLS-27.000MHZ-B4-F-T	27.000000	30ppm				
815-ABLS-28.63MF-T	ABLS-28.63636MHZ-B4-F-T	28.636360	30ppm				
815-ABLS-30.0MF-T	ABLS-30.000MHZ-B4-F-T	30.000000	30ppm				
815-ABLS-32.0MF-T	ABLS-32.000MHZ-B4-F-T	32.000000	30ppm				

ABSM2 SERIES SMD MICROPROCESSOR CRYSTALS, MOLDED PLASTIC

Features:
- Operating temperature: -10°C to +60°C
- Frequency tolerance: ± 30ppm
- Stability: ±50ppm (-10°C to +60°C)
- Load capacitance C_L: 18pF

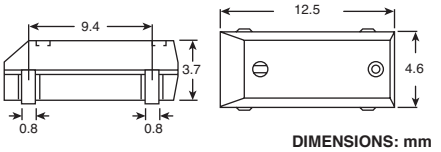

DIMENSIONS: mm

RoHS Compliant

For quantities greater than listed, call for quote.

MOUSER STOCK NO.	Abracon Part No.	Frequency (MHz)	Price Each 1	25	100	500	1000
815-ABSM2-3.579545-4	ABSM2-3.579545MHZ-4-T	3.579545					
815-ABSM2-3.6864-4	ABSM2-3.6864MHZ-4-T	3.686400					
815-ABSM2-4.000-4	ABSM2-4.000MHZ-4-T	4.000000					
815-ABSM2-4.9152-4	ABSM2-4.9152MHZ-4-T	4.915200					
815-ABSM2-5.000-4	ABSM2-5.000MHZ-4-T	5.000000					
815-ABSM2-7.3728-4	ABSM2-7.3728MHZ-4-T	7.372800					
815-ABSM2-8.000-4	ABSM2-8.000MHZ-4-T	8.000000					
815-ABSM2-8.192-4	ABSM2-8.192MHZ-4-T	8.192000					
815-ABSM2-10.000-4	ABSM2-10.000MHZ-4-T	10.000000					
815-ABSM2-11.0592-4	ABSM2-11.0592MHZ-4-T	11.059200					
815-ABSM2-12.000-4	ABSM2-12.000MHZ-4-T	12.000000					
815-ABSM2-12.288-4	ABSM2-12.288MHZ-4-T	12.288000					
815-ABSM2-14.31818-4	ABSM2-14.31818MHZ-4-T	14.318180					
815-ABSM2-14.7456-4	ABSM2-14.7456MHZ-4-T	14.745600					
815-ABSM2-16.000-4	ABSM2-16.000MHZ-4-T	16.000000					
815-ABSM2-18.432-4	ABSM2-18.432MHZ-4-T	18.432000					
815-ABSM2-19.6608-4	ABSM2-19.6608MHZ-4-T	19.660800					
815-ABSM2-20.000-4	ABSM2-20.000MHZ-4-T	20.000000					
815-ABSM2-22.1184-4	ABSM2-22.1184MHZ-4-T	22.118400					
815-ABSM2-24.000-4	ABSM2-24.000MHZ-4-T	24.000000					
815-ABSM2-24.576-4	ABSM2-24.576MHZ-4-T	24.576000					
815-ABSM2-25.000-4	ABSM2-25.000MHZ-4-T	25.000000					
815-ABSM2-27.000-4	ABSM2-27.000MHZ-4-T	27.000000					
815-ABSM2-32.000-4	ABSM2-32.000MHZ-4-T	32.768000					
815-ABSM2-48.000-4	ABSM2-48.000MHZ-4-T	48.000000					

AWSCR SERIES BUILT-IN CAP, CERAMIC RESONATORS, SMD

Features:
- Frequency tolerance: ±0.5%
- Operating temperature: -40°C to +85°C
- Industrial grade

DIMENSIONS: mm

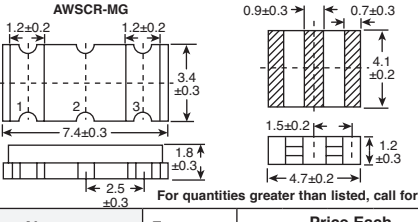

RoHS Compliant

For quantities greater than listed, call for quote.

MOUSER STOCK NO.	Abracon Part No.	Frequency (MHz)	Price Each 1	25	100	500	1000
815-AWSCR-3.58MGD-T	AWSCR-3.58MGD-T	3.5800					
815-AWSCR-4.00MGD-T	AWSCR-4.00MGD-T	4.0000					
815-AWSCR-6.00MGD-T	AWSCR-6.00MGD-T	6.0000					
815-AWSCR-8.00MGD-T	AWSCR-8.00MGD-T	8.0000					
815-AWSCR-16.00MTD-T	AWSCR-16.00MTD-T	16.0000					
815-AWSCR-20.00MTD-T	AWSCR-20.00MTD-T	20.0000					
815-AWSCR-24.00MTD-T	AWSCR-24.00MTD-T	24.0000					
815-AWSCR-25.00MTD-T	AWSCR-25.00MTD-T	25.0000					
815-AWSCR-32.00MTD-T	AWSCR-32.00MTD-T	32.0000					
815-AWSCR-40.00MTD-T	AWSCR-40.00MTD-T	40.0000					
815-AWSCR-48.00MTD-T	AWSCR-48.00MTD-T	48.0000					
815-AWSCR-50.00MTD-T	AWSCR-50.00MTD-T	50.0000					

AWCR SERIES BUILT-IN CAP CERAMIC RESONATORS, LEADED

Features:
- Frequency Tolerance: ±0.5%
- Operating Temperature: -40°C to +85°C
- Low resonant impedance
- Excellent environmental resistance
- Reflow capable
- High stability washable type
- Industrial grade

Frequency Range (MHz)	L (max)	H (max)
1.8~6.00	10.00	8.0
6.01~13.00	10.00	8.0
13.01~50.00	10.00	10.00

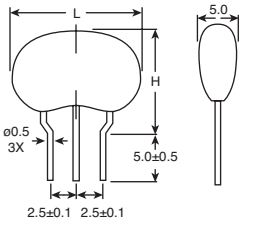

RoHS Compliant

DIMENSIONS: mm

For quantities greater than listed, call for quote.

MOUSER STOCK NO.	Abracon Part No.	Frequency (MHz)	Price Each 1	25	100	500	1000
815-AWCR-2.00MD	AWCR-2.00MD	2.0000					
815-AWCR-3.58MD	AWCR-3.58MD	3.5800					
815-AWCR-4.00MD	AWCR-4.00MD	4.0000					
815-AWCR-6.00MD	AWCR-6.00MD	6.0000					
815-AWCR-12.00MD	AWCR-12.00MD	12.0000					
815-AWCR-16.00MD	AWCR-16.00MD	16.0000					
815-AWCR-20.00MD	AWCR-20.00MD	20.0000					

© Copyright 2014 Mouser Electronics

AB308 SERIES HIGH FREQUENCY, CYLINDRICAL TYPE, MICROPROCESSOR CRYSTALS

Features:

- Operating Temperature: -10°C to +60°C
- Frequency tolerance: ±30ppm max.
- 18pF load capacitance
- Stability: ±50ppm (-10°C to +60°C)

RoHS Compliant

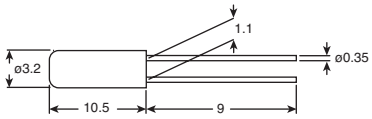

DIMENSIONS: mm

For quantities greater than listed, call for quote.

MOUSER STOCK NO.	Abracon Part No.	Frequency (MHz)	Price Each 1	25	100	500	1000
815-AB308-4.000	AB308-4.000MHZ	4.0000					
815-AB308-4.9152	AB308-4.9152MHZ	4.9152					
815-AB308-5.000	AB308-5.000MHZ	5.0000					
815-AB308-6.000	AB308-6.000MHZ	6.0000					
815-AB308-7.3728	AB308-7.3728MHZ	7.3728					
815-AB308-8.000	AB308-8.000MHZ	8.0000					
815-AB308-10.000	AB308-10.000MHZ	10.0000					
815-AB308-12.000	AB308-12.000MHZ	12.0000					
815-AB308-12.288	AB308-12.288MHZ	12.2880					
815-AB308-12.352	AB308-12.352MHZ	12.3520					
815-AB308-16.000	AB308-16.000MHZ	16.0000					
815-AB308-16.257	AB308-16.257MHZ	16.2570					
815-AB308-16.667	AB308-16.667MHZ	16.6670					
815-AB308-20.000	AB308-20.000MHZ	20.0000					
815-AB308-26.540	AB308-26.540MHZ	26.5400					
815-AB308-28.6363	AB308-28.6363MHZ	28.6363					
815-AB308-29.4912	AB308-29.4912MHZ	29.4912					
815-AB308-53.125	AB308-53.125MHZ	53.1250					

32.768KHZ TUNING FORK WATCH CRYSTALS

Series	Operating Temperature	Frequency Tolerance
AB--T Series	-10°C to +60°C	±20ppm max.
AB26TRB Series	-40°C to +85°C	±20ppm max.
ABS13 Series	-40°C to +85°C	±20ppm max.
ABS25 Series	-40°C to +85°C	±20ppm max.

RoHS Compliant

AB Series Tuning Fork Crystals

- Frequency range from 30kHz to 200khz
- Excellent heat resistance

For quantities greater than listed, call for quote.

MOUSER STOCK NO.	Abracon Part No.	Fig.	Frequency (MHz)	Price Each 1	25	100	500	1000
815-AB15T-32.768KHZ	AB15T-32.768KHZ	A	32.768000					
815-AB26T-32.768KHZ	AB26T-32.768KHZ	B	32.768000					
815-AB38T-32.768KHZ	AB38T-32.768KHZ	C	32.768000					

AB26TRB Series Tuning Fork, Leaded

- Frequency from 30kHz to 165khz
- Formed leads for low cost SMD type

For quantities greater than listed, call for quote.

MOUSER STOCK NO.	Abracon Part No.	Fig.	Frequency (MHz)	Price Each 1	25	100	500	1000
815-AB26TRB-32.76KHZ	AB26TRB-32.768KHZ	D	32.768000					

ABS05 Series SMD Ceramic Ultra Miniature

- Smallest SMD type, 0.5 mm height
- Heat resistant packaging

NEW PRODUCT

For quantities greater than listed, call for quote.

MOUSER STOCK NO.	Abracon Part No.	Fig.	Freq. (MHz)	Load Cap. (pF)	Price Each 1	10	50	100	500
815-ABS05-32.768K9T	ABS05-32.768KHZ-9-T	E	32.768	9					
815-ABS05-32.768K-T	ABS05-32.768KHZ-T	E	32.768	12.5					

ABS06 Series SMD Ceramic Ultra Miniature

- Smallest SMD type, 0.6 mm height
- Heat resistant packaging

NEW PRODUCT

For quantities greater than listed, call for quote.

MOUSER STOCK NO.	Abracon Part No.	Fig.	Freq. (MHz)	Load Cap. (pF)	Price Each 1	10	50	100	500
815-ABS06-32.768K-T	ABS06-32.768KHz-T	E	32.768	12.5					
815-ABS06L-32.768KT	ABS06L-32.768KHZ-T	E	32.768	12.5					

ABS07 Series SMD Ceramic Ultra Miniature

- Small SMD type, 0.9 mm height
- Heat resistant packaging

NEW PRODUCT

For quantities greater than listed, call for quote.

MOUSER STOCK NO.	Abracon Part No.	Fig.	Freq. (MHz)	Load Cap. (pF)	Price Each 1	50	100	1500	3000
815-ABS07-32.768K6T	ABS07-32.768KHZ-6-T	E	32.768	6					
815-ABS07-32.768K7T	ABS07-32.768KHZ-7-T	E	32.768	7					
815-ABS07-32.768K9T	ABS07-32.768KHZ-9-T	E	32.768	9					
815-ABS07-32.768KHZT	ABS07-32.768KHZ-T	E	32.768	12.5					

ABS09 Series SMD Ceramic Ultra Miniature

- Small SMD type, 0.9 mm height
- Heat resistant packaging

For quantities greater than listed, call for quote.

MOUSER STOCK NO.	Abracon Part No.	Fig.	Freq. (MHz)	Load Cap. (pF)	Price Each 1	50	100	1500	3000
815-ABS09-32.768K7T	ABS09-32.768KHZ-7-T	E	32.768	7					
815-ABS09-32.768K9T	ABS09-32.768KHZ-9-T	E	32.768	9					
815-ABS09-32.768KHZT	ABS09-32.768KHZ-T	E	32.768	12.5					

ABS10 Series SMD Ceramic Ultra Miniature

- Small SMD type, 1.0 mm height
- Heat resistant packaging

For quantities greater than listed, call for quote.

MOUSER STOCK NO.	Abracon Part No.	Fig.	Freq. (MHz)	Load Cap. (pF)	Price Each 1	50	100	1500	3000
815-ABS10-32.768K7T	ABS010-32.768KHZ-7-T	E	32.768	7					
815-ABS10-32.768K9T	ABS010-32.768KHZ-9-T	E	32.768	9					
815-ABS10-32.768KHZT	ABS10-32.768KHZ-T	E	32.768	12.5					

ABS13 Series Molded Plastic, SMD

- Small SMD type, 1.3 mm height
- Heat resistant packaging

For quantities greater than listed, call for quote.

MOUSER STOCK NO.	Abracon Part No.	Fig.	Freq. (MHz)	Load Cap. (pF)	Price Each 1	50	100	1500	3000
815-ABS13-32.768KHZT	ABS13-32.768KHZ-T	F	32.768	12.5					

ABS25 Series Molded Plastic, SMD

- Small SMD type, 2.5 mm height
- Heat resistant packaging

For quantities greater than listed, call for quote.

MOUSER STOCK NO.	Abracon Part No.	Fig.	Freq. (MHz)	Load Cap. (pF)	Price Each 1	50	100	1500	3000
815-ABS25-32.768KHZT	ABS25-32.768KHZ-T	G	32.768	12.5					

DIMENSIONS: mm

A

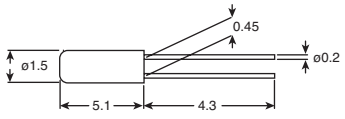

B

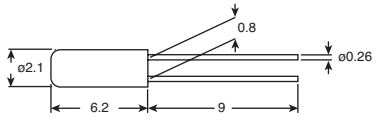

C

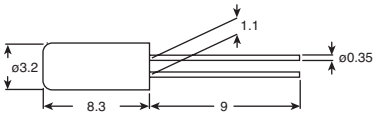

D

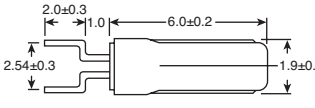

E

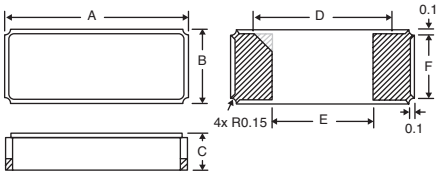

MOUSER STOCK NO.	Dimensions: mm A	B	C (Max.)	D	E	F
ABS05	1.6±0.1	1.0±0.1	0.5	0.5	0.6	1.0
ABS06L	2.0±0.1	1.2±0.1	0.38	0.6	0.8	1.1
ABS06	2.0±0.1	1.2±0.1	0.6	1.5	1.0	1.0
ABS07	3.2±0.1	1.5±0.1	0.9	2.4	1.8	1.3
ABS09	4.1±0.1	1.5±0.1	0.9	3.3	2.7	1.3
ABS10	4.9±0.15	1.0±0.15	1.0	3.95	3.2	1.6

F

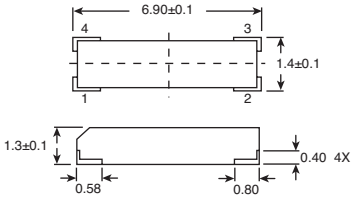

G

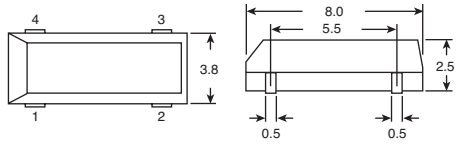

© Copyright 2014 Mouser Electronics

ABRACON Crystals and Modules

RoHS Compliant This product is RoHS compliant.

ABM8 SERIES ULTRA MINI CERAMIC, 2.5 X 3.2

Features:

- Operating temperature: -20°C to +70°C
- Frequency tolerance at 25°C: ± 20ppm
- Fundamental mode, 18pF load capacitance
- Stability: ±20ppm (-20°C to +70°C)

DIMENSIONS: mm

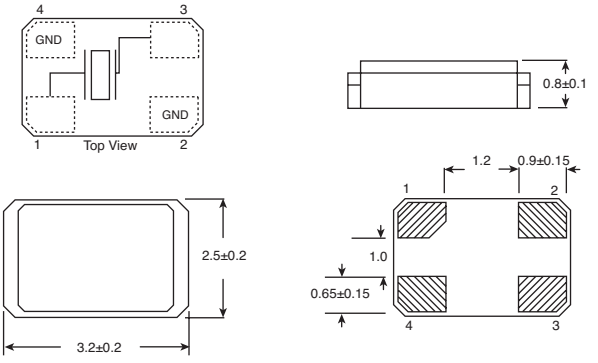

For quantities greater than listed, call for quote.

MOUSER STOCK NO.	Abracon Part No.	Freq. (MHz)	Price Each 1	10	50	100	200
815-ABM8-16-B2-T	ABM8-16.000MHZ-B2-T	16.0000					
815-ABM8-18.432-B2-T	ABM8-18.432MHZ-B2-T	18.4320					
815-ABM8-20-B2-T	ABM8-20.000MHZ-B2-T	20.0000					
815-ABM8-22.1184-B2T	ABM8-22.1184MHZ-B2-T	22.1184					
815-ABM8-24-B2-T	ABM8-24.000MHZ-B2-T	24.0000					
815-ABM8-24.576-B2-T	ABM8-24.576MHZ-B2-T	24.5760					
815-ABM8-25-B2-T	ABM8-25.000MHZ-B2-T	25.0000					
815-ABM8-27-B2-T	ABM8-27.000MHZ-B2-T	27.0000					
815-ABM8-28.375-B2-T	ABM8-28.375MHZ-B2-T	28.3750					
815-ABM8-28.63636B2T	ABM8-28.63636MHZ-B2-T	28.63636					
815-ABM8-29.4912-B2T	ABM8-29.4912MHZ-B2-T	29.4912					
815-ABM8-30-B2-T	ABM8-30.000MHZ-B2-T	30.0000					
815-ABM8-33-B2-T	ABM8-33.000MHZ-B2-T	33.0000					
815-ABM8-40-B2-T	ABM8-40.000MHZ-B2-T	40.0000					
815-ABM8-44-B2-T	ABM8-44.000MHZ-B2-T	44.0000					
815-ABM8-48-B2-T	ABM8-48.000MHZ-B2-T	48.0000					

FREQUENCY TRANSLATOR/JITTER ATTENUATOR

PRODUCT NEW

Features:

- 5 x 7 x 2mm SMT, RoHS Compliant reflow-able package
- Frequency translation to either 20MHz or 40MHz carrier
- +3.3V Supply Voltage
- Industrial operating temperature range (-40°C to +85°C)
- LVCMOS Output
- Internal absolute pull range > ±100ppm allowing for long term drift correction

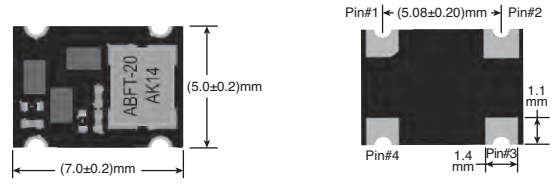

DIMENSIONS: mm

Pin#	Name
1	10.0MHz Reference Input
2	GND
3	Locked - Output
4	Vdd

For quantities greater than listed, call for quote.

MOUSER STOCK NO.	Abracon Part No.	Description	Price Each 1	10	50	100
815-ABFT-20.000MHZT2	ABFT-20.000MHZ-T2	In:10MHz Out:20MHz				
815-ABFT-40.000MHZT2	ABFT-40.000MHZ-T2	In:10MHz Out:40MHz				

20 MHZ FREQUENCY TRANSLATOR EVALUATION BOARD



PRODUCT NEW

For quantities greater than listed, call for quote.

MOUSER STOCK NO.	Abracon Part No.	Description	Price Each
815-ABFT-20MHZ-EVAL	ABFT-20MHZ-EVAL	In:10MHz Out:20MHz Eval Board	

ABMM SERIES CERAMIC, 5.2 X 7.2MM

Features:

- Operating temperature: -20°C to +70°C
- Frequency tolerance at 25°C: ±20ppm
- Fundamental mode, 18pF load capacitance
- Stability: ±50ppm (-20°C to +70°C)

DIMENSIONS: mm

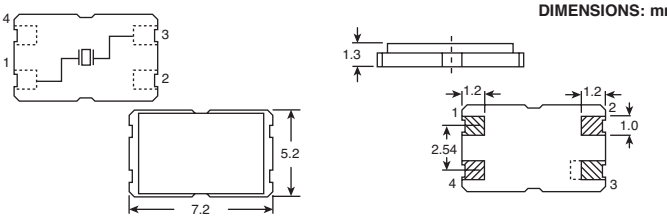

For quantities greater than listed, call for quote.

MOUSER STOCK NO.	Abracon Part No.	Frequency (MHz)	Price Each 1	10	50	100	1000
815-ABMM-8-B2-T	ABMM-8.000MHZ-B2-T	8.0000					
815-ABMM-10-B2-T	ABMM-10.000MHZ-B2-T	10.0000					
815-ABMM-11.0592-B2T	ABMM-11.0592MHZ-B2-T	11.0592					
815-ABMM-12-B2-T	ABMM-12.000MHZ-B2-T	12.0000					
815-ABMM-14.3181-B2T	ABMM-14.31818MHZ-B2-T	14.31818					
815-ABMM-14.7456-B2T	ABMM-14.7456MHZ-B2-T	14.7456					
815-ABMM-16-B2-T	ABMM-16.000MHZ-B2-T	16.0000					
815-ABMM-16.9344-B2T	ABMM-16.9344MHZ-B2-T	16.9344					
815-ABMM-20B2-T	ABMM-20.000MHZB2-T	20.0000					
815-ABMM-24-B2-T	ABMM-24.000MHZ-B2-T	24.0000					
815-ABMM-24.576-B2-T	ABMM-24.576MHZ-B2-T	24.5760					
815-ABMM-25-B2-T	ABMM-25.000MHZ-B2-T	25.0000					
815-ABMM-27-B2-T	ABMM-27.000MHZ-B2-T	27.0000					
815-ABMM2-27-E2T	ABMM2-27.000MHZ-E2-T	27.0000					
815-ABMM2-32-E2T	ABMM2-32.000MHZ-E2-T	32.0000					

ABMM2 SERIES MINI CERAMIC, 3.5 X 6

Features:

- Operating temperature: -20°C to +70°C
- Frequency tolerance at 25°C: ± 20ppm max.
- Fundamental mode, 18pF load capacitance
- Stability: ±20ppm (-20°C to +70°C)

DIMENSIONS: mm

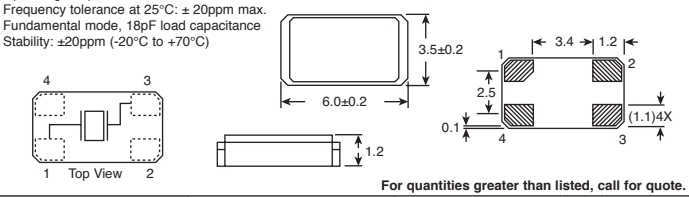

For quantities greater than listed, call for quote.

MOUSER STOCK NO.	Abracon Part No.	Frequency (MHz)	Price Each 1	10	50	100	1000
815-ABMM2-8-E2T	ABMM2-8.000MHZ-E2-T	8.0000					
815-ABMM2-10-E2T	ABMM2-10.000MHZ-E2-T	10.0000					
815-ABMM2-11.059-E2T	ABMM2-11.0592MHZ-E2-T	11.0592					
815-ABMM2-12-E2T	ABMM2-12.000MHZ-E2-T	12.0000					
815-ABMM2-14.318-E2T	ABMM2-14.31818MHZ-E2-T	14.31818					
815-ABMM2-14.745-E2T	ABMM2-14.7456MHZ-E2-T	14.7456					
815-ABMM2-16-E2T	ABMM2-16.000MHZ-E2-T	16.0000					
815-ABMM2-16.934-E2T	ABMM2-16.9344MHZ-E2-T	16.9344					
815-ABMM2-19.660-E2T	ABMM2-19.6608MHZ-E2-T	19.6608					
815-ABMM2-20-E2T	ABMM2-20.000MHZ-E2-T	20.0000					
815-ABMM2-24-E2T	ABMM2-24.000MHZ-E2-T	24.0000					
815-ABMM2-24.576-E2T	ABMM2-24.576MHZ-E2-T	24.5760					
815-ABMM2-25-E2T	ABMM2-25.000MHZ-E2-T	25.0000					
815-ABMM2-27-E2T	ABMM2-27.000MHZ-E2-T	27.0000					
815-ABMM2-32-E2T	ABMM2-32.000MHZ-E2-T	32.0000					

SMT BLUETOOTH MODULE

PRODUCT NEW

Features:

- Bluetooth Spec v2.0+EDR Compliant
- Class 2, up to 10-meter range
- Complete 2.4GHz Bluetooth® System
- Internal antenna
- On-board flash memory (8Mbits)
- Supports multiple connections



For quantities greater than listed, call for quote.

MOUSER STOCK NO.	Abracon Part No.	Description	Price Each 1	10	50	100
815-ABBTM-2.4GHZ-T	ABBTM-2.4GHZ-T	2.4GHz 8MB Flash 3.3V				

BLUETOOTH MODULE EVALUATION BOARD



PRODUCT NEW

For quantities greater than listed, call for quote.

MOUSER STOCK NO.	Abracon Part No.	Description	Price Each
815-ABBTM2.4GHZ-EVAL	ABBTM-2.4GHZ-EVAL	802.15.1 Development Tools 2.4GHz	

© Copyright 2014 Mouser Electronics
© Copyright 2014 Mouser Electronics

ABRACON SMD Crystal Clock Oscillators

ASFL1 SERIES MINIATURE CRYSTAL CLOCK OSCILLATORS, 3.2 X 5

Features:
- Frequency Range: 1.5Mhz to 125.0Mhz
- Operating Temperature: -40°C to +85°C
- Stability: ±30ppm (-20°C to +70°C)
- Supply Voltage (VDD): 3.3VDC ±10%
- Low current consumption
- Tight stability option
- Glass sealed package

Pin Assignment	
1	Tristate
2	GND/Case
3	Output
4	VDD

RoHS Compliant

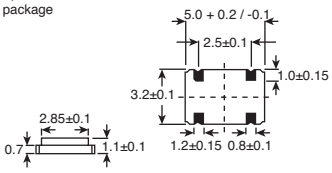

DIMENSIONS: mm

For quantities greater than listed, call for quote.

MOUSER STOCK NO.	Abracon Part No.	Frequency (MHz)	Price Each 1	25	100	500	1000
815-ASFL1-1.8432-EKT	ASFL1-1.8432MHZ-EK-T	1.8432					
815-ASFL1-3.6864-EKT	ASFL1-3.6864MHZ-EK-T	3.6864					
815-ASFL1-4-EK-T	ASFL1-4.000MHZ-EK-T	4.0000					
815-ASFL1-7.3728-EKT	ASFL1-7.3728MHZ-EK-T	7.3728					
815-ASFL1-8-EK-T	ASFL1-8.000MHZ-EK-T	8.0000					
815-ASFL1-10-EK-T	ASFL1-10.000MHZ-EK-T	10.0000					
815-ASFL1-11.0592EKT	ASFL1-11.0592MHZ-EK-T	11.0592					
815-ASFL1-12-EK-T	ASFL1-12.000MHZ-EK-T	12.0000					
815-ASFL1-14.3181EKT	ASFL1-14.31818MHZ-EK-T	14.3182					
815-ASFL1-14.7456EKT	ASFL1-14.7456MHZ-EK-T	14.7456					
815-ASFL1-16-EK-T	ASFL1-16.000MHZ-EK-T	16.0000					
815-ASFL1-18.432EKT	ASFL1-18.432MHZ-EK-T	18.3420					
815-ASFL1-20-EK-T	ASFL1-20.000MHZ-EK-T	20.0000					
815-ASFL1-24-EK-T	ASFL1-24.000MHZ-EK-T	24.0000					
815-ASFL1-24.576EKT	ASFL1-24.576MHZ-EK-T	24.5760					
815-ASFL1-25-EK-T	ASFL1-25.000MHZ-EK-T	25.0000					
815-ASFL1-27-EK-T	ASFL1-27.000MHZ-EK-T	27.0000					
815-ASFL1-30-EK-T	ASFL1-30.000MHZ-EK-T	30.0000					
815-ASFL1-32-EK-T	ASFL1-32.000MHZ-EK-T	32.0000					
815-ASFL1-33-EK-T	ASFL1-33.000MHZ-EK-T	33.0000					
815-ASFL1-33.333EKT	ASFL1-33.333MHZ-EK-T	33.3330					
815-ASFL1-40-EK-T	ASFL1-40.000MHZ-EK-T	40.0000					
815-ASFL1-50-EK-T	ASFL1-50.000MHZ-EK-T	50.0000					

ASV SERIES CRYSTAL CLOCK OSCILLATOR, 5 X 7

Features:
- Frequency Range: 1.000Mhz to 150Mhz
- Operating Temperature: -40°C to +85°C
- Stability: ±20ppm (-20°C to +70°C)
- Supply Voltage: (VDD) 3.3VDC ±10%
- HCMOS and TTL compatible, 3.3VDC operation

Pin Assignment	
1	Tristate enable/disable
2	GND/Case
3	Output
4	VDD

RoHS Compliant

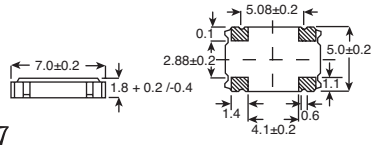

DIMENSIONS: mm

For quantities greater than listed, call for quote.

MOUSER STOCK NO.	Abracon Part No.	Frequency (MHz)	Price Each 1	10	50	100	500
815-ASV-1.8432-EJ-T	ASV-1.8432MHZ-EJ-T	1.84320					
815-ASV-3.6864-EJ-T	ASV-3.6864MHZ-EJ-T	3.68640					
815-ASV-4-EJ-T	ASV-4.000MHZ-EJ-T	4.00000					
815-ASV-7.3728-EJ-T	ASV-7.3728MHZ-EJ-T	7.37280					
815-ASV-8-EJ-T	ASV-8.000MHZ-EJ-T	8.00000					
815-ASV-10-EJ-T	ASV-10.000MHZ-EJ-T	10.00000					
815-ASV-11.0592-EJT	ASV-11.0592MHZ-EJ-T	11.05920					
815-ASV-12-EJ-T	ASV-12.000MHZ-EJ-T	12.00000					
815-ASV-14.7456-EJ-T	ASV-14.7456MHZ-EJ-T	14.74560					
815-ASV-16-EJ-T	ASV-16.000MHZ-EJ-T	16.00000					
815-ASV-16.384-EJ-T	ASV-16.384MHZ-EJ-T	16.38400					
815-ASV-20-EJ-T	ASV-20.000MHZ-EJ-T	20.00000					
815-ASV-24-EJ-T	ASV-24.000MHZ-EJ-T	24.00000					
815-ASV-24.576-EJ-T	ASV-24.576MHZ-EJ-T	24.57600					
815-ASV-25-EJ-T	ASV-25.000MHZ-EJ-T	25.00000					
815-ASV-27-EJ-T	ASV-27.000MHZ-EJ-T	27.00000					
815-ASV-29.4912-EJ-T	ASV-29.4912MHZ-EJ-T	29.49120					
815-ASV-30-EJ-T	ASV-30.000MHZ-EJ-T	30.00000					
815-ASV-32-EJ-T	ASV-32.000MHZ-EJ-T	32.00000					
815-ASV-33-EJ-T	ASV-33.000MHZ-EJ-T	33.00000					
815-ASV-33.333-EJ-T	ASV-33.333MHZ-EJ-T	33.33300					
815-ASV-40-EJ-T	ASV-40.000MHZ-EJ-T	40.00000					
815-ASV-48-EJ-T	ASV-48.000MHZ-EJ-T	48.00000					
815-ASV-50-EJ-T	ASV-50.000MHZ-EJ-T	50.00000					

SYNC'N GO® FREQUENCY REFERENCE

- Stand alone 10.00MHz portable precision frequency reference



For quantities greater than listed, call for quote.

MOUSER STOCK NO.	Abracon Part No.	Description	Price Each
815-SYNC-10.00MHZ	SYNC-10.00MHz	Portable Precision Frequency Reference	

ACO/ACOL SERIES CRYSTAL CLOCK OSCILLATOR, LEADED

Features:
- Frequency Range: 500 Hz to 200 MHz
- Operating Temperature: -20°C to +70°C
- Stability: ±30ppm (-20°C to +70°C)
- HCMOS and TTL compatible
- Fast rise and fall times

RoHS Compliant

Pin Assignment	
1	NC or Tristate Enable/Disable
7	GND/Case
8	Output
14	VDD

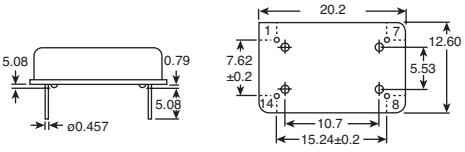

DIMENSIONS: mm

For quantities greater than listed, call for quote.

MOUSER STOCK NO.	Abracon Part No.	Frequency (MHz)	Price Each 1	10	50	100	500
5 Volt							
815-ACO-3.6864-EK	ACO-3.6864MHZ-EK	3.68640					
815-ACO-4-EK	ACO-4.000MHZ-EK	4.00000					
815-ACO-8-EK	ACO-8.000MHZ-EK	8.00000					
815-ACO-10-EK	ACO-10.000MHZ-EK	10.00000					
815-ACO-11.0592-EK	ACO-11.0592MHZ-EK	11.05920					
815-ACO-12-EK	ACO-12.000MHZ-EK	12.00000					
815-ACO-14.31818EK	ACO-14.31818MHZ-EK	14.31818					
815-ACO-16-EK	ACO-16.000MHZ-EK	16.00000					
815-ACO-18.432-EK	ACO-18.432MHZ-EK	18.43200					
815-ACO-20-EK	ACO-20.000MHZ-EK	20.00000					
815-ACO-24.576-EK	ACO-24.576MHZ-EK	24.57600					
815-ACO-25-EK	ACO-25.000MHZ-EK	25.00000					
815-ACO-32-EK	ACO-32.000MHZ-EK	32.00000					
815-ACO-32.768-EK	ACO-32.768MHZ-EK	32.76800					
815-ACO-40-EK	ACO-40.000MHZ-EK	40.00000					
815-ACO-48-EK	ACO-48.000MHZ-EK	48.00000					
815-ACO-50-EK	ACO-50.000MHZ-EK	50.00000					
3.3 Volt							
815-ACOL-4-EK	ACOL-4.000MHZ-EK	4.00000					
815-ACOL-10-EK	ACOL-10.000MHZ-EK	10.00000					
815-ACOL-11.0592-EK	ACOL-11.0592MHZ-EK	11.05920					
815-ACOL-12-EK	ACOL-12.000MHZ-EK	12.00000					
815-ACOL-14.31818EK	ACOL-14.31818MHZ-EK	14.31818					
815-ACOL-16-EK	ACOL-16.000MHZ-EK	16.00000					
815-ACOL-20-EK	ACOL-20.000MHZ-EK	20.00000					
815-ACOL-24.576-EK	ACOL-24.576MHZ-EK	24.57600					
815-ACOL-25-EK	ACOL-25.000MHZ-EK	25.00000					
815-ACOL-27-EK	ACOL-27.000MHZ-EK	27.00000					
815-ACOL-32-EK	ACOL-32.000MHZ-EK	32.00000					
815-ACOL-32.768-EK	ACOL-32.768MHZ-EK	32.76800					
815-ACOL-40-EK	ACOL-40.000MHZ-EK	40.00000					
815-ACOL-50-EK	ACOL-50.000MHZ-EK	50.00000					

ASVTX SERIES VOLTAGE CONTROLLED TEMPERATURE COMPENSATED CRYSTAL OSCILLATOR VCTCXO, 3.2 X 5

Features:
- Frequency range: 12.800MHz - 19.2MHz
- Operating temperature: -40°C to +85°C
- Supply voltage (Vcc): 3.0VDC ±5%
- Low current consumption
- Tolerance: ±0.5ppm @ 25°C
- Stability: ±2.5ppm (-30°C to +75°C)

RoHS Compliant

Pin Assignment	
1	Vc
2	GND
3	Output
4	VCC

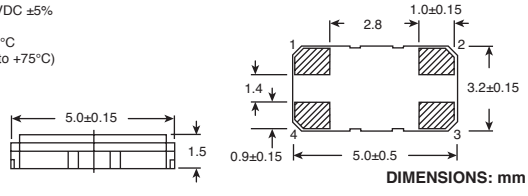

DIMENSIONS: mm

For quantities greater than listed, call for quote.

MOUSER STOCK NO.	Abracon Part No.	Frequency (MHz)	Price Each 1	10	50	100	500
815-ASVTX-09-12.800	ASVTX-09-12.800MHZ	12.80					
815-ASVTX-09-13.00	ASVTX-09-13.00MHZ	13.00					
815-ASVTX-09-14.400	ASVTX-09-14.400MHZ	14.40					
815-ASVTX-09-26	ASVTX-09-26.000MHZ	26.00					

© Copyright 2014 Mouser Electronics

ABRACON Crystal Oscillators

RoHS Compliant This product is RoHS compliant.

ASE SERIES CMOS SMD, 3.2 X 2.5

Features:
- Frequency Range: 0.625 to 200MHz
- Operating Temp: -10°C to +70°C

Applications:
- CCD clock for VTR camera
- PDA, wireless communication

DIMENSIONS: mm

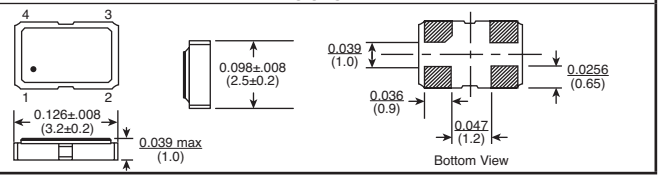

For quantities greater than listed, call for quote.

MOUSER STOCK NO.	Abracon Part No.	Freq. (MHz)	Volt.	Price Each 1	10	50	100
815-ASE-1.843MLCT	ASE-1.8432MHZ-LC-T	1.8432	3.3				
815-ASE-4.000MLCT	ASE-4.000MHZ-LC-T	4.000	3.3				
815-ASE-8.000MLCT	ASE-8.000MHZ-LC-T	8.000	3.3				
815-ASE-11.059MLCT	ASE-11.0592MHZ-LC-T	11.0592	3.3				
815-ASE-14.318MLCT	ASE-14.31818MHZ-LC-T	14.31818	3.3				
815-ASE-14.745MLCT	ASE-14.7456MHZ-LC-T	14.7456	3.3				
815-ASE-18.432MLCT	ASE-18.432MHZ-LC-T	18.432	3.3				
815-ASE-20.000MLCT	ASE-20.000MHZ-LC-T	20.000	3.3				
815-ASE-24.576MLCT	ASE-24.576MHZ-LC-T	24.576	3.3				
815-ASE-29.491MLCT	ASE-29.4912MHZ-LC-T	29.4912	3.3				
815-ASE-48.000MLCT	ASE-48.000MHZ-LC-T	48.000	3.3				

ASVV SERIES VCXO VOLTAGE CONTROLLED SMD, 7 X 5

Features:
- Frequency Range: 1.000MHz to 125.00MHz
- Operating Temp: -40°C to +85°C
- Stability: ±50ppm (0°C to +70°C)

DIMENSIONS: mm

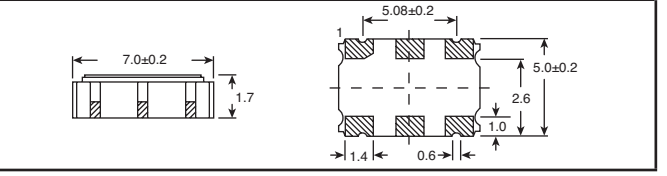

For quantities greater than listed, call for quote.

MOUSER STOCK NO.	Abracon Part No.	Freq. (MHz)	Volt.	Price Each 1	10	50	100	500
815-ASVV-27-N152	ASVV-27.000MHZ-N152	27.0000	3.3					
815-ASVV-32.768-N152	ASVV-32.768MHZ-N152	32.7680	3.3					
815-ASVV-44.736-N152	ASVV-44.736MHZ-N102	44.7360	3.3					

ACH/ACHL SERIES, HALF SIZE LEADED

Features:
- Frequency Range: 32.768kHz to 200MHz
- Operating Temp: -20°C to +70°C
- Stability: ±30ppm
- HCMOS and TTL compatible
- Tight symmetry option
- Fast rise and fall times

DIMENSIONS: mm

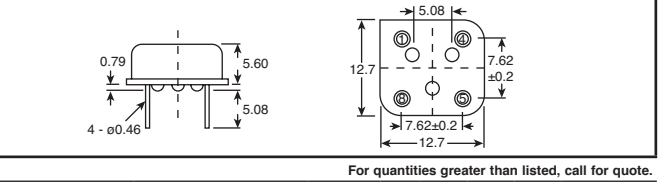

For quantities greater than listed, call for quote.

MOUSER STOCK NO.	Abracon Part No.	Freq. (MHz)	Volt.	Price Each 1	10	50	100	500
815-ACH-4-EK	ACH-4.000MHZ-EK	4.00000	5					
815-ACH-8-EK	ACH-8.000MHZ-EK	8.00000	5					
815-ACH-10-EK	ACH-10.000MHZ-EK	10.00000	5					
815-ACH-11.0592-EK	ACH-11.0592MHZ-EK	11.05920	5					
815-ACH-16-EK	ACH-16.000MHZ-EK	16.00000	5					
815-ACH-18.432-EK	ACH-18.432MHZ-EK	18.43200	5					
815-ACH-20-EK	ACH-20.000MHZ-EK	20.00000	5					
815-ACH-24.576-EK	ACH-24.576MHZ-EK	24.57600	5					
815-ACH-32.768-EK	ACH-32.768MHZ-EK	32.76800	5					
815-ACH-40-EK	ACH-40.000MHZ-EK	40.00000	5					
815-ACH-48-EK	ACH-48.000MHZ-EK	48.00000	5					
815-ACH-50-EK	ACH-50.000MHZ-EK	50.00000	5					
815-ACHL-3.6864-EK	ACHL-3.6864MHZ-EK	3.68640	3.3					
815-ACHL-4-EK	ACHL-4.000MHZ-EK	4.00000	3.3					
815-ACHL-8-EK	ACHL-8.000MHZ-EK	8.00000	3.3					
815-ACHL-10-EK	ACHL-10.000MHZ-EK	10.00000	3.3					
815-ACHL-16-EK	ACHL-16.000MHZ-EK	16.00000	3.3					
815-ACHL-20-EK	ACHL-20.000MHZ-EK	20.00000	3.3					
815-ACHL-24.576-EK	ACHL-24.576MHZ-EK	24.57600	3.3					
815-ACHL-25-EK	ACHL-25.000MHZ-EK	25.00000	3.3					
815-ACHL-27-EK	ACHL-27.000MHZ-EK	27.00000	3.3					
815-ACHL-40-EK	ACHL-40.000MHZ-EK	40.00000	3.3					
815-ACHL-48-EK	ACHL-48.000MHZ-EK	48.00000	3.3					
815-ACHL-50-EK	ACHL-50.000MHZ-EK	50.00000	3.3					

ASE2 SERIES CMOS COMPATIBLE SMD, 3.2 X 2.5

Features:
- Frequency Range: 0.75 to 75MHz
- Operating Temp: -40°C to +85°C
- Stability: ±50ppm max.

Applications:
- CCD clock for VTR camera
- Equipment connected to PC or PC cards
- Wireless communication

DIMENSIONS: mm

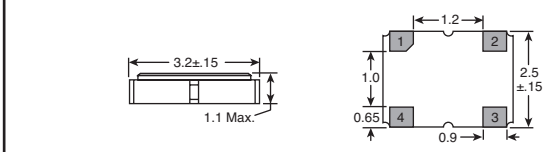

For quantities greater than listed, call for quote.

MOUSER STOCK NO.	Abracon Part No.	Freq. (MHz)	Volt.	Price Each 1	25	100	500
815-ASE2-4.000	ASE2-4.000MHZ-LC-T	4.0000	2.5				
815-ASE2-14.7456	ASE2-14.7456MHz-LC-T	14.7456	2.5				
815-ASE2-24.000	ASE2-24.000MHz-LC-T	24.0000	2.5				
815-ASE2-25.000	ASE2-25.000MHz-LC-T	25.0000	2.5				
815-ASE2-26.000	ASE2-26.000MHz-R	26.0000	2.5				
815-ASE2-33.000	ASE2-33.000MHz-LC-T	33.0000	2.5				
815-ASE2-48.000	ASE2-48.000MHz-LC-T	48.0000	2.5				

ASEK SERIES CERAMIC SMD, 3.2 X 2.5

Features:
- IR-Reflow consumption
- Lower current consumption
- Seam sealed assure high-reliability performance

Applications:
- LCD
- Laptop
- Bluetooth and mobile communication

DIMENSIONS: mm

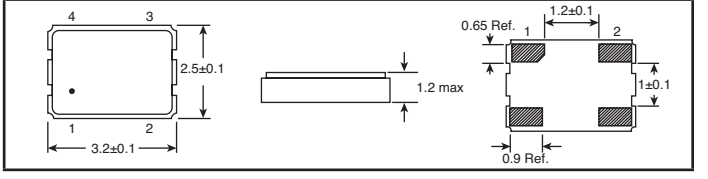

For quantities greater than listed, call for quote.

MOUSER STOCK NO.	Abracon Part No.	Freq. (MHz)	Volt.	Price Each 1	10	100	500
815-ASEK-32.7K-LRT	ASEK-32.768KHz-LRT	32.768	3.3				
815-ASEK1-32.7K-LRT	ASEK1-32.768KHz-LRT	32.768	2.5				
815-ASEK2-32.7K-LRT	ASEK2-32.768KHz-LRT	32.768	1.8				

ASHEK SERIES CMOS SMD, 3.2 X 2.5MM

Features:
- Ultra Low uA current consumption with COS output
- Tri-state function
- Operating Temp: -40°C to +85°C

Applications:
- Mobile phone
- Clock and Data recovery
- Computers and peripherals

DIMENSIONS: mm

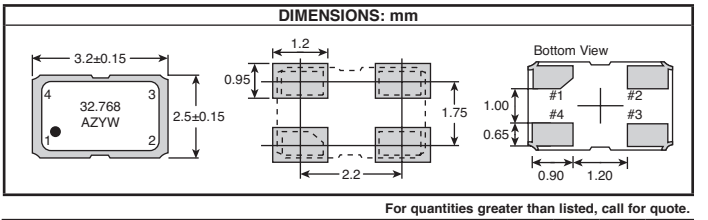

For quantities greater than listed, call for quote.

MOUSER STOCK NO.	Abracon Part No.	Freq. (MHz)	Volt.	Price Each 1	10	50	100	500
815-ASHEK2-32.7K-LT	ASHEK2-32.768KHZ-LT	32.768	5					
815-ASHEK-32.7K-LT	ASHEK-32.768KHZ-LT	32.768	3.3					
815-ASHEK3-32.7K-LT	ASHEK3-32.768KHZ-LT	32.768	2.8					
815-ASHEK4-32.7K-LT	ASHEK4-32.768KHZ-LT	32.768	1.8					
815-ASHEK5-32.7K-LT	ASHEK5-32.768KHZ-LT	32.768	1.5					

ASDK SERIES CERAMIC SMD, 2.5 X 2.0

Features:
- IR-Reflow consumption
- Lower current consumption
- Seam sealed assure high-reliability performance

Applications:
- LCD
- Laptop
- Bluetooth and mobile communication

DIMENSIONS: mm

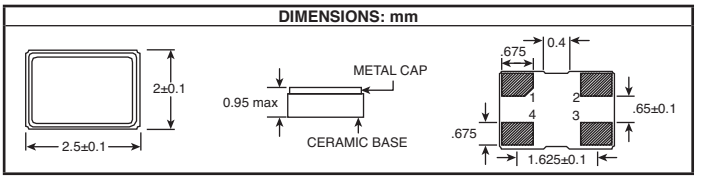

For quantities greater than listed, call for quote.

MOUSER STOCK NO.	Abracon Part No.	Freq. (MHz)	Volt.	Price Each 1	10	100	500
815-ASDK-32.7K-LRT	ASDK-32.768KHz-LRT	32.768	3.3				
815-ASDK2-32.7K-LRT	ASDK2-32.768KHz-LRT	32.768	1.8				

© Copyright 2014 Mouser Electronics
© Copyright 2014 Mouser Electronics

AVX SMD Ceramic Resonators

RoHS Compliant **This product is RoHS compliant.**

DIMENSIONS: mm

A

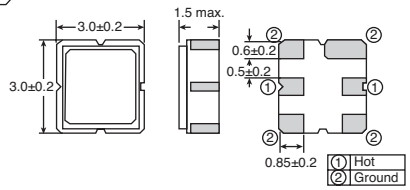

Features:
- Small size
- High reliablity
- Excellent temperature characteristics

Applications:
- Remote keyless entry system
- Garage openers
- Security systems

B

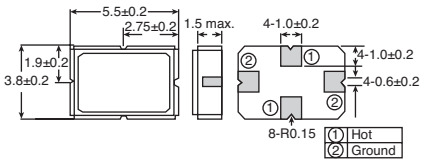

Features:
- Small size (5.5x3.8mm)
- Hermetic seal
- Excellent temperature characteristics

Applications:
- Keyless entry systems
- Garage Openers
- Security Systems

C

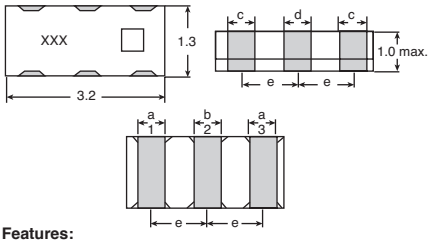

Features:
- Small and low profile
- Reflow solderable
- Excellent solderability
- Rectangular shape allows easy pick and placement
- High reliability, high temperature withholding package

D

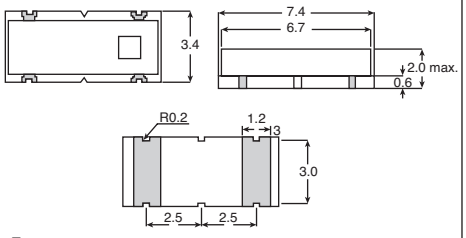

Features:
- Small and low profile
- Reflow solderable
- Excellent solderability
- Rectangular shape allows easy pick and placement
- High reliability, high temperature withholding ceramic case

E

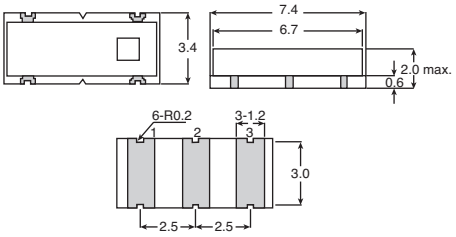

Features:
- Small and low profile
- Reflow solderable
- Excellent solderability
- Rectangular shape allows easy pick and placement
- High reliability, high temperature withholding package

F

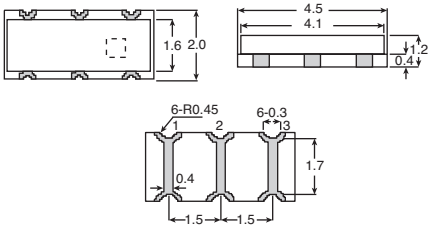

Features:
- Small and low profile
- Reflow solderable
- Excellent solderability
- Rectangular shape allows easy pick and placement
- High reliability, high temperature withholding package

MOUSER STOCK NO.	AVX Part No.	Fig.	Frequency (MHz)	Frequency Tolerance	Price Each 1	10	100	500	1000	Reel Quantity	Price Per Piece
PARM Series											
581-PARM433.92K04R	PARM-433.92K04R	A	433.92	±75kHz						2000	
PARS Series Saw Resonators											
581-PARS418.00K04R	PARS418.00K04R	B	418.00	±75kHz						2000	
581-PARS433.92K04R	PARS-433.92K04R	B	433.92	±75kHz						2000	
PRQC Series Chip Resonators											
581-PBRC-4.00A	PBRC-4.00AR	C	4.00	±0.5%						2000	
581-PBRC-5.00A	PBRC-5.00AR	C	5.00	±0.5%						2000	
581-PRQC8.00CR5010X	PRQC8.00CR5010X000	C	8.00	±0.5%						3000	
581-PRQC10.00CR5010X	PRQC10.00CR5010X000	C	10.00	±0.5%						3000	
581-PRQC12.00CR5010X	PRQC12.00CR5010X000	C	12.00	±0.5%						3000	
581-PRQC16.00SR5010X	PRQC16.00SR5010X000	C	16.00	±0.5%						3000	
PBRC-G Series Chip Resonators											
581-PBRC2.00GR50X000	PBRC2.00GR50X000	D	2.00	±0.5%						2000	
581-PBRC4.00GR50X000	PBRC4.00GR50X000	D	4.00	±0.5%						2000	
581-PBRC-20.00G	PBRC-20.00GR	D	20.00	±0.5%						2000	
PBRC-H Series Chip Resonators											
581-PBRC-2.00B	PBRC2.00HR50X000	E	2.00	±0.5%						2000	
581-PBRC-2.45B	PBRC2.45HR50X000	E	2.45	±0.5%						2000	
581-PBRC-3.58B	PBRC3.58HR50X000	E	3.58	±0.5%						2000	
581-PBRC-3.68B	PBRC3.68HR50X000	E	3.68	±0.5%						2000	
581-PBRC-4.00B	PBRC4.00HR50X000	E	4.00	±0.5%						2000	
581-PBRC-4.19B	PBRC4.19HR50X000	E	4.19	±0.5%						2000	
581-PBRC-4.91B	PBRC4.91HR50X000	E	4.91	±0.5%						2000	
581-PBRC-5.00H	PBRC5.00HR50X000	E	5.00	±0.5%						2000	
581-PBRC-6.00B	PBRC6.00HR50X000	E	6.00	±0.5%						2000	
581-PBRC-6.96BR	PBRC6.96HR50X000	E	6.96	±0.5%						2000	
581-PBRC-7.00BR	PBRC7.00HR50X000	E	7.00	±0.5%						2000	
581-PBRC-7.37B	PBRC7.37HR50X000	E	7.37	±0.5%						2000	
581-PBRC-8.00B	PBRC8.00HR50X000	E	8.00	±0.5%						2000	
581-PBRC-11.0592BR07	PBRC11.06HR70X000	E	11.06	±0.7%						2000	
581-PBRC1200HR70X000	PBRC12.00HR70X000	E	12.00	±0.7%						2000	
581-PBRC-14.74BR07	PBRC14.74HR70X000	E	14.74	±0.7%						2000	
581-PBRC1600HR50X0RZ	PBRC16.00HR50X0RZ	E	16.00	±0.5%						2000	
581-PBRC1600HR70X000	PBRC16.00HR70X000	E	16.00	±0.7%						2000	
581-PBRC-18.43BR07	PBRC18.43HR70X000	E	18.43	±0.7%						2000	
581-PBRC2000HR50X000	PBRC20.00HR50X000	E	20.00	±0.5%						2000	
581-PBRC-20.00B	PBRC20.00HR70X000	E	20.00	±0.7%						2000	
PBRC-M Series Chip Resonators											
581-PBRC4.00MR50X	PBRC4.00MR50X000	F	4.00	±0.5%						3000	
581-PBRC4.19MR50X	PBRC4.19MR50X000	F	4.19	±0.5%						3000	
581-PBRC4.91MR50X	PBRC4.91MR50X000	F	4.91	±0.5%						3000	
581-PBRC5.00MR50X	PBRC5.00MR50X000	F	5.00	±0.5%						3000	
581-PBRC6.00MR50X	PBRC6.00MR50X000	F	6.00	±0.5%						3000	
581-PBRC7.37MR50X	PBRC7.37MR50X000	F	7.37	±0.5%						3000	
581-PBRC8.00MR50X	PBRC8.00MR50X000	F	8.00	±0.5%						3000	
581-PBRC10.00MR70X	PBRC10.00MR70X000	F	10.00	±0.7%						3000	
581-PBRC11.06MR70X	PBRC11.06MR70X000	F	11.06	±0.7%						3000	
581-PBRC12.00MR70X	PBRC12.00MR70X000	F	12.00	±0.7%						3000	
581-PBRC16.00MR70X	PBRC16.00MR70X000	F	16.00	±0.7%						3000	
581-PBRC20.00MR70X	PBRC20.00MR70X000	F	20.00	±0.7%						3000	

© Copyright 2014 Mouser Electronics
© Copyright 2014 Mouser Electronics

AVX Resonators, Filters and Crystal Units

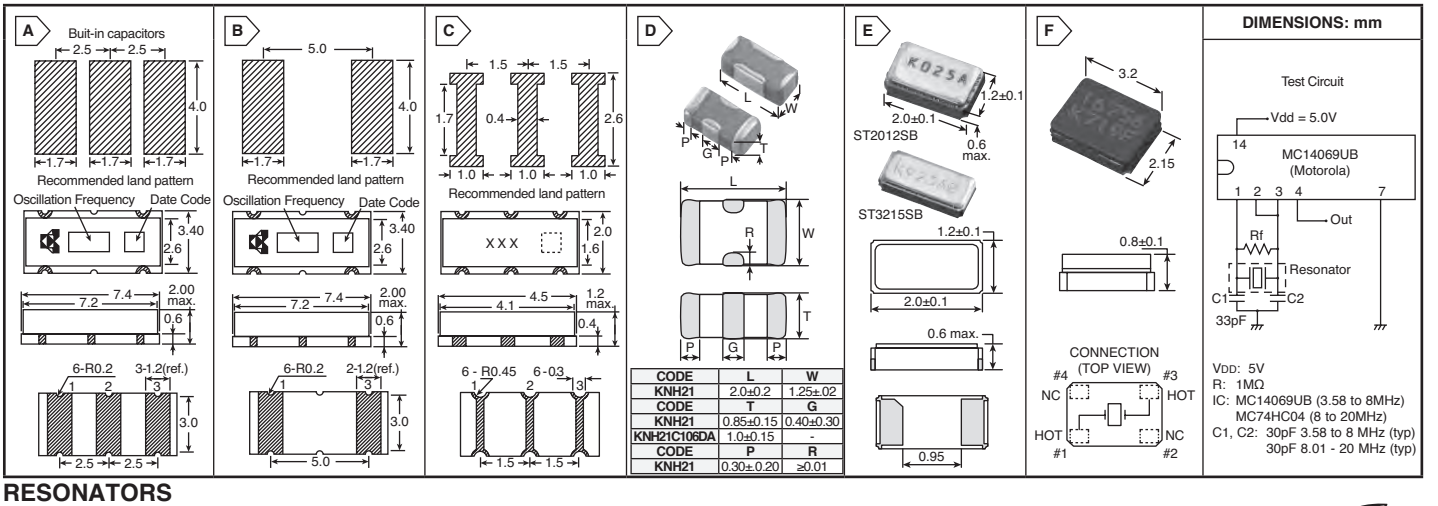

CODE	L	W
KNH21	2.0±0.2	1.25±.02
CODE	T	G
KNH21	0.85±0.15	0.40±0.30
KNH21C106DA	1.0±0.15	-
CODE	P	R
KNH21	0.30±.0.20	≥0.01

RESONATORS

AVX produces a broad range of high quality ceramic resonators. The high quality and extensive coverage of this product line allows optimum design of almost any oscillating circuit.
Ceramic resonators stand between quartz crystal oscillators and LC/RC oscillators in regard to accuracy but are considerably smaller, require no adjustments, have improved start-up times, and are low in cost.

RoHS Compliant

Specifications:

- Temperature Characteristics: -20°C to +80°C
- Frequency Tolerance: ±0.5%
- Resonant Impedance: 2.00-2.90MHz = 200 ohm max
  3.00-3.57MHz = 100 ohm max
  3.58-8.00MHz = 30 ohm max
  8.01-20.00MHz = ohm max

MOUSER STOCK NO.	AVX Part No.	Fig.	Frequency (MHz)	Load Capacitance	Price Each 1	10	100	500	1000	Reel Quantity	Price Per Piece
581-PBRC-2.00B	PBRC2.00HR50X000	A	2.00	33pF						2000	
581-PBRC-2.45B	PBRC2.45HR50X000	A	2.45	33pF						2000	
581-PBRC-3.58B	PBRC3.58HR50X000	A	3.58	33pF						2000	
581-PBRC-3.68B	PBRC3.68HR50X000	A	3.68	33pF						2000	
581-PBRC-4.00B	PBRC4.00HR50X000	A	4.00	33pF						2000	
581-PBRC-5.00H	PBRC5.00HR50X000	A	5.00	33pF						2000	
581-PBRC-6.00B	PBRC6.00HR50X000	A	6.00	33pF						2000	
581-PBRC-7.37B	PBRC7.37HR50X000	A	7.37	33pF						2000	
581-PBRC-8.00B	PBRC8.00HR50X000	A	8.00	33pF						2000	
581-PBRC-11.0592BR07	PBRC11.06HR70X000	A	11.06	10pF						2000	
581-PBRC-14.74BR07	PBRC14.74HR70X000	A	14.74	10pF						2000	
581-PBRC-4.00A	PBRC-4.00AR	B	4.00	none						2000	
581-PBRC-20.00G	PBRC-20.00AR	B	20.00	none						2000	
581-PBRC4.00MR50X	PBRC4.00MR50X000	C	4.00	15pF						3000	
581-PBRC4.91MR50X	PBRC4.91MR50X000	C	4.91	15pF						3000	
581-PBRC5.00MR50X	PBRC5.00MR50X000	C	5.00	15pF						3000	
581-PBRC6.00MR50X	PBRC6.00MR50X000	C	6.00	15pF						3000	
581-PBRC7.37MR50X	PBRC7.37MR50X000	C	7.37	15pF						3000	
581-PBRC8.00MR50X	PBRC8.00MR50X000	C	8.00	15pF						3000	
581-PBRC10.00MR70X	PBRC10.00MR70X000	C	10.00	10pF						3000	
581-PBRC12.00MR70X	PBRC12.00MR70X000	C	12.00	10pF						3000	
581-PBRC20.00MR70X	PBRC20.00MR70X000	C	20.00	10pF						3000	

KNH21 SERIES EMI FILTERS

Features:
- 0805 Size. Rated current up to 6A MAX
- Effective for filtering noise on power (Vcc) lines

MOUSER STOCK NO.	AVX Part No.	Fig.	Capacitance	Rated Current	Rated Voltage	Price Each 1	10	100	500	1000	Reel Quantity	Price Per Piece
581-KNH21C104DA3T	KNH21C104DA3T	D	100,000pf	2.0A	25VDC						3000	
581-KNH21C105DA3T	KNH21C105DA3T	D	1,000,000pf	4.0A	10VDC						3000	
581-KNH21C473DA3T	KNH21C473DA3T	D	47,000pf	2.0A	50VDC						3000	

ST2012SB/ST3215SB KHZ RANGE CRYSTAL DEVICES

Features:
- Small, Low Profile
- Ceramic Package
- Pb Free
- Reflow Compatible

MOUSER STOCK NO.	AVX Part No.	Fig.	Frequency (MHz)	Load Capacitance	Price Each 1	10	100	500	1000	Reel Quantity	Price Per Piece
Dimensions: 2.0x1.2mm											
581-ST2012SB32H5HPWA	ST2012SB32768H5HPWAA	E	32.768	12.5pf						3000	
581-ST2012SB32E0HPWB	ST2012SB32768E0HPWBB	E	32.768	9.0pf						3000	
581-ST2012SB32C0HPWB	ST2012SB32768C0HPWBB	E	32.768	7.0pf						3000	
Dimensions: 3.2x1.5mm											
581-ST3232768H5HPWAA	ST3215SB32768H5HPWAA	E	32.768	12.5pf						3000	
581-ST3232768E0HPWBB	ST3215SB32768E0HPWBB	E	32.768	9pf						3000	

CX3225GB SMT CRYSTAL UNITS

Features:
- Crystal unit for consumer products
- Ceramic Package
- Product with lead free terminations
- Reflow Compatible

NEW PRODUCT

MOUSER STOCK NO.	AVX Part No.	Fig.	Frequency (MHz)	Load Capacitance	Price Each 1	10	100	500	1000	Reel Quantity	Price Per Piece
581-CX3225GB10000HE	CX3225GB10000D0HEQZ1	F	10	8pf						3000	
581-CX3225GB12000HE	CX3225GB12000D0HEQZ1	F	12	8pf						3000	
581-CX3225GB14318HE	CX3225GB14318D0HEQZ1	F	14	8pf						3000	
581-CX3225GB16000HE	CX3225GB16000D0HEQZ1	F	16	8pf						3000	
581-CX3225GB20000HE	CX3225GB20000D0HEQZ1	F	20	8pf						3000	
581-CX3225GB24000HE	CX3225GB24000D0HEQZ1	F	24	8pf						3000	
581-CX3225GB25000HE	CX3225GB25000D0HEQZ1	F	25	8pf						3000	
581-CX3225GB27000HE	CX3225GB27000D0HEQZ1	F	27	8pf						3000	
581-CX3225GB32000HE	CX3225GB32000D0HEQZ1	F	32	8pf						3000	
581-CX3225GB40000HE	CX3225GB40000D0HEQZ1	F	40	8pf						3000	
581-CX3225GB48000HE	CX3225GB48000D0HEQZ1	F	48	8pf						3000	
581-CX3225GB10000HP	CX3225GB10000D0HPQZ1	F	10	8pf						3000	
581-CX3225GB12000HP	CX3225GB12000D0HPQZ1	F	12	8pf						3000	
581-CX3225GB14318HP	CX3225GB14318D0HPQZ1	F	14	8pf						3000	
581-CX3225GB16000HP	CX3225GB16000D0HPQZ1	F	16	8pf						3000	
581-CX3225GB20000HP	CX3225GB20000D0HPQZ1	F	20	8pf						3000	
581-CX3225GB24000HP	CX3225GB24000D0HPQZ1	F	24	8pf						3000	
581-CX3225GB25000HP	CX3225GB25000D0HPQZ1	F	25	8pf						3000	
581-CX3225GB27000HP	CX3225GB27000D0HPQZ1	F	27	8pf						3000	
581-CX3225GB32000HP	CX3225GB32000D0HPQZ1	F	32	8pf						3000	
581-CX3225GB40000HP	CX3225GB40000D0HPQZ1	F	40	8pf						3000	
581-CX3225GB48000HP	CX3225GB48000D0HPQZ1	F	48	8pf						3000	

© Copyright 2014 Mouser Electronics
© Copyright 2014 Mouser Electronics

RoHS Compliant This product is RoHS compliant.

TEMPERATURE COMPENSATED CRYSTAL OSCILLATORS (TCXO)

1.8 Volt (2.5 and 3.3 Volt Compatible)

Common Features:

- Miniature SMD type
- Reflow compatible
- Frequency Stability: ±0.5x10-6/-30 to +85°C

Applications:

- GPS Units

NEW! TECHNOLOGY

For quantities greater than listed, call for quote.

MOUSER STOCK NO.	AVX Part No.	Fig.	Frequency (MHz)	Voltage (V)	Size (mm)	Price Each 1	Price Each 10	Price Each 100	Reel Qty.	Price Per Piece
581-KT2520F16ACW18T	KT2520F16369ACW18TAN	A	16.369	1.7-3.6	2.5x2.0				3000	
581-KT2520F19ACV29R	KT2520F19200ACV29RAK	A	19.2	1.7-3.6	2.5x2.0				3000	
581-KT2520F26ACW18T	KT2520F26000ACW18TAN	A	26	1.7-3.6	2.5x2.0				3000	
581-KT2520F40ECV28T	KT2520F40000ECV28TAK	A	40	1.7-3.6	2.5x2.0				3000	
581-KT3225R40ECV28T	KT3225R40000ECV28TBA	B	40	1.7-3.5	3.2x2.5				1000	
581-KT3225F27ZAW28TA	KT3225F27456ZAW28TA0	B	27.456	1.7-3.5	3.2x2.5				1000	
581-KT3225R26ZAW28TM	KT3225R26000ZAW28TMA	B	26	1.7-3.5	3.2x2.5				1000	
581-KT3225F16ACW28TA	KT3225F16369ACW28TA0	B	16.369	1.7-3.5	3.2x2.5				1000	

SAW CLOCK OSCILLATORS

2.5x2.0mm 1.8 Volt and 2.5 Volt (2.5 and 3.3 Volt Compatible)

KC2520B-C1, KC3225A, KC5032C, KC7050A, KC7050P, KC7050Y Series

PRODUCT NEW

For quantities greater than listed, call for quote.

581-KC2520B12C10E	KC2520B12.0000C10E00	C	12	3.3	2.5x2.0				2000	
581-KC2520B25.0C10	KC2520B25.0000C10E00	C	25	1.8	2.5x2.0				2000	
581-KC2520B27.0C10	KC2520B27.0000C10E00	C	27	1.8	2.5x2.0				2000	
581-KC2520B14.31C10	KC2520B14.3182C10E00	C	14.3182	1.8/2.5/3.3	2.5x2.0				2000	
581-KC2520B24.0C10	KC2520B24.0000C10E00	C	24	1.8/2.5/3.3	2.5x2.0				2000	
581-KC2520B24.576C10	KC2520B24.5760C10E00	C	24.576	1.8/2.5/3.3	2.5x2.0				2000	
581-KC2520B25.0C10	KC2520B25.0000C10E00	C	25	1.8/2.5/3.3	2.5x2.0				2000	
581-KC2520B27.0C10	KC2520B27.0000C10E00	C	27	1.8/2.5/3.3	2.5x2.0				2000	
581-KC2520B48.0C10	KC2520B48.0000C10E00	C	48	1.8/2.5/3.3	2.5x2.0				2000	
581-KC3225A100C30E	KC3225A100.000C30E00	D	100	3.3	2.5x3.2				2000	
581-KC3225A125C30E	KC3225A125.000C30E00	D	125	3.3	2.5x3.2				2000	
581-KC3225A12.0C30	KC3225A12.0000C30E00	D	12	3.3	3.2x2.5				2000	
581-KC3225A14.31C30	KC3225A14.3182C30E00	D	14.3182	3.3	3.2x2.5				1000	
581-KC3225A24.57C30	KC3225A24.5760C30E00	D	24.576	3.3	3.2x2.5				2000	
581-KC3225A25.00C30	KC3225A25.0000C30E00	D	25	3.3	3.2x2.5				1000	
581-KC3225A27.00C30	KC3225A27.0000C30E00	D	27	3.3	3.2x2.5				1000	
581-KC3225A30.0C30	KC3225A30.0000C30E00	D	30	3.3	3.2x2.5				2000	
581-KC3225A40.0C30	KC3225A40.0000C30E00	D	40	3.3	3.2x2.5				2000	
581-KC3225A48.00C30	KC3225A48.0000C30E00	D	48	3.3	3.2x2.5				1000	
581-KC3225A49.15C30	KC3225A49.1520C30E00	D	49.152	3.3	3.2x2.5				2000	
581-KC3225A50.0C30	KC3225A50.0000C30E00	D	50	3.3	3.2x2.5				2000	
581-KC3225A54.0C30	KC3225A54.0000C30E00	D	54	3.3	3.2x2.5				2000	
581-KC3225A72.0C30	KC3225A72.0000C30E00	D	72	3.3	3.2x2.5				2000	
581-KC3225A75.0C30	KC3225A75.0000C30E00	D	75	3.3	3.2x2.5				2000	
581-KC5032C125.0C30	KC5032C125.000C30E00	E	125	3.3	5.0x3.2				1000	
581-KC5032C14.31C30E	KC5032C14.3182C30E00	E	14.3182	3.3	5.0x3.2				1000	
581-KC5032C14.74C30E	KC5032C14.7456C30E00	E	14.7456	3.3	5.0x3.2				1000	
581-KC5032C16C30E	KC5032C16.0000C30E00	E	16	3.3	5.0x3.2				1000	
581-KC5032C20C30E	KC5032C20.0000C30E00	E	20	3.3	5.0x3.2				1000	
581-KC5032C24C30E	KC5032C24.0000C30E00	E	24	3.3	5.0x3.2				1000	
581-KC5032C24.5C30E	KC5032C24.5760C30E00	E	24.756	3.3	5.0x3.2				1000	
581-KC5032C25C30E	KC5032C25.0000C30E00	E	25	3.3	5.0x3.2				1000	
581-KC5032C27C30E	KC5032C27.0000C30E00	E	27	3.3	5.0x3.2				1000	
581-KC5032C40C30E	KC5032C40.0000C30E00	E	40	3.3	5.0x3.2				1000	
581-KC5032C50C30E	KC5032C50.0000C30E00	E	50	3.3	5.0x3.2				1000	
581-KC5032C60C30E	KC5032C60.0000C30E00	E	60	3.3	5.0x3.2				1000	
581-KC5032C66.6C30E	KC5032C66.6667C30E00	E	66.6667	3.3	5.0x3.2				1000	
581-KC5032C75.0C30	KC5032C75.0000C30E00	E	75	3.3	5.0x3.2				1000	
581-KC5032C100.0C30	KC5032C100.000C30E00	E	100	3.3	5.0x3.2				1000	
581-KC5032C106.2C30	KC5032C106.250C30E00	E	106.25	3.3	5.0x3.2				1000	
581-KC5032C125.0C30	KC5032C125.000C30E00	E	125	3.3	5.0x3.2				1000	
581-KC7050A75.0C30	KC7050A75.0000C30E00	E	75	3.3	7.0x5.0				1000	
581-KC7050A100.0C30	KC7050A100.000C30E00	E	100	3.3	7.0x5.0				1000	
581-KC7050A106.2C30	KC7050A106.250C30E00	E	106.25	3.3	7.0x5.0				1000	
581-KC7050A125.0C30	KC7050A125.000C30E00	E	125	3.3	7.0x5.0				1000	
581-KC7050P125L30E	KC7050P125.000L30E00	E	125	3.3	7.0x5.0				1000	
581-KC7050P150.0L30	KC7050P150.000L30E00	E	150	3.3	7.0x5.0				1000	
581-KC7050P106.2P30	KC7050P106.250P30E00	E	106.25	3.3	7.0x5.0				1000	
581-KC7050T156.25P20	KC7050T156.250P20E00	F	156.25	2.5	7.0x5.0				1000	
581-KC7050T200.0P20	KC7050T200.000P20E00	F	200	2.5	7.0x5.0				1000	
581-KC7050T250.0P20	KC7050T250.000P20E00	F	250	2.5	7.0x5.0				1000	
581-KC7050T312.5P20	KC7050T312.500P20E00	F	312.5	2.5	7.0x5.0				1000	
581-KC7050T156.25P30	KC7050T156.250P30E00	F	156.25	3.3	7.0x5.0				1000	
581-KC7050T200.0P30	KC7050T200.000P30E00	F	200	3.3	7.0x5.0				1000	
581-KC7050T250.0P30	KC7050T250.000P30E00	F	250	3.3	7.0x5.0				1000	
581-KC7050T312.5P30	KC7050T312.500P30E00	F	312.5	3.3	7.0x5.0				1000	
581-KC7050Y75.0L20	KC7050Y75.0000L20EZU	F	75	2.5	7.0x5.0				500	
581-KC7050Y75.0L30	KC7050Y75.0000L30EZU	F	75	2.5	7.0x5.0				500	
581-KC7050Y75.0P20	KC7050Y75.0000P20EZU	F	75	2.5	7.0x5.0				500	
581-KC7050Y75.0P30	KC7050Y75.0000P30EZU	F	75	2.5	7.0x5.0				500	
581-KC7050Y125.0L20	KC7050Y125.000L20EZU	F	125	2.5	7.0x5.0				500	
581-KC7050Y125.0L30	KC7050Y125.000L30EZU	F	125	2.5	7.0x5.0				500	
581-KC7050Y125.0P20	KC7050Y125.000P20EZU	F	125	2.5	7.0x5.0				500	
581-KC7050Y125.0P30	KC7050Y125.000P30EZU	F	125	2.5	7.0x5.0				500	
581-KC7050Y156.25L20	KC7050Y156.250L20EZU	F	156.25	2.5	7.0x5.0				500	
581-KC7050Y156.25L30	KC7050Y156.250L30EZU	F	156.25	2.5	7.0x5.0				500	
581-KC7050Y156.25P20	KC7050Y156.250P20EZU	F	156.25	2.5	7.0x5.0				500	
581-KC7050Y156.25P30	KC7050Y156.250P30EZU	F	156.25	2.5	7.0x5.0				500	
581-KC7050Y200.0L20	KC7050Y200.000L20EZU	F	200	2.5	7.0x5.0				500	
581-KC7050Y200.0L30	KC7050Y200.000L30EZU	F	200	2.5	7.0x5.0				500	
581-KC7050Y200.0P20	KC7050Y200.000P20EZU	F	200	2.5	7.0x5.0				500	
581-KC7050Y200.0P30	KC7050Y200.000P30EZU	F	200	2.5	7.0x5.0				500	
581-KC7050Y250.0L20	KC7050Y250.000L20EZU	F	250	2.5	7.0x5.0				500	
581-KC7050Y250.0L30	KC7050Y250.000L30EZU	F	250	2.5	7.0x5.0				500	
581-KC7050Y250.0P20	KC7050Y250.000P20EZU	F	250	2.5	7.0x5.0				500	
581-KC7050Y250.0P30	KC7050Y250.000P30EZU	F	250	2.5	7.0x5.0				500	
581-KC7050Y312.5L20	KC7050Y312.500L20EZU	F	312.5	2.5	7.0x5.0				500	
581-KC7050Y312.5L30	KC7050Y312.500L30EZU	F	312.5	2.5	7.0x5.0				500	
581-KC7050Y312.5P20	KC7050Y312.500P20EZU	F	312.5	2.5	7.0x5.0				500	
581-KC7050Y312.5P30	KC7050Y312.500P30EZU	F	312.5	2.5	7.0x5.0				500	

DIMENSIONS: mm (in.)

A

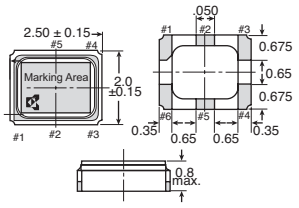

B

Standard Tolerance: ±0.2 (.008)

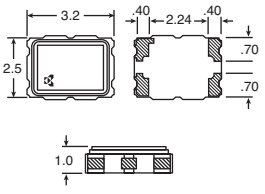

C

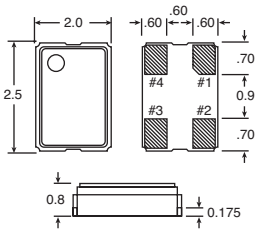

D

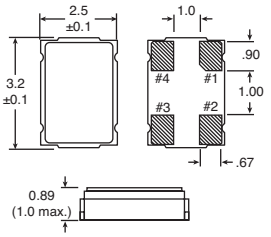

E

Standard Tolerance: ±0.2 (.008)

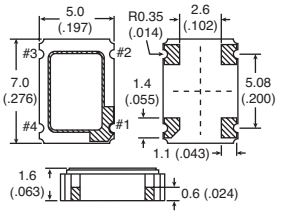

F

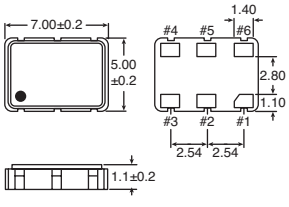

© Copyright 2014 Mouser Electronics

© Copyright 2014 Mouser Electronics

CTS Crystals and Clock Oscillators

RoHS Compliant This product is RoHS compliant.

CRYSTALS

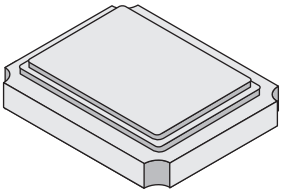

2.5 x 2.0 x 0.65mm

Features:
- Stable frequency over temperature and drive level
- Fundamental crystal design
- Frequency tolerance, ±30ppm
- Frequency stability, ±50ppm
- Operating temperature to -20°C to +70°C

For quantities greater than listed, call for quote.

MOUSER STOCK NO.	CTS Part No.	Frequency (MHz)	Price Each 1	Price Each 10	Price Each 100	Reel Qty.	Price Per Piece
774-425F35B020M0000	425F35B020M0000	20.00000				3000	
774-425F35B024M0000	425F35B024M0000	24.00000				3000	
774-425F35B025M0000	425F35B025M0000	25.00000				3000	
774-425F35B027M0000	425F35B027M0000	27.00000				3000	
774-425F35B030M0000	425F35B030M0000	30.00000				3000	
774-425F35B040M0000	425F35B040M0000	40.00000				3000	

3.2 x 2.5 x 0.80mm

Features:
- Stable frequency over temperature and drive level
- Frequency tolerance, ±30ppm
- Frequency stability, ±50ppm
- Operating temperature to -40°C to +85°C

For quantities greater than listed, call for quote.

MOUSER STOCK NO.	CTS Part No.	Frequency (MHz)	Price Each 1	Price Each 10	Price Each 100	Reel Qty.	Price Per Piece
774-403C35E16M00000	403C35E16M00000	16.00000				3000	
774-403C35E18M43200	403C35E18M43200	18.00000				3000	
774-403C35E20M00000	403C35E20M00000	20.00000				3000	
774-403C35E22M11840	403C35E22M11840	22.11840				3000	
774-403C35E24M00000	403C35E24M00000	24.00000				3000	
774-403C35E24M57600	403C35E24M57600	24.57600				3000	
774-403C35E25M00000	403C35E25M00000	25.00000				3000	
774-403C35E27M0	403C35E27M00000	27.00000				3000	
774-403C35E28M63636	403C35E28M63636	28.63636				3000	
774-403C35E30M00000	403C35E30M00000	30.00000				3000	
774-403C35E44M00000	403C35E44M00000	44.00000				3000	
774-403C35E48M00000	403C35E48M00000	48.00000				3000	

5.0 x 3.2 x 1.05mm

Features:
- Stable frequency over temperature and drive level
- Frequency tolerance, ±30ppm
- Frequency stability, ±50ppm
- Operating temperature to -40°C to +85°C

For quantities greater than listed, call for quote.

MOUSER STOCK NO.	CTS Part No.	Frequency (MHz)	Price Each 1	Price Each 10	Price Each 100	Reel Qty.	Price Per Piece
774-405C35B12M0	405C35B12M00000	12.00000				1000	
774-405C35B13M0	405C35B13M00000	13.00000				1000	
774-405C35B13M56000	405C35B13M56000	13.56000				1000	
774-405C35B16M0	405C35B16M00000	16.00000				1000	
774-405C35B18M43200	405C35B18M43200	18.43200				1000	
774-405C35B20M0	405C35B20M00000	20.00000				1000	
774-405C35B24M0	405C35B24M00000	24.00000				1000	
774-405C35B25M0	405C35B25M00000	25.00000				1000	
774-405C35B26M0	405C35B26M00000	26.00000				1000	
774-405C35B27M00000	405C35B27M00000	27.00000				1000	
774-405C35B30M00000	405C35B30M00000	30.00000				1000	
774-405C35B32M0	405C35B32M00000	32.00000				1000	
774-405C35B40M0	405C35B40M00000	40.00000				1000	
774-405C35B48M00000	405C35B48M00000	48.00000				3000	

7.0 x 5.0 x 1.20mm

Features:
- Stable frequency over temperature and drive level
- Frequency tolerance, ±30ppm
- Frequency stability, ±50ppm
- Operating temperature to -40°C to +85°C

For quantities greater than listed, call for quote.

MOUSER STOCK NO.	CTS Part No.	Frequency (MHz)	Price Each 1	Price Each 10	Price Each 100	Reel Qty.	Price Per Piece
774-407F35E008M00000	407F35E008M00000	8.00000				1000	
774-407F35E010M00000	407F35E010M00000	10.00000				1000	
774-407F35E012M00000	407F35E012M00000	12.00000				1000	
774-407F35E014M74560	407F35E014M74560	14.74560				1000	
774-407F35E016M00000	407F35E016M00000	16.00000				1000	
774-407F35E025M00000	407F35E025M00000	25.00000				1000	

© Copyright 2014 Mouser Electronics

CLOCK OSCILLATORS

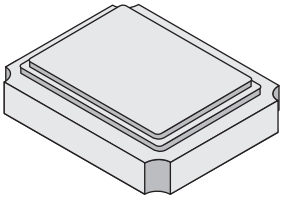

2.5 x 2.0 x 1.0mm

Features:
- CMOS compatible
- Fundamental and 3RD overtone crystals
- Frequency stability, ±50ppm
- +1.8Vdc,+2.5Vdc,+3.3Vdc operation
- Operating temperature to –10°C to +70°C
- Output enable standard

For quantities greater than listed, call for quote.

MOUSER STOCK NO.	CTS Part No.	Frequency (MHz)	Price Each 1	Price Each 10	Price Each 100	Reel Qty.	Price Per Piece
774-625L3C012M00000	625L3C012M00000	12.0000				3000	
774-625L3C020M00000	625L3C020M00000	20.0000				3000	
774-625L3C024M00000	625L3C024M00000	24.0000				3000	
774-625L3C024M57600	625L3C024M57600	24.5760				3000	
774-625L3C025M0	625L3C025M00000	25.0000				3000	
774-625L3C040M00000	625L3C040M00000	40.0000				3000	
774-625L3C048M00000	625L3C048M00000	48.0000				3000	
774-625L3C050M00000	625L3C050M00000	50.0000				3000	

3.2 x 2.5 x 1.0mm

Features:
- HCMOS/TTL compatible
- Fundamental and 3RD overtone crystals
- Frequency stability, ±50ppm
- +1.8Vdc,+2.5Vdc,+2.8Vdc,+3.3Vdc operation
- Operating temperature to –40°C to +85°C
- Output enable standard

For quantities greater than listed, call for quote.

MOUSER STOCK NO.	CTS Part No.	Frequency (MHz)	Price Each 1	Price Each 10	Price Each 100	Reel Qty.	Price Per Piece
774-632L3I002M04800	632L3I002M04800	2.0480				3000	
774-632L3I008M00000	632L3I008M00000	8.0000				3000	
774-632L3I010M00000	632L3I010M00000	10.0000				3000	
774-632L3I012M00000	632L3I012M00000	12.0000				3000	
774-632L3I016M00000	632L3I016M00000	16.0000				3000	
774-632L3I020M00000	632L3I020M00000	20.0000				3000	
774-632L3I024M00000	632L3I024M00000	24.0000				3000	
774-632L3I024M57600	632L3I024M57600	24.5760				3000	
774-632L3I025M00000	632L3I025M00000	25.0000				3000	
774-632L3I030M00000	632L3I030M00000	30.0000				3000	
774-632L3I040M00000	632L3I040M00000	40.0000				3000	
774-632L3I048M00000	632L3I048M00000	48.0000				3000	
774-632L3I050M00000	632L3I050M00000	50.0000				3000	

5.0 x 3.2 x 1.3mm

Features:
- HCMOS/TTL compatible
- Fundamental and 3rd overtone crystals
- Frequency stability, ±50ppm
- +1.8Vdc, +2.5Vdc, +3.3Vdc or +5.0Vdc operation
- Operating temperature to –40°C to +85°C
- Output enable standard

For quantities greater than listed, call for quote.

MOUSER STOCK NO.	CTS Part No.	Frequency (MHz)	Price Each 1	Price Each 10	Price Each 100	Reel Qty.	Price Per Piece
774-636L3I008M00000	636L3I008M00000	8.0000				1000	
774-636L3I010M00000	636L3I010M00000	10.0000				1000	
774-636L3I012M00000	636L3I012M00000	12.0000				1000	
774-636L3I016M00000	636L3I016M00000	16.0000				1000	
774-636L3I020M00000	636L3I020M00000	20.0000				1000	
774-636L3I024M57600	636L3I024M57600	24.5760				1000	
774-636L3I025M00000	636L3I025M00000	25.0000				1000	
774-636L3I030M00000	636L3I030M00000	30.0000				1000	
774-636L3I040M00000	636L3I040M00000	40.0000				1000	
774-636L3I048M00000	636L3I048M00000	48.0000				1000	
774-636L3I050M00000	636L3I050M00000	50.0000				1000	
774-636L3I100M00000	636L3I100M00000	100.0000				1000	

7.0 x 5.0 x 1.7mm

Features:
- HCMOS/TTL compatible
- Fundamental and 3RD overtone crystals
- Frequency stability, ±50ppm
- +3.3Vdc or +5.0Vdc operation
- Operating temperature to –40°C to +85°C
- Output enable standard

For quantities greater than listed, call for quote.

MOUSER STOCK NO.	CTS Part No.	Frequency (MHz)	Price Each 1	Price Each 10	Price Each 100	Reel Qty.	Price Per Piece
774-CB3LV-3I-8M0000	CB3LV-3I-8M0000	8.0000				1000	
774-CB3LV-3I-10M0000	CB3LV-3I-10M0000	10.0000				1000	
774-CB3LV-3I-12M0000	CB3LV-3I-12M0000	12.0000				1000	
774-CB3LV-3I-20M0000	CB3LV-3I-20M0000	20.0000				1000	
774-CB3LV-3I-24M0000	CB3LV-3I-24M0000	24.0000				1000	
774-CB3LV-3I-24M576	CB3LV-3I-24M5760	24.5760				1000	
774-CB3LV-3I-25M0000	CB3LV-3I-25M0000	25.0000				1000	
774-CB3LV-3I-30M0000	CB3LV-3I-30M0000	30.0000				1000	
774-CB3LV-3I-40M0000	CB3LV-3I-40M0000	40.0000				1000	
774-CB3LV-3I-48M0	CB3LV-3I-48M0000	48.0000				1000	
774-CB3LV-3I-50M0000	CB3LV-3I-50M0000	50.0000				1000	
774-CB3LV-3I-66M0	CB3LV-3I-66M0000	66.0000				1000	
774-CB3LV-3I-80M0000	CB3LV-3I-80M0000	80.0000				1000	
774-CB3LV-3I-100M0	CB3LV-3I-100M0000	100.0000				1000	

© Copyright 2014 Mouser Electronics

CTS Crystals, Clock Oscillators and Tuning Forks

RoHS Compliant This product is RoHS compliant.

CTS 445 SMD QUARTZ CRYSTALS

NEW PRODUCT

Features:
- Standard 5.0x3.2mm Glass Seal Package
- Fundamental Crystal Design
- Low Cost
- Wide range of applications

For quantities greater than listed, call for quote.

MOUSER STOCK NO.	CTS Part No.	Fig.	Frequency (MHz)	Price Each 1	10	100	500	1000
-20°C to +70°C								
774-445C25D12M00000	445C25D12M00000	A	12.00000					
774-445C25D14M31818	445C25D14M31818	A	14.31818					
774-445C25D20M00000	445C25D20M00000	A	20.00000					
774-445C25D24M00000	445C25D24M00000	A	24.00000					
774-445C25D24M57600	445C25D24M57600	A	24.57600					
774-445C25D25M00000	445C25D25M00000	A	25.00000					
774-445C25D27M00000	445C25D27M00000	A	27.00000					
774-445C25D30M00000	445C25D30M00000	A	30.00000					
-40°C to +85°C								
774-445I23D14M31818	445I23D14M31818	A	14.31818					
774-445I23D20M00000	445I23D20M00000	A	20.00000					
774-445I23D24M00000	445I23D24M00000	A	24.00000					
774-445I23D24M57600	445I23D24M57600	A	24.57600					
774-445I23D25M00000	445I23D25M00000	A	25.00000					
774-445I23D27M00000	445I23D27M00000	A	27.00000					
774-445I23D30M00000	445I23D30M00000	A	30.00000					

CTS ATS-SM SMD QUARTZ CRYSTALS HC49SM (12.3X4.83X4.3)

RoHS Compliant

Features:
- Stable frequency over temperature and drive level
- Operating temperature: -20°C to +70°C
- Frequency range: 3.5-60MHz
- Frequency tolerance: ±30ppm standard
- Frequency stability: ±50ppm standard
- Fundamental and 3rd overtone crystals

For quantities greater than listed, call for quote.

MOUSER STOCK NO.	CTS Part No.	Fig.	Frequency (MHz)	Price Each 1	10	50	100
774-ATS040SM-1	ATS040SM-1	B	4.00000				
774-ATS08ASM-1	ATS08ASM-1	B	8.00000				
774-ATS100SM-1	ATS100SM-1	B	10.0000				
774-ATS120SM-1	ATS120SM-1	B	12.0000				
774-ATS160SM-1	ATS160SM-1	B	16.0000				
774-ATS18ASM-1	ATS18ASM-1	B	18.0000				
774-ATS200SM-1	ATS200SM-1	B	20.00000				

CTS MP SERIES THRU HOLE QUARTZ CRYSTALS HC49U (13.46X10.85X3.8)

NEW PRODUCT

RoHS Compliant

Features:
- Stable frequency over temperature and drive level
- Operating temperature: -20°C to +70°C
- Frequency range: 1.8-48MHz
- Frequency tolerance: ±45ppm standard
- Frequency stability: ±50ppm standard
- Fundamental and 3rd overtone crystals

For quantities greater than listed, call for quote.

MOUSER STOCK NO.	CTS Part No.	Fig.	Freq. (MHz)	Price Each 1	10	100	250
774-MP018S	MP018S	C	1.84320				
774-MP037	MP037	C	3.68640				
774-MP040	MP040	C	4.00000				
774-MP04A	MP04A	C	4.00000				
774-MP041	MP041	C	4.1943				
774-MP060	MP060	C	6.00000				
774-MP073	MP073	C	7.3728				
774-MP080A	MP080A	C	8.00000				

MOUSER STOCK NO.	CTS Part No.	Fig.	Freq. (MHz)	Price Each 1	10	100	250
774-MP098	MP098	C	9.0000				
774-MP100	MP100	C	10.00000				
774-MP101	MP101	C	10.00000				
774-MP111	MP111	C	11.05920				
774-MP120	MP120	C	12.00000				
774-MP122	MP122	C	12.2880				
774-MP184	MP184	C	18.43200				
774-MP200	MP200	C	20.00000				

CTS CB3 AND CB3LV SERIES SMD HCMOS/TTL CLOCK OSCILLATORS (7.0X5.0X1.8)

RoHS Compliant

Features:
- Standard 7.0x5.0mm surface mount footprint
- HCMOS/TTL compatible
- +3.3VDC (CB3LV) or +5.0VDC (CB3) operation
- Operating temperature: -20°C to +70°C
- Frequency Range: 1.5 - 160MHz
- Frequency Stability: ±50ppm standard

For quantities greater than listed, call for quote.

MOUSER STOCK NO.	CTS Part No.	Fig.	Frequency (MHz)	Price Each 1	10	50	100
5.0VDC							
774-CB3-3C-3M6	CB3-3C-3M686400	D	3.68640				
774-CB3-3C-4M0	CB3-3C-4M000000	D	4.00000				
774-CB3-3C-10M0	CB3-3C-10M000000	D	10.00000				
774-CB3-3C-14M3	CB3-3C-14M318180	D	14.31818				
774-CB3-3C-16M0	CB3-3C-16M000000	D	16.00000				
774-CB3-3C-20M0	CB3-3C-20M000000	D	20.00000				
774-CB3-3C-25M0	CB3-3C-25M000000	D	25.00000				
774-CB3-3C-29M4	CB3-3C-29M491200	D	29.49120				
774-CB3-3C-32M0	CB3-3C-32M000000	D	32.00000				
774-CB3-3C-33M3	CB3-3C-33M333000	D	33.33300				
774-CB3-3C-40M0	CB3-3C-40M000000	D	40.00000				
774-CB3-3C-50M0	CB3-3C-50M000000	D	50.00000				
774-CB3-3C-66M6	CB3-3C-66M666600	D	66.66660				
774-CB3-3C-80M0	CB3-3C-80M000000	D	80.00000				
3.3VDC							
774-CB3LV-3C-3M6	CB3LV-3C-3M686400	D	3.68640				
774-CB3LV-3C-10M0	CB3LV-3C-10M000000	D	10.00000				
774-CB3LV-3C-20M0	CB3LV-3C-20M000000	D	20.00000				
774-CB3LV-3C-25M0	CB3LV-3C-25M000000	D	25.00000				
774-CB3LV-3C-32M0	CB3LV-3C-32M000000	D	32.00000				
774-CB3LV-3C-33M3	CB3LV-3C-33M333000	D	33.33300				
774-CB3LV-3C-40M0	CB3LV-3C-40M000000	D	40.00000				
774-CB3LV-3C-50M0	CB3LV-3C-50M000000	D	50.00000				
774-CB3LV-3C-66M6	CB3LV-3C-66M666600	D	66.66660				
774-CB3LV-3C-80M0	CB3LV-3C-80M000000	D	80.00000				

CTS TF SERIES TUNING FORK CRYSTALS

NEW PRODUCT

Features:
- Hermetic Ceramic Package
- Frequency Tolerance, ±20pp, Standard
- Frequency Temperature Coefficient, -0.03ppm/°C2
- Operating Temperature, -40°C to +85°C Standard

For quantities greater than listed, call for quote.

2.0mm x 1.2mm							
774-TF202P32K7680	TF202P32K7680	E	32.768				
3.2mm x 1.5mm							
774-TF322P32K7680	TF322P32K7680	E	32.768				

DIMENSIONS: mm (in.)

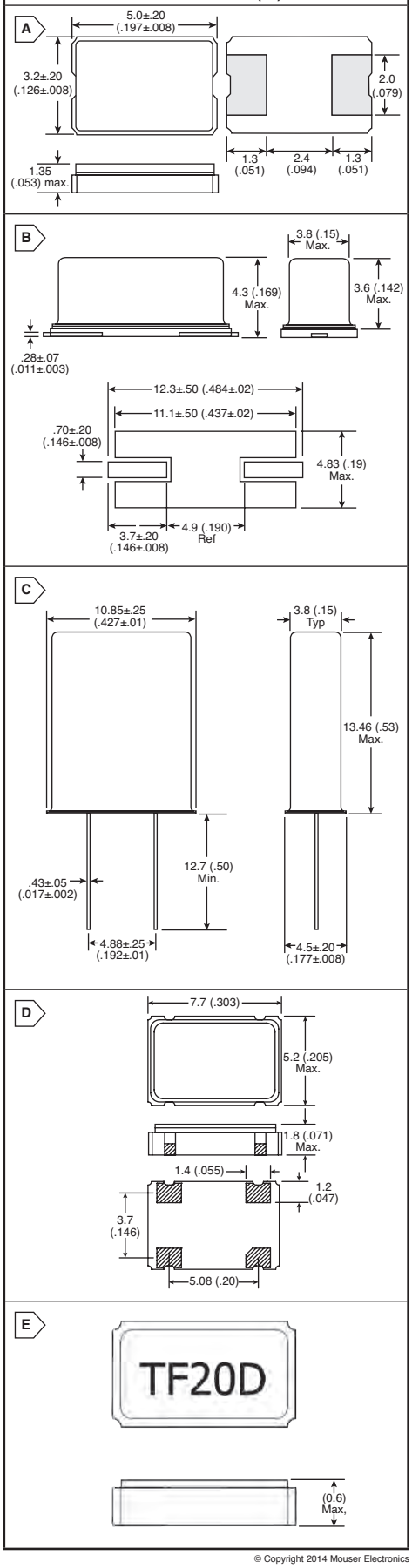

© Copyright 2014 Mouser Electronics

© Copyright 2014 Mouser Electronics

CTS Clock Oscillators and Crystals

RoHS Compliant **This product is RoHS compliant.**

CTS TC SERIES REAL TIME CLOCK OSCILLATORS

Features:
- Fundamental Crystal Design
- Hermetic Ceramic Package
- Frequency Stability, ±50ppm Standard
- +1.5Vdc, +1.8Vdc, +2.5Vdc, +3.3Vdc operation
- Operating Temperature, -40°C to +85°C Standard
- Tape & Reel Packaging, EAI-418

For quantities greater than listed, call for quote.

MOUSER STOCK NO.	CTS Part No.	Fig.	Frequency (MHz)	Price Each 1	10	50	100	500	1000
2.5mm x 2.0mm									
774-TC25L5I32K7680	TC25L5I32K7680	A	32.768						
774-TC25N5I32K7680	TC25N5I32K7680	A	32.768						
774-TC25M5I32K7680	TC25M5I32K7680	A	32.768						
3.2mm x 2.5mm									
774-TC32L5I32K7680	TC32L5I32K7680	B	32.768						
774-TC32N5I32K7680	TC32N5I32K7680	B	32.768						
774-TC32M5I32K7680	TC32M5I32K7680	B	32.768						
5.0mm x 3.2mm									
774-TC50L5I32K7680	TC50L5I32K7680	C	32.768						
7.0mm x 5.0mm									
774-TC70L5I32K7680	TC70L5I32K7680	D	32.768						

CTS MODEL 636 SMD HCMOS/TTL CLOCK OSCILLATORS (5.0X3.2X1.3)

Ceramic packaged clock oscillator offering reduced size and enhanced stability.

Features:
- Standard 5.0x3.2mm surface mount footprint
- HCMOS/TTL compatible
- +3.3VDC operation
- Operating temperature: -20°C to +70°C
- Frequency stability: ±50ppm standard
- Frequency range: 1.0 - 125MHz
- Output enable standard
- Fundamental and 3rd overtone crystals

For quantities greater than listed, call for quote.

MOUSER STOCK NO.	CTS Part No.	Fig.	Frequency (MHz)	Price Each 1	10	100	500
774-636L3C014M7	636L3C014M74560	E	14.74560				
774-636L3C016M0	636L3C016M00000	E	16.00000				
774-636L3C016M3	636L3C016M38400	E	16.38400				
774-636L3C018M4	636L3C018M43200	E	18.43200				
774-636L3C020M0	636L3C020M00000	E	20.00000				
774-636L3C020M4	636L3C020M48000	E	20.48000				
774-636L3C024M0	636L3C024M00000	E	24.00000				
774-636L3C025M0	636L3C025M00000	E	25.00000				
774-636L3C032M7	636L3C032M76800	E	32.76800				
774-636L3C033M0	636L3C033M00000	E	33.00000				
774-636L3C044M0	636L3C044M00000	E	44.00000				
774-636L3C048M0	636L3C048M00000	E	48.00000				

CTS MODEL 357 SMD VOLTAGE CONTROLLED CRYSTAL OSCILLATORS (VCXO) (7X5X2)

Ceramic packaged voltage controlled oscillator offering reduced size and enhanced stability.

Features:
- Standard 7x5mm surface mount footprint
- HCMOS/TTL compatible output
- Frequency range: 1.5-77.76MHz
- Frequency stability: ±50ppm standard
- APR: ±50ppm standard
- +3.3VDC operation
- Operating temperature: -40°C to +85°C
- Output enable standard
- Low phase jitter, NON-multiplied

For quantities greater than listed, call for quote.

MOUSER STOCK NO.	CTS Part No.	Fig.	Frequency (MHz)	Price Each 1	10	100	500
774-357LB3I027M0	357LB3I027M0000	F	27.00000				

CTS MXO45 AND MXO45HS SERIES THRU HOLE CLOCK OSCILLATORS

The MXO45/MXO45HS are DIP packaged clock oscillators offering reliable performance at an economical cost.

Features:
- Standard 14 pin or 8 pin DIP footprint
- HCMOS/TTL compatible
- Fundamental and 3rd overtone crystals
- Frequency range: 1.0-105.561MHz
- Frequency stability: ±50ppm standard
- +5.0VDC operation
- Operating temperature: 20°C to +70°C
- Output enable option

For quantities greater than listed, call for quote.

MOUSER STOCK NO.	CTS Part No.	Fig.	Frequency (MHz)	Price Each 1	10	100
Standard						
774-MXO45-3C-1.0	MXO45-3C-1M0000	G	1.00000			
774-MXO45-3C-3.6	MXO45-3C-3M6864	G	3.68640			
774-MXO45-3C-4.0	MXO45-3C-4M0000	G	4.00000			
774-MXO45-3C-10.0	MXO45-3C-10M0000	G	10.00000			
774-MXO45-3C-12.0	MXO45-3C-12M0000	G	12.00000			
774-MXO45-3C-16.0	MXO45-3C-16M0000	G	16.00000			
774-MXO45-3C-20.0	MXO45-3C-20M0000	G	20.00000			
774-MXO45-3C-24.0	MXO45-3C-24M0000	G	24.00000			
774-MXO45-3C-40.0	MXO45-3C-40M0000	G	40.00000			
774-MXO45-3C-50.0	MXO45-3C-50M0000	G	50.00000			
Tri-State						
774-MXO45T-3C-1.0	MXO45T-3C-1M0000	G	1.00000			
774-MXO45T-3C-3.6	MXO45T-3C-3M6864	G	3.68640			
774-MXO45T-3C-4.0	MXO45T-3C-4M0000	G	4.00000			
774-MXO45T-3C-10.0	MXO45T-3C-10M0000	G	10.00000			
774-MXO45T-3C-12.0	MXO45T-3C-12M0000	G	12.00000			
774-MXO45T-3C-16.0	MXO45T-3C-16M0000	G	16.00000			
774-MXO45T-3C-20.0	MXO45T-3C-20M0000	G	20.00000			
774-MXO45T-3C-24.0	MXO45T-3C-24M0000	G	24.00000			
774-MXO45T-3C-40.0	MXO45T-3C-40M0000	G	40.00000			
774-MXO45T-3C-50.0	MXO45T-3C-50M0000	G	50.00000			
Standard						
774-MXO45HS-3C-1.0	MXO45HS-3C-1M0000	H	1.00000			
774-MXO45HS-3C-3.6	MXO45HS-3C-3M6864	H	3.68640			
774-MXO45HS-3C-4.0	MXO45HS-3C-4M0000	H	4.00000			
774-MXO45HS-3C-10.0	MXO45HS-3C-10M0000	H	10.00000			
774-MXO45HS-3C-12.0	MXO45HS-3C-12M0000	H	12.00000			
774-MXO45HS-3C-16.0	MXO45HS-3C-16M0000	H	16.00000			
774-MXO45HS-3C-20.0	MXO45HS-3C-20M0000	H	20.00000			
774-MXO45HS-3C-24.0	MXO45HS-3C-24M0000	H	24.00000			
774-MXO45HS-3C-40.0	MXO45HS-3C-40M0000	H	40.00000			
774-MXO45HS-3C-50.0	MXO45HS-3C-50M0000	H	50.00000			
Tri-State						
774-MXO45HST-3C-1.0	MXO45HST-3C-1M0000	H	1.00000			
774-MXO45HST-3C-4.0	MXO45HST-3C-4M0000	H	4.00000			
774-MXO45HST-3C-10.0	MXO45HST-3C-10M0000	H	10.00000			
774-MXO45HST-3C-12.0	MXO45HST-3C-12M0000	H	12.00000			
774-MXO45HST-3C-16.0	MXO45HST-3C-16M0000	H	16.00000			
774-MXO45HST-3C-20.0	MXO45HST-3C-20M0000	H	20.00000			
774-MXO45HST-3C-24.0	MXO45HST-3C-24M0000	H	24.00000			
774-MXO45HST-3C-40.0	MXO45HST-3C-40M0000	H	40.00000			
774-MXO45HST-3C-50.0	MXO45HST-3C-50M0000	H	50.00000			

DIMENSIONS: mm (in.)

A

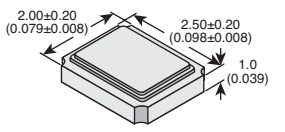

B

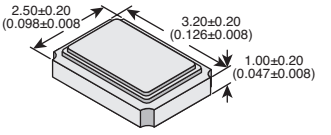

C

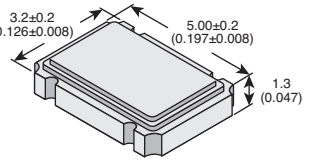

D

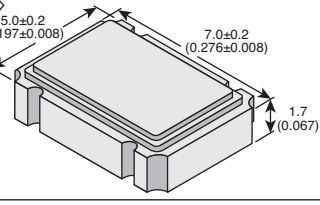

E

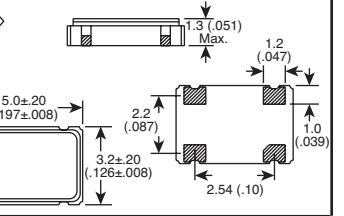

F

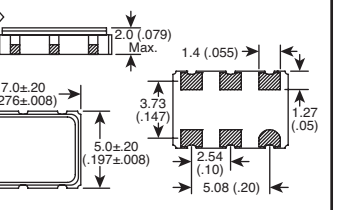

G

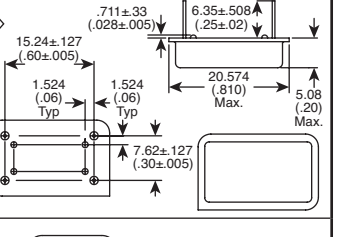

H

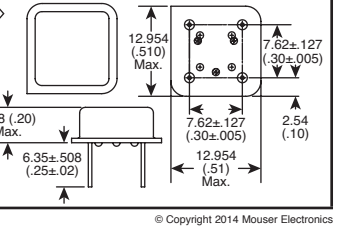

© Copyright 2014 Mouser Electronics

© Copyright 2014 Mouser Electronics

EPCOS SAW Components and Filters

RoHS Compliant **This product is RoHS compliant.**

DIMENSIONS: mm

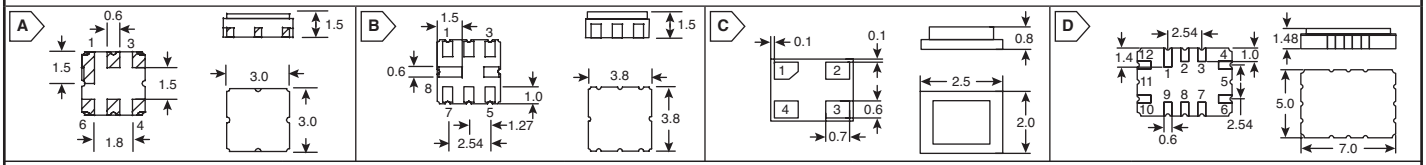

Pin Configurations

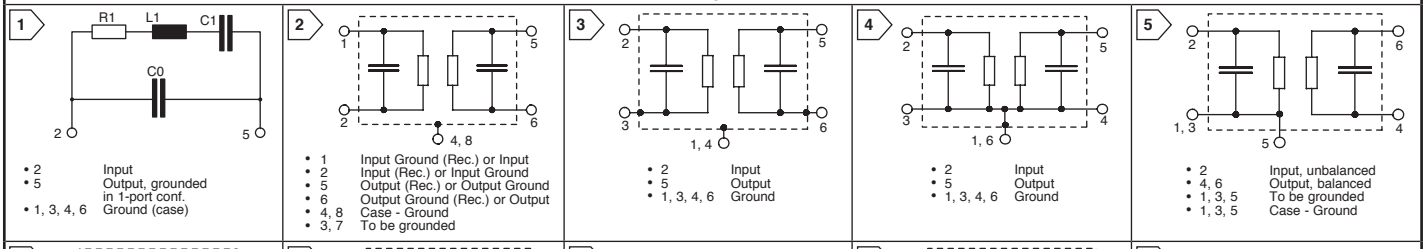

Surface Acoustic Wave (SAW) resonators and front end filters are key components in modern Remote Control Applications, which transmit in Europe typically at 433.92MHz or 868-870MHz and in the USA at 315 or 915MHz. These remote controls are used in systems for Remote Keyless Entry (RKE, wireless operation of a car's central locking system), wireless Tire Pressure Monitoring (TPMS), electronic toll, RFID, short range data transmission, security alarms and garage door openers. They consist of several transmitters and receivers as well as the combination of both, transceivers.

Transmitter The code which is supposed to be transmitted to the receiver consists of an encoded identifier (including a rolling code for security reasons) and the message itself to e.g. unlock the central locking system of a car. An oscillator which is synchronized by a SAW resonator oscillates at an exact frequency. Thereby, it generates an RF carrier signal, which (using the simple on off-keying procedure, OOK) is modulated according to the transmission code by simply turning the oscillator on and off. This coded, modulated RF signal will be sent out through the antenna of the transmitter.

Receiver The modulated RF signal (encoded message) sent from the transmitter is received by the antenna of the receiver a few feet away (typically 30-300ft.). Additionally, the receiver will involuntarily pick up environmental noise and spurious emissions which may jam/block the receiver, making it deaf for any message from the transmitter. To avoid this, a narrow band SAW front end filter with high selectivity can filter out this unwanted noise. A local oscillator (stabilized e.g. by a SAW resonator like the transmitter oscillator) generates an LO frequency, typically 500KHz or 10.7MHz below transmission frequency. The filtered RF signal from the antenna will now be mixed down in a mixer with this LO frequency to an intermediate frequency (IF), which can be decoded by decoder ICs and microcontrollers.

Features:
- Provides reliable, fundamental mode, quartz frequency stabilization in transmitters or local oscillators
- RoHS compatible
- Ni, gold-plated terminals
- Passivation layer elpas
- AEC-Q200 qualified

SAW COMPONENTS

For quantities greater than listed, call for quote.

MOUSER STOCK NO.	Epcos Part No.	Application	Center Frequency (MHz)	Case Size (mm)	Min. Insertion Attenuation (dB)	Price Each 1	50	100	1000
Signal Conditioning									
871-B39162B7829C710	B39162B7829C710	Low-loss Filter for GPS receiver	1575.42	2.0x1.4x0.68	1.2				
871-B39182B4142U410	B39182B4142U410	Low-loss Filter for Mobile Communication	1842.50	3.0x3.0x1.1	3				
871-B39182B9019E610	B39182B9019E610	Low-loss Filter for Mobile Communication	1842.50	2.0x1.4x0.68	1.9				
871-B39311B3768Z810	B39311B3768Z810	Low-loss Filter for RC Receivers	313.85	3.8x3.8x1.5	1.9				
871-B39321B3576U310	B39321B3576U310	Low-loss Filter for RC Receivers	315.00	5.0x5.0x1.35	3.3				
871-B39431B3555U310	B39431B3555U310	Low-loss Filter for RC Receivers	433.96	5.0x5.0x1.35	2.2				
871-B39431B3557U310	B39431B3557U310	Low-loss Filter for RC Receivers	434.46	5.0x5.0x1.35	2				
871-B39431B3580Z810	B39431B3580Z810	Low-loss Filter for RC Receivers	433.92	5.0x5.0x1.35	2.8				
871-B39431B3733H110	B39431B3733H110	Low-loss Filter for RC Receivers	434.42	3.0x3.0x1.0	2.1				
871-B39431B3757U310	B39431B3757U310	Low-loss Filter for RC Receivers	434.42	5.0x5.0x1.35	2				
871-B39871B3571U310	B39871B3571U310	Low-loss Filter for RC Receivers	868.69	5.0x5.0x1.35	3.1				
871-B39871B3574U310	B39871B3574U310	Low-loss Filter for RC Receivers	868.30	5.0x5.0x1.35	4.2				
871-B39871B3717U410	B39871B3717U410	Low-loss Filter for RC Receivers	866.50	3.0x3.0x1.1	2.1				
871-B39871B3725U410	B39871B3725U410	Low-loss Filter for RC Receivers	869.00	3.0x3.0x1.1	2.5				
871-B39871B3744H110	B39871B3744H110	Low-loss Filter for RC Receivers	868.30	3.0x3.0x1.0	3				
871-B39871R2709U310	B39871R2709U310	Transmitter stability	868.30	5.0x5.0x1.35	7				
871-B39921B3726U410	B39921B3726U410	Low-loss RF Filter	915.00	3.0x3.0x1.1	2.6				
871-B39921B3728U410	B39921B3728U410	Low-loss Filter for RC Receivers	915.00	3.0x3.0x1.1	2.2				
871-B39921B4637Z610	B39921B4637Z610	Low-loss Filter for Mobile Communication	915.00	3.8x3.8x1.5	2.5				
871-B69812N1577B403	B69812N1577B403	GPS Filter	1575.00	3.9x5.1x1.9	0.8				
871-B69842N5257A200	B69842N5257A200	WLAN 5GHz	5250.00	3.0x2.4x1.6	1.4				

SAW FILTERS

For quantities greater than listed, call for quote.

MOUSER STOCK NO.	Epcos Part No.	Application	Internal Schematic Diagrams	Center Frequency	Case Size (mm)	Min. Insertion Attenuation (dB)	Price Each 1	50	100	1000	Reel Qty.	Price Per Piece
871-B39321B3741H110	B39321B3741H110	Keyless Entry, Short Range RF	A1	315	3.0x3.0x1.0	1.9					9000	
871-B39431R960H110	B39431R960H110	ISM Band & Keyless Entry	A1	433.92	3.0x3.0x1.0	1.3					9000	
871-B39431B3760Z810	B39431B3760Z810	ISM Band & Keyless Entry	B2	433.92	3.8x3.8x1.5	1.9					3000	
871-B39431B3710U410	B39431B3710U410	Short Range Devices	A3	433.92	3.0x3.0x1.1	2.0					9000	
871-B39921B3718U410	B39921B3718U410	Short Range Devices	A4	916	3.0x3.0x1.1	2.4					9000	
871-B39162B3520U410	B39162B3520U410	Automotive RF	A4	1575.42	3.0x3.0x1.1	1.3					9000	
871-B39192B4143U410	B39192B4143U410	Short Range Devices	A4	1880	3.0x3.0x1.1	3.2					9000	
871-B39202B4150U410	B39202B4150U410	Mobile Telephone PCS	A4	1960	3.0x3.0x1.1	2.8					9000	
871-B39431B3750U310	B39431B3750U310	Short Range Devices	A3	433.92	3.0x3.0x1.1	2.0					3000	
871-B39921B3588U410	B39921B3588U410	Short Range Devices	A4	915	3.0x3.0x1.1	2.9					9000	
871-B39162B4031Z810	B39162B4031Z810	GPS	A5	1575.42	3.0x3.0x1.1	3.3					3000	
871-B39401B3742H110	B39401B3742H110	Short Range Devices	A6	400	3.0x3.0x1.0	2.3					9000	
871-B39431B3730H110	B39431B3730H110	Short Range Devices	A6	433.92	3.0x3.0x1.0	2.4					9000	
871-B39321B3711U410	B39321B3711U410	Short Range Devices	A3	315	3.0x3.0x1.1	1.7					9000	
871-B39212B7750C810	B39212B7750C810	W-CDMA	C7	2140	2.5x2.0x0.8	2.6					9000	
871-B39162B9080L310	B39162B9080L310	GPS	C8	1575.42	2.0x1.6x0.86	1.2					9000	
871-B39111B4542H310	B39111B4542H310	Low Loss GPS	D9	110.59	2.0x1.6x0.86	12.2					3000	
871-B39431B3780Z810	B39431B3780Z810	Short Range Devices	B2	433.92	3.8x3.8x1.5	2.0					3000	
871-B39431B3790Z810	B39431B3790Z810	Short Range Devices	B10	433.92	3.8x3.8x1.5	3.6					3000	
871-B39871B3762Z810	B39871B3762Z810	Short Range Devices	B2	868.3	3.8x3.8x1.5	3.1					3000	
871-B39431B3760Z810	B39431B3760Z810	Short Range Devices	B2	433.92	3.8x3.8x1.5	1.9					3000	

© Copyright 2014 Mouser Electronics
© Copyright 2014 Mouser Electronics

EPCOS SAW Filters

RoHS Compliant **This product is RoHS compliant.**

EPCOS

A

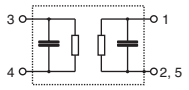

Pin Configuration	
1	Input unbalanced
4	Output unbalanced
3	To be grounded via coil
2, 5	To be grounded

B

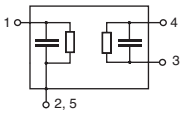

Pin Configuration	
1	Input unbalanced
3, 4	Output unbalanced
2, 5	To be grounded

C

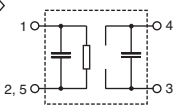

Pin Configuration	
1	Input unbalanced
4	Output unbalanced
2, 3, 5	To be grounded

D

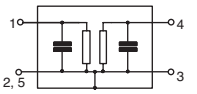

1

Pin Configuration	
1	Input unbalanced
4	Output unbalanced
2, 3, 5	To be grounded

2

Pin Configuration	
1	Input
4	Output
2, 3, 5	Case ground

E

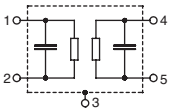

Pin Configuration	
1	Input
4	Output
2, 3, 5	To be grounded

F

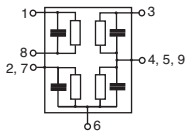

Pin Configuration	
1, 8	RX output, balanced
3	TX input, single ended
6	Antenna
2, 4, 5, 7, 9	Ground

G

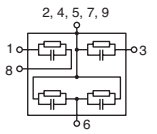

Pin Configuration	
3	TX input, unbalanced
1, 8	RX output, balanced
6	Antenna
2, 4, 5, 7, 9	To be grounded

H

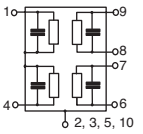

1

Pin Configuration	
1	Input (Filter 1)
4	Input (Filter 2)
6, 7	Output balanced (Filter 2)
8, 9	Output balanced (Filter 1)
2, 3, 5, 10	Case ground

2

Pin Configuration	
1	Input (Diplex)
6	Output (Filter 2)
9	Output (Filter 1)
2, 3, 5, 10	Case ground
4, 7, 8	To be ground

I

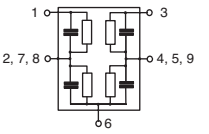

Pin Configuration	
3	TX Input
1	RX Output
6	Antenna
2, 4, 5	To be grounded
7, 8, 9	To be grounded

J

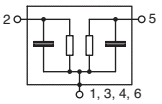

Pin Configuration	
2	Input Unbalanced
5	Output Unbalanced
1, 3, 4, 6	To be grounded

K

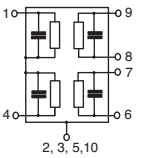

Pin Configuration	
1	Input (Filter 1)
4	Input (Filter 2)
6	Output (Filter 2)
9	Output (Filter 1)
7, 8	To-be-ground
2, 3, 5, 10	Case-ground

L

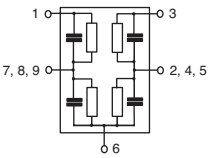

Pin Configuration	
3	TX Input
1	RX Output
6	Antenna
7, 8, 9	To be grounded
2, 4, 5	To be grounded

M

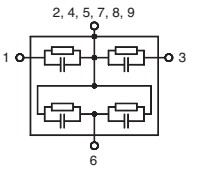

Pin Configuration	
3	RX Input
1	TX Output
6	Antenna
2, 4, 5	To be grounded
7, 8, 9	To be grounded

SAW FILTERS

For quantities greater than listed, call for quote.

MOUSER STOCK NO.	Epcos Part No.	Fig.	Application	Center Frequency	Case Size (mm)	Min. Insertions Attenuation (dB)	Price Each 1	50	100	500
871-B39252B9455M410	B39252B9455M410	A	WLAN	2140	1.4 x 1.1 x 0.4	2.2				
871-B39941B9405K610	B39941B9405K610	A	GSM 900	942.5	1.4 x1.1 x 0.4	1.9				
871-B39182B9402K610	B39182B9402K610	A	GSM 1800	1842.5	1.4 x 1.1 x 0.4	1.6				
871-B39192B9470M410	B39192B9470M410	A	WCDMA Band II	1960	1.4 x 1.1 x 0.4	3.5				
871-B39841B9425M410	B39841B9425M410	A	Cellular / WCDMA Band V	836.5	1.4 x 1.1 x 0.4	1.7				
871-B39212B9469K610	B39212B9469K610	A	WCDMA Band I/IV	2140	1.4 x 1.1 x 0.4	2.2				
871-B39881B9456P810	B39881B9456P810	B	GSM850 / WCDMA band V / Cellular	881.5	1.4 x 1.1 x 0.4	2.0				
871-B39751B9476M410	B39751B9476M410	C	Basestation	751.5	3.0 x 3.0 x 1.10	1.5				
871-B39941B9461P810	B39941B9461P810	C	WCDMA band VIII / GSM 900	942.5	1.4 x1.1 x 0.4	2.6				
871-B39901B9442M410	B39901B9442M410	C	WCDMA Band VIII	897.5	1.4 x 1.1 x 0.4	2.3				
871-B39172B9443M410	B39172B9443M410	D1	AWS	1732.5	1.4 x 1.1 x 0.4	2.6				
871-B39202B9414M410	B39202B9414M410	D1	WCDMA Band I	1950	1.4 x 1.1 x 0.4	2.5				
871-B39192B9459P810	B39192B9459P810	D1	PCS / WCDMA Band II	1880	1.4 x1.1 x 0.4	2.5				
871-B39212B9451P810	B39212B9451P810	D1	WCDMA Band I/IV/X	2140	1.4 x 1.1 x 0.4	2.7				
871-B39202B9477P810	B39202B9477P810	D1	PCS / WCDMA Band II	1960	1.4 x 1.1 x 0.4	4.2				
871-B39192B9479P810	B39192B9479P810	D2	DECT	1890	1.4 x 1.1 x 0.4	4.2				
871-B39781B9475M410	B39781B9475M410	E	LTE Band 13	782	1.4 x1.1 x 0.4	2.3				
871-B39941B7953E110	B39941B7953E110	F	WCDMA Band VIII	897.5	2.5 x 2.0 x 0.89	1.9				
871-B39741B7924P810	B39741B7924P810	F	LTE Band 17	710	2.5 x 2.0 x 0.68	1.5				
871-B39781B7677A710	B39781B7677A710	F	LTE Band 13	782	2.5 x 2.0 x 0.68	1.9				
871-B39881B7923P810	B39881B7923P810	F	Cellular / WCDMA Band V	836.5	2.5 x 2.0 x 0.68	1.7				
871-B39202B7955P810	B39202B7955P810	F	WCDMA Band II (PCS)	-	2.5 x 2.0 x 0.94	2.3				
871-B39212B7959P810	B39212B7959P810	G	W-CDMA Band 4 / CDMA 1x AWS Band	1732.5	2.5 x 2.0 x 0.89	1.6				
871-B39212B7965P810	B39212B7965P810	G	W-CDMA Band 1 / CDMA2000 1x (BC6)	1950	2.5 x 2.0 x 0.95	1.7				
871-B39202B9502L310	B39202B9502L310	H1	GSM 1900 / GSM 1800	1960	1.8 x1.4 x 0.68	1.3				
871-B39202B9506L310	B39202B9506L310	H1	GSM 1900 / GSM 850	1960	1.8 x1.4 x 0.68	1.3				
871-B39941B9504L310	B39941B9504L310	H1	GSM 900 / GSM 850	942.5	1.8 x 1.4 x 0.68	1.5				
871-B39182B9500L310	B39182B9500L310	H1	GSM 1800 / GSM 900	1842.5	1.8 x 1.4 x 0.68	1.3				
871-B39202B9508L310	B39202B9508L310	H1	GSM 1800 / GSM 1900	1842.5	1.8 x1.4 x 0.68	2.3				
871-B39941B9509L310	B39941B9509L310	H1	GSM 850 / GSM 900	881.5	1.8 x 1.4 x 0.68	1.8				
871-B39202B9513L310	B39202B9513L310	H1	GSM1900 / GSM1800	1960	1.8 x 1.4 x 0.68	2.2				
871-B39941B9512P810	B39941B9512P810	H1	GSM 850 / GSM 900	942.5	1.8 x 1.4 x 0.68	1.9				
871-B39182B9522P810	B39182B9522P810	H2	GSM 900 / GSM 1800	942.5	1.8 x 1.4 x 0.68	3.0				
871-B39781B7678A710	B39781B7678A710	I	LTE Band 13	782	2.5 x 2 x 0.68	2.4				
871-B39881B7925P810	B39881B7925P810	I	WCDMA	836.5	2.5 x 2 x 0.68	3.0				
871-B39831B8304P810	B39831B8304P810	J	CDMA	833	3.0 x 3.0 x 1.1	3.0				
871-B39881B8303P810	B39881B8303P810	J	CDMA	833	3.0 x 3.0 x 1.1	3.0				
871-B39182B9521P810	B39182B9521P810	K	GSM 900+1800 2in1	942.5	1.8 x 1.4 x 0.68	3.0				
871-B39202B7692A710	B39202B7692A710	L	WCDMA Band II/ BAW	1880	3.0 x 2.5 x 1.15	3.2				
871-B39212B7967P810	B39212B7967P810	M	WCDMA Band I	2140	3 x 2.5 x 1.0	2.5				

© Copyright 2014 Mouser Electronics

© Copyright 2014 Mouser Electronics

EPCOS SAW Filters, Duplexers and Resonators

RoHS Compliant **This product is RoHS compliant.**

DIMENSIONS: mm

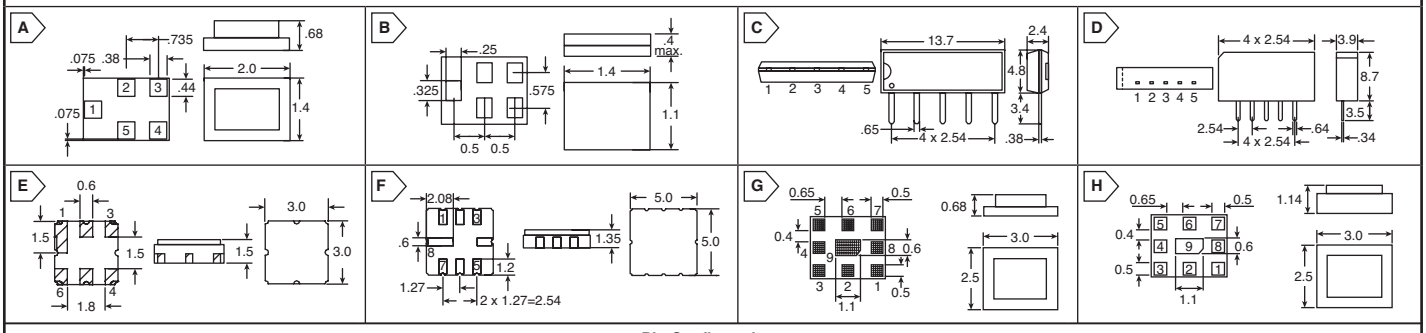

Pin Configurations

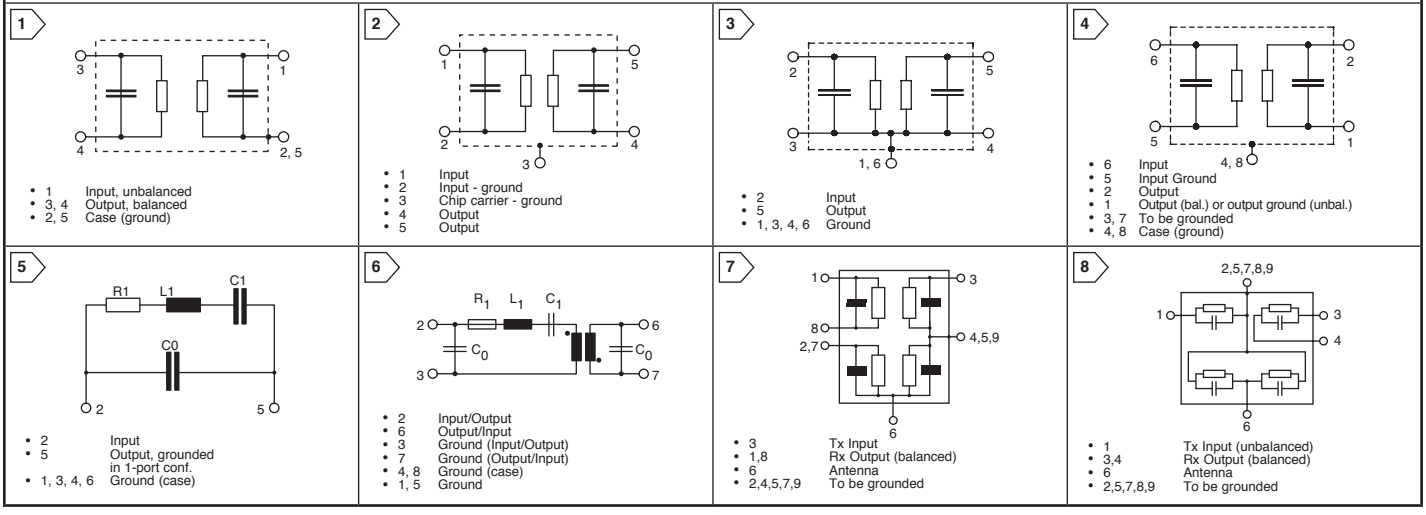

Surface Acoustic Wave (SAW) resonators and front end filters are key components in modern Remote Control Applications, which transmit in Europe typically at 433.92MHz or 868-870MHz and in the USA at 315 or 915MHz. These remote controls are used in systems for Remote Keyless Entry (RKE, wireless operation of a car's central locking system), wireless Tire Pressure Monitoring (TPMS), electronic toll, RFID, short range data transmission, security alarms and garage door openers. They consist of several transmitters and receivers as well as the combination of both, transceivers.

Transmitter The code which is supposed to be transmitted to the receiver consists of an encoded identifier (including a rolling code for security reasons) and the message itself to e.g. unlock the central locking system of a car. An oscillator which is synchronized by a SAW resonator oscillates at an exact frequency. Thereby, it generates an RF carrier signal, which (using the simple on off-keying procedure, OOK) is modulated according to the transmission code by simply turning the oscillator on and off. This coded, modulated RF signal will be sent out through the antenna of the transmitter.

Receiver The modulated RF signal (encoded message) sent from the transmitter is received by the antenna of the receiver a few feet away (typically 30-300 ft.). Additionally, the receiver will involuntarily pick up environmental noise and spurious emissions which may jam/block the receiver, making it deaf for any message from the transmitter. To avoid this, a narrow band SAW front end filter with high selectivity can filter out this unwanted noise. A local oscillator (stabilized e.g. by a SAW resonator like the transmitter oscillator) generates an LO frequency, typically 500KHz or 10.7MHz below transmission frequency. The filtered RF signal from the antenna will now be mixed down in a mixer with this LO frequency to an intermediate frequency (IF), which can be decoded by decoder ICs and microcontrollers.

Features:
- Provides reliable, fundamental mode, quartz frequency stabilization in transmitters or local oscillators
- RoHS Compatible
- Ni, Gold-Plated Terminals
- Passivation Layer Elpas
- AEC-Q200 Qualified

For quantities greater than listed, call for quote.

MOUSER STOCK NO.	Epcos Part No.	Application	Internal Schematic Diagrams	Center Frequency (MHz)	Case Size (mm)	Min. Insertion Attenuation (dB)	Price Each 1	50	100	1000	Reel Qty.	Price Per Piece
SAW Filters												
871-B39162B7840C710	B39162B7840C710	Low Loss GPS	A1	1575.42	2.0x1.4x0.68	1.2					9000	
871-B39162B9417K610	B39162B9417K610	GPS	B1	1575.42	1.4x1.1x0.4	1.1					15000	
871-B39242B9413K610	B39242B9413K610	Bluetooth	B1	2441.75	1.4x1.1x0.4	2.0					6000	
871-B39252B9430M410	B39252B9430M410	WLAN	B1	2450	1.4x1.1x0.4	2.2					15000	
871-B39361X6865N201	B39361X6865N201	BandPass 6.0MHz	C2	36.125	SIP5D	17.6					2000	
871-B39438X6964M100	B39438X6964M100	BandPass 6.0MHz	D2	43.75	SIP5K	14.8					1000	
871-B39438X6964N201	B39438X6964N201	BandPass 6.0MHz	D2	43.75	SIP5K	14.8					2000	
871-B39440X6855M100	B39440X6855M100	BandPass 7.9MHz	C2	44	SIP5D	17.3					1000	
871-B39440X6941N201	B39440X6941N201	BandPass 7.5MHz	C2	44	SIP5D	20.0					2000	
SAW Resonators												
871-B39871B3716U410	B39871B3716U410	ISM Band Europe	E3	869	3.0x3.0x1.1	3.9					9000	
871-B39162B4060U810	B39162B4060U810	GPS	E4	1575.42	3.0x3.0x1.1	1.8					9000	
871-B39311R854H210	B39311R854H210	Transmitter Stability	E5	314.5	3.0x3.0x1.1	1.3					3000	
871-B39321R801H210	B39321R801H210	Transmitter Stability	E5	315	3.0x3.0x1.1	1.5					3000	
871-B39321R821H210	B39321R821H210	Transmitter Stability	E5	315	3.0x3.0x1.1	1.5					3000	
871-B39431R880H210	B39431R880H210	Transmitter Stability	E5	433.92	3.0x3.0x1.1	1.2					3000	
871-B39431R900U410	B39431R900U410	Transmitter Stability	E5	433.92	3.0x3.0x1.1	1.4					9000	
871-B39871R2711U310	B39871R2711U310	Transmitter Stability	F6	868.3	5.0x5.0x1.35	7.0					3000	
SAW Duplexers												
871-B39781B7928P810	B39781B7928P810	Low Loss Mobile Telephone	G7	782, 751	3x2.5	1.5, 2					9000	
871-B39881B7654P810	B39881B7654P810	Low Loss Mobile Telephone	H8	836.5, 881.5	3x2.5	1.7, 2.2					9000	

SAW Resonators

For quantities greater than listed, call for quote.

MOUSER STOCK NO.	Epcos Part No.	Application	Center Frequency (MHz)	Case Size (mm)	Min. Insertion Attenuation (dB)	Price Each 1	50	100	1000
871-B39311R2710U310	B39311R2710U310	Transmitter stability	311.06	5.0x5.0x1.35	8.7				
871-B39321R2704U310	B39321R2704U310	Transmitter stability	315.00	5.0x5.0x1.35	9.4				
871-B39421R2702U310	B39421R2702U310	Transmitter stability	418.05	5.0x5.0x1.35	9.2				
871-B39431R2701U310	B39431R2701U310	Transmitter stability	433.92	5.0x5.0x1.35	9.2				
871-B39431R980U410	B39431R980U410	Transmitter stability	433.92	3.0x3.0x1.1	1.4				
871-B39801R2712U310	B39801R2712U310	Transmitter stability	868.69	5.0x5.0x1.35	3.1				
871-B39921R2706U310	B39921R2706U310	Transmitter stability	915.00	5.0x5.0x1.35	7.0				

© Copyright 2014 Mouser Electronics

© Copyright 2014 Mouser Electronics

RoHS Compliant This product is RoHS compliant.

CYLINDER TYPE KHZ CRYSTALS

Specifications:
- Frequency range: 32.768KHz (20KHz to 307.2KHz)
- Operating temperature: -10°C to +60°C

Applications:
- Clock and microcomputer

RoHS Compliant

DIMENSIONS: mm					
Model	L1	L2	D1	D2	B
C-001R	8.0 max.	9.0 min.	ø3.1 max.	ø0.3	1.1
C-002RX, C-2-TYPE	6.0 max.	4.0 min.	ø2.0 max.	ø0.2	0.7
C-004R	5.0 max.	4.0 min.	ø1.5 max.	ø0.18	0.5
C-005R	4.6 max.	4.0 min.	ø1.2 max.	ø0.15	0.3

For quantities greater than listed, call for quote.

MOUSER STOCK NO.	Epson Toyocom Part No.	Fig.	Frequency (KHz)	Load Capacitance (pF)	Price Each 1	10	50	100	500
732-C001R32.76K-APB	C-001R 32.7680K-A:PBFREE	A	32.768000	12.5					
732-C002RX32.76K-APB	C-002RX 32.7680K-A:PBFREE	A	32.768000	12.5					
732-C002RX32.76K-EPB	C-002RX 32.7680K-E:PBFREE	A	32.768000	6					
732-C004R32.76K-APB	C-004R 32.7680K-A:PBFREE	A	32.768000	12.5					
732-C005R32.76K-ACPB	C-005R 32.7680K-AC:PBFREE	A	32.768000	9					
732-C-2100.0000K-PPB	C-2 100.0000K-P:PBFREE	A	100.000000	11					
732-C-2120.0000K-PPB	C-2 120.0000K-P:PBFREE	A	120.000000	11					
732-C-2149.4750K-PPB	C-2 149.4750K-P:PBFREE	A	149.475000	11					
732-C-220.0000K-PPB	C-2 20.0000K-P:PBFREE	A	20.000000	11					
732-C-225.6000K-PPB	C-2 25.6000K-P:PBFREE	A	25.600000	11					
732-C-231.2500K-PPB	C-2 31.2500K-P:PBFREE	A	31.250000	11					
732-C-232.0000K-PPB	C-2 32.0000K-P:PBFREE	A	32.000000	11					
732-C-238.4000K-PPB	C-2 38.4000K-P:PBFREE	A	38.400000	11					
732-C-240.0000K-PPB	C-2 40.0000K-P:PBFREE	A	40.000000	11					
732-C-260.0000K-PPB	C-2 60.0000K-P:PBFREE	A	60.000000	11					
732-C-265.5350K-PPB	C-2 65.5350K-P:PBFREE	A	65.535000	11					
732-C-276.8000K-PPB	C-2 76.8000K-P:PBFREE	A	76.800000	11					
732-C-296.0000K-PPB	C-2 96.0000K-P:PBFREE	A	96.000000	11					

CYLINDER TYPE MHZ CRYSTALS

Specifications:
- Frequency range: 4.0MHz to 64.0MHz

Applications:
- For clock of integrated circuit

RoHS Compliant

For quantities greater than listed, call for quote.

MOUSER STOCK NO.	Epson Toyocom Part No.	Fig.	Frequency (MHz)	Package DxL (mm)	Price Each 1	10	50	100	500
732-CA30110.0M-CPB	CA-301 10.0000M-C:PBFREE	B	10.000000	3.1x8.9					
732-CA30110.24M-CPB	CA-301 10.2400M-C:PBFREE	B	10.240000	3.1x8.9					
732-CA30111.05M-CPB	CA-301 11.0592M-C:PBFREE	B	11.059200	3.1x8.9					
732-CA30112.00M-CPB	CA-301 12.0000M-C:PBFREE	B	12.000000	3.1x8.9					
732-CA30112.28M-CPB	CA-301 12.2880M-C:PBFREE	B	12.288000	3.1x8.9					
732-CA30114.318M-CPB	CA-301 14.31818M-C:PBFREE	B	14.318180	3.1x8.9					
732-CA30114.74M-CPB	CA-301 14.7456M-C:PBFREE	B	14.745600	3.1x8.9					
732-CA30116.00M-CPB	CA-301 16.0000M-C:PBFREE	B	16.000000	3.1x8.9					
732-CA30118.43M-CPB	CA-301 18.4320M-C:PBFREE	B	18.432000	3.1x8.9					
732-CA30120.00M-CPB	CA-301 20.0000M-C:PBFREE	B	20.000000	3.1x8.9					
732-CA30122.11M-CPB	CA-301 22.1184M-C:PBFREE	B	22.184000	3.1x8.9					
732-CA30124.00M-CPB	CA-301 24.0000M-C:PBFREE	B	24.000000	3.1x8.9					
732-CA30125.00M-CPB	CA-301 25.0000M-C:PBFREE	B	25.000000	3.1x8.9					
732-CA30133.00M-CPB	CA-301 33.0000M-C:PBFREE	B	33.000000	3.1x8.9					
732-CA3014.0000M-CPB	CA-301 4.0000M-C:PBFREE	B	4.000000	3.1x9.1					
732-CA3014.194M-CPB	CA-301 4.194304M-C:PBFREE	B	4.194304	3.1x9.1					
732-CA3014.9152M-CPB	CA-301 4.9152M-C:PBFREE	B	4.915200	3.1x9.1					
732-CA30140.00M-CPB	CA-301 40.0000M-C:PBFREE	B	40.000000	3.1x8.9					
732-CA3015.5000M-CPB	CA-301 5.5000M-C:PBFREE	B	5.500000	3.1x9.1					
732-CA3016.000M-CPB	CA-301 6.000M-C:PBFREE	B	6.000000	3.1x8.9					
732-CA3016.1440M-CPB	CA-301 6.1440M-C:PBFREE	B	6.144000	3.1x8.9					
732-CA3017.200M-CPB	CA-301 7.200M-C:PBFREE	B	7.200000	3.1x8.9					
732-CA3017.372M-CPB	CA-301 7.372M-C:PBFREE	B	7.372000	3.1x8.9					
732-CA3018.000M-CPB	CA-301 8.000M-C:PBFREE	B	8.000000	3.1x8.9					
732-CA3018.432M-CPB	CA-301 8.432M-C:PBFREE	B	8.432000	3.1x8.9					
732-CA3019.830M-CPB	CA-301 9.830M-C:PBFREE	B	9.830000	3.1x8.9					

ULTRA MINIATURE SIZE, LOW PROFILE, SMD, MHZ RANGE CRYSTAL UNITS

Specifications:
- Case size: 5mm x 2.0mm x .55mm
- Frequency range: 12MHz to 48MHz

Applications:
- Mobile phone, Bluetooth, W-LAN, ISM band radio, clock for MPU

RoHS Compliant

For quantities greater than listed, call for quote.

MOUSER STOCK NO.	Epson Toyocom Part No.	Fig.	Frequency (MHz)	Load Capacitance (pF)	Price Each 1	10	50	100	500
732-FA-20H20L81ZAC3	FA-20H 20.0000ML81Z-AC3	C	20.000000	9					
732-FA-20H26L81ZAC3	FA-20H 26.0000ML81Z-AC3	C	26.000000	9					

LOW PROFILE, SMD, KHZ RANGE CRYSTAL UNITS

Specifications:
- Frequency range: 22.0KHz to 100KHz

Applications:
- Small communication devices

RoHS Compliant

For quantities greater than listed, call for quote.

MOUSER STOCK NO.	Epson Toyocom Part No.	Fig.	Package LxWxH (mm)	Frequency (KHz)	Load Capacitance (pF)	Price Each 1	10	50	100	500
732-FC-13532.76KAA0	FC-135 32.7680KA-A0	D	3.2x1.5x.8	32.768	12.5					
732-FC-25532.76KA3	FC-255 32.7680K-A3	E	4.9x1.8x.8	32.768	12.5					
732-MC14632.76KA-A0R	MC-146 32.7680KA-A0 ROHS	F	7.0x1.5x1.4	32.768	12.5					
732-MC14632.76KAAC3R	MC-146 32.768KA-AC3:ROHS	F	7.0x1.5x1.4	32.768	9					
732-MC15632.76KAA0R	MC-156 32.7680KA-A0:ROHS	G	7.1x3.3x1.5	32.768	12.5					

DIMENSIONS: mm

A

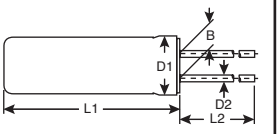

B

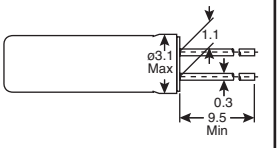

C

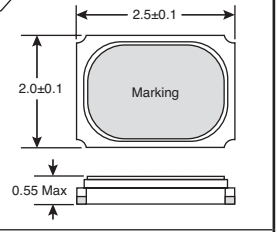

D

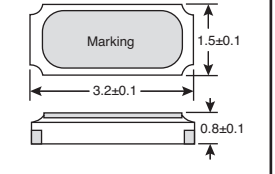

E

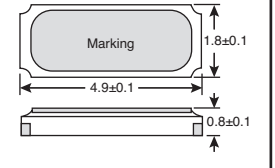

F

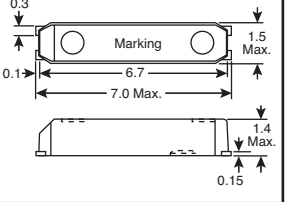

G

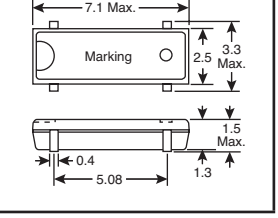

© Copyright 2014 Mouser Electronics

© Copyright 2014 Mouser Electronics

RoHS Compliant This product is RoHS compliant.

SMD MHZ RANGE CRYSTAL UNITS

Specifications:
- Frequency range: 14.31818MHz, 17.734MHz to 41.0MHz

Applications:
- Clock of integrated circuit

RoHS Compliant

For quantities greater than listed, call for quote.

MOUSER STOCK NO.	Epson Toyocom Part No.	Fig.	Frequency (MHz)	Package LxWxH (mm)	Price Each 1	10	50	100	500
732-MA-30618.4-C0R	MA-306 18.4320M-C0:ROHS	A	18.432000	8.0x3.8x2.54					
732-MA-30620-C0:R	MA-306 20.0000M-C0:ROHS	A	20.000000	8.0x3.8x2.54					
732-MA-30624-C0R	MA-306 24.0000M-C0:ROHS	A	24.000000	8.0x3.8x2.54					
732-MA-30624.57-C0R	MA-306 24.5760M-C0:ROHS	A	24.576000	8.0x3.8x2.54					
732-MA-30625-C0R	MA-306 25.0000M-C0:ROHS	A	25.000000	8.0x3.8x2.54					
732-MA-30632-C0R	MA-306 32.0000M-C0:ROHS	A	32.000000	8.0x3.8x2.54					
732-MA-40625-C3R	MA-406 25.0000M-C3:ROHS	B	25.000000	11.7x4.8x3.7					
732-MA-50510-C0R	MA-505 10.0000M-C0:ROHS	C	10.000000	12.7x5.08x4.6					
732-MA-50511.05-C0R	MA-505 11.059200M-C0:ROHS	C	11.059200	12.7x5.08x4.6					
732-MA-50512-C0R	MA-505 12.0000M-C0:ROHS	C	12.000000	12.7x5.08x4.6					
732-MA-50514.31-C0R	MA-505 14.3180M-C0:ROHS	C	14.318000	12.7x5.08x4.6					
732-MA-50514.74-C0R	MA-505 14.7456M-C0:ROHS	C	14.745600	12.7x5.08x4.6					
732-MA-50516-C0R	MA-505 16.0000M-C0:ROHS	C	16.000000	12.7x5.08x4.6					
732-MA-50518.43-C0R	MA-505 18.4320M-C0:ROHS	C	18.432000	12.7x5.08x4.6					
732-MA-50520-C0R	MA-505 20.0000M-C0:ROHS	C	20.000000	12.7x5.08x4.6					
732-MA-50524-C0R	MA-505 24.0000M-C0:ROHS	C	24.000000	12.7x5.08x4.6					
732-MA-50524.57-C0R	MA-505 24.5760M-C0:ROHS	C	24.576000	12.7x5.08x4.6					
732-MA-50525-C0R	MA-505 25.0000M-C0:ROHS	C	25.000000	12.7x5.08x4.6					
732-MA-5054-C0R	MA-505 4.0000M-C0:ROHS	C	4.000000	12.7x5.08x4.6					
732-MA-5056-C0R	MA-505 6.0000M-C0:ROHS	C	6.000000	12.7x5.08x4.6					
732-MA-5057.37-C0R	MA-505 7.3728M-C0:ROHS	C	7.372800	12.7x5.08x4.6					
732-MA-5058-C0R	MA-505 8.0000M-C0:ROHS	C	8.000000	12.7x5.08x4.6					
732-MA-50610-C0R	MA-506 10.0000M-C0:ROHS	C	10.000000	12.7x5.08x4.6					
732-MA-50611.05-C0R	MA-506 11.059200M-C0:ROHS	C	11.059200	12.7x5.08x4.6					
732-MA-50612-C0R	MA-506 12.0000M-C0:ROHS	C	12.000000	12.7x5.08x4.6					
732-MA-50612.28-C0R	MA-506 12.2880M-C0:ROHS	C	12.288000	12.7x5.08x4.6					
732-MA-50614.74-C0R	MA-506 14.7456M-C0:ROHS	C	14.745600	12.7x5.08x4.6					
732-MA-50616-C0R	MA-506 16.0000M-C0:ROHS	C	16.000000	12.7x5.08x4.6					
732-MA-50618.43-C0R	MA-506 18.4320M-C0:ROHS	C	18.432000	12.7x5.08x4.6					
732-MA-50620-C0R	MA-506 20.0000M-C0:ROHS	C	20.000000	12.7x5.08x4.6					
732-MA-50622.11-C0R	MA-506 22.1184M-C0:ROHS	C	22.118400	12.7x5.08x4.6					
732-MA-50624.57-C0R	MA-506 24.5760M-C0:ROHS	C	24.576000	12.7x5.08x4.6					
732-MA-50625-C0R	MA-506 25.0000M-C0:ROHS	C	25.000000	12.7x5.08x4.6					
732-MA-5064-C0R	MA-506 4.0000M-C0:ROHS	C	4.000000	12.7x5.08x4.6					
732-MA-5064.09-C0R	MA-506 4.0960M-C0:ROHS	C	4.096000	12.7x5.08x4.6					
732-MA-5064.91-C0R	MA-506 4.9152M-C0:ROHS	C	4.915200	12.7x5.08x4.6					
732-MA-5066-C0R	MA-506 6.0000M-C0:ROHS	C	6.000000	12.7x5.08x4.6					
732-MA-5067.37-C0R	MA-506 7.3728M-C0:ROHS	C	7.372800	12.7x5.08x4.6					
732-MA-5068-C0R	MA-506 8.0000M-C0:ROHS	C	8.000000	12.7x5.08x4.6					

SMD KHZ RANGE CRYSTAL UNITS

Specifications:
- Case size: 8.0x3.8x2.54mm
- Frequency range: 14.31818MHz, 17.734MHz to 41.0MHz

Applications:
- Clock and microcomputer

RoHS Compliant

For quantities greater than listed, call for quote.

MOUSER STOCK NO.	Epson Toyocom Part No.	Fig.	Frequency (MHz)	Load Capacitance (pF)	Price Each 1	10	50	100	500
732-MC30632.7680KA0R	MC-306 32.7680K-A0:ROHS	A	32.768	12.5					
732-MC30632.768K-E3R	MC-306 32.768K-E3:ROHS	A	32.768	6					
732-MC40532.7680KA0R	MC-405 32.7680K-A0:ROHS	D	32.768	12.5					
732-MC40632.768K-A3R	MC-406 32.768K-A3:ROHS	D	32.768	12.5					

MINIATURE SIZE, LOW PROFILE, SMD, MHZ RANGE CRYSTAL UNITS

Specifications:
- Case size: 3.2mm x 2.5mm x .6mm
- Frequency range: 12.0MHz to 54MHz

Applications:
- Mobile phone, Bluetooth, W-LAN, ISM band radio, clock for MPU

RoHS Compliant

For quantities greater than listed, call for quote.

MOUSER STOCK NO.	Epson Toyocom Part No.	Fig.	Frequency (MHz)	Load Capacitance (pF)	Price Each 1	10	50	100	500
732-TX325-16F09Z-AC3	TSX-3225 16.0000MF09Z-AC3	E	16.000000	9					
732-TX325-16F18X-AC3	TSX-3225 16.0000MF18X-AC3	E	16.000000	9					
732-TX325-20F20G-AC3	TSX-3225 20.0000MF20G-AC3	E	20.000000	9					
732-TX325-24F15X-AC3	TSX-3225 24.0000MF15X-AC3	E	24.000000	9					
732-TX325-24F20G-AC3	TSX-3225 24.0000MF20G-AC3	E	24.000000	9					
732-TX325-26F09Z-AC3	TSX-3225 26.0000MF09Z-AC3	E	26.000000	9					
732-TX325-38.4F10ZA3	TSX-3225 38.4000MF10Z-AS3	E	38.400000	8.5					

DIMENSIONS: (mm)

A

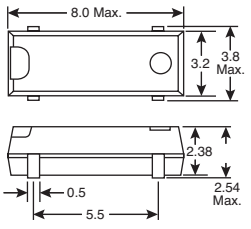

B

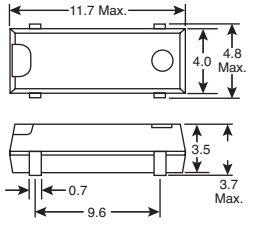

C

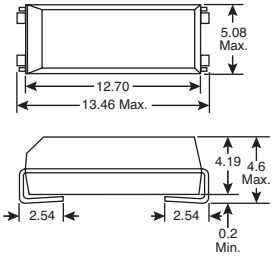

D

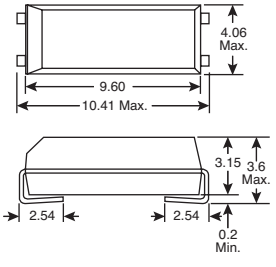

E

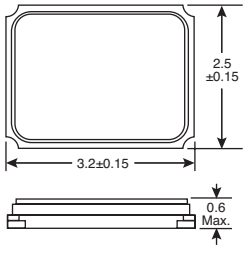

© Copyright 2014 Mouser Electronics

© Copyright 2014 Mouser Electronics

EPSON TOYOCOM Real-Time Clocks and Oscillators

EPSON TOYOCOM

RoHS Compliant **This product is RoHS compliant.**

REAL TIME CLOCK MODULES

4-Bit • 12/24 hour changeable and leap year auto — **For quantities greater than listed, call for quote.**

MOUSER STOCK NO.	Epson Toyocom Part No.	Fig.	Operating Temperature (°C)	Voltage	Price Each 1	10	50	100
732-RTC-72421AR	RTC-72421A:ROHS	A	-10 to +70	5.5V				
732-RTC-72423A:3R	RTC-72423A:3:ROHS	B	-40 to +85	5.5V				
732-RTC-72423AR	RTC-72423A:ROHS	B	-40 to +85	5.5V				

Low Current Consumption I²C-Bus Interface • Full calendar, alarm, timer, power supply voltage monitoring — **For quantities greater than listed, call for quote.**

732-RTC-8564NB:B3R	RTC-8564NB:B3:ROHS	C	-40 to +85	3V				

Built-In SRAM Serial Interface • 128bit (8bitx16) RAM • Full calendar, alarm, timer — **For quantities greater than listed, call for quote.**

732-RX-4581NB:B3R	RX-4581NB:B3:ROHS	C	-40 to +85	3V				

High Stability I²C-Bus Interface • Full calendar, alarm, timer — **For quantities greater than listed, call for quote.**

732-RX-8025SA:AA3	RX-8025SA:AA3	D	-40 to +85	3V				

I²C-Bus Interface • Full calendar, alarm, timer — **For quantities greater than listed, call for quote.**

732-RX-8581SA:B3R	RX-8581SA:B3:ROHS	D	-40 to +85	3V				

Simple Function Serial-Interface • Full calendar, timer, low voltage detection — **For quantities greater than listed, call for quote.**

732-RTC-4543SA:A0R	RTC-4543SA:A0:ROHS	D	-10 to +85	5.0V				

SPXO CRYSTAL OSCILLATORS

For quantities greater than listed, call for quote.

MOUSER STOCK NO.	Epson Toyocom Part No.	Fig.	Frequency (MHz)	Package LxWxH (mm)	Voltage	Price Each 1	10	50	100
732-3030JC32.76KB3R	SG-3030JC 32.7680KB3:ROHS	E	32.768	10.5x5.8x2.7	1.5-5.5V				
732-3030LC32.7KB0,SN	SG-3030LC 32.7680KB0, PURE SN	F	32.768	3.6x2.4x1.2	1.5-5.5V				
732-3040LC32.7KB3,SN	SG-3040LC, 32.7680KB3, PURE SN	F	32.768	3.6x2.4x1.2	0.9-3.6V				
732-310SCF25.0000MB3	SG-310SCF 25.0000MB3	G	25.000000	3.2x2.51.05	3.3				
732-310SCF48.0000MC3	SG-310SCF 48.0000MC3	G	48.000000	3.2x2.51.05	3.3				
732-531P10.0000MCR	SG-531P 10.0000MC:ROHS	H	10.000000	13.7x6.6x5.3	5				
732-531P12.2880MCR	SG-531P 12.2880MC:ROHS	H	12.288000	13.7x6.6x5.3	5				
732-531P14.7456MCR	SG-531P 14.7456MC:ROHS	H	14.745600	13.7x6.6x5.3	5				
732-531P18.4320MCR	SG-531P 18.4320MC:ROHS	H	18.432000	13.7x6.6x5.3	5				
732-531P19.6608MCR	SG-531P 19.6608MC:ROHS	H	16.660800	13.7x6.6x5.3	5				
732-531P3.2768MCR	SG-531P 3.2768MC:ROHS	H	3.276800	13.7x6.6x5.3	5				
732-531P3.579545MCR	SG-531P 3.579545MC:ROHS	H	3.579545	13.7x6.6x5.3	5				
732-531P3.6864MCR	SG-531P 3.6864MC:ROHS	H	3.686400	13.7x6.6x5.3	5				
732-531P4.0000MCR	SG-531P 4.0000MC:ROHS	H	4.000000	13.7x6.6x5.3	5				
732-531P8.0000MCR	SG-531P 8.0000MC:ROHS	H	8.000000	13.7x6.6x5.3	5				
732-531PTJ27.0000MCR	SG-531PTJ 27.0000MC:ROHS	H	27.000000	13.7x6.6x5.3	5				
732-531PTJ29.4910MCR	SG-531PTJ 29.4910MC:ROHS	H	29.491000	13.7x6.6x5.3	5				
732-615P1.8432MC0R	SG-615P 1.8432MC0:ROHS	I	1.843200	14.0x9.8x4.7	5				
732-615P10.0000MC0R	SG-615P 10.0000MC0:ROHS	I	10.000000	14.0x9.8x4.7	5				
732-615P11.0592MC0R	SG-615P 11.0592MC0:ROHS	I	11.059200	14.0x9.8x4.7	5				
732-615P12.0000MC0R	SG-615P 12.0000MC0:ROHS	I	12.000000	14.0x9.8x4.7	5				
732-615P12.2880MC0R	SG-615P 12.2880MC0:ROHS	I	12.288000	14.0x9.8x4.7	5				
732-615P14.31818MC0R	SG-615P 14.31818MC0:ROHS	I	14.318180	14.0x9.8x4.7	5				
732-615P14.7456MC3R	SG-615P 14.7456MC3:ROHS	I	14.745600	14.0x9.8x4.7	5				
732-615P16.0000MC0R	SG-615P 16.0000MC0:ROHS	I	16.000000	14.0x9.8x4.7	5				
732-615P18.4320MC0R	SG-615P 18.4320MC0:ROHS	I	18.432000	14.0x9.8x4.7	5				
732-615P19.6608MC0R	SG-615P 19.6608MC0:ROHS	I	19.660800	14.0x9.8x4.7	5				
732-615P2.0000MC0R	SG-615P 2.0000MC0:ROHS	I	2.000000	14.0x9.8x4.7	5				
732-615P2.0480MC0R	SG-615P 2.0480MC0:ROHS	I	2.048000	14.0x9.8x4.7	5				
732-615P2.4576MC0R	SG-615P 2.4576MC0:ROHS	I	2.457600	14.0x9.8x4.7	5				
732-615P20.0000MC0R	SG-615P 20.0000MC0:ROHS	I	20.000000	14.0x9.8x4.7	5				
732-615P22.1184MC0R	SG-615P 22.1184MC0:ROHS	I	22.118400	14.0x9.8x4.7	5				
732-615P25.0000MC0R	SG-615P 25.0000MC0:ROHS	I	25.000000	14.0x9.8x4.7	5				
732-615P3.6864MC0R	SG-615P 3.6864MC0:ROHS	I	3.686400	14.0x9.8x4.7	5				
732-615P4.0000MC0R	SG-615P 4.0000MC0:ROHS	I	4.000000	14.0x9.8x4.7	5				
732-615P7.3728MC0R	SG-615P 7.3728MC0:ROHS	I	7.372800	14.0x9.8x4.7	5				
732-615PCG25.0B3R	SG-615PCG 25.0000MB3:ROHS	I	25.000000	14.0x9.8x4.7	5				
732-615PTJ27.0C0R	SG-615PTJ 27.0000MC0:ROHS	I	27.000000	14.0x9.8x4.7	5				
732-636PCE3.6864MC0R	SG-636PCE 3.6864MC0:ROHS	E	3.686400	10.5x5.8x2.7	3.3				
732-636PCE36.0C0R	SG-636PCE 36.0000MC0:ROHS	E	36.000000	10.5x5.8x2.7	3.3				
732-636PCE4.0000MC0R	SG-636PCE 4.0000MC0:ROHS	E	4.000000	10.5x5.8x2.7	3.3				
732-636PCE40.0C0R	SG-636PCE 40.0000MC0:ROHS	E	40.000000	10.5x5.8x2.7	3.3				
732-636PCE5.0000MC0R	SG-636PCE 5.0000MC0:ROHS	E	5.000000	10.5x5.8x2.7	3.3				
732-636PCE6.0000MC0R	SG-636PCE 6.0000MC0:ROHS	E	6.000000	10.5x5.8x2.7	3.3				
732-636PCE8.0000MC0R	SG-636PCE 8.0000MC0:ROHS	E	8.000000	10.5x5.8x2.7	3.3				

LOW-JITTER SAW CRYSTAL OSCILLATORS

- Case size: 7.0x5.0x1.4mm (max.)
- Low jitter and low phase noise

For quantities greater than listed, call for quote.

MOUSER STOCK NO.	Epson Toyocom Part No.	Fig.	Frequency (MHz)	Output	Voltage	Price Each 1	10	50	100	500
732-EG2001106.2PCHL3	EG-2001CA 106.2500M-PCHL3	J	106.250000	CMOS	3.3					
732-EG2001125PCHL3	EG-2001CA 125.0000M-PCHL3	J	125.000000	CMOS	3.3					
732-EG2101125PCHL3	EG-2101CA 125.0000M-PCHL3	K	125.000000	Diff LVPECL	3.3					
732-2101161.1MPCHL3	EG-2101CA 161.1328M-PCHL3	K	161.132800	Diff LVPECL	3.3					
732-2102125PHPAL3	EG-2102CA 125.0000M-PHPAL3	K	125.000000	LVPECL	3.3					
732-2102212.5MPHPAL3	EG-2102CA 212.5000M-PHPAL3	K	212.500000	HCSL	3.3					
732-2102312.5MPHPAL3	EG-2102CA 312.5000M-PHPAL3	K	312.500000	HCSL	3.3					
732-2121100LGPAL3	EG-2121CA 100.0000M-LGPAL3	K	100.000000	LVDS	2.5					
732-2121125LHPAL3	EG-2121CA 125.0000M-LHPAL3	K	125.000000	LVDS	2.5					
732-2121156.2LHPAL3	EG-2121CA 156.2500M-LHPAL3	K	156.250000	LVDS	2.5					
732-2121200LGPAL3	EG-2121CA 200.0000M-LGPAL3	K	200.000000	LVDS	2.5					
732-2121200LGPNL3	EG-2121CA 200.0000M-LGPNL3	K	200.000000	LVDS	2.5					
732-2121200LHPAL3	EG-2121CA 200.0000M-LHPAL3	K	200.000000	LVDS	2.5					
732-2121200PHPAL3	EG-2121CA 200.0000M-PHPAL3	K	200.000000	LVPECL	2.5					
732-2121250LGPAL3	EG-2121CA 250.0000M-LGPAL3	K	250.000000	LVDS	2.5					
732-2121312.5MLGPAL3	EG-2121CA 312.5000M-LGPAL3	K	312.500000	LVDS	2.5					

DIMENSIONS: (mm)

A
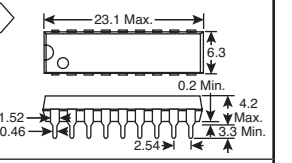

B
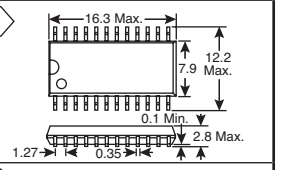

C
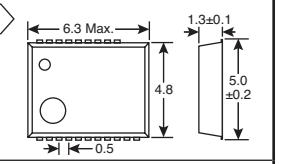

D
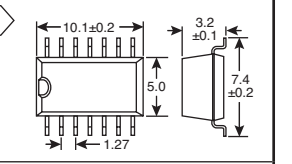

E
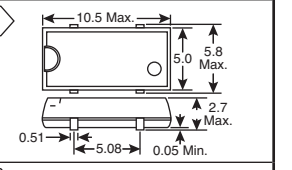

F
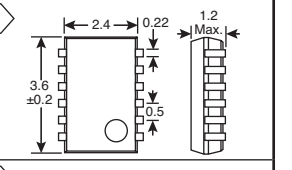

G
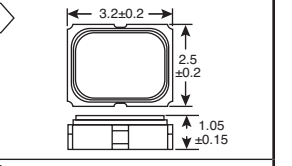

H
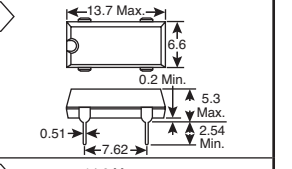

I
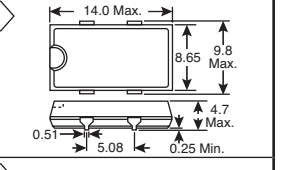

J
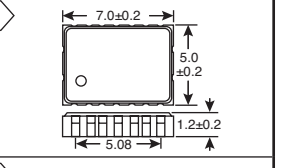

K
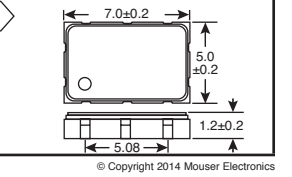

© Copyright 2014 Mouser Electronics

© Copyright 2014 Mouser Electronics

CERAMIC RESONATORS (CERALOCK®)
CHIP TYPE THREE-TERMINALS CSTCC/E/R/W/G SERIES

Features:

- Oscillation circuits do not require external load capacitors
- The resonators are extremely small and have a low profile
- No adjustment is necessary for oscillation circuits
- Temperature range: -20ºC to +80ºC

Application:

- Clock oscillators for microprocessors
- Electronic control circuits for small electronic equipment
- Audio-visual applications (Camcorder, Remote Controller, etc.)
- Office automation equipment (DVD, CD-ROM, HDD, FDD, etc.)

For quantities greater than listed, call for quote.

MOUSER STOCK NO.	Murata Part No.	Fig.	Oscillating Freq. (MHz)	Price Each 1	50	100	Reel Qty.	Price Per Piece
CSTCC-G Series Commercial								
81-CSTCC2.0MG-TC	CSTCC2M00G53-R0	A	2.00				2000	
81-CSTCC2M00G53Z-R0	CSTCC2M00G53Z-R0	A	2.00				2000	
81-CSTCC2M00G56A-R0	CSTCC2M00G56A-R0	A	2.00				2000	
81-CSTCC2M00G56-R0	CSTCC2M00G56-R0	A	2.00				2000	
81-CSTCC2M00G56Z-R0	CSTCC2M00G56Z-R0	A	2.00				2000	
81-CSTCC3.58MG-TC	CSTCC3M58G53-R0	A	3.58				2000	
81-CSTCC3M58G53A-R0	CSTCC3M58G53A-R0	A	3.58				2000	
81-CSTCC3M58G56A-R0	CSTCC3M58G56A-R0	A	3.58				2000	
81-CSTCC3M58G56-R0	CSTCC3M58G56-R0	A	3.58				2000	
81-CSTCC4M00G56-R0	CSTCC4M00G56-R0	A	4.00				2000	
81-CSTCR6M00G55-R0	CSTCC6M00G56-R0	A	6.00				3000	
CSTCR-G Series Commercial								
81-CSTCR4M00G53	CSTCR4M00G53-R0	B	4.00				3000	
81-CSTCR4M00G53Z-R0	CSTCR4M00G53Z-R0	B	4.00				3000	
81-CSTCR4M00G55Z-R0	CSTCR4M00G55Z-R0	B	4.00				3000	
81-CSTCR4M19G53Z-R0	CSTCR4M19G53Z-R0	B	4.19				3000	
81-CSTCR4M19G55-R0	CSTCR4M19G55-R0	B	4.19				3000	
81-CSTCR4M19G55Z-R0	CSTCR4M19G55Z-R0	B	4.19				3000	
81-CSTCR4M19G53	CSTCR4M19G53-R0	B	4.19				3000	
81-CSTCR4M91G53	CSTCR4M91G53-R0	B	4.91				3000	
81-CSTCR4M91G53Z-R0	CSTCR4M91G53Z-R0	B	4.91				3000	
81-CSTCR4M91G55-R0	CSTCR4M91G55-R0	B	4.91				3000	
81-CSTCR5M00G53	CSTCR5M00G53-R0	B	5.00				3000	
81-CSTCR6M00G53	CSTCR6M00G53-R0	B	6.00				3000	
CSTCE-G Series Commercial								
81-CSTCE8M00G55-R0	CSTCE8M00G55-R0	C	8.00				3000	
81-CSTCE8M00G52Z-R0	CSTCE8M00G52Z-R0	C	8.00				3000	
81-CSTCE10M0G52-R0	CSTCE10M0G52-R0	C	10.00				3000	
81-CSTCE10M0G52Z-R0	CSTCE10M0G52Z-R0	C	10.00				3000	
81-CSTCE10M0G55Z-R0	CSTCE10M0G55Z-R0	C	10.00				3000	
81-CSTCE10M0G55-R0	CSTCE10M0G55-R0	C	10.00				3000	
81-CSTCE12M0G52-R0	CSTCE12M0G52-R0	C	12.00				3000	
81-CSTCE12M0G55-R0	CSTCE12M0G55-R0	C	12.00				3000	
81-CSTCE16M0V53-R0	CSTCE16M0V53-R0	C	16.00				3000	
81-CSTCE16M0V51-R0	CSTCE16M0V51-R0	C	16.00				3000	
81-CSTCE16M3V51-R0	CSTCE16M3V51-R0	C	16.00				3000	
81-CSTCE20M0V51-R0	CSTCE20M0V51-R0	C	20.00				3000	
81-CSTCE20M0V53-R0	CSTCE20M0V53-R0	C	20.00				3000	
CSTCW-X Series Commercial								
81-CSTCW24M0X53-R0	CSTCW24M0X53-R0	D	24.00				3000	
81-CSTCW30M0X51-R0	CSTCW30M0X51-R0	D	30.00				3000	
81-CSTCW30M0X53-R0	CSTCW30M0X53-R0	D	30.00				3000	
81-CSTCW48M0X51-R0	CSTCW48M0X51-R0	D	48.00				3000	
CSTCG-V Series Commercial								
81-CSTCG20M0V51-R0	CSTCG20M0V51-R0	E	20.00				3000	
81-CSTCG24M0V53-R0	CSTCG24M0V53-R0	E	24.00				3000	

LEAD TYPE THREE-TERMINALS CSTLS SERIES

Features:

- Oscillation circuits do not require external load capacitors
- The resonators are compact, light weight and exhibit superior shock resistance performance
- They enable the design of oscillator circuits requiring no adjustment
- Temperature range: -20ºC to +80ºC

Application:

- DTMF generators
- Clock oscillators for microcomputers
- Remote control units
- Automated office equipment

For quantities greater than listed, call for quote.

MOUSER STOCK NO.	Murata Part No.	Fig.	Oscillating Freq. (MHz)	Price Each 1	50	100	500	1000
CSTLS Series Commercial								
81-CSTS0358MG03	CSTLS3M58G53-B0	F	3.58					
81-CSTLS3M58G53-A0	CSTLS3M58G53-A0	F	3.58					
81-CSTLS3M58G56-A0	CSTLS3M58G56-A0	F	3.58					
81-CSTLS3M58G56-B0	CSTLS3M58G56-B0	F	3.58					
81-CSTLS4M00G56-B0	CSTLS4M00G56-B0	F	4.00					
81-CSTLS4M00G56Z-A0	CSTLS4M00G56Z-A0	F	4.00					
81-CSTS0400MG03	CSTLS4M00G53-B0	F	4.00					
81-CSTLS4M19G53-B0	CSTLS4M19G53-B0	F	4.19					
81-CSTLS4M19G53-A0	CSTLS4M19G53-A0	F	4.19					
81-CSTLS4M19G56-A0	CSTLS4M19G56-A0	F	4.19					
81-CSTLS4M19G56-B0	CSTLS4M19G56-B0	F	4.19					
81-CSTLS4M91G53-A0	CSTLS4M91G53-A0	F	4.91					
81-CSTLS4M91G56-A0	CSTLS4M91G56-A0	F	4.91					
81-CSTLS5M00G53-B0	CSTLS5M00G53-B0	E	5.00					
81-CSTS0600MG03	CSTLS6M00G53-B0	E	6.00					
81-CSTLS6M00G53-A0	CSTLS6M00G53-A0	F	6.00					
81-CSTLS6M00G56-A0	CSTLS6M00G56-A0	F	6.00					
81-CSTLS6M00G56-B0	CSTLS6M00G56-B0	F	6.00					
81-CSTLS8M00G53Z-A0	CSTLS8M00G53Z-A0	F	8.00					
81-CSTLS8M00G56-A0	CSTLS8M00G56-A0	F	8.00					
81-CSTLS8M00G56-B0	CSTLS8M00G56-B0	F	8.00					
81-CSTLS8M00G56Z-A0	CSTLS8M00G56Z-A0	F	8.00					
81-CSTS1000MG03	CSTLS10M0G53-B0	F	10.00					
81-CSTLS16M0X51-A0	CSTLS16M0X51-A0	F	16.00					
81-CSTLS16M0X51Z-A0	CSTLS16M0X51Z-A0	F	16.00					
81-CSTLS16M0X53-A0	CSTLS16M0X53-A0	F	16.00					
81-CSTLS16M0X55-A0	CSTLS16M0X55-A0	F	16.00					
81-CSTLS16M0X55Z-A0	CSTLS16M0X55Z-A0	F	16.00					
81-CSTLS20M0X53-A0	CSTLS20M0X53-A0	F	20.00					
81-CSTLS16M0X53-B0	CSTLS16M0X53-B0	G	16.00					
81-CSTLS20M0X53-B0	CSTLS20M0X53-B0	G	20.00					

DIMENSIONS: mm

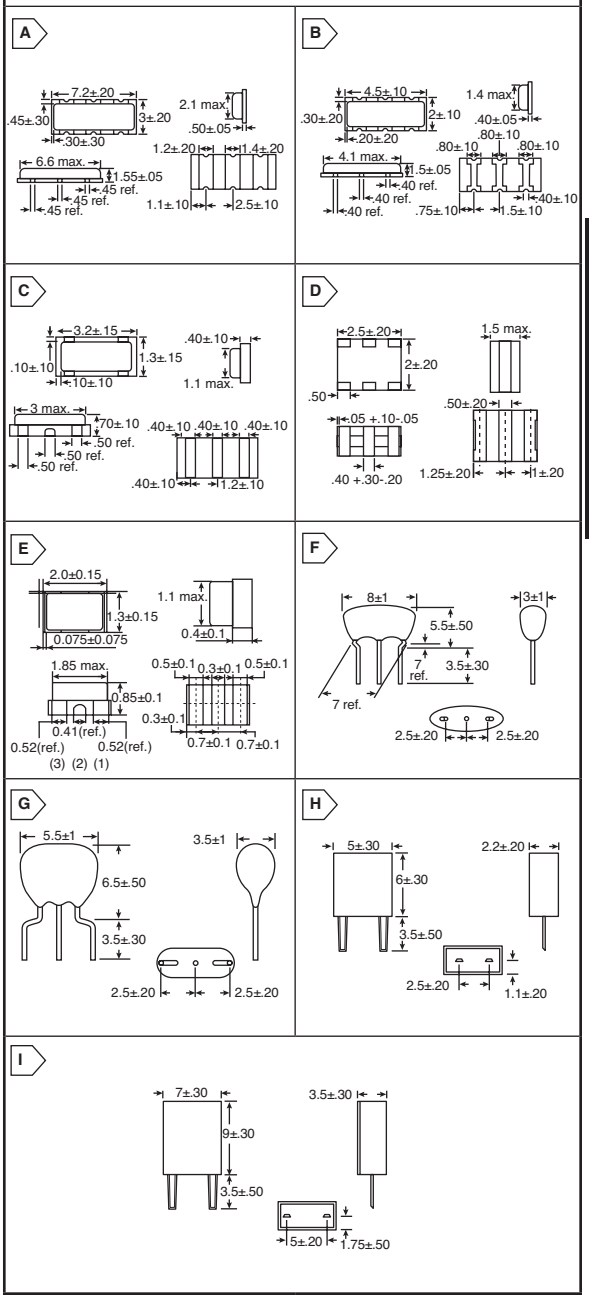

LEAD TYPE TWO-TERMINAL CSBLA SERIES

Features:

- The series comprises fixed, tuned, solid-state devices
- The resonators are miniature, light weight and exhibit excellent shock resistance
- Oscillating circuits requiring no adjustment can be designed by utilizing these resonators in conjunction with transistors or appropriate ICs
- Temperature range: -20ºC to +80ºC

Application:

- Square-wave and sine-wave oscillator
- Clock generator for microprocessors
- Remote control systems

For quantities greater than listed, call for quote.

MOUSER STOCK NO.	Murata Part No.	Fig.	Oscillating Freq.(KHz)	Price Each 1	50	100	500	1000
Washable								
81-CSB400J	CSBLA400KJ5E-B0	H	400					
81-CSB480J	CSBLA480KJ58-B0	H	480					
81-CSB800J	CSBLA800KJ58-B0	H	800					
81-CSB1000J	CSBLA1M00J58-B0	H	1000					
Non-Washable								
81-CSB455E	CSBLA455KEC8-B0	I	455					
81-CSB480E	CSBLA480KEC8-B0	I	480					
81-CSB500E	CSBLA500KEC8-B0	I	500					
81-CSB540E	CSBLA540KEC8-B0	I	540					

© Copyright 2014 Mouser Electronics

MURATA Hybrid Crystal Resonators

RoHS Compliant **This product is RoHS compliant.**

muRata Innovator in Electronics

XRCGB SERIES - CRYSTAL RESONATORS

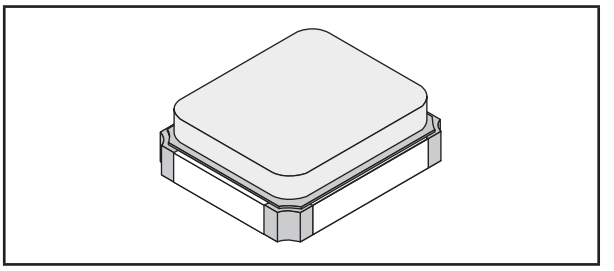

Murata's XRCGB crystal family features a quartz crystal element manufactured by Tokyo Denpa encased in Murata's proven packaging derived from its ceramic resonator technology. This combination creates a timing device that is smaller and lower cost than standard quartz crystals whilst maintaining the precision of quartz.

The XRCGB series benefits from a tiny package size of just 2.0x1.6x0.7mm, comparing favorably to its quartz crystal equivalents. Murata's hybrid crystal resonators now all feature four connection pads on the base allowing for use on existing 3225 and 2520 board layouts.

Features:
- More inexpensive compared with quartz crystal units
- Based on Murata's excellent production technology, achieving small size and high performance
- Higher-precision compared with ceramic resonators
- Accommodates lead-free solder mounting
- Extremely small size: 2.0x1.6x0.7mm

Specifications:
- Temperature Range: -30°C to +85°C
- Nominal frequency: 24 to 48MHz
- Initial Frequency deviation: ±100ppm
- Temperature characteristics: ±50ppm
- Load capacitance: 6pF

❊Product note: Conformal coating or washing of the component is not acceptable because it is not hermetically sealed.

Applications:
- Used for storage devices such as HDDs and ODDs
- USB2.0 High Speed specification compliant
- Audio equipment and musical instruments
- Other applications for replacement from other crystal resonators or oscillators

Dimensions: (mm)

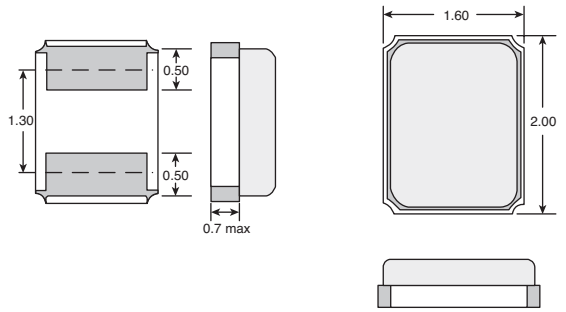

Recommended Pad Layout: (mm)

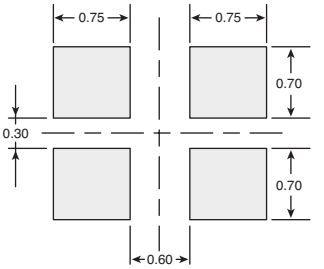

Temperature Characteristics

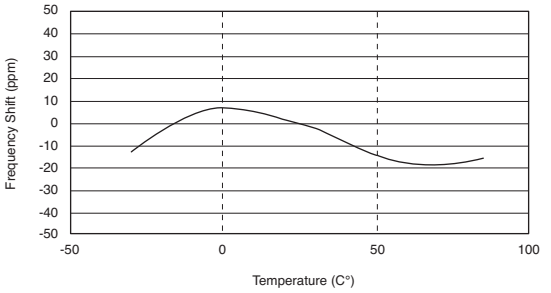

For quantities greater than listed, call for quote.

MOUSER STOCK NO.	Murata Part No.	Nominal Freq. (MHz)	Tolerance (±)	Temperature Stability (±)	Price Each 1	50	100	500	Reel Qty.	Price Per Piece
81-XRCGB24M000FAN0R0	XRCGB24M000FAN00R0	24.0000	25	25					3000	
81-XRCGB24M000F3N0R0	XRCGB24M000F3N00R0	24.0000	30	30					3000	
81-XRCGB24M000F3M0R0	XRCGB24M000F3M00R0	24.0000	30	40					3000	
81-XRCGB24M000F0L0R0	XRCGB24M000F0L00R0	24.0000	100	50					3000	
81-XRCGB25M000FAN0R0	XRCGB25M000FAN00R0	25.0000	25	25					3000	
81-XRCGB25M000F3N0R0	XRCGB25M000F3N00R0	25.0000	30	30					3000	
81-XRCGB25M000F3M0R0	XRCGB25M000F3M00R0	25.0000	30	40					3000	
81-XRCGB25M000F0L0R0	XRCGB25M000F0L00R0	25.0000	100	50					3000	
81-XRCGB26M000FAN0R0	XRCGB26M000FAN00R0	26.0000	25	25					3000	
81-XRCGB26M000F3N0R0	XRCGB26M000F3N00R0	26.0000	30	30					3000	
81-XRCGB26M000F3M0R0	XRCGB26M000F3M00R0	26.0000	30	40					3000	
81-XRCGB26M000F0L0R0	XRCGB26M000F0L00R0	26.0000	100	50					3000	
81-XRCGB27M000FAN0R0	XRCGB27M000FAN00R0	27.0000	25	25					3000	
81-XRCGB27M000F3N0R0	XRCGB27M000F3N00R0	27.0000	30	30					3000	
81-XRCGB27M000F3M0R0	XRCGB27M000F3M00R0	27.0000	30	40					3000	
81-XRCGB27M000F0L0R0	XRCGB27M000F0L00R0	27.0000	100	50					3000	
81-XRCGB27M120F3M0R0	XRCGB27M120F3M00R0	27.1200	30	40					3000	
81-XRCGB27M120F3M1R0	XRCGB27M120F3M10R0	27.1200	30	40					3000	
81-XRCGB30M000FAN0R0	XRCGB30M000FAN00R0	30.0000	25	25					3000	
81-XRCGB30M000F3N0R0	XRCGB30M000F3N00R0	30.0000	30	30					3000	
81-XRCGB30M000F3M0R0	XRCGB30M000F3M00R0	30.0000	30	40					3000	
81-XRCGB30M000F0L0R0	XRCGB30M000F0L00R0	30.0000	100	50					3000	
81-XRCGB33M868F0L0R0	XRCGB33M868F0L00R0	33.8688	100	50					3000	
81-XRCGB40M000F4M0R0	XRCGB40M000F4M00R0	40.0000	45	40					3000	
81-XRCGB40M000F0L0R0	XRCGB40M000F0L00R0	40.0000	100	50					3000	
81-XRCGB48M000F4M0R0	XRCGB48M000F4M00R0	48.0000	45	40					3000	
81-XRCGB48M000F0L0R0	XRCGB48M000F0L00R0	48.0000	100	50					3000	

© Copyright 2014 Mouser Electronics
© Copyright 2014 Mouser Electronics

TXC Automotive Grade Crystals

AA SERIES 5.0 X 3.2MM GLASS SEALING CRYSTALS

Features:

- Compact glass sealed SMD crystal units.
- Wide operating temperature range.
- Superior and reliable performance in harsh environment.

For quantities greater than listed, call for quote.

MOUSER STOCK NO.	TXC Part No.	Fig.	Freq.	Price Each			
				1	10	50	100
717-AA-8.000MALV-T	AA-8.000MALV-T	A	8.00000				
717-AA-10.000MAGY-T	AA-10.000MAGY-T	A	10.00000				
717-AA-12.000MAGE-T	AA-12.000MAGE-T	A	12.00000				
717-AA-13.560MAGE-T	AA-13.560MAGE-T	A	13.56000				
717-AA-14.31818MAGDT	AA-14.31818MAGD-T	A	14.31818				
717-AA-16.000MALE-T	AA-16.000MALE-T	A	16.00000				
717-AA-20.000MAGE-T	AA-20.000MAGE-T	A	20.00000				
717-AA-25.000MALE-T	AA-25.000MALE-T	A	25.00000				
717-AA-27.000MAGK-T	AA-27.000MAGK-T	A	27.00000				
717-AA-48.000MAGE-T	AA-48.000MAGE-T	A	48.00000				

AB SERIES 5.0 X 3.2MM SEAM SEALING CRYSTALS

Features:

- Reliable seam sealed ceramic package.
- Wide operating temperature range.
- Superior and reliable performance in harsh environment.
- Application: TPMS, ECM, ABS and sensor modules.

For quantities greater than listed, call for quote.

MOUSER STOCK NO.	TXC Part No.	Fig.	Freq.	Price Each			
				1	10	50	100
717-AB-10.000MALE-T	AB-10.000MALE-T	B	10.0000				
717-AB-11.0592MAGQ-T	AB-11.0592MAGQ-T	B	11.0592				
717-AB-12.000MALE-T	AB-12.000MALE-T	B	12.0000				
717-AB-15.360MAGE-T	AB-15.360MAGE-T	B	15.3600				
717-AB-16.000MAGE-T	AB-16.000MAGE-T	B	16.0000				
717-AB-18.432MAGE-T	AB-18.432MAGE-T	B	18.4320				
717-AB-20.000MAGE-T	AB-20.000MAGE-T	B	20.0000				
717-AB-24.000MAGE-T	AB-24.000MAGE-T	B	24.0000				
717-AB-24.576MAGQ-T	AB-24.576MAGQ-T	B	24.5760				
717-AB-25.000MAGE-T	AB-25.000MAGE-T	B	25.0000				
717-AB-26.000MAGE-T	AB-26.000MAGE-T	B	26.0000				
717-AB-27.000MAGE-T	AB-27.000MAGE-T	B	27.0000				

AC SERIES 5.0 X 3.2MM CMOS OUTPUT

Features:

- Ultra small SMD seam sealed clock crystal oscillator units.
- High precision characteristic covering up to high frequency range.
- Designed for automatic mounting and reflow soldering.
- Optional stand-by function for output: Tri-state output.
- Supply voltage range : 1.8 V- 3.3 V.
- High stability, low jitter, low power consumption.

For quantities greater than listed, call for quote.

MOUSER STOCK NO.	TXC Part No.	Fig.	Freq.	Price Each			
				1	10	50	100
717-AC-3.6864MBE-T	AC-3.6864MBE-T	C	3.6864				
717-AC-4.000MAE-T	AC-4.000MAE-T	C	4.0000				
717-AC-13.500MCE-T	AC-13.500MCE-T	C	13.5000				
717-AC-27.000MBE-T	AC-27.000MBE-T	C	27.0000				
717-AC-33.333MBE-T	AC-33.333MBE-T	C	33.3330				
717-AC-40.000MDE-T	AC-40.000MDE-T	C	40.0000				
717-AC-48.000MBE-T	AC-48.000MBE-T	C	48.0000				
717-AC-50.000MBE-T	AC-50.000MBE-T	C	50.0000				

ACZ SERIES 5.0 X 3.2MM CMOS OUTPUT

Features:

- Ultra small SMD seam sealed clock crystal oscillator units.
- High precision characteristic
- Designed for automatic mounting and reflow soldering.
- Optional stand-by function for output: Tri-state output.
- Supply voltage range : 1.8 V ~ 3.3 V.
- High stability, low jitter, low power consumption.

For quantities greater than listed, call for quote.

MOUSER STOCK NO.	TXC Part No.	Fig.	Freq.	Price Each			
				1	10	50	100
717-ACZ-32.768KBE-T	ACZ-32.768KBE-T	D	32.768				

AM SERIES 3.2 X 2.5MM SEAM SEALING CRYSTALS

Features:

- Reliable seam sealed ceramic package.
- Wide operating temperature range.
- Superior performance and stringent reliability in harsh environment.
- Application: TPMS, ECM, ABS and sensor modules.

For quantities greater than listed, call for quote.

MOUSER STOCK NO.	TXC Part No.	Fig.	Freq.	Price Each			
				1	10	50	100
717-AM-11.2896MAGQ-T	AM-11.2896MAGQ-T	E	11.28960				
717-AM-12.000MAGE-T	AM-12.000MAGE-T	E	12.00000				
717-AM-13.560MAGE-T	AM-13.560MAGE-T	E	13.56000				
717-AM-14.31818MAGQT	AM-14.31818MAGQ-T	E	14.31818				
717-AM-16.000MAGE-T	AM-16.000MAGE-T	E	16.00000				
717-AM-18.432MAGQ-T	AM-18.432MAGQ-T	E	18.43200				
717-AM-20.000MAGE-T	AM-20.000MAGE-T	E	20.00000				
717-AM-24.000MAGE-T	AM-24.000MAGE-T	E	24.00000				
717-AM-24.576MAGE-T	AM-24.576MAGE-T	E	24.57600				
717-AM-26.000MAGE-T	AM-26.000MAGE-T	E	26.00000				
717-AM-27.000MAGE-T	AM-27.000MAGE-T	E	27.00000				
717-AM-28.224MAGQ-T	AM-28.224MAGQ-T	E	28.22400				
717-AM-30.000MAGE-T	AM-30.000MAGE-T	E	30.00000				
717-AM-40.000MAGE-T	AM-40.000MAGE-T	E	40.00000				
717-AM-48.000MAGE-T	AM-48.000MAGE-T	E	48.00000				

DIMENSIONS: mm

A

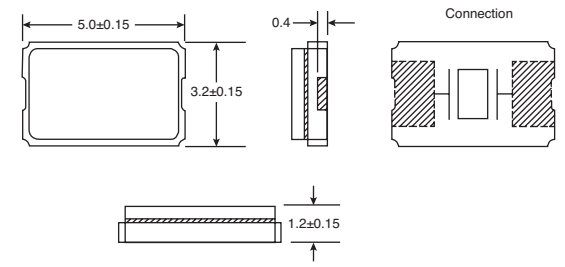

B

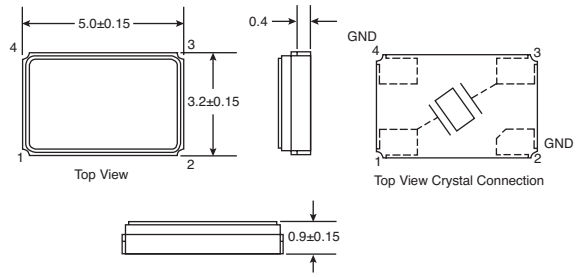

C

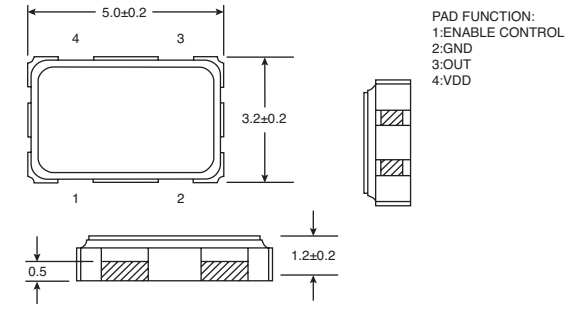

D

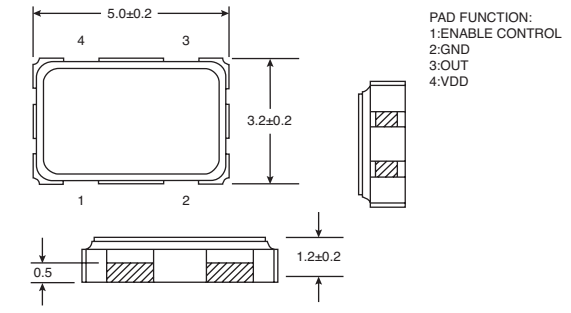

E

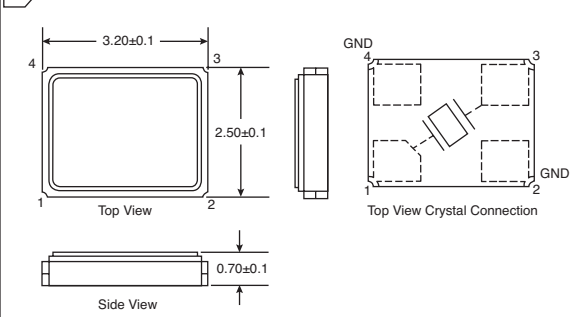

© Copyright 2014 Mouser Electronics

TXC Automotive Grade Crystals

AS SERIES METAL CAN TYPE

Features:
- Wide operating temperature range.
- Superior and reliable performance in harsh environment.

For quantities greater than listed, call for quote.

MOUSER STOCK NO.	TXC Part No.	Fig.	Freq.	Price Each 1	10	50	100
717-AS-3.579545MAHEB	AS-3.579545MAHE-B	A	3.57955				
717-AS-4.194304MAHEB	AS-4.194304MAHE-B	A	4.19430				
717-AS-14.31818MAHIB	AS-14.31818MAHI-B	A	14.31818				
717-AS-16.000MAHK-B	AS-16.000MAHK-B	A	16.00000				
717-AS-16.9344MAHH-B	AS-16.9344MAHH-B	A	16.93440				
717-AS-28.63636MAHEB	AS-28.63636MAHE-B	A	28.63636				

AT SERIES SMD METAL CAN TYPE

Features:
- Surface-mount type crystal units.
- Wide operating temperature range.
- Superior and reliable performance in harsh environment.

For quantities greater than listed, call for quote.

717-AT-3.6864MAGE-T	AT-3.6864MAGE-T	B	3.6864				
717-AT-4.000MAGE-T	AT-4.000MAGE-T	B	4.0000				
717-AT-8.000MAGK-T	AT-8.000MAGK-T	B	8.0000				
717-AT-10.000MAGI-T	AT-10.000MAGI-T	B	10.0000				
717-AT-11.0592MAGK-T	AT-11.0592MAGK-T	B	11.0592				
717-AT-11.2896MAGK-T	AT-11.2896MAGK-T	B	11.2896				
717-AT-12.000MAGK-T	AT-12.000MAGK-T	B	12.0000				
717-AT-12.288MAGE-T	AT-12.288MAGE-T	B	12.2880				
717-AT-13.560MAGE-T	AT-13.560MAGE-T	B	13.5600				
717-AT-18.432MAGQ-T	AT-18.432MAGQ-T	B	18.4320				
717-AT-20.000MAGE-T	AT-20.000MAGE-T	B	20.0000				
717-AT-24.000MAGE-T	AT-24.000MAGE-T	B	24.0000				
717-AT-24.576MAGK-T	AT-24.576MAGK-T	B	24.5760				
717-AT-27.000MAGK-T	AT-27.000MAGK-T	B	27.0000				

AU SERIES 3.2 X 2.5 CMOS OUTPUT

Features:
- Ultra Small SMD seam sealed clock crystal oscillator units.

For quantities greater than listed, call for quote.

MOUSER STOCK NO.	TXC Part No.	Fig.	Freq.	Price Each 1	10	50	100
717-AU-12.000MBE-T	AU-12.000MBE-T	C	12.00000				
717-AU-12.288MBE-T	AU-12.288MBE-T	C	12.28800				
717-AU-13.500MBE-T	AU-13.500MBE-T	C	13.50000				
717-AU-14.31818MBE-T	AU-14.31818MBE-T	C	14.31818				
717-AU-14.7456MBE-T	AU-14.7456MBE-T	C	14.74560				
717-AU-24.000MBE-T	AU-24.000MBE-T	C	24.00000				
717-AU-25.000MBE-T	AU-25.000MBE-T	C	25.00000				
717-AU-26.000MBE-T	AU-26.000MBE-T	C	26.00000				
717-AU-27.000MBE-T	AU-27.000MBE-T	C	27.00000				
717-AU-28.63636MBE-T	AU-28.63636MBE-T	C	28.63636				
717-AU-33.000MBE-T	AU-33.000MBE-T	C	33.00000				
717-AU-40.000MDE-T	AU-40.000MDE-T	C	40.00000				
717-AU-48.000MBE-T	AU-48.000MBE-T	C	48.00000				
717-AU-50.000MBE-T	AU-50.000MBE-T	C	50.00000				

AUZ SERIES 3.2 X 2.5MM CMOS OUTPUT

Features:
- Ultra small SMD seam sealed clock crystal oscillator units.

For quantities greater than listed, call for quote.

717-AUZ-32.768KBE-T	AUZ-32.768KBE-T	D	32.768				

AV SERIES 3.2 X 2.5MM GLASS SEALING CRYSTALS

Features:
- 4 pads SMD glass sealed crystal.
- Applications in wireless communication, DSC and USB interface card.
- Excellent heat resistance and environmental characteristics.

For quantities greater than listed, call for quote.

717-AV-13.560MAGE-T	AV-13.560MAGE-T	E	13.56000				
717-AV-14.31818MAGVT	AV-14.31818MAGV-T	E	14.31818				
717-AV-24.000MAGV-T	AV-24.000MAGV-T	E	24.00000				
717-AV-24.576MAGV-T	AV-24.576MAGV-T	E	24.57600				
717-AV-26.000MAGV-T	AV-26.000MAGV-T	E	26.00000				
717-AV-27.000MAGE-T	AV-27.000MAGE-T	E	27.00000				
717-AV-28.63636MAGVT	AV-28.63636MAGV-T	E	28.63636				
717-AV-30.000MAGJ-T	AV-30.000MAGJ-T	E	30.00000				
717-AV-33.333MAGV-T	AV-33.333MAGV-T	E	33.33300				

AW SERIES 2.5 X 2.0MM CMOS OUTPUT

Features:
- Ultra Small SMD seam sealed clock crystal oscillator units.
- Tri-state function available.

For quantities greater than listed, call for quote.

MOUSER STOCK NO.	TXC Part No.	Fig.	Freq.	Price Each 1	10	50	100
717-AW-11.2896MBE-T	AW-11.2896MBE-T	F	11.28960				
717-AW-20.000MCE-T	AW-20.000MCE-T	F	20.00000				
717-AW-26.000MBE-T	AW-26.000MBE-T	F	26.00000				

AX SERIES 8.0 X 4.5MM GLASS SEALING CRYSTALS

Features:
- Reliable glass sealed ceramic package.
- Wide operating temperature range.
- Superior and reliable performance in harsh environment.
- Application : TPMS, ECM, ABS and sensor modules.

For quantities greater than listed, call for quote.

717-AX-10.000MALV-T	AX-10.000MALV-T	G	10.00000				
717-AX-12.000MAGV-T	AX-12.000MAGV-T	G	12.00000				
717-AX-13.560MALE-T	AX-13.560MALE-T	G	13.56000				
717-AX-16.000MAGV-T	AX-16.000MAGV-T	G	16.00000				
717-AX-16.9344MAGV-T	AX-16.9344MAGV-T	G	16.93440				
717-AX-20.000MAGE-T	AX-20.000MAGE-T	G	20.00000				
717-AX-24.576MAGV-T	AX-24.576MAGV-T	G	24.57600				
717-AX-33.333MAGQ-T	AX-33.333MAGQ-T	G	33.33300				

DIMENSIONS: mm

A

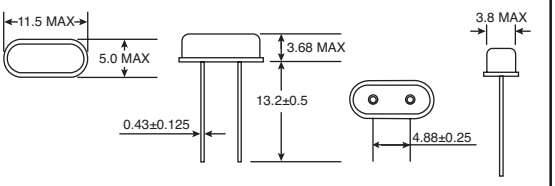

B

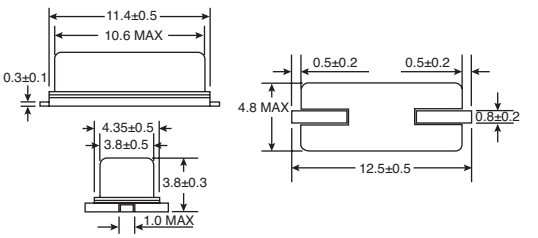

C

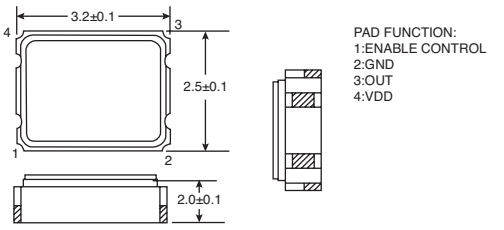

D

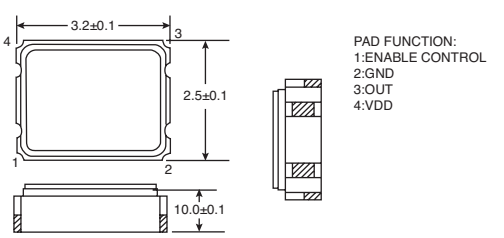

E

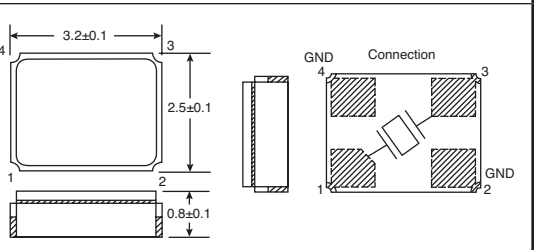

F

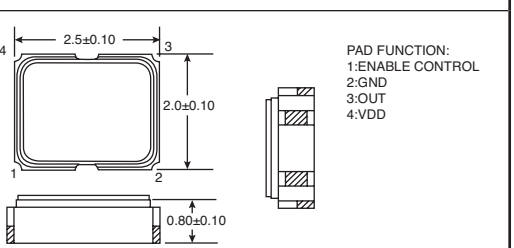

G

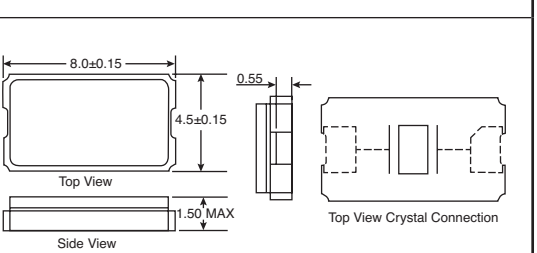

© Copyright 2014 Mouser Electronics

© Copyright 2014 Mouser Electronics

TXC SMD CMOS CXO Oscillators

RoHS Compliant **This product is RoHS compliant.**

7C SERIES 5 X 3.2MM

Features:
- Operating Temperature Range: -10˚C to 70˚C
- Ultra small SMD seam sealed clock crystal oscillator units
- Designed for automatic mounting and reflow soldering
- Optional stand-by function for output: Tri-state output
- High stability, low jitter, low power consumption
- High precision characteristic covering up to wide frequency range

Applications:
- Wireless communication set, PDA and DSC

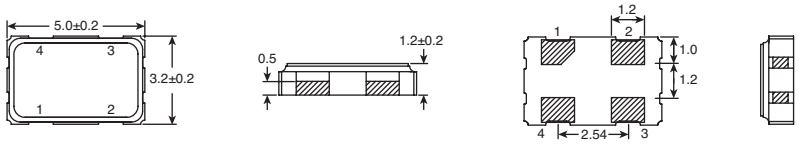

For quantities greater than listed, call for quote.

MOUSER STOCK NO.	TXC Part No.	Freq. (MHz)	Price Each 1	Price Each 10	Price Each 100	Price Per Reel of 1000 ea.
2.5 Volts						
717-7C-20.000MCB-T	7C-20.000MCB-T	20.000				
717-7C-25.000MCB-T	7C-25.000MCB-T	25.000				
717-7C-40.000MCB-T	7C-40.000MCB-T	40.000				
3.3 Volts						
717-7C-16.000MBA-T	717-7C-16.000MBA-T	16.000				
717-7C-16.000MBB-T	717-7C-16.000MBB-T	16.000				
717-7C-20.000MBA-T	717-7C-20.000MBA-T	20.000				
717-7C-20.000MBB-T	717-7C-20.000MBB-T	20.000				

For quantities greater than listed, call for quote.

MOUSER STOCK NO.	TXC Part No.	Freq. (MHz)	Price Each 1	Price Each 10	Price Each 100	Price Per Reel of 1000 ea.
3.3 Volts						
717-7C-24.000MBA-T	7C-24.000MBA-T	24.000				
717-7C-24.000MBB-T	7C-24.000MBB-T	24.000				
717-7C-25.000MBA-T	7C-25.000MBA-T	25.000				
717-7C-25.000MBB-T	7C-25.000MBB-T	25.000				
717-7C-40.000MBA-T	7C-40.000MBA-T	40.000				
717-7C-40.000MBB-T	7C-40.000MBB-T	40.000				
717-7C-50.000MBA-T	7C-50.000MBA-T	50.000				
717-7C-50.000MBB-T	7C-50.000MBB-T	50.000				

7W SERIES 7 X 5MM

Features:
- Operating Temperature Range: -10˚C to 70˚C
- Small SMD seam sealed clock crystal oscillator units
- High stability, low jitter, low power consumption
- Designed for automatic mounting and reflow soldering
- Optional stand-by function for output: Tri-state output
- High precision characteristic covering up to wide frequency range

Applications:
- Wireless communication, PC and LCDM.

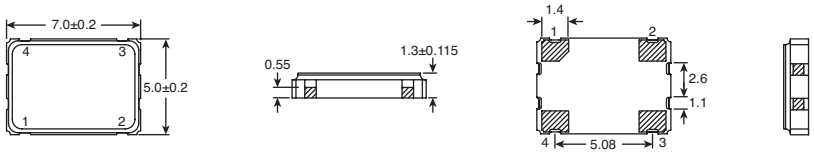

For quantities greater than listed, call for quote.

MOUSER STOCK NO.	TXC Part No.	Freq. (MHz)	Price Each 1	Price Each 10	Price Each 100	Price Per Reel of 1000 ea.
2.5 Volts						
717-7W-1.544MBA-T	7W-1.544MBA-T	1.5440				
717-7W-1.544MBB-T	7W-1.544MBB-T	1.5440				
717-7W-1.8432MBA-T	7W-1.8432MBA-T	1.8432				
717-7W-1.8432MBB-T	7W-1.8432MBB-T	1.8432				
717-7W-3.6864MBA-T	7W-3.6864MBA-T	3.6864				
717-7W-3.6864MBB-T	7W-3.6864MBB-T	3.6864				
717-7W-4.000MBA-T	7W-4.000MBA-T	4.0000				
717-7W-4.000MBB-T	7W-4.000MBB-T	4.0000				
717-7W-7.3728MBA-T	7W-7.3728MBA-T	7.3728				
717-7W-7.3728MBB-T	7W-7.3728MBB-T	7.3728				
717-7W-8.000MBA-T	7W-8.000MBA-T	8.0000				
717-7W-8.000MBB-T	7W-8.000MBB-T	8.0000				
717-7W-10.000MBA-T	7W-10.000MBA-T	10.0000				
717-7W-10.000MBB-T	7W-10.000MBB-T	10.0000				
717-7W-12.000MBA-T	7W-12.000MBA-T	12.0000				
717-7W-12.000MBB-T	7W-12.000MBB-T	12.0000				
717-7W-12.288MBA-T	7W-12.288MBA-T	12.2880				
717-7W-12.288MBB-T	7W-12.288MBB-T	12.2880				
717-7W-14.7456MBA-T	7W-14.7456MBA-T	14.7456				
717-7W-14.7456MBB-T	7W-14.7456MBB-T	14.7456				
717-7W-16.000MBA-T	7W-16.000MBA-T	16.0000				
717-7W-16.000MBB-T	7W-16.000MBB-T	16.0000				
717-7W-18.432MBA-T	7W-18.432MBA-T	18.4320				
717-7W-18.432MBB-T	7W-18.432MBB-T	18.4320				
717-7W-20.000MBA-T	7W-20.000MBA-T	20.0000				
717-7W-20.000MBB-T	7W-20.000MBB-T	20.0000				
717-7W-24.000MBA-T	7W-24.000MBA-T	24.0000				
717-7W-24.000MBB-T	7W-24.000MBB-T	24.0000				
717-7W-24.576MBA-T	7W-24.576MBA-T	24.5760				
717-7W-24.576MBB-T	7W-24.576MBB-T	24.5760				
717-7W-25.000MBA-T	7W-25.000MBA-T	25.0000				
717-7W-25.000MBB-T	7W-25.000MBB-T	25.0000				

For quantities greater than listed, call for quote.

MOUSER STOCK NO.	TXC Part No.	Freq. (MHz)	Price Each 1	Price Each 10	Price Each 100	Price Per Reel of 1000 ea.
3.3 Volts						
717-7W-27.000MBA-T	7W-27.000MBA-T	27.0000				
717-7W-27.000MBB-T	7W-27.000MBB-T	27.0000				
717-7W-30.000MBA-T	7W-30.000MBA-T	30.0000				
717-7W-30.000MBB-T	7W-30.000MBB-T	30.0000				
717-7W-32.000MBA-T	7W-32.000MBA-T	32.0000				
717-7W-32.000MBB-T	7W-32.000MBB-T	32.0000				
717-7W-40.000MBA-T	7W-40.000MBA-T	40.0000				
717-7W-40.000MBB-T	7W-40.000MBB-T	40.0000				
717-7W-48.000MBA-T	7W-48.000MBA-T	48.0000				
717-7W-48.000MBB-T	7W-48.000MBB-T	48.0000				
717-7W-49.152MBA-T	7W-49.152MBA-T	49.1520				
717-7W-49.152MBB-T	7W-49.152MBB-T	49.1520				
717-7W-50.000MBA-T	7W-50.000MBA-T	50.0000				
717-7W-50.000MBB-T	7W-50.000MBB-T	50.0000				
717-7W-66.6666MBB-T	7W-66.6666MBB-T	66.6666				
717-7W-75.000MBB-T	7W-75.000MBB-T	75.0000				
717-7W-80.000MBB-T	7W-80.000MBB-T	80.0000				
717-7W-100.000MBB-T	7W-100.000MBB-T	100.0000				
717-7W-125.000MBB-T	7W-125.000MBB-T	125.0000				
5 Volts						
717-7W-3.6864MAB-T	7W-3.6864MAB-T	3.6864				
717-7W-4.000MAB-T	7W-4.000MAB-T	4.0000				
717-7W-8.000MAB-T	7W-8.000MAB-T	8.0000				
717-7W-10.000MAB-T	7W-10.000MAB-T	10.0000				
717-7W-20.000MAB-T	7W-20.000MAB-T	20.0000				
717-7W-24.000MAB-T	7W-24.000MAB-T	24.0000				
717-7W-25.000MAB-T	7W-25.000MAB-T	25.0000				
717-7W-27.000MAB-T	7W-27.000MAB-T	27.0000				
717-7W-30.000MAB-T	7W-30.000MAB-T	30.0000				
717-7W-40.000MAB-T	7W-40.000MAB-T	40.0000				
717-7W-48.000MAB-T	7W-48.000MAB-T	48.0000				
717-7W-50.000MAB-T	7W-50.000MAB-T	50.0000				

7W SERIES 7 X 5MM

Features:
- Operating Temperature Range: -10˚C to 70˚C
- Tri-state function available
- Ultra small SMD seam sealed clock crystal oscillator units

Applications:
- WLAN, Bluetooth, DSC, DSL and other IT product

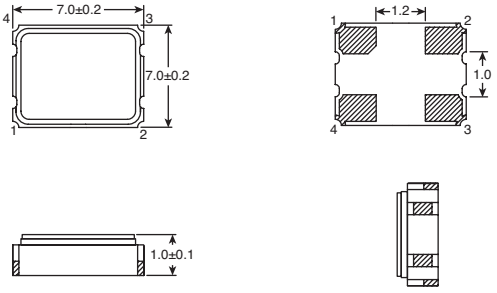

For quantities greater than listed, call for quote.

MOUSER STOCK NO.	TXC Part No.	Freq. (MHz)	Price Each 1	Price Each 10	Price Each 100	Price Per Reel of 1000 ea.
3.3 Volts						
717-7X-25.000MBA-T	7X-25.000MBA-T	25.000				
717-7X-25.000MBB-T	7X-25.000MBB-T	25.000				
717-7X-26.000MBA-T	7X-26.000MBA-T	26.000				
717-7X-26.000MBB-T	7X-26.000MBB-T	26.000				

© Copyright 2014 Mouser Electronics

© Copyright 2014 Mouser Electronics

TXC SMD, DIP and Tuning Fork Crystals

RoHS Compliant **This product is RoHS compliant.**

9HT10 & 9H12 SERIES SMD CRYSTALS

Features:
- 2 pads surface mount package
- High reliable environmental performance
- Application for NB, Smart Phone, variety of compact portable consumer products reference clocks

PRODUCT NEW



For quantities greater than listed, call for quote.

MOUSER STOCK NO.	TXC Part No.	Frequency (MHz)	Price Each 1	Price Each 10	Price Each 100	Reel Qty.	Price Per Piece
3.2 x 1.5 x 0.75, ±10ppm							
717-9HT10-32.768KEZF	9HT10-32.768KEZF-T	32.768				3000	
3.2 x 1.5 x 0.75, ±20ppm							
717-9HT10-32.768KDZF	9HT10-32.768KDZF-T	32.768				3000	
1.6 x 1.0 x 0.5, ±20ppm							
717-9HT1232.768KDZFT	9HT12-32.768KDZF-T	32.768				3000	
1.6 x 1.0 x 0.5, ±30ppm							
717-9HT1232.768KAZFT	9HT12-32.768KAZF-T	32.768				3000	

9C SERIES SMD CYRSTALS, HC-49S

Features:
- Operating Temperature Range: -20˚C to 70˚C
- High frequency pullability and low equivalent series resistance.
- Highly mass production capability

Applications:
- PC
- STB
- LCDM
- Cable Modem

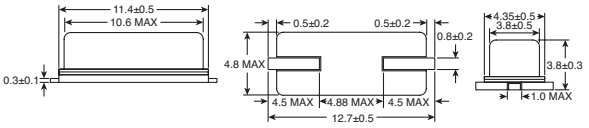

For quantities greater than listed, call for quote.

MOUSER STOCK NO.	TXC Part No.	Freq. (MHz)	Price Each 1	Price Each 10	Price Each 100	Price Per Reel of 1000 ea.
717-9C-3.6864MAAJ-T	9C-3.6864MAAJ-T	3.68640				
717-9C-4.000MAAJ-T	9C-4.000MAAJ-T	4.00000				
717-9C-4.9152MAAJ-T	9C-4.9152MAAJ-T	4.91520				
717-9C-6.000MAAJ-T	9C-6.000MAAJ-T	6.00000				
717-9C-7.3728MAAJ-T	9C-7.3728MAAJ-T	7.37280				
717-9C-8.000MEEJ-T	9C-8.000MEEJ-T	8.00000				
717-9C-8.000MAAJ-T	9C-8.000MAAJ-T	8.00000				
717-9C-8.192MEEJ-T	9C-8.192MEEJ-T	8.19200				
717-9C-8.192MAAJ-T	9C-8.192MAAJ-T	8.19200				
717-9C-10.000MEEJ-T	9C-10.000MEEJ-T	10.00000				
717-9C-10.000MAAJ-T	9C-10.000MAAJ-T	10.00000				
717-9C-11.0592MEEJ-T	9C-11.0592MEEJ-T	11.05920				
717-9C-11.0592MAAJ-T	9C-11.0592MAAJ-T	11.05920				
717-9C-12.000MEEJ-T	9C-12.000MEEJ-T	12.00000				
717-9C-12.000MAAJ-T	9C-12.000MAAJ-T	12.00000				
717-9C-12.288MEEJ-T	9C-12.288MEEJ-T	12.28800				
717-9C-12.288MAAJ-T	9C-12.288MAAJ-T	12.28800				
717-9C-13.560MEEJ-T	9C-13.560MEEJ-T	13.56000				
717-9C-13.560MAAJ-T	9C-13.560MAAJ-T	13.56000				
717-9C-14.31818MEEJT	9C-14.31818MEEJT	14.31818				
717-9C-14.31818MAAJT	9C-14.31818MAAJT	14.31818				
717-9C-14.7456MEEJ-T	9C-14.7456MEEJ-T	14.74560				
717-9C-14.7456MAAJ-T	9C-14.7456MAAJ-T	14.74560				
717-9C-16.000MEEJ-T	9C-16.000MEEJ-T	16.00000				
717-9C-16.000MAAJ-T	9C-16.000MAAJ-T	16.00000				
717-9C-18.432MEEJ-T	9C-18.432MEEJ-T	18.43200				
717-9C-18.432MAAJ-T	9C-18.432MAAJ-T	18.43200				
717-9C-20.000MEEJ-T	9C-20.000MEEJ-T	20.00000				
717-9C-20.000MAAJ-T	9C-20.000MAAJ-T	20.00000				
717-9C-22.1184MEEJ-T	9C-22.1184MEEJ-T	22.11840				
717-9C-22.1184MAAJ-T	9C-22.1184MAAJ-T	22.11840				
717-9C-24.000MEEJ-T	9C-24.000MEEJ-T	24.00000				
717-9C-24.000MAAJ-T	9C-24.000MAAJ-T	24.00000				
717-9C-25.000MEEJ-T	9C-25.000MEEJ-T	25.00000				
717-9C-25.000MAAJ-T	9C-25.000MAAJ-T	25.00000				
717-9C-26.000MEEJ-T	9C-26.000MEEJ-T	26.00000				
717-9C-26.000MAAJ-T	9C-26.000MAAJ-T	26.00000				
717-9C-27.000MEEJ-T	9C-27.000MEEJ-T	27.00000				
717-9C-27.000MAAJ-T	9C-27.000MAAJ-T	27.00000				
717-9C-30.000MEEJ-T	9C-30.000MEEJ-T	30.00000				
717-9C-30.000MAAJ-T	9C-30.000MAAJ-T	30.00000				
717-9C-48.000MEEJ-T	9C-48.000MEEJ-T	48.00000				
717-9C-48.000MAAJ-T	9C-48.000MAAJ-T	48.00000				

9B SERIES DIP CRYSTALS, LEADED, HC-49S

Features:
- Operating Temperature Range: -20˚ to 70˚C
- Resistance welded type crystal units.
- High frequency pullability and low equivalent series resistance.
- Lower cost and highly mass production capability.

Applications:
- TV
- STB
- LCDM
- Cable Modem

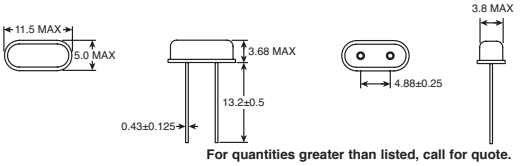

For quantities greater than listed, call for quote.

MOUSER STOCK NO.	TXC Part No.	Freq. (MHz)	Price Each 1	Price Each 10	Price Each 100	Price Per Reel of 1000 ea.
717-9B-3.579545MAAJB	9B-3.579545MAAJB	3.579545				
717-9B-3.6864MAAJ-B	9B-3.6864MAAJ-B	3.686400				
717-9B-4.000MAAJ-B	9B-4.000MAAJ-B	4.000000				
717-9B-4.096MAAJ-B	9B-4.096MAAJ-B	4.096000				
717-9B-4.9152MAAJ-B	9B-4.9152MAAJ-B	4.915200				
717-9B-6.000MAAJ-B	9B-6.000MAAJ-B	6.000000				
717-9B-7.3728MAAJ-B	9B-7.3728MAAJ-B	7.372800				
717-9B-8.000MEEJ-B	9B-8.000MEEJ-B	8.000000				
717-9B-8.000MAAJ-B	9B-8.000MAAJ-B	8.000000				
717-9B-8.192MEEJ-B	9B-8.192MEEJ-B	8.192000				
717-9B-8.192MAAJ-B	9B-8.192MAAJ-B	8.192000				
717-9B-10.000MEEJ-B	9B-10.000MEEJ-B	10.000000				
717-9B-10.000MAAJ-B	9B-10.000MAAJ-B	10.000000				
717-9B-11.0592MEEJ-B	9B-11.0592MEEJ-B	11.059200				
717-9B-11.0592MAAJ-B	9B-11.0592MAAJ-B	11.059200				
717-9B-12.000MEEJ-B	9B-12.000MEEJ-B	12.000000				
717-9B-12.000MAAJ-B	9B-12.000MAAJ-B	12.000000				
717-9B-14.31818MEEJB	9B-14.31818MEEJB	14.318180				
717-9B-14.31818MAAJB	9B-14.31818MAAJB	14.318180				
717-9B-14.7456MEEJ-B	9B-14.7456MEEJ-B	14.745600				
717-9B-14.7456MAAJ-B	9B-14.7456MAAJ-B	14.745600				
717-9B-16.000MEEJ-B	9B-16.000MEEJ-B	16.000000				
717-9B-16.000MAAJ-B	9B-16.000MAAJ-B	16.000000				
717-9B-18.432MEEJ-B	9B-18.432MEEJ-B	18.432000				
717-9B-18.432MAAJ-B	9B-18.432MAAJ-B	18.432000				
717-9B-20.000MEEJ-B	9B-20.000MEEJ-B	20.000000				
717-9B-20.000MAAJ-B	9B-20.000MAAJ-B	20.000000				
717-9B-22.1184MEEJ-B	9B-22.1184MEEJ-B	22.118400				
717-9B-22.1184MAAJ-B	9B-22.1184MAAJ-B	22.118400				
717-9B-24.000MEEJ-B	9B-24.000MEEJ-B	24.000000				
717-9B-24.000MAAJ-B	9B-24.000MAAJ-B	24.000000				
717-9B-24.576MEEJ-B	9B-24.576MEEJ-B	24.576000				
717-9B-24.576MAAJ-B	9B-24.576MAAJ-B	24.576000				
717-9B-25.000MEEJ-B	9B-25.000MEEJ-B	25.000000				
717-9B-25.000MAAJ-B	9B-25.000MAAJ-B	25.000000				
717-9B-27.000MEEJ-B	9B-27.000MEEJ-B	27.000000				
717-9B-27.000MAAJ-B	9B-27.000MAAJ-B	27.000000				
717-9B-48.000MEEJ-B	9B-48.000MEEJ-B	48.000000				
717-9B-48.000MAAJ-B	79B-48.000MAAJ-B	48.000000				

9HT11 SERIES SMD TUNING FORK CRYSTALS

Features:
- Operating Temperature Range: -40˚C to 85˚C
- Frequency Tolerance: ±20ppm
- Load Capacitance: 12.5pF
- Ceramic surface mount package.

Applications:
- Mobile phone
- Notebook
- DSC

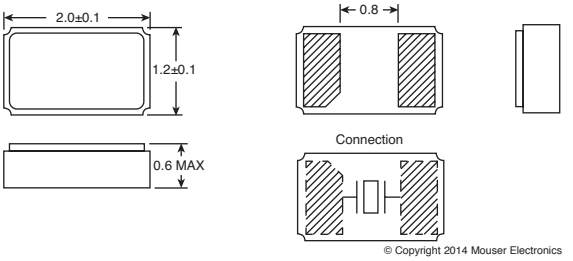

For quantities greater than listed, call for quote.

MOUSER STOCK NO.	TXC Part No.	Freq. (MHz)	Price Each 1	Price Each 10	Price Each 100	Price Per Reel of 1000 ea.
717-9HT11-32.7KDZC-T	9HT11-32.7KDZC-T	32.768				
717-9HT11-32.7KDZF-T	9HT11-32.7KDZF-T	32.768				

© Copyright 2014 Mouser Electronics

© Copyright 2014 Mouser Electronics

TXC SMD Seam and Glass Crystals

RoHS Compliant **This product is RoHS compliant.**

7B SERIES SMD SEAM CRYSTAL 5 X 3.2MM

Features:
- Operating Temperature Range: -20˚C to 70˚C
- Ultra small SMD type crystal units
- High precision characteristics covering up to wide frequency range.
- Higher frequency stability and reliability
- Excellent for reducing EMI effect

Applications:
- Bluetooth
- Wireless communication set
- DSC
- PDA
- Mobile phone
- USB interface card

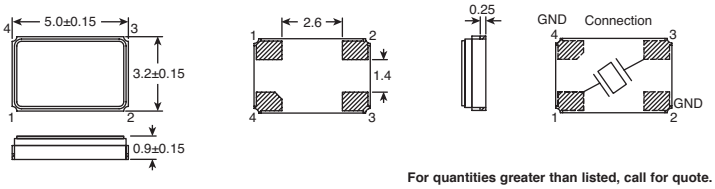

For quantities greater than listed, call for quote.

MOUSER STOCK NO.	TXC Part No.	Freq. (KHz)	Price Each 1	Price Each 10	Price Each 100	Price Per Reel of 1000 ea.
717-7B-12.000MEEQ-T	7B-12.000MEEQ-T	12.00000				
717-7B-12.000MAAJ-T	7B-12.000MAAJ-T	12.00000				
717-7B-13.560MAAJ-T	7B-13.560MAAJ-T	13.56000				
717-7B-14.31818MEEQT	7B-14.31818MEEQT	14.31818				
717-7B-14.31818MAAJT	7B-14.31818MAAJT	14.31818				
717-7B-14.7456MEEQ-T	7B-14.7456MEEQ-T	14.74560				
717-7B-14.7456MAAJ-T	7B-14.7456MAAJ-T	14.74560				
717-7B-16.000MEEQ-T	7B-16.000MEEQ-T	16.00000				
717-7B-16.000MAAJ-T	7B-16.000MAAJ-T	16.00000				
717-7B-18.432MEEQ-T	7B-18.432MEEQ-T	18.43200				
717-7B-18.432MAAJ-T	7B-18.432MAAJ-T	18.43200				
717-7B-18.432MAAJ-T	7B-18.432MAAJ-T	18.43200				
717-7B-20.000MEEQ-T	7B-20.000MEEQ-T	20.00000				
717-7B-20.000MAAJ-T	7B-20.000MAAJ-T	20.00000				
717-7B-24.000MAAJ-T	7B-24.000MAAJ-T	24.00000				

For quantities greater than listed, call for quote.

MOUSER STOCK NO.	TXC Part No.	Freq. (KHz)	Price Each 1	Price Each 10	Price Each 100	Price Per Reel of 1000 ea.
717-7B-24.576MEEQ-T	7B-24.576MEEQ-T	24.57600				
717-7B-24.576MAAJ-T	7B-24.576MAAJ-T	24.57600				
717-7B-25.000MEEQ-T	7B-25.000MEEQ-T	25.00000				
717-7B-25.000MAAJ-T	7B-25.000MAAJ-T	25.00000				
717-7B-26.000MEEQ-T	7B-26.000MEEQ-T	26.00000				
717-7B-26.000MAAJ-T	7B-26.000MAAJ-T	26.00000				
717-7B-27.000MAAJ-T	7B-27.000MAAJ-T	27.00000				
717-7B-30.000MEEQ-T	7B-30.000MEEQ-T	30.00000				
717-7B-30.000MAAJ-T	7B-30.000MAAJ-T	30.00000				
717-7B-32.000MEEQ-T	7B-32.000MEEQ-T	32.00000				
717-7B-32.000MAAJ-T	7B-32.000MAAJ-T	32.00000				
717-7B-40.000MEEQ-T	7B-40.000MEEQ-T	40.00000				
717-7B-40.000MAAJ-T	7B-40.000MAAJ-T	40.00000				
717-7B-48.000MEEQ-T	7B-48.000MEEQ-T	48.00000				
717-7B-48.000MAAJ-T	7B-48.000MAAJ-T	48.00000				

7M SERIES SMD SEAM CRYSTAL 3.2 X 2.5MM

Features:
- Operating Temperature Range: -20˚C to 70˚C
- Extremely small SMD type crystal units
- High precision and high frequency stability
- Extremely good for reducing EMI effect

Applications:
- Bluetooth
- Wireless communication set
- DSC
- PDA
- Mobile phone

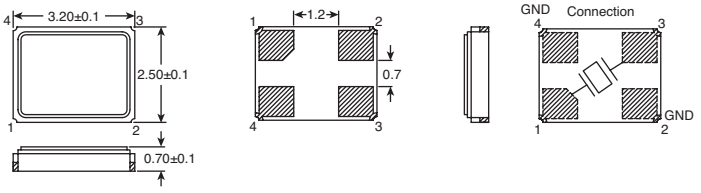

For quantities greater than listed, call for quote.

MOUSER STOCK NO.	TXC Part No.	Freq. (KHz)	Price Each 1	Price Each 50	Price Each 100	Price Per Reel of 1000 ea.
717-7M-12.000MEEQ-T	7M-12.000MEEQ-T	12.000				
717-7M-12.000MAAJ-T	7M-12.000MAAJ-T	12.000				
717-7M-16.000MEEQ-T	7M-16.000MEEQ-T	16.000				
717-7M-16.000MAAJ-T	7M-16.000MAAJ-T	16.000				
717-7M-18.432MEEQ-T	7M-18.432MEEQ-T	18.432				
717-7M-18.432MAAJ-T	7M-18.432MAAJ-T	18.432				
717-7M-20.000MEEQ-T	7M-20.000MEEQ-T	20.000				
717-7M-20.000MAAJ-T	7M-20.000MAAJ-T	20.000				
717-7M-24.000MEEQ-T	7M-24.000MEEQ-T	24.000				

For quantities greater than listed, call for quote.

MOUSER STOCK NO.	TXC Part No.	Freq. (KHz)	Price Each 1	Price Each 50	Price Each 100	Price Per Reel of 1000 ea.
717-7M-24.000MAAJ-T	7M-24.000MAAJ-T	24.000				
717-7M-25.000MEEQ-T	7M-25.000MEEQ-T	25.000				
717-7M-25.000MAAJ-T	7M-25.000MAAJ-T	25.000				
717-7M-26.000MEEQ-T	7M-26.000MEEQ-T	26.000				
717-7M-26.000MAAJ-T	7M-26.000MAAJ-T	26.000				
717-7M-27.000MEEQ-T	7M-27.000MEEQ-T	27.000				
717-7M-27.000MAAJ-T	7M-27.000MAAJ-T	27.000				
717-7M-48.000MEEQ-T	7M-48.000MEEQ-T	48.000				
717-7M-48.000MAAJ-T	7M-48.000MAAJ-T	48.000				

8Z SERIES SMD SEAM CRYSTAL 2.5 X 2MM

Features:
- Operating Temperature Range: -20˚C to 70˚C
- High precision and high frequency stability
- Excellent heat resistance and environmental characteristics

Applications:
- PDA
- DSC
- DVC
- PC

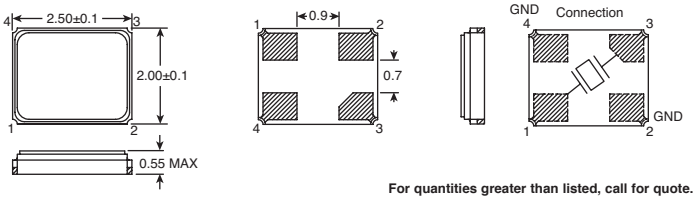

For quantities greater than listed, call for quote.

MOUSER STOCK NO.	TXC Part No.	Freq. (KHz)	Price Each 1	Price Each 10	Price Each 100	Price Per Reel of 1000 ea.
717-8Z-16.000MEEQ-T	8Z-16.000MEEQ-T	16.000				
717-8Z-16.000MAAJ-T	8Z-16.000MAAJ-T	16.000				

For quantities greater than listed, call for quote.

MOUSER STOCK NO.	TXC Part No.	Freq. (KHz)	Price Each 1	Price Each 10	Price Each 100	Price Per Reel of 1000 ea.
717-8Z-25.000MEEQ-T	8Z-25.000MEEQ-T	25.000				
717-8Z-25.000MAAJ-T	8Z-25.000MAAJ-T	25.000				

7A SERIES 2 PADS SMD GLASS SEALED CRYSTALS 5 X 3.2MM

Features:
- Operating Temperature Range: -20˚C to 70˚C
- High reliable environmental performance
- Tight tolerance and stability parts are available
- Designed for automatic mounting and reflow soldering
- Reasonable cost and good delivery performance
- Contains Pb in sealing glass exempted by RoHS directive

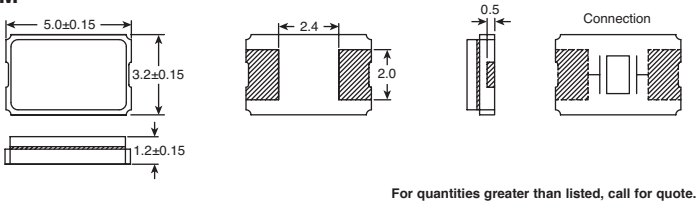

For quantities greater than listed, call for quote.

MOUSER STOCK NO.	TXC Part No.	Freq. (MHz)	Price Each 1	Price Each 10	Price Each 100	Price Per Reel of 1000 ea.
717-7A-10.000MAAJ-T	7A-10.000MAAJ-T	10.000				
717-7A-13.560MAAJ-T	7A-13.560MAAJ-T	13.560				
717-7A-14.31818MAAJT	7A-14.31818MAAJT	14.31818				
717-7A-14.7456MAAJ-T	7A-14.7456MAAJ-T	14.7456				
717-7A-16.000MAAJ-T	7A-16.000MAAJ-T	16.000				
717-7A-18.432MAAJ-T	7A-18.432MAAJ-T	18.432				

For quantities greater than listed, call for quote.

MOUSER STOCK NO.	TXC Part No.	Freq. (MHz)	Price Each 1	Price Each 10	Price Each 100	Price Per Reel of 1000 ea.
717-7A-20.000MAAJ-T	7A-20.000MAAJ-T	20.000				
717-7A-24.000MAAJ-T	7A-24.000MAAJ-T	24.000				
717-7A-24.576MAAJ-T	7A-24.576MAAJ-T	24.576				
717-7A-25.000MAAJ-T	7A-25.000MAAJ-T	25.000				
717-7A-27.000MAAJ-T	7A-27.000MAAJ-T	27.000				
717-7A-48.000MAAJ-T	7A-48.000MAAJ-T	48.000				

© Copyright 2014 Mouser Electronics

FAIR-RITE EMI Suppression Ferrite Cores

RoHS Compliant This product is RoHS compliant.

Fair-Rite Products Corp.

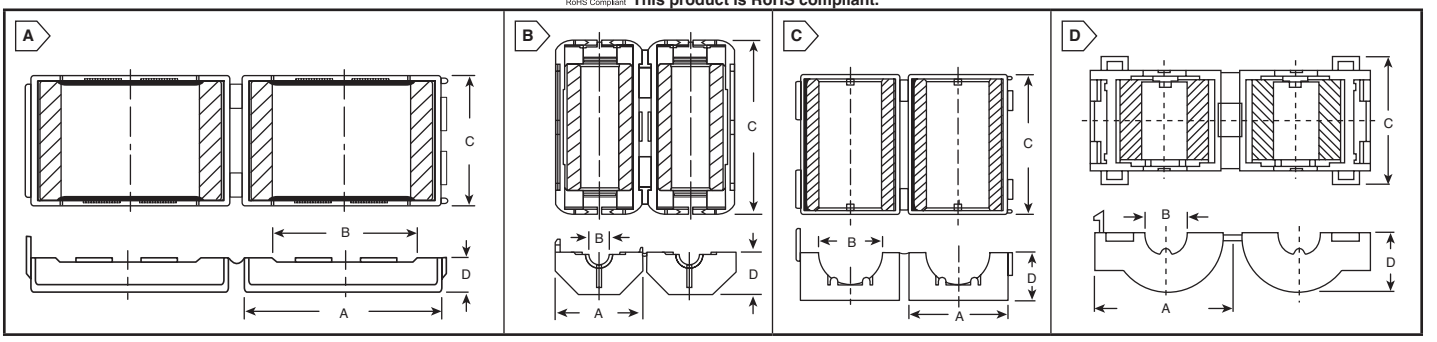

DIMENSIONS: in.

Fair-Rite Products Corp. EMI SUPPRESSION CORES WITH CASES

RoHS Compliant

Flat Cable Cores with Cases

- Case material: Polypropylene
- Flammability rating: UL94-V0

For quantities greater than listed, call for quote.

MOUSER STOCK NO.	Fair-Rite Part No.	Fig.	Typ. Imp. (Ω) @ 100MHz	Typ. Imp. (Ω) @ 10MHz	Dimensions: in.				Price Each		
					A	B	C	D	1	10	50
623-0443166651	0443166651	A	225	- - -	1.950	1.350	1.272	.320			
623-0443163951	0443163951	A	235	35	2.670	2.050	1.272	.320			
623-0443164051	0443164051	A	215	- - -	3.180	2.570	1.272	.320			

Round Cable Cores with Cases

For quantities greater than listed, call for quote.

MOUSER STOCK NO.	Fair-Rite Part No.	Fig.	Typ. Imp. (Ω) @ 10MHz	Typ. Imp. (Ω) @ 25MHz	Typ. Imp. (Ω) @ 100MHz	Typ. Imp. (Ω) @ 250MHz	Typ. Imp. (Ω) @ 500MHz	Dimensions: in.				Price Each		
								A	B	C	D	1	10	50
Material 31														
623-0431164181	0431164181	B	100	156	260	---	---	1.220	0.512	1.550	0.600			
623-0431164281	0431164281	B	113	188	310	---	---	0.788	0.260	1.550	0.385			
623-0431164951	0431164951	B	100	169	280	---	---	0.680	0.200	1.420	0.331			
623-0431167281	0431167281	B	81	144	240	---	---	0.933	0.400	1.550	0.460			
623-0431173951	0431173951	B	60	100	180	---	---	0.504	0.200	0.984	0.220			
623-0431176451	0431176451	B	130	225	380	---	---	1.520	0.722	1.870	0.754			
623-0431177081	0431177081	B	145	235	375	---	---	2.220	1.000	1.690	1.080			
Material 43														
623-0443164151	0443164151	C	---	156	250	---	---	1.142	0.528	1.280	0.583			
623-0443164251	0443164251	C	---	163	275	---	---	0.705	0.275	1.272	0.362			
623-0443167251	0443167251	C	---	138	225	---	---	0.870	0.402	1.272	0.433			
623-0443625006	0443625006	D	---	50	113	---	---	0.972	0.311	0.898	0.402			
623-0443665806	0443665806	D	---	41	88	---	---	1.035	0.362	0.843	0.433			
623-0443800506	0443800506	D	---	35	75	---	---	1.169	0.504	0.811	0.500			
623-0443806406	0443806406	D	---	43	90	---	---	1.350	0.591	0.835	0.591			
Material 44														
623-0444164181	0444164181	B	---	138	230	---	---	1.220	0.512	1.550	0.600			
623-0444164281	0444164281	B	---	156	260	---	---	0.788	0.260	1.550	0.385			
623-0444167281	0444167281	B	---	125	210	---	---	0.933	0.400	1.550	0.461			
623-0444173951	0444173951	B	---	94	150	---	---	0.504	0.200	0.984	0.220			
623-0444176451	0444176451	B	---	175	365	---	---	1.520	0.722	1.870	0.754			
623-0444177081	0444177081	B	---	195	340	---	---	2.220	1.000	1.690	1.080			
Material 61														
623-0461164181	0461164181	B	---	---	206	334	475	1.220	0.512	1.550	0.600			
623-0461164281	0461164281	B	---	---	269	395	430	0.788	0.260	1.550	0.385			
623-0461167281	0461167281	B	---	---	195	315	450	0.933	0.400	1.550	0.461			

Fair-Rite Products Corp. EMI SUPPRESSION CORES

Recommended suppression materials of unwanted signals between 10MHz and 1000MHz

RoHS Compliant

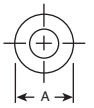

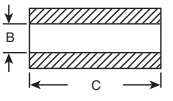

For quantities greater than listed, call for quote.

MOUSER STOCK NO.	Fair-Rite Part No.	Typ. Imp. (Ω) @ 10MHz	Typ. Imp. (Ω) @ 25MHz	Typ. Imp. (Ω) @ 100MHz	Typ. Imp. (Ω) @ 250MHz	Typ. Imp. (Ω) @ 1000MHz	Dimensions: in.			Price Each			
							A	B	C	1	100	500	1000
Material 31													
623-2631102002	2631102002	103	156	260	---	---	1.020	0.505	1.125				
623-2631480002	2631480002	115	175	295	---	---	0.485	0.200	1.000				
623-2631480102	2631480102	58	88	140	---	---	0.485	0.200	0.500				
623-2631540002	2631540002	119	181	300	---	---	0.562	0.250	1.125				
623-2631665702	2631665702	89	138	225	---	---	0.687	0.375	1.125				
Material 43													
623-2643102002	2643102002	---	145	235	---	---	1.020	0.505	1.125				
623-2643480002	2643480002	---	165	236	---	---	0.485	0.200	1.000				
623-2643540002	2643540002	---	171	250	---	---	0.562	0.250	1.125				
623-2643625002	2643625002	---	70	113	---	---	0.625	0.312	0.562				
623-2643625202	2643625202	---	235	384	---	---	0.625	0.312	2.000				
623-2643626402	2643626402	---	128	196	---	---	0.735	0.400	1.125				
623-2643665702	2643665702	---	125	200	---	---	0.687	0.375	1.125				
623-2643665802	2643665802	---	55	88	---	---	0.687	0.375	0.500				
623-2643800502	2643800502	---	45	82	---	---	0.825	0.520	0.468				
623-2643801002	2643801002	---	28	47	---	---	1.142	0.748	0.295				
623-2643802702	2643802702	---	48	80	---	---	1.400	0.900	0.500				
623-2643803802	2643803802	---	58	108	---	---	2.400	1.400	0.500				
Material 61													
623-2661102002	2661102002	---	---	225	310	275	1.020	0.505	1.125				
623-2661540002	2661540002	---	---	250	310	260	0.562	0.250	1.125				

© Copyright 2014 Mouser Electronics

© Copyright 2014 Mouser Electronics

FERRISHELD Ferrite RFI Suppressors

RoHS Compliant **This product is RoHS compliant.**

Anywhere there is an antenna-like structure such as a power cord or I/O cable, in the presence of a microprocessor, there is a need for RFI suppressors to control unwanted high frequency interference.
The selection below is an assortment of the most popular sizes in the most universally applicable broadband formula – effective up to 1GHz by allowing data signals to pass unimpeded and absorbing the high frequency energy.

SPLIT CABLE SNAP FERRITES

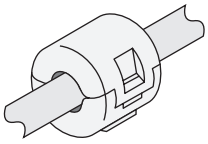

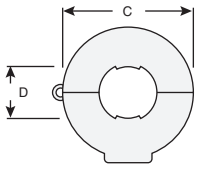

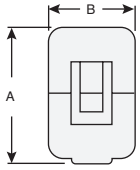

RoHS Compliant

For Round Cables up to 0.96" Diameter

For quantities greater than listed, call for quote.

MOUSER STOCK NO.	FerriShield Part No.	Dimensions: in. (mm) A	B	C	D	Impedance (Ω)	Price Each 1	10	20
861-CS28B1642	CS28B1642	0.852 (21.6)	0.885 (22.5)	0.840 (21.3)	0.282 (7.2)	100@100MHz			
861-CS28B1805	CS28B1805	1.040 (26.4)	0.667 (16.9)	1.025 (26.4)	0.340 (8.6)	73@100MHz			
861-CS28B1937	CS28B1937	1.182 (30.0)	0.780 (19.8)	1.188 (30.2)	0.425 (10.8)	117@100MHz			
861-CS28B1984	CS28B1984	1.218 (30.9)	0.705 (17.9)	1.220 (31.0)	0.525 (13.3)	62@100MHz			
861-CS28B1500	CS28B1500	1.725 (43.8)	1.232 (31.3)	1.720 (43.7)	0.960 (24.4)	133@100MHz			

High Frequency (700MHz) - For Round Cables up to 1.96" Diameter

For quantities greater than listed, call for quote.

MOUSER STOCK NO.	FerriShield Part No.	Dimensions: in. (mm) A	B	C	D	Impedance (Ω)	Price Each 1	10	20
861-CS25B1642	CS25B1642	0.852 (21.6)	0.885 (22.5)	0.840 (21.3)	0.282 (7.2)	290@700MHz			
861-CS25B1937	CS25B1937	1.182 (30.0)	0.780 (19.8)	1.188 (30.2)	0.425 (10.8)	305@700MHz			
861-CS25B2000	CS25B2000	2.350 (59.7)	1.851 (47.0)	2.309 (58.6)	0.960 (24.4)	890@700MHz			
861-CS25B4000	CS25B4000	4.500 (114.2)	1.851 (47.0)	4.687 (110.0)	1.960 (49.8)	590@700MHz			

SPLIT SLEEVE SNAP FERRITES

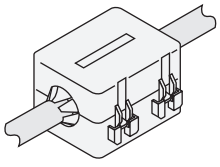

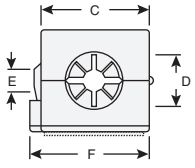

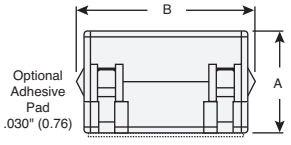

RoHS Compliant

With Variable Diameter Opening - For Round Cables up to 0.79" Diameter

For optional adhesive pad replace "SS" in part number with "AS".

For quantities greater than listed, call for quote.

MOUSER STOCK NO.	FerriShield Part No.	Dimensions: in. (mm) A	B	C	D	E	F	Impedance (Ω)	Price Each 1	10	20
861-SS28B2031	SS28B2031	0.700 (23.8)	1.255 (31.9)	0.675 (17.1)	0.230 (5.8)	0.180 (4.7)	0.768 (19.5)	200@100MHz			
861-SS28B2034	SS28B2034	0.585 (14.9)	1.250 (31.8)	0.585 (14.9)	0.250 (6.4)	0.120 (3.0)	0.680 (17.3)	220@100MHz			
861-SS28B2037	SS28B2037	0.790 (20.1)	1.450 (36.8)	0.770 (19.6)	0.350 (8.8)	0.200 (5.1)	0.885 (22.5)	200@100MHz			
861-SS28B2042	SS28B2042	0.965 (24.5)	1.480 (37.6)	0.930 (23.6)	0.425 (10.8)	0.170 (4.3)	1.035 (26.3)	238@100MHz			
861-SS28B2032	SS28B2032	1.155 (29.3)	1.450 (36.8)	1.125 (28.6)	0.500 (12.7)	0.200 (5.1)	1.230 (31.2)	230@100MHz			

High Frequency (700MHz) - For Round Cables up to 0.50" Diameter

For optional adhesive pad replace "SS" in part number with "AS".

For quantities greater than listed, call for quote.

MOUSER STOCK NO.	FerriShield Part No.	Dimensions: in. (mm) A	B	C	D	E	F	Impedance (Ω)	Price Each 1	10	20
861-SS25B2037	SS25B2037	0.790 (20.1)	1.450 (36.8)	0.770 (19.6)	0.350 (8.8)	0.200 (5.1)	0.885 (22.5)	390@700MHz			

JELLY BEAN SNAP WITH INTERNAL LOCKING SYSTEM AND CABLE GRIP ENDS

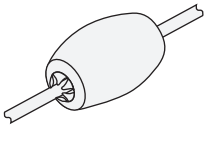

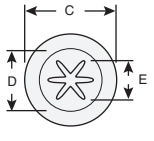

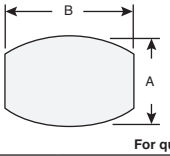

RoHS Compliant

For Round Cables up to 0.120" Diameter

For quantities greater than listed, call for quote.

MOUSER STOCK NO.	FerriShield Part No.	Dimensions: in. (mm) A	B	C	D	E	Impedance (Ω)	Price Each 1	10	20
861-JB28B0010	JB28B0010	0.670 (17.0)	0.820 (20.8)	0.670 (17.0)	0.290 (7.4)	0.055 (1.4)	140@100MHz			

SOLID FERRITE BEADS

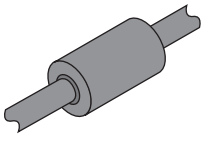

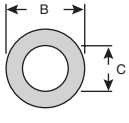

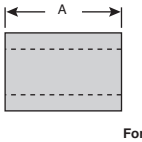

RoHS Compliant

For Round Cables up to 0.620" Diameter

For quantities greater than listed, call for quote.

MOUSER STOCK NO.	FerriShield Part No.	Dimensions: in. (mm) A	B	C	Impedance (Ω)	Price Each 1	10	20
861-28B0375-3	28B0375-3	0.750 (19.1)	0.375 (9.5)	0.192 (4.8)	140@100MHz			
861-28B0562-2	28B0562-2	1.125 (28.6)	0.562 (14.2)	0.250 (6.4)	257@100MHz			
861-28B0625-0	28B0625-0	0.562 (14.3)	0.625 (15.9)	0.310 (7.9)	120@100MHz			
861-28B0736-0	28B0736-0	1.125 (28.6)	0.736 (18.7)	0.430 (10.9)	176@100MHz			
861-28B1020-1	28B1020-1	1.125 (28.6)	1.020 (25.9)	0.505 (12.8)	225@100MHz			
861-28B1102-1	28B1102-1	1.000 (25.4)	1.102 (27.9)	0.620 (15.7)	147@100MHz			

© Copyright 2014 Mouser Electronics
© Copyright 2014 Mouser Electronics

FERRISHIELD RFI/EMI Gaskets and Fabrics

LEADER TECH a HEICO company
The Leading Edge In EMI Shielding Technology

RoHS Compliant **This product is RoHS compliant.**

RFI/EMI CONDUCTIVE SHIELDING FABRIC

Shielding effectiveness is determined by a combination of two events: reflection and absorption of RF signals. Absorption depends on the bulk, or thickness, of the shield material. However, reflection occurs at the shield surface and its effectiveness is independent of thickness. Reflection is the determining factor for all high frequency signal attenuation. (Note: When these materials are used in another regime; i.e., conductive shielding gaskets, conductivity is the determinant.) Maximum reflection occurs with the highest conductivity materials. The best overall metals are copper, nickel and combinations of both - based on high conductivity, compatibility with mating metals, manufacturing versatility and cost. The large 1040mm material width (41") minimizes seams; thin 0.08-0.10mm cross sections (0.003-0.004") maximize conformability to irregular surfaces.

Applications:

- Bonding or laminating to complex geometric shapes
- ESD, RFI-EMI; shielding attenuation >70.0dB up to 10.0GHz for CuNi type
- Enclosure panels and frames, seams, joints, shield curtains for back panel openings
- RFI-EMI conductive shielding gasket cover membranes
- Architectural shielding; shielded room finishing - ceilings, walls, floors; special purpose rooms

RoHS Compliant

Conductive Adhesive

- Sheet size 1040x914mm (41" wide x 36" long)
- Available in full rolls of 50 meters (~164')

For quantities greater than listed, call for quote.

MOUSER STOCK NO.	FerriShield Part No.	Adhesive	Polyester Fabric Bonded with	Surface Resistivity (Ω/mm²)	Attenuation (dB)				Price Each			
					500KHz	100MHz	300MHz	1GHz	1	2	5	10
861-SF005PCN-CA	SF005PCN-CA	Conductive	Copper / Nickel	.005	79	81	86	82				
861-SF030PCU-CA	SF030PCU-CA	Conductive	Copper	.030	N/A	67	65	62				
861-SF050PNI-CA	SF050PNI-CA	Conductive	Nickel	.050	N/A	72	67	63				

Hot Melt Adhesive

- Sheet size 1040x914mm (41" wide x 36" long)
- Available in full rolls of 100 meters (~325')

For quantities greater than listed, call for quote.

MOUSER STOCK NO.	FerriShield Part No.	Adhesive	Polyester Fabric Bonded with	Surface Resistivity (Ω/mm²)	Attenuation (dB)				Price Each			
					500KHz	100MHz	300MHz	1GHz	1	2	5	10
861-SF005PCN-HM	SF005PCN-CA	Hot Melt	Copper / Nickel	.005	79	81	86	82				
861-SF030PCU-HM	SF030PCU-HM	Hot Melt	Copper	.030	N/A	67	65	62				
861-SF050PNI-HM	SF050PNI-HM	Hot Melt	Nickel	.050	N/A	72	67	63				

No Adhesive

- Sheet size 1040x914mm (41" wide x 36" long)
- Available in full rolls of 100 meters (~325')

For quantities greater than listed, call for quote.

MOUSER STOCK NO.	FerriShield Part No.	Adhesive	Polyester Fabric Bonded with	Surface Resistivity (Ω/mm²)	Attenuation (dB)				Price Each			
					500KHz	100MHz	300MHz	1GHz	1	2	5	10
861-SF005PCN	SF005PCN-CA	None	Copper / Nickel	.005	79	81	86	82				
861-SF030PCU	SF030PCU	None	Copper	.030	N/A	67	65	62				
861-SF050PNI	SF050PNI	None	Nickel	.050	N/A	72	67	63				

EMC Conductive Shielding Aluminum

A high performance, cost-effective sheet shielding material. Very good electrical and thermal conductivity, high reflectivity and resistance to oxidation and corrosive environments. Composition is a four-layer matrix of static dissipative-EMC coating/polyester/Aluminum/polyethylene.

- Sheet size 1040x914mm (41" wide x 36" long)
- Available in full rolls of 182 meters (~600')

For quantities greater than listed, call for quote.

MOUSER STOCK NO.	FerriShield Part No.	Adhesive	Polyester Fabric Bonded with	Attenuation (dB)				Price Each			
				500KHz	100MHz	300MHz	1GHz	1	2	5	10
861-SF100PAL	SF100PAL	None	Aluminum	48	65	65	60				

D-Sub RFI/EMI Shielding Gaskets

- Conformable to irregular surfaces
- Eliminates gap problems between connector and I/O surface plates
- Compresses from 0.10" to 0.025"

RoHS Compliant

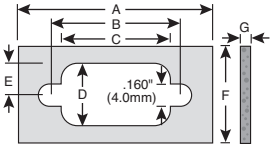

For quantities greater than listed, call for quote.

MOUSER STOCK NO.	FerriShield Part No.	Conductors	Dimensions: mm							Price Each			
			A	B	C	D	E	F	G	1	25	50	100
861-SG140009DS	SG140009DS	9 Pin	35.6	24.9	19.8	11.2	5.6	17.8	2.5				
861-SG175015DS	SG175015DS	15 Pin	44.5	33.3	28.2	11.2	5.6	17.8	2.5				
861-SG228025DS	SG228025DS	25 Pin	57.9	47	41.9	11.2	5.6	17.8	2.5				
861-SG293037DS	SG293037DS	37 Pin	74.4	63.5	58.2	11.2	5.6	17.8	2.5				
861-SG284050DS	SG284050DS	50 Pin	72.1	61.2	55.9	14.2	7.1	20.3	2.5				

RFI/EMI Metallized Fabric over Foam Shielding Gaskets

- Omnidirectional compression loading from any angle
- Quick, easy adhesive mounting on any surface
- Groove mount or surface mount
- Eliminates the need for mechanical clip-ons
- Universally functional for most applications
- Copper-nickel metallized fabric over open cell polyurethane foam

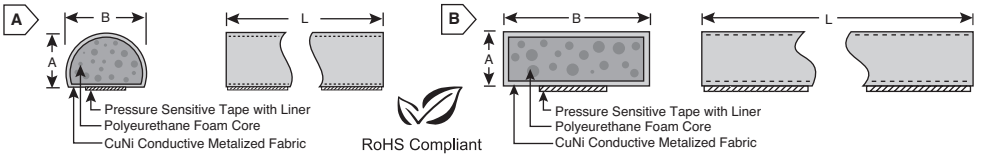

RoHS Compliant

For quantities greater than listed, call for quote.

MOUSER STOCK NO.	FerriShield Part No.	Fig.	Shape	Surface Resistivity (Ω/Lin. Inch)	Dimensions: mm			Price Each			
					A	B	L	1	25	50	100
861-SG187250D-24	SG187250D-24	A	D Shape RFI	0.005-0.01	4.7	6.35	610				
861-SG250375D-24	SG250375D-24	A	D Shape RFI	0.005-0.01	6.35	9.5	610				
861-SG375500D-24	SG375500D-24	A	D Shape RFI	0.005-0.01	9.5	12.7	610				
861-SG125187D-24	SG125187D-24	A	Micro D Shape RFI	0.005-0.01	3.2	4.7	610				
861-SG060125R-24	SG060125R-24	B	Rectangular RFI	0.005-0.01	1.2	3.2	610				
861-SG125250R-24	SG125250R-24	B	Rectangular RFI	0.005-0.01	3.2	6.35	610				
861-SG187375R-24	SG187375R-24	B	Rectangular RFI	0.005-0.01	4.7	9.5	610				

RFI/EMI Shielding Contacts

- Very low profile
- Low compression force
- Simple adhesive mounting
- Excellent alternative to liquid Form-in-place gaskets

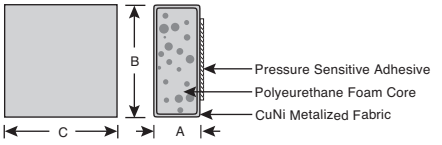

RoHS Compliant

For quantities greater than listed, call for quote.

MOUSER STOCK NO.	FerriShield Part No.	Surface Resistivity (Ω/Lin. Inch)	Dimensions: mm			Price Each			
			A	B	C	1	25	50	100
861-SC060138R	SC060138R	0.005-0.01	1.2	3.5	3.5				

Thermal Transfer Material

- Fills microscopic gaps promoting efficient heat transfer between component and heatsink
- For each increase in operating temperature of 10°C, component life decreases 50%
- 4 grades accommodate most applications
- Sheet size 300x200x1.0mm

RoHS Compliant

For quantities greater than listed, call for quote.

MOUSER STOCK NO.	FerriShield Part No.	Thermal Conductivity (W/m-K)	Color	Withstand Voltage (KV)	Price Each			
					1	2	5	10
861-TGF120K	TGF120K	1.2	Black	16				
861-TGF150D	TGF150D	1.5	Light Gray	14				
861-TGF280L	TGF280L	2.8	Dark Gray	13				
861-TGF600M	TGF600M	6.0	Brown	13				

© Copyright 2014 Mouser Electronics
© Copyright 2014 Mouser Electronics

FERRISHIELD PCB Shielded Enclosures

RoHS Compliant **This product is RoHS compliant.**

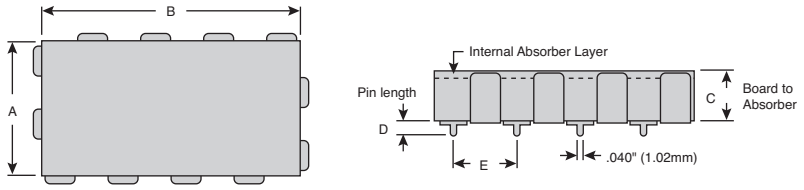

Through-hole mount – recommended hole size .050" (1.27mm)
Surface mount – pins formed w/ 90° outward bend

Through-hole or Adhesive Mount

Shielded enclosures for RF radiations from PCB components stop RF energy right at the source, eliminating re-radiation and interference with other nearby components as well as reducing the number of other shielding expenditures such as filters, gaskets and RF hardening of the equipment exterior structure. The addition of a frequency-tuned absorber membrane layer adds unprecedented performance, assimilating radiated energy without relying on repeated reflections from the interior surfaces of the shield, and without problems of harmonic resonance. Refer to sketches above.

The versatile shield design includes a solderable fence and tight-fitting cover assembly of copper alloy 770 (C77000), a tough solder-compatible material which does not require plating nor has corrosion prone bare edges. The removable cover provides convenient access to circuitry; and is very cost-effective due to the use of universal multi-use manufacturing tooling.

Each enclosure shield size can be combined with frequency-specific absorber material bonded to the cover interior for exacting remediation of otherwise errant frequency emanations - a selection of five EMC absorbers effective from 50 MHz to 1 GHz along with an extra wideband version effective from 40 MHz to 5 GHz; and, ten Microwave versions effective up to 116 GHz. The adhesive mounting option provides quick installation on any circuit without modification of PCB traces.

To specify adhesive mount add suffix "A" to part number. **To specify surface mount add suffix "SM" to part number.**

EMC Standard Series - Specifications:

- Frequency Range: 50 MHz - 1 GHz
- Peak Frequency Choices: 100, 300, 400, 500 or 800 MHz
- Temperature Range: -20°C to 100°C
- Flammability Rating: UL94-V0
- Adhesive:
  Temperature: -18°C to 83°, ASTM D-3575
  Tack: 8.4 p.s.i., stainless steel, ASTM D-3575
  Shear: 300+ hrs. @ 2 p.s.i. @ 22°C, ASTM D-3575
- Dimensions:
  Standard: 15.75" W x 15.75 "L x .011" max (400.0 x 400.0 x 0.28 mm)
  Maximum: 3' -0" W x 65' -0" L x .011" max (1.0 x 20.0 M x 0.28 mm)

EMC Extra Wideband Series - Specifications:

- Frequency Range: 40 MHz - 5 GHz
- Peak Frequency Choices: 3.2 GHz
- Temperature Range: -20°C to 100°C and -10°C to 200°C (High Temperature)
- Flammability Rating: UL94-V0
- Adhesive:
  Temperature: 0°F to 180°F, ASTM D-3575
  Tack: 8.4 p.s.i. (8.3 p.s.i. High Temperature), ASTM D-3575
  Shear: 300+ hrs. @ 2 p.s.i. @ 72°F, ASTM D-3575
- Dimensions:
  Standard: 8.25" W x 15.75 "L x .004" max (210.0 x 400.0 x 0.10 mm)
  Maximum: 3' -0" W x 65' -0" L x .004" max (1.0 x 20.0 M x 0.10 mm)

Microwave Series - Specifications:

- Frequency Range: 20 MHz - 116.0 GHz
- Peak Frequency Choices: 2.4, 5.8, 10, 18, 24, 26, 38, 60, 76, 110 GHz
- Temperature Range: -20°C to 110°C
- Flammability Rating: UL94-V0
- Adhesive:
  Temperature: -18°C to 83°C, ASTM D-3575
  Tack: 8.4 p.s.i. (stainless steel) ASTM D-3575
  Shear: 300+ hrs. @ 2 p.s.i. @ 72°F, ASTM D-3575
- Dimensions:
  Standard: 7.875" W x 15.75 "L x .138" max (200.0 x 400.0 x 3.5 mm)
  Maximum: 3' -0" W x 65' -0" L x .138" max (1.0 x 20.0 M x 3.5 mm)

RoHS Compliant

EMC TYPE PCB SHIELD ENCLOSURES - UP TO 5GHZ

For quantities greater than listed, call for quote.

MOUSER STOCK NO.	FerriShield Part No.	Dimensions: In. (mm) A	B	C	D	E	Frequency Range	Frequency Peak	Price Each 1	10
861-PS100EMC24	PS100EMC24	1.00 (25.4)	2.00 (50.8)	0.198 (5.0)	0.10 (2.5)	0.50 (12.7)	50 MHz to 1 GHz	-17.3dB@100MHz		
861-PS300EMC24	PS300EMC24	1.00 (25.4)	2.00 (50.8)	0.198 (5.0)	0.10 (2.5)	0.50 (12.7)	50 MHz to 1 GHz	-17.6dB@300MHz		
861-PS500EMC24	PS500EMC24	1.00 (25.4)	2.00 (50.8)	0.189 (4.8)	0.10 (2.5)	0.50 (12.7)	50 MHz to 1 GHz	-17.8dB@500MHz		
861-PS800EMC24	PS800EMC24	1.00 (25.4)	2.00 (50.8)	0.192 (4.9)	0.10 (2.5)	0.50 (12.7)	50 MHz to 1 GHz	-17.9dB@800MHz		
861-PS3200EMC24	PS3200EMC24	1.00 (25.4)	2.00 (50.8)	0.196 (5.0)	0.10 (2.5)	0.50 (12.7)	40 MHz to 5 GHz	-31.3dB@3.2GHz		
861-PS100EMC44	PS100EMC44	2.00 (50.8)	3.00 (76.2)	0.398 (10.1)	0.12 (3.0)	0.50 (12.7)	50 MHz to 1 GHz	-17.3dB@100MHz		
861-PS300EMC44	PS300EMC44	2.00 (50.8)	3.00 (76.2)	0.398 (10.1)	0.12 (3.0)	0.50 (12.7)	50 MHz to 1 GHz	-17.6dB@300MHz		
861-PS400EMC44	PS400EMC44	2.00 (50.8)	3.00 (76.2)	0.398 (10.1)	0.12 (3.0)	0.50 (12.7)	50 MHz to 1 GHz	-17.2dB@400MHz		
861-PS500EMC44	PS500EMC44	2.00 (50.8)	3.00 (76.2)	0.389 (9.9)	0.12 (3.0)	0.50 (12.7)	50 MHz to 1 GHz	-17.8dB@500MHz		
861-PS800EMC44	PS800EMC44	2.00 (50.8)	3.00 (76.2)	0.392 (10.0)	0.12 (3.0)	0.50 (12.7)	50 MHz to 1 GHz	-17.9dB@800MHz		
861-PS3200EMC44	PS3200EMC44	2.00 (50.8)	3.00 (76.2)	0.396 (10.1)	0.12 (3.0)	0.50 (12.7)	40 MHz to 5 GHz	-31.3dB@3.2GHz		
✻ 861-PS3200EMC44H	PS3200EMC44H	2.00 (50.8)	3.00 (76.2)	0.396 (10.1)	0.12 (3.0)	0.50 (12.7)	40 MHz to 5 GHz	-31.3dB@3.2GHz		
861-PS100EMC59	PS100EMC59	3.00 (76.2)	4.50 (114.3)	0.498 (12.6)	0.12 (3.0)	0.25 (6.4)	50 MHz to 1 GHz	-17.3dB@100MHz		
861-PS400EMC59	PS400EMC59	3.00 (76.2)	4.50 (114.3)	0.498 (12.6)	0.12 (3.0)	0.25 (6.4)	50 MHz to 1 GHz	-17.2dB@400MHz		
861-PS500EMC59	PS500EMC59	3.00 (76.2)	4.50 (114.3)	0.489 (12.4)	0.12 (3.0)	0.25 (6.4)	50 MHz to 1 GHz	-17.8dB@500MHz		
861-PS800EMC59	PS800EMC59	3.00 (76.2)	4.50 (114.3)	0.492 (12.5)	0.12 (3.0)	0.25 (6.4)	50 MHz to 1 GHz	-17.9dB@800MHz		
861-PS3200EMC59	PS3200EMC59	3.00 (76.2)	4.50 (114.3)	0.496 (12.6)	0.12 (3.0)	0.25 (6.4)	40 MHz to 5 GHz	-31.3dB@3.2GHz		
✻ 861-PS3200EMC59H	PS3200EMC59H	3.00 (76.2)	4.50 (114.3)	0.496 (12.6)	0.12 (3.0)	0.25 (6.4)	40 MHz to 5 GHz	-31.3dB@3.2GHz		

✻ High Temperature Version

MICROWAVE TYPE PCB SHIELD ENCLOSURES - UP TO 116GHZ

RoHS Compliant

For quantities greater than listed, call for quote.

861-PS24MA24	PS24MA24	1.00 (25.4)	2.00 (50.8)	0.062 (1.6)	0.1 (2.5)	0.50 (12.7)	2.2-2.6 GHz	-21.0dB@2.4GHz		
861-PS58MA24	PS58MA24	1.00 (25.4)	2.00 (50.8)	0.100 (2.5)	0.1 (2.5)	0.50 (12.7)	5.5-6.2 GHz	-23.5dB@5.8GHz		
861-PS100MA24	PS100MA24	1.00 (25.4)	2.00 (50.8)	0.145 (3.7)	0.1 (2.5)	0.50 (12.7)	9.2-10.8 GHz	-23.5dB@10.0GHz		
861-PS180MA24	PS180MA24	1.00 (25.4)	2.00 (50.8)	0.160 (4.1)	0.1 (2.5)	0.50 (12.7)	16.5-19.5 GHz	-24.1dB@18.0GHz		
861-PS240MA24	PS240MA24	1.00 (25.4)	2.00 (50.8)	0.176 (4.5)	0.1 (2.5)	0.50 (12.7)	22.5-25.5 GHz	-24.3dB@24.0GHz		
861-PS260MA24	PS260MA24	1.00 (25.4)	2.00 (50.8)	0.173 (4.4)	0.1 (2.5)	0.50 (12.7)	25.2-27.0 GHz	-21.4dB@26.0GHz		
861-PS380MA24	PS380MA24	1.00 (25.4)	2.00 (50.8)	0.176 (4.5)	0.1 (2.5)	0.50 (12.7)	35.8-40.2 GHz	-21.4dB@38.0GHz		
861-PS600MA24	PS600MA24	1.00 (25.4)	2.00 (50.8)	0.165 (4.2)	0.1 (2.5)	0.50 (12.7)	52.0-64.2 GHz	-21.6dB@60.0GHz		
861-PS760MA24	PS760MA24	1.00 (25.4)	2.00 (50.8)	0.184 (4.7)	0.1 (2.5)	0.50 (12.7)	72.0-80.0 GHz	-20.0dB@76.0GHz		
861-PS1100MA24	PS1100MA24	1.00 (25.4)	2.00 (50.8)	0.184 (4.7)	0.1 (2.5	0.50 (12.7)	104.0-116.0 GHz	-21.2dB@110.0GHz		
861-PS24MA44	PS24MA44	2.00 (50.8)	3.00 (76.2)	0.262 (6.7)	0.12 (3.0)	0.50 (12.7)	2.2-2.6 GHz	-21.0dB@2.4GHz		
861-PS58MA44	PS58MA44	2.00 (50.8)	3.00 (76.2)	0.300 (7.6)	0.12 (3.0)	0.50 (12.7)	5.5-6.2 GHz	-23.5dB@5.8GHz		
861-PS100MA44	PS100MA44	2.00 (50.8)	3.00 (76.2)	0.345 (8.8)	0.12 (3.0)	0.50 (12.7)	9.2-10.8 GHz	-23.5dB@10.0GHz		
861-PS180MA44	PS180MA44	2.00 (50.8)	3.00 (76.2)	0.360 (9.1)	0.12 (3.0)	0.50 (12.7)	16.5-19.5 GHz	-24.1dB@18.0GHz		
861-PS240MA44	PS240MA44	2.00 (50.8)	3.00 (76.2)	0.376 (9.6)	0.12 (3.0)	0.50 (12.7)	22.5-25.5 GHz	-24.3dB@24.0GHz		
861-PS260MA44	PS260MA44	2.00 (50.8)	3.00 (76.2)	0.373 (9.5)	0.12 (3.0)	0.50 (12.7)	25.2-27.0 GHz	-21.4dB@26.0GHz		
861-PS380MA44	PS380MA44	2.00 (50.8)	3.00 (76.2)	0.376 (9.6)	0.12 (3.0)	0.50 (12.7)	35.8-40.2 GHz	-21.4dB@38.0GHz		
861-PS600MA44	PS600MA44	2.00 (50.8)	3.00 (76.2)	0.365 (9.3)	0.12 (3.0)	0.50 (12.7)	52.0-64.2 GHz	-21.6dB@60.0GHz		
861-PS760MA44	PS760MA44	2.00 (50.8)	3.00 (76.2)	0.384 (9.8)	0.12 (3.0)	0.50 (12.7)	72.0-80.0 GHz	-20.0dB@76.0GHz		
861-PS1100MA44	PS1100MA44	2.00 (50.8)	3.00 (76.2)	0.384 (9.8)	0.12 (3.0)	0.50 (12.7)	104.0-116.0 GHz	-21.2dB@110.0GHz		
861-PS58MA59	PS58MA59	3.00 (76.2)	4.50 (114.3)	0.400 (10.2)	0.12 (3.0)	0.25 (6.4)	5.5-6.2 GHz	-23.5dB@5.8GHz		
861-PS100MA59	PS100MA59	3.00 (76.2)	4.50 (114.3)	0.445 (11.3)	0.12 (3.0)	0.25 (6.4)	9.2-10.8 GHz	-23.5dB@10.0GHz		
861-PS180MA59	PS180MA59	3.00 (76.2)	4.50 (114.3)	0.460 (11.7)	0.12 (3.0)	0.25 (6.4)	16.5-19.5 GHz	-24.1dB@18.0GHz		
861-PS240MA59	PS240MA59	3.00 (76.2)	4.50 (114.3)	0.476 (12.1)	0.12 (3.0)	0.25 (6.4)	22.5-25.5 GHz	-24.3dB@24.0GHz		
861-PS260MA59	PS260MA59	3.00 (76.2)	4.50 (114.3)	0.473 (12.0)	0.12 (3.0)	0.25 (6.4)	25.2-27.0 GHz	-21.4dB@26.0GHz		
861-PS380MA59	PS380MA59	3.00 (76.2)	4.50 (114.3)	0.476 (12.1)	0.12 (3.0)	0.25 (6.4)	35.8-40.2 GHz	-21.4dB@38.0GHz		
861-PS600MA59	PS600MA59	3.00 (76.2)	4.50 (114.3)	0.465 (11.8)	0.12 (3.0)	0.25 (6.4)	52.0-64.2 GHz	-21.6dB@60.0GHz		
861-PS760MA59	PS760MA59	3.00 (76.2)	4.50 (114.3)	0.484 (12.3)	0.12 (3.0)	0.25 (6.4)	72.0-80.0 GHz	-20.0dB@76.0GHz		
861-PS1100MA59	PS1100MA59	3.00 (76.2)	4.50 (114.3)	0.484 (12.3)	0.12 (3.0)	0.25 (6.4)	104.0-116.0 GHz	-21.2dB@110.0GHz		

© Copyright 2014 Mouser Electronics
© Copyright 2014 Mouser Electronics

LAIRD TECHNOLOGIES EMI Components

RoHS Compliant This product is RoHS compliant.

LAIRD TECHNOLOGIES FABRIC-OVER-FOAM EMI SHIELDING GASKETS

Features:

- Shielding effectiveness of >100dB across a wide spectrum of frequencies (MIL-STD 285 mod.)
- Extremely low compression forces allow for use of lighter materials
- Low surface resistivity of <0.07 ohms/square provides improved conductivity (ASTM F390)
- Abrasion resistant metallized fabrics show virtually no degradation in shielding performance after 1,000,000 cycles
- Urethane & thermoplastic elastomer (TPE) core provide low compression set ensuring long-term reliable gasket performance
- Service temperatures from -40°F to 158°F (-40°C to 70°C)

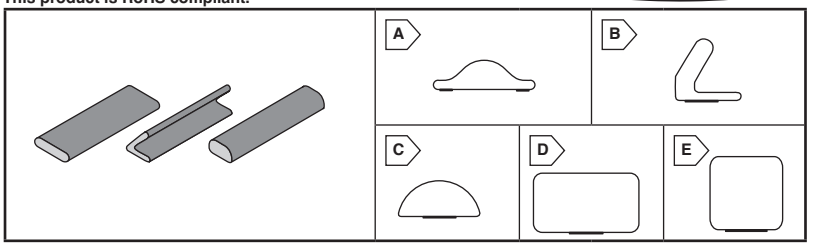

For quantities greater than listed, call for quote.

MOUSER STOCK NO.	Laird Tech Part No.	Fig.	UL 94 Rating	Shape	Dimensions: in. (mm)			Price Each			
					Height	Width	Length	1	10	50	100
739-4633PA-51H-01800	4633-PA-51H-01800	A	V0	Bell	0.100 (2.54)	0.300 (7.62)	18.00 (457.20)				
739-4593PA-H1K-01800	4593-PA-H1K-01800	B	V0	C-Fold	0.250 (6.35)	0.280 (7.11)	18.00 (457.20)				
739-4184PA-51H-01800	4184-PA-51H-01800	C	V0	D	0.60 (1.52)	0.150 (3.81)	18.00 (457.20)				
739-4548PA-51H-01800	4548-PA-51H-01800	C	V0	D	0.060 (1.50)	0.250 (6.35)	18.00 (457.20)				
739-4053PA-51H-01800	4053-PA-51H-01800	C	V0	D	0.090 (2.29)	0.090 (2.29)	18.00 (457.20)				
739-4240PA-51H-01800	4240-PA-51H-01800	C	V0	D	0.100 (2.54)	0.300 (7.62)	18.00 (457.20)				
739-4742PA-51H-01800	4742-PA-51H-01800	C	V0	D	0.120 (3.05)	0.150 (3.81)	18.00 (457.20)				
739-4202PA-51H-01800	4202-PA-51H-01800	C	V0	D	0.120 (3.05)	0.250 (6.35)	18.00 (457.20)				
739-4078PA-51H-01800	4078-PA-51H-01800	C	V0	D	0.120 (3.05)	0.360 (9.14)	18.00 (457.20)				
739-4692PA-51H-01800	4692-PA-51H-01800	C	V0	D	0.140 (3.56)	0.250 (6.35)	18.00 (457.20)				
739-4105PA-51H-01800	4105-PA-51H-01800	C	V0	D	0.375 (9.52)	0.500 (12.70)	18.00 (457.20)				
739-4245PA-51H-01800	4245-PA-51H-01800	D	V0	Rectangle	0.040 (1.02)	0.120 (3.05)	18.00 (457.20)				
739-4220PA-51H-01800	4220-PA-51H-01800	D	V0	Rectangle	0.040 (1.02)	0.200 (5.08)	18.00 (457.20)				
739-4056PA-51H-01800	4056-PA-51H-01800	D	V0	Rectangle	0.060 (1.52)	0.200 (5.08)	18.00 (457.20)				
739-4209PA-51H-01800	4209-PA-51H-01800	D	V0	Rectangle	0.120 (3.05)	0.155 (3.94)	18.00 (457.20)				
739-4788PA-51H-01800	4788-PA-51H-01800	D	V0	Rectangle	0.125 (3.18)	0.250 (6.35)	18.00 (457.20)				
739-4701PA-51H-01800	4701-PA-51H-01800	D	V0	Rectangle	0.250 (6.35)	0.375 (9.53)	18.00 (457.20)				
739-4520PA-51H-01800	4520-PA-51H-01800	E	V0	Square	0.079 (2.01)	0.079 (2.01)	18.00 (457.20)				
739-4046PA-51H-01800	4046-PA-51H-01800	E	V0	Square	0.118 (3.00)	0.118 (3.00)	18.00 (457.20)				
739-4212PA-51H-01800	4212-PA-51H-01800	E	V0	Square	0.195 (4.96)	0.195 (4.96)	18.00 (457.20)				

LAIRD TECHNOLOGIES FINGERSTOCK GASKETS AND METAL GROUNDING PRODUCTS

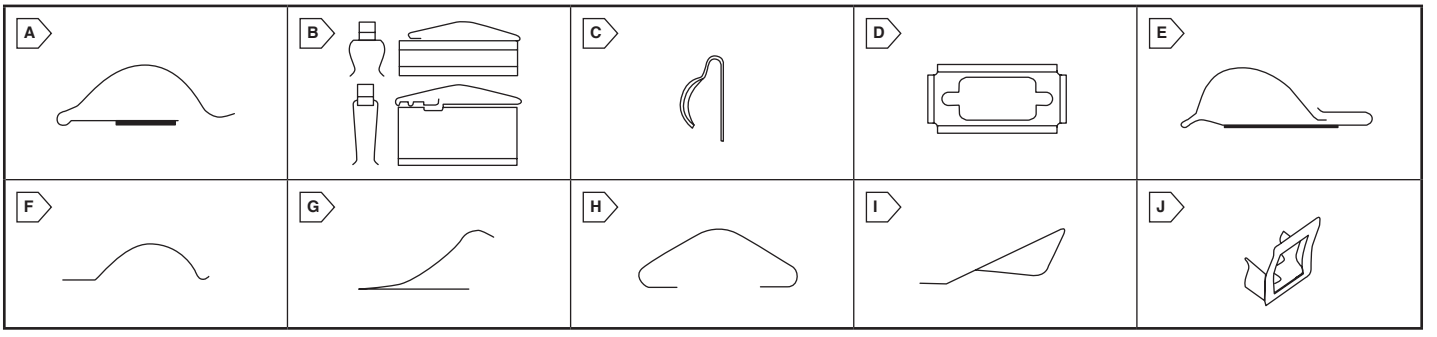

BeCu=Beryllium Copper / RCC=Recyclable Clean Copper

For quantities greater than listed, call for quote.

MOUSER STOCK NO.	Laird Tech Part No.	Fig.	Description	Dimensions: in. (mm)			Price Each			
				Height	Width	Length	1	10	50	100
739-0097053802	0097053802	A	All-Purpose (BeCu)	.250 (6.35)	.780 (19.81	24.00 (609.60)				
739-0097054002	0097054002	A	All-Purpose (BeCu)	.110 (2.79)	.280 (7.11)	16.00 (406.40)				
739-0087054002	0087054002	A	All-Purpose (RCC)	.110 (2.79)	.280 (7.11)	16.00 (406.40)				
739-0097098302	0097098302	B	Card Guide Clip-On (BeCu)	.256 (6.50)	.080 (2.03)	--				
739-0097061302	0097061302	C	Clip-On Gasket w/ "D" Lance (BeCu)	.100 (2.54)	.300 (7.62)	16.00 (406.40)				
739-0097060502	0097060502	C	Clip-On Gasket w/ "T" Lance (BeCu)	.200 (2.54)	.380 (9.65)	16.00 (406.40)				
739-0087065502	0087065502	--	Clip-On Perpendicular (RCC)	.070 (1.78)	.305 (7.75)	12.00 (304.80)				
739-0087065602	0087065602	--	Clip-On Perpendicular (RCC)	.250 (6.35)	.544 (13.82)	16.00 (406.40)				
739-0097031002	0097031002	C	Contact Strip (BeCu)	.280 (7.11)	.480 (12.19)	15.00 (381.00)				
739-0097039002	0097039002	C	Contact Strip (BeCu)	.200 (5.08)	.280 (7.11)	16.00 (406.40)				
739-0087038002	0087038002	C	Contact Strip (BeCu)	.090 (2.28)	.190 (4.83)	16.00 (406.40)				
739-0097077800	0097077800	D	D Connector Shield (BeCu)	.025 (0.64)	1.410 (35.81)	--				
739-0097052102	0097052102	E	Fold-Over Series (BeCu)	.140 (3.556)	.510 (12.95)	16.00 (406.40)				
739-9743802240	9743802240	F	Large Enclosure (BeCu)	.250 (6.35)	1.090 (27.69)	24.00 (609.40)				
739-0097097402	0097097402	G	Mini-Longitudinal Grounding (BeCu)	.145 (3.68)	.180 (4.57)	16.00 (406.40)				
739-0077001002	0077001002	H	Slot Mount (BeCu)	.110 (2.79)	.320 (8.13)	16.00 (406.40)				
739-0067001102	0067001102	H	Slot Mount (RCC)	.220 (5.59)	.600 (15.24)	16.00 (406.40)				
739-0097055002	0097055002	I	Twist Series (BeCu)	.030 (0.76)	.230 (5.84)	24.00 (609.90)				
739-0097055502	0097055502	I	Twist Series (BeCu)	.070 (1.78)	.340 (8.64)	24.00 (609.90)				
739-0097072802	0097072802	J	USB Connector (BeCu)	.511 (12.98)	.625 (15.88)	--				

LAIRD TECHNOLOGIES STANDARD PRECISION ELECTRONIC CONTACTS

Laird Technologies standard precision electronic contacts ground, carry current and signals, and interconnect boards and devices. Laird Technologies offers a wide choice of plating options and designs in standard formats that are ready for product.

- Materials: 0.10mm BeCU
- Typical Applications: Grounding, energy carrying

BeCU=Beryllium Copper

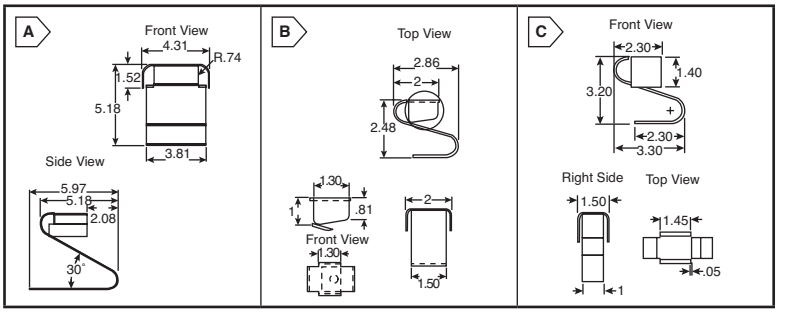

For quantities greater than listed, call for quote.

MOUSER STOCK NO.	Laird Part No.	Fig.	Coil Voltage	Contact Form	Price Each			
					1	25	50	100
739-BMIC-004	BMIC-004	A	Gold	1400				
739-BMIC-006	BMIC-006	B	Tin	3500				
739-BMIC-007	BMIC-007	C	Tin	2300				

© Copyright 2014 Mouser Electronics

© Copyright 2014 Mouser Electronics

LAIRD TECHNOLOGIES BOARD LEVEL SHIELDS

Standard Surface Mount Shields - One Piece

One-piece shields offer six sides of protection, with the sixth side being the board itself. One-piece designs offer economical shielding protection where access to covered components is not necessary.
The One-piece design offers economical shield protection.
No tooling costs associated with one or two piece standard designs

Standard Surface Mount Shields - Two Piece

Two-piece board level shields offer users the flexibility to inspect or repair shielded components without having to risk board damage by removing the entire shield or incur any tooling costs. Covers snap on and off with ease, which makes repair of the component under the shield quicker and easier.

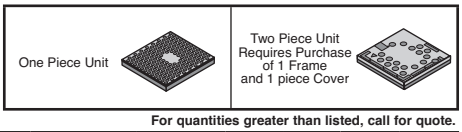

For quantities greater than listed, call for quote.

MOUSER STOCK NO.	Laird Tech Part No.	Surface Area in. (mm)	Piece Type	Dimensions: in. (mm) Max. Overall Dim.	Max. Overall Height	Dimensions: mm Carrier Tape	Carrier Width	Pitch Parts Per Reel	Price Each 1	10	50	100
One Piece												
739-BMIS-105	BMIS-105	1.461² (942.50²)	- - - - -	1.500x1.000 (38.10x25.40)	.236 (6.00)	56	32	250				
Two Piece												
739-BMIS-201-F	BMIS-201-F	.253² (163.10²)	Frame	.538x.476 (13.66x12.10)	.100 (2.54)	24	20	1000				
739-BMIS-201-C	BMIS-201-C	.253² (163.10²)	Cover	.538x.476 (13.66x12.10)	.100 (2.54)	--	--	--				
739-BMIS-202-F	BMIS-202-F	.402² (259.21²)	Frame	.650x.650 (16.50x16.50)	.142 (3.60)	32	24	700				
739-BMIS-202-C	BMIS-202-C	.402² (259.21²)	Cover	.650x.650 (16.50x16.50)	.142 (3.60)	--	--	--				
739-BMIS-203-F	BMIS-203-F	1.033² (666.16²)	Frame	1.032x1.032 (26.21x26.21)	.200 (5.08)	44	32	300				
739-BMIS-203-C	BMIS-203-C	1.033² (666.16²)	Cover	1.032x1.032 (26.21x26.21)	.200 (5.08)	--	--	--				
739-BMIS-205-F	BMIS-205-F	1.461² (942.50²)	Frame	1.500x1.000 (38.10x25.40)	.236 (6.00)	56	32	250				
739-BMIS-205-C	BMIS-205-C	1.461² (942.50²)	Cover	1.500x1.000 (38.10x25.40)	.236 (6.00)	--	--	--				
739-BMIS-206-F	BMIS-206-F	1.879² (1212.39²)	Frame	1.450x1.326 (36.83x33.68)	.200 (5.08)	56	40	300				
739-BMIS-206-C	BMIS-206-C	1.879² (1212.39²)	Cover	1.450x1.326 (36.83x33.68)	.200 (5.08)	--	--	--				
739-BMIS-207-F	BMIS-207-F	2.997² (1933.36²)	Frame	1.747x1.747 (44.37x44.37)	.384 (9.75)	56	56	120				
739-BMIS-207-C	BMIS-207-C	2.997² (1933.36²)	Cover	1.747x1.747 (44.37x44.37)	.384 (9.75)	--	--	--				

LAIRD TECHNOLOGIES MICROWAVE ABSORBERS

Q-Zorb™ RFSW Surface Wave

Q-Zorb RFSW surface wave absorbers are thin, magnetically loaded elastomeric sheets designed to provide attenuation at high angles of incidence for surface wave attenuation.
The are nominally manufactured in the thickness range of 0.010 in. to 0.125 in. (0.3mm to 3.2mm).

Features:

- The materials available are in UL fire retardant versions for use in commercial devices.
- Excellent performance at frequencies between 500MHz and 40GHz.
- Several magnetic fillers are available carbonyl iron powder is standard, but other materials such as iron silicide (FeSi) are used for corrosion resistant applications.

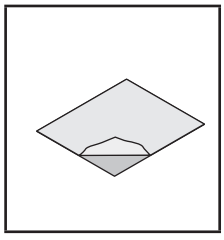

For quantities greater than listed, call for quote.

MOUSER STOCK NO.	Laird Tech Part No.	Description	Optimum Frequency Range (GHz)	Dimensions: in. (mm) Height	Width	Thickness	Price Each
739-02240	02240	Q-Zorb Surface Wave Fire Retardant PSA	8-12	24.00 (609.60)	24.00 (609.60)	0.060 (1.50)	
739-02242	02242	Q-Zorb Surface Wave Fire Retardant PSA	2-4	24.00 (609.60)	24.00 (609.60)	0.125 (3.175)	

Microwave Absorbing Foam

Microwave absorbing foam is commonly used around antennas and wireless devices to provide isolation or side lobe reduction. It can be die-cut into components for EMI reduction inside microwave cavities and is used to manufacture antenna hats and test boxes. It can be encapsulated into a textile cover for use outdoors and fabricated into blankets, covers and over components.

RFRET - Reticulated Foam Absorbers

RFRET is a urethane-based reticulated foam absorber. RFRET is offered with a graded carbon coating providing excellent broadband reflectivity reduction.
RFRET with constant carbon loading provides excellent insertion loss. RFRET is useful for antenna sidelobe reduction and pattern enhancement.

RFLS - Lossy Foam Absorbers

RFLS is a single layer "lossy" sheet produced by dipping lightweight open-celled urethane foam into a resistive solution. The end product is a uniform lightweight, loaded sheet material with a specified insertion loss at a given frequency. RFLS offers the lowest cost in microwave absorber products.

Features:

- Typical applications: antennas, amplifiers, oscillators, computer housings and wireless equipment
- Lowers the noise or cavity Q in microwave components
- Can be supplied with PSA backing
- Excellent performance at low frequencies (> 100 MHz)

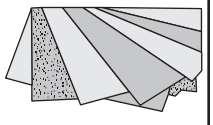

For quantities greater than listed, call for quote.

MOUSER STOCK NO.	Laird Tech Part No.	Description	Dimensions: in. (mm) Height	Width	Length	Price Each 1	5	10	50
739-04001	04001	Reticulated Foam	24.00 (609.60)	24.00 (609.60)	ø.50 (1.27)				
739-05099	05099	Lossy Foam, with PSA	24.00 (609.60)	24.00 (609.60)	0.125 (3.18)				
739-05102	05102	Lossy Foam, with PSA	24.00 (609.60)	24.00 (609.60)	0.250 (6.35)				

MULTIPLE TURN AXIAL LEAD FERRITE BEAD/CORES - DIFFERENTIAL MODE

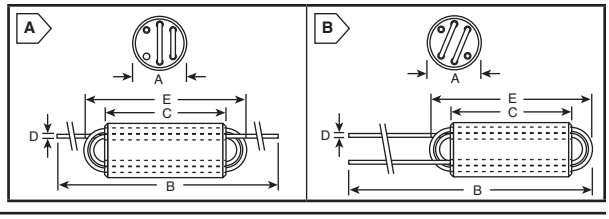

For quantities greater than listed, call for quote.

MOUSER STOCK NO.	Steward Part No.	Fig.	Impedance @ 100MHz (Ω)	Rated Current	Number of Turns	Price Each 1	10	50	100
875-28C0236-0BW-10	28C0236-0BW-10	A	835	7	2.5				
875-28C0236-0EW-10	28C0236-0EW-10	B	998	7	3.0				

DIFFERENTIAL MODE FERRITE EMI FILTERS

For quantities greater than listed, call for quote.

MOUSER STOCK NO.	Steward Part No.	Fig.	Impedance @ 100MHz (Ω)	Rated Current	Dimensions: mm A	B	C	Price Each 1	10	50	100
875-29F0418-1SR-10	29F0418-1SR-10	A	119	6	6.10	4.50	4.19				
875-29F0430-2SR-10	29F0430-2SR-10	A	200	9	10.87	10.87	6.35				
875-29F0428-0T0-10	29F0428-0T0-10	B	342	10	10.88	10.88	10.57				
875-29F0429-0T0-10	29F0429-0T0-10	B	285	10	10.88	5.49	10.44				

COMMON MODE CHIP BEAD - HIGH CURRENT

For quantities greater than listed, call for quote.

875-CM1812X330R-10	CM1812X330R-10	C	33	10	4.57	3.05	1.60				
875-CM3312R111R-10	CM3312R111R-10	C	110	5	8.50	3.05	2.36				
875-CM3322U610R-10	CM3322U610R-10	D	61	7	8.50	5.60	2.10				

HIGH CURRENT COMMON MODE CHOKE ARRAYS

For quantities greater than listed, call for quote.

875-CM2545X171B-10	CM2545X171B-10	E	170	10	6.3	11.38	9.32				
875-CM4545Z131B-10	CM4545Z131B-10	F	130	10	11.38	11.38	9.32				
875-CM3440Z171R-10	CM3440Z171R-10	G	170	20	8.51	10.03	9.32				
875-CM5740Z171B-10	CM5740Z171B-10	H	170	20	14.48	10.03	9.32				
875-CM5740Z171R-10	CM5740Z171R-10	I	170	20	14.48	10.03	9.32				
875-CM5441Z101B-10	CM5441Z101B-10	J	100	30	13.72	10.41	10.52				
875-CM5441Z161B-10	CM5441Z161B-10	J	160	30	13.72	10.41	10.52				
875-CM4732V301R-10	CM4732V301R-10	K	300	8	11.94	8.13	9.45				

COMMON MODE EMI FILTER ARRAYS

For quantities greater than listed, call for quote.

875-CM2722R201R-10	CM2722R201R-10	L	200	5	6.99	5.72	9.53				
875-CM3822R201R-10	CM3822R201R-10	K	200	5	9.78	5.72	7.62				
875-CM5022R151R-10	CM5022R151R-10	M	150	5	12.57	5.72	7.62				
875-CM5022R201R-10	CM5022R201R-10	M	200	5	12.57	5.72	7.62				
875-CM5022R800R-10	CM5022R800R-10	M	80	5	12.57	5.72	7.62				

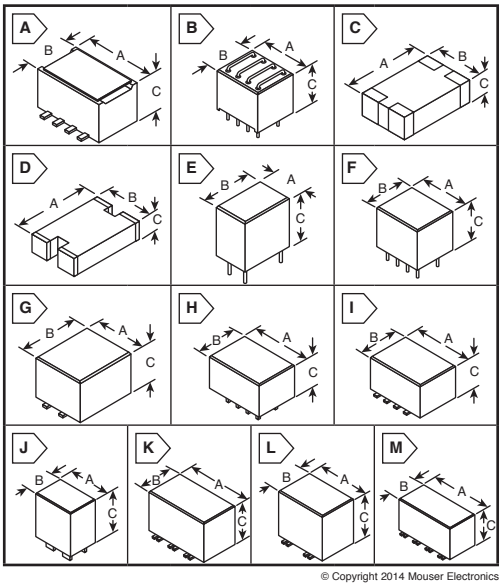

© Copyright 2014 Mouser Electronics

LAIRD TECHNOLOGIES EMI Chip Beads

RoHS Compliant **This product is RoHS compliant.**

SMD FERRITE BEAD ASSEMBLIES

Specifications:
- 10Amp continuous operating current capability
- Low DCR
- Rugged construction

Applications:
- EMI filtering
- Board flexure applications

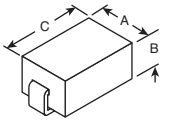

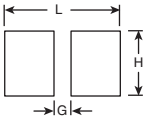

Land Pattern
(For Reflow Soldering)

For quantities greater than listed, call for quote.

MOUSER STOCK NO.	Steward Part No.	Case Size	Impedance @ 100MHz (Ω)	Rated Current (A)	Price Each 1	Price Each 50	Price Each 100	Reel Price 2500
875-28F0121-0SR-10	28F0121-0SR-10	1612	48	10				
875-28F0121-1SR-10	28F0121-1SR-10	3312	96	10				

Steward Part No.	Dimensions: mm A	B	C	L	G	H
28F0121-0SR-10	3.05	2.54	4.06	7.29	1.02	3.45
28F0121-1SR-10	3.05	2.54	8.51	10.74	4.14	4.60

SMD FERRITE EMI CHIP BEADS

Specifications:
- Excellent retention under bias
- Rugged monolithic construction
- Superior impedance vs frequency characteristics
- Economical

Applications:
- Filtering of power input pins and devices using high speed clocks
- High frequency filtering of medium speed clocks and video signals
- Data bus filtration; high frequency amplifier oscillation killers

Series Codes:
LI - Low Current Chips (1amp & <400ohms)
MI - Mid Current Chips (1-2.5amps)
HZ - High Impedance Chip (<1amp & >400ohms)
HI - High Current Chip (>3amps)
LF - Low Frequency Chips

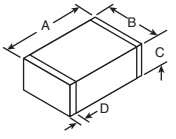

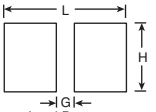

Land Pattern
(For Reflow Soldering)

EIA Package Size	Dimensions: mm A	B	C	D	L	G	H
0201	0.60	0.30	0.30	0.15	0.69	6.25	0.32
0402	1.01	0.50	0.50	0.30	2.10	0.50	0.55
0603	1.60	0.80	0.80	0.36	2.60	0.60	0.80
0805	2.00	1.25	1.25	0.51	3.23	0.66	1.47
1206	3.20	1.60	1.10	0.51	4.40	2.20	1.40
1612	4.06	3.05	2.28	0.89	8.64	1.57	4.06
1806	4.50	1.60	1.60	0.51	5.70	2.70	2.24
1812	4.50	3.20	1.40	0.46	5.90	2.57	4.22
2220	5.59	5.08	1.80	0.76	9.19	3.05	6.10
3312	8.50	3.05	2.28	0.89	13.08	6.02	4.06

For quantities greater than listed, call for quote.

MOUSER STOCK NO.	Case Size	Impedance @ 100MHz (Ω)	DCR (Ω)	Imax (A)	Price Each 1	Price Each 50	Price Each 100	Reel Qty.	Price Each
High Current Chip Beads									
875-HI0603P600R-10	0603	60	0.04	3				4000	
875-HI0805Q310R-10	0805	31	0.025	4.5				4000	
875-HI0805R800R-10	0805	80	0.016	5				4000	
875-HI0805O121R-10	0805	120	0.02	3.5				4000	
875-HI1206T500R-10	1206	50	0.01	6				3000	
875-HI1206N800R-10	1206	80	0.035	3				3000	
875-HI1206N101R-10	1206	100	0.035	3				3000	
875-HI1206P121R-10	1206	120	0.03	4				3000	
875-HI1206T161R-10	1206	160	0.018	6				3000	
875-HI1612X560R-10	1612	56	0.004	10				2500	
875-HI1806T600R-10	1806	60	0.01	6				2000	
875-HI1806N910R-10	1806	91	0.03	3				2000	
875-HI1812T800R-10	1812	80	0.01	6				2500	
875-HI1812V101R-10	1812	100	0.01	8				2500	
875-HI2220T101R-10	2220	100	0.006	6				2000	
875-HI2220R181R-10	2220	180	0.02	5				2000	
875-HI2220P251R-10	2220	250	0.015	4				2000	
875-HI2220R301R-10	2220	300	0.02	5				2000	
875-HI2220Q401R-10	2220	400	0.025	4.5				2000	
875-HI2220P551R-10	2220	550	0.035	4				2000	
875-HI2220P601R-10	2220	600	0.025	4				2000	
875-HI2220P701R-10	2220	700	0.025	4				2000	
875-HI3312X101R-10	3312	100	0.004	10				2500	
Low Current Chip Beads									
875-LI0201B241R-10	0201	240	1	0.2				15000	
875-LI0402E190R-10	0402	19	0.1	0.5				10000	
875-LI0402E300R-10	0402	30	0.3	0.5				10000	
875-LI0402C470R-10	0402	47	0.15	0.3				10000	
875-LI0402E600R-10	0402	60	0.3	0.5				10000	
875-LI0402B800R-10	0402	80	0.8	0.2				10000	
875-LI0402D121R-10	0402	120	0.4	0.4				10000	
875-LI0402C221R-10	0402	220	0.35	0.3				10000	
875-LI0402B301R-10	0402	300	0.8	0.2				10000	
875-LI0603E470R-10	0603	47	0.1	0.5				4000	
875-LI0603G800R-10	0603	80	0.2	0.7				4000	
875-LI0603G121R-10	0603	120	0.2	0.7				4000	
875-LI0603E151R-10	0603	150	0.25	0.5				4000	
875-LI0603B201R-10	0603	200	0.4	0.2				4000	
875-LI0603G221R-10	0603	220	0.3	0.7				4000	
875-LI0603D301R-10	0603	300	0.35	0.4				4000	
875-LI0805H750R-10	0805	75	0.15	0.8				4000	
875-LI0805H121R-10	0805	120	0.15	0.8				4000	
875-LI0805H151R-10	0805	150	0.15	0.8				4000	
875-LI0805G201R-10	0805	200	0.3	0.7				4000	
875-LI0805G301R-10	0805	300	0.2	0.7				4000	
875-LI1206H121R-10	1206	120	0.15	0.8				3000	
875-LI1206H151R-10	1206	150	0.15	0.8				3000	
875-LI1806E800R-10	1806	80	0.3	0.5				3000	
875-LI1806E101R-10	1806	100	0.3	0.5				3000	
875-LI1806C151R-10	1806	150	0.5	0.3				3000	
875-LI1812D121R-10	1812	120	0.4	0.4				2500	

For quantities greater than listed, call for quote.

MOUSER STOCK NO.	Case Size	Impedance @ 100MHz (Ω)	DCR (Ω)	Imax (A)	Price Each 1	Price Each 50	Price Each 100	Reel Qty.	Price Each
Mid Current Chip Beads									
875-MI0603K300R-10	0603	30	0.09	1.5				4000	
875-MI0603J600R-10	0603	60	0.1	1				4000	
875-MI0603J680R-10	0603	68	0.1	1				4000	
875-MI0603M121R-10	0603	120	0.05	2.5				4000	
875-MI0603L221R-10	0603	220	0.065	2				4000	
875-MI0603L301R-10	0603	300	0.1	2				4000	
875-MI0603J601R-10	0603	600	0.2	1				4000	
875-MI0805K110R-10	0805	11	0.06	1.5				4000	
875-MI0805K400R-10	0805	40	0.05	1.5				4000	
875-MI0805M221R-10	0805	220	0.05	2.5				4000	
875-MI0805L301R-10	0805	300	0.1	2				4000	
875-MI0805K601R-10	0805	600	0.1	1.5				4000	
875-MI0805J102R-10	0805	1000	0.15	1				4000	
875-MI1206K260R-10	1206	26	0.06	1.5				3000	
875-MI1206K310R-10	1206	31	0.045	1.5				3000	
875-MI1206K601R-10	1206	60	0.1	2				3000	
875-MI1206K900R-10	1206	90	0.08	1.5				3000	
875-MI1206L391R-10	1206	390	0.05	2				3000	
875-MI1206L501R-10	1206	500	0.06	2				3000	
875-MI1210K600R-10	1210	60	0.035	1.5				3000	
875-MI1806J800R-10	1806	78	0.03	1				2000	
875-MI1812K121R-10	1812	120	0.055	1.5				2500	
Low Frequency Chip Beads									
875-LF0805A252R-10	0805	1267	1.25	0.1				2000	
875-LF1206A302R-10	1206	915	1.05	0.1				3000	
875-LF1206C202R-10	1206	915	0.5	0.3				3000	
875-LF1206E152R-10	1206	950	0.3	0.5				3000	
High Impedance Chip Beads									
875-HZ0402A601R-10	0402	600	1	0.1				10000	
875-HZ0402B102R-10	0402	1000	1	0.2				10000	
875-HZ0402A152R-10	0402	1500	2	0.05				10000	
875-HZ0603C601R-10	0603	600	0.45	0.3				4000	
875-HZ0603C651R-10	0603	650	0.6	0.3				4000	
875-HZ0603B751R-10	0603	750	0.6	0.2				4000	
875-HZ0603B102R-10	0603	1000	0.8	0.2				4000	
875-HZ0603B112R-10	0603	1100	0.8	0.2				4000	
875-HZ0603A152R-10	0603	1500	0.9	0.1				4000	
875-HZ0603A182R-10	0603	1800	1.5	0.05				4000	
875-HZ0603A222R-10	0603	2200	1.5	0.1				4000	
875-HZ0603A252R-10	0603	2500	1.5	0.05				4000	
875-HZ0805G471R-10	0805	470	0.35	0.7				4000	
875-HZ0805E601R-10	0805	600	0.3	0.5				4000	
875-HZ0805D102R-10	0805	1000	0.35	0.4				4000	
875-HZ0805D152R-10	0805	1500	0.4	0.4				4000	
875-HZ0805C202R-10	0805	2000	0.5	0.3				4000	
875-HZ0805B222R-10	0805	2200	0.8	0.2				4000	
875-HZ0805B272R-10	0805	2700	0.8	0.2				4000	
875-HZ1206E601R-10	1206	600	0.3	0.5				3000	
875-HZ1206C202R-10	1206	950	0.5	0.3				3000	
875-HZ1206D102R-10	1206	1000	0.4	0.4				3000	
875-HZ1206E152R-10	1206	1500	0.3	0.5				3000	
875-HZ1806K102R-10	1806	1000	0.15	1.5				2000	

© Copyright 2014 Mouser Electronics

© Copyright 2014 Mouser Electronics

LAIRD TECHNOLOGIES Ferrite Cable EMI Filters

RoHS Compliant **This product is RoHS compliant.**

SNAP-ON EMI FERRITE CLAMP FILTERS IN PLASTIC CASES

Features:
- For retrofit and post assembly usages
- Excellent common and differential mode EMI suppression
- Black or white plastic snap-on cases provide secure closure
- For round cables and wire bundles

For quantities greater than listed, call for quote.

MOUSER STOCK NO.	Steward Part No.	Fig.	Impedance @ 100MHz (Ω)	Maximum Cable Diameter	Dimensions: mm			Case Color	Price Each			
					A	B	C		1	10	50	100
875-28A0350-0B2	28A0350-0B2	A	240	3.50	13.00	3.50	25.20	Black				
875-28A0392-0A0	28A0392-0A0	A	170	4.75	13.72	5.44	30.56	White				
875-28A0392-0A2	28A0392-0A2	A	170	4.75	13.72	5.44	30.56	Black				
875-28A2026-0A2	28A2026-0A2	A	270	6.35	21.00	6.80	41.70	Black				
875-28A2736-0A2	28A2736-0A2	A	220	8.90	19.70	9.00	35.10	Black				
875-28A0640-0A2	28A0640-0A2	A	240	8.95	19.90	9.80	41.40	Black				
875-28A3851-0A2	28A3851-0A2	A	260	12.85	30.00	13.00	33.70	Black				
875-28A2005-0A2	28A2005-0A2	B	190	2.50	13.00	5.00	23.50	Black				
875-28A2307-0A2	28A2307-0A2	B	183	7.00	16.50	7.00	30.50	Black				
875-28A2738-0A0	28A2738-0A0	B	233	8.00	19.70	9.00	35.10	White				
875-28A2738-0A2	28A2738-0A2	B	233	8.00	19.70	9.00	35.10	Black				
875-28A2432-0A2	28A2432-0A2	B	160	8.05	19.20	8.20	19.90	Black				
875-28A2809-0A2	28A2809-0A2	B	220	9.00	16.00	9.00	28.00	Black				
875-28A3039-0A2	28A3039-0A2	B	130	10.15	24.55	10.20	13.60	Black				
875-28A2913-0A2	28A2913-0A2	B	177	13.00	23.50	13.06	36.25	Black				
875-28A4155-0A2	28A4155-0A2	B	120	13.55	28.80	13.60	15.40	Black				
875-28A1507-0A2	28A1507-0A2	B	123	22.00	15.00	7.00	18.00	Black				
875-28A2025-0A0	28A2025-0A0	C	320	6.35	18.15	7.05	32.50	White				
875-28A2025-0A2	28A2025-0A2	C	320	6.45	18.15	7.05	32.50	Black				
875-28A2029-0A0	28A2029-0A0	C	250	9.95	22.28	10.00	32.77	White				
875-28A2029-0A2	28A2029-0A2	C	250	9.95	22.28	10.00	32.77	Black				
875-28A2024-0A0	28A2024-0A0	C	280	12.85	29.00	13.00	32.50	White				
875-28A0592-0A2	28A0592-0A2	D	572	4.40	18.75	5.04	53.39	Black				
875-28A0434-0A2	28A0434-0A2	D	227	5.05	14.71	5.44	42.88	Black				
875-28A0593-0A2	28A0593-0A2	D	407	6.50	18.75	6.75	52.91	Black				
875-28A5131-0A2	28A5131-0A2	E	425	25.40	56.64	19.50	45.00	Black				

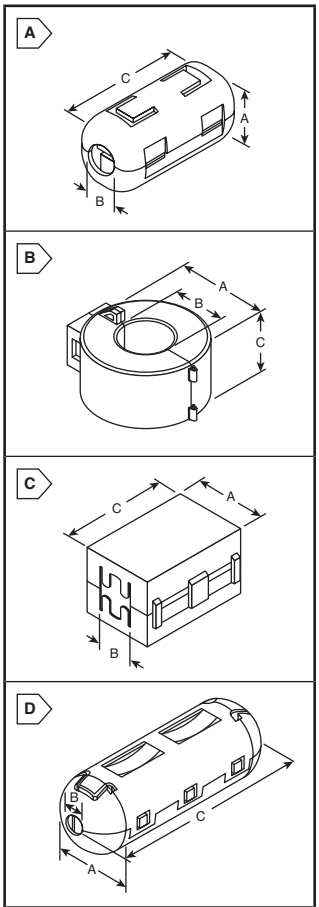

ROUND AND CYLINDRICAL FERRITE EMI SUPPRESSION CORES

Features:
- Excellent common and differential mode EMI suppression
- For round cables and wire bundles
- Broadband performance
- Impedance value is NET impedance of the ferrite core only

For quantities greater than listed, call for quote.

MOUSER STOCK NO.	Steward Part No.	Fig.	Impedance @ 100MHz (Ω)	Dimensions: mm			Price Each			
				A	B	C	1	10	50	100
875-28B0268-000	28B0268-000	F	138	6.78	3.99	14.22				
875-28B0375-100	28B0375-100	F	154	9.53	5.08	14.48				
875-28B0375-300	28B0375-300	F	194	9.53	5.08	19.05				
875-28B0485-000	28B0485-000	F	320	12.32	4.88	25.40				
875-28B0500-100	28B0500-100	F	83	12.70	7.92	6.35				
875-28B0562-200	28B0562-200	F	317	14.27	6.35	28.58				
875-28B0563-200	28B0563-200	F	287	14.27	7.26	28.57				
875-28B0625-100	28B0625-100	F	280	15.88	7.87	28.58				
875-28B0631-100	28B0631-100	F	243	16.00	9.25	28.00				
875-28B0672-000	28B0672-000	F	245	17.07	8.76	25.40				
875-28B0686-000	28B0686-000	F	91	17.42	9.52	6.35				
875-28B0686-100	28B0686-100	F	139	17.42	9.52	12.70				
875-28B0686-200	28B0686-200	F	242	17.42	9.52	28.58				
875-28B0734-000	28B0734-000	F	229	18.67	11.18	28.58				
875-28B0735-000	28B0735-000	F	250	18.67	10.16	28.58				
875-28B0870-100	28B0870-100	F	122	22.10	13.72	12.70				
875-28B1000-000	28B1000-000	F	151	25.40	12.70	12.70				
875-28B1020-100	28B1020-100	F	276	25.91	12.83	28.58				
875-28B1122-100	28B1122-100	F	307	28.50	13.77	28.58				
875-28B1142-000	28B1142-000	F	85	29.01	19.00	7.49				

LAIRD HIGH FREQUENCY (300MHZ - 2GHZ) SPLIT/SNAP-ON FERRITE CORES FOR CABLES AND WIRING HARNESSES

For quantities greater than listed, call for quote.

MOUSER STOCK NO.	Steward Part No.	Fig.	Net Impedance @ 500 MHz (Ω)	Net Impedance @ 800 MHz (Ω)	Max. Cable Dia. (mm)	Dimensions: mm				Case Color	Price Each			
						A	B	C	D		1	10	50	100
875-HFA100049-0A2	HFA100049-0A2	G	152	168	4.88	12.80	5.30	29.30	12.40	Black				
875-HFA150068-0A2	HFA150068-0A2	G	340	281	6.76	21.03	8.13	41.68	21.00	Black				
875-HFA163090-0A2	HFA163090-0A2	G	260	262	9.01	19.10	9.09	40.36	20.80	Black				
875-HFA150066-0A2	HFA150066-0A2	H	350	339	6.60	17.88	7.00	32.50	18.90	Black				
875-HFA187102-0A2	HFA187102-0A2	H	290	280	10.16	21.77	10.00	32.64	21.95	Black				
875-HFA259131-0A2	HFA259131-0A2	H	315	275	13.06	29.01	13.00	32.51	29.60	Black				

© Copyright 2014 Mouser Electronics

© Copyright 2014 Mouser Electronics

LAIRD TECHNOLOGIES EMI Absorbers

RoHS Compliant **This product is RoHS compliant.**

EMI ABSORBERS

Q-ZORB Series

This is a flexible elastomeric magnetic absorbing material. The material is designed to perform well for surface current attenuation. It can be used to lower the Q of cavities and reduce EMI. It is easily bonded using contact adhesives or it can be supplied with a pressure sensitive acrylic adhesive (PSA).

Features:

- Extremely tough and flexible
- Can be die-cut to a variety of shapes and components
- Supplied with pressure sensitive adhesive for ease of installation
- Designed for good surface current attenuation from 10GHz and beyond
- Useful in cavities to lower the Q and reduce suppress electromagnetic interference
- Performs well in millimeter wave applications
- Well suited to outdoor applications
- Useful for antenna interference reduction
- Withstands direct exposure to environment

For quantities greater than listed, call for quote.

MOUSER STOCK NO.	Laird Tech Part No.	Fig.	Dimensions	Thickness (nominal)	Weight lb/sq ft	Temperature Max (°F)	Price Each 1	10	25	50	100
739-2238-S	2238-S	A	4x6	0.20"	0.50	325					
739-2238-.25	2238-.25	A	12x12	0.20"	0.50	325					
739-2238	2238	A	24 x 24	0.20"	0.50	325					
739-2240-S	2240-S	A	4x6	0.60"	1.2	350					
739-2240-.25	2240-.25	A	12x12	0.60"	1.2	350					
739-2242-S	2242-S	A	4x6	0.125"	2.75	350					
739-2242-.25	2242-.25	A	12x12	0.125"	2.75	350					
739-2388-S	2388-S	A	4x6	0.040"	0.94	220					
739-2388-.25	2388-.25	A	12x12	0.040"	0.94	220					
739-2388	2388	A	24 x 24	0.040"	0.94	220					

CA 19 Series

CA 19 is a product having a high volume percentage of shaped magnetic particles in a halogen-free and lead-free polymeric binder, having better magnetic properties than conventional products. It provides excellent EMI reduction at low frequencies.

Features:

- Flame-resistance UL94 V-0
- Absorption performance from 50MHz to 3GHz
- Available sheet ranging .006" and .020" thickness
- High flexibility and applicable for any optional shape
- Pressure sensitive adhesive for ease of application
- Can be die-cut to specific shapes

For quantities greater than listed, call for quote.

MOUSER STOCK NO.	Laird Tech Part No.	Fig.	Dimensions	Thickness (nominal)	Price Each 1	10	25	50	100
739-3535-S	3535-S	B	4x6	0.006"					
739-3535	3535	B	12 x 13	0.006"					
739-3536-S	3536-S	B	4x6	0.020"					
739-3536	3536	B	12 x 13	0.020"					

RF Foam-RFLS

PN 5092 is a lightweight glossy foam sheet absorber, which achieves a broad frequency range of dielectric loss through a carbon coating. RFLS-28 can be used to lower the Q of cavities and attenuate surface waves. The material can be produced in a variety of sizes and can easily be die cut to customer shapes. RFLS-28 can be bonded or mechanically attached into place.

PN 5206 is a lightweight glossy foam sheet absorber, which achieves a broad frequency range of dielectric loss through a carbon coating. 5206 has no sulfur in its formulation.

Features: 5092 and 5206

- Extremely lightweight and flexible
- Broadband performance
- Excellent for random applications and antenna enclosures
- Temperature range: -85°F - 250°F

For quantities greater than listed, call for quote.

MOUSER STOCK NO.	Laird Tech Part No.	Fig.	Dimensions	Thickness (nominal)	Price Each 1	10	25	100	250
739-5092-S	5092-S	C	4x6	0.25"					
739-5092-.25	5092-.25	C	12x12	0.25"					
739-5092	5092	C	24X24	0.25"					
739-5206-S	5206-S	C	4x6	0.125"					
739-5206-.25	5206-.25	C	12x12	0.125"					
739-5206	5206	C	24X24	0.125"					

PN 4106 Series

PN 4106 is an open celled reticulated foam absorber. The material is extremely lightweight and provides broadband reflectivity reduction. It is used for antenna reflection reduction where broadband reduction coupled with lightweight is required. The material can be produced in a variety of sizes and can be bonded or mechanically attached into place.

Features:

- Extremely lightweight and flexible
- Broadband –20 dB performance
- Excellent for random applications and antenna enclosures
- Meets UL94-V0 requirements. ROHS compliant.
- Useful in anechoic chambers to cover pedestals and equipment
- 1/2" Thick

MOUSER STOCK NO.	Laird Tech Part No.	Fig.	Dimensions	Thickness (nominal)	Price Each 1	10	25	50	100
739-4106-S	4106-S	D	4 x 6	.050"					
739-4106-.25	4106-.25	D	12 x 12	.050"					
739-4106	4106	D	24 x 24	.050"					

MICROWAVE ABSORBERS KIT

MOUSER STOCK NO.	Laird Tech Part No.	Description	Price Each
739-6999	6999	Q Zorb™ and RF foam Kit, 8 pieces	

EcE SILICONE GASKETS

Features:

- Utilizes both conductive and non-conductive materials
- Provides stronger environmental shielding to the outside of gaskets due to pure silicone
- Retains strong EMI protection
- Cost-effective solution
- Able to extrude in various sizes and profiles

MOUSER STOCK NO.	Laird Tech Part No.	Fig.	Dimensions	Thickness (nominal)	ECE Name	Price Each 1	2	5	10	20
739-8860-0045-324-72	8860-0045-324-72	E	18 x 18	0.045	72					
739-8860-0045-324-80	8860-0045-324-80	E	18 x 18	0.045	80					
739-8860-0045-324-81	8860-0045-324-81	E	18 x 18	0.045	81					
739-8860-0045-324-85	8860-0045-324-85	E	18 x 18	0.045	85					
739-8860-0045-324-89	8860-0045-324-89	E	18 x 18	0.045	89					
739-88600045-324-100	8860-0045-324-100	E	18 x 18	0.045	100					
739-8860-0062-324-72	8860-0062-324-72	E	18 x 18	0.062	72					
739-8860-0062-324-80	8860-0062-324-80	E	18 x 18	0.062	80					
739-8860-0062-324-81	8860-0062-324-81	E	18 x 18	0.062	81					
739-8860-0062-324-85	8860-0062-324-85	E	18 x 18	0.062	85					
739-8860-0062-324-89	8860-0062-324-89	E	18 x 18	0.062	89					
739-88600062-324-100	8860-0062-324-100	E	18 x 18	0.062	100					

A



B



C



D



E



© Copyright 2014 Mouser Electronics

© Copyright 2014 Mouser Electronics

MURATA EMI Suppression Filters (EMIFIL®) Chip Ferrite Beads

RoHS Compliant **This product is RoHS compliant.**

BLM__A SERIES

BLM__A series generates an impedance from the relatively low frequencies. Therefore, BLM__A series is effective in noise suppression in a wide frequency range.

Features:
- Suitable for flow and reflow soldering
- Wide temperature range; -55°C to +125°C
- High Z characteristics

Applications:
- I/O ports, DC power lines, and signal lines

For quantities greater than listed, call for quote.

MOUSER STOCK NO.	Murata Part No.	Case Code	Impedance (@100MHz) (Ω)	Rated Current (mA)	Rdc Max. (Ω)	Category	Price Each 1	100	500	1000
81-BLM03AX100SN1D	BLM03AX100SN1D	0201	10	1000	0.05	Standard				
81-BLM03AX800SN1D	BLM03AX800SN1D	0201	80	500	0.18	Standard				
81-BLM03AX121SN1D	BLM03AX121SN1D	0201	120	450	0.23	Standard				
81-BLM03AX241SN1D	BLM03AX241SN1D	0201	240	350	0.38	Standard				
81-BLM03AG601SN1D	BLM03AG601SN1D	0201	600	100	1.5	Standard				
81-BLM03AX601SN1D	BLM03AX601SN1D	0201	600	250	0.85	Standard				
81-BLM03AX102SN1D	BLM03AX102SN1D	0201	1000	200	1.25	Standard				
81-BLM15AX100SN1D	BLM15AX100SN1D	0603	10	1740	0.015	Automotive				
81-BLM15AX700SN1D	BLM15AX700SN1D	0603	70	780	0.1	Automotive				
81-BLM15AX121SN1D	BLM15AX121SN1D	0603	120	680	0.13	Automotive				
81-BLM18AG121SH1D	BLM18AG121SH1D	0603	120	200	0.20	Automotive				
81-BLM18AG151SH1D	BLM18AG151SH1D	0603	150	200	0.25	Automotive				
81-BLM15AX221SN1D	BLM15AX221SN1D	0603	220	580	0.18	Automotive				
81-BLM18AG221SH1D	BLM18AG221SH1D	0603	220	200	0.30	Automotive				
81-BLM18AG471SH1D	BLM18AG471SH1D	0603	470	200	0.50	Automotive				
81-BLM15AX601SN1D	BLM15AX601SN1D	0603	600	420	0.34	Automotive				
81-BLM18AG601SH1D	BLM18AG601SH1D	0603	600	200	0.50	Automotive				
81-BLM15AX102SN1D	BLM15AX102SN1D	0603	1000	350	0.49	Automotive				
81-BLM18AG102SH1D	BLM18AG102SH1D	0603	1000	100	0.70	Automotive				
81-BLM21AF121SH1D	BLM21AF121SH1D	0805	120	200	0.15	Automotive				
81-BLM21A121S	BLM21AF121SN1D	0805	120	200	0.15	Standard				
81-BLM21AG121SH1D	BLM21AG121SH1D	0805	120	200	0.15	Automotive				
81-BLM21AG151SH1D	BLM21AG151SH1D	0805	150	200	0.15	Automotive				
81-BLM21AG471SH1D	BLM21AG471SH1D	0805	470	200	0.25	Automotive				
81-BLM21AG601SH1D	BLM21AG601SH1D	0805	600	200	0.30	Automotive				
81-BLM21AJ601SH1D	BLM21AJ601SH1D	0805	600	200	0.30	Automotive				
81-BLM21A601S	BLM21AJ601SN1D	0805	600	200	0.30	Standard				
81-BLM21AG102SH1D	BLM21AG102SH1D	0805	1000	200	0.45	Automotive				
81-BLM21AH102SH1D	BLM21AH102SH1D	0805	1000	200	0.45	Automotive				
81-BLM21A102S	BLM21AH102SN1D	0805	1000	200	0.45	Standard				
81-BLM31AJ260SH1L	BLM31AJ260SH1L	1206	26	500	0.05	Automotive				
81-BLM31A260S	BLM31AJ260SN1L	1206	26	500	0.05	Standard				
81-BLM31AF700SH1L	BLM31AF700SH1L	1206	70	200	0.15	Automotive				
81-BLM31A700S	BLM31AF700SN1L	1206	70	200	0.15	Standard				
81-BLM31AJ601SH1L	BLM31AJ601SH1L	1206	600	200	0.90	Automotive				
81-BLM31A601S	BLM31AJ601SN1L	1206	600	200	0.90	Standard				
81-BLM41A800S	BLM41AF800SN1L	1806	80	500	0.10	Standard				
81-BLM41AF151SH1L	BLM41AF151SH1L	1806	150	200	0.50	Automotive				
81-BLM41A151S	BLM41AF151SN1L	1806	150	200	0.50	Standard				

BLM__B SERIES DESIGNED FOR HIGH SPEED SIGNALS

BLM__B series can minimize attenuation of the signal waveform due to its sharp impedance characteristics.

Features:
- Suitable for flow and reflow soldering
- Operating temperature: -55°C to +125°C
- High impedance characteristics
- Designed to reduce noise above operating frequencies from 10 to 100MHz

Applications:
- Computers and peripheral equipment
- Consumer products
- High speed circuits

For quantities greater than listed, call for quote.

MOUSER STOCK NO.	Murata Part No.	Case Code	Impedance (@100MHz) (Ω)	Rated Current (mA)	Rdc Max. (Ω)	Category	Price Each 1	100	500	1000
81-BLM18BA050SH1D	BLM18BA050SH1D	0603	5	500	0.20	Automotive				
81-BLM18BB050SH1D	BLM18BB050SH1D	0603	5	700	0.10	Automotive				
81-BLM18BA100SH1D	BLM18BA100SH1D	0603	10	500	0.20	Automotive				
81-BLM18BB100SH1D	BLM18BB100SH1D	0603	10	500	0.15	Automotive				
81-BLM18BA220SH1D	BLM18BA220SH1D	0603	22	500	0.35	Automotive				
81-BLM18BB220SH1D	BLM18BB220SH1D	0603	22	500	0.25	Automotive				
81-BLM18BA470SH1D	BLM18BA470SH1D	0603	47	300	0.55	Automotive				
81-BLM18BB470SH1D	BLM18BB470SH1D	0603	47	500	0.30	Automotive				
81-BLM18BB600SH1D	BLM18BB600SH1D	0603	60	200	0.35	Automotive				
81-BLM18BB750SH1D	BLM18BB750SH1D	0603	75	200	0.35	Automotive				
81-BLM18BA750SH1D	BLM18BA750SH1D	0603	75	300	0.70	Automotive				
81-BLM18BA121SH1D	BLM18BA121SH1D	0603	120	200	0.90	Automotive				
81-BLM18BB121SH1D	BLM18BB121SH1D	0603	120	200	0.50	Automotive				
81-BLM18BD121SH1D	BLM18BD121SH1D	0603	120	200	0.40	Automotive				
81-BLM18BB141SH1D	BLM18BB141SH1D	0603	140	200	0.55	Automotive				
81-BLM18BB151SH1D	BLM18BB151SH1D	0603	150	200	0.55	Automotive				
81-BLM18BD151SH1D	BLM18BD151SH1D	0603	150	200	0.40	Automotive				
81-BLM18BB221SH1D	BLM18BB221SH1D	0603	220	200	0.65	Automotive				
81-BLM18BD221SH1D	BLM18BD221SH1D	0603	220	200	0.45	Automotive				
81-BLM18BB331SH1D	BLM18BB331SH1D	0603	330	200	0.75	Automotive				
81-BLM18BD331SH1D	BLM18BD331SH1D	0603	330	200	0.50	Automotive				
81-BLM18BD421SH1D	BLM18BD421SH1D	0603	420	200	0.55	Automotive				
81-BLM18BB471SH1D	BLM18BB471SH1D	0603	470	50	1.00	Automotive				
81-BLM18BD471SH1D	BLM18BD471SH1D	0603	470	200	0.55	Automotive				
81-BLM18BD601SH1D	BLM18BD601SH1D	0603	600	200	0.65	Automotive				
81-BLM18BD102SH1D	BLM18BD102SH1D	0603	1000	100	0.85	Automotive				
81-BLM18BD152SH1D	BLM18BD152SH1D	0603	1500	50	1.20	Automotive				
81-BLM18BD182SH1D	BLM18BD182SH1D	0603	1800	50	1.50	Automotive				
81-BLM18BD222SH1D	BLM18BD222SH1D	0603	2200	50	1.50	Automotive				
81-BLM18BD252SH1D	BLM18BD252SH1D	0603	2500	50	1.50	Automotive				
81-BLM21BB050SH1D	BLM21BB050SH1D	0805	5	500	0.07	Automotive				
81-BLM21BB600SH1D	BLM21BB600SH1D	0805	60	200	0.20	Automotive				
81-BLM21BB750SH1D	BLM21BB750SH1D	0805	75	200	0.25	Automotive				
81-BLM21BB121SH1D	BLM21BB121SH1D	0805	120	200	0.25	Automotive				
81-BLM21BD121SH1D	BLM21BD121SH1D	0805	120	200	0.25	Automotive				
81-BLM21BB151SH1D	BLM21BB151SH1D	0805	150	200	0.25	Automotive				
81-BLM21BD151SH1D	BLM21BD151SH1D	0805	150	200	0.25	Automotive				
81-BLM21BB201SH1D	BLM21BB201SH1D	0805	200	200	0.35	Automotive				
81-BLM21BB221SH1D	BLM21BB221SH1D	0805	220	200	0.35	Automotive				
81-BLM21BD221SH1D	BLM21BD221SH1D	0805	220	200	0.25	Automotive				
81-BLM21BB331SH1D	BLM21BB331SH1D	0805	330	200	0.40	Automotive				
81-BLM21BD331SH1D	BLM21BD331SH1D	0805	330	200	0.30	Automotive				
81-BLM21BD421SH1D	BLM21BD421SH1D	0805	420	200	0.30	Automotive				
81-BLM21BB471SH1D	BLM21BB471SH1D	0805	470	200	0.45	Automotive				
81-BLM21BD471SH1D	BLM21BD471SH1D	0805	470	200	0.35	Automotive				
81-BLM21BD601SH1D	BLM21BD601SH1D	0805	600	200	0.35	Automotive				
81-BLM21BD751SH1D	BLM21BD751SH1D	0805	750	200	0.40	Automotive				
81-BLM21BD102SH1D	BLM21BD102SH1D	0805	1000	200	0.40	Automotive				
81-BLM21BD152SH1D	BLM21BD152SH1D	0805	1500	200	0.45	Automotive				
81-BLM21BD182SH1D	BLM21BD182SH1D	0805	1800	200	0.50	Automotive				
81-BLM21BD222SH1L	BLM21BD222SH1L	0805	2200	200	0.60	Automotive				
81-BLM21BD222TH1D	BLM21BD222TH1D	0805	2200	200	0.60	Automotive				
81-BLM21BD272SH1L	BLM21BD272SH1L	0805	2700	200	0.80	Automotive				

DIMENSIONS: mm

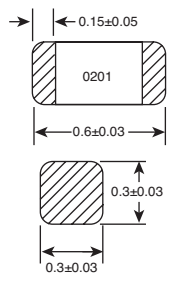

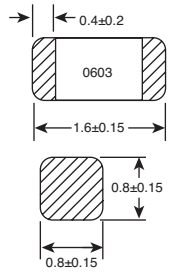

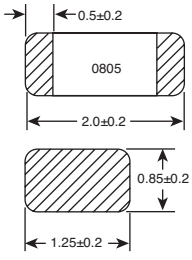

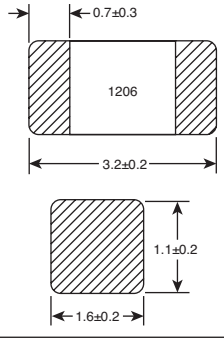

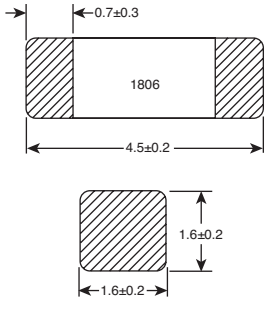

EMI Suppression

Murata

© Copyright 2014 Mouser Electronics

MURATA EMI Suppression Filters (EMIFIL®) Chip Ferrite Beads

RoHS Compliant **This product is RoHS compliant.**

The chip ferrite beads BLM series comprises ferrite bead in the shape of a chip. This ferrite bead generates a high impedance which at high frequency mainly consists of a resistance element. The BLM series is effective in circuits without stable ground lines because the BLM series does not need a connection to ground. The nickel barrier structure of the external electrodes provides excellent solder heat resistance.

BLM__B SERIES DESIGNED FOR HIGH SPEED SIGNALS

The BLM__B series can minimize attenuation of the signal waveform due to its sharp impedance characteristics.

Features:
- Designed to reduce noise above operating frequencies from 10 to 100MHz
- High impedance characteristics
- Suitable for flow and reflow soldering
- Operating temperature: -55°C to +125°C

Applications:
- Computers and peripheral equipment
- Consumer products
- High speed circuits

RoHS Compliant

For quantities greater than listed, call for quote.

MOUSER STOCK NO.	Murata Part No.	Case Code	Impedance (at 100MHz) (Ω)	Rated Current (mA)	Rdc Max. (Ω)	Price Each 1	50	100	500	Reel Qty.	Price Per Piece
81-BLM15BB050SN1D	BLM15BB050SN1D	0402	5	500	.08					10000	
81-BLM15BB100SN1D	BLM15BB100SN1D	0402	10	300	.10					10000	
81-BLM15BB220SN1D	BLM15BB220SN1D	0402	22	300	.20					10000	
81-BLM15BB470SN1D	BLM15BB470SN1D	0402	47	300	.35					10000	
81-BLM15BB750SN1D	BLM15BB750SN1D	0402	75	300	.40					10000	
81-BLM15BB121SN1D	BLM15BB121SN1D	0402	120	300	.55					10000	
81-BLM15BB221SN1D	BLM15BB221SN1D	0402	220	200	.80					10000	
81-BLM15BD471SN1D	BLM15BD471SN1D	0402	470	200	.60					10000	
81-BLM15BD601SN1D	BLM15BD601SN1D	0402	600	200	.65					10000	
81-BLM15BD102SN1D	BLM15BD102SN1D	0402	1K	200	.90					10000	
81-BLM18BA050SN1D	BLM18BA050SN1D	0603	5	500	.20					4000	
81-BLM18BA100SN1D	BLM18BA100SN1D	0603	10	500	.25					4000	
81-BLM18BA220SN1D	BLM18BA220SN1D	0603	22	500	.35					4000	
81-BLM18BA470SN1D	BLM18BA470SN1D	0603	47	300	.55					4000	
81-BLM18BA750SN1D	BLM18BA750SN1D	0603	75	300	.70					4000	
81-BLM18BA121SN1D	BLM18BA121SN1D	0603	120	200	.90					4000	
81-BLM18BB050SN1D	BLM18BB050SN1D	0603	5	700	.10					4000	
81-BLM18BB100SN1D	BLM18BB100SN1D	0603	10	500	.15					4000	
81-BLM18BB220S	BLM18BB220SN1D	0603	22	500	.25					4000	
81-BLM18BB470SN1D	BLM18BB470SN1D	0603	47	500	.30					4000	
81-BLM18BB600S	BLM18BB600SN1D	0603	60	200	.35					4000	
81-BLM11B750S	BLM18BB750SN1D	0603	75	200	.35					4000	
81-BLM18BB121SN1D	BLM18BB121SN1D	0603	120	200	.50					4000	
81-BLM11B141S	BLM18BB141SN1D	0603	140	200	.55					4000	
81-BLM18BB151SN1D	BLM18BB151SN1D	0603	150	200	.55					4000	
81-BLM18BB221SN1D	BLM18BB221SN1D	0603	220	200	.65					4000	
81-BLM18BB331SN1D	BLM18BB331SN1D	0603	330	200	.75					4000	
81-BLM18BB471SN1D	BLM18BB471SN1D	0603	470	50	1.0					4000	
81-BLM18BD121SN1D	BLM18BD121SN1D	0603	120	200	.40					4000	
81-BLM18BD151SN1D	BLM18BD151SN1D	0603	150	200	.40					4000	
81-BLM18BD221SN1D	BLM18BD221SN1D	0603	220	200	.45					4000	
81-BLM18BD331SN1D	BLM18BD331SN1D	0603	330	200	.50					4000	
81-BLM11B421S	BLM18BD421SN1D	0603	420	200	.55					4000	
81-BLM18BD471SN1D	BLM18BD471SN1D	0603	470	200	.55					4000	
81-BLM11B601S	BLM18BD601SN1D	0603	600	200	.65					4000	
81-BLM18BD102SN1D	BLM18BD102SN1D	0603	1K	100	.85					4000	
81-BLM18BD152SN1D	BLM18BD152SN1D	0603	1.5K	50	1.2					4000	
81-BLM18BD182SN1D	BLM18BD182SN1D	0603	1.8K	50	1.5					4000	
81-BLM18BD222SN1D	BLM18BD222SN1D	0603	2.2K	50	1.5					4000	
81-BLM18BD252SN1D	BLM18BD252SN1D	0603	2.5K	50	1.5					4000	
81-BLM21B050S	BLM21BB050SN1D	0805	5	500	.07					4000	
81-BLM21BB600SN1D	BLM21BB600SN1D	0805	60	200	.20					4000	
81-BLM21B750S	BLM21BB750SN1D	0805	75	200	.25					4000	
81-BLM21B121S	BLM21BB121SN1D	0805	120	200	.25					4000	
81-BLM21BB151SN1D	BLM21BB151SN1D	0805	150	200	.25					4000	
81-BLM21B201S	BLM21BB201SN1D	0805	200	200	.35					4000	
81-BLM21B221S	BLM21BB221SN1D	0805	220	200	.35					4000	
81-BLM21BB331SN1D	BLM21BB331SN1D	0805	330	200	.40					4000	
81-BLM21BB471SN1D	BLM21BB471SN1D	0805	470	200	.45					4000	
81-BLM21BD121SN1D	BLM21BD121SN1D	0805	120	200	.25					4000	
81-BLM21BD151SN1D	BLM21BD151SN1D	0805	150	200	.25					4000	
81-BLM21BD221SN1D	BLM21BD221SN1D	0805	220	200	.25					4000	
81-BLM21BD331SN1D	BLM21BD331SN1D	0805	330	200	.30					4000	
81-BLM21BD421SN1D	BLM21BD421SN1D	0805	420	200	.30					4000	
81-BLM21BD471SN1D	BLM21BD471SN1D	0805	470	200	.35					4000	
81-BLM21B601S	BLM21BD601SN1D	0805	600	200	.35					4000	
81-BLM21B751S	BLM21BD751SN1D	0805	750	200	.40					4000	
81-BLM21B102S	BLM21BD102SN1D	0805	1000	200	.40					4000	
81-BLM21BD152SN1D	BLM21BD152SN1D	0805	1.5K	200	.45					4000	
81-BLM21BD182SN1D	BLM21BD182SN1D	0805	1.8K	200	.50					4000	
81-BLM21BD222TN1D	BLM21BD222TN1D	0805	2.2K	200	.60					4000	
81-BLM21B222S	BLM21BD222SN1L	0805	2200	200	.60					3000	
81-BLM21BD272SN1L	BLM21BD272SN1L	0805	2.7K	200	.80					3000	
81-BLM31B601S	BLM31BE601SN1L	1206	600	300	.35					3000	

DIMENSIONS: mm

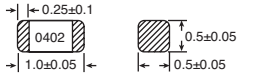

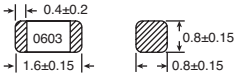

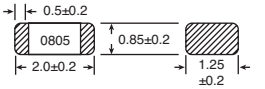

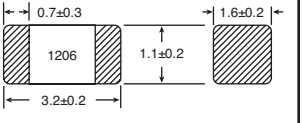

© Copyright 2014 Mouser Electronics

© Copyright 2014 Mouser Electronics

MURATA EMI Suppression Filters (EMIFIL®) Chip Ferrite Beads

muRata Innovator in Electronics

RoHS Compliant **This product is RoHS compliant.**

The chip ferrite beads BLM series comprises ferrite bead in the shape of a chip. This ferrite bead generates a high impedance which at high frequency mainly consists of a resistance element. The BLM series is effective in circuits without stable ground lines because the BLM series does not need a connection to ground. The nickel barrier structure of the external electrodes provides excellent solder heat resistance.

BLM__A SERIES DESIGNED FOR STANDARD TYPE SIGNALS

BLM__A series generates an impedance from the relatively low frequencies. Therefore, BLM__A series is effective in noise suppression in a wide frequency range.

Features:
- Suitable for flow and reflow soldering
- Wide temperature range: -55°C to +125°C
- High Z characteristics
- Operating temperature: -55°C to +125°C

Applications:
- I/O ports, DC power lines, and signal lines

For quantities greater than listed, call for quote.

MOUSER STOCK NO.	Murata Part No.	Case Code	Impedance (at 100MHz) (Ω)	Rated Current (mA)	Rdc Max. (Ω)	Price Each 1	50	100	500	Reel Qty.	Price Per Piece
81-BLM15AG100SN1D	BLM15AG100SN1D	0402	10	1000	.05					10000	
81-BLM15AG700SN1D	BLM15AG700SN1D	0402	70	500	.15					10000	
81-BLM15AG121SN1D	BLM15AG121SN1D	0402	120	500	.25					10000	
81-BLM15AG221SN1D	BLM15AG221SN1D	0402	220	300	.35					10000	
81-BLM15AG601SN1D	BLM15AG601SN1D	0402	600	300	.60					10000	
81-BLM15AG102SN1D	BLM15AG102SN1D	0402	1K	200	1.0					10000	
81-BLM11A121S	BLM18AG121SN1D	0603	120	200	.20					4000	
81-BLM18AG151SN1D	BLM18AG151SN1D	0603	150	200	.25					4000	
81-BLM11A221S	BLM18AG221SN1D	0603	220	200	.30					4000	
81-BLM18AG331SN1D	BLM18AG331SN1D	0603	330	200	.30					4000	
81-BLM18AG471SN1D	BLM18AG471SN1D	0603	470	200	.50					4000	
81-BLM11A601S	BLM18AG601SN1D	0603	600	200	.50					4000	
81-BLM11A102S	BLM18AG102SN1D	0603	1000	100	.70					4000	
81-BLM21AG350SN1D	BLM21AG350SN1D	0805	35	200	.15					4000	
81-BLM21AG121SN1D	BLM21AG121SN1D	0805	120	200	.15					4000	
81-BLM21AG151SN1D	BLM21AG151SN1D	0805	150	200	.15					4000	
81-BLM21AG221SN1D	BLM21AG221SN1D	0805	220	200	.20					4000	
81-BLM21AG331SN1	BLM21AG331SN1D	0805	330	200	.25					4000	
81-BLM21AG471SN1D	BLM21AG471SN1D	0805	470	200	.25					4000	
81-BLM21A601F	BLM21AG601SN1D	0805	600	200	.30					4000	
81-BLM21AG102SN1	BLM21AG102SN1D	0805	1000	200	.45					4000	

BLM__H SERIES DESIGNED FOR UHF APPLICATIONS

BLM18H series has a modified internal electrode structure, that minimizes stray capacitance and increases the effective frequency range.

- BLM18H series realizes high impedance at 1GHz and is suitable for noise suppression from 500MHz to GHz range
- HG-type is effective in noise suppression in wide frequency range
- HD-type for high-speed signal line provides a sharper roll-off after the cut off frequency
- The magnetic shielded structure minimizes cross talk
- Operating temperature: -55°C to +125°C

For quantities greater than listed, call for quote.

81-BLM15HD601SN1D	BLM15HD601SN1D	0402	600	300	.85					10000	
81-BLM15HD102SN1D	BLM15HD102SN1D	0402	1K	250	1.25					10000	
81-BLM15HG601SN1D	BLM15HG601SN1D	0402	600	300	.70					10000	
81-BLM15HG102SN1D	BLM15HG102SN1D	0402	1K	250	1.1					10000	
81-BLM18HB121SN1	BLM18HB121SN1D	0603	120	200	.50					4000	
81-BLM18HB221SN1D	BLM18HB221SN1D	0603	220	100	.80					4000	
81-BLM18HB331SN1D	BLM18HB331SN1D	0603	330	50	1.2					4000	
81-BLM18HD471SN1D	BLM18HD471SN1D	0603	470	100	1.2					4000	
81-BLM11HB601SD	BLM18HD601SN1D	0603	600	100	1.5					4000	
81-BLM11HB102SD	BLM18HD102SN1D	0603	1000	50	1.8					4000	
81-BLM11HA471SG	BLM18HG471SN1D	0603	470	200	.85					4000	
81-BLM11HA601SG	BLM18HG601SN1D	0603	600	200	1.0					4000	
81-BLM11HA102SG	BLM18HG102SN1D	0603	1000	100	1.6					4000	
81-BLM18HK331SN1	BLM18HK331SN1D	0603	330	200	.50					4000	
81-BLM18HK471SN1D	BLM18HK471SN1D	0603	470	200	.70					4000	
81-BLM18HK601SN1D	BLM18HK601SN1D	0603	600	100	.90					4000	
81-BLM18HK102SN1D	BLM18HK102SN1D	0603	1K	50	1.5					4000	

BLM__P SERIES DESIGNED FOR LOW DCR HIGH CURRENT CIRCUITS

BLM__P series can match power lines to a maximum of 6A DC

- Operating temperature: -55°C to +125°C

For quantities greater than listed, call for quote.

81-BLM03PG220SN1D	BLM03PG220SN1D	0603	22	900	0.065					15000	
81-BLM11P300S	BLM18PG300SN1D	0603	30	1000	0.05					4000	
81-BLM18PG330SN1D	BLM18PG330SN1D	0603	33	3000	0.025					4000	
81-BLM03PG330SN1D	BLM03PG330SN1D	0603	33	750	0.09					15000	
81-BLM11P600S	BLM18PG600SN1D	0603	60	500	0.10					4000	
81-BLM18PG121SN1D	BLM18PG121SN1D	0603	120	2000	0.05					4000	
81-BLM18PG181SN1D	BLM18PG181SN1D	0603	180	1500	0.09					4000	
81-BLM21PG220SN1D	BLM21PG220SN1D	0805	22	6000	0.01					4000	
81-BLM21P300S	BLM21PG300SN1D	0805	30	3000	0.015					4000	
81-BLM21P600S	BLM21PG600SN1D	0805	60	3000	0.025					4000	
81-BLM21P221SG	BLM21PG221SN1D	0805	220	2000	0.05					4000	
81-BLM21P331SG	BLM21PG331SN1D	0805	330	1500	0.09					4000	
81-BLM31P330S	BLM31PG330SN1L	1206	33	6000	0.01					3000	
81-BLM31P500S	BLM31PG500SN1L	1206	50	3000	0.025					3000	
81-BLM31PG121SN1L	BLM31PG121SN1L	1206	120	3000	0.025					3000	
81-BLM31P391S	BLM31PG391SN1L	1206	390	2000	0.05					3000	
81-BLM31PG601SN1	BLM31PG601SN1L	1206	600	1500	0.09					3000	
81-BLM41P600S	BLM41PG600SN1L	1806	60	6000	0.01					2500	
81-BLM41P750S	BLM41PG750SN1L	1806	75	3000	0.025					2500	
81-BLM41PG101SN1L	BLM41PG101SN1L	1806	100	3000	0.025					2500	
81-BLM41P181S	BLM41PG181SN1L	1806	180	3000	0.025					2500	
81-BLM41PG471SN1L	BLM41PG471SN1L	1806	470	2000	0.05					2500	
81-BLM41PG102SN1L	BLM41PG102SN1L	1806	1K	1500	0.09					2500	

BLM__R SERIES DESIGNED FOR DIGITAL INTERFACE

Resistance of BLM__R series especially grows in the lower frequency range. Therefore BLM__R series is less effective for digital signal waveform at low frequency range and can suppress the ringing.

- Operating temperature: -55°C to +125°C

For quantities greater than listed, call for quote.

81-BLM18RK121SN1D	BLM18RK121SN1D	0603	120	200	.25					4000	
81-BLM18RK221SN1D	BLM18RK221SN1D	0603	220	200	.30					4000	
81-BLM18RK471SN1D	BLM18RK471SN1D	0603	470	200	.50					4000	
81-BLM18RK601SN1	BLM18RK601SN1D	0603	600	200	.60					4000	
81-BLM18RK102SN1D	BLM18RK102SN1D	0603	1K	200	.80					4000	
81-BLM21RK121SN1D	BLM21RK121SN1D	0805	120	200	.15					4000	
81-BLM21RK221SN1D	BLM21RK221SN1D	0805	220	200	.20					4000	
81-BLM21RK471SN1D	BLM21RK471SN1D	0805	470	200	.25					4000	
81-BLM21RK601SN1D	BLM21RK601SN1D	0805	600	200	.30					4000	
81-BLM21RK102SN1D	BLM21RK102SN1D	0805	1K	200	.50					4000	

DIMENSIONS: mm

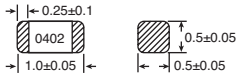

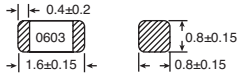

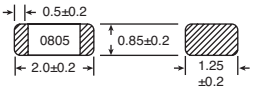

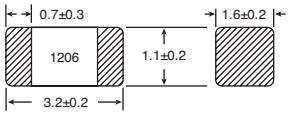

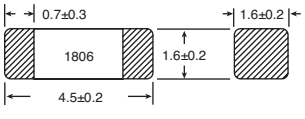

EMI Suppression

Murata

© Copyright 2014 Mouser Electronics

© Copyright 2014 Mouser Electronics

MURATA EMI Filters and Ferrite Beads

muRata
Innovator in Electronics

RoHS Compliant This product is RoHS compliant.

DS_6 SERIES DISC TYPE EMIFIL® LEADED EMI SUPPRESSION FILTER

DS_6 is a compact, high performance lead type EMI suppression filter which can be mounted 2.54mm pitch. Its three terminal structure enables nice high frequency performance.

Applications:

- Computer and peripherals interfaces
- Compact digital equipment
- Compact PPC, electronic typewriters, other electronic equipment and appliances
- Helps all electronic equipment and appliances meet FCC, VDE and CISPR regulations
- STD footprint for high density mounting

RoHS Compliant

For quantities greater than listed, call for quote.

MOUSER STOCK NO.	Murata Part No.	Fig.	Capacitance (pF)	Capacitor Vdc	Capacitor T.C.	Ferrite Beads	Current (A)	Price Each 1	100	250	500
Manufacturers Type DSN6 Series											
81-DS306Y5S470M50	DSN6NC51H470Q55B	A	47	50	20%	None	6				
81-DS306Y5S101M50	DSN6NC51H101Q55B	A	100	50	20%	None	6				
81-DS306FZ103Z50	DSN6NZ81H103Q55B	A	10000	50	80%-20%	None	6				
Manufacturers Type DSS6 Series											
81-DSS306Y5S470M100	DSS6NC52A470Q55B	B	47	100	20%	Internal	6				
81-DSS306Y5S101M100	DSS6NC52A101Q55B	B	100	100	20%	Internal	6				
81-DSS306Y5S271M100	DSS6NC52A271Q55B	B	270	100	20%	Internal	6				
81-DSS306Y5S471M100	DSS6NC52A471Q55B	B	470	100	20%	Internal	6				
81-DSS306Y5S102M100	DSS6NC52A102Q55B	B	1000	100	20%	Internal	6				
81-DSS306Y5U222Z100	DSS6NE52A222Q55B	B	2200	100	80%-20%	Internal	6				

DS_9 SERIES DISC TYPE EMIFIL® LEADED EMI SUPPRESSION FILTER

Disc type EMIFIL®, DSS9 and DST9 are T-type EMI suppression filters. The disc-type EMIFIL increases the self-resonant frequency of the capacitor by attaching two lead wires to one of the electrodes of the capacitor and increases the insertion loss by adding inductance to the lead. Frequencies to be suppressed can be selected by choosing the capacitance. They are also recommended for use as by-pass capacitors.

RoHS Compliant

For quantities greater than listed, call for quote.

MOUSER STOCK NO.	Murata Part No.	Fig.	Capacitance (pF)	Capacitor Vdc	Capacitor T.C.	Ferrite Beads	Current (A)	Price Each 1	100	250	500
Manufacturers Type DSS9 Series											
81-DSS310Y5S220M100	DSS9NC52A220Q55B	C	22	100	20%	Internal	7				
81-DSS310Y5S470M100	DSS9NC52A470Q55B	C	47	100	20%	Internal	7				
81-DSS310Y5S271M100	DSS9NC52A271Q55B	C	270	100	20%	Internal	7				
81-DSS310Y5S222M100	DSS9NC52A222Q55B	C	2200	100	20%	Internal	7				
81-DSS310BL222M100	DSS9NP32A222Q55B	C	2200	100	20%	Internal	7				
81-DSS310Y5S223S50	DSS9NC51H223Q55B	C	22000	50	50%-20%	Internal	7				
Manufacturers Type DST9 Series											
81-DST310Y5S271M100	DST9NC52A271Q55B	D	270	100	20%	External	7				
81-DST310Y5S222M100	DST9NC52A222Q55B	D	2200	100	20%	External	7				
81-DST310Y5S223S50	DST9NC51H223Q55B	D	22000	50	50%-20%	External	7				

BNX SERIES LEADED EMI FILTER LC COMBINED TYPE

The block type "EMIFIL" BNX Series incorporates through-type capacitor, multilayer chip capacitors and bead. The BNX is high performance for use in DC power circuits.

Applications:

- Noise suppression for DC power line of large screen display
- PDP
- LCD-TV

Features:

- The filter enables obtaining high insertion loss in wide frequency ranges from 0.5MHz to 1GHz
- The only one filter block enable noise suppression of both the positive and negative lines
- There are no connection routes in the current circuits, thus ensuring highly reliable performance

RoHS Compliant

For quantities greater than listed, call for quote.

MOUSER STOCK NO.	Murata Part No.	Fig.	Vdc	Withstand Voltage	Rated Current	Insulation Resistance (min.) (MΩ)	Price Each 1	10	25	50
81-BNX002-01	BNX002-01	E	50	125	10A	100				
81-BNX003-01	BNX003-01	E	150	375	10A	100				
81-BNX005-01	BNX005-01	F	50	125	15A	100				

BL01/02/03 SERIES FERRITE BEAD INDUCTORS

BL01/02/03 series are ferrite beads with lead wires to produce a high frequency loss for suppression of noise. Simple construction and easy-to-use, effective for low impedance circuits such as power supplies and grounds. Effective also for preventing overshoot and undershoot of digital signal in clocks or the like, and suppressing the higher harmonic wave. Suitable for prevention of abnormal oscillation at high frequency amplifying circuit.

RoHS Compliant

For quantities greater than listed, call for quote.

MOUSER STOCK NO.	Murata Part No.	Fig.	Number of Beads Core	Rated Current	Price Each 1	50	100	500
81-BL01RN1A1D2B	BL01RN1A1D2B	G	1	7A				
81-BL01RN1A2A2B	BL01RN1A2A2B	H	1	7A				
81-BL02RN2R1M2B	BL02RN2R1M2B	I	2	7A				
81-BL03RN2R1M1B	BL03RN2R1M1B	J	2	7A				

DIMENSIONS: mm

A

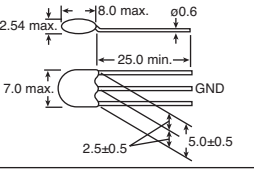

B

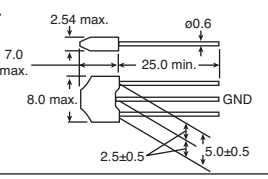

C

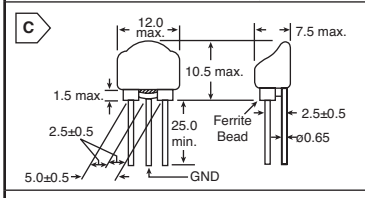

D

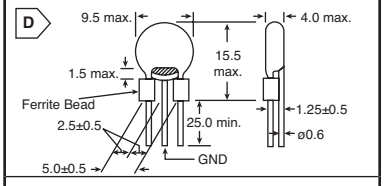

E

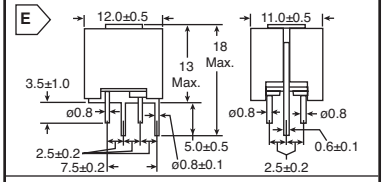

F

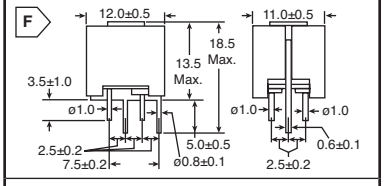

G

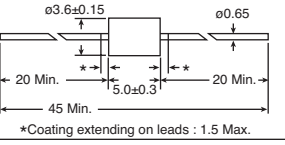

*Coating extending on leads : 1.5 Max.

H

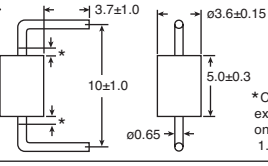

*Coating extending on leads : 1.5 Max.

I

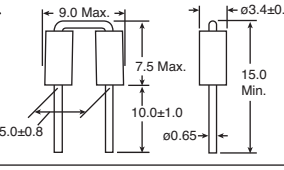

J

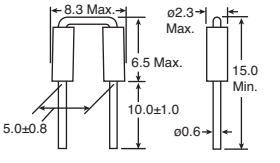

© Copyright 2014 Mouser Electronics
© Copyright 2014 Mouser Electronics

MURATA Chip Capacitor Type and LC Combined EMI Filters

muRata
Innovator in Electronics

CHIP CAPACITOR TYPE EMI FILTERS

NFM21CC Series - 0805 Case Size

The "EMIFIL" NFM21C series is a chip type three terminal EMI suppression filter. It can reduce residual inductance to an extremely low level making it excellent for noise suppression at high frequencies.

Applications:

- PCs and peripherals which emit high amounts of noise
- Compact size equipment such as PDA, PC card and mobile telecommunications equipment
- Severe EMI suppression and high impedance circuits such as digital circuits

Features:

- Three terminal structure enables high performance in high frequency range
- Uses original electrode structure which realizes excellent solderability

For quantities greater than listed, call for quote.

MOUSER STOCK NO.	Murata Part No.	Fig.	Value (pF)	Volt (DC)	Rated Current (A)	Price Each 1	Price Each 100	Price Each 500	Reel Qty.	Price Per Piece
81-NFM21CC220U1H3D	NFM21CC220U1H3D	A	22	50	.7				4000	
81-NFM21CC470U1H3D	NFM21CC470U1H3D	A	47	50	.7				4000	
81-NFM21CC101U1H3D	NFM21CC101U1H3D	A	100	50	.7				4000	
81-NFM21CC221R1H3D	NFM21CC221R1H3D	A	220	50	.7				4000	
81-NFM21CC471R1H3D	NFM21CC471R1H3D	A	470	50	1.0				4000	
81-NFM21CC102R1H3D	NFM21CC102R1H3D	A	1000	50	1.0				4000	
81-NFM21CC222R1H3D	NFM21CC222R1H3D	A	2200	50	1.0				4000	
81-NFM21CC223R1H3D	NFM21CC223R1H3D	A	22000	50	2.0				4000	

NFM21PC Series - 0805 Case Size

NFM21P is a three terminal structure component. This product can be applied to large current DC power lines. NFM21P is suitable for noise suppression of DC power lines where relatively large current operates.

Features:

- The rated current of 4A is suitable for IC's individual power lines
- Murata's original internal electrode structure design realizes excellent EMI suppression effects from low frequency to high frequency

For quantities greater than listed, call for quote.

MOUSER STOCK NO.	Murata Part No.	Fig.	Value (pF)	Volt (DC)	Rated Current (A)	Price Each 1	Price Each 100	Price Each 500	Reel Qty.	Price Per Piece
81-NFM21PC104R1E3D	NFM21PC104R1E3D	B	0.1	25	2				4000	
81-NFM21PC474R1C	NFM21PC474R1C3D	B	0.47	16	2				4000	
81-NFM21PC105B1A3D	NFM21PC105B1A3D	B	1	10	4				4000	

NFE31PT Series - 1206 Case Size

The "EMIFIL" NFE31P is a small size T-type circuit EMI suppression filter.

Features:

- Its large rated current of 6A and low voltage drop due to small DC resistance are suitable for DC power line use
- The feed-through capacitor realizes excellent high frequency characteristics
- The structure incorporates built-in ferrite beads which minimize resonance with surrounding circuits

For quantities greater than listed, call for quote.

MOUSER STOCK NO.	Murata Part No.	Fig.	Value (pF)	Volt (DC)	Rated Current (A)	Price Each 1	Price Each 100	Price Each 500	Reel Qty.	Price Per Piece
81-NFE31PT220R1E9L	NFE31PT220R1E9L	C	22	25	6				2000	
81-NFE31PT470C1E9L	NFE31PT470C1E9L	C	47	25	6				2000	
81-NFE31PT101C1E9L	NFE31PT101C1E9L	C	100	25	6				2000	
81-NFE31PT221D1E9L	NFE31PT221D1E9L	C	220	25	6				2000	
81-NFE31PT471F1E9L	NFE31PT471F1E9L	C	470	25	6				2000	
81-NFE31PT152Z1E9L	NFE31PT152Z1E9L	C	1500	25	6				2000	
81-NFE31PT222Z1E9L	NFE31PT222Z1E9L	C	2200	25	6				2000	

NFM41PC Series - 1806 Case Size

The "EMIFIL" NFM41P series consists of three terminal structure. These components are able to be applied to large current DC power lines. NFM41P series are suitable in noise suppression in DC lines where relatively large currents operate.

Applications:

- Personal computers, word processors and peripherals
- Telephones, PCs, communication equipment, etc.
- Digital TVs, VCRs
- Telecommunications equipment

For quantities greater than listed, call for quote.

MOUSER STOCK NO.	Murata Part No.	Fig.	Value (pF)	Volt (DC)	Rated Current (A)	Price Each 1	Price Each 100	Price Each 500	Reel Qty.	Price Per Piece
81-NFM41PC204F1H	NFM41PC204F1H3L	D	0.2	50	2				4000	

NFE61PT Series - 2606 Case Size

Features:

- The NFE61PT series has large rated current of 2A and low voltage drop due to small DC resistance suitable for power line use
- The feed-through capacitor realizes excellent high frequency characteristics
- The structure incorporates built-in ferrite beads which minimize resonance with surrounding circuits

For quantities greater than listed, call for quote.

MOUSER STOCK NO.	Murata Part No.	Fig.	Value (pF)	Volt (DC)	Rated Current (A)	Price Each 1	Price Each 100	Price Each 500	Reel Qty.	Price Per Piece
81-NFE61PT330B1H9L	NFE61PT330B1H9L	E	33	50	2				2500	
81-NFE61PT101Z1H9L	NFE61PT101Z1H9L	E	100	50	2				2500	
81-NFE61PT181B1H9L	NFE61PT181B1H9L	E	180	50	2				2500	
81-NFE61PT361B1H9L	NFE61PT361B1H9L	E	360	50	2				2500	
81-NFE61PT681B1H9L	NFE61PT681B1H9L	E	680	50	2				2500	
81-NFE61PT102E1H9L	NFE61PT102E1H9L	E	1000	50	2				2500	
81-NFE61PT472C1H9L	NFE61PT472C1H9L	E	4700	50	2				2500	

LC COMBINED CHIP EMIFIL

NFL18ST Series

The NFL18ST series is an EMI suppression filter for high speed signal lines, achieving T-type structure in 1.6x0.8mm size with Murata's multilayer technology.

Applications:

- Noise suppression for video signal lines (RGB lines) and high speed clock lines

Features:

- Steep insertion loss characteristics realize excellent noise suppression and prevent distortion of signal waveform
- By minimizing stray capacitance of inductor, achieves high performance in noise suppression in high frequency range

For quantities greater than listed, call for quote.

MOUSER STOCK NO.	Murata Part No.	Fig.	Cut-Off Freq. (MHz)	Value (pF)	Inductance (nH)	Volt (DC)	Current (mA)	Price Each 1	Price Each 100	Price Each 500	Reel Qty.	Price Per Piece
81-NFL18ST507X1C3D	NFL18ST507X1C3D	F	500	10	43	16	200				4000	
81-NFL18ST307X1C3D	NFL18ST307X1C3D	F	300	18	62	16	200				4000	
81-NFL18ST157X1C3D	NFL18ST157X1C3D	F	150	32	140	16	100				4000	

NFL21SP Series

- Suppresses noise with little attenuation of the signal itself due to its steep filtering characteristics
- Murata's original internal structure design enables excellent noise suppression up to high frequencies

For quantities greater than listed, call for quote.

MOUSER STOCK NO.	Murata Part No.	Fig.	Cut-Off Freq. (MHz)	Value (pF)	Inductance (nH)	Volt (DC)	Current (mA)	Price Each 1	Price Each 100	Price Each 500	Reel Qty.	Price Per Piece
81-NFL21SP407X1C3D	NFL21SP407X1C3D	G	400	16	34	16	300				4000	
81-NFL21SP307X1C3D	NFL21SP307X1C3D	G	300	19	45	16	300				4000	
81-NFL21SP107X1C3D	NFL21SP107X1C3D	G	100	44	135	16	200				4000	
81-NFL21SP706X1C3D	NFL21SP706X1C3D	G	70	76	185	16	150				4000	
81-NFL21SP506X1C3D	NFL21SP506X1C3D	G	50	84	305	16	150				4000	

NFW31SP Series

The EMI filter NFW31S series consists of high performance EMI suppression filters. They are designed for noise suppression in high speed signal digital circuits in which the signal harmonics are prone to becoming noise sources. These filters achieve a 100dB/dec. (typ.) damping characteristic with Murata's innovative circuit design. This makes these chips effective in applications where the signal and noise frequencies are close to each other.

For quantities greater than listed, call for quote.

MOUSER STOCK NO.	Murata Part No.	Fig.	Nominal Cut-Off Freq. (MHz)	Attenuation @ MHz 20	50	100	200	400	500	1000	Price Each 1	Price Each 100	Price Each 500	Reel Qty.	Price Per Piece
81-NFW31SP206X1E4L	NFW31SP206X1E4L	H	20	6	5	25	25	-	30	30				2000	
81-NFW31SP506X1E4L	NFW31SP506X1E4L	H	50	-	6	10	30	-	30	30				2000	
81-NFW31SP207X1E4L	NFW31SP207X1E4L	H	200	-	-	-	6	-	10	30				2000	
81-NFW31SP407X1E4L	NFW31SP407X1E4L	H	400	-	-	-	-	6	-	10				2000	
81-NFW31SP507X1E4L	NFW31SP507X1E4L	H	500	-	-	-	-	-	6	10				2000	

DIMENSIONS: mm

A

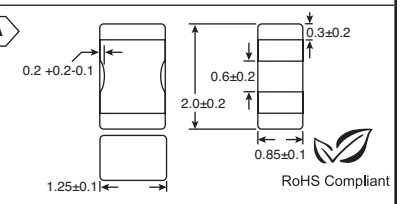

B

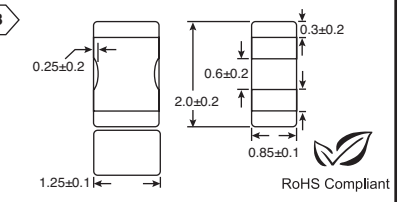

C

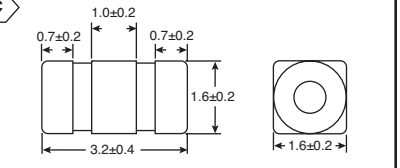

D

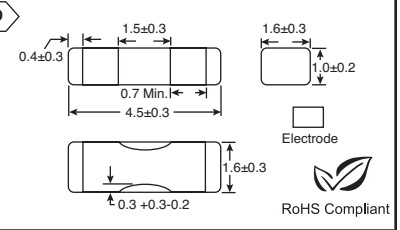

E

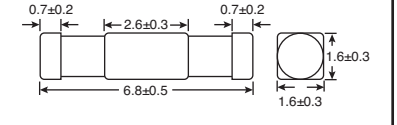

F

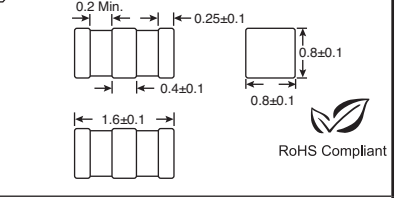

G

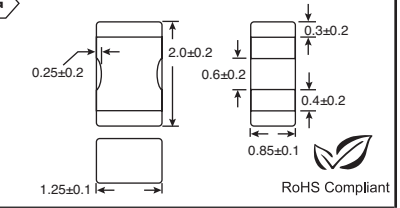

H

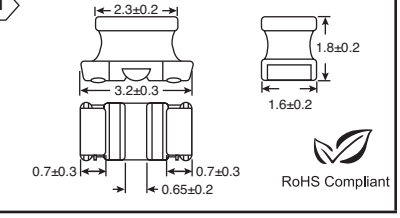

EMI Suppression

Murata

© Copyright 2014 Mouser Electronics

SYFER EMI Filters

RoHS Compliant **This product is RoHS compliant.**

DIMENSIONS: mm

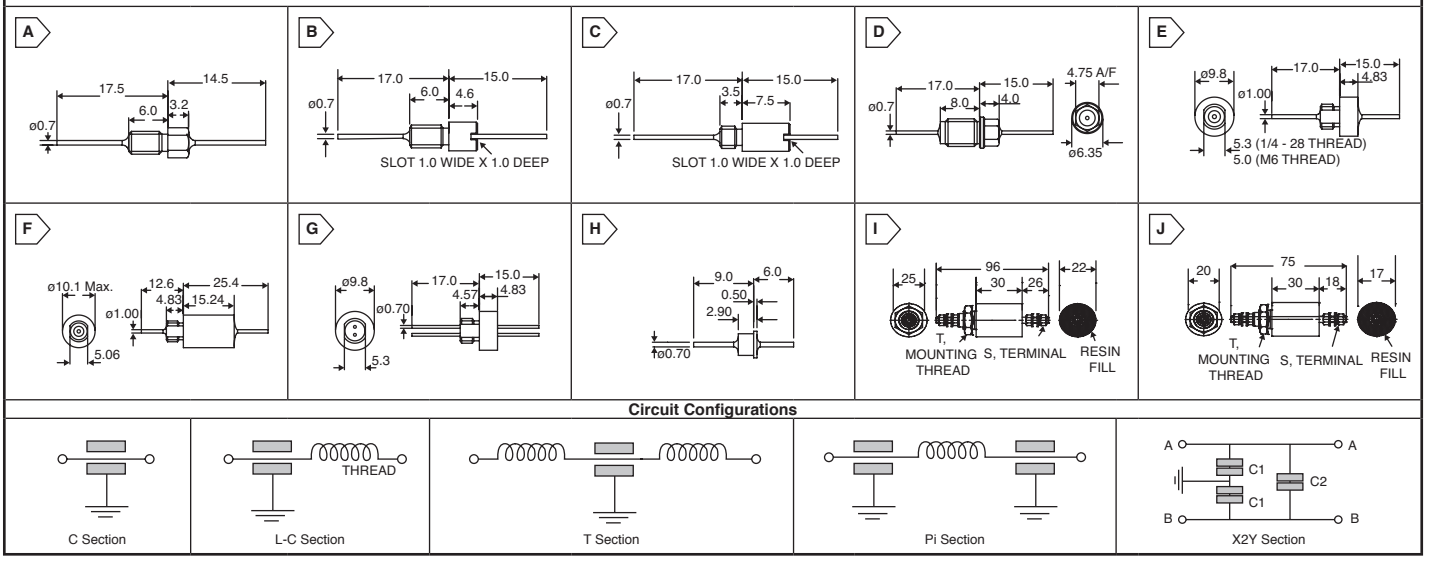

Circuit Configurations

The SYFER range of EMI/RFI panel mount filters is extensive, covering both threaded and solder-in panel mounting versions. The threaded types are available in both metric and non-metric threads.

At the heart of every SYFER "SF" filter is a discoidal multilayer ceramic element, manufactured using a unique "Wet Process" . This gives a robust construction with higher capacitance values than traditional tubular types. Dielectric materials used include stable X7R types which ensures excellent insertion loss performance. Ultra stable C0G versions are available on request. Syfer offers one of the highest capacitance values per case size - C, LC section up to 3.3uF, Pi section up to 6.6uF and maximum voltage ratings up to 3kV d.c

RoHS Compliant

For quantities greater than listed, call for quote.

MOUSER STOCK NO.	Syfer Part No.	Fig.	Value (uF)	Rated Voltage (DC)	Circuit	Head	Mounting	Typical no-load insertion loss when measured in a 50Ω system							Price Each			
								10kHz	100kHz	1MHz	10MHz	100MHz	1GHz	10GHz	1	10	25	50
Feedthrough EMI Filters																		
843-SFAAC5000682MX0	SFAAC5000682MX0	A	.0068	500	C	4 A/F	4-40 UNC	--	--	2	19	39	57	70+				
843-SFAAC2000683MX0	SFAAC2000683MX0	A	.068	200	C	4 A/F	4-40 UNC	--	2	19	39	54	70+	70+				
843-SFABC1000104MX1	SFABC1000104MX1	A	.1000	100	C	4 A/F	6-32 UNC	--	4	22	41	57	70+	70+				
843-SFKBC5000102MX0	SFKBC5000102MX0	B	.001	500	C	Ø4.4	6-32 UNC	--	--	--	4	23	41	70+				
843-SFKBC2000683MX0	SFKBC2000683MX0	B	.068	200	C	Ø4.4	6-32 UNC	--	2	19	39	54	70+	70+				
843-SFKKT5000152MX0	SFKKT5000152MX0	C	.0015	500	T	Ø4.4	M3.5	--	--	--	10	30	50	70+				
843-SFKKT1000104MX0	SFKKT1000104MX0	C	.1000	100	T	Ø4.4	M3.5	--	4	22	46	62	70+	70+				
843-SFBCC5000222MX1	SFBCC5000222MX1	A	.0022	500	C	4.75 A/F	8-32 UNC	--	--	--	10	30	50	70+				
843-SFBCC1000104MX1	SFBCC1000104MX1	A	.1000	100	C	4.75 A/F	8-32 UNC	--	4	22	41	57	70+	70+				
843-SFBCL1000104MX1	SFBCL1000104MX1	A	.1000	100	L-C	4.75 A/F	8-32 UNC	--	4	22	44	60	70+	70+				
843-SFBLL1000223MX1	SFBLL1000223MX1	A	.0220	100	L-C	4.75 A/F	M4	--	--	10	38	48	68	70+				
843-SFBLP2000942ZX1	SFBLP2000942ZX1	A	.0094	200	Pi	4.75 A/F	M4	--	--	4	24	60	70+	70+				
843-SFBCP0500943ZX1	SFBCP0500943ZX1	A	.0940	50	Pi	4.75 A/F	8-32 UNC	--	2	18	57	70+	70+	70+				
843-SFBDT5000103MX1	SFBDT5000103MX1	D	.0100	500	T	4.75 A/F	12-32 UNEF	--	--	4	26	45	66	70+				
843-SFBDT1000104MX1	SFBDT1000104MX1	D	.1000	100	T	4.75 A/F	12-32 UNEF	--	4	22	46	62	70+	70+				
843-SFBDP0500943MX1	SFBDP0500943MX1	D	.0940	50	Pi	4.75 A/F	12-32 UNEF	--	4	18	68	70+	70+	70+				
843-SFBDP1000204MX1	SFBDP1000204MX1	D	.2000	100	Pi	4.75 A/F	12-32 UNEF	--	10	27	70+	70+	70+	70+				
843-SFCIC5000103MX1	SFCIC5000103MX1	A	.0100	500	C	6.35 A/F	2BA	--	--	4	22	41	60	70+				
843-SFCML1000474MX1	SFCML1000474MX1	A	.4700	100	L-C	6.35 A/F	M5	1	16	35	55	68	70+	70+				
843-SFCDL1000224MX1	SFCDL1000224MX1	A	.2200	100	L-C	6.35 A/F	12-32 UNEF	--	10	29	49	62	70+	70+				
843-SFCDP5000942MX1	SFCDP5000942MX1	A	.0094	500	Pi	6.35 A/F	12-32 UNEF	--	--	4	27	68	70+	70+				
843-SFJNC5000104MX1	SFJNC5000104MX1	E	.1000	500	C	Ø9.8	M6	--	4	22	41	57	70+	70+				
843-SFJNL2K00103MX1	SFJNL2K00103MX1	E	.0100	2000	L-C	Ø9.8	M6	--	--	4	22	41	60	70+				
843-SFJNL1K00333MX1	SFJNL1K00333MX1	E	.0330	1000	L-C	Ø9.8	M6	--	--	13	34	50	68	70+				
843-SFJEC2K00332MX1	SFJEC2K00332MX1	E	.0033	2000	C	Ø9.8	1/4-28 UNF	--	--	--	13	33	52	70+				
843-SFJEC1000225MX1	SFJEC1000225MX1	E	2.2	100	C	Ø9.8	1/4-28 UNF	10	29	48	66	70+	70+	70+				
843-SFJEL2000105MX1	SFJEL2000105MX1	E	1.0	200	L-C	Ø9.8	1/4-28 UNF	4	22	41	61	70+	70+	70+				
843-SFJEL1000155MX1	SFJEL1000155MX1	E	1.5	100	L-C	Ø9.8	1/4-28 UNF	7	25	45	64	70+	70+	70+				
843-SFJGP1K0136NMX1	SFJGP1K0136NMX1	F	.1360	1000	Pi	Ø10	1/4-28 UNF	--	8	20	70+	70+	70+	70+				
843-SFJGP5000664MX1	SFJGP5000664MX1	F	.6600	500	Pi	Ø10	1/4-28 UNF	2	17	54	70+	70+	70+	70+				
843-SFJGP1000445MX1	SFJGP1000445MX1	F	4.4	100	Pi	Ø10	1/4-28 UNF	14	30	70+	70+	70+	70+	70+				
X2Y (Balanced Line) Filters																		
843-SFJEB2000103MX1	SFJEB2000103MX1	G	.0100	200	X2Y	Ø9.8	1/4-28 UNF	--	--	--	--	--	--	--				
843-SFJEB2000104MX1	SFJEB2000104MX1	G	.1000	200	X2Y	Ø9.8	1/4-28 UNF	--	--	--	--	--	--	--				
Solder-In Panel Mount Filters																		
843-SFSRC0500103ZX0	SFSRC0500103ZX0	H	.0100	50	C	Ø3.2	ø2.8	--	--	4	22	41	60	70+				
843-SFSTC5000222MX0	SFSTC5000222MX0	H	.0022	500	C	Ø4.0	ø3.25	--	--	--	10	30	50	70+				
843-SFSTC3000333MX0	SFSTC3000333MX0	H	.0330	300	C	Ø4.0	ø3.25	--	--	13	33	48	68	70+				
843-SFSUC5000103MX0	SFSUC5000103MX0	H	.0100	500	C	Ø6.5	ø5.6	--	--	4	22	41	60	70+				
843-SFSUC5000223MX0	SFSUC5000223MX0	H	.0220	500	C	Ø6.5	øt5.6	--	--	10	29	46	65	70+				

EMI POWER FILTERS

Utilising plastic film technology, which offers the advantage of being self-healing, the "SL" range includes high ac and dc working voltage options along with parts designed and tested to meet the rigorous demands of EN132400/EN60950 safety specifications.

RoHS Compliant

For quantities greater than listed, call for quote.

MOUSER STOCK NO.	Syfer Part No.	Fig.	Value (nF)	Rated Voltage (DC)	Circuit	Rated Current (A)	Mounting	Thread Size	Typical no-load insertion loss when measured in a 50Ω system							Price Each		
									10kHz	30kHz	100kHz	1MHz	10MHz	100MHz	1GHz	1	5	10
843-SLGNC6000804M11	SLGNC6000804M11	I	800	600	C	100	M16x1	M4	-	12	22	42	50	82	90+			
843-SLGNC4000205M11	SLGNC4000205M11	I	2000	400	C	100	M16x1	M4	-	20	30	50	58	90+	90+			
843-SLDLC0630146M11	SLDLC0630146M11	J	14000	63	C	32	M12x1	M6	27	37	47	63	87	90+	90+			

© Copyright 2014 Mouser Electronics

© Copyright 2014 Mouser Electronics

SYFER SMD EMI and X2Y Filters

RoHS Compliant **This product is RoHS compliant.**

SMD EMI PI FILTERS

Features:
- Miniature SMD package
- X7R and C0G dielectrics
- EMI filtering performance up to 1GHz and higher
- Ideal for telecom, power supplies, and industrial equipment
- Also suitable for mil/aerospace applications

Specifications:
- Tolerance: 20%
- Temperature rating: -55°C to +125°C
- Rated current: 1Amp DC
- Ferrite inductance: 0.25uH(SBSP), 0.5uH (SBSG,SBSM)
- Max solder temperature: 220°C

DIMENSIONS: mm

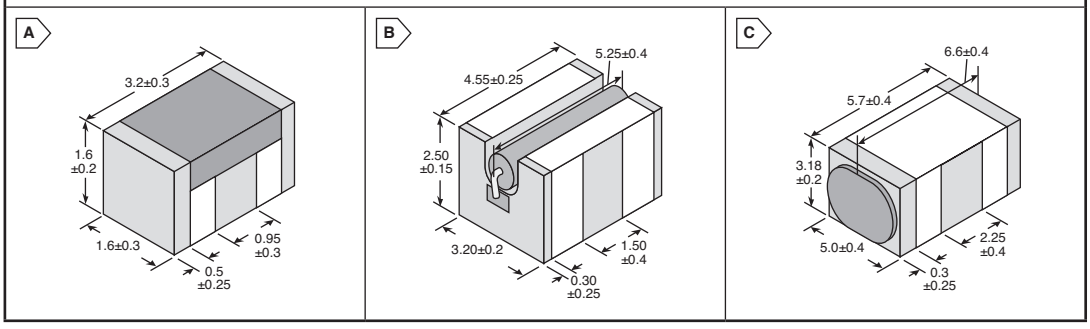

SBSP Series (1 Amp)

For quantities greater than listed, call for quote.

MOUSER STOCK NO.	Syfer Part No.	Fig.	Cap Value	Volt (DC)	Dielectric	Price Each 1	50	100	500	Reel Quantity	Price Per Piece
843-SBSPP1000101MC	SBSPP1000101MCT	A	100pF	100	C0G					1500	
843-SBSPP1000221MC	SBSPP1000221MCT	A	220pF	100	C0G					1500	
843-SBSPP1000471MC	SBSPP1000471MCT	A	470pF	100	C0G					1500	
843-SBSPP1000102MX	SBSPP1000102MXT	A	1000pF	100	X7R					1500	
843-SBSPP1000472MX	SBSPP1000472MXT	A	.0047uF	100	X7R					1500	
843-SBSPP1000103MX	SBSPP1000103MXT	A	.01uF	100	X7R					1500	
843-SBSPP0500473MX	SBSPP0500473MXT	A	.047uF	50	X7R					1500	
843-SBSPP0500683MX	SBSPP0500683MXT	A	.068uF	50	X7R					1500	
843-SBSPP0250104MX	SBSPP0250104MXT	A	.1uF	25	X7R					1500	
843-SBSPP0250154MX	SBSPP0250154MXT	A	.15uF	25	X7R					1500	

SBSG Series (5 Amp)

For quantities greater than listed, call for quote.

MOUSER STOCK NO.	Syfer Part No.	Fig.	Cap Value	Volt (DC)	Dielectric	Price Each 1	50	100	500	Reel Quantity	Price Per Piece
843-SBSGP5000472MX	SBSGP5000472MXT	B	.0047uF	500	X7R					500	
843-SBSGP5000103MX	SBSGP5000103MXT	B	.01uF	500	X7R					500	
843-SBSGP2000683MX	SBSGP2000683MXT	B	.068uF	200	X7R					500	
843-SBSGP1000154MX	SBSGP1000154MXT	B	.15uF	100	X7R					500	
843-SBSGP0500224MX	SBSGP0500224MXT	B	.22uF	50	X7R					500	

SBSM Series (10 Amp)

For quantities greater than listed, call for quote.

MOUSER STOCK NO.	Syfer Part No.	Fig.	Cap Value	Volt (DC)	Dielectric	Price Each 1	50	100	500	Reel Quantity	Price Per Piece
843-SBSMP5000102MX	SBSMP5000102MXT	C	1000pF	500	X7R					500	
843-SBSMP5000153MX	SBSMP5000153MXT	C	.015uF	500	X7R					500	
843-SBSMP5000683MX	SBSMP5000683MXT	C	.068uF	500	X7R					500	
843-SBSMP1000334MX	SBSMP1000334MXT	C	.33uF	100	X7R					500	
843-SBSMP0500474MX	SBSMP0500474MXT	C	.47uF	50	X7R					500	

X2Y FILTERS

The Syfer X2Y Integrated Passive Component is a 3 terminal EMI chip device. The revolutionary design provides simultaneous line-to-line and line-to-ground filtering, using a single ceramic chip. In this way, differential and common mode filtering are provided in one device. Available in sizes from 0603 to 2220, these filters can prove invaluable in meeting stringent EMC demands.

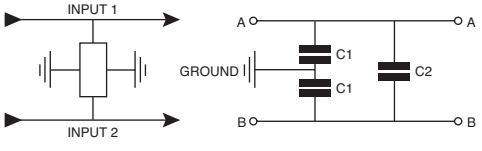

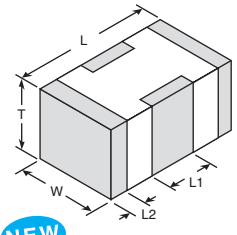

Features:
- Replaces 2 or 3 capacitors with one device
- Matched capacitance line to ground on both lines
- Ultra low inductance due to cancellation effect
- Differential and common mode attenuation
- Effects of temperature and voltage variation eliminated
- Effect of ageing equal on both lines
- High current capability

Specifications:
- Dielectric: X7R or C0G
- Temperature rating: -55°C to 125°C
- Dielectric withstand voltage: 2.5 x Rated Volts for 5 secs.; Charging current limited to 50mA Max.
- Insulation resistance: 100Gohms or 1000s (whichever is the less)

Applications:
- Balanced lines and twisted pairs
- EMI Suppression on DC motors
- Sensor/transducer applications
- Wireless communications
- Audio amplifiers
- CANBUS systems

NEW PRODUCT

For quantities greater than listed, call for quote.

MOUSER STOCK NO.	Syfer Part No.	Cap Value	Volt (DC)	Dielectric	Termination	Dimensions: mm L	W	T	L1	L2	Price Each 1	50	100	500	Reel Qty.	Price Per Piece
843-0603J0500330MC3	0603J0500330MCTE03	33pF	50	C0G	Matte Tin	1.6±0.2	0.8±0.2	0.5±0.15	0.4±0.15	0.25±0.15					4000	
843-0603J0250101MC3	0603J0250101MCTE03	100pF	25	C0G	Matte Tin	1.6±0.2	0.8±0.2	0.5±0.15	0.4±0.15	0.25±0.15					4000	
843-0805J1000101MC3	0805J1000101MCTE03	100pF	100	C0G	Matte Tin	2.0±0.3	1.25±0.2	1.0±0.15	0.50±0.25	0.3±0.15					3000	
843-1206J1000103MX3	1206J1000103MXTE03	.01uF	100	X7R	Matte Tin	3.2±0.3	1.6±0.2	1.1±0.2	0.95±0.3	0.5±0.25					2500	
843-1206Y2000103MX3	1206Y2000103MXTE03	.01uF	200	X7R	FlexiCap	3.2±0.3	1.6±0.2	1.1±0.2	0.95±0.3	0.5±0.25					2500	
843-1206J1000473MX3	1206J1000473MXTE03	.047uF	100	X7R	Matte Tin	3.2±0.3	1.6±0.2	1.1±0.2	0.95±0.3	0.5±0.25					2500	
843-1410Y2000473MX3	1410Y2000473MXTE03	.047uF	200	X7R	FlexiCap	3.6±0.3	2.5±0.2	2 Max.	1.2±0.3	0.5±0.25					2000	
843-1410Y0500334MX3	1410Y0500334MXTE03	.33uF	50	X7R	FlexiCap	3.6±0.3	2.5±0.2	2 Max.	1.2±0.3	0.5±0.25					2000	
843-1410Y0500404MX3	1410Y0500404MXTE03	.4uF	50	X7R	FlexiCap	3.6±0.3	2.5±0.2	2 Max.	1.2±0.3	0.5±0.25					2000	
843-1812Y5000272MX3	1812Y5000272MXTE03	.0027uF	500	X7R	FlexiCap	4.5±0.35	3.2±0.2	2 Max.	1.4±0.35	0.75±0.25					1000	
843-1812Y5000393MX3	1812Y5000393MXTE03	.039uF	500	X7R	FlexiCap	4.5±0.35	3.2±0.2	2 Max.	1.4±0.35	0.75±0.25					1000	
843-1812Y5000104MX3	1812Y5000104MXTE03	.1uF	500	X7R	FlexiCap	4.5±0.35	3.2±0.2	2 Max.	1.4±0.35	0.75±0.25					1000	
843-1812Y1000334MX3	1812Y1000334MXTE03	.33uF	100	X7R	FlexiCap	4.5±0.35	3.2±0.2	2 Max.	1.4±0.35	0.75±0.25					1000	
843-1812Y0500444MX3	1812Y0500444MXTE03	.44uF	50	X7R	FlexiCap	4.5±0.35	3.2±0.2	2 Max.	1.4±0.35	0.75±0.25					1000	
843-1812Y0500474MX3	1812Y0500474MXTE03	.47uF	50	X7R	FlexiCap	4.5±0.35	3.2±0.2	2 Max.	1.4±0.35	0.75±0.25					1000	

© Copyright 2014 Mouser Electronics
© Copyright 2014 Mouser Electronics

TAIYO YUDEN Ferrite Chip Beads

TAIYO YUDEN

RoHS Compliant This product is RoHS compliant.

FB SERIES M TYPE HIGH CURRENT

Features:
- Power supply units:
  - Withstand large current (allowable current: up to 6A)
  - Resistance to high energy
  - High reliability
- There are several variations of the FBMJ type
  - HS: for broadband applications
  - HM: for upper MHz range applications
  - HL: for GHz range applications
- The FBMH type is optimal for circuit designs which require high impedances and large currents to combat radiated noise on power lines, etc.

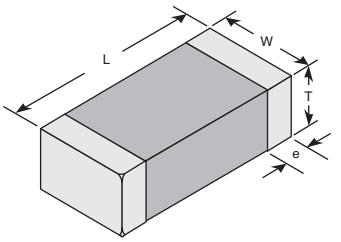

Specifications:
- Operating temperature: -40°C to 125°C (Including self-generated heat)

DIMENSIONS: mm (in.)				
Type	**L**	**W**	**T**	**e**
BKH1005 (0402)	1.0±0.05 (0.039±0.002)	0.5±0.05 (0.02±0.002)	0.5±0.05 (0.02±0.002)	0.25±0.1 (0.01±0.004)
FBMJ1608 (0603)	1.6±0.2 (0.063±0.008)	0.8±0.2 (0.031±0.008)	0.8±0.2 (0.031±0.008)	0.3±0.2 (0.012±0.008)
FBMJ2125 (0805)	2.0±0.2 (0.079±0.008)	1.25±0.2 (0.049±0.008)	0.85±0.2 (0.033±0.008)	0.5±0.3 (0.020±0.012)
FBMJ3216 (1206)	3.2±0.3 (0.126±0.012)	1.6±0.2 (0.063±0.008)	1.1±0.2 (0.043±0.008)	0.5±0.3 (0.020±0.012)
FBMJ4516 (1806)	4.5±0.3 (0.177±0.012)	1.6±0.2 (0.063±0.008)	1.1±0.2 (0.043±0.008)	0.5±0.3 (0.020±0.012)
FBMH1608 (0603)	1.6±0.1 (0.063±0.004)	0.8±0.1 (0.031±0.004)	0.8±0.1 (0.031±0.004)	0.3±0.15 (0.012±0.006)
FBMH2012 (0805)	2.0±0.2 (0.079±0.008)	1.25±0.2 (0.049±0.008)	0.85±0.2 (0.033±0.008)	0.5±0.3 (0.020±0.012)
FBMH2016 (0806)	2.0±0.2 (0.079±0.008)	1.6±0.2 (0.063±0.008)	1.6±0.2 (0.063±0.008)	0.5±0.3 (0.020±0.012)
FBMH3225 (1210)	3.2±0.3 (0.126±0.012)	2.5±0.3 (0.098±0.012)	2.5±0.3 (0.098±0.012)	0.5±0.3 (0.020±0.012)
FBMH4516 (1806)	4.5±0.3 (0.177±0.012)	1.6±0.2 (0.063±0.008)	1.6±0.2 (0.063±0.008)	0.5±0.3 (0.020±0.012)
FBMH4525 (1810)	4.5±0.4 (0.177±0.016)	2.5±0.3 (0.098±0.012)	2.5±0.3 (0.098±0.012)	0.9±0.6 (0.035±0.024)
FBMH4532 (1812)	4.5±0.4 (0.177±0.016)	3.2±0.3 (0.126±0.012)	3.2±0.3 (0.126±0.012)	0.9±0.6 (0.035±0.024)

Standard

- For additional values and sizes visit mouser.com

For quantities greater than listed, call for quote.

MOUSER STOCK NO.	Taiyo Yuden Part No.	Impedance (Ω)	DC Resistance (mΩ) (max.)	Rated Current (A) (max.)	Price Each 1	10	50	100	500	Reel Qty.	Price Per Piece
0603											
963-FBMJ1608HM230NT	FBMJ1608HM230NT	23±30%	0.007	4.0						4000	
963-FBMJ1608HS280NT	FBMJ1608HS280NT	28±30%	0.006	6.0						4000	
0805											
963-FBMJ2125HL8R0NT	FBMJ2125HL8R0NT	8±30%	0.008	4.0						4000	
963-FBMJ2125HM210NT	FBMJ2125HM210NT	21±30%	0.004	6.0						4000	
963-FBMJ2125HS250NT	FBMJ2125HS250NT	25±30%	0.004	6.0						4000	
963-FBMJ2125HM330-T	FBMJ2125HM330-T	33±25%	0.008	4.0						4000	
963-FBMJ2125HS420-T	FBMJ2125HS420-T	42±25%	0.008	4.0						4000	
1206											
963-FBMJ3216HL160NT	FBMJ3216HL160NT	16±30%	0.012	4.0						2000	
963-FBMJ3216HM380NT	FBMJ3216HM380NT	38±30%	0.005	6.0						2000	
963-FBMJ3216HS480NT	FBMJ3216HS480NT	48±30%	0.005	6.0						2000	
963-FBMJ3216HM600-T	FBMJ3216HM600-T	60±25%	0.010	4.0						2000	
963-FBMJ3216HS800-T	FBMJ3216HS800-T	80±25%	0.010	4.0						2000	
1806											
963-FBMJ4516HL230NT	FBMJ4516HL230NT	23±30%	0.014	3.5						2000	
963-FBMJ4516HM560NT	FBMJ4516HM560NT	56±30%	0.007	6.0						2000	
963-FBMJ4516HS720NT	FBMJ4516HS720NT	72±30%	0.007	6.0						2000	
963-FBMJ4516HM900-T	FBMJ4516HM900-T	90±25%	0.014	4.0						2000	
963-FBMJ4516HS111-T	FBMJ4516HS111-T	110±25%	0.014	3.5						2000	

High Impedance

For quantities greater than listed, call for quote.

0402											
963-BKH1005LM152-T	BKH1005LM152-T	1500	1500	0.2						1000	
963-BKH1005LM182-T	BKH1005LM182-T	1800	2000	0.2						1000	
0603											
963-FBMH1608HL300-T	FBMH1608HL300-T	30±25%	0.028	2.5						4000	
963-FBMH1608HM470-T	FBMH1608HM470-T	47±25%	0.020	3.5						4000	
963-FBMH1608HL600-T	FBMH1608HL600-T	60±25%	0.045	1.8						4000	
963-FBMH1608HM600-T	FBMH1608HM600-T	60±25%	0.025	3.0						4000	
963-FBMH1608HM101-T	FBMH1608HM101-T	100±25%	0.035	2.0						4000	
963-FBMH1608HL121-T	FBMH1608HL121-T	120±25%	0.130	0.9						4000	
963-FBMH1608HM151-T	FBMH1608HM151-T	150±25%	0.050	2.0						4000	
963-FBMH1608HL221-T	FBMH1608HL221-T	220±25%	0.170	0.7						4000	
963-FBMH1608HM221-T	FBMH1608HM221-T	220±25%	0.070	1.5						4000	
963-FBMH1608HL331-T	FBMH1608HL331-T	330±25%	0.210	0.6						4000	
963-FBMH1608HM331-T	FBMH1608HM331-T	330±25%	0.130	0.9						4000	
963-FBMH1608HL471-T	FBMH1608HL471-T	470±25%	0.350	0.5						4000	
963-FBMH1608HM471-T	FBMH1608HM471-T	470±25%	0.150	0.7						4000	
963-FBMH1608HL601-T	FBMH1608HL601-T	600±25%	0.450	0.4						4000	
963-FBMH1608HM601-T	FBMH1608HM601-T	600±25%	0.170	0.7						4000	
963-FBMH1608HM102-T	FBMH1608HM102-T	1000±25%	0.350	0.5						4000	
0805											
963-FBMH2012HM800-T	FBMH2012HM800-T	80±25%	0.025	2.7						4000	
963-FBMH2012HM121-T	FBMH2012HM121-T	120±25%	0.032	2.5						4000	
963-FBMH2012HM221-T	FBMH2012HM221-T	220±25%	0.060	2.0						4000	
963-FBMH2012HM331-T	FBMH2012HM331-T	330±25%	0.080	1.8						4000	
0806											
963-FBMH2016HM251NT	FBMH2016HM251NT	250±30%	0.050	2.0						2000	
1210											
963-FBMH3225HM601NT	FBMH3225HM601NT	600±30%	0.042	3.0						1000	
963-FBMH3225HM102NT	FBMH3225HM102NT	1000±30%	0.100	2.0						1000	
963-FBMH3225HM202NT	FBMH3225HM202NT	2000±30%	0.130	1.2						1000	
1806											
963-FBMH4516HM851NT	FBMH4516HM851NT	850±30%	0.100	1.5						2000	
1810											
963-FBMH4525HM102NT	FBMH4525HM102NT	1000±30%	0.060	3.0						1000	
963-FBMH4525HM162NT	FBMH4525HM162NT	1600±30%	0.130	2.0						1000	
1812											
963-FBMH4532HM681-T	FBMH4532HM681-T	680±25%	0.028	4.0						2000	
963-FBMH4532HM132-T	FBMH4532HM132-T	1300±25%	0.060	4.0						2000	
963-FBMH4532HM202-T	FBMH4532HM202-T	2000±25%	0.130	1.3						2000	

© Copyright 2014 Mouser Electronics
© Copyright 2014 Mouser Electronics

TDK ZCAT Snap-On EMI Clamp Filters

RoHS Compliant **This product is RoHS compliant.**

INTERNAL CONSTRUCTION

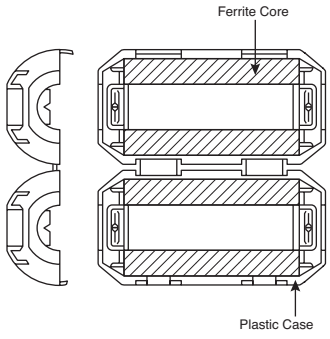

TYPICAL EMC SUPPRESSION EFFECTS - RADIATION LEVEL vs. FREQUENCY CHARACTERISTICS

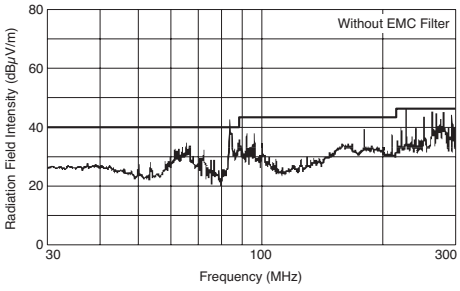

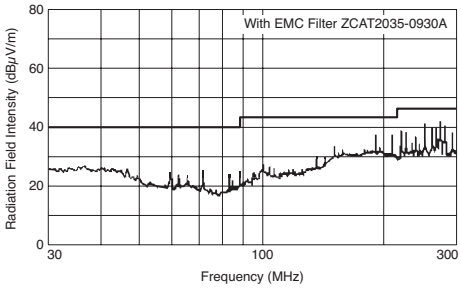

Features:

- Unique Plastic case ensures simple, convenient installation
- Includes a self-locking mechanism to prevent slippage on cables
- Ferrite core provides excellent absorption of high-frequency EMC
- Highly effective as countermeasure against common mode EMC without adverse affect on signal quality
- Large cores prevent saturation during large signal surges

Applications:

- Personal computers, word processors, monitors, hard disk drives, digital telephone systems, audio devices, electronics musical instruments, video games, copiers, and fax machines

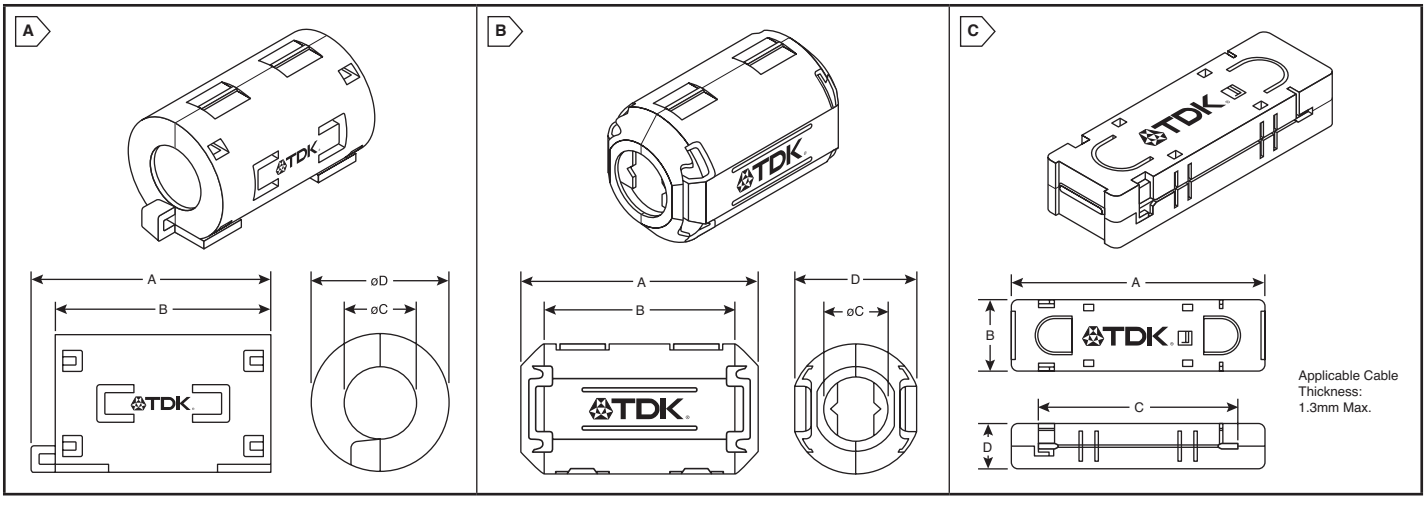

ZCAT ROUND CASE - GRAY

For quantities greater than listed, call for quote.

MOUSER STOCK NO.	TDK Part No.	Fig.	Dimensions: mm					Cable Form	Price Each				
			Total Length (A)	Case Length (B)	Inside Diameter (C)	Outside Diameter (D)	Cable Diameter		1	10	50	100	500
810-ZCAT1325-0530A	ZCAT1325-0530A	A	25	20	4	12.8	3 to 5	Round USB					
810-ZCAT1518-0730	ZCAT1518-0730	A	22	18	7	15	7 max.	Round					
810-ZCAT1730-0730A	ZCAT1730-0730A	B	30	23	7	16.5	4 to 7	Round USB					
810-ZCAT2017-0930	ZCAT2017-0930	A	21	17	9	20	9 max.	Round					
810-ZCAT2035-0930A	ZCAT2035-0930A	B	35	28	9	19.5	6 to 9	Round					
810-ZCAT2132-1130	ZCAT2132-1130	A	36	32	11	20.5	11 max.	Round					
810-ZCAT2235-1030A	ZCAT2235-1030A	B	35	28	10	21.5	8 to 10	Round					
810-ZCAT2436-1330A	ZCAT2436-1330A	B	36	29	13	23.5	10 to 13	Round					
810-ZCAT3035-1330	ZCAT3035-1330	A	39	34	13	30	13 max.	Round					

ZCAT ROUND CASE - BLACK

For quantities greater than listed, call for quote.

MOUSER STOCK NO.	TDK Part No.	Fig.	Dimensions: mm					Cable Form	Price Each				
			Total Length (A)	Case Length (B)	Inside Diameter (C)	Outside Diameter (D)	Cable Diameter		1	10	50	100	500
810-ZCAT1325-0530ABK	ZCAT1325-0530A-BK	B	25	20	5	12.8	3 to 5	Round USB					
810-ZCAT1518-0730BK	ZCAT1518-0730-BK	A	22	18	7	15	7 max.	Round					
810-ZCAT1730-0730ABK	ZCAT1730-0730A-BK	B	30	23	7	16.5	4 to 7	Round USB					
810-ZCAT2017-0930BK	ZCAT2017-0930-BK	A	21	17	9	20	9 max.	Round					
810-ZCAT2035-0930ABK	ZCAT2035-0930A-BK	B	35	28	9	19.5	6 to 9	Round					
810-ZCAT2132-1130BK	ZCAT2132-1130-BK	A	36	32	11	20.5	11 max.	Round					
810-ZCAT2235-1030ABK	ZCAT2235-1030A-BK	B	35	28	10	21.5	8 to 10	Round					
810-ZCAT2436-1330ABK	ZCAT2436-1330A-BK	B	36	29	13	23.5	10 to 13	Round					
810-ZCAT3035-1330BK	ZCAT3035-1330-BK	A	39	34	13	30	13 max.	Round					

ZCAT FLAT CASE - BLACK

For quantities greater than listed, call for quote.

MOUSER STOCK NO.	TDK Part No.	Fig.	Dimensions: mm				Cable Capacity	Cable Form	Price Each				
			Length (A)	Width (B)	Cable Width (C)	Thickness (D)			1	10	50	100	500
810-ZCAT3618-2630DBK	ZCAT3618-2630D-BK	C	33.5	17.5	26	11.5	20 Wires	Flat					
810-ZCAT4625-3430DBK	ZCAT4625-3430D-BK	C	45.5	24.5	34	12	26 Wires	Flat					
810-ZCAT6819-5230DBK	ZCAT6819-5230D-BK	C	67.5	18.5	52	17	40 Wires	Flat					

© Copyright 2014 Mouser Electronics

© Copyright 2014 Mouser Electronics

TUSONIX EMI Filters and Feedthru Capacitors

RoHS Compliant **This product is RoHS compliant.**

TUSONIX
A Subsidiary of CTS Electronic Components

EMI/RFI FILTERS

Tusonix, Inc. manufactures thousands of EMC Products featuring an extensive line of EMI/RFI Filters and Capacitors. We combine Technology, Expertise, Versatility and Innovation to produce the industry's most complete line of ceramic EMI/RFI Filters. TUSONIX draws upon its 50+ years of manufacturing expertise and an accumulated base of ceramic dielectric technology to provide an ever expanding line of EMI/RFI Filters and Capacitors. Tusonix products not only set the industry standard but lead the way in the development of tomorrow's EMI Technology.

For quantities greater than listed, call for quote.

MOUSER STOCK NO. / Mfr. Part No.	Fig.	Circuit Type	Dia.	AWG	Working Voltage (DC) @125°C	Capacitance (pF)	Minimum No-Load Insertion Loss (dB) @25°C per MIL-Std-220 1MHz	10MHz	100MHz	1GHz	10GHz	Price Each 1	10	50
Solder Mount and No-Solder Filters														
800—4100-000LF	A	Pi	0.138	20	125	1,500	--	6	45	60	60			
800—4101-001LF	B	Pi	0.143	20	200	1,500	--	3	45	70	70			
800—4100-053LF	C	Pi	--	--	200dc	1,500	--	18	60	70	--			
800—4101-000LF	D	Pi	--	--	125	1,750	--	5	35	50	50			
800—4101-002LF	B	Pi	0.195	20	125	1,750	--	5	50	60	60			
800—4101-003LF	A	Pi	0.195	20	125	1,750	--	5	50	60	60			
800—4101-004LF	B	Pi	0.195	20	125	1,750	--	5	50	60	60			
800—4100-003LF	A	Pi	0.140	18	50	3,000	--	7	50	65	60			
800—4102-000LF	A	Pi	0.180	18	200	3,000	--	8	55	65	65			
800—4106-000LF	E	Pi	--	--	500dc/350ac	3,000	--	--	50	50	--			
800—4106-001LF	E	Pi	--	--	500	4,500	--	8	50	70	50			
800—4151-001LF	B	Pi	0.195	20	70	22,000	--	35	70	70	70			
Epoxy Sealed Top (Flange)/Glass Sealed Bottom														
800—4300-680LF	A	C	0.156	.03"	200	5	--	--	--	--	--			
800—4300-681LF	A	C	0.156	.03"	200	5	--	--	--	--	--			
800—4300-008LF	A	C	0.156	.03"	200	10	--	--	--	5	20			
800—4300-000LF	A	C	0.156	.03"	200	100	--	--	3	20	28			
800—4300-020LF	A	C	0.156	.03"	200	100	--	--	3	20	28			
800—4300-001LF	A	C	0.156	.03"	200	500	--	--	15	35	40			
800—4300-002LF	A	C	0.156	.03"	200	1,200	--	5	20	35	45			
800—4300-003LF	A	C	0.156	.03"	100	2,700	--	10	25	40	50			
800—4300-004LF	A	C	0.156	.03"	100	5,000	--	15	30	45	55			
800—4300-024LF	A	C	0.156	.03"	100	5,000	--	15	30	50	50			
800—4300-005LF	A	C	0.156	.03"	50	10,000	4	21	35	50	60			
800—4300-025LF	A	C	0.156	.03"	50	10,000	4	20	35	50	60			
800—4300-006LF	A	C	0.156	.03"	50	15,000	7	20	35	55	60			
800—4300-013LF	A	C	0.156	.03"	50	27,000	10	28	42	65	65			
800—4300-034LF	A	C	0.156	.03"	50	50,000	15	35	45	70	--			
800—4304-000LF	F	C	0.156	.03"	200	10	--	--	--	5	20			
800—4304-003LF	F	C	0.156	.03"	200	100	--	--	3	20	28			
800—4306-012LF	F	C	0.146	.03"	200	5	--	--	--	--	5			
800—4306-680LF	F	C	0.146	.03"	200	5	--	--	--	--	--			
800—4306-028LF	F	C	0.146	.03"	200	10	--	--	--	5	20			
800—4306-005LF	F	C	0.146	.03"	200	50	--	--	--	10	25			
800—4306-029LF	F	C	0.146	.03"	200	100	--	--	3	20	28			
800—4306-007LF	F	C	0.146	.03"	200	250	--	--	5	22	30			
800—4306-003LF	F	C	0.146	.03"	200	500	--	--	15	35	40			
800—4306-008LF	F	C	0.146	.03"	200	1,000	--	5	20	35	45			
800—4306-009LF	F	C	0.146	.03"	200	1,500	--	5	22	35	45			
800—4306-030LF	F	C	0.146	.03"	100	5,000	--	15	30	45	55			
Glass Sealed Top (Flange)/Epoxy Sealed Bottom														
800—4306-025LF	F	C	0.146	.03"	200	5	--	--	--	--	5			
800—4306-019LF	F	C	0.146	.03"	200	25	--	--	--	10	25			
800—4306-018LF	F	C	0.146	.03"	200	50	--	--	--	10	25			
800—4306-014LF	F	C	0.146	.03"	200	100	--	--	3	20	28			
800—4306-020LF	F	C	0.146	.03"	200	250	--	--	5	22	30			
800—4306-016LF	F	C	0.146	.03"	200	500	--	--	15	35	40			
800—4306-021LF	F	C	0.146	.03"	200	1,000	--	5	20	35	45			
800—4306-022LF	F	C	0.146	.03"	200	1,500	--	5	22	35	45			
800—4306-017LF	F	C	0.146	.03"	100	5,000	--	15	30	45	55			

THREADED FILTERS AND FEED-THROUGH CAPACITORS

For quantities greater than listed, call for quote.

MOUSER STOCK NO. / Mfr. Part No.	Fig.	Ckt	Thread	Hex Size	Working Voltage (DC) @125°C	Capacitance (pF)	Minimum No-Load Insertion Loss (dB) @25°C per MIL-Std-220 1MHz	10MHz	100MHz	1GHz	10GHz	Price Each 1	10	50
800—4400-680LF	G	C	4-40 UNC-2A	.156	200	5	--	--	--	--	--			
800—4400-008LF	G	C	4-40 UNC-2A	.156	200	10	--	--	--	5	20			
800—4400-038LF	G	C	4-40 UNC-2A	.156	200	10	--	--	--	5	20			
800—4403-039LF	G	C	4-40 UNC-2A	.125	200	25	--	--	--	10	25			
800—4400-030LF	G	C	4-40 UNC-2A	.156	200	100	--	--	3	20	28			
800—4403-030LF	G	C	4-40 UNC-2A	.125	200	100	--	--	3	20	28			
800—4400-000LF	G	C	4-40 UNC-2A	.156	200	100	--	--	3	20	28			
800—4400-007LF	G	C	4-40 UNC-2A	.156	200	1,000	--	5	20	35	45			
800—4403-037LF	G	C	4-40 UNC-2A	.125	200	1,000	--	5	20	35	45			
800—4400-037LF	G	C	4-40 UNC-2A	.156	200	1,000	--	5	20	35	45			
800—4400-032LF	G	C	4-40 UNC-2A	.156	200	1,200	--	5	20	35	45			
800—4403-033LF	G	C	4-40 UNC-2A	.125	100	2,700	--	10	25	40	50			
800—4400-033LF	G	C	4-40 UNC-2A	.156	100	2,700	--	10	25	40	50			
800—4400-004LF	G	C	4-40 UNC-2A	.156	100	5,000	--	15	30	45	55			
800—4400-034LF	G	C	4-40 UNC-2A	.156	100	5,000	--	15	30	45	55			
800—4261-001LF	G	Pi	4-40 UNC-2A	.156	50	5,500	--	14	55	70	--			
800—4400-035LF	G	C	4-40 UNC-2A	.156	50	10,000	4	21	35	50	60			
800—4403-035LF	G	C	4-40 UNC-2A	.125	50	10,000	4	21	35	50	60			
800—4400-089LF	G	C	4-40 UNC-2A	.156	50	10,000	4	21	35	50	60			
800—4400-060LF	G	L	4-40 UNC-2A	.156	50	27,000	10	28	45	65	70			
800—4403-040LF	G	C	4-40 UNC-2A	.125	50	27,000	10	28	42	65	65			
800—4400-057LF	G	L	4-40 UNC-2A	.156	50	50,000	15	35	52	70	--			
800—4402-018LF	G	C	6-32 UNC-2A	.156	50	100,000	22	40	47	65	65			
800—4200-000LF	H	Pi	6-40 UNF-2A	.125	200	1,500	--	5	40	60	60			
800—4200-005LF	H	Pi	6-40 UNF-2A	.125	200	3,000	--	8	50	70	70			
800—4205-002LF	G	Pi	8-32 UNC-2A	.187	125	65	--	--	3	16	45			
800—4201-000LF	G	Pi	8-32 UNC-2A	.187	100	1,500	--	5	45	65	70			
800—4201-001LF	G	Pi	8-32 UNC-2A	.187	100	1,500	--	5	45	65	70			
800—4205-001LF	G	Pi	8-32 UNC-2A	.187	125	1,500	--	5	35	60	60			

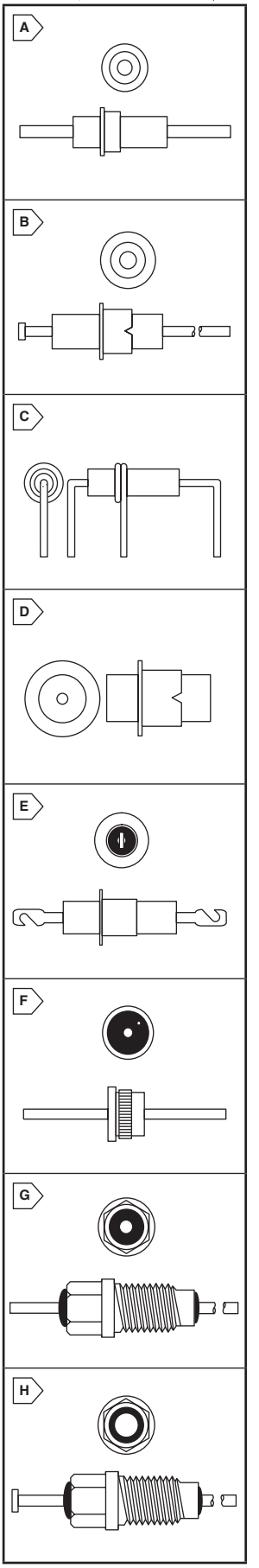

© Copyright 2014 Mouser Electronics

© Copyright 2014 Mouser Electronics

TUSONIX EMI Filters and Feedthru Capacitors

TUSONIX
A Subsidiary of CTS Electronic Components

RoHS Compliant This product is RoHS compliant.

THREADED FILTERS AND FEED-THROUGH CAPACITORS

For quantities greater than listed, call for quote.

MOUSER STOCK NO. / Mfr. / Mfr. Part No.	Fig.	Ckt	Thread	Hex Size	Working Voltage (DC) @125°C	Capacitance (pF)	Minimum No-Load Insertion Loss (dB) @25°C per MIL-Std-220 1MHz	10MHz	100MHz	1GHz	10GHz	Price Each 1	10	50
800—4201-003LF	A	Pi	8-32 UNC-2A	.187	100	2,000	--	5	38	63	70			
800—4201-050LF	A	Pi	8-32 UNC-2A	.187	100	5,500	--	14	55	70	70			
800—4201-051LF	A	Pi	8-32 UNC-2A	.187	100	5,500	--	14	55	70	70			
800—4201-053LF	A	Pi	8-32 UNC-2A	.187	100	5,500	--	14	55	70	70			
800—4251-004LF	A	Pi	8-32 UNC-2A	.187	100	28,000	10	38	75	75	75			
800—4404-003LF	A	C	8-32 UNC-2A	.187	100	100,000	20	38	47	65	--			
800—4202-000LF	A	Pi	12-32 UNEF-2A	.250	200	1,500	--	5	45	70	70			
800—4202-001LF	A	Pi	12-32 UNEF-2A	.250	200	1,500	--	5	45	70	70			
800—4203-003LF	A	Pi	12-32 UNEF-2A	.187	200	1,500	--	5	45	70	70			
800—4202-004LF	A	Pi	12-32 UNEF-2A	.250	350	2,500	--	5	50	70	70			
800—4203-053LF	A	Pi	12-32 UNEF-2A	.187	100	5,000	--	20	65	70	70			
800—4253-001LF	B	Pi	12-32 UNEF-2A	.187	100	25,000	--	30	65	70	70			
800—4253-002LF	A	Pi	12-32 UNEF-2A	.187	70	50,000	--	60	75	75	75			
800—4401-000LF	A	C	12-28 UNF-2A	.250	200	100	--	--	3	20	28			
800—4202-021LF	A	Pi	12-28 UNF-2A	.250	200	1,500	--	5	45	70	70			
800—4204-001LF	A	Pi	12-28 UNF-2A	.250	200	1,500	--	5	45	70	70			
800—4202-053LF	A	Pi	12-28 UNF-2A	.250	100	5,000	--	20	65	70	70			
800—4204-051LF	A	Pi	12-28 UNF-2A	.250	100	5,000	--	20	65	70	70			
800—4206-006LF	C	Pi	5/16-32 UNEF-2A	.375	500	3000	--	10	55	70	70			
Metric Thread														
800—4400-683LF	A	C	M3 X 0.5-6g	.157	200	5	--	--	--	--	--			
800—4400-076LF	A	C	M3 X 0.5-6g	.157	200	100	--	--	3	20	28			
800—4400-096LF	A	C	M3 X 0.5-6g	.157	200	470	--	--	15	35	40			
800—4400-091LF	A	C	M3 X 0.5-6g	.157	200	1,000	--	5	20	35	45			
800—4400-095LF	A	C	M3 X 0.5-6g	.157	200	1,000	--	5	20	35	45			
800—4400-097LF	A	C	M3 X 0.5-6g	.157	100	2,700	--	10	25	40	50			
800—4400-094LF	A	C	M3 X 0.5-6g	.157	100	4,700	--	15	30	45	55			
800—4400-093LF	A	C	M3 X 0.5-6g	.157	50	10,000	4	20	35	50	50			
800—4400-098LF	A	C	M3 X 0.5-6g	.157	50	27,000	10	28	42	55	60			
800—4400-099LF	A	C	M3 X 0.5-6g	.157	50	50,000	15	35	45	70	--			
800—4209-053LF	B	Pi	M5 X 0.8-6g	.187	100	5,500	--	20	65	70	70			
800—4209-003LF	B	Pi	M5 X 0.8-6g	.187	200	1,500	--	20	65	70	70			

EMI FEEDTHRU FILTERS

For quantities greater than listed, call for quote.

MOUSER STOCK NO. / Mfr. / Mfr. Part No.	Fig.	Circuit Type	Dia.	AWG	Thread	Hex Size	Working Voltage (DC)	Capacitance (pF)	Minimum No-Load Insertion Loss (dB) @25°C per MIL-Std-220 1MHz	10MHz	100MHz	1GHz	10GHz	Price Each 1	10	50
800—240400X5U0102PLF	D	C	0.23	16	--	--	500@85°C	1,000	--	3	20	35	40			
800—240414X5U0102PLF	-	C	0.23	--	--	--	500@85°C	1,000	--	3	20	35	40			
800—24610X7V0102PLF	E	C	0.17	--	--	--	100@125°C	1,000	--	3	20	35	40			
800—24611X7V0102PLF	E	C	0.17	--	--	--	100@125°C	1,000	--	--	--	--	--			
800—24610X7V0152PLF	E	C	0.17	--	--	--	100@125°C	1,500	--	--	--	--	--			
800—24251X5U0101AALF	B	C	--	--	8-32 UNC-2A	0.187	100@125°C	100	--	--	--	--	--			
800—24251X5U0102AALF	B	C	--	--	8-32 UNC-2A	0.187	100@125°C	1,000	--	--	--	--	--			
800—24251X5U0152AALF	B	C	--	--	8-32 UNC-2A	0.187	100@125°C	1,500	--	--	--	--	--			
800—2425601X5W103ZLF	A	C	--	--	8-32 UNC-2A	0.187	100@125°C	10,000	--	--	--	--	--			
800—24993X5S0102MLF	A	C	--	--	12-28 UNF-2A	0.25	500@85°C	1,000	--	--	--	--	--			
800—24993X5S0152MLF	A	C	--	--	12-28-UNF-2A	0.25	500@85°C	1,500	--	--	--	--	--			
800—24993X5W0103ZLF	A	C	--	--	12-28-UNF-2A	0.25	500@85°C	10,000	--	--	--	--	--			

COAXIAL BROADBAND FILTER

For quantities greater than listed, call for quote.

MOUSER STOCK NO. / Mfr. / Mfr. Part No.	Fig.	Circuit Type	Thread	Working Voltage (DC) @125°C	Capacitance (pF)	Current (A)	Minimum No-Load Insertion Loss (dB) @25°C per MIL-Std-220 1MHz	10MHz	100MHz	1GHz	10GHz	Price Each 1	10	50
800—4600-000LF	F	C	1/4-28 UNF-2A	70	1.4µF	15	25	34	44	60	70			
800—4601-000LF	G	C	1/4-28 UNF-2A	70	1.4µF	15	25	34	44	60	70			
800—4600-050LF	F	L	1/4-28 UNF-2A	70	1.4µF	15	25	34	44	60	70			
800—4601-050LF	G	L	1/4-28 UNF-2A	70	1.4µF	15	25	34	44	60	70			
800—4601-052LF	G	L	1/4-28 UNF-2A	70	1.4µF	15	25	34	44	60	70			
800—4600-009LF	F	C	1/4-28 UNF-2A	200dc/125ac	.15µF	--	7	15	25	40	60			
800—4600-053LF	F	L	1/4-28 UNF-2A	50	1.4µF	15	25	34	44	60	70			
800—4600-054LF	F	L	1/4-28 UNF-2A	50	1.4µF	15	25	34	44	60	70			
800—4601-054LF	G	L	1/4-28 UNF-2A	50	1.4µF	15	25	34	44	60	70			

EMI/RFI SURFACE MOUNT PI & C FILTERS FOR SMT APPLICATIONS

For quantities greater than listed, call for quote.

MOUSER STOCK NO. / Mfr. / Mfr. Part No.	Fig.	Circuit Type	Working Voltage (DC) @85°C	Capacitance (pF)	Minimum No-Load Insertion Loss (dB) @25°C per MIL-Std-220 10MHz	100MHz	1GHz	Price Each 1	10	50
800—4700-006LF	H	Pi	100	100	--	3	16			
800—4702-000LF	H	C	100	100	--	1	19			
800—4700-009LF	H	Pi	100	470	1	16	40			
800—4700-005LF	H	Pi	100	1000	7	40	65			
800—4700-003LF	H	Pi	100	2000	10	45	70			
800—4700-008LF	H	Pi	100	4000	13	52	70			
800—4702-005LF	H	C	100	4000	15	30	45			
800—4701-002LF	I	Pi	100	6800	16	60	70			
800—4701-001LF	I	Pi	100	8200	20	65	70			
800—4700-056LF	H	C	100	--	15	55	70			

ENGINEER'S DESIGN KITS

NEW PRODUCT

For quantities greater than listed, call for quote.

MOUSER STOCK NO. / Mfr. / Mfr. Part No.	Fig.	Quantity	Value Range	Voltage Range	Termination Style	Price Each
800—SK2000-900	-	5 each of 9 P/N	47 pF to 10000 pF	100 V to 500 V	Axial	
800—SK4000-900	-	5 each of 12 P/N	5 pF to 50000 pF	50 V to 350 V	Axial	
800—SK4000-901	-	5 each of 10 P/N	5 pF to 50000 pF	50 V to 500 V	Axial	
800—SK4000-903	-	5 each of 12 P/N	5 pF to 27000 pF	50 V to 300 V	Axial	
800—SK4700-900	-	5 each of 10 P/N	100 pF to 8200 pF	100 V	SMT	

A

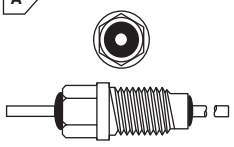

B

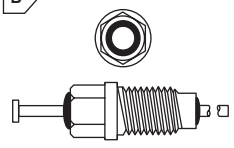

C

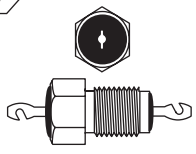

D

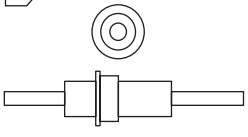

E

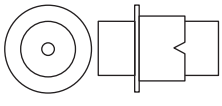

F

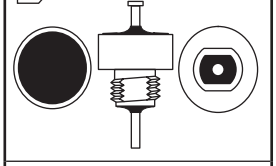

G

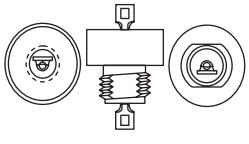

H

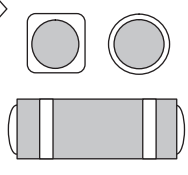

I

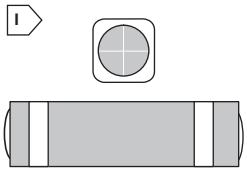

EMI Suppression

Tusonix

© Copyright 2014 Mouser Electronics

© Copyright 2014 Mouser Electronics

VACUUMSCHMELZE Common Mode Filters

RoHS Compliant This product is RoHS compliant.

VAC VITROPERM® CORES - COMMON MODE FILTERS

Features:
- Manufactured with nanocrystalline material for high permeability
- Available with different AL-levels for many core sizes
- Enclosed in plastic cases that are suitable for direct winding and offer good mechanical protection of the nanocrystalline core material.

Applications:
- EMC filters
- Switched-mode power supplies (SMPS)
- Solar inverters
- Uninterruptable power supplies (UPS)
- Welding equipment
- Wind generators
- Frequency converters
- Inductive cooking

Specifications:
- Operating temp. range: -40°C to +85°C

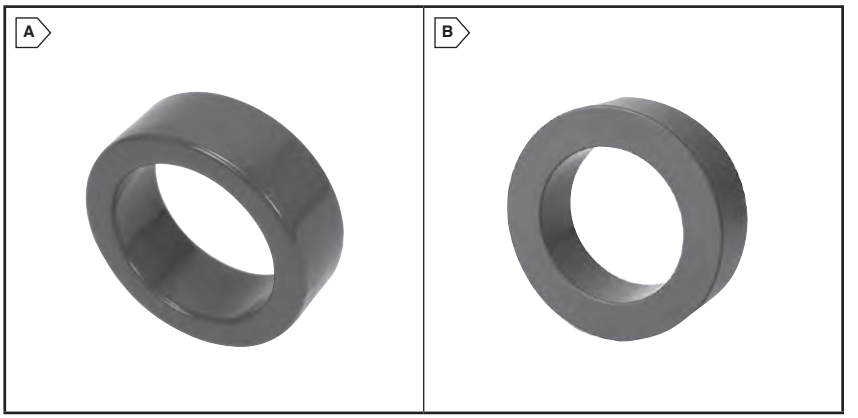

T6004 Series - Epoxy Coated

For quantities greater than listed, call for quote.

MOUSER STOCK NO.	Vacuumschmelze Part No.	Fig.	Impedance (µH)	Max. DC Current (A)	Dimensions: mm (D x H)	Price Each 1	Price Each 25	Price Each 100
983-T60004-L2025W621	T60004-L2025-W621	A	5.8	2.7	17.5 x 12.3			
983-T60004-L2016W620	T60004-L2016-W620	A	4.8	0.8	10.7 x 8.0			
983-T60004-L2025W622	T60004-L2025-W622	A	7.2	1.4	17.5 x 12.3			
983-T60004-L2130W630	T60004-L2130-W630	A	16.5	13.6	95 x 28.5			
983-T60004-L2030W676	T60004-L2030-W676	A	8.5	1.7	22.7 x 17.5			

T60006 Series - Plastic Case

For quantities greater than listed, call for quote.

MOUSER STOCK NO.	Vacuumschmelze Part No.	Fig.	Impedance (µH)	Max. DC Current (A)	Dimensions: mm (D x H)	Price Each 1	Price Each 25	Price Each 100
983-T60006-L2160W982	T60006-L2160-W982	B	2.9	81.1	123.9 x 30.5			
983-T60006-L2102W947	T60006-L2102-W947	B	4.2	48.5	70 x 30.3			
983-T60006-L2080V091	T60006-L2080-V091	B	9.2	27.3	44.7 x 25.7			
983-T60006-L2040W452	T60006-L2040-W452	B	7.9	5.1	28.7 x 18.5			
983-T60006-L2160V066	T60006-L2160-V066	B	11.7	22.3	123.9 x 30.5			
983-T60006-L2020W450	T60006-L2020-W450	B	9.1	2.1	10.3 x 10.2			
983-T60006-L2030W358	T60006-L2030-W358	B	11.1	3.1	17.6 x 12.5			
983-T60006-L2050W565	T60006-L2050-W565	B	10	5.3	36.3 x 23.4			
983-T60006-L2063V110	T60006-L2063-V110	B	13.5	6.7	46.5 x 28.6			
983-T60006-L2040W453	T60006-L2040-W453	B	17.2	4.2	22.5 x 18.5			
983-T60006-L2009W914	T60006-L2009-W914	B	6.4	0.4	5.1 x 5.8			
983-T60006-L2012W902	T60006-L2012-W902	B	6.8	0.4	6.6 x 6.3			
983-T60006-L2025W523	T60006-L2025-W523	B	7.3	1.1	17.4 x 12.8			
983-T60006-L2017W515	T60006-L2017-W515	B	6.9	0.7	11 x 8			
983-T60006-L2080W531	T60006-L2080-W531	B	24	8.2	44.7 x 25.7			
983-T60006-L2016W403	T60006-L2016-W403	B	10.1	0.6	8.1 x 8.1			
983-T60006-L2050W516	T60006-L2050-W516	B	14	2.7	36.3 x 23.4			
983-T60006-L2040W422	T60006-L2040-W422	B	11.1	1.5	28.7 x 18.5			
983-T60006-L2020W409	T60006-L2020-W409	B	13.6	0.7	10.3 x 10.2			
983-T60006-L2100V082	T60006-L2100-V082	B	16.9	5.3	75 x 29.6			
983-T60006-L2063W517	T60006-L2063-W517	B	18.1	3.5	46.5 x 28.6			
983-T60006-L2030W423	T60006-L2030-W423	B	14	1	17.6 x 12.5			
983-T60006-L2025W380	T60006-L2025-W380	B	15.5	0.9	13.6 x 12.5			
983-T60006-L2102W468	T60006-L2102-W468	B	21.6	6.7	70 x 30.3			
983-T60006-L2090W518	T60006-L2090-W518	B	25.1	4.5	54.7 x 24.7			
983-T60006-L2045V102	T60006-L2045-V102	B	20.3	1.6	26.4 x 18.2			
983-T60006-L2030W514	T60006-L2030-W514	B	20	1.1	17.5 x 17.8			
983-T60006-L2040W424	T60006-L2040-W424	B	23.1	1.4	22.5 x 18.5			

© Copyright 2014 Mouser Electronics
© Copyright 2014 Mouser Electronics

VISHAY/DALE SMT Multilayer Ferrite Beads

RoHS Compliant **This product is RoHS compliant.**

ILHB SERIES - HIGH CURRENT MULTILAYER FERRITE BEADS

DIMENSIONS: in. (mm)

Features:
- High reliability
- Surface mountable
- Current rating up to 6 amps
- Magnetically self shielded
- Nickel barrier plating virtually eliminates silver migration
- 100% Lead (Pb)-free and RoHS compliant
- Tape and Reel

Environmental Specifications:
- Operating Temperature: -55°C to +125°C
- Thermal Shock: 100 cycles, -40°C to +125°C
- Biased Humidity: 85% RH at 85°C, 1000 hours at full rated current

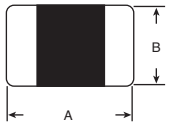

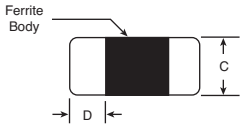

RoHS Compliant

Series	DIMENSIONS: in. (mm)			
	A	B	C	D
ILHB-0603	0.06 ± 0.006 (1.6 ± 0.15)	0.03 ± 0.006 (0.8 ± 0.15)	0.03 ± 0.006 (0.8 ± 0.15)	0.012 ± 0.008 (0.30 ± 0.20)
ILHB-0805	0.079 ± 0.008 (2.0 ± 0.20)	0.049 ± 0.008 (1.25 ± 0.20)	0.035 ± 0.008 (0.9 ± 0.20)	0.02 ± 0.0012 (0.50 ± 0.30)
ILHB-1206	0.126 ± 0.008 (3.2 ± 0.20)	0.063 ± 0.008 (1.6 ± 0.20)	0.043 ± 0.008 (1.1 ± 0.20)	0.02 ± 0.0012 (0.50 ± 0.30)
ILHB-1806	0.177 ± 0.010 (4.5 ± 0.25)	0.063 ± 0.008 (1.6 ± 0.20)	0.063 ± 0.008 (1.6 ± 0.20)	0.024 ± 0.0016 (0.60 ± 0.40)
ILHB-1812	0.177 ± 0.010 (4.5 ± 0.25)	0.126 ± 0.010 (3.2 ± 0.25)	0.06 ± 0.01 (1.5 ± 0.25)	0.024 ± 0.0016 (0.60 ± 0.40)

For quantities greater than listed, call for quote.

MOUSER STOCK NO.	Vishay Part No.	Impedance (±25%)	Impedance Test Freq. (MHz)	DCR Max. (Ω)	Rated DC Current (mA)	Price Each 1	100	500	1000
70-ILHB0603ER121V	ILHB0603ER121V	120	100	0.10	2000				
70-ILHB0805ER900V	ILHB0805ER900V	90	100	0.025	5000				
70-ILHB0805ER251V	ILHB0805ER251V	250	100	0.04	3000				
70-ILHB1206ER601V	ILHB1206ER601V	600	100	0.10	2500				
70-ILHB1806ER600V	ILHB1806ER600V	60	100	0.02	6000				
70-ILHB1812ER121V	ILHB1812ER121V	120	100	0.02	6000				

ILBB-0402/0603/0805 MULTILAYER FERRITE BEADS

DIMENSIONS: in. (mm)

Features:
- High reliability
- Surface mountable
- Magnetically self shielded
- Nickel barrier plating

Environmental Specifications:
- Operating Temperature: -55°C to +125°C
- Thermal Shock: 100 cycles, -40°C to +125°C
- Biased Humidity: 85% RH at 85°C

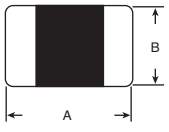

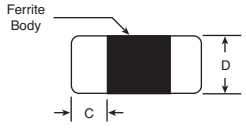

RoHS Compliant

Series	DIMENSIONS: in. (mm)			
	A	B	C	D
ILBB-0402	0.04±0.004 (1.0±.1)	0.02±0.004 (0.5±0.1)	0.02±0.004 (0.5±0.1)	0.01±0.004 (0.25±0.1)
ILBB-0603	0.063 ± .006 (1.6 ± 0.15)	0.032 ± .006 (0.8 ± 0.15)	0.014 ± .006 (0.36 ± 0.15)	0.032 ± .006 (0.8 ± 0.15)
ILBB-0805	0.079 ± .008 (2.0 ± 0.2)	0.049 ± .008 (1.25 ± 0.2)	0.020 ± .0012 (0.5 ± 0.3)	0.035 ± .008 (0.9 ± 0.2)

For quantities greater than listed, call for quote.

MOUSER STOCK NO.	Vishay Part No.	Z @ 100MHz (±25%)	DCR max. (Ω)	Rated DC Current (mA)	Price Each 1	100	500	1000	4000
0402 Size									
70-ILBB0402ER600V	ILBB0402ER600V	60	0.30	300					
70-ILBB0402ER121V	ILBB0402ER121V	120	0.45	300					
70-ILBB0402ER601V	ILBB0402ER601V	600	1.00	200					
0603 Size									
70-ILBB0603ER600V	ILBB0603ER600V	60	0.10	400					
70-ILBB0603ER680V	ILBB0603ER680V	68	0.10	200					
70-ILBB0603ER121V	ILBB0603ER121V	120	0.20	150					
70-ILBB0603ER301V	ILBB0603ER301V	300	0.35	150					
70-ILBB0603ER601V	ILBB0603ER601V	600	0.45	100					
70-ILBB0603ER751V	ILBB0603ER751V	750	0.60	100					
70-ILBB0603ER102V	ILBB0603ER102V	1K	0.60	100					
0805 Size									
70-ILBB0805ER110V	ILBB0805ER110V	11	0.06	600					
70-ILBB0805ER170V	ILBB0805ER170V	17	0.06	600					
70-ILBB0805ER320V	ILBB0805ER320V	32	0.06	600					
70-ILBB0805ER800V	ILBB0805ER800V	80	0.15	300					
70-ILBB0805ER121V	ILBB0805ER121V	120	0.15	300					
70-ILBB0805ER151V	ILBB0805ER151V	150	0.15	300					
70-ILBB0805ER301V	ILBB0805ER301V	300	0.20	200					
70-ILBB0805ER601V	ILBB0805ER601V	600	0.30	200					
70-ILBB0805ER102V	ILBB0805ER102V	1K	0.35	100					
70-ILBB0805ER202V	ILBB0805ER202V	2K	0.50	80					

ILB-1206 MULTILAYER FERRITE BEADS

DIMENSIONS: in.

Features:
- High reliability
- Surface mountable
- Temp. range: -55°C to +125°C

Environmental Specifications:
- Thermal shock: 50 cycles, -55°C to +125°C
- Humidity: 90%RH @ +40°C with 200mA DC current, 500 hours
- Load life: +90°C @ full rated current for 2000 hours

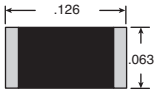



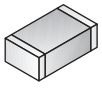

RoHS Compliant

For quantities greater than listed, call for quote.

MOUSER STOCK NO.	Vishay Part No.	Imp. (Ω)	Tol.	Frequency (MHz)	DCR Max (Ω)	Rated DC Current (mA)	Price Each 1	50	100	Reel Price Each 3000
70-ILB1206ER190V	ILB1206ER190V	19	±25%	100	.05	500				
70-ILB1206ER260V	ILB1206ER260V	26	±25%	100	.05	500				
70-ILB1206ER310V	ILB1206ER310V	31	±25%	100	.05	500				
70-ILB1206ER500V	ILB1206ER500V	50	±25%	100	.1	350				
70-ILB1206ER700V	ILB1206ER700V	70	±25%	100	.15	250				
70-ILB1206ER121V	ILB1206ER121V	120	±25%	100	.2	250				
70-ILB1206ER151V	ILB1206ER151V	150	±25%	100	.2	250				
70-ILB1206ER301V	ILB1206ER301V	300	±25%	100	.3	250				
70-ILB1206ER501V	ILB1206ER501V	500	±25%	100	.5	200				
70-ILB1206ER601V	ILB1206ER601V	600	±25%	100	.5	200				

© Copyright 2014 Mouser Electronics

© Copyright 2014 Mouser Electronics

WURTH ELECTRONICS Snap-On Ferrite EMI Filters

STAR-TEC ROUND CABLE SNAP FERRITES WITH SAFETY KEY TECHNOLOGY

Features:
- Built in cable guide eases the cable assembling process
- Patented case design prevents air gaps for a perfect EMI suppression
- The security lock guarantees electromagnetic compatibility because only authorized persons can unlock the snap ferrite with the STAR-TEC key
- The innovative sleek design without sharp edges makes the STAR-TEC blend in on the cable
- The ferrite core is made of NiZn, a material which provides broadband suppression from 30MHz – 1.5GHz
- Material: plastic case PA 6, UL 94 V-0
- Operating temperature: -25°C to 105°C
- Reinforced hinge design out performs competition
- **Additional keys sold separately part # 710-74271**

Applications:
- Internal and external computer data and power cable
- Perfect for cables with difficult access because of easy installation and removal
- Reusable because of the key technology therefore perfect for test and measuring purposes

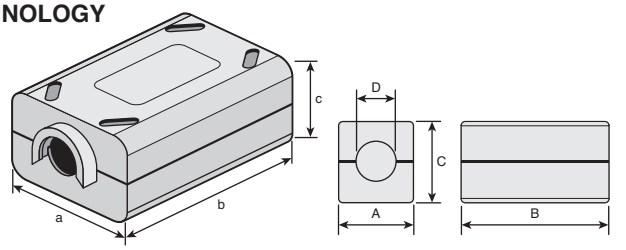

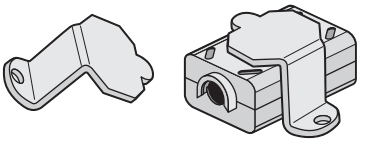

STAR-CLIP mounting bracket for STAR-TEC snap ferrites

MOUSER STOCK NO.	Wurth Electronics Part No.	Suitable For	Price Each 1	25	50
710-7427711	7427711	74271112			
710-7427713	7427713	74271131 / 74271132			

For quantities greater than listed, call for quote.

MOUSER STOCK NO.	Wurth Electronics Part No.	Impedance (Ω) 25MHz (1 turn)	Impedance (Ω) 25MHz (2 turns)	Impedance (Ω) 100MHz (1 turn)	Impedance (Ω) 100MHz (2 turns)	Min. Cable Dia. (mm)	Max. Cable Dia. (mm)	Dimensions: mm a	b	c	A	B	C	D	Pack Qty.	Price Each 1	25	100
710-74271112	74271112	176	773	321	806	4.50	6.00	23.7	36.9	18.2	15.0	28.5	15.0	6.6	180			
710-74271131	74271131	145	607	246	755	6.00	7.50	24.2	36.4	20.1	16.0	28.0	16.0	9.0	180			
710-74271132	74271132	141	603	241	755	7.00	8.50	24.2	36.3	19.7	16.0	28.0	16.0	9.0	180			
710-74271221	74271221	151	641	270	783	8.50	10.50	33.6	37.7	29.5	25.0	28.0	25.0	13.0	140			
710-74271222	74271222	145	638	265	779	10.50	12.50	33.5	37.6	28.8	25.0	28.0	25.0	13.0	140			

STAR-FIX WITH FLEXIBLE CABLE GRIP AND SAFETY KEY TECHNOLOGY

Features:
- NEW: with flexible cable grip
- Built in cable guide eases the cable assembling process
- Patented case design prevents air gaps for a perfect EMI suppression
- The security lock guarantees electromagnetic compatibility because only authorized persons can unlock the snap ferrite with the STAR-TEC key
- The innovative sleek design without sharp edges makes the STAR-TEC blend in on the cable
- The ferrite core is made of NiZn, a material which provides broadband suppression from 30MHz – 1.5GHz
- Material: plastic case PA 6, UL94 V-0
- Operating temperature: -25°C to 105°C
- **Additional keys sold separately part # 710-74271**

Applications:
- Internal and external computer data and power cable
- Perfect for cables with difficult access because of easy installation and removal
- Reusable because of the key technology therefore perfect for test and measuring purposes

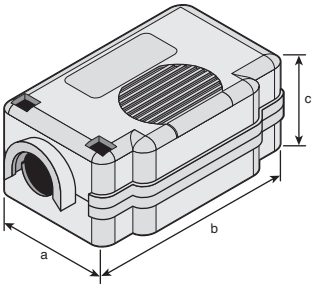

For quantities greater than listed, call for quote.

MOUSER STOCK NO.	Wurth Electronics Part No.	Impedance (Ω) 25MHz (1 turn)	Impedance (Ω) 25MHz (2 turns)	Impedance (Ω) 100MHz (1 turn)	Impedance (Ω) 100MHz (2 turns)	Cable Dia. (mm)	Dimensions: mm a	b	c	Pack Qty.	Price Each 1	25	100
710-74271733	74271733	145	607	246	755	4.5-8.0	22.5	35.0	19.0	280			
710-74271722	74271722	151	641	270	783	8.5-12.5	31.5	35.0	28.0	140			

STAR-RING SNAP FERRITES WITH SAFETY KEY TECHNOLOGY

Features:
- The STAR-RING outperforms the competition due to its use of a patented no spring design which eliminates air gaps.
- Built in cable guide eases the cable assembling process
- Patented case design prevents air gaps for a perfect EMI suppression
- The security lock guarantees electromagnetic compatibility because only authorized persons can unlock the snap ferrite with the STAR-TEC key
- The innovative sleek design without any sharp edges makes the STAR-TEC blend in on the cable
- The ferrite core is made of NiZn, a material which provides broadband suppression from 30MHz – 1.5GHz
- Material: plastic case PA 6, UL 94 V-0
- Operating temperature: -25°C to 105°C
- Reinforced hinge design out performs competition.
- **Additional keys sold separately part # 710-74271**

Applications:
- Internal and external computer data and power cable
- Perfect for cables with difficult access because of easy installation and removal
- Reusable because of the key technology therefore perfect for test and measuring

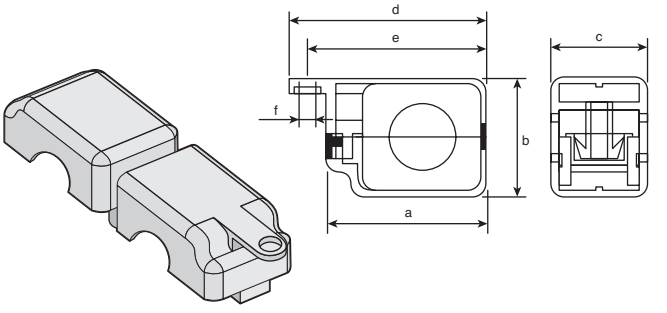

For quantities greater than listed, call for quote.

MOUSER STOCK NO.	Wurth Electronics Part No.	Impedance (Ω) 25MHz (1 turn)	Impedance (Ω) 25MHz (2 turns)	Impedance (Ω) 100MHz (1 turn)	Impedance (Ω) 100MHz (2 turns)	Max Cable Dia. (mm)	A Dia. (mm)	B Dia. (mm)	Dimensions: mm a	b	c	d	e	f	Pack Qty.	Price Each 1	25	100
710-7427153	7427153	83	304	165	572	8.00	8.15	17.00	23.0	20.0	20.0	30.0	25.5	3.5	400			
710-7427151	7427151	64	242	119	443	14.50	15.00	17.00	32.0	30.0	20.0	40.0	36.5	3.5	280			
710-7427154	7427154	71	271	130	495	16.00	16.30	17.00	35.0	32.0	20.0	43.0	39.5	3.5	240			
710-7427155	7427155	142	205	327	401	27.00	27.50	17.00	48.0	44.0	20.0	55.0	51.5	3.5	150			

SAFETY KEY

Features:
- Guarantees electromagnetic compatibility
- Only authorized persons can unlock the ferrite
- Ferrites become reusable because of the key

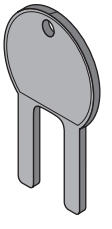

DIMENSIONS: mm

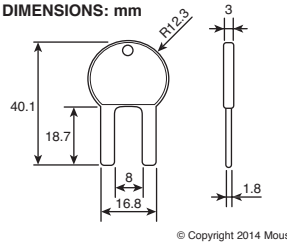

MOUSER STOCK NO.	Wurth Electronics Part No.	Description	Price Each 1	25	100
710-74271	74271	Safety Key, Black			

© Copyright 2014 Mouser Electronics

© Copyright 2014 Mouser Electronics

STAR-GAP W/DEFINED AIR GAP

Features:
- Worldwide first split case ferrite with „defined air-gap“ (patent pending)
- Especially helpful for EMI problems in frequency range of 100MHz up to 2.5GHz
- Data signals up to 100MHz will not be effected
- Best performance (impedance) especially with 2 windings (2 cable through)
- Low magnetic saturation of the material because of high DC current apply and therefore only low reduction of impedance because of DC current
- Pre fixing and cable protection system makes it easier to assemble and save time
- UL 94 V-0 plastic material for the case working temperature: -25°C to 105°C
- Not possible to remove from the cable without the WE key
- Non visible locking in closed conditions

Applications:
- High speed data lines, especially LAN network CAT 5and higher
- Less interference to your electronic by wireless mobile phone radiations, bluetooth and wireless LAN
- Reduce disturbance by USB 2.0 and other fast digital signals
- Minimize the interference by fast circuits and switching power supply suppression of the harmonic waves and no damping for the signal below 100MHz
- Better performance for high DC current applications with interference problems like power supply, motor & drives and more

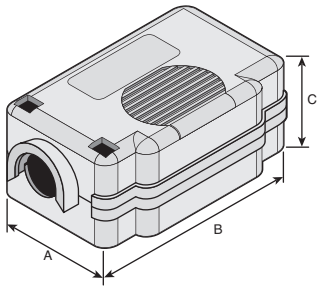

For quantities greater than listed, call for quote.

MOUSER STOCK NO.	Wurth Electronics Part No.	Z@25MHz (Ω)		Z@100MHz (Ω)		Z@200MHz (Ω)		Z@300MHz (Ω)		Z@500MHz (Ω)		Cable Dia. (mm)	Dimensions: mm			Price Each		
		1 win	2 win	1 win	2 win	1 win	2 win	1 win	2 win	1 win	2 win		A	B	C	1	25	100
710-74271633S	74271633S	28	90	100	400	190	900	250	1750	345	1100	4.5-8.0	21.7	35.1	19			
710-74271622S	74271622S	35	135	140	640	200	1400	300	1900	400	830	8.5-12.5	31.5	35	28.3			
710-74271	74271	Safety Key, Black																

EMI SUPPRESSION TOROIDAL FERRITE BEADS

Features:
- Ferrite core made of NiZn, a material which works in a broadband frequency range
- Many different types and grades of material (NiZn) for the best possible interference suppression

Applications:
- Wires
- Coaxial cables
- Wire-wrapping cables
- Multiconductor wires
- E.g. of power supplies, data and Gauge signal lines

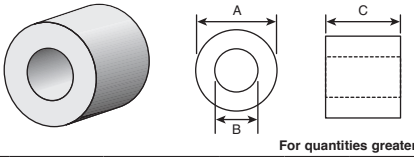

For quantities greater than listed, call for quote.

MOUSER STOCK NO.	Wurth Electronics Part No.	Impedance (Ω) 25MHz (1 turn)	Impedance (Ω) 25MHz (2 turns)	Impedance (Ω) 100MHz (1 turn)	Impedance (Ω) 100MHz (2 turns)	Max. Cable Dia. (mm)	Material	Dimensions: mm			Price Each		
								A	B	C	1	25	100
710-74270111	74270111	30	123	50	151	3	4 W 620	7.3	3.3	4.3			
710-742701712	742701712	44	134	75	203	4.5	7 W 700	9.0	5.0	8.0			
710-74270121	74270121	76	195	123	370	4.6	4 W 620	19	11.5	8.0			
710-74270113	74270113	68	256	126	405	4.6	4 W 620	11.5	5.0	9.0			
710-74270161	74270161	25	115	37	136	4.7	3 W 800	10.0	5.0	3.7			
710-74270176	74270176	38	105	60	170	4.7	7 W 850	10.0	5.0	5.0			
710-742701707	742701707	40	191	100	305	9.5	7 W 850	20.0	10.0	10.0			
710-74270117	74270117	41	215	161	343	9.6	3 W 800	14.0	10.0	8.0			
710-74270182	74270182	55	200	65	265	10	4 W 1500	18.6	10.2	10.0			
710-74270181	74270181	59	237	83	307	10.3	4 W 1500	17.5	10.7	12.7			
710-74270110	74270110	47	131	70	195	11.5	4 W 1500	16.0	12.0	16.0			
710-7427012	7427012	76	342	148	471	11.8	4 W 620	23.5	12.6	14.0			
710-74270118	74270118	30	100	70	170	12.3	3 W 800	21.2	12.7	6.0			
710-74270119	74270119	45	187	133	398	13.3	3 W 800	22.5	13.8	6.4			
710-7427013	7427013	72	295	159	428	15.5	3 W 800	28.0	16.0	13.0			
710-742701110	742701110	45	205	152	330	17.5	3 W 800	16.0	12.0	16.0			
710-742701111	742701111	55	208	155	335	18.5	3 W 800	29.5	19.0	7.7			
710-74270104	74270104	35	133	67	251	18.5	4 W 620	31.7	19.0	8.0			
710-74270115	74270115	80	221	167	350	18.5	3 W 800	31.5	19.0	16.0			
710-74270151	74270151	56	207	101	416	20.4	4 W 620	34.6	20.8	12.7			
710-742701112	742701112	39	165	127	350	24.8	3 W 800	35.6	25.4	7.5			
710-7427015	7427015	54	217	108	399	26.9	4 W 620	40.6	27.4	15.0			

EMI SUPPRESSION AXIAL FERRITE BEADS

Features:
- Ferrite core made of NiZn, a material which works in a broadband frequency range
- Many different types and grades of materials (NiZn) for the best possible interference suppression
- Suitable for interference suppression within the HF and VHF range

Applications:
- Wires
- Coaxial cables
- Wire-wrapping cables
- Multiconductor wires
- E.g. of power supplies, data and Gauge signal lines

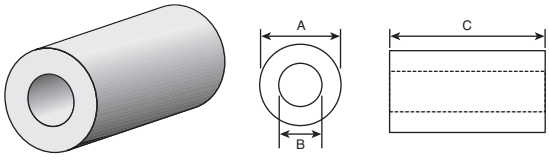

For quantities greater than listed, call for quote.

MOUSER STOCK NO.	Wurth Electronics Part No.	Impedance (Ω) 25MHz (1 turn)	Impedance (Ω) 25MHz (2 turns)	Impedance (Ω) 100MHz (1 turn)	Impedance (Ω) 100MHz (2 turns)	Max. Cable Dia. (mm)	Material	Dimensions: mm			Price Each		
								A	B	C	1	25	100
710-74270033	74270033	56	243	162	501	4.4	3 W 800	9.50	4.75	9.50			
710-74270030	74270030	125	128	158	418	4.6	3 W 800	11.50	5.00	18.50			
710-74270031	74270031	163	608	198	625	4.6	4 W 1500	11.50	5.00	20.50			
710-74270032	74270032	170	703	255	1001	4.6	4 W 620	11.50	5.00	25.00			
710-74270060	74270060	120	518	192	714	5.9	4 W 620	14.10	6.30	18.00			
710-7427004	7427004	180	767	158	709	5.9	4 W 620	14.10	6.30	28.60			
710-74270077	74270077	154	402	278	510	6	7 W 380	14.20	6.35	28.50			
710-74270061	74270061	85	331	120	430	6	4 W 1500	9.90	6.35	19.50			
710-74270035	74270035	173	567	275	731	6.5	4 W 620	15.50	6.90	20.00			
710-74270045	74270045	133	535	211	845	7	4 W 620	14.20	7.20	25.00			
710-74270034	74270034	85	326	160	454	6.9	3 W 800	12.10	7.30	15.50			
710-74270044	74270044	300	774	451	805	7.5	4 W 620	15.85	7.93	50.80			
710-74270053	74270053	195	354	258	568	7.6	3 W 800	16.00	8.00	28.50			
710-742700781	742700781	120	420	220	600	8	7 W 700	14.20	8.20	28.50			
710-7427006	7427006	46	170	70	232	8.1	4 W 620	12.00	8.50	15.00			
710-74270054	74270054	83	339	143	577	8.6	4 W 620	16.00	9.00	17.00			
710-7427005	7427005	133	544	217	705	8.6	4 W 620	16.00	9.00	28.00			
710-74270091	74270091	71	252	170	386	9.1	3 W 800	17.50	9.50	12.70			
710-74270055	74270055	133	453	225	554	9.8	4 W 620	18.60	10.20	28.50			
710-74270093	74270093	90	387	150	648	10	4 W 620	17.50	10.70	25.00			
710-74270057	74270057	202	843	338	808	11	4 W 620	19.00	11.50	50.80			
710-74270095	74270095	115	459	153	577	17.5	4 W 1500	28.00	18.00	28.50			
710-74270096	74270096	116	320	192	519	15	4 W 620	26.00	15.50	28.50			
710-74270097	74270097	64	323	133	680	33.4	4 W 620	61.00	35.50	12.70			

© Copyright 2014 Mouser Electronics
© Copyright 2014 Mouser Electronics

WURTH ELECTRONICS Ferrite Chip Beads

SMD EMI SUPPRESSION FERRITE BEADS WE-CBF

Features:
- The special SMD chip bead ferrites can be put directly on the printed circuit board
- They offer excellent anti-EMI properties and low DC-resistance
- Placed very close next to the interference source even with smallest size 0402,
- Maximal impedances at 660W can be reached

Applications:
- Reliable Ni-Sn electrodes
- Suitable for wave and reflow soldering as well as pasting
- Perfect as data lined filter and for uncoupling of distribution voltage
- High rated current up to 6A
- Highly extended spectrum

Dimensions: mm				
Size	A	B	C	D
0402	1	0.5	0.5	0.25
0603	1.6	0.8	0.8	0.3
0805	2	1.2	0.9	0.5
1206	3.2	1.6	1.6	0.5
1210	3.2	2.5	1.3	0.5
1806	4.5	1.6	1.6	0.5
1812	4.5	3.2	1.5	0.5

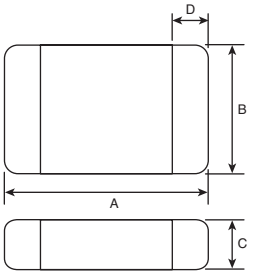

MOUSER STOCK NO.	Wurth Electronics Part No.	Case Size	Impedance @ 100MHz (Ω)	RDC Max. (Ω)	In Max. (mA)	Max. Impedance (Ω)	Type	Price Each 1	Price Each 25	Price Each 100	Reel Qty.	Price per Piece
710-742792701	742792701	0402	10	0.05	500	16 @ 1000	High Speed				10000	
710-74279270	74279270	0402	40	0.3	300	60 @ 800	High Speed				4000	
710-74279276	74279276	0402	60	0.35	300	84 @ 550	High Speed				4000	
710-74279271	74279271	0402	120	0.4	300	200 @ 600	Wide Band				4000	
710-742792780	742792780	0402	220	0.4	200	360 @ 450	High Speed				4000	
710-74279278	74279278	0402	240	0.7	200	290 @ 350	Wide Band				4000	
710-74279272	74279272	0402	300	0.8	200	400 @ 380	Wide Band				4000	
710-74279279	74279279	0402	600	1	200	660 @ 180	Wide Band				4000	
710-742792796	742792796	0402	1000	1.5	200	1200 @ 200	Wide Band				10000	
710-74279268	74279268	0603	15	0.1	500	60 @ 1000	High Speed				4000	
710-742792604	742792604	0603	22	0.05	1000	40 @ 1000	High Current				4000	
710-742792603	742792603	0603	28	0.03	4000	45 @ 1000	High Current				4000	
710-742792609	742792609	0603	30	0.04	3000	40 @ 1000	High Current				4000	
710-74279260	74279260	0603	40	0.15	400	60 @ 1000	High Speed				4000	
710-742792608	742792608	0603	47	0.1	500	75 @ 1000	High Speed				4000	
710-74279267	74279267	0603	60	0.3	500	110 @ 650	Wide Band				4000	
710-74279261	74279261	0603	80	0.3	200	350 @ 450	High Speed				4000	
710-742792620	742792620	0603	100	0.15	500	125 @ 450	Wide Band				4000	
710-74279262	74279262	0603	120	0.3	500	200 @ 510	Wide Band				4000	
710-742792622	742792622	0603	180	0.3	500	290 @ 380	Wide Band				4000	
710-74279263	74279263	0603	220	0.3	500	280 @ 350	Wide Band				4000	
710-742792641	742792641	0603	300	0.015	2000	450 @ 250	High Current				4000	
710-742792640	742792640	0603	300	0.35	300	1500 @ 250	High Speed				4000	
710-742792642	742792642	0603	470	0.45	200	780 @ 300	Wide Band				4000	
710-742792651	742792651	0603	600	0.2	1000	800 @ 200	High Current				4000	
710-74279265	74279265	0603	600	0.45	200	720 @ 200	Wide Band				4000	
710-74279266A	74279266A	0603	1000	0.6	200	1350 @ 140	Wide Band				4000	
710-742792664	742792664	0603	1000	0.6	300	1100 @ 120	High Speed				4000	
710-742792663	742792663	0603	1000	0.85	100	1100 @ 150	Wide Band				4000	
710-742792691	742792691	0603	1500	0.7	50	1900 @ 140	Wide Band				4000	
710-742792693	742792693	0603	2200	0.8	50	2250 @ 110	Wide Band				4000	
710-742792695	742792695	0603	2500	1	50	3000 @ 70	Wide Band				4000	
710-742792010	742792010	0805	7	0.03	3000	11 @ 1000	High Current				4000	
710-7427920	7427920	0805	11	0.15	600	24 @ 1000	High Speed				4000	
710-74279206	74279206	0805	30	0.025	3000	55 @ 1000	High Current				4000	
710-74279201	74279201	0805	32	0.15	500	70 @ 1000	High Speed				4000	
710-742792063	742792063	0805	60	0.025	3000	90 @ 500	High Current				4000	
710-742792064	742792064	0805	75	0.2	300	300 @ 500	High Speed				4000	
710-742792023	742792023	0805	120	0.03	3000	180 @ 250	High Current				4000	
710-74279202	74279202	0805	120	0.1	500	200 @ 400	High Speed				4000	
710-742792022	742792022	0805	220	0.05	2000	330 @ 300	High Current				4000	
710-742792034	742792034	0805	220	0.3	300	300 @ 240	High Speed				4000	
710-742792037	742792037	0805	330	0.08	2000	375 @ 250	High Current				4000	
710-742792036	742792036	0805	470	0.3	200	560 @190	Wide Band				4000	
710-742792040	742792040	0805	600	0.15	2000	700 @ 150	High Current				4000	
710-7427920415	7427920415	0805	600	0.3	500	660 @ 150	Wide Band				4000	
710-74279204	74279204	0805	600	0.35	200	700 @ 160	Wide Band				4000	
710-742792041	742792041	0805	600	0.4	200	700 @ 160	Wide Band				4000	
710-74279205	74279205	0805	1000	0.45	200	1050 @ 120	Wide Band				4000	
710-742792097	742792097	0805	1500	0.3	1000	1800 @ 70	High Current				4000	
710-742792091	742792091	0805	1500	0.55	200	1500 @ 100	Wide Band				4000	
710-742792090	742792090	0805	1800	0.4	200	2000 @ 120	High Speed				4000	
710-742792093	742792093	0805	2200	0.6	200	3000 @ 80	Wide Band				4000	
710-742792095	742792095	0805	2700	0.6	200	2700 @ 100	Wide Band				4000	
710-742792112	742792112	1206	31	0.04	3000	52 @ 1000	High Current				3000	
710-742792114	742792114	1206	50	0.025	3000	82 @ 1000	High Current				3000	
710-74279215	74279215	1206	80	0.03	3000	160 @ 550	High Current				3000	
710-742792113	742792113	1206	120	0.03	3000	180 @ 500	High Current				3000	
710-742792122	742792122	1206	220	0.3	300	240 @ 200	Wide Band				3000	
710-74279214	74279214	1206	1000	0.45	200	1250 @ 75	Wide Band				3000	
710-74279218	74279218	1206	6000	0.1	2000	700 @ 90	High Current				3000	
710-742792310	742792310	1210	30	0.05	3000	50 @ 900	High Current				2000	
710-742792311	742792311	1210	52	0.05	3000	90 @ 1000	High Current				2000	
710-742792312	742792312	1210	65	0.03	3000	110 @ 1000	High Current				2000	
710-7427923	7427923	1210	90	0.3	400	180 @ 1000	High Speed				2000	
710-742792410	742792410	1806	60	0.01	6000	120 @ 1000	High Current				2000	
710-742792411	742792411	1806	80	0.04	3000	140 @ 1000	High Current				2000	
710-74279245	74279245	1806	110	0.035	4000	170 @ 600	High Current				2000	
710-74279242	74279242	1806	150	0.5	200	280 @ 500	Wide Band				2000	
710-74279244	74279244	1806	850	0.1	1500	1250 @ 50	High Current				2000	
710-742792510	742792510	1812	70	0.03	6000	120 @ 1000	High Current				1000	
710-742792511	742792511	1812	120	0.05	3000	190 @ 6000	High Current				1000	
710-742792515	742792515	1812	530	0.05	3000	1300 @ 60	High Current				1000	
710-742792514	742792514	1812	600	0.04	3000	600 @ 100	High Current				1000	

© Copyright 2014 Mouser Electronics
© Copyright 2014 Mouser Electronics

RoHS Compliant This product is RoHS compliant.

1025R SERIES

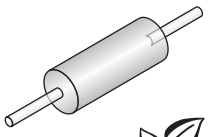

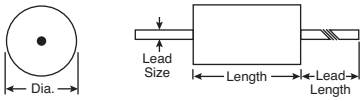

RoHS Compliant

Physical Parameters	Inches	Millimeters
Length	0.250 ± 0.010	6.35 ± 0.25
Diameter	0.095 ± 0.010	2.41 ± 0.25
Lead Size: AWG #24 TCW	0.020 ± 0.0015	0.508 ± 0.038
Lead Length	1.5 ± 0.12	38.1 ± 3.05

For quantities greater than listed, call for quote.

MOUSER STOCK NO.	API Delevan Part No.	Ind. (µH)	Q Min.	Test Freq. (MHz)	Idc. Max. (mA)	Price Each 1	10	100	500
Phenolic Core									
807-1025R-94K	1025R-94K	0.10	40	25	1380				
807-1025R-96K	1025R-96K	0.12	40	25	1300				
807-1025R-08K	1025R-08K	0.33	30	25	830				
807-1025R-10K	1025R-10K	0.39	30	25	710				
807-1025R-12K	1025R-12K	0.47	30	25	660				
807-1025R-16K	1025R-16K	0.68	28	25	500				
807-1025R-20K	1025R-20K	1.0	25	25	390				
Iron Core									
807-1025R-28K	1025R-28K	2.2	30	7.9	415				
807-1025R-30K	1025R-30K	2.7	37	7.9	355				
807-1025R-32K	1025R-32K	3.3	45	7.9	285				
807-1025R-36K	1025R-36K	4.7	45	7.9	239				
807-1025R-40K	1025R-40K	6.8	50	7.9	185				
807-1025R-42K	1025R-42K	8.2	55	7.9	160				
807-1025R-44K	1025R-44K	10	55	7.9	144				
807-1025R-46K	1025R-46K	12	45	2.5	160				
807-1025R-48K	1025R-48K	15	45	2.5	157				
807-1025R-52K	1025R-52K	22	50	2.5	144				
Ferrite Core									
807-1025R-56K	1025R-56K	33	45	2.5	130				
807-1025R-58K	1025R-58K	39	45	2.5	125				
807-1025R-60K	1025R-60K	47	45	2.5	110				
807-1025R-64K	1025R-64K	68	50	2.5	92				
807-1025R-68K	1025R-68K	100	50	2.5	84				
807-1025R-72K	1025R-72K	150	30	0.79	61				
807-1025R-84K	1025R-84K	470	30	0.79	36				
807-1025R-86K	1025R-86K	560	30	0.79	35				
807-1025R-92K	1025R-92K	1000	30	0.79	28				

2474R SERIES

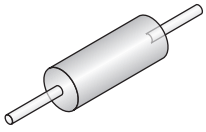

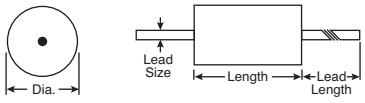

RoHS Compliant

Physical Parameters	Inches	Millimeters
Length	0.740 ± 0.010	18.80 ± 0.25
Diameter	0.240 ± 0.010	6.10 ± 0.25
Lead Size: AWG #24 TCW	0.032 ± 0.002	0.813 ± 0.051
Lead Length	1.44 ± 0.12	36.58 ± 3.05

For quantities greater than listed, call for quote.

MOUSER STOCK NO.	API Delevan Part No.	Ind. (µH)	DCR Max.	Idc. Max. (mA)	Price Each 1	10	100	500
807-2474R-01L	2474R-01L	1.0	0.009	6.27				
807-2474R-09L	2474R-09L	4.7	0.022	4.01				
807-2474R-12L	2474R-12L	8.2	0.028	3.55				
807-2474R-13L	2474R-13L	10	0.033	3.27				
807-2474R-15L	2474R-15L	15	0.04	2.97				
807-2474R-16L	2474R-16L	18	0.044	2.84				
807-2474R-17L	2474R-17L	22	0.05	2.66				
807-2474R-18L	2474R-18L	27	0.07	2.25				
807-2474R-19L	2474R-19L	33	0.075	2.17				
807-2474R-20L	2474R-20L	39	0.084	2.05				
807-2474R-21L	2474R-21L	47	0.104	1.84				
807-2474R-22L	2474R-22L	56	0.13	1.65				
807-2474R-24L	2474R-24L	82	0.152	1.53				
807-2474R-25L	2474R-25L	100	0.208	1.3				
807-2474R-26L	2474R-26L	120	0.283	1.12				
807-2474R-29L	2474R-29L	220	0.505	0.84				
807-2474R-33L	2474R-33L	470	1.03	0.59				
807-2474R-37L	2474R-37L	1000	2.3	0.39				

1641R SERIES

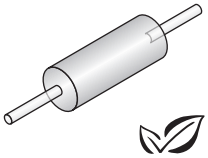

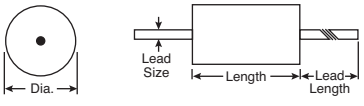

RoHS Compliant

Physical Parameters	Inches	Millimeters
Length	0.410 ± 0.020	10.41 ± 0.51
Diameter	0.162 ± 0.010	4.11 ± 0.25
Lead Size: AWG #24 TCW	0.025 ± 0.002	0.635 ± 0.05
Lead Length	1.44 ± 0.12	36.58 ± 3.05

For quantities greater than listed, call for quote.

MOUSER STOCK NO.	API Delevan Part No.	Ind. (µH)	Q Min.	Test Freq. (MHz)	Idc. Max. (mA)	Price Each 1	10	100	500
Phenolic Core/Iron Sleeve									
807-1641R-121K	1641R-121K	0.12	51	25	1570				
807-1641R-151K	1641R-151K	0.15	51	25	1500				
807-1641R-181K	1641R-181K	0.18	50	25	1330				
807-1641R-221K	1641R-221K	0.22	49	25	1120				
807-1641R-271K	1641R-271K	0.27	47	25	870				
807-1641R-331K	1641R-331K	0.33	46	25	800				
807-1641R-391K	1641R-391K	0.39	44	25	680				
807-1641R-471K	1641R-471K	0.47	44	25	580				
807-1641R-561K	1641R-561K	0.56	43	25	505				
807-1641R-681K	1641R-681K	0.68	42	25	430				
807-1641R-821K	1641R-821K	0.82	40	25	375				
Iron Core/Iron Sleeve									
807-1641R-102K	1641R-102K	1.0	44	25	1090				
807-1641R-152K	1641R-152K	1.5	44	7.9	835				
807-1641R-182K	1641R-182K	1.8	44	7.9	775				
807-1641R-222K	1641R-222K	2.2	44	7.9	665				
807-1641R-392K	1641R-392K	3.9	44	7.9	455				
807-1641R-472K	1641R-472K	4.7	44	7.9	390				
807-1641R-682K	1641R-682K	6.8	50	7.9	285				
807-1641R-822K	1641R-822K	8.2	50	7.9	250				
807-1641R-103K	1641R-103K	10	50	7.9	228				
Ferrite Core/Ferrite Sleeve									
807-1641R-153K	1641R-153K	15	45	2.5	325				
807-1641R-333K	1641R-333K	33	45	2.5	248				
807-1641R-473K	1641R-473K	47	50	2.5	200				
807-1641R-563K	1641R-563K	56	50	2.5	194				
807-1641R-104K	1641R-104K	100	50	2.5	164				
807-1641R-124K	1641R-124K	120	55	0.79	153				
807-1641R-224K	1641R-224K	220	55	0.79	130				
807-1641R-474K	1641R-474K	470	60	0.79	94				
807-1641R-105K	1641R-105K	1000	60	0.79	70				

4590R SERIES

RoHS Compliant

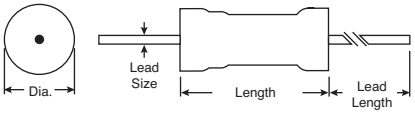

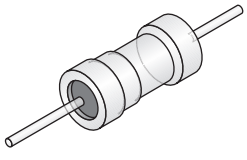

Physical Parameters	Inches	Millimeters
Length	0.900 Max.	22.86 Max.
Diameter	0.455 Max.	11.55 Max.
Lead Size: AWG #20 TCW	0.032 ± 0.002	0.813 ± 0.05
Lead Length	1.10 Min.	27.94 Min.

For quantities greater than listed, call for quote.

MOUSER STOCK NO.	API Delevan Part No.	Ind. (µH)	DCR Max.	Idc. Max. (mA)	Price Each 1	10	100	500
807-4590R-392K	4590R-392K	3.9	0.007	9.75				
807-4590R-562K	4590R-562K	5.6	0.011	7.77				
807-4590R-103K	4590R-103K	10	0.016	6.44				
807-4590R-123K	4590R-123K	12	0.018	6.07				
807-4590R-153K	4590R-153K	15	0.02	5.76				
807-4590R-273K	4590R-273K	27	0.025	5.15				
807-4590R-333K	4590R-333K	33	0.028	4.87				
807-4590R-393K	4590R-393K	39	0.028	4.87				
807-4590R-473K	4590R-473K	47	0.034	4.45				
807-4590R-683K	4590R-683K	68	0.059	3.35				
807-4590R-823K	4590R-823K	82	0.066	3.17				
807-4590R-104K	4590R-104K	100	0.084	2.81				
807-4590R-154K	4590R-154K	150	0.129	2.27				
807-4590R-224K	4590R-224K	220	0.162	2.02				
807-4590R-334K	4590R-334K	330	0.257	1.61				
807-4590R-394K	4590R-394K	390	0.288	1.52				
807-4590R-474K	4590R-474K	470	0.393	1.3				
807-4590R-684K	4590R-684K	680	0.57	1.08				
807-4590R-824K	4590R-824K	820	0.643	1.01				
807-4590R-105K	4590R-105K	1000	0.844	0.89				
807-4590R-155K	4590R-155K	1500	1.18	0.75				
807-4590R-185K	4590R-185K	1800	1.5	0.66				
807-4590R-225K	4590R-225K	2200	1.76	0.61				
807-4590R-475K	4590R-475K	4700	3.79	0.41				
807-4590R-565K	4590R-565K	5600	4.24	0.39				
807-4590R-825K	4590R-825K	8200	6.44	0.32				
807-4590R-106K	4590R-106K	10000	7.3	0.3				
807-4590R-107K	4590R-107K	100000	76	0.09				

© Copyright 2014 Mouser Electronics

© Copyright 2014 Mouser Electronics

API DELEVAN SMD Power Inductors

API Delevan

RoHS Compliant This product is RoHS compliant.

5500R SERIES

Specifications:
- Operating Temperature: -55°C to +130°C
- Current Rating @ 85°C Ambient with 45°C Rise



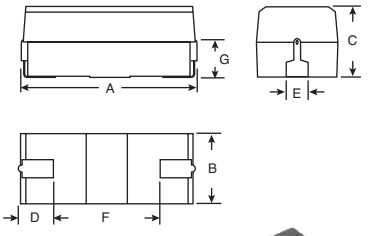

Physical Parameters		
	Inches	Millimeters
A	1.020 to 1.080	25.91 to 27.44
B	0.480 to 0.510	12.20 to 12.96
C	0.510 Max.	12.96 Max.
D	0.240 Min.	6.10 Min.
E	0.120 to 0.160	3.05 to 4.07
F	0.500 (Ref Only)	12.70 (Ref Only)
G	0.250 (Ref Only)	6.35 (Ref Only)

Dimensions "A" and "C" are over terminals.



For quantities greater than listed, call for quote.

MOUSER STOCK NO.	API Delevan Part No.	Ind. (µH)	DCR Max.	Idc. Max. (A)	Price Each 1	10	100	500
807-5500R-392K	5500R-392K	3.9	0.007	11.91				
807-5500R-472K	5500R-472K	4.7	0.008	11.14				
807-5500R-562K	5500R-562K	5.6	0.011	9.50				
807-5500R-682K	5500R-682K	6.8	0.012	9.10				
807-5500R-822K	5500R-822K	8.2	0.013	8.74				
807-5500R-103K	5500R-103K	10	0.016	7.88				
807-5500R-123K	5500R-123K	12	0.018	7.43				
807-5500R-153K	5500R-153K	15	0.020	7.05				
807-5500R-183K	5500R-183K	18	0.022	6.72				
807-5500R-223K	5500R-223K	22	0.024	6.43				
807-5500R-273K	5500R-273K	27	0.025	6.30				
807-5500R-333K	5500R-333K	33	0.028	5.96				
807-5500R-393K	5500R-393K	39	0.031	5.66				
807-5500R-473K	5500R-473K	47	0.034	5.41				
807-5500R-563K	5500R-563K	56	0.043	4.81				
807-5500R-683K	5500R-683K	68	0.060	4.08				
807-5500R-823K	5500R-823K	82	0.066	3.88				
807-5500R-104K	5500R-104K	100	0.084	3.44				
807-5500R-124K	5500R-124K	120	0.113	2.96				
807-5500R-154K	5500R-154K	150	0.129	2.78				
807-5500R-184K	5500R-184K	180	0.150	2.57				
807-5500R-224K	5500R-224K	220	0.162	2.48				
807-5500R-274K	5500R-274K	270	0.226	2.10				
807-5500R-334K	5500R-334K	330	0.257	1.97				
807-5500R-394K	5500R-394K	390	0.288	1.86				
807-5500R-474K	5500R-474K	470	0.393	1.59				
807-5500R-564K	5500R-564K	560	0.504	1.40				
807-5500R-684K	5500R-684K	680	0.570	1.32				
807-5500R-824K	5500R-824K	820	0.643	1.24				
807-5500R-105K	5500R-105K	1000	0.844	1.08				
807-5500R-125K	5500R-125K	1200	0.977	1.01				
807-5500R-155K	5500R-155K	1500	1.18	0.92				
807-5500R-185K	5500R-185K	1800	1.50	0.81				
807-5500R-225K	5500R-225K	2200	1.76	0.75				
807-5500R-275K	5500R-275K	2700	2.13	0.68				
807-5500R-335K	5500R-335K	3300	2.53	0.63				
807-5500R-395K	5500R-395K	3900	2.84	0.59				
807-5500R-475K	5500R-475K	4700	3.79	0.51				
807-5500R-565K	5500R-565K	5600	4.24	0.48				
807-5500R-685K	5500R-685K	6800	5.75	0.42				
807-5500R-825K	5500R-825K	8200	6.44	0.39				
807-5500R-106K	5500R-106K	10000	7.30	0.37				
807-5500R-126K	5500R-126K	12000	9.34	0.33				
807-5500R-156K	5500R-156K	15000	10.7	0.30				
807-5500R-186K	5500R-186K	18000	14.8	0.26				
807-5500R-226K	5500R-226K	22000	18.0	0.23				
807-5500R-276K	5500R-276K	27000	22.7	0.21				
807-5500R-336K	5500R-336K	33000	25.7	0.20				
807-5500R-396K	5500R-396K	39000	29.7	0.18				
807-5500R-476K	5500R-476K	47000	33.7	0.17				
807-5500R-566K	5500R-566K	56000	38.0	0.16				
807-5500R-686K	5500R-686K	68000	52.8	0.14				
807-5500R-826K	5500R-826K	82000	67.3	0.12				
807-5500R-107K	5500R-107K	10000	76.0	0.11				

4922R SERIES

- Operating Temperature: -55°C to +125°C
- Current Rating at 85°C Ambient: 40°C Rise

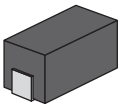

Physical Parameters		
	Inches	Millimeters
A	0.490 to 0.520	12.44 to 13.21
B	0.230 to 0.250	5.84 to 6.35
C	0.210 to 0.230	5.33 to 5.84
D	0.050 Min.	1.27 Min.
E	0.055 to 0.075	1.40 to 1.91
F	0.330 (Ref Only)	8.38 (Ref Only)
G	0.120 (Ref Only)	3.04 (Ref Only)

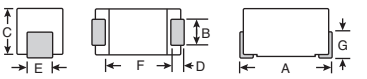

For quantities greater than listed, call for quote.

MOUSER STOCK NO.	API Delevan Part No.	Ind. (µH)	DCR Max. (Ω)	Idc. Max. (mA)	Price Each 1	10	50	100
807-4922R-271L	4922R-271L	0.27	0.0085	6.75				
807-4922R-471L	4922R-471L	0.47	0.010	6.00				
807-4922R-01L	4922R-01L	1.0	0.013	5.50				
807-4922R-03L	4922R-03L	1.5	0.020	4.45				
807-4922R-05L	4922R-05L	2.2	0.029	3.70				
807-4922R-07L	4922R-07L	3.3	0.038	3.23				
807-4922R-09L	4922R-09L	4.7	0.047	2.90				
807-4922R-11L	4922R-11L	6.8	0.058	2.61				
807-4922R-13L	4922R-13L	10	0.071	2.36				
807-4922R-16L	4922R-16L	18	0.119	1.82				
807-4922R-17L	4922R-17L	22	0.152	1.61				
807-4922R-19L	4922R-19L	33	0.222	1.33				
807-4922R-20L	4922R-20L	39	0.315	1.12				
807-4922R-21L	4922R-21L	47	0.362	1.04				
807-4922R-22L	4922R-22L	56	0.397	1.00				
807-4922R-23L	4922R-23L	68	0.418	0.97				
807-4922R-25L	4922R-25L	100	0.672	0.76				
807-4922R-29L	4922R-29L	220	1.58	0.50				
807-4922R-31L	4922R-31L	330	2.51	0.39				
807-4922R-37L	4922R-37L	1000	6.90	0.24				
807-4922R-38L	4922R-38L	1200	10	0.20				
807-4922R-41L	4922R-41L	2200	20	0.141				
807-4922R-42L	4922R-42L	2700	23	0.131				
807-4922R-43L	4922R-43L	3300	25	0.126				
807-4922R-48L	4922R-48L	8200	66	0.077				

P1330R SERIES

- Operating Temperature: -55°C to +125°C
- Current Rating at 90°C Ambient: 35°C Rise
- Tolerance: ±10%

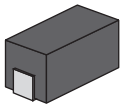

Physical Parameters		
	Inches	Millimeters
A	0.300 to 0.325	7.62 to 8.26
B	0.105 to 0.125	2.67 to 3.18
C	0.125 to 0.145	3.18 to 3.68
D	0.020 Min.	0.508 Min.
E	0.040 to 0.060	1.02 to 1.52
F	0.190 (Ref Only)	4.83 (Ref Only)
G	0.070 (Ref Only)	1.78 (Ref Only)

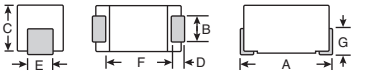

For quantities greater than listed, call for quote.

807-P1330R-152K	P1330R-152K	1.5	0.043	2030				
807-P1330R-182K	P1330R-182K	1.8	0.048	1950				
807-P1330R-272K	P1330R-272K	2.7	0.080	1550				
807-P1330R-332K	P1330R-332K	3.3	0.108	1460				
807-P1330R-822K	P1330R-822K	8.2	0.180	1020				
807-P1330R-153K	P1330R-153K	15	0.288	858				
807-P1330R-473K	P1330R-473K	47	0.792	467				
807-P1330R-683K	P1330R-683K	68	1.02	384				
807-P1330R-823K	P1330R-823K	82	1.38	362				
807-P1330R-154K	P1330R-154K	150	2.04	272				
807-P1330R-184K	P1330R-184K	180	2.40	261				
807-P1330R-224K	P1330R-224K	220	2.65	223				

SMB2.5R SERIES

- Operating Temperature: -40°C to +125°C
- Current Rating at 90°C Ambient: 35°C Rise
- Tolerance: ±10%

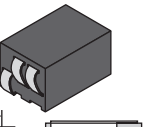

Physical Parameters		
	Inches	Millimeters
A	0.285 ± 0.010	7.2 ± 0.25
B	0.185 ± 0.015	4.7 ± 0.38
C	0.355 ± 0.020	9.02 ± 0.51
D	0.460 Max.	11.68 Max.
E	0.050 ± 0.005	1.27 ± 0.13
F	0.075 Min.	1.9 Min.

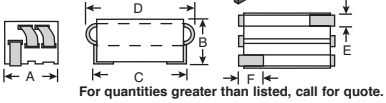

For quantities greater than listed, call for quote.

MOUSER STOCK NO.	API Delevan Part No.	Ind. (µH)	Q Min.	Test Freq. (MHz)	Idc. Max. (mA)	Price Each 1	50	100	350
807-SMB2.5R-1	SMB2.5R-1	2.5	0.005	385	9.5				
807-SMB2.5R-2	SMB2.5R-2	2.5	0.005	490	9.5				

S1008R SERIES

Specifications:
- Operating Temperature: -55°C to +125°C
- Current Rating @ 90°C Ambient with 35°C Rise

Physical Parameters		
	Inches	Millimeters
A	0.095 to 0.115	2.41 to 2.92
B	0.085 to 0.105	2.16 to 2.66
C	0.075 to 0.095	1.91 to 2.41
D	0.010 to 0.030	0.26 to 0.76
E	0.040 to 0.060	1.02 to 1.52
F	0.060 (Ref Only)	1.52 (Ref Only)
G	0.045 (Ref Only)	1.14 (Ref Only)

Dimensions "A" and "C" are over terminals.

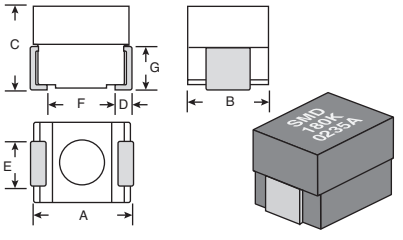

For quantities greater than listed, call for quote.

807-S1008R-101K	S1008R-101K	0.10	40	25	1120				
807-S1008R-221K	S1008R-221K	0.22	40	25	930				
807-S1008R-911K	S1008R-911K	0.91	40	25	685				
807-S1008R-152K	S1008R-152K	1.5	30	7.9	545				
807-S1008R-182K	S1008R-182K	1.8	30	7.9	435				
807-S1008R-472K	S1008R-472K	4.7	30	7.9	305				
807-S1008R-822K	S1008R-822K	8.2	30	7.9	240				
807-S1008R-103K	S1008R-103K	10	30	7.9	230				
807-S1008R-223K	S1008R-223K	22	30	2.5	170				
807-S1008R-473K	S1008R-473K	47	30	2.5	110				

© Copyright 2014 Mouser Electronics

© Copyright 2014 Mouser Electronics

For current pricing, visit mouser.com

RoHS Compliant This product is RoHS compliant.

S1210R SERIES

Specifications:
- Operating Temperature: -55°C to +125°C
- Current Rating @ 90°C Ambient with 35°C Rise

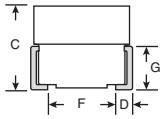

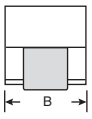

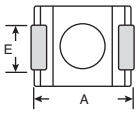

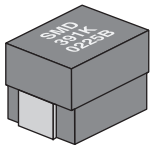

Physical Parameters		
	Inches	Millimeters
A	0.118 to 0.138	3.00 to 3.51
B	0.085 to 0.105	2.16 to 2.67
C	0.081 to 0.101	2.06 to 2.57
D	0.016 Min.	0.41 Min.
E	0.041 to 0.061	1.04 to 1.55
F	0.070 (Ref Only)	1.78 (Ref Only)
G	0.054 (Ref Only)	1.37 (Ref Only)
Dimensions "A" and "C" are over terminals.		

For quantities greater than listed, call for quote.

MOUSER STOCK NO.	API Delevan Part No.	Ind. (µH)	Q Min.	Test Freq. (MHz)	Idc. Max. (mA)	Price Each 1	10	100	500
Iron Core									
807-S1210R-151K	S1210R-151K	0.15	40	25	979				
807-S1210R-221K	S1210R-221K	0.22	40	25	876				
807-S1210R-271K	S1210R-271K	0.27	40	25	800				
807-S1210R-821K	S1210R-821K	0.82	40	25	565				
Ferrite Core									
807-S1210R-102K	S1210R-102K	1.0	40	7.9	635				
807-S1210R-152K	S1210R-152K	1.5	40	7.9	532				
807-S1210R-182K	S1210R-182K	1.8	40	7.9	498				
807-S1210R-222K	S1210R-222K	2.2	40	7.9	470				
807-S1210R-272K	S1210R-272K	2.7	40	7.9	464				
807-S1210R-332K	S1210R-332K	3.3	40	7.9	449				
807-S1210R-392K	S1210R-392K	3.9	40	7.9	441				
807-S1210R-472K	S1210R-472K	4.7	40	7.9	402				
807-S1210R-562K	S1210R-562K	5.6	40	7.9	352				
807-S1210R-682K	S1210R-682K	6.8	40	7.9	328				
807-S1210R-822K	S1210R-822K	8.2	40	7.9	308				
807-S1210R-103K	S1210R-103K	10	40	2.5	291				
807-S1210R-273K	S1210R-273K	27	40	2.5	201				
807-S1210R-393K	S1210R-393K	39	40	2.5	179				
807-S1210R-473K	S1210R-473K	47	40	2.5	171				
807-S1210R-563K	S1210R-563K	56	40	2.5	160				
807-S1210R-683K	S1210R-683K	68	40	2.5	152				
807-S1210R-104K	S1210R-104K	100	40	2.5	127				

1210R SERIES

- Operating Temperature: -55°C to +125°C
- Current Rating at 90°C Ambient: 35°C Rise

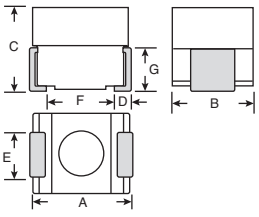

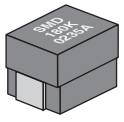

Physical Parameters		
	Inches	Millimeters
A	0.118 to 0.138	3.00 to 3.51
B	0.085 to 0.105	2.16 to 2.67
C	0.081 to 0.101	2.06 to 2.57
D	0.016 Min.	0.41 Min.
E	0.041 to 0.061	1.04 to 1.55
F	0.070 (Ref Only)	1.78 (Ref Only)
G	0.054 (Ref Only)	1.37 (Ref Only)
Dimensions "A" and "C" are over terminals.		

For quantities greater than listed, call for quote.

MOUSER STOCK NO.	API Delevan Part No.	Ind. (µH)	Q Min.	Test Freq. (MHz)	Idc. Max. (mA)	Price Each 1	10	50	100
Phenolic Core: ±10% Tolerance									
807-1210R-150K	1210R-150K	0.015	30	50	871				
807-1210R-220K	1210R-220K	0.022	30	50	779				
807-1210R-270K	1210R-270K	0.027	30	50	743				
807-1210R-330K	1210R-330K	0.033	30	50	711				
807-1210R-680K	1210R-680K	0.068	30	50	580				
Iron Core: ±10% Tolerance									
807-1210R-101K	1210R-101K	0.10	30	25	1018				
807-1210R-221K	1210R-221K	0.22	30	25	805				
807-1210R-331K	1210R-331K	0.33	30	25	720				
807-1210R-471K	1210R-471K	0.47	30	25	644				
807-1210R-561K	1210R-561K	0.56	30	25	614				
807-1210R-681K	1210R-681K	0.68	30	25	588				
807-1210R-821K	1210R-821K	0.82	30	25	556				
Ferrite Core: ±5% Tolerance									
807-1210R-102J	1210R-102J	1.0	30	7.9	515				
807-1210R-122J	1210R-122J	1.2	30	7.9	497				
807-1210R-152J	1210R-152J	1.5	30	7.9	467				
807-1210R-222J	1210R-222J	2.2	30	7.9	431				
807-1210R-332J	1210R-332J	3.3	30	7.9	393				
807-1210R-392J	1210R-392J	3.9	30	7.9	378				
807-1210R-472J	1210R-472J	4.7	30	7.9	352				
807-1210R-562J	1210R-562J	5.6	30	7.9	341				
807-1210R-682J	1210R-682J	6.8	30	7.9	321				
807-1210R-822J	1210R-822J	8.2	30	7.9	305				
807-1210R-103J	1210R-103J	10	30	7.9	297				
807-1210R-123J	1210R-123J	12	30	2.5	272				
807-1210R-153J	1210R-153J	15	30	2.5	257				
807-1210R-183J	1210R-183J	18	30	2.5	237				
807-1210R-333J	1210R-333J	33	30	2.5	182				
807-1210R-393J	1210R-393J	39	30	2.5	170				
807-1210R-473J	1210R-473J	47	30	2.5	163				
807-1210R-563J	1210R-563J	56	30	2.5	152				
807-1210R-823J	1210R-823J	82	30	2.5	136				
807-1210R-104J	1210R-104J	100	30	2.5	120				

S1812R SERIES

Specifications:
- Operating Temperature: -55°C to +125°C
- Current Rating @ 90°C Ambient with 35°C Rise

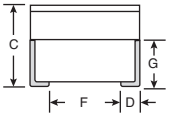

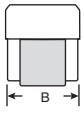

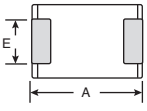

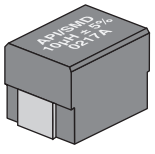

Physical Parameters		
	Inches	Millimeters
A	0.166 to 0.190	4.2 to 4.8
B	0.118 to 0.134	3.0 to 3.4
C	0.118 to 0.134	3.0 to 3.4
D	0.038 Min.	0.97 Min.
E	0.041 to 0.061	1.0 to 1.5
F	0.118 (Ref Only)	3.0 (Ref Only)
G	0.066 (Ref Only)	1.7 (Ref Only)
Dimensions "A" and "C" are over terminals.		

For quantities greater than listed, call for quote.

MOUSER STOCK NO.	API Delevan Part No.	Ind. (µH)	Q Min.	Test Freq. (MHz)	Idc. Max. (mA)	Price Each 1	10	100	500
Iron Core									
807-S1812R-101K	S1812R-101K	0.10	50	25	1490				
807-S1812R-181K	S1812R-181K	0.18	50	25	1290				
807-S1812R-331K	S1812R-331K	0.33	40	25	952				
807-S1812R-471K	S1812R-471K	0.47	40	25	802				
807-S1812R-821K	S1812R-821K	0.82	40	25	614				
Ferrite Core									
807-S1812R-102K	S1812R-102K	1.0	40	7.9	755				
807-S1812R-122K	S1812R-122K	1.2	40	7.9	725				
807-S1812R-152K	S1812R-152K	1.5	40	7.9	706				
807-S1812R-222K	S1812R-222K	2.2	40	7.9	658				
807-S1812R-332K	S1812R-332K	3.3	40	7.9	534				
807-S1812R-472K	S1812R-472K	4.7	40	7.9	471				
807-S1812R-562K	S1812R-562K	5.6	40	7.9	447				
807-S1812R-103K	S1812R-103K	10	50	2.5	333				
807-S1812R-333K	S1812R-333K	33	50	2.5	258				
807-S1812R-393K	S1812R-393K	39	50	2.5	250				
807-S1812R-473K	S1812R-473K	47	50	2.5	242				
807-S1812R-104K	S1812R-104K	100	40	0.79	169				
807-S1812R-274K	S1812R-274K	270	40	0.79	135				
807-S1812R-474K	S1812R-474K	470	40	0.79	91				
807-S1812R-105K	S1812R-105K	1000	40	0.79	60				

1812R SERIES

- Operating Temperature: -55°C to +125°C
- Current Rating at 90°C Ambient: 35°C Rise

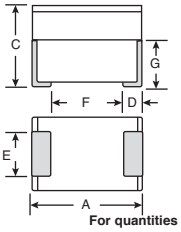

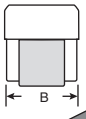



Physical Parameters		
	Inches	Millimeters
A	0.118 to 0.138	3.00 to 3.51
B	0.085 to 0.105	2.16 to 2.67
C	0.081 to 0.101	2.06 to 2.57
D	0.016 Min.	0.41 Min.
E	0.041 to 0.061	1.04 to 1.55
F	0.070 (Ref Only)	1.78 (Ref Only)
G	0.054 (Ref Only)	1.37 (Ref Only)
Dimensions "A" and "C" are over terminals.		

For quantities greater than listed, call for quote.

MOUSER STOCK NO.	API Delevan Part No.	Ind. (µH)	Q Min.	Test Freq. (MHz)	Idc. Max. (mA)	Price Each 1	10	50	100
Iron Core: ±10% Tolerance									
807-1812R-151K	1812R-151K	0.15	30	25	818				
807-1812R-221K	1812R-221K	0.22	30	25	708				
807-1812R-471K	1812R-471K	0.47	30	25	501				
807-1812R-681K	1812R-681K	0.68	30	25	379				
807-1812R-821K	1812R-821K	0.82	30	25	354				
Ferrite Core: ±5% Tolerance									
807-1812R-102J	1812R-102J	1.0	50	7.9	634				
807-1812R-122J	1812R-122J	1.2	50	7.9	604				
807-1812R-152J	1812R-152J	1.5	50	7.9	578				
807-1812R-182J	1812R-182J	1.8	50	7.9	556				
807-1812R-222J	1812R-222J	2.2	50	7.9	535				
807-1812R-332J	1812R-332J	3.3	50	7.9	501				
807-1812R-392J	1812R-392J	3.9	50	7.9	472				
807-1812R-472J	1812R-472J	4.7	50	7.9	448				
807-1812R-562J	1812R-562J	5.6	50	7.9	427				
807-1812R-682J	1812R-682J	6.8	50	7.9	409				
807-1812R-822J	1812R-822J	8.2	50	7.9	375				
807-1812R-103J	1812R-103J	10	50	7.9	354				
807-1812R-183J	1812R-183J	18	50	2.5	268				
807-1812R-223J	1812R-223J	22	50	2.5	250				
807-1812R-333J	1812R-333J	33	50	2.5	224				
807-1812R-473J	1812R-473J	47	50	2.5	200				
807-1812R-683J	1812R-683J	68	50	2.5	183				
807-1812R-823J	1812R-823J	82	50	2.5	169				
807-1812R-104J	1812R-104J	100	50	2.5	158				
807-1812R-224J	1812R-224J	220	40	0.79	142				
807-1812R-334J	1812R-334J	330	40	0.79	120				
807-1812R-394J	1812R-394J	390	40	0.79	100				
807-1812R-474J	1812R-474J	470	40	0.79	88				
807-1812R-564J	1812R-564J	560	30	0.79	82				
807-1812R-824J	1812R-824J	820	30	0.79	67				
807-1812R-105J	1812R-105J	1000	30	0.79	55				

© Copyright 2014 Mouser Electronics

© Copyright 2014 Mouser Electronics

API DELEVAN Shielded SMD Power Inductors

API Delevan

RoHS Compliant This product is RoHS compliant.

SP1008R SERIES

RoHS Compliant

Specifications:
- Operating Temperature: -55°C to +125°C
- Current Rating @ 90°C Ambient with 35°C Rise

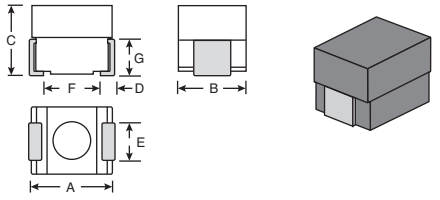

Physical Parameters		
	Inches	Millimeters
A	0.095 to 0.115	2.41 to 2.92
B	0.085 to 0.105	2.16 to 2.66
C	0.0755 to 0.095	1.91 to 2.41
D	0.010 to 0.030	0.26 to 0.76
E	0.040 to 0.060	1.02 to 1.52
F	0.060 (Ref. only)	1.52 (Ref. only)
G	0.045 (Ref. only)	1.14 (Ref. only)
Dimensions "A" and "C" are over terminals.		

For quantities greater than listed, call for quote.

MOUSER STOCK NO.	API Delevan Part No.	Ind. (µH)	DCR Max. (Ω)	Idc. Max. (mA)	Price Each 1	10	100	500
807-SP1008R-331K	SP1008R-331K	0.33	0.108	1030				
807-SP1008R-561K	SP1008R-561K	0.56	0.147	878				
807-SP1008R-681K	SP1008R-681K	0.68	0.157	850				
807-SP1008R-821K	SP1008R-821K	0.82	0.167	824				
807-SP1008R-102K	SP1008R-102K	1.0	0.228	705				
807-SP1008R-122K	SP1008R-122K	1.2	0.252	671				
807-SP1008R-152K	SP1008R-152K	1.5	0.288	627				
807-SP1008R-182K	SP1008R-182K	1.8	0.392	538				
807-SP1008R-222K	SP1008R-222K	2.2	0.437	509				
807-SP1008R-272K	SP1008R-272K	2.7	0.482	485				
807-SP1008R-332K	SP1008R-332K	3.3	0.527	465				
807-SP1008R-392K	SP1008R-392K	3.9	0.739	392				
807-SP1008R-472K	SP1008R-472K	4.7	0.817	372				
807-SP1008R-562K	SP1008R-562K	5.6	0.895	356				
807-SP1008R-682K	SP1008R-682K	6.8	1.43	282				
807-SP1008R-822K	SP1008R-822K	8.2	1.54	271				
807-SP1008R-103K	SP1008R-103K	10	1.70	258				
807-SP1008R-123K	SP1008R-123K	12	1.87	246				
807-SP1008R-153K	SP1008R-153K	15	2.10	232				
807-SP1008R-223K	SP1008R-223K	22	4.02	168				
807-SP1008R-333K	SP1008R-333K	33	4.90	152				
807-SP1008R-473K	SP1008R-473K	47	5.90	139				
807-SP1008R-683K	SP1008R-683K	68	9.00	112				
807-SP1008R-823K	SP1008R-823K	82	9.90	107				
807-SP1008R-104K	SP1008R-104K	100	10.90	102				

SP1210R SERIES

RoHS Compliant

Specifications:
- Operating Temperature: -55°C to +125°C
- Current Rating @ 90°C Ambient with 35°C Rise

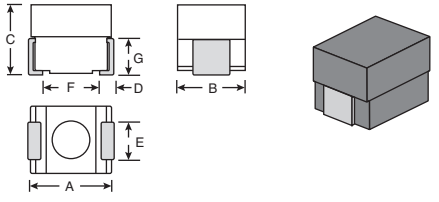

Physical Parameters		
	Inches	Millimeters
A	0.118 to 0.138	3.00 to 3.51
B	0.085 to 0.105	2.16 to 2.66
C	0.081 to 0.101	2.06 to 2.57
D	0.016 Min.	0.41 Min.
E	0.041 to 0.061	1.04 to 1.55
F	0.070 (Ref. only)	1.78 (Ref. only)
G	0.054 (Ref. only)	1.37 (Ref. only)
Dimensions "A" and "C" are over terminals.		

For quantities greater than listed, call for quote.

MOUSER STOCK NO.	API Delevan Part No.	Ind. (µH)	DCR Max. (Ω)	Idc. Max. (mA)	Price Each 1	10	100	500
807-SP1210R-471K	SP1210R-471K	0.47	0.079	1440				
807-SP1210R-561K	SP1210R-561K	0.56	0.085	1380				
807-SP1210R-681K	SP1210R-681K	0.68	0.093	1320				
807-SP1210R-821K	SP1210R-821K	0.82	0.10	1250				
807-SP1210R-102K	SP1210R-102K	1	0.11	1190				
807-SP1210R-122K	SP1210R-122K	1.2	0.13	1140				
807-SP1210R-152K	SP1210R-152K	1.5	0.14	1080				
807-SP1210R-182K	SP1210R-182K	1.8	0.15	1030				
807-SP1210R-222K	SP1210R-222K	2.2	0.17	992				
807-SP1210R-272K	SP1210R-272K	2.7	0.24	826				
807-SP1210R-332K	SP1210R-332K	3.3	0.34	692				
807-SP1210R-472K	SP1210R-472K	4.7	0.40	633				
807-SP1210R-562K	SP1210R-562K	5.6	0.44	606				
807-SP1210R-682K	SP1210R-682K	6.8	0.49	576				
807-SP1210R-103K	SP1210R-103K	10	0.75	464				
807-SP1210R-153K	SP1210R-153K	15	1.40	338				
807-SP1210R-223K	SP1210R-223K	22	1.70	306				
807-SP1210R-273K	SP1210R-273K	27	1.90	291				
807-SP1210R-333K	SP1210R-333K	33	2.70	243				
807-SP1210R-393K	SP1210R-393K	39	3.60	212				
807-SP1210R-473K	SP1210R-473K	47	3.90	203				
807-SP1210R-104K	SP1210R-104K	100	6.80	154				
807-SP1210R-124K	SP1210R-124K	120	7.50	147				
807-SP1210R-154K	SP1210R-154K	150	10.50	124				
807-SP1210R-184K	SP1210R-184K	180	11.40	119				
807-SP1210R-224K	SP1210R-224K	220	12.70	113				
807-SP1210R-274K	SP1210R-274K	270	14.00	107				
807-SP1210R-334K	SP1210R-334K	330	17.00	98				
807-SP1210R-394K	SP1210R-394K	390	25.00	80				

SP1812R SERIES

RoHS Compliant

Specifications:
- Operating Temperature: -55°C to +125°C
- Current Rating @ 90°C Ambient with 35°C Rise

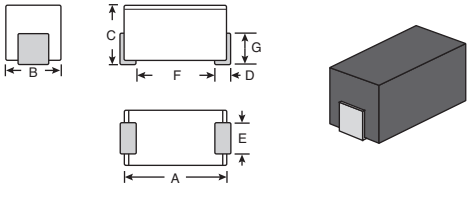

Physical Parameters		
	Inches	Millimeters
A	0.166 to 0.190	4.22 to 4.83
B	0.118 to 1.34	3.00 to 3.40
C	0.118 to 1.34	3.00 to 3.40
D	0.015 Min.	0.38 Min.
E	0.054 to 0.078	1.37 to 1.98
F	0.118 (Ref. only)	3.00 (Ref. only)
G	0.066 (Ref. only)	1.68 (Ref. only)
Dimensions "A" and "C" are over terminals.		

For quantities greater than listed, call for quote.

MOUSER STOCK NO.	API Delevan Part No.	Ind. (µH)	DCR Max. (Ω)	Idc. Max. (mA)	Price Each 1	10	100	500
807-SP1812R-102K	SP1812R-102K	1	0.081	1580				
807-SP1812R-152K	SP1812R-152K	1.5	0.098	1430				
807-SP1812R-182K	SP1812R-182K	1.8	0.11	1360				
807-SP1812R-222K	SP1812R-222K	2.2	0.15	1170				
807-SP1812R-272K	SP1812R-272K	2.7	0.16	1110				
807-SP1812R-332K	SP1812R-332K	3.3	0.18	1060				
807-SP1812R-392K	SP1812R-392K	3.9	0.20	1000				
807-SP1812R-472K	SP1812R-472K	4.7	0.21	969				
807-SP1812R-562K	SP1812R-562K	5.6	0.24	920				
807-SP1812R-822K	SP1812R-822K	8.2	0.28	842				
807-SP1812R-103K	SP1812R-103K	10	0.31	802				
807-SP1812R-123K	SP1812R-123K	12	0.34	767				
807-SP1812R-153K	SP1812R-153K	15	0.49	640				
807-SP1812R-223K	SP1812R-223K	22	0.75	509				
807-SP1812R-273K	SP1812R-273K	27	1.0	430				
807-SP1812R-333K	SP1812R-333K	33	1.2	408				
807-SP1812R-393K	SP1812R-393K	39	1.6	354				
807-SP1812R-473K	SP1812R-473K	47	1.8	335				
807-SP1812R-563K	SP1812R-563K	56	1.9	323				
807-SP1812R-683K	SP1812R-683K	68	2.7	275				
807-SP1812R-104K	SP1812R-104K	100	3.2	250				
807-SP1812R-124K	SP1812R-124K	120	4.6	210				
807-SP1812R-154K	SP1812R-154K	150	5.1	198				
807-SP1812R-184K	SP1812R-184K	180	6.7	172				
807-SP1812R-224K	SP1812R-224K	220	7.5	164				
807-SP1812R-274K	SP1812R-274K	270	9.8	143				
807-SP1812R-334K	SP1812R-334K	330	10.9	136				

© Copyright 2014 Mouser Electronics

© Copyright 2014 Mouser Electronics

For current pricing, visit mouser.com

S1210 SERIES SHIELDED SMD INDUCTORS

- Operating Temperature: -55°C to +125°C
- Current Rating at 90°C Ambient: 35°C Rise
- Max Power Dissipation at 90°C: 0.287W

Physical Parameters		
	Inches	Millimeters
A	0.118 to 0.138	3.00 to 3.51
B	0.085 to 0.105	2.16 to 2.67
C	0.081 to 0.101	2.06 to 2.57
D	0.016 Min.	0.41 Min.
E	0.041 to 0.061	1.04 to 1.55
F	0.070 (Ref Only)	1.78 (Ref Only)
G	0.054 (Ref Only)	1.37 (Ref Only)

Dimensions "A" and "C" are over terminals.

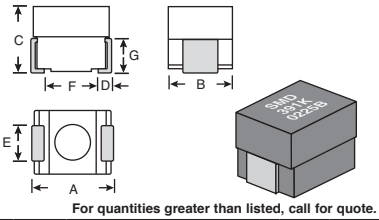

For quantities greater than listed, call for quote.

MOUSER STOCK NO.	API Delevan Part No.	Inductance (µH)	Q Min.	Test Freq. (MHz)	Idc Max (mA)	Price Each 1	Price Each 100	Price Each Reel 500
Iron Core ±10%								
807-S1210-101K	S1210-101K	.10	40	25	1175			
807-S1210-121K	S1210-121K	.12	40	25	1104			
807-S1210-151K	S1210-151K	.15	40	25	1017			
807-S1210-181K	S1210-181K	.18	40	25	971			
807-S1210-221K	S1210-221K	.22	40	25	910			
807-S1210-271K	S1210-271K	.27	40	25	860			
807-S1210-331K	S1210-331K	.33	40	25	831			
807-S1210-391K	S1210-391K	.39	40	25	720			
807-S1210-471K	S1210-471K	.47	40	25	679			
807-S1210-561K	S1210-561K	.56	40	25	644			
807-S1210-681K	S1210-681K	.68	40	25	614			
807-S1210-821K	S1210-821K	.82	40	25	588			

For quantities greater than listed, call for quote.

MOUSER STOCK NO.	API Delevan Part No.	Inductance (µH)	Q Min.	Test Freq. (MHz)	Idc Max (mA)	Price Each 1	Price Each 100	Price Each Reel 500
Ferrite Core ±10%								
807-S1210-102K	S1210-102K	1.0	40	7.9	720			
807-S1210-152K	S1210-152K	1.5	40	7.9	603			
807-S1210-222K	S1210-222K	2.2	40	7.9	533			
807-S1210-272K	S1210-272K	2.7	40	7.9	526			
807-S1210-332K	S1210-332K	3.3	40	7.9	509			
807-S1210-392K	S1210-392K	3.9	40	7.9	500			
807-S1210-472K	S1210-472K	4.7	40	7.9	455			
807-S1210-562K	S1210-562K	5.6	40	7.9	399			
807-S1210-682K	S1210-682K	6.8	40	7.9	372			
807-S1210-822K	S1210-822K	8.2	40	7.9	349			
807-S1210-103K	S1210-103K	10	40	2.5	330			
807-S1210-123K	S1210-123K	12	40	2.5	314			
807-S1210-153K	S1210-153K	15	40	2.5	288			
807-S1210-223K	S1210-223K	22	40	2.5	262			
807-S1210-273K	S1210-273K	27	40	2.5	228			
807-S1210-333K	S1210-333K	33	40	2.5	215			
807-S1210-393K	S1210-393K	39	40	2.5	204			
807-S1210-473K	S1210-473K	47	40	2.5	194			
807-S1210-563K	S1210-563K	56	40	2.5	181			
807-S1210-683K	S1210-683K	68	40	2.5	172			
807-S1210-823K	S1210-823K	82	40	2.5	156			
807-S1210-104K	S1210-104K	100	40	2.5	144			

1812 SERIES SURFACE MOUNT INDUCTORS

- Operating Temperature: -55°C to +125°C
- Current Rating at 90°C Ambient: 35°C Rise
- Max Power Dissipation at 90°C: Iron & Ferrite = 0.278W, Phenolic = 0.210W

Physical Parameters		
	Inches	Millimeters
A	0.166 to 0.190	4.22 to 4.83
B	0.118 to 0.134	3.00 to 3.40
C	0.118 to 0.134	3.00 to 3.40
D	0.015 Min.	0.38 Min.
E	0.054 to 0.078	1.37 to 1.98
F	0.118 (Ref Only)	3.00 (Ref Only)
G	0.066 (Ref Only)	1.68 (Ref Only)

Dimensions "A" and "C" are over terminals.

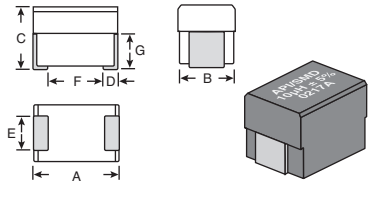

For quantities greater than listed, call for quote.

MOUSER STOCK NO.	API Delevan Part No.	Inductance (µH)	Q Min.	Test Freq. (MHz)	Idc Max (mA)	Price Each 1	Price Each 100	Price Each Reel 500
Iron Core ±10%								
807-1812-101K	1812-101K	.10	30	25	818			
807-1812-151K	1812-151K	.15	30	25	818			
807-1812-181K	1812-181K	.18	30	25	757			
807-1812-221K	1812-221K	.22	30	25	708			
807-1812-271K	1812-271K	.27	30	25	668			
807-1812-331K	1812-331K	.33	30	25	604			
807-1812-391K	1812-391K	.39	30	25	535			
807-1812-471K	1812-471K	.47	30	25	501			
807-1812-561K	1812-561K	.56	30	25	409			
807-1812-681K	1812-681K	.68	30	25	379			
807-1812-821K	1812-821K	.82	30	25	354			
Ferrite Core ±5%								
807-1812-102J	1812-102J	1.0	50	7.9	634			
807-1812-122J	1812-122J	1.2	50	7.9	604			
807-1812-152J	1812-152J	1.5	50	7.9	578			
807-1812-182J	1812-182J	1.8	50	7.9	556			
807-1812-222J	1812-222J	2.2	50	7.9	535			
807-1812-332J	1812-332J	3.3	50	7.9	501			
807-1812-392J	1812-392J	3.9	50	7.9	472			
807-1812-472J	1812-472J	4.7	50	7.9	448			
807-1812-562J	1812-562J	5.6	50	7.9	427			
807-1812-682J	1812-682J	6.8	50	7.9	409			
807-1812-822J	1812-822J	8.2	50	7.9	375			
807-1812-103J	1812-103J	10	50	7.9	354			
807-1812-183J	1812-183J	18	50	2.5	268			
807-1812-223J	1812-223J	22	50	2.5	250			
807-1812-333J	1812-333J	33	50	2.5	224			
807-1812-393J	1812-393J	39	50	2.5	211			
807-1812-473J	1812-473J	47	50	2.5	200			
807-1812-563J	1812-563J	56	50	2.5	191			
807-1812-683J	1812-683J	68	50	2.5	183			
807-1812-823J	1812-823J	82	50	2.5	169			
807-1812-104J	1812-104J	100	50	2.5	158			
807-1812-124J	1812-124J	120	40	0.79	158			
807-1812-154J	1812-154J	150	40	0.79	149			
807-1812-224J	1812-224J	220	40	0.79	142			
807-1812-274J	1812-274J	270	40	0.79	129			
807-1812-334J	1812-334J	330	40	0.79	120			
807-1812-394J	1812-394J	390	40	0.79	100			
807-1812-474J	1812-474J	470	40	0.79	88			
807-1812-564J	1812-564J	560	30	0.79	82			
807-1812-824J	1812-824J	820	30	0.79	67			
807-1812-105J	1812-105J	1000	30	0.79	55			

S1812 SERIES SHIELDED SURFACE MOUNT INDUCTORS

- Operating Temperature: -55°C to +125°C
- Current Rating at 90°C Ambient: 35°C Rise
- Max Power Dissipation at 90°C: 0.278W

Physical Parameters		
	Inches	Millimeters
A	0.166 to 0.190	4.2 to 4.8
B	0.118 to 0.134	3.0 to 3.4
C	0.118 to 0.134	3.0 to 3.4
D	0.038 Min.	0.97 Min.
E	0.041 to 0.061	1.0 to 1.5
F	0.118 (Ref Only)	3.0 (Ref Only)
G	0.066 (Ref Only)	1.7 (Ref Only)

Dimensions "A" and "C" are over terminals.

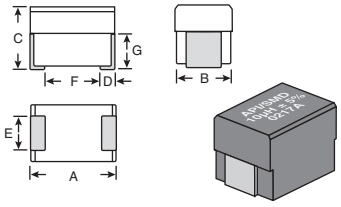

For quantities greater than listed, call for quote.

MOUSER STOCK NO.	API Delevan Part No.	Inductance (µH)	Q Min.	Test Freq. (MHz)	Idc Max (mA)	Price Each 1	Price Each 100	Price Each Reel 500
Iron Core ±10%								
807-S1812-101K	S1812-101K	.10	50	25	1490			
807-S1812-151K	S1812-151K	.15	50	25	1347			
807-S1812-181K	S1812-181K	.18	50	25	1290			
807-S1812-271K	S1812-271K	.27	50	25	1053			
807-S1812-331K	S1812-331K	.33	40	25	952			
807-S1812-471K	S1812-471K	.47	40	25	802			
807-S1812-561K	S1812-561K	.56	40	25	735			
807-S1812-821K	S1812-821K	.82	40	25	614			
Ferrite Core ±10%								
807-S1812-102K	S1812-102K	1.0	40	7.9	755			
807-S1812-122K	S1812-122K	1.2	40	7.9	725			
807-S1812-152K	S1812-152K	1.5	40	7.9	706			
807-S1812-182K	S1812-182K	1.8	40	7.9	681			
807-S1812-222K	S1812-222K	2.2	40	7.9	658			
807-S1812-332K	S1812-332K	3.3	40	7.9	534			
807-S1812-392K	S1812-392K	3.9	40	7.9	487			
807-S1812-472K	S1812-472K	4.7	40	7.9	471			
807-S1812-562K	S1812-562K	5.6	40	7.9	447			
807-S1812-682K	S1812-682K	6.8	40	7.9	408			
807-S1812-822K	S1812-822K	8.2	40	7.9	372			
807-S1812-103K	S1812-103K	10	50	2.5	333			
807-S1812-183K	S1812-183K	18	50	2.5	288			
807-S1812-223K	S1812-223K	22	50	2.5	277			
807-S1812-333K	S1812-333K	33	50	2.5	258			
807-S1812-393K	S1812-393K	39	50	2.5	250			
807-S1812-473K	S1812-473K	47	50	2.5	242			
807-S1812-563K	S1812-563K	56	50	2.5	235			
807-S1812-683K	S1812-683K	68	50	2.5	215			
807-S1812-823K	S1812-823K	82	50	2.5	196			
807-S1812-104K	S1812-104K	100	40	0.79	169			
807-S1812-154K	S1812-154K	150	40	0.79	158			
807-S1812-224K	S1812-224K	220	40	0.79	149			
807-S1812-274K	S1812-274K	270	40	0.79	135			
807-S1812-334K	S1812-334K	330	40	0.79	129			
807-S1812-474K	S1812-474K	470	40	0.79	91			
807-S1812-824K	S1812-824K	820	40	0.79	71			
807-S1812-105K	S1812-105K	1000	40	0.79	60			

© Copyright 2014 Mouser Electronics

© Copyright 2014 Mouser Electronics

API DELEVAN SMD Power Inductors

API Delevan

RoHS Compliant This product is RoHS compliant.

P1812 SERIES SMD POWER INDUCTORS

Specifications:

- Operating Temperature: -55°C to +125°C
- Current Rating at 90°C Ambient: 35°C Rise
- Max Power Dissipation at 90°C: 0.287W
- Tolerance: ±10%

Physical Parameters		
	Inches	Millimeters
A	0.166 to 0.190	4.22 to 4.83
B	0.118 to 0.134	3.00 to 3.40
C	0.118 to 0.134	3.00 to 3.40
D	0.015 Min.	0.38 Min.
E	0.054 to 0.078	1.37 to 1.98
F	0.118 (Ref Only)	3.00 (Ref Only)
G	0.066 (Ref Only)	1.68 (Ref Only)
Dimensions "A" and "C" are over terminals.		

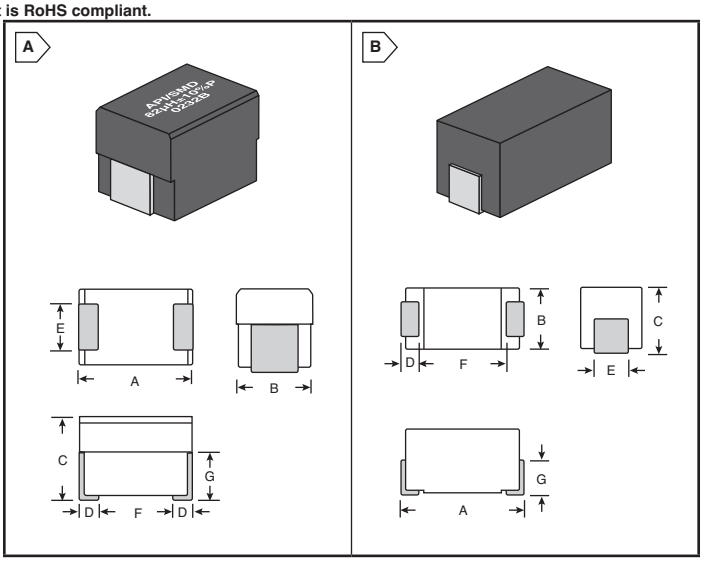

For quantities greater than listed, call for quote.

MOUSER STOCK NO.	API Delevan Part No.	Fig.	Inductance (µH)	Rdc. Max. (Ω)	Idc. Max. (mA)	Price Each 1	Price Each 100	Price Each Reel 500
807-P1812-102K	P1812-102K	A	1.0	0.113	1050			
807-P1812-122K	P1812-122K	A	1.2	0.199	1000			
807-P1812-152K	P1812-152K	A	1.5	0.222	950			
807-P1812-222K	P1812-222K	A	2.2	0.268	850			
807-P1812-272K	P1812-272K	A	2.7	0.288	800			
807-P1812-332K	P1812-332K	A	3.3	0.323	750			
807-P1812-392K	P1812-392K	A	3.9	0.347	700			
807-P1812-472K	P1812-472K	A	4.7	0.401	650			
807-P1812-562K	P1812-562K	A	5.6	0.437	650			
807-P1812-682K	P1812-682K	A	6.8	0.472	600			
807-P1812-822K	P1812-822K	A	8.2	0.548	600			
807-P1812-103K	P1812-103K	A	10	0.608	550			
807-P1812-123K	P1812-123K	A	12	0.670	550			
807-P1812-153K	P1812-153K	A	15	0.780	450			
807-P1812-183K	P1812-183K	A	18	0.875	400			
807-P1812-223K	P1812-223K	A	22	1.200	370			
807-P1812-273K	P1812-273K	A	27	1.404	330			
807-P1812-333K	P1812-333K	A	33	1.578	300			
807-P1812-393K	P1812-393K	A	39	1.848	280			
807-P1812-473K	P1812-473K	A	47	2.064	260			
807-P1812-563K	P1812-563K	A	56	2.268	240			
807-P1812-823K	P1812-823K	A	82	3.648	200			
807-P1812-104K	P1812-104K	A	100	4.320	180			
807-P1812-124K	P1812-124K	A	120	6.000	160			
807-P1812-184K	P1812-184K	A	180	8.400	120			
807-P1812-224K	P1812-224K	A	220	9.680	120			
807-P1812-334K	P1812-334K	A	330	15.240	90			

P1330 SERIES SMD POWER INDUCTORS

Specifications:

- Operating Temperature: -55°C to +125°C
- Current Rating at 90°C Ambient: 35°C Rise
- Max Power Dissipation at 90°C: 0.210W
- Tolerance: ±10%

Physical Parameters		
	Inches	Millimeters
A	0.300 to 0.325	7.62 to 8.26
B	0.105 to 0.125	2.67 to 3.18
C	0.125 to 0.145	3.18 to 3.68
D	0.020 Min.	0.508 Min.
E	0.040 to 0.060	1.02 to 1.52
F	0.190 (Ref Only)	4.83 (Ref Only)
G	0.070 (Ref Only)	1.78 (Ref Only)

For quantities greater than listed, call for quote.

MOUSER STOCK NO.	API Delevan Part No.	Fig.	Inductance (µH)	Rdc. Max. (Ω)	Idc. Max. (mA)	Price Each 1	Price Each 100	Price Each Reel 500
807-P1330-102K	P1330-102K	B	1.0	0.035	2780			
807-P1330-152K	P1330-152K	B	1.5	0.043	2030			
807-P1330-182K	P1330-182K	B	1.8	0.048	1950			
807-P1330-222K	P1330-222K	B	2.2	0.075	1690			
807-P1330-272K	P1330-272K	B	2.7	0.080	1550			
807-P1330-332K	P1330-332K	B	3.3	0.108	1460			
807-P1330-392K	P1330-392K	B	3.9	0.118	1390			
807-P1330-472K	P1330-472K	B	4.7	0.125	1330			
807-P1330-562K	P1330-562K	B	5.6	0.145	1110			
807-P1330-682K	P1330-682K	B	6.8	0.165	1080			
807-P1330-822K	P1330-822K	B	8.2	0.180	1020			
807-P1330-103K	P1330-103K	B	10	0.216	946			
807-P1330-153K	P1330-153K	B	15	0.288	858			
807-P1330-183K	P1330-183K	B	18	0.328	817			
807-P1330-223K	P1330-223K	B	22	0.384	694			
807-P1330-333K	P1330-333K	B	33	0.538	568			
807-P1330-393K	P1330-393K	B	39	0.600	488			
807-P1330-473K	P1330-473K	B	47	0.792	467			
807-P1330-563K	P1330-563K	B	56	0.900	442			
807-P1330-683K	P1330-683K	B	68	1.020	384			
807-P1330-823K	P1330-823K	B	82	1.380	362			
807-P1330-104K	P1330-104K	B	100	1.680	347			
807-P1330-124K	P1330-124K	B	120	1.800	327			
807-P1330-154K	P1330-154K	B	150	2.040	272			
807-P1330-184K	P1330-184K	B	180	2.400	261			
807-P1330-224K	P1330-224K	B	220	2.648	223			
807-P1330-334K	P1330-334K	B	330	4.800	179			
807-P1330-474K	P1330-474K	B	470	6.000	161			
807-P1330-105K	P1330-105K	B	1000	11.160	105			

4922 SERIES/HIGH CURRENT INDUCTORS SMD

Mechanical Configuration: Units are encapsulated in a Surface Mount package, using an epoxy molded case. Leads are pre-tinned. A high resistivity ferrite core allows for high inductance with low DC resistance.

Physical Parameters		
	Inches	Millimeters
A	0.490 to 0.520	12.44 to 13.21
B	0.230 to 0.250	5.84 to 6.35
C	0.210 to 0.230	5.33 to 5.84
D	0.050 Min.	1.27 Min.
E	0.055 to 0.075	1.40 to 1.91
F	0.330 (Ref Only)	8.38 (Ref Only)
G	0.120 (Ref Only)	3.04 (Ref Only)

Specifications:

- Operating Temperature: -55°C to +125°C
- Current Rating at 85°C Ambient: 40°C Rise
- Max Power Dissipation at 85°C: 0.55 Watts

For quantities greater than listed, call for quote.

MOUSER STOCK NO.	API Delevan Part No.	Fig.	Inductance (µH)	Rdc. Max. (Ω)	Idc. Max. (mA)	Price Each 1	Price Each 100	Price Each Reel 500
807-4922-221L	4922-221L	B	0.22	0.008	7			
807-4922-271L	4922-271L	B	0.27	0.0085	6.75			
807-4922-391L	4922-391L	B	0.39	0.0095	6.25			
807-4922-561L	4922-561L	B	0.56	0.0105	5.8			
807-4922-681L	4922-681L	B	0.68	0.011	5.7			
807-4922-01L	4922-01L	B	1.00	0.013	5.5			
807-4922-02L	4922-02L	B	1.20	0.018	4.69			
807-4922-03L	4922-03L	B	1.50	0.02	4.45			
807-4922-04L	4922-04L	B	1.80	0.021	4.34			
807-4922-05L	4922-05L	B	2.20	0.029	3.7			
807-4922-07L	4922-07L	B	3.30	0.038	3.23			
807-4922-08L	4922-08L	B	3.90	0.042	3.07			
807-4922-09L	4922-09L	B	4.70	0.047	2.9			
807-4922-10L	4922-10L	B	5.60	0.051	2.79			
807-4922-13L	4922-13L	B	10.00	0.071	2.36			
807-4922-14L	4922-14L	B	12.00	0.079	2.24			
807-4922-15L	4922-15L	B	15.00	0.089	2.11			
807-4922-16L	4922-16L	B	18.00	0.119	1.82			
807-4922-17L	4922-17L	B	22.00	0.152	1.61			
807-4922-18L	4922-18L	B	27.00	0.179	1.48			
807-4922-19L	4922-19L	B	33.00	0.222	1.33			
807-4922-21L	4922-21L	B	47.00	0.362	1.04			
807-4922-22L	4922-22L	B	56.00	0.397	1			
807-4922-23L	4922-23L	B	68.00	0.418	0.97			
807-4922-25L	4922-25L	B	100.00	0.672	0.76			
807-4922-27L	4922-27L	B	150.00	0.998	0.63			
807-4922-29L	4922-29L	B	220.00	1.58	0.5			
807-4922-30L	4922-30L	B	270.00	1.77	0.47			
807-4922-31L	4922-31L	B	330.00	2.51	0.39			
807-4922-35L	4922-35L	B	680.00	4.31	0.3			
807-4922-36L	4922-36L	B	820.00	6.04	0.26			
807-4922-37L	4922-37L	B	1000.00	6.9	0.24			
807-4922-38L	4922-38L	B	1200.00	10	0.2			
807-4922-39L	4922-39L	B	1500.00	12.5	0.178			
807-4922-40L	4922-40L	B	1800.00	16	0.157			
807-4922-41L	4922-41L	B	2200.00	20	0.141			
807-4922-42L	4922-42L	B	2700.00	23	0.131			
807-4922-43L	4922-43L	B	3300.00	25	0.126			
807-4922-45L	4922-45L	B	4700.00	37	0.103			
807-4922-48L	4922-48L	B	8200.00	66	0.077			
807-4922-50L	4922-50L	B	12K	93	0.065			
807-4922-53L	4922-53L	B	22K	160	0.05			

© Copyright 2014 Mouser Electronics

© Copyright 2014 Mouser Electronics

1025 SERIES/MOLDED UNSHIELDED RF COILS, LEADED

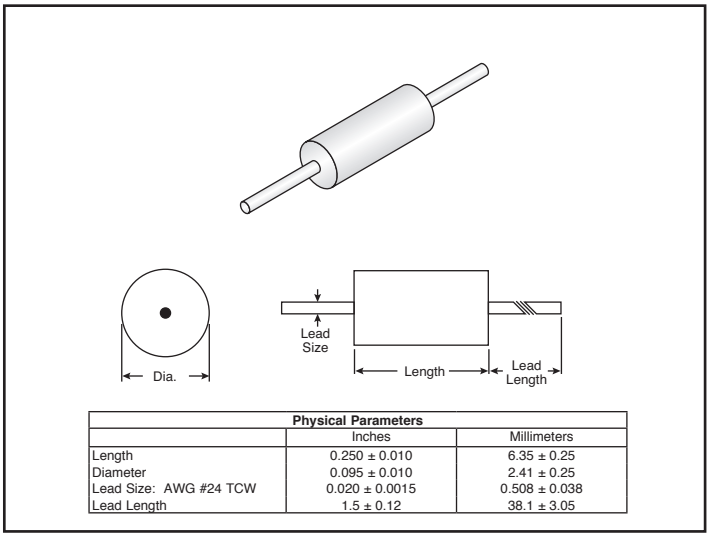

Physical Parameters		
	Inches	Millimeters
Length	0.250 ± 0.010	6.35 ± 0.25
Diameter	0.095 ± 0.010	2.41 ± 0.25
Lead Size: AWG #24 TCW	0.020 ± 0.0015	0.508 ± 0.038
Lead Length	1.5 ± 0.12	38.1 ± 3.05

Phenolic Core (LT4K)

For quantities greater than listed, call for quote.

MOUSER STOCK NO.	API Delevan Part No.	Ind. (µH)	Q Min.	Test Freq. (MHz)	Idc. Max. (mA)	Price Each 1	10	100	500
807-1025-94K	1025-94K	0.1	40	25	1380				
807-1025-96K	1025-96K	0.12	40	25	1300				
807-1025-08K	1025-08K	0.33	30	25	830				
807-1025-10K	1025-10K	0.39	30	25	710				
807-1025-12K	1025-12K	0.47	30	25	660				
807-1025-14K	1025-14K	0.56	30	25	550				
807-1025-16K	1025-16K	0.68	28	25	500				
807-1025-18K	1025-18K	0.82	28	25	420				
807-1025-20K	1025-20K	1	25	25	390				

Iron Core (LT10K)

For quantities greater than listed, call for quote.

MOUSER STOCK NO.	API Delevan Part No.	Ind. (µH)	Q Min.	Test Freq. (MHz)	Idc. Max. (mA)	Price Each 1	10	100	500
807-1025-22K	1025-22K	1.2	25	7.9	620				
807-1025-24K	1025-24K	1.5	28	7.9	560				
807-1025-26K	1025-26K	1.8	30	7.9	480				
807-1025-28K	1025-28K	2.2	30	7.9	415				
807-1025-30K	1025-30K	2.7	37	7.9	355				
807-1025-32K	1025-32K	3.3	45	7.9	285				
807-1025-34K	1025-34K	3.9	45	7.9	263				
807-1025-36K	1025-36K	4.7	45	7.9	239				
807-1025-38K	1025-38K	5.6	50	7.9	195				
807-1025-40K	1025-40K	6.8	50	7.9	185				
807-1025-42K	1025-42K	8.2	55	7.9	160				
807-1025-44K	1025-44K	10	55	7.9	144				
807-1025-46K	1025-46K	12	45	2.5	160				
807-1025-48K	1025-48K	15	45	2.5	157				
807-1025-50K	1025-50K	18	50	2.5	149				
807-1025-52K	1025-52K	22	50	2.5	144				
807-1025-54K	1025-54K	27	50	2.5	140				

Ferrite Core (LT10K)

For quantities greater than listed, call for quote.

MOUSER STOCK NO.	API Delevan Part No.	Ind. (µH)	Q Min.	Test Freq. (MHz)	Idc. Max. (mA)	Price Each 1	10	100	500
807-1025-56K	1025-56K	33	45	2.5	130				
807-1025-58K	1025-58K	39	45	2.5	125				
807-1025-60K	1025-60K	47	45	2.5	110				
807-1025-62K	1025-62K	56	45	2.5	100				
807-1025-64K	1025-64K	68	50	2.5	92				
807-1025-66K	1025-66K	82	50	2.5	88				
807-1025-68K	1025-68K	100	50	2.5	84				
807-1025-70K	1025-70K	120	30	0.79	66				
807-1025-72K	1025-72K	150	30	0.79	61				
807-1025-74K	1025-74K	180	30	0.79	57				
807-1025-76K	1025-76K	220	30	0.79	52				
807-1025-80K	1025-80K	330	30	0.79	45				
807-1025-82K	1025-82K	390	30	0.79	40				
807-1025-84K	1025-84K	470	30	0.79	36				
807-1025-88K	1025-88K	680	30	0.79	30				
807-1025-90K	1025-90K	820	30	0.79	29				
807-1025-92K	1025-92K	1000	30	0.79	28				

1641 SERIES/MOLDED SHIELDED RF COILS THROUGH HOLE

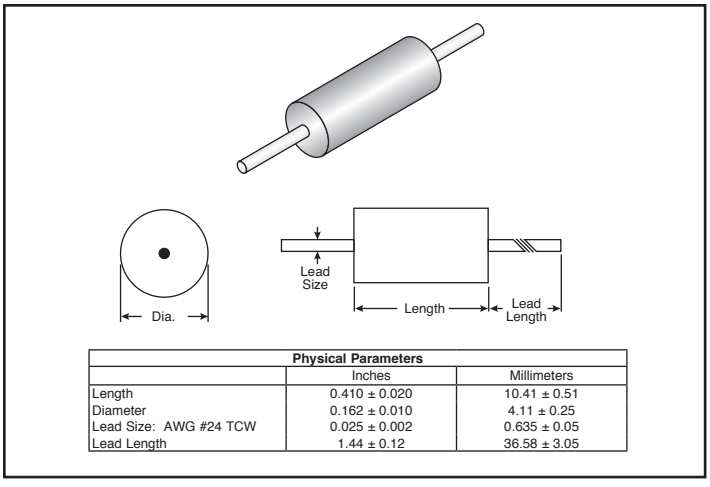

Physical Parameters		
	Inches	Millimeters
Length	0.410 ± 0.020	10.41 ± 0.51
Diameter	0.162 ± 0.010	4.11 ± 0.25
Lead Size: AWG #24 TCW	0.025 ± 0.002	0.635 ± 0.05
Lead Length	1.44 ± 0.12	36.58 ± 3.05

Phenolic Core/Iron Sleeve (LT10K)

For quantities greater than listed, call for quote.

MOUSER STOCK NO.	API Delevan Part No.	Ind. (µH)	Q Min.	Test Freq. (MHz)	Idc. Max. (mA)	Price Each 1	10	100	500
807-1641-121K	1641-121K	0.12	51	25	1570				
807-1641-151K	1641-151K	0.15	51	25	1500				
807-1641-181K	1641-181K	0.18	50	25	1330				
807-1641-221K	1641-221K	0.22	49	25	1120				
807-1641-271K	1641-271K	0.27	47	25	870				
807-1641-331K	1641-331K	0.33	46	25	800				
807-1641-391K	1641-391K	0.39	44	25	680				
807-1641-471K	1641-471K	0.47	44	25	580				
807-1641-561K	1641-561K	0.56	43	25	505				
807-1641-681K	1641-681K	0.68	42	25	430				
807-1641-821K	1641-821K	0.82	40	25	375				

Iron Core and Sleeve (LT10K)

For quantities of 1000 and up, call for quote.

MOUSER STOCK NO.	API Delevan Part No.	Ind. (µH)	Q Min.	Test Freq. (MHz)	Idc. Max. (mA)	Price Each 1	10	100	500
807-1641-102K	1641-102K	1	44	25	1090				
807-1641-122K	1641-122K	1.2	44	7.9	900				
807-1641-152K	1641-152K	1.5	44	7.9	835				
807-1641-182K	1641-182K	1.8	44	7.9	775				
807-1641-222K	1641-222K	2.2	44	7.9	665				
807-1641-272K	1641-272K	2.7	44	7.9	545				
807-1641-332K	1641-332K	3.3	44	7.9	490				
807-1641-392K	1641-392K	3.9	44	7.9	455				
807-1641-472K	1641-472K	4.7	44	7.9	390				
807-1641-562K	1641-562K	5.6	44	7.9	340				
807-1641-822K	1641-822K	8.2	50	7.9	250				
807-1641-103K	1641-103K	10	50	7.9	228				

Ferrite Core and Sleeve (LT10K)

For quantities greater than listed, call for quote.

MOUSER STOCK NO.	API Delevan Part No.	Ind. (µH)	Q Min.	Test Freq. (MHz)	Idc. Max. (mA)	Price Each 1	10	100	500
807-1641-153K	1641-153K	15	45	2.5	325				
807-1641-183K	1641-183K	18	45	2.5	305				
807-1641-223K	1641-223K	22	45	2.5	295				
807-1641-273K	1641-273K	27	45	2.5	265				
807-1641-333K	1641-333K	33	45	2.5	248				
807-1641-393K	1641-393K	39	50	2.5	209				
807-1641-473K	1641-473K	47	50	2.5	200				
807-1641-563K	1641-563K	56	50	2.5	194				
807-1641-823K	1641-823K	82	50	2.5	186				
807-1641-104K	1641-104K	100	50	2.5	164				
807-1641-124K	1641-124K	120	55	0.79	153				
807-1641-154K	1641-154K	150	55	0.79	143				
807-1641-184K	1641-184K	180	55	0.79	138				
807-1641-224K	1641-224K	220	55	0.79	130				
807-1641-274K	1641-274K	270	55	0.79	120				
807-1641-334K	1641-334K	330	55	0.79	115				
807-1641-394K	1641-394K	390	60	0.79	107				
807-1641-474K	1641-474K	470	60	0.79	94				
807-1641-564K	1641-564K	560	60	0.79	90				
807-1641-684K	1641-684K	680	60	0.79	84				
807-1641-105K	1641-105K	1000	60	0.79	70				

© Copyright 2014 Mouser Electronics

© Copyright 2014 Mouser Electronics

API DELEVAN Power Inductors

API Delevan

Products may be RoHS compliant. Check mouser.com for RoHS status.

4590 SERIES/HIGH CURRENT FILTER INDUCTORS LEADED

Mechanical Configuration: Ferrite Bobbin protected with a flame retardant polyolefin sleeve.

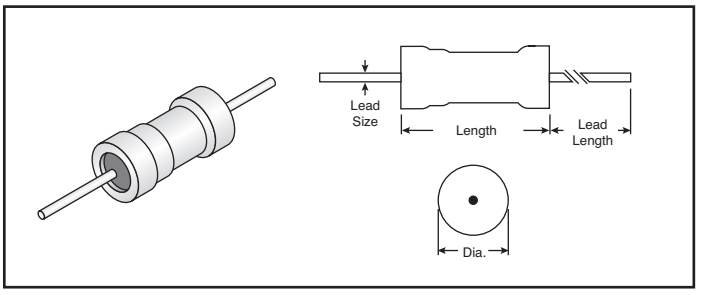

Specifications:

- Operating Temperature: -55°C to +125°C, -55°C to +85°C @ full rated current
- Current Rating: 40°C Rise over 85°C Ambient
- Max Power Dissipation at 85°C: 0.70 Watts

Physical Parameters		
	Inches	Millimeters
Length	0.900 Max.	22.86 Max.
Diameter	0.455 Max.	11.55 Max.
Lead Size: AWG #20 TCW	0.032 ± 0.002	0.813 ± 0.05
Lead Length	1.10 Min.	27.94 Min.

For quantities greater than listed, call for quote.

MOUSER STOCK NO.	API Delevan Part No.	Nominal Inductance ±10% (µH)	Max. DC Resistance (Ω)	Max. Current Rating (Amps)	Price Each 1	10	100	500
807-4590-392K	4590-392K	3.9	0.007	9.75				
807-4590-472K	4590-472K	4.7	0.008	9.11				
807-4590-562K	4590-562K	5.6	0.011	7.77				
807-4590-682K	4590-682K	6.8	0.011	7.6				
807-4590-822K	4590-822K	8.2	0.013	7.15				
807-4590-103K	4590-103K	10	0.016	6.44				
807-4590-123K	4590-123K	12	0.018	6.07				
807-4590-153K	4590-153K	15	0.02	5.76				
807-4590-183K	4590-183K	18	0.02	5.49				
807-4590-223K	4590-223K	22	0.024	5.26				
807-4590-273K	4590-273K	27	0.025	5.15				
807-4590-333K	4590-333K	33	0.028	4.87				
807-4590-393K	4590-393K	39	0.028	4.87				
807-4590-473K	4590-473K	47	0.034	4.45				

For quantities greater than listed, call for quote.

MOUSER STOCK NO.	API Delevan Part No.	Nominal Inductance ±10% (µH)	Rdc. Max. (Ω)	Idc. Max. (A)	Price Each 1	10	100	500
807-4590-563K	4590-563K	56	0.043	3.93				
807-4590-683K	4590-683K	68	0.059	3.35				
807-4590-823K	4590-823K	82	0.066	3.17				
807-4590-104K	4590-104K	100	0.084	2.81				
807-4590-124K	4590-124K	120	0.113	2.43				
807-4590-154K	4590-154K	150	0.129	2.27				
807-4590-184K	4590-184K	180	0.15	2.1				
807-4590-224K	4590-224K	220	0.162	2.02				
807-4590-274K	4590-274K	270	0.226	1.71				
807-4590-334K	4590-334K	330	0.257	1.61				
807-4590-394K	4590-394K	390	0.288	1.52				
807-4590-474K	4590-474K	470	0.393	1.3				
807-4590-564K	4590-564K	560	0.504	1.15				
807-4590-684K	4590-684K	680	0.57	1.08				
807-4590-824K	4590-824K	820	0.643	1.01				
807-4590-105K	4590-105K	1000	0.844	0.89				
807-4590-125K	4590-125K	1200	0.977	0.82				
807-4590-155K	4590-155K	1500	1.18	0.75				
807-4590-185K	4590-185K	1800	1.5	0.66				
807-4590-225K	4590-225K	2200	1.76	0.61				
807-4590-275K	4590-275K	2700	2.13	0.56				
807-4590-335K	4590-335K	3300	2.53	0.51				
807-4590-475K	4590-475K	4700	3.79	0.41				
807-4590-565K	4590-565K	5600	4.24	0.39				
807-4590-685K	4590-685K	6800	5.75	0.34				
807-4590-825K	4590-825K	8200	6.44	0.32				
807-4590-106K	4590-106K	10000	7.3	0.3				
807-4590-126K	4590-126K	12000	9.34	0.26				
807-4590-156K	4590-156K	15000	10.7	0.25				
807-4590-186K	4590-186K	18000	14.8	0.21				
807-4590-226K	4590-226K	22000	18	0.19				
807-4590-276K	4590-276K	27000	22.7	0.17				
807-4590-396K	4590-396K	39000	29.7	0.15				
807-4590-476K	4590-476K	47000	33.7	0.14				
807-4590-566K	4590-566K	56000	38	0.13				
807-4590-686K	4590-686K	68000	52.8	0.11				
807-4590-826K	4590-826K	82000	67.3	0.1				
807-4590-107K	4590-107K	100000	76	0.09				

DC780 SERIES/HIGH CURRENT POWER LINE CHOKES, LEADED

Mechanical Configuration: Ferrite Bobbin protected with a flame retardant polyolefin sleeve; center hole allows for mechanical mounting; insulated bobbins.

Specifications:

- Operating Temperature: -55°C to +125°C
- Current Rating: 40°C Rise over 85°C Ambient
- Max Power Dissipation at 85°C: 0.50 Watts

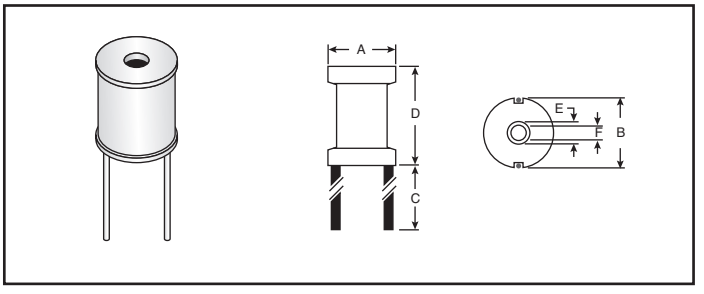

Physical Parameters		
	Inches	Millimeters
A	0.775 to 0.025	19.6 ± 0.6
B	See Part Number for Dia.	
C	0.750 Min.	6.76 to 7.26
D	0.815 ± 0.015	1.27 Min.
E	0.195 Max. (Ref Only)	1.78 to 2.79
F	Clearance Hole for 4/40 Screw	

For quantities greater than listed, call for quote.

MOUSER STOCK NO.	API Delevan Part No.	Nominal Induct. (µH)	Rdc. Max. (Ω)	Idc. Max. (A)	Dia. Dim. B (In.)	Price Each 1	10	100	500
807-DC780-102L	DC780-102L	1	0.003	11.4	0.620				
807-DC780-152L	DC780-152L	1.5	0.003	11.4	0.620				

For quantities greater than listed, call for quote.

MOUSER STOCK NO.	API Delevan Part No.	Nominal Induct. (µH)	Rdc. Max. (Ω)	Idc. Max. (A)	Dia. Dim. B (In.)	Price Each 1	10	100	500
807-DC780-332L	DC780-332L	3.3	0.005	11.4	0.620				
807-DC780-472L	DC780-472L	4.7	0.005	11.4	0.620				
807-DC780-562L	DC780-562L	5.6	0.006	11.4	0.620				
807-DC780-682L	DC780-682L	6.8	0.007	11.4	0.620				
807-DC780-822L	DC780-822L	8.2	0.007	11.4	0.620				
807-DC780-103K	DC780-103K	10	0.009	11.4	0.620				
807-DC780-153K	DC780-153K	15	0.013	9	0.625				
807-DC780-223K	DC780-223K	22	0.019	7.2	0.630				
807-DC780-273K	DC780-273K	27	0.026	5.5	0.546				
807-DC780-333K	DC780-333K	33	0.029	5.5	0.546				
807-DC780-473K	DC780-473K	47	0.035	5.5	0.625				
807-DC780-563K	DC780-563K	56	0.039	5.5	0.625				
807-DC780-823K	DC780-823K	82	0.06	4.8	0.656				
807-DC780-104K	DC780-104K	100	0.08	4	0.593				
807-DC780-124K	DC780-124K	120	0.09	4	0.593				
807-DC780-154K	DC780-154K	150	0.098	4	0.593				
807-DC780-184K	DC780-184K	180	0.11	4	0.593				
807-DC780-224K	DC780-224K	220	0.15	2.8	0.593				
807-DC780-274K	DC780-274K	270	0.213	2	0.562				
807-DC780-334K	DC780-334K	330	0.305	1.6	0.590				
807-DC780-474K	DC780-474K	470	0.355	1.6	0.590				
807-DC780-684K	DC780-684K	680	0.43	1.6	0.590				
807-DC780-105K	DC780-105K	1000	0.818	1	0.590				
807-DC780-125K	DC780-125K	1200	1.14	0.8	0.590				
807-DC780-225K	DC780-225K	2200	1.54	0.8	0.590				

© Copyright 2014 Mouser Electronics

© Copyright 2014 Mouser Electronics

AVX Inductors

RoHS Compliant This product is RoHS compliant.

A KYOCERA GROUP COMPANY

GL SERIES ULTRA BROAD BAND INDUCTORS

Features:
- Ultra Broad Band Performance
- Ultra-Low Insertion Loss
- Excellent Return Loss Through 40GHz
- Flat Frequency Response
- Part to Part Performance Repeatability
- Rugged Powdered Iron Core
- Operating temperature: -400°C to + 85°C

RoHS Compliant



Applications:
- Communication Customers
- Receiver Optical Sub-Assemblies
- Transimpedance Amplifier Customers
- Test Equipment Manufacturers

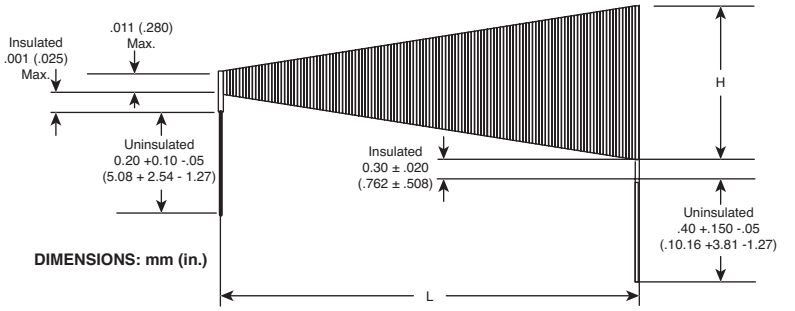

DIMENSIONS: mm (in.)

Inductance (μh)	L	H	# of Turns
2	0.102±0.002 (2.59 ± 0.051)	0.065±0.002 (1.65 ± 0.051)	46 Turns #44 AWG Cu
6	0.182±0.003 (4.62 ± 0.076)	0.073±0.002 (1.85 ± 0.051)	80 Turns #44 AWG Cu
11	0.182±0.003 (4.62 ± 0.076)	0.072±0.002 (1.83 ± 0.051)	110 Turns #47 AWG Cu

For quantities greater than listed, call for quote.

MOUSER STOCK NO.	AVX Part No.	Inductance (μh)	Operating Freq. Range	Tolerance	RDC (Ω)	IDC (mA)	Price Each 1	50	100
581-GL2R0KA7B250	GL2R0KA7B250	2	2.3-40GHz	±10%	1.45	250			
581-GL6R0KA7B200	GL6R0KA7B200	6	850-40GHz	±10%	2.9	200			
581-GL110KA7B115	GL110KA7B115	11	500-40GHz	±10%	7	115			

MULTILAYER ORGANIC INDUCTORS

RoHS Compliant

Features:
- High Q
- High SRF
- High Frequency
- Low DC Resistance
- Expansion Matched to PCB

Applications:
- Mobile communications
- Satellite Applications
- GPS
- Collision Avoidance
- Wireless LAN's

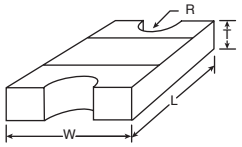

DIMENSIONS: mm (in.)				
Series	L	W	T	R
HLC	1.00±0.10 (0.040±0.004)	0.58±0.075 (0.023±0.003)	0.35±0.10 (0.014±0.004)	0.125±0.050 (0.005±0.002)
HLQ				
HL02	1.00±0.10 (0.039±0.004)	0.58±0.075 (0.023±0.003)	0.35±0.10 (0.014±0.004)	0.008±0.002 (0.023±0.051)

For quantities greater than listed, call for quote.

MOUSER STOCK NO.	AVX Part No.	Value (nH)	SRF Min (GHz)	RDC Max (mΩ)	IDC Max (mA)	Price Each 1	50	100
HLC Series High Current								
581-HLC021R1BTTR	HLC021R1BTTR	1.1	20	100	782			
581-HLC021R2BTTR	HLC021R2BTTR	1.2	20	110	751			
581-HLC021R3BTTR	HLC021R3BTTR	1.3	19	130	725			
581-HLC021R5BTTR	HLC021R5BTTR	1.5	19	150	679			
581-HLC021R6BTTR	HLC021R6BTTR	1.6	18	150	660			
581-HLC021R8BTTR	HLC021R8BTTR	1.8	18	160	626			
581-HLC022R2BTTR	HLC022R2BTTR	2.2	16	200	571			
581-HLC022R4BTTR	HLC022R4BTTR	2.4	15	200	549			
581-HLC022R7BTTR	HLC022R7BTTR	2.7	14	250	521			
581-HLC023R3BTTR	HLC023R3BTTR	3.3	11	340	476			
581-HLC023R6BTTR	HLC023R6BTTR	3.6	10	350	457			
581-HLC023R9BTTR	HLC023R9BTTR	3.9	10	400	441			
581-HLC024R7BTTR	HLC024R7BTTR	4.7	9	480	405			
581-HLC025R6BTTR	HLC025R6BTTR	5.6	8	500	375			
581-HLC026R8BTTR	HLC026R8BTTR	6.8	7	600	343			
581-HLC028R2BTTR	HLC028R2BTTR	8.2	6	800	315			
581-HLC021R0BTTR	HLC021R0BTTR	1	20	100	800			
581-HLC022R0BTTR	HLC022R0BTTR	2	17	180	596			
581-HLC023R0BTTR	HLC023R0BTTR	3	12	300	497			
581-HLC02100HTTR	HLC02100HTTR	10	5	1000	290			
581-HLC02120HTTR	HLC02120HTTR	12	4	1100	265			
581-HLC02150HTTR	HLC02150HTTR	15	4	1200	240			
581-HLC02180HTTR	HLC02180HTTR	18	3	1500	210			
581-HLC02220HTTR	HLC02220HTTR	22	3	1900	202			
581-HLC02270HTTR	HLC02270HTTR	27	3	2100	184			
581-HLC02320HTTR	HLC02320HTTR	32	2	2200	175			
HLQ Series High Q								
581-HLQ021R1BTTR	HLQ021R1BTTR	1.1	7	100	330			
581-HLQ021R2BTTR	HLQ021R2BTTR	1.2	7	110	330			
581-HLQ021R3BTTR	HLQ021R3BTTR	1.3	7	130	330			
581-HLQ021R5BTTR	HLQ021R5BTTR	1.5	7	150	330			
581-HLQ021R6BTTR	HLQ021R6BTTR	1.6	7	150	300			
581-HLQ021R8BTTR	HLQ021R8BTTR	1.8	7	160	300			
581-HLQ022R2BTTR	HLQ022R2BTTR	2.2	7	200	245			
581-HLQ022R4BTTR	HLQ022R4BTTR	2.4	7	200	245			
581-HLQ022R7BTTR	HLQ022R7BTTR	2.7	7	250	245			
581-HLQ023R3BTTR	HLQ023R3BTTR	3.3	7	340	225			
581-HLQ023R6BTTR	HLQ023R6BTTR	3.6	7	350	200			
581-HLQ023R9BTTR	HLQ023R9BTTR	3.9	7	400	200			
581-HLQ024R7BTTR	HLQ024R7BTTR	4.7	7	480	195			

For quantities greater than listed, call for quote.

MOUSER STOCK NO.	AVX Part No.	Value (nH)	SRF Min (GHz)	RDC Max (mΩ)	IDC Max (mA)	Price Each 1	50	100
HLQ Series High Q (Cont.)								
581-HLQ025R6BTTR	HLQ025R6BTTR	5.6	7	500	170			
581-HLQ026R8BTTR	HLQ026R8BTTR	6.8	7	600	160			
581-HLQ028R2BTTR	HLQ028R2BTTR	8.2	6	800	130			
581-HLQ021R0BTTR	HLQ021R0BTTR	1	7	100	330			
581-HLQ022R0BTTR	HLQ022R0BTTR	2	7	180	245			
581-HLQ023R0BTTR	HLQ023R0BTTR	3	7	300	225			
581-HLQ02100HTTR	HLQ02100HTTR	10	5	1000	120			
581-HLQ02120HTTR	HLQ02120HTTR	12	4	1100	110			
581-HLQ02150HTTR	HLQ02150HTTR	15	4	1200	110			
581-HLQ02180HTTR	HLQ02180HTTR	18	3	1500	110			
581-HLQ02220HTTR	HLQ02220HTTR	22	3	1900	95			
581-HLQ02270HTTR	HLQ02270HTTR	27	3	2100	95			
581-HLQ02320HTTR	HLQ02320HTTR	32	2	2200	85			
HL02 Series								
581-HL021R0BTTR	HL021R0BTTR	1.0	18.3	0.095	346			
581-HL021R1BTTR	HL021R1BTTR	1.1	17.45	0.099	345			
581-HL021R2BTTR	HL021R2BTTR	1.2	16.35	0.107	343			
581-HL021R3BTTR	HL021R3BTTR	1.3	15.55	0.113	342			
581-HL021R5BTTR	HL021R5BTTR	1.5	14	0.128	340			
581-HL021R6BTTR	HL021R6BTTR	1.6	13.4	0.137	339			
581-HL021R8BTTR	HL021R8BTTR	1.8	12.1	0.154	337			
581-HL022R0BTTR	HL022R0BTTR	2	10.85	0.168	335			
581-HL022R2BTTR	HL022R2BTTR	2.2	10.15	0.178	334			
581-HL022R4BTTR	HL022R4BTTR	2.4	9.4	0.192	330			
581-HL022R7BTTR	HL022R7BTTR	2.7	8.55	0.219	327			
581-HL023R0BTTR	HL023R0BTTR	3	7.9	0.245	324			
581-HL023R3BTTR	HL023R3BTTR	3.3	7.35	0.265	321			
581-HL023R6BTTR	HL023R6BTTR	3.6	6.85	0.28	311			
581-HL023R9BTTR	HL023R9BTTR	3.9	6.5	0.294	314			
581-HL024R7BTTR	HL024R7BTTR	4.7	5.65	0.342	294			
581-HL025R6BTTR	HL025R6BTTR	5.6	5.08	0.394	295			
581-HL026R8BTTR	HL026R8BTTR	6.8	4.45	0.47	274			
581-HL028R2BTTR	HL028R2BTTR	8.2	3.95	0.57	255			
581-HL02100GTTR	HL02100GTTR	10	3.53	0.674	235			
581-HL02120GTTR	HL02120GTTR	12	3.08	0.756	210			
581-HL02150GTTR	HL02150GTTR	15	2.68	0.904	200			
581-HL02180GTTR	HL02180GTTR	18	2.38	1.213	190			
581-HL02220GTTR	HL02220GTTR	22	2.2	1.317	180			
581-HL02270GTTR	HL02270GTTR	27	1.94	1.621	160			
581-HL02320GTTR	HL02320GTTR	32	7.73	1.935	150			

© Copyright 2014 Mouser Electronics

© Copyright 2014 Mouser Electronics

AVX LMAX SMD Power Inductors

RoHS Compliant **This product is RoHS compliant.**

A KYOCERA GROUP COMPANY

LMXS SERIES - SHIELDED



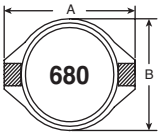

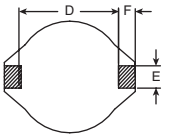

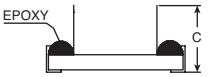

Type	A max.	B max.	C max.	D	E	F
0704	6.60 (0.260)	4.45 (0.175)	2.92 (0.115)	4.32 (0.170)	1.27 (0.050)	1.02 (0.040)

Style D

For quantities greater than listed, call for quote.

MOUSER STOCK NO.	AVX Part No.	Inductance @ 100 KHz L (μH)	Tol. (%)	DCR (Ω) Max.	IDC (A) Max.	Type	Price Each 1	Price Each 10	Price Each 100	Reel Qty.	Price Per Piece
581-LMXS0704M100DTAS	LMXS0704M100DTAS	10	20	0.075	38	0704				2000	
581-LMXS0704M680DTAS	LMXS0704M680DTAS	68	20	0.29	15	0704				2000	
581-LMXS0704M471DTAS	LMXS0704M471DTAS	470	20	1.80	4	0704				2000	



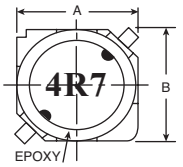

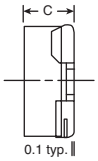

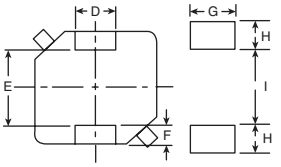

Type	A	B	C	D	E	F
06C6	6.00 ± 0.20 (0.236 ± 0.008)	6.00 ± 0.20 (0.236 ± 0.008)	2.80 ± 0.20 (0.110 ± 0.008)	2.00 ± 0.10 (0.079 ± 0.004)	3.00 typ. (0.118 typ)	1.50 typ. (0.059 typ)
131J	12.5 ± 0.30 (0.492 ± 0.012)	12.5 ± 0.30 (0.492 ± 0.012)	7.50 ± 0.35 (0.295 ± 0.014)	3.00 ± 0.10 (0.118 ± 0.004)	8.60 ± 0.30 (0.339 ± 0.012)	2.00 ± 0.15 (0.079 ± 0.006)

Style F

For quantities greater than listed, call for quote.

581-LMXS06C6M100FTAS	LMXS06C6M100FTAS	10	20	0.098	1.30	06C6				1000	
581-LMXS131JM220FTAS	LMXS131JM220FTAS	22	20	0.032	4.00	131J				500	
581-LMXS131JM470FTAS	LMXS131JM470FTAS	47	20	0.064	2.70	131J				500	
581-LMXS131JM680FTAS	LMXS131JM680FTAS	68	20	0.094	2.00	131J				500	



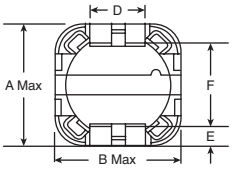

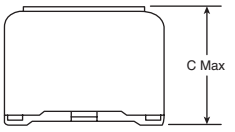

Type	A max.	B max.	C max.	D	E	F
1212	12.5 (0.492)	12.5 (0.492)	4.50 (0.177)	5.00 (0.197)	2.00 (0.079)	7.60 (0.299)
121J	12.5 (0.492)	12.5 (0.492)	8.00 (0.315)	5.00 (0.197)	2.00 (0.079)	7.60 (0.299)

Style H

For quantities greater than listed, call for quote.

581-LMXS1212M330HTAS	LMXS1212M330HTAS	33	20	0.097	2.70	1212				500	
581-LMXS121JM470HTAS	LMXS121JM470HTAS	47	20	0.100	2.50	121J				500	



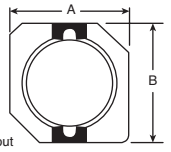

Recommended Solder PAD Layout

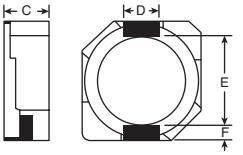

Type	A	B	C	D	E	F
1010	10.3 (0.398)	10.5 (0.414)	3.10 (0.122)	3.00 ± 0.10 (0.119 ± 0.004)	7.70 ± 0.30 (0.303 ± 0.012)	1.20 ± 0.150 (0.048 ± 0.006)
101D	10.3 (0.398)	10.5 (0.414)	3.80 ± 0.20 (0.150 ± 0.008)	3.00 ± 0.1 (0.119 ± 0.004)	7.70 ± 0.30 (0.303 ± 0.012)	1.2 ± 0.15 (0.048 ± 0.006)

Style L

For quantities greater than listed, call for quote.

581-LMXS1010N100LTAS	LMXS1010N100LTAS	10	30	0.059	3.18	1010				800	
581-LMXS101DN100LTAS	LMXS101DN100LTAS	10	30	0.035	4.40	101D				800	
581-LMXS101DN220LTAS	LMXS101DN220LTAS	22	30	0.073	2.90	101D				800	
581-LMXS101DN470LTAS	LMXS101DN470LTAS	47	30	0.128	2.10	101D				800	

LMXN SERIES - NON SHIELDED



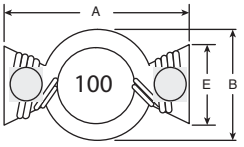

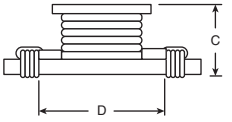

Type	A max.	B max.	C max.	D	E
0906	8.89 (0.350)	6.40 (0.252)	5.00 (0.197)	5.84 (0.230)	2.60 (0.103)
2216	22.35 (0.880)	16.26 (0.604)	8.00 (0.315)	16.00 (0.630)	8.00 (0.315)

Style B

For quantities greater than listed, call for quote.

MOUSER STOCK NO.	AVX Part No.	Inductance @ 100 KHz L (μH)	Tol. (%)	DCR (Ω) Max.	IDC (A) Max.	Type	Price Each 1	Price Each 10	Price Each 100	Reel Qty.	Price Per Piece
581-LMXN0906MR47BTAS	LMXN0906MR47BTAS	0.47	20	0.250	7.7	0906				1000	
581-LMXN2216M2R2BTAS	LMXN2216M2R2BTAS	2.2	20	0.006	20	2216				250	
581-LMXN0906M220BTAS	LMXN0906M220BTAS	22	20	0.250	1.2	0906				1000	
581-LMXN2216M470BTAS	LMXN2216M470BTAS	47	20	0.096	5	2216				250	



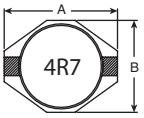

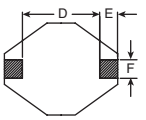



Type	A max.	B max.	C max.	D	E	F
1915	18.54 (0.730)	15.24 (0.600)	7.11 (0.280)	12.7 (0.500)	2.54 (0.100)	2.54 (0.100)

Style C

For quantities greater than listed, call for quote.

581-LMXN1915M100CTAS	LMXN1915M100CTAS	10	20	0.031	10	1915				250	
581-LMXN1915M102CTAS	LMXN1915M102CTAS	1000	20	1.800	1.0	1915				250	



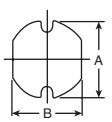

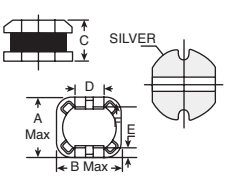

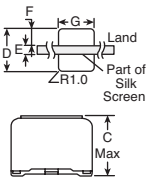

Type	A	B	C	D	E	F	G
0605	5.80 ± 0.30 (0.228 ± .012)	5.20 ± 0.30 (0.205 ± 0.012)	4.50 ± 0.35 (0.177 ± 0.014)	6.00 (0.236)	1.70 (0.067)	2.15 (0.085)	5.50 (0.217)

Style D

For quantities greater than listed, call for quote.

581-LMXN0605M330DTAS	LMXN0605M330DTAS	33	0605	0.230	0.88	20				1000	
581-LMXN0605M470DTAS	LMXN0605M470DTAS	47	0605	0.370	0.72	20				1000	

© Copyright 2014 Mouser Electronics

© Copyright 2014 Mouser Electronics

BI TECHNOLOGIES Power Inductors

RoHS Compliant This product is RoHS compliant.

TT electronics
BI Technologies

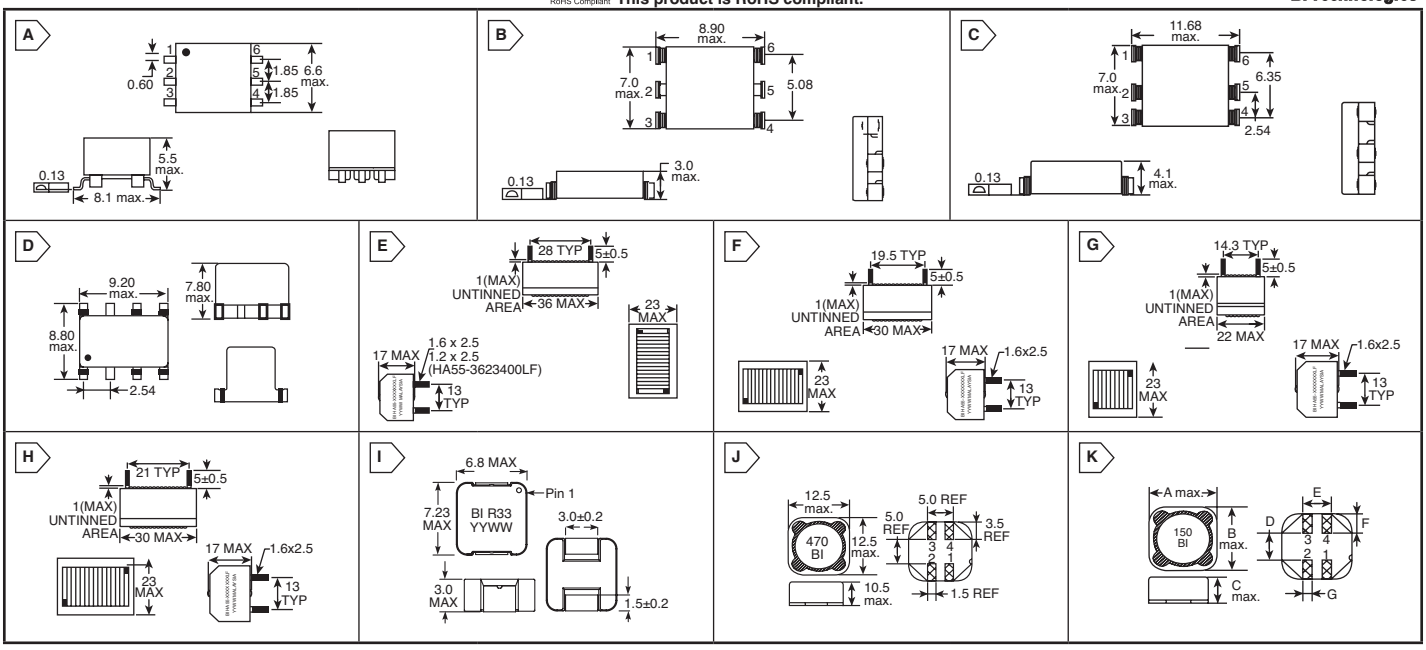

HM42 SERIES GATE DRIVE TRANSFORMER INDUCTORS

Features:
- Operating Temperature Range: -40 to +125°C
- Ambient Temperature Max.: +85°C
- 1500VDC Isolation between gate and drive
- Basic insulation 1500Vrms between primary and secondary

For quantities greater than listed, call for quote.

MOUSER STOCK NO. Mfr.	Mfr. Part No.	Fig.	Inductance (µH) Min.	Leakage Inductance (µH) Max.	DCR (Ω) Max.	Price Each 1	50	100	Reel Qty.	Price Per Piece
858	HM42-10001LFTR	A	300	2.30	2.00				750	
858	HM42-10002LFTR	A	300	2.30	2.00				750	
858	HM42-20001LFTR	B	695	0.50	1.00				1500	
858	HM42-20002LFTR	B	785	0.46	0.60				1500	
858	HM42-30001LFTR	C	980	0.75	0.50				1000	
858	HM42-30002LFTR	C	980	0.75	0.50				1000	
858	HM42-30003LFTR	C	1500	0.50	0.62				1000	
858	HM42-40001LFTR	D	3300	0.70	1.60				450	
858	HM42-40002LFTR	D	1400	0.50	0.60				450	
858	HM42-40003LFTR	D	1200	0.50	0.50				450	
858	HM42-40004LFTR	D	1200	0.60	0.60				450	

HA55 SERIES POWER INDUCTORS

Features:
- Operating Temperature Range: -40 to +155°C
- Ambient Temperature Max.: +85°C

Applications:
- Use as DC-DC converter and in high current applications. Suitable for industrial as well as automotive application.

For quantities greater than listed, call for quote.

MOUSER STOCK NO. Mfr.	Mfr. Part No.	Fig.	Inductance (µH) Typ.	Irated (A)	Isat (A)	DC Resistance (mΩ)	Price Each 1	50	100
858	HA55-3623200LF	E	20.00	33.00	35.0	3.35			
858	HA55-3023115LF	F	11.50	39.00	43.0	2.30			
858	HA55-2223070LF	G	7.00	40.00	48.0	1.70			
858	HA55-3023130LF	H	13.00	37.00	40.0	2.50			
858	HA55L-3623220LF	E	22.00	34.00	26.0	3.35			
858	HA55L-3023135LF	F	13.50	39.00	30.0	2.30			
858	HA55L-2223088LF	G	8.83	41.00	33.0	1.70			
858	HA55L-3023163LF	H	16.30	37.00	27.0	2.50			
858	HA55L-3623400LF	E	40.00	26.00	20.0	5.70			

HM72B SERIES SMT INDUCTORS

- Operating Temperature Range: -40°C to +130°C
- Temperature Rise, Maximum: +50°C
- Operating Frequency: Up to 3MHz

For quantities greater than listed, call for quote.

MOUSER STOCK NO. Mfr.	Mfr. Part No.	Fig.	Inductance µH±20%	Heating Current (ADC)	Isat (ADC)	DCR (mΩ) Typ.	Price Each 1	100	500	2000
858	HM72B-06R10LF	I	0.1	26.2	60	1.5				
858	HM72B-06R15LF	I	0.15	23.3	52	1.9				
858	HM72B-06R22LF	I	0.22	20.3	40	2.5				
858	HM72B-06R33LF	I	0.33	18	30	3.2				
858	HM72B-06R47LF	I	0.47	16.1	26	4				
858	HM72B-06R68LF	I	0.68	14.4	25	5				
858	HM72B-06R82LF	I	0.82	12	24	7.2				
858	HM72B-061R0LF	I	1	10.3	22	9				
858	HM72B-061R5LF	I	1.5	8.4	18	13				
858	HM72B-062R2LF	I	2.2	8.3	14	15				
858	HM72B-063R3LF	I	3.3	6.6	13.5	26.5				
858	HM72B-064R7LF	I	4.7	5.4	10	35				
858	HM72B-066R8LF	I	6.8	4.1	8	62				
858	HM72B-06100LF	I	10	3.2	7	100				

HM78D SERIES SURFACE MOUNT COUPLED INDUCTORS

Features:
- Operating Temperature Range: -40 to +125°C
- Ambient Temperature Max.: +85°C
- Temperature Rise, Max.: +40°C
- Operating Frequency: Up to 3MHz

Applications:
- Ideal for SEPIC applications, high inductance, high efficiency and excellent current handling in rugged, low cost part
- Use as DC-DC converter and in applications like hand phones, CD/DVD player, digital camera, GPS system

Case Size	A	B	C	D	E	F	G
128	12.50	12.50	8.05	5.00	5.00	3.50	1.50
755	7.70	7.70	4.80	3.90	2.70	1.55	0.72

Shielded

For quantities greater than listed, call for quote.

MOUSER STOCK NO. Mfr.	Mfr. Part No.	Fig.	Inductance (µH±20%)	DCR (Ω) Typ.	Isat (A)	Irms (A)	Price Each 1	50	100	500
Case 128										
858	HM78D1284R7MLFTR	J	4.7	0.0190	14.90	7.40				
858	HM78D1286R8MLFTR	J	6.8	0.0240	13.10	6.90				
858	HM78D128100MLFTR	J	10	0.0290	10.50	6.20				
858	HM78D128150MLFTR	J	15	0.0360	9.10	5.80				
858	HM78D128220MLFTR	J	22	0.0480	6.80	5.20				
858	HM78D128330MLFTR	J	33	0.0750	5.60	4.20				
858	HM78D128470MLFTR	J	47	0.0900	5.20	3.00				
858	HM78D128680MLFTR	J	68	0.1050	4.10	2.60				
858	HM78D128101MLFTR	J	100	0.1500	3.40	2.00				
858	HM78D128151MLFTR	J	150	0.2300	2.80	1.80				
858	HM78D128221MLFTR	J	220	0.3450	2.30	1.60				
858	HM78D128151MLFTR	J	150	0.2300	2.80	1.80				
858	HM78D128331MLFTR	J	330	0.5100	1.90	1.30				
858	HM78D128471MLFTR	J	470	0.7650	1.60	0.87				
858	HM78D128681MLFTR	J	680	1.1450	1.30	0.76				
858	HM78D128102MLFTR	J	1000	1.4150	1.10	0.60				
Case 755										
858	HM78D755R33MLFTR	J	0.33	0.0074	18.40	6.20				
858	HM78D7551R5MLFTR	J	1.5	0.0115	8.35	4.96				
858	HM78D7553R3MLFTR	J	3.3	0.0183	5.40	3.94				
858	HM78D7556R8MLFTR	J	6.8	0.0418	3.67	2.60				
858	HM78D755100MLFTR	J	10	0.0489	3.17	2.41				
858	HM78D755220MLFTR	J	22	0.0925	2.13	1.75				
858	HM78D755470MLFTR	J	47	0.2160	1.41	1.15				
858	HM78D755820MLFTR	J	82	0.3450	1.11	0.91				
858	HM78D755151MLFTR	J	150	0.5910	0.81	0.69				
858	HM78D755331MLFTR	J	330	1.4100	0.54	0.45				
858	HM78D755681MLFTR	J	680	2.5800	0.38	0.33				
858	HM78D755102MLFTR	J	1000	3.8900	0.31	0.27				

Unshielded

For quantities greater than listed, call for quote.

MOUSER STOCK NO. Mfr.	Mfr. Part No.	Fig.	Inductance (µH±20%)	DCR (Ω) Typ.	Isat (A)	Irms (A)	Price Each 1	150	300	600
858	HM78D12104R7MLFR	K	4.7	0.014	18.00	3.25				
858	HM78D12106R8MLFR	K	6.8	0.017	14.20	3.10				
858	HM78D12108R2MLFR	K	8.2	0.018	12.85	2.25				
858	HM78D1210100MLFR	K	10	0.020	11.75	3.20				
858	HM78D1210220MLFR	K	22	0.040	8.20	2.70				
858	HM78D1210330MLFR	K	33	0.050	6.60	2.00				
858	HM78D1210470MLFR	K	47	0.065	5.50	1.90				
858	HM78D1210560MLFR	K	56	0.081	4.90	0.85				
858	HM78D1210680MLFR	K	68	0.098	4.45	0.80				
858	HM78D1210101MLFR	K	100	0.128	3.70	0.70				
858	HM78D1210121MLFR	K	120	0.170	3.40	0.63				
858	HM78D1210331MLFR	K	330	0.440	2.10	0.41				
858	HM78D1210471MLFR	K	470	0.570	1.80	0.30				

© Copyright 2014 Mouser Electronics

BOURNS SMD Power Inductors

BOURNS®

RoHS Compliant **This product is RoHS compliant.**

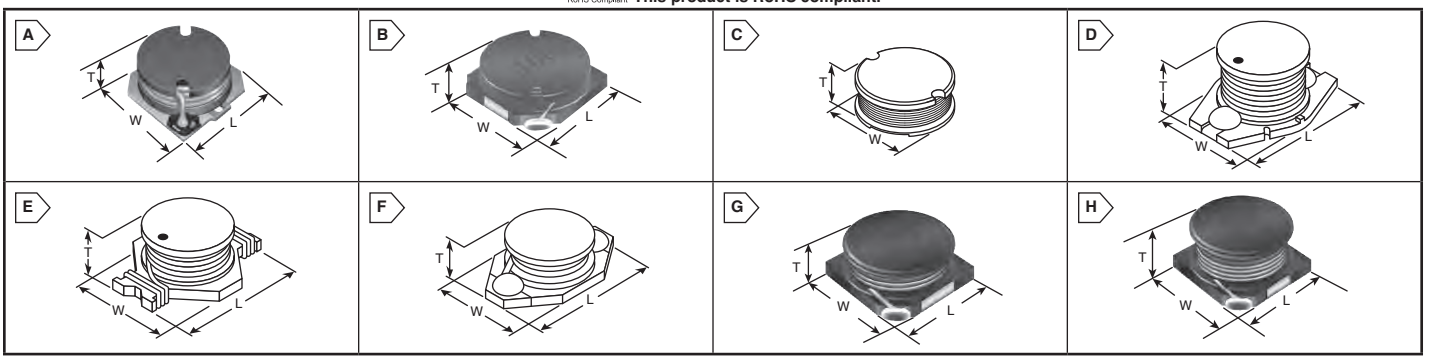

SDR SERIES LEAD FREE NON-SHIELDED POWER INDUCTORS

NEW PRODUCT

Applications:

- Input/output of DC/DC Converters
- Portable Communication Equipment
- Camcorders
- LCD TVs
- Car Radios

For quantities greater than listed, call for quote.

Series.	DIMENSIONS: mm (in.)			Price Each		Reel Qty.	Price Per Piece
	Length (L)	Width (W)	Thickness (T)	1	100		
SDR1105	10 (.394)	11.1 (.437)	4.8 (.189)			800	
SDR1305	12.7 (.3)	12.7 (.3)	4.8 (.189)			600	
SDR1307	- -	13 (.512)	7.0 (.276)			400	
SDR1806	18.3 (.720)	14.0 (.551)	6.6 (.260)			250	
SDR2207	22.0 (.866)	15.0 (.591)	7.0 (.276)			250	
SDR6603	6.60 (.260)	4.45 (.175)	2.92 (.115)			600	
SDR7030	7.0 (.276)	7.0 (.276)	3.0 (0.3)			1500	
SDR7045	7.0 (.276)	7.0 (.276)	4.5 (0.3)			1000	

SDR1105 Series

MOUSER STOCK NO. Mfr.	Mfr. Part No.	Fig.	Value (uF)	RDC max. (Ω)	I rms max. (A)	I sat Type (A)
652	SDR1105-220ML	A	22	0.080	3.00	6.5
652	SDR1105-330KL	A	33	0.100	2.60	5.0
652	SDR1105-390KL	A	39	0.140	2.40	4.5
652	SDR1105-101KL	A	100	0.320	1.50	2.8
652	SDR1105-151KL	A	150	0.500	1.20	2.3
652	SDR1105-201KL	A	200	0.650	1.00	1.8

SDR1305 Series

MOUSER STOCK NO. Mfr.	Mfr. Part No.	Fig.	Value (uF)	Q (min.)	Test Freq. (MHz)	SRF MHz (min.)
652	SDR1305-221K	B	220	16	0.796	7
652	SDR1305-102K	B	1000	41	0.252	2.7

SDR1307 Series

MOUSER STOCK NO. Mfr.	Mfr. Part No.	Fig.	Value (uF)	Q (min.)	Test Freq. (MHz)	SRF MHz (min.)
652	SDR1307-1R5ML	C	1.5	20	7.96	65
652	SDR1307-2R2ML	C	2.2	22	7.96	50
652	SDR1307-2R7ML	C	2.7	24	7.96	40
652	SDR1307-3R3ML	C	3.3	26	7.96	38
652	SDR1307-4R7ML	C	4.7	25	7.96	36
652	SDR1307-5R6ML	C	5.6	24	7.96	28
652	SDR1307-6R8ML	C	6.8	24	7.96	26
652	SDR1307-8R2ML	C	8.2	24	7.96	24
652	SDR1307-100ML	C	10	22	2.52	22
652	SDR1307-120ML	C	12	25	2.52	20
652	SDR1307-150ML	C	15	28	2.52	17
652	SDR1307-180ML	C	18	28	2.52	16
652	SDR1307-220ML	C	22	40	2.52	15
652	SDR1307-270ML	C	27	35	2.52	11
652	SDR1307-330KL	C	33	35	2.52	10
652	SDR1307-390KL	C	39	28	2.52	9
652	SDR1307-470KL	C	47	24	2.52	7.5
652	SDR1307-560KL	C	56	22	2.52	7.2
652	SDR1307-680KL	C	68	24	2.52	7
652	SDR1307-820KL	C	82	18	2.52	6
652	SDR1307-101KL	C	100	25	0.796	5.8
652	SDR1307-121KL	C	120	20	0.796	5.5
652	SDR1307-151KL	C	150	20	0.796	4.5
652	SDR1307-181KL	C	180	18	0.796	4
652	SDR1307-221KL	C	220	15	0.796	3.8
652	SDR1307-271KL	C	270	15	0.796	3.5
652	SDR1307-331KL	C	330	15	0.796	3.2
652	SDR1307-391KL	C	390	12	0.796	2.5
652	SDR1307-471KL	C	470	12	0.796	2.2
652	SDR1307-561KL	C	560	10	0.796	2
652	SDR1307-681KL	C	680	10	0.796	1.6
652	SDR1307-821KL	C	820	10	0.796	1.5
652	SDR1307-102KL	C	1000	10	0.252	1.4

SDR1806 Series

MOUSER STOCK NO. Mfr.	Mfr. Part No.	Fig.	Value (uF)	Q (min.)	Test Freq. (MHz)	SRF MHz (min.)
652	SDR1806-1R0ML	D	1	21	7.96	100
652	SDR1806-2R2ML	D	2.2	22	7.96	55
652	SDR1806-3R3ML	D	3.3	22	7.96	40
652	SDR1806-5R6ML	D	5.6	23	7.96	30
652	SDR1806-100ML	D	10	22	2.52	25
652	SDR1806-150ML	D	15	20	2.52	17

SDR1806 Series (Cont.)

MOUSER STOCK NO. Mfr.	Mfr. Part No.	Fig.	Value (uF)	Q (min.)	Test Freq. (MHz)	SRF MHz (min.)
652	SDR1806-220ML	D	22	22	2.52	13
652	SDR1806-330ML	D	33	24	2.52	11
652	SDR1806-470ML	D	47	22	2.52	9
652	SDR1806-680ML	D	68	22	2.52	8
652	SDR1806-101KL	D	100	25	0.796	7
652	SDR1806-151KL	D	150	23	0.796	5
652	SDR1806-221KL	D	220	20	0.796	4.5
652	SDR1806-331KL	D	330	18	0.796	3.5
652	SDR1806-471KL	D	470	15	0.796	3
652	SDR1806-681KL	D	680	12	0.796	2.5
652	SDR1806-102KL	D	1000	10	0.252	2

SDR2207 Series

MOUSER STOCK NO. Mfr.	Mfr. Part No.	Fig.	Value (uF)	Q (min.)	Test Freq. (MHz)	SRF MHz (min.)
652	SDR2207-1R8ML	E	1.8	31	3	51
652	SDR2207-3R3ML	E	3.3	38	3	39
652	SDR2207-4R7ML	E	4.7	38	3	33
652	SDR2207-8R2ML	E	8.2	35	3	25
652	SDR2207-100ML	E	10	53	5	20
652	SDR2207-150YL	E	15	38	5	16
652	SDR2207-180YL	E	18	46	5	15
652	SDR2207-220YL	E	22	27	3	14
652	SDR2207-330YL	E	33	27	3	11
652	SDR2207-470KL	E	47	27	3	9
652	SDR2207-680KL	E	68	18	2	7.9
652	SDR2207-101KL	E	100	18	2	6
652	SDR2207-121KL	E	120	20	2	6
652	SDR2207-181KL	E	180	20	2	5.7

SDR6603 Series

MOUSER STOCK NO. Mfr.	Mfr. Part No.	Fig.	Value (uF)	Q (min.)	Test Freq. (MHz)	SRF MHz (min.)
652	SDR6603-1R0M	F	1	20	8	130
652	SDR6603-1R5M	F	1.5	19	7.96	115
652	SDR6603-2R2M	F	2.2	18	7.96	90
652	SDR6603-3R3M	F	3.3	18.5	7.96	70
652	SDR6603-4R7M	F	4.7	17	7.96	50
652	SDR6603-6R8M	F	6.8	15.5	7.96	45
652	SDR6603-100M	F	10	17	2.52	35
652	SDR6603-150M	F	15	17	2.52	30
652	SDR6603-220M	F	22	16	2.52	20
652	SDR6603-330M	F	33	24	2.52	15
652	SDR6603-470M	F	47	15	2.52	14
652	SDR6603-680M	F	68	18	2.52	11
652	SDR6603-101M	F	100	29	0.796	9
652	SDR6603-151M	F	150	41	0.796	6
652	SDR6603-221M	F	220	33	0.796	5.5
652	SDR6603-331M	F	330	42	0.796	5
652	SDR6603-471M	F	470	42	0.796	4
652	SDR6603-681M	F	680	58	0.796	3
652	SDR6603-102M	F	1000	71	0.252	2

SDR7030 Series

MOUSER STOCK NO. Mfr.	Mfr. Part No.	Fig.	Value (uF)	Q (min.)	Test Freq. (MHz)	SRF MHz (min.)
652	SDR7030-100M	G	10	16	2.52	35

SDR7045 Series

MOUSER STOCK NO. Mfr.	Mfr. Part No.	Fig.	Value (uF)	Q (min.)	Test Freq. (MHz)	SRF MHz (min.)
652	SDR7045-680K	H	68	17	2.52	11
652	SDR7045-331K	H	330	20	0.796	6

© Copyright 2014 Mouser Electronics

© Copyright 2014 Mouser Electronics



DUAL-WINDING SHIELDED POWER INDUCTORS

For quantities greater than listed, call for quote.

MOUSER STOCK NO.	Mfr. Part No.	Fig.	Impedance @ 100 MHz (Ω) ±25%	Tol. %	DCR (Ω) Max.	Irms (A)	Isat (A)	Price Each 1	50	100	500	1500
SRF0703 Series												
652—SRF0703-R33M		A	0.33	±20	0.0092	6.19	14.4					
652—SRF0703-1R0M		A	1.0	±20	0.0135	5.25	7.97					
652—SRF0703-1R5M		A	1.5	±20	0.0191	4.64	6.52					
652—SRF0703-2R2M		A	2.2	±20	0.0217	4.11	5.52					
652—SRF0703-3R3M		A	3.3	±20	0.0316	3.31	4.22					
652—SRF0703-4R7M		A	4.7	±20	0.0406	3.09	3.78					
652—SRF0703-6R8M		A	6.8	±20	0.0658	2.55	3.12					
652—SRF0703-8R2M		A	8.2	±20	0.0772	2.19	2.66					
652—SRF0703-100M		A	10	±20	0.0826	2.08	2.47					
652—SRF0703-150M		A	15	±20	0.119	1.83	2.05					
652—SRF0703-220M		A	22	±20	0.15	1.62	1.67					
652—SRF0703-330M		A	33	±20	0.24	1.31	1.35					
652—SRF0703-470M		A	47	±20	0.338	1.08	1.14					
652—SRF0703-680M		A	68	±20	0.507	0.89	0.96					
652—SRF0703-820M		A	82	±20	0.61	0.86	0.89					
652—SRF0703-101M		A	100	±20	0.715	0.73	0.79					
652—SRF0703-151M		A	150	±20	0.986	0.58	0.65					
652—SRF0703-221M		A	220	±20	1.48	0.52	0.53					
652—SRF0703-331M		A	330	±20	2.16	0.42	0.44					
652—SRF0703-471M		A	470	±20	2.82	0.35	0.37					
652—SRF0703-681M		A	680	±20	3.96	0.29	0.31					
652—SRF0703-821M		A	820	±20	5.01	0.27	0.28					
652—SRF0703-102M		A	1000	±20	6.11	0.26	0.25					
SRF1260 Series												
652—SRF1260-100M		B	10	±20	0.0246	5.35	7.17					
652—SRF1260-150M		B	15	±20	0.0329	4.27	5.69					
652—SRF1260-220M		B	22	±20	0.0451	3.7	4.71					
652—SRF1260-330M		B	33	±20	0.0618	3.28	3.84					
652—SRF1260-470M		B	47	±20	0.086	2.71	3.24					
652—SRF1260-680M		B	68	±20	0.117	2.22	2.7					
652—SRF1260-820M		B	82	±20	0.15	2.05	2.39					
652—SRF1260-101M		B	100	±20	0.171	1.78	2.2					
652—SRF1260-151M		B	150	±20	0.254	1.48	1.81					
652—SRF1260-221M		B	220	±20	0.354	1.19	1.51					
652—SRF1260-331M		B	330	±20	0.574	1.06	1.22					
652—SRF1260-471M		B	470	±20	0.83	0.87	1.02					
652—SRF1260-681M		B	680	±20	1.212	0.7	0.85					
652—SRF1260-821M		B	820	±20	1.46	0.6	0.77					
652—SRF1260-102M		B	1000	±20	1.854	0.57	0.7					
SRF1280 Series												
652—SRF1280-100M		C	10	±20	0.0241	6.04	11.2					
652—SRF1280-150M		C	15	±20	0.0333	5.03	9.66					
652—SRF1280-220M		C	22	±20	0.0503	4	7.57					
652—SRF1280-330M		C	33	±20	0.0664	3.23	6.22					
652—SRF1280-470M		C	47	±20	0.0898	2.95	5.28					
652—SRF1280-680M		C	68	±20	0.123	2.44	4.44					
652—SRF1280-820M		C	82	±20	0.153	2.09	4.06					
652—SRF1280-101M		C	100	±20	0.175	1.96	3.64					
652—SRF1280-151M		C	150	±20	0.261	1.59	3.01					
652—SRF1280-221M		C	220	±20	0.343	1.29	2.43					
652—SRF1280-331M		C	330	±20	0.54	1.04	2.01					
652—SRF1280-471M		C	470	±20	0.865	0.85	1.68					
652—SRF1280-681M		C	680	±20	1.296	0.76	1.39					
652—SRF1280-821M		C	820	±20	1.632	0.65	1.27					
652—SRF1280-102M		C	1000	±20	1.992	0.61	1.14					

MULTILAYER POWER CHIP INDUCTORS

PRODUCT NEW

For quantities greater than listed, call for quote.

MOUSER STOCK NO.	Mfr. Part No.	Fig.	Impedance @ 100 MHz (Ω) ±25%	Tol. %	DCR (Ω) Max.	IDC Max. (mA)	Price Each 1	50	100	500	2000
CVH252009 Series											
652—CVH252009-R47M		D	±20%	0.04	100	1800					
652—CVH252009-1R0M		D	±20%	0.055	60	1600					
652—CVH252009-1R5M		D	±20%	0.07	50	1500					
652—CVH252009-2R2M		D	±20%	0.08	40	1300					
652—CVH252009-3R3M		D	±20%	0.10	30	1200					
652—CVH252009-4R7M		D	±20%	0.11	25	1100					

COMMON MODE CHIP INDUCTORS

PRODUCT NEW

For quantities greater than listed, call for quote.

MOUSER STOCK NO.	Mfr. Part No.	Fig.	Impedance @ 100 MHz (Ω) ±25%	Tol. %	DCR (Ω) Max.	IDC Max. (mA)	Price Each 1	50	100	500	2000
SRF2012 Series											
652—SRF2012-670YA		E	67	±25	0.25	400					
652—SRF2012-900YA		E	90	±25	0.3	400					
652—SRF2012-121YA		E	120	±25	0.3	400					
652—SRF2012-161YA		E	160	±25	0.35	350					
652—SRF2012-181YA		E	180	±25	0.35	350					
652—SRF2012-201YA		E	200	±25	0.4	300					
652—SRF2012-221YA		E	220	±25	0.4	300					
652—SRF2012-261YA		E	260	±25	0.4	300					
652—SRF2012-361YA		E	360	±25	0.45	300					
SRF4532 Series											
652—SRF4532-110Y		F	700	+50/-30	0.8	300					
652—SRF4532-220Y		F	1000	+50/-30	2.65	200					
652—SRF4532-510Y		F	2000	+50/-30	3.5	200					
652—SRF4532-101Y		F	5000	+50/-30	8.9	200					

SEMI-SHIELDED POWER INDUCTORS

PRODUCT NEW

For quantities greater than listed, call for quote.

MOUSER STOCK NO.	Mfr. Part No.	Fig.	Inductance @ 100 MHz L (μH)	Tol. %	DCR (Ω) Max.	Irms (A)	Isat (A)	Price Each 1	100	500	2000
SRN3015 Series											
652—SRN3015-1R0Y		G	1.0	±30	0.048	2.35	2.35				
652—SRN3015-1R5Y		G	1.5	±30	0.066	2.10	2.00				
652—SRN3015-2R2M		G	2.2	±20	0.072	1.80	1.65				
652—SRN3015-3R3M		G	3.3	±20	0.112	1.60	1.40				
652—SRN3015-4R7M		G	4.7	±20	0.136	1.40	1.20				
652—SRN3015-6R8M		G	5.8	±20	0.211	1.10	1.05				
652—SRN3015-100M		G	10	±20	0.276	1.00	0.88				
652—SRN3015-150M		G	15	±20	0.422	0.80	0.68				
652—SRN3015-180M		G	18	±20	0.546	0.65	0.62				
652—SRN3015-220M		G	22	±20	0.622	0.60	0.58				
652—SRN3015-330M		G	33	±20	0.959	0.50	0.46				
652—SRN3015-470M		G	47	±20	1.406	0.40	0.38				
652—SRN3015-101M		G	100	±20	2.920	0.29	0.27				
SRN6045 Series											
652—SRN6045-1R0Y		H	1.0	±30	0.0139	4.2	8.5				
652—SRN6045-1R3Y		H	1.3	±30	0.017	4.0	8.0				
652—SRN6045-1R8Y		H	1.8	±30	0.0198	3.7	7.0				
652—SRN6045-2R2Y		H	2.2	±30	0.0251	3.5	6.0				
652—SRN6045-3R3Y		H	3.3	±30	0.0302	3.2	5.0				
652—SRN6045-4R7Y		H	4.7	±30	0.0376	3.0	4.0				
652—SRN6045-6R8Y		H	6.8	±30	0.0473	2.8	3.8				
652—SRN6045-8R2Y		H	8.2	±30	0.055	2.7	3.3				
652—SRN6045-100M		H	10	±20	0.0586	2.5	3.0				
652—SRN6045-150M		H	15	±20	0.0958	1.9	2.3				
652—SRN6045-220M		H	22	±20	0.142	1.5	1.9				
652—SRN6045-330M		H	33	±20	0.188	1.4	1.5				
652—SRN6045-470M		H	47	±20	0.257	1.1	1.3				
652—SRN6045-680M		H	68	±20	0.351	0.9	1.0				
652—SRN6045-101M		H	100	±20	0.494	0.7	0.8				
SRN8040 Series											
652—SRN8040-R50Y		I	0.5	±30	0.007	10	12				
652—SRN8040-1R0Y		I	1.0	±30	0.01	7.8	11				
652—SRN8040-1R5Y		I	1.5	±30	0.011	7	8.2				
652—SRN8040-2R2Y		I	2.2	±30	0.013	6.3	7.4				
652—SRN8040-3R3Y		I	3.3	±30	0.021	5.6	5.5				
652—SRN8040-3R6Y		I	3.6	±30	0.022	4.9	5.3				
652—SRN8040-4R7Y		I	4.7	±30	0.024	4.1	4.7				
652—SRN8040-6R8Y		I	6.8	±30	0.033	3.9	4.2				
652—SRN8040-8R2Y		I	8.2	±30	0.045	3.7	4				
652—SRN8040-100M		I	10	±20	0.05	3.1	3.4				
652—SRN8040-150M		I	15	±20	0.07	2.4	2.7				
652—SRN8040-220M		I	22	±20	0.1	2.2	2.2				
652—SRN8040-330M		I	33	±20	0.145	1.7	1.9				
652—SRN8040-470M		I	47	±20	0.19	1.4	1.5				
652—SRN8040-680M		I	68	±20	0.275	1.1	1.2				
652—SRN8040-101M		I	100	±20	0.4	1	1				

© Copyright 2014 Mouser Electronics

© Copyright 2014 Mouser Electronics

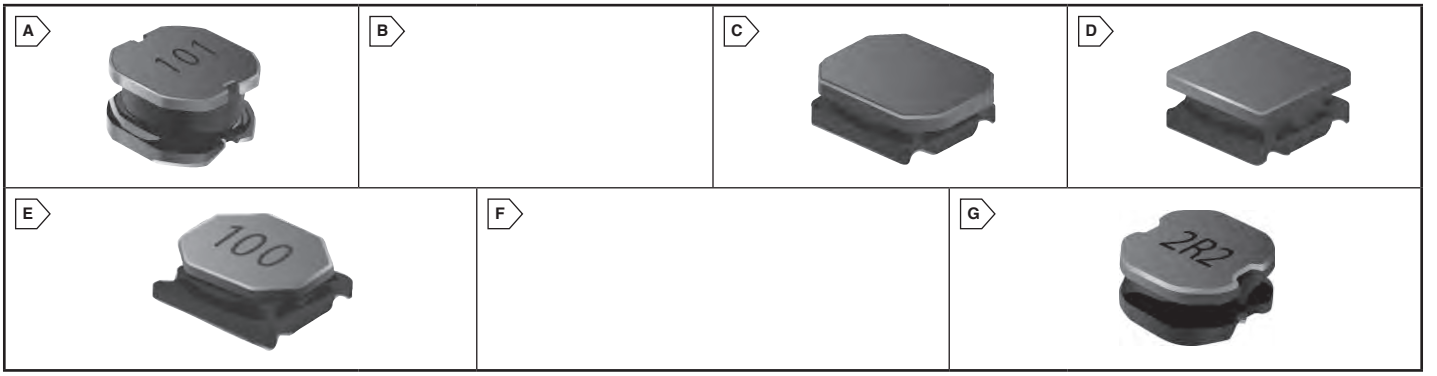

SEMI-SHIELDED POWER INDUCTORS

SNN1060 Series

PRODUCT NEW

For quantities greater than listed, call for quote.

MOUSER STOCK NO.	Mfr. Part No.	Fig.	Inductance @ 100 MHz L (µH)	Tol. %	DCR (Ω) Max.	Irms (A)	Isat (A)	Price Each 1	100	500	1000
652—SRN1060-100M		A	10	20	0.029	5.4	5.2				
652—SRN1060-180M		A	18	20	0.043	3.85	3.8				
652—SRN1060-220M		A	22	20	0.053	3.4	3.4				
652—SRN1060-330M		A	33	20	0.072	3.15	2.8				
652—SRN1060-470M		A	47	20	0.11	2.5	2.3				
652—SRN1060-101M		A	100	20	0.21	1.7	1.7				
652—SRN1060-151M		A	150	20	0.3	1.25	1.35				
652—SRN1060-221M		A	220	20	0.46	1.0	1.2				
652—SRN1060-331M		A	330	20	0.62	0.90	0.90				
652—SRN1060-471M		A	470	20	0.95	0.80	0.80				

SRN3010 Series

PRODUCT NEW

For quantities greater than listed, call for quote.

MOUSER STOCK NO.	Mfr. Part No.	Fig.	Inductance @ 100 MHz L (µH)	Tol. %	DCR (Ω) Max.	Irms (A)	Isat (A)	Price Each 1	100	500	1000
652—SRN3010-1R0Y		B	1.0	30	0.063	2.3	2.3				
652—SRN3010-1R2Y		B	1.2	30	0.081	2.1	1.9				
652—SRN3010-1R5Y		B	1.5	30	0.091	2	1.65				
652—SRN3010-2R2M		B	2.2	20	0.096	1.9	1.3				
652—SRN3010-3R3M		B	3.3	20	0.156	1.8	1.05				
652—SRN3010-4R7M		B	4.7	20	0.210	1.7	0.85				
652—SRN3010-6R8M		B	6.8	20	0.312	1.3	0.7				
652—SRN3010-100M		B	10	20	0.420	0.9	0.6				
652—SRN3010-150M		B	15	20	0.612	0.8	0.5				
652—SRN3010-220M		B	22	20	0.936	0.7	0.4				
652—SRN3010-330M		B	33	20	1.320	0.5	0.32				
652—SRN3010-470M		B	47	20	1.920	0.35	0.28				

SRN3015 Series

For quantities greater than listed, call for quote.

MOUSER STOCK NO.	Mfr. Part No.	Fig.	Inductance @ 100 MHz L (µH)	Tol. %	DCR (Ω) Max.	Irms (A)	Isat (A)	Price Each 1	100	500	2000
652—SRN3015-1R0Y		C	1.0	±30	0.048	2.35	2.35				
652—SRN3015-1R5Y		C	1.5	±30	0.066	2.10	2.00				
652—SRN3015-2R2M		C	2.2	±20	0.072	1.80	1.65				
652—SRN3015-3R3M		C	3.3	±20	0.112	1.60	1.40				
652—SRN3015-4R7M		C	4.7	±20	0.136	1.40	1.20				
652—SRN3015-6R8M		C	5.8	±20	0.211	1.10	1.05				
652—SRN3015-100M		C	10	±20	0.276	1.00	0.88				
652—SRN3015-150M		C	15	±20	0.422	0.80	0.68				
652—SRN3015-180M		C	18	±20	0.546	0.65	0.62				
652—SRN3015-220M		C	22	±20	0.622	0.60	0.58				
652—SRN3015-330M		C	33	±20	0.959	0.50	0.46				
652—SRN3015-470M		C	47	±20	1.406	0.40	0.38				
652—SRN3015-101M		C	100	±20	2.920	0.29	0.27				

SRN4018 Series

PRODUCT NEW

For quantities greater than listed, call for quote.

MOUSER STOCK NO.	Mfr. Part No.	Fig.	Inductance @ 100 MHz L (µH)	Tol. %	DCR (Ω) Max.	Irms (A)	Isat (A)	Price Each 1	100	500	1000
652—SRN4018-R82Y		D	0.82	30	0.019	4.0	4.7				
652—SRN4018-1R0Y		D	1	30	0.023	3.7	4.2				
652—SRN4018-1R2Y		D	1.2	30	0.025	3.5	4.0				
652—SRN4018-1R5Y		D	1.5	30	0.032	3.1	3.5				
652—SRN4018-2R2M		D	2.2	20	0.044	2.9	3.0				
652—SRN4018-2R7M		D	2.7	20	0.052	2.3	2.4				
652—SRN4018-3R3M		D	3.3	20	0.066	2.2	2.3				
652—SRN4018-4R7M		D	4.7	20	0.084	1.9	2.0				
652—SRN4018-6R8M		D	6.8	20	0.118	1.5	1.6				
652—SRN4018-100M		D	10	20	0.180	1.3	1.4				

SRN4018 Series (Cont.)

PRODUCT NEW

For quantities greater than listed, call for quote.

MOUSER STOCK NO.	Mfr. Part No.	Fig.	Inductance @ 100 MHz L (µH)	Tol. %	DCR (Ω) Max.	Irms (A)	Isat (A)	Price Each 1	100	500	1000
652—SRN4018-150M		D	15	20	0.264	1.0	1.1				
652—SRN4018-220M		D	22	20	0.348	0.9	0.95				
652—SRN4018-330M		D	33	20	0.552	0.7	0.75				
652—SRN4018-470M		D	47	20	0.780	0.6	0.62				
652—SRN4018-680M		D	68	20	1.128	0.5	0.50				
652—SRN4018-101M		D	100	20	1.596	0.4	0.45				
652—SRN4018-151M		D	150	20	2.400	0.3	0.35				
652—SRN4018-221M		D	220	20	3.552	0.3	0.30				

SRN5020 Series

PRODUCT NEW

For quantities greater than listed, call for quote.

MOUSER STOCK NO.	Mfr. Part No.	Fig.	Inductance @ 100 MHz L (µH)	Tol. %	DCR (Ω) Max.	Irms (A)	Isat (A)	Price Each 1	100	500	1000
652—SRN5020-1R0Y		E	1	30	0.025	3.6	4.0				
652—SRN5020-1R5Y		E	1.5	30	0.031	3.2	3.35				
652—SRN5020-2R2Y		E	2.2	30	0.042	2.9	2.9				
652—SRN5020-3R3M		E	3.3	20	0.058	2.4	2.4				
652—SRN5020-4R7M		E	4.7	20	0.072	2.0	2.0				
652—SRN5020-5R6M		E	5.6	20	0.106	1.8	1.8				
652—SRN5020-6R8M		E	6.8	20	0.108	1.65	1.6				
652—SRN5020-100M		E	10	20	0.144	1.45	1.3				
652—SRN5020-150M		E	15	20	0.198	1.20	1.10				
652—SRN5020-220M		E	22	20	0.312	1.0	0.90				
652—SRN5020-330M		E	33	20	0.516	0.9	0.80				

SRN6045 Series

For quantities greater than listed, call for quote.

MOUSER STOCK NO.	Mfr. Part No.	Fig.	Inductance @ 100 MHz L (µH)	Tol. %	DCR (Ω) Max.	Irms (A)	Isat (A)	Price Each 1	100	500	2000
652—SRN6045-1R0Y		F	1.0	±30	0.0139	4.2	8.5				
652—SRN6045-1R3Y		F	1.3	±30	0.017	4.0	8.0				
652—SRN6045-1R8Y		F	1.8	±30	0.0198	3.7	7.0				
652—SRN6045-2R2Y		F	2.2	±30	0.0251	3.5	6.0				
652—SRN6045-3R3Y		F	3.3	±30	0.0302	3.2	5.0				
652—SRN6045-4R7Y		F	4.7	±30	0.0376	3.0	4.0				
652—SRN6045-6R8Y		F	6.8	±30	0.0473	2.8	3.8				
652—SRN6045-8R2Y		F	8.2	±30	0.055	2.7	3.3				
652—SRN6045-100M		F	10	±20	0.0586	2.5	3.0				
652—SRN6045-150M		F	15	±20	0.0958	1.9	2.3				
652—SRN6045-220M		F	22	±20	0.142	1.5	1.9				
652—SRN6045-330M		F	33	±20	0.188	1.4	1.5				
652—SRN6045-470M		F	47	±20	0.257	1.1	1.3				
652—SRN6045-680M		F	68	±20	0.351	0.9	1.0				
652—SRN6045-101M		F	100	±20	0.494	0.7	0.8				

SRN8040 Series

For quantities greater than listed, call for quote.

MOUSER STOCK NO.	Mfr. Part No.	Fig.	Inductance @ 100 MHz L (µH)	Tol. %	DCR (Ω) Max.	Irms (A)	Isat (A)	Price Each 1	100	500	1000
652—SRN8040-R50Y		G	0.5	±30	0.007	10	12				
652—SRN8040-1R0Y		G	1.0	±30	0.01	7.8	11				
652—SRN8040-1R5Y		G	1.5	±30	0.011	7	8.2				
652—SRN8040-2R2Y		G	2.2	±30	0.013	6.3	7.4				
652—SRN8040-3R3Y		G	3.3	±30	0.021	5.6	5.5				
652—SRN8040-3R6Y		G	3.6	±30	0.022	4.9	5.3				
652—SRN8040-4R7Y		G	4.7	±30	0.024	4.1	4.7				
652—SRN8040-6R8Y		G	6.8	±30	0.033	3.9	4.2				
652—SRN8040-8R2Y		G	8.2	±30	0.045	3.7	4				
652—SRN8040-100M		G	10	±20	0.05	3.1	3.4				
652—SRN8040-150M		G	15	±20	0.07	2.4	2.7				
652—SRN8040-220M		G	22	±20	0.1	2.2	2.2				
652—SRN8040-330M		G	33	±20	0.145	1.7	1.9				
652—SRN8040-470M		G	47	±20	0.19	1.4	1.5				
652—SRN8040-680M		G	68	±20	0.275	1.1	1.2				
652—SRN8040-101M		G	100	±20	0.4	1	1				

© Copyright 2014 Mouser Electronics

© Copyright 2014 Mouser Electronics

BOURNS Shielded SMD Power Inductors

BOURNS®

RoHS Compliant **This product is RoHS compliant.**

CHIP BEAD AND INDUCTOR KITS

Bourns Kits include surface-mount chip inductors, power chokes, chip beads, chip bead arrays, as well as radial-leaded and axial-leaded inductors. These components are used in computer, instrumentation, industrial, and medical applications.



For quantities greater than listed, call for quote.

MOUSER STOCK NO.	Bourns Part No.	Description	Qty.	Number of Parts	Price Each 1	Price Each 5
652-CI100505-LAB1	CI100505-LAB1	Multi Layer Chip Inductors	40	18		
652-CI160808-LAB1	CI160808-LAB1	Multi Layer Chip Inductors	20	18		
652-CE201210-LAB1	CE201210-LAB1	Multi Layer Chip Inductors	40	18		
652-CS160808-LAB1	CS160808-LAB1	Ferrite Multi Layer Chip Inductors	30	18		
652-CV201210-LAB1	CV201210-LAB1	Ferrite Multi Layer Chip Inductors	30	18		
652-CS321613-LAB1	CS321613-LAB1	Ferrite Multi Layer Chip Inductors	30	18		
652-CM100505-LAB1	CM100505-LAB1	CM45, CM32, CM25, CM20, CM16, CM10 SMT Chip Inductors	40	19		
652-CM201212-LAB1	CM201212-LAB1	CM45, CM32, CM25, CM20, CM16, CM10 SMT Chip Inductors	30	13		
652-CM322522-LAB1	CM322522-LAB1	CM45, CM32, CM25, CM20, CM16, CM10 SMT Chip Inductors	10	21		
652-CM252016-LAB1	CM252016-LAB1	CM45, CM32, CM25, CM20, CM16, CM10 SMT Chip Inductors	20	25		
652-SRU10-LAB1	SRU10-LAB1	Sheilded SMD Power Inductors	3	18		
652-SRU30-LAB1	SRU30-LAB1	Sheilded SMD Power Inductors	3	18		
652-SRU50-LAB1	SRU50-LAB1	Sheilded SMD Power Inductors	3	18		
652-SRU60-LAB1	SRU60-LAB1	Sheilded SMD Power Inductors	3	18		
652-SRP12-LAB1	SRP12-LAB1	Sheilded SMD Power Inductors	2	18		
652-SRR12-LAB1	SRR12-LAB1	Shielded SMD Power Inductors	2	18		
652-SRU20-LAB1	SRU20-LAB1	Shielded SMD Power Inductors	3	18		
652-SRP-LAB1	SRP-LAB1	Shielded Power Inductors	3	32		
652-SRP-LAB2	SRP-LAB2	Shielded Power Inductors	3	32		
652-MHBEAD-LAB1	MHBEAD-LAB1	MH Series High Current Chip Ferrite Beads	5	18		
652-MUBEAD-LAB1	MUBEAD-LAB1	MG, MU, MZ Series High Impedance Chip Ferrite Beads	5	18		

DIMENSIONS: mm (in.)

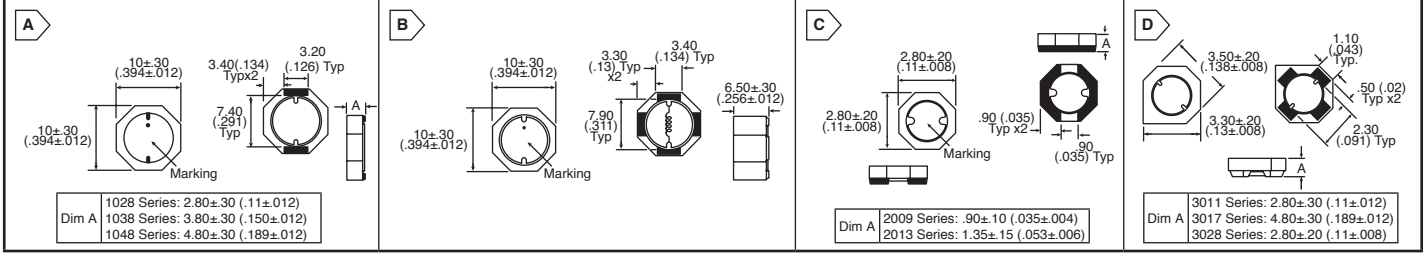

SERIES: SRU1028, SRU1038, SRU1048, SRU1063, SRU2009, SRU2013, SRU3011, SRU3017, SRU3028

Applications:
- Input/output of DC/DC converters
- Power supplies for portable communication equipment, camcorders, LDS TVs, and car radios

Specifications:
- Test voltage: 1V
- Reflow soldering: 230°C, 50 sec. max.
- Operating temperature: -40°C to +125°C
- Storage temperature: -40°C to +125°C
- Resistance to soldering heat: 260°C for 10 sec.

For quantities greater than listed, call for quote.

MOUSER STOCK NO. Mfr.	Mfr. Part No.	Fig.	Inductance 100KHz uH	Test Freq. (MHz)	RDC (mΩ)	I rms Max. (A)	Price Each 1	Price Each 100	Reel Qty.	Price Per Piece
SRU1028 Series										
652	SRU1028-1R0Y	A	1.0	7.96	4.9	7.00			1000	
652	SRU1028-1R5Y	A	1.5	7.96	7.3	6.50			1000	
652	SRU1028-2R2Y	A	2.2	7.96	11	5.30			1000	
652	SRU1028-3R3Y	A	3.3	7.96	15	4.60			1000	
652	SRU1028-4R7Y	A	4.7	7.96	16	4.50			1000	
652	SRU1028-6R8Y	A	6.8	7.96	25	3.50			1000	
652	SRU1028-8R2Y	A	8.2	7.96	28	3.30			1000	
652	SRU1028-100Y	A	10.0	7.96	40	2.80			1000	
652	SRU1028-150Y	A	15.0	2.52	69	2.00			1000	
652	SRU1028-220Y	A	22.0	2.52	104	1.60			1000	
652	SRU1028-330Y	A	33.0	2.52	139	1.25			1000	
652	SRU1028-470Y	A	47.0	2.52	167	1.30			1000	
652	SRU1028-560Y	A	56.0	2.52	208	1.10			1000	
652	SRU1028-680Y	A	68.0	2.52	232	1.00			1000	
652	SRU1028-820Y	A	82.0	2.52	323	0.90			1000	
652	SRU1028-101Y	A	100.0	0.796	365	0.85			1000	
652	SRU1028-121Y	A	120.0	0.796	428	0.65			1000	
652	SRU1028-151Y	A	150.0	0.796	518	0.70			1000	
SRU1038 Series										
652	SRU1038-1R5Y	A	1.5	7.96	5.2	7.20			800	
652	SRU1038-2R5Y	A	2.5	7.96	12.5	6.10			800	
652	SRU1038-5R2Y	A	5.2	7.96	22	4.60			800	
652	SRU1038-6R2Y	A	6.2	7.96	16.5	4.00			800	
652	SRU1038-100Y	A	10.0	7.96	25	3.80			800	
652	SRU1038-150Y	A	15.0	2.52	37	2.80			800	
652	SRU1038-220Y	A	22.0	2.52	55.8	2.20			800	
652	SRU1038-330Y	A	33.0	2.52	86	1.80			800	
652	SRU1038-470Y	A	47.0	2.52	121	1.65			800	
652	SRU1038-680Y	A	68.0	2.52	166	1.10			800	
652	SRU1038-101Y	A	100.0	0.796	220	1.30			800	
652	SRU1038-151Y	A	150.0	0.796	358	0.90			800	
652	SRU1038-221Y	A	220.0	0.796	565	0.65			800	
652	SRU1038-331Y	A	330.0	0.796	773	0.55			800	
SRU1048 Series										
652	SRU1048-R80Y	A	0.8	7.96	3.6	7.8			600	
652	SRU1048-1R5Y	A	1.5	7.96	4.3	7.0			600	
652	SRU1048-2R2Y	A	2.2	7.96	5.3	6.5			600	
652	SRU1048-4R7Y	A	4.7	7.96	9.5	5.5			600	
652	SRU1048-6R8Y	A	6.8	7.96	13.6	4.8			600	
652	SRU1048-8R2Y	A	8.2	7.96	15	4.6			600	
652	SRU1048-100Y	A	10.0	7.96	18.5	4.5			600	
652	SRU1048-150Y	A	15.0	2.52	29	3.2			600	
652	SRU1048-220Y	A	22.0	2.52	42	2.6			600	
652	SRU1048-330Y	A	33.0	2.52	63	2.1			600	

For quantities greater than listed, call for quote.

MOUSER STOCK NO. Mfr.	Mfr. Part No.	Fig.	Inductance 100KHz uH	Test Freq. (MHz)	RDC (mΩ)	I rms Max. (A)	Price Each 1	Price Each 100	Reel Qty.	Price Per Piece
SRU1048 Series Cont										
652	SRU1048-470Y	A	47.0	2.52	94	1.7			600	
652	SRU1048-560Y	A	56.0	2.52	110	1.6			600	
652	SRU1048-680Y	A	68.0	2.52	127	1.4			600	
652	SRU1048-820Y	A	82.0	2.52	149	1.3			600	
652	SRU1048-101Y	A	100.0	0.796	160	1.2			600	
652	SRU1048-151Y	A	150.0	0.796	235	1.0			600	
652	SRU1048-221Y	A	220.0	0.796	350	0.8			600	
652	SRU1048-331Y	A	330.0	0.796	490	0.65			600	
SRU1063 Series										
652	SRU1063-4R7Y	B	4.7	7.96	14	5.50			500	
652	SRU1063-100Y	B	10.0	7.96	38	3.80			500	
652	SRU1063-150Y	B	15.0	2.52	42	3.20			500	
652	SRU1063-220Y	B	22.0	2.52	60	3.00			500	
652	SRU1063-330Y	B	33.0	2.52	105	2.20			500	
652	SRU1063-470Y	B	47.0	2.52	150	1.40			500	
652	SRU1063-680Y	B	68.0	2.52	210	1.20			500	
652	SRU1063-101Y	B	100.0	2.52	320	1.10			500	
SRU2009 Series										
652	SRU2009-1R0Y	C	1.0	7.96	110	1.45			1500	
652	SRU2009-2R2Y	C	2.2	7.96	210	1.1			1500	
652	SRU2009-3R3Y	C	3.3	7.96	320	0.8			1500	
652	SRU2009-100Y	C	10.0	2.52	1080	0.4			1500	
652	SRU2009-220Y	C	22.0	2.52	2600	0.22			1500	
SRU3011 Series										
652	SRU3011-4R7Y	D	4.7	7.96	178	0.63			1500	
652	SRU3011-6R8Y	D	6.8	7.96	245	0.50			1500	
652	SRU3011-100Y	D	10.0	2.52	340	0.40			1500	
SRU3017 Series										
652	SRU3017-3R3Y	D	3.3	7.96	55	0.80			800	
652	SRU3017-4R7Y	D	4.7	7.96	68	0.63			800	
652	SRU3017-6R8Y	D	6.8	7.96	85	0.53			800	
652	SRU3017-100Y	D	10.0	7.96	120	0.47			800	
652	SRU3017-150Y	D	15.0	2.52	175	0.35			800	
652	SRU3017-220Y	D	22.0	2.52	250	0.30			800	
652	SRU3017-330Y	D	33.0	2.52	430	0.25			800	
652	SRU3017-470Y	D	47.0	2.52	540	0.21			800	
SRU3028 Series										
652	SRU3028-100Y	D	10.0	7.96	160	0.72			600	
652	SRU3028-150Y	D	15.0	2.52	230	0.66			600	
652	SRU3028-220Y	D	22.0	2.52	270	0.60			600	
652	SRU3028-330Y	D	33.0	2.52	450	0.47			600	
652	SRU3028-470Y	D	47.0	2.52	815	0.32			600	
652	SRU3028-680Y	D	68.0	2.52	1400	0.24			600	
652	SRU3028-101Y	D	100.0	0.796	2200	0.19			600	

© Copyright 2014 Mouser Electronics

© Copyright 2014 Mouser Electronics

BOURNS Shielded SMD Power Inductors

BOURNS®

RoHS Compliant **This product is RoHS compliant.**

DIMENSIONS: mm (in.)

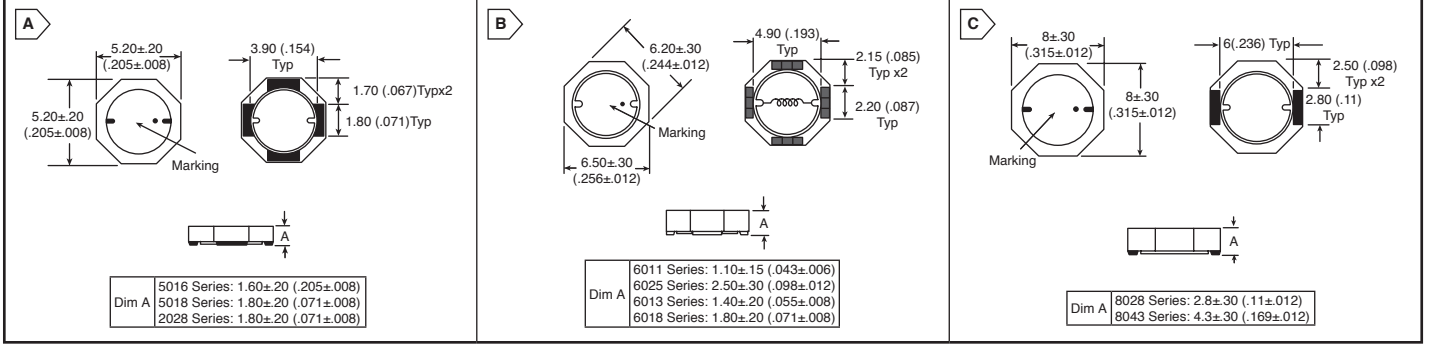

SERIES: SRU5016, SRU5018, SRU5028, SRU6011, SRU6013, SRU6018, SRU6025, SRU8028, SRU8043

Applications:
- Input/output of DC/DC converters
- Power supplies for portable communication equipment, camcorders, LDS TVs, and car radios

Specifications:
- Test voltage: 1V
- Reflow soldering: 230°C, 50 sec. max.
- Operating temperature: -40°C to +125°C
- Storage temperature: -40°C to +125°C
- Resistance to soldering heat: 260°C for 10 sec.

SRU5016 Series

For quantities greater than listed, call for quote.

MOUSER STOCK NO.		Fig.	Inductance 100KHz uH	Test Freq. (MHz)	RDC (mΩ)	I rms Max. (A)	Price Each		Reel Qty.	Price Per Piece
Mfr.	Mfr. Part No.						1	100		
652	SRU5016-100Y	A	10.0	2.52	84	1.00			1000	
652	SRU5018-2R2Y	A	2.2	7.96	20.5	2.30			1000	

SRU5018 Series

For quantities greater than listed, call for quote.

MOUSER STOCK NO.		Fig.	Inductance 100KHz uH	Test Freq. (MHz)	RDC (mΩ)	I rms Max. (A)	Price Each		Reel Qty.	Price Per Piece
Mfr.	Mfr. Part No.						1	100		
652	SRU5018-1R5Y	A	1.5	7.96	15.5	2.50			1000	
652	SRU5018-2R2Y	A	2.2	7.96	20.5	2.30			1000	
652	SRU5018-3R5Y	A	3.5	7.96	32.0	2.10			1000	
652	SRU5018-4R7Y	A	4.7	7.96	36.0	2.00			1000	
652	SRU5018-6R8Y	A	6.8	7.96	50.0	1.45			1000	
652	SRU5018-100Y	A	10.0	2.52	65.0	1.25			1000	
652	SRU5018-150Y	A	15.0	2.52	100.0	0.95			1000	
652	SRU5018-220Y	A	22.0	2.52	160.0	0.68			1000	
652	SRU5018-330Y	A	33.0	2.52	220.0	0.66			1000	
652	SRU5018-470Y	A	47.0	2.52	330.0	0.54			1000	
652	SRU5018-680Y	A	68.0	2.52	480.0	0.37			1000	
652	SRU5018-101Y	A	100.0	0.796	620.0	0.32			1000	

SRU5028 Series

For quantities greater than listed, call for quote.

MOUSER STOCK NO.		Fig.	Inductance 100KHz uH	Test Freq. (MHz)	RDC (mΩ)	I rms Max. (A)	Price Each		Reel Qty.	Price Per Piece
Mfr.	Mfr. Part No.						1	100		
652	SRU5028-1R2Y	A	1.2	7.96	16.8	3.50			600	
652	SRU5028-3R3Y	A	3.3	7.96	24.0	2.80			600	
652	SRU5028-4R7Y	A	4.7	7.96	32.0	2.20			600	
652	SRU5028-6R8Y	A	6.8	7.96	42.0	2.00			600	
652	SRU5028-100Y	A	10.0	2.52	63.0	1.80			600	
652	SRU5028-150Y	A	15.0	2.52	108.0	1.10			600	
652	SRU5028-330Y	A	33.0	2.52	203.0	0.80			600	
652	SRU5028-470Y	A	47.0	2.52	285.0	0.70			600	
652	SRU5028-680Y	A	68.0	2.52	450.0	0.56			600	
652	SRU5028-101Y	A	100.0	0.796	625.0	0.47			600	

SRU6011 Series

MOUSER STOCK NO.		Fig.	Inductance 100KHz uH	Test Freq. (MHz)	RDC (mΩ)	I rms Max. (A)	Price Each		Reel Qty.	Price Per Piece
Mfr.	Mfr. Part No.						1	100		
652	SRU6011-1R4Y	B	1.4	7.96	40	2.60			1000	
652	SRU6011-4R7Y	B	4.7	7.96	86	1.80			1000	
652	SRU6011-100Y	B	10.0	2.52	220	1.10			1000	
652	SRU6011-220Y	B	22.0	2.52	390	0.80			1000	
652	SRU6011-470Y	B	47.0	2.52	850	0.55			1000	
652	SRU6011-680Y	B	68.0	2.52	1200	0.46			1000	

SRU6013 Series

MOUSER STOCK NO.		Fig.	Inductance 100KHz uH	Test Freq. (MHz)	RDC (mΩ)	I rms Max. (A)	Price Each		Reel Qty.	Price Per Piece
Mfr.	Mfr. Part No.						1	100		
652	SRU6013-330Y	B	33	2.52	500	0.78			1000	

SRU6018 Series

For quantities greater than listed, call for quote.

MOUSER STOCK NO.		Fig.	Inductance 100KHz uH	Test Freq. (MHz)	RDC (mΩ)	I rms Max. (A)	Price Each		Reel Qty.	Price Per Piece
Mfr.	Mfr. Part No.						1	100		
652	SRU6018-4R7Y	B	4.7	7.96	42	2.20			800	
652	SRU6018-150Y	B	15.0	2.52	130	1.50			800	

SRU6025 Series

For quantities greater than listed, call for quote.

MOUSER STOCK NO.		Fig.	Inductance 100KHz uH	Test Freq. (MHz)	RDC (mΩ)	I rms Max. (A)	Price Each		Reel Qty.	Price Per Piece
Mfr.	Mfr. Part No.						1	100		
652	SRU6025-1R2Y	B	1.2	7.96	19	4.00			600	
652	SRU6025-2R2Y	B	2.2	7.96	24	3.40			600	
652	SRU6025-3R3Y	B	3.3	7.96	27	3.20			600	
652	SRU6025-4R7Y	B	4.7	7.96	35	2.70			600	
652	SRU6025-6R8Y	B	6.8	7.96	42	2.40			600	
652	SRU6025-8R2Y	B	8.2	7.96	52	2.20			600	
652	SRU6025-100Y	B	10.0	7.96	57	2.00			600	
652	SRU6025-150Y	B	15.0	2.52	86	1.80			600	
652	SRU6025-220Y	B	22.0	2.52	130	1.60			600	
652	SRU6025-330Y	B	33.0	2.52	180	1.20			600	
652	SRU6025-470Y	B	47.0	2.52	250	1.00			600	
652	SRU6025-680Y	B	68.0	2.52	365	0.80			600	
652	SRU6025-101Y	B	100.0	2.52	500	0.70			600	
652	SRU6025-151Y	B	150.0	2.52	770	0.54			600	
652	SRU6025-221Y	B	220.0	2.52	1250	0.42			600	

SRU8028 Series

For quantities greater than listed, call for quote.

MOUSER STOCK NO.		Fig.	Inductance 100KHz uH	Test Freq. (MHz)	RDC (mΩ)	I rms Max. (A)	Price Each		Reel Qty.	Price Per Piece
Mfr.	Mfr. Part No.						1	100		
652	SRU8028-2R5Y	C	2.5	7.96	13.6	4.50			1500	
652	SRU8028-3R3Y	C	3.3	7.96	17.5	3.60			1500	
652	SRU8028-4R7Y	C	4.7	7.96	20.0	3.70			1500	
652	SRU8028-6R8Y	C	6.8	7.96	34.0	2.80			1500	
652	SRU8028-100Y	C	10.0	2.52	45.0	2.60			1500	
652	SRU8028-150Y	C	15.0	2.52	66.0	2.00			1500	
652	SRU8028-220Y	C	22.0	2.52	106	1.60			1500	
652	SRU8028-330Y	C	33.0	2.52	147	1.30			1500	
652	SRU8028-470Y	C	47.0	2.52	177	1.20			1500	
652	SRU8028-680Y	C	68.0	2.52	317	0.85			1500	
652	SRU8028-101Y	C	100.0	0.796	390	0.75			1500	

SRU8043 Series

For quantities greater than listed, call for quote.

MOUSER STOCK NO.		Fig.	Inductance 100KHz uH	Test Freq. (MHz)	RDC (mΩ)	I rms Max. (A)	Price Each		Reel Qty.	Price Per Piece
Mfr.	Mfr. Part No.						1	100		
652	SRU8043-2R2Y	C	2.2	7.96	11.2	5.40			1000	
652	SRU8043-3R9Y	C	3.9	7.96	14.6	4.80			1000	
652	SRU8043-4R7Y	C	4.7	7.96	17.0	4.60			1000	
652	SRU8043-6R8Y	C	6.8	7.96	22.4	3.80			1000	
652	SRU8043-100Y	C	10.0	2.52	30.0	3.50			1000	
652	SRU8043-150Y	C	15.0	2.52	46.0	2.70			1000	
652	SRU8043-220Y	C	22.0	2.52	72.5	2.20			1000	
652	SRU8043-330Y	C	33.0	2.52	100.0	1.70			1000	
652	SRU8043-470Y	C	47.0	2.52	120.0	1.50			1000	
652	SRU8043-680Y	C	68.0	2.52	192.0	1.20			1000	
652	SRU8043-101Y	C	100.0	0.796	287.0	1.00			1000	

© Copyright 2014 Mouser Electronics

© Copyright 2014 Mouser Electronics

RoHS Compliant **This product is RoHS compliant.**

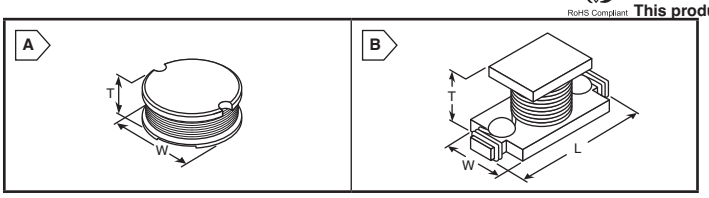

SDR SERIES LEAD FREE NON-SHIELDED POWER INDUCTORS

Applications:

- Input/output of DC/DC Converters
- Portable Communication Equipment
- Camcorders
- LCD TVs
- Car Radios

For quantities greater than listed, call for quote.

Series.	DIMENSIONS: mm (in.)			Price Each		Reel Qty.	Price Per Piece
	Length (L)	Width (W)	Thickness (T)	1	100		
SDR0302	2.8 (.110)	3.0 (.118)	2.5 (.098)			2000	
SDR0403	4.0 (.157)	4.5 (.177)	3.2 (.126)			2000	
SDR0503	4.8 (.189)	5.0 (.197)	3.0 (.118)			500	
SDR0603	5.8 (.228)	3.0 (.118)	2.5 (.098)			400	
SDR0604	5.8 (.228)	5.8 (.228)	4.8 (.189)			400	
SDR0703	6.5 (.256)	4.5 (.177)	2.7 (.106)			500	

SDR0302 Series

MOUSER STOCK NO. Mfr.	Mfr. Part No.	Fig.	Value (uF)	Q (min.)	Test Freq. (MHz)	SRF MHz (min.)
652	SDR0302-1R0ML	A	1	20	7.96	125
652	SDR0302-1R5ML	A	1.5	23	7.96	95
652	SDR0302-1R8ML	A	1.8	23	7.96	85
652	SDR0302-2R2ML	A	2.2	22	7.96	75
652	SDR0302-2R7ML	A	2.7	22	7.96	72
652	SDR0302-3R3ML	A	3.3	23	7.96	68
652	SDR0302-3R9ML	A	3.9	24	7.96	50
652	SDR0302-4R7ML	A	4.7	18	7.96	45
652	SDR0302-5R6ML	A	5.6	18	7.96	42
652	SDR0302-6R8ML	A	6.8	18	7.96	40
652	SDR0302-8R2ML	A	8.2	16	7.96	35
652	SDR0302-120ML	A	12	15	2.52	33
652	SDR0302-150ML	A	15	20	2.52	32
652	SDR0302-180ML	A	18	18	2.52	28
652	SDR0302-220ML	A	22	23	2.52	22
652	SDR0302-270ML	A	27	23	2.52	20
652	SDR0302-330KL	A	33	20	2.52	18
652	SDR0302-390KL	A	39	24	2.52	18
652	SDR0302-470KL	A	47	23	2.52	17
652	SDR0302-560KL	A	56	18	2.52	16
652	SDR0302-680KL	A	68	24	2.52	14
652	SDR0302-820KL	A	82	24	2.52	12
652	SDR0302-101KL	A	100	40	0.796	10
652	SDR0302-121KL	A	120	40	0.796	10
652	SDR0302-151KL	A	150	38	0.796	9
652	SDR0302-181KL	A	180	45	0.796	8.5
652	SDR0302-221KL	A	220	40	0.796	8
652	SDR0302-271KL	A	270	45	0.796	7
652	SDR0302-331KL	A	330	40	0.796	6
652	SDR0302-391KL	A	390	40	0.796	5.5
652	SDR0302-471KL	A	470	42	0.796	5
652	SDR0302-561KL	A	560	43	0.796	4.8
652	SDR0302-821KL	A	820	45	0.796	4
652	SDR0302-102KL	A	1000	40	.252	3.2
652	SDR0302-122KL	A	1200	40	0.252	3

SDR0403 Series

MOUSER STOCK NO. Mfr.	Mfr. Part No.	Fig.	Value (uF)	Q (min.)	Test Freq. (MHz)	SRF MHz (min.)
652	SDR0403-1R0ML	A	1	28	7.96	150
652	SDR0403-1R4ML	A	1.4	28	7.96	110
652	SDR0403-1R8ML	A	1.8	28	7.96	90
652	SDR0403-2R2ML	A	2.2	28	7.96	80
652	SDR0403-2R7ML	A	2.7	28	7.96	75
652	SDR0403-3R3ML	A	3.3	28	7.96	65
652	SDR0403-3R9ML	A	3.9	28	7.96	55
652	SDR0403-4R7ML	A	4.7	28	7.96	50
652	SDR0403-5R6ML	A	5.6	28	7.96	45
652	SDR0403-6R8ML	A	6.8	28	7.96	40
652	SDR0403-8R2ML	A	8.2	28	7.96	36
652	SDR0403-100ML	A	10	28	2.52	33
652	SDR0403-120ML	A	12	28	2.52	30
652	SDR0403-150ML	A	15	28	2.52	28
652	SDR0403-180ML	A	18	25	2.52	23
652	SDR0403-220ML	A	22	25	2.52	20
652	SDR0403-270KL	A	27	23	2.52	17
652	SDR0403-330KL	A	33	23	2.52	15
652	SDR0403-390KL	A	39	20	2.52	14
652	SDR0403-470KL	A	47	20	2.52	13
652	SDR0403-560KL	A	56	20	2.52	12
652	SDR0403-680KL	A	68	20	2.52	11
652	SDR0403-101KL	A	100	35	0.796	9
652	SDR0403-221KL	A	220	50	0.796	4
652	SDR0403-271KL	A	270	45	0.796	3
652	SDR0403-331KL	A	330	40	0.796	4
652	SDR0403-471KL	A	470	50	0.796	3
652	SDR0403-561KL	A	560	50	0.796	2.8
652	SDR0403-681KL	A	680	40	0.796	2.8
652	SDR0403-102KL	A	1000	38	0.796	2

SDR0503 Series

MOUSER STOCK NO. Mfr.	Mfr. Part No.	Fig.	Value (uF)	Q (min.)	Test Freq. (MHz)	SRF MHz (min.)
652	SDR0503-100ML	A	10	10	2.52	30
652	SDR0503-120ML	A	12	20	2.52	29
652	SDR0503-150ML	A	15	20	2.52	27
652	SDR0503-180ML	A	18	20	2.52	24
652	SDR0503-220ML	A	22	20	2.52	22
652	SDR0503-270ML	A	27	20	2.52	20
652	SDR0503-330KL	A	33	15	2.52	18
652	SDR0503-390KL	A	39	15	2.52	17
652	SDR0503-470KL	A	47	20	2.52	14
652	SDR0503-680KL	A	68	20	2.52	12
652	SDR0503-820KL	A	82	15	2.52	10
652	SDR0503-121KL	A	120	40	0.796	8
652	SDR0503-151KL	A	150	40	0.796	7
652	SDR0503-181KL	A	180	40	0.796	7
652	SDR0503-271KL	A	270	35	0.796	6
652	SDR0503-331KL	A	330	30	0.796	5
652	SDR0503-471KL	A	470	30	0.796	5
652	SDR0503-561KL	A	560	30	0.796	4
652	SDR0503-102KL	A	1000	40	0.252	3
652	SDR0503-152JL	A	1500	40	0.252	2
652	SDR0503-182JL	A	1800	40	0.252	2
652	SDR0503-222JL	A	2200	40	0.252	2
652	SDR0503-272JL	A	2700	40	0.252	2
652	SDR0503-332JL	A	3300	40	0.252	2
652	SDR0503-472JL	A	4700	40	0.252	1
652	SDR0503-562JL	A	5600	40	0.252	1
652	SDR0503-682JL	A	6800	40	0.252	1
652	SDR0503-822JL	A	8200	40	0.252	1
652	SDR0503-103JL	A	10000	30	0.0796	1

SDR0603 Series

MOUSER STOCK NO. Mfr.	Mfr. Part No.	Fig.	Value (uF)	Q (min.)	Test Freq. (MHz)	SRF MHz (min.)
652	SDR0603-271KL	A	270	26	0.796	5
652	SDR0603-391KL	A	390	28	0.796	4

SDR0604 Series

MOUSER STOCK NO. Mfr.	Mfr. Part No.	Fig.	Value (uF)	Q (min.)	Test Freq. (MHz)	SRF MHz (min.)
652	SDR0604-100ML	A	10	30	2.52	23
652	SDR0604-120ML	A	12	30	2.52	22
652	SDR0604-150YL	A	15	30	2.52	20
652	SDR0604-180YL	A	18	30	2.52	18
652	SDR0604-220YL	A	22	30	2.52	16
652	SDR0604-270YL	A	27	28	2.52	14
652	SDR0604-330KL	A	33	24	2.52	13
652	SDR0604-390KL	A	39	24	2.52	13
652	SDR0604-470KL	A	47	22	2.52	12
652	SDR0604-560KL	A	56	22	2.52	11
652	SDR0604-680KL	A	68	22	2.52	10
652	SDR0604-820KL	A	82	20	2.52	9
652	SDR0604-101KL	A	100	20	0.796	9
652	SDR0604-121KL	A	120	22	0.796	7
652	SDR0604-151KL	A	150	20	0.796	6
652	SDR0604-181KL	A	180	20	0.796	6
652	SDR0604-221KL	A	220	20	0.796	6
652	SDR0604-331KL	A	330	25	0.796	3
652	SDR0604-681KL	A	680	26	0.252	2

SDR0703 Series

MOUSER STOCK NO. Mfr.	Mfr. Part No.	Fig.	Value (uF)	Q (min.)	Test Freq. (MHz)	SRF MHz (min.)
652	SDR0703-1R0ML	B	1	25	7.96	160
652	SDR0703-1R8ML	B	1.8	25	7.96	105
652	SDR0703-2R2ML	B	2.2	24	7.96	95
652	SDR0703-2R7ML	B	2.7	23	7.96	80
652	SDR0703-3R3ML	B	3.3	23	7.96	65
652	SDR0703-3R9ML	B	3.9	22	7.96	70
652	SDR0703-4R7ML	B	4.7	20	7.96	60
652	SDR0703-5R6ML	B	5.6	20	7.96	56

© Copyright 2014 Mouser Electronics

© Copyright 2014 Mouser Electronics

BOURNS SMD Power Inductors

BOURNS®

RoHS Compliant **This product is RoHS compliant.**

PM 3308 SERIES SMD POWER INDUCTORS

Features:
- Formerly J.W Miller model
- Height of 3.0mm max.
- Current rating up to 2.0A
- RoHS Compliant

Applications:
- Input/Output of DC/DC converters
- Industrial electronics
- Power supplies for: Portable communications equipment, Camcorders, LCD TVs and Car radios

Specifications:
- Test Voltage: 0.1V
- Reflow Soldering: 230°C; 50 sec. max.
- Operating Temperature: -55°C to +125°C (Temp. rise included)
- Storage Temperature: -55°C to +125°C
- Resistance to Soldering Heat: 260°C, 10 sec. max.

For quantities greater than listed, call for quote.

MOUSER STOCK NO.	J.W. Miller Part No.	Inductance 100kHz µH	Inductance 100kHz Tol.	Test Freq MHz	DCR Max. Ohms	Irms (A)	Isat (A)	Price Each 1	25	50	100	500	Reel 1000
542-PM3308-100M-RC	PM3308-100M-RC	10	20	2.52	0.11	2.00	2.40						
542-PM3308-150M-RC	PM3308-150M-RC	15	20	2.52	0.15	1.50	2.00						
542-PM3308-220M-RC	PM3308-220M-RC	22	20	2.52	0.23	1.30	1.60						
542-PM3308-330M-RC	PM3308-330M-RC	33	20	2.52	0.30	1.10	1.40						
542-PM3308-470M-RC	PM3308-470M-RC	47	20	2.52	0.39	0.80	1.00						
542-PM3308-680M-RC	PM3308-680M-RC	68	20	2.52	0.70	0.70	0.90						
542-PM3308-101M-RC	PM3308-101M-RC	100	20	0.796	0.80	0.60	0.70						
542-PM3308-151M-RC	PM3308-151M-RC	150	20	0.796	1.20	0.50	0.60						
542-PM3308-221M-RC	PM3308-221M-RC	220	20	0.796	1.90	0.40	0.50						
542-PM3308-331M-RC	PM3308-331M-RC	330	20	0.796	2.70	0.30	0.40						

PM 3340 SERIES SMD POWER INDUCTORS

Features:
- Formerly J.W Miller model
- Height of 11.5mm max.
- Current rating up to 3.5A
- Tape and reel packaging 225 piece
- RoHS Compliant

Applications:
- Input/Output of DC/DC converters
- Industrial electronics
- Power supplies for: Portable communications equipment, Camcorders, LCD TVs and Car radios

Specifications:
- Test Voltage: 0.1V
- Reflow Soldering: 230°C; 50 sec. max.
- Operating Temperature: -55°C to +125°C (Temperature rise included)
- Storage Temperature: -55°C to +125°C
- Resistance to Soldering Heat: 260°C, 10 sec. max.

For quantities greater than listed, call for quote.

MOUSER STOCK NO.	J.W. Miller Part No.	Inductance 100kHz µH	Inductance 100kHz Tol.	Test Freq MHz	DCR Max. Ohms	Irms (A)	Isat (A)	Price Each 1	150	225	450
542-PM3340-100M-RC	PM3340-100M-RC	10	20	2.52	0.033	3.50	8.00				
542-PM3340-150M-RC	PM3340-150M-RC	15	20	2.52	0.042	3.00	7.00				
542-PM3340-220M-RC	PM3340-220M-RC	22	20	2.52	0.054	2.50	5.50				
542-PM3340-330M-RC	PM3340-330M-RC	33	20	2.52	0.08	2.00	4.00				
542-PM3340-151M-RC	PM3340-151M-RC	150	20	0.796	0.34	1.60	3.80				
542-PM3340-221M-RC	PM3340-221M-RC	220	20	0.796	0.44	0.70	1.60				
542-PM3340-471M-RC	PM3340-471M-RC	470	20	0.796	0.95	0.30	1.00				
542-PM3340-681M-RC	PM3340-681M-RC	680	20	0.796	1.20	0.20	1.00				
542-PM3340-102M-RC	PM3340-102M-RC	1000	20	0.252	2.00	0.10	0.80				

DIMENSIONS: mm (in.)

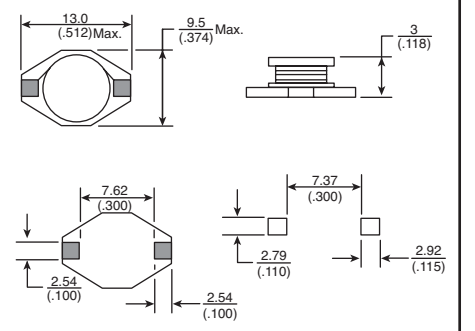

PM 3308

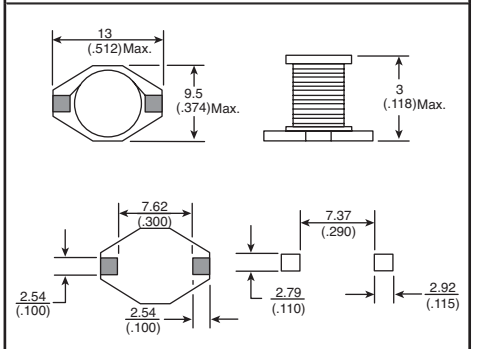

PM 3340

PM 3600 SERIES SMD INDUCTOR/TRANSFORMER

Features:
- Formerly J.W Miller model
- Current rating up to 3.3A
- Dielectric strength of 500Vrms
- Tape and reel packaging 400 piece reels
- RoHS Compliant

Specifications:
- Temperature Rise: 35°C max. at Irms
- Operating Temperature: -55°C to +125°C
- Storage Temperature: -55°C to +125°C
- Soldering: 245°C, 5 sec. max.
- Dielectric Strength: 500Vrms between windings

Applications:
- Parallel, series, dual differential mode inductor and 1:1 ratio transformer

DIMENSIONS: mm (in.)							
Model	A	B	C	Model	D	E	F
PM3602	11.48 (.452)	8.99 (.354)	5.72 (.225)	PM3602	2.54 (.10)	2.54 (.10)	9.78 (.285)
PM3604	13.97 (.550)	11.48 (.452)	6.73 (.265)	PM3604	4.06 (.16)	2.54 (.10)	12.70 (.50)

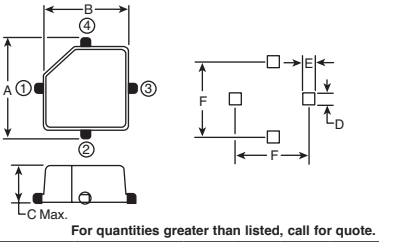

For quantities greater than listed, call for quote.

MOUSER STOCK NO.	J.W. Miller Part No.	Parallel Inductance 100kHz µH 20%	Parallel Irms (A)	Parallel Inductance (µH) 20% @Irms	Parallel DCR (Ω) Max.	Series Inductance 100kHz µH 20%	Series Irms (A)	Series Inductance (µH) 20% @Irms	Series DCR (Ω) Max.	Price Each 1	50	100	400
542-PM3602-5-RC	PM3602-5-RC	5	2.41	3.8	0.023	20	1.20	15.2	0.092				
542-PM3602-10-RC	PM3602-10-RC	10	1.83	7.4	0.04	40	0.92	29.6	0.16				
542-PM3602-15-RC	PM3602-15-RC	15	1.45	11.1	0.063	60	0.73	44.4	0.25				
542-PM3602-20-RC	PM3602-20-RC	20	1.25	15.2	0.086	80	0.63	60.8	0.34				
542-PM3602-25-RC	PM3602-25-RC	25	1.17	18.5	0.098	100	0.59	74	0.39				
542-PM3602-33-RC	PM3602-33-RC	33	0.98	24.8	0.14	132	0.49	99.2	0.56				
542-PM3602-68-RC	PM3602-68-RC	68	0.72	49.6	0.26	272	0.36	198.4	1.04				
542-PM3602-100-RC	PM3602-100-RC	100	0.58	74.0	0.40	400	0.29	296	1.6				
542-PM3602-150-RC	PM3602-150-RC	150	0.47	111.0	0.60	600	0.24	444	2.4				
542-PM3602-200-RC	PM3602-200-RC	200	0.40	150.0	0.84	800	0.20	600	3.36				
542-PM3602-250-RC	PM3602-250-RC	250	0.33	192.5	1.19	1000	0.17	770	4.76				
542-PM3602-300-RC	PM3602-300-RC	300	0.32	225.0	1.31	1200	0.16	900	5.24				
542-PM3604-5-RC	PM3604-5-RC	5	3.30	3.8	0.019	20	1.65	15.2	0.076				
542-PM3604-15-RC	PM3604-15-RC	15	2.20	11.0	0.041	60	1.10	44	0.16				
542-PM3604-20-RC	PM3604-20-RC	20	2.02	14.2	0.049	80	1.01	56.8	0.20				
542-PM3604-25-RC	PM3604-25-RC	25	1.91	17.0	0.054	100	0.96	68	0.22				
542-PM3604-33-RC	PM3604-33-RC	33	1.60	23.1	0.078	132	0.80	92.4	0.31				
542-PM3604-150-RC	PM3604-150-RC	150	0.78	103.5	0.32	600	0.39	414	1.28				
542-PM3604-200-RC	PM3604-200-RC	200	0.65	140.0	0.47	800	0.33	560	1.88				
542-PM3604-300-RC	PM3604-300-RC	300	0.52	213.0	0.73	1200	0.26	852	2.92				

PM 3700 SERIES SMD COMMON MODE CHOKE

Features:
- Formerly J.W Miller model
- Current rating up to 7A
- Compact size
- Tape and reel packaging 200 piece reels
- RoHS Compliant

Specifications:
- Temperature Rise: 35°C typical at Irms
- Operating Temperature: 55°C to +125°C
- Storage Temperature: -55°C to +125°C
- Soldering: 245°C, 5 seconds max.
- Dielectric Strength: 500Vrms between windings

Materials:
- Core: Ferrite
- Wire: Polyester-coated copper
- Terminal Coating: Sn-Ag-Cu alloy
- Packaging: 200pcs. per 13-inch reel

Applications:
- Filtering
- Common mode

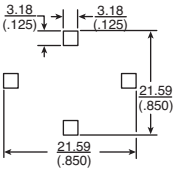

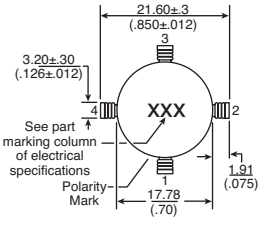

For quantities greater than listed, call for quote.

MOUSER STOCK NO.	J.W. Miller Part No.	Inductance mH Min. @1KHz	Part Marking	DCR Max. Ohms	Irms (A)	Leakage Inductance (µH) Typ.	Typical Frequency Range with 20dB Atten.	Price Each 1	100	200	400
542-PM3700-10-RC	PM3700-10-RC	0.2	201	0.008	7.0	1.6	5 - 55 MHZ				
542-PM3700-40-RC	PM3700-40-RC	1.0	102	0.02	4.0	3.9	500 KHz - 40 MHz				
542-PM3700-50-RC	PM3700-50-RC	2.0	202	0.03	3.5	0.3	300 KHz - 20 MHz				
542-PM3700-60-RC	PM3700-60-RC	5.0	502	0.07	2.0	0.4	100 KHz - 10 MHz				

DIMENSIONS: mm (in.)

© Copyright 2014 Mouser Electronics

© Copyright 2014 Mouser Electronics

RoHS Compliant This product is RoHS compliant.

SRR SERIES SHIELDED SMD POWER INDUCTORS

Specifications:

- Test Voltage: 1V
- Reflow Soldering: 230°C, 50 sec. max.
- Operating/Storage Temp.: -40°C to +125°C
- Resistance to solder heat: 260°C, 5 sec.

Applications:

- Input/output of DC/DC converters
- Power supplies for: Portable communication equipment
  Camcorders
  LCD TVs
  Car radios

For quantities greater than listed, call for quote.

Series	Dimensions: mm (in.)			Price Each		Reel Qty.	Price Per Piece
	A	B	C	1	100		
SRR0604	6.5(.256)	6.5(.256)	4.8(.189)			1000	
SRR0905	9.9(.390)	2.9(.114)	4.5(.177)			800	
SRR1005	12.7(.500)	10.0(.393)	5.2(.205)			600	
SRR1205	12.7(.500)	12.7(.500)	5.5(.217)			600	
SRR1206	12.7(.500)	12.7(.500)	6.5(.256)			600	
SRR1208	12.5(.492)	12.5(.492)	6.5(.236)			400	
SRR1210	12.0(.472)	12.0(.472)	10.0(.394)			250	
SRR1240	12.5(.492)	12.5(.492)	4.0(.157)			800	
SRR1260	12.5(.492)	12.5(.492)	6.0(.236)			600	

SRR0604 Series

MOUSER STOCK NO.		Fig.	Inductance 1kHz (µH)	Q Ref.	Test Freq. MHz	SRF MHz (Min.)
Mfr.	Mfr. Part No.					
652	SRR0604-2R5ML	A	2.5	21	7.96	100.0
652	SRR0604-220ML	A	22	16	2.52	25.0
652	SRR0604-221KL	A	220	20	0.796	10.0

SRR0905 Series

MOUSER STOCK NO.		Fig.	Inductance 1kHz (µH)	Q Ref.	Test Freq. MHz	SRF MHz (Min.)
Mfr.	Mfr. Part No.					
652	SRR0905-100M	B	10	39	2.52	29
652	SRR0905-120M	B	12	40	2.52	26
652	SRR0905-150M	B	15	35	2.52	24
652	SRR0905-180M	B	18	39	2.52	21
652	SRR0905-220M	B	22	35	2.52	18
652	SRR0905-270M	B	27	35	2.52	17
652	SRR0905-330Y	B	33	27	2.52	14
652	SRR0905-390Y	B	39	31	2.52	14
652	SRR0905-470Y	B	47	27	2.52	11
652	SRR0905-680Y	B	68	26	2.52	10
652	SRR0905-101K	B	100	29	0.796	8
652	SRR0905-121K	B	120	31	0.796	7
652	SRR0905-151K	B	150	24	0.796	6
652	SRR0905-221K	B	220	27	0.796	5
652	SRR0905-271K	B	270	30	0.796	5
652	SRR0905-331K	B	330	29	0.796	4
652	SRR0905-391K	B	390	26	0.796	3
652	SRR0905-471K	B	470	26	0.796	3

SRR1005 Series

MOUSER STOCK NO.		Fig.	Inductance 1kHz (µH)	Q Ref.	Test Freq. MHz	SRF MHz (Min.)
Mfr.	Mfr. Part No.					
652	SRR1005-3R3M	C	3.3	25	7.96	75.0
652	SRR1005-4R7M	C	4.7	25	7.96	50.0
652	SRR1005-6R8M	C	6.8	22	7.96	35.0
652	SRR1005-100M	C	10	48	2.52	30.0
652	SRR1005-120M	C	12	45	2.52	25.0
652	SRR1005-150M	C	15	40	2.52	20.0
652	SRR1005-180Y	C	18	35	2.52	19.0
652	SRR1005-220Y	C	22	42	2.52	18.0
652	SRR1005-270Y	C	27	40	2.52	17.0
652	SRR1005-470Y	C	47	35	2.52	12.0
652	SRR1005-680Y	C	68	35	2.52	9.0
652	SRR1005-820Y	C	82	35	2.52	8.0
652	SRR1005-101K	C	100	35	0.796	7.5
652	SRR1005-121K	C	120	30	0.796	7.2
652	SRR1005-151K	C	150	28	0.796	6.2
652	SRR1005-181K	C	180	28	0.796	5.8
652	SRR1005-221K	C	220	30	0.796	5.2
652	SRR1005-271K	C	270	30	0.796	4.8
652	SRR1005-331K	C	330	30	0.796	4.5
652	SRR1005-471K	C	470	40	0.796	3.0
652	SRR1005-681K	C	680	37	0.796	2.6
652	SRR1005-102K	C	1000	65	0.252	2.0
652	SRR1005-122K	C	1200	58	0.252	2.0
652	SRR1005-152K	C	1500	53	0.252	1.6
652	SRR1005-182K	C	1800	65	0.252	1.4
652	SRR1005-222K	C	2200	55	0.252	1.4
652	SRR1005-272K	C	2700	55	0.252	1.2
652	SRR1005-332K	C	3300	50	0.252	1.2

SRR1205 Series

MOUSER STOCK NO.		Fig.	Inductance 1kHz (µH)	Q Ref.	Test Freq. MHz	SRF MHz (Min.)
Mfr.	Mfr. Part No.					
652	SRR1205-180ML	D	18	20	2.52	10
652	SRR1205-390ML	D	39	18	2.52	7.5

SRR1206 Series

MOUSER STOCK NO.		Fig.	Inductance 1kHz (µH)	Q Ref.	Test Freq. MHz	SRF MHz (Min.)
Mfr.	Mfr. Part No.					
652	SRR1206-100ML	D	10	18	2.52	18.0

SRR1208 Series

MOUSER STOCK NO.		Fig.	Inductance 1kHz (µH)	Q Ref.	Test Freq. MHz	SRF MHz (Min.)
Mfr.	Mfr. Part No.					
652	SRR1208-6R5ML	D	6.5	25	7.96	20
652	SRR1208-150ML	D	15	21	2.52	11
652	SRR1208-180ML	D	18	21	2.52	9
652	SRR1208-270ML	D	27	23	2.52	6.5
652	SRR1208-390YL	D	39	25	2.52	6
652	SRR1208-560YL	D	56	23	2.52	5
652	SRR1208-680YL	D	68	20	2.52	5
652	SRR1208-101YL	D	100	15	0.796	4
652	SRR1260-121K	E	120	26	0.796	5.5
652	SRR1260-181K	E	180	26	0.796	4.5

SRR1210 Series

MOUSER STOCK NO.		Fig.	Inductance 1kHz (µH)	Q Ref.	Test Freq. MHz	SRF MHz (Min.)
Mfr.	Mfr. Part No.					
652	SRR1210-1R8Y	F	1.8	10	7.96	56
652	SRR1210-100M	F	10	16	2.52	12.0
652	SRR1210-120M	F	12	14	2.52	18.0
652	SRR1210-150M	F	15	16	2.52	10.5
652	SRR1210-180M	F	18	13	2.52	8.00
652	SRR1210-220M	F	22	16	2.52	8.00
652	SRR1210-270M	F	27	16	2.52	6.50
652	SRR1210-330M	F	33	16	2.52	6.50
652	SRR1210-390M	F	39	16	2.52	4.50
652	SRR1210-470M	F	47	16	2.52	4.50
652	SRR1210-560M	F	56	8	2.52	4.00
652	SRR1210-680M	F	68	12	2.52	3.80
652	SRR1210-820M	F	82	15	2.52	3.50
652	SRR1210-101M	F	100	16	0.796	3.00
652	SRR1210-121M	F	120	13	0.796	2.60
652	SRR1210-151M	F	150	12	0.796	2.20
652	SRR1210-181M	F	180	14	0.796	1.80
652	SRR1210-221M	F	220	15	0.796	1.80
652	SRR1210-271M	F	270	16	0.796	1.80
652	SRR1210-331M	F	330	14	0.796	1.80
652	SRR1210-391M	F	390	16	0.796	1.30
652	SRR1210-471M	F	470	12	0.796	0.85
652	SRR1210-561M	F	560	12	0.796	0.85
652	SRR1210-681M	F	680	11	0.796	0.85
652	SRR1210-821M	F	820	6	0.796	0.85
652	SRR1210-102M	F	1000	22	0.796	0.85

SRR1240 Series

MOUSER STOCK NO.		Fig.	Inductance 1kHz (µH)	Q Ref.	Test Freq. MHz	SRF MHz (Min.)
Mfr.	Mfr. Part No.					
652	SRR1240-1R0Y	E	1.0	10	7.96	85
652	SRR1240-3R3Y	F	3.3	14	7.96	43
652	SRR1240-5R6M	E	5.6	14	7.96	35
652	SRR1240-6R8M	E	6.8	14	7.96	34
652	SRR1240-8R2M	E	8.2	10	7.96	32
652	SRR1240-100M	E	10	17	2.52	27
652	SRR1240-150M	E	15	16	2.52	22
652	SRR1240-220M	E	22	18	2.52	16
652	SRR1240-330M	E	33	19	2.52	15
652	SRR1240-470M	E	47	19	2.52	13
652	SRR1240-680M	E	68	19	2.52	11
652	SRR1240-101M	E	100	14	0.796	8
652	SRR1240-151K	E	150	12	0.796	7.5
652	SRR1240-221K	E	220	12	0.796	6.6
652	SRR1240-331K	E	330	12	0.796	5.5
652	SRR1240-471K	E	470	12	0.796	4.5
652	SRR1240-681K	E	680	14	0.796	3.8
652	SRR1240-821K	E	820	10	0.796	3.5
652	SRR1240-102K	E	1000	16	0.252	2.8

SRR1260 Series

MOUSER STOCK NO.		Fig.	Inductance 1kHz (µH)	Q Ref.	Test Freq. MHz	SRF MHz (Min.)
Mfr.	Mfr. Part No.					
652	SRR1260-1R0Y	E	1.0	26	7.96	100.00
652	SRR1260-1R5Y	E	1.5	24	7.96	86.00
652	SRR1260-2R2Y	E	2.2	22	7.96	70.00
652	SRR1260-3R3Y	E	3.3	20	7.96	40.00
652	SRR1260-4R7Y	E	4.7	19	7.96	36.70
652	SRR1260-6R8Y	E	6.8	20	7.96	28.20
652	SRR1260-7R6Y	E	7.6	16	7.96	27.90
652	SRR1260-8R2Y	E	8.2	18	7.96	24.00
652	SRR1260-100M	E	10	32	2.52	21.00
652	SRR1260-120M	E	12	27	2.52	19.40
652	SRR1260-150M	E	15	25	2.52	17.60
652	SRR1260-180M	E	18	28	2.52	15.50
652	SRR1260-220M	E	22	29	2.52	13.40
652	SRR1260-270M	E	27	26	2.52	12.70
652	SRR1260-330M	E	33	27	2.52	9.97
652	SRR1260-390M	E	39	22	2.52	10.40
652	SRR1260-470M	E	47	22	2.52	7.63
652	SRR1260-560M	E	56	24	2.52	7.92
652	SRR1260-680M	E	68	22	2.52	7.43
652	SRR1260-820M	E	82	25	2.52	6.85
652	SRR1260-101M	E	100	26	0.796	6.07
652	SRR1260-151K	E	150	20	0.796	5.00
652	SRR1260-221K	E	220	22	0.796	4.20
652	SRR1260-271K	E	270	20	0.796	3.60
652	SRR1260-331K	E	330	22	0.796	3.20
652	SRR1260-391K	E	390	20	0.796	2.80
652	SRR1260-471K	E	470	18	0.796	2.60
652	SRR1260-681K	E	680	18	0.796	2.20
652	SRR1260-821K	E	820	20	0.796	2.00
652	SRR1260-102K	E	1000	30	0.796	1.80

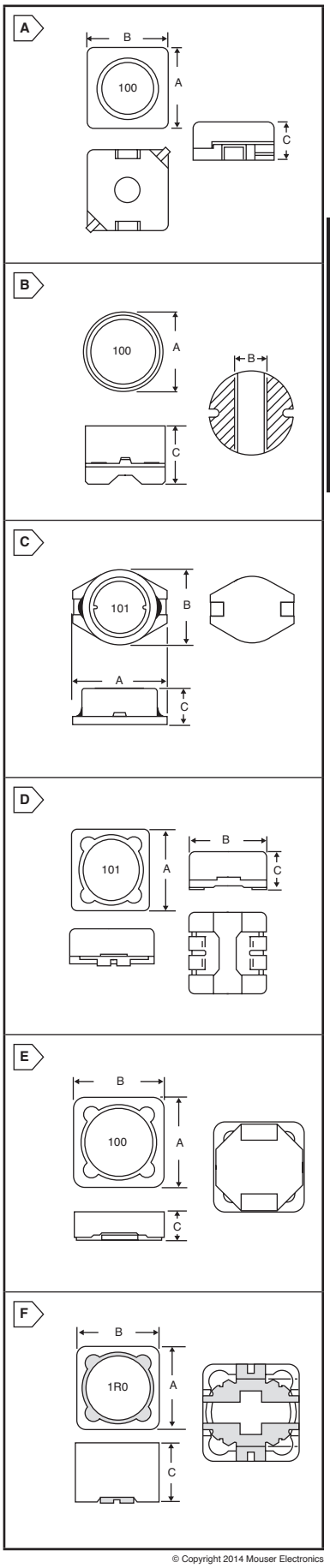

© Copyright 2014 Mouser Electronics

© Copyright 2014 Mouser Electronics

BOURNS SRR Series Shielded SMD Power Inductors

BOURNS®

RoHS Compliant **This product is RoHS compliant.**

SRR SERIES SHIELDED SMD POWER INDUCTORS

Specifications:

- Test Voltage: 1 Volt
- Reflow Soldering: 230°C, 50 sec. max.
- Operating/Storage Temperature: -40°C to +125°C
- Resistance to solder heat: 260°C for 10 sec.

Applications:

- Input/output of DC/DC converters
- Power supplies for:
  - Portable communication equipment
  - Camcorders
  - LCD TVs
  - Car radios

For quantities greater than listed, call for quote.

Series	Dimensions: mm (in.)			Price Each		Reel Qty.	Price Per Piece
	A	B	C	1	100		
SRR1280	12.5 (.492)	12.5 (.492)	7.5 (.295)			400	
SRR1806	18.3 (.720)	14.0 (.551)	6.8 (.268)			250	
SRR4018	4.8 (.189)	4.8 (.189)	1.8 (.071)			800	
SRR4028	4.8 (.189)	4.8 (.189)	2.8 (.110)			500	
SRR5018	5.8 (.228)	5.8 (.228)	1.8 (.071)			500	
SRR5028	5.8 (.228)	5.8 (.228)	2.8 (.110)			400	

SRR1280 Series

MOUSER STOCK NO. Mfr.	Mfr. Part No.	Fig.	Inductance 1kHz (µH)	Q Ref.	Test Freq. MHz	SRF MHz (Min.)
652	SRR1280-1R1Y	A	1.1	26	7.96	85
652	SRR1280-1R2Y	A	1.2	28	7.96	83
652	SRR1280-1R4Y	A	1.4	24	7.96	80
652	SRR1280-2R4Y	A	2.4	20	7.96	45
652	SRR1280-3R3Y	A	3.3	20	7.96	40
652	SRR1280-4R5Y	A	4.5	20	7.96	34
652	SRR1280-4R7Y	A	4.7	22	7.96	30
652	SRR1280-100M	A	10	24	2.52	17
652	SRR1280-120M	A	12	26	2.52	15
652	SRR1280-180M	A	18	24	2.52	12
652	SRR1280-220M	A	22	20	2.52	11
652	SRR1280-270M	A	27	26	2.52	10
652	SRR1280-330M	A	33	28	2.52	9.5
652	SRR1280-390M	A	39	24	2.52	8.5
652	SRR1280-470M	A	47	24	2.52	7.5
652	SRR1280-680M	A	68	20	2.52	6.5
652	SRR1280-820M	A	82	20	0.796	5.0
652	SRR1280-121K	A	120	16	0.796	4.3
652	SRR1280-151K	A	150	24	0.796	4.1
652	SRR1280-181K	A	180	24	0.796	4.0
652	SRR1280-221K	A	220	24	0.796	3.4
652	SRR1280-271K	A	270	20	0.796	3.1
652	SRR1280-331K	A	330	18	0.796	2.9
652	SRR1280-391K	A	390	20	0.796	2.7
652	SRR1280-471K	A	470	20	0.796	2.2
652	SRR1280-681K	A	680	26	0.796	1.7
652	SRR1280-821K	A	820	20	0.796	1.4
652	SRR1280-102K	A	1000	40	0.252	1.3

SRR1806 Series

MOUSER STOCK NO. Mfr.	Mfr. Part No.	Fig.	Inductance 1kHz (µH)	Q Ref.	Test Freq. MHz	SRF MHz (Min.)
652	SRR1806-100M	B	10	56	2.52	19.0
652	SRR1806-150M	B	15	53	2.52	17.5
652	SRR1806-220M	B	22	51	2.52	16.0
652	SRR1806-470M	B	47	40	2.52	8.0
652	SRR1806-680M	B	68	37	2.52	6.0
652	SRR1806-151M	B	150	39	0.796	4.3
652	SRR1806-221M	B	220	29	0.796	3.5
652	SRR1806-331M	B	330	30	0.796	3.0
652	SRR1806-471M	B	470	27	0.796	2.4

SRR4018 Series

- Test Voltage: 0.1V, 100KHz

MOUSER STOCK NO. Mfr.	Mfr. Part No.	Fig.	Inductance 1kHz (µH)	Q Ref.	Test Freq. MHz	SRF MHz (Min.)
652	SRR4018-1R0Y	C	1.0	9	7.960	219
652	SRR4018-3R3Y	C	3.3	8	7.960	61
652	SRR4018-4R7Y	C	4.7	8	7.960	55
652	SRR4018-6R8Y	C	6.8	8	7.960	49
652	SRR4018-8R2Y	C	8.2	7	7.960	40
652	SRR4018-100Y	C	10	10	2.520	38
652	SRR4018-150Y	C	15	8	2.520	30
652	SRR4018-220Y	C	22	7	2.520	29
652	SRR4018-270Y	C	27	7	2.520	23
652	SRR4018-330Y	C	33	7	2.520	21
652	SRR4018-390Y	C	39	8	2.520	19
652	SRR4018-470Y	C	47	8	2.520	20
652	SRR4018-680Y	C	68	7	2.520	13
652	SRR4018-101Y	C	100	10	0.796	12
652	SRR4018-151Y	C	150	14	0.796	10
652	SRR4018-181Y	C	180	10	0.796	10

SRR4028 Series

- Test Voltage: 0.1 Volt, 100 KHz

MOUSER STOCK NO. Mfr.	Mfr. Part No.	Fig.	Inductance 1kHz (µH)	Q Ref.	Test Freq. MHz	SRF MHz (Min.)
652	SRR4028-1R2Y	C	1.2	9.34	7.96	176
652	SRR4028-2R7Y	C	2.7	8.64	7.96	92
652	SRR4028-3R3Y	C	3.3	7.72	7.96	76
652	SRR4028-3R9Y	C	3.9	8.58	7.96	56
652	SRR4028-4R7Y	C	4.7	8.12	7.96	55
652	SRR4028-5R6Y	C	5.6	9.56	7.96	69
652	SRR4028-6R8Y	C	6.8	9.62	7.96	77
652	SRR4028-8R2Y	C	8.2	8.24	7.96	45
652	SRR4028-100Y	C	10	11.26	2.52	34
652	SRR4028-150Y	C	15	9.66	2.52	27
652	SRR4028-220Y	C	22	8.26	2.52	23
652	SRR4028-270Y	C	27	10.76	2.52	18
652	SRR4028-330Y	C	33	9.70	2.52	16
652	SRR4028-390Y	C	39	9.74	2.52	14
652	SRR4028-470Y	C	47	10.88	2.52	13
652	SRR4028-680Y	C	68	8.42	2.52	11
652	SRR4028-820Y	C	82	8.60	2.52	8
652	SRR4028-101Y	C	100	8.78	0.796	9
652	SRR4028-151Y	C	150	11.72	0.796	6
652	SRR4028-221Y	C	220	11.30	0.796	5
652	SRR4028-271Y	C	270	17.46	0.796	5
652	SRR4028-331Y	C	330	16.48	0.796	5
652	SRR4028-391Y	C	390	13.18	0.796	4
652	SRR4028-471Y	C	470	13.26	0.796	3

SRR5018 Series

MOUSER STOCK NO. Mfr.	Mfr. Part No.	Fig.	Inductance 1kHz (µH)	Q Ref.	Test Freq. MHz	SRF MHz (Min.)
652	SRR5018-1R2Y	C	1.2	9.2	7.96	118
652	SRR5018-3R0Y	C	3.0	8.3	7.96	79
652	SRR5018-3R9Y	C	3.9	8	7.96	64
652	SRR5018-6R2Y	C	6.2	7.5	7.96	51
652	SRR5018-7R5Y	C	7.5	7.9	7.96	42
652	SRR5018-8R9Y	C	8.9	7.3	7.96	40
652	SRR5018-100Y	C	10	11	2.52	41
652	SRR5018-150Y	C	15	12.7	2.52	32
652	SRR5018-180Y	C	18	8.8	2.52	29
652	SRR5018-220Y	C	22	14.7	2.52	22
652	SRR5018-270Y	C	27	10.2	2.52	21
652	SRR5018-330Y	C	33	10.9	2.52	20
652	SRR5018-390Y	C	39	10.6	2.52	17
652	SRR5018-470Y	C	47	8.9	2.52	14
652	SRR5018-560Y	C	56	8.9	2.52	13
652	SRR5018-680Y	C	68	9.9	2.52	12
652	SRR5018-820Y	C	82	9.1	2.52	11
652	SRR5018-101Y	C	100	13.1	0.796	10
652	SRR5018-151Y	C	150	11.8	0.796	11
652	SRR5018-181Y	C	180	13.6	0.796	10
652	SRR5018-221Y	C	220	8.7	0.796	8

SRR5028 Series

MOUSER STOCK NO. Mfr.	Mfr. Part No.	Fig.	Inductance 1kHz (µH)	Q Ref.	Test Freq. MHz	SRF MHz (Min.)
652	SRR5028-3R0Y	C	3.0	7	7.96	65
652	SRR5028-4R2Y	C	4.2	7	7.96	51
652	SRR5028-6R2Y	C	6.2	7	7.96	39
652	SRR5028-8R2Y	C	8.2	7	7.96	34
652	SRR5028-100Y	C	10	9	2.52	30
652	SRR5028-150Y	C	15	9	2.52	22
652	SRR5028-180Y	C	18	10	2.52	20
652	SRR5028-220Y	C	22	7	2.52	20
652	SRR5028-270Y	C	27	10	2.52	17
652	SRR5028-330Y	C	33	11	2.52	13
652	SRR5028-390Y	C	39	8	2.52	13
652	SRR5028-470Y	C	47	7	2.52	13
652	SRR5028-560Y	C	56	9	2.52	12
652	SRR5028-680Y	C	68	8	2.52	11
652	SRR5028-820Y	C	82	8	2.52	9.0
652	SRR5028-101Y	C	100	8	0.796	8.0
652	SRR5028-151Y	C	150	7	0.796	7.5
652	SRR5028-221Y	C	220	7	0.796	6.5
652	SRR5028-331Y	C	330	8	0.796	5.0
652	SRR5028-471Y	C	470	12	0.796	5.0
652	SRR5028-561Y	C	560	12	0.796	4.0
652	SRR5028-681Y	C	680	11	0.796	3.0

A

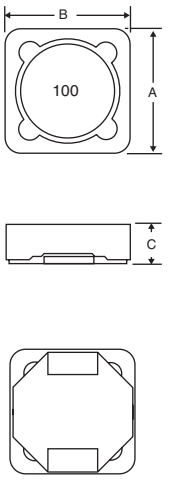

B

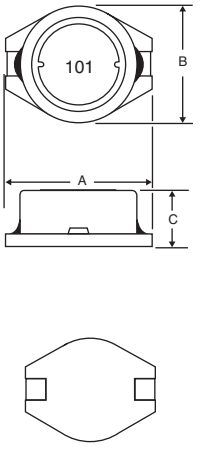

C

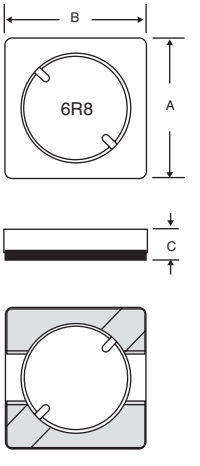

© Copyright 2014 Mouser Electronics

© Copyright 2014 Mouser Electronics

This product is RoHS compliant.

SRR SERIES SHIELDED SMD POWER INDUCTORS

Applications:

- Input/output of DC/DC converters
- Power supplies for: Portable communication equipment
  Camcorders
  LCD TVs
  Car radios

Specifications:

- Test voltage: 0.1V, 100 KHz
- Reflow soldering: 230°C, 50 sec. max.
- Operating/storage temperature: -40°C to +125°C
- Resistance to soldering heat: 260°C, 10 sec.

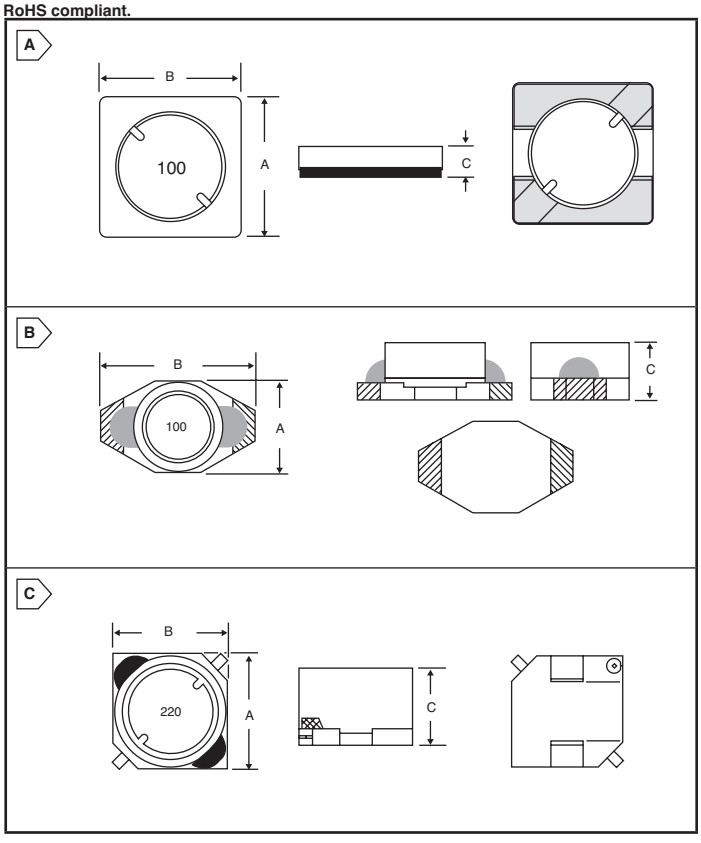

For quantities greater than listed, call for quote.

Series	Dimensions: mm (in.)			Price Each		Reel Qty.	Price Per Piece
	A	B	C	1	100		
SRR6028	6.8 (.268)	6.8 (.268)	2.8 (.110)			500	
SRR6038	6.8 (.268)	6.8 (.268)	3.8 (.150)			1000	
SRR6603	6.6 (.260)	4.4 (.173)	3.0 (.118)			600	
SRR7032	7.0 (.276)	7.0 (.276)	3.2 (.126)			1500	
SRR7045	7.0 (.276)	7.0 (.276)	4.5 (.177)			1000	

SRR6028 Series

MOUSER STOCK NO. Mfr.	Mfr. Part No.	Fig.	Inductance 100kHz (µH)	Q Ref.	Test Freq. MHz	SRF MHz(Typ.)
652	SRR6028-2R5Y	A	2.5	8.5	7.96	70
652	SRR6028-3R3Y	A	3.3	10.0	7.96	43
652	SRR6028-3R9Y	A	3.9	9.0	7.96	47
652	SRR6028-5R0Y	A	5.0	7.5	7.96	50
652	SRR6028-6R0Y	A	6.0	9.0	7.96	48
652	SRR6028-7R3Y	A	7.3	6.0	7.96	38
652	SRR6028-100Y	A	10	11.0	2.52	29
652	SRR6028-120Y	A	12	10.0	2.52	24
652	SRR6028-150Y	A	15	9.5	2.52	23
652	SRR6028-180Y	A	18	9.0	2.52	21
652	SRR6028-220Y	A	22	8.5	2.52	19
652	SRR6028-270Y	A	27	9.0	2.52	19
652	SRR6028-330Y	A	33	10.0	2.52	14
652	SRR6028-390Y	A	39	10.0	2.52	17
652	SRR6028-470Y	A	47	10.0	2.52	11
652	SRR6028-560Y	A	56	10.0	0.796	15
652	SRR6028-680Y	A	68	11.0	0.796	10.5
652	SRR6028-820Y	A	82	9.0	0.796	14
652	SRR6028-101Y	A	100	8.5	0.796	7
652	SRR6028-151Y	A	150	12.0	0.796	6.8
652	SRR6028-221Y	A	220	15.0	0.796	5.8
652	SRR6028-331Y	A	330	11.0	0.796	3.8
652	SRR6028-471Y	A	470	11.0	0.796	3.3
652	SRR6028-681Y	A	680	13.0	0.796	2.9
652	SRR6028-102Y	A	1000	32.0	0.252	2.6

SRR6038 Series

MOUSER STOCK NO. Mfr.	Mfr. Part No.	Fig.	Inductance 100kHz (µH)	Q Ref.	Test Freq. MHz	SRF MHz(Typ.)
652	SRR6038-3R3Y	A	3.3	9.8	7.96	75.9
652	SRR6038-5R0Y	A	5.0	8.9	7.96	42.6
652	SRR6038-6R2Y	A	6.2	9.0	7.96	42.3
652	SRR6038-7R4Y	A	7.4	7.5	7.96	32.9
652	SRR6038-8R2Y	A	8.2	7.4	7.96	29.6
652	SRR6038-8R7Y	A	8.7	7.3	7.96	27.5
652	SRR6038-100Y	A	10	8.8	2.52	24.9
652	SRR6038-120Y	A	12	8.3	2.52	17.9
652	SRR6038-150Y	A	15	8.6	2.52	18.0
652	SRR6038-180Y	A	18	8.0	2.52	13.8
652	SRR6038-220Y	A	22	8.8	2.52	13.9
652	SRR6038-270Y	A	27	7.7	2.52	12.5
652	SRR6038-330Y	A	33	8.6	2.52	12.5
652	SRR6038-390Y	A	39	8.3	2.52	11.8
652	SRR6038-470Y	A	47	8.5	2.52	10.4
652	SRR6038-560Y	A	56	8.2	2.52	8.8
652	SRR6038-680Y	A	68	7.4	2.52	7.5
652	SRR6038-820Y	A	82	7.6	2.52	7.6
652	SRR6038-101Y	A	100	6.7	0.796	6.2

SRR6603 Series

MOUSER STOCK NO. Mfr.	Mfr. Part No.	Fig.	Inductance 100kHz (µH)	Q Ref.	Test Freq. MHz	SRF MHz(Typ.)
652	SRR6603-221ML	B	220	40	100	6
652	SRR6603-152ML	B	1500	50	100	2
652	SRR6603-332ML	B	3300	50	100	1
652	SRR6603-472ML	B	4700	50	100	1
652	SRR6603-103ML	B	10000	50	100	0.8

SRR7032 Series

- Test voltage: 0.5V

MOUSER STOCK NO. Mfr.	Mfr. Part No.	Fig.	Inductance 100kHz (µH)	Q Ref.	Test Freq. MHz	SRF MHz(Typ.)
652	SRR7032-3R3M	C	3.3	16	7.96	55
652	SRR7032-4R7M	C	4.7	16	7.96	43
652	SRR7032-6R8M	C	6.8	17	7.96	37
652	SRR7032-100M	C	10	25	2.52	35
652	SRR7032-150M	C	15	22	2.52	32
652	SRR7032-220M	C	22	20	2.52	29
652	SRR7032-330M	C	33	23	2.52	20
652	SRR7032-470M	C	47	26	2.52	18
652	SRR7032-680M	C	68	22	2.52	16
652	SRR7032-101M	C	100	28	0.796	12
652	SRR7032-151M	C	150	35	0.796	10
652	SRR7032-221M	C	220	47	0.796	7.5
652	SRR7032-331M	C	330	46	0.796	6.1
652	SRR7032-471M	C	470	34	0.796	5.1
652	SRR7032-681M	C	680	58	0.796	3.8
652	SRR7032-102M	C	1000	120	0.252	3.1

SRR7045 Series

MOUSER STOCK NO. Mfr.	Mfr. Part No.	Fig.	Inductance 100kHz (µH)	Q Ref.	Test Freq. MHz	SRF MHz(Typ.)
652	SRR7045-1R0M	C	1.0	10	7.96	60
652	SRR7045-2R7M	C	2.7	10	7.96	60
652	SRR7045-3R3M	C	3.3	10	7.96	43
652	SRR7045-3R9M	C	3.9	10	7.96	40
652	SRR7045-4R7M	C	4.7	10	7.96	35
652	SRR7045-5R6M	C	5.6	10	7.96	33
652	SRR7045-6R8M	C	6.8	10	7.96	28
652	SRR7045-100M	C	10	30	2.52	25
652	SRR7045-150M	C	15	31	2.52	24
652	SRR7045-220M	C	22	26	2.52	18
652	SRR7045-270M	C	27	25	2.52	18
652	SRR7045-330M	C	33	25	2.52	12
652	SRR7045-390M	C	39	26	2.52	13
652	SRR7045-470M	C	47	29	2.52	11
652	SRR7045-680M	C	68	22	2.52	10
652	SRR7045-820M	C	82	22	2.52	9
652	SRR7045-101M	C	100	40	0.796	8
652	SRR7045-151M	C	150	51	0.796	7
652	SRR7045-221M	C	220	44	0.796	5
652	SRR7045-271M	C	270	30	0.796	5
652	SRR7045-331M	C	330	65	0.796	4
652	SRR7045-391M	C	390	27	0.796	5
652	SRR7045-471M	C	470	80	0.796	3
652	SRR7045-681M	C	680	65	0.796	3
652	SRR7045-821M	C	820	26	0.796	3
652	SRR7045-102M	C	1000	90	0.252	3

© Copyright 2014 Mouser Electronics

© Copyright 2014 Mouser Electronics

BOURNS SRP Series Shielded Power Inductors

BOURNS®

RoHS Compliant **This product is RoHS compliant.**

Series	Dimensions: mm (in.)			Price Each		Reel Qty.	Price Per Piece
	A	B	C	1	100		
Fig. A							
SRP1040	10.5 (.413)	11.8 (.465)	4.2 (.165)			900	
SRP1235	13.9 (.547)	13.9 (.547)	3.7 (.146)			600	
SRP1250	13.5 (.531)	13.9 (.547)	5.9 (.232)			500	
SRP1270	13.7 (.539)	13.7 (.539)	7.0 (.276)			400	
SRP7030	7.0 (.276)	7.8 (.307)	3.2 (.126)			1000	
Fig. B							
SRP1204	12.5 (.492)	12.5 (.492)	4.0 (.157)			800	
Fig. C							
SRP4012	4.0 (.157)	4.7 (.185)	1.2 (.047)			2000	
SRP4020	4.0 (.157)	4.8 (.189)	2.0 (.079)			1000	
SRP7030F	6.5 (.039)	7.6 (.299)	3.2 (.126)			1000	

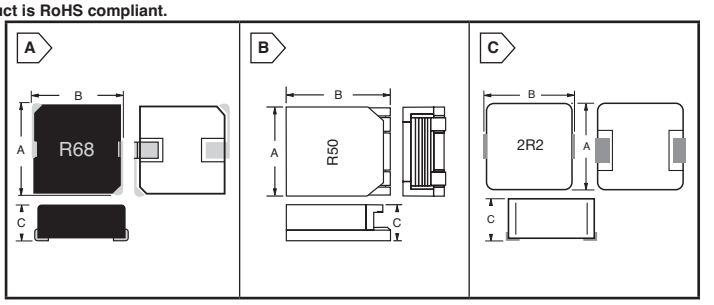

SRP SERIES SHIELDED POWER INDUCTORS

Features:
- Lead Free
- RoHS Compliant

Specifications:
- Test Voltage: 0.25V (1.0V for SRP1270 Series)
- Test Frequency: 100KHz
- Reflow Soldering: 230°C; 50 sec. max.
- Operating Temperature: -55°C to 150°C (temperature rise included
- Storage Temperature: -55°C to +150°C
- Resistance to Soldering Heat: +260°C for 10 sec.

Applications (Fig. A and B):
- Input/output fo DC/DC converters
- Power Supplies for:
  - Portable communications equipment
  - Camcorders
  - LCD TVs
  - Car audio systems

Applications (Fig. C):
- DC/DC converters
- Power Supplies for:
  - Portable communications equipment
  - Laptop computers
  - Camcorders, HDTV, car audio systems
  - Video game consoles

SRP1040 Series

MOUSER STOCK NO.	Inductance	I sat (A)	I rms (A)	DCR (mΩ) max.
652-SRP1040-R15M	0.15	40	34	1.3
652-SRP1040-R20M	0.20	40	32	1.0
652-SRP1040-R36M	0.36	40	28	1.4
652-SRP1040-R39M	0.39	32	24	1.4
652-SRP1040-R47M	0.47	38	26	1.6
652-SRP1040-R50M	0.50	32	23	1.9
652-SRP1040-R68M	0.68	32	23	2.4
652-SRP1040-R75M	0.75	28	22	2.5
652-SRP1040-R80M	0.80	30	21	3.0
652-SRP1040-1R0M	1.0	28	20	3.5
652-SRP1040-1R2M	1.2	24	18	4.7
652-SRP1040-2R2M	2.2	17	12	8.6
652-SRP1040-2R5M	2.5	14	11.5	8.7
652-SRP1040-3R3M	3.3	14	10	10
652-SRP1040-4R7M	4.7	13	8.0	14
652-SRP1040-5R6M	5.6	12	7.0	16
652-SRP1040-6R8M	6.8	11	6.5	24
652-SRP1040-8R2M	8.2	8.0	5.0	33
652-SRP1040-100M	10	9.0	5.0	35
652-SRP1040-150M	15	7.0	5.0	57
652-SRP1040-220M	22	6.0	3.5	62
652-SRP1040-330M	33	5.0	3.0	87
652-SRP1040-470M	47	3.0	2.0	160

SRP1204 Series

652-SRP1204-1R8M	0.75	14	13	3

SRP1235 Series

MOUSER STOCK NO.	Inductance	I sat (A)	I rms (A)	DCR (mΩ) max.
652-SRP1235-R10M	0.10	56	43.0	0.96
652-SRP1235-R15M	0.15	50	41.0	1.2
652-SRP1235-R33M	0.33	50	36.5	1.5
652-SRP1235-R47M	0.47	44	32.0	2.0
652-SRP1235-R60M	0.60	42	29.0	2.5
652-SRP1235-R68M	0.68	40	28.0	2.5
652-SRP1235-R82M	0.82	38	25.0	3.0
652-SRP1235-1R0M	1.00	36	24.0	3.5
652-SRP1235-1R5M	1.50	28	19.0	5.5
652-SRP1235-1R8M	1.80	24	16.5	7.0
652-SRP1235-3R3M	3.30	18	12.0	12
652-SRP1250-4R7M	4.70	27	12.0	15
652-SRP1235-4R7M	4.70	16	10.0	15
652-SRP1235-5R6M	5.60	14	10.0	18
652-SRP1235-6R8M	6.80	13	9.0	22
652-SRP1250-100M	10.00	9	16.0	25.5

SRP1250 Series

652-SRP1250-R22M	0.22	80	45	1
652-SRP1250-R36M	0.36	75	41	1.1
652-SRP1250-R47M	0.47	65	38	1.3
652-SRP1250-R50M	0.50	55	36	1.5
652-SRP1250-R56M	0.56	55	36	1.5
652-SRP1250-R68M	0.68	54	34	1.7
652-SRP1250-1R0M	1.00	50	29	2.5
652-SRP1250-1R2M	1.20	49	27	3.3
652-SRP1250-1R5M	1.50	48	23	4.1
652-SRP1250-1R8M	1.80	40	21	4.7
652-SRP1250-2R2M	2.20	32	20	5.5
652-SRP1250-2R7M	2.70	32	17	7.3
652-SRP1250-3R3M	3.30	32	15	9.2
652-SRP1250-6R0M	6.00	14	9.5	10
652-SRP1250-6R8M	6.80	21	11	18.5
652-SRP1250-7R8M	7.80	18	10	18

SRP1270 Series

MOUSER STOCK NO.	Inductance	I sat (A)	I rms (A)	DCR (mΩ) max.
652-SRP1270-R68M	0.68	60	35	1.6
652-SRP1270-1R0M	1.00	50	32	2.1
652-SRP1270-1R5M	1.50	48	27	2.6
652-SRP1270-2R2M	2.20	40	22	4.2
652-SRP1270-3R3M	3.30	35	18	6.6
652-SRP1270-4R7M	4.70	30	15	11.2
652-SRP1270-5R6M	5.60	26.5	14	10
652-SRP1270-6R8M	6.80	21	12	14
652-SRP1270-8R2M	8.20	17	11	15.5
652-SRP1270-100M	10.00	16	10	16.8

SRP4012 Series

PRODUCT NEW

652-SRP4012-R22M	0.22	10	9	9.3
652-SRP4012-R47M	0.47	9	6.5	20
652-SRP4012-R56M	0.56	8	5.5	25
652-SRP4012-1R0M	1.0	6.3	4.8	33.6
652-SRP4012-1R2M	1.2	6	3	45
652-SRP4012-1R5M	1.5	5.5	3	50

SRP4020 Series

652-SRP4020-R22M	0.22	10	15	100
652-SRP4020-R47M	0.47	8	9	100
652-SRP4020-R56M	0.56	7	8	100
652-SRP4020-R68M	0.68	6.3	7	100
652-SRP4020-R88M	0.88	5.5	6.5	100
652-SRP4020-1R0M	1.00	5	6	100
652-SRP4020-1R2M	1.20	5	5	100
652-SRP4020-1R5M	1.50	4.5	4.5	100
652-SRP4020-2R2M	2.20	4.5	4	100

SRP7030 Series

652-SRP7030-R10M	0.10	42	32.5	1.7
652-SRP7030-R15M	0.15	38	26	2.5
652-SRP7030-R20M	0.20	36	24	3.0
652-SRP7030-R22M	0.22	36	23	2.8
652-SRP7030-R33M	0.33	30	20	3.9
652-SRP7030-R47M	0.47	26	17.5	4.2
652-SRP7030-R68M	0.68	23	15.5	5.5
652-SRP7030-R82M	0.82	20	13.0	8.0
652-SRP7030-1R5M	1.5	14	9.0	15
652-SRP7030-2R2M	2.2	12	8.0	20
652-SRP7030-3R3M	3.3	10	6.0	30
652-SRP7030-4R7M	4.7	6.5	5.5	40
652-SRP7030-6R8M	6.8	6	4.5	60
652-SRP7030-8R2M	8.2	5.5	4.0	68
652-SRP7030-100M	10	4.5	3.0	85

SRP7030F Series

652-SRP7030-R10FM	0.10	60	32	100
652-SRP7030-R15FM	0.15	37	28	100
652-SRP7030-R20FM	0.20	34	23	100
652-SRP7030-R22FM	0.22	34	23	100
652-SRP7030-R33FM	0.33	25	18	100
652-SRP7030-R47FM	0.47	19	17	100
652-SRP7030-R56FM	0.56	17	15	100
652-SRP7030-R68FM	0.68	17	15	100
652-SRP7030-R82FM	0.82	14	12	100
652-SRP7030-1R0FM	1.00	13	11	100
652-SRP7030-1R1FM	1.10	13	11	100
652-SRP7030-1R5FM	1.50	12	10	100
652-SRP7030-2R2FM	2.20	11	7	100
652-SRP7030-3R3FM	3.30	10	7	100
652-SRP7030-4R7FM	4.70	7	5	100
652-SRP7030-5R6FM	5.60	6	5	100
652-SRP7030-6R8FM	6.80	5.5	4.5	100
652-SRP7030-8R2FM	8.20	5	4.5	100
652-SRP7030-100FM	10.00	5	3.5	100

© Copyright 2014 Mouser Electronics

© Copyright 2014 Mouser Electronics

BOURNS High Q and Multi Layer Chip Inductors

BOURNS®

RoHS Compliant This product is RoHS compliant.

HIGH Q CHIP INDUSTRIES

NEW PRODUCT

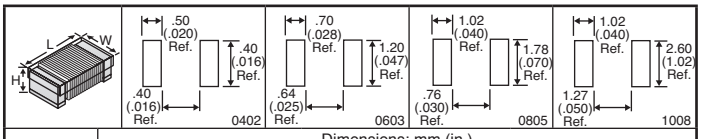

Case Size	Dimensions: mm (in.)		
	L	W	H
0402	1.00 ±0.10 (.039 ±.004)	0.55 ±0.10 (.022 ±.004)	0.5 ±0.10 (.020 ±.004)
0603	1.65 ±0.15 (.065 ±.008)	1.05 ±0.20 (.041 ±.008)	1.0 ±0.20 (.040 ±.008)
0805	2.1 ±0.20 (.083 ±.008)	1.5 ±0.20 (.059 ±.008)	1.3 ±0.20 (.051 ±.008)
1008	2.75 ±0.20 (.079 ±.008)	2.6 ±0.20 (.102 ±.008)	2.0 ±0.20 (.079 ±.008)

For quantities greater than listed, call for quote.

MOUSER STOCK NO.		Inductance		Q	Test Freq.	SRF	Price Each			Reel Price Each
Mfr.	Mfr. Part No.	nH	Tol. ±	(min.)	MHz	MHz (min.)	1	100	500	
CW100505 Series 0402 Size										10000
652	CW100505-1N0D	1.0	0.3nH	13	250	6000				
652	CW100505-2N2D	2.2	0.3nH	18	250	6000				
652	CW100505-2N7D	2.7	0.3nH	16	250	6000				
652	CW100505-3N3J	3.3	5%	20	250	6000				
652	CW100505-3N9J	3.9	5%	20	250	5800				
652	CW100505-4N7J	4.7	5%	15	250	4775				
652	CW100505-5N6J	5.6	5%	23	250	5800				
652	CW100505-6N8J	6.8	5%	20	250	4800				
652	CW100505-8N2J	8.2	5%	25	250	4400				
652	CW100505-10NJ	10	5%	23	250	3900				
652	CW100505-12NJ	12	5%	26	250	3600				
652	CW100505-15NJ	15	5%	26	250	3280				
652	CW100505-18NJ	18	5%	25	250	3100				
652	CW100505-22NJ	22	5%	25	250	2800				
652	CW100505-27NJ	27	5%	26	250	2480				
652	CW100505-33NJ	33	5%	24	250	2350				
652	CW100505-39NJ	39	5%	25	250	2100				
652	CW100505-47NJ	47	5%	26	200	2100				
652	CW100505-56NJ	56	5%	22	200	1760				
652	CW100505-68NJ	68	5%	22	200	1620				
652	CW100505-82NJ	82	5%	20	150	1500				
652	CW100505-R10J	100	5%	20	150	1300				
652	CW100505-R12J	120	5%	20	150	1100				
CW160808 Series 0603 Size										3000
652	CW160808-4N7K	4.7	10%	16	250	5800				
652	CW160808-6N8J	6.8	5%	25	250	5800				
652	CW160808-10NJ	10	5%	30	250	4800				
652	CW160808-15NJ	15	5%	30	250	4000				
652	CW160808-22NJ	22	5%	35	250	3000				
652	CW160808-33NJ	33	5%	35	250	2300				
652	CW160808-47NJ	47	5%	35	200	2100				
652	CW160808-68NJ	68	5%	35	200	1700				
652	CW160808-R10J	100	5%	34	150	1400				
652	CW160808-R15J	150	5%	28	150	1300				
652	CW160808-R22J	220	5%	25	100	990				
652	CW160808-R27J	270	5%	25	100	990				
CW201212 Series 0805 Size										2000
652	CW201212-2N2J	2.2	5%	50	250	6000				
652	CW201212-4N7J	4.7	5%	60	250	5800				
652	CW201212-10NJ	10	5%	60	250	4800				
652	CW201212-15NJ	15	5%	60	250	3600				
652	CW201212-22NJ	22	5%	60	250	3300				
652	CW201212-33NJ	33	5%	60	250	2400				
652	CW201212-47NJ	47	5%	60	200	1700				
652	CW201212-68NJ	68	5%	60	200	1450				
652	CW201212-R10J	100	5%	60	150	1200				
652	CW201212-R15J	150	5%	50	100	950				
652	CW201212-R22J	220	5%	50	100	860				
652	CW201212-R33J	330	5%	45	100	800				
652	CW201212-R47J	470	5%	33	250	375				
CW252016 Series 1008 Size										2000
652	CW252016-10NK	10	10%	50	100	4100				
652	CW252016-15NK	15	10%	40	100	2500				
652	CW252016-22NK	22	10%	55	100	2400				
652	CW252016-33NK	33	10%	60	100	1600				
652	CW252016-47NK	47	10%	60	100	1500				
652	CW252016-68NJ	68	5%	60	100	1300				
652	CW252016-R10J	100	5%	60	100	1000				
652	CW252016-R15J	150	5%	45	25	850				
652	CW252016-R22J	220	5%	45	25	700				
652	CW252016-R33J	330	5%	45	25	570				
652	CW252016-R47J	470	5%	45	25	450				
652	CW252016-R68J	680	5%	45	25	375				
652	CW252016-1R0J	1000	5%	25	25	290				
652	CW252016-1R5J	1500	5%	25	7.9	200				
652	CW252016-2R2J	2200	5%	25	7.9	160				

MULTI-LAYER CHIP INDUCTORS

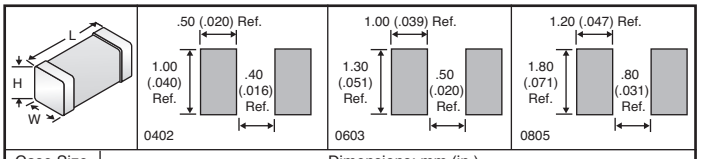

Case Size	Dimensions: mm (in.)		
	L	W	H
CI100505	1.0 ±0.05 (.039 ±.002)	0.5 ±0.05 (.020 ±.002)	0.5 ±0.05 (.020 ±.002)
CI160808	2.0 ±0.20 (.079 ±.008)	1.0 ±0.20 (.039 ±.008)	✻A ±0.20 (A ±.008)
CE201210	2.0 ±0.20 (.079 ±.008)	1.25 ±0.20 (.049 ±.008)	1.0 ±0.20 (.049 ±.008)

Specifications:

- Operating/Storage Temperature: -55°C to +125°C
- Reflow Soldering: 230°C, 50 sec. max.
- Resistance to Solder Heat: 260°C, 5 sec.

Materials:

- Base Material: Ceramic
- Terminal Electrode: Ag, Ni, Sn

✻Model Type: CE201210-	A Dim. mm (in.)
1N5D thru 82NJ	0.85 (0.033)
R10J thru R39J	1.00 (0.039)
R47J	1.25 (0.050)

RoHS Compliant

CI100505 Series

For quantities greater than listed, call for quote.

MOUSER STOCK NO.		Inductance		Q	Test Freq.	SRF	Price Each			Reel Price Ea.
Mfr.	Mfr. Part No.	nH	Tol. ±	(min.)	MHz	MHz (min.)	1	100	500	10000
652	CI100505-1N0D	1.0	0.3nH	8	100	6000				
652	CI100505-1N5D	1.5	0.3nH	8	100	6000				
652	CI100505-2N2D	2.2	0.3nH	8	100	6000				
652	CI100505-3N3D	3.3	0.3nH	8	100	6000				
652	CI100505-4N7D	4.7	0.3nH	8	100	4000				
652	CI100505-6N8J	6.8	5%	8	100	3900				
652	CI100505-8N2J	8.2	5%	8	100	3600				
652	CI100505-10NJ	10	5%	8	100	3200				
652	CI100505-15NJ	15	5%	8	100	2300				
652	CI100505-22NJ	22	5%	8	100	1900				
652	CI100505-33NJ	33	5%	8	100	1300				
652	CI100505-47NJ	47	5%	8	100	1000				
652	CI100505-68NJ	68	5%	8	100	700				
652	CI100505-82NJ	82	5%	8	100	600				
652	CI100505-R10J	100	5%	8	100	550				

CI160808 Series and CE201210 Series

For quantities greater than listed, call for quote.

MOUSER STOCK NO.		Inductance		Q	Test Freq.	SRF	Price Each			Reel Price Ea.
Mfr.	Mfr. Part No.	nH	Tol. ±	(min.)	MHz	MHz (min.)	1	100	500	4000
CI160808 Series										
652	CI160808-1N0D	1.0	0.3nH	8	100	4000				
652	CI160808-1N5D	1.5	0.3nH	8	100	4000				
652	CI160808-2N2D	2.2	0.3nH	8	100	3600				
652	CI160808-3N3D	3.3	0.3nH	10	100	3200				
652	CI160808-4N7D	4.7	0.3nH	10	100	2800				
652	CI160808-6N8J	6.8	5%	10	100	2600				
652	CI160808-8N2J	8.2	5%	10	100	2200				
652	CI160808-10NJ	10	5%	10	100	1800				
652	CI160808-15NJ	15	5%	10	100	1350				
652	CI160808-22NJ	22	5%	10	100	1100				
652	CI160808-33NJ	33	5%	10	100	1000				
652	CI160808-47NJ	47	5%	10	100	800				
652	CI160808-68NJ	68	5%	10	100	700				
652	CI160808-82NJ	82	5%	10	100	600				
652	CI160808-R10J	100	5%	10	50	500				
652	CI160808-R15J	150	5%	8	50	500				
652	CI160808-R22J	220	5%	8	50	350				
CE201210 Series										
652	CE201210-1N5D	1.5	0.3nH	21	100	4000				
652	CE201210-2N2D	2.2	0.3nH	18	100	4000				
652	CE201210-3N3J	3.3	5%	16	100	4000				
652	CE201210-4N7J	4.7	5%	18	100	3500				
652	CE201210-6N8J	6.8	5%	20	100	2800				
652	CE201210-8N2J	8.2	5%	21	100	2400				
652	CE201210-10NJ	10	5%	20	100	2100				
652	CE201210-15NJ	15	5%	22	100	1600				
652	CE201210-22NJ	22	5%	23	100	1400				
652	CE201210-33NJ	33	5%	24	100	1200				
652	CE201210-47NJ	47	5%	23	100	900				
652	CE201210-68NJ	68	5%	25	100	700				
652	CE201210-82NJ	82	5%	24	100	600				
652	CE201210-R10J	100	5%	23	100	600				
652	CE201210-R15J	150	5%	22	50	500				
652	CE201210-R22J	220	5%	20	50	350				
652	CE201210-R33J	330	5%	22	50	250				
652	CE201210-R47J	470	5%	17	50	200				

HIGH Q CHIP INDUCTOR KITS

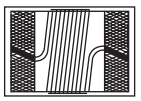



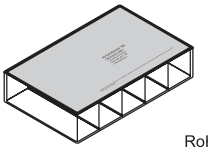

RoHS Compliant

For quantities greater than listed, call for quote.

MOUSER STOCK NO.	Fig.	Coil Voltage	Price Each	
			1	2
652-CW160808-LAB1	0603	30 each 18 values		
652-CW201212-LAB1	0805	25 each 18 values		
652-CW252016-LAB1	1008	20 each 15 values		

© Copyright 2014 Mouser Electronics

© Copyright 2014 Mouser Electronics

BOURNS SMD Power Inductors

BOURNS®

RoHS Compliant **This page of product is RoHS compliant.**

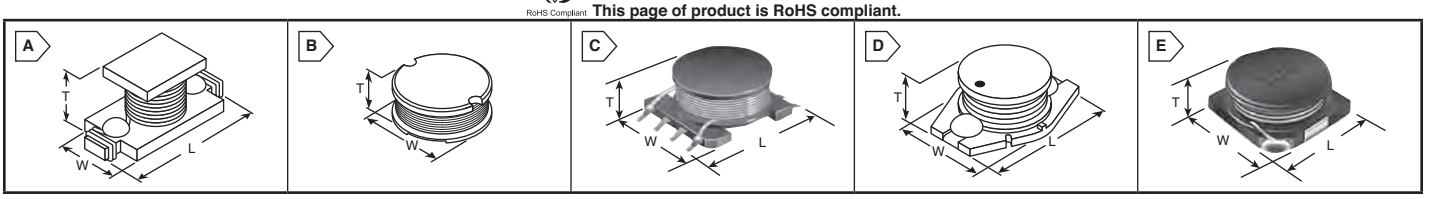

SDR SERIES LEAD FREE NON-SHIELDED POWER INDUCTORS

Applications:

- Input/output of DC/DC Converters
- Portable Communication Equipment
- Camcorders
- LCD TVs
- Car Radios

For quantities greater than listed, call for quote.

Series.	DIMENSIONS: mm (in.)			Price Each		Reel Qty.	Price Per Piece
	Length (L)	Width (W)	Thickness (T)	1	100		
SDR0703	6.5 (.256)	4.5 (.177)	2.7 (.106)			500	
SDR0805	7.8 (.307)	7.8 (.307)	5.3 (.209)			1000	
SDR0906	12.5 (.492)	10.5 (.413)	6.3 (.248)			600	
SDR1005	12.7 (.500)	10.0 (.393)	5.0 (.197)			600	
SDR1006	- -	9.8 (.386)	5.8 (.228)			800	
SDR1045	10.0 (.394)	10.0 (.394)	4.5 (.177)			700	

SDR0703 Series (Cont.)

MOUSER STOCK NO. Mfr.	Mfr. Part No.	Fig.	Value uF	Q (min.)	Test Freq. (MHz)	SRF MHz (min.)
652	SDR0703-6R8ML	A	6.8	20	7.96	45
652	SDR0703-8R2ML	A	8.2	20	7.96	40
652	SDR0703-100KL	A	10	23	2.52	36
652	SDR0703-120KL	A	12	20	2.52	36
652	SDR0703-150KL	A	15	23	2.52	30
652	SDR0703-220KL	A	22	20	2.52	26
652	SDR0703-330KL	A	33	17	2.52	20
652	SDR0703-470KL	A	47	20	2.52	15
652	SDR0703-560KL	A	56	20	2.52	13
652	SDR0703-680KL	A	68	18	2.52	13
652	SDR0703-820KL	A	82	18	2.52	12
652	SDR0703-101KL	A	100	33	0.796	11
652	SDR0703-151KL	A	150	30	0.796	9
652	SDR0703-221KL	A	220	31	0.796	7
652	SDR0703-271KL	A	270	30	0.796	7
652	SDR0703-331KL	A	330	33	0.796	6
652	SDR0703-391KL	A	390	36	0.796	5.5
652	SDR0703-471KL	A	470	33	0.796	5
652	SDR0703-561KL	A	560	36	0.796	4
652	SDR0703-681KL	A	680	32	0.796	4
652	SDR0703-821KL	A	820	32	0.796	3.6
652	SDR0703-102KL	A	1000	30	0.252	3.2

SDR0805 Series

MOUSER STOCK NO. Mfr.	Mfr. Part No.	Fig.	Value uF	Q (min.)	Test Freq. (MHz)	SRF MHz (min.)
652	SDR0805-1R5ML	B	1.5	32	7.96	120
652	SDR0805-2R5ML	B	2.5	32	7.96	70
652	SDR0805-3R3ML	B	3.3	32	7.96	55
652	SDR0805-4R7ML	B	4.7	31	7.96	38
652	SDR0805-5R6ML	B	5.6	31	7.96	34
652	SDR0805-6R8ML	B	6.8	30	7.96	33
652	SDR0805-7R5ML	B	7.5	29	7.96	30
652	SDR0805-100ML	B	10	25	2.52	22
652	SDR0805-120ML	B	12	25	2.52	20
652	SDR0805-150ML	B	15	25	2.52	16
652	SDR0805-180ML	B	18	20	2.52	15
652	SDR0805-220ML	B	22	20	2.52	13
652	SDR0805-270KL	B	27	20	2.52	12
652	SDR0805-330KL	B	33	15	2.52	10
652	SDR0805-390KL	B	39	15	2.52	10
652	SDR0805-470KL	B	47	15	2.52	9
652	SDR0805-560KL	B	56	15	2.52	9
652	SDR0805-680KL	B	68	15	2.52	8
652	SDR0805-820KL	B	82	12	2.52	7
652	SDR0805-101KL	B	100	12	0.796	7
652	SDR0805-121KL	B	120	12	0.796	6
652	SDR0805-151KL	B	150	12	0.796	6
652	SDR0805-181KL	B	180	12	0.796	5
652	SDR0805-221KL	B	220	12	0.796	5
652	SDR0805-271KL	B	270	12	0.796	5
652	SDR0805-331KL	B	330	12	0.796	4
652	SDR0805-391KL	B	390	12	0.796	4
652	SDR0805-471KL	B	470	12	0.796	4
652	SDR0805-122KL	B	1200	28	0.252	2
652	SDR0805-152KL	B	1500	27	0.252	2
652	SDR0805-182KL	B	1800	30	0.252	2
652	SDR0805-392KL	B	3900	28	0.252	1

SDR0906 Series

MOUSER STOCK NO. Mfr.	Mfr. Part No.	Fig.	Value uF	Q (min.)	Test Freq. (MHz)	SRF MHz (min.)
652	SDR0906-121KL	C	120	15	0.796	8

SDR1005 Series

MOUSER STOCK NO. Mfr.	Mfr. Part No.	Fig.	Value uF	Q (min.)	Test Freq. (MHz)	SRF MHz (min.)
652	SDR1005-R68ML	D	0.68	26	7.960	160
652	SDR1005-1R0ML	D	1	20	10	137
652	SDR1005-1R5ML	D	1.5	50	3	95
652	SDR1005-2R5ML	D	2.5	49	3	56
652	SDR1005-3R3ML	D	3.3	50	4	54
652	SDR1005-4R7ML	D	4.7	50	4	42
652	SDR1005-6R8ML	D	6.8	50	3	31
652	SDR1005-100ML	D	10	50	3	26
652	SDR1005-150ML	D	15	50	3	22
652	SDR1005-220ML	D	22	40	3	18
652	SDR1005-330KL	D	33	25	1	14
652	SDR1005-470KL	D	47	25	1	12
652	SDR1005-680KL	D	68	25	1	11
652	SDR1005-101KL	D	100	30	0.05	8
652	SDR1005-151KL	D	150	30	0.05	6
652	SDR1005-221KL	D	220	33	0.05	5
652	SDR1005-331KL	D	330	33	0.05	4
652	SDR1005-471KL	D	470	57	0.05	4
652	SDR1005-681KL	D	680	57	0.05	3
652	SDR1005-102KL	D	1000	81	0.07	2
652	SDR1005-152KL	D	1500	97	0.131	2
652	SDR1005-222KL	D	2200	85	0.128	2
652	SDR1005-222JL	D	2200	91	0.07	2
652	SDR1005-332JL	D	3300	93	0.07	1
652	SDR1005-332KL	D	3300	106	0.128	1
652	SDR1005-472JL	D	4700	93	0.07	1
652	SDR1005-682KL	D	6800	105	0.171	1
652	SDR1005-822KL	D	8200	102	0.145	1
652	SDR1005-103KL	D	10000	101	0.07	1

SDR1006 Series

MOUSER STOCK NO. Mfr.	Mfr. Part No.	Fig.	Value uF	Q (min.)	Test Freq. (MHz)	SRF MHz (min.)
652	SDR1006-1R5ML	B	1.5	35	7.96	105
652	SDR1006-3R3ML	B	3.3	34	7.96	55
652	SDR1006-4R7ML	B	4.7	33	7.96	40
652	SDR1006-6R8ML	B	6.8	33	7.96	32
652	SDR1006-100ML	B	10	30	2.52	21
652	SDR1006-120ML	B	12	30	2.52	20
652	SDR1006-150ML	B	15	30	2.52	16
652	SDR1006-180ML	B	18	30	2.52	15
652	SDR1006-220ML	B	22	25	2.52	13
652	SDR1006-270KL	B	27	25	2.52	11
652	SDR1006-330KL	B	33	25	2.52	10
652	SDR1006-390KL	B	39	20	2.52	9
652	SDR1006-470KL	B	47	20	2.52	8
652	SDR1006-560KL	B	56	20	2.52	7.5
652	SDR1006-680KL	B	68	15	2.52	7
652	SDR1006-820KL	B	82	15	2.52	6
652	SDR1006-101KL	B	100	15	0.796	5.2
652	SDR1006-121KL	B	120	15	0.796	5
652	SDR1006-151KL	B	150	15	0.796	4.5
652	SDR1006-181KL	B	180	12	0.796	4
652	SDR1006-221KL	B	220	12	0.796	3.8
652	SDR1006-271KL	B	270	12	0.796	3.5
652	SDR1006-331KL	B	330	12	0.796	3.2
652	SDR1006-391KL	B	390	12	0.796	3.0
652	SDR1006-471KL	B	470	12	0.796	2.5
652	SDR1006-561KL	B	560	12	.796	2.3
652	SDR1006-681KL	B	680	12	0.796	2.1
652	SDR1006-102KL	B	1000	30	0.252	1.9
652	SDR1006-222KL	B	2200	31	0.252	1.5
652	SDR1006-332KL	B	3300	32	0.252	1.3
652	SDR1006-472KL	B	4700	32	0.252	0.8

SDR1045 Series

MOUSER STOCK NO. Mfr.	Mfr. Part No.	Fig.	Value uF	Q (min.)	Test Freq. (MHz)	SRF MHz (min.)
652	SDR1045-102K	E	1000	25	0.252	2.9

© Copyright 2014 Mouser Electronics

For current pricing, visit mouser.com

© Copyright 2014 Mouser Electronics

BOURNS High Current Toroidal Inductors

BOURNS®

RoHS Compliant **This product is RoHS compliant.**

2100HT SERIES

Features:
- High Temperature rating-up to +200°C
- Low magnetic radiation
- High current capacity
- Horizontal or vertical mount available
- Low cost
- Operating temperature: -55°C to +200°C

Applications:
- High operating temperature environments
- DC-DC converters
- Output chokes
- EMI filters

Notes:
- Rated Idc causes a 50°C temperature rise

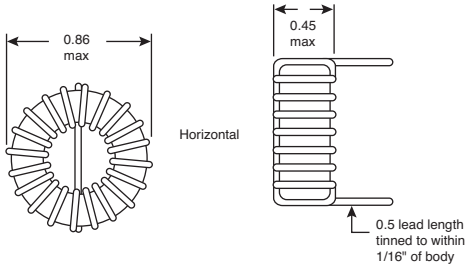

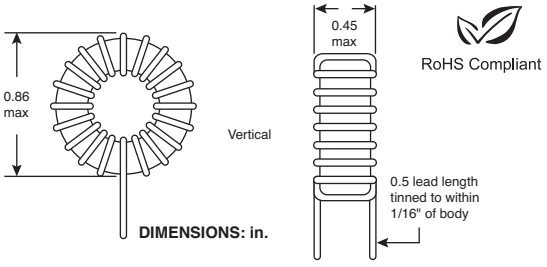

RoHS Compliant

Horizontal Mount

For quantities greater than listed, call for quote.

MOUSER STOCK NO.	Bourns Part No.	Ind (µH)	Idc (A)	Res. (Ω)	Price Each 1	25	50	100
652-2100HT-100-H-RC	2100HT-100-H-RC	10	9.9	0.012				
652-2100HT-120-H-RC	2100HT-120-H-RC	12	9.6	0.013				
652-2100HT-150-H-RC	2100HT-150-H-RC	15	9.1	0.014				
652-2100HT-180-H-RC	2100HT-180-H-RC	18	8.6	0.016				
652-2100HT-270-H-RC	2100HT-270-H-RC	27	6.4	0.028				
652-2100HT-330-H-RC	2100HT-330-H-RC	33	6.1	0.031				
652-2100HT-470-H-RC	2100HT-470-H-RC	47	5.6	0.036				
652-2100HT-560-H-RC	2100HT-560-H-RC	56	5.3	0.040				
652-2100HT-680-H-RC	2100HT-680-H-RC	68	5.1	0.044				
652-2100HT-101-H-RC	2100HT-101-H-RC	100	4.6	0.053				
652-2100HT-121-H-RC	2100HT-121-H-RC	120	3.5	0.094				
652-2100HT-221-H-RC	2100HT-221-H-RC	220	3	0.130				
652-2100HT-271-H-RC	2100HT-271-H-RC	270	2.8	0.140				
652-2100HT-331-H-RC	2100HT-331-H-RC	330	2.7	0.160				
652-2100HT-391-H-RC	2100HT-391-H-RC	390	2.1	0.270				
652-2100HT-681-H-RC	2100HT-681-H-RC	680	1.8	0.350				
652-2100HT-821-H-RC	2100HT-821-H-RC	820	1.7	0.390				
652-2100HT-102-H-RC	2100HT-102-H-RC	000	1.6	0.430				

Vertical Mount

For quantities greater than listed, call for quote.

MOUSER STOCK NO.	Bourns Part No.	Ind (µH)	Idc (A)	Res. (Ω)	Price Each 1	25	50	100
652-2100HT-100-V-RC	2100HT-100-V-RC	10	9.9	0.012				
652-2100HT-120-V-RC	2100HT-120-V-RC	12	9.6	0.013				
652-2100HT-150-V-RC	2100HT-150-V-RC	15	9.1	0.014				
652-2100HT-180-V-RC	2100HT-180-V-RC	18	8.6	0.016				
652-2100HT-220-V-RC	2100HT-220-V-RC	22	6.7	0.026				
652-2100HT-270-V-RC	2100HT-270-V-RC	27	6.4	0.028				
652-2100HT-390-V-RC	2100HT-390-V-RC	39	5.9	0.033				
652-2100HT-470-V-RC	2100HT-470-V-RC	47	5.6	0.036				
652-2100HT-560-V-RC	2100HT-560-V-RC	56	5.3	0.040				
652-2100HT-101-V-RC	2100HT-101-V-RC	100	4.6	0.053				
652-2100HT-121-V-RC	2100HT-121-V-RC	120	3.5	0.094				
652-2100HT-151-V-RC	2100HT-151-V-RC	150	3.3	0.110				
652-2100HT-181-V-RC	2100HT-181-V-RC	180	3.1	0.120				
652-2100HT-331-V-RC	2100HT-331-V-RC	330	2.7	0.160				
652-2100HT-391-V-RC	2100HT-391-V-RC	390	2.1	0.270				
652-2100HT-471-V-RC	2100HT-471-V-RC	470	2	0.290				
652-2100HT-561-V-RC	2100HT-561-V-RC	560	1.9	0.320				
652-2100HT-821-V-RC	2100HT-821-V-RC	820	1.7	0.390				

2200HT SERIES

Features:
- High Temperature rating-up to +200°C
- Low magnetic radiation
- High current capacity
- Horizontal or vertical mount available
- Low cost
- Operating temperature: -55°C to +200°C

Applications:
- High operating temperature environments
- DC-DC converters
- Output chokes
- EMI filters

Notes:
- Rated Idc causes a 50°C temperature rise

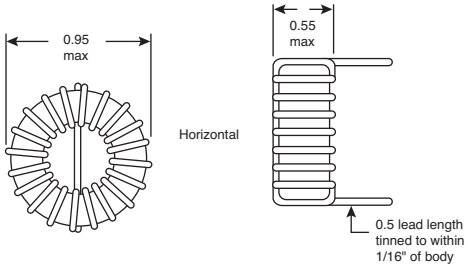

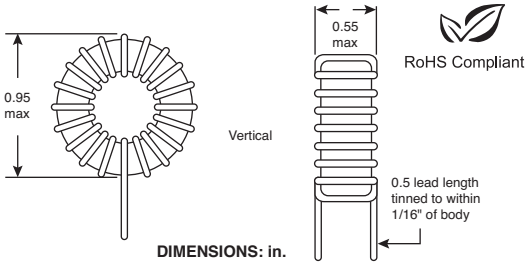

RoHS Compliant

Horizontal Mount

For quantities greater than listed, call for quote.

MOUSER STOCK NO.	Bourns Part No.	Ind (µH)	Idc (A)	Res. (Ω)	Price Each 1	10	25	50	100
652-2200HT-100-H-RC	2200HT-100-H-RC	10	11.2	0.014					
652-2200HT-120-H-RC	2200HT-120-H-RC	12	10.9	0.015					
652-2200HT-150-H-RC	2200HT-150-H-RC	15	10.3	0.017					
652-2200HT-180-H-RC	2200HT-180-H-RC	18	9.7	0.018					
652-2200HT-220-H-RC	2200HT-220-H-RC	22	9.3	0.020					
652-2200HT-270-H-RC	2200HT-270-H-RC	27	8.9	0.022					
652-2200HT-330-H-RC	2200HT-330-H-RC	33	8.4	0.025					
652-2200HT-390-H-RC	2200HT-390-H-RC	39	8.1	0.026					
652-2200HT-470-H-RC	2200HT-470-H-RC	47	6.4	0.042					
652-2200HT-560-H-RC	2200HT-560-H-RC	56	6.1	0.046					
652-2200HT-680-H-RC	2200HT-680-H-RC	68	5.8	0.050					
652-2200HT-101-H-RC	2200HT-101-H-RC	100	5.3	0.061					
652-2200HT-121-H-RC	2200HT-121-H-RC	120	5	0.067					
652-2200HT-151-H-RC	2200HT-151-H-RC	150	4.8	0.075					
652-2200HT-181-H-RC	2200HT-181-H-RC	180	4.6	0.082					
652-2200HT-221-H-RC	2200HT-221-H-RC	220	4.3	0.091					
652-2200HT-271-H-RC	2200HT-271-H-RC	270	3.3	0.160					
652-2200HT-331-H-RC	2200HT-331-H-RC	330	3.1	0.180					
652-2200HT-391-H-RC	2200HT-391-H-RC	390	3	0.190					
652-2200HT-471-H-RC	2200HT-471-H-RC	470	2.8	0.210					
652-2200HT-561-H-RC	2200HT-561-H-RC	560	2.7	0.230					
652-2200HT-681-H-RC	2200HT-681-H-RC	680	2.6	0.270					
652-2200HT-821-H-RC	2200HT-821-H-RC	820	2	0.440					
652-2200HT-102-H-RC	2200HT-102-H-RC	1000	1.9	0.490					

Vertical Mount

For quantities greater than listed, call for quote.

MOUSER STOCK NO.	Bourns Part No.	Ind (µH)	Idc (A)	Res. (Ω)	Price Each 1	10	25	50	100
652-2200HT-100-V-RC	2200HT-100-V-RC	10	11.2	0.014					
652-2200HT-120-V-RC	2200HT-120-V-RC	12	10.9	0.015					
652-2200HT-150-V-RC	2200HT-150-V-RC	15	10.3	0.017					
652-2200HT-180-V-RC	2200HT-180-V-RC	18	9.7	0.018					
652-2200HT-220-V-RC	2200HT-220-V-RC	22	9.3	0.020					
652-2200HT-270-V-RC	2200HT-270-V-RC	27	8.9	0.022					
652-2200HT-330-V-RC	2200HT-330-V-RC	33	8.4	0.025					
652-2200HT-390-V-RC	2200HT-390-V-RC	39	8.1	0.026					
652-2200HT-470-V-RC	2200HT-470-V-RC	47	6.4	0.042					
652-2200HT-560-V-RC	2200HT-560-V-RC	56	6.1	0.046					
652-2200HT-680-V-RC	2200HT-680-V-RC	68	5.8	0.050					
652-2200HT-101-V-RC	2200HT-101-V-RC	100	5.3	0.061					
652-2200HT-121-V-RC	2200HT-121-V-RC	120	5	0.067					
652-2200HT-151-V-RC	2200HT-151-V-RC	150	4.8	0.075					
652-2200HT-181-V-RC	2200HT-181-V-RC	180	4.6	0.082					
652-2200HT-221-V-RC	2200HT-221-V-RC	220	4.3	0.091					
652-2200HT-271-V-RC	2200HT-271-V-RC	270	3.3	0.160					
652-2200HT-331-V-RC	2200HT-331-V-RC	330	3.1	0.180					
652-2200HT-391-V-RC	2200HT-391-V-RC	390	3	0.190					
652-2200HT-471-V-RC	2200HT-471-V-RC	470	2.8	0.210					
652-2200HT-561-V-RC	2200HT-561-V-RC	560	2.7	0.230					
652-2200HT-681-V-RC	2200HT-681-V-RC	680	2.6	0.270					
652-2200HT-821-V-RC	2200HT-821-V-RC	820	2	0.440					
652-2200HT-102-V-RC	2200HT-102-V-RC	1000	1.9	0.490					

© Copyright 2014 Mouser Electronics

BOURNS/J.W. MILLER SMD Power Inductors & Ferrite Beads

RoHS Compliant This product is RoHS compliant.

JW Miller MAGNETICS A Bourns Company

SMD POWER INDUCTORS

Features:

- Compact size
- Ferrite bobbin core
- High current capability
- Low core loss for high frequency power application
- Operating temperature range: -30 to +100°C
- Large terminal surface for good PCB bonding
- Current to cause maximum 10% of inductance drop or 40°C temperature rise

DIMENSIONS: mm				
Series	A	B	C	D
PM43	4.0	4.5	3.2	1.2
PM54	5.2	5.8	4.5	1.3
PM105	9.0	10.0	5.4	2.1
PM105SB	9.0	10.0	5.0	2.5

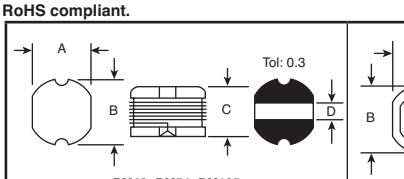

For quantities greater than listed, call for quote.

MOUSER STOCK NO. / Mfr. Part No.	L (µH)	Test Freq.	Rdc Max. Ohms	Idc Max Amps	Price Each 1	10	100
PM43 Series							
542—PM43-1R0M-RC	1.0	7.96Mhz	0.049	2.56			
542—PM43-4R7M-RC	4.7	7.96Mhz	0.109	1.15			
542—PM43-100M-RC	10	2.52MHz	0.182	1.04			
542—PM43-120M-RC	12	2.52MHz	0.210	0.97			
542—PM43-180M-RC	18	2.52MHz	0.338	0.74			
542—PM43-220M-RC	22	2.52MHz	0.378	0.68			
542—PM43-330K-RC	33	2.52MHz	0.540	0.56			
542—PM43-390K-RC	39	2.52MHz	0.587	0.52			
542—PM43-470K-RC	47	2.52MHz	0.844	0.44			
542—PM43-680K-RC	68	2.52MHz	1.117	0.37			
PM105 Series (Unshielded)							
542—PM105-100M-RC	10	2.52MHz	0.06	2.60			
542—PM105-120M-RC	12	2.52MHz	0.07	2.45			
542—PM105-220M-RC	22	2.52MHz	0.10	1.96			
542—PM105-270M-RC	27	2.52MHz	0.11	1.76			
542—PM105-330M-RC	33	2.52MHz	0.12	1.50			
542—PM105-390M-RC	39	2.52MHz	0.14	1.37			
542—PM105-470K-RC	47	2.52MHz	0.17	1.28			
542—PM105-560K-RC	56	2.52MHz	0.19	1.17			
542—PM105-680K-RC	68	2.52MHz	0.22	1.11			
542—PM105-820K-RC	82	2.52MHz	0.25	1.00			
542—PM105-101K-RC	100	1kHz	0.35	0.97			
542—PM105-121K-RC	120	1kHz	0.40	0.89			
542—PM105-151K-RC	150	1kHz	0.47	0.78			
542—PM105-221K-RC	220	1kHz	0.73	0.66			
542—PM105-271K-RC	270	1kHz	0.97	0.57			
542—PM105-331K-RC	330	1kHz	1.15	0.52			
542—PM105-391K-RC	390	1kHz	1.30	0.48			
542—PM105-471K-RC	470	1kHz	1.48	0.42			
542—PM105-561K-RC	560	1kHz	1.90	0.33			
542—PM105-681K-RC	680	1kHz	2.25	0.28			
542—PM105-821K-RC	820	1kHz	2.55	0.24			

For quantities greater than listed, call for quote.

MOUSER STOCK NO. / Mfr. Part No.	L (µH)	Test Freq.	Rdc Max. Ohms	Idc Max Amps	Price Each 1	10	25
PM54 Series							
542—PM54-100M-RC	10	2.52MHz	0.10	1.44			
542—PM54-180M-RC	18	2.52MHz	0.15	1.23			
542—PM54-220M-RC	22	2.52MHz	0.18	1.11			
542—PM54-330L-RC	33	2.52MHz	0.23	0.88			
542—PM54-470L-RC	47	2.52MHz	0.37	0.72			
542—PM54-560K-RC	56	2.52MHz	0.42	0.68			
542—PM54-680K-RC	68	2.52MHz	0.46	0.61			
542—PM54-101K-RC	100	1kHz	0.70	0.52			
542—PM54-121K-RC	120	1kHz	0.93	0.48			
542—PM54-221K-RC	220	1kHz	1.57	0.35			
PM105SB Series (Shielded)							
542—PM105SB-100M-RC	10	2.52MHz	0.06	2.06			
542—PM105SB-120M-RC	12	2.52MHz	0.07	1.94			
542—PM105SB-180M-RC	18	2.52MHz	0.08	1.58			
542—PM105SB-220M-RC	22	2.52MHz	0.08	1.42			
542—PM105SB-270M-RC	27	2.52MHz	0.10	1.32			
542—PM105SB-330L-RC	33	2.52MHz	0.11	1.16			
542—PM105SB-390L-RC	39	2.52MHz	0.12	1.10			
542—PM105SB-470L-RC	47	2.52MHz	0.14	1.00			
542—PM105SB-560L-RC	56	2.52MHz	0.19	0.93			
542—PM105SB-680L-RC	68	2.52MHz	0.21	0.85			
542—PM105SB-820L-RC	82	2.52MHz	0.28	0.79			
542—PM105SB-101K-RC	100	1kHz	0.34	0.72			
542—PM105SB-121K-RC	120	1kHz	0.37	0.63			
542—PM105SB-151K-RC	150	1kHz	0.51	0.55			
542—PM105SB-221K-RC	220	1kHz	0.78	0.47			
542—PM105SB-271K-RC	270	1kHz	0.87	0.41			
542—PM105SB-331K-RC	330	1kHz	1.20	0.37			
542—PM105SB-391K-RC	390	1kHz	1.34	0.35			
542—PM105SB-471K-RC	470	1kHz	1.50	0.33			

HIGH CURRENT SMD POWER INDUCTOR

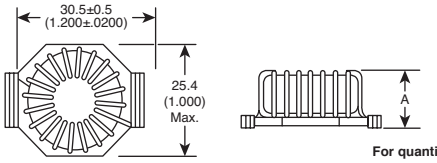

DIMENSIONS: mm (in.)

For quantities greater than listed, call for quote.

MOUSER STOCK NO. / Mfr. Part No.	L (µH)	DCR Max (Ω)	IDC (A)	Dim. A Max. mm (in.)	Price Each 1	10	25
PM2110 Series							
542—PM2110-3R3M-RC	3.3	4	16.0	14.48 / (0.57)			
542—PM2110-5R6M-RC	5.6	5	13.7	14.48 / (0.57)			
542—PM2110-8R2M-RC	8.2	6	12.6	14.48 / (0.57)			
542—PM2110-120K-RC	12	7	11.3	14.48 / (0.57)			
542—PM2110-180K-RC	18	9	10.2	14.48 / (0.57)			
542—PM2110-220K-RC	22	10	9.7	14.48 / (0.57)			
542—PM2110-270K-RC	27	14	8.2	13.72 / (0.54)			
542—PM2110-330K-RC	33	19	7.0	13.21 / (0.52)			
542—PM2110-390K-RC	39	20	6.8	15.75 / (0.62)			
542—PM2110-470K-RC	47	22	6.5	15.75 / (0.62)			
542—PM2110-560K-RC	56	24	6.2	15.75 / (0.62)			
542—PM2110-680K-RC	68	27	5.9	15.75 / (0.62)			
542—PM2110-820K-RC	82	29	5.6	15.75 / (0.62)			
542—PM2110-101K-RC	100	32	5.4	15.75 / (0.62)			
542—PM2110-121K-RC	120	35	5.1	15.75 / (0.62)			
542—PM2110-151K-RC	150	49	4.3	14.99 / (0.59)			
542—PM2110-181K-RC	180	66	3.7	13.46 / (0.53)			
542—PM2110-221K-RC	220	74	3.5	15.24 / (0.60)			
542—PM2110-271K-RC	270	82	3.4	15.24 / (0.60)			
542—PM2110-331K-RC	330	90	3.2	15.24 / (0.60)			
542—PM2110-391K-RC	390	98	3.1	15.24 / (0.60)			
542—PM2110-471K-RC	470	133	2.6	14.48 / (0.57)			
542—PM2110-561K-RC	560	146	2.5	14.48 / (0.57)			
542—PM2110-681K-RC	680	202	2.1	13.72 / (0.54)			

For quantities greater than listed, call for quote.

MOUSER STOCK NO. / Mfr. Part No.	L (µH)	DCR Max (Ω)	IDC (A)	Dim. A Max. mm (in.)	Price Each 1	10	25
PM2110 Series (Cont.)							
542—PM2110-821K-RC	820	221	2.0	15.24 / (0.60)			
542—PM2110-102K-RC	1000	244	1.9	15.24 / (0.60)			
PM2120 Series							
542—PM2120-2R7M-RC	2.7	3	19.7	20.83 / (0.82)			
542—PM2120-3R9M-RC	3.9	4	18.0	20.83 / (0.82)			
542—PM2120-5R6M-RC	5.6	5	15.6	20.83 / (0.82)			
542—PM2120-6R8M-RC	6.8	6	14.7	20.83 / (0.82)			
542—PM2120-8R2M-RC	8.2	6	14.7	20.83 / (0.82)			
542—PM2120-120K-RC	12	8	12.7	20.83 / (0.82)			
542—PM2120-150K-RC	15	9	12.2	20.83 / (0.82)			
542—PM2120-180K-RC	18	9	11.8	20.83 / (0.82)			
542—PM2120-220K-RC	22	11	11.0	20.83 / (0.82)			
542—PM2120-270K-RC	27	12	10.4	20.83 / (0.82)			
542—PM2120-330K-RC	33	13	10.1	20.83 / (0.82)			
542—PM2120-390K-RC	39	14	9.6	20.83 / (0.82)			
542—PM2120-470K-RC	47	19	8.2	20.07 / (0.79)			
542—PM2120-560K-RC	56	21	7.9	20.07 / (0.79)			
542—PM2120-680K-RC	68	29	6.7	19.56 / (0.77)			
542—PM2120-820K-RC	82	32	6.4	22.10 / (0.87)			
542—PM2120-101K-RC	100	35	6.1	22.10 / (0.87)			
542—PM2120-121K-RC	120	39	5.8	22.10 / (0.87)			
542—PM2120-151K-RC	150	43	5.5	22.10 / (0.87)			
542—PM2120-181K-RC	180	47	5.3	21.08 / (0.83)			
542—PM2120-221K-RC	220	52	5.0	21.08 / (0.83)			
542—PM2120-271K-RC	220	72	4.2	20.32 / (0.80)			
542—PM2120-331K-RC	330	100	3.6	19.81 / (0.78)			
542—PM2120-391K-RC	390	108	3.5	19.81 / (0.78)			
542—PM2120-471K-RC	470	119	3.3	21.59 / (0.85)			
542—PM2120-561K-RC	560	130	3.2	21.59 / (0.85)			
542—PM2120-681K-RC	680	142	3.0	21.59 / (0.85)			
542—PM2120-821K-RC	820	157	2.9	21.59 / (0.85)			
542—PM2120-102K-RC	1000	215	2.5	20.83 / (0.82)			

FB SERIES FERRITE BEADS

Features:

- Very low cost
- Excellent EMI suppression capability at high frequency
- Higher impedance can be achieved with 2 or more beads in series
- Wider frequency range can be achieved with 2 beads of different material grade in series

RoHS Compliant

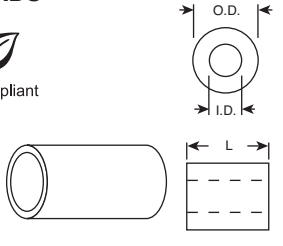

For quantities greater than listed, call for quote.

MOUSER STOCK NO. / Mfr. Part No.	Freq. Range (MHz)	Material Type	Min./Max. Dimensions: in. O.D.	I.D.	L	Price Each 1	10	25
542—FB73-085-RC	up to 40	73	.052/.056	.027/.031	.085/.095			
542—FB43-226-RC	40-200	43	.123/.153	.040/.060	.221/.251			
542—FB73-226-RC	up to 40	73	.125/.155	.040/.060	.221/.251			
542—FB73-110-RC	up to 40	73	.125/.155	.040/.060	.113/.143			
542—FB43-110-RC	40-200	43	.125/.155	.040/.060	.113/.143			
542—FB64-110-RC	above 200	64	.123/.153	.040/.060	.113.143			
542—FB43-422-RC	40-200	43	.185/.215	.050/.070	.412/.462			
542—FB73-422-RC	up to 40	73	.185/.215	.050/.070	.412/.462			
542—FB43-287-RC	40-200	43	.281/.311	.084/.104	.282/.312			
542—FB73-287-RC	up to 40	73	.281/.311	.084/.104	.282/.312			

© Copyright 2014 Mouser Electronics

For current pricing, visit mouser.com

© Copyright 2014 Mouser Electronics

BOURNS/J.W. MILLER High Current Toroidal & Chip Inductors

RoHS Compliant **This product is RoHS compliant.**

J.W.Miller MAGNETICS A Bourns Company

DIMENSIONS: in.

J.W.Miller 2300 SERIES

- DC-DC converter, EMI filter applications
- Low radiation
- Low core loss
- High current capacity
- Horizontal or vertical mount
- Operating temperature: -55 to +105°C
- Current to cause 30°C maximum temperature rise

RoHS Compliant

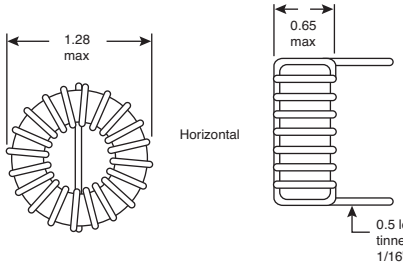

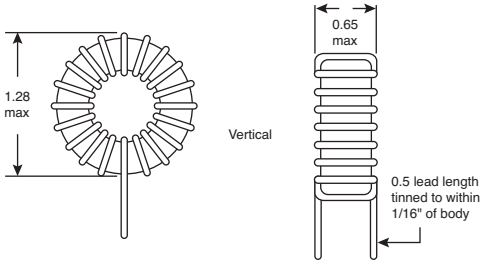

Horizontal Mount

For quantities greater than listed, call for quote.

MOUSER STOCK NO.	J. W. Miller Part No.	Ind (µH)	Idc (A)	Resistance (Ohms)	Price Each 1	10	25	50	100	250	500
542-2301-H-RC	2301-H-RC	10	20.0	0.005							
542-2302-H-RC	2302-H-RC	12	19.1	0.005							
542-2303-H-RC	2303-H-RC	15	18.0	0.006							
542-2304-H-RC	2304-H-RC	18	17.2	0.006							
542-2305-H-RC	2305-H-RC	22	16.4	0.007							
542-2306-H-RC	2306-H-RC	27	15.6	0.008							
542-2307-H-RC	2307-H-RC	33	11.7	0.013							
542-2308-H-RC	2308-H-RC	39	11.2	0.014							
542-2309-H-RC	2309-H-RC	47	10.7	0.016							
542-2310-H-RC	2310-H-RC	56	10.2	0.017							
542-2311-H-RC	2311-H-RC	68	7.7	0.03							
542-2312-H-RC	2312-H-RC	100	7.0	0.037							
542-2313-H-RC	2313-H-RC	120	6.7	0.04							
542-2314-H-RC	2314-H-RC	150	5.0	0.071							
542-2315-H-RC	2315-H-RC	180	4.8	0.078							
542-2316-H-RC	2316-H-RC	220	5.8	0.054							
542-2317-H-RC	2317-H-RC	270	5.5	0.06							
542-2318-H-RC	2318-H-RC	330	5.2	0.067							
542-2319-H-RC	2319-H-RC	390	5.0	0.072							
542-2320-H-RC	2320-H-RC	470	3.8	0.13							
542-2321-H-RC	2321-H-RC	560	3.6	0.14							
542-2322-H-RC	2322-H-RC	680	3.4	0.15							
542-2323-H-RC	2323-H-RC	820	2.6	0.27							
542-2324-H-RC	2324-H-RC	1000	2.4	0.3							

Vertical Mount

For quantities greater than listed, call for quote.

MOUSER STOCK NO.	J. W. Miller Part No.	Ind (µH)	Idc (A)	Resistance (Ohms)	Price Each 1	10	25	50	100	250	500
542-2301-V-RC	2301-V-RC	10	20.0	0.005							
542-2302-V-RC	2302-V-RC	12	19.1	0.005							
542-2303-V-RC	2303-V-RC	15	18.0	0.006							
542-2304-V-RC	2304-V-RC	18	17.2	0.006							
542-2305-V-RC	2305-V-RC	22	16.4	0.007							
542-2306-V-RC	2306-V-RC	27	15.6	0.008							
542-2307-V-RC	2307-V-RC	33	11.7	0.013							
542-2308-V-RC	2308-V-RC	39	11.2	0.014							
542-2309-V-RC	2309-V-RC	47	10.7	0.016							
542-2310-V-RC	2310-V-RC	56	10.2	0.017							
542-2311-V-RC	2311-V-RC	68	7.7	0.03							
542-2312-V-RC	2312-V-RC	100	7.0	0.037							
542-2313-V-RC	2313-V-RC	120	6.7	0.04							
542-2314-V-RC	2314-V-RC	150	5.0	0.071							
542-2315-V-RC	2315-V-RC	180	4.8	0.078							
542-2316-V-RC	2316-V-RC	220	5.8	0.054							
542-2317-V-RC	2317-V-RC	270	5.5	0.06							
542-2318-V-RC	2318-V-RC	330	5.2	0.067							
542-2319-V-RC	2319-V-RC	390	5.0	0.072							
542-2320-V-RC	2320-V-RC	470	3.8	0.13							
542-2321-V-RC	2321-V-RC	560	3.6	0.14							
542-2322-V-RC	2322-V-RC	680	3.4	0.15							
542-2323-V-RC	2323-V-RC	820	2.6	0.27							
542-2324-V-RC	2324-V-RC	1000	2.4	0.3							

J.W.Miller PM1812 SERIES CHIP INDUCTORS

DIMENSIONS: mm

- Molded construction for high reliability and superior environmental protection
- High resistance to solder heat and moisture
- Operating temperature -55 to +105°C
- Current to cause 20°C maximum temperature rise
- Tape & reel packaged 500/reel

RoHS Compliant

PM1210

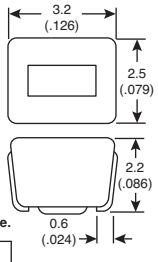

PM1812

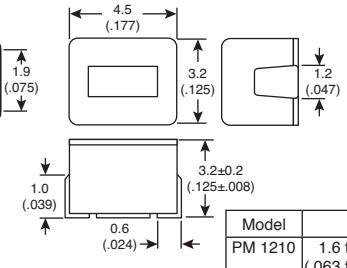

Recommended Land Pattern Dimensions

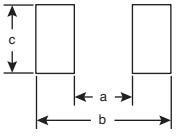

Model	a	b	c
PM 1210	1.6 to 2.0 (.063 to .079)	4.0 to 4.6 (.157 to .181)	1.9 to 2.4 (.075 to .094)
PM1812	2.4 to 2.6 (.094 to .102)	5.5 to 6.0 (.217 to .236)	2.0 to 3.0 (.079 to .118)

For quantities greater than listed, call for quote.

Price Each 1	10	25	50	100	250	500	1000

MOUSER STOCK NO.	J. W. Miller Part No.	L (uH) ±10%	Q Min	Test Freq. (Mhz)	SRF (Mhz) Min.	DCR (Ω) Max.	I, DC (mA)
542-PM1812-R10K-RC	PM1812-R10K-RC	0.1	28	25.2	300	0.18	800
542-PM1812-R12K-RC	PM1812-R12K-RC	0.12	30	25.2	280	0.2	770
542-PM1812-R15K-RC	PM1812-R15K-RC	0.15	30	25.2	250	0.22	730
542-PM1812-R18K-RC	PM1812-R18K-RC	0.18	30	25.2	220	0.24	700
542-PM1812-R22K-RC	PM1812-R22K-RC	0.22	30	25.2	200	0.25	665
542-PM1812-R27K-RC	PM1812-R27K-RC	0.27	30	25.2	180	0.26	635
542-PM1812-R33K-RC	PM1812-R33K-RC	0.33	30	25.2	165	0.28	605
542-PM1812-R39K-RC	PM1812-R39K-RC	0.39	30	25.2	150	0.3	575
542-PM1812-R47K-RC	PM1812-R47K-RC	0.47	30	25.2	145	0.32	545
542-PM1812-R56K-RC	PM1812-R56K-RC	0.56	30	25.2	140	0.36	520
542-PM1812-R68K-RC	PM1812-R68K-RC	0.68	30	25.2	135	0.4	500
542-PM1812-R82K-RC	PM1812-R82K-RC	0.82	30	25.2	130	0.45	475
542-PM1812-1R0J-RC	PM1812-1R0J-RC	1	50	7.96	100	0.5	450
542-PM1812-1R2J-RC	PM1812-1R2J-RC	1.2	50	7.96	80	0.55	430
542-PM1812-1R5J-RC	PM1812-1R5J-RC	1.5	50	7.96	70	0.6	410
542-PM1812-1R8J-RC	PM1812-1R8J-RC	1.8	50	7.96	60	0.65	390
542-PM1812-2R2J-RC	PM1812-2R2J-RC	2.2	50	7.96	55	0.7	380
542-PM1812-2R7J-RC	PM1812-2R7J-RC	2.7	50	7.96	50	0.75	370
542-PM1812-3R3J-RC	PM1812-3R3J-RC	3.3	50	7.96	45	0.8	355
542-PM1812-3R9J-RC	PM1812-3R9J-RC	3.9	50	7.96	40	0.9	330
542-PM1812-4R7J-RC	PM1812-4R7J-RC	4.7	50	7.96	35	1	315
542-PM1812-5R6J-RC	PM1812-5R6J-RC	5.6	50	7.96	33	1.1	300
542-PM1812-6R8J-RC	PM1812-6R8J-RC	6.8	50	7.96	27	1.2	285
542-PM1812-8R2J-RC	PM1812-8R2J-RC	8.2	50	7.96	25	1.4	270
542-PM1812-100J-RC	PM1812-100J-RC	10	50	2.52	20	1.6	250

MOUSER STOCK NO.	J. W. Miller Part No.	L (uH) ±10%	Q Min	Test Freq. (Mhz)	SRF (Mhz) Min.	DCR (Ω) Max.	I, DC (mA)
542-PM1812-120J-RC	PM1812-120J-RC	12	50	2.52	18	2	225
542-PM1812-150J-RC	PM1812-150J-RC	15	50	2.52	17	2.5	200
542-PM1812-180J-RC	PM1812-180J-RC	18	50	2.52	15	2.8	190
542-PM1812-220J-RC	PM1812-220J-RC	22	50	2.52	13	3.2	180
542-PM1812-270J-RC	PM1812-270J-RC	27	50	2.52	12	3.6	170
542-PM1812-330J-RC	PM1812-330J-RC	33	50	2.52	11	4	160
542-PM1812-390J-RC	PM1812-390J-RC	39	50	2.52	10	4.5	150
542-PM1812-470J-RC	PM1812-470J-RC	47	50	2.52	10	5	140
542-PM1812-560J-RC	PM1812-560J-RC	56	50	2.52	9	5.5	135
542-PM1812-680J-RC	PM1812-680J-RC	68	50	2.52	9	6	130
542-PM1812-820J-RC	PM1812-820J-RC	82	50	2.52	8	7	120
542-PM1812-101J-RC	PM1812-101J-RC	100	40	0.796	7	8	110
542-PM1812-121J-RC	PM1812-121J-RC	120	40	0.796	6	8	110
542-PM1812-151J-RC	PM1812-151J-RC	150	40	0.796	5	9	105
542-PM1812-181J-RC	PM1812-181J-RC	180	40	0.796	5	9.5	102
542-PM1812-221J-RC	PM1812-221J-RC	220	40	0.796	4	10	100
542-PM1812-271J-RC	PM1812-271J-RC	270	30	0.796	3	12	92
542-PM1812-331J-RC	PM1812-331J-RC	330	30	0.796	3	14	85
542-PM1812-391J-RC	PM1812-391J-RC	390	30	0.796	3	18	80
542-PM1812-471J-RC	PM1812-471J-RC	470	30	0.796	3	26	62
542-PM1812-561J-RC	PM1812-561J-RC	560	30	0.796	2	30	50
542-PM1812-681J-RC	PM1812-681J-RC	680	30	0.796	2	30	50
542-PM1812-821J-RC	PM1812-821J-RC	820	30	0.796	2	35	30
542-PM1812-102J-RC	PM1812-102J-RC	1000	30	0.796	2	40	30

© Copyright 2014 Mouser Electronics

© Copyright 2014 Mouser Electronics

BOURNS/J.W. MILLER Chokes

RoHS Compliant **This product is RoHS compliant.**

J.W.Miller MAGNETICS A Bourns Company

77F SERIES CONFORMAL COATED CHOKES

Specifications:

- Epoxy coated
- Working voltage: 250VDC (max.)
- Operating temperature: -20°C to +105°C
- Core material: ferrite
- Leads: tinned copper wire
- High Q and self resonant frequency
- Low DCR
- Dielectric strength 500Vrms
- Color bands (EIA standard)

RoHS Compliant

For quantities greater than listed, call for quote.

MOUSER STOCK NO.	J.W. Miller Part No.	L (µH)	Inductive Tolerance	Q Min	Test Freq MHz	SRF Min. MHz	DCR Min. Ohms	Idc Max mA	Price Each 1	50	100	500	1000
542-77F6R8-RC	77F6R8K-RC	6.8	10%	75	7.9	68	0.48	550					
652-77F100K-TR-RC	77F100K-TR-RC	10	10%	85	7.9	45	0.58	500					
542-77F270-RC	77F270K-RC	27	10%	55	2.5	7.6	0.94	390					
542-77F330-RC	77F330J-RC	33	5%	55	2.5	6.3	1.03	370					
542-77F470-RC	77F470J-RC	47	5%	45	2.5	6.3	1.22	340					
542-77F820-RC	77F820J-RC	82	5%	35	2.5	5.3	1.62	290					
652-77F221J-TR-RC	77F221J-TR-RC	220	5%	70	0.79	3	5.1	155					
542-77F331-RC	77F331J-RC	330	5%	65	0.79	2.6	6.4	137					
542-77F391-RC	77F391J-RC	390	5%	65	0.79	2.4	7	133					
542-77F102-RC	77F102J-RC	1000	5%	50	0.79	1.4	14	100					

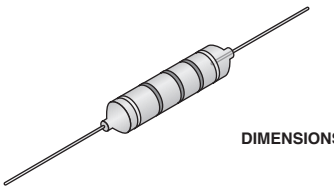

DIMENSIONS: in.

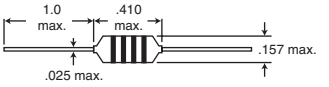

78F SERIES CONFORMAL COATED CHOKES

Specifications:

- Epoxy coated
- Working voltage: 250VDC (max.)
- Operating temperature: -20°C to +105°C
- Core material: ferrite
- Leads: tinned copper wire
- High Q and self resonant frequency
- Low DCR
- Dielectric strength 500Vrms
- Color bands (EIA standard)

RoHS Compliant

For quantities greater than listed, call for quote.

MOUSER STOCK NO.	J.W. Miller Part No.	L (µH)	Inductive Tolerance	Q Min	Test Freq MHz	SRF Min. MHz	DCR Min. Ohms	Idc Max mA	Price Each 1	50	100	500	1000
542-78FR68-RC	78FR68-RC	0.68	10%	40	25	230	0.13	900					
542-78F1R0-RC	78F1R0-RC	1.0	10%	40	25	180	0.15	815					
542-78F1R8-RC	78F1R8-RC	1.8	10%	50	7.9	125	0.23	655					
542-78F2R7-RC	78F2R7-RC	2.7	10%	50	7.9	95	0.28	595					
542-78F3R3-RC	78F3R3-RC	3.3	5%	50	7.9	60	0.30	575					
542-78F4R7-RC	78F4R7-RC	4.7	5%	45	7.9	38	0.35	530					
542-78F8R2-RC	78F8R2-RC	8.2	5%	40	7.9	20	0.55	425					
542-78F100-RC	78F100-RC	10	5%	40	7.9	18	0.75	370					
542-78F120-RC	78F120-RC	12	5%	45	2.5	16	0.80	350					
542-78F220-RC	78F220-RC	22	5%	50	2.5	13	1.20	285					
542-78F270-RC	78F270-RC	27	5%	50	2.5	11	1.35	270					
542-78F330-RC	78F330-RC	33	5%	50	2.5	10	1.50	255					
542-78F390-RC	78F390-RC	39	5%	50	2.5	9.50	1.70	240					
542-78F470-RC	78F470-RC	47	5%	60	2.5	8.50	2.70	205					
542-78F101-RC	78F101-RC	100	5%	60	2.5	5.50	4.10	165					
542-78F121-RC	78F121-RC	120	5%	60	0.79	5.40	4.70	160					
542-78F221-RC	78F221-RC	220	5%	60	0.79	4.00	6.80	130					
542-78F471-RC	78F471-RC	470	5%	60	0.79	2.55	14.00	90					

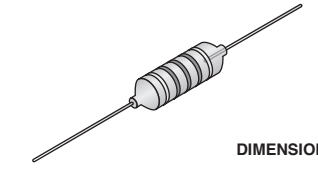

DIMENSIONS: in.

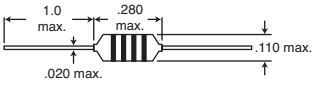

9230 SERIES MOLDED RF CHOKES

Specifications:

- Meets MIL Spec: MIL-C-15305, MS75083, MS75084, MS75085
- Inductive tolerance: ±10%
- Miniature size
- Injection molded
- Flame retardant
- Dielectric strength 1000VRMS
- Operating temperature: -55°C to +125°C

RoHS Compliant

For quantities greater than listed, call for quote.

MOUSER STOCK NO.	J.W. Miller Part No.	L (µH)	Q Min	Test Freq MHz	SFR Min. MHz	DCR Min. Ohms	Idc Max mA	Price Each 1	50	100	500	1000
542-9230-94-RC	9230-94-RC	0.1	40	25	690	0.07	1100					
542-9230-00-RC	9230-00-RC	0.15	38	25	600	0.1	1100					
542-9230-04-RC	9230-04-RC	0.22	33	25	510	0.14	935					
542-9230-10-RC	9230-10-RC	0.39	30	25	380	0.3	640					
542-9230-12-RC	9230-12-RC	0.47	30	25	340	0.35	590					
542-9230-14-RC	9230-14-RC	0.56	30	25	300	0.5	495					
542-9230-16-RC	9230-16-RC	0.68	28	25	275	0.6	450					
542-9230-20-RC	9230-20-RC	1	25	25	230	1	350					
542-9230-32-RC	9230-32-RC	3.3	45	7.9	90	0.85	380					
542-9230-34-RC	9230-34-RC	3.9	45	7.9	82	1	350					
542-9230-36-RC	9230-36-RC	4.7	45	7.9	75	1.2	320					
542-9230-44-RC	9230-44-RC	10	55	7.9	50	3.7	180					
542-9230-52-RC	9230-52-RC	22	50	2.5	25	3.3	190					
542-9230-56-RC	9230-56-RC	33	45	2.5	24	3.4	187					
542-9230-64-RC	9230-64-RC	68	50	2.5	15	6.7	135					
542-9230-68-RC	9230-68-RC	100	50	2.5	13	8	125					
542-9230-70-RC	9230-70-RC	120	30	0.79	12	13	97					

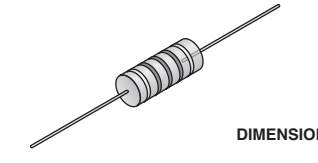

DIMENSIONS: in.

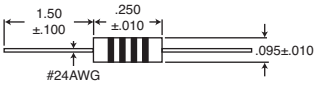

9250 SERIES SHIELDED MOLDED RF CHOKES

Specifications:

- Meets MIL Spec: MIL-C-15305, MS75088, MS75089, MS90537
- Electromagnetic shielding
- Inductive tolerance: ±10%
- High Q, high reliability
- Magnetic shielded for low radiation
- Injection molded
- Flame retardant
- Dielectric strength 1000VRMS
- Operating temperature: -55°C to +125°C

RoHS Compliant

For quantities greater than listed, call for quote.

MOUSER STOCK NO.	J.W. Miller Part No.	L (µH)	Q Min	Test Freq MHz	SFR Min. MHz	DCR Min. Ohms	Idc Max mA	Price Each 1	50	100	500	1000
652-9250A-102-RC	9250-102-RC	1	44	25	140	0.07	1070					
652-9250A-222-RC	9250-222-RC	2.2	44	7.9	100	0.19	650					
652-9250A-472-RC	9250-472-RC	4.7	44	7.9	70	0.55	380					
652-9250A-103-RC	9250-103-RC	10	50	7.9	46	1.62	220					
652-9250A-223-RC	9250-223-RC	22	45	2.5	41	0.96	290					
652-9250A-473-RC	9250-473-RC	47	50	2.5	27	2.11	195					
652-9250A-104-RC	9250-104-RC	100	50	2.5	10	3.12	160					
652-9250A-224-RC	9250-224-RC	220	55	0.79	7.5	5	125					
652-9250A-474-RC	9250-474-RC	470	60	0.79	5.7	9.5	92					
652-9250A-105-RC	9250-105-RC	1000	60	0.79	3.8	17.5	70					
652-9250A-225-RC	9250-225-RC	2200	45	0.25	0.97	33.8	50					

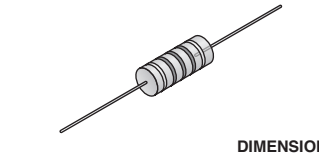

DIMENSIONS: in.



© Copyright 2014 Mouser Electronics

© Copyright 2014 Mouser Electronics

BOURNS/J.W. MILLER Chokes and Coils

RoHS Compliant **This product is RoHS compliant.**

J.W.Miller MAGNETICS A Bourns Company

70F SERIES RF CHOKES

Specifications:

- Varnish impregnated
- Core material: L ≤ 15000µH, iron
  L ≥ 33000µH, ferrite

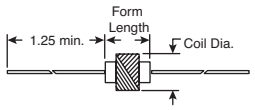

RoHS Compliant

DIMENSIONS: in.

For quantities greater than listed, call for quote.

MOUSER STOCK NO.	L (µH)	Q Min.	Fo Min.	Rdc Max. Ohms	Idc Max mA	Coil Dia. Max.	Form Length	Price Each 1	25	50
542-70F106-RC	1.0	41	118.0	0.048	2041	.165	.25			
542-70F226-RC	2.2	43	87.0	0.156	1132	.16	.25			
542-70F336-RC	3.3	40	66.0	0.24	912	.15	.25			
542-70F476-RC	4.7	43	53.0	0.457	661	.15	.25			
542-70F686-RC	6.8	40	49.0	0.624	566	.15	.25			
542-70F105-RC	10	36	19.0	1.56	277	.16	.25			
542-70F225-RC	22	51	13.0	2.28	229	.165	.25			
542-70F335-RC	33	50	10.0	2.76	208	.17	.25			
542-70F395-RC	39	48	9.3	3.36	188	.175	.25			
542-70F475-RC	47	44	9.1	3.36	188	.175	.25			
542-70F104-RC	100	25	3.6	7.68	139	.165	.25			
542-70F474-RC	470	35	1.8	16.3	95	.185	.25			
542-70F504-RC	500	49	1.8	18.0	91	.195	.25			
542-70F824-RC	820	33	1.6	22.9	80	.21	.25			
542-70F103-RC	1000	30	1.4	24.0	79	.225	.25			
542-70F223-RC	2200	40	0.96	45.6	57	.24	.25			
542-70F253-RC	2500	48	0.96	45.6	57	.26	.38			
542-70F333-RC	3300	52	0.8	51.6	53	.26	.38			
542-70F473-RC	4700	49	0.68	64.8	48	.285	.38			
542-70F102-RC	10000	41	0.52	101.0	38	.335	.38			
542-70F152-RC	15000	50	0.32	113.0	47	.3	.50			
542-70F332-RC	33000	61	0.232	134.0	43	.353	.63			
542-70F502-RC	50000	57	0.196	175.0	37	.4	.63			
542-70F101-RC	100000	48	0.157	278.0	29	.446	.63			

AXIAL LEADED RF CHOKES

Phenolic Core

Specifications:

- Inductive tolerance: ±10% (except 542-4602 is ±20%)
- Varnish impregnated

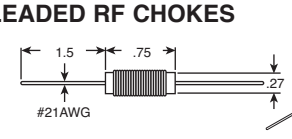

RoHS Compliant

DIMENSIONS: in.

For quantities greater than listed, call for quote.

MOUSER STOCK NO.	L (µH)	Q Min	Test Freq MHz	Fo Min. MHz	Rdc Max.	Idc Max mA	Price Each 1	25	50
542-4602-RC	1.0	60	7.9	190	.05	2000			
542-4604-RC	1.5	58	7.9	149	.093	1800			
542-4606-RC	2.4	56	7.9	120	.19	1500			
542-4608-RC	3.9	60	7.9	93	.45	1000			
542-4609-RC	5.5	57	7.9	80	.67	850			
542-4610-RC	6.2	57	7.9	76	.83	700			
542-4611-RC	8.2	57	7.9	65	1.2	600			
542-4612-RC	10.0	36	2.5	61	1.5	500			

Iron Core

Specifications:

- Inductive tolerance: ±5%
- Varnish impregnated

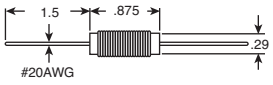

RoHS Compliant

DIMENSIONS: in.

For quantities greater than listed, call for quote.

MOUSER STOCK NO.	L (µH)	Q Min	Test Freq MHz	Fo Min. MHz	Rdc Max.	Idc Max mA	Price Each 1	25	50
542-4622-RC	10	69	2.5	40	0.11	1500			
542-4624-RC	15	62	2.5	33	0.17	1000			
542-4626-RC	24	65	2.5	25	0.34	800			
542-4629-RC	55	72	2.5	17	1.0	500			
542-4630-RC	62	83	2.5	16	1.2	475			
542-4631-RC	82	85	2.5	13	1.9	450			
542-4632-RC	100	107	.79	12	3.0	400			

HEAVY DUTY HASH CHOKES

Special Features:

- Low cost, low DCR
- High current capacity
- Varnish coated
- Operating temperature -55°C to +105°C
- Ideal for use as EMI filter, output choke, smoothing coil
- Current to cause 10% maximum inductance drop or 35°C maximum temperature rise

Specifications:

- L ≤ 4µH measured on Q meter @ 7.9MHz
- L ≥ 40µH measured on 1kHz bridge
- Inductive tolerance: ±20%



RoHS Compliant

For quantities greater than listed, call for quote.

MOUSER STOCK NO.	L (µH)	Rdc Max. Ohms	Idc Max Amps	Coil Dia. Max.	Form Length	Core Material	Price Each 1	25	50
542-5218-RC	3.35	.01	20	.6	1.25	Iron			
542-5219-RC	4.9	.016	15	.6	1.25	Iron			
542-5220-RC	8.8	.021	10	.56	1.25	Iron			
542-5230-RC	4	.012	8	.38	.875	Ferrite			
542-5240-RC	40	.082	3	.31	1.25	Ferrite			
542-5248-RC	68	.054	5	.56	1.25	Ferrite			
542-5250-RC	100	.216	2	.38	1.25	Ferrite			
542-5252-RC	125	.08	3.5	.5	1.25	Ferrite			
542-5254-RC	250	.17	2.5	.44	1.25	Ferrite			
542-5256-RC	500	.26	2	.56	1.25	Ferrite			
542-5258-RC	1000	.55	1	.5	1.25	Ferrite			

MINIATURE HIGH CURRENT RF CHOKES

- Epoxy conformal coated
- Operating temperature: -55°C to +105°C

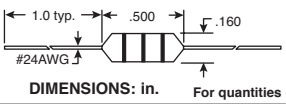

RoHS Compliant

5300 Series

DIMENSIONS: in.

For quantities greater than listed, call for quote.

MOUSER STOCK NO.	L (µH)	Inductive Tolerance	Incr I mA	Fo Min. MHz	Rdc Max. Ohms	Idc Max mA	Price Each 1	25	50
542-5300-01-RC	1.0	10%	3000	190.0	0.018	3300			
542-5300-03-RC	1.5	10%	2500	160.0	0.020	3100			
542-5300-10-RC	5.6	10%	1300	64.0	0.074	1600			
542-5300-13-RC	10	10%	970	25.0	0.095	1500			
542-5300-17-RC	22	10%	640	8.4	0.19	1000			
542-5300-19-RC	33	10%	530	7.6	0.24	910			
542-5300-21-RC	47	10%	430	6.0	0.35	760			
542-5300-25-RC	100	10%	300	3.9	0.67	550			
542-5300-27-RC	150	10%	250	3.2	1.2	410			
542-5300-29-RC	220	10%	200	2.3	1.9	320			
542-5300-32-RC	390	10%	150	1.7	3.0	260			
542-5300-33-RC	470	10%	140	1.4	3.4	240			

HIGH CURRENT RF CHOKES

Specifications:

- Coils finished with sleeving VW1 Rated
- Inductance measured @ 1kHz
- Operating temperature: -55°C to +105°C

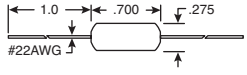

RoHS Compliant

5800 Series

DIMENSIONS: in.

For quantities greater than listed, call for quote.

MOUSER STOCK NO.	L (µH)	Inductive Tolerance	Rdc Max. Ohms @ +20°C	Saturation Current DC Amps	Suggested Rated Current AC	Price Each 1	25	50
542-5800-3R9-RC	3.9	10%	0.019	7.3	1.28			
542-5800-8R2-RC	8.2	10%	0.028	4.5	1.28			
542-5800-100-RC	10	10%	0.033	4.1	1.28			
542-5800-470-RC	47	10%	0.109	1.8	0.804			
542-5800-560-RC	56	10%	0.140	1.7	0.804			
542-5800-820-RC	82	10%	0.152	1.4	0.804			
542-5800-101-RC	100	10%	0.208	1.2	0.632			
542-5800-121-RC	120	10%	0.283	1.1	0.508			
542-5800-151-RC	150	10%	0.340	1.0	0.508			
542-5800-181-RC	180	10%	0.362	0.95	0.508			
542-5800-221-RC	220	10%	0.430	0.86	0.508			
542-5800-271-RC	270	10%	0.557	0.77	0.400			
542-5800-331-RC	330	10%	0.665	0.70	0.400			
542-5800-391-RC	390	10%	0.772	0.64	0.400			
542-5800-471-RC	470	10%	1.15	0.59	0.315			
542-5800-102-RC	1000	10%	2.30	0.40	0.200			
542-5800-152-RC	1500	10%	3.45	0.33	0.158			
542-5800-222-RC	2200	10%	4.48	0.27	0.158			
542-5800-472-RC	4700	10%	10.5	0.18	0.100			
542-5800-682-RC	6800	10%	16.3	0.151	0.082			
542-5800-103-RC	10000	10%	26.4	0.125	0.050			

Special Features:

- High current capacity
- Low DCR
- Ferrite bobbin core

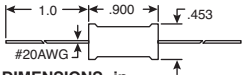

RoHS Compliant

5900 Series

DIMENSIONS: in.

For quantities greater than listed, call for quote.

MOUSER STOCK NO.	L (µH)	Inductive Tolerance	Rdc Max. Ohms @ +20°C	Saturation Current DC Amps	Suggested Rated Current AC	Price Each 1	25	50
542-5900-100-RC	10	10%	0.017	8.70	4.0			
542-5900-220-RC	22	10%	0.026	6.07	4.0			
542-5900-470-RC	47	10%	0.035	3.98	4.0			
542-5900-560-RC	56	10%	0.037	3.66	3.2			
542-5900-101-RC	100	10%	0.090	2.79	1.6			
542-5900-121-RC	120	10%	0.113	2.54	1.6			
542-5900-151-RC	150	10%	0.129	2.22	1.6			
542-5900-221-RC	220	10%	0.162	1.89	1.6			
542-5900-271-RC	270	10%	0.208	1.63	1.6			
542-5900-331-RC	330	10%	0.212	1.51	1.6			
542-5900-391-RC	390	10%	0.281	1.39	1.6			
542-5900-471-RC	470	10%	0.380	1.24	1.2			
542-5900-681-RC	680	10%	0.548	1.05	1.0			
542-5900-102-RC	1000	10%	0.844	0.87	0.8			
542-5900-152-RC	1500	10%	1.18	0.70	0.6			
542-5900-472-RC	4700	10%	3.19	0.39	0.4			
542-5900-682-RC	6800	10%	5.69	0.322	0.250			
542-5900-103-RC	10000	10%	7.30	0.266	0.250			

HIGH CURRENT TOROIDS

Special Features:

- DC-DC converter, EMI filter applications
- Low radiation
- Low core loss
- High current capacity

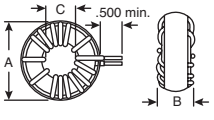

RoHS Compliant

5700 Series

DIMENSIONS: in.

For quantities greater than listed, call for quote.

MOUSER STOCK NO.	L (µH)	I, DC Max Amps	Min L @ I, DC	Dimensions (In.) A	B	C	Price Each 1	25	50
542-5701-RC	10	11.00	5	.875	.437	.187			
542-5702-RC	25	5.50	12	.875	.437	.187			
542-5711-RC	50	9.50	25	1.250	.625	.375			
542-5707-RC	75	5.00	40	1.125	.562	.312			
542-5703-RC	125	2.75	70	.875	.437	.187			
542-5712-RC	150	4.75	85	1.250	.625	.375			
542-5704-RC	275	2.00	150	.875	.437	.187			
542-5705-RC	450	1.50	250	.875	.437	.187			

© Copyright 2014 Mouser Electronics

© Copyright 2014 Mouser Electronics

COILCRAFT Air Core Inductors

RoHS Compliant This page of product is RoHS compliant.

1010VS, 1212VS, 2014VS SERIES - HIGH CURRENT AIR CORE INDUCTORS



Features:
- Operating Temperature Range: - 40°C to + 125°C
- Excellent Q factors – up to 230 at 400MHz
- Current handling as high as 57A

For quantities greater than listed, call for quote.

MOUSER STOCK NO.	Coilcraft Part No.	Inductance (nH)	Max. DC Current (A)	Max. DCR (mΩ)	SRF (MHz)	Price Each 1	50	100
994-1010VS-23NMEB	1010VS-23NMEB	23.5	26	1.2	923			
994-1010VS-46NMEB	1010VS-46NMEB	46.5	25.5	1.62	526			
994-1010VS-79NMEB	1010VS-79NMEB	79	25	2.11	386			
994-1010VS-111MEB	1010VS-111MEB	111	22	2.73	382			
994-1010VS-141MEB	1010VS-141MEB	146	19.3	3.33	433			
994-1212VS-22NMEB	1212VS-22NMEB	22	57	0.55	918			
994-1212VS-42NMEB	1212VS-42NMEB	42	52	0.77	557			
994-1212VS-66NMEB	1212VS-66NMEB	66	48	0.99	480			
994-1212VS-90NMEB	1212VS-90NMEB	90	45	1.21	444			
994-1212VS-111MEB	1212VS-111MEB	117	44	1.43	399			
994-2014VS-33NMEB	2014VS-33NMEB	33	43	0.74	620			
994-2014VS-66NMEB	2014VS-66NMEB	66	42.5	1	413			
994-2014VS-111MEB	2014VS-111MEB	108	42	1.34	320			
994-2014VS-151MEB	2014VS-151MEB	155	39.7	1.6	296			
994-2014VS-201MEB	2014VS-201MEB	202	35.8	1.82	262			
994-2014VS-251MEB	2014VS-251MEB	257	34.5	2.15	230			

MICRO SPRING™ AIR CORE FIXED RF SMD INDUCTORS



Common Features:
- Operating Temperature Range: -40°C to +125°C
- Q Minimum: 100
- Test Frequency: 800MHz

0906 Series

Features:
- Dimensions (LxWxH): 3.43mm x 2.41mm x 1.52mm

For quantities greater than listed, call for quote.

MOUSER STOCK NO.	Coilcraft Part No.	Inductance (nH)	Max. DC Current (A)	Max. DCR (mΩ)	SRF (MHz)	Price Each 1	50	100
Tolerance: 2%								
994-0906-3GLB	0906-3GLB	2.55	1.6	5	8200			
994-0906-4GLB	0906-4GLB	3.85	1.6	6	7500			
994-0906-5GLB	0906-5GLB	5.4	1.6	8	7000			
Tolerance: 5%								
994-0906-3JLB	0906-3JLB	2.55	1.6	5	8200			
994-0906-4JLB	0906-4JLB	3.85	1.6	6	7500			
994-0906-5JLB	0906-5JLB	5.4	1.6	8	7000			
Tolerance: 10%								
994-0906-2KLB	0906-2KLB	1.65	1.6	4	10000			

1606 Series

Features:
- Dimensions (LxWxH): 4.19mm x 3.43mm x 1.58mm

For quantities greater than listed, call for quote.

MOUSER STOCK NO.	Coilcraft Part No.	Inductance (nH)	Max. DC Current (A)	Max. DCR (mΩ)	SRF (MHz)	Price Each 1	50	100
Tolerance: 2%								
994-1606-6GLB	1606-6GLB	5.6	1.6	9	6500			
994-1606-7GLB	1606-7GLB	7.15	1.6	10	6000			
994-1606-8GLB	1606-8GLB	8.8	1.6	12	6000			
994-1606-9GLB	1606-9GLB	9.85	1.6	13	5200			
994-1606-10GLB	1606-10GLB	12.55	1.6	14	4600			
Tolerance: 5%								
994-1606-6JLB	1606-6JLB	5.6	1.6	9	6500			
994-1606-7JLB	1606-7JLB	7.15	1.6	10	6000			
994-1606-8JLB	1606-8JLB	8.8	1.6	12	6000			
994-1606-9JLB	1606-9JLB	9.85	1.6	13	5200			
994-1606-10JLB	1606-10JLB	12.55	1.6	14	4600			

1812SMS SERIES - MIDI SPRING® AIR CORE RF FIXED SMD INDUCTORS



Features:
- Operating Temperature Range: -40°C to +125°C
- Test Frequency: 150MHz
- Q Minimum: 100
- Dimensions (LxWxH): 6.35mm x 4.95mm x 4.2mm

For quantities greater than listed, call for quote.

MOUSER STOCK NO.	Coilcraft Part No.	Inductance (nH)	Max. DC Current (A)	Max. DCR (mΩ)	SRF (MHz)	Price Each 1	50	100
Tolerance: 2%								
994-1812SMS-22NGLB	1812SMS-22NGLB	22	3	4.2	3200			
994-1812SMS-27NGLB	1812SMS-27NGLB	27	3.5	4	2700			
994-1812SMS-33NGLB	1812SMS-33NGLB	33	3	4.8	2500			
994-1812SMS-39NGLB	1812SMS-39NGLB	39	3	4.4	2100			
994-1812SMS-47NGLB	1812SMS-47NGLB	47	3	5.6	2100			
994-1812SMS-56NGLB	1812SMS-56NGLB	56	3	6.2	1500			
994-1812SMS-68NGLB	1812SMS-68NGLB	68	2.5	8.2	1500			
994-1812SMS-82NGLB	1812SMS-82NGLB	82	2.5	9.4	1300			
994-1812SMS-R10GLB	1812SMS-R10GLB	100	1.7	12.3	1200			
994-1812SMS-R12GLB	1812SMS-R12GLB	120	1.5	17.3	1100			
994-1812SMS-R15GLB	1812SMS-R15GLB	150	1.2	33	750			
Tolerance: 5%								
994-1812SMS-22NJLB	1812SMS-22NJLB	22	3	4.2	3200			
994-1812SMS-27NJLB	1812SMS-27NJLB	27	3.5	4	2700			
994-1812SMS-33NJLB	1812SMS-33NJLB	33	3	4.8	2500			
994-1812SMS-39NJLB	1812SMS-39NJLB	39	3	4.4	2100			
994-1812SMS-47NJLB	1812SMS-47NJLB	47	3	5.6	2100			
994-1812SMS-56NJLB	1812SMS-56NJLB	56	3	6.2	1500			
994-1812SMS-68NJLB	1812SMS-68NJLB	68	2.5	8.2	1500			
994-1812SMS-82NJLB	1812SMS-82NJLB	82	2.5	9.4	1300			
994-1812SMS-R10JLB	1812SMS-R10JLB	100	1.7	12.3	1200			
994-1812SMS-R12JLB	1812SMS-R12JLB	120	1.5	17.3	1100			
994-1812SMS-R15JLB	1812SMS-R15JLB	150	1.2	33	750			

LOW PROFILE MINI SPRING™ AIR CORE FIXED RF SMD INDUCTORS



Common Features:
- Operating Temperature Range: -40°C to +125°C
- Test Frequency: 250MHz

1508 Series

Features:
- Dimensions (LxWxH): 4.19mm x 3.94mm x 2.01mm

For quantities greater than listed, call for quote.

MOUSER STOCK NO.	Coilcraft Part No.	Inductance (nH)	Max. DC Current (A)	Max. DCR (mΩ)	SRF (MHz)	Price Each 1	50	100
Tolerance: 2%								
994-1508-5N5GLB	1508-5N5GLB	5.5	4	2.6	5000			
994-1508-9N0GLB	1508-9N0GLB	9	4	3.4	4000			
994-1508-13NGLB	1508-13NGLB	13	4	3.9	3000			
Tolerance: 5%								
994-1508-5N5JLB	1508-5N5JLB	5.5	4	2.6	5000			
994-1508-9N0JLB	1508-9N0JLB	9	4	3.4	4000			
994-1508-13NJLB	1508-13NJLB	13	4	3.9	3000			

2508 Series

Features:
- Q Minimum: 110
- Dimensions (LxWxH): 6.86mm x 4.19mm x 2.01mm

For quantities greater than listed, call for quote.

MOUSER STOCK NO.	Coilcraft Part No.	Inductance (nH)	Max. DC Current (A)	Max. DCR (mΩ)	SRF (MHz)	Price Each 1	50	100
Tolerance: 2%								
994-2508-16NGLB	2508-16NGLB	16	4	5.2	3000			
994-2508-18NGLB	2508-18NGLB	18	4	6	2900			
994-2508-23NGLB	2508-23NGLB	23	4	6.8	2600			
994-2508-27NGLB	2508-27NGLB	27	4	7.9	2300			
Tolerance: 5%								
994-2508-16NJLB	2508-16NJLB	16	4	5.2	3000			
994-2508-18NJLB	2508-18NJLB	18	4	6	2900			
994-2508-23NJLB	2508-23NJLB	23	4	6.8	2600			
994-2508-27NJLB	2508-27NJLB	27	4	7.9	2300			

MINI SPRING™ AIR CORE RF FIXED SMD INDUCTORS



Common Features:
- Operating Temperature Range: -40°C to +125°C
- Test Frequecy: 150MHz

A0XT Series

Features:
- Dimensions (LxWxH): 4.45mm x 3.94mm x 3.15mm

For quantities greater than listed, call for quote.

MOUSER STOCK NO.	Coilcraft Part No.	Inductance (nH)	Max. DC Current (A)	Max. DCR (mΩ)	SRF (MHz)	Price Each 1	50	100
Tolerance: 2%								
994-A02TGLB	A02TGLB	5	4	1.8	6500			
994-A03TGLB	A03TGLB	8	4	2.6	5000			
994-A04TGLB	A04TGLB	12.5	4	3.4	3300			
994-A05TGLB	A05TGLB	18.5	4	3.9	2500			
Tolerance: 5%								
994-A02TJLB	A02TJLB	5	4	1.8	6500			
994-A03TJLB	A03TJLB	8	4	2.6	5000			
994-A04TJLB	A04TJLB	12.5	4	3.4	3300			
994-A05TJLB	A05TJLB	18.5	4	3.9	2500			
Tolerance: 10%								
994-A01TKLB	A01TKLB	2.5	4	1.1	12500			

BXXT Series

Features:
- Dimensions (LxWxH): 6.86mm x 4.45mm x 3.15mm

For quantities greater than listed, call for quote.

MOUSER STOCK NO.	Coilcraft Part No.	Inductance (nH)	Max. DC Current (A)	Max. DCR (mΩ)	SRF (MHz)	Price Each 1	50	100
Tolerance: 2%								
994-B06TGLB	B06TGLB	17.5	4	4.5	2200			
994-B07TGLB	B07TGLB	22	4	5.2	2100			
994-B08TGLB	B08TGLB	28	4	6	1800			
994-B09TGLB	B09TGLB	35.5	4	6.8	1500			
994-B10TGLB	B10TGLB	43	4	7.9	1200			
Tolerance: 5%								
994-B06TJLB	B06TJLB	17.5	4	4.5	2200			
994-B07TJLB	B07TJLB	22	4	5.2	2100			
994-B08TJLB	B08TJLB	28	4	6	1800			
994-B09TJLB	B09TJLB	35.5	4	6.8	1500			
994-B10TJLB	B10TJLB	43	4	7.9	1200			

132-XXSM SERIES - MAXI SPRING™ AIR CORE RF FIXED SMD INDUCTORS



Features:
- Operating Temperature Range: -40°C to +125°C
- Dimensions (LxWxH): 10.55mm x 6.6mm x 5.97mm
- Test Frequency: 50MHz

For quantities greater than listed, call for quote.

MOUSER STOCK NO.	Coilcraft Part No.	Inductance (nH)	Max. DC Current (A)	Max. DCR (mΩ)	SRF (MHz)	Price Each 1	50	100
Tolerance: 2%								
994-132-09SMGLB	132-09SMGLB	90	3.5	15	1140			
994-132-10SMGLB	132-10SMGLB	111	3.5	15	1020			
994-132-11SMGLB	132-11SMGLB	130	3	20	900			
994-132-12SMGLB	132-12SMGLB	169	3	25	875			
994-132-13SMGLB	132-13SMGLB	206	3	30	800			
994-132-14SMGLB	132-14SMGLB	222	3	35	730			
994-132-15SMGLB	132-15SMGLB	246	3	35	685			
994-132-16SMGLB	132-16SMGLB	307	3	35	660			
994-132-17SMGLB	132-17SMGLB	380	2.5	50	590			
994-132-18SMGLB	132-18SMGLB	422	2.5	60	540			
994-132-19SMGLB	132-19SMGLB	491	2	65	535			
994-132-20SMGLB	132-20SMGLB	538	2	90	490			
Tolerance: 5%								
994-132-09SMJLB	132-09SMJLB	90	3.5	15	1140			
994-132-10SMJLB	132-10SMJLB	111	3.5	15	1020			
994-132-11SMJLB	132-11SMJLB	130	3	20	900			
994-132-12SMJLB	132-12SMJLB	169	3	25	875			
994-132-13SMJLB	132-13SMJLB	206	3	30	800			
994-132-14SMJLB	132-14SMJLB	222	3	35	730			
994-132-15SMJLB	132-15SMJLB	246	3	35	685			
994-132-16SMJLB	132-16SMJLB	307	3	35	660			
994-132-17SMJLB	132-17SMJLB	380	2.5	50	590			
994-132-18SMJLB	132-18SMJLB	422	2.5	60	540			
994-132-19SMJLB	132-19SMJLB	491	2	65	535			
994-132-20SMJLB	132-20SMJLB	538	2	90	490			

© Copyright 2014 Mouser Electronics
© Copyright 2014 Mouser Electronics

COILCRAFT Air Core and Ferrite Chip Inductors

RoHS Compliant This page of product is RoHS compliant.

GA309X-AL SERIES - HIGH CURRENT AIR CORE RF FIXED SMD INDUCTORS



Features:
- Operating Temperature Range: -40°C to +125°C
- Test Frequency: 150MHz
- Tolerance: 5%

For quantities greater than listed, call for quote.

MOUSER STOCK NO.	Coilcraft Part No.	Induc-tance (nH)	Max. DC Current (A)	Max. DCR (mΩ)	SRF (MHz)	Price Each 1	50	100
994-GA3092-ALB	GA3092-ALB	3.7	7	2	17500			
994-GA3093-ALB	GA3093-ALB	6.6	7	2	5800			
994-GA3094-ALB	GA3094-ALB	12	7	2	2400			
994-GA3095-ALB	GA3095-ALB	17.5	7	2	2200			

SQUARE AIR CORE RF FIXED SMD INDUCTORS

Common Features:
- Operating Temperature Range: -40°C to +125°C



0806SQ Series

Features:
- Test Frequency: 400MHz

For quantities greater than listed, call for quote.

MOUSER STOCK NO.	Coilcraft Part No.	Induc-tance (nH)	Max. DC Current (A)	Max. DCR (mΩ)	SRF (MHz)	Price Each 1	50	100
Tolerance: 2%								
994-0806SQ-5N5GLB	0806SQ-5N5GLB	5.5	2.9	3.4	4900			
994-0806SQ-6N0GLB	0806SQ-6N0GLB	6	2.9	6	5200			
994-0806SQ-8N9GLB	0806SQ-8N9GLB	8.9	2.9	7	4300			
994-0806SQ-12NGLB	0806SQ-12NGLB	12.3	2.9	8	4800			
994-0806SQ-16NGLB	0806SQ-16NGLB	15.7	2.9	9	4400			
994-0806SQ-19NGLB	0806SQ-19NGLB	19.4	2.9	10	4000			
Tolerance: 5%								
994-0806SQ-5N5JLB	0806SQ-5N5JLB	5.5	2.9	3.4	4900			
994-0806SQ-6N0JLB	0806SQ-6N0JLB	6	2.9	6	5200			
994-0806SQ-8N9JLB	0806SQ-8N9JLB	8.9	2.9	7	4300			
994-0806SQ-12NJLB	0806SQ-12NJLB	12.3	2.9	8	4800			
994-0806SQ-16NJLB	0806SQ-16NJLB	15.7	2.9	9	4400			
994-0806SQ-19NJLB	0806SQ-19NJLB	19.4	2.9	10	4000			

0807SQ Series

Features:
- Test Frequency: 400MHz

For quantities greater than listed, call for quote.

MOUSER STOCK NO.	Coilcraft Part No.	Induc-tance (nH)	Max. DC Current (A)	Max. DCR (mΩ)	SRF (MHz)	Price Each 1	50	100
Tolerance: 2%								
994-0807SQ-6N9GLB	0807SQ-6N9GLB	6.9	2.7	6	4600			
994-0807SQ-10NGLB	0807SQ-10NGLB	10.2	2.7	7	4000			
994-0807SQ-11NGLB	0807SQ-11NGLB	11.2	2.7	6.3	3600			
994-0807SQ-14NGLB	0807SQ-14NGLB	13.7	2.7	8	4300			
994-0807SQ-17NGLB	0807SQ-17NGLB	17	2.7	9	4000			
994-0807SQ-22NGLB	0807SQ-22NGLB	22	2.7	10	3500			
Tolerance: 5%								
994-0807SQ-6N9JLB	0807SQ-6N9JLB	6.9	2.7	6	4600			
994-0807SQ-10NJLB	0807SQ-10NJLB	10.2	2.7	7	4000			
994-0807SQ-11NJLB	0807SQ-11NJLB	11.2	2.7	6.3	3600			
994-0807SQ-14NJLB	0807SQ-14NJLB	13.7	2.7	8	4300			
994-0807SQ-17NJLB	0807SQ-17NJLB	17	2.7	9	4000			
994-0807SQ-22NJLB	0807SQ-22NJLB	22	2.7	10	3500			

0908SQ Series

Features:
- Test Frequency: 400MHz

For quantities greater than listed, call for quote.

MOUSER STOCK NO.	Coilcraft Part No.	Induc-tance (nH)	Max. DC Current (A)	Max. DCR (mΩ)	SRF (MHz)	Price Each 1	50	100
Tolerance: 2%								
994-0908SQ-8N1GLB	0908SQ-8N1GLB	8.1	4.4	6	5200			
994-0908SQ-12NGLB	0908SQ-12NGLB	12.1	4.4	7	4300			
994-0908SQ-14NGLB	0908SQ-14NGLB	14.7	4.4	7.2	3000			
994-0908SQ-17NGLB	0908SQ-17NGLB	16.6	4.4	8	3400			
994-0908SQ-22NGLB	0908SQ-22NGLB	21.5	4.4	9	3700			
994-0908SQ-23NGLB	0908SQ-23NGLB	23	4.4	10	2600			
994-0908SQ-25NGLB	0908SQ-25NGLB	25	4.4	10	2500			
994-0908SQ-27NGLB	0908SQ-27NGLB	27.3	4.4	10	3200			
Tolerance: 5%								
994-0908SQ-8N1JLB	0908SQ-8N1JLB	8.1	4.4	6	5200			
994-0908SQ-12NJLB	0908SQ-12NJLB	12.1	4.4	7	4300			
994-0908SQ-14NJLB	0908SQ-14NJLB	14.7	4.4	7.2	3000			
994-0908SQ-17NJLB	0908SQ-17NJLB	16.6	4.4	8	3400			
994-0908SQ-22NJLB	0908SQ-22NJLB	21.5	4.4	9	3700			
994-0908SQ-23NJLB	0908SQ-23NJLB	23	4.4	10	2600			
994-0908SQ-25NJLB	0908SQ-25NJLB	25	4.4	10	2500			
994-0908SQ-27NJLB	0908SQ-27NJLB	27.3	4.4	10	3200			

1111SQ Series

Features:
- Test Frequency: 400MHz

For quantities greater than listed, call for quote.

MOUSER STOCK NO.	Coilcraft Part No.	Induc-tance (nH)	Max. DC Current (A)	Max. DCR (mΩ)	SRF (MHz)	Price Each 1	50	100
Tolerance: 2%								
994-1111SQ-27NGEB	1111SQ-27NGEB	27	5.5	8.1	2600			
994-1111SQ-30NGEB	1111SQ-30NGEB	30	5.5	8.3	2400			
994-1111SQ-33NGEB	1111SQ-33NGEB	33	48.8	9.5	2300			
994-1111SQ-36NGEB	1111SQ-36NGEB	36	48.8	9.8	2300			
994-1111SQ-39NGEB	1111SQ-39NGEB	39	48.8	10	2200			
994-1111SQ-43NGEB	1111SQ-43NGEB	43	4.4	10.8	2200			
994-1111SQ-47NGEB	1111SQ-47NGEB	47	4.4	11.3	2200			
Tolerance: 5%								
994-1111SQ-27NJEB	1111SQ-27NJEB	27	5.5	8.1	2600			
994-1111SQ-30NJEB	1111SQ-30NJEB	30	5.5	8.3	2400			
994-1111SQ-33NJEB	1111SQ-33NJEB	33	48.8	9.5	2300			
994-1111SQ-36NJEB	1111SQ-36NJEB	36	48.8	9.8	2300			
994-1111SQ-39NJEB	1111SQ-39NJEB	39	48.8	10	2200			
994-1111SQ-43NJEB	1111SQ-43NJEB	43	4.4	10.8	2200			
994-1111SQ-47NJEB	1111SQ-47NJEB	47	4.4	11.3	2200			

SQUARE AIR CORE RF FIXED SMD INDUCTORS (CONT.)

Common Features:
- Operating Temperature Range: -40°C to +125°C



1515SQ Series

Features:
- Test Frequency: 400MHz
- Q Minimum: 400

For quantities greater than listed, call for quote.

MOUSER STOCK NO.	Coilcraft Part No.	Induc-tance (nH)	Max. DC Current (A)	Max. DCR (mΩ)	SRF (MHz)	Price Each 1	50	100
Tolerance: 2%								
994-1515SQ-47NGEB	1515SQ-47NGEB	47	4.9	6.35	1870			
994-1515SQ-68NGEB	1515SQ-68NGEB	68	5.5	8.6	2130			
994-1515SQ-82NGEB	1515SQ-82NGEB	82	5.6	9.4	1790			
Tolerance: 5%								
994-1515SQ-47NJEB	1515SQ-47NJEB	47	4.9	6.35	1870			
994-1515SQ-68NJEB	1515SQ-68NJEB	68	5.5	8.6	2130			
994-1515SQ-82NJEB	1515SQ-82NJEB	82	5.6	9.4	1790			

2222SQ Series

Features:
- Test Frequency: 50MHz

For quantities greater than listed, call for quote.

MOUSER STOCK NO.	Coilcraft Part No.	Induc-tance (nH)	Max. DC Current (A)	Max. DCR (mΩ)	SRF (MHz)	Price Each 1	50	100
Tolerance: 2%								
994-2222SQ-90NGEB	2222SQ-90NGEB	90	5	5.5	1150			
994-2222SQ-111GEB	2222SQ-111GEB	110	5.7	6.5	1000			
994-2222SQ-131GEB	2222SQ-131GEB	130	5.4	7.5	1000			
994-2222SQ-161GEB	2222SQ-161GEB	160	5.7	8.25	1000			
994-2222SQ-181GEB	2222SQ-181GEB	180	5	9.5	1100			
994-2222SQ-221GEB	2222SQ-221GEB	220	5	11	1000			
994-2222SQ-271GEB	2222SQ-271GEB	270	4.3	12.5	800			
994-2222SQ-301GEB	2222SQ-301GEB	300	3.7	13.8	720			
Tolerance: 5%								
994-2222SQ-90NJEB	2222SQ-90NJEB	90	5	5.5	1150			
994-2222SQ-111JEB	2222SQ-111JEB	110	5.7	6.5	1000			
994-2222SQ-131JEB	2222SQ-131JEB	130	5.4	7.5	1000			
994-2222SQ-161JEB	2222SQ-161JEB	160	5.7	8.25	1000			
994-2222SQ-181JEB	2222SQ-181JEB	180	5	9.5	1100			
994-2222SQ-221JEB	2222SQ-221JEB	220	5	11	1000			
994-2222SQ-271JEB	2222SQ-271JEB	270	4.3	12.5	800			
994-2222SQ-301JEB	2222SQ-301JEB	300	3.7	13.8	720			

2929SQ Series

Features:
- Test Frequency: 50MHz

For quantities greater than listed, call for quote.

MOUSER STOCK NO.	Coilcraft Part No.	Induc-tance (nH)	Max. DC Current (A)	Max. DCR (mΩ)	SRF (MHz)	Price Each 1	50	100
Tolerance: 2%								
994-2929SQ-331GEB	2929SQ-331GEB	330	4.7	12.5	660			
994-2929SQ-361GEB	2929SQ-361GEB	360	4.5	13.5	620			
994-2929SQ-391GEB	2929SQ-391GEB	390	4.4	14.5	590			
994-2929SQ-431GEB	2929SQ-431GEB	430	4.3	16.5	485			
994-2929SQ-501GEB	2929SQ-501GEB	500	4.3	16.5	485			
Tolerance: 5%								
994-2929SQ-331JEB	2929SQ-331JEB	330	4.7	12.5	660			
994-2929SQ-361JEB	2929SQ-361JEB	360	4.5	13.5	620			
994-2929SQ-391JEB	2929SQ-391JEB	390	4.4	14.5	590			
994-2929SQ-431JEB	2929SQ-431JEB	430	4.3	16.5	485			
994-2929SQ-501JEB	2929SQ-501JEB	500	4.3	16.5	485			

0805AF SERIES - FERRITE CHIP FIXED SMD INDUCTORS



Features:
- Operating Temperature Range: -40°C to +85°C
- Tolerance: 5%
- Dimensions (LxWxH): 2.29mm x 1.73mm x 1.52mm

For quantities greater than listed, call for quote.

MOUSER STOCK NO.	Coilcraft Part No.	Induc-tance (μH)	Max. DC Current (A)	Max. DCR (Ω)	SRF (MHz)	Price Each 1	50	100
Test Frequency: 2.5MHz								
994-0805AF-103XJRB	0805AF-103XJRB	10	0.23	2.2	26			
994-0805AF-153XJRB	0805AF-153XJRB	15	0.15	4.25	20			
994-0805AF-223XJRB	0805AF-223XJRB	22	0.12	6.7	21			
Test Frequency: 7.9MHz								
994-0805AF-111XJRB	0805AF-111XJRB	0.11	0.94	0.05	1260			
994-0805AF-681XJRB	0805AF-681XJRB	0.68	0.6	0.3	425			
994-0805AF-102XJRB	0805AF-102XJRB	1	0.65	0.39	355			
994-0805AF-122XJRB	0805AF-122XJRB	1.2	0.44	0.64	375			
994-0805AF-152XJRB	0805AF-152XJRB	1.5	0.39	0.74	285			
994-0805AF-182XJRB	0805AF-182XJRB	1.8	0.37	0.98	300			
994-0805AF-222XJRB	0805AF-222XJRB	2.2	0.35	0.98	105			
994-0805AF-272XJRB	0805AF-272XJRB	2.7	0.32	1.16	100			
994-0805AF-332XJRB	0805AF-332XJRB	3.3	0.33	1.2	85			
994-0805AF-472XJRB	0805AF-472XJRB	4.7	0.28	1.5	55			
994-0805AF-682XJRB	0805AF-682XJRB	6.8	0.24	1.9	37			

© Copyright 2014 Mouser Electronics

COILCRAFT Shielded Coupled Power Inductors

RoHS Compliant This product is RoHS compliant.

LPD3015 SERIES

Features:
- High inductance
- High Efficiency

Specifications:
- Operating Temperature range: -40°C to +85°C
- Dimensions (LxWxH): 3mm x 3mm x 1.4mm

For quantities greater than listed, call for quote.

MOUSER STOCK NO.	Coilcraft Part No.	Inductance (µH)	Max. DC Current (A)	Max. DCR (Ω)	SRF (MHz)	Price Each 1	50	100
Tolerance: 20%								
994-LPD3015-391MLB	LPD3015-391MLB	0.39	2.05	0.071	289			
994-LPD3015-561MLB	LPD3015-561MLB	0.56	1.94	0.079	235			
994-LPD3015-102MLB	LPD3015-102MLB	1	1.52	0.129	160			
994-LPD3015-152MLB	LPD3015-152MLB	1.5	1.2	0.204	140			
994-LPD3015-182MLB	LPD3015-182MLB	1.8	1.1	0.273	135			
994-LPD3015-222MLB	LPD3015-222MLB	2.2	1.05	0.3	110			
994-LPD3015-332MLB	LPD3015-332MLB	3.3	0.94	0.337	90			
994-LPD3015-472MLB	LPD3015-472MLB	4.7	0.76	0.503	79			
994-LPD3015-682MLB	LPD3015-682MLB	6.8	0.69	0.622	58			
994-LPD3015-103MLB	LPD3015-103MLB	10	0.53	1.04	48			
994-LPD3015-153MLB	LPD3015-153MLB	15	0.46	1.42	35			
994-LPD3015-183MLB	LPD3015-183MLB	18	0.44	1.55	33			
994-LPD3015-223MLB	LPD3015-223MLB	22	0.4	1.89	30			
994-LPD3015-333MLB	LPD3015-333MLB	33	0.32	2.84	23			
994-LPD3015-473MLB	LPD3015-473MLB	47	0.27	4.03	17			
994-LPD3015-683MLB	LPD3015-683MLB	68	0.22	6.11	14			
994-LPD3015-104MLB	LPD3015-104MLB	100	0.19	8.54	11			
994-LPD3015-124MLB	LPD3015-124MLB	120	0.18	9.23	9.0			
994-LPD3015-154MLB	LPD3015-154MLB	150	0.16	12.4	8.0			
994-LPD3015-184MLB	LPD3015-184MLB	180	0.14	15.32	7.5			
994-LPD3015-224MLB	LPD3015-224MLB	220	0.13	18.56	6.0			
994-LPD3015-334MLB	LPD3015-334MLB	330	0.1	27.7	5.0			

LPD6235 SERIES

Features:
- High inductance
- High Efficiency

Specifications:
- Operating Temperature range: -40°C to +85°C
- Dimensions (LxWxH): 6mm x 6mm x 3.5mm

For quantities greater than listed, call for quote.

MOUSER STOCK NO.	Coilcraft Part No.	Inductance (µH)	Max. DC Current (A)	Max. DCR (Ω)	SRF (MHz)	Price Each 1	50	100
Tolerance: 20%								
994-LPD6235-682MEB	LPD6235-682MEB	6.8	2.26	0.108	31			
994-LPD6235-103MEB	LPD6235-103MEB	10	1.98	0.14	26			
994-LPD6235-223MEB	LPD6235-223MEB	22	1.2	0.3	16			
994-LPD6235-473MEB	LPD6235-473MEB	47	0.85	0.62	9.7			
994-LPD6235-474MEB	LPD6235-474MEB	470	0.35	3.5	4.2			
994-LPD6235-105MEB	LPD6235-105MEB	1000	0.21	7	2.0			
994-LPD6235-155MEB	LPD6235-155MEB	1500	0.2	10.8	1.5			
994-LPD6235-205MEB	LPD6235-205MEB	2000	0.16	16	1.3			

MSD1260 SERIES



Features:
- High inductance
- High Efficiency

Specifications:
- Operating Temperature range: -40°C to +85°C
- Dimensions (LxWxH): 12.3mm x 12.3mm x 6mm

For quantities greater than listed, call for quote.

MOUSER STOCK NO.	Coilcraft Part No.	Inductance (µH)	Max. DC Current (A)	Max. DCR (Ω)	SRF (MHz)	Price Each 1	50	100
Tolerance: 20%								
994-MSD1260-472MLB	MSD1260-472MLB	4.7	4.47	0.036	32.0			
994-MSD1260-562MLB	MSD1260-562MLB	5.6	4.24	0.04	31.0			
994-MSD1260-682MLB	MSD1260-682MLB	6.8	3.88	0.048	28.0			
994-MSD1260-822MLB	MSD1260-822MLB	8.2	3.72	0.052	25.0			
994-MSD1260-103MLB	MSD1260-103MLB	10	3.46	0.06	22.0			
994-MSD1260-123MLB	MSD1260-123MLB	12	3.12	0.074	21.0			
994-MSD1260-153MLB	MSD1260-153MLB	15	2.92	0.085	17.6			
994-MSD1260-183MLB	MSD1260-183MLB	18	2.73	0.097	17.0			
994-MSD1260-223MLB	MSD1260-223MLB	22	2.49	0.116	15.0			
994-MSD1260-273MLB	MSD1260-273MLB	27	2.41	0.124	13.6			
994-MSD1260-333MLB	MSD1260-333MLB	33	2.32	0.134	12.7			
994-MSD1260-393MLB	MSD1260-393MLB	39	2.25	0.142	11.7			
994-MSD1260-473MLB	MSD1260-473MLB	47	2.03	0.174	8.70			
994-MSD1260-563MLB	MSD1260-563MLB	56	1.91	0.198	7.60			
994-MSD1260-683MLB	MSD1260-683MLB	68	1.83	0.216	6.10			
994-MSD1260-823MLB	MSD1260-823MLB	82	1.62	0.274	5.30			
994-MSD1260-104MLB	MSD1260-104MLB	100	1.5	0.322	5.00			

MSD1278 SERIES



Features:
- High inductance
- High Efficiency

Specifications:
- Operating Temperature range: -40°C to +85°C
- Dimensions (LxWxH): 12.3mm x 12.3mm x 8.05mm

For quantities greater than listed, call for quote.

MOUSER STOCK NO.	Coilcraft Part No.	Inductance (µH)	Max. DC Current (A)	Max. DCR (Ω)	SRF (MHz)	Price Each 1	50	100
Tolerance: 10%								
994-MSD1278-124KLB	MSD1278-124KLB	120	1.36	0.41	3.2			
994-MSD1278-154KLB	MSD1278-154KLB	150	1.29	0.46	3.0			
994-MSD1278-184KLB	MSD1278-184KLB	180	1.22	0.51	2.7			
994-MSD1278-224KLB	MSD1278-224KLB	220	1.05	0.69	2.5			
994-MSD1278-274KLB	MSD1278-274KLB	270	0.92	0.9	2.1			
994-MSD1278-334KLB	MSD1278-334KLB	330	0.86	1.02	2.0			
994-MSD1278-394KLB	MSD1278-394KLB	390	0.82	1.12	1.8			
994-MSD1278-474KLB	MSD1278-474KLB	470	0.7	1.43	1.6			

MSD1278 SERIES (CONT.)



Features:
- High inductance
- High Efficiency

Specifications:
- Operating Temperature range: -40°C to +85°C
- Dimensions (LxWxH): 12.3mm x 12.3mm x 8.05mm

For quantities greater than listed, call for quote.

MOUSER STOCK NO.	Coilcraft Part No.	Inductance (µH)	Max. DC Current (A)	Max. DCR (Ω)	SRF (MHz)	Price Each 1	50	100
Tolerance: 10% (Cont.)								
994-MSD1278-564KLB	MSD1278-564KLB	560	0.67	1.69	1.5			
994-MSD1278-684KLB	MSD1278-684KLB	680	0.58	2.29	1.4			
994-MSD1278-824KLB	MSD1278-824KLB	820	0.55	2.55	1.3			
994-MSD1278-105KLB	MSD1278-105KLB	1000	0.52	2.83	1.1			
Tolerance: 20%								
994-MSD1278-472MLB	MSD1278-472MLB	4.7	4.47	0.038	32.0			
994-MSD1278-562MLB	MSD1278-562MLB	5.6	4.06	0.046	25.0			
994-MSD1278-682MLB	MSD1278-682MLB	6.8	3.98	0.048	24.0			
994-MSD1278-822MLB	MSD1278-822MLB	8.2	3.9	0.05	18.0			
994-MSD1278-103MLB	MSD1278-103MLB	10	3.62	0.058	16.5			
994-MSD1278-123MLB	MSD1278-123MLB	12	3.5	0.062	14.5			
994-MSD1278-153MLB	MSD1278-153MLB	15	3.25	0.072	11.8			
994-MSD1278-183MLB	MSD1278-183MLB	18	3.08	0.08	10.5			
994-MSD1278-223MLB	MSD1278-223MLB	22	2.81	0.096	9.0			
994-MSD1278-273MLB	MSD1278-273MLB	27	2.52	0.12	8.4			
994-MSD1278-333MLB	MSD1278-333MLB	33	2.25	0.15	7.6			
994-MSD1278-393MLB	MSD1278-393MLB	39	2.18	0.16	6.5			
994-MSD1278-473MLB	MSD1278-473MLB	47	2.05	0.18	6.0			
994-MSD1278-563MLB	MSD1278-563MLB	56	2	0.19	5.6			
994-MSD1278-683MLB	MSD1278-683MLB	68	1.9	0.21	5.0			
994-MSD1278-823MLB	MSD1278-823MLB	82	1.65	0.28	4.1			
994-MSD1278-104MLB	MSD1278-104MLB	100	1.59	0.3	3.6			

MSD1583 SERIES



Features:
- High inductance
- High Efficiency

Specifications:
- Operating Temperature range: -40°C to +85°C
- Dimensions (LxWxH): 15.1mm x 15.1mm x 8.6mm

For quantities greater than listed, call for quote.

MOUSER STOCK NO.	Coilcraft Part No.	Inductance (µH)	Max. DC Current (A)	Max. DCR (Ω)	Price Each 1	50	100
Tolerance: 10%							
994-MSD1583-104KEB	MSD1583-104KEB	100	1.75	0.26			
994-MSD1583-154KEB	MSD1583-154KEB	150	1.5	0.38			
994-MSD1583-224KEB	MSD1583-224KEB	220	1.3	0.46			
994-MSD1583-474KEB	MSD1583-474KEB	470	0.92	1.04			
994-MSD1583-105KEB	MSD1583-105KEB	1000	0.6	2.4			
Tolerance: 20%							
994-MSD1583-103MEB	MSD1583-103MEB	10	5.2	0.031			
994-MSD1583-123MEB	MSD1583-123MEB	12	5	0.037			
994-MSD1583-153MEB	MSD1583-153MEB	15	4.5	0.045			
994-MSD1583-183MEB	MSD1583-183MEB	18	4.3	0.048			
994-MSD1583-223MEB	MSD1583-223MEB	22	3.45	0.065			
994-MSD1583-333MEB	MSD1583-333MEB	33	3.05	0.095			
994-MSD1583-473MEB	MSD1583-473MEB	47	2.8	0.115			
994-MSD1583-683MEB	MSD1583-683MEB	68	2.2	0.165			

MSD7342 SERIES



Features:
- High inductance
- High Efficiency

Specifications:
- Operating Temperature range: -40°C to +85°C
- Dimensions (LxWxH): 7.5mm x 7.5mm x 4.6mm

For quantities greater than listed, call for quote.

MOUSER STOCK NO.	Coilcraft Part No.	Inductance (µH)	Max. DC Current (A)	Max. DCR (Ω)	Price Each 1	50	100
Tolerance: 20%							
994-MSD7342-252MLB	MSD7342-252MLB	2.5	3.06	0.033			
994-MSD7342-332MLB	MSD7342-332MLB	3.3	2.89	0.037			
994-MSD7342-472MLB	MSD7342-472MLB	4.7	2.46	0.051			
994-MSD7342-562MLB	MSD7342-562MLB	5.6	2.22	0.063			
994-MSD7342-682MLB	MSD7342-682MLB	6.8	2.1	0.07			
994-MSD7342-822MLB	MSD7342-822MLB	8.2	2.03	0.075			
994-MSD7342-103MLB	MSD7342-103MLB	10	1.76	0.1			
994-MSD7342-123MLB	MSD7342-123MLB	12	1.61	0.12			
994-MSD7342-153MLB	MSD7342-153MLB	15	1.54	0.13			
994-MSD7342-183MLB	MSD7342-183MLB	18	1.35	0.17			
994-MSD7342-223MLB	MSD7342-223MLB	22	1.19	0.22			
994-MSD7342-273MLB	MSD7342-273MLB	27	1.11	0.25			
994-MSD7342-333MLB	MSD7342-333MLB	33	1.07	0.27			
994-MSD7342-393MLB	MSD7342-393MLB	39	0.9	0.38			
994-MSD7342-473MLB	MSD7342-473MLB	47	0.86	0.42			
994-MSD7342-563MLB	MSD7342-563MLB	56	0.82	0.46			
994-MSD7342-683MLB	MSD7342-683MLB	68	0.72	0.6			
994-MSD7342-823MLB	MSD7342-823MLB	82	0.67	0.68			
994-MSD7342-104MLB	MSD7342-104MLB	100	0.63	0.77			
994-MSD7342-124MLB	MSD7342-124MLB	120	0.55	1.03			
994-MSD7342-154MLB	MSD7342-154MLB	150	0.48	1.35			
994-MSD7342-184MLB	MSD7342-184MLB	180	0.45	1.52			
994-MSD7342-224MLB	MSD7342-224MLB	220	0.42	1.72			
994-MSD7342-274MLB	MSD7342-274MLB	270	0.36	2.41			
994-MSD7342-334MLB	MSD7342-334MLB	330	0.34	2.7			
994-MSD7342-394MLB	MSD7342-394MLB	390	0.32	3.05			
994-MSD7342-474MLB	MSD7342-474MLB	470	0.28	4			
994-MSD7342-564MLB	MSD7342-564MLB	560	0.26	4.43			
994-MSD7342-684MLB	MSD7342-684MLB	680	0.25	5			
994-MSD7342-824MLB	MSD7342-824MLB	820	0.21	6.8			
994-MSD7342-105MLB	MSD7342-105MLB	1000	0.2	7.8			

© Copyright 2014 Mouser Electronics
© Copyright 2014 Mouser Electronics

COILCRAFT Shielded Coupled Power Inductors

RoHS Compliant This page of product is RoHS compliant.

LPD4012 SERIES - MINIATURE



Features:
- High inductance
- High efficiency

Specifications:
- Operating Temperature Range: -40°C to +85°C
- Dimensions (LxWxH): 4mm x 4mm x 1.1mm

MOUSER STOCK NO.	Coilcraft Part No.	Inductance (µH)	Max. DC Current (A)	Max. DCR (Ω)	SRF (MHz)	Price Each 1	50	100
Tolerance: 20%								
994-LPD4012-472MLB	LPD4012-472MLB	4.7	0.92	0.5	39			
994-LPD4012-562MLB	LPD4012-562MLB	5.6	0.78	0.62	32			
994-LPD4012-682MLB	LPD4012-682MLB	6.8	0.86	0.53	31			
994-LPD4012-822MLB	LPD4012-822MLB	8.2	0.78	0.6	29			
994-LPD4012-103MLB	LPD4012-103MLB	10	0.71	0.75	25			
994-LPD4012-153MLB	LPD4012-153MLB	15	0.6	1.13	21			
994-LPD4012-223MLB	LPD4012-223MLB	22	0.48	1.63	15			
994-LPD4012-333MLB	LPD4012-333MLB	33	0.44	1.83	12			
994-LPD4012-473MLB	LPD4012-473MLB	47	0.39	2.52	8.8			
994-LPD4012-683MLB	LPD4012-683MLB	68	0.36	3.23	7.8			
994-LPD4012-823MLB	LPD4012-823MLB	82	0.31	3.66	7.3			
994-LPD4012-104MLB	LPD4012-104MLB	100	0.27	4.76	6.1			
994-LPD4012-124MLB	LPD4012-124MLB	120	0.27	5.54	5.3			
994-LPD4012-154MLB	LPD4012-154MLB	150	0.23	6.9	4.6			
994-LPD4012-184MLB	LPD4012-184MLB	180	0.18	8.75	4.1			
994-LPD4012-224MLB	LPD4012-224MLB	220	0.17	11.24	3.3			
994-LPD4012-334MLB	LPD4012-334MLB	330	0.14	17	2.8			
Tolerance: 30%								
994-LPD4012-331NLB	LPD4012-331NLB	0.33	2.65	0.042	255			
994-LPD4012-561NLB	LPD4012-561NLB	0.56	1.84	0.087	185			
994-LPD4012-821NLB	LPD4012-821NLB	0.82	1.72	0.1	130			
994-LPD4012-152NLB	LPD4012-152NLB	1.5	1.62	0.185	86			
994-LPD4012-222NLB	LPD4012-222NLB	2.2	0.35	0.235	70			
994-LPD4012-332NLB	LPD4012-332NLB	3.3	1.06	0.32	48			

LPD5010

- Dimensions (LxWxH): 4.8mm x 4.8mm x .9mm

Tolerance: 20%								
994-LPD5010-681MEB	LPD5010-681MEB	0.68	2.76	0.07	191			
994-LPD5010-102MEB	LPD5010-102MEB	1	2.12	0.1	150			
994-LPD5010-152MEB	LPD5010-152MEB	1.5	1.7	0.15	134			
994-LPD5010-222MEB	LPD5010-222MEB	2.2	1.56	0.2	108			
994-LPD5010-332MEB	LPD5010-332MEB	3.3	1.34	0.27	83			
994-LPD5010-472MEB	LPD5010-472MEB	4.7	1.06	0.4	68			
994-LPD5010-562MEB	LPD5010-562MEB	5.6	0.99	0.45	60			
994-LPD5010-682MEB	LPD5010-682MEB	6.8	0.85	0.53	55			
994-LPD5010-822MEB	LPD5010-822MEB	8.2	0.71	0.7	50			
994-LPD5010-103MEB	LPD5010-103MEB	10	0.71	0.78	46			
994-LPD5010-153MEB	LPD5010-153MEB	15	0.59	1.19	33			
994-LPD5010-223MEB	LPD5010-223MEB	22	0.49	1.58	26			
994-LPD5010-333MEB	LPD5010-333MEB	33	0.42	2.5	23			
994-LPD5010-473MEB	LPD5010-473MEB	47	0.35	3.48	17.0			
994-LPD5010-683MEB	LPD5010-683MEB	68	0.26	5.1	14.9			
994-LPD5010-104MEB	LPD5010-104MEB	100	0.21	8	11.2			
994-LPD5010-154MEB	LPD5010-154MEB	150	0.16	11.7	9.9			
994-LPD5010-224MEB	LPD5010-224MEB	220	0.15	15.2	8.05			

LPD5030

- Dimensions (LxWxH): 4.8mm x 4.8mm x .9mm

Tolerance: 20%								
994-LPD5030-152MEB	LPD5030-152MEB	1.5	3.11	0.048	123			
994-LPD5030-222MEB	LPD5030-222MEB	2.2	3.04	0.067	78			
994-LPD5030-332MEB	LPD5030-332MEB	3.3	2.62	0.077	65			
994-LPD5030-472MEB	LPD5030-472MEB	4.7	2.05	0.111	53			
994-LPD5030-562MEB	LPD5030-562MEB	5.6	1.91	0.125	48			
994-LPD5030-682MEB	LPD5030-682MEB	6.8	1.7	0.159	43			
994-LPD5030-103MEB	LPD5030-103MEB	10	1.48	0.21	31			
994-LPD5030-153MEB	LPD5030-153MEB	15	1.2	0.298	25			
994-LPD5030-223MEB	LPD5030-223MEB	22	0.99	0.452	19			
994-LPD5030-333MEB	LPD5030-333MEB	33	0.85	0.565	15			
994-LPD5030-473MEB	LPD5030-473MEB	47	0.71	0.806	12.6			
994-LPD5030-683MEB	LPD5030-683MEB	68	0.64	1.13	10.0			
994-LPD5030-104MEB	LPD5030-104MEB	100	0.49	1.79	8.32			
994-LPD5030-154MEB	LPD5030-154MEB	150	0.43	2.43	6.80			
994-LPD5030-224MEB	LPD5030-224MEB	220	0.37	3.3	5.55			
994-LPD5030-334MEB	LPD5030-334MEB	330	0.28	4.62	4.05			
994-LPD5030-474MEB	LPD5030-474MEB	470	0.23	7.51	3.35			
994-LPD5030-684MEB	LPD5030-684MEB	680	0.19	10.8	2.78			
994-LPD5030-105MEB	LPD5030-105MEB	1000	0.15	16.5	2.24			
Tolerance: 30%								
994-LPD5030-102NEB	LPD5030-102NEB	1	3.68	0.042	156			

MSD1260T SERIES - HIGH TEMPERATURE



Features:
- High inductance
- High Efficiency

Specifications:
- Operating Temperature Range: -40°C to +85°C
- Dimensions (LxWxH): 12.3mm x 12.3mm x 6mm

MOUSER STOCK NO.	Coilcraft Part No.	Inductance (µH)	Max. DC Current (A)	Max. DCR (Ω)	SRF (MHz)	Price Each 1	50	100
Tolerance: 10%								
994-MSD1260T-124KLB	MSD1260T-124KLB	120	1.31	0.418	6.8			
994-MSD1260T-154KLB	MSD1260T-154KLB	150	1.23	0.476	6.4			
994-MSD1260T-184KLB	MSD1260T-184KLB	180	1.16	0.536	6.1			
994-MSD1260T-224KLB	MSD1260T-224KLB	220	1.02	0.691	5.5			
994-MSD1260T-274KLB	MSD1260T-274KLB	270	0.95	0.806	4.3			
994-MSD1260T-334KLB	MSD1260T-334KLB	330	0.81	1.09	4.0			
994-MSD1260T-394KLB	MSD1260T-394KLB	390	0.77	1.2	3.6			
994-MSD1260T-474KLB	MSD1260T-474KLB	470	0.67	1.59	3.0			
994-MSD1260T-564KLB	MSD1260T-564KLB	560	0.63	1.81	2.8			
994-MSD1260T-684KLB	MSD1260T-684KLB	680	0.59	2.06	2.6			
994-MSD1260T-824KLB	MSD1260T-824KLB	820	0.52	2.65	2.5			
994-MSD1260T-105KLB	MSD1260T-105KLB	1000	0.49	3.06	2.4			

MSD1260T SERIES - HIGH TEMPERATURE (CONT.)



Features:
- High inductance
- High Efficiency

Specifications:
- Operating Temperature Range: -40°C to +85°C
- Dimensions (LxWxH): 12.3mm x 12.3mm x 6mm

MOUSER STOCK NO.	Coilcraft Part No.	Inductance (µH)	Max. DC Current (A)	Max. DCR (Ω)	SRF (MHz)	Price Each 1	50	100
Tolerance: 20%								
994-MSD1260T-332MLB	MSD1260T-332MLB	3.3	6.1	0.02	52.0			
994-MSD1260T-472MLB	MSD1260T-472MLB	4.7	4.47	0.036	38.0			
994-MSD1260T-562MLB	MSD1260T-562MLB	5.6	4.24	0.04	30.0			
994-MSD1260T-682MLB	MSD1260T-682MLB	6.8	3.88	0.048	27.0			
994-MSD1260T-822MLB	MSD1260T-822MLB	8.2	3.72	0.052	26.0			
994-MSD1260T-103MLB	MSD1260T-103MLB	10	3.46	0.06	22.0			
994-MSD1260T-123MLB	MSD1260T-123MLB	12	3.12	0.074	20.0			
994-MSD1260T-153MLB	MSD1260T-153MLB	15	2.92	0.085	18.0			
994-MSD1260T-183MLB	MSD1260T-183MLB	18	2.73	0.097	16.0			
994-MSD1260T-223MLB	MSD1260T-223MLB	22	2.49	0.116	15.0			
994-MSD1260T-273MLB	MSD1260T-273MLB	27	2.41	0.124	13.0			
994-MSD1260T-333MLB	MSD1260T-333MLB	33	2.32	0.134	12.4			
994-MSD1260T-393MLB	MSD1260T-393MLB	39	2.25	0.142	12.0			
994-MSD1260T-473MLB	MSD1260T-473MLB	47	2.03	0.174	11.3			
994-MSD1260T-563MLB	MSD1260T-563MLB	56	1.91	0.198	10.5			
994-MSD1260T-683MLB	MSD1260T-683MLB	68	1.83	0.216	10.0			
994-MSD1260T-823MLB	MSD1260T-823MLB	82	1.62	0.274	8.6			
994-MSD1260T-104MLB	MSD1260T-104MLB	100	1.5	0.322	7.8			

MSD1278T - HIGH TEMPERATURE



Features:
- High inductance
- High Efficiency

Specifications:
- Operating Temperature Range: -40°C to +85°C
- Dimensions (LxWxH): 12.3mm x 12.3mm x 8.05mm

Tolerance: 10%								
994-MSD1278T-124KLB	MSD1278T-124KLB	120	1.36	0.41	4.3			
994-MSD1278T-154KLB	MSD1278T-154KLB	150	1.29	0.46	4.1			
994-MSD1278T-184KLB	MSD1278T-184KLB	180	1.22	0.51	4.0			
994-MSD1278T-224KLB	MSD1278T-224KLB	220	1.05	0.69	3.4			
994-MSD1278T-274KLB	MSD1278T-274KLB	270	0.92	0.9	3.1			
994-MSD1278T-334KLB	MSD1278T-334KLB	330	0.86	1.02	2.9			
994-MSD1278T-394KLB	MSD1278T-394KLB	390	0.82	1.12	2.7			
994-MSD1278T-474KLB	MSD1278T-474KLB	470	0.7	1.43	2.2			
994-MSD1278T-564KLB	MSD1278T-564KLB	560	0.67	1.69	2.0			
994-MSD1278T-684KLB	MSD1278T-684KLB	680	0.58	2.29	1.7			
994-MSD1278T-824KLB	MSD1278T-824KLB	820	0.55	2.55	1.4			
994-MSD1278T-105KLB	MSD1278T-105KLB	1000	0.52	2.83	1.3			
Tolerance: 20%								
994-MSD1278T-472MLB	MSD1278T-472MLB	4.7	4.47	0.038	33.0			
994-MSD1278T-562MLB	MSD1278T-562MLB	5.6	4.06	0.046	30.0			
994-MSD1278T-682MLB	MSD1278T-682MLB	6.8	3.98	0.048	23.0			
994-MSD1278T-822MLB	MSD1278T-822MLB	8.2	3.9	0.05	20.0			
994-MSD1278T-103MLB	MSD1278T-103MLB	10	3.62	0.058	17.0			
994-MSD1278T-123MLB	MSD1278T-123MLB	12	3.5	0.062	15.0			
994-MSD1278T-153MLB	MSD1278T-153MLB	15	3.25	0.072	13.0			
994-MSD1278T-183MLB	MSD1278T-183MLB	18	3.08	0.08	12.0			
994-MSD1278T-223MLB	MSD1278T-223MLB	22	2.81	0.096	11.0			
994-MSD1278T-273MLB	MSD1278T-273MLB	27	2.52	0.12	10.0			
994-MSD1278T-333MLB	MSD1278T-333MLB	33	2.25	0.15	9.5			
994-MSD1278T-393MLB	MSD1278T-393MLB	39	2.18	0.16	8.5			
994-MSD1278T-473MLB	MSD1278T-473MLB	47	2.05	0.18	7.5			
994-MSD1278T-563MLB	MSD1278T-563MLB	56	2	0.19	7.0			
994-MSD1278T-683MLB	MSD1278T-683MLB	68	1.9	0.21	6.5			
994-MSD1278T-823MLB	MSD1278T-823MLB	82	1.65	0.28	5.0			
994-MSD1278T-104MLB	MSD1278T-104MLB	100	1.59	0.3	4.5			

PFD2015 SERIES- CHIP INDUCTOR



Features:
- High Efficiency

Specifications:
- Operating Temperature Range: -40°C to +85°C
- Dimensions (LxWxH): 2.9mm x 1.52mm x 1.5mm

MOUSER STOCK NO.	Coilcraft Part No.	Inductance (µH)	Max. DC Current (A)	Max. DCR (Ω)	Price Each 1	50	100
Tolerance: 20%							
994-PFD2015-102MEB	PFD2015-102MEB	1	1.13	0.165			
994-PFD2015-122MEB	PFD2015-122MEB	1.2	1.06	0.175			
994-PFD2015-182MEB	PFD2015-182MEB	1.8	0.69	0.294			
994-PFD2015-272MEB	PFD2015-272MEB	2.7	0.58	0.477			
994-PFD2015-332MEB	PFD2015-332MEB	3.3	0.525	0.67			
994-PFD2015-472MEB	PFD2015-472MEB	4.7	0.37	1			
994-PFD2015-682MEB	PFD2015-682MEB	6.8	0.265	1.75			
994-PFD2015-822MEB	PFD2015-822MEB	8.2	0.21	2.5			
994-PFD2015-103MEB	PFD2015-103MEB	10	0.185	3.4			

PFD3215 SERIES - CHIP INDUCTOR



Features:
- High Efficiency

Specifications:
- Operating Temperature Range: -40°C to +85°C
- Dimensions (LxWxH): 3.32mm x 2.33mm x 1.5mm

MOUSER STOCK NO.	Coilcraft Part No.	Inductance (µH)	Max. DC Current (A)	Max. DCR (Ω)	Price Each 1	50	100
Tolerance: 20%							
994-PFD3215-391MEB	PFD3215-391MEB	0.39	1.39	0.07			
994-PFD3215-102MEB	PFD3215-102MEB	1	1.20	0.123			
994-PFD3215-182MEB	PFD3215-182MEB	1.8	0.85	0.25			
994-PFD3215-222MEB	PFD3215-222MEB	2.2	0.81	0.265			
994-PFD3215-332MEB	PFD3215-332MEB	3.3	0.78	0.36			
994-PFD3215-472MEB	PFD3215-472MEB	4.7	0.72	0.45			
994-PFD3215-682MEB	PFD3215-682MEB	6.8	0.57	0.63			
994-PFD3215-103MEB	PFD3215-103MEB	10	0.38	1.25			

© Copyright 2014 Mouser Electronics
© Copyright 2014 Mouser Electronics

COILCRAFT Ferrite Core Inductors

RoHS Compliant This product is RoHS compliant.

DO FAMILY - SMD FERRITE CORE FIXED POWER INDUCTORS

Common Specifications:
- Test Frequency: 100kHz



DO1608C Series
- Operating Temperature range: -40°C to +85°C
- Tolerance: 20%
- Dimensions (LxWxH): 6.6mm x 4.45mm x 2.92mm

For quantities greater than listed, call for quote.

MOUSER STOCK NO.	Coilcraft Part No.	Induc-tance (µH)	Max. DC Current (A)	Max. DCR (Ω)	SRF (MHz)	Price Each 1	50	100
994-DO1608C-102MLB	DO1608C-102MLB	1	2.7	0.05	130			
994-DO1608C-152MLB	DO1608C-152MLB	1.5	2.65	0.06	115			
994-DO1608C-222MLB	DO1608C-222MLB	2.2	2.55	0.07	100			
994-DO1608C-272MLB	DO1608C-272MLB	2.7	2.45	0.08	75			
994-DO1608C-332MLB	DO1608C-332MLB	3.3	2.2	0.08	70			
994-DO1608C-472MLB	DO1608C-472MLB	4.7	1.9	0.09	50			
994-DO1608C-682MLB	DO1608C-682MLB	6.8	1.6	0.13	45			
994-DO1608C-822MLB	DO1608C-822MLB	8.2	1.55	0.16	40			
994-DO1608C-103MLB	DO1608C-103MLB	10	1.5	0.16	35			
994-DO1608C-153MLB	DO1608C-153MLB	15	1.25	0.23	30			
994-DO1608C-223MLB	DO1608C-223MLB	22	0.95	0.37	20			
994-DO1608C-333MLB	DO1608C-333MLB	33	0.8	0.51	15			
994-DO1608C-473MLB	DO1608C-473MLB	47	0.7	0.64	14			
994-DO1608C-683MLB	DO1608C-683MLB	68	0.6	0.86	11			
994-DO1608C-104MLB	DO1608C-104MLB	100	0.5	1.27	9			
994-DO1608C-154MLB	DO1608C-154MLB	150	0.39	2	6			
994-DO1608C-224MLB	DO1608C-224MLB	220	0.31	3.11	5.5			
994-DO1608C-334MLB	DO1608C-334MLB	330	0.3	3.8	5			
994-DO1608C-474MLB	DO1608C-474MLB	470	0.26	5.06	4			
994-DO1608C-684MLB	DO1608C-684MLB	680	0.19	9.2	3			
994-DO1608C-105MLB	DO1608C-105MLB	1000	0.15	13.8	2			

DO1813H Series
- Operating Temperature range: -40°C to +85°C
- Tolerance: 20%
- Dimensions (LxWxH): 8.89mm x 6.1mm x 5mm

For quantities greater than listed, call for quote.

MOUSER STOCK NO.	Coilcraft Part No.	Induc-tance (µH)	Max. DC Current (A)	Max. DCR (Ω)	SRF (MHz)	Price Each 1	50	100
994-DO1813H-181MLB	DO1813H-181MLB	0.18	10	0.003	800			
994-DO1813H-331MLB	DO1813H-331MLB	0.33	7	0.004	600			
994-DO1813H-561MLB	DO1813H-561MLB	0.56	6	0.01	200			
994-DO1813H-122MLB	DO1813H-122MLB	1.2	4.4	0.017	140			
994-DO1813H-222MLB	DO1813H-222MLB	2.2	3.1	0.035	100			
994-DO1813H-332MLB	DO1813H-332MLB	3.3	2.7	0.04	80			
994-DO1813H-472MLB	DO1813H-472MLB	4.7	2.2	0.054	50			
994-DO1813H-682MLB	DO1813H-682MLB	6.8	1.8	0.08	45			
994-DO1813H-822MLB	DO1813H-822MLB	8.2	1.6	0.092	42			
994-DO1813H-103MLB	DO1813H-103MLB	10	1.5	0.11	40			
994-DO1813H-153MLB	DO1813H-153MLB	15	1.2	0.17	30			
994-DO1813H-223MLB	DO1813H-223MLB	22	1	0.25	25			
994-DO1813H-333MLB	DO1813H-333MLB	33	0.82	0.35	20			
994-DO1813H-473MLB	DO1813H-473MLB	47	0.72	0.47	15			

DO3316H Series
- Operating Temperature range: -40°C to +85°C
- Tolerance: 20%
- Dimensions (LxWxH): 13.21mm x 9.91mm x 6.35mm

For quantities greater than listed, call for quote.

MOUSER STOCK NO.	Coilcraft Part No.	Induc-tance (µH)	Max. DC Current (A)	Max. DCR (Ω)	SRF (MHz)	Price Each 1	50	100
994-DO3316H-121MLB	DO3316H-121MLB	0.12	17	0.0015	200			
994-DO3316H-331MLB	DO3316H-331MLB	0.33	16	0.002	200			
994-DO3316H-681MLB	DO3316H-681MLB	0.68	12	0.005	200			
994-DO3316H-102MLB	DO3316H-102MLB	1	10	0.006	100			
994-DO3316H-152MLB	DO3316H-152MLB	1.5	9	0.008	90			
994-DO3316H-222MLB	DO3316H-222MLB	2.2	7.4	0.011	80			
994-DO3316H-272MLB	DO3316H-272MLB	2.7	6.6	0.012	65			
994-DO3316H-332MLB	DO3316H-332MLB	3.3	5.9	0.014	60			
994-DO3316H-392MLB	DO3316H-392MLB	3.9	5.3	0.015	50			
994-DO3316H-472MLB	DO3316H-472MLB	4.7	4.8	0.018	45			

DO3316P Series
- Operating Temperature range: -40°C to +85°C
- Tolerance: 20%
- Dimensions (LxWxH): 12.95mm x 9.4mm x 5.21mm

For quantities greater than listed, call for quote.

MOUSER STOCK NO.	Coilcraft Part No.	Induc-tance (µH)	Max. DC Current (A)	Max. DCR (Ω)	SRF (MHz)	Price Each 1	50	100
994-DO3316P-102MLB	DO3316P-102MLB	1	6.8	0.009	100			
994-DO3316P-152MLB	DO3316P-152MLB	1.5	6.4	0.01	90			
994-DO3316P-222MLB	DO3316P-222MLB	2.2	6.1	0.012	80			
994-DO3316P-332MLB	DO3316P-332MLB	3.3	5.4	0.015	65			
994-DO3316P-472MLB	DO3316P-472MLB	4.7	4.8	0.018	45			
994-DO3316P-682MLB	DO3316P-682MLB	6.8	4.4	0.027	38			
994-DO3316P-103MLB	DO3316P-103MLB	10	3.9	0.038	30			
994-DO3316P-153MLB	DO3316P-153MLB	15	3.1	0.046	27			
994-DO3316P-223MLB	DO3316P-223MLB	22	2.7	0.085	19			
994-DO3316P-333MLB	DO3316P-333MLB	33	2.1	0.1	15			
994-DO3316P-473MLB	DO3316P-473MLB	47	1.8	0.14	12			
994-DO3316P-683MLB	DO3316P-683MLB	68	1.5	0.2	10			
994-DO3316P-104MLB	DO3316P-104MLB	100	1.3	0.28	9			
994-DO3316P-154MLB	DO3316P-154MLB	150	1	0.4	6			
994-DO3316P-224MLB	DO3316P-224MLB	220	0.8	0.61	5			
994-DO3316P-334MLB	DO3316P-334MLB	330	0.6	1.02	4			
994-DO3316P-474MLB	DO3316P-474MLB	470	0.5	1.27	4			
994-DO3316P-684MLB	DO3316P-684MLB	680	0.4	2.02	2			
994-DO3316P-105MLB	DO3316P-105MLB	1000	0.3	3	2			
994-DO3316P-155MLB	DO3316P-155MLB	1500	0.27	4.49	1.7			
994-DO3316P-335MLB	DO3316P-335MLB	3300	0.17	8.97	1.1			

© Copyright 2014 Mouser Electronics

DO3316T Series - High Temperature
- Operating Temperature range: -40°C to +125°C
- Tolerance: 20%
- Dimensions (LxWxH): 13.21mm x 9.91mm x 6.35mm

For quantities greater than listed, call for quote.

MOUSER STOCK NO.	Coilcraft Part No.	Induc-tance (µH)	Max. DC Current (A)	Max. DCR (Ω)	SRF (MHz)	Price Each 1	50	100
994-DO3316T-331MLB	DO3316T-331MLB	0.33	16	0.002	200			
994-DO3316T-681MLB	DO3316T-681MLB	0.68	12	0.005	200			
994-DO3316T-102MLB	DO3316T-102MLB	1	10	0.006	100			
994-DO3316T-152MLB	DO3316T-152MLB	1.5	9	0.008	90			
994-DO3316T-222MLB	DO3316T-222MLB	2.2	7.4	0.011	90			
994-DO3316T-272MLB	DO3316T-272MLB	2.7	6.6	0.012	65			
994-DO3316T-332MLB	DO3316T-332MLB	3.3	5.9	0.014	60			
994-DO3316T-392MLB	DO3316T-392MLB	3.9	5.3	0.015	50			
994-DO3316T-472MLB	DO3316T-472MLB	4.7	4.8	0.018	50			
994-DO3316T-562MLB	DO3316T-562MLB	5.6	4.65	0.021	45			
994-DO3316T-682MLB	DO3316T-682MLB	6.8	4.4	0.024	43			
994-DO3316T-822MLB	DO3316T-822MLB	8.2	4.15	0.032	34			
994-DO3316T-103MLB	DO3316T-103MLB	10	3.9	0.034	31			
994-DO3316T-123MLB	DO3316T-123MLB	12	3.5	0.036	27			
994-DO3316T-153MLB	DO3316T-153MLB	15	3.1	0.045	25			
994-DO3316T-183MLB	DO3316T-183MLB	18	2.9	0.05	22			
994-DO3316T-223MLB	DO3316T-223MLB	22	2.7	0.07	18			
994-DO3316T-273MLB	DO3316T-273MLB	27	2.3	0.085	18			
994-DO3316T-333MLB	DO3316T-333MLB	33	2.1	0.1	17			
994-DO3316T-393MLB	DO3316T-393MLB	39	1.95	0.12	15			
994-DO3316T-473MLB	DO3316T-473MLB	47	1.8	0.15	14			
994-DO3316T-563MLB	DO3316T-563MLB	56	1.65	0.165	12			
994-DO3316T-683MLB	DO3316T-683MLB	68	1.5	0.22	11			
994-DO3316T-823MLB	DO3316T-823MLB	82	1.4	0.25	10			
994-DO3316T-104MLB	DO3316T-104MLB	100	1.3	0.28	9			
994-DO3316T-124MLB	DO3316T-124MLB	120	1	0.4	8			
994-DO3316T-154MLB	DO3316T-154MLB	150	0.9	0.46	6			
994-DO3316T-184MLB	DO3316T-184MLB	180	0.85	0.52	6			
994-DO3316T-224MLB	DO3316T-224MLB	220	0.8	0.7	5			
994-DO3316T-274MLB	DO3316T-274MLB	270	0.7	0.8	5			
994-DO3316T-334MLB	DO3316T-334MLB	330	0.6	1.07	4.5			
994-DO3316T-394MLB	DO3316T-394MLB	390	0.55	1.14	4			
994-DO3316T-474MLB	DO3316T-474MLB	470	0.5	1.27	3.5			

DO5010H Series
- Operating Temperature range: -40°C to +85°C
- Tolerance: 20%

For quantities greater than listed, call for quote.

MOUSER STOCK NO.	Coilcraft Part No.	Induc-tance (µH)	Max. DC Current (A)	Max. DCR (mΩ)	SRF (MHz)	Price Each 1	50	100
Dimensions (LxWxH): 18.54mm x 15.24mm x 8mm								
994-DO5010H-781MLB	DO5010H-781MLB	0.78	15	2.6	156			
994-DO5010H-152MLB	DO5010H-152MLB	1.5	15	4	100			
994-DO5010H-222MLB	DO5010H-222MLB	2.2	12	6.1	75			
994-DO5010H-332MLB	DO5010H-332MLB	3.3	10	8.6	60			
994-DO5010H-392MLB	DO5010H-392MLB	3.9	9	10	55			
994-DO5010H-472MLB	DO5010H-472MLB	4.7	8.4	14	40			
994-DO5010H-602MLB	DO5010H-602MLB	6	7.5	17	35			
994-DO5010H-782MLB	DO5010H-782MLB	7.8	7.5	18	35			
994-DO5010H-103MLB	DO5010H-103MLB	10	6	26	28			
994-DO5010H-123MLB	DO5010H-123MLB	12	5.2	28	26			
994-DO5010H-153MLB	DO5010H-153MLB	15	4.4	32	20			
Dimensions (LxWxH): 18.54mm x 15.24mm x 7.62mm								
994-DO5010H-223MLB	DO5010H-223MLB	22	3.5	47	20			
994-DO5010H-333MLB	DO5010H-333MLB	33	3	66	15			
994-DO5010H-473MLB	DO5010H-473MLB	47	2.6	86	9			
994-DO5010H-683MLB	DO5010H-683MLB	68	2.3	130	8			
Dimensions (LxWxH): 18.54mm x 15.24mm x 7.11mm								
994-DO5010H-104MLB	DO5010H-104MLB	100	1.8	190	7			
994-DO5010H-154MLB	DO5010H-154MLB	150	1.5	250	6			
994-DO5010H-224MLB	DO5010H-224MLB	220	1.2	380	5			
994-DO5010H-334MLB	DO5010H-334MLB	330	1	560	4			
994-DO5010H-474MLB	DO5010H-474MLB	470	0.82	850	3			
994-DO5010H-684MLB	DO5010H-684MLB	680	0.72	1100	2			
994-DO5010H-105MLB	DO5010H-105MLB	1000	0.56	1800	2			

DO5022P Series
- Operating Temperature range: -40°C to +85°C
- Tolerance: 20%
- Dimensions (LxWxH): 18.54mm x 15.24mm x 7.11mm

For quantities greater than listed, call for quote.

MOUSER STOCK NO.	Coilcraft Part No.	Induc-tance (µH)	Max. DC Current (A)	Max. DCR (Ω)	SRF (MHz)	Price Each 1	50	100
994-DO5022P-102MLB	DO5022P-102MLB	1	8.6	0.009	80			
994-DO5022P-222MLB	DO5022P-222MLB	2.2	7.1	0.014	80			
994-DO5022P-332MLB	DO5022P-332MLB	3.3	6.2	0.018	60			
994-DO5022P-562MLB	DO5022P-562MLB	5.6	5.3	0.02	40			
994-DO5022P-822MLB	DO5022P-822MLB	8.2	4.8	0.029	30			
994-DO5022P-103MLB	DO5022P-103MLB	10	4.3	0.031	30			
994-DO5022P-153MLB	DO5022P-153MLB	15	4	0.036	22			
994-DO5022P-223MLB	DO5022P-223MLB	22	3.5	0.047	20			
994-DO5022P-333MLB	DO5022P-333MLB	33	3	0.066	15			
994-DO5022P-473MLB	DO5022P-473MLB	47	2.6	0.086	9			
994-DO5022P-683MLB	DO5022P-683MLB	68	2.3	0.13	8			
994-DO5022P-104MLB	DO5022P-104MLB	100	1.8	0.19	7			
994-DO5022P-154MLB	DO5022P-154MLB	150	1.5	0.25	6			
994-DO5022P-224MLB	DO5022P-224MLB	220	1.2	0.38	5			
994-DO5022P-334MLB	DO5022P-334MLB	330	1	0.56	4			
994-DO5022P-474MLB	DO5022P-474MLB	470	0.82	0.85	3			

© Copyright 2014 Mouser Electronics

COILCRAFT Ferrite Core Inductors

RoHS Compliant This product is RoHS compliant.

DO FAMILY - SMD FERRITE CORE FIXED POWER INDUCTORS (CONT.)



Common Specifications:
- Test Frequency: 100kHz

DO5022P Series (Cont.)

- Operating Temperature range: -40°C to +85°C
- Tolerance: 20%
- Dimensions (LxWxH): 18.54mm x 15.24mm x 7.11mm

For quantities greater than listed, call for quote.

MOUSER STOCK NO.	Coilcraft Part No.	Inductance (µH)	Max. DC Current (A)	Max. DCR (Ω)	SRF (MHz)	Price Each 1	50	100
994-DO5022P-684MLB	DO5022P-684MLB	680	0.72	1.1	2			
994-DO5022P-105MLB	DO5022P-105MLB	1000	0.56	1.8	2			

DO5040H Series

- Operating Temperature range: -40°C to +85°C

For quantities greater than listed, call for quote.

MOUSER STOCK NO.	Coilcraft Part No.	Inductance (µH)	Max. DC Current (A)	Max. DCR (mΩ)	SRF (MHz)	Price Each 1	50	100
Dimensions (LxWxH): 22.35mm x 16.25mm x 12mm, Tolerance: 20%								
994-DO5040H-282MLB	DO5040H-282MLB	2.8	12.1	5.2	65			
994-DO5040H-392MLB	DO5040H-392MLB	3.9	11.2	6	40			
994-DO5040H-682MLB	DO5040H-682MLB	6.8	9.6	9	30			
994-DO5040H-103MLB	DO5040H-103MLB	10	8.6	11	22			
994-DO5040H-123MLB	DO5040H-123MLB	12	7.4	13	21			
Dimensions (LxWxH): 18.54mm x 15.24mm x 12mm, Tolerance: 20%								
994-DO5040H-153MLB	DO5040H-153MLB	15	6.5	20	18			
994-DO5040H-183MLB	DO5040H-183MLB	18	6	22	14			
994-DO5040H-223MLB	DO5040H-223MLB	22	5.7	24	13			
994-DO5040H-333MLB	DO5040H-333MLB	33	4.5	37	10			
994-DO5040H-473MLB	DO5040H-473MLB	47	3.7	52	8			
994-DO5040H-683MLB	DO5040H-683MLB	68	3.4	67	7			
994-DO5040H-104MLB	DO5040H-104MLB	100	2.8	115	6			
Dimensions (LxWxH): 18.54mm x 15.24mm x 12mm, Tolerance: 10%								
994-DO5040H-334KLB	DO5040H-334KLB	330	1.5	325	3			
994-DO5040H-684KLB	DO5040H-684KLB	680	1.1	780	1.6			
994-DO5040H-145KLB	DO5040H-145KLB	1400	0.7	1300	1.6			

EPL FAMILY - SMD SHIELDED FERRITE CORE FIXED POWER INDUCTORS



Common Specifications:
- Test Frequency: 100kHz
- Tolerance: 20%
- Operating Temperature Range: -40°C to +85°C

EPL2010 Series

- Dimensions (LxWxH): 2.2mm x 2.2mm x 1.05mm

For quantities greater than listed, call for quote.

MOUSER STOCK NO.	Coilcraft Part No.	Inductance (µH)	Max. DC Current (A)	Max. DCR (Ω)	SRF (MHz)	Price Each 1	50	100
994-EPL2010-181MLB	EPL2010-181MLB	0.18	3.17	0.029	615			
994-EPL2010-271MLB	EPL2010-271MLB	0.27	2.31	0.038	412			
994-EPL2010-421MLB	EPL2010-421MLB	0.42	2.16	0.048	283			
994-EPL2010-681MLB	EPL2010-681MLB	0.68	1.94	0.07	214			
994-EPL2010-821MLB	EPL2010-821MLB	0.82	1.68	0.082	173			
994-EPL2010-102MLB	EPL2010-102MLB	1	1.36	0.119	145			
994-EPL2010-152MLB	EPL2010-152MLB	1.5	1.04	0.155	102			
994-EPL2010-222MLB	EPL2010-222MLB	2.2	0.978	0.222	80			
994-EPL2010-332MLB	EPL2010-332MLB	3.3	0.879	0.299	63			
994-EPL2010-472MLB	EPL2010-472MLB	4.7	0.68	0.472	50			
994-EPL2010-682MLB	EPL2010-682MLB	6.8	0.575	0.563	46			
994-EPL2010-822MLB	EPL2010-822MLB	8.2	0.52	0.91	42			
994-EPL2010-103MLB	EPL2010-103MLB	10	0.495	1	33			
994-EPL2010-123MLB	EPL2010-123MLB	12	0.48	1.34	32			

EPL2014 Series

- Dimensions (LxWxH): 2.2mm x 2.2mm x 1.45mm

For quantities greater than listed, call for quote.

MOUSER STOCK NO.	Coilcraft Part No.	Inductance (µH)	Max. DC Current (A)	Max. DCR (Ω)	SRF (MHz)	Price Each 1	50	100
994-EPL2014-271MLB	EPL2014-271MLB	0.27	2.73	0.03	570			
994-EPL2014-421MLB	EPL2014-421MLB	0.42	2.57	0.037	438			
994-EPL2014-601MLB	EPL2014-601MLB	0.6	2.43	0.052	290			
994-EPL2014-821MLB	EPL2014-821MLB	0.82	2.03	0.061	163			
994-EPL2014-102MLB	EPL2014-102MLB	1	1.94	0.071	153			
994-EPL2014-152MLB	EPL2014-152MLB	1.5	1.86	0.086	109			
994-EPL2014-222MLB	EPL2014-222MLB	2.2	1.42	0.132	80			
994-EPL2014-332MLB	EPL2014-332MLB	3.3	1.23	0.167	62			
994-EPL2014-472MLB	EPL2014-472MLB	4.7	1.06	0.254	46			
994-EPL2014-682MLB	EPL2014-682MLB	6.8	0.915	0.316	44			
994-EPL2014-822MLB	EPL2014-822MLB	8.2	0.849	0.416	39			
994-EPL2014-103MLB	EPL2014-103MLB	10	0.729	0.459	33			

EPL3010 Series

- Dimensions (LxWxH): 3.2mm x 3.2mm x 1.1mm

For quantities greater than listed, call for quote.

MOUSER STOCK NO.	Coilcraft Part No.	Inductance (µH)	Max. DC Current (A)	Max. DCR (Ω)	SRF (MHz)	Price Each 1	50	100
994-EPL3010-301MLB	EPL3010-301MLB	0.3	2.2	0.045	249			
994-EPL3010-102MLB	EPL3010-102MLB	1	1.7	0.078	151			
994-EPL3010-152MLB	EPL3010-152MLB	1.5	1.6	0.095	116			
994-EPL3010-222MLB	EPL3010-222MLB	2.2	1.3	0.15	98			
994-EPL3010-472MLB	EPL3010-472MLB	4.7	0.99	0.306	60			
994-EPL3010-103MLB	EPL3010-103MLB	10	0.7	0.631	38			
994-EPL3010-223MLB	EPL3010-223MLB	22	0.47	1.38	27			

EPL FAMILY - SMD SHIELDED FERRITE CORE FIXED POWER INDUCTORS (CONT.)



Common Specifications:
- Test Frequency: 100kHz
- Tolerance: 20%
- Operating Temperature Range: -40°C to +85°C

EPL3012 Series

- Dimensions (LxWxH): 3.2mm x 3.2mm x 1.3mm

For quantities greater than listed, call for quote.

MOUSER STOCK NO.	Coilcraft Part No.	Inductance (µH)	Max. DC Current (A)	Max. DCR (Ω)	SRF (MHz)	Price Each 1	50	100
994-EPL3012-102MLB	EPL3012-102MLB	1	2.2	0.066	110			
994-EPL3012-152MLB	EPL3012-152MLB	1.5	1.9	0.075	103			
994-EPL3012-182MLB	EPL3012-182MLB	1.8	1.8	0.084	92			
994-EPL3012-222MLB	EPL3012-222MLB	2.2	1.7	0.106	76			
994-EPL3012-332MLB	EPL3012-332MLB	3.3	1.4	0.15	62			
994-EPL3012-472MLB	EPL3012-472MLB	4.7	1.1	0.181	52			
994-EPL3012-103MLB	EPL3012-103MLB	10	0.79	0.348	32			
994-EPL3012-223MLB	EPL3012-223MLB	22	0.54	0.79	18			

EPL3015 Series

- Dimensions (LxWxH): 3.2mm x 3.2mm x 1.55mm

For quantities greater than listed, call for quote.

MOUSER STOCK NO.	Coilcraft Part No.	Inductance (µH)	Max. DC Current (A)	Max. DCR (Ω)	SRF (MHz)	Price Each 1	50	100
994-EPL3015-901MLB	EPL3015-901MLB	0.9	2.45	0.055	130			
994-EPL3015-122MLB	EPL3015-122MLB	1.2	2.4	0.062	105			
994-EPL3015-152MLB	EPL3015-152MLB	1.5	2.05	0.072	100			
994-EPL3015-222MLB	EPL3015-222MLB	2.2	2	0.094	75			
994-EPL3015-332MLB	EPL3015-332MLB	3.3	1.7	0.124	55			
994-EPL3015-472MLB	EPL3015-472MLB	4.7	1.4	0.167	50			
994-EPL3015-682MLB	EPL3015-682MLB	6.8	1.2	0.223	38			
994-EPL3015-103MLB	EPL3015-103MLB	10	1	0.346	32			
994-EPL3015-153MLB	EPL3015-153MLB	15	0.82	0.5	26			
994-EPL3015-223MLB	EPL3015-223MLB	22	0.74	0.662	20			
994-EPL3015-333MLB	EPL3015-333MLB	33	0.59	0.989	15.5			

EPL6024 Series

- Dimensions (LxWxH): 6.55mm x 6.2mm x 2.4mm

For quantities greater than listed, call for quote.

MOUSER STOCK NO.	Coilcraft Part No.	Inductance (µH)	Max. DC Current (A)	Max. DCR (Ω)	SRF (MHz)	Price Each 1	50	100
994-EPL6024-681MEB	EPL6024-681MEB	0.68	13	9.33	70.2			
994-EPL6024-102MEB	EPL6024-102MEB	1	12.5	11.43	53.8			
994-EPL6024-152MEB	EPL6024-152MEB	1.5	10.5	16.11	44.1			
994-EPL6024-222MEB	EPL6024-222MEB	2.2	9.4	20.55	36.9			
994-EPL6024-332MEB	EPL6024-332MEB	3.3	7.7	27.57	29.8			
994-EPL6024-472MEB	EPL6024-472MEB	4.7	5.77	44.57	24.8			
994-EPL6024-522MEB	EPL6024-522MEB	5.2	5.62	48.61	22.8			

EPL7040 Series

- Dimensions (LxWxH): 7.35mm x 7.15mm x 4.1mm

For quantities greater than listed, call for quote.

MOUSER STOCK NO.	Coilcraft Part No.	Inductance (µH)	Max. DC Current (A)	Max. DCR (mΩ)	SRF (MHz)	Price Each 1	50	100
994-EPL7040-781MEB	EPL7040-781MEB	0.78	15.75	3.2	67.5			
994-EPL7040-102MEB	EPL7040-102MEB	1	14.5	4.7	52.5			
994-EPL7040-152MEB	EPL7040-152MEB	1.5	9.75	7.44	47.6			
994-EPL7040-222MEB	EPL7040-222MEB	2.2	9	9.65	36.5			
994-EPL7040-332MEB	EPL7040-332MEB	3.3	8.5	17.48	30.1			
994-EPL7040-472MEB	EPL7040-472MEB	4.7	7.25	24.37	22.6			

LPS FAMILY - SMD SHIELDED FERRITE CORE FIXED POWER INDUCTORS

Common Specifications:
- Test Frequency: 100kHz
- Operating Temperature Range: -40°C to +85°C

LPS3008 Series

- Dimensions (LxWxH): 3.15mm x 3.15mm x 0.8mm
- Tolerance: 20%

For quantities greater than listed, call for quote.

MOUSER STOCK NO.	Coilcraft Part No.	Inductance (µH)	Max. DC Current (A)	Max. DCR (Ω)	SRF (MHz)	Price Each 1	50	100
994-LPS3008-561MLB	LPS3008-561MLB	0.56	2	0.072	330			
994-LPS3008-801MLB	LPS3008-801MLB	0.8	1.6	0.092	255			
994-LPS3008-102MLB	LPS3008-102MLB	1	1.3	0.125	220			
994-LPS3008-152MLB	LPS3008-152MLB	1.5	1.2	0.134	170			
994-LPS3008-222MLB	LPS3008-222MLB	2.2	1.1	0.175	150			
994-LPS3008-332MLB	LPS3008-332MLB	3.3	0.95	0.285	114			
994-LPS3008-472MLB	LPS3008-472MLB	4.7	0.8	0.35	87			
994-LPS3008-562MLB	LPS3008-562MLB	5.6	0.73	0.45	78			
994-LPS3008-682MLB	LPS3008-682MLB	6.8	0.67	0.5	75			
994-LPS3008-822MLB	LPS3008-822MLB	8.2	0.6	0.6	61			
994-LPS3008-103MLB	LPS3008-103MLB	10	0.56	0.65	56			
994-LPS3008-123MLB	LPS3008-123MLB	12	0.5	0.79	49			
994-LPS3008-183MLB	LPS3008-183MLB	18	0.44	1.25	38			
994-LPS3008-223MLB	LPS3008-223MLB	22	0.38	1.5	35			
994-LPS3008-333MLB	LPS3008-333MLB	33	0.32	2.3	23			

© Copyright 2014 Mouser Electronics
© Copyright 2014 Mouser Electronics

COILCRAFT Ferrite Core Inductors

RoHS Compliant **This product is RoHS compliant.**

LPS FAMILY - SMD SHIELDED FERRITE CORE FIXED POWER INDUCTORS (CONT.)

Common Specifications:

- Test Frequency: 100kHz
- Operating Temperature Range: -40°C to +85°C

LPS3008 Series (Cont.)

- Dimensions (LxWxH): 3.15mm x 3.15mm x 0.8mm
- Tolerance: 20%

For quantities greater than listed, call for quote.

MOUSER STOCK NO.	Coilcraft Part No.	Inductance (µH)	Max. DC Current (A)	Max. DCR (Ω)	SRF (MHz)	Price Each 1	50	100
994-LPS3008-473MLB	LPS3008-473MLB	47	0.27	3.15	21			
994-LPS3008-683MLB	LPS3008-683MLB	68	0.23	4.75	18			
994-LPS3008-104MLB	LPS3008-104MLB	100	0.21	6.85	14			
994-LPS3008-124MLB	LPS3008-124MLB	120	0.19	7	13			
994-LPS3008-154MLB	LPS3008-154MLB	150	0.175	8	11			
994-LPS3008-184MLB	LPS3008-184MLB	180	0.16	9	10			
994-LPS3008-224MLB	LPS3008-224MLB	220	0.145	11.5	9			
994-LPS3008-334MLB	LPS3008-334MLB	330	0.13	18	7			

LPS3010 Series

- Dimensions (LxWxH): 3.15mm x 3.15mm x 1mm
- Tolerance: 20%

For quantities greater than listed, call for quote.

994-LPS3010-471MLB	LPS3010-471MLB	0.47	1.8	0.07	370			
994-LPS3010-681MLB	LPS3010-681MLB	0.68	1.75	0.08	270			
994-LPS3010-102MLB	LPS3010-102MLB	1	1.5	0.085	230			
994-LPS3010-152MLB	LPS3010-152MLB	1.5	1.4	0.12	165			
994-LPS3010-182MLB	LPS3010-182MLB	1.8	1.4	0.15	150			
994-LPS3010-222MLB	LPS3010-222MLB	2.2	1.1	0.22	130			
994-LPS3010-332MLB	LPS3010-332MLB	3.3	1.1	0.22	110			
994-LPS3010-472MLB	LPS3010-472MLB	4.7	0.95	0.3	92			
994-LPS3010-562MLB	LPS3010-562MLB	5.6	0.78	0.4	80			
994-LPS3010-682MLB	LPS3010-682MLB	6.8	0.74	0.45	70			
994-LPS3010-822MLB	LPS3010-822MLB	8.2	0.7	0.52	62			
994-LPS3010-103MLB	LPS3010-103MLB	10	0.64	0.54	58			
994-LPS3010-123MLB	LPS3010-123MLB	12	0.58	0.7	47			
994-LPS3010-153MLB	LPS3010-153MLB	15	0.48	0.95	43			
994-LPS3010-183MLB	LPS3010-183MLB	18	0.47	1.1	40			
994-LPS3010-223MLB	LPS3010-223MLB	22	0.41	1.2	36			
994-LPS3010-333MLB	LPS3010-333MLB	33	0.35	2	27			
994-LPS3010-473MLB	LPS3010-473MLB	47	0.31	3.2	21			
994-LPS3010-683MLB	LPS3010-683MLB	68	0.28	3.5	21			
994-LPS3010-104MLB	LPS3010-104MLB	100	0.24	5.25	14			
994-LPS3010-124MLB	LPS3010-124MLB	120	0.19	6.1	12			
994-LPS3010-154MLB	LPS3010-154MLB	150	0.17	9.15	11			
994-LPS3010-184MLB	LPS3010-184MLB	180	0.15	10.1	9			
994-LPS3010-224MLB	LPS3010-224MLB	220	0.13	12.5	8			
994-LPS3010-334MLB	LPS3010-334MLB	330	0.11	18.5	7			

LPS3015 Series

- Dimensions (LxWxH): 3.15mm x 3.15mm x 1.5mm
- Tolerance: 20%

For quantities greater than listed, call for quote.

994-LPS3015-102MLB	LPS3015-102MLB	1	2	0.075	80			
994-LPS3015-152MLB	LPS3015-152MLB	1.5	1.7	0.1	140			
994-LPS3015-182MLB	LPS3015-182MLB	1.8	1.4	0.1	135			
994-LPS3015-222MLB	LPS3015-222MLB	2.2	1.4	0.11	110			
994-LPS3015-332MLB	LPS3015-332MLB	3.3	1.4	0.13	90			
994-LPS3015-472MLB	LPS3015-472MLB	4.7	1.2	0.2	79			
994-LPS3015-682MLB	LPS3015-682MLB	6.8	0.9	0.3	58			
994-LPS3015-103MLB	LPS3015-103MLB	10	0.75	0.44	48			
994-LPS3015-153MLB	LPS3015-153MLB	15	0.59	0.7	35			
994-LPS3015-183MLB	LPS3015-183MLB	18	0.58	0.75	33			
994-LPS3015-223MLB	LPS3015-223MLB	22	0.57	0.825	30			
994-LPS3015-333MLB	LPS3015-333MLB	33	0.48	1.3	23			
994-LPS3015-473MLB	LPS3015-473MLB	47	0.4	1.55	17			
994-LPS3015-683MLB	LPS3015-683MLB	68	0.33	2.35	14			
994-LPS3015-104MLB	LPS3015-104MLB	100	0.26	3.4	11			
994-LPS3015-124MLB	LPS3015-124MLB	120	0.23	4.65	9			
994-LPS3015-154MLB	LPS3015-154MLB	150	0.2	6.25	8			
994-LPS3015-184MLB	LPS3015-184MLB	180	0.175	8.6	7.5			
994-LPS3015-224MLB	LPS3015-224MLB	220	0.155	9.5	6			
994-LPS3015-334MLB	LPS3015-334MLB	330	0.095	23	5			

LPS3314 Series

- Dimensions (LxWxH): 3.4mm x 3.4mm x 1.4mm
- Tolerance: 20%

For quantities greater than listed, call for quote.

994-LPS3314-102MLB	LPS3314-102MLB	1	2.1	0.062	215			
994-LPS3314-222MLB	LPS3314-222MLB	2.2	1.6	0.1	140			
994-LPS3314-332MLB	LPS3314-332MLB	3.3	1.35	0.145	115			
994-LPS3314-472MLB	LPS3314-472MLB	4.7	1.25	0.175	86			
994-LPS3314-562MLB	LPS3314-562MLB	5.6	1.1	0.22	74			
994-LPS3314-682MLB	LPS3314-682MLB	6.8	1.1	0.24	72			
994-LPS3314-822MLB	LPS3314-822MLB	8.2	1	0.27	60			
994-LPS3314-103MLB	LPS3314-103MLB	10	0.87	0.33	55			
994-LPS3314-153MLB	LPS3314-153MLB	15	0.82	0.44	45			
994-LPS3314-183MLB	LPS3314-183MLB	18	0.68	0.575	37			
994-LPS3314-223MLB	LPS3314-223MLB	22	0.6	0.72	34			
994-LPS3314-333MLB	LPS3314-333MLB	33	0.58	0.92	27			
994-LPS3314-473MLB	LPS3314-473MLB	47	0.47	1.4	22			
994-LPS3314-563MLB	LPS3314-563MLB	56	0.42	1.55	19			
994-LPS3314-683MLB	LPS3314-683MLB	68	0.4	1.8	17			
994-LPS3314-823MLB	LPS3314-823MLB	82	0.39	2	14			
994-LPS3314-104MLB	LPS3314-104MLB	100	0.32	2.75	13			
994-LPS3314-124MLB	LPS3314-124MLB	120	0.3	3.45	11			
994-LPS3314-154MLB	LPS3314-154MLB	150	0.27	4.1	10			
994-LPS3314-184MLB	LPS3314-184MLB	180	0.25	4.8	9			

LPS3314 Series (Cont.)

- Dimensions (LxWxH): 3.4mm x 3.4mm x 1.4mm
- Tolerance: 20%

For quantities greater than listed, call for quote.

994-LPS3314-224MLB	LPS3314-224MLB	220	0.22	6	7			
994-LPS3314-334MLB	LPS3314-334MLB	330	0.18	9.3	6			
994-LPS3314-474MLB	LPS3314-474MLB	470	0.16	12	4.5			
994-LPS3314-564MLB	LPS3314-564MLB	560	0.145	14	4.5			
994-LPS3314-684MLB	LPS3314-684MLB	680	0.125	18.5	4			
994-LPS3314-824MLB	LPS3314-824MLB	820	0.11	24	3.7			
994-LPS3314-105MLB	LPS3314-105MLB	1000	0.1	31	3			
994-LPS3314-155MLB	LPS3314-155MLB	1500	0.08	44	2.7			

LPS4012 Series

- Dimensions (LxWxH): 4.1mm x 4.1mm x 1.2mm

For quantities greater than listed, call for quote.

Tolerance: 20%								
994-LPS4012-331MLB	LPS4012-331MLB	0.33	3	0.025	375			
994-LPS4012-681MLB	LPS4012-681MLB	0.68	2.4	0.055	220			
994-LPS4012-152MLB	LPS4012-152MLB	1.5	2.2	0.07	140			
994-LPS4012-222MLB	LPS4012-222MLB	2.2	1.75	0.1	115			
994-LPS4012-332MLB	LPS4012-332MLB	3.3	2	0.1	100			
994-LPS4012-472MLB	LPS4012-472MLB	4.7	1.45	0.175	70			
994-LPS4012-562MLB	LPS4012-562MLB	5.6	1.1	0.26	60			
994-LPS4012-682MLB	LPS4012-682MLB	6.8	0.98	0.34	55			
994-LPS4012-103MLB	LPS4012-103MLB	10	0.75	0.35	40			
994-LPS4012-153MLB	LPS4012-153MLB	15	0.73	0.55	30			
994-LPS4012-223MLB	LPS4012-223MLB	22	0.7	0.6	25			
994-LPS4012-333MLB	LPS4012-333MLB	33	0.61	0.825	22			
994-LPS4012-473MLB	LPS4012-473MLB	47	0.52	1.4	19			
994-LPS4012-683MLB	LPS4012-683MLB	68	0.46	1.7	15			
994-LPS4012-104MLB	LPS4012-104MLB	100	0.4	2.4	12			
994-LPS4012-124MLB	LPS4012-124MLB	120	0.36	3.3	11.5			
994-LPS4012-154MLB	LPS4012-154MLB	150	0.32	3.5	10			
994-LPS4012-184MLB	LPS4012-184MLB	180	0.29	5	8			
994-LPS4012-224MLB	LPS4012-224MLB	220	0.27	5.2	7			
994-LPS4012-334MLB	LPS4012-334MLB	330	0.225	7.2	7			
994-LPS4012-474MLB	LPS4012-474MLB	470	0.175	10	4.1			
994-LPS4012-564MLB	LPS4012-564MLB	560	0.14	12.5	3.5			
994-LPS4012-684MLB	LPS4012-684MLB	680	0.135	13.5	3			
994-LPS4012-824MLB	LPS4012-824MLB	820	0.132	20	3			
994-LPS4012-105MLB	LPS4012-105MLB	1000	0.13	21.5	3			
994-LPS4012-155MLB	LPS4012-155MLB	1500	0.115	30	2.5			
994-LPS4012-185MLB	LPS4012-185MLB	1800	0.1	35	2			
994-LPS4012-225MLB	LPS4012-225MLB	2200	0.09	42	1			
994-LPS4012-335MLB	LPS4012-335MLB	3300	0.065	65	0.95			
Tolerance: 30%								
994-LPS4012-102NLB	LPS4012-102NLB	1	2.4	0.06	180			

LPS4018 Series

- Dimensions (LxWxH): 4.1mm x 4.1mm x 1.8mm

For quantities greater than listed, call for quote.

Tolerance: 20%								
994-LPS4018-561MLB	LPS4018-561MLB	0.56	2.8	0.033	250			
994-LPS4018-222MLB	LPS4018-222MLB	2.2	2	0.07	90			
994-LPS4018-332MLB	LPS4018-332MLB	3.3	1.9	0.08	75			
994-LPS4018-472MLB	LPS4018-472MLB	4.7	1.8	0.125	65			
994-LPS4018-682MLB	LPS4018-682MLB	6.8	1.5	0.15	50			
994-LPS4018-103MLB	LPS4018-103MLB	10	1.25	0.2	40			
994-LPS4018-153MLB	LPS4018-153MLB	15	1.12	0.26	32			
994-LPS4018-183MLB	LPS4018-183MLB	18	1	0.27	27			
994-LPS4018-223MLB	LPS4018-223MLB	22	0.9	0.36	26			
994-LPS4018-333MLB	LPS4018-333MLB	33	0.8	0.42	20			
994-LPS4018-473MLB	LPS4018-473MLB	47	0.68	0.65	16			
994-LPS4018-683MLB	LPS4018-683MLB	68	0.56	0.95	13			
994-LPS4018-104MLB	LPS4018-104MLB	100	0.5	1.4	10			
994-LPS4018-124MLB	LPS4018-124MLB	120	0.45	1.6	9			
994-LPS4018-154MLB	LPS4018-154MLB	150	0.4	2	8			
994-LPS4018-184MLB	LPS4018-184MLB	180	0.36	2.5	7.5			
994-LPS4018-224MLB	LPS4018-224MLB	220	0.3	3.7	6.5			
994-LPS4018-334MLB	LPS4018-334MLB	330	0.23	5.9	5.5			
994-LPS4018-474MLB	LPS4018-474MLB	470	0.2	7.8	4.5			
994-LPS4018-564MLB	LPS4018-564MLB	560	0.18	10	4.1			
994-LPS4018-684MLB	LPS4018-684MLB	680	0.16	11.5	3.5			
994-LPS4018-824MLB	LPS4018-824MLB	820	0.14	14	2.9			
994-LPS4018-105MLB	LPS4018-105MLB	1000	0.125	18	2.8			
994-LPS4018-155MLB	LPS4018-155MLB	1500	0.11	25	2.4			
994-LPS4018-185MLB	LPS4018-185MLB	1800	0.095	31.5	2.3			
994-LPS4018-225MLB	LPS4018-225MLB	2200	0.09	32.5	2.1			
994-LPS4018-335MLB	LPS4018-335MLB	3300	0.075	48	1.6			
Tolerance: 30%								
994-LPS4018-102NLB	LPS4018-102NLB	1	2.5	0.042	180			

LPS4414 Series

- Dimensions (LxWxH): 4.4mm x 4.4mm x 1.4mm
- Tolerance: 20%

For quantities greater than listed, call for quote.

994-LPS4414-301MLB	LPS4414-301MLB	0.3	3.25	0.04	470			
994-LPS4414-501MLB	LPS4414-501MLB	0.5	2.8	0.05	330			
994-LPS4414-701MLB	LPS4414-701MLB	0.7	2.5	0.055	225			
994-LPS4414-102MLB	LPS4414-102MLB	1	2.3	0.06	190			
994-LPS4414-152MLB	LPS4414-152MLB	1.5	2	0.078	150			
994-LPS4414-182MLB	LPS4414-182MLB	1.8	1.9	0.087	130			
994-LPS4414-222MLB	LPS4414-222MLB	2.2	1.6	0.11	115			
994-LPS4414-332MLB	LPS4414-332MLB	3.3	1.5	0.165	85			
994-LPS4414-472MLB	LPS4414-472MLB	4.7	1.2	0.215	68			

© Copyright 2014 Mouser Electronics

© Copyright 2014 Mouser Electronics

COILCRAFT Ferrite Core Inductors

RoHS Compliant This product is RoHS compliant.

LPS FAMILY - SMD SHIELDED FERRITE CORE FIXED POWER INDUCTORS (CONT.)

Common Specifications:

- Test Frequency: 100kHz
- Operating Temperature Range: -40°C to +85°C

LPS4414 Series (Cont.)

- Dimensions (LxWxH): 4.4mm x 4.4mm x 1.4mm
- Tolerance: 20%

For quantities greater than listed, call for quote.

MOUSER STOCK NO.	Coilcraft Part No.	Inductance (µH)	Max. DC Current (A)	Max. DCR (Ω)	SRF (MHz)	Price Each 1	50	100
994-LPS4414-562MLB	LPS4414-562MLB	5.6	1.1	0.26	58			
994-LPS4414-682MLB	LPS4414-682MLB	6.8	1	0.27	54			
994-LPS4414-822MLB	LPS4414-822MLB	8.2	0.98	0.35	50			
994-LPS4414-103MLB	LPS4414-103MLB	10	0.95	0.38	43			
994-LPS4414-123MLB	LPS4414-123MLB	12	0.88	0.38	38			
994-LPS4414-153MLB	LPS4414-153MLB	15	0.82	0.44	36			
994-LPS4414-183MLB	LPS4414-183MLB	18	0.75	0.53	31			
994-LPS4414-223MLB	LPS4414-223MLB	22	0.68	0.59	27			
994-LPS4414-333MLB	LPS4414-333MLB	33	0.65	0.715	23			
994-LPS4414-473MLB	LPS4414-473MLB	47	0.58	0.935	18			
994-LPS4414-563MLB	LPS4414-563MLB	56	0.54	1.15	16			
994-LPS4414-683MLB	LPS4414-683MLB	68	0.48	1.35	14.6			
994-LPS4414-104MLB	LPS4414-104MLB	100	0.4	1.9	11			
994-LPS4414-124MLB	LPS4414-124MLB	120	0.34	2.6	10			
994-LPS4414-154MLB	LPS4414-154MLB	150	0.32	3.1	9			
994-LPS4414-224MLB	LPS4414-224MLB	220	0.29	4.1	6.7			
994-LPS4414-334MLB	LPS4414-334MLB	330	0.23	6	5.6			
994-LPS4414-474MLB	LPS4414-474MLB	470	0.23	9.5	4.4			
994-LPS4414-564MLB	LPS4414-564MLB	560	0.17	10.7	4			
994-LPS4414-684MLB	LPS4414-684MLB	680	0.17	11.7	3.5			
994-LPS4414-824MLB	LPS4414-824MLB	820	0.14	15.1	3			
994-LPS4414-105MLB	LPS4414-105MLB	1000	0.13	16.3	2.6			
994-LPS4414-155MLB	LPS4414-155MLB	1500	0.11	26.4	2.2			
994-LPS4414-185MLB	LPS4414-185MLB	1800	0.1	35	1.9			
994-LPS4414-225MLB	LPS4414-225MLB	2200	0.08	42.5	1.9			
994-LPS4414-335MLB	LPS4414-335MLB	3300	0.07	56	1.3			

LPS5010 Series

- Dimensions (LxWxH): 5mm x 5mm x 1mm
- Tolerance: 20%

For quantities greater than listed, call for quote.

MOUSER STOCK NO.	Coilcraft Part No.	Inductance (µH)	Max. DC Current (A)	Max. DCR (Ω)	SRF (MHz)	Price Each 1	50	100
994-LPS5010-471MLB	LPS5010-471MLB	0.47	2.7	0.038	290			
994-LPS5010-821MLB	LPS5010-821MLB	0.82	1.5	0.058	195			
994-LPS5010-152MLB	LPS5010-152MLB	1.5	1.4	0.072	168			
994-LPS5010-222MLB	LPS5010-222MLB	2.2	1.2	0.1	144			
994-LPS5010-332MLB	LPS5010-332MLB	3.3	1.1	0.125	105			
994-LPS5010-562MLB	LPS5010-562MLB	5.6	0.92	0.24	75			
994-LPS5010-472MLB	LPS5010-472MLB	4.7	0.98	0.175	76			
994-LPS5010-682MLB	LPS5010-682MLB	6.8	0.85	0.255	71			
994-LPS5010-103MLB	LPS5010-103MLB	10	0.8	0.35	51			
994-LPS5010-153MLB	LPS5010-153MLB	15	0.75	0.5	39			
994-LPS5010-223MLB	LPS5010-223MLB	22	0.62	0.67	32			
994-LPS5010-333MLB	LPS5010-333MLB	33	0.55	1.05	26			
994-LPS5010-473MLB	LPS5010-473MLB	47	0.44	1.45	20			
994-LPS5010-683MLB	LPS5010-683MLB	68	0.35	2	15			
994-LPS5010-104MLB	LPS5010-104MLB	100	0.28	3.1	12			
994-LPS5010-124MLB	LPS5010-124MLB	120	0.25	3.5	11			
994-LPS5010-154MLB	LPS5010-154MLB	150	0.23	4.25	9			
994-LPS5010-224MLB	LPS5010-224MLB	220	0.2	6.25	7			
994-LPS5010-334MLB	LPS5010-334MLB	330	0.185	8.6	5.5			
994-LPS5010-474MLB	LPS5010-474MLB	470	0.15	12.7	4.5			
994-LPS5010-564MLB	LPS5010-564MLB	560	0.135	15.7	4			
994-LPS5010-684MLB	LPS5010-684MLB	680	0.125	20	3.7			
994-LPS5010-105MLB	LPS5010-105MLB	1000	0.11	28	3			

LPS5015 Series

- Dimensions (LxWxH): 5mm x 5mm x 1.5mm
- Tolerance: 20%

For quantities greater than listed, call for quote.

MOUSER STOCK NO.	Coilcraft Part No.	Inductance (µH)	Max. DC Current (A)	Max. DCR (Ω)	SRF (MHz)	Price Each 1	50	100
994-LPS5015-102MLB	LPS5015-102MLB	1	2.65	0.05	183			
994-LPS5015-132MLB	LPS5015-132MLB	1.3	2.35	0.065	150			
994-LPS5015-182MLB	LPS5015-182MLB	1.8	2.15	0.075	128			
994-LPS5015-222MLB	LPS5015-222MLB	2.2	2	0.09	116			
994-LPS5015-332MLB	LPS5015-332MLB	3.3	1.8	0.125	88			
994-LPS5015-472MLB	LPS5015-472MLB	4.7	1.62	0.15	73			
994-LPS5015-562MLB	LPS5015-562MLB	5.6	1.45	0.175	67			
994-LPS5015-682MLB	LPS5015-682MLB	6.8	1.25	0.225	57			
994-LPS5015-822MLB	LPS5015-822MLB	8.2	1.05	0.28	49			
994-LPS5015-103MLB	LPS5015-103MLB	10	0.95	0.3	44			
994-LPS5015-123MLB	LPS5015-123MLB	12	0.84	0.35	40			
994-LPS5015-153MLB	LPS5015-153MLB	15	0.84	0.36	38			
994-LPS5015-183MLB	LPS5015-183MLB	18	0.83	0.55	35			
994-LPS5015-223MLB	LPS5015-223MLB	22	0.82	0.675	31			
994-LPS5015-333MLB	LPS5015-333MLB	33	0.7	0.75	24			
994-LPS5015-473MLB	LPS5015-473MLB	47	0.57	1	18			
994-LPS5015-563MLB	LPS5015-563MLB	56	0.52	1.13	17			
994-LPS5015-683MLB	LPS5015-683MLB	68	0.47	1.45	15			
994-LPS5015-104MLB	LPS5015-104MLB	100	0.42	1.95	12			
994-LPS5015-124MLB	LPS5015-124MLB	120	0.37	2.5	10			
994-LPS5015-154MLB	LPS5015-154MLB	150	0.33	3.4	9.3			
994-LPS5015-224MLB	LPS5015-224MLB	220	0.29	4.5	7.3			
994-LPS5015-334MLB	LPS5015-334MLB	330	0.22	7.4	5.7			
994-LPS5015-474MLB	LPS5015-474MLB	470	0.21	7.5	4.9			
994-LPS5015-564MLB	LPS5015-564MLB	560	0.19	8.5	4.3			
994-LPS5015-684MLB	LPS5015-684MLB	680	0.175	10.6	4			
994-LPS5015-105MLB	LPS5015-105MLB	1000	0.15	15	3.2			
994-LPS5015-155MLB	LPS5015-155MLB	1500	0.14	25	2.5			

LPS5015 Series (Cont.)

- Dimensions (LxWxH): 5mm x 5mm x 1.5mm
- Tolerance: 20%

For quantities greater than listed, call for quote.

MOUSER STOCK NO.	Coilcraft Part No.	Inductance (µH)	Max. DC Current (A)	Max. DCR (Ω)	SRF (MHz)	Price Each 1	50	100
994-LPS5015-185MLB	LPS5015-185MLB	1800	0.13	28	2.2			
994-LPS5015-225MLB	LPS5015-225MLB	2200	0.09	36	2.1			
994-LPS5015-335MLB	LPS5015-335MLB	3300	0.075	55	1.7			
994-LPS5015-475MLB	LPS5015-475MLB	4700	0.065	80	1.4			

LPS5030 Series

- Dimensions (LxWxH): 5mm x 5mm x 3mm
- Tolerance: 20%

For quantities greater than listed, call for quote.

MOUSER STOCK NO.	Coilcraft Part No.	Inductance (µH)	Max. DC Current (A)	Max. DCR (Ω)	SRF (MHz)	Price Each 1	50	100
994-LPS5030-901MLB	LPS5030-901MLB	0.9	2.8	0.04	250			
994-LPS5030-122MLB	LPS5030-122MLB	1.2	2.65	0.043	210			
994-LPS5030-172MLB	LPS5030-172MLB	1.7	2.5	0.051	190			
994-LPS5030-222MLB	LPS5030-222MLB	2.2	2.15	0.057	168			
994-LPS5030-332MLB	LPS5030-332MLB	3.3	1.8	0.066	125			
994-LPS5030-472MLB	LPS5030-472MLB	4.7	1.75	0.083	84			
994-LPS5030-562MLB	LPS5030-562MLB	5.6	1.65	0.089	70			
994-LPS5030-682MLB	LPS5030-682MLB	6.8	1.6	0.099	56			
994-LPS5030-822MLB	LPS5030-822MLB	8.2	1.55	0.125	45			
994-LPS5030-103MLB	LPS5030-103MLB	10	1.5	0.127	30			
994-LPS5030-123MLB	LPS5030-123MLB	12	1.4	0.155	24			
994-LPS5030-153MLB	LPS5030-153MLB	15	1.4	0.16	32			
994-LPS5030-183MLB	LPS5030-183MLB	18	1.3	0.17	27			
994-LPS5030-223MLB	LPS5030-223MLB	22	1.25	0.19	24			
994-LPS5030-333MLB	LPS5030-333MLB	33	1.2	0.26	19			
994-LPS5030-473MLB	LPS5030-473MLB	47	1	0.33	16			
994-LPS5030-683MLB	LPS5030-683MLB	68	0.9	0.44	12			
994-LPS5030-823MLB	LPS5030-823MLB	82	0.83	0.47	11			
994-LPS5030-104MLB	LPS5030-104MLB	100	0.75	0.6	10			
994-LPS5030-124MLB	LPS5030-124MLB	120	0.66	0.8	9			
994-LPS5030-154MLB	LPS5030-154MLB	150	0.57	0.86	7.5			
994-LPS5030-224MLB	LPS5030-224MLB	220	0.5	1.35	6			
994-LPS5030-334MLB	LPS5030-334MLB	330	0.42	1.8	5			
994-LPS5030-474MLB	LPS5030-474MLB	470	0.37	2.8	4			
994-LPS5030-564MLB	LPS5030-564MLB	560	0.32	3.2	3.6			
994-LPS5030-684MLB	LPS5030-684MLB	680	0.29	3.8	3			
994-LPS5030-105MLB	LPS5030-105MLB	1000	0.25	5.1	2.5			
994-LPS5030-155MLB	LPS5030-155MLB	1500	0.21	7.6	2			
994-LPS5030-185MLB	LPS5030-185MLB	1800	0.17	10	1.8			
994-LPS5030-225MLB	LPS5030-225MLB	2200	0.15	11	1.6			
994-LPS5030-335MLB	LPS5030-335MLB	3300	0.125	19.5	1.3			
994-LPS5030-475MLB	LPS5030-475MLB	4700	0.11	26	1.1			

LPS6225 Series

- Dimensions (LxWxH): 6.2mm x 6.2mm x 2.5mm
- Tolerance: 20%

For quantities greater than listed, call for quote.

MOUSER STOCK NO.	Coilcraft Part No.	Inductance (µH)	Max. DC Current (A)	Max. DCR (Ω)	SRF (MHz)	Price Each 1	50	100
994-LPS6225-122MLB	LPS6225-122MLB	1.2	1.65	0.04	178			
994-LPS6225-222MLB	LPS6225-222MLB	2.2	1.4	0.045	100			
994-LPS6225-332MLB	LPS6225-332MLB	3.3	1.35	0.055	68			
994-LPS6225-472MLB	LPS6225-472MLB	4.7	1.3	0.065	53			
994-LPS6225-682MLB	LPS6225-682MLB	6.8	1.3	0.095	40			
994-LPS6225-103MLB	LPS6225-103MLB	10	1.3	0.105	35			
994-LPS6225-153MLB	LPS6225-153MLB	15	1.2	0.135	23			
994-LPS6225-223MLB	LPS6225-223MLB	22	1.1	0.175	17			
994-LPS6225-333MLB	LPS6225-333MLB	33	0.9	0.26	14			
994-LPS6225-473MLB	LPS6225-473MLB	47	0.8	0.36	10			
994-LPS6225-683MLB	LPS6225-683MLB	68	0.74	0.42	9.6			
994-LPS6225-104MLB	LPS6225-104MLB	100	0.64	0.61	7.7			
994-LPS6225-124MLB	LPS6225-124MLB	120	0.58	0.75	7.4			
994-LPS6225-154MLB	LPS6225-154MLB	150	0.54	0.92	6.4			
994-LPS6225-224MLB	LPS6225-224MLB	220	0.5	1.3	5			
994-LPS6225-334MLB	LPS6225-334MLB	330	0.39	2	3.8			
994-LPS6225-474MLB	LPS6225-474MLB	470	0.37	2.6	3.2			
994-LPS6225-684MLB	LPS6225-684MLB	680	0.26	4	2.8			
994-LPS6225-105MLB	LPS6225-105MLB	1000	0.24	6	2.3			
994-LPS6225-155MLB	LPS6225-155MLB	1500	0.2	9	1.8			
994-LPS6225-185MLB	LPS6225-185MLB	1800	0.14	11.7	1.7			
994-LPS6225-225MLB	LPS6225-225MLB	2200	0.13	13.5	1.3			
994-LPS6225-335MLB	LPS6225-335MLB	3300	0.11	21	1.1			
994-LPS6225-475MLB	LPS6225-475MLB	4700	0.09	30	0.9			
994-LPS6225-565MLB	LPS6225-565MLB	5600	0.09	36	0.72			
994-LPS6225-685MLB	LPS6225-685MLB	6800	0.08	43	0.7			
994-LPS6225-825MLB	LPS6225-825MLB	8200	0.075	54	0.69			
994-LPS6225-106MLB	LPS6225-106MLB	10000	0.065	70	0.68			

LPS6235 Series

- Dimensions (LxWxH): 6.2mm x 6.2mm x 3.5mm
- Tolerance: 20%

For quantities greater than listed, call for quote.

MOUSER STOCK NO.	Coilcraft Part No.	Inductance (µH)	Max. DC Current (A)	Max. DCR (Ω)	SRF (MHz)	Price Each 1	50	100
994-LPS6235-682MLB	LPS6235-682MLB	6.8	1.9	0.075	55			
994-LPS6235-822MLB	LPS6235-822MLB	8.2	1.85	0.095	48			
994-LPS6235-103MLB	LPS6235-103MLB	10	1.8	0.1	37			
994-LPS6235-123MLB	LPS6235-123MLB	12	1.75	0.11	29			
994-LPS6235-153MLB	LPS6235-153MLB	15	1.7	0.125	25			
994-LPS6235-183MLB	LPS6235-183MLB	18	1.65	0.14	24			
994-LPS6235-223MLB	LPS6235-223MLB	22	1.6	0.145	24			
994-LPS6235-333MLB	LPS6235-333MLB	33	1.3	0.18	16			
994-LPS6235-473MLB	LPS6235-473MLB	47	1.15	0.245	13			
994-LPS6235-563MLB	LPS6235-563MLB	56	1.07	0.28	12			
994-LPS6235-683MLB	LPS6235-683MLB	68	1	0.345	10.8			
994-LPS6235-823MLB	LPS6235-823MLB	82	0.95	0.315	10			
994-LPS6235-104MLB	LPS6235-104MLB	100	0.9	0.375	9			
994-LPS6235-124MLB	LPS6235-124MLB	120	0.8	0.435	8.3			
994-LPS6235-154MLB	LPS6235-154MLB	150	0.73	0.535	7.3			
994-LPS6235-224MLB	LPS6235-224MLB	220	0.64	0.82	5.6			

© Copyright 2014 Mouser Electronics

© Copyright 2014 Mouser Electronics

COILCRAFT Ferrite Core Inductors

RoHS Compliant This product is RoHS compliant.

LPS FAMILY - SMD SHIELDED FERRITE CORE FIXED POWER INDUCTORS (CONT.)



Common Specifications:

- Test Frequency: 100kHz
- Operating Temperature Range: -40°C to +85°C

LPS6235 Series (Cont.)

- Dimensions (LxWxH): 6.2mm x 6.2mm x 3.5mm
- Tolerance: 20%

For quantities greater than listed, call for quote.

MOUSER STOCK NO.	Coilcraft Part No.	Inductance (µH)	Max. DC Current (A)	Max. DCR (Ω)	SRF (MHz)	Price Each 1	50	100
994-LPS6235-334MLB	LPS6235-334MLB	330	0.5	1.2	4.4			
994-LPS6235-474MLB	LPS6235-474MLB	470	0.43	1.6	3.6			
994-LPS6235-564MLB	LPS6235-564MLB	560	0.38	2	3.1			
994-LPS6235-684MLB	LPS6235-684MLB	680	0.37	2.2	2.8			
994-LPS6235-824MLB	LPS6235-824MLB	820	0.33	2.7	2.5			
994-LPS6235-105MLB	LPS6235-105MLB	1000	0.3	3.4	2.2			
994-LPS6235-155MLB	LPS6235-155MLB	1500	0.26	4.6	1.9			
994-LPS6235-185MLB	LPS6235-185MLB	1800	0.23	5.42	1.7			
994-LPS6235-225MLB	LPS6235-225MLB	2200	0.22	6.7	1.5			
994-LPS6235-335MLB	LPS6235-335MLB	3300	0.18	9.5	1.1			
994-LPS6235-475MLB	LPS6235-475MLB	4700	0.15	14.5	0.94			
994-LPS6235-565MLB	LPS6235-565MLB	5600	0.13	16.4	0.86			
994-LPS6235-685MLB	LPS6235-685MLB	6800	0.12	21.4	0.8			
994-LPS6235-825MLB	LPS6235-825MLB	8200	0.115	24	0.7			
994-LPS6235-106MLB	LPS6235-106MLB	10000	0.095	29.5	0.61			

ME FAMILY - SMD FIXED FERRITE CORE POWER INDUCTORS



Common Specifications:

- Test Frequency: 100kHz
- Operating Temperature Range: -40°C to +85°C

ME3215 Series

- Dimensions (LxWxH): 3.5mm x 2.7mm x 1.7mm

For quantities greater than listed, call for quote.

MOUSER STOCK NO.	Coilcraft Part No.	Inductance (µH)	Max. DC Current (A)	Max. DCR (Ω)	SRF (MHz)	Price Each 1	50	100
Tolerance: 10%								
994-ME3215-103KLB	ME3215-103KLB	10	0.79	0.505	26			
994-ME3215-153KLB	ME3215-153KLB	15	0.65	0.773	26			
994-ME3215-223KLB	ME3215-223KLB	22	0.56	1	19			
994-ME3215-333KLB	ME3215-333KLB	33	0.48	1.48	17			
994-ME3215-473KLB	ME3215-473KLB	47	0.48	2.33	15			
994-ME3215-683KLB	ME3215-683KLB	68	0.32	3.4	12			
994-ME3215-104KLB	ME3215-104KLB	100	0.25	4.67	10			
Tolerance: 20%								
994-ME3215-102MLB	ME3215-102MLB	1	2.3	0.058	100			
994-ME3215-222MLB	ME3215-222MLB	2.2	1.7	0.107	64			
994-ME3215-332MLB	ME3215-332MLB	3.3	1.45	0.17	55			
994-ME3215-472MLB	ME3215-472MLB	4.7	1.14	0.245	43			

ME3220 Series

- Dimensions (LxWxH): 3.5mm x 2.7mm x 2.7mm

For quantities greater than listed, call for quote.

MOUSER STOCK NO.	Coilcraft Part No.	Inductance (µH)	Max. DC Current (A)	Max. DCR (Ω)	SRF (MHz)	Price Each 1	50	100
Tolerance: 10%								
994-ME3220-103KLB	ME3220-103KLB	10	0.87	0.434	39.9			
994-ME3220-123KLB	ME3220-123KLB	12	0.84	0.47	32.5			
994-ME3220-153KLB	ME3220-153KLB	15	0.83	0.52	32.5			
994-ME3220-183KLB	ME3220-183KLB	18	0.7	0.696	31.7			
994-ME3220-223KLB	ME3220-223KLB	22	0.64	0.787	29.4			
994-ME3220-273KLB	ME3220-273KLB	27	0.54	1.19	26.1			
994-ME3220-333KLB	ME3220-333KLB	33	0.53	1.27	28			
994-ME3220-393KLB	ME3220-393KLB	39	0.47	1.38	22.6			
994-ME3220-473KLB	ME3220-473KLB	47	0.45	1.8	20.7			
994-ME3220-563KLB	ME3220-563KLB	56	0.43	2.1	20.3			
994-ME3220-683KLB	ME3220-683KLB	68	0.38	2.3	16.3			
994-ME3220-823KLB	ME3220-823KLB	82	0.34	3	13.7			
994-ME3220-104KLB	ME3220-104KLB	100	0.32	3.5	13.3			
Tolerance: 20%								
994-ME3220-102MLB	ME3220-102MLB	1	2.6	0.058	170.7			
994-ME3220-152MLB	ME3220-152MLB	1.5	2.2	0.068	138			
994-ME3220-222MLB	ME3220-222MLB	2.2	2	0.104	92.6			
994-ME3220-332MLB	ME3220-332MLB	3.3	1.6	0.138	75.6			
994-ME3220-472MLB	ME3220-472MLB	4.7	1.3	0.19	58.2			
994-ME3220-562MLB	ME3220-562MLB	5.6	1.3	0.2	52.5			
994-ME3220-682MLB	ME3220-682MLB	6.8	1.1	0.27	46.2			
994-ME3220-822MLB	ME3220-822MLB	8.2	1	0.29	45.2			

MOS6020 SERIES - SMD SHIELDED FERRITE CORE FIXED POWER INDUCTORS



- Test Frequency: 100kHz
- Operating Temperature Range: -40°C to +85°C
- Dimensions (LxWxH): 6.8mm x 6mm x 2.4mm
- Tolerance: 20%

For quantities greater than listed, call for quote.

MOUSER STOCK NO.	Coilcraft Part No.	Inductance (µH)	Max. DC Current (A)	Max. DCR (Ω)	SRF (MHz)	Price Each 1	50	100
994-MOS6020-222MLB	MOS6020-222MLB	2.2	4.1	0.035	110			
994-MOS6020-332MLB	MOS6020-332MLB	3.3	3.6	0.046	85			
994-MOS6020-472MLB	MOS6020-472MLB	4.7	3.1	0.05	60			
994-MOS6020-682MLB	MOS6020-682MLB	6.8	2.7	0.078	55			
994-MOS6020-822MLB	MOS6020-822MLB	8.2	2.2	0.085	45			
994-MOS6020-103MLB	MOS6020-103MLB	10	2.2	0.092	36			
994-MOS6020-153MLB	MOS6020-153MLB	15	1.8	0.13	30			
994-MOS6020-223MLB	MOS6020-223MLB	22	1.4	0.182	22			
994-MOS6020-333MLB	MOS6020-333MLB	33	1.1	0.29	20			
994-MOS6020-473MLB	MOS6020-473MLB	47	0.7	0.42	16			
994-MOS6020-683MLB	MOS6020-683MLB	68	0.63	0.52	15			
994-MOS6020-104MLB	MOS6020-104MLB	100	0.56	0.8	13			
994-MOS6020-154MLB	MOS6020-154MLB	150	0.49	1.28	10			
994-MOS6020-224MLB	MOS6020-224MLB	220	0.42	2	8			
994-MOS6020-334MLB	MOS6020-334MLB	330	0.35	2.84	7			
994-MOS6020-474MLB	MOS6020-474MLB	470	0.29	4.4	5			

MSS FAMILY - SMD SHIELDED FERRITE CORE FIXED POWER INDUCTORS



Common Specifications:

- Test Frequency: 100kHz
- Operating Temperature Range: -40°C to +85°C

MSS4020 Series

- Dimensions (LxWxH): 4.3mm x 4.3mm x 2mm
- Tolerance: 20%

For quantities greater than listed, call for quote.

MOUSER STOCK NO.	Coilcraft Part No.	Inductance (µH)	Max. DC Current (A)	Max. DCR (Ω)	SRF (MHz)	Price Each 1	50	100
994-MSS4020-332MLB	MSS4020-332MLB	3.3	1.6	0.085	109			
994-MSS4020-472MLB	MSS4020-472MLB	4.7	1.5	0.115	93			
994-MSS4020-562MLB	MSS4020-562MLB	5.6	1.4	0.13	85			
994-MSS4020-682MLB	MSS4020-682MLB	6.8	1.3	0.175	75			
994-MSS4020-822MLB	MSS4020-822MLB	8.2	1.2	0.19	70			
994-MSS4020-103MLB	MSS4020-103MLB	10	1.15	0.21	63			
994-MSS4020-123MLB	MSS4020-123MLB	12	1	0.28	55			
994-MSS4020-153MLB	MSS4020-153MLB	15	0.95	0.33	50			
994-MSS4020-183MLB	MSS4020-183MLB	18	0.85	0.36	42			
994-MSS4020-223MLB	MSS4020-223MLB	22	0.8	0.48	38			
994-MSS4020-273MLB	MSS4020-273MLB	27	0.71	0.56	35			
994-MSS4020-333MLB	MSS4020-333MLB	33	0.67	0.62	31			
994-MSS4020-393MLB	MSS4020-393MLB	39	0.58	0.82	28.5			
994-MSS4020-473MLB	MSS4020-473MLB	47	0.56	0.93	28			
994-MSS4020-563MLB	MSS4020-563MLB	56	0.47	1.2	22			
994-MSS4020-683MLB	MSS4020-683MLB	68	0.43	1.33	18			
994-MSS4020-823MLB	MSS4020-823MLB	82	0.4	1.5	17			
994-MSS4020-104MLB	MSS4020-104MLB	100	0.36	2.1	15			

MSS5121 Series

- Dimensions (LxWxH): 5.1mm x 5.1mm x 2.2mm
- Tolerance: 20%

For quantities greater than listed, call for quote.

MOUSER STOCK NO.	Coilcraft Part No.	Inductance (µH)	Max. DC Current (A)	Max. DCR (Ω)	SRF (MHz)	Price Each 1	50	100
994-MSS5121-222MLB	MSS5121-222MLB	2.2	2.9	0.05	120			
994-MSS5121-332MLB	MSS5121-332MLB	3.3	2.3	0.07	90			
994-MSS5121-472MLB	MSS5121-472MLB	4.7	1.9	0.095	80			
994-MSS5121-562MLB	MSS5121-562MLB	5.6	1.8	0.1	73			
994-MSS5121-682MLB	MSS5121-682MLB	6.8	1.6	0.11	65			
994-MSS5121-822MLB	MSS5121-822MLB	8.2	1.5	0.135	55			
994-MSS5121-103MLB	MSS5121-103MLB	10	1.3	0.16	47			
994-MSS5121-123MLB	MSS5121-123MLB	12	1.2	0.19	41			
994-MSS5121-153MLB	MSS5121-153MLB	15	1.1	0.28	37			
994-MSS5121-183MLB	MSS5121-183MLB	18	1	0.3	35			
994-MSS5121-223MLB	MSS5121-223MLB	22	0.97	0.33	32			
994-MSS5121-273MLB	MSS5121-273MLB	27	0.85	0.42	27			
994-MSS5121-333MLB	MSS5121-333MLB	33	0.76	0.48	25			
994-MSS5121-393MLB	MSS5121-393MLB	39	0.73	0.53	23			
994-MSS5121-473MLB	MSS5121-473MLB	47	0.63	0.75	22			
994-MSS5121-563MLB	MSS5121-563MLB	56	0.6	0.86	19			
994-MSS5121-683MLB	MSS5121-683MLB	68	0.56	1	18			
994-MSS5121-823MLB	MSS5121-823MLB	82	0.47	1.2	15			
994-MSS5121-104MLB	MSS5121-104MLB	100	0.44	1.4	13.5			
994-MSS5121-124MLB	MSS5121-124MLB	120	0.42	1.6	12			
994-MSS5121-154MLB	MSS5121-154MLB	150	0.38	2.1	9			
994-MSS5121-184MLB	MSS5121-184MLB	180	0.34	2.31	8.5			
994-MSS5121-224MLB	MSS5121-224MLB	220	0.29	3.1	7.5			
994-MSS5121-274MLB	MSS5121-274MLB	270	0.27	3.5	7			
994-MSS5121-334MLB	MSS5121-334MLB	330	0.26	4	6.5			
994-MSS5121-394MLB	MSS5121-394MLB	390	0.21	5	5.8			

MSS5131 Series

- Dimensions (LxWxH): 5.1mm x 5.1mm x 3.1mm
- Tolerance: 20%

For quantities greater than listed, call for quote.

MOUSER STOCK NO.	Coilcraft Part No.	Inductance (µH)	Max. DC Current (A)	Max. DCR (Ω)	SRF (MHz)	Price Each 1	50	100
994-MSS5131-222MLB	MSS5131-222MLB	2.2	3.3	0.02	65			
994-MSS5131-332MLB	MSS5131-332MLB	3.3	2.9	0.028	60			
994-MSS5131-472MLB	MSS5131-472MLB	4.7	2.5	0.038	48			
994-MSS5131-562MLB	MSS5131-562MLB	5.6	2.3	0.042	44			
994-MSS5131-682MLB	MSS5131-682MLB	6.8	2.16	0.05	42			
994-MSS5131-822MLB	MSS5131-822MLB	8.2	2	0.058	40			
994-MSS5131-103MLB	MSS5131-103MLB	10	1.9	0.07	38			
994-MSS5131-123MLB	MSS5131-123MLB	12	1.6	0.08	35			
994-MSS5131-153MLB	MSS5131-153MLB	15	1.5	0.1	32			
994-MSS5131-183MLB	MSS5131-183MLB	18	1.4	0.12	26			
994-MSS5131-223MLB	MSS5131-223MLB	22	1.3	0.145	22			
994-MSS5131-273MLB	MSS5131-273MLB	27	1.2	0.161	19			
994-MSS5131-333MLB	MSS5131-333MLB	33	1.1	0.2	18			
994-MSS5131-393MLB	MSS5131-393MLB	39	1	0.215	17			
994-MSS5131-473MLB	MSS5131-473MLB	47	0.95	0.275	16			
994-MSS5131-563MLB	MSS5131-563MLB	56	0.9	0.28	15			
994-MSS5131-683MLB	MSS5131-683MLB	68	0.85	0.368	12			
994-MSS5131-823MLB	MSS5131-823MLB	82	0.8	0.42	12			
994-MSS5131-104MLB	MSS5131-104MLB	100	0.69	0.52	12			
994-MSS5131-124MLB	MSS5131-124MLB	120	0.62	0.61	11			
994-MSS5131-154MLB	MSS5131-154MLB	150	0.58	0.82	10			
994-MSS5131-184MLB	MSS5131-184MLB	180	0.54	1	9			
994-MSS5131-224MLB	MSS5131-224MLB	220	0.5	1.1	8			
994-MSS5131-274MLB	MSS5131-274MLB	270	0.45	1.43	8			
994-MSS5131-334MLB	MSS5131-334MLB	330	0.42	1.58	7			
994-MSS5131-394MLB	MSS5131-394MLB	390	0.38	1.8	5			

MSS6122 Series

- Dimensions (LxWxH): 6.1mm x 6.1mm x 2.2mm
- Tolerance: 20%

For quantities greater than listed, call for quote.

MOUSER STOCK NO.	Coilcraft Part No.	Inductance (µH)	Max. DC Current (A)	Max. DCR (Ω)	SRF (MHz)	Price Each 1	50	100
994-MSS6122-472MLB	MSS6122-472MLB	4.7	2.3	0.065	65			
994-MSS6122-562MLB	MSS6122-562MLB	5.6	2.1	0.083	60			
994-MSS6122-682MLB	MSS6122-682MLB	6.8	2	0.1	48			
994-MSS6122-822MLB	MSS6122-822MLB	8.2	1.8	0.12	44			
994-MSS6122-103MLB	MSS6122-103MLB	10	1.7	0.15	42			

© Copyright 2014 Mouser Electronics

© Copyright 2014 Mouser Electronics

COILCRAFT Ferrite Core Inductors

RoHS Compliant This product is RoHS compliant.

MSS FAMILY - SMD SHIELDED FERRITE CORE FIXED POWER INDUCTORS (CONT.)

Common Specifications:

- Test Frequency: 100kHz
- Operating Temperature Range: -40°C to +85°C

MSS6122 Series (Cont.)

- Dimensions (LxWxH): 6.1mm x 6.1mm x 2.2mm
- Tolerance: 20%

For quantities greater than listed, call for quote.

MOUSER STOCK NO.	Coilcraft Part No.	Inductance (µH)	Max. DC Current (A)	Max. DCR (Ω)	SRF (MHz)	Price Each 1	50	100
994-MSS6122-123MLB	MSS6122-123MLB	12	1.6	0.176	40			
994-MSS6122-153MLB	MSS6122-153MLB	15	1.5	0.21	38			
994-MSS6122-183MLB	MSS6122-183MLB	18	1.4	0.28	35			
994-MSS6122-223MLB	MSS6122-223MLB	22	1.3	0.31	32			
994-MSS6122-273MLB	MSS6122-273MLB	27	1.2	0.35	26			
994-MSS6122-333MLB	MSS6122-333MLB	33	1.1	0.46	22			
994-MSS6122-393MLB	MSS6122-393MLB	39	1	0.54	19			
994-MSS6122-473MLB	MSS6122-473MLB	47	0.9	0.68	18			
994-MSS6122-563MLB	MSS6122-563MLB	56	0.8	0.74	17			
994-MSS6122-683MLB	MSS6122-683MLB	68	0.7	1	16			
994-MSS6122-823MLB	MSS6122-823MLB	82	0.6	1.2	15			
994-MSS6122-104MLB	MSS6122-104MLB	100	0.5	1.37	12			

MSS6132 Series

- Dimensions (LxWxH): 6.1mm x 6.1mm x 3.2mm
- Tolerance: 20%

For quantities greater than listed, call for quote.

994-MSS6132-472MLB	MSS6132-472MLB	4.7	3.1	0.043	65			
994-MSS6132-562MLB	MSS6132-562MLB	5.6	2.95	0.048	60			
994-MSS6132-682MLB	MSS6132-682MLB	6.8	2.8	0.052	47			
994-MSS6132-822MLB	MSS6132-822MLB	8.2	2.65	0.055	45			
994-MSS6132-103MLB	MSS6132-103MLB	10	2.5	0.07	39			
994-MSS6132-123MLB	MSS6132-123MLB	12	2.35	0.079	33			
994-MSS6132-153MLB	MSS6132-153MLB	15	2.2	0.106	27			
994-MSS6132-183MLB	MSS6132-183MLB	18	2.05	0.118	24			
994-MSS6132-223MLB	MSS6132-223MLB	22	1.9	0.158	21			
994-MSS6132-273MLB	MSS6132-273MLB	27	1.75	0.18	19			
994-MSS6132-333MLB	MSS6132-333MLB	33	1.6	0.25	18			
994-MSS6132-393MLB	MSS6132-393MLB	39	1.45	0.275	17			
994-MSS6132-473MLB	MSS6132-473MLB	47	1.3	0.3	16			
994-MSS6132-563MLB	MSS6132-563MLB	56	1.15	0.38	14			
994-MSS6132-683MLB	MSS6132-683MLB	68	1	0.41	12			
994-MSS6132-823MLB	MSS6132-823MLB	82	0.85	0.51	10			
994-MSS6132-104MLB	MSS6132-104MLB	100	0.69	0.66	9			

MSS7341 Series

- Dimensions (LxWxH): 7.3mm x 7.3mm x 4.1mm

For quantities greater than listed, call for quote.

Tolerance: 10%								
994-MSS7341-684KLB	MSS7341-684KLB	680	0.56	1.98	2.5			
Tolerance: 20%								
994-MSS7341-103MLB	MSS7341-103MLB	10	3.8	0.038	32			
994-MSS7341-123MLB	MSS7341-123MLB	12	3.3	0.05	27			
994-MSS7341-153MLB	MSS7341-153MLB	15	3	0.055	26			
994-MSS7341-183MLB	MSS7341-183MLB	18	2.65	0.075	25			
994-MSS7341-223MLB	MSS7341-223MLB	22	2.35	0.082	22			
994-MSS7341-273MLB	MSS7341-273MLB	27	2.1	0.109	19			
994-MSS7341-333MLB	MSS7341-333MLB	33	1.95	0.124	17			
994-MSS7341-393MLB	MSS7341-393MLB	39	1.9	0.13	15			
994-MSS7341-473MLB	MSS7341-473MLB	47	1.85	0.155	14			
994-MSS7341-563MLB	MSS7341-563MLB	56	1.6	0.202	11			
994-MSS7341-683MLB	MSS7341-683MLB	68	1.35	0.25	9.6			
994-MSS7341-823MLB	MSS7341-823MLB	82	1.25	0.29	8.5			
994-MSS7341-104MLB	MSS7341-104MLB	100	1.15	0.31	7.2			
994-MSS7341-224MLB	MSS7341-224MLB	220	0.78	0.71	5			
994-MSS7341-474MLB	MSS7341-474MLB	470	0.57	1.45	3			
Tolerance: 30%								
994-MSS7341-332NLB	MSS7341-332NLB	3.3	5	0.018	85			
994-MSS7341-502NLB	MSS7341-502NLB	5	4.7	0.023	49			
994-MSS7341-622NLB	MSS7341-622NLB	6.2	4.3	0.027	42			
994-MSS7341-742NLB	MSS7341-742NLB	7.4	4.1	0.031	35			
994-MSS7341-872NLB	MSS7341-872NLB	8.7	3.9	0.034	33			

MSS1038 Series

- Dimensions (LxWxH): 10.5mm x 10.2mm x 4mm

For quantities greater than listed, call for quote.

MOUSER STOCK NO.	Coilcraft Part No.	Inductance (µH)	Max. DC Current (A)	Max. DCR (mΩ)	SRF (MHz)	Price Each 1	50	100
Tolerance: 10%								
994-MSS1038-124KLB	MSS1038-124KLB	120	1.25	380	6			
994-MSS1038-154KLB	MSS1038-154KLB	150	1.2	506	6			
994-MSS1038-184KLB	MSS1038-184KLB	180	0.98	582	5			
994-MSS1038-224KLB	MSS1038-224KLB	220	0.97	756	4			
994-MSS1038-274KLB	MSS1038-274KLB	270	0.86	926	4			
994-MSS1038-334KLB	MSS1038-334KLB	330	0.69	1090	4			
994-MSS1038-394KLB	MSS1038-394KLB	390	0.65	1141	3			
994-MSS1038-474KLB	MSS1038-474KLB	470	0.63	1243	3			
994-MSS1038-564KLB	MSS1038-564KLB	560	0.59	1696	3			
994-MSS1038-684KLB	MSS1038-684KLB	680	0.5	1926	3			
994-MSS1038-824KLB	MSS1038-824KLB	820	0.47	2596	3			
994-MSS1038-105KLB	MSS1038-105KLB	1000	0.45	2853	3			
Tolerance: 20%								
994-MSS1038-123MLB	MSS1038-123MLB	12	4	41	25			
994-MSS1038-153MLB	MSS1038-153MLB	15	3.8	50	21			
994-MSS1038-183MLB	MSS1038-183MLB	18	3.35	65	18			

MSS1038 Series (Cont.)

- Dimensions (LxWxH): 10.5mm x 10.2mm x 4mm

For quantities greater than listed, call for quote.

MOUSER STOCK NO.	Coilcraft Part No.	Inductance (µH)	Max. DC Current (A)	Max. DCR (mΩ)	SRF (MHz)	Price Each 1	50	100
Tolerance: 20% (Cont.)								
994-MSS1038-223MLB	MSS1038-223MLB	22	2.85	73	15			
994-MSS1038-273MLB	MSS1038-273MLB	27	2.35	89	15			
994-MSS1038-333MLB	MSS1038-333MLB	33	2.3	93	13			
994-MSS1038-393MLB	MSS1038-393MLB	39	2.25	112	12			
994-MSS1038-473MLB	MSS1038-473MLB	47	2.2	128	11			
994-MSS1038-563MLB	MSS1038-563MLB	56	1.85	180	11			
994-MSS1038-683MLB	MSS1038-683MLB	68	1.75	213	10			
994-MSS1038-823MLB	MSS1038-823MLB	82	1.5	261	8			
994-MSS1038-104MLB	MSS1038-104MLB	100	1.45	304	6			
Tolerance: 30%								
994-MSS1038-102NLB	MSS1038-102NLB	1	10	6	138			
994-MSS1038-152NLB	MSS1038-152NLB	1.5	7.85	8.1	81			
994-MSS1038-252NLB	MSS1038-252NLB	2.5	6.65	10	61			
994-MSS1038-382NLB	MSS1038-382NLB	3.8	6.05	13	45			
994-MSS1038-522NLB	MSS1038-522NLB	5.2	5.1	22	37			
994-MSS1038-702NLB	MSS1038-702NLB	7	4.35	27	33			
994-MSS1038-103NLB	MSS1038-103NLB	10	4.05	35	29			

MSS1048 Series

- Dimensions (LxWxH): 10.5mm x 10.3mm x 5.1mm

For quantities greater than listed, call for quote.

Tolerance: 10%								
994-MSS1048-154KLB	MSS1048-154KLB	150	1.33	324.4	5			
994-MSS1048-184KLB	MSS1048-184KLB	180	1.24	356.5	4.5			
994-MSS1048-224KLB	MSS1048-224KLB	220	1.18	405.9	4.5			
994-MSS1048-334KLB	MSS1048-334KLB	330	0.82	749.5	3			
994-MSS1048-474KLB	MSS1048-474KLB	470	0.72	901.4	2.7			
Tolerance: 20%								
994-MSS1048-103MLB	MSS1048-103MLB	10	4.79	22.7	24			
994-MSS1048-153MLB	MSS1048-153MLB	15	4.26	36.4	20			
994-MSS1048-223MLB	MSS1048-223MLB	22	3.58	52.2	12			
994-MSS1048-333MLB	MSS1048-333MLB	33	2.8	66	11			
994-MSS1048-473MLB	MSS1048-473MLB	47	2.42	109.9	10			
994-MSS1048-563MLB	MSS1048-563MLB	56	2.28	117.2	10			
994-MSS1048-683MLB	MSS1048-683MLB	68	1.88	173.1	7			
994-MSS1048-823MLB	MSS1048-823MLB	82	1.67	192.8	6			
994-MSS1048-104MLB	MSS1048-104MLB	100	1.48	216.8	6			
Tolerance: 30%								
994-MSS1048-801NLB	MSS1048-801NLB	0.8	12	4.1	180			
994-MSS1048-152NLB	MSS1048-152NLB	1.5	10.8	5.1	90			
994-MSS1048-222NLB	MSS1048-222NLB	2.2	9.78	7.2	70			
994-MSS1048-332NLB	MSS1048-332NLB	3.3	7.22	10.1	50			
994-MSS1048-472NLB	MSS1048-472NLB	4.7	6.9	11.4	38			
994-MSS1048-682NLB	MSS1048-682NLB	6.8	6.01	15.4	35			
994-MSS1048-822NLB	MSS1048-822NLB	8.2	5.71	17.7	28			

MSS1210 Series

- Dimensions (LxWxH): 12.3mm x 12.3mm x 10.2mm

For quantities greater than listed, call for quote.

MOUSER STOCK NO.	Coilcraft Part No.	Inductance (µH)	Max. DC Current (A)	Max. DCR (Ω)	SRF (MHz)	Price Each 1	50	100
Tolerance: 10%								
994-MSS1210-104KEB	MSS1210-104KEB	100	3.4	0.13	3.6			
994-MSS1210-154KEB	MSS1210-154KEB	150	2.5	0.2	2.9			
994-MSS1210-184KEB	MSS1210-184KEB	180	2.4	0.22	2.8			
994-MSS1210-224KEB	MSS1210-224KEB	220	2.1	0.245	2.7			
994-MSS1210-334KEB	MSS1210-334KEB	330	1.7	0.36	1.7			
994-MSS1210-474KEB	MSS1210-474KEB	470	1.4	0.54	1.6			
994-MSS1210-684KEB	MSS1210-684KEB	680	1.3	0.675	1.4			
994-MSS1210-105KEB	MSS1210-105KEB	1000	1	1.03	1.1			
994-MSS1210-125KEB	MSS1210-125KEB	1200	0.84	1.38	1			
994-MSS1210-155KEB	MSS1210-155KEB	1500	0.81	1.55	0.85			
994-MSS1210-185KEB	MSS1210-185KEB	1800	0.79	1.75	0.85			
994-MSS1210-225KEB	MSS1210-225KEB	2200	0.65	2.2	0.7			
994-MSS1210-275KEB	MSS1210-275KEB	2700	0.62	2.65	0.65			
994-MSS1210-335KEB	MSS1210-335KEB	3300	0.54	3.3	0.56			
994-MSS1210-395KEB	MSS1210-395KEB	3900	0.51	3.75	0.54			
994-MSS1210-475KEB	MSS1210-475KEB	4700	0.49	4.18	0.51			
994-MSS1210-565KEB	MSS1210-565KEB	5600	0.48	4.72	0.45			
994-MSS1210-685KEB	MSS1210-685KEB	6800	0.39	6.31	0.4			
994-MSS1210-825KEB	MSS1210-825KEB	8200	0.35	7.05	0.38			
994-MSS1210-106KEB	MSS1210-106KEB	10000	0.3	9.68	0.31			
Tolerance: 20%								
994-MSS1210-103MEB	MSS1210-103MEB	10	10	0.016	15			
994-MSS1210-153MEB	MSS1210-153MEB	15	8.7	0.022	12			
994-MSS1210-223MEB	MSS1210-223MEB	22	6.7	0.03	9.5			
994-MSS1210-333MEB	MSS1210-333MEB	33	5.9	0.039	7.5			
994-MSS1210-473MEB	MSS1210-473MEB	47	4.6	0.058	6			
994-MSS1210-683MEB	MSS1210-683MEB	68	4.3	0.084	4.5			

MSS1246 Series

- Dimensions (LxWxH): 12.3mm x 12.3mm x 4.8mm
- Tolerance: 10%

For quantities greater than listed, call for quote.

MOUSER STOCK NO.	Coilcraft Part No.	Inductance (µH)	Max. DC Current (A)	Max. DCR (mΩ)	SRF (MHz)	Price Each 1	50	100
994-MSS1246-124KLB	MSS1246-124KLB	120	1.42	319.2	7.2			
994-MSS1246-154KLB	MSS1246-154KLB	150	1.3	363	6.6			
994-MSS1246-184KLB	MSS1246-184KLB	180	1.21	421.7	5.9			
994-MSS1246-224KLB	MSS1246-224KLB	220	1	542.5	5.3			

© Copyright 2014 Mouser Electronics
© Copyright 2014 Mouser Electronics

COILCRAFT Ferrite Core Inductors

RoHS Compliant This product is RoHS compliant.

MSS FAMILY - SMD SHIELDED FERRITE CORE FIXED POWER INDUCTORS (CONT.)

Common Features:

- Test Frequency: 100kHz
- Operating Temperature Range: -40°C to +85°C

MSS1246 Series (Cont.)

- Dimensions (LxWxH): 12.3mm x 12.3mm x 4.8mm

For quantities greater than listed, call for quote.

MOUSER STOCK NO.	Coilcraft Part No.	Induc-tance (µH)	Max. DC Current (A)	Max. DCR (mΩ)	SRF (MHz)	Price Each 1	50	100
Tolerance: 10%								
994-MSS1246-274KLB	MSS1246-274KLB	270	0.95	622.4	4.7			
994-MSS1246-334KLB	MSS1246-334KLB	330	0.87	812.7	4.1			
994-MSS1246-394KLB	MSS1246-394KLB	390	0.79	904.2	3.8			
994-MSS1246-474KLB	MSS1246-474KLB	470	0.76	1039	3.5			
994-MSS1246-564KLB	MSS1246-564KLB	560	0.67	1326	3			
994-MSS1246-684KLB	MSS1246-684KLB	680	0.62	1523	2.8			
994-MSS1246-824KLB	MSS1246-824KLB	820	0.58	1767	2.6			
994-MSS1246-105KLB	MSS1246-105KLB	1000	0.5	2323	2.4			
Tolerance: 20%								
994-MSS1246-102MLB	MSS1246-102MLB	1	8	6.6	100			
994-MSS1246-472MLB	MSS1246-472MLB	4.7	6	21.3	42			
994-MSS1246-562MLB	MSS1246-562MLB	5.6	5.75	24.6	37			
994-MSS1246-682MLB	MSS1246-682MLB	6.8	5.2	27.7	33			
994-MSS1246-822MLB	MSS1246-822MLB	8.2	4.87	30.5	31			
994-MSS1246-103MLB	MSS1246-103MLB	10	4.2	40.9	27			
994-MSS1246-123MLB	MSS1246-123MLB	12	3.95	43.3	24			
994-MSS1246-153MLB	MSS1246-153MLB	15	3.8	54.1	22			
994-MSS1246-183MLB	MSS1246-183MLB	18	3.52	56.7	19			
994-MSS1246-223MLB	MSS1246-223MLB	22	3.4	67	18			
994-MSS1246-273MLB	MSS1246-273MLB	27	2.96	75	16			
994-MSS1246-333MLB	MSS1246-333MLB	33	2.6	90.8	15			
994-MSS1246-393MLB	MSS1246-393MLB	39	2.39	105.8	13.3			
994-MSS1246-473MLB	MSS1246-473MLB	47	2.1	134	12.3			
994-MSS1246-563MLB	MSS1246-563MLB	56	2.01	148.7	10.6			
994-MSS1246-683MLB	MSS1246-683MLB	68	1.8	185.9	9.7			
994-MSS1246-823MLB	MSS1246-823MLB	82	1.72	209.5	8.8			
994-MSS1246-104MLB	MSS1246-104MLB	100	1.6	240.9	8			

MSS1260 Series

- Dimensions (LxWxH): 12.3mm x 12.3mm x 6.2mm

For quantities greater than listed, call for quote.

MOUSER STOCK NO.	Coilcraft Part No.	Induc-tance (µH)	Max. DC Current (A)	Max. DCR (mΩ)	SRF (MHz)	Price Each 1	50	100
Tolerance: 10%								
994-MSS1260-124KLB	MSS1260-124KLB	120	1.85	195	7			
994-MSS1260-154KLB	MSS1260-154KLB	150	1.66	216	6			
994-MSS1260-184KLB	MSS1260-184KLB	180	1.58	246	6			
994-MSS1260-224KLB	MSS1260-224KLB	220	1.42	335	6			
994-MSS1260-274KLB	MSS1260-274KLB	270	1.45	355	4			
994-MSS1260-334KLB	MSS1260-334KLB	330	1.16	494	4			
994-MSS1260-394KLB	MSS1260-394KLB	390	1.08	533	4			
994-MSS1260-474KLB	MSS1260-474KLB	470	0.96	733	3			
994-MSS1260-564KLB	MSS1260-564KLB	560	0.88	800	3			
994-MSS1260-684KLB	MSS1260-684KLB	680	0.8	910	3			
994-MSS1260-824KLB	MSS1260-824KLB	820	0.73	1152	2			
994-MSS1260-105KLB	MSS1260-105KLB	1000	0.68	1335	2			
Tolerance: 20%								
994-MSS1260-472MLB	MSS1260-472MLB	4.7	7	15.5	33			
994-MSS1260-562MLB	MSS1260-562MLB	5.6	6.4	16.6	30			
994-MSS1260-682MLB	MSS1260-682MLB	6.8	5.9	18.5	27			
994-MSS1260-822MLB	MSS1260-822MLB	8.2	4.8	20	26			
994-MSS1260-103MLB	MSS1260-103MLB	10	4	23.9	22			
994-MSS1260-123MLB	MSS1260-123MLB	12	3.7	27.3	20			
994-MSS1260-153MLB	MSS1260-153MLB	15	3.5	32	18			
994-MSS1260-183MLB	MSS1260-183MLB	18	3.3	33	16			
994-MSS1260-223MLB	MSS1260-223MLB	22	3.1	40.7	15			
994-MSS1260-273MLB	MSS1260-273MLB	27	2.9	52	13			
994-MSS1260-333MLB	MSS1260-333MLB	33	2.7	57	12			
994-MSS1260-393MLB	MSS1260-393MLB	39	2.6	64.5	12			
994-MSS1260-473MLB	MSS1260-473MLB	47	2.5	82	12			
994-MSS1260-563MLB	MSS1260-563MLB	56	2.4	89	10			
994-MSS1260-683MLB	MSS1260-683MLB	68	2.3	105	10			
994-MSS1260-823MLB	MSS1260-823MLB	82	2.2	129	9			
994-MSS1260-104MLB	MSS1260-104MLB	100	2.1	146	8			
Tolerance: 30%								
994-MSS1260-102NLB	MSS1260-102NLB	1	8	6.5	100			
994-MSS1260-152NLB	MSS1260-152NLB	1.5	7.5	9.8	80			
994-MSS1260-222NLB	MSS1260-222NLB	2.2	7	12.8	55			
994-MSS1260-332NLB	MSS1260-332NLB	3.3	7	14	42			

MSS1278 Series

- Dimensions (LxWxH): 12.3mm x 12.3mm x 8.05mm

For quantities greater than listed, call for quote.

MOUSER STOCK NO.	Coilcraft Part No.	Induc-tance (µH)	Max. DC Current (A)	Max. DCR (mΩ)	SRF (MHz)	Price Each 1	50	100
Tolerance: 10%								
994-MSS1278-124KLB	MSS1278-124KLB	120	1.9	202.6	4.3			
994-MSS1278-154KLB	MSS1278-154KLB	150	1.8	240.6	4.1			
994-MSS1278-184KLB	MSS1278-184KLB	180	1.7	254.5	4			
994-MSS1278-224KLB	MSS1278-224KLB	220	1.6	359.6	3.4			
994-MSS1278-274KLB	MSS1278-274KLB	270	1.2	461.8	3.1			
994-MSS1278-334KLB	MSS1278-334KLB	330	1	541.5	2.9			
994-MSS1278-394KLB	MSS1278-394KLB	390	1	592.9	2.7			
994-MSS1278-474KLB	MSS1278-474KLB	470	0.9	786.2	2.2			
994-MSS1278-564KLB	MSS1278-564KLB	560	0.8	863.8	2			
994-MSS1278-684KLB	MSS1278-684KLB	680	0.75	1162	1.7			
994-MSS1278-824KLB	MSS1278-824KLB	820	0.7	1296	1.4			
994-MSS1278-105KLB	MSS1278-105KLB	1000	0.68	1483	1.3			
Tolerance: 20%								
994-MSS1278-142MLB	MSS1278-142MLB	1.4	10	9.8	80			
994-MSS1278-472MLB	MSS1278-472MLB	4.7	6.2	15.5	30			

© Copyright 2014 Mouser Electronics

MSS1278 Series (Cont.)

- Dimensions (LxWxH): 12.3mm x 12.3mm x 8.05mm
- Tolerance: 20%

For quantities greater than listed, call for quote.

MOUSER STOCK NO.	Coilcraft Part No.	Induc-tance (µH)	Max. DC Current (A)	Max. DCR (mΩ)	SRF (MHz)	Price Each 1	50	100
994-MSS1278-562MLB	MSS1278-562MLB	5.6	6.2	17.5	24			
994-MSS1278-682MLB	MSS1278-682MLB	6.8	6	21.3	21			
994-MSS1278-822MLB	MSS1278-822MLB	8.2	5.9	22.6	20			
994-MSS1278-103MLB	MSS1278-103MLB	10	5.7	24.3	17			
994-MSS1278-123MLB	MSS1278-123MLB	12	5.2	25.8	15			
994-MSS1278-153MLB	MSS1278-153MLB	15	4.9	31	13			
994-MSS1278-183MLB	MSS1278-183MLB	18	4.5	34.3	12			
994-MSS1278-223MLB	MSS1278-223MLB	22	4	39.5	11			
994-MSS1278-273MLB	MSS1278-273MLB	27	3.6	50	10			
994-MSS1278-333MLB	MSS1278-333MLB	33	3.1	68.8	9.5			
994-MSS1278-393MLB	MSS1278-393MLB	39	3	76.8	8.5			
994-MSS1278-473MLB	MSS1278-473MLB	47	2.9	80.4	7.5			
994-MSS1278-563MLB	MSS1278-563MLB	56	2.7	89.2	7			
994-MSS1278-683MLB	MSS1278-683MLB	68	2.6	101.5	6.5			
994-MSS1278-823MLB	MSS1278-823MLB	82	2.3	139.9	5			
994-MSS1278-104MLB	MSS1278-104MLB	100	2.2	150.2	4.5			

MSS FAMILY - HIGH TEMPERATURE SMD SHIELDED FERRITE CORE FIXED POWER INDUCTORS

Common Features:

- Test Frequency: 100kHz
- Operating Temperature Range: -40°C to +125°C

MSS7341T Series

- Dimensions (LxWxH): 7.3mm x 7.3mm x 4.1mm

For quantities greater than listed, call for quote.

MOUSER STOCK NO.	Coilcraft Part No.	Induc-tance (µH)	Max. DC Current (A)	Max. DCR (Ω)	SRF (MHz)	Price Each 1	50	100
Tolerance: 10%								
994-MSS7341T-474KLB	MSS7341T-474KLB	470	0.57	1.45	3			
994-MSS7341T-684KLB	MSS7341T-684KLB	680	0.56	1.98	2.5			
Tolerance: 20%								
994-MSS7341T-103MLB	MSS7341T-103MLB	10	3.8	0.038	32			
994-MSS7341T-123MLB	MSS7341T-123MLB	12	3.3	0.05	27			
994-MSS7341T-153MLB	MSS7341T-153MLB	15	3	0.055	26			
994-MSS7341T-183MLB	MSS7341T-183MLB	18	2.65	0.075	25			
994-MSS7341T-223MLB	MSS7341T-223MLB	22	2.35	0.082	22			
994-MSS7341T-273MLB	MSS7341T-273MLB	27	2.1	0.109	19			
994-MSS7341T-333MLB	MSS7341T-333MLB	33	1.95	0.124	17			
994-MSS7341T-393MLB	MSS7341T-393MLB	39	1.9	0.13	15			
994-MSS7341T-473MLB	MSS7341T-473MLB	47	1.85	0.155	14			
994-MSS7341T-563MLB	MSS7341T-563MLB	56	1.6	0.202	11			
994-MSS7341T-683MLB	MSS7341T-683MLB	68	1.35	0.25	9.6			
994-MSS7341T-823MLB	MSS7341T-823MLB	82	1.25	0.29	8.5			
994-MSS7341T-104MLB	MSS7341T-104MLB	100	1.15	0.31	7.2			
994-MSS7341T-224MLB	MSS7341T-224MLB	220	0.78	0.71	5			
Tolerance: 30%								
994-MSS7341T-332NLB	MSS7341T-332NLB	3.3	5	0.018	85			
994-MSS7341T-502NLB	MSS7341T-502NLB	5	4.7	0.023	49			
994-MSS7341T-622NLB	MSS7341T-622NLB	6.2	4.3	0.027	42			
994-MSS7341T-742NLB	MSS7341T-742NLB	7.4	4.1	0.031	35			
994-MSS7341T-872NLB	MSS7341T-872NLB	8.7	3.9	0.034	33			

MSS1038T Series

- Dimensions (LxWxH): 10.3mm x 10.2mm x 4mm

For quantities greater than listed, call for quote.

MOUSER STOCK NO.	Coilcraft Part No.	Induc-tance (µH)	Max. DC Current (A)	Max. DCR (mΩ)	SRF (MHz)	Price Each 1	50	100
Tolerance: 10%								
994-MSS1038T-124KLB	MSS1038T-124KLB	120	1.25	380	6			
994-MSS1038T-154KLB	MSS1038T-154KLB	150	1.2	506	6			
994-MSS1038T-184KLB	MSS1038T-184KLB	180	0.98	582	5			
994-MSS1038T-224KLB	MSS1038T-224KLB	220	0.97	756	5			
994-MSS1038T-274KLB	MSS1038T-274KLB	270	0.86	926	4			
994-MSS1038T-334KLB	MSS1038T-334KLB	330	0.69	1090	4			
994-MSS1038T-394KLB	MSS1038T-394KLB	390	0.65	1141	4			
994-MSS1038T-474KLB	MSS1038T-474KLB	470	0.63	1243	3			
994-MSS1038T-564KLB	MSS1038T-564KLB	560	0.59	1696	3			
994-MSS1038T-684KLB	MSS1038T-684KLB	680	0.5	1926	3			
994-MSS1038T-824KLB	MSS1038T-824KLB	820	0.47	2596	3			
994-MSS1038T-105KLB	MSS1038T-105KLB	1000	0.45	2853	3			
Tolerance: 20%								
994-MSS1038T-123MLB	MSS1038T-123MLB	12	4	41	25			
994-MSS1038T-153MLB	MSS1038T-153MLB	15	3.8	50	21			
994-MSS1038T-183MLB	MSS1038T-183MLB	18	3.35	65	18			
994-MSS1038T-223MLB	MSS1038T-223MLB	22	2.85	73	15			
994-MSS1038T-273MLB	MSS1038T-273MLB	27	2.35	89	15			
994-MSS1038T-333MLB	MSS1038T-333MLB	33	2.3	93	13			
994-MSS1038T-393MLB	MSS1038T-393MLB	39	2.25	112	12			
994-MSS1038T-473MLB	MSS1038T-473MLB	47	2.2	128	11			
994-MSS1038T-563MLB	MSS1038T-563MLB	56	1.85	180	11			
994-MSS1038T-683MLB	MSS1038T-683MLB	68	1.75	213	10			
994-MSS1038T-823MLB	MSS1038T-823MLB	82	1.5	261	8			
994-MSS1038T-104MLB	MSS1038T-104MLB	100	1.45	304	6			
Tolerance: 30%								
994-MSS1038T-821NLB	MSS1038T-821NLB	0.82	10	6	138			
994-MSS1038T-152NLB	MSS1038T-152NLB	1.5	7.85	8.1	81			
994-MSS1038T-252NLB	MSS1038T-252NLB	2.5	6.65	10	61			
994-MSS1038T-382NLB	MSS1038T-382NLB	3.8	6.05	13	45			
994-MSS1038T-522NLB	MSS1038T-522NLB	5.2	5.1	22	37			
994-MSS1038T-702NLB	MSS1038T-702NLB	7	4.35	27	33			
994-MSS1038T-103NLB	MSS1038T-103NLB	10	4.05	35	29			

© Copyright 2014 Mouser Electronics

COILCRAFT Ferrite Core Inductors

RoHS Compliant This product is RoHS compliant.

MSS FAMILY - HIGH TEMPERATURE SMD SHIELDED FERRITE CORE FIXED POWER INDUCTORS (CONT.)

Common Specifications:

- Test Frequency: 100kHz
- Operating Temperature Range: -40°C to +125°C



MSS1048T Series

- Dimensions (LxWxH): 10.5mm x 10.3mm x 5.1mm

For quantities greater than listed, call for quote.

MOUSER STOCK NO.	Coilcraft Part No.	Induc-tance (µH)	Max. DC Current (A)	Max. DCR (mΩ)	SRF (MHz)	Price Each 1	50	100
Tolerance: 10%								
994-MSS1048T-154KLB	MSS1048T-154KLB	150	1.33	324.4	5			
994-MSS1048T-184KLB	MSS1048T-184KLB	180	1.24	356.5	4.5			
994-MSS1048T-224KLB	MSS1048T-224KLB	220	1.18	405.9	4.5			
994-MSS1048T-334KLB	MSS1048T-334KLB	330	0.82	749.5	3			
994-MSS1048T-474KLB	MSS1048T-474KLB	470	0.72	901.4	2.7			
Tolerance: 20%								
994-MSS1048T-153MLB	MSS1048T-153MLB	15	4.26	36.4	20			
994-MSS1048T-223MLB	MSS1048T-223MLB	22	3.58	52.2	12			
994-MSS1048T-333MLB	MSS1048T-333MLB	33	2.8	66	11			
994-MSS1048T-473MLB	MSS1048T-473MLB	47	2.42	109.9	10			
994-MSS1048T-563MLB	MSS1048T-563MLB	56	2.28	117.2	10			
994-MSS1048T-683MLB	MSS1048T-683MLB	68	1.88	173.1	7			
994-MSS1048T-823MLB	MSS1048T-823MLB	82	1.67	192.8	6			
994-MSS1048T-104MLB	MSS1048T-104MLB	100	1.48	216.8	6			
Tolerance: 30%								
994-MSS1048T-801NLB	MSS1048T-801NLB	0.8	12	4.1	180			
994-MSS1048T-152NLB	MSS1048T-152NLB	1.5	10.8	5.1	90			
994-MSS1048T-222NLB	MSS1048T-222NLB	2.2	9.78	7.2	70			
994-MSS1048T-332NLB	MSS1048T-332NLB	3.3	7.22	10.1	50			
994-MSS1048T-472NLB	MSS1048T-472NLB	4.7	6.9	11.4	38			
994-MSS1048T-682NLB	MSS1048T-682NLB	6.8	6.01	15.4	35			
994-MSS1048T-822NLB	MSS1048T-822NLB	8.2	5.71	17.7	28			
994-MSS1048T-103NLB	MSS1048T-103NLB	10	4.79	22.7	24			

MSS1246T Series

- Dimensions (LxWxH): 12.3mm x 12.3mm x 4.8mm

For quantities greater than listed, call for quote.

MOUSER STOCK NO.	Coilcraft Part No.	Induc-tance (µH)	Max. DC Current (A)	Max. DCR (mΩ)	SRF (MHz)	Price Each 1	50	100
Tolerance: 10%								
994-MSS1246T-124KLB	MSS1246T-124KLB	120	1.42	319.2	7.2			
994-MSS1246T-154KLB	MSS1246T-154KLB	150	1.3	363	6.6			
994-MSS1246T-184KLB	MSS1246T-184KLB	180	1.21	421.7	5.9			
994-MSS1246T-224KLB	MSS1246T-224KLB	220	1	542.5	5.3			
994-MSS1246T-274KLB	MSS1246T-274KLB	270	0.95	622.4	4.7			
994-MSS1246T-334KLB	MSS1246T-334KLB	330	0.87	812.7	4.1			
994-MSS1246T-394KLB	MSS1246T-394KLB	390	0.79	813	3.8			
994-MSS1246T-474KLB	MSS1246T-474KLB	470	0.76	1039	3.5			
994-MSS1246T-564KLB	MSS1246T-564KLB	560	0.67	1326	3			
994-MSS1246T-684KLB	MSS1246T-684KLB	680	0.62	1523	2.8			
994-MSS1246T-824KLB	MSS1246T-824KLB	820	0.58	1767	2.6			
994-MSS1246T-105KLB	MSS1246T-105KLB	1000	0.5	2323	2.4			
Tolerance: 20%								
994-MSS1246T-102MLB	MSS1246T-102MLB	1	8	6.3	100			
994-MSS1246T-152MLB	MSS1246T-152MLB	1.5	7.8	9.7	85			
994-MSS1246T-272MLB	MSS1246T-272MLB	2.7	6.8	11.5	70			
994-MSS1246T-332MLB	MSS1246T-332MLB	3.3	6.3	16.8	65			
994-MSS1246T-472MLB	MSS1246T-472MLB	4.7	6	21.3	42			
994-MSS1246T-562MLB	MSS1246T-562MLB	5.6	5.75	24.6	37			
994-MSS1246T-682MLB	MSS1246T-682MLB	6.8	5.2	27.7	33			
994-MSS1246T-822MLB	MSS1246T-822MLB	8.2	4.67	30.5	31			
994-MSS1246T-103MLB	MSS1246T-103MLB	10	3.9	40.9	27			
994-MSS1246T-123MLB	MSS1246T-123MLB	12.3	3.65	43.3	24			
994-MSS1246T-153MLB	MSS1246T-153MLB	15	3.4	54.1	22			
994-MSS1246T-183MLB	MSS1246T-183MLB	18	3.19	56.7	19			
994-MSS1246T-223MLB	MSS1246T-223MLB	22	3.14	67	18			
994-MSS1246T-273MLB	MSS1246T-273MLB	27	2.86	75	16			
994-MSS1246T-333MLB	MSS1246T-333MLB	33	2.6	90.8	15			
994-MSS1246T-393MLB	MSS1246T-393MLB	39	2.39	105.8	13.3			
994-MSS1246T-473MLB	MSS1246T-473MLB	47	2.1	134	12.3			
994-MSS1246T-563MLB	MSS1246T-563MLB	56	2.01	148.7	10.6			
994-MSS1246T-683MLB	MSS1246T-683MLB	68	1.8	185.9	9.7			
994-MSS1246T-823MLB	MSS1246T-823MLB	82	1.72	209.5	8.8			
994-MSS1246T-104MLB	MSS1246T-104MLB	100	1.65	240.9	8			

MSS1260T Series

- Dimensions (LxWxH): 12.3mm x 12.3mm x 6.2mm

For quantities greater than listed, call for quote.

MOUSER STOCK NO.	Coilcraft Part No.	Induc-tance (µH)	Max. DC Current (A)	Max. DCR (mΩ)	SRF (MHz)	Price Each 1	50	100
Tolerance: 10%								
994-MSS1260T-124KLB	MSS1260T-124KLB	120	1.85	195	6.8			
994-MSS1260T-154KLB	MSS1260T-154KLB	150	1.66	216	6.4			
994-MSS1260T-184KLB	MSS1260T-184KLB	180	1.58	246	6.1			
994-MSS1260T-224KLB	MSS1260T-224KLB	220	1.42	335	5.5			
994-MSS1260T-274KLB	MSS1260T-274KLB	270	1.45	355	4.3			
994-MSS1260T-334KLB	MSS1260T-334KLB	330	1.16	494	4			
994-MSS1260T-394KLB	MSS1260T-394KLB	390	1.08	533	3.6			
994-MSS1260T-474KLB	MSS1260T-474KLB	470	0.96	733	3			
994-MSS1260T-564KLB	MSS1260T-564KLB	560	0.88	800	2.8			
994-MSS1260T-684KLB	MSS1260T-684KLB	680	0.8	910	2.6			
994-MSS1260T-824KLB	MSS1260T-824KLB	820	0.73	1152	2.5			
994-MSS1260T-105KLB	MSS1260T-105KLB	1000	0.68	1335	2.4			
Tolerance: 20%								
994-MSS1260T-472MLB	MSS1260T-472MLB	4.7	7	15.5	38			
994-MSS1260T-562MLB	MSS1260T-562MLB	5.6	6.4	16.6	30			
994-MSS1260T-682MLB	MSS1260T-682MLB	6.8	5.9	18.5	27			
994-MSS1260T-822MLB	MSS1260T-822MLB	8.2	4.8	20	26			

© Copyright 2014 Mouser Electronics

MSS FAMILY - HIGH TEMPERATURE SMD SHIELDED FERRITE CORE FIXED POWER INDUCTORS (CONT.)

Common Specifications:

- Test Frequency: 100kHz
- Operating Temperature Range: -40°C to +125°C



MSS1260T Series (Cont)

- Dimensions (LxWxH): 12.3mm x 12.3mm x 6.2mm

For quantities greater than listed, call for quote.

MOUSER STOCK NO.	Coilcraft Part No.	Induc-tance (µH)	Max. DC Current (A)	Max. DCR (mΩ)	SRF (MHz)	Price Each 1	50	100
Tolerance: 20%								
994-MSS1260T-103MLB	MSS1260T-103MLB	10	4	23.9	22			
994-MSS1260T-123MLB	MSS1260T-123MLB	12	3.7	27.3	20			
994-MSS1260T-153MLB	MSS1260T-153MLB	15	3.5	32	18			
994-MSS1260T-183MLB	MSS1260T-183MLB	18	3.3	33	16			
994-MSS1260T-223MLB	MSS1260T-223MLB	22	3.1	40.7	15			
994-MSS1260T-273MLB	MSS1260T-273MLB	27	2.9	52	13			
994-MSS1260T-333MLB	MSS1260T-333MLB	33	2.7	57	12.4			
994-MSS1260T-393MLB	MSS1260T-393MLB	39	2.6	64.5	12			
994-MSS1260T-473MLB	MSS1260T-473MLB	47	2.5	82	11.6			
994-MSS1260T-563MLB	MSS1260T-563MLB	56	2.4	89	10.5			
994-MSS1260T-683MLB	MSS1260T-683MLB	68	2.3	105	10			
994-MSS1260T-823MLB	MSS1260T-823MLB	82	2.2	129	8.6			
994-MSS1260T-104MLB	MSS1260T-104MLB	100	2.1	146	7.8			
Tolerance: 30%								
994-MSS1260T-102NLB	MSS1260T-102NLB	1	8	6.5	100			
994-MSS1260T-152NLB	MSS1260T-152NLB	1.5	7.6	9.8	80			
994-MSS1260T-222NLB	MSS1260T-222NLB	2.2	7.3	12.8	55			
994-MSS1260T-332NLB	MSS1260T-332NLB	3.3	7	14	42			

MSS1278T Series

- Dimensions (LxWxH): 12.3mm x 12.3mm x 8.05mm

For quantities greater than listed, call for quote.

MOUSER STOCK NO.	Coilcraft Part No.	Induc-tance (µH)	Max. DC Current (A)	Max. DCR (mΩ)	SRF (MHz)	Price Each 1	50	100
Tolerance: 10%								
994-MSS1278T-124KLB	MSS1278T-124KLB	120	1.9	202.6	4.3			
994-MSS1278T-154KLB	MSS1278T-154KLB	150	1.8	240.6	4.1			
994-MSS1278T-184KLB	MSS1278T-184KLB	180	1.7	254.5	4			
994-MSS1278T-224KLB	MSS1278T-224KLB	220	1.6	359.6	3.4			
994-MSS1278T-274KLB	MSS1278T-274KLB	270	1.2	461.8	3.1			
994-MSS1278T-334KLB	MSS1278T-334KLB	330	1	541.5	2.9			
994-MSS1278T-394KLB	MSS1278T-394KLB	390	1	592.9	2.7			
994-MSS1278T-474KLB	MSS1278T-474KLB	470	0.9	786.2	2.2			
994-MSS1278T-564KLB	MSS1278T-564KLB	560	0.8	863.8	2			
994-MSS1278T-684KLB	MSS1278T-684KLB	680	0.75	1162	1.7			
994-MSS1278T-824KLB	MSS1278T-824KLB	820	0.7	1296	1.4			
994-MSS1278T-105KLB	MSS1278T-105KLB	1000	0.68	1482	1.3			
Tolerance: 20%								
994-MSS1278T-472MLB	MSS1278T-472MLB	4.7	6.2	15.5	33			
994-MSS1278T-562MLB	MSS1278T-562MLB	5.6	6.2	17.5	30			
994-MSS1278T-682MLB	MSS1278T-682MLB	6.8	6	21.3	23			
994-MSS1278T-822MLB	MSS1278T-822MLB	8.2	5.9	22.6	20			
994-MSS1278T-103MLB	MSS1278T-103MLB	10	5.7	24.3	17			
994-MSS1278T-123MLB	MSS1278T-123MLB	12	5.2	25.8	15			
994-MSS1278T-153MLB	MSS1278T-153MLB	15	4.9	31	13			
994-MSS1278T-183MLB	MSS1278T-183MLB	18	4.5	34.3	12			
994-MSS1278T-223MLB	MSS1278T-223MLB	22	4	39.5	11			
994-MSS1278T-273MLB	MSS1278T-273MLB	27	3.6	50	10			
994-MSS1278T-333MLB	MSS1278T-333MLB	33	3.1	68.8	9.5			
994-MSS1278T-393MLB	MSS1278T-393MLB	39	3	76.8	8.5			
994-MSS1278T-473MLB	MSS1278T-473MLB	47	2.9	80.4	7.5			
994-MSS1278T-563MLB	MSS1278T-563MLB	56	2.7	89.2	7			
994-MSS1278T-683MLB	MSS1278T-683MLB	68	2.6	101.5	6.5			
994-MSS1278T-823MLB	MSS1278T-823MLB	82	2.3	139.9	5			
994-MSS1278T-104MLB	MSS1278T-104MLB	100	2.2	150.2	4.5			
Tolerance: 30%								
994-MSS1278T-102NLB	MSS1278T-102NLB	1	10.1	7	115			
994-MSS1278T-142NLB	MSS1278T-142NLB	1.4	9.8	9.8	85			
994-MSS1278T-222NLB	MSS1278T-222NLB	2.2	9.2	10.5	60			
994-MSS1278T-272NLB	MSS1278T-272NLB	2.7	8.6	11.3	40			
994-MSS1278T-392NLB	MSS1278T-392NLB	3.9	7.7	13	35			

PS FAMILY - SMD FIXED SHIELDED FERRITE CORE POWER INDUCTOR

Common Specifications:

- Test Frequency: 100kHz

0603PS Series

- Operating Temperature Range: -40°C to +65°C
- Dimensions (LxWxH): 2.59mm x 2.08mm x 1.8mm

For quantities greater than listed, call for quote.

MOUSER STOCK NO.	Coilcraft Part No.	Induc-tance (µH)	Max. DC Current (A)	Max. DCR (Ω)	SRF (MHz)	Price Each 1	50	100
994-0603PS-781KLB	0603PS-781KLB	0.78	1.3	0.24	475			
994-0603PS-102KLB	0603PS-102KLB	1	1	0.26	390			
994-0603PS-182KLB	0603PS-182KLB	1.8	0.7	0.54	155			
994-0603PS-222KLB	0603PS-222KLB	2.2	0.6	0.75	245			
994-0603PS-272KLB	0603PS-272KLB	2.7	0.55	0.75	127			
994-0603PS-332KLB	0603PS-332KLB	3.3	0.5	0.88	72			
994-0603PS-392KLB	0603PS-392KLB	3.9	0.48	1	72			
994-0603PS-472KLB	0603PS-472KLB	4.7	0.47	1.08	55			
994-0603PS-562KLB	0603PS-562KLB	5.6	0.41	1.23	43			
994-0603PS-682KLB	0603PS-682KLB	6.8	0.4	1.37	36			
994-0603PS-822KLB	0603PS-822KLB	8.2	0.39	1.43	30			
994-0603PS-103KLB	0603PS-103KLB	10	0.38	1.6	30			
994-0603PS-153KLB	0603PS-153KLB	15	0.35	1.92	22			
994-0603PS-223KLB	0603PS-223KLB	22	0.27	2.96	16			
994-0603PS-333KLB	0603PS-333KLB	33	0.2	5.63	12			
994-0603PS-473KLB	0603PS-473KLB	47	0.18	5.69	12			

© Copyright 2014 Mouser Electronics

COILCRAFT Ferrite Core Inductors

RoHS Compliant This product is RoHS compliant.

PS FAMILY - SMD FIXED SHIELDED FERRITE CORE POWER INDUCTOR (CONT.)



Common Specifications:

- Test Frequency: 100kHz

0805PS Series

- Operating Temperature Range: -40°C to +65°C
- Dimensions (LxWxH): 3.38mm x 3mm x 2mm

For quantities greater than listed, call for quote.

MOUSER STOCK NO.	Coilcraft Part No.	Induc-tance (µH)	Max. DC Current (A)	Max. DCR (Ω)	SRF (MHz)	Price Each 1	50	100
994-0805PS-102KLB	0805PS-102KLB	1	1.6	0.14	340			
994-0805PS-152KLB	0805PS-152KLB	1.5	1.3	0.18	265			
994-0805PS-272KLB	0805PS-272KLB	2.7	0.88	0.35	190			
994-0805PS-332KLB	0805PS-332KLB	3.3	0.7	0.5	180			
994-0805PS-392KLB	0805PS-392KLB	3.9	0.61	0.74	165			
994-0805PS-472KLB	0805PS-472KLB	4.7	0.59	0.85	155			
994-0805PS-562KLB	0805PS-562KLB	5.6	0.57	0.91	143			
994-0805PS-682KLB	0805PS-682KLB	6.8	0.46	1.37	118			
994-0805PS-103KLB	0805PS-103KLB	10	0.43	1.51	66			
994-0805PS-153KLB	0805PS-153KLB	15	0.34	2.04	34			
994-0805PS-223KLB	0805PS-223KLB	22	0.33	2.48	22			
994-0805PS-333KLB	0805PS-333KLB	33	0.28	3	17			
994-0805PS-473KLB	0805PS-473KLB	47	0.26	3.85	15			
994-0805PS-683KLB	0805PS-683KLB	68	0.24	4.42	12			
994-0805PS-823KLB	0805PS-823KLB	82	0.21	6	12			
994-0805PS-104KLB	0805PS-104KLB	100	0.19	6.96	9			
994-0805PS-124KLB	0805PS-124KLB	120	0.18	7.51	8			
994-0805PS-154KLB	0805PS-154KLB	150	0.18	8.33	5			
994-0805PS-224KLB	0805PS-224KLB	220	0.14	13.71	5			
994-0805PS-334KLB	0805PS-334KLB	330	0.11	20.53	4			

1008PS Series

- Operating Temperature Range: -40°C to +105°C
- Dimensions (LxWxH): 3.81mm x 3.78mm x 2.74mm

For quantities greater than listed, call for quote.

MOUSER STOCK NO.	Coilcraft Part No.	Induc-tance (µH)	Max. DC Current (A)	Max. DCR (Ω)	SRF (MHz)	Price Each 1	50	100
994-1008PS-102KLB	1008PS-102KLB	1	2	0.05	387			
994-1008PS-152KLB	1008PS-152KLB	1.5	2	0.06	276			
994-1008PS-182KLB	1008PS-182KLB	1.8	1.4	0.09	253			
994-1008PS-222KLB	1008PS-222KLB	2.2	1.7	0.1	228			
994-1008PS-272KLB	1008PS-272KLB	2.7	1.4	0.14	207			
994-1008PS-332KLB	1008PS-332KLB	3.3	0.67	0.84	199			
994-1008PS-392KLB	1008PS-392KLB	3.9	1.1	0.26	185			
994-1008PS-472KLB	1008PS-472KLB	4.7	0.95	0.35	160			
994-1008PS-562KLB	1008PS-562KLB	5.6	0.87	0.36	150			
994-1008PS-682KLB	1008PS-682KLB	6.8	0.76	0.58	120			
994-1008PS-103KLB	1008PS-103KLB	10	0.59	0.92	105			
994-1008PS-153KLB	1008PS-153KLB	15	0.51	1.15	35			
994-1008PS-223KLB	1008PS-223KLB	22	0.44	1.4	26			
994-1008PS-333KLB	1008PS-333KLB	33	0.42	1.61	20			
994-1008PS-393KLB	1008PS-393KLB	39	0.39	1.85	16			
994-1008PS-473KLB	1008PS-473KLB	47	0.31	2.5	19			
994-1008PS-683KLB	1008PS-683KLB	68	0.26	3.8	12			
994-1008PS-823KLB	1008PS-823KLB	82	0.26	4.3	9			
994-1008PS-124KLB	1008PS-124KLB	120	0.2	6.3	7			
994-1008PS-154KLB	1008PS-154KLB	150	0.18	7.5	6			
994-1008PS-224KLB	1008PS-224KLB	220	0.17	10	5			
994-1008PS-334KLB	1008PS-334KLB	330	0.15	11.5	4			
994-1008PS-474KLB	1008PS-474KLB	470	0.13	16.3	3			
994-1008PS-564KLB	1008PS-564KLB	560	0.12	18.1	3			
994-1008PS-684KLB	1008PS-684KLB	680	0.11	24	2			
994-1008PS-824KLB	1008PS-824KLB	820	0.1	26	2			
994-1008PS-104KLB	1008PS-104KLB	100	0.2	5.8	7			
994-1008PS-105KLB	1008PS-105KLB	1000	0.1	29	2			

1812PS Series

- Operating Temperature Range: -40°C to +105°C
- Dimensions (LxWxH): 5.87mm x 4.98mm x 3.81mm
- Tolerance: 5%

For quantities greater than listed, call for quote.

MOUSER STOCK NO.	Coilcraft Part No.	Induc-tance (µH)	Max. DC Current (A)	Max. DCR (Ω)	SRF (MHz)	Price Each 1	50	100
994-1812PS-102JLB	1812PS-102JLB	1	2.7	0.05	685			
994-1812PS-122JLB	1812PS-122JLB	1.2	2.6	0.06	460			
994-1812PS-152JLB	1812PS-152JLB	1.5	2.6	0.06	460			
994-1812PS-222JLB	1812PS-222JLB	2.2	2.4	0.07	270			
994-1812PS-272JLB	1812PS-272JLB	2.7	2.3	0.08	265			
994-1812PS-332JLB	1812PS-332JLB	3.3	2.3	0.09	225			
994-1812PS-392JLB	1812PS-392JLB	3.9	2.2	0.11	170			
994-1812PS-472JLB	1812PS-472JLB	4.7	2.1	0.11	165			
994-1812PS-562JLB	1812PS-562JLB	5.6	2.1	0.12	155			
994-1812PS-682JLB	1812PS-682JLB	6.8	1.9	0.13	140			
994-1812PS-103JLB	1812PS-103JLB	10	1.7	0.17	120			
994-1812PS-153JLB	1812PS-153JLB	15	1.45	0.26	100			
994-1812PS-223JLB	1812PS-223JLB	22	1.2	0.33	45			
994-1812PS-333JLB	1812PS-333JLB	33	1.1	0.4	30			
994-1812PS-393JLB	1812PS-393JLB	39	1	0.56	30			
994-1812PS-473JLB	1812PS-473JLB	47	0.8	0.87	28			
994-1812PS-683JLB	1812PS-683JLB	68	0.67	1.08	17			
994-1812PS-823JLB	1812PS-823JLB	82	0.65	1.25	17			
994-1812PS-104JLB	1812PS-104JLB	100	0.65	1.32	14			
994-1812PS-124JLB	1812PS-124JLB	120	0.6	1.45	12			
994-1812PS-154JLB	1812PS-154JLB	150	0.51	2.2	11			
994-1812PS-224JLB	1812PS-224JLB	220	0.47	2.65	7			
994-1812PS-334JLB	1812PS-334JLB	330	0.31	4.85	6			
994-1812PS-474JLB	1812PS-474JLB	470	0.31	5.85	4			
994-1812PS-564JLB	1812PS-564JLB	560	0.28	6.1	3			

PS FAMILY - SMD FIXED SHIELDED FERRITE CORE POWER INDUCTOR (CONT.)



Common Specifications:

- Test Frequency: 100kHz

1812PS Series (Cont.)

- Operating Temperature Range: -40°C to +105°C
- Dimensions (LxWxH): 5.87mm x 4.98mm x 3.81mm

For quantities greater than listed, call for quote.

MOUSER STOCK NO.	Coilcraft Part No.	Induc-tance (µH)	Max. DC Current (A)	Max. DCR (Ω)	SRF (MHz)	Price Each 1	50	100
Tolerance: 5%								
994-1812PS-684JLB	1812PS-684JLB	680	0.28	6.6	2			
994-1812PS-824JLB	1812PS-824JLB	820	0.25	7.35	2			
994-1812PS-105JLB	1812PS-105JLB	1000	0.22	10	2			
Tolerance: 10%								
994-1812PS-102KLB	1812PS-102KLB	1	2.7	0.05	685			
994-1812PS-122KLB	1812PS-122KLB	1.2	2.6	0.06	460			
994-1812PS-152KLB	1812PS-152KLB	1.5	2.6	0.06	460			
994-1812PS-222KLB	1812PS-222KLB	2.2	2.4	0.07	270			
994-1812PS-272KLB	1812PS-272KLB	2.7	2.3	0.08	265			
994-1812PS-332KLB	1812PS-332KLB	3.3	2.3	0.09	225			
994-1812PS-392KLB	1812PS-392KLB	3.9	2.2	0.11	170			
994-1812PS-472KLB	1812PS-472KLB	4.7	2.1	0.11	165			
994-1812PS-562KLB	1812PS-562KLB	5.6	2.1	0.12	155			
994-1812PS-682KLB	1812PS-682KLB	6.8	1.9	0.13	140			
994-1812PS-103KLB	1812PS-103KLB	10	1.7	0.17	120			
994-1812PS-153KLB	1812PS-153KLB	15	1.45	0.26	100			
994-1812PS-223KLB	1812PS-223KLB	22	1.2	0.33	45			
994-1812PS-333KLB	1812PS-333KLB	33	1.1	0.4	30			
994-1812PS-393KLB	1812PS-393KLB	39	1	0.56	30			
994-1812PS-473KLB	1812PS-473KLB	47	0.8	0.87	28			
994-1812PS-683KLB	1812PS-683KLB	68	0.67	1.08	17			
994-1812PS-823KLB	1812PS-823KLB	82	0.65	1.25	17			
994-1812PS-104KLB	1812PS-104KLB	100	0.65	1.32	14			
994-1812PS-124KLB	1812PS-124KLB	120	0.6	1.45	12			
994-1812PS-154KLB	1812PS-154KLB	150	0.51	2.2	11			
994-1812PS-224KLB	1812PS-224KLB	220	0.47	2.65	7			
994-1812PS-334KLB	1812PS-334KLB	330	0.31	4.85	6			
994-1812PS-474KLB	1812PS-474KLB	470	0.31	5.85	4			
994-1812PS-564KLB	1812PS-564KLB	560	0.28	6.1	3			
994-1812PS-684KLB	1812PS-684KLB	680	0.28	6.6	2			
994-1812PS-824KLB	1812PS-824KLB	820	0.25	7.35	2			
994-1812PS-105KLB	1812PS-105KLB	1000	0.22	10	2			

SER FAMILY - SMD SHIELDED FERRITE CORE FIXED POWER INDUCTORS



Common Specifications:

- Test Frequency: 100kHz
- Operating Temperature Range: -40°C to +85°C

SER8050 Series

- Dimensions (LxWxH): 8.8mm x 8.5mm x 5mm
- Tolerance: 20%

For quantities greater than listed, call for quote.

MOUSER STOCK NO.	Coilcraft Part No.	Induc-tance (µH)	Max. DC Current (A)	Max. DCR (mΩ)	SRF (MHz)	Price Each 1	50	100
994-SER8050-501MEB	SER8050-501MEB	0.5	13.52	2.5	234			
994-SER8050-112MEB	SER8050-112MEB	1.1	11.97	3.5	109			
994-SER8050-202MEB	SER8050-202MEB	2	10.79	5.88	74			

SER8052 Series

- Dimensions (LxWxH): 8.8mm x 8.5mm x 5.2mm
- Tolerance: 20%

For quantities greater than listed, call for quote.

MOUSER STOCK NO.	Coilcraft Part No.	Induc-tance (µH)	Max. DC Current (A)	Max. DCR (mΩ)	SRF (MHz)	Price Each 1	50	100
994-SER8052-312MEB	SER8052-312MEB	3.1	8.71	7.2	63			
994-SER8052-452MEB	SER8052-452MEB	4.5	7.68	9.5	52			
994-SER8052-612MEB	SER8052-612MEB	6.1	7.31	9.5	45			
994-SER8052-802MEB	SER8052-802MEB	8	6.31	14.33	43			
994-SER8052-103MEB	SER8052-103MEB	10	6.32	14.33	40			

SER1052 Series

- Dimensions (LxWxH): 11.2mm x 10.4mm x 5.2mm
- Tolerance: 20%

For quantities greater than listed, call for quote.

MOUSER STOCK NO.	Coilcraft Part No.	Induc-tance (µH)	Max. DC Current (A)	Max. DCR (mΩ)	SRF (MHz)	Price Each 1	50	100
994-SER1052-801MLB	SER1052-801MLB	0.8	16.3	4	100			
994-SER1052-102MLB	SER1052-102MLB	1	16.3	4	95			
994-SER1052-122MLB	SER1052-122MLB	1.2	15	6	91			
994-SER1052-132MLB	SER1052-132MLB	1.3	16.3	4	81			
994-SER1052-152MLB	SER1052-152MLB	1.5	15	4	75			
994-SER1052-182MLB	SER1052-182MLB	1.8	15	6	70			
994-SER1052-202MLB	SER1052-202MLB	2	11.5	9	65			
994-SER1052-222MLB	SER1052-222MLB	2.2	16.3	4	58			
994-SER1052-252MLB	SER1052-252MLB	2.5	12	7.5	55			
994-SER1052-322MLB	SER1052-322MLB	3.2	15	6	53			
994-SER1052-402MLB	SER1052-402MLB	4	11.5	9	47			
994-SER1052-432MLB	SER1052-432MLB	4.3	12	7.5	44			
994-SER1052-572MLB	SER1052-572MLB	5.7	11.5	9	35			

SER1360 Series

- Dimensions (LxWxH): 13mm x 12.9mm x 5.8mm
- Tolerance: 10%

For quantities greater than listed, call for quote.

MOUSER STOCK NO.	Coilcraft Part No.	Induc-tance (µH)	Max. DC Current (A)	Max. DCR (mΩ)	SRF (MHz)	Price Each 1	50	100
994-SER1360-331KLB	SER1360-331KLB	0.33	16.9	0.85	200			
994-SER1360-651KLB	SER1360-651KLB	0.65	16.9	0.85	160			
994-SER1360-102KLB	SER1360-102KLB	1	13	2.6	75			
994-SER1360-182KLB	SER1360-182KLB	1.8	13	2.6	50			
994-SER1360-272KLB	SER1360-272KLB	2.7	13	2.6	42			
994-SER1360-402KLB	SER1360-402KLB	4	9.4	6.05	34			
994-SER1360-472KLB	SER1360-472KLB	4.7	9.4	6.05	32			
994-SER1360-602KLB	SER1360-602KLB	6	9.4	6.05	28			

© Copyright 2014 Mouser Electronics

© Copyright 2014 Mouser Electronics

COILCRAFT Ferrite Core Inductors

RoHS Compliant This page of product is RoHS compliant.

SER FAMILY - SMD SHIELDED FERRITE CORE FIXED POWER INDUCTORS (CONT.)



Common Specifications:
- Test Frequency: 100kHz
- Operating Temperature Range: -40°C to +85°C

SER1360 Series (Cont.)
- Dimensions (LxWxH): 13mm x 12.9mm x 5.8mm
- Tolerance: 10%

For quantities greater than listed, call for quote.

MOUSER STOCK NO.	Coilcraft Part No.	Inductance (µH)	Max. DC Current (A)	Max. DCR (mΩ)	SRF (MHz)	Price Each 1	50	100
994-SER1360-802KLB	SER1360-802KLB	8	7.6	10.81	26			
994-SER1360-103KLB	SER1360-103KLB	10	7.2	10.81	24			

SER1390 Series
- Dimensions (LxWxH): 13.5mm x 13.5mm x 9mm
- Tolerance: 20%

For quantities greater than listed, call for quote.

MOUSER STOCK NO.	Coilcraft Part No.	Inductance (µH)	Max. DC Current (A)	Max. DCR (mΩ)	SRF (MHz)	Price Each 1	50	100
994-SER1390-103MLB	SER1390-103MLB	10	5.34	15	26.9			
994-SER1390-153MLB	SER1390-153MLB	15	6.08	15	24.3			
994-SER1390-223MLB	SER1390-223MLB	22	7.00	23.1	20.3			
994-SER1390-333MLB	SER1390-333MLB	33	5.95	23.1	15.7			
994-SER1390-473MLB	SER1390-473MLB	47	7.03	23.1	13.2			

SER1408 Series
- Dimensions (LxWxH): 15.24mm x 12mm x 8.26mm
- Tolerance: 20%

For quantities greater than listed, call for quote.

MOUSER STOCK NO.	Coilcraft Part No.	Inductance (µH)	Max. DC Current (A)	Max. DCR (mΩ)	SRF (MHz)	Price Each 1	50	100
994-SER1408-301MEB	SER1408-301MEB	0.3	42	0.55	140			
994-SER1408-501MEB	SER1408-501MEB	0.5	42	0.484	83			
994-SER1408-681MEB	SER1408-681MEB	0.68	42	0.55	63			
994-SER1408-102MEB	SER1408-102MEB	1	42	0.55	48			

SER1410 Series
- Dimensions (LxWxH): 15.24mm x 12mm x 10.56mm
- Tolerance: 20%

For quantities greater than listed, call for quote.

MOUSER STOCK NO.	Coilcraft Part No.	Inductance (µH)	Max. DC Current (A)	Max. DCR (mΩ)	SRF (MHz)	Price Each 1	50	100
994-SER1410-152MEB	SER1410-152MEB	1.5	39	0.99	53			
994-SER1410-202MEB	SER1410-202MEB	2	39	0.99	45			

SER1412 Series
- Dimensions (LxWxH): 15.24mm x 12mm x 12.66mm
- Tolerance: 20%

For quantities greater than listed, call for quote.

MOUSER STOCK NO.	Coilcraft Part No.	Inductance (µH)	Max. DC Current (A)	Max. DCR (mΩ)	SRF (MHz)	Price Each 1	50	100
994-SER1412-301MEB	SER1412-301MEB	0.3	37	1.43	154			
994-SER1412-501MEB	SER1412-501MEB	0.5	37	1.43	122			
994-SER1412-681MEB	SER1412-681MEB	0.68	37	1.43	100			
994-SER1412-102MEB	SER1412-102MEB	1	37	1.43	78			
994-SER1412-152MEB	SER1412-152MEB	1.5	37	1.43	62			
994-SER1412-202MEB	SER1412-202MEB	2	37	1.43	50			
994-SER1412-362MEB	SER1412-362MEB	3.6	37	1.43	35			

SER1590 Series
- Dimensions (LxWxH): 16.26mm x 15.75mm x 10.16mm
- Tolerance: 20%

For quantities greater than listed, call for quote.

MOUSER STOCK NO.	Coilcraft Part No.	Inductance (µH)	Max. DC Current (A)	Max. DCR (mΩ)	SRF (MHz)	Price Each 1	50	100
994-SER1590-301MLB	SER1590-301MLB	0.3	32	0.72	260			
994-SER1590-501MLB	SER1590-501MLB	0.5	27	0.94	202			
994-SER1590-601MLB	SER1590-601MLB	0.6	27	0.94	182			
994-SER1590-681MLB	SER1590-681MLB	0.68	27	0.94	160			
994-SER1590-801MLB	SER1590-801MLB	0.8	27	0.94	123			
994-SER1590-901MLB	SER1590-901MLB	0.9	22	1.5	160			
994-SER1590-102MLB	SER1590-102MLB	1	27	0.94	115			
994-SER1590-122MLB	SER1590-122MLB	1.2	22	1.5	90			
994-SER1590-152MLB	SER1590-152MLB	1.5	22	1.5	73			

SER2009 Series
- Dimensions (LxWxH): 19.69mm x 19.55mm x 8.64mm
- Tolerance: 20%

For quantities greater than listed, call for quote.

MOUSER STOCK NO.	Coilcraft Part No.	Inductance (µH)	Max. DC Current (A)	Max. DCR (mΩ)	SRF (MHz)	Price Each 1	50	100
994-SER2009-301MLB	SER2009-301MLB	0.3	54	0.74	550			
994-SER2009-501MLB	SER2009-501MLB	0.5	54	0.74	544			
994-SER2009-601MLB	SER2009-601MLB	0.6	54	0.74	648			
994-SER2009-681MLB	SER2009-681MLB	0.68	54	0.74	454			
994-SER2009-801MLB	SER2009-801MLB	0.8	54	0.74	567			
994-SER2009-901MLB	SER2009-901MLB	0.9	54	0.74	557			
994-SER2009-102MLB	SER2009-102MLB	1	54	0.74	488			
994-SER2009-122MLB	SER2009-122MLB	1.2	54	0.74	81			
994-SER2009-202MLB	SER2009-202MLB	2	54	0.74	40			

SER2010 Series
- Dimensions (LxWxH): 19.69mm x 19.55mm x 9.4mm
- Tolerance: 20%

For quantities greater than listed, call for quote.

MOUSER STOCK NO.	Coilcraft Part No.	Inductance (µH)	Max. DC Current (A)	Max. DCR (mΩ)	SRF (MHz)	Price Each 1	50	100
994-SER2010-301MLB	SER2010-301MLB	0.3	45	1	182			
994-SER2010-501MLB	SER2010-501MLB	0.5	45	1	148			
994-SER2010-601MLB	SER2010-601MLB	0.6	45	1	115			
994-SER2010-681MLB	SER2010-681MLB	0.68	45	1	136			
994-SER2010-801MLB	SER2010-801MLB	0.8	45	1	92			
994-SER2010-901MLB	SER2010-901MLB	0.9	45	1	96			
994-SER2010-102MLB	SER2010-102MLB	1	45	1	81			
994-SER2010-122MLB	SER2010-122MLB	1.2	45	1	69			
994-SER2010-202MLB	SER2010-202MLB	2	45	1	48			

SER2011 Series
- Dimensions (LxWxH): 19.69mm x 19.55mm x 10.67mm
- Tolerance: 20%

For quantities greater than listed, call for quote.

MOUSER STOCK NO.	Coilcraft Part No.	Inductance (µH)	Max. DC Current (A)	Max. DCR (mΩ)	SRF (MHz)	Price Each 1	50	100
994-SER2011-501MLB	SER2011-501MLB	0.5	40	1.34	161			
994-SER2011-601MLB	SER2011-601MLB	0.6	40	1.34	124			
994-SER2011-681MLB	SER2011-681MLB	0.68	40	1.34	135			
994-SER2011-801MLB	SER2011-801MLB	0.8	40	1.34	113			
994-SER2011-901MLB	SER2011-901MLB	0.9	40	1.34	104			
994-SER2011-102MLB	SER2011-102MLB	1	40	1.34	97			
994-SER2011-122MLB	SER2011-122MLB	1.2	40	1.34	81			
994-SER2011-202MLB	SER2011-202MLB	2	40	1.34	56			

SER2012 Series
- Dimensions (LxWxH): 19.69mm x 19.55mm x 11.94mm
- Tolerance: 20%

For quantities greater than listed, call for quote.

MOUSER STOCK NO.	Coilcraft Part No.	Inductance (µH)	Max. DC Current (A)	Max. DCR (mΩ)	SRF (MHz)	Price Each 1	50	100
994-SER2012-601MLB	SER2012-601MLB	0.6	35	1.6	115			
994-SER2012-681MLB	SER2012-681MLB	0.68	35	1.6	103			
994-SER2012-801MLB	SER2012-801MLB	0.8	35	1.6	91			
994-SER2012-901MLB	SER2012-901MLB	0.9	35	1.6	85			
994-SER2012-102MLB	SER2012-102MLB	1	35	1.6	75			

© Copyright 2014 Mouser Electronics

SER FAMILY - SMD SHIELDED FERRITE CORE FIXED POWER INDUCTORS (CONT.)



Common Specifications:
- Test Frequency: 100kHz
- Operating Temperature Range: -40°C to +85°C

SER2012 Series (Cont.)
- Dimensions (LxWxH): 19.69mm x 19.55mm x 11.94mm
- Tolerance: 20%

For quantities greater than listed, call for quote.

MOUSER STOCK NO.	Coilcraft Part No.	Inductance (µH)	Max. DC Current (A)	Max. DCR (Ω)	SRF (MHz)	Price Each 1	50	100
994-SER2012-122MLB	SER2012-122MLB	1.2	35	1.6	73			
994-SER2012-202MLB	SER2012-202MLB	2	35	1.6	51			

SER2013 Series
- Dimensions (LxWxH): 19.69mm x 19.55mm x 12.95mm
- Tolerance: 20%

For quantities greater than listed, call for quote.

MOUSER STOCK NO.	Coilcraft Part No.	Inductance (µH)	Max. DC Current (A)	Max. DCR (Ω)	SRF (MHz)	Price Each 1	50	100
994-SER2013-681MLB	SER2013-681MLB	0.68	30	1.82	104			
994-SER2013-801MLB	SER2013-801MLB	0.8	30	1.82	93			
994-SER2013-901MLB	SER2013-901MLB	0.9	30	1.82	98			
994-SER2013-102MLB	SER2013-102MLB	1	30	1.82	98			
994-SER2013-122MLB	SER2013-122MLB	1.2	30	1.82	82			
994-SER2013-202MLB	SER2013-202MLB	2	30	1.82	61			
994-SER2013-362MLB	SER2013-362MLB	3.6	30	1.82	38			
994-SER2013-402MLB	SER2013-402MLB	4	30	1.82	35			
994-SER2013-472MLB	SER2013-472MLB	4.7	30	1.82	30			

SER2014 Series
- Dimensions (LxWxH): 19.69mm x 19.55mm x 13.97mm
- Tolerance: 20%

For quantities greater than listed, call for quote.

MOUSER STOCK NO.	Coilcraft Part No.	Inductance (µH)	Max. DC Current (A)	Max. DCR (Ω)	SRF (MHz)	Price Each 1	50	100
994-SER2014-801MLB	SER2014-801MLB	0.8	27	2.15	104			
994-SER2014-901MLB	SER2014-901MLB	0.9	27	2.15	102			
994-SER2014-102MLB	SER2014-102MLB	1	27	2.15	88			
994-SER2014-122MLB	SER2014-122MLB	1.2	27	2.15	78			
994-SER2014-202MLB	SER2014-202MLB	2	27	2.15	62			
994-SER2014-402MLB	SER2014-402MLB	4	27	2.15	36			

SER2915H Series
- Dimensions (LxWxH): 27.9mm x 19.8mm x 15.36mm
- Tolerance: 10%

For quantities greater than listed, call for quote.

MOUSER STOCK NO.	Coilcraft Part No.	Inductance (µH)	Max. DC Current (A)	Max. DCR (Ω)	SRF (MHz)	Price Each 1	50	100
994-SER2915H-222KL	SER2915H-222KL	2.2	30	2.05	40			
994-SER2915H-332KL	SER2915H-332KL	3.3	30	2.05	30			
994-SER2915H-472KL	SER2915H-472KL	4.7	30	2.05	25			
994-SER2915H-682KL	SER2915H-682KL	6.8	30	2.05	20			
994-SER2915H-103KL	SER2915H-103KL	10	30	2.05	15			
994-SER2915H-153KL	SER2915H-153KL	15	30	2.05	12			
994-SER2915H-223KL	SER2915H-223KL	22	30	2.05	10			
994-SER2915H-333KL	SER2915H-333KL	33	30	2.05	8			

SER2915L Series
- Dimensions (LxWxH): 27.9mm x 19.8mm x 15.36mm
- Tolerance: 10%

For quantities greater than listed, call for quote.

MOUSER STOCK NO.	Coilcraft Part No.	Inductance (µH)	Max. DC Current (A)	Max. DCR (Ω)	SRF (MHz)	Price Each 1	50	100
994-SER2915L-152KL	SER2915L-152KL	1.5	30	1.65	60			
994-SER2915L-222KL	SER2915L-222KL	2.2	30	1.65	50			
994-SER2915L-332KL	SER2915L-332KL	3.3	30	1.65	40			
994-SER2915L-472KL	SER2915L-472KL	4.7	30	1.65	30			
994-SER2915L-682KL	SER2915L-682KL	6.8	30	1.65	25			
994-SER2915L-103KL	SER2915L-103KL	10	30	1.65	20			
994-SER2915L-153KL	SER2915L-153KL	15	30	1.65	15			
994-SER2915L-223KL	SER2915L-223KL	22	30	1.65	10			
994-SER2915L-333KL	SER2915L-333KL	33	30	1.65	7			

SER2918H Series
- Dimensions (LxWxH): 27.9mm x 19.8mm x 17.78mm
- Tolerance: 10%

For quantities greater than listed, call for quote.

MOUSER STOCK NO.	Coilcraft Part No.	Inductance (µH)	Max. DC Current (A)	Max. DCR (Ω)	SRF (MHz)	Price Each 1	50	100
994-SER2918H-332KL	SER2918H-332KL	3.3	28	2.86	40			
994-SER2918H-472KL	SER2918H-472KL	4.7	28	2.86	30			
994-SER2918H-682KL	SER2918H-682KL	6.8	28	2.86	25			
994-SER2918H-103KL	SER2918H-103KL	10	28	2.86	20			
994-SER2918H-153KL	SER2918H-153KL	15	28	2.86	16			
994-SER2918H-223KL	SER2918H-223KL	22	28	2.86	15			
994-SER2918H-333KL	SER2918H-333KL	33	28	2.86	10			

SER8050 Series
- Dimensions (LxWxH): 8.8mm x 8.5mm x 5mm
- Tolerance: 20%

For quantities greater than listed, call for quote.

MOUSER STOCK NO.	Coilcraft Part No.	Inductance (µH)	Max. DC Current (A)	Max. DCR (Ω)	SRF (MHz)	Price Each 1	50	100
994-SER8050-201MEB	SER8050-201MEB	0.2	12.89	2.5	381			
994-SER8050-451MEB	SER8050-451MEB	0.45	11.72	3.5	216			
994-SER8050-811MEB	SER8050-811MEB	0.8	9.43	5.88	125			

SER8052 Series
- Dimensions (LxWxH): 8.8mm x 8.5mm x 5.2mm
- Tolerance: 20%

For quantities greater than listed, call for quote.

MOUSER STOCK NO.	Coilcraft Part No.	Inductance (µH)	Max. DC Current (A)	Max. DCR (Ω)	SRF (MHz)	Price Each 1	50	100
994-SER8052-122MEB	SER8052-122MEB	1.2	8.11	7.2	110			
994-SER8052-182MEB	SER8052-182MEB	1.8	7.94	9.5	91			
994-SER8052-242MEB	SER8052-242MEB	2.4	7.58	9.5	76			
994-SER8052-332MEB	SER8052-332MEB	3.2	6.25	14.33	72			
994-SER8052-402MEB	SER8052-402MEB	4	6.3	14.33	66			

SLC FAMILY - SMD SHIELDED FERRITE CORE FIXED POWER INDUCTORS



Common Specifications:
- Test Frequency: 100kHz
- Operating Temperature Range: -40°C to +85°C

SLC7530D Series
- Dimensions (LxWxH): 7.5mm x 6.7mm x 3mm
- Tolerance: 20%

For quantities greater than listed, call for quote.

MOUSER STOCK NO.	Coilcraft Part No.	Inductance (nH)	Max. DC Current (A)	Max. DCR (mΩ)	SRF (MHz)	Price Each 1	50	100
994-SLC7530D-500MLB	SLC7530D-500MLB	50	17	1	1500			
994-SLC7530D-640MLB	SLC7530D-640MLB	64	17	1	1300			
994-SLC7530D-820MLB	SLC7530D-820MLB	82	17	1	1200			
994-SLC7530D-101MLB	SLC7530D-101MLB	100	17	1	950			

© Copyright 2014 Mouser Electronics

COILCRAFT Ferrite Core Inductors

RoHS Compliant This product is RoHS compliant.

SLC FAMILY - SMD SHIELDED FERRITE CORE FIXED POWER INDUCTORS (CONT.)



Common Specifications:
- Test Frequency: 100kHz
- Operating Temperature Range: -40°C to +85°C

SLC7530S Series

- Dimensions (LxWxH): 7.5mm x 6.7mm x 3mm
- Tolerance: 20%

For quantities greater than listed, call for quote.

MOUSER STOCK NO.	Coilcraft Part No.	Inductance (nH)	Max. DC Current (A)	Max. DCR (mΩ)	SRF (MHz)	Price Each 1	50	100
994-SLC7530S-500MLB	SLC7530S-500MLB	50	40	0.123	3750			
994-SLC7530S-640MLB	SLC7530S-640MLB	64	40	0.123	3650			
994-SLC7530S-820MLB	SLC7530S-820MLB	82	40	0.123	3750			
994-SLC7530S-101MLB	SLC7530S-101MLB	100	40	0.123	3750			

SLC7649 Series

- Dimensions (LxWxH): 7.62mm x 7.49mm x 4.96mm
- Tolerance: 10%

For quantities greater than listed, call for quote.

MOUSER STOCK NO.	Coilcraft Part No.	Inductance (nH)	Max. DC Current (A)	Max. DCR (mΩ)	SRF (MHz)	Price Each 1	50	100
994-SLC7649S-360KLB	SLC7649S-360KLB	36	39	0.1785	1150			
994-SLC7649S-500KLB	SLC7649S-500KLB	50	39	0.1785	900			
994-SLC7649S-700KLB	SLC7649S-700KLB	70	39	0.1785	750			
994-SLC7649S-101KLB	SLC7649S-101KLB	100	39	0.1785	110			
994-SLC7649S-121KLB	SLC7649S-121KLB	120	39	0.1785	78			
994-SLC7649S-151KLB	SLC7649S-151KLB	150	39	0.1785	67			

SLC1049 Series

- Dimensions (LxWxH): 10.2mm x 6.88mm x 5.16mm
- Tolerance: 20%

For quantities greater than listed, call for quote.

MOUSER STOCK NO.	Coilcraft Part No.	Inductance (nH)	Max. DC Current (A)	Max. DCR (mΩ)	SRF (MHz)	Price Each 1	50	100
994-SLC1049-750MLB	SLC1049-750MLB	75	43	0.246	200			
994-SLC1049-101MLB	SLC1049-101MLB	100	43	0.246	145			
994-SLC1049-121MLB	SLC1049-121MLB	125	43	0.246	140			
994-SLC1049-151MLB	SLC1049-151MLB	150	43	0.246	133			
994-SLC1049-231MLB	SLC1049-231MLB	230	43	0.246	70			

SLC1175 Series

- Dimensions (LxWxH): 11mm x 7.65mm x 7.2mm
- Tolerance: 20%

For quantities greater than listed, call for quote.

MOUSER STOCK NO.	Coilcraft Part No.	Inductance (nH)	Max. DC Current (A)	Max. DCR (mΩ)	SRF (MHz)	Price Each 1	50	100
994-SLC1175-700MEB	SLC1175-700MEB	70	35.5	0.228	179			
994-SLC1175-121MEB	SLC1175-121MEB	120	35.5	0.228	144			
994-SLC1175-151MEB	SLC1175-151MEB	150	35.5	0.228	95			
994-SLC1175-171MEB	SLC1175-171MEB	170	35.5	0.228	73			
994-SLC1175-201MEB	SLC1175-201MEB	200	35.5	0.228	64			
994-SLC1175-231MEB	SLC1175-231MEB	230	35.5	0.228	61			
994-SLC1175-271MEB	SLC1175-271MEB	270	35.5	0.228	52			
994-SLC1175-301MEB	SLC1175-301MEB	300	35.5	0.228	48			

SLC1480 Series

- Dimensions (LxWxH): 13.46mm x 12.95mm x 8mm
- Tolerance: 20%

For quantities greater than listed, call for quote.

MOUSER STOCK NO.	Coilcraft Part No.	Inductance (nH)	Max. DC Current (A)	Max. DCR (mΩ)	SRF (MHz)	Price Each 1	50	100
994-SLC1480-111MLB	SLC1480-111MLB	110	55	0.21	130			
994-SLC1480-131MLB	SLC1480-131MLB	130	55	0.21	110			
994-SLC1480-151MLB	SLC1480-151MLB	150	55	0.21	108			
994-SLC1480-171MLB	SLC1480-171MLB	170	55	0.21	75			
994-SLC1480-201MLB	SLC1480-201MLB	200	55	0.21	68			
994-SLC1480-231MLB	SLC1480-231MLB	230	55	0.21	59			
994-SLC1480-261MLB	SLC1480-261MLB	260	55	0.21	50			
994-SLC1480-301MLB	SLC1480-301MLB	300	55	0.21	46			
994-SLC1480-321MLB	SLC1480-321MLB	320	55	0.21	42			
994-SLC1480-441MLB	SLC1480-441MLB	440	55	0.21	35			

VER2923 SERIES - FIXED THROUGH HOLE SHIELDED FERRITE CORE POWER INDUCTORS



- Test Frequency: 300kHz
- Operating Temperature Range: -40°C to +85°C
- Tolerance: 10%
- Dimensions (LxWxH): 27.08mm x 16.97mm x 22.74mm

For quantities greater than listed, call for quote.

MOUSER STOCK NO.	Coilcraft Part No.	Inductance (µH)	Max. DC Current (A)	Max. DCR (mΩ)	SRF (MHz)	Price Each 1	50	100
994-VER2923-332KL	VER2923-332KL	3.3	26	2.6	97			
994-VER2923-472KL	VER2923-472KL	4.7	26	2.6	72			
994-VER2923-682KL	VER2923-682KL	6.8	26	2.6	50			
994-VER2923-103KL	VER2923-103KL	10	26	2.6	30			
994-VER2923-153KL	VER2923-153KL	15	26	2.6	20.5			
994-VER2923-223KL	VER2923-223KL	22	26	2.6	12.2			
994-VER2923-333KL	VER2923-333KL	33	26	2.6	7.5			

MLC12/MLC15 FAMILY - SMD SHIELDED POWDERED IRON FIXED POWER INDUCTORS



Common Specifications:
- Test Frequency: 100kHz
- Tolerance: 20%

MLC1240 Series

- Operating Temperature Range: -40°C to +85°C
- Dimensions (LxWxH): 11.2mm x 10.5mm x 4.1mm

For quantities greater than listed, call for quote.

MOUSER STOCK NO.	Coilcraft Part No.	Inductance (µH)	Max. DC Current (A)	Max. DCR (mΩ)	SRF (MHz)	Price Each 1	50	100
994-MLC1240-451MLB	MLC1240-451MLB	0.45	19.8	1.91	198			
994-MLC1240-901MLB	MLC1240-901MLB	0.9	16.3	2.83	108			

MLC12/MLC15 FAMILY - SMD SHIELDED POWDERED IRON FIXED POWER INDUCTORS (CONT.)



Common Specifications:
- Test Frequency: 100kHz
- Tolerance: 20%

MLC1245 Series

- Operating Temperature Range: -40°C to +85°C
- Dimensions (LxWxH): 152MLB - 11.2mm x 10.5mm x 4.6mm
  402MLB - 11.2mm x 10.5mm x 4.8mm

For quantities greater than listed, call for quote.

MOUSER STOCK NO.	Coilcraft Part No.	Inductance (µH)	Max. DC Current (A)	Max. DCR (mΩ)	SRF (MHz)	Price Each 1	50	100
994-MLC1245-152MLB	MLC1245-152MLB	1.5	14.2	4.49	79			
994-MLC1245-402MLB	MLC1245-402MLB	4	9.86	9	46			

MLC1250 Series

- Operating Temperature Range: -40°C to +85°C
- Dimensions (LxWxH): 801MLB - 11.2mm x 10.5mm x 5.1mm
  132MLB - 11.2mm x 10.5mm x 5.3mm

For quantities greater than listed, call for quote.

MOUSER STOCK NO.	Coilcraft Part No.	Inductance (µH)	Max. DC Current (A)	Max. DCR (mΩ)	SRF (MHz)	Price Each 1	50	100
994-MLC1250-801MLB	MLC1250-801MLB	0.8	17.3	2.59	151			
994-MLC1250-132MLB	MLC1250-132MLB	1.3	16.5	2.62	76			

MLC1255 Series

- Operating Temperature Range: -40°C to +85°C
- Dimensions (LxWxH): 11.4mm x 10.5mm x 5.6mm

For quantities greater than listed, call for quote.

MOUSER STOCK NO.	Coilcraft Part No.	Inductance (µH)	Max. DC Current (A)	Max. DCR (mΩ)	SRF (MHz)	Price Each 1	50	100
994-MLC1255-421MLB	MLC1255-421MLB	0.42	24.1	1.03	219			
994-MLC1255-122MLB	MLC1255-122MLB	1.2	17.5	2.62	85			

MLC1260 Series

- Operating Temperature Range: -40°C to +85°C
- Dimensions (LxWxH): 11.4mm x 10.5mm x 6.1mm

For quantities greater than listed, call for quote.

MOUSER STOCK NO.	Coilcraft Part No.	Inductance (µH)	Max. DC Current (A)	Max. DCR (mΩ)	SRF (MHz)	Price Each 1	50	100
994-MLC1260-401MLB	MLC1260-401MLB	0.4	21.9	1.03	228			
994-MLC1260-122MLB	MLC1260-122MLB	1.2	17.6	2.62	93			
994-MLC1260-172MLB	MLC1260-172MLB	1.75	15.3	3.13	72			

MLC1265 Series

- Operating Temperature Range: -40°C to +85°C
- Dimensions (LxWxH): 11.4mm x 10.5mm x 6.5mm

For quantities greater than listed, call for quote.

MOUSER STOCK NO.	Coilcraft Part No.	Inductance (µH)	Max. DC Current (A)	Max. DCR (mΩ)	SRF (MHz)	Price Each 1	50	100
994-MLC1265-361MLB	MLC1265-361MLB	0.36	22.7	1.03	234			
994-MLC1265-701MLB	MLC1265-701MLB	0.7	21	1.37	134			

MLC1538 Series

- Operating Temperature Range: -40°C to +85°C
- Dimensions (LxWxH): 13.8mm x 13.2mm x 3.9mm

For quantities greater than listed, call for quote.

MOUSER STOCK NO.	Coilcraft Part No.	Inductance (µH)	Max. DC Current (A)	Max. DCR (mΩ)	SRF (MHz)	Price Each 1	50	100
994-MLC1538-102MLB	MLC1538-102MLB	1	16.7	3.81	81			
994-MLC1538-152MLB	MLC1538-152MLB	1.5	14.6	4.8	50			

MLC1550 Series

- Operating Temperature Range: -40°C to +85°C
- Dimensions (LxWxH): 13.8mm x 13.2mm x 5.2mm

For quantities greater than listed, call for quote.

MOUSER STOCK NO.	Coilcraft Part No.	Inductance (µH)	Max. DC Current (A)	Max. DCR (mΩ)	SRF (MHz)	Price Each 1	50	100
994-MLC1550-102MLB	MLC1550-102MLB	1	19.7	1.9	76			
994-MLC1550-252MLB	MLC1550-252MLB	2.5	15.8	3.74	45			
994-MLC1550-452MLB	MLC1550-452MLB	4.5	11.7	7.85	36			

MLC1555 Series

- Operating Temperature Range: -40°C to +85°C
- Dimensions (LxWxH): 13.8mm x 13.2mm x 5.6mm

For quantities greater than listed, call for quote.

MOUSER STOCK NO.	Coilcraft Part No.	Inductance (µH)	Max. DC Current (A)	Max. DCR (mΩ)	SRF (MHz)	Price Each 1	50	100
994-MLC1555-551MLB	MLC1555-551MLB	0.55	22.3	1.48	165			
994-MLC1555-302MLB	MLC1555-302MLB	3	15.6	4.47	42			

MLC1560 Series

- Operating Temperature Range: -40°C to +85°C
- Dimensions (LxWxH): 13.8mm x 13.2mm x 6mm

For quantities greater than listed, call for quote.

MOUSER STOCK NO.	Coilcraft Part No.	Inductance (µH)	Max. DC Current (A)	Max. DCR (mΩ)	SRF (MHz)	Price Each 1	50	100
994-MLC1560-901MLB	MLC1560-901MLB	0.9	20.6	1.9	101			

MLC1565 Series

- Operating Temperature Range: -40°C to +85°C
- Dimensions (LxWxH): 14mm x 13.2mm x 6.5mm

For quantities greater than listed, call for quote.

MOUSER STOCK NO.	Coilcraft Part No.	Inductance (µH)	Max. DC Current (A)	Max. DCR (mΩ)	SRF (MHz)	Price Each 1	50	100
994-MLC1565-451MLB	MLC1565-451MLB	0.45	25.6	0.951	158			
994-MLC1565-501MLB	MLC1565-501MLB	0.5	26.9	0.951	132			
994-MLC1565-801MLB	MLC1565-801MLB	0.8	24.6	1.32	93			
994-MLC1565-142MLB	MLC1565-142MLB	1.4	19.9	2.42	77			
994-MLC1565-202MLB	MLC1565-202MLB	2	16.3	3.56	64			
994-MLC1565-282MLB	MLC1565-282MLB	2.8	15.2	4.51	44			
994-MLC1565-372MLB	MLC1565-372MLB	3.7	16.58	3.4	47			
994-MLC1565-472MLB	MLC1565-472MLB	4.7	15.57	4.4	39			
994-MLC1565-602MLB	MLC1565-602MLB	6	13.62	6.05	34			
994-MLC1565-732MLB	MLC1565-732MLB	7.3	12.01	7.92	29			
994-MLC1565-922MLB	MLC1565-922MLB	9.2	10.18	10.6	25			
994-MLC1565-113MLB	MLC1565-113MLB	11.3	9.46	11.6	21			
994-MLC1565-133MLB	MLC1565-133MLB	13	8.65	13.75	19			
994-MLC1565-153MLB	MLC1565-153MLB	15.4	7.75	18	17			

MLC1770 Series - High Temperature

- Operating Temperature Range: -40°C to +125°C
- Dimensions (LxWxH): 16.8mm x 16.3mm x 7mm

For quantities greater than listed, call for quote.

MOUSER STOCK NO.	Coilcraft Part No.	Inductance (µH)	Max. DC Current (A)	Max. DCR (mΩ)	SRF (MHz)	Price Each 1	50	100
994-MLC1770-801MEB	MLC1770-801MEB	0.8	28.92	1.3	514			
994-MLC1770-142MEB	MLC1770-142MEB	1.4	24.06	2	591			
994-MLC1770-202MEB	MLC1770-202MEB	2	19.12	3	557			
994-MLC1770-282MEB	MLC1770-282MEB	2.8	15.8	4	586			

© Copyright 2014 Mouser Electronics
© Copyright 2014 Mouser Electronics

COILCRAFT Ferrite Core Inductors

RoHS Compliant This page of product is RoHS compliant.

SPT FAMILY - SMD SHIELDED POWDERED IRON CORE FIXED POWER INDUCTORS



Common Specifications:
- Test Frequency: 100kHz
- Tolerance: 20%
- Operating Temperature Range: -40°C to +85°C

SPT20L Series

- Dimensions (LxWxH): 8.64mm x 8.64mm x 7mm

For quantities greater than listed, call for quote.

MOUSER STOCK NO.	Coilcraft Part No.	Inductance (µH)	Max. DC Current (A)	Max. DCR (mΩ)	SRF (MHz)	Price Each 1	50	100
994-SPT20L-112MLB	SPT20L-112MLB	1.1	6.1	16	360			
994-SPT20L-702MLB	SPT20L-702MLB	7	2.2	95	70			
994-SPT20L-233MLB	SPT20L-233MLB	23	1	320	21			

SPT30L Series

- Dimensions (LxWxH): 11.18mm x 11.05mm x 9.5mm

For quantities greater than listed, call for quote.

994-SPT30L-522MLB	SPT30L-522MLB	5.2	5.7	24.2	60			
994-SPT30L-123MLB	SPT30L-123MLB	12	3.3	54.7	33			
994-SPT30L-353MLB	SPT30L-353MLB	35	1.6	166	12			
994-SPT30L-174MLB	SPT30L-174MLB	170	0.68	640	3			

SPT38L Series

- Dimensions (LxWxH): 14.35mm x 14.22mm x 9.5mm

For quantities greater than listed, call for quote.

994-SPT38L-382MLB	SPT38L-382MLB	3.8	8.5	9.3	133			
994-SPT38L-752MLB	SPT38L-752MLB	7.5	6.5	22.8	73			
994-SPT38L-223MLB	SPT38L-223MLB	22	3.7	63	34			
994-SPT38L-733MLB	SPT38L-733MLB	73	1.5	290	5			
994-SPT38L-294MLB	SPT38L-294MLB	290	1	657	2			
994-SPT38L-674MLB	SPT38L-674MLB	670	0.6	1200	1			

SPT44L Series

- Dimensions (LxWxH): 15.62mm x 14.99mm x 10.5mm

For quantities greater than listed, call for quote.

994-SPT44L-792MLB	SPT44L-792MLB	7.9	7.5	16.2	49			
994-SPT44L-143MLB	SPT44L-143MLB	14	5.7	23.6	20			
994-SPT44L-413MLB	SPT44L-413MLB	41	3.1	85	10			
994-SPT44L-115MLB	SPT44L-115MLB	1100	0.5	1908	0.73			

SPT44H Series

- Dimensions (LxWxH): 16.89mm x 16.89mm x 10.5mm

For quantities greater than listed, call for quote.

994-SPT44H-282MLB	SPT44H-282MLB	2.8	13.6	4.6	136			
994-SPT44H-422MLB	SPT44H-422MLB	4.2	11.8	6.6	72			

SPT50L Series

- Dimensions (LxWxH): 17.78mm x 17.02mm x 10.5mm

For quantities greater than listed, call for quote.

994-SPT50L-163MLB	SPT50L-163MLB	16	7.1	19.7	19			
994-SPT50L-263MLB	SPT50L-263MLB	26	6	32	9			
994-SPT50L-733MLB	SPT50L-733MLB	73	3.5	133	14			
994-SPT50L-564MLB	SPT50L-564MLB	560	0.9	550	1			
994-SPT50L-205MLB	SPT50L-205MLB	2000	0.7	1932	0.4			

SPT50H Series

- Dimensions (LxWxH): 18.8mm x 18.8mm x 10.5mm

For quantities greater than listed, call for quote.

994-SPT50H-652MLB	SPT50H-652MLB	6.5	11.7	7.2	46			
994-SPT50H-842MLB	SPT50H-842MLB	8.4	9.8	8.5	23			

SPT68H Series

- Dimensions (LxWxH): 23.88mm x 23.88mm x 10.5mm

For quantities greater than listed, call for quote.

994-SPT68H-113MLB	SPT68H-113MLB	11	11.2	8.2	20			
994-SPT68H-183MLB	SPT68H-183MLB	18	9.2	12.5	9			

PFL FAMILY - SMD SHIELDED COMPOSITE CORE FIXED POWER INDUCTORS



Common Specifications:
- Tolerance: 20%
- Operating Temperature Range: -40°C to +85°C

PFL1005 Series

- Test Frequency: 7.9MHz
- Dimensions (LxWxH): 1.14mm x 0.635mm x 0.71mm

For quantities greater than listed, call for quote.

MOUSER STOCK NO.	Coilcraft Part No.	Inductance (µH)	Max. DC Current (A)	Max. DCR (Ω)	SRF (MHz)	Price Each 1	50	100
994-PFL1005-36NMRU	PFL1005-36NMRU	0.036	2	0.042	2280			
994-PFL1005-60NMRU	PFL1005-60NMRU	0.6	1.6	0.05	2100			
994-PFL1005-101MRU	PFL1005-101MRU	0.1	1.5	0.075	1610			
994-PFL1005-181MRU	PFL1005-181MRU	0.18	1.2	0.21	1150			
994-PFL1005-271MRU	PFL1005-271MRU	0.27	0.91	0.24	920			
994-PFL1005-391MRU	PFL1005-391MRU	0.39	0.57	0.49	820			
994-PFL1005-561MRU	PFL1005-561MRU	0.56	0.53	0.52	640			
994-PFL1005-721MRU	PFL1005-721MRU	0.72	0.49	0.66	590			
994-PFL1005-102MRU	PFL1005-102MRU	1	0.4	1.05	450			

PFL1609 Series

- Test Frequency: 7.9MHz
- Dimensions (LxWxH): 1.8mm x 1.07mm x 0.95mm

For quantities greater than listed, call for quote.

994-PFL1609-471MEU	PFL1609-471MEU	0.47	1.3	0.1	650			
994-PFL1609-561MEU	PFL1609-561MEU	0.56	1.4	0.13	600			
994-PFL1609-681MEU	PFL1609-681MEU	0.68	1.4	0.17	520			
994-PFL1609-102MEU	PFL1609-102MEU	1	0.85	0.23	445			
994-PFL1609-222MEU	PFL1609-222MEU	2.2	0.63	0.47	130			
994-PFL1609-472MEU	PFL1609-472MEU	4.7	0.5	0.7	60			

PFL2010 Series

- Test Frequency: 7.9MHz
- Dimensions (LxWxH): 2.2mm x 1.45mm x 1mm

For quantities greater than listed, call for quote.

994-PFL2010-471MEB	PFL2010-471MEB	0.47	1.9	0.069	630			
994-PFL2010-681MEB	PFL2010-681MEB	0.68	1.6	0.087	560			
994-PFL2010-102MEB	PFL2010-102MEB	1	0.86	0.208	347			
994-PFL2010-222MEB	PFL2010-222MEB	2.2	0.66	0.465	129			
994-PFL2010-472MEB	PFL2010-472MEB	4.7	0.56	0.68	66			

PFL FAMILY - SMD SHIELDED COMPOSITE CORE FIXED POWER INDUCTORS (CONT.)



Common Specifications:
- Tolerance: 20%
- Operating Temperature Range: -40°C to +85°C

PFL2015 Series

- Test Frequency: 7.9MHz
- Dimensions (LxWxH): 2.2mm x 1.45mm x 1.5mm

For quantities greater than listed, call for quote.

MOUSER STOCK NO.	Coilcraft Part No.	Inductance (µH)	Max. DC Current (A)	Max. DCR (Ω)	SRF (MHz)	Price Each 1	50	100
994-PFL2015-561MEB	PFL2015-561MEB	0.56	1.8	0.07	600			
994-PFL2015-681MEB	PFL2015-681MEB	0.68	1.5	0.75	460			
994-PFL2015-102MEB	PFL2015-102MEB	1	1.2	0.13	450			
994-PFL2015-222MEB	PFL2015-222MEB	2.2	1	0.21	100			
994-PFL2015-472MEB	PFL2015-472MEB	4.7	0.77	0.34	50			
994-PFL2015-682MEB	PFL2015-682MEB	6.8	0.68	0.4	40			

PFL2510 Series

- Test Frequency: 7.9MHz
- Dimensions (LxWxH): 2.79mm x 2.286mm x 1.02mm

For quantities greater than listed, call for quote.

994-PFL2510-151MEB	PFL2510-151MEB	0.15	2.9	0.036	970			
994-PFL2510-221MEB	PFL2510-221MEB	0.22	2.5	0.047	815			
994-PFL2510-681MEB	PFL2510-681MEB	0.68	1.8	0.07	500			
994-PFL2510-102MEB	PFL2510-102MEB	1	1.9	0.083	375			
994-PFL2510-222MEB	PFL2510-222MEB	2.2	1.1	0.24	310			
994-PFL2510-332MEB	PFL2510-332MEB	3.3	0.71	0.59	245			
994-PFL2510-472MEB	PFL2510-472MEB	4.7	0.58	0.9	175			

PFL2512 Series

- Test Frequency: 7.9MHz
- Dimensions (LxWxH): 2.79mm x 2.286mm x 1.22mm

For quantities greater than listed, call for quote.

994-PFL2512-681MEB	PFL2512-681MEB	0.68	2.2	0.08	550			
994-PFL2512-102MEB	PFL2512-102MEB	1	1.7	0.092	375			
994-PFL2512-152MEB	PFL2512-152MEB	1.5	1.2	0.185	300			
994-PFL2512-222MEB	PFL2512-222MEB	2.2	1	0.27	225			
994-PFL2512-332MEB	PFL2512-332MEB	3.3	0.78	0.54	200			
994-PFL2512-472MEB	PFL2512-472MEB	4.7	0.57	0.85	185			

PFL3215 Series

- Test Frequency: 7.9MHz
- Dimensions (LxWxH): 3.2mm x 2.286mm x 1.5mm

For quantities greater than listed, call for quote.

994-PFL3215-681MEB	PFL3215-681MEB	0.68	2.1	0.033	450			
994-PFL3215-102MEB	PFL3215-102MEB	1	1.9	0.038	375			
994-PFL3215-222MEB	PFL3215-222MEB	2.2	1.4	0.13	250			
994-PFL3215-332MEB	PFL3215-332MEB	3.3	1.1	0.195	190			
994-PFL3215-472MEB	PFL3215-472MEB	4.7	0.72	0.372	170			
994-PFL3215-682MEB	PFL3215-682MEB	6.8	0.5	0.72	155			
994-PFL3215-103MEB	PFL3215-103MEB	10	0.39	1.34	125			
994-PFL3215-333MEB	PFL3215-333MEB	33	0.36	1.92	13.5			

PFL4514 Series

- Test Frequency: 100MHz
- Dimensions (LxWxH): 4.9mm x 3.4mm x 1.4mm

For quantities greater than listed, call for quote.

994-PFL4514-102MEB	PFL4514-102MEB	1	2	0.08	300			
994-PFL4514-222MEB	PFL4514-222MEB	2.2	1.5	0.115	240			
994-PFL4514-223MEB	PFL4514-223MEB	22	0.41	2.33	75			
994-PFL4514-472MEB	PFL4514-472MEB	4.7	1.2	0.22	180			
994-PFL4514-682MEB	PFL4514-682MEB	6.8	1.2	0.4	170			
994-PFL4514-103MEB	PFL4514-103MEB	10	0.67	0.68	140			
994-PFL4514-153MEB	PFL4514-153MEB	15	0.58	1.14	110			

PFL4517 Series

- Test Frequency: 100MHz
- Dimensions (LxWxH): 4.9mm x 3.4mm x 1.7mm

For quantities greater than listed, call for quote.

994-PFL4517-681MEB	PFL4517-681MEB	0.68	2.7	0.05	375			
994-PFL4517-102MEB	PFL4517-102MEB	1	2.3	0.06	300			
994-PFL4517-222MEB	PFL4517-222MEB	2.2	2	0.095	235			
994-PFL4517-332MEB	PFL4517-332MEB	3.3	1.4	0.18	205			
994-PFL4517-472MEB	PFL4517-472MEB	4.7	1.1	0.25	185			
994-PFL4517-562MEB	PFL4517-562MEB	5.6	1.1	0.29	170			
994-PFL4517-822MEB	PFL4517-822MEB	8.2	0.89	0.46	150			
994-PFL4517-103MEB	PFL4517-103MEB	10	0.83	0.7	97			

XAL FAMILY - SMD SHIELDED COMPOSITE CORE FIXED POWER INDUCTORS



Common Specifications:
- Test Frequency: 100kHz
- Tolerance: 20%

XAL4020 Series

- Operating Temperature Range: -40°C to +125°C
- Dimensions (LxWxH): 4.3mm x 4.3mm x 2.1mm

For quantities greater than listed, call for quote.

MOUSER STOCK NO.	Coilcraft Part No.	Inductance (µH)	Max. DC Current (A)	Max. DCR (mΩ)	SRF (MHz)	Price Each 1	50	100
994-XAL4020-221MEB	XAL4020-221MEB	0.22	16.8	6.4	191			
994-XAL4020-401MEB	XAL4020-401MEB	0.4	14	8.3	145			
994-XAL4020-601MEB	XAL4020-601MEB	0.6	11.7	10.45	106			
994-XAL4020-102MEB	XAL4020-102MEB	1	9.6	14.6	79			
994-XAL4020-152MEB	XAL4020-152MEB	1.5	7.5	23.6	64			
994-XAL4020-222MEB	XAL4020-222MEB	2.2	5.5	38.7	52			

XAL4030 Series

- Operating Temperature Range: -40°C to +125°C
- Dimensions (LxWxH): 4.3mm x 4.3mm x 3.1mm

For quantities greater than listed, call for quote.

994-XAL4030-332MEB	XAL4030-332MEB	3.3	6.6	28.6	43			
994-XAL4030-472MEB	XAL4030-472MEB	4.7	5.1	44.1	36			
994-XAL4030-682MEB	XAL4030-682MEB	6.8	3.9	74.1	29			

XAL4040 Series

- Operating Temperature Range: -40°C to +125°C
- Dimensions (LxWxH): 4.3mm x 4.3mm x 4.1mm

For quantities greater than listed, call for quote.

994-XAL4040-822MEB	XAL4040-822MEB	8.2	3.4	66.9	27			
994-XAL4040-103MEB	XAL4040-103MEB	10	3.1	92.4	24			

© Copyright 2014 Mouser Electronics

© Copyright 2014 Mouser Electronics

COILCRAFT Ferrite Core Inductors

XAL FAMILY - SMD SHIELDED COMPOSITE CORE FIXED POWER INDUCTORS (CONT.)

Common Specifications:

- Test Frequency: 100kHz
- Tolerance: 20%

XAL4040 Series (Cont.)

- Operating Temperature Range: -40°C to +125°C
- Dimensions (LxWxH): 4.3mm x 4.3mm x 4.1mm

For quantities greater than listed, call for quote.

MOUSER STOCK NO.	Coilcraft Part No.	Induc-tance (µH)	Max. DC Current (A)	Max. DCR (mΩ)	SRF (MHz)	Price Each 1	50	100
994-XAL4040-153MEB	XAL4040-153MEB	15	2.8	120	20			

XAL5020 Series

- Operating Temperature Range: -40°C to +125°C
- Dimensions (LxWxH): 5.48mm x 5.28mm x 2mm

For quantities greater than listed, call for quote.

MOUSER STOCK NO.	Coilcraft Part No.	Induc-tance (µH)	Max. DC Current (A)	Max. DCR (mΩ)	SRF (MHz)	Price Each 1	50	100
994-XAL5020-161MEB	XAL5020-161MEB	0.16	18.8	5	205			
994-XAL5020-331MEB	XAL5020-331MEB	0.33	14.4	7.68	110			
994-XAL5020-561MEB	XAL5020-561MEB	0.56	13.9	9.54	80			
994-XAL5020-801MEB	XAL5020-801MEB	0.80	13	11.8	64			
994-XAL5020-122MEB	XAL5020-122MEB	1.2	9.4	20.5	50			
994-XAL5020-222MEB	XAL5020-222MEB	2.2	6.5	39.8	37			

XAL5030 Series

- Operating Temperature Range: -40°C to +125°C
- Dimensions (LxWxH): 5.68mm x 5.68mm x 3.1mm

For quantities greater than listed, call for quote.

MOUSER STOCK NO.	Coilcraft Part No.	Induc-tance (µH)	Max. DC Current (A)	Max. DCR (mΩ)	SRF (MHz)	Price Each 1	50	100
994-XAL5030-161MEB	XAL5030-161MEB	0.16	22.2	2.36	183			
994-XAL5030-331MEB	XAL5030-331MEB	0.33	19.2	3.52	108			
994-XAL5030-601MEB	XAL5030-601MEB	0.6	17.7	4.52	75			
994-XAL5030-801MEB	XAL5030-801MEB	0.8	13	5.65	63			
994-XAL5030-122MEB	XAL5030-122MEB	1.2	11.1	9.4	61			
994-XAL5030-222MEB	XAL5030-222MEB	2.2	9.2	14.5	38			
994-XAL5030-332MEB	XAL5030-332MEB	3.3	8.1	23.3	28			
994-XAL5030-472MEB	XAL5030-472MEB	4.7	5.9	36	23			

XAL5050 Series

- Operating Temperature Range: -40°C to +125°C
- Dimensions (LxWxH): 5.68mm x 5.48mm x 5.1mm

For quantities greater than listed, call for quote.

MOUSER STOCK NO.	Coilcraft Part No.	Induc-tance (µH)	Max. DC Current (A)	Max. DCR (mΩ)	SRF (MHz)	Price Each 1	50	100
994-XAL5050-562MEB	XAL5050-562MEB	5.6	7.2	25.8	25			
994-XAL5050-682MEB	XAL5050-682MEB	6.8	6.4	29.45	21			
994-XAL5050-822MEB	XAL5050-822MEB	8.2	6.1	34.95	18			
994-XAL5050-103MEB	XAL5050-103MEB	10	4.9	45	15			
994-XAL5050-153MEB	XAL5050-153MEB	15	3.9	76.7	13			
994-XAL5050-223MEB	XAL5050-223MEB	22	3.4	99.65	11			

XAL6030 Series

- Operating Temperature Range: -40°C to +125°C
- Dimensions (LxWxH): 6.76mm x 6.56mm x 3.1mm

For quantities greater than listed, call for quote.

MOUSER STOCK NO.	Coilcraft Part No.	Induc-tance (µH)	Max. DC Current (A)	Max. DCR (mΩ)	SRF (MHz)	Price Each 1	50	100
994-XAL6030-181MEB	XAL6030-181MEB	0.18	32	1.75	141			
994-XAL6030-331MEB	XAL6030-331MEB	0.33	25	2.53	89			
994-XAL6030-561MEB	XAL6030-561MEB	0.56	22	3.31	61			
994-XAL6030-102MEB	XAL6030-102MEB	1	18	6.18	50			
994-XAL6030-122MEB	XAL6030-122MEB	1.2	16	7.5	43			
994-XAL6030-182MEB	XAL6030-182MEB	1.8	14	10.52	34			
994-XAL6030-222MEB	XAL6030-222MEB	2.2	10	13.97	30			
994-XAL6030-332MEB	XAL6030-332MEB	3.3	8	20.81	26			

XAL6060 Series

- Operating Temperature Range: -40°C to +125°C
- Dimensions (LxWxH): 6.76mm x 6.56mm x 6.1mm

For quantities greater than listed, call for quote.

MOUSER STOCK NO.	Coilcraft Part No.	Induc-tance (µH)	Max. DC Current (A)	Max. DCR (mΩ)	SRF (MHz)	Price Each 1	50	100
994-XAL6060-472MEB	XAL6060-472MEB	4.7	11	14.4	21			
994-XAL6060-562MEB	XAL6060-562MEB	5.6	10	15.9	20			
994-XAL6060-682MEB	XAL6060-682MEB	6.8	9	20.8	18			
994-XAL6060-822MEB	XAL6060-822MEB	8.2	8	26.4	16			
994-XAL6060-103MEB	XAL6060-103MEB	10	7	29.82	14			
994-XAL6060-153MEB	XAL6060-153MEB	15	6	43.75	11			
994-XAL6060-223MEB	XAL6060-223MEB	22	5	60.63	9			

XAL7020 Series

- Operating Temperature Range: -40°C to +125°C
- Dimensions (LxWxH): 8mm x 8mm x 2mm

For quantities greater than listed, call for quote.

MOUSER STOCK NO.	Coilcraft Part No.	Induc-tance (µH)	Max. DC Current (A)	Max. DCR (mΩ)	SRF (MHz)	Price Each 1	50	100
994-XAL7020-151MEB	XAL7020-151MEB	0.15	24	2.5	161			
994-XAL7020-271MEB	XAL7020-271MEB	0.27	21	3.8	112			
994-XAL7020-331MEB	XAL7020-331MEB	0.33	20	5.2	88			
994-XAL7020-471MEB	XAL7020-471MEB	0.47	17	6.4	72			
994-XAL7020-681MEB	XAL7020-681MEB	0.68	13	9.5	54			
994-XAL7020-102MEB	XAL7020-102MEB	1	11	10.8	46			
994-XAL7020-122MEB	XAL7020-122MEB	1.2	10	12.8	42			
994-XAL7020-152MEB	XAL7020-152MEB	1.5	9	18.6	37			
994-XAL7020-222MEB	XAL7020-222MEB	2.2	7	27.5	29			

XAL7030 Series

- Operating Temperature Range: -40°C to +125°C
- Dimensions (LxWxH): 8mm x 8mm x 3.1mm

For quantities greater than listed, call for quote.

MOUSER STOCK NO.	Coilcraft Part No.	Induc-tance (µH)	Max. DC Current (A)	Max. DCR (mΩ)	SRF (MHz)	Price Each 1	50	100
994-XAL7030-161MEB	XAL7030-161MEB	0.16	32.5	1.25	158			
994-XAL7030-301MEB	XAL7030-301MEB	0.3	27.6	1.92	101			
994-XAL7030-601MEB	XAL7030-601MEB	0.6	23	3.3	72			
994-XAL7030-102MEB	XAL7030-102MEB	1	21.8	5	63			
994-XAL7030-152MEB	XAL7030-152MEB	1.5	15	8.36	51			
994-XAL7030-222MEB	XAL7030-222MEB	2.2	12.9	15.07	40			
994-XAL7030-272MEB	XAL7030-272MEB	2.7	11.4	17.3	36			
994-XAL7030-332MEB	XAL7030-332MEB	3.3	10	21.45	29			
994-XAL7030-472MEB	XAL7030-472MEB	4.7	9	27.72	21			

XAL7070 Series (Cont.)

- Operating Temperature Range: -40°C to +125°C
- Dimensions (LxWxH): 8mm x 7.7mm x 7mm

For quantities greater than listed, call for quote.

MOUSER STOCK NO.	Coilcraft Part No.	Induc-tance (µH)	Max. DC Current (A)	Max. DCR (Ω)	SRF (MHz)	Price Each 1	50	100
994-XAL7030-562MEB	XAL7030-562MEB	5.6	7.3	33.3	17			
994-XAL7030-682MEB	XAL7030-682MEB	6.8	6.8	42.57	15			
994-XAL7030-822MEB	XAL7030-822MEB	8.2	5.9	48.73	13			
994-XAL7030-103MEB	XAL7030-103MEB	10	5.3	62.7	12			
994-XAL7070-161MEB	XAL7070-161MEB	0.16	36.1	0.83	207			
994-XAL7070-301MEB	XAL7070-301MEB	0.3	33.4	1.17	135			
994-XAL7070-551MEB	XAL7070-551MEB	0.55	29	1.56	89			
994-XAL7070-651MEB	XAL7070-651MEB	0.65	26.5	1.93	74			
994-XAL7070-801MEB	XAL7070-801MEB	0.8	25.8	2.29	67			
994-XAL7070-102MEB	XAL7070-102MEB	1	25	2.81	64			
994-XAL7070-122MEB	XAL7070-122MEB	1.2	21.6	3.41	43			
994-XAL7070-182MEB	XAL7070-182MEB	1.8	21	4.46	43			
994-XAL7070-222MEB	XAL7070-222MEB	2.2	17.8	6.33	35			
994-XAL7070-332MEB	XAL7070-332MEB	3.3	15.1	9.42	32			
994-XAL7070-472MEB	XAL7070-472MEB	4.7	13.6	14.26	26			
994-XAL7070-562MEB	XAL7070-562MEB	5.6	11.4	15.03	21			
994-XAL7070-682MEB	XAL7070-682MEB	6.8	9.2	19.62	20			

XAL8080 Series

- Operating Temperature Range: -40°C to +125°C
- Dimensions (LxWxH): 8.8mm x 8.3mm x 8mm

For quantities greater than listed, call for quote.

MOUSER STOCK NO.	Coilcraft Part No.	Induc-tance (µH)	Max. DC Current (A)	Max. DCR (Ω)	SRF (MHz)	Price Each 1	50	100
994-XAL8080-102MEB	XAL8080-102MEB	1	34.1	2.33	49.22			
994-XAL8080-222MEB	XAL8080-222MEB	2.2	21.5	4.49	36.73			
994-XAL8080-472MEB	XAL8080-472MEB	4.7	14.6	9.77	24.14			
994-XAL8080-682MEB	XAL8080-682MEB	6.2	11.3	14.5	20.64			
994-XAL8080-103MEB	XAL8080-103MEB	10	8.7	23.1	15.6			

XAL1060 Series

- Operating Temperature Range: -40°C to +125°C
- Dimensions (LxWxH): 11.3mm x 10mm x 6mm

For quantities greater than listed, call for quote.

MOUSER STOCK NO.	Coilcraft Part No.	Induc-tance (µH)	Max. DC Current (A)	Max. DCR (Ω)	SRF (MHz)	Price Each 1	50	100
994-XAL1060-222MEB	XAL1060-222MEB	2.2	20	4.95	25			
994-XAL1060-332MEB	XAL1060-332MEB	3.3	16.8	7.92	19			

XAL1010 Series

- Operating Temperature Range: -40°C to +125°C
- Dimensions (LxWxH): 11.8mm x 10.5mm x 10mm

For quantities greater than listed, call for quote.

MOUSER STOCK NO.	Coilcraft Part No.	Induc-tance (µH)	Max. DC Current (A)	Max. DCR (Ω)	SRF (MHz)	Price Each 1	50	100
994-XAL1010-221MEB	XAL1010-221MEB	0.22	55.5	0.5	115			
994-XAL1010-451MEB	XAL1010-451MEB	0.45	53	0.72	66			
994-XAL1010-681MEB	XAL1010-681MEB	0.68	48	0.96	53			
994-XAL1010-102MEB	XAL1010-102MEB	1	43.5	1.1	42			
994-XAL1010-152MEB	XAL1010-152MEB	1.5	40.5	1.76	33			
994-XAL1010-222MEB	XAL1010-222MEB	2.2	32	2.8	22			
994-XAL1010-332MEB	XAL1010-332MEB	3.3	25	4.1	21			
994-XAL1010-472MEB	XAL1010-472MEB	4.7	24	5.7	19			
994-XAL1010-562MEB	XAL1010-562MEB	5.6	21.2	6.93	16			
994-XAL1010-682MEB	XAL1010-682MEB	6.8	18.5	8.9	14			
994-XAL1010-822MEB	XAL1010-822MEB	8.2	17.1	12.9	12			
994-XAL1010-103MEB	XAL1010-103MEB	10	15.5	14.75	11			
994-XAL1010-153MEB	XAL1010-153MEB	15	13.8	18.6	9			

XAL1030 Series

- Operating Temperature Range: -40°C to +90°C
- Dimensions (LxWxH): 11.8mm x 10.5mm x 3.1mm

For quantities greater than listed, call for quote.

MOUSER STOCK NO.	Coilcraft Part No.	Induc-tance (µH)	Max. DC Current (A)	Max. DCR (Ω)	SRF (MHz)	Price Each 1	50	100
994-XAL1030-161MEB	XAL1030-161MEB	0.16	42	1.21	120			
994-XAL1030-301MEB	XAL1030-301MEB	0.3	35	1.7	78			
994-XAL1030-561MEB	XAL1030-561MEB	0.56	32	2.75	53			
994-XAL1030-102MEB	XAL1030-102MEB	1	23	4.95	41			

XAL1060 Series

- Operating Temperature Range: -40°C to +125°C
- Dimensions (LxWxH): 11.8mm x 10.5mm x 6mm

For quantities greater than listed, call for quote.

MOUSER STOCK NO.	Coilcraft Part No.	Induc-tance (µH)	Max. DC Current (A)	Max. DCR (Ω)	SRF (MHz)	Price Each 1	50	100
994-XAL1060-181MEB	XAL1060-181MEB	0.18	46	0.55	68			
994-XAL1060-401MEB	XAL1060-401MEB	0.4	36.8	0.88	60			
994-XAL1060-681MEB	XAL1060-681MEB	0.68	33.9	1.5	51			
994-XAL1060-122MEB	XAL1060-122MEB	1.2	26.3	2.75	44			
994-XAL1060-152MEB	XAL1060-152MEB	1.5	24.4	3.3	36			
994-XAL1060-472MEB	XAL1060-472MEB	4.7	14	10.72	16			

XAL1580 Series

- Operating Temperature Range: -40°C to +90°C
- Dimensions (LxW): 16.4mm x 15.4mm

For quantities greater than listed, call for quote.

MOUSER STOCK NO.	Coilcraft Part No.	Induc-tance (µH)	Max. DC Current (A)	Max. DCR (mΩ)	SRF (MHz)	Price Each 1	50	100
Height: 7.4mm								
994-XAL1580-612MEB	XAL1580-612MEB	6.1	22.6	6.79	11.7			
Height: 7.5mm								
994-XAL1580-302MEB	XAL1580-302MEB	3	34.4	3.1	16			
994-XAL1580-452MEB	XAL1580-452MEB	4.5	27	4.58	12.5			
994-XAL1580-532MEB	XAL1580-532MEB	5.3	26.5	5.22	11.8			
Height: 7.7mm								
994-XAL1580-182MEB	XAL1580-182MEB	1.8	43.8	1.93	21.3			
994-XAL1580-202MEB	XAL1580-202MEB	2	39.9	2.29	20.1			
Height: 7.8mm								
994-XAL1580-132MEB	XAL1580-132MEB	1.3	46.7	1.38	26.2			
Height: 8mm								
994-XAL1580-401MEB	XAL1580-401MEB	0.4	60	0.7	53			
994-XAL1580-741MEB	XAL1580-741MEB	0.74	59.7	0.86	35.1			
994-XAL1580-102MEB	XAL1580-102MEB	1	57.5	1.12	30			

© Copyright 2014 Mouser Electronics
© Copyright 2014 Mouser Electronics

COILCRAFT Ferrite Core Inductors

RoHS Compliant This page of product is RoHS compliant.

XFL FAMILY - SMD SHIELDED COMPOSITE CORE FIXED POWER INDUCTORS

Common Specifications:
- Test Frequency: 100kHz
- Tolerance: 20%



XFL2005 Series

- Operating Temperature Range: -40°C to +85°C
- Dimensions (LxWxH): 2.2mm x 2.1mm x 0.5mm

For quantities greater than listed, call for quote.

MOUSER STOCK NO.	Coilcraft Part No.	Inductance (µH)	Max. DC Current (A)	Max. DCR (Ω)	SRF (MHz)	Price Each 1	50	100
994-XFL2005-151MEB	XFL2005-151MEB	0.15	1.6	0.098	590			
994-XFL2005-221MEB	XFL2005-221MEB	0.22	1.48	0.128	480			
994-XFL2005-331MEB	XFL2005-331MEB	0.33	1.3	0.166	380			
994-XFL2005-471MEB	XFL2005-471MEB	0.47	1.25	0.204	275			
994-XFL2005-681MEB	XFL2005-681MEB	0.68	1.05	0.247	220			

XFL2006 Series

- Operating Temperature Range: -40°C to +85°C
- Dimensions (LxWxH): 2.2mm x 2.1mm x 0.6mm

For quantities greater than listed, call for quote.

MOUSER STOCK NO.	Coilcraft Part No.	Inductance (µH)	Max. DC Current (A)	Max. DCR (Ω)	SRF (MHz)	Price Each 1	50	100
994-XFL2006-102MEB	XFL2006-102MEB	1	1.22	0.169	170			
994-XFL2006-222MEB	XFL2006-222MEB	2.2	0.95	0.306	110			
994-XFL2006-332MEB	XFL2006-332MEB	3.3	0.72	0.506	88			
994-XFL2006-472MEB	XFL2006-472MEB	4.7	0.66	0.732	68			
994-XFL2006-562MEB	XFL2006-562MEB	5.6	0.6	0.825	61			
994-XFL2006-682MEB	XFL2006-682MEB	6.8	0.52	1.02	57			
994-XFL2006-822MEB	XFL2006-822MEB	8.2	0.49	1.19	51			
994-XFL2006-103MEB	XFL2006-103MEB	10	0.44	1.4	45			
994-XFL2006-153MEB	XFL2006-153MEB	15	0.35	2.22	37			
994-XFL2006-223MEB	XFL2006-223MEB	22	0.305	3.06	30.5			
994-XFL2006-333MEB	XFL2006-333MEB	33	0.205	4.9	24			
994-XFL2006-473MEB	XFL2006-473MEB	47	0.205	6.16	19.5			
994-XFL2006-563MEB	XFL2006-563MEB	56	0.195	7.32	16.5			
994-XFL2006-683MEB	XFL2006-683MEB	68	0.155	9.35	16			
994-XFL2006-823MEB	XFL2006-823MEB	82	0.165	10.18	13.5			
994-XFL2006-104MEB	XFL2006-104MEB	100	0.135	12.25	13			

XFL3010 Series

- Operating Temperature Range: -40°C to +85°C
- Dimensions (LxWxH): 3.2mm x 3.2mm x 1.1mm

For quantities greater than listed, call for quote.

MOUSER STOCK NO.	Coilcraft Part No.	Inductance (µH)	Max. DC Current (A)	Max. DCR (Ω)	SRF (MHz)	Price Each 1	50	100
994-XFL3010-601MEB	XFL3010-601MEB	0.6	2.5	0.033	180			
994-XFL3010-102MEB	XFL3010-102MEB	1	2.3	0.049	128			
994-XFL3010-152MEB	XFL3010-152MEB	1.5	1.9	0.08	97			
994-XFL3010-222MEB	XFL3010-222MEB	2.2	1.3	0.122	78			
994-XFL3010-332MEB	XFL3010-332MEB	3.3	1.2	0.166	64			
994-XFL3010-472MEB	XFL3010-472MEB	4.7	1.1	0.23	57			
994-XFL3010-682MEB	XFL3010-682MEB	6.8	0.95	0.346	42			
994-XFL3010-103MEB	XFL3010-103MEB	10	0.82	0.519	35			
994-XFL3010-153MEB	XFL3010-153MEB	15	0.76	0.56	28.4			
994-XFL3010-223MEB	XFL3010-223MEB	22	0.66	0.818	21.7			
994-XFL3010-333MEB	XFL3010-333MEB	33	0.56	1.2	17.5			
994-XFL3010-393MEB	XFL3010-393MEB	39	0.51	1.4	16.9			
994-XFL3010-473MEB	XFL3010-473MEB	47	0.44	1.93	14.4			
994-XFL3010-563MEB	XFL3010-563MEB	56	0.41	2.16	13.6			
994-XFL3010-683MEB	XFL3010-683MEB	68	0.36	2.6	12.7			
994-XFL3010-823MEB	XFL3010-823MEB	82	0.34	3.1	11.6			
994-XFL3010-104MEB	XFL3010-104MEB	100	0.29	5.5	10.1			
994-XFL3010-224MEB	XFL3010-224MEB	220	0.19	12	6.8			

XFL3012 Series

- Operating Temperature Range: -40°C to +85°C
- Dimensions (LxWxH): 3.2mm x 3.2mm x 1.3mm

For quantities greater than listed, call for quote.

MOUSER STOCK NO.	Coilcraft Part No.	Inductance (µH)	Max. DC Current (A)	Max. DCR (Ω)	SRF (MHz)	Price Each 1	50	100
994-XFL3012-221MEB	XFL3012-221MEB	0.22	3.5	0.019	340			
994-XFL3012-361MEB	XFL3012-361MEB	0.36	3	0.023	210			
994-XFL3012-601MEB	XFL3012-601MEB	0.6	2.8	0.029	167			
994-XFL3012-102MEB	XFL3012-102MEB	1	2.6	0.042	115			
994-XFL3012-152MEB	XFL3012-152MEB	1.5	2.2	0.072	94.4			
994-XFL3012-222MEB	XFL3012-222MEB	2.2	1.9	0.097	73.2			
994-XFL3012-332MEB	XFL3012-332MEB	3.3	1.6	0.127	61.6			
994-XFL3012-472MEB	XFL3012-472MEB	4.7	1.4	0.171	52.6			
994-XFL3012-682MEB	XFL3012-682MEB	6.8	1.3	0.2	39.9			
994-XFL3012-683MEB	XFL3012-683MEB	68	0.42	2.37	10.9			
994-XFL3012-103MEB	XFL3012-103MEB	10	1.2	0.306	34.6			
994-XFL3012-153MEB	XFL3012-153MEB	15	1	0.483	25.8			
994-XFL3012-223MEB	XFL3012-223MEB	22	0.68	0.778	21			
994-XFL3012-333MEB	XFL3012-333MEB	33	0.57	0.896	16.6			
994-XFL3012-393MEB	XFL3012-393MEB	39	0.54	0.985	15.9			
994-XFL3012-473MEB	XFL3012-473MEB	47	0.46	1.32	13.7			
994-XFL3012-563MEB	XFL3012-563MEB	56	0.44	1.52	12.1			
994-XFL3012-823MEB	XFL3012-823MEB	82	0.34	2.44	10.8			
994-XFL3012-104MEB	XFL3012-104MEB	100	0.39	3	9.4			
994-XFL3012-224MEB	XFL3012-224MEB	220	0.23	8	6.1			

XFL FAMILY - SMD SHIELDED COMPOSITE CORE FIXED POWER INDUCTORS (CONT.)

Common Specifications:
- Test Frequency: 100kHz
- Tolerance: 20%



XFL4012 Series

- Operating Temperature Range: -40°C to +125°C
- Dimensions (LxWxH): 4.3mm x 4.3mm x 1.2mm

For quantities greater than listed, call for quote.

MOUSER STOCK NO.	Coilcraft Part No.	Inductance (µH)	Max. DC Current (A)	Max. DCR (mΩ)	SRF (MHz)	Price Each 1	50	100
994-XFL4012-121MEB	XFL4012-121MEB	0.12	13.2	5.88	220			
994-XFL4012-251MEB	XFL4012-251MEB	0.25	11.45	8.4	150			
994-XFL4012-471MEB	XFL4012-471MEB	0.47	8.7	15.48	115			
994-XFL4012-601MEB	XFL4012-601MEB	0.6	7.65	19.14	95			

XFL4015 Series

- Operating Temperature Range: -40°C to +125°C
- Dimensions (LxWxH): 4.3mm x 4.3mm x 1.6mm

For quantities greater than listed, call for quote.

MOUSER STOCK NO.	Coilcraft Part No.	Inductance (µH)	Max. DC Current (A)	Max. DCR (mΩ)	SRF (MHz)	Price Each 1	50	100
994-XFL4015-181MEB	XFL4015-181MEB	0.18	14.5	4.7	150			
994-XFL4015-331MEB	XFL4015-331MEB	0.33	13.2	7.5	112			
994-XFL4015-471MEB	XFL4015-471MEB	0.47	11.2	8.36	89			
994-XFL4015-701MEB	XFL4015-701MEB	0.7	10.1	10.5	70			
994-XFL4015-122MEB	XFL4015-122MEB	1.2	7.1	20.7	61			

XFL4020 Series

- Operating Temperature Range: -40°C to +125°C
- Dimensions (LxWxH): 4.3mm x 4.3mm x 2.1mm

For quantities greater than listed, call for quote.

MOUSER STOCK NO.	Coilcraft Part No.	Inductance (µH)	Max. DC Current (A)	Max. DCR (mΩ)	SRF (MHz)	Price Each 1	50	100
994-XFL4020-102MEB	XFL4020-102MEB	1	11	11.9	64			
994-XFL4020-152MEB	XFL4020-152MEB	1.5	9.1	15.8	59			
994-XFL4020-222MEB	XFL4020-222MEB	2.2	8	23.5	38			
994-XFL4020-332MEB	XFL4020-332MEB	3.3	5.2	38.3	33			
994-XFL4020-472MEB	XFL4020-472MEB	4.7	5	57.4	26			

XFL5015 Series

- Operating Temperature Range: -40°C to +125°C
- Dimensions (LxWxH): 5.48mm x 5.28mm x 1.5mm

For quantities greater than listed, call for quote.

MOUSER STOCK NO.	Coilcraft Part No.	Inductance (µH)	Max. DC Current (A)	Max. DCR (mΩ)	SRF (MHz)	Price Each 1	50	100
994-XFL5015-221MEB	XFL5015-221MEB	0.22	16.2	4.83	155			
994-XFL5015-421MEB	XFL5015-421MEB	0.42	12.7	7.19	92			
994-XFL5015-681MEB	XFL5015-681MEB	0.68	11.3	9.4	70			
994-XFL5015-122MEB	XFL5015-122MEB	1.2	9.2	16.6	51			
994-XFL5015-152MEB	XFL5015-152MEB	1.5	8	20.1	48			
994-XFL5015-222MEB	XFL5015-222MEB	2.2	6.6	33.2	36			

XFL7015 Series

- Operating Temperature Range: -40°C to +125°C
- Dimensions (LxWxH): 7.5mm x 7.5mm x 1.5mm

For quantities greater than listed, call for quote.

MOUSER STOCK NO.	Coilcraft Part No.	Inductance (µH)	Max. DC Current (A)	Max. DCR (mΩ)	SRF (MHz)	Price Each 1	50	100
994-XFL7015-251MEB	XFL7015-251MEB	0.25	20	4.3	80			
994-XFL7015-471MEB	XFL7015-471MEB	0.47	17	6.38	56			
994-XFL7015-681MEB	XFL7015-681MEB	0.68	15	8.47	49			
994-XFL7015-102MEB	XFL7015-102MEB	1	12	13.6	39			
994-XFL7015-152MEB	XFL7015-152MEB	1.5	9.1	16.2	33			
994-XFL7015-222MEB	XFL7015-222MEB	2.2	8.25	24.2	29			

XPL2010 SERIES - SMD SHIELDED COMPOSITE CORE FIXED POWER INDUCTORS



- Test Frequency: 100kHz
- Tolerance: 20%
- Operating Temperature Range: -40°C to +85°C
- Dimensions (LxWxH): 2.2mm x 2.1mm x 1mm

For quantities greater than listed, call for quote.

MOUSER STOCK NO.	Coilcraft Part No.	Inductance (µH)	Max. DC Current (A)	Max. DCR (Ω)	SRF (MHz)	Price Each 1	50	100
994-XPL2010-201MLB	XPL2010-201MLB	0.2	2.8	0.027	408			
994-XPL2010-331MLB	XPL2010-331MLB	0.33	2.6	0.035	309			
994-XPL2010-501MLB	XPL2010-501MLB	0.5	2.3	0.045	218			
994-XPL2010-681MLB	XPL2010-681MLB	0.68	2.1	0.063	152			
994-XPL2010-821MLB	XPL2010-821MLB	0.82	1.7	0.075	132			
994-XPL2010-102MLB	XPL2010-102MLB	1	1.6	0.089	117			
994-XPL2010-152MLB	XPL2010-152MLB	1.5	1.4	0.116	80			
994-XPL2010-222MLB	XPL2010-222MLB	2.2	1.3	0.173	75			
994-XPL2010-332MLB	XPL2010-332MLB	3.3	1.1	0.228	55			
994-XPL2010-472MLB	XPL2010-472MLB	4.7	1	0.37	40			
994-XPL2010-682MLB	XPL2010-682MLB	6.8	0.87	0.463	33			
994-XPL2010-822MLB	XPL2010-822MLB	8.2	0.75	0.503	30			
994-XPL2010-103MLB	XPL2010-103MLB	10	0.66	0.611	28			
994-XPL2010-183MLB	XPL2010-183MLB	18	0.43	1.47	31			
994-XPL2010-223MLB	XPL2010-223MLB	22	0.39	1.89	25			
994-XPL2010-333MLB	XPL2010-333MLB	33	0.31	2.59	20			
994-XPL2010-473MLB	XPL2010-473MLB	47	0.25	3.96	17			
994-XPL2010-563MLB	XPL2010-563MLB	56	0.24	4.48	15			
994-XPL2010-683MLB	XPL2010-683MLB	68	0.2	6.14	13			
994-XPL2010-823MLB	XPL2010-823MLB	82	0.2	6.45	12			
994-XPL2010-104MLB	XPL2010-104MLB	100	0.17	9.27	11			
994-XPL2010-224MLB	XPL2010-224MLB	220	0.116	21.1	7.1			

© Copyright 2014 Mouser Electronics
© Copyright 2014 Mouser Electronics

COILTRONICS® Inductors and Transformers

RoHS Compliant This product is RoHS compliant.

COLD CATHODE FLUORESCENT LAMP INVERTER TRANSFORMERS

Specifications:

- Transformers for use in CCFL power supplies
- Supply output current up to 30 milli-Amps
- Frequency range from 40 to 80KHz
- Deliver output power from 2.5 to 6 Watts
- Ferrite core material
- Operating ambient temperature range: 0°C to +70°C

RoHS Compliant

For quantities greater than listed, call for quote.

MOUSER STOCK NO.	Coiltronics Part No.	Fig.	Pout (Watts)	Lp (µH)	DCRp Ω Max	DCRs Ω Max	TR Ns/Np	Vpri (VDC Max)	Vsec (VDC Max)	Is (A Max)	Price Each 1	10	25	50
704-CTX210659-R	CTX210659-R	A	2.5	19	0.190	285	100	13	1340	0.005				
704-CTX210655-R	CTX210655-R	A	2.5	43	0.220	285	67	20	1340	0.005				
704-CTX110607-R	CTX110607-R	B	6.0	27	0.132	176	86	15	1340	0.011				
704-CTX210607-R	CTX210607-R	C	6.0	27	0.132	176	86	15	1340	0.011				
704-CTX110605-R	CTX110605-R	B	6.0	44	0.160	176	67	20	1340	0.011				
704-CTX210603-R	CTX210603-R	C	6.0	44	0.160	132	50	26	1340	0.011				
704-CTX210605-R	CTX210605-R	C	6.0	44	0.160	176	67	20	1340	0.011				

POWER INDUCTORS AND TRANSFORMERS

Specifications:

- OCTA-PAC's are designed around high frequency, low loss female core material
- ECONO-PAC's are a lower cost version of OCTA-PAC's offering high saturation flux density, Powder Iron core material
- OCTA-PAC PLUS's offer higher current ratings and higher saturation flux densities than OCTA-PAC and ECONO-PAC, Amorphous metal core material
- Secure 4 terminal mounting
- Inductor more versatile inductance combination by series or parallel connections
- Operating ambient temperature range: -40°C to +85°C

RoHS Compliant

OCTA-PAC®

For quantities greater than listed, call for quote.

MOUSER STOCK NO.	Coiltronics Part No.	Fig.	Parallel Ratings: Inductance (µH) Open Circuit	Parallel Ratings: Inductance (µH) Full Load	Parallel Ratings: Full Load Current (A)	Parallel Ratings: DCR (Ω) Max	Series Ratings: Inductance (µH) Open Circuit	Series Ratings: Inductance (µH) Full Load	Series Ratings: Full Load Current (A)	Series Ratings: DCR (Ω) Max	Price Each 1	50	100	500
704-CTX10-1-R	CTX10-1-R	D	10.0	4.85	1.90	0.440	40.0	19.40	0.95	0.176				
704-CTX20-1-R	CTX20-1-R	D	19.6	11.54	1.00	0.146	78.4	46.15	0.50	0.583				
704-CTX5-2-R	CTX5-2-R	D	4.70	2.66	3.0	0.021	18.80	10.65	1.50	0.084				
704-CTX10-2-R	CTX10-2-R	D	10.58	5.18	2.5	0.031	42.30	20.72	1.25	0.125				
704-CTX33-2-R	CTX33-2-R	D	31.77	15.90	1.4	0.105	127.09	63.59	0.70	0.420				
704-CTX100-2-R	CTX100-2-R	D	99.45	57.45	0.62	0.457	397.81	229.79	0.32	1.828				
704-CTX33-3-R	CTX33-3-R	E	32.86	19.69	0.96	0.083	131.42	78.77	0.48	0.331				
704-CTX5-4-R	CTX5-4-R	E	4.90	2.59	4.4	0.014	19.60	10.37	2.2	0.056				
704-CTX10-4-R	CTX10-4-R	E	9.60	4.82	3.4	0.019	38.42	19.28	1.7	0.078				
704-CTX15-4-R	CTX15-4-R	E	14.16	6.76	3.0	0.024	56.64	27.03	1.5	0.096				
704-CTX20-4-R	CTX20-4-R	E	19.60	10.68	2.1	0.055	78.40	42.73	1.05	0.220				
704-CTX50-4-R	CTX50-4-R	E	50.18	25.03	1.5	0.111	200.7	100.11	0.75	0.443				
704-CTX100-4-R	CTX100-4-R	E	99.23	54.46	0.92	0.302	396.9	218.25	0.46	1.210				
704-CTX150-4-R	CTX150-4-R	E	148.23	77.17	0.82	0.372	592.9	308.69	0.41	1.488				
704-CTX300-4-R	CTX300-4-R	E	298.12	147.92	0.62	0.672	1192.46	591.66	0.31	2.687				

ECONO-PAC®

For quantities greater than listed, call for quote.

MOUSER STOCK NO.	Coiltronics Part No.	Fig.	Parallel Ratings: Inductance (µH) Open Circuit	Parallel Ratings: Inductance (µH) Full Load	Parallel Ratings: Full Load Current(A)	Parallel Ratings: DCR (Ω) Max	Series Ratings: Inductance (µH) Open Circuit	Series Ratings: Inductance (µH) Full Load	Series Ratings: Full Load Current(A)	Series Ratings: DCR (Ω) Max	Price Each 1	50	100	500
704-CTX10-1P-R	CTX10-1P-R	D	9.62	6.23	1.70	0.057	38.48	24.94	0.85	0.227				
704-CTX100-1P-R	CTX100-1P-R	D	99.01	63.64	0.54	0.557	396.06	254.55	0.27	2.227				
704-CTX10-2P-R	CTX10-2P-R	D	9.83	6.73	2.1	0.045	39.30	26.92	1.05	0.179				
704-CTX20-2P-R	CTX20-2P-R	D	19.56	13.37	1.5	0.097	78.34	53.48	0.75	0.387				
704-CTX33-2P-R	CTX33-2P-R	D	32.67	21.29	1.3	0.126	130.7	85.17	0.65	0.503				
704-CTX10-4P-R	CTX10-4P-R	E	9.88	6.70	2.5	0.047	39.53	29.76	1.25	0.187				
704-CTX50-4P-R	CTX50-4P-R	E	48.80	32.21	1.2	0.201	195.2	128.83	0.60	0.805				
704-CTX68-4P-R	CTX68-4P-R	E	67.37	43.04	1.1	0.238	269.5	172.16	0.55	0.952				

OCTA-PAC® PLUS

For quantities greater than listed, call for quote.

MOUSER STOCK NO.	Coiltronics Part No.	Fig.	Rated Inductance (µH)	Parallel Ratings: Open Circuit Inductance (µH)	Parallel Ratings: DCR (mΩ@20°C) (Max)	Parallel Ratings: Volt/ µSec (Typical)	Series Ratings: Open Circuit Inductance (µH)	Series Ratings: DCR (mΩ@20°C) (Max)	Series Ratings: Volt/ µSec (Typical)	Price Each 1	50	100	500
704-CTX10-4A-R	CTX10-4A-R	E	10	10.53	0.020	5.40	42.11	0.081	10.8				
704-CTX25-4A-R	CTX25-4A-R	E	25	25.14	0.048	8.34	100.51	0.193	16.7				

OCTA-PAC® PLUS

For quantities greater than listed, call for quote.

MOUSER STOCK NO.	Coiltronics Part No.	Fig.	Rated Inductance (µH)	Ratings: Open Circuit Inductance (µH)	Ratings: DCR (mΩ@20°C) (Max)	Ratings: Volt/ µSec (Typical)	Price Each 1	50	100	500
704-CTX02-18713-R	CTX02-18713-R	F	11.9	0.0978	5.3	0.498				
704-CTX02-18714-R	CTX02-18714-R	F	11.9	0.0978	5.53	1.65				

DIMENSIONS: mm

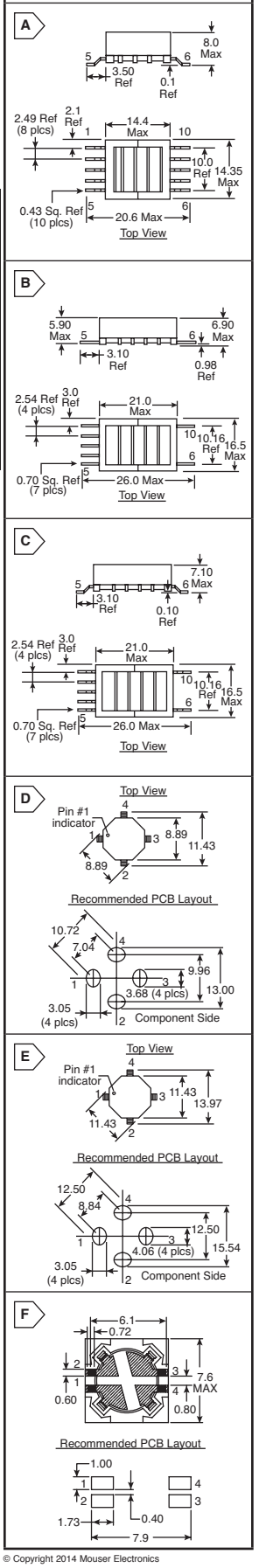

© Copyright 2014 Mouser Electronics

© Copyright 2014 Mouser Electronics

COILTRONICS® Low Profile Power Inductors

RoHS Compliant **This product is RoHS compliant.**

DR1030 SERIES

Features:
- 125°C maximum total temperature operation
- 10.3x10.5x3.0mm shielded drum core
- Ferrite core material
- Frequency Range up to 1MHz

Specifications:
- Storage Temperature Range: -40°C to +125°C
- Operating Temperature Range: -40°C to +125°C
- Solder Reflow Temperature: +260°C max. for 10 seconds max.

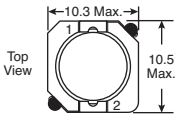

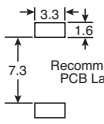

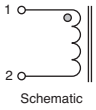

DIMENSIONS: mm

RoHS Compliant

For quantities greater than listed, call for quote.

MOUSER STOCK NO.	Coiltronics Part No.	Rated Inductance (µH)	OCL (µH) ±30%	Irms (A)	Isat (A)	DCR (mΩ @ 20°C) (Typical)	DCR (mΩ @ 20°C) (Max.)	K-Factor	Price Each 1	10	100	500
704-DR1030-1R1-R	DR1030-1R1-R	1.1	1.1	7.0	9.50	6.5	7.9	22				
704-DR1030-1R8-R	DR1030-1R8-R	1.8	1.9	5.9	7.41	9.1	11.0	17				
704-DR1030-2R8-R	DR1030-2R8-R	2.8	2.8	5.1	6.08	12.1	14.5	14				
704-DR1030-3R9-R	DR1030-3R9-R	3.9	4.0	4.3	5.13	16.4	20.0	12				
704-DR1030-5R2-R	DR1030-5R2-R	5.2	5.2	3.7	4.75	22.9	27.5	10				
704-DR1030-6R8-R	DR1030-6R8-R	6.8	6.8	3.5	3.90	24.9	30.0	9.0				
704-DR1030-8R2-R	DR1030-8R2-R	8.2	8.4	3.3	3.54	28.4	34.1	8.0				
704-DR1030-100-R	DR1030-100-R	10	10.4	2.8	3.18	40.2	48.0	7.0				
704-DR1030-150-R	DR1030-150-R	15	14.8	2.3	2.66	57.3	68.8	6.0				
704-DR1030-220-R	DR1030-220-R	22	22.8	1.8	2.19	95.5	114.6	4.5				
704-DR1030-330-R	DR1030-330-R	33	32.4	1.6	1.81	113.6	136.3	4.0				
704-DR1030-470-R	DR1030-470-R	47	47.9	1.3	1.52	166.6	200.0	3.4				
704-DR1030-680-R	DR1030-680-R	68	66.6	1.1	1.24	253.1	303.7	2.9				
704-DR1030-101-R	DR1030-101-R	100	100.0	0.86	1.05	375.0	450.0	2.4				
704-DR1030-151-R	DR1030-151-R	150	155.3	0.68	0.86	590.0	700.0	1.4				

DR1040 SERIES

Features:
- 125°C maximum total temperature operation
- 10.3x10.5x4.0mm shielded drum core
- Ferrite core material
- Frequency Range up to 1MHz

Specifications:
- Storage Temperature Range: -40°C to +125°C
- Operating Temperature Range: -40°C to +125°C
- Solder Reflow Temperature: +260°C max. for 10 seconds max.

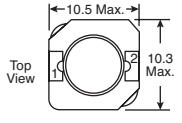

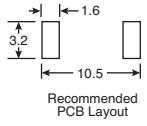

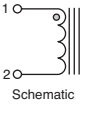

DIMENSIONS: mm

RoHS Compliant

For quantities greater than listed, call for quote.

MOUSER STOCK NO.	Coiltronics Part No.	Rated Inductance (µH)	OCL (µH) ±30%	Irms (A)	Isat (A)	DCR (mΩ @ 20°C) (Typical)	DCR (mΩ @ 20°C) (Max.)	K-Factor	Price Each 1	50	100	500
704-DR1040-1R5-R	DR1040-1R5-R	1.5	1.4	6.5	10	6	8.1	15.48				
704-DR1040-2R5-R	DR1040-2R5-R	2.5	2.4	6.1	7.8	7	9	12.04				
704-DR1040-3R8-R	DR1040-3R8-R	3.8	3.6	5.5	6.4	9.6	13	9.85				
704-DR1040-5R2-R	DR1040-5R2-R	5.2	5.2	5.4	5.5	14	17	8.33				
704-DR1040-7R0-R	DR1040-7R0-R	7.0	6.8	4.5	4.8	17	20	7.22				
704-DR1040-8R2-R	DR1040-8R2-R	8.2	8.1	3.98	4.6	24	29	6.37				
704-DR1040-100-R	DR1040-100-R	10	9.6	3.8	4.4	26	35	5.70				
704-DR1040-150-R	DR1040-150-R	15	14.9	3.1	3.6	37	50	4.71				
704-DR1040-220-R	DR1040-220-R	22	21.1	2.5	2.9	54	73	4.01				
704-DR1040-330-R	DR1040-330-R	33	32.6	2.2	2.45	69	93	3.28				
704-DR1040-470-R	DR1040-470-R	47	45.8	1.9	2.10	95	128	2.78				
704-DR1040-680-R	DR1040-680-R	68	65.3	1.42	1.65	152	183	2.30				
704-DR1040-820-R	DR1040-820-R	82	86.8	1.29	1.47	214	260	2.04				
704-DR1040-101-R	DR1040-101-R	100	101.4	1.25	1.35	225	304	1.90				
704-DR1040-151-R	DR1040-151-R	150	148.3	0.85	1.15	356	430	1.57				
704-DR1040-221-R	DR1040-221-R	220	216.2	0.70	0.92	530	640	1.27				
704-DR1040-331-R	DR1040-331-R	330	323.4	0.52	0.70	810	1090	1.03				

DR1050 SERIES

Features:
- 125°C maximum total temperature operation
- 10.3x10.5x5.0mm shielded drum core
- Ferrite core material
- Frequency Range up to 1MHz

Specifications:
- Storage Temperature Range: -40°C to +125°C
- Operating Temperature Range: -40°C to +125°C
- Solder Reflow Temperature: +260°C max. for 10 seconds max.

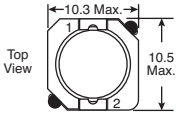

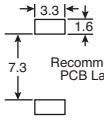

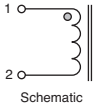

DIMENSIONS: mm

RoHS Compliant

For quantities greater than listed, call for quote.

MOUSER STOCK NO.	Coiltronics Part No.	Rated Inductance (µH)	OCL (µH) ±30%	Irms (A)	Isat (A)	DCR (mΩ @ 20°C) (Typical)	DCR (mΩ @ 20°C) (Max.)	K-Factor	Price Each 1	50	100	500
704-DR1050-R80-R	DR1050-R80-R	0.8	0.70	9.70	13.5	3.2	4.0	20.47				
704-DR1050-1R5-R	DR1050-1R5-R	1.5	1.37	8.60	10.5	4.0	5.0	14.62				
704-DR1050-2R2-R	DR1050-2R2-R	2.2	2.27	7.52	9.25	5.6	6.8	11.37				
704-DR1050-8R2-R	DR1050-8R2-R	8.2	8.09	5.24	5.00	15.1	19.0	6.02				
704-DR1050-100-R	DR1050-100-R	10	10.1	4.80	4.58	18.0	22.5	5.39				
704-DR1050-150-R	DR1050-150-R	15	14.8	3.80	3.70	26.0	32.5	4.45				
704-DR1050-220-R	DR1050-220-R	22	23.5	3.12	3.00	38.7	48.4	3.53				
704-DR1050-330-R	DR1050-330-R	33	34.3	2.56	2.50	57.5	71.9	2.92				
704-DR1050-470-R	DR1050-470-R	47	47.1	2.06	2.10	89.0	111	2.50				
704-DR1050-560-R	DR1050-560-R	56	56.7	1.96	1.94	98.0	123	2.27				
704-DR1050-680-R	DR1050-680-R	68	67.2	1.84	1.70	111	139	2.09				
704-DR1050-101-R	DR1050-101-R	100	97.5	1.52	1.45	164	205	1.73				
704-DR1050-151-R	DR1050-151-R	150	149.2	1.26	1.15	238	298	1.40				
704-DR1050-221-R	DR1050-221-R	220	221.8	1.00	0.98	377	472	1.15				
704-DR1050-331-R	DR1050-331-R	330	320.6	0.83	0.80	554	693	0.96				
704-DR1050-391-R	DR1050-391-R	390	396.5	0.76	0.72	648	810	0.86				

DR124 SERIES

Features:
- 125°C maximum total temperature operation
- 12.3x12.3x4.5mm shielded drum core
- Ferrite core material
- Frequency Range up to 1MHz

Specifications:
- Storage Temperature Range: -40°C to +125°C
- Operating Temperature Range: -40°C to +125°C
- Solder Reflow Temperature: +260°C max. for 10 seconds max.

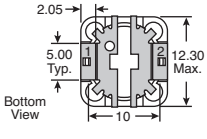

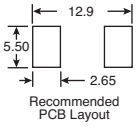

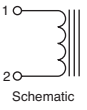

DIMENSIONS: mm

RoHS Compliant

For quantities greater than listed, call for quote.

MOUSER STOCK NO.	Coiltronics Part No.	Rated Inductance (µH)	OCL (µH) ±30%	Irms (A)	Isat (A)	DCR (mΩ @ 20°C) (Typical)	DCR (mΩ @ 20°C) (Max.)	K-Factor	Price Each 1	50	100	500
704-DR124-2R2-R	DR124-2R2-R	2.2	2.04	9.1	11.45	5.92	7.1	7.96				
704-DR124-4R7-R	DR124-4R7-R	4.7	4.88	6.5	7.65	13.50	16.2	5.15				
704-DR124-100-R	DR124-100-R	10	8.94	4.5	5.80	23.33	28.0	3.81				
704-DR124-120-R	DR124-120-R	12	11.5	4.1	4.96	31.67	38.0	3.5				
704-DR124-150-R	DR124-150-R	15	14.2	3.6	4.62	37.30	44.8	3.02				
704-DR124-221-R	DR124-221-R	220	216	1.0	1.15	558	669.6	0.77				

© Copyright 2014 Mouser Electronics
© Copyright 2014 Mouser Electronics

COILTRONICS® Shielded Power Inductors

RoHS Compliant **This product is RoHS compliant.**

DR SERIES - HIGH POWER DENSITY, HIGH EFFICIENCY, SHIELDED INDUCTORS

Features:
- 125°C maximum total temperature operation
- Four sizes of shielded drum core inductors
- Ferrite core material
- Magnetic shielding
- Secure mounting

RoHS Compliant

Specifications:
- Storage Temperature Range: -40°C to +125°C
- Operating Temperature Range: -40°C to +125°C
- Solder Reflow Temperature: +260°C max. for 10 seconds max.

Applications:
- Computer, DVD players, and portable power devices
- LCD panels
- DC-DC converters
- Buck, boost, forward, and resonant converters
- Noise filtering and filter chokes

DIMENSIONS: mm

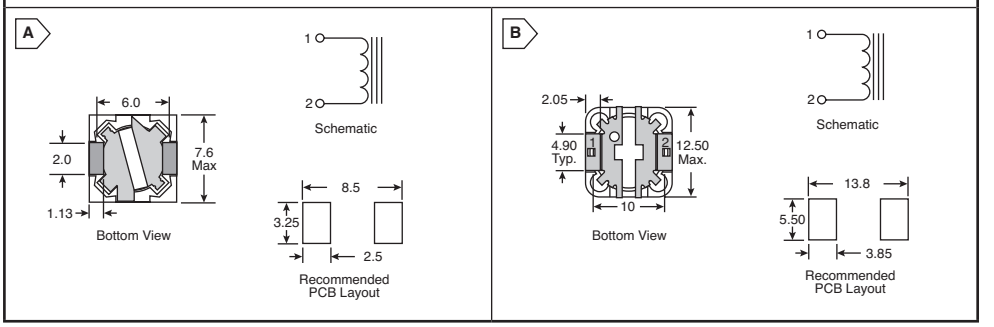

For quantities greater than listed, call for quote.

MOUSER STOCK NO.	Coiltronics Part No.	Fig.	Rated Inductance (µH)	OCL (µH) ±20%	Irms (A)	Isat (A)	DCR (Ω @ 20°C) (Typical)	Volt / µSec (Typical)	Price Each 1	50	100	500
704-DR73-R33-R	DR73-R33-R	A	0.33	0.306	6.21	14.4	0.0073	1.98				
704-DR73-1R0-R	DR73-1R0-R	A	1.0	0.992	5.28	7.97	0.0102	3.56				
704-DR73-1R5-R	DR73-1R5-R	A	1.5	1.48	4.67	6.52	0.0130	4.36				
704-DR73-2R2-R	DR73-2R2-R	A	2.2	2.07	4.15	5.52	0.0165	5.15				
704-DR73-3R3-R	DR73-3R3-R	A	3.3	3.54	3.31	4.22	0.0259	6.73				
704-DR73-4R7-R	DR73-4R7-R	A	4.7	4.42	3.09	3.78	0.0297	7.52				
704-DR73-6R8-R	DR73-6R8-R	A	6.8	6.48	2.55	3.12	0.0435	9.11				
704-DR73-8R2-R	DR73-8R2-R	A	8.2	8.93	2.19	2.66	0.0592	10.7				
704-DR73-100-R	DR73-100-R	A	10	10.30	2.08	2.47	0.0656	11.5				
704-DR73-150-R	DR73-150-R	A	15	15.01	1.83	2.05	0.0844	13.9				
704-DR73-220-R	DR73-220-R	A	22	22.65	1.62	1.67	0.107	17.0				
704-DR73-330-R	DR73-330-R	A	33	34.41	1.31	1.35	0.166	21.0				
704-DR73-470-R	DR73-470-R	A	47	48.62	1.08	1.14	0.241	24.9				
704-DR73-101-R	DR73-101-R	A	100	101.4	0.73	0.79	0.527	36.0				
704-DR73-151-R	DR73-151-R	A	150	150.9	0.58	0.65	0.851	44.0				
704-DR73-221-R	DR73-221-R	A	220	223.3	0.52	0.53	1.05	53.5				
704-DR73-331-R	DR73-331-R	A	330	325.5	0.42	0.44	1.59	64.5				
704-DR74-R33-R	DR74-R33-R	A	0.33	0.294	6.26	18.4	0.0074	1.71				
704-DR74-1R0-R	DR74-1R0-R	A	1.0	0.952	5.39	10.2	0.0099	3.08				
704-DR74-1R5-R	DR74-1R5-R	A	1.5	1.42	4.94	8.35	0.0118	3.76				
704-DR74-2R2-R	DR74-2R2-R	A	2.2	1.98	4.76	7.06	0.0126	4.45				
704-DR74-3R3-R	DR74-3R3-R	A	3.3	3.39	3.94	5.40	0.0183	5.81				
704-DR74-4R7-R	DR74-4R7-R	A	4.7	5.18	3.34	4.37	0.0254	7.18				
704-DR74-6R8-R	DR74-6R8-R	A	6.8	7.34	2.60	3.67	0.0418	8.55				
704-DR74-8R2-R	DR74-8R2-R	A	8.2	8.56	2.53	3.40	0.0441	9.23				
704-DR74-100-R	DR74-100-R	A	10	9.88	2.41	3.17	0.0489	9.92				
704-DR74-150-R	DR74-150-R	A	15	16.09	2.11	2.48	0.0637	12.7				
704-DR74-220-R	DR74-220-R	A	22	21.73	1.75	2.13	0.0925	14.7				
704-DR74-330-R	DR74-330-R	A	33	33.01	1.41	1.73	0.143	18.1				
704-DR74-470-R	DR74-470-R	A	47	49.64	1.15	1.41	0.216	22.2				
704-DR74-680-R	DR74-680-R	A	68	69.67	1.03	1.19	0.265	26.3				
704-DR74-101-R	DR74-101-R	A	100	101.6	0.86	0.99	0.383	31.8				
704-DR74-151-R	DR74-151-R	A	150	150.0	0.69	0.81	0.591	38.6				
704-DR74-221-R	DR74-221-R	A	220	227.0	0.56	0.66	0.907	47.5				
704-DR74-331-R	DR74-331-R	A	330	335.6	0.45	0.54	1.41	57.8				
704-DR125-R47-R	DR125-R47-R	B	0.47	0.456	17.6	33.0	0.0018	3.17				
704-DR125-1R0-R	DR125-1R0-R	B	1.0	0.894	15.0	23.6	0.0024	4.43				
704-DR125-1R5-R	DR125-1R5-R	B	1.5	1.47	13.8	18.3	0.0029	5.70				
704-DR125-2R2-R	DR125-2R2-R	B	2.2	2.21	10.9	15.0	0.0045	6.97				
704-DR125-3R3-R	DR125-3R3-R	B	3.3	3.08	9.26	12.7	0.0063	8.23				
704-DR125-4R7-R	DR125-4R7-R	B	4.7	5.27	7.18	9.71	0.0105	10.8				
704-DR125-6R8-R	DR125-6R8-R	B	6.8	6.58	6.64	8.68	0.0123	12.0				
704-DR125-8R2-R	DR125-8R2-R	B	8.2	8.04	5.54	7.86	0.0176	13.3				
704-DR125-100-R	DR125-100-R	B	10	9.65	5.35	7.17	0.0189	14.6				
704-DR125-150-R	DR125-150-R	B	15	15.35	4.27	5.69	0.0298	18.4				
704-DR125-220-R	DR125-220-R	B	22	22.36	3.70	4.71	0.0396	22.2				
704-DR125-330-R	DR125-330-R	B	33	33.74	3.28	3.84	0.0505	27.2				
704-DR125-470-R	DR125-470-R	B	47	47.47	2.71	3.24	0.0740	32.3				
704-DR125-680-R	DR125-680-R	B	68	67.91	2.22	2.70	0.101	38.6				
704-DR125-101-R	DR125-101-R	B	100	102.7	1.78	2.20	0.170	47.5				
704-DR125-151-R	DR125-151-R	B	150	151.1	1.48	1.81	0.248	57.6				
704-DR125-221-R	DR125-221-R	B	220	216.8	1.19	1.51	0.384	69.0				
704-DR125-331-R	DR125-331-R	B	330	332.6	1.06	1.22	0.482	85.5				
704-DR127-R47-R	DR127-R47-R	B	0.47	0.419	17.9	56.0	0.00195	3.5				
704-DR127-1R0-R	DR127-1R0-R	B	1.0	0.821	15.5	40.0	0.00313	4.9				
704-DR127-1R5-R	DR127-1R5-R	B	1.5	1.35	13.5	31.1	0.00341	6.3				
704-DR127-2R2-R	DR127-2R2-R	B	2.2	2.02	12.5	25.5	0.00402	7.7				
704-DR127-3R3-R	DR127-3R3-R	B	3.3	2.83	10.5	21.5	0.00567	9.1				
704-DR127-4R7-R	DR127-4R7-R	B	4.7	4.84	8.25	16.5	0.00917	11.9				
704-DR127-6R8-R	DR127-6R8-R	B	6.8	7.38	7.34	13.3	0.0116	14.7				
704-DR127-8R2-R	DR127-8R2-R	B	8.2	8.86	6.32	12.2	0.0157	16.1				
704-DR127-100-R	DR127-100-R	B	10	10.47	6.04	11.2	0.0172	17.5				
704-DR127-150-R	DR127-150-R	B	15	14.09	5.03	9.66	0.0247	20.3				
704-DR127-220-R	DR127-220-R	B	22	22.93	4.00	7.57	0.0391	25.9				
704-DR127-330-R	DR127-330-R	B	33	33.92	3.23	6.22	0.060	31.5				
704-DR127-470-R	DR127-470-R	B	47	47.05	2.95	5.28	0.0719	37.1				
704-DR127-680-R	DR127-680-R	B	68	66.48	2.44	4.44	0.105	44.1				
704-DR127-101-R	DR127-101-R	B	100	99.31	1.96	3.94	0.163	53.9				
704-DR127-151-R	DR127-151-R	B	150	144.9	1.59	3.01	0.247	65.1				
704-DR127-221-R	DR127-221-R	B	220	221.5	1.29	2.43	0.376	80.5				
704-DR127-331-R	DR127-331-R	B	330	323.6	1.04	2.01	0.574	97.3				
704-DR127-102-R	DR127-102-R	B	1000	1005	0.61	1.14	1.66	172				

© Copyright 2014 Mouser Electronics

© Copyright 2014 Mouser Electronics

COILTRONICS® Automotive Power Inductors

RoHS Compliant **This product is RoHS compliant.**

DIMENSIONS: mm

A

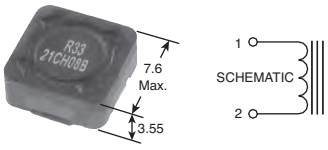

B

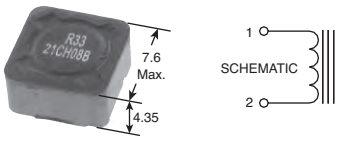

C



DRA SERIES

Features:

- 165°C maximum total temperature operation
- Five sizes of Automotive grade shielded drum core inductors
- Inductance range from 0.28uH to 1000uH
- Current range up to 56Amps
- Mechanical secure mounting for high shock and vibration environments
- Good thermal dispersion with thermal conductive epoxy
- Customized dual winding versions available upon request for SEPIC or Flyback configurations

For quantities greater than listed, call for quote.

MOUSER STOCK NO.	Coiltronics Part No.	Fig.	Rated Inductance (µH)	Open Circuit Inductance (µH)	Irms (A)	Isat (A)	DCR (Ω)	Price Each 1	Price Each 50	Price Each 100	Price Each 500	Reel Qty.	Price Each
DRA73 Series													
704-DRA73-R33-R	DRA73-R33-R	A	0.33	0.29	8.42	14.8	0.004					1350	
704-DRA73-1R0-R	DRA73-1R0-R	A	1.0	0.91	6.5	8.22	0.0067					1350	
704-DRA73-1R5-R	DRA73-1R5-R	A	1.5	1.36	5.39	6.73	0.0097					1350	
704-DRA73-2R2-R	DRA73-2R2-R	A	2.2	2.52	4.18	4.93	0.016					1350	
704-DRA73-3R3-R	DRA73-3R3-R	A	3.3	3.18	3.59	4.35	0.022					1350	
704-DRA73-4R7-R	DRA73-4R7-R	A	4.7	4.86	2.92	3.52	0.033					1350	
704-DRA73-6R8-R	DRA73-6R8-R	A	6.8	6.63	2.62	2.96	0.041					1350	
704-DRA73-8R2-R	DRA73-8R2-R	A	8.2	8.06	2.3	2.74	0.053					1350	
704-DRA73-100-R	DRA73-100-R	A	10	10.27	2.11	2.39	0.064					1350	
704-DRA73-150-R	DRA73-150-R	A	15	14.98	1.74	2.0	0.094					1350	
704-DRA73-220-R	DRA73-220-R	A	22	22.39	1.42	1.64	0.141					1350	
704-DRA73-330-R	DRA73-330-R	A	33	31.84	1.25	1.35	0.183					1350	
704-DRA73-470-R	DRA73-470-R	A	47	47.83	1.02	1.1	0.275					1350	
704-DRA73-680-R	DRA73-680-R	A	68	66.89	0.845	0.937	0.397					1350	
704-DRA73-820-R	DRA73-820-R	A	82	83.77	0.731	0.851	0.53					1350	
704-DRA73-101-R	DRA73-101-R	A	100	101.7	0.682	0.763	0.609					1350	
704-DRA73-151-R	DRA73-151-R	A	150	151.1	0.551	0.632	0.932					1350	
704-DRA73-221-R	DRA73-221-R	A	220	218.8	0.479	0.51	1.23					1350	
704-DRA73-331-R	DRA73-331-R	A	330	326.4	0.391	0.423	1.85					1350	
704-DRA73-471-R	DRA73-471-R	A	470	472.6	0.326	0.354	2.67					1350	
704-DRA73-681-R	DRA73-681-R	A	680	682.9	0.27	0.297	3.89					1350	
704-DRA73-821-R	DRA73-821-R	A	820	825.3	0.252	0.267	4.46					1350	
704-DRA73-102-R	DRA73-102-R	A	1000	991.9	0.235	0.239	5.15					1350	
DRA74 Series													
704-DRA74-R33-R	DRA74-R33-R	B	0.33	0.288	7.26	18.40	0.0054					1100	
704-DRA74-1R0-R	DRA74-1R0-R	B	1.0	0.897	6.01	10.22	0.0078					1100	
704-DRA74-1R5-R	DRA74-1R5-R	B	1.5	1.31	5.55	8.36	0.0092					1100	
704-DRA74-2R2-R	DRA74-2R2-R	B	2.2	2.33	4.82	6.13	0.012					1100	
704-DRA74-3R3-R	DRA74-3R3-R	B	3.3	3.05	4.16	5.41	0.016					1100	
704-DRA74-4R7-R	DRA74-4R7-R	B	4.7	4.68	3.41	4.38	0.024					1100	
704-DRA74-6R8-R	DRA74-6R8-R	B	6.8	6.51	2.91	3.68	0.034					1100	
704-DRA74-8R2-R	DRA74-8R2-R	B	8.2	8.51	2.66	3.17	0.040					1100	
704-DRA74-100-R	DRA74-100-R	B	10.0	9.62	2.56	2.97	0.043					1100	
704-DRA74-150-R	DRA74-150-R	B	15.0	15.14	2.06	2.36	0.067					1100	
704-DRA74-220-R	DRA74-220-R	B	22.0	22.25	1.68	1.96	0.100					1100	
704-DRA74-330-R	DRA74-330-R	B	33.0	33.21	1.37	1.61	0.151					1100	
704-DRA74-470-R	DRA74-470-R	B	47.0	46.56	1.14	1.37	0.219					1100	
704-DRA74-680-R	DRA74-680-R	B	68.0	68.37	0.996	1.108	0.286					1100	
704-DRA74-820-R	DRA74-820-R	B	82.0	81.45	0.879	1.034	0.367					1100	
704-DRA74-101-R	DRA74-101-R	B	100	98.5	0.822	0.929	0.419					1100	
704-DRA74-151-R	DRA74-151-R	B	150	150.9	0.661	0.748	0.648					1100	
704-DRA74-221-R	DRA74-221-R	B	220	218.9	0.544	0.626	0.96					1100	
704-DRA74-331-R	DRA74-331-R	B	330	328.9	0.435	0.514	1.50					1100	
704-DRA74-471-R	DRA74-471-R	B	470	471.5	0.383	0.420	1.93					1100	
704-DRA74-681-R	DRA74-681-R	B	680	682.8	0.315	0.352	2.86					1100	
704-DRA74-821-R	DRA74-821-R	B	820	815.0	0.279	0.327	3.63					1100	
704-DRA74-102-R	DRA74-102-R	B	1000	1001.7	0.260	0.292	4.19					1100	
DRA124 Series													
704-DRA124-R47-R	DRA124-R47-R	C	0.47	0.423	15.15	30.80	0.0019					750	
704-DRA124-1R0-R	DRA124-1R0-R	C	1.0	0.821	11.65	22.00	0.0031					750	
704-DRA124-1R5-R	DRA124-1R5-R	C	1.5	1.36	9.36	17.11	0.0049					750	
704-DRA124-2R2-R	DRA124-2R2-R	C	2.2	2.04	7.64	14.00	0.007					750	
704-DRA124-3R3-R	DRA124-3R3-R	C	3.3	2.79	6.94	11.85	0.009					750	
704-DRA124-4R7-R	DRA124-4R7-R	C	4.7	4.74	5.47	9.06	0.014					750	
704-DRA124-6R8-R	DRA124-6R8-R	C	6.8	7.28	4.46	7.33	0.021					750	
704-DRA124-8R2-R	DRA124-8R2-R	C	8.2	8.88	3.87	6.70	0.028					750	
704-DRA124-100-R	DRA124-100-R	C	10.0	10.37	3.67	6.16	0.031					750	
704-DRA124-150-R	DRA124-150-R	C	15.0	14.10	3.10	5.31	0.044					750	
704-DRA124-220-R	DRA124-220-R	C	22.0	23.00	2.44	4.16	0.071					750	
704-DRA124-330-R	DRA124-330-R	C	33.0	34.13	1.98	3.42	0.108					750	
704-DRA124-470-R	DRA124-470-R	C	47.0	46.27	1.78	2.91	0.134					750	
704-DRA124-680-R	DRA124-680-R	C	68.0	69.77	1.454	2.369	0.201					750	
704-DRA124-820-R	DRA124-820-R	C	82.0	80.57	1.285	2.232	0.257					750	
704-DRA124-101-R	DRA124-101-R	C	100	98.8	1.199	2.000	0.296					750	
704-DRA124-151-R	DRA124-151-R	C	150	151.7	0.967	1.621	0.454					750	
704-DRA124-221-R	DRA124-221-R	C	220	209.6	0.865	1.363	0.568					750	
704-DRA124-331-R	DRA124-331-R	C	330	326.9	0.690	1.092	0.892					750	
704-DRA124-471-R	DRA124-471-R	C	470	473.0	0.568	0.911	1.32					750	
704-DRA124-681-R	DRA124-681-R	C	680	682.1	0.466	0.759	1.96					750	
704-DRA124-821-R	DRA124-821-R	C	820	826.7	0.406	0.697	2.57					750	
704-DRA124-102-R	DRA124-102-R	C	1000	1001.0	0.380	0.629	2.94					750	

© Copyright 2014 Mouser Electronics
© Copyright 2014 Mouser Electronics

COILTRONICS® Automotive Rated Shielded Power Inductors

RoHS Compliant **This product is RoHS compliant.**

DIMENSIONS: mm

A

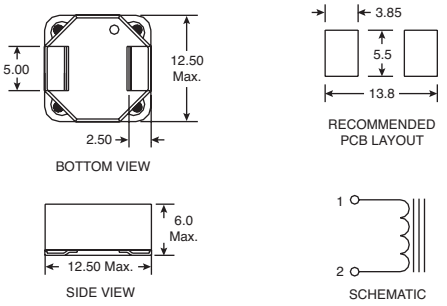

B

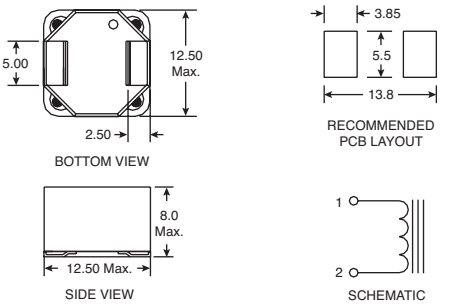

Features:
- 165°C maximum total temperature operation
- Five sizes of Automotive grade shielded drum core inductors
- Inductance range from 0.28uH to 1000uH
- Current range up to 56Amps
- Mechanical secure mounting for high shock and vibration environments
- Good thermal dispersion with thermal conductive epoxy
- Customized dual winding versions available upon request for SEPIC or Flyback configurations

Applications:
- Automotive Electronics (under the hood, interior/exterior)
- Telematics
- DC-DC converters
- Buck, boost, forward, and resonant converters
- Noise filtering and filter chokes

Environmental Data:
- Storage temperature range: -40°C to +165°C
- Operating ambient temperature range: -40°C to +165°C
- Solder reflow temperature: +260°C max. for 10 seconds max.
- Complies with AEC-Q200 standard

DRA125 SERIES

MOUSER STOCK NO.	Coiltronics Part No.	Fig.	Rated Inductance (µH)	Open Circuit Inductance (µH)	Irms (A)	Isat (A)	DCR (Ω)	Price Each 1	Price Each 10	Price Each 50	Price Each 100	Reel Quantity	Price Each
704-DRA125-R47-R	DRA125-R47-R	A	0.47	0.453	18.47	33.20	0.0016					600	
704-DRA125-1R0-R	DRA125-1R0-R	A	1.0	0.854	15.94	23.71	0.0021					600	
704-DRA125-1R5-R	DRA125-1R5-R	A	1.5	1.41	12.89	18.44	0.0033					600	
704-DRA125-2R2-R	DRA125-2R2-R	A	2.2	2.12	10.61	15.09	0.0048					600	
704-DRA125-3R3-R	DRA125-3R3-R	A	3.3	2.89	9.69	12.77	0.0058					600	
704-DRA125-4R7-R	DRA125-4R7-R	A	4.7	4.90	7.67	9.76	0.0092					600	
704-DRA125-6R8-R	DRA125-6R8-R	A	6.8	6.23	6.81	8.74	0.012					600	
704-DRA125-8R2-R	DRA125-8R2-R	A	8.2	7.49	6.41	7.9	0.013					600	
704-DRA125-100-R	DRA125-100-R	A	10.0	9.22	5.57	7.22	0.017					600	
704-DRA125-150-R	DRA125-150-R	A	15.0	14.67	4.45	5.72	0.027					600	
704-DRA125-220-R	DRA125-220-R	A	22.0	20.65	3.95	4.74	0.035					600	
704-DRA125-330-R	DRA125-330-R	A	33.0	31.47	3.19	3.86	0.053					600	
704-DRA125-470-R	DRA125-470-R	A	47.0	47.83	2.59	3.13	0.081					600	
704-DRA125-680-R	DRA125-680-R	A	68.0	68.48	2.125	2.635	0.120					600	
704-DRA125-820-R	DRA125-820-R	A	82.0	80.86	2.005	2.406	0.135					600	
704-DRA125-101-R	DRA125-101-R	A	100	97.6	1.745	2.213	0.178					600	
704-DRA125-151-R	DRA125-151-R	A	150	150.0	1.409	1.785	0.273					600	
704-DRA125-221-R	DRA125-221-R	A	220	222.8	1.142	1.469	0.416					600	
704-DRA125-331-R	DRA125-331-R	A	330	325.1	0.998	1.194	0.543					600	
704-DRA125-471-R	DRA125-471-R	A	470	466.3	0.826	1.006	0.79					600	
704-DRA125-681-R	DRA125-681-R	A	680	683.3	0.673	0.834	1.20					600	
704-DRA125-821-R	DRA125-821-R	A	820	813.6	0.632	0.758	1.36					600	
704-DRA125-102-R	DRA125-102-R	A	1000	992.8	0.552	0.695	1.78					600	

DRA127 SERIES

MOUSER STOCK NO.	Coiltronics Part No.	Fig.	Rated Inductance (µH)	Open Circuit Inductance (µH)	Irms (A)	Isat (A)	DCR (Ω)	Price Each 1	Price Each 10	Price Each 50	Price Each 100	Reel Quantity	Price Each
704-DRA127-R47-R	DRA127-R47-R	B	0.47	0.413	22.5	56	0.0012					350	
704-DRA127-1R0-R	DRA127-1R0-R	B	1.0	0.772	19.22	40	0.0017					350	
704-DRA127-1R5-R	DRA127-1R5-R	B	1.5	1.27	15.32	31.1	0.0027					350	
704-DRA127-2R2-R	DRA127-2R2-R	B	2.2	1.92	12.52	25.5	0.0040					350	
704-DRA127-3R3-R	DRA127-3R3-R	B	3.3	3.51	9.59	18.7	0.0068					350	
704-DRA127-4R7-R	DRA127-4R7-R	B	4.7	4.58	8.14	16.5	0.0094					350	
704-DRA127-6R8-R	DRA127-6R8-R	B	6.8	6.72	7.32	13.3	0.012					350	
704-DRA127-8R2-R	DRA127-8R2-R	B	8.2	8.33	6.33	12.2	0.016					350	
704-DRA127-100-R	DRA127-100-R	B	10.0	9.63	6.02	11.2	0.017					350	
704-DRA127-150-R	DRA127-150-R	B	15.0	14.90	4.83	9.03	0.027					350	
704-DRA127-220-R	DRA127-220-R	B	22.0	21.47	3.98	7.57	0.040					350	
704-DRA127-330-R	DRA127-330-R	B	33.0	32.01	3.22	6.22	0.060					350	
704-DRA127-470-R	DRA127-470-R	B	47.0	47.91	2.62	5.09	0.091					350	
704-DRA127-680-R	DRA127-680-R	B	68.0	68.22	2.333	4.18	0.115					350	
704-DRA127-820-R	DRA127-820-R	B	82.0	83.91	2.008	3.84	0.155					350	
704-DRA127-101-R	DRA127-101-R	B	100	100.8	1.888	3.46	0.175					350	
704-DRA127-151-R	DRA127-151-R	B	150	151.2	1.524	2.83	0.269					350	
704-DRA127-221-R	DRA127-221-R	B	220	219.8	1.253	2.35	0.398					350	
704-DRA127-331-R	DRA127-331-R	B	330	328.3	1.011	1.93	0.612					350	
704-DRA127-471-R	DRA127-471-R	B	470	474.5	0.827	1.62	0.91					350	
704-DRA127-681-R	DRA127-681-R	B	680	676.6	0.736	1.33	1.15					350	
704-DRA127-821-R	DRA127-821-R	B	820	824.6	0.637	1.22	1.54					350	
704-DRA127-102-R	DRA127-102-R	B	1000	998.7	0.598	1.1	1.75					350	

© Copyright 2014 Mouser Electronics

© Copyright 2014 Mouser Electronics

COILTRONICS® Power Inductors

RoHS Compliant This product is RoHS compliant.

DUAL WINDING, SHIELDED POWER INDUCTOR/TRANSFORMERS

Features:
- 125°C maximum total temperature operation
- Dual winding inductors that can be used as either a single inductor or in a coupled inductor/transformer application
- Four sizes of shielded drum core inductors

Applications:
- As a transformer: Sepic, flyback
- As an inductor: Buck, boost, coupled inductor
- DC-DC converters
- VRM inductor for CPU and DDR power supplies
- Input and output filter chokes

Specifications:
- Storage Temperature Range: -40°C to +125°C
- Operating Temperature Range: -40°C to +125°C
- Solder Reflow Temperature: +260°C max. for 10 seconds max.

DIMENSIONS: mm



DRQ73 and DRQ74



DRQ125 and DRQ127

DRQ73 Series

MOUSER STOCK NO.	Coiltronics Part No.	Rated Inductance (µH)	Parallel Ratings					Series Ratings					Price Each			
			OCL (µH) ±20%	Irms (A)	Isat (A)	DCR (Ω @ 20°C) (Typical)	Volt/µSec (Typical)	OCL (µH) ±20%	Irms (A)	Isat (A)	DCR (Ω @ 20°C) (Typical)	Volt/µSec (Typical)	1	50	100	500
704-DRQ73-3R3-R	DRQ73-3R3-R	3.3	3.54	3.31	4.22	0.0259	6.73	14.16	1.66	2.11	0.1035	13.5				
704-DRQ73-4R7-R	DRQ73-4R7-R	4.7	4.42	3.09	3.78	0.0297	7.52	17.69	1.55	1.89	0.1188	15.0				
704-DRQ73-100-R	DRQ73-100-R	10	10.30	2.08	2.47	0.0656	11.5	41.2	1.04	1.24	0.2623	23.0				
704-DRQ73-150-R	DRQ73-150-R	15	15.01	1.83	2.05	0.0844	13.9	60.04	0.916	1.03	0.339	27.8				
704-DRQ73-220-R	DRQ73-220-R	22	22.65	1.62	1.67	0.107	17.0	90.6	0.811	0.83	0.429	34.0				
704-DRQ73-330-R	DRQ73-330-R	33	34.41	1.31	1.35	0.166	21.0	137.6	0.653	0.68	0.665	42.0				

DRQ74 Series

MOUSER STOCK NO.	Coiltronics Part No.	Rated Inductance (µH)	Parallel Ratings					Series Ratings					Price Each			
			OCL (µH) ±20%	Irms (A)	Isat (A)	DCR (Ω @ 20°C) (Typical)	Volt/µSec (Typical)	OCL (µH) ±20%	Irms (A)	Isat (A)	DCR (Ω @ 20°C) (Typical)	Volt/µSec (Typical)	1	50	100	500
704-DRQ74-6R8-R	DRQ74-6R8-R	6.8	7.34	2.60	3.67	0.0418	8.55	29.38	1.30	1.84	0.167	17.1				
704-DRQ74-100-R	DRQ74-100-R	10	9.88	2.41	3.17	0.0489	9.92	39.53	1.20	1.58	0.196	19.8				
704-DRQ74-220-R	DRQ74-220-R	22	21.73	1.75	2.13	0.0925	14.7	86.92	0.874	1.07	0.371	29.4				
704-DRQ74-330-R	DRQ74-330-R	33	33.01	1.41	1.73	0.143	18.1	132.0	0.702	0.87	0.574	36.2				

DRQ125 Series

MOUSER STOCK NO.	Coiltronics Part No.	Rated Inductance (µH)	Parallel Ratings					Series Ratings					Price Each			
			OCL (µH) ±20%	Irms (A)	Isat (A)	DCR (Ω @ 20°C) (Typical)	Volt/µSec (Typical)	OCL (µH) ±20%	Irms (A)	Isat (A)	DCR (Ω @ 20°C) (Typical)	Volt/µSec (Typical)	1	50	100	500
704-DRQ125-100-R	DRQ125-100-R	10	9.65	5.35	7.17	0.0189	14.6	38.62	2.67	3.59	0.0757	29.2				
704-DRQ125-150-R	DRQ125-150-R	15	15.35	4.27	5.69	0.0298	18.4	61.4	2.13	2.85	0.12	36.8				
704-DRQ125-330-R	DRQ125-330-R	33	33.74	3.28	3.84	0.0505	27.2	135.0	1.64	1.92	0.203	54.4				
704-DRQ125-101-R	DRQ125-101-R	100	102.7	1.78	2.20	0.17	47.5	410.8	0.892	1.10	0.682	95.0				

DRQ127 Series

MOUSER STOCK NO.	Coiltronics Part No.	Rated Inductance (µH)	Parallel Ratings					Series Ratings					Price Each			
			OCL (µH) ±20%	Irms (A)	Isat (A)	DCR (Ω @ 20°C) (Typical)	Volt/µSec (Typical)	OCL (µH) ±20%	Irms (A)	Isat (A)	DCR (Ω @ 20°C) (Typical)	Volt/µSec (Typical)	1	50	100	500
704-DRQ127-4R7-R	DRQ127-4R7-R	4.7	4.84	8.25	16.5	0.00917	11.9	19.36	4.13	8.24	0.0367	23.8				
704-DRQ127-100-R	DRQ127-100-R	10	10.47	6.04	11.2	0.0172	17.5	41.88	3.02	5.60	0.0686	35.0				
704-DRQ127-150-R	DRQ127-150-R	15	14.09	5.03	9.66	0.0247	20.3	56.36	2.51	4.83	0.099	40.6				
704-DRQ127-220-R	DRQ127-220-R	22	22.93	4.00	7.57	0.0391	25.9	91.72	2.00	3.78	0.157	51.8				
704-DRQ127-470-R	DRQ127-470-R	47	47.05	2.95	5.28	0.0719	37.1	188.2	1.47	2.64	0.288	74.2				
704-DRQ127-101-R	DRQ127-101-R	100	99.31	1.96	3.64	0.163	53.9	397.2	0.98	1.82	0.653	107.8				

MPA7030 SERIES, HIGH FREQUENCY HIGH CURRENT POWER INDUCTORS

Features:
- Halogen free
- 165°C maximum total temperature operation
- 7.6x7.0x3.0mm maximum surface mount package
- Magnetically shielded
- Rugged construction
- Handles high transient inrush current spikes
- Inductance Range from 1.5µH to 8.2µH
- Current range from 3.5 to 17.5Amps

DIMENSIONS: mm

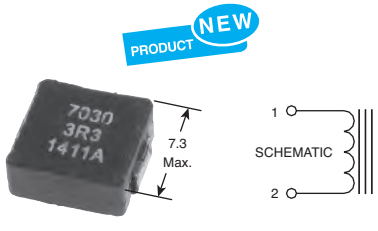

MPA7030

For quantities greater than listed, call for quote.

MOUSER STOCK NO.	Coiltronics Part No.	Open Circuit Inductance (µH)	Irms (A)	Irms (A)	Isat (A)	SRF (MHz) Min	DCR (Ω)	Price Each 1	50	100	500	Reel Qty.	Price Each
704-MPA7030-1R5-R	MPA7030-1R5-R	1.5	9.20	7.60	17.5	37	13.5					1500	
704-MPA7030-2R2-R	MPA7030-2R2-R	2.2	7.70	6.30	11.0	28	19.6					1500	
704-MPA7030-3R3-R	MPA7030-3R3-R	3.3	6.20	5.40	11.0	19	26.0					1500	
704-MPA7030-4R7-R	MPA7030-4R7-R	4.7	5.50	4.70	9.5	15	36.5					1500	
704-MPA7030-6R8-R	MPA7030-6R8-R	6.8	4.50	3.80	7.5	12	55.0					1500	
704-MPA7030-8R2-R	MPA7030-8R2-R	8.2	4.00	3.50	8.0	10	64.5					1500	

HIGH FREQUENCY, HIGH CURRENT MINIATURE POWER INDUCTORS

Features:
- Halogen Free
- Magnetically Shielded
- Handles high transient inrush current spikes

Specifications:
- Storage Temperature Range: -40°C to +125°C
- Operating Temperature Range: -40°C to +125°C
- Solder Reflow Temperature: J-STD-020D Compliant

Applications:
- Handheld/Mobile Devices
- GPS/PDAs
- MP3 Players
- Notebook/Netbook

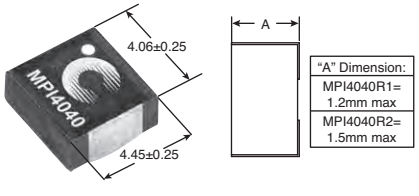

MPI4040R

MOUSER STOCK NO.	Coiltronics Part No.	OCL1 ± 15% (µH)	I_{rms}[2] (Amps)	I_{sat}[3] (Amps)	(mΩ) @ 20°C ± 15%	K-factor[4]	Price Each 1	50	100	500
704-MPI4040R1-R15-R	MPI4040R1-R15-R	0.15	6.5	26	11	1694				
704-MPI4040R1-R47-R	MPI4040R1-R47-R	0.47	3.75	11	35	912				
704-MPI4040R1-R68-R	MPI4040R1-R68-R	0.68	3.1	9	51	790				
704-MPI4040R2-R47-R	MPI4040R2-R47-R	0.47	4.3	13	28	912				
704-MPI4040R2-1R0-R	MPI4040R2-1R0-R	1	3.8	2.25	38	760				
704-MPI4040R3-1R5-R	MPI4040R3-1R5-R	1.5	3.8	8.2	36	600				
704-MPI4040R2-2R2-R	MPI4040R2-2R2-R	2.2	2.3	1.5	82	506				
704-MPI4040R3-2R2-R	MPI4040R3-2R2-R	2.2	3.4	7.9	48	506				
704-MPI4040R2-3R3-R	MPI4040R2-3R3-R	3.3	1.96	1.25	113	430				
704-MPI4040R3-3R3-R	MPI4040R3-3R3-R	3.3	3	6.6	60	430				
704-MPI4040R2-4R7-R	MPI4040R2-4R7-R	4.7	1.6	1.1	175	368				
704-MPI4040R3-4R7-R	MPI4040R3-4R7-R	4.7	2.3	4.8	92	350				
704-MPI4040R3-6R8-R	MPI4040R3-6R8-R	6.8	2	4.5	140	290				
704-MPI4040R3-100-R	MPI4040R3-100-R	10	1.5	3.8	213	240				
704-MPI4040R3-220-R	MPI4040R3-220-R	22	1.1	2.2	408	160				

© Copyright 2014 Mouser Electronics

© Copyright 2014 Mouser Electronics

COILTRONICS® Power Inductors

RoHS Compliant This product is RoHS compliant.

HCM1103 SERIES HIGH CURRENT, HIGH FREQUENCY POWER INDUCTORS

Features:
- Power iron core material
- Magnetically shielded, low EMI
- High current carrying capacity, low core losses

Specifications:
- Operating Temperature Range: -55°C to +125°C

NEW PRODUCT

For quantities greater than listed, call for quote.

MOUSER STOCK NO.	Coiltronics Part No.	Fig.	Open Circuit Inductance (uH)	Full Load Inductance (uH)	Irms (A)	Isat (A)	Price Each 1	Price Each 50	Price Each 100	Reel Qty.	Price Per Piece
704-HCM1103-R12-R	HCM1103-R12-R	A	0.12	0.07	30	75				1000	
704-HCM1103-R36-R	HCM1103-R36-R	A	0.36	0.26	23	28				1000	
704-HCM1103-R47-R	HCM1103-R47-R	A	0.47	0.33	20	26				1000	
704-HCM1103-R68-R	HCM1103-R68-R	A	0.68	0.38	21	23				1000	
704-HCM1103-1R0-R	HCM1103-1R0-R	A	1	0.56	15	21				1000	
704-HCM1103-2R2-R	HCM1103-2R2-R	A	2.2	1.2	13	16				1000	
704-HCM1103-3R3-R	HCM1103-3R3-R	A	3.3	1.9	9	14				1000	
704-HCM1103-4R7-R	HCM1103-4R7-R	A	4.7	2.6	7	13				1000	
704-HCM1103-8R2-R	HCM1103-8R2-R	A	8.2	4.6	5	8.5				1000	
704-HCM1103-100-R	HCM1103-100-R	A	10	5.6	5	7.5				1000	
704-HCM1103-150-R	HCM1103-150-R	A	15	8.4	4	6				1000	
704-HCM1103-220-R	HCM1103-220-R	A	22	12.3	3	5				1000	

HCM0503 AND HCM0703 SERIES HIGH CURRENT POWER INDUCTORS

Features:
- Power iron core material
- Magnetically shielded, low EMI
- High current carrying capacity, low core losses
- Wide Frequency Range
- High Energy Density
- Good thermal dissipation
- Soft roll-off
- High Saturation Current

Specifications:
- Operating Temperature Range: -55°C to +125°C

NEW PRODUCT

For quantities greater than listed, call for quote.

MOUSER STOCK NO.	Coiltronics Part No.	Fig.	Open Circuit Inductance (uH)	Full Load Inductance (uH)	Irms (A)	Isat (A)	Price Each 1	Price Each 50	Price Each 100	Reel Qty.	Price Per Piece
704-HCM0503-R20-R	HCM0503-R20-R	B	0.20	0.128	22.2	21				2000	
704-HCM0503-R35-R	HCM0503-R35-R	B	0.35	0.224	16.6	14.9				2000	
704-HCM0503-R75-R	HCM0503-R75-R	B	0.75	0.480	11.3	9.7				2000	
704-HCM0503-1R0-R	HCM0503-1R0-R	B	1	0.640	10.1	8.5				2000	
704-HCM0703-R15-R	HCM0703-R15-R	C	0.15	0.09	26	52				1500	
704-HCM0703-R22-R	HCM0703-R22-R	C	0.22	0.13	23	40				1500	
704-HCM0703-R47-R	HCM0703-R47-R	C	0.47	0.28	17.5	26				1500	
704-HCM0703-R68-R	HCM0703-R68-R	C	0.68	0.41	15.5	25				1500	
704-HCM0703-R82-R	HCM0703-R82-R	C	0.82	0.49	13	24				1500	
704-HCM0703-1R0-R	HCM0703-1R0-R	C	1	0.60	11	22				1500	
704-HCM0703-1R5-R	HCM0703-1R5-R	C	1.5	0.90	9	18				1500	
704-HCM0703-2R2-R	HCM0703-2R2-R	C	2.2	1.32	8	14				1500	
704-HCM0703-3R3-R	HCM0703-3R3-R	C	3.3	1.98	6	13.5				1500	
704-HCM0703-4R7-R	HCM0703-4R7-R	C	4.7	2.82	5.5	10				1500	
704-HCM0703-6R8-R	HCM0703-6R8-R	C	6.8	4.08	4.5	8				1500	
704-HCM0703-8R2-R	HCM0703-8R2-R	C	8.2	4.92	4	7.5				1500	
704-HCM0703-100-R	HCM0703-100-R	C	10	6	3.2	7				1500	

HCF1007 SERIES HIGH CURRENT, HIGH FREQUENCY POWER INDUCTORS

Features:
- Ferrite core material
- Secure 3 terminal mounting
- High current carrying capacity, low core losses
- Controlled DCR tolerance for sensing currents

Specifications:
- Operating Temperature Range: -40°C to +125°C

For quantities greater than listed, call for quote.

MOUSER STOCK NO.	Coiltronics Part No.	Fig.	Open Circuit Inductance (uH)	Full Load Inductance (uH)	Irms (A)	Isat (A)	Price Each 1	Price Each 50	Price Each 100	Reel Qty.	Price Per Piece
704-HCF1007-R56-R	HCF1007-R56-R	D	0.56	0.40	26	36				700	
704-HCF1007-1R0-R	HCF1007-1R0-R	D	1	0.72	16	26				700	
704-HCF1007-1R5-R	HCF1007-1R5-R	D	1.5	1.08	13	22				700	
704-HCF1007-2R2-R	HCF1007-2R2-R	D	2.2	1.57	10.7	18				700	
704-HCF1007-3R3-R	HCF1007-3R3-R	D	3.3	2.37	10	14.5				700	
704-HCF1007-4R7-R	HCF1007-4R7-R	D	4.7	3.38	9.4	12				700	
704-HCF1007-6R8-R	HCF1007-6R8-R	D	6.8	4.90	9.4	7.8				700	
704-HCF1007-100-R	HCF1007-100-R	D	10	7.20	9.4	5.3				700	

SDH2812 SERIES LOW PROFILE, HIGH POWER, SHIELDED DRUM INDUCTORS

Features:
- Ferrite core material
- High power density, ultra-compact footprint
- Magnetically shielded, low EMI

Specifications:
- Operating Temperature Range: -40°C to +125°C

For quantities greater than listed, call for quote.

MOUSER STOCK NO.	Coiltronics Part No.	Fig.	Open Circuit Inductance (uH)	Full Load Inductance (uH)	Irms (A)	Isat (A)	Price Each 1	Price Each 50	Price Each 100	Reel Qty.	Price Per Piece
704-SDH2812-1R5-R	SDH2812-1R5-R	E	1.5	A	1.33	1.71				4500	
704-SDH2812-2R2-R	SDH2812-2R2-R	E	2.2	B	1.26	1.53				4500	
704-SDH2812-3R3-R	SDH2812-3R3-R	E	3.2	C	1.08	1.16				4500	
704-SDH2812-4R7-R	SDH2812-4R7-R	E	4.2	D	0.90	1.00				4500	
704-SDH2812-100-R	SDH2812-100-R	E	9.67	G	0.62	0.71				4500	
704-SDH2812-150-R	SDH2812-150-R	E	14.7	H	0.50	0.57				4500	
704-SDH2812-220-R	SDH2812-220-R	E	21.6	I	0.44	0.46				4500	
704-SDH2812-470-R	SDH2812-470-R	E	46.7	K	0.30	0.32				4500	
704-SDH2812-680-R	SDH2812-680-R	E	68	L	0.27	0.27				4500	

DIMENSIONS: mm

A
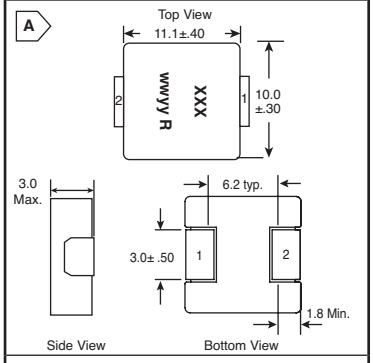

B
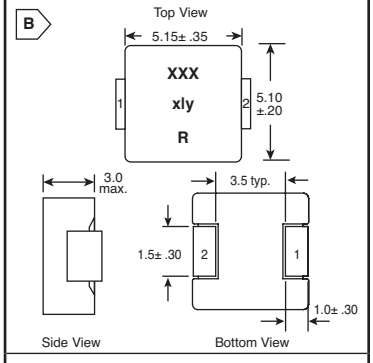

C
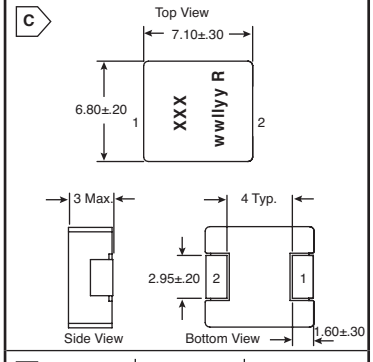

D
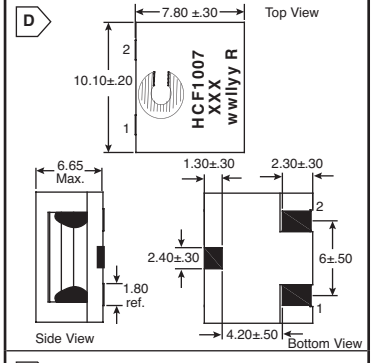

E
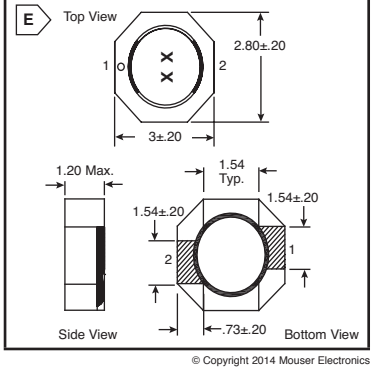

© Copyright 2014 Mouser Electronics

© Copyright 2014 Mouser Electronics

COILTRONICS® Uni-Pac™ SMT Power Inductors

RoHS Compliant **This product is RoHS compliant.**

Features:
- Miniature surface mount design
- Inductance range from 0.470uH to 1000uH
- Current range from 19.2 to .47 Amps
- Maximum power density
- Ideal for applications requiring low inductance and high current in a miniature package

Applications:
- DC-DC converters on board level and industrial products

Packaging:
- Supplied in tape and reel packaging, 900 (UP1B), 550 (UP2B), 450 (UP3B), and 275 (UP4B) per reel

Environmental Data:
- Storage temperature range: -40°C to +125°C
- Operating ambient temperature range: -40°C to +85°C
- Solder reflow temperature: +260°C max. for 10 seconds max.

UP1B SERIES

For quantities greater than listed, call for quote.

MOUSER STOCK NO.	Coiltronics Part No.	Fig.	Value (µH)	Open Circuit Value (µH)	Irms (A)	Isat (A)	DCR (Ω) Max.	Price Each 1	50	100	500
704-UP1B-R47-R	UP1B-R47-R	A	0.47	0.569	6.0	7.7	0.0097				
704-UP1B-1R0-R	UP1B-1R0-R	A	1.0	1.20	4.4	5.3	0.0177				
704-UP1B-1R5-R	UP1B-1R5-R	A	1.5	1.61	4.2	4.5	0.020				
704-UP1B-2R2-R	UP1B-2R2-R	A	2.2	2.62	3.1	3.5	0.0363				
704-UP1B-3R3-R	UP1B-3R3-R	A	3.3	3.79	2.9	3.0	0.0428				
704-UP1B-4R7-R	UP1B-4R7-R	A	4.7	5.15	2.2	2.6	0.0544				
704-UP1B-6R8-R	UP1B-6R8-R	A	6.8	6.87	1.7	2.2	0.0897				
704-UP1B-100-R	UP1B-100-R	A	10	11.0	1.5	1.9	0.1107				
704-UP1B-150-R	UP1B-150-R	A	15	16.0	1.2	1.5	0.1747				
704-UP1B-220-R	UP1B-220-R	A	22	23.5	1.0	1.2	0.2541				
704-UP1B-330-R	UP1B-330-R	A	33	36.0	0.82	0.99	0.367				
704-UP1B-470-R	UP1B-470-R	A	47	48.5	0.72	0.87	0.474				
704-UP1B-680-R	UP1B-680-R	A	68	73.52	0.58	0.67	0.732				
704-UP1B-101-R	UP1B-101-R	A	100	112.67	0.47	0.53	1.11				
704-UP1B-151-R	UP1B-151-R	A	150	152.4	0.40	0.46	1.61				
704-UP1B-221-R	UP1B-221-R	A	220	223.1	0.36	0.38	1.96				
704-UP1B-331-R	UP1B-331-R	A	330	331.9	0.28	0.31	3.10				

UP2B SERIES

For quantities greater than listed, call for quote.

MOUSER STOCK NO.	Coiltronics Part No.	Fig.	Value (µH)	Open Circuit Value (µH)	Irms (A)	Isat (A)	DCR (Ω) Max.	Price Each 1	55	110	220
704-UP2B-R47-R	UP2B-R47-R	B	0.47	0.595	10.6	11.4	0.0049				
704-UP2B-1R0-R	UP2B-1R0-R	B	1.0	1.0	9.3	9.9	0.0065				
704-UP2B-1R5-R	UP2B-1R5-R	B	1.5	1.46	8.3	7.9	0.0081				
704-UP2B-2R2-R	UP2B-2R2-R	B	2.2	2.56	7.2	6.1	0.0107				
704-UP2B-3R3-R	UP2B-3R3-R	B	3.3	3.23	6.5	5.1	0.0128				
704-UP2B-4R7-R	UP2B-4R7-R	B	4.7	4.77	5.5	4.2	0.0165				
704-UP2B-6R8-R	UP2B-6R8-R	B	6.8	6.63	5.0	3.6	0.0202				
704-UP2B-100-R	UP2B-100-R	B	10	9.73	4.3	3.3	0.0267				
704-UP2B-150-R	UP2B-150-R	B	15	15.43	3.5	2.4	0.041				
704-UP2B-220-R	UP2B-220-R	B	22	22.5	2.8	2.0	0.0617				
704-UP2B-330-R	UP2B-330-R	B	33	33.13	2.1	1.7	0.0917				
704-UP2B-470-R	UP2B-470-R	B	47	48.65	1.7	1.4	0.1388				
704-UP2B-680-R	UP2B-680-R	B	68	68.17	1.5	1.2	0.1787				
704-UP2B-820-R	UP2B-820-R	B	82	84.1	1.34	1.03	0.2235				
704-UP2B-101-R	UP2B-101-R	B	100	102.6	1.2	0.95	0.2707				
704-UP2B-151-R	UP2B-151-R	B	150	150	1.0	0.77	0.41				
704-UP2B-221-R	UP2B-221-R	B	220	223	0.773	0.637	0.6717				
704-UP2B-331-R	UP2B-331-R	B	330	338	0.676	0.510	0.8783				
704-UP2B-471-R	UP2B-471-R	B	470	471	0.553	0.427	1.31				
704-UP2B-681-R	UP2B-681-R	B	680	700	0.452	0.355	1.97				
704-UP2B-821-R	UP2B-821-R	B	820	823	0.423	0.334	2.24				
704-UP2B-102-R	UP2B-102-R	B	1000	1005	0.369	0.300	2.96				

UP3B SERIES

For quantities greater than listed, call for quote.

MOUSER STOCK NO.	Coiltronics Part No.	Fig.	Value (µH)	Open Circuit Value (µH)	Irms (A)	Isat (A)	DCR (Ω) Max.	Price Each 1	25	50	100
704-UP3B-R47-R	UP3B-R47-R	C	0.47	0.452	16	25.1	0.0021				
704-UP3B-1R0-R	UP3B-1R0-R	C	1.0	1.34	12.5	15.3	0.0034				
704-UP3B-1R5-R	UP3B-1R5-R	C	1.5	2.08	10	12	0.0053				
704-UP3B-2R2-R	UP3B-2R2-R	C	2.2	3.01	9.2	10.2	0.0074				
704-UP3B-3R3-R	UP3B-3R3-R	C	3.3	3.96	8.0	9.3	0.0083				
704-UP3B-4R7-R	UP3B-4R7-R	C	4.7	5.0	6.5	7.7	0.0114				
704-UP3B-6R8-R	UP3B-6R8-R	C	6.8	7.7	5.8	6.2	0.0183				
704-UP3B-100-R	UP3B-100-R	C	10	11.0	4.3	5.2	0.026				
704-UP3B-150-R	UP3B-150-R	C	15	16.38	3.9	4.3	0.0317				
704-UP3B-220-R	UP3B-220-R	C	22	23.93	3.1	3.7	0.049				
704-UP3B-330-R	UP3B-330-R	C	33	33.85	2.4	3.0	0.0688				
704-UP3B-470-R	UP3B-470-R	C	47	51	1.9	2.4	0.1082				
704-UP3B-680-R	UP3B-680-R	C	68	69.5	1.6	2.0	0.1558				
704-UP3B-101-R	UP3B-101-R	C	100	101.4	1.4	1.8	0.2053				
704-UP3B-151-R	UP3B-151-R	C	150	152.9	1.2	1.4	0.296				
704-UP3B-331-R	UP3B-331-R	C	330	332.8	0.75	0.98	0.733				

UP4B SERIES

For quantities greater than listed, call for quote.

MOUSER STOCK NO.	Coiltronics Part No.	Fig.	Value (µH)	Open Circuit Value (µH)	Irms (A)	Isat (A)	DCR (Ω) Max.	Price Each 1	25	50	100
704-UP4B-R47-R	UP4B-R47-R	D	0.47	0.473	19.2	51.7	0.0019				
704-UP4B-1R0-R	UP4B-1R0-R	D	1.0	0.916	17.3	37.3	0.0023				
704-UP4B-1R5-R	UP4B-1R5-R	D	1.5	1.52	13.4	28.9	0.0039				
704-UP4B-2R2-R	UP4B-2R2-R	D	2.2	2.27	12	23.7	0.0048				
704-UP4B-3R3-R	UP4B-3R3-R	D	3.3	3.14	11	20.2	0.0057				
704-UP4B-4R7-R	UP4B-4R7-R	D	4.7	5.34	8.6	15.6	0.0093				
704-UP4B-6R8-R	UP4B-6R8-R	D	6.8	6.66	8.3	14.1	0.01				
704-UP4B-100-R	UP4B-100-R	D	10	9.77	6.8	11.5	0.015				
704-UP4B-150-R	UP4B-150-R	D	15	15.61	5.5	9.1	0.023				
704-UP4B-220-R	UP4B-220-R	D	22	22.61	4.5	7.6	0.034				
704-UP4B-330-R	UP4B-330-R	D	33	34.3	3.7	6.1	0.052				
704-UP4B-470-R	UP4B-470-R	D	47	48.1	3.1	5.2	0.074				
704-UP4B-680-R	UP4B-680-R	D	68	69.14	2.4	4.3	0.12				
704-UP4B-101-R	UP4B-101-R	D	100	99.42	2.0	3.6	0.17				
704-UP4B-151-R	UP4B-151-R	D	150	146.9	1.7	3.0	0.2392				
704-UP4B-221-R	UP4B-221-R	D	220	221.4	1.4	2.4	0.3571				
704-UP4B-331-R	UP4B-331-R	D	330	330	1.1	2.0	0.58				
704-UP4B-471-R	UP4B-471-R	D	470	470.1	0.91	1.7	0.833				

DIMENSIONS: mm

A

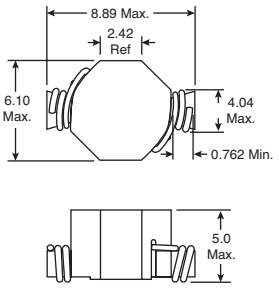

B

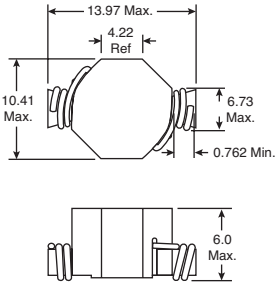

C

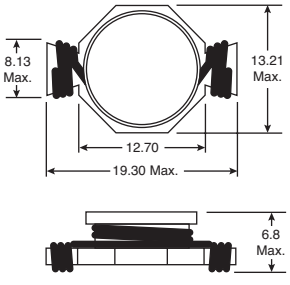

D

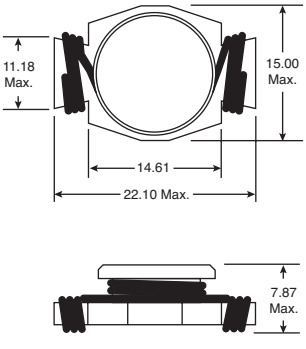

Inductors

Coiltronics

© Copyright 2014 Mouser Electronics

© Copyright 2014 Mouser Electronics

COILTRONICS® Versa-Pac SMT Inductors & Transformers

RoHS Compliant **This product is RoHS compliant.**

Features:
- Six winding, surface mount devices that offer more than 500 usable inductor or transformer configurations
- High power density and low profile
- Low radiated noise and tightly coupled windings
- Power range from 1 Watt - 70 Watts
- Frequency range to over 1MHz
- 500 VAC Isolation
- Ferrite core material

Applications:
- Inductors: buck, boost, coupled, choke, filter, resonant, noise filtering, differential, forward, common mode
- Transformers: fly back, feed forward, push-pull, multiple output, inverter, step-up, step-down, gate drive, base drive, wide band, pulse, control, impedance, isolation,bridging, ringer, converter, auto

NOTE: Base - The value for a single winding. There are 6 windings in each device.

Environmental Data:
- Storage temperature range: -55°C to 125°C
- Operating ambient temperature range: -40°C to +85°C
- Solder reflow temperature: +260°C max. for 10 seconds max.

Packaging:
- Supplied in tape and reel packaging, 600 (VP01), 300 (VP02), and 200 (VP03) per reel
- Supplied in bulk packaging (VP04 and VP05)

VP1 SERIES

For quantities greater than listed, call for quote.

MOUSER STOCK NO.	Coiltronics Part No.	Fig.	Value (Base) (µH)	Tol.	Isat (Base) (A)	Irms (Base) (A)	DCR (Base) (A)	Volt (µSec) (Base)(µVs)	Epeak (Base) (µJ)	Leakage Inductance (Base) (µH)	Thermal Resistance (°C/Watt)	Price Each 1	10	50	100
704-VP1-0059-R	VP1-0059-R	A	3.8	±20%	1.37	0.85	0.145	21.8	2.48	0.096	60.7				
704-VP1-0076-R	VP1-0076-R	A	4.9	±20%	1.06	0.85	0.145	21.8	1.92	0.096	60.7				
704-VP1-0190-R	VP1-0190-R	A	12.2	±20%	0.43	0.85	0.145	21.8	0.77	0.096	60.7				
704-VP1-1400-R	VP1-1400-R	A	89.6	±30%	0.06	0.85	0.145	21.8	0.11	0.096	60.7				

VPH1 SERIES

For quantities greater than listed, call for quote.

MOUSER STOCK NO.	Coiltronics Part No.	Fig.	Value (Base) (µH)	Tol.	Isat (Base) (A)	Irms (Base) (A)	DCR (Base) (A)	Volt (µSec) (Base)(µVs)	Epeak (Base) (µJ)	Leakage Inductance (Base) (µH)	Thermal Resistance (°C/Watt)	Price Each 1	10	50	100
704-VPH1-0059-R	VPH1-0059-R	A	8.5	±20%	0.92	0.55	0.344	32.9	2.48	0.212	60.7				
704-VPH1-0076-R	VPH1-0076-R	A	10.9	±20%	0.72	0.55	0.344	32.9	1.92	0.212	60.7				
704-VPH1-0102-R	VPH1-0102-R	A	14.7	±20%	0.53	0.55	0.344	32.9	1.45	0.212	60.7				
704-VPH1-0190-R	VPH1-0190-R	A	27.4	±20%	0.29	0.55	0.344	32.9	0.77	0.212	60.7				
704-VPH1-1400-R	VPH1-1400-R	A	201.6	±30%	0.04	0.55	0.344	32.9	0.11	0.212	60.7				

VP2 SERIES

For quantities greater than listed, call for quote.

MOUSER STOCK NO.	Coiltronics Part No.	Fig.	Value (Base) (µH)	Tol.	Isat (Base) (A)	Irms (Base) (A)	DCR (Base) (A)	Volt (µSec) (Base)(µVs)	Epeak (Base) (µJ)	Leakage Inductance (Base) (µH)	Thermal Resistance (°C/Watt)	Price Each 1	25	50	100
704-VP2-0066-R	VP2-0066-R	B	3.2	±20%	2.50	1.26	0.090	33.7	7.01	0.083	44.0				
704-VP2-0083-R	VP2-0083-R	B	4.1	±20%	1.95	1.26	0.090	33.7	5.47	0.083	44.0				
704-VP2-0116-R	VP2-0116-R	B	5.7	±20%	1.41	1.26	0.090	33.7	3.94	0.083	44.0				
704-VP2-0216-R	VP2-0216-R	B	10.6	±20%	0.76	1.26	0.090	33.7	2.11	0.083	44.0				
704-VP2-1600-R	VP2-1600-R	B	78.4	±30%	0.10	1.26	0.090	33.7	0.29	0.083	44.0				

VPH2 SERIES

For quantities greater than listed, call for quote.

MOUSER STOCK NO.	Coiltronics Part No.	Fig.	Value (Base) (µH)	Tol.	Isat (Base) (A)	Irms (Base) (A)	DCR (Base) (A)	Volt (µSec) (Base)(µVs)	Epeak (Base) (µJ)	Leakage Inductance (Base) (µH)	Thermal Resistance (°C/Watt)
704-VPH2-0066-R	VPH2-0066-R	B	6.6	±20%	1.74	0.95	0.159	48.3	7.01	0.165	44.0
704-VPH2-0083-R	VPH2-0083-R	B	8.3	±20%	1.39	0.95	0.159	48.3	5.47	0.165	44.0
704-VPH2-0116-R	VPH2-0116-R	B	11.6	±20%	0.99	0.95	0.159	48.3	3.94	0.165	44.0
704-VPH2-0216-R	VPH2-0216-R	B	21.6	±20%	0.53	0.95	0.159	48.3	2.11	0.165	44.0

VP3 SERIES

For quantities greater than listed, call for quote.

MOUSER STOCK NO.	Coiltronics Part No.	Fig.	Value (Base) (µH)	Tol.	Isat (Base) (A)	Irms (Base) (A)	DCR (Base) (A)	Volt (µSec) (Base)(µVs)	Epeak (Base) (µJ)	Leakage Inductance (Base) (µH)	Thermal Resistance (°C/Watt)	Price Each 1	10	25	100
704-VP3-0047-R	VP3-0047-R	C	3.8	±20%	1.73	1.47	0.061	27.7	4.00	0.058	43.4				
704-VP3-0055-R	VP3-0055-R	C	4.5	±20%	1.46	1.47	0.061	27.7	3.38	0.058	43.4				
704-VP3-0084-R	VP3-0084-R	C	6.8	±20%	0.97	1.47	0.061	27.7	2.23	0.058	43.4				
704-VP3-0138-R	VP3-0138-R	C	11.2	±20%	0.59	1.47	0.061	27.7	1.36	0.058	43.4				
704-VP3-0780-R	VP3-0780-R	C	63.2	±30%	0.10	1.47	0.061	27.7	0.24	0.058	43.4				

VPH3 SERIES

For quantities greater than listed, call for quote.

MOUSER STOCK NO.	Coiltronics Part No.	Fig.	Value (Base) (µH)	Tol.	Isat (Base) (A)	Irms (Base) (A)	DCR (Base) (A)	Volt (µSec) (Base)(µVs)	Epeak (Base) (µJ)	Leakage Inductance (Base) (µH)	Thermal Resistance (°C/Watt)
704-VPH3-0047-R	VPH3-0047-R	C	7.94	±20%	1.19	0.97	0.14	39.8	4.00	0.125	43.4
704-VPH3-0055-R	VPH3-0055-R	C	9.3	±20%	1.02	0.97	0.14	39.8	3.38	0.125	43.4
704-VPH3-0084-R	VPH3-0084-R	C	14.2	±20%	0.67	0.97	0.14	39.8	2.23	0.125	43.4
704-VPH3-0138-R	VPH3-0138-R	C	23.3	±20%	0.41	0.97	0.14	39.8	1.36	0.125	43.4
704-VPH3-0780-R	VPH3-0780-R	C	132	±30%	0.07	0.97	0.14	39.8	0.24	0.125	43.4

VP4 SERIES

For quantities greater than listed, call for quote.

MOUSER STOCK NO.	Coiltronics Part No.	Fig.	Value (Base) (µH)	Tol.	Isat (Base) (A)	Irms (Base) (A)	DCR (Base) (A)	Volt (µSec) (Base)(µVs)	Epeak (Base) (µJ)	Leakage Inductance (Base) (µH)	Thermal Resistance (°C/Watt)	Price Each 1	6	12	24
704-VP4-0047-R	VP4-0047-R	D	3.8	±20%	2.81	1.70	0.057	44.7	10.52	0.075	39.4				
704-VP4-0060-R	VP4-0060-R	D	4.9	±20%	2.18	1.70	0.057	44.7	8.16	0.075	39.4				
704-VP4-0075-R	VP4-0075-R	D	6.1	±20%	1.75	1.70	0.057	44.7	6.55	0.075	39.4				
704-VP4-0140-R	VP4-0140-R	D	11.3	±20%	0.95	1.70	0.057	44.7	3.54	0.075	39.4				
704-VP4-0860-R	VP4-0860-R	D	87	±30%	0.15	1.70	0.057	44.7	0.57	0.075	39.4				

VPH4 SERIES

For quantities greater than listed, call for quote.

MOUSER STOCK NO.	Coiltronics Part No.	Fig.	Value (Base) (µH)	Tol.	Isat (Base) (A)	Irms (Base) (A)	DCR (Base) (A)	Volt (µSec) (Base)(µVs)	Epeak (Base) (µJ)	Leakage Inductance (Base) (µH)	Thermal Resistance (°C/Watt)
704-VPH4-0047-R	VPH4-0047-R	D	7.94	±20%	1.94	1.41	0.0828	64.6	10.52	0.156	39.4
704-VPH4-0060-R	VPH4-0060-R	D	10.1	±20%	1.52	1.41	0.0828	64.6	8.16	0.156	39.4
704-VPH4-0075-R	VPH4-0075-R	D	12.7	±20%	1.21	1.41	0.0828	64.6	6.55	0.156	39.4
704-VPH4-0140-R	VPH4-0140-R	D	23.7	±20%	0.65	1.41	0.0828	64.6	3.54	0.156	39.4
704-VPH4-0860-R	VPH4-0860-R	D	159.65	±30%	0.11	1.41	0.0828	64.6	0.57	0.156	39.4

VP5 SERIES

For quantities greater than listed, call for quote.

MOUSER STOCK NO.	Coiltronics Part No.	Fig.	Value (Base) (µH)	Tol.	Isat (Base) (A)	Irms (Base) (A)	DCR (Base) (A)	Volt (µSec) (Base)(µVs)	Epeak (Base) (µJ)	Leakage Inductance (Base) (µH)	Thermal Resistance (°C/Watt)	Price Each 1	15	25	35
704-VP5-0053-R	VP5-0053-R	E	3.4	±20%	4.59	2.08	0.047	65.6	25.10	0.105	30.3				
704-VP5-0067-R	VP5-0067-R	E	4.3	±20%	3.63	2.08	0.047	65.6	19.83	0.105	30.3				
704-VP5-0083-R	VP5-0083-R	E	5.3	±20%	2.95	2.08	0.047	65.6	16.07	0.105	30.3				
704-VP5-0155-R	VP5-0155-R	E	9.9	±20%	1.60	2.08	0.047	65.6	8.83	0.105	30.3				
704-VP5-1200-R	VP5-1200-R	E	76.8	±30%	0.20	2.08	0.047	65.6	1.11	0.105	30.3				

VPH5 SERIES

For quantities greater than listed, call for quote.

MOUSER STOCK NO.	Coiltronics Part No.	Fig.	Value (Base) (µH)	Tol.	Isat (Base) (A)	Irms (Base) (A)	DCR (Base) (A)	Volt (µSec) (Base)(µVs)	Epeak (Base) (µJ)	Leakage Inductance (Base) (µH)	Thermal Resistance (°C/Watt)
704-VPH5-0053-R	VPH5-0053-R	E	7.63	±20%	3.07	1.70	0.0711	98.4	25.10	0.235	30.3
704-VPH5-0067-R	VPH5-0067-R	E	9.65	±20%	2.43	1.70	0.0711	98.4	19.83	0.235	30.3
704-VPH5-0083-R	VPH5-0083-R	E	12	±20%	1.96	1.70	0.0711	98.4	16.07	0.235	30.3
704-VPH5-0155-R	VPH5-0155-R	E	22.3	±20%	1.05	1.70	0.0711	98.4	8.83	0.235	30.3
704-VPH5-1200-R	VPH5-1200-R	E	173	±30%	0.14	1.70	0.0711	98.4	1.11	0.235	30.3

DIMENSIONS: mm

A

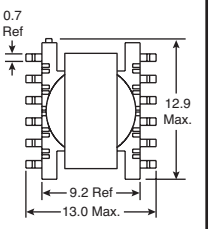

B

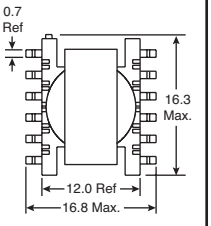

C

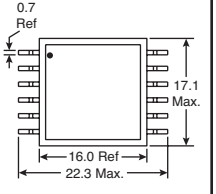

D

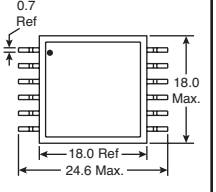

E

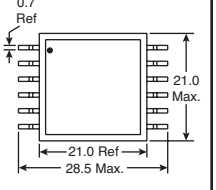

© Copyright 2014 Mouser Electronics
© Copyright 2014 Mouser Electronics

EPCOS Power Inductors

RoHS Compliant **This product is RoHS compliant.**

SMD SERIES B82554

- Enamel Copper Flat Wire Winding
- Magnetically Shielded Ferrite Core
- High Current Rating
- Low DC Resistance

For quantities greater than listed, call for quote.

MOUSER STOCK NO.	Epcos Part No.	Fig.	L (µH)	Idc (A)	Price Each 1	10	25	100
871-B82559A112A13	B82559A112A13	A	1.1	20				
871-B82559A222A13	B82559A222A13	A	2.2	15				
871-B82559A501A13	B82559A501A13	A	0.5	30				
871-B82559A142A13	B82559A142A13	A	1.4	22				
871-B82559A242A13	B82559A242A13	A	2.4	16.5				
871-B82559A392A13	B82559A392A13	A	3.9	12				
871-B82559A951A13	B82559A951A13	A	0.95	25				

SMD SERIES B82462-G4

- Enamel Copper Wire Winding Welded to Terminals
- Magnetically Shielded Ferrite Core
- Size: 6mm by 6mm
- Wide Temp Range
- High Current Rating
- Low DC Resistance

For quantities greater than listed, call for quote.

MOUSER STOCK NO.	Epcos Part No.	Fig.	L (µH)	Idc (A)	Price Each 1	10	25	100
871-B82462G4102M	B82462G4102M	B	1	3.4				
871-B82462G4103M	B82462G4103M	B	10	1.5				
871-B82462G4104M	B82462G4104M	B	100	0.53				
871-B82462G4222M	B82462G4222M	B	2.2	2.55				
871-B82462G4223M	B82462G4223M	B	22	1.05				
871-B82462G4224M	B82462G4224M	B	220	0.35				
871-B82462G4333M	B82462G4333M	B	33	0.85				
871-B82462G4334M	B82462G4334M	B	330	0.27				

SMD SERIES B82464-A4

- Enamel Copper Wire Winding Welded to Terminals
- Ferrite Core
- Size: 10mm by 10mm
- Wide Temp Range
- Very High Current Rating
- Low DC Resistance

For quantities greater than listed, call for quote.

MOUSER STOCK NO.	Epcos Part No.	Fig.	L (µH)	Idc (A)	Price Each 1	10	25	100
871-B82464A4224K	B82464A4224K	C	220	0.8				
871-B82464A4334K	B82464A4334K	C	330	0.6				
871-B82464G4102M	B82464G4102M	C	1	7.5				
871-B82464G4103M	B82464G4103M	C	10	2.5				
871-B82464G4104M	B82464G4104M	C	100	1				
871-B82464G4105M	B82464G4105M	C	1000	0.3				

SMD SERIES B82471

- Enamel Copper Wire Winding Welded to Terminals
- Ferrite Core
- Size: 6mm by 6mm
- High Current Rating
- Low DC Resistance

For quantities greater than listed, call for quote.

MOUSER STOCK NO.	Epcos Part No.	Fig.	L (µH)	Idc (A)	Price Each 1	10	25	100
871-B82471A1103M	B82471A1103M	D	10	1.44				
871-B82471A1104K	B82471A1104K	D	100	0.52				
871-B82471A1224K	B82471A1224K	D	220	0.35				

SMD SERIES B82472-G4

- Enamel Copper Wire Winding Soldered to Terminals
- Magnetically Shielded Ferrite Core
- Plastic Terminal Carrier
- Size: 7mm by 7mm
- Wide Temp Range
- Very High Current Rating
- Low DC Resistance

For quantities greater than listed, call for quote.

MOUSER STOCK NO.	Epcos Part No.	Fig.	L (µH)	Idc (A)	Price Each 1	10	25	100
871-B82472G4102M	B82472G4102M	E	1	2.9				
871-B82472G4103M	B82472G4103M	E	10	1.34				
871-B82472G4104M	B82472G4104M	E	100	0.45				
871-B82472G4224M	B82472G4224M	E	220	0.3				
871-B82472G4473M	B82472G4473M	E	47	0.65				
871-B82472G6102M	B82472G6102M	E	1	3.6				
871-B82472G6103M	B82472G6103M	E	10	1.9				
871-B82472G6104M	B82472G6104M	E	100	0.67				
871-B82472G6105M	B82472G6105M	E	1000	0.2				

SMD SERIES B82473

- Enamel Copper Wire Winding Soldered to Terminals
- Ferrite Core
- Plastic Core
- Size: 7mm by 7mm
- High Current Rating
- Low DC Resistance

For quantities greater than listed, call for quote.

MOUSER STOCK NO.	Epcos Part No.	Fig.	L (µH)	Idc (A)	Price Each 1	10	25	100
871-B82473A1103K	B82473A1103K	F	10	2.3				
871-B82473A1104K	B82473A1104K	F	100	0.72				
871-B82473A1224K	B82473A1224K	F	220	0.49				
871-B82473A1474K	B82473A1474K	F	470	0.34				

SMD SERIES B82475

- Enamel Copper Wire Winding Soldered to Terminals
- Ferrite Core
- Plastic Terminal Carrier
- Size: 10mm by 10mm
- High Current Rating
- Low DC Resistance

For quantities greater than listed, call for quote.

MOUSER STOCK NO.	Epcos Part No.	Fig.	L (µH)	Idc (A)	Price Each 1	10	25	100
871-B82475A1104K	B82475A1104K	G	100	0.97				
871-B82475A1474K	B82475A1474K	G	470	0.42				

DIMENSIONS: mm

A

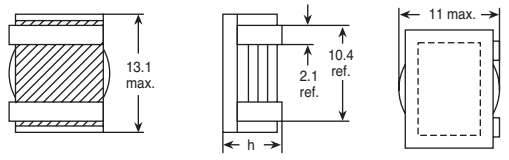

B

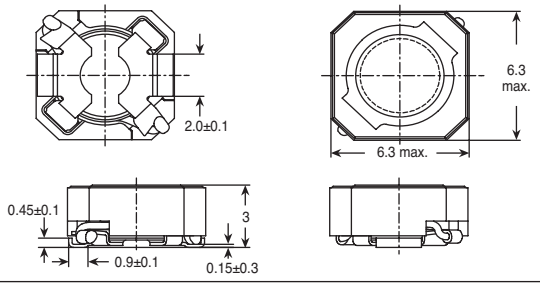

C

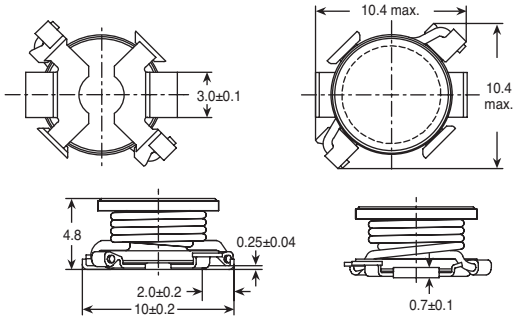

D

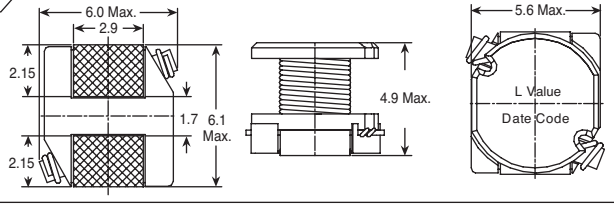

E

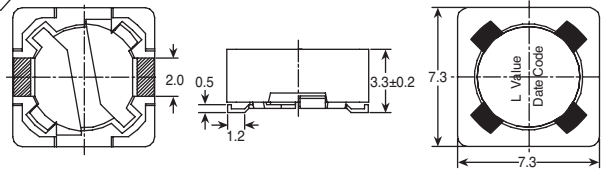

F

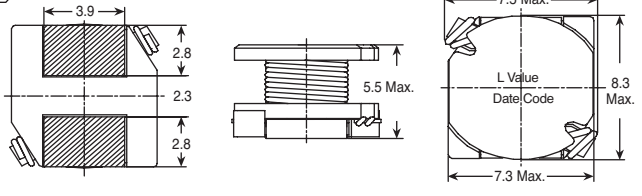

G

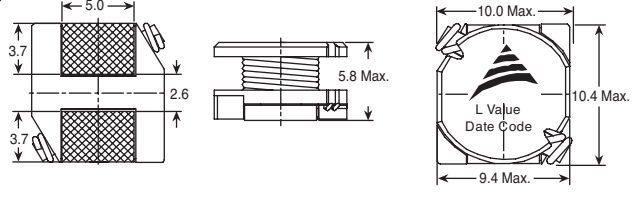

© Copyright 2014 Mouser Electronics

© Copyright 2014 Mouser Electronics

EPCOS Power Inductors

RoHS Compliant This product is RoHS compliant.

SMT GATE DRIVE TRANSFORMERS

Features:
- Low leakage inductance
- Low inter-winding capacitance
- High SRF value
- High isolation between primary and secondary side
- Footprint: 8.1x6.7mm

DIMENSIONS: mm

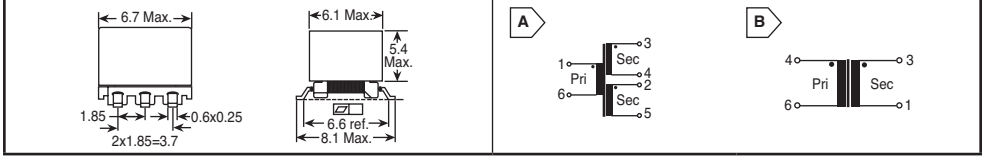

For quantities greater than listed, call for quote.

MOUSER STOCK NO.	Epcos Part No.	Fig.	L (μH)	Turns Ratio pri-sec	R_{DC-pri} Ω	R_{DC-sec} Ω	f_{res} MHz	Price Each 1	50	100	5000
871-B82804A304A225	B82804A304A225	A	300	2.5:1:1	1.8	0.3	2.6				
871-B82804A324A220	B82804A324A220	A	317	2:1:1	1.6	0.45	2				
871-B82804A264A210	B82804A264A210	A	264	1:1:1	1.5	1.5	2.9				
871-B82804A354A110	B82804A354A110	B	350	1:1	1	0.65	1.2				
871-B82804A694A115	B82804A694A115	B	690	1.5:1	1.65	0.86	0.7				
871-B82804A474A125	B82804A474A125	B	473	2.5:1	1.5	0.3	1.7				

POWER INDUCTORS

SMD Series B82789N

- Current Compensated Double Choke with Ferrite Core
- BiFilar Winding
- Lead Free Tinned Terminals

Applications:
- Automotive
- Industrial
- Telecommunications

For quantities greater than listed, call for quote.

MOUSER STOCK NO.	Epcos Part No.	Fig.	L (μH)	Idc (A)	Price Each 1	10	25	100
871-B82789C113N2	B82789C113N2	A	11	300				
871-B82789C513N2	B82789C513N2	A	51	250				

Chokes Series B82731T

- Current Compensated Double Choke with Closed E Core Ferrite Core
- 2 Section Winding
- High Resonant Frequency
- High Pulse Strength
- Lead spacing 10x10mm
- Lead free Pin Leads

For quantities greater than listed, call for quote.

MOUSER STOCK NO.	Epcos Part No.	Fig.	L (μH)	Idc (A)	Price Each 1	10	25	100
871-B82731T2102A20	B82731T2102A20	B	10	1				
871-B82731T2132A20	B82731T2132A20	B	6.8	1.3				
871-B82731T2801A20	B82731T2801A20	B	15	0.8				

Chokes Series B82732F

- Current Compensated Double Choke
- 4 Section Winding
- 14mm Height
- High Pulse Handling
- Industry best Inductance/rated current ratio
- Excellent differential mode suppression

For quantities greater than listed, call for quote.

MOUSER STOCK NO.	Epcos Part No.	Fig.	L (μH)	Idc (A)	Price Each 1	10	25	100
871-B82732F2142A1	B82732F2142A1	C	15	1.4				
871-B82732R2142B30	B82732R2142B30	C	10	1.4				
871-B82732R2172B30	B82732R2172B30	C	6.8	1.7				
871-B82732R2222B30	B82732R2222B30	C	3.3	2.2				

Series B82734

- Current Compensated Double Choke with Closed Rectangular Ferrite Core
- 2 Section Winding
- Low Leakage
- High Pulse Strength
- High Resonant Frequency

For quantities greater than listed, call for quote.

MOUSER STOCK NO.	Epcos Part No.	Fig.	L (μH)	Idc (A)	Price Each 1	10	25	100
871-B82734R2172B30	B82734R2172B30	D	27	1.7				
871-B82734R2262B30	B82734R2262B30	D	10	2.6				
871-B82734R2462B30	B82734R2462B30	D	3.3	4.6				

RING CORE DOUBLE CHOKES

Series B82721

- Current Compensated Ring Core Double Choke with Ferrite Core
- Polycarbonate Case
- Polyurethane Potting
- Sector Winding

Applications:
- Lamp ballasts
- Switch mode power supplies
- Washing machines

For quantities greater than listed, call for quote.

MOUSER STOCK NO.	Epcos Part No.	Fig.	L (μH)	Idc (A)	Price Each 1	10	25	100
871-B82721A2152N1	B82721A2152N1	E	3.3	1.5				
871-B82721A2202N1	B82721A2202N1	E	1	2				
871-B82721A2362N1	B82721A2362N1	E	0.4	3.6				
871-B82721A2401N20	B82721A2401N20	E	39	0.4				
871-B82721A2501N1	B82721A2501N1	E	18	0.5				
871-B82721A2701N20	B82721A2701N20	E	10	0.7				
871-B82722J2102N1	B82722J2102N1	F	10	1				
871-B82722J2202N1	B82722J2202N1	F	2.2	2				
871-B82722J2301N1	B82722J2301N1	F	47	0.3				
871-B82722J2302N1	B82722J2302N1	F	1.2	3				
871-B82722J2501N1	B82722J2501N1	F	27	0.5				
871-B82723J2102N1	B82723J2102N1	G	27	1				
871-B82723J2202N1	B82723J2202N1	G	5.6	2				
871-B82723J2402N1	B82723J2402N1	G	2.7	4				
871-B82723J2501N1	B82723J2501N1	G	56	0.5				
871-B82724J2501N1	B82724J2501N1	H	82	0.5				
871-B82724J2102N1	B82724J2102N1	H	33	1				
871-B82724J2142N1	B82724J2142N1	H	27	1.4				
871-B82724J2202N1	B82724J2202N1	H	6.8	2				
871-B82724J2402N1	B82724J2402N1	H	3.3	4				

DIMENSIONS: mm

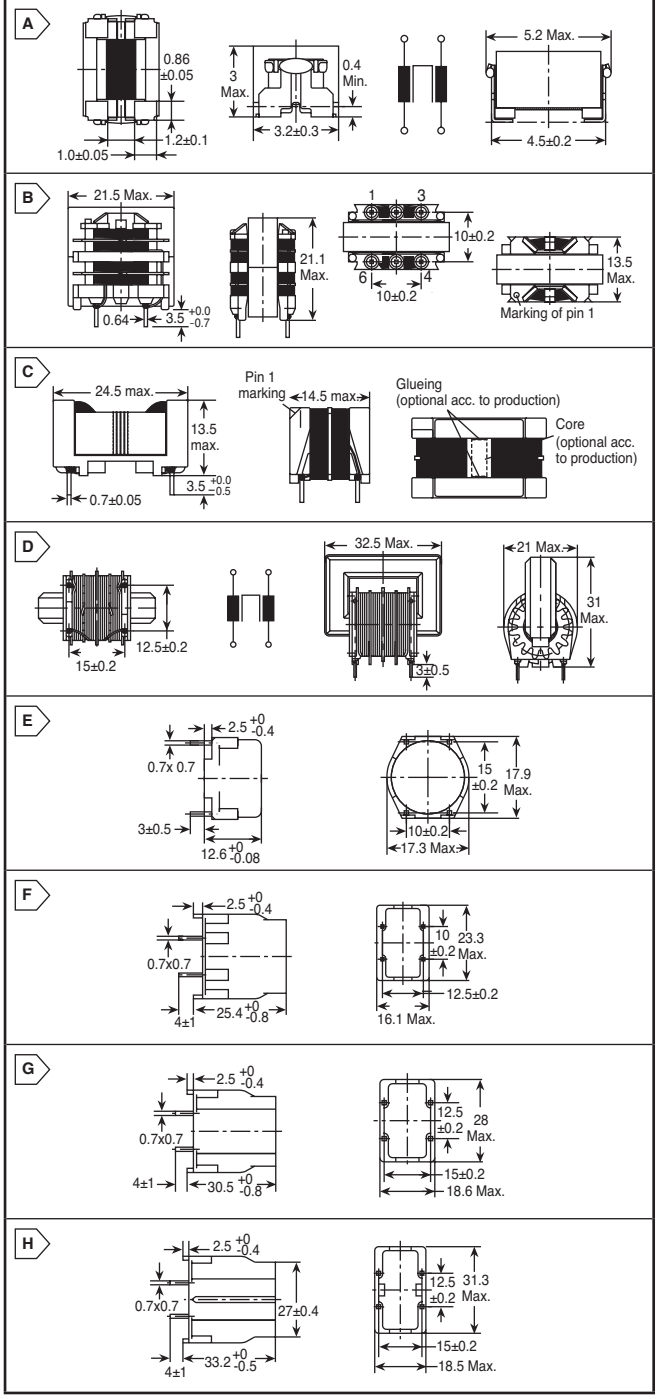

© Copyright 2014 Mouser Electronics

© Copyright 2014 Mouser Electronics

EPCOS SIMID Series SMD Inductors

RoHS Compliant **This product is RoHS compliant.**

SIMID 0805-F SERIES

Features:
- Close inductance tolerance
- High resonance frequency
- Suitable for reflow (IR and vapor phase) and wave soldering

Construction:
- Cubic coil with ceramic or ferrite core
- Epoxy moulded flat top for vacuum pickup
- Wire welded to terminations

Applications:
- Antenna amplifiers
- DECT systems
- Mobile phones
- Keyless entry
- GPS

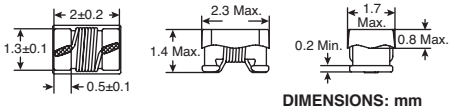

DIMENSIONS: mm

MOUSER STOCK NO.	Epcos Part No.	Case Size	Core Material	Value (nH)	Q (Min)	F_L:F_Q (MHz)	I_R (mA)	R (Ω Max)	F_{RES} (MHz Min)	Price Each 1	50	100	500	Reel Qty.	Price Per Piece
871-B82498F3100J	B82498F3100J	0805	Ceramic	10	50	250	700	0.09	5000					3000	
871-B82498F3220J	B82498F3220J	0805	Ceramic	22	60	250	700	0.08	2500					3000	
871-B82498F3680J	B82498F3680J	0805	Ceramic	68	60	200	500	0.18	1600					3000	
871-B82498F3101J	B82498F3101J	0805	Ceramic	100	55	150	450	0.28	1350					3000	
871-B82498F3221J	B82498F3221J	0805	Ceramic	220	45	100	320	0.7	950					3000	
871-B82498F3471J	B82498F3471J	0805	Ceramic	470	30	50	190	1.9	650					3000	

SIMID 1210-H SERIES

Features:
- Very high current handling capability
- Qualified acc. AEC-Q200
- Suitable for reflow soldering acc. JEDEC J-STD 020C

Construction:
- Ferrite drum core
- Laser-welded winding
- Flame-retardant encapsulation

Applications:
- Filtering of supply voltages, coupling, decoupling
- DC/DC converters, switch mode power supplies
- Automotive electronics
- Telecommunications

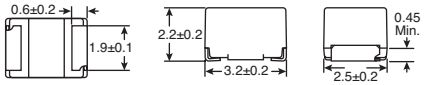

DIMENSIONS: mm

MOUSER STOCK NO.	Epcos Part No.	Case Size	Core Material	Value (nH)	Q (Min)	F_L:F_Q (MHz)	I_R (mA)	R (Ω Max)	F_{RES} (MHz Min)	Price Each 1	50	100	500	Reel Qty.	Price Per Piece
871-B82422H1102K	B82422H1102K	1210	Ferrite	1	8	7.96	1150	0.1	150					2000	
871-B82422H1222K	B82422H1222K	1210	Ferrite	2.2	8	7.96	800	0.16	90					2000	
871-B82422H1472K	B82422H1472K	1210	Ferrite	4.7	8	7.96	700	0.25	46					2000	
871-B82422H1103K	B82422H1103K	1210	Ferrite	10	12	2.52	500	0.46	30					2000	
871-B82422H1223K	B82422H1223K	1210	Ferrite	22	12	2.52	330	1.0	21					2000	
871-B82422H1473K	B82422H1473K	1210	Ferrite	47	15	2.52	230	2.1	12					2000	
871-B82422H1104K	B82422H1104K	1210	Ferrite	100	20	0.796	150	4.8	8					2000	
871-B82422H1224K	B82422H1224K	1210	Ferrite	220	20	0.796	100	10.9	5.5					2000	
871-B82422H1474K	B82422H1474K	1210	Ferrite	470	20	0.796	76	20.0	3.5					2000	

SIMID 1210-T SERIES

Features:
- High Q factor and L value
- High resonance frequency
- Suitable for reflow (IR and vapor phase) and wave soldering

Construction:
- Ceramic or ferrite core
- Laser-welded winding
- Flame-retardant encapsulation

Applications:
- Filtering of supply voltages, coupling, decoupling
- Antenna systems
- Automotive electronics
- Telecommunications

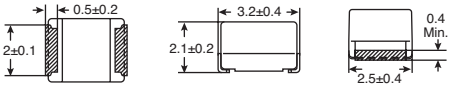

DIMENSIONS: mm

MOUSER STOCK NO.	Epcos Part No.	Case Size	Core Material	Value (nH)	Q (Min)	F_L:F_Q (MHz)	I_R (mA)	R (Ω Max)	F_{RES} (MHz Min)	Price Each 1	50	100	500	Reel Qty.	Price Per Piece
871-B82422T3101K	B82422T3101K	1210	Ceramic	0.1	28	100	450	0.31	900					2000	
871-B82422T1221K	B82422T1221K	1210	Ferrite	0.22	30	25.2	450	0.2	500					2000	
871-B82422T1471K	B82422T1471K	1210	Ferrite	0.47	30	25.2	450	0.3	400					2000	
871-B82422T1102K	B82422T1102K	1210	Ferrite	1	30	7.96	400	0.6	300					2000	
871-B82422T1222K	B82422T1222K	1210	Ferrite	2.2	30	7.96	320	0.8	100					2000	
871-B82422T1472K	B82422T1472K	1210	Ferrite	4.7	30	7.96	220	1.5	50					2000	
871-B82422T1103K	B82422T1103K	1210	Ferrite	10	27	2.52	150	2.1	30					2000	
871-B82422T1333K	B82422T1333K	1210	Ferrite	33	27	2.52	70	5.6	17					2000	
871-B82422T1473K	B82422T1473K	1210	Ferrite	47	27	2.52	60	7	15					2000	
871-B82422T1104K	B82422T1104K	1210	Ferrite	100	20	0.796	60	11	8					2000	
871-B82422T1224K	B82422T1224K	1210	Ferrite	220	20	0.796	45	22	6					2000	

SIMID 1812-T SERIES

Features:
- High current handling capability
- Same measuring frequency for L and Q
- Suitable for reflow (IR and vapor phase) and wave soldering

Construction:
- Upright ferrite drum core
- Laser-welded winding
- Flame-retardant encapsulation

Applications:
- Filtering of supply voltages, coupling, decoupling
- DC/DC converters
- Automotive electronics
- Telecommunications

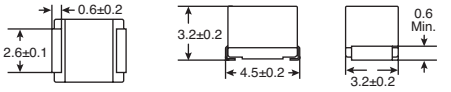

DIMENSIONS: mm

MOUSER STOCK NO.	Epcos Part No.	Case Size	Core Material	Value (nH)	Q (Min)	F_L:F_Q (MHz)	I_R (mA)	R (Ω Max)	F_{RES} (MHz Min)	Price Each 1	50	100	500	Reel Qty.	Price Per Piece
871-B82432T1102K	B82432T1102K	1812	Ferrite	1	10	7.96	1300	0.08	110					2500	
871-B82432T1222K	B82432T1222K	1812	Ferrite	2.2	10	7.96	1000	0.15	60					2500	
871-B82432T1103K	B82432T1103K	1812	Ferrite	10	10	2.52	650	0.35	25					2500	
871-B82432T1223K	B82432T1223K	1812	Ferrite	22	10	2.52	450	0.7	15					2500	
871-B82432T1473K	B82432T1473K	1812	Ferrite	47	10	2.52	350	1.35	11					2500	
871-B82432T1104K	B82432T1104K	1812	Ferrite	100	20	0.796	200	3.5	6.5					2500	
871-B82432T1224K	B82432T1224K	1812	Ferrite	220	20	0.796	130	7.5	4.5					2500	
871-B82432T1105K	B82432T1105K	1812	Ferrite	1000	20	0.252	70	30	2.3					2500	

SIMID 2220-A SERIES

Features:
- High current handling capability
- High inductance ratings
- Suitable for reflow (IR and vapor phase) and wave soldering

Construction:
- Upright ferrite drum core
- Laser-welded winding
- Flame-retardant encapsulation

Applications:
- Filtering of supply voltages, coupling, decoupling
- DC/DC converters
- Automotive electronics
- Telecommunications

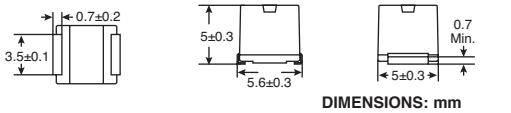

DIMENSIONS: mm

MOUSER STOCK NO.	Epcos Part No.	Case Size	Core Material	Value (nH)	Q (Min)	F_L:F_Q (MHz)	I_R (mA)	R (Ω Max)	F_{RES} (MHz Min)	Price Each 1	50	100	500	Reel Qty.	Price Per Piece
871-B82442A1102K	B82442A1102K	2220	Ferrite	1	10	7.96	1800	0.024	95					1500	
871-B82442A1472K	B82442A1472K	2220	Ferrite	4.7	10	7.96	950	0.088	29					1500	
871-B82442A1103K	B82442A1103K	2220	Ferrite	10	10	2.52	690	0.168	19					1500	
871-B82442A1223K	B82442A1223K	2220	Ferrite	22	10	2.52	480	0.35	13					1500	
871-B82442A1473K	B82442A1473K	2220	Ferrite	47	10	2.52	340	0.68	8.5					1500	
871-B82442A1104K	B82442A1104K	2220	Ferrite	100	20	0.796	250	1.28	6					1500	
871-B82442A1224K	B82442A1224K	2220	Ferrite	220	20	0.796	170	2.72	3.9					1500	
871-B82442A1105K	B82442A1105K	2220	Ferrite	1000	30	0.252	85	12	1.8					1500	

© Copyright 2014 Mouser Electronics

© Copyright 2014 Mouser Electronics

EPCOS Common Mode Inductors

RoHS Compliant **This product is RoHS compliant.**

EFD SERIES FLYBACK TRANSFORMERS

Features:
- Low profile SMT package with high through-out power capability
- Industry standard footprints
- Compliant with JEDEC J-STD 020
- Voltage rating: 36V to 60V
- Operating temperature range: -40°C to +125°C

Applications:
- Insulated converter for DC/DC applications (up to 55W)
- Power over Ethernet (PoE/12W and PoE+/30W)
- Powered devices (PD) and power sourcing equipment (PSD)



DIMENSIONS: in. (mm)

Type EFD 15

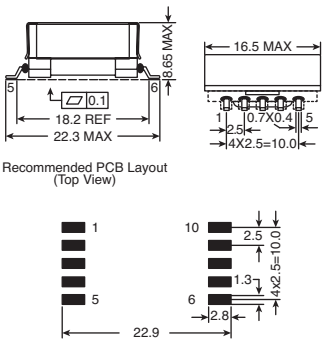

Type EFD 20

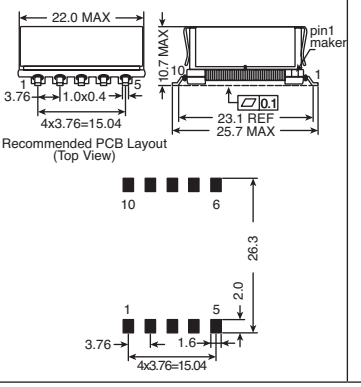

Type EFD 25

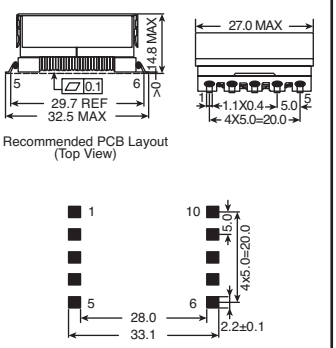

Pinning

EFD 15/EFD 20

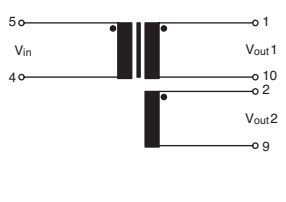

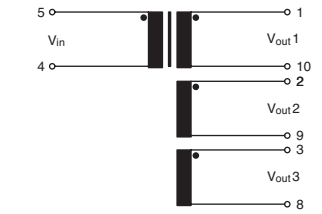

EFD 25

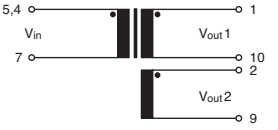

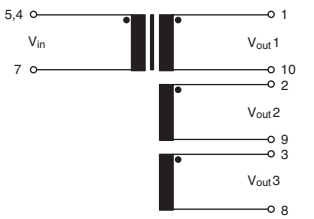

B82802A Type

MOUSER STOCK NO.	Epcos Part No.	Core Shape EFD	Pinning	L (µH)	Lstray (µH)	V out1 (V/A)	V out2 (V/A)	V out3 (V/A)	Power (set) W	Price Each 1	50	100
871-B82802A12A215	B82802A12A215	15	A	100	3.0	5/1.2	12/0.5	-	12			
871-B82802A12A315	B82802A12A315	15	B	100	3.0	3.3/1.2	5/0.8	12/0.33	12			
871-B82802A30A220	B82802A30A220	20	A	40	1.5	5/3	12/1.25	-	30			
871-B82802A30A320	B82802A30A320	20	B	40	1.8	3.3/3	5/2	12/0.83	30			
871-B82802A55A225	B82802A55A225	25	A	22	1.5	5/5.5	12/2.3	-	55			
871-B82802A55A325	B82802A55A325	25	B	22	1.2	3.3/5.5	5/3.7	12/1.5	55			

SMT CURRENT SENSE TRANSFORMERS, EE12.6

Features:
- Very low DC resistance
- Different turns ratios
- Small package
- Operating temperature range: -40°C to +130°C

Applications:
- Switching power supplies
- Feedback control
- Overload sensing
- Load drop/shut down detection



DIMENSIONS: in. (mm)

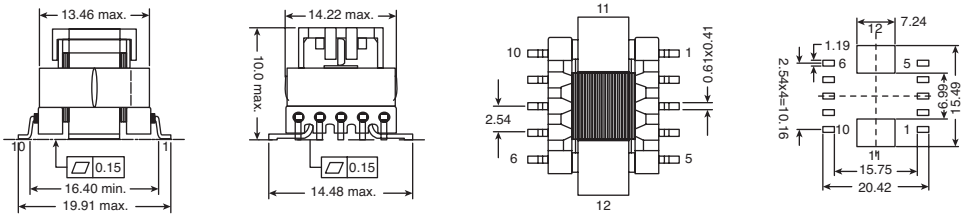

Circuit and Pinning

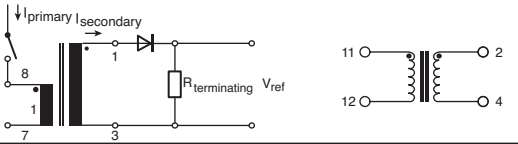

B82801C Type

MOUSER STOCK NO.	Epcos Part No.	Lmin (mH)	Turns ratio Np : Ns	DC resistance Rmax (mΩ) primary	secondary	Price Each 1	50	100
871-B82801C145A50	B82801C145A50	1.4	1 : 50	0.28	400			
871-B82801C565A100	B82801C565A100	5.6	1 : 100	0.28	1000			
871-B82801C1265A150	B82801C1265A150	12.6	1 : 150	0.28	2200			

© Copyright 2014 Mouser Electronics
© Copyright 2014 Mouser Electronics

JOHANSON TECHNOLOGY Fixed Inductors

RoHS Compliant This page of product is RoHS compliant.

RF CERAMIC CHIP INDUCTORS

Features:
- Termination Style: SMD/SMT
- Test freq: 100 MHz
- Operating Temp Range: -40ºC to +100ºC

Applications:
- Cell/PCS Modules
- Broadband Components
- RF Transceivers
- Wireless LAN
- RFID

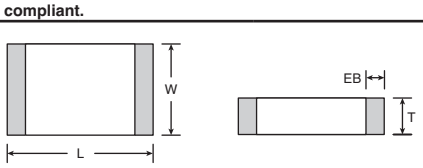

DIMENSIONS: in. (mm)

Case	L	W	T	EB
0201 (0603)	.024±.001 (0.6±.03)	.012±.001 (0.3±.03)	.012±.001 (0.3±.03)	.006±.002 (0.15±.05)
0402 (1005)	.039±.004 (1.00±.10)	.020±.004 (0.50±.10)	.020±.004 (0.50±.10)	.009±.004 (0.23±.10)
0603 (1608)	.063±.006 (1.60±.15)	.031±.006 (0.80±.15)	.031±.006 (0.80±.15)	.012±.008 (0.30±.20)

L-05 (Polarity Half-Marked): 0201 Case Size

For quantities greater than listed, call for quote.

MOUSER STOCK NO.	Johanson Technology Part No.	Inductance (µH)	Tolerance (±)	IDC Max (mA)	SRF (GHz)	Price Each 1	10	100	1000
609-L-05B2N2SV6T	L-05B2N2SV6T	2.2	0.3nH	300	21				

L-07: 0402 Case Size

For quantities greater than listed, call for quote.

MOUSER STOCK NO.	Johanson Technology Part No.	Inductance (µH)	Tolerance (±)	IDC Max (mA)	SRF (GHz)	Price Each 1	10	100	1000
609-L-07C10NJV6T	L-07C10NJV6T	10	5%	250	21				
609-L-07C12NJV6T	L-07C12NJV6T	12	5%	250	21				
609-L-07C15NJV6T	L-07C15NJV6T	15	5%	250	21				
609-L-07C18NJV6T	L-07C18NJV6T	18	5%	200	21				
609-L-07C1N5SV6T	L-07C1N5SV6T	1.5	0.3nH	300	21				
609-L-07C1N8SV6T	L-07C1N8SV6T	1.8	0.3nH	300	21				
609-L-07C27NJV6T	L-07C27NJV6T	27	5%	200	21				
609-L-07C2N2SV6T	L-07C2N2SV6T	2.2	0.3nH	300	21				
609-L-07C2N7SV6T	L-07C2N7SV6T	2.7	0.3nH	300	21				
609-L-07C3N3SV6T	L-07C3N3SV6T	3.3	0.3nH	300	21				
609-L-07C3N9SV6T	L-07C3N9SV6T	3.9	0.3nH	300	21				
609-L-07C4N7SV6T	L-07C4N7SV6T	4.7	0.3nH	300	21				
609-L-07C5N6SV6T	L-07C5N6SV6T	5.6	0.3nH	300	21				
609-L-07C6N8JV6T	L-07C6N8JV6T	6.8	5%	250	21				
609-L-07C7N5JV6T	L-07C7N5JV6T	7.5	5%	250	21				
609-L-07C8N2JV6T	L-07C8N2JV6T	8.2	5%	250	21				

L-14: 0603 Case Size

For quantities greater than listed, call for quote.

MOUSER STOCK NO.	Johanson Technology Part No.	Inductance (µH)	Tolerance (±)	IDC Max (mA)	SRF (GHz)	Price Each 1	10	100	1000
609-L-14C39NJV4T	L-14C39NJV4T	39	5%	300	23				
609-L-14C6N8JV4T	L-14C6N8JV4T	6.8	5%	300	23				

CAPACITOR AND INDUCTOR KITS

MOUSER STOCK NO. Mfr.	Mfr. Part No.	Case Size	Kit Includes	Price Each
L Series				
609—	L/C-201DL	0201	50 pcs. ea. MLCC (pF): 0.3 B, 0.5 B, 0.7 B, 0.9 B, 1.0 B, 1.2 B, 1.5 B, 1.8 B, 2.2 B, 2.7 B, 3.0 B, 3.3 B, 3.6 B, 3.9 B, 4.3 B, 4.7 B, 5.1 C, 5.6 C, 6.8 C, 8.2 C, 9.1 C, 10 J, 12J, 15 J, 18 J, 22 J, 27 J, 33 J 50 pcs. ea. MLCI (nH): 0.6 C, 0.8 C, 1.0 S, 1.2 S, 1.5 S, 1.8 S, 2.2 S, 2.4 S, 2.7 S, 3.0 S, 3.3 S, 3.7 S, 3.9 S, 4.7 S, 5.1 S, 5.6 S, 6.8 J, 8.2 J, 10 J, 12 J, 13 J, 15 J, 18 J, 20 J, 22 J, 27 J, 33 J, 39 J	
S Series				
609—	L/C-402DS	0402	50 pcs. ea. MLCC (pF): 0.2 B, 0.3 B, 0.5 B, 0.7 B, 0.9 B, 1.0 B, 1.2 B, 1.5 B, 1.8 B, 2.0 B, 2.2 B, 2.4 B, 2.7 B, 3.0 B, 3.6 B, 4.3 B, 4.7 B, 5.6 C, 6.8 C, 7.5 C, 8.2 C, 9.1 C, 10J, 12 J, 15 J, 22 J, 27 J, 30 J 50 pcs. ea. MLCI (nH): 1.0 S, 1.2 S, 1.5 S, 1.8 S, 2.2 S, 2.4 S, 2.7 S, 3.0 S, 3.3 S, 3.9 S, 4.3 S, 4.7 S, 5.1 S, 5.6 S, 6.8 J, 7.5 J, 8.2 J, 10 J, 12 J, 15 J, 18 J, 22 J, 27 J, 33 J, 39 J, 47 J, 68 J, 100 J	
609—	L/C-603DS	0603	50 pcs. ea. MLCC (pF): 0.3 B, 0.5 B, 0.8 B, 1.0 B, 1.2 B, 1.5 B, 1.8 B, 2.2 B, 2.7 B, 3.3 B, 3.6 B, 3.9 B, 4.7 B, 5.6 C, 6.8 C, 8.2 C, 10 J, 12 J, 15 J, 18 J, 20 J, 24 J, 27 J, 33J, 39 J, 47 J, 68 J, 82 J 50 pcs. ea. MLCI (nH): 1.0 S, 1.5 S, 1.8 S, 2.2 S, 2.7 S, 3.3 S, 3.9 S, 4.7 S, 5.6 S, 6.8 J, 8.2 J, 10 J, 12 J, 15 J, 18 J, 22 J, 27 J, 33 J, 39 J, 47 J, 56 J, 68 J, 82 J, 100 J, 120J, 150 J, 180 J, 220 J	
609—	L/C-805DS	0805	50 pcs. ea. MLCC (pF): 4.7 B, 5.6 C, 6.8 C, 7.5 C, 8.2 C, 9.1 C, 10 J, 12 J, 15 J, 18 J, 20 J, 22 J, 24 J, 27 J, 30 J, 33 J, 36 J, 39 J, 43 J, 47 J, 56 J, 68 J, 82 J, 100 J, 120 J, 150 J, 180 J, 220 J 20 pcs. ea. MLCI (nH): 2.7 C, 3.9 C, 5.6 C, 6.8 J, 8.2 J, 12 J, 16 J, 20 J, 27 J, 33 J, 39 J, 47 J, 56 J, 68 J, 82 J, 100 J, 120 J, 150 J, 180 J, 220 J, 270 J, 330 J, 390 J, 560 J, 1000J, 2200 J, 6800 J, 10000 J	

TUNING CAPACITOR KITS

L Series			
609—	S201TL	0201	50 pcs. ea. (pF): 0.2 A, 0.3 A, 0.4 A, 0.5 B, 0.6 B, 0.7 B, 0.8 B, 0.9 B, 1.0 B, 1.1 B, 1.2 B, 1.3 B, 1.5 B, 1.8 B, 2.0 B, 2.2 B, 2.4 B, 2.7 B, 3.0 B, 3.3 B, 3.6 B, 3.9 B, 4.3 B, 4.7 B, 5.1 C, 5.6 C, 6.2 C, 6.8 C
S Series			
609—	S402TS	0402	50 pcs. ea. (pF): 0.2 A, 0.3 A, 0.4 A, 0.5 B, 0.6 B, 0.7 B, 0.8 B, 0.9 B, 1.0 B, 1.1 B, 1.2 B, 1.3 B, 1.5 B, 1.8 B, 2.0 B, 2.2 B, 2.4 B, 2.7 B, 3.0 B, 3.3 B, 3.6 B, 3.9 B, 4.3 B, 4.7 B, 5.1 C, 5.6 C, 6.2 C, 6.8 C
609—	S603TS	0603	50 pcs. ea. (pF): 0.2 B, 0.3 B, 0.4 B, 0.5 B, 0.6 B, 0.7 B, 0.8 B, 0.9 B, 1.0 B, 1.1 B, 1.2 B, 1.3 B, 1.5 B, 1.8 B, 2.0 B, 2.2 B, 2.4 B, 2.7 B, 3.0 B, 3.3 B, 3.6 B, 3.9 B, 4.3 B, 4.7 B, 5.1 C, 5.6 C, 6.2 C, 6.8 C
609—	S805TS	0805	50 pcs. ea. (pF): 0.3 B, 0.5 B, 0.7 B, 0.9 B, 1.0 B, 1.1 B, 1.2 B, 1.3 B, 1.5 B, 1.8 B, 2.0 B, 2.2 B, 2.4 B, 2.7 B, 3.0 B, 3.3 B, 3.6 B, 3.9 B, 4.3 B, 4.7 B, 5.1 C, 5.6 C, 6.2 C, 6.8 C, 7.5 C, 8.2 C, 9.1 C, 10 J
E Series			
609—	S111TVE	1111	10 pcs. ea. MLCC (pF): 0.5 B, 0.6 B, 0.7 B, 0.8 B, 0.9 B, 1.0 B, 1.1 B, 1.2 B, 1.3 B, 1.5 B, 2.0 B, 2.2 B, 2.4 B, 2.7 B, 3.0 B, 3.3 B, 3.6 B, 3.9 B, 4.3 B, 4.7 B, 5.1 C, 5.6 C, 6.2 C, 6.8 C, 7.5 C, 8.2 C, 9.1 C, 10 J

Broadband Single Layer Capacitors

MOUSER STOCK NO. Mfr.	Mfr. Part No.	Case Size	Kit Includes	Price Each
609—	GBBL	-	10 pcs. ea.: V01A151MT, V02A471MT, V02A102MT, V03A102MT, V04A182MT	

WireWound High Q Chip Inductor Kits

609—	L402W	0402	20 pcs. ea (nH): 1.0 C, 1.8 C, 2.0 C, 2.7 C, 3.3 C, 3.9 C, 4.7 C, 5.6 C, 6.8 J, 7.5 J, 8.2 J, 9.0 J, 10 J, 12 J, 15 J, 18 J, 20 J, 22 J, 24 J, 27 J, 30 J, 33 J, 39 J, 47 J, 56 J, 82 J, 100 J, 120 J
609—	L603W	0603	20 pcs. ea (nH): 1.6 C, 1.8 C, 2.0 C, 3.9 C, 4.7 C, 5.1 C, 5.6 C, 6.8 J, 7.5 J, 8.2 J, 10 J, 12 J, 15 J, 18 J, 22 J, 27 J, 33 J, 39 J, 47 J, 56 J, 68 J, 72 J, 82 J, 100 J, 150 J, 180 J, 270 J, 330 J
609—	L805W	0805	20 pcs. ea (nH): 2.7 C, 3.9 C, 5.6 C, 6.8 J, 8.2 J, 12 J, 16 J, 20 J, 27 J, 33 J, 39 J, 47 J, 56 J, 68 J, 82 J, 100 J, 120 J, 150 J, 180 J, 220 J, 270 J, 330 J, 390 J, 560 J, 1000 J, 2200 J, 6800 J, 10000 J

(Individual) Capacitor, Inductor Designer Kits

L Series			
609—	S201DL	0201	50 pcs. ea. (pF): 0.3 B, 0.5 B, 0.7 B, 0.9 B, 1.0 B, 1.2 B, 1.5 B, 1.8 B, 2.2 B, 2.7 B, 3.0 B, 3.3 B, 3.6 B, 3.9 B, 4.3 B, 4.7 B, 5.1 C, 5.6 C, 6.8 C, 8.2 C, 9.1 C, 10 J, 12 J, 15 J, 18 J, 22 J, 27 J, 33 J
S Series			
609—	S402DS	0402	50 pcs. ea. (pF): 0.2 B, 0.3 B, 0.5 B, 0.7 B, 0.9 B, 1.0 B, 1.2 B, 1.5 B, 1.8 B, 2.0 B, 2.2 B, 2.4 B, 2.7 B, 3.0 B, 3.6 B, 4.3 B, 4.7 B, 5.6 C, 6.8 C, 7.5 C, 8.2 C, 9.1 C, 10 J, 12 J, 15 J, 22 J, 27 J, 30 J
609—	S603DS	0603	50 pcs. ea. (pF): 0.3 B, 0.5 B, 0.8 B, 1.0 B, 1.2 B, 1.5 B, 1.8 B, 2.2 B, 2.7 B, 3.3 B, 3.6 B, 3.9 B, 4.7 B, 5.6 C, 6.8 C, 8.2 C, 10 J, 12 J, 15 J, 18 J, 20 J, 24 J, 27 J, 33 J, 39 J, 47 J, 68 J, 82 J
609—	S805DS	0805	50 pcs. ea. (pF): 4.7 B, 5.6 C, 6.8 C, 7.5 C, 8.2 C, 9.1 C, 10 J, 12 J, 15 J, 18 J, 20 J, 22 J, 24 J, 27 J, 30 J, 33 J, 36 J, 39 J, 43 J, 47 J, 56 J, 68 J, 82 J, 100 J, 120 J, 150 J, 180 J, 220 J
E Series			
609—	S111DVE	1111	10 pcs. ea. (pF): 1.0 B, 3.9 B, 4.7 B, 6.8 C, 7.5 C, 8.2 C, 9.1 C, 10 J, 12 J, 15 J, 18 J, 20 J, 27 J, 33 J, 47 J, 56 J, 68 J, 82 J, 100 K, 120 K, 150 K, 180 K, 220 K, 270 K, 390 K, 470 K, 560 K, 1000 K
Inductors			
609—	L201DC	0201	50 pcs. ea. (nH): 0.6 C, 0.8 C, 1.0 S, 1.2 S, 1.5 S, 1.8 S, 2.2 S, 2.4 S, 2.7 S, 3.0 S, 3.3 S, 3.7 S, 3.9 S, 4.7 S, 5.1 S, 5.6 S, 6.8 J, 8.2 J, 10 J, 12 J, 13 J, 15 J, 18 J, 20 J, 22 J, 27 J, 33 J, 39 J
609—	L402DC	0402	50 pcs. ea. (nH): 1.0 S, 1.2 S, 1.5 S, 1.8 S, 2.2 S, 2.4 S, 2.7 S, 3.0 S, 3.3 S, 3.9 S, 4.3 S, 4.7 S, 5.1 S, 5.6 S, 6.8 J, 7.5 J, 8.2 J, 10 J, 12 J, 15 J, 18 J, 22 J, 27 J, 33 J, 39J, 47 J, 68 J, 100 J
609—	L603DC	0603	50 pcs. ea. (nH): 1.0 S, 1.5 S, 1.8 S, 2.2 S, 2.7 S, 3.3 S, 3.9 S, 4.7 S, 5.6 S, 6.8 J, 8.2 J, 10 J, 12 J, 15 J, 18 J, 22 J, 27 J, 33 J, 39 J, 47 J, 56 J, 68 J, 82 J, 100 J, 120 J, 150 J, 180 J, 220 J

© Copyright 2014 Mouser Electronics
© Copyright 2014 Mouser Electronics

KOA SPEER SMD Inductors

KOA SPEER ELECTRONICS, INC.

Value Code	Inductance
047	0.047µH
068	0.068µH
082	0.082µH
R12	0.12µH
R15	0.15µH
R18	0.18µH
R10	0.1µH
R22	0.22µH
R27	0.27µH
R33	0.33µH
R39	0.39µH
R47	0.47µH
R56	0.56µH
R68	0.68µH
R82	0.82µH
1N2	1.2nH
1R2	1.2µH
1N5	1.5nH
1R5	1.5µH

Value Code	Inductance
1R7	1.7µH
1N8	1.8nH
1R8	1.8µH
102	1000µH
R10	100nH
101	100µH
10N	10nH
100	10µH
110	11µH
121	120µH
12N	12nH
120	12µH
141	140µH
152	1500µH
R15	150nH
151	150µH
15N	15nH
150	15µH
170	17µH

Value Code	Inductance
182	1800µH
R18	180nH
181	180µH
18N	18nH
180	18µH
190	19µH
1N0	1nH
1R0	1µH
2N2	2.2nH
2R2	2.2µH
2N7	2.7nH
2R7	2.7µH
202	2000µH
201	200µH
222	2200µH
R22	220nH
221	220µH
22N	22nH
220	22µH

Value Code	Inductance
260	26µH
R27	270nH
271	270µH
27N	27nH
270	27µH
3N3	3.3nH
3R3	3.3µH
3N9	3.9nH
3R9	3.9µH
301	300µH
300	30µH
310	31µH
332	3300µH
R33	330nH
331	330µH
33N	33nH
330	33µH
391	390µH
39N	39nH

Value Code	Inductance
390	39µH
4N7	4.7nH
4R7	4.7µH
401	400µH
400	40µH
421	420µH
450	45µH
472	4700µH
471	470µH
47N	47nH
470	47µH
5N6	5.6nH
5R6	5.6µH
500	50µH
561	560µH
56N	56nH
560	56µH
050	5µH
6N8	6.8nH

Value Code	Inductance
6R8	6.8µH
601	600µH
600	60µH
650	65µH
682	6800µH
681	680µH
68N	68nH
680	68µH
700	70µH
751	750µH
750	75µH
070	7µH
8N2	8.2nH
8R2	8.2µH
800	80µH
821	820µH
82N	82nH
820	82µH
900	90µH

CZB, CZP, MCL, MHL SERIES

Features for CZP and CZB:

- Designed to reduce noise at high frequencies
- Nickel barrier with solder overcoat for excellent solderability
- Magnetically shielded

Features for MCL:

- Monolithic structure for closed magnetic path eliminates crosstalk and provides high reliability in a wide temperature and humidity range
- Nickel barrier with solder overcoat for excellent solderability
- Magnetically shielded

Features for MHL:

- Monolithic structure provides high reliability in a wide temperature and humidity range
- High quality ceramic material and unique manufacturing process provides high Q at high frequency
- Nickel barrier with solder overcoat for excellent solderability

MOUSER STOCK NO.	Inductance Value	Size	Price Each 1	100	500	1000	Reel 4000
CZB Series							
660-CZB1JGTTD-Code-P	30µH- 100µH	0603					
660-CZB1JGTTD-Code-P	120µH - 1000µH	0603					
660-CZB1JGTTD-Code-P	1500µH - 2000µH	0603					
660-CZB2AFTTD-Code-P	5µH - 80µH	0805					
660-CZB2AGTTD-Code-P	90µH - 400µH	0805					
660-CZB2AGTTD-Code-P	420µH - 600µH	0805					
660-CZB2AGTTD-Code-P	750µH - 1000µH	0805					
660-CZB2AGTTD-Code-P	1500µH - 2200µH	0805					
CZP Series							
660-CZP1JFTTD-Code-P	5µH - 60µH	0603					
			1	100	500	1000	3000
660-CZP2BFTTD-Code-P	90µH, 600µH	1206					
MCL Series			1	100	500	1000	4000
660-MCL1JHTTE-Code-K	0.068µH - 0.33µH	0603					
660-MCL1JHTTE-Code-K	0.39µH - 0.82µH	0603					
660-MCL1JJTTE-Code-K	1µH - 120µH	0603					
			1	100	500	1000	3000
660-MCL2AHTTE-Code-K	0.047µH - 0.47µH	0805					
660-MCL2AHTTE-Code-K	0.56µH - 0.82µH	0805					
660-MCL2AJTTE-Code-K	1µH - 6.8µH	0805					
660-MCL2BJTTE-Code-K	1µH - 1.2µH	1206					
660-MCL2BJTTE-Code-K	1.5µH - 4.7µH	1206					
660-MCL2BJTTE-Code-K	5.6µH - 18µH	1206					
MHL Series			1	100	500	1000	10000
660-MHL1ECTTP-Code-J	1µH - 100µH	0402					
			1	100	500	1000	4000
660-MHL1JCTTD-Code-J	1µH - 220µH	0603					

RoHS Compliant

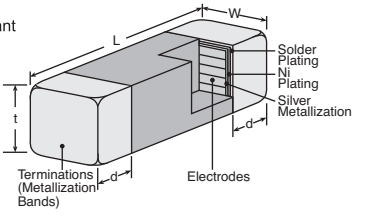

Size	Dimensions: in. (mm) L	W	t	d (Max.)
(0603)	.063±.006 (1.6±0.15)	.031±.006 (0.8±0.15)	.031±.006 (0.8±0.15)	.014±.006 (0.36±0.15)
(1206)	.126±.008 (3.2±0.2)	.063±.008 (1.6±0.2)	.043±.008 (1.1±0.2)	.02±.01 (0.51±0.25)
(0402)	.039±.004 (1.0±0.1)	.02±.004 (0.5±0.1)	.02±.004 (0.5±0.1)	.01±.004 (0.25±0.1)
(0805)	.079±.008 (2.0±0.2)	.049±.008 (1.25±0.2)	.035±.012<=39nH (0.9±0.3)	.02±.012 (0.50±0.3)
			.039±.012>39nH (1.0±0.3)	
			.035±.012<39nH (0.9±0.3)	

LPC, SDR SERIES

Features for LPC:

- Small size allows for high mounting density
- Suitable for reflow soldering
- Large DC current capacity with low DC resistance
- Polarity identification available
- Marking: Black body color with no marking

Features for SDR:

- Suitable for reflow soldering
- High current capability up to 2 Amps
- Low DCR
- Marking: Black body color with black marking

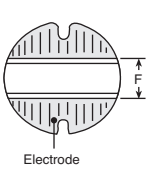

SDR Series

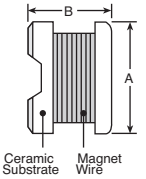

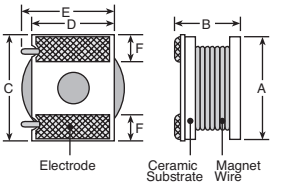

4045, 10065, 12005, LPC Series

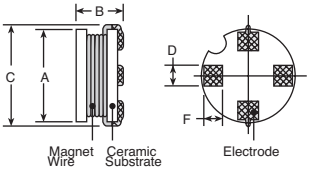

SDR Series 9040 LPC Series

Size Code	Dimensions: in. (mm) A	B	F (Typ.)
0604	.220±.008 (5.6±0.2)	.177±.012 (4.5±0.3)	0.071 (1.8)
0805	.295±.012 (7.5±0.3)	.197±.012 (5.0±0.3)	0.102 (2.6)
1006	.374±.012 (9.5±0.3)	.217±.012 (5.5±0.3)	0.114 (2.9)

MOUSER STOCK NO.	Inductance Value	Size	Price Each 1	100	500	1000	Reel 4000
LPC Series							
660-LPC4045A-Code-M	1µH - 680µH	4045					
660-LPC9040A-Code-K	10µH - 680µH	9040					
			1	100	300	600	1200
660-LPC10065A-Code-M	0.68µH - 3300µH	10065					
660-LPC10065A-Code-K	10µH - 680µH	10065					
660-LPC12065A-Code-N	0.68µH - 470µH	12065					
660-LPC12065A-Code-M	3.3µH - 6.8µH	12065					
660-LPC12065A-Code-K	10µH - 47µH	12065					
SDR Series			1	100	500	1000	4000
660-SDR0805T-Code-M	10µH - 27µH	0805					
660-SDR0805T-Code-K	33µH - 470µH	0805					
660-SDR1006T-Code-M	10µH - 27uh	1006					
660-SDR1006T-Code-K	33µH - 820µH	1006					

RoHS Compliant

LPC Series

Size Code	Dimensions: in. (mm) A	B	C	D	E	F
4045	ø.157±.008 (ø4.0±0.2)	.169±.009 (4.3±0.2)	.177±.008 (4.5±0.2)	.118±.008 (3.0±0.2)	.138 (3.5)	.039±.112 (1.0±0.3)
9040	ø.354±.002/.004 (ø9.0 +0.05/-.01)	.193 Max. (4.9 Max.)	.402 Max. (10.2 Max.)	.079±.008 (2.0±0.2)	—	.071±.008 (1.8±0.2)
10065	ø.394±.008 (ø10.0±0.2)	.295 Max. (7.5 Max.)	.409±.008 (10.4±0.2)	.315±.008 (8.0±0.2)	0.354 (9.0)	.098±.008 (2.5±0.2)
12065	ø.472±.008 (ø12.0±0.2)	.295 Max. (7.5 Max.)	.488±.008 (12.4±0.2)	.472±.008 (10.0±0.2)	.433 (11.0)	.146±.112 (3.7±0.3)

© Copyright 2014 Mouser Electronics

© Copyright 2014 Mouser Electronics

KOA SPEER High Q and Wirewound Inductors

RoHS Compliant **This product is RoHS compliant.**

KOA SPEER ELECTRONICS, INC.

1008 KQ HIGH Q INDUCTORS

1008 Case Size

Features:
- Surface mount
- Flat top suitable for high speed pick-and-place components
- Excellent high frequency applications
- High Q factors and self-resonant frequency values
- Marking: Black body color with white marking

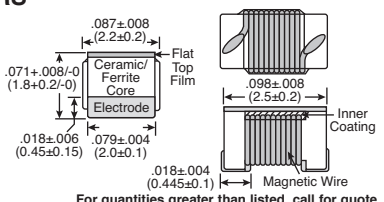

For quantities greater than listed, call for quote.

MOUSER STOCK NO.		Nominal Inductance Value (nH)	L Measuring Frequency (MHz)	Tol. ±	Q Quality Factor Minimum	SRF Min. (MHz)	Price Each				
Mfr.	Mfr. Part No.						1	10	100	500	1000
660	KQ1008TTE15NJ	15	50	5%	50	3000					
660	KQ1008TTE18NJ	18	50	5%	50	2500					
660	KQ1008TTE82NG	82	50	2%	60	1000					
660	KQ1008TTER10G	100	25	2%	60	1000					
660	KQ1008TTER12G	120	25	2%	60	950					
660	KQ1008TTER15G	150	25	2%	45	850					
660	KQ1008TTER22G	220	25	2%	45	700					
660	KQ1008TTER27G	270	25	2%	45	600					
660	KQ1008TTER56G	560	25	2%	45	415					
660	KQ1008TTER82G	820	25	2%	45	350					
660	KQ1008TTE1R0G	1000	25	2%	35	290					
660	KQ1008TTE1R2G	1200	7.9	2%	35	250					
660	KQ1008TTE1R5G	1500	7.9	2%	28	200					
660	KQ1008TTE2R2G	2200	7.9	2%	28	160					
660	KQ1008TTE2R7G	2700	7.9	2%	22	140					
660	KQ1008TTE3R9G	3900	7.9	2%	20	100					
660	KQ1008TTE6R8G	6800	7.9	2%	15	70					
660	KQ1008TTE8R2G	8200	7.9	2%	15	65					

0402 KQ HIGH Q INDUCTORS

0402 Case Size

DIMENSIONS: in. (mm)

Features:
- Surface mount
- Flat top suitable for high speed pick-and-place components
- Excellent high frequency applications
- High Q factors and self-resonant frequency values
- Marking: White body color with no marking

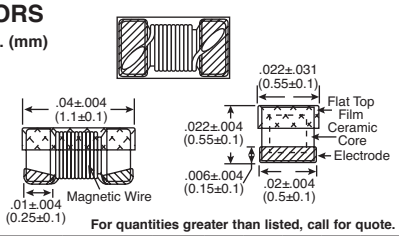

For quantities greater than listed, call for quote.

MOUSER STOCK NO.		Nominal Inductance Value (nH)	L Measuring Freq. (MHz)	Tol. ±	Q Quality Factor Min.	SRF Min. (MHZ)	Price Each				
Mfr.	Mfr. Part No.						1	10	100	500	1000
660	KQT0402TTD3N3J	3.3	250	5%	19	6000					
660	KQT0402TTD3N6J	3.6	250	5%	19	6000					
660	KQT0402TTD3N9J	3.9	250	5%	19	5800					
660	KQT0402TTD5N1J	5.1	250	5%	20	5800					
660	KQT0402TTD5N6J	5.6	250	5%	20	5800					
660	KQT0402TTD6N2J	6.2	250	5%	20	5800					
660	KQT0402TTD7N5J	7.5	250	5%	22	5800					
660	KQT0402TTD8N2J	8.2	250	5%	22	4400					
660	KQT0402TTD9N0J	9	250	5%	22	4160					
660	KQT0402TTD10NJ	10	250	5%	21	3900					
660	KQT0402TTD11NJ	11	250	5%	24	3680					
660	KQT0402TTD12NJ	12	250	5%	24	3600					
660	KQT0402TTD15NJ	15	250	5%	24	3280					
660	KQT0402TTD19NJ	19	250	5%	24	3040					
660	KQT0402TTD23NJ	23	250	5%	24	2720					
660	KQT0402TTD27NJ	27	250	5%	24	2480					
660	KQT0402TTD40NJ	40	250	5%	24	2240					
660	KQT0402TTD47NJ	47	250	5%	20	2100					
660	KQT0402TTD56NJ	56	250	5%	25	2800					

KL32 MOLDED WIREWOUND INDUCTORS

1210 Case Size

DIMENSIONS: in. (mm)

Features:
- UL94V-0 molded epoxy case
- Suitable for reflow and wave soldering
- 1210 size - surface mount style
- High Q value achieved by wirewound structure
- Marking: Black body color with white marking

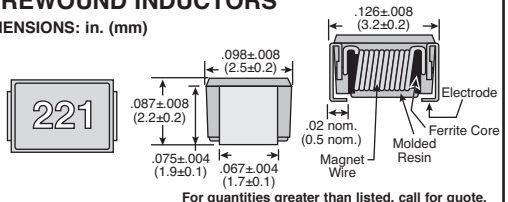

For quantities greater than listed, call for quote.

MOUSER STOCK NO.		Nominal Inductance Value (nH)	L Measuring Frequency (MHz)	Tol. ±	Q Quality Factor Minimum	SRF Min. (MHz)	Price Each				
Mfr.	Mfr. Part No.						1	10	100	500	1000
660	KL32TTE047J	0.047	100	5	26	1200					
660	KL32TTE082J	0.082	100	5	27	900					
660	KL32TTER10J	0.1	100	5	28	700					
660	KL32TTER12J	0.12	25.2	5	30	500					
660	KL32TTER33J	0.33	25.2	5	30	300					
660	KL32TTER56J	0.56	25.2	5	30	180					
660	KL32TTER82J	0.82	25.2	5	30	140					
660	KL32TTE1R0J	1	7.96	5	30	120					
660	KL32TTE1R8J	1.8	7.96	5	30	80					
660	KL32TTE2R2J	2.2	7.96	5	30	75					
660	KL32TTE4R7J	4.7	7.96	5	30	50					
660	KL32TTE6R8J	6.8	7.96	5	30	43					
660	KL32TTE8R2J	8.2	7.96	5	30	40					
660	KL32TTE100J	10	2.52	5	30	36					
660	KL32TTE120J	12	2.52	5	30	33					
660	KL32TTE150J	15	2.52	5	30	30					
660	KL32TTE180J	18	2.52	5	30	27					
660	KL32TTE220J	22	2.52	5	30	25					
660	KL32TTE270J	27	2.52	5	30	20					
660	KL32TTE470J	47	2.52	5	30	15					
660	KL32TTE680J	68	2.52	5	30	12					
660	KL32TTE101J	100	0.796	5	20	10					
660	KL32TTE331J	330	0.796	5	20	5					

0603 AND 0805 KQ HIGH Q INDUCTORS

Features:
- Surface mount
- Flat top suitable for high speed pick-and-place components
- Excellent high frequency applications
- High Q factors and self-resonant frequency values
- Marking: Black body color with white marking

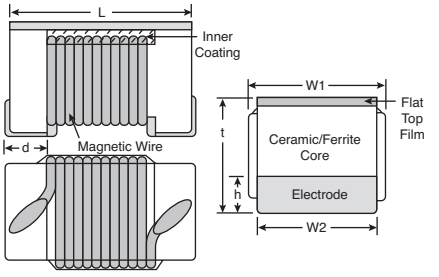

Size Code	DIMENSIONS: in. (mm)					
	L	W1	W2	t	h	d
0603	.063±.004 (1.6±0.1)	.039±.004 (1.0±0.1)	.033±.004 (0.85±0.1)	.035±.004 (0.9±0.1)	.01±.006 (0.25±0.15)	.014±.004 (0.35±0.1)
0805	.079±.008 (2.0±0.2)	.059±.008 (1.5±0.2)	.053±.004 (1.35±0.1)	.051±.008 (1.3±0.2)	.016±.006 (0.40±0.15)	.018±.004 (1.45±0.1)

For quantities greater than listed, call for quote.

MOUSER STOCK NO.		Nominal Inductance Value (nH)	L Measuring Freq. (MHz)	Tol. ±	Q Quality Factor Min.	SRF Min. (MHZ)	Price Each				
Mfr.	Mfr. Part No.						1	10	100	500	1000
0603 Case Size											
660	KQ0603TTE1N6J	1.6	250	5%	24	12,500					
660	KQ0603TTE1N8J	1.8	250	5%	16	12,500					
660	KQ0603TTE3N6J	3.6	250	5%	22	6900					
660	KQ0603TTE3N9J	3.9	250	5%	22	6900					
660	KQ0603TTE7N5G	7.5	250	2%	28	4800					
660	KQ0603TTE8N7G	8.7	250	2%	28	4600					
660	KQ0603TTE10NG	10	250	2%	31	4800					
660	KQ0603TTE11NG	11	250	2%	33	4000					
660	KQ0603TTE12NG	12	250	2%	35	4000					
660	KQ0603TTE15NG	15	250	2%	35	4000					
660	KQ0603TTE16NG	16	250	2%	34	3300					
660	KQ0603TTE22NG	22	250	2%	38	3000					
660	KQ0603TTE24NG	24	250	2%	37	2650					
660	KQ0603TTE30NG	30	250	2%	37	2250					
660	KQ0603TTE33NG	33	250	2%	40	2300					
660	KQ0603TTE36NG	36	250	2%	38	2080					
660	KQ0603TTE39NG	39	250	2%	40	2200					
660	KQ0603TTE56NG	56	200	2%	38	1900					
660	KQ0603TTE68NG	68	200	2%	37	1700					
660	KQ0603TTE72NG	72	150	2%	34	1700					
660	KQ0603TTE82NG	82	150	2%	34	1700					
660	KQ0603TTER10G	100	150	2%	34	1400					
660	KQ0603TTER11G	110	150	2%	32	1350					
660	KQ0603TTER12G	120	150	2%	32	1300					
660	KQ0603TTER15G	150	150	2%	32	1400					
660	KQ0603TTER18G	180	100	2%	25	1300					
660	KQ0603TTER22G	220	100	2%	25	1200					
660	KQ0603TTER27G	270	100	2%	24	900					
660	KQ0603TTER39G	390	100	2%	30	700					
0805 Case Size											
660	KQ0805TTE8N2J	8.2	250	5%	50	4700					
660	KQ0805TTE12NJ	12	250	5%	50	4000					
660	KQ0805TTE15NJ	15	250	5%	50	3400					
660	KQ0805TTE22NJ	22	250	5%	55	2600					
660	KQ0805TTE39NJ	39	250	5%	60	2000					
660	KQ0805TTE68NG	68	200	2%	60	1450					
660	KQ0805TTE82NG	82	150	2%	65	1300					
660	KQ0805TTER12G	120	150	2%	50	1100					
660	KQ0805TTER15G	150	100	2%	50	920					
660	KQ0805TTER18G	180	100	2%	50	870					
660	KQ0805TTER33G	330	100	2%	48	600					
660	KQ0805TTER39G	390	100	2%	48	560					
660	KQ0805TTER68G	680	25	2%	23	188					
660	KQ0805TTER82G	820	25	2%	23	215					

© Copyright 2014 Mouser Electronics

MURATA SMD Inductors

RoHS Compliant **This product is RoHS compliant.**

muRata
Innovator in Electronics

DIMENSIONS: mm

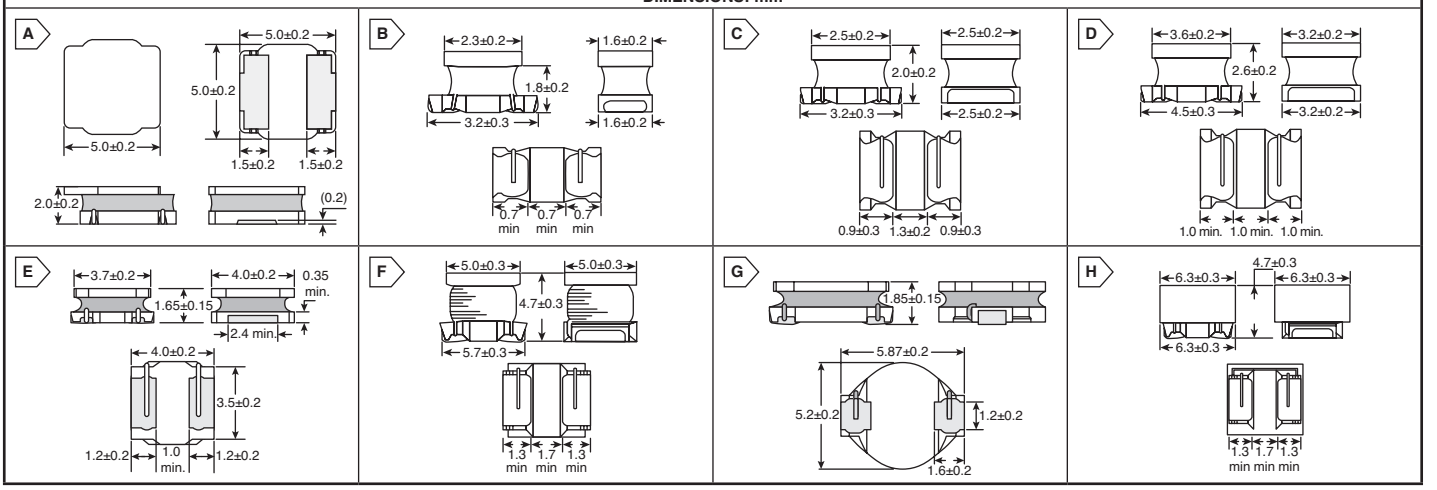

LQH SERIES

For quantities greater than listed, call for quote.

MOUSER STOCK NO. Mfr.	Mfr. Part No.	Fig.	Value (µH)	Tol.	DCR (Max.)	Rated Current (mA)	Price Each 1	Price Each 50	Price Each 100	Reel Qty.	Price Per Piece
LQH5BP Series 2020 Case Size											
81—	LQH5BPNR47NT0L0L	A	0.47	30%	0.012	7.7				500	
81—	LQH5BPN1R0NT0L0L	A	1.0	30%	0.019	5.8				500	
81—	LQH5BPN1R2NT0L0L	A	1.2	30%	0.019	5.4				500	
81—	LQH5BPN1R5NT0L0L	A	1.5	30%	0.024	5				500	
81—	LQH5BPN2R2NT0L0L	A	2.2	30%	0.03	4				500	
81—	LQH5BPN2R7NT0L0L	A	2.7	30%	0.035	3.8				500	
81—	LQH5BPN3R3NT0L0L	A	3.3	30%	0.044	3.5				500	
81—	LQH5BPN4R7NT0L0L	A	4.7	30%	0.058	3				500	
81—	LQH5BPN6R8NT0L0L	A	6.8	30%	0.083	2.5				500	
81—	LQH5BPN100MT0L0L	A	10	20%	0.106	2				500	
81—	LQH5BPN150MT0L0L	A	15	20%	0.187	1.6				500	
81—	LQH5BPN220MT0L0L	A	22	20%	0.259	1.4				500	
LQH31M Series 1206 Case Size											
81—	LQH31MN100K03L	B	10	10%	2.5	100				2000	
81—	LQH31MN220J03L	B	22	5%	3.1	85				2000	
81—	LQH31MN470K03L	B	47	10%	8	55				2000	
LQH32C Series 1210 Case Size											
81—	LQH32CN1R0M33L	C	1	20%	0.09	800				2000	
81—	LQH32CN1R0M53L	C	1	20%	0.060	1000				2000	
81—	LQH32CN2R2M23L	C	2.2	20%	0.13	600				2000	
81—	LQH32CN2R2M33L	C	2.2	20%	0.13	600				2000	
81—	LQH32CN2R2M53L	C	2.2	20%	0.13	600				2000	
81—	LQH32CN4R7M23L	C	4.7	20%	0.20	450				2000	
81—	LQH32CN4R7M33L	C	4.7	20%	0.20	450				2000	
81—	LQH32CN4R7M53L	C	4.7	20%	0.20	450				2000	
81—	LQH32CN100K23L	C	10	10%	0.44	300				2000	
81—	LQH32CN100K33L	C	10	10%	0.44	300				2000	
81—	LQH32CN100K53L	C	10	10%	0.44	300				2000	
81—	LQH32CN220K23L	C	22	10%	0.71	250				2000	
81—	LQH32CN220K53L	C	22	10%	0.71	250				2000	
81—	LQH32CN330K53L	C	33	10%	1.1	200				2000	
81—	LQH32CN470K23L	C	47	10%	1.3	170				2000	
81—	LQH32CN470K53L	C	47	10%	1.3	170				2000	
81—	LQH32CN101K23L	C	100	10%	3.5	100				2000	
81—	LQH32CN101K53L	C	100	10%	3.5	100				2000	
81—	LQH32CN221K23L	C	220	10%	8.40	70				2000	
81—	LQH32CN331K23L	C	330	10%	10.00	60				2000	
81—	LQH32CN471K23L	C	470	10%	19	60				2000	
81—	LQH32CN561K23L	C	560	10%	22	60				2000	
LQH32M Series 1210 Case Size											
81—	LQH32MN1R5K23L	C	1.5	10%	0.6	400				2000	
81—	LQH32MN100J23L	C	10	5%	1.8	190				2000	
81—	LQH32MN100K23L	C	10	10%	1.8	190				2000	
81—	LQH32MN220J23L	C	22	5%	2.8	150				2000	
81—	LQH32MN220K23L	C	22	10%	2.8	150				2000	
81—	LQH32MN330J23L	C	33	5%	3.5	115				2000	
81—	LQH32MN470J23L	C	47	5%	4.3	170				2000	
81—	LQH32MN820J23L	C	82	5%	6.2	70				2000	
81—	LQH32MN101J23L	C	100	5%	7.0	80				2000	
81—	LQH32MN101K23L	C	100	10%	7.0	80				2000	
81—	LQH32MN151J23L	C	150	5%	9.3	70				2000	
81—	LQH32MN221J23L	C	220	5%	11.8	65				2000	
81—	LQH32MN221K23L	C	220	10%	11.8	65				2000	
LQH43C Series 1812 Case Size											
81—	LQH43CN1R0M03L	D	1	20%	0.08	1080				500	
81—	LQH43CN2R2M03L	D	2.2	20%	0.11	900				500	
81—	LQH43CN3R3M03L	D	3.3	20%	0.13	800				500	
81—	LQH43CN4R7M03L	D	4.7	20%	0.15	750				500	
81—	LQH43CN100K03L	D	10	10%	0.24	650				500	
81—	LQH43CN150K03L	D	15	10%	0.32	570				500	
81—	LQH43CN220K03L	D	22	10%	0.60	420				500	
81—	LQH43CN330K03L	D	33	10%	1.0	310				500	
81—	LQH43CN470K03L	D	47	10%	1.1	280				500	
81—	LQH43CN101K03L	D	100	10%	2.2	190				500	
81—	LQH43CN221K03L	D	220	10%	4.0	110				500	

For quantities greater than listed, call for quote.

MOUSER STOCK NO. Mfr.	Mfr. Part No.	Fig.	Value (µH)	Tol.	DCR (Max.)	Rated Current (mA)	Price Each 1	Price Each 50	Price Each 100	Reel Qty.	Price Per Piece
LQH43M Series 1812 Case Size											
81—	LQH43MN1R0M03L	D	1	20%	0.20	500				500	
81—	LQH43MN4R7K03L	D	4.7	10%	0.40	500				500	
81—	LQH43MN100J03L	D	10	5%	0.56	400				500	
81—	LQH43MN100K03L	D	10	10%	0.56	400				500	
81—	LQH43MN220K03L	D	22	10%	0.94	320				500	
81—	LQH43MN330K03L	D	33	10%	1.2	270				500	
81—	LQH43MN470J03L	D	47	5%	1.5	220				500	
81—	LQH43MN470K03L	D	47	10%	1.5	220				500	
81—	LQH43MN101J03L	D	100	5%	2.5	160				500	
81—	LQH43MN101K03L	D	100	10%	2.5	160				500	
81—	LQH43MN221J03L	D	220	5%	5.4	110				500	
81—	LQH43MN561K03L	D	560	10%	14.5	70				500	
81—	LQH43MN681J03L	D	680	5%	17	65				500	
81—	LQH43MN102J03L	D	1000	5%	25	50				500	
81—	LQH43MN102K03L	D	1000	10%	25	50				500	
LQH44PP 1515 Case Size											
81—	LQH44PN1R0NP0L	E	1	30%	0.03	2450				1000	
81—	LQH44PN2R2MP0L	E	2.2	20%	0.049	1800				1000	
81—	LQH44PN3R3MP0L	E	3.3	20%	0.065	1770				1000	
81—	LQH44PN4R7MP0L	E	4.7	20%	0.08	1700				1000	
81—	LQH44PN6R8MP0L	E	6.8	20%	0.12	1340				1000	
81—	LQH44PN100MP0L	E	10	20%	0.16	1170				1000	
81—	LQH44PN220MP0L	E	22	20%	0.37	790				1000	
81—	LQH44PN1R0NJ0L	E	1	30%	0.048	1530				2000	
81—	LQH44PN1R5MJ0L	E	2	20%	0.061	1380				2000	
81—	LQH44PN2R2MJ0L	E	2.2	20%	0.074	1230				2000	
81—	LQH44PN3R3MJ0L	E	3.3	20%	0.088	1000				2000	
81—	LQH44PN4R7MJ0L	E	4.7	20%	0.117	980				2000	
81—	LQH44PN6R8MJ0L	E	6.8	20%	0.143	860				2000	
81—	LQH44PN100MJ0L	E	10	20%	0.207	790				2000	
81—	LQH44PN150MJ0L	E	15	20%	0.385	610				2000	
81—	LQH44PN220MJ0L	E	22	20%	0.480	550				2000	
81—	LQH44PN330MJ0L	E	33	20%	0.740	430				2000	
81—	LQH44PN470MJ0L	E	47	20%	1.014	380				2000	
LQH55D Series 2220 Case Size											
81—	LQH55DN1R0M03L	F	1	20%	0.019	4000				350	
81—	LQH55DN2R2M03L	F	2.2	20%	0.029	3200				350	
81—	LQH55DN3R3M03L	F	3.3	20%	0.036	2900				350	
81—	LQH55DN4R7M03L	F	4.7	20%	0.041	2700				350	
81—	LQH55DN6R8M03L	F	6.8	20%	0.074	2000				350	
81—	LQH55DN100M03L	F	10	20%	0.093	1700				350	
81—	LQH55DN220M03L	F	22	20%	0.19	1200				350	
81—	LQH55DN330M03L	F	33	20%	0.32	900				350	
81—	LQH55DN470M03L	F	47	20%	0.40	800				350	
81—	LQH55DN101M03L	F	100	20%	0.86	560				350	
81—	LQH55DN102M03L	F	1000	20%	10.3	150				350	
81—	LQH55DN222M03L	F	2200	20%	21.5	100				350	
81—	LQH55DN103M03L	F	10000	20%	100	50				350	
LQH55PP 2220 Case Size											
81-LQH55PN1R2NR0L		G	1.2	30%	0.021	2900				500	
81-LQH55PN2R2NR0L		G	2.2	30%	0.031	2500				500	
81-LQH55PN2R7NR0L		G	2.7	30%	0.04	2150				500	
81-LQH55PN4R7NR0L		G	4.7	30%	0.06	1750				500	
81-LQH55PN6R8NR0L		G	6.8	30%	0.087	1450				500	
81-LQH55PN100MR0L		G	10	20%	0.11	1250				500	
81-LQH55PN220MR0L		G	22	20%	0.26	850				500	
LQH66S Series 2525 Case Size											
81—	LQH66SN100M03L	H	10	20%	0.036	1600				350	
81—	LQH66SN101M03L	H	100	20%	0.36	520				350	
81—	LQH66SN150M03L	H	15	20%	0.069	1300				350	
81—	LQH66SN220M03L	H	22	20%	0.087	1100				350	
81—	LQH66SN2R2M03L	H	2.2	20%	0.019	3300				350	
81—	LQH66SN330M03L	H	33	20%	0.14	860				350	
81—	LQH66SN4R7M03L	H	4.7	20%	0.025	2200				350	
81—	LQH66SN6R8M03L	H	6.8	20%	0.029	1800				350	
81—	LQH66SNR68M03L	H	0.68	20%	0.010	5300				350	

© Copyright 2014 Mouser Electronics

For current pricing, visit mouser.com

MURATA SMD Inductors

RoHS Compliant **This product is RoHS compliant.**

LQG HIGH FREQUENCY MULTILAYER TYPE AIR CORE COIL

The LQG15HS series are chip inductors specifically designed for high frequency applications. The LQG15H series is designed to realize stable characteristics in high frequency range applying integrated multi-layer process.

Applications:

- High frequency circuits of mobile phones such as PA, ANT, VCO, SAW, etc.
- Mobile phones such as GSM, CDMA, PDC, etc.
- "Bluetooth"
- W-LAN
- High frequency circuits in general

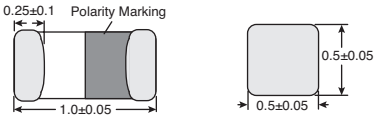

For quantities greater than listed, call for quote.

MOUSER STOCK NO.	Murata Part No.	Value (nH)	DCR (max)	Rated Current (mA)	Price Each 1	Price Each 100	Reel Qty.	Price Per Piece
LQG15H Series 0402 Case Size								
81-LQG15HS1N0S02D	LQG15HS1N0S02D	1.0	0.07	300			10000	
81-LQG15HS1N2S02D	LQG15HS1N2S02D	1.2	0.09	300			10000	
81-LQG15HN1N2S02D	LQG15HN1N2S02D	1.2	0.09	300			10000	
81-LQG15HS1N5S02D	LQG15HS1N5S02D	1.5	0.1	300			10000	
81-LQG15HS1N8S02D	LQG15HS1N8S02D	1.8	0.1	300			10000	
81-LQG15HS2N2S02D	LQG15HS2N2S02D	2.2	0.12	300			10000	
81-LQG15HN2N2S02D	LQG15HN2N2S02D	2.2	0.12	300			10000	
81-LQG15HS2N7S02D	LQG15HS2N7S02D	2.7	0.15	300			10000	
81-LQG15HN2N7S02D	LQG15HN2N7S02D	2.7	0.15	300			10000	
81-LQG15HS3N3S02D	LQG15HS3N3S02D	3.3	0.17	300			10000	
81-LQG15HN3N3S02D	LQG15HN3N3S02D	3.3	0.17	300			10000	
81-LQG15HS3N9S02D	LQG15HS3N9S02D	3.9	0.18	300			10000	
81-LQG15HN3N9S02D	LQG15HN3N9S02D	3.9	0.18	300			10000	
81-LQG15HS4N7S02D	LQG15HS4N7S02D	4.7	0.18	300			10000	
81-LQG15HN4N7S02D	LQG15HN4N7S02D	4.7	0.18	300			10000	
81-LQG15HS5N6S02D	LQG15HS5N6S02D	5.6	0.2	300			10000	
81-LQG15HS6N2S02D	LQG15HS6N2S02D	6.2	0.22	300			10000	
81-LQG15HS6N8J02D	LQG15HS6N8J02D	6.8	0.24	300			10000	
81-LQG15HN7N5J02D	LQG15HN7N5J02D	7.5	0.24	300			10000	
81-LQG15HS8N2J02D	LQG15HS8N2J02D	8.2	0.24	300			10000	
81-LQG15HN8N2J02D	LQG15HN8N2J02D	8.2	0.24	300			10000	
81-LQG15HS10NJ02D	LQG15HS10NJ02D	10	0.26	300			10000	
81-LQG15HS12NJ02D	LQG15HS12NJ02D	12	0.28	300			10000	
81-LQG15HS15NJ02D	LQG15HS15NJ02D	15	0.32	300			10000	
81-LQG15HN15NJ02D	LQG15HN15NJ02D	15	0.32	300			10000	
81-LQG15HS18NJ02D	LQG15HS18NJ02D	18	0.36	300			10000	
81-LQG15HS22NJ02D	LQG15HS22NJ02D	22	0.42	300			10000	
81-LQG15HS27NJ02D	LQG15HS27NJ02D	27	0.46	300			10000	
81-LQG15HS33NJ02D	LQG15HS33NJ02D	33	0.58	200			10000	
81-LQG15HS39NJ02D	LQG15HS39NJ02D	39	0.65	200			10000	
81-LQG15HS47NJ02D	LQG15HS47NJ02D	47	0.72	200			10000	

For quantities greater than listed, call for quote.

MOUSER STOCK NO.	Murata Part No.	Value (nH)	DCR (max)	Rated Current (mA)	Price Each 1	Price Each 100	Reel Qty.	Price Per Piece
LQG15H Series 0402 Case Size (Cont.)								
81-LQG15HS56NJ02D	LQG15HS56NJ02D	56	0.82	200			10000	
81-LQG15HS68NJ02D	LQG15HS68NJ02D	68	0.92	180			10000	
81-LQG15HN68NJ02D	LQG15HN68NJ02D	68	0.92	180			10000	
81-LQG15HS82NJ02D	LQG15HS82NJ02D	82	1.2	150			10000	
81-LQG15HSR10J02D	LQG15HSR10J02D	100	1.25	150			10000	
81-LQG15HSR12J02D	LQG15HSR12J02D	120	1.3	150			10000	
81-LQG15HSR15J02D	LQG15HSR15J02D	150	2.99	140			10000	
81-LQG15HSR18J02D	LQG15HSR18J02D	180	3.38	130			10000	
81-LQG15HSR22J02D	LQG15HSR22J02D	220	3.77	120			10000	
81-LQG15HSR27J02D	LQG15HSR27J02D	270	4.94	110			10000	
LQG18H Series 0603 Case Size								
81-LQG18HN1N2S00	LQG18HN1N2S00D	1.2	0.1	300			4000	
81-LQG11A1N5S00	LQG18HN1N5S00D	1.5	0.1	300			4000	
81-LQG18HN1N8S00D	LQG18HN1N8S00D	1.8	0.1	300			4000	
81-LQG11A2N2S00	LQG18HN2N2S00D	2.2	0.1	300			4000	
81-LQG11A2N7S00	LQG18HN2N7S00D	2.7	0.15	300			4000	
81-LQG11A3N3S00	LQG18HN3N3S00D	3.3	0.15	300			4000	
81-LQG11A3N9S00	LQG18HN3N9S00D	3.9	0.15	300			4000	
81-LQG11A4N7S00	LQG18HN4N7S00D	4.7	0.2	300			4000	
81-LQG18HN5N6S00D	LQG18HN5N6S00D	5.6	0.2	300			4000	
81-LQG18HN6N8J00D	LQG18HN6N8J00D	6.8	0.25	300			4000	
81-LQG18HN8N2J00D	LQG18HN8N2J00D	8.2	0.25	300			4000	
81-LQG11A10NJ00	LQG18HN10NJ00D	10	0.3	300			4000	
81-LQG11A12NJ00	LQG18HN12NJ00D	12	0.35	300			4000	
81-LQG11A15NJ00	LQG18HN15NJ00D	15	0.4	300			4000	
81-LQG18HN18NJ00D	LQG18HN18NJ00D	18	0.45	300			4000	
81-LQG18HN22NJ00	LQG18HN22NJ00D	22	0.5	300			4000	
81-LQG18HN27NJ00D	LQG18HN27NJ00D	27	0.55	300			4000	
81-LQG11A33NJ00	LQG18HN33NJ00D	33	0.6	300			4000	
81-LQG18HN39NJ00D	LQG18HN39NJ00D	39	0.65	300			4000	
81-LQG18HN47NJ00D	LQG18HN47NJ00D	47	0.7	300			4000	

LQH SERIES CHOKE WINDING TYPE FERRITE CORE

The LQH31C series consists of miniature chip inductors with low DC resistance, high current capacity, and high impedance characteristics. It is suitable for use as choke coils in DC power supply circuits.

DIMENSIONS: mm

Series	A	B	C	D	E	F
LQH31CN	2.3±0.2	1.8±0.2	3.2±0.3	0.7 Min.	0.7 Min.	1.6±0.2
LQH32CN	2.5±0.2	2.0±0.2	3.2±0.3	0.9±0.3	1.3±0.2	2.5±0.2

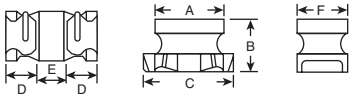

For quantities greater than listed, call for quote.

MOUSER STOCK NO. / Mfr.	Mfr. Part No.	Value (nH)	Tol. (%)	DCR (Max.)	Rated Current (mA)	Price Each 1	Price Each 50	Price Each 100	Reel Qty.	Price Per Piece
1206										
81—LQH31CN1R0M03L		1.0	20	0.28	510				2000	
81—LQH31CN2R2M03L		2.2	20	0.41	430				2000	
81—LQH31CN100K03L		10	10	1.3	230				2000	
81—LQH31CN470K03L		47	10	8	100				2000	
81—LQH31CN101K03L		100	10	12	80				2000	

For quantities greater than listed, call for quote.

MOUSER STOCK NO. / Mfr.	Mfr. Part No.	Value (nH)	Tol. (%)	DCR (Max.)	Rated Current (mA)	Price Each 1	Price Each 50	Price Each 100	Reel Qty.	Price Per Piece
1210										
81—LQH32CNR15M33L		0.15	20	0.028	1450				2000	
81—LQH32CNR47M33L		0.47	20	0.042	1100				2000	
81—LQH32CN1R0M23L		1.0	20	0.09	800				2000	

PLA10 SERIES - COMMON MODE CHOKE COILS

Features:

- Compact and lightweight
- Low profile in vertical core layout
- Both a standard winding type and a sectional winding for higher frequency noise is available

Specifications:

- Operating Temperature Range: -25°C to 60°C

✻ Safety standards: EN60065

For quantities greater than listed, call for quote

MOUSER STOCK NO. / Mfr.	Mfr. Part No.	Fig.	Common Mode Inductance (min.) (mH)	Rated Voltage (V)	Rated Current (A)	Price Each 1	Price Each 10	Price Each 25
Standard Winding								
81—PLA10AN1522R0R2B		A	1.5	300	2.0			
81—PLA10AN2221R5R2B		A	2.2	300	1.5			
81—PLA10AN3021R3R2B		A	3.0	300	1.3			
81—PLA10AN3521R2R2B		A	3.5	300	1.2			
81—PLA10AN5521R0R2B		A	5.5	300	1.0			
81—PLA10AN7420R8R2B		A	7.4	300	0.8			
81—PLA10AN1030R7R2B		A	10.0	300	0.7			
81—PLA10AN2030R5R2B		A	20.0	300	0.5			
81—PLA10AN3030R4R2B		A	30.0	300	0.4			
81—PLA10AN4330R3R2B		A	43.0	300	0.3			
✻ 81—PLA10AS1522R0R2B		A	1.5	250	2.0			
✻ 81—PLA10AS1821R7R2B		A	1.8	250	1.7			
✻ 81—PLA10AS1030R7R2B		A	10.0	250	0.7			
✻ 81—PLA10AS1230R6R2B		A	12.0	250	0.6			
✻ 81—PLA10AS3030R4R2B		A	30.0	250	0.4			
Sectional Winding								
81—PLA10AN9012R0D2B		B	0.9	300	2.0			
81—PLA10AN1321R7D2B		B	1.3	300	1.7			
81—PLA10AN1821R5D2B		B	1.8	300	1.5			
81—PLA10AN3621R0D2B		B	3.6	300	1.0			
81—PLA10AN7720R7D2B		B	7.7	300	0.7			
81—PLA10AN1330R5D2B		B	13.0	300	0.5			
81—PLA10AN2230R4D2B		B	22.0	300	0.4			
81—PLA10AN3630R3D2B		B	36.0	300	0.3			

DIMENSIONS: mm

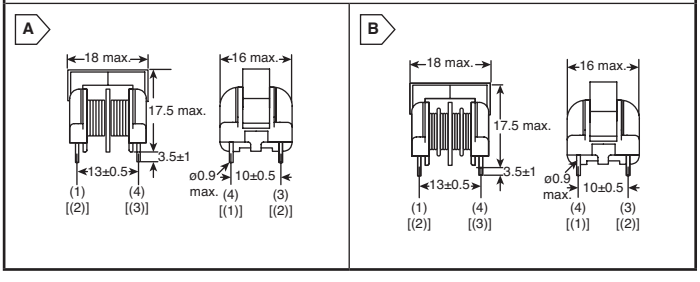

PLH10 SERIES - COMMON MODE CHOKE COILS

Features:

- High performance in high frequency range
- Low profile in vertical core layout
- Compact and lightweight

Specifications:

- Operating Temperature Range: -25°C to 60°C

✻ Safety standards: EN60065

For quantities greater than listed, call for quote

MOUSER STOCK NO. / Mfr.	Mfr. Part No.	Fig.	Common Mode Inductance (min.) (μH)	Rated Voltage (V)	Rated Current (A)	Price Each 1	Price Each 10	Price Each 25
81—PLH10AN7003R6P2B		A	70	300	3.6			
81—PLH10AN1612R1P2B		A	160	300	2.1			
81—PLH10AN2211R5P2B		A	220	300	1.5			
81—PLH10AN2911R2P2B		A	290	300	1.2			
81—PLH10AN3711R0P2B		A	370	300	1.0			
✻ 81—PLH10AS7003R6P2B		A	70	250	3.6			
✻ 81—PLH10AS1612R1P2B		A	160	250	2.1			
✻ 81—PLH10AS2211R5P2B		A	220	250	1.5			

© Copyright 2014 Mouser Electronics

© Copyright 2014 Mouser Electronics

MURATA SMD Inductors

muRata
Innovator in Electronics

RoHS Compliant This product is RoHS compliant.

LQM SERIES MULTILAYER TYPE FOR CHOKE FERRITE CORE

The LQM21D series consists of magnetically shielded chip inductors. It has less than half the DC resistance of our conventional monolithic chip inductors as well as high inductance.

Inductance	Dimension of H
1.0 to 10μH	0.85±0.2
22 to 47μH	1.25±0.2

DIMENSIONS: mm

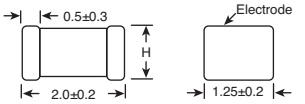

RoHS Compliant

For quantities greater than listed, call for quote.

MOUSER STOCK NO.	Murata Part No.	Value (nH)	Tol. (%)	DCR (Max.)	Rated Current (mA)	Price Each 1	Price Each 50	Price Each 100	Reel Qty.	Price Per Piece
0603										
81-LQM18NN47NM00D	LQM18NN47NM00D	47nH	20	0.30	50				4000	
81-LQM18NNR10K00D	LQM18NNR10K00D	0.10	10	0.50	50				4000	
81-LQM18NNR56K00D	LQM18NNR56K00D	0.56	10	1.55	35				4000	
81-LQM18NN2R2K00D	LQM18NN2R2K00D	2.20	10	1.15	15				4000	
0805										
81-LQG21NR10K10	LQM21NNR10K10D	0.10	10	0.26	250				4000	
81-LQG21NR15K10	LQM21NNR15K10D	0.15	10	0.32	250				4000	
81-LQM21NNR18K10D	LQM21NNR18K10D	0.18	10	0.35	250				4000	
81-LQG21NR22K10	LQM21NNR22K10D	0.22	10	0.38	250				4000	
81-LQG21NR39K10	LQM21NNR39K10D	0.39	10	0.53	200				4000	
81-LQG21NR47K10	LQM21NNR47K10D	0.47	10	0.57	200				4000	
81-LQG21NR56K10	LQM21NNR56K10D	0.56	10	0.63	150				4000	
81-LQM21NNR68K10D	LQM21NNR68K10D	0.68	10	0.72	150				4000	
81-LQG21NR82K10	LQM21NNR82K10D	0.82	10	0.81	150				4000	
81-LQM21FN1R0N00D	LQM21FN1R0N00D	1.0	30	0.40	50				4000	
81-LQG21C1R0N00	LQM21DN1R0N00D	1.0	30	0.10	60				4000	
81-LQG21N1R0K10	LQM21NN1R0K10D	1.0	10	0.40	50				4000	
81-LQG21N1R2K10	LQM21NN1R2K10D	1.2	10	0.47	50				4000	
81-LQG21N1R5K10	LQM21NN1R5K10D	1.5	10	0.50	50				4000	
81-LQG21C2R2N00	LQM21DN2R2N00D	2.2	30	0.17	40				4000	
81-LQG21N2R2K10	LQM21NN2R2K10D	2.2	10	0.63	30				4000	
81-LQG21N2R7K10	LQM21NN2R7K10L	2.7	10	0.69	30				3000	
81-LQG21N3R3K10	LQM21NN3R3K10L	3.3	10	0.80	30				3000	
81-LQM21FN4R7N00L	LQM21FN4R7N00L	4.7	30	0.30	80				3000	
81-LQG21C4R7N00	LQM21DN4R7N00D	4.7	30	0.30	30				4000	
81-LQG21N4R7K10	LQM21NN4R7K10L	4.7	10	1.00	30				3000	
81-LQM21FN100N00L	LQM21FN100N00L	10	30	0.50	60				3000	
81-LQG21C100N00	LQM21DN100N00D	10	30	0.50	15				4000	
81-LQG21C220N00	LQM21DN220N00L	22	30	0.65	13				3000	

DIMENSIONS: mm

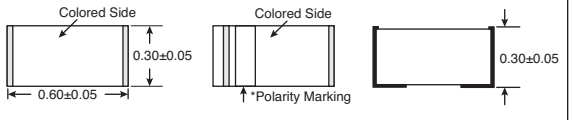

LQP03T Series

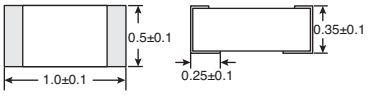

LQP15M Series

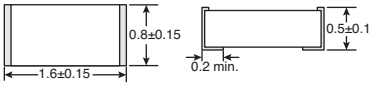

LQP18M Series

LQP SERIES HIGH FREQUENCY FILM TYPE

For quantities greater than listed, call for quote.

MOUSER STOCK NO.	Mfr. Part No.	Value (nH)	Tol.	DCR (Max.)	Rated Current (mA)	Price Each 1	Price Each 50	Price Each 100	Reel Qty.	Price Per Piece
LQP03T Series 0201 Case Size										
81-LQP03TN1N0C00D	LQP03TN1N0C00D	1	0.2nH	0.10	400				10000	
81-LQP03TN1N0C02D	LQP03TN1N0C02D	1	0.2nH	0.10	750				15000	
81-LQP03TN1N1C02D	LQP03TN1N1C02D	1.1	0.2nH	0.10	750				15000	
81-LQP03TN1N2C02D	LQP03TN1N2C02D	1.2	0.2nH	0.10	750				15000	
81-LQP03TN1N3C02D	LQP03TN1N3C02D	1.3	0.2nH	0.15	600				15000	
81-LQP03TN1N5B00D	LQP03TN1N5B00D	1.5	0.1nH	0.16	280				10000	
81-LQP03TN1N5C02D	LQP03TN1N5C02D	1.5	0.2nH	0.15	600				15000	
81-LQP03TN1N6C02D	LQP03TN1N6C02D	1.6	0.2nH	0.15	600				15000	
81-LQP03TN1N8C00D	LQP03TN1N8C00D	1.8	0.2nH	0.16	280				10000	
81-LQP03TN1N8C02D	LQP03TN1N8C02D	1.8	0.2nH	0.15	600				15000	
81-LQP03TN2N0C02D	LQP03TN2N0C02D	2	0.2nH	0.15	600				15000	
81-LQP03TN2N2C00D	LQP03TN2N2C00D	2.2	0.2nH	0.18	220				10000	
81-LQP03TN2N2C02D	LQP03TN2N2C02D	2.2	0.2nH	0.15	600				15000	
81-LQP03TN2N4C02D	LQP03TN2N4C02D	2.4	0.2nH	0.20	500				15000	
81-LQP03TN2N7C00D	LQP03TN2N7C00D	2.7	0.2nH	0.21	220				10000	
81-LQP03TN2N7C02D	LQP03TN2N7C02D	2.7	0.2nH	0.20	500				15000	
81-LQP03TN3N0B00D	LQP03TN3N0B00D	3	0.1nH	0.20	190				10000	
81-LQP03TN3N0C02D	LQP03TN3N0C02D	3	0.2nH	0.25	450				15000	
81-LQP03TN3N3C00D	LQP03TN3N3C00D	3.3	0.2nH	0.20	190				10000	
81-LQP03TN3N3C02D	LQP03TN3N3C02D	3.3	0.2nH	0.25	450				15000	
81-LQP03TN3N6C02D	LQP03TN3N6C02D	3.6	0.2nH	0.30	400				15000	
81-LQP03TN3N9C02D	LQP03TN3N9C02D	3.9	0.2nH	0.30	400				15000	
81-LQP03TN5N1J02D	LQP03TN5N1J02D	5.1	5%	0.40	350				15000	
81-LQP03TN5N6J02D	LQP03TN5N6J02D	5.6	5%	0.40	350				15000	
81-LQP03TN6N2J02D	LQP03TN6N2J02D	6.2	5%	0.60	300				15000	
81-LQP03TN6N8J02D	LQP03TN6N8J02D	6.8	5%	0.60	300				15000	
81-LQP03TN7N5J02D	LQP03TN7N5J02D	7.5	5%	0.60	300				15000	
81-LQP03TN8N2J02D	LQP03TN8N2J02D	8.2	5%	0.70	250				15000	
81-LQP03TN9N1J02D	LQP03TN9N1J02D	9.1	5%	0.70	250				15000	

For quantities greater than listed, call for quote.

MOUSER STOCK NO.	Mfr. Part No.	Value (nH)	Tol.	DCR (Max.)	Rated Current (mA)	Price Each 1	Price Each 50	Price Each 100	Reel Qty.	Price Per Piece
LQP03T Series 0201 Case Size (Cont.)										
81-LQP03TN10NJ00D	LQP03TN10NJ00D	10	5%	1.10	100				10000	
81-LQP03TN10NJ02D	LQP03TN10NJ02D	10	5%	0.70	250				15000	
81-LQP03TN12NJ02D	LQP03TN12NJ02D	12	5%	0.70	250				15000	
81-LQP03TN15NJ02D	LQP03TN15NJ02D	15	5%	0.70	250				15000	
81-LQP03TN22NJ02D	LQP03TN22NJ02D	22	5%	1.90	150				15000	
81-LQP03TN27NJ00D	LQP03TN27NJ00D	27	5%	2.90	70				10000	
81-LQP03TN27NJ02D	LQP03TN27NJ02D	27	5%	2.30	140				15000	
81-LQP03TN39NJ02D	LQP03TN39NJ02D	39	5%	3.00	120				15000	
LQP15M Series 0402 Case Size										
81-LQP15MN1N0B02D	LQP15MN1N0B02D	1	0.1nH	0.10	400				10000	
81-LQP15MN1N5B02D	LQP15MN1N5B02D	1.5	0.1nH	0.20	280				10000	
81-LQP15MN2N0B02D	LQP15MN2N0B02D	2	0.1nH	0.30	220				10000	
81-LQP15MN2N7B02D	LQP15MN2N7B02D	2.7	0.1nH	0.30	220				10000	
81-LQP15MN3N0B02D	LQP15MN3N0B02D	3	0.1nH	0.40	190				10000	
81-LQP15MN3N0B02D	LQP15MN3N0B02D	3.3	0.1nH	0.40	190				10000	
81-LQP15MN3N6B02D	LQP15MN3N6B02D	3.6	0.1nH	0.50	170				10000	
81-LQP15MN4N3B02D	LQP15MN4N3B02D	4.3	0.1nH	0.60	160				10000	
81-LQP15MN4N7B02D	LQP15MN4N7B02D	4.7	0.1nH	0.60	160				10000	
81-LQP15MN5N6B02D	LQP15MN5N6B02D	5.6	0.1nH	0.70	140				10000	
81-LQP15MN8N2B02D	LQP15MN8N2B02D	8.2	0.1nH	1.10	110				10000	
81-LQP15MN15NG02D	LQP15MN15NG02D	15	2%	1.80	90				10000	
81-LQP15MN18NG02D	LQP15MN18NG02D	18	2%	2.00	80				10000	
81-LQP15MN22NG02D	LQP15MN22NG02D	22	2%	2.60	70				10000	
81-LQP15MN33NG02D	LQP15MN33NG02D	33	2%	3.80	60				10000	
LQP18M Series 0603 Case Size										
81-LQP18MN3N3C02D	LQP18MN3N3C02D	3.3	0.2nH	0.40	250				4000	
81-LQP18MN5N6C02D	LQP18MN5N6C02D	5.6	0.2nH	0.60	200				4000	
81-LQP18MN6N8C02D	LQP18MN6N8C02D	6.8	0.2nH	0.70	200				4000	
81-LQP18MN12NG02D	LQP18MN12NG02D	12	2%	1.00	150				4000	

© Copyright 2014 Mouser Electronics

© Copyright 2014 Mouser Electronics

MURATA SMD Inductors

RoHS Compliant This product is RoHS compliant.

muRata Innovator in Electronics

LQW15A SERIES HIGH FREQUENCY WINDING TYPE AIR CORE COIL

The LQW 15A series consists of air core chip coil using a miniature alumina core. The LQW15A series has a high Q value in high frequency range and high self resonant frequency.

Inductance (nH)	Dimension of W
1.5-22, 100, 120 24-82	0.6±0.1 0.5±0.1

DIMENSIONS: mm

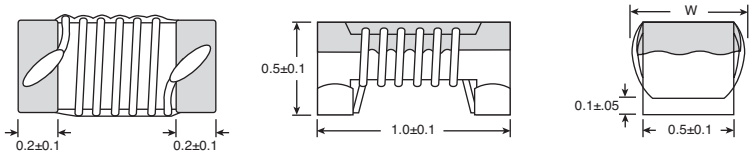

For quantities greater than listed, call for quote.

MOUSER STOCK NO.		Value (nH)	Tol.	DCR (Max.)	Rated Current (mA)	Price Each			Reel Qty.	Price Per Piece
Mfr.	Mfr. Part No.					1	50	100		
Case 0402										
81	LQW15AN1N5D00D	1.5	0.5nH	0.03	1000				10000	
81	LQW15AN2N7D00D	2.7	0.5nH	0.05	850				10000	
81	LQW15AN4N3C00D	4.3	0.2nH	0.07	750				10000	
81	LQW15AN4N7C00D	4.7	0.2nH	0.07	750				10000	
81	LQW15AN5N1D00D	5.1	0.5nH	0.12	600				10000	
81	LQW15AN6N2D00D	6.2	0.5nH	0.09	700				10000	
81	LQW15AN6N8J00D	6.8	5%	0.09	700				10000	
81	LQW15AN7N5J00D	7.5	5%	0.13	570				10000	
81	LQW15AN9N1J00D	9.1	5%	0.14	540				10000	
81	LQW15AN10NJ00D	10	5%	0.17	500				10000	
81	LQW15AN12NJ00D	12	5%	0.14	500				10000	
81	LQW15AN15NJ00D	15	5%	0.16	460				10000	
81	LQW15AN18NJ00D	18	5%	0.27	370				10000	
81	LQW15AN22NJ00D	22	5%	0.30	310				10000	
81	LQW15AN27NJ00D	27	5%	0.52	280				10000	
81	LQW15AN33NJ00D	33	5%	0.63	260				10000	
81	LQW15AN39NJ00D	39	5%	0.70	250				10000	
81	LQW15AN47NJ00D	47	5%	1.08	210				10000	
81	LQW15AN56NJ00D	56	5%	1.17	200				10000	
81	LQW15AN68NJ00D	68	5%	1.96	140				10000	
Case 0603										
81	LQW18AN2N2D00D	2.2	0.5nH	0.049	700				4000	
81	LQW18AN3N6D00D	3.6	0.5nH	0.059	850				4000	
81	LQW18AN3N9C00D	3.9	0.2nH	0.059	850				4000	
81	LQW18AN4N7D00D	4.7	0.5nH	0.059	850				4000	
81	LQW18AN5N6D00D	5.6	0.5nH	0.082	750				4000	
81	LQW18AN5N6C00D	5.6	0.2nH	0.082	750				4000	
81	LQW18AN6N2C00D	6.2	0.2nH	0.082	750				4000	
81	LQW18AN6N2D00D	6.2	0.5nH	0.082	750				4000	
81	LQW18AN6N8C00D	6.8	0.2nH	0.082	750				4000	
81	LQW18AN6N8D00D	6.8	0.5nH	0.082	750				4000	
81	LQW18AN7N5D00D	7.5	0.5nH	0.082	750				4000	
81	LQW18AN8N2D10D	8.2	0.5nH	0.11	650				4000	
81	LQW18AN8N2D00D	8.2	0.5nH	0.11	650				4000	
81	LQW18AN8N7D00D	8.7	0.5nH	0.11	650				4000	
81	LQW18AN10NJ00D	10	5%	0.11	650				4000	
81	LQW18AN10NG00D	10	2%	0.11	650				4000	
81	LQW18AN12NJ00D	12	5%	0.13	600				4000	
81	LQW18AN12NG00D	12	2%	0.13	600				4000	

For quantities greater than listed, call for quote.

MOUSER STOCK NO.		Value (nH)	Tol.	DCR (Max.)	Rated Current (mA)	Price Each			Reel Qty.	Price Per Piece
Mfr.	Mfr. Part No.					1	50	100		
Case 0603 (Cont.)										
81	LQW18AN15NJ00D	15	5%	0.13	600				4000	
81	LQW18AN15NG00D	15	2%	0.13	600				4000	
81	LQW18AN18NJ00D	18	5%	0.16	550				4000	
81	LQW18AN18NG00D	18	2%	0.16	550				4000	
81	LQW18AN22NJ00D	22	5%	0.17	500				4000	
81	LQW18AN22NG00D	22	2%	0.17	500				4000	
81	LQW18AN27NJ00D	27	5%	0.21	440				4000	
81	LQW18AN27NG00D	27	2%	0.21	440				4000	
81	LQW18AN33NJ00D	33	5%	0.23	420				4000	
81	LQW18AN33NG00D	33	2%	0.23	420				4000	
81	LQW18AN36NG00D	36	2%	0.26	400				4000	
81	LQW18AN39NJ00D	39	5%	0.26	400				4000	
81	LQW18AN47NG00D	47	2%	0.29	380				4000	
81	LQW18AN56NJ00D	56	5%	0.35	360				4000	
81	LQW18AN68NG00D	68	2%	0.38	340				4000	
81	LQW18AN68NJ00D	68	5%	0.38	340				4000	
81	LQW18AN72NJ00D	72	5%	0.56	270				4000	
81	LQW18AN82NG00D	82	2%	0.60	250				4000	
81	LQW18AN91NG00D	91	2%	0.64	230				4000	
81	LQW18ANR10J00D	100	5%	0.68	220				4000	
81	LQW18ANR10G00D	100	2%	0.68	220				4000	
81	LQW18ANR12J00D	120	5%	1.3	180				4000	
81	LQW18ANR15G00D	150	2%	1.5	160				4000	
81	LQW18ANR18G00D	180	2%	2.2	140				4000	
81	LQW18ANR22G00D	220	2%	2.5	120				4000	
81	LQW18ANR22J00	220	5%	2.5	120				4000	
81	LQW18ANR27J00D	270	5%	3.4	110				4000	
81	LQW18ANR33J00D	330	5%	5.5	85				4000	
81	LQW18ANR39J00D	390	5%	6.2	80				4000	
81	LQW18ANR47G00D	470	2%	7.0	75				4000	
81	LQW18ANR47J00D	470	5%	7.0	75				4000	
Case 0805										
81	LQW2BHN6N8D03L	6.8	0.5nH	0.11	680				2000	
81	LQW2BHN15NJ03L	15	5%	0.12	630				2000	
81	LQW2BHN27NJ03L	27	5%	0.17	540				2000	
81	LQW2BHN33NJ03L	33	5%	0.15	570				2000	
81	LQW2BHN56NJ03L	56	5%	0.26	430				2000	
81	LQW2BHN68NG03L	68	2%	0.23	460				2000	
81	LQW2BHNR10J03L	100	5%	0.38	350				2000	

LQW2UA SERIES HIGH FREQUENCY HORIZONTAL WIRE WOUND SMD INDUCTORS

LQW2UA series consists of air-core chip inductor using a alumina core as a bobbin.

Features:

- Inductance: 12 to 4700nH (Wide inductance ranges)
- Because of the high self-resonant frequency, it can be used in high frequency range from several 10MHz to 3GHz.
- Tight inductance tolerance (+/-5%)
- It is easy to mount because the resin is coated on the upper surface.
- Reflow soldering methods can be employed.

Applications:

- Impedance Matching: Set Top Box
  Cable Modem

DIMENSIONS: mm

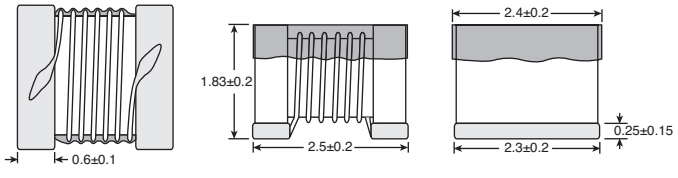

For quantities greater than listed, call for quote.

MOUSER STOCK NO.		Value (nH)	Tol.	DCR (Max.)	Rated Current (mA)	Price Each			Reel Qty.	Price Per Piece
Mfr.	Mfr. Part No.					1	50	100		
Case 1008										
81	LQW2UAS12NJ00L	12	5	0.09	1000				2000	
81	LQW2UAS18NJ00L	18	5	0.11	1000				2000	
81	LQW2UAS22NJ00L	22	5	0.12	1000				2000	
81	LQW2UAS27NJ00L	27	5	0.13	1000				2000	
81	LQW2UAS33NJ00L	33	5	0.14	1000				2000	
81	LQW2UAS39NJ00L	39	5	0.15	1000				2000	
81	LQW2UAS47NJ00L	47	5	0.16	1000				2000	
81	LQW2UAS56NJ00L	56	5	0.18	1000				2000	
81	LQW2UAS68NJ00L	68	5	0.2	1000				2000	
81	LQW2UAS82NJ00L	82	5	0.22	1000				2000	
81	LQW2UASR10J00L	100	5	0.56	650				2000	
81	LQW2UASR12J00L	120	5	0.63	650				2000	
81	LQW2UASR15J00L	150	5	0.7	580				2000	
81	LQW2UASR18J00L	180	5	0.77	620				2000	
81	LQW2UASR22J00L	220	5	0.84	500				2000	
81	LQW2UASR27J00L	270	5	0.91	500				2000	
81	LQW2UASR33J00L	330	5	1.05	450				2000	

For quantities greater than listed, call for quote.

MOUSER STOCK NO.		Value (nH)	Tol.	DCR (Max.)	Rated Current (mA)	Price Each			Reel Qty.	Price Per Piece
Mfr.	Mfr. Part No.					1	50	100		
Case 1008 (Cont.)										
81	LQW2UASR39J00L	390	5	1.12	470				2000	
81	LQW2UASR47J00L	470	5	1.19	470				2000	
81	LQW2UASR56NJ00L	560	5	1.33	400				2000	
81	LQW2UASR62J00L	620	5	1.4	300				2000	
81	LQW2UASR68J00L	680	5	1.47	400				2000	
81	LQW2UASR75J00L	750	5	1.54	360				2000	
81	LQW2UASR82J00L	820	5	1.61	400				2000	
81	LQW2UASR91J00L	910	5	1.68	380				2000	
81	LQW2UAS1R0J00L	1000	5	1.75	370				2000	
81	LQW2UAS1R2J00L	1200	5	2	310				2000	
81	LQW2UAS1R5J00L	1500	5	2.3	330				2000	
81	LQW2UAS1R8J00L	1800	5	2.6	300				2000	
81	LQW2UAS2R2J00L	2200	5	2.8	280				2000	
81	LQW2UAS2R7J00L	2700	5	3.2	290				2000	
81	LQW2UAS3R3J00L	3300	5	3.4	290				2000	
81	LQW2UAS3R9J00L	3900	5	3.6	260				2000	
81	LQW2UAS4R7J00L	4700	5	4	260				2000	

© Copyright 2014 Mouser Electronics

© Copyright 2014 Mouser Electronics

MURATA Common Mode Choke Coils

RoHS Compliant **This product is RoHS compliant.**

muRata Innovator in Electronics

PLY10 SERIES HYBRID CHOKE COIL

Features:
- PLY10 has both functions of a common mode choke coil and a differential mode choke coil in its compact body
- Low profile in vertical core layout
- PHY10 has the same pin layout as a general common mode choke coil which enables it to replace conventional components

✻ Safety standards: EN60065

Specifications:
- Operating Temperature Range: -25°C to 60°C

For quantities greater than listed, call for quote

MOUSER STOCK NO. Mfr.	Mfr. Part No.	Fig.	Common Mode Inductance (min.) (mH)	Rated Voltage (V)	Rated Current (A)	Insulation Resistance (min.) (M ohm)	Price Each 1	10	25
Standard Winding									
81	PLY10AN1121R8R2B	A	1.1	1.8	90	300			
81	PLY10AN1521R6R2B	A	1.5	1.6	110	300			
81	PLY10AN1430R5R2B	A	14.0	1000	0.5	300			
✻ 81	PLY10AS1430R5R2B	A	14.0	0.5	1000	300			
✻ 81	PLY10AS6220R8R2B	A	6.2	0.8	400	300			
Sectional Winding									
81	PLY10AN7012R0D2B	B	0.7	2.0	50	300			
81	PLY10AN1121R7D2B	B	1.1	1.7	65	300			
81	PLY10AN1421R4D2B	B	1.4	1.4	110	300			
81	PLY10AN2321R2D2B	B	2.3	1.2	160	300			
81	PLY10AN8720R7D2B	B	8.7	0.7	500	300			
✻ 81	PLY10AS1421R4D2B	B	1.4	1.4	110	300			
✻ 81	PLY10AS8720R7D2B	B	8.7	0.7	500	300			

PLY17 SERIES

Features:
- Integration of choke coil function to suppress differential mode/low and high frequency common mode noise.
- Low profile (H=<13mm)

Applications:
- For AC power supply, AC adapter
- Low-profile equipment such as lighting equipment FPD, Digital amplifier

Specifications:
- Operating Temperature Range: -25°C to 60°C

For quantities greater than listed, call for quote

MOUSER STOCK NO. Mfr.	Mfr. Part No.	Fig.	Common Mode Inductance (min.) (mH)	Rated Current (A)	Normal Mode Inductance (min.) (uH)	Rated Voltage (V)	Price Each 1	10	25
81	PLY17BN4912R4A2B	C	0.49	2.4	18	300			
81	PLY17BN9612R0A2B	C	0.96	2.0	36	300			
81	PLY17BN1023R0A2B	C	1.0	3.0	36	300			
81	PLY17BN1121R8A2B	C	1.1	1.8	44	300			
81	PLY17BN1721R5A2B	C	1.7	1.5	67	300			
81	PLY17BN2921R2A2B	C	2.9	1.2	110	300			
81	PLY17BN3721R0A2B	C	3.7	1.0	140	300			
81	PLY17BN5620R8A2B	C	5.6	0.8	210	300			
81	PLY17BN7820R7A2B	C	7.8	0.7	290	300			
81	PLY17BN9320R6A2B	C	9.3	0.6	350	300			
81	PLY17BN4912R4B2B	C	0.49	2.4	24	300			
81	PLY17BN9612R0B2B	C	0.96	2.0	47	300			
81	PLY17BN1023R0B2B	C	1.0	3.0	47	300			
81	PLY17BN1121R8B2B	C	1.1	1.8	58	300			
81	PLY17BN1721R5B2B	C	1.7	1.5	88	300			
81	PLY17BN2921R2B2B	C	2.9	1.2	140	300			
81	PLY17BN3721R0B2B	C	3.7	1.0	180	300			
81	PLY17BN5620R8B2B	C	5.6	0.8	280	300			
81	PLY17BN7820R7B2B	C	7.8	0.7	390	300			
81	PLY17BN9320R6B2B	C	9.3	0.6	460	300			

PLT08C SERIES COMMON MODE CHOKE COILS (FOR DC LINE)

The PTC08C series is common mode choke coil for DC line. It is effective against the common mode noise that can cause radiative noise in power supply lines and interface lines. The high coupling factor enables effective suppression of common mode noise without appreciably altering the normal mode signal waveforms even when the signal and noise frequencies are close to each other.

Applications:
- For suppressing noise radiation from interface cables of digital equipment such as computers and computer peripherals
- For suppressing noise radiation from the power supply cords of supply cords of digital equipment that uses adapters

Specifications:
- Operating Temperature Range: -25°C to 60°C

For quantities greater than listed, call for quote

MOUSER STOCK NO. Mfr.	Mfr. Part No.	Fig.	Common Mode Inductance (min.) (mH)	Rated Current (A)	Normal Mode Inductance (min.) (uH)	Rated Voltage (V)	Price Each 1	10	25
81	PLT08CN0R53R0T0B	D	0.5 min.	125	50	3			
81	PLT08CN1R53R0T0B	D	1.5 min.	125	50	3			

PLT09H SERIES COMMON MODE CHOKE COILS (FOR DC LINE)

PLT09H seies is a common mode choke coil for DC lines. It is effective against the common mode noise that can cause radiative noise in power supply lines and interface lines. The additional normal mode inductance enables a high suppression effect to radiation noise.

Features:
- This is a wide frequency range type, suitable in applications ranging from a few MHz to several 100MHz

Applications:
- Noise suppression of SW power supply, DC-DC converter
- DC power lines in a AC adapter of portable equipment

Specifications:
- Operating Temperature Range: -40°C to +85°C

For quantities greater than listed, call for quote

MOUSER STOCK NO. Mfr.	Mfr. Part No.	Fig.	Common Mode Inductance (min.) (mH)	Rated Current (A)	Normal Mode Inductance (min.) (uH)	Rated Voltage (V)	Price Each 1	10	25
81	PLT09HN2003R0P1B	E	20 min.	50	3	125			

DIMENSIONS: mm

A

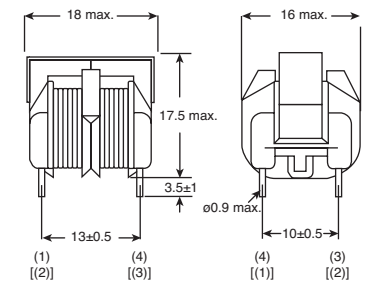

B

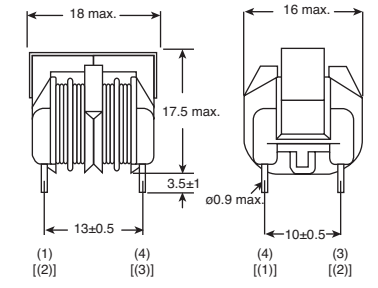

C

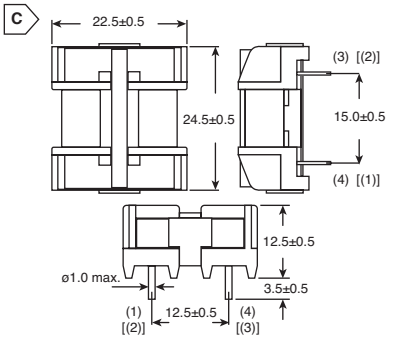

D

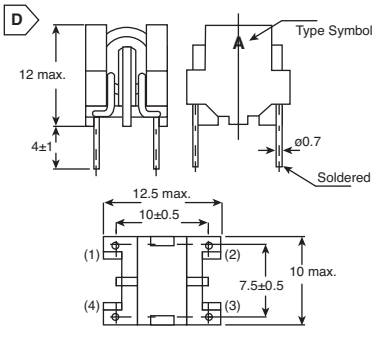

E

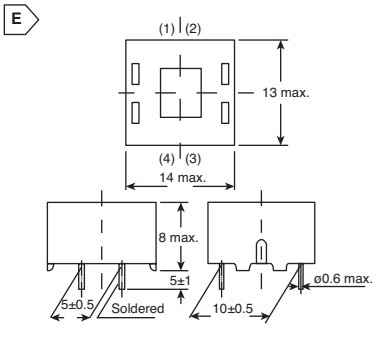

© Copyright 2014 Mouser Electronics

© Copyright 2014 Mouser Electronics

MURATA SMD Common Mode Choke Coils

muRata
Innovator in Electronics

RoHS Compliant This product is RoHS compliant.

PLT10H SERIES COMMON MODE CHOKE COIL

NEW PRODUCT

For quantities greater than listed, call for quote.

MOUSER STOCK NO.	Murata Part No.	Fig.	Common Mode Imp @ 100MHz	Rated Current (m)	Rated Volt.	Insulation Resistance (min) Ω	Withstanding Volt. (Vdc)	DC Resistance (Ω) max.	Price Each 1	10	25	125
81-PLT10HH1026R0PNL	PLT10HH1026R0PNL	A	400	10	100	10M	250	3.6				
81-PLT10HH9016R0PNL	PLT10HH9016R0PNL	A	500	10	100	10M	250	3.6				
81-PLT10HH501100PNL	PLT10HH501100PNL	A	900	6	100	10M	250	8.0				
81-PLT10HH401100PNL	PLT10HH401100PNL	A	1000	6	100	10M	250	8.0				

DLP11TB SERIES - 1210 SIZE CHIP TYPE COMMON MODE CHOKE COILS

Features:
- Small size of 1.25x1.0mm is optimally suited to mobile devices.
- Cut-off frequency in the transmission characteristics (Sdd21) boosted to 8GHz or more to reduce the effects of noise on the signals.
- Operating temperature: -40°C to +85°C

Applications:
- USB 3.0 connectors featured in personal computers and in PC peripheral devices.

RoHS Compliant

NEW! TECHNOLOGY

For quantities greater than listed, call for quote.

MOUSER STOCK NO.	Murata Part No.	Fig.	Common Mode Imp @ 100MHz	Rated Current (mA)	Rated Volt. (Vdc)	Insulation Resistance (min) Ω	Price Each 1	50	100	500	Reel Qty.	Price Per Piece
81-DLP11TB800UL2	DLP11TB800UL2	B	80	100	5	1.5					5000	

DLP SERIES - COMMON MODE CHOKE COILS

DLP0NS Features:
- Small size: 0.85x0.65x0.45mm
- Enables noise suppression for differential signal line without distortion in high-speed signal transmission due to its line impedance matching.

DLP2AD Features:
- 2 components are included in 2.0x1.0mm size.
- Can suppress common mode noise without damage to signal wave.

DLP11SA and DLP11SN Features:
- Small size: 1.25x1.0x0.82mm
- Enables noise suppression for differential signal line without distortion in high-speed signal transmission due to its high coupling.

DLP31S Features:
- Small size: 3.2x1.6x1.15mm
- Suppresses high frequency noise that was unable to be suppressed with exisiting common mode choke coils.

DLP31D Features:
- 2 components included in 3.2x1.6mm size. Thin type: 1.15mm
- Can suppress common mode noise without damage to signal wave.

RoHS Compliant

For quantities greater than listed, call for quote.

MOUSER STOCK NO.	Murata Part No.	Fig.	Common Mode Imp @ 100MHz	Rated Current (mA)	Insulation Resistance (min) Ω	Withstanding Voltage (Vdc)	DC Resistance (Ω) max	Price Each 1	50	100	500	Reel Qty.	Price Per Piece
DLP0NS Series - 03025 Size Film Type													
81-DLP0NSN670HL2L	DLP0NSN670HL2L	C	67	5	100M	12.5	2.4					5000	
81-DLP0NSN900HL2L	DLP0NSN900HL2L	C	90	5	100M	12.5	3.0					5000	
81-DLP0NSN121HL2L	DLP0NSN121HL2L	C	120	5	100M	12.5	3.8					5000	
DLP2AD Series - 0804 Size Film Type (Array)													
81-DLP2ADN670HL4L	DLP2ADN670HL4L	D	67	5	100M	12.5	1.25					3000	
81-DLP2ADN900HL4L	DLP2ADN900HL4L	D	90	5	100M	12.5	1.75					3000	
81-DLP2ADN121HL4L	DLP2ADN121HL4L	D	120	5	100M	12.5	2.5					3000	
81-DLP2ADN161HL4L	DLP2ADN161HL4L	D	160	5	100M	12.5	3.125					3000	
81-DLP2ADN201HL4L	DLP2ADN201HL4L	D	200	5	100M	12.5	4.0					3000	
81-DLP2ADN241HL4L	DLP2ADN241HL4L	D	240	5	100M	12.5	4.75					3000	
81-DLP2ADN281HL4L	DLP2ADN281HL4L	D	280	5	100M	12.5	5.75					3000	
DLP11SA Series - 0504 Size Film Type													
81-DLP11SA350HL2L	DLP11SA350HL2L	E	35	5	100M	12.5	0.9					3000	
81-DLP11SA670HL2L	DLP11SA670HL2L	E	67	5	100M	12.5	1.2					3000	
81-DLP11SA900HL2L	DLP11SA900HL2L	E	90	5	100M	12.5	1.4					3000	
DLP11SN Series - 0504 Size Film Type													
81-DLP11SN670SL2L	DLP11SN670SL2L	E	67	5	100M	12.5	1.3					3000	
81-DLP11SN900HL2L	DLP11SN900HL2L	E	90	5	100M	12.5	1.5					3000	
81-DLP11SN121SL2L	DLP11SN121SL2L	E	120	5	100M	12.5	2.0					3000	
81-DLP11SN161SL2L	DLP11SN161SL2L	E	160	5	100M	12.5	2.7					3000	
81-DLP11SN201HL2L	DLP11SN201HL2L	E	200	5	100M	12.5	3.1					3000	
81-DLP11SN241HL2L	DLP11SN241HL2L	E	240	5	100M	12.5	3.5					3000	
81-DLP11SN281HL2L	DLP11SN281HL2L	E	280	5	100M	12.5	4.2					3000	
81-DLP11SN331HL2L	DLP11SN331HL2L	E	330	5	100M	12.5	4.9					3000	
DLP31S Series - 1206 Size Film Type													
81-DLP31SN121ML2L	DLP31SN121ML2L	F	120	16	100M	40	2.0					3000	
81-DLP31SN221ML2L	DLP31SN221ML2L	F	220	16	100M	40	2.5					3000	
81-DLP31SN551ML2L	DLP31SN551ML2L	F	550	16	100M	40	3.6					3000	
DLP31D Series - 1206 Size Film Type (Array)													
81-DLP31DN131ML4L	DLP31DN131ML4L	G	130	10	100M	25	1.6					3000	
81-DLP31DN201ML4L	DLP31DN201ML4L	G	200	10	100M	25	2.2					3000	
81-DLP31DN321ML4L	DLP31DN321ML4L	G	320	10	100M	25	3.5					3000	
81-DLP31DN441ML4L	DLP31DN441ML4L	G	440	10	100M	25	4.3					3000	
81-DLP31DN900ML4L	DLP31DN900ML4L	G	90	10	100M	25	1.1					3000	

DLW SERIES - WOUND TYPE

DLW5BS Features:
- High impedance
- Large rated current
- Does not damage high speed signal due to high coupling common mode choke coil.
- Rated Voltage: 50Vdc

DLW21 Features:
- Low profile
- Small size: 2.0x1.2x0.9mm
- Suitable for differential signal line like USB 2.0, IEEE1394 and LVDS.
- Rated Voltage: 50Vdc

DLW31 Features:
- Low profile
- Small size: 3.2x1.6x1.9mm
- Enables noise suppression for differential signal lines without distortion in high speed signal transmission due to its high coupling.
- Rated Voltage: 50Vdc

RoHS Compliant

For quantities greater than listed, call for quote.

MOUSER STOCK NO.	Murata Part No.	Fig.	Common Mode Imp @ 100MHz	Rated Current (mA)	Insulation Resistance (min) Ω	Withstanding Voltage (Vdc)	DC Resistance (Ω) max	Price Each 1	10	25	100	Reel Qty.	Price Per Piece
DLW5BS Series													
81-DLW5BSN302SQ2L	DLW5BSN302SQ2L	H	3000	500	10M	125	0.3					400	
81-DLW5BSN152SQ2L	DLW5BSN152SQ2L	H	1500	1000	10M	125	0.1					400	
81-DLW5BSN102SQ2L	DLW5BSN102SQ2L	H	1000	1500	10M	125	0.06					400	
81-DLW5BSN351SQ2L	DLW5BSN351SQ2L	H	350	2000	10M	125	0.04					400	
81-DLW5BSN191SQ2L	DLW5BSN191SQ2L	H	190	5000	10M	125	0.02					400	
DLW21H Series								1	50	100	500		
81-DLW21HN670SQ2L	DLW21HN670SQ2L	I	67	330	10M	125	0.35					3000	
81-DLW21HN900SQ2L	DLW21HN900SQ2L	I	90	330	10M	125	0.35					3000	
81-DLW21HN121SQ2L	DLW21HN121SQ2L	I	120	280	10M	125	0.45					3000	
81-DLW21HN181SQ2L	DLW21HN181SQ2L	I	180	250	10M	125	0.5					3000	
DLW31S Series													
81-DLW31SN222SQ2L	DLW31SN222SQ2L	J	2200	200	10M	125	1.2					2000	
81-DLW31SN102SQ2L	DLW31SN102SQ2L	J	1000	230	10M	125	1					2000	
81-DLW31SN601SQ2L	DLW31SN601SQ2L	J	600	260	10M	125	0.8					2000	
81-DLW31SN900SQ2L	DLW31SN900SQ2L	J	90	370	10M	125	0.3					2000	

DIMENSIONS: in. (mm)

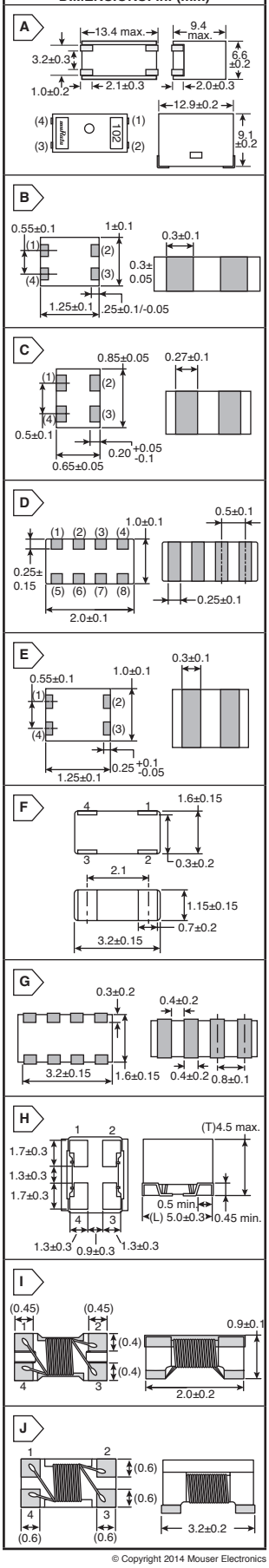

© Copyright 2014 Mouser Electronics

MURATA POWER SOLUTIONS Inductors

RoHS Compliant This product is RoHS compliant.



RADIAL LEAD INDUCTORS

- UL VW-1 rated sleeving
- Low DC resistance
- RoHS Compliant

1100R Series, Radial Lead

- Dimensions (mm): A-5.0, B-7.5, C-41.0, D-45.0

For quantities greater than listed, call for quote.

MOUSER STOCK NO.	MPS Part No.	Fig.	L (µH)	IDC Max. (A)	RDC Max. (Ω)	Price Each 1	5	10
580-11R102C	11R102C	A	1.0	3.00	0.02			
580-11R152C	11R152C	A	1.5	2.40	0.03			
580-11R222C	11R222C	A	2.2	1.90	0.05			
580-11R332C	11R332C	A	3.3	1.50	0.07			
580-11R472C	11R472C	A	4.7	1.30	0.09			
580-11R682C	11R682C	A	6.8	1.10	0.10			
580-11R103C	11R103C	A	10	0.95	0.14			
580-11R153C	11R153C	A	15	0.80	0.19			
580-11R223C	11R223C	A	22	0.65	0.27			
580-11R333C	11R333C	A	33	0.55	0.42			
580-11R473C	11R473C	A	47	0.50	0.54			
580-11R683C	11R683C	A	68	0.40	0.85			
580-11R104C	11R104C	A	100	0.35	1.10			
580-11R154C	11R154C	A	150	0.30	1.65			
580-11R224C	11R224C	A	220	0.24	2.40			
580-11R334C	11R334C	A	330	0.19	3.60			
580-11R474C	11R474C	A	470	0.14	6.40			

1300R Series, Radial Lead

- Dimensions (mm): A-9.5, B-13.5, C-43.0, D-47.0

580-13R152C	13R152C	A	1.5	6.300	0.008			
580-13R222C	13R222C	A	2.2	5.300	0.010			
580-13R332C	13R332C	A	3.3	4.800	0.013			
580-13R472C	13R472C	A	4.7	4.300	0.017			
580-13R682C	13R682C	A	6.8	3.500	0.023			
580-13R103C	13R103C	A	10	3.000	0.031			
580-13R153C	13R153C	A	15	2.500	0.042			
580-13R223C	13R223C	A	22	2.000	0.070			
580-13R333C	13R333C	A	33	1.800	0.092			
580-13R473C	13R473C	A	47	1.500	0.110			
580-13R683C	13R683C	A	68	1.300	0.150			
580-13R104C	13R104C	A	100	1.000	0.240			
580-13R154C	13R154C	A	150	0.820	0.330			
580-13R224C	13R224C	A	220	0.700	0.470			
580-13R334C	13R334C	A	330	0.580	0.640			
580-13R474C	13R474C	A	470	0.450	1.050			
580-13R684C	13R684C	A	680	0.420	1.500			
580-13R105C	13R105C	A	1.0mH	0.330	2.100			
580-13R155C	13R155C	A	1.5mH	0.280	3.100			
580-13R225C	13R225C	A	2.2mH	0.240	4.500			
580-13R335C	13R335C	A	3.3mH	0.190	7.000			
580-13R475C	13R475C	A	4.7mH	0.160	9.300			
580-13R685C	13R685C	A	6.8mH	0.130	13.500			
580-13R106C	13R106C	A	10mH	0.085	23.800			
580-13R156C	13R156C	A	15mH	0.080	31.000			
580-13R226C	13R226C	A	22mH	0.070	48.000			
580-13R336C	13R336C	A	33mH	0.060	68.000			
580-13R476C	13R476C	A	47mH	0.045	120.000			
580-13R686C	13R686C	A	68mH	0.040	152.000			

1900R SERIES RADIAL LEAD INDUCTORS

- Low DC resistance
- PCB mounting
- Dimensions (mm): A-12, B-21, C-40, D-45
- Fully tinned leads
- RoHS Compliant

For quantities greater than listed, call for quote.

MOUSER STOCK NO.	MPS Part No.	Fig.	L (µH)	IDC Max. (A)	RDC Max. (Ω)	Price Each 1	5	10
580-19R472C	19R472C	B	4.7	7.8	0.008			
580-19R682C	19R682C	B	6.8	6.7	0.011			
580-19R103C	19R103C	B	10	6.0	0.017			
580-19R153C	19R153C	B	15	4.8	0.022			
580-19R223C	19R223C	B	22	4.0	0.026			
580-19R473C	19R473C	B	47	3.4	0.038			
580-19R683C	19R683C	B	68	2.9	0.055			
580-19R154C	19R154C	B	150	1.9	0.129			
580-19R224C	19R224C	B	220	1.6	0.162			
580-19R334C	19R334C	B	330	1.34	0.240			
580-19R474C	19R474C	B	470	1.09	0.380			
580-19R684C	19R684C	B	680	0.91	0.548			
580-19R105C	19R105C	B	1.0mH	0.73	0.844			
580-19R155C	19R155C	B	1.5mH	0.63	1.2			
580-19R225C	19R225C	B	2.2mH	0.50	2.0			
580-19R335C	19R335C	B	3.3mH	0.42	2.5			
580-19R475C	19R475C	B	4.7mH	0.35	3.5			
580-19R685C	19R685C	B	6.8mH	0.29	5.7			
580-19R106C	19R106C	B	10mH	0.23	7.3			
580-19R156C	19R156C	B	15mH	0.19	12			
580-19R226C	19R226C	B	22mH	0.15	22			
580-19R336C	19R336C	B	33mH	0.13	26			
580-19R476C	19R476C	B	47mH	0.11	36			
580-19R107C	19R107C	B	100mH	0.07	90			

INDUCTORS

- Low DC resistance
- Operating temperature: 0°C to 70°C
- RoHS Compliant
- Dimensions (mm): A-7.2, B-8.2, C-41, D-45.5

1700 Series, Radial Lead

For quantities greater than listed, call for quote.

MOUSER STOCK NO.	MPS Part No.	Fig.	L (µH)	IDC Max. (A)	RDC Max. (Ω)	Nom. Q @ f kHz Q	F	SRF Nom. (MHz)	Price Each 1	5	10
580-17103C	17103C	A	10	1.80	0.05	65	1000	21.2			
580-17223C	17223C	A	22	1.20	0.08	50	500	17.0			
580-17333C	17333C	A	33	1.00	0.13	50	500	11.4			
580-17473C	17473C	A	47	0.86	0.20	50	500	10.9			
580-17683C	17683C	A	68	0.85	0.26	90	100	8.7			
580-17104C	17104C	A	100	0.74	0.35	90	100	7.0			
580-17154C	17154C	A	150	0.58	0.49	90	100	5.7			
580-17224C	17224C	A	220	0.48	0.75	100	100	4.4			
580-17334C	17334C	A	330	0.42	1.10	100	100	3.7			
580-17474C	17474C	A	470	0.34	1.50	110	100	3.2			
580-17105C	17105C	A	1.0mH	0.19	3.30	120	100	2.1			
580-17155C	17155C	A	1.5mH	0.15	5.90	130	100	1.9			
580-17225C	17225C	A	2.2mH	0.12	7.80	90	50	1.7			

1800 Series, Axial Lead

- Dimensions (mm): A-18.25, B-13.7, C-78.25

For quantities greater than listed, call for quote.

MOUSER STOCK NO.	MPS Part No.	Fig.	L (µH)	IDC Max. (A)	RDC Max. (Ω)	Nom. Q @ f kHz Q	F	SRF Nom. (MHz)	Price Each 1	5	10
580-18472C	18472C	C	4.7	5.35	9.0mΩ	112	1000	36.4			
580-18103C	18103C	C	10	3.45	15mΩ	64	500	19.0			
580-18153C	18153C	C	15	3.00	18mΩ	55	500	15.9			
580-18223C	18223C	C	22	2.42	25mΩ	59	500	11.8			
580-18333C	18333C	C	33	2.00	40mΩ	48	500	11.5			
580-18473C	18473C	C	47	1.65	55mΩ	55	500	8.5			
580-18104C	18104C	C	100	1.20	100mΩ	40	100	7.4			
580-18154C	18154C	C	150	1.10	165mΩ	47	100	4.4			
580-18224C	18224C	C	220	0.90	230mΩ	46	100	3.5			
580-18334C	18334C	C	330	0.73	335mΩ	58	100	3.0			
580-18474C	18474C	C	470	0.60	465mΩ	56	100	2.2			
580-18105C	18105C	C	1.0mH	0.44	1.0	94	50	1.6			
580-18155C	18155C	C	1.5mH	0.33	1.5	107	50	1.3			
580-18106C	18106C	C	10mH	0.13	12	143	40	0.5			

1800R Series, Radial Lead

- Dimensions (mm): A-13.7, B-13, C-45, D-50

For quantities greater than listed, call for quote.

MOUSER STOCK NO.	MPS Part No.	Fig.	L (µH)	IDC Max. (A)	RDC Max. (Ω)	Nom. Q @ f kHz Q	F	SRF Nom. (MHz)	Price Each 1	5	10
580-18R472C	18R472C	A	4.7	5.35	9.0mΩ	106	1000	35.1			
580-18R682C	18R682C	A	6.8	4.15	12.0mΩ	73	500	26.3			
580-18R103C	18R103C	A	10	3.45	15mΩ	59	500	23.8			
580-18R153C	18R153C	A	15	3.00	18mΩ	55	500	17.0			
580-18R223C	18R223C	A	22	2.42	25mΩ	51	500	14.1			
580-18R333C	18R333C	A	33	2.00	40mΩ	48	500	11.5			
580-18R473C	18R473C	A	47	1.65	55mΩ	46	500	9.85			
580-18R683C	18R683C	A	68	1.35	70mΩ	27	100	8.29			
580-18R104C	18R104C	A	100	1.20	100mΩ	40	100	7.4			
580-18R154C	18R154C	A	150	1.10	165mΩ	40	100	5.58			
580-18R224C	18R224C	A	220	0.90	230mΩ	39	100	4.0			
580-18R254C	18R254C	A	250	0.80	255mΩ	40	100	3.85			
580-18R334C	18R334C	A	330	0.73	335mΩ	49	100	3.57			
580-18R474C	18R474C	A	470	0.60	465mΩ	50	100	2.81			
580-18R684C	18R684C	A	680	0.53	630mΩ	48	100	2.43			
580-18R105C	18R105C	A	1000	0.44	1000mΩ	92	50	1.82			
580-18R155C	18R155C	A	1.5mH	0.33	1.5	106	50	1.6			
580-18R106C	18R106C	A	10mH	0.13	12.0	142	40	.58			

2200R Series, Radial Lead

- Operating Temperature: -25° to +70°C
- Dimensions (mm): A=7.2, B=8.2, C=41, D=45

For quantities greater than listed, call for quote.

580-22R155C	22R155C	A	1.5	0.13	6.49	130	100	1.9			
580-22R475C	22R475C	A	4.7	0.081	15	150	150	0.95			
580-22R103C	22R103C	A	10	1.62	0.05	40	1000	21.2			
580-22R153C	22R153C	A	15	1.35	0.07	30	500	19.4			
580-22R223C	22R223C	A	22	1.08	0.09	30	500	17.0			
580-22R226C	22R226C	A	22	0.045	82.5	100	50	0.34			
580-22R333C	22R333C	A	33	0.90	0.14	25	500	11.4			
580-22R473C	22R473C	A	47	0.77	0.22	25	500	10.9			
580-22R476C	22R476C	A	47	0.027	169.4	90	50	0.25			
580-22R683C	22R683C	A	68	0.77	0.28	70	100	10.6			
580-22R104C	22R104C	A	100	0.67	0.39	65	100	8.9			
580-22R154C	22R154C	A	150	0.52	0.54	80	100	6.2			
580-22R224C	22R224C	A	220	0.43	0.83	90	100	5.4			
580-22R334C	22R334C	A	330	0.38	1.21	95	100	4.5			
580-22R474C	22R474C	A	470	0.31	1.65	100	100	3.2			
580-22R684C	22R684C	A	680	0.25	2.64	105	100	3.0			
580-22R105C	22R105C	A	1000	0.17	3.63	120	100	2.5			
580-22R225C	22R225C	A	2.2mH	0.11	8.58	130	50	1.9			
580-22R335C	22R335C	A	3.3mH	0.10	11.0	125	150	1.2			
580-22R106C	22R106C	A	10mH	0.063	37.4	140	150	0.62			
580-22R156C	22R156C	A	15.0mH	0.054	51.7	145	150	0.51			

© Copyright 2014 Mouser Electronics
© Copyright 2014 Mouser Electronics

MURATA POWER SOLUTIONS Inductors

RoHS Compliant This product is RoHS compliant.

1400 SERIES BOBBIN INDUCTORS

- Low DC resistance
- Low temperature dependence
- Radial format
- PCB Mounting hole
- Operating temperature: -40°C to +85°C
- RoHS Compliant

✻ Dim: 29.8

RoHS Compliant

For quantities greater than listed, call for quote.

MOUSER STOCK NO.	MPS Part No.	Fig.	L (µH)	IDC Max. (A)	RDC Max. (Ω)	Nom. Q @ f kHz Q	Nom. Q @ f kHz F	SRF Typ. (MHz)	Dimen.: (mm) A	Dimen.: (mm) B	Price Each 1	Price Each 5	Price Each 10
580-1410313C	1410313C	A	10	13	0.007	54	50	20.7	27.0	14.0			
580-1422311C	1422311C	A	22	11	0.011	64	100	9.3	27.0	14.0			
580-1433393C	1433393C	A	33	9.3	0.015	27	50	9.1	27.0	14.0			
580-1447383C	1447383C	A	47	8.3	0.019	40	100	6.0	27.0	18.5			
580-1447385C	1447385C	A	47	8.5	0.021	33	100	6.7	26.8	14.0			
580-1468362C	1468362C	A	68	6.2	0.032	32	100	5.3	26.5	14.0			
580-1468373C	1468373C	A	68	7.3	0.022	45	100	5.3	27.0	18.5			
580-1410454C	1410454C	A	100	5.4	0.042	24	100	4.6	26.4	14.0			
580-1410478C	1410478C	A	100	7.8	0.040	34	50	3.3	32.4	29.8			
580-1415440C	1415440C	A	150	4.0	0.069	24	50	3.4	26.2	14.0			
✻ 580-1422435C	1422435C	A	220	3.5	0.096	22	50	2.8	26.1	14.0			
580-1422455C	1422455C	A	220	5.5	0.062	30	50	2.2	32.1	21.8			
580-1430430C	1430430C	A	300	3	0.14	26	50	2.6	25.9	14.0			
✻ 580-1433428C	1433428C	A	330	2.8	0.150	22	50	2.5	25.9	14.0			
580-1433445C	1433445C	A	330	4.5	0.091	25	50	1.6	31.8	21.8			
580-1447423C	1447423C	A	470	2.3	0.222	34	50	2.0	25.7	14.0			
580-1468420C	1468420C	A	680	2.0	0.276	23	50	1.6	25.7	14.0			
580-1410516C	1410516C	A	1000	1.6	0.419	30	50	1.4	25.6	14.0			
✻ 580-1410517C	1410517C	A	1000	1.7	0.336	35	50	1.2	25.7	18.5			
✻ 580-1410524C	1410524C	A	1000	2.4	0.277	33	50	1	31.4	21.8			
580-1415517C	1415517C	A	1.5mH	1.7	0.374	28	50	0.7	31.3	21.8			
580-1422509C	1422509C	A	2.2mH	0.9	0.916	43	50	0.9	25.3	14.0			
✻ 580-1422512C	1422512C	A	2.2mH	1.2	0.649	33	50	0.7	25.6	18.5			
580-1422514C	1422514C	A	2.2mH	1.4	0.622	33	50	0.6	31.1	21.8			
580-1433507C	1433507C	A	3.3mH	0.7	1.428	45	50	0.8	25.2	14.0			
580-1433510C	1433510C	A	3.3mH	1	1.992	20	50	0.7	25.5	18.5			
580-1447506C	1447506C	A	4.7mH	0.6	2.2	60	50	0.6	25.2	14.0			
580-1410604C	1410604C	A	10mH	0.4	4.34	51	50	0.4	25.1	14.0			
✻ 580-1410605C	1410605C	A	10mH	0.5	3.394	48	50	0.3	25.2	18.5			
580-1410606C	1410606C	A	10mH	0.6	2.294	48	50	0.2	30.9	21.8			
✻ 580-1415604C	1415604C	A	15mH	0.4	4.912	61	10	0.2	25.1	18.5			
580-1422604C	1422604C	A	22mH	0.4	6.962	30	50	0.2	30.5	21.8			

DIMENSIONS: mm



1500 SERIES RADIAL LEAD INDUCTORS

- Low DC resistance
- PCB mounting
- Dimensions (mm): A-16.8, B-21.3, C-13
- Fully tinned leads
- RoHS Compliant

RoHS Compliant

For quantities greater than listed, call for quote.

MOUSER STOCK NO.	MPS Part No.	Fig.	L (µH)	IDC Max. (A)	RDC Max. (Ω)	Nom. Q @ f kHz Q	Nom. Q @ f kHz F	SRF Nom. (MHz)	Price Each 1	Price Each 5	Price Each 10
580-15102C	15102C	B	1.0	16.2	2.76	151	1000	142			
580-15152C	15152C	B	1.5	14.9	3.48	155	1000	108			
580-15332C	15332C	B	3.3	11.8	5.76	128	1000	68			
580-15472C	15472C	B	4.7	11.7	6.48	131	1000	60			
580-15682C	15682C	B	6.8	10.2	8.04	133	1000	46			
580-15103C	15103C	B	10	9.01	10.6	112	1000	30			
580-15223C	15223C	B	22	6.80	18.8	102	1000	11			
580-15333C	15333C	B	33	5.08	31.2	107	1000	8			
580-15473C	15473C	B	47	4.04	45.6	104	1000	5			
580-15683C	15683C	B	68	3.33	70.3	100	1000	4			
580-15104C	15104C	B	100	2.62	110	89	1000	3			
580-15154C	15154C	B	150	2.28	149	126	800	2			
580-15224C	15224C	B	220	2.08	185	69	20	2			
580-15334C	15334C	B	330	1.71	263	68	20	1.6			
580-15684C	15684C	B	680	1.12	574	86	25	1.0			
580-15105C	15105C	B		0.91	887	96	30	0.8			

VERTICAL MOUNT TOROIDAL INDUCTORS

- Toroidal construction
- Low DC resistance
- Low EMI
- UL94V-0 packaging materials
- Through-hole
- RoHS Compliant

RoHS Compliant

For quantities greater than listed, call for quote.

MOUSER STOCK NO.	MPS Part No.	Fig.	L (µH)	IDC Max. (A)	RDC Max. (Ω)	Nom. Q @ f kHz Q	Nom. Q @ f kHz F	SRF Typ. (MHz)	Price Each 1	Price Each 5	Price Each 10
3200 Series	• Dimensions (mm): A-18, B-24, C-10										
580-32100C	32100C	C	10	4.5	20	3.1	1.0	69			
580-32220C	32220C	C	22	3.0	29	3.2	1.0	41			
580-32101C	32101C	C	100	1.4	77	3.5	0.8	5.3			
580-32221C	32221C	C	220	0.96	141	3.3	0.8	2.8			
580-32331C	32331C	C	330	0.78	215	3.2	0.8	2.3			
580-32471C	32471C	C	470	0.66	312	2.8	0.8	1.6			
580-32102C	32102C	C	1000	0.45	568	1.2	0.8	1.0			
3300 Series	• Dimensions (mm): A-24, B-31, C-16.3										
580-33100C	33100C	C	10	7.6	20	3.4	1.0	68			
580-33330C	33330C	C	33	4.2	40	3.5	1.0	24			
580-33470C	33470C	C	47	3.5	48	3.4	1.0	17			
580-33101C	33101C	C	100	2.4	70	3.9	0.8	9.7			
580-33151C	33151C	C	150	2.0	84	3.8	0.8	7.2			
580-33221C	33221C	C	220	1.6	102	3.2	0.8	2.0			
580-33331C	33331C	C	330	1.3	126	3.4	0.8	1.9			
580-33471C	33471C	C	470	1.1	152	2.6	0.8	1.4			
580-33102C	33102C	C	1000	0.76	221	0.85	0.8	0.7			

FLAT COIL SMD POWER INDUCTORS

- Inductance range from 0.25µH to 4.7µH
- UL94V-0 packaging materials
- Low DC resistance
- RoHS Compliant

RoHS Compliant

For quantities greater than listed, call for quote.

MOUSER STOCK NO.	MPS Part No.	Fig.	L (µH)	IDC Max. (A)	RDC Max. (mΩ)	Dimension A (mm)	Price Each 1	Price Each 5	Price Each 10
3600 Series									
580-36102C	36102C	D	1.0	9.5	7.5	4.2			
580-36232C	36232C	D	2.3	6.0	20	4.2			
580-36472C	36472C	D	4.7	3.6	41	4.2			

5000 SERIES SURFACE MOUNT COMMON MODE CHOKES

- Up to 0.7A Idc
- UL94V-0 package
- Compact Size
- J-STD-020C reflow
- RoHS Compliant

RoHS Compliant

For quantities greater than listed, call for quote.

MOUSER STOCK NO.	MPS Part No.	Fig.	L (mH)	Leakage L Typ. (µH)	IDC Max. (mA)	RDC Max. (Ω)	Price Each 1	Price Each 5	Price Each 10
580-50474C	50474C	E	0.47	0.2	700	0.3			
580-50105C	50105C	E	1.00	0.2	700	0.3			
580-50225C	50225C	E	2.20	0.25	500	0.4			
580-50475C	50475C	E	4.70	0.4	400	0.7			

TOROIDAL COMMON MODE CHOKES

- Toroidal construction
- UL94V-0 packaging materials
- Low DC resistance
- Through-hole
- Guaranteed 3.0mm creepage and clearance between windings
- RoHS Compliant

RoHS Compliant

For quantities greater than listed, call for quote.

MOUSER STOCK NO.	MPS Part No.	Fig.	L (mH)	Leakage L Max. (µH)	IDC Max. (mA)	RDC Max. (Ω)	Price Each 1	Price Each 5	Price Each 10
5100 Series	• Dimensions (mm): A-18, B-24, C-10								
580-51504C	51504C	F	0.5	9.0	4.1	27			
580-51105C	51105C	F	1.0	18	3.3	38			
580-51305C	51305C	F	3.0	45	1.9	97			
580-51505C	51505C	F	5.0	75	1.2	197			
5200 Series	• Dimensions (mm): A-24, B-31, C-16.3								
580-52305C	52305C	F	3.0	40	3.5	45			
580-52505C	52505C	F	5.0	75	2.4	91			
580-52705C	52705C	F	7.0	90	2.2	107			
580-52106C	52106C	F	10	130	1.7	193			

8400 SERIES MINIATURE SMD POWER INDUCTORS

- Small footprint
- Ultra-low profile
- UL94V-0 packaging materials
- J-STD-020C reflow
- RoHS Compliant

RoHS Compliant

For quantities greater than listed, call for quote.

MOUSER STOCK NO.	MPS Part No.	Fig.	L (µH)	IDC Max. (A)	RDC Max. (Ω)	Price Each 1	Price Each 5	Price Each 10
580-84222C	84222C	G	2.2	2.0	0.09			
580-84103C	84103C	G	10	0.95	0.24			
580-84473C	84473C	G	47	0.42	1.1			
580-84104C	84104C	G	100	0.3	2.0			
580-84334C	84334C	G	330	0.17	6.5			
580-84225C	84225C	G	2200	0.05	45			

© Copyright 2014 Mouser Electronics

MURATA POWER SOLUTIONS Inductors

RoHS Compliant This product is RoHS compliant.

Murata Power Solutions

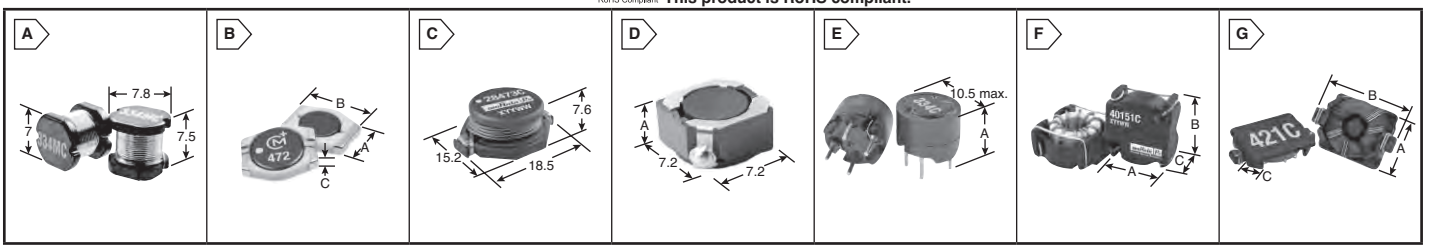

2200RM SERIES BOBBIN WOUND SURFACE MOUNT INDUCTORS

- Up to 2.52A IDC
- 10μH to 68μH
- Compact size
- Surface mount
- Tape & reel packaging

For quantities greater than listed, call for quote.

MOUSER STOCK NO.	MPS Part No.	Fig.	L (μH)	IDC Max. (A)	RDC Max. (Ω)	Price Each 1	5	10
580-22R103MC	22R103MC	A	10.0	2.52	0.05			
580-22R153MC	22R153MC	A	15.0	2.08	0.07			
580-22R223MC	22R223MC	A	22.0	1.81	0.09			
580-22R333MC	22R333MC	A	33.0	1.31	0.14			
580-22R473MC	22R473MC	A	47.0	0.99	0.22			
580-22R683MC	22R683MC	A	68.0	0.84	0.28			
580-22R104MC	22R104MC	A	100.0	0.80	0.39			
580-22R154MC	22R154MC	A	150.0	0.64	0.54			
580-22R224MC	22R224MC	A	220.0	0.50	0.83			
580-22R334MC	22R334MC	A	330.0	0.42	1.21			
580-22R474MC	22R474MC	A	470.0	0.37	1.65			
580-22R684MC	22R684MC	A	680.0	0.30	2.64			
580-22R105MC	22R105MC	A	1.0mH	0.21	3.63			
580-22R155MC	22R155MC	A	1.5mH	0.16	6.49			
580-22R225MC	22R225MC	A	2.2mH	0.14	8.58			
580-22R335MC	22R335MC	A	3.3mH	0.12	10.0			
580-22R475MC	22R475MC	A	4.7mH	0.10	13.2			
580-22R685MC	22R685MC	A	6.8mH	0.077	22.0			
580-22R106MC	22R106MC	A	10.0mH	0.068	37.4			
580-22R156MC	22R156MC	A	15.0mH	0.055	49.5			
580-22R226MC	22R226MC	A	22.0mH	0.044	82.5			
580-22R336MC	22R336MC	A	33.0mH	0.037	110.0			
580-22R476MC	22R476MC	A	47.0mH	0.033	154.0			
580-22R686MC	22R686MC	A	68.0mH	0.026	242.0			

2700 SERIES SMT POWER INDUCTORS

- UL 94V-0 packaging materials
- J-STD-020D reflow
- Ultra-low profile
- Custom inductance values available

For quantities greater than listed, call for quote.

MOUSER STOCK NO.	MPS Part No.	Fig.	L (μH)	IDC Max. (A)	RDC Max. (Ω)	Price Each 1	5	10
2700 Series • Dimensions (mm) : A-7.7, B-9.0, C-1.65								
580-27472C	27472C	B	4.7	1.6	0.10			
580-27682C	27682C	B	6.8	1.4	0.13			
580-27103C	27103C	B	10	1.1	0.15			
580-27153C	27153C	B	15	0.9	0.23			
580-27223C	27223C	B	22	0.75	0.30			
580-27333C	27333C	B	33	0.6	0.45			
580-27473C	27473C	B	47	0.5	0.70			
580-27683C	27683C	B	68	0.42	0.90			
580-27104C	27104C	B	100	0.35	1.30			
580-27154C	27154C	B	150	0.28	2.00			
580-27224C	27224C	B	220	0.24	3.00			
580-27334C	27334C	B	330	0.19	4.50			
580-27474C	27474C	B	470	0.16	6.50			
580-27684C	27684C	B	680	0.14	8.50			
580-27105C	27105C	B	1000	0.11	14.0			
2700T Series • Dimensions (mm) : A-5.4, B-6.45, C-1.0								
580-27T102C	27T102C	B	1.0	2.0	0.08			
580-27T152C	27T152C	B	1.5	1.6	0.10			
580-27T222C	27T222C	B	2.2	1.4	0.12			
580-27T332C	27T332C	B	3.3	1.2	0.16			
580-27T472C	27T472C	B	4.7	1.0	0.20			
580-27T682C	27T682C	B	6.8	0.85	0.32			
580-27T103C	27T103C	B	10	0.7	0.41			
580-27T153C	27T153C	B	15	0.6	0.55			
580-27T223C	27T223C	B	22	0.5	0.85			
580-27T333C	27T333C	B	33	0.4	1.30			
580-27T473C	27T473C	B	47	0.32	1.80			
580-27T683C	27T683C	B	68	0.28	2.50			
580-27T104C	27T104C	B	100	0.23	3.50			
580-27T154C	27T154C	B	150	0.17	5.00			
580-27T224C	27T224C	B	220	0.15	7.00			
580-27T334C	27T334C	B	330	0.13	15.0			

2800 SERIES BOBBIN WOUND SMD INDUCTORS

- Compact size, low profile
- Tape & reel packaging
- UL94V-0 materials

For quantities greater than listed, call for quote.

MOUSER STOCK NO.	MPS Part No.	Fig.	L (μH)	IDC Max. (A)	RDC Max. (mΩ)	Nom. Q @ f MHz Q	F	SRF Typ. (MHz)	Price Each 1	5	10
580-28154C	28154C	C	150	1.4	276	20.9	0.8	6.7			
580-28334C	28334C	C	330	0.95	575	30.8	0.8	5.0			
580-28474C	28474C	C	470	0.78	816	31.7	0.8	4.3			
580-28155C	28155C	C	1500	0.41	2620	19.8	0.8	3.4			
580-28335C	28335C	C	3300	0.29	5760	12.8	0.8	3.2			

© Copyright 2014 Mouser Electronics

SHIELDED SMD POWER INDUCTORS

- Tape & reel packaging
- J-STD-020-C reflow
- UL 94V-0 materials

For quantities greater than listed, call for quote.

MOUSER STOCK NO.	MPS Part No.	Fig.	L (μH)	IDC Max. (A)	RDC Max. (mΩ)	Dim. A (mm)	Price Each 1	5	10
2900 Series									
580-29332C	29332C	D	3.3	4	28	4			
580-29472C	29472C	D	4.7	2.3	30	4			
580-29333C	29333C	D	33	1	120	4			

1200 SERIES RADIAL LEAD SHIELDED INDUCTORS

- Integral EMI shield
- Low DC resistance
- UL 94V-0 materials

For quantities greater than listed, call for quote.

MOUSER STOCK NO.	MPS Part No.	Fig.	L (μH)	IDC Max. (A)	RDC Max. (mΩ)	Dim. A (mm)	Price Each 1	5	10
LRS Series									
580-12LRS103C	12LRS103C	E	10	3.4	50	8.5			
580-12LRS223C	12LRS223C	E	22	2.6	90	8.5			
580-12LRS333C	12LRS333C	E	33	2.1	110	8.5			
580-12LRS473C	12LRS473C	E	47	1.7	140	8.5			
580-12LRS104C	12LRS104C	E	100	1.4	200	8.5			
580-12LRS154C	12LRS154C	E	150	1	350	8.5			
580-12LRS224C	12LRS224C	E	220	0.78	540	8.5			
580-12LRS334C	12LRS334C	E	330	0.63	860	8.5			
580-12LRS474C	12LRS474C	E	470	0.53	1.23Ω	8.5			
580-12LRS105C	12LRS105C	E	1mH	0.4	2.3Ω	8.5			
580-12LRS155C	12LRS155C	E	1.5mH	0.31	3.4Ω	8.5			
580-12LRS225C	12LRS225C	E	2.2mH	0.28	4.6Ω	8.5			
580-12LRS335C	12LRS335C	E	3.3mH	0.2	8.7Ω	8.5			
RS Series									
580-12RS103C	12RS103C	E	10	4.6	23	10.5			
580-12RS223C	12RS223C	E	22	3.3	42	10.5			
580-12RS333C	12RS333C	E	33	2.7	57	10.5			
580-12RS473C	12RS473C	E	47	2.2	100	10.5			
580-12RS104C	12RS104C	E	100	1.4	190	10.5			
580-12RS224C	12RS224C	E	220	1.1	290	10.5			
580-12RS334C	12RS334C	E	330	0.85	510	10.5			
580-12RS474C	12RS474C	E	470	0.72	980	10.5			
580-12RS105C	12RS105C	E	1mH	0.44	1.5Ω	10.5			

TOROIDAL SMD INDUCTORS

- Toroidal construction minimizes EMI
- J-STD-020C reflow
- UL 94V-0 materials

For quantities greater than listed, call for quote.

MOUSER STOCK NO.	MPS Part No.	Fig.	L (μH)	IDC Max. (A)	RDC Max. (mΩ)	Price Each 1	5	10
4000 Series • Dimensions (mm): A-14.1, B-14.22, C-8.76								
580-40100C	40100C	F	10	3.00	23			
580-40220C	40220C	F	22	2.10	35			
580-40330C	40330C	F	33	1.66	54			
580-40680C	40680C	F	68	1.20	148			
580-40101C	40101C	F	100	0.94	177			
4100 Series • Dimensions (mm): A-16.76, B-17.53, C-9.91								
580-41100C	41100C	F	10	4.70	24			
580-41330C	41330C	F	33	2.70	38			
8300 Series • Dimensions (mm): A-5.2, B-7.80, C-1.80								
580-83421C	83421C	G	0.42	3.00	24			
580-83751C	83751C	G	0.75	2.70	30			
580-83122C	83122C	G	1.2	1.70	65			
580-83172C	83172C	G	1.7	1.55	73			
580-83232C	83232C	G	2.3	1.40	86			
580-83332C	83332C	G	3.3	1.35	98			
580-83472C	83472C	G	4.7	1.10	130			
580-83682C	83682C	G	6.8	0.95	150			
580-83852C	83852C	G	8.5	0.85	167			
580-83103C	83103C	G	10.0	0.75	185			
580-83153C	83153C	G	15.0	0.60	300			
580-83223C	83223C	G	22.0	0.50	350			
580-83333C	83333C	G	33.0	0.42	600			
580-83473C	83473C	G	47.0	0.35	710			
580-83683C	83683C	G	68.0	0.30	850			
580-83823C	83823C	G	82.0	0.27	1250			
580-83104C	83104C	G	100.0	0.24	1320			

© Copyright 2014 Mouser Electronics

MURATA POWER SOLUTIONS Inductors

RoHS Compliant **This product is RoHS compliant.**

Murata Power Solutions

DIMENSIONS: mm

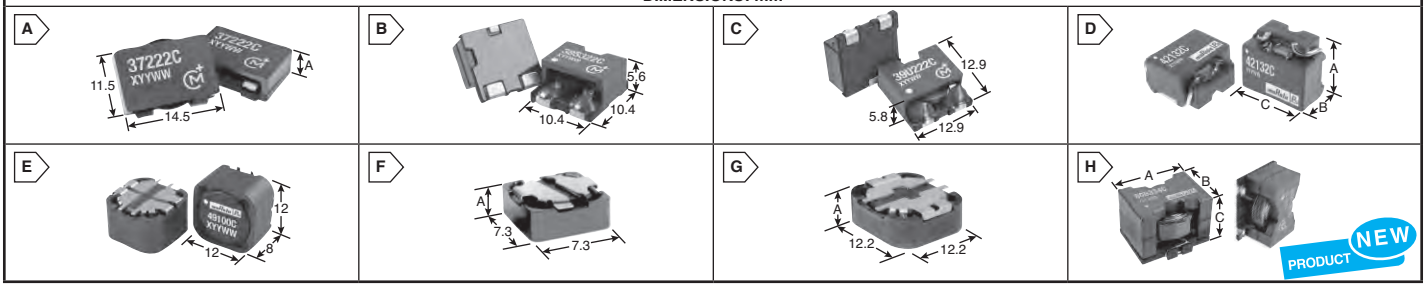

3700 SERIES FLAT COIL SMT POWER INDUCTORS

- High current, low DCR
- Pick & place compatible
- Backward compatible with Sn/Pb soldering systems

For quantities greater than listed, call for quote.

MOUSER STOCK NO.	MPS Part No.	Fig.	L(µH)	IDC Max. A	Saturation Current Typ. A	RDC Max. mΩ	Dimen. A (mm)	Price Each 1	5	10
580-37301C	37301C	A	0.30 ±20%	19.5	39	0.9	5.8			
580-37501C	37501C	A	0.50 ±20%	19.5	30	1.0	5.8			
580-37951C	37951C	A	0.95 ±20%	18.0	25	1.3	6.8			
580-37112C	37112C	A	1.1	14.5	20	2.2	5.8			
580-37142C	37142C	A	1.4	16.0	22	1.9	6.8			
580-37222C	37222C	A	2.2	11.5	15	4.0	5.8			
580-37242C	37242C	A	2.4	12.0	16.5	3.0	6.8			
580-37302C	37302C	A	3.0	9.0	13	4.8	5.8			
580-37392C	37392C	A	3.9	10.0	12	4.2	6.8			

3800 SERIES FLAT COIL SMT POWER INDUCTORS

- High current, low DCR
- Pick & place compatible
- Backward compatible with Sn/Pb soldering systems

For quantities greater than listed, call for quote.

MOUSER STOCK NO.	MPS Part No.	Fig.	L(µH)	IDC Max. A	Saturation Current Typ. A	RDC Max. mΩ	Price Each 1	5	10
580-38L361C	38L361C	B	0.36 ±30%	18	27	1.8			
580-38L801C	38L801C	B	0.8	16	20	2.5			
580-38L142C	38L142C	B	1.40	12.0	15	3.7			
580-38L222C	38L222C	B	2.20	9.6	12	5			
580-38L322C	38L322C	B	3.20	7.8	10	6.8			
580-38L432C	38L432C	B	4.30	6.8	8.8	9.7			
580-38L572C	38L572C	B	5.70	5.8	7.3	11.9			
580-38L722C	38L722C	B	7.20	5.3	6.6	15.5			
580-38L882C	38L882C	B	8.80	4.8	5.9	19.6			
580-38S221C	38S221C	B	0.22 ±30%	18	35	2.2			
580-38S451C	38S451C	B	0.45	16	27	2.6			
580-38S801C	38S801C	B	0.8	12.5	20	3.7			
580-38S132C	38S132C	B	1.30	10.5	17	5			
580-38S182C	38S182C	B	1.80	9.0	14	6.8			
580-38S252C	38S252C	B	2.50	7.2	12	9.7			
580-38S322C	38S322C	B	3.20	6.5	10	11.9			
580-38S402C	38S402C	B	4.00	5.5	9.1	15.1			
580-38S502C	38S502C	B	5.00	4.9	8.1	20.3			
580-38H151C	38H151C	B	0.15 ±30%	18	38	1.9			
580-38H301C	38H301C	B	0.30 ±30%	16	32	2.2			
580-38H501C	38H501C	B	0.5	12.5	24	3.7			
580-38H801C	38H801C	B	0.8	10.5	20	5			
580-38H122C	38H122C	B	1.20	9	17	6.8			
580-38H152C	38H152C	B	1.50	7.2	14	9.5			
580-38H202C	38H202C	B	2.00	6.5	12	11.8			
580-38H252C	38H252C	B	2.50	5.5	11	15.1			
580-38H302C	38H302C	B	3.00	4.9	9.4	19.4			

3900 SERIES FLAT COIL SMT POWER INDUCTORS

- Compact size
- Pick & place compatible
- J-STD-020D reflow
- Backward compatible with Sn/Pb soldering systems

For quantities greater than listed, call for quote.

MOUSER STOCK NO.	MPS Part No.	Fig.	L(µH)	IDC Max. A	Saturation Current Typ. A	RDC Max. mΩ	Price Each 1	5	10
580-39S681C	39S681C	C	0.68 ±30%	19.5	20.4	1.9			
580-39S152C	39S152C	C	1.50 ±30%	13.5	14.0	2.5			
580-39S252C	39S252C	C	2.50	10.0	10.0	3.9			
580-39S402C	39S402C	C	4.00	8.3	8.3	5.4			
580-39S602C	39S602C	C	6.00	6.7	6.7	8.0			
580-39S822C	39S822C	C	8.20	5.8	5.8	11.4			
580-39S103C	39S103C	C	10.0	5.0	5.0	13.5			
580-39H471C	39H471C	C	0.47 ±30%	19.5	28.8	1.9			
580-39H102C	39H102C	C	1.00	17.5	20.0	2.5			
580-39H182C	39H182C	C	1.80	13.5	15.3	3.9			
580-39H282C	39H282C	C	2.80	11.0	12.3	5.4			
580-39H402C	39H402C	C	4.00	9.7	10.3	8.0			
580-39H562C	39H562C	C	5.60	8.2	8.8	11.4			
580-39H722C	39H722C	C	7.20	6.6	7.8	13.5			
580-39U351C	39U351C	C	0.35 ±30%	19.5	35.0	1.9			
580-39U801C	39U801C	C	0.80 ±30%	18.0	25.7	2.5			
580-39U142C	39U142C	C	1.40	13.5	19.2	3.9			
580-39U222C	39U222C	C	2.20	11.0	14.8	5.4			
580-39U322C	39U322C	C	3.20	9.7	12.8	8.0			
580-39U432C	39U432C	C	4.30	8.2	11	11.4			
580-39U562C	39U562C	C	5.60	6.6	9.5	13.5			

4200 SERIES TOROIDAL SMD INDUCTORS

- Toroidal construction minimizes EMI
- Compact size
- Pick & place compatible
- J-STD-020-C reflow
- UL94V-0 package materials
- RoHS Compliant

For quantities greater than listed, call for quote.

MOUSER STOCK NO.	MPS Part No.	Fig.	L (µH)	IDC Max. (A)	RDC Max. (mΩ)	SRF Min. (MHz)	Dimensions: mm A	B	C	Price Each 1	5	10
580-42652C	42652C	D	6.50	12.4	6.0	57	18.80	9.9	18.80			
580-42103C	42103C	D	10.20	15.4	6.0	38	23.88	9.9	23.88			
580-42183C	42183C	D	17.60	10.9	11.6	24	23.88	9.9	23.88			

4900 SERIES DUAL WINDING SMD INDUCTORS

- Tape & reel packaging
- Integral EMI shield
- Bobbin format
- No voltage breakdown at 500VDC
- J-STD-020C reflow
- RoHS Compliant

For quantities greater than listed, call for quote.

MOUSER STOCK NO.	MPS Part No.	Fig.	L (µH)	IDC Max. (A)	RDC Max. (mΩ)	Price Each 1	5	10
580-49100C	49100C	E	10	4.5	41			
580-49220C	49220C	E	22	3.0	81			
580-49470C	49470C	E	47	2.1	191			

SHIELDED SMD POWER INDUCTORS

- Bobbin format
- Tape & reel packaging
- J-STD-020-C reflow
- Integral EMI shield
- UL94V-0 materials
- RoHS Compliant

For quantities greater than listed, call for quote.

MOUSER STOCK NO.	MPS Part No.	Fig.	L (µH)	IDC Max. (A)	RDC Max. (mΩ)	Dimension A (mm)	Price Each 1	5	10
4500 Series									
580-45102C	45102C	F	1.0	6.0	14	3.55			
580-45332C	45332C	F	3.3	3.7	34	3.55			
580-45103C	45103C	F	10	2.2	82	3.55			
580-45153C	45153C	F	15	1.8	120	3.55			
580-45223C	45223C	F	22	1.35	180	3.55			
580-45333C	45333C	F	33	1.25	250	3.55			
580-45473C	45473C	F	47	1.05	360	3.55			
580-45683C	45683C	F	68	0.82	510	3.55			
580-45104C	45104C	F	100	0.70	710	3.55			
580-45224C	45224C	F	220	0.50	1550	3.55			
4600 Series									
580-46332C	46332C	F	3.3	4.3	29	4.55			
580-46682C	46682C	F	6.8	3.1	52	4.55			
580-46103C	46103C	F	10	2.4	66	4.55			
580-46223C	46223C	F	22	1.8	120	4.55			
580-46333C	46333C	F	33	1.45	190	4.55			
580-46683C	46683C	F	68	1.05	360	4.55			
580-46104C	46104C	F	100	0.86	500	4.55			
580-46334C	46334C	F	330	0.46	1850	4.55			
580-46684C	46684C	F	680	0.32	3900	4.55			
580-46105C	46105C	F	1000	0.27	4900	4.55			

For quantities greater than listed, call for quote.

MOUSER STOCK NO.	MPS Part No.	Fig.	L (µH)	IDC Max. (A)	RDC Max. (mΩ)	Nom. Q @ f MHz Q	F	SRF Typ. (MHz)	Dimen. A (mm)	Price Each 1	5	10
4700S Series												
580-47470SC	47470SC	G	47	1.9	168	23	1	11	5			
580-47680SC	47680SC	G	68	1.6	210	23	1	9	5			
4800S Series												
580-48100SC	48100SC	G	10	4.5	28	32	1	20	6			
580-48330SC	48330SC	G	33	2.8	73	31	1	11	6			
580-48680SC	48680SC	G	68	1.8	145	33	1	9	6			
4900S Series												
580-49680SC	49680SC	G	68	2.0	143	47	1	7	8			
580-49102SC	49102SC	G	1000	0.50	1500	26	0.8	3	8			

6000A SERIES HIGH-CURRENT SMT POWER INDUCTORS

- High energy storage, low resistance
- J-STD-020D.1 reflow
- Tape and reel packaging
- UL 94V-0 packaging materials

For quantities greater than listed, call for quote.

MOUSER STOCK NO.	MPS Part No.	Fig.	L (µH)	IDC Max. (A)	RDC Max. (mΩ)	SRF Typ. (MHz)	Dimen. A (mm) A	B	C	Price Each 1	5	10
580-60A582C	60A582C	H	5.8	14.5	5	31	22.0	19.0	12.0			
580-60A782C	60A782C	H	7.8	13.5	6	26	22.0	19.0	12.0			
580-60A103C	60A103C	H	10.2	12.0	7	21	22.0	19.0	12.0			
580-60A163C	60A163Ct	H	16.0	9.6	9	17	22.0	19.0	12.0			
580-60A193C	60A193C	H	19.4	8.5	11	15	22.0	19.0	12.0			
580-60A233C	60A233C	H	23.0	8.4	12	13	22.0	19.0	12.0			
580-60A273C	60A273C	H	27.0	7.5	15	13	22.0	19.0	12.0			
580-60A313C	60A313C	H	31.4	6.8	18	12	22.0	19.0	12.0			
580-60A363C	60A363C	H	36.0	6.4	20	11	22.0	19.0	12.0			
580-60A413C	60A413C	H	41.0	5.6	26	10	22.0	19.0	12.0			
580-60A583C	60A583C	H	57.8	4.9	36	8	22.0	19.0	12.0			
580-60B473C	60B473C	H	47.0	10.5	13	7.45	27.0	19.5	20.0			
580-60B683C	60B683C	H	68.0	9.0	17	6.07	27.0	19.5	20.0			
580-60B104C	60B104C	H	100.0	7.5	25	4.98	27.0	19.5	20.0			
580-60B154C	60B154C	H	150.0	6.0	38	3.9	27.0	19.5	20.0			
580-60B224C	60B224C	H	220.0	5.0	50	3.21	27.0	19.5	20.0			
580-60B334C	60B334C	H	330.0	4.0	80	2.66	27.0	19.5	20.0			
580-60B474C	60B474C	H	470.0	3.5	100	2.15	27.0	19.5	20.0			
580-60B684C	60B684C	H	680.0	3.0	135	1.59	27.0	19.5	20.0			

© Copyright 2014 Mouser Electronics

© Copyright 2014 Mouser Electronics

PANASONIC SMD Power Choke Coils

Panasonic

RoHS Compliant **This product is RoHS compliant.**

ETQ-P3W SERIES

Features:
- Low profile at 3mm height
- Low DC resistance (DCR) for high frequency
- Rated power range: 8.1A down to 3.8A for inductances ranging from 0.92μH to 4.2μH
- Metal composite core material
- Wirewound construction
- Shielded

Benefits:
- Linear inductance vs. current performance
- Structural integrity
- Low audible noise
- Vibration tolerant

Applications:
- DC-to-DC conversion
- Battery powered devices

Industries:
- Communications
- Industrial
- Computer
- Transportation



For quantities greater than listed, call for quote.

MOUSER STOCK NO.		Fig.	Inductance (@ 20°C)			Rated Current (A)	DC Resistance (at 20°C) (mΩ)	Price Each				Reel Qty.	Price Per Piece
			L0 at 0A	L1 Reference									
Mfr.	Mfr. Part No.		(μH)	(μH)	Measurement Current (A)			1	50	100	500		
667—ETQ-P3W1R0WFN		A	1.0±20%	(0.92)	8.1	8.1	6.9±15 %					1000	
667—ETQ-P3W1R5WFN		A	1.5±20%	(1.33)	6.6	6.6	9.8±15 %					1000	
667—ETQ-P3W2R2WFN		A	2.2±20%	(1.95)	5.8	5.8	15.5±15 %					1000	
667—ETQ-P3W3R3WFN		A	3.3±20%	(2.90)	4.8	4.8	25.0±15 %					1000	
667—ETQ-P3W4R7WFN		A	4.7±20%	(4.20)	3.8	3.8	33.0±15 %					1000	

PCC-D124H SERIES

Features:
- High power, high inductance (No saturation performance limitation due to metal dust core) (17A to 32A/1.25μH to 0.32μH)
- Low loss due to low R_{DC} (using flat wire)
- Low buzz noise due to its gap-less structure
- Surface mount, low profile (H)3.9mm x (L)13.0mm x (W)12.9mm

Applications:
- DC-DC converter for CPU in PCs
- Thin on-board power supply modules for servers

For quantities greater than listed, call for quote.

MOUSER STOCK NO.		Fig.	Inductance @ 20°C						Idc	DCR (mΩ)	Price Each			Reel Qty.	Price Per Piece
			L1			L2 Reference									
Mfr.	Mfr. Part No.		Value (μH)	Tol.	Current (A)	Value (μh)	Current (A)				1	25	100		
667—ETQ-P3H0R4BFA		B	0.36	±20%	23	0.32	32		23	1.04				500	
667—ETQ-P3H0R8BFA		B	0.8	±20%	16	0.71	22		16	2.33				500	
667—ETQ-P3H1R4BFA		B	1.43	±20%	12	1.25	17		12	4.52				500	
667—ETQ-P6F0R6BFA		B	0.58	±20%	19	0.54	27		19	1.44				500	
667—ETQ-P6F1R1BFA		B	1.06	±20%	16	0.99	22		16	2.24				500	
667—ETQ-P6F1R8BFA		B	1.71	±20%	14	1.5	20		14	3.3				500	
667—ETQ-P6F2R5BFA		B	2.45	±20%	12	2.17	17		12	4.92				500	
667—ETQ-P6F3R4BFA		B	3.32	±20%	10	2.96	14		10	6.48				500	

PCC-F126F SERIES

Features:
- High Power (Isat 20A/100°C)
- Thin profile (5.7mm height)/SMD
- Low leakage flux

Applications:
- DC-DC converter for driving PCs at high speed
- On-board power supply module for DC-DC converters (10 to 40W)

For quantities greater than listed, call for quote.

MOUSER STOCK NO.		Fig.	Type	Initial Inductance @ 25°C		Inductance @ Flat Point		Saturation Current Isat (A Min.)		I (A)	DCR (mΩ) (Max.)	Price Each			Reel Qty.	Price Per Piece
Mfr.	Mfr. Part No.			Value (μH)	Tol.	Value (μh)	Tol.	@25°C	@100°C			1	25	100		
667—ETQ-P6F1R2HFA		C	HL	2.3	±30%	1.2	±30%	14.3	11.7	14.2	2.24				500	
667—ETQ-P6F2R0HFA		C	HL	3.5	±30%	2	±30%	10.7	8.7	12.5	3.3				500	
667—ETQ-P6F3R2HFA		C	HL	4.8	±20%	3.2	±20%	8.6	7.1	10.8	4.92				500	
667—ETQ-P6F4R6HFA		C	HL	6.6	±20%	4.6	±20%	7.3	6	9.3	6.48				500	
667—ETQ-P6F6R4HFA		C	HL	8.3	±20%	6.4	±20%	6.2	5.2	7.9	8.64				500	
667—ETQ-P6F8R2HFA		C	HL	10.4	±20%	8.2	±20%	6	5	7.2	10.9				500	
667—ETQ-P6F102HFA		C	HL	12.5	±20%	10.2	±20%	4.7	4	6.5	13.3				500	
667—ETQ-P6F1R0SFA		C	SP	1.9	±30%	1	±30%	19.4	15.4	14.2	2.24				500	
667—ETQ-P6F1R6SFA		C	SP	2.8	±30%	1.6	±30%	14.9	12.2	12.5	3.3				500	
667—ETQ-P6F2R5SFA		C	SP	3.6	±30%	2.5	±30%	11.3	9.3	10.8	4.92				500	
667—ETQ-P6F3R5SFA		C	SP	4.9	±30%	3.5	±30%	9.5	8	9.3	6.48				500	
667—ETQ-P6F0R8LFA		C	LB	1.8	±30%	0.8	±30%	25.2	20	14.2	2.24				500	
667—ETQ-P6F1R3LFA		C	LB	2.5	±30%	1.3	±30%	18.6	15.8	12.5	3.3				500	
667—ETQ-P6F2R0LFA		C	LB	3.1	±30%	2	±30%	15.1	12.1	10.8	4.92				500	
667—ETQ-P6F2R9LFA		C	LB	4.1	±30%	2.9	±30%	12	10	9.3	6.48				500	
667—ETQ-P6F4R1LFA		C	LB	5.0	±20%	4.1	±20%	10.8	8.7	7.9	8.64				500	

PCC-D125H SERIES

Features:
- High power, high inductance (No saturation performance limitation due to metal dust core) (17A to 50A/2.12μH to 0.24μH)
- Low loss due to low R_{DC} (using flat wire)
- Low buzz noise due to its gap-less structure
- Surface mount, low profile (H) 4.9mm x (L) 13.0mm x (W) 12.9mm

Applications:
- DC-DC converter for CPU in PCs
- Thin on-board power supply modules for servers

For quantities greater than listed, call for quote.

MOUSER STOCK NO.		Fig.	Inductance @ 20°C					Idc	DCR (mΩ)	Price Each			Reel Qty.	Price Per Piece
			L1			L2 Reference								
Mfr.	Mfr. Part No.		Value (μH)	Tol.	Current (A)	Value (μh)	Current (A)			1	25	100		
667—ETQ-P2H1R2BFA		D	1.22	±20%	16	1.04	22	16	2.27				500	
667—ETQ-P2H1R8BFA		D	1.83	±20%	14	1.49	20	14	3.48				500	
667—ETQ-P2H2R6BFA		D	2.61	±20%	12	2.12	17	12	4.98				500	

PCC-M104L SERIES

Features:
- Small mounting size for multi-phase DC-DC converter circuits
- Small type (11.5x10.0xH4.0mm)
- High power (21A to 28A)
- Low loss (R_{DC}: 0.7mΩ to 1.56mΩ)
- Tighter DCR tolderance (±5% to ±10%)
- Suitable for high frequency circuit (up to 1MHz)
- Low buzz noise due to its gap-less structure

Applications:
- Servers, routers, DC-DC converters for driving CPUs
- Notebook PC power supply modules



For quantities greater than listed, call for quote.

MOUSER STOCK NO.		Fig.	Inductance @ 20°C					Idc (A)	DCR (mΩ)	Price Each			Reel Qty.	Price Per Piece
			L0@0A	L1		L2 Reference								
Mfr.	Mfr. Part No.		(μH)	(μH)	Current (A)	(μH)	Current (A)			1	25	100		
667—ETQ-P4LR19WFC		E	0.2	0.19	0.21	0.17	0.3	0.28	0.7				500	
667—ETQ-P4LR36WFC		E	0.37	0.36	17	0.34	24	24	1.1				500	
667—ETQ-P4LR56WFC		E	0.6	0.56	15	0.53	21	21	1.56				500	
667—ETQ-P4LR45XFC		E	0.45	~	~	0.38	25	25	1.1				500	

DIMENSIONS: mm

A

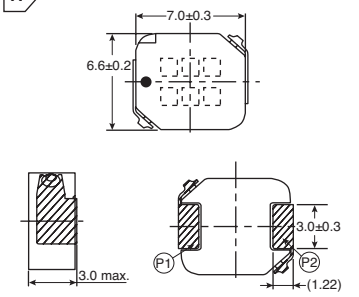

B

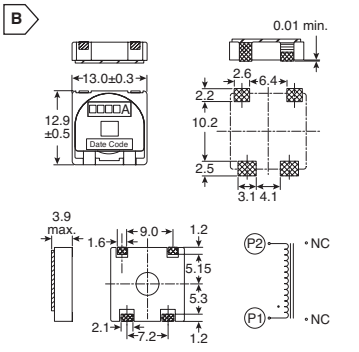

C

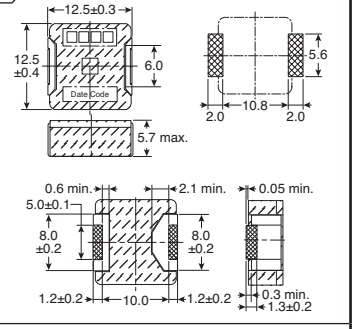

D

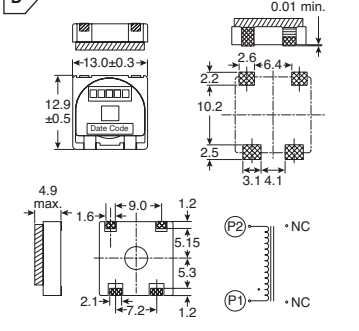

E

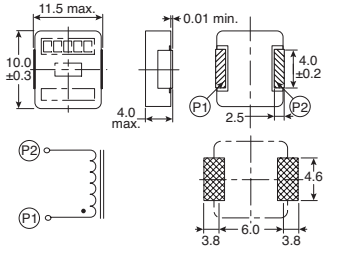

© Copyright 2014 Mouser Electronics

© Copyright 2014 Mouser Electronics

PANASONIC SMD Choke Coils

RoHS Compliant **This product is RoHS compliant.**

SMD POWER CHOKE COILS

PCC-M125I Series

Features:
- High power (25A to 30A)
- Low loss (R_{DC}: 0.8mΩ to 1.1mΩ)
- Narrow R_{DC} tolerance (±5% to ±7%)
- Low profile (14.5x12.5xH5.0mm)
- High frequency (up to 1MHz)
- Low buzz noise due to its gap-less structure

Applications:
- Servers, routers, DC-DC converters for driving CPUs
- Notebook PC power supply modules



For quantities greater than listed, call for quote.

MOUSER STOCK NO.		Fig.	Inductance @ 20°C				Idc (A)	DCR (mΩ)	Price Each			Reel Qty.	Price Per Piece
			L1		L2 Reference								
Mfr.	Mfr. Part No.		Value (uH)	Current (A)	Value (uH)	Current (A)			1	25	100		
667—ETQ-P5LR50XFA		A	0.5	30	0.46	42	30	0.8				500	
667—ETQ-P5LR60XFA		A	0.6	30	0.54	42	27	1.1				500	

PCC-M0754M/M0854M/M1050M/M1054M Series

Features:
- High heat resistance: operation up to 150°C
- High reliability: high vibration tolerance in high temperature due to newly developed integral construction and sever condition of automotive application is cleared
- High bias current: excellent inductance stability by using ferrous alloy magnetic material
- Temp. stability: excellent inductance stability in wide temp. range
- Low buzz noise: new metal composite core technology
- High efficiency: low R_{DC} of winding and low eddy-current loss of the core

Applications:
- Noise filter for various drive circuitry requiring high temp. operation and peak current handling capability
- DC-DC converters

DIMENSIONS: mm				
Series	L	W	H Max.	a
M0754M	7.0±0.4	7.5±0.4	5.4	3.0±0.3
M0854M	8.0±0.4	8.5±0.4	5.4	3.0±0.3
M1050M	10.0±0.4	10.7±0.5	5.0	4.2±0.3
M1054M	10.7±0.5	10.0±0.4	5.4	4.2±0.3

For quantities greater than listed, call for quote.

MOUSER STOCK NO.		Fig.	Series	Inductance @ 20°C		Idc		DCR (mΩ)		Price Each			Reel Qty.	Price Per Piece
Mfr.	Mfr. Part No.			Value (uH)	Tol	Rated Current	Refer. Current	Typ. (mΩ)	Tol	1	25	100		
667—ETQP5M4R7YFM		B	M0754M	4.7	±20	2.8	4.5	20.4	±10				500	
667—ETQ-P5M470YFM		B	M0754M	48	±20	1	1.6	156	±10				500	
667—ETQ-P5M2R5YFK		B	M0854M	2.45	±20	4.5	7.5	7.6	±10				500	
667—ETQ-P5M220YFK		B	M0854M	22	±20	1.6	2.6	63	±10				500	
667—ETQP5M470YFK		B	M0854M	48	±20	1.1	1.8	125	±10				500	
667—ETQP5M101YGC		B	M1050M	97	±20	1	1.6	208	±10				500	
667—ETQ-P5M2R5YFC		B	M1054M	2.5	±20	6	10	5.3	±10				500	
667—ETQP5M3R3YFC		B	M1054M	3.3	±20	5.1	8.6	7.1	±10				500	
667—ETQP5M4R7YFC		B	M1054M	4.7	±20	4.4	7.2	10.2	±10				500	

SMD CHIP CHOKE COILS

ELL - VEG/VFG-C/VGG Series

Features:
- Magnetically shielded structure
- Low DC resistance and large current capability
- Shock resistant

Applications:
- DC-DC converter circuitry for computer peripherals and cellular phones
- Chopper circuit decoupling chokes for DC-DC converter circuitry

Type	H
ELLVEG	1.0 max.
ELLVFG-C	1.2 max.
ELLVGG	1.5 max.

For quantities greater than listed, call for quote.

MOUSER STOCK NO.	Panasonic Part No.	Fig.	Value (μF)	Tol.	DCR (mΩ)	Isat (mA Max.)	I temp (mA Max.)	Price Each 1	25	100	500	Reel Qty.	Price Per Piece
VEG Series													
667-ELL-VEG1R0N	ELL-VEG1R0N	C	1.0	±30%	61	1900	1600					2000	
667-ELL-VEG2R2N	ELL-VEG2R2N	C	2.2	±30%	110	1100	1250					2000	
667-ELL-VEG3R3N	ELL-VEG3R3N	C	3.3	±30%	210	1000	820					2000	
667-ELL-VEG4R7N	ELL-VEG4R7N	C	4.7	±30%	240	750	770					2000	
667-ELL-VEG6R8N	ELL-VEG6R8N	C	6.8	±30%	350	580	650					2000	
667-ELL-VEG100M	ELL-VEG100M	C	10	±20%	480	520	600					2000	
667-ELL-VEG150M	ELL-VEG150M	C	15	±20%	710	430	490					2000	
667-ELL-VEG220M	ELL-VEG220M	C	22	±20%	1200	330	400					2000	
667-ELL-VEG330M	ELL-VEG330M	C	33	±20%	2300	260	290					2000	
667-ELL-VEG470M	ELL-VEG470M	C	47	±20%	2700	220	250					2000	
667-ELL-VEG680M	ELL-VEG680M	C	68	±20%	3500	180	220					2000	
VFG Series													
667-ELL-VFG1R0NC	ELL-VFG1R0NC	C	1.0	±30%	50	1500	1700					2000	
667-ELL-VFG1R5NC	ELL-VFG1R5NC	C	1.5	±30%	61	1300	1550					2000	
667-ELL-VFG2R2NC	ELL-VFG2R2NC	C	2.2	±30%	87	1100	1400					2000	
667-ELL-VFG3R3NC	ELL-VFG3R3NC	C	3.3	±30%	110	980	1250					2000	
667-ELL-VFG4R7NC	ELL-VFG4R7NC	C	4.7	±30%	150	740	1050					2000	
667-ELL-VFG100MC	ELL-VFG100MC	C	10	±20%	380	550	640					2000	
667-ELL-VFG150MC	ELL-VFG150MC	C	15	±20%	540	500	480					2000	
667-ELL-VFG220MC	ELL-VFG220MC	C	22	±20%	710	350	430					2000	
667-ELL-VFG330MC	ELL-VFG330MC	C	33	±20%	1160	280	330					2000	
VGG Series													
667-ELL-VGG1R0N	ELL-VGG1R0N	C	1.0	±30%	52	2200	1800					2000	
667-ELL-VGG1R6N	ELL-VGG1R6N	C	1.6	±30%	73	1800	1550					2000	
667-ELL-VGG2R2N	ELL-VGG2R2N	C	2.2	±30%	92	1600	1400					2000	
667-ELL-VGG3R3N	ELL-VGG3R3N	C	3.3	±30%	130	1350	1100					2000	
667-ELL-VGG3R9N	ELL-VGG3R9N	C	3.9	±30%	150	1300	1000					2000	
667-ELL-VGG4R7N	ELL-VGG4R7N	C	4.7	±30%	170	1200	980					2000	
667-ELL-VGG6R8N	ELL-VGG6R8N	C	6.8	±30%	230	1000	800					2000	
667-ELL-VGG100M	ELL-VGG100M	C	10	±20%	280	800	730					2000	
667-ELL-VGG120M	ELL-VGG120M	C	12	±20%	480	690	580					2000	
667-ELL-VGG150M	ELL-VGG150M	C	15	±20%	640	600	490					2000	
667-ELL-VGG220M	ELL-VGG220M	C	22	±20%	800	500	460					2000	
667-ELL-VGG330M	ELL-VGG330M	C	33	±20%	1330	450	340					2000	
667-ELL-VGG470M	ELL-VGG470M	C	47	±20%	2100	350	270					2000	

SMD CHOKE COILS

ELL-5PR Series

Features:
- Magnetically shielded structure
- Low DC resistance and large current capability

Applications:
- DC-DC converter circuitry for computer peripherals and cellular phones
- Chopper circuit decoupling chokes for DC-DC converter circuitry

NEW PRODUCT

For quantities greater than listed, call for quote.

MOUSER STOCK NO.	Panasonic Part No.	Fig.	Value (μF)	Tol.	DCR (mΩ)	Idc (mA Max.)	Price Each 1	25	100	500	Reel Qty.	Price Per Piece
667-ELL-5PRR47N	ELL-5PRR47N	D	0.47	±30%	12	5000					2000	
667-ELL-5PR1R2N	ELL-5PR1R2N	D	1.2	±30%	21	4200					2000	
667-ELL-5PR1R5N	ELL-5PR1R5N	D	1.5	±30%	25	4000					2000	
667-ELL-5PR2R2N	ELL-5PR2R2N	D	2.2	±30%	32	3200					2000	
667-ELL-5PR3R3N	ELL-5PR3R3N	D	3.3	±30%	37	2600					2000	
667-ELL-5PR4R7N	ELL-5PR4R7N	D	4.7	±30%	56	2200					2000	
667-ELL-5PR6R8N	ELL-5PR6R8N	D	6.8	±30%	85	1700					2000	
667-ELL-5PR100M	ELL-5PR100M	D	10	±20%	100	1400					2000	

DIMENSIONS: mm

A

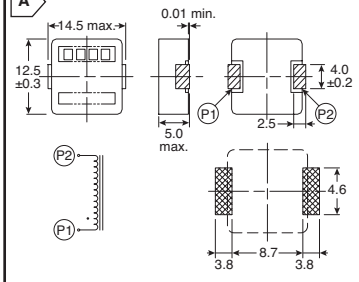

B



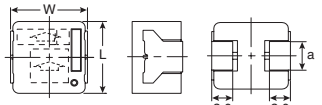

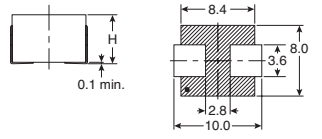

Recommended Land Pattern: PCC-M0754M Series

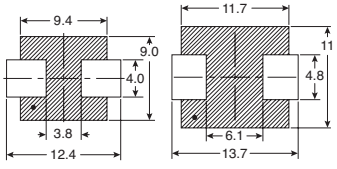

Recommended Land Pattern: PCC-M0854M Series

Recommended Land Pattern: PCC-M1050M and PCC-M1054M Series

C

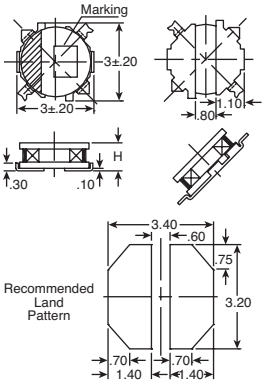

Recommended Land Pattern

D

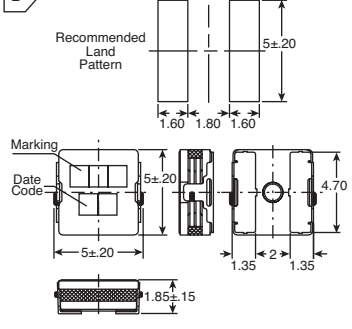

© Copyright 2014 Mouser Electronics

© Copyright 2014 Mouser Electronics

RoHS Compliant **This product is RoHS compliant.**

SMD CHOKE COILS

ELL-5PS Series

Features:
- Magnetically shielded structure
- Low DC resistance and large current capability

Applications:
- DC-DC converter circuitry for computer peripherals and cellular phones
- Chopper circuit decoupling chokes for DC-DC converter circuitry

PRODUCT NEW

For quantities greater than listed, call for quote.

MOUSER STOCK NO.	Panasonic Part No.	Fig.	Value (μF)	Tol.	DCR (mΩ)	Idc (mA Max.)	Price Each 1	25	100	500	Reel Qty.	Price Per Piece
667-ELL-5PS1R2N	ELL-5PS1R2N	A	1.2	±30%	22	2500					2000	
667-ELL-5PS1R5N	ELL-5PS1R5N	A	1.5	±30%	28	2400					2000	
667-ELL-5PS2R2N	ELL-5PS2R2N	A	2.2	±30%	34	2100					2000	
667-ELL-5PS2R7N	ELL-5PS2R7N	A	2.7	±30%	40	2000					2000	
667-ELL-5PS3R3N	ELL-5PS3R3N	A	3.3	±30%	46	1900					2000	
667-ELL-5PS4R7N	ELL-5PS4R7N	A	4.7	±30%	61	1500					2000	
667-ELL-5PS100M	ELL-5PS100M	A	10	±20%	120	1000					2000	
667-ELL-5PS150M	ELL-5PS150M	A	15	±20%	170	790					2000	
667-ELL-5PS220M	ELL-5PS220M	A	22	±20%	290	650					2000	
667-ELL-5PS330M	ELL-5PS330M	A	33	±20%	470	490					2000	
667-ELL-5PS470M	ELL-5PS470M	A	47	±20%	620	450					2000	
667-ELL-5PS560M	ELL-5PS560M	A	56	±20%	680	430					2000	
667-ELL-5PS680M	ELL-5PS680M	A	68	±20%	750	380					2000	
667-ELL-5PS820M	ELL-5PS820M	A	82	±20%	1160	340					2000	
667-ELL-5PS101M	ELL-5PS101M	A	100	±20%	1320	300					2000	

ELL-6GG/6PG Series

Features:
- Magnetically shielded structure
- Low DC resistance and large current capability

Applications:
- DC-DC converter circuitry for computer peripherals and cellular phones
- Chopper circuit decoupling chokes for DC-DC converter circuitry

Type	H
ELL6GG	1.6 max.
ELL6PG	2.0 max.

For quantities greater than listed, call for quote.

MOUSER STOCK NO.	Panasonic Part No.	Fig.	Value (μF)	Tol.	DCR (mΩ)	Isat (mA Max.)	I temp (mA Max.)	Price Each 1	25	100	500	Reel Qty.	Price Per Piece
6GG Series													
667-ELL-6GG1R0N	ELL-6GG1R0N	B	1.0	±30%	27	2,500	2,500					1,000	
667-ELL-6GG1R5N	ELL-6GG1R5N	B	1.5	±30%	36	2,300	2,250					1,000	
667-ELL-6GG2R2M	ELL-6GG2R2M	B	2.2	±20%	45	1,950	2,000					1,000	
667-ELL-6GG2R7M	ELL-6GG2R7M	B	2.7	±20%	54	1,850	1,800					1,000	
667-ELL-6GG3R9M	ELL-6GG3R9M	B	3.9	±20%	60	1,650	1,700					1,000	
667-ELL-6GG4R7M	ELL-6GG4R7M	B	4.7	±20%	70	1,400	1,550					1,000	
667-ELL-6GG6R8M	ELL-6GG6R8M	B	6.8	±20%	110	1,150	1,300					1,000	
667-ELL-6GG100M	ELL-6GG100M	B	10	±20%	170	900	1,000					1,000	
667-ELL-6GG150M	ELL-6GG150M	B	15	±20%	210	800	900					1,000	
667-ELL-6GG220M	ELL-6GG220M	B	22	±20%	300	620	850					1,000	
667-ELL-6GG330M	ELL-6GG330M	B	33	±20%	510	490	580					1,000	
667-ELL-6GG470M	ELL-6GG470M	B	47	±20%	610	400	480					1,000	
667-ELL-6GG680M	ELL-6GG680M	B	68	±20%	860	380	410					1,000	
667-ELL-6GG101M	ELL-6GG101M	B	100	±20%	1,480	300	350					1,000	
6PG Series													
667-ELL-6PGR08N	ELL-6PGR08N	B	0.8	±30%	24	3,800	2,800					1,000	
667-ELL-6PG1R5N	ELL-6PG1R5N	B	1.5	±30%	30	2,500	2,500					1,000	
667-ELL-6PG2R2N	ELL-6PG2R2N	B	2.2	±30%	37	2,200	2,200					1,000	
667-ELL-6PG3R3N	ELL-6PG3R3N	B	3.3	±30%	44	1,700	2,000					1,000	
667-ELL-6PG3R9N	ELL-6PG3R9N	B	3.9	±30%	51	1,600	1,900					1,000	
667-ELL-6PG4R7N	ELL-6PG4R7N	B	4.7	±30%	58	1,500	1,750					1,000	
667-ELL-6PG5R6N	ELL-6PG5R6N	B	5.6	±30%	65	1,450	1,650					1,000	
667-ELL-6PG6R8N	ELL-6PG6R8N	B	6.8	±30%	70	1,400	1,600					1,000	
667-ELL-6PG100M	ELL-6PG100M	B	10	±20%	110	1,300	1,300					1,000	
667-ELL-6PG150M	ELL-6PG150M	B	15	±20%	150	1,000	1,100					1,000	
667-ELL-6PG220M	ELL-6PG220M	B	22	±20%	230	800	900					1,000	
667-ELL-6PG270M	ELL-6PG270M	B	27	±20%	260	730	800					1,000	
667-ELL-6PG330M	ELL-6PG330M	B	33	±20%	300	700	750					1,000	
667-ELL-6PG470M	ELL-6PG470M	B	47	±20%	470	550	600					1,000	
667-ELL-6PG560M	ELL-6PG560M	B	56	±20%	520	500	550					1,000	
667-ELL-6PG680M	ELL-6PG680M	B	68	±20%	700	420	500					1,000	
667-ELL-6PG820M	ELL-6PG820M	B	82	±20%	800	400	450					1,000	
667-ELL-6PG101M	ELL-6PG101M	B	100	±20%	1,000	380	400					1,000	

ELL-6RH Series

Features:
- Thin (height 2.5 mm, 3.0 mm)
- Higher reliability in mounting by separating the user terminal and internal connection
- Large current capability

Applications:
- Video, Audio, Mobile communications, Electric battery driven equipment
- As a decoupling choke coil in DC-DC converters

Type	H
ELL6RH	2.5 ±.30
ELL6SH	3±.30
ELL6UH	5 max.

For quantities greater than listed, call for quote.

MOUSER STOCK NO.	Panasonic Part No.	Fig.	Value (μF)	Tol.	DCR (mΩ)	Idc (mA Max.)	Price Each 1	25	100	500	Reel Qty.	Price Per Piece
667-ELL-6RH1R0M	ELL-6RH1R0M	C	1.0	±20%	19	3,000					1,000	
667-ELL-6RH1R5M	ELL-6RH1R5M	C	1.5	±20%	24	2,400					1,000	
667-ELL-6RH2R7M	ELL-6RH2R7M	C	2.7	±20%	39	1,800					1,000	
667-ELL-6RH3R3M	ELL-6RH3R3M	C	3.3	±20%	44	1,600					1,000	
667-ELL-6RH5R1M	ELL-6RH5R1M	C	5.1	±20%	56	1,550					1,000	
667-ELL-6RH6R2M	ELL-6RH6R2M	C	6.2	±20%	62	1,400					1,000	
667-ELL-6RH7R5M	ELL-6RH7R5M	C	7.5	±20%	80	1,250					1,000	
667-ELL-6RH8R2M	ELL-6RH8R2M	C	8.2	±20%	87	1,200					1,000	
667-ELL-6RH100M	ELL-6RH100M	C	10	±20%	95	1,100					1,000	
667-ELL-6RH120M	ELL-6RH120M	C	12	±20%	130	1,000					1,000	
667-ELL-6RH150M	ELL-6RH150M	C	15	±20%	150	850					1,000	
667-ELL-6RH180M	ELL-6RH180M	C	18	±20%	170	800					1,000	
667-ELL-6RH220M	ELL-6RH220M	C	22	±20%	220	700					1,000	
667-ELL-6RH270M	ELL-6RH270M	C	27	±20%	260	650					1,000	
667-ELL-6RH330M	ELL-6RH330M	C	33	±20%	380	600					1,000	
667-ELL-6RH390M	ELL-6RH390M	C	39	±20%	410	550					1,000	
667-ELL-6RH470M	ELL-6RH470M	C	47	±20%	480	500					1,000	
667-ELL-6RH560M	ELL-6RH560M	C	56	±20%	540	450					1,000	
667-ELL-6RH680M	ELL-6RH680M	C	68	±20%	770	400					1,000	
667-ELL-6RH820M	ELL-6RH820M	C	82	±20%	870	350					1,000	
667-ELL-6RH101M	ELL-6RH101M	C	100	±20%	1000	300					1,000	
667-ELL-6RH121M	ELL-6RH121M	C	120	±20%	1500	280					1,000	
667-ELL-6RH151M	ELL-6RH151M	C	150	±20%	1800	250					1,000	
667-ELL-6RH181M	ELL-6RH181M	C	180	±20%	2000	230					1,000	

DIMENSIONS: mm

A

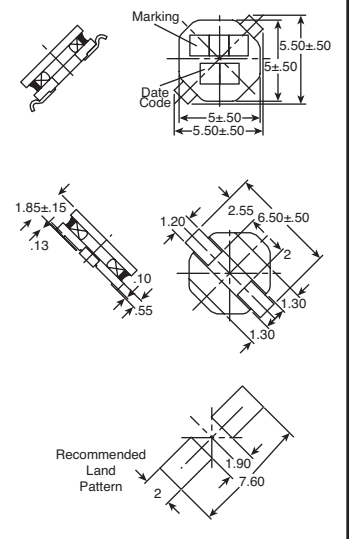

B

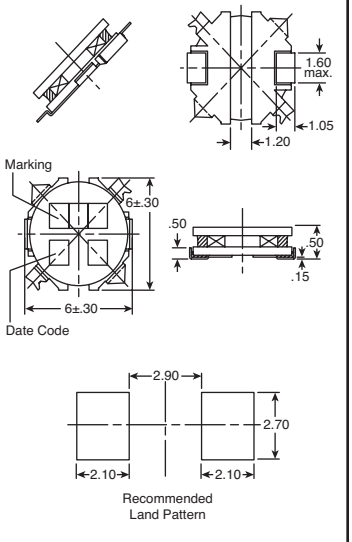

C

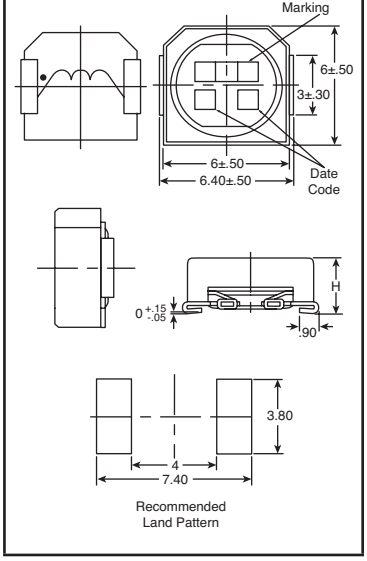

© Copyright 2014 Mouser Electronics

© Copyright 2014 Mouser Electronics

RoHS Compliant This product is RoHS compliant.

ELL-6SH SERIES - SMD CHOKE COILS

Applications:

- Video, Audio, Mobile communications, Electric battery driven equipment
- As a decoupling choke coil in DC-DC converters

Features:

- Thin (height 2.5mm, 3.0mm)
- Higher reliability in mounting by separating the user terminal and internal connection
- Large current capability

RoHS Compliant

Recommended land patterns in mm (not to scale)

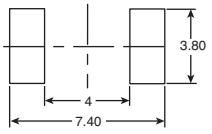

Connections (Top View)

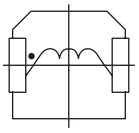

DIMENSIONS: mm (not to scale)

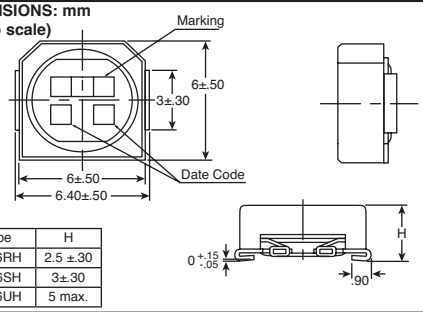

Type	H
ELL6RH	2.5 ±.30
ELL6SH	3±.30
ELL6UH	5 max.

For quantities greater than listed, call for quote.

MOUSER STOCK NO.	Panasonic Part No.	Value (μF)	Tolerance	DCR (mΩ)	Idc (mA max.)	Price Each 1	Price Each 25	Price Each 100	Price Each 500	Reel Quantity	Price Each
667-ELL-6SH1R0M	ELL-6SH1R0M	1.0	±20%	19	3,400					1,000	
667-ELL-6SH1R5M	ELL-6SH1R5M	1.5	±20%	24	3,200					1,000	
667-ELL-6SH2R7M	ELL-6SH2R7M	2.7	±20%	31	2,400					1,000	
667-ELL-6SH3R3M	ELL-6SH3R3M	3.3	±20%	34	2,200					1,000	
667-ELL-6SH4R7M	ELL-6SH4R7M	4.7	±20%	42	2,000					1,000	
667-ELL-6SH5R6M	ELL-6SH5R6M	5.6	±20%	49	1,800					1,000	
667-ELL-6SH6R8M	ELL-6SH6R8M	6.8	±20%	52	1,500					1,000	
667-ELL-6SH8R2M	ELL-6SH8R2M	8.2	±20%	61	1,400					1,000	
667-ELL-6SH100M	ELL-6SH100M	10	±20%	65	1,300					1,000	
667-ELL-6SH120M	ELL-6SH120M	12	±20%	71	1,200					1,000	
667-ELL-6SH150M	ELL-6SH150M	15	±20%	96	1,100					1,000	
667-ELL-6SH180M	ELL-6SH180M	18	±20%	130	1,000					1,000	
667-ELL-6SH220M	ELL-6SH220M	22	±20%	140	900					1,000	
667-ELL-6SH270M	ELL-6SH270M	27	±20%	160	800					1,000	
667-ELL-6SH330M	ELL-6SH330M	33	±20%	180	700					1,000	
667-ELL-6SH390M	ELL-6SH390M	39	±20%	240	650					1,000	
667-ELL-6SH470M	ELL-6SH470M	47	±20%	270	600					1,000	
667-ELL-6SH560M	ELL-6SH560M	56	±20%	290	550					1,000	
667-ELL-6SH680M	ELL-6SH680M	68	±20%	520	500					1,000	
667-ELL-6SH820M	ELL-6SH820M	82	±20%	600	450					1,000	
667-ELL-6SH101M	ELL-6SH101M	100	±20%	680	400					1,000	
667-ELL-6SH121M	ELL-6SH121M	120	±20%	750	370					1,000	
667-ELL-6SH151M	ELL-6SH151M	150	±20%	860	350					1,000	
667-ELL-6SH181M	ELL-6SH181M	180	±20%	1300	300					1,000	

ELL-6UH SERIES - SMD CHOKE COILS

Applications:

- Video, Audio, Mobile communications, Electric battery driven equipment
- As a decoupling choke coil in DC-DC converters

Features:

- Thin (height 2.5mm, 3.0mm)
- Higher reliability in mounting by separating the user terminal and internal connection
- Large current capability

RoHS Compliant

Recommended land patterns in mm (not to scale)

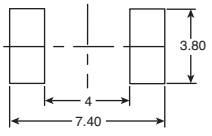

Connections (Top View)

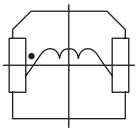

DIMENSIONS: mm (not to scale)

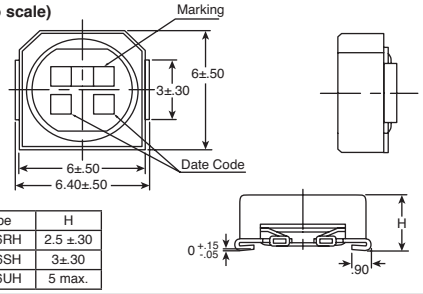

Type	H
ELL6RH	2.5 ±.30
ELL6SH	3±.30
ELL6UH	5 max.

For quantities greater than listed, call for quote.

MOUSER STOCK NO.	Panasonic Part No.	Value (μF)	Tolerance	DCR (mΩ)	Idc (mA max.)	Price Each 1	Price Each 25	Price Each 100	Price Each 500	Reel Quantity	Price Each
667-ELL-6UH100M	ELL-6UH100M	10	±20%	63	1,800					1,000	
667-ELL-6UH120M	ELL-6UH120M	12	±20%	71	1,700					1,000	
667-ELL-6UH150M	ELL-6UH150M	15	±20%	79	1,600					1,000	
667-ELL-6UH180M	ELL-6UH180M	18	±20%	88	1,400					1,000	
667-ELL-6UH220M	ELL-6UH220M	22	±20%	98	1,300					1,000	
667-ELL-6UH270M	ELL-6UH270M	27	±20%	110	1,200					1,000	
667-ELL-6UH330M	ELL-6UH330M	33	±20%	130	1,100					1,000	
667-ELL-6UH390M	ELL-6UH390M	39	±20%	150	1,000					1,000	
667-ELL-6UH470M	ELL-6UH470M	47	±20%	160	900					1,000	
667-ELL-6UH560M	ELL-6UH560M	56	±20%	210	800					1,000	
667-ELL-6UH680M	ELL-6UH680M	68	±20%	230	700					1,000	
667-ELL-6UH820M	ELL-6UH820M	82	±20%	260	650					1,000	
667-ELL-6UH101M	ELL-6UH101M	100	±20%	360	600					1,000	
667-ELL-6UH121M	ELL-6UH121M	120	±20%	480	580					1,000	
667-ELL-6UH151M	ELL-6UH151M	150	±20%	680	500					1,000	
667-ELL-6UH181M	ELL-6UH181M	180	±20%	750	470					1,000	
667-ELL-6UH221M	ELL-6UH221M	220	±20%	840	410					1,000	
667-ELL-6UH271M	ELL-6UH271M	270	±20%	1200	370					1,000	
667-ELL-6UH331M	ELL-6UH331M	330	±20%	1360	330					1,000	
667-ELL-6UH391M	ELL-6UH391M	390	±20%	1500	300					1,000	
667-ELL-6UH471M	ELL-6UH471M	470	±20%	1680	270					1,000	
667-ELL-6UH561M	ELL-6UH561M	560	±20%	2530	260					1,000	
667-ELL-6UH681M	ELL-6UH681M	680	±20%	2830	240					1,000	
667-ELL-6UH821M	ELL-6UH821M	820	±20%	3140	200					1,000	
667-ELL-6UH102M	ELL-6UH102M	1000	±20%	3670	180					1,000	

© Copyright 2014 Mouser Electronics

© Copyright 2014 Mouser Electronics

RoHS Compliant This product is RoHS compliant.

ELL-ATV SERIES - SMD CHOKE COILS

Applications:

- DC-DC converter circuitry for computer peripherals and cellular phones
- Chopper circuit decoupling chokes for DC-DC converter circuitry

Features:

- Magnetically shielded structure
- Low DC resistance and large current capability
- Available on tape and reel for automatic insertion

RoHS Compliant

Recommended land patterns in mm (not to scale)

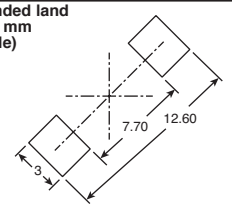

DIMENSIONS: mm (not to scale)

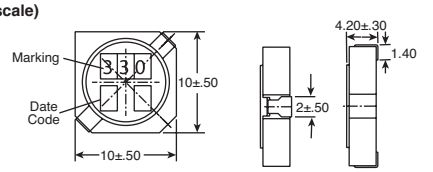

For quantities greater than listed, call for quote.

MOUSER STOCK NO.	Panasonic Part No.	Value (μF)	Tolerance	DCR (mΩ)	Isat (mA max.)	Price Each 1	Price Each 25	Price Each 100	Reel Quantity	Price Each
667-ELL-ATV1R5N	ELL-ATV1R5N	1.5	±30%	5.3	6700				500	
667-ELL-ATV2R2N	ELL-ATV2R2N	2.2	±30%	6.3	6200				500	
667-ELL-ATV3R3N	ELL-ATV3R3N	3.3	±30%	8.8	5350				500	
667-ELL-ATV4R3N	ELL-ATV4R3N	4.3	±30%	10	5000				500	
667-ELL-ATV5R1N	ELL-ATV5R1N	5.1	±30%	14	4350				500	
667-ELL-ATV6R8N	ELL-ATV6R8N	6.8	±30%	16	4000				500	
667-ELL-ATV8R2N	ELL-ATV8R2N	8.2	±30%	18	3700				500	
667-ELL-ATV100M	ELL-ATV100M	10	±20%	23	3300				500	
667-ELL-ATV120M	ELL-ATV120M	12	±20%	25	2900				500	
667-ELL-ATV150M	ELL-ATV150M	15	±20%	32	2800				500	
667-ELL-ATV180M	ELL-ATV180M	18	±20%	38	2500				500	
667-ELL-ATV220M	ELL-ATV220M	22	±20%	45	2200				500	
667-ELL-ATV270M	ELL-ATV270M	27	±20%	56	2000				500	
667-ELL-ATV330M	ELL-ATV330M	33	±20%	62	1800				500	
667-ELL-ATV390M	ELL-ATV390M	39	±20%	74	1600				500	
667-ELL-ATV470M	ELL-ATV470M	47	±20%	94	1550				500	
667-ELL-ATV560M	ELL-ATV560M	56	±20%	100	1350				500	
667-ELL-ATV680M	ELL-ATV680M	68	±20%	130	1200				500	
667-ELL-ATV820M	ELL-ATV820M	82	±20%	150	1100				500	
667-ELL-ATV101M	ELL-ATV101M	100	±20%	180	1000				500	
667-ELL-ATV121M	ELL-ATV121M	120	±20%	190	840				500	
667-ELL-ATV151M	ELL-ATV151M	150	±20%	250	780				500	
667-ELL-ATV181M	ELL-ATV181M	180	±20%	320	750				500	
667-ELL-ATV221M	ELL-ATV221M	220	±20%	360	700				500	
667-ELL-ATV271M	ELL-ATV271M	270	±20%	460	600				500	
667-ELL-ATV331M	ELL-ATV331M	330	±20%	550	550				500	
667-ELL-ATV391M	ELL-ATV391M	390	±20%	690	520				500	
667-ELL-ATV471M	ELL-ATV471M	470	±20%	780	470				500	
667-ELL-ATV561M	ELL-ATV561M	560	±20%	820	390				500	
667-ELL-ATV681M	ELL-ATV681M	680	±20%	1150	370				500	
667-ELL-ATV821M	ELL-ATV821M	820	±20%	1270	340				500	
667-ELL-ATV102M	ELL-ATV102M	1000	±20%	1750	320				500	

ELL-CTV SERIES - SMD CHOKE COILS

Applications:

- DC-DC converter circuitry for computer peripherals and cellular phones
- Chopper circuit decoupling chokes for DC-DC converter circuitry

Features:

- Magnetically shielded structure
- Low DC resistance and large current capability
- Available on tape and reel for automatic insertion

RoHS Compliant

Recommended land patterns in mm (not to scale)

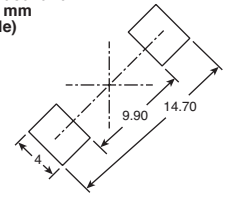

DIMENSIONS: mm (not to scale)

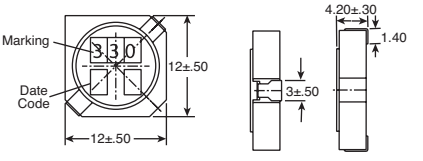

For quantities greater than listed, call for quote.

MOUSER STOCK NO.	Panasonic Part No.	Value (μF)	Tolerance	DCR (mΩ)	Isat (mA max.)	Price Each 1	Price Each 25	Price Each 100	Reel Quantity	Price Each
667-ELL-CTV1R2N	ELL-CTV1R2N	1.2	±30%	4.6	6,500				500	
667-ELL-CTV2R0N	ELL-CTV2R0N	2	±30%	5.6	6,300				500	
667-ELL-CTV2R7N	ELL-CTV2R7N	2.7	±30%	7	5,700				500	
667-ELL-CTV3R9N	ELL-CTV3R9N	3.9	±30%	8.5	5,600				500	
667-ELL-CTV4R7N	ELL-CTV4R7N	4.7	±30%	9.9	5,200				500	
667-ELL-CTV5R6N	ELL-CTV5R6N	5.6	±30%	11	4,900				500	
667-ELL-CTV6R8N	ELL-CTV6R8N	6.8	±30%	14	4,500				500	
667-ELL-CTV8R2N	ELL-CTV8R2N	8.2	±30%	15	4,400				500	
667-ELL-CTV100M	ELL-CTV100M	10	±20%	17	3,900				500	
667-ELL-CTV120M	ELL-CTV120M	12	±20%	22	3,700				500	
667-ELL-CTV150M	ELL-CTV150M	15	±20%	25	3,100				500	
667-ELL-CTV180M	ELL-CTV180M	18	±20%	30	3,000				500	
667-ELL-CTV220M	ELL-CTV220M	22	±20%	37	2,700				500	
667-ELL-CTV270M	ELL-CTV270M	27	±20%	43	2,300				500	
667-ELL-CTV330M	ELL-CTV330M	33	±20%	50	2,200				500	
667-ELL-CTV390M	ELL-CTV390M	39	±20%	61	2,100				500	
667-ELL-CTV470M	ELL-CTV470M	47	±20%	69	1,900				500	
667-ELL-CTV560M	ELL-CTV560M	56	±20%	87	1,600				500	
667-ELL-CTV680M	ELL-CTV680M	68	±20%	100	1,500				500	
667-ELL-CTV820M	ELL-CTV820M	82	±20%	120	1,400				500	
667-ELL-CTV101M	ELL-CTV101M	100	±20%	150	1,200				500	
667-ELL-CTV121M	ELL-CTV121M	120	±20%	190	1,100				500	
667-ELL-CTV151M	ELL-CTV151M	150	±20%	220	1,000				500	
667-ELL-CTV181M	ELL-CTV181M	180	±20%	270	930				500	
667-ELL-CTV221M	ELL-CTV221M	220	±20%	310	840				500	
667-ELL-CTV271M	ELL-CTV271M	270	±20%	400	810				500	
667-ELL-CTV331M	ELL-CTV331M	330	±20%	500	660				500	
667-ELL-CTV391M	ELL-CTV391M	390	±20%	560	630				500	
667-ELL-CTV471M	ELL-CTV471M	470	±20%	690	580				500	
667-ELL-CTV561M	ELL-CTV561M	560	±20%	810	540				500	
667-ELL-CTV681M	ELL-CTV681M	680	±20%	1010	470				500	
667-ELL-CTV821M	ELL-CTV821M	820	±20%	1140	440				500	
667-ELL-CTV102M	ELL-CTV102M	1000	±20%	1500	410				500	

© Copyright 2014 Mouser Electronics

© Copyright 2014 Mouser Electronics

RoHS Compliant This product is RoHS compliant.

ELL-4FG SERIES - SMD CHOKE COILS

Applications:
- DC-DC converter circuitry for computer peripherals and cellular phones
- Chopper circuit decoupling chokes for DC-DC converter circuitry

RoHS Compliant

Features:
- Magnetically shielded structure
- Low DC resistance and large current capability
- Shock resistant

Recommended land patterns in mm (not to scale)

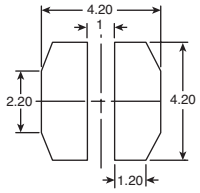

DIMENSIONS: mm (not to scale)

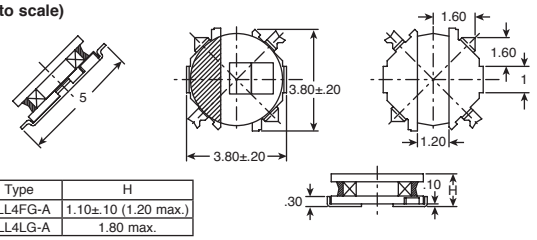

Type	H
ELL4FG-A	1.10±.10 (1.20 max.)
ELL4LG-A	1.80 max.

For quantities greater than listed, call for quote.

MOUSER STOCK NO.	Panasonic Part No.	Value (μF)	Tolerance	DCR	Isat (mA max.)	I temp (mA max.)	Price Each 1	25	100	500
667-ELL-4FG1R0NA	ELL-4FG1R0NA	1.0	±30%	45	1,900	1,950				
667-ELL-4FG1R5NA	ELL-4FG1R5NA	1.5	±30%	60	1,600	1,700				
667-ELL-4FG2R0NA	ELL-4FG2R0NA	2.0	±30%	70	1,300	1,550				
667-ELL-4FG3R3NA	ELL-4FG3R3NA	3.3	±30%	110	1,100	1,220				
667-ELL-4FG4R7NA	ELL-4FG4R7NA	4.7	±30%	160	1,000	1,000				
667-ELL-4FG6R8NA	ELL-4FG6R8NA	6.8	±30%	220	800	860				
667-ELL-4FG100MA	ELL-4FG100MA	10	±20%	290	700	750				
667-ELL-4FG150MA	ELL-4FG150MA	15	±20%	480	600	580				
667-ELL-4FG220MA	ELL-4FG220MA	22	±20%	620	420	500				
667-ELL-4FG330MA	ELL-4FG330MA	33	±20%	1,060	360	400				
667-ELL-4FG470MA	ELL-4FG470MA	47	±20%	1,600	290	330				

ELL-4GG SERIES - SMD CHOKE COILS

Applications:
- DC-DC converter circuitry for computer peripherals and cellular phones
- Chopper circuit decoupling chokes for DC-DC converter circuitry

RoHS Compliant

Features:
- Magnetically shielded structure
- Low DC resistance and large current capability
- Shock resistant

Recommended land patterns in mm (not to scale)

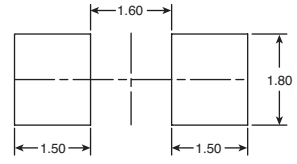

DIMENSIONS: mm (not to scale)

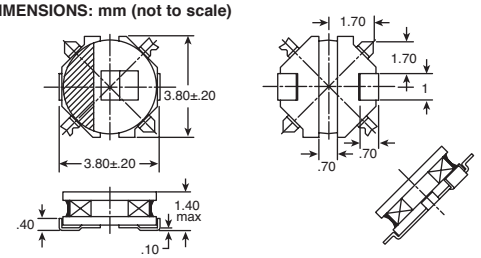

For quantities greater than listed, call for quote.

MOUSER STOCK NO.	Panasonic Part No.	Value (μF)	Tolerance	DCR	Isat (mA max.)	I temp (mA max.)	Price Each 1	25	100	500
667-ELL-4GG1R2N	ELL-4GG1R2N	1.2	±30%	50	2,400	1,900				
667-ELL-4GG1R8N	ELL-4GG1R8N	1.8	±30%	71	1,900	1,550				
667-ELL-4GG2R2N	ELL-4GG2R2N	2.2	±30%	88	1,700	1,400				
667-ELL-4GG3R3N	ELL-4GG3R3N	3.3	±30%	110	1,500	1,200				
667-ELL-4GG3R9N	ELL-4GG3R9N	3.9	±30%	120	1,400	1,150				
667-ELL-4GG4R7N	ELL-4GG4R7N	4.7	±30%	160	1,200	1,000				
667-ELL-4GG6R8N	ELL-4GG6R8N	6.8	±30%	200	1,050	930				
667-ELL-4GG8R2N	ELL-4GG8R2N	8.2	±30%	220	1,000	870				
667-ELL-4GG100M	ELL-4GG100M	10	±20%	250	900	770				
667-ELL-4GG120M	ELL-4GG120M	12	±20%	380	800	650				
667-ELL-4GG150M	ELL-4GG150M	15	±20%	500	700	580				
667-ELL-4GG220M	ELL-4GG220M	22	±20%	640	600	500				
667-ELL-4GG330M	ELL-4GG330M	33	±20%	980	450	400				
667-ELL-4GG101M	ELL-4GG101M	100	±20%	2,400	290	250				

ELL-4LG-A SERIES - SMD CHOKE COILS

Applications:
- DC-DC converter circuitry for computer peripherals and cellular phones
- Chopper circuit decoupling chokes for DC-DC converter circuitry

RoHS Compliant

Features:
- Magnetically shielded structure
- Low DC resistance and large current capability
- Shock resistant

Recommended land patterns in mm (not to scale)

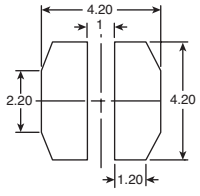

DIMENSIONS: mm (not to scale)

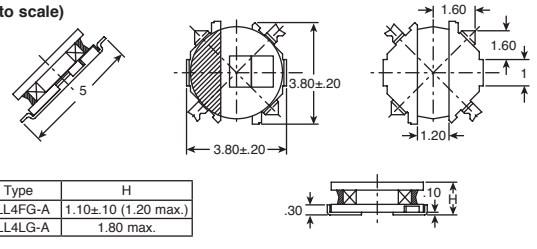

Type	H
ELL4FG-A	1.10±.10 (1.20 max.)
ELL4LG-A	1.80 max.

For quantities greater than listed, call for quote.

MOUSER STOCK NO.	Panasonic Part No.	Value (μF)	Tolerance	DCR	Isat (mA max.)	I temp (mA max.)	Price Each 1	25	100	500
667-ELL-4LG100MA	ELL-4LG100MA	10	±20%	200	800	950				
667-ELL-4LG2R2NA	ELL-4LG2R2NA	2.2	±20%	55	1,500	1,700				
667-ELL-4LG680MA	ELL-4LG680MA	68	±20%	1,300	270	350				
667-ELL-4LG150MA	ELL-4LG150MA	15	±20%	300	620	730				
667-ELL-4LG1R0NA	ELL-4LG1R0NA	1	±20%	41	2,200	1,900				
667-ELL-4LG1R5NA	ELL-4LG1R5NA	1.5	±20%	48	1,700	1,800				
667-ELL-4LG220MA	ELL-4LG220MA	22	±20%	390	550	640				
667-ELL-4LG2R7NA	ELL-4LG2R7NA	2.7	±20%	63	1,400	1,550				
667-ELL-4LG330MA	ELL-4LG330MA	33	±20%	610	430	510				
667-ELL-4LG3R3NA	ELL-4LG3R3NA	3.3	±20%	72	1,300	1,450				
667-ELL-4LG470MA	ELL-4LG470MA	47	±20%	920	360	410				
667-ELL-4LG4R7NA	ELL-4LG4R7NA	4.7	±20%	90	1,100	1,300				
667-ELL-4LG6R2NA	ELL-4LG6R2NA	6.2	±20%	140	930	1,100				
667-ELL-4LG101MA	ELL-4LG101MA	100	±20%	2,200	250	260				
667-ELL-4LG151MA	ELL-4LG151MA	150	±20%	3,000	220	220				

© Copyright 2014 Mouser Electronics

© Copyright 2014 Mouser Electronics

PANASONIC Fixed Inductors

RoHS Compliant **This product is RoHS compliant.**

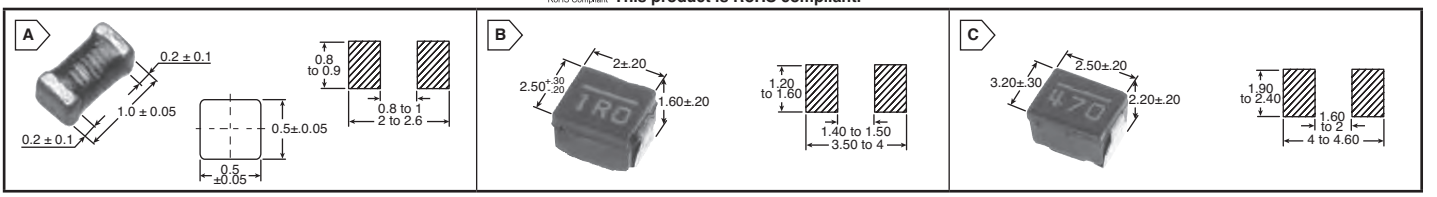

ELJ-OE SERIES - 1608 CASE SIZE, LASER-CUT CHIP INDUCTORS

Features:

- Non polar product
- Laser-cut technology offering precision
- Unique Ceramic Core
- High Self Resonant Frequency (SRF)
- High Q devices in 0603 case size
- Capable of being re-flow or flow soldered
- Cost effective over wire-wound

NEW PRODUCT

For quantities greater than listed, call for quote.

MOUSER STOCK NO.	Panasonic Part No.	Fig.	Inductance (nh)	Inductance Tol.	Inductance Test Freq. (MHz)	Q 100 MHz min.	Q 800 MHz min.	SRF (MHz min)	RDC (Ω) max.	DC Current (mA) max.	Price Each 1	25	500
667-ELJ-QE2N2DFA	ELJ-QE2N2DFA	A	2.2	±0.3nh	100	15	88.6	6000	0.04	970			
667-ELJ-QE2N7DFA	ELJ-QE2N7DFA	A	2.7	±0.3nh	100	15	65.4	6000	0.05	880			
667-ELJ-QE3N3DFA	ELJ-QE3N3DFA	A	3.3	±0.3nh	100	15	61.3	6000	0.06	800			
667-ELJ-QE3N9DFA	ELJ-QE3N9DFA	A	3.9	±0.3nh	100	15	68.4	6000	0.07	750			
667-ELJ-QE4N7DFA	ELJ-QE4N7DFA	A	4.7	±0.3nh	100	15	65.2	6000	0.09	660			
667-ELJ-QE5N6DFA	ELJ-QE5N6DFA	A	5.6	±0.3nh	100	15	57.4	6000	0.11	600			
667-ELJ-QE6N8JFA	ELJ-QE6N8JFA	A	6.8	±5%	100	15	65.0	6000	0.14	540			
667-ELJ-QE8N2JFA	ELJ-QE8N2JFA	A	8.2	±5%	100	15	65.5	5700	0.17	490			
667-ELJ-QE10NJFA	ELJ-QE10NJFA	A	10	±5%	100	15	63.8	5300	0.21	450			
667-ELJ-QE12NJFA	ELJ-QE12NJFA	A	12	±5%	100	15	61.9	4900	0.26	400			
667-ELJ-QE15NJFA	ELJ-QE15NJFA	A	15	±5%	100	15	59.0	4400	0.34	350			
667-ELJ-QE18NJFA	ELJ-QE18NJFA	A	18	±5%	100	15	58.6	4000	0.41	320			
667-ELJ-QE22NJFA	ELJ-QE22NJFA	A	22	±5%	100	15	59.1	3700	0.52	290			
667-ELJ-QE27NJFA	ELJ-QE27NJFA	A	27	±5%	100	15	55.0	3400	0.66	260			
667-ELJ-QE33NJFA	ELJ-QE33NJFA	A	33	±5%	100	15	54.2	3000	0.82	230			
667-ELJ-QE39NJFA	ELJ-QE39NJFA	A	39	±5%	100	15	52.9	2800	1.00	210			
667-ELJ-QE47NJFA	ELJ-QE47NJFA	A	47	±5%	100	15	54.4	2500	1.23	190			
667-ELJ-QE56NJFA	ELJ-QE56NJFA	A	56	±5%	100	15	51.5	2500	1.51	180			
667-ELJQE2N2ZFA	ELJQE2N2ZFA	A	2.18	±0.2nH	100	15	88.6	6000	0.04	970			
667-ELJQE2N7ZFA	ELJQE2N7ZFA	A	2.62	±0.2nH	100	15	65.4	6000	0.05	880			
667-ELJQE3N3ZFA	ELJQE3N3ZFA	A	3.24	±0.2nH	100	15	61.3	6000	0.06	800			
667-ELJQE3N9ZFA	ELJQE3N9ZFA	A	3.83	±0.2nH	100	15	68.4	6000	0.07	750			
667-ELJQE4N7ZFA	ELJQE4N7ZFA	A	4.61	±0.2nH	100	15	65.2	6000	0.09	660			
667-ELJQE5N6ZFA	ELJQE5N6ZFA	A	5.48	±0.2nH	100	15	57.4	6000	0.11	600			
667-ELJ-QE6N8ZFA	ELJ-QE6N8ZFA	A	6.70	±0.2nH	100	15	65.0	6000	0.14	540			
667-ELJ-QE8N2ZFA	ELJ-QE8N2ZFA	A	8.12	±0.2nH	100	15	65.5	5700	0.17	490			
667-ELJ-QE10NGFA	ELJ-QE10NGFA	A	9.89	±2%	100	15	63.8	5300	0.21	450			
667-ELJ-QE12NGFA	ELJ-QE12NGFA	A	12.0	±2%	100	15	61.9	4900	0.26	400			
667-ELJ-QE15NGFA	ELJ-QE15NGFA	A	14.9	±2%	100	15	59.0	4400	0.34	350			
667-ELJ-QE18NGFA	ELJ-QE18NGFA	A	18.0	±2%	100	15	58.6	4000	0.41	320			
667-ELJ-QE22NGFA	ELJ-QE22NGFA	A	22.0	±2%	100	15	59.1	3700	0.52	290			
667-ELJ-QE27NGFA	ELJ-QE27NGFA	A	27.1	±2%	100	15	55.0	3400	0.66	260			
667-ELJ-QE33NGFA	ELJ-QE33NGFA	A	33.9	±2%	100	15	54.2	3000	0.82	230			
667-ELJ-QE39NGFA	ELJ-QE39NGFA	A	40.3	±2%	100	15	52.9	2800	1.00	210			
667-ELJ-QE47NGFA	ELJ-QE47NGFA	A	49.6	±2%	100	15	54.4	2500	1.23	190			
667-ELJ-QE56NGFA	ELJ-QE56NGFA	A	58.8	±2%	100	15	51.5	2500	1.51	180			

HIGH POWER INDUCTORS

Features:

- Low DCR and large current capability, suitable for power circuitry
- Wire wound, resin molded chip inductor. (PC, PA, PB types)
- Unique Ceramic Core/Laser-cut technology (PF, PE type)
- Capable of being Re-fl ow or fl ow soldered
- Wide line-up from 1005 to 4532 case sizes

For quantities greater than listed, call for quote.

MOUSER STOCK NO.	Panasonic Part No.	Fig.	Inductance Value (μH)	Inductance Tol.	Inductance Test Freq. (MHz)	Q Min.	Q Test Freq. (MHz)	SRF (MHz min)	DCR (Ω)	Irms (mA)	Price Each 1	25	100	500
ELJ-PC Series 1008 Case Size														
667-ELJ-PC1R0MF	ELJ-PC1R0MF	B	1.0	±20%	7.96	10	7.96	95	0.45	475				
667-ELJ-PC1R5MF	ELJ-PC1R5MF	B	1.5	±20%	7.96	10	7.96	85	0.55	435				
667-ELJ-PC2R2MF	ELJ-PC2R2MF	B	2.2	±20%	7.96	10	7.96	65	0.65	390				
667-ELJ-PC3R3MF	ELJ-PC3R3MF	B	3.3	±20%	7.96	8	7.96	55	0.85	340				
667-ELJ-PC4R7MF	ELJ-PC4R7MF	B	4.7	±20%	7.96	8	7.96	43	1.2	285				
667-ELJ-PC6R8KF	ELJ-PC6R8KF	B	6.8	±10%	2.52	8.5	2.52	44	1.3	170				
667-ELJ-PC100KF	ELJ-PC100KF	B	10	±10%	2.52	20	2.52	32	2.2	210				
667-ELJ-PC120KF	ELJ-PC120KF	B	12	±10%	2.52	20	2.52	25	2.7	195				
667-ELJ-PC150KF	ELJ-PC150KF	B	15	±10%	2.52	20	2.52	21	3.2	175				
667-ELJ-PC220KF	ELJ-PC220KF	B	22	±10%	2.52	20	2.52	18	4	160				
667-ELJ-PC330KF	ELJ-PC330KF	B	33	±10%	2.52	20	2.52	16	6.5	120				
ELJ-PA Series 1210 Case Size														
667-ELJ-PA1R0MF	ELJ-PA1R0MF	C	1.0	±20%	7.96	7	7.96	150	0.15	600				
667-ELJ-PA1R5MF	ELJ-PA1R5MF	C	1.5	±20%	7.96	7	7.96	110	0.18	550				
667-ELJ-PA2R2MF	ELJ-PA2R2MF	C	2.2	±20%	7.96	7	7.96	80	0.23	500				
667-ELJ-PA3R3MF	ELJ-PA3R3MF	C	3.3	±20%	7.96	7	7.96	58	0.28	400				
667-ELJ-PA4R7MF	ELJ-PA4R7MF	C	4.7	±20%	7.96	7	7.96	46	0.34	350				
667-ELJ-PA6R8MF	ELJ-PA6R8MF	C	6.8	±20%	7.96	7	7.96	38	0.42	300				
667-ELJ-PA100KF	ELJ-PA100KF	C	10	±10%	2.52	15	2.52	23	0.5	240				
667-ELJ-PA120KF	ELJ-PA120KF	C	12	±10%	2.52	15	2.52	21	0.6	230				
667-ELJ-PA150KF	ELJ-PA150KF	C	15	±10%	2.52	15	2.52	18	0.74	220				
667-ELJ-PA180KF	ELJ-PA180KF	C	18	±10%	2.52	15	2.52	17	0.9	205				
667-ELJ-PA220KF	ELJ-PA220KF	C	22	±10%	2.52	15	2.52	15	1.15	185				
667-ELJ-PA270KF	ELJ-PA270KF	C	27	±10%	2.52	15	2.52	13	1.45	165				
667-ELJ-PA330KF	ELJ-PA330KF	C	33	±10%	2.52	15	2.52	12	1.65	155				
667-ELJ-PA390KF	ELJ-PA390KF	C	39	±10%	2.52	15	2.52	11	1.9	145				
667-ELJ-PA470KF	ELJ-PA470KF	C	47	±10%	2.52	15	2.52	9.5	2.25	135				
667-ELJ-PA560KF	ELJ-PA560KF	C	56	±10%	2.52	15	2.52	8.5	3.3	110				
667-ELJ-PA680KF	ELJ-PA680KF	C	68	±10%	2.52	15	2.52	7.5	3.7	105				
667-ELJ-PA820KF	ELJ-PA820KF	C	82	±10%	2.52	15	2.52	7	4.2	100				
667-ELJ-PA101KF	ELJ-PA101KF	C	100	±10%	0.796	20	0.796	6.5	5	90				
667-ELJ-PA121KF	ELJ-PA121KF	C	120	±10%	0.796	20	0.796	6	7	75				
667-ELJ-PA151KF	ELJ-PA151KF	C	150	±10%	0.796	20	0.796	5.5	8	70				
667-ELJ-PA181KF	ELJ-PA181KF	C	180	±10%	0.796	20	0.796	5	9.5	65				
667-ELJ-PA221KF	ELJ-PA221KF	C	220	±10%	0.796	20	0.796	4	11	60				
667-ELJ-PA271KF	ELJ-PA271KF	C	270	±10%	0.796	20	0.796	3.5	14.5	55				
667-ELJ-PA331KF	ELJ-PA331KF	C	330	±10%	0.796	20	0.796	3	16	50				

© Copyright 2014 Mouser Electronics

© Copyright 2014 Mouser Electronics

RoHS Compliant This product is RoHS compliant.

ELJ-PB SERIES - 1812 CASE SIZE, HIGH POWER

Applications:

- AV equipment, Wireless communication equipment and various types of general electronic equipment

RoHS Compliant

Features:

- Low DCR and large current capability, suitable for power circuitry
- Wire wound, resin molded chip inductor. (PC, PA, PB types)
- Capable of being Re-flow or flow soldered
- Wide line-up from 1005 to 4532 case sizes • Good for mounting

Specifications:

- Operating Temperature : –20°C to +85°C

Recommended land patterns in mm (not to scale)

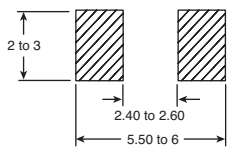

DIMENSIONS: mm (not to scale)

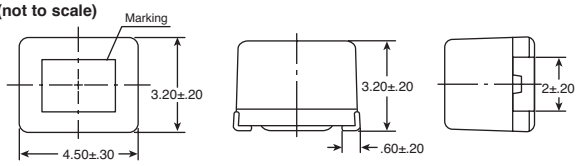

For quantities greater than listed, call for quote.

MOUSER STOCK NO.	Panasonic Part No.	Inductance			Q		SRF (MHz min)	DCR (Ω)	Irms (mA)	Price Each			
		Value (μH)	Tol.	Test Freq. (MHz)	Min.	Test Freq. (MHz)				1	50	100	500
667-ELJ-PB100KF	ELJ-PB100KF	10	±10%	2.52	10	2.52	19	0.65	360				
667-ELJ-PB120KF	ELJ-PB120KF	12	±10%	2.52	10	2.52	17	0.7	340				
667-ELJ-PB150KF	ELJ-PB150KF	15	±10%	2.52	10	2.52	15	0.8	320				
667-ELJ-PB180KF	ELJ-PB180KF	18	±10%	2.52	10	2.52	14	0.9	310				
667-ELJ-PB220KF	ELJ-PB220KF	22	±10%	2.52	10	2.52	13	1	300				
667-ELJ-PB270KF	ELJ-PB270KF	27	±10%	2.52	10	2.52	11	1.2	270				
667-ELJ-PB330KF	ELJ-PB330KF	33	±10%	2.52	10	2.52	10	1.4	250				
667-ELJ-PB390KF	ELJ-PB390KF	39	±10%	2.52	10	2.52	9.5	1.6	230				
667-ELJ-PB470KF	ELJ-PB470KF	47	±10%	2.52	10	2.52	8.5	1.9	210				
667-ELJ-PB560KF	ELJ-PB560KF	56	±10%	2.52	10	2.52	8	2.2	190				
667-ELJ-PB680KF	ELJ-PB680KF	68	±10%	2.52	10	2.52	7	2.6	170				
667-ELJ-PB820KF	ELJ-PB820KF	82	±10%	2.52	10	2.52	6.5	3.5	160				
667-ELJ-PB101KF	ELJ-PB101KF	100	±10%	0.796	20	0.796	6	4	150				
667-ELJ-PB121KF	ELJ-PB121KF	120	±10%	0.796	20	0.796	5.5	4.5	130				
667-ELJ-PB151KF	ELJ-PB151KF	150	±10%	0.796	20	0.796	5	6.5	120				
667-ELJ-PB181KF	ELJ-PB181KF	180	±10%	0.796	20	0.796	4.5	7.5	110				
667-ELJ-PB221KF	ELJ-PB221KF	220	±10%	0.796	20	0.796	0	0	0				

ELJ-FC SERIES - 1008 CASE SIZE, GENERAL USE

Applications:

- AV equipment, Wireless communication equipment and various types of general electronic equipment

Features:

- General use wire wound, resin molded chip inductor
- Capable of being Re-fl ow or fl ow soldered
- Wide line-up from 2520 to 4532 case sizes
- Good for mounting

RoHS Compliant

Specifications:

- Operating Temperature : –20°C to +85°C

Recommended land patterns in mm (not to scale)

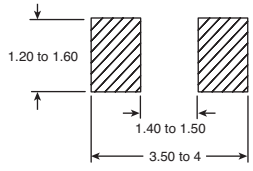

DIMENSIONS: mm (not to scale)

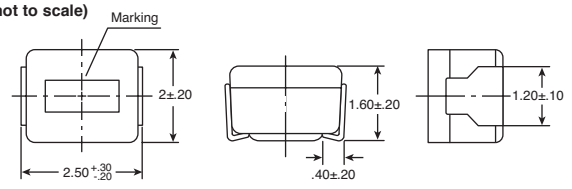

For quantities greater than listed, call for quote.

MOUSER STOCK NO.	Panasonic Part No.	Inductance			Q		SRF (MHz min)	DCR (Ω)	Irms (mA)	Price Each			
		Value (μH)	Tol.	Test Freq. (MHz)	Min.	Test Freq. (MHz)				1	25	100	500
667-ELJ-FC1R0JF	ELJ-FC1R0JF	1.0	±5%	7.96	25	7.96	115	0.65	195				
667-ELJ-FC1R2JF	ELJ-FC1R2JF	1.2	±5%	7.96	25	7.96	100	0.75	180				
667-ELJ-FC1R5JF	ELJ-FC1R5JF	1.5	±5%	7.96	25	7.96	90	0.85	170				
667-ELJ-FC1R8JF	ELJ-FC1R8JF	1.8	±5%	7.96	25	7.96	85	0.95	160				
667-ELJ-FC2R2JF	ELJ-FC2R2JF	2.2	±5%	7.96	25	7.96	80	1.05	155				
667-ELJ-FC2R7JF	ELJ-FC2R7JF	2.7	±5%	7.96	25	7.96	75	1.2	145				
667-ELJ-FC3R3JF	ELJ-FC3R3JF	3.3	±5%	7.96	25	7.96	65	1.3	135				
667-ELJ-FC3R9JF	ELJ-FC3R9JF	3.9	±5%	7.96	25	7.96	60	1.4	130				
667-ELJ-FC4R7JF	ELJ-FC4R7JF	4.7	±5%	7.96	25	7.96	55	1.55	125				
667-ELJ-FC5R6JF	ELJ-FC5R6JF	5.6	±5%	7.96	25	7.96	50	1.75	120				
667-ELJ-FC6R8JF	ELJ-FC6R8JF	6.8	±5%	7.96	25	7.96	45	1.95	115				
667-ELJ-FC8R2JF	ELJ-FC8R2JF	8.2	±5%	7.96	25	7.96	40	2.2	105				
667-ELJ-FC100JF	ELJ-FC100JF	10	±5%	2.52	25	2.52	32	3.7	80				
667-ELJ-FC120JF	ELJ-FC120JF	12	±5%	2.52	25	2.52	30	4.1	75				
667-ELJ-FC150JF	ELJ-FC150JF	15	±5%	2.52	25	2.52	28	5	70				
667-ELJ-FC180JF	ELJ-FC180JF	18	±5%	2.52	25	2.52	25	5.4	65				
667-ELJ-FC220JF	ELJ-FC220JF	22	±5%	2.52	25	2.52	22	6	60				
667-ELJ-FC270JF	ELJ-FC270JF	27	±5%	2.52	20	2.52	21	6.3	115				
667-ELJ-FC330JF	ELJ-FC330JF	33	±5%	2.52	20	2.52	20	7.1	110				
667-ELJ-FC390JF	ELJ-FC390JF	39	±5%	2.52	20	2.52	18	9.5	90				
667-ELJ-FC470JF	ELJ-FC470JF	47	±5%	2.52	20	2.52	17	11	80				
667-ELJ-FC560JF	ELJ-FC560JF	56	±5%	2.52	20	2.52	16	12.1	75				
667-ELJ-FC680JF	ELJ-FC680JF	68	±5%	2.52	20	2.52	15	16.6	70				
667-ELJ-FC820JF	ELJ-FC820JF	82	±5%	2.52	20	2.52	13	19	65				
667-ELJ-FC101JF	ELJ-FC101JF	100	±5%	0.796	15	0.796	12	21	60				
667-ELJ-FCR22KF	ELJ-FCR22KF	0.22	±10%	25.2	25	25.2	230	0.7	190				
667-ELJ-FCR27KF	ELJ-FCR27KF	0.27	±10%	25.2	25	25.2	210	0.75	180				
667-ELJ-FCR39KF	ELJ-FCR39KF	0.39	±10%	25.2	25	25.2	175	0.95	160				
667-ELJ-FCR47KF	ELJ-FCR47KF	0.47	±10%	25.2	25	25.2	160	1	155				
667-ELJ-FCR68KF	ELJ-FCR68KF	0.68	±10%	25.2	25	25.2	135	1.25	140				
667-ELJ-FCR82KF	ELJ-FCR82KF	0.82	±10%	25.2	25	25.2	125	1.4	130				
667-ELJ-FC1R0KF	ELJ-FC1R0KF	1.0	±10%	7.96	25	7.96	115	0.65	195				
667-ELJ-FC1R2KF	ELJ-FC1R2KF	1.2	±10%	7.96	25	7.96	100	0.75	180				
667-ELJ-FC1R5KF	ELJ-FC1R5KF	1.5	±10%	7.96	25	7.96	90	0.85	170				
667-ELJ-FC1R8KF	ELJ-FC1R8KF	1.8	±10%	7.96	25	7.96	85	0.95	160				
667-ELJ-FC2R2KF	ELJ-FC2R2KF	2.2	±10%	7.96	25	7.96	80	1.05	155				
667-ELJ-FC2R7KF	ELJ-FC2R7KF	2.7	±10%	7.96	25	7.96	75	1.2	145				
667-ELJ-FC3R3KF	ELJ-FC3R3KF	3.3	±10%	7.96	25	7.96	65	1.3	135				
667-ELJ-FC3R9KF	ELJ-FC3R9KF	3.9	±10%	7.96	25	7.96	60	1.4	130				
667-ELJ-FC4R7KF	ELJ-FC4R7KF	4.7	±10%	7.96	25	7.96	55	1.55	125				
667-ELJ-FC5R6KF	ELJ-FC5R6KF	5.6	±10%	7.96	25	7.96	50	1.75	120				
667-ELJ-FC6R8KF	ELJ-FC6R8KF	6.8	±10%	7.96	25	7.96	45	1.95	115				
667-ELJ-FC8R2KF	ELJ-FC8R2KF	8.2	±10%	7.96	25	7.96	40	2.2	105				
667-ELJ-FC100KF	ELJ-FC100KF	10	±10%	2.52	25	2.52	32	3.7	80				
667-ELJ-FC120KF	ELJ-FC120KF	12	±10%	2.52	25	2.52	30	4.1	75				
667-ELJ-FC150KF	ELJ-FC150KF	15	±10%	2.52	25	2.52	28	5	70				
667-ELJ-FC180KF	ELJ-FC180KF	18	±10%	2.52	25	2.52	25	5.4	65				
667-ELJ-FC220KF	ELJ-FC220KF	22	±10%	2.52	25	2.52	22	6	60				
667-ELJ-FC101KF	ELJ-FC101KF	100	±10%	0.796	15	0.796	12	21	60				
667-ELJ-FCR22MF	ELJ-FCR22MF	0.22	±20%	25.2	25	25.2	230	0.7	190				
667-ELJ-FCR27MF	ELJ-FCR27MF	0.27	±20%	25.2	25	25.2	210	0.75	180				
667-ELJ-FCR33MF	ELJ-FCR33MF	0.33	±20%	25.2	25	25.2	190	0.85	170				

© Copyright 2014 Mouser Electronics

© Copyright 2014 Mouser Electronics

RoHS Compliant This product is RoHS compliant.

ELJ-FC SERIES - 1008 CASE SIZE, GENERAL USE (CONT.)

Applications:
- AV equipment, Wireless communication equipment and various types of general electronic equipment

Features:
- General use wire wound, resin molded chip inductor
- Capable of being Re-fl ow or fl ow soldered
- Wide line-up from 2520 to 4532 case sizes
- Good for mounting

Specifications:
- Operating Temperature : –20°C to +85°C

RoHS Compliant

Recommended land patterns in mm (not to scale)

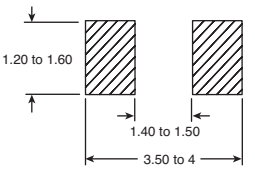

DIMENSIONS: mm (not to scale)

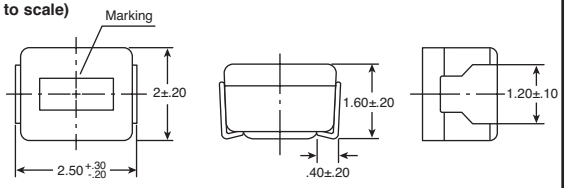

For quantities greater than listed, call for quote.

MOUSER STOCK NO.	Panasonic Part No.	Inductance			Q		SRF	DCR	Irms	Price Each			
		Value (μH)	Tol.	Test Freq. (MHz)	Min.	Test Freq. (MHz)	(MHz min)	(Ω)	(mA)	1	25	100	500
667-ELJ-FCR39MF	ELJ-FCR39MF	0.39	±20%	25.2	25	25.2	175	0.95	160				
667-ELJ-FCR47MF	ELJ-FCR47MF	0.47	±20%	25.2	25	25.2	160	1	155				
667-ELJ-FCR68MF	ELJ-FCR68MF	0.68	±20%	25.2	25	25.2	135	1.25	140				
667-ELJ-FCR82MF	ELJ-FCR82MF	0.82	±20%	25.2	25	25.2	125	1.4	130				

ELJ-FB SERIES - 1210 CASE SIZE, GENERAL USE

Applications:
- AV equipment, Wireless communication equipment and various types of general electronic equipment

Features:
- General use wire wound, resin molded chip inductor
- Capable of being Re-fl ow or fl ow soldered
- Wide line-up from 2520 to 4532 case sizes
- Good for mounting

Specifications:
- Operating Temperature : –20°C to +85°C

RoHS Compliant

Recommended land patterns in mm (not to scale)

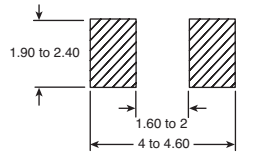

DIMENSIONS: mm (not to scale)

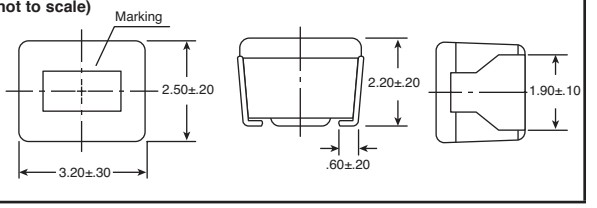

For quantities greater than listed, call for quote.

MOUSER STOCK NO.	Panasonic Part No.	Inductance			Q		SRF	DCR	Irms	Price Each			
		Value (μH)	Tol.	Test Freq. (MHz)	Min.	Test Freq. (MHz)	(MHz min)	(Ω)	(mA)	1	25	100	500
667-ELJ-FA1R0JF2	ELJ-FA1R0JF2	1.0	±5%	7.96	30	7.96	115	0.7	230				
667-ELJ-FA1R2JF2	ELJ-FA1R2JF2	1.2	±5%	7.96	30	7.96	100	0.8	215				
667-ELJ-FA1R5JF	ELJ-FA1R5JF	1.5	±5%	7.96	30	7.96	90	0.8	210				
667-ELJ-FA1R8JF	ELJ-FA1R8JF	1.8	±5%	7.96	30	7.96	85	0.8	200				
667-ELJ-FA2R2JF	ELJ-FA2R2JF	2.2	±5%	7.96	30	7.96	80	1.0	190				
667-ELJ-FA2R7JF	ELJ-FA2R7JF	2.7	±5%	7.96	30	7.96	75	1.1	180				
667-ELJ-FA3R3JF	ELJ-FA3R3JF	3.3	±5%	7.96	30	7.96	65	1.2	180				
667-ELJ-FA3R9JF	ELJ-FA3R9JF	3.9	±5%	7.96	30	7.96	60	1.3	175				
667-ELJ-FA4R7JF	ELJ-FA4R7JF	4.7	±5%	7.96	30	7.96	55	1.5	165				
667-ELJ-FA5R6JF	ELJ-FA5R6JF	5.6	±5%	7.96	30	7.96	50	1.6	160				
667-ELJ-FA6R8JF	ELJ-FA6R8JF	6.8	±5%	7.96	30	7.96	45	1.8	150				
667-ELJ-FA8R2JF	ELJ-FA8R2JF	8.2	±5%	7.96	30	7.96	40	2.0	140				
667-ELJ-FA100JF	ELJ-FA100JF	10	±5%	2.52	30	2.52	36	2.1	140				
667-ELJ-FA120JF	ELJ-FA120JF	12	±5%	2.52	30	2.52	33	2.5	125				
667-ELJ-FA150JF	ELJ-FA150JF	15	±5%	2.52	30	2.52	30	2.8	120				
667-ELJ-FA180JF	ELJ-FA180JF	18	±5%	2.52	30	2.52	27	3.3	110				
667-ELJ-FA220JF	ELJ-FA220JF	22	±5%	2.52	30	2.52	25	3.7	105				
667-ELJ-FA270JF	ELJ-FA270JF	27	±5%	2.52	30	2.52	22	5.0	90				
667-ELJ-FA330JF	ELJ-FA330JF	33	±5%	2.52	30	2.52	20	5.6	85				
667-ELJ-FA390JF	ELJ-FA390JF	39	±5%	2.52	30	2.52	20	6.4	80				
667-ELJ-FA470JF	ELJ-FA470JF	47	±5%	2.52	30	2.52	15	7.0	75				
667-ELJ-FA560JF	ELJ-FA560JF	56	±5%	2.52	30	2.52	15	8.0	70				
667-ELJ-FA680JF	ELJ-FA680JF	68	±5%	2.52	30	2.52	15	9.0	65				
667-ELJ-FA820JF	ELJ-FA820JF	82	±5%	2.52	30	2.52	10	10.0	60				
667-ELJ-FA101JF	ELJ-FA101JF	100	±5%	0.80	20	0.80	10	10.0	60				
667-ELJ-FA121JF	ELJ-FA121JF	120	±5%	0.80	20	0.80	10	11.0	55				
667-ELJ-FA151JF	ELJ-FA151JF	150	±5%	0.80	20	0.80	8	15.0	50				
667-ELJ-FA181JF	ELJ-FA181JF	180	±5%	0.80	20	0.80	7	17.0	50				
667-ELJ-FA221JF	ELJ-FA221JF	220	±5%	0.80	20	0.80	7	21.0	45				
667-ELJ-FA1R0KF2	ELJ-FA1R0KF2	1	±10%	7.96	30	7.96	115	0.7	230				
667-ELJ-FA1R2KF2	ELJ-FA1R2KF2	1.2	±10%	7.96	30	7.96	100	0.8	215				
667-ELJ-FA1R8KF	ELJ-FA1R8KF	1.8	±10%	7.96	30	7.96	85	0.8	200				
667-ELJ-FA2R2KF	ELJ-FA2R2KF	2.2	±10%	7.96	30	7.96	80	1.0	190				
667-ELJ-FA2R7KF	ELJ-FA2R7KF	2.7	±10%	7.96	30	7.96	75	1.1	180				
667-ELJ-FA3R3KF	ELJ-FA3R3KF	3.3	±10%	7.96	30	7.96	65	1.2	180				
667-ELJ-FA3R9KF	ELJ-FA3R9KF	3.9	±10%	7.96	30	7.96	60	1.3	175				
667-ELJ-FA4R7KF	ELJ-FA4R7KF	4.7	±10%	7.96	30	7.96	55	1.5	165				
667-ELJ-FA5R6KF	ELJ-FA5R6KF	5.6	±10%	7.96	30	7.96	50	1.6	160				
667-ELJ-FA8R2KF	ELJ-FA8R2KF	8.2	±10%	7.96	30	7.96	40	2.0	140				
667-ELJ-FA100KF	ELJ-FA100KF	10	±10%	2.52	30	2.52	36	2.1	140				
667-ELJ-FA120KF	ELJ-FA120KF	12	±10%	2.52	30	2.52	33	2.5	125				
667-ELJ-FA150KF	ELJ-FA150KF	15	±10%	2.52	30	2.52	30	2.8	120				
667-ELJ-FA180KF	ELJ-FA180KF	18	±10%	2.52	30	2.52	27	3.3	110				
667-ELJ-FA220KF	ELJ-FA220KF	22	±10%	2.52	30	2.52	25	3.7	105				
667-ELJ-FA270KF	ELJ-FA270KF	27	±10%	2.52	30	2.52	22	5.0	90				
667-ELJ-FA330KF	ELJ-FA330KF	33	±10%	2.52	30	2.52	20	5.6	85				
667-ELJ-FA390KF	ELJ-FA390KF	39	±10%	2.52	30	2.52	20	6.4	80				
667-ELJ-FA470KF	ELJ-FA470KF	47	±10%	2.52	30	2.52	15	7.0	75				
667-ELJ-FA560KF	ELJ-FA560KF	56	±10%	2.52	30	2.52	15	8.0	70				
667-ELJ-FA680KF	ELJ-FA680KF	68	±10%	2.52	30	2.52	15	9.0	65				
667-ELJ-FA820KF	ELJ-FA820KF	82	±10%	2.52	30	2.52	10	10.0	60				
667-ELJ-FA101KF	ELJ-FA101KF	100	±10%	0.80	20	0.80	10	10.0	60				
667-ELJ-FA121KF	ELJ-FA121KF	120	±10%	0.80	20	0.80	10	11.0	55				
667-ELJ-FA151KF	ELJ-FA151KF	150	±10%	0.80	20	0.80	8	15.0	50				
667-ELJ-FA181KF	ELJ-FA181KF	180	±10%	0.80	20	0.80	7	17.0	50				
667-ELJ-FA221KF	ELJ-FA221KF	220	±10%	0.80	20	0.80	7	21.0	45				
667-ELJ-FAR22MF2	ELJ-FAR22MF2	0.22	±20%	25.20	25	25.20	230	0.3	360				
667-ELJ-FAR27MF2	ELJ-FAR27MF2	0.27	±20%	25.20	25	25.20	210	0.3	345				
667-ELJ-FAR33MF2	ELJ-FAR33MF2	0.33	±20%	25.20	25	25.20	190	0.4	330				
667-ELJ-FAR39MF2	ELJ-FAR39MF2	0.39	±20%	25.20	25	25.20	175	0.4	305				
667-ELJ-FAR47MF2	ELJ-FAR47MF2	0.47	±20%	25.20	25	25.20	160	0.4	290				
667-ELJ-FAR68MF2	ELJ-FAR68MF2	0.68	±20%	25.20	25	25.20	135	0.6	260				
667-ELJ-FAR82MF2	ELJ-FAR82MF2	0.82	±20%	25.20	25	25.20	125	0.6	245				

© Copyright 2014 Mouser Electronics

© Copyright 2014 Mouser Electronics

RoHS Compliant This product is RoHS compliant.

DIMENSIONS: mm

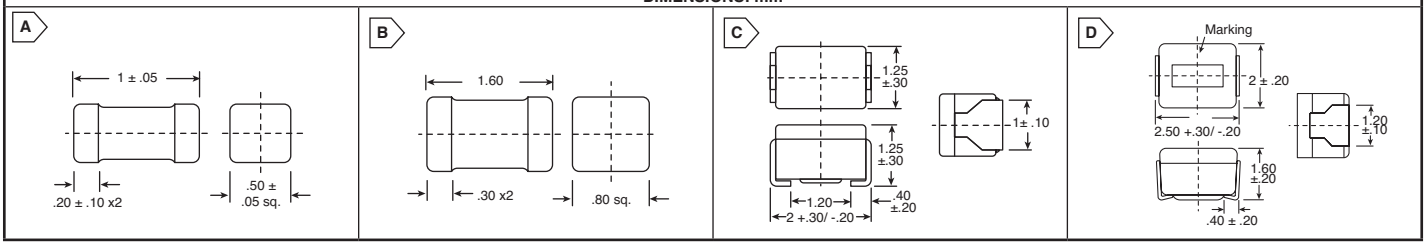

HIGH FREQUENCY - NON MAGNETIC CORE

RF and ND Series

For quantities greater than listed, call for quote.

MOUSER STOCK NO. Mfr.	Mfr. Part No.	Fig.	Value (nH)	Tol. %	SRF (MHz)	DCR (Ω max)	Irms (A max)	Price Each 1	25	100	500
RF Series 0402 Case Size											
667	ELJ-RF4N7ZFB	A	4.7	±0.2nH	4800	0.170	360				
667	ELJ-RF1N0ZFB	A	1.0	±0.2nH	6000	0.050	400				
667	ELJ-RF1N2ZFB	A	1.2	±0.2nH	6000	0.060	400				
667	ELJ-RF1N5ZFB	A	1.5	±0.2nH	6000	0.070	400				
667	ELJ-RF6N8ZFB	A	6.8	±0.2nH	4000	0.300	320				
667	ELJ-RF8N2ZFB	A	8.2	±0.2nH	3500	0.350	320				
667	ELJ-RF1N8ZFB	A	1.8	±0.2nH	6000	0.080	400				
667	ELJ-RF2N7ZFB	A	2.7	±0.2nH	5500	0.100	400				
667	ELJ-RF3N3ZFB	A	3.3	±0.2nH	5500	0.120	400				
667	ELJ-RF3N9ZFB	A	3.9	±0.2nH	5200	0.150	360				
667	ELJ-RF5N6ZFB	A	5.6	±0.2nH	4600	0.190	340				
667	ELJ-RF1N8DFB	A	1.8	±0.3nH	6000	0.080	400				
667	ELJ-RF1N2DFB	A	1.2	±0.3nH	6000	0.060	400				
667	ELJ-RF3N3DFB	A	3.3	±0.3nH	5500	0.120	400				
667	ELJ-RF1N0DFB	A	1.0	±0.3nH	6000	0.050	400				
667	ELJ-RF2N7DFB	A	2.7	±0.3nH	5500	0.100	400				
667	ELJ-RF3N9DFB	A	3.9	±0.3nH	5200	0.150	360				
667	ELJ-RF5N6DFB	A	5.6	±0.3nH	4600	0.190	340				
667	ELJ-RF47NGFB	A	47	±2	1800	2.100	140				
667	ELJ-RF10NGFB	A	10	±2	2800	0.410	320				
667	ELJ-RF22NGFB	A	22	±2	2000	0.800	200				
667	ELJ-RF27NGFB	A	27	±2	1800	1.200	200				
667	ELJ-RF33NGFB	A	33	±2	1800	1.400	170				
667	ELJ-RF56NGFB	A	56	±2	1500	2.500	130				
667	ELJ-RF68NGFB	A	68	±2	1500	4.000	120				
667	ELJ-RF82NGFB	A	82	±2	1400	4.500	110				
667	ELJ-RFR10GFB	A	100	±2	1200	5.500	90				
667	ELJ-RF39NJFB	A	39	±5	1800	1.700	150				
667	ELJ-RF82NJFB	A	82	±5	1400	4.500	110				
667	ELJ-RFR10JFB	A	100	±5	1200	5.500	90				
667	ELJ-RF12NJFB	A	12	±5	2800	0.450	320				
667	ELJ-RF27NJFB	A	27	±5	1800	1.200	200				
667	ELJ-RF18NJFB	A	18	±5	2200	0.700	240				
667	ELJ-RF33NJFB	A	33	±5	1800	1.400	170				
667	ELJ-RF6N8JFB	A	6.8	±5	4000	0.300	320				
667	ELJ-RF8N2JFB	A	8.2	±5	3500	0.350	320				
667	ELJ-RF10NJFB	A	10	±5	2800	0.410	320				
667	ELJ-RF15NJFB	A	15	±5	2500	0.600	240				
667	ELJ-RF22NJFB	A	22	±5	2000	0.800	200				
667	ELJ-RF47NJFB	A	47	±5	1800	2.100	140				
667	ELJ-RF56NJFB	A	56	±5	1500	2.500	130				
667	ELJ-RF68NJFB	A	68	±5	1500	4.000	120				
RF Series 0603 Case Size											
667	ELJ-RE1N0ZFA	B	1	±0.2nH	6000	0.05	500				
667	ELJ-RE1N5ZFA	B	1.5	±0.2nH	6000	0.07	500				
667	ELJ-RE1N8ZFA	B	1.8	±0.2nH	6000	0.08	500				
667	ELJ-RE2N2ZFA	B	2.2	±0.2nH	6000	0.09	500				
667	ELJ-RE3N3ZFA	B	3.3	±0.2nH	5500	0.12	500				
667	ELJ-RE3N9ZFA	B	3.9	±0.2nH	5500	0.15	450				
667	ELJ-RE6N8ZFA	B	6.8	±0.2nH	3550	0.20	430				
667	ELJ-RE1N2DFA	B	1.2	±0.3nH	6000	0.06	500				
667	ELJ-RE1N8DFA	B	1.8	±0.3nH	6000	0.08	500				
667	ELJ-RE2N2DFA	B	2.2	±0.3nH	6000	0.09	500				
667	ELJ-RE2N7DFA	B	2.7	±0.3nH	6000	0.10	500				
667	ELJ-RE3N3DFA	B	3.3	±0.3nH	5500	0.12	500				
667	ELJ-RE10NGFA	B	10	±2	2800	0.32	400				
667	ELJ-RE18NGFA	B	18	±2	2300	0.45	350				
667	ELJ-RE22NGFA	B	22	±2	2000	0.50	300				
667	ELJ-RE27NGFA	B	27	±2	2000	0.55	300				
667	ELJ-RE33NGFA	B	33	±2	1800	0.60	300				
667	ELJ-RE39NGFA	B	39	±2	1800	0.80	300				
667	ELJ-RE47NGFA	B	47	±2	1800	0.95	250				
667	ELJ-RE56NGFA	B	56	±2	1800	1.20	250				
667	ELJ-RE68NGFA	B	68	±2	1500	1.30	250				
667	ELJ-RE82NGFA	B	82	±2	1500	1.50	250				
667	ELJ-RER10GFA	B	100	±2	1300	1.80	200				
667	ELJ-RER18GFA	B	180	±2	1000	6.50	80				
667	ELJ-RER22GFA	B	220	±2	900	7.50	70				
667	ELJ-RE3N9JFA	B	3.9	±5	5500	0.15	450				
667	ELJ-RE4N7JFA	B	4.7	±5	4800	0.17	450				
667	ELJ-RE5N6JFA	B	5.6	±5	4600	0.18	430				
667	ELJ-RE6N8JFA	B	6.8	±5	3550	0.20	430				
667	ELJ-RE8N2JFA	B	8.2	±5	3500	0.28	400				

For quantities greater than listed, call for quote.

MOUSER STOCK NO. Mfr.	Mfr. Part No.	Fig.	Value (nH)	Tol. %	SRF (MHz)	DCR (Ω max)	Irms (A max)	Price Each 1	25	100	500
RF Series 0603 Case Size Cont.											
667	ELJ-RE10NJFA	B	10	±5	2800	0.32	400				
667	ELJ-RE12NJFA	B	12	±5	2800	0.35	400				
667	ELJ-RE15NJFA	B	15	±5	2500	0.41	350				
667	ELJ-RE18NJFA	B	18	±5	2300	0.45	350				
667	ELJ-RE22NJFA	B	22	±5	2000	0.50	300				
667	ELJ-RE33NJFA	B	33	±5	1800	0.60	300				
667	ELJ-RE39NJFA	B	39	±5	1800	0.80	300				
667	ELJ-RE47NJFA	B	47	±5	1800	0.95	250				
667	ELJ-RE56NJFA	B	56	±5	1800	1.20	250				
667	ELJ-RE68NJFA	B	68	±5	1500	1.30	250				
667	ELJ-RE82NJFA	B	82	±5	1500	1.50	250				
667	ELJ-RER10JFA	B	100	±5	1300	1.80	200				
667	ELJ-RER12JFA	B	120	±5	1200	3.00	130				
667	ELJ-RER15JFA	B	150	±5	1100	4.50	100				
667	ELJ-RER18JFA	B	180	±5	1000	6.50	80				
667	ELJ-RER22JFA	B	220	±5	900	7.50	70				
ND Series 0805 Case Size											
667	ELJ-ND12NJF	C	12	±5	3300	0.24	535				
667	ELJ-ND39NJF	C	39	±5	2000	0.41	390				
667	ELJ-ND47NJF	C	47	±5	1650	0.46	385				
667	ELJ-ND56NJF	C	56	±5	1550	0.51	360				
667	ELJ-ND68NJF	C	68	±5	1450	0.57	340				
667	ELJ-ND82NJF	C	82	±5	1100	0.63	330				
667	ELJ-NDR10JF	C	100	±5	800	0.86	285				
667	ELJ-NDR12JF	C	120	±5	600	0.99	275				
667	ELJ-NDR15JF	C	150	±5	600	1.47	230				
667	ELJ-NDR18JF	C	180	±5	600	1.61	195				
667	ELJ-NDR22JF	C	220	±5	500	1.84	170				
667	ELJ-NDR27JF	C	270	±5	300	1.95	165				
667	ELJ-NDR33JF	C	330	±5	200	2.16	160				
667	ELJ-NDR39JF	C	390	±5	150	2.37	150				
667	ELJ-NDR47JF	C	470	±5	150	2.56	145				
667	ELJ-NDR56JF	C	560	±5	100	2.69	140				
667	ELJ-NDR68JF	C	680	±5	100	3.02	130				
667	ELJ-NDR82JF	C	820	±5	80	3.38	125				
667	ELJ-ND1R0JF	C	1000	±5	80	3.88	120				
667	ELJ-ND10NKF	C	10	±10	3300	0.18	540				
667	ELJ-ND12NKF	C	12	±10	3300	0.24	535				
667	ELJ-ND15NKF	C	15	±10	3000	0.24	520				
667	ELJ-ND22NKF	C	22	±10	2600	0.29	465				
667	ELJ-ND27NKF	C	27	±10	2500	0.34	455				
NC Series 1008 Case Size											
667	ELJ-NC33NJF	D	33	±5	1000	0.51	220				
667	ELJ-NC39NJF	D	39	±5	890	0.55	215				
667	ELJ-NC47NJF	D	47	±5	770	0.59	205				
667	ELJ-NC56NJF	D	56	±5	670	0.63	200				
667	ELJ-NC82NJF	D	82	±5	520	0.73	185				
667	ELJ-NCR10JF	D	100	±5	460	0.8	175				
667	ELJ-NCR12JF	D	120	±5	400	0.87	170				
667	ELJ-NCR15JF	D	150	±5	340	0.98	160				
667	ELJ-NCR18JF	D	180	±5	300	1.05	155				
667	ELJ-NCR22JF	D	220	±5	260	1.15	145				
667	ELJ-NCR27JF	D	270	±5	230	1.25	140				
667	ELJ-NCR33JF	D	330	±5	200	1.37	135				
667	ELJ-NCR39JF	D	390	±5	180	1.47	130				
667	ELJ-NCR47JF	D	470	±5	160	1.58	125				
667	ELJ-NCR68JF	D	680	±5	130	1.85	110				
667	ELJ-NC10NKF	D	10	±10	2500	0.32	280				
667	ELJ-NC12NKF	D	12	±10	2200	0.34	270				
667	ELJ-NC15NKF	D	15	±10	1800	0.38	255				
667	ELJ-NC18NKF	D	18	±10	1550	0.4	250				
667	ELJ-NC22NKF	D	22	±10	1350	0.43	240				
667	ELJ-NC27NKF	D	27	±10	1150	0.47	230				
667	ELJ-NC33NKF	D	33	±10	1000	0.51	220				
667	ELJ-NC39NKF	D	39	±10	890	0.55	215				
667	ELJ-NC47NKF	D	47	±10	770	0.59	205				
667	ELJ-NC68NKF	D	68	±10	590	0.68	190				
667	ELJ-NC82NKF	D	82	±10	520	0.73	185				
667	ELJ-NCR10KF	D	100	±10	460	0.8	175				
667	ELJ-NCR12KF	D	120	±10	400	0.87	170				
667	ELJ-NCR15KF	D	150	±10	340	0.98	160				
667	ELJ-NCR18KF	D	180	±10	300	1.05	155				
667	ELJ-NCR82JF	D	820	±10	100	2.1	100				

© Copyright 2014 Mouser Electronics

© Copyright 2014 Mouser Electronics

PANASONIC High Frequency Fixed Inductors

Panasonic

RoHS Compliant This product is RoHS compliant.

ELC SERIES CHOKE COILS - MAGNETIC SHIELD TYPE

Features:
- High-u and High Bm cores
- Wide inductor range
- Magnetic shield type

Applications:
- CTV, VCR, Audio, PC, Fax machines, PDP, Home appliance

DIMENSIONS: mm



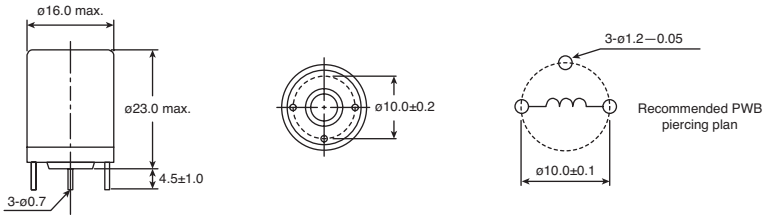

For quantities greater than listed, call for quote.

MOUSER STOCK NO.	Panasonic Part No.	Value (nH)	Tol. %	DCR (Ω)	Idc (A max)	Price Each 1	50	100	500
667-ELC-15E5R6L	ELC-15E5R6L	5.6	±20	0.012	6.80				
667-ELC-15E6R8L	ELC-15E6R8L	6.8	±20	0.013	6.30				
667-ELC-15E8R2L	ELC-15E8R2L	8.2	±20	0.016	5.30				
667-ELC-15E100L	ELC-15E100L	10	±20	0.018	5.40				
667-ELC-15E120L	ELC-15E120L	12	±20	0.019	5.10				
667-ELC-15E150L	ELC-15E150L	15	±20	0.022	4.70				
667-ELC-15E180L	ELC-15E180L	18	±20	0.024	4.50				
667-ELC-15E220L	ELC-15E220L	22	±10	0.027	4.30				
667-ELC-15E270L	ELC-15E270L	27	±10	0.029	4.10				
667-ELC-15E330L	ELC-15E330L	33	±10	0.032	4.00				
667-ELC-15E390L	ELC-15E390L	39	±10	0.033	3.80				
667-ELC-15E470L	ELC-15E470L	47	±10	0.037	3.70				
667-ELC-15E560L	ELC-15E560L	56	±10	0.039	3.60				
667-ELC-15E680L	ELC-15E680L	68	±10	0.045	3.50				
667-ELC-15E820L	ELC-15E820L	82	±10	0.048	3.20				
667-ELC-15E101L	ELC-15E101L	100	±10	0.053	3.00				
667-ELC-15E121L	ELC-15E121L	120	±10	0.059	2.60				
667-ELC-15E151L	ELC-15E151L	150	±10	0.077	2.40				
667-ELC-15E181L	ELC-15E181L	180	±10	0.100	2.30				
667-ELC-15E221L	ELC-15E221L	220	±10	0.140	2.00				

For quantities greater than listed, call for quote.

MOUSER STOCK NO.	Panasonic Part No.	Value (nH)	Tol. %	DCR (Ω)	Idc (A max)	Price Each 1	50	100	500
667-ELC-15E271L	ELC-15E271L	270	±10	0.150	1.70				
667-ELC-15E331L	ELC-15E331L	330	±10	0.170	1.60				
667-ELC-15E391L	ELC-15E391L	390	±10	0.190	1.50				
667-ELC-15E471L	ELC-15E471L	470	±10	0.210	1.30				
667-ELC-15E561L	ELC-15E561L	560	±10	0.280	1.20				
667-ELC-15E681L	ELC-15E681L	680	±10	0.310	1.10				
667-ELC-15E821L	ELC-15E821L	820	±10	0.440	1.00				
667-ELC-15E102L	ELC-15E102L	1000	±10	0.490	0.95				
667-ELC-15E122L	ELC-15E122L	1200	±10	0.540	0.85				
667-ELC-15E152L	ELC-15E152L	1500	±10	0.710	0.80				
667-ELC-15E182L	ELC-15E182L	1800	±10	0.870	0.75				
667-ELC-15E222L	ELC-15E222L	2200	±10	1.100	0.63				
667-ELC-15E272L	ELC-15E272L	2700	±10	1.400	0.60				
667-ELC-15E332L	ELC-15E332L	3300	±10	1.600	0.53				
667-ELC-15E392L	ELC-15E392L	3900	±10	1.700	0.47				
667-ELC-15E472L	ELC-15E472L	4700	±10	2.400	0.43				
667-ELC-15E562L	ELC-15E562L	5600	±10	2.600	0.39				
667-ELC-15E682L	ELC-15E682L	6800	±10	2.900	0.36				
667-ELC-15E822L	ELC-15E822L	8200	±10	3.500	0.34				
667-ELC-15E103L	ELC-15E103L	10000	±10	4.600	0.30				

QF SERIES HIGH FREQUENCY HIGH Q - NON MAGNETIC CORE

Features:
- Non polarity product
- Good for mounting
- High self resonance frequency
- Capable of being Re-flow or flow soldered
- Unique Ceramic Core/Laser-cut technology

Specifications:
- Operating Temp: -20°C to +85°C

Recommended Applications:
- RF circuitry for cellular phones and wireless communication equipment

DIMENSIONS: mm

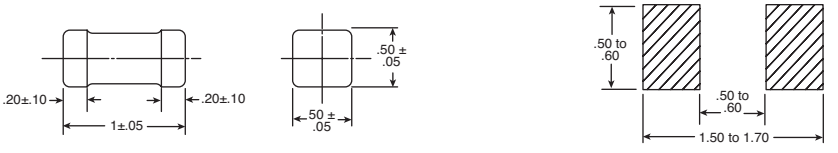

For quantities greater than listed, call for quote.

MOUSER STOCK NO.	Panasonic Part No.	Value (nH)	Tol. %	SRF (MHz)	DCR (Ω max)	Irms (A max)	Price Each 1	50	100	500
0402 Case Size										
667-ELJ-QF3N0DF	ELJ-QF3N0DF	3	±0.3 nH	5500	0.12	400				
667-ELJ-QF3N0ZF	ELJ-QF3N0ZF	3	±0.2 nH	5500	0.12	400				
667-ELJ-QF3N6DF	ELJ-QF3N6DF	3.6	±0.3 nH	5300	0.14	380				
667-ELJ-QF3N6ZF	ELJ-QF3N6ZF	3.6	±0.2 nH	5300	0.14	380				
667-ELJ-QF4N3DF	ELJ-QF4N3DF	4.3	±0.3 nH	5000	0.16	360				
667-ELJ-QF4N3ZF	ELJ-QF4N3ZF	4.3	±0.2 nH	5000	0.16	360				
667-ELJ-QF5N1DF	ELJ-QF5N1DF	5.1	±0.3 nH	4700	0.18	350				
667-ELJ-QF5N1ZF	ELJ-QF5N1ZF	5.1	±0.2 nH	4700	0.18	350				
667-ELJ-QF6N2DF	ELJ-QF6N2DF	6.2	±0.3 nH	4300	0.25	330				
667-ELJ-QF6N2ZF	ELJ-QF6N2ZF	6.2	±0.2 nH	4300	0.25	330				
667-ELJ-QF7N5JF	ELJ-QF7N5JF	7.5	5	3700	0.33	320				
667-ELJ-QF7N5ZF	ELJ-QF7N5ZF	7.5	±0.2 nH	3700	0.33	320				
667-ELJ-QF9N1JF	ELJ-QF9N1JF	9.1	5	3100	0.38	320				
667-ELJ-QF9N1ZF	ELJ-QF9N1ZF	9.1	±0.2 nH	3100	0.38	320				

For quantities greater than listed, call for quote.

MOUSER STOCK NO.	Panasonic Part No.	Value (nH)	Tol. %	SRF (MHz)	DCR (Ω max)	Irms (A max)	Price Each 1	50	100	500
0402 Case Size Cont.										
667-ELJ-QF11NJF	ELJ-QF11NJF	11	5	2800	0.43	320				
667-ELJ-QF11NGF	ELJ-QF11NGF	11	2	2800	0.43	320				
667-ELJ-QF13NJF	ELJ-QF13NJF	13	5	2600	0.53	280				
667-ELJ-QF13NGF	ELJ-QF13NGF	13	2	2600	0.53	280				
667-ELJ-QF16NJF	ELJ-QF16NJF	16	5	2300	0.65	240				
667-ELJ-QF16NGF	ELJ-QF16NGF	16	2	2300	0.65	240				
667-ELJ-QF20NJF	ELJ-QF20NJF	20	5	2100	0.75	220				
667-ELJ-QF20NGF	ELJ-QF20NGF	20	2	2100	0.75	220				
667-ELJ-QF24NJF	ELJ-QF24NJF	24	5	1900	1	200				
667-ELJ-QF24NGF	ELJ-QF24NGF	24	2	1900	1	200				
667-ELJ-QF30NJF	ELJ-QF30NJF	30	5	1800	1.3	190				
667-ELJ-QF30NGF	ELJ-QF30NGF	30	2	1800	1.3	190				
667-ELJ-QF36NJF	ELJ-QF36NJF	36	5	1800	1.6	160				
667-ELJ-QF36NGF	ELJ-QF36NGF	36	2	1800	1.6	160				

© Copyright 2014 Mouser Electronics
© Copyright 2014 Mouser Electronics

PULSE SMT Power Inductors and Shielded Drum Core

RoHS Compliant **This product is RoHS compliant.**

DIMENSIONS: in.



P1166, P1167

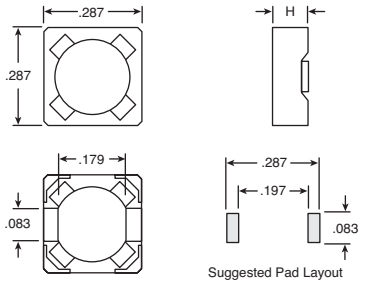

Suggested Pad Layout



P1168, P1169

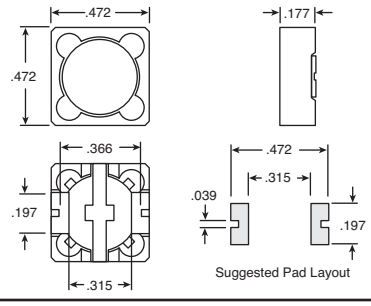

Suggested Pad Layout

Pulse offers a complete range of power magnetics for DC-DC converter and switch mode designs. These magnetics include power inductors, power transformers, current sensors, gate drive transformers and common mode inductors.

Many parts are designed for low voltage, high current and high frequency applications. Pulse manufactures the broadest selection of packaging options from various through hole devices to the smallest available surface mount solution with a height of .071" (1.80mm).

Features:

- Low profile and suitable for compact surface area mounting
- Large permissible DC current
- Low DC resistance

P1166 SERIES

Height =.138"

For quantities greater than listed, call for quote.

MOUSER STOCK NO.	Inductance (µH± 20%)	IPK (A)	Price Each				Reel Price Per Piece
Mfr. Mfr. Part No.			1	10	50	100	1200
RoHS Compliant							
673—P1166.103NLT	10	1.6					
673—P1166.123NLT	12	1.5					
673—P1166.153NLT	15	1.4					
673—P1166.183NLT	18	1.2					
673—P1166.223NLT	22	1.2					
673—P1166.273NLT	27	1					
673—P1166.333NLT	33	0.94					
673—P1166.393NLT	39	0.86					
673—P1166.473NLT	47	0.83					
673—P1166.563NLT	56	0.73					
673—P1166.683NLT	68	0.67					
673—P1166.823NLT	82	0.6					
673—P1166.104NLT	100	0.56					
673—P1166.124NLT	120	0.53					
673—P1166.184NLT	180	0.39					
673—P1166.224NLT	220	0.35					
673—P1166.274NLT	270	0.32					
673—P1166.334NLT	330	0.31					
673—P1166.394NLT	390	0.26					
673—P1166.474NLT	470	0.25					
673—P1166.564NLT	560	0.23					
673—P1166.684NLT	680	0.2					
673—P1166.824NLT	820	0.17					
Non-RoHS Compliant							
673—P1166.103T	10	1.6					
673—P1166.183T	18	1.2					
673—P1166.683T	68	0.67					

P1167 SERIES

Height =.177"

For quantities greater than listed, call for quote.

MOUSER STOCK NO.	Inductance (µH± 20%)	IPK (A)	Price Each				Reel Price Per Piece
Mfr. Mfr. Part No.			1	10	50	100	900
RoHS Compliant							
673—P1167.103NLT	10	2					
673—P1167.123NLT	12	1.9					
673—P1167.153NLT	15	1.7					
673—P1167.183NLT	18	1.5					
673—P1167.223NLT	22	1.4					
673—P1167.273NLT	27	1.2					
673—P1167.333NLT	33	1.1					
673—P1167.393NLT	39	1					
673—P1167.473NLT	47	0.94					
673—P1167.563NLT	56	0.86					
673—P1167.683NLT	68	0.78					
673—P1167.823NLT	82	0.7					
673—P1167.104NLT	100	0.63					
673—P1167.124NLT	120	0.57					
673—P1167.154NLT	150	0.52					
673—P1167.184NLT	180	0.47					
673—P1167.224NLT	220	0.43					
673—P1167.274NLT	270	0.39					
673—P1167.334NLT	330	0.35					
673—P1167.394NLT	390	0.32					
673—P1167.474NLT	470	0.29					
673—P1167.564NLT	560	0.26					
673—P1167.684NLT	680	0.23					
673—P1167.824NLT	820	0.21					
673—P1167.105NLT	1000	0.19					
Non-RoHS Compliant							
673—P1167.104T	100	0.63					

P1168 SERIES

For quantities greater than listed, call for quote.

MOUSER STOCK NO.	Inductance (µH± 20%)	IPK (A)	Price Each				Reel Price Per Piece
Mfr. Mfr. Part No.			1	10	50	100	500
RoHS Compliant							
673—P1168.103NLT	10	3.6					
673—P1168.123NLT	12	3.5					
673—P1168.153NLT	15	3.1					
673—P1168.183NLT	18	2.8					
673—P1168.223NLT	22	2.6					
673—P1168.273NLT	27	2.4					
673—P1168.333NLT	33	2.2					
673—P1168.393NLT	39	1.9					
673—P1168.473NLT	47	1.8					
673—P1168.563NLT	56	1.7					
673—P1168.683NLT	68	1.5					
673—P1168.823NLT	82	1.4					
673—P1168.104NLT	100	1.2					
673—P1168.124NLT	120	1.1					
673—P1168.154NLT	150	1					
673—P1168.184NLT	180	0.9					
673—P1168.224NLT	220	0.8					
673—P1168.274NLT	270	0.7					
673—P1168.334NLT	330	0.66					
673—P1168.394NLT	390	0.62					
673—P1168.474NLT	470	0.57					
673—P1168.564NLT	560	0.53					
673—P1168.684NLT	680	0.5					
673—P1168.824NLT	820	0.44					
673—P1168.105NLT	1000	0.4					
Non-RoHS Compliant							900
673—P1168.153T	15	3.1					
673—P1168.223T	22	2.6					
673—P1168.683T	68	1.5					
673—P1168.334T	330	0.66					
673—P1168.564T	560	0.53					

P1169 SERIES

For quantities greater than listed, call for quote.

MOUSER STOCK NO.	Inductance (µH± 20%)	IPK (A)	Price Each				Reel Price Per Piece
Mfr. Mfr. Part No.			1	10	50	100	500
RoHS Compliant							
673—P1169.103NLT	10	3.6					
673—P1169.123NLT	12	3.5					
673—P1169.153NLT	15	3.1					
673—P1169.183NLT	18	2.8					
673—P1169.223NLT	22	2.6					
673—P1169.273NLT	27	2.4					
673—P1169.333NLT	33	2.2					
673—P1169.393NLT	39	1.9					
673—P1169.473NLT	47	1.8					
673—P1169.563NLT	56	1.7					
673—P1169.683NLT	68	1.5					
673—P1169.823NLT	82	1.4					
673—P1169.104NLT	100	1.2					
673—P1169.124NLT	120	1.1					
673—P1169.184NLT	180	0.9					
673—P1169.224NLT	220	0.8					
673—P1169.274NLT	270	0.7					
673—P1169.334NLT	330	0.66					
673—P1169.394NLT	390	0.62					
673—P1169.474NLT	470	0.57					
673—P1169.564NLT	560	0.53					
673—P1169.684NLT	680	0.5					
673—P1169.824NLT	820	0.44					
673—P1169.105NLT	1000	0.4					
Non-RoHS Compliant							900
673—P1169.103T	10	3.6					
673—P1169.124T	120	1.1					
673—P1169.224T	220	0.8					

© Copyright 2014 Mouser Electronics

PULSE SMT Power Inductors

RoHS Compliant **This product is RoHS compliant.**

DIMENSIONS: in.

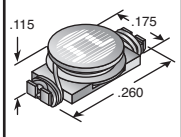

P0770

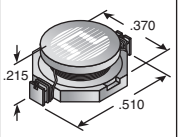

P0751/2

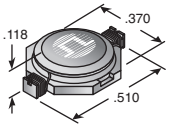

P0762

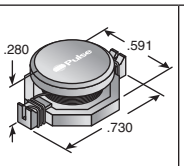

P0250

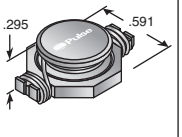

P1252

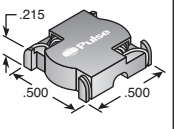

"Bobcat"



"Polecat"

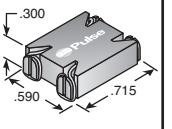

"Tomcat"

Inductors

Pulse

Features:

- Reliable self-leads
- High energy storage and low DC resistance
- Ideal for DC/DC conversion in notebook computers
- Direct Coilcraft replacement
- PDA's, step-up or step-down converters

Specifications:

- Operating Temperature: -40°C to +85°C

Cross Reference Chart	
Pulse Series	**Coilcraft Series**
P0770	DO1608
P0751	DO3316P
P0762	DO3308P
P0250	DO5022
P1252	DO5022HC

Pulse P0770 SERIES

For quantities greater than listed, call for quote.

MOUSER STOCK NO. Mfr.	Mfr. Part No.	Inductance (µH± 20%)	IPK (A)	Price Each 1	10	100	Reel 500
673	P0770.102NLT	1	2.9				
673	P0770.152NLT	1.5	2.6				
673	P0770.222NLT	2.2	2.3				
673	P0770.332NLT	3.3	2				
673	P0770.472NLT	4.7	1.5				
673	P0770.682NLT	6.8	1.2				
673	P0770.103NLT	10	1.1				
673	P0770.153NLT	15	0.9				
673	P0770.223NLT	22	0.7				
673	P0770.333NLT	33	0.58				
673	P0770.473NLT	47	0.5				
673	P0770.683NLT	68	0.4				
673	P0770.104NLT	100	0.31				
673	P0770.154NLT	150	0.27				
673	P0770.224NLT	220	0.22				

Pulse P0751 SERIES

For quantities greater than listed, call for quote.

MOUSER STOCK NO. Mfr.	Mfr. Part No.	Inductance (µH± 20%)	IPK (A)	Price Each 1	50	100	Reel 800
673	P0751.102NLT	1	9				
673	P0751.152NLT	1.5	8				
673	P0751.222NLT	2.2	7				
673	P0751.332NLT	3.3	6.4				
673	P0751.472NLT	4.7	5.4				
673	P0751.682NLT	6.8	4.6				
673	P0751.103NLT	10	3.8				
673	P0751.153NLT	15	3				
673	P0751.223NLT	22	2.6				
673	P0751.333NLT	33	2				
673	P0751.473NLT	47	1.6				
673	P0751.683NLT	68	1.4				

Pulse P0752 SERIES

For quantities greater than listed, call for quote.

MOUSER STOCK NO. Mfr.	Mfr. Part No.	Inductance (µH± 20%)	IPK (A)	Price Each 1	10	100	Reel 800
673	P0752.104NLT	100	1.2				
673	P0752.154NLT	150	1				
673	P0752.224NLT	220	0.8				
673	P0752.334NLT	330	0.6				
673	P0752.474NLT	470	0.5				
673	P0752.684NLT	680	0.4				
673	P0752.105NLT	1000	0.3				

Pulse P0762 SERIES

For quantities greater than listed, call for quote.

MOUSER STOCK NO. Mfr.	Mfr. Part No.	Inductance (µH± 20%)	IPK (A)	Price Each 1	10	100	Reel 500
673	P0762.103NLT	10	2.4				
673	P0762.153NLT	15	2				
673	P0762.223NLT	22	1.6				
673	P0762.333NLT	33	1.4				
673	P0762.473NLT	47	1				
673	P0762.683NLT	68	0.9				
673	P0762.104NLT	100	0.7				
673	P0762.154NLT	150	0.6				
673	P0762.224NLT	220	0.5				
673	P0762.334NLT	330	0.4				
673	P0762.474NLT	470	0.3				
673	P0762.684NLT	680	0.2				
673	P0762.105NLT	1000	0.1				

Pulse P0250 SERIES

For quantities greater than listed, call for quote.

MOUSER STOCK NO. Mfr.	Mfr. Part No.	Inductance (µH± 20%)	IPK (A)	Price Each 1	10	100	Reel 250
673	P0250.102NLT	1	20				
673	P0250.222NLT	2	16				
673	P0250.332NLT	3	14				
673	P0250.562NLT	5	12				
673	P0250.103NLT	9.5	10				
673	P0250.153NLT	13.5	8				
673	P0250.223NLT	20	7				
673	P0250.333NLT	30	5.5				
673	P0250.473NLT	43	4.5				
673	P0250.683NLT	62	3.5				
673	P0250.104NLT	95	3				
673	P0250.154NLT	135	2.6				
673	P0250.224NLT	200	2.4				
673	P0250.334NLT	300	1.9				
673	P0250.474NLT	430	1.4				
673	P0250.684NLT	620	1.2				
673	P0250.105NLT	950	1				

Pulse P1252 SERIES

For quantities greater than listed, call for quote.

MOUSER STOCK NO. Mfr.	Mfr. Part No.	Inductance (µH± 20%)	IPK (A)	Price Each 1	10	100	Reel 300
673	P1252.781NLT	0.78	30				
673	P1252.332NLT	2.2	20				
673	P1252.392NLT	3.3	17				
673	P1252.472NLT	3.9	15				
673	P1252.602NLT	4.7	13				
673	P1252.782NLT	6	12				
673	P1252.222NLT	7.8	11				
673	P1252.103NLT	10	10				

Pulse SMT TOROIDAL INDUCTORS

"Bobcat" Series Inductor

For quantities greater than listed, call for quote.

MOUSER STOCK NO. Mfr.	Mfr. Part No.	IDC (A)	LDC (µH)	Price Each 1	10	100	Reel 500
673	P0144NLT	3.80	9.4				
673	P0147NLT	1.65	50				
673	P0151NLT	0.81	200				

"Polecat" Series, Dual Inductor

For quantities greater than listed, call for quote.

MOUSER STOCK NO. Mfr.	Mfr. Part No.	IDC (A) Parallel	Series	Ref. L @ DC LDC (µH) Parallel	Series	DCR (mΩ) (max.) Parallel	Series	Price Each 1	10	100	500
673	P0174NL	8.3	4.15	2	7.8	7.6	30.3				
673	P0175NL	7.2	3.6	2.4	9.6	10.9	43.6				
673	P0176NL	5.2	2.6	5	20	19	76				
673	P0177NL	3.84	1.92	9.3	37.3	29.8	119				
673	P0178NL	3.12	1.56	14.1	56.2	45.3	181				
673	P0179NL	2.64	1.32	19.7	79	66.3	265				
673	P0180NL	2.16	1.08	29.3	117.3	106	424				
673	P0181NL	1.8	0.9	42.6	170.3	151	603				
673	P0182NL	1.48	0.74	61.3	245.3	224	897				
673	P0183NL	1.22	0.61	84.2	336.7	324	1295				

"Tomcat" Series, Dual Inductor

For quantities greater than listed, call for quote.

MOUSER STOCK NO. Mfr.	Mfr. Part No.	IDC (A) Parallel	Series	Ref. L @ DC LDC (µH) Parallel	Series	DCR (mΩ) (max.) Parallel	Series	Price Each 1	10	100
673	P0395NL	14.4	7.2	1.5	6.1	4.41	17.6			
673	P0396NL	11.2	5.6	2.4	9.7	6.54	26.2			
673	P0397NL	8.2	4.1	4.2	17	10.47	41.9			
673	P0398NL	6.8	3.4	5.8	23.1	14.94	59.7			
673	P0399NL	5.7	2.85	7.6	30.6	20.99	84			
673	P0400NL	5.4	2.7	12.1	48.5	23.24	93			
673	P0401NL	4.4	2.2	18	72	38.15	152.6			
673	P0402NL	3.54	1.77	27	108	53.21	212.8			
673	P0403NL	3	1.5	34.8	139.1	73.89	295.6			

© Copyright 2014 Mouser Electronics

© Copyright 2014 Mouser Electronics

SUMIDA Power Inductors

RoHS Compliant **This product is RoHS compliant.**

CDRH6D28 SERIES

Low profile SMD power inductors with electrodes directly attached to the ferrite core.
EMI Shielding is used to minimize crosstalk interference.

For quantities greater than listed, call for quote.

MOUSER STOCK NO.	Sumida Part No.	Value (μH)	Current (A)	Price Each 1	10	100	500
851-CDRH6D28NP-3R0NC	CDRH6D28NP-3R0NC	3	3				
851-CDRH6D28NP-3R9NC	CDRH6D28NP-3R9NC	3.9	2.6				
851-CDRH6D28NP-5R0NC	CDRH6D28NP-5R0NC	5	2.4				
851-CDRH6D28NP-6R0NC	CDRH6D28NP-6R0NC	6	2.25				
851-CDRH6D28NP-7R3NC	CDRH6D28NP-7R3NC	7.3	2.1				
851-CDRH6D28NP-100NC	CDRH6D28NP-100NC	10	1.7				
851-CDRH6D28NP-150NC	CDRH6D28NP-150NC	15	1.4				
851-CDRH6D28NP-180NC	CDRH6D28NP-180NC	18	1.32				
851-CDRH6D28NP-220NC	CDRH6D28NP-220NC	22	1.2				
851-CDRH6D28NP-330NC	CDRH6D28NP-330NC	33	0.97				
851-CDRH6D28NP-470NC	CDRH6D28NP-470NC	47	0.8				
851-CDRH6D28NP-680NC	CDRH6D28NP-680NC	68	0.65				
851-CDRH6D28NP-101NC	CDRH6D28NP-101NC	100	0.54				

DIMENSIONS: mm

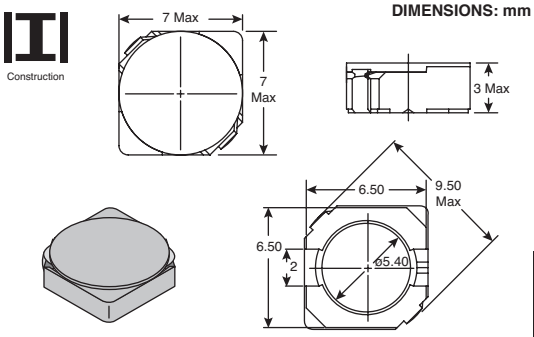

CDRH6D38T SERIES

Specifications:

- Ferrite drum core construction
- Magnetically shielded
- Moisture Sensitivity Level: 1
- Halogen Free available
- Operating temperature range: -40°C to 125°C
- Solder reflow temperature: 260°C peak

PRODUCT NEW

For quantities greater than listed, call for quote.

MOUSER STOCK NO.	Sumida Part No.	Value (μH)	Current (A)	Inductance Tolerance	Price Each 1	10	100	500
851-CDRH6D38T125N3R0	CDRH6D38T125NP-3R0NC	3	3	±30%				
851-CDRH6D38T125N5R6	CDRH6D38T125NP-5R6NC	5.6	2.1	±30%				
851-CDRH6D38T125N100	CDRH6D38T125NP-100PC	10	1.7	±25%				
851-CDRH6D38T125N220	CDRH6D38T125NP-220PC	22	1	±25%				

DIMENSIONS: mm

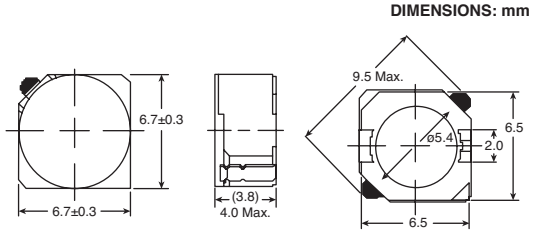

CDRH74 SERIES

SMD power inductors with electrodes directly attached to the ferrite core.
EMI Shielding is used to minimize crosstalk interference.

For quantities greater than listed, call for quote.

MOUSER STOCK NO.	Sumida Part No.	Value (μH)	Current (A)	Price Each 1	10	100	500
851-CDRH74NP-100MC	CDRH74NP-100MC	10	1.84				
851-CDRH74NP-150MC	CDRH74NP-150MC	15	1.47				
851-CDRH74NP-180MC	CDRH74NP-180MC	18	1.31				
851-CDRH74NP-220MC	CDRH74NP-220MC	22	1.23				
851-CDRH74NP-330MC	CDRH74NP-330MC	33	0.96				
851-CDRH74NP-470MC	CDRH74NP-470MC	47	0.88				
851-CDRH74NP-680MC	CDRH74NP-680MC	68	0.69				
851-CDRH74NP-101MC	CDRH74NP-101MC	100	0.6				
851-CDRH74NP-331MC	CDRH74NP-331MC	330	0.32				
851-CDRH74NP-471MC	CDRH74NP-471MC	470	0.26				
851-CDRH74NP-102MC	CDRH74NP-102MC	1000	0.45				

DIMENSIONS: mm

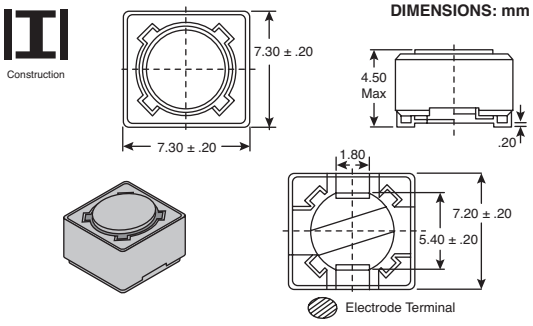

CDRH8D43RT SERIES

Specifications:

- Ferrite drum core construction
- Magnetically shielded
- Moisture Sensitivity Level: 1
- Halogen Free available
- Operating temperature range: -40°C to 125°C
- Solder reflow temperature: 260°C peak

PRODUCT NEW

For quantities greater than listed, call for quote.

MOUSER STOCK NO.	Sumida Part No.	Value (μH)	Current (A)	Inductance Tolerance	Price Each 1	10	100	500
851-CDRH8D43RT1254R3	CDRH8D43RT125NP-4R3NC	4.3	4.2	±30%				
851-CDRH8D43RT125100	CDRH8D43RT125NP-100MC	10	2.75	±20%				
851-CDRH8D43RT125150	CDRH8D43RT125NP-150MC	15	2.3	±20%				
851-CDRH8D43RT125470	CDRH8D43RT125NP-470MC	47	1.3	±20%				

DIMENSIONS: mm

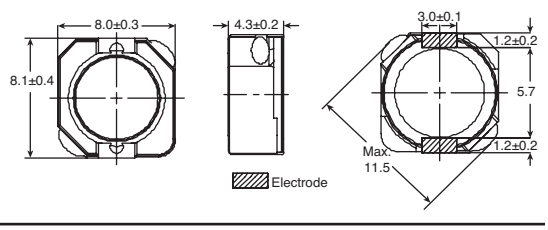

CDRH8D48A SERIES

Specifications:

- Ferrite drum core construction
- Magnetically shielded
- Moisture Sensitivity Level: 1
- Halogen Free available
- Operating temperature range: -40°C to 125°C
- Solder reflow temperature: 260°C peak

Applications:

- Automotive and other high temperature, high reliablity application

PRODUCT NEW

For quantities greater than listed, call for quote.

MOUSER STOCK NO.	Sumida Part No.	Value (μH)	Current (A)	Inductance Tolerance	Price Each 1	10	100	500
851-CDRH8D48/ANP100	CDRH8D48/ANP-100MC	10	2.26	±20%				

DIMENSIONS: mm

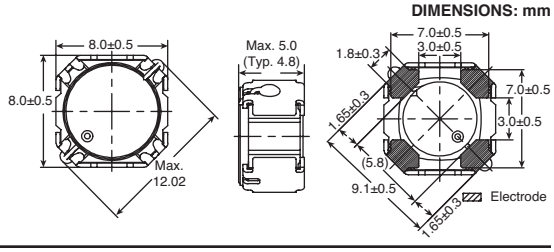

CEP125 SERIES

Features:

- Measuring Freq. (L): 100kHz
- Tolerance of Inductance: (S) 0.68μH±30% (N), 1.5μH-10μH±20% (M)
  (H) 0.47μH±30% (N), 1.0μH-7.2μH±20% (M)
  (U) 0.35μH-0.8±30% (N), 1.4μH-5.6μH±20% (M)

For quantities greater than listed, call for quote.

MOUSER STOCK NO.	Sumida Part No.	Value (μH)	Current (A)	Price Each 1	10	100	500
851-CEP125NP-1R0MC-H	CEP125NP-1R0MC-H	1.0	20				
851-CEP125NP-1R4MC-U	CEP125NP-1R4MC-U	1.4	19.2				
851-CEP125NP-1R5MC	CEP125NP-1R5MC	1.5	14				
851-CEP125NP-1R8MC-H	CEP125NP-1R8MC-H	1.8	15.3				
851-CEP125NP-2R5MC	CEP125NP-2R5MC	2.5	10				
851-CEP125NP-4R0MC	CEP125NP-4R0MC	4.0	8.3				
851-CEP125NP-4R0MC-H	CEP125NP-4R0MC-H	4.0	10.3				
851-CEP125NP-4R3MC-U	CEP125NP-4R3MC-U	4.3	11				
851-CEP125NP-5R6MC-H	CEP125NP-5R6MC-H	5.6	8.8				
851-CEP125NP-6R0MC	CEP125NP-6R0MC	6.0	6.7				
851-CEP125NP-7R2MC-H	CEP125NP-7R2MC-H	7.2	7.8				
851-CEP125NP-100MC	CEP125NP-100MC	10	5.0				

DIMENSIONS: mm

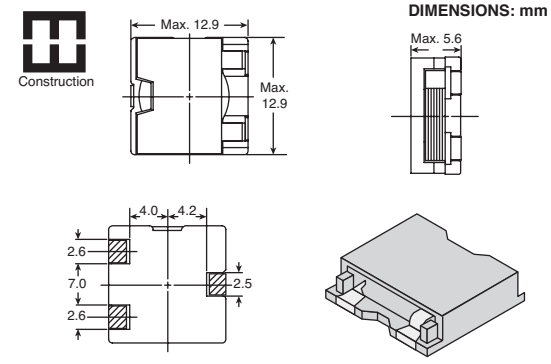

© Copyright 2014 Mouser Electronics

SUMIDA Power Inductors

RoHS Compliant **This product is RoHS compliant.**

CDEP134 SERIES

High current handling and low DCR are achieved in a small package with Flat Wire Technology. EMI Shielding is used to minimize crosstalk interference.

For quantities greater than listed, call for quote.

MOUSER STOCK NO.	Sumida Part No.	Value (μH)	Current (A)	Inductance Tolerance	Price Each 1	10	100	500
851-CDEP134NP-0R9MC	CDEP134NP-0R9MC	0.9	17	±20%				
851-CDEP134NP1R2MC-H	CDEP134NP-1R2MC-H	1.2	15	±20%				
851-CDEP134NP-1R6MC	CDEP134NP-1R6MC	1.6	15	±20%				
851-CDEP134NP-2R5MC	CDEP134NP-2R5MC	2.5	10.5	±20%				
851-CDEP134NP3R6MC-H	CDEP134NP-3R6MC-H	3.6	7.5	±20%				
851-CDEP134NP-4R8MC	CDEP134NP-4R8MC	4.8	7	±20%				
851-CDEP134NP-6R4MC	CDEP134NP-6R4MC	6.4	7	±20%				
851-CDEP134NP-8R0MC	CDEP134NP-8R0MC	8	6.5	±20%				

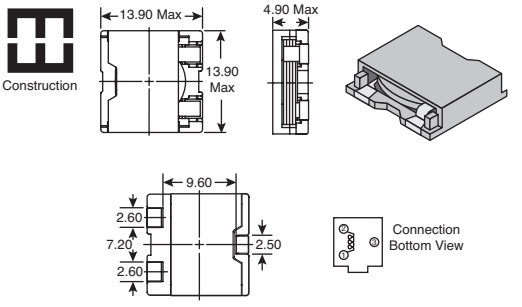

CDR7D28MN SERIES

The DC superposition characteristic is extended by making manganese zinc and nickel zinc ferrite core into a hybrid as compared with the previous type.

For quantities greater than listed, call for quote.

MOUSER STOCK NO.	Sumida Part No.	Value (μH)	Current (A)	Price Each 1	10	100	500
851-CDR7D28MNNP2R0NC	CDR7D28MNNP-2R0NC	2	3.95				
851-CDR7D28MNNP4R6NC	CDR7D28MNNP-4R6NC	4.6	3.1				
851-CDR7D28MNNP6R8NC	CDR7D28MNNP-6R8NC	6.8	2.75				
851-CDR7D28MNNP8R0NC	CDR7D28MNNP-8R0NC	8	2.6				
851-CDR7D28MNNP100NC	CDR7D28MNNP-100NC	10	2.5				
851-CDR7D28MNNP150NC	CDR7D28MNNP-150NC	15	2				
851-CDR7D28MNNP220NC	CDR7D28MNNP-220NC	22	1.6				
851-CDR7D28MNNP330NC	CDR7D28MNNP-330NC	33	1.2				

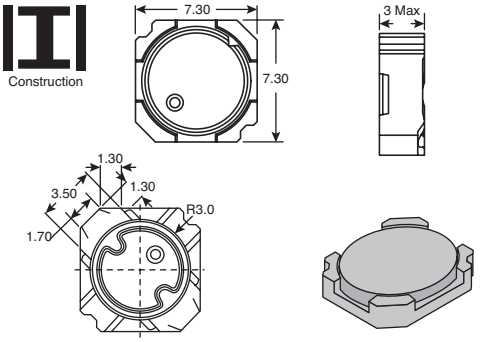

CDRH104R SERIES

Specifications:
- Magnetically shielded

Applications:
- Ideally used in Notebook PC, LCD TV,DVD, Game machine, STB ,Projector etc as DC-DC Converter inductors

For quantities greater than listed, call for quote.

MOUSER STOCK NO.	Sumida Part No.	Value (μH)	Current (A)	Price Each 1	10	100	500
851-CDRH104RNP-1R5NC	CDRH104RNP-1R5NC	1.5	6.5				
851-CDRH104RNP-2R5NC	CDRH104RNP-2R5NC	2.5	6.1				
851-CDRH104RNP-3R8NC	CDRH104RNP-3R8NC	3.8	5.5				
851-CDRH104RNP5R2NC	CDRH104RNP-5R2NC	5.2	5.4				
851-CDRH104RNP-100NC	CDRH104RNP-100NC	10	3.8				
851-CDRH104RNP-150NC	CDRH104RNP-150NC	15	3.1				
851-CDRH104RNP-220NC	CDRH104RNP-220NC	22	2.5				
851-CDRH104RNP-330NC	CDRH104RNP-330NC	33	2.2				
851-CDRH104RNP-470NC	CDRH104RNP-470NC	47	1.9				
851-CDRH104RNP-680NC	CDRH104RNP-680NC	68	1.42				
851-CDRH104RNP-101NC	CDRH104RNP-101NC	100	1.25				

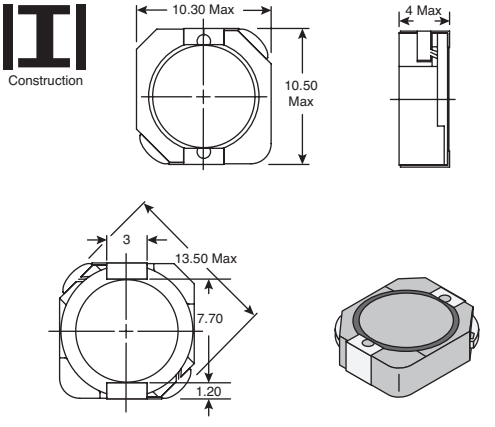

CDRH104RT SERIES

Specifications:
- Ferrite drum core construction
- Magnetically shielded
- Moisture Sensitivity Level: 1
- Halogen Free available
- Operating temperature range: -40°C to 125°C
- Solder reflow temperature: 260°C peak

NEW PRODUCT

For quantities greater than listed, call for quote.

MOUSER STOCK NO.	Sumida Part No.	Value (μH)	Current (A)	Inductance Tolerance	Price Each 1	10	100	500
851-CDRH104RT125N4R7	CDRH104RT125NP-4R7PC	4.7	4.6	±30%				
851-CDRH104RT125N100	CDRH104RT125NP-100MC	10	3.46	±30%				
851-CDRH104RT125N220	CDRH104RT125NP-220MC	22	2.18	±30%				
851-CDRH104RT125N330	CDRH104RT125NP-330MC	33	1.8	±30%				

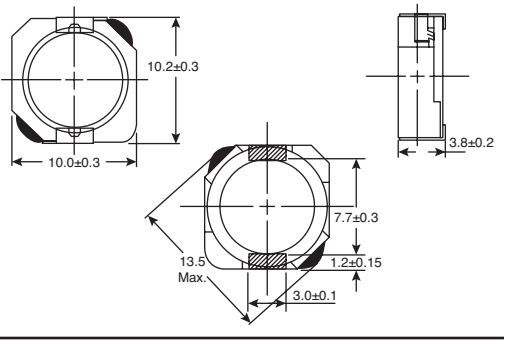

CDRH125L SERIES

Specifications:
- Ferrite drum core construction
- Magnetically shielded
- Moisture Sensitivity Level: 1
- Halogen Free available
- Operating temperature range: -40°C to 125°C
- Solder reflow temperature: 260°C peak

NEW PRODUCT

For quantities greater than listed, call for quote.

MOUSER STOCK NO.	Sumida Part No.	Value (μH)	Current (A)	Inductance Tolerance	Price Each 1	10	100	500
851-CDRH125L125NP100	CDRH125L125NP-100MC	10	4.1	±20%				
851-CDRH125L125NP220	CDRH125L125NP-220MC	22	2.81	±20%				
851-CDRH125L125NP470	CDRH125L125NP-470MC	47	2.44	±20%				
851-CDRH125L125NP101	CDRH125L125NP-101MC	100	1.37	±20%				

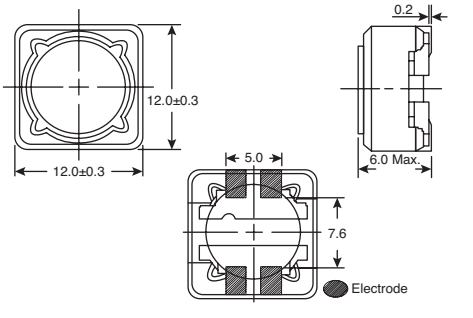

© Copyright 2014 Mouser Electronics

© Copyright 2014 Mouser Electronics

SUMIDA Power Inductors

RoHS Compliant **This product is RoHS compliant.**

CDRH127 SERIES

CDRH127 series are SMD power inductors with electrodes directly attached to the ferrite core. EMI Shielding is used to minimize crosstalk interference.

For quantities greater than listed, call for quote.

MOUSER STOCK NO.	Sumida Part No.	Value (μH)	Current (A)	Price Each 1	10	100	500
851-CDRH127NP-4R7NC	CDRH127NP-4R7NC	4.7	6.8				
851-CDRH127NP-6R1NC	CDRH127NP-6R1NC	6.1	6.6				
851-CDRH127NP-7R6NC	CDRH127NP-7R6NC	7.6	5.9				
851-CDRH127NP-100MC	CDRH127NP-100MC	10	5.4				
851-CDRH127NP-150MC	CDRH127NP-150MC	15	4.5				
851-CDRH127NP-220MC	CDRH127NP-220MC	22	3.6				
851-CDRH127NP-270MC	CDRH127NP-270MC	27	3.4				
851-CDRH127NP-330MC	CDRH127NP-330MC	33	3				
851-CDRH127NP-390MC	CDRH127NP-390MC	39	2.75				
851-CDRH127NP-470MC	CDRH127NP-470MC	47	2.5				
851-CDRH127NP-560MC	CDRH127NP-560MC	56	2.35				
851-CDRH127NP-680MC	CDRH127NP-680MC	68	2.1				
851-CDRH127NP-101MC	CDRH127NP-101MC	100	1.7				
851-CDRH127NP-102MC	CDRH127NP-102MC	1000	0.55				

DIMENSIONS: mm

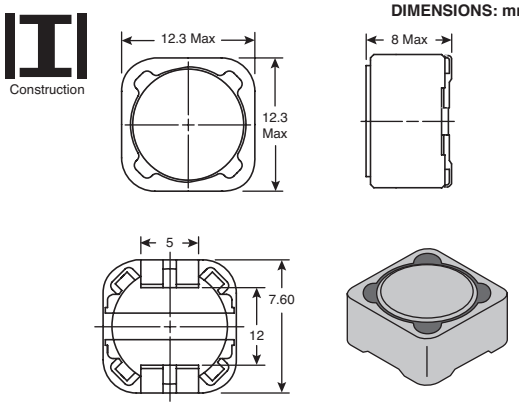

CDRH127L SERIES

Specifications:
- Ferrite drum core construction
- Magnetically shielded
- Moisture Sensitivity Level: 1
- Halogen Free available
- Operating temperature range: -40°C to 125°C
- Solder reflow temperature: 260°C peak

PRODUCT NEW

For quantities greater than listed, call for quote.

MOUSER STOCK NO.	Sumida Part No.	Value (μH)	Current (A)	Inductance Tolerance	Price Each 1	10	100	500
851-CDRH127L125NP100	CDRH127L125NP-100MC	10	6.6	±20%				
851-CDRH127L125NP470	CDRH127L125NP-470MC	47	3.15	±20%				
851-CDRH127L125NP4R7	CDRH127L125NP-4R7MC	4.7	12.3	±30%				
851-CDRH127L125NP4R7	CDRH127L125NP-4R7NC	4.7	12.3	±30%				
851-CDRH127L125NP220	CDRH127L125NP-220MC	22	4.4	±20%				

DIMENSIONS: mm

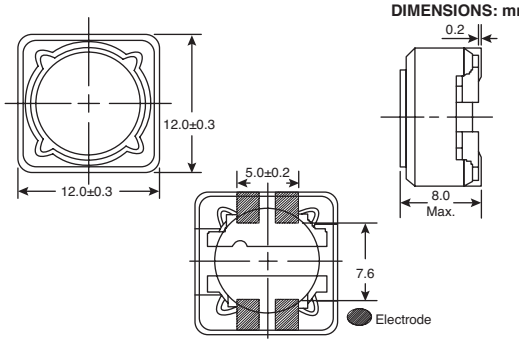

CDRH127LD SERIES

CDRH127/LD is a low DCR direct drop-in version of Sumida's most popular series, the CDRH127 series. EMI Shielding is used to minimize crosstalk interference.

For quantities greater than listed, call for quote.

MOUSER STOCK NO.	Sumida Part No.	Value (μH)	Current (A)	Price Each 1	10	100	500
851-CDRH127LDNP2R4NC	CDRH127/LDNP-2R4NC	2.4	10.3				
851-CDRH127LDNP100MC	CDRH127/LDNP-100MC	10	6.7				
851-CDRH127LDNP120MC	CDRH127/LDNP-120MC	12	6.45				
851-CDRH127LDNP150MC	CDRH127/LDNP-150MC	15	5.65				
851-CDRH127LDNP180MC	CDRH127/LDNP-180MC	18	5.1				
851-CDRH127LDNP220MC	CDRH127/LDNP-220MC	22	4.7				
851-CDRH127LDNP270MC	CDRH127/LDNP-270MC	27	4.2				
851-CDRH127LDNP330MC	CDRH127/LDNP-330MC	33	3.9				
851-CDRH127LDNP390MC	CDRH127/LDNP-390MC	39	3.5				
851-CDRH127LDNP470MC	CDRH127/LDNP-470MC	47	3.25				
851-CDRH127LDNP680MC	CDRH127/LDNP-680MC	68	2.6				
851-CDRH127LDNP820MC	CDRH127/LDNP-820MC	82	2.4				
851-CDRH127LDNP101MC	CDRH127/LDNP-101MC	100	2.1				
851-CDRH127LDNP151MC	CDRH127/LDNP-151MC	150	1.8				
851-CDRH127LDNP221MC	CDRH127/LDNP-221MC	220	1.45				
851-CDRH127LDNP331MC	CDRH127/LDNP-331MC	330	1.2				
851-CDRH127LDNP471MC	CDRH127/LDNP-471MC	470	1				
851-CDRH127LDNP681MC	CDRH127/LDNP-681MC	680	0.85				
851-CDRH127LDNP102MC	CDRH127/LDNP-102MC	1000	0.7				

DIMENSIONS: mm

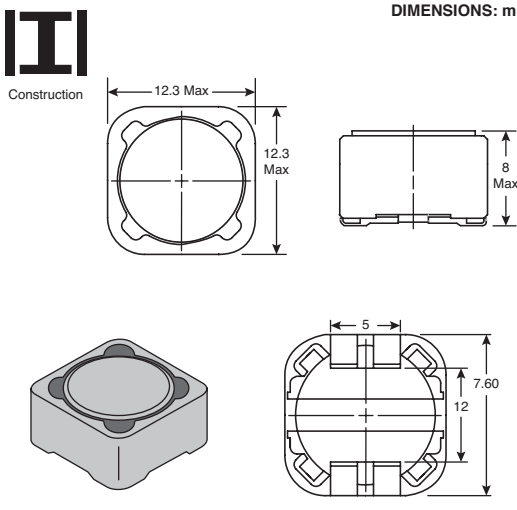

CDRH12D58A SERIES

Specifications:
- Ferrite drum core construction
- Magnetically shielded
- Moisture Sensitivity Level: 1
- Operating temperature range: -40°C to 155°C
- Solder reflow temperature: 260°C peak

PRODUCT NEW

For quantities greater than listed, call for quote.

MOUSER STOCK NO.	Sumida Part No.	Value (μH)	Current (A)	Inductance Tolerance	Price Each 1	10	100	500
851-CDRH12D58/ANP470	CDRH12D58/ANP-470MC	47	1.8	±20%				

DIMENSIONS: mm

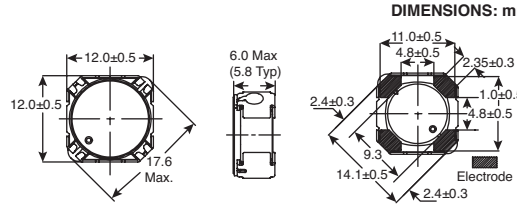

CDRH12D78A SERIES

Specifications:
- Ferrite drum core construction
- Magnetically shielded
- Moisture Sensitivity Level: 1
- Operating temperature range: -40°C to 155°C
- Solder reflow temperature: 260°C peak

PRODUCT NEW

For quantities greater than listed, call for quote.

MOUSER STOCK NO.	Sumida Part No.	Value (μH)	Current (A)	Inductance Tolerance	Price Each 1	10	100	500
851-CDRH12D78/ANP100	CDRH12D78/ANP-100MC	10	4.2	±20%				
851-CDRH12D78/ANP150	CDRH12D78/ANP-150MC	15	3.7	±20%				
851-CDRH12D78/ANP220	CDRH12D78/ANP-220MC	22	2.9	±20%				
851-CDRH12D78/ANP470	CDRH12D78/ANP-470MC	47	2.1	±20%				

DIMENSIONS: mm

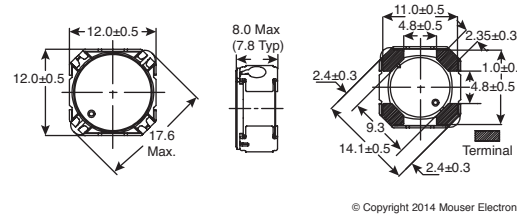

© Copyright 2014 Mouser Electronics

© Copyright 2014 Mouser Electronics

SUMIDA Power Inductors

RoHS Compliant **This product is RoHS compliant.**

CDRH2D09 SERIES

Features:
- Measuring Freq. (L): 100KHz
- Tolerance of Inductance: 1.5μH-10μH ± 30% (N)

For quantities greater than listed, call for quote.

MOUSER STOCK NO.	Sumida Part No.	Value (μH)	Current (mA)	Price Each 1	10	100	500
851-CDRH2D09NP-2R2MC	CDRH2D09NP-2R2MC	2.2	600				
851-CDRH2D09NP-3R0MC	CDRH2D09NP-3R0MC	3.0	470				
851-CDRH2D09NP-3R9MC	CDRH2D09NP-3R9MC	3.9	450				
851-CDRH2D09NP-4R7MC	CDRH2D09NP-4R7MC	4.7	410				
851-CDRH2D09NP-5R6MC	CDRH2D09NP-5R6MC	5.6	370				
851-CDRH2D09NP-6R8MC	CDRH2D09NP-6R8MC	6.8	330				
851-CDRH2D09NP-100MC	CDRH2D09NP-100MC	10	280				

DIMENSIONS: mm

Construction

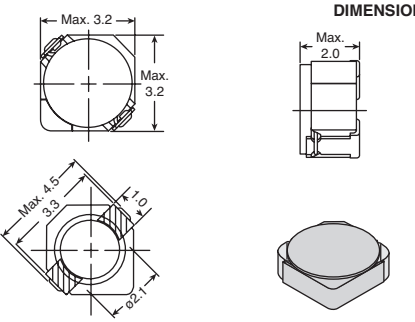

CDRH2D18 SERIES

Features:
- Measuring Freq. (L): 100KHz
- Tolerance of Inductance: 1.7μH-10μH ± 30% (N)

For quantities greater than listed, call for quote.

MOUSER STOCK NO.	Sumida Part No.	Value (μH)	Current (mA)	Price Each 1	10	100	500
851-CDRH2D18HP-1R7NC	CDRH2D18/HP-1R7NC	1.7	185				
851-CDRH2D18HP-4R7NC	CDRH2D18/HP-4R7NC	4.7	630				
851-CDRH2/HPNP-6R3NC	CDRH2D18/HPNP-6R3NC	6.3	550				
851-CDRH2D18HP-100NC	CDRH2D18/HP-100NC	10	430				
851-CDRH2D18HP-150NC	CDRH2D18/HP-150NC	15	350				

DIMENSIONS: mm

Construction

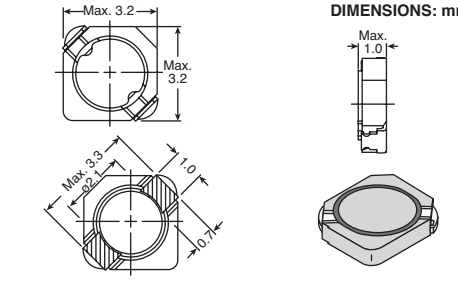

CDRH3D16 SERIES

Features:
- Measuring Freq. (L): 100KHz
- Tolerance of Inductance: 1.5μH-33μH ± 30% (N)

For quantities greater than listed, call for quote.

MOUSER STOCK NO.	Sumida Part No.	Value (μH)	Current (mA)	Price Each 1	10	100	500
851-CDRH3D16NP-1R5NC	CDRH3D16NP-1R5NC	1.5	1550				
851-CDRH3D16NP-2R2NC	CDRH3D16NP-2R2NC	2.2	1200				
851-CDRH3D16NP-3R3NC	CDRH3D16NP-3R3NC	3.3	1100				
851-CDRH3D16NP4R7NC	CDRH3D16NP-4R7NC	4.7	900				
851-CDRH3D16NP-6R8NC	CDRH3D16NP-6R8NC	6.8	730				
851-CDRH3D16NP-100NC	CDRH3D16NP-100NC	10	550				
851-CDRH3D16NP-150NC	CDRH3D16NP-150NC	15	450				
851-CDRH3D16NP-220NC	CDRH3D16NP-220NC	22	400				
851-CDRH3D16NP-330NC	CDRH3D16NP-330NC	33	320				

DIMENSIONS: mm

Construction

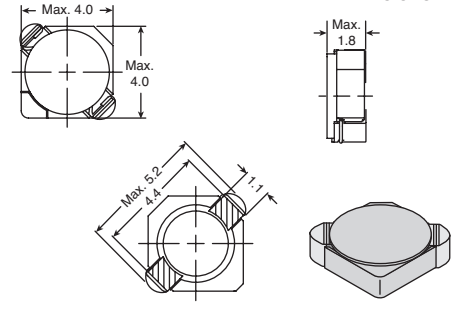

CDRH5D18 SERIES

Features:
- Measuring Freq. (L): 100KHz
- Tolerance of Inductance: 4.1μH-100μH ± 30% (N)

For quantities greater than listed, call for quote.

MOUSER STOCK NO.	Sumida Part No.	Value (μH)	Current (mA)	Price Each 1	10	100	500
851-CDRH5D18NP-4R1NC	CDRH5D18NP-4R1NC	4.1	1950				
851-CDRH5D18NP-5R4NC	CDRH5D18NP-5R4NC	5.4	1600				
851-CDRH5D18NP-6R2NC	CDRH5D18NP-6R2NC	6.2	1400				
851-CDRH5D18NP-8R9NC	CDRH5D18NP-8R9NC	8.9	1250				
851-CDRH5D18NP-100NC	CDRH5D18NP-100NC	10	1200				
851-CDRH5D18NP-120NC	CDRH5D18NP-120NC	12	1100				
851-CDRH5D18NP-150NC	CDRH5D18NP-150NC	15	970				
851-CDRH5D18NP-180NC	CDRH5D18NP-180NC	18	850				
851-CDRH5D18NP-220NC	CDRH5D18NP-220NC	22	800				
851-CDRH5D18NP-270NC	CDRH5D18NP-270NC	27	750				
851-CDRH5D18NP-330NC	CDRH5D18NP-330NC	33	650				
851-CDRH5D18NP-470NC	CDRH5D18NP-470NC	47	540				
851-CDRH5D18NP-560NC	CDRH5D18NP-560NC	56	500				
851-CDRH5D18NP-680NC	CDRH5D18NP-680NC	68	430				

DIMENSIONS: mm

Construction

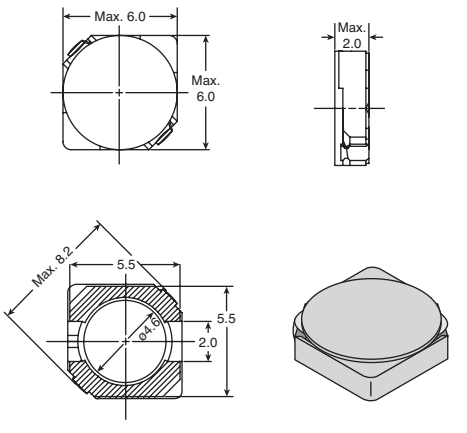

CDRH5D28RH SERIES

Specifications:
- Ferrite drum core construction
- Magnetically shielded
- Moisture Sensitivity Level: 1
- Halogen Free available
- Operating temperature range: -40°C to 125°C
- Solder reflow temperature: 260°C peak

NEW PRODUCT

For quantities greater than listed, call for quote.

MOUSER STOCK NO.	Sumida Part No.	Value (μH)	Current (A)	Inductance Tolerance	Price Each 1	10	100	500
851-CDRH5D28RH1253R3	CDRH5D28RH125NPt-3R3PC	3.3	3.4	±25%				
851-CDRH5D28RH1254R7	CDRH5D28RH125NP-4R7PC	4.7	2.89	±25%				
851-CDRH5D28RH125220	CDRH5D28RH125NP-220MC	22	1.33	±20%				
851-CDRH5D28RH125470	CDRH5D28RH125NP-470MC	47	0.91	±20%				

DIMENSIONS: mm

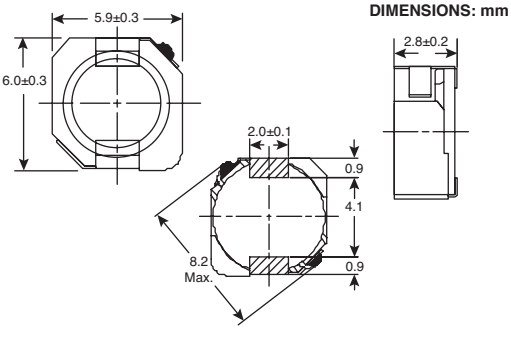

© Copyright 2014 Mouser Electronics

© Copyright 2014 Mouser Electronics

TAIYO YUDEN Multilayer Chip Inductors TAIYO YUDEN

RoHS Compliant **This product is RoHS compliant.**

Type	Dimensions: mm (in.)			
	L	W	T	e
BK0603 (0201)	0.30±0.03 (0.024±0.001)	0.30±0.03 (0.012±0.001)	0.30±0.03 (0.012±0.001)	0.15±0.05 (0.006±0.002)
BK1005 (0402)	1.00±0.05 (0.024±0.001)	0.30±0.03 (0.012±0.001)	0.50±0.05 (0.020±0.002)	0.25±0.10 (0.010±0.004)
BK1608 (0603)	1.6±0.15 (0.063±0.006)	0.8±0.15 (0.031±0.006)	0.8±0.15 (0.031±0.006)	0.3±0.2 (0.012±0.008)
BKP0603 (0201)	0.6±0.03 (0.024±0.001)	0.3±0.03 (0.012±0.001)	0.3±0.03 (0.012±0.001)	0.15±0.05 (0.006±0.002)
BKP1005 (0402)	1.00±0.05 (0.039±0.002)	0.50±0.05 (0.020±0.002)	0.50±0.05 (0.020±0.002)	0.25±0.10 (0.010±0.004)
BKP1608 (0603)	1.6±0.15 (0.063±0.006)	0.8±0.15 (0.031±0.006)	0.8±0.15 (0.031±0.006)	0.3±0.2 (0.012±0.008)
BKP2125 (0805)	2.0+0.3/-0.1 0.079+0.012/-0.004	1.25±0.2 (0.049±0.008)	0.85±0.2 (0.033±0.008)	0.5±0.3 (0.020±0.012)

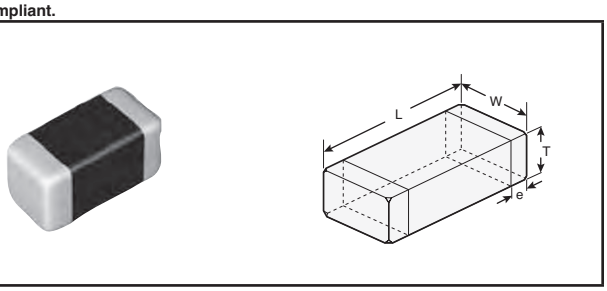

BK SERIES CHIP BEAD INDUCTORS

Features:
- Internal silver printed layer creates a closed circuit which acts as a magnetic shield minimizing heat generation and crosswalk
- No need for grounding provides greater circuit design flexibility
- Several material types and a broad range of impedance values provide noise countermeasures for various applications

Applications:
- Noise suppression in video and other AV products
- Radiated noise suppression in computer or printed interfaces and harness connectors

For additional sizes and values, visit mouser.com

For quantities greater than listed, call for quote.

MOUSER STOCK NO.	Impedance	DCR	Current	Price Each			
Mfr. Mfr. Part No.	(Ω)	(Ω max)	(mA) max.	1	50	100	500
0201							
963—BK0603LL100-T	10	0.25	200				
963—BK0603HS220-T	22	0.065	500				
963—BK0603HS330-T	33	0.07	500				
963—BK0603HM121-T	120	0.4	200				
963—BK0603HM241-T	240	0.8	200				
0402							
963—BK1005HS100-T	10	0.03	1000				
963—BK1005HS330-T	33	0.06	700				
963—BK1005HM121-T	120	0.18	300				
963—BK1005HM241-T	240	0.3	300				
963—BK1005HM102-T	1000	0.7	150				
0603							
963—BK1608HS330-T	33	0.08	1200				
963—BK1608HM121-T	120	0.2	350				
963—BK1608LL181-T	180	0.65	250				
963—BK1608HM241-T	240	0.35	300				
963—BK1608HM102-T	1000	0.7	200				

BK SERIES P TYPE CHIP BEAD INDUCTOR FOR POWER LINES

Features:
- Low Rdc value can lower the power consumption and extend the life of batteries. That stands on the high advanced green sheet and printing technologies
- No need for grounding provides greater circuit design flexibility

Applications:
- High frequency noise debug on the DC power supply line in personal computers and other information system products

For quantities greater than listed, call for quote.

MOUSER STOCK NO.	Impedance	DCR	Current	Price Each			
Mfr. Mfr. Part No.	(Ω)	(Ω max)	(A) max.	1	50	100	500
0201							
963—BKP0603HS220-T	22	65	1				
963—BKP0603HS330-T	33	70	1				
0402							
963—BKP1005HS100-T	10	30	2				
963—BKP1005HS330-T	33	50	1.7				
963—BKP1005HS680-T	120	75	1.5				
963—BKP1005HM121-T	220	120	1.1				
963—BKP1005HM221-T	68	180	0.9				
0403							
963—BKP1608HS330-T	33	25	3				
963—BKP1608HS101-T	100	50	1.7				
963—BKP1608HS121-T	120	35	2.7				
963—BKP1608HS181-T	180	75	1.5				
963—BKP1608HS271-T	270	110	1.2				
0805							
963—BKP2125HS330-T	33	20	4				
963—BKP2125HS101-T	100	40	2.5				
963—BKP2125HS221-T	220	50	2				
963—BKP2125HS331-T	330	75	1.5				

Type	Dimensions: mm (in.)			
	L	W	T	e
CK1608 (0603)	1.6±0.15 (0.063±0.006)	0.8±0.15 (0.031±0.006)	0.8±0.15 (0.031±0.006)	0.3±0.2 (0.012±0.008)
CK2125 CKS2125 (0805)	2.0+0.3/-0.1 (0.079+0.012/0.004)	1.25±0.2 (0.049±0.008)	0.85±0.2 (0.033±0.008)	0.5±0.3 (0.020±0.012)
			1.25±0.2 (0.049±0.008)	
CKP2012 NM2012 (0805)	2.0±0.2 (0.079±0.008)	1.25±0.2 (0.049±0.008)	1.0 max. (0.039 max.)	0.5±0.3 (0.02±0.012)
CKP2016 (0806)		1.6±0.2 (0.063±0.008)		
CKP2520 NM2520 (1008)	2.5±0.2 (0.098±0.008)	2.0±0.2 (0.079±0.008)	0.8 max. (0.031 max.)	
			1.0 max. (0.039 max.)	
			1.2 max. (0.047 max.)	

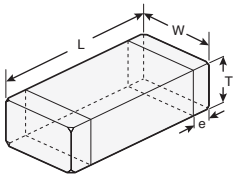

CK SERIES

Features:
- Internal printed coil structure creates a closed magnetic shield eliminating crosswalk, thus permitting higher mounting densities
- Multilayer block structure yields higher reliability

Applications:
- Separation of analog & digial circuits

For additional sizes and values, visit mouser.com

For quantities greater than listed, call for quote.

MOUSER STOCK NO.	Inductance	DCR	Current	Price Each			
Mfr. Mfr. Part No.	(uH)	(Ω typ.)	(mA) max.	1	50	100	500
0603							
963—CK16084R7M-T	4.7	0.45	60				
963—CK1608100M-T	10	0.85	50				
0805							
963—CK2125R10M-T	0.10	0.08	500				
963—CK2125R15M-T	0.15	0.13	500				
963—CK2125R22M-T	0.22	0.16	400				
963—CK2125R33M-T	0.33	0.21	400				
963—CK2125R47M-T	0.47	0.25	400				
963—CK2125R68M-T	0.68	0.35	300				
963—CK21251R0M-T	1	0.19	220				
963—CKS21251R0M-T	1	0.09	280				
963—CK21251R5M-T	1.5	0.23	170				
963—CK21252R2M-T	2.2	0.26	150				
963—CKS21252R2M-T	2.2	0.15	170				
963—CK21253R3M-T	3.3	0.38	130				
963—CK21254R7M-T	4.7	0.44	120				
963—CKS21254R7M-T	4.7	0.25	130				
963—CK21256R8M-T	6.8	0.39	70				
963—CK2125100M-T	10	0.55	60				
963—CKS2125100M-T	10	0.4	110				

CK SERIES P TYPE CHIP POWER INDUCTORS

Features:
- Low profile below 1.2mm
- Low Rdc
- Multilayer block structure yields higher reliability

Applications:
- DC/DC converter for mobile equipment, cellular phones, DSC, DVC

For quantities greater than listed, call for quote.

MOUSER STOCK NO.	Inductance	DCR	Current	Price Each			
Mfr. Mfr. Part No.	(uH)	(Ω typ.)	(A) max.	1	50	100	500
0805							
963—CKP2012NR47M-T	0.47	0.06	1.2				
963—CKP2012N1R0M-T	1	0.11	1				
963—CKP2012N1R5M-T	1.5	0.15	0.8				
963—CKP2012N2R2M-T	2.2	0.15	0.8				
963—CKP2012N3R3M-T	3.3	0.2	0.7				
963—CKP2012N4R7M-T	4.7	0.23	0.7				
0806							
963—CKP2016R47M-T	0.47	0.06	1.6				
963—CKP20161R0M-T	1	0.09	1.3				
963—CKP20161R5M-T	1.5	0.1	1.2				
963—CKP20162R2M-T	2.2	0.11	1.2				
963—CKP20163R3M-T	3.3	0.13	1.1				
963—CKP20164R7M-T	4.7	0.16	0.9				
1008							
963—CKP2520R47M-T	0.47	0.04	1.8				
963—CKP25201R0M-T	1	0.065	1.4				
963—CKP2520N1R0M-T	1	0.09	1.2				
963—CKP2520V1R0M-T	1	0.09	1.2				
963—CKP25201R5M-T	1.5	0.075	1.3				
963—CKP2520M1R5M-T	1.5	0.075	1.3				
963—CKP25202R2M-T	2.2	0.075	1.3				
963—CKP2520M2R2M-T	2.2	0.08	1.2				
963—CKP2520V2R2M-T	2.2	0.12	1.1				
963—CKP2520N2R2M-T	2.2	0.09	1.2				
963—CKP25203R3M-T	3.3	0.09	1.2				
963—CKP2520V3R3M-T	3.3	0.11	1.1				
963—CKP25204R7M-T	4.7	0.12	1.1				
963—CKP2520N4R7M-T	4.7	0.14	1.1				
963—CKP2520V4R7M-T	4.7	0.14	1.1				

© Copyright 2014 Mouser Electronics

© Copyright 2014 Mouser Electronics

TAIYO YUDEN Multilayer Chip Inductors

TAIYO YUDEN

RoHS Compliant **This product is RoHS compliant.**

Type	Dimensions: mm (in.)			
	L	W	T	e
HK0603 (0201)	0.6±0.03 (0.024±0.001)	0.3±0.03 (0.012±0.001)	0.3±0.03 (0.012±0.001)	0.15±0.05 (0.006±0.002)
HK1005 (0402)	1.0±0.05 (0.039±0.002)	0.5±0.05 (0.020±0.002)	0.5±0.05 (0.020±0.002)	0.25±0.10 (0.010±0.004)
HK1608 (0603)	1.6±0.15 (0.063±0.006)	0.8±0.15 (0.031±0.006)	0.8±0.15 (0.031±0.006)	0.3±0.2 (0.012±0.008)
HKQ0603S (0201)	0.6±0.03 (0.024±0.001)	0.3±0.03 (0.012±0.001)	0.3±0.03 (0.012±0.001)	0.1±0.05 (0.004±0.002)

HK SERIES FOR HIGH FREQUENCY APPLICATIONS

Common Features:
- Multilayer inductor made of advanced ceramics with low-resistivity silver used as internal conductors provides excellent Q and SRF characteristics
- Multilayer block structure ensures outstanding reliability, high productivity and product quality

Common Applications:
- Portable telephones, PHS and W-LAN
- Miscellaneous high-frequency circuits
- EMI countermeasure in high-frequency circuits

For additional sizes and values, visit mouser.com

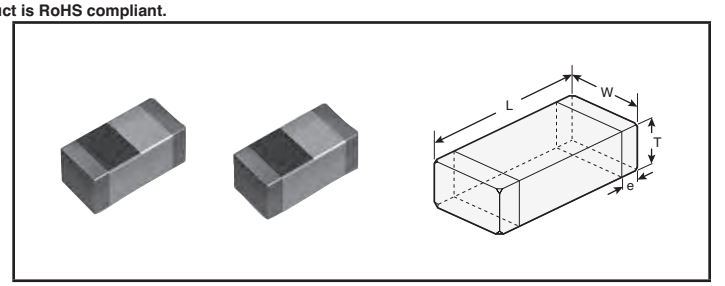

For quantities greater than listed, call for quote.

MOUSER STOCK NO. / Mfr. Part No.	Inductance (nH)	DCR (Ω max)	Current (mA) max.	Price Each 1	50	100	500
0201							
963—HK060310NJ-T	10	0.51	220				
963—HK060312NJ-T	12	0.68	190				
963—HK060315NJ-T	15	0.71	180				
963—HK060318NJ-T	18	0.81	170				
963—HK06031N0S-T	1	0.11	470				
963—HK06031N2S-T	1.2	0.12	450				
963—HK06031N5S-T	1.5	0.13	430				
963—HK06031N8S-T	1.8	0.16	390				
963—HK060322NJ-T	22	1	150				
963—HK060327NJ-T	27	1.35	120				
963—HK06032N0S-T	2	0.17	380				
963—HK06032N2S-T	2.2	0.19	360				
963—HK06032N4S-T	2.4	0.2	350				
963—HK06032N7S-T	2.7	0.21	340				
963—HK060333NJ-T	33	1.47	110				
0402							
963—HK100510NJ-T	10	0.23	300				
963—HK100512NJ-T	12	0.28	300				
963—HK100515NJ-T	15	0.31	300				
963—HK100518NJ-T	18	0.35	300				
963—HK10051N0S-T	1	0.04	300				
963—HK10051N2S-T	1.2	0.04	300				
963—HK10051N5S-T	1.5	0.05	300				
963—HK10051N8S-T	1.8	0.06	300				
963—HK100522NJ-T	22	0.42	300				
963—HK100527NJ-T	27	0.47	300				
963—HK10052N0S-T	2	0.06	300				
963—HK10052N2S-T	2.2	0.07	300				
963—HK10052N4S-T	2.4	0.07	300				
963—HK10052N7S-T	2.7	0.08	300				
963—HK100533NJ-T	33	0.5	200				
0603							
963—HK160810NJ-T	10	0.16	300				
963—HK160812NJ-T	12	0.17	300				
963—HK160815NJ-T	15	0.2	300				
963—HK160818NJ-T	18	0.21	300				
963—HK16081N0S-T	1	0.015	300				
963—HK16081N2S-T	1.2	0.015	300				
963—HK16081N5S-T	1.5	0.03	300				
963—HK16081N8S-T	1.8	0.06	300				
963—HK160822NJ-T	22	0.25	300				

MOUSER STOCK NO. / Mfr. Part No.	Inductance (nH)	DCR (Ω max)	Current (mA) max.	Price Each 1	50	100	500
0603 (Cont.)							
963—HK160827NJ-T	27	0.28	300				
963—HK16082N2S-T	2.2	0.06	300				
963—HK16082N7S-T	2.7	0.06	300				
963—HK160833NJ-T	33	0.35	300				
963—HK160839NJ-T	39	0.38	300				
963—HK16083N3S-T	3.3	0.06	300				

HK SERIES Q TYPE HIGH Q FOR HIGH FREQUENCY APPLICATIONS

For quantities greater than listed, call for quote.

MOUSER STOCK NO. / Mfr. Part No.	Inductance (nH)	DCR (Ω max)	Current (mA) max.	Price Each 1	50	100	500
0201							
963—HKQ0603S0N6C-T	0.6	0.06	600				
963—HKQ0603S0N7C-T	0.7	0.07	500				
963—HKQ0603S0N8C-T	0.8	0.07	550				
963—HKQ0603S0N9C-T	0.9	0.08	520				
963—HKQ0603S10NH-T	10	0.85	160				
963—HKQ0603S12NH-T	12	0.85	160				
963—HKQ0603S15NH-T	15	0.89	150				
963—HKQ0603S18NH-T	18	1.05	140				
963—HKQ0603S1N0C-T	1	0.09	490				
963—HKQ0603S1N1C-T	1.1	0.12	420				
963—HKQ0603S1N2C-T	1.2	0.015	380				
963—HKQ0603S1N3C-T	1.3	0.19	330				
963—HKQ0603S1N4C-T	1.4	0.11	440				
963—HKQ0603S1N5C-T	1.5	0.12	420				
963—HKQ0603S1N6C-T	1.6	0.13	410				
963—HKQ0603S1N7C-T	1.7	0.15	380				
963—HKQ0603S1N8C-T	1.8	0.16	370				
963—HKQ0603S1N9C-T	1.9	0.2	330				
963—HKQ0603S22NH-T	22	1.29	130				
963—HKQ0603S2N0C-T	2	0.24	300				
963—HKQ0603S2N1C-T	2.1	0.26	290				
963—HKQ0603S2N2C-T	2.2	0.28	270				
963—HKQ0603S2N3C-T	2.3	0.3	270				
963—HKQ0603S2N4C-T	2.4	0.32	260				
963—HKQ0603S2N5C-T	2.5	0.2	330				
963—HKQ0603S2N6C-T	2.6	0.22	310				
963—HKQ0603S2N7C-T	2.7	0.24	300				
963—HKQ0603S2N8C-T	2.8	0.25	290				
963—HKQ0603S2N9C-T	2.9	0.28	270				
963—HKQ0603S3N0C-T	3	0.28	270				

Type	Dimensions: mm (in.)			
	L	W	T	e
LK1608 (0603)	1.6±0.15 (0.063±0.006)	0.8±0.15 (0.031±0.006)	0.8±0.15 (0.031±0.006)	0.3±0.2 (0.012±0.008)

LK SERIES

Features:
- Internal printed coil structure creates a closed magnetic circuit which acts as a magnetic shield eliminating crosswalk, thus permitting higher mounting densities
- Multilayer block structure yields higher reliability

Applications:
- Any general circuit of portable equipment in which compact size and high mounting densities are required

For additional sizes and values, visit mouser.com

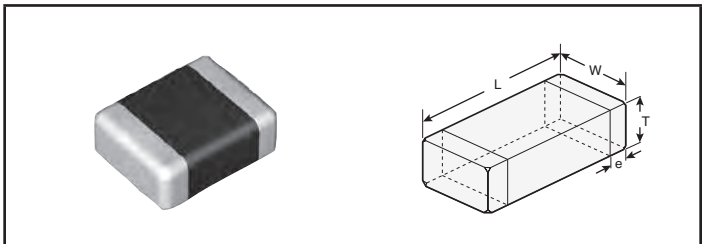

For quantities greater than listed, call for quote.

MOUSER STOCK NO. / Mfr. Part No.	Inductance (uH)	DCR (Ω max)	Current (mA) max.	Price Each 1	50	100	500
0603							
963—LK1608R10K-T	0.10	0.35	150				
963—LK1608R12K-T	0.12	0.4	150				
963—LK1608R15K-T	0.15	0.45	150				
963—LK1608R18K-T	0.18	0.5	100				
963—LK1608R22K-T	0.22	0.55	100				
963—LK1608R27K-T	0.27	0.8	100				
963—LK1608R33K-T	0.33	0.75	80				
963—LK1608R39K-T	0.39	0.85	80				
963—LK1608R47K-T	0.47	0.95	80				
963—LK1608R56K-T	0.56	1.05	80				
963—LK1608R68K-T	0.68	1.25	40				
963—LK1608R82K-T	0.82	1.4	40				
963—LK16081R2K-T	1.2	0.65	40				
963—LK16081R5K-T	1.5	0.7	40				
963—LK16081R8K-T	1.8	0.95	40				
963—LK1608100K-T	10	1.7	10				
963—LK1608120K-T	12	1.8	10				
963—LK1608150M-T	15	1.5	1				

MOUSER STOCK NO. / Mfr. Part No.	Inductance (uH)	DCR (Ω max)	Current (mA) max.	Price Each 1	50	100	500
0603 (Cont.)							
963—LK1608180M-T	18	1.6	1				
963—LK16081R0K-T	1	0.6	40				
963—LK16082R2K-T	2.2	1	30				
963—LK16082R2M-T	2.2	1	30				
963—LK16082R7K-T	2.7	1.15	30				
963—LK16082R7M-T	2.7	1.15	30				
963—LK1608220M-T	22	1.7	1				
963—LK1608270M-T	27	1.8	1				
963—LK16083R3K-T	3.3	1.3	30				
963—LK16083R9K-T	3.9	1.5	30				
963—LK1608330M-T	33	2.2	1				
963—LK16084R7K-T	4.7	1.6	30				
963—LK160847NM-T	47	0.2	150				
963—LK16085R6K-T	5.6	1.1	10				
963—LK16086R8K-T	6.8	1.3	10				
963—LK160868NM-T	68	0.3	150				
963—LK16088R2K-T	8.2	1.5	10				
963—LK160882NM-T	82	0.3	150				

© Copyright 2014 Mouser Electronics

© Copyright 2014 Mouser Electronics

TAIYO YUDEN Shielded SMD Power Inductors

TAIYO YUDEN

RoHS Compliant **This product is RoHS compliant.**

A

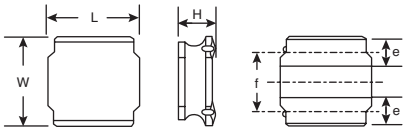

DIMENSIONS: mm (in.)

Type	L	W	H	e	f
NRH2410	2.4±0.1 (0.095±0.004)	2.4±0.1 (0.095±0.004)	1.0 max (0.039 max)	0.6±0.2 (0.024±0.008)	1.45±0.2 (0.057±0.008)
NR 3010	3.0±0.1 (0.118±0.004)	3.0±0.1 (0.118±0.004)	1.0 max (0.039 max)	0.9±0.2 (0.035±0.008)	1.9±0.2 (0.075±0.008)
NRH3010					
NR3012			1.2 max (0.047 max)		
NRH3012					
NR 3015			1.5 max (0.059 max)		
NR 4010	4.0±0.2 (0.157±0.008)	4.0±0.2 (0.157±0.008)	1.0 max (0.039 max)	1.1±0.2 (0.043±0.008)	2.5±0.2 (0.098±0.008)
NR 4012			1.2 max (0.047 max)		
NR 4018			1.8 max (0.071 max)		
NR 8040	8.0±0.2 (0.315±0.008)	8.0±0.2 (0.315±0.008)	*1) 4.2 max (0.165 max) *2) 4.0 max (0.157 max)	1.60±0.3 (0.063±0.012)	5.6±0.3 (0.22±0.012)

B

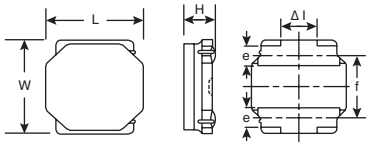

DIMENSIONS: mm (in.)

Type	L	W	H	e	f	ΔI
NR 5040	4.9±0.2 (0.193±0.008)	4.9±0.2 (0.193±0.008)	*3) 4.1 max (0.161 max) *4) 4.0 max (0.157 max)	1.2±0.2 (0.047±0.008)	3.3±0.2 (0.130±0.008)	1.3typ (0.051typ)
NR 6012	6.0±0.2 (0.236±0.008)	6.0±0.2 (0.236±0.008)	1.2 max (0.047 max)	1.35±0.2 (0.053±0.008)	4.0±0.2 (0.157±0.008)	2.3typ (0.091typ)
NR 6020			2.0 max (0.079 max)			
NR 6028			2.8 max (0.110 max)			
NR 6045			4.5 max (0.177 max)			

NR SERIES / NR SERIES H TYPE

Features:
- Small and Low Profile inductor
- Corresponds to High current.
- Simple and original magnetic shield structure.
- Durable structure against dropping impact.

Applications:
- For small DC/DC converter

✻For additional values and sizes, visit mouser.com

NR SERIES

For quantities greater than listed, call for quote.

MOUSER STOCK NO. Mfr.	Mfr. Part No.	Fig.	Inductance (uH)	DCR (Ω)	Self-resonant Freq. (MHz) min.	Price Each 1	50	100	500
NR3010									
963	NR3010T1R0N	A	1	0.065	126				
963	NR3010T1R5N	A	1.5	0.080	98				
963	NR3010T2R2M	A	2.2	0.095	82				
963	NR3010T100M	A	10	0.450	35				
963	NR3010T150M	A	15	0.740	30				
963	NR3010T220M	A	22	1.03	25				
NR3012									
963	NR3012T1R0N	A	1	0.050	110				
963	NR3012T1R5N	A	1.5	0.060	92				
963	NR3012T2R2M	A	2.2	0.080	70				
963	NR3012T100M	A	10	0.290	32				
963	NR3012T150M	A	15	0.450	27				
963	NR3012T220M	A	22	0.630	22				
NR3015									
963	NR3015T1R0N	A	1	0.030	100				
963	NR3015T1R5N	A	1.5	0.040	87				
963	NR3015T2R2M	A	2.2	0.060	64				
963	NR3015T100M	A	10	0.230	28				
963	NR3015T150M	A	15	0.360	23				
963	NR3015T220M	A	22	0.520	20				
NR4010									
963	NR4010T1R0N	A	1	0.100	116				
963	NR4010T2R2N	A	2.2	0.150	73				
963	NR4010T100M	A	10	0.380	31				
963	NR4010T150M	A	15	0.510	24				
963	NR4010T220M	A	22	0.870	19				
963	NR4010T330M	A	33	1.54	15				
NR4012									
963	NR4012T1R0N	A	1	0.060	131				
963	NR4012T2R2M	A	2.2	0.090	66				
963	NR4012T100M	A	10	0.240	28				
963	NR4012T150M	A	15	0.400	23				
963	NR4012T220M	A	22	0.480	18				
963	NR4012T330M	A	33	0.810	15				
NR4018									
963	NR4018T1R0N	A	1	0.030	80				
963	NR4018T100M	A	10	0.180	24				
963	NR4018T150M	A	15	0.250	19				
963	NR4018T220M	A	22	0.360	16				
963	NR4018T101M	A	100	1.50	6.5				
963	NR4018T151M	A	150	2.50	5.5				
NR5040									
963	NR5040T1R5N	B	1.5	0.020	60				
963	NR5040T2R2N	B	2.2	0.022	42				
963	NR5040T100M	B	10	0.056	18				
963	NR5040T150M	B	15	0.080	13				
963	NR5040T220M	B	22	0.126	9				
963	NR5040T330M	B	33	0.180	7				

NR SERIES (CONT.)

For quantities greater than listed, call for quote.

MOUSER STOCK NO. Mfr.	Mfr. Part No.	Fig.	Inductance (uH)	DCR (Ω)	Self-resonant Freq. (MHz) min.	Price Each 1	50	100	500
NR6012									
963	NR6012T2R5NE	B	2.5	0.090	45				
963	NR6012T100ME	B	10	0.235	22				
963	NR6012T150ME	B	15	0.330	18				
963	NR6012T220ME	B	22	0.530	12				
963	NR6012T330ME	B	33	0.700	8				
963	NR6012T101ME	B	100	2.18	1				
NR6020									
963	NR6020T0R8N	B	0.8	0.020	110				
963	NR6020T1R5N	B	1.5	0.060	93				
963	NR6020T2R2N	B	2.2	0.034	73				
963	NR6020T3R3N	B	3.3	0.040	55				
963	NR6020T100M	B	10	0.125	18				
963	NR6020T220M	B	22	0.290	11				
NR6028									
963	NR6028T0R9N	B	0.9	0.013	90				
963	NR6028T1R5N	B	1.5	0.016	78				
963	NR6028T100M	B	10	0.065	20				
963	NR6028T150M	B	15	0.095	17				
963	NR6028T220M	B	22	0.135	12				
963	NR6028T101M	B	100	0.600	3				
NR6045									
963	NR6045T1R0N	B	1	0.014	110				
963	NR6045T1R3N	B	1.3	0.016	95				
963	NR6045T1R8N	B	1.8	0.018	80				
963	NR6045T100M	B	10	0.047	12				
963	NR6045T150M	B	15	0.077	10				
963	NR6045T101M	B	100	0.500	3				
NR8040									
963	NR8040T0R9N	A	0.9	0.006	85				
963	NR8040T1R4N	A	1.4	0.007	63				
963	NR8040T100M	A	10	0.034	22				
963	NR8040T150M	A	15	0.050	16				
963	NR8040T220M	A	22	0.066	13				
963	NR8040T101M	A	100	0.290	6				

NR SERIES H TYPE

For quantities greater than listed, call for quote.

MOUSER STOCK NO. Mfr.	Mfr. Part No.	Fig.	Inductance (uH)	DCR (Ω)	Self-resonant Freq. (MHz) min.	Price Each 1	50	100	500
NRH2410									
963	NRH2410T1R0NN4	A	1	0.070	106				
963	NRH2410T1R5MN	A	1.5	0.110	94				
963	NRH2410T2R2MN	A	2.2	0.150	77				
963	NRH2410T100MN	A	10	0.690	32				
963	NRH2410T150MN	A	15	1.02	27				
963	NRH2410T220MN	A	22	1.47	22				
NRH3010									
963	NRH3010T1R2NN	A	1.2	0.065	120				
963	NRH3010T1R5NN	A	1.5	0.075	99				
963	NRH3010T2R2MN	A	2.2	0.083	86				
963	NRH3010T100MN	A	10	0.350	34				
963	NRH3010T150MN	A	15	0.550	25				
963	NRH3010T220MN	A	22	0.770	22				
NRH3012									
963	NRH3012T1R0NN	A	1	0.048	111				
963	NRH3012T1R5NN	A	1.5	0.055	95				
963	NRH3012T2R2MN	A	2.2	0.075	78				
963	NRH3012T100MN	A	10	0.270	32				
963	NRH3012T150MN	A	15	0.450	26				
963	NRH3012T220MN	A	22	0.063	22				

© Copyright 2014 Mouser Electronics

© Copyright 2014 Mouser Electronics

TAIYO YUDEN Shielded SMD Power Inductors

TAIYO YUDEN

RoHS Compliant **This product is RoHS compliant.**

A

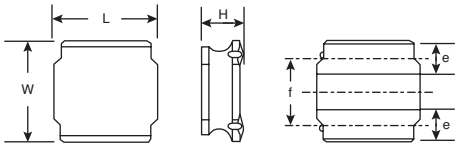

DIMENSIONS: mm (in.)

Type	L	W	H	e	f
NRS4010	4.0±0.2 (0.157±0.008)	4.0±0.2 (0.157±0.008)	1.0 max (0.039 max)	1.1±0.2 (0.043±0.008)	2.5±0.2 (0.098±0.008)
NRS4012			1.2 max (0.047 max)		
NRS4018			1.8 max (0.071 max)		
NRS8030	8.0±0.2 (0.315±0.008)	8.0±0.2 (0.315±0.008)	3.0 max (0.118 max)	1.60±0.3 (0.063±0.012)	5.6±0.3 (0.22±0.012)
NRS8040			*1) 4.2 max (0.165 max) *2) 4.0 max (0.157 max)		

B

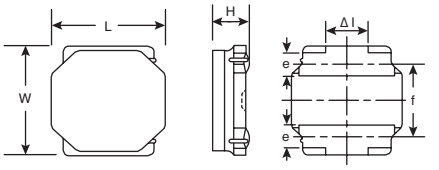

DIMENSIONS: mm (in.)

Type	L	W	H	e	f	Δ I
NRS5012	4.9±0.2 (0.193±0.008)	4.9±0.2 (0.193±0.008)	1.2 max (0.047 max)	1.2±0.2 (0.047±0.008)	3.3±0.2 (0.130±0.008)	1.3typ (0.051typ)
NRS5014			1.4 max (0.005 max)			
NRS5020			2.0 max (0.079 max)			
NRS6010	6.0±0.2 (0.236±0.008)	6.0±0.2 (0.236±0.008)	1.0 max (0.039 max)	1.35±0.2 (0.053±0.008)	4.0±0.2 (0.157±0.008)	2.3typ (0.091typ)
NRS6012			1.2 max (0.047 max)			
NRS6020			2.0 max (0.079 max)			
NRS6028			2.8 max (0.110 max)			
NRS6045			4.5 max (0.177 max)			

NR SERIES S TYPE

Features:
- Small and Low Profile inductor
- Corresponds to High current.
- Simple and original magnetic sheild structure.
- Durable structure against dropping impact.

Applications:
- For small DC/DC converter

※For additional values and sizes, visit mouser.com

NR SERIES S TYPE

For quantities greater than listed, call for quote.

MOUSER STOCK NO. Mfr.	Mfr. Part No.	Fig.	Inductance (uH)	DCR (Ω)	Self-resonant Freq. (MHz) min.	Price Each 1	50	100	500
NRS4010									
963	NRS4010T1R0NDGG	A	1	0.056	116				
963	NRS4010T2R2MDGG	A	2.2	0.085	73				
963	NRS4010T3R3MDGG	A	3.3	0.100	58				
963	NRS4010T100MDGG	A	10	0.300	31				
963	NRS4010T150MDGG	A	15	0.430	24				
963	NRS4010T220MDGG	A	22	0.570	19				
NRS4012									
963	NRS4012T1R0NDGG	A	1	0.042	100				
963	NRS4012T2R2MDGJ	A	2.2	0.060	70				
963	NRS4012T3R3MDGJ	A	3.3	0.070	60				
963	NRS4012T100MDGJ	A	10	0.170	30				
963	NRS4012T150MDGJ	A	15	0.260	24				
963	NRS4012T220MDGJ	A	22	0.400	18				
NRS4018									
963	NRS4018T1R0NDGJ	A	1	0.027	90				
963	NRS4018T2R2MDGJ	A	2.2	0.042	60				
963	NRS4018T100MDGJ	A	10	0.150	25				
963	NRS4018T150MDGJ	A	15	0.210	18				
963	NRS4018T220MDGJ	A	22	0.290	15				
963	NRS4018T330MDGJ	A	33	0.460	12				
NRS5012									
963	NRS5012T1R0NMGF	B	1	0.053	100				
963	NRS5012T1R5NMGF	B	1.5	0.070	86				
963	NRS5012T2R2MMGF	B	2.2	0.085	70				
963	NRS5012T3R3MMGF	B	3.3	0.160	48				
963	NRS5012T100MMGF	B	10	0.420	26				
963	NRS5012T150MMGF	B	15	0.670	22				
NRS5014									
963	NRS5014T1R2NMGG	B	1.2	0.045	86				
963	NRS5014T2R2NMGG	B	2.2	0.065	56				
963	NRS5014T3R3NMGG	B	3.3	0.080	48				
963	NRS5014T4R7NMGG	B	4.7	0.100	41				
963	NRS5014T6R8MMGG	B	6.8	0.150	33				
963	NRS5014T100MMGG	B	10	0.200	27				
NRS5020									
963	NRS5020T1R0NMGJ	B	1	0.021	81				
963	NRS5020T1R5NMGJ	B	1.5	0.026	68				
963	NRS5020T2R2NMGJ	B	2.2	0.035	57				
963	NRS5020T100MMGJ	B	10	0.120	24				
963	NRS5020T150MMGJ	B	15	0.165	20				
963	NRS5020T220MMGJ	B	22	0.260	17				
NRS6010									
963	NRS6010T1R5MMGF	B	1.5	0.090	77				
963	NRS6010T2R2MMGF	B	2.2	0.110	56				
963	NRS6010T3R3MMGF	B	3.3	0.135	42				

NR SERIES S TYPE (CONT.)

For quantities greater than listed, call for quote.

MOUSER STOCK NO. Mfr.	Mfr. Part No.	Fig.	Inductance (uH)	DCR (Ω)	Self-resonant Freq. (MHz) min.	Price Each 1	50	100	500
NRS6010 (Cont.)									
963	NRS6010T4R7MMGF	B	4.7	0.165	36				
963	NRS6010T100MMGF	B	10	0.270	25				
963	NRS6010T220MMGF	B	220	0.580	12				
NRS6012									
963	NRS6012T2R5NMGG	B	2.5	0.090	45				
963	NRS6012T100MMGJ	B	10	0.200	22				
963	NRS6012T150MMGJ	B	15	0.295	18				
963	NRS6012T220MMGJ	B	22	0.465	12				
963	NRS6012T330MMGJ	B	33	0.580	8				
963	NRS6012T101MMGJ	B	100	1.670	1				
NRS6020									
963	NRS6020T0R8NMGG	B	0.8	0.020	110				
963	NRS6020T1R5NMGJ	B	1.5	0.026	93				
963	NRS6020T2R2NMGJ	B	2.2	0.034	73				
963	NRS6020T3R3NMGJ	B	3.3	0.040	55				
963	NRS6020T100MMGG	B	10	0.125	18				
963	NRS6020T220MMGG	B	22	0.290	11				
NRS6028									
963	NRS6028T0R9NMGJ	B	0.9	0.013	90				
963	NRS6028T1R5NMGJ	B	1.5	0.016	78				
963	NRS6028T100MMGK	B	10	0.065	20				
963	NRS6028T150MMGJ	B	15	0.095	17				
963	NRS6028T220MMGJ	B	22	0.135	12				
963	NRS6028T101MMGJ	B	100	0.600	3				
NRS6045									
963	NRS6045T1R0NMGK	B	1	0.014	110				
963	NRS6045T1R3NMGK	B	1.3	0.016	95				
963	NRS6045T1R8NMGK	B	1.8	0.019	80				
963	NRS6045T100MMGK	B	10	0.046	12				
963	NRS6045T150MMGK	B	15	0.070	10				
963	NRS6045T101MMGK	B	100	0.466	3				
NRS8030									
963	NRS8030T1R0NJGJ	A	1	0.009	120				
963	NRS8030T1R5NJGJ	A	1.5	0.012	80				
963	NRS8030T2R2NJGJ	A	2.2	0.015	60				
963	NRS8030T100MJGJ	A	10	0.033	27				
963	NRS8030T150MJGJ	A	15	0.060	20				
963	NRS8030T220MJGJ	A	22	0.070	16				
NRS8040									
963	NRS8040T0R9NJGJ	A	0.9	0.006	85				
963	NRS8040T1R4NJGJ	A	1.4	0.007	63				
963	NRS8040T2R0NJGJ	A	2	0.009	50				
963	NRS8040T100MJGJ	A	10	0.034	22				
963	NRS8040T150MJGJ	A	15	0.050	16				
963	NRS8040T220MJGJ	A	22	0.066	13				

© Copyright 2014 Mouser Electronics

© Copyright 2014 Mouser Electronics

TAIYO YUDEN Shielded SMD Power Inductors

TAIYO YUDEN

RoHS Compliant **This product is RoHS compliant.**

A

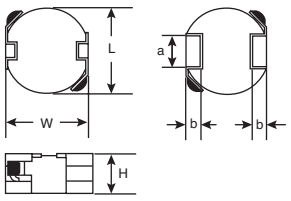

DIMENSIONS: mm (in.)

Type	L	W	H	a	b
NR 10050	10.0±0.3 (0.394±0.012)	9.8±0.5 (0.386±0.020)	5.0 max (0.197 max)	4.0 (0.16)	1.75 (0.07)

B

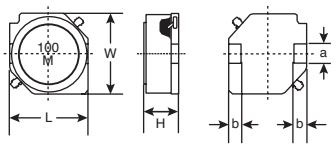

DIMENSIONS: mm (in.)

Type	L	W	H	a	b
NS10145	10.1±0.3 (0.398±0.012)	10.1±0.3 (0.398±0.012)	4.5±0.35 (0.177±0.014)	2.8±0.1 (0.110±0.004)	2.0±0.15 (0.079±0.006)
NS10155	10.1±0.3 (0.398±0.012)	10.1±0.3 (0.398±0.012)	5.5±0.35 (0.217±0.014)	2.8±0.1 (0.110±0.004)	2.0±0.15 (0.079±0.006)
NS10165	10.1±0.3 (0.398±0.012)	10.1±0.3 (0.398±0.012)	6.5±0.35 (0.256±0.014)	2.8±0.1 (0.110±0.004)	2.0±0.15 (0.079±0.006)
NS12555	12.5±0.3 (0.492±0.012)	12.5±0.3 (0.492±0.012)	5.5±0.35 (0.217±0.014)	3.0±0.1 (0.118±0.004)	2.0±0.15 (0.079±0.006)
NS12565	12.5±0.3 (0.492±0.012)	12.5±0.3 (0.492±0.012)	6.5±0.35 (0.256±0.014)	3.0±0.1 (0.118±0.004)	2.0±0.15 (0.079±0.006)
NS12575	12.5±0.3 (0.492±0.012)	12.5±0.3 (0.492±0.012)	7.5±0.35 (0.295±0.014)	3.0±0.1 (0.118±0.004)	2.0±0.15 (0.079±0.006)

NR SERIES HIGH CURRENT WOUND SMD POWER INDUCTORS

Features:
- Simple and original magnetic shield structure.

Applications:
- Power supply circuits / DC-DC converters in a variety of applications such as PDP TV, LCD TV, HDD, PC.

✻For additional values and sizes, visit mouser.com

For quantities greater than listed, call for quote.

MOUSER STOCK NO. Mfr.	Mfr. Part No.	Fig.	Inductance (uH)	DCR (Ω)	Self-resonant Freq. (MHz) min.	Price Each 1	50	100	500
963	NR10050T1R3N	A	1.3	0.0068	53				
963	NR10050T100M	A	10	0.025	15				
963	NR10050T150M	A	15	0.035	11				
963	NR10050T220M	A	22	0.045	10				
963	NR10050T101M	A	100	0.209	4.6				
963	NR10050T221M	A	220	0.450	3.0				

NS SERIES SMD HIGH CURRENT POWER INDUCTORS

Features:
- Low Rdc and high current
- Magnetic shield structure

Applications:
- Power supply circuits / DC-DC converters in a variety of applications such as PDP TV, LCD TV, HDD, PC.

✻For additional values and sizes, visit mouser.com

For quantities greater than listed, call for quote.

MOUSER STOCK NO. Mfr.	Mfr. Part No.	Fig.	Inductance (uH)	DCR (Ω)	Self-resonant Freq. (MHz) min.	Price Each 1	50	100	500
NS10145									
963	NS10145T100MNA	B	10	0.0248	21.6				
963	NS10145T150MNA	B	15	0.0381	19.0				
963	NS10145T101MNA	B	100	0.200	6.0				
963	NS10145T151MNA	B	150	0.341	4.7				
963	NS10145T102MNA	B	1000	2.58	1.7				
963	NS10145T152MNA	B	1500	3.70	1.5				
NS10155									
963	NS10155T1R5NNA	B	1.5	0.0060	75.5				
963	NS10155T2R2NNA	B	2.2	0.0072	55.6				
963	NS10155T3R3NNA	B	3.3	0.0097	40.6				

NS SERIES SMD HIGH CURRENT POWER INDUCTORS (CONT.)

Features:
- Low Rdc and high current
- Magnetic shield structure

Applications:
- Power supply circuits / DC-DC converters in a variety of applications such as PDP TV, LCD TV, HDD, PC.

✻For additional values and sizes, visit mouser.com

For quantities greater than listed, call for quote.

MOUSER STOCK NO. Mfr.	Mfr. Part No.	Fig.	Inductance (uH)	DCR (Ω)	Self-resonant Freq. (MHz) min.	Price Each 1	50	100	500
NS10155 (Cont.)									
963	NS10155T100MNA	B	10	0.0200	20.2				
963	NS10155T150MNA	B	15	0.0284	15.5				
963	NS10155T220MNA	B	22	0.0380	11.3				
NS10165									
963	NS10165T1R5NNA	B	1.5	0.0062	85.4				
963	NS10165T2R2NNA	B	2.2	0.0074	63.0				
963	NS10165T3R3NNA	B	3.3	0.0086	42.0				
963	NS10165T100MNA	B	10	0.0174	16.6				
963	NS10165T150MNA	B	15	0.0250	13.2				
963	NS10165T220MNA	B	22	0.0313	10.6				
NS12555									
963	NS12555T100MN	B	10	0.0175	21.8				
963	NS12555T150MN	B	15	0.0233	16.6				
963	NS12555T101MN	B	100	0.117	6.7				
963	NS12555T151MN	B	150	0.176	5.1				
963	NS12555T102MN	B	1000	1.12	2.0				
963	NS12555T152MN	B	1500	1.73	1.7				
NS12565									
963	NS12565T100MN	B	10	0.0199	15.8				
963	NS12565T150MN	B	15	0.0237	14.4				
963	NS12565T220MN	B	22	0.0310	12.5				
963	NS12565T101MN	B	100	0.123	5.5				
963	NS12565T151MN	B	150	0.173	4.8				
963	NS12565T221MN	B	220	0.273	3.6				
NS12575									
963	NS12575T1R2NN	B	1.2	0.0058	101.7				
963	NS12575T100MN	B	10	0.0156	21.5				
963	NS12575T150MN	B	15	0.0184	14.0				
963	NS12575T101MN	B	100	0.110	3.9				
963	NS12575T151MN	B	150	0.161	3.4				
963	NS12575T102MN	B	1000	0.927	1.4				

© Copyright 2014 Mouser Electronics

TAIYO YUDEN Wire-Wound Chip Power Inductors TAIYO YUDEN

RoHS Compliant **This product is RoHS compliant.**

Type	Dimensions: mm (in.)			
	L	W	T	e
BR L1608	1.6±0.2	0.8±0.2	0.7 max.	0.45±0.15
BR C1608	1.6±0.2	0.8±0.2	0.8±0.2	0.45±0.15
BR L2012	2.0±0.2	1.25±0.2	1.0 max.	0.5±0.2
BR C2012	2.0±0.2	1.25±0.2	1.4 max.	0.5±0.2
BR C2016	2.5±0.2	1.6±0.2	1.6±0.2	0.5±0.2
BR L2515	2.5±0.2	1.5±0.2	1.2 max.	0.5±0.2

Type	Dimensions: mm (in.)			
	L	W	T	e
BRFL2518	2.5±0.2	1.8±0.2	1.00 max.	0.5±0.2
BR L2518	2.5±0.2	1.8±0.2	1.2 max.	0.5±0.2
BRHL2518	2.5±0.2	1.8±0.2	1.5 max.	0.5±0.2
BR C2518	2.5±0.2	1.8±0.2	1.8±0.2	0.5±0.2
BR L3225	3.2±0.2	2.5±0.2	1.7 max.	0.75±0.2

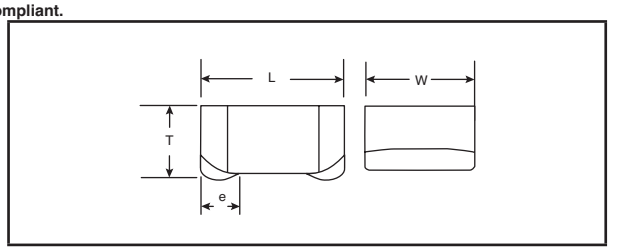

BR SERIES

For additional sizes and values, visit mouser.com

C Type High Current

For quantities greater than listed, call for quote.

MOUSER STOCK NO. / Mfr. Part No.	Inductance (uH)	DCR (Ω max)	Current (mA) max.	Price Each 1	50	100	500
1608 (0603)							
963—BRC1608TR20M	0.20	0.06	1.75				
963—BRC1608TR35M	0.35	0.08	1.4				
963—BRC1608TR45M	0.45	0.09	1.25				
963—BRC1608TR43M6	0.48	0.082	1400				
963—BRC1608TR50M6	0.5	0.09	1200				
963—BRC1608TR60M6	0.6	0.099	1100				
963—BRC1608TR72M6	0.72	0.144	1000				
963—BRC1608TR82M6	0.82	0.176	950				
963—BRC1608T1R0M	1	0.18	850				
963—BRC1608T1R0M6	1	0.188	890				
963—BRC1608T1R5M	1.5	0.3	700				
963—BRC1608T2R2M	2.2	0.55	550				
2012 (0805)							
963—BRC2012T1R0M	1	0.06	1.5				
963—BRC2012T1R5MD	1.5	0.09	1.2				
963—BRC2012T2R2MD	2.2	0.11	1.1				
963—BRC2012T3R3MD	3.3	0.17	800				
963—BRC2012T4R7MD	4.7	0.265	700				
2016 (0806)							
963—BRC2016T1R0M	1	0.085	1.35				
963—BRC2016T1R5M	1.5	0.15	1.1				
963—BRC2016T100K	10	0.4	450				
963—BRC2016T150K	15	0.6	400				
963—BRC2016T220K	22	1	310				
963—BRC2016T101K	100	3.4	140				
2518 (1007)							
963—BRC2518T1R0M	1	0.05	2.55				
963—BRC2518T1R5M	1.5	0.08	2.1				
963—BRC2518T100K	10	0.35	890				
963—BRC2518T150K	15	0.43	760				
963—BRC2518T220K	22	0.56	640				
963—BRC2518T101K	100	3.6	300				

FL Type Low Profile

For quantities greater than listed, call for quote.

MOUSER STOCK NO. / Mfr. Part No.	Inductance (uH)	DCR (Ω max)	Current (mA) max.	Price Each 1	50	100	500
2518 (1007)							
963—BRFL2518T1R0M	1	0.09	1.2				
963—BRFL2518T1R5M	1.5	0.11	1.1				
963—BRFL2518T2R2M	2.2	0.13	850				
963—BRFL2518T3R3M	3.3	0.22	700				
963—BRFL2518T4R7M	4.7	0.33	650				

HL Type Low Profile

For quantities greater than listed, call for quote.

MOUSER STOCK NO. / Mfr. Part No.	Inductance (uH)	DCR (Ω max)	Current (mA) max.	Price Each 1	50	100	500
1608 (0603)							
963—BRHL2518T1R0M	1	0.055	2				
963—BRHL2518T1R5M	1.5	0.085	1.7				
963—BRHL2518T2R2M	2.2	0.115	1.5				
963—BRHL2518T3R3MD	3.3	0.165	1.2				
963—BRHL2518T4R7MD	4.7	0.245	1.1				

L Type Low Profile

For quantities greater than listed, call for quote.

MOUSER STOCK NO. / Mfr. Part No.	Inductance (uH)	DCR (Ω max)	Current (mA) max.	Price Each 1	50	100	500
1608 (0603)							
963—BRL1608T1R0M	1	0.23	510				
963—BRL1608T1R5M	1.5	0.28	440				
963—BRL1608T2R2M	2.2	0.4	360				
963—BRL1608T3R3M	3.3	0.65	290				
963—BRL1608T100M	10	2	170				
963—BRL1608T150M	15	2.56	150				
2012 (0805)							
963—BRL2012T1R0M	1	0.135	850				
963—BRL2012T1R5M	1.5	0.18	700				
963—BRL2012T100M	10	0.85	270				
963—BRL2012T150M	15	1	220				
963—BRL2012T220M	22	1.3	190				
963—BRL2012T101M	100	7.7	85				
2515 (1006)							
963—BRL2515T1R0M	1	0.07	1.5				
963—BRL2515T1R5M	1.5	0.1	1.2				
963—BRL2515T2R2M	2.2	0.135	1000				
963—BRL2515T3R3MD	3.3	0.215	800				
963—BRL2515T4R7MD	4.7	0.265	650				
2518 (1007)							
963—BRL2518T1R0M	1	0.08	1.6				
963—BRL2518T1R5M	1.5	0.1	1.2				
963—BRL2518T2R2M	2.2	0.135	1000				
963—BRL2518T3R3M	3.3	0.3	800				
963—BRL2518T4R7M	4.7	0.4	700				
3225 (1210)							
963—BRL3225T1R0M	1	0.043	2.4				
963—BRL3225T1R5M	1.5	0.045	2.2				
963—BRL3225T100K	10	0.35	900				
963—BRL3225T150K	15	0.57	700				
963—BRL3225T220K	22	0.69	550				
963—BRL3225T101K	100	2.5	270				

CB SERIES

CB series are Wound Chip Inductors having wide line-up, which are suitable for any circuit designs.

Features:
- CBC series has large rated current
- CBL series has low profile characteristic
- CBMF series has a low loss characteristic

Applications:
- DSC, DVC, HDD, LCD-TV, mobile phones, PC, game equipment

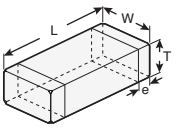

Type	Dimensions: mm			
	L	W	T	e
CBMF1608	1.6±0.2	0.8±0.2	0.8±0.2	0.45±0.15
CBL2012	2.0±0.2	1.25±0.2	0.9±0.1	0.5±0.2
CB2012 CBC2012	2.0±0.2	1.25±0.2	1.25±0.2	0.5±0.2
CB2016	2.0±0.2	1.6±0.2	1.6±0.2	0.5±0.2
CB2518 CBC2518	2.5±0.2	1.8±0.2	1.8±0.2	0.5±0.2
CBC3225	3.2±0.2	2.5±0.2	2.5±0.2	0.6±0.3

Standard Type

For quantities greater than listed, call for quote.

MOUSER STOCK NO. / Mfr. Part No.	Inductance (uH)	DCR (Ω max)	Current (mA) max.	Price Each 1	50	100	500
2012 (0805)							
963—CB2012T1R0M	1	0.15	500				
963—CB2012T100K	10	0.7	190				
963—CB2012T100KR	10	0.5	200				
963—CB2012T150K	15	1.3	170				
963—CB2012T220K	22	1.7	135				
963—CB2012T101K	100	7	60				
2016 (0806)							
963—CB2016T1R0M	1	0.09	600				
963—CB2016T1R5M	1.5	0.11	550				
963—CB2016T100K	10	0.5	250				
963—CB2016T150K	15	0.7	210				
963—CB2016T220K	22	1	165				
963—CB2016T101K	100	4.5	70				
2518 (1007)							
963—CB2518T1R0M	1	0.06	1.2				
963—CB2518T100K	10	0.25	250				
963—CB2518T150K	15	0.32	180				
963—CB2518T151K	150	3.2	55				
963—CB2518T101K	100	2.1	60				
963—CB2518T102K	1000	24	25				

C Type High Current

For quantities greater than listed, call for quote.

MOUSER STOCK NO. / Mfr. Part No.	Inductance (uH)	DCR (Ω max)	Current (mA) max.	Price Each 1	50	100	500
2012 (0805)							
963—CBC2012T1R0M	1	0.19	700				
963—CBC2012T2R2M	2.2	0.33	530				
963—CBC2012T4R7M	4.7	0.5	360				
963—CBC2012T100K	10	1.2	240				
963—CBC2012T220K	22	3.7	170				
963—CBC2012T470K	47	5.8	120				
2518 (1007)							
963—CBC2518T1R0M	1	0.08	1000				
963—CBC2518T1R5M	1.5	0.11	950				

C Type High Current

For quantities greater than listed, call for quote.

MOUSER STOCK NO. / Mfr. Part No.	Inductance (uH)	DCR (Ω max)	Current (mA) max.	Price Each 1	50	100	500
2518 (1007) (Cont.)							
963—CBC2518T100K	10	0.36	480				
963—CBC2518T150K	15	0.65	350				
963—CBC2518T101K	100	3.7	160				
963—CBC2518T151K	150	6.1	140				
3225 (1210)							
963—CBC3225T1R0MR	1	0.055	2				
963—CBC3225T1R5MR	1.5	0.06	2				
963—CBC3225T100KR	10	0.133	900				
963—CBC3225T150KR	15	0.195	730				
963—CBC3225T220KR	22	0.27	620				
963—CBC3225T101KR	100	1.4	270				
963—CBC3225T102KR	1000	13	100				

L Type Low Profile

For quantities greater than listed, call for quote.

MOUSER STOCK NO. / Mfr. Part No.	Inductance (uH)	DCR (Ω max)	Current (mA) max.	Price Each 1	50	100	500
2012 (0805)							
963—CBL2012T1R0M	1	0.15	620				
963—CBL2012T2R2M	2.2	0.39	440				
963—CBL2012T4R7M	4.7	0.66	275				
963—CBL2012T100M	10	1	205				
963—CBL2012T220M	22	2.1	150				
963—CBL2012T470M	47	4.2	100				

MF Type Low Loss

For quantities greater than listed, call for quote.

MOUSER STOCK NO. / Mfr. Part No.	Inductance (uH)	DCR (Ω max)	Current (mA) max.	Price Each 1	50	100	500
1608 (0603)							
963—CBMF1608T1R0M	1	0.09	290				
963—CBMF1608T2R2M	2.2	0.17	190				
963—CBMF1608T3R3M	3.3	0.22	170				
963—CBMF1608T4R7M	4.7	0.24	145				
963—CBMF1608T100K	10	0.36	115				
963—CBMF1608T220K	22	1	70				
963—CBMF1608T470K	47	2.5	50				

© Copyright 2014 Mouser Electronics

© Copyright 2014 Mouser Electronics

NEW SUPPLIER
NEW SUPPLIER
NEW SUPPLIER

TAIYO YUDEN Wire-Wound Chip Inductors TAIYO YUDEN

RoHS Compliant **This product is RoHS compliant.**

Type	Dimensions: mm (in.)			
	L	W	T	e
LB1608	1.6±0.1 (0.063±0.004)	0.8±0.1 (0.031±0.004)	0.8±0.1 (0.031±0.004)	0.35±0.15 (0.014±0.006)
LBMF1608	1.6±0.2 (0.063±0.008)	0.8±0.2 (0.031±0.004)	0.8±0.2 (0.031±0.008)	0.45±0.15 (0.016±0.006)
LB2012 LBC2012 LBR2012	2.0±0.2 (0.079±0.008)	1.25±0.2 (0.049±0.008)	1.25±0.2 (0.049±0.008)	0.5±0.2 (0.020±0.008)
LB2016 LBC2016 LBM2016	2.0±0.2 (0.079±0.008)	1.6±0.2 (0.063±0.008)	1.6±0.2 (0.063±0.008)	0.5±0.2 (0.020±0.008)
LB2518 LBC2518 LBR2518	2.5±0.2 (0.098±0.008)	1.8±0.2 (0.071±0.008)	1.8±0.2 (0.071±0.008)	0.5±0.2 (0.020±0.008)
LB3218	3.2±0.2 (0.128±0.008)	1.8±0.2 (0.071±0.008)	1.8±0.2 (0.071±0.008)	0.6±0.2 (0.024±0.008)
LBC3225	3.2±0.2 (0.128±0.008)	2.5±0.2 (0.098±0.008)	2.5±0.2 (0.098±0.008)	0.6±0.3 (0.024±0.012)

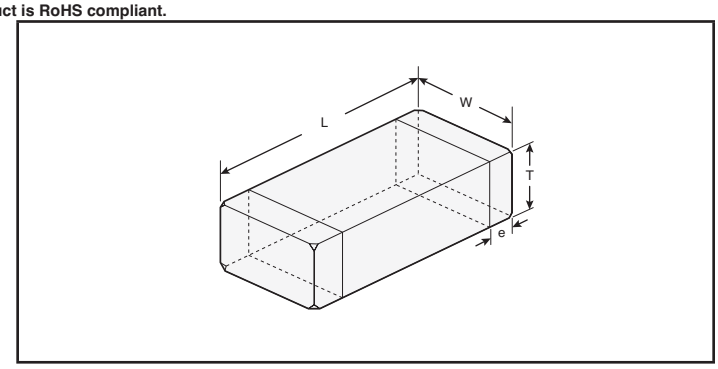

LB SERIES WIRE-WOUND CHIP INDUCTORS

LB series are Wound Chip Inductors having wide line-up, which are suitable for any circuit designs.

Features:
- LBC series has large rated current
- LBR series has low DC resistance
- LBMF series has a low loss characteristic
- LB series M type for Signal line propose down sizing with High Q and narrow balance

Common Applications:
- DSC, DVC, HDD, LCD-TV, various communication equipment

For additional sizes and values, visit mouser.com

Standard

For quantities greater than listed, call for quote.

MOUSER STOCK NO.	Mfr. Part No.	Inductance (uH)	DCR (Ω max)	Current (mA) max.	Price Each 1	50	100	500
1608 (0603)								
963—LB1608T1R0M		1	0.17	160				
963—LB1608T2R2M		2.2	0.33	115				
963—LB1608T4R7M		4.7	0.55	70				
963—LB1608T8R2M		8.2	0.7	60				
963—LB1608T100M		10	0.7	60				
2012 (0805)								
963—LB2012T1R0M		1	0.15	405				
963—LB2012T100K		10	0.7	120				
963—LB2012T100KR		10	0.5	120				
963—LB2012T150K		15	1.3	100				
963—LB2012T101K		100	7	45				
2016 (0806)								
963—LB2016T1R0M		1	0.09	490				
963—LB2016T1R5M		1.5	0.11	380				
963—LB2016T100K		10	0.5	155				
963—LB2016T150K		15	0.7	130				
963—LB2016T220K		22	1	105				
963—LB2016T101K		100	4.5	40				
2518 (1007)								
963—LB2518T1R0M		1	0.06	665				
963—LB2518T100K		10	0.25	165				
963—LB2518T150K		15	0.32	145				
963—LB2518T101K		100	2.1	60				
963—LB2518T151K		150	3.2	45				
963—LB2518T102K		1000	24	15				
3218 (1207)								
963—LB3218T100K		10	0.25	340				
963—LB3218T150K		15	0.32	300				
963—LB3218T101K		100	2.4	140				
963—LB3218T151K		150	3.2	105				
963—LB3218T102K		1000	27	39				

C Type High Current

For quantities greater than listed, call for quote.

MOUSER STOCK NO.	Mfr. Part No.	Inductance (uH)	DCR (Ω max)	Current (mA) max.	Price Each 1	50	100	500
1608 (0603)								
963—LBC2012T1R0M		1	0.19	620				
963—LBC2012T2R2M		2.2	0.33	430				
963—LBC2012T100K		10	1.2	200				
963—LBC2012T220K		22	3.7	130				
963—LBC2012T470K		47	5.8	90				
2016 (0806)								
963—LBC2016T1R0M		1	0.1	690				
963—LBC2016T1R5M		1.5	0.15	600				
963—LBC2016T100K		10	0.82	245				
963—LBC2016T150K		15	1.2	200				
963—LBC2016T101K		100	8	75				
2518 (1007)								
963—LBC2518T1R0M		1	0.08	775				
963—LBC2518T100K		10	0.36	375				
963—LBC2518T150K		15	0.65	285				
963—LBC2518T101K		100	3.7	125				
963—LBC2518T151K		150	6.1	95				
3225 (1210)								
963—LBC3225T1R0MR		1	0.055	1.1				
963—LBC3225T1R5MR		1.5	0.06	1				
963—LBC3225T100KR		10	0.133	540				
963—LBC3225T150KR		15	0.195	420				
963—LBC3225T101KR		100	1.4	150				

MF Type Low Loss

For quantities greater than listed, call for quote.

MOUSER STOCK NO.	Mfr. Part No.	Inductance (uH)	DCR (Ω max)	Current (mA) max.	Price Each 1	50	100	500
1608 (0603)								
963—LBMF1608T1R0M		1	0.09	230				
963—LBMF1608T2R2M		2.2	0.17	160				
963—LBMF1608T3R3M		3.3	0.22	130				
963—LBMF1608T4R7M		4.7	0.24	110				
963—LBMF1608T100K		10	0.36	80				
963—LBMF1608T220K		22	1	50				
963—LBMF1608T470K		47	2.5	35				

R Type Low Rdc

For quantities greater than listed, call for quote.

MOUSER STOCK NO.	Mfr. Part No.	Inductance (uH)	DCR (Ω max)	Current (mA) max.	Price Each 1	50	100	500
2012 (0805)								
963—LBR2012T1R0M		1	0.07	400				
963—LBR2012T2R2M		2.2	0.13	260				
963—LBR2012T100K		10	0.36	150				
963—LBR2012T220K		22	1	100				
963—LBR2012T101K		100	4	50				
2518 (1007)								
963—LBR2518T1R0M		1	0.045	960				
963—LBR2518T2R2M		2.2	0.07	480				
963—LBR2518T100K		10	0.19	235				
963—LBR2518T220K		22	0.44	175				
963—LBR2518T101K		100	1.89	80				

LB Series M Type For Signal Lines

For quantities greater than listed, call for quote.

MOUSER STOCK NO.	Mfr. Part No.	Inductance (uH)	DCR (Ω max)	Current (mA) max.	Price Each 1	50	100	500
2016 (0806)								
963—LBM2016TR12J		0.12	0.13	610				
963—LBM2016TR15J		0.15	0.15	570				
963—LBM2016TR18J		0.18	0.15	560				
963—LBM2016TR22J		0.22	0.2	520				
963—LBM2016TR27J		0.27	0.21	510				
963—LBM2016TR33J		0.33	0.21	490				
963—LBM2016TR39J		0.39	0.26	440				
963—LBM2016TR47J		0.47	0.26	430				
963—LBM2016TR56J		0.56	0.29	410				
963—LBM2016TR68J		0.68	0.32	400				
963—LBM2016TR82J		0.82	0.34	390				
963—LBM2016T1R0J		1	0.38	385				
963—LBM2016T1R2J		1.2	0.41	370				
963—LBM2016T1R5J		1.5	0.47	350				
963—LBM2016T1R8J		1.8	0.48	345				
963—LBM2016T2R2J		2.2	0.54	340				
963—LBM2016T2R7J		2.7	0.59	310				
963—LBM2016T3R3J		3.3	0.68	290				
963—LBM2016T3R9J		3.9	0.74	275				
963—LBM2016T4R7J		4.7	0.78	270				
963—LBM2016T5R6J		5.6	0.88	255				
963—LBM2016T6R8J		6.8	0.97	240				
963—LBM2016T8R2J		8.2	1.1	225				
963—LBM2016T100J		10	1.2	215				
963—LBM2016T120J		12	1.4	200				
963—LBM2016T150J		15	1.5	190				
963—LBM2016T180J		18	2.5	150				
963—LBM2016T220J		22	2.8	140				
963—LBM2016T270J		27	3.2	130				
963—LBM2016T330J		33	3.6	125				
963—LBM2016T390J		39	3.9	120				
963—LBM2016T470J		47	4.1	115				
963—LBM2016T560J		56	5.9	95				
963—LBM2016T680J		68	7	90				
963—LBM2016T820J		82	7.7	85				
963—LBM2016T101J		100	8	80				

© Copyright 2014 Mouser Electronics

© Copyright 2014 Mouser Electronics

TDK Inductors, Ferrite Beads, and Filters

RoHS Compliant This product is RoHS compliant.

MLG SERIES MULTILAYER/HIGH-Q FOR HIGH-FREQUENCY CIRCUITS

For quantities greater than listed, call for quote.

MOUSER STOCK NO.	TDK Part No.	Fig.	Case Size	Value (nH)	Tol.	SRF (GHz)	DCR (Ω)	Rated Current (mA)	Price Each 1	50	100	500
810-MLG0603P0N6C	MLG0603P0N6C	A	0603	0.6	0.2	20.0	0.01	1000				
810-MLG0603P0N7C	MLG0603P0N7C	A	0603	0.7	0.2	20.0	0.01	1000				
810-MLG0603P0N8C	MLG0603P0N8C	A	0603	0.8	0.2	20.0	0.02	1000				
810-MLG0603P0N9C	MLG0603P0N9C	A	0603	0.9	0.2	20.0	0.02	1000				
810-MLG0603P1N0C	MLG0603P1N0C	A	0603	1.0	0.2	20.0	0.02	1000				
810-MLG0603P1N1C	MLG0603P1N1C	A	0603	1.1	0.2	19.9	0.03	1000				
810-MLG0603P1N2C	MLG0603P1N2C	A	0603	1.2	0.2	16.0	0.04	800				
810-MLG0603P1N3C	MLG0603P1N3C	A	0603	1.3	0.2	13.9	0.03	800				
810-MLG0603P1N5C	MLG0603P1N5C	A	0603	1.5	0.2	11.7	0.03	800				
810-MLG0603P1N6C	MLG0603P1N6C	A	0603	1.6	0.2	13.4	0.03	700				
810-MLG0603P1N8C	MLG0603P1N8C	A	0603	1.8	0.2	10.7	0.03	700				
810-MLG0603P2N0C	MLG0603P2N0C	A	0603	2.0	0.2	8.5	0.03	600				
810-MLG0603P2N2C	MLG0603P2N2C	A	0603	2.2	0.2	9.0	0.07	600				
810-MLG0603P2N4C	MLG0603P2N4C	A	0603	2.4	0.2	10.9	0.12	500				
810-MLG0603P2N7C	MLG0603P2N7C	A	0603	2.7	0.2	10.0	0.14	500				
810-MLG0603P3N0C	MLG0603P3N0C	A	0603	3.0	0.2	9.1	0.14	450				
810-MLG0603P3N3C	MLG0603P3N3C	A	0603	3.3	0.2	8.4	0.13	450				
810-MLG0603P3N6C	MLG0603P3N6C	A	0603	3.6	0.2	7.7	0.10	400				
810-MLG0603P3N9C	MLG0603P3N9C	A	0603	3.9	0.2	7.1	0.22	400				
810-MLG0603P4N3S	MLG0603P4N3S	A	0603	4.3	0.3	6.7	0.24	350				
810-MLG0603P4N7S	MLG0603P4N7S	A	0603	4.7	0.3	6.9	0.16	350				
810-MLG0603P5N1S	MLG0603P5N1S	A	0603	5.1	0.3	6.6	0.30	350				
810-MLG0603P5N6S	MLG0603P5N6S	A	0603	5.6	0.3	5.3	0.32	350				
810-MLG0603P6N2S	MLG0603P6N2S	A	0603	6.2	0.3	6.3	0.59	300				
810-MLG0603P6N8J	MLG0603P6N8J	A	0603	6.8	5%	6.1	0.62	300				
810-MLG0603P7N5J	MLG0603P7N5J	A	0603	7.5	5%	5.4	0.70	300				
810-MLG0603P8N2J	MLG0603P8N2J	A	0603	8.2	5%	5.2	0.71	250				
810-MLG0603P9N1J	MLG0603P9N1J	A	0603	9.1	5%	5.0	0.76	250				
810-MLG0603P10NJ	MLG0603P10NJ	A	0603	10	5%	4.7	0.85	250				
810-MLG0603P12NJ	MLG0603P12NJ	A	0603	12	5%	4.3	0.82	180				
810-MLG0603P15NJ	MLG0603P15NJ	A	0603	15	5%	3.7	0.94	170				
810-MLG0603P18NJ	MLG0603P18NJ	A	0603	18	5%	3.5	1.04	160				
810-MLG0603P22NJ	MLG0603P22NJ	A	0603	22	5%	2.9	1.31	150				
810-MLG0603P27NJ	MLG0603P27NJ	A	0603	27	5%	2.7	1.45	140				
810-MLG0603P33NJ	MLG0603P33NJ	A	0603	33	5%	2.4	1.55	130				
810-MLG0603P39NJ	MLG0603P39NJ	A	0603	39	5%	2.2	1.72	120				
810-MLG0603P47NJ	MLG0603P47NJ	A	0603	47	5%	2.0	2.18	110				
810-MLG0603P56NJ	MLG0603P56NJ	A	0603	56	5%	1.8	2.35	100				
810-MLG0603P68NJ	MLG0603P68NJ	A	0603	68	5%	1.6	2.69	100				
810-MLG0603P82NJ	MLG0603P82NJ	A	0603	82	5%	1.5	2.71	80				
810-MLG0603PR10J	MLG0603PR10J	A	0603	100	5%	1.3	3.20	80				
810-MLG0603PR12J	MLG0603PR12J	A	0603	120	5%	1.0	3.79	80				

MLP SERIES INDUCTORS FOR POWER CIRCUITS

For quantities greater than listed, call for quote.

MOUSER STOCK NO.	TDK Part No.	Fig.	Case Size	Value (nH)	Tol.	DCR (Ω)	Rated Current (mA)	Price Each 1	50	100	500
810-MLP2016SR47M	MLP2016SR47M	B	2016	0.47	20%	0.05	1600				
810-MLP2016S1R0M	MLP2016S1R0M	B	2016	1	20%	0.09	1400				
810-MLP2016S1R5M	MLP2016S1R5M	B	2016	1.5	20%	0.09	1200				
810-MLP2016S2R2M	MLP2016S2R2M	B	2016	2.2	20%	0.11	1200				
810-MLP2016S4R7M	MLP2016S4R7M	B	2016	4.7	20%	0.27	800				

MMZ SERIES CHIP BEADS FOR SIGNAL LINE

For quantities greater than listed, call for quote.

MOUSER STOCK NO.	TDK Part No.	Fig.	Case Size	Imp. (Ω) (±25%)	DCR (Ω)	Rated Current (mA)	Price Each 1	50	100	500
810-MMZ0603F220C	MMZ0603F220C	C	0603	22	1.00	200				
810-MMZ0603F330C	MMZ0603F330C	C	0603	33	1.30	150				
810-MMZ0603Y601C	MMZ0603Y601C	C	0603	600	1.50	200				

MPZ SERIES CHIP BEADS FOR POWER LINE

For quantities greater than listed, call for quote.

MOUSER STOCK NO.	TDK Part No.	Fig.	Case Size	Imp. (Ω) (±25%)	DCR (Ω)	Rated Current (mA)	Price Each 1	50	100	500
810-MPZ0603S220C	MPZ0603S220C	C	0603	22	0.065	1000				
810-MPZ0603S330C	MPZ0603S330C	C	0603	33	0.09	750				
810-MPZ0603S470C	MPZ0603S470C	C	0603	47	0.12	500				

TCE SERIES COMMON MODE FILTERS

For quantities greater than listed, call for quote.

MOUSER STOCK NO.	TDK Part No.	Fig.	Case Size	Imp. (Ω) (±25%)	DCR (Ω)	Rated Current (mA)	Price Each 1	50	100	500
810-TCE1210-900-2P	TCE1210-900-2P	D	1210	90	1.75	100				
810-TCE1608-900-4P	TCE1608-900-4P	E	1608	90	1.95	100				

DIMENSIONS: mm

A

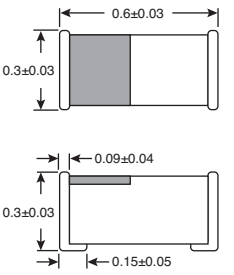

B

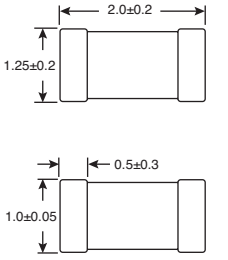

C

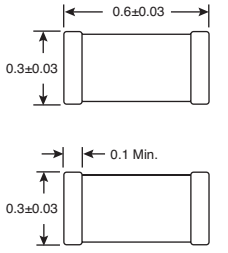

D

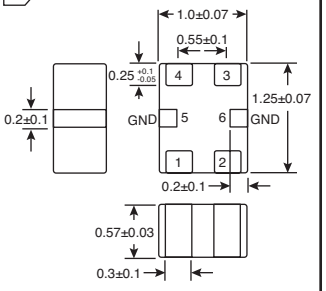

E

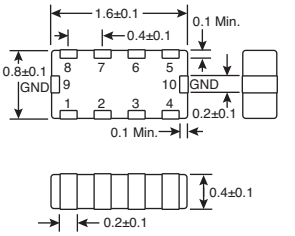

© Copyright 2014 Mouser Electronics

© Copyright 2014 Mouser Electronics

NEW AT MOUSER

TDK MLK SERIES INDUCTORS

Features:

- Supports operating frequency bands of up to 12GHz with nominal inductance values from 1 to 33nH.
- The gigaspiral multilayer structure reduces self-resonant frequencies and suppresses the reduction of Q values in gigahertz bandwidths.
- Advanced monolithic structure is formed using a multi layering and sintering process with ceramic and conductive materials for high-frequency.
- Completely lead-free product which contains no lead in any of the materials used. It supports lead-free solder, as well.

Applications:

- High-frequency circuits for portable telephones, PA, Bluetooth modules, etc.

Specifications:

- Operating Temperature Range: -55°C to +125°C
- Storage Temperature Range: -55°C to +125°C (unit of product)

For quantities greater than listed, call for quote.

MOUSER STOCK NO.	TDK Part No.	Case Size	Value (nH)	Tol. (±)	SRF (GHz)	DCR (Ω)	Rated Current (mA)	Price Each 1	10	100	500
810-MLK0603L1N0S	MLK0603L1N0S	0201	1.0	0.3nH	12	0.20	300				
810-MLK0603L1N2S	MLK0603L1N2S	0201	1.2	0.3nH	11	0.25	300				
810-MLK0603L1N5S	MLK0603L1N5S	0201	1.5	0.3nH	9.5	0.30	300				
810-MLK0603L1N8S	MLK0603L1N8S	0201	1.8	0.3nH	8.5	0.35	300				
810-MLK0603L2N2S	MLK0603L2N2S	0201	2.2	0.3nH	8.0	0.40	300				
810-MLK0603L2N7S	MLK0603L2N7S	0201	2.7	0.3nH	7.5	0.45	300				
810-MLK0603L3N3S	MLK0603L3N3S	0201	3.3	0.3nH	7.0	0.50	200				
810-MLK0603L3N9S	MLK0603L3N9S	0201	3.9	0.3nH	6.5	0.55	200				
810-MLK0603L4N7S	MLK0603L4N7S	0201	4.7	0.3nH	6.0	0.60	200				
810-MLK0603L5N6S	MLK0603L5N6S	0201	5.6	0.3nH	5.7	0.70	200				
810-MLK0603L6N8J	MLK0603L6N8J	0201	6.8	5%	5.5	0.80	200				
810-MLK0603L8N2J	MLK0603L8N2J	0201	8.2	5%	5.0	0.90	200				
810-MLK0603L10NJ	MLK0603L10NJ	0201	10	5%	4.7	1.0	200				
810-MLK0603L12NJ	MLK0603L12NJ	0201	12	5%	4.3	1.1	150				
810-MLK0603L15NJ	MLK0603L15NJ	0201	15	5%	4.0	1.2	150				
810-MLK0603L18NJ	MLK0603L18NJ	0201	18	5%	3.7	1.4	100				
810-MLK0603L22NJ	MLK0603L22NJ	0201	22	5%	3.5	1.6	100				
810-MLK1005S1N0S	MLK1005S1N0S	0402	1.0	0.3nH	19	0.10	300				
810-MLK1005S1N2S	MLK1005S1N2S	0402	1.2	0.3nH	16.2	0.15	300				
810-MLK1005S1N5S	MLK1005S1N5S	0402	1.5	0.3nH	13.6	0.16	300				
810-MLK1005S1N8S	MLK1005S1N8S	0402	1.8	0.3nH	10.5	0.20	300				
810-MLK1005S2N2S	MLK1005S2N2S	0402	2.2	0.3nH	10	0.21	300				
810-MLK1005S2N7S	MLK1005S2N7S	0402	2.7	0.3nH	9.2	0.23	300				
810-MLK1005S3N3S	MLK1005S3N3S	0402	3.3	0.3nH	8.5	0.25	300				
810-MLK1005S3N9S	MLK1005S3N9S	0402	3.9	0.3nH	8.2	0.28	300				
810-MLK1005S4N7S	MLK1005S4N7S	0402	4.7	0.3nH	7.3	0.32	300				
810-MLK1005S5N6D	MLK1005S5N6D	0402	5.6	0.5nH	7.2	0.35	300				
810-MLK1005S6N8D	MLK1005S6N8D	0402	6.8	0.5nH	6.8	0.38	300				
810-MLK1005S8N2D	MLK1005S8N2D	0402	8.2	0.5nH	6.5	0.42	300				
810-MLK1005S10NJ	MLK1005S10NJ	0402	10	5%	6.3	0.45	200				
810-MLK1005S12NJ	MLK1005S12NJ	0402	12	5%	6.2	0.50	200				
810-MLK1005S15NJ	MLK1005S15NJ	0402	15	5%	5.6	0.55	200				
810-MLK1005S18NJ	MLK1005S18NJ	0402	18	5%	5.3	0.65	200				
810-MLK1005S22NJ	MLK1005S22NJ	0402	22	5%	5.1	0.75	200				
810-MLK1005S27NJ	MLK1005S27NJ	0402	27	5%	4.7	0.95	200				
810-MLK1005S33NJ	MLK1005S33NJ	0402	33	5%	4.2	1.1	200				
810-MLK1005S39NJ	MLK1005S39NJ	0402	39	5%	3.4	1.2	100				
810-MLK1005S47NJ	MLK1005S47NJ	0402	47	5%	2.9	1.3	100				
810-MLK1005S56NJ	MLK1005S56NJ	0402	56	5%	2.8	1.4	100				
810-MLK1005S68NJ	MLK1005S68NJ	0402	68	5%	2.7	1.6	100				
810-MLK1005S82NJ	MLK1005S82NJ	0402	82	5%	2.1	1.8	50				
810-MLK1005SR10J	MLK1005SR10J	0402	100	5%	2.0	2.2	50				

DIMENSIONS: mm

0201 Case Size

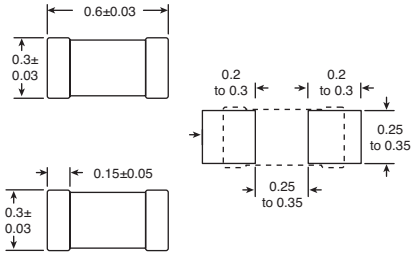

0402 Case Size

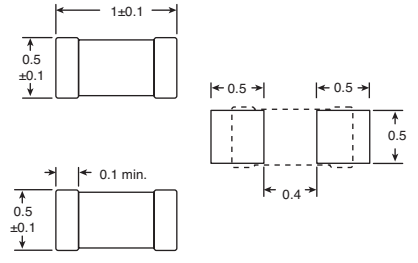

TDK MMZ SERIES CHIP FERRITE BEADS

Features:

- Size standardized for use by automatic assembly equipment. No preferred orientation.
- Either flow or reflow soldering methods can be used due to electroplating of the terminal electrodes.
- High reliability due to an entirely monolithic structure.
- Low DC resistance structure of electrode prevents wasteful electric power consumption.
- The products contain no lead and also support lead-free soldering.

Applications:

- PCs, CRTs, liquid crystal display panels, printers, hard disk drives, game machines, cell phones, etc.

Specifications:

- Operating/Storage Temp. Range: -55°C to +125°C

For quantities greater than listed, call for quote.

MOUSER STOCK NO.	TDK Part No.	Case Size	Imp. (Ω)	DCR (Ω)	Rated Current (mA)	Material Characteristics	Price Each 1	25	100	1000
810-MMZ1608A152E	MMZ1608A152E	0603	1500	1.0	300	A				
810-MMZ1608R150A	MMZ1608R150A	0603	15	0.05	1500	R				
810-MMZ1608R300A	MMZ1608R300A	0603	30	0.05	1500	R				
810-MMZ1608R600A	MMZ1608R600A	0603	60	0.10	800	R				
810-MMZ1608R121A	MMZ1608R121A	0603	120	0.18	500	R				
810-MMZ1608R301A	MMZ1608R301A	0603	300	0.25	500	R				
810-MMZ1608R601A	MMZ1608R601A	0603	600	0.40	500	R				
810-MMZ1608R102A	MMZ1608R102A	0603	1000	0.50	400	R				
810-MMZ1608S400A	MMZ1608S400A	0603	40	0.10	600	S				
810-MMZ1608S800A	MMZ1608S800A	0603	80	0.15	500	S				
810-MMZ1608S121A	MMZ1608S121A	0603	120	0.20	500	S				
810-MMZ1608S181A	MMZ1608S181A	0603	180	0.20	500	S				
810-MMZ1608S301A	MMZ1608S301A	0603	300	0.30	500	S				
810-MMZ1608S601A	MMZ1608S601A	0603	600	0.40	500	S				
810-MMZ1608S102A	MMZ1608S102A	0603	1000	0.50	400	S				
810-MMZ1608Y121B	MMZ1608Y121B	0603	120	0.20	500	Y				
810-MMZ1608Y301B	MMZ1608Y301B	0603	300	0.30	500	Y				
810-MMZ1608Y601B	MMZ1608Y601B	0603	600	0.40	500	Y				
810-MMZ1608Y102B	MMZ1608Y102B	0603	1000	0.50	400	Y				
810-MMZ1608Y152B	MMZ1608Y152B	0603	1500	0.60	300	Y				
810-MMZ2012D121B	MMZ2012D121B	0805	120	0.30	500	D				
810-MMZ2012D301B	MMZ2012D301B	0805	300	0.50	400	D				
810-MMZ2012R150A	MMZ2012R150A	0805	15	0.05	1500	R				
810-MMZ2012R300A	MMZ2012R300A	0805	30	0.05	1500	R				
810-MMZ2012R600A	MMZ2012R600A	0805	60	0.10	1000	R				
810-MMZ2012R121A	MMZ2012R121A	0805	120	0.12	800	R				
810-MMZ2012R301A	MMZ2012R301A	0805	300	0.15	600	R				
810-MMZ2012R601A	MMZ2012R601A	0805	600	0.20	500	R				
810-MMZ2012R102A	MMZ2012R102A	0805	1000	0.30	500	R				
810-MMZ2012S400A	MMZ2012S400A	0805	40	0.10	1000	S				
810-MMZ2012S800A	MMZ2012S800A	0805	80	0.10	800	S				
810-MMZ2012S121A	MMZ2012S121A	0805	120	0.15	800	S				
810-MMZ2012S301A	MMZ2012S301A	0805	300	0.20	600	S				
810-MMZ2012S601A	MMZ2012S601A	0805	600	0.30	500	S				
810-MMZ2012S102A	MMZ2012S102A	0805	1000	0.35	500	S				
810-MMZ2012Y150B	MMZ2012Y150B	0805	15	0.05	1500	Y				
810-MMZ2012Y300B	MMZ2012Y300B	0805	30	0.05	1500	Y				
810-MMZ2012Y600B	MMZ2012Y600B	0805	60	0.10	1000	Y				
810-MMZ2012Y121B	MMZ2012Y121B	0805	120	0.12	800	Y				
810-MMZ2012Y301B	MMZ2012Y301B	0805	300	0.15	600	Y				
810-MMZ2012Y601B	MMZ2012Y601B	0805	600	0.20	500	Y				
810-MMZ2012Y102B	MMZ2012Y102B	0805	1000	0.30	500	Y				
810-MMZ2012Y152B	MMZ2012Y152B	0805	1500	0.40	500	Y				
810-MMZ2012Y202B	MMZ2012Y202B	0805	2000	0.50	400	Y				

Code	Freq. Range	Applications
A	80-400 MHz	Very high impedance @ 100MHz, based on Y material
D	200-500 MHz	High impedance @ high frequencies
R	10-200 MHz	For digital signal lines req'g good waveform integrity
S	40-300 MHz	Standard type with blocking frequency near 100MHz
Y	80-400 MHz	Usable where signal freq. is far from cut-off frequency

DIMENSIONS: mm

0603 Case Size

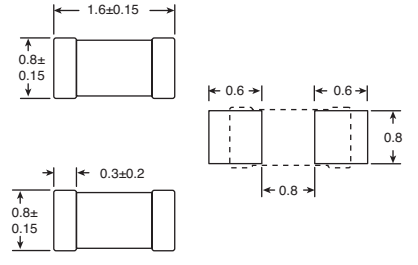

0805 Case Size

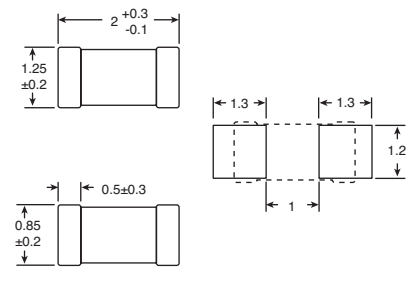

© Copyright 2014 Mouser Electronics

© Copyright 2014 Mouser Electronics

TDK SMD Ferrite Core, Magnetic Shielded Chip Inductors

MLF SERIES MLF2012 TYPE

Features:

- High-reliability monolithic structure
- Ferrite core and magnetic shielding enables the design of compact circuits with high packing density
- Excellent solderability and hig heat resistance permits either flow or reflow soldering
- The products contain no lead and aslo support lead-free soldering

Applications:

- Digital cellular phone, car audio, TV, personal computers, or various electronic appliances

Specifications:

- Operating Temperature Range: -25°C to +85°C
- Storage Temperature Range: -40°C to +85°C

(unit of products)

DIMENSIONS: mm

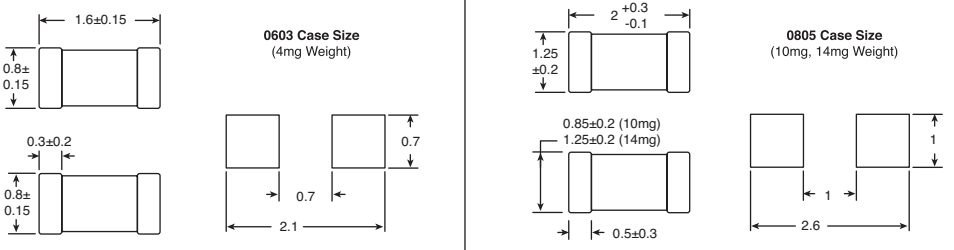

For quantities greater than listed, call for quote.

MOUSER STOCK NO.	TDK Part No.	Case Size	Value (μH)	Tolerance (±)	SRF (MHz)	DCR (Ω)	Rated Current	Price Each 1	10	100	2000
810-MLF1608D47NM	MLF1608D47NM	0603	0.047	20%	350	0.3	50				
810-MLF1608D68NM	MLF1608D68NM	0603	0.068	20%	325	0.3	50				
810-MLF1608D82NM	MLF1608D82NM	0603	0.082	20%	310	0.3	50				
810-MLF1608DR10K	MLF1608DR10K	0603	0.1	10%	295	0.5	50				
810-MLF1608DR12K	MLF1608DR12K	0603	0.12	10%	280	0.5	50				
810-MLF1608DR15K	MLF1608DR15K	0603	0.15	10%	260	0.6	50				
810-MLF1608DR18K	MLF1608DR18K	0603	0.18	10%	245	0.6	50				
810-MLF1608DR22K	MLF1608DR22K	0603	0.22	10%	230	0.8	50				
810-MLF1608DR27K	MLF1608DR27K	0603	0.27	10%	210	0.8	50				
810-MLF1608DR33K	MLF1608DR33K	0603	0.33	10%	200	0.85	35				
810-MLF1608DR39K	MLF1608DR39K	0603	0.39	10%	185	1	35				
810-MLF1608DR47K	MLF1608DR47K	0603	0.47	10%	170	1.35	35				
810-MLF1608DR56K	MLF1608DR56K	0603	0.56	10%	155	1.55	35				
810-MLF1608DR68K	MLF1608DR68K	0603	0.68	10%	140	1.7	35				
810-MLF1608A1R0K	MLF1608A1R0K	0603	1	10%	105	0.6	25				
810-MLF1608A1R2K	MLF1608A1R2K	0603	1.2	10%	100	0.8	25				
810-MLF1608A1R5K	MLF1608A1R5K	0603	1.5	10%	90	0.8	25				
810-MLF1608A1R8K	MLF1608A1R8K	0603	1.8	10%	80	0.95	25				
810-MLF1608A2R2K	MLF1608A2R2K	0603	2.2	10%	75	1.15	15				
810-MLF1608A2R7K	MLF1608A2R7K	0603	2.7	10%	65	1.35	15				
810-MLF1608A3R3K	MLF1608A3R3K	0603	3.3	10%	60	1.55	15				
810-MLF1608A3R9K	MLF1608A3R9K	0603	3.9	10%	50	1.7	15				
810-MLF1608A4R7K	MLF1608A4R7K	0603	4.7	10%	47	2.1	15				
810-MLF1608E5R6K	MLF1608E5R6K	0603	5.6	10%	45	1.55	5				
810-MLF1608E6R8K	MLF1608E6R8K	0603	6.8	10%	40	1.7	5				
810-MLF1608E8R2K	MLF1608E8R2K	0603	8.2	10%	38	2.1	5				
810-MLF1608E100K	MLF1608E100K	0603	10	10%	37	1.85	3				
810-MLF1608E120K	MLF1608E120K	0603	12	10%	35	2.1	3				
810-MLF1608C150K	MLF1608C150K	0603	15	10%	30	1.7	1				
810-MLF1608C180K	MLF1608C180K	0603	18	10%	28	1.85	1				
810-MLF1608C220K	MLF1608C220K	0603	22	10%	25	2.1	1				
810-MLF1608C330K	MLF1608C330K	0603	33	10%	21	2.95	1				
810-MLF2012D47NM	MLF2012D47NM	0805	0.047	20%	400	0.2	300				
810-MLF2012D68NM	MLF2012D68NM	0805	0.068	20%	350	0.2	300				
810-MLF2012D82NM	MLF2012D82NM	0805	0.082	20%	320	0.2	300				
810-MLF2012DR10K	MLF2012DR10K	0805	0.1	10%	300	0.3	250				
810-MLF2012DR12K	MLF2012DR12K	0805	0.12	10%	280	0.3	250				
810-MLF2012DR15K	MLF2012DR15K	0805	0.15	10%	250	0.4	250				
810-MLF2012DR18K	MLF2012DR18K	0805	0.18	10%	230	0.4	250				
810-MLF2012DR22K	MLF2012DR22K	0805	0.22	10%	220	0.5	250				
810-MLF2012DR27K	MLF2012DR27K	0805	0.27	10%	200	0.5	250				
810-MLF2012DR33K	MLF2012DR33K	0805	0.33	10%	180	0.55	250				
810-MLF2012DR39K	MLF2012DR39K	0805	0.39	10%	170	0.65	200				
810-MLF2012DR47K	MLF2012DR47K	0805	0.47	10%	160	0.65	200				
810-MLF2012DR56K	MLF2012DR56K	0805	0.56	10%	150	0.75	150				
810-MLF2012DR68K	MLF2012DR68K	0805	0.68	10%	135	0.8	150				
810-MLF2012DR82K	MLF2012DR82K	0805	0.82	10%	125	1	150				
810-MLF2012A1R0K	MLF2012A1R0K	0805	1	10%	105	0.4	50				
810-MLF2012A1R2K	MLF2012A1R2K	0805	1.2	10%	95	0.5	50				
810-MLF2012A1R5K	MLF2012A1R5K	0805	1.5	10%	85	0.5	50				
810-MLF2012A1R8K	MLF2012A1R8K	0805	1.8	10%	78	0.6	50				
810-MLF2012A2R2K	MLF2012A2R2K	0805	2.2	10%	70	0.65	30				
810-MLF2012A2R7K	MLF2012A2R7K	0805	2.7	10%	64	0.75	30				
810-MLF2012A3R3K	MLF2012A3R3K	0805	3.3	10%	58	0.8	30				
810-MLF2012A3R9K	MLF2012A3R9K	0805	3.9	10%	53	0.9	30				
810-MLF2012A4R7K	MLF2012A4R7K	0805	4.7	10%	48	1	30				
810-MLF2012E5R6K	MLF2012E5R6K	0805	5.6	10%	44	0.9	15				
810-MLF2012E6R8K	MLF2012E6R8K	0805	6.8	10%	40	1	15				
810-MLF2012E8R2K	MLF2012E8R2K	0805	8.2	10%	36	1.1	15				
810-MLF2012E100K	MLF2012E100K	0805	10	10%	33	1.15	15				
810-MLF2012E120K	MLF2012E120K	0805	12	10%	30	1.25	15				
810-MLF2012C150K	MLF2012C150K	0805	15	10%	27	0.8	5				
810-MLF2012C180K	MLF2012C180K	0805	18	10%	25	0.9	5				
810-MLF2012C220K	MLF2012C220K	0805	22	10%	22	1.1	5				
810-MLF2012C270K	MLF2012C270K	0805	27	10%	20	1.15	5				
810-MLF2012C330K	MLF2012C330K	0805	33	10%	18	1.25	5				
810-MLF2012K390K	MLF2012K390K	0805	39	10%	15	2.9	4				
810-MLF2012K470K	MLF2012K470K	0805	47	10%	14	3	4				
810-MLF2012K560K	MLF2012K560K	0805	56	10%	13	3.1	4				
810-MLF2012C680K	MLF2012C680K	0805	68	10%	12	2.9	2				
810-MLF2012C820K	MLF2012C820K	0805	82	10%	11	3	2				
810-MLF2012C101K	MLF2012C101K	0805	100	10%	10	3.1	2				

© Copyright 2014 Mouser Electronics
© Copyright 2014 Mouser Electronics

NLV SERIES NLV25/32 TYPE

For Signal Line

Features:

- The product has good heat durability that withstands lead-free compatible reflow soldering conditions
- Lead-free material is used for the plating on the terminal
- The electrical characteristics, reliability, shape and pad shape are the same as the previous NL series
- Highly heat resistant thermoplastic resin is used to form the exterior package
- This product conforms to the RoHS standard

RoHS Compliant

LEAD-FREE

Applications:

- PCs, hard disk drives, and other types of electronics

Specifications:

- Operating Temperature: -40°C to +105°C
- Inductance Tolerance: ±5%

DIMENSIONS: in (mm)

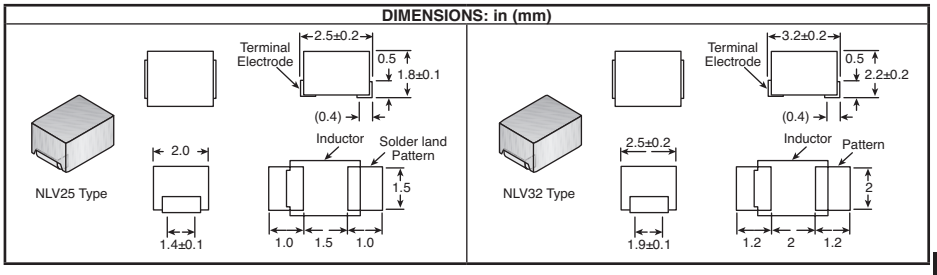

For quantities greater than listed, call for quote.

MOUSER STOCK NO.	TDK Part No.	L (μH)	Q Min.	Test Freq. (MHz)	Rdc (Ω) max.	Idc (mA) max.	Price Each 1	100	2000
810-NLV25T-010J	NLV25T-010J-PF	0.01	15	100	.26	530			
810-NLV25T-012J	NLV25T-012J-PF	0.012	15	100	.27	500			
810-NLV25T-015J	NLV25T-015J-PF	0.015	15	100	.29	480			
810-NLV25T-018J	NLV25T-018J-PF	0.018	15	100	.31	450			
810-NLV25T-022J	NLV25T-022J-PF	0.022	15	100	.37	420			
810-NLV25T-027J	NLV25T-027J-PF	0.027	15	100	.40	410			
810-NLV25T-033J	NLV25T-033J-PF	0.033	20	100	.42	400			
810-NLV25T-039J	NLV25T-039J-PF	0.039	20	100	.45	380			
810-NLV25T-047J	NLV25T-047J-PF	0.047	20	100	.50	360			
810-NLV25T-056J	NLV25T-056J-PF	0.056	20	100	.60	340			
810-NLV25T-068J	NLV25T-068J-PF	0.068	20	100	.65	320			
810-NLV25T-082J	NLV25T-082J-PF	0.082	20	100	.75	300			
810-NLV25T-R10J	NLV25T-R10J-PF	0.1	20	100	.80	280			
810-NLV25T-R12J	NLV25T-R12J-PF	0.12	30	25.2	.30	550			
810-NLV25T-R15J	NLV25T-R15J-PF	0.15	30	25.2	.35	500			
810-NLV25T-R18J	NLV25T-R18J-PF	0.18	30	25.2	.40	460			
810-NLV25T-R22J	NLV25T-R22J-PF	0.22	30	25.2	.50	430			
810-NLV25T-R27J	NLV25T-R27J-PF	0.27	30	25.2	.55	420			
810-NLV25T-R33J	NLV25T-R33J-PF	0.33	30	25.2	.60	400			
810-NLV25T-R39J	NLV25T-R39J-PF	0.39	30	25.2	.65	375			
810-NLV25T-R47J	NLV25T-R47J-PF	0.47	30	25.2	.68	350			
810-NLV25T-R56J	NLV25T-R56J-PF	0.56	30	25.2	.75	325			
810-NLV25T-R68J	NLV25T-R68J-PF	0.68	30	25.2	.85	300			
810-NLV25T-R82J	NLV25T-R82J-PF	0.82	30	25.2	1.00	260			
810-NLV25T-1R0J	NLV25T-1R0J-PF	1.0	30	7.96	1.10	245			
810-NLV25T-1R2J	NLV25T-1R2J-PF	1.2	30	7.96	1.20	230			
810-NLV25T-1R5J	NLV25T-1R5J-PF	1.5	30	7.96	1.30	220			
810-NLV25T-1R8J	NLV25T-1R8J-PF	1.8	30	7.96	1.45	210			
810-NLV25T-2R2J	NLV25T-2R2J-PF	2.2	30	7.96	1.55	200			
810-NLV25T-2R7J	NLV25T-2R7J-PF	2.7	30	7.96	1.70	195			
810-NLV25T-3R3J	NLV25T-3R3J-PF	3.3	30	7.96	1.90	185			
810-NLV25T-3R9J	NLV25T-3R9J-PF	3.9	30	7.96	2.10	180			
810-NLV25T-4R7J	NLV25T-4R7J-PF	4.7	30	7.96	2.30	175			
810-NLV25T-5R6J	NLV25T-5R6J-PF	5.6	25	7.96	2.50	170			
810-NLV25T-6R8J	NLV25T-6R8J-PF	6.8	25	7.96	2.70	165			
810-NLV25T-8R2J	NLV25T-8R2J-PF	8.2	25	7.96	3.05	160			
810-NLV25T-100J	NLV25T-100J-PF	10	25	2.52	3.50	155			
810-NLV25T-120J	NLV25T-120J-PF	12	25	2.52	3.80	150			
810-NLV25T-150J	NLV25T-150J-PF	15	25	2.52	4.40	140			
810-NLV25T-180J	NLV25T-180J-PF	18	25	2.52	4.80	130			

For quantities greater than listed, call for quote.

MOUSER STOCK NO.	TDK Part No.	L (μH)	Q Min.	Test Freq. (MHz)	Rdc (Ω) max.	Idc (mA) max.	Price Each 1	100	2000
NLV25 Type (Cont.)									
810-NLV25T-220J	NLV25T-220J-PF	22	25	2.52	5.50	125			
810-NLV25T-270J	NLV25T-270J-PF	27	25	2.52	6.30	115			
810-NLV25T-330J	NLV25T-330J-PF	33	25	2.52	7.10	110			
810-NLV25T-390J	NLV25T-390J-PF	39	20	2.52	9.50	90			
810-NLV25T-470J	NLV25T-470J-PF	47	20	2.52	11.10	80			
810-NLV25T-560J	NLV25T-560J-PF	56	20	2.52	12.10	75			
810-NLV25T-680J	NLV25T-680J-PF	68	20	2.52	16.60	70			
810-NLV25T-820J	NLV25T-820J-PF	82	20	2.52	19.00	66			
810-NLV25T-101J	NLV25T-101J-PF	100	15	0.796	21.00	60			
NLV32 Type									
810-NLV32T-010J	NLV32T-010J-PF	0.01	15	100	.13	450			
810-NLV32T-015J	NLV32T-015J-PF	0.015	19	100	.16	450			
810-NLV32T-022J	NLV32T-022J-PF	0.022	23	100	.20	450			
810-NLV32T-033J	NLV32T-033J-PF	0.033	25	100	.24	450			
810-NLV32T-047J	NLV32T-047J-PF	0.047	26	100	.30	450			
810-NLV32T-068J	NLV32T-068J-PF	0.068	27	100	.36	450			
810-NLV32T-R10J	NLV32T-R10J-PF	0.1	28	100	.44	450			
810-NLV32T-R15J	NLV32T-R15J-PF	0.15	30	25.2	.25	450			
810-NLV32T-R22J	NLV32T-R22J-PF	0.22	30	25.2	.32	450			
810-NLV32T-R33J	NLV32T-R33J-PF	0.33	30	25.2	.40	450			
810-NLV32T-R47J	NLV32T-R47J-PF	0.47	30	25.2	.50	450			
810-NLV32T-R68J	NLV32T-R68J-PF	0.68	30	25.2	.60	450			
810-NLV32T-1R0J	NLV32T-1R0J-PF	1	30	7.96	0.7	400			
810-NLV32T-1R5J	NLV32T-1R5J-PF	1.5	30	7.96	0.85	370			
810-NLV32T-2R2J	NLV32T-2R2J-PF	2.2	30	7.96	1	320			
810-NLV32T-3R3J	NLV32T-3R3J-PF	3.3	30	7.96	1.2	260			
810-NLV32T-4R7J	NLV32T-4R7J-PF	4.7	30	7.96	1.5	220			
810-NLV32T-6R8J	NLV32T-6R8J-PF	6.8	30	7.96	1.8	180			
810-NLV32T-100J	NLV32T-100J-PF	10	30	2.52	2.1	150			
810-NLV32T-150J	NLV32T-150J-PF	15	30	2.52	2.8	130			
810-NLV32T-220J	NLV32T-220J-PF	22	30	2.52	3.7	110			
810-NLV32T-330J	NLV32T-330J-PF	33	30	2.52	5.6	70			
810-NLV32T-470J	NLV32T-470J-PF	47	30	2.52	7	60			
810-NLV32T-680J	NLV32T-680J-PF	68	30	2.52	9	50			
810-NLV32T-101J	NLV32T-101J-PF	100	20	0.796	10	40			
810-NLV32T-151J	NLV32T-151J-PF	150	20	0.796	15	65			
810-NLV32T-221J	NLV32T-221J-PF	220	30	2.52	21	50			
810-NLV32T-331J	NLV32T-331J-PF	330	20	0.796	34	40			
810-NLV32T-471J	NLV32T-471J-PF	470	20	0.796	40	25			

NLCV SERIES NLCV25/32 TYPE

For Power Line

Features:

- The product has good heat durability that withstands lead-free compatible reflow soldering conditions
- Lead-free material is used for the plating on the terminal
- The electrical characteristics, reliability, shape and pad shape are the same as the previous NL series
- Highly heat resistant thermoplastic resin is used to form the exterior package
- This product conforms to the RoHS standard

Applications:

- PCs, hard disk drives, and other types of electronics

RoHS Compliant

Specifications:

- Operating Temperature: -40°C to +105°C
- Inductance Tolerance: 10% (K); 20% (M)

LEAD-FREE

DIMENSIONS: mm

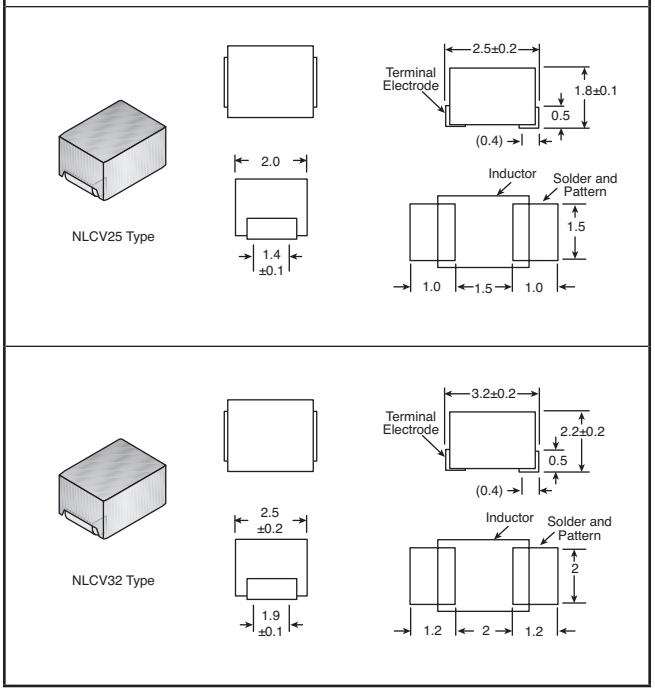

For quantities greater than listed, call for quote.

MOUSER STOCK NO.	TDK Part No.	L (μH)	Q Min.	Test Freq. (MHz)	Rdc (Ω) max.	Idc (mA) max.	Price Each 1	100	2000
NLCV25 Type									
810-NLCV25T-1R0M	NLCV25T-1R0M-PF	1	20	7.96	0.34	475			
810-NLCV25T-1R5M	NLCV25T-1R5M-PF	1.5	20	7.96	0.42	435			
810-NLCV25T-2R2M	NLCV25T-2R2M-PF	2.2	20	7.96	0.5	390			
810-NLCV25T-3R3M	NLCV25T-3R3M-PF	3.3	20	7.96	0.65	340			
810-NLCV25T-4R7M	NLCV25T-4R7M-PF	4.7	20	7.96	0.8	285			
810-NLCV25T-6R8M	NLCV25T-6R8M-PF	6.8	20	7.96	1	275			
810-NLCV25T-100K	NLCV25T-100K-PF	10	30	2.52	1.69	210			
810-NLCV25T-150K	NLCV25T-150K-PF	15	30	2.52	2.2	175			
810-NLCV25T-220K	NLCV25T-220K-PF	22	30	2.52	2.8	160			
810-NLCV25T-330K	NLCV25T-330K-PF	33	30	2.52	4.2	120			
NLCV32 Type									
810-NLCV32T-1R0M	NLCV32T-1R0M-PF	1	10	7.96	0.08	850			
810-NLCV32T-1R5M	NLCV32T-1R5M-PF	1.5	10	7.96	0.11	700			
810-NLCV32T-2R2M	NLCV32T-2R2M-PF	2.2	10	7.96	0.13	600			
810-NLCV32T-3R3M	NLCV32T-3R3M-PF	3.3	10	7.96	0.16	500			
810-NLCV32T-100K	NLCV32T-100K-PF	10	15	2.52	0.36	300			
810-NLCV32T-150K	NLCV32T-150K-PF	15	15	2.52	0.56	250			
810-NLCV32T-220K	NLCV32T-220K-PF	22	15	2.52	0.77	210			
810-NLCV32T-330K	NLCV32T-330K-PF	33	15	2.52	1.1	170			
810-NLCV32T-470K	NLCV32T-470K-PF	47	15	2.52	1.64	150			
810-NLCV32T-101K	NLCV32T-101K-PF	100	15	0.796	3.7	100			
810-NLCV32T-151K	NLCV32T-151K-PF	150	20	0.796	6.1	85			
810-NLCV32T-221K	NLCV32T-221K-PF	220	20	0.796	8.4	70			
810-NLCV32T-331K	NLCV32T-331K-PF	330	20	0.796	12.3	60			

© Copyright 2014 Mouser Electronics

© Copyright 2014 Mouser Electronics

VLCF SERIES

Features:
- Miniature Size
- Magnetic Shielded
- Use in DC-DC converters

DIMENSIONS: mm

RoHS Compliant

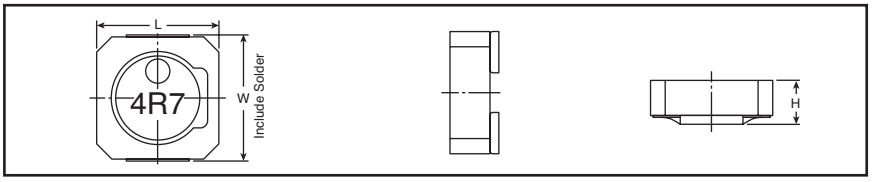

For quantities greater than listed, call for quote.

MOUSER STOCK NO.	TDK Part No.	Inductance (μH)	Current (A)	Tolerance	Test Freq. (KHz)	DC Resistance (Ω)	Case Size (LxWxH)	Price Each 1	10	100	500
810-VLCF418T1R6N1R72	VLCF4018T-1R6N1R7-2	1.6	1.7	±30%	100	0.051	4x4x1.8mm				
810-VLCF418T3R3N1R22	VLCF4018T-3R3N1R2-2	3.3	1.2	±30%	100	0.079	4x4x1.8mm				
810-VLCF418T4R7N1R02	VLCF4018T-4R7N1R0-2	4.7	1.0	±30%	100	0.101	4x4x1.8mm				
810-VLCF418T6R8NR942	VLCF4018T-6R8NR94-2	6.8	0.94	±30%	100	0.124	4x4x1.8mm				
810-VLCF418T100MR742	VLCF4018T-100MR74-2	10	0.74	±20%	100	0.188	4x4x1.8mm				
810-VLCF418T150MR592	VLCF4018T-150MR59-2	15	0.59	±20%	100	0.268	4x4x1.8mm				
810-VLCF418T220MR492	VLCF4018T-220MR49-2	22	0.49	±20%	100	0.369	4x4x1.8mm				
810-VLCF418T330MR422	VLCF4018T-330MR42-2	33	0.42	±20%	100	0.54	4x4x1.8mm				
810-VLCF418T470MR342	VLCF4018T-470MR34-2	47	0.34	±20%	100	0.76	4x4x1.8mm				
810-VLCF4020T1R8N1R9	VLCF4020T-1R8N1R9	1.8	1.9	±30%	100	0.051	4x4x2.0mm				
810-VLCF4020T2R2N1R7	VLCF4020T-2R2N1R7	2.2	1.7	±30%	100	0.059	4x4x2.0mm				
810-VLCF4020T3R3N1R5	VLCF4020T-3R3N1R5	3.3	1.5	±30%	100	0.078	4x4x2.0mm				
810-VLCF4020T4R7N1R2	VLCF4020T-4R7N1R2	4.7	1.2	±30%	100	0.098	4x4x2.0mm				
810-VLCF4020T6R8N1R0	VLCF4020T-6R8N1R0	6.8	1.0	±30%	100	0.131	4x4x2.0mm				
810-VLCF4020T100MR85	VLCF4020T-100MR85	10	0.85	±20%	100	0.185	4x4x2.0mm				
810-VLCF4020T150MR68	VLCF4020T-150MR68	15	0.68	±20%	100	0.303	4x4x2.0mm				
810-VLCF4020T220MR56	VLCF4020T-220MR56	22	0.56	±20%	100	0.431	4x4x2.0mm				
810-VLCF4020T270MR48	VLCF4020T-270MR48	27	0.48	±20%	100	0.496	4x4x2.0mm				
810-VLCF4020T330MR47	VLCF4020T-330MR47	33	0.47	±20%	100	0.628	4x4x2.0mm				
810-VLCF4020T470MR39	VLCF4020T-470MR39	47	0.39	±20%	100	0.934	4x4x2.0mm				
810-VLCF4020T101MR26	VLCF4020T-101MR26	100	0.26	±20%	100	1.4	4x4x2.0mm				
810-VLCF5020T1R8N2R0	VLCF5020T-1R8N2R0	1.8	2.0	±30%	100	0.059	5x5x2.0mm				
810-VLCF52T2R2N2R61	VLCF5020T-2R2N2R6-1	2.2	2.6	±30%	100	0.071	5x5x2.0mm				
810-VLCF5020T2R7N1R7	VLCF5020T-2R7N1R7	2.7	1.7	±30%	100	0.071	5x5x2.0mm				
810-VLCF52T2R7N2R21	VLCF5020T-2R7N2R2-1	2.7	2.2	±30%	100	0.083	5x5x2.0mm				
810-VLCF5020T3R3N1R6	VLCF5020T-3R3N1R6	3.3	1.6	±30%	100	0.083	5x5x2.0mm				
810-VLCF52T3R3N2R01	VLCF5020T-3R3N2R0-1	3.3	2.0	±30%	100	0.096	5x5x2.0mm				
810-VLCF5020T4R7N1R4	VLCF5020T-4R7N1R4	4.7	1.4	±30%	100	0.096	5x5x2.0mm				
810-VLCF52T4R7N1R71	VLCF5020T-4R7N1R7-1	4.7	1.7	±30%	100	0.122	5x5x2.0mm				
810-VLCF5020T6R8N1R1	VLCF5020T-6R8N1R1	6.8	1.1	±30%	100	0.122	5x5x2.0mm				
810-VLCF52T6R8N1R31	VLCF5020T-6R8N1R3-1	6.8	1.3	±30%	100	0.165	5x5x2.0mm				
810-VLCF5020T100MR87	VLCF5020T-100MR87	10	0.87	±20%	100	0.182	5x5x2.0mm				
810-VLCF52T100M1R11	VLCF5020T-100M1R1-1	10	1.1	±20%	100	0.237	5x5x2.0mm				
810-VLCF5020T150MR71	VLCF5020T-150MR71	15	0.71	±20%	100	0.256	5x5x2.0mm				
810-VLCF52T150MR901	VLCF5020T-150MR90-1	15	0.90	±20%	100	0.35	5x5x2.0mm				
810-VLCF5020T220MR58	VLCF5020T-220MR58	22	0.58	±20%	100	0.373	5x5x2.0mm				
810-VLCF52T220MR751	VLCF5020T-220MR75-1	22	0.75	±20%	100	0.496	5x5x2.0mm				
810-VLCF5020T330MR48	VLCF5020T-330MR48	33	0.48	±20%	100	0.522	5x5x2.0mm				
810-VLCF52T330MR621	VLCF5020T-330MR62-1	33	0.62	±20%	100	0.717	5x5x2.0mm				
810-VLCF5020T470MR40	VLCF5020T-470MR40	47	0.40	±20%	100	0.748	5x5x2.0mm				
810-VLCF52T470MR511	VLCF5020T-470MR51-1	47	0.51	±20%	100	1.05	5x5x2.0mm				
810-VLCF5020T101MR27	VLCF5020T-101MR27	100	0.27	±20%	100	1.581	5x5x2.0mm				

VLF SERIES

Features:
- Low Coil Resistance
- Excellent Shielding Effect
- Lead Free - RoHS Compliant
- Usable in mobile electronics

DIMENSIONS: mm

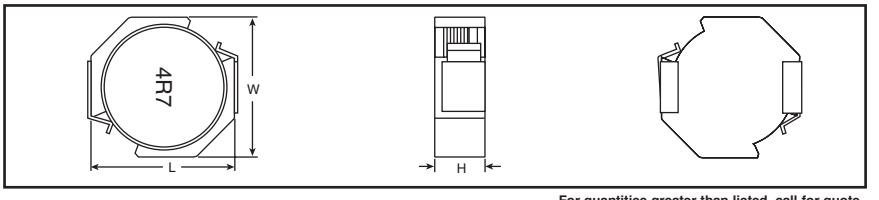

For quantities greater than listed, call for quote.

810-VLF3010AT1R5N1R2	VLF3010AT-1R5N1R2	1.5	1.2	±30%	100	0.068	2.6x2.8x1.0mm				
810-VLF3010AT2R2M1R0	VLF3010AT-2R2M1R0	2.2	1.0	±20%	100	0.10	2.6x2.8x1.0mm				
810-VLF3010AT3R3MR87	VLF3010AT-3R3MR87	3.3	0.87	±20%	100	0.15	2.6x2.8x1.0mm				
810-VLF3010AT4R7MR70	VLF3010AT-4R7MR70	4.7	0.70	±20%	100	0.24	2.6x2.8x1.0mm				
810-VLF3010AT6R8MR61	VLF3010AT-6R8MR61	6.8	0.61	±20%	100	0.34	2.6x2.8x1.0mm				
810-VLF3010AT100MR49	VLF3010AT-100MR49	10	0.49	±20%	100	0.58	2.6x2.8x1.0mm				
810-VLF3010AT150MR40	VLF3010AT-150MR40	15	0.40	±20%	100	0.75	2.6x2.8x1.0mm				
810-VLF3010AT220MR33	VLF3010AT-220MR33	22	0.33	±20%	100	1.3	2.6x2.8x1.0mm				
810-VLF3012AT1R5N1R2	VLF3012AT-1R5N1R2	1.5	1.2	±30%	100	0.059	2.6x2.8x1.2mm				
810-VLF3012AT2R2M1R0	VLF3012AT-2R2M1R0	2.2	1.0	±20%	100	0.088	2.6x2.8x1.2mm				
810-VLF3012AT3R3MR87	VLF3012AT-3R3MR87	3.3	0.87	±20%	100	0.11	2.6x2.8x1.2mm				
810-VLF3012AT4R7MR74	VLF3012AT-4R7MR74	4.7	0.74	±20%	100	0.16	2.6x2.8x1.2mm				
810-VLF3012AT6R8MR59	VLF3012AT-6R8MR59	6.8	0.59	±20%	100	0.23	2.6x2.8x1.2mm				
810-VLF3012AT100MR49	VLF3012AT-100MR49	10	0.49	±20%	100	0.36	2.6x2.8x1.2mm				
810-VLF3012AT150MR41	VLF3012AT-150MR41	15	0.41	±20%	100	0.54	2.6x2.8x1.2mm				
810-VLF3012AT220MR33	VLF3012AT-220MR33	22	0.33	±20%	100	0.66	2.6x2.8x1.2mm				
810-VLF3012AT330MR27	VLF3012AT-330MR27	33	0.27	±20%	100	1.1	2.6x2.8x1.2mm				
810-VLF3012AT470MR22	VLF3012AT-470MR22	47	0.22	±20%	100	1.9	2.6x2.8x1.2mm				
810-VLF4012AT1R5M1R6	VLF4012AT-1R5M1R6	1.5	1.6	±20%	100	0.069	3.5x3.7x1.2mm				
810-VLF4012AT2R2M1R5	VLF4012AT-2R2M1R5	2.2	1.5	±20%	100	0.076	3.5x3.7x1.2mm				
810-VLF4012AT3R3M1R3	VLF4012AT-3R3M1R3	3.3	1.3	±20%	100	0.10	3.5x3.7x1.2mm				
810-VLF4012AT4R7M1R1	VLF4012AT-4R7M1R1	4.7	1.1	±20%	100	0.14	3.5x3.7x1.2mm				
810-VLF4012AT6R8MR96	VLF4012AT-6R8MR96	6.8	0.96	±20%	100	0.20	3.5x3.7x1.2mm				
810-VLF4012AT100MR79	VLF4012AT-100MR79	10	0.79	±20%	100	0.30	3.5x3.7x1.2mm				
810-VLF4012AT150MR63	VLF4012AT-150MR63	15	0.63	±20%	100	0.46	3.5x3.7x1.2mm				
810-VLF4012AT220MR51	VLF4012AT-220MR51	22	0.51	±20%	100	0.71	3.5x3.7x1.2mm				
810-VLF4012AT330MR39	VLF4012AT-330MR39	33	0.39	±20%	100	1.2	3.5x3.7x1.2mm				
810-VLF4012AT470MR30	VLF4012AT-470MR30	47	0.30	±20%	100	2.0	3.5x3.7x1.2mm				
810-VLF5014AT4R7M1R1	VLF5014AT-4R7M1R1	4.7	1.1	±20%	100	0.12	4.5x4.7x1.4mm				
810-VLF5014AT6R8MR99	VLF5014AT-6R8MR99	6.8	0.99	±20%	100	0.16	4.5x4.7x1.4mm				
810-VLF5014AT100MR92	VLF5014AT-100MR92	10	0.92	±20%	100	0.19	4.5x4.7x1.4mm				
810-VLF5014AT150MR76	VLF5014AT-150MR76	15	0.76	±20%	100	0.28	4.5x4.7x1.4mm				

© Copyright 2014 Mouser Electronics

© Copyright 2014 Mouser Electronics

TDK SMD Power Inductors

RoHS Compliant **This product is RoHS compliant.**

CLF SERIES

Features:
- Miniature Size
- Magnetic Shielded
- Use in DC-DC converters
- Test Frequency: 100kHz
- Tolerance: 0.3nH
- Operating Temperature: -40°C to +105°C

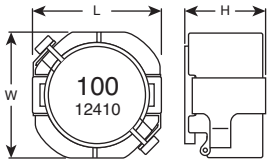

DIMENSIONS: mm			
Series	**L**	**W**	**H**
CLF6045	6.2	5.9	4.5
CLF7045	7.2	6.9	4.5
CLF1004	10.0	9.7	3.8
CLF1255	12.5	12.1	5.5

For quantities greater than listed, call for quote.

MOUSER STOCK NO.	TDK Part No.	Inductance (µH)	Current (A)	DC Resistance (Ω)	Price Each 1	100	500
810-CLF6045T-1R0N	CLF6045T-1R0N	1	5	11m			
810-CLF6045T-1R5N	CLF6045T-1R5N	1.5	4.4	13m			
810-CLF6045T-2R2N	CLF6045T-2R2N	2.2	3.9	15m			
810-CLF6045T-3R3N	CLF6045T-3R3N	3.3	3.1	19m			
810-CLF6045T-4R7N	CLF6045T-4R7N	4.7	2.5	23m			
810-CLF6045T-6R8N	CLF6045T-6R8N	6.8	2.2	27m			
810-CLF6045T-100M	CLF6045T-100M	10	1.7	38m			
810-CLF6045T-150M	CLF6045T-150M	15	1.5	55m			
810-CLF6045T-220M	CLF6045T-220M	22	1.3	78m			
810-CLF6045T-330M	CLF6045T-330M	33	1.07	103m			
810-CLF6045T-470M	CLF6045T-470M	47	0.9	130m			
810-CLF6045T-680M	CLF6045T-680M	68	0.79	215m			
810-CLF6045T-101M	CLF6045T-101M	100	0.64	340m			
810-CLF6045T-151M	CLF6045T-151M	150	0.5	480m			

For quantities greater than listed, call for quote.

MOUSER STOCK NO.	TDK Part No.	Inductance (µH)	Current (A)	DC Resistance (Ω)	Price Each 1	100	500
810-CLF6045T-221M	CLF6045T-221M	220	0.41	780m			
810-CLF6045T-331M	CLF6045T-331M	330	0.35	970m			
810-CLF6045T-471M	CLF6045T-471M	470	0.3	1.42			
810-CLF7045T-470M	CLF7045T-470M	47	1.3	0.15			
810-CLF7045T-680M	CLF7045T-680M	68	1.1	0.21			
810-CLF7045T-101M	CLF7045T-101M	100	0.9	0.33			
810-CLF7045T-151M	CLF7045T-151M	150	0.67	0.48			
810-CLF7045T-221M	CLF7045T-221M	220	0.62	0.66			
810-CLF7045T-331M	CLF7045T-331M	330	0.49	1.03			
810-CLF7045T-471M	CLF7045T-471M	470	0.43	1.42			
810-CLF10040T-330M	CLF10040T-330M	33	2.2	80m			
810-CLF10040T-470M	CLF10040T-470M	47	1.9	125m			
810-CLF10040T-680M	CLF10040T-680M	68	1.6	0.18			
810-CLF10040T-101M	CLF10040T-101M	100	1.3	0.24			
810-CLF10040T-151M	CLF10040T-151M	150	1	0.38			
810-CLF10040T-221M	CLF10040T-221M	220	0.88	0.52			
810-CLF10040T-331M	CLF10040T-331M	330	0.7	0.86			
810-CLF10040T-471M	CLF10040T-471M	470	0.56	1.21			
810-CLF12555T-1R5N	CLF12555T-1R5N	1.5	16.4	7.3m			
810-CLF12555T-2R2N	CLF12555T-2R2N	2.2	13.1	8.8m			
810-CLF12555T-3R3N	CLF12555T-3R3N	3.3	11.4	10.3m			
810-CLF12555T-4R7N	CLF12555T-4R7N	4.7	9.6	11.7m			
810-CLF12555T-6R8N	CLF12555T-6R8N	6.8	8	15m			
810-CLF12555T-100M	CLF12555T-100M	10	6.7	21m			
810-CLF12555T-150M	CLF12555T-150M	15	5.4	31m			
810-CLF12555T-220M	CLF12555T-220M	22	4.8	43m			
810-CLF12555T-330M	CLF12555T-330M	33	4	67m			
810-CLF12555T-470M	CLF12555T-470M	47	3.2	100m			
810-CLF12555T-680M	CLF12555T-680M	68	2.6	125m			
810-CLF12555T-101M	CLF12555T-101M	100	2.1	190m			
810-CLF12555T-151M	CLF12555T-151M	150	1.8	260m			
810-CLF12555T-221M	CLF12555T-221M	220	1.5	370m			
810-CLF12555T-331M	CLF12555T-331M	330	1.2	560m			
810-CLF12555T-471M	CLF12555T-471M	470	1	795m			

CLF-D SERIES

Features:
- Miniature Size
- Magnetic Shielded
- Test Frequency: 100kHz
- Tolerance: 0.3nH
- Operating Temperature: -40°C to +105°C

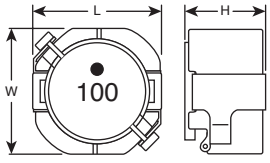

DIMENSIONS: mm			
Series	**L**	**W**	**H**
CLF6045-D	6.2	5.9	4.5
CLF7045-D	7.2	6.9	4.5
CLF1004-D	10.0	9.7	3.8
CLF1255-D	12.5	12.1	5.5

For quantities greater than listed, call for quote.

MOUSER STOCK NO.	TDK Part No.	Inductance (µH)	Current (A)	DC Resistance (Ω)	Price Each 1	100	500
810-CLF6045T-1R0N-D	CLF6045T-1R0N-D	1	5	11m			
810-CLF6045T-1R5N-D	CLF6045T-1R5N-D	1.5	4.4	13m			
810-CLF6045T-2R2N-D	CLF6045T-2R2N-D	2.2	3.9	15m			
810-CLF6045T-3R3N-D	CLF6045T-3R3N-D	3.3	3.1	19m			
810-CLF6045T-4R7N-D	CLF6045T-4R7N-D	4.7	2.5	23m			
810-CLF6045T-6R8N-D	CLF6045T-6R8N-D	6.8	2.2	27m			
810-CLF6045T-100M-D	CLF6045T-100M-D	10	1.7	38m			
810-CLF6045T-150M-D	CLF6045T-150M-D	15	1.5	55m			
810-CLF6045T-220M-D	CLF6045T-220M-D	22	1.3	78m			
810-CLF6045T-330M-D	CLF6045T-330M-D	33	1.07	103m			
810-CLF6045T-470M-D	CLF6045T-470M-D	47	0.9	130m			
810-CLF6045T-680M-D	CLF6045T-680M-D	68	0.79	215m			
810-CLF6045T-101M-D	CLF6045T-101M-D	100	0.64	340m			
810-CLF6045T-151M-D	CLF6045T-151M-D	150	0.5	480m			
810-CLF6045T-221M-D	CLF6045T-221M-D	220	0.41	780m			
810-CLF6045T-331M-D	CLF6045T-331M-D	330	0.35	970m			
810-CLF6045T-471M-D	CLF6045T-471M-D	470	0.3	1.42			
810-CLF7045T-1R0N-D	CLF7045T-1R0N-D	1	8.9	9.6m			
810-CLF7045T-1R5N-D	CLF7045T-1R5N-D	1.5	7.3	11m			
810-CLF7045T-2R2N-D	CLF7045T-2R2N-D	2.2	5.5	14.6m			
810-CLF7045T-3R3N-D	CLF7045T-3R3N-D	3.3	5	16.4m			
810-CLF7045T-4R7N-D	CLF7045T-4R7N-D	4.7	4.1	20m			
810-CLF7045T-6R8N-D	CLF7045T-6R8N-D	6.8	3.3	27m			
810-CLF7045T-100M-D	CLF7045T-100M-D	10	2.7	38m			
810-CLF7045T-150M-D	CLF7045T-150M-D	15	2.3	51m			

For quantities greater than listed, call for quote.

MOUSER STOCK NO.	TDK Part No.	Inductance (µH)	Current (A)	DC Resistance (Ω)	Price Each 1	100	500
810-CLF7045T-220M-D	CLF7045T-220M-D	22	1.9	69m			
810-CLF7045T-330M-D	CLF7045T-330M-D	33	1.55	0.11			
810-CLF7045T-470M-D	CLF7045T-470M-D	47	1.3	0.15			
810-CLF7045T-680M-D	CLF7045T-680M-D	68	1.1	0.21			
810-CLF7045T-101M-D	CLF7045T-101M-D	100	0.9	0.33			
810-CLF7045T-151M-D	CLF7045T-151M-D	150	0.67	0.48			
810-CLF7045T-221M-D	CLF7045T-221M-D	220	0.62	0.66			
810-CLF7045T-331M-D	CLF7045T-331M-D	330	0.49	1.03			
810-CLF7045T-471M-D	CLF7045T-471M-D	470	0.43	1.42			
810-CLF10040T-1R0N-D	CLF10040T-1R0N-D	1	12	5.7m			
810-CLF10040T-1R5N-D	CLF10040T-1R5N-D	1.5	10.6	7.1m			
810-CLF10040T-2R2N-D	CLF10040T-2R2N-D	2.2	7.5	9.7m			
810-CLF10040T-3R3N-D	CLF10040T-3R3N-D	3.3	6.6	11m			
810-CLF10040T-4R7N-D	CLF10040T-4R7N-D	4.7	5.4	14.5m			
810-CLF10040T-6R8N-D	CLF10040T-6R8N-D	6.8	4.8	18.5m			
810-CLF10040T-100M-D	CLF10040T-100M-D	10	4	26m			
810-CLF10040T-150M-D	CLF10040T-150M-D	15	3.2	40m			
810-CLF10040T-220M-D	CLF10040T-220M-D	22	2.7	55m			
810-CLF10040T-330M-D	CLF10040T-330M-D	33	2.2	80m			
810-CLF10040T-470M-D	CLF10040T-470M-D	47	1.9	125m			
810-CLF10040T-680M-D	CLF10040T-680M-D	68	1.6	0.18			
810-CLF10040T-101M-D	CLF10040T-101M-D	100	1.3	0.24			
810-CLF10040T-151M-D	CLF10040T-151M-D	150	1	0.38			
810-CLF10040T-221M-D	CLF10040T-221M-D	220	0.88	0.52			
810-CLF10040T-331M-D	CLF10040T-331M-D	330	0.7	0.86			
810-CLF10040T-471M-D	CLF10040T-471M-D	470	0.56	1.21			
810-CLF12555T-1R0N-D	CLF12555T-1R0N-D	1	20	5.8m			
810-CLF12555T-1R5N-D	CLF12555T-1R5N-D	1.5	16.4	7.3m			
810-CLF12555T-2R2N-D	CLF12555T-2R2N-D	2.2	13.1	8.8m			
810-CLF12555T-3R3N-D	CLF12555T-3R3N-D	3.3	11.4	10.3m			
810-CLF12555T-4R7N-D	CLF12555T-4R7N-D	4.7	9.6	11.7m			
810-CLF12555T-6R8N-D	CLF12555T-6R8N-D	6.8	8	15m			
810-CLF12555T-100M-D	CLF12555T-100M-D	10	6.7	21m			
810-CLF12555T-150M-D	CLF12555T-150M-D	15	5.4	31m			
810-CLF12555T-220M-D	CLF12555T-220M-D	22	4.8	43m			
810-CLF12555T-330M-D	CLF12555T-330M-D	33	4	67m			
810-CLF12555T-470M-D	CLF12555T-470M-D	47	3.2	100m			
810-CLF12555T-680M-D	CLF12555T-680M-D	68	2.6	125m			
810-CLF12555T-101M-D	CLF12555T-101M-D	100	2.1	190m			
810-CLF12555T-151M-D	CLF12555T-151M-D	150	1.8	260m			
810-CLF12555T-221M-D	CLF12555T-221M-D	220	1.5	370m			
810-CLF12555T-331M-D	CLF12555T-331M-D	330	1.2	560m			
810-CLF12555T-471M-D	CLF12555T-471M-D	470	1	795m			

© Copyright 2014 Mouser Electronics

TDK Shielded Power Inductors

RoHS Compliant **This page of product is RoHS compliant.**

LGJ SERIES HIGH RELIABILITY

TDK's new series of High Reliability Power Inductors are qualified to AEC-Q200 and MIL-PRF. There is an anti-counterfeit verification system for these parts with optional RDIF inventory tracking available.

Applications:

- Smart meters
- Solar micro-inverters
- Industrial
- Military
- Medical

A



B



For quantities greater than listed, call for quote.

MOUSER STOCK NO.	TDK Part No.	Fig.	Inductance (µH)	Max. DC Current (A)	Tol. (±)	Test Freq. (KHz)	DCR (Ω) max.	Case Size (LxWxH)	Max. Temp. (°C)	Price Each 1	50	100	1000
810-LGJ7045TC1R0ND	LGJ7045TC-1R0N-D	A	1.0	-	30%	100	9.6	7x7x4.5	150				
810-LGJ7045TC1R5ND	LGJ7045TC-1R5N-D	A	1.5	-	30%	100	11	7x7x4.5	150				
810-LGJ7045TC2R2ND	LGJ7045TC-2R2N-D	A	2.2	-	30%	100	14.6	7x7x4.5	150				
810-LGJ7045TC3R3ND	LGJ7045TC-3R3N-D	A	3.3	-	30%	100	16.4	7x7x4.5	150				
810-LGJ7045TC4R7ND	LGJ7045TC-4R7N-D	A	4.7	-	30%	100	20	7x7x4.5	150				
810-LGJ7045TC6R8ND	LGJ7045TC-6R8N-D	A	6.8	-	30%	100	27	7x7x4.5	150				
810-LGJ7045TC100MD	LGJ7045TC-100M-D	A	10	-	20%	100	38	7x7x4.5	150				
810-LGJ7045TC150MD	LGJ7045TC-150M-D	A	15	-	20%	100	51	7x7x4.5	150				
810-LGJ7045TC220MD	LGJ7045TC-220M-D	A	22	-	20%	100	69	7x7x4.5	150				
810-LGJ7045TC330MD	LGJ7045TC-330M-D	A	33	-	20%	100	0.11	7x7x4.5	150				
810-LGJ7045TC470MD	LGJ7045TC-470M-D	A	47	-	20%	100	0.15	7x7x4.5	150				
810-LGJ7045TC680MD	LGJ7045TC-680M-D	A	68	-	20%	100	0.21	7x7x4.5	150				
810-LGJ7045TC101MD	LGJ7045TC-101M-D	A	100	-	20%	100	0.33	7x7x4.5	150				
810-LGJ7045TC151MD	LGJ7045TC-151M-D	A	150	-	20%	100	0.48	7x7x4.5	150				
810-LGJ7045TC221MD	LGJ7045TC-221M-D	A	220	-	20%	100	0.66	7x7x4.5	150				
810-LGJ7045TC331MD	LGJ7045TC-331M-D	A	330	-	20%	100	1.03	7x7x4.5	150				
810-LGJ7045TC471MD	LGJ7045TC-471M-D	A	470	-	20%	100	1.42	7x7x4.5	150				
810-LGJ101453R3N3R7H	LGJ10145TS-3R3N3R7-H	B	3.3	3.7	20%	1	16.1	10.1x10.1x4.5	125				
810-LGJ101455R6M3R2H	LGJ10145TS-5R6M3R2-H	B	5.6	3.2	20%	1	22	10.1x10.1x4.5	125				
810-LGJ10145100M2R5H	LGJ10145TS-100M2R5-H	B	10	2.5	20%	1	36.4	10.1x10.1x4.5	125				
810-LGJ10145150M2R2H	LGJ10145TS-150M2R2-H	B	15	2.2	20%	1	47.2	10.1x10.1x4.5	125				
810-LGJ10145220M1R9H	LGJ10145TS-220M1R9-H	B	22	1.9	20%	1	59.1	10.1x10.1x4.5	125				
810-LGJ10145330M1R6H	LGJ10145TS-330M1R6-H	B	33	1.6	20%	1	81.5	10.1x10.1x4.5	125				
810-LGJ10145470M1R4H	LGJ10145TS-470M1R4-H	B	47	1.4	20%	1	0.1	10.1x10.1x4.5	125				
810-LGJ10145680M1R2H	LGJ10145TS-680M1R2-H	B	68	1.2	20%	1	0.14	10.1x10.1x4.5	125				
810-LGJ10145101M1R0H	LGJ10145TS-101M1R0-H	B	100	1	20%	1	0.2	10.1x10.1x4.5	125				
810-LGJ10145151MR79H	LGJ10145TS-151MR79-H	B	150	0.79	20%	1	0.35	10.1x10.1x4.5	125				
810-LGJ10145221MR65H	LGJ10145TS-221MR65-H	B	220	0.65	20%	1	0.47	10.1x10.1x4.5	125				
810-LGJ10145331MR54H	LGJ10145TS-331MR54-H	B	330	0.54	20%	1	0.68	10.1x10.1x4.5	125				
810-LGJ10145471MR47H	LGJ10145TS-471MR47-H	B	470	0.47	20%	1	1.03	10.1x10.1x4.5	125				
810-LGJ10145681MR38H	LGJ10145TS-681MR38-H	B	680	0.38	20%	1	1.6	10.1x10.1x4.5	125				
810-LGJ10145102MR29H	LGJ10145TS-102MR29-H	B	1000	0.29	20%	1	2.8	10.1x10.1x4.5	125				
810-LGJ10145152MR22H	LGJ10145TS-152MR22-H	B	1500	0.22	20%	1	3.4	10.1x10.1x4.5	125				
810-LGJ125652R0N6R2H	LGJ12565TS-2R0N6R2-H	B	2.0	6.2	30%	1	8	12.5x12.5x6.5	125				
810-LGJ125654R2N5R5H	LGJ12565TS-4R2N5R5-H	B	4.2	5.5	30%	1	11.2	12.5x12.5x6.5	125				
810-LGJ125657R0N5R0H	LGJ12565TS-7R0N5R0-H	B	7.0	5	30%	1	17.7	12.5x12.5x6.5	125				
810-LGJ12565100M4R8H	LGJ12565TS-100M4R8-H	B	10	4.8	20%	1	20.2	12.5x12.5x6.5	125				
810-LGJ12565150M4R2H	LGJ12565TS-150M4R2-H	B	15	4.2	20%	1	23.7	12.5x12.5x6.5	125				
810-LGJ12565220M3R5H	LGJ12565TS-220M3R5-H	B	22	3.5	20%	1	31.6	12.5x12.5x6.5	125				
810-LGJ12565330M2R8H	LGJ12565TS-330M2R8-H	B	33	2.8	20%	1	40.6	12.5x12.5x6.5	125				
810-LGJ12565470M2R4H	LGJ12565TS-470M2R4-H	B	47	2.4	20%	1	57.8	12.5x12.5x6.5	125				
810-LGJ12565680M2R0H	LGJ12565TS-680M2R0-H	B	68	2	20%	1	78.7	12.5x12.5x6.5	125				
810-LGJ12565101M1R6H	LGJ12565TS-101M1R6-H	B	100	1.6	20%	1	0.123	12.5x12.5x6.5	125				
810-LGJ12565151M1R3H	LGJ12565TS-151M1R3-H	B	150	1.3	20%	1	0.212	12.5x12.5x6.5	125				
810-LGJ12565221M1R0H	LGJ12565TS-221M1R0-H	B	220	1	20%	1	0.273	12.5x12.5x6.5	125				
810-LGJ12565331MR87H	LGJ12565TS-331MR87-H	B	330	0.87	20%	1	0.494	12.5x12.5x6.5	125				
810-LGJ12565471MR70H	LGJ12565TS-471MR70-H	B	470	0.7	20%	1	0.77	12.5x12.5x6.5	125				
810-LGJ12565102MR45H	LGJ12565TS-102MR45-H	B	1000	0.45	20%	1	1.68	12.5x12.5x6.5	125				
810-LGJ12565152MR37H	LGJ12565TS-152MR37-H	B	1500	0.37	20%	1	2.8	12.5x12.5x6.5	125				
810-LGJ125751R2N8R2H	LGJ12575TS-1R2N8R2-H	B	1.2	8.2	30%	1	5.1	12.5x12.5x7.5	125				
810-LGJ125752R7N7R0H	LGJ12575TS-2R7N7R0-H	B	2.7	7	30%	1	7.4	12.5x12.5x7.5	125				
810-LGJ125753R9N6R7H	LGJ12575TS-3R9N6R7-H	B	3.9	6.7	30%	1	10.4	12.5x12.5x7.5	125				
810-LGJ125755R6N6R3H	LGJ12575TS-5R6N6R3-H	B	5.6	6.3	30%	1	11.6	12.5x12.5x7.5	125				
810-LGJ125756R8N5R9H	LGJ12575TS-6R8N5R9-H	B	6.8	5.9	30%	1	13.1	12.5x12.5x7.5	125				
810-LGJ12575100M5R4H	LGJ12575TS-100M5R4-H	B	10	5.4	20%	1	15.6	12.5x12.5x7.5	125				
810-LGJ12575150M4R7H	LGJ12575TS-150M4R7-H	B	15	4.7	20%	1	18.4	12.5x12.5x7.5	125				
810-LGJ12575220M4R0H	LGJ12575TS-220M4R0-H	B	22	4	20%	1	26.3	12.5x12.5x7.5	125				
810-LGJ12575330M3R2H	LGJ12575TS-330M3R2-H	B	33	3.2	20%	1	39.5	12.5x12.5x7.5	125				
810-LGJ12575470M2R7H	LGJ12575TS-470M2R7-H	B	47	2.7	20%	1	52.8	12.5x12.5x7.5	125				
810-LGJ12575680M2R0H	LGJ12575TS-680M2R0-H	B	68	2	20%	1	77.8	12.5x12.5x7.5	125				
810-LGJ12575101M1R9H	LGJ12575TS-101M1R9-H	B	100	1.9	20%	1	0.125	12.5x12.5x7.5	125				
810-LGJ12575151M1R5H	LGJ12575TS-151M1R5-H	B	150	1.5	20%	1	0.175	12.5x12.5x7.5	125				
810-LGJ12575221M1R3H	LGJ12575TS-221M1R3-H	B	220	1.3	20%	1	0.258	12.5x12.5x7.5	125				
810-LGJ12575331M1R0H	LGJ12575TS-331M1R0-H	B	330	1	20%	1	0.34	12.5x12.5x7.5	125				
810-LGJ12575471MR80H	LGJ12575TS-471MR80-H	B	470	0.8	20%	1	0.6	12.5x12.5x7.5	125				
810-LGJ745TS3R3M2R2H	LGJ7045TS-3R3M2R2-H	B	3.3	2.2	20%	100	0.028	7x7x4.5	125				
810-LGJ745TS4R7M2R1H	LGJ7045TS-4R7M2R1-H	B	4.7	2.1	20%	100	0.031	7x7x4.5	125				
810-LGJ745TS6R8M1R9H	LGJ7045TS-6R8M1R9-H	B	6.8	1.9	20%	100	0.039	7x7x4.5	125				
810-LGJ745TS100M1R8H	LGJ7045TS-100M1R8-H	B	10	1.8	20%	100	0.047	7x7x4.5	125				
810-LGJ745TS150M1R5H	LGJ7045TS-150M1R5-H	B	15	1.5	20%	100	0.068	7x7x4.5	125				
810-LGJ745TS220M1R3H	LGJ7045TS-220M1R3-H	B	22	1.3	20%	100	0.082	7x7x4.5	125				
810-LGJ745TS330M1R1H	LGJ7045TS-330M1R1-H	B	33	1.1	20%	100	0.12	7x7x4.5	125				
810-LGJ745TS470MR90H	LGJ7045TS-470MR90-H	B	47	0.9	20%	100	0.18	7x7x4.5	125				
810-LGJ745TS680MR75H	LGJ7045TS-680MR75-H	B	68	0.75	20%	100	0.27	7x7x4.5	125				
810-LGJ745TS101MR60H	LGJ7045TS-101MR60-H	B	100	0.6	20%	100	0.39	7x7x4.5	125				
810-LGJ745TS151MR50H	LGJ7045TS-151MR50-H	B	150	0.5	20%	100	0.55	7x7x4.5	125				
810-LGJ745TS221MR40H	LGJ7045TS-221MR40-H	B	220	0.4	20%	100	0.83	7x7x4.5	125				
810-LGJ745TS331MR35H	LGJ7045TS-331MR35-H	B	330	0.35	20%	100	1.15	7x7x4.5	125				
810-LGJ745TS471MR31H	LGJ7045TS-471MR31-H	B	470	0.31	20%	100	1.8	7x7x4.5	125				

© Copyright 2014 Mouser Electronics

© Copyright 2014 Mouser Electronics

VACUUMSCHMELZE Common Mode Chokes

RoHS Compliant **This product is RoHS compliant.**

A



B

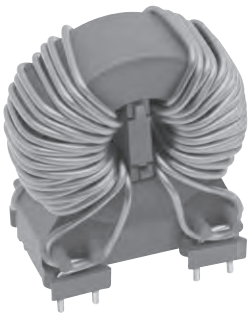

C



VAC VITROPERM® COMMON MODE CHOKES

T60405 Series

Features:
- Small size
- Suitable for high currents and/or high voltages
- Single stage filter designs possible
- High efficiency, low power loss
- "Green", environmentally friendly
- Suitable for high and low ambient temperatures and high operating temperatures
- Easy filter design
- UL-compliant designs
- Optimized solutions for a variety of different applications
- No operating noise
- Best suited for winding of thick wires

Applications:
- Switched-mode power supplies (SMPS)
- Solar inverters
- Frequency converters
- EMC filters
- Welding equipment
- Wind generators
- Induction hobs
- Automotive applications
- Uninterruptible power supplies (UPS)

Specifications:
- Core Material: Plastic
- Operating Temp. Range: - 40°C to + 130°C

1-Phase

For quantities greater than listed, call for quote.

MOUSER STOCK NO.	Vacuumschmelze Part No.	Fig.	Impedance M (Ω)	Max. DC Current (mA)	SRF (MHz)	Dimensions: mm (DxL)	Price Each 1	25	100
983-T60405-R6123X248	T60405-R6123-X248	A	0.75	110	6.7	52x32			
983-T60405-R6128X225	T60405-R6128-X225	B	1.9	50	4.9	42x27			
983-T60405-R6128X230	T60405-R6128-X230	B	2.3	65	3.3	52x27			
983-T60405-R6128X031	T60405-R6128-X031	B	2.3	65	4	51x50			
983-T60405-R6123X221	T60405-R6123-X221	A	2.9	35	5.7	43x24			
983-T60405-R6123X220	T60405-R6123-X220	A	3.2	40	11.5	35x23.5			
983-T60405-R6123X227	T60405-R6123-X227	A	3.5	55	2.4	52x32			
983-T60405-R6166X039	T60405-R6166-X039	B	3.9	60	3.3	36x38			
983-T60405-R6166X033	T60405-R6166-X033	B	4.6	35	1	38x38			
983-T60405-R6123X616	T60405-R6123-X616	A	5.7	37	3	40x24			
983-T60405-R6123X213	T60405-R6123-X213	A	8.8	20	7	35x25			
983-T60405-R6166X210	T60405-R6166-X210	B	12.7	16	0.7	35x37			
983-T60405-R6166X208	T60405-R6166-X208	B	19.1	20	0.5	35x36.5			
983-T60405-R6131X204	T60405-R6131-X204	B	27.5	12	1.2	22x25			
983-T60405-R6161X504	T60405-R6161-X504	B	36	18	0.4	27x29			
983-T60405-R6166X206	T60405-R6166-X206	B	37.6	14	0.25	35x37			

3-Phase

For quantities greater than listed, call for quote.

MOUSER STOCK NO.	Vacuumschmelze Part No.	Fig.	Impedance M (Ω)	Max. DC Current (mA)	SRF (MHz)	Dimensions: mm (DxL)	Price Each 1	25	100
983-T60405-S6123X363	T60405-S6123-X363	C	0.72	190	1	70x42			
983-T60405-S6123X140	T60405-S6123-X140	C	1.2	100	4	52x33			
983-T60405-S6123X332	T60405-S6123-X332	C	1.4	480	4.9	59x33			
983-T60405-S6123X326	T60405-S6123-X326	C	2.1	60	2	51.5x32			
983-T60405-S6123X321	T60405-S6123-X321	C	2.8	55	2.3	52x34			
983-T60405-S6123X317	T60405-S6123-X317	C	5.9	35	1.45	51.5x34			
983-T60405-S6123X308	T60405-S6123-X308	C	8.5	40	0.8	42x32			
983-T60405-S6123X306	T60405-S6123-X306	C	24.6	27	0.24	40.5x32.5			

© Copyright 2014 Mouser Electronics

© Copyright 2014 Mouser Electronics

IHD FILTER INDUCTORS-HIGH CURRENT

Electrical Specifications:

- Inductance: measured at 1V with no DC current
- Operating Temperature: -55°C to +125°C (no Load)
  -55°C to +85°C (at full rated current)
- Tolerance: 15%

Mechanical Specifications:

- Wire: solid soft copper
- Terminals: 20 AWG tinned copper leads
- Coating: polyolefin tubing
- Core Material: ferrite

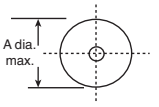

Model	A (max.)	B (max.)
IHD-1	0.270 (6.85)	0.7 (17.78)
IHD-3	0.46 (11.68	0.9 (22.86)

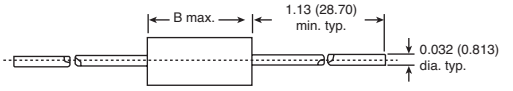

DIMENSIONS: in. (mm)

For quantities greater than listed, call for quote.

MOUSER STOCK NO.	Vishay Part No.	Ind. @ 1kHz (µH)	DCR (Ω)	Rated Current (max. Amps)	Price Each 1	25	50	100
70-IHD1-5.6	IHD1BH5R6L	5.6	0.024	3.2				
70-IHD1-47	IHD1BH470L	47	0.104	1.6				
70-IHD1-220	IHD1BH221L	220	0.505	0.70				
70-IHD1-330	IHD1BH331L	330	0.650	0.62				
70-IHD1-1K	IHD1BH102L	1K	2.300	0.33				
70-IHD3-220	IHD3BH221L	220	0.162	1.6				
70-IHD3-330	IHD3BH331L	330	0.257	1.6				
70-IHD3-1K	IHD3BH102L	1K	0.844	0.80				
70-IHD3-1.5K	IHD3BH152L	1.5K	1.180	0.60				

IH HIGH CURRENT FILTER INDUCTORS

Features:

- Printed circuit mounting
- Pre-tinned leads
- Protected by polyolefin tubing

Specifications:

- Tolerance: ±10%
- Inductance: measured at 1V with no DC current
- Operating temperature:
  -55°C to +75°C @ rated current

DIMENSIONS: in.

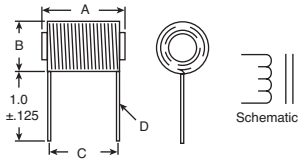

For quantities greater than listed, call for quote.

MOUSER STOCK NO.	Vishay Part No.	Ind. @ 1kHz (µH)	DCR max. (Ω)	Rated Current (A)	Dimensions: in. A max.	B max.	C±.062	D±.005	Price Each 1	10	25
70-IH-3-5	IH03BQ5R0K	5	0.015	10	.875	.60	.50	.042			
70-IH-3-10	IH03BQ100K	10	0.018	9	1.125	.625	.687	.042			
70-IH-3-27	IH03BQ270K	27	0.035	7	.875	.80	.437	.042			
70-IH-3-50	IH03BQ500K	50	0.05	5.6	.875	.80	.75	.042			
70-IH-3-100	IH03BQ101K	100	0.065	5.2	1.125	.80	.937	.042			
70-IH-3-150	IH03BQ151K	150	0.075	5	1.375	.80	1.062	.042			
70-IH-3-250	IH03BQ251K	250	0.09	5	1.625	.80	1.312	.042			
70-IH-5-5	IH05BQ5R0K	5	0.012	14	.875	.625	.75	.053			
70-IH-5-10	IH05BQ100K	10	0.015	12	1.125	.625	1.00	.053			
70-IH-5-50	IH05BQ500K	50	0.03	8	1.125	.84	.75	.053			
70-IH-5-100	IH05BQ101K	100	0.05	7.5	1.375	.86	1.00	.053			
70-IH-10-10	IH10BQ100K	10	0.012	16	1.375	.635	1.218	.065			
70-IH-10-27	IH10BQ270K	27	0.018	12.5	1.125	.935	.687	.065			
70-IH-10-100	IH10BQ101K	100	0.03	10	1.625	.935	1.312	.065			
70-IH-15-27	IH15BQ270K	27	0.015	16	1.375	1.00	.937	.082			

IHA HIGH CURRENT FILTER INDUCTORS

Features:

- Printed circuit mounting (axial leads)
- Pre-tinned leads
- Designed for use with switching power supplies
- Protected by polyolefin sleeve

Specifications:

- Tolerance: ±10%
- Inductance: measured at 1V with no DC current
- Current rating: maximum continuous operating current (DC or RMS) based on 50°C temperature rise
- Operating temperature: -55°C to +75°C @ rated current

DIMENSIONS: in.

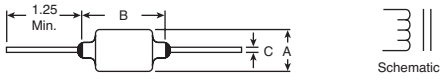

For quantities greater than listed, call for quote.

MOUSER STOCK NO.	Vishay Part No.	Ind. @ 1kHz (µH)	DCR max. (Ω)	Rated Current (A)	Dimensions: in. A max.	B max.	C±.002	Price Each 1	10	25
70-IHA-101	IHA101BA	50	0.12	2.5	.475	.80	.032			
70-IHA-102	IHA102BA	100	0.16	2.1	.475	.80	.032			
70-IHA-103	IHA103BA	250	0.28	1.8	.475	1.05	.032			
70-IHA-104	IHA104BA	500	0.42	1.6	.55	1.05	.032			
70-IHA-105	IHA105BA	1000	0.6	1.4	.55	1.175	.032			
70-IHA-201	IHA201BA	27	0.06	3.7	.50	.80	.032			
70-IHA-202	IHA202BA	50	0.085	3.1	.50	.80	.032			
70-IHA-203	IHA203BA	100	0.12	2.7	.50	.92	.032			
70-IHA-204	IHA204BA	250	0.2	2.4	.60	.92	.032			
70-IHA-205	IHA205BA	500	0.32	2.3	.75	1.05	.032			
70-IHA-301	IHA301BA	5	0.015	6.8	.475	.80	.032			
70-IHA-302	IHA302BA	10	0.021	6.1	.475	.92	.032			
70-IHA-303	IHA303BA	27	0.04	4.8	.55	.80	.032			
70-IHA-304	IHA304BA	50	0.05	4.3	.55	.92	.032			
70-IHA-305	IHA305BA	100	0.07	4.2	.55	1.175	.032			
70-IHA-502	IHA502BA	10	0.015	8.3	.475	1.05	.04			
70-IHA-505	IHA505BA	100	0.06	5.9	.70	1.3	.04			

IMS-5 INDUCTORS - MOLDED, SHIELDED TYPE LT AND COMMERCIAL

Specifications:

- Meets MIL spec.: MIL-C-15305
- Insulation resistance: 1000MΩ
- Dielectric strength: 1000VAC
- Operating temperature range:
  -55°C to +105°C
- Tolerance: ±10%

Features:

- Wide inductance range in small package
- Flame retardant coating
- Precision performance, excellent reliability, sturdy construction
- Epoxy molded construction provides superior moisture protection

DIMENSIONS: in.

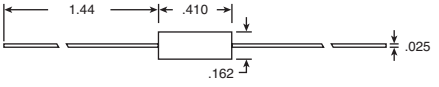

For quantities greater than listed, call for quote.

MOUSER STOCK NO.	Vishay Part No.	L (µH)	Q Min	Test Freq MHz	SRF Min. MHz	DCR Max. Ohms	Idc Max (mA)	Price Each 1	10	25
70-IMS5-1.0	IMS05BH1R0K	1.0	44	25.0	140.0	.07	1070			
70-IMS5-2.2	IMS05BH2R2K	2.2	44	7.9	100.0	.19	650			
70-IMS5-3.3	IMS05BH3R3K	3.3	44	7.9	85.0	.35	480			
70-IMS5-4.7	IMS05BH4R7K	4.7	44	7.9	70.0	.55	380			
70-IMS5-10	IMS05BH100K	10.0	50	7.9	46.0	1.62	220			
70-IMS5-15	IMS05BH150K	15.0	45	2.5	49.0	.80	315			
70-IMS5-18	IMS05BH180K	18.0	45	2.5	45.0	.89	300			
70-IMS5-22	IMS05BH220K	22.0	45	2.5	41.0	.96	290			
70-IMS5-27	IMS05BH270K	27.0	45	2.5	38.0	1.19	260			
70-IMS5-33	IMS05BH330K	33.0	45	2.5	34.0	1.37	240			
70-IMS5-39	IMS05BH390K	39.0	50	2.5	29.0	1.93	205			
70-IMS5-47	IMS05BH470K	47.0	50	2.5	27.0	2.11	195			
70-IMS5-56	IMS05BH560K	56.0	50	2.5	25.0	2.23	190			
70-IMS5-100	IMS05BH101K	100.0	50	2.5	10.0	3.12	160			
70-IMS5-150	IMS05BH151K	150.0	55	.8	8.5	4.10	140			
70-IMS5-220	IMS05BH221K	220.0	55	.8	7.5	5.00	125			
70-IMS5-470	IMS05BH471K	470.0	60	.8	5.7	9.50	92			
70-IMS5-1000	IMS05BH102K	1000.0	60	.8	3.8	17.50	70			
70-IMS5-2200	IMS05BH222K	2200.0	45	.3	1.0	33.80	50			
70-IMS5-3300	IMS05BH332K	3300.0	45	.3	.8	53.00	40			
70-IMS5-4700	IMS05BH472K	4700.0	45	.3	.7	81.60	31			
70-IMS5-5600	IMS05BH562K	5600.0	44	.3	.7	98.90	28			
70-IMS5-6800	IMS05BH682K	6800.0	40	.3	.7	111.00	27			

© Copyright 2014 Mouser Electronics

© Copyright 2014 Mouser Electronics

IM-2 MOLDED INDUCTORS

Specifications:
- Insulation resistance: 1000MΩ min.
- Dielectric strength: 1000VAC
- Tolerance Standard = 10%, values 56μH > 5%

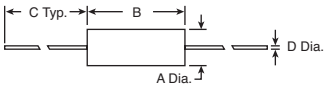

Features:
- Wide inductance range in small package
- Flame retardant coating
- Precision performance, excellent reliability, sturdy construction
- Epoxy molded construction provides superior moisture protection

DIMENSIONS: in. (mm)					
Model		A	B	C	D
IM-2	max.	.105 (2.67)	.260 (6.60)	1.63 (41.4)	.0215 (.546)
	min.	.085 (2.16)	.240 (6.10)	1.25 (31.7)	.0185 (.470)
IM-3	max.	.165 (4.19)	.385 (9.78)	1.63 (41.4)	.027 (.686)
	min.	.145 (3.68)	.365 (9.27)	1.25 (31.7)	.023 (.584)

For quantities greater than listed, call for quote.

MOUSER STOCK NO.	L (μH)	Tol. ±	Q Min	Test Freq MHz	SRF Min. MHz	Rdc Max. Ohms	Idc Max mA	Price Each 1	10	25
70-IM2-.10	0.1	10%	40	25	680	0.08	1350			
70-IM2-.12	0.12	10%	40	25	640	0.09	1270			
70-IM2-.15	0.15	10%	38	25	600	0.1	1200			
70-IM2-.18	0.18	10%	35	25	550	0.12	1105			
70-IM2-.22	0.22	10%	33	25	510	0.14	1025			
70-IM2-.27	0.27	10%	33	25	430	0.16	960			
70-IM2-.33	0.33	10%	30	25	410	0.22	815			
70-IM2-.39	0.39	10%	30	25	365	0.3	700			
70-IM2-.47	0.47	10%	30	25	330	0.35	650			
70-IM2-.56	0.56	10%	30	25	300	0.5	545			
70-IM2-.68	0.68	10%	28	25	275	0.6	495			
70-IM2-.82	0.82	10%	28	25	250	0.85	415			
70-IM2-1.0	1.0	10%	25	25	230	1	385			
70-IM2-1.2	1.2	10%	25	7.9	150	0.18	590			
70-IM2-1.5	1.5	10%	28	7.9	140	0.22	535			
70-IM2-2.2	2.2	10%	30	7.9	115	0.4	395			
70-IM2-2.7	2.7	10%	37	7.9	100	0.55	355			
70-IM2-3.3	3.3	10%	45	7.9	90	0.85	270			
70-IM2-3.9	3.9	10%	45	7.9	80	1	250			
70-IM2-4.7	4.7	10%	45	7.9	75	1.2	230			
70-IM2-5.6	5.6	10%	50	7.9	65	1.8	185			
70-IM2-6.8	6.8	10%	50	7.9	60	2	175			
70-IM2-8.2	8.2	10%	55	7.9	55	2.7	155			
70-IM2-10	10	10%	55	7.9	50	3.7	130			
70-IM2-12	12	10%	45	2.5	40	2.7	155			
70-IM2-15	15	10%	40	2.5	35	2.8	150			
70-IM2-18	18	10%	50	2.5	30	3.1	145			
70-IM2-22	22	10%	50	2.5	25	3.3	140			
70-IM2-27	27	10%	50	2.5	20	3.5	135			
70-IM2-33	33	10%	45	2.5	24	3.4	130			
70-IM2-39	39	10%	45	2.5	22	3.6	125			
70-IM2-47	47	10%	45	2.5	20	4.5	110			
70-IM2-56	56	10%	45	2.5	18	5.7	100			
70-IM2-68	68	10%	50	2.5	15	6.7	92			
70-IM2-82	82	10%	50	2.5	14	7.3	88			
70-IM2-100	100	10%	50	2.5	13	8	84			
70-IM2-120	120	10%	30	0.79	12	13	66			
70-IM2-180	180	10%	30	0.79	10	17	57			
70-IM2-220	220	10%	30	0.79	9	21	52			
70-IM2-270	270	10%	30	0.79	8	25	47			
70-IM2-330	330	10%	30	0.79	7	28	45			
70-IM2-390	390	10%	30	0.79	6.5	35	40			
70-IM2-470	470	10%	30	0.79	6	42	36			
70-IM2-560	560	10%	30	0.79	5	46	35			
70-IM2-680	680	10%	30	0.79	4	60	30			
70-IM2-820	820	10%	30	0.79	3.8	65	29			
70-IM2-1000	1000	10%	30	0.79	3.4	72	28			
70-IM4-.15	0.15	10%	50	25	525	0.03	2450			
70-IM4-.33	0.33	10%	45	25	360	0.09	1400			
70-IM4-.47	0.47	10%	45	25	310	0.12	1225			
70-IM4-1.0	1	10%	50	25	200	0.29	785			
70-IM4-1.5	1.5	10%	33	7.9	160	0.5	600			
70-IM4-2.2	2.2	10%	33	7.9	135	0.95	435			
70-IM4-2.7	2.7	10%	33	7.9	120	1.2	385			
70-IM4-3.3	3.3	10%	33	7.9	110	2	300			
70-IM4-3.9	3.9	10%	33	7.9	100	2.3	280			
70-IM4-4.7	4.7	10%	33	7.9	90	2.6	260			
70-IM4-6.8	6.8	10%	50	7.9	55	0.5	395			
70-IM4-10	10	10%	55	7.9	45	0.9	290			
70-IM4-12	12	10%	65	2.5	42	1.1	265			
70-IM4-15	15	10%	65	2.5	40	1.4	240			
70-IM4-18	18	10%	75	2.5	34	2.25	185			
70-IM4-22	22	10%	75	2.5	30	2.5	175			
70-IM4-33	33	10%	65	2.5	19	3	165			
70-IM4-47	47	10%	55	2.5	13	2.75	170			
70-IM4-100	100	10%	50	2.5	9.5	4.5	133			
70-IM4-220	220	10%	65	0.79	6.2	7.45	103			
70-IM4-240	240	10%	65	0.79	5.9	7.8	101			

© Copyright 2014 Mouser Electronics

IR SERIES EPOXY CONFORMAL COATED INDUCTORS

Specifications:
- Insulation Resistance: 1000MΩ min.
- Dielectric Strength: 1000VAC

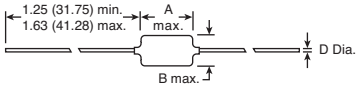

Features:
- Flame retardant coating
- Color band identification
- Excellent environmental characteristics
- Comparable in quality to molded chokes at a lower price
- Uniform coating is excellent for automatic insertion
- Epoxy coating is more durable than lacquer coated models, yet is priced comparable

DIMENSIONS: in. (mm)				
Model	A	B	C	D
IR-2	.260 (6.60)	.120 (3.05)	.330 (8.38)	.0200 (0.508)
IR-4	.385 (9.78)	.180 (4.57)	.440 (11.18)	.0250 (0.635)

For quantities greater than listed, call for quote.

MOUSER STOCK NO.	L (μH)	Tol. ±	Q Min	Test Freq MHz	SRF Min. MHz	Rdc Max. Ohms	Idc Max mA	Price Each 1	10	25
70-IR2-.1	0.1	10%	40	25	680	0.08	1350			
70-IR2-.15	0.15	10%	38	25	600	0.1	1200			
70-IR2-.22	0.22	10%	33	25	510	0.14	1025			
70-IR2-1.2	1.2	10%	25	7.9	150	0.18	590			
70-IR2-1.5	1.5	10%	28	7.9	140	0.22	535			
70-IR2-1.8	1.8	10%	30	7.9	125	0.3	455			
70-IR2-2.7	2.7	10%	37	7.9	100	0.55	355			
70-IR2-3.3	3.3	10%	45	7.9	90	0.85	270			
70-IR2-6.8	6.8	10%	50	7.9	60	2	175			
70-IR2-8.2	8.2	10%	55	7.9	55	2.7	155			
70-IR2-10	10	10%	55	7.9	50	3.7	130			
70-IR2-12	12	10%	45	2.5	40	2.7	155			
70-IR2-27	27	10%	50	2.5	20	3.5	135			
70-IR2-47	47	10%	45	2.5	20	4.5	110			
70-IR2-56	56	10%	45	2.5	18	5.7	100			
70-IR2-1000	1000	10%	30	0.79	3.4	72	28			
70-IR4-5.6	5.6	10%	45	7.9	60	32	495			
70-IR4-18	18	10%	75	2.5	34	2.25	185			
70-IR4-22	22	10%	75	2.5	30	2.5	175			
70-IR4-J-56	56	5%	55	2.5	12	3	164			
70-IR4-J-68	68	5%	55	2.5	11	3.3	156			
70-IR4-J-100	100	5%	50	2.5	9.5	4.5	133			
70-IR4-J-110	110	5%	60	0.79	8.9	4.9	128			
70-IR4-J-220	220	5%	65	0.79	6.2	7.45	103			
70-IR4-J-1200	1200	5%	30	0.25	2	45.7	63			

IRF SERIES EPOXY CONFORMAL COATED INDUCTORS

Specifications:
- Insulation Resistance: 1000MΩ min.
- Operating Temperature: -55°C to +105°C

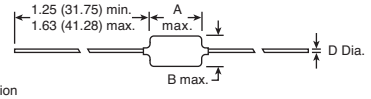

Features:
- Flame retardant coating and color band identification
- Uniform coating is excellent for automatic insertion
- Superior electrical specifications: high Q and self resonant frequency, low DC resistance, high rated current
- Core: Ferrite

DIMENSIONS: in. (mm)				
Model	A	B	C	D
IRF-1	.260 (6.60)	.120 (3.05)	.330 (8.38)	.0200 (0.508)
IRF-3	.385 (9.78)	.180 (4.57)	.440 (11.18)	.0250 (0.635)

For quantities greater than listed, call for quote.

MOUSER STOCK NO.	L (μH)	Tol. ±	Q Min	Test Freq MHz	SRF Min. MHz	Rdc Max. Ohms	Idc Max mA	Price Each 1	10	25
70-IRF1-1.0	1	10%	50	25	180	0.15	815			
70-IRF1-1.2	1.2	10%	50	7.9	165	0.18	740			
70-IRF1-4.7	4.7	10%	50	7.9	75	0.35	530			
70-IRF1-5.6	5.6	10%	50	7.9	65	0.4	500			
70-IRF1-18	18	10%	50	2.5	30	1	315			
70-IRF1-100	100	10%	60	2.5	13	3.5	165			
70-IRF1-180	180	10%	60	0.79	4.35	5	140			
70-IRF3-.22	0.22	10%	55	25	380	0.1	1400			
70-IRF3-1.0	1	10%	55	25	157	0.19	920			
70-IRF3-1.8	1.8	10%	55	7.9	121	0.25	790			
70-IRF3-2.2	2.2	10%	55	7.9	110	0.28	750			
70-IRF3-2.7	2.7	10%	60	7.9	100	0.3	720			
70-IRF3-3.3	3.3	10%	65	7.9	94	0.34	670			
70-IRF3-4.7	4.7	10%	70	7.9	80	0.39	620			
70-IRF3-5.6	5.6	10%	70	7.9	74	0.43	590			
70-IRF3-10	10	10%	85	7.9	45	0.58	500			
70-IRF3-18	18	10%	65	2.5	34	0.77	430			
70-IRF3-22	22	10%	60	2.5	30	0.84	410			
70-IRF3-33	33	10%	55	2.5	19	1.03	370			
70-IRF3-39	39	10%	50	2.5	14.5	1.12	350			
70-IRF3-47	47	10%	45	2.5	13	1.22	340			
70-IRF3-100	100	10%	30	2.5	9.5	1.8	275			
70-IRF3-220	220	10%	70	0.79	3	5.1	155			
70-IRF3-330	330	10%	70	0.79	2.6	6.4	137			
70-IRF3-820	820	10%	65	0.79	1.85	10.5	105			

© Copyright 2014 Mouser Electronics

VISHAY/DALE Inductors

IHLW4040CF - 11 SERIES

Features:
- Operating temperature: -55°C to +125°C
- Shielded construction
- Frequency range up to 2.0MHz
- Handles high transient current spikes without saturation

Applications:
- PDA/Notebook/Desktop/Server applications
- High current POL converters
- Power supplies
- Battery powered devices
- DC/DC converters in distributed power systems, FPGAs

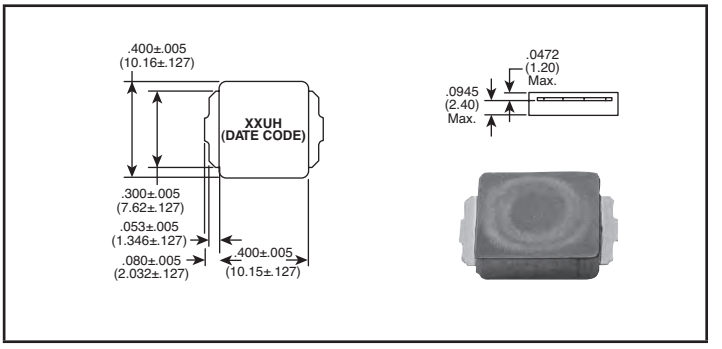

For quantities greater than listed, call for quote.

MOUSER STOCK NO.	Vishay Part No.	Inductance (uH ± 20%)	DCR Typ @ 25°C (mΩ)	Heating Rating Current DC Typ. (A)	Saturation Current DC Typ. (A)	Price Each 1	Price Each 100	Price Each 250	Reel Quantity	Price Per Piece
70-IHLW4040CFERR10M1	IHLW4040CFERR10M11	0.10	0.70	46	48				500	
70-IHLW4040CFERR15M1	IHLW4040CFERR15M11	0.15	0.79	45	46				500	
70-IHLW4040CFERR22M1	IHLW4040CFERR22M11	0.22	0.83	35.5	36				500	
70-IHLW4040CFERR33M1	IHLW4040CFERR33M11	0.33	1.09	33.5	33.5				500	
70-IHLW4040CFERR47M1	IHLW4040CFERR47M11	0.47	1.60	31	22e				500	
70-IHLW4040CFERR56M1	IHLW4040CFERR56M11	0.56	1.71	30.5	23				500	
70-IHLW4040CFERR68M1	IHLW4040CFERR68M11	0.68	2.05	29	20				500	
70-IHLW4040CFERR82M1	IHLW4040CFERR82M11	0.82	2.46	24	19				500	
70-IHLW4040CFER1R0M1	IHLW4040CFER1R0M11	1.0	2.67	24	18				500	
70-IHLW4040CFER1R5M1	IHLW4040CFER1R5M11	1.5	4.20	20	14.5				500	
70-IHLW4040CFER2R2M1	IHLW4040CFER2R2M11	2.2	6.83	16	14				500	

ILSB SERIES - SHIELDED INDUCTORS

LEAD-FREE

RoHS Compliant

Size	Qty/Reel	Dimensions: mm A	B	D
0603	4000	1.6 ± 0.15	0.8 ± 0.15	0.8 ± 0.2
0805	4000	2.0 ± 0.2	1.25 ± 0.2	N/A
1206	3000	3.2 ± 0.2	1.6 ± 0.2	1.1 ± 0.3

Features:
- High reliability
- Magnetically self shielded
- Eliminates silver migration
- Surface mountable
- Nickel barrier plating
- Tolerance ±10%

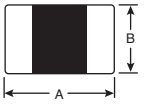



Environmental Specifications:
- Operating temperature: -55°C to +125°C
- Thermal shock: -40°C to +85°C
- Load Life: 85°C for 1000 hours full rated current
- Humidity: 90% RH at 40°C

For quantities greater than listed, call for quote.

Series/Size	Inductance (µH)	Price Each 1	Price Each 100	Price Each 1000	Reel Quantity	Price Per Piece
ILSB 0603	0.10-4.7				4000	
ILSB 0805	0.068-2.2				4000	
ILSB 0805	2.7-4.7				3000	
ILSB 0805	5.6-10				3000	
ILSB 0805	12-22				3000	
ILSB 1206	0.10-10				3000	
ILSB 1206	12-22				3000	

MOUSER STOCK NO.	Vishay Part No.	Inductance (µH)	Q (Min)	Test Freq. L&G (MHz)	Max. DCR (Ω)	Rated DC Current (mA)
0603 Size						
70-ILSB0603ERR10K	ILSB0603ERR10K	0.10	15	25	0.50	50
70-ILSB0603ERR22K	ILSB0603ERR22K	0.22	15	25	0.80	50
70-ILSB0603ERR33K	ILSB0603ERR33K	0.33	15	25	0.85	35
70-ILSB0603ERR39K	ILSB0603ERR39K	0.90	15	25	1.00	35
70-ILSB0603ERR47K	ILSB0603ERR47K	0.47	15	25	1.35	35
70-ILSB0603ER1R0K	ILSB0603ER1R0K	1.00	35	10	0.60	25
70-ILSB0603ER1R2K	ILSB0603ER1R2K	1.20	35	10	0.80	25
70-ILSB0603ER2R2K	ILSB0603ER2R2K	2.20	35	10	1.15	15
70-ILSB0603ER3R3K	ILSB0603ER3R3K	3.30	35	10	1.55	15
70-ILSB0603ER4R7K	ILSB0603ER4R7K	4.70	35	10	2.10	15
0805 Size						
70-ILSB0805ER68NM	ILSB0805ER68NM	0.068	15	50	0.20	300
70-ILSB0805ERR10K	ILSB0805ERR10K	0.10	20	25	0.30	250
70-ILSB0805ERR12K	ILSB0805ERR12K	0.12	20	25	0.30	250
70-ILSB0805ERR15K	ILSB0805ERR15K	0.15	20	25	0.40	250
70-ILSB0805ERR22K	ILSB0805ERR22K	0.22	20	25	0.50	250
70-ILSB0805ERR27K	ILSB0805ERR27K	0.27	20	25	0.50	250
70-ILSB0805ERR33K	ILSB0805ERR33K	0.33	20	25	0.55	250
70-ILSB0805ERR39K	ILSB0805ERR39K	0.39	25	25	0.65	200
70-ILSB0805ERR47K	ILSB0805ERR47K	0.47	25	25	0.65	200
70-ILSB0805ER1R0K	ILSB0805ER1R0K	1.00	45	10	0.40	50
70-ILSB0805ER1R2K	ILSB0805ER1R2K	1.20	45	10	0.50	50
70-ILSB0805ER1R5K	ILSB0805ER1R5K	1.50	45	10	0.50	50
70-ILSB0805ER1R8K	ILSB0805ER1R8K	1.80	45	10	0.60	50
70-ILSB0805ER2R2K	ILSB0805ER2R2K	2.20	45	10	0.65	30
70-ILSB0805ER2R7K	ILSB0805ER2R7K	2.70	45	10	0.75	30
70-ILSB0805ER3R3K	ILSB0805ER3R3K	3.30	45	10	0.80	30
70-ILSB0805ER3R9K	ILSB0805ER3R9K	3.90	45	10	0.90	30
70-ILSB0805ER4R7K	ILSB0805ER4R7K	4.70	45	10	1.00	30

MOUSER STOCK NO.	Vishay Part No.	Inductance (µH)	Q (Min)	Test Freq. L&G (MHz)	Max. DCR (Ω)	Rated DC Current (mA)
0805 Size Cont.						
70-ILSB0805ER5R6K	ILSB0805ER5R6K	5.6	45	4	0.90	15
70-ILSB0805ER6R8K	ILSB0805ER6R8K	6.8	45	4	1.00	15
70-ILSB0805ER8R2K	ILSB0805ER8R2K	8.2	45	4	1.10	15
70-ILSB0805ER100K	ILSB0805ER100K	10.0	50	2	1.15	15
70-ILSB0805ER120K	ILSB0805ER120K	12.0	50	2	1.25	15
70-ILSB0805ER150K	ILSB0805ER150K	15.0	30	1	0.80	5
70-ILSB0805ER220K	ILSB0805ER220K	22.0	30	1	1.10	5
1206 Size						
70-ILSB1206ERR10K	ILSB1206ERR10K	0.10	20	25	0.25	250
70-ILSB1206ERR15K	ILSB1206ERR15K	0.15	20	25	0.30	250
70-ILSB1206ERR18K	ILSB1206ERR18K	0.18	20	25	0.40	250
70-ILSB1206ERR22K	ILSB1206ERR22K	0.22	20	25	0.40	250
70-ILSB1206ERR27K	ILSB1206ERR27K	0.27	20	25	0.50	250
70-ILSB1206ERR33K	ILSB1206ERR33K	0.33	20	25	0.60	250
70-ILSB1206ERR39K	ILSB1206ERR39K	0.39	25	25	0.50	200
70-ILSB1206ERR47K	ILSB1206ERR47K	0.47	25	25	0.60	200
70-ILSB1206ER1R0K	ILSB1206ER1R0K	1.0	45	10	0.40	100
70-ILSB1206ER1R2K	ILSB1206ER1R2K	1.2	45	10	0.50	100
70-ILSB1206ER1R5K	ILSB1206ER1R5K	1.5	45	10	0.50	50
70-ILSB1206ER1R8K	ILSB1206ER1R8K	1.8	45	10	0.50	50
70-ILSB1206ER2R2K	ILSB1206ER2R2K	2.2	45	10	0.50	50
70-ILSB1206ER3R9K	ILSB1206ER3R9K	3.9	45	10	0.80	50
70-ILSB1206ER4R7K	ILSB1206ER4R7K	4.7	45	10	0.90	50
70-ILSB1206ER8R2K	ILSB1206ER8R2K	8.2	45	4	0.90	25
70-ILSB1206ER100K	ILSB1206ER100K	10.0	45	2	1.00	25
70-ILSB1206ER120K	ILSB1206ER120K	12.0	45	2	1.05	15
70-ILSB1206ER150K	ILSB1206ER150K	15.0	45	1	0.70	5
70-ILSB1206ER180K	ILSB1206ER180K	18.0	45	1	0.70	5
70-ILSB1206ER220K	ILSB1206ER220K	22.0	35	1	0.90	5

© Copyright 2014 Mouser Electronics
© Copyright 2014 Mouser Electronics

VISHAY/DALE Low Profile - SMD High Current Inductors

RoHS Compliant **This product is RoHS compliant.**

Example of how to build part numbers:			
Catalog Part No.	**Vishay Part No.**	**Code**	**Value**
IHLP2525CZER__M5A	IHLP2525CZERR47M5A	R47	0.47µH
IHLP2525CZER__M5A	IHLP2525CZER4R7M5A	4R7	4.7µH
IHLP4040DZER__M5A	IHLP4040DZER150M5A	150	15µH



IHLP AUTOMOTIVE SERIES

Features:
- AEC-Q200 Qualified
- High Temperature: up to 155°C
- Frequency Range: up to 1.0MHz
- Shielded construction with ultra-low buzz noise
- Handles high transient current spikes without saturation

Applications:
- Engine and transmission control units
- Diesel injection drivers
- DC/DC converters for entertainment/navigation systems
- Noise suppression for motors

NEW PRODUCT

For quantities greater than listed, call for quote.

Vishay Part No.	Series	Inductance (µH)		Dimensions: mm (Max.)			Frequency (Max.)	Price Each			Reel Qty.	Price Per Piece
		Min.	Max.	Length	Width	Height		1	10	100		
IHLP2525CZER__M5A	IHLP-2525CZ-5A	0.47	4.7	6.86	6.47	3.0	1 MHz				2000	
IHLP2525CZER__M5A	IHLP-2525CZ-5A	5.6	10	6.86	6.47	3.0	1 MHz				2000	
IHLP2525CZER__M5A	IHLP-2525CZ-5A	15	22	6.86	6.47	3.0	1 MHz				2000	
IHLP3232DZER__M5A	IHLP-3232DZ-5A	0.22	10	8.79	8.26	4.0	1 MHz				500	
IHLP3232DZER__M5A	IHLP-3232DZ-5A	15	33	8.79	8.26	4.0	1 MHz				500	
IHLP4040DZER__M5A	IHLP-4040DZ-5A	0.47	10	10.92	10.3	4.0	1 MHz				500	
IHLP4040DZER__M5A	IHLP-4040DZ-5A	15	33	10.92	10.3	4.0	1 MHz				500	
IHLP5050FDER__M5A	IHLP-5050FD-5A	1.0	10	13.767	12.9	6.4	1 MHz				250	
IHLP5050FDER__M5A	IHLP-5050FD-5A	12	22	13.767	12.9	6.4	1 MHz				250	
IHLP6767GZER__M5A	IHLP-6767GZ-5A	0.47	22	17.15	17.15	7.0	1 MHz				200	
IHLP8787MZER__M5A	IHLP-8787MZ-5A	470 nH	100	22	22.86	13	1 MHz				200	

IHLP HIGH TEMPERATURE SERIES

Features:
- High Temperature: up to 155°C
- Frequency Range: up to 1.0MHz
- Shielded construction with ultra-low buzz noise
- Handles high transient current spikes without saturation

Applications:
- PDA/notebook/desktop/server applications
- High current POL converters
- Low profile, high current power supplies
- Battery powered devices
- DC/DC converters

NEW PRODUCT

For quantities greater than listed, call for quote.

IHLP2525CZER__M51	IHLP-2525CZ-51	0.47	4.7	6.86	6.47	3.0	1 MHz				2000	
IHLP2525CZER__M51	IHLP-2525CZ-51	5.6	22	6.86	6.47	3.0	1 MHz				2000	
IHLP3232DZER__M51	IHLP-3232DZ-51	0.22	10	8.79	8.26	4.0	1 MHz				500	
IHLP3232DZER__M51	IHLP-3232DZ-51	15	47	8.79	8.26	4.0	1 MHz				5000	
IHLP4040DZER__M51	IHLP-4040DZ-51	0.47	10	10.92	10.3	4.0	1 MHz				500	
IHLP4040DZER__M51	IHLP-4040DZ-51	15	33	10.92	10.3	4.0	1 MHz				500	
IHLP5050FDER__M51	IHLP-5050FD-51	1.0	10	13.767	12.9	6.4	1 MHz				250	
IHLP5050FDER__M51	IHLP-5050FD-51	12	22	13.767	12.9	6.4	1 MHz				250	
IHLP6767GZER__M51	IHLP-6767GZ-51	0.47	22	17.65	17.15	7.0	1 MHz				200	

IHLP HIGH FREQUENCY SERIES

Features:
- High Temperature: up to 125°C
- Frequency Range: up to 5.0MHz
- Shielded construction with ultra-low buzz noise
- Handles high transient current spikes without saturation

Applications:
- PDA/notebook/desktop/server applications
- High current POL converters
- Low profile, high current power supplies
- Battery powered devices
- DC/DC converters

For quantities greater than listed, call for quote.

IHLP1616ABER__M01	IHLP-1616AB-01	0.047	1.0	4.45	4.06	1.2	5 MHz				4000	
IHLP1616BZER__M01	IHLP-1616BZ-01	0.1	2.2	4.45	4.06	2.0	5 MHz				4000	
IHLP2020ABER__M01	IHLP-2020AB-01	0.1	4.7	5.49	5.18	1.2	5 MHz				4000	
IHLP2020BZER__M01	IHLP-2020BZ-01	0.1	10	5.49	5.18	2.0	5 MHz				2000	
IHLP2020CZER__M01	IHLP-2020CZ-01	0.1	15	5.49	5.18	3.0	5 MHz				2000	
IHLP2525AHER__M01	IHLP-2525AH-01	0.1	4.7	6.86	6.47	1.8	5 MHz				2000	
IHLP2525BDER__M01	IHLP-2525BD-01	0.1	4.7	6.86	6.47	2.4	5 MHz				2000	
IHLP2525BDER__M01	IHLP-2525BD-01	6.8	10	6.86	6.47	2.4	5 MHz				2000	
IHLP2525CZER__M01	IHLP-2525CZ-01	0.1	4.7	6.86	6.47	3.0	5 MHz				2000	
IHLP2525CZER__M01	IHLP-2525CZ-01	6.8	10	6.86	6.47	3.0	5 MHz				2000	
IHLP2525EZER__M01	IHLP-2525EZ-01	0.56	10	6.86	6.47	5.0	5 MHz				500	
IHLP3232CZER__M01	IHLP-3232CZ-01	0.22	10	8.64	8.18	3.0	5 MHz				1000	
IHLP3232DZER__M01	IHLP-3232DZ-01	0.22	10	8.64	8.18	4.0	5 MHz				500	
IHLP4040DZER__M01	IHLP-4040DZ-01	0.19	10	11.5	10.3	4.0	5 MHz				500	
IHLP5050CEER__M01	IHLP-5050CE-01	0.1	10	13.2	12.9	3.5	5 MHz				500	
IHLP5050EZER__M01	IHLP-5050EZ-01	0.1	10	13.2	12.9	5.0	5 MHz				250	
IHLP5050FDER__M01	IHLP-5050FD-01	0.1	10	13.2	12.9	6.5	5 MHz				500	
IHLP6767DZER__M01	IHLP-6767DZ-01	0.22	10	17.65	17.15	4.0	5 MHz				250	
IHLP6767GZER__M01	IHLP-6767GZ-01	0.22	22	17.65	17.15	7.0	5 MHz				200	

IHLP STANDARD SERIES

Features:
- High Temperature: up to 125°C
- Frequency Range: up to 2.0MHz
- Shielded construction with ultra-low buzz noise
- Handles high transient current spikes without saturation

Applications:
- PDA/notebook/desktop/server applications
- High current POL converters
- Low profile, high current power supplies
- Battery powered devices
- DC/DC converters

For quantities greater than listed, call for quote.

IHLP1212ABER__M11	IHLP-1212AB-11	0.22	1.0	3.6	3.0	1.2	1 MHz				3000	
IHLP1212AEER__M11	IHLP-1212AE-11	0.22	1.5	3.6	3.0	1.5	1 MHz				3000	
IHLP1212BZER__M11	IHLP-1212BZ-11	0.22	3.3	3.6	3.0	2.0	1 MHz				3000	
IHLP1616ABER__M11	IHLP-1616AB-11	0.047	2.2	4.45	4.06	1.2	1 MHz				4000	
IHLP1616BZER__M11	IHLP-1616BZ-11	0.1	4.7	4.45	4.06	2.0	1 MHz				4000	
IHLP2020BZER__M11	IHLP-2020BZ-11	0.1	10	5.49	5.18	2.0	1 MHz				2000	
IHLP2020CZER__M11	IHLP-2020CZ-11	0.1	22	5.49	5.18	3.0	1 MHz				2000	
IHLP2525CZER__M11	IHLP-2525CZ-11	1.0	22	6.86	6.47	3.0	1 MHz				2000	
IHLP3232CZER__M11	IHLP-3232CZ-11	0.22	33	8.64	8.18	3.0	1 MHz				1000	
IHLP3232DZER__M11	IHLP-3232DZ-11	0.22	33	8.64	8.18	4.0	1 MHz				500	
IHLP4040DZER__M11	IHLP-4040DZ-11	0.19	47	11.5	10.3	4.0	1 MHz				500	
IHLP6767DZER__M11	IHLP-6767DZ-11	1.0	47	17.65	17.15	4.0	750 KHz				250	
IHLP6767GZER__M11	IHLP-6767GZ-11	0.33	100	17.65	17.15	7.0	2 MHz				200	

© Copyright 2014 Mouser Electronics

© Copyright 2014 Mouser Electronics

VISHAY/DALE High Current Inductors

RoHS Compliant This product is RoHS compliant.

IWAS SERIES WIRELESS CHARGING RECEIVING COIL/SHIELD WITH ATTRACTOR

NEW! TECHNOLOGY



Features:
- Wireless charging receiving coil
- Optimized for 5 V charging circuitry
- High permeability shielding for wireless charging receiving coils
- Blocks charging flux from sensitive components or batteries
- Dimensions: 48mm x 32mm x 1.05mm max.

For quantities greater than listed, call for quote.

MOUSER STOCK NO.	Vishay Part No.	Inductance (µH ± 5%)	DCR Typ @ 25°C (mΩ)	Efficiency (%)	Q at 200 kHz (min)	Price Each 1	10	25	50
70-IWAS4832FFEB9R7J5	IWAS4832FFEB9R7J50	9.7	200	>70	30				
70-IWAS3827ECEB100J5	IWAS3827ECEB100J50	10.7	183	> 70	30				

IFSC SERIES LOW PROFILE, HIGH CURRENT SMD INDUCTORS



Features:
- Operating temperature: -55°C to +125°C
- Shielded construction
- Handles high transient current spikes without saturation

Applications:
- PDA/Notebook/Server applications
- High current POL converters
- Power supplies
- Battery powered devices
- DC/DC converters in distributed power systems, FPGAs

For quantities greater than listed, call for quote.

MOUSER STOCK NO.	Vishay Part No.	Inductance (µH ± 20%)	Height (mm)	DCR Typ @ 25°C (mΩ)	DCR Max @ 25°C (mΩ)	Heat Rating Current DC Typ. (A)	Saturation Current DC Typ. (A)	Price Each 1	100	500	Reel Qty.	Price Per Piece
IFSC-0806AZ-01 Series												
70-IFSC0806AZER1R0M0	IFSC0806AZER1R0M01	1	1	96	115	1.60	1.88				2000	
70-IFSC0806AZER1R5M0	IFSC0806AZER1R5M01	1.5	1	143	172	1.40	1.63				2000	
70-IFSC0806AZER2R2M0	IFSC0806AZER2R2M01	2.2	1	196	236	1.30	1.40				2000	
70-IFSC0806AZER3R3M0	IFSC0806AZER3R3M01	3.3	1	247	297	1.05	1.00				2000	
70-IFSC0806AZER4R7M0	IFSC0806AZER4R7M01	4.7	1	331	398	0.90	0.85				2000	
70-IFSC0806AZER6R8M0	IFSC0806AZER6R8M01	6.8	1	623	748	0.60	0.80				2000	
70-IFSC0806AZER100M0	IFSC0806AZER100M01	10	1	1108	1330	0.45	0.62				2000	
70-IFSC0806AZER220M0	IFSC0806AZER220M01	22	1	2367	2840	0.30	0.43				2000	
IFSC-1008AB-01 Series												
70-IFSC1008ABERR47M0	IFSC1008ABERR47M01	0.47	1.2	25	29	3.70	3.90				2000	
70-IFSC1008ABER1R0M0	IFSC1008ABER1R0M01	1	1.2	37	43	2.60	2.70				2000	
70-IFSC1008ABER1R5M0	IFSC1008ABER1R5M01	1.5	1.2	63	72	2.20	2.30				2000	
70-IFSC1008ABER2R2M0	IFSC1008ABER2R2M01	2.2	1.2	80	90	1.85	2.15				2000	
70-IFSC1008ABER3R3M0	IFSC1008ABER3R3M01	3.3	1.2	140	155	1.45	1.70				2000	
70-IFSC1008ABER4R7M0	IFSC1008ABER4R7M01	4.7	1.2	190	212	1.20	1.50				2000	
70-IFSC1008ABER6R0M0	IFSC1008ABER6R0M01	6	1.2	260	288	1.10	1.35				2000	
70-IFSC1008ABER6R8M0	IFSC1008ABER6R8M01	6.8	1.2	325	370	1.00	1.15				2000	
70-IFSC1008ABER100M0	IFSC1008ABER100M01	10	1.2	360	410	0.75	0.85				2000	
70-IFSC1008ABER220M0	IFSC1008ABER220M01	22	1.2	910	1050	0.50	0.56				2000	
IFSC-1111AB-01 Series												
70-IFSC1111ABER2R2M0	IFSC1111ABER2R2M01	2.2	1.2	82	98	1.9	1.7				2000	
70-IFSC1111ABER3R3M0	IFSC1111ABER3R3M01	3.3	1.2	100	120	1.7	1.5				2000	
70-IFSC1111ABER4R7M0	IFSC1111ABER4R7M01	4.7	1.2	130	156	1.4	1.2				2000	
70-IFSC1111ABER6R8M0	IFSC1111ABER6R8M01	6.8	1.2	190	228	1.2	1.0				2000	
70-IFSC1111ABER100M0	IFSC1111ABER100M01	10	1.2	280	336	1.0	0.8				2000	
70-IFSC1111ABER220M0	IFSC1111ABER220M01	22	1.2	630	756	0.67	0.55				2000	
IFSC-1111AZ-01 Series												
70-IFSC1111AZER1R0M0	IFSC1111AZER1R0M01	1	1.2	55	68	2.00	1.50				2000	
70-IFSC1111AZER1R5M0	IFSC1111AZER1R5M01	1.5	1.2	65	75	1.45	1.35				2000	
70-IFSC1111AZER2R2M0	IFSC1111AZER2R2M01	2.2	1.2	90	105	1.30	1.10				2000	
70-IFSC1111AZER3R3M0	IFSC1111AZER3R3M01	3.3	1.2	130	150	1.20	0.90				2000	
70-IFSC1111AZER4R7M0	IFSC1111AZER4R7M01	4.7	1.2	170	200	1.00	0.75				2000	
70-IFSC1111AZER6R8M0	IFSC1111AZER6R8M01	6.8	1.2	200	230	0.90	0.65				2000	
70-IFSC1111AZER100M0	IFSC1111AZER100M01	10	1.2	300	340	0.80	0.52				2000	
70-IFSC1111AZER150M0	IFSC1111AZER150M01	15	1.2	500	570	0.65	0.40				2000	
70-IFSC1111AZER220M0	IFSC1111AZER220M01	22	1.2	350	750	0.50	0.35				2000	
70-IFSC1111AZER330M0	IFSC1111AZER330M01	33	1.2	1000	1250	0.40	0.30				2000	
70-IFSC1111AZER470M0	IFSC1111AZER470M01	47	1.2	1800	2050	0.35	0.235				2000	
IFSC-1515AH-01 Series												
70-IFSC1515AHERR56M0	IFSC1515AHERR56M01	0.56	1.8	17	22	5.40	5.50				2000	
70-IFSC1515AHER1R0M0	IFSC1515AHER1R0M01	1	1.8	20	25	3.80	3.80				2000	
70-IFSC1515AHER1R2M0	IFSC1515AHER1R2M01	1.2	1.8	25	30	3.60	3.60				2000	
70-IFSC1515AHER2R2M0	IFSC1515AHER2R2M01	2.2	1.8	35	45	3.00	3.00				2000	
70-IFSC1515AHER3R3M0	IFSC1515AHER3R3M01	3.3	1.8	45	56	2.70	2.40				2000	
70-IFSC1515AHER4R7M0	IFSC1515AHER4R7M01	4.7	1.8	70	90	2.20	2.00				2000	
70-IFSC1515AHER6R8M0	IFSC1515AHER6R8M01	6.8	1.8	90	115	1.90	1.50				2000	
70-IFSC1515AHER8R2M0	IFSC1515AHER8R2M01	8.2	1.8	105	132	1.40	1.40				2000	
70-IFSC1515AHER100M0	IFSC1515AHER100M01	10	1.8	135	170	1.30	1.30				2000	
70-IFSC1515AHER150M0	IFSC1515AHER150M01	15	1.8	185	222	1.25	1.00				2000	
70-IFSC1515AHER220M0	IFSC1515AHER220M01	22	1.8	250	315	1.20	0.83				2000	
70-IFSC1515AHER330M0	IFSC1515AHER330M01	33	1.8	405	486	0.90	0.68				2000	
70-IFSC1515AHER470M0	IFSC1515AHER470M01	47	1.8	495	594	0.80	0.56				2000	

IHTH SERIES THROUGH HOLE, HIGH CURRENT AND HIGH TEMPERATURE INDUCTORS



Features:
- Operating temperature: -55°C to +155°C
- Shielded construction
- Handles high transient current spikes without saturation
- Ultra low buzz noise, due to composite construction

Applications:
- Desktop/Server applications
- High current POL converters
- Line filters
- DC/DC converters in distributed power systems, FPGAs

For quantities greater than listed, call for quote.

MOUSER STOCK NO.	Vishay Part No.	Inductance (µH ± 20%)	DCR Typ @ 25°C (mΩ)	DCR Max @ 25°C (mΩ)	Heat Rating Current DC Typ. (A)	Saturation Current DC Typ. (A)	Price Each 1	5	15	30
IHTH-1125MZ-5A Series										
70-IHTH1125MZEB2R2M5	IHTH1125MZEB2R2M5A	2.2	-	-	-	-				
70-IHTH1125MZEB4R7M5	IHTH1125MZEB4R7M5A	4.7	1.65	2.00	44.5	62.0				
70-IHTH1125MZEB100M5	IHTH1125MZEB100M5A	1	0.43	0.48	86.0	69.0				
70-IHTH1125MZEB220M5	IHTH1125MZEB220M5A	22	6.39	6.83	21.0	23.0				
70-IHTH1125MZEB470M5	IHTH1125MZEB470M5A	47	13.2	15.3	14.7	16.0				
70-IHTH1125MZEB101M5	IHTH1125MZEB101M5A	100	30.7	32.2	9.2	11.0				

© Copyright 2014 Mouser Electronics

© Copyright 2014 Mouser Electronics

RoHS Compliant This product is RoHS compliant.

IMC-0603 SURFACE MOUNT INDUCTORS HIGH FREQUENCY, LASER SPIRAL, COATED

Features:
- High self-resonant frequency values
- High Q values relative to size at higher frequencies
- Coated coil provides protection and moisture resistance
- Compatible with vapor phase and infrared reflow soldering
- L and Q value not affected by mounting orientation

Specifications:
- Operating temperature: -40°C to +100°C
- Core Material: Ceramic

DIMENSIONS: in.

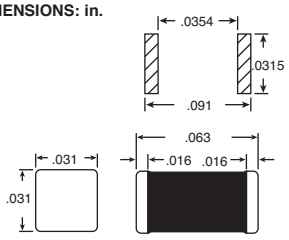

For quantities greater than listed, call for quote.

MOUSER STOCK NO.	L (nH)	Tol. ±	Q Min	Test Freq MHz	SRF Min. MHz	DCR Max. (Ω)	Rated DC Curr. (mA)	Price Each 1	Price Each 50	Price Each 100	Reel Qty.	Price Per Piece
70-IMC0603ER2N2S	2.2	.3nH	8	100	6000	0.09	500				3000	
70-IMC0603ER3N3S	3.3	.3nH	9	100	5500	0.12	500				3000	
70-IMC0603ER4N7J	4.7	5%	9	100	4800	0.17	450				3000	
70-IMC0603ER10NJ	10	5%	10	100	2800	0.32	400				3000	
70-IMC0603ER22NJ	22	5%	10	100	2000	0.5	300				3000	
70-IMC0603ER33NJ	33	5%	10	100	1800	0.6	300				3000	
70-IMC0603ER47NJ	47	5%	11	100	1800	0.95	250				3000	
70-IMC0603ER82NJ	82	5%	12	100	1500	1.5	250				3000	
70-IMC0603ERR10J	100	5%	12	100	1300	1.8	200				3000	

IMC-0805-01 SURFACE MOUNT INDUCTORS HIGH FREQUENCY

Features:
- High self-resonant frequency values
- High Q values relative to size at higher frequencies
- Wirewound construction
- Compatible with vapor phase and infrared reflow soldering

Specifications:
- Operating temperature: -40°C to +125°C
- Core Material: Ceramic for 2.2nH to 390nH
- Ferrite for 470nH to 10,000nH

DIMENSIONS: in.

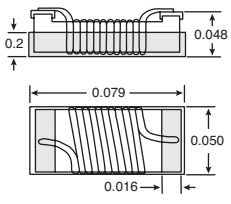

For quantities greater than listed, call for quote.

MOUSER STOCK NO.	L (nH)	Tol. ±	Q Min	Test Freq MHz	SRF Min. MHz	DCR Max. (Ω)	Rated DC Curr. (mA)	Price Each 1	Price Each 50	Price Each 100	Reel Qty.	Price Per Piece
70-IMC0805ER2N2S01	2.2	.3nH	50	1000	6000	0.06	600				2000	
70-IMC0805ER2N7S01	2.7	.3nH	35	1000	6000	0.08	600				2000	
70-IMC0805ER5N6J01	5.6	5%	60	1000	5800	0.08	600				2000	
70-IMC0805ER10NJ01	10	5%	60	500	4800	0.08	600				2000	
70-IMC0805ER22NJ01	22	5%	60	500	3300	0.10	600				2000	
70-IMC0805ER27NJ01	27	5%	60	500	2600	0.12	600				2000	
70-IMC0805ER47NJ01	47	5%	60	500	2100	0.15	500				2000	
70-IMC0805ERR10J01	100	5%	60	500	1200	0.43	500				2000	
70-IMC0805ERR22J01	220	5%	50	250	860	1.10	300				2000	
70-IMC0805ERR27J01	270	5%	45	250	850	1.46	250				2000	
70-IMC0805ERR47J01	470	5%	45	100	750	0.99	330				2000	
70-IMC0805ER1R0J01	1000	5%	35	50	480	2.50	120				2000	
70-IMC0805ER2R2J01	2200	5%	15	7.96	100	1.15	320				2000	
70-IMC0805ER2R7J01	2700	5%	15	7.96	100	1.25	320				2000	

IMC-1008 SURFACE MOUNT INDUCTORS HIGH FREQUENCY

Features:
- High self-resonant frequency values
- High Q values at higher frequencies
- Wirewound construction
- Compatible with vapor phase and infrared reflow soldering

Specifications:
- Inductance and Q measured on HP4191A
- SRF measured on HP8753B
- Temperature range: -40°C to +85°C
- Core material: non-magnetic

DIMENSIONS: in.

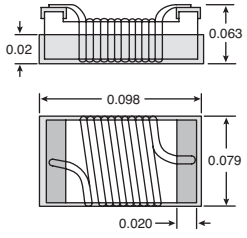

For quantities greater than listed, call for quote.

MOUSER STOCK NO.	L (nH)	Tol. ±	Q Min	Test Freq MHz	SRF Min. MHz	DCR Max. (Ω)	Rated DC Curr. (mA)	Price Each 1	Price Each 50	Price Each 100	Reel Qty.	Price Per Piece
70-IMC1008ER10NJ	10	5%	50	1000	4300	0.08	600				2000	
70-IMC1008ER22NJ	22	5%	60	350	2500	0.10	600				2000	
70-IMC1008ER27NJ	27	5%	60	350	1800	0.10	600				2000	
70-IMC1008ER47NJ	47	5%	60	350	1500	0.10	600				2000	
70-IMC1008ERR10J	100	5%	60	350	1100	0.18	500				2000	
70-IMC1008ERR22J	220	5%	45	100	730	0.45	500				2000	
70-IMC1008ERR27J	270	5%	45	100	650	0.75	500				2000	
70-IMC1008ERR47J	470	5%	45	100	480	1.30	400				2000	
70-IMC1008ER1R0J	1000	5%	35	50	310	3.60	90				2000	
70-IMC1008ER2R2J	2200	5%	30	7.96	105	1.55	200				2000	
70-IMC1008ER2R7J	2700	5%	30	7.96	70	1.70	195				2000	
70-IMC1008ER4R7J	4700	5%	30	7.96	43	2.30	175				2000	
70-IMC1008ER6R8J	6800	5%	25	7.96	39	2.80	165				2000	
70-IMC1008ER8R2J	8200	5%	25	7.96	36	3.05	160				2000	

IMC-1210 MOLDED SURFACE MOUNT INDUCTORS

Features:
- Printed marking
- Compatible with vapor phase and infrared reflow soldering
- Molded construction provides superior strength and moisture resistance

Specifications:
- Operating temperature: -55°C to +125°C
- Core material: Ceramic for 3.3nH to 1000nH, ferrite for 1200nH to 22,000nH

DIMENSIONS: in.

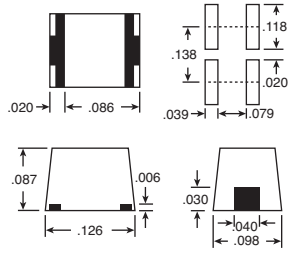

For quantities greater than listed, call for quote.

MOUSER STOCK NO.	L (nH)	Tol. ±	Q Min	Test Freq MHz	SRF Min. MHz	DCR Max. (Ω)	Rated DC Curr. (mA)	Price Each 1	Price Each 50	Price Each 100	Reel Qty.	Price Per Piece
70-IMC1210ERR10M	0.1	20%	30	50	700	0.44	450				2000	
70-IMC1210ERR22M	0.22	20%	30	25.2	350	0.32	484				2000	
70-IMC1210ER1R0K	1	10%	30	7.96	120	0.7	400				2000	
70-IMC1210ER2R2K	2.2	10%	30	7.96	75	1	320				2000	
70-IMC1210ER2R7K	2.7	10%	30	7.96	70	1.1	290				2000	
70-IMC1210ER3R3K	3.3	10%	30	7.96	60	1.2	260				2000	
70-IMC1210ER4R7K	4.7	10%	30	7.96	50	1.5	224				2000	
70-IMC1210ER100K	10	10%	30	2.52	33	2.1	189				2000	
70-IMC1210ER220K	22	10%	30	2.52	19	3.7	145				2000	
70-IMC1210ER101K	100	10%	20	0.796	9	14	73				2000	

IMC-1812 MOLDED SURFACE MOUNT INDUCTORS

Features:
- Molded construction provides superior strength and moisture resistance
- Printed marking
- Compatible with vapor phase and infrared reflow soldering

Specifications:
- Inductance tolerance: ±10%
- Temperature range: -40°C to +105°C
- Core material: powdered iron for 1.0µH to 100µH, ferrite for 150µH to 1000µH

DIMENSIONS: in.

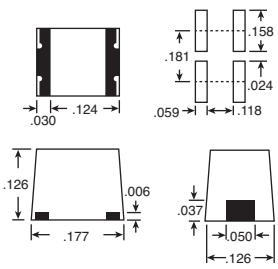

For quantities greater than listed, call for quote.

MOUSER STOCK NO.	L (nH)	Tol. ±	Q Min	Test Freq MHz	SRF Min. MHz	DCR Max. (Ω)	Rated DC Curr. (mA)	Price Each 1	Price Each 50	Price Each 100	Reel Qty.	Price Per Piece
70-IMC1812ER1R0K	1	10%	50	7.96	100	0.5	450				500	
70-IMC1812ER1R2K	1.2	10%	50	7.96	80	0.55	430				500	
70-IMC1812ER1R5K	1.5	10%	50	7.96	70	0.6	410				500	
70-IMC1812ER2R7K	2.7	10%	50	7.96	50	0.75	370				500	
70-IMC1812ER4R7K	4.7	10%	50	7.96	35	1	315				500	
70-IMC1812ER5R6K	5.6	10%	50	7.96	33	1.1	300				500	
70-IMC1812ER100K	10	10%	50	2.52	20	1.6	250				500	
70-IMC1812ER150K	15	10%	50	2.52	17	2.5	200				500	
70-IMC1812ER220K	22	10%	50	2.52	13	3.2	180				500	
70-IMC1812ER470K	47	10%	50	2.52	10	5	140				500	
70-IMC1812ER101K	100	10%	40	0.79	8	8	110				500	
70-IMC1812ER221K	220	10%	40	0.79	4	10	100				500	
70-IMC1812ER331K	330	10%	40	0.79	3.5	14	85				500	
70-IMC1812ER102K	1000	10%	30	0.25	2.5	40	30				500	

© Copyright 2014 Mouser Electronics

© Copyright 2014 Mouser Electronics

WURTH ELECTRONICS Inductors

RoHS Compliant **This product is RoHS compliant.**

WE-LQ SMD INDUCTORS

Features:
- Miniature chip inductor wound on a special ferrite core
- Small inductances for compact circuits
- High Q at high frequencies
- Low DC-resistance
- Operating temperature: -40ºC to +125ºC

NEW! TECHNOLOGY

RoHS Compliant

For quantities greater than listed, call for quote.

MOUSER STOCK NO.	Wurth Electronics Part No.	Fig.	L (µH)	I_R (A)	I_{sat} (A)	R_{DC} (Ω)	f_{res} (MHz)	A (mm)	B (mm)	C (mm)	Price Each 1	10	100	200
710-7440329002	7440329002	A	2.2	0.79	1.2	0.79	63	3.2	2.5	1.55				
710-7440329004	7440329004	A	4.7	0.65	0.85	0.65	43	3.2	2.5	1.55				
710-7440329100	7440329100	A	100	0.45	0.6	0.45	26	3.2	2.5	1.55				
710-7440329220	7440329220	A	22	0.25	0.4	0.92	19	3.2	2.5	1.55				
710-7440329470	7440329470	A	47	0.17	0.25	1.69	15	3.2	2.5	1.55				

WE-SPC SMD SHIELDED POWER INDUCTOR

Features:
- Extremely small size
- High saturation current, up to 13A
- Magnetic shielded, which results in a low leakage field
- High self resonance frequency
- Low self-losses
- Optimize solderability characteristics
- Constant saturation characteristics
- Operating temperature: -40°C up to +125°C

NEW! TECHNOLOGY

RoHS Compliant

For quantities greater than listed, call for quote.

MOUSER STOCK NO.	Wurth Electronics Part No.	Fig.	L (µH)	I_R (A)	I_{sat} (A)	$R_{DC\ Typ}$ (Ω)	R_{DC} (Ω)	f_{res} (MHz)	Price Each 1	50	100	500
710-74408943150	74408943150	B	15	1.4	1.7	0.12	0.14	22				

WE-MPSB EMI MULTILAYER POWER SUPPRESSION BEAD

Features:
- High Rated Current up to 10A
- Recommended soldering: Reflow
- Operating Temperature: -55°C to +125°C
- Very low RDC

NEW! TECHNOLOGY

RoHS Compliant

For quantities greater than listed, call for quote.

MOUSER STOCK NO.	Wurth Electronics Part No.	Fig.	Z@ 100MHz (Ω)	Z_{max} (Ω)	Test-condition Z_{max}	I_R (A)	R_{DC} (Ω)	A (mm)	B (mm)	C (mm)	D (mm)	Price Each 1	10	100	200
710-74279223560	74279223560	C	56	90	1000MHz	10000	0.004	4.06	3.05	2.28	0.89				
710-74279224101	74279224101	C	100	160	1000MHz	7000	0.005	5.59	5.08	1.8	0.76				
710-74279224151	74279224151	C	150	230	700MHz	5000	0.010	5.59	5.08	1.52	0.76				
710-74279224171	74279224171	C	170	250	700MHz	4000	0.015	5.59	5.08	1.8	0.76				
710-74279224181	74279224181	C	180	240	600MHz	5000	0.010	5.59	5.08	1.8	0.76				
710-74279224251	74279224251	C	250	300	150MHz	4000	0.012	5.59	5.08	1.8	0.76				
710-74279224271	74279224271	C	270	350	300MHz	4000	0.020	5.59	5.08	3.2	0.76				
710-74279224401	74279224401	C	400	460	110MHz	4500	0.020	5.59	5.08	3.2	0.76				
710-74279224551	74279224551	C	550	660	300MHz	4000	0.035	5.59	5.08	1.97	0.76				
710-74279225101	74279225101	C	100	160	1200MHz	10000	0.004	8.5	3.05	2.28	0.89				
710-74279226101	74279226101	C	100	160	1100MHz	8000	0.006	4.5	3.2	2.3	0.46				

WE-CMBH COMMON MODE POWER LINE CHOKE (HORIZONTAL)

Features:
- Horizontal design for compact housings
- Suppression even at low frequency ranges
- Broadband screening because of low capacitance winding technique
- Highest possible current with small sizes
- Customer specific designs on request
- Operating temperature: -40°C to +125°C

NEW! TECHNOLOGY

RoHS Compliant

For quantities greater than listed, call for quote.

MOUSER STOCK NO.	Wurth Electronics Part No.	Fig.	Coil Ratio	L (mH)	I_R (A)	R_{DC} (Ω)	U_T (V (AC))	Design	Price Each 1	10	100	200
710-744834101	744834101	D	2	1.0	10.0	12.5	250	THT				
710-744834622	744834622	D	2	2.2	6.0	22.0	250	THT				
710-744834433	744834433	D	2	3.3	5.0	37.0	250	THT				
710-744834405	744834405	D	2	5.0	4.0	50.0	250	THT				
710-744834407	744834407	D	2	7.0	3.5	80.0	250	THT				

DESIGN KIT EXAR

Features:
- Suitable for switching power supplies of Exar

NEW! TECHNOLOGY

RoHS Compliant

For quantities greater than listed, call for quote.

MOUSER STOCK NO.	Wurth Electronics Part No.	Fig.	Description	Price Each
710-IC-744721	IC-744721	-	6 Sizes, 35 Values, 825 Components	

WE-TI RADIAL LEADED WIRE WOUND INDUCTOR

Features:
- Radial through-hole inductor
- High saturation core material
- Maximum current up to 8.5A
- Small size

Applications:
- EMI filter
- Signal filtering
- Power supply filter
- Switches, switching power supply for small and medium voltage
- Operating range: - 40°C to +105°C

RoHS Compliant

Size	A (mm)	B (mm)	C (mm)	D (mm)	E (mm)	F (mm)	Version
5075	6.0	6.0	9.5	3.5	2.5	0.5	Heat Shrinking Tube

5075

For quantities greater than listed, call for quote.

MOUSER STOCK NO.	Wurth Electronics Part No.	Fig.	L (µH)	I_R (A)	I_{sat} (A)	R_{DC} (Ω)	Price Each 1	50	100	500
710-7447462010	7447462010	E	1.0	8.50	8.00	0.015				
710-7447462022	7447462022	E	2.2	6.30	4.30	0.020				
710-7447462033	7447462033	E	3.3	4.70	4.00	0.025				
710-7447462047	7447462047	E	4.7	4.20	3.70	0.030				
710-7447462100	7447462100	E	10	2.50	2.60	0.080				
710-7447462220	7447462220	E	22	1.80	1.70	0.130				
710-7447462330	7447462330	E	33	1.40	1.40	0.220				
710-7447462470	7447462470	E	47	1.18	1.20	0.340				
710-7447462101	7447462101	E	100	0.80	0.80	0.650				
710-7447462221	7447462221	E	220	0.50	0.50	1.20				
710-7447462471	7447462471	E	470	0.35	0.40	2.40				
710-7447462102	7447462102	E	1000	0.25	0.27	6.00				
710-7447462152	7447462152	E	1500	0.19	0.20	8.00				

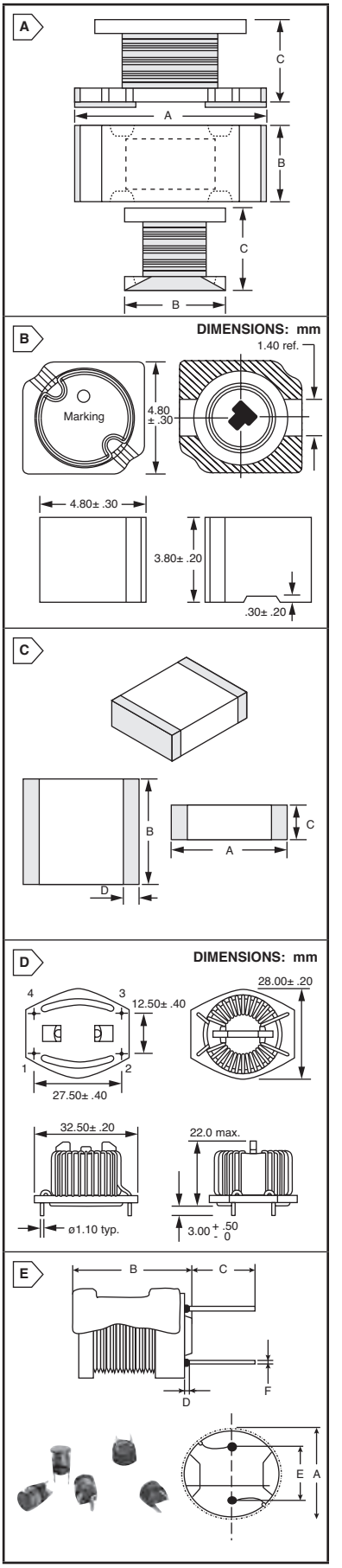

© Copyright 2014 Mouser Electronics

RoHS Compliant This product is RoHS compliant.

WE-CMB NIZI COMMON MODE POWER LINE CHOKE

Features:
- Compact size
- Noise suppression up to 300MHz
- Operating temperature: -40°C + 125°C

Applications:
- Power electronics
- Power line in and output filter
- Optimized for burst signals

RoHS Compliant

For quantities greater than listed, call for quote.

MOUSER STOCK NO. / Mfr. Part No.	Coil Ratio	L (µH)	I_R (A)	R_{DC} (mΩ)	U_T (VAC)	U_R (VAC)	Price Each 1	25	100
Type XS									
710—744841414	2	14	4.0	15	1500	250			
710—744841330	2	30	3.0	26	1500	250			
710—744841247	2	47	2.0	40	1500	250			
710—744841210	2	100	1.5	80	1500	250			
Type S									
710—7448421016	2	16	10.0	2.7	1500	250			
710—744842932	2	32	8.5	5.5	1500	250			
710—744842742	2	42	6.5	8.1	1500	250			
710—744842565	2	65	5.0	13	1500	250			
710—744842311	2	110	3.0	31	1500	250			

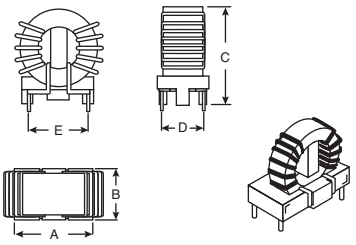

Size	Dimensions: mm A	B	C	D	E
Type XS	16.0	7.5	17.5	4.5	10.0
Type S	18.5	14.5	22.0	5.0	7.7

WE-CMB COMMON MODE POWER LINE CHOKE

Features:
- Compact design
- Highest possible current with small sizes
- Operating temperature: -40°C + 125°C

Applications:
- Power electronics
- Power line in and output filter
- Radio interference suppression in motors

RoHS Compliant

For quantities greater than listed, call for quote.

MOUSER STOCK NO. / Mfr. Part No.	Coil Ratio	L (mH)	I_R (A)	R_{DC} (mΩ)	U_T (VAC)	U_R (VAC)	Price Each 1	25	100
Type XS									
710—744821201	2	1	2.0	44.5	1500	250			
710—744821240	2	4	1.5	140	1500	250			
710—744821110	2	10	0.7	350	1500	250			
710—744821120	2	20	0.5	1000	1500	250			
Type S									
710—744822301	2	1.0	3	35	1500	250			
710—744822222	2	2.2	2.0	70	1500	250			
710—744822233	2	3.3	1.5	120	1500	250			
710—744822110	2	10	1.0	360	1500	250			
710—744822120	2	20	0.5	540	1500	250			
Type M									
710—744823601	2	1.0	6.0	13	1500	250			
710—744823422	2	2.2	4.0	30	1500	250			
710—744823333	2	3.3	2.5	60	1500	250			
710—744823210	2	10	2.0	125	1500	250			
710—744823220	2	20	1.5	270	1500	250			
Type L									
710—744824101	2	1.0	10.0	7	1500	250			
710—744824622	2	2.2	6.0	20	1500	250			
710—744824433	2	3.3	4.0	35	1500	250			
710—744824310	2	10	3.0	105	1500	250			
710—744824220	2	20	2.0	220	1500	250			
Type XL									
710—7448251201	2	1.0	12.0	9	1500	250			
710—7448258022	2	2.2	8.0	14	1500	250			
710—7448256033	2	3.3	6.0	25	1500	250			
710—744825510	2	10	5.0	55	1500	250			
710—744825320	2	20	3.0	160	1500	250			

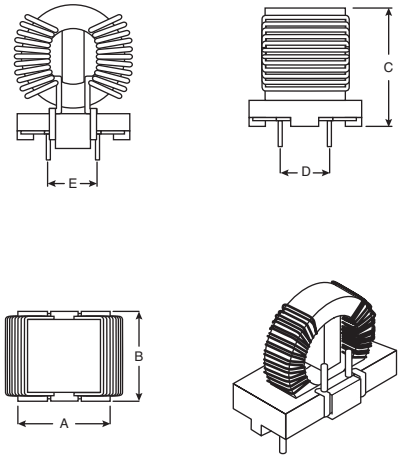

Size	Dimensions: mm A	B	C	D	E
Type XS	16.0	7.5	17.5	4.5	10.0
Type S	18.5	14.5	22.0	5.0	7.7
Type M	25.0	17.0	28.0	10.7	7.5
Type L	27.5	18.5	33.0	12.0	10.0
Type XL	30.0	22.0	35.0	15.0	25.0

WE-HCF SMD HIGH CURRENT INDUCTOR

Features:
- Winding Style: Sectional
- UL94-VO compliant housing
- Operating temperature: -40°C + 125°C

Applications:
- Data lines
- Power lines
- Suppression for common mode noise

RoHS Compliant

For quantities greater than listed, call for quote.

MOUSER STOCK NO. / Mfr. Part No.	Coil Ratio	L (µH)	Z (Ω)	I_R (mA)	R_{DC} (mΩ)	U_T (VAC)	U_R (VAC)	Price Each 1	25	100
Type XS										
710—744273501	2	5	500	5000	0.0055	500	80			
710—744273801	2	9	800	3500	0.011	500	80			
710—744273102	2	11	1000	2500	0.030	500	80			
710—744273222	2	30	2200	1400	0.060	500	80			

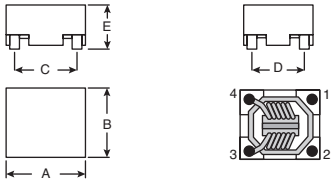

Size	Dimensions: mm A	B	C	D	E	F
744273	9.5	8.3	5.3	6.3	7.5	1.2

WE-CMB COMMON MODE POWER LINE CHOKE

Features:
- Magnetically shielded
- Current capability up to 32 A
- Operating temperature: -40°C + 125°C

Applications:
- Storage inductor for high efficiency DC/DC converters
- Single and polyphase buck converters
- Filter for audio applications

RoHS Compliant

For quantities greater than listed, call for quote.

MOUSER STOCK NO. / Mfr. Part No.	L (µH)	I_R (A)	I_{sat} (A)	R_{DC} (mΩ)	Price Each 1	25	100
Type XS							
710—7443630070	0.7	32.0	75.0	0.83			
710—7443630140	1.4	31.5	60.0	1.08			
710—7443630220	2.2	28.0	52.0	1.50			
710—7443630310	3.1	26.0	45.0	2.09			
710—7443630420	4.2	24.0	38.0	3.04			
710—7443630550	5.5	22.0	33.0	4.00			
710—7443630700	7.0	21.0	30.0	5.61			
710—7443630860	8.6	17.0	25.0	7.16			
710—7443631000	10	16.0	23.0	7.96			
710—7443631500	15	14.0	21.0	8.70			
710—7443632200	22	12.0	15.0	10.65			
710—7443633300	33	12.0	11.0	11.4			
710—7443634700	47	12.0	8.5	12.2			

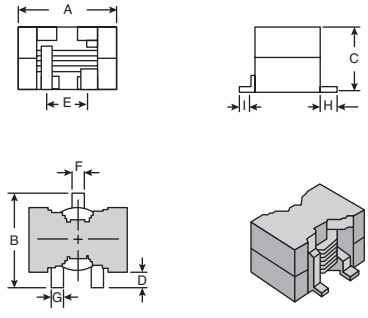

Size	Dimensions: mm A	B	C	D	E	F	G	H	I	Core Material
2013	21.5	21.0	14.0	3.5	9.0	2.5	2.5	3.0	2.0	MnZn

© Copyright 2014 Mouser Electronics

© Copyright 2014 Mouser Electronics

WURTH ELECTRONICS Inductors and Ferrites

RoHS Compliant **This product is RoHS compliant.**

WE-FLAT FLAT FERRITE CORE

Features:
- Filter for common mode interferences
- Also available with adhesive tape
- Operating temperature: -25°C to +125°C

Applications:
- Interference problems on data lines of digital devices

PRODUCT NEW

RoHS Compliant

For quantities greater than listed, call for quote.

MOUSER STOCK NO.	Wurth Part No.	Fig.	Z @ 25MHz 1 turn (Ω)	Z @ 100MHz 1 turn (Ω)	Number of Poles	Version	Material	Dimensions: mm A	B	C	D	E	Price Each 1	10	25	100
710-7427221	7427221	A	50	166	10	Round	3 W 800	18.0	8.0	5.0	1.0	14.0				
710-7427226	7427226	A	30	75	13	Round	4 W 620	23.8	12.0	6.6	1.1	18.8				
710-7427224	7427224	B	55	115	16	Edged	4 W 620	28.0	14.6	7.7	1.5	23.0				
710-7427220	7427220	A	50	90	21	Round	4 W 620	33.5	20.0	6.5	1.3	28.0				
710-7427223	7427223	A	23	48	23	Round	3 W 800	35.0	8.0	8.0	1.5	30.0				
710-7427228	7427228	A	35	80	26	Round	4 W 620	41.2	15.0	7.7	1.5	35.0				
710-7427214	7427214	A	26	66	30	Round	3 W 800	45.2	12.0	6.5	1.3	40.0				
710-7427218	7427218	A	25	66	34	Round	4 W 620	49.6	12.0	6.5	1.3	44.0				
710-7427216	7427216	A	25	63	40	Round	4 W 620	57.9	12.0	7.0	1.3	52.0				

STAR-FLAT SNAP FERRITE WITH SAFETY KEY TECHNOLOGY

Features:
- STAR-FLAT's ribbon cable holding feature prevents sliding and cable crimping
- The security lock guarantees electromagnetic compatibility because only authorized person can unlock the snap ferrite with the STAR-TEC key
- Color: Grey
- Patented technology
- Classification of the plastic case: UL94V0
- Operating temperature: -25°C to +105°C
- Safety Key: 74271

PRODUCT NEW

RoHS Compliant

For quantities greater than listed, call for quote.

MOUSER STOCK NO.	Wurth Part No.	Fig.	Z @ 25MHz 1 turn (Ω)	Z @ 100MHz 1 turn (Ω)	Number of Poles	Material	Dimensions: mm A	B	C	D	Price Each 1	50	100	500
710-7427246	7427246	C	97	194	26	4 W 620	53.3	33.1	16	34				
710-7427247	7427247	C	72	192	50	4 W 620	84.5	33.1	16	64.5				
710-74272475	74272475	C	42	114	50	4 W 620	84.5	19.6	16	64.5				
710-7427248	7427248	C	78	180	40	4 W 620	71.3	33.1	16	52				

LFS EMI SUPPRESSION AXIAL FERRITE BEADS WE-AFB

Features:
- Core material: MnZn for low frequency applications
- Operating temperature: –25°C to +85°C

Applications:
- Especially for applications in the low frequency range from 150kHz to 30MHz
- Suppression of electronic ballasts (i.e. neon tube) in the lighting industry

RoHS Compliant

For quantities greater than listed, call for quote.

MOUSER STOCK NO.	Wurth Part No.	Fig.	Z @ 1 MHz 1 turn(Ω)	Z @ 10MHz 1 turn(Ω)	Dimensions: mm Cable Dia.	A	B	C	Price Each 1	25	100
710-74277253	74277253	D	100	80	≤7.6	16.0	8.0	28.5			
710-7427729	7427729	D	100	60	≤9.1	17.5	9.5	28.5			
710-74277255	74277255	D	90	60	≤9.8	18.6	10.2	28.5			
710-74277290	74277290	D	90	50	≤12.5	26.0	13.0	28.5			

SNAP FERRITES STAR-FIX LFS

Features:
- With patented flexible cable fixing
- Prefixing cable system facilitates the cable assembling process
- Cable clamping protection
- One key in each packaging unit
- Classification of the plastic case: UL94-V0
- Operating temperature: –25°C to +105°C
- Patented technology
- Core material: MnZn

Applications:
- Especially for applications in the low frequency range from 300kHz to 30MHz
- Perfect for applications with varying cable diameter
- Reusable because of the key technology therefore perfect for test and measuring purposes and cables with difficult access
- Suppression of electronic ballasts (i.e. neon tube) in the lighting industry

RoHS Compliant

For quantities greater than listed, call for quote.

MOUSER STOCK NO.	Wurth Part No.	Fig.	Z @ 1 MHz 1 turn(Ω)	Z @ 10MHz 1 turn(Ω)	Dimensions: mm Cable Dia.	A	B	C	Price Each 1	25	100
710-74272722	74272722	E	30	45	4.5 - 8.0	35.1	21.7	18.2			
710-74272733	74272733	E	30	45	8.5 - 12.5	35.1	31.0	28.0			

SMD SHIELDED TINY POWER INDUCTORS WE-TPC

Features:
- Extremely flat power inductor
- High current capability
- Magnetically shielded which results in a low leakage field
- Recommended solder profile: Reflow
- Operating temperature: –40°C to +125°C

Applications:
- Portable power like PDA, digital camera, PCMCIA cards and displays
- DC/DC converter
- Embedded PC
- Mobile data gathering, telemetric

RoHS Compliant

For quantities greater than listed, call for quote.

MOUSER STOCK NO.	Wurth Part No.	Fig.	L (uH)	I_R (A)	I_{sat} (A)	R_{DC} (Ω)	R_{DC} typ (Ω)	f_{res} (MHz)	Price Each 1	25	100
2828											
710-74402500047	74402500047	F	0.47	3.30	4.70	0.023	0.019	290			
710-74402500072	74402500072	F	0.72	3.00	4.00	0.028	0.024	210			
710-744025001	744025001	F	1.2	2.60	3.00	0.042	0.036	180			
710-744025002	744025002	F	2.2	1.80	2.40	0.066	0.057	130			
710-744025003	744025003	F	3.3	1.50	1.80	0.101	0.085	100			
710-744025004	744025004	F	4.7	1.35	1.70	0.120	0.100	84			
710-744025006	744025006	F	6.8	1.10	1.30	0.165	0.142	59			
710-744025100	744025100	F	10	1.00	1.10	0.190	0.170	41			
710-744025150	744025150	F	15	0.72	0.90	0.400	0.356	32			
710-744025220	744025220	F	22	0.50	0.75	0.575	0.525	23			

POWER MULTILAYER INDUCTORS WE-PMI

Features:
- Compact multilayer type
- Suitable for applications with high currents up to 2.5A
- DCR values below 0.2Ω
- Magnetically shielded construction: No crosstalk
- Operating temperature: –40°C to +125°C

Applications:
- DC/DC converters especially at high switching frequencies
- Portable devices like PDA and digital cameras

DIMENSIONS: mm	A	B	C	D
0805	2.0	1.2	1.0	0.5
0806	2.0	1.6	1.0	0.5

RoHS Compliant

For quantities greater than listed, call for quote.

MOUSER STOCK NO.	Wurth Part No.	Fig.	L (uH)	I_R (A)	I_{sat} (A)	R_{DC} (Ω)	f_{res} (MHz)	Q	Price Each 1	25	100
0805											
710-74479775210	74479775210	G	1.0	1100	700	90	100	10			
710-74479775222	74479775222	G	2.2	700	500	270	70	12			
0806											
710-74479776222	74479776222	G	2.2	1200	400	110	75	15			
710-74479776233	74479776233	G	3.3	1100	300	130	60	15			
710-74479776247	74479776247	G	4.7	1000	250	160	45	15			

DIMENSIONS: mm

A

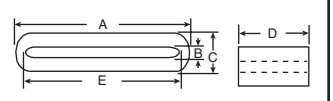

B

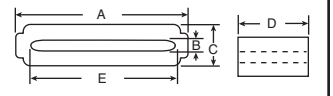

C

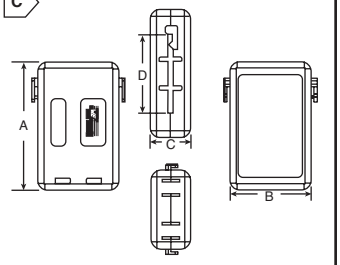

D

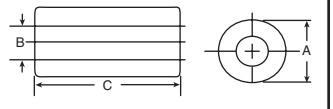

E

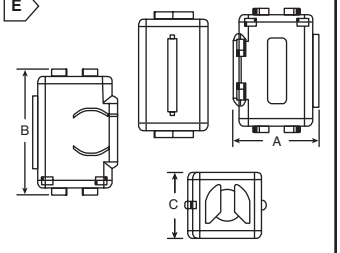

F

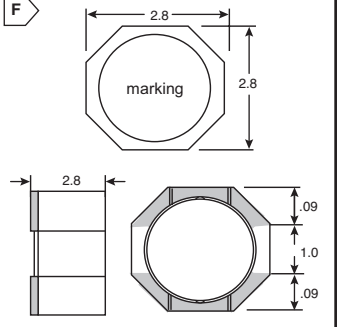

G

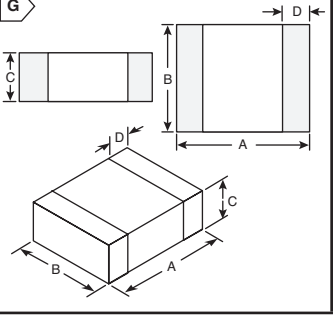

© Copyright 2014 Mouser Electronics

© Copyright 2014 Mouser Electronics

WURTH ELECTRONICS SMD Inductors

RoHS Compliant **This product is RoHS compliant.**

WE-LHMI SMD POWER INDUCTOR

Features:
- Compact Design
- Magnetically shielded
- High current capability
- Handles high transient current spikes
- No acoustic noise and no leakage field
- Operating temperature: -40°C to +125°C

Applications:
- DC/DC Converters for high current power supplies
- DC/DC Converters for Field
- Programmable Gate Arrays (FPGA)
- POL Converters
- Portable power like PDA, digital camera
- Main boards/ graphic cards
- Battery powered devices

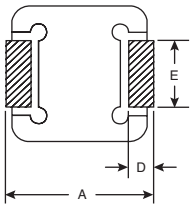

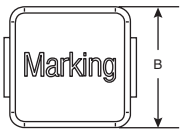



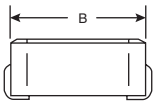

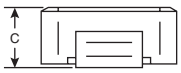

Size	A (mm)	B (mm)	C (mm)	D (mm)	E (mm)
4020	4.45	4.06	1.80	0.76	2.00
7030	7.30	6.60	2.80	1.80	3.00
7050	7.30	6.60	4.80	1.80	3.00
1040	11.00	10.00	3.80	2.30	3.00
1335	13.50	12.60	3.30	2.30	3.00

For quantities greater than listed, call for quote.

MOUSER STOCK NO.	Wurth Part No.	L (µH)	I_R (A)	I_{sat} (A)	$R_{DC\ typ}$ (mΩ)	R_{DC} (mΩ)	f_{res} (MHz)	Price Each 1	10	100	200
4020 Case Size											
710-744373240010	744373240010	0.1	12.0	30.0	3.2	4.0	323				
710-744373240022	744373240022	0.22	9.5	17.0	6.6	7.3	195				
710-744373240033	744373240033	0.33	8.0	16.5	7.8	8.6	143				
710-744373240047	744373240047	0.47	6.8	14.5	11.2	14.0	122				
710-744373240056	744373240056	0.56	6.0	10.5	13.5	16.0	104				
710-744373240068	744373240068	0.68	5.5	10.0	16.0	19.0	90				
710-74437324010	74437324010	1.0	5.0	9.0	22.0	27.0	89				
710-74437324012	74437324012	1.2	4.7	8.5	25.0	30.0	71				
710-74437324015	74437324015	1.5	3.8	8.0	34.8	42.0	64				
710-74437324022	74437324022	2.2	3.3	6.5	51.0	61.0	49				
710-74437324033	74437324033	3.3	2.5	4.2	69.0	76.0	40				
710-74437324047	74437324047	4.7	2.2	4.0	95.0	105.0	31				
710-74437324056	74437324056	5.6	2.0	3.8	120.0	125.0	30				
710-74437324068	74437324068	6.8	1.8	3.5	150.0	172.0	29				
710-74437324082	74437324082	8.2	1.6	2.8	158.0	180.0	22				
710-74437324100	74437324100	10	1.5	2.4	215.0	243.0	23				
710-74437324220	74437324220	22	1.0	2.0	470.0	500.0	14				
7030 Case Size											
710-744373460022	744373460022	0.22	15.0	44.0	2.1	2.8	149				
710-744373460033	744373460033	0.33	13.0	38.0	3.5	3.9	124				
710-744373460047	744373460047	0.47	11.5	31.0	4.0	4.2	91				
710-744373460068	744373460068	0.68	11.0	25.0	4.8	5.5	72				
710-744373460082	744373460082	0.82	9.0	24.0	6.7	8.0	60				
710-74437346010	74437346010	1.0	8.0	22.0	8.3	10.0	54				
710-74437346015	74437346015	1.5	7.2	19.0	13.0	15.0	45				
710-74437346018	74437346018	1.8	6.8	16.5	14.0	17.0	35				
710-74437346022	74437346022	2.2	6.5	15.0	18.0	20.0	32				
710-74437346025	74437346025	2.5	5.5	13.0	20.0	22.0	30				
710-74437346033	74437346033	3.3	5.0	13.5	28.0	30.0	27				
710-74437346047	74437346047	4.7	3.8	12.0	37.0	40.0	22				
710-74437346056	74437346056	5.6	3.6	9.0	43.0	48.0	20				
710-74437346068	74437346068	6.8	3.4	8.0	54.0	60.0	18				
710-74437346082	74437346082	8.2	3.3	7.5	64.0	68.0	17				
710-74437346100	74437346100	10	3.0	7.3	75.0	85.0	15				
710-74437346220	74437346220	22	1.9	4.5	165.0	190.0	10				
7050 Case Size											
710-744373490047	744373490047	0.47	13.5	30.0	3.5	3.9	96				
710-744373490056	744373490056	0.56	13.0	28.0	3.6	4.2	85				
710-744373490068	744373490068	0.68	12.0	26.0	4.0	4.5	73				
710-744373490082	744373490082	0.82	11.3	25.0	4.6	4.9	70				
710-74437349010	74437349010	1.0	10.0	19.5	6.1	6.5	51				
710-74437349012	74437349012	1.2	9.0	18.0	7.2	7.5	45				
710-74437349015	74437349015	1.5	8.0	14.5	8.6	9.0	35				
710-74437349022	74437349022	2.2	7.5	14.0	11.2	12.0	30				
710-74437349033	74437349033	3.3	6.0	12.0	19.0	20.9	26				
710-74437349047	74437349047	4.7	5.0	11.0	28.0	30.8	24				
710-74437349056	74437349056	5.6	3.8	10.5	44.0	49.0	17				
710-74437349068	74437349068	6.8	3.5	9.5	46.0	51.5	16				
710-74437349082	74437349082	8.2	3.3	9.0	56.0	63.0	15				
710-74437349100	74437349100	10	3.2	8.0	65.0	69.0	12				
710-74437349220	74437349220	22	2.1	6.5	140.0	170.0	8				
1040 Case Size											
710-744373680022	744373680022	0.22	24.0	70.0	0.8	1.0	153				
710-744373680036	744373680036	0.36	21.0	64.0	1.1	1.2	104				
710-744373680039	744373680039	0.39	20.5	63.0	1.1	1.3	101				
710-744373680045	744373680045	0.45	20.0	50.0	1.3	1.5	82				
710-744373680056	744373680056	0.56	19.0	44.0	1.6	1.8	70				
710-74437368010	74437368010	1.0	14.5	36.0	3.0	3.3	45				
710-74437368022	74437368022	2.2	10.0	28.0	6.5	7.0	27				
710-74437368033	74437368033	3.3	8.0	23.0	10.8	11.8	22				
710-74437368047	74437368047	4.7	7.0	19.0	15.0	15.5	16				
710-74437368068	74437368068	6.8	6.0	14.0	17.5	23.3	13				
710-74437368100	74437368100	10	5.2	12.5	27.0	30.0	12				
1335 Case Size											
710-744373770022	744373770022	0.22	25.0	40.0	0.8	0.9	130				
710-744373770033	744373770033	0.33	24.0	35.0	0.9	1.1	84				
710-744373770047	744373770047	0.47	19.0	29.0	1.3	1.6	77				
710-744373770056	744373770056	0.56	18.5	28.0	1.4	1.7	59				
710-744373770068	744373770068	0.68	17.5	27.0	1.8	2.2	51				
710-74437377010	74437377010	1.0	15.0	26.0	2.7	3.5	41				
710-74437377015	74437377015	1.5	12.5	25.5	4.7	5.5	30				
710-74437377022	74437377022	2.2	10.0	25.0	7.2	8.0	22				
710-74437377033	74437377033	3.3	9.5	24.5	9.0	11.0	17				
710-74437377047	74437377047	4.7	7.5	18.0	13.0	15.0	13				

© Copyright 2014 Mouser Electronics
© Copyright 2014 Mouser Electronics

WURTH ELECTRONICS SMD Inductors

RoHS Compliant **This product is RoHS compliant.**

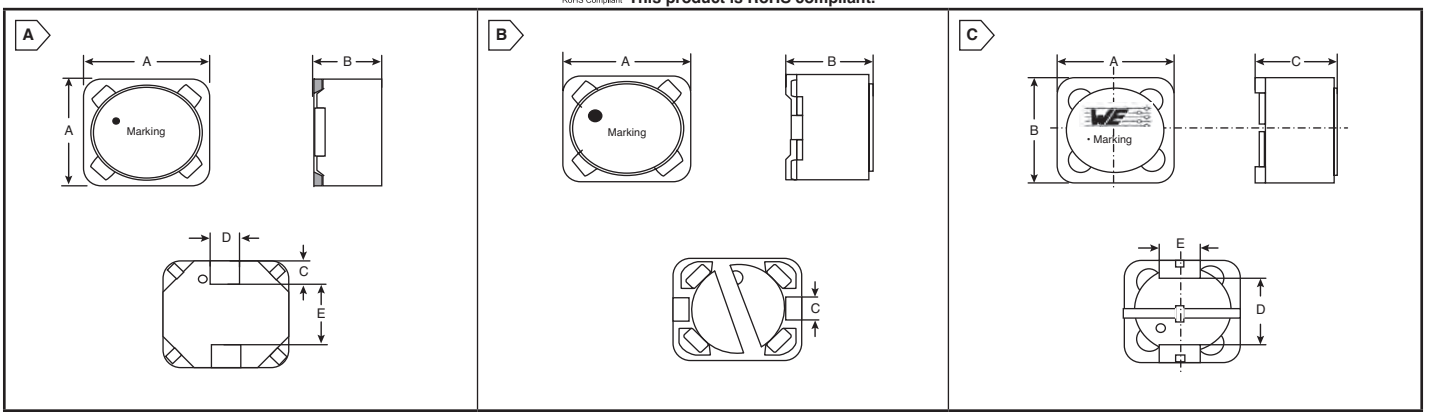

POWER INDUCTORS WE-PD

Characteristics:
- Magnetically shielded version which results in a low leakage field
- High storage capacity
- Low self-losses
- Highest possible current loading for SMD Inductors
- Operating temperature: –40°C to +125°C
- Recommended solder profile: Reflow

Applications:
- Switching regulators with low operating voltages (computer, laptop, mobile phones, pagers)
- Integrated DC/DC-converter
- Perfectly suitable for switching regulators with extremely high efficiency (> 86%)
- Graphic cards
- Plastic base: Because of the one piece construction these are more suitable for high vibration or shock applications

Dimensions: mm						
Size	A	B	C	D	E	Base
7332	7.3	3.2	1.5	1.5	4.0	Plastic
7345	7.3	4.5	1.5	1.5	4.0	Plastic
7345	7.3	4.5	2.0	-	-	Metal
1260	12.0	12.0	6.0	8.0	5.0	Plastic

7332

For quantities greater than listed, call for quote.

MOUSER STOCK NO.	Wurth Electronics Part No.	Fig.	Base	Inductance (µH)	Rated Current (A)	Saturation Current (A)	DC Resist. (Ω)	DC Resist. Typical (Ω)	Self Resonant Freq. (MHz)	Price Each 1	Price Each 25	Price Each 100	Reel Qty.	Price per Piece
710-7447789001	7447789001	A	Plastic	1.0	5.37	6.4	0.012	0.01	42				1000	
710-7447789002	7447789002	A	Plastic	2.2	4.02	4.8	0.02	0.019	36				1000	
710-7447789003	7447789003	A	Plastic	3.3	3.42	4.2	0.03	0.024	33				1000	
710-7447789004	7447789004	A	Plastic	4.7	2.9	3.9	0.035	0.033	30				1000	
710-7447789006	7447789006	A	Plastic	6.8	2.5	2.75	0.044	0.042	26				1000	
710-744778910	744778910	A	Plastic	10	1.83	2.2	0.072	0.064	23				1000	
710-7447789112	7447789112	A	Plastic	12	1.73	1.9	0.098	0.076	22				1000	
710-7447789118	7447789118	A	Plastic	18	1.41	1.7	0.14	0.114	19.6				1000	
710-7447789122	7447789122	A	Plastic	22	1.38	1.4	0.019	0.119	18				1000	
710-7447789133	7447789133	A	Plastic	33	1.22	1.15	0.024	0.153	15.6				1000	
710-7447789139	7447789139	A	Plastic	39	1.03	1.1	0.32	0.209	15				1000	
710-7447789147	7447789147	A	Plastic	47	0.85	1.0	0.36	0.315	13				1000	
710-7447789156	7447789156	A	Plastic	56	0.84	0.9	0.47	0.335	11				1000	
710-7447789168	7447789168	A	Plastic	68	0.74	0.84	0.52	0.427	10.2				1000	
710-7447789182	7447789182	A	Plastic	82	0.69	0.78	0.69	0.47	8.1				1000	
710-744778920	744778920	A	Plastic	100	0.62	0.76	0.79	0.585	7				1000	

7345

For quantities greater than listed, call for quote.

MOUSER STOCK NO.	Wurth Electronics Part No.	Fig.	Base	Inductance (µH)	Rated Current (A)	Saturation Current (A)	DC Resist. (Ω)	DC Resist. Typical (Ω)	Self Resonant Freq. (MHz)	Price Each 1	Price Each 25	Price Each 100	Reel Qty.	Price per Piece
710-7447779001	7447779001	A	Plastic	1.0	5.3	9.5	0.011	0.01	49				1000	
710-7447779002	7447779002	A	Plastic	2.2	4.2	6.0	0.018	0.015	45				1000	
710-7447779003	7447779003	A	Plastic	3.3	3.3	4.5	0.03	0.026	38				1000	
710-7447779004	7447779004	A	Plastic	4.7	3.16	4.4	0.032	0.028	35				1000	
710-744777910	744777910	A	Plastic	10	2.0	2.6	0.049	0.045	23				1000	
710-74477710	74477710	B	Metal	10	2.0	2.6	0.049	0.045	23				1000	
710-7447779112	7447779112	A	Plastic	12	1.82	2.4	0.058	0.05	21				1000	
710-7447779118	7447779118	A	Plastic	18	1.5	2.05	0.091	0.08	17				1000	
710-7447779122	7447779122	A	Plastic	22	1.41	1.7	0.11	0.09	15				1000	
710-7447779133	7447779133	A	Plastic	33	1.13	1.4	0.17	0.14	12				1000	
710-7447779139	7447779139	A	Plastic	39	1.13	1.4	0.17	0.14	12				1000	
710-7447779147	7447779147	A	Plastic	47	1.03	1.1	0.26	0.19	10				1000	
710-7447779168	7447779168	A	Plastic	68	0.87	0.95	0.38	0.239	9				1000	
710-7447779182	7447779182	A	Plastic	82	0.84	0.9	0.43	0.25	8				1000	
710-744777920	744777920	A	Plastic	100	0.79	0.75	0.38	0.29	7				1000	

1260

For quantities greater than listed, call for quote.

MOUSER STOCK NO.	Wurth Electronics Part No.	Fig.	Base	Inductance (µH)	Rated Current (A)	Saturation Current (A)	DC Resist. (Ω)	DC Resist. Typical (Ω)	Self Resonant Freq. (MHz)	Price Each 1	Price Each 25	Price Each 100	Reel Qty.	Price per Piece
710-744771001	744771001	C	Metal	1.5	10.5	12.5	0.006	0.004	60				500	
710-744771002	744771002	C	Metal	2.2	10.0	11.0	0.008	0.005	50				500	
710-744771003	744771003	C	Metal	3.5	9.25	9.0	0.0075	0.005	40				500	
710-744771004	744771004	C	Metal	4.7	8.25	8.0	0.0106	0.008	35				500	
710-744771008	744771008	C	Metal	8.2	6.25	6.25	0.02	0.014	25				500	
710-74477110	74477110	C	Metal	10	5.0	5.5	0.025	0.018	21.5				500	
710-744771112	744771112	C	Metal	12	3.91	4.85	0.027	0.023	19.7				500	
710-744771118	744771118	C	Metal	18	3.48	4.3	0.034	0.029	14.3				500	
710-744771122	744771122	C	Metal	22	3.37	3.77	0.036	0.031	13				500	
710-744771133	744771133	C	Metal	33	2.68	3.0	0.057	0.049	10				500	
710-744771139	744771139	C	Metal	39	2.49	2.74	0.068	0.057	9				500	
710-744771147	744771147	C	Metal	47	2.21	2.6	0.075	0.072	8				500	
710-744771156	744771156	C	Metal	56	2.01	2.35	0.11	0.087	7				500	
710-744771168	744771168	C	Metal	68	1.91	2.19	0.12	0.096	6				500	
710-744771182	744771182	C	Metal	82	1.65	1.88	0.14	0.129	5.2				500	
710-74477120	74477120	C	Metal	100	1.53	1.7	0.016	0.15	4.9				500	

© Copyright 2014 Mouser Electronics
© Copyright 2014 Mouser Electronics

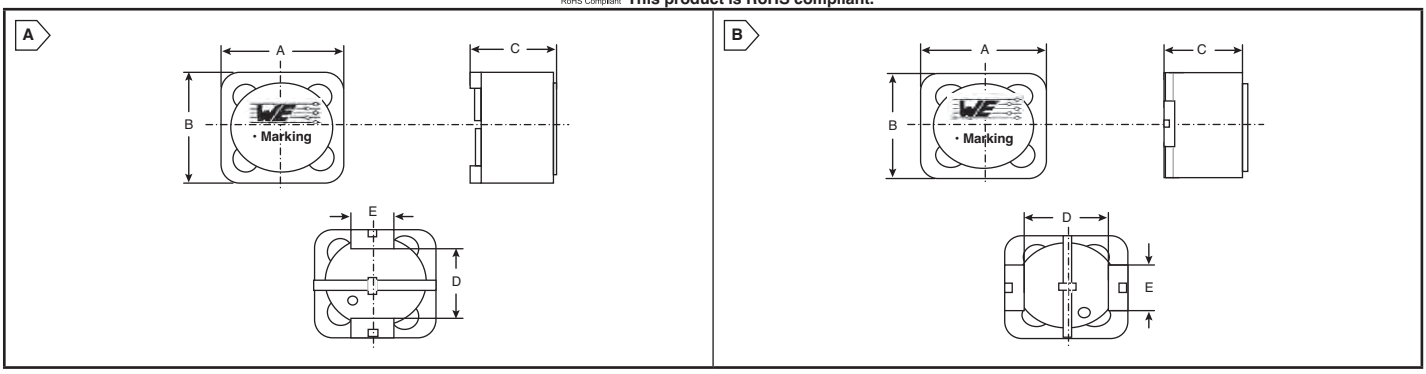

POWER INDUCTORS WE-PD (CONT.)

DIMENSIONS: mm						
Size	A	B	C	D	E	Base
1280	12.0	12.0	8.0	8.0	5.0	Metal
1210	12.0	12.0	10.0	7.6	5.0	Metal

Characteristics:
- Magnetically shielded version which results in a low leakage field
- High storage capacity
- Low self-losses
- Highest possible current loading for SMD Inductors
- Operating temperature: –40°C to +125°C
- Recommended solder profile: Reflow

Applications:
- Switching regulators with low operating voltages (computer, laptop, mobile phones, pagers)
- Integrated DC/DC-converter
- Perfectly suitable for switching regulators with extremely high efficiency (> 86%)
- Graphic cards
- Plastic base: Because of the one piece construction these are more suitable for high vibration or shock applications

Design Kits

For quantities greater than listed, call for quote.

MOUSER STOCK NO.	Wurth Electronics Part No.	Description	Price Each
710-744778	744778	Sample Kit for WE-PD small sizes, 6033/7332	
710-744777	744777	Sample Kit for WE-PD medium sizes, 7345/1260	
710-744770	744770	Sample Kit for WE-PD big sizes, 1280/1210	

1280

For quantities greater than listed, call for quote.

MOUSER STOCK NO.	Wurth Electronics Part No.	Fig.	Base	Inductance (µH)	Rated Current (A)	Saturation Current (A)	DC Resist. (Ω)	DC Resist. Typical (Ω)	Self Resonant Freq. (MHz)	Price Each 1	Price Each 25	Price Each 100	Reel Qty.	Price per Piece
710-74477001	74477001	A	Metal	1.2	12.0	16.6	0.007	0.005	45				500	
710-744770015	744770015	A	Metal	1.5	10.0	12.0	0.006	-	42				500	
710-74477002	74477002	A	Metal	2.4	10.1	14.3	0.012	0.009	41				500	
710-74477003	74477003	A	Metal	3.5	8.9	9.6	0.014	0.011	37.5				500	
710-74477004	74477004	A	Metal	4.7	8.5	9.3	0.016	0.012	31.2				500	
710-74477006	74477006	A	Metal	6.1	7.6	8.6	0.018	0.015	25				500	
710-74477010	74477010	A	Metal	10	6.2	6.6	0.022	0.019	18				500	
710-744770112	744770112	A	Metal	12	5.9	6.3	0.024	0.021	16				500	
710-744770115	744770115	A	Metal	15	5.0	6.0	0.027	0.024	14.5				500	
710-744770118	744770118	A	Metal	18	4.2	5.4	0.039	0.032	13.2				500	
710-744770122	744770122	A	Metal	22	4.1	5.0	0.043	0.033	12				500	
710-744770127	744770127	A	Metal	27	3.7	3.8	0.046	0.035	10				500	
710-744770133	744770133	A	Metal	33	3.2	3.6	0.064	0.047	8.5				500	
710-744770139	744770139	A	Metal	39	3.0	3.5	0.073	0.053	8.2				500	
710-744770147	744770147	A	Metal	47	2.7	3.0	0.1	0.076	7.9				500	
710-744770156	744770156	A	Metal	56	2.4	2.9	0.11	0.085	7.1				500	
710-744770168	744770168	A	Metal	68	2.3	2.5	0.14	0.09	6.4				500	
710-744770182	744770182	A	Metal	82	2.25	2.45	0.16	0.086	3.5				500	
710-74477020	74477020	A	Metal	100	2.2	2.4	0.22	0.102	5.2				500	
710-744770218	744770218	A	Metal	180	1.4	1.6	0.35	0.188	4.2				500	
710-744770222	744770222	A	Metal	220	1.3	1.49	0.39	0.247	3.8				500	
710-744770233	744770233	A	Metal	330	1.1	1.1	0.64	0.349	3				500	
710-744770247	744770247	A	Metal	470	0.9	0.9	0.98	0.496	2.6				500	
710-744770256	744770256	A	Metal	560	0.8	0.9	1.07	0.593	2.5				500	
710-744770268	744770268	A	Metal	680	0.7	0.8	1.46	0.84	2.2				500	
710-744770282	744770282	A	Metal	820	0.6	0.8	1.64	0.936	2				500	
710-74477030	74477030	A	Metal	1000	0.6	0.7	1.82	1.04	1.8				500	

1210

For quantities greater than listed, call for quote.

MOUSER STOCK NO.	Wurth Electronics Part No.	Fig.	Base	Inductance (µH)	Rated Current (A)	Saturation Current (A)	DC Resist. (Ω)	DC Resist. Typical (Ω)	Self Resonant Freq. (MHz)	Price Each 1	Price Each 25	Price Each 100	Reel Qty.	Price per Piece
710-7447709001	7447709001	B	Metal	1.0	13.0	25.0	0.006	0.004	120				250	
710-7447709002	7447709002	B	Metal	2.2	11.5	20.0	0.006	0.005	65				250	
710-7447709003	7447709003	B	Metal	3.5	11	16.5	0.009	0.006	45				250	
710-7447709004	7447709004	B	Metal	4.7	9.3	13.0	0.011	0.007	38				250	
710-7447709006	7447709006	B	Metal	6.8	8.4	12.8	0.014	0.009	23				250	
710-7447709100	7447709100	B	Metal	10	7.1	10.5	0.021	0.013	21				250	
710-7447709150	7447709150	B	Metal	15	6.5	8.0	0.026	0.021	17				250	
710-7447709220	7447709220	B	Metal	22	5.3	6.5	0.028	0.023	10				250	
710-7447709330	7447709330	B	Metal	33	4.2	5.5	0.045	0.037	8.5				250	
710-7447709390	7447709390	B	Metal	39	4.1	5.0	0.056	0.044	6				250	
710-7447709470	7447709470	B	Metal	47	3.8	4.5	0.06	0.046	6.5				250	
710-7447709680	7447709680	B	Metal	68	3.2	3.6	0.089	0.069	6				250	
710-7447709101	7447709101	B	Metal	100	2.5	3.1	0.11	0.100	6				250	
710-7447709151	7447709151	B	Metal	150	2.1	2.7	0.2	0.151	5.5				250	
710-7447709221	7447709221	B	Metal	220	1.8	2.2	0.3	0.193	2.2				250	
710-7447709271	7447709271	B	Metal	270	1.6	2.1	0.33	0.248	2.5				250	
710-7447709331	7447709331	B	Metal	330	1.5	1.7	0.43	0.363	2				250	
710-7447709471	7447709471	B	Metal	470	1.4	1.5	0.56	0.437	2				250	
710-7447709681	7447709681	B	Metal	680	1.1	1.3	0.825	0.660	1.5				250	
710-7447709821	7447709821	B	Metal	820	0.95	1.1	1.0	0.815	1.2				250	
710-7447709102	7447709102	B	Metal	1000	0.9	1.0	1.2	0.93	-				250	

© Copyright 2014 Mouser Electronics

© Copyright 2014 Mouser Electronics

WURTH ELECTRONICS SMD Inductors

RoHS Compliant **This product is RoHS compliant.**

SMD POWER INDUCTORS WE-PD2

Features:
- Open size
- Current capability up to 14A
- Operating temperature: –40°C to +125°C

Applications:
- Switching regulators with low operating voltage (computer, laptop, mobile phones and pagers)
- Integrated DC/DC-converter
- Perfectly suitable for switching regulators with extremely high efficiency

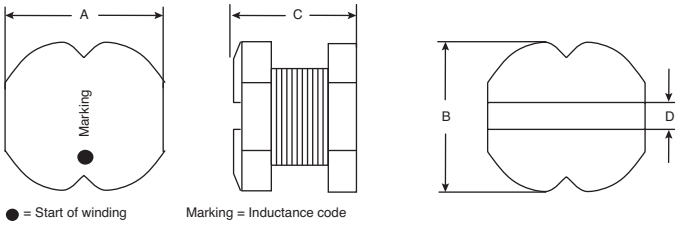

● = Start of winding Marking = Inductance code

DIMENSIONS: mm				
	A	B	C	D
4532	4.0	4.5	3.2	1.0
5820	5.2	5.8	2.0	2.0
5845	5.2	5.8	4.5	2.0
7850	7.0	7.8	5.0	3.0
1054	9.0	10.0	5.4	3.5

RoHS Compliant

For quantities greater than listed, call for quote.

MOUSER STOCK NO.	Wurth Electronics Part No.	L (µH)	I_R (A)	I_{sat} (A)	R_{DC} (Ω)	$R_{DC\ typ}$ (Ω)	f_{res} (MHz)	Price Each 1	25	100
4532										
710-7447730	7447730	1	4.0	5.72	0.049	0.014	110			
710-744773018	744773018	1.8	2.7	3.6	0.064	0.028	85			
710-744773022	744773022	2.2	2.5	3.38	0.071	0.034	74			
710-744773033	744773033	3.3	2.0	2.88	0.086	0.041	55			
710-744773047	744773047	4.7	1.82	2.46	0.11	0.059	45			
710-744773056	744773056	5.6	1.58	2.43	0.126	0.069	40			
710-744773068	744773068	6.8	1.54	2.1	0.131	0.076	35			
710-744773082	744773082	8.2	1.5	1.8	0.146	0.116	30			
710-74477310	74477310	10	1.45	1.74	0.182	0.118	30			
710-744773112	744773112	12	1.28	1.62	0.21	0.156	30			
710-744773118	744773118	18	1.1	1.29	0.338	0.225	22			
710-744773122	744773122	22	1.0	1.22	0.37	0.2261	20			
710-744773133	744773133	33	0.86	0.9	0.54	0.37	16			
710-744773139	744773139	39	0.77	0.87	0.587	0.418	15			
710-744773147	744773147	47	0.68	0.77	0.844	0.523	12			
710-744773156	744773156	56	0.64	0.75	0.937	0.714	12			
710-744773168	744773168	68	0.56	0.68	1.117	0.754	11			
5820										
710-74477450012	74477450012	0.12	10.0	14.0	0.004	0.003	250			
710-74477450027	74477450027	0.27	8.2	9.5	0.005	0.004	180			
710-74477450056	74477450056	0.56	6.5	6.5	0.01	0.008	145			
710-74477450082	74477450082	0.82	5.4	5.8	0.014	0.012	120			
710-7447745012	7447745012	1.2	4.8	4.6	0.021	0.017	96			
710-7447745017	7447745017	1.7	4.0	3.6	0.027	0.023	92			
710-7447745022	7447745022	2.2	3.6	3.5	0.036	0.03	64			
710-7447745033	7447745033	3.3	3.0	3.0	0.049	0.041	57			
710-7447745039	7447745039	3.9	2.8	2.6	0.045	0.047	48			
710-7447745047	7447745047	4.7	2.5	2.4	0.065	0.057	42			
710-7447745056	7447745056	5.6	2.3	2.1	0.078	0.07	32			
710-7447745062	7447745062	6.2	2.1	2.0	0.09	0.08	30			
710-7447745076	7447745076	7.6	1.9	1.8	0.105	0.095	29			
710-7447745100	7447745100	10	1.7	1.6	0.13	0.12	28			
5845										
710-74477410	74477410	10	2.2	2.5	0.1	0.078	26			
710-74477420	74477420	100	0.57	0.68	0.65	0.51	7			
710-744774022	744774022	2.2	4.6	8.2	0.041	0.026	54			
710-744774027	744774027	2.7	4.0	8.0	0.045	0.032	50			
710-744774033	744774033	3.3	4.0	7.5	0.06	0.042	43			
710-744774047	744774047	4.7	3.0	5.5	0.071	0.056	33			
710-744774068	744774068	6.8	2.4	5.0	0.082	0.071	28			
710-744774112	744774112	12	2.0	1.94	0.11	0.082	24			
710-744774118	744774118	18	1.45	1.69	0.15	0.104	19			
710-744774122	744774122	22	1.28	1.53	0.18	0.109	16			
710-744774127	744774127	27	1.19	1.4	0.2	0.133	15			
710-744774133	744774133	33	1.09	1.17	0.23	0.15	14			
710-744774139	744774139	39	0.94	1.1	0.32	0.215	12			
710-744774147	744774147	47	0.86	1.0	0.37	0.26	10			
710-744774168	744774168	68	0.64	0.86	0.46	0.313	10			
7850										
710-74477510	74477510	10	2.3	2.95	0.07	0.044	23			
710-74477520	74477520	100	0.77	0.86	0.43	0.208	7			
710-744775112	744775112	12	2.18	2.2	0.08	0.042	20			
710-744775118	744775118	18	1.89	2.14	0.1	0.053	17			
710-744775122	744775122	22	1.76	1.81	0.11	0.065	15			
710-744775133	744775133	33	1.35	1.47	0.13	0.088	13			
710-744775139	744775139	39	1.25	1.33	0.16	0.116	12			
710-744775147	744775147	47	1.17	1.24	0.18	0.134	10			
710-744775168	744775168	68	0.99	1.05	0.28	0.218	8			
1054										
710-74477610	74477610	10	2.98	3.24	0.06	0.028	22			
710-744776112	744776112	12	2.72	3.15	0.07	0.033	20			
710-744776118	744776118	18	2.36	1.43	0.09	0.043	18			
710-744776122	744776122	22	2.04	2.07	0.1	0.051	16			
710-744776127	744776127	27	1.95	1.98	0.11	0.063	15			
710-744776133	744776133	33	1.78	1.89	0.012	0.083	12			
710-744776147	744776147	47	1.45	1.62	0.17	0.095	11			
710-744776156	744776156	56	1.36	1.53	0.19	0.112	9			
710-744776168	744776168	68	1.19	1.49	0.22	0.138	8			
710-744776182	744776182	82	1.11	1.17	0.25	0.15	7			
710-74477620	74477620	100	1.02	1.1	0.35	0.2	7			
710-744776233	744776233	330	0.52	0.59	1.15	0.75	4			
710-744776268	744776268	680	0.36	0.43	2.25	1.245	2.5			

© Copyright 2014 Mouser Electronics
© Copyright 2014 Mouser Electronics

WURTH ELECTRONICS SMD Inductors

RoHS Compliant This product is RoHS compliant.

SMD FLAT WIRE HIGH CURRENT INDUCTORS WE-HCI

Features:
- Magnetically shielded
- Flat wire coil for low losses at high frequency
- Low stray field
- Operating temperature: –40°C to +125°C / +150°C

Applications:
- Graphic cards
- Laptops
- Industrial computers
- Motherboards
- High current switching regulators
- DC/DC converter
- Polyphase-switching regulators
- Filter

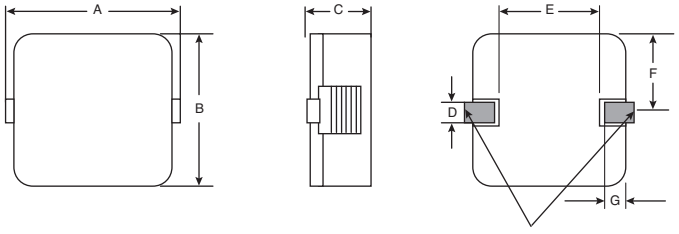

RDC is measured at these points

DIMENSIONS: mm							
	A	B	C	D	E	F	G
7030	7.0	6.9	3.0	1.2	2.5	3.45	1.8
7040	7.0	6.9	3.8	1.2	3.4	3.45	1.8
7050	7.0	6.9	4.8	1.2	2.5	3.45	1.8
1040	10.5	10.2	4.0	2.5	4.2	5.1	2.0
1050	10.5	10.2	4.7	2.2	4.0	5.1	3.0
1350	13.0	12.8	4.7	2.5	6.0	6.4	3.0
1365	13.2	12.8	6.2	2.5	6.0	6.4	3.0

RoHS Compliant

For quantities greater than listed, call for quote.

MOUSER STOCK NO.	Wurth Electronics Part No.	Core Material	L (µH)	L_R (µH)	I_R (A)	I_{sat} (A)	R_{DC} (mΩ)	f_{res} (MHz)	Price Each 1	Price Each 25	Price Each 100
7030											
710-744310013	744310013	Superflux	0.13	0.11	22.0	48.0	0.91	400			
710-744310024	744310024	Superflux	0.24	0.22	18.0	40.0	1.8	220			
710-744310055	744310055	Superflux	0.52	0.43	14.0	20.0	3.7	140			
710-744310095	744310095	Superflux	0.95	0.71	11.0	13.0	6.2	90			
710-744310115	744310115	Superflux	1.15	1.0	8.5	13.0	8.6	84			
710-744310200	744310200	Superflux	2.0	1.55	6.5	9.0	14.2	58			
7040											
710-744311068	744311068	Superflux	0.68	0.52	17.0	20.0	3.1	105			
710-744311150	744311150	Superflux	1.5	1.12	11.0	14.0	6.6	72			
710-744311220	744311220	Superflux	2.2	1.75	9.0	13.0	11.4	52			
710-744311330	744311330	Superflux	3.3	2.75	6.5	11.0	17.2	43			
710-744311470	744311470	Superflux	4.7	3.5	6.0	7.0	19.5	33			
7050											
710-744314024	744314024	Superflux	0.24	0.19	20.0	28.0	1.0	320			
710-744314047	744314047	Superflux	0.47	0.38	18.0	20.0	1.35	235			
710-744314076	744314076	Superflux	0.76	0.6	15.5	15.0	2.25	200			
710-744314110	744314110	Superflux	1.1	0.78	15.0	13.0	3.15	135			
710-744314150	744314150	Superflux	1.5	1.1	13.0	11.0	4.3	110			
710-744314200	744314200	Superflux	2.0	1.35	11.5	9.0	5.85	68			
710-744314330	744314330	Superflux	3.3	2.2	9.0	8.0	9.0	65			
710-744314490	744314490	Superflux	4.9	3.4	6.5	6.5	14.5	56			
710-744314650	744314650	Superflux	6.5	4.5	6.0	6.0	21.5	50			
710-744314760	744314760	Superflux	7.6	6.0	4.2	4.8	30.2	48			
710-744314850	744314850	Superflux	8.5	6.8	4.0	4.5	32.5	44			
710-744314101	744314101	Superflux	10.0	7.5	3.5	4.0	33.0	40			
1040											
710-744355215	744355215	WE-PERM	0.15	0.13	25.0	60.0	0.58	275			
710-744355230	744355230	WE-PERM	0.3	0.25	22.0	35.0	1.1	170			
710-744355256	744355256	WE-PERM	0.56	0.47	20.0	30.0	1.61	100			
710-7443552100	7443552100	WE-PERM	1.0	0.78	16.0	20.0	3.3	80			
710-7443552150	7443552150	WE-PERM	1.5	1.1	14.0	17.0	5.3	63			
710-7443552200	7443552200	WE-PERM	2.0	1.48	11.0	13.0	7.3	53			
710-7443552280	7443552280	WE-PERM	2.8	2.1	9.5	11.0	10.6	46			
710-7443552430	7443552430	WE-PERM	4.3	3.0	8.0	8.0	14.1	33			
1050											
710-744325016	744325016	Superflux	0.16	0.14	25.0	58.0	0.51	400			
710-744325040	744325040	Superflux	0.4	0.33	24.0	37.0	0.67	160			
710-744325072	744325072	Superflux	0.72	0.6	22.0	35.0	1.3	115			
710-744325120	744325120	Superflux	1.2	1.0	20.0	25.0	1.8	65			
710-744325180	744325180	Superflux	1.8	1.4	16.0	18.0	3.5	80			
710-744325240	744325240	Superflux	2.4	1.8	14.0	17.0	4.75	67			
710-744325330	744325330	Superflux	3.3	2.4	12.0	15.0	5.9	54			
710-744325420	744325420	Superflux	4.2	3.3	11.0	14.0	7.1	33			
710-744325550	744325550	Superflux	5.5	4.3	10.0	12.0	10.3	30			
1350											
710-744355019	744355019	WE-PERM	0.19	0.17	29.0	60.0	0.5	225			
710-744355047	744355047	WE-PERM	0.47	0.41	26.0	50.0	0.9	95			
710-744355090	744355090	WE-PERM	0.9	0.66	24.0	28.0	1.6	72			
710-7443550140	7443550140	WE-PERM	1.4	1.05	22.0	26.0	2.4	60			
710-7443550230	7443550230	WE-PERM	2.3	1.6	17.5	17.0	3.7	40			
710-7443550320	7443550320	WE-PERM	3.2	2.2	16.0	15.0	5.3	34			
710-7443550480	7443550480	WE-PERM	4.8	3.55	11.0	13.0	10.5	28			
710-7443550600	7443550600	WE-PERM	6.0	4.7	9.5	11.5	13.5	22			
1365											
710-744355122	744355122	WE-PERM	0.2	0.17	32.0	65.0	0.35	230			
710-744355147	744355147	WE-PERM	0.47	0.41	30.0	50.0	0.67	100			
710-744355182	744355182	WE-PERM	0.82	0.64	27.0	35.0	0.9	72			
710-7443551111	7443551111	WE-PERM	11.3	7.5	11.0	9.5	9.1	12			
710-7443551130	7443551130	WE-PERM	1.3	0.9	25.0	25.0	1.8	59			
710-7443551131	7443551131	WE-PERM	13.0	9.0	10.0	9.0	11.2	14			
710-7443551151	7443551151	WE-PERM	15.4	10.0	9.0	8.0	14.8	15			
710-7443551200	7443551200	WE-PERM	2.0	1.4	23.0	22.0	2.6	45			
710-7443551280	7443551280	WE-PERM	2.8	1.85	20.0	17.5	3.3	35			
710-7443551370	7443551370	WE-PERM	3.7	2.6	17.0	16.0	4.9	26			
710-7443551470	7443551470	WE-PERM	4.7	3.4	13.0	15.0	7.0	30			
710-7443551600	7443551600	WE-PERM	6.0	4.5	12.0	14.0	8.4	22			
710-7443551730	7443551730	WE-PERM	7.3	5.0	13.0	12.0	5.9	28			
710-7443551920	7443551920	WE-PERM	9.2	6.6	12.0	10.5	7.8	26			

© Copyright 2014 Mouser Electronics
© Copyright 2014 Mouser Electronics

WURTH ELECTRONICS SMD Inductors

RoHS Compliant This product is RoHS compliant.

SMD HIGH CURRENT CUBE INDUCTOR, FERRITE FILTER CHOKE WE-HCC

Features:
- Magnetically shielded
- Operating temperature: -40˚C to +125˚C
- Current capability up to 27A

Applications:
- Filter choke for DC/DC converter
- Single and polyphase buck converter
- Filter choke for motor electronics

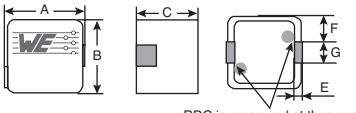

RDC is measured at these points

DIMENSIONS: mm						
Type	A	B	C	D	E	F
8070	8.4	7.9	7.2	2.3	1.5	2.75
1090	10.9	10.0	9.3	3.0	1.6	3.5
1210	12.1	11.4	9.5	3.5	2.0	3.9

For quantities greater than listed, call for quote.

MOUSER STOCK NO.	Wurth Electronics Part No.	Type	Inductance (µF)	Rated Current (A)	Saturation Current (A)	DC Resistance (mΩ)	SRF (MHz)	Price Each 1	Price Each 25	Price Each 100	Reel Quantity	Price Per Piece
710-7443340030	7443340030	8070	0.3	20.5	36	1.4	272				500	
710-7443340047	7443340047	8070	0.47	19	32	1.72	232				500	
710-7443340068	7443340068	8070	0.68	19	23.5	1.72	181				500	
710-7443340100	7443340100	8070	1	17	24	2.95	147				500	
710-7443340150	7443340150	8070	1.5	16.5	18.5	4.4	120				500	
710-7443340220	7443340220	8070	2.2	16.5	12.5	4.4	97				500	
710-7443340330	7443340330	8070	3.3	14	8.5	6.5	81				500	
710-7443330022	7443330022	1090	0.22	21.5	60	0.6	300				400	
710-7443330033	7443330033	1090	0.33	21.5	55	0.6	250				400	
710-7443330100	7443330100	1090	1	20	27.5	1.35	100				400	
710-7443330150	7443330150	1090	1.5	18	27	2.5	78				400	
710-7443330220	7443330220	1090	2.2	16.5	22	3.7	80				400	
710-7443330330	7443330330	1090	3.3	14	15.5	5.4	51				400	
710-7443330470	7443330470	1090	4.7	13	15	8.2	49				400	
710-7443330680	7443330680	1090	6.8	11.5	11	13.2	40				400	
710-7443330820	7443330820	1090	8.2	11.5	8	13.2	36				400	
710-7443331000	7443331000	1090	10	9	8	20.7	35				400	
710-7443320033	7443320033	1210	0.33	27	55	0.53	214				300	
710-7443320047	7443320047	1210	0.47	26	48	0.72	138				300	
710-7443320068	7443320068	1210	0.68	26	38	0.72	108				300	
710-7443320100	7443320100	1210	1	24	32	1.17	96				300	
710-7443320150	7443320150	1210	1.5	19.5	27	2.1	92				300	
710-7443320220	7443320220	1210	2.2	18	23	3.05	64				300	
710-7443320330	7443320330	1210	3.3	17	17	4.4	44				300	
710-7443320470	7443320470	1210	4.7	15.5	17	6.35	43				300	
710-7443320680	7443320680	1210	6.8	13	13	8.98	42				300	
710-7443320820	7443320820	1210	8.2	13	12	9.9	34				300	
710-7443321000	7443321000	1210	10	9	10	14.4	29				300	

SMD FLAT WIRE HIGH CURRENT INDUCTOR WE-HCI

Features:
- Magnetically shielded
- Operating temperature: -40˚C to +125˚C/+150°C
- Flat wire coil for low losses at high frequency
- Low stray field

Applications:
- Graphic cards
- Laptops
- Industrial computers
- Motherboards
- High current switching regulators
- DC/DC converter
- Polyphase-switching regulators
- Filter

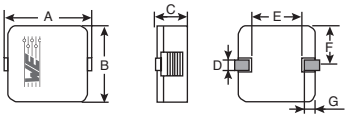

DIMENSIONS: mm							
Type	A	B	C	D	E	F	G
1890	18.3	18.2	8.9	4.2	8.0	9.0	5.0

For quantities greater than listed, call for quote.

MOUSER STOCK NO.	Wurth Electronics Part No.	Type	Inductance (µF)	Rated Current (A)	Saturation Current (A)	DC Resistance (mΩ)	SRF (MHz)	Price Each 1	Price Each 25	Price Each 100	Reel Quantity	Price Per Piece
710-7443556082	7443556082	1890	0.82	41.5	65	0.54	85				250	
710-7443556130	7443556130	1890	1.3	34.5	62	0.94	78				250	
710-7443556190	7443556190	1890	1.9	32.5	52	1.2	51				250	
710-7443556260	7443556260	1890	2.6	31.5	50	1.58	42				250	
710-7443556350	7443556350	1890	3.5	22.5	37	3.1	38				250	
710-7443556450	7443556450	1890	4.5	20.5	37	3.4	35				250	
710-7443556560	7443556560	1890	5.6	19	33	3.7	28				250	
710-7443556680	7443556680	1890	6.8	18.5	27	4.1	24				250	
710-74435561100	74435561100	1890	10	15	21.5	6.9	14				250	
710-74435571100	74435571100	1890	10	16.5	18.5	6.9	16				250	
710-74435571500	74435571500	1890	15	14	14	9	14				250	
710-74435572200	74435572200	1890	22	11	11	14.6	10.5				250	
710-74435573300	74435573300	1890	33	8.5	9	21.7	9.5				250	
710-74435574700	74435574700	1890	47	6.8	7	33.5	7.5				250	

SMD WIRE WOUND CERAMIC INDUCTOR WE-KI

Features:
- High thermal stability
- Operating temperature: -40˚C to +125˚C

Applications:
- RF transceiver/communications
- Developed for high frequency applications
- Bluetooth and Wireless LAN

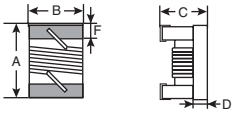

DIMENSIONS: mm									
Type	A	B	C	D	F	H	I	J
0402	1	0.55	0.5	0.2	-	0.65	0.375	0.45
0603	1.65	1.15	0.9	0.5	0.3	0.762	0.625	0.65
1008	2.5	2.0	1.6	0.5	0.5	2.2	0.9	1.2

For quantities greater than listed, call for quote.

MOUSER STOCK NO.	Wurth Electronics Part No.	Type	Inductance (nH)	Test Condition Inductance	Q-Factor	Test Condition Q Factor	Rated Current (mA)	DC Resistance	SRF (MHz)	Price Each 1	Price Each 25	Price Each 100	Price Each 500	Reel Quantity	Price Per Piece
710-744765010A	744765010A	0402	1	250	13	250	1360	0.045	6000					3000	
710-744765019A	744765019A	0402	1.9	250	16	250	1040	0.07	6000					3000	
710-744765020A	744765020A	0402	2	250	16	250	1040	0.07	6000					3000	
710-744765022A	744765022A	0402	2.2	250	18	250	960	0.07	6000					3000	
710-744765024A	744765024A	0402	2.4	250	16	250	790	0.068	6000					3000	
710-744765027A	744765027A	0402	2.7	250	16	250	640	0.12	6000					3000	
710-744765033A	744765033A	0402	3.3	250	20	250	840	0.066	6000					3000	
710-744765036A	744765036A	0402	3.6	250	20	250	840	0.066	6000					3000	
710-744765039A	744765039A	0402	3.9	250	20	250	840	0.066	5800					3000	

© Copyright 2014 Mouser Electronics
© Copyright 2014 Mouser Electronics

SMD WIRE WOUND CERAMIC INDUCTOR WE-KI (CONT.)

Features:
- High thermal stability
- Operating temperature: -40˚C to +125˚C

Applications:
- RF transceiver/communications
- Developed for high frequency applications
- Bluetooth and Wireless LAN

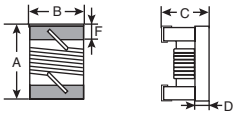

DIMENSIONS: mm								
Type	A	B	C	D	F	H	I	J
0402	1	0.55	0.5	0.2	-	0.65	0.375	0.45
0603	1.65	1.15	0.9	0.5	0.3	0.762	0.625	0.65
1008	2.5	2.0	1.6	0.5	0.5	2.2	0.9	1.2

For quantities greater than listed, call for quote.

MOUSER STOCK NO.	Wurth Electronics Part No.	Type	Inductance (nH)	Test condition Inductance	Q-factor	Test condition Q Factor	Rated Current (mA)	DC Resistance	SRF (MHz)	Price Each 1	Price Each 25	Price Each 100	Price Each 500	Reel Quantity	Price per Piece
710-744765043A	744765043A	0402	4.3	250	18	250	700	0.091	6000					3000	
710-744765047A	744765047A	0402	4.7	250	15	250	640	0.13	4775					3000	
710-744765051A	744765051A	0402	5.1	250	23	250	800	0.083	5800					3000	
710-744765056A	744765056A	0402	5.6	250	23	250	760	0.083	5800					3000	
710-744765062A	744765062A	0402	6.2	250	23	250	760	0.083	5800					3000	
710-744765068A	744765068A	0402	6.8	250	20	250	680	0.083	4800					3000	
710-744765075A	744765075A	0402	7.5	250	25	250	680	0.104	5800					3000	
710-744765082A	744765082A	0402	8.2	250	25	250	680	0.104	4400					3000	
710-744765087A	744765087A	0402	8.7	250	18	250	480	0.2	4100					3000	
710-744765090A	744765090A	0402	9	250	25	250	680	0.104	4160					3000	
710-744765095A	744765095A	0402	9.5	250	18	250	680	0.2	4000					3000	
710-744765110A	744765110A	0402	10	250	23	250	480	0.195	3900					3000	
710-744765111A	744765111A	0402	11	250	26	250	640	0.12	3680					3000	
710-744765112A	744765112A	0402	12	250	26	250	640	0.12	3600					3000	
710-744765113A	744765113A	0402	13	250	24	250	560	0.21	3450					3000	
710-744765115A	744765115A	0402	15	250	26	250	560	0.172	3280					3000	
710-744765116A	744765116A	0402	16	250	24	250	560	0.22	3100					3000	
710-744765118A	744765118A	0402	18	250	25	250	420	0.23	3100					3000	
710-744765119A	744765119A	0402	19	250	26	250	480	0.202	3040					3000	
710-744765120A	744765120A	0402	20	250	25	250	420	0.25	3000					3000	
710-744765122A	744765122A	0402	22	250	25	250	400	0.3	2800					3000	
710-744765123A	744765123A	0402	23	250	26	250	400	0.214	2720					3000	
710-744765124A	744765124A	0402	24	250	25	250	400	0.3	2700					3000	
710-744765127A	744765127A	0402	27	250	26	250	400	0.298	2480					3000	
710-744765130A	744765130A	0402	30	250	25	250	400	0.3	2350					3000	
710-744765133A	744765133A	0402	33	250	24	250	400	0.35	2350					3000	
710-744765136A	744765136A	0402	36	250	26	250	320	0.403	2350					3000	
710-744765139A	744765139A	0402	39	250	25	250	320	0.55	2100					3000	
710-744765140A	744765140A	0402	40	250	26	250	320	0.438	2240					3000	
710-744765143A	744765143A	0402	43	250	25	250	100	0.81	2030					3000	
710-744765147A	744765147A	0402	47	200	26	200	100	0.83	2100					3000	
710-744765151A	744765151A	0402	51	200	25	200	100	0.82	1750					3000	
710-744765156A	744765156A	0402	56	200	22	200	100	0.97	1760					3000	
710-744765210A	744765210A	0402	100	150	20	150	100	2.52	1300					3000	
710-744761016C	744761016C	0603	1.6	250	18	250	700	0.03	12500					3000	
710-744761043C	744761043C	0603	4.3	250	22	250	700	0.07	5900					3000	
710-744761047C	744761047C	0603	4.7	250	20	250	700	0.08	5800					3000	
710-744761051C	744761051C	0603	5.1	250	18	250	700	0.15	5700					3000	
710-744761056C	744761056C	0603	5.6	250	16	250	700	0.19	5700					3000	
710-744761075C	744761075C	0603	7.5	250	28	250	700	0.10	4800					3000	
710-744761082C	744761082C	0603	8.2	250	28	250	700	0.10	4700					3000	
710-744761087C	744761087C	0603	8.7	250	28	250	700	0.10	4600					3000	
710-744761111C	744761111C	0603	11	250	30	250	700	0.10	4000					3000	
710-744761112C	744761112C	0603	12	250	32	250	700	0.10	4000					3000	
710-744761118C	744761118C	0603	18	250	35	250	700	0.12	3100					3000	
710-744761120C	744761120C	0603	20	250	35	250	700	0.12	3100					3000	
710-744761124C	744761124C	0603	24	250	35	250	700	0.14	2650					3000	
710-744761133C	744761133C	0603	33	250	36	250	600	0.2	2300					3000	
710-744761136C	744761136C	0603	36	250	36	250	600	0.2	2080					3000	
710-744761139C	744761139C	0603	39	250	36	250	600	0.21	2200					3000	
710-744761147C	744761147C	0603	47	200	35	200	600	0.23	2000					3000	
710-744761151C	744761151C	0603	51	200	32	200	600	0.24	1950					3000	
710-744761156C	744761156C	0603	56	200	32	200	600	0.25	1900					3000	
710-744761168C	744761168C	0603	68	200	32	200	600	0.35	1700					3000	
710-744761182C	744761182C	0603	82	150	30	150	400	0.58	1700					3000	
710-744761212C	744761212C	0603	120	150	30	150	300	0.65	1300					3000	
710-744761215C	744761215C	0603	150	100	30	150	280	0.85	990					3000	
710-744761218C	744761218C	0603	180	100	25	100	250	1	990					3000	
710-744761222C	744761222C	0603	220	100	25	100	250	1.8	900					3000	
710-744761227C	744761227C	0603	270	100	25	100	200	2.1	822					3000	
710-744762033A	744762033A	1008	3.3	100	50	1000	1000	0.06	6000					2000	
710-744762082A	744762082A	1008	8.2	100	50	1000	1000	0.06	5500					2000	
710-744762110A	744762110A	1008	10	100	50	1000	1000	0.08	4300					2000	
710-744762115A	744762115A	1008	15	100	60	500	1000	0.08	2700					2000	
710-744762122A	744762122A	1008	22	100	60	350	1000	0.1	2500					2000	
710-744762127A	744762127A	1008	27	100	60	350	1000	0.1	1800					2000	
710-744762133A	744762133A	1008	33	100	60	350	1000	0.1	1700					2000	
710-744762147A	744762147A	1008	47	100	60	350	1000	0.1	1500					2000	
710-744762182A	744762182A	1008	82	100	60	350	1000	0.18	1100					2000	
710-744762210A	744762210A	1008	100	100	60	350	1000	0.18	1100					2000	
710-744762212A	744762212A	1008	120	25	45	100	800	0.2	950					2000	
710-744762215A	744762215A	1008	150	25	45	100	800	0.22	880					2000	
710-744762218A	744762218A	1008	180	25	45	100	800	0.33	800					2000	
710-744762222A	744762222A	1008	220	25	45	100	800	0.45	730					2000	
710-744762227A	744762227A	1008	270	25	45	100	600	0.75	650					2000	
710-744762233A	744762233A	1008	330	25	45	100	500	0.9	570					2000	
710-744762247A	744762247A	1008	470	25	45	100	420	1.17	480					2000	
710-744762256A	744762256A	1008	560	25	45	100	310	1.5	430					2000	
710-744762268A	744762268A	1008	680	25	45	100	230	2.06	380					2000	
710-744762282A	744762282A	1008	820	25	45	100	180	2.3	350					2000	
710-744762310A	744762310A	1008	1000	25	35	50	120	3.3	310					2000	

© Copyright 2014 Mouser Electronics

© Copyright 2014 Mouser Electronics

WURTH ELECTRONICS SMD Inductors

RoHS Compliant **This product is RoHS compliant.**

SHIELDED TINY POWER INDUCTORS WE-TPC

Features:
- Extremely flat power inductor
- High current capability
- High reliability and perfect soldering characteristics because of an integrated soldering pad
- Magnetically shielded which results in a low leakage field
- Operating temperature range: 40°C up to +125°C

Applications:
- Portable power-like PDA, digital camera, PCMICA-cards and displays
- DC/DC converter
- Recommended for switching regulator IC's from Linear Technology, National Semiconductor, Texas Instruments, and Fairchild Semiconductor

NEW! TECHNOLOGY

DIMENSIONS: mm					
Size	A	B	C	D	E
2811	2.8	2.8	1.1	0.9	0.9
2813	2.8	2.8	1.4	0.9	0.9
3816	3.8	3.8	1.7	1.3	1.2
4818	4.8	4.8	1.8	1.6	1.6
4828	4.8	4.8	2.8	1.6	1.6
5818	5.8	5.8	1.8	1.9	2.0

For quantities greater than listed, call for quote.

MOUSER STOCK NO.	Wurth Electronics Part No.	Fig.	Inductance (uH)	DCR typ. (Ω)	DCR max. (Ω)	Rated Current (mA)	Saturation Current (mA)	Price Each 1	Price Each 25	Price Each 100	Reel Qty.	Price Per Piece
2811												
710-74402800011	74402800011	A	0.11	0.013	0.018	4600	4800				1500	
710-74402800033	74402800033	A	0.33	0.027	0.035	3000	2400				1500	
710-74402800047	74402800047	A	0.47	0.036	0.042	2500	2000				1500	
710-74402800082	74402800082	A	0.82	0.053	0.065	2200	1600				1500	
710-744028001	744028001	A	1.00	0.065	0.085	1900	1500				1500	
710-744028002	744028002	A	2.20	0.125	0.155	1500	1000				1500	
710-744028003	744028003	A	3.30	0.185	0.220	1100	850				1500	
710-744028004	744028004	A	4.70	0.265	0.310	900	700				1500	
710-744028006	744028006	A	6.80	0.325	0.400	830	550				1500	
710-744028100	744028100	A	10.00	0.550	0.670	630	450				1500	
2813												
710-74402900011	74402900011	A	0.11	0.0110	0.0150	4800	5500				1200	
710-74402900033	74402900033	A	0.33	0.0230	0.0290	3200	2700				1200	
710-74402900047	74402900047	A	0.47	0.0290	0.0370	2800	2200				1200	
710-74402900082	74402900082	A	0.82	0.0360	0.0450	2600	1800				1200	
710-744029001	744029001	A	1.00	0.0450	0.0550	2500	1600				1200	
710-744029002	744029002	A	2.20	0.0880	0.1050	1700	1150				1200	
710-744029003	744029003	A	3.30	0.1100	0.1300	1400	950				1200	
710-744029004	744029004	A	4.70	0.1700	0.2000	1200	800				1200	
710-744029006	744029006	A	6.80	0.2500	0.3000	950	650				1200	
710-744029100	744029100	A	10.00	0.3900	0.4700	750	500				1200	
3816												
710-744031001	744031001	B	1.50	0.04	0.047	1750	1550				1000	
710-744031002	744031002	B	2.50	0.05	0.058	1450	1250				1000	
710-744031003	744031003	B	3.60	0.066	0.085	1380	1100				1000	
710-744031004	744031004	B	4.70	0.09	0.105	1200	900				1000	
710-744031006	744031006	B	6.80	0.135	0.156	850	750				1000	
710-744031100	744031100	B	10.00	0.185	0.205	740	560				1000	
710-744031150	744031150	B	15.00	0.255	0.285	620	450				1000	
710-744031220	744031220	B	22.00	0.41	0.45	510	360				1000	
710-744031330	744031330	B	33.00	0.635	0.66	420	320				1000	
710-744031470	744031470	B	47.00	0.94	1	390	250				1000	
4818												
710-744042001	744042001	B	1.00	0.0280	0.030	2700	2600				800	
710-7440420018	7440420018	B	1.80	0.0400	0.058	2350	2400				800	
710-7440420027	7440420027	B	2.70	0.0470	0.060	2030	2200				800	
710-744042003	744042003	B	3.30	0.0550	0.065	1950	1800				800	
710-7440420039	7440420039	B	3.90	0.0650	0.075	1820	1700				800	
710-744042004	744042004	B	4.70	0.0700	0.082	1720	1650				800	
710-744042005	744042005	B	5.60	0.0850	0.090	1640	1350				800	
710-744042006	744042006	B	6.80	0.0950	0.100	1500	1200				800	
710-744042008	744042008	B	8.20	0.1010	0.135	1400	1100				800	
710-744042100	744042100	B	10.00	0.1200	0.150	1300	1000				800	
710-744042120	744042120	B	12.00	0.17	0.17	1.15	0.95				800	
710-744042150	744042150	B	15.00	0.22	0.22	1.03	0.75				800	
710-744042180	744042180	B	18.00	0.28	0.28	0.92	0.7				800	
710-744042220	744042220	B	22.00	0.3	0.3	0.88	0.6				800	
710-744042330	744042330	B	33.00	0.42	0.42	0.73	0.5				800	
710-744042101	744042101	B	100.00	1.35	1.35	0.4	0.3				800	
4828												
710-74404300047	74404300047	B	0.47	0.01	0.016	3800	5000				500	
710-74404300082	74404300082	B	0.82	0.014	0.018	3500	3700				500	
710-7440430012	7440430012	B	1.20	0.0170	0.020	3100	2800				500	
710-7440430018	7440430018	B	1.80	0.0200	0.025	2700	2450				500	
710-7440430022	7440430022	B	2.20	0.0230	0.028	2500	2350				500	
710-7440430027	7440430027	B	2.70	0.0270	0.030	2350	1950				500	
710-744043003	744043003	B	3.30	0.0300	0.035	2150	1800				500	
710-7440430039	7440430039	B	3.90	0.0470	0.060	1720	1650				500	
710-744043004	744043004	B	4.70	0.0520	0.070	1550	1700				500	
710-744043005	744043005	B	5.60	0.0800	0.085	1380	1300				500	
710-744043006	744043006	B	6.80	0.0800	0.090	1300	1250				500	
710-744043008	744043008	B	8.20	0.0850	0.100	1250	1050				500	
710-744043100	744043100	B	10.00	0.0950	0.110	1190	1000				500	
710-744043120	744043120	B	12.00	0.1080	0.125	1120	950				500	
710-744043150	744043150	B	15.00	0.1240	0.150	1030	750				500	
710-744043180	744043180	B	18.00	0.1380	0.160	980	700				500	
710-744043220	744043220	B	22.00	0.1550	0.185	925	700				500	
710-744043330	744043330	B	33.00	0.1950	0.230	820	550				500	
710-744043470	744043470	B	47.00	0.2500	0.280	750	500				500	
710-744043680	744043680	B	68.00	0.3400	0.400	630	400				500	
710-744043101	744043101	B	100.00	0.5200	0.600	510	300				500	
5818												
710-7440520012	7440520012	B	1.20	0.020	0.030	3000	3500				500	
710-7440520018	7440520018	B	1.80	0.024	0.035	2600	3000				500	
710-744052002	744052002	B	2.50	0.030	0.040	2400	2700				500	
710-744052003	744052003	B	3.00	0.035	0.045	2200	2400				500	
710-7440520039	7440520039	B	3.90	0.047	0.055	2000	2100				500	
710-744052005	744052005	B	5.00	0.047	0.060	1650	1800				500	
710-744052006	744052006	B	6.20	0.060	0.080	1450	1600				500	
710-744052007	744052007	B	7.50	0.070	0.090	1350	1500				500	
710-744052100	744052100	B	10.00	0.106	0.130	1100	1250				500	

A

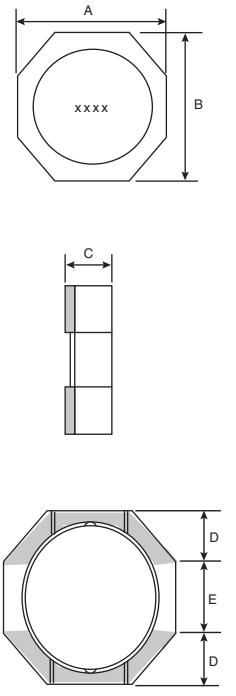

B

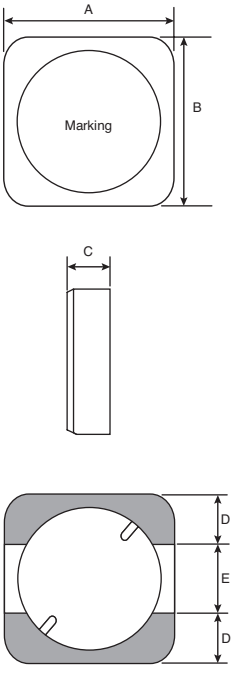

© Copyright 2014 Mouser Electronics

© Copyright 2014 Mouser Electronics

RoHS Compliant This product is RoHS compliant.

SHIELDED TINY POWER INDUCTORS WE-TPC (CONT.)

Features:
- Extremely flat power inductor
- High current capability
- High reliability and perfect soldering characteristics because of an integrated soldering pad
- Magnetically shielded which results in a low leakage field
- Operating temperature range: 40°C up to +125°C

Applications:
- Portable power-like PDA, digital camera, PCMICA-cards and displays
- DC/DC converter
- Recommended for switching regulator IC's from Linear Technology, National Semiconductor, Texas Instruments, and Fairchild Semiconductor

DIMENSIONS: mm					
Size	A	B	C	D	E
5828	5.8	5.8	2.8	1.9	2.0
1028	10.0	10.0	2.8	3.2	7.4
1038	10.0	10.0	3.8	3.2	7.4

For quantities greater than listed, call for quote.

MOUSER STOCK NO.	Wurth Electronics Part No.	Fig.	Inductance (uH)	DCR typ. (Ω)	DCR max. (Ω)	Rated Current (mA)	Saturation Current (mA)	Price Each 1	Price Each 25	Price Each 100	Reel Qty.	Price per Piece
5828												
710-744053002	744053002	A	2.6	0.0220	0.030	3000	2700				400	
710-744053003	744053003	A	3.0	0.0240	0.030	2800	2500				400	
710-7440530047	7440530047	A	4.7	0.0300	0.038	2400	1950				400	
710-744053005	744053005	A	5.3	0.0300	0.040	2300	1900				400	
710-744053006	744053006	A	6.2	0.0350	0.045	2200	1700				400	
710-744053008	744053008	A	8.2	0.0400	0.055	2100	1600				400	
710-744053100	744053100	A	10.0	0.0500	0.070	1500	1400				400	
710-744053120	744053120	A	12.0	0.0600	0.080	1460	1250				400	
710-744053150	744053150	A	15.0	0.0700	0.100	1380	1150				400	
710-744053180	744053180	A	18.0	0.0880	0.110	1250	1100				400	
710-744053220	744053220	A	22.0	0.0950	0.120	1150	900				400	
710-744053270	744053270	A	27.0	0.1250	0.160	1050	800				400	
710-744053330	744053330	A	33.0	0.1550	0.190	900	750				400	
710-744053470	744053470	A	47.0	0.2200	0.250	820	650				400	
710-744053680	744053680	A	68.0	0.2750	0.350	620	560				400	
710-744053101	744053101	A	100.0	0.360	0.480	450	450				400	
1028												
710-744065001	744065001	B	1.0	0.0058	0.0065	8000	9500				1000	
710-7440650015	7440650015	B	1.5	0.0085	0.0100	7200	7500				1000	
710-7440650022	7440650022	B	2.2	0.0104	0.0150	6200	5900				1000	
710-7440650033	7440650033	B	3.3	0.0150	0.0200	5300	4700				1000	
710-7440650047	7440650047	B	4.7	0.0200	0.0230	4600	4200				1000	
710-7440650082	7440650082	B	8.2	0.0310	0.0370	3800	2800				1000	
710-744065100	744065100	B	10.0	0.0450	0.0530	3000	2500				1000	
710-744065150	744065150	B	15.0	0.0750	0.0900	2200	2250				1000	
710-744065220	744065220	B	22.0	0.1100	0.1350	1800	1900				1000	
710-744065330	744065330	B	33.0	0.1400	0.1800	1600	1300				1000	
710-744065470	744065470	B	47.0	0.1800	0.2300	1400	1150				1000	
710-744065560	744065560	B	56.0	0.2100	0.2700	1250	1100				1000	
710-744065680	744065680	B	68.0	0.2300	0.3000	1200	1050				1000	
710-744065820	744065820	B	82.0	0.3100	0.4200	1100	1000				1000	
710-744065101	744065101	B	100.0	0.3300	0.4700	1000	900				1000	
710-744065121	744065121	B	120.0	0.4200	0.5600	900	850				1000	
710-744065151	744065151	B	150.0	0.5300	0.6800	850	750				1000	
1038												
710-7440660015	7440660015	B	1.5	0.0062	0.0075	7200	10000				800	
710-7440660022	7440660022	B	2.2	0.0080	0.0105	6700	6800				800	
710-7440660035	7440660035	B	3.5	0.0115	0.0150	5800	6400				800	
710-744066005	744066005	B	5.0	0.0165	0.0220	4900	5500				800	
710-7440660062	7440660062	B	6.2	0.0200	0.0240	4300	4500				800	
710-744066100	744066100	B	10.0	0.0280	0.0350	3600	4000				800	
710-744066150	744066150	B	15.0	0.0400	0.0500	3200	3250				800	
710-744066220	744066220	B	22.0	0.0600	0.0750	2500	2300				800	
710-744066330	744066330	B	33.0	0.0920	0.1120	2100	1800				800	
710-744066470	744066470	B	47.0	0.1320	0.1600	1750	1850				800	
710-744066680	744066680	B	68.0	0.1850	0.2160	1500	1500				800	
710-744066101	744066101	B	100.0	0.2550	0.3000	1200	1200				800	
710-744066151	744066151	B	150.0	0.3950	0.4700	1000	1100				800	
710-744066221	744066221	B	220.0	0.5700	0.7400	750	850				800	
710-744066331	744066331	B	330.0	0.8500	1.0000	600	700				800	

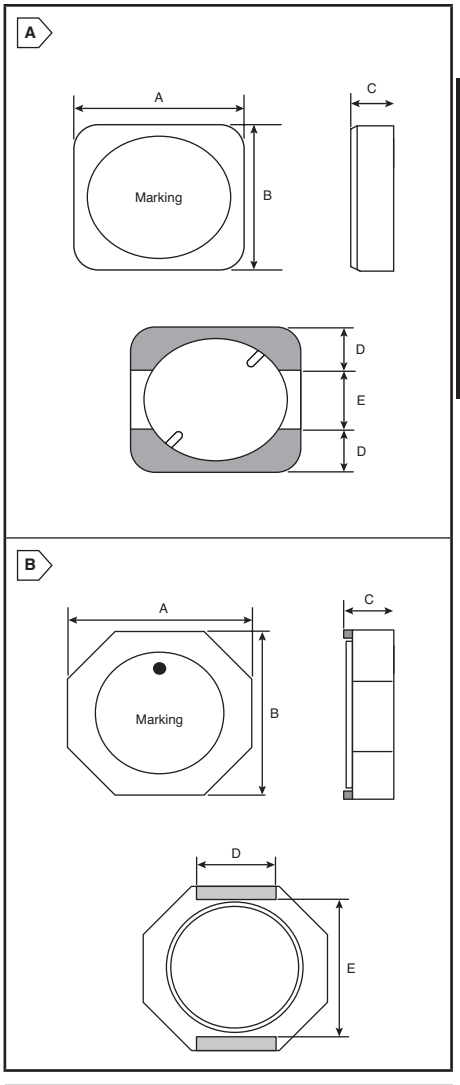

SMD COMMON MODE NOISE SUPPRESSORS WE-CNSW

Features:
- High common-mode noise suppression at high frequency
- Small influence for high speed signals through winding symmetry

Applications:
- USB 2.0
- Firewire/IEEE 1394
- LVDS
- High speed data lines
- Common mode filters

DIMENSIONS: mm					
Type	A	B	C	D	E
0805	2.00	1.20	1.20	0.45	0.40
1206	3.20	1.90	1.60	0.60	0.60

For quantities greater than listed, call for quote.

MOUSER STOCK NO.	Wurth Electronics Part No.	Fig.	Impedance (Ω)	Rated Volt. (Ω)	DC Resistance (Ω)	Rated Current (mA)	Pack Size	Price Each 1	Price Each 25	Price Each 100	Reel Qty.	Price per Piece
0805												
710-744231061	744231061	C	67	50	0.25	400	2000				2000	
710-744231091	744231091	C	90	50	0.30	370	2000				2000	
710-744231121	744231121	C	120	50	0.30	370	2000				2000	
710-744231181	744231181	C	180	50	0.35	330	2000				2000	
710-744231261	744231261	C	260	50	0.40	300	2000				2000	
710-744231371	744231371	C	370	50	0.45	280	2000				2000	
1206												
710-744232090	744232090	C	90	50	0.3	370	2000				2000	
710-744232161	744232161	C	160	50	0.4	340	2000				2000	
710-744232261	744232261	C	260	50	0.5	310	2000				2000	
710-744232601	744232601	C	600	50	0.8	260	2000				2000	
710-744232102	744232102	C	1000	50	1.0	230	2000				2000	
710-744232222	744232222	C	2200	50	1.2	200	2000				2000	

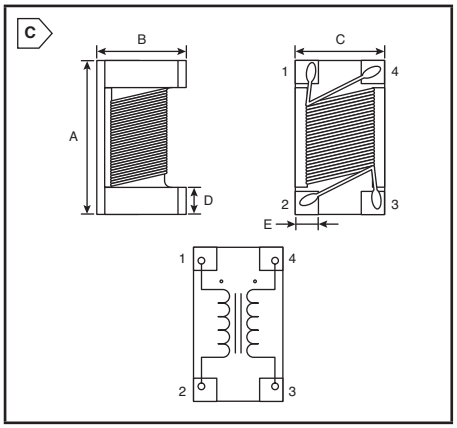

© Copyright 2014 Mouser Electronics

© Copyright 2014 Mouser Electronics

WURTH ELECTRONICS Inductors and Coils

RoHS Compliant This product is RoHS compliant.

SMD COMMON MODE CHOKES FOR SIGNAL LINES WE-SL2

Features:
- For distortion-free removal of noise from transmitted electrical signals
- Double current-compensated choke
- Offering a wide bandwidth with the core materials NiZn / MnZn
- Ambient temperature: -40°C to +85°C
- Nominal voltage: 80 VDC (42V AC)
- UL compliant housing

Applications:
- Current compensated choke for data and signal lines
- Power supply systems
- Filter for measurement signals

For quantities greater than listed, call for quote.

MOUSER STOCK NO. Mfr.	Mfr. Part No.	Fig.	Inductance (uH)	Tol. (%)	RDC (Ω)	IDC (mA)	Impedance max (Ω)	Price Each 1	25	100	Reel Qty.	Price Per Piece
710—744226		A	2 x 10	30	0.08	1.6	920				1000	
710—744226S		A	2 x 10	30	0.08	1.6	920				1000	
710—744228		A	2 x 25	30	0.12	1.0	2800				1000	
710—744228S		A	2 x 25	30	0.12	1.0	2800				1000	
710—744225		A	2 x 40	30	0.25	0.9	3100				1000	
710—744225S		A	2 x 40	30	0.25	0.9	3100				1000	
710—744227		A	2 x 51	30	0.16	1.0	5500				1000	
710—744227S		A	2 x 51	30	0.16	1.0	5500				1000	
710—744224		A	2 x 250	50	0.13	1.2	1800				1000	
710—744223		A	2 x 500	50	0.15	1.0	3300				1000	
710—744222		A	2 x 1000	50	0.31	0.8	6000				1000	
710—744221		A	2 x 2000	50	0.42	0.6	9200				1000	
710—744220		A	2 x 4700	50	0.75	0.5	20000				1000	
710—744229		A	2 x 6500	50	0.95	0.4	18400				1000	

SMD COMMON MODE LINE FILTERS WE-SL5

Features:
- Small size
- Low profile
- High impedance up to 13000 Ω
- High current up to 2500 mA
- Low stray/leakage inductance
- UL compliant housing (UL 94-V0)
- Rated voltage 60V

Applications:
- USB
- CAN
- Firewire
- Data lines
- Power lines

For quantities greater than listed, call for quote.

MOUSER STOCK NO. Mfr.	Mfr. Part No.	Fig.	Inductance (uH)	Tol. (%)	RDC (Ω)	IDC (mA)	Impedance max (Ω)	Price Each 1	25	100	Reel Qty.	Price Per Piece
710—744272121		B	2 x 120	40	0.025	2500	460				800	
710—744272221		B	2 x 220	40	0.032	2200	780				800	
710—744272251		B	2 x 250	40	0.035	2000	970				800	
710—744272471		B	2 x 470	40	0.065	1600	1750				800	
710—744272102		B	2 x 1000	40	0.18	950	3600				800	
710—744272222		B	2 x 2200	40	0.3	750	7500				800	
710—744272332		B	2 x 3300	40	0.36	650	8900				800	
710—744272392		B	2 x 3900	40	0.54	520	9600				800	
710—744272472		B	2 x 4700	40	0.72	350	13000				800	

SMD COMMON MODE LINE FILTERS WE-SLM

Features:
- Small size
- High current up to 300 mA
- Nominal voltage: 80V DC (42V AC)
- Operating temperature: -40°C to +125°C
- Recommended soldering profile: Reflow

Applications:
- USB
- CAN
- Firewire
- Data lines
- Filter for measurement signals
- Power supplies

For quantities greater than listed, call for quote.

MOUSER STOCK NO. Mfr.	Mfr. Part No.	Fig.	Inductance (uH)	Tol. (%)	RDC (Ω)	IDC (mA)	Impedance max (Ω)	Price Each 1	25	100	Reel Qty.	Price Per Piece
710—744242110		C	11	+50/-30	0.18	300	800				500	
710—744242220		C	22	+50/-30	0.23	300	1500				500	
710—744242330		C	33	+50/-30	0.27	300	2000				500	
710—744242510		C	51	+50/-30	0.32	300	2500				500	
710—744242101		C	100	+50/-30	0.58	300	4000				500	
710—744242471		C	470	+50/-30	0.35	400	2200				500	

DESIGN KITS

For quantities greater than listed, call for quote.

MOUSER STOCK NO.	Wurth Electronics Part No.	Description	Price Each
710-744728	744728	Assortment of SMD Power Chokes--Texas Instruments 5 different types, 35 values, and 176 components	
710-744725	744725	Common mode chokes WE-CNSW and WE-SL/SL1/LS2/SL3/Sl5 7 different types, 35 values, and 425 components	
710-744062	744062	Assortment of SMD Inductors--WE-TPC, large size	
710-744043	744043	Assortment of SMD Inductors--WE-TPC, medium size	
710-744028	744028	Assortment of SMD Inductors--WE-TPC, small size	

WE-WPC WIRELESS POWER CHARGING COILS

NEW! TECHNOLOGY

Characteristics:
- Qi standard compliant
- Evaluated and approved from several IC-Manufacturers

Applications:
- Cell Phones/Smartphones
- Headsets
- Digital Cameras
- Hand Held Devices

For quantities greater than listed, call for quote.

MOUSER STOCK NO.	Wurth Electronics Part No.	Fig.	Inductance (µH)	Q	Rated Current (A)	Saturation Current (A)	DCR (Ω)	Price Each 1	25	50	100
710-760308101	760308101	D	24	90	5.5	10.0	0.07				
710-760308201	760308201	E	10	50	4.5	8.0	0.16				

© Copyright 2014 Mouser Electronics

DIMENSIONS: mm

A

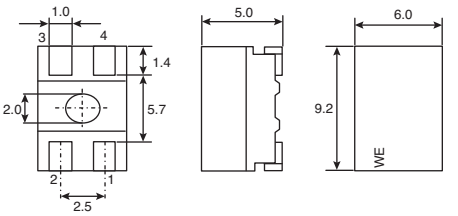

B

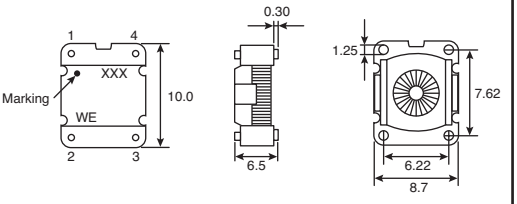

C

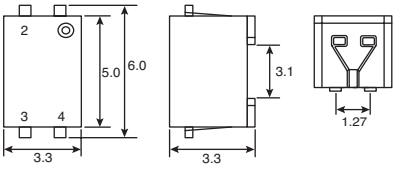

D

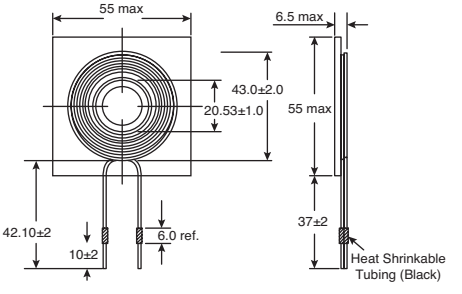

E

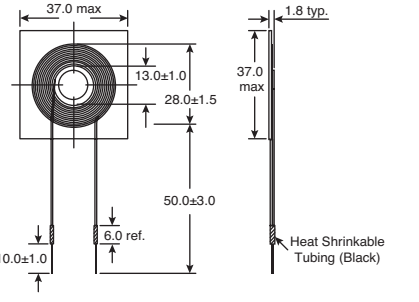

© Copyright 2014 Mouser Electronics

ABRACON Antennas

RoHS Compliant **This page of product is RoHS compliant.**

ABRACON CORPORATION



APAMS SERIES - EXTERNAL GSM ANTENNAS

Features:
- High reliability/sensitivity
- Compact size
- Easy to install (magnetic base/adhesive tape)
- SGS

Specifications:
- VSWR: 2:1
- Termination style: RF connector
- Impedance: 50Ω

Applications:
- Wireless communications
- GSM
- GPRS
- CDMA
- UMTS
- Vehicle monitoring

For quantities greater than listed, call for quote.

MOUSER STOCK NO.	Abracon Part No.	Fig.	Bandwidth (MHz)		Gain (dBi)		Cable Length (m)	Dimensions: mm				Price Each			
			@900MHz	@1800MHz	@900MHz	@1800MHz		Diameter	Length	Width	Height	1	10	25	50
815-APAMS-101	APAMS-101	A	140	280	1	2	2.5	-	115	22	-				
815-APAMS-102	APAMS-102	B	140	170	1	2	3	-	138	21	6				
815-APAMS-103	APAMS-103	C	90	170	2	2	2	-	78	25	3.8				
815-APAMS-104	APAMS-104	D	70	170	2	3.5	2.5	30	111	-	-				

APAMPS SERIES - GPS+GSM ACTIVE ANTENNA MODULES

Features:
- Dual band
- High reliability/sensitivity
- Compact size, easy to install
- SGS

Specifications:
- Frequency range: 1575.42MHz to 1576.44
- VSWR: 1.5:1
- Termination style: RF connector
- Impedance: 50Ω

Applications:
- GPS navigation
- Vehicle tracking
- Telemetry applications
- Asset tracking
- Emergency call systems

For quantities greater than listed, call for quote.

MOUSER STOCK NO.	Abracon Part No.	Fig.	Bandwidth (MHz)	Gain (dBi)	Cable Length (m)	Dimensions: mm		Price Each			
						Diameter	Length	1	10	25	50
815-APAMPS-105	APAMPS-105	E	10	5	3	76.8	15.8				
815-APAMPS-106	APAMPS-106	F	10	5	2	75	14.1				

APAMP SERIES - GPS ACTIVE ANTENNA MODULE

Features:
- High reliability/sensitivity
- Compact size
- Easy to install (magnetic base/adhesive tape)
- SGS

Specifications:
- Frequency range: 1575.42MHz to 1576.44
- VSWR: 1.5:1
- Termination style: RF connector
- Impedance: 50Ω

Applications:
- Automotive navigation
- Automotive monitoring
- Personal tracking

For quantities greater than listed, call for quote.

MOUSER STOCK NO.	Abracon Part No.	Fig.	Bandwidth (MHz)	Gain (dBi)	Cable Length (m)	Dimensions: mm			Price Each			
						Length	Width	Height	1	10	25	50
815-APAMP-107	APAMP-107	G	10	5	3	48.6	39.2	15.2				
815-APAMP-108	APAMP-108	H	10	5	3	54.5	44.5	15.8				
815-APAMP-109	APAMP-109	I	10	5	3	50.6	50.6	15.1				
815-APAMP-110	APAMP-110	J	10	5	3	49.2	40	15.2				
815-APAMP-111	APAMP-111	K	10	5	3	38.3	35	12				
815-APAMP-112	APAMP-112	L	10	5	3	46	38	15				
815-APAMP-113	APAMP-113	M	10	5	2.5	38	34	12				
815-APAMP-114	APAMP-114	N	5	1	3	26	23	12				
815-APAMP-115	APAMP-115	O	10	3.5	3	40	35	13.1				
815-APAMP-116	APAMP-116	P	10	5	3	44	37	14.5				

© Copyright 2014 Mouser Electronics

© Copyright 2014 Mouser Electronics

JOHANSON TECHNOLOGY Antennas and Filters

RoHS Compliant This page of product is RoHS compliant.

ANTENNAS

For quantities greater than listed, call for quote.

MOUSER STOCK NO.		Dimensions: mm			Freq. Range (MHz)	Freq. (GHz)	Antenna Gain	Price Each	
Mfr.	Mfr. Part No.	Length	Width	Height				1	100
609—	0403AT62A0003E	25±.20	5±.20	1.2±.10	402-405	403MHz	-5dBi		
609—	0433AT62A0020E	25±.20	5±.20	1.2±.10	423-443	433MHz	-4dBi		
609—	0783AT43A0008E	7±.20	2±.20	.80±1/-.20	779-787	783MHz	-5dBi		
609—	0920AT50A080E	11±.30	5.1±.30	1.5±.20	880-960	920MHz	-2.6dBi		
609—	0868AT43A0020E	7±.20	2±.20	.80±1/-.20	858-878	868MHz	-4dBi		
609—	0915AT43A0026E	7±.20	2±.20	.80±1/-.20	902-928	915MHz	-4dBi		
609—	1575AT54A0010E	15±.20	4±.20	3.2±.20	1575-1605	1.575-1.602	-0.7dBi		
609—	2500AT44M0400E	8±.20	1±.20	1±.20	2300-2700	2.3-2.7	0.5dBi		
609—	2450AT18A0150E	3.2±.20	1.6±.20	1.3±1/-.20	2375-2525	2.45	-0.5dBi		
609—	2450AD46A5400E	8.5±.20	1.6±1/-.2	1.2±.20	2400-5900	2.45-5.4	-2.5dBi		
609—	2450AT07A0100T	1±.10	.50±.10	.37	2400-2500	2.4	-1.5dBi		
609—	2450AT18A100E	3.2±.20	1.6±.20	1.3±1/-.20	2400-2500	2.45	-0.5dBi		
609—	2450AT18B100E	3.2±.20	1.6±.20	1.3±1/-.20	2400-2500	2.45	-0.5dBi		
609—	2450AT42A100E	5±.20	2±.20	1.1±.20	2400-2500	2.45	-1dBi		
609—	2450AT42B100E	5±.20	2±.20	2±.1/-.20	2400-2500	2.45	-1.5dBi		
609—	2450AT43A100E	7±.20	2±.20	1.2±1/-.20	2400-2500	2.45	0.5dBi		
609—	2450AT43B100E	7±.20	2±.20	2±.1/-.20	2400-2500	2.4	-0.5dBi		
609—	2450AT43F0100E	6±.20	2±.20	1.2±1/-.20	2400-2500	2.45	1dBi		
609—	2450AT45A100E	9.5±.20	2±.20	1.2±1/-.20	2400-2500	2.45	1dBi		
609—	3100AT51A7200E	10±.30	6±.30	1.2±.20	3100-10300	3.1-10.3	-3.5dBi		
609—	5400AT18A1000E	3.2±.20	1.6±.20	1.3±1/-.20	4900-5900	5.4	-2.5dBi		
609—	5775AT43A100E	7±.20	2±.20	1.2±1/-.20	5725-5825	5.775	-1.5dBi		

BAND PASS FILTERS

For quantities greater than listed, call for quote.

MOUSER STOCK NO.		Dimensions: mm			Freq Range (MHz)	Freq. (GHz)	Price Each		
Mfr.	Mfr. Part No.	Length	Width	Height			1	100	500
609—	1810BP07B200T	1±.05	.50±.05	.38±.05	1710-1910	1810MHz			
609—	2500BP15M400E	2±.15	1.25±.10	.95±.10	2300-2700	2.45			
609—	2450BP39C100AE	2.5±.20	2±.20	.90±10	2450	2.45			
609—	2450BP39C100BE	2.5±.20	2±.20	.90±.10	2450	2.45			
609—	2450BP15Q0100E	2±.15	1.25±.10	.70 Max	2400-2500	2.4			
609—	2450BP07A0100T	1±.05	.50±.05	.38±.05	2400-2500	2.45			
609—	2450BP14D0100T	1.6±.10	.80±.10	.60±.10	2400-2500	2.45			
609—	2450BP15E0100E	2±.15	1.25±.10	.55±.10	2400-2500	2.45			
609—	2450BP39C100CE	2.5±.20	2±.20	.90±.10	2400-2500	2.45			
609—	2450BP39D100BE	2.5±.20	2±.20	.95±.10	2400-2500	2.45			
609—	2450BP39D100CE	2.5±.20	2±.20	.95±.10	2400-2500	2.45			
609—	2450BP18C100AE	3.2±.15	1.6±.15	.95±.10	2400-2500	2.45			
609—	2600BP14M0200T	1.6±.10	.80±.10	.55±.10	2500-2700	2.5-2.7			
609—	3600BP14M0600T	1.6±.10	.80±.10	.55±.10	3300-3700	3.3-3.7			
609—	3600BP15M600E	2±.15	1.25±.10	.95±.10	3300-3900	3.6			
609—	5515BP15C975E	2±.15	1.25±.10	.95±.10	4900-5875	5.5			
609—	5515BP15B730E	2±.10	1.25±.10	.85±.10	5150-5875	5.5			
609—	5515BP15B975E	2±.10	1.25±.10	.95±.10	5150-5875	5.5			
609—	5515BP15C1020E	2±.10	1.25±.10	.95±.10	5150-5875	5.5			
609—	5515BP15B725E	2±.15	1.25±.10	.95±.10	5150-5875	5.5			
609—	5515BP15C725E	2±.15	1.25±.10	.95±.10	5150-5875	5.5			

LOW PASS FILTERS

For quantities greater than listed, call for quote.

MOUSER STOCK NO.		Dimensions: mm			Frequency Range (MHz)	Freq. (GHz)	Price Each		
Mfr.	Mfr. Part No.	Length	Width	Height			1	100	500
609—	0898LP18A035E	3.2±.30	1.6±.30	1±.20	880-915	890MHz			
609—	0915LP15A026E	2±.10	1.25±.10	.85±.10	902-928	915MHz			
609—	0915LP15B026E	2±.10	1.25±.10	.85±.10	902-928	915MHz			
609—	1200LP41B0500E	3.2±.20	2.5±.20	1.5±.10	950-1450	1.2			
609—	1810LP07B200T	1±.05	.50±.05	.38±.05	1710-1910	1.81			
609—	1810LP14A200T	1.6±.10	.80±.10	.60±.10	1710-1910	1.81			
609—	2500LP14B0400T	1.6±.10	.80±.10	.60±.10	2300-2700	2.5			
609—	3550LP14A300T	1.6±.10	.80±.10	.60±.10	3400-3700	3.55			
609—	2450LP14A100T	1.6±.10	.80±.10	.60±.10	2400-2500	2.4			
609—	2450LP14B100T	1.6±.10	.80±.10	.60±.10	2400-2500	2.4			
609—	5515LP15A730E	2±.10	1.25±.10	.85±.10	5150-5875	5.5			

HIGH PASS FILTER

For quantities greater than listed, call for quote.

MOUSER STOCK NO.		Dimensions: mm			Frequency Range (MHz)	Freq. (GHz)	Price Each		
Mfr.	Mfr. Part No.	Length	Width	Height			1	100	500
609—	2450HP14A100T	1.6±.10	.80±.10	.55 ± .10	2400-2500	2.45			

BALANCED FILTERS

For quantities greater than listed, call for quote.

MOUSER STOCK NO.		Dimensions: mm			Freq. Range (MHz)	Frequency (GHz)	Price Each		
Mfr.	Mfr. Part No.	L	W	H			1	100	500
609—	0783FB15A0100E	2±.10	1.25±.10	.70±.10	779-787	783MHz			
609—	0868BM15C0001E	2±.10	1.25±.10	.70±.10	863-873	868MHz			
609—	0896BM15A0001E	2±.10	1.25±.10	.70±.10	863-928	868-915MHz			
609—	0896FB15A0100E	2±.20	1.25±.20	.70±.10	863-928	863-928MHz			
609—	0915BM15A0001E	2±.10	1.25±.10	.70±.10	902-928	915MHz			
609—	2450BM14E0007T	1.6±.10	.80±.10	.60±.10	2400-2500	2.4			
609—	2450BM15A0002E	2±.10	1.25±.10	.70±.10	2400-2500	2.45			
609—	2450BM15A0015E	2±.10	1.25±.10	.80±.10	2400-2500	2.45			
609—	2450BM14A0002T	1.6±.10	.80±.10	.60±.10	2400-2500	2.45			
609—	2450BM15B0002E	2±.10	1.25±.10	.70±.10	2400-2500	2.45			
609—	2450BM15B0003E	2±.10	1.25±.10	.80±.10	2400-2500	2.45			
609—	2450FB15A0100E	2±.10	1.25±.10	.80±.10	2400-2500	2.45			
609—	2450FB15A050E	2±.10	1.25±.10	.95±.10	2400-2500	2.45			
609—	2450FB15K0005E	2±.20	1.25±.20	.70±.10	2400-2500	2.45			
609—	2450FB15L0001E	2±.10	1.25±.10	.80±.10	2400-2500	2.45			
609—	2450FB15M0001E	2±.20	1.25±.20	.70±.10	2400-2500	2.45			
609—	2450FB39B100E	2.5±.20	2±.20	1.2±.10	2400-2500	2.45			
609—	2500FB39A0050E	2.5±.20	2±.20	1.1±.10	2300-2700	2.5			
609—	2595FB39A0050E	2.5±.20	2±.20	1.1±.10	2500-2690	2.6			
609—	3500FB39A0050E	2.5±.20	2±.20	1.1±.10	3400-3600	3.5			

BALUNS

For quantities greater than listed, call for quote.

MOUSER STOCK NO.		Dimensions: mm			Frequency Range (MHz)	Freq. (GHz)	Price Each		
Mfr.	Mfr. Part No.	Length	Width	Height			1	100	500
609—	0900BL15C050E	2±.10	1.25±.10	.70±.10	800-1000	900MHz			
609—	0900BL18B100E	3.2±.15	1.6±.15	.85±.10	800-1000	900MHz			
609—	1600BL15B050E	2±.10	1.25±.10	.90±.10	1500-1700	1600MHz			
609—	1600BL15B100E	2±.10	1.25±.10	.85±.10	1500-1700	1.6			
609—	1850BL15B050E	2±.10	1.25±.10	.85±.10	1700-2000	1.85			
609—	2100BL15A100E	2±.20	1.25±.20	.70±.10	2100-2200	2.1			
609—	2500BL14M050T	1.6±.10	.80±.10	.60±.10	2300-2700	2.5			
609—	2500BL14M100T	1.6±.10	.80±.10	.60±.10	2300-2700	2.5			
609—	2450BL14C050T	1.6±.10	.80±.10	.60±.10	2400-2500	2.45			
609—	2450BL14B200T	1.6±.10	.80±.10	.60±.10	2400-2500	2.45			
609—	2450BL14C200T	1.6±.10	.80±.10	.60±.10	2400-2500	2450MHz			
609—	2450BL15B050E	2±.10	1.25±.10	.85±.10	2400-2500	2.45			
609—	2450BL15K050E	2±.10	1.25±.10	.85±.10	2400-2500	2.45			
609—	2450BL15B100E	2±.10	1.25±.10	.95±.10	2400-2500	2.45			
609—	2450BL15K100E	2±.10	1.25±.10	.85±.10	2400-2500	2.45			
609—	2450BL15B200E	2±.10	1.25±.10	.85±.10	2400-2500	2.45			
609—	4000BL14U100T	1.6±.10	.80±.10	.60±.10	3100-4800	4			
609—	3600BL14M050T	1.6±.10	.80±.10	.60±.10	3300-3900	3.6			
609—	3600BL14M100T	1.6±.10	.80±.10	.60±.10	3300-3900	3.6			
609—	3700BL15B050E	2±.10	1.25±.10	.85±.10	3400-4000	3.7			
609—	3700BL15B100E	2±.10	1.25±.10	.85±.10	3400-4000	3.7			
609—	3700BL15B200E	2±.10	1.25±.10	.95±.10	3400-4000	3.7			
609—	5400BL14B100T	1.6±.10	.80±.10	.60±.10	4900-5875	5.4			
609—	5400BL15K050E	2±.10	1.25±.10	.95±.10	4900-5875	5.4			
609—	5400BL15B100E	2±.10	1.25±.10	.95±.10	4900-5875	5.5			
609—	5400BL15B050E	2±.10	1.25±.10	.85±.10	4900-5900	5400MHz			
609—	5512BL15B100E	2±.10	1.25±.10	.85±.10	5150-5875	5.5			

DIRECTIONAL COUPLER

For quantities greater than listed, call for quote.

MOUSER STOCK NO.		Dimensions: mm			Frequency Range (MHz)	Freq. (GHz)	Coupling (dB)	Price Each	
Mfr.	Mfr. Part No.	Length	Width	Height				1	100
609—	0900BL15C050E	2±.10	1.25±.10	.70±.10	860-960	910MHz	10±1		
609—	0900BL18B100E	1.6±.10	.80±.10	.60±.10	880-915	900MHz	18±1		
609—	1600BL15B050E	2±.10	1.25±.10	.70±.10	2400-2500	2.45	15±1		
609—	1600BL15B100E	2±.10	1.25±.10	.70±.10	4900-5850	5.3	15 ±1		

© Copyright 2014 Mouser Electronics
© Copyright 2014 Mouser Electronics

MURATA Band Pass and Low Pass Filters

RoHS Compliant **This product is RoHS compliant.**

Murata's world's smallest 2.4 GHz balanced output filter for Texas Instruments wireless connectivity solutions. The new filter has been designed specifically for use with wireless connectivity system-on-chips (SoCs) from Texas Instruments Incorporated (TI), the CC253x and CC254x for ZigBee and Bluetooth technology networking respectively.



Ultra-small, low-profiled, lightweight chip filters based on ceramic multilayer technology.
Extremely ultra-small band-bass filters.

Features:
- Ultra-small, low-profiled, lightweight band-pass filters
- Absolutely no adjustment required
- Reflow solderable
- Available in tape and reel packagings for automatic mounting
- Applicable for applications using frequency in the 0.5GHz to 0.6GHz

For quantities greater than listed, call for quote.

MOUSER STOCK NO.	Murata Part No.	Unbalance Port Impedance (Ω)	Application	Frequency Range (GHz)	Insertion Loss (dB Max.)	Attenuation	Price Each	Reel Quantity	Price Per Piece
81-LFB182G45BG2D280	LFB182G45BG2D280	50	Zigbee and Bluetooth	2450.00 ± 50.00 MHz	1.75 dB max. at 25°C	20.0 dB min. at 25 °C; 19.0 dB min. at -40~+85 °C @ 4800.00 ~ 5000.00 MHz 20.0 dB min. at 25 °C; 19.0 dB min. at -40~+85 °C @ 7200.00 ~ 7500.00 MHz		4000	

LIGHTWEIGHT CHIP FILTERS

For quantities greater than listed, call for quote.

MOUSER STOCK NO.	Murata Part No.	Unbalance Port Impedance (Ω)	Application	Frequency Range (GHz)	Insertion Loss (dB Max.)	Attenuation	Price Each	Reel Quantity	Price Per Piece
81-LFB322G45SN1A504	LFB322G45SN1A504	50	WIMAX	2600MHz ± 100MHz	3.3dB max. (at 25°C) 3.6dB max. (-40to+85°C) 47dB min. at 824to960MHz	39dB min. at 1710to1990MHz 39dB min. at 1710to1990MHz 29dB min. at 2110to2170MHz 20dB min. at 7500to8100MHz		2000	
81-LFL151G81TC1B786	LFL151G81TC1B786	50	GSM1800/1900	1810MHz ± 100MHz	0.60dB max. (at 25°C) 0.70dB max. (-40to+85°C)	23dB min. at 3420to3570MHz 21dB min. at 3700to3820MHz 19dB min. at 3x(fo±100)MHz		2000	
81-LFL15869MTC1B787	LFL15869MTC1B787	50	GSM850/900	869.5MHz ± 45.5MHz	0.50dB max. (at 25°C)	18dB min. at 2x(fo±45.5)MHz 17dB min. at 3x(fo±45.5)MHz		2000	
81-LFB2H2G60BB1C106	LFB2H2G60BB1C106	50	WIMAX	2600MHz ± 100MHz	3.3dB max. (at 25°C) 3.6dB max. (-40to+85°C)	47dB min. at 824to960MHz 39dB min. at 1710to1990MHz 29dB min. at 2110to2170MHz 20dB min. at 7500to8100MHz		3000	
81-LFB2H2G60BB1B973	LFB2H2G60BB1B973	50	WIMAX	2600MHz ± 100MHz	3.3dB max. (at 25°C) 3.6dB max. (-40to+85°C)	39dB min. at 1710to1990MHz 29dB min. at 2110to2170MHz 20dB min. at 7500to8100MHz		3000	
81-LFB182G45SG9A246	LFB182G45SG9A246	50	W-LAN/BT	2450MHz ± 50MHz	2.2dB max. (at 25°C) 2.2dB max. (at 25°C)	24.5dB min. at 880to960MHz 12.5dB min. at 1710to1990MHz 15.5dB min. at 4800to5000MHz 19.5dB min. at 7200to7500MHz		4000	
81-LFB212G45SG8A127	LFB212G45SG8A127	50	W-LAN/BT	2450MHz ± 50MHz	1.5dB max. (at 25°C) 1.7dB max. (-40to+85°C)	25dB min. at 1200to1300MHz 10.0dB min. at 2000MHz 30dB min. at 3600to3800MHz 34dB min. at 4800to5000MHz		4000	
81-LFB212G45SG8A166	LFB212G45SG8A166	50	W-LAN/BT	2450MHz ± 50MHz	1.4dB max. (at 25°C) 1.6dB max. (-40to+85°C)	30dB min. at 824to960MHz 30dB min. at 1710to1910MHz 6dB min. at 2110to2170MHz 20dB min. at 4800to5000MHz		4000	
81-LFB212G49SG8B830	LFB212G49SG8B830	50	WIMAX	2495MHz ± 195MHz	2.4dB max. (at 25°C) 2.6dB max. (-40to+85°C)	30dB min. at 824to960MHz 9dB min. at 1710to1990MHz 9dB min. at 1710to1990MHz 30dB min. at 4600to5380MHz 30dB min. at 6900to8070MHz		4000	
81-LFB213G60SG8B831	LFB213G60SG8B831	50	WIMAX	3600MHz ± fo±300MHz	1.5dB max. (at 25°C) 1.8dB max. (-40to+85°C)	32dB min. at 824to960MHz 24dB min. at 1710to1990MHz 21dB min. at 1990to2170MHz 28.5dB min. at 6900to8070MHz		4000	
81-LFB215G37SG8A185	LFB215G37SG8A185	50	WLAN/BT	5375MHz ± 475MHz	2.2dB max. (at 25°C) 2.5dB max. (-40to+85°C)	40dB min. at 340to1195MHz 21dB min. at 2140to3580MHz 21dB min. at 2140to3580MHz 20dB min. at 8570to8930MHz		4000	
81-LFL182G45TC3B746	LFL182G45TC3B746	50	WLAN/BT	2450MHz ± 50MHz	0.60dB max. (at 25°C) 0.70dB max. (-40to+85°C)	35dB min. at 2x(fo±50)MHz 30dB min. at 3x(fo±50)MHz		4000	
81-LFL182G50TC1B905	LFL182G50TC1B905	50	WIMAX	2500MHz ± 200MHz	0.4dB max. (at 25°C) 0.43dB max. (-40to+85°C)	21dB min. at 4600to5400MHz 22dB min. at 6900to8100MHz		4000	
81-LFL182G54TC1B838	LFL182G54TC1B838	50	WIMAX	2545MHz ± 145MHz	0.4dB max. (at 25°C) 0.43dB max. (-40to+85°C)	26dB min. at 4800to5390MHz 23dB min. at 7200to8085MHz 7dB min. at 8000to10000MHz		4000	
81-LFL183G55TC2B908	LFL183G55TC2B908	50	WIMAX	3550MHz ± 250MHz	0.45dB max. (at 25°C) 0.55dB max. (-40to+85°C)	17dB min. at 6600to7600MHz 20dB min. at 9900to11400MHz		4000	
81-LFL211G44TC1A014	LFL211G44TC1A014	50	-	10.700MHz ± 30MHz	6.0dB ±2.0dB	35dB min. at 9MHz 35dB min. at 12MHz		4000	
81-LFL212G45TC1A007	LFL212G45TC1A007	50	WLAN	2450MHz ± 50MHz	0.50 max. (at 25°C)	27dB min. at 2x(fo±50.0)MHz 30dB min. at 3x(fo±50.0)MHz 30dB min. at 4x(fo±50.0)MHz		4000	
81-LFL215G37TC1A210	LFL215G37TC1A210	50	WLAN	5375MHz ± 475MHz	0.70 max. (at 25°C) 0.90dB max. (-40to+85°C)	30dB min. at 2x(fo±475)MHz 20 min. at 3x(fo±475)MHz		4000	
81-LFL152G45TC1A219	LFL152G45TC1A219	50	WLAN/BT	2450MHz ± 50MHz	0.45dB max. (at 25°C) 0.55dB max. (-40to+85°C)	21dB min. at 2x(fo±50.0)MHz 21dB min. at 3x(fo±50.0)MHz		10000	

© Copyright 2014 Mouser Electronics
© Copyright 2014 Mouser Electronics

MURATA Ceramic Filters (Cerafil®)

RoHS Compliant **This product is RoHS compliant.**

muRata
Innovator in Electronics







SFECF
SFECF10M7 series for FM-receivers are small, high performance and super thin (1.4mm max.) filters. Piezoelectric element is connected in the sandwich shape by ceramics substrate.
They have 1.4mm max. thickness and small mounting area. (3.45x3.1mm)
SFECF series and CDSCB series (MHz Discriminator) enable customers to make VICS/RKE/TPMS set so thin and small sized.

SFELF
SFELA10M7 series for FM-receivers are monolithic type ceramic filters which use the thickness expander mode of the piezoelectric ceramic.

Features:
- Insertion loss is 1 to 1.5dB lower than conventional products
  These types are useful for elevating the sensitivity of sets
- Small dispersion and stable characteristics
- Excellent shape factor of frequency response
- Good waveform symmetry

SFSCE
SFSCE series are chip surface mount filters available for 3dB bandwidth at 700kHz to 1.3MHz. (more than twice width compared with current types)
They have 1.0mm max. thickness and small mounting area (4.5x3.8mm).

Features:
- The filters are mountable by automatic placers.
- They are slim, at only 1.0mm max. thickness, and have a small mounting area (4.5x3.8mm) enabling flexible PCB design.
- Available lead (Pb) free solder reflow.
- Operating temperature range: -20 to +80 (degrees C)
- Storage temperature range: -40 to +85 (degrees C)

Applications:
- SS digital communication system
- Digital wireless audio
- PHS Evolution system
- RFID Reader Writer
- RKE

SFECV
SFECV/SFECK10M7 series for FM-receivers are monolithic type ceramic filters which utilize the thickness expander mode of piexoelectric ceramics. SFECV series enable customers to make AM/FM set very thin, and it can be of help to the total chip circuit.

SFVLF
SFELF10M7LFTA/KAH0, SFVLF/SFKLF series realizes narrower band characteristics not obtained by conventional ceramic filters. Besides, low spurious and temperature characteristics is stable. This series is suitable for European car-audio or AM up conversion use that needs narrow band characteristics are stable. As part of the environment protection activity, solder for terminal plating and terminal-element connection inside of ceramic filters contain no lead (Pb).

For quantities greater than listed, call for quote.

MOUSER STOCK NO.	Murata Part No.	Unbalance Port Impedance (Ω)	Frequency Range (GHz)	Insertion Loss (dB Max.)	Attenuation	Price Each 1	50	100	500
Small Chip Type SFECF Series									
81-SFECF10M7DF00-R0	SFECF10M7DF00-R0	330	10.700MHz ± 150kHz	6.0dB ± 3.0dB	20dB min. at 9MHz 20dB min. at 12MHz				
81-SFECF10M7EA00-R0	SFECF10M7EA00-R0	330	10.700MHz ±30kHz	3.0dB ± 2.0dB	30dB min. at 9MHz 30dB min. at 12MHz				
81-SFECF10M7FA00-R0	SFECF10M7FA00-R0	330	10.700MHz ±30kHz	3.0dB ± 2.0dB	30dB min. at 9MHz 30dB min. at 12MHz				
81-SFECF10M7GA00-R0	SFECF10M7GA00-R0	330	10.700MHz ±30kHz	3.5dB ±2.0dB	30dB min. at 9MHz 30dB min. at 12MHz				
81-SFECF10M7HA00-R0	SFECF10M7HA00-R0	330	10.700MHz ±30kHz	4.0dB ±2.0dB	30dB min. at 9MHz 30dB min. at 12MHz				
81-SFECS10M7DF0021R0	SFECF10M7HA00-R0	330	10.700MHz ±30kHz	4.0dB ±2.0dB	30dB min. at 9MHz 30dB min. at 12MHz				
81-SFECS10M7FA00-R0	SFECS10M7FA00-R0	330	10.700MHz ±30kHz	4.0dB ±2.0dB	30dB min. at 9MHz 30dB min. at 12MHz				
Narrow Band Type SFECV Series									
81-SFECV10.7MS3	SFECV10M7HA00-R0	330	10.700MHz ±30kHz	4.0dB ±2.0dB	30dB min. at 9MHz 30dB min. at 12MHz				
81-SFECV10M7FA00-R0	SFECV10M7FA00-R0	330	10.700MHz ±30kHz	4.0dB ±2.0dB	30dB min. at 9MHz 30dB min. at 12MHz				
81-SFECV10M7KA00-R0	SFECV10M7KA00-R0	330	10.700MHz ±30kHz	6.0dB ±2.0dB	35dB min at 9MHz 35dB min at 12MHz				
Standard Lead Type SFELF Series									
81-SFELF10M7DF0021B0	SFELF10M7DF0021-B0	330	10.700MHz ±30kHz	3.0dB ±2.0dB	20dB min. at 5MHz 20dB min. at 15MHz				
81-SFELF10M7DF00-B0	SFELF10M7DF00-B0	470	10.700MHz ± 175kHz	3.0dB ±2.0dB	20dB min. at 5MHz 20dB min. at 15MHz				
81-SFELF10M7EA00-B0	SFELF10M7EA00-B0	470	10.700MHz ±30kHz	3.0dB ±2.0dB	30dB min. at 9MHz 30dB min. at 12MHz				
81-SFELF10M7FA00-B0	SFELF10M7FA00-B0	330	10.700MHz ±30kHz	4.0dB ±2.0dB	30dB min. at 9MHz 30dB min. at 12MHz				
81-SFELF10M7FA0G-B0	SFELF10M7FA0G-B0	330	10.700MHz ±30kHz	4.0dB ±2.0dB	30dB min. at 9MHz 30dB min. at 12MHz				
81-SFELF10M7GA00-A0	SFELF10M7GA00-A0	330	10.700MHz ±30kHz	4.0dB ±2.0dB	30dB min. at 9MHz 30dB min. at 12MHz				
81-SFELF10M7GA00-B0	SFELF10M7GA00-B0	470	10.700MHz ±30kHz	4.0dB ±2.0dB	40dB min. at 9MHz 40dB min. at 12MHz				
81-SFELF10M7HA00-B0	SFELF10M7HA00-B0	330	10.700MHz ±30kHz	7.0dB ± 1.0dB	40dB min. at 9MHz 40dB min. at 12MHz				
81-SFELF10M7JAA0-B0	SFELF10M7JAA0-B0	470	10.700MHz ±30kHz	4.5dB ±2.0dB	35dB min. at 9MHz 35dB min. at 12MHz				
81-SFELF10M7KAB0-B0	SFELF10M7KAB0-B0	330	10.700MHz ±30kHz	7.0dB ±2.0dB	45/30dB min. at 9MHz 30dB min. at 12MHz				
81-SFELF10M7KAH0-B0	SFELF10M7KAB0-B0	330	10.700MHz ±30kHz	7.0dB ±2.0dB	45/30dB min. at 9MHz 30dB min. at 12MHz				
Wide Band Type SFSCE Series									
81-SFSCE10M7WF04-R0	SFSCE10M7WF04-R0	470	10.700MHz ± 400kHz	6.0dB ± 1.5dB	-				
81-SFSCE10M7WF05-R0	SFSCE10M7WF05-R0	470	10.700MHz ± 325kHz	6.0dB ± 1.5dB	-				
Narrow Bandwidth Type SFVLF Series									
81-SFVLF10M7LF00-B0	SFVLF10M7LF00-B0	330	10.700MHz ± 25kHz	5.5dB ±2.5dB	30dB min. at 9MHz				
81-SFVLF10M7MF00-B0	SFVLF10M7MF00-B0	330	10.700MHz ± 13kHz	5.5dB ±2.5dB	30dB min. at 9MHz 30dB min. at 12MHz				

© Copyright 2014 Mouser Electronics
© Copyright 2014 Mouser Electronics

TAIYO YUDEN Filters, Diplexers and Baluns

TAIYO YUDEN

RoHS Compliant **This product is RoHS compliant.**

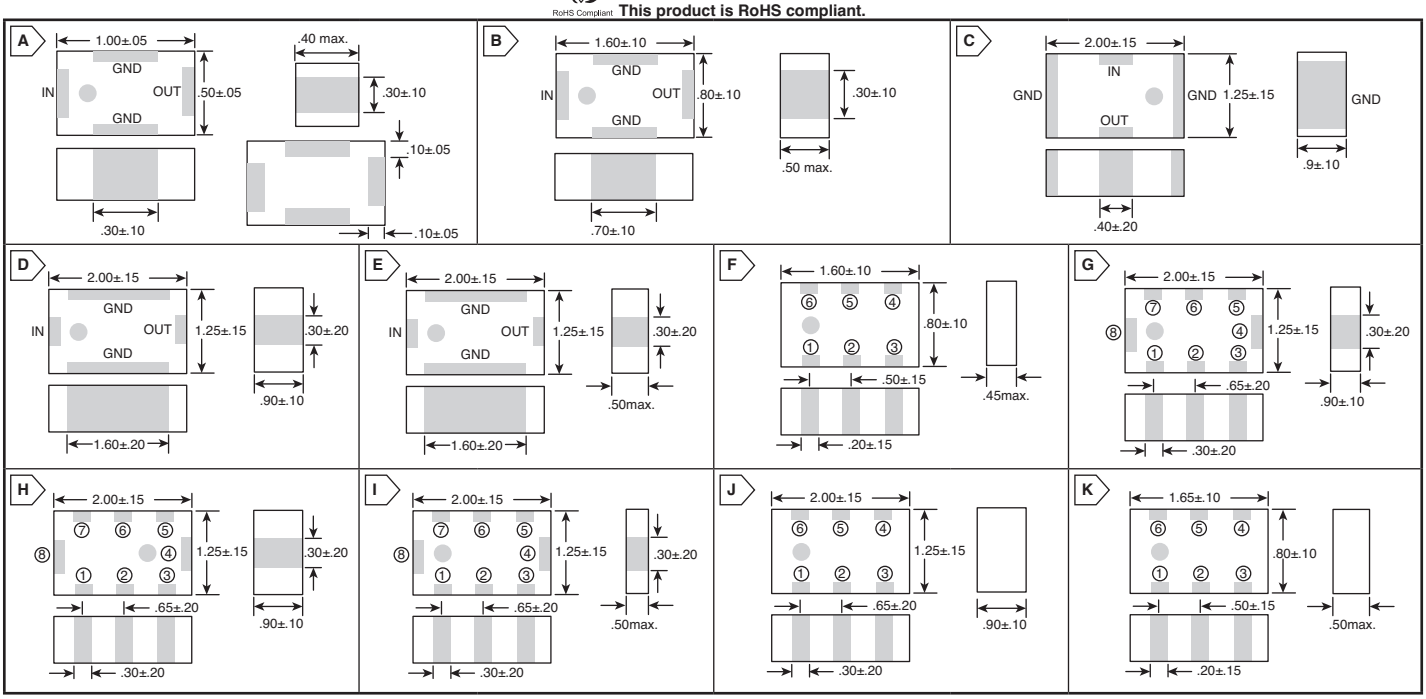

Features:
- High Frequency
- Compact and Low-profile
- Low loss and high attenuation
- Stable temperature characteristics

Applications:
- Bluetooth module, Wireless LAN, Digital TV

DIMENSIONS: mm

✻ For additional values and sizes, visit mouser.com

CHIP BAND PASS FILTERS

For quantities greater than listed, call for quote.

MOUSER STOCK NO.	Taiyo Yuden Part No.	Fig.	Frequency Range (MHz)	Frequency (MHz)	Impedance (Ohms)	Price Each 1	10	50	100	500
963-FI105B245024-T	FI105B245024-T	A	2400 - 2500	2450	50					
963-FI168B245001-T	FI168B245001-T	B	2400 - 2500	2450	50					
963-FI168B250065-T	FI168B250065-T	B	2300 - 2700	2500	50					
963-FI212B190223-T	FI212B190223-T	C	1884 - 1930	1902	50					
963-FI212B245025-T	FI212B245025-T	C	2400 - 2500	2450	50					
963-FI212B245026-T	FI212B245026-T	D	2400 - 2500	2450	50					
963-FI212B245027-T	FI212B245027-T	D	2400 - 2500	2450	50					
963-FI212B396001-T	FI212B396001-T	D	3168 - 4752	3960	50					
963-FI212B448802-T	FI212B448802-T	D	4224 - 4752	4488	50					

LOW PASS FILTERS

For quantities greater than listed, call for quote.

MOUSER STOCK NO.	Taiyo Yuden Part No.	Fig.	Frequency Range (MHz)	Frequency (MHz)	Impedance (Ohms)	Price Each 1	10	50	100	500
963-FI105L250014-T	FI105L250014-T	A	2400 - 2500	2500	50					
963-FI168L062005-T	FI168L062005-T	B	470 - 770	620	50					
963-FI168L259764-T	FI168L259764-T	B	2300 - 2700	2597	50					
963-FI212L062002-T	FI212L062002-T	E	470 - 770	620	50					
963-FI212L062003-T	FI212L062003-T	E	470 - 770	620	50					
963-FI212L062007-T	FI212L062007-T	E	470 - 770	620	50					
963-FI212L062009-T	FI212L062009-T	E	470 - 770	620	50					

DUAL FILTERS

For quantities greater than listed, call for quote.

MOUSER STOCK NO.	Taiyo Yuden Part No.	Fig.	Frequency Range (MHz)	Frequency (MHz)	Impedance (Ohms)	Price Each 1	10	50	100	500
963-FI168D087018-T	FI168D087018-T	F	824 - 915	870	50					

BALANCE FILTERS

For quantities greater than listed, call for quote.

MOUSER STOCK NO.	Taiyo Yuden Part No.	Fig.	Frequency Range (MHz)	Frequency (MHz)	Impedance (Ohms)	Price Each 1	10	50	100	500
963-FI212C245031-T	FI212C245031-T	G	2400 - 2500	2450	50					
963-FI212C245032-T	FI212C245032-T	G	2400 - 2500	2450	50					
963-FI212C245033-T	FI212C245033-T	H	2400 - 2500	2540	50					
963-FI212C245034-T	FI212C245034-T	H	2400 - 2500	2450	50					
963-FI212C245035-T	FI212C245035-T	G	2400 - 2500	2450	50					
963-FI212C245036-T	FI212C245036-T	G	2400 - 2500	2450	50					
963-FI212C245041-T	FI212C245041-T	G	2400 - 2500	2450	50					
963-FI212C245051-T	FI212C245051-T	G	2400 - 2500	2450	50					
963-FI212C245072-T	FI212C245072-T	G	2400 - 2500	2450	50					
963-FI212C249566-T	FI212C249566-T	I	2300 - 2690	2495	100					

DIPLEXERS

For quantities greater than listed, call for quote.

MOUSER STOCK NO.	Taiyo Yuden Part No.	Fig.	Frequency Range (MHz)	Frequency (MHz)	Impedance (Ohms)	Price Each 1	10	50	100	500
963-FI212P089208-T	FI212P089208-T	J	698 - 960	892	50					
963-FI212P089208-T	FI212P245003-T	J	698 - 960	892	50					

BALUN

For quantities greater than listed, call for quote.

MOUSER STOCK NO.	Taiyo Yuden Part No.	Fig.	Frequency Range (MHz)	Frequency (MHz)	Impedance (Ohms)	Price Each 1	10	50	100	500
963-FI168T578717-T	FI168T578717-T	K	5725 - 5850	5787	100					

© Copyright 2014 Mouser Electronics

© Copyright 2014 Mouser Electronics

TAIYO YUDEN Filters and Diplexers

TAIYO YUDEN

RoHS Compliant **This product is RoHS compliant.**

DIMENSIONS: mm

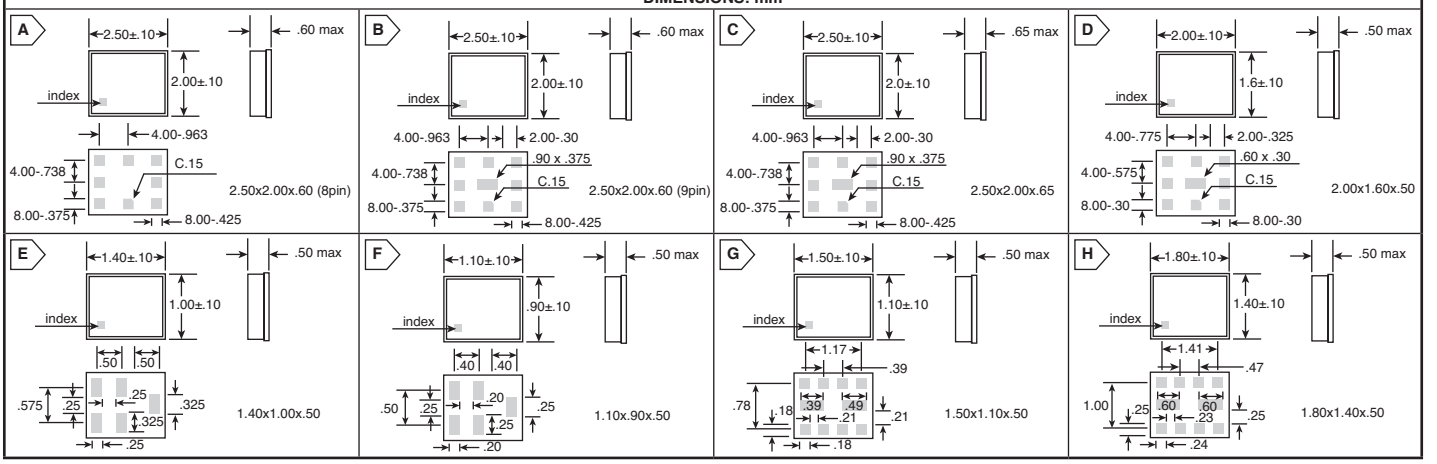

FAR SERIES

Features:
- Low insertion loss
- High attenuation
- Small size package
- High reliability with hermetic sealing

Applications:
- UMTS (W-CDMA)
- GSM
- LTE
- GPS

✻ For additional values and sizes, visit mouser.com

Saw Duplexers

For quantities greater than listed, call for quote.

MOUSER STOCK NO.	Taiyo Yuden Part No.	Fig.	Frequency Range (MHz)	Frequency (MHz)	Insertion Loss (dB)	Isolation (dB)	Price Each 1	10	50	100	500
963-FAD5NA881M50P1A2	FAR-D5NA-881M50-P1A2-Z	A	700 - 1000	881	-	-					
963-FAD5NC881M50M11A	FAR-D5NC-881M50-M11A-Z	A	700 - 1000	881	-	-					
963-FAD5NC881M50M11B	FAR-D5NC-881M50-M11B-Z	A	700 - 1000	881	-	-					
963-FAD5NE740M00P1C9	FAR-D5NE-740M00-P1C9-Z	B	700 - 1000	740	1.7/2.0	61/58					
963-FAD5NE881M50P1A6	FAR-D5NE-881M50-P1A6QZ	B	700 - 1000	881	1.6/1.7	60/53					
963-FAD5NE881M50P1A9	FAR-D5NE-881M50-P1A9-Z	B	700 - 1000	881	1.6/1.8	57/51					
963-FAD5NF942M50P1GW	FAR-D5NF-942M50-P1GWQZ	C	700 - 1000	942	1.9/2.3	59/54					
963-FAD5NF942M50P1GZ	FAR-D5NF-942M50-P1GZ-Z	C	700 - 1000	942	1.9/2.3	57/51					
963-FAD6JH2G1325B1YZ	FAR-D6JH-2G1325-B1YZ-Z	C	1000 - 5000	1325	1.5/1.7	57/51					
963-FAD6NF1G9600P1BT	FAR-D6NF-1G9600-P1BT-Z	C	1000 - 5000	1960	2.5/2.8	54/55					
963-FAD6NH1G9600M1Z6	FAR-D6NH-1G9600-M1Z6-Z	C	1000 - 5000	1960	2.3/2.7	55/53					
963-FAD6NH1G9600M1Z9	FAR-D6NH-1G9600-M1Z9-Z	C	1000 - 5000	1960	2.2/3.1	55/50					
963-D5NF878M0P1ET-Z	D5NF878M0P1ET-Z	C	700 - 1000	878	1.9/2.5	58/50					
963-D6HH1G960BH95-Z	D6HH1G960BH95-Z	C	1000 - 5000	960	2.3/2.5	56/53					
963-D6NF1G960P1BR-Z	D6NF1G960P1BR-Z	C	1000 - 5000	960	2.5/3.4	56/53					

Saw Filters

For quantities greater than listed, call for quote.

MOUSER STOCK NO.	Taiyo Yuden Part No.	Fig.	Frequency Range (MHz)	Frequency (MHz)	Insertion Loss (dB)	Isolation (dB)	Price Each 1	10	50	100	500
963-FAF5KA710M00D4VQ	FAR-F5KA-710M00-D4VQ-Z	D	700 - 1000	710	-	-					
963-FARF5KY751M00B4U	FAR-F5KY-751M00-B4UQ-Z	E	700-1000	751	1.6	-					
963-FAF5KA782M00D4VP	FAR-F5KA-782M00-D4VP-Z	D	700 - 1000	782	-	-					
963-FAF5KA836M50D4DF	FAR-F5KA-836M50-D4DF-Z	E	700 - 1000	836	1.9	-					
963-FAF5KA881M50D4DB	FAR-F5KA-881M50-D4DB-Z	E	700 - 1000	881	1.7	56					
963-FAF5KA897M50D4DC	FAR-F5KA-897M50-D4DC-Z	E	700 - 1000	897	2.2	16					
963-FAF5KB836M50B4EG	FAR-F5KB-836M50-B4EG-Z	E	700 - 1000	836	1.6	42					
963-FAF5KB881M50B4ED	FAR-F5KB-881M50-B4ED-Z	E	700 - 1000	881	1.5	61					
963-FAF5KB942M50B4EB	FAR-F5KB-942M50-B4EB-Z	E	700 - 1000	942	1.6	26					
963-FAF5KY740M00B4UR	FAR-F5KY-740M00-B4UR-Z	E	700 - 1000	740	1.4	60					
963-FAF5KY881M50B4UZ	FAR-F5KY-881M50-B4UZ-Z	E	700 - 1000	881	1.5	61					
963-FAF6KA1G5754L4AB	FAR-F6KA-1G5754-L4AB-Z	E	1000 - 5000	1575	0.44	-					
963-FAF6KA1G5754L4AJ	FAR-F6KA-1G5754-L4AJ-Z	E	1000 - 5000	1575	0.9	-					
963-FAF6KA1G7400D4DE	FAR-F6KA-1G7400-D4DE-Z	E	1000 - 5000	1740	1.5	44					
963-FAF6KA1G8800L4AF	FAR-F6KA-1G8800-L4AF-Z	E	1000 - 5000	1880	2.4	35					
963-FAF6KA1G9500D4DG	FAR-F6KA-1G9500-D4DG-Z	E	1000 - 5000	1950	1.6	38					
963-F6KY1G960B4NF-Z	F6KY1G960B4NF-Z	E	1000-5000	1960	2.8	-					
963-FAF6KA1G9600D4MT	FAR-F6KA-1G9600-D4MT-Z	E	1000 - 5000	1960	3.4	43					
963-FAF6KA2G0175D4DR	FAR-F6KA-2G0175-D4DR-Z	E	1000 - 5000	2017	1.8	-					
963-FAF6KA2G1400D4CG	FAR-F6KA-2G1400-D4CG-Z	E	1000 - 5000	2140	1.9	39					
963-FARF6KA2G1400D4D	FAR-F6KA-2G1400-D4DW-Z	E	1000-5000	2140	1.9	-					
963-FAF6KB1G8425B4GA	FAR-F6KB-1G8425-B4GA-Z	E	1000 - 5000	1842	1.5	14					
963-FAF6KB1G9500B4GJ	FAR-F6KB-1G9500-B4GJ-Z	E	1000 - 5000	1950	2.1	34					
963-FAF6KB1G9600B4GB	FAR-F6KB-1G9600-B4GB-Z	E	1000 - 5000	1960	1.6	18					
963-FAF6KB1G9600B4GP	FAR-F6KB-1G9600-B4GP-Z	E	1000 - 5000	1960	2.1	23					
963-FAF6KB2G1400B4GC	FAR-F6KB-2G1400-B4GC-Z	E	1000 - 5000	2140	1.7	39					
963-FAF5QA915M00M2AK	FAR-F5QA-915M00-M2AK-J	F	700 - 1000	915	1.8	-					
963-F5KA833M0D4MG-Z	F5KA833M0D4MG-Z	G	700 -1000	833	-	-					
963-F5KY878M0B4ND-Z	F5KY878M0B4ND-Z	G	700 - 1000	878	-	-					
963-F5QB881M5P2BG-J	F5QB881M5P2BG-J	G	700 -1000	881	-	-					
963-F6KA2G535L4AM-Z	F6KA2G535L4AM-Z	G	1000 - 5000	2535	-	-					

Saw Dual Filters

For quantities greater than listed, call for quote.

MOUSER STOCK NO.	Taiyo Yuden Part No.	Fig.	Frequency Range (MHz)	Frequency (MHz)	Insertion Loss (dB)	Isolation (dB)	Price Each 1	10	50	100	500
963-FAG6KZ1G8425Y4WY	FAR-G6KZ-1G8425-Y4WY-Z	H	1000 - 5000	1842	1.6/1.8	16/31					
963-FAG6KZ1G8425Y4WZ	FAR-G6KZ-1G8425-Y4WZ-Z	H	1000 - 5000	1842	1.8/1.6	31/16					

© Copyright 2014 Mouser Electronics
© Copyright 2014 Mouser Electronics

TDK Baluns, Diplexers and Filters

RoHS Compliant **This product is RoHS compliant.**

MULTILAYER BALUN TRANSFORMERS

For quantities greater than listed, call for quote.

MOUSER STOCK NO.	TDK Part No.	Application	Frequency Range (GHz)	Insertion Loss (dB)	Balanced Impedance (Ω)	Case Size (mm)	Price Each 1	10	100	500
810-HHM1904C1	HHM1904C1	2.4GHz W-LAN/Bluetooth	2.4 -2.5	1.0	75	1.0 x 0.5 x 0.4				
810-HHM1907B1	HHM1907B1	2.4GHz W-LAN/Bluetooth	4.9 - 5.9	0.8	50	1.0 x 0.5 x 0.5				
810-HHM1908A1	HHM1908A1	2.4GHz W-LAN/Bluetooth	4.9 - 5.9	0.8	100	1.0 x 0.5 x 0.5				
810-HHM1902A1	HHM1902A1	2.4GHz W-LAN/Bluetooth	2.4 -2.5	1.0	50	1.0 x 0.5 x 0.5				
810-HHM1903A1	HHM1903A1	2.4GHz W-LAN/Bluetooth	2.4 -2.5	1.0	100	1.0 x 0.5 x 0.5				
810-HHM-1710D1	HHM1710D1	2.4GHz W-LAN/Bluetooth	2.4 -2.5	1.2	50	1.6 x 0.8 x 0.6				
810-HHM-1711D1	HHM1711D1	2.4GHz W-LAN/Bluetooth	2.4 - 2.5	1.2	100	1.6 x 0.8 x 0.6				
810-HHM1713E2	HHM1713E2	2.4GHz W-LAN/Bluetooth	2.4 -2.5	1.2	200	1.6 x 0.8 x 0.6				
810-HHM-1521	HHM1521	2.4GHz W-LAN/Bluetooth	2.4 - 2..5	1.0	200	2.0 x 1.25 x .095				
810-HHM-1517	HHM1517	2.4GHz W-LAN/Bluetooth	2.4 -2.5	1.2	50	2.0 x 1.25 x .095				
810-HHM1520	HHM1520	2.4GHz W-LAN/Bluetooth	2.4 - 2..5	1.2	100	2.0 x 1.25 x .095				
810-HHM1541E1	HHM1541E1	2.4GHz W-LAN/Bluetooth	2.4 - 2..5	1.0	75	2.0 x 1.25 x 0.95				
810-HHM-1732B1	HHM1732B1	5.0GHz W-LAN	4.9 - 5.9	1.0	100	1.6 x 0.8 x 0.6				
810-HHM-1732B1	HHM1733B1	5.0GHz W-LAN	4.9 - 5.9	1.0	50	1.6 x 0.8 x 0.6				
810-HHM1752A2	HHM1752A2	5.0GHz W-LAN	4.9 - 5.9	1.0	200	1.6 x 0.8 x 0.6				
810-HHM1562B	HHM1562B	5.0GHz W-LAN	5.15 - 5.87	1.0	100	2.0 x 1.25 x 0.95				
810-HHM1570B1	HHM1570B1	5.0GHz W-LAN	5.15 - 5.87	1.0	100	2.0 x 1.25 x 0.95				
810-HHM1749K1	HHM1749K1	DCS Tx & Rx	1.7 - 1.9	0.8	100	1.6 x 0.8 x 0.6				
810-HHM1779B1	HHM1779B1	DCS Tx & Rx	2.11 - 2.17	0.8	100	1.6 x 0.8 x 0.6				
810-HHM1749H1	HHM1749H1	DCS Tx & Rx	1.93 - 1.99	0.9	100	1.6 x 0.8 x 0.6				
810-HHM1704A2	HHM1704A2	DCS Tx & Rx	1.71 - 1.88	1.1	50	1.6 x 0.8 x 0.65				
810-HHM1726P1	HHM1726P1	GSM900 Tx & Rx	880 - 960	0.8	100	1.6 x 0.8 x 0.6				
810-HHM1776B3	HHM1776B3	GSM900 Tx & Rx	880 - 960	1.2	50	1.6 x 0.8 x 0.6				
810-HHM1596A1	HHM1596A1	UWB	3.1 - 4.9	1.0	100	2.0 x 1.25 x 0.95				
810-HHM1595A1	HHM1595A1	UWB	3.0 - 8.0	1.5	100	2.0 x 1.25 x 0.95				

MULTILAYER DIPLEXERS

For quantities greater than listed, call for quote.

MOUSER STOCK NO.	TDK Part No.	Application	Frequency Range (GHz)	Insertion Loss (dB)	Case Size (mm)	Price Each 1	10	100	500
810-DPX16585DT8017A1	DPX165850DT-8017A1	2.4/5.0 GHz W-LAN	4.9 - 5.85	0.6	1.6 x 0.8 x 0.6				
810-DPX16595DT8018A1	DPX165950DT-8018A1	2.4/5.0 GHz W-LAN	4.9 - 5.95	0.9	1.6 x 0.8 x 0.6				
810-DPX20595DT9026A1	DPX205950DT-9026A1	2.4/5.0 GHz W-LAN	4.9 - 5.95	0.65	2.0 x 1.25 x 0.6				
810-DPX20585DT4043A1	DPX205850DT-4043A1	2.4/5.0 GHz W-LAN	4.9 - 5.85	0.75	2.0 x 1.25 x 0.95				
810-DPX20595DT9008A1	DPX205950DT-9008A1	2.4/5.0 GHz W-LAN	4.9 - 5.95	1.6	2.0 x 1.25 x 0.95				
810-DPX16250DT8014A1	DPX162500DT-8014A1	GPS & 2.4GHz Bluetooth	1.565 - 1.585	0.75	1.6 x 0.8 x 0.6				
810-DPX204752DT-4028	DPX204752DT-4028A1	UWB	2.3 - 4.752	1.1	2.0 x 1.25 x 0.95				

MULTILAYER BAND PASS FILTERS

For quantities greater than listed, call for quote.

MOUSER STOCK NO.	TDK Part No.	Application	Frequency Range (GHz)	Insertion Loss (dB)	Case Size (mm)	Price Each 1	10	100	500
810-DEA16245BT1241A1	DEA162450BT-1241A1	2.4GHz W-LAN/Bluetooth	2.4 - 2.5	2.0	1.6 x 0.8 x 0.6				
810-DEA16245BT126B2	DEA162450BT-1260B2	2.4GHz W-LAN/Bluetooth	2.4 - 2.5	2.2	1.6 x 0.8 x 0.6				
810-DEA16245BT1262B1	DEA162450BT-1262B1	2.4GHz W-LAN/Bluetooth	2.4 - 2.5	2.4	1.6 x 0.8 x 0.6				
810-DEA16245BT1247C1	DEA162450BT-1247C1	2.4GHz W-LAN/Bluetooth	2.4 - 2.5	2.5	1.6 x 0.8 x 0.6				
810-DEA16245BT296A1H	DEA162450BT-2096A1-H	2.4GHz W-LAN/Bluetooth	2.4 - 2.5	2.8	1.6 x 0.8 x 0.6				
810-DEA16245BT1271A3	DEA162450BT-1271A3	2.4GHz W-LAN/Bluetooth	2.4 - 2.5	3.0	1.6 x 0.8 x 0.6				
810-DEA16245BT292A1H	DEA162450BT-2092A1-H	2.4GHz W-LAN/Bluetooth	2.4 - 2.5	3.5	1.6 x 0.8 x 0.6				
810-DEA16245BT1210A1	DEA162450BT-1210A1	2.4GHz W-LAN/Bluetooth	2.4 - 2.5	3.3	1.6 x 0.8 x 0.65				
810-DEA20245BT3201B2	DEA202450BT-3201B2	2.4GHz W-LAN/Bluetooth	2.4 - 2.5	2.5	2.0 x 1.25 x 0.8				
810-DEA20245BT1275A1	DEA202450BT-1275A1	2.4GHz W-LAN/Bluetooth	2.4 - 2.5	1.6	2.0 x 1.25 x 0.95				
810-DEA202450B2038A1	DEA202450BT-2038A1	2.4GHz W-LAN/Bluetooth	2.4 - 2.5	2.6	2.0 x 1.25 x 0.95				
810-DEA20245BT1283A2	DEA202450BT-1283A2	2.4GHz W-LAN/Bluetooth	2.4 - 2.5	1.6	2.0 x 1.25 x 1.05				
810-DEA25245BT208B2	DEA252450BT-2080B2	2.4GHz W-LAN/Bluetooth	2.4 - 2.5	2.0	2.5 x 2.0 x 0.9				
810-DEA25245BT2024C2	DEA252450BT-2024C2	2.4GHz W-LAN/Bluetooth	2.4 - 2.8	3.0	2.5 x 2.0 x 0.9				
810-DEA25245BT2027A1	DEA252450BT-2027A1	2.4GHz W-LAN/Bluetooth	2.4 - 2.5	1.2	2.5 x 2.0 x 1				
810-DEA25245BT2031A1	DEA252450BT-2031A1	2.4GHz W-LAN/Bluetooth	2.4 - 2.5	1.5	2.5 x 2.0 x 1				
810-DEA252450B2063C1	DEA252450BT-2063C1	2.4GHz W-LAN/Bluetooth	2.4 - 2.5	2.4	2.5 x 2.0 x 1				
810-DEA25245BT2109C3	DEA252450BT-2109C3	2.4GHz W-LAN/Bluetooth	2.4 - 2.5	2.5	2.5 x 2.0 x 1				
810-DEA25245BT2037C1	DEA252450BT-2037C1	2.4GHz W-LAN/Bluetooth	5.375	1.8	2.5 x 2.0 x 1.5				
810-DEA252400BT2030A	DEA252400BT-2030A1	2.4GHz W-LAN/Bluetooth	880 - 915	1.4	2.5×2.0×1.0				
810-DEA16537BT2122A1	DEA165375BT-2122A1	5.0GHz W-LAN	5.375	1.8	1.6 x 0.8 x 0.6				
810-DEA20542BT1209B2	DEA205425BT-1209B2	5.0GHz W-LAN	4.9 - 5.95	1.5	2.0 x 1.25 x 0.9				
810-DEA20537BT2054A1	DEA205375BT-2054A1	5.0GHz W-LAN	4.9 - 5.85	2.5	2.0 x 1.25 x 0.95				
810-DEA25578BT2044A1	DEA255787BT-2044A1	5.0GHz W-LAN	5.725 - 5.85	1.6	2.5 x 2 x 1.5				
810-DEA205437BT1200	DEA205437BT-1200	5.0GHz W-LAN	5.15 - 5.9	1.5	3 x 1.25 x 0.9				
810-DEA205425BT2028A	DEA205425BT-2028A4	5.0GHz W-LAN	1.28 - 3.3	1.6	3 x 1.25 x 0.95				
810-DEA252593B2074A3	DEA252593BT-2074A3	WiMAX	5.725 - 5.85	1.6	2.5 x 2 x 1.5				

MULTILAYER BAND PASS FILTERS (BALANCE OUTPUT TYPE)

For quantities greater than listed, call for quote.

MOUSER STOCK NO.	TDK Part No.	Application	Frequency Range (GHz)	Insertion Loss (dB)	Case Size (mm)	Price Each 1	10	100	500
810-DEA202450BT-7077	DEA202450BT-7077A1	2.4GHz W-LAN/Bluetooth	2.4 - 2.5	3.9	2.0 x 1.25 x 0.95				
810-DEA252450BT-7035	DEA252450BT-7035B2	Bluetooth	2.4 - 2.5	3.6	2.5 x 2.0 x 1.8				
810-DEA202450B7210A1	DEA202450BT-7210A1	ZigBee	2.4 - 2.5	0.95	2.0 x 1.25 x 0.8				

MULTILAYER LOW PASS FILTERS

For quantities greater than listed, call for quote.

MOUSER STOCK NO.	TDK Part No.	Application	Frequency Range (GHz)	Insertion Loss (dB)	Case Size (mm)	Price Each 1	10	100	500
810-DEA16250LT1212A1	DEA162500LT-1212A1	2.4GHz W-LAN/Bluetooth	2.4 - 2.484	0.75	2.0 x 1.25 x 1				
810-DEA16250LT1217A1	DEA162500LT-1217A1	2.4GHz W-LAN/Bluetooth	2.4 -2.5	0.48	1.6 x0 .8 x 0.6				
810-DEA16191LT5003C1	DEA161910LT-5003C1	DCS/PCS	1.71 - 1.91	0.52	1.6 x 0.8 x 0.6				
810-DEA160915LT-1169	DEA160915LT-1169	GSM850/GSM900 Tx	880 - 915	0.7	1.6 x 0.8 x 0.2				
810-DEA16269LT1217A2	DEA162690LT-1217A2	WiMAX	2.3 - 2.69	0.8	1.6 x 0.8 x 0.6				

MULTILAYER HIGH PASS FILTERS

For quantities greater than listed, call for quote.

MOUSER STOCK NO.	TDK Part No.	Application	Frequency Range (GHz)	Insertion Loss (dB)	Case Size (mm)	Price Each 1	10	100	500
810-DEA16240HT8004B1	DEA162400HT-8004B1	2.4GHz W-LAN/Bluetooth	1.8 - 1.9	1.4	1.6 x 0.8 x 0.6				
810-DEA20248HT8002A1	DEA202484HT-8002A1	2.4GHz W-LAN/Bluetooth	2.4 - 2.484	0.75	2.0 x 1.25 x 1				

© Copyright 2014 Mouser Electronics

© Copyright 2014 Mouser Electronics

TDK Common Mode Filters and Antennas

Products may be RoHS compliant. Check mouser.com for RoHS status.

TCM SERIES COMMON MODE FILTERS SMD

Specifications:
- Operating Temperature: –25°C to +85°C

TCM0806 Type Ultra-Compact Common Mode Filter

Applications:
- PDP/LCD/DLP/PJ TVs
- DVD players
- Notebook PCs
- High speed interface (LVDS, IEEE1394 and USB2.0)
- Portable audio
- Amusement machines
- Digital cellular phones

RoHS Compliant



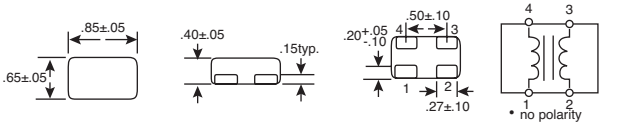

For quantities greater than listed, call for quote.

MOUSER STOCK NO.	TDK Part No.	Impedance @ 100MHz	Size (wxd) mm	Thickness (t) mm	Lines	Price Each 1	50	100	500
810-TCM0806G-350-2P	TCM0806G-350-2P	35W±30%	0.85x0.65	0.4	1				
810-TCM0806G-650-2P	TCM0806G-650-2P	65W±20%	0.85x0.65	0.4	1				
810-TCM0806G-900-2P	TCM0806G-900-2P	90W±20%	0.85x0.65	0.4	1				

TCM1608G Type Dual-Circuit Modularized Common Mode Filter Array

Applications:
- PDP/LCD/DLP/PJ TVs
- DVD players
- Notebook PCs
- High speed interface (LVDS, IEEE1394 and USB2.0)
- Portable audio
- Amusement machines
- Digital cellular phones

RoHS Compliant



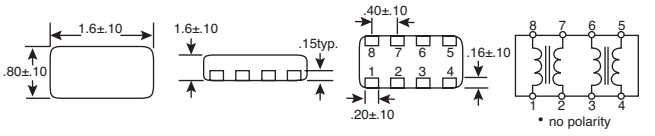

For quantities greater than listed, call for quote.

MOUSER STOCK NO.	TDK Part No.	Impedance @ 100MHz	Size (wxd) mm	Thickness (t) mm	Lines	Price Each 1	50	100	500
810-TCM1608G-350-4P	TCM1608G-350-4P	35W±30%	1.6x0.8	0.4	2				
810-TCM1608G-650-4P	TCM1608G-650-4P	65W±20%	1.6x0.8	0.4	2				
810-TCM1608G-900-4P	TCM1608G-900-4P	90W±20%	1.6x0.8	0.4	2				
810-TCM1608G-201-4P	TCM1608G-201-4P	200W±20%	1.6x0.8	0.4	2				

MCZ1210AH Type Compact Size Multilayer Common Mode Filter

Applications:
- High speed interface (LVDS and USB2.0)
- Digital cellular phones, PCs, DSCs, portable game machines.

RoHS Compliant



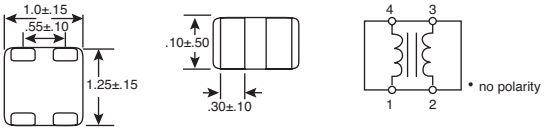

For quantities greater than listed, call for quote.

MOUSER STOCK NO.	TDK Part No.	Impedance @ 100MHz	Size (wxd) mm	Thickness (t) mm	Lines	Price Each 1	50	100	500
810-MCZ1210AH360	MCZ1210AH360	36W±25%	1.25x1.0	0.5	1				
810-MCZ1210AH900	MCZ1210AH900	90W±25%	1.25x1.0	0.5	1				
810-MCZ2010AH900	MCZ2010AH900	90W±25%	2.0x1.0	0.5	2				
810-MCZ2010AH121	MCZ2010AH121	120W±25%	2.0x1.0	0.5	2				

DIMENSIONS: mm

A



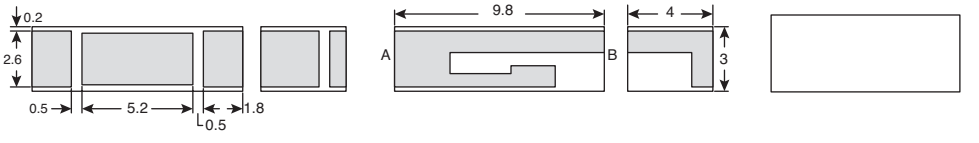

A: Feeding point
B: Fixing electrode
Tolerance: ±0.2mm

Dimensions in mm

B

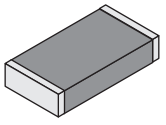

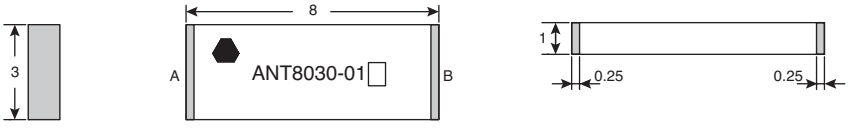

A) Feed Point
B) NC
Weight: 0.08g
Tolerance: ±0.2mm
[Unit:mm]

CERAMIC CHIP ANTENNAS

PRODUCT NEW

For quantities greater than listed, call for quote.

MOUSER STOCK NO.	TDK Part No.	Fig.	Application	Frequency Range (GHz)	Polarization	Antenna Gain	Impedance (Ohms)	VSWR (Max)	Price Each 1	10	100	500
810-ANT98030CGS2442M	ANT098030CGS2442MB1	A	ISM Band	2.4-2.485	Linear	5.0 dBi	50	3.7				

MULTILAYER CHIP ANTENNAS

For quantities greater than listed, call for quote.

MOUSER STOCK NO.	TDK Part No.	Fig.	Application	Frequency Range (GHz)	Polarization	Antenna Gain	Impedance (Ohms)	VSWR (Max)	Price Each 1	10	100	500
810-ANT8030-2R4-01A	ANT8030-2R4-01A	B	Bluetooth	2.4 to 2.5	Linear	2.0 dBi	50	2.0				

© Copyright 2014 Mouser Electronics
© Copyright 2014 Mouser Electronics

WALSIN Antennas, Baluns, and Balance Filters

RoHS Compliant This product is RoHS compliant.

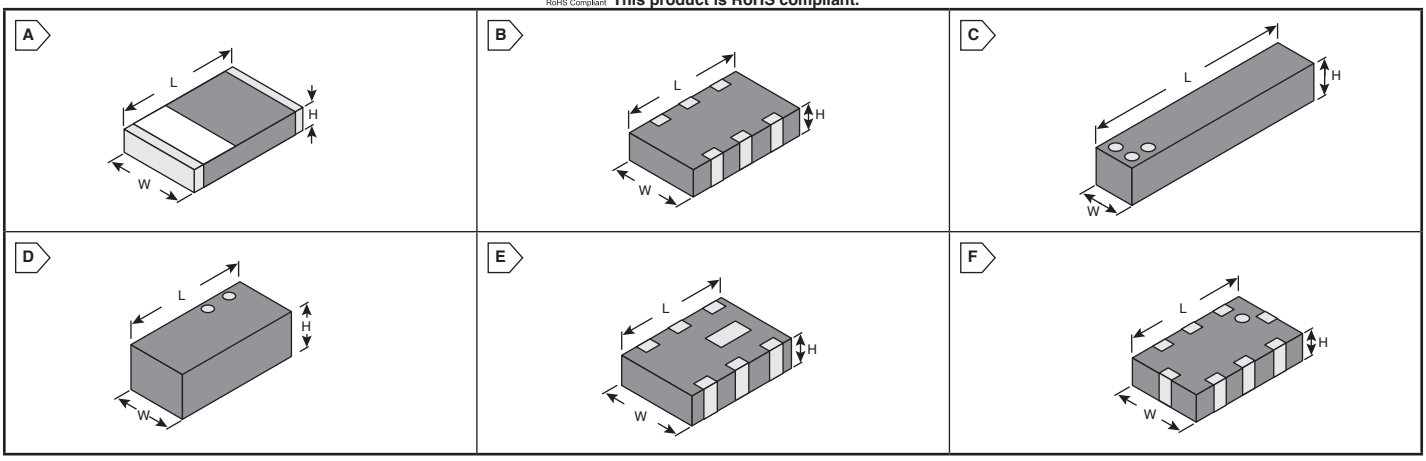

BLUETOOTH/WLAN ANTENNAS

For quantities greater than listed, call for quote.

MOUSER STOCK NO.	Fig.	Dimensions: mm			Frequency Range	Polarization	Gain (Typ)	Impedance (Ω)	VSWR (Max)	Bandwidth	Price Each			
Mfr. Mfr. Part No.		L	W	H							1	50	100	500
Chip 2.4GHz ISM Band														
791—RFANT3216120A1T	A	3.20±0.20	1.60±0.10	1.20±0.10	2450 ± 50MHz	Linear	2dBi	50	2.0	150MHz				
791—RFANT3216120A3T	A	3.20±0.20	1.60±0.10	1.20±0.10	2450 ± 50MHz	Linear	2dBi	50	2.0	150MHz				
791—RFANT3216120A5T	A	3.20±0.20	1.60±0.10	1.20±0.10	2450 ± 50MHz	Linear	2dBi	50	2.0	150MHz				
791—RFANT5220110A0T	A	2.00±0.20	5.00±0.20	1.15±0.10	2.4~2.5GHz	Linear	2dBi	50	2.0	100MHz				
791—RFANT5220110A2T	A	2.00±0.20	5.00±0.20	1.15±0.10	2.4~2.5GHz	Linear	2dBi	50	2.0	100MHz				
791—RFANT9520120A0T	A	9.50±0.20	2.00±0.20	1.20±0.20	2.4~2.6GHz	Linear	2dBi	50	2.0	200Mhz				
Chip 2.4/4.9/5.8GHz Multiband														
791—RFANT6050110L0T	B	5.90±0.30	5.10±0.30	1.10±0.10	2.45GHz 5.25GHz 5.85GHz	Linear	1.5dBi 4.0dBi 4.0dBi	50	2.0	100MHz 200MHz 100MHz				
791—RFANT6050110L1T	B	5.90±0.30	5.10±0.30	1.10±0.10	2.45GHz 5.25GHz 5.85GHz	Linear	1.5dBi 4.0dBi 4.0dBi	50	2.0	100MHz 200MHz 100MHz				
Free 2.4GHz ISM Band														
791—RGFRA1903041A1T	C	1.90±0.15	3.00±0.15	3.80±0.20	2.45GHz	Linear	2dBi	50	2.0	200MHz				
791—RGFRA9937380A3T	D	9.90±0.15	3.70±0.15	3.80±0.20	2.55GHz	Linear	2dBi	50	2.0	100MHz				

HIGH FREQUENCY BALUNS

For quantities greater than listed, call for quote.

MOUSER STOCK NO.	Fig.	Dimensions: mm			Frequency Range	Impedance (Ω)		Return Loss (dB) (Min)	Inband Amplitude Imbalance (dB)	Phase Difference	Insertion Loss (dB)	Price Each			
Mfr. Mfr. Part No.		L	W	H		Unbalanced	Balanced					1	50	100	500
2.4GHz ISM Band															
791—RGBLN1608070A1T	E	1.60±0.10	0.85±0.10	0.70±0.10	2450±50MHz	50	100	10	2.0	180°±15°	1.5				
791—RGBLN1608070A5T	E	1.60±0.10	0.85±0.10	0.70±0.10	2450±50MHz	50	100	10	2.0	180°±10°	1.2				
791—RFBLN2012090A0T	E	2.00±0.15	1.25±0.15	0.95±0.10	2450±50MHz	50	50	10	2.0	180°±10°	1.2				
791—RFBLN2012090A1T	E	2.00±0.15	1.25±0.15	0.95±0.10	2450±50MHz	50	100	10	2.0	180°±10°	1.0				
791—RFBLN2012090A2T	E	2.00±0.15	1.25±0.15	0.95±0.10	2450±50MHz	50	200	10	2.0	180°±10°	1.0				
5.2/5.8GHz ISM Dualband															
791—RFBLN2012090K1T	E	2.00±0.15	1.25±0.15	0.95±0.10	5400±500MHz	50	100	-10	2.0	180°±10°	-1.2				

HIGH FREQUENCY BALANCE FILTERS, 2.4GHZ ISM BAND

For quantities greater than listed, call for quote.

MOUSER STOCK NO.	Fig.	Dimensions: mm			Frequency Range	Insertion Loss (dB)	Impedance (Ω)		Phase Difference	Amplitude Difference (dB)	Attenuation (dB) (Min)	Price Each			
Mfr. Mfr. Part No.		L	W	H			Unbalanced	Balanced				1	50	100	500
791—RFBPB2012090A1T	F	2.00±0.15	1.25±0.15	0.90±0.10	2450 50MHz	3.5dB	50	Match BC series	180°±10°	2.0	35 @880-960MHz 30 @1710-1880MHz 20 @1880-1990MHz 30 @4800-5000MHz				
791—RFBPB2012090A3T	F	2.00±0.15	1.25±0.15	0.90±0.10	2450 50MHz	3.5dB	50	Match BC series	180°±10°	2.0	35 @880-960MHz 30 @1710-1880MHz 20 @1880-1990MHz 30 @4800-5000MHz				
791—RFBPB2012090A9T	F	2.00±0.15	1.25±0.15	0.90±0.10	2450 50MHz	2.8dB	50	Match BC series	180°±10°	2.0	35 @880-960MHz 25 @1710-1880MHz 30 @4800-5000MHz				
791—RFBPB2012110A5T	F	2.00±0.15	1.25±0.15	1.10±0.10	2450 50MHz	2.8dB	50	Match BC series	180°±10°	2.0	30 @880-960MHz 30 @1710-1880MHz 20 @1880-1990MHz 30 @4800-5000MHz				

© Copyright 2014 Mouser Electronics
© Copyright 2014 Mouser Electronics

XICON Audio and I.F. Transformers

XICON Passive Components

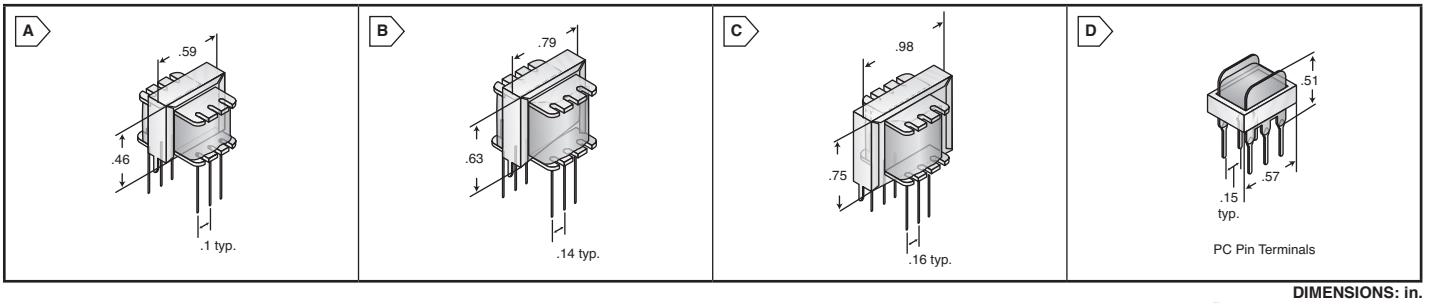

DIMENSIONS: in.

PC LEADS

RoHS Compliant

✻ Dual Secondaries

For quantities greater than listed, call for quote.

MOUSER STOCK NO.	Fig.	Impedance (Ω) Pri.	Impedance (Ω) Sec.	Resist. (Ω) Pri.	Resist. (Ω) Sec.	Application (Typical)	Price Each 1	100	500	1000
Ultraminiature Core Type EI-14, 75mW Max Output										
42TL030-RC	A	100 CT	100 CT	10.9	9.10	Coupling				
42TL004-RC	A	200 CT	8 CT	12	1	Output				
42TL023-RC	A	300 CT	600 CT	30	35	Coupling				
42TL001-RC	A	500 CT	8 CT	35	1	Output				
42TL009-RC	A	500 CT	500 CT	40	38	Interstage				
42TL031-RC	A	600 CT	100 CT	42.8	20.2	Coupling				
42TL016-RC	A	600 CT	600 CT	65	55	Coupling				
42TL008-RC	A	800 CT	8 CT	40	1	Output				
42TL013-RC	A	1K CT	8 CT	60	1	Output				
42TL027-RC	A	1K CT	2K CT	130	140	Coupling				
42TL003-RC	A	1.2K CT	8 CT	80	1	Output				
42TL022-RC	A	1.5K CT	600 CT	125	55	Coupling				
42TL021-RC	A	4K CT	600 CT	148	64	Coupling				
42TL018-RC	A	7K CT	10K CT	400	385	Interstage				
42TL019-RC	A	10K CT	600 CT	450	100	Coupling				
42TL002-RC	A	10K CT	2K CT	500	200	Driver				
42TL012-RC	A	10K CT	5K CT	900	500	Interstage				
42TL218-RC	A	10K CT	10K CT	715	583	Interstage				
✻ 42TL017-RC	A	20K CT	600 CT	693	66	Coupling				
Core Type EI-19, 200mW Max Output										
42TM030-RC	B	100 CT	100 CT	9.25	7.80	Coupling				
42TM004-RC	B	200 CT	8 CT	12	1	Output				
42TM001-RC	B	500 CT	8 CT	26	1	Output				
42TM026-RC	B	500 CT	16 CT	50	5	Output				
42TM009-RC	B	500 CT	500 CT	50	40	Interstage				
42TM023-RC	B	600 CT	300 CT	55	30	Coupling				
42TM016-RC	B	600 CT	600 CT	65	55	Coupling				
42TM008-RC	B	800 CT	8 CT	40	1	Output				
42TM013-RC	B	1K CT	8 CT	75	1	Output				
42TM003-RC	B	1.2K CT	8 CT	80	1	Output				
42TM011-RC	B	1.5K CT	500 CT	120	50	Interstage				

PC LEADS (CONT.)

RoHS Compliant

✻ Dual Secondaries

For quantities greater than listed, call for quote.

MOUSER STOCK NO.	Fig.	Impedance (Ω) Pri.	Impedance (Ω) Sec.	Resist. (Ω) Pri.	Resist. (Ω) Sec.	Application (Typical)	Price Each 1	100	500	1000
Core Type EI-19, 200mW Max Output (Cont.)										
42TM022-RC	B	1.5K CT	600 CT	65	45	Coupling				
42TM021-RC	B	4K CT	600 CT	244	77	Coupling				
42TM114-RC	B	4.6K CT	20 CT	300	2	Input				
42TM024-RC	B	10K CT	500 CT	550	150	Coupling				
42TM019-RC	B	10K CT	600 CT	600	100	Coupling				
42TM002-RC	B	10K CT	2K CT	600	155	Driver				
42TM018-RC	B	10K CT	10K CT	550	500	Interstage				
42TM006-RC	B	20K CT	1K CT	900	70	Interstage				
42TM017-RC	B	25K CT	600 CT	1000	80	Coupling				
42TM117-RC	B	50K CT	1K CT	1.2K	42	Input				
Dual Secondary Core Type EI-19, 200mW Max Output										
✻ 42TM028-RC	B	600 CT	600/600	78	65/60	Coupling				
Miniature Core Type EI-24, 400mW Max Output										
42TU048-RC	C	48 CT	8 CT	2.5	.5	Output				
42TU120-RC	C	120 CT	8CT	7	.7	Output				
42TU200-RC	C	200 CT	8 CT	12	.5	Output				
42TU400-RC	C	500 CT	8 CT	18	.7	Output				
42TU500-RC	C	500 CT	500 CT	35	28	Interstage				
42TU016-RC	C	600 CT	600 CT	65	55	Coupling				
42TU008-RC	C	800 CT	8 CT	40	1	Output				
42TU013-RC	C	1K CT	8 CT	75	1	Output				
42TU003-RC	C	1.2K CT	8 CT	75	1	Output				
42TU011-RC	C	1.5K CT	500 CT	120	50	Interstage				
42TU019-RC	C	10K CT	600 CT	600	100	Coupling				
42TU002-RC	C	10K CT	2K CT	600	155	Driver				
42TU012-RC	C	10K CT	5K CT	425	220	Interstage				

PC Pin Terminals

MOUSER STOCK NO.	Fig.	Impedance (Ω) Pri.	Impedance (Ω) Sec.	Resist. (Ω) Pri.	Resist. (Ω) Sec.	Application (Typical)	Price Each 1	100	500	1000
Microminiature Core Type EI-14, 75mW Max Output										
42XL016-RC	D	600 CT	600 CT	65	55	Coupling				
42XL003-RC	D	1.2K CT	8 CT	80	1	Output				

SHIELDED AUDIO TRANSFORMERS MICROMINIATURE CORE TYPE EI-14, 75MW MAX OUTPUT

Epoxy encapsulated. Metal shielded to reduce magnetic cross coupling and electrostatic fields.

For quantities greater than listed, call for quote.

MOUSER STOCK NO.	Impedance (Ω) Primary	Impedance (Ω) Secondary	Resistance (Ω) Primary	Resistance (Ω) Secondary	Application (Typical)	Price Each 1	100	500	1000
429-7201-RC	500 CT	8 CT	35	1	Output				
429-7209-RC	500 CT	500 CT	40	38	Interstage				
429-7216-RC	600 CT	600 CT	65	55	Coupling				
429-7218-RC	7K CT	10K CT	400	385	Interstage				
429-7202-RC	10K CT	2K CT	580	200	Driver				

RoHS Compliant

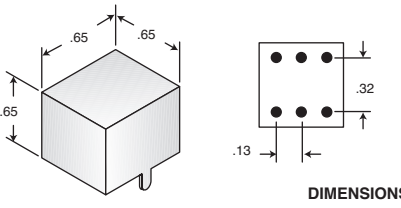

DIMENSIONS: in.

I.F. TRANSFORMERS

• I.F.: Intermediate Frequency

DIMENSIONS: in.

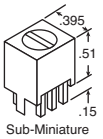

Sub-Miniature

Schematics

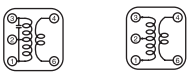

Sub-Miniature PC Mounting

For quantities greater than listed, call for quote.

MOUSER STOCK NO.	Impedance Pri : Sec	Application (Typical)	Cap Color	Schem.	Turns Ratio Pri : Sec	Price Each 1	10	100	500
455kHz									
42IF101-RC	60K : 600	1st IF	Yel	1	22 : 1				
42IF102-RC	30K : 500	2nd IF	White	1	22 : 1				
42IF103-RC	20K : 6K	3rd IF	Black	1	6 : 1				
796kHz									
42IF100-RC	Osc.	Tuning	Red	2	13 : 1				
42IF110-RC	Osc.	Tuning	Red	2	35 : 1				
10.7MHz									
42IF122-RC	15K : 300	2nd & 3rd IF	Brown	1	14 : 1				
42IF123-RC	25K : 4K	1st IF	Green	1	7 : 1				
Variable Frequency (Capacitor-less)									
42IF104-RC	50K : 500	1st IF	Yel	2	22 : 1				
42IF106-RC	20K : 5K	3rd IF	Black	2	6 : 1				
42IF124-RC	15K : 300	2nd & 3rd IF	Org	2	14 : 1				

© Copyright 2014 Mouser Electronics

© Copyright 2014 Mouser Electronics

Wire & Cable, Connectors

Wire & Cable

WIRE & CABLE MGMT.

Cable Ties, Duct, Identification, Mounting

Panduit 1304-1306

TUBING

3M 1316

Alpha Wire 1307-1309

Qualtek Electronics 1310-1311

TE Connectivity 1312-1315

WIRE & CABLE

Alpha Wire 1317-1323

Belden 1324-1335

CABLE ASSEMBLIES

3M 1336

Amphenol 1337

Johnson Components / Emerson 1338

Qualtek 1339

Connectors

AC POWER CONNECTORS

Power Cords, Power Entry Modules, Power Filters, Power Outlets and Inlets

Bulgin 1340

Corcom / TE Connectivity 1343-1344

Qualtek Electronics . 1341-1342, 1354-1356

Schaffner 1345

Schurter 1346-1353

DC POWER CONNECTORS

Switchcraft 1357

AUDIO / VIDEO CONNECTORS

Audio Connectors, Adapters, Banana, DIN, Phone, Phono, and XLR

Amphenol 1358

Johnson Components / Emerson .1359-1360

Pomona 1362

Rean / Neutrik 1361

Switchcraft 1363-1366

RF CONNECTORS

Amphenol 1367-1375

Hirose 1383-1384

Johnson Components / Emerson .1376-1379

Molex. 1385

Pomona 1386

TE Connectivity / AMP. 1387-1389

Trompeter 1380-1382

DATA / NETWORK / TELECOM CONNECTORS

Modular, SFP+, DisplayPort, USB, HDMI and Fiber

Amphenol 1403, 1410-1411

Bulgin 1416

HARTING. 1409

Hirose Connector 1390, 1395-1396

JAE Electronics 1397

Molex. . . . . 1391, 1394, 1398-1399, ... 1406-1408, 1412

TE Connectivity . . . . . .1392-1393, 1400, ... 1404-1405, 1413-1415

Wurth Electronics 1401

Yamaichi 1402

PHOTOVOLTAIC (SOLAR) CONNECTORS

Amphenol 1417

"D" CONNECTORS

D Sub Connectors, Adapters and Hoods

3M 1418-1419

NorComp. 1420-1424

TE Connectivity 1425-1431

CIRCULAR CONNECTORS

Amphenol 1432-1436

Bulgin 1437-1440

CONXALL 1441

Hirose Connector 1442-1445

Phoenix Contact 1446-1448

Souriau 1449-1451

TE Connectivity 1452-1456

LIGHTING CONNECTORS

AVX. 1457-1458

Hirose Connector 1459

TE Connectivity 1460-1463

MEMORY CARD CONNECTORS

ALPS 1464

AVX. 1465

Hirose 1467

JAE Electronics 1466

Molex. 1468

BACKPLANE / CARD EDGE

FCI 1469-1471

TE Connectivity 1472-1474

Yamaichi 1475

AUTOMOTIVE CONNECTORS

Amphenol 1476

FCI 1477

JAE Electronics 1478

Molex. 1479

TE Connectivity 1480

POWER CONNECTORS

Amphenol 1481

TE Connectivity 1482

RECTANGULAR CONNECTORS

Headers/Receptacles, Housings, Pin and Socket

3M 1483-1488

AVX. 1489

FCI 1490-1495

Harwin 1496-1501

Hirose Connector 1502-1513

JAE Electronics 1514-1515

Molex. 1516-1545

Omron 1546-1548

TE Connectivity 1549-1573

SOCKETS

Component and Test Sockets

Harwin 1574

Yamaichi 1575

TERMINALS

Keystone Electronics. 1576-1579

Molex. 1580-1581

Panduit 1582-1584

Phoenix Contact 1585

TE Connectivity 1586-1588

TERMINAL BLOCKS

Pluggable, Barrier, PCB, and DIN Rail

Molex 1589

Phoenix Contact 1590-1606

TE Connectivity 1607

PANDUIT Cable Ties

PANDUIT PAN-TY® NYLON CABLE TIES

General Purpose Locking Cable Ties

Features:

- Engineered with quality features designed to increase productivity & reduce your total installed cost
- Low threading force • No sharp edges • Finger grip tip • Bent tip
- Consistent quality assured by tests conducted by military and independent testing labs
- One-piece constructions - up to 250lbs. minimum loop tensile strength
- Materials and colors to suit the application and environment
- Applicable sizes meet all appropriate Military Specifications and are U.L. Recognized



Nylon 6.6 (Natural)

For quantities greater than listed, call for quote.

MOUSER STOCK NO.	Panduit Part No.	Length (in.)	Max. Bundle Dia. (in.)	Width (in.)	Price Each 1	100	500	1000
Subminiature - Minimum Loop Tensile Strength: 12lbs.								
644-PLT.6SM-M	PLT.6SM-M	2.80	0.60	0.098				
Miniature - Minimum Loop Tensile Strength: 18lbs.								
644-PLT.7M-M	PLT.7M-M	3.10	0.68	0.098				
644-PLT1M-M	PLT1M-M	3.90	0.87	0.098				
644-PLT1.5M-M	PLT1.5M-M	5.60	1.25	0.098				
644-PLT2M-M	PLT2M-M	8.00	2.00	0.098				
Intermediate - Minimum Loop Tensile Strength: 40lbs.								
644-PLT1.5I-M	PLT1.5I-M	5.60	1.38	0.142				
644-PLT2I-M	PLT2I-M	8.00	2.00	0.142				
644-PLT2.5I-M	PLT2.5I-M	9.70	2.50	0.145				
644-PLT3I-M	PLT3I-M	11.40	3.00	0.145				
644-PLT4I-M	PLT4I-M	14.60	4.00	0.145				
Standard - Minimum Loop Tensile Strength: 50lbs.								
644-PLT1S-M	PLT1S-M	4.80	1.00	0.190				
644-PLT1.5S-M	PLT1.5S-M	6.20	1.50	0.190				
644-PLT2S-M	PLT2S-M	7.40	1.88	0.190				
644-PLT2.5S-M	PLT2.5S-M	9.80	2.50	0.190				
644-PLT3S-M	PLT3S-M	11.50	3.00	0.190				
644-PLT4S-M	PLT4S-M	14.50	4.00	0.190				
Heavy - Minimum Loop Tensile Strength: 120lbs.								
644-PLT4H-L	PLT4H-L	14.50	4.00	0.300				

Weather (UV) Resistant Nylon 6.6 (Black)

- UL94V-2 rating

For quantities greater than listed, call for quote.

MOUSER STOCK NO.	Panduit Part No.	Length (in.)	Max. Bundle Dia. (in.)	Width (in.)	Price Each 1	100	500	1000
Subminiature - Minimum Loop Tensile Strength: 12lbs.								
644-PLT.6SM-M0	PLT.6SM-M0	2.80	0.60	0.098				
Miniature - Minimum Loop Tensile Strength: 18lbs.								
644-PLT.7M-M0	PLT.7M-M0	3.10	0.68	0.098				
644-PLT1M-M0	PLT1M-M0	3.90	0.87	0.098				
644-PLT1.5M-M0	PLT1.5M-M0	5.60	1.25	0.098				
644-PLT2M-M0	PLT2M-M0	8.00	2.00	0.098				
Intermediate - Minimum Loop Tensile Strength: 40lbs.								
644-PLT1.5I-M0	PLT1.5I-M0	5.60	1.38	0.142				
644-PLT2I-M0	PLT2I-M0	8.00	2.00	0.142				
644-PLT2.5I-M0	PLT2.5I-M0	9.70	2.50	0.145				
644-PLT4I-M0	PLT4I-M0	14.60	4.00	0.145				
Standard - Minimum Loop Tensile Strength: 50lbs.								
644-PLT1S-M0	PLT1S-M0	4.80	1.00	0.190				
644-PLT1.5S-M0	PLT1.5S-M0	6.20	1.50	0.190				
644-PLT2S-M0	PLT2S-M0	7.40	1.88	0.190				
644-PLT2.5S-M0	PLT2.5S-M0	9.80	2.50	0.190				
644-PLT3S-M0	PLT3S-M0	11.50	3.00	0.190				
644-PLT4S-M0	PLT4S-M0	14.50	4.00	0.190				
Heavy - Minimum Loop Tensile Strength: 120lbs.								
644-PLT6H-L0	PLT6H-L0	20.90	6.00	0.350				
Light - Heavy - Minimum Loop Tensile Strength: 120lbs.								
644-PLT6LH-L0	PLT6LH-L0	21.90	6.00	0.300				
644-PLT7LH-L0	PLT7LH-L0	24.70	7.00	0.300				
644-PLT9LH-L0	PLT9LH-L0	30.50	9.00	0.300				

Releaseable Locking Cable Ties

The extended tab end of releasable cable ties permits easy release and reuse even after tie has been pulled up snug by hand. Releasable ties are particularly useful in harnessing where changes are anticipated during development, production or servicing in the field.

Features:

- Tensile Strength: 50lbs. • Curved tip

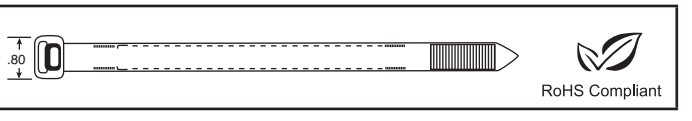

Nylon 6.6 (Natural)

For quantities greater than listed, call for quote.

MOUSER STOCK NO.	Panduit Part No.	Length (in.)	Max. Bundle Dia. (in.)	Width (in.)	Price Each 1	100	500	1000
644-PRT2S-M	PRT2S-M	7.40	1.88	0.190				
644-PRT3S-M	PRT3S-M	11.50	3.00	0.190				
644-PRT4S-M	PRT4S-M	14.50	4.00	0.190				

Weather (UV) Resistant Nylon 6.6 (Black)

- UL94V-2 rating

For quantities greater than listed, call for quote.

MOUSER STOCK NO.	Panduit Part No.	Length (in.)	Max. Bundle Dia. (in.)	Width (in.)	Price Each 1	100	500	1000
644-PRT2S-M0	PRT2S-M0	7.40	1.88	0.190				
644-PRT3S-M0	PRT3S-M0	11.50	3.00	0.190				
644-PRT4S-M0	PRT4S-M0	14.50	4.00	0.190				

PANDUIT DOME-TOP® BARB TY CABLE TIES

Features:

- Stainless steel barb provides consistent performance and reliability
- Tensile strength exceeds Aerospace Standard SAE (AS23190) standards
- Low threading force and high strength
- Curved tip
- Round, smooth edges

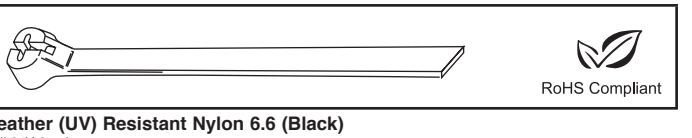

Nylon 6.6 (Natural)

For quantities greater than listed, call for quote.

MOUSER STOCK NO.	Panduit Part No.	Length (in.)	Max. Bundle Dia. (in.)	Width (in.)	Price Each 1	100	500	1000
Miniature - Minimum Loop Tensile Strength: 18lbs.								
644-BT1M-M	BT1M-M	4.00	0.90	0.095				
644-BT1.5M-M	BT1.5M-M	6.10	1.50	0.095				
644-BT2M-M	BT2M-M	8.00	2.00	0.095				
644-BT4M-M	BT4M-M	14.00	4.00	0.095				
Intermediate - Minimum Loop Tensile Strength: 40lbs.								
644-BT1.5I-M	BT1.5I-M	6.10	1.50	0.141				
644-BT2I-M	BT2I-M	8.00	2.00	0.141				
644-BT3I-M	BT3I-M	11.10	3.00	0.141				
644-BT4I-M	BT4I-M	14.30	4.00	0.141				
Standard - Minimum Loop Tensile Strength: 50lbs.								
644-BT2S-M	BT2S-M	8.00	2.00	0.185				
644-BT3S-M	BT3S-M	11.20	3.00	0.185				
644-BT4S-M	BT4S-M	14.40	4.00	0.185				
Light-Heavy - Minimum Loop Tensile Strength: 120lbs.								
644-BT5LH-C	BT5LH-C	18.100	5.000	0.275				

Weather (UV) Resistant Nylon 6.6 (Black)

- UL94V-2 rating

For quantities greater than listed, call for quote.

MOUSER STOCK NO.	Panduit Part No.	Length (in.)	Max. Bundle Dia. (in.)	Width (in.)	Price Each 1	100	500	1000
Miniature - Minimum Loop Tensile Strength: 18lbs.								
644-BT1M-M0	BT1M-M0	4.00	0.90	0.095				
644-BT1.5M-M0	BT1.5M-M0	6.10	1.50	0.095				
644-BT2M-M0	BT2M-M0	8.00	2.00	0.095				
644-BT4M-M0	BT4M-M0	14.00	4.00	0.095				
Intermediate - Minimum Loop Tensile Strength: 40lbs.								
644-BT1.5I-M0	BT1.5I-M0	6.10	1.50	0.141				
644-BT2I-M0	BT2I-M0	8.00	2.00	0.141				
644-BT3I-M0	BT3I-M0	11.10	3.00	0.141				
Standard - Minimum Loop Tensile Strength: 50lbs.								
644-BT2S-M0	BT2S-M0	8.00	2.00	0.185				
644-BT3S-M0	BT3S-M0	11.20	3.00	0.185				
644-BT4S-M0	BT4S-M0	14.40	4.00	0.185				
Light-Heavy - Minimum Loop Tensile Strength: 120lbs.								
644-BT5LH-C0	BT5LH-C0	18.10	5.00	0.275				
644-BT6LH-C0	BT6LH-C0	21.20	6.00	0.275				

PANDUIT SUPER-GRIP™ CABLE TIES

Features:

- Thin, wide strap body provides flexibility enabling it to conform to bundle while maintaining tensile strength
- High strength allows tie to withstand rough installation practices that occur in MRO and Construction environments
- Resists lateral movement on the bundle - tie is designed to grip the bundle when tightly applied
- Curved tip is easy to pick up from flat surfaces, allows faster initial threading, and speeds installation
- Flared neck and strong locking wedge



Nylon 6.6 (Natural)

For quantities greater than listed, call for quote.

MOUSER STOCK NO.	Panduit Part No.	Length (in.)	Max. Bundle Dia. (in.)	Width (in.)	Price Each 1	100	500	1000
Standard - Minimum Loop Tensile Strength: 50lbs.								
644-SG200S-M	SG200S-M	8.300	2.000	0.225				
644-SG250S-C	SG250S-C	10.400	2.600	0.225				
644-SG300S-M	SG300S-M	12.400	3.200	0.225				

Weather (UV) Resistant Nylon 6.6 (Black)

- UL94V-2 rating

For quantities greater than listed, call for quote.

MOUSER STOCK NO.	Panduit Part No.	Length (in.)	Max. Bundle Dia. (in.)	Width (in.)	Price Each 1	100	500	1000
Standard - Minimum Loop Tensile Strength: 50lbs.								
644-SG200S-M0	SG200S-M0	8.300	2.000	0.225				
644-SG250S-C0	SG250S-C0	10.400	2.600	0.225				
644-SG300S-M0	SG300S-M0	12.400	3.200	0.225				

© Copyright 2014 Mouser Electronics

© Copyright 2014 Mouser Electronics

PANDUIT Cable Ties and Tools

RoHS Compliant **This product is RoHS compliant.**

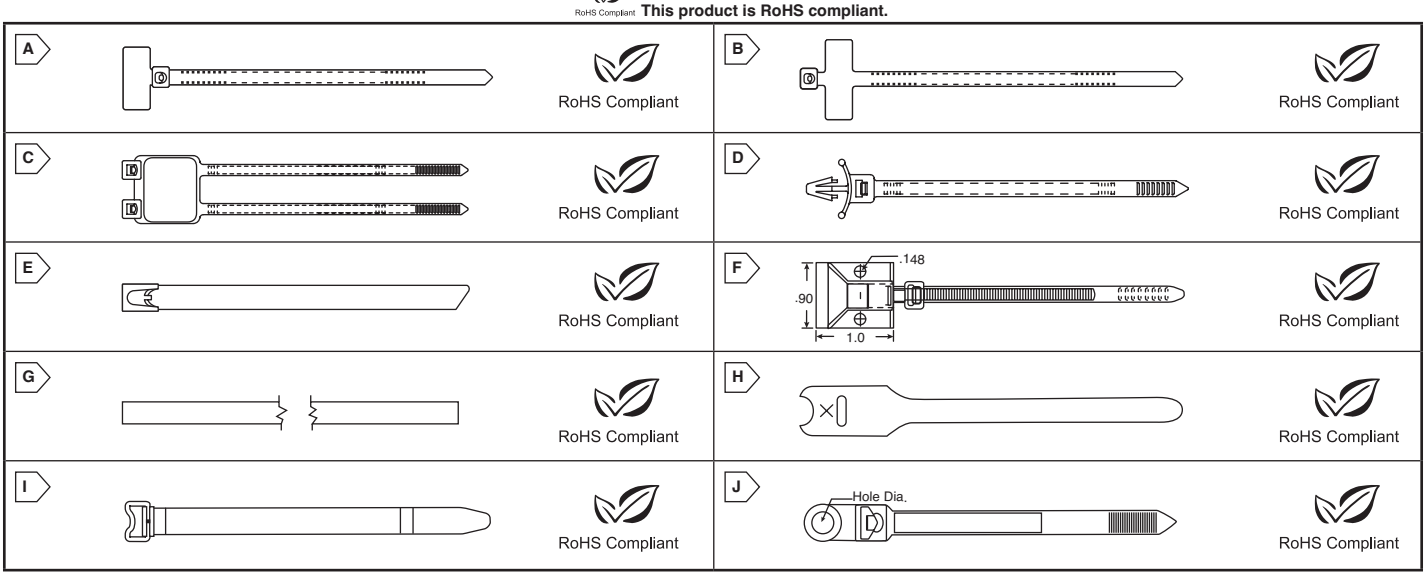

NYLON 6.6 MARKER TIES WITH TAGS

- Natural Nylon
- UL94V-2 rating
- Used to fasten and identify bundles at the same time

For quantities greater than listed, call for quote.

MOUSER STOCK NO.	Fig.	Tensile Strength (lbs.)	Length (in.)	Max. Bundle Dia. (in.)	Width (in.)	Price Each 1	100	500	1000
Nylon 6.6 (Natural)									
644-PLF1M-M	A	18	4.3	0.87	0.098				
644-PLM1M-M	B	18	3.9	0.75	0.098				
644-PLM2M-M	B	18	8	2	0.098				
644-PLM2S-D	B	18	7.4	1.75	0.098				
644-PL2M2S-L	C	50	7.4	1.75	0.185				
Weather (UV) Resistant Nylon 6.6 (Black)									
644-PLF1M-M0	A	18	4.3	0.87	0.098				
644-PLM2M-M0	B	18	8	2	0.098				
Nylon 6.6 Winged Push Mount Ties									
644-PLWP1M-D	D	18	4.3	.87	.098				
644-PLWP1.5I-C	D	40	6.0	1.25	.135				
644-PLWP1S-C	D	50	5.2	1.00	.190				
644-PLWP2S-C	D	50	7.8	1.75	.190				
644-PLWP3H-TL	D	120	12.0	3.00	.300				

PAN-STEEL™ STAINLESS STEEL METAL LOCKING

- General Purpose

For quantities greater than listed, call for quote.

MOUSER STOCK NO.	Fig.	Tensile Strength (lbs.)	Length (in.)	Max. Bundle Dia. (in.)	Width (in.)	Price Each 1	100	500	1000
644-MLT1S-CP	E	100	5.00	1.00	0.18				
644-MLT2S-CP	E	100	7.90	2.00	0.18				
644-MLT4H-LP	E	100	14.30	4.00	0.18				
644-MLT4S-CP	E	100	14.20	4.00	0.18				
644-MLT6H-LP	E	100	20.50	6.00	0.18				
644-MLT6S-CP	E	100	20.40	6.00	0.18				

STAINLESS STEEL MARKER PLATE

- Color: Natural
- Long life



For quantities greater than listed, call for quote.

MOUSER STOCK NO.	Size (W x L)	Description	Price Each 1	100	500	1000
644-MMP350-C	.75" x 3.50"	304 stainless steel				

ADHESIVE MOUNT/CABLE TIE COMBO

Adhesive mount & cable tie molded as one piece helps reduce inventory costs.

- Color: White
- Locking cable tie

For quantities greater than listed, call for quote.

MOUSER STOCK NO.	Fig.	Tensile Strength (lbs.)	Length (in.)	Max. Bundle Dia. (in.)	Width (in.)	Price Each 1	100	500	1000
644-PLA2S-A-Q	F	50	7.30	1.85	.19				

TAK-TY® HOOK AND LOOP CABLE TIES

- Black
- Material: Nylon loop, polyethylene hook
- Adjustable, releasable and reusable

For quantities greater than listed, call for quote.

MOUSER STOCK NO.	Fig.	Tensile Strength (lbs.)	Length (in.)	Max. Bundle Dia. (in.)	Width (in.)	Price Each 1	100	500	1000
644-HLS1.5S-X0	G	50	6.0	1.5	.75				
644-HLT2I-X0	H	40	8.0	1.9	.50				
644-HLTP2I-X0	H	40	8.0	1.9	.50				
644-HLC3S-X0	I	50	12.0	3.0	.75				
644-HLTP3I-X0	H	50	12.0	3.0	.75				
644-HLS3S-X0	G	50	12.0	3.2	.75				
644-HLSP3S-X0	G	50	12.0	3.2	.75				
644-HLT3I-X0	H	40	12.0	3.2	.50				
644-HLC5S-X0	I	50	18.0	5.0	.75				
644-HLS5S-X0	G	50	18.0	5.0	.75				
644-HLSP5S-X0	G	50	18.0	5.0	.75				
644-HLS-15R0	G	50	180.0	Various	.75				

NYLON 6.6 CLAMP TIES

Clamps are used to attach a bundle to another surface such as a control panel, wall or ceiling using another fastener. The design allows for bundling before or after screwing clamp in place.

- One piece construction
- Curved tip

Nylon 6.6 (Natural)

For quantities greater than listed, call for quote.

MOUSER STOCK NO.	Fig.	Tensile Strength (lbs.)	Hole Dia.	Length (in.)	Max. Bundle Dia. (in.)	Screw Size	Price Each 1	100	500	1000
Miniature										
644-PLC1M-S4-M	J	18	0.118	4.3	0.75	#4				
Intermediate										
644-PLC-1.5I-S8-M	J	40	0.172	6.1	1.25	#8				
Standard										
644-PLC2S-S10-M	J	50	0.206	7.9	1.84	#10				
644-PLC3S-S10-M	J	50	0.206	12	3	#10				
644-PLC4S-S10-M	J	50	0.206	15	4	#10				

Weather (UV) Resistant Nylon 6.6 (Black)

For quantities greater than listed, call for quote.

MOUSER STOCK NO.	Fig.	Tensile Strength (lbs.)	Hole Dia.	Length (in.)	Max. Bundle Dia. (in.)	Screw Size	Price Each 1	100	500	1000
Intermediate										
644-PLC1.5I-S8-M0	J	40	0.172	6.1	1.25	#8				
Standard										
644-PLC-2S-S6-M0	J	50	0.206	7.9	1.84	#6				
644-PLC2S-S10-M0	J	50	0.206	7.9	1.84	#10				

CABLE TIE INSTALLATION TOOLS

- The preferred tool design in the industry
- Lightweight and balanced
- Requires no special maintenance
- Rugged all-steel construction
- Easy to operate

RoHS Compliant

STS2

- Installer controlled tension and cut-off
- Perfect size for pocket or tool box
- Especially suited to maintenance and construction applications
- Installs miniature, intermediate and standard ties

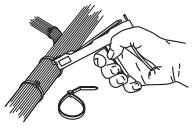

644-STS2

GTS

- Installs miniature, intermediate and standard cross section cable ties
- Manual tool/lightweight 8.8oz.
- Meets Mil. std. MS90387-1

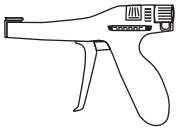

644-GTS

GS2B

- Tool controlled tension and cut-off
- Automatic tension and cut-off by squeezing trigger
- Reduces fatigue and increases productivity
- Especially suited to medium production applications
- Q.P.L. per Mil. Std. MS90387-1
- Installs miniature, intermediate and standard ties

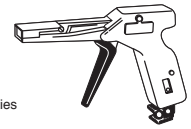

644-GS2B

© Copyright 2014 Mouser Electronics

RoHS Compliant This product is RoHS compliant.

WIRING ACCESSORIES

Cable Tie Mounts

For quantities greater than listed, call for quote.

MOUSER STOCK NO.	Fig.	Material	Adhesive Type	Mounting Method	Color	Dimensions W x L (in.)	Price Each 1	100	500	1000
644-ABM2S-A-D	A	ABS	Rubber	4-way Adh Backed	White	1.0 x 1.0				
644-ABM2S-AT-D	A	ABS	Acrylic	4-way Adh Backed	White	1.0 x 1.0				
644-ABM3H-A-L	A	Nylon 6.6	Rubber	4-way Adh Backed	White	1.5 x 1.5				
644-ABM1M-A-M	A	Nylon 6.6	Rubber	4-way Adh Backed	White	.50 x .50				
644-ABM1M-AT-M	A	Nylon 6.6	Acrylic	4-way Adh Backed	White	.50 x .50				
644-ABM100-A-D	A	Nylon 6.6	Rubber	4-way Adh Backed	White	1.0 x 1.0				
644-ABM100-AT-D	A	Nylon 6.6	Acrylic	4-way Adh Backed	White	1.0 x 1.0				
644-ABMM-A-D	A	ABS	Rubber	4-way Adh Backed	White	.75 x .75				
644-ABMM-AT-D	A	ABS	Acrylic	4-way Adh Backed	White	.75 x .75				
644-ABM4H-A-T	A	Nylon 6.6	Rubber	4-way Adh Backed	White	2.0 x 2.0				
644-ABMS-A-D	B	Nylon 6.6	Rubber	2-way Adh Backed	Natural	1.13 x 1.13				
644-ABMT-A-C	C	Nylon 6.6	Rubber	Rubber	Natural	1.10 x 1.12				
644-PWMS-H25-C	D	Nylon 6.6	---	Push Barb	Natural	.37 x .75				
644-TM1S4-M	E	Nylon 6.6	---	#4 (M2.5) Screw	Natural	.32 x .51				
644-TM2S6-M	E	Nylon 6.6	---	#6 (M3) Screw	Natural	.43 x .63				
644-TM2S8-M	E	Nylon 6.6	---	#8 (M4) Screw	Natural	.43 x .63				
644-TM3S10-M	E	Nylon 6.6	---	#10 (M5) Screw	Natural	.62 x .86				
644-TM3S8-M	E	Nylon 6.6	---	#8 (M4) Screw	Natural	.62 x .86				
644-TM3S25-M	E	Nylon 6.6	---	1/4 (M6) Screw	Natural	.62 x .86				
644-TM3R6-M	E	Nylon 6.6	---	#6 (M3) Rivet	Natural	.62 x .86				

Wire Mounting Devices

For quantities greater than listed, call for quote.

MOUSER STOCK NO.	Fig.	Material	Adhesive Type	Mounting Method	Color	Dimensions W x L (in.)	Price Each 1	100	500	1000
644-ARC.68-A-C	F	Polypro.	Rubber	Rubber Adhesive	Natural	1.0 x 1.0				
644-ARC.68-A-C14	F	Polypro.	Rubber	Rubber Adhesive	Gray	1.0 x 1.0				
644-ARC.68-S6-C	F	Polypro.	---	#6 (M3) Screw	Natural	1.0 x 1.0				
644-ARC.68-S6-C14	F	Polypro.	---	#6 (M3) Screw	Gray	1.0 x 1.0				
644-ACC19-A-M	G	Nylon 6.6	Rubber	Adhesive Backed	Natural	.62 x .75				
644-ACC38-A-M	G	Nylon 6.6	Rubber	Adhesive Backed	Natural	1.0 x 1.0				
644-AJC12-A-C	H	PVC	Rubber	Rubber	Lt. Gray	.86 x 1.0				
644-AJC25-A-C	H	PVC	Rubber	Rubber	Lt. Gray	.97 x 1.5				
644-CCH12-S10-M	I	Nylon 6.6	---	#10 (M5) Screw	Natural	.50 x ø.125				
644-CCH19-S10-M	I	Nylon 6.6	---	#10 (M5) Screw	Natural	.50 x ø.187				
644-CCH25-S10-M	I	Nylon 6.6	---	#10 (M5) Screw	Natural	.50 x ø.25				
644-CCH31-S10-M	I	Nylon 6.6	---	#10 (M5) Screw	Natural	.50 x ø.312				
644-CCH38-S10-M	I	Nylon 6.6	---	#10 (M5) Screw	Natural	.50 x ø.375				
644-CCH44-S10-M	I	Nylon 6.6	---	#10 (M5) Screw	Natural	.50 x ø.437				
644-CCH50-S10-M	I	Nylon 6.6	---	#10 (M5) Screw	Natural	.50 x ø.500				
644-CCS19-S8-M	I	Nylon 6.6	---	#8 (M4) Screw	Natural	.37 x ø.187				
644-CCS25-S8-M	I	Nylon 6.6	---	#8 (M4) Screw	Natural	.37 x ø.25				
644-CCS31-S8-M	I	Nylon 6.6	---	#8 (M4) Screw	Natural	.37 x ø.312				
644-CCS38-S8-C	I	Nylon 6.6	---	#8 (M4) Screw	Natural	.37 x ø.375				
644-CCS44-S8-M	I	Nylon 6.6	---	#8 (M4) Screw	Natural	.37 x ø.437				
644-CCS50-S8-M	I	Nylon 6.6	---	#8 (M4) Screw	Natural	.37 x ø.500				
644-FCC-A-C8	J	PVC	Rubber	Rubber Adhesive	Gray	1.09 x 1.00				
644-WS25-50-C	K	Nylon 6.6	---	Push Barb	Natural	.50 H x ø.25				
644-WS50-25-C	K	Nylon 6.6	---	Push Barb	Natural	.25 H x ø.50				
644-WS50-50-C	K	Nylon 6.6	---	Push Barb	Natural	.50 H x ø.50				
644-CBP12-C	L	Nylon 6.6	---	Push Barb	Natural	.125 standoff H				
644-CBP25-C	L	Nylon 6.6	---	Push Barb	Natural	.250 standoff H				
644-CBP37-C	L	Nylon 6.6	---	Push Barb	Natural	.375 standoff H				
644-CBP50-C	L	Nylon 6.6	---	Push Barb	Natural	.500 standoff H				
644-CBLS25-C	M	Nylon 6.6	---	Push Barb	Natural	.250 standoff H				
644-CBLS50-C	M	Nylon 6.6	---	Push Barb	Natural	.500 standoff H				
644-CBLS75-C	M	Nylon 6.6	---	Push Barb	Natural	.750 standoff H				

Flat Cable Mounting Device

For quantities greater than listed, call for quote.

MOUSER STOCK NO.	Fig.	Material	Adhesive Type	Mounting Method	Color	Dimensions W x L (in.)	Price Each 1	100	500	1000
644-FCM1-A-C14	N	Nylon 6.6	Rubber	Rubber Adhesive	Gray	1.05 x 2.90				
644-FCM1.2-A-C14	N	Nylon 6.6	Rubber	Rubber Adhesive	Gray	1.37 x 3.16				
644-FCM2-A-C14	N	Nylon 6.6	Rubber	Rubber Adhesive	Gray	2.22 x 5.06				
644-FCM3.25-A-L14	N	Nylon 6.6	Rubber	Rubber Adhesive	Gray	3.38 x 7.30				
644-FCM1-S6-C14	N	Nylon 6.6	---	#6 (M3) Screw	Gray	1.00 x 2.90				
644-FCM1.2-S6-C14	N	Nylon 6.6	---	#6 (M3) Screw	Gray	1.37 x 3.16				
644-FCM2-S6-C14	N	Nylon 6.6	---	#6 (M3) Screw	Gray	2.22 x 5.06				

Latching Clips

For quantities greater than listed, call for quote.

MOUSER STOCK NO.	Fig.	Material	Adhesive Type	Mounting Method	Color	Dimensions W x L (in.)	Price Each 1	100	500	1000
644-LC3-A-C8	O	PVC	Rubber	Adhesive Backed	Lt. Gray	.75 x .75				
644-LC5-A-C8	O	PVC	Rubber	Adhesive Backed	Lt. Gray	1.01 x 1.01				
644-LC10-A-L8	O	PVC	Rubber	Adhesive Backed	Lt. Gray	1.51 x 1.51				

LWC Type

For quantities greater than listed, call for quote.

MOUSER STOCK NO.	Fig.	Material	Adhesive Type	Mounting Method	Color	Dimensions W x L (in.)	Price Each 1	100	500	1000
644-LWC19-A-M14	P	Nylon 6.6	Rubber	Rubber Adhesive	Gray	.61 x .85				
644-LWC25-A-C14	P	Nylon 6.6	Rubber	Rubber Adhesive	Gray	1.00 x .88				
644-LWC38-A-C14	P	Nylon 6.6	Rubber	Rubber Adhesive	Gray	1.0 x 1.0				
644-LWC50-A-L14	P	Nylon 6.6	Rubber	Rubber Adhesive	Gray	1.0 x 1.26				

DIMENSIONS: in. (mm)

A

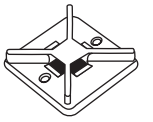

B



C

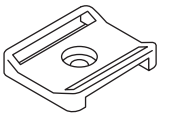

D

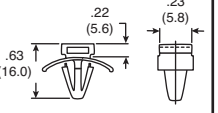

E

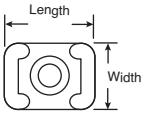

F

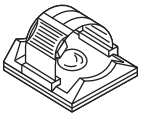

G



H

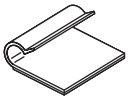

I

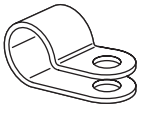

J



K

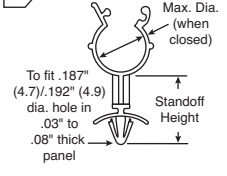

L

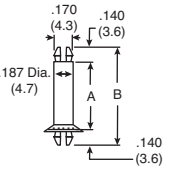

M

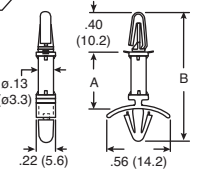

N



O

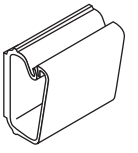

P

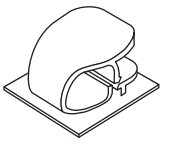

© Copyright 2014 Mouser Electronics

© Copyright 2014 Mouser Electronics

ALPHA WIRE Tubing/Sleeving

RoHS Compliant **This product is RoHS compliant.**

AlphaWire
Cables you trust. Service you deserve.

PVC-105 ALL PURPOSE PVC TUBING

Features:
- Flexible Wire Protection
- Resistance to Heat, Oil, and Abrasion



Specifications:
- Operating Temperature: -20°C to 105°C
- Flammability: Self Extinguishing (UL VW-1)

COLOR CODE CHART
Replace the blank in the part number with:
BK for **Black**, **CL** for **Clear**

Alpha Part No.	AWG No.	Nom I.D. (in.)	Wall Thickness	Spool Size (Ft.)	MOUSER STOCK NO.	Price Per Spool
PVC-105-24	24	.022	.012	1000	602-PVC105-24-1000__	
PVC-105-22	22	.025	.012	100	602-PVC105-22-100__	
PVC-105-20	20	.032	.016	1000	602-PVC105-20-1000__	
PVC-105-19	19	.036	.016	1000	602-PVC105-19-1000__	
PVC-105-18	18	.040	.016	100	602-PVC105-18-100__	
PVC-105-17	17	.045	.016	100	602-PVC105-17-100__	
PVC-105-16	16	.051	.016	100	602-PVC105-16-100__	
PVC-105-15	15	.057	.016	100	602-PVC105-15-100__	
PVC-105-14	14	.064	.016	100	602-PVC105-14-100__	
PVC-105-13	13	.072	.016	100	602-PVC105-13-100__	
PVC-105-12	12	.081	.016	500	602-PVC105-12-500__	
PVC-105-11	11	.091	.016	100	602-PVC105-11-100__	
PVC-105-10	10	.102	.016	500	602-PVC105-10-500__	
PVC-105-9	9	.114	.020	500	602-PVC105-9-500__	
PVC-105-8	8	.129	.020	100	602-PVC105-8-100__	
PVC-105-7	7	.144	.020	100	602-PVC105-7-100__	
PVC-105-6	6	.162	.020	100	602-PVC105-6-100__	
PVC-105-5	5	.183	.020	100	602-PVC105-5-100__	
PVC-105-4	4	.204	.020	100	602-PVC105-4-100__	
PVC-105-3	3	.234	.020	100	602-PVC105-3-100BK	
PVC-105-2	2	.258	.020	250	602-PVC105-2-250__	
PVC-105-1	1	.289	.020	100	602-PVC105-1-100__	
PVC-105-0	0	.325	.020	100	602-PVC105-0-100__	
PVC-105-5/16	5/16	.313	.025	100	602-PVC1055/16-100__	

SW SERIES SPIRAL WRAP TUBING

Specifications:
- Polyethylene Operating Temp: -66°C to +88°C
- Flammability: Not Flame Retardant
- Nylon Operating Temp: -40°C to +121°C
- Flammability: 94V-2

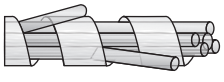

Size	25 ft. Spool		100 ft. Spool	
	MOUSER STOCK NO.	Price Per Spool	MOUSER STOCK NO.	Price Per Spool
Polyethylene, Clear				
1/8	602-SW-1-25		602-SW-1-100	
1/4	602-SW-2-25		602-SW-2-100	
3/8	602-SW-3-25		602-SW-3-100	
1/2	602-SW-4-25		602-SW-4-100	
Polyethylene, Black UV Resistant				
1/8	602-SW-40-25		602-SW-40-100	
1/4	602-SW-41-25		602-SW-41-100	
3/8	602-SW-42-25		602-SW-42-100	
1/2	602-SW-43-25		602-SW-43-100	
Nylon, Natural Color				
1/4	602-SW-21-25		602-SW-21-100	
3/8	602-SW-22-25		602-SW-22-100	
1/2	602-SW-23-25		602-SW-23-100	

PIF-240 UNCOATED FIBERGLASS SLEEVING

Features:
- Extreme Flexibility
- Extreme Heat Environments
- High Temperature Wire Harnesses
- High Temperature Cable Connections



Specifications:
- Operating Temp: -60°C to 648°C
- Color: Natural

Alpha Part No.	AWG No.	Nom I.D. (in.)	100 ft. Spool	
			MOUSER STOCK NO.	Price Per Spool
PIF-240-18	18	.040	602-PIF-240-18	
PIF-240-16	16	.051	602-PIF-240-16	
PIF-240-14	14	.064	602-PIF-240-14	
PIF-240-12	12	.081	602-PIF-240-12	
PIF-240-11	11	.091	602-PIF-240-11	
PIF-240-10	10	.102	602-PIF-240-10	
PIF-240-9	9	.114	602-PIF-240-9	
PIF-240-8	8	.129	602-PIF-240-8	
PIF-240-7	7	.144	602-PIF-240-7	
PIF-240-6	6	.162	602-PIF-240-6	
PIF-240-5	5	.186	602-PIF-240-5	
PIF-240-4	4	.204	602-PIF-240-4	
PIF-240-3	3	.229	602-PIF-240-3	
PIF-240-2	2	.258	602-PIF-240-2	
PIF-240-1	1	.289	602-PIF-240-1	
PIF-240-0	0	.325	602-PIF-240-0	
PIF-240-3/8	3/8	.375	602-PIF-240-3/8	
PIF-240-7/16	7/16	.438	602-PIF-240-7/16	
PIF-240-1/2A	1/2	.500	602-PIF-240-1/2A	

TFT-200 PTFE TUBING

Features:
- Wire Harnesses
- High Temperature Component Covering
- Excellent Heat and Chemical Resistance
- Superior Dielectric Strength

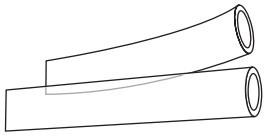

Specifications:
- Operating Temperature: -65°C to 260°C
- Tensile Strength: 2500 psi
- Color: Transparent

Alpha Part No.	AWG No.	Nom I.D. (in.)	Wall Thickness	100 ft. Spool	
				MOUSER STOCK NO.	Price Per Spool
TFT-200-30	30	.010	.009	602-TFT-200-30-100	
TFT-200-28	28	.013	.009	602-TFT-200-28-100	
TFT-200-26	26	.016	.009	602-TFT-200-26-100	
TFT-200-24	24	.020	.010	602-TFT200-24-100	
TFT-200-22	22	.026	.010	602-TFT200-22-100	
TFT-200-20	20	.032	.012	602-TFT20020-100	
TFT-200-19	19	.036	.012	602-TFT-200-19-100	
TFT-200-18	18	.040	.012	602-TFT20018-100	
TFT-200-17	17	.045	.012	602-TFT-200-17-100	
TFT-200-16	16	.051	.012	602-TFT-200-16-100	
TFT-200-15	15	.057	.012	602-TFT20015-100	
TFT-200-14	14	.064	.012	602-TFT200-14-100	
TFT-200-13	13	.072	.012	602-TFT-200-13-100	
TFT-200-12	12	.081	.012	602-TFT200-12-100	
TFT-200-11	11	.091	.012	602-TFT20011-100	
TFT-200-10	10	.102	.012	602-TFT20010-100	

PIF-200 SILICONE COATED FIBERGLASS SLEEVING

Features:
- High Flexible Routing
- Extreme Abrasion Resistance
- Superior Electrical Properties



Specifications:
- Operating Temperature: -70°C to 200°C
- Voltage Rating: 600V
- Color: Natural

Alpha Part No.	AWG No.	Nom I.D. (in.)	100 ft. Spool	
			MOUSER STOCK NO.	Price Per Spool
PIF-200-10	10	.102	602-PIF-200-10	
PIF-200-9	9	.114	602-PIF-200-9	
PIF-200-8	8	.129	602-PIF-200-8	
PIF-200-7	7	.144	602-PIF-200-7	
PIF-200-6	6	.162	602-PIF-200-6	
PIF-200-5	5	.182	602-PIF-200-5	
PIF-200-4	4	.204	602-PIF-200-4	
PIF-200-3	3	.229	602-PIF-200-3	
PIF-200-2	2	.258	602-PIF-200-2	
PIF-200-1	1	.289	602-PIF-200-1	
PIF-200-0	0	.313	602-PIF-200-0	
PIF-200-3/8	3/8	.375	602-PIF-200-3/8	
PIF-200-7/16	7/16	.438	602-PIF-200-7/16	
PIF-200-1/2A	1/2	.500	602-PIF-200-1/2A	

PIF-130 PVC COATED FIBERGLASS SLEEVING

Features:
- Flexible Wire Harnessing
- High Temperature, Abrasion, and Oil Resistance
- Resists Fraying, Bending, and Knotting



Specifications:
- Operating Temp: -20°C to 130°C
- Color: Black

Alpha Part No.	AWG No.	Nom I.D. (in.)	100 ft. Spool	
			MOUSER STOCK NO.	Price Per Spool
PIF-130-20	20	.032	602-PIF-130-20	
PIF-130-18	18	.040	602-PIF-130-18	
PIF-130-16	16	.051	602-PIF-130-16	
PIF-130-14	14	.064	602-PIF-130-14	
PIF-130-10	10	.102	602-PIF-130-10	
PIF-130-8	8	.129	602-PIF-130-8	
PIF-130-6	6	.162	602-PIF-130-6	
PIF-130-4	4	.204	602-PIF-130-4	
PIF-130-2	2	.258	602-PIF-130-2	
PIF-130-0	0	.325	602-PIF-130-0	
PIF-130-3/8	3/8	.375	602-PIF-130-3/8	
PIF-130-7/16	7/16	.438	602-PIF-130-7/16	
PIF-130-1/2A	1/2	.500	602-PIF-130-1/2A	
PIF-130-5/8	5/8	.625	602-PIF-130-5/8	
PIF-130-3/4	3/4	.750	602-PIF-130-3/4	
PIF-130-7/8	7/8	.875	602-PIF-130-7/8	
PIF-130-1 IN	1	1.000	602-PIF-130-1	

© Copyright 2014 Mouser Electronics
© Copyright 2014 Mouser Electronics

ALPHA WIRE Heat Shrinkable Flexible Tubing

AlphaWire Cables you trust. Service you deserve.

FIT® Preferred Heat Shrink Products

RoHS Compliant **This product is RoHS compliant.**

100 FLEXIBLE NON-IRRADIATED PVC SHRINKABLE TUBING



RoHS Compliant

Specifications:
- Operating Temperature: 105°C
- UL VW-1
- 20% Longitudinal Shrinkage
- Shrinkage Temperature: 100°C

Size	Expanded I.D. Min (in.)	Recovered I.D. (in.)	MOUSER STOCK NO.	Spool Length (ft.)	Price Per Spool
1/4	.250	.125	602-100014CL	1000	

105 FLEXIBLE IRRADIATED PVC SHRINKABLE TUBING



RoHS Compliant

Specifications:
- Operating Temperature: -35°C to 105°C
- Shrinkage Ratio: app. 2 to 1 @ 175°C
- Longitudinal Shrinkage: 10%
- Flammability: Self-Extinguishing (UL VW-1)
- Tensile Strength: 2600psi
- Ultimate Elongation: 250%
- Fungus Resistance: No Growth (MIL-1-7444)
- Dielectric Strength: 750V
- MIL-1-23053/2C, class 1
- Color: Black

Features:
- Economy
- Flexibility
- Excellent Flame Retardancy
- Military, UL/CSA requirements
- Extended shelf life

Applications:
- Use w/ Irradiated PVC wire/cable
- Wire harnesses
- Cable/connector protection
- Insulation of terminals
- Wire splices

Size	Expanded I.D. Min (in.)	Recovered I.D. (in.)	25 ft. Spools		100 ft. Spools		Large Spools		
			MOUSER STOCK NO.	Price Per Spool	MOUSER STOCK NO.	Price Per Spool	MOUSER STOCK NO.	Length (ft.)	Price Per Spool
3/64	.046	.023	602-105364-25		602-105364-100		602-105364	1000	
1/16	.062	.031	602-105116-25		602-105116-100		602-105116	1000	
3/32	.093	.046	602-105332-25		602-105332-100		602-105332	1000	
1/8	.125	.062	602-105018-25		602-105018-100		602-105018	1000	
3/16	.187	.093	602-105316-25		602-105316-100		602-105316	1000	
1/4	.250	.125	602-105014-25		602-105014-100		602-105014	1000	
3/8	.375	.187	602-105038-25		602-105038-100		602-105038	500	
1/2	.500	.250	602-105012-25		602-105012-100		602-105012	250	
3/4	.750	.375	602-105034-25		602-105034-100		- - - - - - - - -	-	-
1	1.000	.500	602-105100-25		602-105100-100		602-105100	250	

221 FLEXIBLE IRRADIATED POLYOLEFIN SHRINKABLE TUBING

Specifications:
- Operating Temperature: -55°C to 135°C
- Shrinkage Ratio: App. 2 to 1 @ 121°C
- Longitudinal Shrinkage: ±5%
- Color: Black



RoHS Compliant

Size	Expanded I.D. Min (in.)	Recovered I.D. (in.)	6 in. Lengths				4 ft. Lengths				Large Spools		
			MOUSER STOCK NO.	Price Per Piece			MOUSER STOCK NO.	Price Per Piece			MOUSER STOCK NO.	Length (ft.)	Price Per Spool
				1	5	10		1	25	100			
3/64	.046	.023	602-221364-6BK				602-221364-4BK				602-221364BK	1000	
1/16	.063	.031	602-221116-6BK				602-221116-4BK				602-221116BK	1000	
3/32	.093	.046	602-221332-6BK				602-221332-4BK				602-221332BK	500	
1/8	.125	.062	602-221018-6BK				602-221018-4BK				602-221018BK	500	
3/16	.187	.093	602-221316-6BK				602-221316-4BK				602-221316BK	500	
1/4	.250	.125	602-221014-6BK				602-221014-4BK				602-221014BK	250	
3/8	.375	.187	602-221038-6BK				602-221038-4BK				602-221038BK	200	
1/2	.500	.250	602-221012-6BK				602-221012-4BK				602-221012BK	150	
3/4	.750	.375	602-221034-6BK				602-221034-4BK				602-221034BK	250	
1	1.000	.500	602-221100-6BK				602-221100-4BK				602-221100BK	250	
1 1/2	1.500	.750	602-221112-6BK				602-221112-4BK				602-221112BK	125	
2	2.000	1.000	602-221200-6BK				602-221200-4BK				602-221200BK	125	
3	3.000	1.500	602-221300-6BK				602-221300-4BK				602-221300BK	100	
4	4.000	2.000	--	--	--	--	602-221400-4BK				602-221400BK	50	

221V HIGHLY FLAME RETARDANT IRRADIATED POLYOLEFIN SHRINKABLE TUBING



Specifications:
- Operating Temperature: -55°C to +135°C
- Shrinkage Ratio: App. 2 to 1 @ 121°C
- Longitudinal Shrinkage: ±3% ± 5%
- Color: Black
- UL VW-1

RoHS Compliant

Size	Expanded I.D. Min (in.)	Recovered I.D. (in.)	6 in. Lengths				4 ft. Lengths			
			MOUSER STOCK NO.	Price Per Piece			MOUSER STOCK NO.	Price Per Piece		
				1	5	10		1	25	100
3/64	.046	.023	602-221V364-6				602-221V364-4			
1/16	.063	.031	602-221V116-6				602-221V116-4			
3/32	.093	.046	602-221V332-6				602-221V332-4			
1/8	.125	.062	602-221V018-6				602-221V018-4			
3/16	.187	.093	602-221V316-6				602-221V316-4			
1/4	.250	.125	602-221V014-6				602-221V014-4			
3/8	.375	.187	602-221V038-6				602-221V038-4			
1/2	.500	.250	602-221V012-6				602-221V012-4			
3/4	.750	.375	602-221V034-6				602-221V034-4			
1	1.000	.500	602-221V100-6				602-221V100-4			

321 3 TO 1 SHRINK RATIO POLYOLEFIN SHRINKABLE TUBING

Specifications:
- Operating Temperature: -55°C to +125°C
- Shrinkage Ratio: App. 3 to 1 @ 125°C
- Longitudinal Shrinkage: 15%
- Color: Black

Features:
- Adhesive Inner Wall



RoHS Compliant

For quantities greater than listed, call for quote.

Size	Expanded I.D. Min (in.)	Recovered I.D. Min (in.)	6 in. Lengths					4 ft. Lengths				
			MOUSER STOCK NO.	Price Per Piece				MOUSER STOCK NO.	Price Per Piece			
				1	5	25	100		1	5	25	100
1/8	.125	.04	602-321018-6BK					602-321018-4BK				
1/4	.252	.08	602-321014-6BK					602-321014-4BK				
1/2	.500	.16	602-321012-6BK					602-321012-4BK				
1	.954	.32	602-321100-6BK					602-321100-4BK				

© Copyright 2014 Mouser Electronics

© Copyright 2014 Mouser Electronics

ALPHA WIRE Heat Shrinkable Tubing

AlphaWire FIT Preferred Heat Shrink Products

RoHS Compliant **This product is RoHS compliant.**

FIT®-CLEAR, CRYSTAL CLEAR HEAT SHRINKABLE TUBING, HIGHLY FLAME RETARDANT

Features:
- Where visual inspection and identification are required
- Excellent flame retardancy
- Excellent heat resistance
- Excellent chemical resistance
- Operating Temperature: -55°C to 175°C
- Shrinkage ratio: Approximately 2 to 1 @ 150°C
- All standard packages: Clear
- For use with XTRA-Guard® 4 and XTRA-Guard® 5

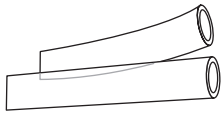

Specification:
- Passes UL VW-1 Flame Test

RoHS Compliant

Alpha Part No.	Size	Expanded I.D. Min (in)	Recovered I.D. (in.)	MOUSER STOCK NO.	Spool Length (ft.)	Price Per Spool
FIT-CLEAR-3/64	3/64	0.046	0.023	602-FITCLR364	100	
FIT-CLEAR-1/16	1/16	0.063	0.031	602-FITCLR116	100	
FIT-CLEAR-3/32	3/32	0.093	0.046	602-FITCLR332	100	
FIT-CLEAR-1/8	1/8	0.125	0.062	602-FITCLR018	100	
FIT-CLEAR-3/16	3/16	0.187	0.093	602-FITCLR316	100	
FIT-CLEAR-1/4	1/4	0.250	0.125	602-FITCLR014	100	
FIT-CLEAR-3/8	3/8	0.375	0.187	602-FITCLR038	100	
FIT-CLEAR-1/2	1/2	0.500	0.250	602-FITCLR012	50	
FIT-CLEAR-3/4	3/4	0.750	0.375	602-FITCLR034	50	
FIT-CLEAR-1	1	1.000	0.500	602-FITCLR100	50	
FIT-CLEAR-1-1/2	1 1/2	1.500	0.750	602-FITCLR112	50	
FIT-CLEAR-2	2	2.000	1.000	602-FITCLR200	50	

FLEX

Specifications: UL Standard 224

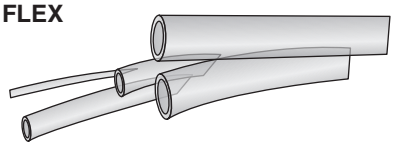

Features:
- Highest flexibility available
- Scrape abrasion resistance
- Flame retardancy
- Flexibility in widest temperature range: -50°C to 200°C
- Pliability when substrate requires "Give"
- Use with XTRA-Guard® Flexible Cables
- Color: Slate

RoHS Compliant

Alpha Part No.	Expanded I.D. Min (in.)	Recovered I.D. (in.)	25 ft. Spools MOUSER STOCK NO.	25 ft. Spools Price Per Spool	100 ft. Spools MOUSER STOCK NO.	100 ft. Spools Price Per Spool
FIT-FLEX-2	.118	.071	602-FITFLEX2		602-FITFLEX2C	
FIT-FLEX-3	.198	.114	602-FITFLEX3		602-FITFLEX3C	
FIT-FLEX-5	.307	.173	602-FITFLEX5		602-FITFLEX5C	
FIT-FLEX-6	.394	.244	----------	-	602-FITFLEX6C	
FIT-FLEX-9	.591	.354	602-FITFLEX9		602-FITFLEX9C	
FIT-FLEX-12	.787	.492	602-FITFLEX12		602-FITFLEX12C	
FIT-FLEX-20	1.142	.748	602-FITFLEX20		602-FITFLEX20C	

321V LOW SHRINK TEMP, FLAME RETARDANT IRRADIATED POLYOLEFIN

Specifications:
- Operating temperature: -55°C to 135°C
- Shrinkage ratio: App 3 to 1 @ 90°C
- Color: Black
- UL Standard 224
- Fast recovery time
- For use with Series V (VFD Cable)

Applications:
- Delicate and intricate electronics protection
- Industrial applications
- Where substrates are heat sensitive

RoHS Compliant

Alpha Part No.	Size	Expanded I.D. Min (in)	Recovered I.D. (in.)	MOUSER STOCK NO.	Spool Length (ft.)	Price Per Spool
FIT-321V-3/32	3/32	.060	.020	602-321V332BK	500	
FIT-321V-1/8	1/8	.120	.040	602-321V018BK	500	
FIT-321V-1/4	1/4	.240	.080	602-321V014BK	250	
FIT-321V-3/8	3/8	.360	.120	602-321V038BK	200	
FIT-321V-1/2	1/2	.472	.160	602-321V012BK	150	
FIT-321V-3/4	3/4	.720	.240	602-321V034BK	250	
FIT-321V-1	1	.945	.315	602-321V100BK	250	

400 TEMPERATURE/CHEMICAL RESISTANT FEP TEFLON® HEAT SHRINK

Features:
- Excellent chemical resistance
- Thinnest wall thickness available
- Color: Natural
- Extreme temperature: -75°C to 200°C
- Use with XTRA-Guard® 4 and XTRA-Guard® 5

RoHS Compliant

Alpha Part No.	Expanded I.D. Min (in.)	Recovered I.D. (in.)	4 ft. Lengths MOUSER STOCK NO.	4 ft. Lengths Price Per Piece
FIT-400-6	.225	.180	602-FIT-400-6	
FIT-400-8	.180	.143	602-FIT-400-8	
FIT-400-10	.141	.114	602-FIT-400-10	
FIT-400-12	.115	.089	602-FIT-400-12	
FIT-400-14	.092	.072	602-FIT-400-14	
FIT-400-16	.075	.061	602-FIT-400-16	
FIT-400-18	.060	.049	602-FIT-400-18	
FIT-400-20	.045	.039	602-FIT-400-20	

421 OVER EXPANDED, IRRADIATED POLYOLEFIN

Features:
- Large supplied diameter sizes
- Resistance to water, fungus, and UV light

Specifications:
- Tensile strength: 1500psi
- Operating temperature: -55°C to +135°C
- Shrinkage ratio: Approximately 4 to 1 @ 121°C
- Color: Black

Applications:
- D-Sub connector strain relief
- RS-232 25 pin connector to cable coverage
- Covers the most irregular shapes and connectors
- PC board coverage and protection

RoHS Compliant

Alpha Part No.	Size	Expanded I.D. Min (in)	Recovered I.D. (in.)	4 ft. Lengths MOUSER STOCK NO.	4 ft. Lengths Price Per Piece
FIT-421-1	1"	1.000	0.260	602-FIT421100	
FIT-421-1-1/2	1 1/2"	1.150	0.375	602-FIT421112	
FIT-421-2	2"	2.000	0.550	602-FIT421200	
FIT-421-3	3"	3.000	0.810	602-FIT421300	
FIT-421-4	4"	4.000	1.050	602-FIT421400	

600 HIGHLY-FLEXIBLE IRRADIATED ELASTOMER

- Improved flexibility over standard XLPO
- More than twice the tensile strength of silicone rubber
- Oil resistance and flame retardancy
- Large tubbing diameters
- Use with XTRA-GUARD® 4
- Color: Black

RoHS Compliant

Alpha Part No.	Size	Expanded I.D. Min (in.)	Recovered I.D. (in.)	25 ft. Spools MOUSER STOCK NO.	25 ft. Spools Price Per Spool
FIT-600-1/4	1/4	0.250	0.143	602-FIT60014	
FIT-600-3/8	3/8	0.375	0.211	602-FIT60038	
FIT-600-5/8	5/8	0.625	0.357	602-FIT60058	
FIT-600-7/8	7/8	0.875	0.500	602-FIT60078	
FIT-600-1	1	1.000	0.570	602-FIT600100	
FIT-600-1-1/4	1 1/4	1.250	0.714	602-FIT600114	
FIT-600-1-1/2	1 1/2	1.500	0.857	602-FIT600112	
FIT-600-1-3/4	1 3/4	1.750	1.000	602-FIT600134	

650 CHEMICAL AND TEMPERATURE RESISTANT IRRADIATED VITON®

Features:
- Flexibility
- Color: Black
- Extreme temperatures: -40°C to 200°C
- Use with XTRA-GUARD® 5 and XTRA-GUARD® Flexible Cables
- Excellent chemical resistance (water, oil, acid and fuels)

RoHS Compliant

Alpha Part No.	Size	Expanded I.D. Min (in.)	Recovered I.D. (in.)	100 ft. Spools MOUSER STOCK NO.	100 ft. Spools Price Per Spool
FIT-650-1/8	1/8	0.125	0.062	602-FIT65018	
FIT-650-3/16	3/16	0.187	0.093	602-FIT650316	
FIT-650-1/4	1/4	0.250	0.125	602-FIT65014	
FIT-650-3/8	3/8	0.375	0.187	602-FIT65038	
FIT-650-1/2	1/2	0.500	0.250	602-FIT65012	
FIT-650-3/4	3/4	0.750	0.375	602-FIT65034	
FIT-650-1	1	1.000	0.500	602-FIT650100	

700 BONDING, MASTIC LINED, IRRADIATED POLYOLEFIN

Features:
- Bonding adhesion to most materials
- Prevents wicking and fills interstices
- Superior strength
- Use with XTRA-GUARD® 3
- Temperature range: -55°C to +110°C
- Environmental and water-tight seal
- High voltage to 1Kv at 90°C
- Tubing sizes match 14AWG-2000MCM sizes
- Color: Black

RoHS Compliant

Alpha Part No.	Expanded I.D. Min (in.)	Recovered I.D. (in.)	12 in. Lengths MOUSER STOCK NO.	12 in. Lengths Price Per Piece 1	12 in. Lengths Price Per Piece 5
FIT-700-21	0.750	.240	602-FIT70021		
FIT-700-22	1.100	.350	602-FIT70022		
FIT-700-23	1.500	.470	602-FIT70023		
FIT-700-24	2.000	.630	602-FIT70024		
FIT-700-25	3.000	1.250	602-FIT70025		
FIT-700-26	4.500	1.750	602-FIT70026		

750 BONDING, ADHESIVE-LINED, IRRADIATED POLYOLEFIN

Features:
- Bonding to substrates
- Total encapsulation
- Permanent water and corrosion protection
- Internal isolation of individual substrates- "pinching"
- Use with XTRA-GUARD® 2
- Similar to FIT®-221 with adhesive liner
- Reduced diameters
- Color: Black
- Temperature range: -55°C to 110°C

RoHS Compliant

Alpha Part No.	Size	Expanded I.D. Min (in.)	Recovered I.D. (in.)	4 ft. Lengths MOUSER STOCK NO.	4 ft. Lengths Price Per Piece
FIT-750-1/4	1/4	0.250	0.125	602-FIT75014	
FIT-750-3/8	3/8	0.375	0.187	602-FIT75038	
FIT-750-1/2	1/2	0.500	0.250	602-FIT75012	
FIT-750-3/4	3/4	0.750	0.375	602-FIT75034	
FIT-750-1	1	1.000	0.500	602-FIT750100	
FIT-750-1-1/2	1 1/2	1.500	0.750	602-FIT750112	

© Copyright 2014 Mouser Electronics

QUALTEK Heat Shrink Tubing

Q2-F SERIES - HIGH STRENGTH, VW-1, THIN WALL POLYOLEFIN, 2:1 SHRINK RATIO

Designed for use in commercial and military applications that require high strength and durability. Flexible, flame retardant and resistant to common fluids and solvents. Meets SAE-AMS-DTL-23053/5, Class 1 & 3 and meets the Sony SS-00259 standard. Wide range of standard colors available.

- Operating Temp: -55°C to +135°C
- Minimum Shrink Temp: 70°C
- UL File No. E236137
- Color: Black

c UL us — RoHS Compliant

Pre-Cut Lengths

Size (In.)	As Supplied: Min. Inside Dia. (mm)	After Recovered: Max. Inside Dia.(mm)	After Recovered: Min. Wall Thickness (mm)	6 in. Lengths: MOUSER STOCK NO.	6 in. Lengths: Pieces Per Pkg.	6 in. Lengths: Price per Pkg. 1	6 in. Lengths: Price per Pkg. 10	4 ft. Lengths: MOUSER STOCK NO.	4 ft. Lengths: Pieces Per Pkg.	4 ft. Lengths: Price per Pkg. 1	4 ft. Lengths: Price per Pkg. 10
3/64	1.6	0.60	0.33	562-Q2F364-6N40	40			562-Q2F364-48N25	25		
1/16	2.0	0.80	0.36	562-Q2F116-6N36	36			562-Q2F116-48N25	25		
3/32	3.1	1.20	0.44	562-Q2F332-6N32	32			562-Q2F332-48N25	25		
1/8	3.7	1.60	0.44	562-Q2F18-6N28	28			562-Q2F18-48N25	25		
3/16	5.2	2.40	0.51	562-Q2F316-6N24	24			562-Q2F316-48N25	25		
1/4	6.8	3.20	0.56	562-Q2F14-6N20	20			562-Q2F14-48N25	25		
5/16	8.8	4.00	0.56	562-Q2F516-6N18	18			562-Q2F516-48N25	25		
3/8	10.7	4.80	0.56	562-Q2F38-6N16	16			562-Q2F38-48N25	25		
1/2	13.7	6.40	0.65	562-Q2F12-6N14	14			562-Q2F12-48N5	5		
5/8	16.7	8.00	0.69	562-Q2F58-6N14	14			562-Q2F58-48N5	5		
3/4	20.5	9.50	0.80	562-Q2F34-6N12	12			562-Q2F34-48N5	5		
1	26.5	12.70	0.90	562-Q2F1-6N8	8			562-Q2F1-48N5	5		
1 1/4	33.5	15.90	1.02	562-Q2F114-6N8	8			562-Q2F114-48N5	5		
1 1/2	41.0	19.10	1.02	562-Q2F112-6N5	5			562-Q2F112-48N5	5		
2	52.0	25.40	1.14	562-Q2F2-6N3	3			- - - - - - - - - - - -	-	-	-

Spools

Size (In.)	As Supplied: Min. Inside Dia. (mm)	After Recovered: Max. Inside Dia.(mm)	After Recovered: Min. Wall Thickness (mm)	Mini Spools: MOUSER STOCK NO.	Mini Spools: Spool Length (ft.)	Mini Spools: Price per Spool 1	Mini Spools: Price per Spool 10	Large Spools: MOUSER STOCK NO.	Large Spools: Spool Length (ft.)	Large Spools: Price per Spool 1	Large Spools: Price per Spool 10
3/64	1.6	0.60	0.33	562-Q2F364-MS100	100			- - - - - - - - - - - -	-	-	-
1/16	2.0	0.80	0.36	562-Q2F116-MS100	100			562-Q2F116-SS1000	1000		
3/32	3.1	1.20	0.44	562-Q2F332-MS100	100			562-Q2F332-SS500	500		
1/8	3.7	1.60	0.44	562-Q2F18-MS100	100			562-Q2F18-SS500	500		
3/16	5.2	2.40	0.51	562-Q2F316-MS100	100			562-Q2F316-SS500	500		
1/4	6.8	3.20	0.56	562-Q2F14-MS100	100			- - - - - - - - - - - -	-	-	-
5/16	8.8	4.00	0.56	562-Q2F516-MS100	100			- - - - - - - - - - - -	-	-	-
3/8	10.7	4.80	0.56	562-Q2F38-MS100	100			562-Q2F38-SS250	250		
1/2	13.7	6.40	0.65	562-Q2F12-MS100	100			- - - - - - - - - - - -	-	-	-
5/8	16.7	8.00	0.69	562-Q2F58-MS50	50			- - - - - - - - - - - -	-	-	-
3/4	20.5	9.50	0.80	562-Q2F34-MS50	50			- - - - - - - - - - - -	-	-	-
1	26.5	12.70	0.90	562-Q2F1-MS50	50			- - - - - - - - - - - -	-	-	-
1 1/4	33.5	15.90	1.02	- - - - - - - - - - - -	-	-	-	562-Q2F114-SS100	100		

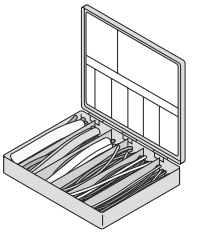

QUALTEK Q2-F TYPE - TUBING KIT, ASSORTED SIZES & COLORS

- Polyolefin
- Flexible
- 3:1 Ratio
- 135°

c UL us — RoHS Compliant

Kit 1 (Black):
Consists of 180 6" pieces: 3/64" - 40pcs., 1/16" - 36pcs., 3/32" - 32pcs., 1/8" - 28pcs., 3/16" - 24pcs., 1/4" - 20pcs.

Kit 2 (Black):
Consists of 82 6" pieces: 5/16" - 18pcs., 3/8" - 16pcs., 1/2" - 14pcs., 5/8" - 14pcs., 3/4" - 12pcs., 1" - 8pcs.

Kit 4 (Assorted):
Consists of 141 6" pieces of various colors/sizes as shown below.

Color/Size	1/16	1/8	1/4	3/8	1/2	1
Black	10	9	8	5	5	3
White	5	4	3	2	2	1
Red	4	3	2	2	2	1
Blue	4	3	2	2	2	1
Yellow	4	3	2	2	2	1
Green	4	3	2	2	2	1
Yellow/Green	4	3	2	2	2	1
Clear	4	3	2	2	2	1

MOUSER STOCK NO.	Description	Price per Kit
562-Q2F-KIT1	Q Kit 1	
562-Q2F-KIT2	Q Kit 2	
562-Q2FQK411-141	Q Kit 4	

Q2-Z SERIES - LOW COST, VW-1, THIN WALL POLYOLEFIN, 2:1 SHRINK RATIO

An environment friendly flame retardant tubing that is widely used for insulation, strain relief, harnessing, and color coding with good flexibility and superior mechanical strength. Wide range of standard colors.

- Operating Temp: -55°C to +135°C
- Minimum Shrink Temp: 70°C
- UL File No. E236137
- Color: Black

c UL us — RoHS Compliant

Pre-Cut Lengths

Size (In.)	As Supplied: Min. Inside Dia. (mm)	After Recovered: Max. Inside Dia.(mm)	After Recovered: Min. Wall Thickness (mm)	6 in. Lengths: MOUSER STOCK NO.	6 in. Lengths: Pieces Per Pkg.	6 in. Lengths: Price per Pkg. 1	6 in. Lengths: Price per Pkg. 10	4 ft. Lengths: MOUSER STOCK NO.	4 ft. Lengths: Pieces Per Pkg.	4 ft. Lengths: Price per Pkg. 1	4 ft. Lengths: Price per Pkg. 10
3/64	1.6	0.60	0.33	562-Q2Z364-6N40	40			562-Q2Z364-48N25	25		
1/16	2.0	0.80	0.36	562-Q2Z116-6N36	36			562-Q2Z116-48N25	25		
3/32	3.1	1.20	0.44	562-Q2Z332-6N32	32			562-Q2Z332-48N25	25		
1/8	3.7	1.60	0.44	562-Q2Z18-6N28	28			562-Q2Z18-48N25	25		
3/16	5.2	2.40	0.51	562-Q2Z316-6N24	24			562-Q2Z316-48N25	25		
1/4	6.8	3.20	0.56	562-Q2Z14-6N20	20			562-Q2Z14-48N25	25		
5/16	8.8	4.00	0.56	562-Q2Z516-6N18	18			562-Q2Z516-48N25	25		
3/8	10.7	4.80	0.56	562-Q2Z38-6N16	16			562-Q2Z38-48N25	25		
1/2	13.7	6.40	0.65	562-Q2Z12-6N14	14			562-Q2Z12-48N5	5		
5/8	16.7	8.00	0.69	562-Q2Z58-6N14	14			562-Q2Z58-48N5	5		
3/4	20.5	9.50	0.80	562-Q2Z34-6N12	12			562-Q2Z34-48N5	5		
1	26.5	12.70	0.90	562-Q2Z1-6N8	8			562-Q2Z1-48N5	5		
1 1/4	33.5	15.90	1.02	562-Q2Z114-6N8	8			562-Q2Z114-48N5	5		
1 1/2	41.0	19.10	1.02	562-Q2Z112-6N5	5			562-Q2Z112-48N5	5		
2	52.0	25.40	1.14	562-Q2Z-2-6N3	3			562-Q2Z-2-48N5	5		

Spools

Size (In.)	As Supplied: Min. Inside Dia. (mm)	After Recovered: Max. Inside Dia.(mm)	After Recovered: Min. Wall Thickness (mm)	Mini Spools: MOUSER STOCK NO.	Mini Spools: Spool Length (ft.)	Mini Spools: Price per Spool 1	Mini Spools: Price per Spool 10	Large Spools: MOUSER STOCK NO.	Large Spools: Spool Length (ft.)	Large Spools: Price per Spool 1	Large Spools: Price per Spool 10
3/64	1.6	0.60	0.33	562-Q2Z364-MS100	100			562-Q2Z364-SS1000	1000		
1/16	2.0	0.80	0.36	562-Q2Z116-MS100	100			562-Q2Z116-SS1000	1000		
3/32	3.1	1.20	0.44	562-Q2Z332-MS100	100			562-Q2Z332-SS500	500		
1/8	3.7	1.60	0.44	562-Q2Z18-MS100	100			562-Q2Z18-SS500	500		
3/16	5.2	2.40	0.51	562-Q2Z316-MS100	100			562-Q2Z316-SS500	500		
1/4	6.8	3.20	0.56	562-Q2Z14-MS100	100			562-Q2Z14-SS500	500		
5/16	8.8	4.00	0.56	562-Q2Z516-MS100	100			562-Q2Z516-SS250	250		
3/8	10.7	4.80	0.56	562-Q2Z38-MS100	100			562-Q2Z38-SS250	250		
1/2	13.7	6.40	0.65	562-Q2Z12-MS100	100			562-Q2Z12-SS200	200		
5/8	16.7	8.00	0.69	562-Q2Z58-MS50	50			562-Q2Z58-SS200	200		
3/4	20.5	9.50	0.80	562-Q2Z34-MS50	50			- - - - - - - - - - - -	-	-	-
1	26.5	12.70	0.90	562-Q2Z1-MS50	50			562-Q2Z1-SS200	200		
1 1/4	33.5	15.90	1.02	562-Q2Z114-MS50	50			- - - - - - - - - - - -	-	-	-
1 1/2	41.0	19.10	1.02	562-Q2Z112-MS50	50			- - - - - - - - - - - -	-	-	-
2	52.0	25.40	1.14	562-Q2Z2-MS50	50			562-Q2Z2-SS100	100		

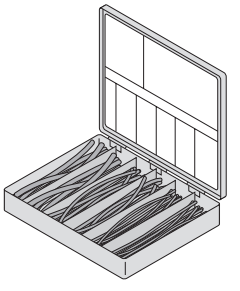

QUALTEK Q2-Z TYPE - TUBING KIT, ASSORTED SIZES / BLACK

c UL us — RoHS Compliant

QKIT 1 : 180 6" pieces

Size	Quantity
3/64	40 pieces
1/16	36 pieces
3/32	32 pieces
1/8	28 pieces
3/16	24 pieces
1/4	20 pieces

QKIT 2 : 82 6" pieces

Size	Quantity
5/16	18 pieces
3/8	16 pieces
1/2	14 pieces
5/8	14 pieces
3/4	12 pieces
1	8 pieces

MOUSER STOCK NO.	Description	Price per Kit
562-Q2ZQK101-180	Q Kit 1	
562-Q2ZQK201-82	Q Kit 2	

© Copyright 2014 Mouser Electronics

© Copyright 2014 Mouser Electronics

QUALTEK Heat Shrink Tubing

RoHS Compliant This product is RoHS compliant.

Q5-2X & Q5-3X TYPE - DUAL WALL, ADHESIVE LINES, FLEXIBLE POLYOLEFIN 2:1 SHRINK RATIO

Dual wall, adhesive lined tubing manufactured by co-extrusion of polyolefin and hot-melt adhesive. Designed to provide insulation and sealing protection against water and moisture for a wide variety of applications such as automotive harnessing, bundled wires, ship board cables, metal tubes, and many others. Standard color is black but other colors available for special order.

- Operating Temp: -45°C + 125°C
- Min Shrink Temp.: 80°C
- UL File No. E236137
- Color: black



Size (In.)	As Supplied Min. Inside Dia. (mm)	After Recovered Max. Inside Dia. (mm)	After Recovered Min. Wall Thickness (mm)	6 in. Lengths MOUSER STOCK NO.	6 in. Lengths Pieces per Pkg.	6 in. Lengths Price per Pkg 1	6 in. Lengths Price per Pkg 10	4 ft. Lengths MOUSER STOCK NO.	4 ft. Lengths Pieces per Pkg.	4 ft. Lengths Price per Pkg 1	4 ft. Lengths Price per Pkg 10
Q5-2X											
1/8	3.2	1.6	0.70	562-Q52X18-6N28	28			562-Q52X18-48N25	25		
3/16	4.8	2.4	0.70	562-Q52X316-6N24	24			562-Q52X316-48N25	25		
1/4	6.4	3.2	0.75	562-Q52X14-6N20	20			562-Q52X14-48N25	25		
3/8	9.5	4.8	0.75	562-Q52X38-6N16	16			562-Q52X38-48N25	25		
1/2	12.7	6.4	0.75	562-Q52X12-6N14	14			562-Q52X12-48N5	5		
3/4	19.1	9.5	0.90	562-Q52X34-6N12	12			562-Q52X34-48N5	5		
1	25.4	12.7	1.10	562-Q52X1-6N8	8			562-Q52X1-48N5	5		
1 1/2	38.1	19.0	1.10	562-Q52X112-6N5	5			- - - - - - - - - - - -	-	-	-
Q5-3X											
1/8	3.0	0.6	1.00	562-Q53X18-6N28	28			562-Q53X18-48N25	25		
3/16	4.8	1.5	1.10	562-Q53X316-6N24	24			562-Q53X316-48N25	25		
1/4	6.0	2.0	1.20	562-Q53X14-6N20	20			562-Q53X14-48N25	25		
3/8	9.0	3.0	1.30	562-Q53X38-6N16	16			562-Q53X38-48N25	25		
1/2	12.0	4.0	1.70	562-Q53X12-6N14	14			562-Q53X12-48N5	5		
3/4	19.0	6.0	2.00	562-Q53X34-6N12	12			562-Q53X34-48N5	5		
1	24.0	8.0	2.20	562-Q53X1-6N8	8			562-Q53X1-48N5	5		
1 1/4	30.0	10.0	2.40	562-Q53X114-6N5	5			562-Q53X114-48N5	5		
1 1/2	40.0	13.0	2.50	562-Q53X112-6N5	5			562-Q53X112-48N5	5		
2	50.0	19.0	2.50	562-Q53X2-6N3	3			562-Q53X2-48N5	5		

Q-150K TYPE - KYNAR® THIN WALL

Flame retardant PVDF tubing used for applications requiring high temperature performance.

- Operating Temp: -55°C + 150°C
- Min Shrink Temp.: 135°C
- UL File No. E245010



Size (In.)	As Supp. Min. Inside Dia. (mm)	After Recovered Max. Inside Dia. (mm)	After Recovered Min. Wall Thickness (mm)	4 ft. Lengths MOUSER STOCK NO.	4 ft. Lengths Pieces per Pkg.	4 ft. Lengths Price per Pkg 1	4 ft. Lengths Price per Pkg 10
Q-150K 2:1 Shrink Ratio, Black							
3/64	1.2	0.6	0.25	562-Q150K364-48N25	25		
1/16	1.6	0.8	0.25	562-Q150K116-48N25	25		
3/32	2.4	1.2	0.25	562-Q150K332-48N25	25		
1/2	12.7	6.4	0.3	562-Q150K12-48N5	5		
Q-150K 2:1 Shrink Ratio, Clear							
1/16	1.6	0.8	0.25	562-Q150K116-48N25C	25		
3/16	4.8	2.4	0.25	562-Q150K316-48N25C	25		
3/8	9.5	4.8	0.3	562-Q150K38-48N25C	25		
1/2	12.7	6.4	0.3	562-Q150K12-48N5C	5		
3/4	19.1	9.5	0.43	562-Q150K34-48N5C	5		

Q2-F3X - HIGHLY FLEXIBLE HEAT SHRINK TUBING FLAME RETARDANT POLYOLEFIN, SHRINK RATIO 3:1

Outstanding physical, chemical and electrical properties make it a good choice for electrical insulation, bundling, and marking. Prevents corrosion plus provides mechanical protection.

- Operating Temp: -55°C + 135°C
- Min Shrink Temp.: 70°C
- Full Recovery: 100°C

Size (In.)	As Supplied Min. Inside Dia. (mm)	After Recovered Max. Inside Dia.(mm)	After Recovered Min. Wall Thickness (mm)	6 in. Lengths MOUSER STOCK NO.	6 in. Lengths Pieces per Pkg.	6 in. Lengths Price per Pkg. 1	6 in. Lengths Price per Pkg. 10	4 ft. Lengths MOUSER STOCK NO.	4 ft. Lengths Pieces per Pkg.	4 ft. Lengths Price per Pkg. 1	4 ft. Lengths Price per Pkg. 10	Mini Spools MOUSER STOCK NO.	Mini Spools Spool Length (ft.)	Mini Spools Price per Pkg. 1	Mini Spools Price per Pkg. 10
1/16	1.6	0.50	0.45	562-Q2F3X116-6N28	28			562-Q2F3X116-48N25	25			562-Q2F3X116-MS200	200		
1/8	3.2	1.00	0.55	562-Q2F3X18-6N24	24			562-Q2F3X18-48N25	25			562-Q2F3X18-MS200	200		
3/16	4.8	1.50	0.60	562-Q2F3X316-6N24	24			562-Q2F3X316-48N25	25			562-Q2F3X316-MS100	100		
1/4	6.4	2.00	0.65	562-Q2F3X14-6N20	20			562-Q2F3X14-48N25	25			562-Q2F3X14-MS100	100		
3/8	9.5	3.00	0.75	562-Q2F3X38-6N16	16			562-Q2F3X38-48N25	25			562-Q2F3X38-MS50	50		
1/2	12.7	4.00	0.80	562-Q2F3X12-6N14	14			562-Q2F3X12-48N5	5			562-Q2F3X12-MS50	50		
3/4	19.1	6.00	0.90	562-Q2F3X34-6N12	12			562-Q2F3X34-48N5	5			562-Q2F3X34-MS50	50		
1	25.4	8.00	1.20	562-Q2F3X1-6N8	8			562-Q2F3X1-48N5	5			562-Q2F3X1-MS50	50		
1 1/2	39.0	13.00	1.25	562-Q2F3X112-6N5	5			- - - - - - - - - - - -	-	-	-	- - - - - - - - - - - -	-	-	-

Q2-F3X HEAT SHRINK TUBING KIT, BLACK - 106 PIECES

Kit

MOUSER STOCK NO.	Description	Price per Kit
562-Q2F3X-QK1-KIT106	106 pieces in 6" Lengths	

Q2-F3X : 106 6" pieces	
Size	Quantity
1/16	28 pieces
1/8	24 pieces
1/4	20 pieces
1/2	14 pieces
3/4	12 pieces
1	8 pieces

Refills

MOUSER STOCK NO.	Pieces per Package	Size	Price per Kit
562-Q2F3XRK116-6N28	28	1/16	
562-Q2F3XRK18-6N24	24	1/8	
562-Q2F3XRK14-6N20	20	1/4	
562-Q2F3XRK12-6N14	14	1/2	
562-Q2F3XRK34-6N12	12	3/4	
562-Q2F3XRK1-6N8	8	1	



Q2-F4X HIGH SHRINK RATIO, 4:1, HIGHLY FLEXIBLE, FLAME RETARDANT POLYOLEFIN TUBING

With it's outstanding physical, chemical and electrical properties it's widely used in military, aerospace, and fine electronic instruments for insulating or repairing harnesses, cables and connectors.

- Operating Temp: -55°C + 135°C



Size (In.)	As Supplied Min. Inside Dia. (mm)	After Recovered Max. Inside Dia.(mm)	After Recovered Min. Wall Thickness (mm)	4 ft. Lengths MOUSER STOCK NO.	4 ft. Lengths Pieces per Pkg.	4 ft. Lengths Price per Pkg. 1	4 ft. Lengths Price per Pkg. 10
3/4	19.1/4.6	4.6	1.7	562-Q2F4X34-48N5	5		
1	25.4/7.0	7.0	1.7	562-Q2F4X1-48N5	5		
1 1/2	38.1/9.5	9.5	1.7	562-Q2F4X112-48N5	5		
2	50.8/14.0	14.0	1.7	562-Q2F4X2-48N5	5		

Q2-PTFE TEFLON 2:1 SHRINK RATIO

Designed specially for applications where high temperature and chemical resistance is required. Works great as an electrical insulator and where highly flame retardant properties are required.

- Operating Temp: -55°C + 260°C



Wire Gauge	As Supplied Min. Inside Dia. (mm)	After Recovered Max. Inside Dia.(mm)	After Recovered Min. Wall Thickness (mm)	4 ft. Lengths MOUSER STOCK NO.	4 ft. Lengths Pieces per Pkg.	4 ft. Lengths Price per Pkg. 1	4 ft. Lengths Price per Pkg. 10
16	2.36	1.45	.30	562-QPTFE-16	25		
8	6.10	3.55	.38	562-QPTFE-8	5		
6	7.67	4.40	.38	562-QPTFE-6	5		

QSEC HEAT SHRINKABLE CABLE END CAPS WITH SPIRAL ADHESIVE COATING

Economical means of sealing the ends of power and control cables to ensure a watertight seal. Protects against oxidation, ozone, UV radiation, etc.

- Operating Temp: -55°C + 110°C



MOUSER STOCK NO.	Cable Diameter	Length (Min/Max)	Dimensions (L x W)	Price per Piece 1	Price per Piece 10
562-QSEC1	5-12	14/4.5	45 x 2.0		
562-QSEC2	10-20	25/8	70 x 2.3		

© Copyright 2014 Mouser Electronics

© Copyright 2014 Mouser Electronics

TE CONNECTIVITY Micro Heat-Shrink Shapes

RoHS Compliant **This product is RoHS compliant.**

TE connectivity Authorized Distributor

DIMENSIONS: mm (in.)

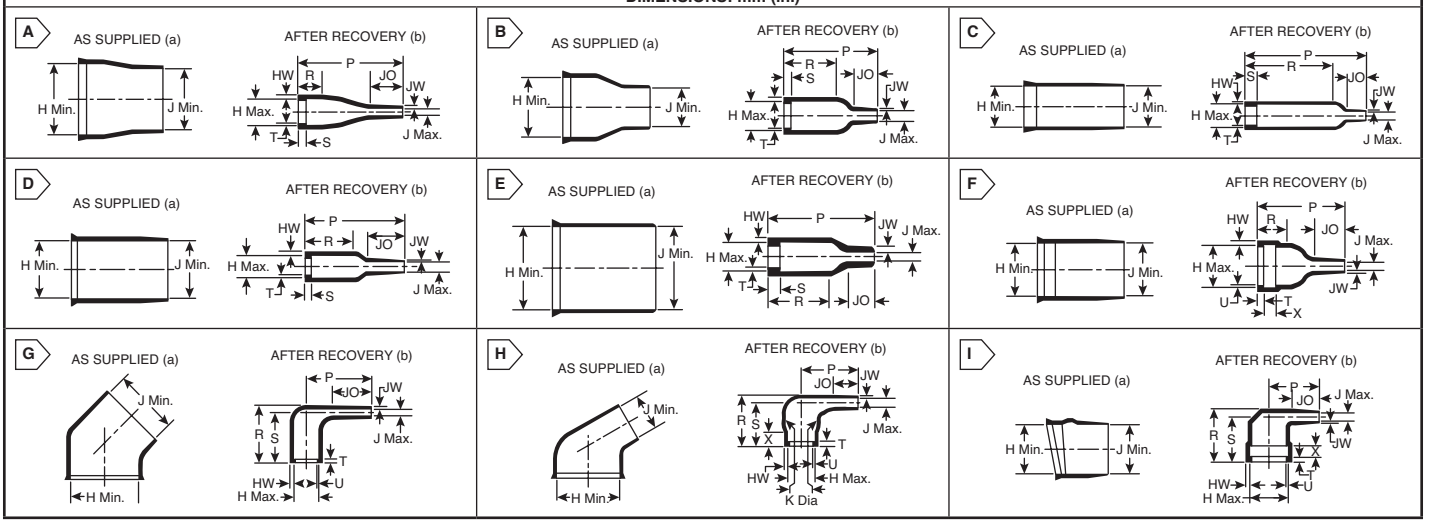

MICRO MOLDED HEAT-SHRINK SHAPES

Features:

- Small size
- Supplied in expanded form
- Adhesive lined options
- Strain relief
- Available in a range of different cross-linked polymeric materials

For quantities greater than listed, call for quote.

MOUSER STOCK NO.	TE Part No.	Fig.	As Supplied H Min. a	As Supplied J Min. a	After Recovery H Max. b	After Recovery J Max. b	P ±10% b	R ±10% b	S ±10% b	T ±10% b	JO ±10% b	HW ±20% b	JW ±20% b	Price Each 1	25	50
650-204W201-25-0	204W201-25-0	A	10 (0.39)	9 (0.35)	5.2 (0.20)	1.5 (0.06)	20 (0.79)	4 (0.16)	0.8 (0.03)	0.35 (0.01)	6.6 (0.26)	0.8 (0.03)	0.6 (0.02)			

For quantities greater than listed, call for quote.

MOUSER STOCK NO.	TE Part No.	Fig.	As Supplied H Min. a	As Supplied J Min. a	After Recovery H Max. b	After Recovery J Max. b	P ±10% b	R ±10% b	S ±10% b	T ±10% b	JO ±10% b	HW ±20% b	JW ±20% b	Price Each 1	25	50
650-203W301-25-G02-0	203W301-25-G02-0	B	10 (0.39)	6 (0.24)	5.8 (0.23)	2.2 (0.09)	19 (0.75)	11 (0.43)	1.5 (0.06)	0.5 (0.02)	4.5 (0.18)	0.8 (0.03)	0.5 (0.02)			

For quantities greater than listed, call for quote.

MOUSER STOCK NO.	TE Part No.	Fig.	As Supplied H Min. a	As Supplied J Min. a	After Recovery H Max. b	After Recovery J Max. b	P ±10% b	R ±10% b	S ±10% b	T ±10% b	JO ±10% b	HW ±20% b	JW ±20% b	Price Each 1	25	50
650-203W301-25-0	203W301-25-0	C	10 (0.39)	10 (0.39)	5.8 (0.23)	2.2 (0.09)	29 (1.14)	21 (0.83)	3 (0.12)	0.5 (0.02)	4.5 (0.18)	0.8 (0.03)	0.5 (0.02)			

For quantities greater than listed, call for quote.

MOUSER STOCK NO.	TE Part No.	Fig.	As Supplied H Min. a	As Supplied J Min. a	After Recovery H Max. b	After Recovery J Max. b	P ±10% b	R ±10% b	S ±10% b	T ±10% b	JO ±10% b	HW ±20% b	JW ±20% b	Price Each 1	25	50
650-202K111-25-01-0	202K111-25-01-0	D	17 (0.67)	17 (0.67)	6.9 (0.27)	3 (0.12)	29 (1.14)	14 (0.55)	1.7 (0.07)	0.9 (0.04)	10.8 (0.43)	1.3 (0.05)	0.07 (0.03)			

For quantities greater than listed, call for quote.

MOUSER STOCK NO.	TE Part No.	Fig.	As Supplied H Min. a	As Supplied J Min. a	After Recovery H Max. b	After Recovery J Max. b	P ±10% b	R ±10% b	S ±10% b	T ±10% b	JO ±10% b	HW ±20% b	JW ±20% b	Price Each 1	25	50
650-202A111-25-G07-0	202A111-25-G07-0	E	17 (0.67)	17 (0.67)	7.9 (0.31)	2.2 (0.09)	25 (0.98)	14 (0.55)	3 (0.12)	1 (0.04)	6 (0.24)	1.7 (0.07)	1 (0.04)			

For quantities greater than listed, call for quote.

MOUSER STOCK NO.	TE Part No.	Fig.	As Supplied H Min. a	As Supplied J Min. a	After Recovery H Max. b	After Recovery J Max. b	P ±10% b	R ±10% b	T ±10% b	U ±10% b	X ±10% b	JO ±10% b	HW ±20% b	JW ±20% b	Price Each 1	25	50
650-204W221-25-0	204W221-25-0	F	11 (0.43)	11 (0.43)	9.3 (0.37)	2.1 (0.08)	19 (0.75)	6.5 (0.25)	1.5 (0.06)	.55 (0.02)	2.4 (0.09)	6.6 (0.26)	1.1 (0.04)	0.5 (0.02)			

For quantities greater than listed, call for quote.

MOUSER STOCK NO.	TE Part No.	Fig.	As Supplied H Min. a	As Supplied J Min. a	After Recovery H Max. b	After Recovery J Max. b	P ±10% b	R ±10% b	S ±10% b	T ±10% b	U ±10% b	JO ±10% b	HW ±20% b	JW ±20% b	Price Each 1	25	50
650-224W201-25-0	224W201-25-0	G	11 (0.43)	9 (0.35)	5.2 (0.2)	1.6 (0.06)	13 (0.51)	11.5 (0.45)	10 (0.39)	0.8 (0.03)	0.35 (0.01)	7.5 (0.3)	0.08 (0.03)	0.06 (0.02)			

For quantities greater than listed, call for quote.

MOUSER STOCK NO.	TE Part No.	Fig.	As Supplied H Min. a	As Supplied J Min. a	After Recovery H Max. b	After Recovery J Max. b	K Min. b	K Max. b	P ±10% b	R ±10% b	S ±10% b	T ±10% b	U ±10% b	JO ±10% b	HW ±20% b	JW ±20% b	X ±20% b	Price Each 1	25	50
650-223W601-25-0	223W601-25-0	H	10 (0.39)	6 (0.24)	6.3 (0.25)	2 (0.08)	10 (0.39)	7.4 (0.29)	12.5 (0.49)	11.5 (0.45)	9.8 (0.39)	1.2 (0.05)	0.5 (0.02)	6 (0.24)	1 (0.04)	0.06 (0.02)	3.2 (0.13)			

For quantities greater than listed, call for quote.

MOUSER STOCK NO.	TE Part No.	Fig.	As Supplied H Min. a	As Supplied J Min. a	After Recovery H Max. b	After Recovery J Max. b	P ±10% b	R ±10% b	S ±10% b	T ±10% b	U ±10% b	X ±10% b	JO ±10% b	HW ±20% b	JW ±20% b	Price Each 1	25	50
650-224W221-25-0	224W221-25-0	I	11 (0.43)	11 (0.43)	9.3 (0.37)	2.1 (0.08)	12.3 (0.48)	13 (0.51)	11 (0.43)	1.5 (0.06)	0.55 (0.02)	2.4 (0.09)	6.6 (0.26)	1 (0.04)	0.5 (0.02)			

© Copyright 2014 Mouser Electronics

© Copyright 2014 Mouser Electronics

TE CONNECTIVITY Heat Shrinkable Tubing

RoHS Compliant This product is RoHS compliant.

TE connectivity Authorized Distributor

RAYCHEM RNF-100

A premium grade flame-retardant polyolefin heat-shrinkable tubing. Outstanding all around performance. Excellent physical and electrical performance. Good chemical and solvent resistant flexibility.

- Shrink Ratio: 2:1
- Operating Temperature Range: -55° to +135°C
- Minimum Shrink Temperature: +95°C
- Minimum Full Recovery Temperature: +121°C
- Color: Black



NOTE: Factory Packaging 4ft. stick (Price Per Ft.)

MOUSER STOCK NO.	Raychem Part No.	Size	Price Per Ft.				
			1	20	100	200	500
650-RNF100364	RNF-100-3/64-BK-STK	3/64					
650-RNF100116	RNF-100-1/16-BK-STK	1/16					
650-RNF100332	RNF-100-3/32-BK-STK	3/32					
650-RNF100018	RNF-100-1/8-BK-STK	1/8					
650-RNF100316	RNF-100-3/16-BK-STK	3/16					
650-RNF100014	RNF-100-1/4-BK-STK	1/4					
650-RNF100038	RNF-100-3/8-BK-STK	3/8					
650-RNF100012	RNF-100-1/2-BK-STK	1/2					
650-RNF100034	RNF-100-3/4-BK-STK	3/4					
650-RNF100100	RNF-100-1-BK-STK	1					
650-RNF100112	RNF-100-1-1/2-BK-STK	1 1/2					
650-RNF100200	RNF-100-2-BK-STK	2					
650-RNF100300	RNF-100-3-BK-STK	3					
650-RNF100400	RNF-100-4-BK-STK	4					

Small Volume Spools

MOUSER STOCK NO.	Raychem Part No.	Size	Length (ft.)	Per Spool			
				1	3	5	10
650-RNF100364SP	RNF-100-MINI-SPL-3/64-BK	3/64	100				
650-RNF100116SP	RNF-100-MINI-SPL-1/16-BK	1/16	75				
650-RNF100332SP	RNF-100-MINI-SPL-3/32-BK	3/32	65				
650-RNF100018SP	RNF-100-MINI-SPL-1/8-BK	1/8	60				
650-RNF100316SP	RNF-100-MINI-SPL-3/16-BK	3/16	50				
650-RNF100014SP	RNF-100-MINI-SPL-1/4-BK	1/4	40				
650-RNF100038SP	RNF-100-MINI-SPL-3/8-BK	3/8	35				
650-RNF100012SP	RNF-100-MINI-SPL-1/2-BK	1/2	30				
650-RNF100034SP	RNF-100-MINI-SPL-3/4-BK	3/4	25				
650-RNF100100SP	RNF-100-MINI-SPL-1-BK	1	15				

RAYCHEM RW-175

High temperature, fluid resistant, extra tough and semi-rigid heat-shrinkable tubing. Excellent chemical resistance.

- Shrink Ratio: 2:1
- Operating Temperature Range: -55° to +175°C
- Minimum Shrink Temperature: +155°C
- Minimum Full Recovery Temperature: +175°C
- Color: Clear



NOTE: Factory Packaging 4ft. stick (Price Per Ft.)

MOUSER STOCK NO.	Raychem Part No.	Size	Price Per Ft.				
			1	20	100	200	500
650-RW175364	RW-175-3/64-X-STK	3/64					
650-RW175116	RW-175-1/16-X-STK	3/32					
650-RW175332	RW-175-3/32-X-STK	1/16					
650-RW175018	RW-175-1/8-X-STK	1/8					
650-RW175316	RW-175-3/16-X-STK	3/16					

RAYCHEM VERSAFIT

Highly flame-retardant, very flexible and low-shrink-temperature Polyolefin tubing.

Free of Polybrominated Biphenyls (PBBs) and Polybrominated Biphenyl Oxides and Ethers (PBBOs and PBBEs), which are classified as environmentally hazardous substances.

- Shrink Ratio: 2:1
- Operating Temperature Range: -55° to +135°C
- Minimum Shrink Temperature: 70°C
- Minimum Full Recovery Temperature: 90°C
- Color: Black



Small Volume Spools

MOUSER STOCK NO.	Raychem Part No.	Size	Length (ft.)	Per Spool			
				1	3	5	10
650-VER364SP	VERSAFIT-MINI-SPL-3/64-BK	3/64	100				
650-VER116SP	VERSAFIT-MINI-SPL-1/16-BK	1/16	75				
650-VER332SP	VERSAFIT-MINI-SPL-3/32-BK	3/32	65				
650-VER018SP	VERSAFIT-MINI-SPL-1/8-BK	1/8	60				
650-VER316SP	VERSAFIT-MINI-SPL-3/16-BK	3/16	50				
650-VER014SP	VERSAFIT-MINI-SPL-1/4-BK	1/4	40				
650-VER038SP	VERSAFIT-MINI-SPL-3/8-BK	3/8	35				
650-VER012SP	VERSAFIT-MINI-SPL-1/2-BK	1/2	30				
650-VER034SP	VERSAFIT-MINI-SPL-3/4-BK	3/4	25				
650-VER100SP	VERSAFIT-MINI-SPL-1-BK	1	15				

RAYCHEM VERSAFIT KITS AND REFILLS

Versafit Kit 1

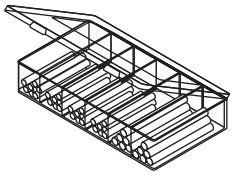

Contents:
- 30pcs. 3/16" Black-fits 18-14 AWG
- 28pcs. 1/4" Black-fits 12-10 AWG
- 24pcs. 3/8" Black-fits 8 AWG
- 20pcs. 1/2" Black-fits 6-3 AWG
- 14pcs. 3/4" Black-fits 2-1/0 AWG
- 10pcs. 1" Black-fits 2/0-4/0 AWG

Shrink Ratio: 2:1. Rated for 1000V, 125°C VW1 for dry application insulation and strain-relief.

MOUSER STOCK NO.	Raychem Part No.	Description	Price Each
650-KIT1	VERSAFIT-KIT-1-0	126 Pieces - Assorted Sizes - Black	

Versafit Kit 2

Contents:
- 35pcs. 3/32" 5 each of 7 colors-fits 18 AWG
- 28pcs. 1/8" 4 each of 7 colors-fits 16 AWG
- 21pcs. 3/16" 3 each of 7 colors-fits 14 AWG
- 21pcs. 1/4" 3 each of 7 colors-fits 12-10 AWG
- 14pcs. 3/8" 2 each of 7 colors-fits 8 AWG
- 14pcs. 1/2" 2 each of 7 colors-fits 6-3 AWG

Shrink Ratio: 2:1. Rated for 1000V, 125°C VW1 for dry application insulation and strain-relief.

Colors: Blue, Black, Clear, Green, Red, White, Yellow

For quantities greater than listed, call for quote.

MOUSER STOCK NO.	Raychem Part No.	Description	Price Each
650-KIT2	VERSAFIT-KIT-2-0	133 Pieces- Assorted Sizes/Colors	

Kit-1 Refills - Versafit - 6" Cut Pieces in Bag, Black

MOUSER STOCK NO.	Raychem Part No.	Size	No. of Pieces	Per Each				
				1	50	100	250	500
650-VER316B	VERSAFIT-3/16-KT1-REFIL	3/16	30					
650-VER014B	VERSAFIT-1/4-KT1-REFIL	1/4	28					
650-VER038B	VERSAFIT-3/8-KT1-REFIL	3/8	24					
650-VER012B	VERSAFIT-1/2-KT1-REFIL	1/2	20					
650-VER034B	VERSAFIT-3/4-KT1-REFIL	3/4	14					
650-VER100B	VERSAFIT-1-KT1-REFIL	1	10					

Kit-2 Refills - Versafit - 6" Cut Pieces in Bag, Assorted Colors

Colors: Blue, Black, Clear, Green, Red, White, Yellow

MOUSER STOCK NO.	Raychem Part No.	Size	No. of Pieces	Per Each				
				1	50	100	250	500
650-VER332C	VERSAFIT-3/32-KT2-REFIL	3/32	35					
650-VER018C	VERSAFIT-1/8-KT2-REFIL	1/8	28					
650-VER014C	VERSAFIT-1/4-KT2-REFIL	1/4	21					
650-VER038C	VERSAFIT-3/8-KT2-REFIL	3/8	14					
650-VER012C	VERSAFIT-1/2-KT2-REFIL	1/2	14					

Kit 4/6- Versafit - 6" Cut Pieces in Bag, Black

For quantities greater than listed, call for quote.

MOUSER STOCK NO.	Raychem Part No.	Size	No. of Pieces	Price Each
650-KIT4	VERSAFIT-KIT-4-0	3/16, 1/4, 3/8, 1/2, 3/4, 1	3	
650-KIT6	VERSAFIT-KIT-6-0	3/64, 1/16, 3/32, 1/8	6	

© Copyright 2014 Mouser Electronics

© Copyright 2014 Mouser Electronics

HEAT SHRINK WRAP AROUND MARKER

Features:
- Heat-shrinkable wrap-around
- Color: white
- Hot-melt adhesive for a permanent bond
- Thermal transfer printable
- Post termination / retrofit suitable
- Extremely durable and resistant to harsh environments

Dimensions:
- Width: 48.2 mm (1.9 in)
- Thickness: 0.56 mm (0.022 in) - uninstalled
- Spool length: 100 feet (30.5m)

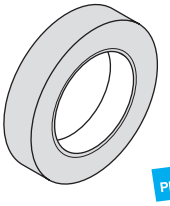

PRODUCT NEW

MOUSER STOCK NO.	TE Part No.	Description	Price Per Foot
650-WM-SCE-48.2-9	WM-SCE-48.2-9	Heat-shrinkable wrap-around marker	

DUAL WALL/4 CLASS 2

Adhesive-lined, flexible, polyolefin tubing.

Seals and protects simple in-line splices, bimetallic joints, and components from fluids, moisture, and corrosion. Repairs damaged wire insulation, especially where flexibility is required. Provides one-step electrical insulation and moisture sealing.



Specifications:
- Shrink ratio: 2:1
- Operating temperature range: -55° to +135°C
- Minimum shrink temperature: +95°C
- Minimum full recovery temperature: +121°C
- Color: Black

E85381

RoHS Compliant

Note: Factory Packaging 4 Ft. Stick (Price Per Ft.)

MOUSER STOCK NO.	TE Part No.	Size	Price Per Foot				
			1	20	100	200	500
650-TAT125018	TAT-125-1/8-0-STK	1/8					
650-TAT125316	TAT-125-3/16-0-STK	3/16					
650-TAT125014	TAT-125-1/4-0-STK	1/4					
650-TAT125038	TAT-125-3/8-0-STK	3/8					
650-TAT125012	TAT-125-1/2-0-STK	1/2					
650-TAT125034	TAT-125-3/4-0-STK	3/4					
650-TAT125100	TAT-125-1-0-STK	1					
650-TAT125112	TAT-125-1-1/2-0-STK	1 1/2					

DUAL WALL /4 CLASS 3

ATUM semi-flexible, general purpose adhesive-lined, moisture proof heat-shrinkable tubing. Provides excellent environmental sealing, high strength bonding, operating temperature -55°C to +110°C.



Specifications:
- Shrink ratio: 3:1
- Operating temperature range: -55°C to +110°C
- Minimum shrink temperature: +80°C
- Minimum full recovery temperature: +110°C
- Color: Black

E85381

RoHS Compliant

Note: Factory Packaging 4 Ft. Stick (Price Per Ft.)

MOUSER STOCK NO.	TE Part No.	Size	Price Per Foot				
			1	20	100	200	500
650-ATUM31	ATUM-3/1-0-STK	1/8					
650-ATUM62	ATUM-6/2-0-STK	1/4					
650-ATUM93	ATUM-9/3-0-STK	3/8					
650-ATUM124	ATUM-12/4-0-STK	1/2					
650-ATUM196	ATUM-19/6-0-STK	3/4					
650-ATUM248	ATUM-24/8-0-STK	1					
650-ATUM4013	ATUM-40/13-0-STK	1 1/2					

TIE-ON CABLE MARKERS

CM-NMX cable markers are used for identification of wire and cable bundles, and are suitable for aerospace and other applications where light-weight and resistance to harsh environments are important. The cable markers are attached using cable ties.



For quantities greater than listed, call for quote.

MOUSER STOCK NO.	TE Part No.	Markable Height (in.)	Color	Price Each				
				1	25	50	100	250
650-CM4221-000	CM-NMX-2.5K-1/4-4H-4	1/4	Yellow					
650-CM4220-000	CM-NMX-2.5K-1/4-4H-9	1/4	White					
650-CM4218-000	CM-NMX-2.5K-1/2-4H-4	1/2	Yellow					
650-CM4217-000	CM-NMX-2.5K-1/2-4H-9	1/2	White					

MINISEAL CRIMP SPLICES

Features:
- Wire range from 26 AWG to 12 AWG
- Nickel-plated conductors
- Insulation rated for at least 135°C
- SAE-AMS-DTL-23053/13 (applies only to insulation sleeve)
- SAE-AS81824/1 (modified for 200°C applications)
- Under qualification for EN 3373-014



MOUSER STOCK NO.	TE Part No.	AWG Range	Color	Price Each			
				1	25	50	100
650-D-200-82	D-200-82	26-20	Red				
650-D-200-83	D-200-83	20-16	Blue				

SOLDERSHIELD CABLE SPLICES

Features:
- Immersion-resistant crimp splices
- EMI protection
- Insulation and strain relief
- Easy installation
- Small size
- Light weight



MOUSER STOCK NO.	TE Part No.	Primary No.	AWG Range	Color Code	L max. (in.)	Price Each			
						1	25	50	100
650-D-150-0169	D-150-0169	1	20-16	Blue	3.17				
650-D-150-0175	D-150-0175	2	18-16	Blue	4.17				
650-D-150-0180	D-150-0180	3/4	18-16	Blue	4.17				

COLD APPLIED SPLICES

Features:
- One-step termination and environmental protection
- No heating required for installation
- Reliable in a wide variety of environmental conditions
- Easy installation
- Prevents water ingress under permanent pressure/weight



MOUSER STOCK NO.	TE Part No.	Primary No.	AWG Range	Color Code	L max. (in.)	Price Each			
						1	25	50	100
650-D-436-36-COLD	D-436-36-COLD	26-20	Red	1.45	9.20				
650-D-436-37-COLD	D-436-37-COLD	18-16	Blue	1.484	10.81				
650-D-436-38-COLD	D-436-38-COLD	14-12	Yellow	1.484	10.90				

Crimp Tool

MOUSER STOCK NO.	TE Part No.	Description	Price Each
650-AD-1381	AD-1381	Crimp Tool for D-436	

DURASEAL WIRE SPLICES

DuraSeal devices provide a tough, environmentally sealed wire connection. Their crimp barrel or terminal, encased in rugged, heat shrinkable nylon tubing lined with a special hot-melt adhesive, resists damage from abrasions and cuts.



Features:
- Resistance to moisture and abrasion
- Strain relief
- Protection from wire pull-out
- Easy installation

1pc. Crimp Splice with Tubing

For quantities greater than listed, call for quote.

MOUSER STOCK NO.	TE Part No.	Size (AWG)	Price Each				
			1	50	100	250	500
650-D4060001	D-406-0001	22-18					
650-D4060002	D-406-0002	16-14					
650-D4060003	D-406-0003	12-10					

© Copyright 2014 Mouser Electronics

© Copyright 2014 Mouser Electronics

TE connectivity Authorized Distributor

C-WRAP SIDE ENTRY REPAIR SLEEVES

NEW PRODUCT

C-Wrap Side Entry Repair Sleeves consist of two pieces; the heat shrinkable outer tubing and meltable adhesive inner layer. The wrap around design provides a permanent repair of nicks, chafed, or radial cracks to damaged wire.

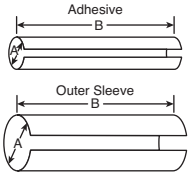

Features:
- Used as a side-entry repair kit
- Prevents galvanic corrosion on center conductor
- Color-coded to ensure proper sizing for each application
- Temperature range: -65 deg C to 150 deg C
- Immersion resistant
- Cut Length (B): Adhesive - 21.59
  Sleeve - 19.05

For quantities greater than listed, call for quote.

MOUSER STOCK NO.	TE Part No.	Color Code	I.D. (A)		AWG		Price Each		
			Adhesive	Sleeve	Min.	Max.	1	25	50
650-D-150-C-11	D-150-C-11	Green	1.11	2.29	26	24			
650-D-150-C-12	D-150-C-12	Red	1.68	2.74	22	20			
650-D-150-C-13	D-150-C-13	Blue	2.13	3.43	18	16			
650-D-150-C-14	D-150-C-14	Yellow	3.34	4.80	14	12			

SOLDERSLEEVE SHIELD TERMINATORS

Specifications:
- Immersion resistant
- One-piece design offers easy installation and lower installed cost
- Optional preinstalled ground leads provide convenience and ease of installation
- Suitable for use in environments up to 200°C



Without Lead

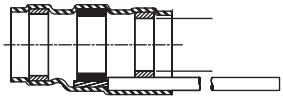

With Lead

For quantities greater than listed, call for quote.

MOUSER STOCK NO.	TE Part No.	Inner Dia. Min.(in.)	Length (in.)	Price Each				
				1	25	50	100	500
Without Leads								
650-S200-1-00	S200-1-00	1.9	16.5					
650-S200-2-00	S200-2-00	2.67	16.5					
650-S200-3-00	S200-3-00	4.32	16.5					
650-S200-4-00	S200-4-00	5.97	19.1					
650-S200-5-00	S200-5-00	6.98	19.1					
With Leads								
650-S200-2-W1-22-9	S200-2-W1-22-9	0.105	0.65					
650-S200-3-W1-22-9	S200-3-W1-22-9	0.17	0.65					
650-S200-3-W2-22-9	S200-3-W2-22-9	0.17	0.65					
650-S200-4-W1-22-9	S200-4-W1-22-9	0.235	0.75					
650-S200-5-W1-22-9	S200-5-W1-22-9	0.275	0.75					

CWT SOLDER SLEEVE SHEILD TERMINATORS

Specifications:
- Transparent insulation sleeve provides encapsulation, inspectability, strain relief and insulation
- Prefluxed solder preform provides a controlled soldering process
- One-piece design offers easy installation and lower installed cost
- Optional pre-installed ground leads provide convenience and ease of installation

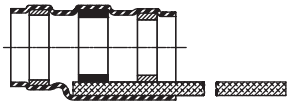

For quantities greater than listed, call for quote.

MOUSER STOCK NO.	TE Part No.	Inside Dia. (in.)	Length (in.)	Price Each		
				1	50	100
650-SO63-2-9030	SO63-2-9030	0.105	0.65			
650-SO63-3-9030	SO63-3-9030	0.17	0.65			
650-SO63-4-9030	SO63-4-9030	0.235	0.75			

SIDE ENTRY BUSHINGS

Features:
- Fewer wraps needed than conventional silicone tapes
- High temperature resistant silicone material rated to 180°C
- Trim to fit capabilities. Fit any size saddle clamp/wire bundle combination
- Thermally formed so it naturally conforms to circular wire bundles
- No adhesive layer for easy removal
- Re-usable

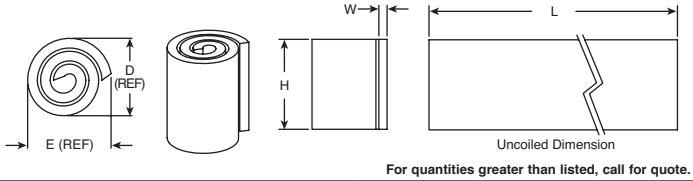

For quantities greater than listed, call for quote.

MOUSER STOCK NO.	TE Part No.	Dimensions (in.)						Price Each		
		E Ref.	D Ref.	H ± 10%	L ± 10%	W ± 10%	Bundle O.D. Min	1	25	50
650-SEB-B	SEB-B	.35	.40	.40	2.00	.06	.05			
650-SEB-C	SEB-C	.48	.53	.50	3.00	.06	.05			
650-SEB-D	SEB-D	.55	.60	.60	4.00	.06	.10			

HIGH TEMPERATURE SEALING SLEEVES

High temperature fluoropolymer sealing sleeve provides a robust, lightweight cover which shrinks to environmentally seal in-line compression joints and terminal lugs.

Features:
- No oven curing equipment needed
- Labor saving preinstall sealing sleeves
- Meets FAR Part 25 appendix F of the FAA standards
- Sealing material is pre-installed

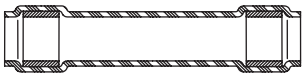

For quantities greater than listed, call for quote.

MOUSER STOCK NO.	TE Part No.	Size (in.)	Length (in.)	Price Each				
				1	50	100	250	500
650-CJ6775-000	CJ6775-000	3/8	4.75					
650-CJ6777-000	CJ6777-000	1/2	5.75					
650-CJ6779-000	CJ6779-000	3/4	6.75					
650-CJ6781-000	CJ6781-000	1	6.75					
650-CJ6774-000	CJ6774-000	3/8	2.75					
650-CJ6776-000	CJ6776-000	1/2	2.75					
650-CJ6778-000	CJ6778-000	3/4	3.00					
650-CJ6780-000	CJ6780-000	1	3.75					

SOLDER SLEEVES

TE Connectivity's SolderSleeve heat-shrinkable wire and cable interconnection devices are a labor-saving alternative to conventional wire and cable termination methods such as craft-sensitive, time-consuming hand soldering or crimping.

Features:
- Controlled soldering with high level of sealing
- Strain relief
- Insulation
- Easy one step installation
- Application from 125°C to 260°C
- NAS, MIL-SPEC, and UL approvals

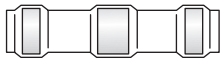

150C Mil-Spec 83519 Qualified

For quantities greater than listed, call for quote.

MOUSER STOCK NO.	TE Part No.	Inner Dia. Min.	Shiels Dia. Min.	Price Each				
				1	50	100	250	500
650-S0101R	S01-01-R	.075"	.035"					
650-S0102R	S01-02-R	.105"	.055"					
650-S0103R	S01-03-R	.170"	.085"					
650-S0104R	S01-04-R	.235"	.130"					
650-S0105R	S01-05-R	.275"	.170"					

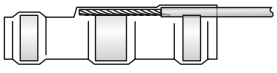

125C (Commercial Shield Term with Lead)

For quantities greater than listed, call for quote.

MOUSER STOCK NO.	TE Part No.	Inner Dia. Min.	Shiels Dia. Min.	Price Each				
				1	50	100	250	500
650-CWT3122	CWT-3-W122-5	.098"	.059"					
650-CWT5122	CWT-5-W122-5	.169"	.079"					
650-CWT7122	CWT-7-W122-5	.252"	.130"					



Solder Splicing Sleeves (For Wire to Wire Splices)

For quantities greater than listed, call for quote.

MOUSER STOCK NO.	TE Part No.	Wire Jacket O.D. (mm)		Price Each				
		Min.	Max.	1	50	100	250	500
650-CWT9001	CWT-9001	0.4	1.7					
650-CWT9002	CWT-9002	1.3	2.7					
650-CWT9003	CWT-9003	1.8	4.5					



Solder Terminating Sleeves (For Wire to Pin Termination)

For quantities greater than listed, call for quote.

MOUSER STOCK NO.	TE Part No.	Wire to Pin Size (AWG)	Wire to Tab Size (AWG)	Price Each				
				1	50	100	250	500
650-CWT1501	CWT-1501	24-20	24-20					
650-CWT1502	CWT-1502	24-18	24-18					
650-CWT1503	CWT-1503	22-20	24-18					

© Copyright 2014 Mouser Electronics

© Copyright 2014 Mouser Electronics

3M™ Heat Shrinkable Tubing

RoHS Compliant This page of product is compliant.

FP-301 FLEXIBLE POLYOLEFIN SHRINKABLE TUBING

- Shrink ratio: 2:1
- Shrink temperature: 100°C min.
- Temperature range: -55°C to +135°C
- Meets MIL-DTL-23053/5 Class 1&2
- Longitudinal shrinkage: <5%
- High resistance to solvents, acids, and alkalis
- Cross-linked polyolefin
- 600V @ 125°C

Small Reel: Replace blank with **5** for **Black**, **6** for **Clear**
Large Reel: Black is available from stock.
Replace blank with: **BK** for **Black**, **R** for **Red**, **Y** for **Yellow**, **W** for **White**, **BU** for **Blue**, **C** for **Clear**

RoHS Compliant

Replace the blank in the Mouser Stock No. with:
1 for **Black**, **2** for **Blue**, **3** for **Clear**, **4** for **Red**, **5** for **White**, **6** for **Yellow, 7** for **Green**

✻Available from stock in black only

MOUSER STOCK NO.	Expanded I.D. (in.)	Price Per 4' Length 1	5	10	25
5174-1364__	3/64				
5174-1116__	1/16				
5174-1332__	3/32				
5174-118__	1/8				
5174-1316__	3/16				
5174-114__	1/4				
5174-138__	3/8		-		
5174-112__	1/2				
5174-134__	3/4				
5174-1100__	1				
5174-1112__	1 1/2				
5174-1200__	2				
5174-1300__	3				
5174-1400__	4				

For quantities greater than listed, call for quote.

Expanded I.D. (in.)	Small Reel MOUSER STOCK NO.	Reel Lth. (ft.)	Price Per Reel	Large Reel MOUSER STOCK NO.	Reel Lth. (ft.)	Price Per Reel
3/64	517-5__01	100		517-301364__/REEL	1000	
1/16	517-5__02	100		517-301116__/REEL	1000	
3/32	517-5__03	100		517-301332__/REEL	500	
1/8	517-5__04	100		517-301018__/REEL	500	
3/16	517-5__05	100		517-301316__/REEL	250	
1/4	517-5__06	100		517-301014__/REEL	200	
3/8	✻ 517-5507	100		517-301038__/REEL	200	
1/2	517-5__08	100		517-301012__/REEL	200	
3/4	✻ 517-5509	50		517-301034__/REEL	200	
1	✻ 517-5510	50		517-301100__/REEL	100	
1 1/2	✻ 517-5511	50		517-301112__/REEL	100	
2	✻ 517-5512	50		517-301200__/REEL	100	
3	- - -	-	-	517-301300__/REEL	50	
4	- - -	-	-	517-301400__/REEL	50	

EPS-300 ADHESIVE LINED POLYOLEFLIN HEAT-SHRINK

Flexible bond with a wide variety of rubbers, plastics and metals. EPS-300 offers superb environmental protection for electronic components, wire splices, wire bundles, and harness breakouts. The tubing is made from flame-retardant, flexible polyolefin with an internal layer of special thermoplastic adhesive.

- Shrink ratio: 3:1
- Shrink temperature: 121°C min.
- Temperature range: -55°C to +110°C
- Superior moisture sealing
- Environmental protection
- Longitudinal shrinkage: <15%
- Tensile strength: 2100 PSI
- Dielectric strength: 700V/mil

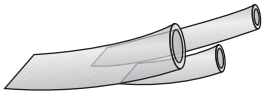

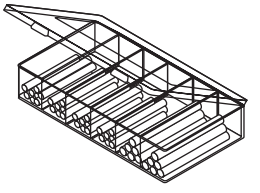

RoHS Compliant

Kit

MOUSER STOCK NO.	Size (in.)	Package Quantity	Color	Price Per Kit
517-5300	1/2, 3/4, 1	42	Red/Black	

Precut 4' Lengths

For quantities greater than listed, call for quote.

MOUSER STOCK NO.	Size (in.)	Color	Price Per 4' Length 1	5	10
5174-348316	3/16	Black			
5174348014	1/4	Black			
5174-348038	3/8	Black			
5174-348012	1/2	Black			
5174-348034	3/4	Black			
5174-348100	1	Black			

6" Refills for EPS-300 Kits

For quantities greater than listed, call for quote.

MOUSER STOCK NO.	Size (in.)	Package Quantity	Color	Price Per Package 1	5	10
517-5307	3/16	24	Black			
517-5308	1/4	20	Black			
517-5309	3/8	16	Black			
517-5301	1/2	14	Red			
517-5302	1/2	14	Black			
517-5303	3/4	12	Red			
517-5304	3/4	12	Black			
517-5306	1	8	Black			

VFP-876 VERY FLEXIBLE SHRINKABLE TUBING

Ideal for shrink-fit jacketing and insulation of flexible wire bundles and sensitive components.

- Shrink ratio: 2:1
- Shrink temperature: 121°C min.
- Temperature range: -55°C to +135°C
- Longitudinal shrinkage: <5%
- Reels available upon request with a typical 1-2 week lead time

Available in Black Only

RoHS Compliant

Precut 4' Lengths

For quantities greater than listed, call for quote.

MOUSER STOCK NO.	Expanded I.D. (in.)	Price Per 4' Length 1	5	10
5174-33321	3/32			
5174-3181	1/8			
5174-33161	3/16			
5174-3141	1/4			
5174-3121	1/2			
5174-31001	1			

6" Lengths

For quantities greater than listed, call for quote.

MOUSER STOCK NO.	Number per package	Expanded I.D. (in.)	Price Per Package 1	5	10
517-6001	38	1/6			
517-6002	36	3/32			
517-6003	34	1/8			
517-6015	30	3/16			
517-6005	26	1/4			
517-6006	24	3/8			
517-6007	20	1/2			
517-6008	14	3/4			

FP-301 FLEXIBLE POLYOLEFIN SHRINKABLE TUBING KIT

These heat shrink tubing kits are available in assorted colors or black.
Each plastic box has a large selection of popular sizes and colors in 6" lengths.
Assorted colors include black, red, white, yellow, blue, green, and clear.

- Shrink ratio: 2:1
- Shrink temperature: 100°C min.
- Reels are also available with a typical 1 to 2 week lead time
- Operating temperature: -55°C to +135°C
- Longitudinal shrinkage: <5%

RoHS Compliant

For quantities greater than listed, call for quote.

MOUSER STOCK NO.	Size (in.)	Package Quantity	Color	Price Each 1	5
517-5100	3/32 - 1/2	133	Assorted		
517-5200	3/16/01	102	Black		

6" Refills for FP-301 Kits

For quantities greater than listed, call for quote.

MOUSER STOCK NO.	Size (in.)	Package	Color	Price Per Package
517-5101	3/32	35	Assorted	
517-5102	1/8	28	Assorted	
517-5103	3/16	21	Assorted	
517-5203	3/16	30	Black	
517-5104	1/4	21	Assorted	
517-5204	1/4	26	Black	
517-5105	3/8	14	Assorted	
517-5205	3/8	24	Black	
517-5106	1/2	14	Assorted	
517-5206	1/2	20	Black	
517-5207	3/4	14	Black	
517-5208	1	10	Black	

© Copyright 2014 Mouser Electronics
© Copyright 2014 Mouser Electronics

ALPHA WIRE IDC Flat Cable, Wire and Cable

RoHS Compliant **This product is RoHS compliant.**

AlphaWire
Cables you trust. Service you deserve.

AlphaWire .050" SLATE FLAT CABLE

Specifications:
- Voltage Rating: 300V
- Temperature Rating: -20°C to 105°C
- Conductors: Stranded Tinned 28AWG
- Insulation: PVC



MOUSER STOCK NO.	No. of Cond.	Price Per 100' Spool
602-3580/9	9	
602-3580/10	10	
602-3580/14	14	
602-3580/15	15	
602-3580/16	16	
602-3580/20	20	
602-3580/24	24	
602-3580/25	25	
602-3580/26	26	
602-3580/34	34	
602-3580/40	40	
602-3580/50	50	

AlphaWire .050" COLOR-CODED FLAT CABLE

Specifications:
- Voltage Rating: 300V
- Temperature Rating: -20°C to 105°C
- Conductors: Stranded Tinned 28AWG
- Insulation: PVC



MOUSER STOCK NO.	No. of Cond.	Price Per 100' Spool
602-3583/9	9	
602-3583/10	10	
602-3583/14	14	
602-3583/15	15	
602-3583/16	16	
602-3583/20	20	
602-3583/24	24	
602-3583/25	25	
602-3583/26	26	
602-3583/34	34	
602-3583/40	40	
602-3583/50	50	
602-3583/64	64	

AlphaWire .050" COLOR-CODED, TWISTED-TO-FLAT CABLE



Specifications:
- Voltage Rating: 300V
- Temperature Rating: -20°C to 105°C
- Conductors: Stranded Tinned 28AWG
- Insulation: PVC

MOUSER STOCK NO.	No. of Cond.	Price Per 100' Spool
602-3586/26	26	
602-3586/40	40	
602-3586/50	50	
602-3586/60	60	

AlphaWire .050" SLATE SHIELDED/JACKETED FLAT CABLE



Specifications:
- Voltage Rating: 150V
- Temperature Rating: -20°C to 105°C
- Conductors: Stranded Tinned 28AWG
- Insulation: PVC

MOUSER STOCK NO.	No. of Cond.	Price Per 100' Spool
602-3590/10	10	
602-3590/14	14	
602-3590/16	16	
602-3590/26	26	

AlphaWire .025 " SLATE FLAT CABLE



Specifications:
- Voltage Rating: 150V
- Temperature Rating: -20°C to +105°C
- Conductors: Solid Bare Copper 30AWG
- Insulation: PVC

MOUSER STOCK NO.	No. of Cond.	Price Per 100' Spool
602-3582/40	40	
602-3582/50	50	
602-3582/60	60	

AlphaWire .050" ROUND-TO-FLAT CABLE

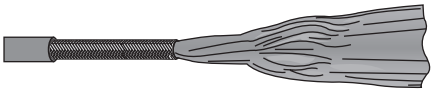

Specifications:
- Voltage Rating: 300V-AWM; 150V-CL2
- Temperature Rating: -20°C to +105°C
- Conductors: Stranded Copper 28AWG
- Insulation: PVC
- Jacket: Black

MOUSER STOCK NO.	No. of Cond.	Price Per 100' Spool
602-3585/25	25	

AlphaWire MODULAR TELEPHONE CABLE

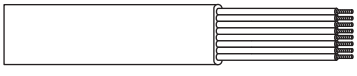

Specifications:
- 26AWG 7/34 Stranded Bare Copper Wire
- Voltage rating: 150V

MOUSER STOCK NO.	No. of Cond.	Price Per 328' Spool
602-1604	4	
602-1606	6	
602-1608	8	

AlphaWire LACING CORD AND TAPE

Specifications:
- Color Description: WH=White; BK=Black
- Excellent Abrasion Resistance and Knot Retention



MOUSER STOCK NO.	Tensile Strength (lbs.)	Width (in.)	Color	Material	Price Per 500 yd Spool
602-805040B-BK	50	.085	BK	Synthetic Rubber/Elastomer	
602-805040W-WH	50	.085	WH	Synthetic Rubber/Elastomer	
602-LC134-BK	25	.060	BK	Wax	
602-LC134-WH	25	.060	WH	Wax	
602-805036B-BK032	50	.085	BK	Wax	
602-805036W	50	.085	WH	Wax	
602-805032B-BK	50	.085	BK	Synthetic Resin/Vinyl	
602-805032W-WH	50	.085	WH	Synthetic Resin/Vinyl	
602-LC143-500-BK	50	.085	BK	Synthetic Resin/Vinyl	
602-LC143-500-WH	50	.085	WH	Synthetic Resin/Vinyl	
602-805062B-BK032	50	.085	BK	Wax	
602-805062W-WH032	50	.085	WH	Wax	

AlphaWire TEST LEAD WIRE

Specifications:
- Conductor: Stranded Tinned Copper
- Operating Temperature: -30°C to 90°C
- Insulation: Color-Coded Rubber
- Voltage: 1500V to 10,000V, as needed



Alpha Part No.	Conductor AWG	Conductor Strand	Insulation Color	Working Voltage	O.D. (in.)	100 ft. Spool MOUSER STOCK NO.	100 ft. Spool Price Per 100' Spool	1000 ft. Spool MOUSER STOCK NO.	1000 ft. Spool Price Per 1000' Spool
1632	20	41/36	Red	1500	.118	602-1632-100-03		602-1632-1000-03	
1632	20	41/36	Black	1500	.118	602-1632-100-02		602-1632-1000-02	
1635	20	41/36	Red	3000	.132	602-1635-100-03		602-1635-1000-03	
1635	20	41/36	Black	3000	.132	602-1635-100-02		602-1635-1000-02	
1636	18	65/36	Red	5000	.137	602-1636-100-03		602-1636-1000-03	
1636	18	65/36	Black	5000	.137	602-1636-100-02		602-1636-1000-02	

© Copyright 2014 Mouser Electronics
© Copyright 2014 Mouser Electronics

ALPHA WIRE Multi-Conductor Cable

RoHS Compliant **This product is RoHS compliant.**

MULTICONDUCTOR, UNSHIELDED

Alpha Part No.	Fig.	No. of Cond.	Conductor AWG	Conductor Strand	O.D. (in.)	100 ft. Spool MOUSER STOCK NO.	100 ft. Spool Price Per Spool	500 ft. Spool MOUSER STOCK NO.	500 ft. Spool Price Per Spool	1000 ft. Spool MOUSER STOCK NO.	1000 ft. Spool Price Per Spool
UL Type CM, UL AWM 2576, CSA CMG FT4, 300V (Insulation: Color-Coded PVC)											
1172C	A	2	22	7/30	.164	602-1172C-100		602-1172C-500		602-1172C-1000	
1173C	A	3	22	7/30	.172	602-1173C-100		602-1173C-500		602-1173C-1000	
1174C	A	4	22	7/30	.185	602-1174C-100		602-1174C-500		602-1174C-1000	
1175C	A	5	22	7/30	.200	602-1175C-100		602-1175C-500		602-1175C-1000	
1176C	A	6	22	7/30	.215	602-1176C-100		602-1176C-500		602-1176C-1000	
1177C	A	7	22	7/30	.215	602-1177C-100		- - - - - - - - - -	-	602-1177C-1000	
1178C	A	8	22	7/30	.230	602-1178C-100		602-1178C-500		602-1178C-1000	
1180C	A	10	22	7/30	.264	602-1180C-100		602-1180C-500		602-1180C-1000	
1181C	A	12	22	7/30	.272	602-1181C-100		602-1181C-500		602-1181C-1000	
1181/15C	A	15	22	7/30	.294	602-1181/15C-100		- - - - - - - - - -	-	602-1181/15C-1000	
1181/25C	A	25	22	7/30	.364	602-1181/25C-100		602-1181/25C-500		602-1181/25C-1000	
UL Type CM, UL AWM 2509, UL CSA CMG FT4, 300V (Insulation: Color-Coded PVC)											
1895C	A	2	20	7/28	.180	602-1895C-100		602-1895C-500		602-1895C-1000	
1896C	A	3	20	7/28	.191	602-1896C-100		602-1896C-500		602-1896C-1000	
1896/4C	A	4	20	7/28	.209	602-1896/4C-100		602-1896/4C-500		602-1896/4C-1000	
1896/5C	A	5	20	7/28	.230	602-1896/5C-100		- - - - - - - - - -	-	602-1896/5C-1000	
1896/6C	A	6	20	7/28	.251	602-1896/6C-100		- - - - - - - - - -	-	602-1896/6C-1000	
1896/7C	A	7	20	7/28	.251	602-1896/7C-100		- - - - - - - - - -	-	- - - - - - - - - -	-
1896/8C	A	8	20	7/28	.273	602-1896/8C-100		602-1896/8C-500		602-1896/8C-1000	
1896/12C	A	12	20	7/28	.331	602-1896/12C-100		602-1896/12C-500		602-1896/12C-1000	
1897C	A	2	18	16/30	.198	602-1897C-100		602-1897C-500		602-1897C-1000	
1898C	A	3	18	16/30	.210	602-1898C-100		602-1898C-500		- - - - - - - - - -	-
1898/4C	A	4	18	16/30	.231	602-1898/4C-100		602-1898/4C-500		602-1898/4C-1000	
1898/6C	A	6	18	16/30	.278	602-1898/6C-100		602-1898/6C-500		602-1898/6C-1000	
1898/7C	A	7	18	16/30	.278	602-1898/7C-100		602-1898/7C-500		602-1898/7C-1000	
1898/8C	A	8	18	16/30	.313	602-1898/8C-100		- - - - - - - - - -	-	602-1898/8C-1000	
1898/9C	A	9	18	16/30	.337	602-1898/9C-100		602-1898/9C-500		602-1898/9C-1000	
1898/10C	A	10	18	16/30	.366	602-1898/10C-100		602-1898/10C-500		602-1898/10C-1000	
1898/12C	A	12	18	16/30	.378	602-1898/12C-100		602-1898/12C-500		602-1898/12C-1000	
1898/15C	A	15	18	16/30	.423	- - - - - - - - - -	-	602-1898/15C-500		602-1898/15C-1000	
1898/19C	A	19	18	16/30	.455	602-1898/19C-100		602-1898/19C-500		602-1898/19C-1000	
1898/25C	A	25	18	16/30	.544	- - - - - - - - - -	-	602-1898/25C-500		602-1898/25C-1000	
1899C	A	2	16	19/.0117	.222	602-1899C-100		602-1899C-500		602-1899C-1000	

MULTICONDUCTOR, SHIELDED

Foil Shield, UL Type CM, VW-1 and CSA CMG FT4											
2461C	B	2	22	7/30	.126	602-2461C-100		602-2461C-500		602-2461C-1000	
Foil Shield, UL Type CMG, UL AWM 2092, 2093, 2094, CSA CMG FT4, 300V (Insulation: Color-Coded Polyethylene (PE)											
2400C	B	2	24	7/32	.156	602-2400C-100		602-2400C-500		602-2400C-1000	
2401C	B	2	22	7/30	.168	602-2401C-100		602-2401C-500		602-2401C-1000	
2403C	B	3	22	7/30	.178	602-2403C-100		602-2403C-500		602-2403C-1000	
2404C	B	4	22	7/30	.194	602-2404C-100		602-2404C-500		602-2404C-1000	
2411C	B	2	20	7/28	.184	602-2411C-100		602-2411C-500		602-2411C-1000	
2413C	B	3	20	7/28	.195	602-2413C-100		602-2413C-500		602-2413C-1000	
2414C	B	4	20	7/28	.213	602-2414C-100		602-2414C-500		602-2414C-1000	
2421C	B	2	18	16/30	.202	602-2421C-100		602-2421C-500		602-2421C-1000	
2423C	B	3	18	16/30	.214	602-2423C-100		602-2423C-500		602-2423C-1000	
2424C	B	4	18	16/30	.235	602-2424C-100		602-2424C-500		602-2424C-1000	
2432C	B	2	16	19/.0117	.226	602-2432C-100		602-2432C-500		602-2432C-1000	
2433C	B	3	16	19/.0117	.240	602-2433C-100		- - - - - - - - - -	-	602-2433C-1000	
Foil Shield, UL Type CM, UL AWM 2576, CSA CMG FT4, 300V (Insulation: Color-Coded PVC/PVC											
1213C	C	3	24	7/32	.163	602-1213C-100		602-1213C-500		602-1213C-1000	
1214C	C	4	24	7/32	.174	602-1214C-100		602-1214C-500		602-1214C-1000	
1219/10C	C	10	24	7/32	.244	602-1219/10C-100		602-1219/10C-500		602-1219/10C-1000	
1219/12C	C	12	24	7/32	.251	602-1219/12C-100		602-1219/12C-500		602-1219/12C-1000	
1219/15C	C	15	24	7/32	.270	602-1219/15C-100		602-1219/15C-500		602-1219/15C-1000	
1219/25C	C	25	24	7/32	.332	602-1219/25C-100		602-1219/25C-500		602-1219/25C-1000	

LOW-SMOKE, ZERO-HALOGEN CABLES

Multiconductor, Unshielded

Alpha Part No.	Fig.	No. of Cond.	Conductor AWG	Conductor Strand	O.D. (in.)	100 ft. Spool MOUSER STOCK NO.	100 ft. Spool Price Per Spool	500 ft. Spool MOUSER STOCK NO.	500 ft. Spool Price Per Spool
UL Type CM, CSA CMG FT4, 300V (Insulation: LSZH)									
1895L	A	2	20	7/28	.190	602-1895L-100-09		602-1895L-500-09	
1896L	A	3	20	7/28	.201	602-1896L-100-09		- - - - - - - - - -	-
1896/4L	A	4	20	7/28	.219	602-1896/4L-100-09		602-1896/4L-500-09	
1896/5L	A	5	20	7/28	.240	602-1896/5L-100-09		602-1896/5L-500-09	
1896/6L	A	6	20	7/28	.261	602-1896/6L-100-09		- - - - - - - - - -	-
1172L	A	2	22	7/30	.150	602-1172L-100-09		602-1172L-500-09	
1173L	A	3	22	7/30	.158	602-1173L-100-09		602-1173L-500-09	
1174L	A	4	22	7/30	.171	602-1174L-100-09		602-1174L-500-09	
1175L	A	5	22	7/30	.186	602-1175L-100-09		602-1175L-500-09	
1176L	A	6	22	7/30	.201	602-1176L-100-09		602-1176L-500-09	
1177L	A	7	22	7/30	.201	602-1177L-100-09		602-1177L-500-09	
1178L	A	8	22	7/30	.216	602-1178L-100-09		- - - - - - - - - -	-
1179L	A	9	22	7/30	.232	602-1179L-100-09		602-1179L-500-09	
1180L	A	10	22	7/30	.250	602-1180L-100-09		602-1180L-500-09	

Multipair, Shielded

Individually Foil Shield, UL Type CM, CSA CMG FT4 , 300V (Insulation: LSZH)									
6010L	D	3	22	7/30	.262	602-6010L-100-09		602-6010L-500-09	
6012L	D	6	22	7/30	.332	- - - - - - - - - -	-	602-6012L-500-09	
6014L	D	9	22	7/30	.390	602-6014L-100-09		602-6014L-500-09	
6017L	D	12	22	7/30	.437	602-6017L-100-09		602-6017L-500-09	
Individually Foil Shield, UL Type CM, CSA CMG FT4 , 300V (Insulation: LSZH)									
2463L	D	4	22	7/30	.300	602-2463L-100-09		602-2463L-500-09	
Individually Foil Shield, UL Type CM, CSA CMG FT4 , 300V (Insulation: LSZH)									
2466L	D	2	22	7/30	.248	602-2466L-100-09		602-2466L-500-09	
Foil Shield, UL Type CM, CSA CMG FT4 , 300V (Insulation: LSZH)									
5471L	B	1	24	7/32	.142	602-5471L-100-09		602-5471L-500-09	
5472L	B	2	24	7/32	.198	602-5472L-100-09		602-5472L-500-09	
5473L	B	3	24	7/32	.210	602-5473L-100-09		602-5473L-500-09	
5474L	B	4	24	7/32	.229	602-5474L-100-09		- - - - - - - - - -	-
5475L	B	5	24	7/32	.250	602-5475L-100-09		602-5475L-500-09	
5476L	B	6	24	7/32	.272	602-5476L-100-09		602-5476L-500-09	
5477L	B	7	24	7/32	.272	602-5477L-100-09		602-5477L-500-09	
5478L	B	8	24	7/32	.294	602-5478L-100-09		602-5478L-500-09	
5479L	B	9	24	7/32	.317	602-5479L-100-09		602-5479L-500-09	
5480L	B	10	24	7/32	.343	602-5480L-100-09		602-5480L-500-09	

A

- Stranded tinned copper
- Jacket Color: Slate



RoHS Compliant

Recommend Heat Shrink FIT221

Recommend Heat Shrink FIT321

B

- Stranded tinned copper
- Jacket Color: Slate PVC
- Shield: Aluminum/ Polyester Tape (100 % coverage)



RoHS Compliant

Recommend Heat Shrink FIT221

Recommend Heat Shrink FIT321

C

The Low-Smoke and Zero-Halogen Cables, minimizes smoke and harmful, corrosive gases under combustion.

- Stranded tinned copper
- Jacket Color: Slate



RoHS Compliant

Recommend Heat Shrink FIT221

Recommend Heat Shrink FIT321

D

- Shield: Alum/Mylar Tape
- Jacket Color: Slate



RoHS Compliant

Recommend Heat Shrink FIT221

Recommend Heat Shrink FIT321

© Copyright 2014 Mouser Electronics

© Copyright 2014 Mouser Electronics

ALPHA WIRE Communication and Control Cable

RoHS Compliant This product is RoHS compliant.

PLENUM RATED, FOIL SHIELD: TYPE CL2P, CSA CMP FT6, NEC ARTICLE 725, 300/150V UL CMP

Specifications:
- Jacket: Slate, Plenum-rated PVC
- Shield: Aluminum/Polyester
- Insulation: Color-Coded Plenum rated PVC
- Conductor: Stranded Bare Copper

Applications:
- Remote control
- Intercom systems
- Burglar alarm systems
- Signaling and power-limited circuits
- Cash registers
- CRT-to-control interface
- Other low voltage systems

RoHS Compliant

Recommend Heat Shrink FIT321

Recommend Heat Shrink FIT221

Multiconductor

Alpha Part No.	Number of Conductors	Conductor AWG	Conductor Strand	O.D. (in.)	500 ft. Spool MOUSER STOCK NO.	500 ft. Spool Price Per Spool	1000 ft. Spool MOUSER STOCK NO.	1000 ft. Spool Price Per Spool
58411	2	22	7/30	.126	602-58411-500		602-58411-1000	
58113	3	22	7/30	.133	602-58113-500		602-58113-1000	
58114	4	22	7/30	.145	602-58114-500		602-58114-1000	
58116	6	22	7/30	.172	602-58116-500		602-58116-1000	
58421	2	20	7/28	.138	602-58421-500		602-58421-1000	
58124	4	20	7/28	.160	- - - - -	-	602-58124-1000	
58126	6	20	7/28	.191	602-58126-500		602-58126-1000	
58431	2	18	7/.0152	.162	- - - - -	-	602-58431-1000	

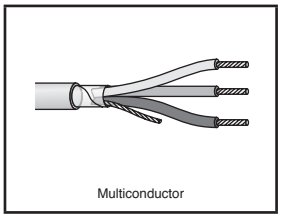
Multiconductor

Multipair, UL

Alpha Part No.	Number of Pairs	Conductor AWG	Conductor Strand	O.D. (in.)	500 ft. Spool MOUSER STOCK NO.	500 ft. Spool Price Per Spool	1000 ft. Spool MOUSER STOCK NO.	1000 ft. Spool Price Per Spool
57602	2	24	7/32	.165	- - - - -	-	602-57602-1000	
57604	4	24	7/32	.193	- - - - -	-	602-57604-1000	
58413	3	22	7/30	.197	602-58413-500		602-58413-1000	
58414	4	22	7/30	.217	- - - - -	-	602-58414-1000	
58415	5	22	7/30	.239	- - - - -	-	602-58415-1000	
57634	4	20	7/28	.240	602-57634-500		602-57634-1000	

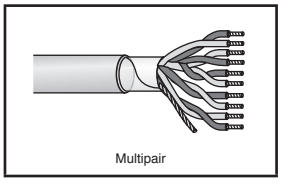
Multipair

MULTIPAIR, SHIELDED: UL TYPE CM, 300V

Foil Shielded, UL AWM 2464, CSA CMG FT4

RoHS Compliant

Recommend Heat Shrink FIT321

Recommend Heat Shrink FIT221

Specifications:
- Jacket: Slate PVC
- Insulation: color-coded semirigid PVC
- Shield: Aluminum/Polyester tape (100% coverage)
- Conductor: Stranded Tinned Copper

Alpha Part No.	No. of Pairs	Conductor AWG	Conductor Strand	O.D. (in.)	100 ft. Spool MOUSER STOCK NO.	100 ft. Spool Price Per Spool	500 ft. Spool MOUSER STOCK NO.	500 ft. Spool Price Per Spool	1000 ft. Spool MOUSER STOCK NO.	1000 ft. Spool Price Per Spool
5471C	1	24	7/32	.16	602-5471C-100		602-5471C-500		602-5471C-1000	
5472C	2	24	7/32	.21	602-5472C-100		602-5472C-500		602-5472C-1000	
5473C	3	24	7/32	.22	602-5473C-100		602-5473C-500		602-5473C-1000	
5474C	4	24	7/32	.24	602-5474C-100		602-5474C-500		602-5474C-1000	
5902C	2	22	Solid	.24	- - - - -	-	602-5902C-500		602-5902C-1000	
5905C	4	22	Solid	.27	602-5905C-100		- - - - -	-	602-5905C-1000	

Foil Shielded, Low Cap, UL AWM 2919, ULCM CSA CMH FT1

- Jacket: Slate PVC
- Shield: Aluminum/Polyester Tape
- Insulation: Color-Coded Polyethylene
- Conductor: Stranded tinned copper

Alpha Part No.	Number of Pairs	Conductor AWG	Conductor Strand	O.D. (in.)	500 ft. Spool MOUSER STOCK NO.	500 ft. Spool Price Per Spool	1000 ft. Spool MOUSER STOCK NO.	1000 ft. Spool Price Per Spool
6301	6	24	7/32	.351	602-6301-500		602-6301-1000	

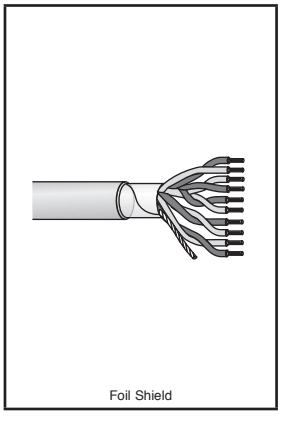
Foil Shield

MULTIPAIR, INDIVIDUALLY FOIL SHIELDED: UL TYPE CM, CMG CSA, CMG FT4, 300V

Applications:
- Audio, Pulse, or RF signal transmission
- Computer or Electronic peripheral interconnectors where high levels of noise are anticipated

Specifications:
- Jacket: Slate PVC
- Insul.: Color-Coded Polypropylene (PP)
- Shield: Aluminum/Polyester tape
- Conductor: Stranded Tinned Copper

RoHS Compliant

Recommend Heat Shrink FIT321

Recommend Heat Shrink FIT221

Alpha Part No.	No. of Pairs	Conductor AWG	Conductor Strand	O.D. (in.)	100 ft. Spool MOUSER STOCK NO.	100 ft. Spool Price Per Spool	500 ft. Spool MOUSER STOCK NO.	500 ft. Spool Price Per Spool	1000 ft. Spool MOUSER STOCK NO.	1000 ft. Spool Price Per Spool
UL AWM 2493										
6010C	3	22	7/30	.30	602-6010C-100		602-6010C-500		- - - - -	-
6012C	6	22	7/30	.38	602-6012C-100		602-6012C-500		602-6012C-1000	
6017C	12	22	7/30	.48	602-6017C-100		602-6017C-500		602-6017C-1000	
6032C	2	20	10/30	.33	602-6032C-100		602-6032C-500		602-6032C-1000	
6033C	3	20	10/30	.35	- - - - -	-	602-6033C-500		602-6033C-1000	
6025C	9	18	16/30	.65	602-6025C-100		602-6025C-500		602-6025C-1000	
UL AWM 2717 (Not UL Type CM)										
2463C	4	22	7/30	.23	602-2463C-100		602-2463C-500		602-2463C-1000	
2466C	2	22	7/30	.17	602-2466C-100		602-2466C-500		602-2466C-1000	

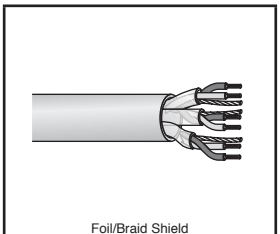
Foil/Braid Shield

© Copyright 2014 Mouser Electronics

© Copyright 2014 Mouser Electronics

ALPHA WIRE XTRA-GUARD® Flexible Control Cable

AlphaWire
Cables you trust. Service you deserve.

RoHS Compliant **This product is RoHS compliant.**

MULTICONDUCTOR, UNSHIELDED STANDARD-FLEX CONTROL CABLE

Characteristics:
- Operating Temperature: -5°C to 90°C
- Voltage Ratings: 600V
- Conductor: Finely Stranded Bare Copper
- Insulation: Lubricated PVC
- Jacket: Oil Resistant PVC

Specifications:
- UL AWM Style 2587, UL CSA AWM I/II A/B FT1 and CE
- Jacket Meets VDE 0472, Section 803 Oil Test
- Bend Radius: 5X Cable Diameter

Features:
- Outstanding Oil and Chemical Resistance
- Ease of Installation
- Not for use in High-Flex Applications

Applications:
- Increased Flexibility
- Machine Tools
- CNC Machine Centers
- Data Processing Equipment
- Automation Equipment
- Material Handling Equipment

RoHS Compliant

AlphaWire Recommend Heat Shrink FIT®650

AlphaWire Recommend Heat Shrink FIT®Flex

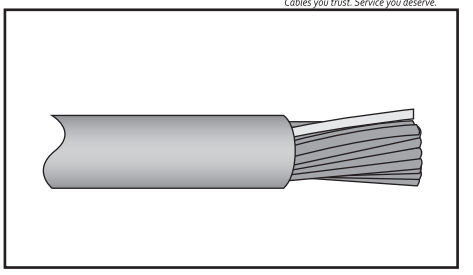

Alpha Part No.	No. of Cond.	Conductor AWG	Conductor Strand	Insulation Thickness	Nom. O.D. (in.)	100 ft. Spool MOUSER STOCK NO.	100 ft. Spool Price Per Spool	500 ft. Spool MOUSER STOCK NO.	500 ft. Spool Price Per Spool	1000 ft. Spool MOUSER STOCK NO.	1000 ft. Spool Price Per Spool
65002	2	20	10/30	.022	.238	602-65002		602-65002-500		602-65002-1000	
65003	3	20	10/30	.022	.251	602-65003		602-65003-500		602-65003-1000	
65004	4	20	10/30	.022	.272	- - - -	- -	602-65004-500		602-65004-1000	
65005	5	20	10/30	.022	.305	602-65005		602-65005-500		602-65005-1000	
65007	7	20	10/30	.022	.327	602-65007		602-65007-500		602-65007-1000	
65009	9	20	10/30	.022	.416	602-65009		602-65009-500		602-65009-1000	
65012	12	20	10/30	.022	.433	602-65012		602-65012-500		602-65012-1000	
65018	18	20	10/30	.022	.527	602-65018		602-65018-500		602-65018-1000	
65025	25	20	10/30	.022	.615	602-65025		602-65025-500		602-65025-1000	
65802	2	18	16/30	.022	.258	602-65802		602-65802-500		- - - -	- -
65803	3	18	16/30	.022	.272	602-65803		602-65803-500		602-65803-1000	
65804	4	18	16/30	.022	.296	602-65804		602-65804-500		602-65804-1000	
65805	5	18	16/30	.022	.326	602-65805		602-65805-500		602-65805-1000	
65807	7	18	16/30	.022	.351	602-65807		602-65807-500		602-65807-1000	
65809	9	18	16/30	.022	.445	602-65809		602-65809-500		602-65809-1000	
65812	12	18	16/30	.022	.470	602-65812		602-65812-500		602-65812-1000	
65818	18	18	16/30	.022	.567	- - - -	- -	602-65818-500		602-65818-1000	
65825	25	18	16/30	.022	.666	602-65825		602-65825-500		602-65825-1000	
65834	34	18	16/30	.022	.769	602-65834		602-65834-500		602-65834-1000	
65841	41	18	16/30	.022	.835	602-65841		602-65841-500		602-65841-1000	
65602	2	16	26/30	.022	.284	602-65602		602-65602-500		602-65602-1000	
65603	3	16	26/30	.022	.300	602-65603		- - - -	- -	602-65603-1000	
65604	4	16	26/30	.022	.328	602-65604		602-65604-500		602-65604-1000	
65605	5	16	26/30	.022	.361	602-65605		602-65605-500		602-65605-1000	
65607	7	16	26/30	.022	.390	602-65607		602-65607-500		602-65607-1000	
65609	9	16	26/30	.022	.509	602-65609		602-65609-500		602-65609-1000	
65612	12	16	26/30	.022	.536	602-65612		602-65612-500		602-65612-1000	
65618	18	16	26/30	.022	.632	602-65618		602-65618-500		602-65618-1000	
65625	25	16	26/30	.022	.756	602-65625		602-65625-500		602-65625-1000	
65641	41	16	26/30	.022	.959	602-65641		602-65641-500		602-65641-1000	
65402	2	14	41/30	.022	.330	602-65402		602-65402-500		602-65402-1000	
65403	3	14	41/30	.022	.351	602-65403		602-65403-500		602-65403-1000	
65404	4	14	41/30	.022	.404	602-65404		- - - -	- -	602-65404-1000	
65405	5	14	41/30	.022	.439	602-65405		602-65405-500		602-65405-1000	
65407	7	14	41/30	.022	.479	602-65407		602-65407-500		602-65407-1000	
65409	9	14	41/30	.022	.609	602-65409		602-65409-500		602-65409-1000	
65412	12	14	41/30	.022	.667	602-65412		602-65412-500		602-65412-1000	
65418	18	14	41/30	.022	.783	602-65418		602-65418-500		602-65418-1000	
65425	25	14	41/30	.022	.953	602-65425		602-65425-500		602-65425-1000	

MULTICONDUCTOR, UNSHIELDED HIGH-FLEX CONTROL CABLE

Characteristics:
- Operating Temperature: -5°C to 90°C
- Voltage Ratings: 600V
- Conductor: Super Finely Stranded Bare Copper
- Insulation: Lubricated PVC
- Jacket: Oil Resistant PVC

Specifications:
- UL AWM Style 2587, Rated CSA AWM I/II A/B FT1 and CE
- Jacket Meets VDE 0472, Section 803 Oil Test
- Passes MIL-C 13777G Flexlife Test
- Bend Radius: 8X Cable Diameter

Features:
- Outstanding Oil and Chemical Resistance
- Extra Flexibility and Durability for Continuous Motion
- Extended Flex Life up to 14 million flex life cycles

Applications:
- Robotics
- Assembly
- Installation in Cable Track
- Data Processing Equipment
- Automation Equipment
- Material Handling Equipment

RoHS Compliant

AlphaWire Recommend Heat Shrink FIT®650

AlphaWire Recommend Heat Shrink FIT®Flex

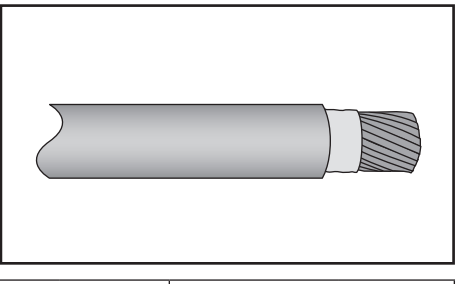

Alpha Part No.	No. of Cond.	Conductor AWG	Conductor Strand	Insulation Thickness	Nom. O.D. (in.)	100 ft. Spool MOUSER STOCK NO.	100 ft. Spool Price Per Spool	500 ft. Spool MOUSER STOCK NO.	500 ft. Spool Price Per Spool	1000 ft. Spool MOUSER STOCK NO.	1000 ft. Spool Price Per Spool
85004	4	20	63/38	.022	.287	602-85004		602-85004-500		602-85004-1000	
85005	5	20	63/38	.022	.323	602-85005		602-85005-500		602-85005-1000	
85007	7	20	63/38	.022	.388	602-85007		602-85007-500		602-85007-1000	
85012	12	20	63/38	.022	.460	602-85012		602-85012-500		602-85012-1000	
85018	18	20	63/38	.022	.548	602-85018		602-85018-500		602-85018-1000	
85025	25	20	63/38	.022	.691	602-85025		602-85025-500		602-85025-1000	
85034	34	20	63/38	.022	.746	602-85034		602-85034-500		602-85034-1000	
85803	3	18	105/38	.022	.298	602-85803		602-85803-500		602-85803-1000	
85804	4	18	105/38	.022	.326	602-85804		602-85804-500		602-85804-1000	
85805	5	18	105/38	.022	.355	602-85805		602-85805-500		602-85805-1000	
85807	7	18	105/38	.022	.438	602-85807		602-85807-500		602-85807-1000	
85812	12	18	105/38	.022	.520	- - - -	- -	602-85812-500		602-85812-1000	
85815	15	18	105/38	.022	.577	602-85815		602-85815-500		602-85815-1000	
85818	18	18	105/38	.022	.608	602-85818		602-85818-500		602-85818-1000	
85825	25	18	105/38	.022	.767	602-85825		602-85825-500		602-85825-1000	
85834	34	18	105/38	.022	.830	602-85834		602-85834-500		602-85834-1000	
85603	3	16	168/38	.022	.331	602-85603		602-85603-500		602-85603-1000	
85604	4	16	168/38	.022	.362	602-85604		602-85604-500		602-85604-1000	
85605	5	16	168/38	.022	.396	602-85605		602-85605-500		602-85605-1000	
85607	7	16	168/38	.022	.478	602-85607		602-85607-500		602-85607-1000	
85612	12	16	168x38	.022	.573	602-85612		602-85612-500		602-85612-1000	

© Copyright 2014 Mouser Electronics

© Copyright 2014 Mouser Electronics

ALPHA WIRE Hook-up Wire

RoHS Compliant **This product is RoHS compliant.**

AlphaWire
Cables you trust. Service you deserve.

COLOR CODE CHART
Colors = Ordering Suffix
✻ Not available in all colors

White=01	Black=02	Red=03	Green=04	Yellow=05	Blue=06	Brown=07
Orange=08	Slate=09	Violet=10	White/Black=11	White/Red=12	White/Green=13	White/Yellow=14
White/Blue=15	White/Brown=16	White/Orange=17	White/Gray=18	White/Violet=19	Green/Yellow=28	Pink=30

UL1007 PVC INSULATION

• Temperature Range: (-40°C to 80°C UL AWM 1007) (-40ºC to 105ºC UL AWM 1569) • Voltage Rating: 300V

Alpha Part No.	Conductor AWG	Conductor Strand	Nominal O.D. (in.)	100 ft. Spools MOUSER STOCK NO.	100 ft. Spools Price Per Spool 1	100 ft. Spools Price Per Spool 5	1000 ft. Spools MOUSER STOCK NO.	1000 ft. Spools Price Per Spool 1	1000 ft. Spools Price Per Spool 5
Solid Conductor									
3050/1	24	Solid	.052	602-3050/1-100-__			602-3050/1-1000-✻		
3051/1	22	Solid	.057	602-3051/1-100-__			602-3051/1-1000-__		
3053/1	20	Solid	.064	602-3053/1-100-__			602-3053/1-1000-✻		
3055/1	18	Solid	.072	602-3055/1-100-__			602-3055/1-1000-__		
3057/1	16	Solid	.083	602-3057/1-100-__			602-3057/1-1000-__		
Stranded Conductor									
3047	30	7/38	.044	602-3047-100-__			602-3047-1000-__		
3048	28	7/36	.047	602-3048-100-__			602-3048-1000-__		
3049	26	7/34	.051	602-3049-100-__			602-3049-1000-__		
3050	24	7/32	.056	602-3050-100-__			602-3050-1000-__		
3051	22	7/30	.062	602-3051-100-__			602-3051-1000-__		
3053	20	10/30	.069	602-3053-100-__			602-3053-1000-__		
3055	18	16/30	.079	602-3055-100-__			602-3055-1000-__		
3057	16	26/30	.092	602-3057-100-__			602-3057-1000-__		

UL1015 PVC INSULATION

• Temperature Range: -20°C to 105°C • Voltage Rating: 600V

3070	24	7/32	.088	602-3070-100-__			602-3070-1000-__		
3071	22	7/30	.094	602-3071-100-__			602-3071-1000-__		
3073	20	10/30	.101	602-3073-100-__			602-3073-1000-__		
3075	18	16/30	.111	602-3075-100-__			602-3075-1000-__		
3077	16	26/30	.124	602-3077-100-__			602-3077-1000-__		
3079	14	41/30	.138	602-3079-100-__			602-3079-1000-__		
3080	12	65/30	.157	602-3080-100-✻			602-3080-1000-__		
3081	10	105/30	.184	602-3081-100-✻			- - - - - - - - - -	-	-

UL1429 SOLDER IRON RESISTANT IRRADIATED PVC INSULATION

• Operating Temperature: -55°C to 105°C (CSA AWM I A/B FT1) -55°C to 105°C (MIL-W-I6878E); -55°C to 80°C (UL AWM 1429)
• Voltage Rating: 600/150V

7053	26	7/34	.039	602-7053-100-__			602-7053-1000-__		
7054	24	7/32	.044	602-7054-100-__			602-7054-1000-__		
7055	22	7/30	.050	602-7055-100-✻			602-7055-1000-__		
7056	20	7/28	.058	602-7056-100-__			602-7056-1000-✻		
7057	18	7/26	.068	602-7057-100-✻			602-7057-1000-✻		

MIL-W-16878E PVC INSULATION, STRANDED CONDUCTOR

• Temperature Range: -55°C to 105°C • Voltage Rating: 600V

1850	32	7/40	.029	602-1850-100-__			602-1850-1000-✻		
1852	28	7/36	.035	602-1852-100-__			602-1852-1000-__		
1853	26	7/34	.039	602-1853-100-__			602-1853-1000-__		
1854	24	7/32	.044	602-1854-100-__			602-1854-1000-✻		
1854/19	24	19/36	.045	602-1854/19-100-__			602-1854/19-1000-✻		
1855	22	7/30	.050	602-1855-100-__			602-1855-1000-__		
1855/19	22	19/34	.052	602-1855/19-100-__			602-1855/19-1000-✻		
1856	20	7/28	.058	602-1856-100-__			602-1856-1000-__		
1856/19	20	19/32	.060	602-1856/19-100-__			602-1856/19-1000-__		
1857	18	7/26	.068	602-1857-100-__			602-1857-1000-✻		
1857/19	18	19/30	.070	602-1857/19-100-__			602-1857/19-1000-✻		
1858/19	16	19/29	.076	602-1858/19-100-✻			602-1858/19-1000-✻		
1859/19	14	19/27	.091	602-1859/19-100-__			602-1859/19-1000-__		

MIL-W-16878E PTFE INSULATION

• Temperature Range: -60°C to 200°C • Voltage Rating: 250V

2840/7	32	7/40	.022	602-2840/7-100-__			602-2840/7-1000-✻		
2841/7	30	7/38	.024	602-2841/7-100-__			602-2841/7-1000-__		
2841/1	30	Solid	.022	602-2841/1-100-__			602-2841/1-1000-__		
2842/7	28	7/36	.027	602-2842/7-100-__			602-2842/7-1000-__		
2842/1	28	Solid	.025	602-2842/1-100-__			602-2842/1-1000-__		
2842/19	28	19/40	.027	602-2842/19-100-✻			602-2842/19-1000-✻		
2843/7	26	7/34	.031	602-2843/7-100-__			602-2843/7-1000-__		
2843/19	26	19/38	.031	602-2843/19-100-__			602-2843/19-1000-__		
2843/1	26	Solid	.028	602-2843/1-100-__			602-2843/1-1000-__		
2844/7	24	7/32	.036	602-2844/7-100-__			602-2844/7-1000-✻		
2844/19	24	19/36	.036	602-2844/19-100-__			602-2844/19-1000-__		
2845/7	22	7/30	.042	602-2845/7-100-__			602-2845/7-1000-01		
2845/19	22	19/34	.042	602-2845/19-100-__			602-2845/19-1000-✻		

UL 1213 PTFE INSULATION

• Temperature Range: -60°C to 200°C (UL 105°C) • Voltage Rating: 600V

Solid Conductor									
2853/1	26	- - -	.036	602-2853/1-100-✻			602-2853/1-1000-___		
2854/1	24	- - -	.040	602-2854/1-100-___			602-2854/1-1000-✻		
2855/1	22	- - -	.045	602-2855/1-100-✻			602-2855/1-1000-___		
2856/1	20	- - -	.052	602-2856/1-100-✻			602-2856/1-1000-✻		
2857/1	18	- - -	.061	602-2857/1-100-✻			602-2857/1-1000-✻		
Stranded Conductor									
5851	30	7/38	.032	602-5851-100-__			- - - - - - - - - -	-	-
5852	28	7/36	.036	602-5852-100-___			602-5852-1000-___		
5853	26	7/34	.039	602-5853-100-___			602-5853-1000-___		
5853/19	26	19/38	.039	602-5853/19-100-__			602-5853/19-1000-__		
5854	24	19/36	.044	602-5854-100-___			602-5854-1000-___		
5854/7	24	7/32	.044	602-5854/7-100-___			602-5854/7-1000-✻		
5855	22	19/34	.050	602-5855-100-___			602-5855-1000-✻		
5855/7	22	7/30	.050	602-5855/7-100-___			602-5855/7-1000-✻		
5856	20	19/32	.058	602-5856-100-___			602-5856-1000-✻		
5856/7	20	7/28	.058	602-58567100-__			602-5856/7-1000-__		
5857	18	19/30	.069	602-5857-100-___			602-5857-1000-___		
5858	16	19/29	.080	602-5858-100-___			602-5858-1000-___		
5859	14	19/27	.095	602-5859-100-✻			602-5859-1000-✻		

UL 1180 PTFE INSULATION, STRANDED CONDUCTOR

• Temperature Range: -60°C to 200°C • Voltage Rating: 1000V

5874	24	19/36	.054	602-5874-100-___			602-5874-1000-___		
5875	22	19/34	.060	602-5875-100-___			602-5875-1000-___		
5876	20	19/32	.068	602-5876-100-✻			602-5876-1000-___		
5877	18	19/30	.079	602-5877-100-___			602-5877-1000-___		

© Copyright 2014 Mouser Electronics
© Copyright 2014 Mouser Electronics

ALPHA WIRE Hook-up Wire

RoHS Compliant **This product is RoHS compliant.**

AlphaWire
Cables you trust. Service you deserve.

UL 5107 MICA-GLASS INSULATION, UNSHIELDED

• Color: Brown

RoHS Compliant

Alpha Part No.	Conductor		Nominal O.D. (in.)	Voltage Rating	Temperature Rating	100 ft. Spools	
	AWG	Strand				MOUSER STOCK NO.	Price Per Spool 1	Price Per Spool 5
3111000	10	105/30	.206	600V	-55°C to 538°C	602-3111000-100		
3111265	12	65/30	.157	600V	-55°C to 538°C	602-3111265-100		
3111441	14	41/30	.138	600V	-55°C to 538°C	602-3111441-100		
3111626	16	26/30	.124	600V	-55°C to 538°C	602-3111626-100		
3111816	18	16/30	.111	600V	-55°C to 538°C	602-3111816-100		
3112010	20	10/30	.101	600V	-55°C to 538°C	602-3112010-100		
3112133	2	133/23	.444	600V	-55°C to 538°C	602-3112133-100		
3114133	4	133/25	.361	600V	-55°C to 538°C	602-3114133-100		
3116133	6	133/27	.304	600V	-55°C to 538°C	602-3116133-100		
3118133	8	133/29	.260	600V	-55°C to 538°C	602-3118133-100		

UL 5196 PTFE IMPREGNATED FIBERGLASS JACKET, DOUBLESPIRAL 100% SHIELD

• Temperature Range: -55°C to 250°C • Voltage Rating: 600V
• Color: Tan

RoHS Compliant

Alpha Part No.	Conductor		Nominal O.D. (in.)	100 ft. Spools			500 ft. Spools		
	AWG	Strand		MOUSER STOCK NO.	Price Per Spool 1	Price Per Spool 5	MOUSER STOCK NO.	Price Per Spool 1	Price Per Spool 5
3131000	10	105/30	.180	602-3131000-100-07			602-3131000-500-07		
3131265	12	65/30	.155	602-3131265-100-07			602-3131265-500-07		
3131441	14	41/30	.136	602-3131441-100-07			- - - - - - - - - - - - - - -	- - -	- - -
3131626	16	26/30	.122	602-3131626-100-07			602-3131626-500-07		
3131816	18	16/30	.109	602-3131816-100-07			602-3131816-500-07		
3138133	8	133/29	.232	602-3138133-100-07			602-3138133-500-07		

UL 3239, 3212, 3213 SILICONE INSULATION

• Temperature Range: -40°C to 150°C

Color Code Chart	
To order replace __ with applicable code for color desired.	
01=White	02 =Black

RoHS Compliant

Alpha Part No.	Conductor		Nominal O.D. (in.)	Voltage Rating	100 ft. Spools			1000 ft. Spools		
	AWG	Strand			MOUSER STOCK NO.	Price Per Spool 1	Price Per Spool 5	MOUSER STOCK NO.	Price Per Spool 1	Price Per Spool 5
UL 3239										
390845	8	133/29	.259	15000	602-390845-100-__			602-390845-1000-__		
390862	8	133/29	.293	25000	602-390862-100-__			602-390862-1000-__		
390897	8	133/29	.363	40000	602-390897-100-__			602-390897-1000-__		
391040	10	105/30	.198	10000	602-391040-100-__			602-391040-1000-__		
391045	10	105/30	.208	15000	602-391045-100-__			602-391045-1000-__		
391097	10	105/30	.312	40000	602-391097-100-__			602-391097-1000-__		
391245	12	65/30	.183	15000	602-391245-100-__			602-391245-1000-__		
391250	12	65/30	.193	20000	602-391250-100-__			602-391250-1000-__		
391262	12	65/30	.217	25000	602-391262-100-__			602-391262-1000-__		
391275	12	65/30	.243	30000	602-391275-100-__			602-391275-1000-__		
391297	12	65/30	.287	40000	602-391297-100-__			602-391297-1000-__		
391440	14	41/30	.154	10000	602-391440-100-__			602-391440-1000-__		
392050	20	10/30	.137	20000	602-392050-100-__			602-392050-1000-02		
392062	20	10/30	.161	25000	602-392062-100-__			602-392062-1000-__		
392075	20	10/30	.187	30000	602-392075-100-01			602-392075-1000-__		
392097	20	10/30	.231	40000	602-392097-100-02			602-392097-1000-__		
392240	22	7/30	.110	10000	602-392240-100-__			602-392240-1000-__		
392245	22	7/30	.120	15000	602-392245-100-__			602-392245-1000-__		
392250	22	7/30	.131	20000	602-392250-100-__			602-392250-1000-__		
392262	22	7/30	.154	25000	602-392262-100-__			602-392262-1000-__		
392275	22	7/30	.180	30000	602-392275-100-__			602-392275-1000-__		
392297	22	7/30	.224	40000	602-392297-100-__			602-392297-1000-__		
UL 3212										
391000	10	105/30	.212	600	602-391000-100-__			602-391000-1000-__		
391265	12	65/30	.187	600	602-391265-100-__			602-391265-1000-__		
391441	14	41/30	.168	600	602-391441-100-__			602-391441-1000-__		
392207	22	7/30	.124	600	602-392207-100-__			602-392207-1000-__		
UL 3212 and 3214										
398133	8	133/29	.295	600	602-398133-100-__			602-398133-1000-__		

ULVW-1 SILICONE

• Temperature Range: -40°C to 200°C • Color: Whte

RoHS Compliant

Alpha Part No.	Conductor		Nominal O.D. (in.)	Voltage Rating	100 ft. Spools			1000 ft. Spools		
	AWG	Strand			MOUSER STOCK NO.	Price Per Spool 1	Price Per Spool 5	MOUSER STOCK NO.	Price Per Spool 1	Price Per Spool 5
39X1260	12	19/25	.445	60000	602-39X1260-100-01			602-39X1260-1000-01		
39X1460	14	19/27	.385	60000	602-39X1460-100-01			602-39X1460-1000-01		
39X1620	16	19/29	.164	20000	602-39X1620-100-01			602-39X1620-1000-01		
39X1635	16	19/29	.269	35000	602-39X1635-100-01			602-39X1635-1000-01		
39X1645	16	19/29	.306	45000	602-39X1645-100-01			602-39X1645-1000-01		
39X1660	16	19/29	.384	60000	602-39X1660-100-01			602-39X1660-1000-01		
39X1825	18	19/30	.160	25000	602-39X1825-100-01			602-39X1825-1000-01		
39X2015	20	19/32	.120	15000	- - - - - - - - - - - - - - -	-	-	602-39X2015-1000-01		
39X2020	20	19/32	.150	20000	602-39X2020-100-01			602-39X2020-1000-01		
39X2025	20	19/32	.166	25000	602-39X2025-100-01			602-39X2025-1000-01		
39X2205	22	7/30	.070	5000	602-39X2205-100-01			602-39X2205-1000-01		
39X2215	22	7/30	.110	15000	602-39X2215-100-01			602-39X2215-1000-01		
39X2220	22	7/30	.130	20000	602-39X2220-100-01			602-39X2220-1000-01		

© Copyright 2014 Mouser Electronics
© Copyright 2014 Mouser Electronics

ALPHA WIRE Hook-up and Bus Bar Wire

RoHS Compliant **This product is RoHS compliant.**

AlphaWire ECOWIRE™

The EcoWire hook-up wires use Flexible Noryl insulation to provide an environmentally friendly alternative to PVC. Noryl is a modified polyphenylene ether (mPPE) thermoplastic that is inherently lighter, tougher, and more flame resistant then PVC. Noryl® insulation contains no halogens and can be fully recycled.

• Temperature Range: -40°C to +105°C • Voltage Rating: 600V

Color Code Chart			
To order replace __ with applicable code for color desired.			
01=White	04=Green	07=Brown	10=Violet
02=Black	05=Yellow	08=Orange	28=Grn/Ylw
03=Red	06=Blue	09=Slate	31=Dk Blue

Alpha Part No.	Conductor AWG	Conductor Strand	Nominal O.D. (in.)	100 ft. Spools MOUSER STOCK NO.	100 ft. Spools Price Per Spool 1	100 ft. Spools Price Per Spool 5	1000 ft. Spools MOUSER STOCK NO.	1000 ft. Spools Price Per Spool 1	1000 ft. Spools Price Per Spool 5
6710	28	7/36	.034	602-6710-100-__			602-6710-1000-__		
6711	26	7/34	.038	602-6711-100-__			602-6711-1000-__		
6712	24	7/32	.043	602-6712-100-__			602-6712-1000-__		
6713	22	7/30	.049	602-6713-100-__			602-6713-1000-__		
6714	20	10/30	.055	602-6714-100-__			602-6714-1000-__		
6715	18	16/30	.067	602-6715-100-__			602-6715-1000-__		
6715S	18	Solid	.059	602-6715S-100-__			602-6715S-1000-__		
6716	16	26/30	.081	602-6716-100-__			602-6716-1000-__		
6717	14	41/30	.096	602-6717-100-__			602-6717-1000-__		
6717S	14	Solid	.086	602-6717S-100-__			602-6717S-1000-__		
6718	12	65/30	.117	602-6718-100-__			602-6718-1000-__		
6719	10	105/30	.142	602-6719-100-__			602-6719-1000-__		

AlphaWire ECOWIRE™ PLUS

A 100% recyclable alternative to XLPEinsulated wire, with all the benefits of standards EcoWire with added resistance to the hazardous oils and chemicals common in industrial environments.

• Temperature Range: -40°C to +105°C • Voltage Rating: 300V



NEW PRODUCT

Color Code Chart		
To order replace __ with applicable code for color desired.		
01=White	04=Green	07=Brown
02=Black	05=Yellow	08=Orange
03=Red	06=Blue	09=Slate

Alpha Part No.	Conductor AWG	Conductor Strand	Nominal O.D. (in.)	100 ft. Spools MOUSER STOCK NO.	100 ft. Spools Price Per Spool 1	100 ft. Spools Price Per Spool 5	1000 ft. Spools MOUSER STOCK NO.	1000 ft. Spools Price Per Spool 1	1000 ft. Spools Price Per Spool 5
6820	28	7/36	0.031	602-6820-100-____			602-6820-1000-____		
6821	26	7/34	0.035	602-6821-100-____			602-6821-1000-____		
6822	24	7/32	0.040	602-6822-100-____			602-6822-1000-____		
6823	22	7/30	0.046	602-6823-100-____			602-6823-1000-____		
6824	20	7/28	0.054	602-6824-100-____			602-6824-1000-____		
6825	18	19/0.0092	0.062	602-6825-100-____			602-6825-1000-____		
6826	17	19/30	0.066	602-6826-100-____			602-6826-1000-____		
6827	16	19/29	0.077	602-6827-100-____			602-6827-1000-____		
6828	15	19/28	0.083	602-6828-100-____			602-6828-1000-____		
6829	14	19/27	0.095	602-6829-100-____			602-6829-1000-____		

AlphaWire HOOK-UP WIRE

MIL-W-76B Type MW PVC Insulation

• Temperature Range: -40°C to 80°C • Voltage Rating: 1000V



Color Code Chart			
To order replace __ with applicable code for color desired.			
01=White	04=Green	07=Brown	10=Violet
02 =Black	05=Yellow	08=Orange	✻Not available in all colors
03=Red	06=Blue	09=Slate	

Alpha Part No.	Conductor AWG	Conductor Strand	Nominal O.D. (in.)	100 ft. Spools MOUSER STOCK NO.	100 ft. Spools Price Per Spool 1	100 ft. Spools Price Per Spool 5	1000 ft. Spools MOUSER STOCK NO.	1000 ft. Spools Price Per Spool 1	1000 ft. Spools Price Per Spool 5
1550	24	7/32	.056	602-1550-100-___			602-1550-1000-___		
1551	22	7/30	.062	602-1551-100-___			602-1551-1000-___		
1553	20	10/30	.069	602-1553-100-___			602-1553-1000-___		
1555	18	16/30	.079	602-1555-100-___			602-1555-1000-___ ✻		
1557	16	26/30	.092	602-1557-100-___			602-1557-1000-___ ✻		
1559	14	41/30	.106	602-1559-100-___ ✻			602-1559-1000-___ ✻		
1560	12	65/30	.125	602-1560-100-___			602-1560-1000-___		
1561/24	24	Solid	.052	602-1561/24-100-___ ✻			602-1561/24-1000-___ ✻		
1561	22	Solid	.057	602-1561-100-___ ✻			602-1561-1000-___		
1563	20	Solid	.064	602-1563-100-___ ✻			602-1563-1000-___ ✻		
1565	18	Solid	.072	602-1565-100-___ ✻			602-1565-1000-___ ✻		

UL1430 Irradiated PVC Insulation

• Temperature Range: -55°C to 105°C • Voltage Rating: 300V

Alpha Part No.	Conductor AWG	Conductor Strand	Nominal O.D. (in.)	100 ft. Spools MOUSER STOCK NO.	100 ft. Spools Price Per Spool 1	100 ft. Spools Price Per Spool 5	1000 ft. Spools MOUSER STOCK NO.	1000 ft. Spools Price Per Spool 1	1000 ft. Spools Price Per Spool 5
7130	24	7/32	.056	602-7130-100-___			602-7130-1000-___		
7131	22	7/30	.062	602-7131-100-___ ✻			602-7131-1000-___ ✻		
7132	20	7/28	.070	602-7132-100-___ ✻			602-7132-1000-___ ✻		
7133	18	7/26	.080	602-7133-100-___			602-7133-1000-___ ✻		
7134	16	19/.0117	.088	602-7134-100-___			602-7134-1000-___		

PVDF Insulation for Wire Wrap (UL 1422, UL1423)

Wire wrapping is an automatic or semi-automatic termination method generally used in large scale wiring of computer backpanels. It involves the helical wrapping of a solid conductor around a rectangular post under controlled tension. Alpha PVDF wire wrap is manufactured with Silver-Plated OFHC (Oxygen-Free High Conductivity) conductor.

Color Code Chart			
To order replace __ with applicable code for color desired.			
01=White	04=Green	07=Brown	10=Violet
02 =Black	05=Yellow	08=Orange	
03=Red	06=Blue	09=Slate	

Alpha Part No.	AWG Size	Nominal O.D. (in.)	1000 ft. Spools MOUSER STOCK NO.	1000 ft. Spools Price Per Spool 1	1000 ft. Spools Price Per Spool 5
5951	30	.019	602-5951-1000-___		
5952	28	.024	602-5952-1000-___		
5953	26	.027	602-5953-1000-___		
5954	24	.030	602-5954-1000-___		

ETFE Insulation for Wire Wrap (UL 1516, UL1523)

- Solid Silver Plated OFHC (Oxygen-Free High Conductivity) conductor
- Color-Coded ETFE (Ethylene-Tetrafluoroethylene Copolymer)
- High abrasion, heat and cut-through resistance

Color Code Chart			
To order replace __ with applicable code for color desired.			
01=White	04=Green	07=Brown	10=Violet
02 =Black	05=Yellow	08=Orange	
03=Red	06=Blue	09=Slate	

Alpha Part No.	AWG Size	Nominal O.D. (in.)	100 ft. Spools MOUSER STOCK NO.	100 ft. Spools Price Per Spool	1000 ft. Spools MOUSER STOCK NO.	1000 ft. Spools Price Per Spool
1805	30	.020	602-1805-100-___		602-1805-1000-___	
1806	28	.024	602-1806-100-___		602-1806-1000-___	
1807	26	.027	- - - - - - - - - - - -	-	602-1807-1000-___	
1808	24	.030	- - - - - - - - - - - -	-	602-1808-1000-___	

AlphaWire HOOK-UP WIRE KITS

Hook-Up Wire Kits contain an assortment of 100' spools suitable for military or UL/CSA applications. Each kit contains five spools of stranded hook-up wire in a unique, rack-mounted, transparent dispensing tube. The tube and rack system keeps hook-up wire neat, clean, and conveniently at hand.

Features:

• Operating Temp.: -40°C to 105°C • Includes cut and strip tool
• Voltage Rating: 300V • Five assorted hook-up wire colors: White, Black, Red, Green, and Blue

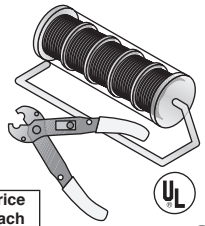

MOUSER STOCK NO.	Alpha Part No.	AWG Size	Price Each
602-HU-KIT-20	HU-KIT-20	22	
602-HU-KIT-40	HU-KIT-40	24	

AlphaWire BUS BAR WIRE

• Solid Tin Plated Copper
• AA-59551

Alpha Part No.	Cond. AWG	Dia. (in.)	100 ft. Spools MOUSER STOCK NO.	100 ft. Spools Price Per Spool 1	100 ft. Spools Price Per Spool 5
299/3	30	.01	602-299/3-100		
299/2	28	.013	602-299/2-100		
299/1	26	.016	602-299/1-100		
299	24	.02	602-299-100		
298	22	.025	602-298-100		
297	20	.032	602-297-100		
296	18	.04	602-296-100		
295	16	.051	602-295-100		
286	14	.064	602-286-100		
289	12	.081	602-289-100		

© Copyright 2014 Mouser Electronics

© Copyright 2014 Mouser Electronics

BELDEN Hook-up Wire

RoHS Compliant **This product is RoHS compliant.**

BELDEN PVC INSULATED HOOK-UP WIRE

PVC Hook-up Wire is Tinned Copper conducted and is PVC insulated. It is also flame and ozone resistant, as well as being inert to most chemicals, oils and solvents.

Color Code Chart		
To order replace __ with applicable code for color desired.		
01=Brown	06=Light Blue	11=Tan
02=Red	07=Violet	12=Pink
03=Orange	08=Gray	13=Dark Blue
04=Yellow	09=White	
05=Green	10=Black	

(Type B) MIL-W-16878/1-PVC (600V, 105°C)

Belden Part No.	Conductor AWG	Conductor Strand	Nominal O.D. (in.)	100 ft. Spools MOUSER STOCK NO.	100 ft. Spools Stocked Colors	100 ft. Spools Price Per Spool	1000 ft. Spools MOUSER STOCK NO.	1000 ft. Spools Stocked Colors	1000 ft. Spools Price Per Spool
8500	16	19x29	.079	566-8500-100-___	02, 04-06, 09-10		566-8500-1000-___	01-02, 05, 09-10	
8501	18	7x26	.068	566-8501-100-___	01-06, 09-10		566-8501-1000-___	02, 06, 09-10	
8502	20	7x28	.058	566-8502-100-___	01-10		566-8502-1000-___	01-06, 08-10	
8503	22	7x30	.050	566-8503-100-___	01-10		566-8503-1000-___	04, 08-10	
8504	24	7x32	.044	566-8504-100-___	01-06, 08-10		566-8504-1000-___	01-05, 08-10	
8505	26	7x34	.039	566-8505-100-___	01-10		566-8505-1000-___	01-10	

(Type MW) MIL-W-76C-PVC (1000V, 80°C)

8527	12	65x30	.128	566-8527-100-___	02-06, 09-10		----------	-----	-
8520	14	41x30	.111	566-8520-100-___	01-03, 05-06, 09-10		566-8520-1000-___	02, 10	
8521	16	26x30	.098	566-8521-100-___	01-05, 07-10		566-8521-1000-___	02-03, 05-06, 09-10	
8522	18	16x30	.080	566-8522-100-___	01-10		566-8522-1000-___	01-05, 07, 10	
8523	20	10x30	.070	566-8523-100-___	01-10		566-8523-1000-___	02-03, 05-06, 08-10	
8529	20	Solid	.066	566-8529-100-___	09-10		566-8529-1000-___	02	
8524	22	7x30	.064	566-8524-100-___	01-10		566-8524-1000-___	02-03, 05-08, 10	
8530	22	Solid	.059	566-8530-100-___	02-06, 09-10		566-8530-1000-___	02, 04	
8525	24	7x32	.058	566-8525-100-___	01-10		566-8525-1000-___	02, 06, 08, 10	

UL AWM Style 1061 (300V, 80°C)

9984	24	7x32	.044	566-9984-100-___	02-05, 09, 10		566-9984-1000-___	01-05, 10	
9975	24	Solid	.040	566-9975-100-___	02, 10		566-9975-1000-___	10	
9985	26	7x34	.039	566-9985-100-___	01-05, 08-10		566-9985-1000-___	02-03, 09-10, 13	
9986	28	7x36	.035	566-9986-100-___	02-03, 09, 10		566-9986-1000-___	02, 10	
9987	30	7x38	.032	566-9987-100-___	09, 10		566-9987-1000-___	02, 07, 09	
9978	30	Solid	.030	566-9978-100-___	01-05, 07-10		566-9978-1000-___	02	

UL AWM Style 1015 (600V, 105°C)

9910	10	65x28	.180	566-9910-100-___	02, 09-10		----------	-----	-
9912	12	65x30	.158	566-9912-100-___	01-02, 04-05, 09-10		----------	-----	-
8916	14	41x30	.138	566-8916-100-___	01-03, 05, 09-10		----------	-----	-
8917	16	26x30	.123	566-8917-100-___	01-05, 09-10		566-8917-1000-___	02, 04-05, 10, 13	
8918	18	16x30	.110	566-8918-100-___	01-05, 09-10		566-8918-1000-___	01-05, 09-10	
8919	20	10x30	.100	566-8919-100-___	02, 04-05, 09-10, 13		566-8919-1000-___	09, 13	
8920	22	7x30	.093	566-8920-100-___	02, 04, 09-10		566-8920-1000-___	02-03, 05, 10	
9924	24	7x32	.088	----------	-----	-	566-9924-1000-___	02-03, 10, 13	

Dual Rated UL AWM Style 1007 (300V, 80°C), (CSA Type TR-64, 90°C)

9916	16	26x30	.092	566-9916-100-___	01-02, 04-05, 07, 09-10		566-9916-1000-___	03-04, 08-09, 13	
9918	18	16x30	.079	566-9918-100-___	01-10		566-9918-1000-___	01-05, 07-09, 13	
9919	20	7x28	.069	566-9919-100-___	01-02, 04-05, 07, 09-10		566-9919-1000-___	01-03, 05, 08, 10, 13	
9921	22	7x30	.062	566-9921-100-___	01-10		566-9921-1000-___	01-05, 07, 09, 13	
9923	24	7x32	.056	566-9923-100-___	02, 09-10		566-9923-1000-___	01-04, 08-10, 13	
9926	26	7x34	.051	566-9926-100-___	02, 10		566-9926-1000-___	02-05, 08-10	
9928	28	7x36	.047	566-9928-100-___	01-10		566-9928-1000-___	02-05, 09, 10, 13	

BELDEN HIGH-TEMPERATURE TEFLON® INSULATED HOOK-UP WIRE

Stranded Silver-Coated Copper conductor insulated with extruded TFE Teflon®.

Color Code Chart		
To order replace __ with applicable code for color desired.		
01=Brown	06=Light Blue	11=Tan
02=Red	07=Violet	12=Pink
03=Orange	08=Gray	13=Dark Blue
04=Yellow	09=White	
05=Green	10=Black	

UL AMW Style 1213 105°C MIL-W-16878/4 Teflon® 600V, 200°C

Belden Part No.	Conductor AWG	Conductor Strand	Nominal O.D. (in.)	100 ft. Spools MOUSER STOCK NO.	100 ft. Spools Stocked Colors	100 ft. Spools Price Per Spool	1000 ft. Spools MOUSER STOCK NO.	1000 ft. Spools Stocked Colors	1000 ft. Spools Price Per Spool
83008	20	7x28	.058	566-83008-100-___	01-06, 09-10		566-83008-1000-___	02, 09-10	
83007	20	19x32	.058	566-83007-100-___	01-10		566-83007-1000-___	02, 04-06, 09-10	
83006	22	19x34	.050	566-83006-100-___	01-10		566-83006-1000-___	02-06, 09-10	
83005	22	7x30	.050	566-83005-100-___	01-10		566-83005-1000-___	01-05, 07-10	
83004	24	7x32	.044	566-83004-100-___	01-10		566-83004-1000-___	09	
83003	24	19x36	.044	566-83003-100-___	01-10		566-83003-1000-___	02-04, 06-10	
83002	26	7x34	.039	566-83002-100-___	01-10		566-83002-1000-___	02, 06	
83000	30	7x38	.032	566-83000-100-___	01-10		566-83000-1000-___	04, 06	

UL AWM Style 1371-105°C MIL-W-16878/4 Teflon® 600V, 200°C

83009	18	19x30	.068	566-83009-100-___	01-10		566-83009-1000-___	01, 06, 09	
83010	16	19x29	.077	566-83010-100-___	01-10		566-83010-1000-___	03-05, 09-10	

UL AWM Style 1180 300V 200°C MIL-W-16878/5 Teflon® 1000V, 200°C

83030	16	19x29	.088	566-83030-100-___	01-10		----------	-----	-
83029	18	19x30	.078	566-83029-100-___	01-06, 08-10		566-83029-1000-___	06, 09-10	
83028	20	7x28	.068	566-83028-100-___	01-06, 09-10		566-83028-1000-02	02	
83027	20	19x32	.068	566-83027-100-___	01-10		566-83027-1000-___	02-03, 06, 08-10	
83026	22	19x34	.060	566-83026-100-___	01-10		566-83026-1000-___	01-04, 06, 08-10	
83025	22	7x30	.060	566-83025-100-___	01-06, 09-10		566-83025-1000-___	02-03, 07, 09-10	
83023	24	19x36	.040	566-83023-100-___	01-10		566-83023-1000-___	02-05, 09-10	

© Copyright 2014 Mouser Electronics
© Copyright 2014 Mouser Electronics

BELDEN Hook-Up Wire, Dispenser Kits & Test Prod Wire

RoHS Compliant **This product is RoHS compliant.**

Color Code Chart				
To order replace __ with applicable code for color desired.				
01=Brown	04=Yellow	07=Violet	09=White	13=Dark Blue
02=Red	05=Green	08=Gray	10=Black	189=Green/Yellow

HOOK UP/LEAD PPO HOOK-UP WIRE 600V, 105°C AWM STYLE

Electrical panel builders, Electrical/electronic manufacturers, Appliance manufacturers, Furniture, Computer manufacturers, Automotive companies and their sub-suppliers, Buildings



Green Choice

Belden Part No.	Conductor AWG	Strand	Nominal O.D. (in.)	100 ft. Spools			1000 ft. Spools		
				MOUSER STOCK NO.	Stocked Colors	Price Per 100' Spool	MOUSER STOCK NO.	Stocked Colors	Price Per 1000' Spool
39114	14	41x30	0.097	566-39114-100-___	01-02, 04-05, 07-10, 13, 18		566-39114-1000-___	01-02, 04-05, 07-10, 13, 18	
39116	16	26x30	0.083	566-39116-100-___	01-02, 04-05, 07-10, 13, 18		566-39116-1000-___	01-02, 04-05, 07-10, 13, 18	
39118	18	16x30	0.069	566-39118-100-___	01-02, 04-05, 07-10, 13, 18		566-39118-1000-___	01-02, 04-05, 07-10, 13, 18	
39120	20	10x30	0.061	566-39120-100-___	01-02, 04-05, 07-10, 13		566-39120-1000-___	01-02, 04-05, 07-10, 13	
39122	22	7x30	0.053	566-39122-100-___	01-02, 04-05, 07-10, 13		566-39122-1000-___	01-02, 04-05, 07-10, 13	
39124	24	7x32	0.048	566-39124-100-___	01-02, 04-05, 07-10, 13		566-39124-1000-___	01-02, 04-05, 07-10, 13	
39126	26	7x34	0.043	566-39126-100-___	01-02, 04-05, 07-10, 13		566-39126-1000-___	01-02, 04-05, 07-10, 13	
39128	28	7x36	0.039	566-39128-100-___	01-02, 04-05, 07-10, 13		566-39128-1000-___	01-02, 04-05, 07-10, 13	

UL AWM STYLE 3340 AND 3374 600V

Stranded Tinned Copper Conductor

- Stranded tinned copper conductor
- 125°C Flex/150°C No Flex

Belden Part No.	AWG (Strand)	Nominal O.D. (in.)	Description	500 ft. Spools		
				MOUSER STOCK NO.	Stocked Colors	Price Per 500' Spool
37118	18 (16x30)	.142	Stranded Conductor	566-37118-500-__	02, 05, 09, 10	
37116	16 (26x30)	.154	Stranded Conductor	566-37116-500-__	02, 04, 05, 10, 13	
37114	14 (41x30)	.169	Stranded Conductor	566-37114-500-__	02, 10	
37112	12 (65x30)	.190	Stranded Conductor	566-37112-500-__	02, 10	
37110	10 (65x28)	.240	Stranded Conductor	566-37110-500-__	10	
37108	8 (84x27)	.327	Separator Over Conducor	566-37108-500-__	10	



8899



8898



8890

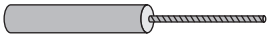

9899

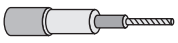

8869

TEST PROD WIRE

Tinned Copper, Rubber Insulated

Belden Part No.	Conductor AWG	Strand	Nominal O.D. (in.)	25 ft. Spools			100 ft. Spools			500 ft. Spools		
				MOUSER STOCK NO.	Stocked Colors	Price Per 25' Spool	MOUSER STOCK NO.	Stocked Colors	Price Per 100' Spool	MOUSER STOCK NO.	Stocked Colors	Price Per 500' Spool
8899	18	65x36	0.144	566-8899-25-___	02, 10		566-8899-100-___	02, 04, 05, 09, 10		566-8899-500-___	02, 05, 10	
8898	18	65x36	0.229	----------	-----	-	566-8898-100-___	10		566-8898-500-___	10	
8890	24	45x40	0.066	----------	-----	-	566-8890-100-___	10		566-8890-500-___	02, 10	

Tinned Copper, PVC Insulated

Use test probe leads for electrical and electronic measuring for test equipment.

Belden Part No.	Conductor AWG	Strand	Nominal O.D. (in.)	25 ft. Spools			100 ft. Spools			500 ft. Spools		
				MOUSER STOCK NO.	Stocked Colors	Price Per 25' Spool	MOUSER STOCK NO.	Stocked Colors	Price Per 100' Spool	MOUSER STOCK NO.	Stocked Colors	Price Per 500' Spool
9899	18	65x36	0.144	----------	-----	-	566-9899-100-___	02, 10		566-9899-500-___	02, 10	

Tinned Copper, Polyethylene Insulated, PVC Jacket

Conductive polyethylene over inner conductor provides uniform distribution of voltage stress. PVC jacket in black.

Belden Part No.	Conductor AWG	Strand	Nominal O.D. (in.)	25 ft. Spools			100 ft. Spools			500 ft. Spools		
				MOUSER STOCK NO.	Stocked Colors	Price Per 25' Spool	MOUSER STOCK NO.	Stocked Colors	Price Per 100' Spool	MOUSER STOCK NO.	Stocked Colors	Price Per 500' Spool
8869	22	7x30	0.120	----------	-----	-	----------	-----	-	566-8869-500	10	

HOOK-UP WIRE DISPENSER KITS

Great for R and D labs, engineers, servicemen and hobbyists. Kits are available in five 100' spools or eight 25' spools. Each spool is a different color and comes in a portable dispenser rack.

Belden Part No.	Wire	Temp. Rating	Stocked Colors	100 ft. Spools		
				MOUSER STOCK NO.	Price Per Spool 1	Price Per Spool 2
9531	22AWG (7x30)Stranded Tinned PVC (8524)	80°C	Red, Green, White, Light Blue, Black	566-9531		
8825	20AWG (7x28) Stranded Tinned PVC (8502)	80°C	Red, Green, White, Yellow, Black	566-8825		

Belden Part No.	Wire	Temp. Rating	Stocked Colors	25 ft. Spools		
				MOUSER STOCK NO.	Price Per Spool 1	Price Per Spool 2
8824	20AWG (10x30)Stranded Tinned PVC (8523)	80°C	Brown, White, Black, Orange, Green, Red, Light Blue, Yellow	566-8824		
8816	18AWG (16x30) Stranded Tinned PVC (8522)	80°C	Brown, White, Black, Orange, Green, Red, Light Blue, Yellow	566-8816		

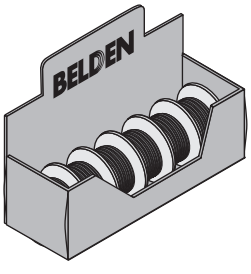

© Copyright 2014 Mouser Electronics

© Copyright 2014 Mouser Electronics

BELDEN Flat Cable, Magnet and Bus Bar Wire

RoHS Compliant **This product is RoHS compliant.**

BELDEN GRAY RIBBON FLAT CABLE

9L280XX Series .50" Pitch Unshielded

- Gray PVC Insulation, with a Red Polarity stripe for proper circuit alignment
- Voltage Rating: 300V RMS

Tinned Copper 28AWG (7x36) Stranded

Belden Part No.	Number of Conductors	100 ft. Spools		
		MOUSER STOCK NO.	Price Per Spool 1	2
9L28009	9	566-9L28009		
9L28010	10	566-9L28010		
9L28014	14	566-9L28014		
9L28015	15	566-9L28015		
9L28016	16	566-9L28016		
9L28020	20	566-9L28020		
9L28025	25	566-9L28025		
9L28026	26	566-9L28026		
9L28034	34	566-9L28034		
9L28040	40	566-9L28040		
9L28050	50	566-9L28050		
9L28064	64	566-9L28064		

9L260XX Series .050" Pitch

- .010" Nom. Wall Gray PVC Insulation
- 300V RMS

Tinned Copper 26AWG (7x36) Stranded.

Belden Part No.	Number of Conductors	100 ft. Spools		
		MOUSER STOCK NO.	Price Per Spool 1	2
9L26010	10	566-9L26010		
9L26016	16	566-9L26016		
9L26020	20	566-9L26020		
9L26026	26	566-9L26026		
9L26034	34	566-9L26034		

BELDEN SINGLE BELDSOL™ SOLDERABLE MAGNET WIRE

Dual insulated magnet wire that combines the excellent dielectric characteristics of Polyurethane and the known toughness and solvent resistance of a Nylon overcoat. Rated by IEEE tests for 270°F usage and will solder without insulation removal at 750°F. Half Pound Spools

Belden Part No.	AWG Size	Approximate Length (ft.)	Half Pound Spools		
			MOUSER STOCK NO.	Price Per Spool 1	2
8049	18	100	566-8049		
8050	20	160	566-8050		
8051	22	254	566-8051		
8052	24	404	566-8052		
8053	26	645	566-8053		
8054	28	1020	566-8054		
8055	30	1615	566-8055		
8056	32	2515	566-8056		
8057	34	4060	566-8057		
8058	36	6400	566-8058		

BELDEN RAINBOW FLAT CABLE

9R280XX Series .050" Pitch

- .010" Nom. Wall Color-Coded PVC Insulation
- Voltage Rating: 300V RMS

Tinned Copper 28AWG (7x36) Stranded

Belden Part No.	Number of Conductors	100 ft. Spools		
		MOUSER STOCK NO.	Price Per Spool 1	2
9R28010	10	566-9R28010		
9R28014	14	566-9R28014		
9R28016	16	566-9R28016		
9R28020	20	566-9R28020		
9R28026	26	566-9R28026		
9R28034	34	566-9R28034		
9R28040	40	566-9R28040		
9R28060	60	566-9R28060		

BELDEN VARI-TWIST® FLAT CABLE

9V280XX Series .050" Pitch

- .010" Nom. Wall Color-Coded PVC Insulation
- Voltage Rating: 300V RMS

Tinned Copper 28AWG (7x36) Stranded
Designed to reduce crosstalk in the balanced mode by twisting the pairs
Standard twist length is 18" followed by a 2" flat section of .050" spaced conductor

Belden Part No.	Number of Pairs	100 ft. Spools		
		MOUSER STOCK NO.	Price Per Spool 1	2
9V28010	5	566-9V28010		
9V28014	7	566-9V28014		
9V28016	8	566-9V28016		
9V28026	13	566-9V28026		
9V28034	34	566-9V28034		
9V28050	25	566-9V28050		

BELDEN HEAVY-ARMORED POLY-THERMALEZE® HIGH-TEMPERATURE MAGNET WIRE

Poly-Thermaleze® is a dual coated magnet wire. Its base coat is a cross-linked, modified Polyester. Its top coat is an Amide-Imide Polyester. Rated for 180°C usage and has exceptional ability to resist solvents and abuse in difficult windings. One pound spools.

Belden Part No.	AWG Size	Approximate Length (ft.)	1 Pound Spools		
			MOUSER STOCK NO.	Price Per Spool 1	2
8073	14	80	566-8073		
8074	16	126	566-8074		
8076	20	315	566-8076		
8079	26	1260	566-8079		
8080	28	1990	566-8080		

BELDEN BUS BAR WIRE

Solid Tinned Copper. Made in accordance with the performance requirements of Federal Spec. QQ-W-343G.

Belden Part No.	AWG	Nominal O.D. (in.)	100 ft. Spools		1000 ft. Spools	
			MOUSER STOCK NO.	Price Per 100' Spool	MOUSER STOCK NO.	Price Per 1000' Spool
8011	12	.083	566-8011		- - - - - - - - - -	-
8012	14	.065	566-8012		- - - - - - - - - -	-
8013	16	.052	566-8013		- - - - - - - - - -	-
8019	18	.041	566-8019		566-8019-1000	
8020	20	.033	566-8020		- - - - - - - - - -	-
8021	22	.026	566-8021		566-8021-1000	
8022	24	.021	566-8022		- - - - - - - - - -	-
8023	26	.016	566-8023		- - - - - - - - - -	-
8024	28	.013	566-8024		- - - - - - - - - -	-
8025	30	.010	566-8025		- - - - - - - - - -	-

BELDEN SHIELDING AND BONDING CABLE

Belden Part No.	Circular Area (CMA)	Stranded	Tubular I.D. (in.)	50 ft. Spools		
				MOUSER STOCK NO.	Price Per Spool 1	2
8662	22900	576x34	.781	566-8662-50		
8669	13300	336x34	.500	566-8669-50		
8663	6700	168x34	.219	566-8663-50		

© Copyright 2014 Mouser Electronics

© Copyright 2014 Mouser Electronics

BELDEN 50 Ohm Coaxial Cables

RoHS Compliant **This product is RoHS compliant.**

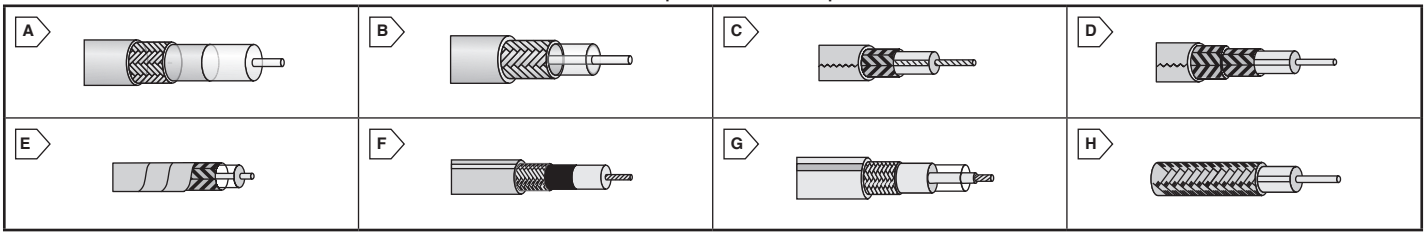

BELDEN TRANSMISSION CABLES

Low Loss Transmission Cable - CMR Rated

Recommend Heat Shrink AlphaWire FIT221

Belden Part No.	Fig.	RG Type	AWG (Stranded)	Nom. O.D. (in.)	500 ft. Spool MOUSER STOCK NO.	500 ft. Spool Price Per 500' Spool	1000 ft. Spool MOUSER STOCK NO.	1000 ft. Spool Price Per 1000' Spool
Beldfoil® + 90% Tinned Copper Braid Shield								
7805	A	RG-174	25(Solid)	.110	566-7805-500		566-7805-1000	
Duofoil® Tape + 90% Tinned Copper Braid								
7805R	A	RG174	24.5 (Solid)	.110	566-7805R-500-08		566-7805R-1000-08	
7806R	A	RG58	19 (Solid)	.195	566-7806R-500		566-7806R-1000-10	
Duofoil® + 95% Tinned Cooper Braid Shield								
7807A	A	RG-58	17(Solid)	.195	566-7807A-500		566-7807A-1000	
Duofoil® Tape + 95% Tinned Copper Braid								
7807R	A	RG58/U	17 (Solid)	.195	566-7807R-500		566-7807R-1000	
Duofoil® II + 95% Tinned Cooper Braid Shield								
7808A	A	RG-8X	15(Solid)	.240	566-7808A-500		566-7808A-1000	
Duobond® II + 95% Tinned Copper Braid								
7808R	A	RG-8X	15 (Solid)	.240	566-7808R-500-10		566-7808R-1000-10	
7809R	A	- - -	13 (Solid)	.300	566-7809R-500-10		566-7809R-1000-10	
Duobond® II + Tinned Copper Braid Shield								
7809A	A	Intermediate	13(Solid)	.300	566-7809A-500		566-7809A-1000	
Duobond® II + Tinned Copper Braid Shield								
7810A	A	RG-8	10(Solid)	.403	566-7810A-500		566-7810A-1000	
Bonded Duofoil® Tape + 95% Tinned Copper Braid								
7810R	A	RG8/U	10 (Solid)	.403	566-7810R-500-10		566-7810R-1000-10	
Duofoil® + 90% Tinned Cooper Braid Shield								
7977R	A	- - -	5.5 (Solid)	.590	566-7977R-500		566-7977R-1000	

MIL-C-17G QPL Cable

Recommend Heat Shrink AlphaWire FIT221

Belden Part No.	Fig.	RG Type	AWG (Stranded)	Nom. O.D. (in.)	100 ft. Spool MOUSER STOCK NO.	100 ft. Spool Price Per 100' Spool	500 ft. Spool MOUSER STOCK NO.	500 ft. Spool Price Per 500' Spool	1000 ft. Spool MOUSER STOCK NO.	1000 ft. Spool Price Per 1000' Spool
Military Specification M/155-00001, 95% Tinned Copper Braid, Black PVC Jacket										
8262	B	RG-58 C/U	20 (19 x 33)	.195	- - - - - - - - - -	-	566-8262-500		566-8262-1000	
Military Specification M17/169-00001, 96% Silver Coated Copper Braid, White FEP Jacket										
83265	C	RG-178B/U	30 (7 x 38)	.071	566-83265-100		- - - - - - - - - -	-	- - - - - - - - - -	-
Military Specification M/17/172-00001, 95% Silver Plated Copper Braid										
83284	C	RG-316/U	26 (7 x 34)	.098	566-83284-100		566-83284-500		566-83284-1000	
Military Specification M17/60-RG142, 96% Silver Coated Copper Braid and Silver Coated Copper Braid, Plenum										
84142	D	RG-142/U	18 (Solid)	.195	566-84142-100		566-84142-500		566-84142-1000	

Transmission and Computer Cable

Recommend Heat Shrink AlphaWire FIT221

Belden Part No.	Fig.	RG Type	AWG (Stranded)	Nom. O.D. (in.)	100 ft. Spool MOUSER STOCK NO.	100 ft. Spool Price Per 100' Spool	500 ft. Spool MOUSER STOCK NO.	500 ft. Spool Price Per 500' Spool	1000 ft. Spool MOUSER STOCK NO.	1000 ft. Spool Price Per 1000' Spool
95% Tinned Copper Braid, Black PVC Jacket										
8259	B	RG58 A/U	20 (19 x 33)	.192	566-8259-100		566-8259-500		566-8259-1000	
Military Specification MIL-C-17D, 96% Silver Coated Copper Braid, White FEP Tape Jacket										
83269	E	RG-188A/U	26 (7x34)	.098	566-83269-100		566-83269-500		566-83269-1000	

BELDEN LOW TRIBOELECTRIC NOISE COAX CABLE

Recommend Heat Shrink AlphaWire FIT221

Belden Part No.	Fig.	RG Type	AWG (Stranded)	Nom. O.D. (in.)	100 ft. Spool MOUSER STOCK NO.	100 ft. Spool Price Per 100' Spool	500 ft. Spool MOUSER STOCK NO.	500 ft. Spool Price Per 500' Spool	1000 ft. Spool MOUSER STOCK NO.	1000 ft. Spool Price Per 1000' Spool
Maximum Peak-to-Peak Noise Level: 5mv, 90% Tinned Copper Braid, Black PVC Jacket										
9239	F	RG-174/U	26 (7 x 34)	.101	566-9239-100		566-9239-500		566-9239-1000	
Maximum Peak-to-Peak Noise Level: 8mv, Bonded Duofoil® Tape and 95% Tinned Copper Braid										
9223	G	RG-58/U	22 (7 x 30)	.195	566-9223-100		566-9223-500		- - - - - - - - - -	-

BELDEN CONFORMABLE COAX MICROWAVE CABLE

Belden Part No.	Fig.	RG Type	AWG (Stranded)	Nom. O.D. (in.)	50 ft. Spool MOUSER STOCK NO.	50 ft. Spool Price Per 50' Spool	500 ft. Spool MOUSER STOCK NO.	500 ft. Spool Price Per 500' Spool	1000 ft. Spool MOUSER STOCK NO.	1000 ft. Spool Price Per 1000' Spool
100% Copper-Tin Composite										
1671A	H	RG-405/U	24 (Solid)	.085	566-1671A-50		566-1671A-500		566-1671A-1000	
100% Copper-Tin Composite										
1673A	H	RG-402/U	19 (Solid)	.138	566-1673A-50		566-1673A-500		- - - - - - - - - -	-
100% Cooper-Tin Composite Shield										
1674A	H	M17/151	29 (Solid)	.047	- - - - - - - - - -	-	566-1674A-500		- - - - - - - - - -	-
100% Cooper-Tin Composite Shield										
1671J	B	RG-405/U	24 (Solid)	.127	- - - - - - - - - -	-	566-1671J-500		- - - - - - - - - -	-

© Copyright 2014 Mouser Electronics
© Copyright 2014 Mouser Electronics

BELDEN Audio Cables

RoHS Compliant This page of product is compliant.

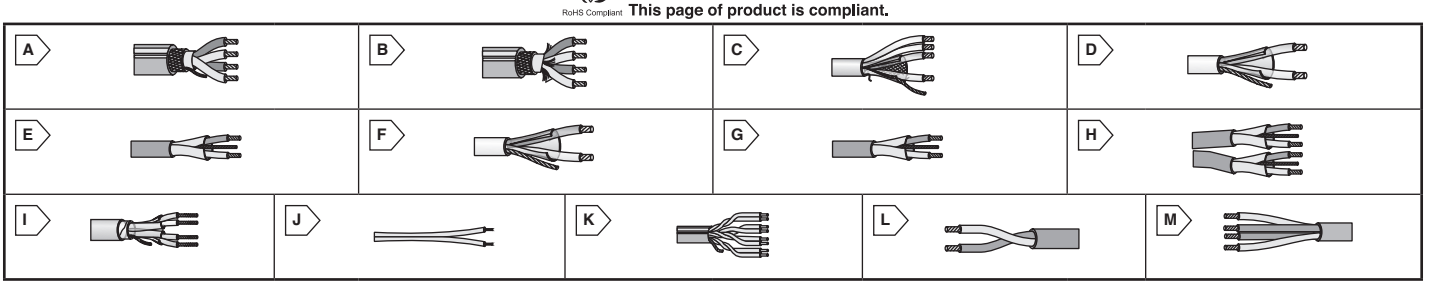

BELDEN FOUR-CONDUCTOR STAR QUAD, LOW IMPEDANCE CABLES

High-Conductivity Copper

- Polyethylene Insulation
- Matte PVC Jacket
- TC "French Braid" Shield (95% Coverage)

AlphaWire Recommend Heat Shrink FIT221

Color Code Chart		
To order replace __ with applicable code for color desired.		
02=Red	05=Green	08=Gray
04=Yellow	06=Blue	10=Black

Belden Part No.	Fig.	No. of Cond.	AWG (Stranded)	Nom. OD (in.)	100 ft. Spools MOUSER STOCK NO.	100 ft. Spools Stocked Colors	100 ft. Spools Price Per 100' Spool	500 ft. Spools MOUSER STOCK NO.	500 ft. Spools Stocked Colors	500 ft. Spools Price Per 500' Spool	1000 ft. Spools MOUSER STOCK NO.	1000 ft. Spools Stocked Colors	1000 ft. Spools Price Per 1000' Spool
1172A	A	4	26 (30x40)	.190	- - - - - - - - - - - -	-	-	566-1172A-500-___	10		566-1172A-1000-__	02, 04, 05, 06, 08, 10	
1192A	B	4	24 (42x40)	.245	566-1192A-100-___	10		566-1192A-500-___	06, 10		566-1192A-1000-__	02, 04, 05, 06, 08, 10	

BELDEN Brilliance® SPECIAL APPLICATION CABLE

AlphaWire Recommend Heat Shrink FIT221

Applications:
- Audio
- Communication
- Instrumentation

Features:
- PVC Jacket
- Tinned Copper Conductors
- Drain Wire: 18AWG (16x30)

Belden Part No.	Fig.	Description	NEC Type	No. of Pairs	AWG (Stranded)	Nom. OD (in.)	500 ft. Spool MOUSER STOCK NO.	500 ft. Spool Price Per 500' Spool
1502R	C	Black Flame Retardant Jacket	CMR	2	22 (7x30)	.250	566-1502R-500-10	

BELDEN Brilliance® AUDIO CONTROL AND INSTRUMENTATION CABLE

Shielded, Twisted Pairs

- Tinned Copper
- Beldfoil® Aluminum-Polyester Shield

† Drain Wire: 18AWG (16x30) ✻ Available in box only

AlphaWire Recommend Heat Shrink FIT221

Color Code Chart		
To order replace __ with applicable code for color desired.		
01=Brown	04=Yellow	08=Gray
02=Red	06=Blue	09=White
03=Orange	07=Violet	10=Black

Belden Part No.	Fig.	Description	NEC Type	No. of Pairs	AWG (Stranded)	Nom. OD (in.)	100 ft. Spools MOUSER STOCK NO.	100 ft. Spools Price Per 100' Spool	500 ft. Spools MOUSER STOCK NO.	500 ft. Spools Price Per 500' Spool	1000 ft. Spools MOUSER STOCK NO.	1000 ft. Spools Stocked Colors	1000 ft. Spools Price Per 1000' Spool
88641	D	Red FEP Jacket	CMP	1	24 (7x32)	.106	566-88641-100		- - - - - - - - - - - -	-	- - - - - - - - - - - -	- - -	-
82761	E	Natural Flamarrest® Jacket	CMP	1	22 (7x30)	.116	- - - - - - - - - - - -	-	566-82761-500		566-82761-1000	- - -	
88761	D	Red FEP Jacket	CMP	1	22 (7x30)	.119	566-88761-100		- - - - - - - - - - - -	-	- - - - - - - - - - - -	- - -	-
9451P	E	Black Flamarrest® Jacket	CMP	1	22 (7x30)	.127	- - - - - - - - - - - -	-	- - - - - - - - - - - -	-	✻ 566-9451P-U1000-10	- - -	
9451	E	Bonded Jacket and Shield	CMR	1	22 (7x30)	.135	- - - - - - - - - - - -	-	566-9451-500		- - - - - - - - - - - -	- - -	-
8451	F	Black PVC Jacket	CMR	1	22 (7x30)	.138	566-8451-100		566-8451-500		566-8451-1000	- - -	
88760	D	Red FEP Jacket	CMP	1	18 (19x30)	.140	- - - - - - - - - - - -	-	✻ 566-88760-500		- - - - - - - - - - - -	- - -	-
1503A	G	Brown PVC Jacket	CM	1	22 (7x30)	.142	- - - - - - - - - - - -	-	- - - - - - - - - - - -	-	✻ 566-1503A-1000U-__	01-10	
82760	E	Natural Flamarrest® Jacket	CMP	1	18 (19x30)	.146	- - - - - - - - - - - -	-	✻ 566-82760-U500		566-82760-1000	- - -	
8719	F	Chrome PVC Jacket	CM/CL2	1	16 (19x29)	.320	- - - - - - - - - - - -	-	566-8719-500		- - - - - - - - - - - -	- - -	-
8720	F	Chrome PVC Jacket	CL2	1	14 (19x27)	.355	- - - - - - - - - - - -	-	566-8720-500		566-8720-1000	- - -	
9451DP	H	White Flamarrest® Jacket	CMP	2	22 (7x30)	.127x.269	- - - - - - - - - - - -	-	- - - - - - - - - - - -	-	566-9451DP-1000-09	- - -	
82723	I	Natural Flamarrest® Jacket	CMP	2	22 (7x30)	.153	- - - - - - - - - - - -	-	✻ 566-82723-U500		- - - - - - - - - - - -	- - -	-
8723	I	Chrome PVC Jacket	CM	2	† 22 (7x30)	.165	566-8723-100		566-8723-500		566-8723-1000	- - -	

AES/EBU Digital Audio Cable

- 110 Ohms Impedance
- Low Capacitance
- Unshield

1353A	J	Black PVC Jacket	CMR	1	24 (7x32)	.126	- - - - - - - - - - - -	-	566-1353A-500-10		566-1353A-1000-10	- - -	

BELDEN Brilliance® 4 PAIR VIDEO TWIST LOW-SKEW UTP CABLES

Belden Part No.	Fig.	Description	NEC Type	No. of Pairs	AWG (Stranded)	Max Delay Skew per 100M	Category	Nominal O.D. (in.)	1000 ft. Spools MOUSER STOCK NO.	1000 ft. Spools Price Per 1000' Spool	1000 ft. Boxes MOUSER STOCK NO.	1000 ft. Boxes Price Per 1000' Box
7987R	K	Maroon PVC Jacket	CMR	4	24 (solid)	2.2nsec	-	.195	- - - - - - - - - - - -	-	566-7987R-U1000	
7987P	K	Maroon Flamarrest® Jacket	CMR	4	24 (solid)	2.2nsec	-	.200	- - - - - - - - - - - -	-	566-7987P-U1000	
7988R	K	Green PVC Jacket	CMR	4	24 (solid)	9nsec	5E	.200	- - - - - - - - - - - -	-	566-7988R-U1000	
7988P	K	Green PVC Jacket	CMR	4	24 (solid)	9nsec	5E	.200	- - - - - - - - - - - -	-	566-7988P-U1000	
7989R	K	BLUE PVC Jacket	CMR	4	23 (solid)	10nsec	6	.365x.165	566-7989R-1000-13		- - - - - - - - - - - -	-
7989P	K	Blue Flamarrest® Jacket	CMP	4	23 (solid)	10nsec	6	.365x.165	566-7989P-1000-13		- - - - - - - - - - - -	-

Two Conductor Speaker Wire

Belden Part No.	Fig.	Cable Type	No. of Cond.	AWG	Stranded	Nom. OD (in.)	Color	500 ft. Spools MOUSER STOCK NO.	500 ft. Spools Price Per 500' Spool	1000 ft. Spools MOUSER STOCK NO.	1000 ft. Spools Price Per 1000' Spool
8782	J	Parallel	2	24	7x32	.058x.115	Clear	- - - - - - - - - - - -	-	566-8782-1000	
9708	J	Parallel	2	18	16x30	.110x.220	Clear	566-9708-500		566-9708-1000	
9717	J	Parallel	2	14	19x27	.146x.292	Clear	- - - - - - - - - - - -	-	566-9717-1000	
9718	J	Parallel NEC Type CL3	2	12	65x30	.185x.370	Clear	566-9718-500		- - - - - - - - - - - -	-

BELDEN Brilliance® LOW CAP OFHC SPEAKER CABLES

Belden Part No.	Fig.	Cable Type	No. of Cond.	AWG	Stranded	Nom. OD (in.)	Color	100 ft. Spools MOUSER STOCK NO.	100 ft. Spools Price Per 100' Spool	500 ft. Boxes MOUSER STOCK NO.	500 ft. Boxes Price Per 500' Box	1000 ft. Spools MOUSER STOCK NO.	1000 ft. Spools Price Per 1000' Spool
1307A	L	CMR, CL3R	2	16	65x34	.210	Black	- - - - - - - - - - - -	-	566-1307A-U500-10		566-1307A-1000-10	
1308A	M	CMR, CL3R	4	16	65x34	.270	Black	- - - - - - - - - - - -	-	566-1308A-U500-10		566-1308A-1000-10	
1309A	L	CMR, CL3R	2	14	105x34	.264	Black	- - - - - - - - - - - -	-	566-1309A-U500-10		566-1309A-1000-10	
1310A	M	CMR, CL3R	4	14	105x34	.319	Black	- - - - - - - - - - - -	-	566-1310A-U500-10		566-1310A-1000-10	
1311A	M	CMR, CL3R	2	12	168x34	.352	Black	566-1311A-500-10		- - - - - - - - - - - -	-	566-1311A-1000-10	
1312A	M	CMR, CL3R	4	12	168x34	.423	Black	566-1312A-500-10		- - - - - - - - - - - -	-	566-1312A-1000-10	
1313A	L	CMR, CL3R	2	10	259x34	.428	Black	566-1313A-500-10		- - - - - - - - - - - -	-	566-1313A-1000-10	

© Copyright 2014 Mouser Electronics

© Copyright 2014 Mouser Electronics

BELDEN Audio, Control and Instrumentation Cable

RoHS Compliant **This product is RoHS compliant.**

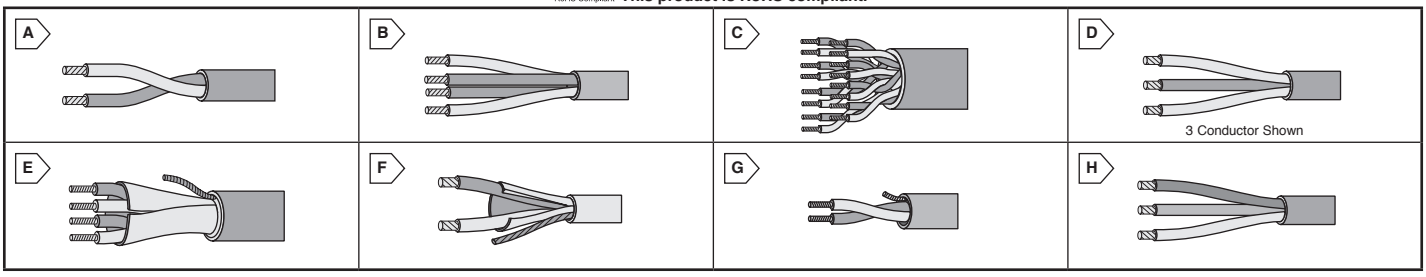

BELDEN CONTROL CABLES

Recommend Heat Shrink AlphaWire FIT221

Unshielded, Solid Conductors • AWG: 22 (Solid) • Rose Gray PVC Jacket

Belden Part No.	Fig.	Description	NEC Type	Number of Conductors	Nominal O.D. (in.)	500 ft. Boxes		1000 ft. Spools	
						MOUSER STOCK NO.	Price Per 500' Box	MOUSER STOCK NO.	Price Per 1000' Spool
8795	A	Bare Copper, Polyethylene Insulated	CM	2	.168	566-8795-U500		566-8795-1000	
9794	B	Bare Copper, Polyethylene Insulated	MP/CM	4	.200	- - - - - - - - - -	-	566-9794-1000	

Unshielded, Solid Conductors, Twisted Pairs • Chrome PVC Jacket

✻ Available in Box only

Belden Part No.	Fig.	Description	AWG (Strand)	NEC Type	No. of Pairs	Nominal O.D. (in.)	500 ft. Spools		1000 ft. Spools	
							MOUSER STOCK NO.	Price Per 500' Spool	MOUSER STOCK NO.	Price Per 1000' Spool
8741	C	Tinned Copper, PVC Insulated	22 (Solid)	MPG/CMG	2	.230	✻ 566-8741-U500		566-8741-1000	
9740	C	Tinned Copper, PVC Insulated	18 (16 x 30)	CMG	1	.210	566-9740-500		566-9740-1000	
8690	C	Tinned Copper, PVC Insulated	18 (16 x 30)	CMG	3	.347	566-8690-500		- - - - - - - - - -	-

BELDEN Brilliance® SOUND, BROADCAST, AUDIO, INSTRUMENTATION, AND CONTROL CABLE

Recommend Heat Shrink AlphaWire FIT221

High Conductive Cable, Unshielded, Twisted Pairs • Tinned Copper • PVC Insulated

Belden Part No.	Fig.	Description	NEC Type	No. of Pairs	AWG (Stranded)	Nom. OD (in.)	100 ft. Spools		500 ft. Spools		1000 ft. Spools	
							MOUSER STOCK NO.	Price Per 100' Spool	MOUSER STOCK NO.	Price Per 500' Spool	MOUSER STOCK NO.	Price Per 1000' Spool
8461	A	Chrome PVC Jacket, Black, White	CMG	1	18 (7 x 26)	.234	566-8461-100		566-8461-500		566-8461-1000	

Unshielded, Stranded Conductors, Twisted Pairs • Conductors Cabled • PVC Insulated

8442	A	Tinned Copper, Chrome PVC Jacket	CMG	1	22 (7 x 30)	.170	566-8442-100		566-8442-500		566-8442-1000	
8471	A	Tinned Copper, Chrome PVC Jacket	CMG	1	16 (19 x 29)	.274	- - - - - - - - - -	-	566-8471-500		- - - - - - - - - -	-

Unshielded, Stranded, Multi-Conductor Cable

Belden Part No.	Fig.	Cable Type	NEC Type	Number of Conductors	AWG (Stranded)	Nominal OD (in.)	100 ft. Spools		500 ft. Spools		1000 ft. Spools	
							MOUSER STOCK NO.	Price Per 100' Spool	MOUSER STOCK NO.	Price Per 500' Spool	MOUSER STOCK NO.	Price Per 1000' Spool
8443	D	UL 2576	CMG	3	22 (7 x 30)	.172	566-8443-100		- - - - - - - - - -	-	- - - - - - - - - -	-
8444	D	UL 2576	CMG	4	22 (7 x 30)	.185	566-8444-100		- - - - - - - - - -	-	- - - - - - - - - -	-

Shielded, Stranded Conductors • Overall Beldfoil® Shield (Aluminum-Polyester Shield)

Belden Part No.	Fig.	Description	NEC Type	No. of Cond.	AWG (Stranded)	Nominal OD (in.)	100 ft. Spools		500 ft. Spools		1000 ft. Spools	
							MOUSER STOCK NO.	Price Per 100' Spool	MOUSER STOCK NO.	Price Per 500' Spool	MOUSER STOCK NO.	Price Per 1000' Spool
9418	E	S-R PVC Insulated	CM	4	18 (19 x 30)	.245	566-9418-100		566-9418-500		566-9418-1000	

Shielded, Stranded Conductors, Twisted Pairs • Overall Beldfoil® Shield • Chrome PVC Jacket • S-R PVC Insulated

Belden Part No.	Fig.	Description	NEC Type	No. of Pairs	AWG (Stranded)	Nom. OD (in.)	100 ft. Spools		500 ft. Spools		1000 ft. Spools	
							MOUSER STOCK NO.	Price Per 100' Spool	MOUSER STOCK NO.	Price Per 500' Spool	MOUSER STOCK NO.	Price Per 1000' Spool
9501	F	Tinned Copper, Alumin.-Polyester Shield	CMG	1	24 (7 x 32)	.156	566-9501-100		566-9501-500		566-9501-1000	
9462	F	Tinned Copper, Alumin.-Polyester Shield	CMG	1	22 (7 x 30)	.186	566-9462-100		566-9462-500		566-9462-1000	

Shielded, Twisted Pairs

Belden Part No.	Fig.	Cable Type	NEC Type	No. of Cond.	AWG (Stranded)	Nominal OD (in.)	% Type Shield	100 ft. Spools		500 ft. Spools		1000 ft. Spools	
								MOUSER STOCK NO.	Price Per 100' Spool	MOUSER STOCK NO.	Price Per 500' Spool	MOUSER STOCK NO.	Price Per 1000' Spool
8641	F	UL2092, Non-Plenum	CM	1	24 (7 x 32)	.168	100 Foil	566-8641-100		566-8641-500		- - - - - - - - - -	-
8761	F	UL2092, Non-Plenum	CM	1	22 (7 x 30)	.175	100 Foil	- - - - - - - - - -	-	566-8761-500		566-8761-1000	
8762	F	UL2092, Non-Plenum	CM	1	20 (7 x 28)	.204	-	- - - - - - - - - -	-	566-8762-500		566-8762-1000	
8760	F	UL2092, Non-Plenum	CM	1	18 (16 x 30)	.222	-	- - - - - - - - - -	-	566-8760-500		566-8760-1000	

BELDEN AUDIO WIRE AND CABLE

Color Code Chart		
To order replace __ with applicable code for color desired.		
05=Green	08=Gray	10=Black
06=Blue	09=White	

Recommend Heat Shrink AlphaWire FIT221

High-Flex Multi-Conductor Cable

- Audio use only
- Non-Plenum
- PVC Jacket

Belden Part No.	Fig.	No. of Cond.	AWG (Stranded)	Nominal OD (in.)	Materials	500 ft. Spools		1000 ft. Spools	
						MOUSER STOCK NO.	Price Per 500' Spool	MOUSER STOCK NO.	Price Per 1000' Spool
5200UP	G	2	16 (65 x 28)	.208	High Grade PVC Insulation, Bare High-Conductivity ETP Copper	566-5200-500-__		566-5200-1000-__	

Speaker Cable • Natural Flamarrest® Jacket • Flamarrest® Insulation • Audio use only

Belden Part No.	Fig.	No. of Cond.	AWG (Stranded)	Nominal OD (in.)	Jacket Color	NEC Type	500 ft. Spools		1000 ft. Spools	
							MOUSER STOCK NO.	Price Per 500' Spool	MOUSER STOCK NO.	Price Per 1000' Spool
Non Plenum Bare High-Conductivity ETP Copper										
5T00UP	H	2	10 (65 x 28)	.356	Gray	CL2	566-5T00UP-500		566-5T00UP-1000	
Plenum Stranded Bare Copper										
6T00UP	H	2	10 (65 x 28)	.308	White	CL2P	- - - - - - - - - -	-	566-6T00UP-1000	

© Copyright 2014 Mouser Electronics
© Copyright 2014 Mouser Electronics

BELDEN Audio, Control and Instrumentation Cable

RoHS Compliant **This product is RoHS compliant.**

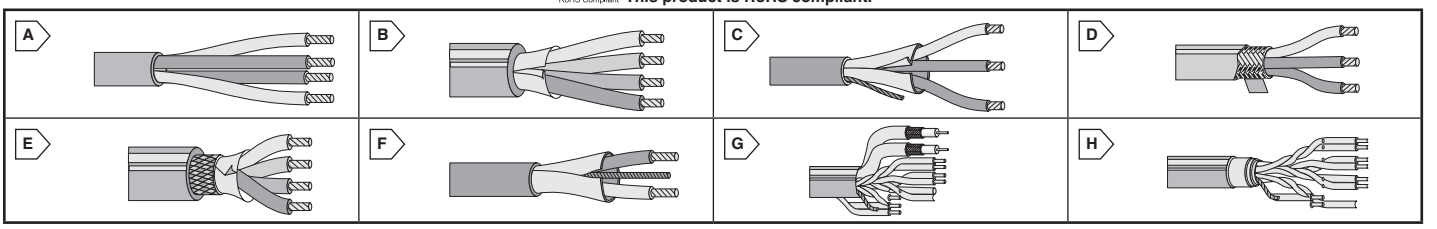

BELDEN AUDIO WIRE AND CABLE

Multi-Conductor Unshielded Control Cable (Plenum)

RoHS Compliant

AlphaWire Recommend Heat Shrink FIT400

- FEP Insulation • Red FEP Jacket • Suitable for Outdoor and Direct Burial Applications • Tinned Copper Conductor

Belden Part No.	Fig.	Number of Conductors	AWG (Stranded)	Nominal OD (in.)	100 ft. Spools MOUSER STOCK NO.	100 ft. Spools Price Per 100' Spool	500 ft. Spools MOUSER STOCK NO.	500 ft. Spools Price Per 500' Spool
88444	A	4	22 (7 x 30)	.121	566-88444-100		----------	-

Multi-Conductor Overall Beldfoil® Shield (Non-Plenum)

AlphaWire Recommend Heat Shrink FIT221

- UL AWM Style 2094 • (300V 75°C) • Polyethylene Insulation • White PVC Jacket
- Has three solid and one Stranded Tinned-Copper-Coated Steel drain wires

Belden Part No.	Fig.	Number of Conductors	AWG (Stranded)	Nominal OD (in.)	100 ft. Spools MOUSER STOCK NO.	100 ft. Spools Price Per 100' Spool	500 ft. Spools MOUSER STOCK NO.	500 ft. Spools Price Per 500' Spool
8729	B	4	22 (19 x 34)	.257	----------	-	566-8729-500	

Multi-Conductor Overall Beldfoil® Shield (Non-Plenum) w/TC Drain Wire

AlphaWire Recommend Heat Shrink FIT221

- (300V RMS) • Polyethylene Insulation • Brown PVC Jacket

Belden Part No.	Fig.	Number of Conductors	AWG (Stranded)	Nominal OD (in.)	100 ft. Spools MOUSER STOCK NO.	100 ft. Spools Price Per 100' Spool	500 ft. Spools MOUSER STOCK NO.	500 ft. Spools Price Per 500' Spool
9770	C	3	22 (7 x 30)	.145	----------	-	566-9770-500	

High-Temperature Overall Braid Shield; MIL-W-16878/4, Type E

- (600V RMS, -65°C to 200°C) • Extruded TFE Teflon® Insulation • White TFE Teflon® Tape-Wrapped Jacket

83318E	D	2	24 (19 x 36)	.131	566-83318-100		----------	-
83319E	D	2	22 (19 x 34)	.143	566-83319-100		----------	-

Multi-Conductor Plenum-Rated Overall Foil/Braid Shield

- FEP Insulation • Red FEP Jacket • 100% Beldfoil® + 85% Tinned Copper Braid Shield

Belden Part No.	Fig.	Number of Conductors	AWG (Stranded)	Nominal OD (in.)	100 ft. Spools MOUSER STOCK NO.	100 ft. Spools Price Per 100' Spool	500 ft. Spools MOUSER STOCK NO.	500 ft. Spools Price Per 500' Spool
83562	E	12	22 (7 x 30)	.234	----------	-	566-83562-500	

High-Temperature Control and Instrumentation Cables

- (300V RMS 105°C) • Tefzel® Insulation • Clear Tefzel® Jacket • Overall 100% Beldfoil® Aluminum-Kapton® Shield

Belden Part No.	Fig.	Number of Conductors	AWG (Stranded)	Nominal OD (in.)	100 ft. Spools MOUSER STOCK NO.	100 ft. Spools Price Per 100' Spool	500 ft. Spools MOUSER STOCK NO.	500 ft. Spools Price Per 500' Spool
85231	F	2	16 (19 x 29)	.210	----------	-	566-85231-500	

Multi-Conductor Overall Beldfoil® Shield (Non-Plenum)

AlphaWire Recommend Heat Shrink FIT221

- Polyethylene Insulation • Chrome PVC Jacket

Belden Part No.	Fig.	Cable Type	NEC Type	No. of Cond.	AWG (Stranded)	Nominal OD (in.)	% Type Shield	500 ft. Spools MOUSER STOCK NO.	500 ft. Spools Price Per 500' Spool	1000 ft. Spools MOUSER STOCK NO.	1000 ft. Spools Price Per 1000' Spool
8771	C	UL2093	CM	3	22 (7 x 30)	.199	100 Foil	566-8771-500		566-8771-1000	
8770	C	UL2093	CM	3	18 (16 x 30)	.246	100 Foil	566-8770-500		566-8770-1000	

BELDEN BRILLIANCE® DIGITAL AND ANALOG AUDIO/VIDEO COMPOSITE CABLES

RoHS Compliant

Matte Black Overall PVC Jacket

Belden Part No.	Fig.	NEC Type	No. of Pairs	AWG (Stranded)	Nominal OD (in.)	Nom Imp.	% Type Shield	500 ft. Spools MOUSER STOCK NO.	500 ft. Spools Price Per 500' Spool	1000 ft. Spools MOUSER STOCK NO.	1000 ft. Spools Price Per 1000' Spool
1347A	G	CMR	2-Coax 4-pair	20 (solid) 22 (7x30)	.630	75	95	566-1347A-500		566-1347A-1000	

BELDEN BRILLIANCE® CATSNAKE TACTICAL HEAVY DUTY CAT5E AUDIO/VIDEO COMPOSITE CABLES

RoHS Compliant

- 100 ohms impedance

Belden Part No.	Fig.	NEC Type	No. of Pairs	AWG (Stranded)	Nominal OD (in.)	Nom Imp.	% Type Shield	500 ft. Spools MOUSER STOCK NO.	500 ft. Spools Price Per 500' Spool	1000 ft. Spools MOUSER STOCK NO.	1000 ft. Spools Price Per 1000' Spool
1304A	H	----	4	24 (7x32)	.245	----	----	566-1304A-500		566-1304A-1000	
1305A	H	----	4	24 (7x32)	.295	----	----	566-1305A-500		566-1305A-1000	

BELDEN HDMI CABLE ASSEMBLIES

- Gold Connector • Male to Male
- UL NEC/C(UL): CM or CL2 • Conductor: BC - Bare Copper
- Foam Polyolefin Insulation

For quantities of 5 and up, call for quote.

Belden Part No.	AWG (Stranded)	Length (ft.)	MOUSER STOCK NO.	Price Each 1	Price Each 2
HD2001	26 (7x34)	3.28	566-HD2001		
HD2002	26 (7x34)	6.56	566-HD2002		
HD2003	26 (7x34)	9.84	566-HD2003		
HD2004	26 (7x34)	13.12	566-HD2004		
HD2007	26 (7x34)	22.96	566-HD2007		



© Copyright 2014 Mouser Electronics

© Copyright 2014 Mouser Electronics

BELDEN Audio, Security, Alarm and Camera Cables

RoHS Compliant **This product is RoHS compliant.**

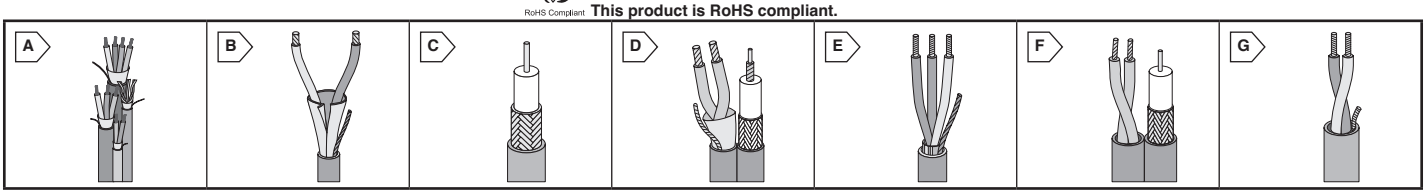

BELDEN® NEW GENERATION® WATERDOG CABLES

• Water and Moisture Resistant • UL Listed for a Range of Indoor/Outdoor and Direct Burial Installations

Belden Part No.	Fig.	Number of Conductors	AWG (Stranded)	Nominal OD (in.)	500 ft. Spools MOUSER STOCK NO.	500 ft. Spools Price Per 500' Spool	1000 ft. Spools MOUSER STOCK NO.	1000 ft. Spools Price Per 1000' Spool
Stranded Tinned Copper, PVC Jacketed, Unshielded								
5300U1	A	2	18 (7 x 26)	.207	- - - - - - - - -	-	566-5300U1-1000-08	
Stranded Tinned Copper, PVC Jacketed, Shielded								
5500F1	B	2	22 (7 x 30)	.192	- - - - - - - - -	-	566-5500F1-1000-08	
5400F1	B	2	20 (7 x 28)	.206	- - - - - - - - -	-	566-5400F1-1000-08	
5300F1	B	2	18 (7 x 26)	.222	- - - - - - - - -	-	566-5300F1-1000-08	
Stranded Tinned Copper, PVC Jacketed, Unshielded,								
5302U1	A	4	18 (7 x 26)	.254	- - - - - - - - -	-	566-5302U1-1000-10	
5202U1	A	4	16 (7 x 24)	.291	- - - - - - - - -	-	566-5202U1-1000-10	
5102U1	A	4	14 (19 x 27)	.341	- - - - - - - - -	-	566-5102U1-1000-10	
Stranded Tinned Copper, PVC Jacketed, Shielded								
5302F1	B	4	18 (7 x 26)	.255	- - - - - - - - -	-	566-5302F1-1000-10	
5202F1	B	4	16 (7 x 24)	.295	- - - - - - - - -	-	566-5202F1-1000-10	
Bare Copper Coax, PVC Jacket, Aluminum Braid Plus 100% Foil Shield (CATV)								
5339W5	C	-	18 (solid)	.270	- - - - - - - - -	-	566-5339W5-1000-10	
Bare Copper Coax, PVC Jacket, Bare Cooper Braid Shield (CCTV)								
5439X5	C	-	20 (solid)	.244	- - - - - - - - -	-	566-5439X5-1000-10	
5339X5	C	-	18 (solid)	.277	- - - - - - - - -	-	566-5339X5-1000-10	
Bare Copper Coax, PVC Jacket, Tinned Copper Braid Shield Plus 100% Foil Shield (CCTV/MATV)								
5439W5	C	-	20 (solid)	.236	566-5439W5-500-10		566-5439W5-1000-10	
COAX: Solid Bare Copper, PAIR: Stranded Bare Copper, PVC Jacket (CCTV + Power)								
5399X5	D	-	18(cx) Solid 16(pr) 7/w	.279 x .549	- - - - - - - - -	-	566-5399X5-1000-10	
5499X5	D	-	20(cx) Solid 18(pr) 7/w	.249 x .497	- - - - - - - - -	-	566-5499X5-1000-10	

BELDFOIL® SHIELD AUDIO, SECURITY, AND ALARM CABLE

• Bare Copper Conductors • Cabled Beldfoil® Shield Tape (Aluminum side out) with drain wire • Sequential footage marking every two feet • PVC Insulation • Gray PVC Jacket

✻ Available in box only

5000FE	B	2	12 (19 x 25)	0.272	566-5000FE-500-08		566-5000FE-1000-08	
5200FE	B	2	16 (19 x 29)	0.188	566-5200FE-500-08		566-5200FE-1000-08	
5300FE	B	2	18 (7 x 26)	0.165	566-5300FE-500-08		566-5300FE-1000-08	
5301FE	B	3	18 (7 x 26)	0.175	566-5301FE-500-08		566-5301FE-1000-08	
5302FE	B	4	18 (7 x 26)	0.192	566-5302FE-500-08		566-5302FE-1000-08	
5304FE	B	6	18 (7 x 26)	0.23	- - - - - - - - -	-	566-5304FE-1000-08	
5400FE	B	2	20 (7 x 28)	0.145	- - - - - - - - -	-	566-5400FE-1000-08	
5500FE	B	2	22 (7 x 30)	0.150	566-5500FE-500-08		566-5500FE-1000-08	
5502FE	B	4	22 (7 x 30)	0.152	566-5502FE-500-08		566-5502FE-1000-08	
5504FE	B	6	22 (7 x 30)	0.179	- - - - - - - - -	-	✻ 566-5504FE-U1000-08	

UNSHIELDED AUDIO, SECURITY, AND ALARM CABLE

• Bare Copper Conductors • PVC Insulation with rip cord • Sequential footage marking every two feet • Gray PVC Jacket

✻ Available in box only

5100UE	E	2	14 (19 x 26)	.234	566-5100UE-500-08		566-5100UE-1000-08	
5200UE	E	2	16 (19 x 29)	.184	566-5200UE-500-08		566-5200UE-1000-08	
5202UE	E	4	16 (19 x 29)	.216	566-5202UE-500-08		566-5202UE-1000-08	
5300UE	E	2	18 (7 x 26)	.161	566-5300UE-500-08		566-5300UE-1000-08	
5302UE	E	4	18 (7 x 26)	.188	- - - - - - - - -	-	566-5302UE-1000-08	
5500UE	E	2	22 (7 x 30)	.128	- - - - - - - - -	-	566-5500UE-1000-08	
5502UE	E	4	22 (7 x 30)	.148	✻ 566-5502UE-U500-08		✻ 566-5502UE-U1000-08	
5504UE	E	6	22 (7 x 30)	.177	566-5504UE-500-08		566-5504UE-1000-08	

• Bare Copper Conductors • Flamarrest® Insulation • Conductors Cabled • Natural Flamarrest® Jacket with rip cord • Sequential footage marking every two feet • Plenum-Rated

6200UE	E	2	16 (19 x 29)	.180	566-6200UE-500		- - - - - - - - -	-
6300UE	E	2	18 (7 x 26)	.157	566-6300UE-500		566-6300UE-1000	
6301UE	E	3	18 (7 x 26)	.168	566-6301UE-500		566-6301UE-1000	
6302UE	E	4	18 (7 x 26)	.186	566-6302UE-500		566-6302UE-1000	
6502UE	E	4	22 (7 x 30)	.143	566-6502UE-500		566-6502UE-1000	

CAMERA CABLES (FOR CCTV APPLICATIONS)

Banana Peel Jacketless Cables

• Bare Copper Shielded • No Overall Jacket • PVC Insulation • PVC Jacket

Fig.	Component Description	AWG (Stranded)	Flame-Retardant Belden Part No.	Flame-Retardant 500 ft. Spool MOUSER STOCK NO.	Flame-Retardant 500 ft. Spool Price Per 500' Spool	Flame-Retardant 1000 ft. Spool MOUSER STOCK NO.	Flame-Retardant 1000 ft. Spool Price Per 1000' Spool	Flamarrest® Belden Part No.	Flamarrest® 500 ft. Spool MOUSER STOCK NO.	Flamarrest® 500 ft. Spool Price Per 500' Spool	Flamarrest® 1000 ft. Spool MOUSER STOCK NO.	Flamarrest® 1000 ft. Spool Price Per 1000' Spool
F	4-Conductors 3-Pair 2-Conductors 4-Conductors	18 (7 x 26) 22 (7 x 30) 22 (7 x 30) 22 (7 x 30)	558AFS	566-558AFS-500		566-558AFS-1000		658AFS	566-658AFS-500		566-658AFS-1000	

Camera Cables

Belden Part No.	Fig.	Component Description	AWG (Stranded)	Shielding	500 ft. Spools MOUSER STOCK NO.	500 ft. Spools Price Per 500' Spool	1000 ft. Spools MOUSER STOCK NO.	1000 ft. Spools Price Per 1000' Spool
Composite Camera Cable								
9265	D	75 Ohm Coax RG-59/U Foil Shielded Twisted Pair	22 (7 x 30) 22 (7 x 30)	95% Bare Copper Braid Beldfoil®	566-9265-500		566-9265-1000	
549945	F	75 Ohm Coax RG-59/U 1 Twisted Pair	20 (Solid) 18 (7 x 26	95% Bare Copper Braid Unshielded	566-549945-500		566-549945-1000	
539945	F	75 Ohm Coax RG-6/U 1 Twisted Pair	18 (Solid) 18 (7)	95% Bare Copper Braid Unshielded	566-539945-500-10		566-539945-1000-10	
75 Ohm Coaxial Camera Cable								
543945	G	RG-59/U	20 (Solid)	95% Bare Copper Braid	566-543945-500-10		566-543945-1000-10	
533945	G	RG-6/U	18 (Solid)	95% Bare Copper Braid	566-533945-500		566-533945-1000	
513945	G	RG-11/U	14 (Solid)	95% Bare Copper Braid	- - - - - - - - -	-	566-513945-1000-10	

© Copyright 2014 Mouser Electronics

© Copyright 2014 Mouser Electronics

BELDEN Multi-Conductor Cables

RoHS Compliant This product is RoHS compliant.

UNSHIELDED AUDIO, CONTROL, AND INSTRUMENTATION CABLE

- Tinned copper stranded, PVC insulated, conductor cabled. Chrome PVC jacket
- Non-Plenum

Recommend Heat Shrink FIT 221

Belden Part No.	Fig.	Number of Conductors	AWG (Stranded)	Nominal O.D. (in.)	100 ft. Spools		500 ft. Spools		1000 ft. Spools	
					MOUSER STOCK NO.	Price Per 100' Spool	MOUSER STOCK NO.	Price Per 500' Spool	MOUSER STOCK NO.	Price Per 1000' Spool
UL AWM Style 2464, (300V 80°C)										
9439	A	7	20 (7 x 28)	.260	566-9439-100		566-9439-500		- - - - - - - - - -	-
9444	A	4	20 (7 x 28)	.217	566-9444-100		566-9444-500		566-9444-1000	
9445	A	5	20 (7 x 28)	.239	566-9445-100		566-9445-500		- - - - - - - - - -	-
9455	A	9	20 (7 x 28)	.317	566-9455-100		- - - - - - - - - -	-	- - - - - - - - - -	-
UL AWM Style 2598, (300V 60°C)										
8489	A	4	18 (19 x 30)	.257	566-8489-100		566-8489-500		- - - - - - - - - -	-
8465	A	5	18 (19 x 30)	.282	566-8465-100		566-8465-500		- - - - - - - - - -	-
8467	A	7	18 (19 x 30)	.314	566-8467-100		- - - - - - - - - -	-	- - - - - - - - - -	-
8466	A	12	18 (19 x 30)	.412	566-8466-100		- - - - - - - - - -	-	- - - - - - - - - -	-
8468	A	15	18 (19 x 30)	.500	566-8468-100		- - - - - - - - - -	-	- - - - - - - - - -	-
8619	A	19	18 (19 x 30)	.490	566-8619-100		- - - - - - - - - -	-	- - - - - - - - - -	-
600V RMS 80°C										
8620	A	4	16 (19 x 29)	.376	566-8620-100		- - - - - - - - - -	-	- - - - - - - - - -	-
8621	A	7	16 (19 x 29)	.458	566-8621-100		- - - - - - - - - -	-	- - - - - - - - - -	-
9721	A	8	16 (19 x 29)	.496	566-9721-100		- - - - - - - - - -	-	- - - - - - - - - -	-
UL AVM Style 2576, (150V 80°C)										
8443	B	3	22 (7 x 30)	.172	- - - - - - - - - -	-	566-8443-500		566-8443-1000	
8444	B	4	22 (7 x 30)	.185	- - - - - - - - - -	-	566-8444-500		566-8444-1000	
8445	B	5	22 (7 x 30)	.194	566-8445-100		- - - - - - - - - -	-	- - - - - - - - - -	-
9430	B	7	22 (7 x 30)	.214	- - - - - - - - - -	-	566-9430-500		- - - - - - - - - -	-
9421	B	8	22 (7 x 30)	.229	566-9421-100		- - - - - - - - - -	-	566-9421-1000	
9423	B	9	22 (7 x 30)	.244	566-9423-100		566-9423-500		- - - - - - - - - -	-
8456	B	10	22 (7 x 30)	.264	566-8456-100		- - - - - - - - - -	-	- - - - - - - - - -	-
8457	B	12	22 (7 x 30)	.272	566-8457-100		- - - - - - - - - -	-	- - - - - - - - - -	-
9431	B	20	22 (7 x 30)	.345	566-9431-100		- - - - - - - - - -	-	- - - - - - - - - -	-
8459	B	25	22 (7 x 30)	.387	566-8459-100		- - - - - - - - - -	-	- - - - - - - - - -	-
9432	B	30	22 (7 x 30)	.400	566-9432-100		- - - - - - - - - -	-	- - - - - - - - - -	-
9433	B	40	22 (7 x 30)	.455	566-9433-100		- - - - - - - - - -	-	- - - - - - - - - -	-

OVERALL FOIL / BRAID SHIELD COMPUTER CABLES

- Computer Cables for EIA RS-232 Applications
- Chrome PVC Jacket
- Tinned Copper Stranded
- UL AWM Style 2464 (300V 80°C)
- Semi-Rigid PVC Insulation

AlphaWire Recommend Heat Shrink FIT 221

9939	C	3	22 (7 x 30)	.202	566-9939-100		566-9939-500		- - - - - - - - - -	-
9940	C	4	22 (7 x 30)	.215	566-9940-100		566-9940-500		- - - - - - - - - -	-
9941	C	5	22 (7 x 30)	.23	566-9941-100		- - - - - - - - - -	-	- - - - - - - - - -	-
9942	C	6	22 (7 x 30)	.245	566-9942-100		566-9942-500		566-9942-1000	
9943	C	7	22 (7 x 30)	.245	566-9943-100		- - - - - - - - - -	-	- - - - - - - - - -	-
9944	C	8	22 (7 x 30)	.260	566-9944-100		566-9944-500		- - - - - - - - - -	-
9945	C	9	22 (7 x 30)	.280	566-9945-100		- - - - - - - - - -	-	- - - - - - - - - -	-
9946	C	10	22 (7 x 30)	.300	566-9946-100		566-9946-500		- - - - - - - - - -	-
9947	C	15	22 (7 x 30)	.34	566-9947-100		566-9947-500		- - - - - - - - - -	-
9949	C	37	22 (7 x 30)	.460	566-9949-100		- - - - - - - - - -	-	- - - - - - - - - -	-
9608	C	3	24 (7 x 32)	.190	566-9608-100		- - - - - - - - - -	-	- - - - - - - - - -	-
9609	C	4	24 (7 x 32)	.200	566-9609-100		- - - - - - - - - -	-	- - - - - - - - - -	-
9610	C	5	24 (7 x 32)	.215	566-9610-100		566-9610-500		- - - - - - - - - -	-
9611	C	6	24 (7 x 32)	.225	566-9611-100		- - - - - - - - - -	-	- - - - - - - - - -	-
9612	C	7	24 (7 x 32)	.225	566-9612-100		- - - - - - - - - -	-	- - - - - - - - - -	-
9613	C	8	24 (7 x 32)	.240	566-9613-100		- - - - - - - - - -	-	- - - - - - - - - -	-
9614	C	9	24 (7 x 32)	.253	566-9614-100		- - - - - - - - - -	-	566-9614-1000	
9615	C	10	24 (7 x 32)	.27	566-9615-100		- - - - - - - - - -	-	- - - - - - - - - -	-
9616	C	15	24 (7 x 32)	.3003	566-9616-100		- - - - - - - - - -	-	- - - - - - - - - -	-

- UL AWM Style 2919 (30V 80°C)
- Datalene® Insulation
- Chrome PVC Jacket
- Low-Capacitance Coputer Cable for EIA RS-232 and EIA RS-423 Applications

9925	C	3	24 (7 x 32)	.215	566-9925-100		- - - - - - - - - -	-	566-9925-1000	

OVERALL BRAID AUDIO, CONTROL, AND INSTRUMENTATION CABLE

- 200V RMS 105°C
- Chrome PVC Jacket
- Polypropylene Insulation
- 95% Tinned Copper Braid Shield

Recommend Heat Shrink FIT 221

Belden Part No.	Fig.	Number of Conductors	AWG (Stranded)	Nominal O.D. (in.)	100 ft. Spool		250 ft. Spool		
					MOUSER STOCK NO.	Price Per Spool	MOUSER STOCK NO.	Price Per Spool 1	Price Per Spool 2
8643	D	3	30 (7 x 38)	.096	- - - - - - - - - -	-	566-8643-250		

OVERALL BRAID COMMUNICATION AND INSTRUMENTATION SHIELD CABLE

- 600V RMS 105°C
- 90% Tinned Copper Braid Shield
- MIL-W-16878 (Type) Conductors, Shielded, and Jacketed
- PVC Insulation and White PVC Jacket

Recommend Heat Shrink FIT 221

9962	E	2	20 (19 x 32)	.192	566-9962-100		- - - - - - - - - -	-	-

OVERALL 100% BELDFOIL® SHIELD

- Computer Cables for EIA RS-232 Applications
- UL AVM Style 2464, (300V 80°C)
- Chrome PVC Jacket
- Semi-Rigid PVC Insulation

AlphaWire Recommend Heat Shrink FIT 221

Belden Part No.	Fig.	Number of Conductors	AWG (Stranded)	Nominal O.D. (in.)	100 ft. Spools		500 ft. Spools			1000 ft. Spools		
					MOUSER STOCK NO.	Price Per Spool	MOUSER STOCK NO.	Price Per Spool 1	Price Per Spool 2	MOUSER STOCK NO.	Price Per Spool 1	Price Per Spool 2
9533	F	3	24 (7 x 32)	.162	566-9533-100		566-9533-500			566-9533-1000		
9535	F	5	24 (7 x 32)	.189	566-9535-100		566-9535-500			566-9535-1000		
9536	F	6	24 (7 x 32)	.209	566-9536-100		566-9536-500			566-9536-1000		
9537	F	7	24 (7 x 32)	.209	566-9537-100		- - - - - - - - - -	-	-	- - - - - - - - - -	-	-
9538	F	8	24 (7 x 32)	.224	566-9538-100		566-9538-500			- - - - - - - - - -	-	-
9540	F	10	24 (7 x 32)	.244	566-9540-100		566-9540-500			- - - - - - - - - -	-	-
9541	F	15	24 (7 x 32)	.284	566-9541-100		566-9541-500			- - - - - - - - - -	-	-
9543	F	25	24 (7 x 32)	.339	566-9543-100		- - - - - - - - - -	-	-	- - - - - - - - - -	-	-
9544	F	30	24 (7 x 32)	.380	566-9544-100		- - - - - - - - - -	-	-	- - - - - - - - - -	-	-

A

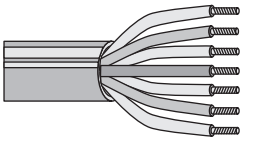

B



C

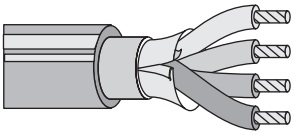

D

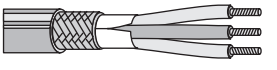

E

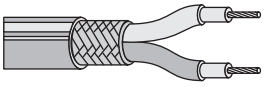

F

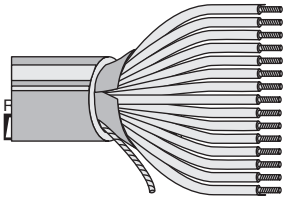

© Copyright 2014 Mouser Electronics

© Copyright 2014 Mouser Electronics

Portable Cordage and Datatuff® Industrial Ethernet Cable

BELDEN

RoHS Compliant This page of product is compliant.

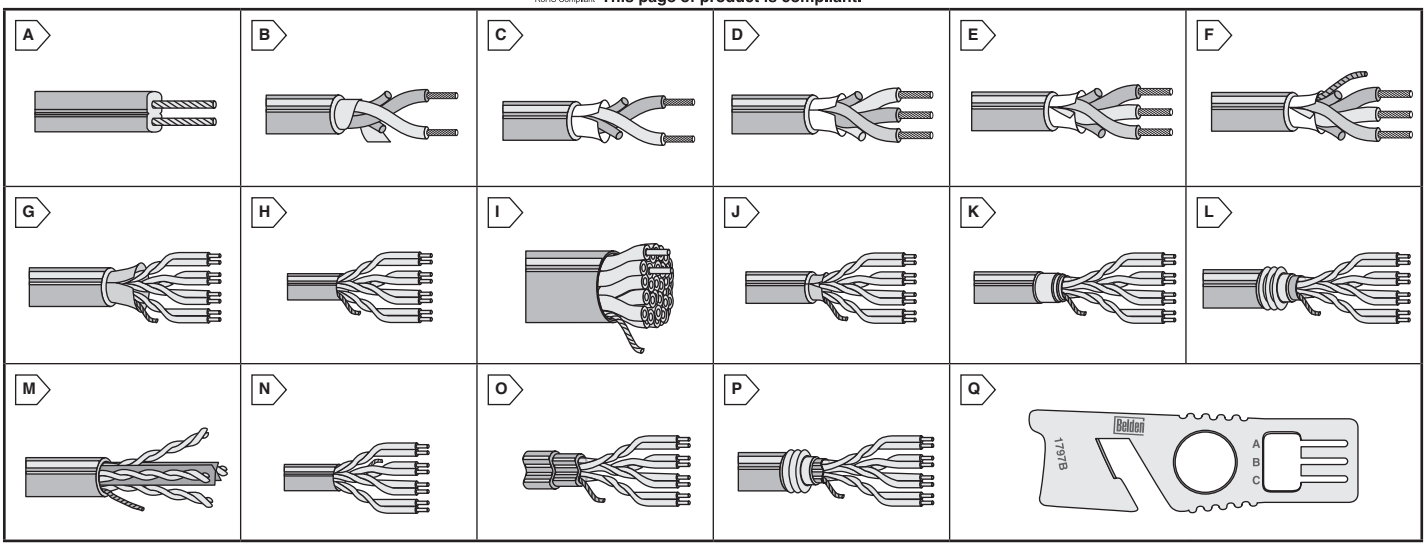

Belden® portable cordage products are available in a wide assorted of styles, lengths, and thickness. Products offered include 2-, 3-, 4- and 5-conductor as well as multi-conductor constructions.

PORTABLE CORDAGE 2-CONDUCTOR

SPT-1 PVC Parallel Lamp Cord

AlphaWire Recommend Heat Shrink FIT 221

- 300V, 60°C ✻UL/CSA Listed

MOUSER STOCK NO.	Belden Part No.	Fig.	AWG (Stranded)	Nominal OD (in.)	250 ft. Spool 1	250 ft. Spool 2
✻ 566-19122-250-10	19122	A	18 (42 x 34)	.110 x .207		
566-8888-250	8888	A	18 (42 x 34)	.110 x .207		

SJO Oil-Resistant Rubber Jacket

- 300V, 90°C
- UL/CSA Listed

MOUSER STOCK NO.	Belden Part No.	Fig.	AWG (Stranded)	Nominal OD (in.)	250 ft. Spool 1	250 ft. Spool 2
566-19227-250-10	19227	B	18 (16 x 30)	.290		
566-19228-250-10	19228	B	16 (26 x 30)	.315		

SVT PVC Jacket

- 300V, 60°C
- UL/CSA Listed

MOUSER STOCK NO.	Belden Part No.	Fig.	AWG (Stranded)	Nominal OD (in.)	250 ft. Spool 1	250 ft. Spool 2
566-19140-250-10	19140	C	18 (42 x 34)	.243		

PORTABLE CORDAGE 3-CONDUCTOR

SJT PVC Jacket (Smooth)

AlphaWire Recommend Heat Shrink FIT 221

- 300V, 60°C
- UL/CSA Listed

MOUSER STOCK NO.	Belden Part No.	Fig.	AWG (Stranded)	Nominal OD (in.)	250 ft. Spool 1	250 ft. Spool 2
566-19348-250-10	19348	D	18 (42 x 34)	.328		
566-19349-250-10	19349	D	16 (65 x 34)	.340		

SJT PVC Jacket (Serrated)

- 300V, 60°C
- UL/CSA Listed

MOUSER STOCK NO.	Belden Part No.	Fig.	AWG (Stranded)	Nominal OD (in.)	250 ft. Spool 1	250 ft. Spool 2
566-19353-250-10	19353	E	16 (65 x 34)	.353		

SJTOW Belflex® Matte Black Premium PVC

- 300V, 105°C
- UL/CSA Listed

MOUSER STOCK NO.	Belden Part No.	Fig.	AWG (Stranded)	Nominal OD (in.)	250 ft. Spool 1	250 ft. Spool 2
566-19509-250-10	19509	E	18 (42 x 34)	.315		
566-19510-250-10	19510	E	16 (65 x 34)	.340		

SJT PVC Jacket (Smooth), Beldfoil® Shielded

- 300V, 60°C
- UL/CSA Listed

MOUSER STOCK NO.	Belden Part No.	Fig.	AWG (Stranded)	Nominal OD (in.)	250 ft. Spool 1	250 ft. Spool 2
566-19364-250-10	19364	F	14 (41 x 30)	.402		

DATATWIST® 5 SCTP CABLE (NETWORKING CABLE)

- TIA/EIA-B.2, Category 5 Unbonded-Pair Cable
- Non-Plenum
- Polyolefin Insulation / PVC Jacket
- Solid Bare Copper

AlphaWire Recommend Heat Shrink FIT 221

MOUSER STOCK NO.	Belden Part No.	Fig.	AWG (Stranded)	Nominal OD (in.)	1000 ft. Spool 1	1000 ft. Spool 2
† 566-1624R-1000-02	1624R	G	24	.260		
† 566-1583A-1000-10	1583A	H	24	.195		
566-1633A-1000-06	1633A	G	24	.260		
566-1864A-1000-06	1864A	I	24	.526		

† Other Colors Available

DATATUFF® CAT 5E INDUSTRIAL ETHERNET CABLE

- Cat 5e Bonded-Pairs
- Non-Plenum
- Solid Bare Copper
- Polyolefin Insulation / PVC Jacket

AlphaWire Recommend Heat Shrink FIT 221

MOUSER STOCK NO.	Belden Part No.	Fig.	No. of Pairs	AWG	Nominal OD (in.)	1000 ft. Spool 1	1000 ft. Spool 2
566-7918A-1000	7918A	H	4	24	.230		
566-7919A-1000	7919A	J	4	24	.265		
566-7921A-1000	7921A	J	4	24	.330		
566-7929A-1000	7929A	J	4	24	.265		
Enhanced Cat 5e							
566-7932A-1000	7923A	H	2	24	.230		
566-7933A-1000	7933A	J	2	24	.235		
566-7922A-1000	7922A	H	4	22	.301		
566-7923A-1000-10	7923A	H	4	24	.230		
✻✻ 566-7924A-1000	7924A	H	4	24	.242		
566-7928A-1000	7928A	H	4	24	.187		
566-7934A-1000	7934A	H	4	24	.230		
566-11700A-1000-10	11700A	K	4	24	.285		
566-11700A2-1000	11700A2	K	4	24	.285		
566-121700A-1000-10	121700A	L	4	24	.530		

✻✻ Stranded Tinned Copper

DATATUFF® CAT 6 INDUSTRIAL ETHERNET CABLE

- Cat 6 Bonded-Pairs
- Non-Plenum
- Solid Bare Copper
- Polyolefin Insulation / PVC Jacket

AlphaWire Recommend Heat Shrink FIT 221

MOUSER STOCK NO.	Belden Part No.	Fig.	AWG	Nominal OD (in.)	1000 ft. Spool 1	1000 ft. Spool 2
566-7927A-1000	7927A	M	23	.251x.339		
566-7931A-1000	7931A	N	23	.214		
566-11872A-1000-10	11872A	O	23	.475x.265		
566-121872A-1000-10	121872A	P	23	.684		

WI-FI SHIELDED TWISTED PAIR (SCTP) CABLE

- Cat 5e Twisted Pairs
- Non-Plenum
- Solid Bare Copper
- Polyolefin Insulation / PVC Jacket

AlphaWire Recommend Heat Shrink FIT 221

MOUSER STOCK NO.	Belden Part No.	Fig.	AWG	Nominal OD (in.)	1000 ft. Spool 1	1000 ft. Spool 2
566-1300A-1000-10	1300A	J	24	.265		

CABLE PREPARATION TOOL (FOR DATATWIST® CABLE)

This tool makes it faster and easier to prepare cables for connector termination. It can be used to prepare any unbonded-pair cable for installation.

MOUSER STOCK NO.	Belden Part No.	Fig.	Price Each 1	Price Each 5
566-1797B	1797B	Q		

© Copyright 2014 Mouser Electronics

BELDEN LAN and Computer Cables

RoHS Compliant **This page of product is compliant.**

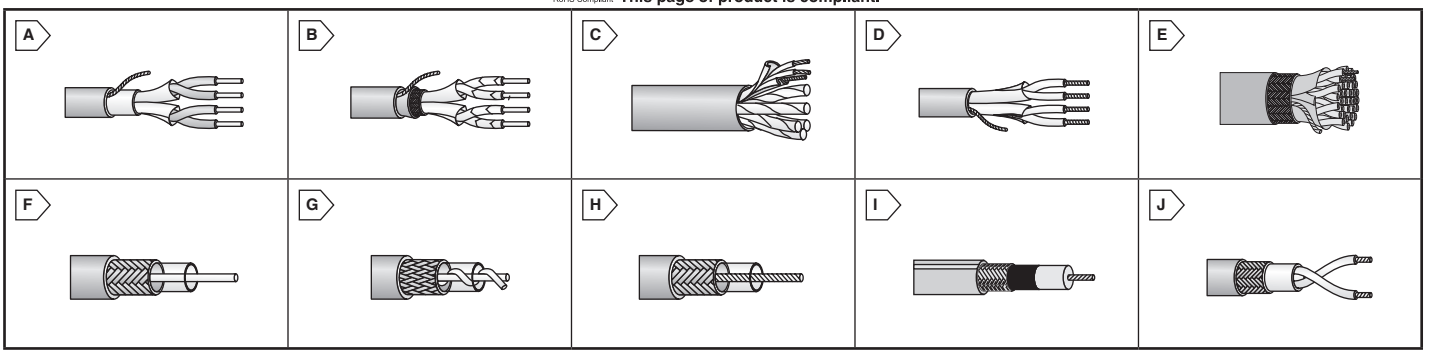

BELDEN IBM TYPE CABLES

Recommend Heat Shrink AlphaWire FIT221

IBM Type 1A, IEEE 802.5 • Strand: Solid

Belden Part No.	Fig.	Cable Type	IBM Part No.	NEC Type	AWG	No. of Pairs	Nominal OD (in.)	Nom. Imp. Ω	% Type Shield	500 ft. Spools		1000 ft. Spools	
										MOUSER STOCK NO.	Price Per 500' Spool	MOUSER STOCK NO.	Price Per 1000' Spool
9688	A	Non-Plenum	4716748	MPG/CMG	22	2	.296 x .431	150	100/Foil, 65 Braid	566-9688-500		566-9688-1000	
82688	B	Plenum	4716749	CMP	22	2	.248 x .348	150	100/Foil, 65 Braid	- - - - - - - - - -	-	566-82688-1000	

Wire & Cable

Belden

BELDEN COMPUTER CABLES, PAIRED, AND INDIVIDUALLY SHIELDED

Recommend Heat Shrink AlphaWire FIT221

Belden Part No.	Fig.	NEC Type	No. of Pairs	AWG (Stranded)	Nom. OD (in.)	Nom. Imp. Ω	% Type Shield	100 ft. Spools		500 ft. Spools		1000 ft. Spools	
								MOUSER STOCK NO.	Price Per 100' Spool	MOUSER STOCK NO.	Price Per 500' Spool	MOUSER STOCK NO.	Price Per 1000' Spool
8777	C	CM	3	22 (7 x 30)	.273	50	100 Foil	566-8777-100		566-8777-500		566-8777-1000	
8778	C	CM	6	22 (7 x 30)	.362	50	100 Foil	566-8778-100		566-8778-500		566-8778-1000	
9773	C	CM	3	18 (19 x 30)	.404	50	100 Foil	566-9773-100		- - - - - - - - - -	-	566-9773-1000	

BELDEN LAN TRUNK CABLE

BELDEN NEW GENERATION® STP PLENUM-RATED CABLES

Low capacitance, plenum-rated 2- and 3-pair STP cables have individually foil-shielded pairs, a particularly small OD and they are made with Low Smoke Flammarest® PVC insulations and jackets.

Recommend Heat Shrink AlphaWire FIT221

Belden Part No.	Fig.	NEC Type	No. of Pairs	AWG (Stranded)	Nominal OD (in.)	Nominal Imp. Ω	% Type Shield	100 ft. Spools		500 ft. Spools	
								MOUSER STOCK NO.	Price Per 100' Spool	MOUSER STOCK NO.	Price Per 500' Spool
1325A	D	CMP	2	22 (7 x 30)	.158	15	100	566-1325A-500-09		566-1325A-1000-09	
1326A	D	CMP	3	22 (7 x 30)	.190	8.6	100	566-1326A-500-09		566-1326A-1000-09	

BELDEN LOW-CAPACITANCE COMPUTER CABLES

Recommend Heat Shrink AlphaWire FIT221

For EIA RS-232 and EIA RS-485 Applications

Belden Part No.	Fig.	NEC Type	No. of Pairs	AWG (Stranded)	Nominal OD (in.)	Nominal Imp. Ω	% Type Shield	100 ft. Spools		500 ft. Spools	
								MOUSER STOCK NO.	Price Per 100' Spool	MOUSER STOCK NO.	Price Per 500' Spool
8132FO	E	CL2	2	28 (7 x 36)	.215	23.1	100	566-8132F0-500		566-8132F0-1000	
8134FO	E	CL2	4	28 (7 x 36)	.270	20	100	566-8134F0-500		566-8134F0-1000	
8135FO	E	CL2	5	28 (7 x 36)	.280	20	100	566-8135F0-500		566-8135F0-1000	
8138FO	E	CL2	8	28 (7 x 36)	.310	17.7	100	- - - - - - - - - - -	-	566-8138F0-1000	

BELDEN COMPUTER CABLES

Recommend Heat Shrink AlphaWire FIT221

✻ Available in box only

Belden Part No.	Fig.	Description	AWG (Stranded)	Nom. OD (in.)	Nom. Imp. Ω	% Type Shield	100 ft. Spools		500 ft. Spools		1000 ft. Spools	
							MOUSER STOCK NO.	Price Per 100' Spool	MOUSER STOCK NO.	Price Per 500' Spool	MOUSER STOCK NO.	Price Per 1000' Spool
8240	F	51.5Ω Transmission Cable, RG58 /U	20 (Solid)	.193	51.5	95	566-8240-100		566-8240-500		566-8240-1000	
9201	F	51.5Ω Transmission Cable, RG58 /U	20 (Solid)	.193	51.5	78	- - - - - - - - - -	-	566-9201-500-10		566-9201-1000-10	
82240	F	RG 58/U Type, Plenum	20 (Solid)	.159	53.5	95	- - - - - - - - - -	-	✻ 566-82240-U500		566-82240-1000	
9269	G	RG 62A/U Type	22 (Solid)	.239	93	95	- - - - - - - - - -	-	566-9269-500		566-9269-1000	
82269	G	RG 62/U Type, Plenum	22 (Solid)	.200	93	94	- - - - - - - - - -	-	- - - - - - - - - -	-	566-82269-1000	
8216	H	RG 174/U Type	26 (7 x 34)	.110	50	90	566-8216-100		566-8216-500		566-8216-1000	
8219	H	RG 58A/U	20 (19 x 32)	.194	53.5	93	- - - - - - - - - -	-	566-8219-500		566-8219-1000	
9311	I	RG 58A/U	20 (19 x 32)	.193	50	55	- - - - - - - - - -	-	566-9311-500-10		566-9311-1000-10	
9207	J	Twinaxial, Foil / Braid Shield	20 (7 x 28)	.330	100	86	566-9207-100		566-9207-500		566-9207-1000	

© Copyright 2014 Mouser Electronics

© Copyright 2014 Mouser Electronics

BELDEN Telephone and Data Cables

RoHS Compliant **This product is RoHS compliant.**

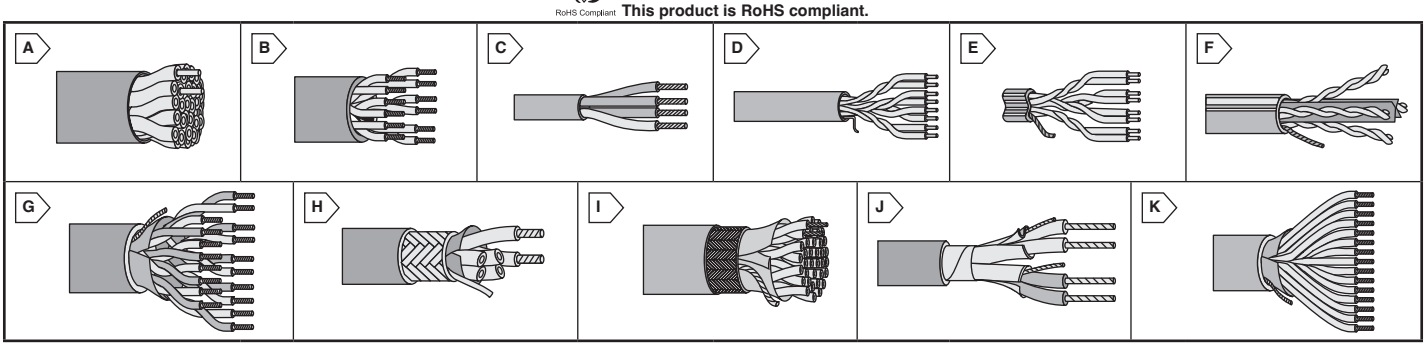

BELDEN TELEPHONE OR DATA CABLES

Recommend Heat Shrink AlphaWire FIT221

Unshielded, Twisted Pairs

✻ Available in box only

Belden Part No.	Fig.	Category Specification	Insulation	Jacket Material	Jacket Color	AWG (Stranded)	NEC Type	No. of Pairs	Nom. OD (in.)	500 ft. Spools MOUSER STOCK NO.	500 ft. Spools Price Per 500' Spool	1000 ft. Spools MOUSER STOCK NO.	1000 ft. Spools Price Per 1000' Spool
1227A	A	Category 3	S-R Polyolefin	PVC	Gray	24 (Solid)	CMR	2	.173	- - - - - - -	-	✻ 566-1227A1-U1000-08	
9562	B	Category 1	PVC	Chrome PVC	Gray	24 (Solid)	CMG	2	.199	566-9562-500		566-9562-1000	
9566	B	Category 1	PVC	Chrome PVC	Gray	24 (Solid)	CMG	6	.289	566-9566-500		566-9566-1000	
9585	B	Category 1	PVC	Chrome PVC	Gray	24 (Solid)	CMG	25	.480	566-9585-500		566-9585-1000	

Unshielded, 4 Conductor

- Bare Copper

Belden Part No.	Fig.	Category Specification	Insulation	Jacket Material	Jacket Color	AWG (Stranded)	NEC Type	Nominal OD (in.)	1000 ft. Box MOUSER STOCK NO.	1000 ft. Box Price Per 1000' Box
1242A	C	- - -	Polyethylene	PVC	Light Gray	22 (Solid)	CM	.154	566-1242A-U1000-08	

BELDEN TWISTED PAIR CABLES

Recommend Heat Shrink AlphaWire FIT221

Color Code Chart		
To order replace __ with applicable code for color desired.		
01=Brown	05=Green	09=White
02=Red	06=Blue	10=Black
03=Orange	07=Violet	
04=Yellow	08=Gray	

Unshielded, Twisted Pairs

- Nominal Impedance: 100Ω

Belden Part No.	Fig.	Category Specification	Insulation	Jacket Material	Jacket Color	AWG (Stranded)	NEC Type	Number of Pairs	Nominal OD (in.)	1000 ft. Spools MOUSER STOCK NO.	1000 ft. Spools Price Per 1000' Spool
1588A	D	Category 5e	Polyolefin	PVC	Gray	24 (Solid)	CM	2	.183	566-1588A-1000	
1590A	D	Category 5e	FEP	Plenum	Blue	24 (Solid)	CMP	2	.165	566-1590A-1000	
1583B	D	Category 5e	Polyolefin	PVC	Pink	24 (Solid)	CM	4	.195	566-1583B-1000	
1585A	D	Category 5e	FEP	Plenum	Natural	24 (Solid)	CMP	4	.198	566-1585A-1000	
1585B	D	Category 5e	FEP	Plenum	Pink	24 (Solid)	CMP	4	.197	566-1585B-1000	
1701A	D	Category 5e	FEP	Plenum	02-05, 08-10	24 (Solid)	CMP	4	.195	566-1701A-1000-__	
1702A	D	Category 5e	Polyolefin	PVC	Lt. Blue	24 (Solid)	CM	2 x 4	.200 x .415	566-1702A-1000-06	
1703A	D	Category 5e	FEP	Plenum	Natural	24 (Solid)	CMP	2 x 4	.195 x .405	566-1703A-1000	
1752A	D	Category 5e	Polyolefin	PVC	02-07, 10	24 (7x32)	CM	4	.220	566-1752A-1000-__	
1872A	E	Category 6	Polyolefin	PVC	02-07, 09, 10	23 (Solid)	CMR	4	.365 x .165	566-1872A-1000-__	
1875GB	E	Category 6	Polyolefin	PVC	04-06, 09, 10	24 (Solid)	CMR	4	.365 x .165	566-1875GB-1000-__	
1874A	E	Category 6	FEP	Plenum	02-05, 07, 09, 10	23 (Solid)	CMP	4	.365 x .165	566-1874A-1000-__	
7851A	F	Category 6	Polyolefin	PVC	02-06, 09, 10	23 (7x32)	CMR	4	.227 x .315	566-7851A-1000-__	
7852A	F	Category 6	FEP	Plenum	01-02, 04-10	23 (Solid)	CMP	4	.218 x .290	566-7852A-1000-__	

Shielded, Twisted Pairs

- Aluminum-Polyester Shield

Belden Part No.	Fig.	Insulation	Jacket	AWG (Stranded)	NEC Type	No. of Pairs	Nom. OD (in.)	100 ft. Spools MOUSER STOCK NO.	100 ft. Spools Price Per 100' Spool	500 ft. Spools MOUSER STOCK NO.	500 ft. Spools Price Per 500' Spool	1000 ft. Spools MOUSER STOCK NO.	1000 ft. Spools Price Per 1000' Spool
For EIA RS-232 Applications													
9680	G	Polyethylene	PVC	24 (7x32)	CM	3	0.282	- - - - - - -	-	566-9680-500		- - - - - - -	-
For EIA RS-485 Applications • Nominal Impedance: 120Ω													
9841	H	Polyethylene	Chrome PVC	24 (7x32)	CM	1	.232	566-9841-100		566-9841-500		566-9841-1000	
9842	H	Polyethylene	Chrome PVC	24 (7x32)	CM	2	.340	566-9842-100		566-9842-500		566-9842-1000	
For EIA RS-422 Applications													
9806	I	Polypropylene	Chrome PVC	28 (7x36)	CL2	4	.237	566-9806-100		- - - - - - -	-	- - - - - - -	-
8102	I	Datalene®	Chrome PVC	24 (7x32)	CM	2	.270	566-8102-100		- - - - - - -	-	- - - - - - -	-
8103	I	Datalene®	Chrome PVC	24 (7x32)	CM	3	.283	566-8103-100		- - - - - - -	-	- - - - - - -	-
8104	I	Datalene®	Chrome PVC	24 (7x32)	CM	4	.302	566-8104-100		- - - - - - -	-	- - - - - - -	-
8302	I	Semi-rigid PVC	Chrome PVC	22 (7x30)	CMG	2	.260	566-8302-100		- - - - - - -	-	- - - - - - -	-
8312	I	Semi-rigid PVC	Chrome PVC	22 (7x30)	CMG	12	.455	566-8312-100		- - - - - - -	-	- - - - - - -	-
Low-Capacitance 100Ω Computer Cable													
9729	J	Datalene®	Chrome PVC	24 (7x32)	CM	2	.266	- - - - - - -	-	- - - - - - -	-	566-9729-1000	
9730	J	Datalene®	Chrome PVC	24 (7x32)	CM	3	.334	566-9730-100		- - - - - - -	-	- - - - - - -	-

Shielded, Multi-Conductor Cable For EIA RS-232 Applications

- Aluminum-Polyester Shield

Belden Part No.	Fig.	Insulation	Jacket	AWG (Stranded)	NEC Type	No. of Cond.	Nom. OD (in.)	100 ft. Spools MOUSER STOCK NO.	100 ft. Spools Price Per 100' Spool	500 ft. Spools MOUSER STOCK NO.	500 ft. Spools Price Per 500' Spool	1000 ft. Spools MOUSER STOCK NO.	1000 ft. Spools Price Per 1000' Spool
9534	K	S-R PVC	Chrome PVC	24 (7x32)	CMG	4	.184	566-9534-100		566-9534-500		566-9534-1000	
9539	K	S-R PVC	Chrome PVC	24 (7x32)	CMG	9	.244	566-9539-100		566-9539-500		566-9539-1000	

© Copyright 2014 Mouser Electronics
© Copyright 2014 Mouser Electronics

3M™ SFP+, Camera Link™ and MDR Cable Assemblies

RoHS Compliant **This product is RoHS compliant.**

SFP+ TWINAX CABLE ASSEMBLIES

Features:
- Meets the following industry standard protocols:
  SFF-8431
  Up to 10 Gigabit Ethernet (10 GBASE-CU / IEEE 802.3ae)
- Foldable, bendable, routable high performance
- Compatible with standard SFP/SFP+ interface
- Excellent crosstalk and insertion loss performance
- PVC / halogen-free jackets
- Made with highly-flexible, high-performance 3M Twin Axial Cable technology

NEW PRODUCT

For quantities greater than listed, call for quote.

MOUSER STOCK NO.	3M Part No.	Fig.	Cable Length	Withstanding Voltage (V DC)	AWG	Color	Price Each 1	Price Each 5
517-1410-P-11-00-0.5	1410-P-11-00-0.5	A	.5m (1.64ft)	300	30	Black		
517-1410-P-11-00-1.0	1410-P-11-00-1.0	A	1m (3.28ft)	300	30	Black		
517-1410-P-11-00-2.0	1410-P-11-00-2.0	A	2m (6.56ft)	300	30	Black		
517-1410-P-11-00-3.0	1410-P-11-00-3.0	A	3m (9.84ft)	300	30	Black		
517-1410-P-11-00-4.0	1410-P-11-00-4.0	A	4m (13.12ft)	300	30	Black		
517-1410-P-11-00-5.0	1410-P-11-00-5.0	A	5m (16.40ft)	300	30	Black		

A



CAMERA LINK™ STANDARD INTERFACE CABLE ASSEMBLIES

.050" High Speed Digital Transmission System, 26 position

CameraLink™ is a trademark of the Automated Imaging Association.

- Connector Contact Plating: 30µ" gold
- 26 position connector
- Positive retention overmold thumbscrew shell
- Supports new industrial CameraLink™ Standard for camera to frame grabber communications
- Eleven shielded pairs and four drain wires
- Rugged MDR ribbon type contact
- RoHS Compliance per 3M™ documentation

For quantities greater than listed, call for quote.

MOUSER STOCK NO.	3M Part No.	Fig.	Cable Length	Volts	Amp	Conductor Size	Price Each 1	Price Each 5
Overmold #4-40 Thumbscrew Shell								
517-14T26SZLB0500LC	14T26-SZLB-050-0LC	B	.5m (1.64ft)	30	1	28AWG Stranded		
517-14T26-100-OLC	14T26-SZLB-100-0LC	B	1m (3.28ft.)	30	1	28AWG Stranded		
517-14T26-200-OLC	14T26-SZLB-200-0LC	B	2m (6.56ft.)	30	1	28AWG Stranded		
517-14T26-300-OLC	14T26-SZLB-300-0LC	B	3m (9.84ft.)	30	1	28AWG Stranded		
517-14T26-500-OLC	14T26-SZLB-500-0LC	B	5m (16.40ft.)	30	1	28AWG Stranded		
517-14T26-A00-OLC	14T26-SZLB-A00-0LC	B	10m (32.81ft.)	30	1	28AWG Stranded		
Digital Camera Cable								
517-14B26-SZ3B-200	14B26-SZ3B-300-03C	B	1200cm (39.37ft.)	30	1	28AWG Stranded		
Discrete #4-40 Thumbscrew Shell Kit								
517-14B26-SZLB0500LC	14B26-SZLB-050-0LC	B	.5m (1.64ft)	30	1	28AWG Stranded		
517-14B26-SZLB1000LC	14B26-SZLB-100-0LC	B	1m (3.28ft.)	30	1	28AWG Stranded		
517-14B26SZLB2000LC	14B26-SZLB-200-0LC	B	2m (6.56ft.)	30	1	28AWG Stranded		
517-14B26SZLB300OLC	14B26-SZLB-300-OLC	B	3m (9.84ft.)	30	1	28AWG Stranded		
517-14B26-SZLB5000LC	14B26-SZLB-500-0LC	B	5m (16.40ft.)	30	1	28AWG Stranded		
517-14B26-SZLBA000LC	14B26-SZLB-A00-0LC	B	10m (32.81ft.)	30	1	28AWG Stranded		
Overmolded #4-40 Thumbscrew to Jack Socket								
517-1W226-TZLB0500LC	1W226-TZLB-050-0LC	B	.5m (1.64ft)	30	1	28AWG Stranded		
517-1W226-TZLB1	1W226-TZLB-100-0LC	B	1m (3.28ft.)	30	1	28AWG Stranded		

B



C



Vertical MDR to Vertical SDR Shown

MINI CAMERA LINK™ INTERFACE (SDR) CABLE ASSEMBLIES

Power over Camera Link (PoCL)

Features:
- Supports new AIA Industrial Camera Link® Standard for new Mini C/L camera to new frame grabber applications
- 11 shielded, twisted twinax pairs with four drain wires
- Double overall shield with inner foil and outer braid
- Rugged ribbon contact type
- 26 position

Specifications:
- Material: Polyvinyl Chloride (PVC)
- Flammability: AWM VW-1
- Connector Contact Plating: 30µ" min. gold
- Voltage Rating: 30V
- Current Rating: 0.5A
- Temperature Rating: 0°C to +70°C
- 28AWG Stranded

For quantities greater than listed, call for quote.

MOUSER STOCK NO.	3M Part No.	Fig.	Cable Length	Description	Price Each 1	Price Each 5
0.80mm High Speed Digital Data Transmission, 26 position						
517-1MG26-LFW000C2	1MG26-LFW0-00C-200	C	2m (6.56ft.)	Vertical MDR to Vertical SDR		
517-1SF26-L12000C5	1SF26-L120-00C-500	C	5m (16.40ft.)	Vertical SDR to Vertical SDR		
517-1MF26-L56000C5	1MF26-L560-00C-500	C	5m (16.40ft.)	Vertical MDR to Vertical SDR		
0.80MM Digital Camera Cable, PoCL Compatible, 26 position						
517-1MD26356000C200	1MD26-3560-00C-200	D	2m (6.56ft.)	Vertical SDR to Vertical MDR		
517-1MD26356000C500	1MD26-3560-00C-500	D	5m (16.40ft.)	Vertical SDR to Vertical MDR		

D



MINI D RIBBON (MDR) CABLE ASSEMBLIES

.050" High Speed Digital Transmission System

- Supports LVDS Channel Link™ Signaling
- Connector Contact Plating: 30µ" min. gold
- Flammability: AWM VW-1
- RoHS compliant per 3M™ documentation
- Voltage Rating: 30V
- Current Rating: 1Amp
- Withstanding Voltage: 350Vrms for 1 minute
- Temperature Rating: -20°C to +75°C

For quantities greater than listed, call for quote.

MOUSER STOCK NO.	3M Part No.	Fig.	Cable Length	Description	Conductor Size	Price Each 1	Price Each 5
517-14526-EZ5B10002C	14526-EZ5B10002C	E	1m (3.28ft.)	26P Plug to 26P Plug	30AWG Stranded		
517-14526-EZ8B-100-0	14526-EZ8B-100-07C	E	1m (3.28ft.)	26P Plug to 26P Plug	28AWG Stranded		
517-14526-EZ8B500007C	14526-EZ8B-500-07C	E	5m (16.40ft.)	26P Plug to 26P Plug	28AWG Stranded		

E



© Copyright 2014 Mouser Electronics

© Copyright 2014 Mouser Electronics

RoHS Compliant **This product is RoHS compliant.**

SMA CABLE ASSEMBLIES

For quantities greater than listed, call for quote.

MOUSER STOCK NO.	Amphenol Part No.	Fig.	Cable Type	Length (L): in.	Connector 1	Connector 2	Price Each 1	Price Each 10
Straight Plug to Straight Plug								
523-135101-01-06.00	135101-01-06.00	A	RG-316/U	6	132114	132114		
523-135101-01-12.00	135101-01-12.00	A	RG-316/U	12	132114	132114		
523-135101-01-24.00	135101-01-24.00	A	RG-316/U	24	132114	132114		
523-135101-01-36.00	135101-01-36.00	A	RG-316/U	36	132114	132114		
523-135101-03-06.00	135101-03-06.00	A	RG-316/U Double Braid	6	132178	132178		
523-135101-03-12.00	135101-03-12.00	A	RG-316/U Double Braid	12	132178	132178		
523-135101-03-24.00	135101-03-24.00	A	RG-316/U Double Braid	24	132178	132178		
523-135101-03-36.00	135101-03-36.00	A	RG-316/U Double Braid	36	132178	132178		
523-135101-04-06.00	135101-04-06.00	A	RG-58/U	6	132113	132113		
523-135101-04-12.00	135101-04-12.00	A	RG-58/U	12	132113	132113		
523-135101-04-24.00	135101-04-24.00	A	RG-58/U	24	132113	132113		
523-135101-04-48.00	135101-04-48.00	A	RG-58/U	48	132113	132113		
523-135101-02-06.00	135101-02-06.00	A	RG-174/U	6	132114	132114		
523-135101-02-12.00	135101-02-12.00	A	RG-174/U	12	132114	132114		
523-135101-02-24.00	135101-02-24.00	A	RG-174/U	24	132114	132114		
523-135101-02-36.00	135101-02-36.00	A	RG-174/U	36	132114	132114		
523-135101-R1-03.00	135101-R1-03.00	A	.085" Semi Rigid	3	132101	132101		
523-135101-R1-06.00	135101-R1-06.00	A	.085" Semi Rigid	6	132101	132101		
523-135101-R1-12.00	135101-R1-12.00	A	.085" Semi Rigid	12	132101	132101		
523-135101-R1-24.00	135101-R1-24.00	A	.085" Semi Rigid	24	132101	132101		
523-135101-R2-03.00	135101-R2-03.00	A	.141 Semi Rigid	3	132102	132102		
523-135101-R2-08.00	135101-R2-08.00	A	.141 Semi Rigid	8	132102	132102		
Straight Bulkhead Jack to Straight Plug								
523-135110-02-06.00	135110-02-06.00	B	RG-174/U	6	132176	132114		
523-135110-02-12.00	135110-02-12.00	B	RG-174/U	12	132176	132114		
523-135110-01-06.00	135110-01-06.00	B	RG-316/U	6	132119	132114		
523-135110-04-48.00	135110-04-48.00	B	RG-58/U	48	132118	132113		
Straight Bulkhead Jack to Right Angle Plug								
523-135111-01-06.00	135111-01-06.00	C	RG-316/U	6	132119	132123		
523-135111-03-12.00	135111-03-12.00	C	RG-316/U Double Braid	12	132176	132182		
Right Angle Plug to Straight Plug								
523-135103-03-12.00	135103-03-12.00	D	RG-316/U Double Braid	12	132182	132178		
Right Angle Plug to Right Angle Plug								
523-135104-02-12.00	135104-02-12.00	E	RG-174/U	12	132123	132123		

SMA TO BNC CABLE ASSEMBLIES

For quantities greater than listed, call for quote.

MOUSER STOCK NO.	Amphenol Part No.	Fig.	Cable Type	Length (L): in.	Connector A	Connector B	Price Each 1	Price Each 10
Straight Plug to Straight Plug								
523-245101-01-06.00	245101-01-06.00	A	RG-316/U	6	132114	112132		
523-245101-01-12.00	245101-01-12.00	A	RG-316/U	12	132114	112132		
523-245101-01-24.00	245101-01-24.00	A	RG-316/U	24	132114	112132		
523-245101-01-36.00	245101-01-36.00	A	RG-316/U	36	132114	112132		
523-245101-04-06.00	245101-04-06.00	A	RG-58/U	6	132113	112116		
523-245101-04-12.00	245101-04-12.00	A	RG-58/U	12	132113	112116		
523-245101-04-24.00	245101-04-24.00	A	RG-58/U	24	132113	112116		
523-245101-04-36.00	245101-04-36.00	A	RG-58/U	36	132113	112116		

SMB CABLE ASSEMBLIES

For quantities greater than listed, call for quote.

MOUSER STOCK NO.	Amphenol Part No.	Fig.	Cable Type	Length (L): in.	Connector 1	Connector 2	Price Each 1	Price Each 10
Mini-SMB Straight Plug to Mini-SMB Straight Plug								
523-145101-05-06.00	145101-05-06.00	F	RG-179	6	142186-75	142186-75		
523-145101-05-36.00	145101-05-36.00	F	RG-179	36	142186-75	142186-75		
SMB Straight Plug to SMB Straight Plug								
523-145101-01-06.00	145101-01-06.00	F	RG-316	6	142193	142193		
523-145101-01-12.00	145101-01-12.00	F	RG-316	12	142193	142193		
523-145101-01-24.00	145101-01-24.00	F	RG-316	24	142193	142193		
523-145101-01-36.00	145101-01-36.00	F	RG-316	36	142193	142193		
SMB R/A Plug to SMB Straight Plug								
523-145103-01-06.00	145103-01-06.00	G	RG-316	6	142193	142186		
SMB R/A Plug to SMB R/A Plug								
523-145104-01-06.00	145104-01-06.00	H	RG-316	6	142193	142193		
523-145104-01-12.00	145104-01-12.00	H	RG-316	12	142193	142193		
523-145104-01-24.00	145104-01-24.00	H	RG-316	24	142193	142193		

MCX TO MCX ASSEMBLIES

For quantities greater than listed, call for quote.

MOUSER STOCK NO.	Amphenol Part No.	Fig.	Cable Type	Length (L): in.	Connector 1	Connector 2	Price Each 1	Price Each 10
Right Angle Plug to Right Angle Plug								
523-255104-08-06.00	255104-08-06.00	I	RG-178/U	6	252102	252102		
523-255104-01-06.00	255104-01-06.00	I	RG-316/U	6	252102	252102		
523-255104-03-12.00	255104-03-12.00	I	RG-316/U	12	252102	252102		
523-255104-01-12.00	255104-01-12.00	I	RG-316 DS/U	12	252102	252102		
Straight Plug to Bulkhead Jack								
523-255110-01-06.00	255110-01-06.00	J	RG-316/U	6	252103	252145		
523-255110-01-12.00	255110-01-12.00	J	RG-316/U	12	252103	252145		
Straight Plug to Right Angle Plug								
523-255103-01-06.00	255103-01-06.00	K	RG-316/U	6	252103	252102		
523-255103-01-12.00	255103-01-12.00	K	RG-316/U	12	252103	252102		
Straight Plug to Straight Plug								
523-255101-08-06.00	255101-08-06.00	L	RG-178/U	6	252103	252103		
523-255101-05-06.00	255101-05-06.00	L	RG-179/U	6	252103	252103		
523-255101-08-12.00	255101-08-12.00	L	RG-178/U	12	252103	252103		
523-255101-05-12.00	255101-05-12.00	L	RG-179/U	12	252103	252103		



© Copyright 2014 Mouser Electronics

© Copyright 2014 Mouser Electronics

JOHNSON COMPONENTS RF Cable Assemblies

EMERSON Network Power
Connectivity Solutions

RoHS Compliant **This product is RoHS compliant.**

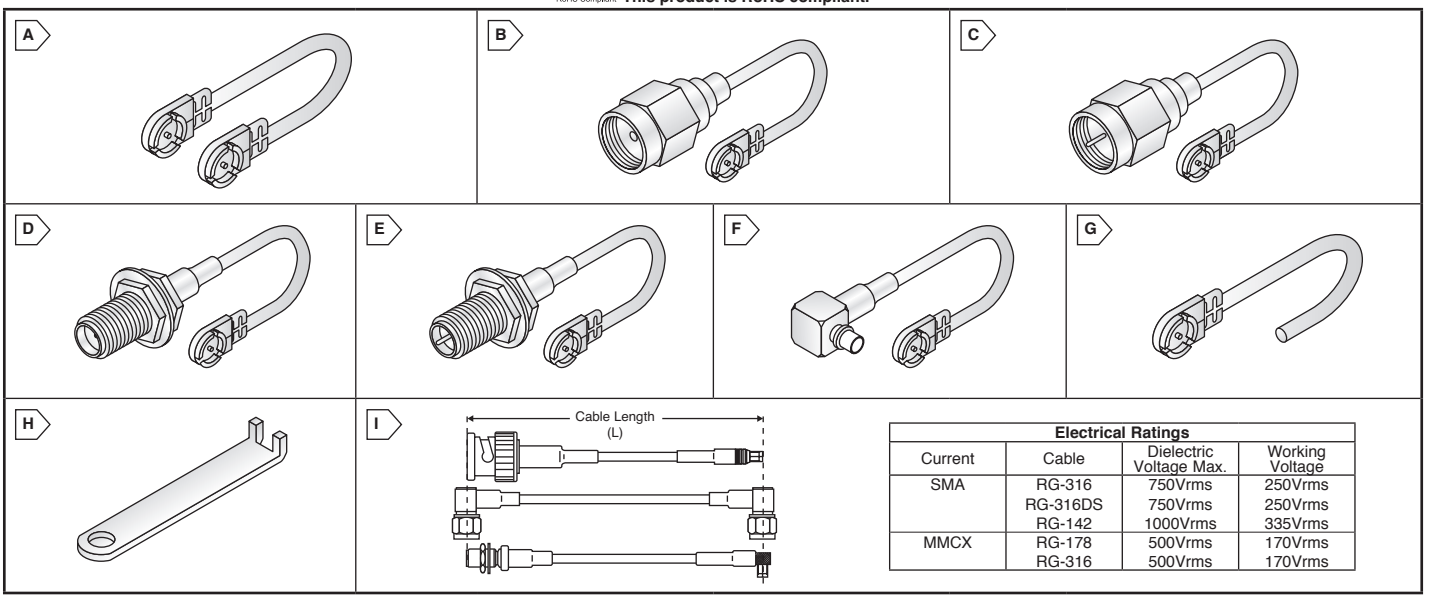

Electrical Ratings			
Current	Cable	Dielectric Voltage Max.	Working Voltage
SMA	RG-316	750Vrms	250Vrms
	RG-316DS	750Vrms	250Vrms
	RG-142	1000Vrms	335Vrms
MMCX	RG-178	500Vrms	170Vrms
	RG-316	500Vrms	170Vrms

✻ Hirose and U.FL are trademarks for Hirose Electric USA. Hirose Electric is not affiliated with UMC products.

FIXED LENGTH FLEXIBLE RF CABLE ASSEMBLIES

For quantities greater than listed, call for quote.

MOUSER STOCK NO.	Johnson Components Part No.	Fig.	Length (L): in. (mm)	Price Each 1	5	10	25
UMC Right Angle Plug to UMC Right Angle Plug							
530-415-0084-050	415-0084-050	A	50				
530-415-0085-100	415-0085-100	A	100				
530-415-0086-050	415-0086-050	A	50				
530-415-0086-100	415-0086-100	A	100				
530-415-0086-500	415-0086-500	A	500				
530-415-0087-500	415-0087-500	A	500				
530-415-0088-100	415-0088-100	A	100				
530-415-0088-150	415-0088-150	A	150				
530-415-0088-250	415-0088-250	A	250				
530-415-0088-300	415-0088-300	A	300				
530-415-0088-500	415-0088-500	A	500				
UMC Right Angle Plug to SMA Straight Plug							
530-415-0089-150	415-0089-150	B	150				
530-415-0089-250	415-0089-250	B	250				
530-415-0090-150	415-0090-150	B	150				
530-415-0091-150	415-0091-150	B	150				
530-415-0091-250	415-0091-250	B	250				
UMC Right Angle Plug to SMA Straight Reverse Polarity Plug							
530-415-0092-250	415-0092-250	C	250				
530-415-0094-150	415-0094-150	C	150				
530-415-0094-250	415-0094-250	C	250				
UMC Right Angle Plug to SMA Straight Jack							
530-415-0095-150	415-0095-150	D	150				
530-415-0095-250	415-0095-250	D	250				
530-415-0096-150	415-0096-150	D	150				
530-415-0096-250	415-0096-250	D	250				
530-415-0097-150	415-0097-150	D	150				
530-415-0097-250	415-0097-250	D	250				
UMC Right Angle Plug to Bulkhead Reverse Polarity Jack							
530-415-0098-250	415-0098-250	E	250				
530-415-0100-150	415-0100-150	E	150				
UMC Right Angle Plug to MMCX Right Angle Plug							
530-415-0101-250	415-0101-250	F	250				
530-415-0102-150	415-0102-150	F	150				
530-415-0103-150	415-0103-150	F	150				
530-415-0103-250	415-0103-250	F	250				
UMC Right Angle Plug to Bare End							
530-415-0104-250	415-0104-250	G	250				
530-415-0105-250	415-0105-250	G	250				
530-415-0107-150	415-0107-150	G	150				
530-415-0107-250	415-0107-250	G	250				
530-415-0108-150	415-0108-150	G	150				
530-415-0108-250	415-0108-250	G	250				
Key			Description			**1**	**10**
530-128-0000-901	128-0000-901	H	UMC Separation Key				

© Copyright 2014 Mouser Electronics

FIXED LENGTH RF CABLE ASSEMBLIES

For quantities greater than listed, call for quote.

MOUSER STOCK NO.	Johnson Components Part No.	Fig.	Length (L): in. (mm)	Price Each 1	5	10	25
SMA Right Angle Plug to SMA Straight Bulkhead Jack - 50Ω - 12.4GHz							
530-415-0074-006	415-0074-006	I	6 (152.4)				
530-415-0074-012	415-0074-012	I	12 (304.8)				
530-415-0074-048	415-0074-048	I	48 (1219.2)				
530-415-0064-006	415-0064-006	I	6 (152.4)				
530-415-0064-012	415-0064-012	I	12 (304.8)				
530-415-0064-024	415-0064-024	I	24 (609.6)				
SMA Straight Quick-Connect Plug to SMA Straight Quick Connect Plug - 50Ω - 12.4 GHz							
530-415-0065-018	415-0065-018	I	18 (457.2)				
SMA Straight Quick-Connect Plug to SMA Straight Plug - 50Ω - 12.4 GHz							
530-415-0078-024	415-0078-024	I	24 (609.6)				
MMCX Straight Plug to MMCX Straight Plug - 50Ω - 6 GHz							
530-415-0066-006	415-0066-006	I	6 (152.4)				
530-415-0066-018	415-0066-018	I	18 (457.2)				
530-415-0066-024	415-0066-024	I	24 (609.6)				
530-415-0067-006	415-0067-006	I	6 (152.4)				
530-415-0067-012	415-0067-012	I	12 (304.8)				
530-415-0067-018	415-0067-018	I	18 (457.2)				
530-415-0067-024	415-0067-024	I	24 (609.6)				
MMCX Right Angle Plug to MMCX Right Angle Plug - 50Ω - 6GHz							
530-415-0068-006	415-0068-006	I	6 (152.4)				
530-415-0068-018	415-0068-018	I	18 (457.2)				
530-415-0068-024	415-0068-024	I	24 (609.6)				
530-415-0069-012	415-0069-012	I	12 (304.8)				
530-415-0069-024	415-0069-024	I	24 (609.6)				
MMCX Straight Plug to SMA Straight Bulkhead Jack - 50Ω - 6GHz							
530-415-0070-006	415-0070-006	I	6 (152.4)				
530-415-0070-012	415-0070-012	I	12 (304.8)				
530-415-0070-036	415-0070-036	I	36 (914.4)				
530-415-0071-006	415-0071-006	I	6 (152.4)				
530-415-0071-012	415-0071-012	I	12 (304.8)				
530-415-0071-024	415-0071-024	I	24 (609.6)				
530-415-0071-036	415-0071-036	I	36 (914.4)				
MMCX Right Angle Plug to SMA Straight Bulkhead Jack - 50Ω - 6GHz							
530-415-0072-006	415-0072-006	I	6 (152.4)				
530-415-0072-012	415-0072-012	I	12 (304.8)				
530-415-0072-036	415-0072-036	I	36 (914.4)				
530-415-0073-006	415-0073-006	I	6 (152.4)				
530-415-0073-012	415-0073-012	I	12 (304.8)				
530-415-0073-036	415-0073-036	I	36 (914.4)				
MCX 50Ω Straight Plug to MCX 50Ω Right Angle Plug							
530-415-0017-012	415-0017-012	I	12 (304.8)				
MCX 75Ω Straight Plug to MCX 75Ω Straight Plug							
530-415-0022-036	415-0022-036	I	36 (914.4)				

© Copyright 2014 Mouser Electronics

RoHS Compliant **This product is RoHS compliant.**

302 SERIES: USB 3.0 CABLES

Features:
- Color: Black
- Conn. Plating: Nickel
- Nickel plated ground indents for superior connectivity with low cost
- Gold plated contacts for industry leading connectivity
- Aluminum-Foil/Mylar shield reduces cross-talk and interference
- Molded strain reliefs bend easily without sacrificing durability
- Devices utilizing increased speeds of USB 3.0 include external Blu-Ray players, external high capacity HDD drives, high mega pixel cameras, high definition video capture devices, multi-channel audio interfaces, high capacity jump drives

RoHS Compliant

For quantities greater than listed, call for quote.

MOUSER STOCK NO.	Qualtek Part No.	Fig.	Description	Length (m)	Price Each 1	Price Each 10
562-3023001-01M	3023001-01M	A	USB 3.0 A-A	1		
562-3023003-01M	3023003-01M	B	USB 3.0 A-B	1		
562-3023005-01M	3023005-01M	A	USB 3.0 A - MICRO B	1		
562-3023007-01M	3023007-01M	C	USB 3.0 MICRO AB - MICRO B	1		
562-3023009-01M	3023009-01M	D	USB 3.0 MICRO AB - B	1		
562-3023011-01M	3023011-01M	E	USB 3.0 A - MICRO B + Power Cable	1		
562-3023013-02M	3023013-02M	B	USB 3.0 A-A	2		
562-3023015-02M	3023015-02M	F	USB 3.0 A-B	2		
562-3023017-02M	3023017-02M	G	USB 3.0 A - MICRO B	2		
562-3023019-02M	3023019-02M	H	USB 3.0 MICRO AB - MICRO B	2		
562-3023021-02M	3023021-02M	C	USB 3.0 MICRO AB - B	2		
562-3023023-02M	3023023-02M	D	USB 3.0 A - MICRO B + Power Cable	2		
562-3023025-03M	3023025-03M	A	USB 3.0 A-A	3		
562-3023027-03M	3023027-03M	B	USB 3.0 A-B	3		
562-3023029-03M	3023029-03M	F	USB 3.0 A - MICRO B	3		
562-3023031-03M	3023031-03M	H	USB 3.0 MICRO AB - MICRO B	3		
562-3023033-03M	3023033-03M	C	USB 3.0 MICRO AB - B	3		
562-3023035-03M	3023035-03M	D	USB 3.0 A - MICRO B + Power Cable	3		

USB CABLE ASSEMBLIES

Universal Serial Bus

Features:
- Transfer rates up to 480Mbps depending on USB version
- Connect an USB peripheral to an USB Hub or USB port on PC/MAC
- Compatible with USB specifications 1.0, 1.1, and 2.0
- Make plug and play connections for such devices as keyboards, mice, modems, printers, and other USB peripherals.
- Black

RoHS Compliant

For quantities greater than listed, call for quote.

MOUSER STOCK NO.	Qualtek Part No.	Fig.	Description	Conn. Plating	Wire (AWG)	Length (m)	Price Each 1	Price Each 10	Price Each 25
562-3021001-03	3021001-03	I	A-B	Nickel	28/28	.914			
562-3021003-03	3021003-03	J	A-mini B	Nickel	28/28	.914			
562-3021005-03	3021005-03	K	A-Blunt	Nickel	28/28	.914			
562-3021007-06	3021007-06	I	A-B	Nickel	26/28	1.83			
562-3021009-06	3021009-06	J	A-mini B	Nickel	26/28	1.83			
562-3021011-06	3021011-06	K	A-Blunt	Nickel	26/28	1.83			
562-3021015-10	3021015-10	J	A-mini B	Nickel	26/28	3.05			
562-3021017-10	3021017-10	K	A-Blunt	Nickel	26/28	3.05			
562-3021019-16	3021019-16	I	A-B	Gold	24/26	4.88			
562-3021021-16	3021021-16	J	A-mini B	Gold	24/26	4.88			
562-3021023-16	3021023-16	K	A-Blunt	Gold	24/26	4.88			
562-3021027-16	3021027-16	J	A-mini B	Gold	20/26	4.88			
562-3021029-16	3021029-16	K	A-Blunt	Gold	20/26	4.88			

HDMI CABLE ASSEMBLIES

High Definition Multimedia Interface

Broadcast quality digital video/audio, and inter component control signals all in one compact. High-performance connection!

Features:
- Three layers of shielding
- Nitrogen-injected dielectric, meticulous construction
- Black
- DTV Link to DVD player, D-VHS recorder, set-top box and camcorder

RoHS Compliant

For quantities greater than listed, call for quote.

MOUSER STOCK NO.	Qualtek Part No.	Fig.	Description	Conn. Plating	Wire (AWG)	Length (m)	Price Each 1	Price Each 10	Price Each 25
562-1721001-03	1721001-03	L	Type A-Type A	Nickel	28	.914			
562-1721003-03	1721003-03	M	Type A-DVI (18+1)	Nickel	28	.914			
562-1721005-06	1721005-06	L	Type A-Type A	Nickel	28	1.83			
562-1721007-06	1721007-06	M	Type A-DVI (18+1)	Nickel	28	1.83			
562-1721009-10	1721009-10	L	Type A-Type A	Nickel	28	3.05			
562-1721011-10	1721011-10	M	Type A-DVI (18+1)	Nickel	28	3.05			
562-1721013-16	1721013-16	L	Type A-Type A	Nickel	26	4.88			
562-1721015-16	1721015-16	M	Type A-DVI (18+1)	Nickel	26	4.88			



© Copyright 2014 Mouser Electronics

IEC 320-1 FUSED POWER INLETS

5x20MM Single Fuse 10A 250VAC

RoHS Compliant

- Room for spare fuse
- Fuses sold Separately

For quantities greater than listed, call for quote.

MOUSER STOCK NO.	Bulgin Part No.	Fig.	Description	Price Each 1	25	50	100
161-PF0001/28	PF0001/28	A	Chassis mount 2.8mm solder tab				
161-PF0001/63	PF0001/63	A	Chassis mount 6.3mm faston tab				
161-PF0011/10/28	PF0011/10/28	B	Snap-in fit, 2.8mm solder tabs, 1mm panel thickness				
161-PF0011/15/28	PF0011/15/28	B	Snap-in fit, 2.8mm solder tabs, 1.5mm panel thickness				
161-PF0011/10/63	PF0011/10/63	B	Snap-in fit, 6.3mm faston tabs, 1mm panel thickness				
161-PF0011/15/63	PF0011/15/63	B	Snap-in fit, 6.3mm faston tabs, 1.5mm panel thickness				

Twin Fused 10A 250VAC

For quantities greater than listed, call for quote.

MOUSER STOCK NO.	Bulgin Part No.	Fig.	Description	Price Each 1	25	50	100
161-PF0030/28	PF0030/28	C	Chassis mount, 2.8mm solder tabs				
161-PF0030/63	PF0030/63	C	Chassis mount, 6.3mm faston tabs				
161-PF0033/15/28	PF0033/15/28	D	Snap-in fit, 2.8mm solder tabs, 1.5mm panel thickness				
161-PF0033/15/63	PF0033/15/63	D	Snap-in fit, 6.3mm faston tabs, 1.5mm panel thickness				

IEC 320-1 POWER INLETS

15A, 250VAC, UL and CSA

RoHS Compliant

For quantities greater than listed, call for quote.

MOUSER STOCK NO.	Bulgin Part No.	Fig.	Description	Price Each 1	25	50	100
161-PX0575/10/28	PX0575/10/28	E	Snap-in fit, 2.8mm solder tabs, 1mm panel thickness				
161-PX0575/15/28	PX0575/15/28	E	Snap-in fit, 2.8mm solder tabs, 1.5mm panel thickness				
161-PX0575/10/63	PX0575/10/63	E	Snap-in fit, 6.3mm faston tabs, 1mm panel thickness				
161-PX0575/15/63	PX0575/15/63	E	Snap-in fit, 6.3mm faston tabs, 1.5mm panel thickness				
161-PX0580/28	PX0580/28	F	Chassis mount, 2.8mm solder tabs				
161-PX0580/63	PX0580/63	F	Chassis mount, 6.3mm faston tabs				
161-PX0580/PC	PX0580/PC	G	PC mount				

IEC 320-1 C20 POWER INLETS

20A, 250VAC, UL and CSA

RoHS Compliant

For quantities greater than listed, call for quote.

MOUSER STOCK NO.	Bulgin Part No.	Fig.	Description	Price Each 1	25	50	100
161-PX0596/63	PX0596/63	H	C20 Chassis mount, 6.3mm faston				
161-PX0598/15/63	PX0598/15/63	I	C20 Snap-in fit, 6.3mm faston, 1.5mm panel thickness				

IEC 320-2-2 POWER OUTLETS

15A, 250VAC, UL and CSA

RoHS Compliant

For quantities greater than listed, call for quote.

MOUSER STOCK NO.	Bulgin Part No.	Fig.	Description	Price Each 1	25	50	100
161-PX0675/28	PX0675/28	J	Chassis mount, 2.8mm solder tabs				
161-PX0675/63	PX0675/63	J	Chassis mount, 6.3mm faston tabs				
161-PX0675/PC	PX0675/PC	K	PC mount				
161-PX0675/PC/12599	PC0675/PC/12600	K	PC mount with rear cover				

IEC 320-2-2 POWER OUTLETS

15A, 250VAC, UL and CSA

RoHS Compliant

For quantities greater than listed, call for quote.

MOUSER STOCK NO.	Bulgin Part No.	Fig.	Description	Price Each 1	25	50	100
161-PX0695/15/28	PX0695/15/28	L	Snap-in fit, 2.8mm solder tabs, 1.5mm panel thickness				
161-PX0695/15/63	PX0695/15/63	L	Snap-in fit, 6.3mm faston tabs, 1.5mm panel thickness				

C14 IEC 320-1 FUSED INLETS

- Fuses sold Separately

Vertical Module Arrangement 10A, 250VAC

RoHS Compliant

For quantities greater than listed, call for quote.

MOUSER STOCK NO.	Bulgin Part No.	Fig.	Description	Price Each 1	25	50	100
161-BZV01/Z0000/01	BZV01/Z0000/01	M	Snap-in fit, SP switch, 6.3mm faston tabs				
161-BZV01/Z0000/02	BZV01/Z0000/02	M	Snap-in fit, SP red neon switch, 6.3mm faston tabs				
161-BZV01/Z0000/10	BZV01/Z0000/10	M	Snap-in fit, DP switch, 6.3mm faston tabs				
161-BZV01/Z0000/11	BZV01/Z0000/11	M	Snap-in fit, DP red neon switch, 6.3mm faston tabs				

Retaining Clip Kit

RoHS Compliant

For quantities greater than listed, call for quote.

MOUSER STOCK NO.	Bulgin Part No.	Fig.	Description	Price Each 1	25	50	100
161-KT0006	KT0006	N	Fits Bulgin PX0580, PX0590, PX0675, PX0690, PX0793, & PX0739/1				
161-KT0012	KT0012	N	Fits Bulgin PX0596				

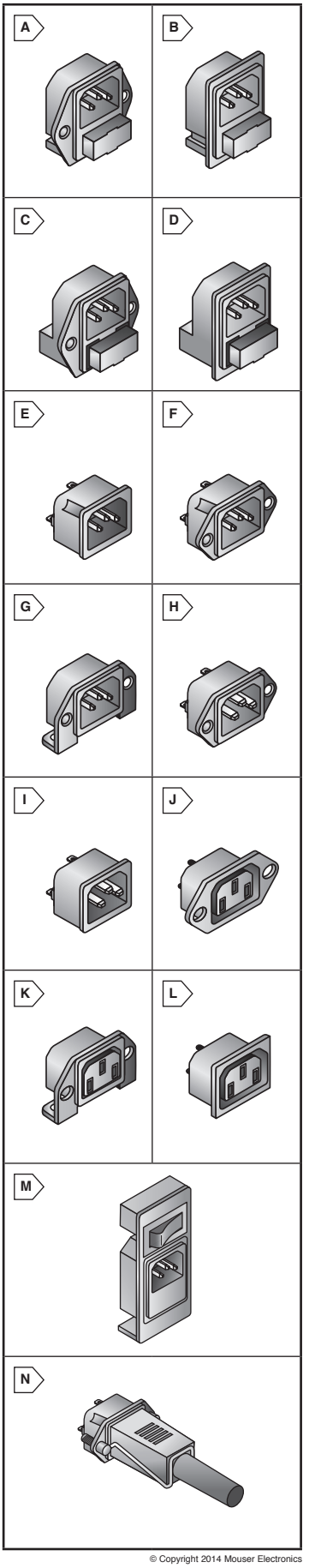

© Copyright 2014 Mouser Electronics

© Copyright 2014 Mouser Electronics

QUALTEK AC Receptacles

Qualtek Electronics Corporation

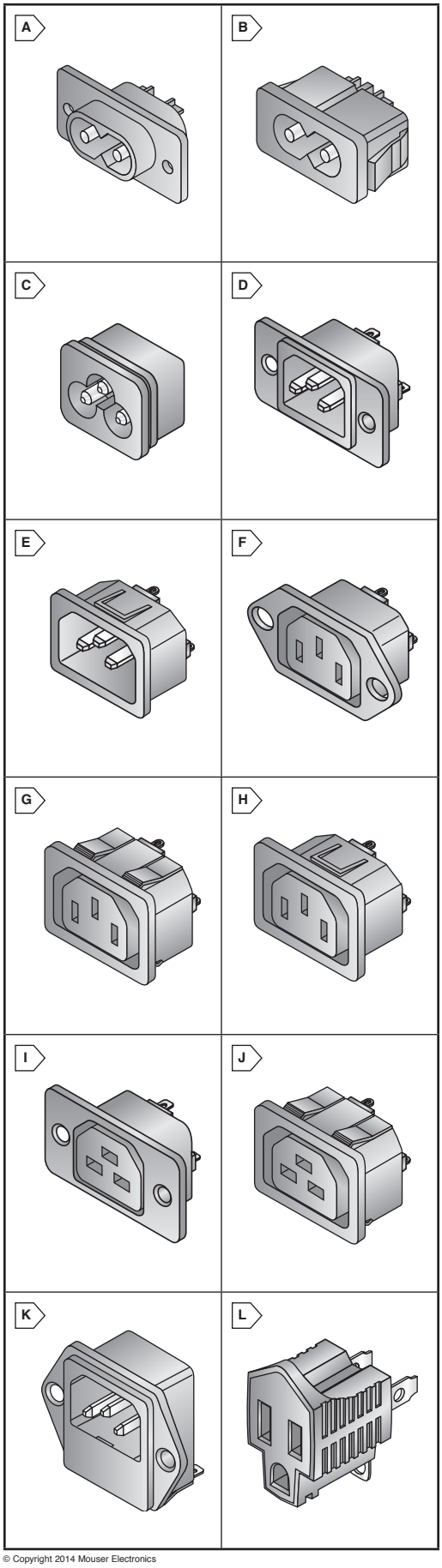

LOW CURRENT INLET IEC 320-C6/C8

Male low current inlet with snap-in and screw mount version.

Features:
- Max Rating: 2.5A/250VAC

✻ Universal snap-in feature to fit 0.6mm; 1.5mm panel thickness

RoHS Compliant

For quantities greater than listed, call for quote.

MOUSER STOCK NO.	Qualtek Part No.	Fig.	Description	Terminals	Price Each 1	10	25	50
562-77001	770W-00/01	A	Screw Mount	Solder Tab				
562-77101	771W-X2/01	B	Snap-in Mount ✻	Solder Tab				
562-77102	771W-X2/02	B	Snap-in Mount ✻	PCB Mount				
562-771W-CX2/01	771W-CX2/01	C	Snap-in Mount ✻	Solder Tab				

AC POWER INLETS IEC 320-C20

Male power outlets include snap-in and screw mount types.

Features:
- Max Rating: UL & CSA 20A/250VAC - VDE 16A/250VAC

† Panel thickness: 1.5mm (1.0, 2.0, 2.5, & 3.0 are also available)

RoHS Compliant

For quantities greater than listed, call for quote.

MOUSER STOCK NO.	Qualtek Part No.	Fig.	Description	Terminals	Price Each 1	10	25	50
562-744W-001	744W-00/01	D	Screw Mount	Solder Tab				
562-744W-003	744W-00/03	D	Screw Mount	.187 QD/Solder				
562-744W-00/04	744W-00/04	D	Screw Mount	.250 Q.D.				
562-745W-1505	745W-15/05	E	Snap-in Mount †	Solder Tab				
562-745W-1507	745W-15/07	E	Snap-in Mount †	.187 QD/Solder				
562-745W-1508	745W-15/08	E	Snap-in Mount †	.250 QD/Solder				

AC POWER OUTLETS IEC 320-C13

Female power outlets available in screw or snap-in mounting.

Features:
- Max Rating: UL & CSA 15A/250VAC - VDE 10A/250VAC

✻✻ Universal snap-in feature to fit 0.8mm; 2.0mm panel thickness

† Panel thickness: 1.5mm (1.0, 2.0, 2.5, & 3.0 are also available)

RoHS Compliant

For quantities greater than listed, call for quote.

MOUSER STOCK NO.	Qualtek Part No.	Fig.	Description	Terminals	Price Each 1	10	25	50
562-710W-00/01	710W-00/01	F	Screw Mount	Solder Tab				
562-710W-00/02	710W-00/02	F	Screw Mount	.187 QD/Solder				
562-710W-00/03	710W-00/03	F	Screw Mount	.250 Q.D.				
562-716W-X2/02	716W-X2/02	G	Snap-in Mount ✻✻	.187 QD/Solder				
562-716W-X2/03	716W-X2/03	G	Snap-in Mount ✻✻	.250 Q.D.				
562-716W-1505	716W-15/05	H	Snap-in Mount †	Solder Tab				
562-716W-1510	716W-15/10	H	Snap-in Mount †	.187 QD/Solder				
562-716W-15/15	716W-15/15	H	Snap-in Mount †	.250 Q.D.				

LOW CURRENT OUTLET IEC 320-C19

Female power outlets available in screw or snap-in mounting.

Features:
- Max Rating: UL & CSA 20A/250VAC - VDE 16A/250VAC

† Panel thickness: 1.5mm (1.0, 2.0, 2.5, & 3.0 are also available)

RoHS Compliant

For quantities greater than listed, call for quote.

MOUSER STOCK NO.	Qualtek Part No.	Fig.	Description	Terminals	Price Each 1	10	25	50
562-743W-00/02	743W-00/02	I	Screw Mount	.187 QD/Solder				
562-743W-00/03	743W-00/03	I	Screw Mount	.250 Q.D.				
562-746W-1508	746W-15/08	J	Snap-in Mount †	.250 Q.D.				

INLET WITH VOLTAGE SELECTOR & FUSEHOLDER IEC 320-C14

Male power inlet with fuseholder and voltage selector switch. (Accepts 5 x 20mm fuse)

Features:
- Voltage selector switch adapts to 110V or 240V.

RoHS Compliant

For quantities greater than listed, call for quote.

MOUSER STOCK NO.	Qualtek Part No.	Fig.	Description	Terminals	Price Each 1	10	25	50
562-755-00/28	755-00/28	K	Screw Mount	Solder Tab				

AC ADAPTER

Features:
- NEMA 5-15R

RoHS Compliant

For quantities greater than listed, call for quote.

MOUSER STOCK NO.	Qualtek Part No.	Fig.	Description	Price Each 1	10	25	50
562-738W-E-01	738W-E-01	L	3 Prong / 2 Prong - Wall Plug				

© Copyright 2014 Mouser Electronics

© Copyright 2014 Mouser Electronics

QUALTEK AC Power Receptacles

Qualtek Electronics Corporation

AC POWER INLETS IEC 320 - C14

Male low current inlet with snap-in and screw mount version.

• Max. Rating: UL & CSA 15A/250VAC - VDE 10A/250VAC

✻ Universal snap-in feature to fit .08mm - 2.0mm panel thickness.
✻✻ Panel thickness 1.5mm

† Do not have countersunk holes
†† Have countersunk holes

RoHS Compliant

For quantities greater than listed, call for quote.

MOUSER STOCK NO.	Qualtek Part No.	Fig.	Description	Terminals	Price Each 1	10	25	50
✻ 562-701W-X2/02	701W-X2/02	A	Snap-In Mount	Solder Tab				
✻ 562-701W-X2/03	701W-X2/03	A	Snap-In Mount	.187 Q.D./Solder				
✻ 562-701W-X2/04	701W-X2/04	A	Snap-In Mount	.250 Q.D.				
✻✻ 562-701W-15/21	701W-15/21	B	Snap-In Mount	Solder Tab				
✻✻ 562-701W-15/26	701W-15/26	B	Snap-In Mount	.187 Q.D./Solder				
✻✻ 562-701W-15/31	701W-15/31	B	Snap-In Mount	.250 Q.D.				
† 562-703W-00/02	703W-00/02	C	Screw Mount	Solder Tab				
† 562-703W-00/03	703W-00/03	C	Screw Mount	.187 Q.D./Solder				
† 562-703W-00/04	703W-00/04	C	Screw Mount	.250 Q.D.				
†† 562-703W-00/06	703W-00/06	C	Screw Mount	Solder Tab				
†† 562-703W-00/07	703W-00/07	C	Screw Mount	.187 Q.D./Solder				
†† 562-703W-00/08	703W-00/08	C	Screw Mount	.250 Q.D.				

ANGLED INLET PCB MOUNT IEC 320 - C14

Male right angled PCB mount power inlet with 40mm mounting centers.

• Max. Rating: UL & CSA 15A/250VAC - VDE 10A/250VAC

RoHS Compliant

For quantities greater than listed, call for quote.

MOUSER STOCK NO.	Qualtek Part No.	Fig.	Description	Terminals	Price Each 1	10	25	50
562-703W-00/52	703W-00/52	D	PCB Mount - Round Pins	7mm				
562-703W-00/53	703W-00/53	E	PCB Mount - Flat Pins	7mm				
562-703W-00/54	703W-00/54	F	PCB Mount - Flat Pins	9mm				

POWER INLET WITH FUSEHOLDER IEC 320 - C14

Male power inlets with a fuseholder for single fuse.

• Max. Rating: UL & CSA 10A/250VAC - VDE 10A/250VAC

RoHS Compliant

For quantities greater than listed, call for quote.

MOUSER STOCK NO.	Qualtek Part No.	Fig.	Description	Terminals	Price Each 1	10	25	50
562-719W-00/02	719W-00/02	G	Screw Mount	Solder Tab				
562-719W-0003	719W-00/03	G	Screw Mount	.187 Q.D./Solder				
562-719W-00/04	719W-00/04	G	Screw Mount	.250 Q.D.				
562-723W-X2/02	723W-X2/02	H	Snap-In Mount	Solder Tab				
562-723W-X2/03	723W-X2/03	H	Snap-In Mount	.187 Q.D./Solder				
562-723W-X2/04	723W-X2/04	H	Snap-In Mount	.250 Q.D.				

NEMA 1-15R, 5-15R, 5-20R POWER OUTLET

Snap-in outlets with quick disconnect and IDC terminals.

✻ Recommended for use with 12 or 14 AWG wire
✻✻ Recommended for use with 16 or 18 AWG wire

◆ RoHS, CSA and UR approvals only

RoHS Compliant

For quantities greater than listed, call for quote.

MOUSER STOCK NO.	Qualtek Part No.	Fig.	Description	Nema Type	Terminals	Max. Rating	Price Each 1	10	25	50
◆ 562-738W-CX2-01	738W-CX2/01	I	Snap-In Mount	1-15R	Q.D./Solder	15A/125VAC				
562-738W-X2/03	738W-X2/03	J	Snap-In Mount	5-15R	Q.D./Solder	15A/125VAC				
✻ 562-739W-X2/03	739W-X2/03	K	Snap-In Mount	5-15R	IDC	15A/125VAC				
✻✻ 562-739W-X2/04	739W-X2/04	K	Snap-In Mount	5-15R	IDC	10A/125VAC				
562-739W-X2/20	739W-X2/20	L	Snap-In Mount	1-15R	IDC	20A/125VAC				

AC POWER PLUG ASSEMBLIES

Male and female rewireable plug connectors with straight and 90° angle cable entry.
Easily converts a power cord into a detachable power cordset.

• Max. Rating: UL, CSA, VDE 10A/250VAC

RoHS Compliant

For quantities greater than listed, call for quote.

MOUSER STOCK NO.	Qualtek Part No.	Fig.	Description	Terminals	Price Each 1	10	25	50
562-704-00/00	704-00/00	M	Straight Entry	Screw				
562-705-00/00	705-00/00	N	Angled Entry	Screw				
562-712-00/00	712-00/00	O	Straight Entry	Screw				
562-709-00/00	709-00/00	P	Straight Entry	Screw				

MULTI-FUNCTION MODULES IEC 320 - C14

Both snap-in and screw mount incorporates an IEC male power inlet, fuseholder and optional voltage selector and power switch.

• Max. Rating: UL & CSA 6A/250VAC; VDE 10A/250VAC

✻ Panel Thickness: 1.0-1.8mm
✻✻ Fuseholder for 5 x 20 (EURO) or 6.3 x 32mm (North American Type)

RoHS Compliant

For quantities greater than listed, call for quote.

MOUSER STOCK NO.	Qualtek Part No.	Fig.	Description	Housing	Terminals	Fuseholder Switch	Power Selector	Volt.	Price Each 1	10	25	50
✻ 562-761-18/003	761-18/003	Q	Snap-In Mnt	Plastic	Solder Tab	Single 5x20	SPST	-				
✻ 562-761-18/004	761-18/004	Q	Snap-In Mnt	Plastic	Solder Tab	Single 5x20	DPST	-				
✻ 562-762-18/002	762-18/002	R	Snap-In Mnt	Metal	.250 Q.D.	Single 5x20	SPST	-				
✻ 562-762-18/3	762-18/003	R	Snap-In Mnt	Metal	.250 Q.D.	Single 5x20	DPST	-				
✻ 562-762-18/004	762-18/004	S	Snap-In Mnt	Metal	.250 Q.D.	Single 5x20	SPST	Rear				
✻ 562-762-18/005	762-18/005	S	Snap-In Mnt	Metal	.250 Q.D.	Single 5x20	DPST	Rear				
✻✻ 562-763-00/001	763-00/001	T	Screw Mount	Plastic	Solder Tab	Double ††	DPST	Front				
562-764-00/002	764-00/002	U	Screw Mount	Plastic	Solder Tab	Double 5x20	DPST	-				
562-764-00/003	764-00/003	V	Screw Mount	Plastic	Solder Tab	Double 5x20	DPST	Front				

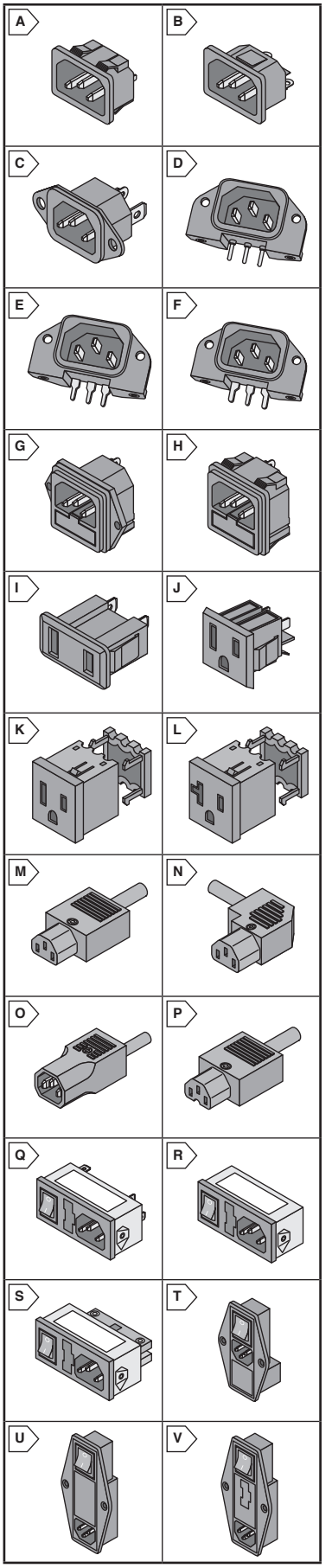

© Copyright 2014 Mouser Electronics

© Copyright 2014 Mouser Electronics

CORCOM Power Entry Modules

RoHS Compliant **This product is RoHS compliant.**

TE connectivity Authorized Distributor



P SERIES ADAPTABLE POWER ENTRY MODULES

PRODUCT NEW

- IEC power line connector
- Both North American and European fusing capabilities
- Optional DPST on/off switch
- Snap in mounting ears, horizontal or vertical
- 5 x 20mm fuse not included

For quantities greater than listed, call for quote.

MOUSER STOCK NO. Mfr.	Mfr. Part No.	Fig.	Amps	Filtered	Fused	Switch Function	Voltage Rating	Price Each 1	10	25	50
Mounting Ears - Vertical - High Performance/Shield Options: Complete Can											
592	PM0S0DZ6C	A	6	Yes	Dual	DPST	120, 250 VAC				
592	PM0S0SZ6C	A	6	Yes	Single	DPST	120, 250 VAC				
592	PM0S0DZXC	A	10	Yes	Dual	DPST	120, 250 VAC				
592	PM0S0SZXC	A	10	Yes	Single	DPST	120, 250 VAC				
Medical - Mounting Ears - Vertical - High Performance/Shield Options: Complete Can											
592	PM0S0DL6C	A	6	Yes	Dual	DPST	120, 250 VAC				
592	PM0S0SL6C	A	6	Yes	Single	DPST	120, 250 VAC				
592	PM0S0DLXC	A	10	Yes	Dual	DPST	120, 250 VAC				
592	PM0S0SLXC	A	10	Yes	Single	DPST	120, 250 VAC				
Mounting Ears - Horizontal											
592	PE0S0SS30	B	3	Yes	Single	DPST	120, 250 VAC				
592	PE0S0SS6A	B	6	Yes	Single	DPST	120, 250 VAC				
592	PE0SSSSX0	B	10	Yes	Single	DPST	120, 250 VAC				
592	PE0S0DSXB	B	10	Yes	Dual	DPST	120, 250 VAC				
592	PE0S0SZXC	B	10	Yes	Single	DPST	120, 250 VAC				
592	PE0SXSSX0	B	10	Yes	Single	DPST	120, 250 VAC				
Medical - Mounting Ears - Horizontal											
592	PE0SXSH3B	B	3	Yes	Single	DPST	120, 250 VAC				
592	PE0S0SHXB	B	10	Yes	Single	DPST	120, 250 VAC				
Snap-In											
592	PS0SXSS30	C	3	Yes	Single	DPST	120, 250 VAC				
592	PS0SXSS60	C	6	Yes	Single	DPST	120, 250 VAC				
592	PS0S0SS60	C	6	Yes	Single	DPST	120, 250 VAC				
592	PS0SXDS6B	C	6	Yes	Dual	DPST	120, 250 VAC				
592	PS000SSXB	C	10	Yes	Single	None	120, 250 VAC				
592	PS00XD000	C	10	No	Dual	None	120, 250 VAC				
592	PS0S0S000	C	10	No	Single	DPST	120, 250 VAC				
592	PS0S0SBX0	C	10	Yes	Single	DPST	120, 250 VAC				
592	PS0S0DBX0	C	10	Yes	Dual	DPST	120, 250 VAC				
592	PS0S0DSXB	C	10	Yes	Dual	DPST	120, 250 VAC				
592	PS0S0SSXB	C	10	Yes	Single	DPST	120, 250 VAC				
592	PS0SXD000	C	10	No	Dual	DPST	120, 250 VAC				
592	PS0SXS000	C	10	No	Single	DPST	120, 250 VAC				
Medium Performance - Mounting Ears - Horizontal											
592	PE000SM3E	D	3	Yes	Single	None	120V, 250V				
592	PE000DM6E	D	6	Yes	Dual	None	120V, 250V				
592	PE0S0DM6E	D	6	Yes	Dual	DPST	120V, 250V				
592	PE0S0SMXE	D	10	Yes	Single	DPST	120V, 250V				
Medium Performance - Snap In											
592	PS0S0SM3E	E	3	Yes	Single	DPST	120V, 250V				
592	PS000SM6E	E	6	Yes	Single	None	120V, 250V				
592	PS0S0DM6E	E	6	Yes	Dual	DPST	120V, 250V				
592	PS000DMXE	E	10	Yes	Dual	None	120V, 250V				

J SERIES - VOLTAGE SELECTING AND FUSED CONNECTOR

6 Amps; 120 - 250 Volts AC; 50-60 Hz

- 5 x 20mm fuse not included

For quantities greater than listed, call for quote.

MOUSER STOCK NO. Mfr.	Mfr. Part No.	Fig.	Amps	Filtered	Filter Typ	Voltage Selection	Price Each 1	10	25	50
592	6VJ1	F	6	No	-	4				
592	6J4	F	6	Yes	General Purpose	4				

© Copyright 2014 Mouser Electronics

© Copyright 2014 Mouser Electronics

CORCOM Power Entry Modules

RoHS Compliant **This product is RoHS compliant.**

Authorized Distributor

DIMENSIONS: in. (mm)

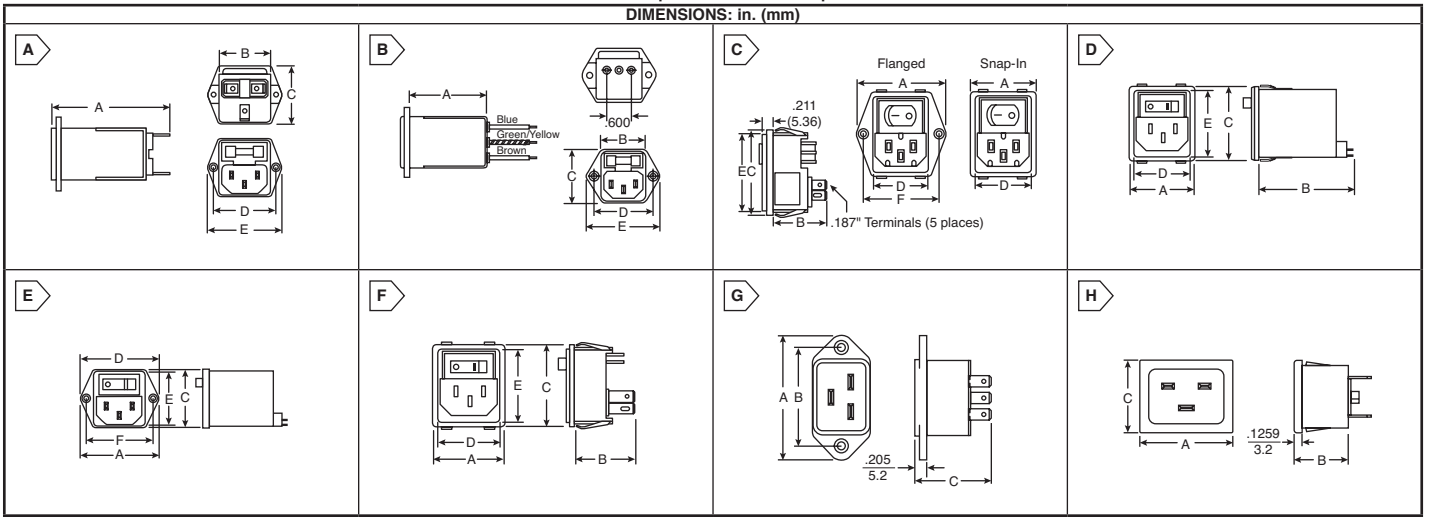

POWER-ENTRY MODULES WITH METRIC FUSE HOLDERS (GG SERIES)

- 5 x 20mm fuse not included

For quantities greater than listed, call for quote.

MOUSER STOCK NO.		Fig.	Amps	No. of Fuse Holders	Dimensions: in. (mm)					Price Each			
Mfr.	Mfr. Part No.				A	B	C	D	E	1	10	25	50
592—	1EGG1-2	A	1	2	1.66 (51.10)	1.13 (28.70)	1.29 (32.77)	1.41 (33.30)	1.76 (44.70)				
592—	6EGG1-1	A	6	1	1.66 (51.10)	1.13 (28.70)	1.29 (32.77)	1.41 (33.30)	1.76 (44.70)				
592—	6EGG1-2	A	6	2	1.66 (51.10)	1.13 (28.70)	1.29 (32.77)	1.41 (33.30)	1.76 (44.70)				
592—	6EGG8-2	B	6	2	2.02 (51.10)	1.13 (28.70)	1.29 (32.80)	1.42 (36.00)	1.76 (44.70)				
592—	10EGG1-2	A	10	2	2.15 (54.61)	1.13 (28.70)	1.29 (32.76)	1.42 (36.06)	1.76 (44.70)				

C SERIES - POWER ENTRY MODULE WITH IEC CONNECTOR

✻Pre-Connected Terminals

For quantities greater than listed, call for quote.

MOUSER STOCK NO.		Fig.	Amps	Mount Type	Filtered	Dimensions: in. (mm)						Price Each			
Mfr.	Mfr. Part No.					A (Max.)	B (Max.)	C (Max.)	D	E	F	1	10	25	50
592—	3CFE1	C	3	Flange	Yes	1.74 (44.20)	2.53 (64.26)	1.62 (41.17)	1.12 (28.50)	1.54 (39.12)	1.42 (36.00)				
592—	3CFS1	C	3	Snap-in	Yes	1.23 (31.24)	2.53 (64.26)	1.62 (41.17)	1.12 (28.50)	1.54 (39.12)	---				
592—	6CFE1	C	6	Flange	Yes	1.74 (44.20)	2.53 (64.26)	1.62 (41.17)	1.12 (28.50)	1.54 (39.12)	1.42 (36.00)				
592—	6CFS1	C	6	Snap-in	Yes	1.23 (31.24)	2.53 (64.26)	1.62 (41.17)	1.12 (28.50)	1.54 (39.12)	---				
592—	10CE1	C	10	Flange	No	1.74 (44.20)	0.97 (24.64)	1.62 (41.17)	1.06 (26.92)	1.54 (39.12)	1.42 (36.00)				
592—	10CFE1	C	10	Flange	Yes	1.74 (44.20)	2.53 (64.26)	1.62 (41.17)	1.12 (28.50)	1.54 (39.12)	1.42 (36.00)				
592—	10CFS1	C	10	Snap-in	Yes	1.23 (31.24)	2.53 (64.26)	1.62 (41.17)	1.12 (28.50)	1.54 (39.12)	---				
592—	10CS1	C	10	Snap-in	No	1.23 (31.24)	0.97 (24.64)	1.62 (41.17)	1.06 (26.92)	1.54 (39.12)	---				
592—	15CBS1	C	15	Snap-in	No	1.23 (31.24)	0.97 (24.64)	1.62 (41.17)	1.06 (26.92)	1.54 (39.12)	---				
✻ 592—	15CE1	C	15	Flange	No	1.74 (44.20)	0.97 (24.64)	1.62 (41.17)	1.06 (26.92)	1.54 (39.12)	1.42 (36.00)				
592—	15CBE1	C	15	Flange	No	1.74 (44.20)	0.97 (24.64)	1.62 (41.17)	1.06 (26.92)	1.54 (39.12)	1.42 (36.00)				

CU SERIES

Specifications:

- Filling the need for smaller versions of Corcom's Switched inlet filters.
- Compact 1U height (1 3/4")
- Provides complete shielding, shrouded quick connect terminals and basic filtering for 1A-15A applications

✻ Pre-Connected Terminals

For quantities greater than listed, call for quote.

MOUSER STOCK NO.		Fig.	Amps	Mount Type	Filtered	Dimensions: in. (mm)						Price Each			
Mfr.	Mfr. Part No.					A (Max.)	B (Max.)	C (Max.)	D	E	F	1	10	25	50
592—	1CUFS1	D	1	Snap-In	Yes	1.20 (30.60)	1.80 (45.00)	1.34 (34.10)	1.11 (28.10)	1.26 (32.00)	- - -				
592—	3CUFS1	D	3	Snap-In	Yes	1.20 (30.60)	1.80 (45.00)	1.34 (34.10)	1.11 (28.10)	1.26 (32.00)	- - -				
592—	3CUFF1	E	3	Flange	Yes	1.70 (43.10)	1.80 (45.00)	1.34 (34.10)	1.21 (30.80)	1.35 (34.30)	1.45 (36.80)				
592—	3CUFE1	E	3	Flange	Yes	1.73 (43.90)	1.75 (44.50)	1.34 (34.10)	1.11 (28.10)	1.26 (31.90)	1.45 (36.80)				
592—	6CUFS1	D	6	Snap-In	Yes	1.20 (30.60)	1.80 (45.00)	1.34 (34.10)	1.11 (28.10)	1.26 (32.00)	- - -				
592—	6CUFF1	E	6	Flange	Yes	1.70 (43.10)	1.80 (45.00)	1.34 (34.10)	1.21 (30.80)	1.35 (34.30)	1.45 (36.80)				
592—	6CUFE1	E	6	Flange	Yes	1.73 (43.90)	1.75 (44.50)	1.34 (34.10)	1.11 (28.10)	1.26 (31.90)	1.45 (36.80)				
592—	10CUFS1	D	10	Snap-In	Yes	1.20 (30.60)	1.80 (45.00)	1.34 (34.10)	1.11 (28.10)	1.26 (32.00)	- - -				
592—	10CUFF1	E	10	Flange	Yes	1.70 (43.10)	1.80 (45.00)	1.34 (34.10)	1.21 (30.80)	1.35 (34.30)	1.45 (36.80)				
592—	10CUFE1	E	10	Flange	Yes	1.73 (43.90)	1.75 (44.50)	1.34 (34.10)	1.11 (28.10)	1.26 (31.90)	1.45 (36.80)				
592—	15CUFF1	E	15	Flange	Yes	1.70 (43.10)	1.80 (45.00)	1.34 (34.10)	1.21 (30.80)	1.35 (34.30)	1.45 (36.80)				
592—	15CUFE1	E	15	Flange	Yes	1.73 (43.90)	1.75 (44.50)	1.34 (34.10)	1.11 (28.10)	1.26 (31.90)	1.45 (36.80)				
592—	15CUE1	F	15	Snap-In	No	1.73 (43.90)	0.96 (24.60)	1.34 (34.10)	1.06 (26.90)	1.09 (27.60)	- - -				
592—	15CUBS1	D	15	Snap-In	No	1.20 (30.60)	0.97 (24.60)	1.34 (34.10)	1.04 (26.40)	1.26 (32.00)	- - -				
✻ 592—	15CUBE1	E	15	Flange	No	1.73 (43.90)	0.96 (24.60)	1.34 (34.10)	1.06 (26.90)	1.09 (27.60)	1.45 (36.80)				
592—	15CU15S1	F	15	Snap-In	No	1.20 (30.60)	0.97 (24.60)	1.34 (34.10)	1.05 (26.70)	1.24 (31.60)	- - -				
592—	15CU10S1	F	15	Snap-In	No	1.20 (30.60)	0.97 (24.60)	1.34 (34.10)	1.05 (26.70)	1.24 (31.60)	- - -				

SR SERIES 20A POWER INLET CONNECTORS

20 Amps; 120 - 250 Volts AC

For quantities greater than listed, call for quote.

MOUSER STOCK NO.		Fig.	Amps	Mount Type	Dimensions: in. (mm)			Price Each			
Mfr.	Mfr. Part No.				A (Max.)	B (Max.)	C (Max.)	1	10	25	50
592—	20ESRM-3	G	20	Flange	2.087 (53.00)	1.653 (42.00)	.999 (25.40)				
592—	20ESRMC2	H	20	Snap-In	1.377 (35.00)	.921 (23.40)	1.06 (27.00)				

© Copyright 2014 Mouser Electronics

© Copyright 2014 Mouser Electronics

GENERAL PURPOSE POWER ENTRY MODULES WITH FUSES

EN 133200
IEC60939

Specifications:
- Up to 6A current ratings
- IEC 950-compliant
- One or two fuses (5 x 20mm)
- Lightweight construction
- General-purpose application
- Optional medical version (B type)
- Fuse sold separately

For quantities greater than listed, call for quote.

MOUSER STOCK NO.	Schaffner Part No.	Fig.	Amps	L (mH)	Capacitance (nF) Cx	Capacitance (nF) Cy	Resistance R k(Ω)	Dimensions: mm A	B	D	Price Each 1	25	50	100	250
Dual Fuse															
631-FN9260-2/06	FN9260-2-06	A	2	2.7	0.1	2.2	1000	46	35	41					
631-FN9260-4/06	FN9260-4-06	A	4	1.0	0.1	2.2	1000	46	35	41					
631-FN9260-6/06	FN9260-6-06	A	6	0.3	0.1	2.2	1000	46	35	41					
631-FN9260B-2/06	FN9260B-2-06	A	2	2.7	0.1	-	1000	46	35	41					
631-FN9260B-4/06	FN9260B-4-06	A	4	1.0	0.1	-	1000	46	35	41					
631-FN9260B-6/06	FN9260B-6-06	A	6	0.3	0.1	-	1000	46	35	41					
Single Fuse															
631-FN261-4-06	FN261-4-06	A	4	1.0	0.1	2.2	1000	46	35	41					
631-FN261-6-06	FN261-6-06	A	6	0.3	0.1	2.2	1000	46	35	41					

FUSED INLETS

EN 133200
IEC60939

Specifications:
- Up to 6A current ratings
- IEC 950-compliant (twin fuse configurations only)
- One or two fuses (5 x 20 or 6.3 x 32mm)
- Easy-access fuse compartment
- Voltage selector
- Snap-in or flange-mount versions
- General-purpose application
- Fuse sold separately

For quantities greater than listed, call for quote.

MOUSER STOCK NO.	Schaffner Part No.	Fig.	Amps	L (mH)	Capacitance (nF) Cx	Capacitance (nF) Cy	Resistance R k(Ω)	Dimensions: mm A	B	D	Price Each 1	25	50	100	250
631-FN372-2/22	FN372-2-22	B	2	0.70	47	2.2	- - -	32	58	54					
631-FN372-6/22	FN372-6-22	B	6	0.18	47	2.2	- - -	32	58	54					
631-FN382-4/22	FN382-4-22	C	4	0.30	47	2.2	- - -	32	58	51					
631-FN388-6/22	FN388-6-22	C	6	0.18	47	2.2	- - -	50	58	51					
631-FN389B-6/22	FN389B-6-22	C	6	0.50	47	- - -	1000	50	58	61					

GENERAL PERFORMANCE IEC INLET FILTERS

(10A max. for VDE and Semko)

EN 133200
IEC60939

Specifications:
- Up to 20A current ratings
- Standard housing with mounting flanges
- IEC 950-Compliant
- Bleed resistor

For quantities greater than listed, call for quote.

MOUSER STOCK NO.	Schaffner Part No.	Fig.	Amps	L (mH)	Capacitance (nF) Cx	Capacitance (nF) Cy	Resistance R k(Ω)	Dimensions: mm A	B	D	Price Each 1	25	50	100	250
631-FN9222R-1/06	FN9222R-1-06	D	15	1.21	0.3	2.2	1000	48	22.5	38.4					
631-FN9222R-3/06	FN9222R-3-06	D	3	2.50	0.1	2.2	1000	48	22.5	38.4					
631-FN9222R-6/06	FN9222R-6-06	D	6	0.78	0.1	2.2	1000	48	22.5	38.4					
631-FN9222R-10/06	FN9222R-10-06	D	10	0.225	0.1	2.2	1000	48	22.5	38.4					
631-FN9222R-12/06	FN9222R-12-06	D	12	0.11	0.1	2.2	1000	48	22.5	38.4					
631-FN9222R-15/06	FN9222R-15-06	D	15	0.075	0.1	2.2	1000	48	22.5	38.4					
631-FN9222R-16/06	FN9222R-16-06	E	16	0.54	0.33	2.2	1000	53	30	66					
631-FN9222R-20/06	FN9222R-20-06	E	20	0.40	0.33	2.2	1000	53	30	66					

MEDICAL HIGH PERFORMANCE MODULES

(10A max. for VDE and Semko)

EN 133200
IEC60939

Specifications:
- Up to 20A current ratings
- Medical version (with bleed resistor and without Y2-capacitor)
- IEC 950-Compliant

For quantities greater than listed, call for quote.

MOUSER STOCK NO.	Schaffner Part No.	Fig.	Amps	L (mH)	Capacitance (nF) Cx	Capacitance (nF) Cy	Resistance R k(Ω)	Dimensions: mm A	B	D	Price Each 1	25	50	100	250
631-FN9222B-3/06	FN9222B-3-06	D	3	2.50	0.1	--	1000	48	22.5	38.4					
631-FN9222B-6/06	FN9222B-6-06	D	6	0.78	0.1	--	1000	48	22.5	38.4					
631-FN9222B-10/06	FN9222B-10-06	D	10	0.225	0.1	--	1000	48	22.5	38.4					

COMPACT FILTERED POWER ENTRY MODULES

EN 133200
IEC60939

Specifications:
- Current rating from 1 to 10A
- General-purpose application
- Flange mounting version left/right, single fuse
- Fuse sold separately

RoHS Compliant

For quantities greater than listed, call for quote.

† Medical version: B Type

MOUSER STOCK NO.	Schaffner Part No.	Fig.	Amps	L (mH)	Capacitance (nF) Cx	Capacitance (nF) Cy	Resistance R k(Ω)	Dimensions: mm A	B	D	Price Each 1	25	50	100	250
631-FN9264-1-06	FN9264-1-06	F	1	5.15	0.1	2.2	1000	46	35	45.95					
631-FN9264-2-06	FN9264-2-06	F	2	2.7	0.1	2.2	1000	46	35	45.95					
631-FN9264-4-06	FN9264-4-06	F	4	1.0	0.1	2.2	1000	46	35	45.95					
631-FN9264-6-06	FN9264-6-06	F	6	0.3	0.1	2.2	1000	46	35	45.95					
631-FN9264-10-06	FN9264-10-06	F	10	0.21	0.1	2.2	1000	46	35	45.95					
Medical															
631-FN9264B-1-06	FN9264B-1-06	F	1	5.15	0.1	2.2	1000	46	35	45.95					
631-FN9264B-2-06	FN9264B-2-06	F	2	2.7	0.1	2.2	1000	46	35	45.95					
631-FN9264B-4-06	FN9264B-4-06	F	4	1.0	0.1	2.2	1000	46	35	45.95					
631-FN9264B-6-06	FN9264B-6-06	F	6	0.3	0.1	2.2	1000	46	35	45.95					
631-FN9264B-10-06	FN9264B-10-06	F	10	0.21	0.1	2.2	1000	46	35	45.95					
Single Fuse															
631-FN283-1/06	FN283-1-06	G	1	7.5	220	2.2	1000	50	65	43.1					
631-FN283-2/06	FN283-2-06	G	2	2.0	220	2.2	1000	50	65	43.1					
631-FN283-4/06	FN283-4-06	G	4	1.0	220	2.2	1000	50	65	43.1					
631-FN283-6/06	FN283-6-06	G	6	0.45	220	2.2	1000	50	65	43.1					
Dual Fuse															
631-FN284-1-06	FN284-1-06	G	1	7.5	220	2.2	1000	50	65	43.1					
631-FN284-2-06	FN284-2-06	G	2	2.0	220	2.2	1000	50	65	43.1					
631-FN284-4-06	FN284-4-06	G	4	1.0	220	2.2	1000	50	65	43.1					
631-FN284-6/06	FN284-6-06	G	6	0.45	220	2.2	1000	50	65	43.1					
631-FN284-10/06	FN284-10-06	G	10	0.34	220	2.2	1000	50	65	43.1					
† 631-FN284B-4-06	FN284B-4-06	G	4	1.0	220	-	1000	50	65	43.1					
631-FN286-2-06	FN286-2-06	G	2	2.0	220	2.2	1000	32	65	43.6					
631-FN286-4-06	FN286-4-06	G	4	1.0	220	2.2	1000	32	65	43.6					
631-FN286-6/06	FN286-6-06	G	6	0.45	220	2.2	1000	32	65	43.6					

IL 13 IEC INLET LOCKING SYSTEM POWER CORD

Specifications:
- Rated current up to 10A (C13 plug) 250VAC
- Fits any SCHAFFNER IEC C14 inlet filter
- Retrofit for any IEC C14 Inlet filter
- Various plugs for international usage
- Protection class I
- No accidental disconnection

For quantities greater than listed, call for quote.

MOUSER STOCK NO.	Schaffner Part No.	Fig.	Line Side Plug Type	Version	Price Each 1	25	50	100
631-ILC14SVT3100-183	IL13-C14-SVT-3100-183	H	IEC C14 male, straight	US				
631-ILEU1H053100-200	IL13-EU1-H05-3100-200	H	CEE7/VII, right angled	EU				
631-ILUS1SVT3100-183	IL13-US1-SVT-3100-183	H	NEMA5-15, straight	US				
631-ILUK1H053100-200	IL13-UK1-H05-3100-200	H	BS1363, right angled, fused 5A	UK				

A



B



Snap-In Mount Shown

C



Flange-Mount Shown

D



E



F



G



Snap-In Mount Shown

H



AC Power Connectors Schaffner

© Copyright 2014 Mouser Electronics

© Copyright 2014 Mouser Electronics

SCHURTER AC Inlets and Outlets

SCHURTER ELECTRONIC COMPONENTS

SCHURTER GSP1 / GSP2 SERIES: IEC320 AC INLETS FOR PCB MOUNTING

- For "cold" connections 70°C.
- Class I level of protection (with ground terminal); IEC320/C14
- Ground terminal is solder/quick connect .187", 90° to connector axis
- Housing material: Black thermoplastic UL 94V-0
- Rating: UL/CSA - 15A/250V; VDE 10A/250V
- 2 screws included with GSP2. Screws for GSP1 not included.

For quantities greater than listed, call for quote.

MOUSER STOCK NO.	Schurter Part No.	Fig.	Terminal Spacing	Mounting Type	Price Each 1	25	50	100
Without Insulation Cover								
693-GSP1.8101.1	GSP1.8101.1	A	9.05/9.7mm	Flange with holes for M3 screws				
693-GSP2.8101.13	GSP2.8101.13	B	9.05/9.7mm	Screw-on with self-tapping M3 screws				
693-GSP2.8201.13	GSP2.8201.13	C	9.05/9.7mm	With snap-in feet for PCB 1.6mm				
With Insulation Cover								
693-GSP1.9113.1	GSP1.9113.1	A	7/7.3mm	Flange with holes for M3 screws				
693-GSP2.9113.13	GSP2.9113.13	B	7/7.3mm	Screw-on with self-tapping M3 screws				
693-GSP2.9213.13	GSP2.9213.13	C	7/7.3mm	With snap-in feet for PCB 1.6mm				

SCHURTER 6100 SERIES: PANEL MOUNT IEC320 AC INLETS

- For "cold" connections 70°C.
- Class I level of protection (with ground terminal); IEC320/C14
- Rating: UL/CSA - 15A/250V; VDE 10A/250V
- 6100 housing material: Black thermoplastic, PA 6.6

RoHS Compliant

For quantities greater than listed, call for quote.

MOUSER STOCK NO.	Schurter Part No.	Fig.	Mounting Type	Price Each 1	25	50	100
693-6100.3100	6100.3100	D	Screw-on, solder .138"				
693-6100.3200	6100.3200	D	Screw-on, quick connect .187"				
693-6100.3300	6100.3300	D	Screw-on, quick connect .250"				
693-6100.4115	6100.4115	E	Snap-in, solder .138", panel thickness 1.5mm				
693-6100.4215	6100.4215	E	Snap-in, quick connect .187", panel thickness 1.5mm				
693-6100.4310	6100.4310	E	Snap-in, quick connect .250", panel thickness 1.0mm				
693-6100.4315	6100.4315	E	Snap-in, quick connect .250", panel thickness 1.5mm				
Insulation Cover for 6100 Series							
693-0859.0048	0859.0048	-	Flexible plastic PVC, UL 94V-0 rated				

SCHURTER 4300 SERIES: LOW CURRENT AC INLETS

- For "cold" connections 70°C.
- Rating: UL/CSA/VDE - 2.5A/250V
- Housing material: Black thermoplastic, PBT
- Class I level of protection (with ground terminal) is IEC320/C6 3-pin
- Class II level of protection (without ground terminal) is IEC320/C8 2-pin

RoHS Compliant

For quantities greater than listed, call for quote.

MOUSER STOCK NO.	Schurter Part No.	Fig.	Protection Level	Terminal Type	Mounting Type	Price Each 1	25	50	100
693-4300.0096	4300.0096	F	Class II	Solder	Screw-on				
693-4300.0097	4300.0097	F	Class II	PCB	Screw-on				
693-4300.0098	4300.0098	G	Class II	Solder	Snap-in				
693-4300.0099	4300.0099	G	Class II	PCB	Snap-in				
693-4300.0100	4300.0100	H	Class I	Solder	Screw-on				
693-4300.0101	4300.0101	H	Class I	PCB	Screw-on				

SCHURTER 6600/4721 SERIES: AC OUTLETS FOR PANEL MOUNTING

Shuttered outlets have mechanical covers over the L and N contacts which slide aside like a camera shutter when a plug is inserted and then spring back when the plug is removed. This offers protections against ingress of dust and against electrical shock.

- Class I level of protection (with ground terminal); IEC320/F
- Ratings: 6600 - UL/CSA 15A/250V, VDE 10A/250V
  4721 - UL/CSA/VDE 10A/250V
- For "cold" connections 70°C.
- Housing materials: 6600 - Thermoplastic, Polyamid 6.6
  4721 - Modified PPO UL94V-0

For quantities greater than listed, call for quote.

MOUSER STOCK NO.	Schurter Part No.	Fig.			Terminal Type	Price Each 1	25	50	100
693-6600.4115	6600.4115	I	Class I	.138" Solder	Snap-in, 1.5mm panel thickness				
693-6600.4315	6600.4315	I	Class I	.250" QC	Snap-in, 1.5mm panel thickness				
693-6600.3100	6600.3100	J	Class I	.138"Solder	Screw-on				
693-6600.3300	6600.3300	J	Class I	.250" QC	Screw-on				
693-4721.0000	4721.0000	K	Class I	.250" QC	Screw-on, shuttered				
693-4721.0300	4721.0300	K	Class I	.138" Solder	Screw-on, shuttered				
Accessories for 6600 Series									
693-0859.0047	0859.0047	-			Insulation cover, flexible plastic PVC, UL 94V-0 rated				
693-0888.0017	0888.0017	-			Cord retaining clamp for screw-on 6600				

SCHURTER 4300 SERIES: NEMA 5-15R OUTLETS

Specifications:

- 4300.0701, 0702, 0703 have Class I level of protection (with ground terminal).
- 4300.0705 has Class II level of protection (without ground terminal).
- Ratings: UL/CSA 15A/125V
- Housing material: Black thermoplastic, Nylon 66
- Snap-in panel mount from front

For quantities greater than listed, call for quote.

MOUSER STOCK NO.	Schurter Part No.	Fig.	Panel Thickness	Terminal Type	Price Each 1	25	50	100
693-4300.0701	4300.0701	L	0.8-1.6mm	Solder/.187" quick connect				
693-4300.0702	4300.0702	M	0.8-1.6mm	V-slotted (14 AWG)				
693-4300.0703	4300.0703	N	0.8-2.0mm	Sockets for .205" tabs, solid wires (12-14 AWG)				
693-4300.0705	4300.0705	O	0.8-1.5mm	Solder/.187" quick connect				

✻ Use terminals 534-1213 or 534-1286

SCHURTER HIGH CURRENT CORD CONNECTORS

These new power cord connectors are rated for use with cordage up to 16/21A. Two types, 4789 and 4790 (plug or connector), are angled for closer placement of the equipment to the wall, consuming less space and minimizing the potential for tangling or tripping.

Specifications:

- Ratings IEC: 16A / 250VAC; 50Hz
- Ratings UL/CSA: 21A / 250VAC; 60Hz
- Dielectric Strength: 2kVAC between L-N and L/N-PE
- Operation Temp: -25°C to 70°C

Features:

- Screw Terminals
- Rewireable plug/connector
- Housing material: Thermoplastic, Black UL 94V-0

RoHS Compliant

For quantities greater than listed, call for quote.

MOUSER STOCK NO.	Schurter Part No.	Fig.	Description	Max Cable Dia..	Max. Wire Size	Price Each 1	10	25	50
693-4789.12	4789.1200	P	Plug for cable 90° Entry	10.00mm	3 x 2mm² / 3 x 14 AWG				
693-4790.11	4790.1100	Q	Connector for cable 90° Entry	8.7mm	3 x 1.5mm² / 3x16 AWG				
693-4790.12	4790.1200	Q	Connector for cable 90° Entry	10.00mm	3 x 2mm² / 3 x 14 AWG				

DIMENSIONS: mm

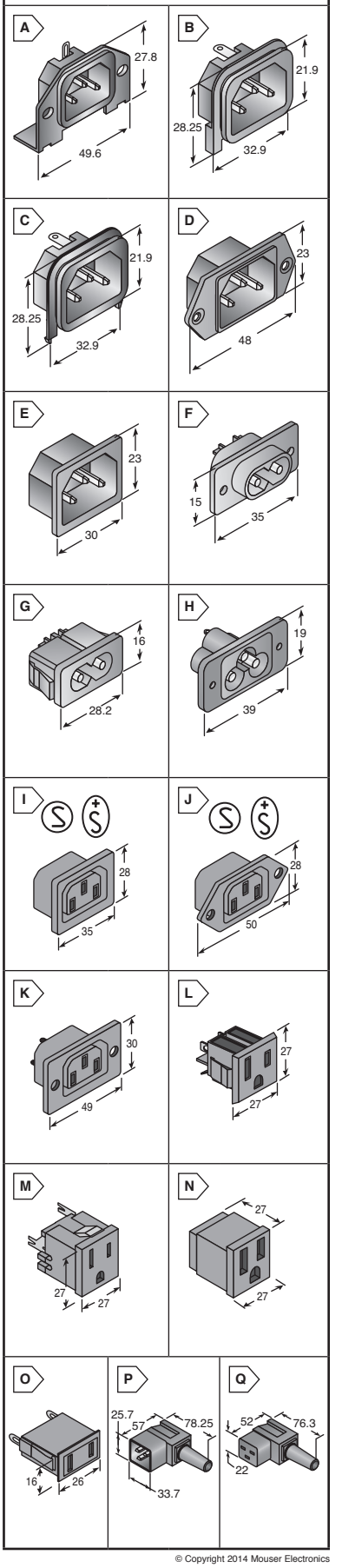

© Copyright 2014 Mouser Electronics

© Copyright 2014 Mouser Electronics

SCHURTER 4797 SERIES: HIGH CURRENT APPLIANCE OUTLETS

Specifications:
- Designed to IEC 60320 type "C20"
- Rated 16A VDE, 20A UL, 250 VAC
- Protection Class I (with ground). For pin temperatures to 70°C
- Screw-On or Snap-In mounting types; either quick connect or solder terminals
- Snap-In versions for other panel thickness available

RoHS Compliant

For quantities greater than listed, call for quote.

MOUSER STOCK NO.	Schurter Part No.	Fig.	Rated Current	Terminal Type	Mounting Type	Price Each 1	25	50	100
693-4797.0000	4797.0000	A	20A	6.3 x 0.8mm QC	Screw-On				
693-4797.3000	4797.3000	A	20A	Solder	Screw-On				

SCHURTER 4793/4798 SERIES: HIGH CURRENT IEC 320 AC INLETS

Specifications:
- Designed to IEC 60320 type C20
- Protection Class I (with ground). For pin temperatures to 70°C
- Rated 16A VDE, 20A UL, 250 VAC
- Snap-In versions for other panel thickness available
- Screw-On or Snap-In mounting types; either quick connect or solder terminals

RoHS Compliant

For quantities greater than listed, call for quote.

MOUSER STOCK NO.	Schurter Part No.	Fig.	Rated Current	Terminal Type	Mounting Type	Price Each 1	25	50	100
693-4793.4000	4793.4000	B	20A	6.3 x 0.8mm QC	1.5mm Snap-In				
693-4798.9000	4798.9000	C	20A	6.3 x 0.8mm QC	Screw-On				
693-4798.9200	4798.9200	C	20A	Solder	Screw-On				

SCHURTER 5110 SERIES: AC INLETS WITH STANDARD RFI LINE FILTER

Specifications:
- For "cold" connections 70°C.
- Class I level of protection (with ground terminal); IEC320/C14
- Terminals: .250" quick connect
- Designed to replace discrete filters that require wiring between the filter and panel inlet
- Medical units qualify for use in equipment with safety requirements according to IEC 601-1
- Ratings: c-UL-us - 1A-15A/250V; VDE - 1A-10A/250V
- Max. leakage current: Standard - <0.5mA; Medical - <5µA

For quantities greater than listed, call for quote.

MOUSER STOCK NO.	Schurter Part No.	Fig.	Rated Current	Terminal Type	Mounting Type	Inductance	Price Each 1	25	50	100
693-5110.0343.1	5110.0343.1	D	3A	6.8 x 0.8mm QC	Snap-in	2.5 mH				
693-5110.0633.1	5110.0633.1	E	6A	6.8 x 0.8mm QC	Screw-on	0.7 mH				
693-5110.0833.1	5110.0833.1	E	8A	6.8 x 0.8mm QC	Screw-on	0.6 mH				
693-5110.0843.1	5110.0843.1	D	8A	6.8 x 0.8mm QC	Snap-in	0.6 mH				
693-5110.1033.1	5110.1033.1	E	10A	6.8 x 0.8mm QC	Screw-on	0.4 mH				
693-5110.1043.1	5110.1043.1	D	10A	6.8 x 0.8mm QC	Snap-in	0.4 mH				
693-5110.1533.1	5110.1533.1	E	15A	6.8 x 0.8mm QC	Screw-on	0.1 mH				
693-5110.1543.1	5110.1543.1	D	15A	6.8 x 0.8mm QC	Snap-in	0.1 mH				
693-5110.0333.3	5110.0333.3	E	3A	6.8 x 0.8mm QC	Screw-on	2.5 mH				
693-5110.0343.3	5110.0343.3	D	3A	6.8 x 0.8mm QC	Snap-in	2.5 mH				
693-5110.0633.3	5110.0633.3	E	6A	6.8 x 0.8mm QC	Screw-on	0.7 mH				
693-5110.0643.3	5110.0643.3	D	6A	6.8 x 0.8mm QC	Snap-in	0.7 mH				
693-5110.1533.3	5110.1533.3	E	15A	6.8 x 0.8mm QC	Screw-on	0.1 mH				
693-5110.1543.3	5110.1543.3	D	15A	6.8 x 0.8mm QC	Snap-in	0.1 mH				

SCHURTER 5120 SERIES: LOW COST AC INLETS WITH STANDARD RFI LINE FILTER

Specifications:
- For "cold" connections 70°C
- Class I level of protection (with ground terminal); IEC320/C14
- Terminals: 6.3mm quick connect
- Designed to replace discrete filters that require wiring between the filter and panel inlet
- Medical units qualify for use in equipment with safety requirements according to IEC 601-1
- Ratings: c-UL-us - 1A-15A/250V; VDE - 1A-10A/250V
- Max. leakage current: Standard - <0.5mA; Medical - 5µA

RoHS Compliant

For quantities greater than listed, call for quote.

MOUSER STOCK NO.	Schurter Part No.	Fig.	Rated Current	Terminal Type	Mounting Type	Inductance	Price Each 1	25	50	100
693-5120.0004.0	5120.0004.0	F	6A	6.3 x 0.8mm QC	Front/Rear Screw-On	0.8 mH				
693-5120.0003.0	5120.0003.0	F	4A	6.3 x 0.8mm QC	Front/Rear Screw-On	2x2 mH				
693-5120.0200.0	5120.0200.0	F	1A	6.3 x 0.8mm QC	Front/Rear Screw-On	2x12 mH				
693-5120.0203.0	5120.0203.0	F	4A	6.3 x 0.8mm QC	Front/Rear Screw-On	2x2 mH				
693-5120.0204.0	5120.0204.0	F	6A	6.3 x 0.8mm QC	Front/Rear Screw-On	2x0.8 mH				
693-5120.0206.0	5120.0206.0	F	10A	6.3 x 0.8mm QC	Front/Rear Screw-On	2x0.4 mH				
693-5120.0207.0	5120.0207.0	F	15A	6.3 x 0.8mm QC	Front/Rear Screw-On	2x0.1 mH				
693-5120.0300.0	5120.0300.0	F	1A	6.3 x 0.8mm QC	Front/Rear Screw-On	2x12 mH				
693-5120.0301.0	5120.0301.0	F	2A	6.3 x 0.8mm QC	Front/Rear Screw-On	2x5.2 mH				
693-5120.0303.0	5120.0303.0	F	4A	6.3 x 0.8mm QC	Front/Rear Screw-On	2x2 mH				
693-5120.0304.0	5120.0304.0	F	6A	6.3 x 0.8mm QC	Front/Rear Screw-On	2x0.8 mH				
693-5120.0306.0	5120.0306.0	F	10A	6.3 x 0.8mm QC	Front/Rear Screw-On	2x0.4 mH				
693-5120.0307.0	5120.0307.0	F	15A	6.3 x 0.8mm QC	Front/Rear Screw-On	2x0.1 mH				

SCHURTER 5150 SERIES: HIGH FREQUENCY AC FILTERED INLETS

Specifications:
- Panel Mount:
  Screw-on version from front or rear side
- 2 Functions:
  Inlet, High frequency line filter as standard, industrial and medical version, Protection class I
- Quick connect terminals 6.3 x 0.8mm
- Very compact filter for frequencies up to 1GHz
- Patented X2Y Technology for broadband high frequency filtering
- One single filter design for the given current range
- Suitable for assembly in metal plated plastic housings
- For use in equipment acc. IEC 60950/60601

RoHS Compliant

For quantities greater than listed, call for quote.

MOUSER STOCK NO.	Schurter Part No.	Fig.	Rated Current	Terminal Type	Mounting Type	Price Each 1	25	50	100
693-5150.0011.0	5150.0011.0	G	15A	6.3 x 0.8 mm QC	Front-/Rear-Side				
693-5150.0011.1	5150.0011.1	G	15A	6.3 x 0.8 mm QC	Rear-Side				
693-5150.0021.0	5150.0021.0	G	15A	6.3 x 0.8 mm QC	Rear-Side				
693-5150.0021.1	5150.0021.1	G	15A	6.3 x 0.8 mm QC	Rear-Side				
693-5150.0031.0	5150.0031.0	G	15A	6.3 x 0.8 mm QC	Front-/Rear-Side				
693-5150.0031.1	5150.0031.1	G	15A	6.3 x 0.8 mm QC	Rear-Side				

DIMENSIONS: mm

A

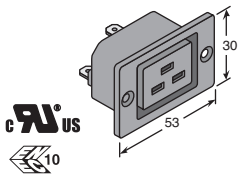

B

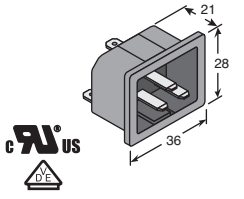

C

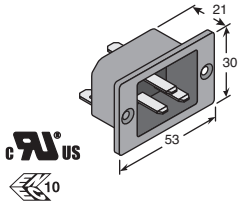

D

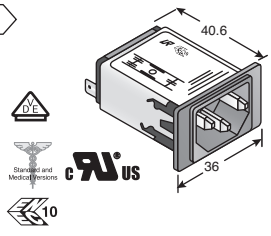

E

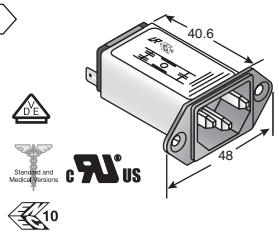

F

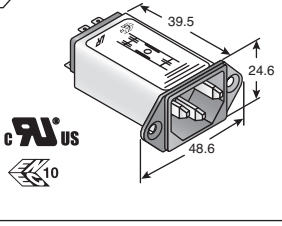

G

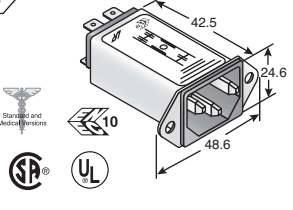

AC Power Connectors Schurter

© Copyright 2014 Mouser Electronics

© Copyright 2014 Mouser Electronics

SCHURTER AC Inlets, AC Outlets and DC Power Entry Modules

SCHURTER ELECTRONIC COMPONENTS AC INLETS/OUTLETS

• Rating: 250VAC@15A UL/CSA, 10A VDE/SEMKO

For quantities greater than listed, call for quote.

MOUSER STOCK NO.	Schurter Part No.	Fig.	Mounting	Terminals	Price Each 1	25	50	100
693-4300.0301	4300.0301	A	Snap-in	4.8x0.8mm Q.C.				
693-4304.6001	4304.6001	B	Vertical Screw-on	Solder				
693-4304.6002	4304.6002	B	Vertical Screw-on	6.3x0.8mm Q.C.				
693-4304.6003	4304.6003	C	Horizontal Screw-on	Solder				
693-4304.6004	4304.6004	C	Horizontal Screw-on	6.3x0.8mm Q.C.				

SCHURTER ELECTRONIC COMPONENTS INLET WITH SWITCH, FUSEHOLDER

RoHS Compliant

• Rating: 250VAC@1-10A cURus, ENEC10

For quantities greater than listed, call for quote.

MOUSER STOCK NO.	Schurter Part No.	Fig.	Mounting	Terminals	Price Each 1	25	50	100
693-4304.6090	4304.6090	D	Horizontal Screw-on	4.8x0.8mm Q.C.				

SCHURTER ELECTRONIC COMPONENTS INLET WITH SWITCH, FUSEHOLDER, 1- OR 2-STAGE EMI FILTER

RoHS Compliant

• Rating: 250VAC@1-10A cURus, ENEC10

For quantities greater than listed, call for quote.

MOUSER STOCK NO.	Schurter Part No.	Fig.	I_N (A)	Stages	Mounting	Terminals	Price Each 1	25	50	100
693-4304.4022	4304.4022	E	2	1	Horizontal Screw-on	6.3x0.8mm Q.C.				
693-4304.4024	4304.4024	E	6	1	Horizontal Screw-on	6.3x0.8mm Q.C.				
693-4304.4025	4304.4025	E	10	1	Horizontal Screw-on	6.3x0.8mm Q.C.				
693-4304.5021	4304.5021	F	1	2	Horizontal Screw-on	6.3x0.8mm Q.C.				
693-4304.5023	4304.5023	F	4	2	Horizontal Screw-on	6.3x0.8mm Q.C.				
693-4304.5024	4304.5024	F	6	2	Horizontal Screw-on	6.3x0.8mm Q.C.				

SCHURTER ELECTRONIC COMPONENTS BACKPLANE OUTLETS

RoHS Compliant

• Rating: 250VAC@15A UL/CSA, 10A VDE

For quantities greater than listed, call for quote.

MOUSER STOCK NO.	Schurter Part No.	Fig.	Mounting	Terminals	Price Each 1	25	50	100
693-4787.1000	4787.1000	G	Screw-on	6.3x0.8mm Q.C.				
693-4788.8000	4788.8000	H	Snap-in, 1.2mm	6.3x0.8mm Q.C.				
693-4788.4000	4788.4000	H	Snap-in, 1.5mm	6.3x0.8mm Q.C.				
693-4788.5000	4788.5000	H	Snap-in, 2.0mm	6.3x0.8mm Q.C.				
693-4788.6000	4788.6000	H	Snap-in, 2.5mm	6.3x0.8mm Q.C.				

SCHURTER ELECTRONIC COMPONENTS HIGH CURRENT AC CONNECTORS

RoHS Compliant

• Rating: 250VAC@21A UL/CSA, 16A VDE/ENEC05

For quantities greater than listed, call for quote.

MOUSER STOCK NO.	Schurter Part No.	Fig.	Mounting	Terminals	Price Each 1	25	50	100
693-6183.0004	6183.0004	I	Screw-on	6.3x0.8mm Q.C.				
693-6163.0018	6163.0018	J	PCB	PCB+6.3x0.8mm				

SCHURTER ELECTRONIC COMPONENTS DC FILTERED POWER ENTRY MODULES

RoHS Compliant

• Rating: 125VDC@3-15A • Terminals: 6.3x0.8mm QC

✻ Mounting holes are pre-threaded

For quantities greater than listed, call for quote.

MOUSER STOCK NO.	Schurter Part No.	Fig.	I_N (A)	Mounting Type	Housing	Female Terminal	Price Each 1	25	50	100
✻ 693-5003.0121.1	5003.0121.1	K	3	Rear Screw-on	538-03-12-1036	538-18-12-1222				
✻ 693-5003.0221.1	5003.0221.1	K	6	Rear Screw-on	538-03-12-1036	538-18-12-1222				
693-5003.1111.1	5003.1111.1	L	3	Front/Rear Screw-on	571-1-480700-0	538-02-08-1002				
693-5003.1211.1	5003.1211.1	L	6	Front/Rear Screw-on	571-1-480700-0	538-02-08-1002				
693-5003.1311.1	5003.1311.1	L	10	Front/Rear Screw-on	571-1-480700-0	538-02-08-1002				
693-5003.1411.1	5003.1411.1	L	15	Front/Rear Screw-on	571-1-480700-0	538-02-08-1002				
✻ 693-5003.1121.1	5003.1121.1	M	3	Rear Screw-on	571-1-480700-0	538-02-08-1002				
✻ 693-5003.1321.1	5003.1321.1	M	10	Rear Screw-on	571-1-480700-0	538-02-08-1002				
693-5003.0111.1	5003.0111.1	N	3	Front/Rear Screw-on	538-03-12-1036	538-18-12-1222				
693-5003.0211.1	5003.0211.1	N	6	Front/Rear Screw-on	538-03-12-1036	538-18-12-1222				
693-5003.0311.1	5003.0311.1	N	10	Front/Rear Screw-on	538-03-12-1036	538-18-12-1222				
693-5003.0231.1	5003.0231.1	K	6	Front-Side	538-03-12-1036	538-18-12-1222				
693-5003.0331.1	5003.0331.1	K	10	Front-Side	538-03-12-1036	538-18-12-1222				
693-5003.1431.1	5003.1431.1	M	15	Front-Side	571-1-480700-0	538-02-08-1002				



© Copyright 2014 Mouser Electronics
© Copyright 2014 Mouser Electronics

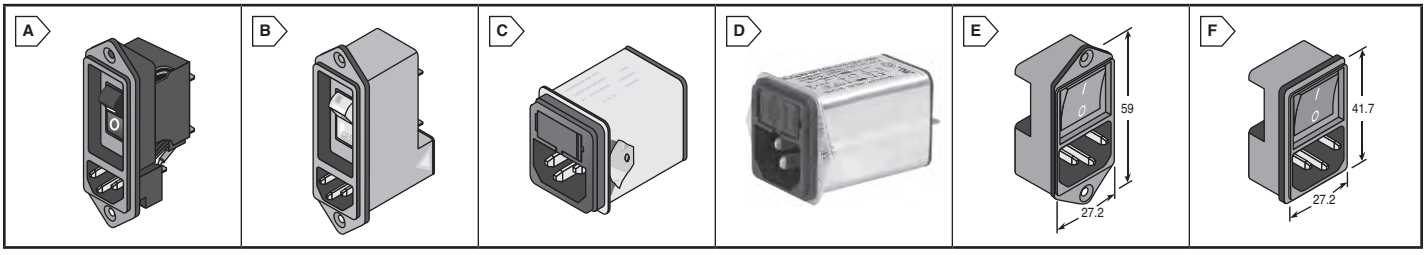

SCHURTER DF11 SERIES POWER ENTRY MODULES

Specifications:
- Two functions: Inlet protection Class I, fuseholder circuit breaker type TA45 2-pole
- Qualified for use in equipment according IEC/EN 60950
- Rating: IEC 10A @ 250VAC, 60Hz; UL/CSA 1-15A @ 250VAC, 60Hz
- Housing material: Thermoplastic, black, UL 94V-0
- Panel mount
- Quick connect terminals 6.3 x 0.8mm
- Thermal overload protection

RoHS Compliant

✻Embossed Legend

For quantities greater than listed, call for quote.

MOUSER STOCK NO.	Schurter Part No.	Fig.	Protected Poles	Rated Current	Panel Thickness	Rocker Color	Rocker Legend	Price Each 1	25	50	100
693-DF111089001001	DF11.1089.0010.01	A	2	15 A	Screw terminals	Black	I-O Vertical				
693-DF111089001002	DF11.1089.0010.02	A	2	15 A	Screw terminals	Black	I-O Vertical				
693-DF111477001202	DF11.1477.0012.02	A	1	10 A	1.5mm	Black	ON-OFF Vertical				
693-DF112078001001	DF11.2078.0010.01	A	2	10 A	Screw terminals	Black	ON-OFF Vertical				
693-DF11217300101	DF11.2173.0012.01	A	1	10 A	1.5mm	Black	✻ I-O Vertical				

SCHURTER DF12 SERIES POWER ENTRY MODULES WITH LINE FILTER

Specifications:
- Three functions: Inlet protection Class I, fuseholder circuit breaker type TA45 2-pole, line filter in standard and medical version
- Qualified for use in equipment according IEC/EN 60950
- Rating: IEC 10 A @ Ta 40°C / 250VAC, 50Hz, UL/CSA 1-15A @ Ta 40°C / 250VAC, 60Hz
- Panel Mount
- Screw terminals
- Thermal overload protection
- Housing material: Thermoplastic, black, UL 94V-0

RoHS Compliant

✻Embossed Legend

For quantities greater than listed, call for quote.

MOUSER STOCK NO.	Schurter Part No.	Fig.	Protected Poles	Rated Current	Rocker Color	Rocker Legend	Leakage Current	Price Each 1	25	50	100
693-DF12003191101	DF12.0031.9110.1	B	1	15 A	White	✻ I-O Vertical	Standard				
693-DF12003193101	DF12.0031.9310.1	B	1	15 A	White	✻ I-O Vertical	Medical				
693-DF12047073101	DF12.0470.7310.1	B	2	10 A	White	✻ I-O Vertical	Medical				
693-DF12047093101	DF12.0470.9310.1	B	2	10 A	White	✻ I-O Vertical	Medical				
693-DF12058651101	DF12.0586.5110.1	B	1	5 A	White	✻ I-O Vertical	Standard				
693-DF12084753101	DF12.0847.5310.1	B	2	5 A	White	✻ I-O Vertical	Medical				
693-DF12088591101	DF12.0885.9110.1	B	2	15 A	White	✻ I-O Vertical	Standard				
693-DF12088593101	DF12.0885.9310.1	B	2	15 A	White	✻ I-O Vertical	Medical				
693-DF12089093101	DF12.0890.9310.1	B	2	15 A	White	I-O Vertical	Medical				
693-DF12135641101	DF12.1356.4110.1	B	2	4 A	White	✻ I-O Vertical	Standard				
693-DF12159373101	DF12.1593.7310.1	B	2	8 A	White	I-O Vertical	Medical				
693-DF12277091101	DF12.2770.9110.1	B	1	15 A	Black	ON-OFF Vertical	Standard				
693-DF12285191101	DF12.2851.9110.1	B	2	15 A	Orange	✻ I-O Vertical	Standard				
693-DF12300093101	DF12.3000.9310.1	B	1	15 A	Black	✻ I-O Vertical	Medical				

SCHURTER KFA SERIES POWER ENTRY MODULES WITH LINE FILTER

Specifications:
- Three functions: Inlet protection Class I, fuseholder circuit breaker type TA45 2-pole, line filter in standard and medical version
- Qualified for use in equipment according IEC/EN 60950
- Rating: IEC 10 A @ Ta 40°C / 250VAC, 50Hz, UL/CSA 1-15A @ Ta 40°C / 250VAC, 60Hz
- Housing material: Thermoplastic, black, UL 94V-0
- Panel Mount
- Screw terminals
- Thermal overload protection
- Fuse drawers are not included

RoHS Compliant

Front Mount With Medical Filter

For quantities greater than listed, call for quote.

MOUSER STOCK NO.	Schurter Part No.	Fig.	Rated Current	Fuseholder	Price Each 1	25	50	100
693-4301.6201	4301.6201	C	1 A	2 pole				
693-4301.6203	4301.6203	C	2 A	2 pole				
693-4301.6205	4301.6205	C	4 A	2 pole				

Front Mount With Standard Filter

For quantities greater than listed, call for quote.

MOUSER STOCK NO.	Schurter Part No.	Fig.	Rated Current	Fuseholder	Price Each 1	25	50	100
693-4301.6012	4301.6012	C	2 A	1 pole				
693-4301.6013	4301.6013	C	4 A	1 pole				
693-4301.6014	4301.6014	C	6 A	1 pole				
693-4301.6015	4301.6015	C	10 A	1 pole				
693-4301.6004	4301.6004	C	6 A	2 pole				

Rear Mount With Metal Flange and Standard Filter

For quantities greater than listed, call for quote.

MOUSER STOCK NO.	Schurter Part No.	Fig.	Rated Current	Fuseholder	Price Each 1	25	50	100
693-4301.7001	4301.7001	D	1 A	2 pole				
693-4301.7002	4301.7002	D	2 A	2 pole				
693-4301.7003	4301.7003	D	4 A	2 pole				
693-4301.7004	4301.7004	D	6 A	2 pole				
693-4301.7005	4301.7005	D	10 A	2 pole				

SCHURTER KEB SERIES: AC INLETS WITH LINE SWITCH FOR PANEL MOUNT

Specifications:
- For "cold" connections 65°C
- Class I level of protection (with ground terminal); IEC320/C14
- Rating: UL/CSA/VDE - 10A/250V
- SPST or DPST switch (On-Off)
- Terminals: .187" quick connect
- Screw mount from front or rear, snap-in from front

For quantities greater than listed, call for quote.

MOUSER STOCK NO.	Schurter Part No.	Fig.	Panel Thickness	No. of Poles (Switch)	Mounting Type	Price Each 1	25	50	100
693-4302.2001	4302.2001	E	6mm max.	2	Screw-on				
693-4302.2002	4302.2002	F	2.0mm	2	Snap-in				
Accessories for KEB									
693-0859.0075	0859.0075	- -	Insulation cover, flexible plastic PVC, for 2-pole KEB						
693-0888.0004	0888.0004	- -	Cord retaining clamp for screw-on KEB						

© Copyright 2014 Mouser Electronics
© Copyright 2014 Mouser Electronics

SCHURTER DD11 SERIES: AC INLETS WITH LINE SWITCH, FUSEHOLDER

Fusedrawers and casings must be ordered separately, 5X20mm fuses sold separately

For quantities greater than listed, call for quote.

MOUSER STOCK NO.	Schurter Part No.	Fig.	Cover	Panel Thickness	No. of Poles Fuseholder/Switch	Illumination	Price Each 1	25	50	100
693-DD11.0111.1111	DD11.0111.1111	A	Y	8mm	1/2	None				
693-DD11.0113.1111	DD11.0113.1111	A	Y	8mm	1/2	Red				
693-DD11.0114.1111	DD11.0114.1111	A	Y	8mm	1/2	Green				
693-DD11.0121.1111	DD11.0121.1111	A	Y	8mm	2/2	None				
693-DD11.0123.1111	DD11.0123.1111	A	Y	8mm	2/2	Red				
693-DD11.0124.1111	DD11.0124.1111	A	Y	8mm	2/2	Green				
693-DD11.0111.1110	DD11.0111.1110	A	N	8mm	1/2	None				
693-DD11.0113.1110	DD11.0113.1110	A	N	8mm	1/2	Red				
693-DD11.0114.1110	DD11.0114.1110	A	N	8mm	1/2	Green				
693-DD11.0121.1110	DD11.0121.1110	A	N	8mm	2/2	None				
693-DD11.0123.1110	DD11.0123.1110	A	N	8mm	2/2	Red				
693-DD11.0124.1110	DD11.0124.1110	A	N	8mm	2/2	Green				

SCHURTER DD12 SERIES: AC INLETS WITH LINE SWITCH, FUSEHOLDER AND EMI/RFI FILTER

Fusedrawers and casings must be ordered separately, 5X20mm fuses sold separately

For quantities greater than listed, call for quote.

MOUSER STOCK NO.	Schurter Part No.	Fig.	Panel Thickness	No. of Poles Fuseholder/Switch	Rated Current (A)	Filter	Price Each 1	25	50	100
693-DD12.1111.1111	DD12.1111.111	B	8mm	1/2	1	Standard				
693-DD12.2111.1111	DD12.2111.111	B	8mm	1/2	2	Standard				
693-DD12.4111.1111	DD12.4111.111	B	8mm	1/2	4	Standard				
693-DD12.6111.1111	DD12.6111.111	B	8mm	1/2	6	Standard				
693-DD12.8111.111	DD12.8111.111	B	8mm	1/2	8	Standard				
693-DD12.9111.1111	DD12.9111.111	B	8mm	1/2	10	Standard				
693-DD12.1121.1111	DD12.1121.111	B	8mm	1 or 2/2	1	Standard				
693-DD12.2121.1111	DD12.2121.111	B	8mm	1 or 2/2	2	Standard				
693-DD12.4121.1111	DD12.4121.111	B	8mm	1 or 2/2	4	Standard				
693-DD12.6121.1111	DD12.6121.111	B	8mm	1 or 2/2	6	Standard				
693-DD12.8121.111	DD12.8121.111	B	8mm	1 or 2/2	8	Standard				
693-DD12.9121.1111	DD12.9121.111	B	8mm	1 or 2/2	10	Standard				
693-DD12.1321.1111	DD12.1321.111	B	8mm	1 or 2/2	1	Medical				
693-DD12.2321.1111	DD12.2321.111	B	8mm	1 or 2/2	2	Medical				
693-DD12.4321.1111	DD12.4321.111	B	8mm	1 or 2/2	4	Medical				
693-DD12.6321.1111	DD12.6321.111	B	8mm	1 or 2/2	6	Medical				
693-DD12.9321.1111	DD12.9321.111	B	8mm	1 or 2/2	10	Medical				

SCHURTER DD21/DD22 SERIES: AC INLETS WITH LINE SWITCH

Fusedrawers and casings must be ordered separately, 5X20mm fuses sold separately

With Line Switch and Fuseholder

• Ratings: UL/CSA - 8, ENEC 10A

For quantities greater than listed, call for quote.

MOUSER STOCK NO.	Schurter Part No.	Fig.	Panel Thickness	Number of Poles (Fuseholder/Switch)	Description	Price Each 1	25	50	100
693-DD21.0111.1111	DD21.0111.1111	C	8mm	1/2	No Illumination				
693-DD21.0123.1111	DD21.0123.1111	C	8mm	2/2	Red Illumination				
693-DD21.0124.1111	DD21.0124.1111	C	8mm	2/2	Green Illumination				

With Line Switch, Fuseholder and EMI/RFI Filter

• Ratings: UL/CSA, ENEC 1-10A

For quantities greater than listed, call for quote.

MOUSER STOCK NO.	Schurter Part No.	Fig.	Panel Thickness	Number of Poles (Fuseholder/Switch)	Rated Current (A)	Description	Price Each 1	10	25	50
693-DD22.1111.1111	DD22.1111.1111	D	8mm	1	1	Standard Filter				
693-DD22.2111.1111	DD22.2111.1111	D	8mm	1	2	Standard Filter				
693-DD22.9111.1111	DD22.9111.1111	D	8mm	1	10	Standard Filter				
693-DD22.1121.1111	DD22.1121.1111	D	8mm	2	1	Standard Filter				
693-DD22.2121.1111	DD22.2121.1111	D	8mm	2	2	Standard Filter				
693-DD22.6121.1111	DD22.6121.1111	D	8mm	2	6	Standard Filter				
693-DD22.9121.1111	DD22.9121.1111	D	8mm	2	10	Standard Filter				
693-DD22.1321.1111	DD22.1321.1111	D	8mm	2	1	Medical Filter				
693-DD22.9321.1111	DD22.9321.1111	D	8mm	2	10	Medical Filter				

SCHURTER KM SERIES: AC INLETS WITH SWITCH AND FUSEHOLDER

Fusedrawers and casings must be ordered separately, 5X20mm fuses sold separately

✻ RoHS Compliant

For quantities greater than listed, call for quote.

MOUSER STOCK NO.	Schurter Part No.	Fig.	Panel Thickness	No. of Poles Fuseholder/Switch	Mounting Type	Price Each 1	25	50	100
Casing only without EMC Shield									
693-KM00.1105.11	KM00.1105.11	E	1.5mm	2/2	Snap-in				
693-KM00.1205.11	KM00.1205.11	E	2.0mm	1/2	Snap-in				
Casing only with EMC Shield									
693-KM01.1105.11	KM01.1105.11	E	1.5mm	2/2	Snap-in				
693-KM01.1205.11	KM01.1205.11	E	2.0mm	1/2	Snap-in				

FUSEDRAWERS FOR KEA, KM, AND DD SERIES

For quantities greater than listed, call for quote.

MOUSER STOCK NO.	Schurter Part No.	Fig.	Description	Price Each 1	25	50	100
693-4301.1405	4301.1405	-	Standard, 1-pole, black				
693-4301.1407	4301.1407	-	Medical, 1-pole, black				
693-4301.1401	4301.1401	-	Standard, 2-pole, black				
693-4301.1403	4301.1403	-	Medical, 2-pole, black				
693-4301.1413	4301.1413	-	Standard, 2-pole, black, with neutral side shorting bar				
693-4301.1415	4301.1415	-	Medical, 2-pole, black, with neutral side shorting bar				

DIMENSIONS: mm

A



B



C



D



E

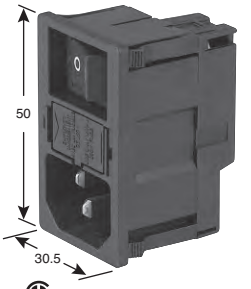

Shown w/o EMC shield

© Copyright 2014 Mouser Electronics

© Copyright 2014 Mouser Electronics

SCHURTER KEA SERIES: AC INLETS WITH FUSEHOLDER

Features:
- For "cold" connections 65°C
- Class I level of protection (with ground terminal); IEC320/C14
- Rating: UL/CSA/VDE - 10A/250V

Fusedrawers and casings must be ordered separately, 5X20mm fuses sold separately

RoHS Compliant

For quantities greater than listed, call for quote.

Casing Only

MOUSER STOCK NO.	Schurter Part No.	Fig.	Panel Thickness	No. of Poles (Fuseholder)	Mounting Type	Price Each 1	25	50	100
693-4301.0521	4301.0521	A	8mm max.	1	Screw-on				
693-4301.0501	4301.0501	A	8mm max.	2	Screw-on				
693-4301.0522	4301.0522	B	1.5mm	1	Snap-in				
693-4301.0502	4301.0502	B	1.5mm	2	Snap-in				

SCHURTER KE/KG SERIES: AC INLETS WITH VOLTAGE SELECTOR AND INTERCHANGEABLE FUSEDRAWER

Features:
- For "cold" connections 65°C
- Terminals: .187" quick connect
- 2-pole fusing type
- IP40 protection (front side)
- Class I level of protection (with ground terminal); IEC320/C14
- Voltage selector with series parallel connections and 4, 3, or 2 switch positions
- Rating: UL - 15A/250V, CSA/VDE - 10A/250V
- Medical fusedrawers meet requirements of tool only accessibility of medical standards IEC 601-1

5X20mm fuses sold separately. Fusedrawers and casings must be ordered separately.

For quantities greater than listed, call for quote.

Casing Only

MOUSER STOCK NO.	Schurter Part No.	Fig.	Panel Thickness	Internal Connection	Mounting Type	Price Each 1	10	25	50
693-KE10.2100.105	KE10.2100.105	C	1.5mm	No	Snap-in				
693-KE10.2100.151	KE10.2100.151	D	8mm max.	No	Screw-on				
693-KE10.6100.151	KE10.6100.151	D	8mm max.	Yes	Screw-on				
693-KG10.6101.105	KG10.6101.105	E	1.5mm	-----	Snap-in				
693-KG10.6101.151	KG10.6101.151	F	8mm max.	-----	Screw-on				

Accessories

For quantities greater than listed, call for quote.

MOUSER STOCK NO.	Schurter Part No.	Description	Price Each 1	25	50	100
Fusedrawers & Voltage Selector Inserts for KE/KG						
693-4305.0048.01	4305.0048.01	Voltage selector insert marking 100/120/220/240				
693-4305.0048.03	4305.0048.03	Voltage selector insert marking 110/220				
693-4305.0048.05	4305.0048.05	Voltage selector insert marking 115/230				
693-4305.0001	4305.0001	Fusedrawer for 5 x 20mm, 2-pole black				
693-4305.0021	4305.0021	Fusedrawer, 5 x 20mm, 2-pole black, neutral shorting bar				
693-4305.0012	4305.0012	Fusedrawer for _x1_, 2-pole gray				
Insulation Covers for KE/KG Series						
693-0859.0076	0859.0076	Insulation cover, flexible plastic PVC, UL 94V-0 rated for KE				
693-0859.0109	0859.0109	Insulation cover for KG				

SCHURTER DC11/DC12 POWER ENTRY MODULES FOR HIGH CURRENT

Specifications:
- Rated Voltage: DC11 - 2500VAC; DC12 - 125/250VAC
- Appliance inlet according to IEC/EN 60320-1/C14
- Degree of Protection: IP40
- Terminals: DC11 - .187"QC; DC12 - .250"QC
- Switch Rating: 16A/250VAC - 10,000 switch operations; 10A/250VAC - 50,000 switch operations

Features:
- All single elements are already wired
- Qualified for use in equipment according to IEC/EN 60950
- Models with line filter have EMC shield

For quantities greater than listed, call for quote.

MOUSER STOCK NO.	Schurter Part No.	Fig.	Rated Current	Mounting Type	Panel Thickness	Line Switch No. of Poles	Illumination	Price Each 1	10	25	50
Front Mount Without Line Filter											
693-DC11.0001.003	DC11.0001.003	G	12 A	Screw-on	-----	1	-----				
693-DC11.0001.203	DC11.0001.203	G	12 A	Snap-in	1.5mm	1	-----				
693-DC11.0001.303	DC11.0001.303	G	12 A	Snap-in	2.0mm	1	-----				
693-DC11.0001.001	DC11.0001.001	G	12 A	Screw-on	-----	2	-----				
693-DC11.0001.201	DC11.0001.201	G	12 A	Snap-in	1.5mm	2	-----				
693-DC11.0001.301	DC11.0001.301	G	12 A	Snap-in	2.0mm	2	-----				
693-DC11.0001.401	DC11.0001.401	G	12 A	Snap-in	2.5mm	2	-----				
693-DC11.0021.001	DC11.0021.001	G	12 A	Screw-on	-----	2	Red				
693-DC11.0021.201	DC11.0021.201	G	12 A	Snap-in	1.5mm	2	Red				
Front Mount With Standard Line Filter											
* 693-DC12.1102.003	DC12.1102.003	H	1 A	Screw-on	-----	1	-----				
* 693-DC12.2102.003	DC12.2102.003	H	2 A	Screw-on	-----	1	-----				
* 693-DC12.3102.003	DC12.3102.003	H	4 A	Screw-on	-----	1	-----				
* 693-DC12.4102.003	DC12.4102.003	H	6 A	Screw-on	-----	1	-----				
* 693-DC12.5102.003	DC12.5102.003	H	10 A	Screw-on	-----	1	-----				
* 693-DC12.1102.001	DC12.1102.001	H	1 A	Screw-on	-----	2	-----				
* 693-DC12.2102.001	DC12.2102.001	H	2 A	Screw-on	-----	2	-----				
* 693-DC12.3102.001	DC12.3102.001	H	4 A	Screw-on	-----	2	-----				
* 693-DC12.4102.001	DC12.4102.001	H	6 A	Screw-on	-----	2	-----				
* 693-DC12.5102.001	DC12.5102.001	H	10 A	Screw-on	-----	2	-----				

SCHURTER DC21/DC22 SERIES: PCB MOUNT, COMPACT POWER ENTRY MODULES

Specifications:
- Screw-on rear side panel mount
- Non-illuminated 2-pole switch
- Inrush current: 100A 3-4ms, 5 A continuous
- Switch and inlet pre-wired for 3-pin (L, N, & E) installation
- Qualified for use in equipment according to IEC/EN 60950
- Switch UL1054 rating: 20A @ 125VAC
- DC22 also available with medical version filter

For quantities greater than listed, call for quote.

MOUSER STOCK NO.	Schurter Part No.	Fig.	Rated Current	Panel Thickness (max)	Description	Price Each 1	25	50	100
693-DC21.0021.1111	DC21.0021.1111	I	10 A	3.5mm	Switch and inlet only, covered				
693-DC22.1121.111	DC22.1121.111	J	1 A	4.0mm	Switch and inlet with EMC filter				
693-DC22.2121.111	DC22.2121.111	J	2 A	4.0mm	Switch and inlet with EMC filter				
693-DC22.4121.111	DC22.4121.111	J	4 A	4.0mm	Switch and inlet with EMC filter				

DIMENSIONS: mm

A

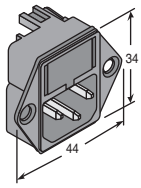

B

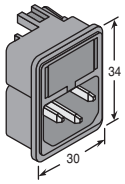

C

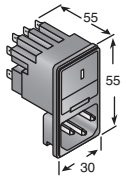

(Fusedrawer and voltage selector sold separately)

D

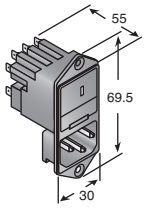

(Fusedrawer and voltage selector sold separately)

E

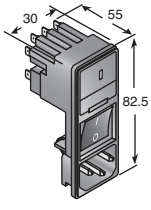

(Fusedrawer sold separately)

F

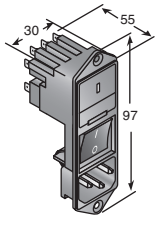

G

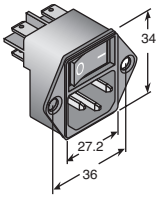

Screw Mount Shown

H

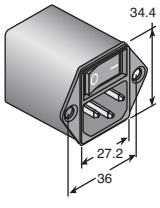

Screw Mount Shown

I

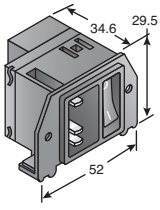

J

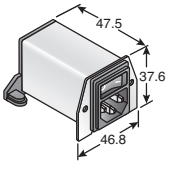

© Copyright 2014 Mouser Electronics

© Copyright 2014 Mouser Electronics

SCHURTER KD SERIES: POWER ENTRY MODULES

- For "cold" connections 65°C
- DPST switch (On-Off)
- IP40 protection (front side)
- Rating: UL/CSA/VDE - 10A/250V
- Terminals: .187" quick connect
- 2-pole fusing type with internal connections
- Class I level of protection (with ground terminal); IEC320/C14
- Medical fusedrawers meet requirements of tool only accessibility of medical standards IEC 601-1

5X20mm fuses sold separately. Fusedrawers and casings must be ordered separately.

For quantities greater than listed, call for quote.

MOUSER STOCK NO.	Schurter Part No.	Fig.	Panel Thickness	Voltage Selector	Mounting Type	Price Each 1	10	25	50
693-KD14.1101.105	KD14.1101.105	A	1.5mm	-----	Snap-in				
693-KD14.1101.151	KD14.1101.151	B	8mm max.	-----	Screw-on				
693-KD14.4101.105	KD14.4101.105	A	1.5mm	2-4 positions	Snap-in				
693-KD14.4101.151	KD14.4101.151	B	8mm max.	2-4 positions	Screw-on				
Accessories									
693-4303.2014.01	4303.2014.01		Standard 2-pole with voltage selector 100/120/220/240						
693-4303.2024.01	4303.2024.01		Medical 2-pole with voltage selector 100/120/220/241						
693-4303.2401	4303.2401		Standard 2-pole black						
693-4303.2403	4303.2403		Medical 2-pole black						
693-4303.2411	4303.2411		Standard 2-pole black with neutral side shorting bar						
693-4303.2413	4303.2413		Medical 2-pole black with neutral side shorting bar						
693-0859.0074	0859.0074		Insulation cover for KD						

SCHURTER EF11/EF12 POWER ENTRY MODULES FOR HIGH CURRENT

Specifications:

- Rated Voltage: 125/250VAC
- No Release
- Circuit Breakers: EF11.ABT, EF12.ABT - 1-Pole Rocker Actuated; EF11.ABD, EF12.ABD - 2 Pole Rocker Actuated; EF11.A326 - 2-Pole Illuminated 220/240VAC

Features:

- All single elements are already wired
- Models with line filter have EMC shield
- Qualified for use in equipment according to IEC/EN 60950

For quantities greater than listed, call for quote.

MOUSER STOCK NO.	Schurter Part No.	Fig.	Rated Current	Mounting Type	Rocker Color	Rocker Legend	Price Each 1	10	25	50
With Circuit Breaker Type TA45										
693-EF110035.1001	EF11.ABTWF200C0.0010.01	C	20 A	Screw-on	White	Embossed -/O				
693-EF110035.1201	EF11.ABTWF200C0.0012.01	C	20 A	Snap-in 1.5mm	White	Embossed -/O				
693-EF111089.1001	EF11.ABDBL150C0.0010.01	C	15 A	Screw-on	Black	Printed -/O				
693-EF112196.1001	EF11.ABDBL200C0.0010.01	C	20 A	Screw-on	Black	Printed -/O				
693-EF112196.1301	EF11.ABDBL150C0.0013.01	C	15 A	Snap-in 2.0mm	Black	Printed -/O				
693-EF112561.1201	EF11.A326K200C0.0012.01	C	20 A	Snap-in 1.5mm	Orange trans.	ON/OFF				
With Standard Line Filter and Circuit Breaker Type TA45										
693-EF12034.211001	EF12.ABTWF160C0.2110.01	D	16 A	Screw-on	White	Embossed -/O				
693-EF12035.111001	EF12.ABTWF200C0.1110.01	D	20 A	Screw-on	White	Embossed -/O				
693-EF12572.111001	EF12.ABDWF200C0.1110.01	D	20 A	Screw-on	White	Embossed -/O				
693-EF12699.211001	EF12.ABDWF160C0.2110.01	D	16 A	Screw-on	White	Embossed -/O				

SCHURTER KFB SERIES: AC INLET WITH RFI LINE FILTER AND LINE SWITCH

Specifications:

- For "cold" connections 70° C.
- Terminals: .250" quick connect
- Screw mount from front or rear
- Medical units qualify for use in equipment with safety requirements according to IEC 601-1
- Class I level of protection (with ground terminal); IEC320/C14
- Max. leakage current: Standard - <0.5mA; Medical - <5µA

For quantities greater than listed, call for quote.

MOUSER STOCK NO.	Schurter Part No.	Fig.	Rated Current	Inductance	Switch Function	Price Each 1	10	25	50
With Standard RFI Filter									
693-4302.5311	4302.5311	E	1 A	10 mH	DPST On-Off				
693-4302.5312	4302.5312	E	2 A	4 mH	DPST On-Off				
693-4302.5313	4302.5313	E	4 A	1.5 mH	DPST On-Off				
693-4302.5314	4302.5314	E	6 A	0.8 mH	DPST On-Off				
693-4302.5315	4302.5315	E	10 A	0.3 mH	DPST On-Off				
With Medical RFI Filter									
693-4302.5335	4302.5335	E	4 A	1.5 mH	DPST On-Off				
693-4302.5337	4302.5337	E	6 A	0.8 mH	DPST On-Off				

Accessories for KFB Series				1	25	50	100
693-0888.0004	0888.0004	---	Cord retaining clamp for KFB with SPST switch				

SCHURTER 6110 SERIES: PANEL MOUNT IEC 6114 AC INLETS

Specifications:

- Ratings IEC 10 A / 250 VAC; Hz 50
- Ratings UL/CSA 15 A / 250 VAC; 60 Hz
- Suitable for appliances with protection class II acc. to IEC 61140

RoHS Compliant

For quantities greater than listed, call for quote.

MOUSER STOCK NO.	Schurter Part No.	Fig.	Description	Price Each 1	10	25	50
693-6102.5115	6102.5115	F	Solder terminals 3.8 x 0.8mm				
693-6102.5220	6102.5220	F	Quick connect terminals 4.8 x 0.8mm				
693-6102.5230	6102.5230	F	Quick connect terminals 4.8 x 0.8mm				

SCHURTER 6200/6220 SERIES: AC INLETS WITH FUSEHOLDER

Specifications:

- Class I level of protection (with ground terminal); IEC320/C14
- Rating: UL/CSA/VDE - 10A/250V
- For "cold" connections 70°C
- 6200 fusedrawers meet requirements of tool only accessibility of medical standards IEC 601-1

RoHS Compliant

Casing and fusedrawer combined, 5x20mm fuses sold separately.

For quantities greater than listed, call for quote.

MOUSER STOCK NO.	Schurter Part No.	Fig.	No. of Poles (Fuseholder)	Mounting Type	Terminal Type	Price Each 1	25	50	100
693-6200.2100	6200.2100	G	1	Screw-on	.138" solder				
693-6200.4115	6200.4115	H	1	Snap-in	.138" solder, 1.5mm panel				
693-6200.2200	6200.2200	G	1	Screw-on	.187" quick connect				
693-6200.4215	6200.4215	H	1	Snap-in	.187" QC, 1.5mm panel				
693-6200.2300	6200.2300	G	1	Screw-on	.250" quick connect				
693-6200.4315	6200.4315	H	1	Snap-in	.250" QC, 1.5mm panel				
693-6220.2100	6220.2100	I	2	Screw-on	.138" solder				
693-6220.5115	6220.5115	J	2	Snap-in	.138" solder, 1.5mm panel				
693-6220.2300	6220.2300	I	2	Screw-on	.250" quick connect				
693-6220.5315	6220.5315	J	2	Snap-in	.250" QC, 1.5mm panel				
Accessories									
693-0859.0047	0859.0047	---	Insulation cover, flexible plastic PVC, UL 94V-0 rated						
693-0888.0004	0888.0004	---	Cord retaining clamp for screw-on 6200 and 6220						

SCHURTER KP SERIES: PCB MOUNT POWER ENTRY MODULES

Specifications:

- For "cold" connections 65°C
- Panel thickness 1.5-2.0mm
- Class I level of protection (with ground terminal)
- Fusedrawers meet requirements of tool only accessibility of medical standards IEC 601-1
- 2 M3 self-tapping screws included with screw on mounting types
- Ratings: Inlet/Outlet & Inlet/Fusedrawer - UL/CSA/VDE - 10A/250V Inlet/Switch - UL/CSA - 15A/250V, VDE - 10A/250V

5X20mm fuses for fusedrawer types sold separately

For quantities greater than listed, call for quote.

MOUSER STOCK NO.	Schurter Part No.	Fig.	No. of Poles (Fuseholder)	Mounting Type	Terminal Type	Price Each 1	25	50	100
693-KP01.1252.11	KP01.1252.11	K	1	Screw-on	AC inlet with on/off line switch				
693-KP01.1112.11	KP01.1112.11	K	2	Snap-in feet	AC inlet with on/off line switch				
693-KP01.1152.11	KP01.1152.11	K	2	Screw-on	AC inlet with on/off line switch				
693-KP01.1452.01	KP01.1452.01	L	1	Screw-on	AC inlet with fusedrawer				
693-KP01.1352.01	KP01.1352.01	L	2	Screw-on	AC inlet with fusedrawer				

DIMENSIONS: mm

A

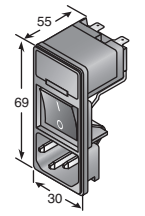

B

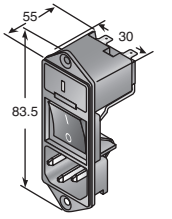

C

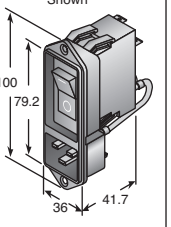

D

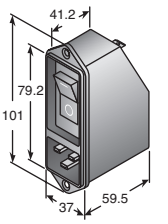

E

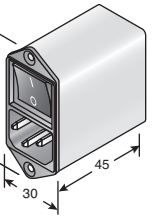

F

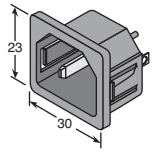

G

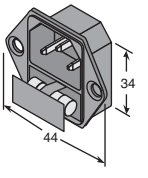

(Fuse not included)

H

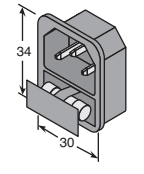

(Fuse not included)

I

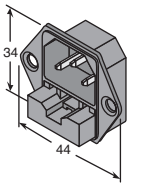

J

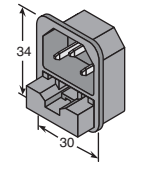

K

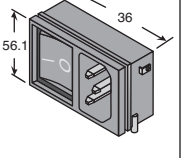

L

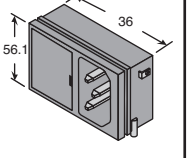

Fusedrawer meets medical standard IEC60-1

© Copyright 2014 Mouser Electronics

© Copyright 2014 Mouser Electronics

SCHURTER 5200/5220 SERIES: AC INLET WITH RFI LINE FILTER AND FUSEHOLDER

Specifications:

- For "cold" connections 70°C.
- Class I level of protection (with ground terminal); IEC320/C14
- Terminals: .250" quick connect
- Max. leakage current: Standard - <0.5mA; Medical - <5µA
- Medical units qualify for use in equipment with safety requirements according to IEC 601-1
- **5X20mm fuses sold separately**

For quantities greater than listed, call for quote.

MOUSER STOCK NO.	Schurter Part No.	Fig.	Rated Current	Inductance	Mounting Type	Price Each 1	10	25	50
1-pole with Standard RFI Filter									
693-5200.0123.1	5200.0123.1	A	1A	11mH	Screw-on				
693-5200.0143.1	5200.0143.1	B	1A	11mH	Snap-in				
693-5200.0423.1	5200.0423.1	A	4A	1.6mH	Screw-on				
693-5200.0623.1	5200.0623.1	A	6A	0.7mH	Screw-on				
693-5200.0643.1	5200.0643.1	B	6A	0.7mH	Snap-in				
693-5200.1023.1	5200.1023.1	A	10A	0.4mH	Screw-on				
693-5200.1043.1	5200.1043.1	B	10A	0.4mH	Snap-in				
2-pole with Standard RFI Filter									
693-5220.0623.1	5220.0623.1	C	6A	0.7mH	Screw-on				
2-pole with Medical RFI Filter									
693-5220.0443.3	5220.0443.3	D	4A	1.6mH	Snap-in				
693-5220.0643.3	5220.0643.3	D	6A	0.7mH	Snap-in				
Accessories for 5200 and 5220 Series									
693-0888.0004	0888.0004	----	Cord retaining clamp for screw-on 5200 and 5220						

SCHURTER KMF SERIES: AC INLETS WITH RFI LINE FILTER, SWITCH EMC SHIELD, AND FUSEHOLDER

RoHS Compliant

Specifications:

- For "cold" connections 70° C.
- Class I level of protection (with ground terminal); IEC320/C14
- Terminals: .187" quick connect
- DPST switch (On-Off)
- Snap-in mounting from front
- Medical units qualify for use in equipment with safety requirements according to IEC 601-1
- **5X20mm fuses sold separately**
- **Fusedrawers and casings must be ordered separately**

For quantities greater than listed, call for quote.

MOUSER STOCK NO.	Schurter Part No.	Fig.	Rated Current	Inductance	Mounting Type	Price Each 1	10	25	50
Casing with Standard RFI Filter									
693-KMF1.1211.11	KMF1.1211.11	E	1A	11mH	1-pole				
693-KMF1.1261.11	KMF1.1261.11	E	6A	0.7mH	1-pole				
693-KMF1.1291.11	KMF1.1291.11	E	10A	0.4mH	1-pole				
693-KMF1.1111.11	KMF1.1111.11	E	1A	11mH	2-pole				
693-KMF1.1161.11	KMF1.1161.11	E	6A	0.7mH	2-pole				
693-KMF1.1191.11	KMF1.1191.11	E	10A	0.4mH	2-pole				
Casing with Medical RFI filter									
693-KMF1.1123.11	KMF1.1123.11	E	6A	0.7mH	2-pole				
693-KMF1.1193.11	KMF1.1193.11	E	10A	0.4mH	2-pole				
Fusedrawers for KMF Series									
693-4301.1405	4301.1405	Standard, 1-pole, black							
693-4301.1407	4301.1407	Medical, 1-pole, black							
693-4301.1401	4301.1401	Standard, 2-pole, black							
693-4301.1403	4301.1403	Medical, 2-pole, black							
693-4301.1413	4301.1413	Standard, 2-pole, black, with neutral side shorting bar							
693-4301.1415	4301.1415	Medical, 2-pole, black, with neutral side shorting bar							

SCHURTER GRF4 SERIES: AC INLETS WITH RFI LINE FILTER AND EMI SHIELD

Specifications:

- For "cold" connections 70°C
- Class I level of protection (with ground terminal); IEC320/C14
- Terminals: .187" quick connect
- Max. leakage current: Standard - <0.5mA; Medical - <5µA
- Metal shield safeguards equipment against radiated EMI
- Snap-in design allows pre-wiring before mounting
- Flexible steel claws make multiple contact points on the panel to ensure shield integrity
- Medical units qualify for use in equipment with safety requirements according to IEC 601-1

For quantities greater than listed, call for quote.

MOUSER STOCK NO.	Schurter Part No.	Fig.	Rated Current	Inductance	Mounting Type	Price Each 1	10	25	50
With Medical RFI Filter									
693-GRF4.0029.013	GRF4.0029.013	F	15A	.075mH	Snap-in				

SCHURTER PEM45 SERIES: AC INLET WITH THERMAL CIRCUIT BREAKER AND RFI FILTER

Specifications:

- AC inlet according to IEC 60320/C14
- Manual reset 2-pole white rocker switch with embossed I/O legend
- IP40 degree of protection on front side
- Screw-on panel mount
- Max. leakage current: Standard - <0.5mA; Medical - <5µA
- Terminals: .250" quick connect

For quantities greater than listed, call for quote.

MOUSER STOCK NO.	Schurter Part No.	Fig.	Rated Current CB/Filter	Thermal Overload Protection	Filter Induction	Price Each 1	10	25	50
With Standard RFI Filter									
693-5-ABTWF050C0-511	5-ABTWF050C0-511	G	5A/6A	1-pole	0.7mH				
693-5-ABTWF150C0-811	5-ABTWF150C0-811	G	15A/15A	1-pole	0.1mH				
693-5-ABDWF050C0-511	5-ABDWF050C0-511	G	5A/6A	2-pole	0.7mH				
693-5-ABDWF150C0-811	5-ABDWF150C0-811	G	15A/15A	2-pole	0.1mH				
With Medical RFI Filter									
693-5-ABTWF050C0-531	5-ABTWF050C0-531	G	5A/6A	1-pole	0.7mH				
693-5-ABTWF150C0-831	5-ABTWF150C0-831	G	15A/15A	1-pole	0.1mH				
693-5-ABDWF050C0-531	5-ABDWF050C0-531	G	5A/6A	2-pole	0.7mH				
693-5-ABDWF150C0-831	5-ABDWF150C0-831	G	15A/15A	2-pole	0.1mH				

DIMENSIONS: mm

A

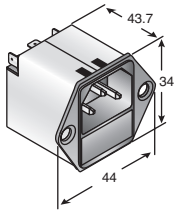

B

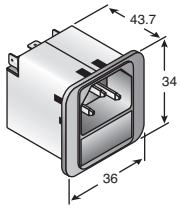

C

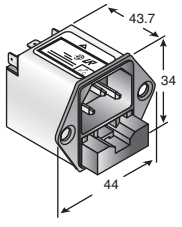

D

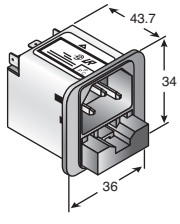

E

(overall depth= 40.35mm)

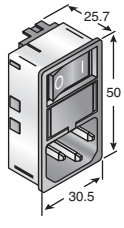

(Fusedrawer sold separately)

F

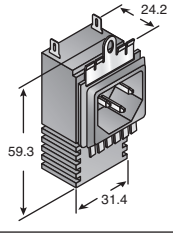

G

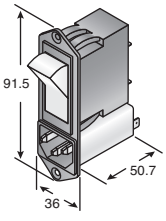

© Copyright 2014 Mouser Electronics

QUALTEK International Power Cords

Qualtek Electronics Corporation

RoHS Compliant **This product is RoHS compliant.**

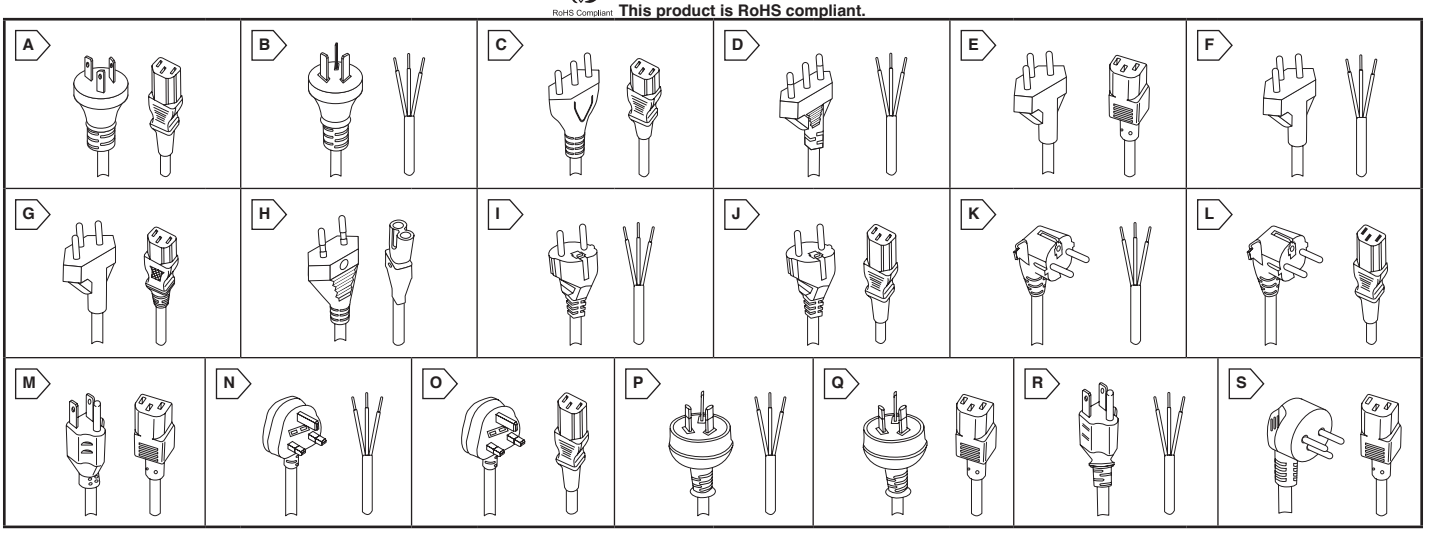

ARGENTINA POWER CORD

Features:
- IRAM approval
- Temp Rating: 70°C
- CEE Color Code
- Unshielded
- Cordage Color - Black

For quantities greater than listed, call for quote.

MOUSER STOCK NO.	Qualtek Part No.	Fig.	Length	Cordage	No. of Cond. AWG	Amps 250V	Price Each 1	10	25
562-390002-01	390002-01	A	2.5M	H05VV-F	3x1.00mm	10			
562-390001-01	390001-01	B	2.5M	H05VV-F	3x1.00mm	10			

ITALY POWER CORD

Features:
- Italian Agency approval
- Temp Rating: 70°C
- CEE Color Code
- Unshielded
- Cordage Color - Black

For quantities greater than listed, call for quote.

MOUSER STOCK NO.	Qualtek Part No.	Fig.	Length	Cordage	No. of Cond. AWG	Amps 250V	Price Each 1	10	25
562-381002-D01	381002-D01	C	2.5M	H05VV-F	3x1.00mm	10			
562-380003-E01	380003-E01	D	2.5M	H05VV-F	3x1.00mm	10			
562-380007-01	380007-01	D	1.8M	H05VV-F	3x1.00mm	10			

SWITZERLAND POWER CORD

Features:
- Switzerland Swiss Agency approval
- Temp Rating: 70°C
- CEE Color Code
- Unshielded
- Cordage Color - Black

For quantities greater than listed, call for quote.

MOUSER STOCK NO.	Qualtek Part No.	Fig.	Length	Cordage	No. of Cond. AWG	Amps 250V	Price Each 1	10	25
562-378001-E01	378001-E01	E	2.5M	H05VV-F	3x1.00mm	10			
562-378005-01	378005-01	E	1.8M	H05VV-F	3x1.00mm	10			
562-377003-E01	377003-E01	F	2.5M	H05VV-F	3x1.00mm	10			
562-377009-01	377009-01	F	1.8M	H05VV-F	3x1.00mm	10			
562-378002-D01	378002-D01	G	2.5M	H05VV-F	3x1.00mm	10			

CONTINENTAL EUROPE POWER CORDS

Features:
- CEE Color Code
- Temp Rating: 70°C
- Unshielded
- Cordage Color: Black
- Approvals: Germany, Denmark, Norway, Finland, France, Belgium, Netherlands, Sweden

† Right Angle

For quantities greater than listed, call for quote.

MOUSER STOCK NO.	Qualtek Part No.	Fig.	Length	Cordage	No. of Cond. AWG	Amps 250V	Price Each 1	10	25
562-360007-01	360007-01	H	2.5M	H03VVH2-F	2x.075mm	2.5			
562-363012	363012-D01	I	2.5M	H05VV-F	3x1.00mm	10.0			
562-364002	364002-D01	J	2.5M	H05VV-F	3x1.00mm	10.0			
562-366042	366042-D01	K	2.5M	H05VV-F	3x1.00mm	10.0			
† 562-367003	367003-D01	L	2.5M	H05VV-F	3x1.00mm	10.0			

TAIWAN POWER CORD

Features:
- Taiwan Agency approval
- Temp Rating: 70°C
- CEE Color Code
- Unshielded
- Cordage Color - Black

For quantities greater than listed, call for quote.

MOUSER STOCK NO.	Qualtek Part No.	Fig.	Length	Cordage	No. of Cond. AWG	Amps 125V	Price Each 1	10	25
562-393001-01	393001-01	M	2.5M	VCTF	3x1.25mm	13			

JAPANESE POWER CORD

Features:
- Japanese PSE approval
- Temp Rating: 70°C
- CEE Color Code
- Unshielded
- Cordage Color - Black

For quantities greater than listed, call for quote.

MOUSER STOCK NO.	Qualtek Part No.	Fig.	Length	Cordage	No. of Cond. AWG	Amps 124V	Price Each 1	10	25
562-397002-01	397002-01	M	2.5M	VCTF	3x1.25mm	13			

UNITED KINGDOM POWER CORDS

Features:
- United Kingdom, BSI approval
- Temp Rating: 70°C
- CEE Color Code
- Unshielded
- Cordage Color - Black
- Plug supplied with 13A Fuse

For quantities greater than listed, call for quote.

MOUSER STOCK NO.	Qualtek Part No.	Fig.	Length	Cordage	No. of Cond. AWG	Amps 250V	Price Each 1	10	25
562-369003	369003-E01	N	2.5M	H05VV-F	3x1.00mm	10.0			
562-369004-E01	369004-E01	N	2.5M	H05VV-F	3x1.50mm	16			
562-370001	370001-E01	O	2.5M	H05VV-F	3x1.00mm	10.0			

AUSTRALIAN POWER CORDS

Features:
- Australia, New Zealand approval
- Temp Rating: 70°C
- CEE Color Code
- Unshielded
- Cordage Color - Black

For quantities greater than listed, call for quote.

MOUSER STOCK NO.	Qualtek Part No.	Fig.	Length	Cordage	No. of Cond. AWG	Amps 125V	Price Each 1	10	25
562-373003-A01	373003-A01	P	2.5M	H05VV-F	3x1.00mm	10.0			
562-373008-01	373008-01	P	1.8M	H05VV-F	3x1.00mm	10			
562-374003-A01	374003-A01	Q	2.5M	H05VV-F	3x1.00mm	10.0			
562-374009-01	374009-01	Q	1.8M	H05VV-F	3x1.00mm	10			

BRAZIL POWER CORDS

Features:
- INMETRO, UCIEE approval
- Temp Rating: 60°C
- CEE Color Code
- Unshielded
- Cordage Color - Black

For quantities greater than listed, call for quote.

MOUSER STOCK NO.	Qualtek Part No.	Fig.	Length	Cordage	No. of Cond. AWG	Amps 250V	Price Each 1	10	25
562-392001-01	392001-01	R	2.5M	H05VV-F	3x1.00mm	10			

ISRAEL POWER CORDS

Features:
- Israel approved
- Temp Rating: 70°C
- CEE Color Code
- Unshielded
- Cordage Color - Black
- Angled Plug

For quantities greater than listed, call for quote.

MOUSER STOCK NO.	Qualtek Part No.	Fig.	Length	Cordage	No. of Cond. AWG	Amps 250V	Price Each 1	10	25
562-398001-01	398001-01	S	2.5M	H05VV-F	3x1.00mm	10			
562-398002-01	398002-01	S	1.8M	H05VV-F	3x1.00mm	10			

© Copyright 2014 Mouser Electronics
© Copyright 2014 Mouser Electronics

MULTI-PURPOSE FILTERS

A compact filter providing noise suppression in industrial environments.

RoHS Compliant

For quantities greater than listed, call for quote.

MOUSER STOCK NO.	Qualtek Part No.	Fig.	Circuit Diagram	Amp Rating	Dimensions: in. L	W	H	Price Each 1	10	25
562-848-03/1	848-03/001	A	1	3	3.25	1.90	1.15			
562-848-06/2	848-06/002	A	1	6	3.75	2.06	1.54			
562-848-10/3	848-10/003	A	1	10	3.75	2.06	1.54			
562-848-20/4	848-20/004	A	2	20	5.25	3.40	1.54			
562-849-03/1	849-03/001	A	3	3	3.25	1.90	1.15			
562-849-10/3	849-10/003	A	3	10	3.75	2.06	1.54			
562-849-20/4	849-20/004	A	4	20	5.25	3.40	1.54			
562-850-03/1	850-03/001	A	5	3	3.25	1.90	1.15			
562-850-10/3	850-10/003	A	5	10	3.75	2.06	1.54			
562-850-20/4	850-20/004	A	6	20	5.25	3.40	1.54			

GENERAL PURPOSE COMMON MODE FILTERS

Designed to economically suppress line-to-ground interference and built to meet or exceed most international safety agency standards and requirements.

Specifications:
- Maximum leakage current each line-to-ground @ 115VAC 60Hz: .25mA; @ 250VAC 50Hz: .45mA
- Rated voltage: 115/250/VAC
- Hipot rating (one minute) line-to-ground: 2250VDC; line-to-line: 1450VDC
- Operating frequency: 50-60Hz

RoHS Compliant

Use Circuit Diagram 7

For quantities greater than listed, call for quote.

MOUSER STOCK NO.	Qualtek Part No.	Fig.	Inductance	Rated Current @ 250VAC	Dimensions: in. H	L	W	Price Each 1	25	50
562-851-03/3	851-03/003	B	2.8mH	3A	.77	2.50	2.54			
562-851-03/4	851-03/004	C	2.8mH	3A	.77	2.50	1.33			
562-851-05/5	851-05/005	B	2.9mH	5A	.77	2.50	2.54			
562-851-05/6	851-05/006	C	2.9mH	5A	.77	2.50	1.33			
562-851-10/7	851-10/007	B	1.5mH	10A	1.18	2.50	2.54			
562-851-10/9	851-10/009	D	1.5mH	10A	1.18	2.77	3.10			
562-851-20/11	851-20/011	D	0.7mH	20A	1.15	2.77	3.37			

GENERAL PURPOSE IEC CONNECTOR FILTERS

Provide effective EMI suppression on line-to-ground (common mode) and low frequency line-to-line (differential mode) noise while saving space and reducing cost.

Specifications:
- Maximum leakage current each line-to-ground @ 115VAC 60Hz: .2mA; @ 250VAC 50Hz: .4mA
- Rated voltage: 115/250/VAC
- Hipot rating (one minute) line-to-ground: 2250VDC; line-to-line: 1450VDC
- Operating frequency: 50-60Hz

RoHS Compliant

Use Circuit Diagram 7

For quantities greater than listed, call for quote.

MOUSER STOCK NO.	Qualtek Part No.	Fig.	Inductance	Rated Current @ 250VAC	Dimensions: in. H	L	W	Price Each 1	25	50
562-857-01/46	857-01/046	E	5mH	1A	.88	1.50	1.58			
562-857-03/47	857-03/047	E	2.3mH	3A	.88	1.67	1.58			
562-857-06/48	857-06/048	E	.6mH	6A	.88	1.67	1.68			
562-857-10/49	857-10/049	E	.18mH	10A	.88	1.55	1.99			

HIGH PERFORMANCE IEC CONNECTOR FILTERS

Provide effective EMI suppression of line-to-ground and low frequency line-to-line noise.

Specifications:
- Maximum leakage current each line-to-ground @ 115VAC 60Hz: .25mA; @ 250VAC 50Hz: .45mA
- Rated voltage: 115/250/VAC
- Hipot rating (one minute) line-to-ground: 2250VDC; line-to-line: 1450VDC
- Operating frequency: 50-60Hz

RoHS Compliant

Use Circuit Diagram 7

For quantities greater than listed, call for quote.

MOUSER STOCK NO.	Qualtek Part No.	Fig.	Inductance	Rated Current @ 250VAC	Dimensions: in. H	L	W	Price Each 1	25	50
562-858-01/3	858-01/003	F	6.5mH	1A	.88	2.12	1.58			
562-858-03/7	858-03/007	F	2.5mH	3A	.88	2.12	1.58			
562-858-06/11	858-06/011	F	.8mH	6A	.88	2.12	1.58			
562-858-10/15	858-10/015	F	.2mH	10A	.88	2.12	1.58			

GENERAL PURPOSE FUSED IEC CONNECTOR FILTERS

Designed for one 5mm x 20mm fuse and a spare fuse with a safety interlock that prevents fuse removal with power cord inserted.

Specifications:
- Maximum leakage current each line-to-ground @ 115VAC 60Hz: .25mA; @ 250VAC 50Hz: .45mA
- Rated voltage: 115/250/VAC
- Hipot rating (one minute) line-to-ground: 2250VDC; line-to-line: 1450VDC
- Operating frequency: 50-60Hz

RoHS Compliant

Use Circuit Diagram 8

For quantities greater than listed, call for quote.

MOUSER STOCK NO.	Qualtek Part No.	Fig.	Inductance	Rated Current @ 250VAC	Dimensions: in. H	L	W	Price Each 1	25	50
562-860-02/1	860-02/001	G	2.4mH	2A	1.29	2.54	1.73			
562-860-04/3	860-04/003	G	2.8mH	4A	1.29	2.23	1.73			
562-860-06/5	860-06/005	G	1.3mH	6A	1.29	2.54	1.73			

© Copyright 2014 Mouser Electronics

A

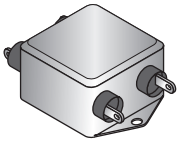

B

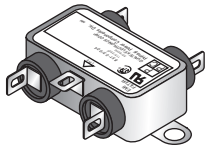

C

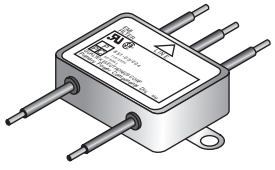

D

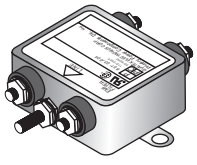

E

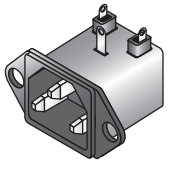

F

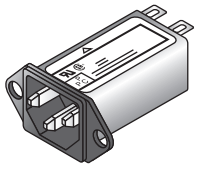

G

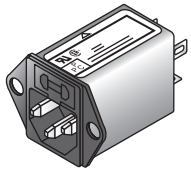

Circuit Diagrams

1

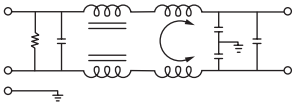

2

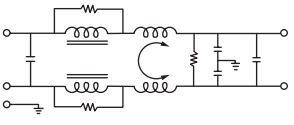

3

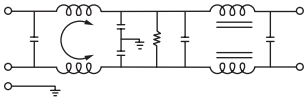

4

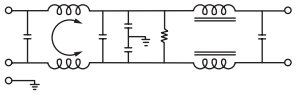

5

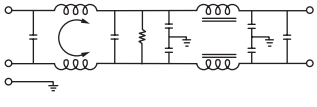

6

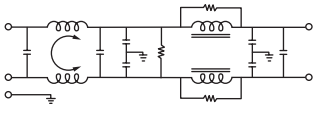

© Copyright 2014 Mouser Electronics

QUALTEK EMI Power Line Filters

Qualtek Electronics Corporation

862 SERIES MULTI-FUNCTION MODULE FILTERS

A multi-function power entry module filter that incorporates an IEC connector, a fuse holder with optional power on/off switch, and voltage selector switch.

- With IEC Connector
- With Fuse Holder

RoHS Compliant

For quantities greater than listed, call for quote.

MOUSER STOCK NO.	Qualtek Part No.	Fig.	Electrical Schematic Fig.	Amp Rating 115-250	Dimensions: in.			Power Switch	Voltage Selector	Price Each		
					L	W	H			1	10	25
562-862-06/1	862-06/001	A	1	6	2.17	1.15	2.65	No	No			
562-862-06/2	862-06/002	A	1	6	2.17	1.15	2.65	SP	No			
562-862-06/3	862-06/003	A	2	6-4	2.17	1.15	2.65	DP	No			
562-862-06/7	862-06/007	A	3	6	2.17	1.15	2.65	No	Yes			

864 SERIES MULTI-FUNCTION MODULE FILTERS

Effectively suppress EMI noise, both line-to-ground (common mode) and line-to-line (differential mode) for general applications. Compact design provides significant savings in space and cost compared with individual components.

Note: 5 x 20mm Fuse sold separately

Specifications:

- Maximum leakage current each line-to-ground @ 115VAC 60Hz: .25mA
  @ 250VAC 50Hz: .45mA
- Rated voltage: 115/250/VAC
- Hipot rating (one minute) line-to-ground: 2250VDC; line-to-line: 1450VDC
- Operating frequency: 50-60Hz

RoHS Compliant

For quantities greater than listed, call for quote.

MOUSER STOCK NO.	Qualtek Part No.	Fig.	Electrical Schematic Fig.	Inductance	Rated Current @ 250VAC	Dimensions: in.			Price Each		
						L	W	H	1	25	50
562-864-03/1	864-03/001	B	4	8.0mH	3A	3.51	1.12	2.58			
562-864-03/3	864-03/003	B	4	8.0mH	3A	3.51	1.12	2.58			
562-864-06/5	864-06/005	B	4	2.5mH	6A	3.51	1.12	2.58			
562-864-06/7	864-06/007	B	4	2.5mH	6A	3.51	1.12	2.58			
562-864-10/9	864-10/009	B	4	1.6mH	10A	3.51	1.12	2.58			
562-864-10/11	864-10/011	B	4	1.6mH	10A	3.51	1.12	2.58			

880 SERIES MULTI-FUNCTION MODULE FILTERS

A multi-function power entry module filter that incorporates an IEC connector, double pole power switch, voltage selector switch, and optional single or double fuse holder (5 x 20) offering space savings.

- With IEC Connector
- Voltage Selector: No
- Power Switch: DP (UL/CSA 125/250 VAC 10A VDE 250VAC 4A)

RoHS Compliant

For quantities greater than listed, call for quote.

MOUSER STOCK NO.	Qualtek Part No.	Fig.	Electrical Schematic Fig.	Amp Rating 115-250	Dimensions: in.			Fuse Holder	Price Each		
					L	W	H		1	10	25
562-880-01/1	880-01/001	C	5	1	2.46	1.13	2.59	Double			
562-880-01/4	880-01/004	C	6	1	2.46	1.13	2.59	Single			
562-880-03/2	880-03/002	C	5	3	2.46	1.13	2.59	Double			
562-880-03/5	880-03/005	C	6	3	2.46	1.13	2.59	Single			
562-880-06/3	880-06/003	C	5	6	2.46	1.13	2.59	Double			
562-880-06/6	880-06/006	C	6	6	2.46	1.13	2.59	Single			

882 SERIES COMPACT SNAP-IN MULTI-FUNCTION MODULE FILTERS

- With IEC Connector
- Power Switch: DP
- Voltage Selector: Yes

RoHS Compliant

For quantities greater than listed, call for quote.

MOUSER STOCK NO.	Qualtek Part No.	Fig.	Electrical Schematic Fig.	Amp Rating 115-250	Dimensions: in.			Fuse Holder	Price Each		
					L	W	H		1	10	25
562-882-03/1	882-03/001	D	7	3/3	2.17	1.26	2.28	Double			
562-882-03/3	882-03/003	D	7	3/3	2.17	1.26	2.28	Single			
562-882-06/11	882-06/011	D	7	6/6	2.17	1.26	2.28	Double			
562-882-06/13	882-06/013	D	7	6/6	2.17	1.26	2.28	Single			
562-882-10/16	882-10/016	D	7	10/6	2.17	1.26	2.28	Double			
562-882-10/18	882-10/018	D	7	10/6	2.17	1.26	2.28	Single			

883 SERIES COMPACT SCREW MOUNT MULTI-FUNCTION MODULE FILTERS

- With IEC Connector
- Power Switch: DP
- Voltage Selector: Yes

RoHS Compliant

For quantities greater than listed, call for quote.

MOUSER STOCK NO.	Qualtek Part No.	Fig.	Electrical Schematic Fig.	Amp Rating 115-250	Dimensions: in.			Fuse Holder	Price Each		
					L	W	H		1	10	25
562-883-03/1	883-03/001	E	7	3/3	2.17	1.10	2.28	Double			
562-883-03/3	883-03/003	E	7	3/3	2.17	1.10	2.28	Single			
562-883-06/11	883-06/011	E	7	6/6	2.17	1.10	2.28	Double			
562-883-06/13	883-06/013	E	7	6/6	2.17	1.10	2.28	Single			
562-883-10/16	883-10/016	E	7	10/6	2.17	1.10	2.28	Double			
562-883-10/18	883-10/018	E	7	10/6	2.17	1.10	2.28	Single			

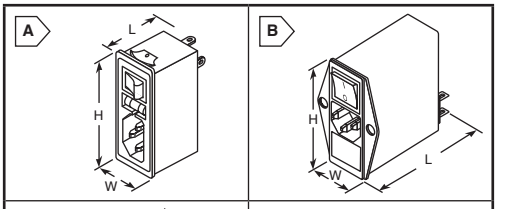

Electrical Schematic

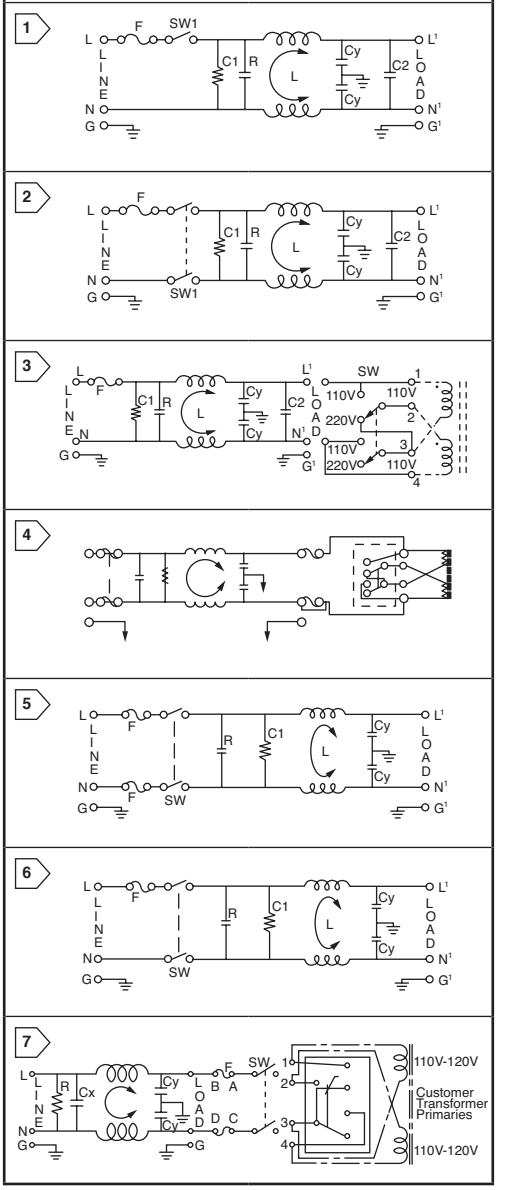

© Copyright 2014 Mouser Electronics

© Copyright 2014 Mouser Electronics

SWITCHCRAFT Power Plugs and Jacks

RoHS Compliant **This product is RoHS compliant.**

Switchcraft®
Harsh Environment Connectivity Solutions
A HEICO Company

MINIATURE SEALED POWER PLUGS

- IP rating of IP66,IP67,IP68/Nema 250 (6P) when mated
- Locking ring provides security in critical applications
- Sleeve terminal serves as cord clamp
- Handle/Boot with cable strain relief
- Plug sleeve and pin: Plated copper alloy
- Handle: Rigid thermoplastic overmolded with thermoplastic elastomer
- Lock ring: Plated copper alloy
- Lock ring thread size: 7/16-32 UN2B
- Handle thread size: 5/16-24 UNF 2A
- Rated current: 5 Amps
- Rated Voltage: Up to 30VDC

For quantities greater than listed, call for quote.

MOUSER STOCK NO.	Switchcraft Part No.	Fig.	Pin Size (In./mm)	Mating Jack	Description	Price Each 1	5	10	50
502-761KS12	761KS12	A	.100"/2.5	L712AS, L712RAS, PCL712S	Black Tip, .125-.150" Cable O.D.				
502-761KS15	761KS15	A	.100"/2.5	L712AS, L712RAS, PCL712S	Black Tip, .150-.175" Cable O.D.				
502-761KS17	761KS17	A	.100"/2.5	L712AS, L712RAS, PCL712S	Black Tip, .175-.200" Cable O.D.				
502-S761KS12	S761KS12	A	.08"/2.0	L722AS, L722RAS, PCL722S	White Tip, .125-.150" Cable O.D.				
502-S761KS15	S761KS15	A	.08"/2.0	L722AS, L722RAS, PCL722S	White Tip, .150-.175" Cable O.D.				
502-S761KS17	S761KS17	A	.08"/2.0	L722AS, L722RAS, PCL722S	White Tip, .175-.200" Cable O.D.				
502-767KS12	767KS12	A	.084"/2.1	L722AS, L722RAS, PCL722S	Red Tip, .125-.150" Cable O.D.				
502-767KS15	767KS15	A	.084"/2.1	L722AS, L722RAS, PCL722S	Red Tip, .150-.175" Cable O.D.				
502-767KS17	767KS17	A	.084"/2.1	L722AS, L722RAS, PCL722S	Red Tip, .175-.200" Cable O.D.				

MINIATURE POWER PLUGS

- Plug Sleeve and pin: Nickel-plated copper alloy
- Lockring: Nickel-plated copper alloy
- Lockring Thread Size: 5/16 - 32 UNEF 2B
- Rated Current: 5 Amps
- Pin Length: 0.375"/ 9.5mm
- Molded Plastic Handle

Non-Locking Plugs

For quantities greater than listed, call for quote.

MOUSER STOCK NO.	Switchcraft Part No.	Fig.	Pin Size (In./mm)	Mating Jack	Description	Price Each 1	10	25	50
502-S-760	S760	B	.080"/2.0	722A, RAPC722X, PC722A	White Tip, Black Handle				
502-762	762	B	.084"/2.1	Any 2.1 mm Jack and 722A, 722RA, PC722A	Red Tip, Black Handle				
502-763	763	B	.084"/2.1	Any 2.1 mm Jack and 722A, 722RA, PC722A	Red Tip, Red Handle				
502-760	760	B	.100"/2.5	712A, RAPC712X, RASH712X, RASM712X, PC712A	Black Tip, Black Handle				
502-765	765	B	.100"/2.5	712A, RAPC712X, RASH712X, RASM712X, PC712A	Black tip, Red Handle				

Locking Plugs

✻Pin Length: 0.475"/12.1mm

For quantities greater than listed, call for quote.

	MOUSER STOCK NO.	Switchcraft Part No.	Fig.	Pin Size (In./mm)	Mating Jack	Description	Price Each 1	10	25	50
	502-S760K	S760K	C	.080"/ 2.0	722A, PC722A, L722A	Black Tip, Black Handle				
✻	502-S761K	S761K	D	.080"/ 2.0	722A, PC722A, L722A	Black Tip, Black Handle				
	502-S760BK	S760BK	E	.080"/ 2.0	RAPC722BK, RASH722BK	White Locking Tip, Black Handle				
	502-762K	762K	C	.084"/2.1	Only 722A, 722RA, PC722A	Red Tip, Black Handle				
	502-763K	763K	C	.084"/2.1	Only 722A, 722RA, PC722A	Red Tip, Red Handle				
✻	502-767K	767K	D	.084"/2.1	Only L722A, L722RA, PCL722A	Red Tip, Black Handle				
✻	502-768K	768K	D	.084"/2.1	Only L722A, L722RA, PCL722A	Red Tip, Red Handle				
	502-760K	760K	C	.100"/ 2.5	712A, PC712A	Black Tip, Black Handle				
	502-760BK	760BK	E	.100"/ 2.5	RAPC712BK, RASH722BK	Black Locking Tip, Black Handle				
✻	502-761K	761K	D	.100"/ 2.5	L712A, L712PA. PCL712A	Black Tip, Black Handle				

MINIATURE SEALED POWER JACKS

- IP rating of IP66,IP67,IP68/Nema 250 (6P) when mated
- Automatic switch over from AC to DC permitted by sleeve shunt spring
- Split center pin shaped to hold mating plug firmly
- Optional IP rated cap (JCAP) protects jack when not in use
- Housing Material: Rigid Thermoplastic
- Bushing material: Plated copper alloy
- Jack Hardware: Supplied with one nickel plated copper alloy hex nut (P1489), one nickel plated steel flat washer (P3031) and one o-ring for sealing jack to panel
- Terminals: Plated copper alloy
- Insulators: Rigid thermoplastic
- Rated current: 5 Amps
- Rated Voltage: Up to 30VDC
- JCAP Material: Thermoplastic elastomer

For quantities greater than listed, call for quote.

MOUSER STOCK NO.	Switchcraft Part No.	Fig.	Pin Size (In./mm)	Mating Plug	Description	Price Each 1	10	25	50
502-L712AS	L712AS	F	.100"/2.5	761KS12, 761KS15, 761KS18	Solder Lug				
502-PCL712AS	PCL712AS	G	.100"/2.5	761KS12, 761KS15, 761KS18	Straight PC Terminal				
502-L712RAS	L712RAS	H	.100"/2.5	761KS12, 761KS15, 761KS18	Right Angle PC Terminal				
502-L722AS	L722AS	F	.080"/2.0	S761KS12, S761KS15, S761KS18, 767KS12, 767KS15, 767KS18	Solder Lug				
502-PCL722AS	PCL722AS	G	.080"/2.0	S761KS12, S761KS15, S761KS18, 767KS12, 767KS15, 767KS18	Straight PC Terminal				
502-L722RAS	L722RAS	H	.080"/2.0	S761KS12, S761KS15, S761KS18, 767KS12, 767KS15, 767KS18	Right Angle PC Terminal				
502-JCAP	JCAP	I	-	-	Power Jack Seal Cap				

STRAIGHT MINIATURE POWER JACKS

For quantities greater than listed, call for quote.

MOUSER STOCK NO.	Switchcraft Part No.	Fig.	Pin Size (In./mm)	Mating Plug	Description	Price Each 1	10	25	50
502-712A	712A	J	.100"/2.5	760	Solder lug				
502-L712A	L712A	K	.100"/2.5	761K	Solder lug, long bushing				
502-712RA	712RA	L	.100"/2.5	760	Right angle, pc terminal				
502-L712RA	L712RA	L	.100"/2.5	761K	Right angle, pc terminal, long bushing				
502-PC712A	PC712A	M	.100"/2.5	760	Straight pc terminal				
502-PCL712A	PCL712A	M	.100"/2.5	761K	PC Terminal, long bushing				
502-722A	722A	J	.080"/2.0	S760	Solder lug				
502-L722A	L722A	K	.080"/2.0	S761K	Solder lug, long bushing				
502-722RA	722RA	L	.080"/2.0	S760	Right angle, pc terminal				
502-L722RA	L722RA	L	.080"/2.0	S761K	Right angle, pc terminal, long bushing				
502-PC722A	PC722A	M	.080"/2.0	S760	Straight pc terminal				
502-PCL722A	PCL722A	M	.080"/2.0	S761K	PC Terminal, long bushing				
502-732A	732A	J	.050"/1.25	860	Solder lug				
502-2C1072	2C1072	-	-	-	Jack Cover for 712A and 722A				

RIGHT ANGLE MINIATURE POWER JACKS

For quantities greater than listed, call for quote.

MOUSER STOCK NO.	Switchcraft Part No.	Fig.	Pin Size (In./mm)	Mating Plug	Description	Price Each 1	10	25	50
502-RAPC712X	RAPC712X	N	.100"/2.5	760, 765	PC mount				
502-RASH712X	RASH712X	O	.100"/2.5	760, 765	Hybrid mount (PC & SMT)				
502-RAPC722X	RAPC722X	N	.080"/2.0	S760	PC mount				
502-RASH722X	RASH722X	O	.080"/2.0	S760	Hybrid mount (PC & SMT)				
502-RASM712X	RASM712X	P	.100"/2.5	760, 765	Surface Mount (SMT)				
502-RASM-712PX	RASM712PX	O	.100"/2.5	760, 765	Surface Mount, Locating Post (SMT)				
502-RASM722X	RASM722X	P	.080"/2.0	S760	Surface Mount (SMT)				
502-RASM722PX	RASM722PX	P	.080"/2.0	S760	Surface Mount, Locating Post (SMT)				

LOCKING RIGHT ANGLE JACKS

For quantities greater than listed, call for quote.

MOUSER STOCK NO.	Switchcraft Part No.	Fig.	Pin Size (In./mm)	Mating Plug	Description	Price Each 1	10	25	50
502-RAPC712BK	RAPC712BK	Q	.100"/2.5	760BK	PC mount				
502-RAPC722BK	RAPC722BK	Q	.080"/2.0	S760BK	PC mount				
502-RASM712BK	RASM712BK	R	.100"/2.5	760BK	Surface mount (SMT)				
502-RASM722BK	RASM722BK	R	.080"/2.0	S760BK	Surface mount (SMT)				
502-RASH712BK	RASH712BK	S	.100"/2.5	760BK	Hybrid mount (PC & SMT)				
502-RASH722BK	RASH722BK	S	.080"/2.0	S760BK	Hybrid mount (PC & SMT)				

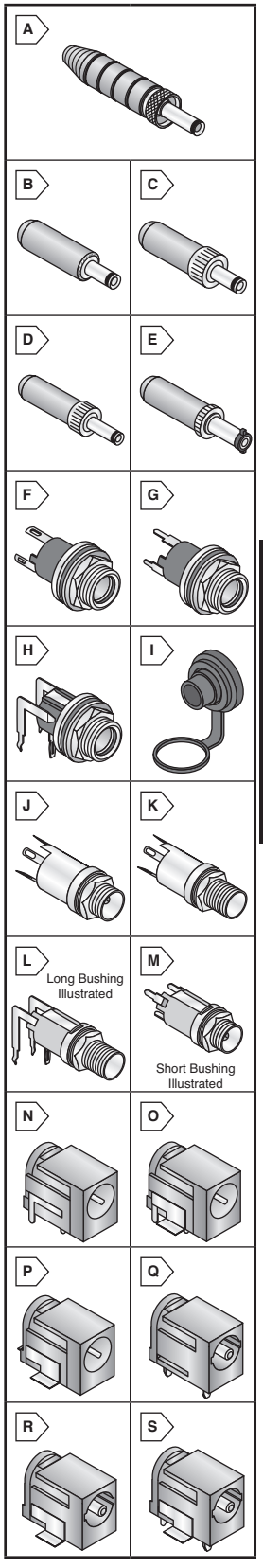

MOUNTING HARDWARE

For quantities greater than listed, call for quote.

MOUSER STOCK NO.	Switchcraft Part No.	Description	Size (in.)	Price Each 1	10	25	50
502-P2439	P2439	Hex Nut, Nickel Plated	5/16-32				
502-P1489	P1489	Hex Nut, Nickel Plated	7/16-32				
502-P2441	P2441	Washer, Flat Nickel Plated	13/32 x 5/16				
502-P3031	P3031	Washer, Flat Nickel Plated	5/8 x 7/16				
502-P2442	P2442	Washer, Phenolic w/ Shoulder	1/2 x 5/16				

For quantities greater than listed, call for quote.

MOUSER STOCK NO.	Switchcraft Part No.	Description	Size (in.)	Price Each 1	10	25	50
502-S4263	S4263	Washer, Insulating w/ Shoulder	1/2 x 5/16				
502-S-1029	S1029	Washer, Fiber w/ Shoulder	5/8 x 3/8				
502-S-1028	S1028	Washer, Rigid Plastic (Brown)	5/8 x 3/8				
502-S2207	S2207	Washer, Rigid Plastic	7/16 x 9/32				

© Copyright 2014 Mouser Electronics

© Copyright 2014 Mouser Electronics

AMPHENOL® Audio Connectors

RoHS Compliant This page of product is compliant.

SP LOUDSPEAKER CONNECTORS

PRODUCT NEW

For quantities greater than listed, call for quote.

MOUSER STOCK NO.	Amphenol Part No.	Fig.	No. of Contacts	Description	Price Each 1	10	50	100
523-SP-2-MDH	SP-2-MDH	A	2	D Flange, Thru-hole, Horizontal PCB, Black				
523-SP-2-MDV	SP-2-MDV	B	2	D Flange, Thru-hole, Vertical PCB, Black				
523-SP-4-MDV-2	SP-4-MDV-2	B	4	D Flange, Thru-hole, Vertical PCB, Red				
523-SP-4-MD-8	SP-4-MD-8	C	4	D Flange, Thru-hole, Solder Tabs 3/16", Grey				
523-SP-4-MDHT	SP-4-MDHT	A	4	D Flange, Self Tapping Holes, Horizontal PCB, Black				
523-SP-4-MDHT-8	SP-4-MDHT-8	A	4	D Flange, Self Tapping Holes, Horizontal PCB, Grey				
523-SP-4-MDVT-8	SP-4-MDVT-8	B	4	D Flange, Self Tapping Holes, Vertical PCB, Grey				
523-SP-4-MDT	SP-4-MDT	C	4	D Flange, Self Tapping Holes, Solder Tabs 3/16", Black				

XLR AC SERIES

Cable Connectors: Metal Shell

For quantities greater than listed, call for quote.

MOUSER STOCK NO.	Amphenol Part No.	Fig.	No. of Contacts	Description	Price Each 1	10	50	100
Male Solder								
523-AC3MMB	AC3MMB	D	3	Machined Contacts, Black Finish				
523-AC3MM	AC3MM	D	3	Machined Contacts, Nickel Finish				
523-AC3M	AC3M	D	3	Stamped Contacts, Nickel Finish				
523-AC4MJ	AC4MJ	D	3	Machined Contacts, Nickel Finish				
523-AC5MJ	AC5MJ	D	5	Machined Contacts, Nickel Finish				
Female Solder								
523-AC3F	AC3F	E	3	Stamped Contacts, Nickel Finish				
523-AC3FB	AC3FB	E	3	Stamped Contacts, Black Finish				
523-AC5FJ	AC5FJ	E	5	Machined Contacts, Nickel Finish				
Male Type D Chassis								
523-AC3MMDZ	AC3MMDZ	F	3	Machined Contacts, Nickel Finish				
523-AC3-MMDZB	AC3-MMDZB	F	3	Machined Contacts, Black Finish				
523-AC4MDZ	AC4MDZ	F	4	Machined Contacts, Nickel Finish				
523-AC5MDZ	AC5MDZ	F	5	Machined Contacts, Nickel Finish				
Female Type P Chassis								
523-AC3FDZ	AC3FDZ	G	3	Stamped Contacts, Nickel Finish				
523-AC3FDZB	AC3FDZB	G	3	Stamped Contacts, Black Finish				
523-AC4FDZ	AC4FDZ	G	4	Stamped Contacts, Nickel Finish				
523-AC5FDZ	AC5FDZ	G	5	Machined Contacts, Nickel Finish				
Male IDC								
523-AC3MI	AC3MI	D	3	IDC Contacts, Nickel Finish				
Female IDC								
523-AC3FI	AC3FI	E	3	IDC Contacts, Nickel Finish				

Chassis Connectors: Thermoplastic Type A Flange

For quantities greater than listed, call for quote.

Male								
523-AC3MAH1-AU-B	AC3MAH1-AU-B	H	3	Horizontal Pin 1 to Chassis to Mating Shell				
523-AC3MAH2-AU-B	AC3MAH2-AU-B	H	3	Horizontal Shell to Chassis Pin 1 Sep. Ground				
523-AC3MAH-AU-B	AC3MAH-AU-B	H	3	Horizontal No Ground Link				
523-AC3MAV1-AU-B	AC3MAV1-AU-B	I	3	Vertical Pin 1 to Chassis to Mating Shell				
523-AC3MAV2-AU-B	AC3MAV2-AU-B	I	3	Vertical Shell to Chassis-Pin 1 Sep. Ground				
523-AC3MAV-AU-B	AC3MAV-AU-B	J	3	Vertical No Ground Link				
Female								
523-AC3FAH1-AU-B	AC3FAH1-AU-B	K	3	Horizontal Pin 1 to Chassis to Mating Shell				
523-AC3FAH2-AU-B	AC3FAH2-AU-B	K	3	Horizontal Shell to Chassis-Pin 1 Sep. Ground				
523-AC3FAH-AU-B	AC3FAH-AU-B	K	3	Horizontal No Ground Link				
523-AC3FAV1-AU-B	AC3FAV1-AU-B	L	3	Vertical Pin 1 to Chassis to Mating Shell				
523-AC3FAV2-AU-B	AC3FAV2-AU-B	L	3	Vertical Shell to Chassis-Pin 1 Sep. Ground				
523-AC3FAV-AU-B	AC3FAV-AU-B	L	3	Vertical No Ground Link				

RCA PLUGS AND JACKS

For quantities greater than listed, call for quote.

MOUSER STOCK NO.	Amphenol Part No.	Fig.	Description	Price Each 1	10	50	100
523-ACJD-BLK	ACJD-BLK	M	Female Nickel Housing Black Insulator				
523-ACJD-RED	ACJD-RED	M	Female Nickel Housing Red Insulator				
523-ACJR-BLK	ACJR-BLK	N	Female Black Housing Flexible Black Grommet				
523-ACJR-RED	ACJR-RED	N	Female Red Housing Flexible Red Grommet				
523-ACPR-BLK	ACPR-BLK	O	Male Black Housing Flexible Black Grommet				
523-ACPR-RED	ACPR-RED	O	Male Red Housing Flexible Red Grommet				

HIGH POWER CONNECTORS EP SERIES METAL SHELL TYPE - SOLDER

For quantities greater than listed, call for quote.

523-EP4-12	EP4-12	P	4 Pole Male Nickel Finish Metal Shell				
523-EP6-12	EP6-12	P	6 Pole Male Nickel Finish Metal Shell				
523-EP4-11P	EP4-11P	Q	4 Pole Female Nickel Finish Metal Shell				
523-EP6-11PB	EP6-11PB	Q	6 Pole Female Black Finish Metal Shell				

PHONE PLUGS AND JACKS

For quantities greater than listed, call for quote.

Mono M Series							
523-ACJM-MHDR	ACJM-MHDR	R	Single Jack Metal Nut and Entry Bore				
523-ACJM-MHD	ACJM-MHD	S	Dual Jack (Piggyback) Metal Nut and Entry Bore				
Stereo M Series							
523-ACJS-MHDR	ACJS-MHDR	R	Single Jack Metal Nut and Entry Bore				
523-ACJS-MHD	ACJS-MHD	S	Dual Jack (Piggyback) Metal Nut and Entry Bore				
Mono T Series							
523-TM2PB	TM2PB	T	Black Finish Nickel Tip and Sleeve				
523-TM2PB-AU	TM2PB-AU	T	Black Finish Gold Tip and Sleeve				
523-TM2P	TM2P	T	Satin Finish Nickel Tip and Sleeve				
523-TM2P-AU	TM2P-AU	T	Satin Finish Gold Tip and Sleeve				
Stereo T Series							
523-TS3PB-AU	TS3PB-AU	T	Black Finish Gold Tip Ring and Sleeve				
523-TS3P	TS3P	T	Satin Finish Nickel Tip Ring and Sleeve				
523-TS3P-AU	TS3P-AU	T	Satin Finish Gold Tip Ring and Sleeve				

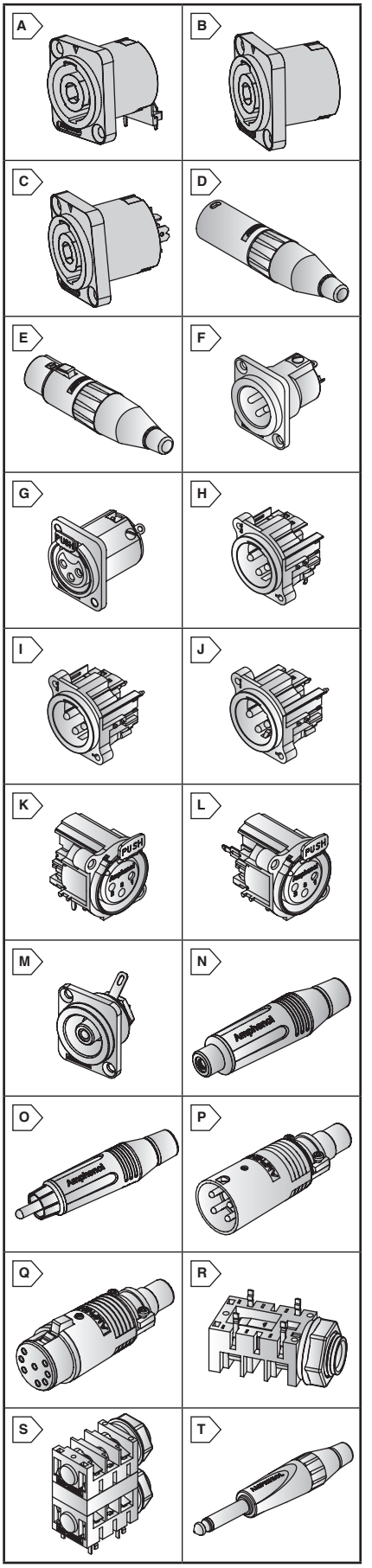

© Copyright 2014 Mouser Electronics

© Copyright 2014 Mouser Electronics

JOHNSON Banana Plugs and Jacks, Binding Posts

Johnson® EMERSON Network Power Connectivity Solutions

RoHS Compliant This product is RoHS compliant.

BANANA PLUGS

For quantities greater than listed, call for quote.

MOUSER STOCK NO.	Johnson Components Part No.	Fig.	Color	Amps	Max. Wire	Price Each 1	10	25	100	500	1000
Insulated Side Set Screw Solderless											
530-108-1702-101	108-1702-101	A	Red	15	16AWG						
530-108-1703-101	108-1703-101	A	Black	15	16AWG						
Insulated Solderless Tapered Handle											
530-108-0302-1	108-0302-001	B	Red	15	16AWG						
530-108-0303-1	108-0303-001	B	Black	15	16AWG						
530-108-0301-1	108-0301-001	B	White	15	16AWG						
530-10803041	108-0304-001	B	Green	15	16AWG						
530-108-0306-1	108-0306-001	B	Orange	15	16AWG						
530-108-0307-1	108-0307-001	B	Yellow	15	16AWG						
530-108-0308-1	108-0308-001	B	Brown	15	16AWG						
530-108-0310-1	108-0310-001	B	Blue	15	16AWG						
530-108-0312-1	108-0312-001	B	Violet	15	16AWG						
530-108-0313-1	108-0313-001	B	Gray	15	16AWG						
Insulated Hex Body Solder Long Handle											
530-108-0752-2	108-0752-002	C	Red	15	16AWG						
530-108-0752-1	108-0752-001	C	Black	15	16AWG						
Insulated Round Body Solder Stud											
530-108-1723-101	108-1723-101	D	Black	15	16AWG						
530-108-1722-101	108-1722-101	D	Red	15	16AWG						
530-108-1722-103	108-1722-103	D	Red	15	16AWG						
Insulated Stacking Single											
530-108-1082-1	108-1082-001	E	Red	15	16AWG						
530-108-1083-1	108-1083-001	E	Black	15	16AWG						
530-108-1081-1	108-1081-001	E	White	15	16AWG						
Dual-Insulated Stacking Set Screw											
530-108-0252-1	108-0252-001	F	Red	15	14AWG						
530-108-0253-1	108-0253-001	F	Black	15	14AWG						
Uninsulated Panel .375" Threaded Stud											
530-108-0750-1	108-0750-001	G	Nickel	15	14AWG						
Uninsulated Panel Screw Type											
530-108-0753-1	108-0753-001	H	Silver	15	14AWG						
Miniature-Insulated Solder Type											
530-108-1002-1	108-1002-001	I	Red	10	18AWG						
530-108-1003-1	108-1003-001	I	Black	10	18AWG						

BANANA JACKS

For quantities greater than listed, call for quote.

MOUSER STOCK NO.	Johnson Components Part No.	Fig.	Color	Amps	Max. Wire	Price Each 1	10	25	100	500	1000
Insulated Solder Terminal											
530-108-0902-1	108-0902-001	J	Red	15	16AWG						
530-108-0903-1	108-0903-001	J	Black	15	16AWG						
530-108-0901-1	108-0901-001	J	White	15	16AWG						
530-1080904-1	108-0904-001	J	Green	15	16AWG						
530-108-0906-1	108-0906-001	J	Orange	15	16AWG						
530-108-0907-1	108-0907-001	J	Yellow	15	16AWG						
530-108-0908-1	108-0908-001	J	Brown	15	16AWG						
530-108-0910-1	108-0910-001	J	Blue	15	16AWG						
530-108-0912-1	108-0912-001	J	Violet	15	16AWG						
530-108-0913-1	108-0913-001	J	Grey	15	16AWG						
Uninsulated Solder Terminal											
530-108-0740-1	108-0740-001	K	Nickel	15	12AWG						
Miniature-Insulated Rib-Loc® Turret Terminal											
530-108-1102-1	108-1102-001	L	Red	10	- - -						
Insulated Rib-Loc® Solder Terminal											
530-108-2301-1	108-2301-801	M	White	15	16AWG						
530-108-2302-1	108-2302-801	M	Red	15	16AWG						

BINDING POSTS

For quantities greater than listed, call for quote.

MOUSER STOCK NO.	Johnson Components Part No.	Fig.	Color	Amps	Panel Thickness	Price Each 1	10	25	100	500	1000
Insulated Standard											
530-111-0102-1	111-0102-001	N	Red	15	up to .281						
530-111-0103-1	111-0103-001	N	Black	15	up to .281						
530-111-0101-1	111-0101-001	N	White	15	up to .281						
530-111-0104-1	111-0104-001	N	Green	15	up to .281						
530-111-0107-1	111-0107-001	N	Yellow	15	up to .281						
530-111-0110-1	111-0110-001	N	Blue	15	up to .281						
Uninsulated Grounded Type											
530-111-2223-001	111-2223-001	O	Nickel	15	up to .281						
Insulated Grounded Type											
530-111-0702-001	111-0702-001	P	Red	15	up to .313						
530-111-0703-001	111-0703-001	P	Black	15	up to .313						

DIMENSIONS: in.

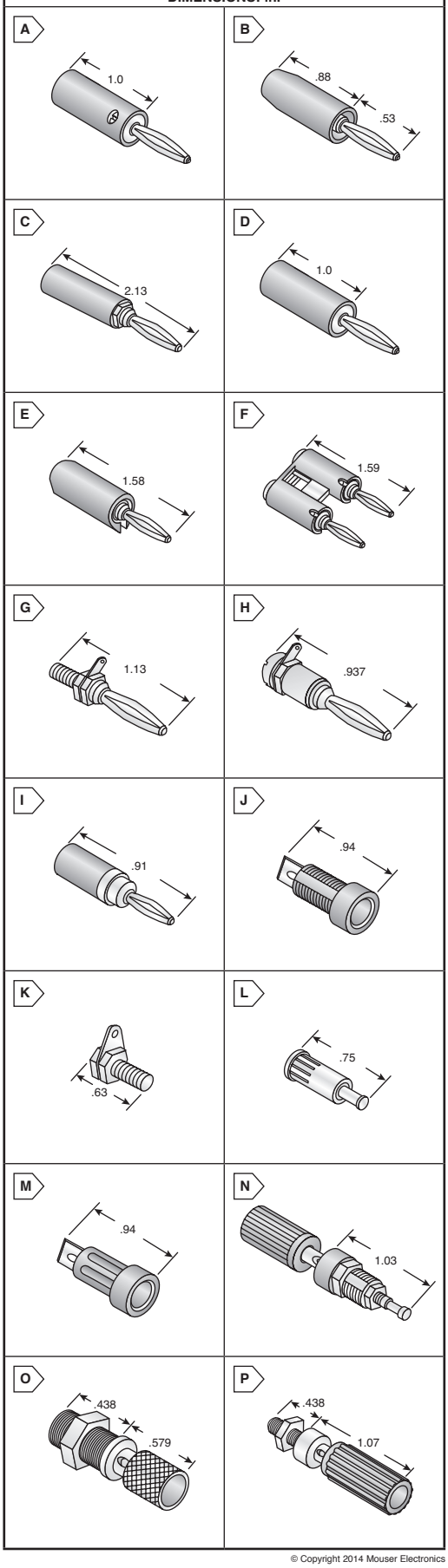

AudioVideo Connectors

Johnson Components

© Copyright 2014 Mouser Electronics

© Copyright 2014 Mouser Electronics

JOHNSON Tip Plugs and Jacks, Test Jacks

Johnson® EMERSON Network Power Connectivity Solutions

RoHS Compliant This product is RoHS compliant.

TIP PLUGS

Insulated Solderless Type

For quantities greater than listed, call for quote.

MOUSER STOCK NO.	Johnson Components Part No.	Fig.	Amp	Max Wire	Color	Price Each 1	10	25	100	500	1000
530-105-0302-1	105-0302-001	A	10	16AWG	Red						
530-105-0303-1	105-0303-001	A	10	16AWG	Black						
530-105-0301-1	105-0301-001	A	10	16AWG	White						
530-105-0304-1	105-0304-001	A	10	16AWG	Green						
530-105-0310-1	105-0310-001	A	10	16AWG	Blue						

Insulated Small Handle Type

For quantities greater than listed, call for quote.

MOUSER STOCK NO.	Johnson Components Part No.	Fig.	Amp	Max Wire	Color	Price Each 1	10	25	100	500	1000
530-105-0772-1	105-0772-001	B	10	16AWG	Red						
530-105-0773-1	105-0773-001	B	10	16AWG	Black						

TIP JACKS

Insulated Metal Clad Standard Type

For quantities greater than listed, call for quote.

MOUSER STOCK NO.	Johnson Components Part No.	Fig.	Amp	Panel Thickness	Color	Price Each 1	10	25	100	500	1000
530-105-0251-1	105-0251-001	C	10	Up to .281"	White						
530-105-0252-1	105-0252-001	C	10	Up to .281"	Red						
530-105-0253-1	105-0253-001	C	10	Up to .281"	Black						
530-105-0201-200	105-0201-200	C	10	Up to .281"	White						
530-105-0202-200	105-0202-200	C	10	Up to .281"	Red						
530-105-0203-200	105-0203-200	C	10	Up to .281"	Black						
530-105-0204-200	105-0204-200	C	10	Up to .281"	Green						

Insulated Standard

For quantities greater than listed, call for quote.

MOUSER STOCK NO.	Johnson Components Part No.	Fig.	Amp	Panel Thickness	Color	Price Each 1	10	25	100	500	1000
530-105-0802-1	105-0802-001	D	10	Up to .437"	Red						
530-105-0803-1	105-0803-001	D	10	Up to .437"	Black						
530-105-0801-1	105-0801-001	D	10	Up to .437"	White						
530-105-0804-1	105-0804-001	D	10	Up to .437"	Green						
530-105-0807-1	105-0807-001	D	10	Up to .437"	Yellow						
530-105-0810-1	105-0810-001	D	10	Up to .437"	Blue						

Insulated Standard Rib-Loc®

For quantities greater than listed, call for quote.

MOUSER STOCK NO.	Johnson Components Part No.	Fig.	Amp	Panel Thickness	Color	Price Each 1	10	25	100	500	1000
530-105-1042-1	105-1042-001	E	5	Up to .375"	Red						
530-105-1043-1	105-1043-001	E	5	Up to .375"	Black						
530-105-1041-1	105-1041-001	E	5	Up to .375"	White						
530-105-1044-1	105-1044-001	E	5	Up to .375"	Green						
530-105-1047-1	105-1047-001	E	5	Up to .375"	Yellow						
530-105-1050-1	105-1050-001	E	5	Up to .375"	Blue						

Insulated Deluxe

For quantities greater than listed, call for quote.

MOUSER STOCK NO.	Johnson Components Part No.	Fig.	Amp	Panel Thickness	Color	Price Each 1	10	25	100	500	1000
530-105-0602-1	105-0602-001	F	10	Up to .437"	Red						
530-105-0603-1	105-0603-001	F	10	Up to .437"	Black						
530-105-0601-1	105-0601-001	F	10	Up to .437"	White						
530-105-0604-1	105-0604-001	F	10	Up to .437"	Green						
530-105-0607-1	105-0607-001	F	10	Up to .437"	Yellow						
530-105-0610-1	105-0610-001	F	10	Up to .437"	Blue						

TEST JACKS

Horizontal Insulated Standard

For quantities greater than listed, call for quote.

MOUSER STOCK NO.	Johnson Components Part No.	Fig.	Amp	Pin Spacing	Color	Price Each 1	10	25	100	500	1000
530-105-0751-1	105-0751-001	G	5	.400"	White						
530-105-0752-1	105-0752-001	G	5	.400"	Red						
530-10507531	105-0753-001	G	5	.400"	Black						
530-105-0754-1	105-0754-001	G	5	.400"	Green						
530-105-0757-1	105-0757-001	G	5	.400"	Yellow						
530-105-0756-1	105-0756-001	G	5	.400"	Orange						
530-105-0758-1	105-0758-001	G	5	.400"	Brown						
530-105-0760-1	105-0760-001	G	5	.400"	Blue						
530-105-0762-1	105-0762-001	G	5	.400"	Violet						
530-105-0763-1	105-0763-001	G	5	.400"	Gray						

Horizontal Insulated Miniature

For quantities greater than listed, call for quote.

MOUSER STOCK NO.	Johnson Components Part No.	Fig.	Amp	Pin Spacing	Color	Price Each 1	10	25	100	500	1000
530-105-1101-1	105-1101-001	H	5	.200"	White						
530-105-1102-1	105-1102-001	H	5	.200"	Red						
530-105-1103-1	105-1103-001	H	5	.200"	Black						
530-105-1104-1	105-1104-001	H	5	.200"	Green						
530-105-1107-1	105-1107-001	H	5	.200"	Yellow						
530-105-1110-1	105-1110-001	H	5	.200"	Blue						

Vertical Insulated - Machined Contact

For quantities greater than listed, call for quote.

MOUSER STOCK NO.	Johnson Components Part No.	Fig.	Amp	Pin Spacing	Color	Price Each 1	10	25	100	500	1000
530-105-0851-1	105-0851-001	I	5	- - -	White						
530-105-0852-1	105-0852-001	I	5	- - -	Red						
530-105-0853-1	105-0853-001	I	5	- - -	Black						

Vertical Insulated - Formed Contact

For quantities greater than listed, call for quote.

MOUSER STOCK NO.	Johnson Components Part No.	Fig.	Amp	Pin Spacing	Color	Price Each 1	10	25	100	500	1000
530-105-2201-1	105-2201-201	J	5	- - -	White						
530-105-2202-1	105-2202-201	J	5	- - -	Red						
530-105-2203-1	105-2203-201	J	5	- - -	Black						

DIMENSIONS: in.

A

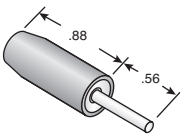

B

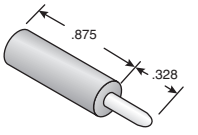

C

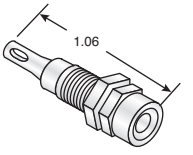

D

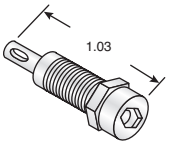

E

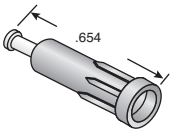

F

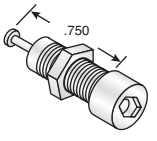

G

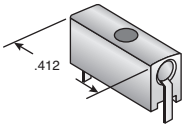

H

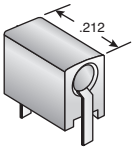

I

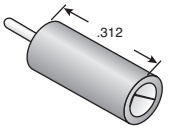

J

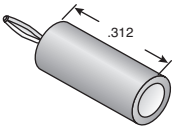

© Copyright 2014 Mouser Electronics

© Copyright 2014 Mouser Electronics

REAN Commercial Audio Connectors

RoHS Compliant **This product is RoHS compliant.**

TINY XLR PLUGS AND RECEPTACLES

- Robust metal housing with best flex relief
- Shielded system – high noise immunity and EMI protection
- Intuitive and rugged locking mechanism provides secure locking system
- Millionfold proven chuck type strain relief
- Keyed insert and strain relief
- Watertight chassis connector, even in unmated condition

NEW PRODUCT

For quantities greater than listed, call for quote.

MOUSER STOCK NO.	Neutrik Part No.	Fig.	No. of Cont.	Gender	Description	Price Each 1	10	25
Cable Mount								
568-RT3FC-B	RT3FC-B	A	3	Female	Black housing, gold contacts			
568-RT3FC-B-W	RT3FC-B-W	B	3	Female	Blk Hsg, Au Cont , with sealing boot			
568-RT3FCT-B	RT3FCT-B	C	3	Female	Blk Hsg, Au Cont, Screw Locking			
568-RT3MC-B	RT3MC-B	D	3	Male	Black housing, gold contacts			
568-RT4FC-B	RT4FC-B	A	4	Female	Black housing, gold contacts			
568-RT4FC-B-W	RT4FC-B-W	B	4	Female	Blk Hsg, Au Cont , with sealing boot			
568-RT4FCT-B	RT4FCT-B	C	4	Female	Blk Hsg, Au Cont, Screw Locking			
568-RT4MC-B	RT4MC-B	D	4	Male	Black housing, gold contacts			
568-RT5FC-B	RT5FC-B	A	5	Female	Black housing, gold contacts			
568-RT5FC-B-W	RT5FC-B-W	B	5	Female	Blk Hsg, Au Cont , with sealing boot			
568-RT5FCT-B	RT5FCT-B	C	5	Female	Blk Hsg, Au Cont, Screw Locking			
568-RT5MC-B	RT5MC-B	D	5	Male	Black housing, gold contacts			
Chassis Mount								
568-RT3MP-B	RT3MP	E	3	Male	Nickel Hsg, Front Mount, Au Cont			
568-RT3MPR	RT3MPR	F	3	Male	Nickel Hsg, Rear Mount, Au Cont			
568-RT4MP-B	RT4MP	E	4	Male	Nickel Hsg, Front Mount, Au Cont			
568-RT4MPR	RT4MPR	F	4	Male	Nickel Hsg, Rear Mount, Au Cont			
568-RT5MP	RT5MP	E	5	Male	Nickel Hsg, Front Mount, Au Cont			
568-RT5MPR	RT5MPR	F	5	Male	Nickel Hsg, Rear Mount, Au Cont			
Adapters								
568-RA3MT-B	RA3MT-B	G	3	Fem/Male	Tiny Female to XLR Male			
568-RA3FT-B	RA3FT-B	G	3	Fem/Fem	Tiny Female to XLR Female			

COMMERCIAL 1/4" PHONE PLUGS

- Features large cable clamp with solder tabs
- Housing/shell: Brass Ni/Au/Black plated or Zinc diecast
- Insulation: Thermoplastic
- Contacts: Brass, Ni/Au plated
- Strain relief: Crimp type SnCe plated

For quantities greater than listed, call for quote.

MOUSER STOCK NO.	Neutrik Part No.	Fig.	Description	Cable O.D.	Price Each 1	10	25
1/4" Phone Plugs							
568-NYS201	NYS201	H	Mono, short handle	6mm			
568-NYS202	NYS202	H	Stereo, short handle	6mm			
568-NYS208	NYS208	-	Stereo, Right Angle, Metal Housing	6mm			
568-NYS203	NYS203	I	Mono, plastic handle	6mm			
568-NYS204	NYS204	I	Stereo, plastic handle	6mm			
568-NYS224	NYS224	H	Mono, long handle	8mm			
568-NYS224L	NYS224L	H	Mono, long handle, outlet D=9.5mm	8mm			
568-NYS228	NYS228	H	Stereo, long handle	6mm			
568-NYS225	NYS225	J	Mono, Nickel lg. shell for speaker cable	8mm			
568-NYS225B	NYS225B	J	Mono, black lg. shell for speaker cable	8mm			
3.5MM TRS Phone Plugs							
568-NYS231	NYS231	K	Stereo, Tin Cnts, Nickel Shell	4mm			
568-NYS231BG	NYS231BG	K	Stereo, Gold Cnts, Black Shell	4mm			
568-NYS231L	NYS231L	K	Stereo, Tin Cnts, Large Nickel Shell	6mm			

COMMERCIAL 1/4" PHONE JACKS

- Mono and stereo jacks
- Stereo jacks feature all contacts switched
- Can be used with panels as thick as 5.5mm with washer and nut (included)
- Housing/shell: Brass Ni/Au/Black plated or Zinc diecast
- Insulation: Thermoplastic
- Contacts: Brass, Ni/Au plated
- Strain relief: Crimp type SnCe plated

For quantities greater than listed, call for quote.

MOUSER STOCK NO.	Neutrik Part No.	Fig.	Description	Price Each 1	10	25
With Metal Nut/Washer Mounting Hardware						
568-NYS220	NYS2202	L	Mono thick panel - mounts flush - nickel/silver			
568-NYS220/3	NYS2203	L	Stereo thick panel - mounts flush - nickel/silver			
568-NYS221	NYS221	L	Phone Connectors 1/4" STEREO REAN			
568-NYS229	NYS229	M	Open frame - mono- nickel/silver			
568-NYS229L	NYS229L	M	Open frame-mono-6.5mm pnl thickness-nickel/silver			
568-NYS230	NYS230	M	Open frame - stereo - nickel/silver			
568-NYS234	NYS234	N	Stereo PCB vertical-TN and RN contacts-plastic/silver			
568-NYS234-3	NYS2343	N	Stereo PCB vertical - no normals - plastic/silver			
With Plastic Nut/Washer Mounting Hardware						
568-NYS212	NYS212	O	Stereo - solder tap version - .450"			
568-NYS212/2	NYS2122	O	Mono - solder tap version			
568-NYS216	NYS216	O	Stereo - PC Horizontal -.322" length contacts			
568-NYS216/2	NYS2162	O	Mono - PC Horizontal -.322" length contacts			
568-NYS218	NYS218	O	Stereo - PC Horizontal -.590" length contacts			
568-NYS218/2	NYS2182	O	Mono - PC Horizontal -.590" length contacts			
568-NYS219	NYS219	O	Stereo - PC Horizontal - .492" length contacts			
568-NYS219/2	NYS2192	O	Mono - PC Horizontal - .492" length contacts			
With Chrome Ferrule Mounting Hardware						
568-NYS215	NYS215	O	Stereo - PC Horizontal - chrome ferrule			
Inline Cable Mount Jack						
568-NYS2202P	NYS2202P	P	Mono - Cable Mount Inline Jack, Solder, nickel/silver			

PHONO (RCA) CONNECTORS

- Heavy duty all metal phono plugs with long handle
- Phono plug accepts cable OD up to 0.25"
- Housing/handle: Brass Ni/Au black plated or Zinc diecast
- Insulation: Thermoplastic
- Contacts: Brass Ni/Au plated

For quantities greater than listed, call for quote.

MOUSER STOCK NO.	Neutrik Part No.	Fig.	Description	Contacts	Price Each 1	10	25
568-NYS352	NYS352	Q	Plug, Nickel shell	Silver			
568-NYS352G	NYS352G	Q	Plug, Nickel shell	Gold			
568-NYS355	NYS355	R	Adapter, Nickel shell	Silver			



© Copyright 2014 Mouser Electronics

© Copyright 2014 Mouser Electronics

POMONA Broadcast Connectors

Pomona ELECTRONICS

VIDEO BROADCAST

For quantities greater than listed, call for quote.

MOUSER STOCK NO. Mfr.	Mfr. Part No.	Fig.	Description	Price Each 1	25	50
75 Ohm Digital BNC Connectors						
565	6705	A	BNC (F/F) Isolated Panel Connector for Digital Video			
75 Ohm BNC Connectors and Adapters						
565	6752A	B	BNC (m) Crimp for RG59, 59A, 59B, 62, 210 cable			
565	6746A	C	BNC (m) Comp Style, field inst, for RG59, 59A, 59B, 62, 210 cable			
75 Ohm BNC Within Series Adapters						
565	6738	D	BNC (f/f/f) Adapter			
565	6739	E	BNC (f/m/f) Adapter			
565	6754	F	BNC (f/m/f) Adapter, In-line			
565	6740	G	BNC (m/m) Adapter			
565	6737	H	BNC (f/f) Adapter			
565	6744	I	BNC (f/f) Panel Mount, Hermetically Sealed Adapter			
75 Ohm BNC Panel Receptacles						
565	6736	J	BNC (f) Panel Receptacle, 0.50 in. (13.46mm) hole spacing			
565	6735	K	BNC (m) Panel Receptacle, 0.50 in. (13.46mm) hole spacing			
75 Ohm BNC Female PCB Mount						
565	6748	L	BNC (f) PCB Mount, Right Angle			
565	6747	M	BNC (f) PCB Mount, Vertical			
565	6718	N	BNC (f) PCB Mount, Dual Right Angle, White Valox			
75 Ohm BNC Bulkhead Receptacles						
565	6745	O	BNC (f) Bulkhead Receptacle, 75 Ohm			
565	6741	O	BNC (f) Bulkhead Receptacle, Isolated Ground, 75 Ohm			
75 Ohm BNC Terminators, Dust Cap, Shorting Cap						
565	4391-75	P	BNC 75 Ohm Attenuator			
565	384075	Q	BNC Male Terminator Plug, 75 Ohm			
565	4119-75	R	BNC Feed-Thru Termination, 75 Ohm			
565	5085	S	BNC Shorting Cap			
565	3839	S	BNC Dust Cap			

75 OHM BETWEEN SERIES ADAPTER

For quantities greater than listed, call for quote.

MOUSER STOCK NO. Mfr.	Mfr. Part No.	Fig.	Description	Price Each 1	25	50
565	6779	T	BNC (m) 75 Ohm / F (f)			
565	6780	U	BNC (f) 75 Ohm / F (f)			
565	6781	V	BNC (f) 75 Ohm / F (m)			
565	6782	W	BNC (m) 75 Ohm / F (m)			
565	5319	X	BNC Female to Phono Plug			
565	4054	Y	BNC Male to Phono Jack			
565	1297	Z	BNC Female to 1/4in (6.35mm) Phone Plug			
565	3837	AA	BNC Female to Two Conductor, 0.14in (3.5mm) Dia. Tini Plug			
565	4043	BB	BNC Male to 1/4in (6.35mm) Two Conductor Phone Jack			
565	6519	CC	BNC Female to Mini-WECO Plug Adapter			
565	5008	CC	BNC Female to Standard WECO Plug Adapter			
565	4719	DD	BNC Female to Bantam Plug Adapter			

75 OHM CABLE ASSEMBLIES

For quantities greater than listed, call for quote.

MOUSER STOCK NO. Mfr.	Mfr. Part No.	Fig.	Description	Length	Price Each 1	25	50
565	6510-V-36-0	EE	BNC Male True 75 Ohm High Flex Cable	36in (0.9m)			
565	6510-V-48-0	EE	BNC Male True 75 Ohm High Flex Cable	48in (1.2m)			
565	6510-V-60-0	EE	BNC Male True 75 Ohm High Flex Cable	60in (1.5m)			
565	6510-V-72-0	EE	BNC Male True 75 Ohm High Flex Cable	72in (1.8m)			
565	2249-E-36	FF	BNC Male Cable with Molded Strain Reliefs	3ft (0.9m)			
565	2249-E-72	FF	BNC Male Cable with Molded Strain Reliefs	6ft (1.8m)			
565	2249-E-120	FF	BNC Male Cable with Molded Strain Reliefs	10ft (3.0m)			
565	2249-E-144	FF	BNC Male Cable with Molded Strain Reliefs	12ft (3.7m)			
565	2249-E-180	FF	BNC Male Cable with Molded Strain Reliefs	15ft (4.6m)			
565	2249-E-240	FF	BNC Male Cable with Molded Strain Reliefs	20ft (6.1m)			
565	2249-E-300	FF	BNC Male Cable with Molded Strain Reliefs	25ft (7.6m)			
565	2249-E-600	FF	BNC Male Cable with Molded Strain Reliefs	50ft (15.2m)			

F CONNECTORS

For quantities greater than listed, call for quote.

MOUSER STOCK NO. Mfr.	Mfr. Part No.	Fig.	Description	Price Each 1	25	50
75 Ohm Type "F" Within Series Adapters						
565	6800	GG	75Ω Type F (m/f) Right Angle Adapter			
565	6801	HH	75Ω Type F (m/f) in-line Adapter			
75 Ohm Type "F" Bulkhead Receptacle						
565	6802	II	75Ω Type F (f/f) in-line, with nut and washer			
75 Ohm Type "F" PCB Mount						
565	6803	JJ	75Ω Type F(f), vertical mount with PTFE insulator.			

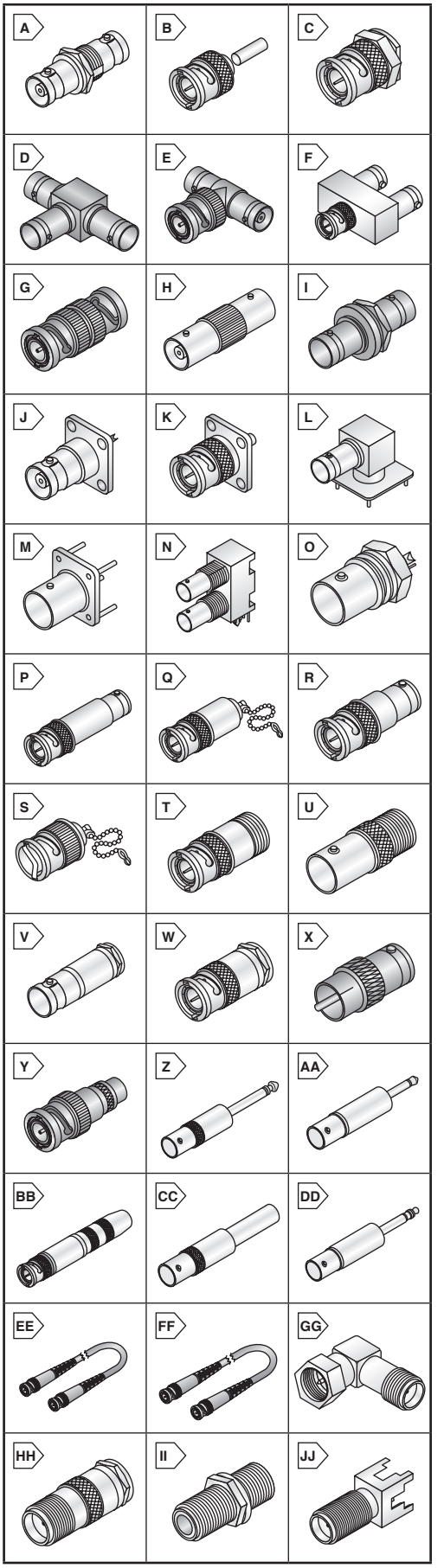

© Copyright 2014 Mouser Electronics

© Copyright 2014 Mouser Electronics

SWITCHCRAFT Phone Jacks and Accessories

Switchcraft®
Harsh Environment Connectivity Solutions
A HEICO Company

RoHS Compliant **This product is RoHS compliant.**

LITTEL-JAX® 1/4" COMMERICAL PHONE JACKS

Phone jacks mount in single .375" hole in panels up to .150" thick, except stock numbers 502-L-11 and 502-L-12 which mounts in panels up to .25" thick.

For quantities greater than listed, call for quote.

MOUSER STOCK NO.	Switchcraft Part No.	Fig. ✻	Circuit Dia.	Typical Mating Type	Description	Price Each 1	10	25
2-Conductor Standard 1/4" I.D. Types								
502-11	11	A	1	250	Open tip			
502-C11X	C11X	A	1	440X	Open tip with locating pin			
502-L-11	L11	A	1	250	Open tip with .375" bushing			
502-FAL11	FAL11	A	1	250	Open tip, .375" bushing, .205 Faston			
502-12A	12A	A	2	250	Closed tip			
502-C12AX	C12AX	A	2	440X	Closed tip with locating pin			
502-L-12A	L12A	A	2	250	Closed tip with .375" bushing			
502-13	13	A	-	250	Isolated "Make" Circuit			
502-13A	13A	A	3	250	Transfer circuit			
502-13E	13E	A	4	250	Isolated "break" circuit			
3-Conductor Standard 1/4" I.D. Types								
502-12B	12B	A	5	267	Open tip, open ring			
502-C12BX	C12BX	A	5	480X	Open tip, open ring with locator pin mil 0.25/0.21			
502-L-12B	L12B	A	5	267	Open tip, open ring with .375" bushing			
502-13B	13B	A	6	267	Closed tip, open ring			
502-14B	14B	A	7	267	Closed tip, closed ring			
2-Conductor .210" I.D. Type for Polarized Connections								
502-S-11	S11	A	1	S-250	Open tip			
3-Conductor .210" I.D. Type for Polarized Connections								
502-S-12B	S12B	A	5	S-260	Open tip, open ring			

✻ 502-C11X is shown

1/4" EXTENSION JACKS (IN-LINE)

For quantities greater than listed, call for quote.

MOUSER STOCK NO.	Switchcraft Part No.	Fig.	Mating Plug	Description	Price Each 1	10	25
2-Conductor							
502-120	120	B	250	Shielded handle, screw terminal			
502-121	121	C	250	Shielded handle, solder lugs, and cable clamp			
502-88	88	D	250	Black handle, solder lugs			
3-Conductor							
502-1230	1230	B	267	Shielded handle, screw terminals			
502-131	131	C	267	Shielded handle, solder lug			
502-S-830	S830	D	480X	Black handle, screw terminals, .21" I.D. Sleeve			
502-838	838	D	267	Black handle, solder lugs			

JACK COVERS - SPRING LOADED

For quantities greater than listed, call for quote.

502-515X	515X	-	N/A	Black, jack cover			

HI-D JAX, 1/4" ENCLOSED PHONE JACKS

Small, compact phone jacks mate with standard .25" (6.35mm) phone plugs. The molded body protects the integral silver plated contacts.They feature low contact resistance, low electrical leakage and low capacity between contacts. Mounts in single .375" hole in panels up to .156" thick.

For quantities greater than listed, call for quote.

MOUSER STOCK NO.	Switchcraft Part No.	Fig.	Circuit Dia.	Typ. Mating Type	Description	Price Each 1	10	25
2-Conductor-Solder Type								
502-111X	111X	E	1	250	Open tip			
502-N111X	N111X	E	1	250	Open tip, nylon bushing			
502-112AX	112AX	E	2	250	Closed tip			
502-N112AX	N112AX	E	2	250	Closed tip, nylon bushing			
502-113X	113X	E	8	250	Open tip, isolated "Make" Circuit			
3-Conductor-Solder Type								
502-112BX	112BX	E	5	267	Open tip, open ring			
502-N112BX	N112BX	E	5	267	Open tip, open ring, nylon bushing			
502-N113BX	N113BX	E	6	267	Closed Tip, Open ring, Nylon Bushing			
502-113BX	113BX	E	6	267	Closed tip, open ring			
502-114BX	114BX	E	7	267	Closed tip, closed ring			
502-L-114BX	L114BX	E	7	267	Closed tip, closed ring, .375" bushing			
502-N114BX	N114BX	E	7	267	Closed tip, closed ring, nylon bushing			
2-Conductor-PC Terminals								
502-111PCX	111PCX	E	1	250	Open tip			
502-N111PCX	N111PCX	E	1	250	Open tip, nylon bushing			
502-112APCX	112APCX	E	2	250	Closed tip			
502-RN111PC	RN111PC	F	1	250	Open tip, right angle			
502-RN-112APC	RN112APC	F	2	250	Closed tip, right angle			
3-Conductor-PC Terminals								
502-112BPCX	112BPCX	E	5	267	Open tip, open ring			
502-N112BPCX	N112BPCX	E	5	267	Open tip, open ring, nylon bushing			
502-113BPCX	113BPCX	E	6	267	Closed tip, open ring			
✻ 502-N114BPCX	N114BPCX	E	7	267	Closed tip, closed ring			
✻ 502-RN112BPC	RN112BPC	F	5	267	Open tip, open ring			
✻ 502-RN-113BPC	RN113BPC	F	6	267	Closed tip, open ring			
502-RN114BPC	RN114BPC	F	7	267	Closed tip, closed ring			

✻ Right Angle

1/4" THICK PANEL PHONE JACKS

Extra shielded length eliminates microphone hum. • 1.25" panel size • .469" mounting hole

For quantities greater than listed, call for quote.

MOUSER STOCK NO.	Switchcraft Part No.	Fig.	Circuit Diagram	Mating Plug	Description	Price Each 1	10	25
502-151	151	G	1	280	2 Conductor, open circuit, nickel finish			
502-152B	152B	G	5	297	3 Conductor, double open circuit, nickel finish			

MICRO-JAX® .101" SUBMINIATURE PHONE JACKS

MOUSER STOCK NO.	Switchcraft Part No.	Fig.	Cir. Dia.	Mating Plug	Contact	Price Each 1	10	25
502-TR-2A	TR2A	H	2	850X	Open			
502-MDSL2A	MDSL2A	I	2	850X	Enclosed			
502-MDPC2A	MDPC2A	J	2	850X	Enclosed			
502-MDPC-2A-RA	MDPC2ARA	K	2	850X	Enclosed			
502-MDSL-2A-RA	MDSL-2A-RA	L	2	850X	Enclosed			

TINI-JAX® .141 " MINIATURE PHONE JACKS

For Insulated Mount, order two washers separately, number S1564 and S2207

502-41	41	M	1	750	Open			
502-42A	42A	M	2	750	Open			
502-142AX	142AX	N	2	750	Enclosed			

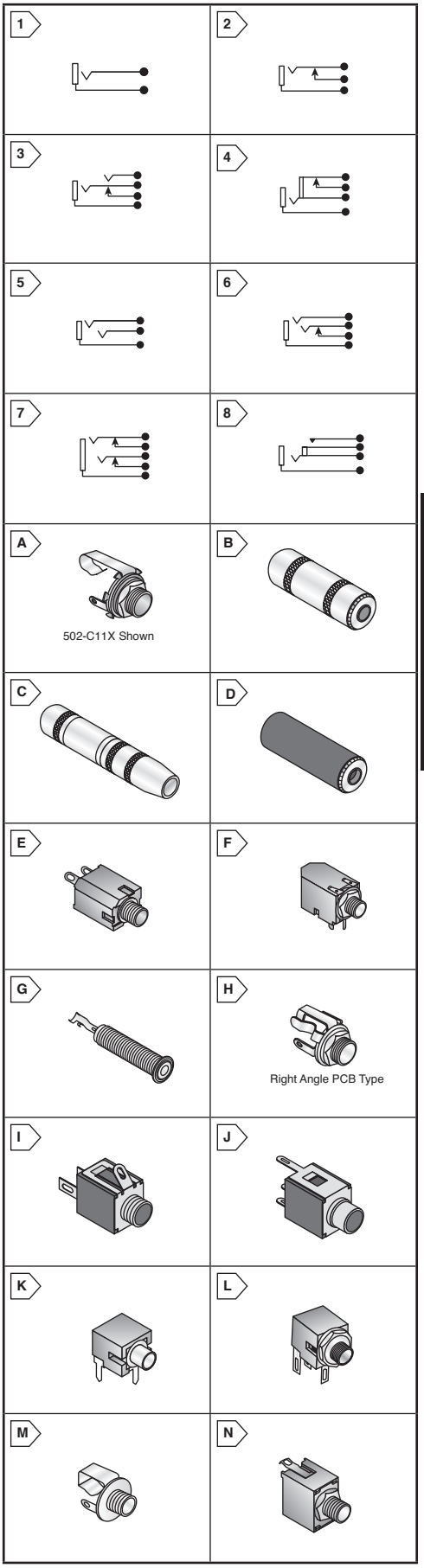

© Copyright 2014 Mouser Electronics

© Copyright 2014 Mouser Electronics

SWITCHCRAFT Phone Plugs

Switchcraft®
Harsh Environment Connectivity Solutions
A HEICO Company

RoHS Compliant **This page of product is compliant.**

MICRO-PLUG® .097" SUBMINIATURE PHONE PLUGS

2-conductor phone plugs for use with Micro-Jax® phone jacks, accommodates cables up to .125" (3.18mm)

For quantities greater than listed, call for quote.

MOUSER STOCK NO.	Switchcraft Part No.	Fig.	Mating Jack	Description	Price Each 1	10	25	100
502-850X	850X	A	TR2A	Black handle, solder lug				
502-855X	855X	A	TR2A	Red handle, solder lug				
502-880X	880X	A	TR2A	Natural handle, solder lug				
502-851X	851X	B	TR2A	Black handle, solder lug (Locking feature)				

TINI-PLUG® .141" MINIATURE PHONE PLUGS

2-conductor phone plugs for use with Tini-Jax® phone jacks 1/3 the size of standard phone plugs. Maximum cable O.D. is .218" (5.54 mm).

For quantities greater than listed, call for quote.

MOUSER STOCK NO.	Switchcraft Part No.	Fig.	Mating Jack	Description	Price Each 1	10	25	100
502-740	740	C	41	Black handle, screw terminals				
502-745	745	C	41	Red handle, screw terminals				
502-750	750	C	41	Black handle, solder lug, and cable clamp				
502-755	755	C	41	Red handle, solder lug, and cable clamp				
502-780	780	A	41	Shielded handle, solder lug, and cable clamp				

LITTEL PLUG® 1/4" COMMERCIAL PHONE PLUGS

Solder terminals include built-in cable clamps. Shielded metal handles are nickel plated brass. Maximum cable diameter is .297" (7.54mm)

For quantities greater than listed, call for quote.

MOUSER STOCK NO.	Switchcraft Part No.	Fig.	Mating Jack	Description	Price Each 1	10	25	100
2 Conductor								
502-240	240	D	11	Black handle, screw terminal				
502-250	250	D	11	Black handle, solder lug, and cable clamp				
502-255X	255X	D	11	Red handle, solder lug, and cable clamp				
502-270	270	E	11	Shielded handle, screw terminal				
502-280	280	E	11	Shielded handle, solder lug, and cable clamp				
502-440X	440X	D	C-11X	Shield. handle, screw term., MIL-TYPE PJ-055B				
3 Conductor								
502-260	260	D	12B	Black handle, screw terminal				
502-267	267	D	12B	Black handle, solder lug, and cable clamp				
502-269X	269X	D	12B	Red handle, solder lug, and cable clamp				
502-297	297	E	12B	Shielded handle, solder lug, and cable clamp				
502-480X	480X	D	S830	Shield. handle, screw term., MIL-TYPE PJ-068				

.206" COMMERCIAL PHONE PLUGS FOR POLARIZED CONNECTIONS

Designed for applications requiring polarization to prevent insertion of incorrect equipment.

For quantities greater than listed, call for quote.

MOUSER STOCK NO.	Switchcraft Part No.	Fig.	Mating Jack	Description	Price Each 1	10	25	100
2 Conductor								
502-S-250	S250	D	S11	Black handled, solder lug, and cable clamp				
502-S-280	S280	E	S11	Shielded handle, solder lug, and cable clamp				
3 Conductor								
502-S-260	S260	D	S12B	Black handle and screw terminal				
502-S267	S267	D	S12B	Black handle, solder lug, and cable clamp				

1/4" COMMERCIAL PHONE PLUGS

- Rugged reliability for stable, long term, trouble-free operation
- All essential conducting members are brass with external parts nickel plated

For quantities greater than listed, call for quote.

MOUSER STOCK NO.	Switchcraft Part No.	Fig.	Conductors	Handle	Description	Price Each 1	10	25	100
502-60	60	D	3	Black	Solder Lug				
502-70	70	E	2	Nickel	Screw Terminal				
502-170	170	F	2	Nickel	Screw Terminal				
502-188	188	E	2	Nickel	Solder Lug				
502-220	220	G	2	Black	Screw Terminal, Right Angle				
502-226	226	H	2	Nickel	Screw Terminal, Right Angle				
502-227	227	G	2	Black	Solder Lug, Right Angle				
502-228	228	I	2	Nickel	Solder Lug, Right Angle				
502-236	236	H	3	Nickel	Screw Terminal, Right Angle				
502-238X	238X	I	3	Nickel	Solder Lug, Right Angle				

3.5MM STEREO PHONE PLUGS

- .250" Max Cable O.D.
- Metal Knurled Handle: Copper Alloy or Nickel
- Working Voltage: 250VAC, 140VDC
- Current @Working Voltage: 4A
- Solder lug

For quantities greater than listed, call for quote.

MOUSER STOCK NO.	Switchcraft Part No.	Fig.	Contact Plating	Handle	Description	Price Each 1	10	25	100
502-35HDBAU	35HDBAU	J	Gold	Black	Straight				
502-35HDRABAU	35HDRABAU	K	Gold	Black	Right Angle				
502-35HDBN	35HDBN	J	Tin	Black	Straight				
502-35HDNN	35HDNN	J	Tin	Nickel	Straight				
502-35HDLBAU	35HDLBAU	L	Gold	Black	Straight, Locking Feature				
⁂ 502-35HDLBAUS	35HDLBAUS	L	Gold	Black	Straight, Locking Feature				
502-35HDLBN	35HDLBN	L	Tin	Black	Straight, Locking Feature				
502-35HDLNN	35HDLNN	L	Tin	Nickel	Straight, Locking Feature				

⁂.175 Max. Cable O.D.

3.5MM INLINE JACKS

For quantities greater than listed, call for quote.

MOUSER STOCK NO.	Switchcraft Part No.	Fig.	Contact Plating	Cable Opening	Price Each 1	10	25	100
502-35LJNS	35LJNS	M	Silver	.175"				
502-35LJNAUS	35LJNAUS	M	Gold	.175"				
502-35LJN	35LJN	M	Silver	.29"				
502-35LJNAU	35LJNAU	M	Gold	.29"				

A

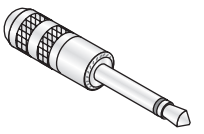

B

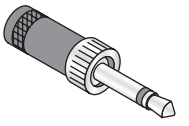

C

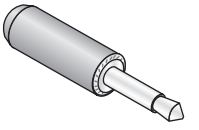

D

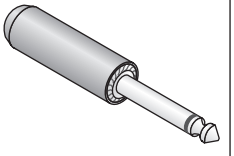

2-Conductor Illustrated

E

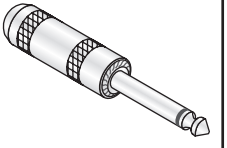

2-Conductor Illustrated

F

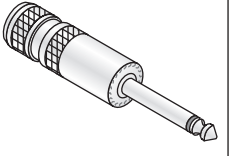

G

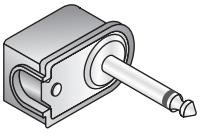

H

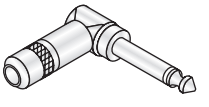

I

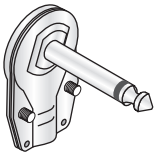

J

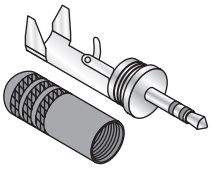

K

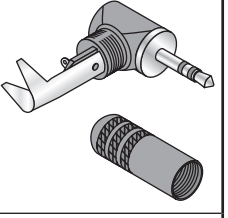

L

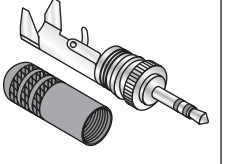

M



© Copyright 2014 Mouser Electronics

© Copyright 2014 Mouser Electronics

SWITCHCRAFT Audio and Circular DIN Connectors

Switchcraft®
Harsh Environment Connectivity Solutions
A HEICO Company

RoHS Compliant **This product is RoHS compliant.**

BULKHEAD PHONO JACKS

- Durable plated machined brass construction
- All mounting hardware is included
- Contact: nickel-plated brass
- ROHS compliant per Switchcraft Documentation

RoHS Compliant

For quantities greater than listed, call for quote.

MOUSER STOCK NO.	Switchcraft Part No.	Fig.	Description	Price Each 1	10	25
502-BPJF01AUX	BPJF01AUX	A	Front mount, black insulator, gold plated			
502-BPJF02AUX	BPJF02AUX	A	Front mount, red insulator, gold plated			
502-BPJF03AUX	BPJF03AUX	A	Front mount, white insulator, gold plated			
502-BPJF04AUX	BPJF04AUX	A	Front mount yellow insulator gold plated			
502-BPJF02X	BPJF02X	A	Front mount red insulator			
502-BPJF03X	BPJF03X	A	Front mount, white insulator			
502-BPJF04X	BPJF04X	A	Front mount, yellow insulator			
502-BPJJ01X	BPJJ01X	B	Feed through black insulator			
502-BPJJ02X	BPJJ02X	B	Feed through red insulator			
502-BPJJ03X	BPJJ03X	B	Feed through white insulator			
502-BPJJ04X	BPJJ04X	B	Feed through yellow insulator			
502-3501FPX	3501FPX	C	Front mount, natural insulator			
502-3501FRX	3501FRX	D	Rear Mount, natural insulator			
502-3503X	3503X	E	Extension Jack, Shielded handle			
502-3505FX	3505FX	F	Front mount, RF-JAX			

MOUNTING HARDWARE - INSULATING WASHERS

- For the 3501FRX use S1028 and S1029
- For the 3501FPX use S2207 and S1564

RoHS Compliant

For quantities greater than listed, call for quote.

502-S2207	S2207	- -	Rigid plastic washer			
502-S1564	S1564	- -	Swedged gray fiber washer			
502-S-1028	S1028	- -	Rigid plastic washer (Brown)			
502-S-1029	S1029	- -	Swedged fiber washer			

PHONO PLUGS

- Nickel Plated pins
- Current carry @ Working voltage: 6A
- Working voltage: 250VAC, 140VDC
- ROHS compliant per Switchcraft Documentation

RoHS Compliant

For quantities greater than listed, call for quote.

MOUSER STOCK NO.	Switchcraft Part No.	Fig.	Description	Price Each 1	10	25
502-3501MX	3501MX	G	Nickel handle			
502-3501MCX	3501MCX	H	Nickel handle with cable clamp			
502-3502	3502	I	Nickel handle (0.688" handle)			
502-3502A	3502A	I	Nickel handle, long (1.08" handle)			
502-3502RA	3502RA	J	Nickel handle, right angle			
502-35581X	35581X	K	Red plastic handle			
502-35582X	35582X	K	Black plastic handle			

CIRCULAR DIN CONNECTORS

Designed for low level circuitry in computer, commercial, industrial, consumer, and military applications. They are exact replacements for many foreign built products. They are used extensively for computer keyboard, I/O, and peripheral applications.

RoHS Compliant

For quantities greater than listed, call for quote.

MOUSER STOCK NO.	Switchcraft Part No.	Fig.	No. of Contacts	Description	Price Each 1	10	25
DIN Cord End Plugs							
502-05CL3MX	05CL3MX	L	3	180° w/lock ring			
502-05CL5MX	05CL5MX	L	5	180° w/lock ring			
502-12CL5MX	12CL5MX	L	5	240° w/lock ring			
502-05GM3MX	05GM3MX	M	3	180° w/shielded barrel			
502-05GM5MX	05GM5MX	M	5	180° w/shielded barrel			
502-12GM5MX	12GM5MX	M	5	240° w/shielded barrel			
502-05BL3MX	05BL3MX	N	3	180° w/extended barrel			
502-05BL5MX	05BL5MX	N	5	180° w/extended barrel			
502-12BL5MX	12BL5MX	N	5	240° w/extended barrel			
Panel Mount DIN Receptacles							
502-57HB5FX	57HB5FX	O	5	180° for lock ring plug			
502-61HA5FX	61HA5FX	O	5	240° for lock ring plug			
502-57GB3FX	57GB3FX	P	3	180° for shielded/extended barrel plug			
502-57GB5FX	57GB5FX	P	5	180° for shielded/extended barrel plug			
502-61GB5FX	61GB5FX	P	5	240° for shielded/extended barrel plug			

MICROPHONE CONNECTOR

Designed with 5/8-27 threads for use with single conductor microphones with cable O.D. No greater than .281". The coupling ring is removable for fast change from female to male type.

RoHS Compliant

MOUSER STOCK NO.	Switchcraft Part No.	Fig.	Description	Price Each 1	10	25
502-2501F	2501F	Q	Female microphone connector			
502-2501MP	2501MP	- -	Panel Mount			

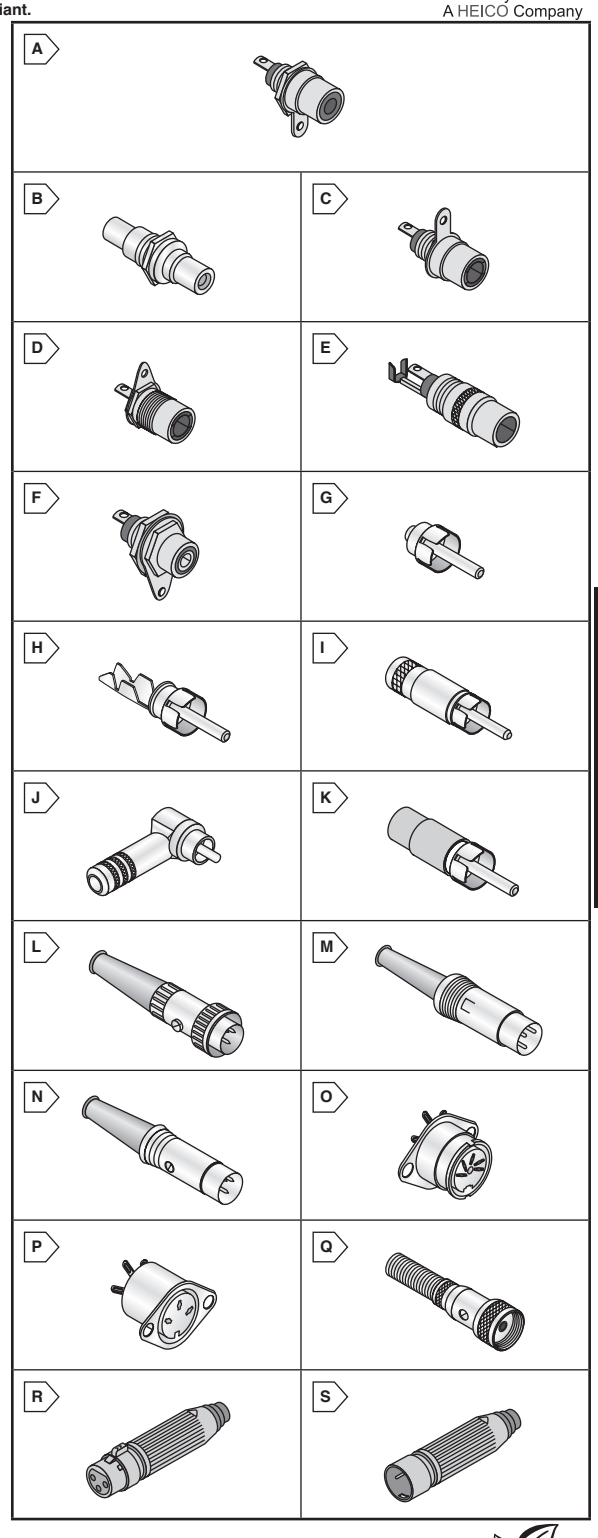

AAA SERIES XLR CONNECTORS

Features easy twist on combination handle/strain relief, and reduced number of parts to assemble.

Specifications:
- Current rating per contact: 3 pole=15 A
- Max Wire Size: 3 contact = 14 AWG

RoHS Compliant per Switchcraft documentation.

RoHS Compliant

For quantities greater than listed, call for quote.

MOUSER STOCK NO.	Switchcraft Part No.	Fig.	No. of Contacts	Contact Type/ Plating	Gender	Shell Finish	Handle Type	Handle Color	Price Each 1	10	25
502-AAA3FZ	AAA3FZ	R	3	Silver	Female	Nickel	Metal	Nickel			
502-AAA3FBZ	AAA3FBZ	R	3	Silver	Female	Black	Metal	Black			
502-AAA3FBAUZ	AAA3FBAUZ	R	3	Gold	Female	Black	Metal	Black			
502-AAA3FPZ	AAA3FPZ	R	3	Silver	Female	Nickel	Plastic	Black			
502-AAA3MZ	AAA3MZ	S	3	Silver	Male	Nickel	Metal	Nickel			
502-AAA3MBZ	AAA3MBZ	S	3	Silver	Male	Black	Metal	Black			
502-AAA3MBAUZ	AAA3MBAUZ	S	3	Gold	Male	Black	Metal	Black			
502-AAA3MPZ	AAA3MPZ	S	3	Silver	Male	Nickel	Plastic	Black			
502-AAA3MPBZ	AAA3MPBZ	S	3	Silver	Male	Black	Plastic	Black			

© Copyright 2014 Mouser Electronics

© Copyright 2014 Mouser Electronics

SWITCHCRAFT Audio (XLR) DIN Connectors

RoHS Compliant **This product is RoHS compliant.**

"Q-G" QUICK GROUND XLR AUDIO CONNECTORS

Specifications:
- Current Rating: 3C = 15A, 4C = 10A, 5C = 7.5A
- Cable Size: .21" to .30" O.D.
- RoHS compliance per Switchcraft documentation
- Pin and Socket Contact: Silver-plated copper alloy
- Wire Size: 3 contact-12 AWG solid, 14 AWG stranded; 4 contact-14 AWG solid, 16 AWG stranded; 5 contact-18 AWG solid, 20 AWG stranded
- Housing Material: Die-Cast zinc with satin nickel or black velvet finish

For quantities greater than listed, call for quote.

MOUSER STOCK NO.	Switchcraft Part No.	Fig.	No. of Contacts	Description	Price Each 1	10	25
Cord End Plugs							
502-A3F	A3F	A	3	Female plug			
502-A3FBX	A3FBX	A	3	Female plug (black)			
502-A3M	A3M	B	3	Male plug			
502-A3MB	A3MB	B	3	Male plug (black)			
502-A4F	A4F	A	4	Female plug			
502-A4M	A4M	B	4	Male plug			
502-A5F	A5F	A	5	Female plug			
502-A5M	A5M	B	5	Male plug			
502-A6F	A6F	A	6	Female plug			
502-A6M	A6M	B	6	Male plug			
502-R3FZ	R3FZ	C	3	F rt. angle plug w/strain relief			
502-R3MZ	R3MZ	D	3	M rt. angle plug w/strain relief			

Panel Mount Receptacles

For quantities greater than listed, call for quote.

502-B3F	B3F	E	3	Female receptacle			
502-B3FBX	B3FBX	E	3	Female receptacle (black)			
502-B3M	B3M	F	3	Male receptacle			
502-B3MB	B3MB	F	3	Male receptacle (black)			
502-B4M	B4M	F	4	Male receptacle			
502-C3F	C3F	G	3	Female receptacle			
502-C3M	C3M	H	3	Male receptacle			
502-C4F	C4F	G	4	Female receptacle			
502-C4M	C4M	H	4	Male receptacle			
502-C5F	C5F	G	5	Female receptacle			
502-D3F	D3F	I	3	Female receptacle			
502-D3FBXAU	D3FBXAU	I	3	F recept., black w/gold contacts			
502-D3M	D3M	J	3	Male receptacle, nickel			
502-D3MB	D3MB	J	3	Male receptacle, black			
502-D3MBAU	D3MBAU	J	3	M recept., black w/gold contacts			
502-D4F	D4F	I	4	Female receptacle, nickel			
502-D4M	D4M	J	4	Male receptacle, nickel			
502-D5F	D5F	I	5	Female receptacle, nickel			

TINI "Q-G" QUICK GROUND XLR AUDIO CONNECTORS

Specifications:
- Current Rating: Plug or Panel 3-4C = 5A, 5C = 4A; PCB Receptacle 3-5C = 5A
- Maximum Cable: .115" O.D. for flex relief versions; .170" O.D. for "L" version (omitted flex relief)
- Wire Size: 22 AWG solid; 24 AWG stranded
- Contacts: Pin and Socket-Silver-plated copper alloy; PCB Receptacle-Tin-plated brass
- Housing Material: Plugs and Male Receptable-Nickel-plated copper alloy, Female Receptable-Nickel-plated die cast zinc; PCB Receptable-Thermoplastic

For quantities greater than listed, call for quote.

MOUSER STOCK NO.	Switchcraft Part No.	Fig.	No. of Contacts	Description	Price Each 1	10	25
Cord End Plugs							
502-TA3FX	TA3FX	K	3	Female plug			
502-TA3MX	TA3MX	L	3	Male plug			
502-TA3FLX	TA3FLX	M	3	Female plug for larger cable			
502-TA3MLX	TA3MLX	N	3	Male plug for larger cable			
502-TA4FX	TA4FX	K	4	Female plug			
502-TA4MX	TA4MX	L	4	Male plug			
502-TA4FLX	TA4FLX	M	4	Female for larger cable			
502-TA4MLX	TA4MLX	N	4	Male for larger cable			
502-TA5FX	TA5FX	K	5	Female plug			
502-TA5MX	TA5MX	L	5	Male plug			
502-TA5FLX	TA5FLX	M	5	Female plug for larger cable			
502-TA5MLX	TA5MLX	N	5	Male plug for larger cable			
502-TA6FLX	TA6FLX	M	6	Female plug for larger cable			

Panel Mount Receptacles

For quantities greater than listed, call for quote.

502-TB3M	TB3M	O	3	Male receptacle			
502-TY3F	TY3F	P	3	Female receptacle			
502-TB4M	TB4M	O	4	Male receptacle			
502-TY4F	TY4F	P	4	Female receptacle			
502-TB5M	TB5M	O	5	Male receptacle			
502-TY5F	TY5F	P	5	Female receptacle			

PC Board Mount Receptacles

For quantities greater than listed, call for quote.

502-TRAPC3MX	TRAPC3MX	Q	3	Male thru hole			
502-TRAPC4MX	TRAPC4MX	Q	4	Male thru hole			
502-TRASM5MX	TRASM5MX	Q	5	Male surface mount			
502-TRAPC5MX	TRAPC5MX	Q	5	Male thru hole			

A/V DIRECT BOX

The perfect direct box for a wide variety of applications. The 700 Series converts the outputs of equipment such as MP3 players, laptops and DJ mixers to balanced, mic level signals that can be connected to audio consoles, mic preamps and house sound systems. All stereo inputs on the 700 Series are summed to mono and output to a single 3-Pin XLR connector.

For quantities greater than listed, call for quote.

MOUSER STOCK NO.	Switchcraft Part No.	Fig.	Description	Price Each
502-SC700CT	SC700CT	-	A/V Direct Box - Custom Transformer	

DIMENSIONS: in.

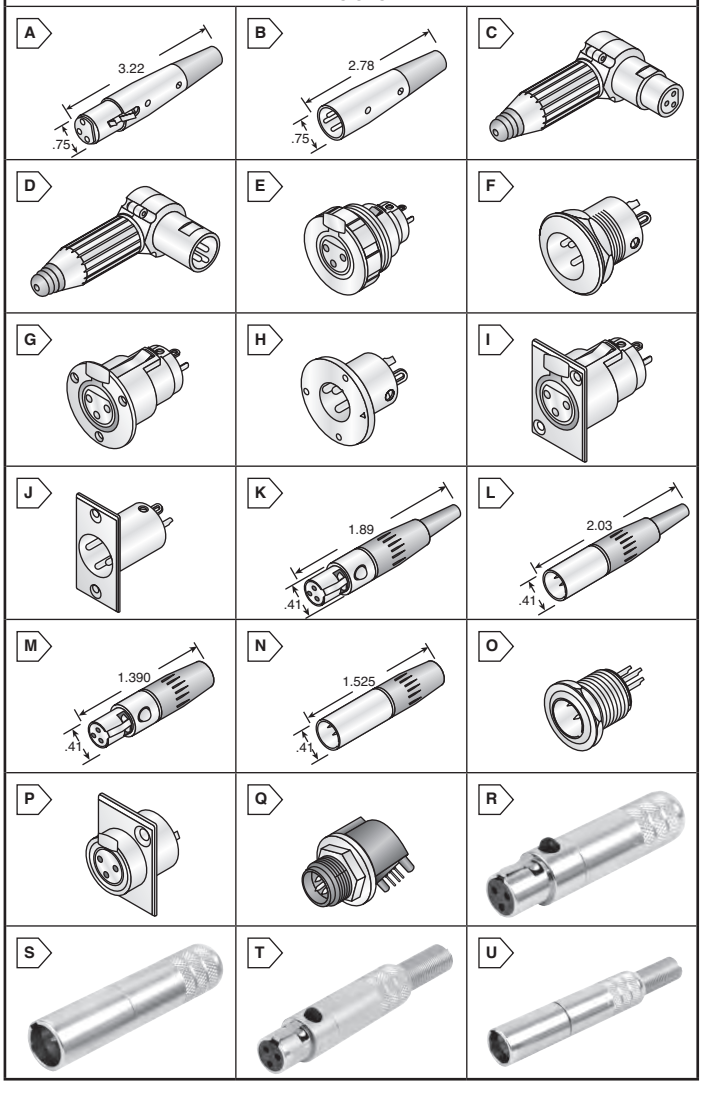

TINI "Q-G" SHIELDED MINI XLR AUDIO CONNECTORS

Specifications:
- Current Rating: 3-5C = 5A; 6-8C = 1.5A
- Pin and Socket Contacts: Copper Alloy, silver plated
- Housing: Copper Alloy, nickel-plated
- Wire Size: 3-5C #22 AWG solid, #24 AWG stranded; 6-8C #28 AWG stranded

For quantities greater than listed, call for quote.

MOUSER STOCK NO.	Switchcraft Part No.	Fig.	No. of Contacts	Description	Price Each 1	10	25
502-TA3FSH	TA3FSH	R	3	Female plug			
502-TA3MSH	TA3MSH	S	3	Male plug			
502-TA4FSH	TA4FSH	R	4	Female plug			
502-TA4MSH	TA4MSH	S	4	Male plug			
502-TA5FSH	TA5FSH	R	5	Female plug			
502-TA5MSH	TA5MSH	S	5	Male plug			
502-TA6FSH	TA6FSH	R	6	Female plug			
502-TA6MSH	TA6MSH	S	6	Male plug			
502-TA7FSH	TA7FSH	R	7	Female plug			
502-TA7MSH	TA7MSH	S	7	Male plug			
502-TA8FSH	TA8FSH	R	8	Female plug			
502-TA8MSH	TA8MSH	S	8	Male plug			

With Flex Relief

For quantities greater than listed, call for quote.

502-TA3FSHF	TA3FSHF	T	3	Female plug			
502-TA3MSHF	TA3MSHF	U	3	Male plug			
502-TA4FSHF	TA4FSHF	T	4	Female plug			
502-TA4MSHF	TA4MSHF	U	4	Male plug			
502-TA5FSHF	TA5FSHF	T	5	Female plug			
502-TA5MSHF	TA5MSHF	U	5	Male plug			
502-TA6FSHF	TA6FSHF	T	6	Female plug			
502-TA6MSHF	TA6MSHF	U	6	Male plug			
502-TA7FSHF	TA7FSHF	T	7	Female plug			
502-TA7MSHF	TA7MSHF	U	7	Male plug			
502-TA8FSHF	TA8FSHF	T	8	Female plug			
502-TA8MSHF	TA8MSHF	U	8	Male plug			

© Copyright 2014 Mouser Electronics

© Copyright 2014 Mouser Electronics

RoHS Compliant This product is RoHS compliant.

ARC RUGGEDIZED CONNECTORS

Features:

- Fully tested to IP67 Specifications in Mated and Unmated conditions
- Standard and Reverse Polarity TNC
- LMR 200 and LMR 400 cable sizes

NEW PRODUCT

TNC Connectors

For quantities greater than listed, call for quote.

MOUSER STOCK NO.	Amphenol Part No.	Fig.	Description	Cable Type	Price Each 1	10	25
Plugs							
523-31-6499	31-6499	A	Straight Plug	LMR-200			
523-31-6502	31-6502	A	Straight Reversed Polarity Plug	LMR-200			
523-31-6501	31-6501	B	Right Angle Plug	LMR-200			
523-31-6504	31-6504	B	Right Angle Reversed Polarity Plug	LMR-200			
Jacks							
523-31-6505	31-6505	C	Straight Jack	LMR-200			
523-31-6506	31-6506	C	Straight Reversed Polarity Jack	LMR-200			

Type N Connectors

Plug							
523-82-6489	82-6489	D	Right Angle Straight Plug	LMR-400			
Jack							
523-82-6517	82-6517	E	Straight Jack	LMR-400			

SMA CONNECTORS AND ADAPTERS

Features:

- Frequency Range: dc to 18GHz
- Insulation Resistance: 500 megaohms
- Durability: 500 cycles minimum
- Environmental standards per MIL-STD-202
- Impedance: 50Ω

Applications:

- Military
- Aerospace
- Satellite
- Industrial
- Telecommunications

For quantities greater than listed, call for quote.

MOUSER STOCK NO.	Amphenol Part No.	Fig.	Description	Price Each 1	10	25
Jacks						
523-2950-6061	2950-6061	F	4-Hole Flange Mount, Panel, AU Plating			
523-SF2950-6061	SF2950-6061	F	4-Hole Flange Mount, Panel			
523-SF2950-6062	SF2950-6062	G	2-Hole Flange Mount with Solder Cup			
Plugs						
523-SF2902-6001	SF2902-6001	H	.141 S.R. Cable			
523-2906-6002	2906-6002	I	Straight, Solder			
523-M39012/55-3007	M39012/55-3007	J	Right Angle, Solder for RG-178			
654-M39012/55-3009	M39012/55-3009	K	Straight Cable			
523-M39012/55-3026	M39012/55-3026	L	Right Angle, Crimp for RG-317			
523-M39012/56-3007	M39012/56-3007	M	Right Angle, Solder for RG-316			
523-M39012/56-3026	M39012/56-3026	N	Lockwire Holes, Solder for .086"			
523-M39012/56-3028	M39012/56-3028	N	Right Angle, Crimp for RG-142/400/233U			
523-M39012/79B3001	M39012/79B3001	O	Straight, Crimp			
523-M55339/28-30001	M55339/28-30001	P	Lockwire Holes Straight for RG-316			
SMA in Series Adapters						
523-M55339/31-30001	M55339/31-30001	Q	SMA Jack to SMA Jack			
523-2990-6002	2990-6002	R	SMA Jack to SMA Jack, Bulkhead			
523-2990-6005	2990-6005	S	SMA Jack to SMA Jack, Bulkhead			
523-SF2991-6002	SF2991-6002	T	SMA Jack to SMA Jack, Bulkhead, Hermetic			
523-SF2991-6007	SF2991-6007	U	SMA Jack to SMA Jack, 4-Hole Flange			
523-SF2993-6001	SF2993-6001	V	SMA Plug to SMA Plug			
523-2994-6001	2994-6001	W	SMA Jack to SMA Plug Right Angle, AU Plating			
523-SF2994-6001	SF2994-6001	W	SMA Jack to SMA Plug Right Angle			
523-SF2997-6003	SF2997-6003	X	SMA Jack to SMA Plug			
523-M39012/56-3006	M39012/56-3006	Y	SMA Jack to SMA Jack, Bulkhead, Hermetic			

TERMINATORS

Features:

- Nominal Impedance: 50 Ohms
- Connector interfaces are in accordance with MIL-PRF-39102
- Terminations in accordance with MIL-DTL-39030
- Environmental standards per MIL-STD-202

For quantities greater than listed, call for quote.

MOUSER STOCK NO.	Amphenol Part No.	Fig.	Description	Freq. (GHz)	Price Each 1	10	25
523-SF8018-6005	SF8018-6005	Z	SMA Plug, 1 Watt, Passivated Stainless Steel	DC-18			
523-8018-6005	8018-6005	Z	SMA Plug, AU Plating, 1 Watt	DC-18			
523-8018-6174	8018-6174	AA	SMA Plug, AU Plating, 1 Watt, with Beaded Chain	DC-18			
523-M39012/25-0021	M39012/25-0021	BB	TNC Plug Cap with Chain	DC-11			

BNC ADAPTERS AND ACCESSORIES

Features:

- Bayonet coupling mechanism provides quick mating and unmating
- 50Ω and 75Ω impedance designs allow customers to match impedance to system requirements
- 50Ω and 75Ω connectors are intermateable to ensure non-destructive mating

Specifications:

- Frequency Range: 0-4GHz
- Insulators: TFE
- Crimps: Hex Braid
- Temperature Range: -65°C to 165°C (TFE Insulators)

For quantities greater than listed, call for quote.

MOUSER STOCK NO. / Mfr.	Mfr. Part No.	Fig.	Imp.	MIL Type	Description	Price Each 1	10	25
Adapters								
523—31-218		CC	50	UG-491A/U	Plug to Plug			
523—31-219		DD	50	UG-914/U	Jack to Jack			
523—31-70019		DD	75	- - - - -	Jack to Jack			
523—31-9		EE	50	UG-306/U	Right Angle Jack to Plug			
523—31-209		EE	50	UG-306A/U	Right Angle Jack to Plug			
523—31-220H		FF	50	UG-492A/U	Sealed Bulkhead Jack to Jack			
523—31-220N		FF	50	- - - - -	Bulkhead Jack to Jack			
523—31-220N-75		FF	75	- - - - -	Bulkhead Jack to Jack			
523—31-3220		FF	50	UG-4920/U	Bulkhead Jack to Jack			
523—31-4803		FF	50	- - - - -	Bulkhead Jack to Jack			
523—31-4803-75		FF	75	- - - - -	Bulkhead Jack to Jack; Isolated			
523—31-208		GG	50	UG-274A/U	TEE-Jack-Plug-Jack			
Accessories								
523—35650-75		HH	75	- - - - -	Cap-Resistor Terminated with Chain			
523—46650-51		HH	75	- - - - -	Cap-Resistor Terminated without Chain			
523—31-6		II	75	CW-123/U	Male Cap and Chain			
523—31-17		II	75	CW-159/U	Male Shorting Cap and Chain			
523—31-759		JJ	75	IBM-2245373	Shield, Grounding Lug			

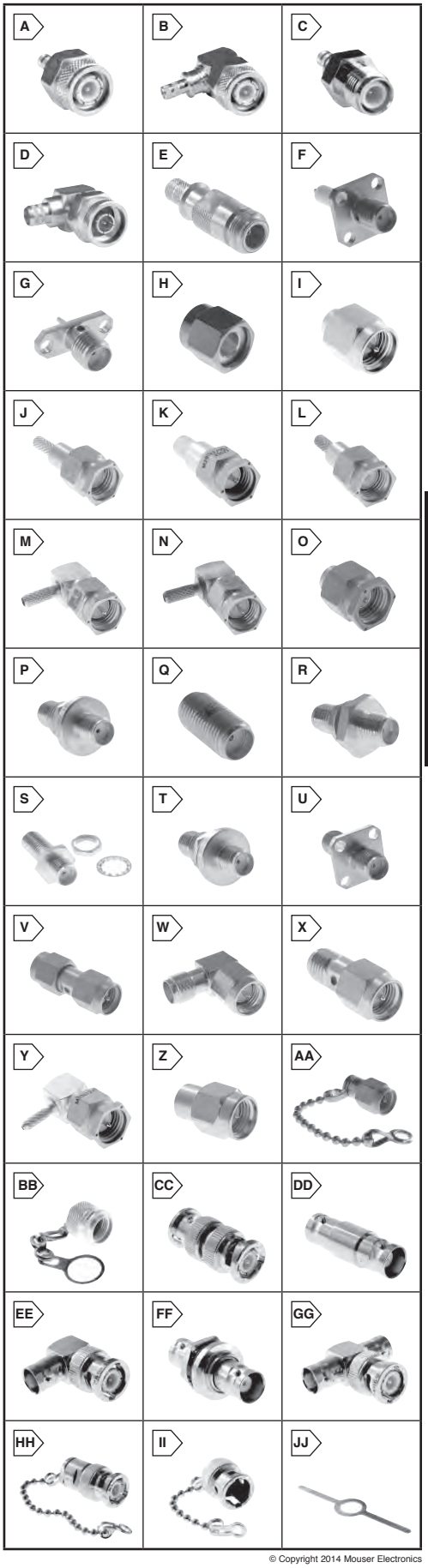

© Copyright 2014 Mouser Electronics

© Copyright 2014 Mouser Electronics

RoHS Compliant This page of product is compliant.

AMPHENOL NON-MAGNETIC COAXIAL CONNECTORS

Designed to carry 50Ω signals within the magnetic imaging field of MRI equipment where a high signal-to-noise ratio (SNR) is required. Product is manufactured under strict quality procedures throughout the entire production process to ensure that each connector will not produce image artifacts during MRI scans. All product is 100% tested for magnetism prior to shipping.

- Contact and body plating: Gold over white bronze

For quantities greater than listed, call for quote.

MOUSER STOCK NO.	Amphenol Part No.	Fig.	Description	Cable Type	Price Each 1	10	25	100
Type MMCX								
523-908-NM43200	908-NM43200	A	Right Angle Plug	RG-178				
523-908-NM43300	908-NM43300	A	Right Angle Plug	RG-316				
523-908-NM22106	908-NM22106	B	Straight PCB Jack	- - -				
523-908-NM24100	908-NM24100	C	Right Angle PCB Jack	- - -				
Type MCX								
523-919-NM122P-51A	919-NM122P-51A	D	Right Angle Plug	RG-178				
523-919-NM109J-51P	919-NM109J-51P	E	Straight PCB Jack	- - -				
523-919-NM119J-51A	919-NM119J-51A	F	Right Angle PCB Jack	- - -				
Type SMB								
523-903-NM291P-51A	903-NM291P-51A	G	Right Angle Plug	RG-178				
523-903-NM289P-51A	903-NM289P-51A	G	Right Angle Plug	RG-316				
523-903-NM285P-51S	903-NM285P-51S	H	Straight Plug	RG-316				

AMPHENOL IN SERIES ADAPTERS

Amphenol's standard, in-line In-Series Adapters offer an attractive, seamless solution to all of your in-series interconnect needs.

For quantities greater than listed, call for quote.

MOUSER STOCK NO.	Amphenol Part No.	Fig.	Description	Price Each 1	10	25	100
523-132168	132168	H	SMA Straight Plug to Plug 50Ω				
523-132168RP	132168RP	H	SMA Straight Plug to Plug; Reverse Polarity 50Ω				
523-132169	132169	I	SMA Striaght Jack to Jack 50Ω				
523-132170	132170	J	SMA Straight Bulkhead Jack to Jack 50Ω				
523-132170RP	132170RP	J	SMA Straight Bulkhead Jack to Jack; Reverse Polarity 50Ω				
523-132171	132171	K	SMA Straight Plug to Jack 50Ω				
523-132171RP	132171RP	K	SMA Straight Plug to Reverse Polarity Jack; 50Ω				
523-132171RP-10	132171RP-10	K	SMA Straight Reverse Polarity Plug to Jack, 50Ω				
523-132171RP-RP	132171RP-RP	L	SMA Straight Reverse Polarity Plug to Reverse Polarity Jack, 50Ω				
523-132172	132172	M	SMA Right Angle Plug to Jack 50Ω				
523-132172RP	132172RP	M	SMA Right Angle Plug to Jack; Reverse Polarity 50Ω				
523-132216	132216	N	SMA Jack to Jack to Jack Tee 50Ω				
523-132217	132217	O	SMA Jack to Plug to Jack Tee 50Ω				
523-132274	132274	P	SMA Right Angle Jack to Jack 50Ω				
523-132339	132339	Q	SMA Right Angle Plug to Plug, 50Ω				
523-112437	112437	-	BNC Straight Bulkhead Jack to Jack 50Ω				
523-112438	112438	-	BNC Striaght Bulkhead Jack to Jack 75Ω				
523-112439	112439	-	BNC Straight Bulkhead Isolated Jack to Jack 50Ω				
523-112440	112440	-	BNC Straight Bulkhead Isolated Jack to Jack 75Ω				
523-112443	112443	-	BNC Straight Jack to Jack 50Ω Isolated				
523-112445	112445	-	BNC Straight Jack to Jack 50Ω				
523-112447	112447	-	BNC Straight Plug to Plug 50Ω; Brass				
523-112455	112455	-	BNC Straight Jack to Jack to Jack Tee 50Ω				
523-112461	112461	-	BNC Straight Jack to Plug to Jack Tee 50Ω				
523-122352	122352	-	TNC Right Angle Plug to Jack 50Ω				
523-172124	172124	R	N Straight Jack to Jack 50Ω				

AMPHENOL BETWEEN SERIES ADAPTERS

Amphenol's standard, in-line Between-Series Adapters offer an attractive, low-VSWR solution to all of your between series interconnect needs.

Type N

For quantities greater than listed, call for quote.

MOUSER STOCK NO.	Amphenol Part No.	Fig.	Description	Price Each 1	10	25	100
523-242120	242120	-	N Jack to F Jack				
523-242130	242130	S	N Plug to TNC Jack				
523-242130RP	242130RP	S	N Plug to TNC Jack; Reverse Polarity				
523-242131	242131	T	N Jack to TNC Plug				
523-242131RP	242131RP	T	N Jack to TNC Plug; Reverse Polarity				
523-242132	242132	-	N Jack to TNC Jack				
523-242132RP	242132RP	U	N Jack to TNC Jack;Reverse Polarity				
523-242133	242133	-	N Plug to TNC Plug				
523-242133RP	242133RP	V	N Plug to TNC Plug; Reverse Polartiy				
523-242136	242136	W	N Jack to 7/16 Plug				
523-242152	242152	-	N Jack to F Plug				
523-242156	242156	-	N Plug to F Jack				
523-242162	242162	X	N Jack to BNC Bulkhead Jack				
523-242167	242167	Y	N Jack to MMCX Plug				
523-242170	242170	Z	N Plug to MCX Jack				
523-242183	242183	AA	N Jack to SMB Bulkhead Jack				
523-242198	242198	BB	N Jack to SMB Jack				

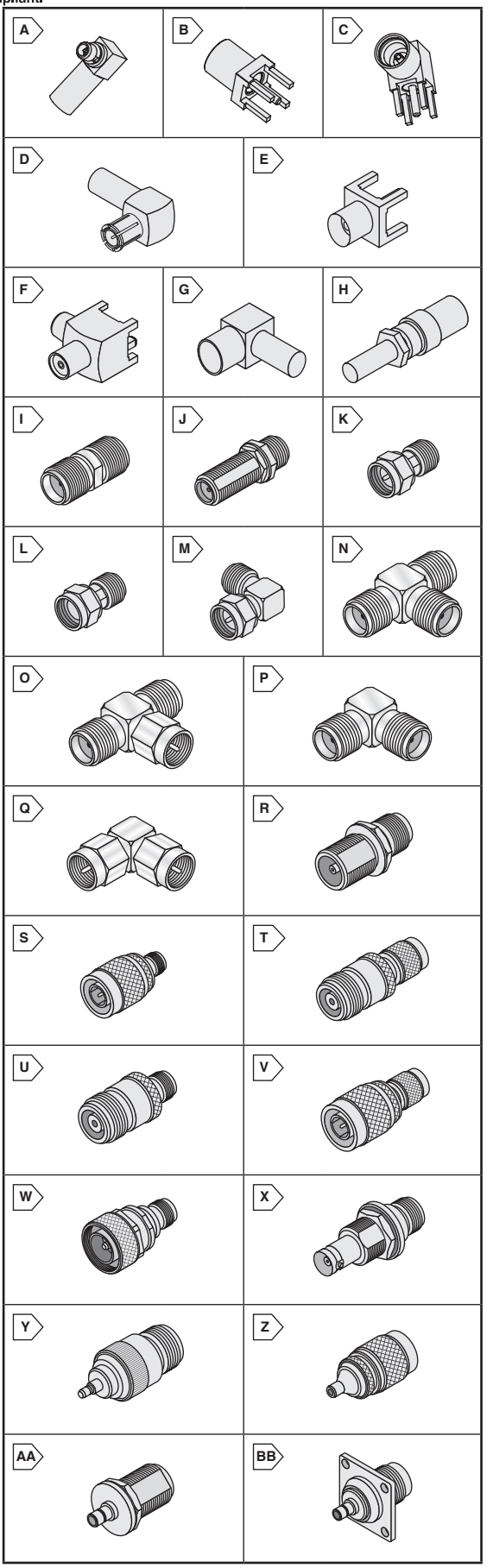

© Copyright 2014 Mouser Electronics

© Copyright 2014 Mouser Electronics

RoHS Compliant This product is RoHS compliant.

AMPHENOL BETWEEN SERIES ADAPTERS (CONT.)

Amphenol's standard, in-line Between Series Adapter line offers an attractive, low-VSWR solution for all of your between series interconnect needs. All gender combinations, reverse polarity, bulkhead and panel mount options are available.

Type QMA

NEW PRODUCT

For quantities greater than listed, call for quote.

MOUSER STOCK NO.	Amphenol Part No.	Fig.	Description	Price Each 1	10	25	100
523-242260	242260	A	QMA Plug to SMA Plug				
523-242261	242261	B	QMA Plug to SMA Jack				
523-242262	242262	C	QMA Jack to SMA Jack				
523-242263	242263	D	QMA Jack to SMA Plug				

Type BNC

For quantities greater than listed, call for quote.

MOUSER STOCK NO.	Amphenol Part No.	Fig.	Description	Price Each 1	10	25	100
523-242184	242184	E	BNC Plug to SMB Jack				
523-242185	242185	F	BNC Jack to SMB Plug				
523-242186	242186	G	BNC Jack to SMB Jack				
523-242187	242187	H	BNC Plug to SMB Plug				
523-242148	242148	I	BNC Plug to TNC Jack				
523-242149	242149	J	BNC Jack to TNC Plug				
523-242150	242150	K	BNC Jack to TNC Jack				
523-242151	242151	L	BNC Plug to TNC Plug				
523-242121	242121	M	BNC Jack to N Plug				
523-242101	242101	N	BNC Plug to N Jack				
523-242100	242100	O	BNC Jack to N Jack				
523-242122	242122	P	BNC Plug to N Plug				
523-242134	242134	Q	BNC Plug to UHF Jack				
523-242154	242154	R	BNC Plug to F Jack				
523-242159	242159	S	BNC Jack to F Plug				
523-242160	242160	T	BNC Plug to F Plug				
523-242199	242199	- -	BNC Jack to F Plug				

Type SMA

For quantities greater than listed, call for quote.

MOUSER STOCK NO.	Amphenol Part No.	Fig.	Description	Price Each 1	10	25	100
523-242102	242102	U	SMA Plug to BNC Jack				
523-242103	242103	V	SMA Jack to BNC Plug				
523-242123	242123	W	SMA Jack to BNC Jack				
523-242104	242104	X	SMA Plug to BNC Plug				
523-242181	242181	Y	SMA Jack to BNC Bulkhead Jack				
523-242124	242124	Z	SMA Plug to TNC Jack				
523-242105	242105	AA	SMA Jack to TNC Plug				
523-242105RP	242105RP	AA	SMA Jack to TNC Plug; Rev. Polarity				
523-242106	242106	BB	SMA Plug to TNC Plug				
523-242107	242107	CC	SMA Jack to TNC Jack				
523-242107RP	242107RP	CC	SMA Jack to TNC Jack, Rev. Polarity				
523-242109	242109	DD	SMA Jack to UHF Plug				
523-242178	242178	EE	SMA Jack to TNC Bulkhead Jack				
523-242144	242144	FF	SMA Plug to SMB Jack				
523-242145	242145	EE	SMA Jack to SMB Plug				
523-242146	242146	FF	SMA Plug to SMB Plug				
523-242147	242147	GG	SMA Jack to SMB Jack				
523-242174	242174	HH	SMA Plug to SMC Jack				
523-242175	242175	II	SMA Jack to SMC Plug				
523-242176	242176	JJ	SMA Jack to SMC Jack				
523-242182	242182	KK	SMA Jack to SMB Bulkhead Jack				
523-242112	242112	LL	SMA Plug to N Jack				
523-242112RP	242112RP	LL	SMA Plug to N Jack; Rev. Polarity				
523-242113	242113	MM	SMA Jack to N Plug				
523-242113RP	242113RP	MM	SMA Jack to N Plug; Rev Polarity				
523-242114	242114	NN	SMA Plug to N Plug				
523-242115	242115	OO	SMA Jack to N Jack				
523-242125	242125	PP	SMA Jack to N Bulkhead Jack				
523-242163	242163	QQ	SMA Jack to N Panel Jack				
523-242126	242126	RR	SMA Plug to MCX Jack				
523-242127	242127	RR	SMA Jack to MCX Plug				
523-242128	242128	SS	SMA Plug to MCX Plug				
523-242129	242129	TT	SMA Jack to MCX Jack				
523-242140	242140	UU	SMA Plug to MMCX Jack				
523-242141	242141	UU	SMA Jack to MMCX Plug				
523-242142	242142	VV	SMA Plug to MMCX Plug				
523-242143	242143	WW	SMA Bulkhead Jack to MMCX Plug				
523-242193	242193	XX	SMA Jack to MMCX Bulkhead Plug				
523-242200	242200	YY	SMA Jack to SSMB Jack				
523-242189	242189	ZZ	SMA Plug to SSMA Jack				
523-242212	242212	AAA	SMA Plug to AMC/U.FL Jack				

Type F

For quantities greater than listed, call for quote.

MOUSER STOCK NO.	Amphenol Part No.	Fig.	Description	Price Each 1	10	25	100
523-242223	242223	BBB	F Jack to SMB Plug				
523-242224	242224	CCC	F Jack to SMB Jack				

Type TNC

For quantities greater than listed, call for quote.

MOUSER STOCK NO.	Amphenol Part No.	Fig.	Description	Price Each 1	10	25	100
523-242192RP	242192RP	DDD	TNC Bulkhead Jack to AMC/U.FL Jack; Reverse Polarity				



© Copyright 2014 Mouser Electronics

© Copyright 2014 Mouser Electronics

RoHS Compliant **This product is RoHS compliant.**

HIGH DENSITY HD-BNC™ CONNECTORS

Features:
- High density solutions
- Bayonet coupling
- True 75 Ohm impedance
- Meets SMPTE 292M and 424M Standards
- Smallest BNC in the industry
- Same cable prep as traditional BNC

Electrical:
- Impedance: 75Ω
- Frequency Range: 0-6GHz
- Voltage Rating: 170 VRMS
- Dielectric Withstanding Voltage: 500 volts
- Return Loss: Straight connectors: 32dB @ 3GHz
- Contact Resistance: Center contact: 5m Ω: Outer contact: 2.5m Ω
- Insulation Resistance: 10,000M Ω minimum
- Data Rate: 3Gbps or higher

Applications:
- Broadcast
- Network Routing and Switching
- Telco Central Office
- DS3/DS4
- Digital Video - HDTV
- Medical
- Mil/Aero
- Satellite Headends

For quantities greater than listed, call for quote.

MOUSER STOCK NO.	Amphenol Part No.	Fig.	Description	Price Each 1	5	10	25
Jacks							
523-34-1024	34-1024	A	Vertical jack, 4 Leg, square				
523-34-1018	34-1018	B	Edge launch jack				
523-34-1030	34-1030	C	R/A PCB jack				
Plugs for Standard Cable							
523-34-1017-300	34-1017-300	D	Plug - 1694A				
523-34-1027	34-1027	D	Plug - 1695A				
523-34-1025	34-1025	D	Plug - 1505A				
Plugs for HD Cable							
523-34-1026	34-1026	D	Plug - 1855A				
523-34-1033	34-1033	D	Plug - 210HDTV				
523-31-70466	31-70466	E	Plug - 210HDTV				
Adapters							
523-APH-HDBNCJ-J	APH-HDBNCJ-J	F	HD BNC (J) - HD BNC (J)				
523-APH-HDBNCP-J	APH-HDBNCP-J	G	HD BNC (P) - HD BNC (J)				
523-34-1023	34-1023	H	HD BNC (J-J-J) Tee				
523-APH-BNCJ-HDBNCJ	APH-BNCJ-HDBNCJ	I	BNC (J) - HD BNC (J)				
523-APH-BNCP-HDBNCP	APH-BNCP-HDBNCP	J	BNC (P) - HD BNC (P)				
523-APH-BNCJ-HDBNCP	APH-BNCJ-HDBNCP	K	BNC (J) - HD BNC (P)				
523-APH-BNCP-HDBNCJ	APH-BNCP-HDBNCJ	L	BNC (P) - HD BNC (J)				

Tools

For quantities greater than listed, call for quote.

MOUSER STOCK NO.	Amphenol Part No.	Description	Price Each 1	5
523-227-1490	227-1490	Spanner nut tool		
523-227-T2000	227-T2000	HD BNC mating tool		

BNC TRUE 75 OHM CABLE CONNECTORS

- True 75Ω impedance end to end
- Body Material: Brass
- Body Plating: Nickel
- Contact Plating: Gold
- Frequency range: 0-4GHz

For quantities greater than listed, call for quote.

MOUSER STOCK NO.	Amphenol Part No.	Fig.	Description	Cable	Crimp Tool	Price Each 1	10	25	100
523-31-80101	31-80101	M	Straight Crimp Plug	RG-179, 187	227-T1200				
523-31-80103	31-80103	M	Straight Crimp Plug	RG-59	227-T1200				
523-31-80104	31-80104	M	Straight Crimp Plug	734A	227-T1200				
523-31-80105	31-80105	M	Straight Crimp Plug	735A	227-T1200				
523-31-80106	31-80106	M	Straight Crimp Plug	RG-174, 316	227-T1200				
523-31-80107	31-80107	M	Straight Crimp Plug	BELDEN 179DT	227-T1200				
523-31-80109	31-80109	M	Straight Crimp Plug	BELDEN 1694A	227-T1200				
523-31-80901	31-80901	N	Right Angle Crimp Plug	RG-179, 187	227-T1200				

TWIN BNC CONNECTORS

- Impedance: 75Ω and 95Ω Cables
- Frequency Range: 0-100MHz
- Weatherproof: When mated
- Insulators: TFE (High Temp.) or Noryl
- Mating Coupling: two stud Bayonet Polarized

For quantities greater than listed, call for quote.

MOUSER STOCK NO.	Amphenol Part No.	Fig.	Cable Attachment Outer-Inner	Plating Body / Contact	Cable/ Description	Price Each 1	10	25	100
Plugs									
523-31-224	31-224	O	Clamp-Solder	Nickel / Gold	RG 108A, Noryl Insulator				
523-31-2226	31-2226	O	Clamp-Solder	Nickel / Gold	RG 108A, TFE Insulator				
Bulkhead Jacks									
523-31-223	31-223	P	Solder Cup	Nickel / Silver	Front Mount, Noryl Insulator				
523-31-2225	31-2225	P	Solder Cup	Nickel / Silver	Front Mount, TFE Insulator				

SLIMLINE MINI BNC CONNECTORS

- Working Voltage: 400VAC, peak
- True 75Ω impedance end to end
- Body Material: Brass with nickel or gold plating
- Contact Plating: Gold
- Reduced footprint size allowing 40% more connections in the same area
- Crimp/Crimp Design-Compatible with all major manufacturer's tooling
- Drop-in replacement for most high density SMB/SMZ applications

For quantities greater than listed, call for quote.

MOUSER STOCK NO.	Amphenol Part No.	Fig.	Cable Attachment Outer-Inner	Body Plating	RG Cable/ Description	Price Each 1	10	25
Straight Plugs								
523-31-70257	31-70257	Q	Dual Crimp	Nickel	Belden 1694A, 9248, .295" Outer Diameter			
523-31-70259	31-70259	Q	Dual Crimp	Nickel	AT&T 734, 734A, Belden 1505A			
523-31-70251	31-70251	Q	Dual Crimp	Nickel	AT&T 735, 735A, Belden 735A1			
523-31-70260	31-70260	Q	Dual Crimp	Nickel	Belden 8218, 88281			
523-31-70261	31-70261	Q	Crimp-Solder	Nickel	179, 187, Belden 9221			
Jacks								
523-31-70249	31-70249	R	PCB Mount	Nickel	Vertical, .054" Mounting Posts			
523-31-6055	31-6055	S	PCB Mount	Nickel	Right Angle Bulkhead, .071" Max Panel			
523-31-70255	31-70255	T	PCB Mount	Nickel	Right Angle, .054" Mounting Posts			

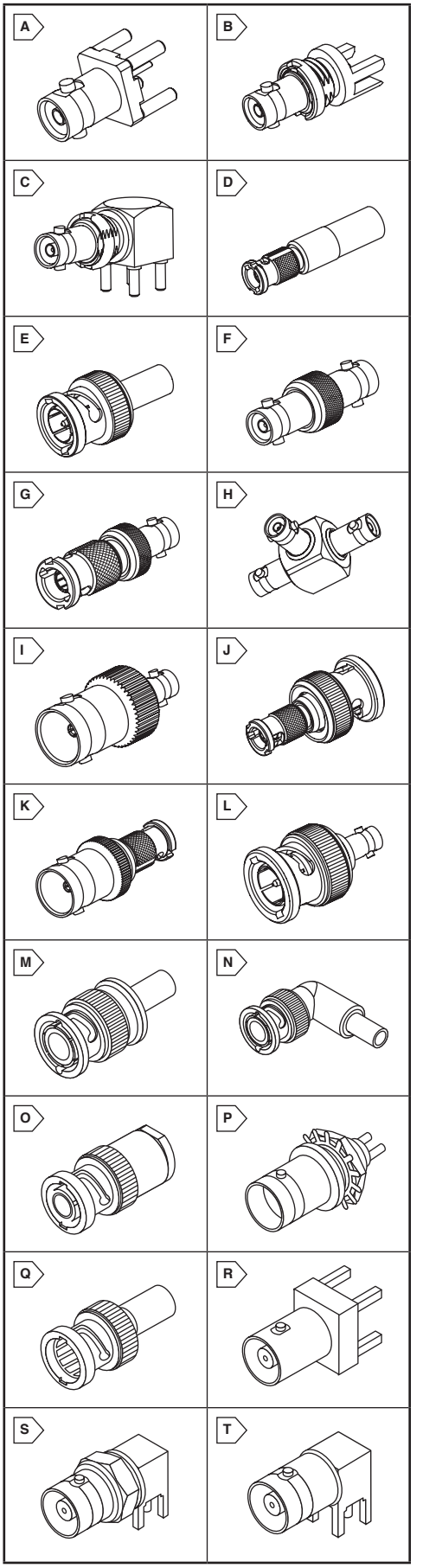

© Copyright 2014 Mouser Electronics

© Copyright 2014 Mouser Electronics

RoHS Compliant **This product is RoHS compliant.**

HIGH PERFORMANCE BNC

Features and Benefits:
- 75Ω impedance
- Space saving end launch termination

Applications:
- Video control panels
- Video add-on cards
- Video routers and switching equipment
- Video display and monitoring applications

For quantities greater than listed, call for quote.

MOUSER STOCK NO.	Amphenol Part No.	Fig.	Description	Price Each 1	10	25	100
523-112740	112740	A	End-launch bulkhead jack, .062 PCB				
523-112740-13	112740-13	A	End-launch bulkhead jack, 14mm hex, .062 PCB				
523-112740-14	112740-14	A	End-launch bulkhead jack, knurled nut, .062 PCB				

BNC CONNECTOR SERIES

- Impedance: 50Ω
- Body Material: Brass
- Body Plating: Nickel
- Contact Plating: Gold
- Frequency range: 0-4GHz with low reflection

For quantities greater than listed, call for quote.

MOUSER STOCK NO.	Amphenol Part No.	Fig.	Description	Cable	Crimp Tool	Price Each 1	10	25	100
523-112116	112116	B	Straight Crimp Plug	LMR 195/RG58/U	47-10070				
523-112118	112118	B	Straight Crimp Plug	RG59/62/140/210	47-10070				
523-112119	112119	B	Straight Crimp Plug	RG59/62/140/210	47-10070				
523-112120	112120	B	Straight Crimp Plug	RG58/58A/58C/141/LMR195/B7806A	47-10070				
523-112132	112132	B	Straight Crimp Plug	LMR 100/RG316/U	47-10150				
523-112597	112597	B	Straight Crimp Plug	LMR 200	47-10070				
523-112533	112533	B	Straight Crimp Plug	LMR 240/RG8X	47-10070				
523-112563	112563	B	Straight Crimp Plug	LMR 400/B9913	47-10210				
523-112134	112134	B	Straight Crimp Plug	174/188A/316	47-10150				
523-112514	112514	B	Straight Crimp Plug	55/142/223/400	47-10070				
523-112516	112516	B	Straight Crimp Plug	178/196	47-10150				
✻ 523-112133	112133	B	Straight Crimp Plug	179/187/B9221	47-10150				
✻ 523-112507	112507	B	Straight Crimp Plug	59/U-20AWG/B9108/B1515/B9104	47-10070				
523-112551	112551	C	Straight Solder Plug	.141 Semi-Rigid	- - -				
523-112552	112552	C	Straight Solder Plug	.085 Semi-Rigid	- - -				
523-112710	112710	C	Straight Solder Plug	.250 Semi-Rigid	- - -				
523-112178	112178	D	Right Angle Crimp Plug	LMR 100/RG316/U	47-10150				
523-112162	112162	D	Right Angle Crimp Plug	LMR 195/RG58/U	47-10070				
523-112182	112182	D	Right Angle Crimp Plug	RG58/58A/58C/141/303/LMR 195	47-10070				
523-112526	112526	D	Right Angle Crimp Plug	55/142/223/400	47-10070				
523-112601	112601	D	Right Angle Crimp Plug	LMR 240/RG8X	47-10070				
523-112596	112596	D	Right Angle Crimp Plug	LMR 400/B9913	47-10210				
523-112160	112160	E	Straight Crimp Jack	LMR 100/RG316/U	47-10150				
523-112144	112144	E	Straight Crimp Jack	LMR 195/RG58/U	47-10070				
523-112605	112605	E	Straight Crimp Jack	LMR 240/RG8X	47-10070				
523-112603	112603	E	Straight Crimp Jack	LMR 400/B9913	47-10210				
523-112234	112234	F	Bulkhead Crimp Jack	LMR 100/RG316/U	47-10150				
523-112235	112235	F	Bulkhead Crimp Jack	179/187/B9221	47-10150				
523-112202	112202	F	Bulkhead Crimp Jack	LMR 195/RG58/U	47-10070				
523-112252	112252	F	Bulkhead Crimp Jack	174/188A/316	47-10150				
523-112581	112581	G	Bulkhead Solder Jack	.141 Semi-Rigid	- - -				
523-112580	112580	G	Bulkhead Solder Jack	.085 Semi-Rigid	- - -				

✻75Ω

Accessories

MOUSER STOCK NO.	Amphenol Part No.	Description	Price Each 1	10	25	100
523-202100	202100	Male Cap and Chain				
523-202114	202114	Male Shorting Cap Less Chain				

MINI SMB 75 OHM CONNECTORS

- Impedance: 75Ω
- Body Material: Brass
- Insulation: Teflon
- Finish: Gold, unless part number is noted with ✻ = Nickel
- Contact Plating: 30µ" Gold
- Frequency range: 0-4GHz

For quantities greater than listed, call for quote.

MOUSER STOCK NO.	Amphenol Part No.	Fig.	Description	Cable	Crimp Tool	Price Each 1	10	25	100
523-142186-75	142186-75	H	Straight Crimp Plug	179/U	47-10150				
523-142222-75	142222-75	H	Straight Crimp Plug	AT&T 735A	47-10150				
523-142134-75	142134-75	I	Vertical Plug for PC Board	- - -	- - -				
523-142194-75	142194-75	J	Right Angle Cable Plug	179/U	47-10150				
523-142176-75	142176-75	J	Right Angle Cable Plug	179 Double Braid	47-10160				
523-142221-75	142221-75	J	Right Angle Crimp Plug	AT&T 735A	47-10150				
523-142189-75	142189-75	K	Straight Crimp Jack	179/U	47-10150				
523-142138-75	142138-75	L	Vertical Jack for PC Board	- - -	- - -				
523-142146-75	142146-75	M	Right Angle Jack for PC Board	- - -	- - -				
523-142179-75	142179-75	N	Bulkhead Feedthrough Cable Jack	179/U	47-10150				



© Copyright 2014 Mouser Electronics

© Copyright 2014 Mouser Electronics

RoHS Compliant This product is RoHS compliant.

SMA SERIES CONNECTORS AND ACCESSORIES

These SMA connectors offer a compact size and mechanically give outstanding durability.

- Impedance: 50Ω
- Body Material: Brass
- Insulation: Teflon
- Finish & Center Contact: Gold
- Frequency Range: 0-18GHz (semi-rigid); 0-12.4GHz (flexible cable)

SMA Coaxial Connectors

For quantities greater than listed, call for quote.

MOUSER STOCK NO.	Amphenol Part No.	Fig.	Description	Cable	Crimp Tool	Price Each 1	10	25	100
523-132114	132114	A	Straight Crimp Plug	LMR 100/RG316/U	47-10150				
523-132113	132113	A	Straight Crimp Plug	LMR 195/RG58/U	47-10070				
523-132234	132234	A	Straight Crimp Plug	LMR 200	47-10070				
523-132231	132231	A	Straight Crimp Plug	LMR 240/8X	47-10070				
523-132298	132298	A	Straight Crimp Plug	LMR 400/B9913	47-10210				
523-132178	132178	A	Straight Crimp Plug	RG 316 U Dbl Braid	- - -				
523-132193	132193	A	Straight Crimp Plug	RG 178/196	47-10150				
523-132195	132195	A	Straight Crimp Plug	RG 223/142	47-10070				
523-132100	132100	B	Straight Solder Plug (no contact)	.141 Semi-Rigid	- - -				
523-132102	132102	C	Straight Solder Plug (with contact)	.141 Semi-Rigid	- - -				
523-132101	132101	C	Straight Solder Plug	.085 Semi-Rigid	- - -				
523-132188	132188	C	Straight Solder Plug w/Torque Nut	.085 Semi-Rigid	- - -				
523-132249	132249	C	Straight Solder Plug	.047 Semi-Rigid	- - -				
523-132296	132296	C	Straight Solder Plug	.250 Semi-Rigid	- - -				
523-132123	132123	D	Right Angle Crimp Plug	LMR 100/RG316/U	47-10150				
523-132122	132122	D	Right Angle Crimp Plug	LMR 195/RG58/U	47-10070				
523-132235	132235	D	Right Angle Crimp Plug	LMR 200	47-10070				
523-132239	132239	D	Right Angle Crimp Plug	LMR 240/8X	47-10070				
523-132173	132173	D	Right Angle Crimp Plug	RG 178/196	47-10150				
523-132194	132194	D	Right Angle Crimp Plug	RG 55/142/223/400	47-10070				
523-132112	132112	E	Right Angle Solder Plug	.141 Semi-Rigid	- - -				
523-132111	132111	E	Right Angle Solder Plug	.085 Semi-Rigid	- - -				
523-132117	132117	F	Straight Crimp Jack	LMR 100/RG316/U	47-10150				
523-132116	132116	F	Straight Crimp Jack	LMR 195/RG58/U	47-10070				
523-132240	132240	F	Straight Crimp Jack	LMR 240	47-10070				
523-132104	132104	G	Straight Solder Jack	.141 Semi-Rigid	- - -				
523-132103	132103	G	Straight Solder Jack	.085 Semi-Rigid	- - -				
523-132119	132119	H	Bulkhead Crimp Jack	LMR 100/RG316/U	47-10150				
523-132118	132118	H	Bulkhead Crimp Jack	LMR 195/RG58/U	47-10070				
523-132241	132241	H	Bulkhead Crimp Jack	LMR 240/B7808A	47-10070				
523-132106	132106	I	Bulkhead Solder Jack	.141 Semi-Rigid	- - -				
523-132105	132105	I	Bulkhead Solder Jack	.085 Semi-Rigid	- - -				
523-132246	132246	J	Right Angle Bulkhead Crimp Jack	LMR 195/RG 58/U	47-10070				
523-132245	132245	J	Right Angle Bulkhead Crimp Jack	LMR 100/RG 316/U	47-10150				
523-132120	132120	K	Panel Mount Crimp Jack, 4-hole	LMR 195/RG58	47-10070				
523-132121	132121	K	Panel Mount Crimp Jack, 4-hole	LMR 100/RG316	47-10150				
523-132107	132107	L	Panel Mount Solder Jack, 4-hole	.085 Semi-Rigid	- - -				
523-132108	132108	L	Panel Mount Solder Jack, 4-hole	.141 Semi-Rigid	- - -				
523-132109	132109	M	Panel Mount Solder Jack, 2-hole	.085 Semi-Rigid	- - -				
523-132110	132110	M	Panel Mount Solder Jack, 2-hole	.141 Semi-Rigid	- - -				

SMA Panel Mount and PCB Connectors

For quantities greater than listed, call for quote.

MOUSER STOCK NO.	Amphenol Part No.	Fig.	Description	Price Each 1	10	25
523-132144	132144	N	Panel Mnt Plug, 4-hole, Extend Teflon			
523-132145	132145	O	Panel Mnt Plug, 2-hole, Extend Teflon			
523-132146	132146	P	Panel Mnt Jack, 4-hole, Extend Teflon			
523-132147	132147	Q	Panel Mnt Jack, 2-hole, Extend Teflon			
523-132142	132142	R	Panel Mount Jack, 4-hole			
523-132143	132143	S	Panel Mount Jack, 2-hole			
523-132150	132150	T	Panel Mount Jack, 4-hole, Sq Flange			
523-132166	132166	U	Straight Crimp Jack, 4 hole, .500 Sq			
523-132133	132133	V	Straight PCB Plug			
523-132135	132135	W	Right Angle PCB Plug			
523-132134	132134	X	Straight PCB Jack			
523-132136	132136	Y	Right Angle PCB Jack			
523-132225	132225	Y	Right Angle PCB Jack Die-Cast			
523-132203	132203	Z	Right Angle Bulkhead PCB Jack			
523-132255	132255	AA	Straight End Launch Jack			
523-132289	132289	BB	Strght End Launch Bulkhead Jack			
523-132372	132372	CC	Strght End Launch SMT Jack			
523-132137	132137	DD	Bulkhead Jack, Front mount			
523-132139	132139	EE	Bulkhead Jack, Rear mount			

Accessories - Caps

For quantities greater than listed, call for quote.

MOUSER STOCK NO.	Amphenol Part No.	Fig.	Description	Price Each 1	10	25
523-202112	202112	–	Male Cap			
523-202112-10	202112-10	–	Male Cap with Chain			
523-132348	132348	–	Female Cap with chain			
523-132331	132331	–	Male Shorting Cap			
523-132360	132360	–	Male 50Ω Resistor Cap			
523-132360RP	132360RP	–	Male 50Ω Res. Cap, Rev. Polarity			
523-132361	132361	–	Female 50Ω Resistor Cap			

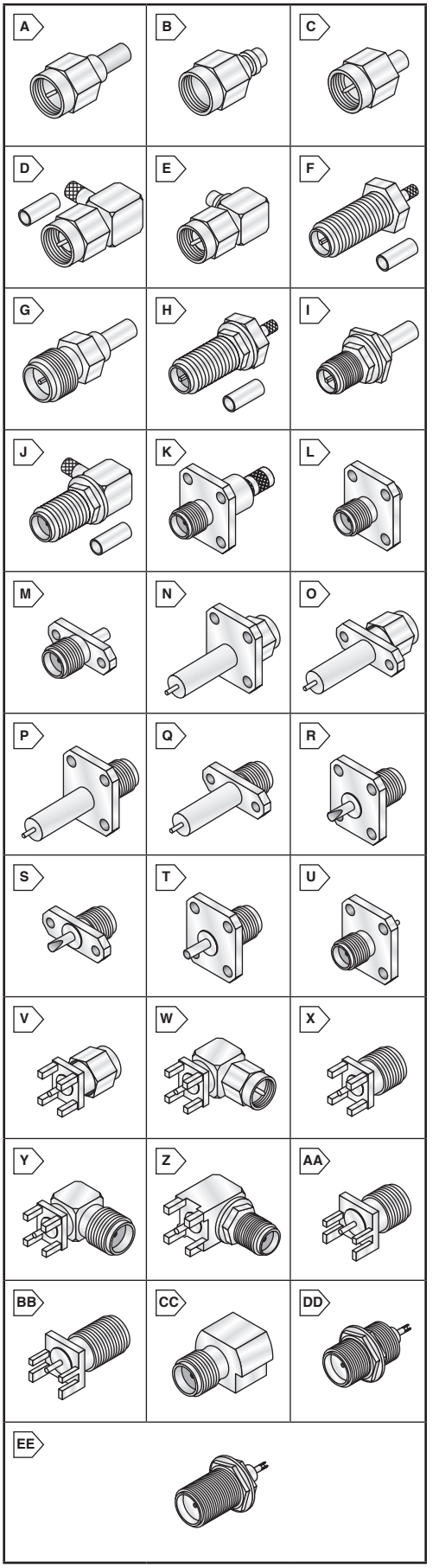

© Copyright 2014 Mouser Electronics

© Copyright 2014 Mouser Electronics

RoHS Compliant **This product is RoHS compliant.**

SMB RF CONNECTORS

Offers quick connect/disconnect snap on mating, reducing installation time.

- Impedance: 50Ω
- Frequency Range: 0-4GHz
- Center Contacts: Gold Plated
- Crimp Tool: CTL-13
- Insulators: TFE fluorocarbon
- Connector Durability: 500 matings
- Mating: Rapid Snap-on coupling, per MIL-STD-348
- Conforms with MIL-C-39012
- Interface is in compliance w/ MIL STD-348

For quantities greater than listed, call for quote.

MOUSER STOCK NO.	Amphenol Part No.	Fig.	Cable Attachment Outer-Inner	Plating	Description/ Cable Type	Price Each 1	10	25	100
Straight Plugs									
523-903-370P-51S	903-370P-51S	A	Crimp-Solder	Nickel	174, 179, 187, 188, 316, 7805				
523-903285P51S	903285P51S	A	Crimp-Solder	Gold	174, 179, 187, 188, 316, 7805				
523-903371P51S	903371P51S	A	Crimp-Solder	Nickel	178, 196, (.071" Outer Diameter)				
Right Angle Plugs									
523-903-367P-51A	903-367P-51A	B	Crimp-Solder	Nickel	174, 179, 187, 188, 316, 7805				
523-903-367P-51A2	903-367P-51A2	B	Crimp-Solder	Nickel	174, 179, 187, 188, 316, 7805				
523-903-368P-51A1	903-368P-51A1	B	Crimp-Solder	Nickel	M17/93, 178, 178A, 196				
523-903-369P-51A	903-369P-51A	B	Crimp-Solder	Nickel	M17/152, 315U Dbl. Braid 2x, 188				
523-903289P51A	903289P51A	B	Crimp-Solder	Gold	174, 179, 187, 188, 316, 7805				
523-903-289P-51A2	903-289P-51A2	B	Crimp-Solder	Gold	174, 179, 187, 188, 316, 7805				
Receptacles									
523-903-415J-51P	903-415J-51P	C	PCB Jack	Gold	Vertical, .155" Legs, .250" Sq. Base				
523-903-406J-51R	903-406J-51R	C	Solder	Gold	Front Mount				
523-903-499J-51P	903-499J-51P	C	PCB Jack	Gold	Vertical Bulkhead, .155" Legs				
523-903-499J-51P2	903-499J-51P2	C	PCB Jack	Gold	Vertical, .155" Legs, .250" Sq. Base				
523-903-373J-51A	903-373J-51A	D	PCB Jack	Gold	Right Angle, .155" Legs, .312" Base				
523-903-413J-51A	903-413J-51A	E	PCB Jack	Gold	Right Angle Bulkhead, .155" Legs				

MINI-UHF CONNECTORS

Designed for use as a coaxial interconnection in cell phones, automotive systems, and similar applications where size, weight, and cost factors are critical.

- Impedance: 50Ω
- Frequency Range: 0-2.5GHz
- Crimp Tool: CTL-5
- Temperature Range: -55°C to 85°C (TFE Insulators)
- Voltage Rating: 335 Volts Peak
- Mating: 3/8-24 Threaded Coupling
- Teflon insulators

For quantities greater than listed, call for quote.

MOUSER STOCK NO.	Amphenol Part No.	Fig.	Cable Attachment Outer-Inner	Plating	Description/ Cable Type	Price Each 1	10	25	100
Plug									
523-81-114-RFX	81-114-RFX	F	Crimp-Crimp	Nickel/Gold	RG58, 141, 303, LMR 195, Belden 9258				
523-81-115N-1000	81-115N-1000	G	Crimp-Crimp	Nickel/Gold	58, 58A, 58C, 141, 303, LMR 195, Belden 7806A				
Receptacles									
523-81-116	81-116	H	Crimp-Crimp	Nickel/Tin-Lead	58, 58A, 58C, 141, 303, LMR 195, Belden 7806A				
523-81-120	81-120	I	Solder Cup	Nickel/Gold	Straight Rear Mount Bulkhead .125" Max Panel Thickness				

TWIN-AXIAL WEATHER PROOF CONNECTORS (TWINAX)

Due to improved shielding characteristics, these connectors are used in balanced low level and high sensitivity circuits. Keyway polarization ensures system integrity and prevents signals from being mixed. 5000V peak with Teflon insulators allows for high temperature applications.

- Frequency Range: 0-200MHz
- Impedance: 78Ω and 95Ω Cables
- Body Plating: Nickel
- Weatherproof: When mated
- Large thread designed for rugged use
- Contact Plating: Gold

For quantities greater than listed, call for quote.

MOUSER STOCK NO.	Amphenol Part No.	Fig.	Cable Attachment Outer-Inner	Description/ Cable Type	Price Each 1	10	25	100
Plugs								
523-82-5589-RFX	82-5589-RFX	J	Clamp-Solder	Belden 9207, IBM 7362211, Times Types				
Receptacles								
523-82-5590-RFX	82-5590-RFX	K	Solder Cup	Bulkhead, Front Mount, .295" Panel				

CRIMP TOOLS WITH DIE SETS

For quantities greater than listed, call for quote.

MOUSER STOCK NO.	Amphenol Part No.	Fig.	Cable Groups	Die Cavities	Price Each
523-47-10150	47-10150	L	RG 174 / 188 / 316 / 179 / 187 / 180 / 195 / 178 / 196	.178 / .128 / .068	
523-47-10070	47-10070	L	RG 55 / 58 / 59 / 62 / 141 / 142 / 223 / 303 / 400	.255 / .213 / .068	
523-47-10180	47-10180	L	5 Cavity RG 58 / 59 N, BNC, TNC, SMA	.255 / .213 / .100 / .068 / .052	
523-47-10090	47-10090	L	RG 8 / 11 / 213/ 214	.429 / .100 / .08	
523-47-10160	47-10160	L	.151 HEX 316 / 179 / Double Braid	.151 / .178 / .213	
523-47-10110	47-10110	L	RG6 / 59 / B8281	.324 / .255 / .068 / .042	
523-47-10210	47-10210	L	LMR 400 / B9913 / B9914 / B7810	.429 / .118	
523-47-10270	47-10270	L	BNC / TNC, .042 Center Contact, .068 Center Contact	.178 / .128, .068, .042	

CTL CRIMP TOOLS

For quantities greater than listed, call for quote.

MOUSER STOCK NO.	Amphenol Part No.	Fig.	Connector Types	Cable Type	Price Each
523-CTL-1	CTL-1	L	BNC, TNC 3-Piece	55, 58, 59, 62, 140, 141, 142, 210, 223, 303, 400, Belden 9258, 9259, 9907, 8990, Plenum 59 and 62	
523-CTL-2	CTL-2	L	BNC, TNC 3-Piece	6, Plenum 58, 174, 179, 187, 188, 316, Belden 8281	
523-CTL3	CTL3	L	N 3-Piece	8, 11, 55, 58, 141, 142, 149, 213, 214, 223, 225, 303, 393, 400, Ethernet Cables	
523-CTL4	CTL4	L	Twinax Center Contacts	Belden 8227, 9207, 89207, IBM 7362211 Twinax Cable	
523-CTL5	CTL5		BNC, TNC, Mini-UHF, N	55, 58, 59, 62, 140, 141, 142, 210, 223, 303, 400, Belden 9258, 9259, 9907, 89907, Plenum 59 and 62	
523-CTL-6	CTL-6	L	BNC, TNC 3-Piece	59, 62, 174, Plenum 59, Plenum 62	
523-CTL-9	CTL-9	L	SMA	174, 188, 180, 360	
523-CTL-11	CTL-11	L	Type N 3-Piece	Belden 9913, 9914, LMR 400, 7810A	
523-CTL13	CTL13	L	MMCX, SMA, SMB	174, 178, 188, 196, 316, RD-316	
523-CTL-15	CTL-15	L	MMCX, 75 ohm	Belden 735A, 821B	

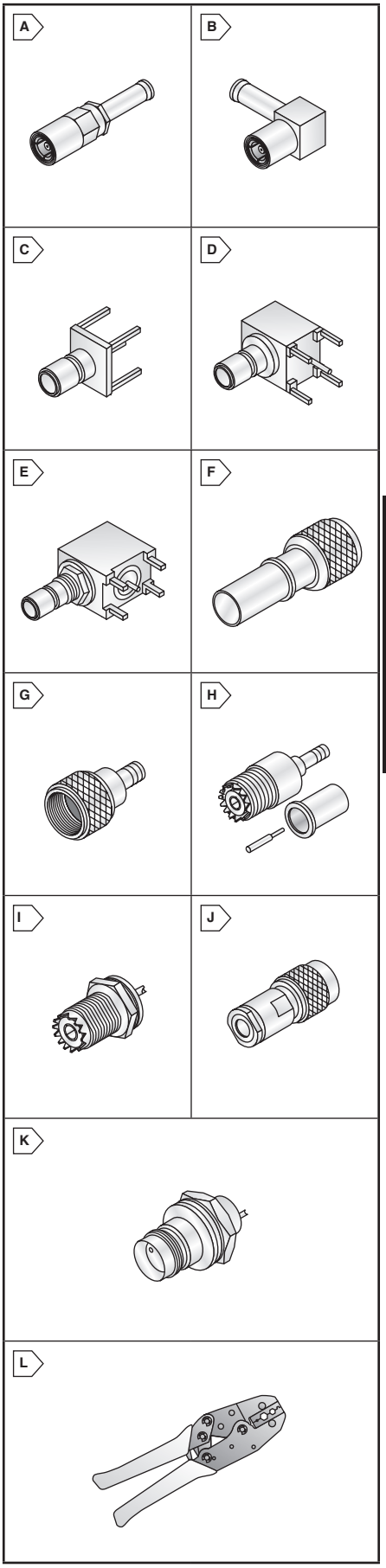

© Copyright 2014 Mouser Electronics

© Copyright 2014 Mouser Electronics

RoHS Compliant **This product is RoHS compliant.**

N SERIES FOR LMR AND SEMI-RIGID CABLES

- Impedance: 50Ω
- Body Material: Brass
- Finish: Nickel
- Center Contact: 3µ" Gold
- Frequency Range: 0-11GHz
- Insulation: Teflon

For quantities greater than listed, call for quote.

MOUSER STOCK NO.	Amphenol Part No.	Fig.	Description	Cable	Crimp Tool	Price Each 1	10	25	100
523-172128	172128	A	Straight Crimp Plug	LMR 100/ RG316/U	47-10150				
523-172171	172171	A	Straight Crimp Plug	316 Double Braid	47-10150				
523-172142	172142	A	Straight Crimp Plug	RG 223/142/400	47-10180				
523-172100	172100	A	Straight Crimp Plug	LMR 195/RG58/U	47-10180				
523-172214	172214	A	Straight Crimp Plug	LMR 200	47-10180				
523-172135	172135	A	Straight Crimp Plug	LMR 240/8X	47-10180				
523-172206	172206	A	Straight Crimp Plug	LMR 600	.610 Hex				
523-172102	172102	A	Straight Crimp Plug	RG 8, 213	47-10090				
523-172166	172166	A	Straight Crimp Plug	RG 214	47-10090				
523-172101	172101	A	Straight Crimp Plug	RG 59	47-10180				
523-172102H243	172102H243	A	Straight Crimp Plug	LMR 400/B9913	47-10210				
523-172113H243	172113H243	B	Straight Clamp Plug	LMR 400/B9913	- - -				
523-172133	172133	C	Straight Solder Plug	.141 Semi-Rigid	- - -				
523-172211	172211	C	Straight Solder Plug	.085 Semi-Rigid	- - -				
523-172139	172139	C	Straight Solder Plug	.250 Semi-Rigid	- - -				
523-172180	172180	D	Right Angle Crimp Plug	LMR 100/ RG316/U	47-10150				
523-172177	172177	D	Right Angle Crimp Plug	LMR 195/RG58/U	47-10180				
523-172178	172178	D	Right Angle Crimp Plug	RG 223/142/400	47-10070				
523-172176	172176	D	Right Angle Crimp Plug	RG 8/213	47-10210				
523-172215	172215	D	Right Angle Crimp Plug	LMR 200	47-10070				
523-172219	172219	D	Right Angle Crimp Plug	LMR 240/8X	47-10180				
523-172176	172176	D	Right Angle Crimp Plug	LMR 400/B9913	47-10210				
523-172266	172266	E	Right Angle Solder Plug	.250 Semi-Rigid	- - -				
523-172204	172204	F	Straight Crimp Jack	LMR 100/ RG316/U	47-10150				
523-172103	172103	F	Straight Crimp Jack	LMR 195/RG58/U	47-10180				
523-172216	172216	F	Straight Crimp Jack	LMR 200	47-10180				
523-172147	172147	F	Straight Crimp Jack	RG55/142/223/400	47-10180				
523-172148	172148	F	Straight Crimp Jack	LMR 240/8X	47-10180				
523-172203	172203	F	Straight Crimp Jack	LMR 400/B9913	47-10210				
523-172238	172238	G	Straight Solder Jack	.141 Semi-Rigid	- - -				
523-172237	172237	G	Straight Solder Jack	.085 Semi-Rigid	- - -				
523-172129	172129	H	Bulkhead Crimp Jack	LMR 100/ RG316/U	47-10150				
523-172132	172132	H	Bulkhead Crimp Jack	RG 223/142	47-10180				
523-172217	172217	H	Bulkhead Crimp Jack	LMR 200	47-10180				
523-172108	172108	H	Bulkhead Crimp Jack	RG 8/213	47-10180				
523-172106	172106	H	Bulkhead Crimp Jack	LMR 195/RG58/U	47-10180				
523-172149	172149	H	Bulkhead Crimp Jack	LMR 240/8X	47-10180				
523-172220	172220	H	Bulkhead Crimp Jack	LMR 400/B9913	47-10210				
523-172143	172143	I	Bulkhead Clamp Jack	LMR 100/ RG316/U	- - -				
523-172137	172137	J	Bulkhead Solder Jack	.141 Semi-Rigid	- - -				
523-172138	172138	J	Bulkhead Solder Jack	.085 Semi-Rigid	- - -				
523-172153	172153	J	Bulkhead Solder Jack	.250 Semi-Rigid	- - -				

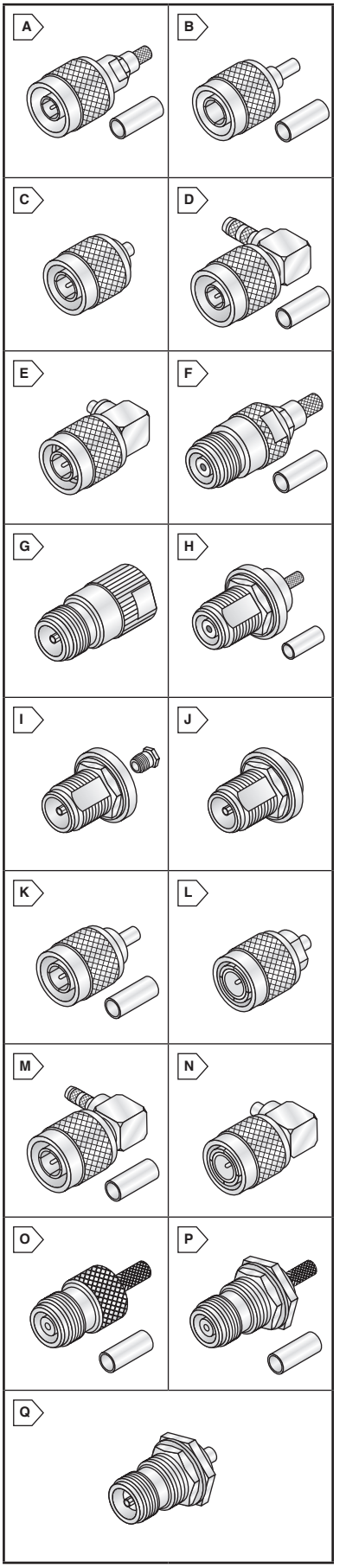

TNC SERIES FOR LMR AND SEMI-RIGID CABLES

- Impedance: 50Ω
- Frequency Range: 0-11GHz
- Body Material: Brass
- Finish: Nickel
- Insulation: Delrin (or Teflon ✻)
- Center Contact: 3µ" Gold
- 50Ω and 75Ω intermateable

For quantities greater than listed, call for quote.

MOUSER STOCK NO.	Amphenol Part No.	Fig.	Description	Cable	Crimp Tool	Price Each 1	10	25	100
523-122116	122116	K	Straight Crimp Plug	LMR 100/ RG316/U	47-10070				
523-122117	122117	K	Straight Crimp Plug	RG179/187/139221	47-10150				
523-122108	122108	K	Straight Crimp Plug	LMR 100/ RG58/U	47-10070				
523-122410	122410	K	Straight Crimp Plug	LMR 200	47-10070				
523-122408	122408	K	Straight Crimp Plug	LMR 240/8X	47-10070				
523-122372	122372	K	Straight Crimp Plug	RG55/U/ 142A/U/ 223/U/ 400/U	47-10070				
✻ 523-122393	122393	K	Straight Crimp Plug	LMR 400/B9913	47-10210				
✻ 523-122386	122386	L	Straight Solder Plug	.141 Semi-Rigid	- - -				
✻ 523-122387	122387	L	Straight Solder Plug	.085 Semi-Rigid	- - -				
✻ 523-122484	122484	L	Straight Solder Plug	.250 Semi-Rigid	- - -				
523-122148	122148	M	Right Angle Crimp/Solder Plug	LMR 100/ RG316/U	47-10150				
523-122140	122140	M	Right Angle Crimp/Solder Plug	LMR 100/ RG58/U	47-10070				
✻ 523-122414	122414	M	Right Angle Crimp/Solder Plug	LMR 240/8X	47-10070				
523-122416	122416	M	Right Angle Crimp/Solder Plug	LMR 400/B9913	47-10210				
✻ 523-122422	122422	N	Right Angle Solder Plug	.141 Semi-Rigid	- - -				
✻ 523-122420	122420	N	Right Angle Solder Plug	.085 Semi-Rigid	- - -				
523-122138	122138	O	Straight Crimp Jack	LMR 100/ RG316/U	47-10150				
✻ 523-122122	122122	O	Straight Crimp Jack	LMR 100/ RG58/U	47-10070				
523-122409	122409	O	Straight Crimp Jack	LMR 240/8X	47-10070				
✻ 523-122392	122392	O	Straight Crimp Jack	LMR 400/B9913	47-10210				
523-122192	122192	P	Bulkhead Crimp Jack	LMR 100/ RG316/U	47-10150				
✻ 523-122160	122160	P	Bulkhead Crimp Jack	LMR 100/ RG58/U	47-10070				
✻ 523-122415	122415	P	Bulkhead Crimp Jack	LMR 240/8X	47-10070				
✻ 523-122401	122401	Q	Bulkhead Solder Jack	.141 Semi-Rigid	- - -				
✻ 523-122400	122400	Q	Bulkhead Solder Jack	.085 Semi-Rigid	- - -				

© Copyright 2014 Mouser Electronics

© Copyright 2014 Mouser Electronics

RoHS Compliant **This product is RoHS compliant.**

AMPHENOL QMA CONNECTORS

QMA is a quick disconnect version of the SMA connector. Instead of using a threaded coupling mechanism, a snap-lock mechanism is used.

Features:
- Operates at the same electrical performance as SMA
- Snap-on interface for quick and easy installation (can be installed 10x faster that SMA)
- Snap-Lock mechanism removes requirement for wrench clearance, allowing for denser packaging
- Rotatable 360° after connection

Specifications:
- Impedance: 50Ω
- Frequency Range: 0-6GHz
- VSWR: 1.05 max DC to 3 GHz, 1.12 max 3 to 6GHz
- Temperature Range: - 40°C to +80°C
- Body Material: White Bronze over Brass
- Durability: 100 cycles
- Power Handling: 125W at 40°C

Applications:
- Base Stations
- Instrumentation
- Process Controls
- Cable Assemblies
- Mil/Aero
- Telecom
- Components
- PC/LAN

For quantities greater than listed, call for quote.

MOUSER STOCK NO.	Amphenol Part No.	Fig.	Description/Cable	Crimp Tool	Price Each 1	10	25	100
Plugs								
523-930-119P-51S	930-119P-51S	A	Straight Solder, .085, .087 Semi-Rigid	-				
523-930-120P-51S	930-120P-51S	B	Straight Crimp, 89907, B7806A, RG11, RG58, RG58C	CTL-1				
523-930-129P-51S	930-129P-51S	C	Straight Crimp, RG174, RG188A	CTL-9				
523-930-104P-51A	930-104P-51A	D	Right Angle Solder, .085, .087 Semi-Rigid	-				
523-930-103P-51A	930-103P-51A	E	Right Angle Solder, .141 Semi-Rigid	-				
523-930-110P-51A	930-110P-51A	F	Right Angle Crimp, 89907, B7806A, RG11, RG58, RG58C	CTL-1				
PCB Jacks								
523-930-121J-51S	930-121J-51S	E	.085, .087 Semi-Rigid, Bulkhead	-				
523-930-128J-51P	930-128J-51P	G	Right Angle	-				
523-930-107J-51P	930-107J-51P	H	Vertical Surface Mount Thru-Hole	-				
Adapters-Between Series								
523-930-101A-51S	930-101A-51S	I	QMA Plug to SMA Jack	-				
523-930-131A-51S	930-131A-51S	J	QMA Jack to SMA Plug	-				

AMPHENOL AMC CONNECTORS AND CABLE ASSEMBLIES

Features:
- Easy snap-on / snap-off mating
- Ultra low-profile (2.5mm mating height)
- Small footprint (3mm x 3mm)

Specifications:
- Impedance: 50Ω
- Frequency Range: 0-6GHz
- VSWR: 1.3 max DC to 3GHz, 1.4 max 3 to 6GHz
- Temperature Range: - 40°C to +90°C
- Durability: 30 cycles
- Mating Female contact holding force: 0.15N min
- Body Material: Silver over Phosphor Bronze

Applications:
- WLAN
- Bluetooth
- PDA
- Notebook computers
- GPS
- Portable Devices
- Remote Measuring Equipment

For quantities greater than listed, call for quote.

MOUSER STOCK NO.	Amphenol Part No.	Fig.	Description	Price Each 1	10	25	100
Receptacle							
523-A-1JB	A-1JB	K	AMC PCB Jack, Surface Mount				
Adapters							
523-31-6101	31-6101	L	AMC Plug to TNC-RP Jack, 2 Hole Flange				
523-31-6112	31-6112	M	AMC Plug to TNC-RP Jack, Bulkhead Front Mount				
523-901-10097	901-10097	N	AMC Plug to SMA-RP Jack, Bulkhead Rear Mount				
Cable Assemblies							
523-A-1PA-113-100G2	A-1PA-113-100G2	O	100mm, Right Angle Plug Jumper, Gray Cable				
523-A-1PA-113-125W2	A-1PA-113-125W2	O	125mm, Right Angle Plug Jumper, White Cable				
523-A-1PA-113-150B2	A-1PA-113-150B2	O	150mm, Right Angle Plug Jumper, Black Cable				
523-A-1PA-113-300B2	A-1PA-113-300B2	O	300mm, Right Angle Plug Jumper, Black Cable				
523-A-1PA-113-330B2	A-1-1PA-330B2	O	330mm, Right Angle Plug Jumper, Black Cable				

✻Contact your Mouser Sales Representative for additional color and length options.

AMPHENOL SMP CONNECTORS

The SMP interface is a subminiature interface in the same scale as MMCX connectors but offers a frequency range of DC to 40GHz.

Features:
- RF performance DC to 40GHz
- Designed to accommodate both radical and axial misalignment
- Push-on and Snap-on mating styles for quick installation

Specifications:
- Impedance: 50Ω
- VSWR: 1.50 max 0-20GHz
- Temperature Range -65°C to +155°C
- Contacts: Gold-plated brass, Gold plated beryllium copper
- Mating Cycles: 100 with full detent, 500 with limited detent
- Body Material: Gold plated brass, Gold Plated beryllium copper

Applications:
- Aerospace
- Routers
- Broadband
- Telecom
- Board to Board Interconnect
- Instrumentation
- Phased array antennas

For quantities greater than listed, call for quote.

MOUSER STOCK NO.	Amphenol Part No.	Fig.	Description / Cable	Termination	Price Each 1	10	25	100
Plugs								
523-SMP-MSLD-PCT	SMP-MSLD-PCT	P	Vert PCB Plug, Thru-Hole, Limited Detent	PCB Mount				
523-SMP-MSLD-PCS	SMP-MSLD-PCS	Q	Vert PCB Plug, SMT, Limited Detent	PCB Mount				
523-SMP-MSLD-PCR	SMP-MSLD-PCR	R	Vert PCB Plug, Rear Mount, Limited Detent	PCB Mount				
523-SMP-MSSB-PCS	SMP-MSSB-PCS	Q	Vert PCB Plug, SMT, Smooth Bore	PCB Mount				
523-SMP-MSSB-PCR	SMP-MSSB-PCR	R	Vert PCB Plug, Rear Mount, Smooth Bore	PCB Mount				
Jacks								
523-SMP-FR-C06	SMP-FR-C06	S	R/A Cable Jack to .047 Semi-Rigid	Solder/Solder				
523-SMP-FR-C07	SMP-FR-C07	S	R/A Cable Jack to RG 405, .086 Semi-Rigid	Solder/Solder				
523-SMP-FS-C06	SMP-FS-C06	T	ST Cable Jack to .047 Semi-Rigid	Solder/Solder				
523-SMP-FS-C07	SMP-FS-C07	U	ST Cable Jack to RG 405, .086 Semi-Rigid	Solder/Solder				
Adapters								
523-SMP-FSBA-145	SMP-FSBA-145	V	ST SMP Jack to SMP Jack, 14.5mm	- - -				
523-SMP-FSBA-224	SMP-FSBA-224	W	ST SMP Jack to SMP Jack, 22.4mm	- - -				

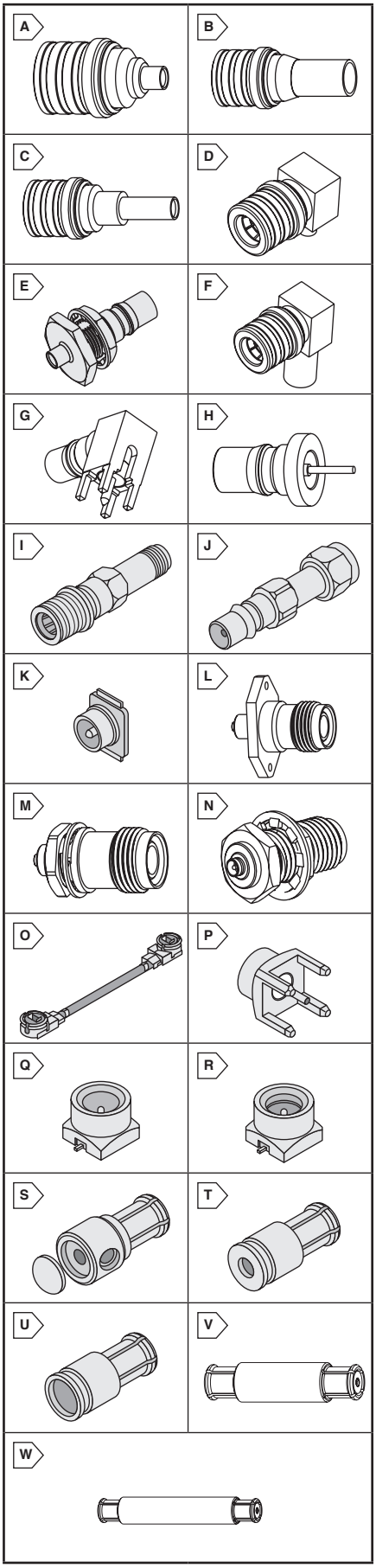

© Copyright 2014 Mouser Electronics

© Copyright 2014 Mouser Electronics

JOHNSON COMPONENTS RF Connectors

EMERSON Network Power
Connectivity Solutions

SMA QUICK-CONNECT

The Johnson SMA Quick-Connect plug can quickly mate to a standard, threaded SMA jack receptacle allowing rapid test connections to devices utilizing SMA threaded jacks. Full Mil-C-39012 electrical compatibility is obtained with a push and twist motion. The SMA Quick-Connect plug adapter converts a standard SMA plug test cable into a Quick-Connect cable.

RoHS Compliant

- Coupling Hardware: Nickel plated
- Frequency Range: 0-12.4GHz Plugs, 0-18GHz Adapter
- VSWR: 1.15 +.02f(GHz) Plugs, 1.05 +.005f(GHz) Adapter
- Contact Plating: Gold

For quantities greater than listed, call for quote.

MOUSER STOCK NO.	Johnson Components Part No.	Fig.	Body Plating	Description	Price Each 1	5	10
Plugs							
530-142-1403-001	142-1403-001	A	Gold	RG-161/U, 174, 188, 316			
530-142-1407-001	142-1407-001	A	Gold	RG-58/U, 141, 303			
Adapter							
530-142-1901-821	142-1901-821	B	Gold	Converts SMA Jack to SMA Plug			

SMA JACK RECEPTACLES

RoHS Compliant

- Impedance: 50Ω
- Frequency Range: 0-18GHz
- Temperature Range: -65°C to +165°C
- Contact Plating: Gold
- Engagement design: MIL-C-39012

For quantities greater than listed, call for quote.

MOUSER STOCK NO.	Johnson Components Part No.	Fig.	Body Plating	Description	Price Each 1	10	25
Panel Jacks							
530-142-0701-411	142-0701-411	C	Gold	Bulkhead, Front Mount, Solder Cup			
530-142-0701-401	142-0701-401	D	Gold	Bulkhead, Rear Mount, Solder Cup			
530-142-0701-631	142-0701-631	E	Gold	4 Hole Flange Mount, Flush Dielectric, Solder Cup			
530-142-0701-621	142-0701-621	F	Gold	2 Hole Flange Mount, Flush Dielectric, Solder Cup			
Vertical PCB Jacks							
530-142-0701-201	142-0701-201	G	Gold	Round Base, .155" Legs, Thru-Hole			
530-142-0701-206	142-0701-206	G	Nickel	Round Base, .155" Legs, Thru-Hole			
530-142-0701-231	142-0701-231	G	Gold	Round Base, .110" Legs, Thru-Hole			
530-1420701211	142-0701-211	H	Gold	Square Base, .155" Legs, Thru-Hole			
530-142-0701-831	142-0701-231	H	Gold	End Launch, .042" legs, Round Contact			
530-142-0711-201	142-0711-201	I	Gold	Square Base, .050" Legs, Surface Mount			
Right-Angle PCB Jacks							
530-142-0701-301	142-0701-301	J	Gold	Round Base, .155" Legs, Thru-hole, Solder Type			
530-142-0711-301	142-0711-301	K	Gold	Square Base, .050" Legs, Surface Mount			
530-142-0701-501	142-0701-501	L	Gold	Square Base, .155" Legs, Bulkhead, Thru-Hole			
530-142-0701-506	142-0701-506	L	Nickel	Square Base, .155" Legs, Bulkhead, Thru-hole			
530-142-0701-551	142-0701-551	L	Gold	Square Base, .110" Legs, Bulkhead, Thru-hole			

SMA HIGH FREQUENCY EDGE MOUNT CONNECTORS

RoHS Compliant

- Impedance: 50Ω
- Frequency Range: 0-26.5GHz
- Insulator: PTFE
- Contact Plating: Gold
- Body: Brass
- Body Plating: Gold
- Temperature Range: -65°C to +165°C
- Offers low VSWR
- Low insertion forceover a wide bandwidth

For quantities greater than listed, call for quote.

MOUSER STOCK NO.	Johnson Components Part No.	Fig.	Body Plating	Description	Price Each 1	10	25
Right-Angle PCB Jacks							
530-142-0761-801	142-0761-801	M	.010	Round Body, .093" Legs, Thru-Hole			
530-142-0761-821	142-0761-821	M	.015	Round Body, .093" Legs, Thru-Hole			
530-142-0761-831	142-0761-831	N	.015	Square Body, .120" Legs, Thru-Hole			
530-142-0761-811	142-0761-811	N	.010	Square Body, .120" Legs, Thru-Hole			
530-142-0761-881	142-0761-881	O	.010	Round Body, .093" Legs, Thru-Hole, Thick Legs			
530-142-0771-821	142-0771-821	O	.015	Round Body, .093" Legs, Thru-Hole, Thick Legs			
Straight Jacks							
530-142-0761-841	142-0761-841	P	.010	.062" Board Thickness, Round Body, .218" Wide			
530-142-0761-861	142-0761-861	P	.015	.062" Board Thickness, Round Body, .218" Wide			
530-142-0761-851	142-0761-851	Q	.010	.062" Board Thickness, Square Body, .250" Wide			
530-142-0761-871	142-0761-871	Q	.015	.062" Board Thickness, Square Body, .250" Wide			
530-142-0761-891	142-0761-891	R	.010	.062" Board, Round Body, .218" Wide, Thick Legs			
530-142-0771-831	142-0771-831	R	.015	.062" Board, Round Body, .218" Wide, Thick Legs			

STAINLESS STEEL SMA CONNECTORS

- Impedance: 50Ω
- Frequency Range: up to 26.5GHz
- Cable contacts are captivated upon assembly
- Flexible cable contacts can be crimped or soldered
- Contact Plating: Gold
- Body Plating: Passivated/Gold plating where soldering is required

For quantities greater than listed, call for quote.

MOUSER STOCK NO.	Johnson Components Part No.	Fig.	Body Plating	Description / Cable Type	RoHS	Price Each 1	10	25
Straight Plug (3 Piece) - Crimp - Flexible Cable - Captivated Contact Passivated								
530-141-0408-012	141-0408-012	S	Passivated	RG55/U, 142, 223, 400	No			
Right Angle Plugs - Crimp - Flexible Cable - Captivated Contact Passivated								
530-141-0407-102	141-0407-102	T	Passivated	RG58/U, 141 303	Yes			
Vertical PCB Jack - Gold								
530-141-0701-201	141-0701-201	U	Gold	Round Base, .155" Legs, Thru-Hole	No			

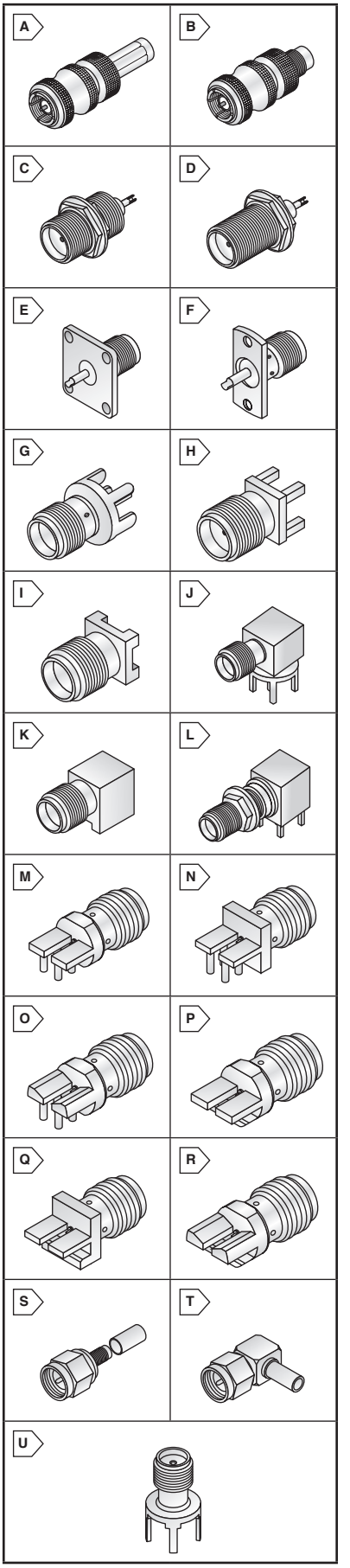

© Copyright 2014 Mouser Electronics

© Copyright 2014 Mouser Electronics

JOHNSON COMPONENTS RF Connectors

EMERSON Network Power
Connectivity Solutions

RoHS Compliant **This product is RoHS compliant.**

SMA CABLE CONNECTORS

- Impedance: 50Ω
- Body: Brass
- Contact Plating: Gold
- Insulator: PTFE Fluorocarbon
- Temperature Range: -65°C to +165°C
- Durability: 500 Cycles minimum
- Frequency Range: 0-12.4GHz for Flexible

Cable Types

0-26.5GHz for Semi-Rigid Cable Types
0-28GHz for Plugs with Semi-Rigid cable and Captivated Solderless Contact;
0-25GHz for Jacks with Semi-Rigid cable and Captivated Solderless Contact

For quantities greater than listed, call for quote.

MOUSER STOCK NO.	Johnson Components Part No.	Fig.	Body Plating	Description / Cable Type	Price Each 1	10	25	100
Straight Plugs - Semi-Rigid Cable								
530-142-0693-001	142-0693-001	A	Gold	.086 with Contact, Captive Nut				
530-142-0693-006	142-0693-006	A	Nickel	.086 with Contact, Captive Nut				
530-142-0694-001	142-0694-001	A	Gold	.141 with Contact, Captive Nut				
530-142-0694-006	142-0694-006	A	Nickel	.141 with Contact, Captive Nut				
Straight Plugs - Semi-Rigid Cable - Captivated Solderless Contact								
530-142-0693-061	142-0693-061	B	Gold	.086 with Captive Nut, 1 Piece Body				
Right Angle Plugs - Semi-Rigid Cable								
530-142-0693-101	142-0693-101	C	Gold	.086 with Contact, 1 Piece Body				
530-142-0694-101	142-0694-101	C	Gold	.141 with Contact, 1 Piece Body				
Straight Plugs - Flexible Cable - Captivated Contact								
530-142-0402-011	142-0402-011	D	Gold	178/U, 196				
530-142-0403-011	142-0403-011	D	Gold	161/U, 174, 188, 316, LMR-100				
530-142-0407-011	142-0407-011	D	Gold	58/U, 141, 303, LMR-195				
530-142-0408-011	142-0408-011	D	Gold	55/U, 142, 223, 400				
Right Angle Plugs - Flexible Cable - Captivated Contacts								
530-142-0402-101	142-0402-101	E	Gold	178/U, 196				
530-142-0403-101	142-0403-101	E	Gold	161/U, 174, 188, 316, LMR-100				
530-142-0403-106	142-0403-106	E	Gold	161/U, 174, 188, 316, LMR-100				
530-142-0435-101	142-0435-101	E	Gold	LMR-240, RF-195				
530-142-0203-101	142-0203-101	E	Gold	161/U, 174, 188, 316, LMR-100				
530-142-0404-101	142-0404-101	E	Gold	188 DS, 316 DS				
530-142-0408-101	142-0408-101	E	Gold	55/U, 142, 223, 400				
Jacks								
530-142-0593-001	142-0593-001	F	Gold	Straight Semi-Rigid Cable .086				
530-142-0593-401	142-0593-401	G	Gold	Straight Semi-Rigid Cable .086 Rear Mount Bulkhead				
530-142-0594-401	142-0594-401	G	Gold	Straight Semi-Rigid Cable .141 Rear Mount Bulkhead				
530-142-0303-011	142-0303-011	H	Gold	Straight Flex Cable 161/U, 174, 188, 316, LMR-100				
530-142-0302-431	142-0302-431	I	Gold	Straight Flex Cable 178/U, 196 - Bulkhead				
530-142-0303-411	142-0303-411	I	Gold	Straight Flex Cable 161/U, 174, 188, 316 - Bulkhead				

SMA CONNECTOR TOOLING

Crimp Tools

For quantities greater than listed, call for quote.

MOUSER STOCK NO.	Johnson Components Part No.	Fig.	Description / Cable Type	Price Each 1	5
530-140-0000-952	140-0000-952	J	Economy Hand Crimp Tool (Frame Only)		
530-140-0000-951	140-0000-951	---	Die for (RG 178,316/DS,58,142,735A,LMR-100,195,200)		

Semi-Rigid Assembly Tools

For quantities greater than listed, call for quote.

MOUSER STOCK NO.	Johnson Components Part No.	Fig.	Description / Cable Type	Price Each 1	10	25	100
530-140-0000-982	140-0000-982	--	Soldering Mating Fixture for SMA Plugs				
530-140-0000-973	140-0000-973	--	Soldering Mating Fixture for SMA Jacks				

SMK (2.92MM) 40 GHZ CONNECTORS

- Connector Mating: per MIL-STD-348
- Impedance: 50Ω
- Connector Body: Stainless Steel
- Temperature Range: -65°C to 165°C
- Frequency Range: 0-40GHz
- Contacts: Gold Plated
- Durability: 500 Cycles Minimum

For quantities greater than listed, call for quote.

MOUSER STOCK NO.	Johnson Components Part No.	Fig.	Description / Cable Type	Price Each 1	10	25	100
Straight Plugs for Semi-Rigid							
530-145-0693-001	145-0693-001	K	.086 Semi-Rigid, with Contact, Slide-On Nut; Gold				
530-145-0693-002	145-0693-002	K	.086 Semi-Rigid, with Contact, Slide-On Nut; Passivated				
Receptacles							
530-142-1000-033	142-1000-033	L	Hermetic Seal Feed-Thru; Gold				

SMK SEMI-RIGID ASSEMBLY TOOLS

For quantities greater than listed, call for quote.

MOUSER STOCK NO.	Johnson Components Part No.	Fig.	Description / Cable Type	Price Each 1	5
530-140-0000-957	140-0000-957	--	SMK Bead Assembly Tool, Semi-Rigid Plugs, All Cables		
530-140-0000-959	140-0000-959	--	SMK Body Soldering Tool, .141" Plug		
530-140-0000-961	140-0000-961	--	SMK Contact Soldering Tool, .141" Plug		
530-140-0000-968	140-0000-968	--	SMK Vise Stop (2.92 mm)		
530-140-0000-962	140-0000-962	--	Soldering Vise (Requires Inserts and Stop Screw)		
530-140-0000-965	140-0000-965	--	Semi-Rigid Cable Clamp Insert for .141" Cable		

A
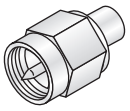

B
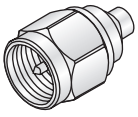

C
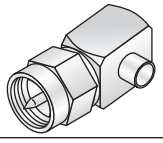

D
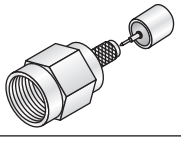

E


F
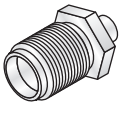

G
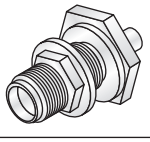

H
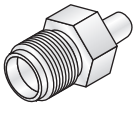

I
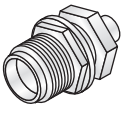

J
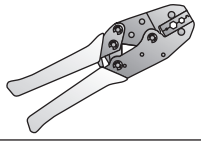

K


L
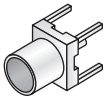

© Copyright 2014 Mouser Electronics

© Copyright 2014 Mouser Electronics

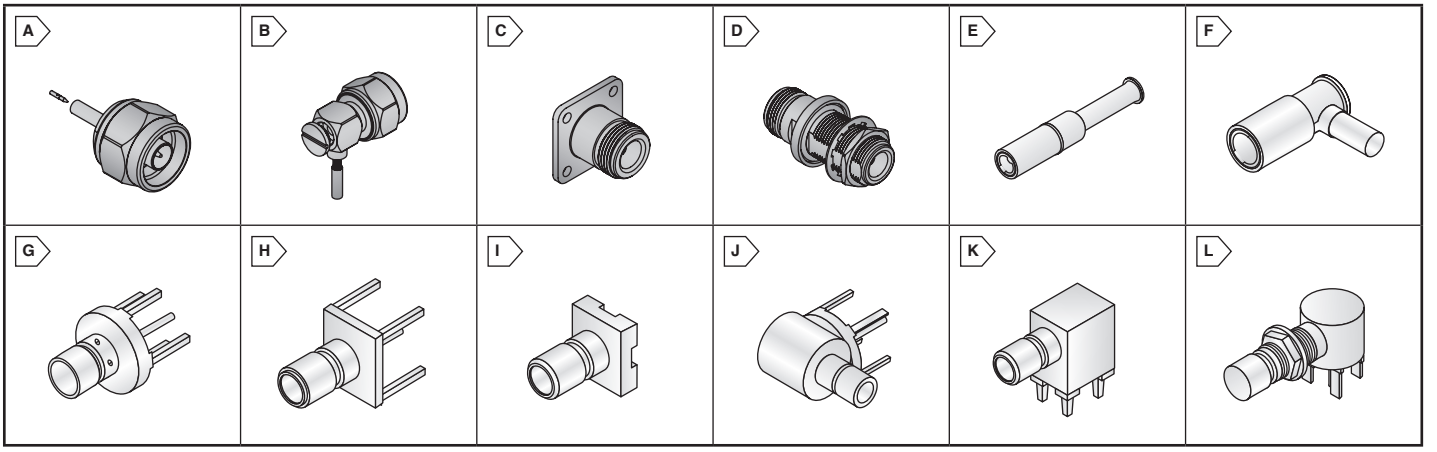

N TYPE CONNECTORS

Features:
- Cabled contacts are captivated upon assembly
- Flexible cable contacts can be crimped or soldered
- Semi-Rigid cabled connectors are capable of operating to 18GHz
- Body Plating: Tri-Alloy and gold plating where soldering is required
- Impedance: 50Ω
- Frequency Range: up to 11GHz
- Contact Plating: Gold
- Body Plating: Tri-Alloy and gold plating where soldering is required

Applications:
- Antennas
- Base stations
- Broadcast
- Cable assemblies
- Cellular
- Instrumentation
- Microwave radio
- Radios
- Radar
- RF and microwave components
- Satcom
- Surge protection
- WLAN

For quantities greater than listed, call for quote.

MOUSER STOCK NO.	Johnson Components Part No.	Fig.	Body Plating	Description / Cable Type	RoHS	Price Each 1	10	25
Straight Plug - Crimp - Flexible Cable								
530-138-4449-007	138-4449-007	A	Tri-Alloy	LMR400, Belden 9913	No			
Right Angle Plug - Crimp - Flexible Cable Captivated Contact								
530-138-4407-107	138-4407-107	B	Tri-Alloy	RG58/U, 141 303	No			
Panel Mount Receptacles								
530-138-4701-607	138-4701-607	C	Tri-Alloy	4 Hole Flange Mount, Flush Dielectric, Solder Cup	No			
Adapter								
530-138-4901-407	138-4901-407	D	Tri-Alloy	Jack to Bulkhead Jack	No			

SMB CONNECTORS

- Impedance: 50Ω
- Connector Bodies: Machined Brass
- Body Plating: Gold or Nickel
- Durability: 500 Cycles minimum
- Insulators: PTFE Fluorocarbon
- Temperature Range: -65°C to +165°C
- Frequency Range: 0-4.0GHz for Flexible Cable Types
- Contact Plating: Gold

RoHS Compliant

For quantities greater than listed, call for quote.

MOUSER STOCK NO.	Johnson Components Part No.	Fig.	Body Plating	Description / Cable Type	Price Each 1	10	25	100
Straight Plugs - Flexible Cable								
530-131-1403-001	131-1403-001	E	Gold	161/U, 174, 188, 316, LMR-100				
530-131-1403-016	131-1403-016	E	Nickel	161/U, 174, 188, 316, LMR-100				
Right Angle Plugs								
530-131-1403-101	131-1403-101	F	Gold	161/U, 174, 188, 316, LMR-100, Flex Cable				
530-131-1403-116	131-1403-116	F	Nickel	161/U, 174, 188, 316, LMR-100, Flex Cable				
530-131-1801-371	131-1801-371	F	Gold	PCB Mount, .110" Legs, Die Cast				
Vertical PCB Jacks								
530-131-3701-201	131-3701-201	G	Gold	.155" Legs, Machined Brass, .312" Diameter Base				
530-131-3701-206	131-3701-206	G	Nickel	.155" Legs, Machined Brass, .312" Diameter Base				
530-131-3701-261	131-3701-261	H	Gold	.155" Legs, Machined Brass, .236" Square Base				
530-131-3701-271	131-3701-271	H	Gold	.095" Legs, Machined Brass, .236" Square Base				
530-131-3711-201	131-3711-201	I	Gold	.250" Square Base, Machined Brass				
Right Angle PCB Jacks								
530-131-3701-301	131-3701-301	J	Gold	.155" Legs, Machined Brass				
530-131-3701-306	131-3701-306	J	Nickel	.155" Legs, Machined Brass				
530-131-1701-371	131-1701-371	K	Gold	.110" Legs, Die Cast				
530-131-1701-376	131-1701-376	K	Nickel	.110" Legs, Die Cast				
530-131-3701-501	131-3701-501	L	Gold	Bulkhead, .083" Legs, Machined Brass				
530-131-3701-341	131-3701-341	L	Gold	Bulkhead, .155" Legs, Machined Brass				
530-131-3701-346	131-3701-346	L	Nickel	Blukhead, .155" Legs, Machined Brass				

MINI SMB CONNECTORS

- Impedance: 75Ω
- Intermateable with standard 50Ω 5mB
- Insulators: PTFE Fluorocarbon
- Durability: 500 cycles minimum

RoHS Compliant

For quantities greater than listed, call for quote.

MOUSER STOCK NO.	Johnson Components Part No.	Fig.	Body Plating	Description / Cable Type	Price Each 1	10	25	100
530-131-8403-001	131-8403-001	E	Gold	Straight Plug, RG-179, 187				
530-131-8403-101	131-8403-101	F	Gold	Right Angle Plug, RG-179, 187				
530-131-8701-201	131-8701-201	G	Gold	Vertical PCB Jack, .083" Legs, Machined Brass				
530-131-8701-206	131-8701-206	G	Nickel	Vertical PCB Jack, .083" Legs, Machined Brass				

© Copyright 2014 Mouser Electronics

© Copyright 2014 Mouser Electronics

JOHNSON COMPONENTS RF Connectors & Adaptors

EMERSON Network Power
Connectivity Solutions

RoHS Compliant **This product is RoHS compliant.**

MCX CONNECTORS

- Impedance: 50Ω
- Connector Bodies: Machined Brass
- Body Plating: Gold or Nickel
- Durability: 500 Cycles minimum
- Frequency Range: 0-6.0 GHz for Flexible Cable Types
- Insulators: PTFE Fluorocarbon
- Temperature Range: -65°C to +165°C; Meets or exceeds MIL-C-39012
- Contact Plating: Gold

For quantities greater than listed, call for quote.

MOUSER STOCK NO.	Johnson Components Part No.	Fig.	Plating	Description / Cable Type	Price Each 1	10	25	100
Straight Plug - Flexible Cable								
530-133-3403-001	133-3403-001	A	Gold	RG-188/U, 316, 161, 174 - Captivated Contact				
Right Angle Plugs - Flexible Cable								
530-133-3402-101	133-3402-101	B	Gold	RG-178/U, 196 - Captivated Contact				
530-133-3403-101	133-3403-101	B	Gold	RG-188/U, 316, 161, 174 - Captivated Contact				
530-133-3403-106	133-3403-106	B	Nickel	RG-188/U, 316, 161, 174 - Captivated Contact				
Vertical PCB Jacks								
530-133-3701-201	133-3701-201	C	Gold	.155" Legs, .236" Square Base				
530-133-3701-211	133-3701-211	C	Gold	.110" Legs, .236" Square Base				
530-133-3701-216	133-3701-216	C	Nickel	.110" Legs, .236" Square Base				
530-133-3701-231	133.3701-231	D	Gold	.155" Legs, .188" Diameter Round Base				
530-133-3711-201	133-3711-201	E	Gold	.236" Square Base				
Right Angle PCB Jacks								
530-133-3701-301	133-3701-301	F	Gold	.155" Legs, .236" Square Base				
530-133-3701-311	133-3701-311	F	Gold	.110" Legs, .236" Square Base				
530-133-3711-301	133-3711-301	G	Gold	.236" Square Base				
End Launch Jacks								
530-133-3701-801	133-3701-801	H	Gold	.062" Board Thickness, .250" Sq. Mnt, Rnd Cont.				
530-133-3711-801	133-3711-801	I	Gold	Surface Mount, Round Contact				

MMCX CONNECTORS

- Impedance: 50Ω
- Connector Body: Brass
- Temperature Range: -65°C to 165°C
- Frequency Range: 0-6GHz
- Durability: 500 Cycles Minimum

For quantities greater than listed, call for quote.

MOUSER STOCK NO.	Johnson Components Part No.	Fig.	Plating	Description / Cable Type	Price Each 1	10	25
530-135-3402-001	135-3402-001	J	Gold	Straight Plug for RG-178/U, 196			
530-135-3403-001	135-3403-001	J	Gold	Straight Plug for RG-316/U, 188, 161, 174			
530-135-3402-101	135-3402-101	K	Gold	Right Angle Plug for RG-178/U, 196			
530-135-3403-101	135-3403-101	K	Gold	Right Angle Plug for RG-316/U, 188, 161, 174			
530-135-3701-201	135-3701-201	L	Gold	Vertical PCB Jack, .115" legs			
530-135-3701-211	135-3701-211	L	Gold	Vertical PCB Jack, .068" legs			
530-135-3711-201	135-3711-201	M	Gold	Surface Mount Vertical Jack, .030" legs			
530-135-3701-301	135-3701-301	N	Gold	Right Angle PCB Jack, .115" legs			
530-135-3701-311	135-3701-311	N	Gold	Right Angle PCB Jack, .068" legs			
530-135-3711-801	135-3711-801	O	Gold	End Launch Surface Mount Jack			

MMCX CONNECTOR TOOLING

For quantities greater than listed, call for quote.

MOUSER STOCK NO.	Johnson Components Part No.	Fig.	Description	Price Each 1	5
530-140-0000-952	140-0000-952	P	Economy Hand Crimp Tool (Frame Only)		
530-140-0000-953	140-0000-953	--	Die Set for Crimp Tool (RG178, 316/DS)		

IN-SERIES AND BETWEEN SERIES ADAPTERS

- Connector Body: Brass
- Body Plating: Gold
- Durability: 500 Cycles Minimum
- Temperature Range: -65°C to 165°C

For quantities greater than listed, call for quote.

MOUSER STOCK NO.	Johnson Components Part No.	Fig.	Description	Frequency Range	Price Each 1	10
530-142-0901-801	142-0901-801	Q	SMA Jack to SMA Jack	0-18GHz		
530-142-0901-401	142-0901-401	R	SMA Jack to SMA Jack (Bulkhead Type)	0-18GHz		
530-142-0901-941	142-0901-941	S	SMA Jack to SMA Plug (Right Angle)	0-18GHz		
530-134-1012-041	134-1012-041	T	SMA Jack to SMB Plug	0-4GHz		
530-134-1018-021	134-1018-021	U	SMA Jack to MCX Jack	0-6GHz		

IN-SERIES AND BETWEEN SERIES ADAPTER KIT

For quantities greater than listed, call for quote.

MOUSER STOCK NO.	Johnson Components Part No.	Description	Price Each 1	2
530-142-0000-005	142-0000-005	72 Piece Adapter Kit (SMA, BNC, RCA, AND N Types)		

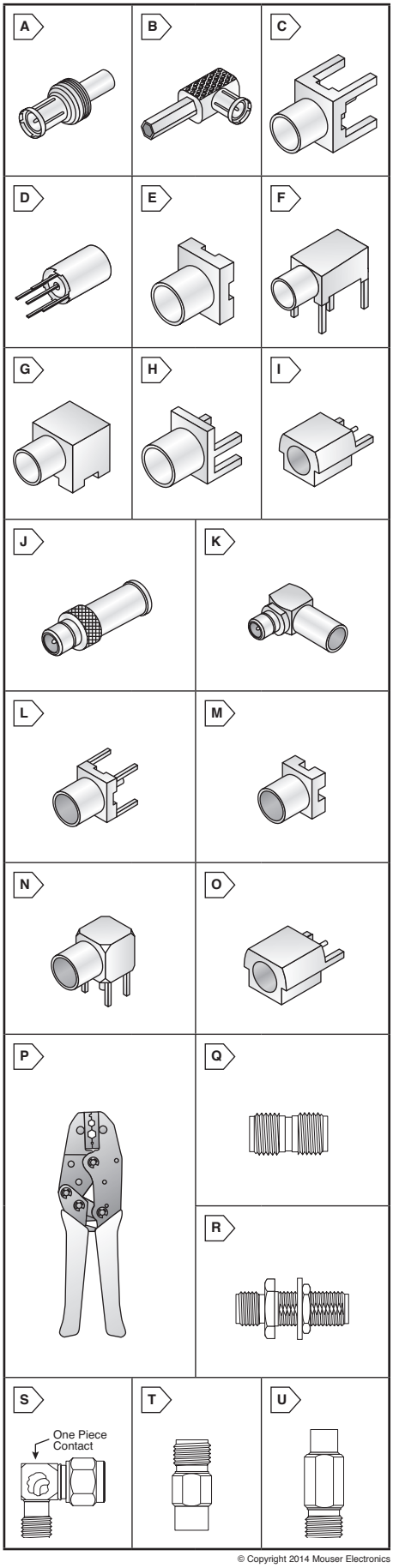

© Copyright 2014 Mouser Electronics

© Copyright 2014 Mouser Electronics

TROMPETER RF Connectors

EMERSON Network Power
Connectivity Solutions

RoHS Compliant This product is RoHS compliant.



TRB CONNECTORS AND ACCESSORIES

For quantities greater than listed, call for quote.

MOUSER STOCK NO.	Trompeter Part No.	Fig.	Description	Price Each 1	10	25
Jacks						
530-BJ71	BJ71	A	Bulkhead Straight, Rear Mount, Solder Pot			
530-BJ72	BJ72	B	Bulkhead Insulated, Straight, Front Mount, 3-lug			
530-BJ73	BJ73	C	Bulkhead Insulated, Feed-through, Straight, 3-lug			
530-BJ74-47	BJ74-47	D	Bulkhead Insulated, Wrench Crimp, Straight, 3-lug for M17/176-00002 cable			
530-BJ75	BJ75	C	Bulkhead Insulated, Straight, Rear Mount, Solder Pot, 3-lug			
530-BJ76	BJ76	E	Bulkhead Straight, Rear Mount, Solder Pot, 3-lug			
530-BJ76FL	BJ76FL	F	Bulkhead Straight, Rear Mount, Solder Pot, 4-lug			
530-BJ76TL	BJ76TL	F	Bulkhead Straight, Rear Mount, Solder Pot, 2-lug			
530-BJ77	BJ77	G	Bulkhead Straight, Front Mount, Solder Pot			
530-BJ770	BJ770	G	Bulkhead Straight, Front Mount, Solder Pot, 3-lug			
530-BJ77FL	BJ77FL	H	Bulkhead Straight, Front Mount, Solder Pot, 4-lug			
530-BJ77TL	BJ77TL	H	Bulkhead Straight, Front Mount, Solder Pot, 2-lug			
530-BJ78	BJ78	I	Bulkhead Feed-thru, Straight, 3-lug			
530-BJ78HS	BJ78HS	J	Bulkhead Hermetically Sealed, Feed-thru			
530-BJ79-29	BJ79-29	K	Bulkhead Cable Wrench Crimp, Straight, 3-lug for TWC-78-1 cable			
530-BJ79-47	BJ79-47	K	Bulkhead Cable Wrench Crimp, Straight, 3-lug for M17/176-00002 cable			
530-CBBJ79	CBBJ79	L	Bulkhead Straight, Circuit Board Mount, 3-lug			
530-CBBJR79	CBBJR79	M	Bulkhead Right Angle, Circuit Board Mount, 3-lug			
530-CBBJR79TL	CBBJR79TL	M	Bulkhead Right Angle, Circuit Board Mount, 2-lug			
530-CBJ70	CBJ70	N	Straight, Circuit Board Mount, 3-lug			
530-CJ70-29	CJ70-29	O	Cable Wrench Crimp, Straight, 3-lug for TWC-78-1 cable			
530-CJ70-47	CJ70-47	P	Cable Wrench Crimp, Straight, 3-lug for M17/176-00002 cable			
530-CJ70C-201	CJ70C-201	Q	Cable Straight 3-lug M17/176-00002			
530-RFI75-1	RFI75-1	R	RFI Cap with No Chain			
530-RFI75-13-D3	RFI75-13-D3	S	RFI Cap with 3" Stainless Steel Lanyard, .505-.510" D-Ring			
530-TNG1-1-78	TNG1-1-78	T	Termination w/o Chain 78 Ohm			
530-TNG1-4-78	TNG1-4-78	U	Termination, 3 inch Brass Chain, 78 Ohm Resistance, No D Ring			
530-M49142/05-0008	M49142/05-0008	V	Bulkhead Wrench Crimp, QPL, Straight, 3-lug for M17/176-00002 cable			
Plugs						
530-PL74-7	PL74-7	W	Wrench Crimp, Straight, 2-lug for TRC-50-2 cable			
530-PL75-29	PL75-29	W	Wrench Crimp, Straight, 3-lug for TWC-78-1			
530-PL75-29BR	PL75-29BR	X	Wrench Crimp, Straight, Bend Relief Spring, 3-lug for TWC-78-1			
530-PL75-32	PL75-32	W	Wrench Crimp, Straight, 3-Lug for TRC-50-1 cable			
530-PL75-33	PL75-33	W	Straight for TRC-75-1 Cable 3-lug			
530-PL75-43	PL75-43	W	Wrench Crimp, Straight, 3-lug for 250-4044/250-4045			
530-PL75-45	PL75-45	W	Wrench Crimp, Straight, 3-lug for M27500-22TE2T14			
530-PL75-47	PL75-47	W	Wrench Crimp, Straight, 3-lug for M17/176-00002 cable			
530-PL75-47BR	PL75-47BR	X	Wrench Crimp, Straight, Bend Relief Spring, 3-lug for M17/176-00002			
530-PL75-7	PL75-7	W	Wrench Crimp, Straight, 3-lug for TRC-50-2			
530-PL75-9	PL75-9	W	Wrench Crimp, Straight, 3-lug for TWC-78-2			
530-PL75C-201	PL75C-201	Y	Full Crimp, Straight, 3-lug for M17/176-00002 cable			
530-PL75C-204	PL75C-204	Z	Full Crimp, Straight, 3-lug for 10602 cable			
530-PL75C-212	PL75C-212	Y	Full Crimp, Straight, 3-lug for 2524E0114 cable			
530-PL75C-222	PL75C-222	Y	Full Crimp, Straight, 3-lug for 10613 cable			
530-PL75C-303	PL75C-303	Z	Full Crimp, Straight, 3-lug for 752BA5314 cable			
530-PL75C-307	PL75C-307	Z	Full Crimp, Straight, 3-lug for TRC-75-1 cable			
530-PL75FL-47	PL75FL-47	W	Straight for M17/176-00002 Cable			
530-PLR75C-201	PLR75C-201	AA	Full Crimp, Right Angle, 3-lug for M17/176-00002 cable			
530-PLR75C-204	PLR75C-204	AA	Full Crimp, Right Angle, 3-lug, for 10602 cable			
530-M49142/03-0007	M49142/03-0007	P	Cable Wrench Crimp, QPL, Straight, 3-lug for TWC-78-2 cable			
530-M49142/03-0008	M49142/03-0008	P	Cable Wrench Crimp, QPL, Straight, 3-lug for M17/176-00002 cable			
530-M49142/03-0009	M49142/03-0009	P	Cable Wrench Crimp, QPL, Straight, 3-lug for M17/177-00001 cable			
530-M49142/03-0017	M49142/03-0017	BB	Cable Military Tool Crimp, QPL, Straight, 3-lug for M17/176-00001 cable			

TRC CONNECTORS

For quantities greater than listed, call for quote.

530-PL80-7	PL80-7	CC	TRC Plug, Wrench Crimp, Straight, 2-lug for TRC-50-2 cable			

TNC CONNECTORS

For quantities greater than listed, call for quote.

530-BJ48	BJ48	DD	TNC Bulkhead Jack, 50 Ohm, Insulated, Straight, Feed-through			

© Copyright 2014 Mouser Electronics
© Copyright 2014 Mouser Electronics

TROMPETER RF Connectors

RoHS Compliant **This product is RoHS compliant.**

EMERSON Network Power
Connectivity Solutions



BNC CONNECTORS

For quantities greater than listed, call for quote.

MOUSER STOCK NO.	Trompeter Part No.	Fig.	Description	Impedance (Ω)	Price Each 1	10	25
Jacks							
530-6-0001-1	6-0001-1	A	Bulkhead Jack, 75 Ohm, Right Angle, Circuit Board Mount	75			
530-6-0001-2	6-0001-2	A	Bulkhead Jack, Straight, Rear Mount, Right Angle, Solder Pot	75			
530-BJ21	BJ21	B	Bulkhead Cable Jack, 50 Ohm, Insulated, Straight, Rear Mount, Solder Pot	50			
530-BJ27	BJ27	C	Bulkhead Jack, 50 Ohm, Insulated, Straight, Front Mount, Solder Pot	50			
530-BJ28	BJ28	D	Bulkhead Jack, 50 Ohm, Insulated, Straight, Feed-through	50			
530-CBBJR26	CBBJR26	E	Bulkhead Jack, Insulated, Right Angle, Circuit Board Mount	50			
530-UBJ220-009	UBJ220-009	F	Bulkhead Cable Jack, 75 Ohm, Full Crimp, Straight, Rear Mount for 8218 cable	75			
530-UBJ228	UBJ228	G	Bulkhead Jack, 75 Ohm, Insulated, Feed-thru, Overmold	75			
530-UBJ28	UBJ28	H	Bulkhead Jack, 75 Ohm, Insulated, Feed-thru, Spacers	75			
530-UCBBJE20-1	UCBBJE20-1	I	Bulkhead Jack, 75 Ohm, Circuit Board Edge Mount for .060 - .064 Board Thickness	75			
530-UCBBJE20-2	UCBBJE20-2	J	Bulkhead Jack, 75 Ohm, Circuit Board Edge Mount for .028 - .033 Board Thickness	75			
530-UCBBJE20-3	UCBBJE20-3	K	Bulkhead Jack, 75 Ohm, Circuit Board Edge Mount for .084 Board Thickness	75			
530-UCBJE20-1	UCBJE20-1	L	Jack, 75 Ohm, Circuit Board Edge Mount, .060-.064"	75			
530-UCBJR220	UCBJR220	M	Jack, 75 Ohm, Right Angle, Circuit Board Mount	75			
530-UCJ220-026	UCJ220-026	N	Cable Jack, 75 Ohm, Full Crimp, Straight, for AT&T 735 cable	75			
Plugs							
530-PL20-3	PL20-3	O	Plug, 50 Ohm, Wrench Crimp, Straight for RG-223 cable	50			
530-PL20-5	PL20-5	O	Plug, 50 Ohm, Wrench Crimp, Straight for RG-174 cable	50			
530-UPL2000-D1	UPL2000-D1	P	Plug, 75 Ohm, Full Crimp, Straight, for Comm/Scope 7538 cable	75			
530-UPL2000-D19	UPL2000-D19	P	Plug, 75 Ohm, Full Crimp, Straight, for Belden 1855A cable	75			
530-UPL2000-D2	UPL2000-D2	P	Plug, 75 Ohm, Full Crimp, Straight, for Belden 1505A cable	75			
530-UPL2000-D20	UPL2000-D20	P	Plug, 75 Ohm, Full Crimp, Straight, for Belden 1505F cable	75			
530-UPL2000-D4	UPL2000-D4	P	Plug, 75 Ohm, Full Crimp, Straight, for Belden 1694A cable	75			
530-UPL220-004	UPL220-004	P	Straight Plug for RG179/187 Cable	75			
530-UPL220-009	UPL220-009	P	Plug, 75 Ohm, Full Crimp, Straight, for 8218 cable	75			
530-UPL220-020	UPL220-020	P	Plug, 75 Ohm, Full Crimp, Straight, for 9248 cable	75			
530-UPL220-025	UPL220-025	P	Plug, 75 Ohm, Full Crimp, Straight, for AT&T 734 cable	75			
530-UPL220-026	UPL220-026	P	Plug, 75 Ohm, Full Crimp, Straight, for AT&T 735 cable	75			
530-UPLR220-025/T50	UPLR220-025/T50	Q	Plug, 75 Ohm, Full Crimp, Right Angle, for AT&T 734 cable	75			
530-UPLR220-026	UPLR220-026	Q	Plug, 75 Ohm, Full Crimp, Right Angle, for AT&T 735 cable	75			
Terminators							
530-UTNA2000	UTNA2000	R	Termination, 75 Ohm, High Frequency, No Chain	75			

MINI BNC CONNECTORS

For quantities greater than listed, call for quote.

MOUSER STOCK NO.	Trompeter Part No.	Fig.	Description	Price Each 1	10	25
530-6-0008	6-0008	S	Mini BNC Bulkhead Jack, Right Angle, Edge Launch			
530-UPL250-025	UPL250-025	T	Mini-BNC Plug, 75 Ohm, Full Crimp, Straight, for AT&T 734 cable			
530-UPL250-026	UPL250-026	U	Mini-BNC Plug, 75 Ohm, Full Crimp, Straight, for AT&T 735 cable			

COAX CONNECTORS

For quantities greater than listed, call for quote.

MOUSER STOCK NO.	Trompeter Part No.	Fig.	Description	Price Each 1	10	25
530-LPH-50	LPH-50	V	Coax Looping Plug, High Frequency and Power			

TWINAX PATCH JACKS, LOOPING PLUGS AND CONTACTS

For quantities greater than listed, call for quote.

MOUSER STOCK NO.	Trompeter Part No.	Fig.	Description	Price Each 1	10	25
530-J158	J158	W	TwinAx Patch Jack, Subminiature, Dual, Normal Through			
530-J72	J72	X	Standard Twinax Patch Jack, TRB Interface, 3-lug			
530-LPTW-78	LPTW-78	Y	Standard Twinax Looing Plug, 78 Ohm			
530-LPTWM2TP-78	LPTWM2TP-78	Y	Miniature Twinax Looing Plug, 78 Ohm, Two Test Points			
530-LPTWM-78	LPTWM-78	Y	Miniature Twinax Looing Plug, 78 Ohm			
530-PL3455ACP-221	PL3455ACP-221	Z	1553 Twinax Pin Contact, use with PL3455AC and 10614 cable			
530-PL3455ACS-201	PL3455ACS-201	Z	1553 Twinax Socket Contact, use with PL3455AC and M17/176-00002 cable			
530-PL455ACFLS-222	PL455ACFLS-222	AA	1553 Twinax Socket Contact, use with PL455ACFL and 10613 cable			
530-PTW-6-78	PTW-6-78	BB	Standard Twinax Patch Cord, 78 Ohm, 6 Inches Long			
530-PTWM-24-78	PTWM-24-78	BB	Miniature Twinax Patch Cord, 78 Ohm, 24 Inches Long			

© Copyright 2014 Mouser Electronics
© Copyright 2014 Mouser Electronics

TROMPETER RF Connectors

EMERSON Network Power
Connectivity Solutions

RoHS Compliant **This product is RoHS compliant.**



TRS CONNECTORS AND TERMINATORS

For quantities greater than listed, call for quote.

MOUSER STOCK NO.	Trompeter Part No.	Fig.	Description	Price Each 1	10	25
Jacks						
530-BJ150	BJ150	A	Bulkhead Push-on, Straight, Rear Mount, Solderpot, 3-lug			
530-BJ157	BJ157	B	Bulkhead, Straight, Front Mount, Solderpot, 3-lug			
530-BJ158	BJ158	C	Bulkhead, Feed-through, 3-lug			
530-CBBJ159	CBBJ159	D	Bulkhead, Straight, Rear Mount, Circuit Board Mount			
530-CBJ157	CBJ157	E	Straight, Circuit Board Mount, Solder Pot, 3 Lug			
530-TNGM1-1-78	TNGM1-1-78	F	Termination, No Chain, 78 Ohm Resistance, No D Ring			
530-TNGMFL1-1-78	TNGMFL1-1-78	F	Termination, No Chain, 78 Ohm Resistance, No D Ring			
Plugs						
530-PL155-29	PL155-29	G	Straight for TWC-124-1A Cable			
530-PL155-47	PL155-47	G	Wrench Crimp, Straight, 3-lug, for M17/176-00002 cable			
530-PL155AC-201	PL155AC-201	H	Full Crimp, Straight, 3-lug, for M17/176-00002 cable			
530-PL155ACFL-201	PL155ACFL-201	H	Straight for M17/176-00002			
530-PLR155AC-201	PLR155AC-201	I	Full Crimp, Right Angle, 3-lug, for M17/176-00002 cable			
530-PLR155AC-204	PLR155AC-204	I	Full Crimp, Right Angle, 3-lug, for 10602 cable			
530-PLR155ACFL-201	PLR155ACFL-201	J	Full Crimp, Right Angle, 4-lug, for M17/176-00002 cable			

TRT CONNECTORS

For quantities greater than listed, call for quote.

Jacks						
530-BJ376	BJ376	K	Bulkhead Straight, Rear Mount, Solder Pot, Threaded			
530-CBBJ379	CBBJ379	L	Bulkhead Straight, Circuit Board Mount, Non-Insulated, Threaded			
530-M49142/09-0006	M49142/09-0006	M	Bulkhead Wrench Crimp, QPL, Straight, 3-lug for M17/176-00002 cable			
530-M49142/10-0001	M49142/10-0001	N	Bulkhead Wrench Crimp, QPL, Straight, 3-lug Solder Pot			
Plugs						
530-M49142/08-0002	M49142/08-0002	O	Cable Wrench Crimp, QPL, Straight, 3-lug for TRC-50-2 cable			
530-M49142/08-0006	M49142/08-0006	O	Cable Wrench Crimp, QPL, Straight, 3-lug for M17/176-00002 cable			
530-PL375-13A	PL375-13A	P	Wrench Crimp, Straight, Threaded for 8232 cable			

TTM CONNECTORS

For quantities greater than listed, call for quote.

530-PL3155-47	PL3155-47	Q	TTM Cable Plug, Wrench Crimp, Straight, Threaded for M17/176-00002 cable			

WECO CONNECTORS

For quantities greater than listed, call for quote.

Jacks						
530-HDVDP	HDVDP	R	Full Size Patch Jack, Non-Terminated			
530-HDVDPM	HDVDPM	S	Mini Patch Jack, Normal Through			
530-HDVDPMT	HDVDPMT	S	Mini Patch Jack, Normal Through, Self Terminating			
Plugs						
530-LPMWHF	LPMWHF	T	Looping Plug, High Frequency			
530-LPW-75	LPW-75	T	Standard Looping Plug 50 ohm, Wide Center to Center Spacing			
530-PL1MWLT-026	PL1MWLT-026	U	Patch Plug with Locking Tab for WECo 735 Cable			

ADAPTERS

For quantities greater than listed, call for quote.

Between Series Adapters						
530-AD1	AD1	V	BNC to RCA Coax Patch Adapter, Straight			
530-AD1W	AD1W	W	BNC to WECo Coax Patch Adapter, Straight			
530-AD1WHD	AD1WHD	X	BNC to WECo Coax Patch Adapter, Straight, High Definition			
530-ADBJ20-E1-BJ79	ADBJ20-E1-BJ79	Y	BNC Male-TRB Male Adapter			
530-ADBJ20-E1-PL75	ADBJ20-E1-PL75	Z	BNC Female-TRB Male Adapter Outer Shld			
530-ADBJ20-E2-PL75	ADBJ20-E2-PL75	AA	BNC Female-TRB Male Adapter Inner Shld			
530-AD1300	AD1300	BB	BNC Jack to F Plug			
530-ADBJ77-E1-PL20	ADBJ77-E1-PL20	CC	Adapter, Between Series, BNC Male to TRB Female			
530-ADMW12	ADMW12	DD	Mini-WECo Adapter, Patch Plug to 75 ohm BNC			
530-J3W	J3W	EE	Standard WECo Patch Jack, 75 Ohm, BNC Interface			
In Series Adapters						
530-UAD258	UAD258	FF	Mini-BNC Adapter, 75 Ohm			
530-UADRMF220	UADRMF220	GG	BNC Male to Female Adapter, 75 Ohm, Right Angle			
530-UCCS-025-026	UCCS-025-026	HH	BNC Adapter, 75 Ohm, In-Line Transition, 734 to 735 Cable			
530-AD78	AD78	II	TRB Barrel Adapter, Female to Female			
530-ADRMF70	ADRMF70	JJ	TRB Adapter, Male to Female, Right Angle			
530-BN73	BN73	KK	TRB 'T' Adapter, 3-lug			

© Copyright 2014 Mouser Electronics
© Copyright 2014 Mouser Electronics

RoHS Compliant **This product is RoHS compliant.**

DIMENSIONS: mm

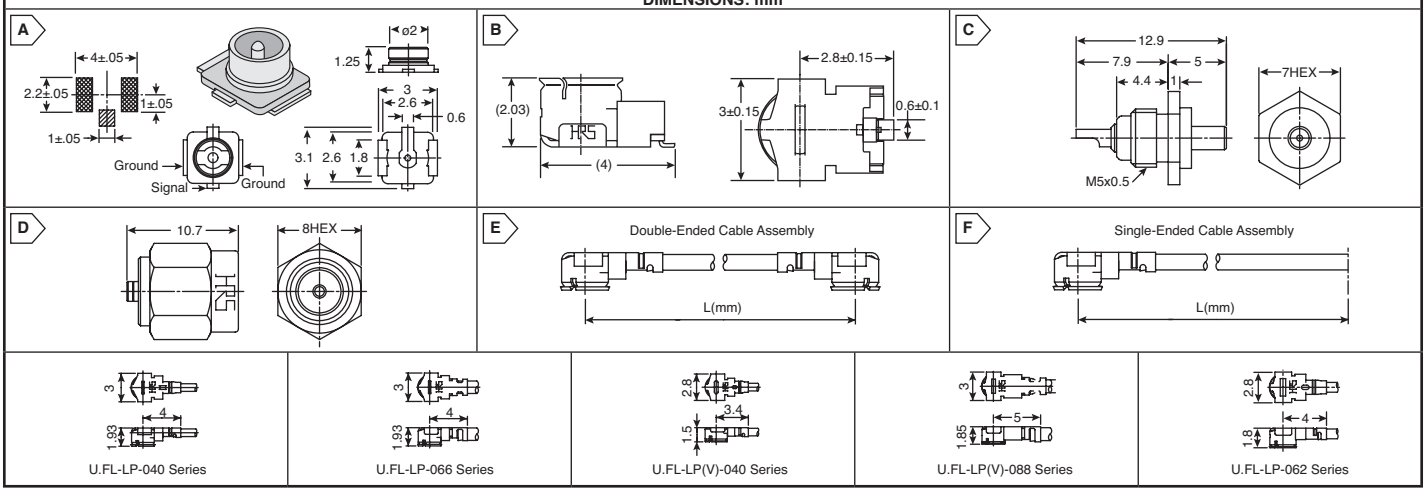

U.FL SERIES

Receptacles

For quantities greater than listed, call for quote.

MOUSER STOCK NO.	Hirose Part No.	Fig.	Contact Gender	Contact Plating	Body Plating	Termination Type	Packaging	Price Each 1	10	50	100
798-U.FL-R-SMT01	U.FL-R-SMT(01)	A	Male	Gold	Silver	SMT	Loose				
798-U.FL-R-SMT10	U.FL-R-SMT(10)	A	Male	Gold	Sliver	SMT	Reel				

Plugs

For quantities greater than listed, call for quote.

MOUSER STOCK NO.	Hirose Part No.	Fig.	Contact Gender	Contact Plating	Body Plating	Termination Type	Packaging	Price Each 1	10	50	100
798-U.FLPRSMT2.5110	U.FL-PR-SMT-2.5-1(10)	B	Female	Bronze	Gold	SMT	Reel				

Converter Adapters

For quantities greater than listed, call for quote.

MOUSER STOCK NO.	Hirose Part No.	Fig.	Adapter Type	Contact Plating	Body Plating	Packaging	Price Each 1	10	50	100
798-U.FL-R-1	U.FL-R-1	C	Receptacle to Inspection	Gold	Silver	Loose				
798-HRMPUFLJ40	HRMP-U.FLJ(40)	D	U.FL Jack/SMA Plug	Gold	Silver	Loose				

Cable Assemblies

For quantities greater than listed, call for quote.

MOUSER STOCK NO.	Hirose Part No.	Fig.	Cable Length (mm)	Cable Type	Cable Diameter (mm)	Mated Height (mm)	Shield	Price Each 1	10	50	100
Plug to Plug (Double-Ended) Cable Assembly - White - Low Profile											
798-U.FL2LPV04N1A100	U.FL-2LP(V)-04N1-A-(100)	E	100	04	0.81	1.9	Single				
798-U.FL2LPV04N1A200	U.FL-2LP(V)-04N1-A-(200)	E	200	04	0.81	1.9	Single				
798-U.FL2LPV04N1A500	U.FL-2LP(V)-04N1-A-(500)	E	500	04	0.81	1.9	Single				
Plug (Single-Ended) Cable Assembly - White											
798-U.FLLP04N1A200	U.FL-LP-04N1-A-(200)	F	200	04	0.81	2.4	Single				
Plug to Plug (Double-Ended) Cable Assembly - White											
798-U.FL2LP04N1A70	U.FL-2LP-04N1-A-(70)	E	70	04	0.81	2.4	Single				
798-U.FL2LP04N1A100	U.FL-2LP-04N1-A-(100)	E	100	04	0.81	2.4	Single				
798-U.FL2LP04N1A200	U.FL-2LP-04N1-A-(200)	E	200	04	0.81	2.4	Single				
798-U.FL2LP04N1A500	U.FL-2LP-04N1-A-(500)	E	500	04	0.81	2.4	Single				
798-U.FL2LP04N1A1000	U.FL-2LP-04N1-A-(1000)	E	1000	04	0.81	2.4	Single				
Plug to Plug (Double-Ended) Cable Assembly - Gray											
798-U.FL2LP066J1A100	U.FL-2LP-066J1-A-(100)	E	100	066	1.32	2.4	Double				
798-U.FL2LP066J1A200	U.FL-2LP-066J1-A-(200)	E	200	066	1.32	2.4	Double				
798-U.FL2LP066J1A500	U.FL-2LP-066J1-A-(500)	E	500	066	1.32	2.4	Double				
798-UFL2LP066J1A1000	U.FL-2LP-066J1-A-(1000)	E	1000	066	1.32	2.4	Double				
798-U.FL2LP068N1A100	U.FL-2LP-068N1-A-(100)	E	100	068	1.13	2.4	Single				
798-U.FL2LP068N1A200	U.FL-2LP-068N1-A(200)	E	200	068	1.13	2.4	Single				
798-U.FL2LP068N1A500	U.FL-2LP-068N1-A-(500)	E	500	068	1.13	2.4	Single				
798-UFL2LP068N1A1000	U.FL-2LP-068N1-A-(1000)	E	1000	068	1.13	2.4	Single				
798-U.FL2LP088K1TA60	U.FL-2LP-088K1T-A-(60)	E	60	088	1.37	2.4	Single				
798-UFL2LP088K1TA100	U.FL-2LP-088K1T-A-(100)	E	100	088	1.37	2.4	Single				
798-UFL2LP088K1TA200	U.FL-2LP-088K1T-A-(200)	E	200	088	1.37	2.4	Single				
798-UFL2LP088K1TA500	U.FL-2LP-088K1T-A-(500)	E	500	088	1.37	2.4	Single				
Plug to Plug (Double-Ended) Cable Assembly - Black - Low Profile											
798-U.FL2LPV04N2A500	U.FL-2LP(V)-04N2-A-(500)	E	500	04	0.81	1.9	Single				
Plug to Plug (Double-Ended) Cable Assembly - Black											
798-U.FL2LP04N2A100	U.FL-2LP-04N2-A-(100)	E	100	04	0.81	2.4	Single				
798-U.FL2LP04N2A200	U.FL-2LP-04N2-A-(200)	E	200	04	0.81	2.4	Single				
798-UFL2LP068N2A1000	U.FL-2LP-068N2-A-(1000)	E	1000	068	1.32	2.4	Single				
798-UFL2LP088K2TA100	U.FL-2LP-088K2T-A-(100)	E	100	088	1.37	2.4	Single				
798-UFL2LP088K2TA200	U.FL-2LP-088K2T-A-(200)	E	200	088	1.37	2.4	Single				
798-UFL2LP088K2TA500	U.FL-2LP-088K2T-A-(500)	E	500	088	1.37	2.4	Single				
798-UFL2LP088K2T1000	U.FL-2LP-088K2T-A-(1000)	E	1000	088	1.37	2.4	Single				

Tooling

For quantities greater than listed, call for quote.

MOUSER STOCK NO.	Hirose Part No.	Fig.	Description	Price Each 1	10	50	100
798-U.FL-LP-N-2	U.FL-LP-N-2	-	Extraction Tool for U.FL-LP-04/066/088				
798-U.FL-LP-N-201	U.FL-LP-N-2(01)	-	Extraction Tool for U.FL-LP-04/066/088				
798-U.FL-LPV-N-2	U.FL-LP(V)-N-2	-	Extraction Tool for U.FL-LP(V)-040/U.FL-LP-062				

© Copyright 2014 Mouser Electronics

© Copyright 2014 Mouser Electronics

HIROSE Coaxial Connectors

RoHS Compliant **This product is RoHS compliant.**

HIROSE ELECTRIC CO., LTD.

W.FL SERIES

Receptacle

For quantities greater than listed, call for quote.

MOUSER STOCK NO.	Hirose Part No.	Fig.	Contact Gender	Contact Plating	Body Plating	Termination Type	Packaging	Price Each 1	10	50	100
798-W.FL-R-SMT-110	W.FL-R-SMT-1(10)	A	Male	Gold	Silver	SMT	Reel				

Cable Assemblies

For quantities greater than listed, call for quote.

MOUSER STOCK NO.	Hirose Part No.	Fig.	Cable Length (mm)	Cable Type	Cable Diameter (mm)	Mated Height (mm)	Wire Gauge	Price Each 1	10	50	100
Plug to Plug Cable Assembly - White											
798-W.FL2LP04N1A100	W.FL-2LP-04N1-A-(100)	B	100	04N	0.81	1.4	36				
798-W.FL2LP04N1A200	W.FL-2LP-04N1-A-(200)	B	200	04N	0.81	1.4	36				
798-W.FL2LP04N1A500	W.FL-2LP-04N1-A-(500)	B	500	04N	0.81	1.4	36				
798-W.FL2LP04N1A1000	W.FL-2LP-04N1-A-(1000)	B	1000	04N	0.81	1.4	36				
Plug to Plug Cable Assembly - Black											
798-W.FL2LP04N2A100	W.FL-2LP-04N2-A-(100)	B	100	04N	0.81	1.4	36				
798-WFL2LPG062N2DA35	W.FL-2LPG-062N2D-A(35)	B	35	062	1.00	1.4	33				
798-WFL2LPG062N2DA40	W.FL-2LPG-062N2D-A(40)	B	40	062	1.00	1.4	33				
798-WFL2LPG062N2DA70	W.FL-2LPG-062N2D-A(70)	B	70	062	1.00	1.4	33				
798-WFL2LPG062N2D100	W.FL-2LPG-062N2D-A(100)	B	100	062	1.00	1.4	33				

Tooling

For quantities greater than listed, call for quote.

MOUSER STOCK NO.	Hirose Part No.	Fig.	Description	Price Each
798-W.FL-LP-N	W.FL-LP-N	-	Extraction Tool	

H.FL SERIES

Receptacle

For quantities greater than listed, call for quote.

MOUSER STOCK NO.	Hirose Part No.	Fig.	Contact Gender	Contact Plating	Body Plating	Termination Type	Price Each 1	10	50	100
798-HFLRSMT01	H.FL-R-SMT(01)	C	Male	Gold	Silver	Thru-Hole				

Converter Adapters

For quantities greater than listed, call for quote.

MOUSER STOCK NO.	Hirose Part No.	Fig.	Adapter Type	Contact Plating	Body Plating	Price Each 1	10	50	100
798-HRMJ-H.FLP-340	HRMJ-H.FLP-3(40)	D	Adapter Plug/SMA Jack	Gold	Silver				
798-HRMP-H.FLJ40	HRMP-H.FLJ(40)	E	Adapter Jack/SMA Plug	Gold	Silver				

Tooling

For quantities greater than listed, call for quote.

MOUSER STOCK NO.	Hirose Part No.	Fig.	Description	Price Each
798-H.FL-LP-N	H.FL-LP-N	-	Extraction Tool	

HRM(V) SERIES Low-Cost SMA Coaxial Connectors

Receptacle

For quantities greater than listed, call for quote.

MOUSER STOCK NO.	Hirose Part No.	Fig.	Contact Gender	Contact Plating	Body Plating	Termination Type	Price Each 1	25	100	250
798-HRMV-306S	HRM(V)-306S	F	Female	Gold	Steel	Thru-Hole				

MS-147 SERIES Interface RF Connector with Switch

SMA Converter Adapter

For quantities greater than listed, call for quote.

MOUSER STOCK NO.	Hirose Part No.	Fig.	Adapter Type	Contact Plating	Body Plating	Price Each 1	10	50	100
798-MS-147-HRMJ-1	MS-147-HRMJ-1	G	Adapter Plug/SMA Jack	Gold	Silver				

MS-156C SERIES Subminiature Coaxial Adapters

SMA Converter Adapters

For quantities greater than listed, call for quote.

MOUSER STOCK NO.	Hirose Part No.	Fig.	Adapter Type	Contact Plating	Body Plating	Price Each 1	25	100	250
798-MS-156-HRMJ-2	MS-156-HRMJ-2	H	Simplified Lock, Straight, Short	Gold	Silver				
798-MS156HRMJ12	MS-156-HRMJ-12	I	Floating (Self Pressing)	Gold	Silver				

MS-162 SERIES Miniature Interface Coaxial Switch

Receptacle

For quantities greater than listed, call for quote.

MOUSER STOCK NO.	Hirose Part No.	Fig.	Contact Gender	Contact Plating	Body Plating	Termination Type	Price Each 1	25	100	200
798-MS16201	MS-162(01)	J	Female	Gold	Gold	Coaxial				

Plug

For quantities greater than listed, call for quote.

798-MS-162-CLP-1	MS-162-C(LP)-1	K	Male	Gold	Gold	Coaxial				

SMA Converter Adapter

For quantities greater than listed, call for quote.

MOUSER STOCK NO.	Hirose Part No.	Fig.	Adapter Type	Contact Plating	Body Plating	Price Each 1	25	100	200
798-MS-162-HRMJ-1	MS-162-HRMJ-1	L	Adapter Plug/SMA Jack	Gold	Steel				

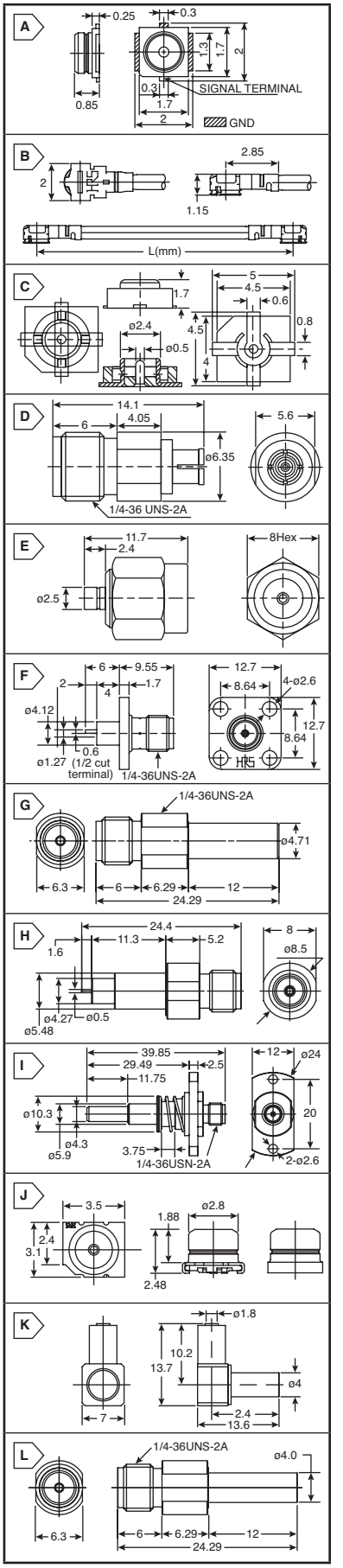

© Copyright 2014 Mouser Electronics

© Copyright 2014 Mouser Electronics

PRECISION TEST CONNECTORS

Features:
- 2.4mm mating interface
- Capable of handling 50 GHz analog signals
- Integrated center pin design
- Unique compression-mount design using two 0-80 UNF screws

PRODUCT NEW

For quantities greater than listed, call for quote.

MOUSER STOCK NO.	Molex Part No.	Fig.	Description	Mounting	Price Each 1	10	50	100
538-73387-0020	73387-0020	A	2.4mm Vertical Compression-Mount Jack	SMT				

BNC CONNECTORS

Features:
- Miniature
- Bayonet lock coupling
- Weatherproof

Specifications:
- Frequency Range: dc-4GHz
- Voltage Rating: 500Vrms
- Contact Plating: Gold
- Temperature: -65ºC to +165°C
- Mounting: PCB

BNC PCB Jacks

For quantities greater than listed, call for quote.

MOUSER STOCK NO.	Molex Part No.	Fig.	Impedance	PCB Mounting	Body Plating	Description	Price Each 1	10	25	50
538-73100-0153	73100-0153	B	50	Vertical	Nickel	Brass Body, .175" Legs				
538-73101-0030	73101-0030	C	75	Vertical	Nickel	Bulkhead, Metal Body, Fork Pins				
538-73100-0105	73100-0105	D	50	Right Angle	Nickel	Narrow Profile, .118" Legs				
538-73131-5003	73131-5003	E	50	Vertical	Nickel	Bulkhead, Black Valox Body				
538-73137-5003	73137-5003	F	50	Right Angle	Nickel	Bulkhead, Black Valox Body				
538-73100-0067	73100-0067	F	75	Right Angle	Nickel	Bulkhead, Black Valox Body				
538-73100-0069	73100-0069	F	75	Right Angle	Nickel	Bulkhead, White Valox Body				
538-73101-0040	73101-0040	F	75	Right Angle	Nickel	Bulkhead, Metal Body				
538-73101-0120	73101-0120	G	75	Right Angle	Nickel	Bulkhead, Metal Body, Low Profile				

SMA CONNECTORS

Features:
- Subminiature
- Threaded coupling

Specifications:
- Frequency Range: dc - 18GHz
- Voltage Rating: 335Vrms
- Temperature: -65ºC to +165°C
- Contact Plating: Gold
- Impedance: 50Ω

Plugs

For quantities greater than listed, call for quote.

MOUSER STOCK NO.	Molex Part No.	Fig.	Body Material	Plating	RG Cable	Price Each 1	10	25	50
Straight - Standard Mount									
538-73251-0450	73251-0450	H	Brass	Gold	174, 179, 187, 188, 316, LMR100 Belden 7805				
538-73251-0151	73251-0151	H	Stnless Steel	Passivated	174, 179, 187, 188, 316, LMR100 Belden 7805				
538-73251-0031	73251-0031	H	Stnless Steel	Gold	.141 Semi-Rigid				
Right Angle - Standard Mount									
538-73391-0230	73391-0230	I	Brass	Gold	174, 179, 187, 188, 316, LMR100 Belden 7805				

Jacks

For quantities greater than listed, call for quote.

MOUSER STOCK NO.	Molex Part No.	Fig.	Body Material	Plating	Description	Price Each 1	10	25	50
538-73391-0070	73391-0070	J	Brass	Gold	Vertical PCB, .157" Legs				
538-73391-0080	73391-0080	K	Zinc (Diecast)	Nickel	Right Angle PCB, .155" Legs				
538-73100-0114	73100-0114	K	Brass	Gold	Right Angle PCB, .155" Legs				
538-73251-0420	73251-0420	L	Stainless Steel	Passivated	2 hole flange, Blunt post				
538-73251-0250	73251-0250	L	Stainless Steel	Passivated	2 hole flange, Solder cup				
538-73251-0410	73251-0410	M	Stainless Steel	Passivated	4 hole flange, Blunt post				
538-73251-1290	73251-1290	N	Brass	Gold	Edgemount for .062 PCB				
538-73251-3460	73251-3460	O	Brass	Gold	PCB Edgemount				

SMB CONNECTORS

Features:
- Subminiature
- Snap-on coupling

- Body Material: Brass
- Plating: Gold

Specifications:
- Frequency Rating: dc-4GHz
- Voltage Rating: 500Vrms
- Temperature: -65°C to +165°C

Plugs

- Center contact solder termination
- Crimp braid termination

For quantities greater than listed, call for quote.

MOUSER STOCK NO.	Molex Part No.	Fig.	Type	RG Cable	Impedance	Price Each 1	10	25	50
538-73100-0248	73100-0248	P	Straight solder/crimp cable	174, 179, 187, 188, 316	50 Ohm				
538-73100-0257	73100-0257	Q	Right angle solder/crimp cable	174, 188, 316	50 Ohm				

Jacks

- PCB Standoffs

For quantities greater than listed, call for quote.

MOUSER STOCK NO.	Molex Part No.	Fig.	Type	Mounting	Impedance	Price Each 1	10	25	50
538-73100-0207	73100-0207	R	Vertical PCB, .155" Legs	PCB	50 Ohm				
538-73100-0103	73100-0103	S	Right Angle PCB, .118" Legs	PCB	50 Ohm				

SMP CONNECTORS

PRODUCT NEW

For quantities greater than listed, call for quote.

MOUSER STOCK NO.	Molex Part No.	Fig.	Body Material	Plating	Description	Price Each 1	10	25	50
538-73415-3320	73415-3320	T	Brass	Gold	Vertical Plug PCB Without Detent				

MCX CONNECTORS

PRODUCT NEW

538-73415-1631	73415-1631	U	Brass	Gold	Jack, PCB, SMT, 75 Ohms				

MMCX CONNECTORS

Plugs

- Cable crimp
- Impedance: 50Ω
- Plating: Gold

For quantities greater than listed, call for quote.

MOUSER STOCK NO.	Molex Part No.	Fig.	Type	RG Cable	Mounting	Price Each 1	10	25	50
538-73415-1251	73415-1251	V	Straight	174, 316, LMR100, Belden 7805	Standard				
538-73415-1121	73415-1121	W	Right Angle	174, 316, LMR100, Belden 7805	Standard				

Jacks

For quantities greater than listed, call for quote.

MOUSER STOCK NO.	Molex Part No.	Fig.	Type	Mounting	Price Each 1	10	25	50
538-73415-2061	73415-2061	X	Vertical, Surface Mount	PCB				
538-73415-1471	73415-1471	Y	Vertical, Surface Mount, .119" Legs	PCB				
538-73415-1001	73415-1001	Z	Right Angle, .118" Legs	PCB				

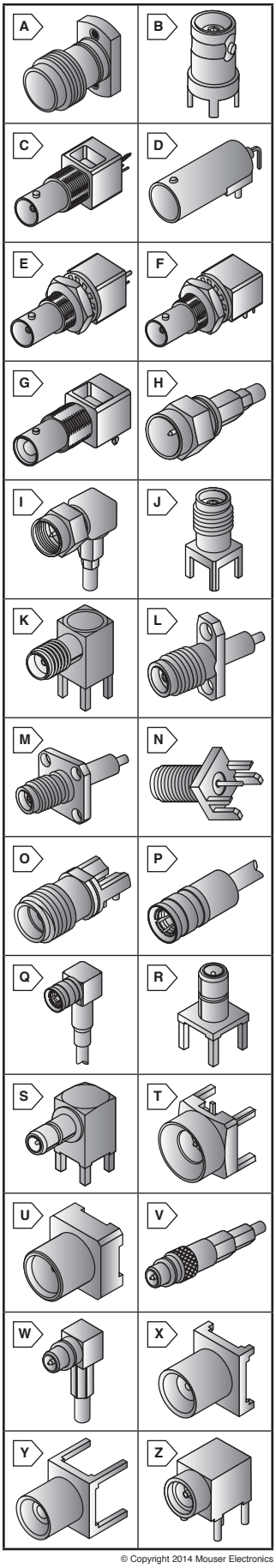

© Copyright 2014 Mouser Electronics

© Copyright 2014 Mouser Electronics

POMONA RF Connectors and Adapters

BNC WITHIN SERIES ADAPTERS

- Nickel plated brass

For quantities greater than listed, call for quote.

MOUSER STOCK NO. Mfr.	MOUSER STOCK NO. Mfr. Part No.	Fig.	Description	Insulation	Price Each 1	Price Each 25	Price Each 50
565—	3847	A	BNC Jack/Jack Hermetically sealed 50Ω	PTFE			
565—	3534	B	BNC Jack/Plug Right Angle 50Ω	PTFE			
565—	3283	C	BNC Jack/Jack 50Ω	PTFE			
565—	3284	D	BNC Jack/Jack/Jack 50Ω	PTFE			

BETWEEN SERIES ADAPTERS AND KITS

- Nickel plating

For quantities greater than listed, call for quote.

MOUSER STOCK NO. Mfr.	MOUSER STOCK NO. Mfr. Part No.	Fig.	Description	Insulation	Price Each 1	Price Each 25	Price Each 50
Adapters							
565—	1269	E	BNC Jack to double stacking banana plug	ABS			
565—	1270	F	BNC Plug to double stacking banana plug	ABS			
565—	1452	G	BNC Jack to stackable binding posts	ABS			
565—	1296	H	BNC Plug to stackable binding posts	ABS			
Kits							
565—	5748	I	Maxi Universal coaxial RF adapter kit	-			
565—	5698	I	Universal Adapter Kit	-			
565—	6254	I	7/16 Din Adapter Kit	-			

BNC TERMINATIONS, ATTENUATORS, AND WITHIN SERIES ADAPTERS

- Nickel plating

For quantities greater than listed, call for quote.

MOUSER STOCK NO. Mfr.	MOUSER STOCK NO. Mfr. Part No.	Fig.	Description	Price Each 1	Price Each 25	Price Each 50
Terminations						
565—	4119-50	J	BNC Feed-Thru Termination, 50Ω			
565—	4119-75	J	BNC Feed-Thru Termination, 75Ω			
565—	5297	K	BNC plug to jack with DC-blocking Series Cap, 1000pF, 600V			
Adapters						
565—	3846	L	BNC jack to BNC jack, 50Ω			
565—	3533	M	BNC plug to BNC plug, 50Ω			
565—	4896	N	BNC Plug/Jack/Jack, 50Ω			
565—	6700	O	BNC Jack/Plug/Jack, In-line space saving, 50Ω			
565—	6701	P	BNC Jack/Plug/Jack, Right angle space saving, 50Ω			
565—	3285	Q	BNC Jack/Plug/Jack, Standard, 50Ω			
Attenuators						
✻ 565—	4108-__	R	BNC 50Ω Attenuator			

✻(select dB) -3DB, -6DB, -10DB, -14DB, -20DB

SMA 50 OHM WITHIN SERIES ADAPTERS & TERMINATORS

For quantities greater than listed, call for quote.

MOUSER STOCK NO. Mfr.	MOUSER STOCK NO. Mfr. Part No.	Fig.	Description	Insulation	Price Each 1	Price Each 25	Price Each 50
Adapters							
565—	4283	S	SMA plug to SMA plug, gold plated	Teflon			
565—	4284	T	SMA jack to SMA jack, gold plated	Teflon			
565—	4282	U	SMA jack to SMA plug, Right Angle, gold plated	Teflon			
Terminators							
565—	4286	V	SMA Terminator plug, 50Ω, gold plated	Teflon			
565—	5088	W	SMA Shorting Cap, gold plated	-			

COAXIAL BETWEEN SERIES ADAPTERS

For quantities greater than listed, call for quote.

MOUSER STOCK NO. Mfr.	MOUSER STOCK NO. Mfr. Part No.	Fig.	Description	Insulation	Price Each 1	Price Each 25	Price Each 50
SMA to BNC							
565—	4288	X	SMA plug to BNC plug, gold plated	Teflon			
565—	4289	Y	SMA jack to BNC plug, gold plated	Teflon			
565—	4290	Z	SMA plug to BNC jack, gold plated	Teflon			
565—	4291	AA	SMA jack to BNC jack, gold plated	Teflon			
SMA to TNC							
565—	4292	BB	SMA Plug to TNC Plug, gold plated	PTFE			
565—	4293	CC	SMA Jack to TNC Plug, gold plated	PTFE			
565—	4294	DD	SMA Plug to TNC Plug, gold plated	PTFE			
565—	4295	EE	SMA Jack to TNC Plug, gold plated	PTFE			
SMA to Type N							
565—	4296	FF	SMA Plug to type N Plug, gold plated	PTFE			
565—	4297	GG	SMA Jack to type N Plug, gold plated	PTFE			
565—	4298	HH	SMA Plug to type N Jack, gold plated	PTFE			
565—	4299	II	SMA Jack to type N Jack, gold plated	PTFE			
565—	5300	JJ	BNC Jack to Plug Triax, nickel plated brass	PTFE			

AUDIO/VIDEO ADAPTERS

For quantities greater than listed, call for quote.

565—	4054	KK	BNC plug to phono jack, nickel plating	-			
565—	5319	LL	BNC female to phono plug	-			

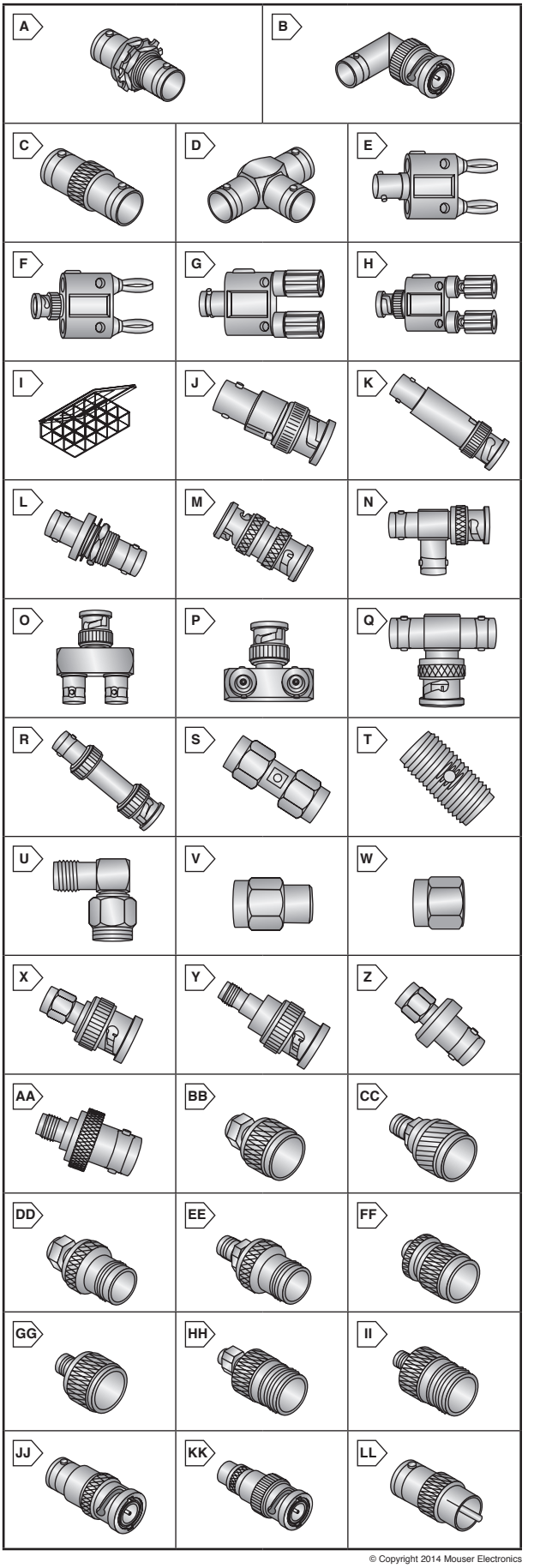

© Copyright 2014 Mouser Electronics

© Copyright 2014 Mouser Electronics

TE CONNECTIVITY BNC Connectors

RoHS Compliant **This product is RoHS compliant.**

BNC PLUGS

- Bayonet lock coupling for quick connect/disconnect
- Fully intermateable with comparable BNC UG/U connectors
- Single crimp connectors offer one crimping operation
- UL approved: File No. E81956
- CSA approved: File No. LR 7189

Specifications:
- Center contact plating: Gold

Dielectric: is either polyethylene (PE), polymethylpentene (PM), polypropylene (PP), or TEFLON (T).

✻ Silver Center Contact Plating

For quantities greater than listed, call for quote.

MOUSER STOCK NO.	TE Part No.	Fig.	Description	Body Plating	Dielectric	Cable Type RG/U	Price Each 1	10	25
50 Ohm									
571-5330876	5330876	A	Mil, Single Crimp	Silver	T	178, 178A, 178B, 196, 196A			
571-2-5221128-1	2-5221128-1	B	Commercial, Hex Crimp	Nickel	PE	174, 188, 188A, 316			
571-1-5227079-6	1-5227079-6	C	Commercial, Dual Crimp	Nickel	PE	174, 188, 188A, 316			
571-52253957	5225395-7	D	Mil, Dual Crimp	Nickel	T	174, 188, 188A, 316			
✻ 571-2-5221128-3	2-5221128-3	B	Commercial, Hex Crimp	Nickel	PE	179, 179A, 179B, 161, 187, 187A, Belden 9221			
571-652270797	6-5227079-7	C	Commercial, Dual Crimp	Nickel	PE	Belden 8219			
571-6-5227079-8	6-5227079-8	C	Commercial, Dual Crimp	Nickel	PE	Belden 9907, 89907 Comm/Scope 2104			
571-5227079-5	5227079-5	C	Commercial, Dual Crimp	Nickel	PE	58, 58A, 58B, 58C			
571-5227079-9	5227079-9	C	Commercial, Dual Crimp	Nickel	PE	58, 58A, 58B, 58C			
571-5225395-1	5225395-1	D	Mil, Dual Crimp	Nickel	T	58, 58A, 58B, 58C			
571-5227079-6	5227079-6	C	Commercial, Dual Crimp	Nickel	PE	223, 55, 55A, 55B			
571-5225395-3	5225395-3	D	Mil, Dual Crimp	Nickel	T	223, 55, 55A, 55B			
571-5225395-6	5225395-6	D	Mil, Dual Crimp	Nickel	T	142, 142A, 142B, 400			
571-1-5221128-1	1-5221128-1	B	Commercial, Hex Crimp	Nickel	PE	124, 140, 210, 62, 62A, 62B, 59, 59A, 59B, Belden 9291, 9209, 9269			
571-5227079-7	5227079-7	C	Commercial, Dual Crimp	Nickel	PE	124, 140, 210, 62, 62A, 62B, 59, 59A, 59B,			
571-5225395-2	5225395-2	D	Mil, Dual Crimp	Nickel	T	124, 140, 210, 62, 62A, 62B, 59, 59A, 59B, Belden 9291, 9209, 9269			
75 Ohm									
571-5413589-8	5413589-8	E	Hex Crimp	Nickel	PE	179, 179A, 179B, 187, 187A, 161, Belden 9221			
571-5221185-8	5221185-8	E	Dual Crimp	Nickel	PE	179, 179A, 179B, 187, 187A, 161, Belden 9221			
571-5221185-2	5221185-2	E	Dual Crimp	Nickel	PE	140, 210, 62, 62A, 62B, 59, 59A, 59B, Belden 9291, 9209, 9269			
571-5221185-9	5221185-9	E	Dual Crimp	Nickel	PE	Belden 8212, 9104, 9112, 9167, 9240, 9259, 9266, Times FM-59, (RG-59 Type with 20 AWG C.C.)			

BNC RIGHT ANGLE PLUGS

- Center contact plating: Gold

For quantities greater than listed, call for quote.

MOUSER STOCK NO.	TE Part No.	Fig.	Description	Body Plating	Dielectric	Cable Type RG/U	Price Each 1	10	25
571-5413959-3	5413959-3	F	Commercial, Hex Crimp	Nickel	PM	174, 188, 188A, 316			
571-5225973-4	5225973-4	G	Mil, Dual Crimp	Silver	T	142, 142A, 142B, 400			

BNC JACKS

- Center contact plating: Gold

For quantities greater than listed, call for quote.

MOUSER STOCK NO.	TE Part No.	Fig.	Description	Body Plating	Dielectric	Cable Type RG/U	Price Each 1	10	25
50 Ohm									
571-5413779-3	5413779-3	H	Commercial, Hex Crimp	Nickel	PM	174, 188, 188A, 316			
571-5225396-1	5225396-1	I	Mil, Dual Crimp	Nickel	T	58, 58A, 58B, 58C			
571-5225396-7	5225396-7	I	Mil, Dual Crimp	Nickel	T	174, 188, 188A, 316			
75 Ohm									
571-5413760-3	5413760-3	J	Hex Crimp	Nickel	- - -	Belden 8218			

BNC BULKHEAD JACKS

- Center contact plating: Gold

For quantities greater than listed, call for quote.

MOUSER STOCK NO.	TE Part No.	Fig.	Description	Body Plating	Dielectric	Cable Type RG/U	Price Each 1	10	25
50 Ohm									
571-1-5225398-5	1-5225398-5	K	Mil, Dual Crimp	Nickel	T	Times RD316			
571-5225398-1	5225398-1	K	Mil, Dual Crimp	Nickel	T	58, 58A, 58B, 58C			
571-5225398-7	5225398-7	K	Mil, Dual Crimp	Nickel	T	174, 188, 188A, 316			
75 Ohm									
571-5413590-8	5413590-8	L	Hex Crimp	Nickel	- - -	179, 179A, 179B, 161, 187, 187A, Belden 9221			
571-5221221-5	5221221-5	L	Dual Crimp	Nickel	- - -	179, 179A, 179B, 161, 187, 187A, Belden 9221			
Front Mount with Solder Terminal									
571-5221244-1	5221244-1	M	- - -	Nickel	PE	- - -			
Rear Mount									
571-5414217-1	5414217-1	N	- - -	Nickel	PE	- - -			

RIGHT ANGLE METALLIZED JACK CONNECTORS

- 50 Ohm
- PC board mount

For quantities greater than listed, call for quote.

MOUSER STOCK NO.	TE Part No.	Fig.	Body Plating	Center Contact Length: in. (mm)	Mounting Height: in. (mm)	Price Each 1	10	25	100
571-5413631-1	5413631-1	O	Nickel	.171 (4.34)	.432 (10.97)				

BNC JACK CONNECTORS

- 75 Ohm
- Mounting Post
- PC board/panel mount

For quantities greater than listed, call for quote.

MOUSER STOCK NO.	TE Part No.	Fig.	Description	Contact Finish	Mounting Height: mm (in.)	Price Each 1	10	25	100
571-5222132-1	5222132-1	P	Vertical, Metal	Gold 30µ"	34.93 (1.375)				
571-5413194-1	5413194-1	Q	Right Angle, VALOX, White	Gold 30µ"	13.88 (.519)				
571-5413194-2	5413194-2	Q	Right Angle, VALOX, Black	Gold 30µ"	13.88 (.519)				
571-5222092-1	5222092-1	R	Right Angle, Metal	Gold 30µ"	15.88 (.625)				

BNC METALLIZED JACK CONNECTORS

- 75 Ohm
- PC board mount

For quantities greater than listed, call for quote.

MOUSER STOCK NO.	TE Part No.	Fig.	Description	Center Contact	Price Each 1	10	25	100
571-5222117-1	5222117-1	S	Bulkhead Jack-Jack Adapter, Nickel	Gold				

ACCESSORIES

MOUSER STOCK NO.	AMP Part No.	Fig.	Description	Price Each
571-13296322	1-329632-2	-	Lockwasher	
571-13296312	1-329631-2	-	Jam Nut	

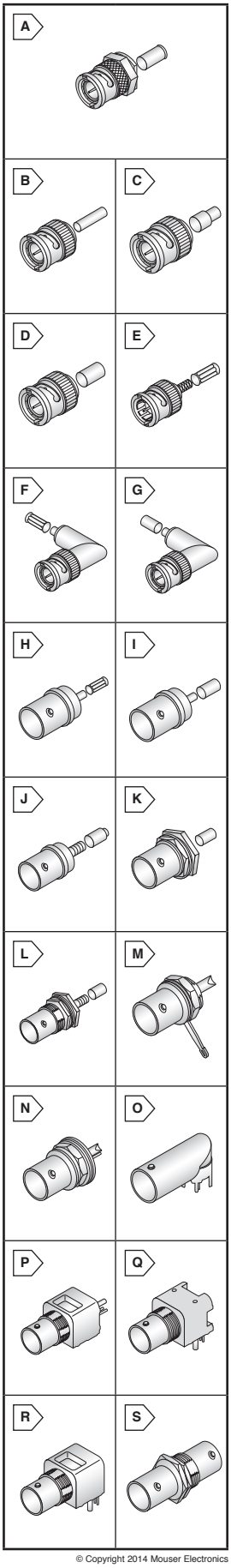

© Copyright 2014 Mouser Electronics

TE CONNECTIVITY SMA Connectors

RoHS Compliant **This product is RoHS compliant.**

TE connectivity Authorized Distributor

KOAXXA SMA RF CONNECTORS

TE Connectivity announces its next generation of RF products -- the KOAXXA RF interconnects product family. This new offering from TE premieres today with the launch of the KOAXXA SMA product line.

Features:
- Fully compatible with IEC-169-15 standards
- Designed for 0-18 GHz performance
- Ability to mass customize products
- Global manufacturing footprints
- Large-scale manufacturing techniques
- Designed for fully automated
- 500 cycle mating durability

Applications:
- Test and measurement equipment
- Transmission equipment
- Base station and sub system components
- Smart grid meters
- Antennas
- Broadband communication equipment
- Routers
- Industrial solutions
- Mobile radio handsets
- Commercialized applications in Mil/Aero

A



B



C



D



E



Straight Cable Plugs

For quantities greater than listed, call for quote.

MOUSER STOCK NO.	TE Part No.	Fig.	Terminates to	Price Each 1	100	500	1000
571-SMA-PS-1A-S	SMA-PS-1A-S	A	RG 402 Semi-Rigid, RG 402 Conformable				
571-SMA-PS-1B-S	SMA-PS-1B-S	A	RD316, K0225D				
571-SMA-PS-1C-S	SMA-PS-1C-S	A	RG 405 Semi-Rigid, RG 405 Conformable				
571-SMA-PS-1D-S	SMA-PS-1D-S	A	RG 178, RG 196				
571-SMA-PS-1F-S	SMA-PS-1F-S	A	RG 174, RG 188, RG 316				
571-SMA-PS-1G-S	SMA-PS-1G-S	A	RG 58, RG 141, RG 223, RG 400, RG 142				

Right Angle Cable Plugs

For quantities greater than listed, call for quote.

MOUSER STOCK NO.	TE Part No.	Fig.	Terminates to	Price Each 1	100	500	1000
571-SMA-PR-1A-S	SMA-PR-1A-S	B	RG 402 Semi-Rigid, RG 402 Conformable				
571-SMA-PR-1B-S	SMA-PR-1B-S	B	RD316, K0225D				
571-SMA-PR-1C-S	SMA-PR-1C-S	B	RG 405 Semi-Rigid, RG 405 Conformable				
571-SMA-PR-1D-S	SMA-PR-1D-S	B	RG 178, RG 196				
571-SMA-PR-1F-S	SMA-PR-1F-S	B	RG 174, RG 188, RG 316				
571-SMA-PR-1G-S	SMA-PR-1G-S	B	RG 58, RG 141, RG 223, RG 400, RG 142				

Straight Cable Jacks

For quantities greater than listed, call for quote.

MOUSER STOCK NO.	TE Part No.	Fig.	Terminates to	Price Each 1	100	500	1000
571-SMA-JS-1A-S	SMA-JS-1A-S	C	RG 402 Semi-Rigid, RG 402 Conformable				
571-SMA-JS-1B-S	SMA-JS-1B-S	C	RD316, K0225D				
571-SMA-JS-1C-S	SMA-JS-1C-S	C	RG 405 Semi-Rigid, RG 405 Conformable				
571-SMA-JS-1D-S	SMA-JS-1D-S	C	RG 178, RG 196				
571-SMA-JS-1F-S	SMA-JS-1F-S	C	RG 174, RG 188, RG 316				
571-SMA-JS-1G-S	SMA-JS-1G-S	C	RG 58, RG 141, RG 223, RG 400, RG 142				

Bulkhead Cable Jacks

For quantities greater than listed, call for quote.

MOUSER STOCK NO.	TE Part No.	Fig.	Terminates to	Price Each 1	100	500	1000
571-SMA-JB-1A-S	SMA-JB-1A-S	D	RG 402 Semi-Rigid, RG 402 Conformable				
571-SMA-JB-1B-S	SMA-JB-1B-S	D	RD316, K0225D				
571-SMA-JB-1C-S	SMA-JB-1C-S	D	RG 405 Semi-Rigid, RG 405 Conformable				
571-SMA-JB-1D-S	SMA-JB-1D-S	D	RG 178, RG 196				
571-SMA-JB-1F-S	SMA-JB-1F-S	D	RG 174, RG 188, RG 316				
571-SMA-JB-1G-S	SMA-JB-1G-S	D	RG 58, RG 141, RG 223, RG 400, RG 142				

Vertical/Straight Board Mount Jack

For quantities greater than listed, call for quote.

MOUSER STOCK NO.	TE Part No.	Fig.	Terminates to	Price Each 1	100	500	1000
571-SMA-JS-P1-S	SMA-JS-P1-S	E	PCB thickness 3.175 mm (.125 in.) max.				

© Copyright 2014 Mouser Electronics

© Copyright 2014 Mouser Electronics

TE CONNECTIVITY SMA and SMB Connectors

TE connectivity Authorized Distributor

RoHS Compliant **This product is RoHS compliant.**

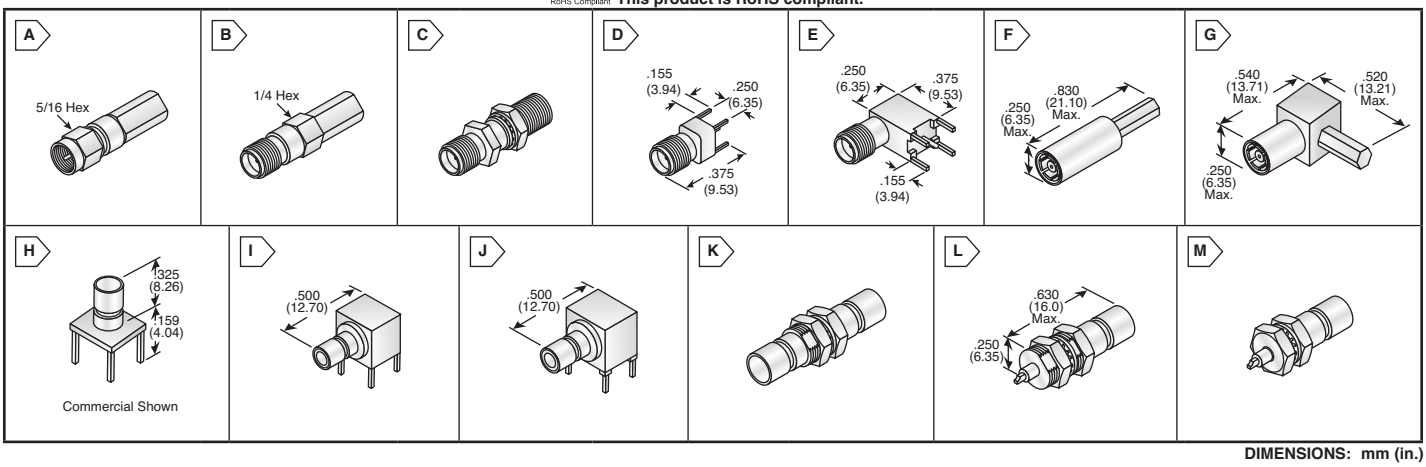

DIMENSIONS: mm (in.)

SMA CONNECTORS

Crimp Connectors

Features:
• Center Contacts • Body Material: Brass • Body Finish: Nickel

For quantities greater than listed, call for quote.

MOUSER STOCK NO.	TE Part No.	Fig.	Description	Cable Type RG/U	Price Each 1	10	25	100
571-5447647-3	5447647-3	A	Plug, Hex Crimp	174, 174A, 188, 188A, 316				
571-5447648-3	5447648-3	B	Jack, Hex Crimp	174, 174A, 188, 188A, 316				

Bulkhead Jack & Adapter

Features:
• Body Material: Stainless Steel • Body Finish: Passivated • Center Contact Material: Beryllium Copper • Center Contact Plating: Gold

For quantities greater than listed, call for quote.

MOUSER STOCK NO.	TE Part No.	Fig.	Description	Cable Type RG/U	Price Each 1	10	25	100
571-2216431	221643-1	C	Bulkhead Jack Adapter (Jack-Jack), front & rear mount	- - - - - -				

PC Board Jacks

Features:
• Center Contact Material: Beryllium Copper • Center Contact Plating: Gold • Dielectric: Teflon • Gasket Material: Silicone Rubber

For quantities greater than listed, call for quote.

MOUSER STOCK NO.	TE Part No.	Fig.	Description	Material and Finish	Price Each 1	10	25	100
571-221789-1	221789-1	D	Vertical	Brass and Gold				
571-221790-1	221790-1	E	Right Angle	Stainless Steel and Gold				

SMB PLUGS - 50 OHM

Specifications:
• Center Contact: Gold • 50 Ohm • TEFLON • Outer Contact: Gold • Other Metal Parts: Listed Below

For quantities greater than listed, call for quote.

MOUSER STOCK NO.	TE Part No.	Fig.	Description	Style	Cable Type RG/U	Price Each 1	10	25	100
571-4139856	413985-6	F	Nickel	Mil	178, 178A, 178B, 196, 196A				
571-4139851	413985-1	F	Gold	Mil	174, 316, 188, 188A				
571-4139853	413985-3	F	Nickel	Mil	174, 316, 188, 188A				
571-4140021	414002-1	G	Right Angle, Gold	Mil	174, 316, 188, 188A, 179, 179A, 179B, 161, 187, 187A, Belden 9221				
571-4140023	414002-3	G	Right Angle, Nickel	Mil	174, 316, 188, 188A, 179, 179A, 179B, 161, 187, 187A, Belden 9221				
571-5414363-3	5414363-3	G	Right Angle, Gold	Diecast	174, 316, 188, 188A, 179, 179A, 179B, 161, 187, 187A, Belden 9221				

SMB JACKS - 50 OHM

Specifications:
• Center Contact: Gold • 50 Ohm • TEFLON • Outer Contact: Gold • Other Metal Parts: Listed Below

For quantities greater than listed, call for quote.

MOUSER STOCK NO.	TE Part No.	Fig.	Description	Style	Cable Type RG/U	Price Each 1	10	25	100
571-5221111-1	5221111-1	H	PCB, Vertical, Nickel	Comm.	- - - - - -				
571-4139901	413990-1	H	PCB, Vertical, Gold	Mil	- - - - - -				
571-4139902	413990-2	H	PCB, Vertical, Nickel	Mil	- - - - - -				
571-4139962	413996-2	I	Bulkhead, Right Angle, Low Profile, Gold	Mil	- - - - - -				
571-4140262	414026-2	J	Bulkhead, Right Angle, w/standoff pads, Gold	Mil	- - - - - -				
571-2285531	228553-1	K	Bulkhead Adapter (Jack-Jack) Nickel	Mil	- - - - - -				

BULKHEAD PCB JACK, SOLDER RECEPTACLE KITS

Kit includes lockwasher and jam nut.

For quantities greater than listed, call for quote.

MOUSER STOCK NO.	TE Part No.	Fig.	Description	Body Plating	Dielectric	Style	Price Each 1	10	25	100
571-2282161	228216-1	L	Front Mount	Nickel	TEFLON	Mil				
571-2282151	228215-1	M	Rear Mount	Nickel	TEFLON	MII				

TOOLS

For quantities greater than listed, call for quote.

MOUSER STOCK NO.	TE Part No.	Description	Cable Type RG/U	Price Each
571-585001	58500-1	Crimp Tool, 50 Ohm, Hex/Comm with Die Set	174, 316, 188, 179, 161, 187, RD 316, 188 Double Braid	
571-3549401	354940-1	Pro Crimper III Hand Tool without Die	-----	
571-584831	58483-1	Die Set, Mil Type Crimp	-----	

© Copyright 2014 Mouser Electronics
© Copyright 2014 Mouser Electronics

HIROSE Modular Connectors

RoHS Compliant **This product is RoHS compliant.**

HIROSE ELECTRIC CO., LTD.

TM SERIES

Features:
- Conforming to FCC standards. The 6-conductor model conforming to RJ-11 standards, the 8-conductor model conforming to RJ-45 and ISO8877 standards.

Applications:
- Telephones, Fax machines, Wireless applications, Modems, Intercoms, Computers, Communication equipment, LAN equipment, Medical equipment, Hubs, ISDN terminals

Foldable Open-Close RJ-45 Modular Jack

Features:
- Foldable open-close structure allows super slim device design
- Reusable flip-top when it comes off
- Optional flip-top hold down chassis design
- Secure grounding structure
- RJ-11 plug mis-insertion prevention

NEW! TECHNOLOGY

For quantities greater than listed, call for quote.

MOUSER STOCK NO.	Hirose Part No.	Fig.	Positions/ Contacts	Type	Height (mm)		Width (mm)	Price Each		
					Closed	Open		1	25	100
798-TM25RS-5CNA-88	TM25RS-5CNA-88	A	8	RJ-45	9.15	13.8	25			

Cat 6a

For quantities greater than listed, call for quote.

MOUSER STOCK NO.	Hirose Part No.	Fig.	Positions/ Contacts	Type	Price Each		
					1	10	50
798-TM31PTM88P01	TM31P-TM-88P(01)	B	8/8	RJ45			
			Description				
798-TM31PTM88P02	TM31P-TM-88P(02)	-	Wire Guide for TM31P			-	-
798-HT601TM21P-88P	HT601/TM21P-88P	-	Crimp Tool for TM21/TM31			-	-

PCB Modular Jacks

For quantities greater than listed, call for quote.

MOUSER STOCK NO.	Hirose Part No.	Fig.	Positions/ Contacts	Type	Dim. (mm)			Price Each		
					W	H	D	1	10	50
PC Board Mount - Gray										
798-TM5RF4450	TM5RF-44(50)	C	4/4	RJ-9	20.0	11.0	10.5			
798-TM5RJ34450	TM5RJ3-44(50)	D	4/4	RJ-9	12.8	14.0	14.0			
PC Board Mount with Metal Hold-Down Tab - Gray										
798-TM5RF14450	TM5RF1-44(50)	E	4/4	RJ-9	20.0	11.0	10.5			
PC Board Mount Dip Type - Top Entry - White										
798-TM3RA4450	TM3RA-44(50)	F	4/4	RJ-9	12.9	18.3	15.0			
798-TM3RA6650	TM3RA-66(50)	F	6/6	RJ-11	14.9	18.3	15.0			
PC Board Mount - Straight Dip Type - Gray										
798-TM2RE060650	TM2RE-0606(50)	G	6/6	RJ-11	17.2	16.0	15.4			
PC Board Mount - Right Angle Dip Type - Gray										
798-TM2REA060450	TM2REA-0604(50)	H	6/4	RJ-11	17.2	15.4	16.0			
PC Board Mount - Gray										
798-TM5RJ16450	TM5RJ1-64(50)	I	6/4	RJ-11	14.8	14.0	14.0			
798-TM5RJ16650	TM5RJ1-66(50)	I	6/6	RJ-11	14.8	14.0	14.0			
798-TM5RJ26450	TM5RJ2-64(50)	J	6/4	RJ-11	14.8	14.0	14.0			
798-TM5RJ26650	TM5RJ2-66(50)	J	6/6	RJ-11	14.8	14.0	14.0			
798-TM5RC6450	TM5RC-64(50)	K	6/4	RJ-11	18.0	21.1	14.3			
798-TM5RC6650	TM5RC-66(50)	K	6/6	RJ-11	18.0	21.1	14.3			
798-TM5RJ18850	TM5RJ1-88(50)	I	8/8	RJ-45	19.2	14.0	16.0			
798-TM5RJ2-8850	TM5RJ2-88(50)	J	8/8	RJ-45	18.6	14.0	14.0			
798-TM5RC-8850	TM5RC-88(50)	L	8/8	RJ-45	18.1	21.2	17.5			
PC Board Mount - Top Entry - White										
798-TM3RA8850	TM3RA-88(50)	M	8/8	RJ-45	20.9	18.3	15.0			
Right Angle - SMT - Female										
798-TM18RTO8850	TM18R-TO-88(50)	N	8/8	RJ-45	15.6	12.3	14.5			
PC Board Mount - Right Angle - With Ferrite Core - Gray										
798-TM5RL-8850	TM5RL-88(50)	O	8/8	RJ-45	14.0	11.7	17.0			
EMI Protection - Right Angle - Thru Hole - Female										
798-TM11R-5C-8850	TM11R-5C-88(50)	P	8/8	RJ-45	18.6	15.7	16.0			
Separate Ground Spring - EMI Shield - Right Angle - Dip Type										
798-TM24RSG-5A-88	TM24RSG-5A-88	Q	8/8	RJ-45	16.0	14.5	14.0			
CAT6 - Right Angle - Black - Thru Hole										
798-TM23R5A8850	TM23R-5A-88(50)	R	8/8	RJ-45	15.0	14.5	13.0			
Adaptor - Receptacle-to-Receptacle										
798-TM5RL88JJ50	TM5RL-88-JJ(50)	S	8/8	RJ-45	18.6	17.0	37.5			

Ganged Jacks

For quantities greater than listed, call for quote.

MOUSER STOCK NO.	Hirose Part No.	Fig.	Positions/ Contacts	Type	Dim. (mm)			Price Each		
					W	H	D	1	10	50
PC Board Mount - Straight Dip Type - Gray										
798-TM2RE120850	TM2RE-1208(50)	T	2 x 6/4	RJ-11	28.2	16.0	15.4			
PC Board Mount - Right Angle Dip Type - Gray										
798-TM2REA120450	TM2REA-1204(50)	T	2 x 6/2	RJ-11	28.2	16.0	15.4			
798-TM2REA120850	TM2REA-1208(50)	T	2 x 6/4	RJ-11	28.2	16.0	15.4			
798-TM2REA-181850	TM2REA-1818(50)	T	3 x 6/6	RJ-11	39.2	16.0	15.4			
798-TM2REA-240850	TM2REA-2408(50)	T	4 x 6/2	RJ-11	50.2	16.0	15.4			
798-TM2REA241650	TM2REA-2416(50)	T	4 x 6/4	RJ-11	50.2	16.0	15.4			
798-TM2REA242450	TM2REA-2424(50)	T	4 x 6/6	RJ-11	50.2	16.0	15.4			
PC Board Mount - Side Entry - Gray										
798-TM5RJ1484850	TM5RJ1-4848(50)	T	8 x 6/6	RJ-11	93.0	14.0	14.0			
PC Board Mount - Low Profile - With Ferrite Core - Gray										
798-TM5RL323250	TM5RL-3232(50)	U	4 x 8/8	RJ-45	56.0	11.7	17.0			

Plugs

For quantities greater than listed, call for quote.

MOUSER STOCK NO.	Hirose Part No.	Fig.	Positions/ Contacts	Type	Dim. (mm)			Price Each		
					W	H	D	1	10	50
IDC Termination with Flat Line Cord										
798-TM3P-44P	TM3P-44P	V	4/4	----	7.7	6.6	13.4			
798-TM3P-64P	TM3P-64P	V	6/4	RJ-11	9.7	6.6	13.4			
798-TM3P66P	TM3P-66P	V	6/6	RJ-11	9.7	6.6	13.4			
798-TM8P-88P	TM8P-88P	V	8/8	RJ-45	11.7	6.6	22.5			

Boots

For quantities greater than listed, call for quote.

MOUSER STOCK NO.	Hirose Part No.	Fig.	Positions/ Contacts	Type	Color	Price Each		
						1	10	50
Boot for CAT6 Plug								
798-TM23P8BT01	TM23P-8-BT(01)	-	8	RJ-45	Black			



© Copyright 2014 Mouser Electronics

© Copyright 2014 Mouser Electronics

MOLEX Modular Jacks

RoHS Compliant **This product is RoHS compliant.**

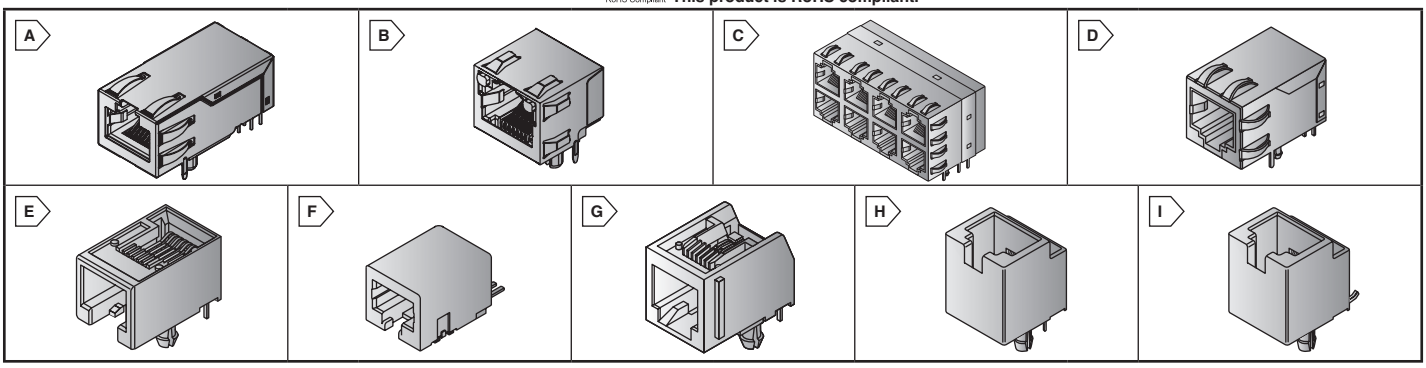

MAGNETIC RJ45 JACKS

Features:
- IEEE802.3af and IEEE802.3at compliant
- Gigabit magnetics
- Industry standard footprint
- Multiple LED colors including bi-color
- Capable of 10/100/1000Mbit transmission
- Multiple status indicators
- No external transformers required
- Improved EMI performance

NEW PRODUCT

For quantities greater than listed, call for quote.

MOUSER STOCK NO.	Molex Part No.	Fig.	Attribute	LED Color	LED Color	Price Each			
				Right	Left	1	25	50	100
538-85793-1001	85793-1001	A	Gigabit	Green	Green				
538-85793-1003	85793-1003	A	Gigabit	Green	Green / Orange				
538-85793-1006	85793-1006	A	Gigabit	Yellow	Green				
538-85793-1007	85793-1007	A	Gigabit	Green	Green / Yellow				
538-85793-1012	85793-1012	A	Gigabit	Green	Yellow / Green				
538-85793-1013	85793-1013	A	Gigabit	Yellow / Green	Yellow / Green				
538-85793-1020	85793-1020	A	Gigabit	No LED	No LED				
538-85789-1001	85789-1001	A	Gigabit PoE+ Enabled	Green	Green				
538-85789-1003	85789-1003	A	Gigabit PoE+ Enabled	Green	Green / Orange				
538-85789-1006	85789-1006	A	Gigabit PoE+ Enabled	Yellow	Green				

RIGHT-ANGLE MODULAR JACKS

Features and Specifications:
- Voltage: 125V
- Current: 1.5A max.
- Operating Temperature: -40°C to +80°C

RoHS Compliant

RoHS Compliant per Molex documentation

For quantities greater than listed, call for quote.

MOUSER STOCK NO.	Molex Part No.	Fig.	Positions-Contacts	Description	Overall Length: mm (in.)	First-to-Last Circuit: mm (in.)	Price Each			
							1	25	50	100
Low Profile, Inverted with Lightpipes										
538-43860-0007	43860-0007	B	8/8	Unshielded	15.75 (.620)	7.11 (.280)				
538-43860-0010	43860-0010	B	8/8	Shielded	16.38 (.645)	7.11 (.280)				
High Speed, Stacked, Multi-Port with Lightpipes										
538-44170-0001	44170-0001	C	8/8	Shielded	59.18 (2.33)	8.89 (.350)				
Low Profile, Inverted										
538-43860-0002	43860-0002	B	6/6	Unshielded	15.75 (.620)	5.08 (.200)				
538-43860-0001	43860-0001	B	8/8	Unshielded	15.75 (.620)	7.11 (.280)				
538-43860-0014	43860-0014	B	6/6	Shielded with All Panel Grounding Tabs	16.38 (.645)	5.08 (.200)				
538-43860-0013	43860-0013	B	8/8	Shielded with All Panel Grounding Tabs	16.38 (.645)	7.11 (.280)				
538-43860-0005	43860-0005	B	6/6	Shielded with Offset Panel Grounding Tabs	16.38 (.645)	5.08 (.200)				
538-43860-0004	43860-0004	B	8/8	Shielded with Offset Panel Grounding Tabs	16.38 (.645)	7.11 (.280)				
Low Profile										
538-43202-4101	43202-4101	D	4/4	Unshielded	11.18 (.440)	3.81 (.150)				
538-43202-6101	43202-6101	D	6/6	Unshielded	13.21 (.520)	6.35 (.250)				
538-43202-8104	43202-8104	D	8/8	Unshielded	15.24 (.600)	8.89 (.350)				
538-43202-8817	43202-8817	D	8/8	Shielded with Top Panel Grounding Tabs	15.85 (.624)	8.89 (.350)				
538-95501-2441	95501-2441	E	4/4	Unshielded	11.18 (.440)	3.81 (.150)				
538-95501-2641	95501-2641	E	6/4	Unshielded	13.21 (.520)	3.81 (.150)				
538-95501-2661	95501-2661	E	6/6	Unshielded	13.21 (.520)	6.35 (.250)				
538-95501-2881	95501-2881	E	8/8	Unshielded	15.24 (.600)	8.89 (.350)				
Low Profile, SMT										
538-95501-6669	95501-6669	E	6/6	Unshielded	13.21 (.520)	6.35 (.250)				
538-95501-6889	95501-6889	E	8/8	Unshielded	15.24 (.600)	8.89 (.350)				
Low Profile, SMT with Flush Fitting Nails										
538-44144-0005	44144-0005	F	6/6	Unshielded	13.21 (.520)	6.35 (.250)				
538-44144-0003	44144-0003	F	8/8	Unshielded	15.24 (.600)	8.89 (.350)				
Standard Profile										
538-95009-2881	95009-2881	G	8/8	Unshielded, Flush Mount	15.24 (.600)	8.89 (.350)				
538-95009-2447	95009-2447	G	4/4	Unshielded, Flangeless	11.18 (.440)	3.81 (.150)				
538-95009-2647	95009-2647	G	6/4	Unshielded, Flangeless	13.21 (.520)	3.81 (.150)				
538-95009-2887	95009-2887	G	8/8	Unshielded, Flangeless	15.24 (.600)	8.89 (.350)				

VERTICAL MODULAR JACKS

Features:
- Industry compatible
- Foot patterns identical to industry standard jacks
- High reliability, square contact
- Low profile 12.70mm (0.5")

Specifications:
- Voltage: 125V
- Current: 1.5A
- Housing (95003-2xxx): Black Polyester, UL 94V-0
- Housing (95003-6xxx): Black Polyamide, UL 94V-0
- Contact: Phosphor Bronze
- Operating Temperature: -40°C to +80°CV

For quantities greater than listed, call for quote.

Standard Profile with Small Panel Cutout										
538-95503-2441	95503-2441	H	4/4	Unshielded	11.18 (.440)	3.81 (.150)				
538-95503-2661	95503-2661	H	6/6	Unshielded	13.21 (.520)	6.35 (.250)				
538-95503-2881	95503-2881	H	8/8	Unshielded	15.24 (.600)	8.89 (.350)				
Standard Profile, SMT with Small Panel Cutout										
538-95503-6671	95503-6671	I	6/6	Unshielded	13.21 (.520)	6.35 (.250)				
538-95503-6891	95503-6891	I	8/8	Unshielded	15.24 (.600)	8.89 (.350)				

© Copyright 2014 Mouser Electronics
© Copyright 2014 Mouser Electronics

TE CONNECTIVITY Modular Jacks

RoHS Compliant **This product is RoHS compliant.**

TE connectivity Authorized Distributor

SINGLE PORT R/A MODULAR JACKS

Specifications:
- Color: Black
- Current Rating: 1.5 amp max.
- Voltage Rating: 150 volts ac max.
- Durability: 750 mating cycles
- Housing: Through-Hole: Polyester, UL 94V-0 rated
- Housing STM: Polyphenylene Sulfide, UL 94V-0 rated

Features:
- Meets or exceeds FCC Part 68 rules & regulations
- Meets 1000 volt dielectric requirement
- Designed for ease of soldering & board cleaning
- Designed for direct mounting on pc boards
- SMT jacks compatible with vapor phase & IR reflow soldering

Through-Hole, Standard Profile, Solder PCB Termination

For quantities greater than listed, call for quote.

MOUSER STOCK NO.	TE Part No.	Fig.	Positions-Contacts	LED	Description	Price Each 1	25	50
With Panel Stops								
571-5555140-1	5555140-1	A	6/6	-	Shielded, Cat 3, Panel and PCB Ground Options			
571-5555140-2	5555140-2	A	6/4	-	Shielded, Cat 3, Panel and PCB Ground Options			
571-5520250-1	5520250-1	B	6/2	-	Cat 3, without Ground Options			
571-5557786-1	5557786-1	A	8/8	-	Shielded, Cat 3, without PCB Ground Options			
571-5558343-1	5558343-1	B	8/8	-	Cat 5, without Ground Options			
571-5520251-4	5520251-4	B	8/8	-	Cat 3, without Ground Options			
Without Panel Stops								
571-1116503-2	1116503-2	A	8/8	-	Shielded, Cat 5, PCB Ground Options			
571-5558070-1	5558070-1	A	10/10	-	Shielded, Cat 3, Panel and PCB Ground Options			
571-5569118-1	5569118-1	B	8/8	-	Cat 3, without Ground Options			
571-5569564-1	5569564-1	A	8/8	Grn/Yel	Shielded, Cat 3, Panel and PCB Ground Options			
571-1-406541-1	1-406541-1	A	8/8	-	Shielded, Cat 5, Panel and PCB Ground Options			
571-2-406549-4	2-406549-4	A	8/8	Yel/Grn	Shielded, Cat 5, Panel and PCB Ground Options			
571-5406299-1	5406299-1	A	8/8	-	Shielded, Cat 5, Panel and PCB Ground Options			
571-2-406549-1	2-406549-1	A	8/8	Grn/Yel	Shielded, Cat 5, Panel and PCB Ground Options			
571-5558341-1	5558341-1	B	8/8	-	Cat 5, without Ground Options			
571-5558342-1	5558342-1	A	8/8	-	Shielded, Cat 5, PCB Ground Options			
571-5558344-1	5558344-1	A	8/8	-	Shielded, Cat 5, Panel and PCB Ground Options			

Through-Hole, Standard Profile with Center Latch

For quantities greater than listed, call for quote.

MOUSER STOCK NO.	TE Part No.	Fig.	Positions-Contacts	Description	Price Each 1	25	50
Flanged							
571-5520241-2	5520241-2	C	4/4	Cat 3, without Ground Options			
571-5520242-3	5520242-3	C	6/6	Cat 3, without Ground Options			
With Panel Stops							
571-5520249-2	5520249-2	D	4/4	Cat 3, without Ground Options			
571-5520250-2	5520250-2	D	6/4	Cat 3, without Ground Options			
571-5520250-3	5520250-3	D	6/6	Cat 3, without Ground Options			
571-5520251-4	5520251-4	D	8/8	Cat 3, without Ground Options			
571-5520252-4	5520252-4	D	8/8	Cat 3, without Ground Options, Keyed			
Without Panel Stops							
571-5555980-1	5555980-1	D	4/4	Cat 3, without Ground Options			
571-5555979-1	5555979-1	D	6/4	Cat 3, without Ground Options			
571-5520470-3	5520470-3	D	6/6	Cat 3, without Ground Options			
571-5520426-4	5520426-4	D	8/8	Cat 3, without Ground Options			
571-5554517-1	5554517-1	D	8/8	Cat 3, without Ground Options, Keyed			

Through-Hole, Low Profile, Solder PCB Termination

For quantities greater than listed, call for quote.

With Panel Stops							
571-5555163-1	5555163-1	E	6/6	Cat 3, without Ground Options			
571-5555163-2	5555163-2	E	6/4	Cat 3, without Ground Options			
571-5555162-1	5555162-1	E	8/8	Cat 3, without Ground Options			
571-5555166-1	5555166-1	E	8/8	Cat 3, without Ground Options, Keyed			
Without Panel Stops							
571-5555165-1	5555165-1	E	6/6	Cat 3, without Ground Options			
571-5555165-2	5555165-2	E	6/4	Cat 3, without Ground Options			
571-5555164-1	5555164-1	E	8/8	Cat 3, without Ground Options			
571-5555167-1	5555167-1	E	8/8	Cat 3, without Ground Options, Keyed			
571-5569026-1	5569026-1	E	6/6	Cat 3, without Ground Options			
Shielded							
571-5555154-1	5555154-1	E	6/6	Shielded, Cat 3, with PCB Ground Options			
571-5555153-1	5555153-1	E	8/8	Shielded, Cat 3, with PCB Ground Options			
571-5555141-1	5555141-1	E	8/8	Shielded, Cat 3, with Panel and PCB Ground Options			
571-5556591-1	5556591-1	E	8/8	Shielded, Cat 3, with PCB Ground Options, Keyed			
571-5555153-6	5555153-6	E	8/8	Shielded, Cat 3, with PCB Ground Options			
571-5555154-2	5555154-2	E	6/4	Shielded, Cat 3, with PCB Ground Options			

Surface Mount, Low Profile, Solder PCB Termination

For quantities greater than listed, call for quote.

With Panel Stops							
571-5555077-1	5555077-1	F	6/6	Cat 3, without Ground Options			
571-5555248-1	5555248-1	F	8/8	Cat 3, without Ground Options			
571-5558178-1	5558178-1	F	8/8	Shielded, Cat 3, PCB Ground Options			
Without Panel Stops							
571-5557314-1	5557314-1	F	6/6	Cat 3, without Ground Options			
571-5555764-1	5555764-1	F	8/8	Cat 3, without Ground Options			
571-5555078-1	5555078-1	F	8/8	Cat 3, without Ground Options, Keyed			

Single Port Top Entry Modular Jacks Through-Hole, Standard Profile

For quantities greater than listed, call for quote.

PCB Termination - Solder With Panel Stops							
571-5520257-2	5520257-2	G	4/4	Cat 3, without Ground Options			
571-5520258-2	5520258-2	G	6/4	Cat 3, without Ground Options			
571-5520258-3	5520258-3	G	6/6	Cat 3, without Ground Options			
571-55202594	5520259-4	G	8/8	Cat 3, without Ground Options			
571-5520260-4	5520260-4	G	8/8	Cat 3, without Ground Options, Keyed			
571-5557969-1	5557969-1	G	8/8	Cat 3, Panel and PCB Ground Options			
571-5557730-1	5557730-1	G	8/8	Shielded, Cat 3, Panel and PCB Ground Options, Keyed			
571-5557969-2	5557969-2	G	8/8	Shielded, Cat 3, Panel and PCB Ground Options			
571-5520258-3	5520258-3	G	6/6	Cat 3, without Ground Options			
Without Panel Stops							
571-5558872-1	5558872-1	G	4/4	Cat 3, without Ground Options			
571-5520425-2	5520425-2	G	6/4	Cat 3, without Ground Options			
571-5520425-3	5520425-3	G	6/6	Cat 3, without Ground Options			
571-5556416-1	5556416-1	G	8/8	Cat 3, without Ground Options			
571-5555799-1	5555799-1	G	8/8	Cat 3, without Ground Options, Keyed			
571-5520425-3	5520425-3	G	6/6	Cat 3, without Ground Options, Solder			
PCB Termination - Press-Fit							
571-6116418-1	6116418-1	G	8/8	Shielded, Cat 5, Panel and PCB Ground Options			
571-6116202-1	6116202-1	G	8/8	Shielded, Cat 5, PCB Ground Options, Press-Fit			

A

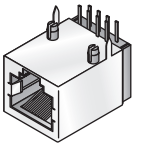

RoHS Compliant

B

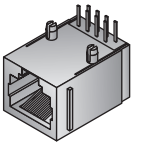

RoHS Compliant

C

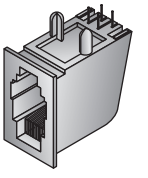

RoHS Compliant

D

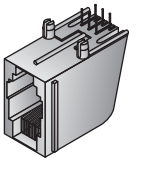

RoHS Compliant

E

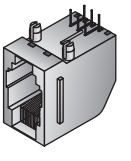

RoHS Compliant

F

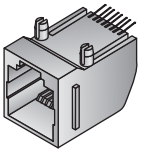

RoHS Compliant

G

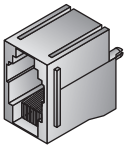

RoHS Compliant

© Copyright 2014 Mouser Electronics

© Copyright 2014 Mouser Electronics

MODULAR TELEPHONE KEYSTONE KITS

These jacks are specially designed to snap into wallplates, panels and undercarpet fittings.

RoHS Compliant

Features:
- Stuffer Cap: Clear polycarbonate
- AMP-BARREL Terminal: Tin plated phosphor bronze
- Label: Adhesive backed polyester
- Contacts: Nickel plated high strength copper alloy having selective gold plating in contact area and selective tin plating in AMP-BARREL terminal area.
- Housing: Black thermoplastic, UL 94V-0
- All Keystone jacks are wired one-to-one

For quantities greater than listed, call for quote.

MOUSER STOCK NO.	TE Part No.	Fig.	Number of Pairs (AWG)	Wire Gauge AWG	Price Each 1	25	50
BM Approved Style Kits (Black)							
571-5539831	553983-1	A	3	22			
571-5545461	554546-1	A	4	22			
Commercial Style Kit (Black)							
571-5541711	554171-1	A	3	22-26			
571-5545781	554578-1	A	4	22-26			

STANDARD MODULAR PLUGS

Specifications:
- Electrical: Applications- 150VAC max. at 1.5A @ 25°C, derated to .2A @ 70°C
- Durability: 750 mating cycles
- Temperature Rating: -40°C to +60°C
- Housing: Polycarbonate, UL 94V-0
- Terminal: .014 (.36) thick, phosphor bronze; underplated with 100µin Nickel and plated with 50µin Gold in contact region and gold flash on remainder of terminal.
- Terminal No. 1 is the terminal to the extreme left as you face the cable opening, latch tab down.

Features:
- One-piece construction with preloaded contacts
- FCC and EIA/TIA industry standard size and performance

RoHS Compliant

✻Long Body

For quantities greater than listed, call for quote.

MOUSER STOCK NO.	TE Part No.	Fig.	No. of Positions	Contacts Loaded	Description	Keyed	Price Each 1	25	50
Unshielded									
571-6413343	5-641334-3	B	4	4	Flat Oval Stranded Line, handset plug	No			
571-55563843	5-556384-3	B	6	4	Flat Oval Solid Line	No			
571-56413353	5-641335-3	B	6	4	Flat Oval Stranded Line	No			
571-5550423	5-555042-3	B	6	6	Flat Oval Solid Line	No			
571-6413373	5-641337-3	B	6	6	Flat Oval Stranded Line	No			
571-55547103	5-554710-3	B	6	6	Round Stranded Line	No			
✻ 571-55554263	5-555426-3	B	6	6	Round Oval Solid Line	No			
✻ 571-55551763	5-555176-3	B	6	6	Flat Oval Stranded Line	No			
✻ 571-55551773	5-555177-3	B	6	6	Round Stranded Line	No			
571-5547203	5-554720-3	B	8	8	Flat Oval Solid Line	No			
571-5547393	5-554739-3	B	8	8	Flat Oval Stranded Line	No			
571-55573153	5-557315-3	B	8	8	Round Solid Line	No			
571-5541693	5-554169-3	B	8	8	Round Stranded Line	No			
571-5541703	5-554170-3	B	8	8	Round Stranded Line	Yes			
571-5557963-3	5-557963-3	B	10	10	Round Stranded Line	No			
Shielded									
✻ 571-5551753	5-555175-3	C	6	6	Round Stranded Line	No			
571-55695303	5-569530-3	C	8	8	Round Solid Line	No			
571-55695503	5-569550-3	C	8	8	Round Solid Line	No			

"CATEGORY 5e" MODULAR PLUGS - HIGH PERFORMANCE

Features:
- Exceeds EIA/TIA 568B requirements for Category 5e, 4-Pair (RJ45) UTP applications
- Utilizes a load bar for easier cable preparation and termination
- Load bar aids in maintaining 1/2" twist requirements

RoHS Compliant

For quantities greater than listed, call for quote.

MOUSER STOCK NO.	TE Part No.	Fig.	No. of Positions	Contacts Loaded	Description	Wire Gauge AWG	Keyed	Price Each 1	25	50
571-5558530-3	5-558530-3	D	8	8	Unshielded, Round Stranded Line	24	No			
571-55692783	5-569278-3	D	8	8	Unshielded, Round Solid Line	24-28	No			
571-55695523	5-569552-3	D	8	8	Shielded, Round Stranded Line	24-26	No			
571-55695502	5-569550-2	D	8	8	Shielded, Round Solid Line	24-26	No			

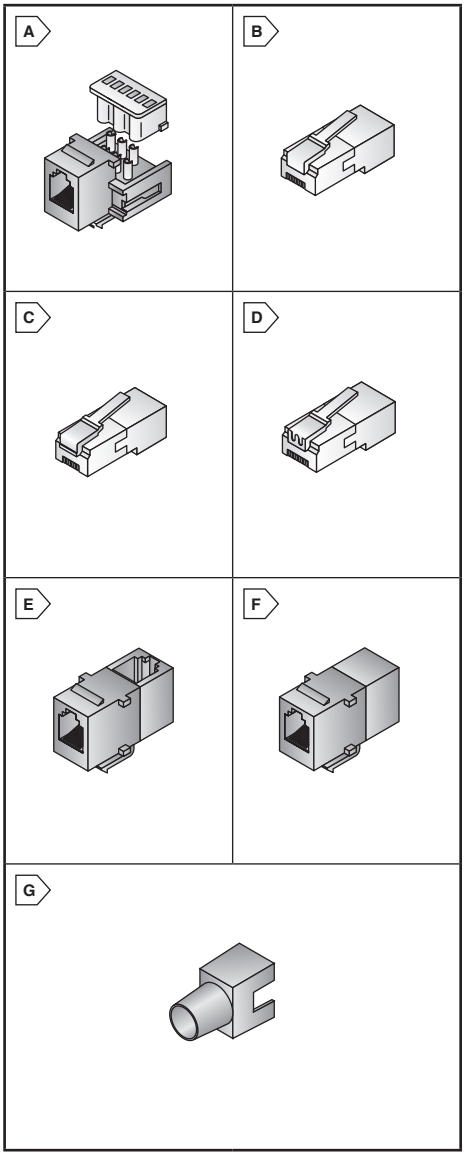

MODULAR COUPLERS

- Compact couplers for two modular plugs; couplers snap into 0.585 x 0.765 rectangular wallplate cutouts. Wired one-to-one.

RoHS Compliant

For quantities greater than listed, call for quote.

MOUSER STOCK NO.	TE Part No.	Fig.	No. of Positions	Type	Price Each 1	25	50
571-5550491	555049-1	E	6	Right Angle			
571-5550511	555051-1	E	8	Right Angle			
571-5550501	555050-1	F	6	In-Line			
571-5550521	555052-1	F	8	In-Line			
571-5553761	555376-1	F	8 Keyed	In-Line			

CABLE BOOTS

- For 8 position modular plugs

RoHS Compliant

For quantities greater than listed, call for quote.

MOUSER STOCK NO.	TE Part No.	Fig.	Color	Price Each 1	25	50
571-5582111	558211-1	G	Black			
571-5582112	558211-2	G	Almond			
571-5582115	558211-5	G	Blue			

"CATEGORY 5e" HIGH PERFORMANCE CRIMP TOOL

- For use with modular plugs
- Cuts, strips, and terminates cable

MOUSER STOCK NO.	TE Part No.	Description	Price Each
571-32316520	3-231652-0	8 position modular crimp tool with die	

PROFESSIONAL HAND TOOLS

- Terminating tool with die

MOUSER STOCK NO.	TE Part No.	Description	Price Each
571-22316521	2-231652-1	8 position line	
571-22316523	2-231652-3	4 position handset	
571-2-231652-6	2-231652-6	6 position offset-latch	
571-22316527	2-231652-7	6 position long body	
571-22316528	2-231652-8	4, 6 position line	

DIE SET ONLY FOR PROFESSIONAL TOOLS

MOUSER STOCK NO.	TE Part No.	Description	Color	Price Each
571-8534001	853400-1	8 position line	Black	
571-8534003	853400-3	4 position handset	Green	
571-853400-6	853400-6	6 position offset-latch	Orange	
571-8534007	853400-7	6 position long body	Violet	
571-853400-8	853400-8	4, 6 position line	Blue	

HAND TOOL KITS

MOUSER STOCK NO.	TE Part No.	Description	Price Each
571-12316661	1-231666-1	Carrying case with frame, 4 position handset. 4, 6 and 8 position die set, set of replacement strip blades and small screwdriver.	
571-2316625	231662-5	1 set of strip blades	

© Copyright 2014 Mouser Electronics

MOLEX USB Connectors and Cable Assemblies

molex
one company > a world of innovation

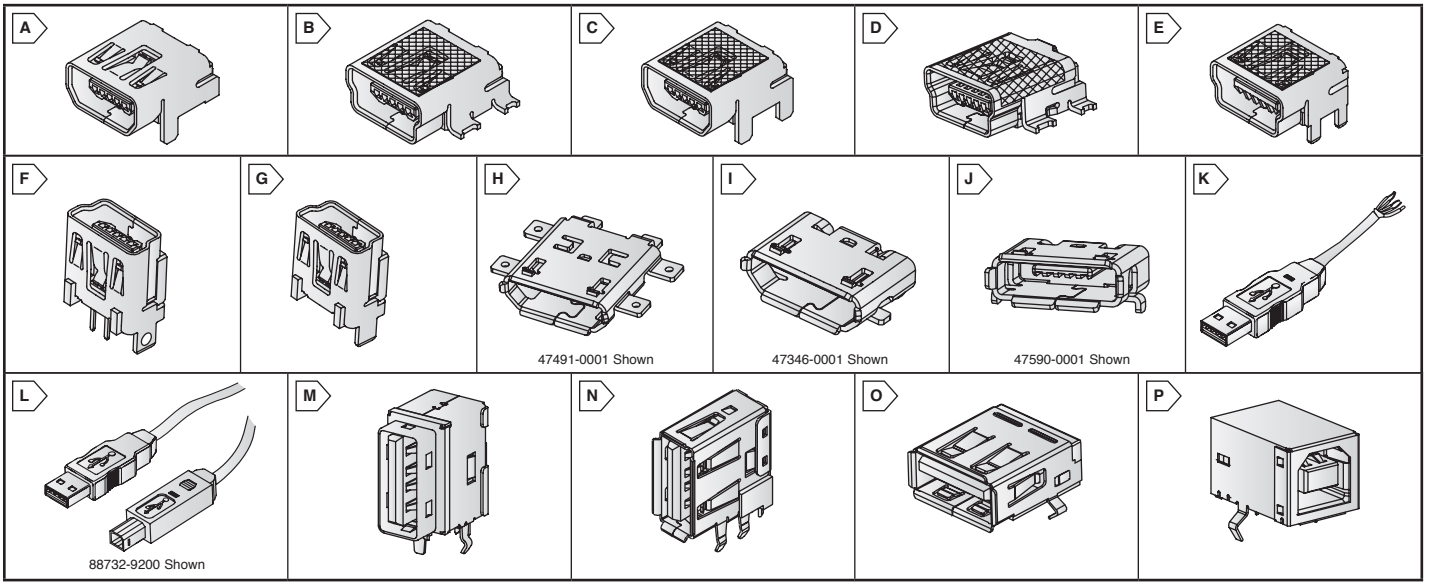

USB ON-THE-GO (OTG) CONNECTORS AND CABLE ASSEMBLIES

Molex's new USB On-The-Go (OTG) connectors and cable assemblies help enable mobile devices such as digital cameras, PDAs, audio players, printers and cellular phones to exchange data directly without the need for a host PC. All Molex OTG connectors are compatible with the On-The-Go supplement (Rev. 1.0) to the USB 2.0 specification. Along with enabling mobile products to communicate with one another, OTG also enables mobile products to become "dual-role" devices, serving as either host or peripheral.

Features:
- Compact size for space savings
- Operates at speeds up to 480Mbps
- Fully shielded for EMI/RFI protection
- 5000 cycles for rugged durability

Specifications:
- Current: 1.0A
- Voltage Rating: 30V/Micro: 100VAC (RMS)
- Operating Temperature: 0°C to +50°C

RoHS Compliant

Mini-AB Receptacles

For quantities greater than listed, call for quote.

MOUSER STOCK NO.	Molex Part No.	Fig.	No. of Circuits	Description	Shell Tabs	Termination Type	Price Each 1	10	25	50
538-56579-0519	56579-0519	A	5	Right-Angle	Through-Hole	Through-Hole				
538-56579-0576	56579-0576	B	5	Right-Angle	SMT	SMT				

Mini-B Receptacles

For quantities greater than listed, call for quote.

MOUSER STOCK NO.	Molex Part No.	Fig.	No. of Circuits	Description	Shell Tabs	Termination Type	Price Each 1	10	25	50
538-54819-0519	54819-0519	A	5	Right-Angle	Through-Hole	Through-Hole				
538-54819-0589	54819-0589	C	5	Right-Angle	Through-Hole	SMT				
538-54819-0572	54819-0572	B	5	Right-Angle	SMT	SMT				
538-67503-1020	67503-1020	D	5	Right-Angle (Back Cover)	SMT	SMT				
538-51387-0578	51387-0578	E	5	Right-Angle	Through-Hole	SMT				
538-500075-0517	500075-0517	F	5	Vertical	Through-Hole	Through-Hole				
538-500075-1517	500075-1517	G	5	Vertical	Through-Hole	Through-Hole				

Micro-USB Receptacles

For quantities greater than listed, call for quote.

MOUSER STOCK NO.	Molex Part No.	Fig.	No. of Circuits	Description (NEW PRODUCT)	Shell Tabs	Termination Type	Max. Height (mm)	Max. Width (mm)	Max. Depth (mm)	Price Each 1	10	25	50
Type B													
538-47491-0001	47491-0001	H	5	Right-Angle	Middle Mount	SMT	2.95	11.00	9.15				
538-47642-0001	47642-0001	H	5	Right-Angle	Middle Mount	SMT	2.95	10.20	7.25				
538-47346-0001	47346-0001	I	5	Right-Angle	Bottom Mount	SMT	2.95	8.00	5.45				
538-105017-0001	105017-0001	I	5	Right-Angle	Bottom Mount	SMT	3.30	8.00	5.45				
538-105133-0001	105133-0001	G	5	Vertical	Through-Hole	SMT	6.70	8.00	2.90				
Type AB													
538-47589-0001	47589-0001	J	5	Right-Angle	Bottom Mount	SMT	3.00	8.20	5.60				
538-47590-0001	47590-0001	J	5	Right-Angle	Top Mount	SMT	3.35	8.00	5.80				
538-47654-0001	47654-0001	J	5	Right-Angle	Middle Mount	SMT	2.95	10.45	6.80				

Cable Assemblies

For quantities greater than listed, call for quote.

MOUSER STOCK NO.	Molex Part No.	Fig.	No. of Circuits	Type	Description	Price Each 1	10	25	50
538-88738-8200	88738-8200	K	4	USB Type A-to-Pigtail	2.08m Length, Sub-Channel, White				
538-88728-3400	88728-3400	K	4	USB Type A-to-Pigtail	2.08m Length, Full-Rated, White				
538-68784-0001	68784-0001	L	-	USB Type A-to-Micro B	1 Meter Length, 28 AWG, Black				
538-68784-0002	68784-0002	L	-	USB Type A-to-Micro B	1.5 Meter Length, 28 AWG, Black				
538-68784-0003	68784-0003	L	-	USB Type A-to-Micro B	2 Meter Length, 28 AWG, Black				
538-88732-9200	88732-9200	L	4	USB Type A-to-B	2.09m Length, Full-Rated, White				

USB TYPE "A" AND "B" RECEPTACLES

The basic characteristics of all "A" and "B" receptacles are: having a metal shell to provide for excellent EMI/RFI protection, PCB hold-downs meet specifications of an electrical rating of 1.0 Amp per contact and are designed to endure at least 1,500 mating cycles.

For quantities greater than listed, call for quote.

MOUSER STOCK NO.	Molex Part No.	Fig.	No. of Circuits	Type	Description	Price Each 1	10	25	50
538-89485-8000	89485-8000	M	4	Type A	Single Upright, Right-Angle, Black, Gold Flash Plating				
538-89485-8001	89485-8001	M	4	Type A	Single Upright, Right Angle, Black 30µ"Gold Plating				
538-67329-8000	67329-8000	N	4	Type A	Single Upright, Right Angle, Gold Flash Plating				
538-67643-2911	67643-2911	O	4	Type A	Right Angle, High Temperature Black nylon, 30µ" Gold Plating				
538-67643-3911	67643-3911	O	4	Type A	Right Angle, High Temperature White nylon, 30µ" Gold Plating				
538-67068-8000	67068-8000	P	4	Type B	Right-Angle, w/ Kinked Solder Tabs, Black, Gold Flash Plating				
538-67068-8001	67068-8001	P	4	Type B	Right-Angle, w/ Kinked Solder Tabs, Black, 30µ" Gold Plating				
538-67068-9000	67068-9000	P	4	Type B	Right-Angle, w/ Kinked Solder Tabs, White, Gold Flash Plating				
538-67068-9001	67068-9001	P	4	Type B	Right-Angle, w/ Kinked Solder Tabs, White, 30µ" Gold Plating				

© Copyright 2014 Mouser Electronics
© Copyright 2014 Mouser Electronics

HIROSE Micro-USB Connectors and Assemblies

HIROSE ELECTRIC CO., LTD.

RoHS Compliant **This product is RoHS compliant.**

MICRO-USB 3.0 CONNECTORS

Features:
- Data transmission feeds to 5Gbps
- Stainless Steel shield
- 1A current rating, current capacity increase to 900mA
- 10,000 mating cycles
- 30Vac voltage rating
- Backward compatible with micro USB 2.0

Applications:
- Small handheld devices:
  - Medical equipment
  - Measuring equipment
  - MP3 player
  - Notebooks

RoHS Compliant

For quantities greater than listed, call for quote.

MOUSER STOCK NO.	Hirose Part No.	Fig.	Description	Price Each 1	25	100
798-ZX360D-B-10P	ZX360D-B-10P	A	Micro-B Receptacle, Right Angle			
798-ZX360-B-10S-UNIT	ZX360-B-10S-UNIT	B	Micro-B Plug Assembly			
798-ZX360-B-SLDA	ZX360-B-SLDA	C	Micro-B Plug Shield			

MICRO-USB CONNECTORS

Features:
- USB 2.0 Hi-speed (480Mbps)
- Space saving compact size
- Various Plug and Receptacle styles

Specifications:
- Mating Cycles: 10,000
- Contact Plating: Selective Gold
- Current: 1.0A

Applications:
- Mobile Phones
- Digital Cameras
- Portable Music Players

RoHS Compliant

Receptacles

For quantities greater than listed, call for quote.

MOUSER STOCK NO.	Hirose Part No.	Fig.	Description	Mounting Style	Termination Style	Price Each 1	25	100
Micro-B Type								
798-ZX62-B-5PA11	ZX62-B-5PA(11)	D	Right Angle	Bottom Mount	SMT			
798-ZX62D-B-5P8	ZX62D-B-5P8	D	Right Angle	Bottom Mount	SMT/Thru-Hole hold down			
798-ZX62M-B-5P01	ZX62M-B-5P(01)	D	Right Angle	Mid-Mount	SMT			
798-ZX80-B-5P	ZX80-B-5P	D	Recpt Assembly w/ Lock	Cradle Mount	Vertical Thru-Hole			
798-ZX62R-B-5P	ZX62R-B-5P	E	Right Angle	Top Mount	SMT			
Micro-AB Type								
798-ZX62D-AB-5P8	ZX62D-AB-5P8	F	Right Angle	Bottom Mount	SMT/Thru-Hole hold down			
798-ZX62-AB-5PA11	ZX62-AB-5PA(11)	F	Right Angle	Bottom Mount	SMT			
798-ZX62RD-AB-5P8	ZX62RD-AB-5P8	F	Right Angle	Top Mount	SMT/Thru-Hole hold down			

Plug Assemblies

For quantities greater than listed, call for quote.

MOUSER STOCK NO.	Hirose Part No.	Fig.	Description	Mounting Style	Termination Style	Price Each 1	25	100
Micro-B Type								
798-ZX10-B-5S-UNIT12	ZX10-B-5S-UNIT(12)	G	Plug Assembly	Right Angle Thru-Hole	PCB Wire Solder			
798-ZX20-B-5S-UNIT	ZX20-B-5S-UNIT	H	Plug Assembly	Vertical Thru-Hole	PCB Wire Solder			
798-ZX40-B-5S-UNIT12	ZX40-B-5S-UNIT(12)	I	Plug Assembly	-	Direct Wire Solder			
798-ZX64-B-5S-UNIT14	ZX64-B-5S-UNIT(14)	J	Plug Assembly	Right angle SMT	PCB Wire Solder			
798-ZX80-B-5S	ZX80-B-5S	K	Plug Assembly w/ Lock	Cradle Mount	Vertical Thru-Hole			
798-ZX80-B-5SA	ZX80-B-5SA	K	Plug Assembly w/o Lock	Cradle Mount	Vertical Thru-Hole			
Micro-A Type								
798-ZX62D-AB-5P8	ZX62D-AB-5P8	I	Right Angle	Bottom Mount	SMT/Thru-Hole hold down			

Plug Shielding - (Use With Plug Assemblies)

For quantities greater than listed, call for quote.

MOUSER STOCK NO.	Hirose Part No.	Fig.	Description	Style	Use with Plug	Price Each 1	25	100
798-ZX10-B-SLDA	ZX10-B-SLDA	L	Type B Plug Shield	Top	ZX10			
798-ZX10-SLDB3.301	ZX10-SLDB(3.3)(01)	M	Type B Plug Shield	Bottom	ZX10			
798-ZX20-B-SLDC	ZX20-B-SLDC	N	Type B Plug Shield	One piece cover	ZX20			
798-ZX40-A-SLDA	ZX40-A-SLDA	L	Type A Plug Shield	Top	ZX40			
798-ZX40-B-SLDA	ZX40-B-SLDA	L	Type B Plug Shield	Top	ZX40			
798-ZX40-SLDB	ZX40-SLDB	O	Type A / B Plug Shield	Bottom, 3.8 diameter	ZX40			
798-ZX40-SLDB3.3	ZX40-SLDB(3.3)	O	Type A / B Plug Shield	Bottom, 3.3 diameter	ZX40			
798-ZX64-B-SLDA	ZX64-B-SLDA	P	Type B Plug Shield	Top	ZX64			
798-ZX64-SLDB	ZX64-SLDB	Q	Type B Plug Shield	Bottom	ZX64			
798-ZX64-B-SLDC	ZX64-B-SLDC	R	Type B Plug Shield	One piece w/o cable clamp	ZX64			

USB Cable Assemblies

For quantities greater than listed, call for quote.

MOUSER STOCK NO.	Hirose Part No.	Fig.	Description	Cable Length	Price Each 1	25	100
798-ZX40A-S75STDAJ	ZX40-A-5S-75-STDAJ	-	Micro A to Standard A assembly	75mm / 2.95"			
798-ZX40B5S500STDA	ZX40-B-5S-500-STDA	-	Micro B to Standard A assembly	0.5M / 1.64'			
798-ZX40B5S1000STDA	ZX40-B-5S-1000-STDA	-	Micro B to Standard A assembly	1.0M / 3.28'			
798-ZX40B5S1500STDA	ZX40-B-5S-1500-STDA	-	Micro B to Standard A assembly	1.5M / 4.92'			

MINI-USB CONNECTORS - MINI-B TYPE

Features:
- USB 2.0 Hi-speed (480Mbps)
- The plug incorporates a built-in snap-lock feature, providing tactile verification of the full and secure mating of the receptacle

Specifications:
- Mating Cycles: 5,000
- Contact Plating: Gold
- Current: 1.0A

Applications:
- PC Peripherals
- Information terminals
- PDA
- Digital Cameras
- Information terminals
- Portable Music Players

RoHS Compliant

Receptacles

For quantities greater than listed, call for quote.

MOUSER STOCK NO.	Hirose Part No.	Fig.	Description	Mounting Style	Termination Style	Price Each 1	25	100
798-UX60-MB-5S8	UX60-MB-5S8	S	R/A with positioning post	Thru-Hole	Solder Dip			
798-UX60-MB-5ST	UX60-MB-5ST	T	R/A with positioning post	Bottom Mount	SMT			
798-UX60A-MB-5ST	UX60A-MB-5ST	T	R/A with out positioning post	Bottom Mount	SMT			
798-UX60RA-MB-5ST	UX60RA-MB-5ST	T	Right Angle	Reverse Mount	SMT/Thru-Hole			
798-UX60SC-MB-5S8	UX60SC-MB-5S8	U	Right Angle	Bottom Mount	SMT/Thru-hole shell			
798-UX60SC-MB-5ST	UX60SC-MB-5ST	T	Right Angle	Bottom Mount	SMT			
798-UX60SC-MB-5ST80	UX60SC-MB-5ST(80)	T	Right Angle	Bottom Mount	SMT			
798-UX60SD-MB-5S55	UX60SD-MB-5S55	T	Right Angle	Mid Mount	SMT			

Plug Assemblies

For quantities greater than listed, call for quote.

MOUSER STOCK NO.	Hirose Part No.	Fig.	Description	Mounting Style	Cable Diameter	Price Each 1	25	100
798-UX40-MB-5P	UX40-MB-5P	V	Straight Plug	Direct wire solder	3.5-4.0mm			
798-UX40A-MB-5P	UX40A-MB-5P	V	Straight Plug	Direct wire solder	4.1-4.6mm			

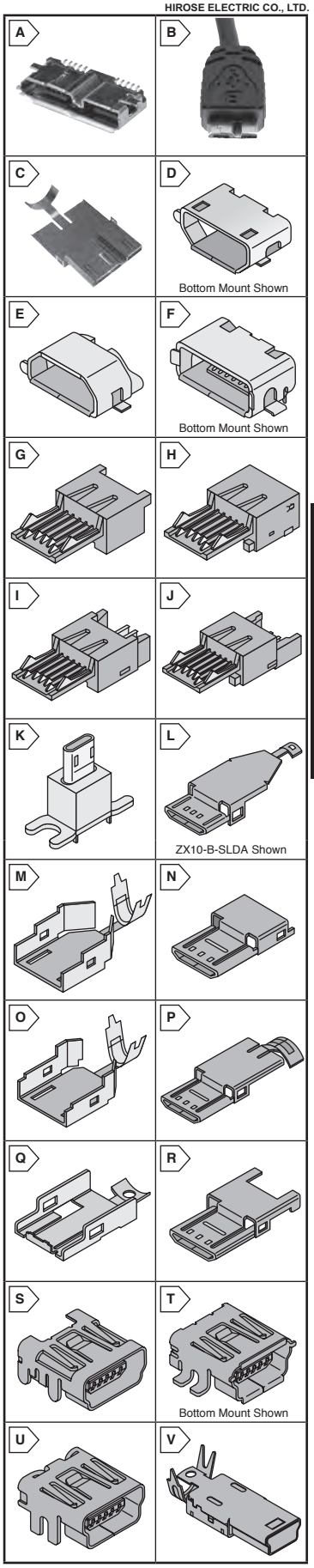

© Copyright 2014 Mouser Electronics

© Copyright 2014 Mouser Electronics

HIROSE I/O Connectors

RoHS Compliant **This product is RoHS compliant.**

HIROSE ELECTRIC CO., LTD.



HIROSE DH SERIES - 1MM PITCH SMALL INTERFACE CONNECTORS

Features:

- Support 205Gbps. high-speed transmission interface connector
- Drawn D-Shaped opening and secure lock with screw lock/one touch lock
- Unique contact arrangement for IDC termination
- Excellent shielding for EMI prevention
- High speed cable is applicable (AWG#28, insulator outer diameter: 0.9+/-0.04 mm max)

For quantities greater than listed, call for quote.

MOUSER STOCK NO.	Hirose Part No.	Fig.	Description	Price Each 1	10	25	100
Connectors							
798-DH40-17S	DH40-17S	A	17P Plug Solder				
798-DH40-27S	DH40-27S	A	27P Plug Solder				
798-DH40-37S	DH40-37S	A	37P Plug Solder				
798-DH40-51S	DH40-51S	A	51P Plug Solder				
798-DH6017P	DH60-17P	B	17P Receptacle R/A Screw Lock				
798-DH60-27P	DH60-27P	B	27P Receptacle R/A Screw Lock				
798-DH60-37P	DH60-37P	B	37P Receptacle R/A Screw Lock				
798-DH6051P	DH60-51P	B	51P Receptacle R/A Screw Lock				
798-DH80-27P	DH80-27P	C	27P Receptacle Screw Lock				
798-DH60A17P	DH60A-17P	D	17P Receptacle R/A One Touch Lock				
798-DH60A-27P	DH60A-27P	D	27P Receptacle R/A One Touch Lock				
798-DH60A-37P	DH60A-37P	D	37P Receptacle R/A One Touch Lock				
798-DH60A51P	DH60A-51P	D	51P Receptacle R/A One Touch Lock				
798-DH80A27P	DH80A-27P	E	27P Receptacle One Touch Lock				
Accessories							
798-DH17CT1B	DH-17-CT1B	F	17P Metal Button Type Case Cover				
798-DH-27-CT1B	DH-27-CT1B	F	27P Metal Button Type Case Cover				
798-DH-37-CT1B	DH-37-CT1B	F	37P Metal Button Type Case Cover				
798-DH51CT1B	DH-51-CT1B	F	51P Metal Button Type Case Cover				
798-DH17CT2B	DH-17-CT2B	F	17P Plastic Button Type Case Cover				
798-DH-27-CT2B	DH-27-CT2B	F	27P Plastic Button Type Case Cover				

For quantities greater than listed, call for quote.

MOUSER STOCK NO.	Hirose Part No.	Fig.	Description	Price Each 1	10	25	100
Accessories (Cont.)							
798-DH-37-CT2B	DH-37-CT2B	F	37P Plastic Button Type Case Cover				
798-DH51CT2B	DH-51-CT2B	F	51P Plastic Button Type Case Cover				
798-DH17CV1B	DH-17-CV1B	G	17P Screw Lock Type Case Cover				
798-DH-37-CV1B	DH-37-CV1B	G	37P Screw Lock Type Case Cover				
798-DH51CV1B	DH-51-CV1B	G	51P Screw Lock Type Case Cover				
798-DH17CV2B	DH-17-CV2B	H	17P Hand Screw Type Case Cover				
798-DH-27-CV2B	DH-27-CV2B	H	27P Hand Screw Type Case Cover				
798-DH-37-CV2B	DH-37-CV2B	H	37P Hand Screw Type Case Cover				
798-DH51CV2B	DH-51-CV2B	H	51P Hand Screw Type Case Cover				
798-DH17CMB63	DH-17-CMB(6.3)	-	17P Metal Clamp 6.3mm Cable Dia.				
798-DH-27-CMB(6.9)	DH-27-CMB(6.9)	-	27P Metal Clamp 6.9mm Cable Dia.				
798-DH-27-CMB(7.3)	DH-27-CMB(7.3)	-	27P Metal Clamp 7.3mm Cable Dia.				
798-DH-37-CMB(8.8)	DH-37-CMB(8.8)	-	37P Metal Clamp 8.8mm Cable Dia.				
798-DH51CMB96	DH-51-CMB(9.6)		51P Metal Clamp 9.6mm Cable Dia.				
Hardware							
798-DH-LNA	DH-LNA	-	Lock Screw 1.4-1.6mm				
798-DH-LNA-W4	DH-LNA-W4	-	Lock Screw 0.9-1.2mm				
798-DH-LNA-W8	DH-LNA-W8	-	Lock Screw 0.5-0.8mm				
798-DH-LNA-W16	DH-LNA-W16	-	Lock Screw No Panel				
798-DH60A-SCREW	DH60A-SCREW	-	Lock Screw With Panel, DH60A				
798-DH80A-SCREW	DH80A-SCREW	-	Lock Screw With Panel, DH80A				

HIROSE 3800 SERIES - HIGH DURABILITY ROBUST INTERFACE CONNECTORS

Features:

- 20,000 times mechanical operation with unique contact structure
- Robust structure with 0.35mm thick metal shell covering the housing
- Small size and light weight
- Clear tactile click
- Mating sequence structure (Sequence range: 0.5mm)
- Simplified cable plug assembly with one-piece hood

For quantities greater than listed, call for quote.

MOUSER STOCK NO.	Hirose Part No.	Fig.	Description	Price Each 1	10	25	50
798-3840-B-18P	3840-B-18P	A	18 Position Plug				
798-3880-B-18P	3880-B-18P	B	18 Position Cradle				
798-3860-B-18S	3860-B-18S	C	18 Position Receptacle				

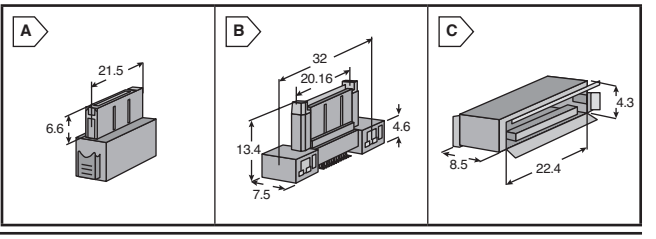

HIROSE ST SERIES - EXTERNAL INPUT/OUTPUT CONNECTORS

Features:

- Strong locking mechanism
- Prevention against reversed or angle insertion
- Small size and low profile
- EMI protection

Specifications:

- Current Rating: 0.5A
- Voltage Rating: 100V AC
- Operating Temperature Range: -30°C to +80°C

Plugs

For quantities greater than listed, call for quote.

MOUSER STOCK NO.	Hirose Part No.	Fig.	No. of Contacts	Shielded	Price Each 1	10	25	100
Standard Type - 4.0mm Max Cable Diameter								
798-ST40-10S-CV80	ST40-10S-CV(80)	A	10	No				
798-ST40X-10S-CV80	ST40X-10S-CV(80)	A	10	Yes				
798-ST40X-18S-CV80	ST40X-18S-CV(80)	A	18	Yes				
798-ST40X-24S-CV80	ST40X-24S-CV(80)	A	24	Yes				
Reverse Type - 4.0mm Max Cable Diameter								
798-ST40-10S-CVR80	ST40-10S-CVR(80)	B	10	No				
798-ST40X-10S-CVR80	ST40X-10S-CVR(80)	B	10	Yes				
798-ST40X-18S-CVR80	ST40X-18S-CVR(80)	B	18	Yes				
Standard Type - 5.8mm Max Cable Diameter								
798-ST40X-18S-CV1	ST40X-18S-CV1	C	18	Yes				
798-ST40X-24S-CV180	ST40X-24S-CV1(80)	C	24	Yes				
Standard Type - 7.0mm Max Cable Diameter								
798-ST40X-36S-CV80	ST40X-36S-CV(80)	C	36	Yes				
Cradle Type - Horizontal								
798-ST60X-18S	ST60X-18S	D	18	Yes				
Cradle Type - Vertical								
798-ST80X-10S	ST80X-10S	E	10	Yes				
798-ST80X-18S50	ST80X-18S(50)	F	18	Yes				

Receptacles

For quantities greater than listed, call for quote.

MOUSER STOCK NO.	Hirose Part No.	Fig.	No. of Contacts	Price Each 1	10	25	100
Standard Type							
798-ST60-10P	ST60-10P	G	10				
798-ST60-18P50	ST60-18P(50)	G	18				
798-ST60-24P50	ST60-24P(50)	G	24				
798-ST60-36P	ST60-36P	G	36				
Reverse Type							
798-ST60-36PR	ST60-36PR	H	36				

Accessories

For quantities greater than listed, call for quote.

MOUSER STOCK NO.	Hirose Part No.	Fig.	No. of Contacts	Price Each 1	10	25	100
Bushings							
798-ST40X-BS4.0	ST40X-BS(4.0)	---	4.0mm Cable Bushing				
798-ST40X-BS5.8	ST40X-BS(5.8)	---	5.8mm Cable Bushing				
798-ST40X-BS16.8	ST40X-BS1(6.8)	---	6.8mm Cable Bushing				
Clamps							
798-ST40X-CM4.0	ST40X-CM(4.0)	---	4.0mm Cable Clamp				
798-ST40X-CM4.0-5.0	ST40X-CM(4.0-5.0)	---	4-5.0mm Cable Clamp				
798-ST40X-CM5.8	ST40X-CM(5.8)	---	5.8mm Cable Clamp				
798-ST40X-CM6.8	ST40X-CM(6.8)	---	6.8mm Cable Clamp				
798-ST40X-CM16.8	ST40X-CM1(6.8)	---	6.8MM for ST40X-36S				

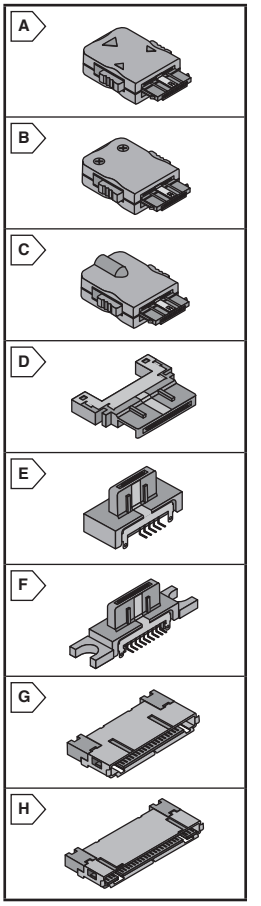

© Copyright 2014 Mouser Electronics

© Copyright 2014 Mouser Electronics

JAE I/O, USB and Fiber Connectors

RoHS Compliant **This product is RoHS compliant.**

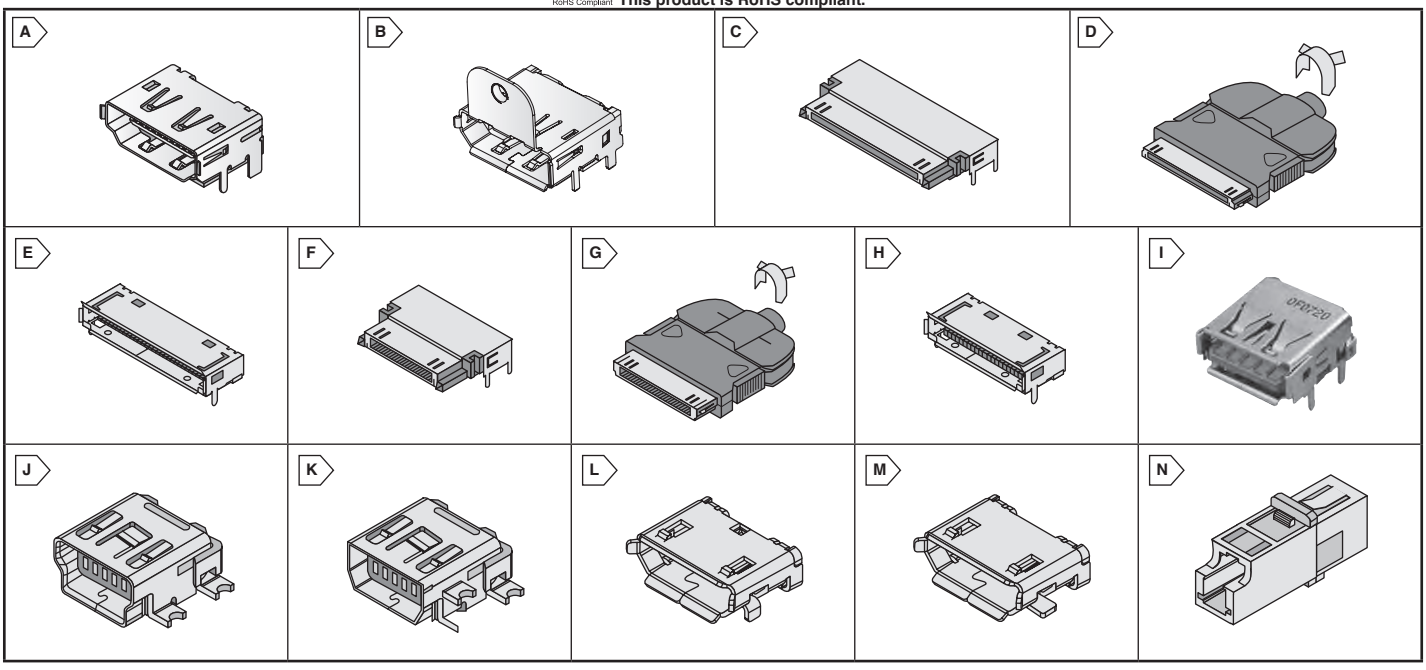

DISPLAYPORT™ CONNECTORS DP1 SERIES

- No. of Contacts: 20 Position
- SMT Right Angle mounting
- Mating Cycles: 10,000
- Rated Current: 0.5A per contact
- Applicable Cable: Twinax Cable (32 or 30AWG)
- Operating temperature: -20°C to +85°C
- Compatible with Display Port V1.1a per VESA Standard)
- RoHS Compliance per JAE Documentation

RoHS Compliant

For quantities greater than listed, call for quote.

MOUSER STOCK NO.	JAE Part No.	Fig.	Description	Price Each 1	25	100	250
656-DP1RD20JQ1R400	DP1RD20JQ1R400	A	0.3um Au Contacts				
656-DP1R020JQ3	DP1R020JQ3	B	With Flange M3 x 0.5, 0.3um Au Contacts				

0.50MM INTERFACE CONNECTORS DD1 AND DD2 SERIES

- Conforms to USB2.0 Standard
- Secure ground connection for EMI prevention
- Receptacle: Live insertion
- RoHS Compliance per JAE documentation
- Initial Contact Resistance: 50mΩ Max.
- Rated Current: for signal 0.5A, for power 1.0A

RoHS Compliant

For quantities greater than listed, call for quote.

MOUSER STOCK NO.	JAE Part No.	Fig.	Positions	Description	Price Each 1	25	100	250
656-DD1B030VA1	DD1B030VA1	C	30	SMT, Plug 75°				
656-DD1B030HA1R500	DD1B030HA1R500	C	30	SMT, Plug				
656-DD1P030MA1	DD1P030MA1	D	30	Cable Plug				
656-DD1R030HA1R1300	DD1R030HA1R1300	E	30	SMT, Receptacle				
656-DD2B040HA2R500	DD2B040HA2R500	F	40	SMT, Plug				
656-DD2P040MA1	DD2P040MA1	G	40	Cable Plug				
656-DD2R040HP2R1000	DD2R040HP2R1000	H	40	SMT, Receptacle				

3.0 USB CONNECTORS PC2 SERIES

- Compatible with USB3.0 Type A, and enables 10 times faster transmission compared to USB2.0
- Backward compatible with both USB2.0 and USB1.1
- The industry's smallest-in-class mounting space
- EMI characteristics and board soldering strength are enhanced by the 4 hold-downs, twice that of typical products

NEW PRODUCT

RoHS Compliant

For quantities greater than listed, call for quote.

MOUSER STOCK NO.	JAE Part No.	Fig.	Positions	Description	Price Each 1	25	100	250
656-PC21SU41B17SR300	PC2RN1SU41B17SR300	I	9	Right Angle, Standard Mounting				
656-PC21RU41B17SR300	PC2RN1RU41B17SR300	I	9	Right Angle, Reverse Mounting				

USB CONNECTORS DX SERIES

- Conforms to Universal Serial Bus Specifications Revision 2.0
- Positioning bosses for board mounting
- Contact Resistance: 50Ω max.
- Rated Current: 1.0A
- 5,000 Mating cycles
- RoHS Compliance per JAE documentation

RoHS Compliant

For quantities greater than listed, call for quote.

MOUSER STOCK NO.	JAE Part No.	Fig.	Positions	Description	Price Each 1	25	100	250
656-DX2R005HN2E700	DX2R005HN2E700	J	5	Right Angle Mini-B USB				
656-DX3R005HN2E700	DX3R005HN2E700	K	5	Right Angle Mini-AB USB				
656-DX4R005J91R1500	DX4R005J91R1500	L	5	Right Angle Micro-B USB, Through-Hole				
656-DX4R005H91R1500	DX4R005H91R1500	M	5	Right Angle Micro-B USB, SMT				

FIBER OPTIC CONNECTORS FO-EX SERIES

- Separable housing for easy cleaning without separating from panel
- Easy, one hand separation of front and rear housing
- 500 Mating cycles
- Insertion Loss: 0.4dB max. (when master plug is mated)
- RoHS Compliance per JAE documentation

RoHS Compliant

For quantities greater than listed, call for quote.

MOUSER STOCK NO.	JAE Part No.	Fig.	Positions	Description	Price Each 1	25	100	250
656-FO-EX-LCAD2	FO-EX-LCAD2	N	Simplex	LC TYPE, Ceramic Sleeve				

© Copyright 2014 Mouser Electronics

© Copyright 2014 Mouser Electronics

MOLEX Antennas and I/O Connectors

molex one company > a world of innovation

RoHS Compliant **This product is RoHS compliant.**

2.4/5 GHZ STANDALONE ANTENNAS

Features:

- Ground-plane-independent design significantly reduces costs and engineering resources needed to tune and optimize ground-plane-dependent antennas
- High-radiation efficiency 34.9 by 9.00mm (1.37 by 0.34") version antenna offers Total Efficiency values of 75% minimum in the 2.4GHz band and 60% minimum in the 5GHz band
- Higher radiation efficiency 35.9 by 15.90mm (1.41 by 0.61") version antenna offers Total Efficiency values of 80% minimum in the 2.4GHz band and 70% minimum in the 5GHz band
- Poly-flexible, double-sided adhesive tape on antenna enables easy peel-and-stick mounting anywhere within the device casing

For quantities greater than listed, call for quote.

MOUSER STOCK NO.	Molex Part No.	Fig.	Description	Flexi-Antenna Dim. (mm)	Cable Length (mm)	Price Each 1	10	25	50
538-47950-2001	47950-2001	A	2.4GHz/5GHz Wifi Stand Alone Antenna	34.90x9.00	200.0				
538-47950-2011	47950-2011	A	2.4GHz/5GHz Wifi Stand Alone Antenna	35.90x15.90	200.0				

2.4GHZ SURFACE MOUNT DEVICE ON-GROUND ANTENNA

Features:

- Valuable PCB real estate savings on both sides of the PCB with the use of this miniature antenna
- No removal of ground layers from beneath the antenna is needed
- Consistent antenna RF performance with the application of Laser Direct Structuring (LDS) - a technology known for its excellent precision, performance and repeatability
- The high-temperature base material and the metal plating technology employed allows the antenna to endure reflow temperatures - an ideal condition for a standard SMT process
- The product is halogen-free and RoHS-compliant

Electrical:

- RF Power (Watt): 2
- Frequency (MHz): 2400 to 2483.5
- Return Loss - S11 (dB): < -9
- Average Total Efficiency (%): > 70s
- Peak Gain (dBi): 3.0
- Polarization: Linear
- Input Impedance (Ohms): 50

For quantities greater than listed, call for quote.

MOUSER STOCK NO.	Molex Part No.	Fig.	Description	Price Each 1	10	100	500
538-47948-0001	47948-0001	B	2.4 GHz SMD on Ground				

0.80MM ULTRA+™ VHDCI CONNECTOR SYSTEM

Molex's Ultra+™ VHDCI (Very High Density Cable Interconnect) connector system is a leader among the next generation of high-density I/O interconnects. These connectors are designed for high performance memory transfer applications supporting the latest SCSI-style interfaces. They offer greatly increased density compared to existing SCSI connector styles. They are also suited for other high density I/O needs.

Features:

- Blade on beam, bullet nose lead-in
- Meets EIA, ANSI/SFF-8441 & SPI-4
- Shielded
- RoHS Compliant per Molex documentation

Applications:

- Mainframes
- File servers
- RAID (Redundant Arrays of Inexpensive Disks)
- Tape and disk drives

For quantities greater than listed, call for quote.

MOUSER STOCK NO.	Molex Part No.	Fig.	No. of Pos.	Description	Price Each 1	10	25	50
IDT Plug: Mates with Receptacles: 71430, 73776, and 74337								
538-71425-3001	71425-3001	C	68	Vertical, shielded				
Receptacles: Mates with Plug: 71425-3001								
538-71430-0004	71430-0004	D	68	Right-angle with enhanced shield				
538-71430-0009	71430-0009	D	68	Right-angle with enhanced shield				
538-71430-0268	71430-0268	D	68	Right-angle without enhanced shield				
538-73776-0201	73776-0201	E	68	Vertical, shielded				
538-74337-0015	74337-0015	F	136	Right-angle, shielded				
538-74337-0054	74337-0054	F	136	Right-angle with enhanced shield				
538-74337-0070	74337-0070	F	136	Right-angle, shielded				
Backshell Kit								
538-73796-3001	73796-3001	-	-	Plug Backshell Kit, Black				

VHDCI Female Jackpost, M2-by-0.4mm Internal Thread

For quantities greater than listed, call for quote.

MOUSER STOCK NO.	Molex Part No.	Fig.	Description	Price Each 1	50	100	500
538-71433-0002	71433-0002	G	Nickel plated steel female jackpost				

HANDYLINK™ CONNECTORS

Molex's new 0.80mm (.031") pitch HandyLink™ product family of connectors, cable assemblies and accessories offers a perfect solution to any hand-held device, design, or application. The HandyLink™ family includes a right-angle SMT receptacle, a wire and PCB version of the plug, and a perpendicular or parallel mounted cradle connectors for docking applications.

Features:

- USB 2.0 compatible with speeds up to 622Mbs
- Low profile receptacle: 3.5mm height and 21.00mm width
- Plugs feature first mate last break pins (2 and 16)
- Plugs in both wire and PCB versions
- 20,000 mating cycles
- 1.5 amps continuous per pin (up to 3 amps)
- RoHS Compliant per Molex documentation

Applications:

- Hand held consumer devices
- Retail scanners and bar code readers
- Portable music equipment
- Mobile computing
- Navigation and GPS
- PDAs
- Cellular telephones

Connectors

For quantities greater than listed, call for quote.

MOUSER STOCK NO.	Molex Part No.	Fig.	No. of Pos.	Description	Price Each 1	10	25	50
538-44828-1162	44828-1162	H	16	SMT Right-Angle Receptacle				
538-45593-1600	45593-1600	I	16	Plug (PCB Version)				
538-45339-1600	45339-1600	J	16	Plug (Wire Termination Version)				
538-45560-0161	45560-0161	K	16	SMT Cradle Connector (Parallel to PCB)				
538-45560-0160	45560-0160	L	16	SMT Cradle Connector (Perpend. to PCB)				

Cable Assemblies

For quantities greater than listed, call for quote.

MOUSER STOCK NO.	Molex Part No.	Description	Price Each 1	10	25	50
538-36697-0001	36697-0001	1.0m HandyLink™ to HandyLink™, Straight				
538-36697-0021	36697-0021	1.0m HandyLink™ to USB, Straight				
538-36697-0031	36697-0031	1.0m HandyLink™ to Pigtail, Straight				

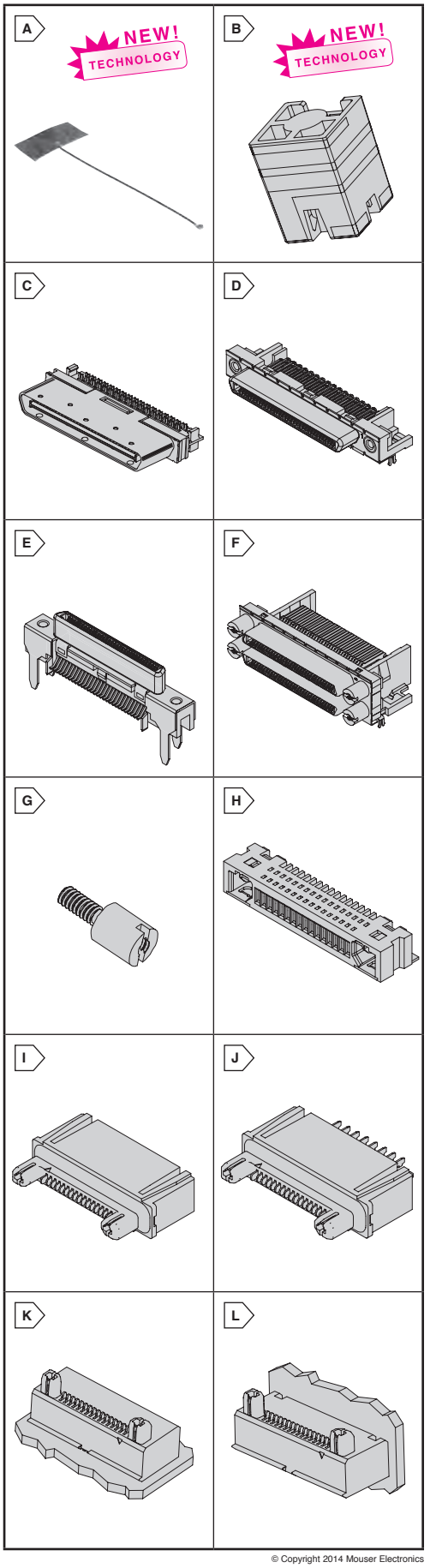

© Copyright 2014 Mouser Electronics

© Copyright 2014 Mouser Electronics

MOLEX HDMI, Displayport™ and DVI Connectors

molex one company > a world of innovation

RoHS Compliant **This product is RoHS compliant.**

HDMI CONNECTORS AND CABLE ASSEMBLIES

Molex's new HDMI (High Definition Multimedia Interface) connectors and cable assemblies provide an uncompressed digital link between consumer electronics equipment such as DVD players, set-top boxes and audio/video monitors such as plasma display screens for high-definition TVs. HDMI is a small, user-friendly interconnect that provides up to 5Gbps of bandwidth to support high-definition video plus multi-channel audio in a single cable.

Receptacles

For quantities greater than listed, call for quote.

MOUSER STOCK NO.	Molex Part No.	Fig.	No. of Pos.	Description	Price Each 1	10	25	50
538-47151-0001	47151-0001	A	19	Standard panel mount, 4 dimples, no back cover				
538-47151-1001	47151-1001	A	19	Standard panel mount, 4 dimples, back cover incl.				
538-500254-1927	500254-1927	A	19	Standard panel mount, 2 dimples, back cover incl.				
538-47151-0002	47151-0002	B	19	Flange panel mount, 4 dimples, no back cover				
538-47151-1002	47151-1002	B	19	Flange panel mount, 4 dimples, back cover incl.				
538-500254-1931	500254-1931	B	19	Flange panel mount, 2 dimples, back cover incl.				
538-47408-0001	47408-0001	C	19	Reverse type, right angle, without dimple				
538-47266-0001	47266-0001	D	19	Flange type, right angle, SMT, black				
538-47648-2000	47648-2000	E	19	Mini HDMI Recpt, SMT, 30AU				
538-46765-0001	46765-0001	F	19	Micro HDMI, SMT				
538-46765-1001	46765-1001	G	19	Micro HDMI, SMT with thru-hole shell tabs				
538-46765-2001	46765-2001	G	19	Micro HDMI, SMT with hybrid shell tabs				

Cable Assemblies

For quantities greater than listed, call for quote.

MOUSER STOCK NO.	Molex Part No.	Description	AWG	Length m (ft)	Price Each 1	5	10	25
538-68786-0020	68786-0020	Micro HDMI to HDMI, with Ethernet and Audio Return Channel, Ver. 1.4	34	2 (6.6)				
538-68786-0003	68786-0003	Micro HDMI to HDMI	32	2 (6.6)				
538-88768-9800	88768-9800	HDMI to HDMI	28	1 (3.3)				
538-88768-9810	88768-9810	HDMI to HDMI	28	2 (6.6)				
538-88768-3510	88768-3510	HDMI to DVI	28	2 (6.6)				

DISPLAYPORT™ CONNECTORS AND CABLE ASSEMBLIES

Features:

- Color: Black
- EMI Shielding
- Latches available
- Meets DisplayPort specification 1.0
- Supports up to 2.7Gbps transfer rate
- Detent locks
- Polarized
- Small footprint

For quantities greater than listed, call for quote.

MOUSER STOCK NO.	Molex Part No.	Fig.	Description	Price Each 1	5	10	25
Receptacles							
538-47272-0001	47272-0001	H	R/A, SMT, 30AU, with latchholes and pegs				
538-47272-1002	47272-1002	H	R/A, SMT, 30AU, with cover, latchholes and pegs				
538-47272-0024	47272-0024	H	R/A, SMT, 30AU, with cover, latchholes, pegs, mylar				
538-47272-0026	47272-0026	H	R/A, SMT, 30AU, with latchholes and pegs, w/o post				
538-47272-0021	47272-0021	H	R/A, SMT, AU flash, with latchholes and pegs				
538-47272-0025	47272-0025	I	R/A, SMT, 30AU, with flange, latchholes, pegs, mylar				
538-47272-1004	47272-1004	I	R/A, SMT, 30AU, with flange, latchholes and pegs				
538-47272-0027	47272-0027	I	R/A, SMT, 30AU, w/flange, cover, latchholes, pegs, mylar				
538-47272-1005	47272-1005	I	R/A, SMT, 30AU, with flange, latchholes and SMT pegs				
538-47272-0023	47272-0023	I	R/A, SMT, 30AU, w/flange, latchholes, SMT pegs, mylar				
538-47272-0028	47272-0028	I	R/A, SMT, AU flash,with flange, latchholes, pegs, mylar				
538-105081-0001	105081-0001	J	Mini-DisplayPort recpt, R/A, TH, 30AU				
Cable Plug - Assembly Components - (Component quantity required is 1 each)							
538-47271-0011	47271-0011	K	0.50mm plug sub assembly with latch holes				
538-47271-1008	47271-1008	K	Upper inner shell with latch hole				
538-47271-1009	47271-1009	K	Lower inner shell				
538-47271-1016	47271-1016	K	Left side latch				
538-47271-2016	47271-2016	K	Right side latch				
538-47271-0004	47271-0004	K	Compressible upper cover, black UL94V-0				
538-47271-0005	47271-0005	K	Lower cover, black UL94V-0				
Cable Assemblies							
538-68783-0007	68783-0007	L	2 meter (6.6') cable with latches				
538-68783-0001	68783-0001	L	3 meter (9.8') cable with latches				
Adapters							
538-74766-0006	74766-0006	-	Displayport to DVI-F 10" length				

MICROCROSS DVI (DIGITAL VISUAL INTERFACE) CONNECTOR SYSTEM

Headers

Features:

- Supports digital signals
- Plug and play interface
- LHF contact design is rugged and reliable
- Panel mount
- DDWG DVI standard interface
- Supports 4.95Gbps over a single link and 9.9Gbps performance over a dual link implementation
- Through hole, PCB

Specifications:

- Rating: UL94V-0
- Voltage: 40V
- Current: 3.0A
- Housing: Thermoplastic, glass filled

For quantities greater than listed, call for quote.

MOUSER STOCK NO.	Molex Part No.	Fig.	No. of Pos.	Description	Price Each 1	5	10	25
DVI-I Digital/analog Visual Interface Receptacle Headers								
538-74320-1004	74320-1004	M	29	gold flash, right angle				
538-74320-1000	74320-1000	M	29	30µ" gold, right angle				
538-74320-3000	74320-3000	M	29	30µ" gold, vertical				
538-74320-3004	74320-3004	M	29	gold flash, vertical				
DVI-D Digital Visual Interface Receptacle Headers								
538-74320-4004	74320-4004	N	24	gold flash, right angle				
538-74320-4000	74320-4000	N	24	30µ" gold, right angle				
538-74320-5004	74320-5004	N	24	gold flash, vertical				

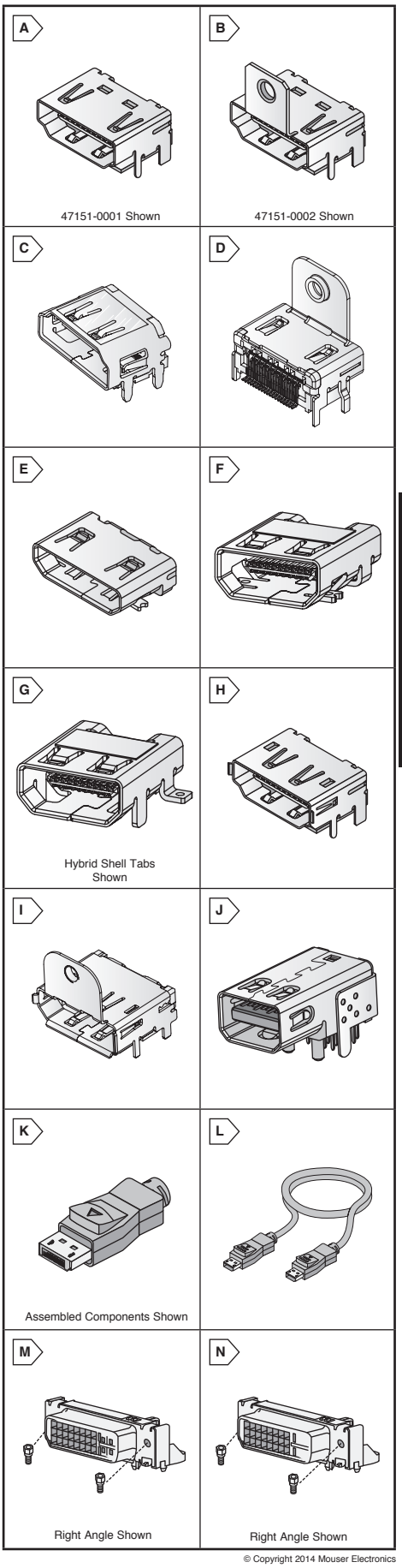

© Copyright 2014 Mouser Electronics

RoHS Compliant **This product is RoHS compliant.**

0.6MM CL HIGH SPEED CHAMP DOCKING CONNECTORS

NEW! TECHNOLOGY

Features:
- Strong sense of contacting from the side latches when pushing/pulling
- Signal/ground to conform EMI prevention
- Mis-insertion prevented and guide rail equipped for mating
- USB 3.0, HDMI, and display port compliance
- Guaranteed 10,000 plug-ins

Applications:
- Tablet PC
- Laptop PC
- MID (Mobile Internet Devices)
- Converged mobile phone

For quantities greater than listed, call for quote.

MOUSER STOCK NO.	TE Part No.	Fig.	Mount Style	Direction	Description	Mating Parts	Price Each 1	10	25
Receptacles									
571-2129260-2	2129260-2	A	2-Row T/H 1-Row SMT	Right Angle	Without Screwlock	2129261-1 2129276-1			
571-2129273-1	2129273-1	B	2-Row T/H 1-Row SMT	Right Angle Mid-Mount	Without Screwlock	2129261-1 2129276-1			
Plugs									
571-2129261-1	2129261-1	C	2-Row T/H 1-Row SMT	Vertical	Cradle	2129260-2 2129273-1			
571-2129276-1	2129276-1	D	Solder	N/A	Cable Plug	2129260-2 2129273-1			

LCD COAXIAL EMBEDDED DISPLAY INTERFACE (LCEDI) CONNECTORS

TE Connectivity offers the next generation LCD Coaxial Embedded Display Interface (LCEDI) family of connectors designed to provide exceptional electrical performance in both low-voltage differential signaling (LVDS) and embedded DisplayPort (eDP) applications.

Features:
- Ultra-low profile mating configuration
- Compatible and intermateable with I-PEX CABLINE-VS connector series

Applications:
- Slim LED Backlight LCD Panel
- Notebook PC Applications

For quantities greater than listed, call for quote.

MOUSER STOCK NO.	TE Part No.	Fig.	Description	Price Each 1	25	50
571-2023344-2	2023344-2	E	Plug Assembly, 30 Pos.			
571-2023344-3	2023344-3	E	Plug Assembly, 40 Pos.			
571-2023348-2	2023348-2	F	Pull Bar, 30 Pos.			
571-5-2023347-2	5-2023347-2	G	Connector Shell, 30 Pos.			
571-5-2023347-3	5-2023347-3	G	Connector Shell, 40 Pos.			
571-5-2069716-2	5-2069716-2	H	Receptacle Header, 30 Pos.			
571-5-2069716-3	5-2069716-3	H	Receptacle Header, 40 Pos.			

TE DISPLAY PORT CONNECTORS

Features:
- Future foundation for new display usages featuring higher color depths, display resolutions and fresh rates
- User-friendly and cost effective
- Smaller footprint takes up less PCB space yet provides scalable performance in terms of resolution
- Reduces numbers of wires required
- Supports embedded clock
- Superior shielding against EMI
- Replace DVI & VGA interfaces
- Optional latching feature prevents longer cables from detaching

Applications:
- PCs
- External display interconnects
- DVD players
- Game consoles
- Mobile Devices
- Personal Video records
- Optical disc players

For quantities greater than listed, call for quote.

MOUSER STOCK NO.	TE Part No.	Fig.	Description	Price Each 1	25	50
571-2013655-1	2013655-1	I	Right Angle, SMT without Mounting Flange, with Boss			
571-2040451-1	2040451-1	I	Right Angle, Through hole without Mounting Flange, with Boss			

USB 3.0 RECEPTACLES

Features:
- Minimizes user wait-time
- Backward compatible with USB 2.0 connector
- Minimize connector form factor variations
- Comprehend ease-of-use aspects
- Optimized power efficiency
- Plug and Play capacity

Applications:
- Desktop and Laptop Computers
- Camera
- Digital Audio
- High-volume Storage Devices
- Scanners
- Game ports
- GPS Devices
- MP3 Players
- High definition A/V equipment
- Keyboards/Mice/Joysticks

For quantities greater than listed, call for quote.

MOUSER STOCK NO.	TE Part No.	Fig.	Type	No. of Ports	Description	Price Each 1	50	100	250
571-1932258-1	1932258-1	J	A	1	Right Angle, Blue, Thru-hole				
571-1932259-1	1932259-1	K	B	1	Right Angle, Blue, Thru-hole				

USB RECEPTACLES

Features:
- Consolidates serial parallel, keyboards, mice and game ports
- Compatible with asynchronous and isochronous data transfer methods
- Polarized for proper orientation
- Plug and Play capability
- Hot pluggable, permitting attaching or detaching peripherals without power down or reboot
- Allows for charging

Applications:
- Desktop and Laptop Computers
- Game Ports
- Digital Audio
- Modems
- Portable Storage Devices
- Cell Phones
- GPS Devices
- MP3 Players

For quantities greater than listed, call for quote.

MOUSER STOCK NO.	TE Part No.	Fig.	Type	No. of Ports	Description	Price Each 1	25	50
USB								
571-292303-1	292303-1	J	A	1	Right Angle, Black, Thru-hole			
571-292336-1	292336-1	L	A	1	Flag, Black, Thru-hole			
571-1734366-1	1734366-1	M	A	1	Vertical, Black, Thru-Hole			
571-5787617-1	5787617-1	N	A	2	Right Angle, Dual Stacked, Black, Thru-hole			
571-292304-1	292304-1	K	B	1	Right Angle, Black, Thru-hole			
571-292304-2	292304-2	K	B	1	Right Angle, Natural, Thru-hole			
571-5787834-1	5787834-1	O	B	1	Vertical, Black, Thru-Hole			
Mini USB								
571-1734035-1	1734035-1	P	B	1	Right Angle, Black, SMT			
Micro USB								
571-1981568-1	1981568-1	Q	B	1	Right Angle, Black, SMT			



© Copyright 2014 Mouser Electronics

© Copyright 2014 Mouser Electronics

WURTH ELECTRONICS I/O Connectors and Modular Jacks

RoHS Compliant This product is RoHS compliant.

USB 3.0 CONNECTORS

RoHS Compliant

For quantities greater than listed, call for quote.

MOUSER STOCK NO.	Wurth Electronics Part No.	Fig.	Description	Price Each 1	25	100	250
710-692121030100	692121030100	A	Horizontal Type A Thru-Hole				
710-692121230100	692121230100	B	Horizontal Type A, Offset 1.04mm Thru-Hole				
710-692121130100	692121130100	C	Reverse Horizontal Type A, Offset 0.14mm Thru-Hole				
710-692122030100	692122030100	D	Horizontal Type A SMD				
710-692141030100	692141030100	E	Horizontal Type A Dual, Thru-Hole				
710-692112030100	692112030100	F	Horizontal Type A SMD with Clip				
710-692221030100	692221030100	G	Horizontal Type B Thru-Hole				
710-7497110616	7497110616	H	WE-RJ45 LAN with dual USB 3.0				

USB 3.0 CABLE ASSEMBLIES

RoHS Compliant

For quantities greater than listed, call for quote.

MOUSER STOCK NO.	Wurth Electronics Part No.	Fig.	Description	Price Each 1	25	100	250
710-692901100000	692901100000	I	USB 3.0 Type A Male to Type A Male				
710-692902100000	692902100000	J	USB 3.0 Type A Male to Type A Female				
710-692903100000	692903100000	K	USB 3.0 Type A Male to Type B Male				
710-692904100000	692904100000	L	USB 3.0 Type A Male to Micro B Male				

USB CONNECTORS

RoHS Compliant

For quantities greater than listed, call for quote.

MOUSER STOCK NO.	Wurth Electronics Part No.	Fig.	Description	Price Each 1	25	100	250
710-614004134726	614004134726	M	USB Type A Up Right				
710-614004135023	614004135023	N	USB Type A Vertical				
710-614008235023	614008235023	O	USB Type A Vertical Dual				
710-61400416021	61400416021	P	USB Type A Horizontal				
710-61400826021	61400826021	Q	USB Type A Horizontal Dual Stacked				
710-61400413321	61400413321	R	USB Type B Vertical				
710-61400416121	61400416121	S	USB Type B Horizontal				

MINI USB CONNECTORS

RoHS Compliant

For quantities greater than listed, call for quote.

MOUSER STOCK NO.	Wurth Electronics Part No.	Fig.	Description	Price Each 1	25	100	250
710-651005136421	651005136421	T	Mini USB Type B Vertical 5 Contacts				
710-651005136521	651005136521	U	Mini USB Type B Horizontal 5 Contacts				
710-65100516121	65100516121	V	Mini USB Type B SMT Horizontal 5 Contacts				

HDMI CONNECTORS

RoHS Compliant

For quantities greater than listed, call for quote.

MOUSER STOCK NO.	Wurth Electronics Part No.	Fig.	Description	Price Each 1	25	100	250
710-685119134923	685119134923	W	SMT Horizontal HDMI				
710-685119135725	685119135725	W	SMT Horizontal HDMI with UNC 4-40 SCREW				
710-685119136923	685119136923	X	SMT Horizontal Mini HDMI				

MODULAR JACKS

RoHS Compliant

For quantities greater than listed, call for quote.

MOUSER STOCK NO.	Wurth Electronics Part No.	Fig.	Description	Price Each 1	25	100	250
710-615008138021	615008138021	Y	Vertical Plastic 8P8C				
710-615008138221	615008138221	Z	Vertical Shielded 8P8C Front Post				
710-615008140421	615008140421	AA	Vertical Shielded 8P8C Rear Post				
710-615008140621	615008140621	BB	Horizontal Shielded w/EMI Panel Finger 8P8C Tab Up				
710-615016137621	615016137621	CC	Horizontal Shielded Dual Port 8P8C Tab Down				
710-615006138421	615006138421	DD	Horizontal Plastic 6PxC Tab Up				
710-615006138521	615006138521	EE	Vertical Plastic 6P6C with Ears				
710-615008137121	615008137121	FF	Horizontal Plastic 8P8C Thru-Hole Tab Down				
710-615008137421	615008137421	GG	Horizontal Shielded w. LED & EMI Panel Finger 8P8C Tab Up				
710-61500814221	61500814221	HH	Horizontal Shielded 8P8C Tab Down				



© Copyright 2014 Mouser Electronics

© Copyright 2014 Mouser Electronics

YAMAICHI Connectors

RoHS Compliant **This product is RoHS compliant.**

YAMAICHI ELECTRONICS

Y-CON INDUSTRIAL RJ45 PLUGS

Features:
- Body: PBT, UL94V-0
- Shielding: Nickel plated brass
- Contact area: 30µ"Au over Ni
- Operating Temp.: -40°C ~ +120°C
- Durability: 1,500 mechanical cycles
- Current Rating: 2.1A @ 70°C (power contacts)

For quantities greater than listed, call for quote.

MOUSER STOCK NO.	Yamaichi Part No.	Fig.	Signal Contacts	Power Contacts	Price Each 1	5	10	25
945-YCON-PLUG-11	Y-ConPlug-11	A	4 (Ethernet)	0				
945-YCON-PLUG-21	Y-ConPlug-21	A	4 (Ethernet)	2				
945-YCON-PLUG-31	Y-ConPlug-31	A	6	2				
945-YCON-PLUG-41	Y-ConPlug-41	A	8	0				
945-YCON-PLUG-51	Y-ConPlug-51	A	8	2				

Y-CON RJ45 PCB MOUNTED JACKS

Features:
- Body: PA, UL94V-0
- Shielding: Nickel plated brass
- Contact area: 30µ"Au/50µ"Ni
- Operating Temp.: -40°C ~ +120°C
- Durability: 1,000 mechanical cycles
- Current Rating: 2.1A @ 70°C (power contacts)

For quantities greater than listed, call for quote.

MOUSER STOCK NO.	Yamaichi Part No.	Fig.	Signal Contacts	Power Contacts	PCB	Price Each 1	5	10
945-YCON-JACK-23	Y-ConJack-23	B	8	2	Solder Pad Terminals			
945-YCON-JACK-24	Y-ConJack-24	C	8	2				

Y-CON RJ-45 ACCESSORIES

For quantities greater than listed, call for quote.

MOUSER STOCK NO.	Yamaichi Part No.	Fig.	Descriptions	Price Each 1	5	10
945-YCON-IP20LOCK-10	Y-ConIP20Lock-10	D	IP20 RJ45 Plug Strain Relief			
945-YCON-COVER-20	Y-ConCover-20	E	IP20 EMI metal cover			
945-YCON-IP20HFR-10	Y-ConIP20HFR-10	F	IP20 Holding Frame, 1 Slot			
945-YCON-IP20HFR-40	Y-ConIP20HFR-40	F	IP20 Holding Frame, 4 Slot			
945-YCON-AS-12	Y-ConAS-12	G	IP20 Protective Cover			
945-YCON-COVER-10	Y-ConCover-10	H	IP67/68/69 Cover			
945-YCON-COVER-10-LT	Y-ConCover-10-LT	H	IP67/68/69 Cover, Low Temp.			
945-YCON-COVER-10-E	Y-ConCover-10-E	H	IP67/68/69 Cover w/EMI Shell			
945-YCON-AS-21	Y-ConAS-21	I	IP67/68/69 Protective Cover			
945-YCON-AS-24	Y-ConAS-24	J	IP67/68 Protective Cover			
945-YCON-FLANGE-24	Y-ConFlange-10	K	IP67/68/69 Mounting Flange			

Y-CON INDUSTRIAL USB MODULES

For quantities greater than listed, call for quote.

MOUSER STOCK NO.	Yamaichi Part No.	Fig.	Descriptions	Price Each 1	5	10
945-YCON-USB-PCB-11	Y-ConUSB-PCB-11	L	USB Type A Jack w/PCB Terminal			
945-YCON-USB-PCB-21	Y-ConUSB-PCB-21	M	USB Type B Jack w/PCB Terminal			

Y-CON USB MODULE ACCESSORIES

For quantities greater than listed, call for quote.

MOUSER STOCK NO.	Yamaichi Part No.	Fig.	Descriptions	Price Each 1	5	10
945-YCON-USBADAPT-10	Y-Con USB-Adapter-10	N	USB Adapter Module, Type A			
945-YCON-USBADAPT-20	Y-Con USB-Adapter-20	N	USB Adapter Module, Type B			

0.4MM PITCH BOARD TO BOARD CONNECTORS

For quantities greater than listed, call for quote.

MOUSER STOCK NO.	Yamaichi Part No.	Fig.	Descriptions	Price Each 1	5	10
945-CNU010P-016-0001	CNU010P-016-0001	O	14 P 0.4MM MALE			
945-CNU010S-016-0001	CNU010S-016-0001	P	14 P 0.4MM FEMALE			

I/O CONNECTORS

eQSFP+ HiGH-SPEED CONNECTORS

Features:
- QFSP Host Connector
- CFP Multi Source Agreement (MSA) compliant
- Compatible with existing module
- (Infiniband: QDE/FDR/EDR)
- 32 Gbps/channel, 128Gbps (4ch)
- Pin count: 38
- RoHS compliant

For quantities greater than listed, call for quote.

MOUSER STOCK NO.	Yamaichi Part No.	Fig.	Description	Price Each 1	5	10	25
945-CN120-038-0002	CN120-038-0002	Q	25G eQSFP+ Connector (Gold Flash plating)				
945-CN120-038-0001	CN120-038-0001	Q	25G eQSFP+ Connector (30µ" Au Plating)				

SFP+ CONNECTORS

For quantities greater than listed, call for quote.

MOUSER STOCK NO.	Yamaichi Part No.	Fig.	Description	Price Each 1	5	10	25
945-CNU109S-020-0010	CNU109S-020-0010	R	SFP+ connector (14Gbps performance)				
945-CNU109A-0002	CNU109A-0002	S	SFP+ connector cage Spring Type				



© Copyright 2014 Mouser Electronics

© Copyright 2014 Mouser Electronics

RoHS Compliant **This product is RoHS compliant.**



USB 3.0

Type A and B Features:
- Fully compliant with USB 2.0 and 3.0 specifications
- Provides the interface for Super Speed up to 5Gbps data rate
- Backwards compatible with USB 2.0
- 5 metal friction lock grounding fingers and polarization plastic design ensure plug retention
- Full metal shielding for EMI/RFI/ESD protection
- High temperature plastic for SMT process and Halogen Free solution
- High Durability class: 5000 cycles min.

Micro B Features:
- Provides the interface for Super Speed up to 5 Gbps data rate
- Stable signal transmission
- Greater real estate space savings
- Reliable Co-planarity within a 0.08mm
- Durability: 10,000 Cycles min.
- High temperature plastic for SMT process and Halogen Free solution

Applications:
- TV/LCD Monitor
- PC/Laptops
- Notebooks
- Printers
- DSC
- Portable Devices

For quantities greater than listed, call for quote.

MOUSER STOCK NO.	Amphenol Part No.	Fig.	Description	Price Each 1	25	50	100	500
523-GSB311131HR	GSB311131HR	A	Type A, Right Angle Receptacle, Through Hole, Standard Type, Blue, 30µ" Gold					
523-GSB3211311WEU	GSB3211311WEU	B	Type B, Right Angle, Receptacle, Through Hole, Standard Type, Blue, 30µ" Gold					
523-GSB343133HR	GSB343133HR	C	Micro-B, Right Angle Receptacle, 0.65mm Pitch, SMT, Standard Type, Black, 30µ" Gold					
523-GSB311231HR	GSB311231HR	D	Type A, Stacked, Right Angle, Plug, DIP Type, Blue, 30µ" Gold					
523-GSB317131HR	GSB317131HR	E	Type A, Plug, Cable Type, Overmold, Blue, 30µ" Gold					
523-GSB327133WEU	GSB327133WEU	F	Type B, Plug End, Black, 30µ" Gold					

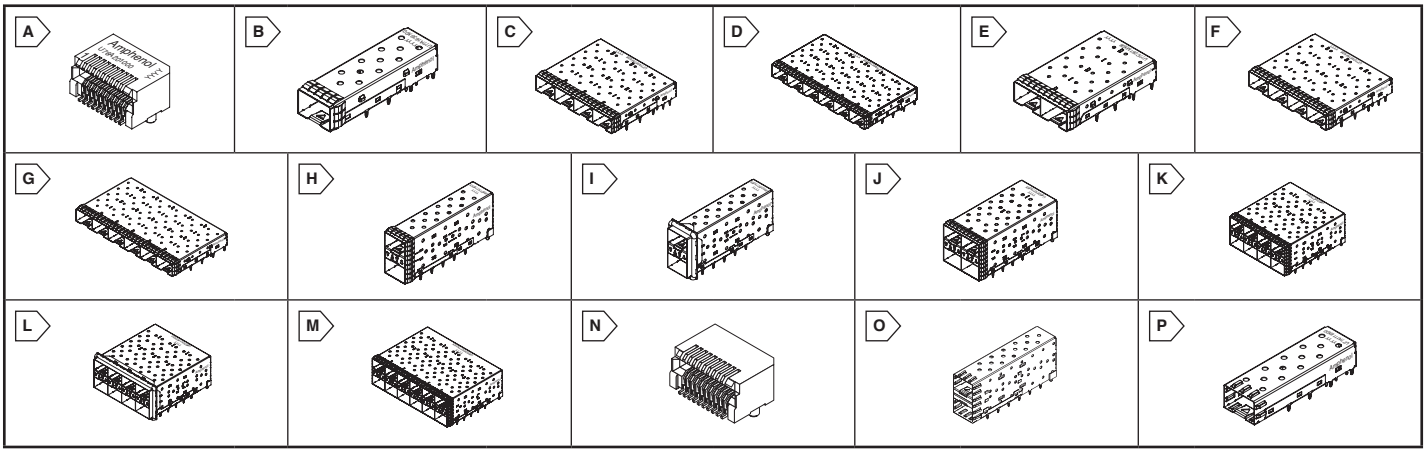

ExpressPort™ SFP+

These High speed I/O interconnect systems provide a higher speed, inexpensive external I/O product. This design minimizes impedance discontinuities and reflections at high data rates, and provides a 10-20dB improvement in Near-End Crosstalk, allowing the use of longer copper cables, improved PCB mounting and resulting in an overall lower interconnect budget.

Applications:
- Routers
- Switches
- Storage Applications
- Media Converters

Features:
- Meets SFF-8432 and SFF-8433 standards
- Compliant pin press-fit tails
- 10+Gbps serial data transmission
- 250 mating cycles

For quantities greater than listed, call for quote.

MOUSER STOCK NO.	Amphenol Part No.	Fig.	Description	Price Each 1	10	25	100
523-UE76A203000T	UE76A203000T	A	Connector 30 u" Gold Matte Tin Tails				
523-U77A16392001	U77A16392001	B	1X1 Cage Press Fit Metal Spring Fingers				
523-U77A461M2081	U77A461M2081	C	1X4 Cage Metal Spring Fingers				
523-U77A441M2081	U77A441M2081	C	1X4 Cage Elastomeric Gasket				
523-U77A661M2081	U77A661M2081	D	1X6 Cage Metal Spring Fingers				
523-U77C16133001	U77C16133001	-	1X1 Cage 3.2mm Solder tail, Metal Spring Fingers with Light Pipe				
523-U77C261M2081	U77C261M2081	E	1X2 Cage Metal Spring Fingers with Light Pipes				
523-U77C461M2081	U77C461M2081	F	1X4 Cage Metal Spring Fingers with Light Pipes				
523-U77C661M2081	U77C661M2081	G	1X6 Cage Metal Spring Fingers with Light Pipes				
523-U77C641M2081	U77C641M2081	G	1X6 Cage Elastomeric Gasket with Light Pipes				
523-U86D162710121	U86D162710121	H	2x1 Combo Metal Spring Fingers 2 Light Pipes Per Port				
523-U86D142710121	U86D142710121	I	2x1 Combo Elastomeric Gasket 2 Light Pipes Per Port				
523-U86D262710121	U86D262710121	J	2x2 Combo Metal Spring Fingers 2 Light Pipes Per Port				
523-U86D462710121	U86D462710121	K	2x4 Combo Metal Spring Fingers 2 Light Pipes Per Port				
523-U86D442710121	U86D442710121	L	2x4 Combo Elastomeric Gasket 2 Light Pipes Per Port				
523-U86D662710121	U86D662710121	M	2x6 Combo Metal Spring Fingers 2 Light Pipes Per Port				
Accessory							
523-U7711408020P	U7711408020P	-	Dust Cover - One Port				

SMALL FORM FACTOR PLUGGABLE (SFP)

Amphenol's SFP series is a 20 position connector and cage combo for mounting to a host PCB with a metal cage enclosing the connector. The connectors are similar to GBIC, but are smaller in size and operate at much faster data transfer rates. Single port version is rated up to 4.125 Gbps data rates and stacked versions are rated up to 8Gbps. The cages are a one-piece construction with enhanced transceiver mating tabs available in press-fit version.

Applications:
- Servers
- Storage Devices
- Routers
- Switches
- Optical Devices
- Network Devices

For quantities greater than listed, call for quote.

MOUSER STOCK NO.	Amphenol Part No.	Fig.	Description	Price Each 1	25	100	500
523-UE75-A20-3000T	UE75-A20-3000T	N	1x4 20 Position Press Fit Right Angle SMD				
523-U78-B1126-00121	U78-B1126-00121	O	2x1 20 Position Connector-Cage Combo				
523-U77-A1118-200T	U77-A1118-200T	P	1x1 Single Cage Press Fit 12 EMI Pins				
523-U77-A4114-2001	U77-A4114-2001	-	1x4 Press Fit Cage for SMD Connector				
Accessory							
523-U77-A1110-8000P	U77-A1110-8000P	-	Non-Metalized Dust Cover - 1 Port				

© Copyright 2014 Mouser Electronics
© Copyright 2014 Mouser Electronics

TE SFP and SFP+ Connectors and Cable Assemblies

Authorized Distributor

RoHS Compliant This product is RoHS compliant.

SFP SERIES CONNECTORS AND ACCESSORIES

SFP Connectors

- Voltage: 120VAC
- Temperature: -55°C to 85°C
- Differential Impedance: 100Ω
- Hot Swappable
- Compatible with SFP MSA Compliant Modules

RoHS Compliant

For quantities greater than listed, call for quote.

MOUSER STOCK NO.	TE Part No.	Fig.	Description	Price Each 1	5	10
571-13670731	1367073-1	A	20 Position, SMT, RoHS, 15µm Gold			
571-13670732	1367073-2	A	20 Position, SMT, RoHS, 30µm Gold			
571-1658197-1	1658197-1	A	20 Position, SMT, RoHS, 30µm Gold with surface treatment			
571-1888247-1	1888247-1	A	20 Position, SMT, RoHS, 30µm Gold with surface treatment and enhanced contact formation for high speed signal lines			

Single Port SFP Cages

For quantities greater than listed, call for quote.

MOUSER STOCK NO.	TE Part No.	Fig.	Description	Price Each 1	5	10
Standard						
571-6367034-1	6367034-1	B	SFP Lower Cage, SMT Process Compatible			
571-6367035-1	6367035-1	C	SFP Upper Cage, SMT Process Compatible			
571-1489779-1	1489779-1	D	Single Port, SFP Cage, Press Fit Standard applications			
571-1489669-1	1489669-1	D	Single Port, SFP Cage, Press Fit Belly-to-Belly applications			
Light Pipe						
571-1367629-1	1367629-1	D	Single Port, SFP Cage, Press Fit with Light Pipe Assembly			

Ganged SFP Cages

For quantities greater than listed, call for quote.

MOUSER STOCK NO.	TE Part No.	Fig.	Description	Price Each 1	5	10
Standard						
571-1761014-1	1761014-1	E	1x2 SFP Cage, Press Fit			
571-1658744-1	1658744-1	E	1x4 SFP Cage, Press Fit			
571-1761015-1	1761015-1	E	1x6 SFP Cage, Press Fit			
Light Pipe						
571-1761007-1	1761007-1	E	1x2 SFP Cage, Press Fit, with Light Pipe Assembly			
571-1761008-1	1761008-1	E	1x4 SFP Cage, Press Fit, with Light Pipe Assembly			
571-1658939-1	1658939-1	E	1x6 SFP Cage, Press Fit, with Light Pipe Assembly			

Stacked SFP Cages

For quantities greater than listed, call for quote.

MOUSER STOCK NO.	TE Part No.	Fig.	Description	Price Each 1	5	10
Standard						
571-1658391-1	1658391-1	F	2x1 SFP Cage, Press Fit			

SFP+ SERIES CONNECTORS AND ACCESSORIES

Features:

- SFP+ interconnect system supports data rates of 10Gb/s
- Connector designed to support 10Gb/s+ signal speeds, backward compatible with SFP and cable assemblies
- Both EMI spring and gasket options for cages provide excellent shielding
- Heatsink optional for single port cages
- All cage configurations are offered with lightpipes for LED applications
- Cages are available for PCI card applications (one degree mounting angle)
- Active and passive copper cable assemblies provide a cost-effective solution for short reach applications.
- Cages accommodate belly-to-belly mounting and cable assemblies
- Passive copper cable assemblies provide cost-effective solutions for short reach applications

Applications:

- Storage
- Servers
- Networking
- Switches
- Routers
- Hubs
- Network Interface Cards (NICs)

RoHS Compliant

For quantities greater than listed, call for quote.

MOUSER STOCK NO.	TE Part No.	Fig.	Description	Price Each 1	5	10
Single Port Cages						
571-2007194-1	2007194-1	G	SFP Cage, PCI Version, Springs EMI Shielding, solder tail			
571-2007198-1	2007198-1	H	SFP Cage, Springs EMI Shielding			
571-2007254-1	2007254-1	I	SFP Cage, with lightpipes, Springs EMI Shielding			
Ganged Cages						
571-2007263-1	2007263-1	J	1x2, SFP Cage, Springs EMI Shielding			
571-2007135-1	2007135-1	K	1x4 SFP Cage, Gasket EMI Shielding			
571-2007132-1	2007132-1	K	1x4, SFP Cage, Springs EMI Shielding			
571-2007178-1	2007178-1	L	1x4, SFP Cage, with lightpipes, Springs EMI Shielding			
571-2007251-1	2007251-1	K	1x6 SFP Cage, Springs EMI Shielding			
SFP Connector						
571-1888247-2	1888247-2	A	20 pos, 15µ" gold			

SFP+ CABLE ASSEMBLES

For quantities greater than listed, call for quote.

MOUSER STOCK NO.	TE Part No.	Fig.	Description	Price Each 1	5	10
571-2032237-1	2032237-1	-	Passive, 0.5M, 24 AWG			
571-2127934-4	2127934-4	-	Passive, 3M, 24 AWG			
571-2127934-6	2127934-6	-	Passive, 5M, 24 AWG			

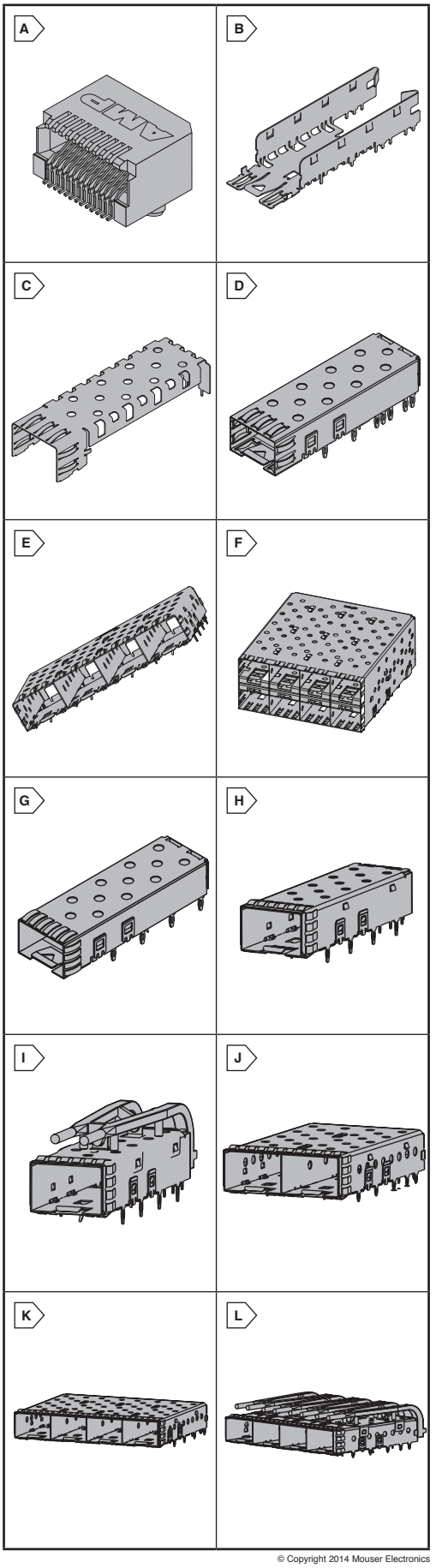

© Copyright 2014 Mouser Electronics

© Copyright 2014 Mouser Electronics

RoHS Compliant This product is RoHS compliant.

CXP PLUGGABLE I/O INTERCONNECTS

Specifications:
- Connector signal integrity performance meets requirements of InfiniBand CXP specification
- Enhanced footprint (EF) offers superior isolation at the board termination
- Fully shielded and bezel gasket integrated for EMI containment
- Current rating: 0.5 amps max. per pin

Applications:
- Controller Cards and Servers
- Network Switches
- Routers
- Storage Devices
- Direct Attached Storage (DAS)
- Storage Attached Networks (SAN)
- Network Attached Storage (NAS)

NEW PRODUCT

CXP Receptacle Assemblies

For quantities greater than listed, call for quote.

MOUSER STOCK NO.	TE Part No.	Fig.	Height (mm)	Profile	Cover	Heat Sink	Light Pipe	Price Each 1	25	50	100
571-2149152-1	2149152-1	A	11.88	Standard	Yes	No	No				
571-2149159-3	2149159-3	B	16.37	Standard	No	Yes	Yes				
571-2149699-1	2149699-1	C	11.55	Belly-Belly (Standard)	Yes	No	No				
571-2149731-1	2149731-1	C	11.55	Belly-Belly (Extended)	Yes	No	No				

Cable Assembly

For quantities greater than listed, call for quote.

MOUSER STOCK NO.	TE Part No.	Length	Description	Price Each 1	5
571-2148039-1	2148039-1	1M	24Fiber C/A, 50/125µm OM2, MPO (f) -MPO (f)		

z-QUAD SMALL FORM-FACTOR PLUGGABLE PLUS (zQSFP+) CONNECTORS

Features:
- Backwards-compatible with QSFP optical modules and cable assemblies
- Enhanced EMI cage helps provide excellent thermal performance/EMI protection
- Staggered press-fit pins for belly-to-belly applications
- High-temperature, thermoplastic housing

Specifications:
- Current rating: 0.5 Amps maximum per pin
- Maximum Voltage Rating: 30 VDC
- Maximum Mating Force: 40N
- Durability (minimum): 250 cycles
- Operating Temperature: -20°C to +65°C

NEW PRODUCT

Connector

For quantities greater than listed, call for quote.

MOUSER STOCK NO.	TE Part No.	Fig.	Description	Price Each 1	100	500
571-1551920-2	1551920-2	D	zQSFP+ connector assembly			

Cages

For quantities greater than listed, call for quote.

MOUSER STOCK NO.	TE Part No.	Fig.	Description	Price Each 1	25	50
571-1551891-1	1551891-1	E	zQSFP+ 1x1 cage assembly behind bezel			
571-2173238-1	2173238-1	E	zQSFP+ 1x3 cage assembly behind bezel			
571-1551892-1	1551892-1	F	zQSFP+ 1x1 cage assembly behind bezel with heat sink			

QSFP+ CONNECTOR

An enhanced QSFP+ surface-mount connector that offers superior electrical performance for 40Gb/s InfiniBand and Ethernet (4x10Gb/s) standards applications. The 38 position connector meets the SFF-8436 industry standard -- including the interface and host board layout.

Features:
- Improved performance in insertion loss, return loss and crosstalk
- Upgraded internal contact and housing structure for optimized signal integrity

For quantities greater than listed, call for quote.

MOUSER STOCK NO.	TE Part No.	Fig.	Description	Price Each 1	25	50
571-2110819-1	2110819-1	G	38P QSFP+ 10Gbps - Everclear			

QSFP SERIES CONNECTORS AND ACCESSORIES

Features:
- 4 channels at 10Gb/s per channel
- Proven springs and gasket designs for EMI containment
- Single and dual lightpipes
- Riding heatsinks for thermal dissipation, various fin heights available
- Belly-to-belly compatible (double-sided PCB's)
- Press-fit termination
- Port-to port spacing-21.0mm (through-bezel)/23.5 (behind-bezel)

Applications:
- Switches
- Routers
- Host Bust Adapters (HBA's)
- Enterprise Storage
- High Speed, High Density I/O
- Multiple Channel Interconnects

For quantities greater than listed, call for quote.

MOUSER STOCK NO.	TE Part No.	Fig.	Description	Price Each 1	5	10
QSFP Cage Kits						
571-1888968-2	1888968-2	F	QSFP Cage kit with SAN heatsink, Behind-bezel mount			
571-1888968-3	1888968-3	F	QSFP Cage kit with Networking heatsink, Behind-bezel mount			
571-1888631-1	1888631-1	H	QSFP Cage kit with PCI heatsink, Through-bezel mount			
571-1888631-2	1888631-2	H	QSFP Cage kit with SAN heatsink, Through-bezel mount			
QSFP Cages						
571-1888781-1	1888781-1	E	QSFP Cage, Behind-bezel mount			
571-1888617-1	1888617-1	I	QSFP Cage, Through-bezel mount			
571-1888674-1	1888674-1	I	QSFP Cage, with lightpipe tab, Through-bezel mount			
QSFP Connector						
571-1761987-9	1761987-9	J	38 Position, EVERCLEAR, QSFP			
Light Pipe						
571-1888634-1	1888634-1	K	Single lightpipe			

A

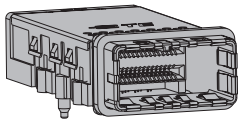

B

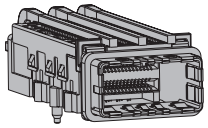

C

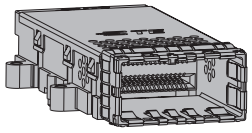

D

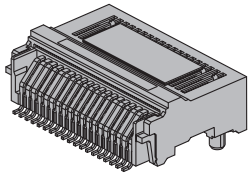

E

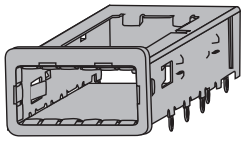

1x1 shown

F

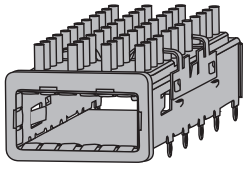

G

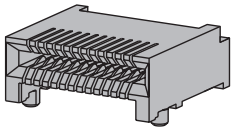

H

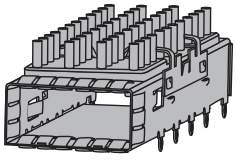

I

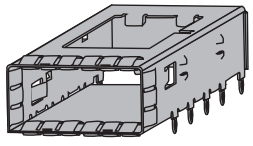

J

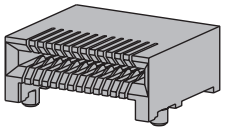

K

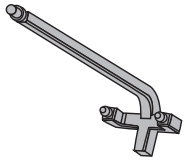

© Copyright 2014 Mouser Electronics

© Copyright 2014 Mouser Electronics

molex
one company > a world of innovation

zSFP+ SMT CONNECTORS

Features:

- Patent-pending preferential coupling design uses a narrow-edge, coupled blanked - and formed - contact geometry and insert molding
- Up to 40GBps data rate performance
- High-temperature thermoplastic housing
- Backward compatible with SFP form factor
- Utilizes MSA-compliant footprint

NEW! TECHNOLOGY

For quantities greater than listed, call for quote.

MOUSER STOCK NO.	Molex Part No.	Fig.	Description	Price Each 1	10	100
538-170382-0001	170382-0001	A	ZXP zSFP+ Right Angle, SMT, 20 Circuits, 0.38µ" Au, Tin Tails			
538-170382-0002	170382-0002	A	ZXP zSFP+ Right Angle, SMT, 20 Circuits, 0.76µ" Au, Tin Tails			

SFP+ (SMALL FORM-FACTOR PLUGGABLE PLUS) CONNECTORS

SFP+ supports next generation speeds of standard SFP applications.

RoHS Compliant

Features and Benefits:

Stacked Multi-Port Connectors (76044,76046,76090,76092):

- Capable of handling 10Gbps data rates
- Elastomeric or metal gasket options for EMI requirements
- Integrated lightpipes
- Press-fit termination
- Stacked cages available in 2-16 ports (see Mouser Sales Rep for more info)

Passive Cable Assembly (74752):

- Copper cable can handle speeds up to 10Gbps
- Re-designed pull latch enables belly-to-belly cable use
- Improved backshell design conforms to SFP-8431 spec
- Backwards compatible with standard SFP

For quantities greater than listed, call for quote.

MOUSER STOCK NO.	Molex Part No.	Fig.	Description	Tail Plating	Price Each 1	5	10
SFP+ Stacked Multi-Port Connectors							
538-76090-5001	76090-5001	B	2x1 with lightpipes, elastomeric gasket	Tin			
538-76091-5001	76091-5001	B	2x2 with lightpipes, elastomeric gasket	Tin			
538-76092-5001	76092-5001	B	2x4 with lightpipes, elastomeric gasket	Tin			
538-76093-5001	76093-5001	B	2x5 with lightpipes, elastomeric gasket	Tin			
538-76094-5001	76094-5001	B	2x6 with lightpipes, elastomeric gasket	Tin			
SFP+ Passive Cable Assemblies							
538-74752-1101	74752-1101	C	1 meter, copper cable, 30awg	-			
538-74752-2301	74752-2301	C	3 meter, copper cable, 28awg	-			
538-74752-1301	74752-1301	C	3 meter, copper cable, 30awg	-			
538-74752-4501	74752-4501	C	5 meter, copper cable, 24awg	-			
538-74752-9004	74752-9004	C	10 meter, copper cable, 24awg	-			
SFP+ Adapters							
538-74765-0904	74765-0904	-	Loopback adapter, 5.0db	-			
538-74765-0906	74765-0906	-	Loopback adapter, 0.0db	-			

SFP (SMALL FORM-FACTOR PLUGGABLE) CONNECTORS

From single port cages and connectors to full integrated multi-port products with lightpipes, Molex offers a full range of solutions for the high port density SFP Applications.

Features and Benefits:

- Data rates up to 2.5Gbps
- All metal cage provides EMI protection
- User friendly latch design
- Single, ganged, or stacked cages
- Industry standard HSSDC2 interface

For quantities greater than listed, call for quote.

MOUSER STOCK NO.	Molex Part No.	Fig.	Description	Price Each 1	5	10
Receptacles						
538-74441-0001	74441-0001	D	SFP SMT recept, Right Angle, 20 pos, 15µ"Au			
538-74441-0010	74441-0010	D	SFP SMT recept, Right Angle, 20 pos, 30µ"Au			
538-74703-0007	74703-0007	D	HSSDC2 recpt, R/A, 7 pos, InfiniBand keyed			
Plugs						
538-74720-0510	74720-0510	E	SFP EMI plug			
538-75951-0999	75951-0999	-	SFP dust plug			
Cages						
538-74737-0009	74737-0009	F	1 piece cage, press-fit tails			
538-74737-0010	74737-0010	F	1 piece cage, solder post tails			
538-74737-0016	74737-0016	F	1 piece cage, press-fit tails, for PCI applications			
538-73927-0402	73927-0402	F	1x4 ganged cage, solder post tails			
Adapters						
538-74720-0503	74720-0503	-	SFP Loopback adapter, 5.0dB attenuation			

XFP CONNECTORS (Z-AXIS PLUGGABLE SOLUTIONS)

XFP represents the new 10 Gigabit Small Form Factor Pluggable system of modules and interconnects that convert serial electrical signals to external serial optical or electrical signals. The components include an industry-standard pluggable module, cage hardware and IC interfaces. The technology is designed to support 10 Gigabit Fibre Channel, 10 Gigabit Ethernet and OC192/STM-64

Molex's 30-circuit XFP host connector enables the use of emerging gigabit-speed hot-pluggable transceiver modules for horizontal, front panel access. It conforms to the host-board layout as defined in the 10 Gigabit Small Form Factor Pluggable (XFP) Multi-source Agreement (MSA) for 10-Gigabit data rates.

Features and Benefits:

- Capable of handling 10Gbps data rates
- Universal transceiver design
- EMI protection

RoHS Compliant

For quantities greater than listed, call for quote.

MOUSER STOCK NO.	Molex Part No.	Fig.	Description	Price Each 1	25	50
XFP Host Receptacles						
538-74441-0017	74441-0017	C	0.80mm, 30P, R/A, SMT, 30µ" Au			
XFP Cage Assemblies						
538-74736-0220	74736-0220	G	Cage without heatsink or clip			
538-74736-0221	74736-0221	G	Cage with PCI heatsink			
538-74736-0223	74736-0223	G	Cage with TALL heatsink			
XFP Cage Accessories						
538-74736-0230	74736-0230	-	Heatsink Clip			
538-74736-0240	74736-0240	-	PCI Heatsink			
538-74736-0241	74736-0241	-	SAN Heatsink			

A

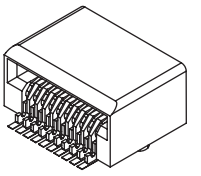

B

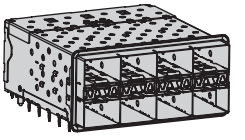

2x4 shown

C

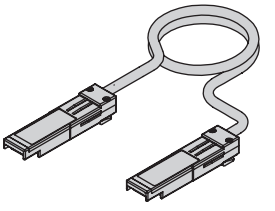

D

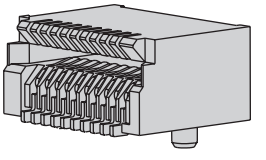

74441 shown

E

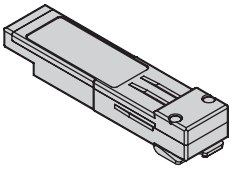

F

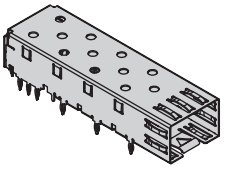

76737 shown

G

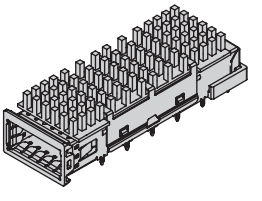

© Copyright 2014 Mouser Electronics

© Copyright 2014 Mouser Electronics

MOLEX QSFP+, TRIAD™, and INFINIBAND Connectors

molex one company > a world of innovation

RoHS Compliant This product is RoHS compliant.

QSFP+ (QUAD SMALL FORM FACTOR PLUGGABLE PLUS) CONNECTORS

Molex's Quad Small Form-factor Pluggable (QSFP+) solution is designed for high-density applications.

Features:

- AOC Low Bit Error Rate (BER) of 10e-18 errors per link
- Initial data rates up to 5 Gbps per lane, scaling up to 10Gbps per lane
- One piece, press-fit cage
- Multiple ports
- Hot-pluggable transceiver
- 0.80mm pitch connector designed for placement under guide frame

PRODUCT NEW

RoHS Compliant

For quantities greater than listed, call for quote.

MOUSER STOCK NO.	Molex Part No.	Fig.	Description	Price Each 1	Price Each 5
Connectors					
538-76871-0006	76871-0006	A	Assembly, Stacked 2 by 1 with Elastomer Gaskets and Light Pipes, Tin		
538-76870-0004	76870-0004	B	Assembly, Stacked 2 by 3 with Elastomer Gaskets and Light Pipes, Tin		
Cable Assemblies					
538-111040-2304	111040-2304	C	3 Meter, 28 awg		
538-111040-4704	111040-4704	C	7 Meter, 24 awg		
QSFP+ Active Optical Cables					
538-106410-1003	106410-1003	C	3 Meter, Ribbon Cable		
538-106410-1005	106410-1005	C	5 Meter, Ribbon Cable		

QSFP (QUAD SMALL FORM FACTOR PLUGGABLE) CONNECTORS

The QSFP connector, cage, cable assemblies and loopbacks are part of a highly-integrated system that combines optimal real estate, power and port density.

The QSFP Multi Source Agreement (MSA) document specifies a transceiver mechanical form factor with latching mechanism, host-board electrical edge connector and cage. The hot-pluggable transceiver integrates 4 transmit and 4 receive channels. Molex's QSFP transceiver can replace up to 4 standard SFP transceivers. The result is greater port density and overall system cost savings over traditional SFP products.

Features and Benefits:

- EMI shielding to bezel and transceiver
- Data rates up to 5Gbps per lane
- One piece press-fit cage
- SMT connector design
- Hot pluggable transceiver
- Zinc die-cast back shells on cable plug

RoHS Compliant

For quantities greater than listed, call for quote.

MOUSER STOCK NO.	Molex Part No.	Fig.	Description	Price Each 1	Price Each 5	Price Each 10
QSFP Host Receptacle						
538-75586-0011	75586-0011	D	0.80mm, 38P, R/A, SMT, 30µ" Au			
QSFP Cage						
538-74750-0021	74750-0021	E	Single port, EMI shield, press-fit, spring fingers			
QSFP Passive Cable Assemblies						
538-74757-2101	74757-2101	C	1 meter, 28 awg			
538-74757-3101	74757-3101	C	1 meter, 26 awg			
538-74757-2301	74757-2301	C	3 meter, 28 awg			
QSFP Adapters						
538-74763-0010	74763-0010	-	Loopback adapter, 0.0dB			
538-74763-0015	74763-0015	-	Loopback adapter, 5.0dB			
538-74763-0020	74763-0020	-	Loopback adapter, 0.0dB, 12C, 100 ohms			
538-74763-0025	74763-0025	-	Loopback adapter, 5.0dB, 12C, 100 ohms			

TRIAD™ DIFFERENTIAL PAIR CONNECTORS

Features and Benefits:

Board Mount Receptacle (74960):
- Inline SMT leads on 0.64mm (.025") pitch provide direct PCB routing
- High cycle LFH shrouded contact system

Cable Plug Connector (75000):
- LFH contact design
- Terminates to 24 to 32AWG

Backshell Kit (75115):
- Kit contains two-piece die cast shell and two jackscrews

RoHS Compliant

For quantities greater than listed, call for quote.

MOUSER STOCK NO.	Molex Part No.	Fig.	No. of Circuits	Description	Price Each 1	Price Each 10	Price Each 25
Receptacles							
538-76641-0001	76641-0001	F	18	1.27mm, Vertical, Through Hole, Press-fit pegs			
538-74960-3018	74960-3018	G	18	1.27mm, right angle, SMT, Press-fit pegs			
538-74960-3028	74960-3028	G	28	1.27mm, right angle, SMT, Press-fit pegs			
538-74960-3048	74960-3048	G	48	1.27mm, right angle, SMT, Press-fit pegs			
Plugs							
538-75000-1018	75000-1018	H	18	1.27mm plug, shielded			
538-75000-1028	75000-1028	H	28	1.27mm plug, shielded			
538-75000-1048	75000-1048	H	48	1.27mm plug, shielded			
538-75115-0018	75115-0018	I	18	Plug backshell kit, black, 4-40 jackscrews			
538-75115-0028	75115-0028	I	28	Plug backshell kit, black, 4-40 jackscrews			
538-75115-0048	75115-0048	I	48	Plug backshell kit, black, 4-40 jackscrews			

INFINIBAND CONNECTORS AND CABLES (LANELINK™)

The InfiniBand architecture is an approach to I/O technology that was created by industry's top computer manufacturers to address the need for greater scalability, reliability, availability and performance in and around servers.

Molex's LaneLink™ 4 lane and 12 lane I/O connectors and cable assemblies incorporate an industry compatible interface compliant with Infiniband requirements.

Features and Benefits:

Cable Assembly:
- Squeeze-to-release latch provides positive latch/unlatch
- Diecast backshell provides EMI protection
- 100% testing to InfiniBand industry standard

RoHS Compliant

For quantities greater than listed, call for quote.

MOUSER STOCK NO.	Molex Part No.	Fig.	Description	Price Each 1	Price Each 5	Price Each 10
Cable Assemblies						
538-74506-3001	74506-3001	J	0.50mm, 4X, 28 AWG, 0.50 meter			
538-74506-3002	74506-3002	J	0.50mm, 4X, 28 AWG, 1 meter			
538-74506-3003	74506-3003	J	0.50mm, 4X, 28 AWG, 3 meter			

A

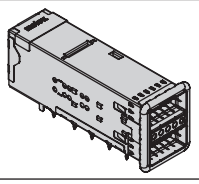

B

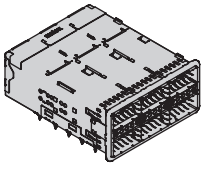

C

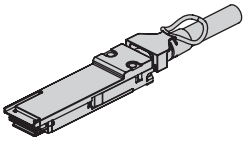

D

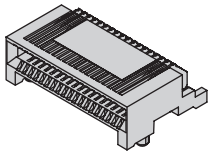

E

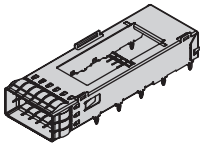

F

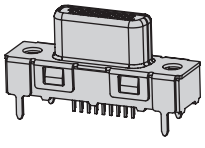

G

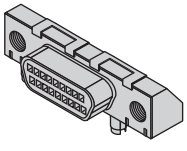

H

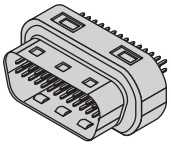

I

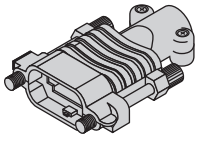

J



Data/Network/Telecom Molex

© Copyright 2014 Mouser Electronics

© Copyright 2014 Mouser Electronics

MOLEX iPass™ and iPass+™ Connectors

RoHS Compliant **This product is RoHS compliant.**

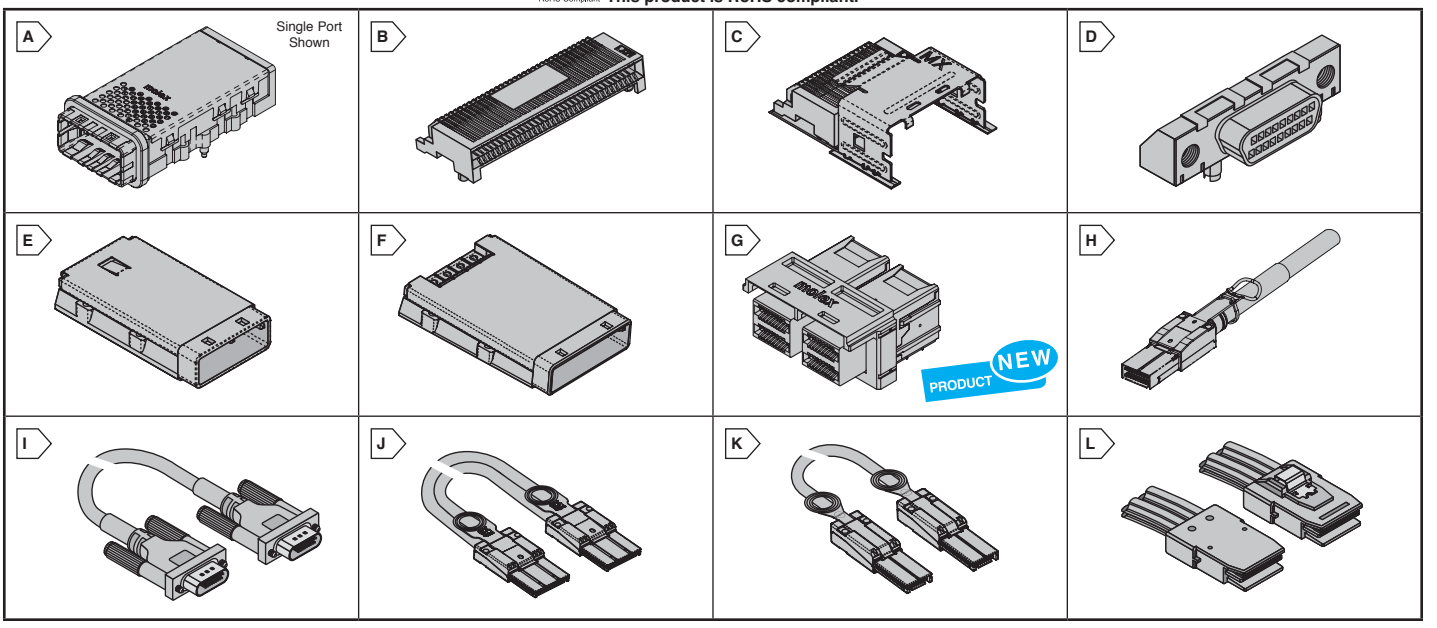

iPass™ CONNECTORS

iPass+ CXP (Series 76105 and 76024): iPass+ CXP enables 12 channels of 10-Gbps data, for up to 120Gbps of total bandwidth. This new technology results in one of the fastest and highest density I/O's in the market.
External iPass Connectors (Series 75586): The SMT design provides placement options on both sides of the PCB,as well as placements stability. Standoffs allow for easy PCB cleaning after soldering.
iPass+ CXP (Series 170465): Enhanced footprint connectors transmit signals over 10 lanes for up to 100 Gbps, meeting the new industry-leading 100 Gigabit Ethernet specification
Internal iPass Connectors (Series 75783): These 0.80mm (.031") pitch connectors include hood kits for internal applications. Acting as a disposable pick-and-place cap, the pre-positioning device aligns the connector to the hood during robotic placement. It offers 3 keying options.

For quantities greater than listed, call for quote.

MOUSER STOCK NO.	Molex Part No.	Fig.	No. of Pos.	Contact Plating	Pitch	Description	Price Each 1	Price Each 5
iPass+™ CXP Pluggable - External Applications								
538-170465-0002	170465-0002	A	84	30µ" Gold	0.8mm (.031")	Single Port, Press-Fit, RA integrated cage and connector assembly, 100 Gigabit Ethernet		
538-76024-0568	76024-0568	A	84/84	30µ" Gold	0.8mm (.031")	Dual port stacked, Press-fit, RA integrated cage and connector		
iPass™ External Applications								
538-75586-0009	75586-0009	B	26	30µ" Gold	0.8mm (.031")	SMT, Right-Angle Receptacle		
538-75586-0011	75586-0011	B	38	30µ" Gold	0.8mm (.031")	SMT, Right-Angle Receptacle		
538-75586-0007	75586-0007	B	68	30µ" Gold	0.8mm (.031")	SMT, Right-Angle Receptacle		
538-75586-0004	75586-0004	B	26	15µ" Gold	0.8mm (.031")	SMT, Right-Angle Receptacle		
538-75586-0010	75586-0010	B	38	15µ" Gold	0.8mm (.031")	SMT, Right-Angle Receptacle		
iPass™ Internal Applications								
538-75783-0132	75783-0132	C	36	15µ" Gold	0.8mm (.031")	SMT, R/A Receptacle and Thru-hole Hood Kit for Internal Applications, Universal Key, 1.57mm tail		
538-75783-0140	75783-0140	C	36	15µ" Gold	0.8mm (.031")	SMT, R/A Receptacle and Thru-hole Hood Kit for Internal Applications, Universal Key, 2.79mm tail		
538-74960-3018	74960-3018	D	18	15µ" Gold	1.27mm (.050")	1X SMT, Right-Angle Receptacle for Internal Applications		

iPass™ GUIDE FRAMES

The guide from gasket delivers improved EMI performance and the die cast frame provides a robust cable-to-chassis interface.
It also features a screw attachment to the PCB, offering a durable I/O connection for large cable bundles during the cable management process.

For quantities greater than listed, call for quote.

MOUSER STOCK NO.	Molex Part No.	Fig.	Description	Price Each 1	Price Each 5
538-74548-0211	74548-0211	E	Universal 1X Cage, 0 Degree Standard Host Card, Port Keying 4		
538-74548-0111	74548-0111	E	Universal 1X Cage, 1 Degree PCI Slot Card, Port Keying 4		
538-74540-0400	74540-0400	F	4X PCIe Cage, 1 Degree PCI Slot Card		
538-74540-0100	74540-0100	F	8X PCIe Cage, 1 Degree PCI Slot Card		

Ipass+™ CONNECTOR

For quantities greater than listed, call for quote.

538-76867-0012	76867-0012	G	HD Internal Cable and Connector Assembly, 1x2 , 0.76µm		

iPass+™ & iPass™ CABLE ASSEMBLIES

For quantities greater than listed, call for quote.

MOUSER STOCK NO.	Molex Part No.	Fig.	No. of Pos.	Contact Plating	Pitch	Standard	Description	Price Each 1	Price Each 5
iPass+™ CXP Pluggable - External Applications									
538-111025-1201	111025-1201	H	84	Gold over Nickel	0.8mm (.031")	QDR Infiniband	12X QDR, up to 120Gbps, 1M (3.3ft.)		
iPass™ External Applications									
538-74576-0001	74576-0001	I	18	15µ" Gold	.64mm (.025")	PCI Express	1X Cable, 28 AWG, 1M (3.3ft.)		
538-74546-0401	74546-0401	J	38	Gold over Nickel	.8mm (.031")	PCI Express	4X Cable, 28 AWG, 1M (3.3ft.)		
538-74546-0801	74546-0801	J	68	Gold over Nickel	.8mm (.031")	PCI Express	8X Cable, 28 AWG, 1M (3.3ft.)		
538-74546-1601	74546-1601	J	136	Gold over Nickel	.8mm (.031")	PCI Express	16X Cable, 28 AWG, 1M (3.3ft.)		
538-74547-0120	74547-0120	K	26	Gold over Nickel	.8mm (.031")	Mini-SAS	4X Cable, 28 AWG, 1M (3.3ft.) 2, 4 and 6 Keyed		
538-74547-0301	74547-0301	K	26	Gold over Nickel	.8mm (.031")	Mini-SAS	4X Cable, 28 AWG, 1M (3.3ft.) 2, 4 and 6 Keyed		
iPass™ Internal Applications									
538-79576-2105	79576-2105	L	36	Gold over Nickel	.8mm (.031")	Mini-SAS	4X Cable, Controller to Backplane with Sidebands, 30 AWG, 1M		
538-79576-2104	79576-2104	L	36	Gold over Nickel	.8mm (.031")	Mini-SAS	4X Cable, Controller to Backplane with Sidebands, 28 AWG, 1M		
538-79576-2114	79576-2114	L	36	Gold over Nickel	.8mm (.031")	Mini-SAS	4X Cable, Controller to Controller with Sidebands, 28 AWG, 1M		

© Copyright 2014 Mouser Electronics
© Copyright 2014 Mouser Electronics

HAR-FLEX® STRAIGHT PCB CONNECTORS

Features:

- Optimized utilization of PCB real estate due to flexibility in choice of contact count
- High contact density for reduced footprint
- Robust design
- Suitability for automated processing
- Flexible PCB clearances

NEW PRODUCT

RoHS Compliant

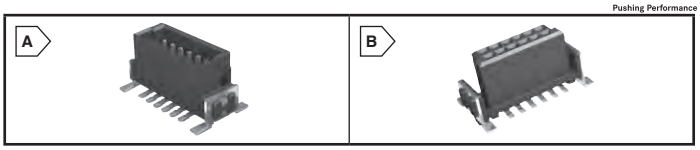

For quantities greater than listed, call for quote.

MOUSER STOCK NO.	HARTING Part No.	Fig.	No. of Pos.	Price Each 1	50	100	250
Male 1.75 Stack Height							
617-15110062601000	15 11 006 2601 000	A	6				
617-15110122601000	15 11 012 2601 000	A	12				
617-15110162601000	15 11 016 2601 000	A	16				
617-15110202601000	15 11 020 2601 000	A	20				
617-15110262601000	15 11 026 2601 000	A	26				
617-15110322601000	15 11 032 2601 000	A	32				
617-15110402601000	15 11 040 2601 000	A	40				
617-15110502601000	15 11 050 2601 000	A	50				
617-15110682601000	15 11 068 2601 000	A	68				
617-15110802601000	15 11 080 2601 000	A	80				
617-15111002601000	15 11 100 2601 000	A	100				
Male 3.25 Stack Height							
617-15120062601000	15 12 006 2601 000	A	6				
617-15120122601000	15 12 012 2601 000	A	12				
617-15120162601000	15 12 016 2601 000	A	16				
617-15120202601000	15 12 020 2601 000	A	20				
617-15120262601000	15 12 026 2601 000	A	26				
617-15120322601000	15 12 032 2601 000	A	32				
617-15120402601000	15 12 040 2601 000	A	40				
617-15120502601000	15 12 050 2601 000	A	50				
617-15120682601000	15 12 068 2601 000	A	68				
617-15120802601000	15 12 080 2601 000	A	80				
617-15121002601000	15 12 100 2601 000	A	100				

For quantities greater than listed, call for quote.

MOUSER STOCK NO.	HARTING Part No.	Fig.	No. of Pos.	Price Each 1	50	100	250
Female 6.25 Stack Height							
617-15210062601000	15 21 006 2601 000	B	6				
617-15210122601000	15 21 012 2601 000	B	12				
617-15210162601000	15 21 016 2601 000	B	16				
617-15210202601000	15 21 020 2601 000	B	20				
617-15210262601000	15 21 026 2601 000	B	26				
617-15210322601000	15 21 032 2601 000	B	32				
617-15210402601000	15 21 040 2601 000	B	40				
617-15210502601000	15 21 050 2601 000	B	50				
617-15210682601000	15 21 068 2601 000	B	68				
617-15210802601000	15 21 080 2601 000	B	80				
617-15211002601000	15 21 100 2601 000	B	100				
Female 9.05 Stack Height							
617-15220062601000	15 22 006 2601 000	B	6				
617-15220122601000	15 22 012 2601 000	B	12				
617-15220162601000	15 22 016 2601 000	B	16				
617-15220202601000	15 22 020 2601 000	B	20				
617-15220262601000	15 22 026 2601 000	B	26				
617-15220322601000	15 22 032 2601 000	B	32				
617-15220402601000	15 22 040 2601 000	B	40				
617-15220502601000	15 22 050 2601 000	B	50				
617-15220682601000	15 22 068 2601 000	B	68				
617-15220802601000	15 22 080 2601 000	B	80				
617-15221002601000	15 22 100 2601 000	B	100				

ADVANCEDMC™ CONNECTORS FOR MICROTCA™ (μTCA™)

MicroTCA™ is an open industry standard developed by the PCI Industrial Computer Manufacturers Group (PICMG). In a MicroTCA™ system, AdvancedMC™ modules are plugged directly into a backplane and not into a carrier board. As a result MicroTCA™ system shelves are smaller and cheaper than AdvancedTCA® systems, yet powerful enough to address the needs of telecom, enterprise and medical applications.

Features:

- Differential pins are isolated by the distance between signal and ground pins, resulting in low cross talk and excellent high speed performance
- Design according to: PICMG MicroTCA.0
- HARTING con:card+® technology for significant increase in connector reliability

For quantities greater than listed, call for quote.

MOUSER STOCK NO.	HARTING Part No.	Fig.	No. of Contacts	Pin Length (mm)	Description	Price Each 1	10	25
617-16-11-170-5202	16 11 170 5202 000	A	170	2.1	Card edge, straight			





AdvancedMC™ Connector for AdvancedTCA™ (ATCA™)

Advanced Telecommunications Computing Architecture (AdvancedTCA®) is an open industry standard developed by the PCI Industrial Computer Manufacturers Group (PICMG). Defined by PICMG 3.0, the AdvancedTCA® series of specifications targets the requirements of the next generation of carrier grade telecommunications equipment. To extend the functionality and modularity of AdvancedTCA® carrier boards, PICMG developed the Advanced Mezzanine Card (AdvancedMC™) standard AMC.0.

Features:

- Superior transmission performance at high data transmission speeds designed to minimize interferences from cross talk and reflections
- Design according to: PICMG AMC.0

617-16-04-170-5106	16 04 170 5106 000	B	170	2.0	Card edge, angled type B+ with peg			

HAR-MIK® SCSI (SMALL COMPUTER SYSTEM INTERFACE) I/O CONNECTORS

Features:

- Meets SCSI-3 Specifications
- Pin and Socket
- Pitch: 1.27mm
- Current rating: 1A
- Contact resistance: ≤ 30mΩ
- Temperature Range: -55°C - +105°C
- Contacts: Copper Alloy
- Moldings: Thermoplastic resin, glass fiber filled - UL94V-0

SCSI Female PCB Connectors

For quantities greater than listed, call for quote.

MOUSER STOCK NO.	HARTING Part No.	Fig.	No. of Contacts	Term.	Pin Length (mm)	Description	Price Each 1	10	25	50
Straight										
617-60-01-050-5102	60 01 050 5102	A	50	Solder Pins	3.4	with latch system				
617-60-01-068-5102	60 01 068 5102	A	68	Solder Pins	3.4	with latch system				
Right Angle										
617-60-01-050-5140	60 01 050 5140	A	50	Solder Pins	3.4	with latch system				
†† 617-60-01-068-5140	60 01 068 5140	A	68	Solder Pins	3.4	with latch system				

†† Panel fixing: M2.5, Board fixing: board lock



SCSI IDC Cable Mount Connectors

For quantities greater than listed, call for quote.

MOUSER STOCK NO.	HARTING Part No.	Fig.	No. of Contacts	Description	Price Each 1	10	25	50
Male								
617-60-03-050-5200	60 03 050 5200	B	50	for discrete wire 28/30 AWG				
✻ 617-60030685205	60 03 068 5205	B	68	for discrete wire 28/30 AWG				
† 617-60030685215	60 03 068 5215	B	68	for discrete wire 28/30 AWG				
617-60-06-050-5440	60 06 050 5440	B	50	for flat cable, .635mm, 30 AWG				
617-60-06-068-5440	60 06 068 5440	B	68	for flat cable, .635mm, 30 AWG				
Female								
617-60-04-050-5343	60 04 050 5343	B	50	for flat cable with latch system, .635mm				
617-60-04-068-5343	60 04 068 5343	B	68	for flat cable with latch system, .635mm				
617-60-04-068-5344	60 04 068 5344	B	68	for flat cable w/ screw lock system, .635mm				



✻ with 0.50-0.65mm diameter insulation † with 0.65-0.80mm diameter insulation

SCSI Female SMC Right Angle Connectors

617-60110145740710	60110145740710	C	14	Bellow contacts with fixed latch				



Hoods

For quantities greater than listed, call for quote.

617-60-03-050-0255	60 03 050 0255	-	50	Metal hood with latch				
617-60-03-068-0255	60 03 068 0255	-	68	Metal hood with latch				

© Copyright 2014 Mouser Electronics

AMPHENOL® Harsh Environment Connectors

RoHS Compliant **This product is RoHS compliant.**

USB WITH POSITIVE LOCKING: LUSB SERIES

The design of Amphenol's USB, Series A with this unique latching mechanism has been developed to address the major concern of unintentional interruption of data transmission. The latch must be intentionally raised in order to remove the plug. An accidental pull on the cable up to 22 lbs force will not separate connectors.

Features:

- Current Rating: 1.5 Amps
- Dielectric Withstanding Voltage: 500VAC
- Operating Temperature: -40°C to +85°C
- Meets military shock and vibration levels
- Locking tab: Stainless Steel
- Contact Plating: 30µ" Gold over nickel
- Housing: UL94V-0 Black

Applications:

- Industrial
- Mobile Communication
- Automotive

For quantities greater than listed, call for quote.

MOUSER STOCK NO.	Amphenol Part No.	Fig.	Decription	Price Each 1	10	25	100
523-LUSBA11100	LUSBA11100	A	USB Receptacle, Single, Type A with Positive Locking				

HARSH ENVIRONMENT USB CONNECTORS: MUSB SERIES

Amphenol's MUSB series represents a unique and innovative USB connector design. This design provides the ideal solution for data transfer in harsh or demanding environments against physical and environmental conditions. These connectors are underwater submersible rather than just water resistant in both mated and unmated conditions. They are absolutely unshaken by hostile environmental elements.

Features:

- IP67 sealed in mated and unmated conditions
- Meets military shock and vibration levels
- Shell: Metal die cast
- Finish: Nickel
- Housing: UL94V-0 Black
- Rear shielded
- Contact Plating: 30µ" Gold
- Number of Contacts: 4 per port
- Current Rating: 1.5 Amps
- Voltage Rating: 100 VDC @ -25°C to +85°C
- Dielectric Withstanding Voltage: 500VAC, RMS, 60Hz 1 minute
- Operating Temperature: -40°C to +105°C

For quantities greater than listed, call for quote.

MOUSER STOCK NO.	Amphenol Part No.	Fig.	No. of Contacts Per Port	No. of Ports	Description	Price Each 1	10	25	50
USB Receptacles									
523-MUSB-A111-30	MUSB-A111-30	B	4	1	Type A Right Angle PCB Mount				
523-MUSB-A211-30	MUSB-A211-30	C	4	1	Type A Right Angle PCB Mount with Cable Header				
523-MUSB-A311-30	MUSB-A311-30	D	4	1	Type A Right Angle PCB Mount with USB Termination				
523-MUSB-C111-30	MUSB-C111-30	E	4	2	Type A Right Angle Stacked PCB Mount				
523-MUSB-C211-30	MUSB-C211-30	F	4	2	Type A Right Angle Stacked PCB Mount w/Cable Header				
523-MUSB-C311-30	MUSB-C311-30	G	4	2	Type A Right Angle Stacked PCB Mount w/USB Termination				
523-MUSB-A511-00	MUSB-A511-00	H	4	1	Type A Vertical PCB Mount				
523-MUSB-C511-00	MUSBC51100	I	4	2	Type A Vertical Stacked PCB Mount				
523-MUSBD11130	MUSBD11130	J	5	1	Type B Right Angle PCB Mount				
523-MUSB-D111-31	MUSB-D111-31	K	5	1	Type B Right Angle PCB Mount with Gray Dust Cover				
523-MUSB-D511-00	MUSBD51100	L	5	1	Type B Vertical PCB Mount				
Mini USB Receptacles									
523-MUSB-B151-34	MUSBB15134	J	5	1	Type B Right Angle PCB Mount				
523-MUSB-B551-04	MUSBB55104	L	5	1	Type B Vertical PCB Mount				
523-MUSBE15134	MUSBE15134	M	5	1	Type AB Right Angle PCB Mount				
Micro USB									
523-MUSB-K152-30	MUSB-K152-30	M	5	1	Type AB Right Angle PCB Mount				

Accessories

For quantities greater than listed, call for quote.

MOUSER STOCK NO.	Amphenol Part No.	Description	Price Each 1	10	25	50
523-MUSB2A111014BP	MUSB2A111014BP	Rugged Dust Cover, Type A, Gray				
523-MUSB2A111024BP	MUSB2A111024BP	Rugged Dust Cover, Type A, Mini USB, Black				
523-MUSB2D11004BP	MUSB2D11004BP	Rugged Dust Cover, Type B, Gray				
523-MUSB2E151005BP	MUSB2E151005BP	Rugged Dust Cover, Type B, Mini USB, Gray				

HARSH ENVIRONMENT MODULAR JACK CONNECTORS: MRJ SERIES

Amphenol's MRJ series represents a unique and innovative RJ connector design. This design provides the ideal solution for network data transfer in harsh and demanding environmental conditions. These connectors are underwater submersible rather than just water resistant in both mated and unmated conditions. They are absolutely unshaken by hostile environmental elements.

Features:

- Cat 5 ethernet performance
- IP67 sealed in mated and unmated conditions
- Meets military shock and vibration levels
- Available with optional integrated LEDs
- Shell: Metal die cast
- Will not allow RJ11 to enter
- Finish: Nickel
- Housing: UL94V-0 Black
- Contact Plating: 30µ" Gold
- Number of Contacts: 8
- Contact tail length: .100"
- Current Rating: 1.5 Amps
- Voltage Rating: 100 VDC @ -25°C to +85°C
- Dielectric Withstanding Voltage: 500VAC, RMS, 60Hz 1 minute
- Operating Temperature: -40°C to +105°C

Applications:

- Industrial
- Military Communications
- Marine
- Mobile Communication

For quantities greater than listed, call for quote.

MOUSER STOCK NO.	Amphenol Part No.	Fig.	Description	Price Each 1	10	25	100
523-MRJ-5380-01	MRJ-5380-01	N	RJ45 PCB Receptacle, Right Angle, no LEDs				
523-MRJ-5381-01	MRJ-5381-01	N	RJ45 PCB Receptacle, Right Angle, Yellow/Green LEDs				
523-MRJ-5385-01	MRJ-5385-01	N	RJ45 PCB Receptacle, Right Angle, Green/Green LEDs				
523-MRJ-5480-01	MRJ548001	N	RJ45 PCB Receptacle, Vertical, no LEDs				
523-MRJ548101	MRJ548101	N	RJ45 PCB Receptacle, Vertical, Yellow/Green LEDs				
523-MRJ-5485-01	MRJ548501	N	RJ45 PCB Receptacle, Vertical, Yellow/Green LED's				
523-MRJ-5580-01	MRJ-5580-01	O	RJ45 PCB Receptacle, Right Angle, with Cable Header, no LEDs				
523-MRJ-5780-01	MRJ-5780-01	P	RJ45 PCB Receptacle, Right Angle, w/RJ45 Termination, no LEDs				
Accessories							
523-MRJ-2586-10BP	MRJ258610BP	-	Rugged RJ45 Dust Cover				
523-MRJ-258E-11-BP	MRJ-258E-11-BP	-	Rugged RJ45 Boot-Plug				

ENVIRONMENTALLY SEALED D-SUB CONNECTORS: MDB SERIES

The Rugged MDB series offers cost efficient environmentally sealed D-Sub connectors with screw machine contacts and high performance thermoplastic or metal die cast shells.

Features:

- IP67 sealed in mated and unmated conditions
- Number of Contacts: 9 & 26
- Contact Plating: 30µ" Gold
- Current Rating: 5 Amps
- Voltage Rating: 200 VDC, 125 VAC
- Dielectric Withstanding Voltage: 500 VDC @25°C & 50mA max
- Insulator/Shell: UL94V-0
- Gasket: Silicone rubber
- Operating temperature: -40°C to +105°C

Applications:

- Industrial
- Military Communications
- Marine
- Automotive

For quantities greater than listed, call for quote.

MOUSER STOCK NO.	Amphenol Part No.	Fig.	Description	No. of Pos.	Price Each 1	10	25	50
523-MDB-A26PE-860	MDBA26PE860	Q	PCB Male, Vertical, metal die cast shell, 4-40 threads	26				
523-MDB-E09SA-700	MDB-E09SA-700	R	PCB Female, R/A, thermoplastic shell, 4-40 threads	9				
523-MDBE09PE860	MDBE09PE860	S	PCB Male, Vertical, metal shell, 4-40 threads	9				
523-MDB-E09SE-860	MDBE09SE860	T	PCB Female, Vertical, metal die cast shell, 4-40 threads	9				

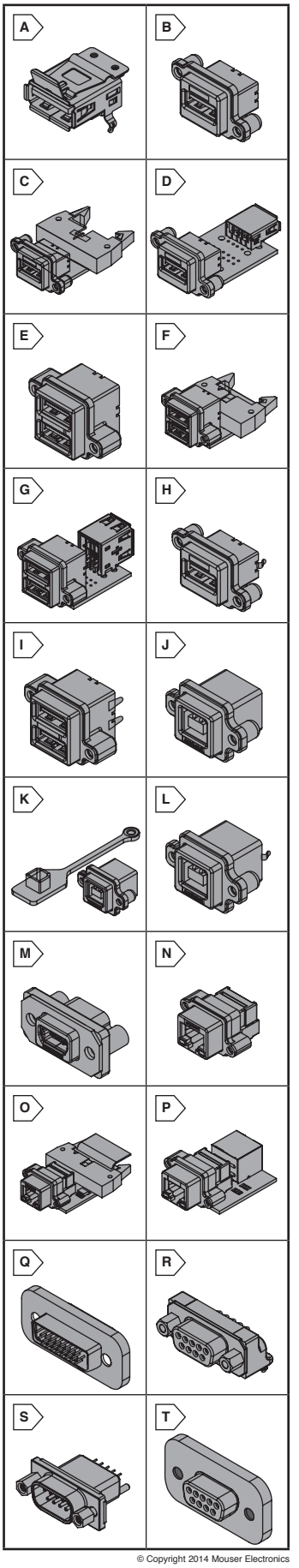

© Copyright 2014 Mouser Electronics

© Copyright 2014 Mouser Electronics

REINFORCED RUGGED USBFTV MEMORY KEYS, USB 3.0 SUPER SPEED

Protection:
- Sealing: IP68 (when mated)
- Salt Spray: 48h with Nickel plating (ROHS) > 500h with Olive Drab Cadmium
- Vibrations: MIL-STD-810F method 514.5 fig 514.5.C cat 14
- Temperature Range: - 40°C/+85°C (MIL-STD-810F)
- Data transmission during vibration & temperature tests
- Derived from MIL-OTL-38999 III specification

Features:
- Voltage: 5V DC - 500mA max
- Electromagnetic compatibility: 89/336/EEC and Part 15 Class B
- Backwards compatible with USB 2.0

NEW! TECHNOLOGY

✻ RoHS Compliant

For quantities greater than listed, call for quote.

MOUSER STOCK NO.	Amphenol Part No.	Fig.	Capacity	Coding Position	Description	Price Each 1	Price Each 5
523-USB3TVKEY6A8GCAP	USB3FTVKEY6A8GCAP	A	8GB	A	Green Cadmium with Cap		
523-USB3TVKEY6A8NCAP	USB3FTVKEY6A8NCAP	A	8GB	A	Nickel with Cap✻		
523-USB3TVKEY6B8GCAP	USB3FTVKEY6B8GCAP	A	8GB	B	Green Cadmium with Cap		
523-USB3TVKEY6B8NCAP	USB3FTVKEY6B8NCAP	A	8GB	B	Nickel with Cap✻		
523-USB3FT6A16GTGCAP	USB3FTVKEY6A16GTGCAP	A	16GB	A	Green Cadmium with Cap		
523-USB3FT6A16GTNCAP	USB3FTVKEY6A16GTNCAP	A	16GB	A	Nickel with Cap✻		
523-USB3FT6A32GTGCAP	USB3FTVKEY6A32GTGCAP	A	32GB	A	Green Cadmium with Cap		
523-USB3FT6A32GTNCAP	USB3FTVKEY6A32GTNCAP	A	32GB	A	Nickel with Cap✻		
523-USB3FT6A64GTGCAP	USB3FTVKEY6A64GTGCAP	A	64GB	A	Green Cadmium with Cap		
523-USB3FT6A64GTNCAP	USB3FTVKEY6A64GTNCAP	A	64GB	A	Nickel with Cap✻		

AMPHENOL ATEX ETHERNET CONNECTORS

Amphenol introduces the first ATEX Ethernet connectors for applications in Zone 2 and Class I Division 2 explosive environments

- IP68 Ingress Protection
- Substantial reduction of overall plant costs
- Incorporates RJStop® connection system
- Designed for process monitoring and data acquisition in the oil, gas, chemical and power sectors, including green energy applications
- Contact your Mouser sales representative for additional finish options

RoHS Compliant

For quantities greater than listed, call for quote.

MOUSER STOCK NO.	Amphenol Part No.	Fig.	Description	Finish	Price Each 1	Price Each 5	Price Each 10	Price Each 25
523-RJFTVX2SA1N	RJFTVX2SA1N	B	Square Flange Receptacle Sealed	Nickel				
523-RJFTVX6MN	RJFTVX6MN	B	Threaded Plug with Metal Gland	Nickel				
523-RJFTVX7SA1N	RJFTVX7SA1N	B	USB Jamnut Receptacle Sealed	Nickel				
523-USBFTVX6N	USBFTVX6N	B	Threaded Plug	Nickel				
523-USBFTVX7SA2N03A	USBFTVX7SA2N03A	B	Jamnut Recpt Sealed w/0.3m Cordset to USB-A	Nickel				

HIGH RELIABILITY CAT 5 AND CAT 5E ETHERNET CABLE AND CORDSETS

Features:
- Halogen free flame retardant
- Excellent hydrolysis and microbial resistance
- UV resistant
- Custom lengths available. Please contact your sales representative

For quantities greater than listed, call for quote.

MOUSER STOCK NO.	Amphenol Part No.	Fig.	Description	Price Each 1	Price Each 5
523-RJFSFTP5E0076	RJFSFTP5E0076	C	30in. (0.762m) with RJ45 Plug Overmolded on Each End; Cat5e		
523-RJFSFTP5E0305	RJFSFTP5E0305	C	120in. (3.05m) with RJ45 Plug Overmolded on Each End; Cat5e		

USB COMPOSITE CONNECTORS

- Sealing: IP67 (when mated)
  Receptacle with Self Closing Cap alone: IP54
- Mating cycles: 500
- Push/Pull mating
- Neoprene shells
- Data Transmission : USB Specification 2.0
- Data Rate: Up to 480Mb/s for High Speed USB
- Temperature Range: - 40°C to +85°C
- RoHS compliant

PRODUCT NEW

RoHS Compliant

For quantities greater than listed, call for quote.

MOUSER STOCK NO.	Amphenol Part No.	Fig.	Description	Price Each 1	Price Each 5	Price Each 10
523-USBAPSCC21	USBAPSCC21	D	Square Flange USB-A Recept Feed Thru w/Snapcap			
523-USBAPSCC2205A	USBAPSCC2205A	E	Square Flange USB-A Recept 0.5m Cordset w/Snapcap			
523-USBAPIP67CAP	USBAPIP67CAP	-	USB-A Receptacle Cap IP67			
523-USBAP6100OPEN	USBAP6100OPEN	F	USB-A Plug 1.0m Cordset to Pigtail			
523-USBAP6200OPEN	USBAP6200OPEN	F	USB-A Plug 2.0m Cordset to Pigtail			
523-USBAP6050A	USBAP6050A	G	USB-A Plug 0.5m Cordset to USB-A			
523-USBAP6200A	USBAP6200A	G	USB-A Plug 2.0m Cordset to USB-A			

USB B FIELD CONNECTION CABLE SYSTEM 2.0

Features:
- USB-B male plug overmolded on USB 2.0 cable
- IP67, Sealed against fluids and dusts
- Plastic shells with threaded coupling

For quantities greater than listed, call for quote.

MOUSER STOCK NO.	Amphenol Part No.	Fig.	Description	Price Each 1	Price Each 5	Price Each 10
523-USBBF6100	USBBF6100	H	USB Type B with 1.0 Meter Cordset to USB A - Plug			
523-USBBF6200	USBBF6200	H	USB Type B with 2.0 Meter Cordset to USB A - Plug			
523-USBBF7	USBBF7	I	USB Type B Jam Nut with Cord to 5 pin connector - Receptacle			
523-USBBFC7	USBBFC7	-	Cap for Jam Nut Receptacle with Metal Chain			

PROTECTIVE CAPS AND GASKETS FOR RJ AND USB RECEPTACLES

Automatic spring closing protects the RJ Field and the USB.
Field receptacles against dust and water splash.

RoHS Compliant

For quantities greater than listed, call for quote.

MOUSER STOCK NO.	Amphenol Part No.	Fig.	Description	Price Each 1	Price Each 5	Price Each 10
Plug Caps						
523-RJF21BSCC	RJF21BSCC	J	RJ45 Field Snap Cap, Plain Insert, Black			
523-RJF21NSCC	RJF21NSCC	J	RJ45 Field Snap Cap, Metalized Insert, Nickel			
523-USBF21BSCC	USBF21BSCC	K	USB Field Snap Cap, Plain Insert, Black			
523-USBF21NSCC	USBF21NSCC	K	USB Field Snap Cap, Metalized Insert, Nickel			

Gaskets

For quantities greater than listed, call for quote.

MOUSER STOCK NO.	Amphenol Part No.	Fig.	Description	Price Each 1	Price Each 5	Price Each 10
523-JE14	JE14	-	Gasket for Panel Mount Receptacle			
523-JE15	JE15	-	Gasket for USB and IEEE 1694			
523-JE18	JE18	-	Gasket for Panel Mount Receptacle			
523-JE19	JE19	-	Gasket for Panel Mount Receptacle			



© Copyright 2014 Mouser Electronics

© Copyright 2014 Mouser Electronics

MOLEX Fiber Optic and Industrial Ethernet Connectors

molex one company > a world of innovation

RoHS Compliant **This product is RoHS compliant.**

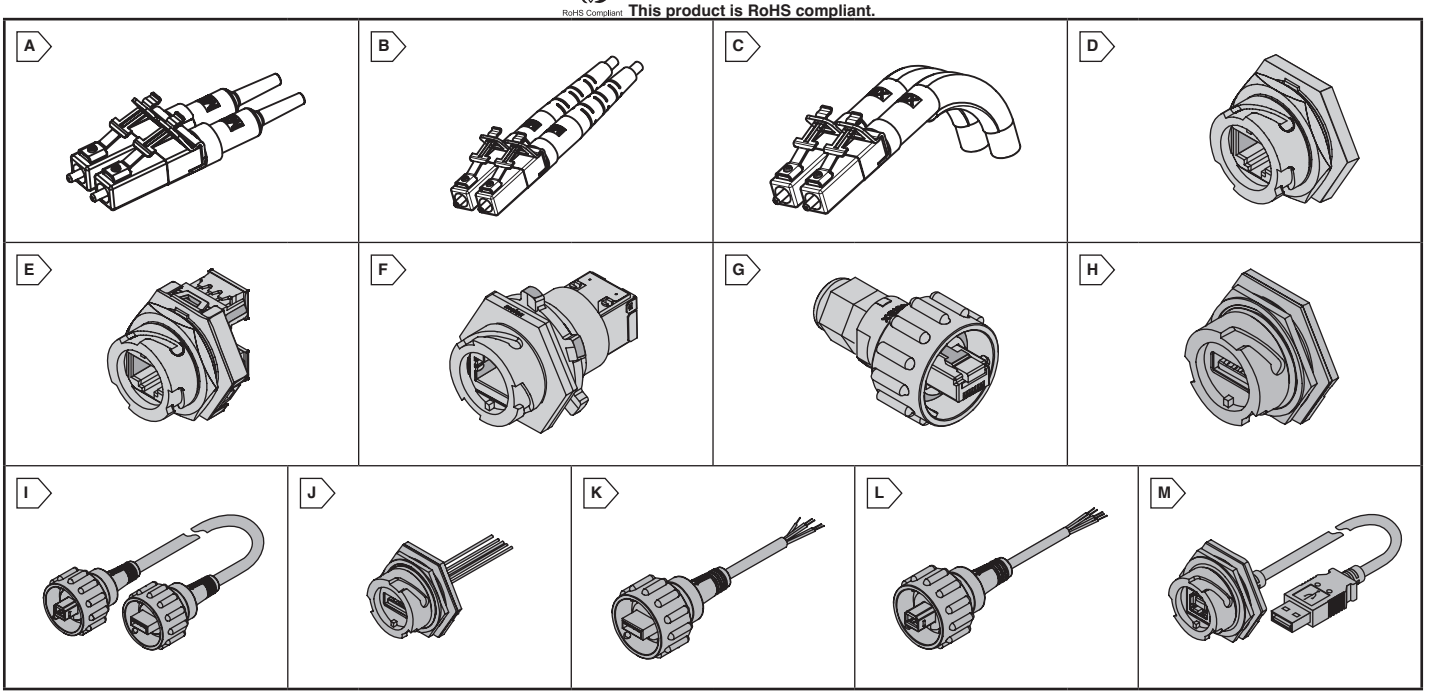

LC2+ FIBER OPTIC CONNECTORS

Features:

- Compatible with all LC form-factor connectors, adapters, active devices and tooling
- High-temperature metal body
- Improved latch retention in severe shock and vibration situations

NEW PRODUCT

For quantities greater than listed, call for quote.

MOUSER STOCK NO.	Molex Part No.	Fig.	Connector Type	Mode	Boot	Fiber Diameter	Color	Price Each 1	10	100	500
538-106397-2402	106397-2402	A	Duplex	Multi Mode	Straight	125µm	White				
538-106397-2202	106397-2202	A	Duplex	Single Mode	Straight	125µm	Blue				
538-106397-3010	106397-3010	B	Duplex	Multi Mode	Straight	127µm	White				
538-106397-1604	106397-1604	B	Duplex	Single Mode	Straight	126µm	Blue				
538-106397-1862	106397-1862	C	Simplex	Multi Mode	Tight Bend	127µm	White				
538-106397-1664	106397-1664	C	Duplex	Single Mode	Tight Bend	126µm	Blue				

RJ-45 Specifications:

- Contact: Phosphor Bronze (CwSn)
- Plating Contact: 1.3µm Gold (Au)
- Under Plating: Nickel (Ni)
- Housing Material: PA Polyamide (Nylon) PBT Polyester, TPE Thermo Plastic Elastomer
- Color: Black
- Flammability: UL 94V-0
- Durability (mating cycles): 500 cycles min.
- Current: 1.5A max.
- Voltage: 125V max.
- Withstanding Voltage: 1000VAC
- Contact Resistance: 20mΩ max.
- Insulation Resistance: 500MΩ Min.

USB Specifications:

- Contact: Copper Alloy
- Plating Contact: 0.75µm (30µ") Gold (Au)
- Under Plating: Nickel (Ni)
- Receptacle Housing: PBT, Black
- Flammability: UL 94V-0
- Durability (mating cycles): 1000
- Current: 1.0A
- Voltage: 30V
- Withstanding Voltage: 750VAC
- Contact Resistance: 30mΩ max.
- Insulation Resistance: 1000MΩ min.

RJ-45

For quantities greater than listed, call for quote.

MOUSER STOCK NO.	Molex Part No.	Fig.	Circuits	Description	Price Each 1	10	25	50
Receptacles								
538-84702-0005	84702-0005	D	0	PCB Mount Receptacle				
538-84702-0006	84702-0006	E	8	Punchdown Panel Mount Receptacle Jack				
538-84702-0008	84702-0008	E	8	Punchdown Panel Mount Receptacle Jack, Potted				
538-84700-0001	84700-0001	F	8	Receptacle, Inline, Industrial, 8/8				
Plugs								
538-84700-0002	84700-0002	G	8	Field Attachable Plug Kit, Industrial, 8/8, Panel Stops				
Accessories								
538-84700-0003	84700-0003	-	8	Dust Cover for Bayonet-Style Latch Connector				

USB CONNECTORS

For quantities greater than listed, call for quote.

MOUSER STOCK NO.	Molex Part No.	Fig.	Circuits	Description	Price Each 1	10	25	50
538-84729-0009	84729-0009	H	4	USB Type A Panel Mount PCB Receptacle				

USB CABLE ASSEMBLIES

For quantities greater than listed, call for quote.

MOUSER STOCK NO.	Molex Part No.	Fig.	Circuits	Description	Price Each 1	10	25	50
Double Ended								
538-84732-0002	84732-0002	I	4	Type A Plug to Type B Plug, Double Ended Cordset, 1.50m (4.92") Length				
538-84732-0004	84732-0004	I	4	Type A Plug to Type B Plug, Double Ended Cordset, 3.00m (9.84") Length				
Pigtail								
538-84729-0001	84729-0001	J	4	Type A Panel Mount Receptacle to Shielded Pigtail, 0.15M (.49") Length				
538-84727-1002	84727-1002	K	5	Type A Plug to Shielded Pigtail, 1.50m (4.92") Length				
538-84727-1003	84727-1003	K	5	Type A Plug to Shielded Pigtail, 3.00M (9.84") Length				
538-84728-1002	84728-1002	L	5	Type B Plug to Shielded Pigtail, 1.50m (4.92") Length				
538-84728-1003	84728-1003	L	5	Type B Plug to Shielded Pigtail, 3.00m (9.84") Length				
Cordset								
538-84729-0004	84729-0004	M	4	Type A Panel Mount Receptacle to Type A Plug Cordset, 0.80m (2.62") Length				
538-84729-0006	84729-0006	M	4	Type A Panel Mount Receptacle to Type A Plug Cordset, 2.00m (6.56") Length				

TOOLING

For quantities greater than listed, call for quote.

MOUSER STOCK NO.	Molex Part No.	Fig.	Description	Price Each
538-64016-0044	64016-0044	-	ServiceGrade™ Hand Tool, Modular Plug	

© Copyright 2014 Mouser Electronics

© Copyright 2014 Mouser Electronics

TE CONNECTIVITY Industrial Ethernet Connectors

RoHS Compliant **This product is RoHS compliant.**

TE connectivity Authorized Distributor

CEELOK FAS-T CONNECTORS

Features:
- 1 Gbit-Ethernet and 10 Gbit-Ethernet when used with Cat 5e, Cat 6A or Cat 7 cables
- Crimp snap, 39029-style contacts for easy termination and field repairability
- T-shaped pin pattern improves SI through uniform crosstalk cancellation
- Compatible with multiple braid terminations, adaptor styles and seal boots
- Scoop-proof design
- Insert assembly mechanically retained for ≤ 25 lb. retention force
- Robust coupling ring mechanism
- Size 8 shell saves weight and space

NEW PRODUCT

For quantities greater than listed, call for quote.

MOUSER STOCK NO.	TE Part No.	Fig.	Description	Price Each 1	5	10
Nickel						
571-2102353-1	2102353-1	A	Plug Kit Assembly			
571-2102353-1	2102353-1	B	Receptacle Kit Assembly			
571-2102351-1	2102351-1	C	PC Tail Assembly			
Black Zinc Nickel						
571-2102353-2	2102353-2	A	Plug Kit Assembly			
571-2102352-2	2102352-2	B	Receptacle Kit Assembly			
571-2102351-2	2102351-2	C	PC Tail Assembly			

DIRECT PCB MOUNT RECEPTACLE

Low profile receptacle that solders directly to a printed circuit board (PCB) - intended for customers who wish to incorporate a robust, sealed connection into their field equipment. Ideal for customers who wish to incorporate a sealed RJ-45 in the smallest possible package.

For quantities greater than listed, call for quote.

MOUSER STOCK NO.	TE Part No.	Fig.	Description	Price Each 1	5	10
571-1-1546405-1	1-1546405-1	D	8 pin through-hole receptacle, front coupling hex nut			

STANDARD PCB BOARD RECEPTACLES

Highly flexible solution that enables an end-user to solder a cable lead to an internal Ethernet connection.

For quantities greater than listed, call for quote.

MOUSER STOCK NO.	TE Part No.	Fig.	Description	Price Each 1	5	10
571-1-1546409-1	1-1546409-1	E	With PC Board			
571-1-1546411-1	1-1546411-1	E	With PCB & 12" cable (568A)			
571-1-1546412-1	1-1546412-1	E	With PCB & 12" cable (568B)			

BULKHEAD PASSTHROUGH RECEPTACLES

The perfect solution to bring Ethernet into a cabinet or control box. Simply mount bulkhead product in a panel cutout, mate a sealed connector on the outside of the enclosure, and run a commercial patch cord from the backside RJ-45 jack to your PLC, I/O, or Ethernet control board. No conduit entry is required.

Backside RJ-45 Jack Specifications:
- Base Material: Copper alloy with 30u" gold alloy
- Underplating: 2.54 microns of nickel
- Mating Cycles: 250 min.
- Current Rating: 1.5A
- Voltage Rating: 125 V DC

For quantities greater than listed, call for quote.

MOUSER STOCK NO.	TE Part No.	Fig.	Description	Price Each 1	5	10
571-1546413-3	1546413-3	F	RJ-45 Bulkhead passthrough with backside RJ-45 jack			
571-1546414-4	1546414-4	G	RJ-45 Bulkhead passthrough with 12" of patch cord			
571-1-1546415-1	1-1546415-1	F	RJ-11 Bulkhead passthrough with backside RJ-11 jack			

FEMALE-TO-FEMALE ADAPTER

For quantities greater than listed, call for quote.

MOUSER STOCK NO.	TE Part No.	Fig.	Description	Price Each 1	5	10
571-1546574-1	1546574-1	H	Female-to-Female Adapter			

FIELD-ATTACHABLE PLUG

Assemble the connection in the field using a standard crimping tool, and still enjoy the same IP67 sealed connection as the overmolded cordset.

For quantities greater than listed, call for quote.

MOUSER STOCK NO.	TE Part No.	Fig.	Description	Price Each 1	5	10
571-1546440-1	1546440-1	I	0.1-0.26 (2.5-6.5) acceptable cable diameter			

IP67 COMMON CORE CONNECTORS

TE now offers an IP67 field installable RJ45 connector. Utilizing our already existing "common core" design, the product can be applied in the field without the use of a tool.

For quantities greater than listed, call for quote.

MOUSER STOCK NO.	TE Part No.	Fig.	Description	Price Each 1	5	10
571-1954656-1	1954656-1	J	4 Position Plug Kit			
571-1954656-2	1954656-2	J	8 Position Plug Kit			
571-1811689-1	1811689-1	K	Shielded Receptacle Kit			

CLOSURE CAPS

Maintains better sealing integrity when a connector is not mated with the receptacle.

For quantities greater than listed, call for quote.

MOUSER STOCK NO.	TE Part No.	Fig.	Description	Price Each 1	5	10
571-1-1546406-1	1-1546406-1	L	For receptacles, IP67 rated (with 3.63 lanyard)			
571-1-1546407-1	1-1546407-1	L	For receptacles, IP65 rated			
571-1-1546408-1	1-1546408-1	L	For plug cordset, IP67 rated (with 3.63 lanyard)			

DIMENSIONS: in.

A
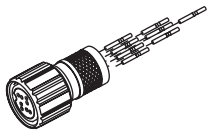

B
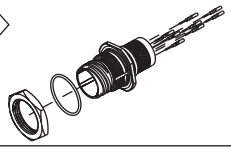

C


D
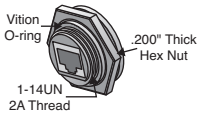

E
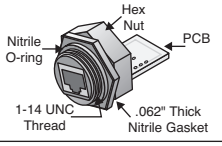

F
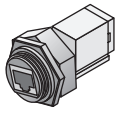

G
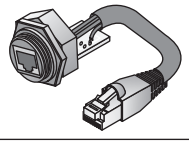

H
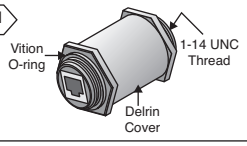

I
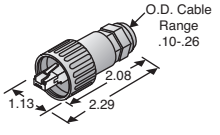

J
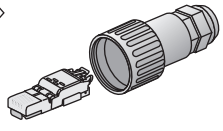

K


L
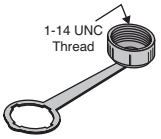

Data/Network/Telecom TE Connectivity

© Copyright 2014 Mouser Electronics

SERIES 45 ETHERNET CPC (CIRCULAR PLASTIC CONNECTOR)

This series of CPC products accepts RJ45 inserts. The same CPC performance interface that is widely accepted over many markets has been expanded to handle Ethernet communications through Category 5 and 5e requirements.

Applications:
- Industrial machinery, Diagnostic equipment, Communications equipment, Printers, and any potential application where Ethernet is used when the connector requirement calls for a sealed, rugged connector interface.

Features:
- For Category 5 and 5e cables
- Sealing performance per IP67
- Protective sealing cap available for the receptacles
- Available pass-through and field installable receptacle styles
- Positive lock coupling ring provides for reliable connections

For quantities greater than listed, call for quote.

MOUSER STOCK NO.	TE Part No.	Fig.	Description	Price Each 1	5	10
571-1546907-1	1546907-1	A	Shielded Plug Kit, Solid Wire			
571-1546907-2	1546907-2	A	Shielded Plug Kit, Stranded Wire			
571-1546876-1	1546876-1	A	Unshielded Plug Kit, Solid Wire			
571-1546876-2	1546876-2	A	Unshielded Plug Kit, Stranded Wire			
571-1986172-1	1986172-1	B	Shielded Receptacle Kit, Pass Through			
571-1546908-1	1546908-1	B	Shielded Receptacle Kit, Wire Terminated			
571-1776186-1	1776186-1	B	Unshielded Receptacle Kit, Pass Through			
571-1546877-1	1546877-1	B	Unshielded Receptacle Kit, Wire Terminated			

INDUSTRIAL CIRCULAR ETHERNET CONNECTORS (ODVA)

This rugged connector series meets the Ethernet/IP RJ45 requirements/standards. Designed for use in harsh environments, connector features a quick-connect bayonet coupling mechanism per the ODVA interoperability interface specification.

Applications:
- Industrial machinery, Diagnostic equipment, Communications equipment, Printers and any potential application where Ethernet is used where the connector requirement calls for a sealed, rugged connector interface.
- Harsh environments where chemicals, corrosive gases and liquids are commonplace
- Inside and outside industrial plant and equipment that interface with industrial Ethernet networks

Features:
- For Category 5e cables
- Sealing performance per IP67
- Protective cover available for the receptacles
- Positive lock coupling ring provides reliable connections in harsh environments
- Temperature range of -40°C to +85°C

Sealed RJ-45 ODVA Connectors

For quantities greater than listed, call for quote.

MOUSER STOCK NO.	TE Part No.	Fig.	Description	Price Each 1	5	10
571-1738607-1	1738607-1	C	Solid Wire Plug Kit			
571-1738607-2	1738607-2	C	Stranded Wire Plug Kit			
571-1738601-1	1738601-1	D	Receptacle Kit			
571-1776900-1	1776900-1	E	PCB Mount Receptacle Kit			
571-1738611-1	1738611-1	-	Protective Cover Assembly			

IP67 Metal Shell ODVA-Compliant Industrial Ethernet Connectors

For quantities greater than listed, call for quote.

MOUSER STOCK NO.	TE Part No.	Fig.	Description	Price Each 1	5	10
571-2008611-1	2008611-1	C	Unshielded Plug Kit for Stranded Wire			
571-2008611-2	2008611-2	C	Unshielded Plug Kit for Solid Wire			
571-2008614-1	2008614-1	C	Shielded Plug Kit for Stranded Wire			
571-2008614-2	2008614-2	C	Shielded Plug Kit for Solid Wire			
571-2008615-1	2008615-1	D	Receptacle Kit–Unshielded 8 position			
571-2008615-2	2008615-2	D	Receptacle Kit–Shielded 8 position			
571-2008618-1	2008618-1	-	Protective Cap for Receptacle Kit			

Sealed Circular Fiber Optics LC ODVA Connectors

For quantities greater than listed, call for quote.

MOUSER STOCK NO.	TE Part No.	Fig.	Description	Price Each 1	5	10
571-1828619-2	1828619-2	F	Single-Mode Fiber Optic Receptacle			
571-1828619-1	1828619-1	F	Multi-Mode Fiber Optic Receptacle			
571-1828740-1	1828740-1	-	Connector Dust Cover			
571-1918177-1	1918177-1	-	Receptacle Dust Cover			

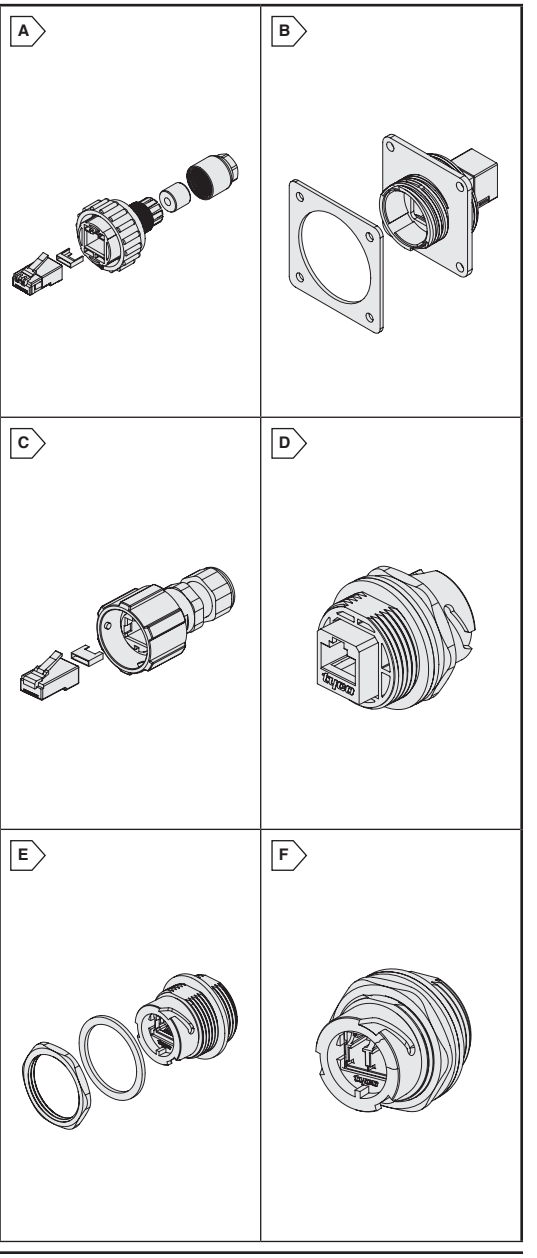

INDUSTRIAL MINI I/O CONNECTOR SYSTEM

The Industrial Mini I/O connector system is a small, compact, latching, wire-to-board I/O interface is suitable for the stringent demands of an industrial device. The system is most commonly used as an RJ45 replacement. It consists of 8 individual circuits that accommodate I/O signals.

Features:
- Two points on contact interface for increased reliability
- Small compact size
- Latching feature
- Polarized
- Meets CAT5e requirements

For quantities greater than listed, call for quote.

MOUSER STOCK NO.	TE Part No.	Fig.	Description	Price Each 1	5	10
571-2013595-3	2013595-3	A	8P Mini I/O Plug Kit Type I Black w/Cover			
571-2040008-1	2040008-1	A	8P Mini I/O Plug Kit Type II Black			
571-2040008-2	2040008-2	A	8P Mini I/O Plug Kit Type II White			
571-2013595-1	2013595-1	A	8P Mini I/O Plug Kit Type I, Black			
571-2040537-1	2040537-1	B	Mini I/O Receptacle T-H Assembly Type I			
571-1-2040537-1	1-2040537-1	B	Mini I/O Receptacle T-H Assembly Type II			
571-1981080-1	1981080-1	B	Mini I/O Receptacle SMT Assembly Type I			
571-1981386-1	1981386-1	B	Mini I/O Receptacle SMT Assembly Type II			

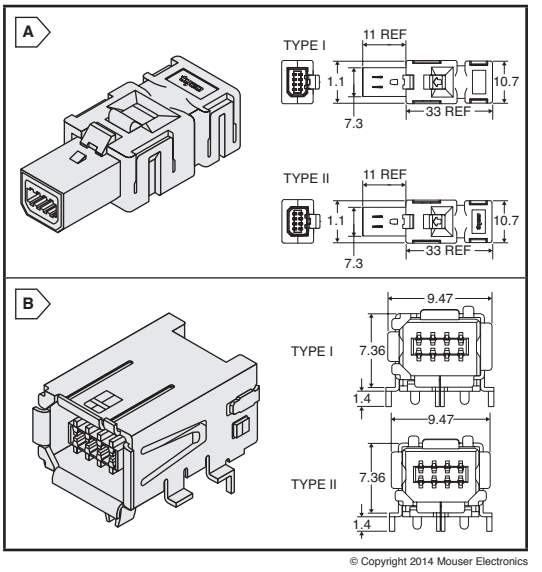

© Copyright 2014 Mouser Electronics

© Copyright 2014 Mouser Electronics

POWER4NET HYBRID CONNECTORS FOR INDUSTRIAL AUTOMATION

PRODUCT NEW

- Hybrid design, combining power and data communication
- Housing with 8 power contacts and fast Ethernet interface
- Optional housing with 11 + PE (Protection Earth) contacts
- Wire-to-board, wire-to-panel and wire-to-wire designs
- Extremely robust contact design for longer durability with stainless steel locking lance and multiple contact points
- Gold, silver and tin plated contacts for industrial automation requirements
- Radial sealing elements provide IP67 sealing performance
- Hydraulic oil-resistant plastic enclosures or EMC protected metal enclosures
- Bulkhead, connector and wire-to-wire connectors in 90° and 180° designs
- Turning catch-lock ensures safe locking even in high shock and vibration applications



For quantities greater than listed, call for quote.

MOUSER STOCK NO.	TE Part No.	Description	Price Each 1	25	50
571-0-1103426-1	0-1103426-1	Male Insert Assembly, 4-pos., 22DF			
571-0-1103427-1	0-1103427-1	Female Insert Assembly, 4-pos., 22DF			
571-0-1103430-1	0-1103430-1	Male Insert Assembly, 4-pos., 22DF, PCB			
571-0-1103428-1	0-1103428-1	Male Insert Assembly, 8-pos., Type III+			
571-0-1103429-1	0-1103429-1	Female Insert Assembly, 8-pos., Type III+			
571-0-1103431-1	0-1103431-1	Male Insert Assembly, 12-pos., Type III+			
571-0-1103432-1	0-1103432-1	Female Insert Assembly, 12-pos., Type III+			
571-1108846-1	0-1108846-1	Bulkhead Housing PCB Solder Unit HC.26			
571-0-1103433-1	0-1103433-1	Bulkhead Housing (plastic)			
571-0-1103434-1	0-1103434-1	Angled Connector Housing (plastic)			
571-1103467-1	0-1103467-1	Connector Housing (plastic)			
571-1103470-1	0-1103470-1	Coupling Housing (plastic)			
571-1103483-1	0-1103483-1	Sealing Kit, Straight (plastic)			
571-1103519-1	0-1103519-1	Sealing Kit, Angled (plastic)			

INDUSTRIAL ETHERNET SWITCHES

Specific Features:

TES-401-X:
- 4-Port 10/100TX +1-Port 100FX unmanaged Industrial Ethernet Switch
- 1K MAC address table
- TX ports support full/half duplex flow control
- Multimode Fibre 2 km SC Interface
- Embedded memory buffer
- Backplane (Switching Fabric) 1.0 Gbps

TES-500-X:
- 5-Port 10/100TX unmanaged Industrial Ethernet Switch
- 2K MAC address table
- Supports full/half duplex flow control
- Embedded memory buffer
- Backplane (Switching Fabric) 1.0 Gbps

TES-800-X:
- 8-port 10/100TX unmanaged Industrial Ethernet Switch
- 2K MAC address table
- Supports full/half duplex flow control
- Embedded memory buffer
- Backplane (Switching Fabric) 1.6 Gbps

TEC-100-MM-X:
- 1-Port 10/100TX to 1-Port SC Multi Mode Media Converter
- Fibre distance up to 2km (Wave-length 1310 nm)

TED-102-TMX:
- 1 RS-232/422/485 port to 2 10/100TX Device Server
- Event Notification by e-mail, SNMP trap or Beeper
- Software, Web, SNMP and Telnet management

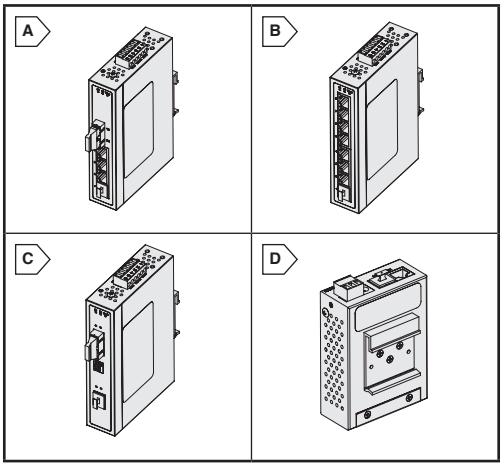

For quantities greater than listed, call for quote.

MOUSER STOCK NO.	TE Part No.	Fig.	Description	Price Each
571-1987033-1	1987033-1	A	TES-401-MM-X Ethernet Switch	
571-1987032-1	1987032-1	B	TES-800-X Ethernet Switch	
571-1987152-1	1987152-1	C	TEC-100-MM-X Media Converter	
571-1987150-1	1987150-1	D	TED-102-TMX Device Server	

NANONICS DUALOBE CONNECTORS

PRODUCT NEW

- High density packaging features
- Minimum mass
- Durable performance, rugged
- Withstands shock & vibration
- Outstanding electrical performance
- Low contact resistance
- High current capacity

Vertical Surface Mount Rectangular Connector

For quantities greater than listed, call for quote.

MOUSER STOCK NO.	TE Part No.	Fig.	No. of Pos.	Config.	Mounting Style	Mounting Hardware	Price Each 1	5
571-1-1589483-5	STL025L2AN	A	25	Recpt.	SMT	1.0mm x .160"		

Rectangular Common Wire Termination Connectors

- Conductor Size/Strands: 30AWG/7Strand

For quantities greater than listed, call for quote.

MOUSER STOCK NO.	TE Part No.	Fig.	No. of Pos.	Config.	Conduct. Length	Price Each 1	5
571-STM009PC2DC018N	STM009PC2DC018N	B	9	Plug	18		
571-STM025PC2DC018N	STM025PC2DC018N	B	25	Plug	18		
571-STM037PC2DC018N	STM037PC2DC018N	B	37	Plug	18		

Circular Connectors

- Conductor Size/Strands: 30AWG/7Strand

For quantities greater than listed, call for quote.

MOUSER STOCK NO.	TE Part No.	Fig.	No. of Pos.	Config.	Description	Conduct. Length	Price Each 1	5
571-QCM019SC2DC012P	QCM019SC2DC012P	C	19	Recpt.	Panel Mount	12		
571-TCM019PC2DC020B	TCM019PC2DC020B	D	19	Plug	With Backshell	20		



© Copyright 2014 Mouser Electronics

BULGIN USB and Firewire Connectors

USB BUCCANEER® ENVIRONMENTALLY SEALED CONNECTORS

- IP68 Rated - Dust and waterproof sealing when mated
- USB version 2.0 performance - Low and high speed bus connection, 1.5Mbs to 480Mbs
- Plug and play capability - Hot pluggable, standard 4 pole interface
- Visual mating indication - Alignment indicator reduces risk of damage during mating
- Shielded system - High noise immunity and EMI protection
- Screw coupling - Secure, proven locking system
- RoHS Compliant per Bulgin documentation

Patch Cords

- Single and double ended cables - Suitable for PC and peripheral configuration
- IP68 'A' type USB connector to standard 'B' type USB connector, mates with PX0842/A
- IP68 'B' type USB connector to standard 'A' type USB connector, mates with PX0842/B
- IP68 'A' type USB connector to IP68 'B' type USB connector, mates with PX0842/A and PX0842/B
- Available in 2m, 3m and 5m lengths

RoHS Compliant

For quantities greater than listed, call for quote.

MOUSER STOCK NO.	Bulgin Part No.	Fig.	Description	Length	Price Each 1	25	50
172-PX0840/A/2M00	PX0840/A/2M00	A	Single Ended, IP68 A type to standard B type	2M			
172-PX0840/A/3M00	PX0840/A/3M00	A	Single Ended, IP68 A type to standard B type	3M			
172-PX0840/A/5M00	PX0840/A/5M00	A	Single Ended, IP68 A type to standard B type	5M			
172-PX0840/B/2M00	PX0840/B/2M00	B	Single Ended, IP68 B type to standard A type	2M			
172-PX0840/B/3M00	PX0840/B/3M00	B	Single Ended, IP68 B type to standard A type	3M			
172-PX0840/B/5M00	PX0840/B/5M00	B	Single Ended, IP68 B type to standard A type	5M			
172-PX0841/AB/2M00	PX0841/AB/2M00	C	Double Ended, IP68 A type to IP68 B type	2M			
172-PX0841/AB/3M00	PX0841/AB/3M00	C	Double Ended, IP68 A type to IP68 B type	3M			
172-PX0841/AB/5M00	PX0841/AB/5M00	C	Double Ended, IP68 A type to IP68 B type	5M			

Panel Mount Connectors

- Opposite connector to rear of panel
- Mates with PX0840 and PX0841 cable connectors

RoHS Compliant

For quantities greater than listed, call for quote.

MOUSER STOCK NO.	Bulgin Part No.	Fig.	Description	Price Each 1	25	50
167-PX0842/A	PX0842/A	D	Sealed A type USB at front of panel, standard B type USB at rear			
167-PX0842/B	PX0842/B	E	Sealed B type USB at front of panel, standard A type USB at rear			
167-PX0843/A	PX0843/A	F	Sealed A type USB at front of panel, leaded with 5 way crimp conn			
167-PX0843/B	PX0843/B	F	Sealed B type USB at front of panel, leaded with 5 way crimp conn			
167-PX0848/A	PX0848/A	G	Sealed A type USB at rear of panel, standard B type at rear			
167-PX0848/B	PX0848/B	G	Sealed B type USB at rear of panel, standard A type at rear			
167-PX0849/A	PX0849/A	H	Sealed A type USB at front of panel, leaded with 5 way header			
167-PX0849/B	PX0849/B	H	Sealed B type USB at front of panel, leaded with 5 way header			
167-PX0845/A	PX0845/A	I	Sealed A type USB at front of panel, PCB contacts at rear			
167-PX0845/B	PX0845/B	I	Sealed B type USB at front of panel, PCB contacts at rear			

IP68 RATED USB FLASH DRIVE COVER

For quantities greater than listed, call for quote.

MOUSER STOCK NO.	Bulgin Part No.	Fig.	Description	Price Each 1	25	50
157-PX0852	PX0852	J	IP68 USB Flash Drive Cover Type A - PX0842/A, PX0843/A, PX0845/A, PX0849/A			

PCB ADAPTER LEADS AND HEADERS

For quantities greater than listed, call for quote.

MOUSER STOCK NO.	Bulgin Part No.	Fig.	Description	Length	Price Each 1	25	50
172-14193	14193	K	Standard A type to 5 way crimp connector	100mm			
172-14194	14194	K	Standard B type to 5 way crimp connector	100mm			
177-14191	14191	L	5 way PCB header - straight type; mates w/ 14193, 14194	--			
177-14192	14192	M	5 way PCB header - right angle type; mates w/ 14193, 14194	--			

ACCESSORIES

For quantities greater than listed, call for quote.

MOUSER STOCK NO.	Bulgin Part No.	Fig.	Description	Price Each 1	25	50
157-PX0835	PX0835	N	Sealing cap for PX0840, PX0841, PX0846, PX0851 - maintains IP68 rating			
157-PX0733	PX0733	N	Sealing cap for PX0843 - maintains IP68 rating			
157-PX0711	PX0711	N	Sealing cap for PX0845 PX0848, PX0849 - maintains IP68 rating			

FIREWIRE BUCCANEER® ENVIRONMENTALLY SEALED CONNECTORS

- IP68 Rated
- IEEE1394a performance to 400Mbs
- Dust and waterproof sealing when mated
- Secure, proven locking system
- High noise immunity and EMI protection
- Secure tamperproof connection
- RoHS Compliant per Bulgin documentation

RoHS Compliant

For quantities greater than listed, call for quote.

MOUSER STOCK NO.	Bulgin Part No.	Fig.	Description	Length	Price Each 1	25	50
Sealed FireWire Cable Assemblies							
157-PX0417/2M00	PX0417/2M00	O	IP68 4 pole to standard 4 pole FireWire	2 M			
157-PX0417/4M00	PX0417/4M00	O	IP68 4 pole to standard 4 pole FireWire	4 M			
157-PX0418/2M00	PX0418/2M00	P	IP68 4 pole to standard 6 pole FireWire	2 M			
157-PX0418/4M00	PX0418/4M00	P	IP68 4 pole to standard 6 pole FireWire	4 M			
157-PX0846/2M00	PX0846/2M00	Q	IP68 6 pole to standard 6 pole FireWire	2 M			
157-PX0846/4M00	PX0846/4M00	Q	IP68 6 pole to standard 6 pole FireWire	4 M			
157-PX0851/2M00	PX0851/2M00	R	IP68 6 pole to standard 4 pole FireWire	2 M			
Panel Mount Connectors							
157-PX0419	PX0419	S	IP68 4 pole, panel mounted, with 5 way crimp at rear (mates with PX0417, PX0418)				
157-PX0847	PX0847	T	IP68 6 pole, panel mounted, with 7 way crimp at rear (mates with PX0846, PX0851)				
Accessories							
157-PX0485/BK	PX0485/BK	N	Sealing cap for 4 pole cable connectors - PX0417, PX0418				
157-PX0480/BK	PX0480/BK	N	Sealing cap for 4 pole chassis connector - PX0419				
157-PX0835	PX0835	N	Sealing cap for PX0834, PX0840, PX0841, PX0846, PX0851 - maintain IP68 rating				
157-PX0733	PX0733	N	Sealing cap for PX0833, PX0842, PX0843, PX0847 - maintain IP68 rating				
Accessories							
177-14191	14191	L	5 way PCB header - straight type mates with PX0419				
177-14192	14192	M	5 way PCB header - right angle type mates with PX0419				
157-14358	14358	U	7 way PCB header - straight type mates with PX0847				
157-14359	14359	V	7 way PCB header - right angle type mates with PX0847				

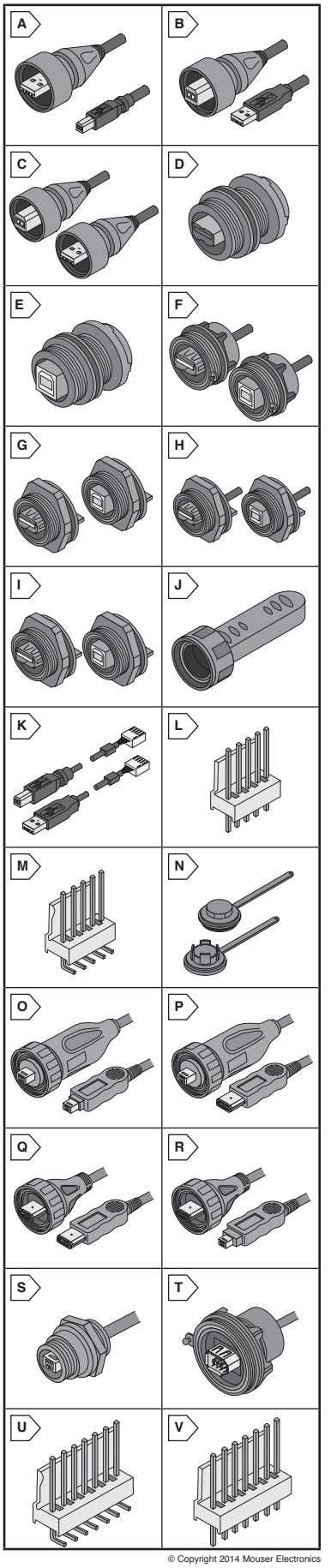

© Copyright 2014 Mouser Electronics

© Copyright 2014 Mouser Electronics

AMPHENOL® Renewable Energy Connectors

Amphenol®

RoHS Compliant **This product is RoHS compliant.**

ePOWER CONNECTORS

- IP2X on pin and socket
- Environmental IP67 rating
- Two HVIL circuits
- 1000vdc rating
- Integrated EMI shielding
- Radsok Technology
- 11.1mm RADSOK® technology for 300 to 400A current capability
- Strain relief for jacketed cable incorporated into shell
- Excellent vibration resistance
- All aluminum shell
- Multiple wire size capability: from 50mm2 to 95mm2

For quantities greater than listed, call for quote.

MOUSER STOCK NO.	Amphenol Part No.	Fig.	Amps	No. of Pos.	Wire Size	Price Each 1	Price Each 5
Plugs							
654-EP223511	EP223511	A	200A	2	35mm²		
654-EP233511	EP233511	A	200A	3	35mm²		
654-EP427011	EP427011	A	400A	2	70mm²		
654-EP437011	EP437011	A	400A	3	70mm²		
Receptacles							
654-ER22BB11	ER22BB11	A	200A	2	Busbar		
654-ER23BB11	ER23BB11	A	200A	3	Busbar		
654-ER42BB11	ER42BB11	A	400A	2	Busbar		
654-ER43BB11	ER43BB11	A	400A	3	Busbar		

HELIOS H4 SOLAR CONNECTOR

Features and Benefits:
- Meets all new NEC 2008 requirements
- NEC required locking mechanism built into the connector
- Quick and easy secure snap lock mating
- Simple unlocking tool meets NEC requirements
- Radsok Technology
- Long-term UV and Ozone resistance
- Highest current rating in industry
- Low contact resistance means low power loss
- Ready for field assembly
- No assembly required, no small parts to lose

- IP68 • IEC/CEI • DIN V

Amphenol's Helios solar products withstand:
- UV
- Ozone
- Hydrolysis
- Oil, chemicals
- Abrasion, corrosion
- Temperature extremes

For quantities greater than listed, call for quote.

MOUSER STOCK NO.	Amphenol Part No.	Fig.	Gender	Cable Size	Price Each 1	Price Each 10	Price Each 25	Price Each 100
654-H4CPC4DI	H4CPC4DI	B	Mated	12 AWG/4mm²				
654-H4CFC4DI	H4CFC4DI	B	Female	12 AWG/4mm²				
654-H4CMC4DI	H4CMC4DI	B	Male	12 AWG/4mm²				
654-H4CPC6DI	H4CPC6DI	B	Mated	10 AWG/6mm²				
654-H4CFC6DI	H4CFC6DI	B	Female	10 AWG/6mm²				
654-H4CMC6DI	H4CMC6DI	B	Male	10 AWG/6mm²				
654-H4CPC2DI	H4CPC2DI	B	Mated	14 AWG/2.5mm²				
654-H4CFC2DI	H4CFC2DI	B	Female	14 AWG/2.5mm²				
654-H4CMC2DI	H4CMC2DI	B	Male	14 AWG/2.5mm²				

Bulkheads/Panel Mount

For quantities greater than listed, call for quote.

MOUSER STOCK NO.	Amphenol Part No.	Fig.	Gender	Cable Size	Price Each 1	Price Each 10	Price Each 25	Price Each 100
654-H4CPM4DI	H4CPM4DI	C	Mated	12 AWG/4mm²				
654-H4CFM4DI	H4CFM4DI	C	Female	12 AWG/4mm²				
654-H4CMM4DI	H4CMM4DI	C	Male	12 AWG/4mm²				
654-H4CPM6DI	H4CPM6DI	C	Mated	10 AWG/6mm²				
654-H4CFM6DI	H4CFM6DI	C	Female	10 AWG/6mm²				
654-H4CMM6DI	H4CMM6DI	C	Male	10 AWG/6mm²				
654-H4CPM2DI	H4CPM2DI	C	Mated	14 AWG/2.5mm²				
654-H4CFM2DI	H4CFM2DI	C	Female	14 AWG/2.5mm²				
654-H4CMM2DI	H4CMM2DI	C	Male	14 AWG/2.5mm²				

Tools

MOUSER STOCK NO.	Amphenol Part No.	Description	Price Each 1	Price Each 5
654-PV-670509-000	PV-670509-000	H4 Strip Tool		
654-PV-670804-000	H4TR0000	H4 Ring Tool		
654-PV-670803-000	H4TW0000	H4 Wrench Tool		

SURLOK™

Features:
- Copper alloy construction
- High ampacity
- Built in locking feature
- Low insertion force
- High cycle durability
- High reliability
- Radsok Technology

Markets:
- Printed circuit boards
- Telecommunications
- Oil and drilling rigs
- Wind and solar power applications
- Heavy equipment
- Medical devices
- Rail/Mass Transit

Compression Lugs

For quantities greater than listed, call for quote.

MOUSER STOCK NO.	Amphenol Part No.	Fig.	Amp	RADSOK Size	Wire Size	Termination	Price Each 1	Price Each 5	Price Each 10	Price Each 25
654-PSL-368K	PSL-368K	D	70	3.6mm	8AWG	Threaded Tail				
654-PSL574K	PSL-574K	D	125	5.7mm	4AWG	Tapped Screw End				
654-10-665611-000	10-665611-000	E	-	5.7mm	-	-				
654-PSL-802K	PSL-802K	D	175	8.0mm	2AWG	Tapped Screw End				
654-PSL-801K	PSL-801K	D	200	8.0mm	1AWG	Tapped Screw End				
654-PSL-10320	PSL-10320	D	300	8.0mm	2AWG	Lug Only				
654-PSL-10320K	PSL-10320K	D	300	10.3mm	2/0AWG	Tapped Screw End				

Pins

For quantities greater than listed, call for quote.

MOUSER STOCK NO.	Amphenol Part No.	Fig.	Amp	Pin Dia.	Thread (Male)	Price Each 1	Price Each 5	Price Each 10	Price Each 25
654-PSLP-36	PSLP-36	-	70	3.6mm	M3x0.5				
654-PSLP-57	PSLP-57	-	125	5.7mm	M5x0.8				
654-PSLP-80	PSLP-80	-	200	8.0mm	M8x1.25				
654-PSLP-103	PSLP-103	-	300	10.3mm	M10x1.5				

A



B



C



D



E



NEW AT MOUSER NEW AT MOUSER NEW AT MOUSER Photovoltaic (Solar) Amphenol NEW AT MOUSER

© Copyright 2014 Mouser Electronics

© Copyright 2014 Mouser Electronics

3M™ Mini-D (MDR) Connectors and Accessories

MINI D RIBBON (MDR) CONNECTORS

- Wiper-on-wiper contact for reliable repetitive plugging
- Interface latch design for connection stability
- Withstanding voltage: 500 Vrms for 1 minute
- Insulation material: Beige glass reinforced polyester (PCT), UL94V-0
- Current rating: 1A
- RoHS Compliant per 3M documentation

RoHS Compliant

.050" Boardmount Thru-Hole Vertical Shielded Receptacles

- Rugged die cast metal case construction
- Screw lockdown for reliable PCB retention
- IEEE 1284C Interface as a 36 contact connector
- Contact material: Copper alloy (C521)
- Plating: 30µ" Gold
- Temperature rating: -20°C to +85°C
- M2.5 thread with screw lock

For quantities greater than listed, call for quote.

MOUSER STOCK NO.	3M Part No.	Fig.	No. of Contacts	Price Each 1	25	50	100
517-10214-6212PC	10214-6212PC	A	14				
517-10220-6212PC	10220-6212PC	A	20				
517-10226-6212PC	10226-6212PC	A	26				
517-10236-6212PC	10236-6212PC	A	36				
517-10240-6212PC	10240-6212PC	A	40				
517-10250-6212PC	10250-6212PC	A	50				
517-10268-6212PC	10268-6212PC	A	68				
517-10280-6212PC	10280-6212PC	A	80				
517-102A0-6212PC	102A0-6212PC	A	100				

.050" Boardmount Compliant Pin Vertical Shielded Receptacles

- Rugged die cast metal case construction
- Contact material: Copper alloy (C521)
- Plating: 30µ" Gold
- Temperature rating: -20°C to +85°C
- M2.5 thread

For quantities greater than listed, call for quote.

517-10214-R21TS	10214-R21TS	B	14				
517-10226-R21TS	10226-R21TS	B	26				
517-10236-R21TS	10236-R21TS	B	36				

.050" Surface Mount Right Angle Die Cast Shielded Connector

- Weight-balanced die-cast body resists tipping during automated soldering operations
- MDR digital LCD interface as a 20 or 26 contact connector
- Ultra-low signal skew for high data rate transmission
- Suitable for thumbscrew attach
- Tail length: .134mm

For quantities greater than listed, call for quote.

517-10226-1S10PE	10226-1S10PE	C	26				

.050" Surface Mount Right Angle Shielded Receptacles

- Ultra-low signal skew for high data rate transmission
- MDR digital LCD interface as a 20 or 26 contact connector
- Contact material: Copper alloy (C521)
- Plating: 20µ" Gold
- Temperature rating: -55°C to +105°C
- Tail length: .165mm

✻ Plating:30µ" Gold; Tail length: .15mm

For quantities greater than listed, call for quote.

✻ 517-10226-1A10PE	10226-1A10PE	C	26				
517-10214-1210PE	10214-1210PE	C	14				
517-10220-1210PE	10220-1210PE	C	20				
517-10226-1210PE	10226-1210PE	C	26				
517-10250-1210PE	10250-1210PE	C	50				

.050" Surface Mount Vertical Shielded Receptacle

- IEEE 1284C Interface as a 36 contact connector
- Contact material: Copper alloy (C521)
- Plating: 30µ" Gold
- Temperature rating: -55°C to +105°C
- Tail length: .091mm

For quantities greater than listed, call for quote.

517-10226-2210PE	10226-2210PE	D	26				

.050" IDC Wiremount Panel Mount Shielded Receptacles

- Wire Accommodation: 28AWG stranded, 30 AWG solid
- IEEE 1284C Interface as a 36 contact connector
- Contact material: Beryllium copper (C172)
- Plating: 30µ" Gold
- Temperature rating: -20°C to +85°C

For quantities greater than listed, call for quote.

517-10220-0210EC	10220-0210EC	E	20				
517-10226-0210EC	10226-0210EC	E	26				
517-10250-0210EC	10250-0210EC	E	50				

.050" Shielded Solder Plug Connectors

- Solder cup termination requires no special tooling
- Accepts a wide variety of discrete wire (24 to 30AWG)
- Contact material: Copper alloy (C521)
- Plating: 20µ" Gold
- Temperature rating: -55°C to +105°C

For quantities greater than listed, call for quote.

517-10114-3000PE	10114-3000PE	F	14				
517-10120-3000PE	10120-3000PE	F	20				
517-10126-3000PE	10126-3000PE	F	26				
517-10136-3000PE	10136-3000PE	F	36				
517-10150-3000PE	10150-3000PE	F	50				

.050" IDC Wiremount Shielded Plug Connectors

- MDR digital LCD interface as a 20 or 26 contact connector
- IEEE 1284C Interface as a 36 contact connector
- Wire accommodation: 28AWG stranded, 30AWG solid
- Contact material: Beryllium copper (C172)
- Plating: 30µ" Gold
- Temperature rating: -20°C to +85°C

✻ 26AWG Wire

For quantities greater than listed, call for quote.

517-10114-6000EC	10114-6000EC	G	14				
517-10120-6000EC	10120-6000EC	G	20				
517-10126-6000EC	10126-6000EC	G	26				
517-10136-6000EC	10136-6000EC	G	36				
517-10140-6000EC	10140-6000EC	G	40				
517-10150-6000EC	10150-6000EC	G	50				
517-10168-6000EC	10168-6000EC	G	68				
✻ 517-10168-6010EC	10168-6010EC	G	68				
517-10180-6000EC	10180-6000EC	G	80				
517-101A0-6000EC	101A0-6000EC	G	100				

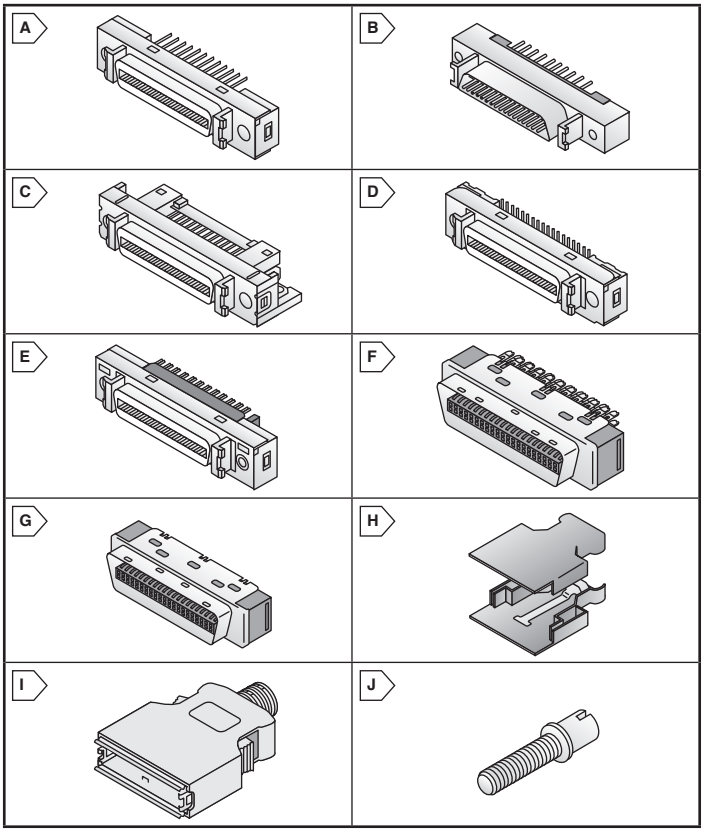

MINI D RIBBON (MDR) JUNCTION SHELLS AND ACCESSORIES

Non-Shielded Plastic Solder Plug Junction Shells

- Compatible with 101xx-3000PE plug connectors
- Design features durable two-piece backshell with ground strap

For quantities greater than listed, call for quote.

MOUSER STOCK NO.	3M Part No.	Fig.	No. of Contacts	Price Each 1	25	50	100
517-10314-52F0-008	10314-52F0-008	H	14				
517-10320-52F0-008	10320-52F0-008	H	20				
517-10326-52F0-008	10326-52F0-008	H	26				
517-10336-52F0-008	10336-52F0-008	H	36				
517-10350-52F0-008	10350-52F0-008	H	50				

Black Non-Shielded Shell Kits

- Compatible with 101xx-3000PE plug connectors
- Durable two sided shell without grounding strap

For quantities greater than listed, call for quote.

517-10320-52A0-008	10320-52A0-008	H	20				
517-10336-52A0-008	10336-52A0-008	H	36				
517-10350-52A0-008	10350-52A0-008	H	50				

Plastic Shielded Junction Shells for Round Cable

- Compatible with 101xx-6000EC plug connectors
- Durable one piece plastic over two piece metal junction shell for straight round cable
- Quick release latching mechanism

For quantities greater than listed, call for quote.

517-10314-3210-000	10314-3210-000	I	14				
517-10320-3210-000	10320-3210-000	I	20				
517-10326-3210-000	10326-3210-000	I	26				
517-10336-3210-000	10336-3210-000	I	36				
517-10350-3210-000	10350-3210-000	I	50				
517-10368-3210-000	10368-3210-000	I	68				

Jack Sockets

- Package of Two
- Thread Size: M2.5/#4-40
- Stainless Steel
- 2.5 inch/lbs.

For quantities greater than listed, call for quote.

MOUSER STOCK NO.	3M Part No.	Fig.	Thread Length	Socket Length	Price Each 1	25	50	100
517-3341-13	3341-13-KIT	J	.35"	.27"				
517-3341-31	3341-31-KIT	J	.40"	.12"				
517-3341-32	3341-32-KIT	J	.50"	.27"				

© Copyright 2014 Mouser Electronics
© Copyright 2014 Mouser Electronics

3M™ IDC D-Subminiature Connectors

RoHS Compliant **This product is RoHS compliant.**

D-SUB CONNECTORS

Available in preassembled or two piece covers. Improved metal strain relief hooks directly to metal shell - Ordered Separately.

Features:
- Low profile
- Insulation Material: Glass Filled Polyester (PBT)
- Flammability: UL94V-0
- Insulation Color: Gray
- Contact Material: Copper alloy
- Contact Plating: 30µ" Gold
- Shell Material: Steel
- Shell Plating: Tin
- Wire Accommodation: 26 and 28AWG solid or stranded
- Current Rating: 1A
- Withstanding Voltage: 1000Vrms @ Sea level
- Temperature Rating: -15°C to +105°C
- RoHS Compliant per 3M documentation

LR40971 E68080

Plugs - 8200 Series

For quantities greater than listed, call for quote.

MOUSER STOCK NO.	3M Part No.	Fig.	No. of Contacts	Mounting Style	Price Each 1	25	50	100
Open Two-Piece Cover								
517-8209-6000	8209-6000	A	9	Unthreaded Insert				
517-8215-6000	8215-6000	A	15	Unthreaded Insert				
517-8225-6000	8225-6000	A	25	Unthreaded Insert				
517-8237-6000	8237-6000	A	37	Unthreaded Insert				
517-8209-6003	8209-6003	A	9	4-40 UNC Threaded Insert				
517-8215-6003	8215-6003	A	15	4-40 UNC Threaded Insert				
517-8225-6003	8225-6003	A	25	4-40 UNC Threaded Insert				
517-8237-6003	8237-6003	A	37	4-40 UNC Threaded Insert				
Open Preassembled Cover Without Adhesive								
517-8209-8000	8209-8000	B	9	Unthreaded Insert				
517-8215-8000	8215-8000	B	15	Unthreaded Insert				
517-8225-8000	8225-8000	B	25	Unthreaded Insert				
517-8237-8000	8237-8000	B	37	Unthreaded Insert				

Sockets - 8300 Series

For quantities greater than listed, call for quote.

MOUSER STOCK NO.	3M Part No.	Fig.	No. of Contacts	Mounting Style	Price Each 1	25	50	100
Open Two-Piece Cover								
517-8309-6000	8309-6000	C	9	Unthreaded Insert				
517-8315-6000	8315-6000	C	15	Unthreaded Insert				
517-8325-6000	8325-6000	C	25	Unthreaded Insert				
517-8337-6000	8337-6000	C	37	Unthreaded Insert				
517-8309-6003	8309-6003	C	9	4-40 UNC Threaded Insert				
517-8315-6003	8315-6003	C	15	4-40 UNC Threaded Insert				
517-8325-6003	8325-6003	C	25	4-40 UNC Threaded Insert				
517-8337-6003	8337-6003	C	37	4-40 UNC Threaded Insert				
Open Preassembled Cover Without Adhesive								
517-8309-8000	8309-8000	D	9	Unthreaded Insert				
517-8315-8000	8315-8000	D	15	Unthreaded Insert				
517-8325-8000	8325-8000	D	25	Unthreaded Insert				
517-8337-8000	8337-8000	D	37	Unthreaded Insert				

STRAIN RELIEFS

- RoHS compliant per 3M documentation

For quantities greater than listed, call for quote.

MOUSER STOCK NO.	3M Part No.	Description	Price Each 1	25	50	100
517-3448-8D09A	3448-8D09A	9 Pin Strain Relief				
517-3448-8D15A	3448-8D15A	15 Pin Strain Relief				
517-3448-8D25A	3448-8D25A	25 Pin Strain Relief				
517-3448-8D37A	3448-8D37A	37 Pin Strain Relief				

TOOLS

For quantities greater than listed, call for quote.

MOUSER STOCK NO.	3M Part No.	Description	Price Each 1	5
517-3640	3640	Press		
517-3442-9	3442-9	Platen for 9, 15, 25, 37 Pin Socket Connectors		

METAL D-SUB CONNECTOR EMI HOODS

Designed to fit the 3M 8200 and 8300 series D-Sub connectors listed above.

Features:
- Provides EMI/ESD protection
- Provides option in grounding for discrete wire applications
- Light weight, compact design
- Color: Black
- Flammability: UL94V-0
- Material: Steel
- Plating: Nickel
- Cover Nut Material: Glass Filled Polyester (PBT)
- RoHS Compliant per 3M documentation

For quantities greater than listed, call for quote.

MOUSER STOCK NO.	3M Part No.	Fig.	Description	Price Each 1	25	50	100
517-3357-9209	3357-9209	E	Use with 9 pin d-sub				
517-3357-9215	3357-9215	E	Use with 15 pin d-sub				
517-3357-9225	3357-9225	E	Use with 25 pin d-sub				
517-3357-9237	3357-9237	E	Use with 37 pin d-sub				

ACCESSORIES

For quantities greater than listed, call for quote.

MOUSER STOCK NO.	3M Part No.	Description	Price Each 1	25	50	100
517-3341-7	3341-7-KIT	Thumb Screw Kit				
517-3808-ER	3808-ER	Retainer Ring				

A

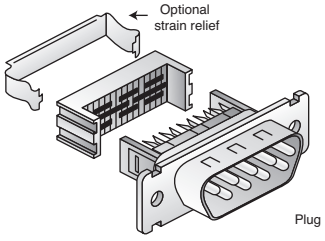

B

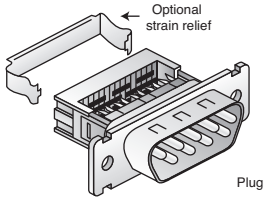

C

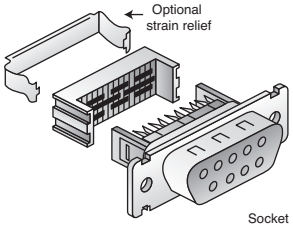

D

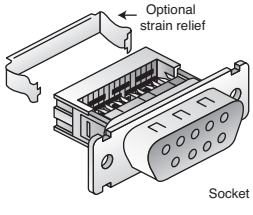

E

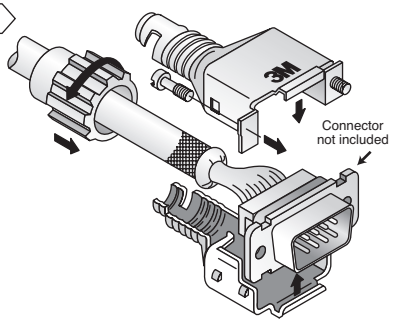

"D" Connectors

3M

© Copyright 2014 Mouser Electronics

© Copyright 2014 Mouser Electronics

NORCOMP D-Sub Connectors

NORCOMP A DIVISION OF EDAC (AMERICA) LIMITED

RoHS Compliant **This product is RoHS compliant.**

MICRO MINIATURE D-SUB CONNECTORS

Features:
- Available in 3 industry standard sizes (9, 15, 25)
- Vertical board mount, Right Angle board mount, and Cable mount options
- 0.050" (1.27mm) contact spacing Less than 1/3 the size of standard D-Subs
- Metal to metal interface for robust mechanical connection and shield effectiveness
- 1 amp contact rating/-55C° to +85°C operating temperature range
- Intermateable with most commercial competitors products

NEW PRODUCT

For quantities greater than listed, call for quote.

MOUSER STOCK NO.	NorComp Part No.	Fig.	No. of Pos.	Type	Dimensions (in.) A	B	C	D	Price Each 1	25	50	100
Vertical Board Mount												
636-380-009-113L001	380-009-113L001	A	9	Male	0.770	0.565	0.200	0.150				
636-380-009-213L001	380-009-213L001	A	9	Female	0.770	0.565	0.200	0.150				
636-380-015-113L001	380-015-113L001	A	15	Male	0.919	0.717	0.350	0.300				
636-380-015-213L001	380-015-213L001	A	15	Female	0.919	0.717	0.350	0.300				
636-380-025-113L001	380-025-113L001	A	25	Male	1.169	0.967	0.600	0.550				
636-380-025-213L001	380-025-213L001	A	25	Female	1.169	0.967	0.600	0.550				
Right Angle Board Mount												
636-381-009-112L565	381-009-112L565	B	9	Male	0.775	0.565	0.303	0.337				
636-381-015-112L565	381-015-112L565	B	15	Male	0.937	0.715	0.303	0.483				
636-381-025-112L565	381-025-112L565	B	25	Male	1.191	0.965	0.303	0.732				
Dual Port Right Angle Board Mount												
636-382-009-112L565	382-009-112L565	C	9	Male	0.784	0.565	0.638	0.339				
636-382-015-112L565	382-015-112L565	C	15	Male	0.941	0.715	0.638	0.483				

Backshell Kits

NEW PRODUCT

For quantities greater than listed, call for quote.

MOUSER STOCK NO.	NorComp Part No.	Fig.	No. of Pos.	Type	Dimensions (in.) A	B	C	D	E	Price Each 1	25	50	100
636-960-009-010R011	960-009-010R011	D	9	Female	0.780	1.350	0.395	0.228	0.338				
636-960-015-010R011	960-015-010R011	D	15	Female	0.932	1.367	0.360	0.284	0.338				
636-960-025-010R011	960-025-010R011	D	25	Female	1.195	1.373	0.390	0.331	0.390				

Contacts

NEW PRODUCT

For quantities greater than listed, call for quote.

MOUSER STOCK NO.	NorComp Part No.	Description	Price Each 1	100	500	1000
636-960-001-170L005	960-001-170L005	Micro-D Female Contacts				

Hand Tool

NEW PRODUCT

MOUSER STOCK NO.	NorComp Part No.	Description	Price Each
636-960-702-170-000	960-702-170-000	Hand Tool 30-26AWG	

SOLDER CUP - SERIES 171

Specifications:
- Nickel Shell
- Insulator: Glass-filled thermoplastic, UL94V-0
- Contacts: Male- Brass Pins; Female- Phosphor Bronze Pins
- Plating: Gold flash on the entire contact

Features:
- RoHS Compliant per NorComp documentation
- Non-removable contacts
- Low cost economy series
- Male nickel shells have indents to provide grounding and additional retention
- High performance, stamped contacts

For quantities greater than listed, call for quote.

MOUSER STOCK NO.	NorComp Part No.	Fig.	No. of Pos.	Dimensions (in.) A	B	C	D	E	Price Each 1	25	50	100
Male												
636-171-009-103L001	171-009-103L001	E	9	1.213	0.984	0.666	0.756	0.496				
636-171-015-103L001	171-015-103L001	E	15	1.543	1.312	0.994	1.091	0.496				
636-171-025-103L001	171-025-103L001	E	25	2.087	1.852	1.534	1.618	0.496				
636-171-037-103L001	171-037-103L001	E	37	2.732	2.500	2.181	2.256	0.496				
636-171-050-103L001	171-050-103L001	E	50	2.638	2.406	2.079	2.169	0.602				
Female												
636-171-009-203L001	171-009-203L001	E	9	1.213	0.984	0.666	0.756	0.496				
636-171-015-203L001	171-015-203L001	E	15	1.543	1.312	0.994	1.091	0.496				
636-171-025-203L001	171-025-203L001	E	25	2.087	1.852	1.534	1.618	0.496				
636-171-037-203L001	171-037-203L001	E	37	2.732	2.500	2.181	2.256	0.496				
636-171-050-203L001	171-050-203L001	E	50	2.638	2.406	2.079	2.169	0.602				

DIP SOLDER - SERIES 171

Specifications:
- Shell: Nickel Plated Steel
- Insulator: Glass-filled thermoplastic, UL94V-0
- Contacts: Male- Brass Pins; Female- Phosphor Bronze Pins
- Plating: Gold flash on the entire contact

Features:
- RoHS Compliant per NorComp documentation
- Non-removable contacts
- Male nickel shells have indents to provide grounding and additional retention
- High performance, stamped contacts

For quantities greater than listed, call for quote.

MOUSER STOCK NO.	NorComp Part No.	Fig.	No. of Pos.	Dimensions (in.) A	B	C	D	E	Price Each 1	25	50	100
Male												
636-171-009-113R001	171-009-113R001	F	9	1.213	0.984	0.666	0.756	0.496				
636-171-015-113R001	171-015-113R001	F	15	1.543	1.312	0.994	1.091	0.496				
636-171-025-113R001	171-025-113R001	F	25	2.087	1.852	1.534	1.618	0.496				
636-171-037-113R001	171-037-113R001	F	37	2.732	2.500	2.181	2.256	0.496				
Female												
636-171-009-213R001	171-009-213R001	F	9	1.213	0.984	0.666	0.756	0.496				
636-171-015-213R001	171-015-213R001	F	15	1.543	1.312	0.994	1.091	0.496				
636-171-025-213R001	171-025-213R001	F	25	2.087	1.852	1.534	1.618	0.496				
636-171-037-213R001	171-037-213R001	F	37	2.732	2.500	2.181	2.256	0.496				

MICRO-D CABLE ASSEMBLIES

- Available in 3 industry standard sizes/positions (9, 15, 25)
- Micro-minature size offers economical solutions for commercial applications
- Inter-mateable with most competitors products
- Metal interface allows grounding for improved mechanical & electrical shield conditions
- Connector body kit with thumbscrews comes pre-assembled onto cable

Hood: Thermoplastic
Insulator: Thermoplastic, UL94V-0
Shield: Steel, Tin Plated
Thumbscrews: UNC #2-56 I Steel Nickel Plated
Contact: Phosphor Bronze (28AWG)
Cable: 28AWG [7X36] x9C +Aluminum Foil with Braid 65%, UL2464+CSA, Color: Black

NEW PRODUCT

For quantities greater than listed, call for quote.

MOUSER STOCK NO.	NorComp Part No.	Fig.	Gender	No. of Pos.	Length: ft (m)	Price Each 1	25	50	100
636-CCA-009-I18R152	CCA-009-I18R152	G	Female	9	18				
636-CCA-009-I72R152	CCA-009-I72R152	G	Female	9	72				
636-CCA-015-I18R152	CCA-015-I18R152	G	Female	15	18				
636-CCA-015-I72R152	CCA-015-I72R152	G	Female	15	72				
636-CCA-025-I18R152	CCA-025-I18R152	G	Female	25	18				
636-CCA-025-I72R152	CCA-025-I72R152	G	Female	25	72				

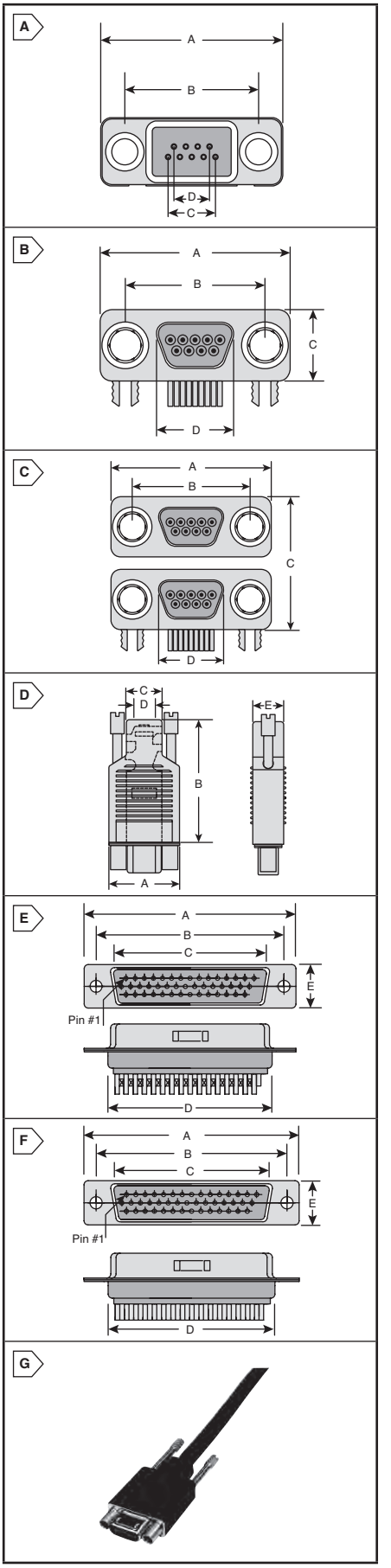

© Copyright 2014 Mouser Electronics

© Copyright 2014 Mouser Electronics

NORCOMP IP66 SEAL-D™ D-Sub Connectors

RoHS Compliant **This product is RoHS compliant.**

DIMENSIONS: in.

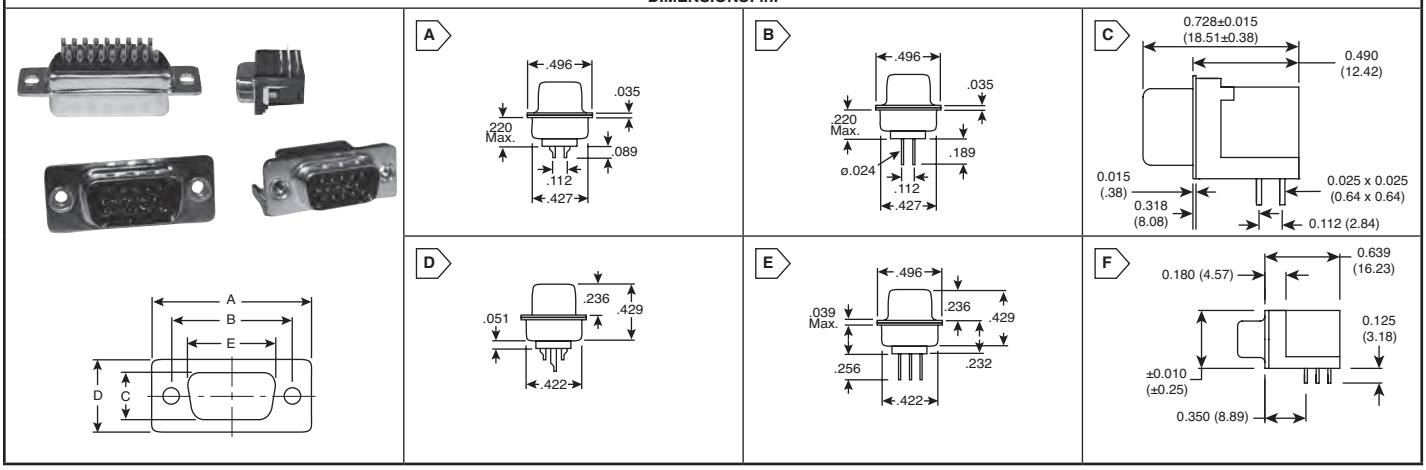

671 SERIES

Features:

- Available in 3 industry sizes/positions (9, 15, 25) Male/Plug Only
- Meets IEC-529-IP66 Requirements
- Unique sealing method maintains STD D-Sub profile allowing drop in replacement of current D-Sub connectors.
- Non-Removable Contacts

Materials:

- Shell: Steel, Nickel Plated
- Insulator: Glass-filled thermoplastic. U.L. rated 94V-O
- Stamped contacts: Male pins - Brass
- Plating: Gold flash on entire contact

For quantities greater than listed, call for quote.

MOUSER STOCK NO.	NorComp Part No.	Fig.	No. of Positions	Dimensions: in.					Price Each				
				A	B	C	D	E	1	25	50	100	500
Male - Solder Cup													
636-671-009-103L001	671-009-103L001	A	9	1.213	0.984	0.329	0.496	0.666					
636-671-015-103L001	671-015-103L001	A	15	1.541	1.312	0.329	0.496	0.994					
636-671-025-103L001	671-025-103L001	A	25	2.083	1.874	0.329	0.496	1.534					
Male - DIP Solder													
636-671-009-113R001	671-009-113R001	B	9	1.213	0.984	0.329	0.496	0.666					
636-671-015-113R001	671-015-113R001	B	15	1.541	1.312	0.329	0.496	0.994					
636-671-025-113R001	671-025-113R001	B	25	2.083	1.874	0.329	0.496	1.534					

682 SERIES - MALE, RIGHT ANGLE, .318 FOOTPRINT

Features:

- Available in 3 industry sizes/positions (9, 15, 25) Male/Plug Only
- Meets IEC-529-IP66 Requirements
- Unique sealing method maintains STD D-Sub profile allowing drop in replacement of current D-Sub connectors.
- Non-Removable Contacts

Materials:

- Shell: Steel, Nickel Plated
- Insulator: Glass-filled thermoplastic. U.L. rated 94V-O
- Stamped contacts: Male pins - Brass
- Plating: Gold flash on entire contact

For quantities greater than listed, call for quote.

MOUSER STOCK NO.	NorComp Part No.	Fig.	No. of Positions	Dimensions: in.					Price Each				
				A	B	C	D	E	1	25	50	100	500
636-682-009-113R531	682-009-113R531	C	9	1.213	0.984	0.329	0.496	0.666					
636-682-015-113R531	682-015-113R531	C	15	1.541	1.312	0.329	0.496	0.994					
636-682-025-113R531	682-025-113R531	C	25	2.083	1.874	0.329	0.496	1.534					

680 SERIES HIGH DENSITY

Features:

- Available in 3 industry sizes/positions (9, 15, 25) Male/Plug Only
- Meets IEC-529-IP66 Requirements
- Unique sealing method maintains HD D-Sub profile allowing drop in replacement of current HD D-Sub connectors.
- Non-Removable Contacts

Materials:

- Shell: Steel, Nickel Plated
- Insulator: Glass-filled thermoplastic. U.L. rated 94V-O
- Stamped contacts: Male pins - Brass
- Plating: Gold flash on entire contact

For quantities greater than listed, call for quote.

MOUSER STOCK NO.	NorComp Part No.	Fig.	No. of Positions	Dimensions: in.					Price Each				
				A	B	C	D	E	1	25	50	100	500
High Density Male - Solder Cup													
636-680-015-103L001	680-015-103L001	D	15	1.213	0.984	0.329	0.496	0.666					
636-680-026-103L001	680-026-103L001	D	26	1.541	1.312	0.329	0.496	0.994					
636-680-044-103L001	680-044-103L001	D	44	2.088	1.852	0.329	0.494	1.534					
High Density Male - DIP Solder													
636-680-015-113R001	680-015-113R001	E	15	1.213	0.984	0.329	0.496	0.666					
636-680-026-113R001	680-026-113R001	E	26	1.541	1.312	0.329	0.496	0.994					
636-680-044-113R001	680-044-113R001	E	44	2.088	1.852	0.329	0.494	1.534					

681 SERIES HIGH DENSITY - MALE, RIGHT ANGLE

Features:

- Meets IEC-529-IP66 Requirements
- Unique sealing method maintains HD D-Sub profile allowing drop in replacement of current HD D-Sub connectors.
- Non-Removable Contacts

Materials:

- Shell: Steel, Nickel Plated
- Insulator: Glass-filled thermoplastic. U.L. rated 94V-O
- Stamped contacts: Male pins - Brass
- Plating: Gold flash on entire contact

For quantities greater than listed, call for quote.

MOUSER STOCK NO.	NorComp Part No.	Fig.	No. of Positions	Dimensions: in.					Price Each				
				A	B	C	D	E	1	25	50	100	500
636-681-015-113R531	681-015-113R531	F	15	1.213	0.984	0.329	0.496	0.666					

© Copyright 2014 Mouser Electronics

© Copyright 2014 Mouser Electronics

NORCOMP IP67 SEAL-D™ D-Sub Connectors

RoHS Compliant **This product is RoHS compliant.**

DIMENSIONS: in.

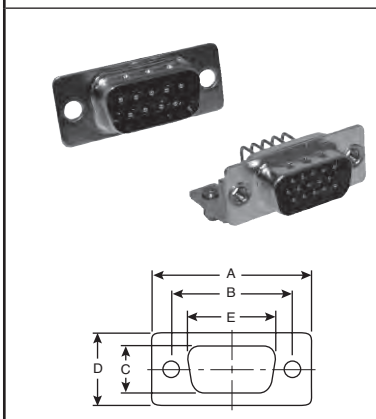

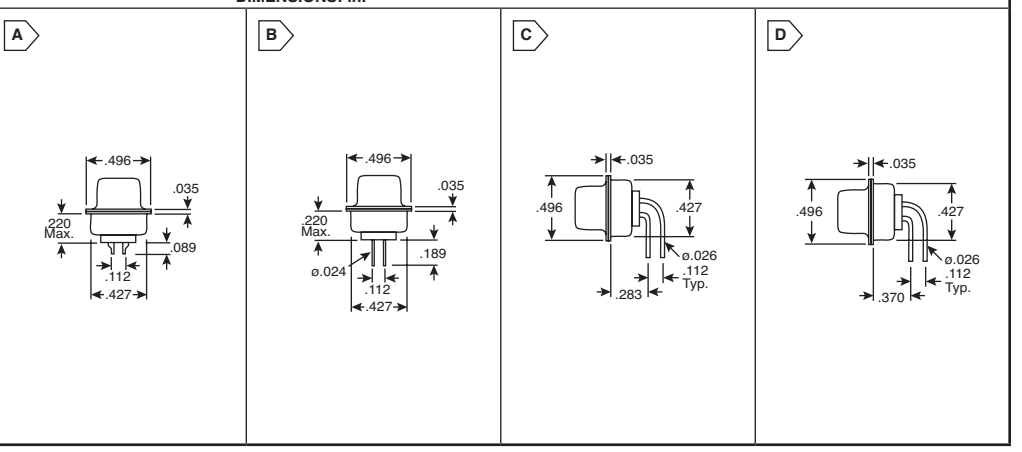

NorComp has developed a new line of IP67 SEAL-D™ D-Subs. These connectors utilize a proprietary sealing technology which maintains the same physical size and footprint as standard D-Sub products. This reduces space on new designs, and eliminates the need to redesign enclosures and PC boards when implementing IP67 design upgrades.

Specifications:

- Voltage: 500VAC for 1 minute
- Current rating: 5A
- Contact resistance: 15mOhms Max.
- Operating temperature: -50°C to 100°C
- Wire size for solder cup termination: 26-20 AWG
- Meets IEC-529-IP67 Requirements

Applications:

- Hand held computers, scanners & printers that are used outdoors
- Remote sensors, gauges & data loggers that are exposed to the elements
- Industrial & medical equipment that is routinely subjected to wash down
- Transmitters & emergency beacons that are subject to short term immersion
- Gas, electric & water metering systems with embedded Smart Grid electronics
- Consumer & commercial shipboard electronics, meters and sensors

SOLDER CUP - 772-E SERIES

For quantities greater than listed, call for quote.

MOUSER STOCK NO.	NorComp Part No.	Fig.	No. of Pos.	Dimensions (in.)					Price Each				
				A	B	C	D	E	1	10	25	50	100
Male													
636-772-E09-103R001	772-E09-103R001	A	9	1.213	0.984	0.329	0.496	0.666					
636-772-E15-103R001	772-E15-103R001	A	15	1.541	1.312	0.329	0.496	0.994					
636-772-E25-103R001	772-E25-103R001	A	25	2.083	1.874	0.329	0.496	1.534					
Male with 0.098" 4-40 Insert, Board Side													
636-772-E09-103R011	772-E09-103R011	A	9	1.213	0.984	0.329	0.496	0.666					
636-772-E15-103R011	772-E15-103R011	A	15	1.541	1.312	0.329	0.496	0.994					
636-772-E25-103R011	772-E25-103R011	A	25	2.083	1.874	0.329	0.496	1.534					
Female													
636-772-E09-203R001	772-E09-203R001	A	9	1.213	0.984	0.311	0.496	0.642					
636-772-E15-203R001	772-E15-203R001	A	15	1.541	1.312	0.311	0.496	0.970					
636-772-E25-203R001	772-E25-203R001	A	25	2.083	1.874	0.311	0.496	1.512					
Female with 0.098" 4-40 Insert, Board Side													
636-772-E09-203R011	772-E09-203R011	A	9	1.213	0.984	0.311	0.496	0.642					
636-772-E15-203R011	772-E15-203R011	A	15	1.541	1.312	0.311	0.496	0.970					

VERTICAL PCB - 772-E SERIES

For quantities greater than listed, call for quote.

MOUSER STOCK NO.	NorComp Part No.	Fig.	No. of Pos.	Dimensions (in.)					Price Each				
				A	B	C	D	E	1	10	25	50	100
Male													
636-772-E09-113R001	772-E09-113R001	B	9	1.213	0.984	0.329	0.496	0.666					
636-772-E15-113R001	772-E15-113R001	B	15	1.541	1.312	0.329	0.496	0.994					
636-772-E25-113R001	772-E25-113R001	B	25	2.087	1.852	0.329	0.496	1.534					
Male with 0.098" 4-40 Insert, Board Side													
636-772-E09-113R011	772-E09-113R011	B	9	1.213	0.984	0.329	0.496	0.666					
Female													
636-772-E09-213R001	772-E09-213R001	B	9	1.213	0.984	0.329	0.496	0.666					
636-772-E15-213R001	772-E15-213R001	B	15	1.541	1.312	0.329	0.496	0.994					
636-772-E25-213R001	772-E25-213R001	B	25	2.087	1.852	0.329	0.496	1.534					
Female with 0.098" 4-40 Insert, Board Side													
636-772-E09-213R011	772-E09-213R011	B	9	1.213	0.984	0.329	0.496	0.666					
636-772-E15-213R011	772-E15-213R011	B	15	1.541	1.312	0.329	0.496	0.994					

RIGHT ANGLE PCB - 773-E & 774-E SERIES

For quantities greater than listed, call for quote.

MOUSER STOCK NO.	NorComp Part No.	Fig.	No. of Pos.	Dimensions (in.)					Price Each				
				A	B	C	D	E	1	10	25	50	100
Male - 0.283" Foot Print													
636-773-E09-113R001	773-E09-113R001	C	9	1.213	0.984	0.329	0.496	0.666					
636-773-E15-113R001	773-E15-113R001	C	15	1.541	1.312	0.329	0.496	0.994					
636-773-E25-113R001	773-E25-113R001	C	25	2.087	1.852	0.329	0.496	1.534					
Male - 0.283" Foot Print with 0.098" 4-40 Insert, Board Side													
636-773-E09-113R011	773-E09-113R011	C	9	1.213	0.984	0.329	0.496	0.666					
636-773-E15-113R011	773-E15-113R011	C	15	1.541	1.312	0.329	0.496	0.994					
Male - 0.370" Foot Print													
636-774-E09-113R001	774-E09-113R001	D	9	1.213	0.984	0.329	0.496	0.666					
636-774-E15-113R001	774-E15-113R001	D	15	1.541	1.312	0.329	0.496	0.994					
636-774-E25-113R001	774-E25-113R001	D	25	2.087	1.852	0.329	0.496	1.534					
Male - 0.370" Foot Print with 0.098" 4-40 Insert, Board Side													
636-774-E09-113R011	774-E09-113R011	D	9	1.213	0.984	0.329	0.496	0.666					
636-774-E15-113R011	774-E15-113R011	D	15	1.541	1.312	0.329	0.496	0.994					

© Copyright 2014 Mouser Electronics

© Copyright 2014 Mouser Electronics

NORCOMP IP67 SEAL-D™ D-Sub Connectors

RoHS Compliant **This product is RoHS compliant.**

NorComp has developed a new line of IP67 SEAL-D™ D-Subs. These connectors utilize a proprietary sealing technology which maintains the same physical size and footprint as standard D-Sub products. This reduces space on new designs, and eliminates the need to redesign enclosures and PC boards when implementing IP67 design upgrades.

Specifications:

- Voltage: 500VAC for 1 minute
- Current rating: 5 AMPS
- Contact resistance: 15mOhms Max.
- Operating temperature: -50°C to 100°C
- Wire size for solder cup termination: 26-20AWG
- Meets IEC-529-IP67 Requirements

Applications:

- Hand held computers, scanners and printers that are used outdoors
- Remote sensors, gauges and data loggers that are exposed to the elements
- Industrial and medical equipment that is routinely subjected to wash down
- Transmitters and emergency beacons that are subject to short term immersion
- Gas, electric and water metering systems with embedded Smart Grid electronics
- Consumer and commercial shipboard electronics, meters and sensors

SOLDER CUP HIGH DENSITY - 780-M SERIES

For quantities greater than listed, call for quote.

MOUSER STOCK NO.	NorComp Part No.	Fig.	No. of Pos.	Dimensions (in.)					Price Each				
				A	B	C	D	E	1	10	25	50	100
Male													
636-780-M15-103L001	780-M15-103L001	A	15	1.213	0.984	0.329	0.496	0.666					
636-780-M26-103L001	780-M26-103L001	A	26	1.541	1.312	0.329	0.496	0.994					
636-780-M44-103L001	780-M44-103L001	A	44	2.087	1.852	0.329	0.496	1.534					
Male with 0.098" 4-40 Insert, Board Side													
636-780-M15-103L011	780-M15-103L011	A	15	1.213	0.984	0.329	0.496	0.666					
636-780-M44-103L011	780-M44-103L011	A	44	2.087	1.852	0.329	0.496	1.534					
Female													
636-780-M15-203L001	780-M15-203L001	A	15	1.213	0.984	0.381	0.494	0.643					
636-780-M26-203L001	780-M26-203L001	A	26	1.541	1.312	0.381	0.494	0.971					
636-780-M44-203L001	780-M44-203L001	A	44	2.088	1.852	0.381	0.494	1.511					

VERTICAL PCB HIGH DENSITY - 780-M SERIES

For quantities greater than listed, call for quote.

MOUSER STOCK NO.	NorComp Part No.	Fig.	No. of Pos.	Dimensions (in.)					Price Each				
				A	B	C	D	E	1	10	25	50	100
Male													
636-780-M15-113R001	780-M15-113R001	B	15	1.213	0.984	0.329	0.494	0.666					
636-780-M26-113R001	780-M26-113R001	B	26	1.541	1.312	0.329	0.494	0.994					
636-780-M44-113R001	780-M44-113R001	B	44	2.088	1.852	0.329	0.494	1.534					
Male with 0.098" 4-40 Insert, Board Side													
636-780-M15-113R011	780-M15-113R011	B	15	1.213	0.984	0.329	0.494	0.666					
636-780-M26-113R011	780-M26-113R011	B	26	1.541	1.312	0.329	0.494	0.994					
636-780-M44-113R011	780-M44-113R011	B	44	2.088	1.852	0.329	0.494	1.534					
Male with 0.224" 4-40 Board Lock, Board Side													
636-780-M26-113R051	780-M26-113R051	B	26	1.541	1.312	0.329	0.494	0.994					
Female													
636-780-M15-213R001	780-M15-213R001	B	15	1.213	0.984	0.311	0.494	0.643					
636-780-M26-213R001	780-M26-213R001	B	26	1.541	1.312	0.311	0.494	0.971					
636-780-M44-213R001	780-M44-213R001	B	44	2.088	1.852	0.311	0.494	1.511					
Female with 0.098" 4-40 Insert, Board Side													
636-780-M15-213R011	780-M15-213R011	B	15	1.213	0.984	0.311	0.494	0.643					

RIGHT ANGLE PCB HIGH DENSITY- 781-M SERIES

For quantities greater than listed, call for quote.

MOUSER STOCK NO.	NorComp Part No.	Fig.	No. of Pos.	Dimensions (in.)					Price Each				
				A	B	C	D	E	1	10	25	50	100
Male													
636-781-M15-113R001	781-M15-113R001	C	15	1.213	0.984	0.329	0.494	0.666					
636-781-M26-113R001	781-M26-113R001	C	26	1.541	1.312	0.329	0.494	0.994					
Male Bracket with 4-40 Insert, Board Lock and Locator Plate													
636-781-M15-113R141	781-M15-113R141	C	15	1.213	0.984	0.329	0.494	0.666					
636-781-M26-113R141	781-M26-113R141	C	26	1.541	1.312	0.329	0.494	0.994					
636-781-M44-113R141	781-M44-113R141	C	44	2.088	1.852	0.329	0.494	1.534					
Male with 0.098" 4-40 Insert, Board Side													
636-780-M15-203L011	780-M15-203L011	C	15	1.213	0.984	0.329	0.494	0.666					

IP-67 SEAL-D® BACKSHELLS

Features:

- Available in 3 industry sizes (9, 15, 25)
- Straight/top entry
- 4-40 thumbscrews supplied with backshell
- Internal bushings and front baffle provide waterproof (IP-67) seal to mating panel

For quantities greater than listed, call for quote.

MOUSER STOCK NO.	NorComp Part No.	Fig.	No. of Pos.	Dimensions (in.)					Price Each				
				A	B	C	D	E	1	10	25	50	100
636-967-009-010R011	967-009-010R011	D	9	1.675	0.984	1.783	2.685	0.827					
636-967-015-010R011	967-015-010R011	D	15	2.004	1.311	1.783	2.685	0.827					
636-967-025-010R011	967-025-010R011	D	25	2.543	1.852	1.783	2.685	0.827					

SEALS

For quantities greater than listed, call for quote.

MOUSER STOCK NO.	NorComp Part No.	Description	Price Each				
			1	10	25	50	100
636-SF6709	SF6709	Removable Seal for Std 9/HD15 Position D-Sub					
636-SF6715	SF6715	Removable Seal for Std 15/HD26 Position D-Sub					
636-SF6725	SF6725	Removable Seal for Std 25/HD44 Position D-Sub					
636-SFP67SS09	SFP67SS09	Permanent Seal for Std 9/HD15 Position D-Sub					
636-SFP67SS15	SFP67SS15	Permanent Seal for Std 15/HD26 Position D-Sub					
636-SFP67SS25	SFP67SS25	Permanent Seal for Std 25/HD44 Position D-Sub					

HARDWARE

For quantities greater than listed, call for quote.

MOUSER STOCK NO.	NorComp Part No.	Description	Price Each				
			1	10	25	50	100
636-160-067-020R033	160-067-020R033	IP67 Panel Mounting Kit Contains: 2 - 4-40 UNC-2B Mounting Screws; 2 Teflon Flat Washers					
636-160-067-010R033	160-067-010R033	IP67 Panel Mounting Kit Contains: 2 - 4-40 UNC-2B Mounting Screws; 2 Teflon Flat Washers; 2 - 4-40 Flat Washers; 2 - 4-40 Lock Washers; 2 - 4-40 Nuts					

DIMENSIONS: in.



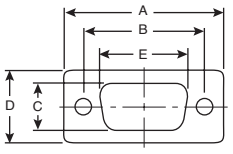

A

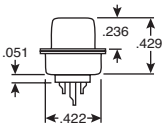

B

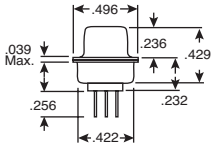

C

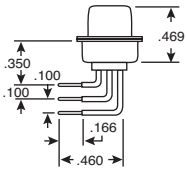

D

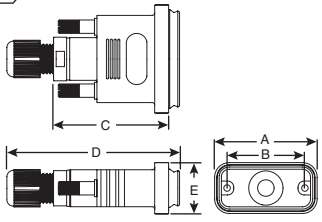

© Copyright 2014 Mouser Electronics

© Copyright 2014 Mouser Electronics

NORCOMP Machined Contact D-Sub Connectors

NORCOMP A DIVISION OF EDAC (AMERICA) LIMITED

SERIES 172 MACHINED CONTACT D-SUB CONNECTORS

Specifications:
- Insulator: Glass-filled thermoplastic, UL94V-0
- Shell: Steel, plated with nickel
- Machined Contacts: Brass male and female pins
- Plating: Gold flash over entire contact area

Features:
- Non-removable contacts
- Shells have indents to provide grounding and additional retention
- Screw machine contacts offer high reliability
- RoHS Compliant per NorComp documentation

RoHS Compliant

Solder Cup

For quantities greater than listed, call for quote.

MOUSER STOCK NO.	NorComp Part No.	No. of Positions	Type	Hardware	Price Each 1	25	50	100
636-172-E09-103R001	172-E09-103R001	9	Male	- - -				
636-172-E09-203R001	172-E09-203R001	9	Female	- - -				
636-172-E09-103R011	172-E09-103R011	9	Male	.098" Clinch Nuts, Board Side				
636-172-E09-203R011	172-E09-203R011	9	Female	.098" Clinch Nuts, Board Side				
636-172-E09-103R021	172-E09-103R021	9	Male	.250" Clinch Nuts, Board Side				
636-172-E09-203R021	172-E09-203R021	9	Female	.250" Clinch Nuts, Board Side				
636-172-E09-103R031	172-E09-103R031	9	Male	.250" Clinch Nuts, Mating Side				
636-172-E09-203R031	172-E09-203R031	9	Female	.250" Clinch Nuts, Mating Side				
636-172-E15-103R001	172-E15-103R001	15	Male	- - -				
636-172-E15-203R001	172-E15-203R001	15	Female	- - -				
636-172-E15-103R011	172-E15-103R011	15	Male	.098" Clinch Nuts, Board Side				
636-172-E15-203R011	172-E15-203R011	15	Female	.098" Clinch Nuts, Board Side				
636-172-E15-203R031	172-E15-203R031	15	Female	.250" Clinch Nuts, Mating Side				
636-172-E25-103R001	172-E25-103R001	25	Male	- - -				
636-172-E25-203R001	172-E25-203R001	25	Female	- - -				
636-172-E25-103R011	172-E25-103R011	25	Male	.098" Clinch Nuts, Board Side				
636-172-E25-203R011	172-E25-203R011	25	Female	.098" Clinch Nuts, Board Side				
636-172-E25-103R021	172-E25-103R021	25	Male	.250" Clinch Nuts, Board Side				
636-172-E25-203R021	172-E25-203R021	25	Female	.250" Clinch Nuts, Board Side				
636-172-E25-103R031	172-E25-103R031	25	Male	.250" Clinch Nuts, Mating Side				
636-172-E25-203R031	172-E25-203R031	25	Female	.250" Clinch Nuts, Mating Side				
636-172-E37-103R001	172-E37-103R001	37	Male	.098" Clinch Nuts, Board Side				
636-172-E37-203R001	172-E37-203R001	37	Female	.098" Clinch Nuts, Board Side				
636-172-E37-203R011	172-E37-203R011	37	Female	.098" Clinch Nuts, Board Side				
636-172-E50-103R001	172-E50-103R001	50	Male	- - -				
636-172-E50-203R001	172-E50-203R001	50	Female	- - -				
636-172-E50-103R011	172-E50-203R011	50	Male	.098" Clinch Nuts, Board Side				

Dip Solder - PCB Mount

For quantities greater than listed, call for quote.

MOUSER STOCK NO.	NorComp Part No.	No. of Positions	Type	Hardware	Price Each 1	25	50	100
636-172-E09-113R001	172-E09-113R001	9	Male	- - -				
636-172-E09-213R001	172-E09-213R001	9	Female	- - -				
636-172-E09-113R911	172-E09-113R911	9	Male	.237" Spacer/Boardlock				
636-172-E09-113R011	172-E09-113R011	9	Male	.098" Clinch Nuts, Board Side				
636-172-E09-213R011	172-E09-213R011	9	Female	.098" Clinch Nuts, Board Side				
636-172-E09-113R021	172-E09-113R021	9	Male	.250" Clinch Nuts, Board Side				
636-172-E09-213R021	172-E09-213R021	9	Female	.250" Clinch Nuts, Board Side				
636-172-E09-113R031	172-E09-113R031	9	Male	.250" Clinch Nuts, Mating Side				
636-172-E09-213R031	172-E09-213R031	9	Female	.250" Clinch Nuts, Mating Side				
636-172-E15-113R001	172-E15-113R001	15	Male	- - -				
636-172-E15-213R001	172-E15-213R001	15	Female	- - -				
636-172-E15-113R011	172-E15-113R011	15	Male	.098" Clinch Nuts, Board Side				
636-172-E15-213R011	172-E15-213R011	15	Female	.098" Clinch Nuts, Board Side				
636-172-E15-113R021	172-E15-113R021	15	Male	.250" Clinch Nuts, Board Side				
636-172-E15-213R021	172-E15-213R021	15	Female	.250" Clinch Nuts, Board Side				
636-172-E15-213R031	172-E15-213R031	15	Female	.250" Clinch Nuts, Mating Side				
636-172-E25-113R001	172-E25-113R001	25	Male	- - -				
636-172-E25-213R001	172-E25-213R001	25	Female	- - -				
636-172-E25-113R011	172-E25-113R011	25	Male	.098" Clinch Nuts, Board Side				
636-172-E25-213R011	172-E25-213R011	25	Female	.098" Clinch Nuts, Board Side				
636-172-E25-113R021	172-E25-113R021	25	Male	.250" Clinch Nuts, Board Side				
636-172-E25-213R021	172-E25-213R021	25	Female	.250" Clinch Nuts, Board Side				
636-172-E25-113R031	172-E25-113R031	25	Male	.250" Clinch Nuts, Mating Side				
636-172-E25-213R031	172-E25-213R031	25	Female	.250" Clinch Nuts, Mating Side				
636-172-E37-113R001	172-E37-113R001	37	Male	- - -				
636-172-E37-113R011	172-E37-113R011	37	Male	.098" Clinch Nuts, Board Side				
636-172-E37-113R031	172-E37-113R031	37	Male	.250" Clinch Nuts, Mating Side				
636-172-E37-213R031	172-E37-213R031	37	Female	.250" Clinch Nuts, Mating Side				
636-172-E50-113R001	172-E50-113R001	50	Male	- - -				
636-172-E50-113R011	172-E50-113R011	50	Male	.098" Clinch Nuts, Board Side				
636-172-E50-213R011	172-E50-213R011	50	Female	.098" Clinch Nuts, Board Side				
636-172-E50-213R021	172-E50-213R021	50	Female	.250" Clinch Nuts, Board Side				

Wire Wrap

For quantities greater than listed, call for quote.

MOUSER STOCK NO.	NorComp Part No.	No. of Positions	Type	Hardware	Price Each 1	25	50	100
636-172-009-142R001	172-009-142R001	9	Male	- - -				
636-172-009-242R001	172-009-242R001	9	Female	- - -				
636-172-009-142R011	172-009-142R011	9	Male	.098" Clinch Nuts, Board Side				
636-172-009-242R011	172-009-242R011	9	Female	.098" Clinch Nuts, Board Side				
636-172-009-242R021	172-009-242R021	9	Female	.250" Clinch Nuts, Board Side				
636-172-015-142R001	172-015-142R001	15	Male	- - -				
636-172-015-242R001	172-015-242R001	15	Female	- - -				
636-172-015-142R011	172-015-142R011	15	Male	.098" Clinch Nuts, Board Side				
636-172-015-242R011	172-015-242R011	15	Female	.098" Clinch Nuts, Board Side				
636-172-015-242R021	172-015-242R021	15	Female	.250" Clinch Nuts, Board Side				
636-172-025-142R001	172-025-142R001	25	Male	- - -				
636-172-025-242R021	172-025-242R021	25	Female	.250" Clinch Nuts, Board Side				
636-172-037-242R001	172-037-242R001	37	Female	- - -				

Dimensional Drawing

No. of Positions	Dimensions: in. A	B	C
9	1.213	0.984	0.666
15	1.543	1.312	0.944
25	2.087	1.852	1.534
37	2.732	2.500	2.181
50	2.638	2.406	2.079

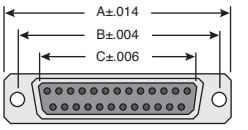

Termination

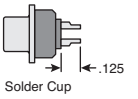

Solder Cup

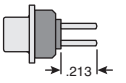

DIP Solder

Clinch Nut Hardware

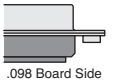
.098 Board Side

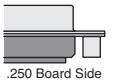
.250 Board Side

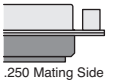
.250 Mating Side

Foot Print

No. of Positions	Dimensions: in. A	B
9	.984	.433
15	1.312	.757
25	1.852	1.305
37	2.500	1.957
50	2.406	1.740

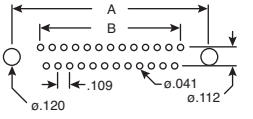

(9, 15, 25, 37 Positions)

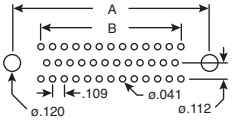

(50 Positions)

© Copyright 2014 Mouser Electronics
© Copyright 2014 Mouser Electronics

RoHS Compliant This product is RoHS compliant.

HD-20 SERIES, PCB CONNECTORS

- Shell: Steel, tin plated
- Contacts: Pins - brass, sockets - phosphor bronze
- Contact Plating: (a) Gold on mating end, tin on termination end, nickel underplated
  (b) Same as (a) with gold flash on mating end

Straight Posted Connectors, Front Metal-Shell

- Housing: UL 94V-0 black thermoplastic
- Threaded Inserts: Brass, underplated
- Female Screwlocks: Zinc

RoHS Compliant

Plugs

For quantities greater than listed, call for quote.

MOUSER STOCK NO.	TE Part No.	Fig.	Shell Size	No of Pos.	Post Length (In.)	Plating Code	Price Each 1	10	100
With Standard Mounting Holes									
571-5747871-2	5747871-2	A	1	9	0.125	a			
571-5747872-4	5747872-4	A	2	15	0.170	a			
571-5747375-2	5747375-2	A	4	37	0.125	a			
With Threaded Inserts									
571-5747871-8	5747871-8	B	1	9	0.125	a			
571-5747872-8	5747872-8	B	2	15	0.125	a			
571-5745968-8	5745968-8	B	3	25	0.125	a			
571-5747375-8	5747375-8	B	4	37	0.125	a			
With Female Screwlocks									
571-1-5747871-4	1-5747871-4	C	1	9	0.125	a			
571-1-5745968-4	1-5745968-4	C	3	25	0.125	a			

RoHS Compliant

Receptacles

For quantities greater than listed, call for quote.

MOUSER STOCK NO.	TE Part No.	Fig.	Shell Size	No of Pos.	Post Length (In.)	Plating Code	Price Each 1	10	100
With Standard Mounting Holes									
571-5747150-2	5747150-2	D	1	9	0.125	a			
571-5747299-2	5747299-2	D	2	15	0.125	a			
571-5745967-2	5745967-2	D	3	25	0.125	a			
With Threaded Inserts									
571-5747150-8	5747150-8	E	1	9	0.125	a			
571-5747150-7	5747150-7	E	1	9	0.125	b			
571-5747299-8	5747299-8	E	2	15	0.125	a			
571-5745967-8	5745967-8	E	3	25	0.125	a			
571-5745967-7	5745967-7	E	3	25	0.125	b			
571-5747301-8	5747301-8	E	4	37	0.125	a			
With Retention Inserts									
571-2-5747706-0	2-5747706-0	F	1	9	0.125	a			
571-2-5747708-0	2-5747708-0	F	3	25	0.125	a			
With Female Screwlocks									
571-1-5747150-4	1-5747150-4	G	1	9	0.125	a			
571-1-5747150-6	1-5747150-6	G	1	9	0.170	a			
571-1-5747299-4	1-5747299-4	G	2	15	0.125	a			
571-1-5745967-4	1-5745967-4	G	3	25	0.125	a			

Straight Posted Connectors, Full Metal-Shell

- Housing: UL 94V-0 black thermoplastic

RoHS Compliant

Plugs with Mounting Holes

For quantities greater than listed, call for quote.

MOUSER STOCK NO.	TE Part No.	Fig.	Shell Size	No of Pos.	Post Length (In.)	Plating Code	Price Each 1	10	100
571-5745410-1	5745410-1	H	1	9	0.125	a			
571-5745411-1	5745411-1	H	2	15	0.125	a			

RoHS Compliant

Receptacles with Mounting Holes

For quantities greater than listed, call for quote.

MOUSER STOCK NO.	TE Part No.	Fig.	Shell Size	No of Pos.	Post Length (In.)	Plating Code	Price Each 1	10	100
571-5745183-2	5745183-2	I	1	9	0.125	b			
571-5745187-1	5745187-1	I	3	25	0.125	a			

Straight Posted Connectors, with ACTION PIN Contacts, Front Metal-Shell

- Housing: UL 94V-0 black thermoplastic
- ACTION PIN Contacts: Copper Alloy

RoHS Compliant

Receptacles with Threaded Inserts

For quantities greater than listed, call for quote.

MOUSER STOCK NO.	TE Part No.	Fig.	Shell Size	No of Pos.	Post Length (In.)	Plating Code	Price Each 1	10	100
571-5747090-2	5747090-2	J	1	9	0.228	a			

A

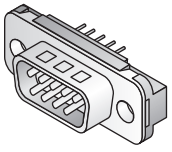

B

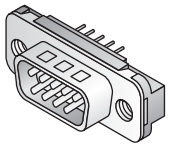

C

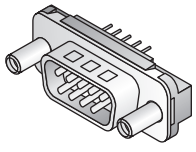

D

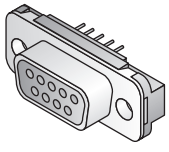

E

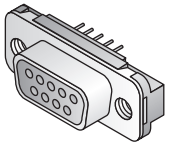

F

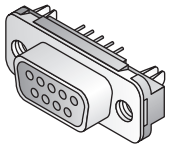

G

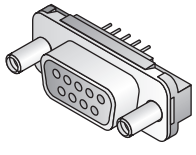

H

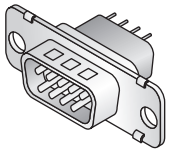

I

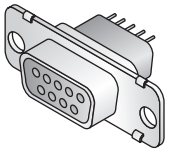

J

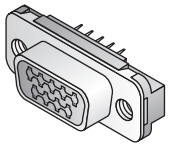

"D" Connectors

TE Connectivity

© Copyright 2014 Mouser Electronics

© Copyright 2014 Mouser Electronics

RoHS Compliant This product is RoHS compliant.

HD-20 SERIES RIGHT ANGLE CONNECTORS, FRONT METAL SHELL

- Shell: Steel, tin plated
- Contacts: Pins-brass, sockets - phosphor bronze
- .318 PCB footprint
- Housing: UL 94V-0 black thermoplastic
- Contact Plating: (a) Gold on mating end, tin on termination end, nickel underplated (b) Gold flash on mating end, tin on termination end, nickel underplated

RoHS Compliant

Plugs

For quantities greater than listed, call for quote.

MOUSER STOCK NO.	TE Part No.	Fig.	Shell Size	No. of Positions	Post Length (in.)	Plating Code	Price Each 1	10	100
Without boardlocks, with threaded inserts									
571-5747250-4	5747250-4	A	1	9	0.125	a			
571-5747236-4	5747236-4	A	2	15	0.125	a			
571-57472384	5747238-4	A	3	25	0.125	a			
571-5747252-4	5747252-4	A	4	37	0.125	a			
With boardlocks & threaded inserts									
571-5747840-4	5747840-4	A	1	9	0.125	a			
571-5747840-3	5747840-3	A	1	9	0.125	b			
571-5747841-4	5747841-4	A	2	15	0.125	a			
571-5747842-4	5747842-4	A	3	25	0.125	a			
571-5747843-4	5747843-4	A	4	37	0.125	a			
With boardlocks & female screwlocks									
571-5747840-6	5747840-6	A	1	9	0.125	a			
571-5747841-6	5747841-6	A	2	15	0.125	a			
571-5747842-6	5747842-6	A	3	25	0.125	a			

Receptacles

For quantities greater than listed, call for quote.

MOUSER STOCK NO.	TE Part No.	Fig.	Shell Size	No. of Positions	Post Length (in.)	Plating Code	Price Each 1	10	100
Without boardlocks, with threaded inserts									
571-5745781-4	5745781-4	B	1	9	0.125	a			
571-5745781-3	5745781-3	B	1	9	0.125	b			
571-5745782-4	5745782-4	B	2	15	0.125	a			
571-5745783-4	5745783-4	B	3	25	0.125	a			
571-5745783-3	5745783-3	B	3	25	0.125	b			
571-5745784-4	5745784-4	B	4	37	0.125	a			
Without boardlocks, with female screwlocks									
571-5745781-6	5745781-6	B	1	9	0.125	a			
571-5745783-6	5745783-6	B	3	25	0.125	a			
571-5745783-5	5745783-5	B	3	25	0.125	b			
With boardlocks & threaded inserts									
571-5747844-4	5747844-4	B	1	9	0.125	a			
571-5747844-3	5747844-3	B	1	9	0.125	b			
571-5747845-4	5747845-4	B	2	15	0.125	a			
571-5747845-3	5747845-3	B	2	15	0.125	b			
571-5747846-4	5747846-4	B	3	25	0.125	a			
571-5747847-4	5747847-4	B	4	37	0.125	a			
With boardlocks & female screwlocks									
571-5747844-5	5747844-5	B	1	9	0.125	b			
571-5747845-6	5747845-6	B	2	15	0.125	a			
571-5747845-5	5747845-5	B	2	15	0.125	b			
571-5747846-6	5747846-6	B	3	25	0.125	a			
571-5747846-5	5747846-5	B	3	25	0.125	b			
571-5747847-6	5747847-6	B	4	37	0.125	a			

HD-20 SERIES RIGHT ANGLE CONNECTORS, FULL METAL SHELL

- Shell: Steel, tin plated
- Contacts: Pins-brass, sockets-phosphor bronze
- .545 PCB footprint
- Insert: UL 94V-0 black thermoplastic
- Contact Plating: (a) Gold on mating end, tin on termination end, nickel underplated (b) Gold flash on mating end, tin on termination end, nickel underplated

RoHS Compliant

Plugs with Standard Mounting Screws

For quantities greater than listed, call for quote.

MOUSER STOCK NO.	TE Part No.	Fig.	Shell Size	No. of Positions	Post Length (in.)	Plating Code	Price Each 1	10	100
571-5745351-4	5745351-4	C	1	9	0.125	a			
571-5745355-4	5745355-4	C	5	50	0.125	a			

Receptacles with Standard Mounting Screws

For quantities greater than listed, call for quote.

MOUSER STOCK NO.	TE Part No.	Fig.	Shell Size	No. of Positions	Post Length (in.)	Plating Code	Price Each 1	10	100
571-5745112-2	5745112-2	D	1	9	0.125	a			
571-5745114-2	5745114-2	D	3	25	0.125	a			
571-5745116-2	5745116-2	D	5	50	0.125	a			

HD-20 SERIES RIGHT ANGLE CONNECTORS, PLASTIC SHELL

- Shell: Steel, tin plated
- Contacts: Pins-brass, sockets - phosphor bronze
- Shell and housing: UL 94V-0 black thermoplastic
- Standard mounting holes
- .590 PCB footprint
- Contact Plating: (a) Gold on mating end, tin on termination end, nickel underplated (b) Gold flash on mating end, tin on termination end, nickel underplated

RoHS Compliant

Plugs Without Boardlocks

For quantities greater than listed, call for quote.

MOUSER STOCK NO.	TE Part No.	Fig.	Shell Size	No. of Positions	Post Length (in.)	Plating Code	Price Each 1	10	100
571-5748826-2	5748826-2	E	3	25	0.125	b			

Receptacles Without Boardlocks

For quantities greater than listed, call for quote.

MOUSER STOCK NO.	TE Part No.	Fig.	Shell Size	No. of Positions	Post Length (in.)	Plating Code	Price Each 1	10	100
571-5748826-2	5748826-2	F	1	9	0.125	b			
571-5747461-1	5747461-1	F	3	25	0.125	b			

A

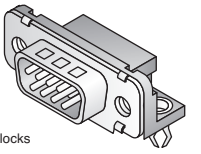

Shown with boardlocks

B

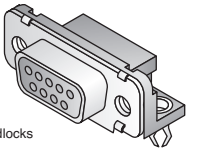

Shown with boardlocks

C

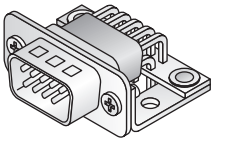

D

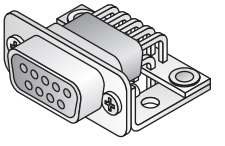

E

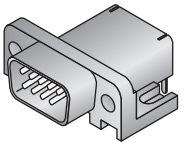

F

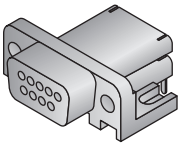

© Copyright 2014 Mouser Electronics

© Copyright 2014 Mouser Electronics

RoHS Compliant This product is RoHS compliant.

HDP-20, CRIMP SNAP-IN CONTACT CONNECTORS

RoHS Compliant

- Insert: UL 94V-0 thermoplastic, black
- Shell: zinc or tin plated

For quantities greater than listed, call for quote.

MOUSER STOCK NO.	TE Part No.	Fig.	Shell Size	No. of Positions	Price Each 1	10	100
Plugs, Zinc Plating Shells							
571-205204-9	205204-9	A	1	9			
571-205206-9	205206-9	A	2	15			
571-5205208-1	5205208-1	A	3	25			
571-205210-8	205210-8	A	4	37			
571-1658641-3	1658641-3	A	5	50			
Plugs, Tin Plated Shells, Without Grounding Indents							
571-205204-8	205204-8	A	1	9			
571-205206-8	205206-8	A	2	15			
571-207464-7	207464-7	A	3	25			
Plugs, Tin Plated Shells, With Grounding Indents							
571-2052044	205204-4	B	1	9			
571-2052063	205206-3	B	2	15			
571-2074642	207464-2	B	3	25			
571-2052103	205210-3	B	4	37			
571-1658641-2	1658641-2	B	5	50			
Receptacle, Zinc Plating Shells							
571-205203-8	205203-8	C	1	9			
571-205205-7	205205-7	C	2	15			
571-5205207-1	5205207-1	C	3	25			
571-205209-7	205209-7	C	4	37			
571-1658640-2	1658640-2	C	5	50			
Receptacle, Tin Plating Shells							
571-2052033	205203-3	C	1	9			
571-2052052	205205-2	C	2	15			
571-2074631	207463-1	C	3	25			
571-2052092	205209-2	C	4	37			
571-1658640-1	1658640-1	C	5	50			

CRIMP, SNAP-IN CONTACTS - SIZE 20 DF

- Use with HDP series

Plating:
(a) Gold flash over nickel on entire contact
(b) Select gold flash over nickel on entire contact, with additional .000030 [0.00076] gold on mating end
(c) Duplex plated .000030 [0.00076] gold on mating end, tin on termination end, with entire contact nickel underplated
(d) Duplex plated gold flash on mating end, tin on termination end, with entire contact nickel underplated

RoHS Compliant

Use insertion/extraction tool 571-912851; Crimp Tool 571-584482

For quantities greater than listed, call for quote.

MOUSER STOCK NO.	TE Part No.	Fig.	Wire Size	Plating Code	Price Each 1	10	100
Pins - (For Use with Plugs)							
571-1665070	1-66507-0	D	28-24	a			
571-666824	66682-4	D	28-24	b			
571-7452547	745254-7	D	26-22	a			
571-7452546	745254-6	D	26-22	b			
571-1658544-1	1658544-1	D	26-22	c			
571-1665060	1-66506-0	D	24-20	a			
571-2052027	205202-7	E	24-20	a			
571-1658539-4	1658539-4	D	24-20	d			
571-665069	66506-9	D	24-20	b			
571-1658539-3	1658539-3	D	24-20	c			
571-7452294	745229-4	E	22-18	b			
571-665703	66570-3	F	18 max.	b			
Sockets - (For Use with Receptacles)							
571-1665050	1-66505-0	D	28-24	a			
571-666834	66683-4	D	28-24	b			
571-7452537	745253-7	D	26-22	a			
571-7452536	745253-6	D	26-22	b			
571-1658544-1	1658544-1	D	26-22	c			
571-1665040	1-66504-0	D	24-20	a			
571-2052017	205201-7	E	24-20	a			
571-1658537-2	1658537-2	D	24-20	d			
571-665049	66504-9	D	24-20	b			
571-1658537-4	1658537-4	D	24-20	c			
571-7452304	745230-4	E	22-18	b			
571-665693	66569-3	F	18 max.	b			

INSERTION / EXTRACTION TOOLS

For quantities greater than listed, call for quote.

MOUSER STOCK NO.	TE Part No.	Description	Price Each
571-912851	91285-1	Insertion/extraction tool with 6 tips and wrench	
571-910672	91067-2	Insertion/extraction tool	
571-912321	91232-1	Extraction tool	
571-584482	58448-2	ProCrimper III Hand Tool	

A

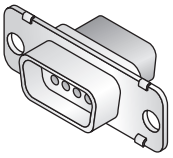

B

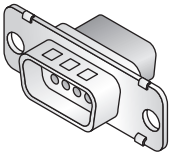

C

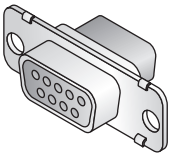

D

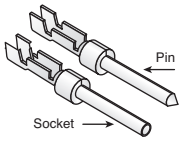

E

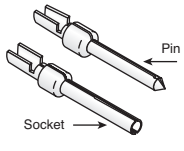

F

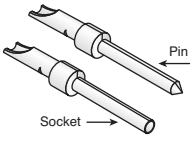

© Copyright 2014 Mouser Electronics

© Copyright 2014 Mouser Electronics

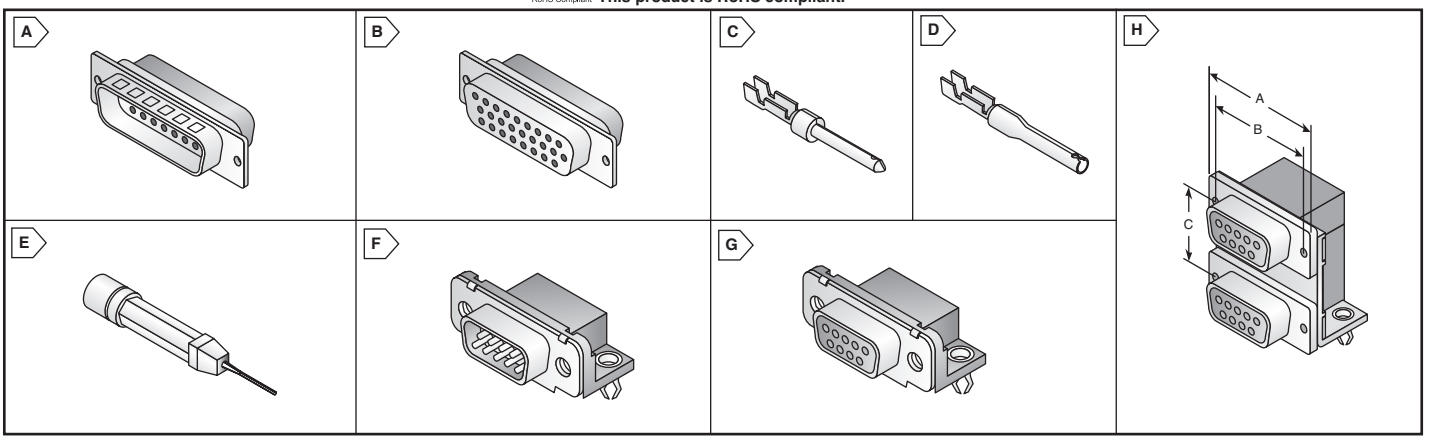

HDP-22 HIGH DENSITY, CRIMP SNAP-IN CONTACT CONNECTORS

Materials:

- Shell: steel, tin plated
- Insert: black thermoplastic, UL94V-0 rated

Contacts not included, order separately.

For quantities greater than listed, call for quote.

MOUSER STOCK NO.	TE Part No.	Fig.	Shell Size	No. of Positions	Price Each 1	Price Each 10	Price Each 100
Plugs, with Grounding Indents							
571-7483641	748364-1	A	1	15			
571-1658671-1	1658671-1	A	2	26			
571-1658672-1	1658672-1	A	3	44			
571-1658673-1	1658673-1	A	4	62			
571-1658674-1	1658674-1	A	5	78			
Receptacles, with Grounding Indents							
571-1658681-1	1658681-1	B	1	15			
571-1658682-1	1658682-1	B	2	26			
571-1658683-1	1658683-1	B	3	44			
571-1658684-1	1658684-1	B	4	62			
571-1658685-1	1658685-1	B	5	78			

HDP-22 Crimp Snap-In Contacts

Features:

- AWG size: 28-22
- Pin: brass
- Socket: phosphor bronze
- Plating:
  (a) 30µ" gold on mating end, tin on crimp barrel, all nickel underplated
  (b) Gold flash on mating end, tin on crimp barrel, all nickel underplated

For quantities greater than listed, call for quote.

MOUSER STOCK NO.	TE Part No.	Fig.	Plating Code	Type	Price Each 1	Price Each 100	Price Each 1000
571-1658670-2	1658670-2	C	a	Pin			
571-1658670-4	1658670-4	C	b	Pin			
571-1658686-2	1658686-2	D	a	Socket			
571-1658686-4	1658686-4	D	b	Socket			

Insertion/ Extraction Tool

For quantities greater than listed, call for quote.

MOUSER STOCK NO.	TE Part No.	Fig.	Description	Price Each
571-912851	91285-1	E	Insertion/Extraction tool	

HD-22 FRONT METAL SHELL, RIGHT ANGLE CONNECTORS

Features:

- PCB Mount
- High density, .350 PCB footprint with boardlocks
- Front shell: steel tin plated
- Housing: black thermoplastic, UL94V-0
- Contacts: pin-brass, socket-phosphor bronze .22DF
- Plating:
  (a) 30µ" gold on mating end, tin on termination end, all nickel underplated
  (b) Gold flash on mating end, tin on termination end, all nickel underplated
- Shell: nickel plated steel
- Boardlocks: tin plated brass
- Threaded Inserts: tin plated brass
- Female Screwlocks: nickel plated brass

Plugs with Boardlock

For quantities greater than listed, call for quote.

MOUSER STOCK NO.	TE Part No.	Fig.	Shell Size	No. of Positions	Plating Code	Mounting Hardware	Price Each 1	Price Each 10	Price Each 100
571-5749767-1	5749767-1	F	1	15	a	4-40 inserts			
571-5749768-1	5749768-1	F	1	15	a	4-40 screw locks			
571-5749769-1	5749769-1	F	2	26	a	4-40 inserts			
571-5749771-1	5749771-1	F	3	44	a	4-40 inserts			

Receptacles with Boardlock

For quantities greater than listed, call for quote.

MOUSER STOCK NO.	TE Part No.	Fig.	Shell Size	No. of Positions	Plating Code	Mounting Hardware	Price Each 1	Price Each 10	Price Each 100
571-1734530-3	1734530-3	G	1	15	a	4-40 screw locks			
571-1734344-1	1734344-1	G	1	15	b	4-40 inserts			
571-2-1734344-3	2-1734344-3	G	1	15	a	4-40 inserts			
571-5748481-5	5748481-5	G	2	26	a	4-40 screw locks			
571-5748482-5	5748482-5	G	3	44	a	4-40 inserts			

HD-20 STACKED PCB CONNECTORS

AMPLIMITE HD-20 Stacked PCB Connectors add the advantage of reducing overall board real estate normally consumed by individual PCB connectors.

UL 28476 CSA LR 7189

Materials:

- Housing: UL94V-0, Thermoplastic, Black
- Front Metal Shell: Tin Plated Steel
- Boardlocks: Tin Plated Brass
- Female Screwlocks: Nickel Plated Brass
- Threaded Inserts: Tin Plated Brass
- Brackets: Zinc
- Contact Pins: Brass
- Contact Sockets: Phosphor Bronze
- Plating: .000030 (0.00076) gold on mating end, tin on solder tails with overall nickel underplate

For quantities greater than listed, call for quote.

MOUSER STOCK NO.	TE Part No.	Fig.	Upper D-Sub	Lower D-Sub	Dimensions: in. A	Dimensions: in. B	Dimensions: in. C	Mounting Hardware	Price Each 1	Price Each 10	Price Each 100
571-1734279-3	1734279-3	H	9p Plug	9p Plug	1.22	0.984	0.750	4-40 inserts			
571-1734285-3	1734285-3	H	9p Receptacle	9p Receptacle	1.22	0.984	0.750	4-40 inserts			

© Copyright 2014 Mouser Electronics

© Copyright 2014 Mouser Electronics

RoHS Compliant This product is RoHS compliant.

SERIES 109 CONNECTORS
(FOR MIL-C-24308)

- Shell: steel, cadmium plated
- Standard mount

RoHS Compliant

For quantities greater than listed, call for quote.

MOUSER STOCK NO.	TE Part No.	Fig.	Shell Size	No. of Positions	Price Each 1	10	100
Plugs							
571-1757819-1	1757819-1	A	1	9			
571-1757819-2	1757819-2	A	2	15			
571-1757819-3	1757819-3	A	3	25			
571-1757819-4	1757819-4	A	4	37			
Receptacles							
571-1757820-1	1757820-1	B	1	9			
571-1757820-2	1757820-2	B	2	15			
571-1757820-3	1757820-3	B	3	25			
571-1757820-4	1757820-4	B	4	37			

Connector Contacts for Series 109 Connectors

RoHS Compliant

- Wire Size: 20-24 AWG

For quantities greater than listed, call for quote.

MOUSER STOCK NO.	TE Part No.	Fig.	Type	Price Each 1	100	1000
571-2050891	205089-1	C	Pin			
571-2050901	205090-1	C	Socket			

Tools

For quantities greater than listed, call for quote.

MOUSER STOCK NO.	AMP Part No.	Description	Price Each
571-910672	91067-2	Insertion/Extraction Tool	
571-6019661	601966-1	Crimp Tool	

HARDWARE AND ACCESSORIES

Male Screw Retainers Kits, Thread Size 4-40

RoHS Compliant

Includes: male screw - retention clip - stainless steel

For quantities greater than listed, call for quote.

MOUSER STOCK NO.	TE Part No.	Fig.	Chromate Color	Price Each 1	10	100
For HDP-20, Metal Shell Connectors						
571-5205980-1	5205980-1	D	Yellow			
571-5205980-4	5205980-4	D	Clear			
For HDF-20, Metal-Shell and All-Plastic Connectors						
571-5746881-1	5746881-1	E	Yellow			

Female Screw Lock Kits, Thread Size 4-40

RoHS Compliant

Includes two complete sets of: female screw, two flat washers, lock washer, and hex nut or square nut. Material and finish for all parts: cold rolled steel, zinc plated clear or yellow chromate.

For quantities greater than listed, call for quote.

MOUSER STOCK NO.	TE Part No.	Fig.	Chromate Color	Price Each 1	10	100
For HD-20 Right Angle Connectors, Plastic Shell						
571-5207952-1	5207952-1	F	Yellow			
571-5207952-3	5207952-3	F	Clear			
For HDE Connectors, Metal/All Plastic Shell						
571-5745563-1	5745563-1	G	Yellow			
571-5745563-3	5745563-3	G	Clear			
For HDP/HDF Connectors, Metal Shell/All Plastic						
571-5205817-1	5205817-1	G	Yellow			
571-5205817-3	5205817-3	G	Clear			
For HD Connectors, All Plastic with Integral Standoffs						
571-5207719-1	5207719-1	G	Yellow			
571-5207719-3	5207719-3	G	Clear			

Standard Spring Latch

RoHS Compliant

Includes: two stainless steel spring latches

- For shell size 1-4

For quantities greater than listed, call for quote.

MOUSER STOCK NO.	TE Part No.	Fig.	Price Per Pkg. of 2 1	10	100
571-745779-2	745779-2	H			

Locking Post Assembly Kit

RoHS Compliant

Includes two complete assemblies of: 4-40 post, two flat washers, lock washer, and hex nut. Material for all parts: cold rolled steel, zinc plated yellow chromate.

For quantities greater than listed, call for quote.

MOUSER STOCK NO.	TE Part No.	Fig.	Price Per Pkg. of 2 1	10	100
571-5206514-1	5206514-1	I			

Slide Latch Kit for Use with Shell Size 2

RoHS Compliant

Includes: slide latch - steel and two complete assemblies of screw, two washers, and hex nut - steel, zinc plated yellow chromate.

For quantities greater than listed, call for quote.

MOUSER STOCK NO.	TE Part No.	Fig.	Price Per Pkg. of 2 1	10	100
571-5745583-5	5745583-5	J			

A

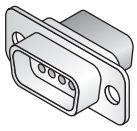

B

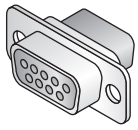

C

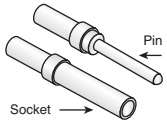

D

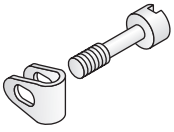

E

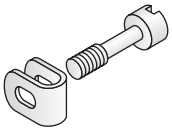

F

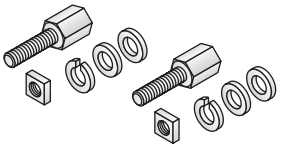

G

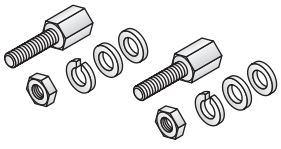

H

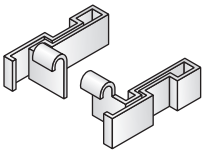

I

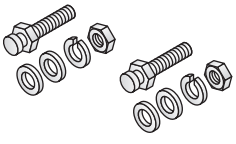

J

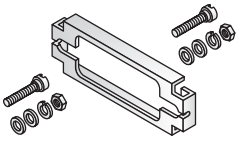

© Copyright 2014 Mouser Electronics

© Copyright 2014 Mouser Electronics

TE CONNECTIVITY D-Sub Backshell Kits

TE connectivity Authorized Distributor

RoHS Compliant **This product is RoHS compliant.**

PLASTIC D-SUB BACKSHELLS

- Compact attractive design
- Complete with jackscrews
- 3.0mm to 11.0mm cable sizes
- Quick and easy to assemble

For quantities greater than listed, call for quote.

MOUSER STOCK NO.	TE Part No.	Fig.	Shell Size	No. of Positions	Cable Dia. Range (mm)	Price Each 1	25	50
571-1991253-9	1991253-9	A	1	9	3.0-11.0			
571-1-1991253-5	1-1991253-5	A	2	15	3.0-11.0			
571-2-1991253-5	2-1991253-5	A	3	25	3.0-11.0			
571-3-1991253-7	3-1991253-7	A	4	37	3.0-11.0			

DIE-CAST BACKSHELLS

NEW PRODUCT

- Straight or 45 degree cable entry
- Rugged compact design
- Excellent EMI/RFI shielding
- Lightweight and cost effective

For quantities greater than listed, call for quote.

MOUSER STOCK NO.	TE Part No.	Fig.	Shell Size	No. of Positions	Cable O.D. (max.)	Price Each 1	25	50
Straight Entry								
571-2198617-9	2198617-9	B	1	9	.512			
571-1-2198617-5	1-2198617-5	B	2	15	.512			
571-2-2198617-5	2-2198617-5	B	3	25	.512			
571-3-2198617-7	3-2198617-7	B	4	37	.512			
45 Degree Entry								
571-2198618-9	2198618-9	C	1	9	.512			
571-1-2198618-5	1-2198618-5	C	2	15	.512			
571-2-2198618-5	2-2198618-5	C	3	25	.512			
571-3-2198618-7	3-2198618-7	C	4	37	.512			

UNSHIELDED CABLE CLAMP KITS

These cable clamp assemblies can be used on either a plug or socket. All parts are packaged unassembled.

- Use with HDP metal shell
- Each kit includes: 1 hinged plastic clamp, 2 self-tapping screws, 1 strain-relief clip, 1 cable exit gate plug

For quantities greater than listed, call for quote.

MOUSER STOCK NO.	TE Part No.	Fig.	Shell Size	Cable O.D. (max.)	Price Each 1	10	100
Box and Lid, Straight / 90° Exit, Black Thermoplastic							
571-2074671	207467-1	D	1	.25"			
571-2074701	207470-1	D	2	.325"			
571-2073451	207345-1	E	3	.50"			
† 571-2074731	207473-1	E	4	.675"			
Box and Lid, Straight / 90° Exit w/ Male Screw Retainers							
571-5207908-1	5207908-1	D	1	.25"			
571-5207908-4	5207908-4	D	2	.325"			
571-5207908-7	5207908-7	E	3	.50"			
† 571-1-5207908-0	1-5207908-0	E	4	.675"			
Clam Shell, Straight / 45° Exit, Black Thermoplastic							
571-5205729-1	5205729-1	F	1	.256"			
571-5205730-1	5205730-1	F	2	.320"			
571-5205718-1	5205718-1	F	3	.420"			
571-5205731-1	5205731-1	F	4	.490"			
2 Piece Gray Nylon Housing							
571-5206471-1	5206471-1	G	2	.350"			
571-5206472-1	5206472-1	G	3	.335"			
571-5745081-1	5745081-1	G	4	.675"			
571-5745082-1	5745082-1	G	5	.775"			

† 90° Cable O.D.: .50" max.

STRAIGHT EXIT RFI/EMI SHIELDS FOR JACKETED CABLE

- Metal-plated plastic shield: Thermoplastic, plated nickel over copper
- Die cast shield: Zinc alloy, plated bright nickel over bright copper

For quantities greater than listed, call for quote.

MOUSER STOCK NO.	TE Part No.	Fig.	Shell Size	Cable O.D. (max.)	Price Each 1	10	100
Metal Plated Plastic Shield Kits							
571-5745854-3	5745854-3	H	1	.25"			
571-5745854-1	5745854-1	H	1	.37"			
571-5747099-3	5747099-3	H	2	.38"			
571-5745833-7	5745833-7	H	3	.35"			
571-5745833-5	5745833-5	H	3	.43"			
Die Cast Shield Kits							
571-5745171-1	5745171-1	H	1	.25"			
571-5745172-2	5745172-2	H	2	.30"			
571-5745173-3	5745173-3	H	3	.43"			
571-5745174-4	5745174-4	H	4	.43"			
571-5745174-3	5745174-3	H	4	.50"			
571-5745175-1	5745175-1	H	5	.75"			
Die Cast Shield Kits with Grommets							
571-5748676-1	5748676-1	H	1	.32"			
571-5748676-2	5748676-2	H	2	.32"			
571-5748676-3	5748676-3	H	3	.47"			
571-5748676-4	5748676-4	H	4	.47"			
571-5748676-5	5748676-5	H	5	.47"			

HDP-20, ENCLOSURE KITS

Each kit contains: connector, inner shield, outer shield, enclosure, and two jackscrews.
Contacts and Ferrules must be ordered separately.

- Connector shell and shields: steel, tin plated
- Connector insert: UL 94V-0 black thermoplastic
- Enclosure: PVC

For quantities greater than listed, call for quote.

MOUSER STOCK NO.	TE Part No.	Fig.	Shell Size	No. of Positions	Cable O.D. (max.)	Price Each 1	10	100
Plug Kits								
571-1658655-1	1658655-1	I	1	9	.335"			
571-1658659-1	1658659-1	I	3	25	.455"			
Receptacle Kits								
571-1658654-1	1658654-1	J	1	9	.335"			
571-1658658-1	1658658-1	J	3	25	.455"			

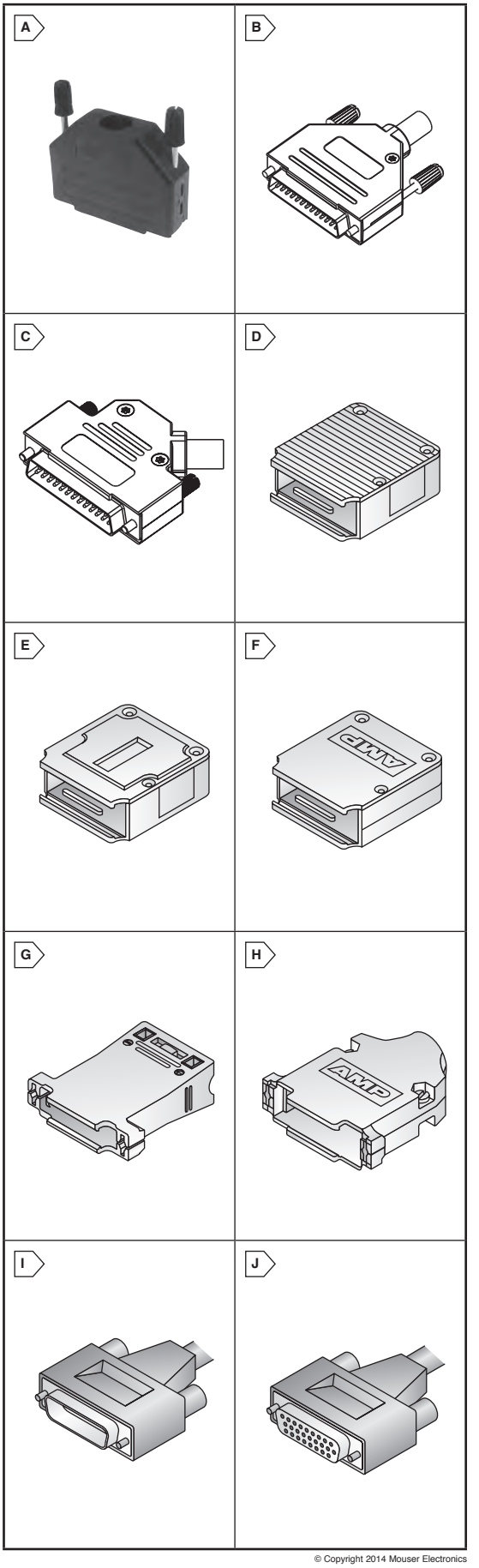

© Copyright 2014 Mouser Electronics

© Copyright 2014 Mouser Electronics

CHAMP® SHIELDED CONNECTORS

Specifications:
- Excellent protection from electromagnetic interference or electrostatic discharge
- Terminals: Selectively plated gold over nickel plated high strength copper alloy, tin plated tails
- Housing and Cover Materials: Thermoplastic, black

For quantities greater than listed, call for quote.

MOUSER STOCK NO.	TE Part No.	Fig.	No. of Pos.	Description	Hardware Type	Price Each 1	25	50	100
Right Angle, Preassembled									
571-5553811-1	5553811-1	A	24	Receptacle, 6-32 Thread Standard	Screw Lock				
571-5553813-3	5553813-3	A	50	Receptacle, 4-40 Thread Standard	Screw Lock				
Right Angle, Board Lock Grounding									
571-5555119-1	5555119-1	B	36	Receptacle, 4-40 Thread	Bail Lock				
✻ 571-5557932-2	5557932-2	B	50	Receptacle, 4-40 Thread	Screw Lock				
✻ 571-5555149-1	5555149-1	B	50	Receptacle, 4-40 Thread Standard	Bail Lock				
571-5555149-3	5555149-3	B	50	Receptacle, 4-40 Thread Reverse	Bail Lock				
Vertical Mount									
571-5554217-4	5554217-4	C	50	Receptacle, 4-40 Thread	- - -				
Hardware									
571-5540432	554043-2	-		Vertical Mount Standoff Stud (2 req.)					

✻IBM PC AT and PC XT Compatible

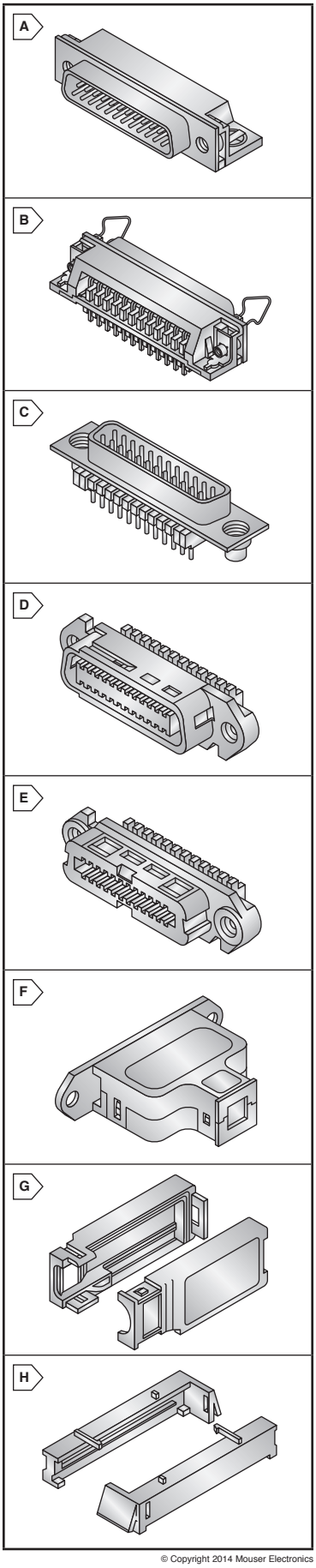

CHAMP® IDC CONNECTORS

Specifications:
- Terminals: High strength copper alloy with 30μ gold over 50μ nickel
- Housing: Self-extinguishing thermoplastic
- Optional snap-on strain relief covers

For quantities greater than listed, call for quote.

MOUSER STOCK NO.	TE Part No.	Fig.	No. of Pos.	Description	Hardware Type	Price Each 1	25	50	100
24-26 AWG Solid, AWG Stranded									
571-5522831	552283-1	D	24	Plug	Screw Lock				
571-552313-1	552313-1	E	24	Receptacle	Screw/Bail Lock				
571-5522841	552284-1	D	36	Plug	Screw Lock				
571-2299741	229974-1	D	50	Plug, thick flange	Screw Lock				
571-2299751	229975-1	E	50	Receptacle, thick flange	Screw/Bail Lock				
571-5520321	552032-1	D	50	Plug	Bail Lock				
571-552285-1	552285-1	D	64	Plug	Screw Lock				
571-552315-1	552315-1	E	64	Receptacle	Screw/Bail Lock				
26-28 AWG, Stranded									
571-5523911	552391-1	E	50	Receptacle, thick flange	Screw Lock				
Integral Locking Latches									
571-5553921-1	5553921-1	E	50	Receptacle	Screw Lock				
Hardware									
571-5552568-1	5552568-1	-		Screw Lock Kit					
571-5552567-1	5552567-1	-		Bail Lock Kit					
✻ 571-5552567-2	5552567-2	-		Bent Bail Lock Kit					

✻For use with 90° strain relief cover - one kit required per assembly

Strain Reliefs

For quantities greater than listed, call for quote.

MOUSER STOCK NO.	TE Part No.	Fig.	No. of Pos.	Cable Diameter Inch (mm)	Price Each 1	25	50	100
180° Snap-On								
571-5520761	552076-1	F	24	.230-.280 (5.84 - 7.11)				
571-25520761	2-552076-1	F	24	.320-.380 (8.13 - 9.65)				
571-5520735	552073-5	F	36	.360-.430 (9.14 - 10.92)				
571-25520081	2-552008-1	F	50	.380-.430 (9.65 - 10.92)				
571-5520081	552008-1	F	50	.430-.490 (10.92 - 12.45)				
571-552082-1	552082-1	F	64	.480-.540 (12.19 - 13.72)				
90° Snap-On								
571-552413-1	552413-1	G	24	.250-.300 (6.35 - 7.62)				
571-35524141	3-552414-1	G	36	.330-.380 (8.38 - 9.65)				
571-552011-1	552011-1	G	50	.415-.465 (10.54 - 11.81)				
571-5527311	552731-1	G	50	.475-.540 (12.07 - 13.72)				
571-5524961	552496-1	G	64	.410-.475 (10.41 - 12.07)				
571-25524961	2-552496-1	G	64	.540-.605 (13.72 - 15.37)				
Snap-On (2 Required Per Assembly)								
571-15520271	1-552027-1	H	50	- - - - - - - -				
571-1-552296-1	1-552296-1	H	64	- - - - - - - -				

© Copyright 2014 Mouser Electronics

© Copyright 2014 Mouser Electronics

97 SERIES SOLDER TYPE (MIL-DTL-5015 STYLE) (CONT.)

How to build a standard Amphenol 97 series part number:

Combine the shell part number with insert arrangement number to complete the Amphenol part number. For Example: From the table below, combine a wall mount shell number **(97-3100A-)** with an insert number **(18-16P)** to create a complete Amphenol part number **(97-3100A-18-16P)**. The standard Amphenol 97 series shells are constructed with a high grade aluminum alloy and come in a olive drab chromate finish. The blue diallyl-phthalate inserts have pre-installed silver plated contacts with solder cups. **All connectors are shipped fully assembled, labeled, and individually packaged.** For complete connector specifications and descriptions see the 2 previous pages.

✻**Mouser Part No. prefix is 654-** (example of full Mouser part number: **654-PT02A-8-2P**)

To make a mating receptacle - plug connection:

From the table below, select a plug combination off of the same line as the selected receptacle combination. For Example: A **97-3100A-18-16P** wall mount receptacle will mate with any of the plugs with the **18-16S** insert. **Receptacles only mate with plugs on the same line.**

Recognition
File #E115497

Certification
File # LR 69183

RoHS versions are available. Please contact your Mouser Sales Representative.

Receptacles

For quantities greater than listed, call for quote.

# of Pos.	Shell Size & Insert	Wall Mount ✻97-3100A- Price Each			Cable Mount ✻97-3101A- Price Each			Box Mount ✻97-3102A- Price Each		
		1	5	10	1	5	10	1	5	10
1	18-16P									
1	18-16S									
2	10SL-4P									
2	12S-3P									
2	12S-3S									
3	10SL-3P									
3	14S-1P									
3	14S-1S									
3	14S-7P									
3	14S-7S									
3	16-10P									
3	16-10S									
4	14S-2P									
4	14S-2S									
4	18-4P									
4	18-4S									
4	18-10P									
4	18-10S									
4	20-4P									
4	20-4S									
5	14S-5S									
5	16S-8P									
5	16S-8S									
5	18-11P									
5	18-11S									
6	14S-6P									
6	14S-6S									
6	18-12P									
6	18-12S									
7	16S-1P									
7	16S-1S									
7	20-15P									
7	20-15S									
7	24-2P									
7	24-2S									
7	28-10P									
7	28-10S									
8	18-8P									
8	18-8S									
8	20-7P									
8	20-7S									
9	20-16P									
9	20-16S									
9	24-11P									
9	24-11S									
10	18-1P									
10	18-1S									
10	18-19P									
10	18-19S									
14	20-27P									
14	20-27S									
14	22-19P									
14	22-19S									
16	24-5S									
16	24-7P									
16	24-7S									
17	20-29P									
17	20-29S									
19	22-14P									
19	22-14S									
20	28-16P									
20	28-16S									
22	28-11P									
22	28-11S									
24	24-28P									
24	24-28S									
30	32-8P									
30	32-8S									
35	28-15P									
35	28-15S									
37	28-21P									
37	28-21S									

Mating Plugs

For quantities greater than listed, call for quote.

# of Pos.	Shell Size & Insert	Straight ✻97-3106A- Price Each			Straight w/Split Shell ✻97-3106B Price Each			Right Angle w/Split Shell ✻97-3108B Price Each		
		1	5	10	1	5	10	1	5	10
1	18-16S									
1	18-16P									
2	10SL-4S				-	-	-			
2	12S-3S				-	-	-			
2	12S-3P				-	-	-			
3	10SL-3S				-	-	-			
3	14S-1S									
3	14S-1P									
3	14S-7S									
3	14S-7P									
3	16-10S				-	-	-			
3	16-10P				-	-	-			
4	14S-2S									
4	14S-2P									
4	18-4S									
4	18-4P									
4	18-10S									
4	18-10P									
4	20-4S									
4	20-4P									
5	14S-5P									
5	16S-8S									
5	16S-8P									
5	18-11S									
5	18-11P									
6	14S-6S									
6	14S-6P									
6	18-12S									
6	18-12P									
7	16S-1S									
7	16S-1P									
7	20-15S									
7	20-15P									
7	24-2S									
7	24-2P									
7	28-10S									
7	28-10P									
8	18-8S									
8	18-8P									
8	20-7S									
8	20-7P									
9	20-16S									
9	20-16P									
9	24-11S									
9	24-11P									
10	18-1S									
10	18-1P									
10	18-19S									
10	18-19P									
14	20-27S									
14	20-27P									
14	22-19S									
14	22-19P									
16	24-5P									
16	24-7S									
16	24-7P							-	-	-
17	20-29S									
17	20-29P									
19	22-14S									
19	22-14P									
20	28-16S									
20	28-16P									
22	28-11S									
22	28-11P									
24	24-28S									
24	24-28P									
30	32-8S									
30	32-8P									
35	28-15S									
35	28-15P									
37	28-21S									
37	28-21P									

© Copyright 2014 Mouser Electronics

© Copyright 2014 Mouser Electronics

MIL-DTL-5015 TYPE CIRCULAR CONNECTORS

MS connectors meet the latest performance requirements of MIL-DTL-5015. These connectors represent well-proven electrical capability at an acceptable cost for most equipment where durability is important. MS connectors are best suited to commercial applications where low cost and durability are necessary.
MIL-DTL-5015 features threaded couplings and single key/keyway polarization, representing maximum simplicity in design.

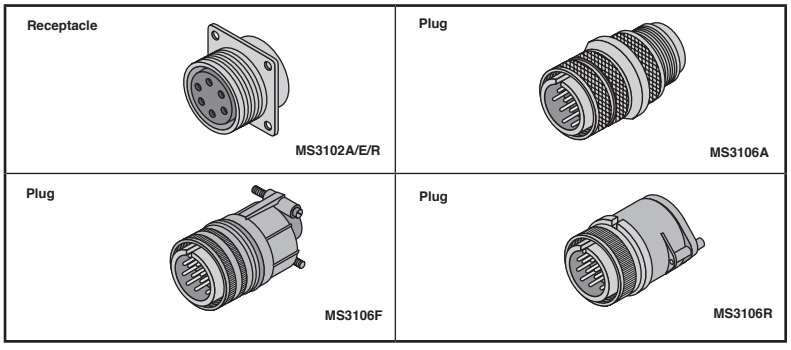

Materials:

- Shells: Fabricated from high grade aluminum alloy with an olive drab chromate finish
- Contacts: Machined copper alloy with a sliver plated finish
- Inserts: Black resilient neoprene

Insert Arrangements:

- Please see the insert arrangement table in the 97 series catalog section
- A – Solid Shell – for general, non-environmental applications.
- E/F –Environmental Resisting with Strain Relief – designed for applications where the connector will be exposed to moisture, vibration, and rapid change in pressure and temperature.
- R – Lightweight Environmental Resisting – shorter in length and lighter in weight than the E and F classes, the MS-R offers a high degree of reliability under adverse conditions. Recommended for new design applications

Features:

- Durable, field-proven design
- Environmental resistant
- Resilient inserts
- Operating voltage to 3000 VAC (RMS) at sea level
- Threaded couplings
- Single key/keyway shell polarization
- Cost effective

Applications:

- Engines
- Sensors
- Motion Control
- Off-Road Vehicles
- Mobile Equipment
- Industrial Machinery
- Telecommunications
- Power Generators
- Ships

A-Type - Standard Duty

MS-A class connectors perform many of the vital functions in powering, testing and ground support systems. Class A applications include communications equipment, computers and shipboard installations where mechanical forces and physical parameters are not subject to environmental changes. Inserts offer high dielectric strength, high arc resistance and resistance to vibration.

Box Mount Receptacles | **Straight Plugs** | **For quantities greater than listed, call for quote.**

# of Pos.	Insert Arrangement	Contact Size	MOUSER STOCK NO.	Amphenol Part No.	Contact Type	Price Each 1	5	10	MOUSER STOCK NO.	Amphenol Part No.	Contact Type	Price Each 1	5	10
2	10SL-4	#12	654-MS3102A10SL-4P	MS3102A10SL-4P	Pin				654-MS3106A10SL-4S	MS3106A10SL-4S	Socket			
2	12S-3P	#12	654-MS3102A12S-3P	MS3102A125-3P	Pin				654-MS3106A12S-3S	MS3106A125-3S	Socket			
2	12S-3S	#12	654-MS3102A12S-3S	MS3102A125-3S	Socket				654-MS3106A12S-3P	MS3106A125-3P	Pin			
2	16-11S	#12	654-MS3102A16-11S	MS3102A16-11S	Socket				654-MS3106A16-11P	MS3106A16-11P	Pin			
2	16-11	#12	654-MS3102A16-11P	MS3102A16-11P	Pin				654-MS3106A16-11S	MS3106A16-11S	Socket			
2	20-23	#8	654-MS3102A20-23S	MS3102A20-23S	Socket				654-MS3106A20-23P	MS3106A20-23P	Pin			
3	10SL-3	#16	654-MS3102A10SL-3P	MS3102A10SL-3P	Pin				654-MS3106A10SL-3S	MS3106A10SL-3S	Socket			
3	10SL-3	#16	654-MS3102A10SL-3S	MS3102A10SL-3S	Socket				654-MS3106A10SL-3P	MS3106A10SL-3P	Pin			
3	16-10	#12	654-MS3102A16-10P	MS3102A16-10P	Pin				654-MS3106A16-10S	MS3106A16-10S	Socket			
3	16-10	#16	654-MS3102A16-10S	MS3102A16-10S	Socket				654-MS3106A16-10P	MS3106A16-10P	Pin			
3	14S-7	#16	654-MS3102A14S-7P	MS3102A14S-7P	Pin				654-MS3106A14S-7S	MS3106A14S-7S	Socket			
3	14S-7	#16	654-MS3102A14S-7S	MS3102A14S-7S	Socket				654-MS3106A14S-7P	MS3106A14S-7P	Pin			
3	16S-5P	#16	654-MS3102A16S-5P	MS3102A16S-5P	Pin				654-MS3106A16S-5S	MS3106A16S-5S	Socket			
3	22-9	#12	654-MS3102A22-9P	MS3102A22-9P	Pin				654-MS3106A22-9S	MS3106A22-9S	Socket			
4	14S-2	#16	654-MS3102A14S-2P	MS3102A14S-2P	Pin				654-MS3106A14S-2S	MS3106A14S-2S	Socket			
4	14S-2	#16	654-MS3102A14S-2S	MS3102A14S-2S	Socket				654-MS3106A14S-2P	MS3106A14S-2P	Pin			
4	18-4	#16	654-MS3102A18-4P	MS3102A18-4P	Pin				654-MS3106A18-4S	MS3106A18-4S	Socket			
4	18-4	#16	654-MS3102A18-4S	MS3102A18-4S	Socket				654-MS3106A18-4P	MS3106A18-4P	Pin			
4	20-4	#12	654-MS3102A20-4P	MS3102A20-4P	Pin				654-MS3106A20-4S	MS3106A20-4S	Socket			
4	20-7	#16	654-MS3102A20-7S	MS3102A20-7S	Socket				654-MS3106A20-7P	MS3106A20-7P	Pin			
4	22-22	#8	654-MS3102A22-22P	MS3102A22-22P	Pin				654-MS3106A22-22S	MS3106A22-22S	Socket			
4	22-22	#8	654-MS3102A22-22S	MS3102A22-22S	Socket				654-MS3106A22-22P	MS3106A22-22P	Pin			
5	14S-5	#16	654-MS3102A14S-5P	MS3102A14S-5P	Pin				654-MS3106A14S-5S	MS3106A14S-5S	Socket			
5	14S-5	#16	654-MS3102A14S-5S	MS3102A14S-5S	Socket				654-MS3106A14S-5P	MS3106A14S-5P	Pin			
5	16S-8	#16	654-MS3102A16S-8P	MS3102A16S-8P	Pin				654-MS3106A16S-8S	MS3106A16S-8S	Socket			
5	16S-8S	#16	654-MS3102A16S-8S	MS3102A16S-8S	Socket				654-MS3106A16S-8P	MS3106A16S-8P	Pin			
5	18-11	#12	654-MS3102A18-11P	MS3102A18-11P	Pin				654-MS3106A18-11S	MS3106A18-11S	Socket			
6	14S-6	#16	654-MS3102A14S-6P	MS3102A14S-6P	Pin				654-MS3106A14S-6S	MS3106A14S-6S	Socket			
6	14S-6	#16	654-MS3102A14S-6S	MS3102A14S-6S	Socket				654-MS3106A14S-6P	MS3106A14S-6P	Pin			
7	16S-1	#16	654-MS3102A16S-1P	MS3102A16S-1P	Pin				654-MS3106A16S-1S	MS3106A16S-1S	Socket			
7	16S-1	#16	654-MS3102A16S-1S	MS3102A16S-1S	Socket				654-MS3106A16S-1P	MS3106A16S-1P	Pin			
8	18-8	#12	654-MS3102A18-8P	MS3102A18-8P	Pin				654-MS3106A18-8S	MS3106A18-8S	Socket			
8	22-23	#12	654-MS3102A22-23P	MS3102A22-23P	Pin				654-MS3106A22-23S	MS3106A22-23S	Socket			
9	22-20	#12	654-MS3102A22-20S	MS3102A22-20S	Socket				654-MS3106A20-4P	MS3106A20-4P	Pin			
9	24-11	3#8/6#12	654-MS3102A24-11P	MS3102A24-11P	Pin				654-MS3106A24-11S	MS3106A24-11S	Socket			
9	24-11	3#8/6#12	654-MS3102A24-11S	MS3102A24-11S	Socket				654-MS3106A24-11P	MS3106A24-11P	Pin			
10	18-1	#16	654-MS3102A18-1P	MS3102A18-1P	Pin				654-MS3106A18-1S	MS3106A18-1S	Socket			
10	18-1	#16	654-MS3102A18-1S	MS3102A18-1S	Socket				654-MS3106A18-1P	MS3106A18-1P	Pin			
14	20-27	#16	654-MS3102A20-27P	MS3102A20-27P	Pin				654-MS3106A20-27S	MS3106A20-27S	Socket			
14	20-27	#16	654-MS3102A20-27S	MS3102A20-27S	Socket				654-MS3106A20-27P	MS3106A20-27P	Pin			
10	18-19	#16	654-MS3102A18-19S	MS3102A18-19S	Socket				654-MS3106A18-19P	MS3106A18-19P	Pin			
14	22-19	#16	654-MS3102A22-19S	MS3102A22-19S	Socket				654-MS3106A22-19P	MS3106A22-19P	Pin			
17	20-29	#16	654-MS3102A20-29P	MS3102A20-29P	Pin				654-MS3106A20-29S	MS3106A20-29S	Socket			
17	20-29	#16	654-MS3102A20-29S	MS3102A20-29S	Socket				654-MS3106A20-29P	MS3106A20-29P	Pin			
19	22-14	#16	654-MS3102A22-14P	MS3102A22-14P	Pin				654-MS3106A22-14S	MS3106A22-14S	Socket			
19	22-14	#16	654-MS3102A22-14S	MS3102A22-14S	Socket				654-MS3106A22-14P	MS3106A22-14P	Pin			
20	28-16	#16	654-MS3102A28-16S	MS3102A28-16S	Socket				654-MS3106A28-16P	MS3106A28-16P	Pin			
24	24-28	#16	654-MS3102A24-28P	MS3102A24-28P	Pin				654-MS3106A24-28S	MS3106A24-28S	Socket			
24	24-28	#16	654-MS3102A24-28S	MS3102A24-28S	Socket				654-MS3106A24-28P	MS3106A24-28P	Pin			
37	28-21	#16	654-MS3102A28-21S	MS3102A28-21S	Socket				654-MS3106A28-21P	MS3106A28-21P	Pin			
37	28-21	#16	654-MS3102A28-21P	MS3102A28-21P	Pin				654-MS3106A28-21S	MS3106A28-21S	Socket			

© Copyright 2014 Mouser Electronics
© Copyright 2014 Mouser Electronics

PT SERIES SOLDER TYPE (MIL-DTL-26482, SERIES 1) (CONT.)

How to build a standard Amphenol PT series part number:

Combine the shell part number with insert arrangement number to complete the Amphenol part number.
Receptacle Example: From the table below, combine a box mount shell number **(PT02A-)** with an insert number **(8-2P)** to create a complete Amphenol part number **(PT02A-8-2P)**.

Plug Example: From the table below, combine a plug shell number **(PT06A-SR)** with an insert number **(8-2S)** to create a complete Amphenol part number **(PT06A-8-2S-SR)**. The standard Amphenol PT series shells are constructed with a high grade aluminum alloy and come in a olive drab chromate finish. The black resilient neoprene inserts have pre-installed gold plated contacts with solder cups. **All connectors are shipped fully assembled, labeled, and individually packaged.** For complete connector specifications and descriptions see the previous pages.

To make a mating receptacle - plug connection:

From the table below, select a plug combination off of the same line as the selected receptacle combination. For Example: A **PT02A-8-2P** box mount receptacle will mate with any of the plugs with the **8-2S** insert.
Receptacles only mate with plugs on the same line.

Recognition
File #E115497

⁎ **Mouser Part No. prefix is 654-** (example of full Mouser part number: **654-PT02A-8-2P**)

PT Receptacles

For quantities greater than listed, call for quote.

# of Pos.	Shell Size and Insert	General Duty Box Mount ⁎PT02A- Price Each 1	5	10	General Duty Jam Nut ⁎PT07A- Price Each 1	5	10	General Duty Wall Mount ⁎PT00A- Price Each 1	5	10	Environmental Wall Mount ⁎PT00E- Price Each 1	5	10
2	8-2P												
2	8-2S												
3	8-3P												
3	8-3S												
3	12-3P												
3	12-3S												
4	8-4P												
4	8-4S												
4	12-4P												
4	12-4S												
5	14-5P												
5	14-5S												
6	10-6P												
6	10-6S												
6	10-98P												
6	10-98S												
8	12-8P												
8	12-8S												
8	16-8P												
8	16-8S												
10	12-10P												
10	12-10S												
11	18-11P												
11	18-11S												
12	14-12P												
12	14-12S												
15	14-15P												
15	14-15S												
16	20-16P												
16	20-16S												
18	14-18P												
18	14-18S												
19	14-19P												
19	14-19S												
21	22-21P												
21	22-21S												
23	16-23P										—	—	—
23	16-23S												
26	16-26P												
26	16-26S												
27	20-27P												
27	20-27S												
32	18-32P												
32	18-32S												
41	20-41P												
41	20-41S												
55	22-55P												
55	22-55S												
61	24-61P												
61	24-61S												

PT Mating Plugs

For quantities greater than listed, call for quote.

# of Pos.	Shell Size and Insert	General Duty Plug with Strain Relief ⁎PT06A-XX-XXX-SR Price Each 1	5	10	Environmental Plug with Strain Relief ⁎PT06E-XX-XXX-SR Price Each 1	5	10
2	8-2S						
2	8-2P						
3	8-3S						
3	8-3P						
3	12-3S						
3	12-3P						
4	8-4S						
4	8-4P						
4	12-4S						
4	12-4P						
5	14-5S						
5	14-5P						
6	10-6S						
6	10-6P						
6	10-98S						
6	10-98P						
8	12-8S						
8	12-8P						
8	16-8S						
8	16-8P						
10	12-10S						
10	12-10P						
11	18-11S						
11	18-11P						
12	14-12S						
12	14-12P						
15	14-15S						
15	14-15P						
16	20-16S						
16	20-16P						
18	14-18S						
18	14-18P						
19	14-19S						
19	14-19P						
21	22-21S						
21	22-21P						
23	16-23S						
23	16-23P						
26	16-26S						
26	16-26P						
27	20-27S						
27	20-27P						
32	18-32S						
32	18-32P						
41	20-41S						
41	20-41P						
55	22-55S						
55	22-55P						
61	24-61S						
61	24-61P						

PT SERIES CRIMP TYPE (MIL-DTL-26482, SERIES 1)

Amphenol SE crimp type miniature connectors provide performance and versatility needed for applications demanding high reliability and crimp removable contacts. These crimp contacts are rear insertable/front release and are held in position by an MS approved spring tower retention system. Crimp contacts are supplied with connectors. Product specifications are comparable, intermateable, and intermountable to the PT solder series.
(See above text for ordering information.)

⁎ **Mouser Part No. prefix is 654-**
(example of full Mouser part number: **654-PT02A-8-2P**)

Crimp Tools

For quantities greater than listed, call for quote.

MOUSER STOCK NO. Mfr.	Mfr. Part No.	Description	Price Each 1	5
654	M22520/1-01	Crimp Tool Frame Only		
654	M22520/1-02	Crimp Tool Turret Head †		

† Use with tool frame for a complete tool.

Contacts

For quantities greater than listed, call for quote.

MOUSER STOCK NO. Mfr.	Mfr. Part No.	Description	Price Each 1	100
654	10-257982-16F	#16 Socket Contact		
654	M39029/31-240	#20 Pin Contact		

PT Receptacles

# of Pos.	Shell Size and Insert	Environmental Box Mount ⁎PT02SE- Price Each 1	5	10
3	12-3P			
5	14-5P			
6	10-6P			
10	12-10P			
10	12-10S			
8/4	14-12S			
18	14-18P			
19	14-19P			
41	20-41P			
55	22-55P			
61	24-61P			

PT Mating Plugs

# of Pos.	Shell Size and Insert	Environmental Plug with Strain Relief ⁎PT06SE-XX-XXX-SR Price Each 1	5	10	Cont. Size
3	12-3S				16
5	14-5S				16
6	10-6S				20
10	12-10S				20
10	12-10P				20
8/4	14-12P				20/16
18	14-18S				20
19	14-19S				20
41	20-41S				20
55	22-55S				20
61	24-61S				20

© Copyright 2014 Mouser Electronics

© Copyright 2014 Mouser Electronics

AMPHENOL KTK HIGH PRESSURE DOWNHOLE CONNECTORS

Features:

- High Pressure: 20,000 PSI (137 MPA) bi-directional
- Medium and High Temperature versions: 200°C and 170°C
- Fully compatible with Kintec and GE Tensor layouts

RoHS Compliant

For quantities greater than listed, call for quote.



MOUSER STOCK NO.	Amphenol Part No.	Number of Contacts	Length (in.)	Price Each 1	Price Each 5
High Temperature					
654-C10-686909-000	C10-686909-000	6 pin/4 socket	22.40		
654-C10-686910-000	C10-686910-000	4 pin/6 socket	22.40		
Medium Temperature					
654-C10-686927-000	C10-686927-000	6 pin/4 socket	22.42		
654-C10-686928-000	C10-686928-000	4 pin/6 socket	22.42		

AMPHENOL STRAIGHT BACKSHELLS WITH STRAIN RELIEF CLAMP (AS85049)

- MIL-DTL-38999 SERIES III & IV
- MIL-DTL-5015 CRIMP, MIL-DTL-26482 SERIES II, MIL-DTL-83723 SERIES I & II

NOTE: 90° and 45° angle backshells are available. Contact your Mouser sales representative for more information.

Nickel



Olive Drab Cadmium



For quantities greater than listed, call for quote.

MOUSER STOCK NO.	Amphenol Part No.	Shell Size	Finish*	Price Each 1	Price Each 5	Price Each 10	Price Each 25
MIL-DTL-38999 Series III & IV							
523-85049/38-9W	M85049/38-9W	9	OD Cadmium				
523-85049/38-11W	M85049/38-11W	11	OD Cadmium				
523-85049/38-13W	M85049/38-13W	13	OD Cadmium				
523-85049/38-17W	M85049/38-17W	17	OD Cadmium				
523-85049/38-19W	M85049/38-19W	19	OD Cadmium				
523-85049/38-21W	M85049/38-21W	21	OD Cadmium				
523-85049/38-23W	M85049/38-23W	23	OD Cadmium				
523-85049/38-25W	M85049/38-25W	25	OD Cadmium				
523-85049/38-9N	M85049/38-9N	9	Nickel				
523-85049/38-11N	M85049/38-11N	11	Nickel				
523-85049/38-13N	M85049/38-13N	13	Nickel				
523-85049/38-15N	M85049/38-15N	15	Nickel				
523-85049/38-17N	M85049/38-17N	17	Nickel				
523-85049/38-19N	M85049/38-19N	19	Nickel				
523-85049/38-21N	M85049/38-21N	21	Nickel				
523-85049/38-23N	M85049/38-23N	23	Nickel				
523-85049/38-25N	M85049/38-25N	25	Nickel				
MIL-DTL-38999 Series III & IV Self-Locking							
523-85049/38S9W	M85049/38S9W	9	OD Cadmium				
523-85049/38S11W	M85049/38S11W	11	OD Cadmium				
523-85049/38S13W	M85049/38S13W	13	OD Cadmium				
523-85049/38S15W	M85049/38S15W	15	OD Cadmium				
523-85049/38S17W	M85049/38S17W	17	OD Cadmium				
523-85049/38S19W	M85049/38S19W	19	OD Cadmium				
523-85049/38S21W	M85049/38S21W	21	OD Cadmium				
523-85049/38S23W	M85049/38S23W	23	OD Cadmium				
523-85049/38S25W	M85049/38S25W	25	OD Cadmium				
523-85049/38S9N	M85049/38S9N	9	Nickel				
523-85049/38S11N	M85049/38S11N	11	Nickel				
523-85049/38S13N	M85049/38S13N	13	Nickel				
523-85049/38S15N	M85049/38S15N	15	Nickel				
523-85049/38S17N	M85049/38S17N	17	Nickel				
523-85049/38S19N	M85049/38S19N	19	Nickel				
523-85049/38S23N	M85049/38S23N	23	Nickel				
523-85049/38S25N	M85049/38S25N	25	Nickel				

*Black RoHS finish is available. Contact your Mouser sales representative for more information.

MOUSER STOCK NO.	Amphenol Part No.	Shell Size	Finish*	Price Each 1	Price Each 5	Price Each 10	Price Each 25
MIL-DTL-5015 Crimp, MIL-DTL-26482 Series II, MIL-DTL-83723 Series I & II							
523-85049/52-1-8W	M85049/52-1-8W	8	OD Cadmium				
523-85049/52-1-10W	M85049/52-1-10W	10	OD Cadmium				
523-85049/52-1-12W	M85049/52-1-12W	12	OD Cadmium				
523-85049/52-1-14W	M85049/52-1-14W	14	OD Cadmium				
523-85049/52-1-16W	M85049/52-1-16W	16	OD Cadmium				
523-85049/52-1-18W	M85049/52-1-18W	18	OD Cadmium				
523-85049/52-1-20W	M85049/52-1-20W	20	OD Cadmium				
523-85049/52-1-22W	M85049/52-1-22W	22	OD Cadmium				
523-85049/52-1-8N	M85049/52-1-8N	8	Nickel				
523-85049/52-1-10N	M85049/52-1-10N	10	Nickel				
523-85049/52-1-12N	M85049/52-1-12N	12	Nickel				
523-85049/52-1-14N	M85049/52-1-14N	14	Nickel				
523-85049/52-1-16N	M85049/52-1-16N	16	Nickel				
523-85049/52-1-18N	M85049/52-1-18N	18	Nickel				
523-85049/52-1-20N	M85049/52-1-20N	20	Nickel				
523-85049/52-1-22N	M85049/52-1-22N	22	Nickel				
523-85049/52-1-24N	M85049/52-1-24N	24	Nickel				
MIL-DTL-5015 Crimp, MIL-DTL-26482 Series II, MIL-DTL-83723 Series I & II Self Locking							
523-85049/52S10W	M85049/52S10W	10	OD Cadmium				
523-85049/52S12W	M85049/52S12W	12	OD Cadmium				
523-85049/52S14W	M85049/52S14W	14	OD Cadmium				
523-85049/52S16W	M85049/52S16W	16	OD Cadmium				
523-85049/52S18W	M85049/52S18W	18	OD Cadmium				
523-85049/52S20W	M85049/52S20W	20	OD Cadmium				
523-85049/52S22W	M85049/52S22W	22	OD Cadmium				
MIL-DTL-38999 Series I & II							
523-85049/49-2-10W	M85049/49-2-10W	10	OD Cadmium				
523-85049/49-2-12W	M85049/49-2-12W	12	OD Cadmium				
523-85049/49-2-14W	M85049/49-2-14W	14	OD Cadmium				
523-85049/49-2-16W	M85049/49-2-16W	16	OD Cadmium				
523-85049/49-2-10N	M85049/49-2-10N	10	Nickel				
523-85049/49-2-14N	M85049/49-2-14N	14	Nickel				
523-85049/49-2-16N	M85049/49-2-16N	16	Nickel				
523-85049/49-2-18N	M85049/49-2-18N	18	Nickel				
523-85049/49-2-20N	M85049/49-2-20N	20	Nickel				
MIL-DTL-38999 Series I & II Self-Locking							
523-85049/49-2S10W	M85049/49-2S10W	10	OD Cadmium				
523-85049/49-2S16W	M85049/49-2S16W	16	OD Cadmium				

ENVIRONMENTALLY SEALED IN-LINE JUNCTIONS/LUMINOUS CONNECTORS

- Developed to meet MIL-T-81714 criteria
- Environmental sealing that meets ECA EIA-364D-03B to 12,000 feet
- Lock firmly together with straight push
- Unlock with a "twist and pull" (single splice) or "squeeze and pull" (triple splice)
- Accepts standard MIL-DTL-39029 contacts

RoHS Compliant

For quantities greater than listed, call for quote.



MOUSER STOCK NO.	Amphenol Part No.	Description	Diameter (in.)	Mated Length (in.)	Price Each 1	Price Each 10	Price Each 25
523-SJS716110	SJS716110	Single Splice Plug, Size 16; Red	0.39	1.65			
523-SJS716200	SJS716200	Single Splice Receptacle, Size 16, Blue	0.43	1.65			
523-SJS816100	SJS816100	Triple Splice Plug, Size 16, Red	0.70	1.60			
523-SJS816210	SJS816210	Triple Splice Receptacle, Size 16, White	0.70	1.60			
523-SJS820100	SJS820100	Triple Splice Plug, Size 20, Red	0.70	1.68			
523-SJS820120	SJS820120	Triple Splice Plug, Size 20, Blue	0.70	1.68			
523-SJS820200	SJS820200	Triple Splice Receptacle, Size 20, Red	0.70	1.68			

TERRAPIN MINIATURE RUGGED CONNECTOR SERIES

- Silent push/pull to mate and unmate
- IP68 mated and unmated
- 2000 mating cycles
- Proprietary Thermoplastic Polyester Elastomer

*Accessories are available- please contact Mouser sales representative for more information.

RoHS Compliant





For quantities greater than listed, call for quote.

MOUSER STOCK NO.	Amphenol Part No.	Shell Size	Contacts	Color	Contact Type	Plug/Receptacle*	Price Each 1	Price Each 5
523-SCE2B76A0607SN1	SCE2B76A0607SN001	6	7	Black/Silver	Socket	Plug		
523-SCE2B76A0714SN1	SCE2B76A0714SN001	7	14	Black/Silver	Socket	Plug		
523-SCE2B76A0714SN2	SCE2B76A0714SN002	7	14	Black/Silver	Socket	Plug		
523-SCE2B76A0819SN1	SCE2B76A0819SN001	8	19	Black/Silver	Socket	Plug		
523-SCE2B76A0819SN2	SCE2B76A0819SN002	8	19	Black/Silver	Socket	Plug		
523-SCE2BL1K0607PN	SCE2BL1K0607PN	6	7	Black/Silver	Pin	Receptacle		
523-SCE2B01K0714PN	SCE2B01K0714PN	7	14	Black/Silver	Pin	Receptacle		
523-SCE2BL1K0714PN	SCE2BL1K0714PN	7	14	Black/Silver	Pin	Receptacle		
523-SCE2BL1K0819PN	SCE2BL1K0819PN	8	19	Black/Silver	Pin	Receptacle		

© Copyright 2014 Mouser Electronics

© Copyright 2014 Mouser Electronics

RoHS Compliant **This product is RoHS compliant.**

RADSOK® AMPHE-POWER® GT

Features:
- IP67 rating
- Supports 50A to 1000A continuous duty
- Ideal for wind energy applications



Mating Receptacles

For quantities greater than listed, call for quote.

No. of Pos.	Insert	Contact Size	Wire Range	MOUSER STOCK NO.	Amphenol Part No.	Fig.	Contact Type	Price Each 1	Price Each 5
1	18-7	#8	8 AWG	654-GTC03018-7P025	GTC03018-7P(025)	A	Pin		
2	22-1	#8	8 AWG	654-GTC03022-1P025	GTC03022-1P(025)	A	Pin		
3	20-19	#8	8 AWG	654-GTC03020-19P025	GTC03020-19P(025)	A	Pin		
1	16-12	#4	4 AWG	654-GTC03016-12P025	GTC03016-12P(025)	A	Pin		
1	22-7	#0	0 AWG	654-GTC03022-7P025	GTC03022-7P(025)	A	Pin		
4	36-5	#0	0 AWG	654-GTC03036-5P025	GTC03036-5P(025)	A	Pin		

Reverse Bayonet Straight Plugs

For quantities greater than listed, call for quote.

MOUSER STOCK NO.	Amphenol Part No.	Fig.	Contact Type	Price Each 1	Price Each 5
654-GTC06F187SRDS	GTC06F18-7S(RDS)(025)	B	RADSOK		
654-GTC06F221SRDS	GTC06F22-1S(RDS)(025)	B	RADSOK		
654-GTC06F2019SRDS	GTC06F20-19S(RDS)(025)	B	RADSOK		
654-GTC06F1612SRDS	GTC06F16-12S(RDS)(025)	B	RADSOK		
654-GTC06F227SRDS	GTC06F22-7S(RDS)(025)	B	RADSOK		
654-GTC06F365SRDS	GTC06F36-5S(RDS)(025)	B	RADSOK		

Mating Box Mount Receptacles

2	22-1	#8	8 AWG	654-ACC02E22-1P025	ACC02E22-1P(025)	C	Pin		
3	20-19	#8	8 AWG	654-ACC02E20-19P025	ACC02E20-19P(025)	C	Pin		
4	22-22	#8	8 AWG	654-ACC02E22-22P025	ACC02E22-22P(025)	C	Pin		
1	16-12	#4	4 AWG	654-ACC02E16-12P025	ACC02E16-12P(025)	C	Pin		
4	32-17	#4	4 AWG	654-ACC02E32-17P025	ACC02E32-17P(025)	C	Pin		
1	22-7	#0	0 AWG	654-ACC02E22-7P025	ACC02E22-7P(025)	C	Pin		
2	32-5	#0	0 AWG	654-ACC02E32-5P025	ACC02E32-5P(025)	C	Pin		
4	36-5	#0	0 AWG	654-ACC02E36-5P025	ACC02E36-5P(025)	C	Pin		

Straight Plugs

654-ACC06E22-1R025	ACC06E22-1R(025)	D	RADSOK		
654-ACC06E20-19R025	ACC06E20-19R(025)	D	RADSOK		
654-ACC06E22-22R025	ACC06E22-22R(025)	D	RADSOK		
654-ACC06E16-12R025	ACC06E16-12R(025)	D	RADSOK		
654-ACC06E32-17R025	ACC06E32-17R(025)	D	RADSOK		
654-ACC06E22-7R025	ACC06E22-7R(025)	D	RADSOK		
654-ACC06E32-5R025	ACC06E32-5R(025)	D	RADSOK		
654-ACC06E36-5R025	ACC06E36-5R(025)	D	RADSOK		

ECO MATE CIRCULAR CONNECTORS, SERIES C16-M

The Eco mate Series is designed to have ease of operation using reduced dimensions while withstanding harsh conditions. This series is compatible and interchangeable with the well established C16-1 Series. The connector is primarily used for measuring and controlling applications such as control technology for engineering; Ideal for green energy applications.

Features:
- Quick and easy assembly
- Vibration safe with non-sensitive screw locking
- Ergonomic coupling sleeve for better grip and safer handling
- Pre-loaded ground contact
- Screwed cable gland with clamping ring; threaded cable gland

Specifications:
- Cable O.D.: 6 - 12.5mm
- Contact Plating: Silver
- IP Degree: IP65/IP67 (DIN EN 60529)
- Temperature range: -40°C to +100°C

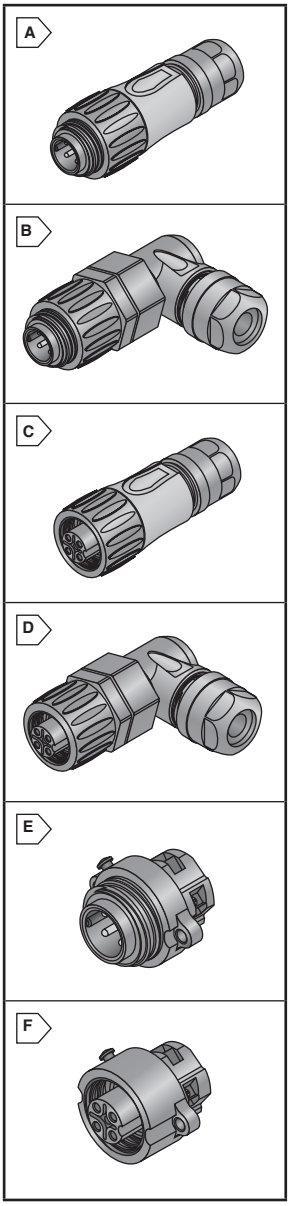

Cable Connectors

For quantities greater than listed, call for quote.

MOUSER STOCK NO.	Amphenol Part No.	Fig.	No. of Contacts	Plating	Color	Termination Type	Voltage	Current	AWG Size	Price Each 1	Price Each 10	Price Each 50
Male, Straight with Clamping Ring												
523-C01620H00310010	C016 20H003 100 10	A	3 + PE	Silver	Blue	Screw	400V	16A	14			
523-C01620H00310012	C016 20H003 100 12	A	3 + PE	Silver	Black	Screw	400V	16A	14			
523-C01620H00320010	C016 20H003 200 10	A	3 + PE	Gold	Blue	Screw	400V	12A	14			
523-C01620H00320012	C016 20H003 200 12	A	3 + PE	Gold	Black	Screw	400V	12A	14			
523-C01630H00610010	C016 30H006 100 10	A	6 + PE	Silver	Blue	Solder	250V	10A	20			
523-C01630H00610012	C016 30H006 100 12	A	6 + PE	Silver	Black	Solder	250V	10A	20			
523-C01630H00620010	C016 30H006 200 10	A	6 + PE	Gold	Blue	Solder	250V	8A	20			
Male, Straight with Internal Strain Relief												
523-C01620H00311010	C016 20H003 110 10	A	3 + PE	Silver	Blue	Screw	400V	16A	14			
523-C01620H00311012	C016 20H003 110 12	A	3 + PE	Silver	Black	Screw	400V	16A	14			
523-C01630H00611010	C016 30H006 110 10	A	6 + PE	Silver	Blue	Solder	250V	10A	20			
523-C01630H00611012	C016 30H006 110 12	A	6 + PE	Silver	Black	Solder	250V	10A	20			
Male, Right Angle with Clamping Ring												
523-C01620K00310012	C016 20K003 100 12	B	3 + PE	Silver	Black	Screw	400V	16A	14			
523-C01630K00610012	C016 30K006 100 12	B	6 + PE	Silver	Black	Solder	250V	10A	20			
Female, Straight with Clamping Ring												
523-C01620D00310010	C016 20D003 100 10	C	3 + PE	Silver	Blue	Screw	400V	16A	14			
523-C01620D00310012	C016 20D003 100 12	C	3 + PE	Silver	Black	Screw	400V	16A	14			
523-C01620D00320012	C016 20D003 200 12	C	3 + PE	Gold	Black	Screw	400V	12A	14			
523-C01630D00610010	C016 30D006 100 10	C	6 + PE	Silver	Blue	Solder	250V	10A	20			
523-C01630D00610012	C016 30D006 100 12	C	6 + PE	Silver	Black	Solder	250V	10A	20			
Female, Straight with Internal Strain Relief												
523-C01620D00311010	C016 20D003 110 10	C	3 + PE	Silver	Blue	Screw	400V	16A	14			
523-C01620D00311012	C016 20D003 110 12	C	3 + PE	Silver	Black	Screw	400V	16A	14			
523-C01630D00611010	C016 30D006 110 10	C	6 + PE	Silver	Blue	Solder	250V	10A	20			
523-C01630D00611012	C016 30D006 110 12	C	6 + PE	Silver	Black	Solder	250V	10A	20			
523-C01630D00621010	C016 30D006 210 10	C	6 + PE	Gold	Blue	Solder	250V	8A	20			
Female, Right Angle with Clamping Ring												
523-C01620F00310010	C016 20F003 100 10	D	3 + PE	Silver	Blue	Screw	400V	16A	14			
523-C01620F00310012	C016 20F003 100 12	D	3 + PE	Silver	Black	Screw	400V	16A	14			
523-C01630F00610010	C016 30F006 100 10	D	6 + PE	Silver	Blue	Solder	250V	10A	20			
523-C01630F00610012	C016 30F006 100 12	D	6 + PE	Silver	Black	Solder	250V	10A	20			

Panel Receptacles

For quantities greater than listed, call for quote.

Male												
523-C01610C00600012	C016 10C006 000 12	E	6 + PE	Silver	Black	Crimp	250V	13A	14			
523-C01620C00310012	C016 20C003 100 12	E	3 + PE	Silver	Black	Screw	400V	16A	14			
523-C01630C00610012	C016 30C006 100 12	E	6 + PE	Silver	Black	Solder	250V	10A	20			
Female												
523-C01620G00310012	C016 20G003 100 12	F	3 + PE	Silver	Black	Screw	400V	16A	14			
523-C01630G00610012	C016 30G006 100 12	F	6 + PE	Silver	Black	Solder	250V	10A	20			

Protective Caps

For quantities greater than listed, call for quote.

MOUSER STOCK NO.	Amphenol Part No.	Description	Price Each 1	Price Each 10	Price Each 50
523-C01600U00001012	C016 00U000 010 12	Protective Cover for Male Cable Connector			
523-C01600U00000012	C016 00U000 000 12	Protective Cover for Male Receptacle			
523-C01600V00001012	C016 00V000 010 12	Protective Cover for Female Cable Connector			
523-C01600V00000012	C016 00V000 000 12	Protective Cover for Female Receptacle			
523-C01600V0000001	C016 00V000 000 1	Protective Cover for Female Receptacle			

© Copyright 2014 Mouser Electronics

© Copyright 2014 Mouser Electronics

BULGIN 400 Series Buccaneer® Sealed Connectors

RoHS Compliant This product is RoHS compliant.

400 SERIES BUCCANEER® ENVIRONMENTALLY SEALED CONNECTORS

Specifications:

- Sealed to IP68 when mated
- Contact inserts are part of body moulding
- Cable range from 3 to 7mm
- Diameter over coupling ring 19.1mm
- Flame retardant moulding material: Polyamide UL94V-0
- RoHS Compliant per Bulgin documentation
- Secure sealing system
- UL, CSA, and VDE approvals

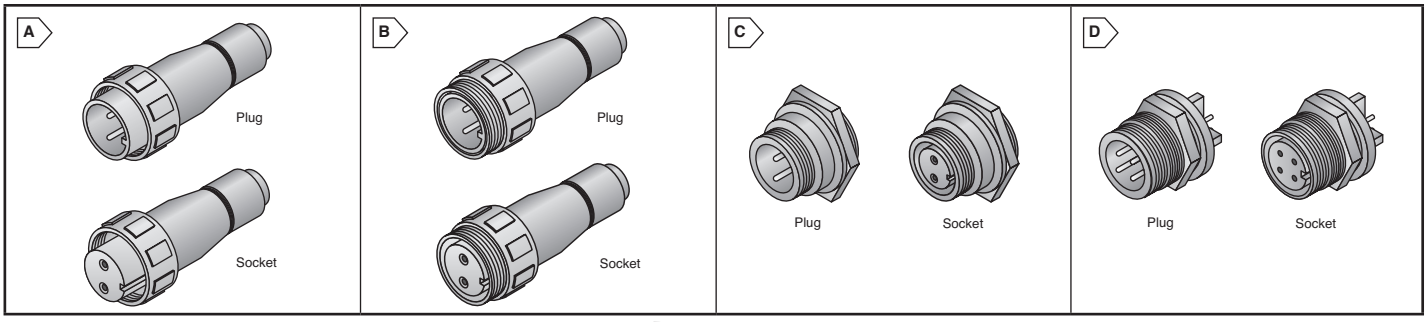

Flex Cable Connectors

- Mates with flex in-line or panel mounting versions
- Screw locking ring
- Contacts supplied separately
- RoHS Compliant per Bulgin documentation

RoHS Compliant

For quantities greater than listed, call for quote.

MOUSER STOCK NO.	Bulgin Part No.	Fig.	Poles	Cable Dia. (mm)	Price Each 1	25	50	100
Plugs								
177-PX0410/02P	PX0410/02P/5560	A	2	5.5-6.0				
177-PX0410/03P	PX0410/03P/5560	A	3	5.5-6.0				
177-PX0410/04P	PX0410/04P/4550	A	4	4.5-5.0				
177-PX0410/06P	PX0410/06P/4550	A	6	4.5-5.0				
177-PX0410/08P	PX0410/08P/6065	A	8	6.0-6.5				
177-PX0410/10P	PX0410/10P/6065	A	10	6.0-6.5				
177-PX0410/12P	PX0410/12P/6065	A	12	6.0-6.5				
Sockets								
167-PX0410/02S	PX0410/02S/5560	A	2	5.5-6.0				
167-PX0410/03S	PX0410/03S/5560	A	3	5.5-6.0				
167-PX0410/04S	PX0410/04S/4550	A	4	4.5-5.0				
167-PX0410/06S	PX0410/06S/4550	A	6	4.5-5.0				
167-PX0410/08S	PX0410/08S/6065	A	8	6.0-6.5				
167-PX0410/10S	PX0410/10S/6065	A	10	6.0-6.5				
167-PX0410/12S	PX0410/12S/6065	A	12	6.0-6.5				

In-Line Flex Cable Connectors

- Mates with flex cable version
- For in-line cable connection
- Contacts supplied separately
- RoHS Compliant per Bulgin documentation

RoHS Compliant

For quantities greater than listed, call for quote.

MOUSER STOCK NO.	Bulgin Part No.	Fig.	Poles	Cable Dia. (mm)	Price Each 1	25	50	100
Plugs								
177-PX0411/02P	PX0411/02P/5560	B	2	5.5-6.0				
177-PX0411/03P	PX0411/03P/5560	B	3	5.5-6.0				
177-PX0411/04P	PX0411/04P/4550	B	4	4.5-5.0				
177-PX0411/06P	PX0411/06P/4550	B	6	4.5-5.0				
177-PX0411/08P	PX0411/08P/6065	B	8	6.0-6.5				
177-PX0411/10P	PX0411/10P/6065	B	10	6.0-6.5				
177-PX0411/12P	PX0411/12P/6065	B	12	6.0-6.5				
Sockets								
167-PX0411/02S	PX0411/02S/5560	B	2	5.5-6.0				
167-PX0411/03S	PX0411/03S/5560	B	3	5.5-6.0				
167-PX0411/04S	PX0411/04S/4550	B	4	4.5-5.0				
167-PX0411/06S	PX0411/06S/4550	B	6	4.5-5.0				
167-PX0411/08S	PX0411/08S/6065	B	8	6.0-6.5				
167-PX0411/10S	PX0411/10S/6065	B	10	6.0-6.5				
167-PX0411/12S	PX0411/12S/6065	B	12	6.0-6.5				

400 Series Buccaneer® Contacts

- Contacts supplied in packs of 10, 1 ea. =1 pack of 10
- RoHS Compliant per Bulgin documentation

RoHS Compliant

For quantities greater than listed, call for quote.

MOUSER STOCK NO.	Bulgin Part No.	Gender	Termination	For Use with Poles	Price Each 1	25	50	100
157-SA3350/1	SA3350/1	Plug	Solder	2,3				
157-SA3349/1	SA3349/1	Socket	Solder	2,3				
157-SA3350	SA3350	Plug	Crimp	2,3				
157-SA3349	SA3349	Socket	Crimp	2,3				
157-SA3348/1	SA3348/1	Plug	Solder	4,6,8				
157-SA3347/1	SA3347/1	Socket	Solder	4,6,8				
157-SA3348	SA3348	Plug	Crimp	4,6,8				
157-SA3347	SA3347	Socket	Crimp	4,6,8				
157-SA3180/1	SA3180/1	Plug	Solder	10,12				
157-SA3179/1	SA3179/1	Socket	Solder	10,12				

Front Panel Mounting Connectors

- Mates with flex cable version
- Single hole fixing
- Contacts supplied separately
- RoHS Compliant per Bulgin documentation

RoHS Compliant

For quantities greater than listed, call for quote.

MOUSER STOCK NO.	Bulgin Part No.	Fig.	Poles	Price Each 1	25	50	100
Plugs							
177-PX0412/02P	PX0412/02P	C	2				
177-PX0412/03P	PX0412/03P	C	3				
177-PX0412/04P	PX0412/04P	C	4				
177-PX0412/06P	PX0412/06P	C	6				
177-PX0412/08P	PX0412/08P	C	8				
177-PX0412/10P	PX0412/10P	C	10				
177-PX0412/12P	PX0412/12P	C	12				
Sockets							
167-PX0412/02S	PX0412/02S	C	2				
167-PX0412/03S	PX0412/03S	C	3				
167-PX0412/04S	PX0412/04S	C	4				
167-PX0412/06S	PX0412/06S	C	6				
167-PX0412/08S	PX0412/08S	C	8				
167-PX0412/10S	PX0412/10S	C	10				
167-PX0412/12S	PX0412/12S	C	12				

Rear Panel Mounting Connectors

- Mates with flex cable version
- Single hole fixing
- Supplied with pre-loaded gold plated contacts
- RoHS Compliant per Bulgin documentation

RoHS Compliant

For quantities greater than listed, call for quote.

MOUSER STOCK NO.	Bulgin Part No.	Fig.	Poles	Price Each 1	25	50	100
Plugs							
177-PX0413/04P/PC	PX0413/04P/PC	D	4				
177-PX0413/06P/PC	PX0413/06P/PC	D	6				
177-PX0413/08P/PC	PX0413/08P/PC	D	8				
177-PX0413/10P/PC	PX0413/10P/PC	D	10				
177-PX0413/12P/PC	PX0413/12P/PC	D	12				
Sockets							
167-PX0413/04S/PC	PX0413/04S/PC	D	4				
167-PX0413/06S/PC	PX0413/06S/PC	D	6				
167-PX0413/08S/PC	PX0413/08S/PC	D	8				
167-PX0413/12S/PC	PX0413/12S/PC	D	12				

400 Series Buccaneer® Tools

For quantities greater than listed, call for quote.

MOUSER STOCK NO.	Bulgin Part No.	Description	Price Each 1	25
157-13027/2	13027/2	Insertion/Extraction Tool for 2, 3 Pole		
157-13027/1	13027/1	Insertion/Extraction Tool for 4, 6, 8 Pole		
157-13027	13027	Insertion/Extraction Tool for 10, 12 Pole		
			1	5
157-14025	14025	8 Indent Crimp Tool		
157-14025/8AMP	14025/8AMP	Positioner for 2, 3 Pole - 8A, Blue		
157-14025/5AMP	14025/5AMP	Positioner for 4, 6, 8 Pole - 5A, Red		

400 Series Buccaneer® Accessories

- RoHS Compliant per Bulgin documentation

RoHS Compliant

For quantities greater than listed, call for quote.

MOUSER STOCK NO.	Bulgin Part No.	Description	Price Each 1	25	50	100
157-PX0481	PX0481	Sealing Cap for PX0410 type				
157-PX0480/1	PX0480/1	Sealing Cap for PX0411 type				
157-PX0480	PX0480	Sealing Cap for PX0412 type				
157-PX0484	PX0484	Sealing Cap for PX0413 type				
157-PX0482	PX0482	Gland Pack for 3-5mm cable dia.				
157-PX0483	PX0483	Gland Pack for 5-7mm cable dia.				

© Copyright 2014 Mouser Electronics

BULGIN 900 Series Large Buccaneer® Sealed Connectors

RoHS Compliant **This product is RoHS compliant.**

900 SERIES LARGE BUCCANEER® ENVIRONMENTALLY SEALED CONNECTORS

Specifications:

- Water and dust-proof to IP68 when mated
- Positive locating keyways - cannot be mis-connected
- Compact design
- Easy assembly - no special tools required
- UL, CSA, and VDE approved
- Axial screw terminals
- Current rating: 2, 3, 4, 5, & 7 poles 32A
  10 poles 10A
- Voltage rating: 2, 3, 4, & 5 poles 600V,
  7 poles 430V, 10 poles 250V
- Contact resistance: <10mΩ initial
- Insulation resistance: >10^6MΩ @ 500 VDC
- Operating temperature: -40°C to +85°C
- Body material: Polyamide UL94V-0
- Contact material: Machined solid brass, nickel plated
- Cable Diameter: PX0: 13-15mm
  PXA: 20-22mm

Flex Cable Connectors

- Mates with in-line flex, panel or flange mounting versions
- Positive, fast acting locking ring - can be turned with a gloved hand
- PXA - strain relief clamp included
- RoHS Compliant per Bulgin documentation

For quantities greater than listed, call for quote.

MOUSER STOCK NO.	Bulgin Part No.	Fig.	Poles	Cable Dia. (mm)	Price Each 1	25	50
Plugs							
177-PX0911/02/P	PX0911/02/P	A	2	13-15			
177-PX0911/03/P	PX0911/03/P	A	3	13-15			
177-PX0911/04/P	PX0911/04/P	A	4	13-15			
177-PX0911/05/P	PX0911/05/P	A	5	13-15			
177-PXA911/07/P	PXA911/07/P	A	7	20-22			
177-PXA911/10/P	PXA911/10/P	A	10	20-22			
Sockets							
167-PX0911/02/S	PX0911/02/S	A	2	13-15			
167-PX0911/03/S	PX0911/03/S	A	3	13-15			
167-PX0911/04/S	PX0911/04/S	A	4	13-15			
167-PX0911/05/S	PX0911/05/S	A	5	13-15			
167-PXA911/07/S	PXA911/07/S	A	7	20-22			
167-PXA911/10/S	PXA911/10/S	A	10	20-22			

In-Line Flex Cable Connectors

- Mates with flex cable version
- PXA - strain relief clamp included

For quantities greater than listed, call for quote.

MOUSER STOCK NO.	Bulgin Part No.	Fig.	Poles	Cable Dia. (mm)	Price Each 1	25	50
Plugs							
177-PX0921/03/P	PX0921/03/P	B	3	13-15			
177-PX0921/04/P	PX0921/04/P	B	4	13-15			
177-PXA921/07/P	PXA921/07/P	B	7	20-22			
177-PXA921/10/P	PXA921/10/P	B	10	20-22			
Sockets							
167-PX0921/02/S	PX0921/02/S	B	2	13-15			
167-PX0921/03/S	PX0921/03/S	B	3	13-15			
167-PX0921/04/S	PX0921/04/S	B	4	13-15			
167-PX0921/05/S	PX0921/05/S	B	5	13-15			
167-PXA921/07/S	PXA921/07/S	B	7	20-22			
167-PXA921/10/S	PXA921/10/S	B	10	20-22			

Panel Mounting Connectors

- Mates with flex cable version
- Single hole fixing
- Anti-rotation key
- High grade sealing gasket
- 3-7mm panel thickness

For quantities greater than listed, call for quote.

MOUSER STOCK NO.	Bulgin Part No.	Fig.	Poles	Cable Dia. (mm)	Price Each 1	25	50
Plugs							
177-PX0931/02/P	PX0931/02/P	C	2	13-15			
177-PX0931/03/P	PX0931/03/P	C	3	13-15			
177-PX0931/04/P	PX0931/04/P	C	4	13-15			
177-PX0931/05/P	PX0931/05/P	C	5	13-15			
177-PX0931/07/P	PX0931/07/P	C	7	13-15			
Sockets							
167-PX0931/02/S	PX0931/02/S	C	2	13-15			
167-PX0931/03/S	PX0931/03/S	C	3	13-15			
167-PX0931/04/S	PX0931/04/S	C	4	13-15			
167-PX0931/05/S	PX0931/05/S	C	5	13-15			
167-PX0931/07/S	PX0931/07/S	C	7	13-15			
167-PX0931/10/S	PX0931/10/S	C	10	13-15			

Flange Mounting Connectors

- Mates with flex cable version
- Supplied with sealing grommets for panel fixing screw (M6 thread recommended)
- Supplied with high grade sealing gasket

For quantities greater than listed, call for quote.

MOUSER STOCK NO.	Bulgin Part No.	Fig.	Poles	Cable Dia. (mm)	Price Each 1	25	50
Plugs							
177-PX0941/03/P	PX0941/03/P	D	3	13-15			
177-PX0941/04/P	PX0941/04/P	D	4	13-15			
177-PX0941/05/P	PX0941/05/P	D	5	13-15			
177-PX0941/10/P	PX0941/10/P	D	10	13-15			
Sockets							
167-PX0941/02/S	PX0941/02/S	D	2	13-15			
167-PX0941/03/S	PX0941/03/S	D	3	13-15			
167-PX0941/04/S	PX0941/04/S	D	4	13-15			
167-PX0941/05/S	PX0941/05/S	D	5	13-15			
167-PX0941/07/S	PX0941/07/S	D	7	13-15			
167-PX0941/10/S	PX0941/10/S	D	10	13-15			

900 Series Buccaneer® Accessories

For quantities greater than listed, call for quote.

MOUSER STOCK NO.	Bulgin Part No.	Fig.	Description	Price Each 1	25	50
Plugs						
157-PX0950	PX0950	E	Right angle bulkhead adapter			
157-PX0960	PX0960	F	Sealing cap for PX0911 & PXA911			
157-PX0970	PX0970	F	Sealing cap for use with all other styles			
157-PX0980	PX0980	-	Gland pack 7-13mm cable			
157-PXA980	PXA980	-	Gland pack 14-20mm cable			

A

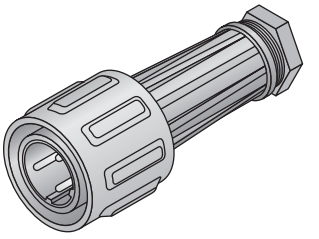

Plug Shown

B

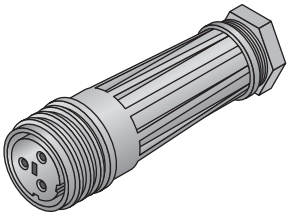

Socket Shown

C

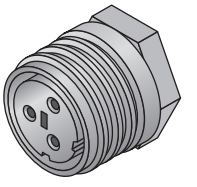

Socket Shown

D

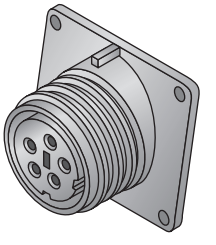

E

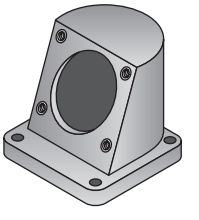

F

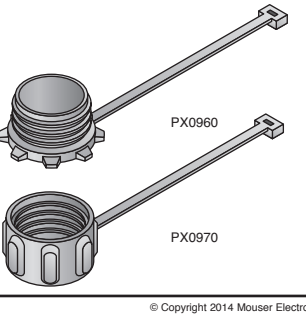

© Copyright 2014 Mouser Electronics

© Copyright 2014 Mouser Electronics

BULGIN Standard Buccaneer® Sealed Connectors

RoHS Compliant This product is RoHS compliant.

STANDARD BUCCANEER® ENVIRONMENTALLY SEALED CONNECTORS

- Water and dust-proof to IP68 when mated
- Positive locating keyways -cannot be mis-connected
- Compact design, easy assembly
- UL, CSA, and VDE approvals
- Diameter over coupling ring 38mm
- Cable range: 3.5mm - 9mm
- Body material: Glass filled polyamide UL94HB
- Operating temperature: -20°C to +70°C

RoHS Compliant

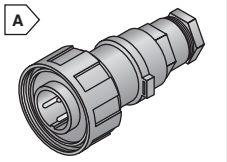

Plug Shown

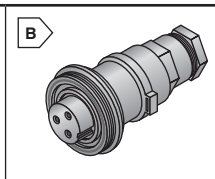

Socket Shown

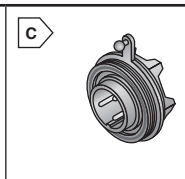

Plug Shown

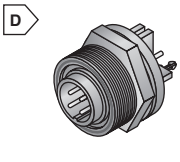

Plug Shown

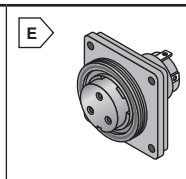

Socket Shown

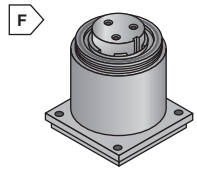

Socket Shown

Flex Cable Connectors

- Mates with in-line flex or panel mounting versions
- Screw locking ring
- Standard cable acceptance (2 to 9 pole) 6-8mm
- RoHS Compliant per Bulgin documentation

For quantities greater than listed, call for quote.

MOUSER STOCK NO.	Bulgin Part No.	Fig.	Poles	Termination	Contacts	Price Each 1	25	50	100
Plugs									
177-PX0736/P	PX0736/P	A	2	Screw	Supplied Fitted				
177-PX0731/P	PX0731/P	A	3	Screw	Supplied Fitted				
177-PX0748/P	PX0748/P	A	4	Screw	Supplied Fitted				
177-PX0739/P	PX0739/P	A	6	Screw	Supplied Fitted				
177-PX0745/P	PX0745/P	A	7	Screw	Supplied Fitted				
177-PX0728/P	PX0728/P	A	9	Crimp	Supplied Loose				
177-PX0794/P	PX0794/P	A	12	Crimp/Solder	Order Separately				
177-PX0820/P	PX0820/P	A	25	Crimp/Solder	Order Separately				
Sockets									
167-PX0736/S	PX0736/S	A	2	Screw	Supplied Fitted				
167-PX0731/S	PX0731/S	A	3	Screw	Supplied Fitted				
167-PX0748/S	PX0748/S	A	4	Screw	Supplied Fitted				
167-PX0739/S	PX0739/S	A	6	Screw	Supplied Fitted				
167-PX0745/S	PX0745/S	A	7	Screw	Supplied Fitted				
167-PX0728/S	PX0728/S	A	9	Crimp	Supplied Loose				
167-PX0794/S	PX0794/S	A	12	Crimp/Solder	Order Separately				
167-PX0820/S	PX0820/S	A	25	Crimp/Solder	Order Separately				

In-Line Flex Cable Connectors

- Mates with flex cable version
- Standard cable acceptance (2 to 9 pole) 6-8mm

For quantities greater than listed, call for quote.

MOUSER STOCK NO.	Bulgin Part No.	Fig.	Poles	Termination	Contacts	Price Each 1	25	50	100
Plugs									
177-PX0737/P	PX0737/P	B	2	Screw	Supplied Fitted				
177-PX0732/P	PX0732/P	B	3	Screw	Supplied Fitted				
177-PX0749/P	PX0749/P	B	4	Screw	Supplied Fitted				
177-PX0740/P	PX0740/P	B	6	Screw	Supplied Fitted				
177-PX0746/P	PX0746/P	B	7	Screw	Supplied Fitted				
177-PX0729/P	PX0729/P	B	9	Crimp	Supplied Loose				
177-PX0821/P	PX0821/P	B	25	Crimp/Solder	Order Separately				
Sockets									
167-PX0737/S	PX0737/S	B	2	Screw	Supplied Fitted				
167-PX0732/S	PX0732/S	B	3	Screw	Supplied Fitted				
167-PX0749/S	PX0749/S	B	4	Screw	Supplied Fitted				
167-PX0740/S	PX0740/S	B	6	Screw	Supplied Fitted				
167-PX0746/S	PX0746/S	B	7	Screw	Supplied Fitted				
167-PX0729/S	PX0729/S	B	9	Crimp	Supplied Loose				
167-PX0795/S	PX0795/S	B	12	Crimp/Solder	Order Separately				
167-PX0821/S	PX0821/S	B	25	Crimp/Solder	Order Separately				

Panel Mounting Connectors

- Mates with flex cable version
- Front panel mounting
- Single hole fixing

For quantities greater than listed, call for quote.

MOUSER STOCK NO.	Bulgin Part No.	Fig.	Poles	Termination	Contacts	Price Each 1	25	50	100
Plugs									
177-PX0735/P	PX0735/P	C	2	Screw	Supplied Fitted				
177-PX0730/P	PX0730/P	C	3	Screw	Supplied Fitted				
177-PX0747/P	PX0747/P	C	4	Screw	Supplied Fitted				
177-PX0738/P	PX0738/P	C	6	Screw	Supplied Fitted				
177-PX0744/P	PX0744/P	C	7	Screw	Supplied Fitted				
177-PX0727/P	PX0727/P	C	9	Crimp	Supplied Loose				
177-PX0796/P	PX0796/P	C	12	Crimp/Solder	Order Separately				
177-PX0822/P	PX0822/P	C	25	Crimp/Solder	Order Separately				
Sockets									
167-PX0735/S	PX0735/S	C	2	Screw	Supplied Fitted				
167-PX0730/S	PX0730/S	C	3	Screw	Supplied Fitted				
167-PX0747/S	PX0747/S	C	4	Screw	Supplied Fitted				
167-PX0738/S	PX0738/S	C	6	Screw	Supplied Fitted				
167-PX0744/S	PX0744/S	C	7	Screw	Supplied Fitted				
167-PX0727/S	PX0727/S	C	9	Crimp	Supplied Loose				
167-PX0796/S	PX0796/S	C	12	Crimp/Solder	Order Separately				
167-PX0822/S	PX0822/S	C	25	Crimp/Solder	Order Separately				

PCB Mounting Connectors - Rear Panel Mounting

- Mates with flex cable version
- RoHS Compliant per Bulgin documentation

For quantities greater than listed, call for quote.

MOUSER STOCK NO.	Bulgin Part No.	Fig.	Poles	Term.	Contacts	Price Each 1	25	50	100
Plugs									
177-PX0707/P/03	PX0707/P/03	D	3	PCB	Supplied Fitted				
177-PX0707/P/06	PX0707/P/06	D	6	PCB	Supplied Fitted				
177-PX0707/P/09	PX0707/P/09	D	9	PCB	Supplied Fitted				
177-PX0707/P/25	PX0707/P/25	D	25	PCB	Supplied Fitted				
Sockets									
167-PX0707/S/03	PX0707/S/03	D	3	PCB	Supplied Fitted				
167-PX0707/S/06	PX0707/S/06	D	6	PCB	Supplied Fitted				
167-PX0707/S/09	PX0707/S/09	D	9	PCB	Supplied Fitted				
167-PX0707/S/12	PX0707/S/12	D	12	PCB	Supplied Fitted				

Low Profile Flange Mounting Connectors

- Mates with flex cable version
- Screw flange fixing
- Supplied with sealing gasket and screw sealing grommets
- RoHS Compliant per Bulgin documentation

MOUSER STOCK NO.	Bulgin Part No.	Fig.	Poles	Term.	Contacts	Price Each 1	25	50	100
Plugs									
177-PX0764/P	PX0764/P	E	2	Screw	Supplied Fitted				
177-PX0765/P	PX0765/P	E	3	Screw	Supplied Fitted				
177-PX0767/P	PX0767/P	E	6	Screw	Supplied Fitted				
177-PX0769/P	PX0769/P	E	9	Crimp	Supplied Loose				
Sockets									
167-PX0764/S	PX0764/S	E	2	Screw	Supplied Fitted				
167-PX0765/S	PX0765/S	E	3	Screw	Supplied Fitted				
167-PX0767/S	PX0767/S	E	6	Screw	Supplied Fitted				
167-PX0769/S	PX0769/S	E	9	Crimp	Supplied Loose				

Bulkhead Flange Mounting Connectors

- Mates with flex cable version
- Screw fixing flange
- Supplied with sealing gasket and screw sealing grommets
- RoHS Compliant per Bulgin documentation

MOUSER STOCK NO.	Bulgin Part No.	Fig.	Poles	Term.	Contacts	Price Each 1	25	50	100
Plugs									
177-PX0757/P	PX0757/P	F	2	Screw	Supplied Fitted				
177-PX0758/P	PX0758/P	F	6	Screw	Supplied Fitted				
Sockets									
167-PX0757/S	PX0757/S	F	2	Screw	Supplied Fitted				
167-PX0756/S	PX0756/S	F	3	Screw	Supplied Fitted				
167-PX0758/S	PX0758/S	F	6	Screw	Supplied Fitted				

Standard Buccaneer® Contacts

- Contacts supplied in packs of 10, 1 ea. =1 pack of 10
- Gold plated
- RoHS Compliant per Bulgin documentation

MOUSER STOCK NO.	Bulgin Part No.	Gender	Termination	For Use With	Price Each 1	25	50	100
157-SA3348	SA3348	Plug	Crimp	12 Pole				
157-SA3348/1	SA3348/1	Plug	Solder	12 Pole				
157-SA3347	SA3347	Socket	Crimp	12 Pole				
157-SA3347/1	SA3347/1	Socket	Solder	12 Pole				
157-SA3180	SA3180	Plug	Crimp	25 Pole				
157-SA3180/1	SA3180/1	Plug	Solder	25 Pole				
157-SA3179	SA3179	Socket	Crimp	25 Pole				
157-SA3179/1	SA3179/1	Socket	Solder	25 Pole				

Standard Buccaneer® Tools

MOUSER STOCK NO.	Bulgin Part No.	Description	Price Each 1	5
157-13826	13826	Crimp Tool for 9 pole connectors		
157-14025	14025	Crimp Tool for 12 pole connectors		
157-14025/5AMP	14025/5AMP	Positioner for 14025 crimp tool - 5A		
			1	25
157-13027/1	13027/1	Insertion/Extraction Tool for 12 pole connectors		
157-13027	13027	Insertion/Extraction Tool for 25 pole connectors		

Standard Buccaneer® Accessories

- RoHS Compliant per Bulgin documentation

MOUSER STOCK NO.	Bulgin Part No.	Description	Price Each 1	25	50	100
157-PX0777	PX0777	Sealed In-Line Cable Joiner				
157-PX0734	PX0734	Sealing Cap for flex type				
157-PX0733	PX0733	Sealing cap for panel mount & in-line type				
157-PX0711	PX0711	Sealing cap for PCB & rear panel mount type				
157-12237	12237	Cable Support for 5-7mm & 7-9mm cable dia.				

© Copyright 2014 Mouser Electronics

© Copyright 2014 Mouser Electronics

BULGIN Mini and SMB Buccaneer® Sealed Connectors

RoHS Compliant This product is RoHS compliant.

MINI BUCCANEER® ENVIRONMENTALLY SEALED CONNECTORS

- Sealed to IP68 when mated
- Cable range from 3.5 to 9mm
- Diameter over coupling ring 26mm
- Positive locating keyways - cannot be mis-mated
- Flammability rating UL94V-0
- Compact design
- Easy assembly - no special tools required on screw terminal versions
- RoHS Compliant per Bulgin documentation

RoHS Compliant

Flex Cable Connector

- Mates with flex in-line or panel mounting versions
- Cable Acceptance: 3.5 - 9mm (Standard 5 -7mm)
- Suitable for plug or socket inserts sold separately
- Screw locking ring

For quantities greater than listed, call for quote.

MOUSER STOCK NO.	Bulgin Part No.	Fig.	Description	Price Each 1	25	50	100
157-PX0800	PX0800	A	Flex cable body				

In-Line Flex Cable Connector

- Mates with flex cable version
- Cable Acceptance: 3.5 - 9mm (Standard 5 -7mm)
- Suitable for plug or socket inserts sold separately

For quantities greater than listed, call for quote.

MOUSER STOCK NO.	Bulgin Part No.	Fig.	Description	Price Each 1	25	50	100
157-PX0801	PX0801	B	In-line flex cable body				

Right Angle Panel Mounting Connector

- Mates with flex cable version
- Right angle cable entry
- Suitable for plug or socket inserts sold separately
- Single hole fixing

For quantities greater than listed, call for quote.

MOUSER STOCK NO.	Bulgin Part No.	Fig.	Description	Price Each 1	25	50	100
157-PX0803	PX0803	C	Right angle panel mount body				

Straight Panel Mounting Connector

- Mates with flex cable version
- Complete with sealing cap and retaining clip
- Suitable for plug or socket inserts sold separately
- Single hole fixing

For quantities greater than listed, call for quote.

MOUSER STOCK NO.	Bulgin Part No.	Fig.	Description	Price Each 1	25	50	100
157-PX0805	PX0805	D	Straight panel mount body				

Screw Terminal Inserts

- Fits all body styles above
- Nickel plated contacts

For quantities greater than listed, call for quote.

MOUSER STOCK NO.	Bulgin Part No.	Fig.	No. of Poles	Gender	Price Each 1	25	50	100
177-SA3320	SA3320	E	2	Plug				
177-SA3230	SA3230	E	3	Plug				
177-SA3241	SA3241	E	4	Plug				
177-SA3243	SA3243	E	6	Plug				
167-SA3319	SA3319	F	2	Socket				
167-SA3229	SA3229	F	3	Socket				
167-SA3242	SA3242	F	4	Socket				
167-SA3244	SA3244	F	6	Socket				

Mini Buccaneer® Accessories

For quantities greater than listed, call for quote.

MOUSER STOCK NO.	Bulgin Part No.	Description	Price Each 1	25	50	100
157-PX0811	PX0811	Sealing cap for PX0800				
157-PX0810	PX0810	Sealing cap for PX0801-PX0805				
157-PX0812	PX0812	Gland 3 pack - 3.5-5mm, 6-8mm, 7-9mm				

SMB BUCCANEER® ENVIRONMENTALLY SEALED CONNECTORS

- Sealed to IP68 when mated
- 50Ω Impedance SMB connector
- Frequency range 0-4GHz
- Gold plated contacts
- Diameter over coupling ring 19mm
- Body moulding: Nylon UL94V-0 rated

RoHS Compliant

Pre-Wireable Flex Connector

- Mates with panel mounting version
- Supplied with SMB plug
- For RG-174 cable

For quantities greater than listed, call for quote.

MOUSER STOCK NO.	Bulgin Part No.	Fig.	Description	Price Each 1	25	50	100
157-PX0415/1	PX0415/1	G	Re-wireable connector with SMB Plug				

Pre-Wired Flex Connectors

- Mates with panel mounting version
- Supplied with SMB plug terminated with RG-174 cable
- Overmoulded construction

For quantities greater than listed, call for quote.

MOUSER STOCK NO.	Bulgin Part No.	Fig.	Description	Price Each 1	25	50	100
157-PX0416/1M00	PX0416/1M00	H	Pre-wired with SMB plug - 1m cable length				
157-PX0416/3M00	PX0416/3M00	H	Pre-wired with SMB plug - 3m cable length				
157-PX0416/5M00	PX0416/5M00	H	Pre-wired with SMB plug - 5m cable length				

Panel Mounting Connectors

- Mates with re-wirable and pre-wired flex versions
- Supplied with SMB jack terminated with RG-174 cable
- Single hole fixing

For quantities greater than listed, call for quote.

MOUSER STOCK NO.	Bulgin Part No.	Fig.	Description	Price Each 1	25	50	100
157-PX0414/0M50	PX0414/0M50	I	Panel mount with SMB jack - 0.5m cable length				
157-PX0414/1M00	PX0414/1M00	I	Panel mount with SMB jack - 1.0m cable length				
157-PX0414/1M50	PX0414/1M50	I	Panel mount with SMB jack - 1.5m cable length				

SMB Buccaneer® Accessories

For quantities greater than listed, call for quote.

MOUSER STOCK NO.	Bulgin Part No.	Description	Price Each 1	25	50	100
157-PX0480	PX0480	Sealing Cap for PX0414 panel mount connector				
157-PX0481	PX0481	Sealing Cap for PX0415 re-wireable flex connector				
157-PX0485	PX0485	Sealing Cap for PX0416 overmoulded flex connector				

A
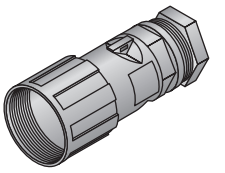

B
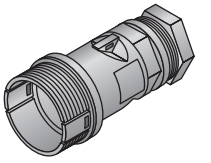

C
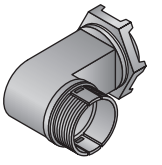

D
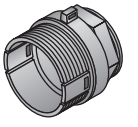

E
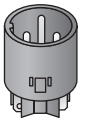

F
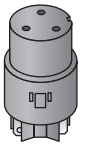

G
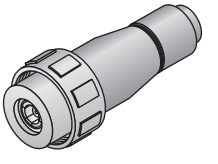

H
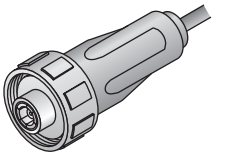

I
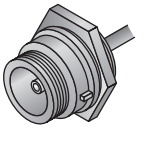

© Copyright 2014 Mouser Electronics

© Copyright 2014 Mouser Electronics

MINI-CON-X® SHIELDED FIELD INSTALLABLE CONNECTORS (CONT.)

Low-cost shielded connectors for industrial and marine applications.

Features:

- Protects circuits from EMI and RF interference
- Rugged machined metal housing and construction
- Scoop-proof connector design
- Same panel cutout as MINI-CON-X®
- Suitable for use in hostile environments
- RoHS compliant per Conxall documentation

Specifications:

- Panel Shell, Cable Housing and Coupling Nuts: Nickel plated copper alloy
- Backshell and Strap: G.F. Nylon
- Operational Temperature limits: -40°C (-40°F) to +65°C (+149°F)
- Harsh Environment IP66/IP68, Shielded

DIMENSIONS: in.

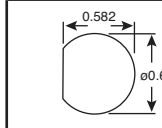

Recommended Panel Cut-Out ±.003 for All Mini-Con-X Series

RoHS Compliant

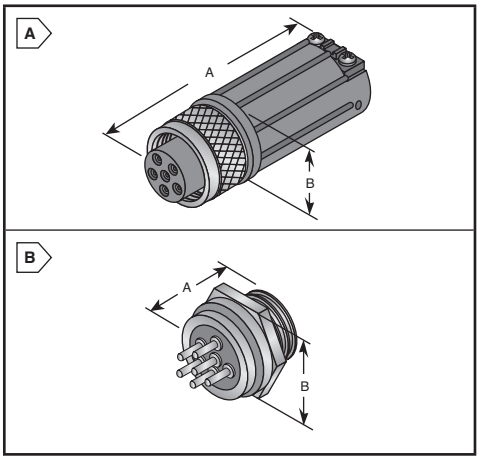

✻Amperage is limited by wire specifications

For quantities greater than listed, call for quote.

MOUSER STOCK NO.	Conxall Part No.	Fig.	No. of Contacts	Contact Type	Contact Size	Contact Rating✻	Dimension: in. A	Dimension: in. B	Price Each 1	Price Each 10	Price Each 25
Cable End (Cont.)											
502-SF6282-4SG-520	SF6282-4SG-520	A	4	Socket	20	5.6A	1.78	0.76			
502-SF6382-4PG-520	SF6382-4PG-520	A	4	Pin	16	9.75A	1.78	0.76			
502-SF6382-4SG-520	SF6382-4SG-520	A	4	Socket	16	9.75A	1.78	0.76			
502-SF6282-5PG-520	SF6282-5PG-520	A	5	Pin	20	5.6A	1.78	0.76			
502-SF6282-5SG-520	SF6282-5SG-520	A	5	Socket	20	5.6A	1.78	0.76			
502-SF6382-5PG-520	SF6382-5PG-520	A	5	Pin	16	9.75A	1.78	0.76			
502-SF6382-5SG-520	SF6382-5SG-520	A	5	Socket	16	9.75A	1.78	0.76			
502-SF6282-6PG-520	SF6282-6PG-520	A	6	Pin	20	5.6A	1.78	0.76			
502-SF6282-6SG-520	SF6282-6SG-520	A	6	Socket	20	5.6A	1.78	0.76			
502-SF6382-6PG-520	SF6382-6PG-520	A	6	Pin	16	9.75A	1.78	0.76			
502-SF6382-6SG-520	SF6382-6SG-520	A	6	Socket	16	9.75A	1.78	0.76			
502-SF6282-7PG-520	SF6282-7PG-520	A	7	Pin	20	4.8A	1.78	0.76			
502-SF6282-7SG-520	SF6282-7SG-520	A	7	Socket	20	4.8A	1.78	0.76			
502-SF6282-8PG-520	SF6282-8PG-520	A	8	Pin	20	4.8A	1.78	0.76			
502-SF6282-8SG-520	SF6282-8SG-520	A	8	Socket	20	4.8A	1.78	0.76			
Panel Mount (with hex nut and flanged gasket)											
502-SF7282-2PG-3ES	SF7282-2PG-3ES	B	2	Pin	20	7.5A	0.826	0.87			
502-SF7282-2SG-3ES	SF7282-2SG-3ES	B	2	Socket	20	7.5A	0.826	0.87			
502-SF7382-2PG-3ES	SF7382-2PG-3ES	B	2	Pin	16	13A	0.826	0.87			
502-SF7382-2SG-3ES	SF7382-2SG-3ES	B	2	Socket	16	13A	0.826	0.87			
502-SF7282-3PG-3ES	SF7282-3PG-3ES	B	3	Pin	20	7.5A	0.826	0.87			
502-SF7282-3SG-3ES	SF7282-3SG-3ES	B	3	Socket	20	7.5A	0.826	0.87			
502-SF7382-3PG-3ES	SF7382-3PG-3ES	B	3	Pin	16	13A	0.826	0.87			
502-SF7382-3SG-3ES	SF7382-3SG-3ES	B	3	Socket	16	13A	0.826	0.87			
502-SF7282-4PG-3ES	SF7282-4PG-3ES	B	4	Pin	20	5.6A	0.826	0.87			
502-SF7282-4SG-3ES	SF7282-4SG-3ES	B	4	Socket	20	5.6A	0.826	0.87			
502-SF7382-4PG-3ES	SF7382-4PG-3ES	B	4	Pin	16	9.75A	0.826	0.87			
502-SF7382-4SG-3ES	SF7382-4SG-3ES	B	4	Socket	16	9.75A	0.826	0.87			
502-SF7282-5PG-3ES	SF7282-5PG-3ES	B	5	Pin	20	5.6A	0.826	0.87			
502-SF7282-5SG-3ES	SF7282-5SG-3ES	B	5	Socket	20	5.6A	0.826	0.87			
502-SF7382-5PG-3ES	SF7382-5PG-3ES	B	5	Pin	16	9.75A	0.826	0.87			
502-SF7382-5SG-3ES	SF7382-5SG-3ES	B	5	Socket	16	9.75A	0.826	0.87			
502-SF7282-6PG-3ES	SF7282-6PG-3ES	B	6	Pin	20	5.6A	0.826	0.87			
502-SF7282-6SG-3ES	SF7282-6SG-3ES	B	6	Socket	20	5.6A	0.826	0.87			
502-SF7382-6PG-3ES	SF7382-6PG-3ES	B	6	Pin	16	9.75A	0.826	0.87			
502-SF7382-6SG-3ES	SF7382-6SG-3ES	B	6	Socket	16	9.75A	0.826	0.87			
502-SF7282-7PG-3ES	SF7282-7PG-3ES	B	7	Pin	20	4.8A	0.826	0.87			
502-SF7282-7SG-3ES	SF7282-7SG-3ES	B	7	Socket	20	4.8A	0.826	0.87			
502-SF7282-8PG-3ES	SF7282-8PG-3ES	B	8	Pin	20	4.8A	0.826	0.87			
502-SF7282-8SG-3ES	SF7282-8SG-3ES	B	8	Socket	20	4.8A	0.826	0.87			

MULTI-CON-X® SHIELDED FIELD INSTALLABLE CONNECTORS

Low cost Standard connectors for Industrial and Marine Applications

The all plastic connector is corrosion resistant, non-conductive and withstands substantial abuse, hostile environments, and heavy impacts that would otherwise cause metal connectors to corrode, deform or become electrically conductive and thus become unusable or unsafe.

RoHS Compliant

Features:

- Solder Cup Termination
- Corrosion resistant and non-conductive connectors
- Suitable for use in hostile environments
- Coupling rings have overriding locking feature to prevent loosening or separation of connector
- RoHS compliance per Conxall documentation
- UL Recognized File # E138878-250V
- CSA Certified File # LR89277-600V
- 3DC - Daisy Chain grommet 3 ID's (.125", .188", .250")

Specifications:

- Connector body & Backshell: Black Nylon
- Connector: Gold over Nickel
- Grommet: Black Santoprene Rubber
- Voltage: 600V
- Watertight: Up to IP67/NEMA 6P
- Durability: Minimum 300 mate/unmate cycles w/out mechanical or electrical failure
- Temperature Rating: -55°C to +125°C (-67°F to +257°F)

DIMENSIONS: in.

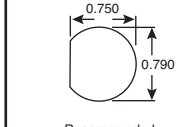

Recommended Panel Cut-Out ±.003 for Multi-Con-X Series

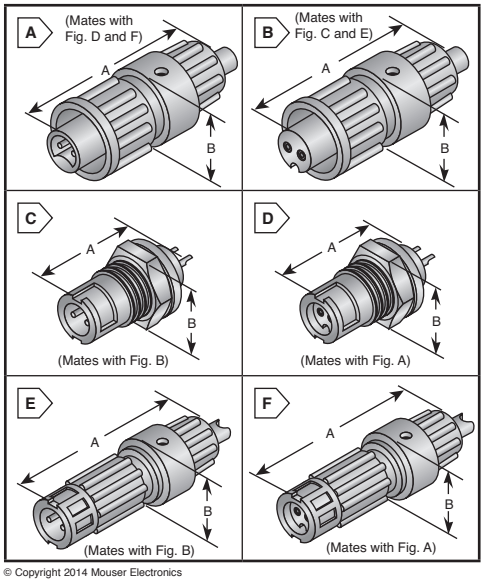

✻Amperage is limited also by wire specifications. 3DC=Daisy chain grommet with 3 I.D.'s (.125, .188, .250)

For quantities greater than listed, call for quote.

MOUSER STOCK NO.	Conxall Part No.	Fig.	No. of Contacts	Contact Type	Contact Size	AWG	Contact Rating✻	Dimension: in. A	Dimension: in. B	Price Each 1	Price Each 10	Price Each 25
Cable End												
502-3182-2PG-3DC	3182-2PG-3DC	A	2	Pin	12	12-16	23A	1.570	0.875			
502-3182-2SG-3DC	3182-2SG-3DC	B	2	Socket	12	12-16	23A	1.570	0.875			
502-3182-3PG-3DC	3182-3PG-3DC	A	3	Pin	12	12-16	23A	1.570	0.875			
502-3182-3SG-3DC	3182-3SG-3DC	B	3	Socket	12	12-16	23A	1.570	0.875			
502-3282-4PG-3DC	3282-4PG-3DC	A	4	Pin	20	20-24	5.6A	1.570	0.875			
502-3282-4SG-3DC	3282-4SG-3DC	B	4	Socket	20	20-24	5.6A	1.570	0.875			
502-3282-5PG-3DC	3282-5PG-3DC	A	5	Pin	20	20-24	5.6A	1.570	0.875			
502-3282-6PG-3DC	3282-6PG-3DC	A	6	Pin	20	20-24	5.6A	1.570	0.875			
502-3282-6SG-3DC	3282-6SG-3DC	B	6	Socket	20	20-24	5.6A	1.570	0.875			
502-3282-7PG-3DC	3282-7PG-3DC	A	7	Pin	20	20-24	4.8A	1.570	0.875			
502-3282-7SG-3DC	3282-7SG-3DC	B	7	Socket	20	20-24	4.8A	1.570	0.875			
502-3282-8PG-3DC	3282-8PG-3DC	A	8	Pin	20	20-24	4.8A	1.570	0.875			
502-3282-8SG-3DC	3282-8SG-3DC	B	8	Socket	20	20-24	4.8A	1.570	0.875			
502-3282-9PG-3DC	3282-9PG-3DC	A	9	Pin	20	20-24	4.8A	1.570	0.875			
502-3282-9SG-3DC	3282-9SG-3DC	B	9	Socket	20	20-24	4.8A	1.570	0.875			
Panel Mount (with hex nut and flanged gasket)												
502-4182-2PG-300	4182-2PG-300	C	2	Pin	12	12-16	23A	0.625	1.155			
502-4182-2SG-300	4182-2SG-300	D	2	Socket	12	12-16	23A	0.625	1.155			
502-4182-3PG-300	4182-3PG-300	C	3	Pin	12	12-16	23A	0.625	1.155			
502-4182-3SG-300	4182-3SG-300	D	3	Socket	12	12-16	23A	0.625	1.155			
502-4282-4PG-300	4282-4PG-300	C	4	Pin	20	20-24	5.6A	0.625	1.155			
502-4282-4SG-300	4282-4SG-300	D	4	Socket	20	20-24	5.6A	0.625	1.155			
502-4282-5SG-300	4282-5SG-300	D	5	Socket	20	20-24	5.6A	0.625	1.155			
502-4282-6PG-300	4282-6PG-300	C	6	Pin	20	20-24	5.6A	0.625	1.155			
502-4282-6SG-300	4282-6SG-300	D	6	Socket	20	20-24	5.6A	0.625	1.155			
502-4282-7PG-300	4282-7PG-300	C	7	Pin	20	20-24	4.8A	0.625	1.155			
502-4282-8PG-300	4282-8PG-300	C	8	Pin	20	20-24	4.8A	0.625	1.155			
502-4282-8SG-300	4282-8SG-300	D	8	Socket	20	20-24	4.8A	0.625	1.155			
502-4282-9PG-300	4282-9PG-300	C	9	Pin	20	20-24	4.8A	0.625	1.155			
502-4282-9SG-300	4282-9SG-300	D	9	Socket	20	20-24	4.8A	0.625	1.155			
Cable to Cable												
502-5182-2PG-3DC	5182-2PG-3DC	E	2	Pin	12	12-16	23A	1.650	0.766			
502-5182-2SG-3DC	5182-2SG-3DC	F	2	Socket	12	12-16	23A	1.650	0.766			
502-5182-3PG-3DC	5182-3PG-3DC	E	3	Pin	12	12-16	23A	1.650	0.766			
502-5182-3SG-3DC	5182-3SG-3DC	F	3	Socket	12	12-16	23A	1.650	0.766			
502-5282-4PG-3DC	5282-4PG-3DC	E	4	Pin	20	20-24	5.6A	1.650	0.766			
502-5282-4SG-3DC	5282-4SG-3DC	F	4	Socket	20	20-24	5.6A	1.650	0.766			
502-5282-5PG-3DC	5282-5PG-3DC	E	5	Pin	20	20-24	5.6A	1.650	0.766			
502-5282-6SG-3DC	5282-6SG-3DC	F	6	Socket	20	20-24	5.6A	1.650	0.766			
502-5282-7PG-3DC	5282-7PG-3DC	E	7	Pin	20	20-24	4.8A	1.650	0.766			
502-5282-8PG-3DC	5282-8PG-3DC	E	8	Pin	20	20-24	4.8A	1.650	0.766			
502-5282-8SG-3DC	5282-8SG-3DC	F	8	Socket	20	20-24	4.8A	1.650	0.766			
502-5282-9PG-3DC	5282-9PG-3DC	E	9	Pin	20	20-24	4.8A	1.650	0.766			
502-5282-9SG-3DC	5282-9SG-3DC	F	9	Socket	20	20-24	4.8A	1.650	0.766			

© Copyright 2014 Mouser Electronics

© Copyright 2014 Mouser Electronics

HIROSE Circular Connectors

RoHS Compliant **This product is RoHS compliant.**

HIROSE ELECTRIC CO., LTD.

Shell Size	LF07		LF10		LF13	
Contact Configuration			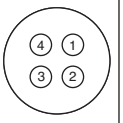	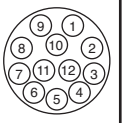	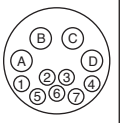	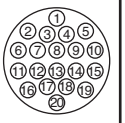
No. of Contacts	3	6	4	12	11	20

LF SERIES MINIATURE WATERPROOF SHIELDED CONNECTORS

All components are self-aligning and do not require complex assembly tooling. The shield of the cable is connected using a simple shielding clamp, supplied with the connector with the metal housing of the connector.

RoHS Compliant

Features:
- Short turn bayonet lock
- Contact Plating: Gold
- IP67

Applications:
- Sensors
- Robots
- Factory Automation
- Medical
- Surveillance
- Surveying Instruments

Plugs

For quantities greater than listed, call for quote.

MOUSER STOCK NO.	Hirose Part No.	Fig.	Shell Size	No. of Contacts	Current Rating	Contact Gender	Price Each 1	10	50	100
798-LF07WBP-6S	LF07WBP-6S	A	7	6	2A	Female				
798-LF07WBP-6P	LF07WBP-6P	A	7	6	2A	Male				
798-LF07WBP-3S	LF07WBP-3S	A	7	3	5A	Female				
798-LF07WBP-3P	LF07WBP-3P	A	7	3	5A	Male				
798-LF10WBP-4S	LF10WBP-4S	A	10	4	10A	Female				
798-LF10WBP-4P	LF10WBP-4P	A	10	4	10A	Male				
798-LF10WBP-12S	LF10WBP-12S	A	10	12	2A	Female				
798-LF10WBP-12P	LF10WBP-12P	A	10	12	2A	Male				
798-LF13WBP-20S	LF13WBP-20S	A	13	20	2A	Female				
798-LF13WBP-20P	LF13WBP-20P	A	13	20	2A	Male				
798-LF13WBP-11S	LF13WBP-11S	A	13	11	10A / 2A	Female				
798-LF13WBP-11P	LF13WBP-11P	A	13	11	10A / 2A	Male				

Receptacles

For quantities greater than listed, call for quote.

MOUSER STOCK NO.	Hirose Part No.	Fig.	Shell Size	No. of Contacts	Current Rating	Contact Gender	Price Each 1	10	50	100
798-LF07WBR-6S	LF07WBR-6S	B	7	6	2A	Female				
798-LF07WBR-6P	LF07WBR-6P	B	7	6	2A	Male				
798-LF07WBR-3S	LF07WBR-3S	B	7	3	5A	Female				
798-LF07WBR-3P	LF07WBR-3P	B	7	3	5A	Male				
798-LF10WBR-4S	LF10WBR-4S	B	10	4	10A	Female				
798-LF10WBR-4P	LF10WBR-4P	B	10	4	10A	Male				
798-LF10WBR-12S	LF10WBR-12S	B	10	12	2A	Female				
798-LF10WBR-12P	LF10WBR-12P	B	10	12	2A	Male				
798-LF13WBR-20S	LF13WBR-20S	B	13	20	2A	Female				
798-LF13WBR-20P	LF13WBR-20P	B	13	20	2A	Male				
798-LF13WBR-11S	LF13WBR-11S	B	13	11	10A / 2A	Female				
798-LF13WBR-11P	LF13WBR-11P	B	13	11	10A / 2A	Male				

Jacks

For quantities greater than listed, call for quote.

MOUSER STOCK NO.	Hirose Part No.	Fig.	Shell Size	No. of Contacts	Current Rating	Contact Gender	Price Each 1	10	50	100
798-LF07WBJ-6S	LF07WBJ-6S	C	7	6	2A	Female				
798-LF07WBJ-6P	LF07WBJ-6P	C	7	6	2A	Male				
798-LF07WBJ-3S	LF07WBJ-3S	C	7	3	5A	Female				
798-LF07WBJ-3P	LF07WBJ-3P	C	7	3	5A	Male				
798-LF10WBJ-4S	LF10WBJ-4S	C	10	4	10A	Female				
798-LF10WBJ-4P	LF10WBJ-4P	C	10	4	10A	Male				
798-LF10WBJ-12S	LF10WBJ-12S	C	10	12	2A	Female				
798-LF10WBJ-12P	LF10WBJ-12P	C	10	12	2A	Male				
798-LF13WBJ-20S	LF13WBJ-20S	C	13	20	2A	Female				
798-LF13WBJ-20P	LF13WBJ-20P	C	13	20	2A	Male				
798-LF13WBJ-11S	LF13WBJ-11S	C	13	11	10A / 2A	Female				
798-LF13WBJ-11P	LF13WBJ-11P	C	13	11	10A / 2A	Male				

Tools and Accessories

For quantities greater than listed, call for quote.

MOUSER STOCK NO.	Hirose Part No.	Fig.	Description	Price Each
Hand Tool				
798-LF-TC-01	LF-TC-01	D	Cable clamp tool crimp 7.3-8.7 diameter cable	
Solder Termination Fixtures				
798-LF07BP-T01	LF07BP-T01	E	Solder fixture for LF07WBP-6S, 6P, 3S, 3P	
798-LF07BJ-T01	LF07BJ-T01	E	Solder fixture for LF07WBJ-6S, 6P, 3S, 3P	
798-LF10BP-T01	LF10BP-T01	E	Solder fixture for LF10WBP-4S, 4P, 12S, 12P	
798-LF10BJ-T01	LF10BJ-T01	E	Solder fixture for LF10WBJ-4S, 4P, 12S, 12P	
798-LF13BP-T01	LF13BP-T01	E	Solder fixture for LF13WBP-20SP, 11SP	
798-LF13BJ-T01	LF13BJ-T01	E	Solder fixture for LF13WBJ-20SP, 11SP	

A

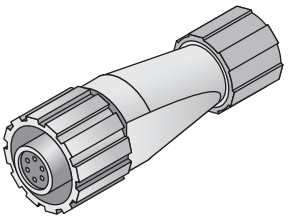

B

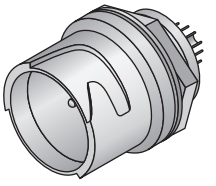

C

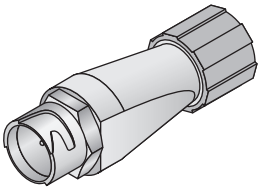

D

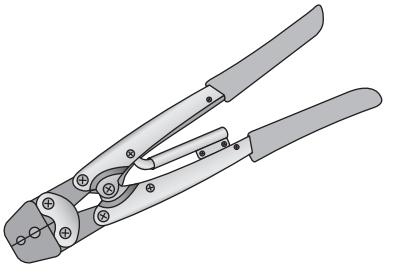

E

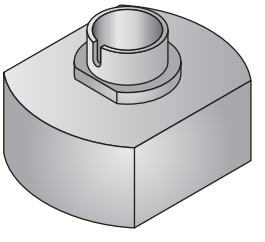

© Copyright 2014 Mouser Electronics

© Copyright 2014 Mouser Electronics

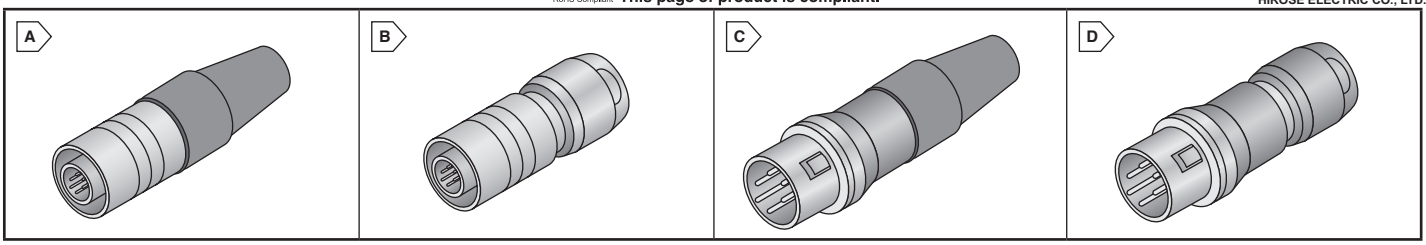

HR10 SERIES, PUSH-PULL METAL CONNECTORS

Plugs

For quantities greater than listed, call for quote.

MOUSER STOCK NO.	Hirose Part No.	Fig.	Number of Contacts	Shell Size	Price Each 1	Price Each 10	Price Each 50
Economy Crimp Type - Male							
798-HR10A-7P-4PC73	HR10A-7P-4PC(73)	A	4	7			
798-HR10A-7P-6PC73	HR10A-7P-6PC(73)	A	6	7			
798-HR10A-10P-10PC73	HR10A-10P-10PC(73)	A	10	10			
798-HR10A-10P-12PC73	HR10A-10P-12PC(73)	A	12	10			
Economy Crimp Type - Female							
798-HR10A-7P-4SC73	HR10A-7P-4SC(73)	A	4	7			
798-HR10A-7P-6SC73	HR10A-7P-6SC(73)	A	6	7			
798-HR10A-10P-10SC73	HR10A-10P-10SC(73)	A	10	10			
798-HR10A-10P-12SC73	HR10A-10P-12SC(73)	A	12	10			
Solder Type - Male - Gold							
798-HR10-7P-6P73	HR10-7P-6P(73)	B	6	7			
798-HR10-7P-4P73	HR10-7P-4P(73)	B	4	7			
798-HR10-10P-12P73	HR10-10P-12P(73)	B	12	10			
Economy Solder Type - Male - Gold							
798-HR10A7P4P74	HR10A-7P-4P(74)	A	4	7			
798-HR10A7P6P74	HR10A-7P-6P(74)	A	6	7			
798-HR10A10P10P74	HR10A-10P-10P(74)	A	10	10			
798-HR10A13P20P74	HR10A-13P-20P(74)	A	20	13			
Solder Type - Female - Gold							
798-HR10-7P-4S73	HR10-7P-4S(73)	B	4	7			
798-HR10-7P-6S73	HR10-7P-6S(73)	B	6	7			
798-HR10-10P-12S73	HR10-10P-12S(73)	B	12	10			
Economy Solder Type - Female - Gold							
798-HR10A7P6S74	HR10A-7P-6S(74)	A	6	7			
798-HR10A10P10S74	HR10A-10P-10S(74)	A	10	10			
Economy Solder Type - Male - Silver							
798-HR10A-7P-4P73	HR10A-7P-4P(73)	A	4	7			
798-HR10A-7P-5P73	HR10A-7P-5P(73)	A	5	7			
798-HR10A-7P-6P73	HR10A-7P-6P(73)	A	6	7			
798-HR10A-10P-10P73	HR10A-10P-10P(73)	A	10	10			
798-HR10A-10P-12P73	HR10A-10P-12P(73)	A	12	10			
798-HR10A-13P-20P73	HR10A-13P-20P(73)	A	20	13			
Economy Solder Type - Female - Silver							
798-HR10A-7P-4S73	HR10A-7P-4S(73)	A	4	7			
798-HR10A-7P-5S73	HR10A-7P-5S(73)	A	5	7			
798-HR10A-7P-6S73	HR10A-7P-6S(73)	A	6	7			
798-HR10A-10P-10S73	HR10A-10P-10S(73)	A	10	10			
798-HR10A-10P-12S73	HR10A-10P-12S(73)	A	12	10			
798-HR10A-13P-20S73	HR10A-13P-20S(73)	A	20	13			
Economy Threaded Coupling - Solder Type - Male - Silver							
798-HR10A7TP6P73	HR10A-7TP-6P(73)	A	6	7			
798-HR10A10TP12P73	HR10A-10TP-12P(73)	A	12	10			
Economy Threaded Coupling - Solder Type - Female - Silver							
798-HR10A10TPA12S73	HR10A-10TPA-12S(73)	A	12	10			
Economy Threaded Coupling - Solder Type - Female - Gold							
798-HR10A13TPD20S74	HR10A-13TPD-20S(74)	A	20	13			
Economy Threaded Coupling - Solder Type - Male - Silver							
798-HR10A10WTP12P73	HR10A-10WTP-12P(73)	A	12	10			
Economy Threaded Coupling - Solder Type - Male - Gold							
798-HR10A10WTP12P74	HR10A-10WTP-12P(74)	A	12	10			

Jacks

For quantities greater than listed, call for quote.

Economy Crimp Type - Female							
798-HR10A10J10SC73	HR10A-10J-10SC(73)	C	10	10			
Solder Type - Male - Gold							
798-HR10-7J-4P73	HR10-7J-4P(73)	D	4	7			
798-HR10-7J-6P73	HR10-7J-6P(73)	D	6	7			
798-HR10-10J-12P73	HR10-10J-12P(73)	D	12	10			
Economy Solder Type - Male - Gold							
798-HR10A7J6P74	HR10A-7J-6P(74)	C	6	7			
798-HR10A10J12P74	HR10A-10J-12P(74)	C	12	10			
Solder Type - Female - Gold							
798-HR10-7J-4S73	HR10-7J-4S(73)	D	4	7			
798-HR10-7J-6S73	HR10-7J-6S(73)	D	6	7			
798-HR10-10J-12S73	HR10-10J-12S(73)	D	12	10			
Economy Solder Type - Female - Gold							
798-HR10A7J6S74	HR10A-7J-6S(74)	C	6	7			
798-HR10A10J10S74	HR10A-10J-10S(74)	C	10	10			
798-HR10A10J12S74	HR10A-10J-12S(74)	C	12	10			
Economy Solder Type - Male - Silver							
798-HR10A-7J-4P73	HR10A-7J-4P(73)	C	4	7			
798-HR10A-7J-6P73	HR10A-7J-6P(73)	C	6	7			
798-HR10A-10J-10P73	HR10A-10J-10P(73)	C	10	10			
798-HR10A-10J-12P73	HR10A-10J-12P(73)	C	12	10			
Economy Solder Type - Female - Silver							
798-HR10A-7J-4S73	HR10A-7J-4S(73)	C	4	7			
798-HR10A-7J-6S73	HR10A-7J-6S(73)	C	6	7			
798-HR10A-10J-10S73	HR10A-10J-10S(73)	C	10	10			
798-HR10A-10J-12S73	HR10A-10J-12S(73)	C	12	10			

© Copyright 2014 Mouser Electronics

© Copyright 2014 Mouser Electronics

DIMENSIONS: mm

A

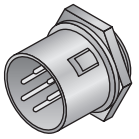

B

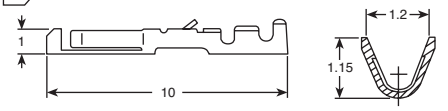

C

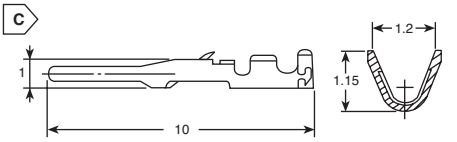

HR10 SERIES, PUSH-PULL METAL CONNECTORS (CONT.)

Receptacles

MOUSER STOCK NO.	Hirose Part No.	Fig.	No. of Contacts	Shell Size	Price Each 1	Price Each 10	Price Each 50
Economy Crimp Type - Male							
798-HR10A-7R-4PC73	HR10A-7R-4PC(73)	A	4	7			
798-HR10A-7R-6PC73	HR10A-7R-6PC(73)	A	6	7			
798-HR10A-10R-10PC71	HR10A-10R-10PC(71)	A	10	10			
798-HR10A-10R-12PC71	HR10A-10R-12PC(71)	A	12	10			
Economy Crimp Type - Female							
798-HR10A-7R-4SC73	HR10A-7R-4SC(73)	A	4	7			
798-HR10A-7R-6SC73	HR10A-7R-6SC(73)	A	6	7			
798-HR10A-10R-10SC71	HR10A-10R-10SC(71)	A	10	10			
798-HR10A-10R-12SC71	HR10A-10R-12SC(71)	A	12	10			
798-HR10A13R20SC73	HR10A-13R-20SC(73)	A	20	13			
Dip Type - Male - Silver							
798-HR10-7R-4P73	HR10-7R-4P(73)	A	4	7			
Economy Dip Type - Male - Silver							
798-HR10A-7R-4PB73	HR10A-7R-4PB(73)	A	4	7			
798-HR10A-7R-6PB73	HR10A-7R-6PB(73)	A	6	7			
798-HR10A-10R-10PB71	HR10A-10R-10PB(71)	A	10	10			
798-HR10A-10R-12PB71	HR10A-10R-12PB(71)	A	12	10			
798-HR10A13R20PB73	HR10A-13R-20PB(73)	A	20	13			
Dip Type - Female - Silver							
798-HR10-7R-4S73	HR10-7R-4S(73)	A	4	7			
Economy Dip Type - Female - Silver							
798-HR10A-7R-4SB73	HR10A-7R-4SB(73)	A	4	7			
798-HR10A-7R-6SB73	HR10A-7R-6SB(73)	A	6	7			
798-HR10A-10R-10SB71	HR10A-10R-10SB(71)	A	10	10			
798-HR10A-10R-12SB71	HR10A-10R-12SB(71)	A	12	10			
Dip Type - Male - Gold							
798-HR10-7R-6PA73	HR10-7R-6PA(73)	A	6	7			
798-HR10-10R-12PA73	HR10-10R-12PA(73)	A	12	10			
Economy Dip Type - Male - Gold							
798-HR10A7R6PB74	HR10A-7R-6PB(74)	A	6	7			
798-HR10A10R12PB72	HR10A-10R-12PB(72)	A	12	10			
Dip Type - Female - Gold							
798-HR10-7R-4SA73	HR10-7R-4SA(73)	A	4	7			
798-HR10-7R-6SA73	HR10-7R-6SA(73)	A	6	7			
798-HR10-10R-12SA73	HR10-10R-12SA(73)	A	12	10			
Economy Dip Type - Female - Gold							
798-HR10A7R6SB74	HR10A-7R-6SB(74)	A	6	7			
798-HR10A10R10SB72	HR10A-10R-10SB(72)	A	10	10			
Economy Solder Type - Male - Silver							
798-HR10A-7R-4P73	HR10A-7R-4P(73)	A	4	7			
798-HR10A7R5P73	HR10A-7R-5P(73)	A	5	7			
798-HR10A-7R-6P73	HR10A-7R-6P(73)	A	6	7			
798-HR10A-10R-10P73	HR10A-10R-10P(73)	A	10	10			
798-HR10A-10R-12P73	HR10A-10R-12P(73)	A	12	10			
798-HR10A13R20P73	HR10A-13R-20P(73)	A	20	13			
Economy Solder Type - Female - Silver							
798-HR10A-7R-4S73	HR10A-7R-4S(73)	A	4	7			
798-HR10A-7R-6S73	HR10A-7R-6S(73)	A	6	7			
798-HR10A-10R-10S71	HR10A-10R-10S(71)	A	10	10			
798-HR10A-10R-12S71	HR10A-10R-12S(71)	A	12	10			
798-HR10A13R20S73	HR10A-13R-20S(73)	A	20	13			
Economy Solder Type - Male - Gold							
798-HR10A7R4P74	HR10A-7R-4P(74)	A	4	7			
798-HR10A7R6P74	HR10A-7R-6P(74)	A	6	7			
Economy Solder Type - Female - Gold							
798-HR10A7R6S74	HR10A-7R-6S(74)	A	6	7			
798-HR10A10R10S72	HR10A-10R-10S(72)	A	10	10			
798-HR10A10R12S72	HR10A-10R-12S(72)	A	12	10			
798-HR10A13R20S74	HR10A-13R-20S(74)	A	20	13			

Crimp Contacts

For quantities greater than listed, call for quote.

MOUSER STOCK NO.	Hirose Part No.	Fig.	Plating	AWG	Price Each 1	Price Each 10	Price Each 50
Female							
798-HR12-SC-111	HR12-SC-111	B	Gold	26-30			
798-HR12-SC-112	HR12-SC-112	B	Silver	26-30			
Male							
798-HR10-PC-111	HR10-PC-111	C	Gold	26-30			
798-HR10-PC-112	HR10-PC-112	C	Silver	26-30			

Crimp Contacts (Reels)

For quantities greater than listed, call for quote.

MOUSER STOCK NO.	Hirose Part No.	Plating	AWG	Reel Quantity	Price Per Piece
Female					
798-HR12-SC-211	HR12-SC-211	Gold	26-30	10000	
798-HR12-SC-212	HR12-SC-212	Silver	26-30	10000	
Male					
798-HR10-PC-211	HR10-PC-211	Gold	26-30	10000	
798-HR10-PC-212	HR10-PC-212	Silver	26-30	10000	

Accessories & Tools

For quantities greater than listed, call for quote.

MOUSER STOCK NO.	Hirose Part No.	Description	Price Each 1	Price Each 10	Price Each 50
798-HR10-7R-C	HR10-7R-C	Cap for Shell Size 7			
798-HR10-10R-C	HR10-10R-C	Cap for Shell Size 10			
798-HR12-SC-TC	HR12-SC-TC	Manual Crimping Tool		-	-
798-HR12-SC-TP	HR12-SC-TP	Extractor Tool		-	-
798-HR10A-TC-02	HR10A-TC-02	Cable Crimping Tool		-	-
798-HR10-7P-T01	HR10-7P-T01	Wiring Tool for HR10-7P Connectors		-	-
798-HR10-10P-T02	HR10-10P-T02	Wiring Tool for HR10-10P Connectors		-	-
798-HR10-10J-T04	HR10-10J-T04	Wiring Tool for HR10-10J Connectors		-	-

© Copyright 2014 Mouser Electronics

© Copyright 2014 Mouser Electronics

HIROSE Circular Connectors

RoHS Compliant This product is RoHS compliant.

HIROSE ELECTRIC CO., LTD.

HR25A SERIES, PUSH-PULL CIRCULAR CONNECTORS

DIMENSIONS: mm

A 

B 

C 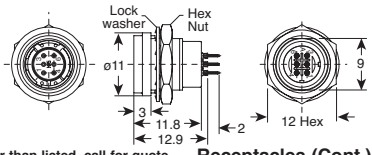

D 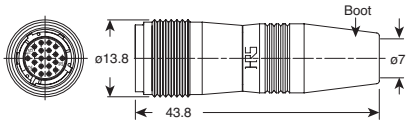

Plugs

For quantities greater than listed, call for quote.

MOUSER STOCK NO.	Hirose Part No.	Fig.	No. of Contacts	Shell Size	Price Each 1	10	25
Solder Type - Contacts Inserted - Male							
798-HR25A-7P-6P	HR25A-7P-6P	A	6	7			
798-HR25A-7P-8P	HR25A-7P-8P	A	8	7			
798-HR25A-9P-12P	HR25A-9P-12P	A	12	9			
798-HR25A-9P-16P	HR25A-9P-16P	A	16	9			
798-HR25A-9P-20P	HR25A-9P-20P	A	20	9			
Solder Type - Contacts Inserted - Female							
798-HR25A-7P-8S	HR25A-7P-8S	A	8	7			
798-HR25A-9P-12S	HR25A-9P-12S	A	12	9			
798-HR25A-9P-20S	HR25A-9P-20S	A	20	9			

Receptacles

For quantities greater than listed, call for quote.

MOUSER STOCK NO.	Hirose Part No.	Fig.	No. of Contacts	Shell Size	Price Each 1	10	25
Solder Type - Contacts Inserted - Male							
798-HR25A-9R-12P	HR25A-9R-12P	B	12	9			
798-HR25A-9R-20P	HR25A-9R-20P	B	20	9			

Receptacles (Cont.)

For quantities greater than listed, call for quote.

MOUSER STOCK NO.	Hirose Part No.	Fig.	No. of Contacts	Shell Size	Price Each 1	10	25
Solder Type - Contacts Inserted - Female							
798-HR25A-7R-6S	HR25A-7R-6S	B	6	7			
798-HR25A-7R-8S	HR25A-7R-8S	B	8	7			
798-HR25A-9R-12S	HR25A-9R-12S	B	12	9			
798-HR25A-9R-16S	HR25A-9R-16S	B	16	9			
798-HR25A-9R-20S	HR25A-9R-20S	B	20	9			
Thru Hole (for PC Board Mounting) - Contacts Inserted - Female							
798-HR25A-7R-8SA	HR25A-7R-8SA	C	8	7			
798-HR25A-9R-16SA	HR25A-9R-16SA	C	16	9			

Jacks: Solder Type, Contacts Inserted, Female

For quantities greater than listed, call for quote.

MOUSER STOCK NO.	Hirose Part No.	Fig.	No. of Contacts	Shell Size	Price Each 1	10	25
798-HR25A-9J-20S	HR25A-9J-20S	D	20	9			

HR30 SERIES, MINIATURE WATERPROOF PLASTIC CONNECTORS

A 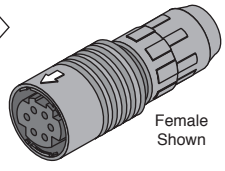

B 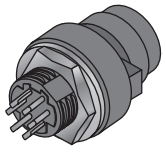

C 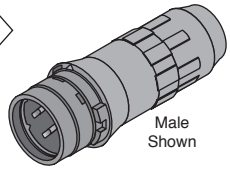

D 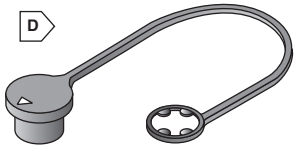

E 

Plugs

For quantities greater than listed, call for quote.

MOUSER STOCK NO.	Hirose Part No.	Fig.	No. of Contacts	Shell Size	Price Each 1	10	25
Cable Diameter 4.2 to 5mm - Solder - Female							
798-HR30-6P-3S71	HR30-6P-3S(71)	A	3	6			
798-HR30-6P-6S71	HR30-6P-6S(71)	A	6	6			
Cable Diameter 4.2 to 5mm - Solder - Male							
798-HR30-6P-6P71	HR30-6P-6P(71)	A	6	6			
Cable Diameter 6.2 to 7mm - Crimp - Female							
798-HR30-7P-10SC71	HR30-7P-10SC(71)	A	10	7			
798-HR30-7P-12SC71	HR30-7P-12SC(71)	A	12	7			
Cable Diameter 6.2 to 7mm - Crimp - Male							
798-HR30-8P-12PC71	HR30-8P-12PC(71)	A	12	8			
Cable Diameter 6.2 to 7mm - Solder - Female							
798-HR30-7P-12S71	HR30-7P-12S(71)	A	12	7			
Cable Diameter 6.2 to 7mm - Solder - Male							
798-HR30-8P-12P71	HR30-8P-12P(71)	A	12	8			
Cable Diameter 3.5 to 4.3mm - Solder - Female							
798-HR30-6PA-3S71	HR30-6PA-3S(71)	A	3	6			
798-HR30-6PA-6S71	HR30-6PA-6S(71)	A	6	6			
Cable Diameter 3.5 to 4.3mm - Solder - Male							
798-HR30-6PA-6P71	HR30-6PA-6P(71)	A	6	6			

Receptacles

For quantities greater than listed, call for quote.

MOUSER STOCK NO.	Hirose Part No.	Fig.	No. of Contacts	Shell Size	Price Each 1	10	25
Panel Connector - Solder - Female							
798-HR30-6R-6S71	HR30-6R-6S(71)	B	6	6			
798-HR30-8R-12S71	HR30-8R-12S(71)	B	12	8			
Panel Connector - Solder - Male							
798-HR30-6R-3P71	HR30-6R-3P(71)	B	3	6			
798-HR30-6R-6P71	HR30-6R-6P(71)	B	6	6			
798-HR30-7R-12P71	HR30-7R-12P(71)	B	12	7			
Thru Hole Connector - PCB - Female							
798-HR30-6R-6SD71	HR30-6R-6SD(71)	B	6	6			
798-HR30-8R-12SD71	HR30-8R-12SD(71)	B	12	8			
Thru Hole Connector - PCB - Male							
798-HR30-6R-6PD71	HR30-6R-6PD(71)	B	6	6			
798-HR30-7R-12PD71	HR30-7R-12PD(71)	B	12	7			
Panel Connector - Crimp - Female							
798-HR30-8R-12SC71	HR30-8R-12SC(71)	B	12	8			
Panel Connector - Crimp - Male							
798-HR30-7R-10PC71	HR30-7R-10PC(71)	B	10	7			
798-HR30-7R-12PC71	HR30-7R-12PC(71)	B	12	7			

Jacks

For quantities greater than listed, call for quote.

MOUSER STOCK NO.	Hirose Part No.	Fig.	No. of Contacts	Shell Size	Price Each 1	10	25
Cable Diameter 4.2 to 5mm - Solder - Male							
798-HR30-6J-6P71	HR30-6J-6P(71)	C	6	6			
Cable Diameter 6.2 to 7mm - Solder - Female							
798-HR30-8J-12S71	HR30-8J-12S(71)	C	12	8			
Cable Diameter 6.2 to 7mm - Solder - Male							
798-HR30-7J-12P71	HR30-7J-12P(71)	C	12	7			
Cable Diameter 6.2 to 7mm - Crimp - Male							
798-HR30-7J-10PC71	HR30-7J-10PC(71)	C	10	7			
798-HR30-7J-12PC71	HR30-7J-12PC(71)	C	12	7			
Cable Diameter 6.2 to 7mm - Crimp - Female							
798-HR30-8J-12SC71	HR30-8J-12SC(71)	C	12	8			

Jacks (Cont.)

For quantities greater than listed, call for quote.

MOUSER STOCK NO.	Hirose Part No.	Fig.	No. of Contacts	Shell Size	Price Each 1	10	25
Cable Diameter 3.5 to 4.3mm - Solder - Male							
798-HR30-6JA-6P71	HR30-6JA-6P(71)	C	6	6			

Crimp Contacts

For quantities greater than listed, call for quote.

MOUSER STOCK NO.	Hirose Part No.	Plating	AWG	Price Each 1	10	25
Female						
798-HR30-SC-111	HR30-SC-111	Gold	26-30			
Male						
798-HR30-PC-111	HR30-PC-111	Gold	26-30			

Crimp Contacts (Reels)

For quantities greater than listed, call for quote.

MOUSER STOCK NO.	Hirose Part No.	Plating	AWG	Reel Quantity	Price Per Piece
Female					
798-HR30-SC-211	HR30-SC-211	Gold	26-30	10,000	
Male					
798-HR30-PC-211	HR30-PC-211	Gold	26-30	10,000	

Accessories

For quantities greater than listed, call for quote.

MOUSER STOCK NO.	Hirose Part No.	Fig.	Cap shell for:	Price Each 1	10	25
Caps for Plugs						
798-HR30-6P-C71	HR30-6P-C(71)	D	Size 6			
798-HR30-7P-C71	HR30-7P-C(71)	D	Size 7			
798-HR30-8P-C71	HR30-8P-C(71)	D	Size 8			
Caps for Receptacles						
798-HR30-6R-C71	HR30-6R-C(71)	E	Size 6			
798-HR30-7R-C71	HR30-7R-C(71)	E	Size 7 & 8			

Tools

MOUSER STOCK NO.	Hirose Part No.	Description	Price Each
798-HT-102/HR30-1	HT-102/HR30-1	Hand Crimping Tool 30-26 AWG	
798-HR30-6R-6P-T01	HR30-6R-6P-T01	Wiring Jig for Receptacle / Jack	
798-HR30-8P-T02	HR30-8P-T02	Tightening Collar 10P, 12P Backshell	
798-HR30-TP	HR30-TP	Extraction Tool	
798-HR30-6P-3S-T01	HR30-6P-3S-T01	Solder Fixture for HR30-6P-3S, PA-3S	
798-HR30-6R-3P-T01	HR30-6R-3P-T01	Solder Fixture for HR30-6R-3P	
798-HR30-6P-6P-T01	HR30-6P-6P-T01	Solder Fixture for HR30-6P-6P, PA-6P	
798-HR30-6R-6S-T01	HR30-6R-6S-T01	Solder Fixture for HR30-6R-6S	
798-HR30-7P-10SC-T01	HR30-7P-10SC-T01	Solder Fixture for HR30-7P-10SC	
798-HR30-7P-12SC-T01	HR30-7P-12SC-T01	Solder Fixture for HR30-7P-12S, 7P-12SC	
798-HR30-7J-10PC-T01	HR30-7J-10PC-T01	Solder Fixture for HR30-7J-10PC	
798-HR30-7J-12PC-T01	HR30-7J-12PC-T01	Solder Fixture for HR30-7J-12PC	
798-HR30-8J-12SC-T01	HR30-8J-12SC-T01	Solder Fixture for HR30-8J-12SC	
798-HR30-8P-12PC-T01	HR30-8P-12PC-T01	Solder Fixture for HR30-8P-12P, 8P-12PC	

© Copyright 2014 Mouser Electronics

PHOENIX CONTACT M12/M8 Connectors and Cord Sets

PHOENIX CONTACT
INSPIRING INNOVATIONS

M8 PLUSCON CONNECTORS

For quantities greater than listed, call for quote.

MOUSER STOCK NO. Mfr.	Mfr. Part No.	Fig.	Phoenix Contact Type	No. of Pos.	Conductor Cross Section (mm²)	Cable Diameter	Type	Price Each 1	10	25
Single Ended Cord Sets - Straight										
651	1441008	A	SACC-M8MS-3QO-0.25-M	3	0.08 - 0.25	2.5-5mm	Male			
651	1441024	A	SACC-M8MS-3QO-0.5-M	3	0.25 - 0.50	2.5-5mm	Male			
651	1441040	B	SACC-M8FS-3QO-0.25-M	3	0.08 - 0.25	2.5-5mm	Female			
651	1441066	B	SACC-M8FS-3QO-0.5-M	3	0.25 - 0.50	2.5-5mm	Female			
651	1441011	A	SACC-M8MS-4QO-0.25-M	4	0.08 - 0.25	2.5-5mm	Male			
651	1441037	A	SACC-M8MS-4QO-0.5-M	4	0.25 - 0.50	2.5-5mm	Male			
651	1441053	B	SACC-M8FS-4QO-0.25-M	4	0.08 - 0.25	2.5-5mm	Female			
651	1441079	B	SACC-M8FS-4QO-0.5-M	4	0.25 - 0.50	2.5-5mm	Female			

M12 PLUSCON HIGH DENSITY CONNECTORS

For quantities greater than listed, call for quote.

MOUSER STOCK NO. Mfr.	Mfr. Part No.	Fig.	Phoenix Contact Type	No. of Pos.	Cable Diameter	Type	Price Each 1	10	25
Single Ended Cord Sets - Straight									
651	1559592	C	SACC-MS-12PCON SCO	12	5.4 - 8.2mm	Male			
651	1559631	D	SACC-FS-12PCON SCO	12	5.4 - 8.2mm	Female			
651	1559602	C	SACC-MS-17PCON SCO	17	5.4 - 8.2mm	Male			
651	1559644	D	SACC-FS-17PCON SCO	17	5.4 - 8.2mm	Female			

M12/M8 THREADED CORD SETS

For quantities greater than listed, call for quote.

MOUSER STOCK NO. Mfr.	Mfr. Part No.	Fig.	Phoenix Contact Type	No. of Con.	End 1	End 2	Length (m)	Price Each 1	10	25
M8 Single-Ended Cord Sets - Straight Male Connector										
651	1681664	E	SAC-3P-M 8MS/1.5-PUR	3	Straight Male	Open	1.5			
651	1681677	E	SAC-3P-M 8MS/3,0-PUR	3	Straight Male	Open	3			
651	1681680	E	SAC-3P-M 8MS/5,0-PUR	3	Straight Male	Open	5			
M8 Single-Ended Cord Sets - Right Angle Male Connector										
651	1681693	F	SAC-3P-M 8MR/1.5/PUR	3	R/A Male	Open	1.5			
M8 Single-Ended Cord Sets - Straight Female Connector										
651	1669712	G	SAC-3P- 1.5-PUR/M 8FS	3	Straight Female	Open	1.5			
651	1669725	G	SAC-3P- 3,0-PUR/M 8FS	3	Straight Female	Open	3			
651	1669628	G	SAC-3P- 5,0-PUR/M 8FS	3	Straight Female	Open	5			
M8 Single-Ended Cord Sets - Right Angle Female Connector										
651	1669738	H	SAC-3P- 1.5-PUR/M 8FR	3	R/A Female	Open	1.5			
651	1669741	H	SAC-3P- 3,0-PUR/M 8FR	3	R/A Female	Open	3			
651	1669631	H	SAC-3P- 5,0-PUR/M 8FR	3	R/A Female	Open	5			
M12 Single-Ended Cord Sets - Straight Male Connector										
651	1668043	E	SAC-4P-M12MS/1,5-PUR	4	Straight Male	Open	1.5			
651	1668056	E	SAC-4P-M12MS/3.0-PUR	4	Straight Male	Open	3			
651	1668069	E	SAC-4P-M12MS/5,0-PUR	4	Straight Male	Open	5			
M12 Single-Ended Cord Sets - Right Angle Male Connector										
651	1668179	F	SAC-4P-M12MR/3,0-PUR	4	R/A Male	Open	3			
651	1668182	F	SAC-4P-M12MR/5,0-PUR	4	R/A Male	Open	5			
651	1694457	F	SAC-4P-M12MR/10,0-PUR	4	R/A Male	Open	10			
M12 Single-Ended Cord Sets - Straight Female Connector										
651	1668108	G	SAC-4P-1.5-PUR/M12FS	4	Straight Female	Open	1.5			
651	1668111	G	SAC-4P- 3,0-PUR/M12FS	4	Straight Female	Open	3			
651	1668124	G	SAC-4P- 5,0-PUR/M12FS	4	Straight Female	Open	5			
651	1683002	G	SAC-4P-10.0-PUR/M12FS	4	Straight Female	Open	10			
M12 Single-Ended Cord Sets - Right Angle Female Connector										
651	1668221	H	SAC-4P-1,5-PUR/M12FR	4	R/A Female	Open	1.5			
651	1668234	H	SAC-4P- 3,0-PUR/M12FR	4	R/A Female	Open	3			
651	1668247	H	SAC-4P- 5,0-PUR/M12FR	4	R/A Female	Open	5			
651	1681389	H	SAC-4P-10,0-PUR/M12FR	4	R/A Female	Open	10			
M12 Double-Ended Cord Sets - Straight Male / Straight Female Connectors										
651	1668357	I	SAC-4P-M12MS/0,3-PUR/M12FS	4	Straight Male	Straight Female	0.3			
651	1668360	I	SAC-4P-M12MS/0.6-PUR/M12FS	4	Straight Male	Straight Female	0.6			
651	1668373	I	SAC-4P-M12MS/1,5-PUR/M12FS	4	Straight Male	Straight Female	1.5			
651	1668386	I	SAC-4P-M12MS/3,0-PUR/M12FS	4	Straight Male	Straight Female	3			

M12 SPEEDCON CORD SETS

For quantities greater than listed, call for quote.

MOUSER STOCK NO. Mfr.	Mfr. Part No.	Fig.	Phoenix Contact Type	No. of Con.	End 1	End 2	Length (m)	Price Each 1	10	25
Single Ended Cord Sets - Straight										
651	1518960	J	SAC-5P-MS/ 1.5-PUR SCO	5	Straight Male	Open	1.5			
651	1518973	J	SAC-5P-MS/ 3.0-PUR SCO	5	Straight Male	Open	3			
Double Ended Cord Sets - Straight										
651	1519079	K	SAC-5P-MS/ 3.0-PUR/FS SCO	5	Straight Male	Straight Female	3			

M12 PLUSCON SAC OUTDOOR CORD SETS

For quantities greater than listed, call for quote.

MOUSER STOCK NO. Mfr.	Mfr. Part No.	Fig.	Phoenix Contact Type	No. of Con.	End 1	End 2	Length (m)	Price Each 1	10	25
Single Ended Cord Sets-Straight Male										
651	1454040	E	SAC-4P-M12MS/ 2,0-28X OD	4	Straight Male	Open	2			
651	1454053	E	SAC-4P-M12MS/ 5,0-28X OD	4	Straight Male	Open	5			
Single Ended Cord Sets-Straight Female										
651	1454079	F	SAC-4P- 2,0-28X/M12FS OD	4	Straight Female	Open	2			
651	1454082	F	SAC-4P- 5,0-28X/M12FS OD	4	Straight Female	Open	5			
651	1454095	F	SAC-4P-10,0-28X/M12FS OD	4	Straight Female	Open	10			
Double Ended Cord Sets-Straight										
651	1454105	I	SAC-4P-M12MS/2,0-28X/M12FS OD	4	Straight Male	Straight Female	2			
651	1454118	I	SAC-4P-M12MS/5,0-28X/M12FS OD	4	Straight Male	Straight Female	5			

M12 - 4 Pin Wire Diagram (female)

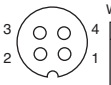

M12 - 4 Pin Wire Color

Pos.	Color
1	Brown
2	White
3	Blue
4	Black

M8 - 3 Pin Wire Diagram (female)



M8 - 3 Pin Wire Color

Pos.	Color
1	Brown
3	Blue
4	Black

A



B



C



D



E

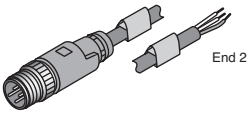

F

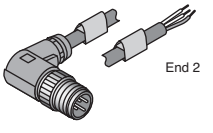

G

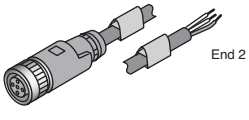

H

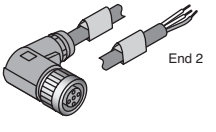

I

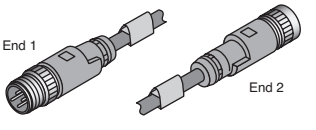

J

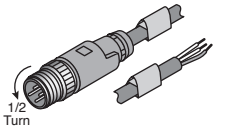

K



© Copyright 2014 Mouser Electronics

© Copyright 2014 Mouser Electronics

PHOENIX CONTACT
INSPIRING INNOVATIONS

M12/M8 QUICKON-ONE PLUG CONNECTORS

Features:
- QUICKON-ONE design allows rapid connector termination
- No Individual Wire
- IDC Wire Termination

Specifications:
- Current Rating: 4A
- IP-Degree: IP67 (IEC 60529)
- Voltage Rating: 125VAC

For quantities greater than listed, call for quote.

MOUSER STOCK NO.		Fig.	Phoenix Contact Type	No. of Positions	Cable Diameter	Mating Thread Material	AWG Range	Type	Price Each		
Mfr.	Mfr. Part No.								1	10	25
M12 Quickon-One Plug Connector											
651—	1641714	A	SACC-M12MS-4QO-0.34	4	3.5-6mm	Plastic	26-22	Male			
651—	1641691	A	SACC-M12MS-4QO-0.34-M	4	3.5-6mm	Metal	26-22	Male			
651—	1641769	A	SACC-M12MS-4QO-0.75	4	3.5-6mm	Plastic	22-18	Male			
651—	1641785	A	SACC-M12MS-4QO-0.75-M	4	3.5-6mm	Metal	22-18	Male			
651—	1641701	B	SACC-M12FS-4QO-0.34	4	3.5-6mm	Plastic	26-22	Female			
651—	1641688	B	SACC-M12FS-4QO-0.34-M	4	3.5-6mm	Metal	26-22	Female			
651—	1641756	B	SACC-M12FS-4QO-0.75	4	3.5-6mm	Plastic	22-18	Female			
651—	1641772	B	SACC-M12FS-4QO-0.75-M	4	3.5-6mm	Metal	22-18	Female			
M12 SPEEDCON Quickon-One Plug Connector											
651—	1521601	C	SACC-M12FS-4QO-0.75-M SCO	4	3.5-6mm	Metal	22-18	Female			
651—	1521591	D	SACC-M12MS-4QO-0.75-M SCO	4	3.5-6mm	Metal	22-18	Male			
M8 Quickon-One Plug Connector											
651—	1506752	A	SACC-M 8MS-3PCON	3	3-5mm	Metal	26-22	Male			
651—	1506778	B	SACC-M 8FS-3PCON	3	3-5mm	Metal	26-22	Female			

M12/M8 PLUG CONNECTORS

Features:
- Right Angle Versions can be swiveled
- Metal Threaded Knurls

Specifications:
- Current Rating: 4A
- IP-Degree: IP67 (IEC 60529)
- Voltage Rating: 125VAC

RoHS Compliant

For quantities greater than listed, call for quote.

MOUSER STOCK NO.		Fig.	Phoenix Contact Type	No. of Positions	Type Termination	Cable Diameter	Type	Price Each		
Mfr.	Mfr. Part No.							1	10	25
M12 Plug Connector										
651—	1662528	E	SACC-M12MS-4CON-PG7-M	4	Screw	4-6mm	Straight Male			
651—	1681101	F	SACC-M12MR-4CON-PG7-M	4	Screw	4-6mm	R/A Male			
651—	1681127	G	SACC-M12FS-4CON-PG7-M	4	Screw	4-6mm	Straight Female			
651—	1681143	H	SACC-M12FR-4CON-PG7-M	4	Screw	4-6mm	R/A Female			
M8 Plug Connector										
651—	1681156	E	SACC-M8MS-3CON-M	3	Solder	3.5-5 mm	Straight Male			
651—	1501252	G	SACC-M8MS-3CON-M-SW	3	Screw	3.5-5 mm	Straight Male			
651—	1681172	E	SACC-M8FS-3CON-M	3	Solder	3.5-5 mm	Straight Female			
651—	1506888	G	SACC-M8FS-3CON-M-SW	3	Screw	3.5-5 mm	Straight Female			

M12 CABINET FEEDTHROUGH

Features:
- Transition from M12 Field devices to RJ45 Devices inside control cabinet
- 180° and 90° versions available

Specifications:
- IP-Degree: IP65/67
- Cat5e Rated
- Temperature range: -25°C to +85°C

For quantities greater than listed, call for quote.

MOUSER STOCK NO.		Fig.	Phoenix Contact Type	No. of Positions	Coding	Mating Thread Material	Orientation	Price Each		
Mfr.	Mfr. Part No.							1	10	25
651—	1657261	I	VS-BH-M12FSD-RJ45/90	4	A	Metal	90°			
651—	1657494	I	VS-BH-M12FSDRJ45/180	4	A	Metal	180°			
651—	1405057	I	VS-BHM12FS-8CON-RJ45	8	D	Metal	90°			
651—	1405060	I	VS-BHM12FS-8CON-RJ45	8	D	Metal	180°			

PANEL MOUNT CONNECTORS

For quantities greater than listed, call for quote.

MOUSER STOCK NO.		Fig.	Phoenix Contact Type	No. of Positions	Keying	Orientation	Price Each		
Mfr.	Mfr. Part No.						1	10	25
M12 - Speedcon - PCB									
651—	1542761	J	SACC-DSI-FS-5CON-L180 SCO	5	A-standard	Straight Female			
651—	1543650	J	SACC-DSI-FSB-5CON-L180 SCO	5	B-inverse	Straight Female			
651—	1542774	J	SACC-DSI-FS-8CON-L180 SCO	8	A-standard	Straight Female			
651—	1542745	K	SACC-DSI-MS-5CON-L180 SCO	5	A-standard	Straight Male			
651—	1542758	K	SACC-DSI-MS-8CON-L180 SCO	8	A-standard	Straight Male			
M8 - PCB									
651—	1694334	L	SACC-DSI-M8MS-3CON-L180	3	---	Straight Male			
651—	1694363	M	SACC-DSI-M8FS-3CON-L182	3	---	Straight Female			
651—	1694376	M	SACC-DSI-M8FS-4CON-L183	4	---	Straight Female			
M8 Receptacles with 0.5M Wire Leads									
651—	1500350	-	SACC-E-M-8FS-3CON-M8/0.5	3	---	Female Panel			
651—	1500334	-	SACC-E-M-8MS-3CON-M8/0.5	3	---	Male Panel			

SENSOR/ACTUATOR BOXES

The SACB sensor/actuator boxes set new standards in distributed field cabling when it comes to space. Ideal use of space is guaranteed by the extremely flat design. The boxes are offered in a variety of styles to accommodate any application.

For quantities greater than listed, call for quote.

MOUSER STOCK NO.		Fig.	Phoenix Contact Type	No. of Slots	No. of Positions	Master Cable L (m)	Slot Type	With LED	Price Each	
Mfr.	Mfr. Part No.								1	5
M12 Boxes										
651—	1680982	N	SACB-8/8- 5.0PUR	8	4	5	Single-Occupied	-		
651—	1695171	N	SACB-8/8-L-10.0PUR	8	4	10	Single-Occupied	LED		
M12 Sensor/Actuator Boxes with Connected Master Cable - Speedcon										
651—	1517165	N	SACB-8/8-L-5.0PUR SCO	8	4	5	Single-Occupied	LED		
M8 Sensor/Actuator Boxes										
651—	1516072	O	SACB-10/3-L-5.0PUR M8	10	3	5	-	LED		

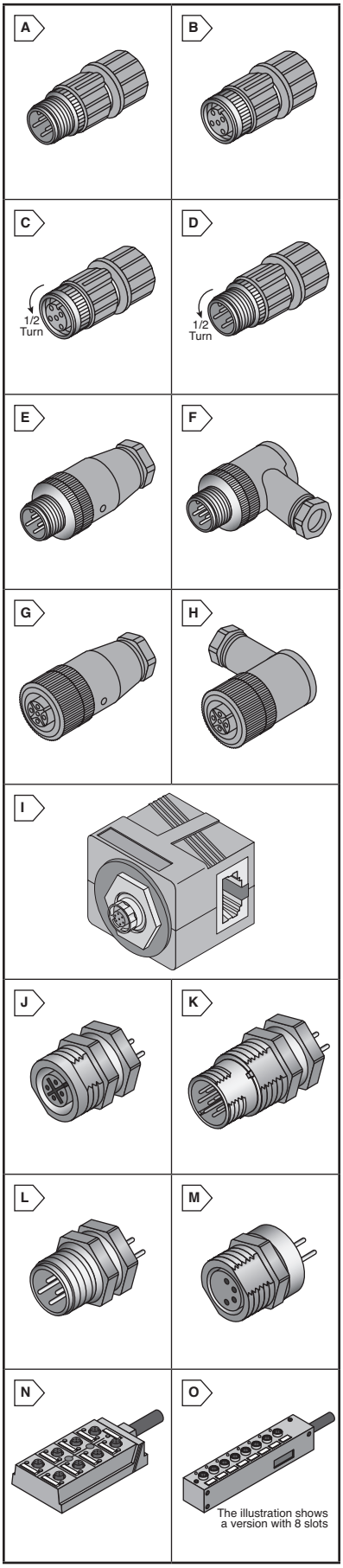

© Copyright 2014 Mouser Electronics
© Copyright 2014 Mouser Electronics

PHOENIX CONTACT M12 Cables and Connectors

RoHS Compliant This page of product is RoHS compliant.

PHOENIX CONTACT INSPIRING INNOVATIONS

HYGIENIC DESIGN - STEEL KNURL CONNECTOR

MOUSER STOCK NO. Mfr.	Mfr. Part No.	Fig.	Phoenix Type	No. of Pos.	Length (m)	Price Each 1	10	25	50
Male Straight to Female Straight									
651—1403968		A	SAC-4P-M12MS/0,3-600/M12FS HD	4	0.3				
651—1403969		A	SAC-4P-M12MS/0,6-600/M12FS HD	4	0.6				
651—1403970		A	SAC-4P-M12MS/1,5-600/M12FS HD	4	1.5				
651—1403971		A	SAC-4P-M12MS/3,0-600/M12FS HD	4	3				
651—1404063		A	SAC-5P-M12MS/0,3-600/M12FS HD	5	0.3				
651—1404064		A	SAC-5P-M12MS/0,6-600/M12FS HD	5	0.6				
651—1404065		A	SAC-5P-M12MS/1,5-600/M12FS HD	5	1.5				
651—1404066		A	SAC-5P-M12MS/3,0-600/M12FS HD	5	3				
Male Straight to Open End									
651—1403947		B	SAC-4P-M12MS/1,5-600 HD	4	1.5				
651—1403948		B	SAC-4P-M12MS/3,0-600 HD	4	3				
651—1403949		B	SAC-4P-M12MS/5,0-600 HD	4	5				
651—1403951		B	SAC-4P-M12MS/10,0-600 HD	4	10				
651—1404039		B	SAC-5P-M12MS/1,5-600 HD	5	1.5				
651—1404041		B	SAC-5P-M12MS/3,0-600 HD	5	3				
651—1404042		B	SAC-5P-M12MS/5,0-600 HD	5	5				
651—1404043		B	SAC-5P-M12MS/10,0-600 HD	5	10				
Female Straight to Open End									
651—1403956		C	SAC-4P-1,5-600/M12FS HD	4	1.5				
651—1403957		C	SAC-4P-3,0-600/M12FS HD	4	3				
651—1403958		C	SAC-4P-5,0-600/M12FS HD	4	5				
651—1403959		C	SAC-4P-10,0-600/M12FS HD	4	10				
651—1404049		C	SAC-5P-1,5-600/M12FS HD	5	1.5				
651—1404050		C	SAC-5P-3,0-600/M12FS HD	5	3				
651—1404051		C	SAC-5P-5,0-600/M12FS HD	5	5				
651—1404052		C	SAC-5P-10,0-600/M12FS HD	5	10				

WASH-DOWN DESIGN - PLASTIC KNURL CONNECTOR

MOUSER STOCK NO. Mfr.	Mfr. Part No.	Fig.	Phoenix Type	No. of Pos.	Length (m)	Price Each 1	10	25	50
Male Straight to Female Straight									
651—1404023		D	SAC-4P-M12MS/0,3-600/M12FS FB	4	0.3				
651—1404024		D	SAC-4P-M12MS/0,6-600/M12FS FB	4	0.6				
651—1404025		D	SAC-4P-M12MS/1,5-600/M12FS FB	4	1.5				
651—1404026		D	SAC-4P-M12MS/3,0-600/M12FS FB	4	3				
651—1404097		D	SAC-5P-M12MS/0,3-600/M12FS FB	5	0.3				
651—1404098		D	SAC-5P-M12MS/0,6-600/M12FS FB	5	0.6				
651—1404099		D	SAC-5P-M12MS/1,5-600/M12FS FB	5	1.5				
651—1404101		D	SAC-5P-M12MS/3,0-600/M12FS FB	5	3				
Male Straight to Open End									
651—1404002		E	SAC-4P-M12MS/1,5-600 FB	4	1.5				
651—1404003		E	SAC-4P-M12MS/3,0-600 FB	4	3				
651—1404004		E	SAC-4P-M12MS/5,0-600 FB	4	5				
651—1404005		E	SAC-4P-M12MS/10,0-600 FB	4	10				
651—1404075		E	SAC-5P-M12MS/1,5-600 FB	5	1.5				
651—1404076		E	SAC-5P-M12MS/3,0-600 FB	5	3				
651—1404077		E	SAC-5P-M12MS/5,0-600 FB	5	5				
651—1404078		E	SAC-5P-M12MS/10,0-600 FB	5	10				
Female Straight to Open End									
651—1404010		F	SAC-4P-1,5-600/M12FS FB	4	1.5				
651—1404011		F	SAC-4P-3,0-600/M12FS FB	4	3				
651—1404012		F	SAC-4P-5,0-600/M12FS FB	4	5				
651—1404013		F	SAC-4P-10,0-600/M12FS FB	4	10				
651—1404083		F	SAC-5P-1,5-600/M12FS FB	5	1.5				
651—1404084		F	SAC-5P-3,0-600/M12FS FB	5	3				
651—1404085		F	SAC-5P-5,0-600/M12FS FB	5	5				
651—1404086		F	SAC-5P-10,0-600/M12FS FB	5	10				



M12 CONNECTORS

MOUSER STOCK NO. Mfr.	Mfr. Part No.	Fig.	Phoenix Type	No. of Pos.	Connector Type	Termination Style	Price Each 1	10	25	50
651—1440753		A	SACC-M12MS- 4QO-0,34-VA	4	Pin (Male)	IDC				
651—1440779		A	SACC-M12MS- 4QO-0.75-VA	4	Pin (Male)	IDC				
651—1440782		B	SACC-M12FS- 4QO-0.75-VA	4	Socket (Female)	IDC				
651—1553161		C	SACC-M12MS-4CON -PG 7-VA	4	Pin (Male)	Screw				
651—1553190		C	SACC-M12MS-5CON -PG 9-VA	5	Pin (Male)	Screw				
651—1553242		D	SACC-M12FS-4CON -PG 7-VA	4	Socket (Female)	Screw				
651—1553268		D	SACC-M12FS-4CON -PG 9-VA	4	Socket (Female)	Screw				
651—1553271		D	SACC-M12FS-5CON -PG 9-VA	5	Socket (Female)	Screw				
651—1553307		D	SACC-M12FR-5CON -PG 9-VA	5	Socket (Female)	Screw				



PLUSCON SACC SERIES M12 PANEL FEED-THROUGH CONNECTORS WITH LITZ WIRE

- Cable Type: Individual
- Color: Multiple
- Length: 1.64' (500.00mm)
- Shielding: Unshielded

MOUSER STOCK NO. Mfr.	Mfr. Part No.	Fig.	Phoenix Type	No. of Pos.	Description	Price Each 1	10	25	50
651—1554555		E	SACC-E-M12MS- 4CON-PG 9/0,5 VA	4	Flush-type connector, A-Coded, front/screw mounting				
651—1554568		E	SACC-E-M12MS- 5CON-PG 9/0,5 VA	5	Panel feed-through connector, A-Coded front/screw mounting				
651—1554649		E	SACC-EC-M12FS -4CON-PG 9/0,5 VA	4	Panel feed through				
651—1554681		E	SACC-DSI-M12M S-5CON-PG9/0,5 VA	5	Sensor/actuator flush-type connector, rear/screw mounting				
651—1699863		E	SACC-E-M12FS- 5CON-PG9/0,5 V2A	5	Sensor/actuator flush-type socket, A-Coded				

© Copyright 2014 Mouser Electronics

© Copyright 2014 Mouser Electronics

NEW FROM PHOENIX CONTACT

SOURIAU Sealed Plastic Circular Connectors

SOURIAU Connection Technology

RoHS Compliant **This product is RoHS compliant.**

UTS HI SEAL IP68/IP69K SEALING TRIM TRIO®

Features:
- High density layouts
- Waterproof mated and unmated
- Secure, reliable bayonet coupling
- Solder cup contacts
- Utilizes the trim trio contact system
- MIL-DTL-26482 compatible

Applications:
- Video surveillance
- Parking detection systems
- Lifting equipment
- Meteorological measurement systems

For quantities greater than listed, call for quote.

MOUSER STOCK NO.	Souriau Part No.	Fig.	Shell Size	No. of Contacts	Contact Type	Price Each 1	10	25
Cable Plugs with Backshell								
649-UTS6JC8E2P	UTS6JC8E2P	A	8	2	Pin			
649-UTS6JC8E3P	UTS6JC8E3P	A	8	3	Pin			
649-UTS6JC8E4P	UTS6JC8E4P	A	8	4	Pin			
649-UTS6JC12E10P	UTS6JC12E10P	A	12	10	Pin			
649-UTS6JC14E18P	UTS6JC14E18P	A	14	18	Pin			
649-UTS6JC14E19P	UTS6JC14E19P	A	14	19	Pin			
649-UTS6JC12E10S	UTS6JC12E10S	A	12	10	Socket			
649-UTS6JC12E14S	UTS6JC12E14S	A	12	14	Socket			
649-UTS6JC14E19S	UTS6JC14E19S	A	14	19	Socket			
Jam Nut Receptacles								
649-UTS712E10P	UTS712E10P	B	12	10	Pin			
649-UTS714E19P	UTS714E19P	B	14	19	Pin			
Square Flange Receptacles								
649-UTS012E14P	UTS012E14P	C	12	14	Pin			
649-UTS08E2S	UTS08E2S	C	8	2	Socket			
649-UTS08E3S	UTS08E3S	C	8	3	Socket			
649-UTS08E4S	UTS08E4S	C	8	4	Socket			
649-UTS012E10S	UTS012E10S	C	12	10	Socket			
649-UTS014E18S	UTS014E18S	C	14	18	Socket			
649-UTS014E19S	UTS014E19S	C	14	19	Socket			

UTS SERIES WITH IP68/69K SEALING TRIM TRIO®

Specifications:
- Connectors and Backshell Material: Thermoplastic
- ROHS Compliant per Souriau Documentation
- Operating temperature: -40°C to +105°C
- Quick, secure, and reliable bayonet locking system
- UTS Connectors accept TRIM TRIO® removable snap lock contacts
- UV resistant - Suitable for outdoor use
- Contacts ordered separately (see Souriau Contacts and Tooling page)

For quantities greater than listed, call for quote.

MOUSER STOCK NO.	Souriau Part No.	Fig.	Shell Size	No. of Contacts	Contact Type	Contact Size	Dimensions: mm A	B	Price Each 1	10	25
Cable Plugs with Backshell for Pin and Socket Contacts											
649-UTS6JC103P	UTS6JC103P	D	10	3	Pin	16	26.2	63.2			
649-UTS6JC104P	UTS6JC104P	D	10	4	Pin	16	26.2	63.2			
649-UTS6JC106P	UTS6JC106P	D	10	6	Pin	20	26.2	63.2			
649-UTS6JC124P	UTS6JC124P	D	12	4	Pin	16	29.7	66.7			
649-UTS6JC128P	UTS6JC128P	D	12	8	Pin	16	29.7	66.7			
649-UTS6JC1210P	UTS6JC1210P	D	12	10	Pin	20	29.7	66.7			
649-UTS6JC147P	UTS6JC147P	D	14	7	Pin	16	34.6	71.5			
649-UTS6JC1412P	UTS6JC1412P	D	14	12	Pin	16	34.6	71.5			
649-UTS6JC1419P	UTS6JC1419P	D	14	19	Pin	20	34.6	71.5			
649-UTS6JC103S	UTS6JC103S	D	10	3	Socket	16	26.2	63.2			
649-UTS6JC104S	UTS6JC104S	D	10	4	Socket	16	26.2	63.2			
649-UTS6JC106S	UTS6JC106S	D	10	6	Socket	20	26.2	63.2			
649-UTS6JC124S	UTS6JC124S	D	12	4	Socket	16	29.7	66.7			
649-UTS6JC128S	UTS6JC128S	D	12	8	Socket	16	29.7	66.7			
649-UTS6JC1210S	UTS6JC1210S	D	12	10	Socket	20	29.7	66.7			
649-UTS6JC147S	UTS6JC147S	D	14	7	Socket	16	34.6	71.5			
649-UTS6JC1412S	UTS6JC1412S	D	14	12	Socket	16	34.6	71.5			
649-UTS6JC1419S	UTS6JC1419S	D	14	19	Socket	20	34.6	71.5			
Jam Nut Receptacles (Panel Version) for Pin and Socket Contacts											
649-UTS7103P	UTS7103P	E	10	3	Pin	16	16.6	33.9			
649-UTS7104P	UTS7104P	E	10	4	Pin	16	16.6	33.9			
649-UTS7106P	UTS7106P	E	10	6	Pin	20	16.6	33.9			
649-UTS7124P	UTS7124P	E	12	4	Pin	16	20.8	33.9			
649-UTS7128P	UTS7128P	E	12	8	Pin	16	20.8	33.9			
649-UTS71210P	UTS71210P	E	12	10	Pin	20	20.8	33.9			
649-UTS7147P	UTS7147P	E	14	7	Pin	16	23.9	33.9			
649-UTS71412P	UTS71412P	E	14	12	Pin	16	23.9	33.9			
649-UTS71419P	UTS71419P	E	14	19	Pin	20	23.9	33.9			
649-UTS7103S	UTS7103S	E	10	3	Socket	16	16.6	33.9			
649-UTS7104S	UTS7104S	E	10	4	Socket	16	16.6	33.9			
649-UTS7106S	UTS7106S	E	10	6	Socket	20	16.6	33.9			
649-UTS7124S	UTS7124S	E	12	4	Socket	16	20.8	33.9			
649-UTS7128S	UTS7128S	E	12	8	Socket	16	20.8	33.9			
649-UTS71210S	UTS71210S	E	12	10	Socket	20	20.8	33.9			
649-UTS7147S	UTS7147S	E	14	7	Socket	16	23.9	33.9			
649-UTS71412S	UTS71412S	E	14	12	Socket	16	23.9	33.9			
649-UTS71419S	UTS71419S	E	14	19	Socket	20	23.9	33.9			

Accessories

For quantities greater than listed, call for quote.

MOUSER STOCK NO.	Souriau Part No.	Fig.	Shell Size	Type	Price Each 1	10	25
Receptacle Sealing Caps and Plugs							
649-UTS10DCG	UTS10DCG	F	10	Receptacle			
649-UTS12DCG	UTS12DCG	F	12	Receptacle			
649-UTS14DCG	UTS14DCG	F	14	Receptacle			
649-UTS610DCG	UTS610DCG	G	10	Plug			
649-UTS612DCG	UTS612DCG	G	12	Plug			
649-UTS614DCG	UTS614DCG	G	14	Plug			
Color Coding Rings							
649-UTS710CCRG	UTS710CCRG	-	10	Green			
649-UTS712CCRG	UTS712CCRG	-	12	Green			
649-UTS714CCRG	UTS714CCRG	-	14	Green			
649-UTS710CCRY	UTS710CCRY	-	10	Yellow			
649-UTS712CCRY	UTS712CCRY	-	12	Yellow			
649-UTS714CCRY	UTS714CCRY	-	14	Yellow			
649-UTS710CCRR	UTS710CCRR	-	10	Red			
649-UTS712CCRR	UTS712CCRR	-	12	Red			

A



B



C



D



E



F



G



© Copyright 2014 Mouser Electronics

© Copyright 2014 Mouser Electronics

RoHS Compliant **This product is RoHS compliant.**

SOURIAU Connection Technology

TRIM TRIO™ INSERT ARRANGEMENTS

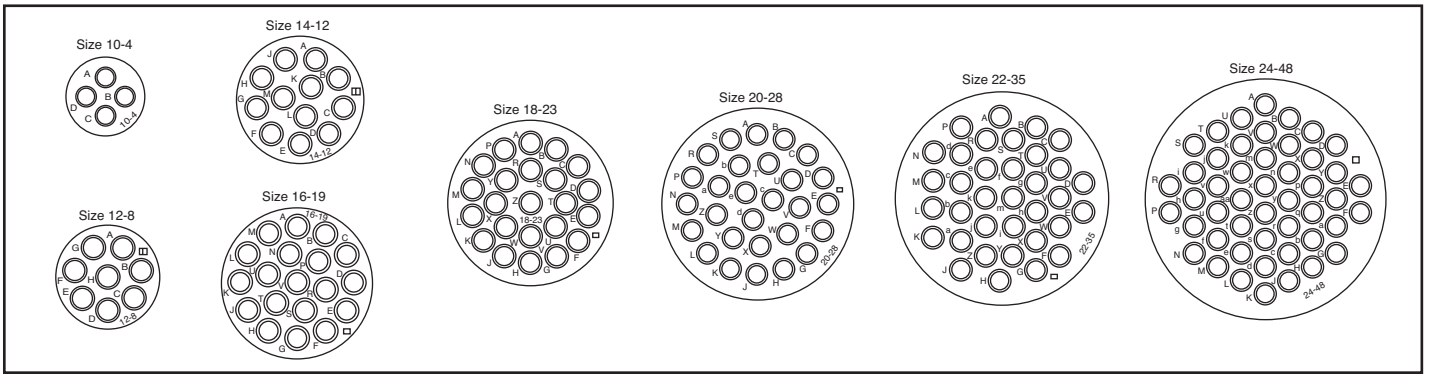

UTG SERIES CIRCULAR CONNECTORS TRIM TRIO™

Plastic Circular Trim Trio™ Connectors with Metal Coupling System
"UTG" Metalok Bantam plastic industrial circular connectors with metal coupling are a range of multiway connectors to provide the complete answer to the need for light weight, robust circular connectors.

Features:
- Accepts TRIM-TRIO removable snap lock contacts; sold separately
- UL approved-file Nr.: E31151
- Metal bayonet ring:
  - Metal wave spring loaded
  - Locks with audible positive "click"
  - Assures 500 matings and unmatings

Materials:
- Body: Glass filled thermoplastic UL94V-0
- Color: Black
- Coupling Ring: Nickel plated brass
- Tri-locking pins: Stainless steel
- Coupling spring: Spring steel

Specifications:
- IP Degree: IP67
- Operating temperature: -55ºC to +125ºC
- Test potential: 2000VAC
- Durability: 500 matings and unmatings

Cable Plugs (for Pin Contacts)

For quantities greater than listed, call for quote.

MOUSER STOCK NO.	Souriau Part No.	Fig.	Shell Size	No. of Contacts	Dimensions: mm A	Dimensions: mm B	Price Each 1	Price Each 10	Price Each 25
649-UTG6104PN	UTG610-4PN	A	10	4	21.6	31.8			
649-UTG612-8PN	UTG612-8PN	A	12	8	24.8	31.8			
649-UTG61412PN	UTG614-12PN	A	14	12	28.0	31.8			
649-UTG616-19PN	UTG616-19PN	A	16	19	31.2	31.8			
649-UTG618-23PN	UTG618-23PN	A	18	23	34.3	31.8			
649-UTG620-28PN	UTG620-28PN	A	20	28	27.5	31.8			
649-UTG622-35PN	UTG622-35PN	A	22	35	40.7	31.8			
649-UTG624-48PN	UTG624-48PN	A	24	48	43.9	31.8			

Cable Plugs (for Socket Contacts)

649-UTG610-4SN	UTG610-4SN	B	10	4	21.6	23.9			
649-UTG612-8SN	UTG612-8SN	B	12	8	24.8	23.9			
649-UTG614-12SN	UTG614-12SN	B	14	12	28.0	23.9			
649-UTG616-19SN	UTG616-19SN	B	16	19	31.2	23.9			
649-UTG618-23SN	UTG618-23SN	B	18	23	34.3	23.9			
649-UTG620-28SN	UTG620-28SN	B	20	28	37.5	24.9			
649-UTG622-35SN	UTG622-35SN	B	22	35	40.7	24.9			

Wall-Mounting Receptacles (for Pin Contacts)

649-UTG010-4P	UTG010-4P	C	10	4	23.8	31.7			
649-UTG012-8P	UTG012-8P	C	12	8	26.2	31.7			
649-UTG014-12P	UTG014-12P	C	14	12	28.6	31.7			
649-UTG016-19P	UTG016-19P	C	16	19	31.0	31.7			
649-UTG018-23P	UTG018-23P	C	18	23	33.3	31.7			
649-UTG020-28P	UTG020-28P	C	20	28	36.5	33.3			
649-UTG022-35P	UTG022-35P	C	22	35	39.7	33.1			
649-UTG024-48P	UTG024-48P	C	24	48	42.9	33.3			

Wall-Mounting Receptacles (for Socket Contacts)

649-UTG010-4S	UTG010-4S	D	10	4	23.8	24.3			
649-UTG012-8S	UTG012-8S	D	12	8	26.2	24.3			
649-UTG014-12S	UTG014-12S	D	14	12	28.6	24.3			
649-UTG016-19S	UTG016-19S	D	16	19	31.0	24.3			
649-UTG018-23S	UTG018-23S	D	18	23	33.3	24.3			
649-UTG020-28S	UTG020-28S	D	20	28	36.5	27.0			
649-UTG024-48S	UTG024-48S	D	24	48	42.9	30.4			

Plastic Cable Clamp with Strain Relief

For quantities greater than listed, call for quote.

MOUSER STOCK NO.	Souriau Part No.	Fig.	Shell Size	Price Each 1	Price Each 10	Price Each 25
649-UTG10AC	UTG10AC	E	10			
649-UTG12AC	UTG12AC	E	12			
649-UTG14AC	UTG14AC	E	14			
649-UTG16AC	UTG16AC	E	16			
649-UTG18AC	UTG18AC	E	18			
649-UTG20AC	UTG20AC	E	20			
649-UTG22AC	UTG22AC	E	22			
649-UTG24AC	UTG24AC	E	24			

Plastic Cable Clamp with Strain Relief Nut for Waterprotected Applications

649-UTG10PG	UTG10PG	F	10			
649-UTG12PG	UTG12PG	F	12			
649-UTG14PG	UTG14PG	F	14			
649-UTG16PG	UTG16PG	F	16			
649-UTG18PG	UTG18PG	F	18			
649-UTG20PG	UTG20PG	F	20			
649-UTG22PG	UTG22PG	F	22			
649-UTG24PG	UTG24PG	F	24			

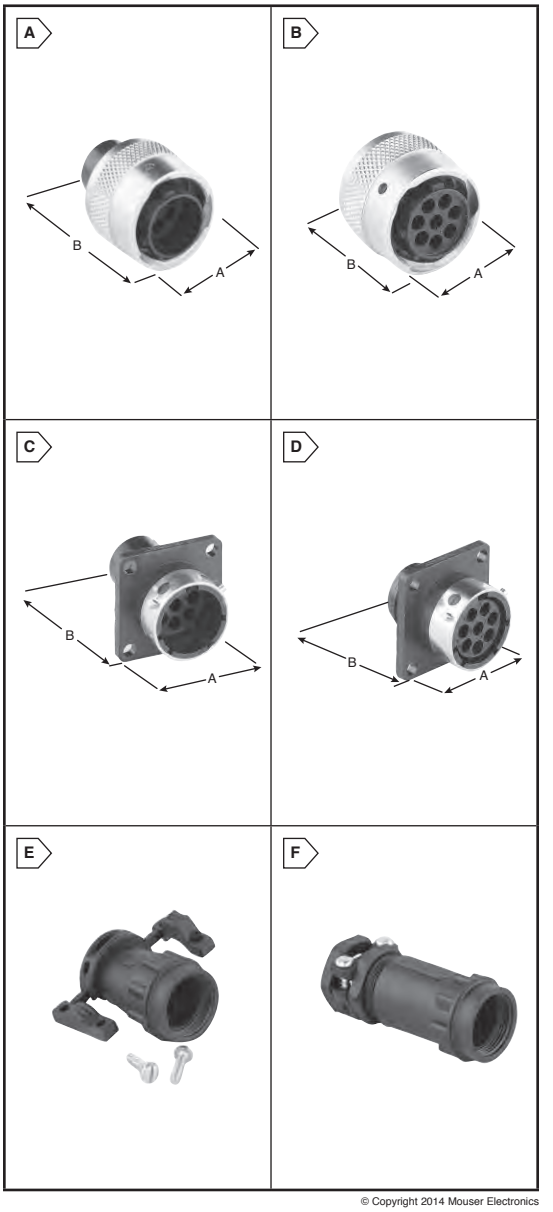

© Copyright 2014 Mouser Electronics

© Copyright 2014 Mouser Electronics

RoHS Compliant **This product is RoHS compliant.**

TRIM TRIO™ FORMED CONTACTS

Contacts are two piece formed crimp snap-in pin and sockets. Any TRIM TRIO™ contact can be used in any contact position in any connector in the TRIM TRIO™ interconnection system.

Features:
- Made from high conductive copper alloy with gold or tin over nickel plate finish
- Two piece construction with dual purpose spring which serves for contact retention and protects the body against damage
- Suitable for high volumes and lower installation cost

Specifications:
- Size 16 - 1.6mm(.063") diameter
- Size 20 - 1.0mm(.040") diameter
- Contact body: High conductive copper alloy
- Outer spring: Stainless steel
- Size 16 - Current rating: 13A
- Size 20 - Current rating: 5A

Formed Pin Contacts

For quantities greater than listed, call for quote.

MOUSER STOCK NO.	Souriau Part No.	Fig.	Contact Size	Wire Size	Plating	Insulation Diameter (mm)	Price Each 1	10	25
649-SM20WL-3S26	SM20WL-3S26	A	20	22-20AWG	75µ" Gold	1.17-2.08			
649-SM24WL-3S26	SM24WL-3S26	A	20	26-24AWG	75µ" Gold	.89-1.58			
649-SM16ML1S6	SM16ML1S6	A	16	18-16AWG	75µ" Gold	3.0			
649-SM20ML1S6	SM20ML1S6	A	16	22-20AWG	75µ" Gold	1.17-2.08			
649-SM16ML-1D70	SM16ML-1D70	A	16	18-16AWG	Gold Flash	3.0			
649-SM20ML-1D70	SM20ML-1D70	A	16	22-20AWG	Gold Flash	1.17-2.08			
649-SM14ML-1TK6	SM14ML-1TK6	A	16	14AWG	Tin	3.2			
649-SM16ML-1TK6	SM16ML-1TK6	A	16	18-16AWG	Tin	3.0			
649-SM20ML-1TK6	SM20ML-1TK6	A	16	22-20AWG	Tin	1.17-2.08			
649-SM24ML-1TK6	SM24ML-1TK6	A	16	26-24AWG	Tin	.89-1.58			

Formed Socket Contacts

649-SC20WL-3S25	SC20WL-3S25	B	20	22-20AWG	75µ" Gold	1.17-2.08			
649-SC24WL-3S25	SC24WL-3S25	B	20	26-24AWG	75µ" Gold	.89-1.58			
649-SC14ML1S6	SC14ML1S6	B	16	14AWG	75µ" Gold	3.2			
649-SC16ML1S6	SC16ML1S6	B	16	18-16AWG	75µ" Gold	3.0			
649-SC20ML1S6	SC20ML1S6	B	16	22-20AWG	75µ" Gold	1.17-2.08			
649-SC24ML1S6	SC24ML1S6	B	16	26-24AWG	75µ" Gold	.89-1.58			
649-SC16ML1D70	SC16ML1D70	B	16	18-16AWG	Gold Flash	3.0			
649-SC20ML1D70	SC20ML1D70	B	16	22-20AWG	Gold Flash	1.17-2.08			
649-SC16ML1TK6	SC16ML1TK6	B	16	18-16AWG	Tin	3.0			
649-SC20ML1TK6	SC20ML1TK6	B	16	22-20AWG	Tin	1.17-2.08			
649-SC24ML1TK6	SC24ML1TK6	B	16	26-24AWG	Tin	.89-1.58			

TRIM TRIO™ SIZE 16 MACHINED CONTACTS

Features:
- Made from high conductive copper alloy with gold over nickel plate finish
- Any TRIM TRIO™ contact can be used in any contact position in any connector in the TRIM TRIO™ interconnection system
- Heat-treated beryllium copper locking springs assure proper locking and alignment of contacts in the housing
- Closed entry design on RC socket contact to prevent probe damage

Specifications:
- Contact body: High conductive copper alloy
- Outer spring: Tempered, heat-treated, beryllium copper
- Inner spring socket: Tempered, heat-treated, plated beryllium copper
- Current rating: 13A

Machined Pin Contacts

For quantities greater than listed, call for quote.

MOUSER STOCK NO.	Souriau Part No.	Fig.	Wire Size	Plating	Maximum Wire Dia. (mm)	Maximum Insulation Dia. (mm)	Price Each 1	10	25
649-RM20M12D28	RM20M12D28	A	22-20AWG	30µ" Gold	1.18	2.2			
649-RM16M23D28	RM16M23D28	A	20-16AWG	30µ" Gold	1.8	3.2			
649-SM24ML-1TK6	SM24ML-1TK6	A	16	26-24AWG	Tin	.89-1.58			

Machined Socket Contacts

649-RC28M1D28	RC28M1D28	B	30-28AWG	30µ" Gold	0.55	1.1			
649-RC24M9D28	RC24M9D28	B	26-24AWG	30µ" Gold	0.8	1.6			
649-RC20M12D28	RC20M12D28	B	22-20AWG	30µ" Gold	1.18	2.2			
649-RC16M23D28	RC16M23D28	B	20-16AWG	30µ" Gold	1.8	3.2			

TRIM TRIO™ SIZE 16 MONOCRIMP SUBMINIATURE COAXIAL CONTACTS

One Piece Contacts for Subminiature Coaxial Cables

Features:
- The monocrimp one-piece coaxial contacts offer reliability plus the economic advantage of a 95% reduction in installation time over conventional assembly methods
- Any TRIM TRIO™ contact can be used in any contact position in any connector in the TRIM TRIO™ interconnection system

Plating:
- Retaining spring plating: Nickel plated
- Inner and outer contacts: 0.75µ" Gold min. over Nickel

Materials:
- Inner and outer contacts: Brass
- Retaining spring: Beryllium copper
- Insulating bushing: Nylon

Specifications:
- Operating temperature: -55°C + 125°C
- Isolation @ 30MHZ: 140db

For quantities greater than listed, call for quote.

MOUSER STOCK NO.	Souriau Part No.	Fig.	Gender	Wire Size	Cable Type	Price Each 1	10	25
649-RMDX6032D28	RM20M12D28	C	Male	28	RG174/U			
649-RMDX60-36D28	RM16M23D28	C	Male	26	RG188/U			
649-RCDX6016D28	SM24ML-1TK6	D	Female	30	RG178B/U			

TOOLING

For quantities greater than listed, call for quote.

MOUSER STOCK NO.	Souriau Part No.	Fig.	Description	Price Each
649-RX2025GE1	RX2025GE1	E	Extraction tool	

A

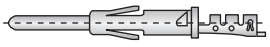

B

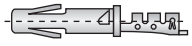

C

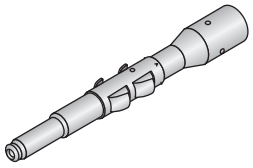

D

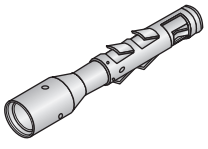

E

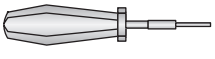

© Copyright 2014 Mouser Electronics

© Copyright 2014 Mouser Electronics

CPC CONTACT ARRANGEMENTS

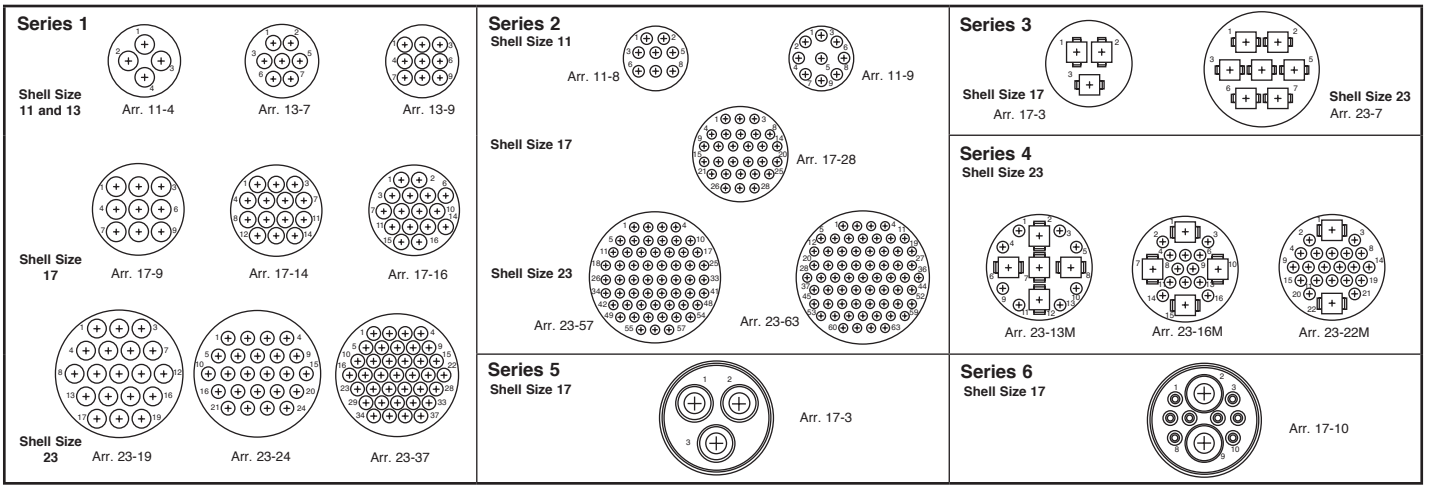

"SERIES 1" (SIZE 16 CONTACTS)

Standard density, signal and low-current applications using Multimate contacts.

✻ STD. Gender= Pin contacts in receptacle housings, socket contacts in plug housings
✻ REV. Gender= Socket contacts in receptacle housings, pin contacts in plug housings
Pins and sockets must be ordered separately.

Features:
- Housing Material: Black thermoplastic
- Flammability rating: UL94V-0
- .062" pin diameter

Connectors:
- Molded-in keying: standard configuration: 5 keys
- Sealed connectors are with pre-installed, bonded peripheral seal, two piece

Contacts:
Plating:
(a) Bright tin
(b) Gold flash over nickel with additional gold on mating end
(c) Nickel with gold on mating end
(d) Gold gradient over nickel with additional gold on mating end

E28476 LR7189

RoHS Compliant

RoHS Compliant



For quantities greater than listed, call for quote.

MOUSER STOCK NO.	TE Part No.	Fig.	Shell Size	No. of Contacts	With Seal	Price Each 1	25	50
Standard Sex Square Flange Receptacles - With Mounting Holes								
571-2060611	206061-1	A	11	4	No			
✻ 571-2114011	211401-1	A	13	7	No			
571-2067051	206705-1	A	13	9	No			
571-2067053	206705-3	A	13	9	Yes			
✻ 571-2117671	211767-1	A	17	9	No			
571-2060364	206036-4	A	17	16	Yes			
571-2060361	206036-1	A	17	16	No			
✻ 571-2117711	211771-1	A	23	19	No			
571-2068381	206838-1	A	23	24	No			
571-2068383	206838-3	A	23	24	Yes			
571-2061511	206151-1	A	23	37	No			
Standard Sex Free-Hanging Receptacles (For Pin Contacts)								
571-2061531	206153-1	B	11	4	No			
571-2067052	206705-2	B	13	9	No			
571-2067054	206705-4	B	13	9	Yes			
571-2060363	206036-3	B	17	16	No			
571-2060365	206036-5	B	17	16	Yes			
571-2068382	206838-2	B	23	24	No			
571-2068384	206838-4	B	23	24	Yes			
571-2061512	206151-2	B	23	37	No			
Standard Sex Plugs (For Socket Contacts)								
571-2060601	206060-1	C	11	4	No			
✻ 571-2113991	211399-1	C	13	7	No			
571-2067081	206708-1	C	13	9	No			
✻ 571-2117661	211766-1	C	17	9	No			
571-2060371	206037-1	C	17	16	No			
✻ 571-2117702	211770-2	C	23	19	No			
571-2068371	206837-1	C	23	24	No			
571-2061501	206150-1	C	23	37	No			

✻ VDE Tested

Reverse Sex Connectors

RoHS Compliant

MOUSER STOCK NO.	TE Part No.	Fig.	Shell Size	No. of Contacts	With Seal	Price Each 1	25	50
Reverse Sex Square Flange Receptacles - With Mounting Holes								
571-206430-1	206430-1	A	11	4	No			
571-2064303	206430-3	A	11	4	Yes			
✻ 571-2113981	211398-1	A	13	7	No			
✻ 571-2117691	211769-1	A	17	9	No			
571-206043-1	206043-1	A	17	14	No			
571-2060434	206043-4	A	17	14	Yes			
✻ 571-2117731	211773-1	A	23	19	No			
571-2063061	206306-1	A	23	37	No			
Reverse Sex Free-Hanging Receptacles (For Socket Contacts)								
571-2064302	206430-2	B	11	4	No			
571-2060433	206043-3	B	17	14	No			
571-2063062	206306-2	B	23	37	No			
Reverse Sex Plugs (For Pin Contacts)								
571-206429-1	206429-1	C	11	4	No			
✻ 571-2114001	211400-1	C	13	7	No			
✻ 571-211768-1	211768-1	C	17	9	No			
571-206044-1	206044-1	C	17	14	No			
✻ 571-2117721	211772-1	C	23	19	No			
571-206305-1	206305-1	C	23	37	No			

✻ VDE Tested

For quantities greater than listed, call for quote.

MOUSER STOCK NO.	TE Part No.	Fig.	Wire Size AWG	Wire Insulation Range (In.)	Plating	Price Each 1	100	1000
Pin Contacts								
571-1-66107-1	1-66107-1	D	26-24	.035 - .055	a			
571-661074	66107-4	D	26-24	.035 - .055	b			
571-1-66103-8	1-66103-8	D	24-20	.040 - .080	a			
571-66103-4	66103-4	D	24-20	.040 - .080	b			
571-661033	66103-3	D	24-20	.040 - .080	c			
571-665664	66566-4	D	24-20	.060 - .120	b			
571-1-66400-0	1-66400-0	D	24-20	.080 - .100	a			
571-664004	66400-4	D	24-20	.080 - .100	b			
571-665911	66591-1	D	22-18	.055 - .110	a			
571-665891	66589-1	D	18-16	.080 - .100	a			
571-1-66099-5	1-66099-5	D	18-16	.080 - .100	a			
571-66099-4	66099-4	D	18-16	.080 - .100	b			
571-660993	66099-3	D	18-16	.080 - .100	c			
571-660991	66099-1	D	18-16	.080 - .100	d			
571-1-66361-2	1-66361-2	D	18-14	.080 - .100	a			
571-663614	66361-4	D	18-14	.080 - .100	b			
571-66602-8	66602-8	D	18-14	.110 - .150	a			
571-66602-2	66602-2	D	18-14	.110 - .150	b			
571-202236-6	202236-6	D	SolderTab	-----	a			
Socket Contacts								
571-1-66109-7	1-66109-7	E	26-24	.035 - .055	a			
571-661094	66109-4	E	26-24	.035 - .055	b			
571-1-66105-9	1-66105-9	E	24-20	.040 - .080	a			
571-66105-4	66105-4	E	24-20	.040 - .080	b			
571-661053	66105-3	E	24-20	.040 - .080	c			
571-665654	66565-4	E	24-20	.060 - .120	b			
571-1-66399-0	1-66399-0	E	24-20	.080 - .100	a			
571-663994	66399-4	E	24-20	.080 - .100	b			
571-665921	66592-1	E	22-18	.055 - .110	a			
571-665901	66590-1	E	18-16	.080 - .100	a			
571-1-66101-9	1-66101-9	E	18-16	.080 - .100	a			
571-66101-4	66101-4	E	18-16	.080 - .100	b			
571-1-66360-2	1-66360-2	E	18-14	.080 - .100	a			
571-66360-4	66360-4	E	18-14	.080 - .100	b			
571-66601-9	66601-9	E	18-14	.110 - .150	a			
571-666012	66601-2	E	18-14	.110 - .150	b			
571-202237-5	202237-5	E	Solder Tab	-----	a			

Tools

For quantities greater than listed, call for quote.

MOUSER STOCK NO.	TE Part No.	Description	Price Each
571-305183	305183	Contact extraction tool	
571-584951	58495-1	28-16 AWG Pro-Crimper III	
571-915191	91519-1	Hand tool 18-14 AWG	
571-91523-1	91523-1	Hand tool 24-16 AWG	
571-91505-1	91505-1	Hand tool 24-16 AWG	

© Copyright 2014 Mouser Electronics

TE CONNECTIVITY CPC Connectors
(SERIES 2 AND 3)

Authorized Distributor

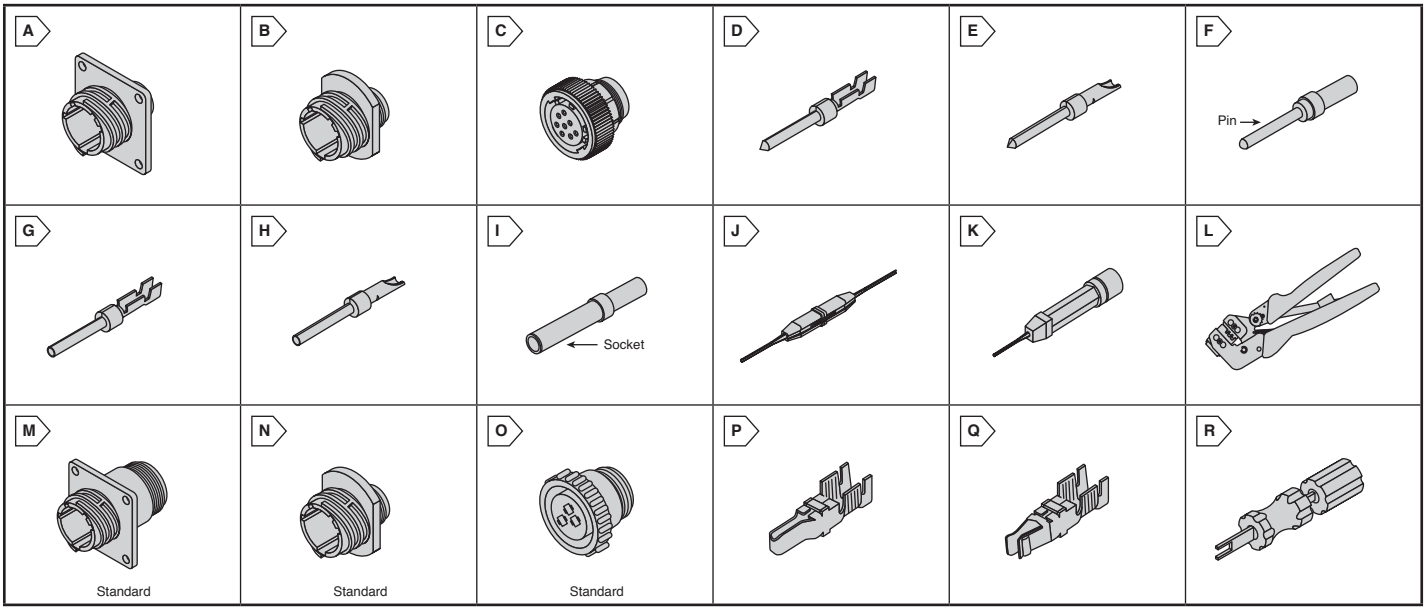

SERIES 2 (SIZE 20 CONTACTS) - HIGH DENSITY CONNECTORS

High density applications using size 20DM (screw machined) and 20DF (precision formed) contacts.

※STD. Gender= Pin contacts in receptacle housings, socket contacts in plug housings
※REV. Gender= Socket contacts in receptacle housings, pin contacts in plug housings
Pins and sockets must be ordered separately.

RoHS Compliant

Features:
- Housing Material: Black thermoplastic
- Flammability rating: UL94V-0

For quantities greater than listed, call for quote.

MOUSER STOCK NO.	TE Part No.	Fig.	Shell Size	No. of Contacts	Price Each 1	25	50
Standard Sex Square Flange Receptacles-with Mounting Holes							
571-2058411	205841-1	A	11	8			
571-2064861	206486-1	A	11	9			
571-2058403	205840-3	A	17	28			
571-2058431	205843-1	A	23	63			
Standard Sex Free-Hanging Receptacles (For Pin Contacts)							
571-2058412	205841-2	B	11	8			
571-2064862	206486-2	B	11	9			
571-2061521	206152-1	B	17	28			
571-2058432	205843-2	B	23	63			
Standard Sex Plugs (For Socket Contacts)							
571-2058381	205838-1	C	11	8			
571-2064851	206485-1	C	11	9			
571-2058393	205839-3	C	17	28			
571-2058421	205842-1	C	23	63			
Reverse Sex Square Flange Receptacles-with Mounting Holes							
571-2064331	206433-1	A	11	8			
571-2060381	206038-1	A	17	28			
571-2064381	206438-1	A	23	57			
Reverse Sex Free-Hanging Receptacles (For Socket Contacts)							
571-2064332	206433-2	B	11	8			
571-2060382	206038-2	B	17	28			
571-2064382	206438-2	B	23	57			
Reverse Sex Plugs (For Pin Contacts)							
571-2064341	206434-1	C	11	8			
571-2060391	206039-1	C	17	28			
571-2064371	206437-1	C	23	57			

Contacts:
- Plating:
  (a) Select gold flash over nickel
  (b) Gold flash over nickel
  (c) Gold flash over nickel with additional gold on mating end
  (d) Gold over copper

RoHS Compliant

For quantities greater than listed, call for quote.

MOUSER STOCK NO.	TE Part No.	Fig.	AWG	Plating	Type	Price Each 1	100	1000
Pin Contacts								
571-665079	66507-9	D	28-24	a	20 DF Crimp			
571-665069	66506-9	D	24-20	a	20 DF Crimp			
571-1665060	1-66506-0	D	24-20	b	20 DF Crimp			
571-665703	66570-3	E	18max	c	20 DF Solder			
571-2050891	205089-1	F	24-20	d	20 DM Crimp			
Socket Contacts								
571-665059	66505-9	G	28-24	a	20 DF Crimp			
571-665049	66504-9	G	24-20	a	20 DF Crimp			
571-1665040	1-66504-0	G	24-20	b	20 DF Crimp			
571-665693	66569-3	H	18max	c	20 DF Solder			
571-2050901	205090-1	I	24-20	d	20 DM Crimp			

Tools

For quantities greater than listed, call for quote.

MOUSER STOCK NO.	TE Part No.	Fig.	Description	Price Each
571-910672	91067-2	J	Insertion/extraction tool	
571-912851	91285-1	K	Insertion/extraction tool	
571-584482	58448-2	L	Pro-Crimper II Hand tool	

SERIES 3 (TYPE XII CONTACTS) - POWER DENSITY CONNECTORS

Power applications with Type XII contacts capable of carrying up to 25 amps of current.

E28476 LR7189 RoHS Compliant

Features:
- Housing Material: Black thermoplastic
- Flammability rating: UL94V-0
- Accommodates 16 to 10AWG

For quantities greater than listed, call for quote.

MOUSER STOCK NO.	TE Part No.	Fig.	Shell Size	No. of Contacts	Price Each 1	25	50
Standard Sex Square Flange Receptacles-with Mounting Holes (For Pin Contacts)							
571-2060362	206036-2	M	17	3			
571-206137-1	206137-1	M	23	7			
Standard Sex Free-Hanging Receptacles (For Pin Contacts)							
571-206207-1	206207-1	N	17	3			
571-2061372	206137-2	N	23	7			
Standard Sex Plugs (For Socket Contacts)							
571-2060372	206037-2	O	17	3			
571-2061361	206136-1	O	23	7			
Reverse Sex Square Flanges Receptacles-with Mounting Holes (For Socket Contacts)							
571-2064251	206425-1	M	17	3			
571-2062271	206227-1	M	23	7			
Reverse Sex Free-Hanging Receptacles (For Socket Contacts)							
571-2064252	206425-2	N	17	3			
571-2062272	206227-2	N	23	7			
Reverse Sex Plugs (For Pin Contacts)							
571-206426-1	206426-1	O	17	3			
571-2062261	206226-1	O	23	7			

Type XII, Precision Formed, Crimp Power Contacts

For quantities greater than listed, call for quote.

MOUSER STOCK NO.	TE Part No.	Fig.	AWG	Finish	Contact Type	Price Each 1	100	1000
571-662592	66259-2	P	10-8	Gold	Pin			
571-66259-5	66259-5	P	10	Tin	Pin			
571-662612	66261-2	P	16, 14-12	Gold	Pin			
571-66261-5	66261-5	P	16, 14-12	Tin	Pin			
571-667416	66741-6	Q	10	Gold	Socket			
571-2-66741-1	2-66741-1	Q	10	Tin	Socket			
571-667406	66740-6	Q	16, 14-12	Gold	Socket			
571-2-66740-1	2-66740-1	Q	16, 14-12	Tin	Socket			

Tool

For quantities greater than listed, call for quote.

MOUSER STOCK NO.	TE Part No.	Fig.	Description	Price Each
571-910193	91019-3	R	Extraction tool	

© Copyright 2014 Mouser Electronics

© Copyright 2014 Mouser Electronics

TE CONNECTIVITY CPC Connectors
(SERIES 4, 5, AND 6)

Authorized Distributor

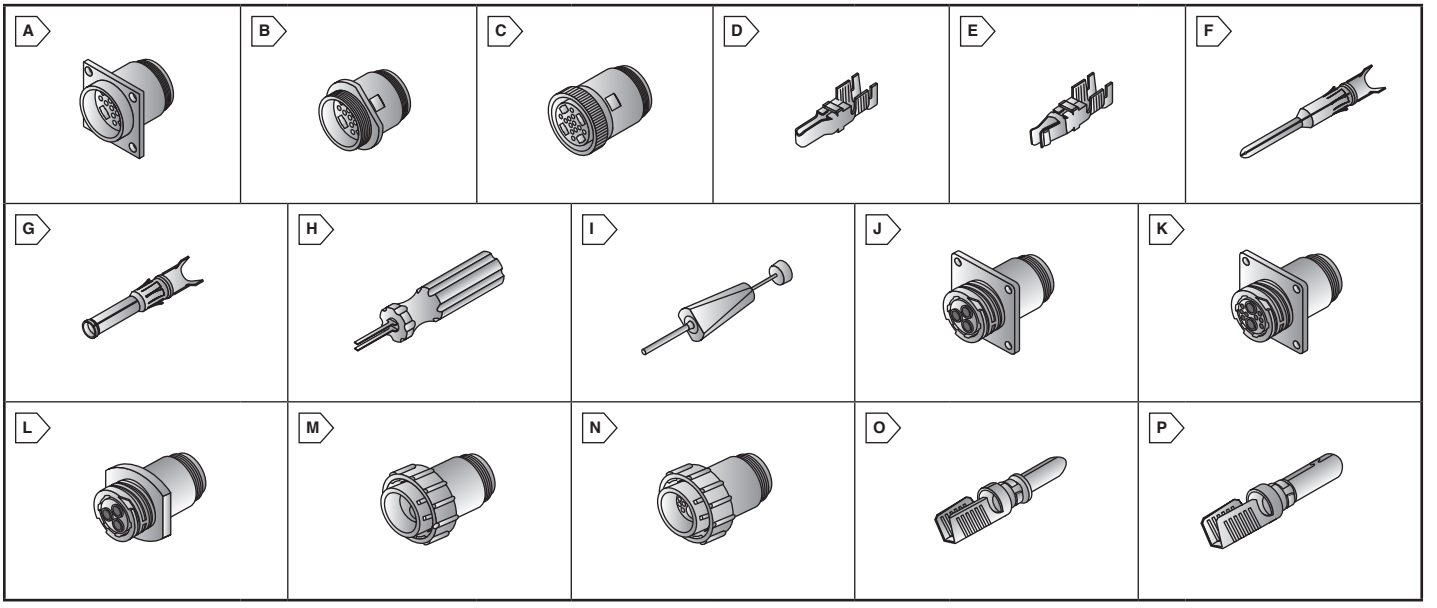

SERIES 4 (TYPE XII AND SIZE 16 CONTACTS) - POWER AND SIGNAL COMBINATION

Combination of standard and power density applications with size 16 and Type XII contacts

Features:
- Housing Material: Black thermoplastic
- Flammability rating: UL94V-0

RoHS Compliant
E28476
LR7189



Arrangement 23-13M
No. of cavities
Power: 5
Multimate: 8

Arrangement 23-16M
No. of cavities
Power: 4
Multimate: 12

Arrangement 23-22M
No. of cavities
Power: 2
Multimate: 20

Connectors

Pins and sockets must be ordered separately

For quantities greater than listed, call for quote.

MOUSER STOCK NO.	TE Part No.	Fig.	Contact Arrangement	Price Each 1	25	50
Square Flange Receptacles						
571-2118251	211825-1	A	23 - 13M			
571-2074861	207486-1	A	23 - 16M			
571-2066131	206613-1	A	23 - 22M			
Free Hanging Receptacles						
571-2118252	211825-2	B	23 - 13M			
571-2074862	207486-2	B	23 - 16M			
571-2066133	206613-3	B	23 - 22M			
Plugs						
571-2118241	211824-1	C	23 - 13M			
571-2074851	207485-1	C	23 - 16M			
571-2066121	206612-1	C	23 - 22M			

RoHS Compliant

Contacts

For quantities greater than listed, call for quote.

MOUSER STOCK NO.	TE Part No.	Fig.	Contact Type	AWG	Finish	Price Each 1	100	1000
Type XII								
571-66261-4	66261-4	D	Pin	16,14-12	Silver			
571-662612	66261-2	D	Pin	16,14-12	Gold			
571-662592	66259-2	D	Pin	10-8	Gold			
571-66259-4	66259-4	D	Pin	10-8	Silver			
571-667402	66740-2	E	Socket	16,14-12	Silver			
571-667406	66740-6	E	Socket	16,14-12	Gold			
571-667416	66741-6	E	Socket	10	Gold			
571-66741-2	66741-2	E	Socket	10-8	Silver			
Size 16 Signal								
571-665911	66591-1	F	Pin	22-18	Tin			
571-665891	66589-1	F	Pin	18-16	Tin			
571-665921	66592-1	G	Socket	22-18	Tin			
571-665901	66590-1	G	Socket	18-16	Tin			

Tools

For quantities greater than listed, call for quote.

MOUSER STOCK NO.	TE Part No.	Fig.	Description	Price Each
571-911241	91124-1	H	Extraction, for type XII contacts	
571-305183	305183	I	Extraction, for size 16 signal contacts	

© Copyright 2014 Mouser Electronics

SERIES 5 AND 6 SEALED CPC AND POWERBAND CONTACTS

Features:
- Meets the requirements of UL, CSA and VDE for environmentally sealed connectors used in industrial applications
- Housing Material: Nylon, glass-filled, black
- Flammability rating: UL94V-0
- Receptacles accepts socket contacts
- Series 5: .125 powerband contacts
- Series 6: Size 16 and .125 powerband contacts
- Plugs accept pin contacts

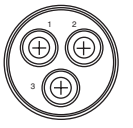

Arrangement 17-3



Arrangement 17-10

Reverse Sex Gender = Socket contacts in receptacle housings, pin contacts in plug housings

RoHS Compliant
E28476
LR7189

Two-Piece Sealed - Reverse Sex

For quantities greater than listed, call for quote.

MOUSER STOCK NO.	TE Part No.	Fig.	Series	Shell Size	Contact	Price Each 1	25	50
Square Flange Receptacle								
571-2138892	213889-2	J	5	17	3			
571-2138932	213893-2	K	6	17	10			
Free Hanging Receptacle								
571-2138902	213890-2	L	5	17	3			
Plug with Full Interfacial Seal								
571-2139051	213905-1	M	5	17	3			
571-2139061	213906-1	N	6	17	10			

Powerband Contacts

Features:
- Precision formed high current

RoHS Compliant

For quantities greater than listed, call for quote.

MOUSER STOCK NO.	TE Part No.	Fig.	Series	AWG	Contact	Price Each 1	10	100
571-2138454	213845-4	O	Pin	14-12	Gold			
571-2138453	213845-3	O	Pin	14-12	Silver			
571-2138414	213841-4	O	Pin	10-8	Gold			
571-2138413	213841-3	O	Pin	10-8	Silver			
571-2138474	213847-4	P	Socket	14-12	Gold			
571-2138473	213847-3	P	Socket	14-12	Silver			
571-2138434	213843-4	P	Socket	10-8	Gold			
571-2138433	213843-3	P	Socket	10-8	Silver			

Tools

For quantities greater than listed, call for quote.

MOUSER STOCK NO.	TE Part No.	Description	Price Each
571-697101	69710-1	Hand tool without dies	

© Copyright 2014 Mouser Electronics

TE CONNECTIVITY Circular Accessories

TE connectivity Authorized Distributor

RoHS Compliant **This product is RoHS compliant.**

SHELL SIZE 11 ACCESSORIES

E28476 LR7189

For quantities greater than listed, call for quote.

MOUSER STOCK NO.	TE Part No.	Fig.	Description	Price Each 1	25	50
571-1-206062-6	1-206062-6	A	Std cable clamp, screw length .375"			
571-1-206062-4	1-206062-4	A	Std cable clamp, screw length .500"			
571-206358-5	206358-5	B	Large cable clamp			
571-1546347-2	1546347-2	C	Right-angle cable clamp with cover			
571-207489-1	207489-1	D	Flexible cable boot			
571-207490-1	207490-1	E	Internal cable grip			
571-54010-1	54010-1	F	Heat shrink sealing boot			
571-2064031	206403-1	G	Peripheral seal			
571-208800-1	208800-1	H	Sealing cap metal chain			
571-2063041	206304-1	I	Rubber boot			
571-2138111	213811-1	J	Replacement coupling ring			
571-207299-1	207299-1	K	Panel mount flange for plug			

SHELL SIZE 13 ACCESSORIES

E28476 LR7189

For quantities greater than listed, call for quote.

MOUSER STOCK NO.	TE Part No.	Fig.	Description	Price Each 1	25	50
571-206966-7	206966-7	A	Standard cable clamp			
571-207008-5	207008-5	B	Large cable clamp			
571-1546348-2	1546348-2	C	Right-angle cable clamp with cover			
571-54123-1	54123-1	F	Heat shrink sealing boot			
571-2064034	206403-4	G	Peripheral seal			
571-211870-2	211870-2	L	Sealing cap plastic strap			
571-2134851	213485-1	H	Sealing cap metal chain			
571-2138131	213813-1	J	Replacement coupling ring			
571-207299-2	207299-2	K	Panel mount flange for plug			

SHELL SIZE 17 ACCESSORIES

E28476 LR7189

For quantities greater than listed, call for quote.

MOUSER STOCK NO.	TE Part No.	Fig.	Description	Price Each 1	25	50
571-206070-8	206070-8	A	Standard cable clamp			
571-206322-9	206322-9	B	Large cable clamp			
571-1546349-2	1546349-2	C	Right-angle cable clamp with cover			
571-2072411	207241-1	D	Flexible cable boot			
571-2073871	207387-1	E	Small internal cable grip			
571-2073872	207387-2	E	Large internal cable grip			
571-54011-1	54011-1	F	Heat shrink sealing boot			
571-2064032	206403-2	G	Peripheral seal			
571-2086521	208652-1	H	Sealing cap metal chain			
571-2138101	213810-1	J	Replacement coupling ring			
571-2072993	207299-3	K	Panel mount flange for plug			

SHELL SIZE 23 ACCESSORIES

E28476 LR7189

For quantities greater than listed, call for quote.

MOUSER STOCK NO.	TE Part No.	Fig.	Description	Price Each 1	25	50
571-206138-8	206138-8	A	Standard cable clamp			
571-206512-5	206512-5	B	Large cable clamp			
571-1546350-2	1546350-2	C	Right-angle cable clamp with cover			
571-207774-3	207774-3	M	Self-centering cable clamp			
571-54012-1	54012-1	F	Heat shrink sealing boot			
571-2064033	206403-3	G	Peripheral seal			
571-2072994	207299-4	L	Panel mount flange for plug			
571-2070551	207055-1	N	Back-shell extender			
571-2070523	207052-3	O	Jacketed cable seal .60" - .875"			
571-2086801	208680-1	I	Sealing cap metal chain			
571-2138121	213812-1	K	Replacement coupling ring			

KEYING PLUGS

E28476 LR7189

For quantities greater than listed, call for quote.

MOUSER STOCK NO.	TE Part No.	Fig.	Description	Price Each 1	25	50
571-2008211	200821-1	P	Series 1 and 4 keying plug			
571-2065091	206509-1	Q	Series 2 keying plug			
571-2065081	206508-1	R	Series 3 and 4 keying plug sockets			
571-2075971	207597-1	R	Series 3 and 4 keying plug pins			

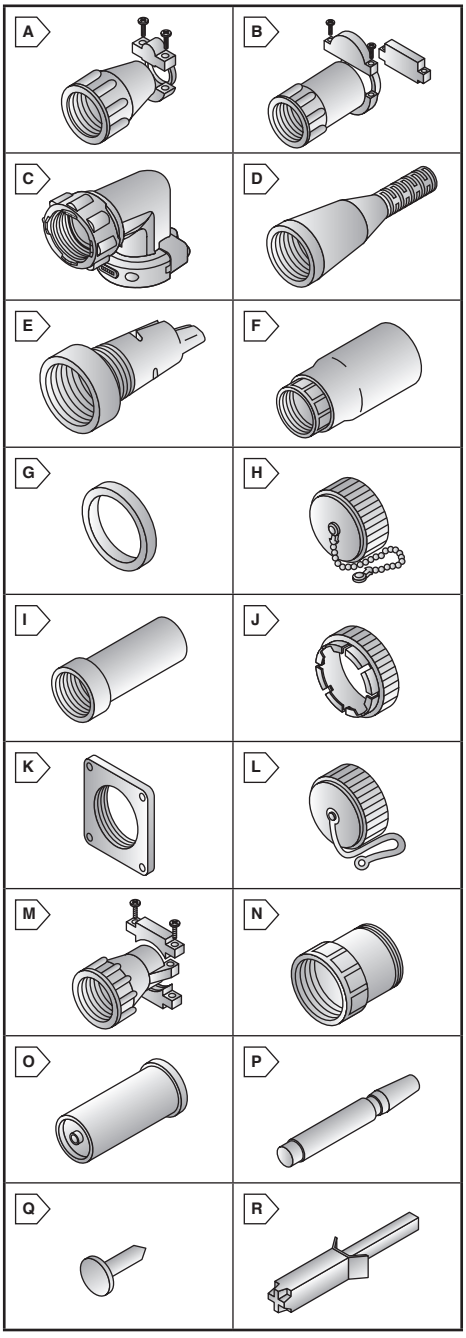

RAYCHEM SPIN LOCK VARIABLE ANGLE BACKSHELLS

NEW PRODUCT

- Variable angle backshell enables straight, 45° and 90° cable terminations with the same part
- High peformance, low resistance shield termination

For quantities greater than listed, call for quote.

MOUSER STOCK NO.	TE Part No.	Fig.	Shell Size	Mates To	Price Each 1	5	10	25
Saddle Clamp Version								
650-SLC40AB-0804A	SLC40AB-0804A	A	8	MIL-C-38999, Series III and IV				
650-SLC40AB-1006A	SLC40AB-1006A	A	10	MIL-C-38999, Series III and IV				
650-SLC40AB-1208A	SLC40AB-1208A	A	12	MIL-C-38999, Series III and IV				
650-SLC41AB-0804A	SLC41AB-0804A	A	8	MIL-C-38999, Series I and II				
650-SLC41AB-1006A	SLC41AB-1006A	A	10	MIL-C-38999, Series I and II				
650-SLC41AB-1208A	SLC41AB-1208A	A	12	MIL-C-38999, Series I and II				
650-SLC54AB-0804A	SLC54AB-0804A	A	8	MIL-C-5015G, MS3400				
650-SLC54AB-1006A	SLC54AB-1006A	A	10	MIL-C-5015G, MS3401				
650-SLC54AB-1208A	SLC54AB-1208A	A	12	MIL-C-5015G, MS3402				
Molded Boot Version								
650-SLM40AB-0804A250	SLM40AB-0804A-25-0	B	8	MIL-C-38999, Series III and IV				
650-SLM40AB-1006A250	SLM40AB-1006A-25-0	B	10	MIL-C-38999, Series III and IV				
650-SLM40AB-1208A250	SLM40AB-1208A-25-0	B	12	MIL-C-38999, Series III and IV				
650-SLM41AB-0804A250	SLM41AB-0804A-25-0	B	8	MIL-C-38999, Series I and II				
650-SLM41AB-1006A250	SLM41AB-1006A-25-0	B	10	MIL-C-38999, Series I and II				
650-SLM41AB-1208A250	SLM41AB-1208A-25-0	B	12	MIL-C-38999, Series I and II				
650-SLM54AB-0804A250	SLM54AB-0804A-25-0	B	8	MIL-C-5015G, MS3400				
650-SLM54AB-1006A250	SLM54AB-1006A-25-0	B	10	MIL-C-5015G, MS3401				
650-SLM54AB-1208A250	SLM54AB-1208A-25-0	B	12	MIL-C-5015G, MS3402				



© Copyright 2014 Mouser Electronics

© Copyright 2014 Mouser Electronics

MINIATURE CPC

Ideal for medical, instrumentation and industrial applications where size, contact density and durability are primary concerns. The nylon housings offer good resistance to a wide range of chemical agents while the IP67 sealing helps prevent ingress of dirt or fluids that would have an adverse effect on the contact interface.

Features:
- Sealed to IP67
- Pre-positioned 1/4 turn coupling ring with positive lock and alignment features
- Unique contact pattern for each position size helps prevent accidental mating with other position sizes
- Front or rear jam nut mounting
- Field repairable contacts
- Available in wire-to-wire, wire-to-board and wire-to-panel configurations

Electrical:
- Operating temperature: -55°C to +105°C
- Dielectric withstanding voltage: 2200VAC minimum
- Wire termination: Crimp
- Housing: single piece design, plastic

RoHS Compliant


Arr. 8-4


Arr. M9.5-7


Arr. 11-9

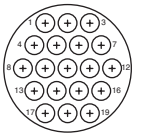

Panel Mount Receptacles

For quantities greater than listed, call for quote.

MOUSER STOCK NO.	TE Part No.	Fig.	Arrangement	Insulation Diameter Range	Price Each 1	10	25	50
571-14454211	1445421-1	A	8-4	.035 - .059				
571-14454213	1445421-3	A	8-4	.059 - .110				
571-14458161	1445816-1	A	11-9	.035 - .059				
571-14458163	1445816-3	A	11-9	.059 - .110				

Free Hanging Receptacles

For quantities greater than listed, call for quote.

MOUSER STOCK NO.	TE Part No.	Fig.	Arrangement	Insulation Diameter Range	Price Each 1	10	25	50
571-14453891	1445389-1	B	8-4	.035 - .059				
571-14453893	1445389-3	B	8-4	.059 - .110				
571-14458253	1445825-3	B	11-9	.059 - .110				

Plugs

For quantities greater than listed, call for quote.

MOUSER STOCK NO.	TE Part No.	Fig.	Arrangement	Insulation Diameter Range	Price Each 1	10	25	50
571-14453901	1445390-1	C	8-4	.035 - .059				
571-14453903	1445390-3	C	8-4	.059 - .110				
571-14458071	1445807-1	C	11-9	.035 - .059				
571-14458073	1445807-3	C	11-9	.059 - .110				

A

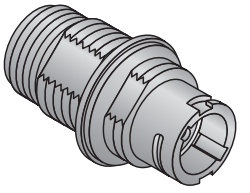

ACCESSORIES

Strain Reliefs

For quantities greater than listed, call for quote.

MOUSER STOCK NO.	TE Part No.	Shell Size	Type	Price Each 1	10	25	50
571-14457301	1445730-1	8	Straight				
571-14458561	1445856-1	11	Straight				
571-14457711	1445771-1	8	Right-Angle				

Jam Nuts

For quantities greater than listed, call for quote.

MOUSER STOCK NO.	TE Part No.	Shell Size	Type	Price Each 1	10	25	50
571-16041961	1604196-1	8	5/8-24 UNEF-2B				
571-14459041	1445904-1	11	3/4-20 UNEF-2B				

B

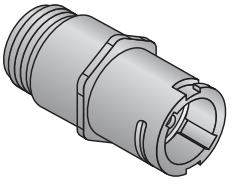

Flange Seals

For quantities greater than listed, call for quote.

MOUSER STOCK NO.	TE Part No.	Shell Size	Type	Price Each 1	10	25	50
571-14454201	1445420-1	8	- - - - - -				
571-14454202	1445420-2	11	- - - - - -				

Dust Caps

For quantities greater than listed, call for quote.

MOUSER STOCK NO.	TE Part No.	Shell Size	Type	Price Each 1	10	25	50
571-16040891	1604089-1	8	- - - - - -				
571-16040892	1604089-2	11	- - - - - -				

Contacts

- Sockets: Brass

For quantities greater than listed, call for quote.

MOUSER STOCK NO.	TE Part No.	Type	Finish	Wire Size AWG	Price Each 1	100	500
571-794059-1	794059-1	Pin	Pre-Tin	30-26			
571-7709851	770985-1	Pin	Pre-Tin	26-22			
571-7709871	770987-1	Pin	Pre-Tin	22-18			
571-794058-1	794058-1	Socket	Pre-Tin	30-26			
571-770986-1	770986-1	Socket	Pre-Tin	26-22			
571-770988-1	770988-1	Socket	Pre-Tin	22-18			

C

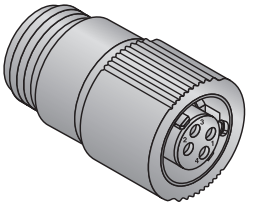

Tools

For quantities greater than listed, call for quote.

MOUSER STOCK NO.	TE Part No.	Description	Price Each 1	5
571-1897271	189727-1	Extraction Tool		
571-4558301	455830-1	Insertion Tool		
571-908701	90870-1	Pro Crimper III with Die for 30-24AWG		
571-907582	90758-2	SDE Die for 26-22 AWG		
571-90759-2	90759-2	SDE Die for 22-18 AWG		

© Copyright 2014 Mouser Electronics

© Copyright 2014 Mouser Electronics

AVX Lighting Connectors

RoHS Compliant **This product is RoHS compliant.**

WIRE-TO-WIRE; POKE HOME THRU-WIRE CONNECTORS AND JUNCTION BOX

NEW PRODUCT

Features:
- Robust design for harsh environments; -40°C to +125°C
- 8AMP current rating
- High spring force BeCu contact system provides high reliability
- Accepts any wire between 18AWG to 26AWG; solid or stranded
- Miniaturized size; 4.0mm pitch

For quantities greater than listed, call for quote.

MOUSER STOCK NO.	AVX Part No.	Fig.	Number of Positions	Color	Description	Price Each 1	10	50	100
581-009286002021106	009286002021106	A	2-way	White	Thru-Wire				
581-009286003021106	009286003021106	A	3-way	White	Thru-Wire				
581-009286004121506	009286004121506	B	4-way	Red	Junction Box				

LED LIGHTING /LED BACKLIGHT CONNECTOR

NEW PRODUCT

The 9608 Series LED lighting connector and 9609 Series LED backlight connectors feature the lowest profile in the industry at 1.4mm, which minimizes the spacing between PCBs and allows for even light distribution.

For quantities greater than listed, call for quote.

MOUSER STOCK NO.	AVX Part No.	Fig.	Type	Current Rating	Number of Positions	Price Each 1	10	100	250
9608 Series									
581-149608102000868	149608102000868+	C	Board to Board	1A to 3A	2				
581-209608102100829	209608102100829+	C	Board to Board	1A to 3A	2				
581-979608302009829	979608302009829+	C	Wire to Board	1A to 3A	2				
581-979608302010829	979608302010829+	C	Wire to Board	1A to 3A	1				
9609 Series									
581-109609001001808	109609001001808+	D	Board to Board	1A to 3A	1				
581-249609001000808	249609001000808+	D	Board to Board	1A to 3A	1				
581-979609001007808	979609001007808+	D	Wire to Board	1A to 3A	1				
581-979609001008808	979609001008808+	D	Wire to Board	1A to 3A	1				

SSL - DISCRETE WIRE IDC CAPS

Features:
- IDC contact provides a gas-tight connection to the PCB for long term reliability
- Optional termination cap provides additional strain relief for severe environments
- Tested to automotive levels on shock, vibration and temperature cycling for reliability
- Reduced total applied cost versus solder or crimp processes
- Individual contacts can be located anywhere on the PCB based on specific application

For quantities greater than listed, call for quote.

MOUSER STOCK NO.	AVX Part No.	Fig.	Number of Ways	Description	Price Each 1	10	50	100
9176 Series								
581-609176001521000	609176001521000	E	1	Cap, glass filled nylon, black				
581-609176001415000	609176001415000	E	1	Cap, glass filled nylon, black				
581-609176001415100	609176001415100	E	1	Cap, glass filled nylon, white				
581-709176001522006	709176001522006	E	1	IDC wire to board, contact plating, 22 gauge				
581-709176001422006	709176001422006	E	1	IDC wire to board, contact plating, 22 gauge				
581-709176001432006	709176001432006	E	1	IDC wire to board, contact plating, 24 gauge				
581-609176002016000	609176002016000	E	2	Cap, thru wire, black				
581-609176003016000	609176003016000	E	3	Cap, thru wire, black				
581-609176003021000	609176003021000	E	3	Cap, thru wire, black				
581-609176003016099	609176003016099	F	3	Cap with stop, black				
581-609176002016099	609176002016099	F	2	Cap with stop, black				
581-609176002021099	609176002021099	F	2	Cap with stop, black				
581-609176003021099	609176003021099	F	3	Cap with stop, black				

SOLID STATE LIGHTING CONNECTORS

The 9159 of Board-to-Board interconnect system allows two PCB's to be mated end-to-end creating strips of LED lighting. Designed specifically for the unique Solid State Lighting (SSL) market requiring coplanar (horizontal-to-horizontal) PCB mating with a 5 Amp current rating in the smallest package available.

Wired Plugs

The cabled plug was developed to bring power and signals onto the PCB's while keeping the same board level interface. This allows the designer to build a single PCB with a receptacle on one end and a plug on the other end to minimize cost and inventory. Regardless of where the PCB is used in the system, the cabled plug connector will then create the connection to the outside world. The optional latch can be inserted into the plug housing to assure positive attachment to the PCB in harsh environments without having to change the PCB connector.

MOUSER STOCK NO.	AVX Part No.	Fig.	Circuit Size	Dimensions: mm A	B	C	Price Each 1	10	50	100	500
581-119159002101116	119159002101116	G	2	14.7	8	3					
581-119159003101116	119159003101116	G	3	14.7	11	3					
581-119159004101116	119159004101116	G	4	14.7	14	3					
581-119159005101116	119159005101116	G	5	14.7	17	3					
581-119159006101116	119159006101116	G	6	14.7	20	3					

Top Loading Sockets

The top loading socket allows complete PCB's to be replaced in the field without having to dissemble the entire strip boards. The connector has a two part insulator whereby the top of the connector will slide open allowing the plug connector to be pulled out either vertically or at a slight angle. Once the PCB is replaced, the cover is slid back like a Zero Insertion Force (ZIF) connector to the closed position.

581-229159002101116	229159002101116	H	2	11.4	4.5	4.5					
581-229159003101116	229159003101116	H	3	14.4	4.5	4.5					
581-229159004101116	229159004101116	H	4	17.4	4.5	4.5					
581-229159005101116	229159005101116	H	5	20.4	4.5	4.5					
581-229159006101116	229159006101116	H	6	23.4	4.5	4.5					

Shorting Socket

The 2 position shorting socket was designed to plug onto the last PCB in the lighting strip to short the two contacts together, closing the electrical loop. Just as the cabled plug brings power and signals onto the light strip, the shorting socket completes the circuit while maintaining a single board design.

581-589159002000006	589159002000006	I	2	8	4.2	--					

Covers for Plug

581-609159330201000	609159330201000	J	2	8	6.5	3					
581-609159330301000	609159330301000	J	3	11	6.5	3					
581-609159330401000	609159330401000	J	4	14	6.5	3					
581-609159330501000	609159330501000	J	5	17	6.5	3					
581-609159330601000	609159330601000	J	6	20	6.5	3					

Latches for Plug

581-609159340201000	609159340201000	K	2,4,6	10	5	--					
581-609159340301000	609159340301000	K	3,5	10	8	--					



© Copyright 2014 Mouser Electronics

© Copyright 2014 Mouser Electronics

AVX Lighting Connectors

RoHS Compliant **This product is RoHS compliant.**

AVX INTERCONNECT — A KYOCERA GROUP COMPANY

BOARD TO BOARD CONNECTORS

PRODUCT NEW

For quantities greater than listed, call for quote.

MOUSER STOCK NO.	AVX Part No.	Fig.	Type	No.of Pos.	Voltage Rating (V)	Amps	Contact Plating	Price Each 1	10	50	100
1 Piece Connectors	• Operating Temperature: -55°C to +125°C										
581-00915900201106	009159002001106	A	Socket	2	250	3	Pure Tin				
581-00915900501106	009159005001106	A	Socket	5	250	3	Pure Tin				
2 Piece Connectors	• Operating Temperature: -55°C to +85°C										
581-209159002101116	209159002101116	B	Socket	2	125	5	Gold				
581-209159004101116	209159004101116	B	Socket	4	125	5	Gold				
581-209159005101116	209159005101116	B	Socket	5	125	5	Gold				
581-209159006101116	209159006101116	B	Socket	6	125	5	Gold				
581-139159002101116	139159002101116	C	Plug	2	125	3	Gold				
581-139159003101116	139159003101116	C	Plug	3	125	3	Gold				
581-139159004101116	139159004101116	C	Plug	4	125	3	Gold				
581-139159005101116	139159005101116	C	Plug	5	125	3	Gold				
581-139159006101116	139159006101116	C	Plug	6	125	3	Gold				
581-109159002101116	109159002101116	C	Plug	2	125	5	Gold				
581-109159004101116	109159004101116	C	Plug	4	125	5	Gold				
581-109159005101116	109159005101116	C	Plug	5	125	5	Gold				
581-109159006101116	109159006101116	C	Plug	6	125	5	Gold				
2 Piece Connectors	• Operating Temperature: -40°C to +125°C										
581-249159002122106	249159002122106	B	Socket	2	125	5	Gold				
581-249159003122106	249159003122106	B	Socket	3	125	5	Gold				
581-149159002122106	149159002122106	C	Plug	2	125	5	Gold				
581-149159003122106	149159003122106	C	Plug	3	125	5	Gold				

WIRE TO BOARD CONNECTORS

• Operating Temperature: -40°C to 105°C

PRODUCT NEW

For quantities greater than listed, call for quote.

MOUSER STOCK NO.	AVX Part No.	Fig.	No. of Ways	Voltage Rating (V)	Amps	Wire Gauge (AWG)	Price Each 1	10	50	100
9175 Series										
581-009175002001006	009175002001006	D	2	125	1	26-28				
581-009175003001006	009175003001006	D	3	125	1	26-28				
9176 Series										
581-009176001001006	009176001001006	E	1	250	10	18				
581-009176001001106	009176001001106	E	1	250	10	18				
581-009176001011006	009176001011006	E	1	250	10	20				
581-009176001011106	009176001011106	E	1	250	10	20				
581-009176001022006	009176001022006	E	1	250	10	22				
581-009176001022106	009176001022106	E	1	250	10	22				
581-009176001032006	009176001032006	E	1	250	10	24				
581-009176001032106	009176001032106	E	1	250	10	24				
581-009176002022006	009176002022006	E	2	250	10	22				
581-009176002032006	009176002032006	E	2	250	10	24				
581-009176003022006	009176003022006	E	3	250	10	22				
581-009176003032006	009176003032006	E	3	250	10	24				
581-709176001443006	709176001443006	F	1	-	6	26 - 28				
9177 Series										
581-009177001012006	009177001012006	G	1	600	15	16				
581-009177001022006	009177001022006	G	1	600	15	18				
9276 Series										
581-009276001021106	00-9276001021106	H	1	-	-	18-24				
581-009276002021106	00-9276002021106	I	2	-	-	18-24				
581-009276003021106	00-9276003021106	J	3	-	-	18-24				
581-009276004021106	00-9276004021106	K	4	-	-	18-24				
581-009276006021106	00-9276006021106	L	6	-	-	18-24				
581-009276008021106	00-9276008021106	M	8	-	-	18-24				

TOOLS

For quantities greater than listed, call for quote.

MOUSER STOCK NO.	AVX Part No.	Fig.	Description	Price Each 1	10	50	100
9175 Series Hand Insertion Tool							
581-069175700401000	069175700401000	N	IDC wire to board connector tool				
581-069175701701000	069175701701000	O	High production tool, Max Insulation Dia. 1.0				
581-069175701701002	069175701701002	P	Mass insertion tool for 9175 Series, 2 way				
581-069175701701003	069175701701003	Q	Mass insertion tool for 9175 Series, 3 way				
9176 Series Hand Insertion Tool							
581-067000773001000	067000773001000	R	Universal Handle				
581-069176701801000	069176701801000	O	Assembly tool, cap used, use with Universal Handle				
581-069176701901000	069176701901000	O	Assembly tool, for contact only, use with Universal Handle				
581-069176701902000	069176701902000	O	Assembly tool, for contact only, use with Universal Handle				
581-069176702101000	069176702101000	O	Metal tool, high volume, use with Universal Handle				
581-069176702201000	069176702201000	O	Plastic tool, low/med volume, for single contact, use with Universal Handle				
581-069176701601000	069176701601000	O	Med production tool, Max Insulation Dia. 2.1				
581-069176701602000	069176701602000	O	Med production tool, Max Insulation Dia. 1.6				
581-069176701701000	069176701701000	O	Hand insertion for single 18/24 gauge wire				
581-069176701701002	069176701701002	P	IDC connector tool, Max Insulation Dia. 2.10, 2 way				
581-069176701701003	069176701701003	Q	IDC connector tool, Max Insulation Dia. 2.10, 3 way				
581-069176701702000	069176701702000	O	Hand insertion for single 18/24 gauge wire				
581-069176701702002	069176701702002	P	IDC connector tool, Max Insulation Dia. 1.60, 2 way				
581-069176701702003	069176701702003	Q	IDC connector tool, Max Insulation Dia. 1.60, 3 way				
9177 Series Hand Insertion Tool							
581-069177701602002	069177701602002	P	2 way, Max Insulation Dia. 3.50				
581-069177500001000	069177500001000	-	Development Kit for 9177 Series				
9726 Series Wire Extraction Tool							
581-069276700101000	069276700101000	S	Thin bladed wire extraction tool				



© Copyright 2014 Mouser Electronics

© Copyright 2014 Mouser Electronics

HIROSE Connectors

RoHS Compliant This page of product is RoHS compliant.

HIROSE ELECTRIC CO., LTD.

DF61 SERIES - BOARD TO WIRE SWING-LOCK CONNECTORS

Features:
- 2.2 Pitch, Low Profile Power Source
- Reinforced Swing Lock Structure
- Header Lock Improves Plug Retention
- Current Rating: 3.2A (26AWG) 4.0A (24AWG) 5.0A (22AWG)
- Compact Size- High Voltage
- Solder Wicking Prevention
- Voltage Rating 350VAC/VDC

For quantities greater than listed, call for quote.

MOUSER STOCK NO.	Hirose Part No.	Fig.	No. of Positions	AWG	Color	Dimensions: mm L x W x H	Price Each 1	10	50
Straight Headers - SMT									
798-DF61-2P-2.2V21	DF61-2P-2.2V(21)	A	2	30-26	Red	7.35 x 5.1 x 2.18			
798-DF61-2P-2.2V22	DF61-2P-2.2V(22)	A	2	30-26	Yellow	7.35 x 5.1 x 2.18			
798-DF61-2P-2.2V23	DF61-2P-2.2V(23)	A	2	30-26	Beige	7.35 x 5.1 x 2.18			
Sockets - Crimp Case									
798-DF61-2S-2.2C(11)	DF61-2S-2.2C(11)	B	2	30-26	Red	6.29 x 3.68 x 2.26			
798-DF61-2S-2.2C(12)	DF61-2S-2.2C(12)	B	2	30-26	Yellow	6.29 x 3.68 x 2.26			
798-DF61-2S-2.2C(13)	DF61-2S-2.2C(13)	B	2	30-26	White	6.29 x 3.68 x 2.26			

Crimp Contacts

For quantities greater than listed, call for quote.

MOUSER STOCK NO.	Hirose Part No.	AWG	Price Each 1	10	50
798-DF61-2630SCF41	DF61-2630SCF(41)	30-26			
798-DF61-2628SCF	DF61-2628SCF	26-28			
798-DF61-2226SCF(41)	DF61-2226SCF(41)	22-26			

Hand Crimping Tools

For quantities greater than listed, call for quote.

MOUSER STOCK NO.	Hirose Part No.	AWG	Price Each
798-HT305/DF61-2628S	HT305/DF61-2628S	26-28	
798-HT305/DF61-2226S	HT305/DF61-2226S	22-26	

A



B



DF57 SERIES - LOW PROFILE SWING-LOCK WIRE-TO-BOARD CONNECTORS

Features:
- 1.4mm height
- "Swing lock"; Both positive and friction locks are provided for cable pull force resistance
- Current Rating: Varies from 0.5A to 2.5A, depending on the wire gauge used and the number of wire contacts

For quantities greater than listed, call for quote.

MOUSER STOCK NO.	Hirose Part No.	Fig.	No. of Pos.	AWG	Dimensions: mm A	B	C	D	Price Each 1	10	50
Headers - 1.2mm Pitch											
798-DF57H-2P-1.2V21	DF57H-2P-1.2V(21)	A	2	34-32	4.1	1.2	2.5	-			
798-DF57H-3P-1.2V21	DF57H-3P-1.2V(21)	A	3	34-32	5.3	2.4	3.7	-			
798-DF57H-4P-1.2V21	DF57H-4P-1.2V(21)	A	4	34-32	6.5	3.6	4.9	-			
798-DF57H-5P-1.2V21	DF57H-5P-1.2V(21)	A	5	34-32	7.7	4.8	6.1	-			
798-DF57H-6P-1.2V21	DF57H-6P-1.2V(21)	A	6	34-32	8.9	6.0	7.3	-			
798-DF57-2P-1.2V21	DF57-2P-1.2V(21)	A	2	30-28	4.1	1.2	2.5	-			
798-DF57-3P-1.2V21	DF57-3P-1.2V(21)	A	3	30-28	5.3	2.4	3.7	-			
798-DF57-4P-1.2V21	DF57-4P-1.2V(21)	A	4	30-28	6.5	3.6	4.9	-			
798-DF57-5P-1.2V21	DF57-5P-1.2V(21)	A	5	30-28	7.7	4.8	6.1	-			
798-DF57-6P-1.2V21	DF57-6P-1.2V(21)	A	6	30-28	8.9	6.0	7.3	-			
Header - 2.4mm Pitch											
798-DF57H-2P2.4V(21)	DF57H-2P-2.4V(21)	A	2	30-28	5.3	2.4	3.7	-			
Sockets - 1.2mm Pitch											
798-DF57H-2S-1.2C	DF57H-2S-1.2C	B	2	34-32	2.98	2.6	3.15	1.2			
798-DF57H-3S-1.2C	DF57H-3S-1.2C	B	3	34-32	4.18	3.8	4.35	2.4			
798-DF57H-4S-1.2C	DF57H-4S-1.2C	B	4	34-32	5.38	5.0	5.55	3.6			
798-DF57H-5S-1.2C	DF57H-5S-1.2C	B	5	34-32	6.58	6.2	6.75	4.8			
798-DF57H-6S-1.2C	DF57H-6S-1.2C	B	6	34-32	7.78	7.4	7.95	6.0			
798-DF57AH-5S-1.2C	DF57AH-5S-1.2C	B	5	34-28	6.8	6.2	7.1	4.8			
798-DF57AH-6S-1.2C	DF57AH-6S-1.2C	B	6	34-28	8.0	7.4	8.3	6.0			
798-DF57-2S-1.2C	DF57-2S-1.2C	B	2	30-28	2.98	2.6	3.15	1.2			
798-DF57-3S-1.2C	DF57-3S-1.2C	B	3	30-28	4.18	3.8	4.35	2.4			
798-DF57-4S-1.2C	DF57-4S-1.2C	B	4	30-28	5.38	5.0	5.55	3.6			
798-DF57-5S-1.2C	DF57-5S-1.2C	B	5	30-28	6.58	6.2	6.75	4.8			
798-DF57-6S-1.2C	DF57-6S-1.2C	B	6	30-28	7.78	7.4	7.95	6.0			

Contacts

For quantities greater than listed, call for quote.

MOUSER STOCK NO.	Hirose Part No.	AWG	Price Each 1	10	50
798-DF573234SCF	DF57-3234SCF	34-32			
798-DF57-2830SCF	DF57-2830SCF	30-28			
798-DF57-2628SCF(41)	DF57-2628SCF(41)	28-26			

Hand Crimping Tool

For quantities greater than listed, call for quote.

MOUSER STOCK NO.	Hirose Part No.	Price Each
798-HT305/DF572830HC	HT305/DF57-2830HC	

A



B

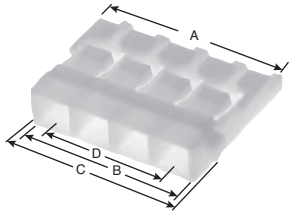

DF59 SERIES MULTI FUNCTIONAL CONNECTOR SYSTEM

Features:
- Pitch: 2mm
- High current capability; 3A
- AWG #22: 1.2 to 1.45mm diameter
- Temperature Range: -35°C to 105°C

For quantities greater than listed, call for quote.

MOUSER STOCK NO.	Hirose Part No.	Fig.	No. of Pos.	Type	Gender	Dimensions: mm L x W x H	Price Each 1	10	50	100
798-DF59-2S-2V51	DF59-2S-2V(51)	A	2	Header	Female	7.95 x 7.20 x 2.30				
798-DF59-3S-2V51	DF59-3S-2V(51)	A	3	Header	Female	7.95 x 9.20 x 2.30				
798-DF59-4S-2V51	DF59-4S-2V(51)	A	4	Header	Female	7.95 x 11.20 x 2.30				
798-DF59-2P-2FC50	DF59-2P-2FC(50)	B	2	Board to Board Bridge	Male	17.10 x 7.20 x 2.80				
798-DF59-3P-2FC50	DF59-3P-2FC(50)	B	3	Board to Board Bridge	Male	17.10 x 9.20 x 2.80				
798-DF59-4P-2FC50	DF59-4P-2FC(50)	B	4	Board to Board Bridge	Male	17.10 x 11.20 x 2.80				
798-DF59-2P-2C	DF59-2P-2C	C	2	Crimp Housing	Male	8.15 x 7.20 x 2.48				
798-DF59-3P-2C	DF59-3P-2C	C	3	Crimp Housing	Male	8.15 x 9.20 x 2.48				
798-DF59-4P-2C	DF59-4P-2C	C	4	Crimp Housing	Male	8.15 x 11.20 x 2.48				
798-DF59-2P-2SP50	DF59-2P-2SP(50)	D	2	Shorting Plug	Male	7.95 x 7.20 x 2.48				
798-DF59-3P-2SP50	DF59-3P-2SP(50)	D	3	Shorting Plug	Male	7.95 x 9.20 x 2.48				

Contact

For quantities greater than listed, call for quote.

MOUSER STOCK NO.	Hirose Part No.	Description	Price Each 1	100	500
798-DF59-22PCFA	DF59-22PCFA	Male, 22AWG			

Hand Crimping Tool

For quantities greater than listed, call for quote.

MOUSER STOCK NO.	Hirose Part No.	AWG	Price Each
798-HT801DF59-22P	HT801/DF59-22P	22	

A



B



C



D



DF59S SERIES - 3-WAY SYSTEM MONO-POLE CONNECTORS

- Board to Board Joint, Wire to Board and Short-Circuit Wire Connection with common receptacle
- Unique "Stress free contact" is provided for ± 0.5 mm floating function in X and Y directions and ± 0.2 mm in Z direction

For quantities greater than listed, call for quote.

MOUSER STOCK NO.	Hirose Part No.	Fig.	Description	Current Rating	Price Each 1	10	50	100
798-DF59S-1P-FC24	DF59S-1P-FC(24)	A	Floating Socket	3A				
798-DF59S-1S-V24	DF59S-1S-V(24)	B	Receptacle	3A				

A



B



© Copyright 2014 Mouser Electronics

© Copyright 2014 Mouser Electronics

TE CONNECTIVITY Lighting Connectors

RoHS Compliant **This product is RoHS compliant.**

Authorized Distributor

NECTOR S LINE CONNECTORS

- 7.5mm outer diameter of plug to fit into 8mm furniture holes
- Connector system available in wire-to-wire configuration
- Outlet and Plug assemblies with two contact positions
- Use widely known MQS contacts
- 6 way distributor with additional switch feature

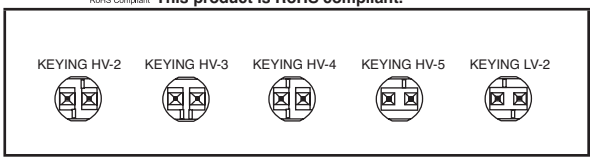

Standard Components, UL Style

For quantities greater than listed, call for quote.

MOUSER STOCK NO.	TE Part No.	Fig.	Keying	Current	Voltage	Price Each 1	100	500	1000
Outlet PCB Connector, straight version									
571-293653-1	293653-1	A	HV-2	6A	125VAC				
571-293653-2	293653-2	A	HV-3	6A	125VAC				
571-293653-3	293653-3	A	HV-4	6A	125VAC				
571-293653-4	293653-4	A	HV-5	6A	125VAC				
571-293653-5	293653-5	A	LV-2	7A	42VDC				
Outlet PCB Connector, straight angled version									
571-293652-1	293652-1	B	HV-2	6A	125VAC				
571-293652-2	293652-2	B	HV-3	6A	125VAC				
571-293652-3	293652-3	B	HV-4	6A	125VAC				
571-293652-4	293652-4	B	HV-5	6A	125VAC				
571-293652-5	293652-5	B	LV-2	7A	42VDC				
Plug PCB Connector, straight version									
571-293655-1	293655-1	C	HV-2	6A	125VAC				
571-293655-2	293655-2	C	HV-3	6A	125VAC				
571-293655-3	293655-3	C	HV-4	6A	125VAC				
571-293655-4	293655-4	C	HV-5	6A	125VAC				
571-293655-5	293655-5	C	LV-2	7A	42VDC				
Plug PCB Connector, straight angled version									
571-293654-1	293654-1	D	HV-2	6A	125VAC				
571-293654-2	293654-2	D	HV-3	6A	125VAC				
571-293654-3	293654-3	D	HV-4	6A	125VAC				
571-293654-4	293654-4	D	HV-5	6A	125VAC				
571-293654-5	293654-5	D	LV-2	7A	42VDC				
Splitter Serial									
571-293649-1	293649-1	E	(HV4-(HV4/HV2))	6A	125VAC				
571-293649-2	293649-2	E	(LV2-(LV2/HV2))	6A	125VAC				
Splitter Parallel									
571-293650-2	293650-2	E	HV-3	6A	125VAC				
571-293650-1	293650-1	E	HV-4	6A	125VAC				
571-293650-3	293650-3	E	HV-5	6A	125VAC				
571-293650-4	293650-4	E	LV-2	7A	42VDC				
Bridge Connector									
571-293647-1	293647-1	F	HV-4	6A	125VAC				

Cable Assemblies, UL Style

For quantities greater than listed, call for quote.

MOUSER STOCK NO.	TE Part No.	Fig.	Length (ft.)	Cable Type	Keying	Current	Voltage	Price Each 1	25	50	100
S Line Plug to Outlet											
571-2181143-1	2181143-1	G	2	SPT-2	HV-3	6A	125VAC				
571-2181143-4	2181143-4	G	8	SPT-2	HV-3	6A	125VAC				
571-2181191-1	2181191-1	G	2	SPT-2	HV-4	6A	125VAC				
571-2181192-1	2181192-1	G	2	SPT-2	LV-2	7A	42VDC				
571-2181192-4	2181192-4	G	8	SPT-2	LV-2	7A	42VDC				
571-1-2083073-1	1-2083073-1	G	2	SVT	HV-3	6A	125VAC				
571-1-2083072-1	1-2083072-1	G	2	SVT	HV-4	6A	125VAC				
571-2-2083073-1	2-2083073-1	G	2	SVT	LV-2	7A	42VDC				
S Line Plug to Pigtail											
571-2181148-1	2181148-1	H	2	SPT-2	HV-2	6A	125VAC				
571-2181148-4	2181148-4	H	8	SPT-2	HV-2	6A	125VAC				
571-2181193-1	2181193-1	H	2	SPT-2	HV-3	6A	125VAC				
571-2181193-4	2181193-4	H	8	SPT-2	HV-3	6A	125VAC				
571-2181194-1	2181194-1	H	2	SPT-2	HV-4	6A	125VAC				
571-2181195-1	2181195-1	H	2	SPT-2	LV-2	7A	42VDC				
571-2181195-4	2181195-4	H	8	SPT-2	LV-2	7A	42VDC				
571-2-2083074-1	2-2083074-1	H	2	SVT	HV-2	6A	125VAC				
571-1-2083075-1	1-2083075-1	H	2	SVT	HV-3	6A	125VAC				
571-1-2083074-1	1-2083074-1	H	2	SVT	HV-4	6A	125VAC				
571-2-2083075-1	2-2083075-1	H	2	SVT	LV-2	7A	42VDC				
S Line Outlet to Pigtail											
571-2181196-1	2181196-1	I	2	SPT-2	HV-3	6A	125VAC				
571-2181196-4	2181196-4	I	8	SPT-2	HV-3	6A	125VAC				
571-2181197-1	2181197-1	I	2	SPT-2	HV-4	6A	125VAC				
571-2181198-1	2181198-1	I	2	SPT-2	LV-2	7A	42VDC				
571-2181198-4	2181198-4	I	8	SPT-2	LV-2	7A	42VDC				
571-1-2083077-1	1-2083077-1	I	2	SVT	HV-3	6A	125VAC				
571-1-2083076-1	1-2083076-1	I	2	SVT	HV-4	6A	125VAC				
571-2-2083077-1	2-2083077-1	I	2	SVT	LV-2	7A	42VDC				

Cable Assemblies, UL Style

For quantities greater than listed, call for quote.

MOUSER STOCK NO.	TE Part No.	Fig.	Description	Length (ft.)	Cable Type	Keying	Current	Voltage	Price Each 1	25	50	100
571-1-2083079-1	1-2083079-1	J	S Line 6 Way Distributor Pigtail	8	SVT	LV-2	7A	42VDC				
571-1-2083081-1	1-2083081-1	J	S Line 6 Way Distributor Pigtail (Switchable)	8	SVT	LV-2	7A	42VDC				
571-1-2083083-1	1-2083083-1	K	S Line 6 Way Distributor to Powerplug	8	SVT	HV-3	6A	125VAC				
571-1-2083084-1	1-2083084-1	K	NS Line 6 Way Distributor to Powerplug	8	SVT	HV-2	6A	125VAC				

A


B


C


D


E


F


G


H


I


J


K


© Copyright 2014 Mouser Electronics

© Copyright 2014 Mouser Electronics

CoolSplice CONNECTORS

Features:
- Simple push button termination
- Easy visual inspection
- Left/right termination independent
- Slim-symmetrical glossy appearance
- Optional sealing
- Standard version KEMA approved
- UL approved
- No wire stripping
- No screws, no sharp edges
- No special tooling, no dirt moistening

NEW PRODUCT

For quantities greater than listed, call for quote.

MOUSER STOCK NO.	TE Part No.	Fig.	Description	Price Each 1	25	50	100
571-293545-1	293545-1	A	Unsealed clear connector (green buttons) 18AWG				
571-293545-2	293545-2	A	Sealed clear connector (blue buttons) 18AWG				
571-293545-3	293545-3	A	Unsealed yellow connector (green buttons) 20-22AWG				
571-293545-4	293545-4	A	Sealed yellow connector (blue buttons) 20-22AWG				
571-5-293521-1	5-293521-1	B	4p Ribbon IDC Sealed Splice - Clear				
571-5-293522-1	5-293522-1	C	4p Ribbon IDC end cap with Bridge; Blue				
571-5-293522-2	5-293522-2	C	4p Ribbon IDC end cap without Bridge; Green				

SlimSeal LOW POWER SEALED LIGHTING CONNECTORS

Features:
- Wire-to-wire and wire-to-board (vertical and right angle)
- 18-24AWG stranded wire
- Positive integral latching
- Polarized connectors
- Pre-assembled seals and wire guides
- IP67 rating
- UV resistance (wire-to-wire)

Applications:
- Billboards
- Live events lighting
- Wall wash lighting
- Spot lighting
- Street lighting
- Tunnel lighting
- Flood lights
- LED strip lighting

For quantities greater than listed, call for quote.

MOUSER STOCK NO.	TE Part No.	Fig.	No. of Positions	Description	Price Each 1	25	50
571-2106135-2	2106135-2	D	2	Wire-to-wire Plug			
571-2106135-4	2106135-4	D	4	Wire-to-wire Plug			
571-2106136-2	2106136-2	E	2	Wire-to-wire Receptacle			
571-2106136-4	2106136-4	E	4	Wire-to-wire Receptacle			
571-2106053-2	2106053-2	F	2	Vertical Header, SMT			
571-2106053-6	2106053-6	F	4	Vertical Header, SMT			
571-2106056-2	2106056-2	G	2	Right Angle Header, SMT			
571-2106056-8	2106056-8	G	4	Right Angle Header, SMT			
Contacts							
571-2106123-2	2106123-2	-	-	18-20 AWG Receptacle Contact			
571-1-2106123-2	1-2106123-2	-	-	22-24 AWG Receptacle Contact			
571-2106124-9	2106124-9	-	-	18-20 AWG Blade Contact			
571-2-2106124-7	2-2106124-7	-	-	22-26 AWG Blade Contact			

IDC SSL CONNECTORS

Features:
- SMT and thru-hole
- Closed end and feed through
- 18-24AWG stranded and solid wire
- Dual IDC slots for redundancy
- Wire placement "viewing" window
- Wire gauge color coded
- Tool-less termination

Applications:
- LED lighting controls
- General illumination LED fixtures
- Connecting strings of pcb LED light modules
- Non-lighting wire-to-board applications

For quantities greater than listed, call for quote.

MOUSER STOCK NO.	TE Part No.	Fig.	No. of Positions	AWG	Dim. "D" mm (in.)	Color	Price Each 1	25	100
Closed End SMT									
571-2106003-2	2106003-2	H	2	18	9.70 (.382)	Yellow			
571-2106003-3	2106003-3	H	3	18	13.70 (.539)	Yellow			
571-1-2106003-2	1-2106003-2	H	2	20	9.70 (.382)	Blue			
571-1-2106003-3	1-2106003-3	H	3	20	13.70 (.539)	Blue			
571-2-2106003-2	2-2106003-2	H	2	22	9.70 (.382)	Green			
571-2-2106003-3	2-2106003-3	H	3	22	13.70 (.539)	Green			
571-3-2106003-2	3-2106003-2	H	2	24	9.70 (.382)	Red			
Feed Through SMT									
571-2106431-2	2106431-2	I	2	18	9.70 (.382)	Yellow			
571-2106431-3	2106431-3	I	3	18	13.70 (.539)	Yellow			
571-1-2106431-2	1-2106431-2	I	2	20	9.70 (.382)	Blue			
571-2-2106431-2	2-2106431-2	I	2	22	9.70 (.382)	Green			
571-2-2106431-3	2-2106431-3	I	3	22	13.70 (.539)	Green			
571-3-2106431-2	3-2106431-2	I	2	24	9.70 (.382)	Red			
Closed End-Through Hole									
571-2106489-2	2106489-2	J	2	18	9.70 (.382)	Yellow			
571-1-2106489-2	1-2106489-2	J	2	20	9.70 (.382)	Blue			
Feed Through-Through Hole									
571-2106751-2	2106751-2	K	2	18	9.70 (.382)	Yellow			
571-1-2106751-2	1-2106751-2	K	2	20	9.70 (.382)	Blue			

BOARD-TO-BOARD SCREW DOWN JUMPER ASSEMBLY

Features:
- 2 position connection assembly
- Fits onto 16.50mm wide PCB
- 7.0mm PCB spacing
- #6 screw (not included) secures assembly to heat sink or base

Applications:
- T8–T12 fluorescent retrofit LED bulbs
- LED lighting strips
- LED lighting controls
- Channel lettering

For quantities greater than listed, call for quote.

MOUSER STOCK NO.	TE Part No.	Fig.	Description	Price Each 1	25	100
571-2106154-1	2106154-1	L	Screw Down Jumper Assembly			

G13 STYLE SMT ASSEMBLY AND END CAP

Features:
- 2 position G13 Style SMT Assembly
- The End Cap Cover is designed to interface with G13 Style SMT assembly, heat sink and tube
- 0.5" pin centerline per G13 specification
- High temperature material for reflow processing

Applications:
- Standard T8 and T12 fluorescent fixtures

For quantities greater than listed, call for quote.

MOUSER STOCK NO.	TE Part No.	Fig.	Description	Price Each 1	25	100
571-2106150-1	2106150-1	M	G13 Style SMT Assembly			
571-2106646-1	2106646-1	N	End Cap Cover			

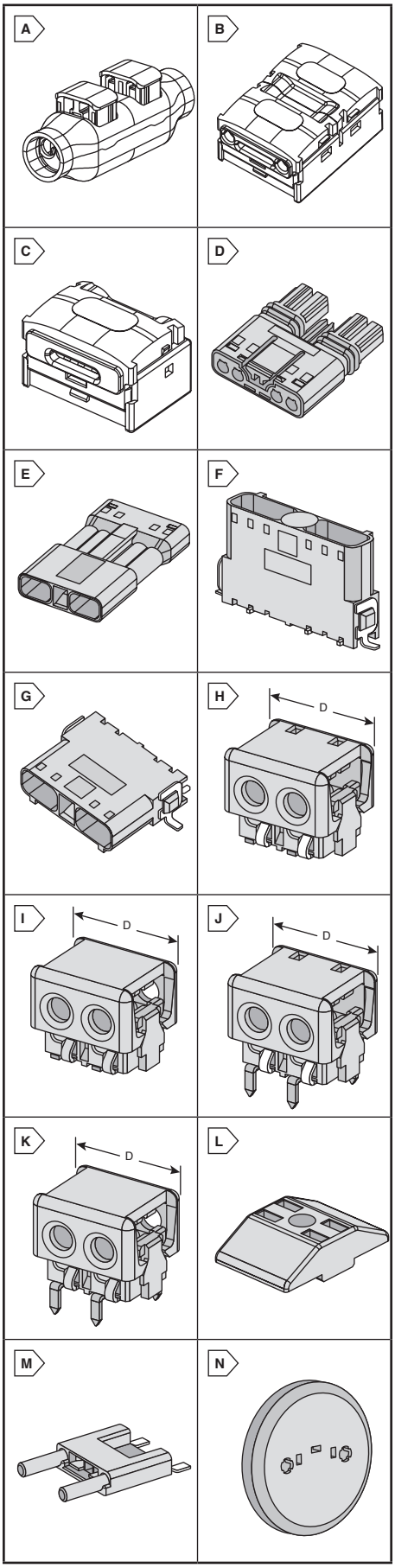

© Copyright 2014 Mouser Electronics

© Copyright 2014 Mouser Electronics

TE CONNECTIVITY Lighting Connectors

RoHS Compliant **This product is RoHS compliant.**

Authorized Distributor

HERMAPHRODITIC BLADE AND RECEPTACLE CONNECTORS

Features:

- Available in 2, 4, and 6 Positions
- Connector Mates to Itself
- Single Part to be Stocked and Placed onto PCB per Position
- Connector Mates and Unmates Horizontally and Vertically -3 Axis Mating
- Connector can be Articulated from 90° to 180°
- Solder Pad Footprint Compatible with TE SMT Poke-In LED Connector
- Redundant SMT Pads

Applications:

- LED Lighting Modules
- Incandescent Lighting Strips
- Channel Lettering

Board to Board

For quantities greater than listed, call for quote.

MOUSER STOCK NO.	TE Part No.	Fig.	No. of Positions	Color	Price Each 1	25	100
Without Latches							
571-1954289-1	1954289-1	A	2	White			
571-1-1954289-1	1-1954289-1	A	2	Black			
571-1-1954289-2	1-1954289-2	A	4	Black			
With Latches							
571-2058703-1	2058703-1	B	2	White			
571-1-2058703-1	1-2058703-1	B	2	Black			
571-2058703-3	2058703-3	B	6	White			
571-1-2058703-3	1-2058703-3	B	6	Black			
Dust Covers							
571-2058128-1	2058128-1	C	2	White			
571-2058128-3	2058128-3	C	6	White			

Wire to Board

For quantities greater than listed, call for quote.

MOUSER STOCK NO.	TE Part No.	Fig.	No. of Positions	Color	Price Each 1	25	100
571-2058299-1	2058299-1	D	2	White			
571-1-2058299-1	1-2058299-1	D	2	Black			
571-2058299-2	2058299-2	D	4	White			
571-2058299-3	2058299-3	D	6	White			

Contacts

For quantities greater than listed, call for quote.

MOUSER STOCK NO.	TE Part No.	Fig.	Description	Price Each 1	25	100
571-2058301-2	2058301-2	E	Blade Contact			
571-2058302-2	2058302-2	F	Socket Contact			

INVERTED SMT THRU BOARD CONNECTORS

Features:

- Eliminates wire dress management issues with discreet wire leads around the surface of the LED pc board
- Accepts 2 thru 6 Position TE Mini CT connector
- Low profile design
- Rounded corners to minimize shadowing
- Surface mount hold downs provide stability during mating and unmating

Applications:

- LED lighting controls
- Indoor and outdoor lighting fixtures
- General LED illumination fixtures
- Various non-lighting applications that require wire dress connections below the pc board

Connectors

For quantities greater than listed, call for quote.

MOUSER STOCK NO.	TE Part No.	Fig.	No. of Positions	Price Each 1	25	100
571-2106091-1	2106091-1	G	2			
571-2106091-2	2106091-2	G	3			
571-2106091-3	2106091-3	G	4			
571-2106091-4	2106091-4	G	5			
571-2106091-5	2106091-5	G	6			

Mini CT Cable Assemblies

For quantities greater than listed, call for quote.

MOUSER STOCK NO.	TE Part No.	Fig.	No. of Positions	Price Each 1	25	100
571-2058943-1	2058943-1	H	2			
571-2058943-2	2058943-2	H	3			
571-2058943-3	2058943-3	H	4			
571-2058943-5	2058943-5	H	6			

MICRO POKE-IN WIRE SSL CONNECTOR

Features:

- Small size: 8.2mm (L) x 3.3mm (W) x 2.475mm (H)
- Long product lifetime: 40,000 hours
- Wire retention force: 6N
- Salt spray test qualification
- Creepage distance: 1.5mm
- High speed for SMT processes
- RoHS compliant
- Accepts 24 and 26AWG solid wire
- Low profile flat surface allows for vacuum pick up
- High temperature material for type reflow processes
- Tape and reel packaging

Applications:

- LED channel letter lighting strips
- General illumination LED fixtures
- Architectural cove and valence lighting
- Digital signage
- LED Module
- Available for COB application
- Various non-lighting applications that require attaching flying leads to printed circuit boards

For quantities greater than listed, call for quote.

MOUSER STOCK NO.	TE Part No.	Fig.	No. of Positions	Description	Price Each 1	25	100	Reel Quantity	Price Per Piece
571-2134611-1	2134611-1	I	1	SMT, white				2000	

LIGHT-N-LOK™ CONNECTORS

Features:

- Available in 2 and 3 position sizes
- Poke-in termination for 18AWG solid wire for easy tool-less, field or factory installation
- Intefral strain-relief prevents inadvertent wire twist out and pull out
- Designed for hot plugging
- Snag-resistant rounded housings
- Connector latches prevent unintentional disconnect

Applications:

- Commercial lighting applications for UL2459
- Hot-pluggable interconnect for fluorescent ballast applications
- Meets new NEC and CEC requirements

For quantities greater than listed, call for quote.

MOUSER STOCK NO.	TE Part No.	Fig.	No. of Positions	Description	Price Each 1	25	100
571-2008144-1	2008144-1	J	2	Mated Pair, Plug and Receptacle			
571-2008152-1	2008152-1	J	3	Mated Pair, Plug and Receptacle			

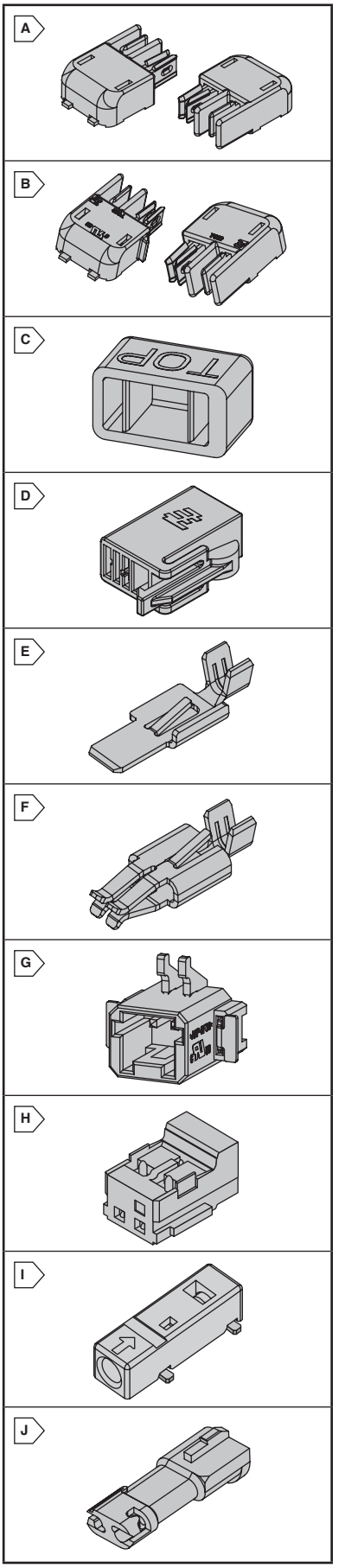

© Copyright 2014 Mouser Electronics

© Copyright 2014 Mouser Electronics

TE connectivity Authorized Distributor

RoHS Compliant **This product is RoHS compliant.**

LED HOLDER, TYPE LH

Features:
- For use with the Philips Lumileds LUXEON® H LED array
- -40°C to 110°C continuous operating temperature
- Fits within less than a 28mm diameter area
- Lower than 2mm in profile height
- Securely fastens to the heat sink with two M3 or #4 sized mounting screws (not provided)

Applications:
- Ideal for space constrained, cost sensitive and visually appealing designs
- Retrofit bulbs (GU10, A19 and Candle bulbs)
- Track lighting
- Under cabinet lighting

PRODUCT NEW

For quantities greater than listed, call for quote.

MOUSER STOCK NO.	TE Part No.	Fig.	Description	Price Each 1	10	25
571-2154821-1	2154821-1	A	LED clamp, Type LH Solderless LED Socket			

SOLDERLESS LED SOCKET, TYPE SMIZ

Features:
- Poke in 24AWG solid tin wire termination
- UV resistant housing material
- Two screw attachment to heat sink using M2 screws
- Locator posts on housing to aid in positioning connector on heat sink
- Designed to work with the Sharp Mini Zenigata LED

Applications:
- LED replacement lamp
- Architectural illumination
- Spotlights
- Mobile lighting
- Area and object lighting

PRODUCT NEW

For quantities greater than listed, call for quote.

MOUSER STOCK NO.	TE Part No.	Fig.	Description	Price Each 1	10	25
571-2174306-1	2174306-1	B	Solderless LED SKT Type SMIZ			

SOLDERLESS LED SOCKET, TYPE BR

Features:
- Solderless Termination To Bridgelux RS LED
- Poke-in wire terminals accept the following:
  18 – 22AWG solid wires
  18 – 20AWG pre-bond wires
  18AWG stranded wire
- Cleared area designated for reflector mounting
- LED retained in housing with slight press-fit (LED not included)
- Four screw attachment using M3 or #4 screws
- Integrated features for polarization on heat sink
- Features molded in to provide wire strain relief

Applications:
- Retail lighting
- Commercial down lights
- High bay lighting

For quantities greater than listed, call for quote.

MOUSER STOCK NO.	TE Part No.	Fig.	Description	Price Each 1	10	25
571-2154455-1	2154455-1	C	Socket Assembly, Solderless BR LED			

SOLDERLESS LED SOCKETS, TYPE CM

- For use with Cree XLamp® MP-L™ LED
- Positive positioning ribs
- Hex holes for optional interference fit optics attachment
- Snap features for optics attachment

PRODUCT NEW

For quantities greater than listed, call for quote.

MOUSER STOCK NO.	TE Part No.	Fig.	Description	Price Each 1	10	25
571-2106946-1	2106946-1	D	Wire-to-board, without optics latch			
571-2106946-2	2106946-2	E	Wire-to-board, with optics latch			
571-2106946-3	2106946-3	F	Board-to-board, without optics latch			
571-2106946-4	2106946-4	G	Board-to-board, with optics latch			
571-2106946-5	2106946-5	H	Inverted through board with optics latch			
571-2106946-6	2106946-6	I	Inverted through board without optics latch			

SOLDERLESS LED SOCKET, TYPE NL2

Features:
- Solderless Termination to Nichia COB-L series LED
- LED retained in housing with slight press-fit (LED not included)
- UV resistant housing material
- Molded polarity indicator on housing

Applications:
- Retail Lighting
- Commercial down lights
- High bay lighting

PRODUCT NEW

For quantities greater than listed, call for quote.

MOUSER STOCK NO.	TE Part No.	Fig.	Description	Price Each 1	10	25
571-2174024-1	2174024-1	J	Solderless LED Socket, Type NL2			

LOW VOLTAGE DC GRID INTERCONNECTS

Features:
- Releasable latching
- Polarized housings
- Plenum rated

Applications:
- Power Feed Cable Assembly
- Load (Device) Cable Assembly
- Bus Bar to Bus Bar Cable Assembly
- External Bus Bar (Fixture or Device) Connector
- Internal Bus Bar (Fixture or Device) Connector

For quantities greater than listed, call for quote.

MOUSER STOCK NO.	TE Part No.	Fig.	Description	Length (ft)	Price Each 1	10	25
571-2106725-1	2106725-1	K	Power Feed Cable Assembly	5			
571-2106725-2	2106725-2	K	Power Feed Cable Assembly	10			
571-2106725-4	2106725-4	K	Power Feed Cable Assembly	20			
571-2106728-1	2106728-1	L	Bus Bar to Bus Bar Cable Assembly	3			
571-2106718-1	2106718-1	M	Load (Device) Cable Assembly	5			
571-2106718-2	2106718-2	M	Load (Device) Cable Assembly	10			
571-2106739-1	2106739-1	N	External Bus Bar (Fixture or Device) Connector	---			
571-2106710-1	2106710-1	O	Internal Bus Bar (Fixture or Device) Connector	---			

SMT AND THRU-HOLE POKE-IN WIRE LIGHTING CONNECTORS

Features:
- Tape and Reel Packaging for High Speed SMT Processes
- RoHS Compliant Redundant SMT Pads Prevents Peeling
- Rounded Corners to Minimize Shadowing
- Side to Side Stackable with Pads on 4mm Centers
- Accepts 18, 20, 22AWG Solid Wire; 18, 20AWG Prebond Stranded; 18AWG Stranded (16 Strands Only)
- Cost Effective Alternative to Hand Soldering Wires
- Low profile Design
- Flat Top Surface Allows for Vacuum Pick Up
- High Temperature Material for Reflow Processing

Applications:
- Lighting Controls
- Interconnecting Strings of Printed Circuit LED Light Modules

Standard

For quantities greater than listed, call for quote.

MOUSER STOCK NO.	TE Part No.	Fig.	No. of Positions	Description	Price Each 1	25	100	Reel Quantity	Price Per Piece
571-2008563-1	2008563-1	P	1	SMT, white				500	
571-1954097-1	1954097-1	P	2	SMT, white				800	
571-2008839-1	2008839-1	Q	1	Thru-Hole, white				500	
571-2008106-1	2008106-1	Q	2	Thru-Hole, white				600	

DIMENSIONS: mm (in.)

A



B

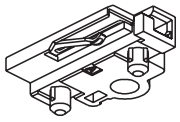

C

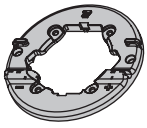

D

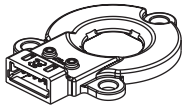

E

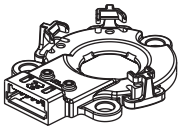

F

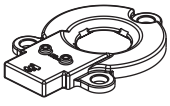

G

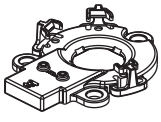

H

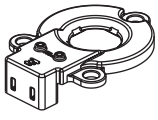

I

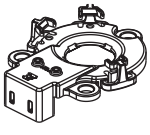

J

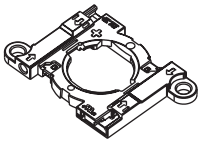

K

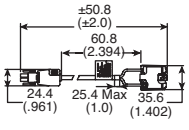

L

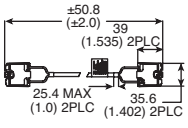

M

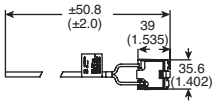

N

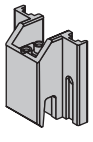

O

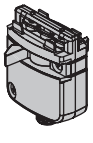

P

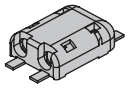

Q

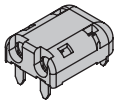

© Copyright 2014 Mouser Electronics

© Copyright 2014 Mouser Electronics

ALPS Small Memory Card Connectors

ALPS

RoHS Compliant **This product is RoHS compliant.**

ALPS SCGD SERIES PUSH-PUSH TYPE MICROSIM CARD CONNECTOR

Features:
- Compatible with microSIM cards (8-pin)
- Normally closed switch contributes to lower power consumption
- Industry's smallest push-push type connector

Applications:
- Mobile phones, smartphones, tablet PCs, notebook PCs, and other mobile devices

NEW PRODUCT

For quantities greater than listed, call for quote.

MOUSER STOCK NO.	Alps Part No.	Fig.	Description	Price Each 1	25	50	100
688-SCGD1B0100	SCGD1B0100	A	Push-push type, height 1.25mm , Thru - hole connector				
688-SCGD1B0201	SCGD1B0201	A	Push-push type, height 1.25mm , SMT connector				

ALPS SERIES SCDG4 SERIES LOW-PROFILE 4 IN 1 COMBINE TYPE CARD CONNECTOR

Features:
- SD memory cards
- Memory sticks
- Multimedia- CardsTM
- Xd-Picture Cards

NEW PRODUCT

For quantities greater than listed, call for quote.

MOUSER STOCK NO.	Alps Part No.	Fig.	Stand-off (mm)	Mounting System	Features	Packaging Type	Price Each 1	25	50	100
688-SCDG4B0100	SCDG4B0100	B	0mm	Standard	Thin with a thickness of 4.2mm	Taping				

ALPS SCDG6 SERIES LOW-PROFILE COMBINE TYPE CONNECTOR

Features:
- Support media; SD/MMC/MS Duo/MS PRO-HG Duo
- Our unique cam structure contributes to mis-insertion for MS Duo
- Compact and low-profile size of 29.8x31.4x4.4mm(WxDxH)
- High reliable write protect switch achieved by sliding contact
- Standard and reverse mount type also available

Applications:
- Note PCs, desktop PCs, printers, digital photo frames, mobile devices

NEW PRODUCT

For quantities greater than listed, call for quote.

MOUSER STOCK NO.	Alps Part No.	Fig.	Stand-off (mm)	Mounting System	Features	Packaging Type	Price Each 1	25	50	100
688-SCDG6A0100	SCDG6A0100	C	0mm	Standard	With boss	Taping				

ALPS SCDA SERIES CONNECTOR FOR MEMORY CARD

Applications:
- Note PCs, desktop PCs, printers, digital photo frames, mobile devices

NEW PRODUCT

For quantities greater than listed, call for quote.

MOUSER STOCK NO.	Alps Part No.	Fig.	Stand-off (mm)	Mounting System	Features	Packaging Type	Price Each 1	25	50	100
688-SCDA9A0400	SCDA9A0400	D	0mm	Standard	Inner tail, Card eject stroke 5mm	Taping				
688-SCDA7A1201	SCDA7A1201	D	1.8mm	Standard	Outer tail, Card eject stroke 8mm	Taping				

ALPS CONNECTORS AND ADAPTERS FOR microSD CARDS

Features:
- Improved quality
- Good operational feel

Specifications:
- Surface type mounting
- Push-push type
- 500VAC 1 minute
- 5000 cycles

Applications:
- Mobile phones
- PDAs
- Digital still cameras
- Compact audio equipment

For quantities greater than listed, call for quote.

MOUSER STOCK NO.	Alps Part No.	Fig.	Description	Price Each 1	25	50	100
688-SCHD1A0101	SCHD1A0101	E	Manual insertion/removal, Surface mount, Connector-header type				

ALPS CONNECTORS FOR W-SIM CARDS

Features:
- Improved operability from long ejection stroke (mm) and clear click feel
- Good operational feel
- Double contact-point for power and ground reduces risk of temporary power failure
- Compact and low-profile suitable for portable devices

Specifications:
- Mating/unmating cycles: 10,000 cycles
- Operating temperature range: -25°C to +60°C
- Voltage proof: 500VAC 1 minute
- Insulation resistance (Initial): 1,000M Ω min.
- Contact resistance (Initial): 100m Ω max.

Applications:
- For mobile phones, PCs, and personal digital assistants

For quantities greater than listed, call for quote.

MOUSER STOCK NO.	Alps Part No.	Fig.	Stand-off (mm)	Mounting System	Features	Packaging Type	Price Each 1	25	50	100
688-SCZA1A0100	SCZA1A0100	F	0	Standard mount	Without boss L type	Tray				
688-SCZA1A0200	SCZA1A0200	F	0	Standard mount	With boss L type	Tray				
688-SCZA1A0500	SCZA1A0500	F	0	Standard mount	Without boss 1.2mm type	Tray				
688-SCZA1A0600	SCZA1A0600	F	0	Standard mount	With boss 1.2mm type	Tray				
688-SCZA2A0100	SCZA2A0100	G	0	Standard mount	With boss L type	Tray				
688-SCZA2A0200	SCZA2A0200	G	0	Standard mount	Without boss 0.6mm type	Tray				

DIMENSIONS: mm

A



B



C



D



E



F



G



© Copyright 2014 Mouser Electronics

© Copyright 2014 Mouser Electronics

AVX Memory Card and DIN Connectors

RoHS Compliant **This page of product is compliant.**

SIM CONNECTORS

For quantities greater than listed, call for quote.

MOUSER STOCK NO	AVX Part No.	Fig.	No. of Contacts	Description	Height	Price Each 1	25	100	250
581-009162006301150	009162006301150	A	6	SMT with Locking Hinged Guide	2.50mm				
581-009162006401070	009162006401070	B	6	SMT Slide in, Low Profile	1.60mm				
581-00-9162006206175	009162006206175	B	6	SMT Slide in, Standard	1.75mm				
581-009162006501150	009162006501150	C	6	SIM and SD Micro Combination	2.70mm				
581-045036006200862+	045036006200862+	D	6	With Boss, without Lock	2.40mm				
581-055036006202862+	055036006202862+	E	6	Without Boss, with Lock	2.40mm				

SD CARD CONNECTORS

For quantities greater than listed, call for quote.

MOUSER STOCK NO	AVX Part No.	Fig.	Description	Height	Price Each 1	25	100	250
581-145638109211859+	145638109211859+	F	Reverse type, Outer tail, without ejector	2.9mm				
581-145738009302859+	145738009302859+	G	Normal type, Inner tail	2.9mm				
581-145738009784859+	145738009784859+	G	Normal type, Outer tail	2.8mm				

COMPACT FLASH

- Ejectors and connectors are sold separately

For quantities greater than listed, call for quote.

MOUSER STOCK NO	AVX Part No.	Fig.	Description	Price Each 1	25	100	250
Connectors							
581-315610050500871+	315610050500871+	H	Type I, Normal, related ejectors 305610000005000+ and 305610000006000+				
581-315610050260871+	315610050260871+	H	Type I, Reverse, related ejectors 305610000005000+ and 305610000006000+				
581-315620050116871+	315620050116871+	H	Type II, Normal, related ejector 305620000006000+				
Ejectors - With Foldable Button							
581-305610000005000+	305610000005000+	---	Left Side, related connectors 315610050500871+ and 315610050500871+				
581-305610000006000+	305610000006000+	---	Right Side, related connectors 315610050500871+ and 315610050500871+				
581-305620000006000+	305620000006000+	---	Right Side, related connectors 315620050116871+ and 315620050716871+				

DIN 41612 CONNECTORS

⁂ With keying system

For quantities greater than listed, call for quote.

MOUSER STOCK NO	AVX Part No.	Fig.	No. of Rows	No. of Contacts	Gender	Style	Termination Length	Loading Description	Price Each 1	10	25
Solder Termination, Straight											
581-20845764125	208457064001025	I	2	64	Female	B	4.5mm	a and b loaded			
581-20845796125	208457096001025	I	3	96	Female	C	4.5mm	a, b, c loaded			
581-20845796225	208457096002025	I	3	96	Female	C	2.9mm	a, b, c loaded			
Solder Termination, Right-Angle											
581-10845796125	108457096001025	I	3	96	Male	C	3.4mm	a, b, c loaded			
581-10845796225	108457096002025	I	3	96	Male	C	3.0mm	a, b, c loaded			
⁂ 581-12845796225	128457096002025	I	3	96	Male	C	3.0mm	a, b, c loaded			
581-10845796226	108457096002026	I	3	64	Male	C	3.0mm	a and c loaded			
581-10845716225	108457160002025	I	5	160	Male	C Expanded	3.0mm	a, b, c, d, e loaded			
Solder Termination-Inverted, Straight											
581-10847796225	108477096002025	J	3	96	Male	R	4.5mm	a, b, c loaded			
Solder Termination-Inverted, Right-Angle											
581-20847796225	208477096002025	J	3	96	Female	R	3.0mm	a, b, c loaded			
Varipin™ Press-Fit Termination, Straight											
581-20845896125	208458096001025	K	3	96	Female	C	5.3mm	a, b, c loaded			
581-208458128125	208458128001025	K	4	128	Female	C Expanded	5.3mm	a, b, c, d loaded			

7E50 SERIES COMPACTFLASH™ TYPE II CARD HEADERS - SURFACE MOUNT

Features:

- RoHS Compliant per 3M documentation
- Mates with CompactFlash™ Type I and Type II cards
- Meets CFA standards for known compatibility and reliability
- Extended guide rails enable accurate and easy card insertion
- Guide rail ESD clip contacts board ground pads
- Single row surface mount solder tails facilitate auto placement and IR soldering

For quantities greater than listed, call for quote.

MOUSER STOCK NO.	3M Part No.	Fig.	Type	Plating	Board Standoff	Price Each 1	25	50
With Metal Brace								
517-N7E50-M516B-50-W	N7E50-M516RB-50-WF	L	Normal Type	30μ" Gold	2.00mm			
Without Metal Brace								
517-N7E50-Q516B-50-W	N7E50-Q516RB-50-WF	M	Normal Type	30μ" Gold	2.00mm			
517-N7E50-7516PG-20	N7E50-7516PG-20	N	Normal	Gold Flash	1.64mm			
517-N7E50-7516PK-20	N7E50-7516PK-20	N	Normal	Gold Flash	1.64mm			
Ejectors								
517-7E50-B316-04	7E50-B316-04	-	Right Hand Eject CFII					
517-7E50-B716-05	7E50-B716-05	O	CFII NRIL Latching					
517-7E50-B516-05	7E50-B516-05	P	CFII Dual Push					

N7G24 SERIES HEADERS AND ACCESSORIES FOR CFAST™ CARD

CFast is a new CompactFlash Association (CFA) standard evolved from the familiar CompactFlash® Card format incorporating the Serial Advanced Technology Attachment (SATA) architecture

- Long guide rails
- Elevated height (2mm)
- High durability
- Optional ejector/retainer system
- Single connector for Type I and II

For quantities greater than listed, call for quote.

MOUSER STOCK NO.	3M Part No.	Fig.	Type	Plating	Board Standoff	Price Each 1	25	50	100
Headers									
517-N7G24A0B2RB000HT	N7G24-A0B2RB-00-0HT	Q	Normal	30μ" Gold	-				
517-N7G24A0B2RB100HT	N7G24-A0B2RB-10-0HT	Q	Normal	15μ" Gold	2.00mm				
Ejectors									
517-7G24-B516-05	7G24-B5A6-05	P	-	Right Dual Push Ejector	-				
517-7G24-B616-05	7G24-B6A6-05	P	-	Left Dual Push Ejector	-				
Accessories									
517-7E50-C016-00-HT	7E50-C016-00-HT	-	-	Retaining Clip	-				

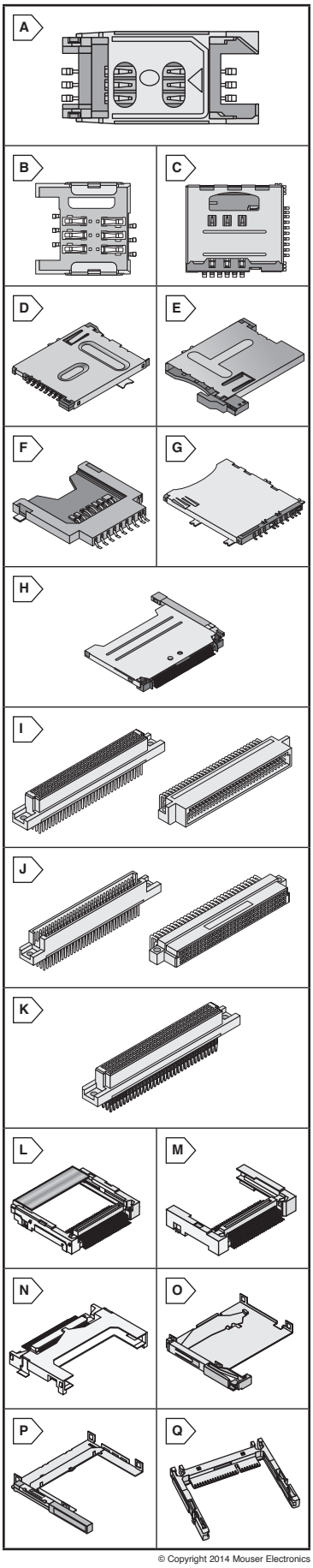

© Copyright 2014 Mouser Electronics

© Copyright 2014 Mouser Electronics

JAE SIM and DIMM Sockets and Memory Card Connectors

RoHS Compliant **This product is RoHS compliant.**

SF50 SERIES MICRO SIM CARD CONNECTORS

- Simple structure and easy to operate pull lever is used for card insertion and removal
- Balanced 6 hold-down points for EMI countermeasure
- Location of pull lever is available in left and right side
- Industry's lowest-in-class-height of 1.2mm and smallest-in-class mounting area (13.6mm width, 15.6mm depth) for a pull lever type
- Pb-free, halogen-free compliant product

NEW! TECHNOLOGY

For quantities greater than listed, call for quote.

MOUSER STOCK NO.	JAE Part No.	Fig.	Description	Price Each 1	10	25	50
656-SF50S006V4AR1500	SF50S006V4AR1500	A	6P 1.2mm Micro SIM, Left Side Pull-Bar				
656-SF50S006V4CR1500	SF50S006V4CR1500	A	6P 1.2mm Micro SIM, Right Side Pull-Bar				

SF2, SF7 AND SF9 SIM CARD SMT CONNECTORS

- Supports GSM 11.11 standard compliant plug-in SIM Card
- RoHS Compliance per JAE documentation

※ Super low profile with a height of 0.5mm from the board
※※ Easy operation hinge slide lock mechanism
† Space saving tray type design

For quantities greater than listed, call for quote.

	MOUSER STOCK NO.	JAE Part No.	Fig.	Description	Price Each 1	10	25	50
※	656-SF2W006S4KE3000	SF2W006S4KE3000	B	6P SMT SIM Contact Block				
※※	656-SF7W006S4ER1500	SF7W006S4ER1500	C	8P 1.9mm Height, Tray Type, with D-SW				
※※	656-SF7W006S1AE1000	SF7W006S1AE1000	D	6P 2.3mm Height				
※※	656-SF7W006S1BE1000R	SF7W006S1BE1000R	D	6P 2.3mm Height with out polarizing boss				
※※	656-SF7W008S1AE900	SF7W008S1AE900	D	8P 2.5mm Height with D-SW				
†	656-SF9W006S4AR1200	SF9W006S4AR1200	E	6P 1.8mm Height, Connector only				
†	656-SF9W006S4BR1200	SF9W006S4BR1200	F	6P 1.8mm Height, Connector only (SUB PCB)				
†	656-SF9-STS1-A	SF9-STS1-A	E	Tray only, A type				
	656-SF9-STR1-B	SF9-STR1-B	F	Tray only, B type				

SMALL MEMORY CARD CONNECTORS

- Small and low profile connectors
- Contact Resistance: 100mΩ or less
- Push-push structure to minimize space
- Rated Current: 0.5A
- RoHS Compliance per JAE documentation
- Insulation Resistance: 1000MΩ or more

※ Smallest in class 1.4mm H/15.5mm D, 11.9mm W

For quantities greater than listed, call for quote.

	MOUSER STOCK NO.	JAE Part No.	Fig.	Description	Price Each 1	10	25	50
※	656-ST1W008S4GR300	ST1W008S4GR300	G	8P MicroSD Push-slide Hinge Type				
	656-ST1W008S4AR1500	ST1W008S4AR1500	H	8P microSD™ Push-slide Hinge Type "Open"				
	656-ST1W008S4ER1500	ST1W008S4ER1500	H	8P microSD™ Push-slide Hinge Type "Lock/Unlock"				

JC26 SERIES COMPACTFLASH® TYPE I/II CONNECTORS

- Slot mechanism compliant with CFA (Compact Flash Association) Type I/II Card
- Designed with spring-loaded mechanism to prevent card from coming out
- RoHS Compliance per JAE documentation
- 1.6mm Stand-Off option: 7.4mm height on board

For quantities greater than listed, call for quote.

MOUSER STOCK NO.	JAE Part No.	Fig.	Description	Price Each 1	10	25	50
656-JC26A-BB16E	JC26A-BB16E	I	50P Side pin connector without frame, 1.6mm Stand-Off				
656-JC26A-BBE	JC26A-BBE	I	50P Side pin connector without frame, with Boss				
656-JC26C2-DRL16E	JC26C2-DRL16E	I	50P Side pin connector with frame, reverse mount				
656-JC26C2-FSH16E	JC26C2-FSH16E	I	50P Left fixed button, 1.6mm Stand-Off				
656-JC26E-BBE	JC26E-BBE	I	50P Side pin connector without frame, with Boss				
656-JC26E-DSRE	JC26E-DSRE	I	50P Side pin connector with frame, Top Mount				

MM60 SERIES MODULE SOCKETS

- Compatible with PCI Express Mini Card
- Retention latch part available to fix module to connector
- Module socket compatible with specifications standardized by the PCI-SIG
- Compatible with PCI Express Mini Card
- Used for connecting modules with PCI Express and USB transmission
- Module mounting heights allow components of under 1.8mm height to be placed below the module
- RoHS Compliance per JAE documentation

NEW PRODUCT

For quantities greater than listed, call for quote.

MOUSER STOCK NO.	JAE Part No.	Fig.	Description	Price Each 1	10	25	50
656-MM60-52C2R1R1200	MM60-52C2-R1-R1200	J	52P Card Socket 2.13mm Height				
656-MM60-52B1-B1-R	MM60-52B1-B1-R850	J	52P Card Socket 3.9mm Height				
656-MM6052B1G1R850	MM60-52B1-G1-R850	J	52P Card Socket 4.0mm Height				
656-MM60-52B1-E1-R	MM60-52B1-E1-R650	J	52P Card Socket 5.9mm Height				
656-MM60-EZH039-B5-R	MM60-EZH039-B5-R850	K	Latch with Boss For 3.9mm Socket				
656-MM60-EZH059-B5-R	MM60-EZH059-B5-R650	K	Latch with Boss For 5.9mm Socket				
656-NT1R3000	NT1R3000	-	Stand Off Nut, 3.9mm				
656-NT4R1600	NT4R1600	-	Stand Off Nut, 5.9mm				

MM70 SERIES MXM3.0 COMPATIBLE CONNECTORS

- Mating area is 0.5mm pitch, with two-layer upper and lower structure
- Compatible with MXM3.0 standard (Card edge type)

NEW PRODUCT

For quantities greater than listed, call for quote.

MOUSER STOCK NO.	JAE Part No.	Fig.	Description	Price Each 1	10	25	50
656-MM70314310B11R	MM70-314-310B1-1-R300	L	314P module socket, 0.1μ" AU, 3mm Height				
656-MM70314310B12R	MM70-314-310B1-2-R300	L	314P module socket, 0.3μ" AU, 3mm Height				
656-MM70314310B22R	MM70-314-310B2-2-R500	L	314P module socket, 0.3μ" AU, 1.5mm Height				

MM80 SERIES DDR3 HIGH SPEED CONNECTORS

- 204 pin socket for DDR3 SDRAM SODIMM, compatible with JEDEC standard (MO-268C)
- Incorrect-insertion prevention key operating voltage is DDR3 compatible 1.5V
- Right-angle SMT type, connector height is available in two types: 5.2mm and 9.2mm
- Reverse mounting type also available (heights: 5.2mm, 9.2mm)

For quantities greater than listed, call for quote.

MOUSER STOCK NO.	JAE Part No.	Fig.	Description	Price Each 1	10	25	50
656-MM80-204B1-1	MM80-204B1-1	M	DDR3 SDRAM, 204P, 5.2mm				
656-MM80-204B1-1R	MM80-204B1-1R	M	DDR3 SDRAM, Reverse, 204P, 5.2mm				

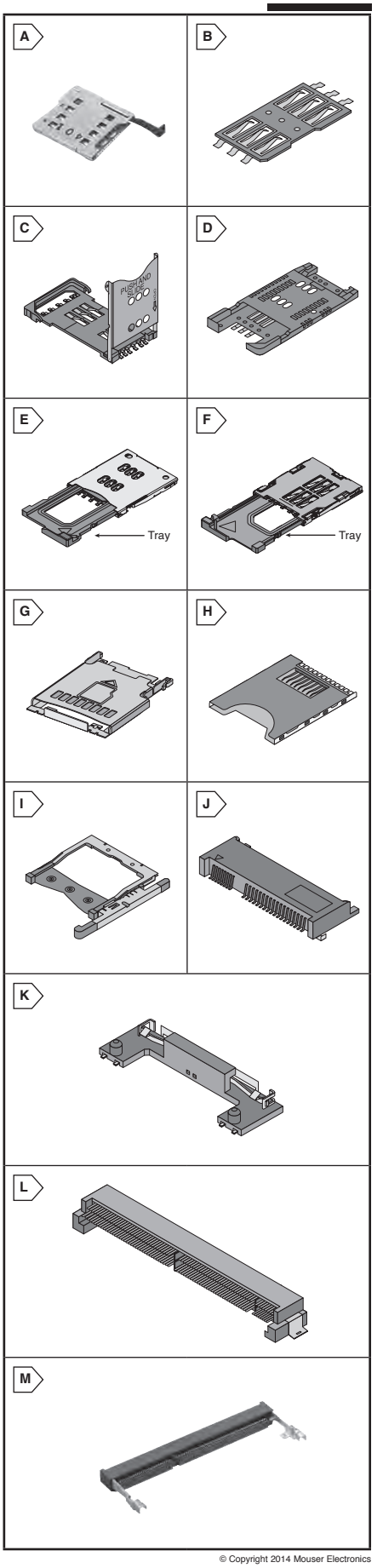

© Copyright 2014 Mouser Electronics

© Copyright 2014 Mouser Electronics

HIROSE Memory Card Connectors

RoHS Compliant **This product is RoHS compliant.**

HIROSE ELECTRIC CO., LTD.

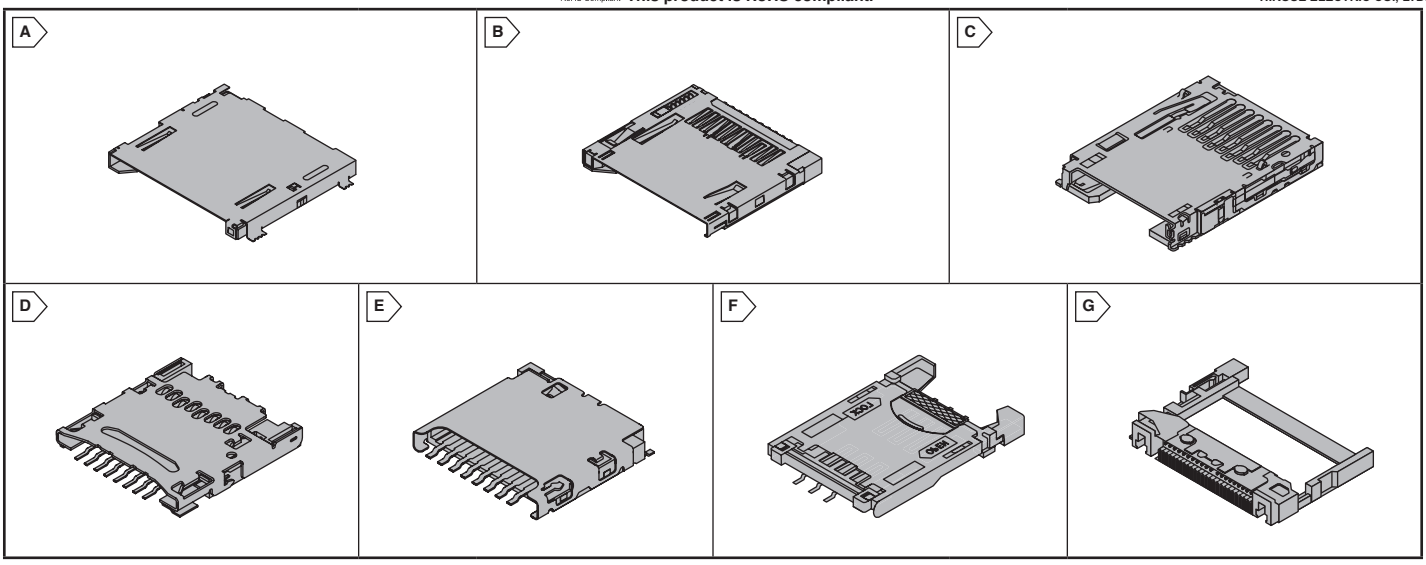

DM1 SERIES - SD MEMORY CARD CONNECTOR

Features:
- Withstands higher force of card insertion
- No damage to cards and card-lock mechanism when accidently pulled out
- Accidental card fall-out prevention
- Built-in Push-in/Push-out ejection mechanism assures simple and reliable card insertion and withdrawal
- Designed to accept Secure Digital (SD) I/O Card (Built-in ground contact) and MMC Card

For quantities greater than listed, call for quote.

MOUSER STOCK NO.	Hirose Part No.	Fig.	Description	Mounting Style	Termination Style	Price Each		
						1	25	100
798-DM1AA-SF-PEJ21	DM1AA-SF-PEJ(21)	A	Right Angle SMT	Standard	Push-Push			
798-DM1AA-SF-PEJ82	DM1AA-SF-PEJ(82)	A	Right Angle SMT	Standard	Push-Push			
798-DM1AA-SF-PEJ72	DM1AA-SF-PEJ(72)	A	Right Angle SMT	Standard	Push-Push			
798-DM1B-DSF-PEJ22	DM1B-DSF-PEJ(22)	B	Right Angle SMT	Reverse	Push-Push			
798-DM1B-DSF-PEJ82	DM1B-DSF-PEJ(82)	B	Right Angle SMT	Reverse	Push-Push			

DM2 SERIES - MINISD™ MEMORY CARD CONNECTOR

Features:
- Extremely small size
- Push-in/Push-out card ejection
- Protect against card loss
- Protect against reverse card insertion
- Effective grounding and shielding
- Durable, load resistant construction
- Two-point contact
- Built-in card detection switch

For quantities greater than listed, call for quote.

MOUSER STOCK NO.	Hirose Part No.	Fig.	Description	Mounting Style	Termination Style	Price Each		
						1	25	100
798-DM2A-SFW-PEJ-S	DM2A-SFW-PEJ-S	A	Right Angle SMT	Standard	Push-Push			
798-DM2B-DSFW-PEJ-S	DM2B-DSFW-PEJ-S	B	Right Angle SMT	Reverse	Push-Push			

DM3 SERIES - MICROSD™ MEMORY CARD CONNECTOR

Features:
- Reliable card insertion and withdrawal
- Card fall-out protection

Specifications:
- Contact mating area: Gold
- Insulator: Black - UL94V-0
- Voltage: 125VAC
- Current 0.5A

For quantities greater than listed, call for quote.

MOUSER STOCK NO.	Hirose Part No.	Fig.	Description	Mounting Style	Termination Style	Price Each		
						1	25	100
798-DM3BT-DSF-PEJS	DM3BT-DSF-PEJS	C	Right Angle SMT	Reverse	Push-Push			
798-DM3C-SF	DM3C-SF	D	Right Angle SMT	Standard	Hinge, Push-Pull			
798-DM3D-SF	DM3D-SF	E	Right Angle SMT	Standard	Push-Pull			

ID1A SERIES - SIM CARD SOCKETS

Features:
- Suited for plug-in SIM cards of the GSM Standard (11.11)
- Miniature and thin
- Suited for automatic mounting
- Prevention of incorrect insertion to the board
- Side lock system

For quantities greater than listed, call for quote.

MOUSER STOCK NO.	Hirose Part No.	Fig.	Description	Mounting Style	Termination Style	Price Each		
						1	25	100
2.54mm Pitch - SMT								
798-ID1A6S254SF71	ID1A-6S-2.54SF(71)	F	Flat Direct Mount SMT	Board	Hinge, Push-Pull			
798-ID1A6S254SF81	ID1A-6S-2.54SF(81)	F	Flat Direct Mount SMT	Board	Hinge, Push-Pull			

MI21 SERIES - COMPACT FLASH CARD CONNECTORS

Features:
- Compact Flash Card Connectors conforming to Compact Flash Association (CFA) standards
- Headers suitable to Type I, and Type I/II Cards
- Smaller dimensions (width and depth) reduce the occupied area on PCBs
- The dual-end, 2-point push ejection mechanism provides smooth and reliable
- CF Card ejection by pressing two points on both sides

For quantities greater than listed, call for quote.

MOUSER STOCK NO.	Hirose Part No.	Fig.	Description	Mounting Style	Termination Style	Price Each		
						1	25	100
798-MI2150PDSF71	MI21-50PD-SF(71)	G	No Offset	Standard	None			
798-MI2150PDSFEJL71	MI21-50PD-SF-EJL(71)	G	No Offset	Standard	Left			
798-MI2150PDSFEJR71	MI21-50PD-SF-EJR(71)	G	No Offset	Standard	Right			
798-MI21A50PDSFEJR71	MI21A-50PD-SF-EJR(71)	G	2.2mm Offset	Standard	Right			
798-MI21A50PDRSF71	MI21A-50PDR-SF(71)	G	2.2mm Offset	Reverse	None			
798-MI21A50PDSF71	MI21A-50PD-SF(71)	G	2.2mm Offset	Standard	None			
798-MI21A50PDSFEJL71	MI21A-50PD-SF-EJL(71)	G	2.2mm Offset	Standard	Left			

© Copyright 2014 Mouser Electronics

© Copyright 2014 Mouser Electronics

MOLEX Memory Card Connectors and DIMM Sockets

molex one company > a world of innovation

RoHS Compliant **This product is RoHS compliant.**

MICRO-SIM MEMORY CARD SOCKET, HALOGEN-FREE

Features:
- Compact card sockets with small footprint and low profile
- Reversed terminal-beam design with gradual lead-in
- Built-in anti-shorting feature

Specifications:
- Voltage: 15V DC
- Current: 0.5A
- Contact Plating: 15µ" Au

PRODUCT NEW

For quantities greater than listed, call for quote.

MOUSER STOCK NO.	Molex Part No.	Fig.	Description	Price Each 1	10	100	500
538-78723-1001	78723-1001	A	6 Circuit, without detect switch, Push-Pull, 1.35mm Height				
538-78727-0001	78727-0001	A	6 Circuit, with detect switch, Push-Pull, 1.40mm Height				
538-78646-3001	78646-3001	A	6 Circuit, without detect switch, Push-Pull, 1.45mm Height				

MICROSD/MINI-SIM CARD COMBO CONNECTOR

Features:
- Low profile and compact design that combines two socket ports into one footprint
- Card polarization
- Reliable mate/unmate cycling

Specifications:
- Voltage: - microSD: 10V max. - SIM: 5V max.
- Current: - microSD: 10V max. - SIM: 5V max.

NEW! TECHNOLOGY

For quantities greater than listed, call for quote.

MOUSER STOCK NO.	Molex Part No.	Fig.	Description: SIM	Description: microSD	Mounting: SIM	Mounting: microSD	Depth with Card: SIM	Depth with Card: microSD	Detect Switch: SIM	Detect Switch: microSD	Price Each 1	10	25	50
538-49619-1611	49619-1611	B	6/8-pin mini SIM: Push-Pull	Push-Pull	Normal	Reverse	25.35	18.15	No	Yes				

MICRO-SD™ MEMORY CARD CONNECTORS

Features:
- Ultra small size for space savings
- Metal shielding with shell tabs
- Hinge, push-push and push-pull types available
- Solder tails on inside of design offer space savings

Specifications:
- Pitch: 1.10mm
- Plating: gold over nickel
- Current: 0.5A
- Withstanding Voltage: 500VAC

PRODUCT NEW

For quantities greater than listed, call for quote.

MOUSER STOCK NO.	Molex Part No.	Fig.	Description	Button Type	Mounting Type	Price Each 1	10	25	50
Card Headers with Ejectors									
538-504077-1891	504077-1891	C	Compact, Right Angle, SMT, 15V max, 1.28mm	Push-Pull	Standard				
538-503398-0891	503398-0891	C	Right Angle, SMT, 10V max, 1.28mm height	Push-Push	Standard				
538-104031-0811	104031-0811	C	Right Angle, SMT 10V max, 1.42mm height	Push-Push	Standard				
538-503182-0852	503182-0852	C	Right Angle, SMT, 10V max, 1.45mm height	Push-Push	Standard				
538-500873-0806	500873-0806	C	Right Angle, SMT, 100V max	Push-Push	Standard				
538-502702-0891	502702-0891	C	Right Angle, SMT, 10V max, 1.53mm height	Push-Push	Standard				
538-502570-0893	502570-0893	C	Right Angle, SMT, 10V max, 1.8mm height	Push-Push	Standard				
538-502774-0891	502774-0891	C	Right Angle, SMT, 10V max	Push-Push	Reverse				
538-500901-0801	500901-0801	D	Right Angle, SMT, 10V max	Hinge	Standard				

SD MEMORY CARD CONNECTORS

Features:
- Compact size
- Push-Push ejectors
- Protect and detect terminals

Specifications:
- Pitch: 2.50mm
- Current: 0.5A
- Contact Plating: Gold

For quantities greater than listed, call for quote.

MOUSER STOCK NO.	Molex Part No.	Fig.	Description	Button Type	Mounting Type	Price Each 1	10	25	50
538-500998-0900	500998-0900	E	Right Angle, SMT, 100V max	Push-Push	Standard				
538-67600-8001	67600-8001	E	Right Angle, SMT, 250V max, with PCB locator	Push-Push	Standard				
538-67600-8002	67600-8002	E	Right Angle, SMT, 250V max, with out PCB locator	Push-Push	Standard				
538-67840-8001	67840-8001	F	Right Angle, SMT, 100V max, 1.80mm standoff	Push-Push	Standard				
538-67913-0002	67913-0002	G	Right Angle, SMT, 100V max, 2.75mm height	Push-Push	Reverse				
538-503500-0991	503500-0991	G	Right Angle, SMT, 50V max. 2.95mm height	Push-Push	Standard				

COMPACTFLASH™ CARD CONNECTORS

Features:
- Dual-row 1.27mm pitch at card interface and .635mm pitch in-line SMT tails
- High temperature housing suitable for reflow soldering
- In-line SMT tails protect against damage during assembly

Specifications:
- Voltage: 100V
- Current: 0.5A
- Contact resistance: 40mΩ max.
- Insulation resistance: 1000MΩ min.

For quantities greater than listed, call for quote.

MOUSER STOCK NO.	Molex Part No.	Fig.	Description	Standoff (mm)	Mounting Type	Price Each 1	10	25	50
For Type I & II Cards									
538-55358-5029	55358-5029	H	Right Angle, SMT, 50 circuits	1.65	Top				
538-55359-5078	55359-5078	H	Right Angle, SMT, 50 circuits	1.75	Bottom				
538-55356-0011	55356-0011	I	Ejector - left side flip button	-	Top / Bottom				
538-55364-0011	55364-0011	I	Ejector - left side push-push button	-	Top				
538-55365-0011	55365-0011	J	Ejector - right side push-push button	-	Top				
For Type I Cards									
538-53856-5070	53856-5070	K	Right Angle, SMT, 50 circuits	1.64	Top				
538-53927-5019	53927-5019	K	Right Angle, SMT, 50 circuits	1.64	Bottom				
538-55021-0001	55021-0001	J	Ejector - right side button	-	Top / Bottom				
538-55022-0001	55022-0001	I	Ejector - left side button	-	Top / Bottom				

DDR3 SOCKETS

Features:
- Data Rates: 800Mbps - 1.6Gbps
- Voltage Key: 1.5V
- Complies with all JEDEC standards

For quantities greater than listed, call for quote.

MOUSER STOCK NO.	Molex Part No.	Fig.	Description	Contact Area Finish	Tail Length	PCB Thickness	Price Each 1	10	25	50
DIMM - 1.00mm Pitch - 240 Circuits										
538-78079-0001	78079-0001	L	Vertical, Thru-hole, 1.5V key	15Au	2.67mm	1.57mm				
538-78321-0011	78321-0011	L	Vertical, Thru-hole, 1.5V key	30Au	2.67mm	1.57mm				
538-78156-0001	78156-0001	L	Vertical, SMT, 1.5V key	30Au	-	1.57mm				
538-78294-0001	78294-0001	L	Vertical, Press-fit, 1.5V key	30Au	3.30mm	3.30mm				
538-78315-0001	78315-0001	L	Vertical, Press-fit, 1.5V key	30Au	1.85mm	2.40mm				
Mini DIMM - 0.6mm Pitch - 244 Circuits										
538-87782-3003	87782-3003	M	Vertical, SMT, 1.5V key	30Au	-	-				
538-87918-0301	87918-0301	M	Right angle, SMT 1.5V key	30Au	-	-				
538-78001-3344	78001-3344	M	Reverse right angle, SMT 1.5V key	30Au	-	-				
538-87783-0301	87783-0301	M	22.5° angle, SMT, 1.5V key	30Au	-	-				
538-78035-0301	78035-0301	M	22.5° reverse angle, SMT, 1.5V key	30Au	-	-				

DDR2 SOCKETS

Features:
- Data Rates: 400Mbps - 800Mbps
- Voltage Key: 1.8V
- Complies with all JEDEC standards

For quantities greater than listed, call for quote.

MOUSER STOCK NO.	Molex Part No.	Fig.	Description	Contact Area Finish	Tail Length	PCB Thickness	Price Each 1	10	25	50
DIMM - 1.00mm Pitch - 240 Circuits										
538-87705-1021	87705-1021	L	Vertical, Thru-hole, 1.8V key	15Au	3.18mm	2.40mm				
538-87705-0021	87705-0021	L	Vertical, Thru-hole, 1.8V key	15Au	2.67mm	1.60mm				
538-87978-1051	87978-1051	L	Vertical, Thru-hole, 1.8V key	30Au	3.18mm	2.40mm				
538-87705-1051	87705-1051	L	Vertical, Thru-hole, 1.8V key	30Au	3.18mm	2.40mm				
538-87966-0001	87966-0001	L	Vertical, SMT, 1.8V key	30Au	-	1.60mm				
538-87803-0002	87803-0002	L	25° angle, Thru-hole, 1.8V key	15Au	2.79mm	1.60mm				
538-87803-0012	87803-0012	L	25° angle, Thru-hole, 1.8V key	15Au	3.18mm	2.40mm				
Mini DIMM - 0.6mm Pitch - 244 Circuits										
538-87918-0001	87918-0001	M	Right angle, SMT 1.8V key	30Au	-	-				
538-87783-0001	87783-0001	M	22.5° angle, SMT, 1.8V key	30Au	-	-				

A


B
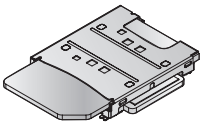

C


D

55022-0001 Shown

E
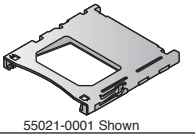
55021-0001 Shown

F
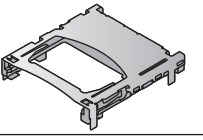

G
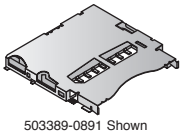
503389-0891 Shown

H
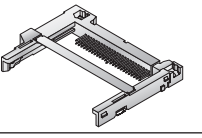

I
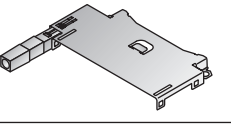

J
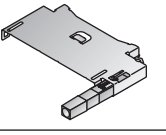

K
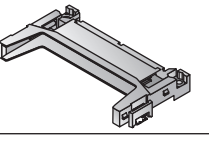

L


M
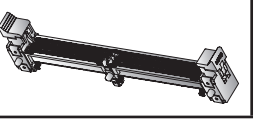

© Copyright 2014 Mouser Electronics

© Copyright 2014 Mouser Electronics

FCI Card Edge Connectors

RoHS Compliant This page of product is compliant.

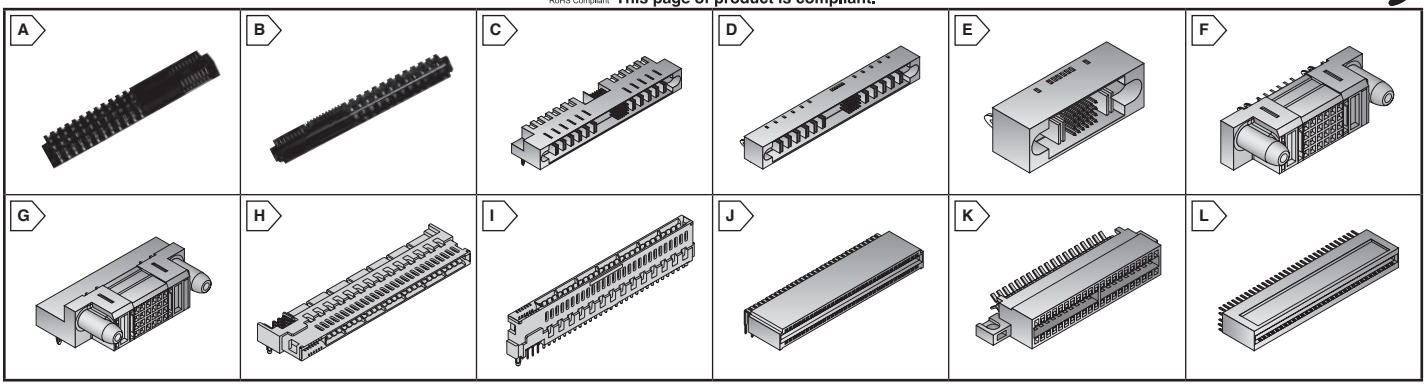

PWRBLADE+™ CONNECTOR SYSTEM

NEW PRODUCT

Features:

- Enhanced power contact design for increased linear current density
- For next generation 1U and 2U pluggable power supplies with higher current density requirements

Specifications:

- Modular tooling design with capability for many combinations of high and low power contacts as well as signal contacts for power control

For quantities greater than listed, call for quote.

MOUSER STOCK NO.	FCI Part No.	Fig.	Description	Orientation	Price Each 1	25	100	250
649-10106124404001LF	10106124-4004001LF	A	2P+16S+2P Header	Right Angle				
649-10106132A0801LF	10106132-A008001LF	A	10HDP+32S Header	Right Angle				
649-10106126404001LF	10106126-4004001LF	B	2P+16S+2P Receptacle	Right Angle				
649-10106139A0801LF	10106139-A008001LF	B	10HDP+32S Receptacle	Vertical				

PWRBLADE® CONNECTORS

Features:

- Provides contacts for power distributions and power control
- Capability for up to 20 power contacts and 148 signal contacts in up to 8"
- Options for solder or press-fit termination
- RoHS Compliant per FCI documentation

Specifications:

- Housing: Glass-filled high temperature nylons

For quantities greater than listed, call for quote.

MOUSER STOCK NO.	FCI Part No.	Fig.	Description	Orientation	Price Each 1	25	100	250
649-51624-XX001LF	51624-XX001LF	C	5P+24S+1M+6P, Header	Right Angle				
649-51860-001LF	51860-001LF	D	5P+24S+1M+6P, Header	Vertical				
649-51952-001LF	51952-001LF	E	1P+24S+1P, Header	Vertical				
649-51952-002LF	51952-002LF	E	1P+24S+1P, Header	Vertical				
649-51666-001LF	51666-001LF	F	1P+24S+1P, Receptacle	Vertical				
649-51416-001LF	51416-001LF	G	1P+24S+1P, Receptacle	Right Angle				
649-51741-102406CCLF	51741-10002406CCLF	-	6P+24S, Receptacle	Vertical				
649-51761-12406AALF	51761-10002406AALF	-	6P+24S, Receptacle	Right Angle				
649-51762-104024ABLF	51762-10402400ABLF	-	4P+24S Receptacle	Right Angle				
649-51866-025LF	51866-025LF	-	9P+24S, Receptacle	Right Angle				
649-51915-176LF	51915-176LF	-	12P+24S, Receptacle	Right Angle				
649-51915-050LF	51915-050LF	-	3ACP+5P+24S Receptacle	Right Angle				

HIGH POWER CARD EDGE (HPCE™) CONNECTORS

Features:

- Current rating to 9A/power contact beam (with multiple power contacts fully energized) without exceeding a 30°C temperature rise in still air
- Low profile height (2.8mm for straddle mount; 7.50mm for right angle) maximizes airflow for effective system cooling
- One-piece assembly enables cost-effective power delivery for 1U and 2U power supplies or power distribution applications
- Highly vented housing design maximizes heat dissipation
- Vertical, right angle and straddle mount options are available with both power contacts for power distribution and signal contacts for power control
- Number and placement of power and signal contacts are highly configurable for custom power needs
- Polarized housing option ensures proper mating board orientation
- Plastic housing features and mounting ear options are available for polarization to the host PCB as well as to secure the connector during the wave solder process
- Robust design includes touch-proof safety features that are UL/IEC 60950 compliant
- Solder or press-fit tails are available on the vertical option for termination flexibility

For quantities greater than listed, call for quote.

MOUSER STOCK NO.	FCI Part No.	Fig.	Description	Orientation	Price Each 1	25	100	250
649-10088418-002LF	10088418-002LF	H	56P+12S Receptacle	Vertical				
649-10096926-004LF	10096926-004LF	I	56P+12S Receptacle	Right Angle				

POWER CARD EDGE

Features:

- One piece card edge design provides cost-effective power delivery with capacity for up to 7A per power contact
- RoHS Compliant per FCI documentation

Specifications:

- Housing: High temperature thermoplastic UL94V-0
- Current Rating: 7A

For quantities greater than listed, call for quote.

MOUSER STOCK NO.	FCI Part No.	Fig.	No. of Pos.	Orientation	Tail Plating	Price Each 1	25	100	250
649-10035388-500LF	10035388-500LF	J	56	Right Angle	100 µ" pure matte Tin				
649-10053363-200LF	10053363-200LF	J	64	Right Angle	100 µ" pure matte Tin				
649-10034908-001LF	10034908-001LF	K	38	Straddle Mount	100 µ" pure matte Tin				

MICROTCA™ CARD EDGE CONNECTORS

Features:

- 170 position card edge interface with 0.75mm contact pitch
- RoHS Compliant per FCI documentation

Specifications:

- Housing: High temperatures thermoplastic, UL94V-0
- Current rating: 1.0A/contact maximum

For quantities greater than listed, call for quote.

MOUSER STOCK NO.	FCI Part No.	Fig.	No. of Positions	Mounting Style	Color	Orientation	Price Each 1	25	100	250
649-10058831-110LF	10058831-110LF	L	170	Press-fit	Black	Vertical				

© Copyright 2014 Mouser Electronics
© Copyright 2014 Mouser Electronics

FCI PCI Express™, DIN and Card Edge Connectors

PCI EXPRESS™ 1.00MM PITCH VERTICAL CARD EDGE CONNECTORS

Series 10018783 suitable for reflow soldering
For applications in desktops and servers using PCI Express™ technology.

PCI Express™ is a trademark of PCI-SIG.

Specifications:
- Housing Color and Material: Black, high temperature nylon, glass-filled, UL94V-0
- Contact Material: Copper alloy
- Insulation Resistance: 1000MΩ
- Temperature Range: -40°C to +85°C
- RoHS Compliant per FCI documentation

Features:
- Used to enable the implementation of high-speed, serial PCI Express™ architecture
- Each serial link supports 2.5 Gps (per direction)
- Through-mount tail length options for use on 1.58mm (.062") or 2.36mm (.093") thick motherboards

RoHS Compliant

Through Hole Solder

For quantities greater than listed, call for quote.

MOUSER STOCK NO.	FCI Part No.	Fig.	No. of Positions	Host PCB Thickness	Link Width	Price Each 1	25	100	250
649-18783-10100TLF	10018783-10100TLF	A	36	1.56mm (0.062")	1x				
649-18783-10101TLF	10018783-10101TLF	A	64	1.56mm (0.062")	4x				
649-18783-10103TLF	10018783-10103TLF	A	164	1.56mm (0.062")	16x				
649-18783-10110TLF	10018783-10110TLF	A	36	2.36mm (0.093")	1x				
649-18783-10112TLF	10018783-10112TLF	A	98	2.36mm (0.093")	8x				
649-18783-10113TLF	10018783-10113TLF	A	164	2.36mm (0.093")	16x				
✻ 649-118783-11013TLF	10018783-11013TLF	A	164	2.36mm (0.093")	16x				

✻ Metal Board Locks

Surface Mount

For quantities greater than listed, call for quote.

MOUSER STOCK NO.	FCI Part No.	Fig.	No. of Positions	Host PCB Thickness	Link Width	Price Each 1	25	100	250
649-10061913-100CLF	10061913-100CLF	B	36	1.56mm (.062")	1x				
649-10061913-102CLF	10061913-102CLF	B	98	1.56mm (.062")	8x				

DIN 41612 CONNECTORS

- RoHS Compliant per FCI documentation

RoHS Compliant

Headers

For quantities greater than listed, call for quote.

MOUSER STOCK NO.	FCI Part No.	Fig.	No. of Positions	Housing Style	Orientation	Tail Length	Price Each 1	25	100	250
649-86943273378ELF	86094327313755ELF	C	32	C/2	Right Angle	3mm				
649-8693487313755ELF	86093487313755ELF	C	48	C/2	Right Angle	3mm				
649-8692645113755ELF	86092645113755ELF	C	64	B	Right Angle	3mm				
649-8694647137ELF	86094647113755ELF	C	64	C	Right Angle	3mm				
649-8693967113755ELF	86093967113755ELF	C	96	C	Right Angle	3mm				
649-8694647814755ELF	86094647814755ELF	D	64	R	Straight	4mm				
649-8693967814755ELF	8693967814755ELF	D	96	R	Straight	4mm				

Receptacles

For quantities greater than listed, call for quote.

MOUSER STOCK NO.	FCI Part No.	Fig.	No. of Positions	Housing Style	Orientation	Tail Length	Price Each 1	25	100	250
649-8693488637E1LF	86093488613755E1LF	E	48	R/2	Right Angle	3mm				
649-8694648837V1LF	86094648813755V1LF	E	64	R	Right Angle	3mm				
649-8693968837V1LF	86093968813755V1LF	E	96	R	Right Angle	3mm				
649-8692646147E1LF	86092646114755E1LF	F	64	B	Straight	4mm				
649-8694648147V1LF	86094648114755V1LF	F	64	C	Straight	4mm				
649-869396814755V1LF	869396814755V1LF	F	96	C	Straight	4mm				

HCI® CONNECTOR SYSTEM

The HCI® connector system is designed to address requirements that extend beyond the capability of FCI's proven PwrBlade® connector system, the industry standard for DC power supply interfaces and power distribution. The HCI® capability for connector system provides both power and signal contacts in a single connector to enable power distribution and power control. Integrated HCI® power connector solutions enabling DC power, AC power, and signal contacts in a single molded housing, also provide incredible flexibility to address requirements for custom configurations.

Features:
- Integrated design with power, signal contacts and guides in a single connector housing
- Vented housings dramatically improve airflow and thermal performance while maintaining touch-proof design
- Integrated, industry-standard molded-in guidance system compensates for our degrees of radial misalignment for predictable cost effective blind mating
- Hard Metric mating compatibility (12.5mm from card-edge to board in the backplane)

Specifications:
- Housing: High-temperature thermoplastic (UL94V-0), black
- Contact base metal
  Power – high-conductivity copper alloy
  Signals – copper alloy
- Current rating: 85A/contact maximum for single power contact, 52A/contact maximum for 10 power contacts at 30°C T-Rise in still air

For quantities greater than listed, call for quote.

MOUSER STOCK NO.	FCI Part No.	Fig.	Description	Orientation	Price Each 1	25	100	250
649-10065127-001LF	10065127-001LF	G	10DC+24S, Receptacle	Vertical				

A
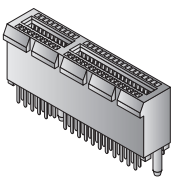

B
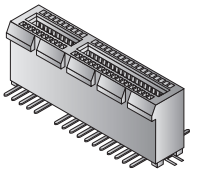

C
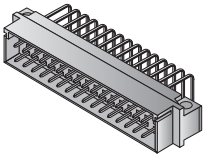

D
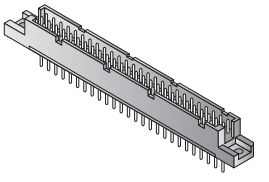

E
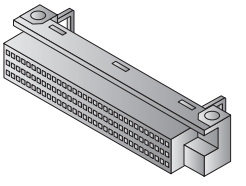

F
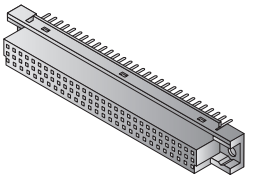

G
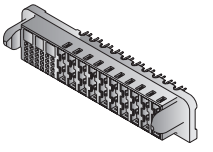

© Copyright 2014 Mouser Electronics

© Copyright 2014 Mouser Electronics

FCI Metral® 2.00mm and High Speed Backplane Connectors

RoHS Compliant This product is RoHS compliant.

METRAL® 2.00MM MODULAR INTERCONNECT SYSTEM

Mix low and high speed signal modules. Mix signal and power modules. Designed in accordance with IEC 61076-4-104.

Specifications:
- Plating performance: Telcordia Central Office
- Housing material: Glass-filled LCP
- Tail length: Header 4.30mm (.169")
- Temperature: 55°C to +125°C
- Insulation resistance: 1000MΩ
- Current rating: 1.0A

❊High Speed

RoHS Compliant

For quantities greater than listed, call for quote.

MOUSER STOCK NO.	FCI Part No.	Fig.	Pos.	Description	Orientation	Price Each 1	25	100	250
Receptacles									
649-88945-102LF	88945-102LF	A	24	4 row, Signal receptacle, press fit	Right Angle				
649-89047-102LF	89047-102LF	A	30	5 row, Signal receptacle, press fit	Right Angle				
649-74981-102LF	74981-102LF	A	96	8 row, Signal receptacle, press-fit	Right Angle				
Headers									
649-70232-111LF	70232-111LF	B	24	4 row, Signal header, press-fit	Straight				
649-89006-110LF	89006-110LF	B	30	5 row, Signal hdr, press fit, 5mm mating length	Straight				
❊ 649-55003-101003LF	55003-101003LF	B	30	5 row, Signal header, press fit	Straight				
Power Receptacles									
649-89096-102LF	89096-102LF	C	10	5 row, Press-Fit	Right Angle				
Shroud									
649-89055-111LF	89055-111LF	D	-	5 row, wide body shroud	-				
Hybrid Connectors									
649-88911-101LF	88911-101LF	E	-	DIN Standard Housing, 12mm wide body	-				
649-88913-101LF	88913-101LF	F	-	Mini Coax Housing, 12mm, wide body	-				

METRAL® 2.00MM CABLE CONNECTORS

Specifications:
- Interface compatible with IEC 61076-4-104 backpanel connectors
- Insulation displacement design offers quick termination without the need to strip conductors
- Active backshell latches securely
- Different latch designs are available to satisfy ergonomic and mechanical requirements
- End-stackable cable connectors enable adjacent connectors to plug headers without loss of positions
- Easy to use cable receptacle kits mate to PCB Headers
- Contact plating meets Telcordia Central Office
- Assembly Required

Receptacles

For quantities greater than listed, call for quote.

MOUSER STOCK NO.	FCI Part No.	Fig.	Pos.	Description	Latch Type	Price Each 1	25	100	250
4 Row Cable Kit with Backshells									
649-72476-1211LF	72476-1211LF	G	24	26-24 AWG	Short				
649-72477-1211LF	72477-1211LF	G	48	26-24 AWG	Short				
649-72477-1121LF	72477-1121LF	H	48	30-28 AWG	Standard				
5 Row Cable Kit with Backshells									
649-72479-1111LF	72479-1111LF	H	60	26-24 AWG	Standard				

AIRMAX VS® (VIRTUAL SHIELDS) CONNECTORS FOR COMPACTPCI® SERIAL SYSTEMS

NEW PRODUCT

For quantities greater than listed, call for quote.

MOUSER STOCK NO.	FCI Part No.	Fig.	No. of Pos.	No. of Columns	Description	Price Each 1	25	50
Midplane Front Side Connectors (Vertical Receptacles)								
649-10052829-101LF	10052829-101LF	I	72	6	4-pair			
649-10052842-101LF	10052842-101LF	J	96	8	4-pair			
Midplane Rear Side Connectors (Vertical Headers)								
649-10114761-101LF	10114761-101LF	K	72	6	4-pair			
649-10114760-101LF	10114760-101LF	K	96	8	4-pair			
Front Daughter Card Connectors (Right-Angle Headers)								
649-10052824-101LF	10052824-101LF	L	72	6	4-pair, 2-wall			
649-10052837-101LF	10052837-101LF	L	96	8	4-pair, 2-wall			
649-10052825-101LF	10052825-101LF	M	72	6	4-pair, 4-wall			
649-10052838-101LF	10052838-101LF	M	96	8	4-pair, 4-wall			
Rear Daughter Card Connectors (Right-Angle Receptacles)								
649-10114633-101LF	10114633-101LF	N	72	6	4-pair			
649-10060905-101LF	10060905-101LF	N	96	8	4-pair			

AIRMAX VS® (VIRTUAL SHIELDS) HIGH-SPEED BACKPLANE CONNECTOR SYSTEM

Specifications:
- Termination Style: Press-fit
- Contact Base Material: Copper alloy
- Contact Plating: Au over Ni
- Tail Plating: Sn over Ni
- Housing Material: Hi-temp thermoplastic
- 2mm column spacing
- RoHS Compliant per FCI documentation

For quantities greater than listed, call for quote.

MOUSER STOCK NO.	FCI Part No.	Fig.	No. of Pos.	No. of Columns	Description	Price Each 1	25	100
Receptacles								
649-10043546-101LF	10043546-101LF	O	54	6	3-Pair, Signal			
649-10045271-101LF	10045271-101LF	O	72	8	3-Pair, Signal			
Headers								
649-10039851-101LF	10039851-101LF	P	54	6	4 Wall, Right Angle, 3-Pair, Signal			
649-10045267-101LF	10045267-101LF	P	72	8	4 Wall, Right Angle, 3-Pair, Signal			
Guide Pins								
649-10037909-101LF	10037909-101LF	-	-	-	Guide Module R/A 7.2mm			
649-10037910-101LF	10037910-101LF	-	-	-	Guide Pin External 10.8mm			
649-10037912-101LF	10037912-101LF	-	-	-	Guide Module Assembly 10.8mm			
649-10037911-102LF	10037911-102LF	-	-	-	Guide Pin Internal 10.8mm			

AIRMAX VS® (VIRTUAL SHIELDS) POWER HIGH-SPEED BACKPLANE CONNECTOR SYSTEM

Features:
- Current rating to 80A for 1 x 2 and 2 x 2 modules
- Protected Backplane connector Compliant (Finder Probe)
- Press-fit termination
- RoHS Compliant per FCI documentation

Specifications:
- Contact Base Material: Copper Alloy
- Housing Material: Hi-temp thermoplastic

For quantities greater than listed, call for quote.

MOUSER STOCK NO.	FCI Part No.	Fig.	No. of Pos.	Description	Contact Array	Height above PCB	Price Each 1	25	100
Headers									
649-10028917-001LF	10028917-001LF	Q	4	Right Angle, Power	2 x 2	14.7mm			
Receptacles									
649-10061290-5545PLF	10061290-554555PLF	R	6	Vertical, Power	2 x 3	11.5mm			

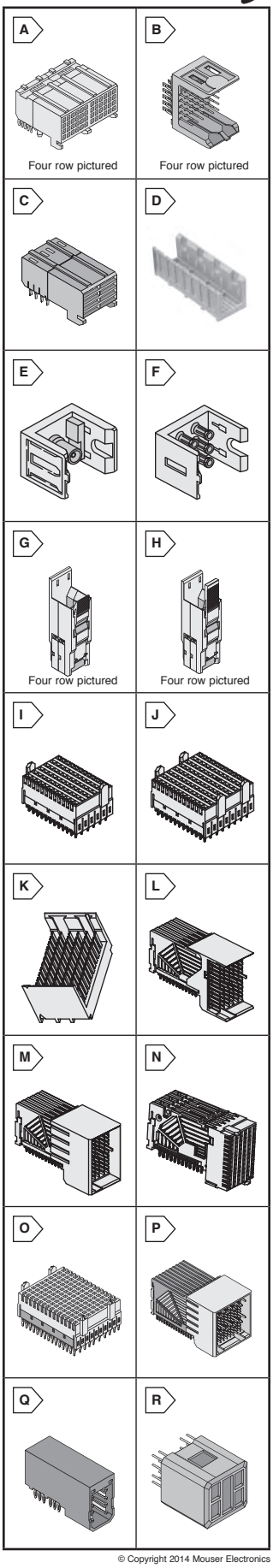

© Copyright 2014 Mouser Electronics

© Copyright 2014 Mouser Electronics

TE CONNECTIVITY DIN 41612 Connectors

RoHS Compliant **This product is RoHS compliant.**

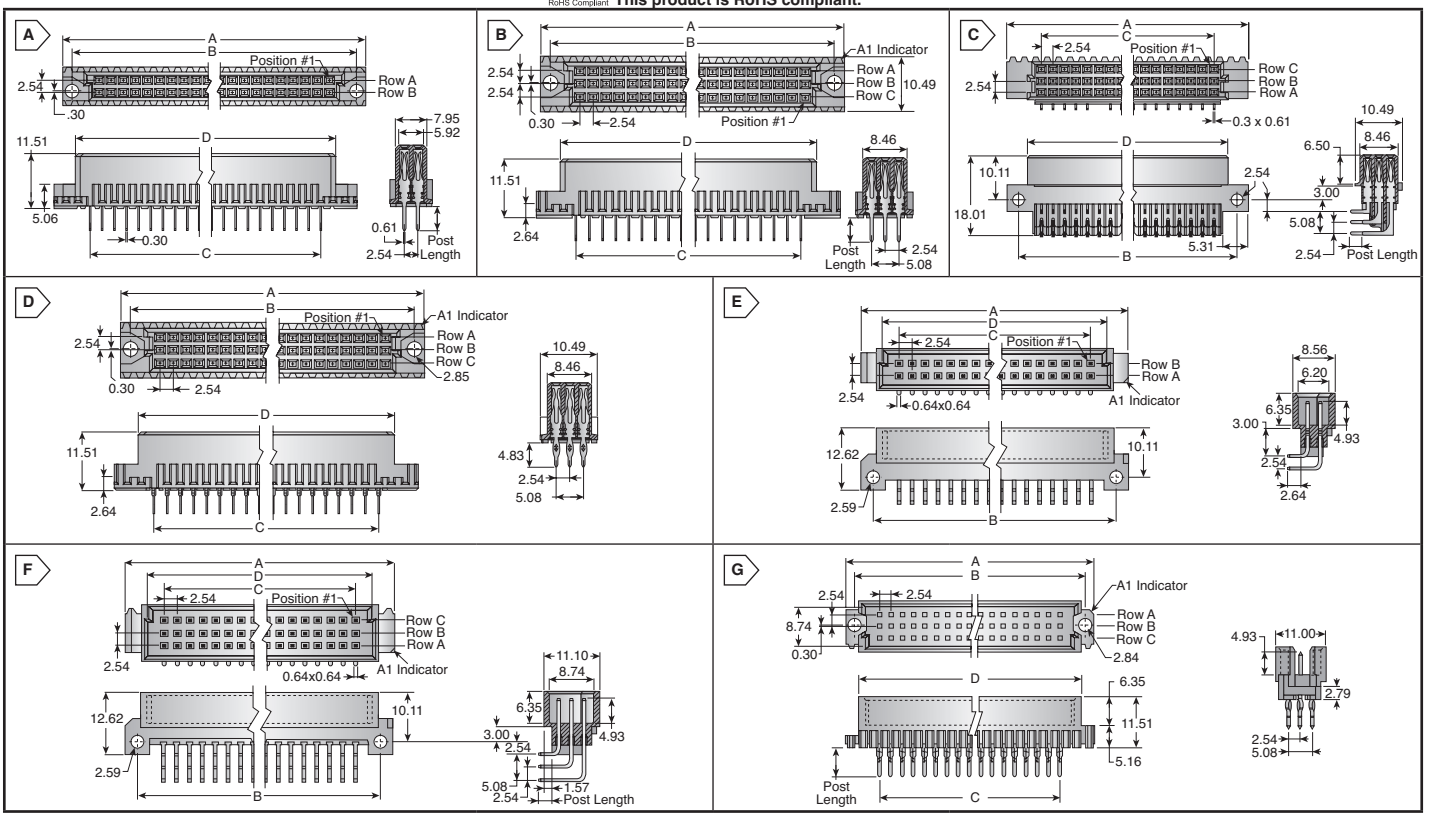

AMP Eurocard Connectors incorporate internationally accepted design advantages of DIN 41612 and IEC 603-2 two-piece connectors with the universally known quality, service and delivery of AMP products. The Eurocard Connectors meet DIN 41612 and IEC 603-2 specifications.

EUROCARD RECEPTACLE ASSEMBLIES

E28476 LR 7189

Specifications:

- Housing: Polyester, Grey, 94V-0 rated
- Plating: Gold flash over .000030 Palladium/Nickel in mating area, Tin Lead on tails, all over .000050 Nickel
- Contacts: Phosphor bronze

For quantities greater than listed, call for quote.

MOUSER STOCK NO.	TE Part No.	Fig.	Type	No. of Contacts	Style	Rows Loaded	Dimensions (mm)				Post Length (mm)	Price Each			
							A	B	C	D		1	25	50	100
Receptacle Assemblies with Solder Posts															
571-5650858-5	5650858-5	A	1/2 B	32	Vertical	a, b	54.34	49.35	38.10	44.35	4.57				
571-5650861-5	5650861-5	A	B	64	Vertical	a, b	93.96	90.00	78.74	85.00	4.57				
571-5535091-5	5535091-5	B	1/2 C	48	Vertical	a, b, c	53.34	49.37	38.10	44.35	2.49				
571-5535070-5	5535070-5	B	1/2 C	48	Vertical	a, b, c	53.34	49.37	38.10	44.35	3.30				
571-5650458-5	5650458-5	B	C	64	Vertical	a, c	93.98	90.00	78.74	85.00	2.49				
571-5535089-5	5535089-5	B	C	96	Vertical	a, b, c	93.98	90.00	78.74	85.00	2.49				
571-5535090-5	5535090-5	B	C	96	Vertical	a, b, c	93.98	90.00	78.74	85.00	3.30				
571-5535043-5	5535043-5	B	C	96	Vertical	a, b, c	93.98	90.00	78.74	85.00	4.57				
571-5650868-5	5650868-5	C	1/2 R	48	Right-Angle	a, b, c	53.24	48.26	38.10	44.35	2.79				
571-5650870-5	5650870-5	C	R	64	Right-Angle	a, c	93.87	88.90	78.74	85.00	2.79				
571-5650461-5	5650461-5	C	R	96	Right-Angle	a, b, c	93.87	88.90	78.74	85.00	2.79				
Receptacle Assemblies with Action Pin Posts															
571-535068-5	535068-5	D	1/2 C	32	Vertical	a, c	53.34	49.37	38.10	44.35	4.83				
571-535034-5	535034-5	D	1/2 C	48	Vertical	a, b, c	53.34	49.37	38.10	44.35	4.83				
571-5350324	535032-4	D	C	96	Vertical	a, b, c	93.98	90.00	78.74	85.00	4.83				

EUROCARD PIN HEADERS

E28476 LR 7189

Specifications:

- Housing: Polyester, Gray, 94V-0 rated
- Contacts: Brass; Pin assemblies with action posts are Phosphor Bronze
- Plating: Gold flash over .000030 Palladium/Nickel in mating area, Tin Lead on tails, all over .000050 Nickel

For quantities greater than listed, call for quote.

Pin Assemblies with Solder Posts															
571-5536053-5	5536053-5	E	1/2 B	32	Right-Angle	a, b	53.34	48.26	38.10	44.65	2.64				
571-5536052-5	5536052-5	E	B	64	Right-Angle	a, b	93.98	88.90	78.74	85.29	2.64				
571-5650478-5	5650478-5	F	1/2 C	48	Right-Angle	a, b, c	53.34	48.26	38.10	44.65	2.64				
571-5650948-5	5650948-5	F	1/2 C	48	Right-Angle	a, b, c	53.34	48.26	38.10	44.65	3.30				
571-5650945-5	5650945-5	F	C	64	Right-Angle	a, c	93.98	88.90	78.74	85.29	2.64				
571-5650473-5	5650473-5	F	C	96	Right-Angle	a, b, c	93.98	88.90	78.74	85.29	2.64				
Pin Assemblies with Action Pin Posts															
571-6509185	650918-5	G	1/2 R	48	Vertical	a, b, c	54.37	49.35	38.10	47.37	6.35				
571-650912-5	650912-5	G	R	64	Vertical	a, c	95.00	90.00	78.74	88.01	6.35				
571-6508895	650889-5	G	R	96	Vertical	a, b, c	95.00	90.00	78.74	88.01	6.35				

© Copyright 2014 Mouser Electronics

© Copyright 2014 Mouser Electronics

Z-PACK HM-ZD PLUS CONNECTORS

Features:

- 15 - 20Gb/s performance
- Fully plug compatible with current Z-PACK HM-Zd backplane connector configurations
- Connector upgrade including reduced crosstalk and skew, tighter impedance control, and improved signal throughput
- Ideal for next generation AdvancedTCA designs
- PCB footprint enhanced for lower crosstalk and improved impedance while permitting easier trace routing

NEW PRODUCT

For quantities greater than listed, call for quote.

MOUSER STOCK NO.	TE Part No.	Fig.	Description	Price Each 1	25	100	250
571-2065769-1	2065769-1	A	Receptacle Assembly, 2 Pair				
571-2065657-1	2065657-1	A	Receptacle Assembly, 4 Pair				

Z-PACK HM-ZD

- Designed for high speed differential applications
- Modular connector system with a standard module size of 25mm
- 4 signal contact pairs per column compatible with 8 row HM
- Contact pitch is 1.55mm within a pair; 3.0mm pair to pair
- Column to column pitch is 2.5mm
- Card pitch is 1.0" for 40 pair headers

For quantities greater than listed, call for quote.

MOUSER STOCK NO.	TE Part No.	Fig.	Description	Price Each 1	5	10	25
571-6469001-1	6469001-1	B	Receptacle Assembly, 40 pair				
571-6469002-1	6469002-1	C	Header Assembly, 40 pair				

Z-PACK 2MM FB (FUTUREBUS+) CONNECTORS

- High density connections: 4 row, 2mm x 2mm circuit grid
- Compatible to IEC67076-4-0X(48B) and EIA SP3179
- Current Rating: Signal Contacts: 1A, Power Contacts: 4.6A
- Bellcore approved

For quantities greater than listed, call for quote.

MOUSER STOCK NO.	TE Part No.	Fig.	No. of Pos.	Lead Type	Lead Length (mm)	Dim. A (mm)	Price Each 1	25	50	100
Signal Module, Vertical Pin										
571-5536501-1	5536501-1	D	24	Solder	4.25	11.88				
571-5536501-2	5536501-2	D	48	Solder	4.25	23.88				
571-5536501-3	5536501-3	D	96	Solder	4.25	47.88				
571-5536501-4	5536501-4	D	192	Solder	4.25	95.88				
571-5536504-2	5536504-2	D	48	Press-Fit	4.25	23.88				
571-5536504-3	5536504-3	D	96	Press-Fit	4.25	47.88				
571-5536504-4	5536504-4	D	192	Press-Fit	4.25	95.88				
Signal Module, Right Angle Receptacle										
571-5536507-1	5536507-1	E	24	Solder	2.73	11.88				
571-5536507-2	5536507-2	E	48	Solder	2.73	23.88				
571-5536507-3	5536507-3	E	96	Solder	2.73	47.88				
571-5536507-6	5536507-6	E	120	Solder	2.73	59.88				
571-5536507-4	5536507-4	E	192	Solder	2.73	95.88				
571-5536510-3	5536510-3	E	96	Solder	3.53	47.88				
571-5536510-4	5536510-4	E	192	Solder	3.53	95.88				
Power Module, Vertical Pin										
571-5536600-1	5536600-1	F	8	Solder	4.25	11.83				
571-5536603-1	5536603-1	F	8	Press-Fit	4.25	11.83				
Power Module, Right Angle Receptacle										
571-5536607-1	5536607-1	G	8	Solder	2.73	11.88				
571-5536614-1	5536614-1	G	8	Press-Fit	3.56	11.88				

Z-PACK 2MM HM CONNECTORS FOR COMPACT PCI

- High density system with small real estate on backplane and daughter card
- In accordance with IEC 917 and IEC 61076-4-101
- Universal Power Module rated at 7.8A/line, 23.4A fully energized
- Signal Contact Rating: 1.5A fully energized
- 5 + 2 Row Configuration

For quantities greater than listed, call for quote.

MOUSER STOCK NO.	TE Part No.	Fig.	Description	Dim. A (mm)	Price Each 1	25	50	100
571-5188834-1	5188834-1	H	110P Type A Vertical Male; Feed-To	-				
571-51005256	5-100525-6	-	3.3V Key for 110P Type A Male	-				
571-31005252	3-100525-2	-	5V Key for 110P Type A Male	-				
571-5352068-1	5352068-1	I	110P Type A Right Angle Female	-				
571-51005266	5-100526-6	-	3.3V Key for 110P Type A Female	-				
571-31005262	3-100526-2	-	5V Key for 110P Type A Female	-				
571-5188835-1	5188835-1	J	110P Type B Vertical Male; Feed-To	3.7				
571-5352128-1	5352128-1	J	110P Type B Vertical Male; Feed-Thru	14.5/16.0				
571-5352152-1	5352152-1	K	125P Type B Right Angle Female; 22 Col.	49.9				
571-5352171-1	5352171-1	K	125P Type B Right Angle Female; 19 Col.	37.9				
571-5352033-1	5352033-1	L	95P Type B Vertical Male; Feed-To	3.7				
571-5352127-1	5352127-1	L	95P Type B Vertical Male; Feed-Thru	14.5/16.0				

DIMENSIONS: mm

A



2-pair shown

B

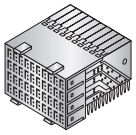

C

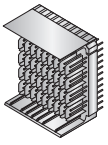

D

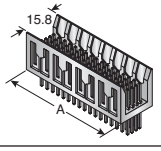

E

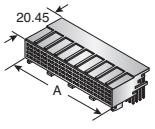

F

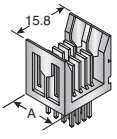

G

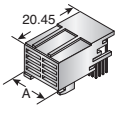

H

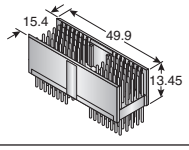

I

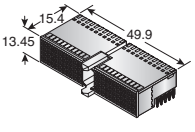

J

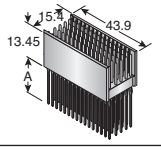

K

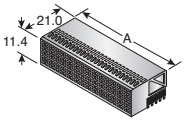

L

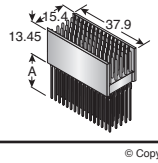

© Copyright 2014 Mouser Electronics

© Copyright 2014 Mouser Electronics

TE CONNECTIVITY Z-Pack Connectors

RoHS Compliant **This product is RoHS compliant.**

TE connectivity Authorized Distributor

The AMP Z-PACK 2mm HM Interconnection System offers unparalleled, space-saving flexibility for the circuit design of free and fixed/backplane boards, in front side and midplane arrangements, with accompanying cable connectors and lead assemblies. This family of AMP connectors is designed in compliance with IEC 917 (DIN 43355) and IEC 1076-4-101. It also meets the requirements of CPCI and VME 64 PO/JO applications and is qualified by Bellcore as defined by TR-NWT-001217.

Z-PACK 2MM HARD METRIC

Materials and Finish:

- Glass filled polyester housing, grey, UL94V-0 rated
- Phosphor-bronze signal contacts
- Contact area: 0.8µm (.000030) Au over 1.3µm (.000050) Ni

Vertical Male Connectors, 5 Row - Short Tail

For quantities greater than listed, call for quote.

MOUSER STOCK NO.	TE Part No.	Fig.	Description	Price Each 1	25	50	100
571-5100143-1	5100143-1	A	Type A with locating peg, 5 Row				
571-5100668-1	5100668-1	A	Type A with locating peg, 5+2 Row				
571-5100141-1	5100141-1	B	Type B, 25 Column, 5 Row				
571-5100669-1	5100669-1	B	Type B, 25 Column, 5+2 Row				
571-5100159-1	5100159-1	C	Type C, 5 Row				
571-5106081-1	5106081-1	C	Type C, 5+2 Row				

Right Angle Female Connectors, 5 Row

For quantities greater than listed, call for quote.

Standard							
571-5100147-1	5100147-1	D	Type A				
571-5100145-1	5100145-1	E	Type B				
571-5100161-1	5100161-1	F	Type C				
Shielded							
571-5352068-1	5352068-1	D	Type A				
571-5352069-1	5352069-1	E	Type B				
571-5352171-1	5352171-1	E	Type B, 19 Column				
571-5352152-1	5352152-1	E	Type B, 22 Column				
571-5352115-1	5352115-1	F	Type C				

Right Angle Female Connectors, 5 Row

For quantities greater than listed, call for quote.

Shielded							
571-5646489-1	5646489-1	G	Type A/B, 22 Column				
571-5646488-1	5646488-1	G	Type A/B, 19 Column				

Right Angle Male Connectors, 5 Row

For quantities greater than listed, call for quote.

Standard							
571-5106015-1	5106015-1	H	Type A				
571-5106014-1	5106014-1	H	Type B				
571-5352131-1	5352131-1	H	Type B, 22 Column				
571-5352406-1	5352406-1	H	Type B, 19 Column				
571-5106012-1	5106012-1	H	Type C				

Vertical Female Connectors, 5 Row

For quantities greater than listed, call for quote.

571-5106773-1	5106773-1	I	Type A with out locating peg				
571-5106775-1	5106775-1	I	Type C				

CODING KEYS

Material:

- Glass filled Polyimide 6.6

For quantities greater than listed, call for quote.

MOUSER STOCK NO.	TE Part No.	Fig.	Description	Price Each 1	25	50	100
For Male Connectors							
571-100525-3	100525-3	J	Nut Brown				
571-1005259	100525-9	J	Strawberry Red				
For Female Connectors							
571-1005269	100526-9	K	Strawberry Red				

COMPACT PCI CONNECTORS

RJ3 Type:

- 95 signal contacts
- Length: 37.9mm (1.492")
- Rear transition card applications

RJ5 Type:

- 110 signal contacts
- Length: 43.9mm (1.728")
- Rear transition card applications

P1 Type:

- 110 signal contacts
- Length: 49.9mm (1.964")
- Backplane applications

For quantities greater than listed, call for quote.

MOUSER STOCK NO.	TE Part No.	Fig.	Description	Price Each 1	25	50	100
571-5646488-1	5646488-1	G	RJ3 Type AB Right Angle Female with Shield				
571-5646489-1	5646489-1	G	RJ5 Type AB Right Angle Female with Shield				
571-5352332-1	5352332-1	L	P1 Type A Vertical Males Feed-To (Hot Swap)				

UNIVERSAL POWER MODULE

Specifications:

- Housing: Volox, natural color
- UL94V-0 Rated

For quantities greater than listed, call for quote.

MOUSER STOCK NO.	TE Part No.	Fig.	Description	Price Each 1	25	50	100
571-5223955-2	5223955-2	M	Vertical Receptacle, ABC Position Loaded				
571-5223961-1	5223961-1	N	Right Angle Header, R-Pegs				

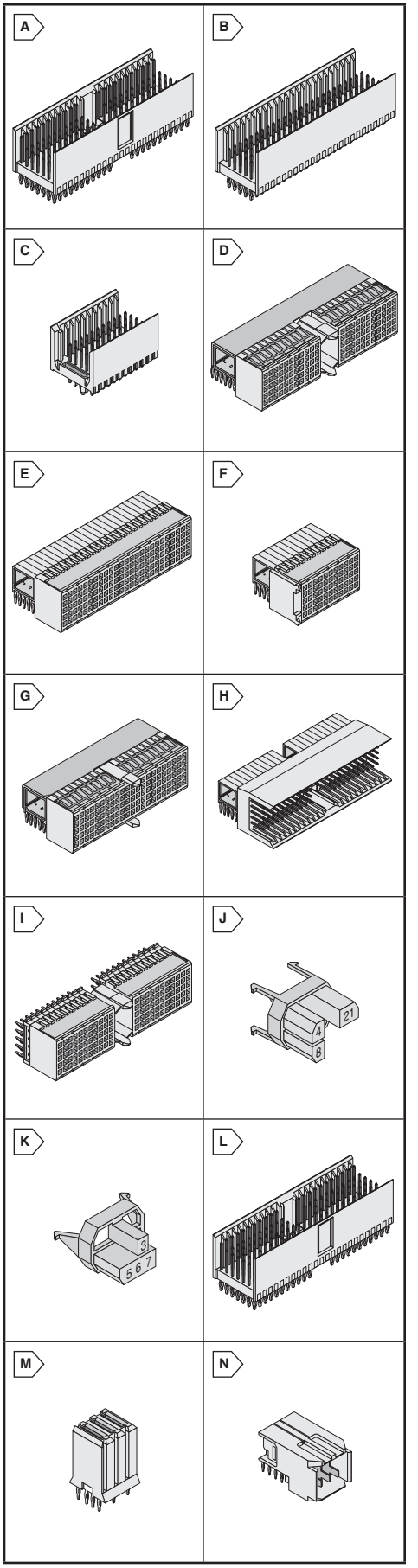

© Copyright 2014 Mouser Electronics

© Copyright 2014 Mouser Electronics

CFP MECHANICAL UNIT AND CONNECTORS

Features:
- CFP Multi Source Agreement (MSA) compliant
- For optical modules with 40Gbps and 100Gbps
- 10Gbps/channel
- Riding heat-sink ensures efficient thermal dissipation
- Gasket installed host connector cover and Bracket to ensure EMI shielding performance
- Pin count: 148
- Mating cycles: 200 times

For quantities greater than listed, call for quote.

MOUSER STOCK NO.	Yamaichi Part No.	Fig.	Description	Price Each 1	5	10	25
945-CA009-1201-001	CA009-1201-001	A	CFP Guide Rail				
945-CA009-1203-001	CA009-1203-001	B	CFP External Bracket				
945-CA009-1204-001	CA009-1204-001	C	CFP Internal Backer Plate				
945-CA009-1400-001	CA009-1400-001	D	CFP Host Connector Cover				
945-CA009-1310-001	CA009-1310-001	E	CFP Heat Sink				

For quantities greater than listed, call for quote.

945-CA009-S001-001	CA009-S001-001	F	CFP Host Connector, Surface Mount				
945-CA009-P001-001	CA009-P001-001	G	CFP Plug Connector, Straddle Mount				

ADVANCEDMC™ CONNECTOR FOR ATCA

Features:
- Connector Type: Extended
- Carrier Board: Conventional
- Contacts: 170
- Module Slots: 1

Specifications:
- Insulation Resistance: 100MΩ min. at 80V DC
- Withstanding Voltage: 80Vrms
- Differential Impedance: 100Ω ±10Ω

For quantities greater than listed, call for quote.

MOUSER STOCK NO.	Yamaichi Part No.	Fig.	Description	Price Each 1	5	10	25
945-CN074-170-0005	CN074-170-0005	H	Type B+ Right Angle Card Edge AMC Connector (10Gbps)				

ADVANCEDMC™ CONNECTOR FOR μTCA

Specifications:
- Insulation Resistance: 100MΩ min. at 80V DC
- Withstanding Voltage: 80Vrms
- Differential Impedance: 100Ω ±10Ω
- With long screws for 5mm PCB thickness

For quantities greater than listed, call for quote.

945-CN080-170-0011	CN080-170-0011	I	Vertical Mount Card Edge (10Gbps)				

POWER CONNECTORS FOR MICROTCA

Features:
- Design acc. to PICMG MicroTCA.0
- Press-fit termination

Specifications:
- Insulation Resistance: 100MΩ initial
- Voltage: 80Vrms
- Current Carrying Capacity: 24 pins = 11.625A
  72 pins = 9.4A
- Operating Temperature Range: –55°C to +105°C

For quantities greater than listed, call for quote.

MOUSER STOCK NO.	Yamaichi Part No.	Fig.	Description	Price Each 1	5	10	25
945-CNU009P-096-1001	CNU009P-096-1001	J	Right Angle Plug				
945-CNU009S-096-1001	CNU009S-096-1001	K	Vertical Mount Receptacle				

SIM CARD READERS

Features:
- Conforms to GSM11.11 standard for the European mobile phone system
- With extra locking mechanism to secure the SIM card inside the connector during shock and vibration
- Smooth extraction function by Push/Push mechanism

Specifications:
- Insulation Resistance: 500MΩ min. at 500V DC
- Withstanding Voltage: 250V ACrms for 1 minute
- Contact Resistance: 100mΩ max. at 10mA/20mV max.
- Current Rating: 0.5A
- Voltage Rating: 5.0Vrms
- Operating Temp. Range: -55°C to +85°C
- Mating Cycles: 5,000 insertions

For quantities greater than listed, call for quote.

MOUSER STOCK NO.	Yamaichi Part No.	Fig.	Description	Price Each 1	10	25	50
945-FMS006-2310-0	FMS006-2310-0	L	6pin, Top Mount, One Push Lock type				
945-FMS006-2620-0	FMS006-2620-0	M	6pin, Top Mount, Push-Push				
945-FMS006-3900-0	FMS006-3900-0	N	6pin, Top Mount, Tray Type				
945-FMS006-5100-0	FMS006-5100-0	O	6pin, Top Mount, Manual type, Height 1.4mm				
945-FMS008-6001-0	FMS008-6001-0	P	8pin, Top Mount, Push-Push				

SD CARD CONNECTOR

Features:
- Low Profile: H=2.80mm
- SDIO capable
- EMI prevention design

Specifications:
- Current Rating: 0.5A
- Voltage Rating. 5.0Vrms
- Withstanding Voltage: 500V ACrms for 1 minute
- Operating Temperature Range: –25°C to +85°C
- Mating Cycles: 5,000 insertions

For quantities greater than listed, call for quote.

945-FPS009-2920-0	FPS009-2920-0	Q	Top Mount, Push-Push				

MICROSD CARD CONNECTORS

Specifications:
- Current Rating: 0.5A
- Voltage Rating. 5.0Vrms
- Withstanding Voltage: 500V ACrms for 1 minute
- Operating Temperature Range: –25°C to +85°C
- Mating Cycles: 10,000 insertions

For quantities greater than listed, call for quote.

MOUSER STOCK NO.	Yamaichi Part No.	Fig.	Description	Price Each 1	5	10	25
945-PJS008-2003-0	PJS008-2003-0	R	Reverse Mount, Push-Push				
945-PJS008U-3000-0	PJS008U-3000-0	S	Vertical Dip Mount, Manual				



© Copyright 2014 Mouser Electronics

© Copyright 2014 Mouser Electronics

AMPHENOL® AT and ATM Series™ Connectors

Amphenol®

RoHS Compliant **This product is RoHS compliant.**



AT SERIES™ WITH STRAIN RELIEF

Features a 1-piece integrated design that maintains the rear seal at approximately 50% lower cost than industry parts. The wire cavities protect each individual wire seal, eliminating stress on the rear seal to maintain IP67 sealing performance regardless of wire bundle direction or improper installation. SR01 and SR02 Series Connectors provide a complete environmental seal and strain relief on the production line and in the field. In addition, the design eliminates the need to assemble costly backshells or boots in the field.

Sealed Receptacles with Strain Relief

MOUSER STOCK NO.	Amphenol Part No.	Fig.	No. of Positions	Price Each 1	100	500	1000
Standard							
654-AT04-2P-SR01BLK	AT04-2P-SR01BLK	A	2				
654-AT04-3P-SR01BLK	AT04-3P-SR01BLK	B	3				
654-AT04-4P-SR01BLK	AT04-4P-SR01BLK	C	4				
654-AT04-6P-SR01BLK	AT04-6P-SR01BLK	D	6				
654-AT04-08PA-SRBK	AT04-08PA-SRBK	E	8				
654-AT04-12PA-SRBK	AT04-12PA-SRBK	F	12				
Reduced Diameter Seal							
654-AT04-2P-SR02BLK	AT04-2P-SR02BLK	A	2				
654-AT04-3P-SR02BLK	AT04-3P-SR02BLK	B	3				
654-AT04-4P-SR02BLK	AT04-4P-SR02BLK	C	4				
654-AT04-6P-SR02BLK	AT04-6P-SR02BLK	D	6				
654-AT04-08PA-SR2BK	AT04-08PA-SR2BK	E	8				
654-AT04-12PA-SR2BK	AT04-12PA-SR2BK	F	12				

Sealed Plugs with Strain Relief

MOUSER STOCK NO.	Amphenol Part No.	Fig.	No. of Positions	Price Each 1	100	500	1000
Standard							
654-AT06-2S-SR01BLK	AT06-2S-SR01BLK	G	2				
654-AT06-3S-SR01BLK	AT06-3S-SR01BLK	H	3				
654-AT06-4S-SR01BLK	AT06-4S-SR01BLK	I	4				
654-AT06-6S-SR01BLK	AT06-6S-SR01BLK	J	6				
654-AT06-08SA-SRBK	AT06-08SA-SRBK	K	8				
654-AT06-12SA-SRBK	AT06-12SA-SRBK	L	12				
Reduced Diameter Seal							
654-AT06-2S-SR02BLK	AT06-2S-SR02BLK	G	2				
654-AT06-3S-SR02BLK	AT06-3S-SR02BLK	H	3				
654-AT06-4S-SR02BLK	AT06-4S-SR02BLK	I	4				
654-AT06-6S-SR02BLK	AT06-6S-SR02BLK	J	6				
654-AT06-08SA-SR2BK	AT06-08SA-SR2BK	K	8				
654-AT06-12SA-SR2BK	AT06-12SA-SR2BK	L	12				

Sealing Plug

MOUSER STOCK NO.	Amphenol Part No.	Fig.	No. of Positions	Price Each 1	100	500	1000
654-A114017-SR	A114017-SR	M	For use with SR01				



ATM SERIES™

ATM Series™ connectors are a miniature, high-performance, cost-effective solution specifically designed for smaller AWG applications, while still maintaining the strengths of the AT Series™ product line. ATM Series™ connectors are compatible with other existing standard products industry-wide.

MOUSER STOCK NO.	Amphenol Part No.	Fig.	Description	Price Each 1	100	500
Receptacles						
654-ATM04-2P	ATM04-2P	A	2 Position			
654-ATM04-3P	ATM04-3P	B	3 Position			
654-ATM04-4P	ATM04-4P	C	4 Position			
654-ATM04-6P	ATM04-6P	D	6 Position			
654-ATM04-08PA	ATM04-08PA	E	8 Position, Key A			
654-ATM04-12PA	ATM04-12PA	F	12 Position, Key A			
Plugs						
654-ATM06-2S	ATM06-2S	G	2 Position			
654-ATM06-3S	ATM06-3S	H	3 Position			
654-ATM06-4S	ATM06-4S	I	4 Position			
654-ATM06-6S	ATM06-6S	J	6 Position			
654-ATM06-08SA	ATM06-08SA	K	8 Position, Key A			
654-ATM06-12SA	ATM06-12SA	L	12 Position, Key A			
Wedges						
654-AWM-2P	AWM-2P	M	2 Position, Receptacle Wedge			
654-AWM-3P	AWM-3P	N	3 Position, Receptacle Wedge			
654-AWM-4P	AWM-4P	O	4 Position, Receptacle Wedge			
654-AWM-6P	AWM-6P	P	6 Position, Receptacle Wedge			

MOUSER STOCK NO.	Amphenol Part No.	Fig.	Description	Price Each 1	100	500
Wedges (Cont.)						
654-AWM-8P	AWM-8P	Q	8 Position, Receptacle Wedge			
654-AWM-12P	AWM-12P	R	12 Position, Receptacle Wedge			
654-AWM-2S	AWM-2S	S	2 Position, Plug Wedge			
654-AWM-3S	AWM-3S	T	3 Position, Plug Wedge			
654-AWM-4S	AWM-4S	U	4 Position, Plug Wedge			
654-AWM-6S	AWM-6S	V	6 Position, Plug Wedge			
654-AWM-8S	AWM-8S	W	8 Position, Plug Wedge			
654-AWM-12S	AWM-12S	X	12 Position, Plug Wedge			
Contacts and Seal						
654-AT60-20-0122	AT60-20-0122	Y	Male, Stamped & Formed 16-22AWG, Nickel			
654-AT60-202-20141	AT60-202-20141	Y	Male, Machined, #20, 20-22AWG, Nickel			
654-AT62-20-0122	AT62-20-0122	Z	Female, Stamped & Formed 16-22AWG, Nickel			
654-AT62-201-20141	AT62-201-20141	Z	Female, Machined, #20, 20-22AWG, Nickel			
654-AT13-204-2005	AT13-204-2005	AA	Blank Seal, Size 20, 20 AWG, White			

© Copyright 2014 Mouser Electronics

© Copyright 2014 Mouser Electronics

FCI Automotive Connectors

RoHS Compliant **This product is RoHS compliant.**

APEX 150 (1.5MM) CONNECTORS

Features:

- Circumferential interface seal
- Wire accommodation range: 22AWG (.35mm²)
- Mat seal design
- Terminal Position Assurance (TPA) device to detect partially installed terminals
- USCAR 'on engine' performance standard suitable for harsh environments
- Sealing Protection: IP68
- Temperature range: -40°C to +125°C
- Current Rating: 25A
- 3.5mm pitch

✻2.8mm Cavity Plugs to be used with 14 and 24 contacts Hybrid and Ergomate Connectors

For quantities greater than listed, call for quote.

MOUSER STOCK NO.	FCI Part No.	Fig.	No. of Contacts	Description	Color	Price Each 1	25	50	100
Male Housing									
649-54241000	54241000	A	10	Sealed, Index A	Black				
649-54241001	54241001	A	10	Sealed, Index B	Gray				
649-54241600	54241600	A	16	Sealed, Index A	Black				
649-54241601	54241601	A	16	Sealed, Index B	Gray				
649-54251400	54251400	B	14	Hybrid, Sealed, Index A	Black				
649-54251401	54251401	B	14	Hybrid, Sealed, Index B	Gray				
649-F254000	F254000	B	24	Hybrid, ErgoMate, Sealed, Index A	Black				
Female Housing									
649-54241030	54241030	C	10	Sealed, Index A with CPA	Black				
649-54241031	54241031	C	10	Sealed, Index B with CPA	Gray				
649-54241630	54241630	C	16	Sealed, Index A with CPA	Black				
649-54241631	54241631	C	16	Sealed, Index B with CPA	Gray				
649-55251400	55251400	D	14	Hybrid, Sealed, Index A with CPA	Black				
649-55251401	55251401	D	14	Hybrid, Sealed, Index B with CPA	Gray				
649-F934000	F934000	D	24	Hybrid, ErgoMate, Sealed, Index A with CPA	Black				
Seal Plugs									
649-54241629	54241629	---	---	1.5mm Cavity Seal Plug	---				
✻ 649-54240002	54240002	---	---	2.8mm Seal Plug, Female Side	---				
✻ 649-54240003	54240003	---	---	2.8mm Seal Plug, Male Side	---				

Terminals

For quantities greater than listed, call for quote.

MOUSER STOCK NO.	FCI Part No.	Fig.	Gender	Terminal Size	Plating	Price Each 1	25	50	100
649-54001625	54001625	E	Female	1.5mm	Tin				
649-54001627-L	54001627-L	E	Female	1.5mm	Gold				
649-54001626	54001626	F	Male	1.5mm	Tin				
649-54001628	54001628	F	Male	1.5mm	Gold				

Tool

For quantities greater than listed, call for quote.

MOUSER STOCK NO.	FCI Part No.	Fig.	Description	Price Each 1	5
649-54241678	54241678	---	Terminal Extraction Tool		

APEX 2.8MM CONNECTORS

Features:

- Sealed: 12-20 wire gauge
- Fully assembled, robust design
- Circumferential interface seal
- Heavy Duty connectors for demanding environments
- Most compact 2.8mm system in the industry
- Terminal Position Assurance (TPA) device to detect partially installed terminals
- Mat seal design
- Connector position assurance available
- Sealing Protection: IP68
- Temperature range:
  2 and 3 way: -40°C to +150°C
  4,6,10 and 14 way: -40°C to +125°C

For quantities greater than listed, call for quote.

MOUSER STOCK NO.	FCI Part No.	Fig.	No. of Contacts	Description	Color	Price Each 1	25	50	100
Male Housings									
649-54200210	54200210	G	2	Sealed, Index A	Black				
649-54200211	54200211	G	2	Sealed, Index B	Lt Gray				
649-54200312	54200312	G	3	Sealed, Index A	Black				
649-54200313	54200313	G	3	Sealed, Index B	Lt Gray				
649-54200413	54200413	G	4	Sealed, Index A	Black				
649-54200414	54200414	G	4	Sealed, Index B	Lt Gray				
649-54200612	54200612	G	6	Sealed, Index A	Black				
649-54200613	54200613	G	6	Sealed, Index B	Lt Gray				
649-54201016	54201016	G	10	Sealed, Index A	Black				
649-54201017	54201017	G	10	Sealed, Index B	Lt Gray				
649-54201415	54201415	G	14	Sealed, Index A	Black				
649-54201416	54201416	G	14	Sealed, Index B	Lt Gray				
Female Housings									
649-54200206	54200206	H	2	Sealed, with CPA, Index A	Black				
649-54200207	54200207	H	2	Sealed, with CPA, Index B	Lt Gray				
649-54200308	54200308	H	3	Sealed, with CPA, Index A	Black				
649-54200309	54200309	H	3	Sealed, with CPA, Index B	Lt Gray				
649-54200409	54200409	H	4	Sealed, with CPA, Index A	Black				
649-54200410	54200410	H	4	Sealed, with CPA, Index B	Lt Gray				
649-54200608	54200608	H	6	Sealed, with CPA, Index A	Black				
649-54200609	54200609	H	6	Sealed, with CPA, Index B	Lt Gray				
649-54201009	54201009	H	10	Sealed, with CPA, Index A	Black				
649-54201010	54201010	H	10	Sealed, with CPA, Index B	Lt Gray				
649-54201411	54201411	H	14	Sealed, with CPA, Index A	Black				
649-54201412	54201412	H	14	Sealed, with CPA, Index B	Lt Gray				
Accessories									
649-54200005	54200005	---	---	2.8mm Cavity Plug	---				

Terminals

For quantities greater than listed, call for quote.

MOUSER STOCK NO.	FCI Part No.	Fig.	Gender	Terminal Size	Plating	Price Each 1	25	50	100
649-54001800	54001800	E	Female	2.8mm	Tin				
649-54001400	54001400	E	Female	2.8mm	Tin				
649-54001803	54001803	E	Female	2.8mm	Gold				
649-54001801	54001801	F	Male	2.8mm	Tin				
649-54001401	54001401	F	Male	2.8mm	Tin				
649-F875200	F875200	F	Male	2.8mm	Gold				

Tools

For quantities greater than listed, call for quote.

MOUSER STOCK NO.	FCI Part No.	Fig.	Description	Price Each 1	5
649-5400EXT	5400EXT	---	Terminal Extraction Tool		
649-APEX2.8MM18/20	APEX2.8mm18/20	---	Hand Crimp Tool, 18-20 AWG		
649-APEX2.8MM14/16	APEX2.8mm14/16	---	Hand Crimp Tool, 14-16 AWG		
649-APEX2.8MM10/12	APEX2.8mm10/12	---	Hand Crimp Tool, 10-12 AWG		

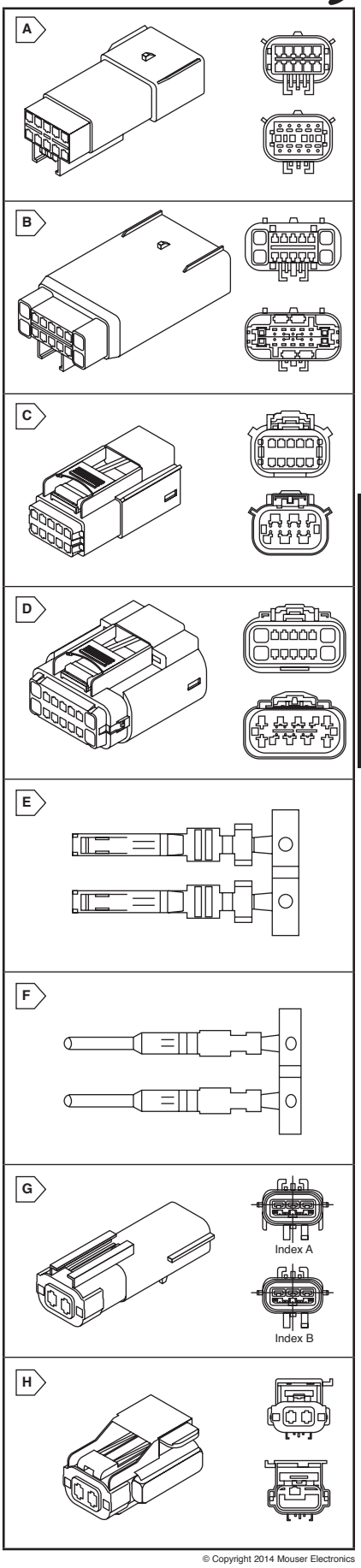

© Copyright 2014 Mouser Electronics

© Copyright 2014 Mouser Electronics

JAE Automotive Connectors

RoHS Compliant **This product is RoHS compliant.**

MX19 SERIES 2.5MM WATERPROOF CABLE-TO-CABLE CONNECTORS

- Mechanical lock system enables complete mating with a click
- Rear cover protects the grommet from damage on terminal insertion
- Terminals have a two-plate spring mechanism with long beam length, which results in a low force insertion and stress dispersion
- Contact Spacing 2.5mm (.098")
- Current Rating: 5A
- Insulation Resistance: 100 Megohm min.
- Waterproofing: Compliant with JIS D0203 S1
- Applicable wire: Type CAVS, AVSS, 22-20AWG

For quantities greater than listed, call for quote.

MOUSER STOCK NO.	JAE Part No.	Fig.	No. of Pos.	Description	Price Each 1	25	100	250
656-MX19002P51	MX19002P51	A	2	Pin Housing Black				
656-MX19004P51	MX19004P51	A	4	Pin Housing Black				
656-MX19002S51	MX19002S51	B	2	Socket Housing Black				
656-MX19004S51	MX19004S51	B	4	Socket Housing Black				
Contacts								
656-MX19P10K451	MX19P10K451-C100	-	-	Crimp Pin Contact				
656-MX19S10K451	MX19S10K451-C100	-	-	Crimp Socket Contact				

MX23 SERIES 2.5MM WATERPROOF WIRE TO BOARD CONNECTORS

- Full water proof grommet is used for socket contact crimping area in order to reduce size
- Low profile type with board mounting height of 18.3mm and socket connector height of 22.2mm max.
- Contact Spacing 2.5mm (.098")
- Current Rating: 3A
- Applicable wire: Type AVSS, AVS, 22-16AWG
- Dielectric withstanding voltage: 1000 VACr.m.s. (1 minute)

For quantities greater than listed, call for quote.

MOUSER STOCK NO.	JAE Part No.	Fig.	No. of Pos.	Description	Price Each 1	25	100	250
656-MX23A18NF1	MX23A18NF1	C	18	Pin Header				
656-MX23A26NF1	MX23A26NF1	C	26	Pin Header				
656-MX23A34NF1	MX23A34NF1	C	34	Pin Header				
656-MX23A18SF1	MX23A18SF1	D	18	Socket Housing				
656-MX23A26SF1	MX23A26SF1	D	26	Socket Housing				
656-MX23A34SF1	MX23A34SF1	D	34	Socket Housing				
656-MX23A18XF1	MX23A18XF1	E	18	Front Cap				
656-MX23A26XF1	MX23A26XF1	E	26	Front Cap				
656-MX23A34XF1	MX23A34XF1	E	34	Front Cap				
Contacts								
656-M23S05K351	M23S05K351	-	-	Crimp Socket Contact				
656-M120-55780	M120-55780	-	-	Dummy Plug				

MX47 SERIES 2.5MM WATERPROOF HIGH DENSITY CONNECTORS

- 2.5mm horizontal pitch, 3.6mm vertical pitch, 3-row board-to-wire connector
- Low profile type with board mounting height held to 19.3mm
- Rated Current: 3A
- Waterproof: 98 kPa min. (initial)
- Applicable Cable: AVSS 0.3 to 1.25sq (AWG #16 to #22 equivalent)

NEW PRODUCT

For quantities greater than listed, call for quote.

MOUSER STOCK NO.	JAE Part No.	Fig.	No. of Pos.	Description	Price Each 1	10	25	50
656-MX47039NF1	MX47039NF1	C	39	Pin Header				
656-MX47039NF2	MX47039NF2	C	39	Pin Header with Key Option				
656-MX47039SF1	MX47039SF1	D	39	Socket Housing				
656-MX47039SF2	MX47039SF2	D	39	Socket Housing with Key Option				
656-MX47039XF1	MX47039XF1	E	39	Front Cap				
656-M47S65H2FA	M47S65H2FA	-	-	Crimp Socket Contact				

TOOL

For quantities greater than listed, call for quote.

MOUSER STOCK NO.	JAE Part No.	Description	Price Each
656-CT150-4C-ILZ	CT150-4C-ILZ	Hand Crimp Tool	

CE2 SERIES COAXIAL CONNECTORS

- Small and robust coaxial connectors for antenna connection in transportation applications
- Applicable Frequency: DC to 1GHz
- Impedance: 75Ohms
- Insertion loss: 0.3dB max.
- Operating temperature: -30°C to +70°C

For quantities greater than listed, call for quote.

MOUSER STOCK NO.	JAE Part No.	Fig.	Description	Price Each 1	10	25	50
Board Connectors							
656-CE2S101C02	CE2S101C02	F	Coaxial 1 Pos., Bracket Upward				
656-CE2S111C01	CE2S111C01	F	Coaxial 1 Pos. Power 1 Pos., Bracket Upward				
656-CE2S211C02	CE2S211C02	F	Coaxial 2 Pos. Power 1 Pos., Bracket Upward				
Cable Connectors							
656-CE2A111Z00	CE2A111Z00	G	Coaxial 1 Pos., Power 1 Pos.				
Relay Connectors							
656-CE2G111Z00	CE2G111Z00	H	Coaxial 1 Pos., Power 1 Pos.				
Terminals							
656-CE2A001C01	CE2A001C01	-	Coaxial Terminal for Cable				
656-CE2G001C01	CE2G001C01	-	Coaxial Terminal for Relay				

A

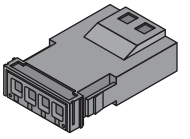

B

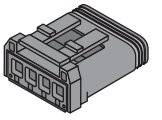

C

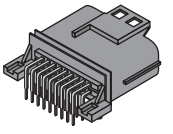

D

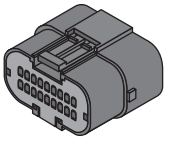

E

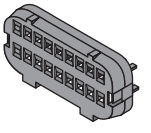

F

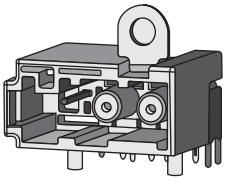

G

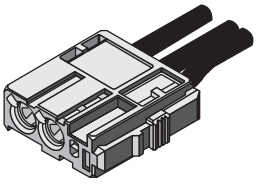

H

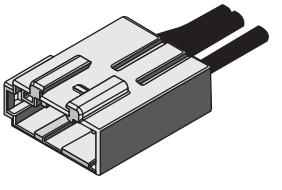

© Copyright 2014 Mouser Electronics

© Copyright 2014 Mouser Electronics

RoHS Compliant This product is RoHS compliant.

MINI50™ UNSEALED CONNECTION SYSTEMS

Achieve 50% space savings over traditional USCAR 0.64mm connectors with Molex's unsealed miniature Mini50™ single-row connection system, with smaller terminals to fit more low-current electrical circuits in interior, unsealed, transportation-vehicle environments

PRODUCT NEW

Standard Receptacles

For quantities greater than listed, call for quote.

MOUSER STOCK NO.	Molex Part No.	Fig.	Circuit Size	Color	Price Each 1	10	100	500
538-34791-0040	34791-0040	A	4	Black				
538-34791-0041	34791-0041	A	4	Gray				
538-34791-0080	34791-0080	A	8	Black				
538-34791-0081	34791-0081	A	8	Gray				

Headers

For quantities greater than listed, call for quote.

MOUSER STOCK NO.	Molex Part No.	Fig.	Circuit Size	Color	Price Each 1	10	100	500
Standard Right-Angle Headers								
538-34793-0040	34793-0040	B	4	Black				
538-34793-0041	34793-0041	B	4	Gray				
538-34793-0080	34793-0080	B	8	Black				
538-34793-0081	34793-0081	B	8	Gray				
Standard Vertical Headers								
538-34792-0040	34792-0040	B	4	Black				
538-34792-0041	34792-0041	B	4	Gray				
538-34792-0080	34792-0080	B	8	Black				
538-34792-0081	34792-0081	B	8	Gray				

A



Shown with Hinge Open

B



Right Angle Shown

Contacts

For quantities greater than listed, call for quote.

MOUSER STOCK NO.	Molex Part No.	Description	Wire Gauge (mm2)	Price Each 1	10	100	500
538-560023-0421	560023-0421	Tin	0.22 - 0.35				

STAC64™ CONNECTION SYSTEM 2.54MM (.100") PITCH

Stackable connection system provides single and multi-pocket PCB solutions, offering a diverse range of circuit sizes and greatly reducing time-to-market by completely eliminating custom tooling: new female connectors feature the only finger-actuated design in the industry.

Headers

For quantities greater than listed, call for quote.

MOUSER STOCK NO.	Molex Part No.	Fig.	No. of Circuits	Color	Polarization	Price Each 1	10	100	500
Single-Bay Headers									
538-34690-0080	34690-0080	A	8	Black	A				
538-34690-0120	34690-0120	A	12	Black	A				
538-34690-0160	34690-0160	A	16	Black	A				
538-34690-0200	34690-0200	A	20	Black	A				
538-34690-0201	34690-0201	A	20	Gray	B				
538-34690-0202	34690-0202	A	20	Brown	C				
538-34690-0203	34690-0203	A	20	Green	D				
Single-Bay Right Angle Headers									
538-34691-0080	34691-0080	A	8	Black	A				
538-34691-0120	34691-0120	A	12	Black	A				
538-34691-0160	34691-0160	A	16	Black	A				
538-34691-0200	34691-0200	A	20	Black	A				
538-34691-0201	34691-0200	A	20	Gray	B				
538-34691-0202	34691-0202	A	20	Brown	C				
538-34691-0203	34691-0203	A	20	Green	D				
Single-Bay Hybrid Vertical Header									
538-34695-0100	34695-0100	A	10	Black	A				

Receptacles

For quantities greater than listed, call for quote.

MOUSER STOCK NO.	Molex Part No.	Fig.	No. of Circuits	Color	Polarization	Price Each 1	10	100	500
538-34729-0080	34729-0080	B	8	Black	A				
538-34729-0120	34729-0120	B	12	Black	A				
538-34729-0160	34729-0160	B	16	Black	A				
538-34729-0200	34729-0200	B	20	Black	A				
538-34729-0201	34729-0201	B	20	Gray	B				
538-34729-0202	34729-0202	B	20	Brown	C				
538-34729-0203	34729-0203	B	20	Green	D				
Hybrid Receptacle									
538-31372-1000	31372-1000	C	10	Black	A				

A

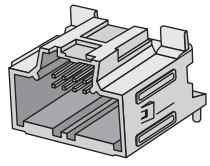

Right Angle Shown

B

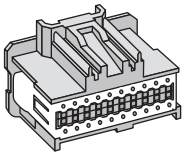

C

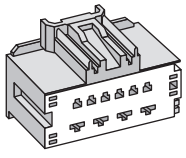

Contacts

For quantities greater than listed, call for quote.

MOUSER STOCK NO.	Molex Part No.	Wire Gauge	Price Each 1	10	100	500
Terminals - Female						
538-34803-0211	34803-0211	22 AWG, Tin Plated				
538-34803-0212	34803-0212	20 AWG, Tin Plated				

CMC HYBRID CONNECTORS

The Molex family of CMC Hybrid Connectors provides a sealed, high-density, modular and cost-effective connection system for heavy-duty, powertrain and body-electronics applications in the transportation industry.

Receptacles

For quantities greater than listed, call for quote.

MOUSER STOCK NO.	Molex Part No.	Fig.	No. of Circuits	Color	Wire Output	Price Each 1	10	100	500
538-64319-3211	64319-3211	A	32	Black	Right				
538-64319-1218	64319-1218	A	32	Gray	Left				
538-64320-3311	64320-3311	A	48	Black	Right				
538-64320-3319	64320-3319	A	48	Brown	Right				
538-64320-1319	64320-1319	A	48	Brown	Left				
Wire-to-Wire									
538-501820-3201	501820-3201	B	32	Gray	-				

Wire Caps

For quantities greater than listed, call for quote.

MOUSER STOCK NO.	Molex Part No.	Fig.	No. of Circuits	Color	Price Each 1	10	100	500
538-64319-1201	64319-1201	C	32	Black				
538-64320-1301	64320-1301	C	48	Black				
Wire-to-Wire								
538-501826-3201	501826-3201	C	32	Black				

Headers

For quantities greater than listed, call for quote.

MOUSER STOCK NO.	Molex Part No.	Fig.	No. of Circuits	Pin Count .63 mm	Pin Count 1.50 mm	No. of Pockets	Price Each 1	10	100	500
538-64334-0100	64334-0100	D	32	24	8	1				
538-500762-0481	500762-0481	D	48	40	8	1				
538-502225-0801	502225-0801	D	80	64	16	2				
538-64333-0100	64333-0100	D	112	88	24	3				

A



B



PRODUCT NEW

C



D



Contacts

For quantities greater than listed, call for quote.

MOUSER STOCK NO.	Molex Part No.	Plating	Gender	Wire Size (mm)	Wire Insulation (mm)	Price Each 1	100
538-64322-1029	64322-1029	Tin	Female	0.75	1.60-1.90		
Wire-to-Wire							
538-501827-0101	501827-0101	Tin	Male	0.80-1.00	1.40-1.7		
538-501828-0101	501828-0101	Tin	Male	1.20	1.80-1.90		

© Copyright 2014 Mouser Electronics

© Copyright 2014 Mouser Electronics

TE Ampseal 16 Connectors

RoHS Compliant **This product is RoHS compliant.**

TE connectivity Authorized Distributor

AMPSEAL 16 CONNECTOR SYSTEM

Features:

- Keyed / polarized, prevents mismating
- Lanceless contacts, no damaged tangs or tangled contacts
- Integral CPA protects against accidental unlocking
- Sleeved assembly for contact beam protection provides 50 durability cycles
- Attachment feature on pin housing provides connector clip mounting
- Integral PLR provides primary latch reinforcement with no additional assembly
- Sealing of interface and wires provides for environmental integrity
- Resistant to a wide range of chemicals

Wire Size Range:

- 2.18–3.67 mm
- 1.30–2.54 mm
  (with reduced diameter wire seal)

Housing Material:

- Glass Reinforced PBT
- UL 94-HB rated

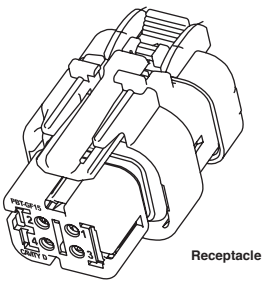

Receptacle

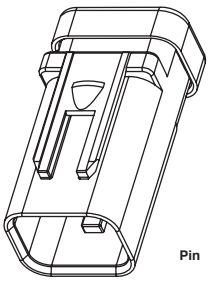

Pin

Sealed Receptacle Housings with Standard Diameter Wire Seal

MOUSER STOCK NO.	TE Part No.	No. of Positions	Color	Keying	Price Each			
					1	25	50	100
571-776427-1	776427-1	2	Red	A				
571-776427-2	776427-2	2	Gray	B				
571-776427-3	776427-3	2	Yellow	C				
571-776427-4	776427-4	2	Green	D				
571-776429-1	776429-1	3	Red	A				
571-776429-2	776429-2	3	Gray	B				
571-776429-3	776429-3	3	Yellow	C				
571-776429-4	776429-4	3	Green	D				
571-776487-1	776487-1	4	Red	A				
571-776487-2	776487-2	4	Gray	B				
571-776487-3	776487-3	4	Yellow	C				
571-776487-4	776487-4	4	Green	D				
571-776433-1	776433-1	6	Red	A				
571-776433-2	776433-2	6	Gray	B				
571-776433-3	776433-3	6	Yellow	C				
571-776494-1	776494-1	8	Red	A				
571-776494-2	776494-2	8	Gray	B				
571-776494-3	776494-3	8	Yellow	C				
571-776494-4	776494-4	8	Green	D				
571-776437-1	776437-1	12	Red	A				
571-776437-2	776437-2	12	Gray	B				
571-776437-3	776437-3	12	Yellow	C				
571-776437-4	776437-4	12	Green	D				

Sealed Pin Housings Standard Diameter Wire Seal

MOUSER STOCK NO.	TE Part No.	No. of Positions	Color	Keying	Price Each			
					1	25	50	100
571-776428-1	776428-1	2	Red	A				
571-776428-2	776428-2	2	Gray	B				
571-776428-3	776428-3	2	Yellow	C				
571-776428-4	776428-4	2	Green	D				
571-776430-1	776430-1	3	Red	A				
571-776430-2	776430-2	3	Gray	B				
571-776430-3	776430-3	3	Yellow	C				
571-776430-4	776430-4	3	Green	D				
571-776488-1	776488-1	4	Red	A				
571-776488-2	776488-2	4	Gray	B				
571-776488-3	776488-3	4	Yellow	C				
571-776488-4	776488-4	4	Green	D				
571-776434-1	776434-1	6	Red	A				
571-776434-2	776434-2	6	Gray	B				
571-776434-3	776434-3	6	Yellow	C				
571-776495-1	776495-1	8	Red	A				
571-776495-2	776495-2	8	Gray	B				
571-776495-3	776495-3	8	Yellow	C				
571-776495-4	776495-4	8	Green	D				
571-776438-1	776438-1	12	Red	A				
571-776438-2	776438-2	12	Gray	B				
571-776438-3	776438-3	12	Yellow	C				
571-776438-4	776438-4	12	Green	D				

Sealed Receptacle Housings with Reduced Diameter Wire Seal

MOUSER STOCK NO.	TE Part No.	No. of Positions	Color	Keying	Price Each			
					1	25	50	100
571-776522-1	776522-1	2	Red	A				
571-776522-2	776522-2	2	Gray	B				
571-776522-3	776522-3	2	Yellow	C				
571-776522-4	776522-4	2	Green	D				
571-776523-1	776523-1	3	Red	A				
571-776523-2	776523-2	3	Gray	B				
571-776523-3	776523-3	3	Yellow	C				
571-776523-4	776523-4	3	Green	D				
571-776524-1	776524-1	4	Red	A				
571-776524-2	776524-2	4	Gray	B				
571-776524-3	776524-3	4	Yellow	C				
571-776524-4	776524-4	4	Green	D				
571-776531-1	776531-1	6	Red	A				
571-776531-2	776531-2	6	Gray	B				
571-776531-3	776531-3	6	Yellow	C				
571-776532-1	776532-1	8	Red	A				
571-776532-2	776532-2	8	Gray	B				
571-776532-3	776532-3	8	Yellow	C				
571-776532-4	776532-4	8	Green	D				
571-776533-1	776533-1	12	Red	A				
571-776533-2	776533-2	12	Gray	B				
571-776533-3	776533-3	12	Yellow	C				
571-776533-4	776533-4	12	Green	D				

Sealed Pin Housings with Reduced Diameter Wire Seal

MOUSER STOCK NO.	TE Part No.	No. of Positions	Color	Keying	Price Each			
					1	25	50	100
571-776534-1	776534-1	2	Red	A				
571-776534-2	776534-2	2	Gray	B				
571-776534-3	776534-3	2	Yellow	C				
571-776534-4	776534-4	2	Green	D				
571-776535-1	776535-1	3	Red	A				
571-776535-2	776535-2	3	Gray	B				
571-776535-3	776535-3	3	Yellow	C				
571-776535-4	776535-4	3	Green	D				
571-776536-1	776536-1	4	Red	A				
571-776536-2	776536-2	4	Gray	B				
571-776536-3	776536-3	4	Yellow	C				
571-776536-4	776536-4	4	Green	D				
571-776537-1	776537-1	6	Red	A				
571-776537-2	776537-2	6	Gray	B				
571-776537-3	776537-3	6	Yellow	C				
571-776538-1	776538-1	8	Red	A				
571-776538-2	776538-2	8	Gray	B				
571-776538-3	776538-3	8	Yellow	C				
571-776538-4	776538-4	8	Green	D				
571-776539-1	776539-1	12	Red	A				
571-776539-2	776539-2	12	Gray	B				
571-776539-3	776539-3	12	Yellow	C				
571-776539-4	776539-4	12	Green	D				

Receptacle Contacts

MOUSER STOCK NO.	TE Part No.	Wire Size		Contact Material	Price Each			
		(mm2)	(AWG)		1	100	500	1000
571-1924580-2	1924580-2	0.5–0.8	20-18	Nickel				
571-1924580-1	1924580-1	0.5–0.8	20-18	Gold				
571-776299-2	776299-2	0.8–2.0	18-14	Nickel				
571-776299-1	776299-1	0.8–2.0	18-14	Gold				

Pin Contacts

MOUSER STOCK NO.	TE Part No.	Wire Size		Contact Material	Price Each			
		(mm2)	(AWG)		1	100	500	1000
571-1924579-3	1924579-3	0.5–0.8	20-18	Nickel				
571-1924579-1	1924579-1	0.5–0.8	20-18	Gold				
571-776300-2	776300-2	0.8–2.0	18-14	Nickel				
571-776300-1	776300-1	0.8–2.0	18-14	Gold				

© Copyright 2014 Mouser Electronics

© Copyright 2014 Mouser Electronics



✻ Images are for reference only.

HEAVYIMATE® 146-D SERIES POWER CONNECTORS

Features:
- Hybrid interconnections
- High current
- High pole sizes
- Voltage up to 1000V
- IP65 to IP68
- Corrosion resistance
- Vibration proof
- VDE, UL, CSA approvals

For quantities greater than listed, call for quote.

MOUSER STOCK NO.	Amphenol Part No.	Fig.	Description	Price Each
Pin Contacts				
523-C14610A00350015	C146 10A003 500 15	A	3 Contact, Crimp, 16-10 AWG	
523-C14610A00650015	C146 10A006 500 15	A	6 Contact, Crimp, 20-12 AWG	
523-C14610A00850015	C146 10A008 500 15	A	8 Contact, Crimp, 20-12 AWG	
523-C14610A01250015	C146 10A012 500 15	A	12 Contact, Crimp, 26-14 AWG	
523-C14610A01750015	C146 10A017 500 15	A	17 Contact, Crimp, 26-14 AWG	
523-C14610A02050015	C146 10A020 500 15	A	20 Contact, Crimp, 20-12 AWG	
Socket Contacts				
523-C14610B00350015	C146 10B003 500 15	B	3 Contact, Crimp, 16-10 AWG	
523-C14610B00650015	C146 10B006 500 15	B	6 Contact, Crimp, 20-12 AWG	
523-C14610B00850015	C146 10B008 500 15	B	8 Contact, Crimp, 20-12 AWG	
523-C14610B01250015	C146 10B012 500 15	B	12 Contact, Crimp, 26-14 AWG	
523-C14610B01750015	C146 10B017 500 15	B	17 Contact, Crimp, 26-14 AWG	
523-C14610B02050015	C146 10B020 500 15	B	20 Contact, Crimp, 20-12 AWG	

Frames

For quantities greater than listed, call for quote.

MOUSER STOCK NO.	Amphenol Part No.	Fig.	Description	Price Each
Pin Contacts				
523-C14610P00600015	C146 10P006 000 15	C	2 Contact, Size E6	
523-C14610P01000015	C146 10P010 000 15	C	3 Contact, Size E10	
523-C14610P01600015	C146 10P016 000 15	C	4 Contact, Size E16	
523-C14610P02400015	C146 10P024 00015	C	6 Contact, Size E24	
Socket Contacts				
523-C14610S00600015	C146 10S006 000 15	D	2 Contact, Size E6	
523-C14610S01000015	C146 10S010 000 15	D	3 Contact, Size E10	
523-C14610S01600015	C146 10S016 000 15	D	4 Contact, Size E16	
523-C14610S02400015	C146 10S024 000 15	D	6 Contact, Size E24	

HEAVYIMATE® K

Inserts

For quantities greater than listed, call for quote.

MOUSER STOCK NO.	Amphenol Part No.	Fig.	Description	Price Each
Pin				
523-C14610A00610013	C146 10A006 100 13	E	4+2+PE	
Socket				
523-C14610B00610013	C146 10B006 100 13	F	4+2+PE	

HEAVYIMATE® M

Frames

For quantities greater than listed, call for quote.

MOUSER STOCK NO.	Amphenol Part No.	Fig.	Description	Price Each
Pin Contact				
523-C146P16001G8	C146 P16 001 G8	G	Size 16 (2xPE)	
523-C146P24001G8	C146 P24 001 G8	G	Size 24 (2xPE)	
Socket				
523-C146S16001G8	C146 S16 001 G8	H	Size 16 (2xPE)	
523-C146S24001G8	C146 S24 001 G8	H	Size 24 (2xPE)	

Removal Tools/Accessories

For quantities greater than listed, call for quote.

MOUSER STOCK NO.	Amphenol Part No.	Fig.	Description	Price Each
Pin				
523-C146A00001E8	C146 A00 001 E8	-	Blank Modules	
Socket				
523-C146B00001E8	C146 B00 001 E8	-	Blank Modules	

HEAVYIMATE® Q

Contact Inserts

For quantities greater than listed, call for quote.

MOUSER STOCK NO.	Amphenol Part No.	Fig.	Description	Price Each
Pin				
523-C14610A00550012	C146 10A005 500 12	I	5 pole 5 + PE	
Socket				
523-C14610B00550012	C146 10B005 500 12	J	5 pole 5 + PE	
Coding Element				
523-N170450001	N17 045 000 1	-	5+PE	

COOLPOWER® DWR SLIM DRAWER CONNECTORS

Features:
- Power, signal and mixed contact combinations up to 8 power + 40 signal
- High current CoolBand or RADSOK® power contacts for maximum performance
- Optional sequential contact engagement (first make / last break)
- UL 1977 compliance
- Integrated alignment correction
- Available metal guide pin/float mount system for additional mating reliability
- PCB orientation features and keying to prevent improper mounting and mating

For quantities greater than listed, call for quote.

MOUSER STOCK NO.	Amphenol Part No.	Fig.	Description	Price Each
Pin				
523-DWRT010PV23301	DWR-T010P-V233-01	K	10 Signal, Vert, CB8, PCB Solder Tail	
523-DWRT200PV23693	DWR-T200P-V236-93	K	2 Power, Vert, CB8, PBC Solder Tail	
523-DWRT210PV21602	DWR-T210P-V216-02	K	2 Power, 10 Signal, Vert, CB8 Solder Cup	
523-DWRT424PV23690	DWR-T424P-V236-90	K	4 Power, 24 Signal, Vert, CB8, PBC Solder Tail	
523-DWRT600PV21290	DWR-T600P-V212-90	K	6 Power, Vert, CB8, Solder Cup	
523-DWRT818PV23690	DWR-T818P-V236-90	K	8 Power, 18 Signal, Vert, CB8, PBC Solder Tail	
523-DWRT818PV23691	DWR-T818P-V236-91	K	8 Power, 18 Signal, Vert, CB8, PBC Solder Tail	
523-DWRT820PR233B2	DWR-T820P-R233-B2	K	8 Power, 20 Signal, Right Angle, CB8, PBC Solder Tail	
Socket				
523-DWRT010SV23301	DWR-T010S-V233-01	L	10 Signal, Vert, CB10 PBC Solder Tail	
523-DWRT200SV23692	DWR-T200S-V236-92	L	2 Power, Vert, CB10, PBC Solder Tail	
523-DWRT210SV21602	DWR-T210S-V216-02	L	2 Power, 10 Signal, Vert, CB10, Solder Cup	
523-DWRT424SV23690	DWR-T424S-V236-90	L	4 Power, 24 Signal, Vert, CB10, PBC Solder Tail	
523-DWRT600SV21290	DWR-T600S-V212-90	L	6 Power, Vert, CB10, Solder Cup	
523-DWRT818SV23690	DWR-T818S-V236-90	L	8 Power, 18 Signal, Vert, CB10, PBC Solder Tail	
523-DWRT820SV23301	DWR-T820S-V233-01	L	8 Power, 20 Signal, Vert, CB10, PBC Solder Tail	

APEX GALLEY CONNECTORS

Heavy Duty

For quantities greater than listed, call for quote.

MOUSER STOCK NO.	Amphenol Part No.	Fig.	Description	Price Each
Pin				
523-APX2A801C	APX2A801C	M	Plug w/ Contacts ARINC 810	
523-APX2A801G	APX2A801G	M	Plug ARINC w/Contacts no twinax	
523-APX2A801K	APX2A801K	M	Plug No Contacts ARINC 810	
Female				
523-APX2B801C	APX2B801C	N	REC w/ Contacts ARINC 810	
523-APX2B801G	APX2B801G	N	REC ARINC w/Contacts no twinax	
523-APX2B801K	APX2B801K	N	REC No Contacts ARINC 810	

© Copyright 2014 Mouser Electronics

© Copyright 2014 Mouser Electronics

TE CONNECTIVITY Power Connectors

RoHS Compliant This page of product is RoHS compliant.

Authorized Distributor



TRIPLE LOCK POWER CONNECTORS

Features:

- Audible 'lock' latch provides positive feedback when cap plug and mated while the ribs surrounding the latch prevent wires from becoming snagged underneath the latch.
- Optional Connector Position Assurance (CPA) ensures that once engaged the Power Triple Lock Connector System cannot be mistakenly disengage code to prevent mis-mating on the assembly line.
- Optional Terminal Position Assurance (TPA) ensures that contacts are fully seated within the housing and provides an added measure against contact back out
- Available in three levels of housing materials with keying/color code to prevent mis-mating on the assembly line.

Materials:

- Housing: UL94V-0
- Operating temperature: -55 to 105°C standard material; -55 to 150°C high temp material

Applications:

- Refrigerators, Dishwashers, Washers/Dryers
- Cookware
- Water Heaters
- Vacuums
- Garage Door Openers
- Automotive
- Commercial Building
- Industrial Machinery
- HVAC
- Rail

For quantities greater than listed, call for quote

MOUSER STOCK NO.	TE Part No.	Fig.	Description	Price Each 1	100	500
Standard						
571-1-1971771-2	1-1971771-2	A	2P 1x2 A Cap Housing Free Hanging			
571-1-1971771-3	1-1971771-3	A	3P 1x3 A Cap Housing Free Hanging			
571-1-1971771-4	1-1971771-4	A	4P 1x4 A Cap Housing Free Hanging			
571-1-1971771-7	1-1971771-7	A	5P 1x5 A Cap Housing Free Hanging			
571-1-1971774-3	1-1971774-3	B	6P 2x3 A Cap Housing Free Hanging			
571-1-1971774-4	1-1971774-4	B	8P 2x4 A Cap Housing Free Hanging			
571-1-1971774-5	1-1971774-5	B	10P 2x5 cap Housing Key A free hang			
571-1-1971874-3	1-1971874-3	C	9P 3x3 A Cap Housing Free Hanging			
571-1-1971874-4	1-1971874-4	C	12P 3x4 A Cap Housing Free Hanging			
571-1-1971874-7	1-1971874-7	C	15P 3x5 A Cap Housing Free Hanging			
571-1-1971773-2	1-1971773-2	D	2P 1x2 A Plug Housing			
571-1-1971773-3	1-1971773-3	D	3P 1x3 A Plug Housing			
571-1-1971773-4	1-1971773-4	D	4P 1x4 A Plug Housing			
571-1-1971773-7	1-1971773-7	D	5P 1x5 A Plug Housing			
571-1-1971776-3	1-1971776-3	E	6P 2x3 A Plug Housing			
571-1-1971776-4	1-1971776-4	E	8P 2x4 A Plug Housing			
571-1-1971776-5	1-1971776-5	E	10P 2x5 Plug Housing Key A			
571-1-1971876-3	1-1971876-3	F	9P 3x3 A Plug Housing			
571-1-1971876-4	1-1971876-4	F	12P 3x4 A Plug Housing			
571-1-1971876-7	1-1971876-7	F	15P 3x5 A Plug Housing			
571-1-1971772-2	1-1971772-2	G	2P 1x2 A Cap Housing Panel Mt			
571-1-1971772-3	1-1971772-3	G	3P 1x3 A Cap Housing Panel Mt			
571-1-1971772-4	1-1971772-4	G	4P 1x4 A Cap Housing Panel Mt			
571-1-1971772-7	1-1971772-7	G	5P 1x5 A Cap Housing Panel Mt			
571-1-1971775-3	1-1971775-3	H	6P 2x3 A Cap Housing Panel Mt			
571-1-1971775-4	1-1971775-4	H	8P 2x4 A Cap Housing Panel Mt			
571-1-1971775-5	1-1971775-5	H	10P 2x5 Cap Housing Panel Mt Key A			
571-1-1971875-3	1-1971875-3	I	9P 3x3 A Cap Housing Panel Mt			
571-1-1971875-4	1-1971875-4	I	12P 3x4 A Cap Housing Panel Mt			
571-1-1971875-7	1-1971875-7	I	15P 3x5 A Cap Housing Panel Mt			
571-1971777-2	1971777-2	J	2P 1x2 150C TPA-Locking Plate			
571-1971777-3	1971777-3	J	3P 1x3 150C TPA-Locking Plate			
571-1971777-4	1971777-4	J	4P 1x4 150C TPA-Locking Plate			
571-1971777-5	1971777-5	J	5P 1x5 150C TPA-Locking Plate			
571-1971778-3	1971778-3	K	6P 2x3 150C TPA-Locking Plate			
571-1971778-4	1971778-4	K	8P 2x4 150C TPA-Locking Plate			
571-1971778-5	1971778-5	K	10P 2x5 150C TPA-Locking Plate			
571-1971789-1	1971789-1	L	CPA			
571-1971783-1	1971783-1	M	16-20AWG Receptacle Contact			
571-1971785-1	1971785-1	M	22AWG Receptacle Contact			
571-1971784-1	1971784-1	N	16-20AWG Tab Contact			
571-1971786-1	1971786-1	N	22AWG Tab Contact			

For quantities greater than listed, call for quote

MOUSER STOCK NO.	TE Part No.	Fig.	Description	Price Each 1	100	500
High Temperature						
571-5-1971771-2	5-1971771-2	O	2P 1x2 Cap Hsg free hanging Key A			
571-5-1971771-3	5-1971771-3	O	3P 1x3 Cap Hsg free hanging Key A			
571-9-1971773-2	9-1971773-2	P	2P 1x2 plug Housing Key A			
571-5-1971773-3	5-1971773-3	P	3P 1x3 plug Housing Key A			
571-5-1971776-3	5-1971776-3	Q	6P 2x3 plug Housing Key A			
571-5-1971775-3	5-1971775-3	R	6P 2x3 Cap Housing panel Mt Key A			
571-1971783-2	1971783-2	S	16-20AWG Receptacle Contact			
571-1971784-2	1971784-2	T	16-20AWG Tab Contact			
Glow Wire						
571-5-2232358-2	5-2232358-2	U	2P 1x2 Cap Hsg free hanging Key A			
571-5-2232358-3	5-2232358-3	U	3P 1x3 Cap Hsg free hanging Key A			
571-5-2232358-4	5-2232358-4	U	4P 1x4 Cap Hsg free hanging Key A			
571-5-2232358-7	5-2232358-7	U	5P 1x5 Cap Hsg free hanging Key A			
571-5-2232359-3	5-2232359-3	V	6P 2x3 Cap Hsg free hanging Key A			
571-5-2232359-4	5-2232359-4	V	8P 2x4 Cap Hsg free hanging Key A			
571-5-2232359-5	5-2232359-5	V	10P 2x5 Cap Hsg free hanging Key A			
571-5-2232359-6	5-2232359-6	V	12P 2x6 Cap Hsg free hanging Key A			
571-5-2232360-3	5-2232360-3	W	9P 3x3 Cap Hsg free hanging Key A			
571-5-2232360-4	5-2232360-4	W	12P 3x4 Cap Hsg free hanging Key A			
571-5-2232360-7	5-2232360-7	W	15P 3x5 Cap Hsg free hanging Key A			
571-5-2232265-2	5-2232265-2	X	2P 1x2 Plug Housing Key A			
571-5-2232265-3	5-2232265-3	X	3P 1x3 Plug Housing Key A			
571-5-2232265-4	5-2232265-4	X	4P 1x4 Plug Housing Key A			
571-5-2232265-7	5-2232265-7	X	5P 1x5 Plug Housing Key A			
571-5-2232266-3	5-2232266-3	Y	6P 2x3 Plug Housing Key A			
571-5-2232266-4	5-2232266-4	Y	8P 2x4 Plug Housing Key A			
571-5-2232266-6	5-2232266-6	Y	12P 2x6 Plug Housing Key A			
571-5-2232357-3	5-2232357-3	Z	9P 3x3 Plug Housing Key A			
571-5-2232357-4	5-2232357-4	Z	12P 3x4 Plug Housing Key A			
571-5-2232357-7	5-2232357-7	Z	15P 3x5 Plug Housing Key A			
571-5-2232263-2	5-2232263-2	AA	2P 1x2 Cap Hsg Panel Mt Key A			
571-5-2232263-3	5-2232263-3	AA	3P 1x3 Cap Hsg Panel Mt Key A			
571-5-2232263-4	5-2232263-4	AA	4P 1x4 Cap Hsg Panel Mt Key A			
571-5-2232263-7	5-2232263-7	AA	5P 1x5 Cap Hsg Panel Mt Key A			
571-5-2232264-3	5-2232264-3	BB	6P 2x3 Cap Hsg Panel Mt Key A			
571-5-2232264-4	5-2232264-4	BB	8P 2x4 Cap Hsg Panel Mt Key A			
571-5-2232264-6	5-2232264-6	BB	12P 2x6 Cap Hsg Panel Mt Key A			
571-5-2232356-3	5-2232356-3	CC	9P 3x3 Cap Hsg Panel Mt Key A			
571-5-2232356-4	5-2232356-4	CC	12P 3x4 Cap Hsg Panel Mt Key A			
571-5-2232356-7	5-2232356-7	CC	15P 3x5 Cap Hsg Panel Mt Key A			

© Copyright 2014 Mouser Electronics

© Copyright 2014 Mouser Electronics

2300 SERIES

Specifications:

- Insulation material: Glass filled thermoplastic, Black, UL94V-0
- Contact material: Copper alloy
- Tail plating: 100µ" Tin
- Current rating: 3A
- Withstanding voltage: 1000Vrms
- Operating Temperature: -55°C to +105°C
- Mates with socket series 929 and CHG

For quantities greater than listed, call for quote.

MOUSER STOCK NO.	3M Part No.	Fig.	No. of Positions	Orientation	Mating Length	Contact Plating	Price Each 1	10	25	50
Single Row										
517-2301-6111TG	2301-6111TG	A	1	Straight	0.23	10µ" Gold				
517-2312-6111TG	2312-6111TG	A	12	Straight	0.23	10µ" Gold				
517-6111TG	2340-6111TG	A	40	Straight	0.23	10µ" Gold				
517-6211TG	2340-6211TG	A	40	Straight	0.318	10µ" Gold				
517-5111TG	2340-5111TG	B	40	Right Angle	0.23	10µ" Gold				
Double Row										
517-2308-6121TG	2308-6121TG	C	8	Straight	0.23	10µ" Gold				
517-2316-6121TG	2316-6121TG	C	16	Straight	0.23	10µ" Gold				
517-2320-6121TG	2320-6121TG	C	20	Straight	0.23	10µ" Gold				
517-2330-6121TG	2330-6121TG	C	30	Straight	0.23	10µ" Gold				
517-2350-6121TG	2350-6121TG	C	50	Straight	0.23	10µ" Gold				
517-6121TG	2380-6121TG	C	80	Straight	0.23	10µ" Gold				
517-6221TG	2380-6221TG	C	80	Straight	0.318	10µ" Gold				
517-5121TG	2380-5121TG	D	80	Right Angle	0.23	10µ" Gold				

929 SERIES

Specifications:

- Insulation material: Glass filled polyester (PBT), Black, UL94V-0
- Contact material: Copper alloy
- Tail plating: 100µ" Tin
- Current rating: 2.5A
- Withstanding voltage: 1500Vrms
- Operating Temperature: -40°C to +105°C
- Mates with socket series 929 and CHG

For quantities greater than listed, call for quote.

MOUSER STOCK NO.	3M Part No.	Fig.	No. of Positions	Orientation	Mating Length	Contact Plating	Price Each 1	10	25	50
Straight Solder Tail, Single Row										
517-647-01-02	929647-01-02-I	A	2	.110	.235"	Gold				
517-834-01-03	929834-01-03	A	3	.110	.235"	Tin				
517-647-01-03	929647-01-03-I	A	3	.110	.235"	Gold				
517-834-01-06	929834-01-06	A	6	.110	.235"	Tin				
517-400-01-08	929400-01-08	A	8	.135	.295"	Tin				
517-400-01-10	929400-01-10	A	10	.135	.295"	Tin				
517-647-01-18	929647-01-18-I	A	18	.110	.235"	Gold				
517-800-01-36	929800-01-36	A	36	.110	.093"	Tin				
517-647-01-36	929647-01-36-I	A	36	.110	.235"	Gold				
517-647-02-36	929647-02-36-I	A	36	.210	.235"	Gold				
517-647-03-36	929647-03-36-I	A	36	.410	.235"	Gold				
517-647-04-36	929647-04-36-I	A	36	.510	.235"	Gold				
517-647-05-36	929647-05-36-I	A	36	.610	.235"	Gold				
517-647-07-36	929647-07-36-I	A	36	.910	.235"	Gold				
517-647-09-36	929647-09-36-I	A	36	.145	.235"	Gold				
517-834-01-36	929834-01-36	A	36	.110	.235"	Tin				
517-834-02-36	929834-02-36	A	36	.210	.235"	Tin				
517-834-03-36	929834-03-36	A	36	.410	.235"	Tin				
517-834-04-36	929834-04-36	A	36	.510	.235"	Tin				
517-834-05-36	929834-05-36	A	36	.610	.235"	Tin				
517-834-07-36	929834-07-36	A	36	.910	.235"	Tin				
517-400-01-36	929400-01-36	A	36	.135	.295"	Tin				
517-450-01-36	929450-01-36-I	A	36	.135	.295"	Gold				
517-705-09-36	929705-09-36-I	A	36	.145	.318"	Gold				
517-705-11-36	929705-11-36-I	A	36	.125	.318"	Gold				
517-700-01-36	929700-01-36	A	36	.110	.318"	Tin				
517-700-06-36	929700-06-36	A	36	.710	.318"	Tin				
517-700-11-36	929700-11-36	A	36	.125	.318"	Tin				
Right Angle Solder Tail, Single Row										
517-835-01-05	929835-01-05	B	5	.110	.235"	Tin				
517-550-01-08	929550-01-08-I	B	8	.135	.295"	Gold				
517-835-01-16	929835-01-16	B	16	.110	.235"	Tin				
517-550-01-36	929550-01-36-I	B	36	.135	.295"	Gold				
517-500-01-36	929500-01-36	B	36	.135	.295"	Tin				
Straight Solder Tail, Double Row										
517-836-01-02	929836-01-02	C	4	.110	.235"	Tin				
517-836-01-04	929836-01-04	C	8	.110	.235"	Tin				
517-836-01-05	929836-01-05	C	10	.110	.235"	Tin				
517-836-01-10	929836-01-10	C	20	.110	.235"	Tin				
517-665-01-36	929665-01-36-I	C	72	.110	.235"	Gold				
517-665-02-36	929665-02-36-I	C	72	.210	.235"	Gold				
517-665-03-36	929665-03-36-I	C	72	.410	.235"	Gold				
517-665-04-36	929665-04-36-I	C	72	.510	.235"	Gold				
517-665-05-36	929665-05-36-I	C	72	.610	.235"	Gold				
517-665-08-36	929665-08-36-I	C	72	.310	.235"	Gold				
517-665-09-36	929665-09-36-I	C	72	.145	.235"	Gold				
517-836-01-36	929836-01-36	C	72	.110	.235"	Tin				
517-836-02-36	929836-02-36	C	72	.210	.235"	Tin				
517-836-03-36	929836-03-36	C	72	.410	.235"	Tin				
517-836-04-36	929836-04-36	C	72	.510	.235"	Tin				
517-836-05-36	929836-05-36	C	72	.610	.235"	Tin				
517-836-08-36	929836-08-36	C	72	.310	.235"	Tin				
517-836-09-36	929836-09-36	C	72	.145	.235"	Tin				
517-715-01-36	929715-01-36-I	C	72	.110	.318"	Gold				
517-710-01-36	929710-01-36	C	72	.110	.318"	Tin				
517-710-03-36	929710-03-36	C	72	.410	.318"	Tin				
Right Angle Solder Tail, Double Row										
517-667-01-36	929667-01-36-I	D	72	.110	.235"	Gold				
517-838-02-36	929838-02-36	D	72	.405	.235"	Tin				
517-838-04-36	929838-04-36	D	72	.145	.235"	Tin				

A

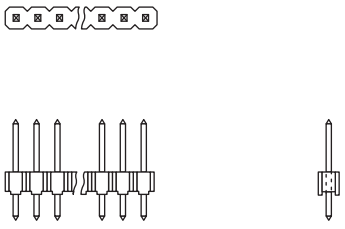

B

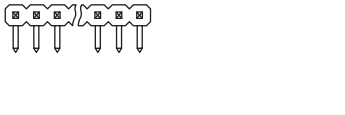

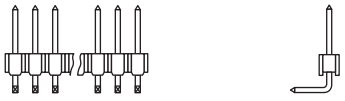

C

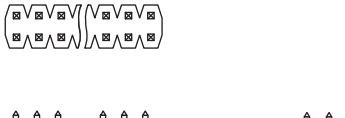

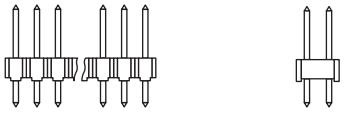

D



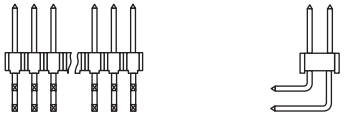

© Copyright 2014 Mouser Electronics

© Copyright 2014 Mouser Electronics

3M™ .100" x .100" Boardmount Connectors

RoHS Compliant **This product is RoHS compliant.**

A

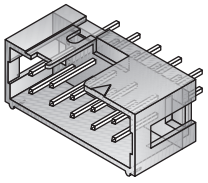

B

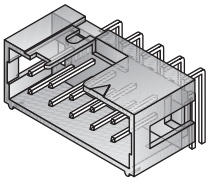

C

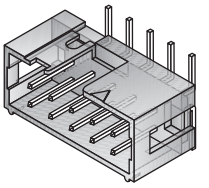

2500 SERIES .100" X .100" LOW PROFILE BOX HEADERS

Specifications:

- Solder Tail Type
- Low profile, space saving design
- High temperature insulator suitable for "no lead" soldering operations
- Suitable for reflow soldering using "paste in hole" techniques
- Insulation material: Glass filled polyester (PCT)
- Flammability: UL94V-0
- Color: Black
- Contact material: Copper Alloy
- Contact plating: 30µ" Gold
- Terminal finish indicator: e3 (per JESD97)
- Current rating: 2A
- Insulation resistance: >1 x 109 @ 500VDC
- Withstanding voltage: 1000Vrms @ sea level
- Temperature rating: 55°C to +105°C
- Process rating: Maximum 260°C, single pass, (profile per J-STD-020C)
- Moisture sensitivity level: 1 (per J-STD-020C)
- Mates w/socket series: CHG, 8500, 3000, and 891
- RoHS compliant per 3M documentation

For quantities greater than listed, call for quote.

MOUSER STOCK NO.	3M Part No.	Fig.	No. of Positions	Price Each 1	25	50	100
Straight - Through Hole							
517-N2510-6002RB	N2510-6002RB	A	10				
517-N2514-6002RB	N2514-6002RB	A	14				
517-N2516-6002RB	N2516-6002RB	A	16				
517-N2520-6002RB	N2520-6002RB	A	20				
517-N2524-6002RB	N2524-6002RB	A	24				
517-N2526-6002RB	N2526-6002RB	A	26				
517-N2530-6002RB	N2530-6002RB	A	30				
517-N2534-6002RB	N2534-6002RB	A	34				
517-N2540-6002RB	N2540-6002RB	A	40				
517-N2550-6002RB	N2550-6002RB	A	50				
517-N2560-6002RB	N2560-6002RB	A	60				
517-N2564-6002RB	N2564-6002RB	A	64				
Right Angle - Through Hole							
517-N2510-5002RB	N2510-5002RB	B	10				
517-N2514-5002RB	N2514-5002RB	B	14				
517-N2516-5002RB	N2516-5002RB	B	16				
517-N2520-5002RB	N2520-5002RB	B	20				
517-N2524-5002RB	N2524-5002RB	B	24				
517-N2526-5002RB	N2526-5002RB	B	26				
517-N2530-5002RB	N2530-5002RB	B	30				
517-N2534-5002RB	N2534-5002RB	B	34				
517-N2540-5002RB	N2540-5002RB	B	40				
517-N2550-5002RB	N2550-5002RB	B	50				
Straight - Surface Mount							
517-N2510-6V0C-RB-WD	N2510-6V0C-RB-WD	C	10				
517-N2514-6V0C-RB-WD	N2514-6V0C-RB-WD	C	14				
517-N2416-6V0C-RB-WE	N2516-6V0C-RB-WE	C	16				
517-N2520-6V0C-RB-WE	N2520-6V0C-RB-WE	C	20				
517-N2524-6V0C-RB-WE	N2524-6V0C-RB-WE	C	24				
517-N2526-6V0C-RB-WF	N2526-6V0C-RB-WF	C	26				
517-N2530-6V0C-RB-WF	N2530-6V0C-RB-WF	C	30				
517-N2534-6V0C-RB-WF	N2534-6V0C-RB-WF	C	34				
517-N2540-6V0C-RB-WH	N2540-6V0C-RB-WG	C	40				
517-N2550-6V0C-RB-WG	N2550-6V0C-RB-WG	C	50				

D2500 SERIES .100" X .100" LOW PROFILE BOX HEADERS

Specifications:

- Contact Plating 10µ" Gold
- Low profile, space saving design
- High temperature insulator suitable for "no lead" soldering operations
- Insulation material: Glass filled polyester (PCT)
- Flammability: UL94V-0
- Color: Black

For quantities greater than listed, call for quote.

MOUSER STOCK NO.	3M Part No.	Fig.	No. of Positions	Price Each 1	25	50	100
Straight - Through Hole							
517-D2510-6002-AR	D2510-6002-AR	A	10				
517-D2514-6002-AR	D2514-6002-AR	A	14				
517-D2516-6002-AR	D2516-6002-AR	A	16				
517-D2520-6002-AR	D2520-6002-AR	A	20				
517-D2526-6002-AR	D2526-6002-AR	A	26				
517-D2530-6002-AR	D2530-6002-AR	A	30				
517-D2534-6002-AR	D2534-6002-AR	A	34				
517-D2540-6002-AR	D2540-6002-AR	A	40				
517-D2550-6002-AR	D2550-6002-AR	A	50				
Right Angle - Through Hole							
517-D2510-5002-AR	D2510-5002-AR	B	10				
517-D2514-5002-AR	D2514-5002-AR	B	14				
517-D2516-5002-AR	D2516-5002-AR	B	16				
517-D2520-5002-AR	D2520-5002-AR	B	20				
517-D2526-5002-AR	D2526-5002-AR	B	26				
517-D2530-5002-AR	D2530-5002-AR	B	30				
517-D2550-5002-AR	D2550-5002-AR	B	50				
Straight - Surface Mount							
517-D2510-6V0C-AR-WD	D2510-6V0C-AR-WD	C	10				
517-D2514-6V0C-AR-WD	D2514-6V0C-AR-WD	C	14				
517-D2516-6V0C-AR-WE	D2516-6V0C-AR-WE	C	16				
517-D2520-6V0C-AR-WE	D2520-6V0C-AR-WE	C	20				
517-D2530-6V0C-AR-WF	D2530-6V0C-AR-WF	C	30				
517-D2540-6V0C-AR-WH	D2540-6V0C-AR-WH	C	40				
517-D2550-6V0C-AR-WG	D2550-6V0C-AR-WG	C	50				

303 SERIES .100" X .100", LOW PROFILE BOX HEADERS

Specifications:

- Sturdy body
- End windows
- Insulation material: Glass filled polyester (PBT)
- Flammability: UL94V-0
- Insulation color: Black
- Contact material: Brass
- Contact plating: Gold flash
- Current rating: 1A
- Insulation resistance: >1 x 109 @ 500VDC
- Withstanding voltage: 500Vrms @ sea level
- Temperature rating: -55°C to +105°C
- Mates with socket series: CHG, 8500, 3000, and 891
- RoHS compliant per 3M documentation

For quantities greater than listed, call for quote.

MOUSER STOCK NO.	3M Part No.	Fig.	No. of Positions	Price Each 1	25	50	100
Straight - Through Hole							
517-30310-6002	30310-6002HB	A	10				
517-30314-6002	30314-6002HB	A	14				
517-30316-6002	30316-6002HB	A	16				
517-30320-6002	30320-6002HB	A	20				
517-30326-6002	30326-6002HB	A	26				
517-30334-6002	30334-6002HB	A	34				
517-30340-6002	30340-6002HB	A	40				
517-30350-6002	30350-6002HB	A	50				
Right Angle - Through Hole							
517-30310-5002	30310-5002HB	B	10				
517-30314-5002	30314-5002HB	B	14				
517-30316-5002	30316-5002HB	B	16				
517-30320-5002	30320-5002HB	B	20				
517-30326-5002	30326-5002HB	B	26				
517-30334-5002	30334-5002HB	B	34				
517-30340-5002	30340-5002HB	B	40				
517-30350-5002	30350-5002HB	B	50				

© Copyright 2014 Mouser Electronics

© Copyright 2014 Mouser Electronics

3M™ .050" and .100" Wiremount Connectors

RoHS Compliant **This product is RoHS compliant.**

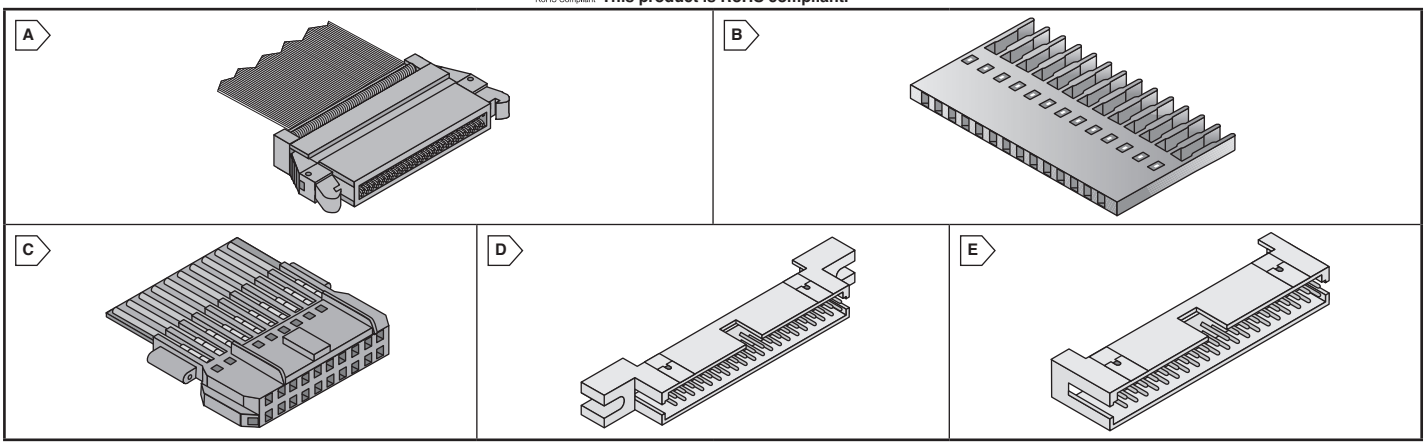

.050" PAK 50 WIREMOUNT SOCKETS

Features:

- Stranded PVC Flat Ribbon Cable
- Latch/eject mechanism maintains a secure connection
- Color: Black
- Current rating: 0.5A
- Temperature rating: -55°C to +85°C
- Plating: 10µ" Gold
- RoHS Compliant per 3M documentation

For quantities greater than listed, call for quote.

MOUSER STOCK NO.	3M Part No.	Fig.	No. of Positions	Price Each 1	10	25	50
P25E Series • Wire Accommodation: .025" 30AWG • Compatible w/ 3M™ 3754 Series Cable							
517-P25E-050S-EA	P25E-050S-EA	A	50				
517-P25E-080S-EA	P25E-080S-EA	A	80				
517-P25E-100S-EA	P25E-100S-EA	A	100				
P50E Series • Wire Accommodation: .050" 28AWG • Compatible w/ 3M™ 3365 Series Cable							
517-P50E-040S-EA	P50E-040S-EA	A	40				
517-P50E-080S-EA	P50E-080S-EA	A	80				
517-P50E-100S-EA	P50E-100S-EA	A	100				

CHG SERIES SOCKETS

Specifications:

- Twin slot IDC provides 4 points of contact
- Temperature rating: -55°C to +105°C
- Plating: 30µ" Gold
- Insulation material: Glass Filled Polyester (PBT), gray UL94V-0
- Contact material: Copper alloy
- Exclusive L/H 4-wipe contact
- RoHS Compliant per 3M documentation

For quantities greater than listed, call for quote.

MOUSER STOCK NO.	3M Part No.	Fig.	No. of Pos.	Current Ratings	Wire AWG	Price Each 1	10	25
.100" Pak 100 Wiremount Sockets								
517-CHG-1002-11-KCP	CHG-1002-001010-KCP	B	2	1.5A	26-28			
517-CHG-1002-11-KEP	CHG-1002-001010-KEP	B	2	2A	22-24			
517-CHG-1003-11-KCP	CHG-1003-001010-KCP	B	3	1.5A	26-28			
517-CHG-1003-11-KEP	CHG-1003-001010-KEP	B	3	2A	22-24			
517-CHG-1004-11-KCP	CHG-1004-001010-KCP	B	4	1.5A	26-28			
517-CHG-1004-11-KEP	CHG-1004-001010-KEP	B	4	2A	22-24			
517-CHG-1005-11-KCP	CHG-1005-001010-KCP	B	5	1.5A	26-28			
517-CHG-1005-11-KEP	CHG-1005-001010-KEP	B	5	2A	22-24			
.100" Pak 100 Wiremount Sockets (Cont.)								
517-CHG-1006-11-KEP	CHG-1006-001010-KEP	B	6	2A	22-24			
517-CHG-1008-11-KCP	CHG-1008-001010-KCP	B	8	1.5A	26-28			
517-CHG-1008-11-KEP	CHG-1008-001010-KEP	B	8	2A	22-24			
517-CHG-1010-11-KEP	CHG-1010-001010-KEP	B	10	2A	22-24			
517-CHG-1014-11-KCP	CHG-1014-001010-KCP	B	14	1.5A	26-28			
.100" Pak 100 Polarized Wiremount Sockets								
517-CHG-2010-J11-KCP	CHG-2010-J01010-KCP	C	10	1.5A	26-28			
517-2010-0101	CHG-2010-J01010-KEP	C	10	2A	22-24			
517-CHG-2014-J11-KEP	CHG-2014-J01010-KEP	C	14	2A	22-24			
517-CHG-2016-J11-KEP	CHG-2016-J01010-KEP	C	16	2A	22-24			
517-CHG20-J01010-KCP	CHG-2020-J01010-KCP	C	20	1.5A	26-28			
517-CHG20-J01010-KEP	CHG-2020-J01010-KEP	C	20	2A	22-24			
517-CHG-2024-J11-KEP	CHG-2024-J01010-KEP	C	24	2A	22-24			
517-CHG-2026-J01010	CHG-2026-J01010-KEP	C	26	2A	22-24			
517-CHG-2030-J11-KEP	CHG-2030-J01010-KEP	C	30	2A	22-24			
517-2034-J01010	CHG-2034-J01010-KEP	C	34	2A	22-24			
517-CHG-2040-J11-KEP	CHG-2040-J01010-KEP	C	40	2A	22-24			
517-CHG2050J01010KEP	CHG-2050-J01010-KEP	C	50	2A	22-24			

4600 SERIES .100" X .100" WIREMOUNT PLUGS IDC SHROUDED HEADERS

Specifications:

- Shrouded to protect against physical and chemical pin damage
- Accepts flat cable or discrete wire
- Insulation material: Glass filled polyester (PBT)
- Flammability: UL94V-0
- Color: Gray
- Contact material: Copper alloy
- Wire Accommodation: 26 and 28AWG solid or stranded
- RoHS compliant per 3M™ documentation
- Current rating: 1A
- Temperature rating: -55°C to +105°C
- Plating: 30µ" Gold
- Open end cover included
- Mates with socket series: CHG, 8500, 3000, and 891

With Mounting Flange

For quantities greater than listed, call for quote.

MOUSER STOCK NO.	3M Part No.	Fig.	No. of Positions	Price Each 1	25	50	100
517-4610-6000	4610-6000	D	10				
517-4610-6050	4610-6050	D	10				
517-4610-6250	4610-6250	D	10				
517-4610-7050	4610-7050	D	10				
517-4610-6350	4610-6350	D	10				
517-4614-6000	4614-6000	D	14				
517-4614-6200	4614-6200	D	14				
517-4614-6300	4614-6300	D	14				
517-4616-6000	4616-6000	D	16				
517-4620-6000	4620-6000	D	20				
517-4620-6200	4620-6200	D	20				
517-4620-6300	4620-6300	D	20				
517-4624-6000	4624-6000	D	24				
517-4626-6000	4626-6000	D	26				
517-4634-6000	4634-6000	D	34				
517-4640-6000	4640-6000	D	40				
517-4650-6000	4650-6000	D	50				

Without Mounting Flange

For quantities greater than listed, call for quote.

MOUSER STOCK NO.	3M Part No.	Fig.	No. of Positions	Price Each 1	25	50	100
517-4610-6001	4610-6001	E	10				
517-4610-6051	4610-6051	E	10				
517-4610-6251	4610-6251	E	10				
517-4610-6351	4610-6351	E	10				
517-4614-6001	4614-6001	E	14				
517-4616-6001	4616-6001	E	16				
517-4620-6001	4620-6001	E	20				
517-4620-6201	4620-6201	E	20				
517-4626-6001	4626-6001	E	26				
517-4634-6001	4634-6001	E	34				
517-4640-6001	4640-6001	E	40				
517-4650-6001	4650-6001	E	50				

Accessories

For quantities greater than listed, call for quote.

MOUSER STOCK NO.	3M Part No.	Description	Price Each 1	25	50	100
517-3448-4610	3448-4610	10P strain relief				
517-3448-4614	3448-4614	14P strain relief				
517-3448-4616	3448-4616	16P strain relief				
517-3448-4620	3448-4620	20P strain relief				
517-3448-4624	3448-4624	24P strain relief				
517-3448-4626	3448-4626	26P strain relief				
517-3448-4634	3448-4634	34P strain relief				
517-3448-4640	3448-4640	40P strain relief				
517-3448-4650	3448-4650	50P strain relief				
517-3518	3518	polarization key				
517-3505-16	3505-16	short latch; .726mm				
517-3505-17	3505-17	long latch; .875mm				

© Copyright 2014 Mouser Electronics

© Copyright 2014 Mouser Electronics

3M™ .100" x .100" Wiremount Connectors

RoHS Compliant This page of product is compliant.

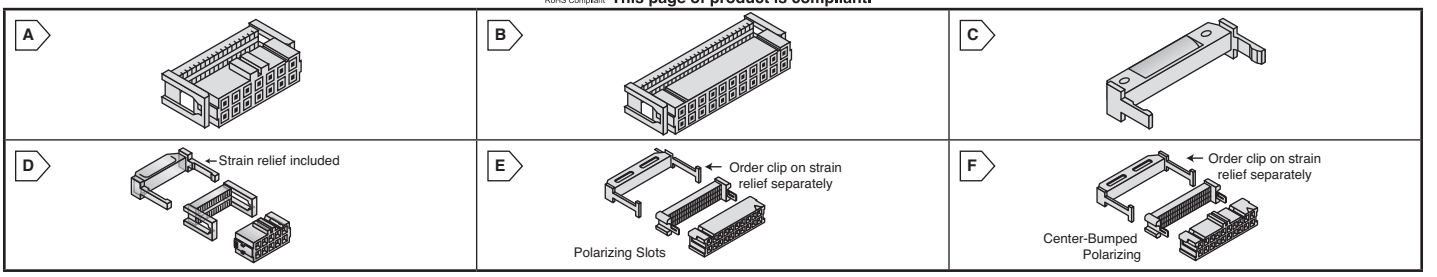

891 SERIES WIREMOUNT SOCKETS

Preassembled Wiremount Sockets

- Plating: 30"µ Gold
- Contact Material: Phosphor Bronze (C510)
- Current Rating: 1A
- Mates with Header Series 3000, 2500 and 303, Plug Series 4600
- RoHS Compliant per 3M™ documentation

For quantities greater than listed, call for quote.

MOUSER STOCK NO.	3M Part No.	Fig.	No. of Positions	Price Each 1	25	50	100
Centerbump Polarizing							
517-89110-0101	89110-0101	A	10				
517-89114-0101	89114-0101	A	14				
517-89116-0101	89116-0101	A	16				
517-89120-0101	89120-0101	A	20				
517-89126-0101	89126-0101	A	26				
517-89130-0101	89130-0101	A	30				
517-89134-0101	89134-0101	A	34				
517-89140-0101	89140-0101	A	40				
517-89150-0101	89150-0101	A	50				
Without Centerbump Polarizing							
517-89110-0001	89110-0001	B	10				
517-89114-0001	89114-0001	B	14				
517-89116-0001	89116-0001	B	16				
517-89120-0001	89120-0001	B	20				
517-89126-0001	89126-0001	B	26				
517-89134-0001	89134-0001	B	34				
517-89140-0001	89140-0001	B	40				
517-89150-0001	89150-0001	B	50				
517-89160-0001	89160-0001	B	60				
Optional Clip On Strain Relief							
517-3448-89110	3448-89110	C	10				
517-3448-89114	3448-89114	C	14				
517-3448-89116	3448-89116	C	16				
517-3448-89120	3448-89120	C	20				
517-3448-89126	3448-89126	C	26				
517-3448-89134	3448-89134	C	34				
517-3448-89140	3448-89140	C	40				
517-3448-89150	3448-89150	C	50				
517-3448-89160	3448-89160	C	60				
Centerbump Polarizing - Strain Relief Included							
517-8910	89110-0103	D	10				
517-8914	89114-0103	D	14				
517-8916	89116-0103	D	16				
517-8920	89120-0103	D	20				
517-8924	89124-0103	D	24				
517-8926	89126-0103	D	26				
517-8930	89130-0103	D	30				
517-8934	89134-0103	D	34				
517-8940	89140-0103	D	40				
517-8950	89150-0103	D	50				
517-8960	89160-0103	D	60				

Wiremount Sockets

- Plating: 10"µ Gold
- Contact Material: Phosphor Bronze (C510)
- Current Rating: 1A
- Mates with Header Series 3000, 2500 and 303, Plug Series 4600
- RoHS Compliant per 3M™ documentation

For quantities greater than listed, call for quote.

MOUSER STOCK NO.	3M Part No.	Fig.	No. of Positions	Price Each 1	25	50	100
Centerbump Polarizing							
517-D89110-0131HK	D89110-0131HK	A	10				
517-D89114-0131HK	D89114-0131HK	A	14				
517-D89116-0131HK	D89116-0131HK	A	16				
517-D89120-0131HK	D89120-0131HK	A	22				
517-D89126-0131HK	D89126-0131HK	A	26				
517-D89130-0131HK	D89130-0131HK	A	30				
517-D89134-0131HK	D89134-0131HK	A	34				
517-D89140-0131HK	D89140-0131HK	A	40				
517-D89150-0131HK	D89150-0131HK	A	50				
Without Centerbump Polarizing							
517-D89110-0031HK	D89110-0031HK	B	10				
517-D89114-0031HK	D89114-0031HK	B	14				
517-D89116-0031HK	D89116-0031HK	B	16				
517-D89120-0031HK	D89120-0031HK	B	22				
517-D89126-0031HK	D89126-0031HK	B	26				
517-D89130-0031HK	D89130-0031HK	B	30				
517-D89134-0031HK	D89134-0031HK	B	34				
517-D89140-0031HK	D89140-0031HK	B	40				
517-D89150-0031HK	D89150-0031HK	B	50				

Wiremount Sockets (Cont.)

For quantities greater than listed, call for quote.

MOUSER STOCK NO.	3M Part No.	Fig.	No. of Positions	Price Each 1	25	50	100
Optional Clip On Strain Relief							
517-D3448-89110	D3448-89110	C	10				
517-D3448-89114	D3448-89114	C	14				
517-D3448-89116	D3448-89116	C	16				
517-D3448-89120	D3448-89120	C	22				
517-D3448-89126	D3448-89126	C	26				
517-D3448-89130	D3448-89130	C	30				
517-D3448-89134	D3448-89134	C	34				
517-D3448-89140	D3448-89140	C	40				
517-D3448-89150	D3448-89150	C	50				

3000 SERIES WIREMOUNT SOCKETS

- Industry standard IDC socket
- Current rating: 1A
- Positive locking metal "J" clips provide high cover retention
- Withstanding voltage: 1000Vrms
- Accepts flat cable or discrete wire
- Temperature rating: -55°C to +105°C
- Insulation material: Glass filled polyester (PBT), Gray, UL94V-0
- Contact material: Copper alloy
- Wire accommodation: 26 and 28AWG solid or standed
- Mates with Header Series: 3000, 2500, and 303; Plug Series: 4600
- Plating: 30µ" Gold
- Order strain reliefs separately
- RoHS compliant per 3M™ documentation

MOUSER STOCK NO.	3M Part No.	Fig.	No. of Positions	Price Each 1	25	50	100
Polarizing Slots - Open-Ended for Daisy Chaining							
517-3473-6000	3473-6000	E	10				
517-3385-6000	3385-6000	E	14				
517-3452-6000	3452-6000	E	16				
517-3421-6000	3421-6000	E	20				
517-3626-6000	3626-6000	E	24				
517-3399-6000	3399-6000	E	26				
517-3414-6000	3414-6000	E	34				
517-3417-6000	3417-6000	E	40				
517-3425-6000	3425-6000	E	50				
Polarizing Slots - Closed-Ended for Line Termination							
517-3473-7000	3473-7000	E	10				
517-3385-7000	3385-7000	E	14				
517-3452-7000	3452-7000	E	16				
517-3421-7000	3421-7000	E	20				
517-3626-7000	3626-7000	E	24				
517-3399-7000	3399-7000	E	26				
517-3414-7000	3414-7000	E	34				
517-3425-7000	3425-7000	E	50				
Center-Bumped Polarizing - Open-Ended for Daisy Chaining							
517-3473-6600	3473-6600	F	10				
517-3385-6600	3385-6600	F	14				
517-3452-6600	3452-6600	F	16				
517-3421-6600	3421-6600	F	20				
517-3626-6600	3626-6600	F	24				
517-3399-6600	3399-6600	F	26				
517-3419-6600	3419-6600	F	30				
517-3414-6600	3414-6600	F	34				
517-3417-6600	3417-6600	F	40				
517-3425-6600	3425-6600	F	50				
Center-Bumped Polarizing - Closed-Ended for Line Termination							
517-3473-7600	3473-7600	F	10				
517-3385-7600	3385-7600	F	14				
517-3452-7600	3452-7600	F	16				
517-3421-7600	3421-7600	F	20				
517-3399-7600	3399-7600	F	26				
517-3419-7600	3419-7600	F	30				
517-3414-7600	3414-7600	F	34				
517-3417-7600	3417-7600	F	40				
517-3425-7600	3425-7600	F	50				
Plastic Clip On Strain Reliefs							
517-3448-3010	3448-3010	-	10				
517-3448-3014	3448-3014	-	14				
517-3448-3016	3448-3016	-	16				
517-3448-3020	3448-3020	-	20				
517-3448-3024	3448-3024	-	24				
517-3448-3026	3448-3026	-	26				
517-3448-3030	3448-3030	-	30				
517-3448-3034	3448-3034	-	34				
517-3448-3040	3448-3040	-	40				
517-3448-3050	3448-3050	-	50				

© Copyright 2014 Mouser Electronics

© Copyright 2014 Mouser Electronics

3M™ 2mm x 2mm Headers and Sockets

RoHS Compliant This product is RoHS compliant.

158 AND 159 SERIES 2MM X 2MM SOCKETS AND HEADERS

For quantities greater than listed, call for quote.

MOUSER STOCK NO.	3M Part No.	Fig.	No. of Positions	Dimensions: in. (mm)		Price Each			
				A	B	1	25	50	100
Wiremount IDC Sockets									
517-158208-0120	158208-0120	A	8	8.39 (.330)	14.64 (.576)				
517-158210-0120	158210-0120	A	10	10.39 (.409)	16.64 (.655)				
517-158220-0120	158220-0120	A	20	20.39 (.803)	26.64 (1.049)				
517-158226-0120	158226-0120	A	26	26.39 (1.039)	32.64 (1.285)				
517-158234-0120	158234-0120	A	34	34.39 (1.354)	40.64 (1.600)				
517-158250-0120	158250-0120	A	50	50.39 (1.984)	56.64 (2.230)				
Strain Relief									
517-3448-15808	3448-15808	-	8	-	-				
517-3448-15810	3448-15810	-	10	-	-				
517-3448-15820	3448-15820	-	20	-	-				
517-3448-15826	3448-15826	-	26	-	-				
517-3448-15834	3448-15834	-	34	-	-				
517-3448-15850	3448-15850	-	50	-	-				
Vertical Thru Hole Headers									
517-159108-6012	159108-6012	B	8	8.35 (.329)	-				
517-159110-6012	159110-6012	B	10	12.35 (.486)	-				
517-159120-6002	159120-6002	C	20	22.35 (.880)	-				
517-159126-6002	159126-6002	C	26	28.35 (1.116)	-				
517-159134-6002	159134-6002	C	34	36.35 (1.431)	-				
517-159150-6002	159150-6002	C	50	52.35 (2.061)	-				
Right Angle Thru Hole Headers									
517-159108-5012	159108-5012	D	8	8.35 (.329)	-				
517-159110-5012	159110-5012	D	10	12.35 (.486)	-				
517-159120-5002	159120-5002	E	20	22.35 (.880)	-				
517-159126-5002	159126-5002	E	26	28.35 (1.116)	-				
517-159134-5002	159134-5002	E	34	36.35 (1.431)	-				
517-159150-5002	159150-5002	E	50	52.35 (2.061)	-				
Vertical SMT Headers									
517-159108-2012	159108-2012	F	8	8.35 (.329)	-				
517-159110-2012	159110-2012	F	10	12.35 (.486)	-				
517-159120-2002	159120-2002	G	20	22.35 (.880)	-				
517-159126-2002	159126-2002	G	26	28.35 (1.116)	-				
517-159134-2002	159134-2002	G	34	36.35 (1.431)	-				
517-159150-2002	159150-2002	G	50	52.35 (2.061)	-				

15XX 2MM X 2MM HEADERS AND SOCKETS

For quantities greater than listed, call for quote.

MOUSER STOCK NO.	3M Part No.	Fig.	No. of Positions	Pin Length (in.)	Price Each			
					1	25	50	100
Straight Header								
517-151210-8322-RB	151210-8322-RB	H	10	.130				
517-151212-8322-RB	151212-8322-RB	H	12	.130				
517-151220-8322-RB	151220-8322-RB	H	20	.130				
517-151226-8322-RB	151226-8322-RB	H	26	.130				
517-151240-8322-RB	151240-8322-RB	H	40	.130				
517-151250-8322-RB	151250-8322-RB	H	50	.130				
Right Angle Header								
517-151210-7422-RB	151210-7422-RB	I	10	.152				
517-151220-7422-RB	151220-7422-RB	I	20	.152				
517-151230-7422-RB	151230-7422-RB	I	30	.152				
517-151240-7422-RB	151240-7422-RB	I	40	.152				
517-151250-7422-RB	151250-7422-RB	I	50	.152				
Straight Socket								
517-150210-6002-RB	150210-6002-RB	J	10	.389 (9.83)				
517-150220-6002-RB	150220-6002-RB	J	20	.782 (19.86)				
517-150226-6002-RB	150226-6002-RB	J	26	1.019 (25.83)				
517-150230-6002-RB	150230-6002-RB	J	30	1.176 (29.87)				
517-150240-6002-RB	150240-6002-RB	J	40	1.57 (39.88)				
517-150244-6002-RB	150244-6002-RB	J	44	1.727 (43.87)				
517-150250-6002-RB	150250-6002-RB	J	50	1.964 (49.89)				
Right Angle Socket								
517-150210-5002-RB	150210-5002-RB	K	10	.389 (9.83)				
517-150220-5002-RB	150220-5002-RB	K	20	.782 (19.86)				
517-150240-5002-RB	150240-5002-RB	K	40	1.57 (39.88)				
517-150244-5002-RB	150244-5002-RB	K	44	1.727 (43.87)				

IDC Socket 1mm Pitch Cable

For quantities greater than listed, call for quote.

MOUSER STOCK NO.	3M Part No.	Fig.	No. of Positions	Assem. Height w/o Strain Relief mm (in.)	Price Each			
					1	25	50	100
517-152210-0100	152210-0100-GB	L	10	7.4 (0.290)				
517-152212-0100	152212-0100-GB	L	12	7.4 (0.290)				
517-152220-0100	152220-0100-GB	L	20	7.4 (0.290)				
517-152226-0100	152226-0100-GB	L	26	7.4 (0.290)				
517-152240-0100	152240-0100-GB	L	40	7.4 (0.290)				
517-152244-0100	152244-0100-GB	L	44	7.4 (0.290)				
517-152250-0100	152250-0100-GB	L	50	7.4 (0.290)				

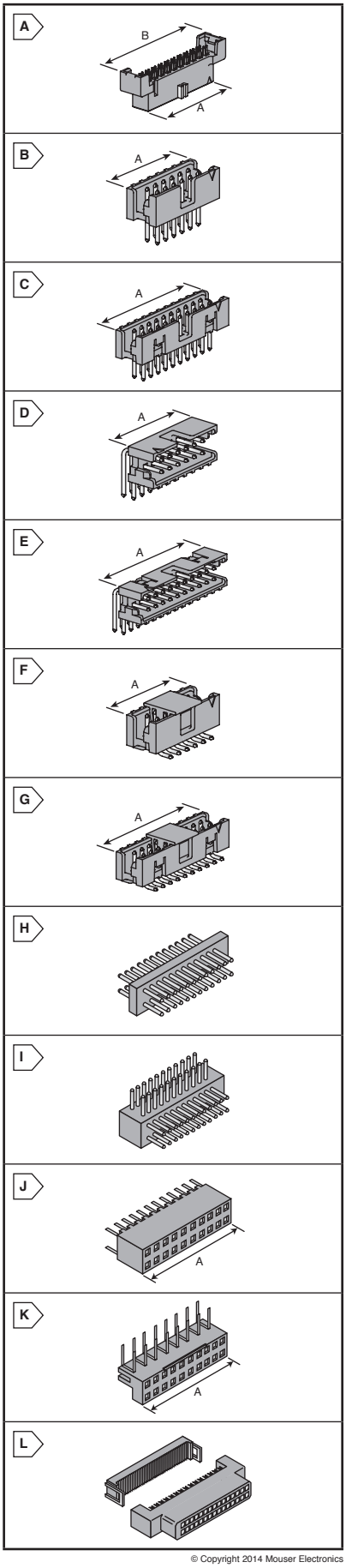

© Copyright 2014 Mouser Electronics

© Copyright 2014 Mouser Electronics

3M™ Mini-Clamp Connectors

RoHS Compliant **This product is RoHS compliant.**

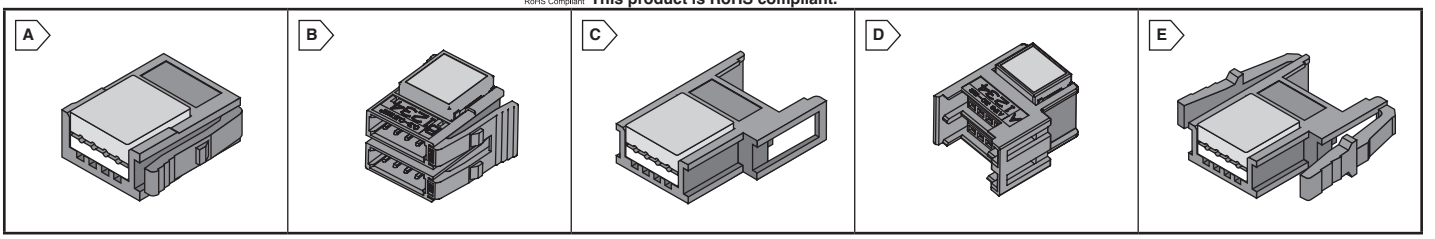

2.00MM IDC WIREMOUNT MINI-CLAMP CONNECTORS

Mini-Clamp I

Specifications:
- Flammability: UL94V-0
- Body Color: Black
- Contact Material: Copper Alloy
- Insulation Material: Nylon body, Polycarbonate cover
- Current Rating: 3.0A
- Voltage Rating: 32V
- Temperature Rating: -20°C to 85°C

Features:
- Operation by general tool "pliers" reduces tooling cost
- Latch enables rugged field termination
- RoHS Compliant per 3M documentation
- Designed to accommodate typical wiring specifications per Japanese and Asian Suppliers

For quantities greater than listed, call for quote.

MOUSER STOCK NO.	3M Part No.	Fig.	No. of Positions	Wire AWG	Cover Color	Wire Insulation OD (mm)	Price Each 1	10	25	50
Plug Connectors										
517-37103-2165-000-1	37103-2165-000 FL 100	A	3	20-22	Blue	1.2 ~ 1.6				
517-37103-2206-000-1	37103-2206-000 FL 100	A	3	20-22	Gray	1.6 ~ 2.0				
517-37103-3101-000-1	37103-3101-000 FL 100	A	3	24-26	Red	0.8 ~ 1.0				
517-37103-3122-000-1	37103-3122-000 FL 100	A	3	24-26	Yellow	1.0 ~ 1.2				
517-37104-2124-000-1	37104-2124-000 FL 100	A	4	20-22	Green	1.0 ~ 1.2				
517-37104-2165-000-1	37104-2165-000 FL 100	A	4	20-22	Blue	1.2 ~ 1.6				
517-37104-2206-000-1	37104-2206-000 FL 100	A	4	20-22	Gray	1.6 ~ 2.0				
517-37104-3101-000-1	37104-3101-000 FL 100	A	4	24-26	Red	0.8 ~ 1.0				
517-37104-3122-000-1	37104-3122-000 FL 100	A	4	24-26	Yellow	1.0 ~ 1.2				
517-37104-3163-000-1	37104-3163-000 FL 100	A	4	24-26	Orange	1.2 ~ 1.6				
517-37106-2165-0W0FL	37106-2165-0W0 FL	B	6	20-22	Blue	1.2 ~ 1.6				
517-37106-3101-0W0FL	37106-3101-0W0 FL	B	6	24-26	Red	0.8 ~ 1.0				
517-37106-3122-0W0FL	37106-3122-0W0 FL	B	6	24-26	Yellow	1.0 ~ 1.2				
517-37108-2124-0W0FL	37108-2124-0W0 FL	B	8	20-22	Green	1.0 ~ 1.2				
517-37108-2165-0W0FL	37108-2165-0W0 FL	B	8	20-22	Blue	1.2 ~ 1.6				
517-37108-3122-0W0FL	37108-3122-0W0 FL	B	8	24-26	Yellow	1.0 ~ 1.2				
Socket Connectors Without Latches										
517-37303-2165-000-1	37303-2165-000 FL 100	C	3	20-22	Blue	1.2 ~ 1.6				
517-37303-2206-000-1	37303-2206-000 FL 100	C	3	20-22	Gray	1.6 ~ 2.0				
517-37303-3101-000-1	37303-3101-000 FL 100	C	3	24-26	Red	0.8 ~ 1.0				
517-37304-2124-000-1	37304-2124-000 FL 100	C	4	20-22	Green	1.0 ~ 1.2				
517-37304-2206-000-1	37304-2206-000 FL 100	C	4	20-22	Gray	1.6 ~ 2.0				
517-37304-3101-000-1	37304-3101-000 FL 100	C	4	24-26	Red	0.8 ~ 1.0				
517-37304-3122-000-1	37304-3122-000 FL 100	C	4	24-26	Yellow	1.0 ~ 1.2				
517-37304-3163-000-1	37304-3163-000 FL 100	C	4	24-26	Orange	1.2 ~ 1.6				
517-37306-2124-0W0FL	37306-2124-0W0 FL	D	6	20-22	Green	1.0 ~ 1.2				
517-37306-3101-0W0FL	37306-3101-0W0 FL	D	6	24-26	Red	0.8 ~ 1.0				
517-37306-3122-0W0FL	37306-3122-0W0 FL	D	6	24-26	Yellow	1.0 ~ 1.2				
517-37308-3163-0W0FL	37308-3163-0W0 FL	D	8	24-26	Orange	1.2 ~ 1.6				
Socket Connectors With Latches										
517-37304-2165-0P0-1	37304-2165-0P0 FL 100	E	4	20-22	Blue	1.2 ~ 1.6				

Mini-Clamp II

Specifications:
- Flammability: UL94V-0
- Body Color: Black
- Contact Material: Copper Alloy
- Insulation Material: Nylon body, Polycarbonate cover
- Current Rating: 3.0A
- Voltage Rating: 32V
- Temperature Rating: -20°C to 85°C

Features:
- Designed to accommodate typical wiring specifications per Europe and North America Suppliers
- No special tooling needed
- RoHS Compliant per 3M documentation

For quantities greater than listed, call for quote.

MOUSER STOCK NO.	3M Part No.	Fig.	No. of Positions	Wire AWG	Cover Color	Wire Insulation OD (mm)	Price Each 1	10	25	50
Plug Connectors										
517-37103-A165-00EMB	37103-A165-00E MB	A	3	20-24	Blue	1.2 ~ 1.6				
517-37103-A206-00EMB	37103-A206-00E MB	A	3	20-24	Gray	1.6 ~ 2.0				
517-37103-B122-00EMB	37103-B122-00E MB	A	3	24-26	Yellow	1.0 ~ 1.2				
517-37104-A165-00EMB	37104-A165-00E MB	A	4	20-24	Blue	1.2 ~ 1.6				
517-37104-A206-00EMB	37104-A206-00E MB	A	4	20-24	Gray	1.6 ~ 2.0				
517-37104-B101-00EMB	37104-B101-00E MB	A	4	24-26	Red	0.8 ~ 1.0				
517-37104-B122-00EMB	37104-B122-00E MB	A	4	24-26	Yellow	1.0 ~ 1.2				
517-37104-B163-00EMB	37104-B163-00E MB	A	4	24-26	Orange	1.2 ~ 1.6				
Socket Connectors Without Latches										
517-37303-A165-00EMB	37303-A165-00E MB	C	3	20-24	Blue	1.2 ~ 1.6				
517-37303-B122-00EMB	37303-B122-00E MB	C	3	24-26	Yellow	1.0 ~ 1.2				
517-37303-B163-00EMB	37303-B163-00E MB	C	3	24-26	Orange	1.2 ~ 1.6				
517-37304-A165-00EMB	37304-A165-00E MB	C	4	20-24	Blue	1.2 ~ 1.6				
517-37304-A206-00EMB	37304-A206-00E MB	C	4	20-24	Gray	1.6 ~ 2.0				
517-37304-B101-00EMB	37304-B101-00E MB	C	4	24-26	Red	0.8 ~ 1.0				
517-37304-B163-00EMB	37304-B163-00E MB	C	4	24-26	Orange	1.2 ~ 1.6				
Socket Connectors With Latches										
517-37303-A165-0PEMB	37303-A165-0PE MB	D	3	20-24	Blue	1.2 ~ 1.6				
517-37304-B163-0PEMB	37304-B163-0PE MB	D	4	24-26	Orange	1.2 ~ 1.6				

© Copyright 2014 Mouser Electronics

© Copyright 2014 Mouser Electronics

RoHS Compliant **This product is RoHS compliant.**

9157 SERIES I/O CONNECTORS

Features:
- Patented 20° angled face on socket gives self-cleaning face when mated with plug
- Metal Latching area integral to socket which saves PCB real estate
- Integral to socket is a mechanical 50Ω switching coax SMT termination

Specifications:
- 15 signal contacts on 1mm pitch rated at 1.5A
- RoHS compliant per AVX documentation

RoHS Compliant

For quantities greater than listed, call for quote.

MOUSER STOCK NO.	AVX Part No.	Fig.	Description	Price Each 1	10	25	50
581-109157015000006	109157015000006	A	15P Plug Solder Wire				
581-109157019000006	109157019000006	B	19P Plug Solder Wire				
581-209157015000006	209157015000006	C	15P Socket, 90° SMT				
581-209157015001006	209157015001006	D	15P Socket, 90° SMT with RF contact				
581-209157019000006	209157019000006	E	19P Socket, 90° SMT				
581-309157970000035	309157970000035	F	Cover Kit Screw with Press-fit Version				

9257 SERIES REDUCED SIZE I/O CONNECTORS

Features:
- No latching is required due to click design of contacts
- Compact size to optimize PCB real estate
- Metal outer cover provides integrated PCB location and solder tab

Specifications:
- 5K mating cycles and 1A rated
- Socket houses 16 contacts, 2 rows on 1.25mm pitch
- Socket has rating 1 Amp per contact
- RoHS compliant per AVX documentation

RoHS Compliant

For quantities greater than listed, call for quote.

MOUSER STOCK NO.	AVX Part No.	Fig.	Description	Price Each 1	10	25	50
581-109257016001003	109257016001003	G	Plug 16 Way Dual Sided				
581-209257016001013	209257016001013	H	Socket 16 Way				

FFC SMT CONNECTORS

For quantities greater than listed, call for quote.

MOUSER STOCK NO.	AVX Part No.	Fig.	No. of Contacts	Profile Height (mm)	Contact Location	Price Each 1	25	50	100
.5mm - ZIF Right Angle									
581-046277003001883+	046277003001883+	I	3	0.9	Dual Side				
581-046277004001883+	046277004001883+	I	4	0.9	Dual Side				
581-046298004000883+	046298004000883+	J	4	0.9	Bottom				
581-046277005001883+	046277005001883+	I	5	0.9	Dual Side				
581-046298005000883+	046298005000883+	J	5	0.9	Bottom				
581-046277006001883+	046277006001883+	I	6	0.9	Dual Side				
581-046298006000883+	046298006000883+	J	6	0.9	Bottom				
581-046298008100883+	046298008100883+	J	8	0.9	Bottom				
581-046288008000846+	046288008000846+	K	8	2.0	Bottom				
581-046298009100883+	046298009100883+	J	9	0.9	Bottom				
581-046288010000846+	046288010000846+	K	10	2.0	Bottom				
581-046298011100883+	046298011100883+	J	11	0.9	Bottom				
581-046288012000846+	046288012000846+	K	12	2.0	Bottom				
581-046288015000846+	046288015000846+	K	15	2.0	Bottom				
581-046288016000846+	046288016000846+	K	16	2.0	Bottom				
581-046288020000846+	046288020000846+	K	20	2.0	Bottom				
581-046288024000846+	046288024000846+	K	24	2.0	Bottom				
581-046288026000846+	046288026000846+	K	26	2.0	Bottom				
581-046288030000846+	046288030000846+	K	30	2.0	Bottom				
581-086210033340800+	086210033340800+	K	33	2.0	Bottom				
581-046288040000846+	046288040000846+	K	40	2.0	Bottom				
581-046288050000846+	046288050000846+	K	50	2.0	Bottom				
581-046240054005800+	046240054005800+	K	54	2.0	Bottom				
581-046288055000846+	046288055000846+	K	55	2.0	Bottom				
581-046288060000846+	046288060000846+	K	60	2.0	Bottom				
1.0mm - ZIF Right Angle									
581-006200509130000+	006200509130000+	L	9	2.9	Bottom				
1.25mm - LIF Right Angle									
581-006207341914000+	006207341914000+	M	14	3.5	Dual Side				
581-08370167000800	008370167000800	N	16	4.2	Dual Side				

DIMENSIONS: mm (in.)

A

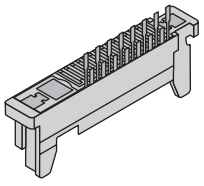

B

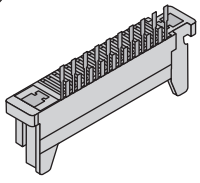

C

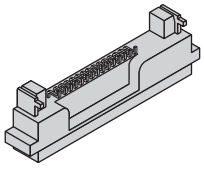

D

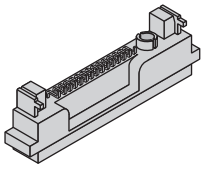

E

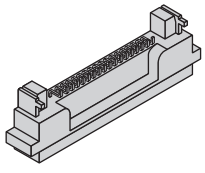

F

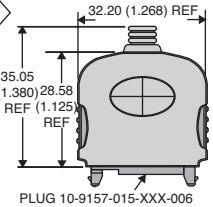

PLUG 10-9157-015-XXX-006

G

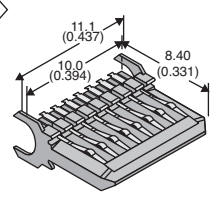

H

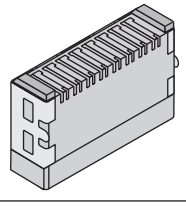

I



J



K

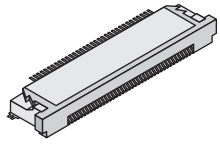

L

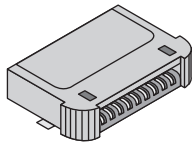

M

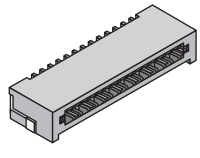

N

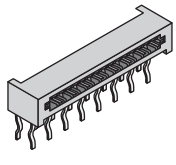

© Copyright 2014 Mouser Electronics

© Copyright 2014 Mouser Electronics

FCI .100" Connectors and Shunts

RoHS Compliant **This product is RoHS compliant.**

DIMENSIONS: mm (in.)

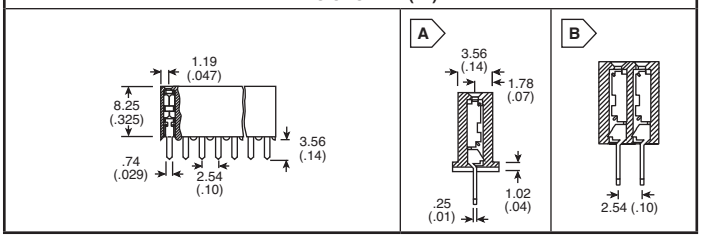

.100" VERTICAL PCB MOUNTED RECEPTACLE ASSEMBLIES, THRU-MOUNT

Features:

- Designed for parallel board-to-board stacking on .100" x .100" (2.54mm x 2.54mm) centerlines
- Dual metal PV brass contacts duplex plated with 30µ" gold in contact area, 100µ" tin in solder area, and 50µ" nickel underplated overall
- Beryllium copper thermoplastic polyester housings, rated UL94V-0
- Spring member plated with gold flash
- Mate with .025" (0.64mm) square or round pins
- Tail Material: Tin
- RoHS compliant per FCI documentation
- Thru mount

For quantities greater than listed, call for quote.

MOUSER STOCK NO.	FCI Part No.	Fig.	No. of Pos.	Length mm (In.)	Price Each 1	25	100	250
Single Row .140" (3.56mm) Long Solder Tail								
649-66951-003LF	66951-003LF	A	3	7.62 (.300)				
649-66951-004LF	66951-004LF	A	4	10.16 (.400)				
649-66951-006LF	66951-006LF	A	6	15.24 (.600)				
649-66951-007LF	66951-007LF	A	7	17.78 (.700)				
649-66951-008LF	66951-008LF	A	8	20.32 (.800)				
649-66951-009LF	66951-009LF	A	9	22.86 (.900)				
649-66951-010LF	66951-010LF	A	10	22.86 (1.00)				
649-66951-012LF	66951-012LF	A	12	30.48 (1.20)				
649-66951-013LF	66951-013LF	A	13	33.02 (1.30)				
649-66951-014LF	66951-014LF	A	14	35.56 (1.40)				
649-66951-016LF	66951-016LF	A	16	40.64 (1.60)				
649-66951-018LF	66951-018LF	A	18	45.72 (1.70)				
649-66951-032LF	66951-032LF	A	32	81.28 (3.20)				
649-66951-035LF	66951-035LF	A	35	88.90 (3.50)				
649-66951-036LF	66951-036LF	A	36	91.44 (3.60)				
Double Row .140" (3.56mm) Long Solder Tail								
649-66953-003LF	66953-003LF	B	6	7.62 (.300)				
649-66953-004LF	66953-004LF	B	8	10.16 (.400)				
649-66953-005LF	66953-005LF	B	10	12.7 (.500)				
649-66953-006LF	66953-006LF	B	12	15.24 (.600)				
649-66953-007LF	66953-007LF	B	14	17.78 (.700)				
649-66953-008LF	66953-008LF	B	16	20.32 (.800)				
649-66953-010LF	66953-010LF	B	20	25.4 (1.00)				
649-66953-012LF	66953-012LF	B	24	30.48 (1.20)				
649-66953-013LF	66953-013LF	B	26	33.02 (1.30)				
649-66953-015LF	66953-015LF	B	30	38.1 (1.50)				
649-66953-016LF	66953-016LF	B	32	40.64 (1.60)				
649-66953-017LF	66953-017LF	B	34	43.18 (1.70)				
649-66953-020LF	66953-020LF	B	40	50.8 (2.00)				
649-66953-025LF	66953-025LF	B	50	63.5 (2.50)				
649-66953-030LF	66953-030LF	B	60	76.2 (3.00)				

SYSTEM MINI JUMP SHUNTS

Features:

- 1 Row: 2 Positions
- Reliable cost-effective alternatives to switches for on-board programming
- PV contacts have beryllium-copper springs to provide high retention and normal forces for excellent electrical performance after repeated cycle
- Stackable on 2.54mm (0.100") centers
- Closed top protects fingertips during application, but can be opened for inspection and testing
- Mates with .025" (0.64mm) square or round pins

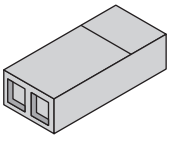

Specifications:

- Housing: Thermoplastic polyester UL94V-0, Blue
- Contact: Body Material: Brass Spring Material: Beryllium-copper
- Current rating: 3A max. per contact
- Temperature rating: -55°C to +120°C
- RoHS compliant per FCI documentation

For quantities greater than listed, call for quote.

MOUSER STOCK NO.	FCI Part No.	Plating	Color	Price Each 1	100	500	1000
649-65474-001LF	65474-001LF	15µ" Au	White				
649-65474-002LF	65474-002LF	100µ" tin	White				
649-65474-010LF	65474-010LF	30µ" Au	White				
649-65474-004LF	65474-004LF	Au flash	White				
649-63429-202LF	63429-202LF	30µ" Au	Blue				

DIMENSIONS: mm (in.)

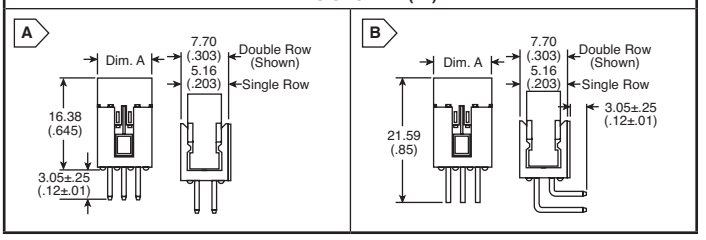

VERTICAL LATCHING SYSTEM (2.54MM X 2.54MM / .100" X .100") CENTERLINES

Features:

- Mates to Mini-PV™ receptacles and drawn-wire pins for high reliability
- Single and double row configurations occupy minimal real estate
- RoHS compliant per FCI documentation
- Passive latching
- 0.025" (0.64mm) square pins

Specifications:

- Material: PCT (UL94V-0)
- Plating: 0.76µm (30µ") gold over 1.27µm (50µ") nickel
- Color: Black

For quantities greater than listed, call for quote.

MOUSER STOCK NO.	FCI Part No.	Fig.	No. of Pos.	Dimension A mm (in.)	Price Each 1	25	100	250
Straight Header: Single Row								
649-69167-103HLF	69167-103HLF	A	3	7.62 (0.30)				
649-69167-104HLF	69167-104HLF	A	4	10.16 (0.40)				
649-69167-105HLF	69167-105HLF	A	5	12.70 (0.50)				
649-69167-106HLF	69167-106HLF	A	6	15.24 (0.60)				
649-69167-108HLF	69167-108HLF	A	8	20.32 (0.80)				
Straight Header: Double Row								
649-69168-110HLF	69168-110HLF	A	10	12.70 (0.50)				
649-69168-112HLF	69168-112HLF	A	12	15.24 (0.60)				
Right Angle: Single Row								
649-78208-103HLF	78208-103HLF	B	3	7.62 (0.30)				
649-78208-104HLF	78208-104HLF	B	4	10.16 (0.40)				
649-78208-105HLF	78208-105HLF	B	5	12.70 (0.50)				
649-78208-106HLF	78208-106HLF	B	6	15.24 (0.60)				
Right Angle: Double Row								
649-78207-108HLF	78207-108HLF	B	8	10.16 (0.40)				
649-78207-110HLF	78207-110HLF	B	10	12.70 (0.50)				
649-78207-112HLF	78207-112HLF	B	12	15.24 (0.60)				
649-78207-116HLF	78207-116HLF	B	16	20.32 (0.80)				

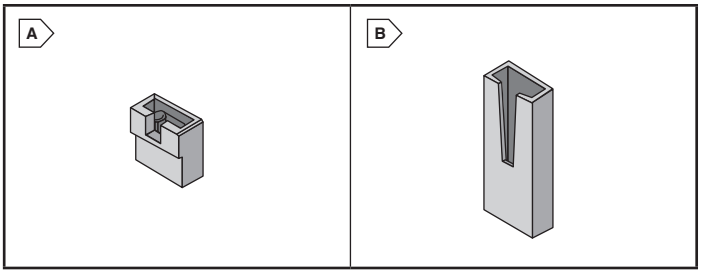

LOW-PROFILE SHUNT JUMPER SYSTEM

Features:

- Economical, stackable jumper systems are applicable for bussing, programming and switch replacement
- Standard two-position for .100" centers
- Low-profile shunt stands .200" above PC board
- Dual-beam, phosphor-bronze contacts, and black glass-filled thermoplastic polyester housing, rated UL94V-0
- Shunts mate with .025" (0.64mm) square and round pins
- RoHS compliant per FCI documentation

For quantities greater than listed, call for quote.

MOUSER STOCK NO.	FCI Part No.	Fig.	Plating	Price Each 1	100	500	1000
Low Profile							
649-68786-102LF	68786-102LF	A	15µ" gold				
649-68786-202LF	68786-202LF	A	30µ" gold				
649-68786-302LF	68786-302LF	A	100µ" pure tin				
High Body							
649-71363-102LF	71363-102LF	B	15µ" gold				
649-71363-202LF	71363-202LF	B	30µ" gold				
649-71363-302LF	71363-302LF	B	100µ" pure tin				-

© Copyright 2014 Mouser Electronics

RoHS Compliant This product is RoHS compliant.

QUICKIE™ IDC 4-WALL VERTICAL THRU MOUNT HEADERS

- Color: Black
- Tail length: 3.05mm (0.120")
- Temperature range: -65°C to +125°C
- Current rating: 3A continuous

Vertical Slimline Shrouded Headers

- Housing material: Glass-filled thermoplastic polyester
- Housing style: Low-profile
- Insulation resistance: 10,000MΩ
- RoHS compliant per FCI documentation

RoHS Compliant

For quantities greater than listed, call for quote.

MOUSER STOCK NO.	FCI Part No.	Fig.	No. of Pos.	Polarization Style	Withstand Voltage (VAC rms)	Contact Area Plating 0.76µm (30µ")	Price Each 1	25	100	250
✻ 649-66506-001LF	66506-001LF	A	10	1	500	Gold				
✻ 649-66506-066LF	66506-066LF	A	10	1	500	GXT				
649-66506-119LF	66506-119LF	A	10	3	500	GXT				
✻ 649-66506-038LF	66506-038LF	A	14	2	500	Gold				
649-66506-043LF	66506-043LF	A	16	4	500	Gold				
649-66506-008LF	66506-008LF	A	20	4	500	Gold				
649-66506-031LF	66506-031LF	A	50	4	500	Gold				

✻Tail Length: 2.67mm (0.105")

Straight Eject Latch Headers

- Board thickness: 2.36mm (0.093")
- Tail plating: 2.54µm (100µ") Tin
- Housing material: High temperature thermoplastic
- Mating data: All Quickie™ receptacles, select discrete wiring mini-latch housings
- Insulation resistance: 10,000MΩ min.
- RoHS compliant per FCI documentation

RoHS Compliant

For quantities greater than listed, call for quote.

MOUSER STOCK NO.	FCI Part No.	Fig.	No. of Pos.	Header Style	Withstand Voltage (VAC rms)	Contact Area Plating 0.38µm (15µ")	Price Each 1	25	100	250
649-53611-S10-4LF	53611-S10-4LF	B	10	1	1500 min.	Gold				
649-53611-S14-4LF	53611-S14-4LF	B	14	2	1500 min.	Gold				
649-53611-S20-4LF	53611-S20-4LF	B	20	3	1500 min.	Gold				
649-53611-S26-4LF	53611-S26-4LF	B	26	3	1500 min.	Gold				

QUICKIE™ SHROUDED LOW PROFILE HEADERS

- Recessed pins assure proper alignment and eliminate damage during mating
- End windows for latching with IDC receptacle
- Housing material: Glass-filled thermoplastic polyester
- Current rating: 3A continuous
- Insulation resistance: 10,000MΩ
- Dielectric withstanding voltage: 500V min
- Temperature range: -65°C to +125°C
- Contact Area Plating: 0.76µm (30µ")
- Tail Area Plating: 3.81µm (150µ")
- RoHS compliant per FCI documentation

RoHS Compliant

Vertical Through Mount Headers

For quantities greater than listed, call for quote.

MOUSER STOCK NO.	FCI Part No.	Fig.	No. of Pos.	Contact Area Plating	Tail Area Plating	Withstand Voltage (VAC rms)	Price Each 1	25	100	250
649-75869-130LF	75869-130LF	C	4	Gold	Tin	500				
649-75869-131LF	75869-131LF	C	6	Gold	Tin	500				
649-75869-132LF	75869-132LF	C	8	Gold	Tin	500				
649-75869-103LF	75869-103LF	C	16	Gold	Tin	500				
649-75869-101LF	75869-101LF	C	20	Gold	Tin	500				
649-75869-104LF	75869-104LF	C	20	Gold	Tin	500				

Right Angle Through Mount Headers

- RoHS compliant per FCI documentation

For quantities greater than listed, call for quote.

MOUSER STOCK NO.	FCI Part No.	Fig.	No. of Pos.	Contact Area Plating	Tail Area Plating	Withstand Voltage (VAC rms)	Price Each 1	25	100	250
649-75867-131LF	75867-131LF	C	6	Gold	Tin	500				
649-75867-132LF	75867-132LF	C	8	Gold	Tin	500				
649-75867-101LF	75867-101LF	C	10	Gold	Tin	500				
649-75867-103LF	75867-103LF	C	16	Gold	Tin	500				
649-75867-104LF	75867-104LF	C	20	Gold	Tin	500				

QUICKIE™ "EYE OF NEEDLE" HEADERS

- Housings: Glass filled polyester, blue. UL94V-0
- Contact base metal: Phosphor-bronze
- Contact finish: 0.76µm (30µ") gold or GXT over 1.27µm (50µ") nickel
- Temperature range: -65°C to +125°C
- RoHS Compliant per FCI documentation
- Current rating: 3A continuous
- Withstanding voltage: >1,000V RMS (at sea level)
- Insulation resistance: 1,000MΩ
- Mates with Quickie ® IDC series 71600

RoHS Compliant

For quantities greater than listed, call for quote.

MOUSER STOCK NO. Mfr.	Mfr. Part No.	Fig.	No. of Pos.	Orientation	Strain Relief	Mounting Type	Price Each 1	25	100	250
Low Profile Headers										
649—10073456-001LF		D	10	Vertical	No	Thru-Hole				
649—10073456-019LF		D	20	Vertical	No	Thru-Hole				
649—10073456-038LF		D	30	Vertical	No	Thru-Hole				
649—10073456-049LF		D	40	Vertical	No	Thru-Hole				
Eject Latch Headers										
649—10080054-007LF		E	10	Vertical	No	Thru-Hole				
649—10080054-043LF		E	14	Vertical	No	Thru-Hole				
649—10080054-079LF		E	20	Vertical	No	Thru-Hole				
649—10080054-115LF		E	26	Vertical	No	Thru-Hole				

A

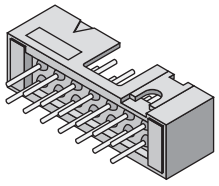

Polarization Styles:

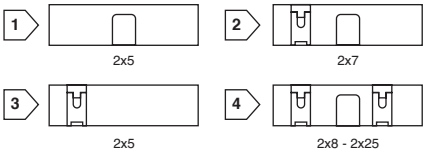

B

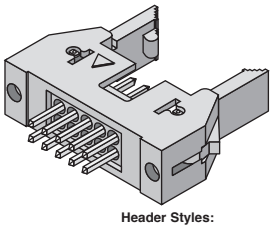

Header Styles:

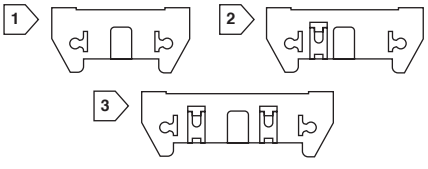

C

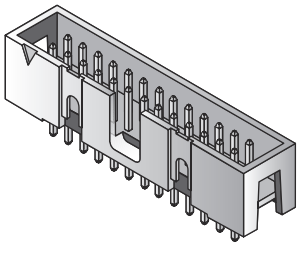

Vertical

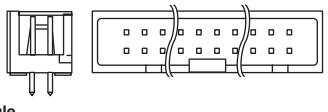

Right Angle

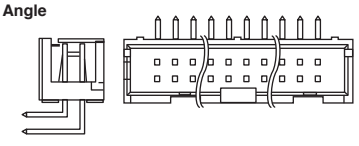

D

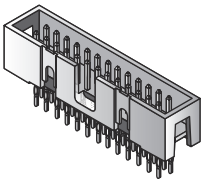

E

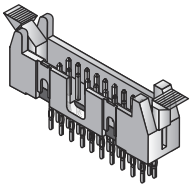

Rectangular Connectors FCI

© Copyright 2014 Mouser Electronics

© Copyright 2014 Mouser Electronics

FCI Quickie™ Connectors and Headers

RoHS Compliant **This product is RoHS compliant.**

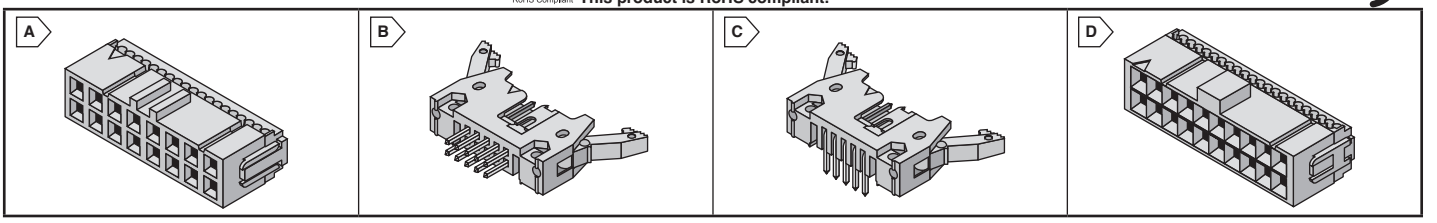

QUICKIE™ IDC SINGLE BEAM RECEPTACLES

- Contact area plating: 0.76µm (30µ") gold
- Housing Material: Glass-filled thermoplastic polyester
- Color: Gray
- Withstanding voltage: 1000VAC rms
- Current rating: 1A continuous

Dual Cable Entry

Specifications:

- Cable entry: Dual
- Insulation resistance: 50,000MΩ
- Temperature range: -65°C to +105°C
- RoHS Compliant per FCI documentation
- Contact underplating: 1.27µm (50µ") nickel
- Contact resistance: 15mΩ max.
- Contact base material: Copper alloy

RoHS Compliant

MOUSER STOCK NO.	FCI Part No.	Fig.	No. of Positions	Polarization Style	Strain Relief	Central Key	Price Each 1	25	100	250
649-71600-004LF	71600-004LF	A	4	Center	Yes	Yes				
649-71600-104LF	71600-104LF	A	4	Center	No	Yes				
649-71600-006LF	71600-006LF	A	6	Center	Yes	Yes				
649-71600-106LF	71600-106LF	A	6	Center	No	Yes				
649-71600-306LF	71600-306LF	A	6	Dual	Yes	No				
649-71600-106LF	71600-106LF	A	6	Center	No	Yes				
649-71600-008LF	71600-008LF	A	8	Center	Yes	Yes				
649-71600-108LF	71600-108LF	A	8	Center	No	Yes				
649-71600-308LF	71600-308LF	A	8	Dual	Yes	No				
649-71600-010LF	71600-010LF	A	10	Center	Yes	Yes				
649-71600-310LF	71600-310LF	A	10	Dual	Yes	No				
649-71600-014LF	71600-014LF	A	14	Center	Yes	Yes				
649-71600-314LF	71600-314LF	A	14	Dual	Yes	No				
649-71600-016LF	71600-016LF	A	16	Center	Yes	Yes				
649-71600-116LF	71600-116LF	A	16	Center and Dual	No	Yes				
649-71600-020LF	71600-020LF	A	20	Center	Yes	Yes				
649-71600-220LF	71600-220LF	A	20	Center and Dual	Yes	Yes				
649-71600-026LF	71600-026LF	A	26	Center	Yes	Yes				
649-71600-034LF	71600-034LF	A	34	Center	Yes	Yes				
649-71600-040LF	71600-040LF	A	40	Center	Yes	Yes				
649-71600-640LF	71600-640LF	A	40	Center and Dual	Yes	Yes				
649-71600-050LF	71600-050LF	A	50	Center	Yes	Yes				
649-71600-650LF	71600-650LF	A	50	Center and Dual	Yes	Yes				
649-71600-060LF	71600-060LF	A	60	Center	Yes	Yes				
649-71600-064LF	71600-064LF	A	64	Center	Yes	Yes				

Eject Latch Headers, Standard Polarization

Specifications:

- Tail length: 2.90mm (.114")
- Tail plating: 3.81µm (150µ") Tin
- Standard Polarization
- Insulation resistance: 100,000MΩ
- Temperature range: -65°C to +125°C
- Housing style: Eject
- RoHS Compliant per FCI documentation

RoHS Compliant

For quantities greater than listed, call for quote.

MOUSER STOCK NO.	FCI Part No.	Fig.	No. of Positions	Polarization Style	Strain Relief	Central Key	Price Each 1	25	100	250
Vertical Through Mount										
649-71918-106LF	71918-106LF	B	6	Straight	Yes	No				
649-71918-108LF	71918-108LF	B	8	Straight	Yes	No				
649-71918-110LF	71918-110LF	B	10	Straight	Yes	No				
649-71918-114LF	71918-114LF	B	14	Straight	Yes	No				
649-71918-116LF	71918-116LF	B	16	Straight	Yes	Yes				
649-71918-120LF	71918-120LF	B	20	Straight	Yes	Yes				
649-71918-126LF	71918-126LF	B	26	Straight	Yes	Yes				
649-71918-134LF	71918-134LF	B	34	Straight	Yes	Yes				
649-71918-140LF	71918-140LF	B	40	Straight	Yes	Yes				
649-71918-150LF	71918-150LF	B	50	Straight	Yes	Yes				
649-71918-160LF	71918-160LF	B	60	Straight	Yes	Yes				
649-71918-164LF	71918-164LF	B	64	Straight	Yes	Yes				
Right Angle Through Mount										
649-71922-106LF	71922-106LF	C	6	Right Angle	Yes	No				
649-71922-108LF	71922-108LF	C	8	Right Angle	Yes	No				
649-71922-110LF	71922-110LF	C	10	Right Angle	Yes	No				
649-71922-116LF	71922-116LF	C	16	Right Angle	Yes	Yes				
649-71922-120LF	71922-120LF	C	20	Right Angle	Yes	Yes				
649-71922-134LF	71922-134LF	C	34	Right Angle	Yes	Yes				
649-71922-140LF	71922-140LF	C	40	Right Angle	Yes	Yes				
649-71922-150LF	71922-150LF	C	50	Right Angle	Yes	Yes				

QUICKIE™ IDC DUAL-BEAM RECEPTACLES

Round Conductor, Flat Cable IDC Connectors

- Housing material: Glass-filled thermoplastic polyester
- Contact area plating: 0.76µm (30µ") Gold
- Color: Blue
- Withstand Voltage (VAC): 1000
- Insulation resistance: 50,000MΩ
- Current rating: 1A continuous
- Temperature range: -65°C to +105°C
- Contact resistance: 15mΩ max.
- Mating data: Mates with 0.64mm (0.025") square or round pin from 4.32mm (0.170") min. to 6.35mm (0.25") max. A nominal 5.84mm (0.23") is recommended
- Dual wire entry
- Double-scalloped cable slot assists accurate positioning of the cable over the contacts
- RoHS compliant per FCI documentation

RoHS Compliant

MOUSER STOCK NO.	FCI Part No.	Fig.	No. of Positions	Polarization Style	Strain Relief	Price Each 1	25	100	250
649-66900-310LF	66900-310LF	D	10	Center	No				
649-66900-214LF	66900-214LF	D	14	Center	Yes				
649-66900-220LF	66900-220LF	D	20	Center and Dual	Yes				
649-66900-026LF	66900-026LF	D	26	Dual	Yes				
649-66900-226LF	66900-226LF	D	26	Center and Dual	Yes				
649-66900-234LF	66900-234LF	D	34	Center and Dual	Yes				
649-66900-040LF	66900-040LF	D	40	Dual	Yes				
649-66900-240LF	66900-240LF	D	40	Center and Dual	Yes				
649-66900-250LF	66900-250LF	D	50	Center and Dual	Yes				

© Copyright 2014 Mouser Electronics

© Copyright 2014 Mouser Electronics

RoHS Compliant **This product is RoHS compliant.**

VERTICAL PCB MOUNTED RECEPTACLE ASSEMBLIES LOW PROFILE, THRU-MOUNT

- Top entry PC board mount receptacles can be stacked side-by-side on .100" centerlines
- Preloaded dual cantilever beam phosphor bronze contacts plated with 30µ" gold in contact area
- 100µ" tin in solder area and 50µ" nickel underplated overall
- Molded housings: Rated UL94V-0, feature beveled "lead-in" ramps to prevent pin-stubbing
- Solder tail length: .115"
- Mate with .025" square pins

For quantities greater than listed, call for quote.

MOUSER STOCK NO.	FCI Part No.	Fig.	No. of Positions	Price Each 1	25	100	250
Top-Entry, Single Row, Black							
649-68685-306LF	68685-306LF	A	6				
649-68685-308LF	68685-308LF	A	8				
649-68685-310LF	68685-310LF	A	10				
649-68685-314LF	68685-314LF	A	14				
649-68685-316LF	68685-316LF	A	16				
649-68685-317LF	68685-317LF	A	17				
649-68685-320LF	68685-320LF	A	20				
Top-Entry, Single Row, Blue							
649-75915-306LF	75915-306LF	A	6				
649-75915-308LF	75915-308LF	A	8				
649-75915-310LF	75915-310LF	A	10				
649-75915-312LF	75915-312LF	A	12				
649-75915-320LF	75915-320LF	A	20				
Top-Entry, Double Row, Black							
649-68683-303LF	68683-303LF	B	6				
649-68683-304LF	68683-304LF	B	8				
649-68683-305LF	68683-305LF	B	10				
649-68683-307LF	68683-307LF	B	14				
649-68683-308LF	68683-308LF	B	16				
649-68683-310LF	68683-310LF	B	20				
649-68683-311LF	68683-311LF	B	22				
649-68683-313LF	68683-313LF	B	26				
649-68683-315LF	68683-315LF	B	30				
649-68683-318LF	68683-318LF	B	36				
649-68683-320LF	68683-320LF	B	40				
649-68683-322LF	68683-322LF	B	44				
649-68683-325LF	68683-325LF	B	50				
649-68683-326LF	68683-326LF	B	52				
649-68683-332LF	68683-332LF	B	64				
649-68683-334LF	68683-334LF	B	68				
649-68683-340LF	68683-340LF	B	80				
Top-Entry, Double Row, Blue							
649-87606-308LF	87606-308LF	B	16				
Dual Entry, Double Row							
649-71991-306LF	71991-306LF	B	12				
649-71991-308LF	71991-308LF	B	16				
649-71991-313LF	71991-313LF	B	26				
649-71991-315LF	71991-315LF	B	30				
649-71991-320LF	71991-320LF	B	40				

SMT LOW PROFILE RECEPTACLES - DOUBLE ROW

- The Dubox™ contact has a pre-stressed, dual beam design to enable low insertion force
- Floating solder tails self-center on circuit pads and assure coplanarity
- 4-wall contact design for signal protection
- RoHS Compliant per FCI documentation

649-89898-303LF	89898-303LF	C	6				
649-89898-304ALF	89898-304ALF	C	8				
649-89898-305LF	89898-305LF	C	10				
649-89898-306ALF	89898-306ALF	C	12				
649-89898-308ALF	89898-308ALF	C	16				
649-89898-310LF	89898-310LF	C	20				
649-89898-314LF	89898-314LF	C	28				
649-89898-317LF	89898-317LF	C	34				
649-89898-320LF	89898-320LF	C	40				

SHROUDED HEADERS

For quantities greater than listed, call for quote.

Straight - Single Row							
649-76384-302LF	76384-302LF	D	2				
649-76384-303LF	76384-303LF	D	3				
649-76384-304LF	76384-304LF	D	4				
649-76384-305LF	76384-305LF	D	5				
649-76384-306LF	76384-306LF	D	6				
649-76384-308LF	76384-308LF	D	8				
649-76384-310LF	76384-310LF	D	10				
Right Angle - Single Row							
649-76382-303LF	76382-303LF	E	3				
Straight - Double Row							
649-76385-302LF	76385-302LF	F	4				
649-76385-303LF	76385-303LF	F	6				
649-76385-304LF	76385-304LF	F	8				
649-76385-305LF	76385-305LF	F	10				
649-76385-306LF	76385-306LF	F	12				
649-76385-308LF	76385-308LF	F	16				
649-76385-310LF	76385-310LF	F	20				

HOUSINGS

For quantities greater than listed, call for quote.

Single Row							
649-65240-002LF	65240-002LF	G	2				
649-65240-003LF	65240-003LF	G	3				
649-65240-004LF	65240-004LF	G	4				
649-65240-005LF	65240-005LF	G	5				
649-65240-006LF	65240-006LF	G	6				
649-65240-007LF	65240-007LF	G	7				
649-65240-008LF	65240-008LF	G	8				
649-65240-009LF	65240-009LF	G	9				
649-65240-010LF	65240-010LF	G	10				
Double Row							
649-65239-002LF	65239-002LF	H	4				
649-65239-003LF	65239-003LF	H	6				
649-65239-004LF	65239-004LF	H	8				
649-65239-005LF	65239-005LF	H	10				
649-65239-006LF	65239-006LF	H	12				
649-65239-008LF	65239-008LF	H	16				
649-65239-010LF	65239-010LF	H	20				

CONTACTS

For quantities greater than listed, call for quote.

MOUSER STOCK NO.	FCI Part No.	Fig.	Wire AWG	Price Each 1	100	500	1000
649-76347-301LF	76347-301LF	-	22-30				
649-76347-311LF	76347-311LF	-	20-22				

TOOL

For quantities greater than listed, call for quote.

MOUSER STOCK NO.	FCI Part No.	Fig.	Wire AWG	Price Each 1	5
649-RCY21234	RCY21234	-	Crimp Tool		

DIMENSIONS: mm

A

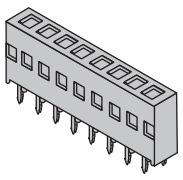

B

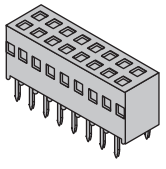

C

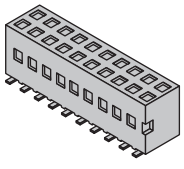

D

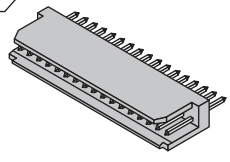

E

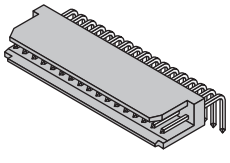

F

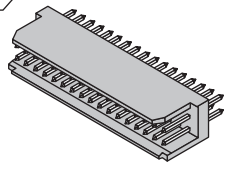

G

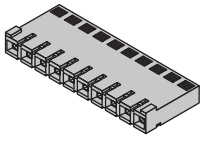

H

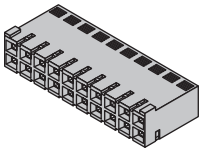

Rectangular Connectors FCI

© Copyright 2014 Mouser Electronics

FCI BergStik™ Unshrouded Breakaway Headers

RoHS Compliant **This product is RoHS compliant.**

DIMENSIONS: mm (in.)

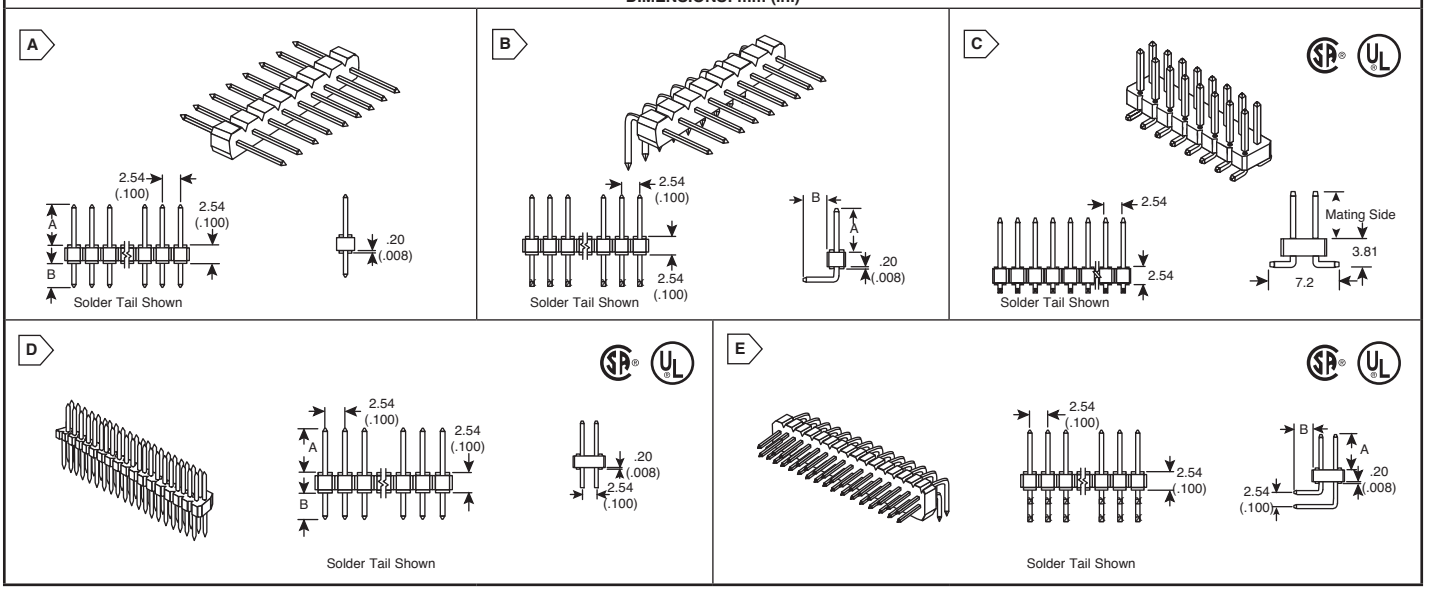

Features:

- "Breakaway" design can be cut or broken to length to suit application
- Centerline pin spacing: .100"
- Insulation resistance: 5000MΩ min.
- Withstanding voltage: 1500VAC rms (sea level)
- Current rating: 3A continuous
- Temperature range: -65°C to +130°C
- 0.025" (0.64mm) square pins
- Mates with Dubox Connectors
- RoHS compliant per FCI documentation

.100" SINGLE ROW HEADERS

For quantities greater than listed, call for quote.

MOUSER STOCK NO.	FCI Part No.	Fig.	No. of Pos.	Dimensions Mating End A	Dimensions Tail End B	Plating	Price Each 1	Price Each 100	Price Each 500
Straight Solder Tail									
649-68000-101HLF	68000-101HLF	A	1	0.23	0.095	30µ" Gold			
649-68000-402HLF	68000-402HLF	A	2	0.23	0.095	100µ" Tin			
649-68001-102HLF	68001-102HLF	A	2	0.23	0.12	30µ" Gold			
649-68001-202HLF	68001-202HLF	A	2	0.23	0.12	15µ" Gold			
649-68001-402HLF	68001-402HLF	A	2	0.23	0.12	100µ" Tin			
649-68001-403HLF	68001-403HLF	A	3	0.23	0.12	100µ" Tin			
649-68000-103HLF	68000-103HLF	A	3	0.23	0.095	30µ" Gold			
649-68001-103HLF	68001-103HLF	A	3	0.23	0.12	30µ" Gold			
649-68000-203HLF	68000-203HLF	A	3	0.23	0.095	15µ" Gold			
649-68001-203HLF	68001-203HLF	A	3	0.23	0.12	15µ" Gold			
649-68001-104HLF	68001-104HLF	A	4	0.23	0.12	30µ" Gold			
649-68002-404HLF	68002-404HLF	A	4	0.23	0.15	100µ" Tin			
649-68000-105HLF	68000-105HLF	A	5	0.23	0.095	30µ" Gold			
649-68000-106HLF	68000-106HLF	A	6	0.23	0.095	30µ" Gold			
649-68000-406HLF	68000-406HLF	A	6	0.23	0.095	100µ" Tin			
649-68000-109HLF	68000-109HLF	A	9	0.23	0.095	30µ" Gold			
649-68000-136HLF	68000-136HLF	A	36	0.23	0.095	30µ" Gold			
649-68001-136HLF	68001-136HLF	A	36	0.23	0.12	30µ" Gold			
649-68003-136HLF	68003-136HLF	A	36	0.23	0.195	30µ" Gold			
649-68000-236HLF	68000-236HLF	A	36	0.23	0.095	15µ" Gold			
649-68001-236HLF	68001-236HLF	A	36	0.23	0.12	15µ" Gold			
649-68002-236HLF	68002-236HLF	A	36	0.23	0.15	15µ" Gold			
649-78511-236HLF	78511-236HLF	A	36	0.318	0.12	15µ" Gold			
649-68000-436HLF	68000-436HLF	A	36	0.23	0.095	100µ" Tin			
649-68001-436HLF	68001-436HLF	A	36	0.23	0.12	100µ" Tin			
649-78511-436HLF	78511-436HLF	A	36	0.318	0.12	100µ" Tin			
649-69152-436HLF	69152-436HLF	A	36	0.50	0.12	100µ" Tin			
Straight Retentive Solder Tail									
649-69190-202HLF	69190-202HLF	A	2	0.23	0.12	15µ" Gold			
649-69190-402HLF	69190-402HLF	A	2	0.23	0.12	100µ" Tin			
649-69190-403HLF	69190-403HLF	A	3	0.23	0.12	100µ" Tin			
649-69190-204HLF	69190-204HLF	A	4	0.23	0.12	15µ" Gold			
649-69190-405HLF	69190-405HLF	A	5	0.23	0.12	100µ" Tin			
649-69190-210HLF	69190-210HLF	A	10	0.23	0.12	15µ" Gold			
649-69190-236HLF	69190-236HLF	A	36	0.23	0.12	15µ" Gold			
Right Angle Solder Tail									
649-68015-136HLF	68015-136HLF	B	36	0.23	0.09	30µ" Gold			
649-68016-136HLF	68016-136HLF	B	36	0.23	0.12	30µ" Gold			
649-68015-236HLF	68015-236HLF	B	36	0.23	0.09	15µ" Gold			
649-68016-236HLF	68016-236HLF	B	36	0.23	0.12	15µ" Gold			
649-68015-436HLF	68015-436HLF	B	36	0.23	0.09	100µ" Tin			
649-68016-436HLF	68016-436HLF	B	36	0.23	0.12	100µ" Tin			
Right Angle Retentive Solder Tail									
649-69191-403HLF	69191-403HLF	B	3	0.23	0.12	100µ" Tin			
649-69191-205HLF	69191-205HLF	B	5	0.23	0.12	15µ" Gold			

.100" DOUBLE ROW HEADERS

For quantities greater than listed, call for quote.

MOUSER STOCK NO.	FCI Part No.	Fig.	No. of Pos.	Dimensions Mating End A	Dimensions Tail End B	Plating	Price Each 1	Price Each 100	Price Each 500
Vertical SMT									
649-95278-101A04LF	95278-101A04LF	C	4	0.23	-	30µ" Gold			
649-95278-101A06LF	95278-101A06LF	C	6	0.23	-	30µ" Gold			

.100" DOUBLE ROW HEADERS (CONT.)

For quantities greater than listed, call for quote.

MOUSER STOCK NO.	FCI Part No.	Fig.	No. of Pos.	Dimensions Mating End A	Dimensions Tail End B	Plating	Price Each 1	Price Each 100	Price Each 500
Vertical SMT (Cont.)									
649-95278-101A08LF	95278-101A08LF	C	8	0.23	-	30µ" Gold			
649-95278-101A10LF	95278-101A10LF	C	10	0.23	-	30µ" Gold			
649-95278-101A12LF	95278-101A12LF	C	12	0.23	-	30µ" Gold			
649-95278-101A16LF	95278-101A16LF	C	16	0.23	-	30µ" Gold			
649-95278-101A20LF	95278-101A20LF	C	20	0.23	-	30µ" Gold			
649-95157-140LF	95157-140LF	C	40	0.23	-	30µ" Gold			
649-95157-240LF	95157-240LF	C	40	0.23	-	15µ" Gold			
649-95157-440LF	95157-440LF	C	40	0.23	-	100µ" Tin			
Straight Solder Tail									
649-67996-104HLF	67996-104HLF	D	4	0.23	0.095	30µ" Gold			
649-67997-104HLF	67997-104HLF	D	4	0.23	0.12	30µ" Gold			
649-67996-106HLF	67996-106HLF	D	6	0.23	0.095	30µ" Gold			
649-67997-106HLF	67997-106HLF	D	6	0.23	0.12	30µ" Gold			
649-68602-106HLF	68602-106HLF	D	6	0.23	0.15	30µ" Gold			
649-67996-108HLF	67996-108HLF	D	8	0.23	0.095	30µ" Gold			
649-67997-108HLF	67997-108HLF	D	8	0.23	0.12	30µ" Gold			
649-67997-208HLF	67997-208HLF	D	8	0.23	0.12	15µ" Gold			
649-67996-408HLF	67996-408HLF	D	8	0.23	0.095	100µ" Tin			
649-67996-110HLF	67996-110HLF	D	10	0.23	0.095	30µ" Gold			
649-67997-110HLF	67997-110HLF	D	10	0.23	0.12	30µ" Gold			
649-68602-110HLF	68602-110HLF	D	10	0.23	0.15	30µ" Gold			
649-67997-210HLF	67997-210HLF	D	10	0.23	0.12	15µ" Gold			
649-68602-112HLF	68602-112HLF	D	12	0.23	0.15	30µ" Gold			
649-67997-112HLF	67997-112HLF	D	12	0.23	0.12	30µ" Gold			
649-67996-114HLF	67996-114HLF	D	14	0.23	0.095	30µ" Gold			
649-67996-116HLF	67996-116HLF	D	16	0.23	0.095	30µ" Gold			
649-67997-116HLF	67997-116HLF	D	16	0.23	0.12	30µ" Gold			
649-68602-116HLF	68602-116HLF	D	16	0.23	0.15	30µ" Gold			
649-67997-220HLF	67997-220HLF	D	20	0.23	0.12	15µ" Gold			
649-67996-120HLF	67996-120HLF	D	20	0.23	0.095	30µ" Gold			
649-67997-120HLF	67997-120HLF	D	20	0.23	0.12	30µ" Gold			
649-68602-120HLF	68602-120HLF	D	20	0.23	0.15	30µ" Gold			
649-68602-220HLF	68602-220HLF	D	20	0.23	0.15	15µ" Gold			
649-67996-130HLF	67996-130HLF	D	30	0.23	0.095	30µ" Gold			
649-68602-132HLF	68602-132HLF	D	32	0.23	0.15	30µ" Gold			
649-67996-172HLF	67996-172HLF	D	72	0.23	0.095	30µ" Gold			
649-67997-172HLF	67997-172HLF	D	72	0.23	0.12	30µ" Gold			
649-68602-172HLF	68602-172HLF	D	72	0.23	0.15	30µ" Gold			
649-68691-172HLF	68691-172HLF	D	72	0.318	0.12	30µ" Gold			
649-67997-272HLF	67997-272HLF	D	72	0.23	0.12	15µ" Gold			
649-67996-272HLF	67996-272HLF	D	72	0.23	0.095	15µ" Gold			
649-67997-472HLF	67997-472HLF	D	72	0.23	0.12	100µ" Tin			
649-68602-472HLF	68602-472HLF	D	72	0.23	0.15	100µ" Tin			
649-68691-472HLF	68691-472HLF	D	72	0.318	0.12	100µ" Tin			
Straight Retentive Solder Tail									
649-69192-406HLF	69192-406HLF	D	6	0.23	0.12	100µ" Tin			
649-69192-408HLF	69192-408HLF	D	8	0.23	0.12	100µ" Tin			
649-69192-220HLF	69192-220HLF	D	20	0.23	0.12	15µ" Gold			
Right Angle Solder Tail									
649-68020-172HLF	68020-172HLF	E	72	0.23	0.095	30µ" Gold			
649-68021-172HLF	68021-172HLF	E	72	0.23	0.12	30µ" Gold			
649-79257-272HLF	79257-272HLF	E	72	0.23	0.12	15µ" Gold			
649-68020-472HLF	68020-472HLF	E	72	0.23	0.095	100µ" Tin			
649-68021-472HLF	68021-472HLF	E	72	0.23	0.12	100µ" Tin			

© Copyright 2014 Mouser Electronics

© Copyright 2014 Mouser Electronics

FCI 1.27mm and 2.00mm Minitek Connectors

RoHS Compliant **This product is RoHS compliant.**

DIMENSIONS: in.

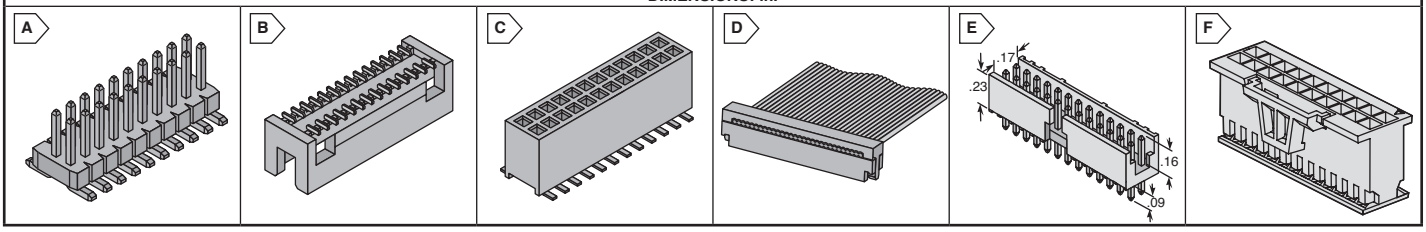

MINITEK 127 BOARD TO BOARD CONNECTORS

Specifications:

- Pitch: 1.27mm
- Current rating: 1A per contact
- Contact Resistance: 30m ohms max.
- Insulation Resistance: 100M ohms min. at 500 V DC/2 minute
- Voltage Rating: 125V AC
- Operating Temperature: -40°C to +85°C

For quantities greater than listed, call for quote.

MOUSER STOCK NO.	FCI Part No.	Fig.	Number of Positions	Contact Plating	Price Each 1	25	100	250
Unshrouded Headers								
649-202112100004C4LF	20021121-00004C4LF	A	4	10µ" Gold				
649-202112100006C4LF	20021121-00006C4LF	A	6	10µ" Gold				
649-202112100008C4LF	20021121-00008C4LF	A	8	10µ" Gold				
649-202112100010C4LF	20021121-00010C4LF	A	10	10µ" Gold				
649-202112100012C4LF	20021121-00012C4LF	A	12	10µ" Gold				
649-202112100016C4LF	20021121-00016C4LF	A	16	10µ" Gold				
649-202112100020C4LF	20021121-00020C4LF	A	20	10µ" Gold				
Shrouded Headers								
649-202122100006C4LF	20021221-00006C4LF	B	6	10µ" Gold				
649-202122100010C4LF	20021221-00010C4LF	B	10	10µ" Gold				
649-202122100012C4LF	20021221-00012C4LF	B	12	10µ" Gold				
649-202122100016C4LF	20021221-00016C4LF	B	16	10µ" Gold				
649-202122100020C4LF	20021221-00020C4LF	B	20	10µ" Gold				
Receptacles								
649-202132100008C4LF	20021321-00008C4LF	C	8	10µ" Gold				
649-202132100010C4LF	20021321-00010C4LF	C	10	10µ" Gold				
649-202132100012C4LF	20021321-00012C4LF	C	12	10µ" Gold				
649-202132100016C4LF	20021321-00016C4LF	C	16	10µ" Gold				
649-202132100020C4LF	20021321-00020C4LF	C	20	10µ" Gold				

MINITEK 2.00MM CONNECTORS

For quantities greater than listed, call for quote.

MOUSER STOCK NO.	FCI Part No.	Fig.	Number of Positions	Center Key Style	Contact Plating	Price Each 1	25	100	250
649-89361-108LF	89361-108LF	D	8	None	8µ" Gold				
649-89361-114LF	89361-114LF	D	14	None	8µ" Gold				
649-89361-116LF	89361-116LF	D	16	None	8µ" Gold				
649-89361-120LF	89361-120LF	D	20	None	8µ" Gold				
649-89361-126LF	89361-126LF	D	26	None	8µ" Gold				
649-89361-134LF	89361-134LF	D	34	None	8µ" Gold				
649-89361-144LF	89361-144LF	D	44	None	8µ" Gold				
649-89361-150LF	89361-150LF	D	50	None	8µ" Gold				
649-89947-106LF	89947-106LF	D	6	None	30µ" Gold				
649-89947-110LF	89947-110LF	D	10	None	30µ" Gold				
649-89947-112LF	89947-112LF	D	12	None	30µ" Gold				
649-89947-114LF	89947-114LF	D	14	None	30µ" Gold				
649-89947-118LF	89947-118LF	D	18	None	30µ" Gold				
649-89947-120LF	89947-120LF	D	20	None	30µ" Gold				
649-89947-126LF	89947-126LF	D	26	None	30µ" Gold				
649-89947-144LF	89947-144LF	D	44	None	30µ" Gold				
649-89947-340LF	89947-340LF	D	40	Standard	30µ" Gold				
649-89947-350LF	89947-350LF	D	50	Standard	30µ" Gold				
649-89947-706LF	89947-706LF	D	6	Latching	30µ" Gold				
649-89947-708LF	89947-708LF	D	8	Latching	30µ" Gold				
649-89947-710LF	89947-710LF	D	10	Latching	30µ" Gold				
649-89947-712LF	89947-712LF	D	12	Latching	30µ" Gold				
649-89947-716LF	89947-716LF	D	16	Latching	30µ" Gold				
649-89947-718LF	89947-718LF	D	18	Latching	30µ" Gold				
649-89947-720LF	89947-720LF	D	20	Latching	30µ" Gold				
649-89947-724LF	89947-724LF	D	24	Latching	30µ" Gold				
649-89947-726LF	89947-726LF	D	26	Latching	30µ" Gold				
649-89947-730LF	89947-730LF	D	30	Latching	30µ" Gold				

MINITEK™ CTW ACTIVE LATCH

The Minitek 2mm Active Latch is a housing for crimp-to-wire systems, enabling discrete wiring to be attached and unattached to PCB boards with an audible click. The connection is held securely in place by the latch.

For quantities greater than listed, call for quote.

MOUSER STOCK NO.	FCI Part No.	Fig.	Number of Positions	Contact Plating	Price Each 1	25	100	250
Headers								
649-98414-G06-04LF	98414-G06-04LF	E	4	30µ" Gold				
649-98414-G06-06ULF	98414-G06-06ULF	E	6	30µ" Gold				
649-98414-F06-06LF	98414-F06-06LF	E	6	8µ" Gold				
649-98414-G06-08ULF	98414-G06-08ULF	E	8	30µ" Gold				
649-98414-G06-10ULF	98414-G06-10ULF	E	10	30µ" Gold				
649-98414-G06-12ULF	98414-G06-12ULF	E	12	30µ" Gold				
649-98414-G06-16ULF	98414-G06-16ULF	E	16	30µ" Gold				
649-98414-G06-20ULF	98414-G06-20ULF	E	20	30µ" Gold				
649-98414-G06-30LF	98414-G06-30LF	E	30	30µ" Gold				
Housings								
649-10073599-006LF	10073599-006LF	F	6	- - - - -				
649-10073599-008LF	10073599-008LF	F	8	- - - - -				
649-10073599-010LF	10073599-010LF	F	10	- - - - -				
649-10073599-012LF	10073599-012LF	F	12	- - - - -				
649-10073599-014LF	10073599-014LF	F	14	- - - - -				
649-10073599-016LF	10073599-016LF	F	16	- - - - -				
649-10073599-020LF	10073599-020LF	F	20	- - - - -				

© Copyright 2014 Mouser Electronics

© Copyright 2014 Mouser Electronics

HARWIN J-Tek and Miniature Mix-Tek Connectors

HARWiN

RoHS Compliant **This product is RoHS compliant.**

DATAMATE J-TEK 2MM CONNECTORS

Applications:
- 3A per contact
- Professional connector system at commercial prices
- Ideal for COTS applications
- Proven history in high vibration Mil/Aero applications
- Environmental Classification: -55°C/125°C/56 days at 95%RH

J-Tek Male PC Tail Jackscrew Connectors with Boardmount Hardware

For quantities greater than listed, call for quote.

MOUSER STOCK NO.	Harwin Part No.	Fig.	No. of Pos.	Style	Description	Price Each 1	10	25
855-M80-5100642	M80-5100642	A	6	Vertical	With Jackscrews			
855-M80-5101042	M80-5101042	A	10	Vertical	With Jackscrews			
855-M80-5101442	M80-5101442	A	14	Vertical	With Jackscrews			
855-M80-5102042	M80-5102042	A	20	Vertical	With Jackscrews			
855-M80-5102642	M80-5102642	A	26	Vertical	With Jackscrews			
855-M80-5105042	M80-5105042	A	50	Vertical	With Jackscrews			
855-M80-5400642	M80-5400642	B	6	Right Angle	With Jackscrews			
855-M80-5401042	M80-5401042	B	10	Right Angle	With Jackscrews			
855-M80-5401442	M80-5401442	B	14	Right Angle	With Jackscrews			
855-M80-5402042	M80-5402042	B	20	Right Angle	With Jackscrews			
855-M80-5402642	M80-5402642	B	26	Right Angle	With Jackscrews			
855-M80-5405042	M80-5405042	B	50	Right Angle	With Jackscrews			

J-Tek Female Crimp Jackscrew Connectors 24-28 AWG

For quantities greater than listed, call for quote.

MOUSER STOCK NO.	Harwin Part No.	Fig.	No. of Pos.	Style	Description	Price Each 1	10	25
855-M80-4610605	M80-4610605	C	6	Crimp	With Jackscrews			
855-M80-4611005	M80-4611005	C	10	Crimp	With Jackscrews			
855-M80-4611205	M80-4611205	C	12	Crimp	With Jackscrews			
855-M80-4611405	M80-4611405	C	14	Crimp	With Jackscrews			
855-M80-4612005	M80-4612005	C	20	Crimp	With Jackscrews			
855-M80-4612605	M80-4612605	C	26	Crimp	With Jackscrews			

DATAMATE MIX-TEK 2MM CONNECTORS WITH 20 AMP POWER AND SIGNAL CONTACTS FOR WIRE TO BOARD APPLICATIONS

- Professional Connector System at commercial prices
- Ideal for COTS applications
- Proven History in MIL/Aero applications
- Available in a variety of positions not shown

Features:
- Power and Signal contacts in one connector
- Power – 20A - Female Solder (12AWG) Male PC Tail (3.5mm)
- Signal – 3A - Female Crimp (24-28AWG) Male PC Tail (3.0mm)
- Polarized
- Jackscrew Hardware
- Temp: -55°C to +125°C
- Endurance 500 Cycles
- 6GHZ Coax option available
- All contacts and pins are gold plated

3 AMP Four Finger Beryllium Copper Contact

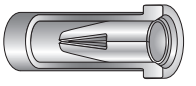

Standard in all L and J Tek Female Connectors

Mix-Tek with 2 Power Contacts

For quantities greater than listed, call for quote.

MOUSER STOCK NO.	Harwin Part No.	Fig.	Gender	Description	Applications	Price Each 1	10	25	50
855-M804000000F12325	M80-4000000F1-02-325-00-000	D	Female	2 Power + 0 Signal	Wire Term.				
855-M805000000M12331	M80-5000000M1-02-331-00-000	E	Male	2 Power + 0 Signal	Board Mount				
855-M804C10205F12325	M80-4C10205F1-02-325-00-000	F	Female	2 Power + 2 Signal	Wire Term.				
855-M805T10205M12331	M80-5T10205M1-02-331-00-000	G	Male	2 Power + 2 Signal	Board Mount				
855-M804C10405F12325	M80-4C10405F1-02-325-00-000	F	Female	2 Power + 4 Signal	Wire Term.				
855-M805T10405M12331	M80-5T10405M1-02-331-00-000	G	Male	2 Power + 4 Signal	Board Mount				
855-M804C10605F12325	M80-4C10605F1-02-325-00-000	F	Female	2 Power + 6 Signal	Wire Term.				
855-M805T10605M12331	M80-5T10605M1-02-331-00-000	G	Male	2 Power + 6 Signal	Board Mount				
855-M804C10805F12325	M80-4C10805F1-02-325-00-000	F	Female	2 Power + 8 Signal	Wire Term.				
855-M805T10805M12331	M80-5T10805M1-02-331-00-000	G	Male	2 Power + 8 Signal	Board Mount				
855-M805T11205M12331	M80-5T11205M1-02-331-00-000	G	Male	2 Power + 12 Signal	Board Mount				

Mix-Tek with 4 Power Contacts

For quantities greater than listed, call for quote.

MOUSER STOCK NO.	Harwin Part No.	Fig.	Gender	Description	Applications	Price Each 1	10	25	50
855-M80400000F104325	M80-4000000F1-04-325-00-000	H	Female	4 Power + 0 Signal	Wire Term.				
855-M80500000M104331	M80-5000000M1-04-331-00-000	I	Male	4 Power + 0 Signal	Board Mount				
855-M804C10205F14325	M80-4C10205F1-04-325-00-000	J	Female	4 Power + 2 Signal	Wire Term.				
855-M805T10205M14331	M80-5T10205M1-04-331-00-000	K	Male	4 Power + 2 Signal	Board Mount				
855-M804C10405F14325	M80-4C10405F1-04-325-00-000	J	Female	4 Power + 4 Signal	Wire Term.				
855-M805T10405M14331	M80-5T10405M1-04-331-00-000	K	Male	4 Power + 4 Signal	Board Mount				
855-M804C10605F14325	M80-4C10605F1-04-325-00-000	J	Female	4 Power + 6 Signal	Wire Term.				
855-M805T10605M14331	M80-5T10605M1-04-331-00-000	K	Male	4 Power + 6 Signal	Board Mount				
855-M804C10805F14325	M80-4C10805F1-04-325-00-000	J	Female	4 Power + 8 Signal	Wire Term.				
855-M805T10805M14331	M80-5T10805M1-04-331-00-000	K	Male	4 Power + 8 Signal	Board Mount				
855-M804C11205F14325	M80-4C11205F1-04-325-00-000	J	Female	4 Power + 12 Signal	Wire Term.				
855-M805T11205M14331	M80-5T11205M1-04-331-00-000	K	Male	4 Power + 12 Signal	Board Mount				

A
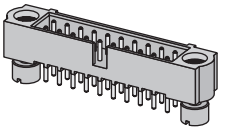

B
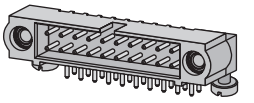

C
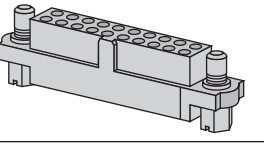

D
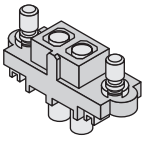

E
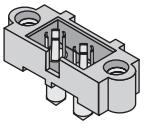

F
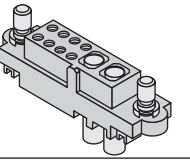

G
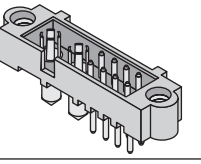

H
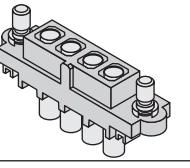

I
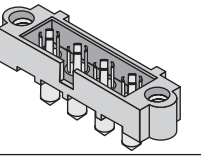

J
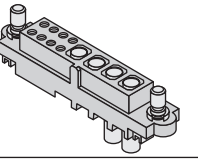

K
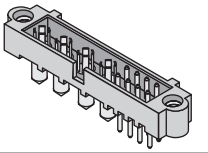

© Copyright 2014 Mouser Electronics

© Copyright 2014 Mouser Electronics

L-Tek High Reliability 2mm Datamate Connectors

HARWiN

Products may be RoHS compliant. Check mouser.com for RoHS status.

A

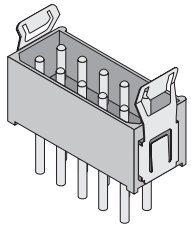

Double Row with Locking Latch

B

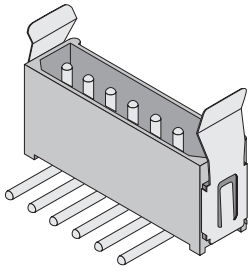

Single Row with Friction Latch

C

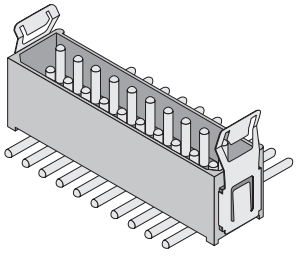

Shown with Locking Latch

L-TEK DATAMATE SERIES

Features:
- Mates with all L-Tek Series Connectors
- Professional connector system at commercial prices
- Ideal for COTS applications
- Proven history in Mil/Aero applications
- Environmental Classification -55°C/125°C/56 days at 95% RH
- Male Contacts: Phosphor bronze
- Durability: 500 operations
- Complies with BS9525-F0033/CECC 75101-008
- Proven performance in high vibration applications
- Mouldings: Glass-filled thermoplastic UL94V-0
- Female Contacts: Brass shell, with 4 finger beryllium copper contact
- RoHS compliant per Harwin Documentation

3 AMP Four Finger Beryllium Copper Contact

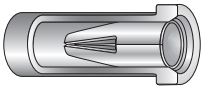

Standard in all L and J Tek Female Connectors

L-Tek Male PC Tail Connectors - Vertical

Features:
- Selective Gold Plating
- Polarized mouldings
- Fully shrouded contacts
- 3A contact

For quantities greater than listed, call for quote.

MOUSER RoHS COMPLIANT STOCK NO.	MOUSER NON-RoHS STOCK NO.	Harwin Part No.	Fig.	No. of Contacts	Price Each 1	10	25
Single Row With Locking Latch							
855-M80-8820242	855-M80-8770222	M80-8770222	A	2			
855-M80-8820342	855-M80-8770322	M80-8770322	A	3			
855-M80-8820442	855-M80-8770422	M80-8770422	A	4			
855-M80-8820542	855-M80-8770522	M80-8770522	A	5			
855-M80-8820642	855-M80-8770622	M80-8770622	A	6			
855-M80-8820742	855-M80-8770722	M80-8770722	A	7			
Double Row With Locking Latch							
855-M80-8530442	855-M80-8670422	M80-8670422	A	4			
855-M80-8530642	855-M80-8670622	M80-8670622	A	6			
855-M80-8530842	855-M80-8670822	M80-8670822	A	8			
855-M80-8531042	855-M80-8671022	M80-8671022	A	10			
855-M80-8531242	855-M80-8671222	M80-8671222	A	12			
855-M80-8531442	855-M80-8671422	M80-8671422	A	14			
855-M80-8531642	855-M80-8671622	M80-8671622	A	16			
855-M80-8532042	855-M80-8672022	M80-8672022	A	20			
855-M80-8532642	855-M80-8672622	M80-8672622	A	26			
855-M80-8533442	855-M80-8673422	M80-8673422	A	34			
Double Row Unlatched							
855-M80-8540442	855-M80-8690422	M80-8690422	A	4			
855-M80-8540642	855-M80-8690622	M80-8690622	A	6			
855-M80-8540842	855-M80-8690822	M80-8690822	A	8			
855-M80-8541042	855-M80-8691022	M80-8691022	A	10			
855-M80-8541242	855-M80-8691222	M80-8691222	A	12			
855-M80-8541442	855-M80-8691422	M80-8691422	A	14			
855-M80-8541842	855-M80-8691822	M80-8691822	A	18			
855-M80-8542042	855-M80-8692022	M80-8692022	A	20			
855-M80-8542642	855-M80-8692622	M80-8692622	A	26			
Double Row With Friction Latch							
855-M80-8630442	855-M80-8150422	M80-8150422	A	4			
855-M80-8630642	855-M80-8150622	M80-8150622	A	6			
855-M80-8630842	855-M80-8150822	M80-8150822	A	8			
855-M80-8631042	855-M80-8151022	M80-8151022	A	10			
855-M80-8631442	855-M80-8151422	M80-8151422	A	14			
- - - - - - - - - - - -	855-M80-8152022	M80-8152022	A	20			

LATCHING OPTIONS

Locking Latch: The opening in the locking latch allows it to physically snap onto the mating half for additional retention force.

Friction Latch: The friction latch is solid, which allows additional retention without physically locking onto mating half.

Unlatched: The unique design of the four leaf Berylium Copper contacts provides retention force for unlatched options.

L-Tek Male PC Tail Connectors - Right Angle

Features:
- Selective Gold Plating
- PCB hold-downs included
- Polarized mouldings
- 3A contact

For quantities greater than listed, call for quote.

MOUSER RoHS COMPLIANT STOCK NO.	MOUSER NON-RoHS STOCK NO.	Harwin Part No.	Fig.	No. of Contacts	Price Each 1	10	25
Single Row With Locking Latch							
855-M80-8420242	855-M80-8760222	M80-8760222	B	2			
855-M80-8420342	855-M80-8760322	M80-8760322	B	3			
855-M80-8420442	855-M80-8760422	M80-8760422	B	4			
855-M80-8420542	855-M80-8760522	M80-8760522	B	5			
855-M80-8420642	855-M80-8760622	M80-8760622	B	6			
Double Row With Locking Latch							
855-M80-8510442	855-M80-8660422	M80-8660422	B	4			
855-M80-8510642	855-M80-8660622	M80-8660622	B	6			
855-M80-8510842	855-M80-8660822	M80-8660822	B	8			

L-Tek Male PC Tail Connectors - Right Angle (Cont.)

Features:
- Selective Gold Plating
- PCB hold-downs included
- Polarized mouldings
- 3 Amp contact

For quantities greater than listed, call for quote.

MOUSER RoHS COMPLIANT STOCK NO.	MOUSER NON-RoHS STOCK NO.	Harwin Part No.	Fig.	No. of Contacts	Price Each 1	10	25
Double Row With Locking Latch (Cont.)							
855-M80-8511042	855-M80-8661022	M80-8661022	B	10			
855-M80-8511242	855-M80-8661222	M80-8661222	B	12			
855-M80-8511442	855-M80-8661422	M80-8661422	B	14			
855-M80-8511642	855-M80-8661622	M80-8661622	B	16			
855-M80-8511842	855-M80-8661822	M80-8661822	B	18			
855-M80-8512042	855-M80-8662022	M80-8662022	B	20			
855-M80-8512642	855-M80-8662622	M80-8662622	B	26			
855-M80-8513442	855-M80-8663422	M80-8663422	B	34			
Double Row Unlatched							
855-M80-8410642	855-M80-8680622	M80-8680622	B	6			
855-M80-8410842	855-M80-8680822	M80-8680822	B	8			
855-M80-8411242	855-M80-8681222	M80-8681222	B	12			
855-M80-8411442	855-M80-8681422	M80-8681422	B	14			
855-M80-8411842	855-M80-8681822	M80-8681822	B	18			
855-M80-8412042	855-M80-8682022	M80-8682022	B	20			
855-M80-8412642	855-M80-8682622	M80-8682622	B	26			
Double Row With Friction Latch							
855-M80-8390442	855-M80-8140422	M80-8140422	B	4			
855-M80-8391042	855-M80-8141022	M80-8141022	B	10			
855-M80-8391642	855-M80-8141622	M80-8141622	B	16			
855-M80-8392042	855-M80-8142022	M80-8142022	B	20			
855-M80-8392642	855-M80-8142622	M80-8142622	B	26			
855-M80-8393442	855-M80-8143422	M80-8143422	B	34			

L-Tek Male Surface Mount Connectors - Vertical

Features:
- Selective Gold Plating
- Double Row
- Polarized mouldings
- 3 Amp contact

For quantities greater than listed, call for quote.

MOUSER RoHS COMPLIANT STOCK NO.	MOUSER NON-RoHS STOCK NO.	Harwin Part No.	Fig.	No. of Contacts	Price Each 1	10	25
With Locking Latch							
855-M80-8280442	855-M80-8280422	M80-8280422	C	4			
855-M80-8280642	855-M80-8280622	M80-8280622	C	6			
855-M80-8280842	855-M80-8280822	M80-8280822	C	8			
855-M80-8281042	855-M80-8281022	M80-8281022	C	10			
855-M80-8281242	855-M80-8281222	M80-8281222	C	12			
855-M80-8281442	855-M80-8281422	M80-8281422	C	14			
855-M80-8281842	855-M80-8281822	M80-8281822	C	18			
855-M80-8282642	855-M80-8282622	M80-8282622	C	26			

© Copyright 2014 Mouser Electronics

© Copyright 2014 Mouser Electronics

HARWiN

Rectangular Connectors

Harwin

L-TEK DATAMATE FEMALE CRIMP CONNECTORS

Features:
• Gold Plating • Contacts included • Contacts rear insertable

For quantities greater than listed, call for quote.

MOUSER STOCK NO. / Mfr. Mfr. Part No.	Fig.	No. of Contacts	AWG	Bore Size	Price Each 1	10	25
Single Row							
855—M80-8990205	A	2	22	Large			
855—M80-8990305	A	3	22	Large			
855—M80-8990405	A	4	22	Large			
855—M80-8990505	A	5	22	Large			
855—M80-8990605	A	6	22	Large			
855—M80-8990705	A	7	22	Large			
855—M80-8980205	A	2	24-28	Small			
855—M80-8980305	A	3	24-28	Small			
855—M80-8980405	A	4	24-28	Small			
855—M80-8980505	A	5	24-28	Small			
855—M80-8980605	A	6	24-28	Small			
855—M80-8980705	A	7	24-28	Small			
855—M80-7980205	A	2	32-28	Ex. Small			
855—M80-7980305	A	3	32-28	Ex. Small			
855—M80-7980405	A	4	32-28	Ex. Small			
855—M80-7980505	A	5	32-28	Ex. Small			
855—M80-7980605	A	6	32-28	Ex. Small			
855—M80-7980705	A	7	32-28	Ex. Small			
855—M80-7981705	A	17	32-28	Ex. Small			
Double Row							
855—M80-8890405	A	4	22	Large			
855—M80-8890605	A	6	22	Large			
855—M80-8890805	A	8	22	Large			
855—M80-8891005	A	10	22	Large			
855—M80-8891205	A	12	22	Large			
855—M80-8891405	A	14	22	Large			
855—M80-8891605	A	16	22	Large			
855—M80-8891805	A	18	22	Large			
855—M80-8892005	A	20	22	Large			

RoHS Compliant

PRODUCT NEW

For quantities greater than listed, call for quote.

MOUSER STOCK NO. / Mfr. Mfr. Part No.	Fig.	No. of Contacts	AWG	Bore Size	Price Each 1	10	25
Double Row (Cont.)							
855—M80-8892605	A	26	22	Large			
855—M80-8893405	A	34	22	Large			
855—M80-8880405	A	4	24-28	Small			
855—M80-8880605	A	6	24-28	Small			
855—M80-8880805	A	8	24-28	Small			
855—M80-8881005	A	10	24-28	Small			
855—M80-8881205	A	12	24-28	Small			
855—M80-8881405	A	14	24-28	Small			
855—M80-8881605	A	16	24-28	Small			
855—M80-8881805	A	18	24-28	Small			
855—M80-8882005	A	20	24-28	Small			
855—M80-8882605	A	26	24-28	Small			
855—M80-8883405	A	34	24-28	Small			
855—M80-7880405	A	4	32-28	Ex. Small			
855—M80-7880605	A	6	32-28	Ex. Small			
855—M80-7880805	A	8	32-28	Ex. Small			
855—M80-7881005	A	10	32-28	Ex. Small			
855—M80-7881205	A	12	32-28	Ex. Small			
855—M80-7881405	A	14	32-28	Ex. Small			
855—M80-7881605	A	16	32-28	Ex. Small			
855—M80-7881805	A	18	32-28	Ex. Small			
855—M80-7882005	A	20	32-28	Ex. Small			
855—M80-7882605	A	26	32-28	Ex. Small			
855—M80-7883405	A	34	32-28	Ex. Small			
Spare Female Crimp Contact							
855—M80-0130005	--	--	24-28	Small			
855—M80-0110005	--	--	22	Large			
855—M80-0190005	-	-	32-28	Ex. Small			

3 AMP Four Finger Beryllium Copper Contact

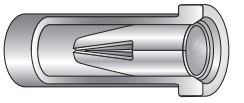

Standard in all L & J Tek Female Connectors

A

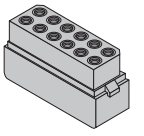

B



C

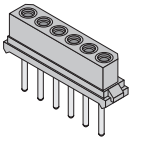

D

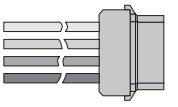

E

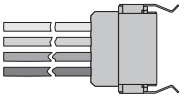

DATAMATE HOODS

• L-Tek Crimp connector shown already assembled

For quantities greater than listed, call for quote.

MOUSER RoHS COMPLIANT STOCK NO.	Harwin Part No.	Fig.	No. of Contacts	Price Each 1	10	25
855-M80-8801098	M80-8801098	B	10			
855-M80-8801298	M80-8801298	B	12			
855-M80-8801498	M80-8801498	B	14			
855-M80-8801698	M80-8801698	B	16			
855-M80-8802098	M80-8802098	B	20			
855-M80-8802698	M80-8802698	B	26			
855-M80-8803498	M80-8803498	B	34			

L-TEK DATAMATE FEMALE PC TAIL CONNECTORS - VERTICAL

Features:
• Gold Plating • Fully Shrouded • Polarized Mouldings

For quantities greater than listed, call for quote.

MOUSER STOCK NO.	Harwin Part No.	Fig.	No. of Contacts	Price Each 1	10	25
Single Row						
855-M80-8400245	M80-8400245	C	2			
855-M80-8400445	M80-8400445	C	4			
855-M80-8400645	M80-8400645	C	6			
Double Row						
855-M80-8500445	M80-8500445	C	4			
855-M80-8500645	M80-8500645	C	6			
855-M80-8500845	M80-8500845	C	8			
855-M80-8501045	M80-8501045	C	10			
855-M80-8501245	M80-8501245	C	12			
855-M80-8501445	M80-8501445	C	14			
855-M80-8501645	M80-8501645	C	16			
855-M80-8502045	M80-8502045	C	20			
855-M80-8502645	M80-8502645	C	26			

DATAMATE TOOLS

For quantities greater than listed, call for quote.

MOUSER STOCK NO.	Harwin Part No.	Description	Price Each
855-M22520/2-01	M22520/2-01	Crimp Tool	
855-T5747	T5747	Positioner	
855-T5746	T5746	Separator Tool	
855-Z80-280	Z80-280	Insertion/Removal Tool	

L-TEK HIGH RELIABILITY 2MM PRE-CRIMPED DATAMATE ASSEMBLIES WITH 18" LEADS

Features:
• Pre-assembled with 18" crimped leads inserted into the housing
• Housings: Glass filled PPS UL94V-0, Black
• Contact Plating: Gold
• Current rating: 3.0A
• AWG: 26 and meets MIL-W-16878
• Males supplied with Locking Latch
• RoHS compliant per Harwin documentation
• Different color wire for each contact

RoHS Compliant

Contact No.	Wire Color	Contact No.	Wire Color
1	Black	7	Blue
2	Brown	8	Violet
3	Red	9	Gray
4	Orange	10	White
5	Yellow	11	White/Black Stripe
6	Green	12	White/Brown Stripe

For quantities greater than listed, call for quote.

MOUSER STOCK NO.	Harwin Part No.	Fig.	Contacts Arrangement	Gender	Connector Housing	Lead Length	Price Each 1	10	25
855-M80C108371C	M80C108371C	D	2 x 2	Female	855-M80-8880405	18"			
855-M80C108372C	M80C108372C	D	2 x 4	Female	855-M80-8880805	18"			
855-M80C108373C	M80C108373C	D	2 x 5	Female	855-M80-8881005	18"			
855-M80C108374C	M80C108374C	D	2 x 6	Female	855-M80-8881205	18"			
855-M80C108367C	M80C108367C	E	2 x 2	Male	855-M80-8120405	18"			
855-M80C108368C	M80C108368C	E	2 x 4	Male	855-M80-8120805	18"			
855-M80C108370C	M80C108370C	E	2 x 6	Male	855-M80-8121205	18"			

© Copyright 2014 Mouser Electronics

© Copyright 2014 Mouser Electronics

HARWIN 1mm and 1.27mm Connectors

RoHS Compliant **This product is RoHS compliant.**

1.0MM BOARD-TO-BOARD CONNECTORS

- Dual Row, with location pegs
- 1.8mm pin height
- Contact Rating: .75A Pin
  1A Socket
- Contact Resistance: 30mΩ max. Pin
  20mΩ max. Socket

NEW PRODUCT

For quantities greater than listed, call for quote.

MOUSER STOCK NO.	Harwin Part No.	Fig.	No. of Positions	Description	Price Each 1	10	100	400
855-M40-3100345R	M40-3100345R	A	6	SMT Vertical Socket				
855-M40-3100445R	M40-3100445R	A	8	SMT Vertical Socket				
855-M40-3100545R	M40-3100545R	A	10	SMT Vertical Socket				
855-M40-3100645R	M40-3100645R	A	12	SMT Vertical Socket				
855-M40-3101045R	M40-3101045R	A	20	SMT Vertical Socket				
855-M40-3200345R	M40-3200345R	B	6	SMT Vertical Pin				
855-M40-3200445R	M40-3200445R	B	8	SMT Vertical Pin				
855-M40-3200545R	M40-3200545R	B	10	SMT Vertical Pin				
855-M40-3200645R	M40-3200645R	B	12	SMT Vertical Pin				
855-M40-3201045R	M40-3201045R	B	20	SMT Vertical Pin				

ARCHER M50 SERIES - DOUBLE ROW 1.27MM (.050") PITCH

Ideal for fine pitch board to board applications.

NEW PRODUCT

- High Temperature Plastic UL94V-0
- Current Rating: 1A per contact
- Voltage: 150V AC
- Contact Material: Copper Alloy
- Finish Material: Part # ending with 45: Gold finish;
  Part number ending with 42: Gold contact, tin tail
- RoHS Compliant per Harwin Documentation

Sockets

For quantities greater than listed, call for quote.

MOUSER STOCK NO.	Harwin Part No.	Fig.	Pos.	Price Each 1	10	25
Dual Entry Low Profile SMT Sockets, 2.2mm Mould Height						
855-M50-3150542	M50-3150542	C	10			
855-M50-3150642	M50-3150642	C	12			
855-M50-3150842	M50-3150842	C	16			
855-M50-3151042	M50-3151042	C	20			
855-M50-3151542	M50-3151542	C	30			
855-M50-3152042	M50-3152042	C	40			
855-M50-3152542	M50-3152542	C	50			
855-M50-3155042	M50-3155042	C	100			
Right Angle Horizontal Sockets, 3.45mm Mould Height						
855-M50-3200545	M50-3200545	D	10			
855-M50-3200645	M50-3200645	D	12			
855-M50-3200845	M50-3200845	D	16			
855-M50-3201045	M50-3201045	D	20			
855-M50-3201245	M50-3201245	D	24			
855-M50-3201545	M50-3201545	D	30			
855-M50-3202045	M50-3202045	D	40			
Vertical SMT Sockets, 3.6mm Mould Height						
855-M50-3120545	M50-3120545	E	10			
855-M50-3120645	M50-3120645	E	12			
855-M50-3120845	M50-3120845	E	16			
855-M50-3121045	M50-3121045	E	20			
855-M50-3121245	M50-3121245	E	24			
855-M50-3121545	M50-3121545	E	30			
855-M50-3122045	M50-3122045	E	40			
855-M50-3122545	M50-3122545	E	50			
855-M50-3125045	M50-3125045	E	100			
Vertical Sockets, 4.3mm Mould Height						
855-M50-3000545	M50-3000545	F	10			
855-M50-3000645	M50-3000645	F	12			
855-M50-3000845	M50-3000845	F	16			
855-M50-3001045	M50-3001045	F	20			
855-M50-3001245	M50-3001245	F	24			
855-M50-3001545	M50-3001545	F	30			
855-M50-3002045	M50-3002045	F	40			
855-M50-3002545	M50-3002545	F	50			
855-M50-3005045	M50-3005045	F	100			
Polarized SMT Sockets, 4.4mm Mould Height						
855-M50-4300545	M50-4300545	G	10			
855-M50-4300845	M50-4300845	G	16			
855-M50-4301045	M50-4301045	G	20			
855-M50-4301545	M50-4301545	G	30			
855-M50-4302045	M50-4302045	G	40			
855-M50-4302545	M50-4302545	G	50			
855-M50-4305045	M50-4305045	G	100			

Headers

For quantities greater than listed, call for quote.

MOUSER STOCK NO.	Harwin Part No.	Fig.	Pos.	Price Each 1	10	25
SMT Pin Headers, 3.0mm Post						
855-M50-3600542	M50-3600542	H	10			
855-M50-3600642	M50-3600642	H	12			
855-M50-3600842	M50-3600842	H	16			
855-M50-3601042	M50-3601042	H	20			
855-M50-3601242	M50-3601242	H	24			
855-M50-3601542	M50-3601542	H	30			
855-M50-3602042	M50-3602042	H	40			
855-M50-3602542	M50-3602542	H	50			
Vertical Pin Headers, 3.0mm Post						
855-M50-3500542	M50-3500542	I	10			
855-M50-3500642	M50-3500642	I	12			
855-M50-3500842	M50-3500842	I	16			
855-M50-3501042	M50-3501042	I	20			
855-M50-3501242	M50-3501242	I	24			
855-M50-3501542	M50-3501542	I	30			
855-M50-3502042	M50-3502042	I	40			
855-M50-3502542	M50-3502542	I	50			
855-M50-3505042	M50-3505042	I	100			
Right Angle Pin Headers, 3.8mm Post						
855-M50-3900542	M50-3900542	J	10			
855-M50-3900642	M50-3900642	J	12			
855-M50-3900842	M50-3900842	J	16			
855-M50-3901042	M50-3901042	J	20			
855-M50-3901242	M50-3901242	J	24			
855-M50-3901542	M50-3901542	J	30			
855-M50-3902542	M50-3902542	J	50			
855-M50-3905042	M50-3905042	J	100			
Polarized Right Angle Pin Headers						
855-M50-4800545	M50-4800545	K	10			
855-M50-4800845	M50-4800845	K	16			
855-M50-4801045	M50-4801045	K	20			
855-M50-4801545	M50-4801545	K	30			
855-M50-4802545	M50-4802545	K	50			
Polarized SMT Pin Headers						
855-M50-4900545	M50-4900545	L	10			
855-M50-4900645	M50-4900645	L	12			
855-M50-4900845	M50-4900845	L	16			
855-M50-4901045	M50-4901045	L	20			
855-M50-4901545	M50-4901545	L	30			
855-M50-4902045	M50-4902045	L	40			
855-M50-4902545	M50-4902545	L	50			
855-M50-4905045	M50-4905045	L	100			
Polarized Shrouded Pin Headers						
855-M50-4700645	M50-4700645	M	12			
855-M50-4700845	M50-4700845	M	16			
855-M50-4701045	M50-4701045	M	20			
855-M50-4701545	M50-4701545	M	30			
855-M50-4702545	M50-4702545	M	50			

ARCHER M50 JUMPER SOCKETS/SHUNTS

NEW PRODUCT

For quantities greater than listed, call for quote.

MOUSER STOCK NO.	Harwin Part No.	Fig.	Color	Price Each 1	10	25
855-M50-1900005	M50-1900005	N	Black			
855-M50-1920005	M50-1920005	N	Red			
855-M50-1930005	M50-1930005	N	Blue			
855-M50-2000005	M50-2000005	O	Black			
855-M50-2020005	M50-2020005	O	Red			
855-M50-2030005	M50-2030005	O	Blue			



© Copyright 2014 Mouser Electronics

© Copyright 2014 Mouser Electronics

HARWIN M20 2.54mm Pitch and PC/104 Connectors

HARWiN

RoHS Compliant This product is RoHS compliant.

2.54MM (0.1") PITCH CONNECTORS

- Rated up to 3A, 250V per contact
- Moulding material: UL94V-0

Housings

For quantities greater than listed, call for quote.

MOUSER STOCK NO.	Harwin Part No.	Fig.	No. of Pos.	Price Each 1	10	25
Single Row 2.54mm						
855-M20-1060100	M20-1060100	A	1			
855-M20-1060200	M20-1060200	A	2			
855-M20-1060300	M20-1060300	A	3			
855-M20-1060400	M20-1060400	A	4			
855-M20-1060500	M20-1060500	A	5			
855-M20-1060600	M20-1060600	A	6			
855-M20-1060700	M20-1060700	A	7			
855-M20-1060800	M20-1060800	A	8			
855-M20-1060900	M20-1060900	A	9			
855-M20-1061000	M20-1061000	A	10			
Double Row 2.54mm						
855-M20-1070200	M20-1070200	B	2			
855-M20-1070300	M20-1070300	B	3			
855-M20-1070400	M20-1070400	B	4			
855-M20-1070500	M20-1070500	B	5			
855-M20-1070600	M20-1070600	B	6			
855-M20-1070700	M20-1070700	B	7			
855-M20-1070800	M20-1070800	B	8			
855-M20-1071000	M20-1071000	B	10			
855-M20-1071200	M20-1071200	B	12			

Sockets 2.54 mm

For quantities greater than listed, call for quote.

Single Row, Tin						
855-M20-7820446	M20-7820446	C	4			
855-M20-7820546	M20-7820546	C	5			
855-M20-7820646	M20-7820646	C	6			
855-M20-7820946	M20-7820946	C	9			
855-M20-7821046	M20-7821046	C	10			
Single Row, Gold + Tin						
855-M20-7820242	M20-7820242	C	2			
855-M20-7820442	M20-7820442	C	4			
855-M20-7820842	M20-7820842	C	8			
Double Row, Tin						
855-M20-7830346	M20-7830346	D	3			
855-M20-7830446	M20-7830446	D	4			
855-M20-7830546	M20-7830546	D	5			
855-M20-7830846	M20-7830846	D	8			
855-M20-7831046	M20-7831046	D	10			
Double Row, Gold + Tin						
855-M20-7830342	M20-7830342	D	3			
855-M20-7830442	M20-7830442	D	4			
855-M20-7830642	M20-7830642	D	6			
855-M20-7830842	M20-7830842	D	8			
855-M20-7830942	M20-7830942	D	9			
855-M20-7831042	M20-7831042	D	10			

Headers 2.54mm

For quantities greater than listed, call for quote.

Single Row, Tin						
855-M20-9990246	M20-9990246	E	2			
855-M20-9990346	M20-9990346	E	3			
855-M20-9990546	M20-9990546	E	5			
855-M20-9990646	M20-9990646	E	6			
855-M20-9990846	M20-9990846	E	8			
855-M20-9991046	M20-9991046	E	10			
Single Row, Gold						
855-M20-9990245	M20-9990245	E	2			
855-M20-9990345	M20-9990345	E	3			
855-M20-9990545	M20-9990545	E	5			
855-M20-9990845	M20-9990845	E	8			
855-M20-9991045	M20-9991045	E	10			
Double Row, Tin						
855-M20-9980346	M20-9980346	F	3			
855-M20-9980446	M20-9980446	F	4			
855-M20-9980546	M20-9980546	F	5			
855-M20-9980646	M20-9980646	F	6			
855-M20-9980746	M20-9980746	F	7			
855-M20-9980846	M20-9980846	F	8			
855-M20-9981046	M20-9981046	F	10			
855-M20-9981246	M20-9981246	F	12			
Double Row, Gold						
855-M20-9980245	M20-9980245	F	2			
855-M20-9980345	M20-9980345	F	3			
855-M20-9980445	M20-9980445	F	4			
855-M20-9980545	M20-9980545	F	5			
855-M20-9980645	M20-9980645	F	6			
855-M20-9980745	M20-9980745	F	7			
855-M20-9980845	M20-9980845	F	8			
855-M20-9981045	M20-9981045	F	10			

Female Contacts

For quantities greater than listed, call for quote.

MOUSER STOCK NO.	Harwin Part No.	Fig.	Description	Price Each
855-M20-1180042	M20-1180042	G	22-30 AWG, Gold & Tin, 100 Pack	
855-M20-1180046	M20-1180046	G	22-30 AWG, Tin, 100 Pack	

Tool

For quantities greater than listed, call for quote.

855-Z20-320	Z20-320	-	M20 Hand Crimp Tool	



PC/104 CONNECTORS

- 2.54mm Pitch
- Gold Finish
- Contacts: Phosphor Bronze
- Temp Range: -55°C to 105°C
- 32+32 way Supports an 8-bit system
- 20+20 way combined with 32+32 ways supports a 16-bit system
- Current Rating: Solder Tail: 3A max.; Press Fit Tail: 2A max.

For quantities greater than listed, call for quote.

MOUSER STOCK NO.	Harwin Part No.	Fig.	Description	Price Each 1	10	25
12.2mm Solder Tail						
855-M20-6102045	M20-6102045	H	20+20 Stackthrough			
855-M20-6103245	M20-6103245	H	32+32 Stackthrough			
2.3mm Solder Tail						
855-M20-6112045	M20-6112045	I	20+20 Non-Stackthrough			
855-M20-6113245	M20-6113245	I	32+32 Non-Stackthrough			
12.2mm Press Fit						
855-M20-6152005	M20-6152005	J	20+20 Stackthrough			
855-M20-6153205	M20-6153205	J	32+32 Stackthrough			

PC/104 PLUS CONNECTORS

- Current Rating: Solder Tail: 1A
- 2.00mm Pitch
- Press-Fit Tail: 2A max.
- Voltage Rating: 12V DC

For quantities greater than listed, call for quote.

MOUSER STOCK NO.	Harwin Part No.	Fig.	Description	Price Each 1	10	25
4 Way x 30						
855-M22-6003005	M22-6003005	K	Stackthrough, Solder Tail			
855-M22-6013005	M22-6013005	L	Non-Stackthrough, Solder Tail			
855-M22-6053005	M22-6053005	K	Stackthrough, Press-Fit Tail			
855-M22-6023042	M22-6023042	M	Post Header			
855-M22-6033042	M22-6033042	N	Post Receptacle			
855-M22-6043098	M22-6043098	O	Shroud			

© Copyright 2014 Mouser Electronics

© Copyright 2014 Mouser Electronics

HARWIN G125 Series Gecko Connectors

HARWiN

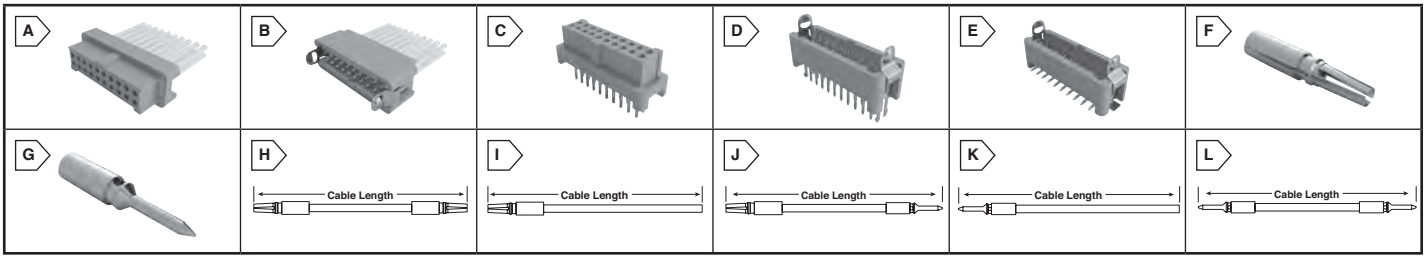

Features:

- Dual row cable-to-board and board-to-board interconnect solution
- Suited for stacking and cable mating in areas where PCB real estate is at a premium
- High performance in a miniature package
- Pin spacing of 1.25mm and up to 50 contacts per connector
- Allow high performance in extreme conditions
- Accommodate 2.8A per contact in isolation and 2A simultaneously at 25°C
- Operate within a wide temperature range (-65°C / +150°C) and under extreme vibration (Z axis 100g 6ms)
- Copper alloy contact
- Low Profile

HOUSINGS

For quantities greater than listed, call for quote.

MOUSER STOCK NO.	Mfr. Part No.	Fig.	Number of Contacts	Price Each 1	10	50	100
Female Housing							
855—G125-2041296L0		A	12				
855—G125-2041696L0		A	16				
855—G125-2042096L0		A	20				
855—G125-2042696L0		A	26				
Male Housing with Latches							
855—G125-3041296L0		B	12				
855—G125-3041696L0		B	16				
855—G125-3042096L0		B	20				
855—G125-3042696L0		B	26				
Male Housing with Latches							
855—G125-3041296L4		B	12				
855—G125-3041696L4		B	16				
855—G125-3042096L4		B	20				
855—G125-3042696L4		B	26				

FEMALE CONNECTORS

PC Tail - 3mm							
855—G125-FV11205L0P		C	12				
855—G125-FV11605L0P		C	16				
855—G125-FV12005L0P		C	20				
855—G125-FV12605L0P		C	26				
PC Tail - 4.5mm							
855—G125-FV21205L0P		C	12				
855—G125-FV21605L0P		C	16				
855—G125-FV22005L0P		C	20				
855—G125-FV22605L0P		C	26				
Surface Mount							
855—G125-FS11205L0P		C	12				
855—G125-FS11605L0P		C	16				
855—G125-FS12005L0P		C	20				
855—G125-FS12605L0P		C	26				

MALE CONNECTORS

PC Tail - 3mm							
855—G125-MV11205L0P		D	12				
855—G125-MV11605L0P		D	16				
855—G125-MV12005L0P		D	20				
855—G125-MV12605L0P		D	26				
PC Tail - 3mm with Latches							
855—G125-MV11205L1P		D	12				
855—G125-MV11605L1P		D	16				
855—G125-MV12005L1P		D	20				
855—G125-MV12605L1P		D	26				
PC Tail - 4.5mm							
855—G125-MV21205L0P		D	12				
855—G125-MV22005L0P		D	12				
855—G125-MV21605L0P		D	20				
855—G125-MV22605L0P		D	20				
PC Tail - 4.5mm with Latches							
855—G125-MV21205L2P		D	16				
855—G125-MV22005L2P		D	16				
855—G125-MV21605L2P		D	26				
855—G125-MV22605L2P		D	26				
Surface Mount							
855—G125-MS11205L0P		E	12				
855—G125-MS11605L0P		E	16				
855—G125-MS12005L0P		E	20				
855—G125-MS12605L0P		E	26				
Surface Mount with Latches							
855—G125-MS11205L3P		E	12				
855—G125-MS11605L3P		E	16				
855—G125-MS12005L3P		E	20				
855—G125-MS12605L3P		E	26				

CONTACTS

For quantities greater than listed, call for quote.

MOUSER STOCK NO.	Mfr. Part No.	Fig.	AWG	Finish	Price Each 1	10	50	100
Female								
855—G125-0010005		F	26	Gold				
855—G125-0020005		F	23-32	Gold				
Male								
855—G125-1010005		G	26	Gold				
855—G125-1020005		G	28-32	Gold				

CABLE CONNECTORS

For quantities greater than listed, call for quote.

MOUSER STOCK NO.	Mfr. Part No.	Fig.	Gender - First End	AWG	Cable Length	Price Each 1	10	50	100
855—G125-FW10150F94		H	Female - Female	26	150mm				
855—G125-FW10150L94		I	Female Single Ended	26	150mm				
855—G125-MW10150F94		J	Male - Female	26	150mm				
855—G125-MW10150L94		K	Male Single Ended	26	150mm				
855—G125-MW10150M94		L	Male - Male	26	150mm				
855—G125-FW10300F94		H	Female - Female	26	300mm				
855—G125-MW10300F94		J	Male - Female	26	300mm				
855—G125-MW10300M94		L	Male - Male	26	300mm				
855—G125-FW10450L94		I	Female Single Ended	26	450mm				
855—G125-MW10450L94		K	Male Single Ended	26	450mm				
855—G125-FW20150F94		H	Female - Female	28	150mm				
855—G125-FW20150L94		I	Female Single Ended	28	150mm				
855—G125-MW20150F94		J	Male - Female	28	150mm				
855—G125-MW20150L94		K	Male Single Ended	28	150mm				
855—G125-MW20150M94		L	Male - Male	28	150mm				
855—G125-FW20300F94		H	Female - Female	28	300mm				
855—G125-MW20300F94		J	Male - Female	28	300mm				
855—G125-MW20300M94		L	Male - Male	28	300mm				
855—G125-FW20450L94		I	Female Single Ended	28	450mm				
855—G125-MW20450L94		K	Male Single Ended	28	450mm				
855—G125-FW30150F94		H	Female - Female	30	150mm				
855—G125-FW30150L94		I	Female Single Ended	30	150mm				
855—G125-MW30150F94		J	Male - Female	30	150mm				
855—G125-MW30150L94		K	Male Single Ended	30	150mm				
855—G125-MW30150M94		L	Male - Male	30	150mm				
855—G125-FW30300F94		H	Female - Female	30	300mm				
855—G125-MW30300F94		J	Male - Female	30	300mm				
855—G125-MW30300M94		L	Male - Male	30	300mm				
855—G125-FW30450L94		I	Female Single Ended	30	450mm				
855—G125-MW30450L94		K	Male Single Ended	30	450mm				
855—G125-FW40150F94		H	Female - Female	32	150mm				
855—G125-FW40150L94		I	Female Single Ended	32	150mm				
855—G125-MW40150F94		J	Male - Female	32	150mm				
855—G125-MW40150L94		K	Male Single Ended	32	150mm				
855—G125-MW40150M94		L	Male - Male	32	150mm				
855—G125-FW40300F94		H	Female - Female	32	300mm				
855—G125-MW40300F94		J	Male - Female	32	300mm				
855—G125-MW40300M94		L	Male - Male	32	300mm				
855—G125-FW40450L94		I	Female Single Ended	32	450mm				
855—G125-MW40450L94		K	Male Single Ended	32	450mm				



TOOLS

For quantities greater than listed, call for quote.

MOUSER STOCK NO.	Harwin Part No.	Fig.	Description	Price Each 1	5
855-Z125-900	Z125-900	A	Hand Crimp Tool		
855-Z125-901	Z125-901	B	Positioner		
855-Z125-902	Z125-902	C	Insertion/Removal Tool		

© Copyright 2014 Mouser Electronics

© Copyright 2014 Mouser Electronics

HIROSE FFC/FPC Connectors

RoHS Compliant **This product is RoHS compliant.**

HIROSE ELECTRIC CO., LTD.

FH41 AND FH48 0.5MM CONNECTORS FOR SHIELDED FFC

Features:
- Compatibility with impedance control, shield FFC
- GND exclusive terminal
- Reliable connection operation
- Available for connection with impedance control, shield FFC
- High-speed transmission rates up to 3.75Gbps max.
- Robust lock structure
- FFC positioning mechanisms for highly reliable connections
- Flip-Lock rotating actuator assures reliable mechanical and electrical connection with FPC

Right Angle

For quantities greater than listed, call for quote.

MOUSER STOCK NO.	Hirose Part No.	Fig.	No. of Contacts	Dimensions (mm) A	B	C	Price Each 1	25	100
798-FH41-28S-0.5SH05	FH41-28S-0.5SH(05)	A	28	18.0	13.5	5.45			
798-FH41-30S-0.5SH05	FH41-30S-0.5SH(05)	A	30	19.0	14.5	5.45			
798-FH41-31S-0.5SH05	FH41-31S-0.5SH(05)	A	31	19.5	15.0	5.45			
798-FH41-40S-0.5SH05	FH41-40S-0.5SH(05)	A	40	24.0	19.5	5.45			
798-FH41-50S-0.5SH05	FH41-50S-0.5SH(05)	A	50	29.0	24.5	5.45			
798-FH41-68S-0.5SH05	FH41-68S-0.5SH(05)	A	68	38.0	33.5	5.45			

Vertical

For quantities greater than listed, call for quote.

MOUSER STOCK NO.	Hirose Part No.	Fig.	No. of Contacts	Dimensions (mm) A	B	C	Price Each 1	25	100
798-FH48-31S-0.5SV	FH48-31S-0.5SV	B	31	20.5	15.0	6.68			
798-FH48-40S-0.5SV	FH48-40S-0.5SV	B	40	25.0	19.5	6.68			
798-FH48-50S-0.5SV	FH48-50S-0.5SV	B	50	30.0	24.5	6.68			

BM10 SERIES - 0.4MM SMT FPC-TO-BOARD CONNECTORS

Vertical Mount Headers

For quantities greater than listed, call for quote.

MOUSER STOCK NO.	Hirose Part No.	Fig.	No. of Contacts	Stack Height (mm)	Contact Plating	Price Each 1	25	100
798-BM10B0610DP04V51	BM10B(0.6)-10DP-0.4V(51)	C	10	0.6	0.05μ Gold			
798-BM10B0820DP04V51	BM10B(0.8)-20DP-0.4V(51)	C	20	0.8	0.05μ Gold			
798-BM10B0860DP04V51	BM10B(0.8)-60DP-0.4V(51)	C	60	0.8	0.05μ Gold			

Vertical Mount Receptacles

For quantities greater than listed, call for quote.

MOUSER STOCK NO.	Hirose Part No.	Fig.	No. of Contacts	Stack Height (mm)	Contact Plating	Price Each 1	25	100
798-BM10NB0810DS4V51	BM10NB(0.8)-10DS-0.4V(51)	C	10	0.8	0.05μ Gold			
798-BM10NB0820DS4V51	BM10NB(0.8)-20DS-0.4V(51)	C	20	0.8	0.05μ Gold			

FH26 SERIES - 0.3MM PITCH FPC ZIF CONNECTORS

SMT Horizontal Mounting - Gold

For quantities greater than listed, call for quote.

MOUSER STOCK NO.	Hirose Part No.	Fig.	No. of Contacts	Dimensions: mm A	B	C	D	E	Price Each 1	25	100
798-FH2613S0.3SHW05	FH26-13S-0.3SHW(05)	D	13	5.4	3.0	3.6	4.23	4.9			
798-FH2617S0.3SHW05	FH26-17S-0.3SHW(05)	D	17	6.6	4.2	4.8	5.43	6.1			
798-FH2621S0.3SHW05	FH26-21S-0.3SHW(05)	D	21	7.8	5.4	6.0	6.63	7.3			
798-FH2627S0.3SHW05	FH26-27S-0.3SHW(05)	D	27	9.6	7.2	7.8	8.43	9.1			
798-FH2635S0.3SHW05	FH26-35S-0.3SHW(05)	D	35	12.0	9.6	10.2	10.83	11.5			
798-FH2651S0.3SHW05	FH26-51S-0.3SHW(05)	D	51	16.8	14.4	15.0	15.63	16.3			
798-FH2671S0.3SHW05	FH26-71S-0.3SHW(05)	D	71	22.8	20.4	21.0	21.63	22.3			

FH28 SERIES - 0.5MM FFC/FPC ZIF CONNECTORS

Standard Type

For quantities greater than listed, call for quote.

MOUSER STOCK NO.	Hirose Part No.	Fig.	No. of Contacts	Dimensions: mm A	B	C	D	Price Each 1	10	50
798-FH2840S05SH05	FH28-40S-0.5SH(05)	E	40	19.5	24.9	20.57	24.58			
798-FH2850S05SH05	FH28-50S-0.5SH(05)	E	50	24.5	29.9	25.57	29.58			
798-FH2855S05SH05	FH28-55S-0.5SH(05)	E	55	27	32.4	28.07	32.08			
798-FH28-60S-0.5SH05	FH28-60S-0.5SH(05)	E	60	29.5	34.9	30.57	34.58			

Protruded Metal Fittings Type

For quantities greater than listed, call for quote.

MOUSER STOCK NO.	Hirose Part No.	Fig.	No. of Contacts	Dimensions: mm A	B	C	D	Price Each 1	10	50
798-FH28E20S05SH05	FH28E-20S-0.5SH(05)	E	20	9.5	14.9	10.57	15.7			
798-FH28E40S05SH05	FH28E-40S-0.5SH(05)	E	40	19.5	24.9	20.57	25.7			
798-FH28E50S05SH05	FH28E-50S-0.5SH(05)	E	50	24.5	29.9	25.57	30.7			
798-FH28E60S05SH05	FH28E-60S-0.5SH(05)	E	60	29.5	34.9	30.57	35.7			
798-FH28E68S05SH05	FH28E-68S-0.5SH(05)	E	68	33.5	38.9	34.57	39.7			

Space Saving Type

For quantities greater than listed, call for quote.

MOUSER STOCK NO.	Hirose Part No.	Fig.	No. of Contacts	Dimensions: mm A	B	C	D	Price Each 1	10	50
798-FH28H80S05SH05	FH28H-80S-0.5SH(05)	E	80	39.5	44.9	40.57	45.7			

FH52 SERIES - 0.5MM PITCH ROBUST FFC/FPC CONNECTORS

For quantities greater than listed, call for quote.

MOUSER STOCK NO.	Hirose Part No.	Fig.	No. of Contacts	Pitch (mm)	Contact Plating	Price Each 1	25	50
798-FH528S0.5SH(99)	FH52-8S-0.5SH(99)	F	8	0.5	Gold			
798-FH5210S0.5SH(99)	FH52-10S-0.5SH(99)	F	10	0.5	Gold			
798-FH5211S0.5SH(99)	FH52-11S-0.5SH(99)	F	11	0.5	Gold			
798-FH5212S0.5SH(99)	FH52-12S-0.5SH(99)	F	12	0.5	Gold			
798-FH5215S0.5SH(99)	FH52-15S-0.5SH(99)	F	15	0.5	Gold			
798-FH5218S0.5SH(99)	FH52-18S-0.5SH(99)	F	18	0.5	Gold			
798-FH5225S0.5SH(99)	FH52-25S-0.5SH(99)	F	25	0.5	Gold			
798-FH5228S0.5SH(99)	FH52-28S-0.5SH(99)	F	28	0.5	Gold			
798-FH5232S0.5SH(99)	FH52-32S-0.5SH(99)	F	32	0.5	Gold			
798-FH5240S0.5SH(99)	FH52-40S-0.5SH(99)	F	40	0.5	Gold			
798-FH5250S0.5SH(99)	FH52-50S-0.5SH(99)	F	50	0.5	Gold			
798-FH5260S0.5SH(99)	FH52-60S-0.5SH(99)	F	60	0.5	Gold			

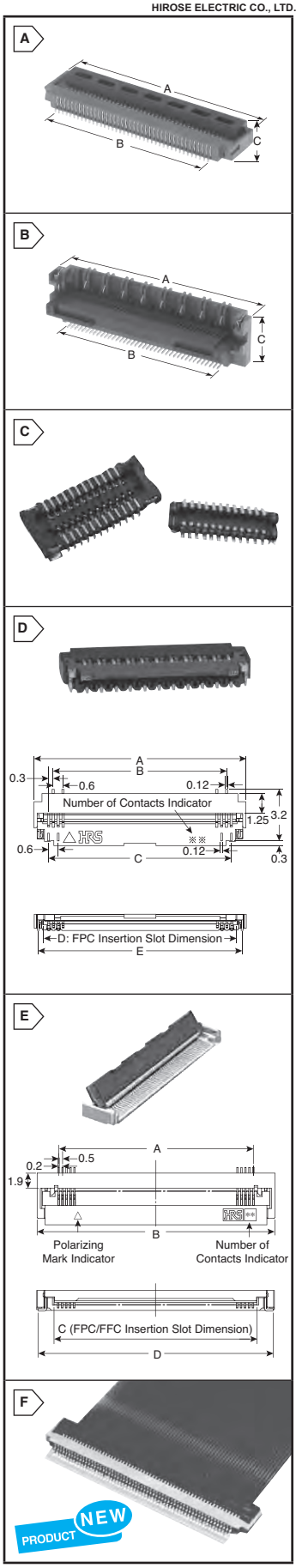

© Copyright 2014 Mouser Electronics

© Copyright 2014 Mouser Electronics

DF40 SERIES - 0.4MM CONTACT PITCH BOARD-TO-BOARD/BOARD-TO-FPC CONNECTORS

- Space saving with the world shortest depth of 3.38mm
- Long effective mating length: 0.45mm, the highest level for 1.5mm stacking height connectors
- Self alignment range: 0.33mm by guide ribs utilizing dead space
- Ribs provided inside of both header and socket connectors absorb shocks and stresses by fitting concave and convex
- Receptacle with nickel barriered contact and integral molding header prevent solder wicking

NEW PRODUCT

Receptacles

For quantities greater than listed, call for quote.

MOUSER STOCK NO.	Hirose Part No.	Fig.	No. of Contacts	Dimensions: mm A	Dimensions: mm B	Price Each 1	Price Each 25	Price Each 100
1.5mm Stacking Height								
798-DF40C10DS0.4V51	DF40C-10DS-0.4V(51)	A	10	4.6	1.6			
798-DF40C20DS0.4V51	DF40C-20DS-0.4V(51)	A	20	6.6	3.6			
798-DF40C30DS0.4V51	DF40C-30DS-0.4V(51)	A	30	8.6	5.6			
798-DF40C40DS0.4V51	DF40C-40DS-0.4V(51)	A	40	10.6	7.6			
798-DF40C50DS0.4V51	DF40C-50DS-0.4V(51)	A	50	12.6	9.6			
798-DF40C80DS0.4V51	DF40C-80DS-0.4V(51)	A	80	18.6	15.6			
798-DF40C90DS0.4V51	DF40C-90DS-0.4V(51)	A	90	20.6	17.6			
798-DF40C100DS0.4V51	DF40C-100DS-0.4V(51)	A	100	22.6	19.6			
2.0mm Stacking Height								
798-DF40C2080DS04V51	DF40C(2.0)-80DS-0.4V(51)	A	80	18.6	15.6			
2.5mm Stacking Height								
798-DF40HC2560DS04V	DF40HC(2.5)-60DS-0.4V(51)	A	60	14.6	11.6			
3.0mm Stacking Height								
798-DF40HC3044DS04V	DF40HC(3.0)-44DS-0.4V(51)	A	44	11.4	8.4			
798-DF40HC3050DS04V	DF40HC(3.0)-50DS-0.4V(51)	A	50	12.6	9.6			
798-DF40HC3060DS04V	DF40HC(3.0)-60DS-0.4V(51)	A	60	14.6	11.6			
798-DF40HC3090DS4V51	DF40HC(3.0)-90DS-0.4V(51)	A	90	20.6	17.6			
3.5mm Stacking Height								
798-DF40HC3530DS04V	DF40HC(3.5)-30DS-0.4V(51)	A	30	8.6	5.6			
798-DF40HC3550DS04V	DF40HC(3.5)-50DS-0.4V(51)	A	50	12.6	9.6			
798-DF40HC3560DS04V	DF40HC(3.5)-60DS-0.4V(51)	A	60	14.6	11.6			
798-DF40HC3580DS4V51	DF40HC(3.5)-80DS-0.4V(51)	A	90	20.6	17.6			
4.0mm Stacking Height								
798-DF40HC4090DS4V51	DF40HC(4.0)-90DS-0.4V(51)	A	90	20.6	17.6			

Headers

For quantities greater than listed, call for quote.

798-DF40C10DP0.4V51	DF40C-10DP-0.4V(51)	B	10	3.52	1.6			
798-DF40C20DP0.4V51	DF40C-20DP-0.4V(51)	B	20	5.52	3.6			
798-DF40C30DP0.4V51	DF40C-30DP-0.4V(51)	B	30	7.52	5.6			
798-DF40RC30DP04V51	DF40RC-30DP-0.4V(51)	B	30	7.52	5.6			
798-DF40C40DP0.4V51	DF40C-40DP-0.4V(51)	B	40	9.52	7.6			
798-DF40C44DP04V51	DF40C-44DP-0.4V(51)	B	44	10.32	8.4			
798-DF40C50DP0.4V51	DF40C-50DP-0.4V(51)	B	50	11.52	9.6			
798-DF40C60DP0.4V51	DF40C-60DP-0.4V(51)	B	60	13.52	11.6			
798-DF40C80DP0.4V51	DF40C-80DP-0.4V(51)	B	80	17.52	15.6			
798-DF40C90DP0.4V51	DF40C-90DP-0.4V(51)	B	90	19.52	17.6			
798-DF40C100DP0.4V51	DF40C-100DP-0.4V(51)	B	100	21.52	19.6			

FH40 SERIES - 0.5MM ABOVE THE BOARD CONNECTORS

- Easy and smooth operation
- LIF structure
- FPC/FFC side catcher
- Useable with horizontal FH28 via common FPC/FFC
- Robust lock structure
- Accepts standard FPC thickness

For quantities greater than listed, call for quote.

MOUSER STOCK NO.	Hirose Part No.	Fig.	No. of Contacts	Dimensions: mm A	Dimensions: mm B	Dimensions: mm C	Price Each 1	Price Each 25	Price Each 100
798-FH40-10S-0.5SV	FH40-10S-0.5SV	C	10	5.57	8.2	4.5			
798-FH40-20S-0.5SV	FH40-20S-0.5SV	C	20	10.57	13.2	9.5			
798-FH40-24S-0.5SV	FH40-24S-0.5SV	C	24	12.57	15.2	11.5			
798-FH40-30S-0.5SV	FH40-30S-0.5SV	C	30	15.57	18.2	14.5			
798-FH40-40S-0.5SV	FH40-40S-0.5SV	C	40	20.57	23.2	19.5			
798-FH40-45S-0.5SV	FH40-45S-0.5SV	C	45	23.07	25.7	22.0			
798-FH40-50S-0.5SV	FH40-50S-0.5SV	C	50	25.57	28.2	24.5			
798-FH40-60S-0.5SV	FH40-60S-0.5SV	C	60	30.57	33.2	29.5			
798-FH40-64S-0.5SV	FH40-64S-0.5SV	C	64	32.57	35.2	31.5			

DF57 SERIES - SUBSTRATE TWIN (PAIR) CABLE SWING-LOCK CONNECTOR

- 1.2mm pitch, 1.4mm height, low profile connector
- "Swing lock"; Both positive and friction locks are provided for cable pull force resistance
- High current capability; 2.5A (2-pin with AWG#28 cable)
- Solder wicking prevention
- High contact lance strength

Headers

For quantities greater than listed, call for quote.

MOUSER STOCK NO.	Hirose Part No.	Fig.	No. of Contacts	Dimensions: mm A	Dimensions: mm B	Dimensions: mm C	Price Each 1	Price Each 10	Price Each 50
798-DF57-2P-1.2V21	DF57-2P-1.2V(21)	D	2	4.1	1.2	2.5			
798-DF57-3P-1.2V21	DF57-3P-1.2V(21)	D	3	5.3	2.4	3.7			
798-DF57-4P-1.2V21	DF57-4P-1.2V(21)	D	4	6.5	3.6	4.9			
798-DF57-5P-1.2V21	DF57-5P-1.2V(21)	D	5	7.7	4.8	6.1			
798-DF57-6P-1.2V21	DF57-6P-1.2V(21)	D	6	8.9	6.0	7.3			

Sockets

For quantities greater than listed, call for quote.

MOUSER STOCK NO.	Hirose Part No.	Fig.	No. of Contacts	Dimensions: mm A	Dimensions: mm B	Dimensions: mm C	Price Each 1	Price Each 10	Price Each 50
798-DF57-2S-1.2C	DF57-2S-1.2C	E	2	2.98	2.6	1.2			
798-DF57-3S-1.2C	DF57-3S-1.2C	E	3	4.18	3.8	2.4			
798-DF57-4S-1.2C	DF57-4S-1.2C	E	4	5.38	5.0	3.6			
798-DF57-5S-1.2C	DF57-5S-1.2C	E	5	6.58	6.2	4.8			
798-DF57-6S-1.2C	DF57-6S-1.2C	E	6	7.78	7.4	6.0			

Contact

For quantities greater than listed, call for quote.

MOUSER STOCK NO.	Hirose Part No.	Finish	Price Each 1	Price Each 10	Price Each 50	Price Each 100
798-DF57-2830SCF	DF57-2830SCF	Tin				

Tool

MOUSER STOCK NO.	Hirose Part No.	Description	Price Each
798-HT305/DF572830HC	HT305/DF57-2830HC	Hand Crimping Tool	

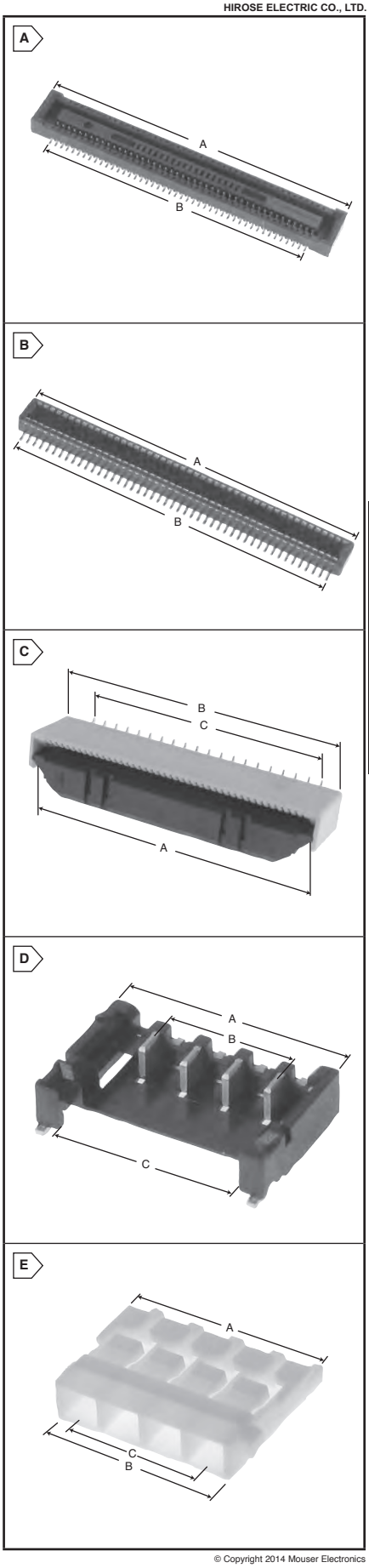

© Copyright 2014 Mouser Electronics

© Copyright 2014 Mouser Electronics

HIROSE 0.5mm SMT Board to Board Connectors

RoHS Compliant This product is RoHS compliant.

HIROSE ELECTRIC CO., LTD.

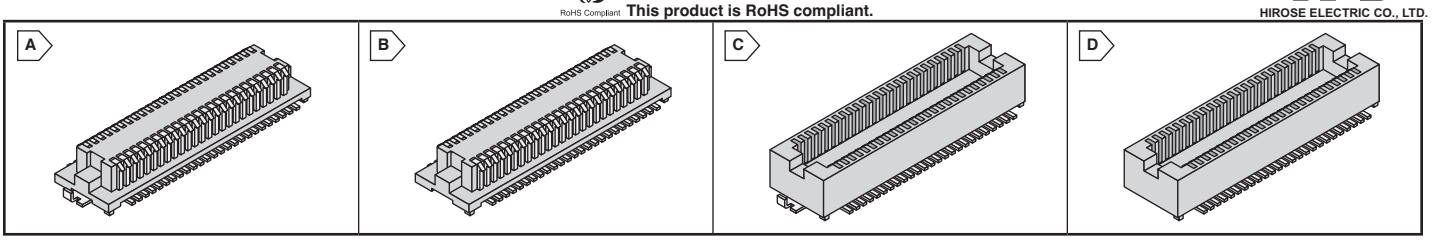

DF12 SERIES

Receptacles

For quantities greater than listed, call for quote.

MOUSER STOCK NO.	Hirose Part No.	Fig.	No. of Contacts	Price Each 1	Price Each 25
3.0mm Stack Height - With Metal Fitting - With Boss					
798-DF123010DS05V86	DF12(3.0)-10DS-0.5V(86)	A	10		
798-DF123014DS05V86	DF12(3.0)-14DS-0.5V(86)	A	14		
798-DF123020DS0.5V86	DF12(3.0)-20DS-0.5V(86)	A	20		
798-DF123030DS05V86	DF12(3.0)-30DS-0.5V(86)	A	30		
798-DF123032DS0.5V86	DF12(3.0)-32DS-0.5V(86)	A	32		
798-DF123036DS0.5V86	DF12(3.0)-36DS-0.5V(86)	A	36		
798-DF123040DS05V86	DF12(3.0)-40DS-0.5V(86)	A	40		
798-DF123050DS0.5V86	DF12(3.0)-50DS-0.5V(86)	A	50		
798-DF123060DS0.5V86	DF12(3.0)-60DS-0.5V(86)	A	60		
798-DF123080DS0.5V86	DF12(3.0)-80DS-0.5V(86)	A	80		
3.0mm Stack Height - With Metal Fitting - Without Boss					
798-DF12B3010DS05V86	DF12B(3.0)-10DS-0.5V(86)	A	10		
798-DF12B3014DS05V86	DF12B(3.0)-14DS-0.5V(86)	A	14		
798-DF12B3020DS05V86	DF12B(3.0)-20DS-0.5V(86)	A	20		
798-DF12B3030DS05V86	DF12B(3.0)-30DS-0.5V(86)	A	30		
798-DF12B3032DS05V86	DF12B(3.0)-32DS-0.5V(86)	A	32		
798-DF12B3036DS05V86	DF12B(3.0)-36DS-0.5V(86)	A	36		
798-DF12B3040DS05V86	DF12B(3.0)-40DS-0.5V(86)	A	40		
798-DF12B3050DS05V86	DF12B(3.0)-50DS-0.5V(86)	A	50		
798-DF12B3060DS05V86	DF12B(3.0)-60DS-0.5V(86)	A	60		
798-DF12B3080DS05V86	DF12B(3.0)-80DS-0.5V(86)	A	80		
3.0mm Stack Height - Without Metal Fitting - With Boss					
798-DF12A3010DS05V81	DF12A(3.0)-10DS-0.5V(81)	B	10		
798-DF12A3014DS05V81	DF12A(3.0)-14DS-0.5V(81)	B	14		
798-DF12A3020DS05V81	DF12A(3.0)-20DS-0.5V(81)	B	20		
798-DF12A3030DS05V81	DF12A(3.0)-30DS-0.5V(81)	B	30		
798-DF12A3032DS05V81	DF12A(3.0)-32DS-0.5V(81)	B	32		
798-DF12A3036DS05V81	DF12A(3.0)-36DS-0.5V(81)	B	36		
798-DF12A3040DS05V81	DF12A(3.0)-40DS-0.5V(81)	B	40		
798-DF12A3050DS05V81	DF12A(3.0)-50DS-0.5V(81)	B	50		
798-DF12A3060DS05V81	DF12A(3.0)-60DS-0.5V(81)	B	60		
798-DF12A3080DS05V81	DF12A(3.0)-80DS-0.5V(81)	B	80		
3.5 - 5.0mm Stack Height - With Metal Fitting - With Boss					
798-DF12-20DS-0.5V86	DF12-20DS-0.5V(86)	A	20		
798-DF12-30DS-0.5V86	DF12-30DS-0.5V(86)	A	30		
798-DF1232DS05V86	DF12-32DS-0.5V(86)	A	32		
798-DF12-36DS-0.5V86	DF12-36DS-0.5V(86)	A	36		
798-DF12-40DS-0.5V86	DF12-40DS-0.5V(86)	A	40		
798-DF12-50DS-0.5V86	DF12-50DS-0.5V(86)	A	50		
798-DF12-60DS-0.5V86	DF12-60DS-0.5V(86)	A	60		
3.5 - 5.0mm Stack Height - With Metal Fitting - Without Boss					
798-DF12B20DS05V86	DF12B-20DS-0.5V(86)	A	20		
798-DF12B30DS05V86	DF12B-30DS-0.5V(86)	A	30		
798-DF12B32DS05V86	DF12B-32DS-0.5V(86)	A	32		
798-DF12B36DS05V86	DF12B-36DS-0.5V(86)	A	36		
798-DF12B40DS-0.5V86	DF12B-40DS-0.5V(86)	A	40		
798-DF12B50DS-0.5V86	DF12B-50DS-0.5V(86)	A	50		
798-DF12B60DS-0.5V86	DF12B-60DS-0.5V(86)	A	60		
3.5 - 5.0mm Stack Height - Without Metal Fitting - With Boss					
798-DF12A20DS-0.5V81	DF12A-20DS-0.5V(81)	B	20		
798-DF12A30DS-0.5V81	DF12A-30DS-0.5V(81)	B	30		
798-DF12A36DS-0.5V81	DF12A-36DS-0.5V(81)	B	36		
798-DF12A40DS-0.5V81	DF12A-40DS-0.5V(81)	B	40		
798-DF12A50DS-0.5V81	DF12A-50DS-0.5V(81)	B	50		
798-DF12A60DS-0.5V81	DF12A-60DS-0.5V(81)	B	60		

Headers

For quantities greater than listed, call for quote.

MOUSER STOCK NO.	Hirose Part No.	Fig.	No. of Contacts	Price Each 1	Price Each 25
3.0mm Stack Height - With Metal Fitting - With Boss					
798-DF123010DP05V86	DF12(3.0)-10DP-0.5V(86)	C	10		
798-DF123014DP05V86	DF12(3.0)-14DP-0.5V(86)	C	14		
798-DF123020DP0.5V86	DF12(3.0)-20DP-0.5V(86)	C	20		
798-DF123030DP05V86	DF12(3.0)-30DP-0.5V(86)	C	30		
798-DF123032DP0.5V86	DF12(3.0)-32DP-0.5V(86)	C	32		
798-DF123036DP0.5V86	DF12(3.0)-36DP-0.5V(86)	C	36		
798-DF123040DP05V86	DF12(3.0)-40DP-0.5V(86)	C	40		
798-DF123050DP0.5V86	DF12(3.0)-50DP-0.5V(86)	C	50		
798-DF123060DP0.5V86	DF12(3.0)-60DP-0.5V(86)	C	60		
798-DF123080DP0.5V86	DF12(3.0)-80DP-0.5V(86)	C	80		
3.0mm Stack Height - With Metal Fitting - Without Boss					
798-DF12B3010DP05V86	DF12B(3.0)-10DP-0.5V(86)	C	10		
798-DF12B3014DP05V86	DF12B(3.0)-14DP-0.5V(86)	C	14		
798-DF12B3020DP05V86	DF12B(3.0)-20DP-0.5V(86)	C	20		

Headers (Cont.)

For quantities greater than listed, call for quote.

MOUSER STOCK NO.	Hirose Part No.	Fig.	No. of Contacts	Price Each 1	Price Each 25
3.0mm Stack Height - With Metal Fitting - Without Boss (Cont.)					
798-DF12B3030DP05V86	DF12B(3.0)-30DP-0.5V(86)	C	30		
798-DF12B3032DP05V86	DF12B(3.0)-32DP-0.5V(86)	C	32		
798-DF12B3036DP05V86	DF12B(3.0)-36DP-0.5V(86)	C	36		
798-DF12B3040DP05V86	DF12B(3.0)-40DP-0.5V(86)	C	40		
798-DF12B3050DP05V86	DF12B(3.0)-50DP-0.5V(86)	C	50		
798-DF12B3060DP05V86	DF12B(3.0)-60DP-0.5V(86)	C	60		
798-DF12B3080DP05V86	DF12B(3.0)-80DP-0.5V(86)	C	80		
3.0mm Stack Height - Without Metal Fitting - With Boss					
798-DF12D3010DP05V81	DF12D(3.0)-10DP-0.5V(81)	D	10		
798-DF12D3014DP05V81	DF12D(3.0)-14DP-0.5V(81)	D	14		
798-DF12D3020DP05V81	DF12D(3.0)-20DP-0.5V(81)	D	20		
798-DF12D3030DP05V81	DF12D(3.0)-30DP-0.5V(81)	D	30		
798-DF12D3032DP05V81	DF12D(3.0)-32DP-0.5V(81)	D	32		
798-DF12D3036DP05V81	DF12D(3.0)-36DP-0.5V(81)	D	36		
798-DF12D3040DP05V81	DF12D(3.0)-40DP-0.5V(81)	D	40		
798-DF12D3050DP05V81	DF12D(3.0)-50DP-0.5V(81)	D	50		
798-DF12D3060DP05V81	DF12D(3.0)-60DP-0.5V(81)	D	60		
798-DF12D3080DP05V81	DF12D(3.0)-80DP-0.5V(81)	D	80		
3.5mm Stack Height - With Metal Fitting - With Boss					
798-DF123520DP0.5V86	DF12(3.5)-20DP-0.5V(86)	C	20		
798-DF123530DP0.5V86	DF12(3.5)-30DP-0.5V(86)	C	30		
798-DF123536DP0.5V86	DF12(3.5)-36DP-0.5V(86)	C	36		
798-DF123540DP0.5V86	DF12(3.5)-40DP-0.5V(86)	C	40		
798-DF123550DP0.5V86	DF12(3.5)-50DP-0.5V(86)	C	50		
798-DF123560DP0.5V86	DF12(3.5)-60DP-0.5V(86)	C	60		
3.5mm Stack Height - With Metal Fitting - Without Boss					
798-DF12B3520DP05V86	DF12B(3.5)-20DP-0.5V(86)	C	20		
798-DF12B3530DP05V86	DF12B(3.5)-30DP-0.5V(86)	C	30		
798-DF12B3536DP05V86	DF12B(3.5)-36DP-0.5V(86)	C	36		
798-DF12B3540DP05V86	DF12B(3.5)-40DP-0.5V(86)	C	40		
798-DF12B3550DP05V86	DF12B(3.5)-50DP-0.5V(86)	C	50		
3.5mm Stack Height - Without Metal Fitting - With Boss					
798-DF12D3520DP05V81	DF12D(3.5)-20DP-0.5V(81)	D	20		
798-DF12D3530DP05V81	DF12D(3.5)-30DP-0.5V(81)	D	30		
798-DF12D3536DP05V81	DF12D(3.5)-36DP-0.5V(81)	D	36		
798-DF12D3540DP05V81	DF12D(3.5)-40DP-0.5V(81)	D	40		
798-DF12D3550DP05V81	DF12D(3.5)-50DP-0.5V(81)	D	50		
798-DF12D3560DP05V81	DF12D(3.5)-60DP-0.5V(81)	D	60		
4.0mm Stack Height - With Metal Fitting - With Boss					
798-DF124020DP05V86	DF12(4.0)-20DP-0.5V(86)	C	20		
798-DF124030DP0.5V86	DF12(4.0)-30DP-0.5V(86)	C	30		
798-DF124032DP05V86	DF12(4.0)-32DP-0.5V(86)	C	32		
798-DF124036DP0.5V86	DF12(4.0)-36DP-0.5V(86)	C	36		
798-DF124040DP0.5V86	DF12(4.0)-40DP-0.5V(86)	C	40		
798-DF124050DP0.5V86	DF12(4.0)-50DP-0.5V(86)	C	50		
798-DF124060DP0.5V86	DF12(4.0)-60DP-0.5V(86)	C	60		
4.0mm Stack Height - Without Metal Fitting - With Boss					
798-DF12D4020DP05V81	DF12D(4.0)-20DP-0.5V(81)	D	20		
798-DF12D4030DP05V81	DF12D(4.0)-30DP-0.5V(81)	D	30		
798-DF12D4032DP05V81	DF12D(4.0)-32DP-0.5V(81)	D	32		
798-DF12D4036DP05V81	DF12D(4.0)-36DP-0.5V(81)	D	36		
798-DF12D4040DP05V81	DF12D(4.0)-40DP-0.5V(81)	D	40		
798-DF12D4050DP05V81	DF12D(4.0)-50DP-0.5V(81)	D	50		
798-DF12D4060DP05V81	DF12D(4.0)-60DP-0.5V(81)	D	60		
5.0mm Stack Height - With Metal Fitting - With Boss					
798-DF125020DP0.5V86	DF12(5.0)-20DP-0.5V(86)	C	20		
798-DF125030DP0.5V86	DF12(5.0)-30DP-0.5V(86)	C	30		
798-DF125036DP05V86	DF12(5.0)-36DP-0.5V(86)	C	36		
798-DF125040DP05V86	DF12(5.0)-40DP-0.5V(86)	C	40		
798-DF125050DP0.5V86	DF12(5.0)-50DP-0.5V(86)	C	50		
798-DF125060DP0.5V86	DF12(5.0)-60DP-0.5V(86)	C	60		
5.0mm Stack Height - With Metal Fitting - Without Boss					
798-DF12B5020DP05V86	DF12B(5.0)-20DP-0.5V(86)	C	20		
798-DF12B5030DP05V86	DF12B(5.0)-30DP-0.5V(86)	C	30		
798-DF12B5036DP05V86	DF12B(5.0)-36DP-0.5V(86)	C	36		
798-DF12B5040DP05V86	DF12B(5.0)-40DP-0.5V(86)	C	40		
798-DF12B5050DP05V86	DF12B(5.0)-50DP-0.5V(86)	C	50		
798-DF12B5060DP05V86	DF12B(5.0)-60DP-0.5V(86)	C	60		
5.0mm Stack Height - Without Metal Fitting - With Boss					
798-DF12D5020DP05V81	DF12D(5.0)-20DP-0.5V(81)	D	20		
798-DF12D5030DP05V81	DF12D(5.0)-30DP-0.5V(81)	D	30		
798-DF12D5036DP05V81	DF12D(5.0)-36DP-0.5V(81)	D	36		
798-DF12D5040DP05V81	DF12D(5.0)-40DP-0.5V(81)	D	40		
798-DF12D5050DP05V81	DF12D(5.0)-50DP-0.5V(81)	D	50		
798-DF12D5060DP05V81	DF12D(5.0)-60DP-0.5V(81)	D	60		

© Copyright 2014 Mouser Electronics

© Copyright 2014 Mouser Electronics

RoHS Compliant This product is RoHS compliant.

HIROSE ELECTRIC CO., LTD.

FX10 SERIES - 0.5MM PITCH STACKING CONNECTORS

Features:

- Board to Board connector with or without grounding plates
- Excellent Grounding Performance
- Low crosstalk
- 0.5mm signal contact pitch for downsizing
- Wide varieties

Specifications:

- Operating Temperature: -55°C to +85°C
- Current Capacity: 0.3A
- Rated Voltage: 50V AC
- Withstanding Voltage: 150V AC, 1 minute
- Contact Resistance*: 1 60mΩ max. (100mA DC)
- Insulation Resistance: 100MΩ min. (100V DC)
- Durability: 50 cycles
- Contact resistance includes conductor resistance

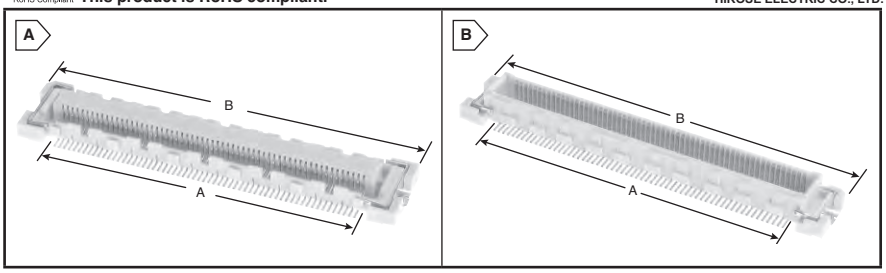

Receptacles

For quantities greater than listed, call for quote.

MOUSER STOCK NO.	Hirose Part No.	Fig.	No. of Contacts		Dimensions: mm		Price Each			
			Signal	Ground	A	B	1	25	100	200
Without Ground Plate, With Guideposts										
798-FX10A120SSV	FX10A-120S-SV	A	120	-	29.5	37.1				
798-FX10A144SSV	FX10A-144S-SV	A	144	-	35.5	43.1				
798-FX10A168SSV	FX10A-168S-SV	A	168	-	41.5	49.1				
Without Ground Plate, Without Guideposts										
798-FX10B96SSV	FX10B-96S-SV	A	96	-	23.5	31.1				
798-FX10B120SSV	FX10B-120S-SV	A	120	-	29.5	37.1				
798-FX10B144SSV	FX10B-144S-SV	A	144	-	35.5	43.1				
798-FX10B168SSV	FX10B-168S-SV	A	168	-	41.5	49.1				
With Ground Plate, Without Guideposts										
798-FX10B100S10SV71	FX10B-100S/10-SV(71)	A	100	10	29.5	37.1				

Headers

For quantities greater than listed, call for quote.

MOUSER STOCK NO.	Hirose Part No.	Fig.	No. of Contacts		Dimensions: mm		Price Each			
			Signal	Ground	A	B	1	25	100	200
4mm Stacking Height - Without Ground Plate, With Guideposts										
798-FX10A96PSV71	FX10A-96P-SV(71)	B	96	-	23.5	31.1				
798-FX10A120PSV71	FX10A-120P-SV(71)	B	120	-	29.5	37.1				
798-FX10A144PSV71	FX10A-144P-SV(71)	B	144	-	35.5	43.1				
798-FX10A168PSV71	FX10A-168P-SV(71)	B	168	-	41.5	49.1				
4mm Stacking Height - Without Ground Plate, Without Guideposts										
798-FX10B120PSV71	FX10B-120P-SV(71)	B	120	-	29.5	37.1				
798-FX10B144PSV71	FX10B-144P-SV(71)	B	144	-	35.5	43.1				
798-FX10B168PSV71	FX10B-168P-SV(71)	B	168	-	41.5	49.1				
4mm Stacking Height - With Ground Plate, Without Guideposts										
798-FX10B80P8SV71	FX10B-80P/8-SV(71)	B	80	8	23.5	31.1				
798-FX10B100P10SV71	FX10B-100P/10-SV(71)	B	100	10	29.5	37.1				
798-FX10B120P12SV71	FX10B-120P/12-SV(71)	B	120	12	35.5	43.1				
5mm Stacking Height - Without Ground Plate, With Guideposts										
798-FX10A120PSV171	FX10A-120P-SV1(71)	B	120	-	29.5	37.1				
798-FX10A144PSV171	FX10A-144P-SV1(71)	B	144	-	35.5	43.1				
798-FX10A168PSV171	FX10A-168P-SV1(71)	B	168	-	41.5	49.1				
5mm Stacking Height - Without Ground Plate, Without Guideposts										
798-FX10B96PSV171	FX10B-96P-SV1(71)	B	96	-	23.5	31.1				
798-FX10B120PSV171	FX10B-120P-SV1(71)	B	120	-	29.5	37.1				
5mm Stacking Height - With Ground Plate, Without Guideposts										
798-FX10B80P8SV171	FX10B-80P/8-SV1(71)	B	80	8	23.5	31.1				
798-FX10B140P14SV171	FX10B-140P/14-SV1(71)	B	140	14	41.5	49.1				

FX10 SERIES - 10+GBPS 0.5MM PITCH STACKING CONNECTORS

Receptacles

PRODUCT NEW

For quantities greater than listed, call for quote.

MOUSER STOCK NO.	Hirose Part No.	Fig.	No. of Contacts		Dimensions: mm		Price Each			
			Signal	Ground	A	B	1	25	100	200
Without Ground Plate, With Guideposts										
798-FX10A-168S-SV85	FX10A-168S-SV(85)	A	168	-	41.5	49.1				
Without Ground Plate, Without Guideposts										
798-FX10B-168S-SV85	FX10B-168S-SV(85)	A	168	-	41.5	49.1				

Headers

PRODUCT NEW

For quantities greater than listed, call for quote.

MOUSER STOCK NO.	Hirose Part No.	Fig.	No. of Contacts		Dimensions: mm		Stack Height (mm)	Price Each			
			Signal	Ground	A	B		1	25	100	200
Without Ground Plate, With Guideposts											
798-FX10A-168P-SV85	FX10A-168P-SV(85)	B	168	-	41.5	49.1	3.5				
798-FX10A-168P-SV185	FX10A-168P-SV1(85)	B	168	-	41.5	49.1	4.5				
798-FX10A-168P-SV285	FX10A-168P-SV2(85)	B	168	-	41.5	49.1	5.25				
798-FX10A-168P-SV385	FX10A-168P-SV3(85)	B	168	-	41.5	49.1	6.25				
798-FX10A-168P-SV485	FX10A-168P-SV4(85)	B	168	-	41.5	49.1	7.25				
Without Ground Plate, Without Guideposts											
798-FX10B-168P-SV85	FX10B-168P-SV(85)	B	168	-	41.5	49.1	3.5				
798-FX10B-168P-SV185	FX10B-168P-SV1(85)	B	168	-	41.5	49.1	4.5				
798-FX10B-168P-SV285	FX10B-168P-SV2(85)	B	168	-	41.5	49.1	5.25				
798-FX10B-168P-SV385	FX10B-168P-SV3(85)	B	168	-	41.5	49.1	6.25				
798-FX10B-168P-SV485	FX10B-168P-SV4(85)	B	168	-	41.5	49.1	7.25				

© Copyright 2014 Mouser Electronics

© Copyright 2014 Mouser Electronics

HIROSE High Speed Connectors

HIROSE ELECTRIC CO., LTD.

RoHS Compliant This product is RoHS compliant.

FX8, FX8C SERIES - 0.6MM BOARD-TO-BOARD CONNECTORS

Features:
- Stacking height 3mm to 16mm available
- SMT coplanarity
- Mating guide
- Mis-insertion prevention

Applications:
- Notebook PC
- Business equipment
- Other devices that require miniaturization or light weight in design

Specifications:
- Current rating: 0.4A
- Voltage rating: 100V AC
- Operating Temperature Range: -55°C to +85°C
- FX8 only mates with FX8
- FX8C only mates with FX8C

RoHS Compliant

Receptacles

For quantities greater than listed, call for quote.

MOUSER STOCK NO.	Hirose Part No.	Fig.	No. of Contacts	Dimensions (mm) A	Dimensions (mm) B	Price Each 1	Price Each 25	Price Each 100
Vertical - Standard Height								
798-FX840SSV21	FX8-40S-SV(21)	A	40	18.6	17.00			
798-FX8-60S-SV21	FX8-60S-SV(21)	A	60	24.6	23.05			
798-FX8C60SSV91	FX8C-60S-SV(91)	A	60	24.6	23.05			
798-FX8C80SSV91	FX8C-80S-SV(91)	A	80	30.6	29.05			
798-FX8-100S-SV21	FX8-100S-SV(21)	A	100	36.6	35.05			
798-FX8-120S-SV21	FX8-120S-SV(21)	A	120	42.6	41.05			
798-FX8-140S-SV21	FX8-140S-SV(21)	A	140	48.6	47.05			
798-FX8C140SSV91	FX8C-140S-SV(91)	A	140	48.6	47.05			
Vertical - Standard Height +5mm								
798-FX8C60SSV591	FX8C-60S-SV5(91)	A	60	24.6	23.05			
798-FX8C80SSV571	FX8C-80S-SV5(71)	A	80	30.6	29.05			
798-FX8C80SSV591	FX8C-80S-SV5(91)	A	80	30.6	29.05			
798-FX8C100SSV591	FX8C-100S-SV5(91)	A	100	36.6	35.05			
798-FX8C120SSV591	FX8C-120S-SV5(91)	A	120	42.6	41.05			
798-FX8C140SSV591	FX8C-140S-SV5(91)	A	140	48.6	47.05			
Headers								
798-FX840PSV91	FX8-40P-SV(91)	B	40	18.6	17.00			
798-FX8-60P-SV91	FX8-60P-SV(91)	B	60	24.6	23.0			
798-FX8C60PSV91	FX8C-60P-SV(91)	B	60	24.6	23.0			
798-FX8-80P-SV91	FX8-80P-SV(91)	B	80	30.6	29.0			
798-FX8C80PSV91	FX8C-80P-SV(91)	B	80	30.6	29.0			
798-FX8C120PSV91	FX8C-120P-SV(91)	B	120	42.6	41.0			
798-FX8-140P-SV91	FX8-140P-SV(91)	B	140	48.6	47.0			
798-FX8C140PSV91	FX8C-140P-SV(91)	B	140	48.6	47.0			
Vertical - Standard Height +1mm								
798-FX860PSV191	FX8-60P-SV1(91)	B	60	24.6	23.0			
798-FX8C60PSV191	FX8C-60P-SV1(91)	B	60	24.6	23.0			
798-FX880PSV191	FX8-80P-SV1(91)	B	80	30.6	29.0			
798-FX8100PSV191	FX8-100P-SV1(91)	B	100	36.6	35.0			
798-FX8C100PSV191	FX8C-100P-SV1(91)	B	100	36.6	35.0			
798-FX8120PSV191	FX8-120P-SV1(91)	B	120	42.6	41.0			
798-FX8C120PSV191	FX8C-120P-SV1(91)	B	120	42.6	41.0			
798-FX8140PSV191	FX8-140P-SV1(91)	B	140	48.6	47.0			
798-FX8C140PSV191	FX8C-140P-SV1(91)	B	140	48.6	47.0			
Vertical - Standard Height +2mm								
798-FX8C100PSV291	FX8C-100P-SV2(91)	B	100	36.6	35.0			
798-FX8C120PSV291	FX8C-120P-SV2(91)	B	120	42.6	41.0			
Vertical - Standard Height +4mm								
798-FX8C60PSV491	FX8C-60P-SV4(91)	B	60	24.6	23.0			
798-FX8C80PSV491	FX8C-80P-SV4(91)	B	80	30.6	29.0			
798-FX8C100PSV491	FX8C-100P-SV4(91)	B	100	36.6	35.0			
Vertical - Standard Height +6mm								
798-FX8C60PSV691	FX8C-60P-SV6(91)	B	60	24.6	23.0			
798-FX8C80PSV691	FX8C-80P-SV6(91)	B	80	30.6	29.0			
798-FX8C100PSV691	FX8C-100P-SV6(91)	B	100	36.6	35.0			
798-FX8C120PSV691	FX8C-120P-SV6(91)	B	120	42.6	41.0			

FX18 SERIES - HIGH SPEED BOARD TO BOARD CONNECTORS

Features:
- High-speed transmission capability up to 10Gbps
- MF contact (multi functional contact) as;
  - ground contact to enhance grounding
  - power supply contacts up to 12A to reduce required pin counts
  - 3-step sequential contacts for grounding and detection
- Effective mating length of signal contact: 2.0mm
- Large mating guide for easy mating
- Smooth insertion
- Coplanar and vertical mating styles are available

RoHS Compliant

Receptacles

For quantities greater than listed, call for quote.

MOUSER STOCK NO.	Hirose Part No.	Fig.	No. of Contacts	Stack Height (mm)	Dimensions (mm) A	Dimensions (mm) B	Price Each 1	Price Each 25	Price Each 100	Price Each 250
Right Angle										
798-FX18-40S-0.8SH	FX18-40S-0.8SH	C	40	-	15.2	27.9				
798-FX18-60S-0.8SH	FX18-60S-0.8SH	C	60	-	23.2	35.9				
798-FX1880S08SH	FX18-80S-0.8SH	C	80	-	31.2	43.9				
798-FX18100S08SH	FX18-100S-0.8SH	C	100	-	39.2	51.9				
798-FX18-120S-0.8SH	FX18-120S-0.8SH	C	120	-	47.2	59.9				
798-FX18140S08SH	FX18-140S-0.8SH	C	140	-	55.2	67.9				
Straight										
798-FX1840S08SV15	FX18-40S-0.8SV15	D	40	15	25.0	27.9				
798-FX1840S08SV20	FX18-40S-0.8SV20	D	40	20	25.0	27.9				
798-FX1860S08SV15	FX18-60S-0.8SV15	D	60	15	33.0	35.9				
798-FX1860S08SV20	FX18-60S-0.8SV20	D	60	20	33.0	35.9				
798-FX1880S08SV15	FX18-80S-0.8SV15	D	80	15	41.0	43.9				
798-FX1880S08SV20	FX18-80S-0.8SV20	D	80	20	41.0	43.9				
798-FX18120S08SV15	FX18-120S-0.8SV15	D	120	15	57.0	59.9				
798-FX18120S08SV20	FX18-120S-0.8SV20	D	120	20	57.0	59.9				

Headers

Right Angle										
798-FX18-40P-0.8SH	FX18-40P-0.8SH	E	40	-	15.2	27.9				
798-FX18-60P-0.8SH	FX18-60P-0.8SH	E	60	-	23.2	35.9				
798-FX1880P08SH	FX18-80P-0.8SH	E	80	-	31.2	43.9				
798-FX18100P08SH	FX18-100P-0.8SH	E	100	-	39.2	51.9				
798-FX18-120P-0.8SH	FX18-120P-0.8SH	E	120	-	47.2	59.9				
798-FX18140P08SH	FX18-140P-0.8SH	E	140	-	55.2	67.9				
Straight										
798-FX18-40P-0.8SV	FX18-40P-0.8SV	F	40	-	15.2	27.9				
798-FX1840P08SV10	FX18-40P-0.8SV10	F	40	10	15.2	27.9				
798-FX18-60P-0.8SV	FX18-60P-0.8SV	F	60	-	23.2	35.9				
798-FX1860P08SV10	FX18-60P-0.8SV10	F	60	10	23.2	35.9				
798-FX1880P08SV	FX18-80P-0.8SV	F	80	-	31.2	43.9				
798-FX1880P08SV10	FX18-80P-0.8SV10	F	80	10	31.2	43.9				
798-FX18-120P-0.8SV	FX18-120P-0.8SV	F	120	-	47.2	59.9				
798-FX18120P08SV10	FX18-120P-0.8SV10	F	120	10	47.2	59.9				

A

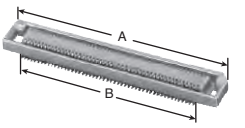

B

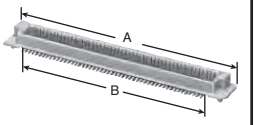

C



D

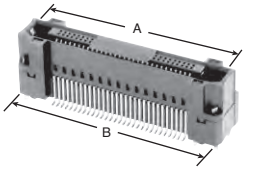

E



F



© Copyright 2014 Mouser Electronics

© Copyright 2014 Mouser Electronics

HIROSE High Speed Connectors

RoHS Compliant. This product is RoHS compliant.

HIROSE ELECTRIC CO., LTD.

FX20 SERIES 0.5 MM PITCH FLOATING STACKING BOARD TO BOARD CONNECTORS

Features:

- Floating range; X direction: ± 0.6 to 0.8mm, Y direction: ± 0.6mm
- The Double beam contact design ensures a highly reliable contact
- Effective contact length of 1.5mm
- No restrictions on pattern area
- Capability of automatic mounting
- Self aligning and self-guiding

NEW PRODUCT

Receptacles

For quantities greater than listed, call for quote.

MOUSER STOCK NO.	Hirose Part No.	Fig.	No. of Positions	Dimensions: mm A	Dimensions: mm B	Price Each 1	Price Each 25	Price Each 100
798-FX20-60S0.5SV	FX20-60S-0.5SV	A	60	14.5	27.4			
798-FX20-60S0.5SV10	FX20-60S-0.5SV10	B	60	14.5	27.4			
798-FX20-120S0.5SV	FX20-120S-0.5SV	A	120	29.5	42.4			
798-FX20-120S0.5SV10	FX20-120S-0.5SV10	B	120	29.5	42.4			

Headers

For quantities greater than listed, call for quote.

MOUSER STOCK NO.	Hirose Part No.	Fig.	No. of Positions	Dimensions: mm A	Dimensions: mm B	Price Each 1	Price Each 25	Price Each 100
798-FX20-60P0.5SV15	FX20-60P-0.5SV15	C	60	14.5	27.4			
798-FX20-60P0.5SV20	FX20-60P-0.5SV20	D	60	14.5	27.4			
798-FX20-120P0.5SV15	FX20-120P-0.5SV15	C	120	29.5	42.4			
798-FX20-120P0.5SV20	FX20-120P-0.5SV20	D	120	29.5	42.4			

FX11 SERIES 0.5MM PITCH BOARD-TO-BOARD CONNECTORS

Features:

- The transmission characteristics have been improved through a design that fixes ground plates to both sides of the header and receptacle
- Signal and ground are arranged in a ratio of 10:1 to stabilize the ground
- The secured mating length of the contact block is 0.55mm

Receptacles

For quantities greater than listed, call for quote.

MOUSER STOCK NO.	Hirose Part No.	Fig.	Signal	Ground	Ground Plate	Dimensions: mm A	Dimensions: mm B	Price Each 1	Price Each 25	Price Each 100
798-FX11LA60S6SV71	FX11LA-60S/6-SV(71)	E	60	6	with	17.5	25			
798-FX11LA80S8SV71	FX11LA-80S/8-SV(71)	E	80	8	with	23.5	31			
798-FX11LA92SSV21	FX11LA-92S-SV(21)	E	92	-	without	24	31			
798-FX11LA100S10SV71	FX11LA-100S/10-SV(71)	E	100	10	with	29.5	37			
798-FX11LA120S12SV71	FX11LA-120S/12-SV(71)	E	120	12	with	35.5	43			
✻ 798-FX11LB120S12SV71	FX11LB-120S/12-SV(71)	E	120	12	with	35.5	43			

✻ Without Guideposts

Headers

MOUSER STOCK NO.	Hirose Part No.	Fig.	Signal	Ground	Ground Plate	Dimensions: mm A	Dimensions: mm B	Price Each 1	Price Each 25	Price Each 100
798-FX11LA60P6SV71	FX11LA-60P/6-SV(71)	F	60	6	with	17.5	25			
798-FX11LA80P8SV71	FX11LA-80P/8-SV(71)	F	80	8	with	23.5	31			
798-FX11LA92PSV21	FX11LA-92P-SV(21)	F	92	-	without	24	31			
798-FX11LA100P10SV71	FX11LA-100P/10-SV(71)	F	100	10	with	29.5	37			
798-FX11LA120P12SV71	FX11LA-120P/12-SV(71)	F	120	12	with	35.5	43			
✻ 798-FX11LB120P12SV71	FX11LB-120P/12-SV(71)	F	120	12	with	35.5	43			

✻ Without Guideposts

IT3 HIGH-SPEED MEZZANINE CONNECTORS

Features:

- Handles speeds over 10+Gbps
- Differential, single ended, and power
- Low mating/extracting forces
- Wide misalignment tolerances
- Stacking heights from 15 to 40mm
- Both SnPb and Pb-free are available
- Excellent reflow solderability

NEW! TECHNOLOGY

SnPb Receptacle

MOUSER STOCK NO.	Hirose Part No.	Fig.	No. of Pos.	Type	Dimensions: mm A	Dimensions: mm B	Price Each 1	Price Each 25	Price Each 100	Price Each 250
798-IT3M-300S-BGA57	IT3M-300S-BGA(57)	G	300	Mounting	56.0	19.2				

Pb Free Receptacles

MOUSER STOCK NO.	Hirose Part No.	Fig.	No. of Pos.	Type	Dimensions: mm A	Dimensions: mm B	Price Each 1	Price Each 25	Price Each 100	Price Each 250
798-IT3D-200S-BGA37	IT3D-200S-BGA(37)	H	200	Mating	38.5	19.2				
798-IT3M-200S-BGA37	IT3M-200S-BGA(37)	G	200	Mounting	38.5	19.2				
798-IT3D-300S-BGA37	IT3D-300S-BGA(37)	H	300	Mating	56.0	19.2				
798-IT3M-300S-BGA37	IT3M-300S-BGA(37)	G	300	Mounting	56.0	19.2				

Interposers

For quantities greater than listed, call for quote.

MOUSER STOCK NO.	Hirose Part No.	Fig.	No. of Pos.	Stack Height (mm)	Dimensions: mm A ± .5	Dimensions: mm B ± .5	Price Each 1	Price Each 25	Price Each 100	Price Each 250
798-IT3-300P-17H03	IT3-300P-17H(03)	I	300	17	59.0	21.0				
798-IT3-300P-20H03	IT3-300P-20H(03)	I	300	20	18.8	21.0				
798-IT3-200P-25H03	IT3-200P-25H(03)	I	200	25	23.8	21.0				
798-IT3-300P-26H03	IT3-300P-26H(03)	I	300	26	24.8	21.0				

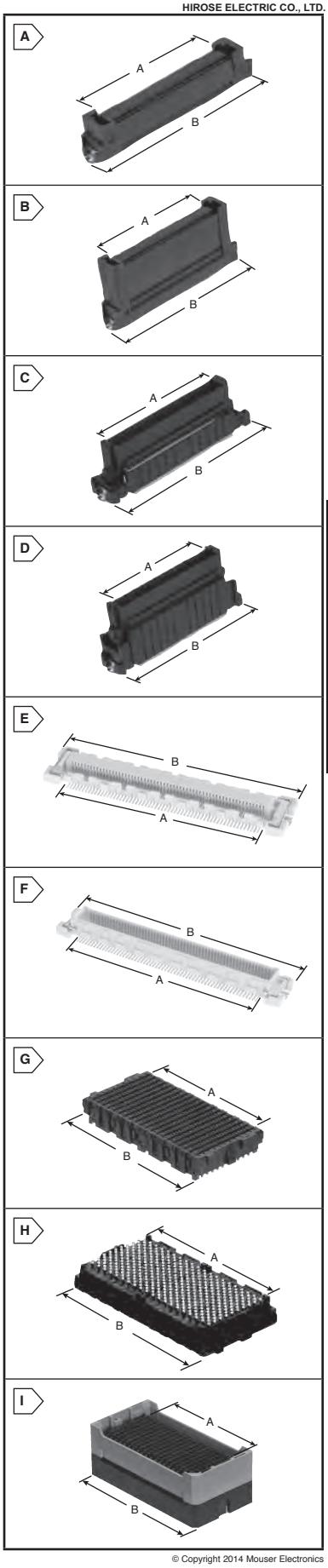

© Copyright 2014 Mouser Electronics

© Copyright 2014 Mouser Electronics

HIROSE FPC/FFC Connectors

RoHS Compliant **This product is RoHS compliant.**

HIROSE ELECTRIC CO., LTD.

Common Features:

- Ease of Use and Space Savings: The Flip-lock design allows for the placement of 2 or more connectors side by side as there is no need to waste additional space for a side latch
- Strengthened Flip-lock Actuator: The standard Flip-lock requires only 2.0mm height above the board. A strengthened lock lever is available which only requires an additional 0.4mm
- Supports Thin FPC (0.18mm): Does not require double-sided FPC to have any additional strengthening plate or stiffener and can therefore support a thickness of as little as 0.18mm ±0.05
- Prevention of Solder Bridge: Excess solder cavity absorbs excessive solder and avoids solder bridging
- Three different assembly types: Top & Bottom Contact and Vertical Mount

Common Specifications:

- Current Rating: 0.5A
- Voltage Rating: 50VAC
- Operating Temperature: -40°C to +70°C

Materials:

- Insulator: Polyamide, LCP, Beige, UL94V-0
- Actuator: PPS, Dark Brown, UL94V-0
- Metal Fittings: Brass-Tin Plated

Applications:

- Notebook computers
- Printers
- PDAs
- Digital cameras
- Other compact devices for interconnecting the main circuit board with the LCD, HDD or other device

0.5MM - RIGHT ANGLE - GOLD

For quantities greater than listed, call for quote.

MOUSER STOCK NO.	Hirose Part No.	Fig.	No. of Circuits	Dimensions: mm					Price Each		
				A	B	C	D	E	1	25	100
Bottom Contact											
798-FH12-6S-0.5SH55	FH12-6S-0.5SH(55)	A	6	2.5	6.1	7.1	3.57	-			
798-FH12-10S-0.5SH55	FH12-10S-0.5SH(55)	A	10	4.5	8.1	9.1	5.57	-			
798-FH12-11S-05SH55	FH12-11S-0.5SH(55)	A	11	5.0	8.6	9.6	6.07	-			
798-FH12-12S-0.5SH55	FH12-12S-0.5SH(55)	A	12	5.5	9.1	10.1	6.57	-			
798-FH12-14S-05SH55	FH12-14S-0.5SH(55)	A	14	6.5	10.1	11.1	7.57	-			
798-FH12-15S-0.5SH55	FH12-15S-0.5SH(55)	A	15	7.0	10.6	11.6	8.07	-			
798-FH12-16S-05SH55	FH12-16S-0.5SH(55)	A	16	7.5	11.1	12.1	8.57	-			
798-FH12-18S-0.5SH55	FH12-18S-0.5SH(55)	A	18	8.5	12.1	13.1	9.57	-			
798-FH12-20S-0.5SH55	FH12-20S-0.5SH(55)	A	20	9.5	13.1	14.1	10.57	-			
798-FH12-22S-0.5SH55	FH12-22S-0.5SH(55)	A	22	10.5	14.1	15.1	11.57	-			
798-FH12-24S-0.5SH55	FH12-24S-0.5SH(55)	A	24	11.5	15.1	16.1	12.57	-			
798-FH12-26S-0.5SH55	FH12-26S-0.5SH(55)	A	26	12.5	16.1	17.1	13.57	-			
798-FH12-28S-0.5SH55	FH12-28S-0.5SH(55)	A	28	13.5	17.1	18.1	14.57	-			
798-FH12-30S-0.5SH55	FH12-30S-0.5SH(55)	A	30	14.5	18.1	19.1	15.57	-			
798-FH12-32S-0.5SH55	FH12-32S-0.5SH(55)	A	32	15.5	19.1	20.1	16.57	-			
798-FH12-33S-0.5SH55	FH12-33S-0.5SH(55)	A	33	16.0	19.6	20.6	17.07	-			
798-FH12-34S-0.5SH55	FH12-34S-0.5SH(55)	A	34	16.05	20.01	21.1	17.57	-			
798-FH12-36S-0.5SH55	FH12-36S-0.5SH(55)	A	36	17.5	21.1	22.1	18.57	-			
798-FH12-40S-0.5SH55	FH12-40S-0.5SH(55)	A	40	19.5	23.1	24.1	20.57	-			
798-FH12-45S-0.5SH55	FH12-45S-0.5SH(55)	A	45	22.0	25.6	26.6	23.07	-			
798-FH12-50S-0.5SH55	FH12-50S-0.5SH(55)	A	50	24.5	28.1	29.1	25.57	-			
Bottom Contact With Strengthened Lock Lever											
798-FH12S-30S-05SH55	FH12S-30S-0.5SH(55)	A	30	14.5	18.1	19.1	15.57	-			
798-FH12S-40S-05SH55	FH12S-40S-0.5SH(55)	A	40	19.5	23.1	24.1	20.57	-			
798-FH12S-45S-05SH55	FH12S-45S-0.5SH(55)	A	45	22.0	25.6	26.6	23.07	-			
Top Contact											
798-FH12A-10S0.5SH55	FH12A-10S-0.5SH(55)	B	10	9.1	8.35	4.5	9.5	5.57			
798-FH12A-12S0.5SH55	FH12A-12S-0.5SH(55)	B	12	10.1	9.35	5.5	10.5	6.57			
798-FH12A-16S-05SH55	FH12A-16S-0.5SH(55)	B	16	12.1	11.4	7.5	12.5	8.57			
798-FH12A-18S0.5SH55	FH12A-18S-0.5SH(55)	B	18	13.1	12.35	8.5	13.5	9.57			
798-FH12A-20S0.5SH55	FH12A-20S-0.5SH(55)	B	20	14.1	13.35	9.5	14.5	10.57			
798-FH12A-24S0.5SH55	FH12A-24S-0.5SH(55)	B	24	16.1	15.35	11.5	16.5	12.57			
798-FH12A-30S0.5SH55	FH12A-30S-0.5SH(55)	B	30	19.1	18.35	14.5	19.5	15.57			
798-FH12A-33S0.5SH55	FH12A-33S-0.5SH(55)	B	33	20.6	19.85	16.0	21.0	17.07			
798-FH12A-36S0.5SH55	FH12A-36S-0.5SH(55)	B	36	22.1	21.35	17.5	22.5	18.57			
798-FH12A-40S0.5SH55	FH12A-40S-0.5SH(55)	B	40	24.1	23.35	19.5	24.5	20.57			
798-FH12A-50S0.5SH55	FH12A-50S-0.5SH(55)	B	50	29.1	28.35	24.5	29.5	25.57			

0.5MM - VERTICAL MOUNT - GOLD

798-FH12-10S-0.5SV55	FH12-10S-0.5SV(55)	C	10	8.4	6.9	4.5	6.5	8.2			
798-FH12-12S-0.5SV55	FH12-12S-0.5SV(55)	C	12	9.4	7.9	5.5	7.5	9.2			
798-FH12-15S-0.5SV55	FH12-15S-0.5SV(55)	C	15	10.9	9.4	7.0	9.0	10.7			
798-FH12-16S-0.5SV55	FH12-16S-0.5SV(55)	C	16	11.4	9.9	7.5	9.5	11.2			
798-FH12-18S-05SV55	FH12-18S-0.5SV(55)	C	18	12.4	10.9	8.5	10.5	12.2			
798-FH12-20S-0.5SV55	FH12-20S-0.5SV(55)	C	20	13.4	11.9	9.5	11.5	13.2			
798-FH12-22S-0.5SV55	FH12-22S-0.5SV(55)	C	22	14.4	12.9	10.5	12.5	14.2			
798-FH12-24S-0.5SV55	FH12-24S-0.5SV(55)	C	24	15.4	13.9	11.5	13.5	15.2			
798-FH12-26S-0.5SV55	FH12-26S-0.5SV(55)	C	26	16.4	14.9	12.5	14.5	16.2			
798-FH12-30S-0.5SV55	FH12-30S-0.5SV(55)	C	30	18.4	16.9	14.5	16.5	18.2			
798-FH12-33S-0.5SV55	FH12-33S-0.5SV(55)	C	33	19.9	18.4	16.0	18.0	19.7			
798-FH12-36S-0.5SV55	FH12-36S-0.5SV(55)	C	36	21.4	19.9	17.5	19.5	21.2			
798-FH12-40S-0.5SV55	FH12-40S-0.5SV(55)	C	40	23.4	21.9	19.5	21.5	23.2			
798-FH12-45S-0.5SV55	FH12-45S-0.5SV(55)	C	45	25.9	24.4	22.0	24.0	25.7			
798-FH12-50S-0.5SV55	FH12-50S-0.5SV(55)	C	50	28.4	26.9	24.5	26.5	28.2			
798-FH12-60S-05SV55	FH12-60S-0.5SV(55)	C	60	33.4	31.9	29.5	31.5	33.2			

1MM - RIGHT ANGLE - BOTTOM CONTACT - GOLD

798-FH12-5S-1SH55	FH12-5S-1SH(55)	D	5	4.0	8.6	9.6	6.07	2.3			
798-FH12-6S-1SH55	FH12-6S-1SH(55)	D	6	5.0	9.6	10.6	7.07	2.3			
798-FH12-7S-1SH55	FH12-7S-1SH(55)	D	7	6.0	10.6	11.6	8.07	2.3			
798-FH12-8S-1SH55	FH12-8S-1SH(55)	D	8	7.0	11.6	12.6	9.07	2.3			
798-FH12-9S-1SH55	FH12-9S-1SH(55)	D	9	8.0	12.6	13.6	10.07	2.3			
798-FH12-11S-1SH55	FH12-11S-1SH(55)	D	11	10.0	14.6	15.6	12.07	2.3			
798-FH12-16S-1SH55	FH12-16S-1SH(55)	D	16	15.0	19.6	20.6	17.07	2.3			
798-FH12-22S-1SH55	FH12-22S-1SH(55)	D	22	21.0	25.6	26.6	23.07	2.3			
798-FH12-26S-1SH55	FH12-26S-1SH(55)	D	26	25.0	29.6	30.6	27.07	2.3			

1MM - VERTICAL MOUNT - GOLD

798-FH12-6S-1SV55	FH12-6S-1SV(55)	E	6	9.9	8.4	5.0	8.0	9.7			
798-FH12-8S-1SV55	FH12-8S-1SV(55)	E	8	11.9	10.4	7.0	10.0	11.7			
798-FH12-16S-1SV55	FH12-16S-1SV(55)	E	16	19.9	18.4	15.0	18.0	19.7			
798-FH12-20S-1SV55	FH12-20S-1SV(55)	E	20	23.9	22.4	19.0	22.0	23.7			
798-FH12-24S-1SV55	FH12-24S-1SV(55)	E	24	27.9	26.4	23.0	26.0	27.7			

DIMENSIONS: mm

A

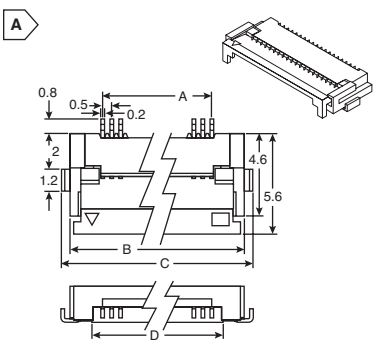

B

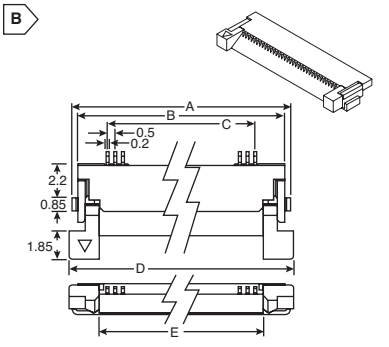

C

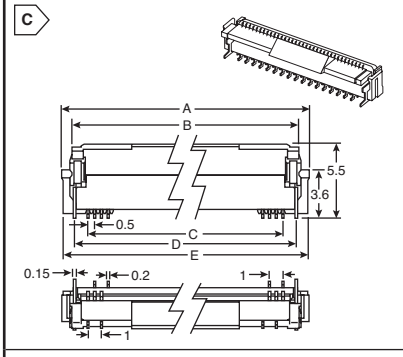

D

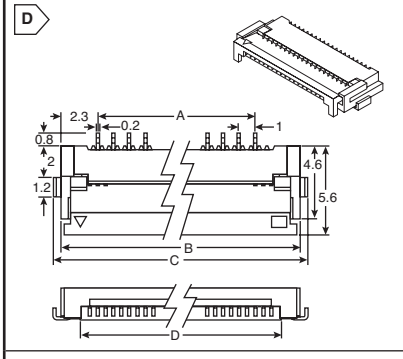

E

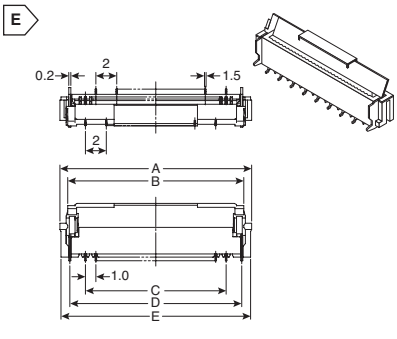

© Copyright 2014 Mouser Electronics

© Copyright 2014 Mouser Electronics

HIROSE Wire-to-Board Connectors

RoHS Compliant This product is RoHS compliant.

HIROSE ELECTRIC CO., LTD.

DF50 SERIES 1 MM PITCH POSITIVE LOCK CONNECTOR

Crimp Sockets - Single Row

For quantities greater than listed, call for quote.

MOUSER STOCK NO.	Hirose Part No.	Fig.	No. of Positions	Dimensions: mm		Price Each		
				A	B	1	25	100
798-DF50A-2S-1C	DF50A-2S-1C	A	2	3.95	1			
798-DF50A-3S-1C	DF50A-3S-1C	A	3	4.95	2			
798-DF50A-4S-1C	DF50A-4S-1C	A	4	5.95	3			
798-DF50A-5S-1C	DF50A-5S-1C	A	5	6.95	4			
798-DF50A-6S-1C	DF50A-6S-1C	A	6	7.95	5			
798-DF50A-7S-1C	DF50A-7S-1C	A	7	8.95	6			
798-DF50A-8S-1C	DF50A-8S-1C	A	8	9.95	7			
798-DF50A-9S-1C	DF50A-9S-1C	A	9	10.95	8			
798-DF50A-10S-1C	DF50A-10S-1C	A	10	11.95	9			
798-DF50A-11S-1C	DF50A-11S-1C	A	11	12.95	10			
798-DF50A-12S-1C	DF50A-12S-1C	A	12	13.95	11			
798-DF50A-13S-1C	DF50A-13S-1C	A	13	14.95	12			
798-DF50A-14S-1C	DF50A-14S-1C	A	14	15.95	13			
798-DF50A-15S-1C	DF50A-15S-1C	A	15	16.95	14			
798-DF50A-16S-1C	DF50A-16S-1C	A	16	17.95	15			

Crimp Sockets - Double Row

For quantities greater than listed, call for quote.

MOUSER STOCK NO.	Hirose Part No.	Fig.	No. of Positions	Dimensions: mm		Price Each		
				A	B	1	25	100
798-DF50S-20DS-1C	DF50S-20DS-1C	B	20	12.28	9			
798-DF50S-30DS-1C	DF50S-30DS-1C	B	30	17.28	14			
798-DF50S-40DS-1C	DF50S-40DS-1C	B	40	22.28	19			
798-DF50S-50DS-1C	DF50S-50DS-1C	B	50	27.28	24			

Headers - Single Row

For quantities greater than listed, call for quote.

MOUSER STOCK NO.	Hirose Part No.	Fig.	No. of Positions	Dimensions: mm		Price Each		
				A	B	1	25	100
Right Angle - Gold - SMT								
798-DF50A-2P-1H(51)	DF50A-2P-1H(51)	-	2	-	-			
798-DF50A-3P-1H(51)	DF50A-3P-1H(51)	-	3	-	-			
798-DF50A-4P-1H(51)	DF50A-4P-1H(51)	-	4	-	-			
798-DF50A-5P-1H(51)	DF50A-5P-1H(51)	-	5	-	-			
798-DF50A-6P-1H(51)	DF50A-6P-1H(51)	-	6	-	-			
798-DF50A-8P-1H(51)	DF50A-8P-1H(51)	-	8	-	-			
798-DF50A-10P-1H(51)	DF50A-10P-1H(51)	-	10	-	-			
798-DF50A-12P-1H(51)	DF50A-12P-1H(51)	-	12	-	-			
798-DF50A-16P-1H(51)	DF50A-16P-1H(51)	-	16	-	-			
Straight - Gold - SMT								
798-DF50A-2P-1V(51)	DF50A-2P-1V(51)	C	2	5.25	1			
798-DF50A-3P-1V(51)	DF50A-3P-1V(51)	C	3	6.25	2			
798-DF50A-4P-1V(51)	DF50A-4P-1V(51)	C	4	7.25	3			
798-DF50A-5P-1V(51)	DF50A-5P-1V(51)	C	5	8.25	4			
798-DF50A-6P-1V(51)	DF50A-6P-1V(51)	C	6	9.25	5			
798-DF50A-7P-1V(51)	DF50A-7P-1V(51)	C	7	10.25	6			
798-DF50A-8P-1V(51)	DF50A-8P-1V(51)	C	8	11.25	7			
798-DF50A-9P-1V(51)	DF50A-9P-1V(51)	C	9	12.25	8			
798-DF50A-10P-1V(51)	DF50A-10P-1V(51)	C	10	13.25	9			
798-DF50A-11P-1V(51)	DF50A-11P-1V(51)	C	11	14.25	10			
798-DF50A-12P-1V(51)	DF50A-12P-1V(51)	C	12	15.25	11			
798-DF50A-13P-1V(51)	DF50A-13P-1V(51)	C	13	16.25	12			
798-DF50A-14P-1V(51)	DF50A-14P-1V(51)	C	14	17.25	13			
798-DF50A-15P-1V(51)	DF50A-15P-1V(51)	C	15	18.25	14			
798-DF50A-16P-1V(51)	DF50A-16P-1V(51)	C	16	19.25	15			

Headers - Double Row

For quantities greater than listed, call for quote.

MOUSER STOCK NO.	Hirose Part No.	Fig.	No. of Positions	Dimensions: mm		Price Each		
				A	B	1	25	100
Right Angle - Gold SMT								
798-DF50-20DP-1H(51)	DF50-20DP-1H(51)	-	20	-	-			
798-DF50-30DP-1H(51)	DF50-30DP-1H(51)	-	30	-	-			
798-DF50-40DP-1H(51)	DF50-40DP-1H(51)	-	40	-	-			
798-DF50-50DP-1H(51)	DF50-50DP-1H(51)	-	50	-	-			
Straight - Gold - SMT								
798-DF50-20DP-1V(51)	DF50-20DP-1V(51)	D	20	13.18	9			
798-DF50-50DP-1V(51)	DF50-50DP-1V(51)	D	50	28.18	24			

DF50 Series Tools

For quantities greater than listed, call for quote.

MOUSER STOCK NO.	Hirose Part No.	Description	AWG	Price Each
798-HT305/DF502830HC	HT305/DF50-2830HC	Manual Crimping Tool	28, 30	

A

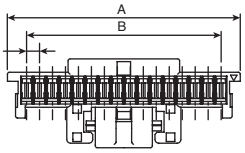

B

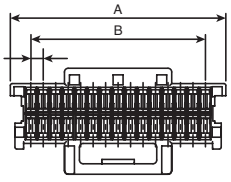

C

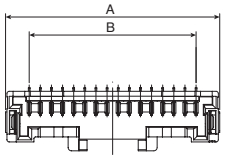

D

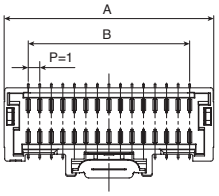

© Copyright 2014 Mouser Electronics

© Copyright 2014 Mouser Electronics

RoHS Compliant This product is RoHS compliant.

HIROSE ELECTRIC CO., LTD.

DF13 SERIES- 1.25MM MINIATURE CRIMPING CONNECTORS

Housings-Single Row

For quantities greater than listed, call for quote.

MOUSER STOCK NO.	Hirose Part No.	Fig.	No. of Positions	Dimensions: mm A	Dimensions: mm B	Price Each 1	Price Each 25	Price Each 100
Crimp Receptacle Housings - Single Row								
798-DF13-2S-1.25C	DF13-2S-1.25C	A	2	4.15	1.25			
798-DF13-3S-1.25C	DF13-3S-1.25C	A	3	5.40	2.50			
798-DF13-4S-1.25C	DF13-4S-1.25C	A	4	6.65	3.75			
798-DF13-5S-1.25C	DF13-5S-1.25C	A	5	7.90	5.00			
798-DF13-6S-1.25C	DF13-6S-1.25C	A	6	9.15	6.25			
798-DF13-7S-1.25C	DF13-7S-1.25C	A	7	10.40	7.50			
798-DF13-8S-1.25C	DF13-8S-1.25C	A	8	11.65	8.75			
798-DF13-9S-1.25C	DF13-9S-1.25C	A	9	12.90	10.00			
798-DF13-10S-1.25C	DF13-10S-1.25C	A	10	14.15	11.25			
798-DF13-12S-1.25C	DF13-12S-1.25C	A	12	16.65	13.75			
798-DF13-14S-1.25C	DF13-14S-1.25C	A	14	19.15	16.25			
798-DF1315S125C	DF13-15S-1.25C	A	15	20.40	17.50			

Headers-Single Row

For quantities greater than listed, call for quote.

MOUSER STOCK NO.	Hirose Part No.	Fig.	No. of Positions	Dimensions: mm A	Dimensions: mm B	Price Each 1	Price Each 25	Price Each 100
Single Row - Vertical - Tin - Thru Hole - With Boss								
798-DF13-2P-1.25DSA	DF13-2P-1.25DSA	B	2	4.15	1.25			
798-DF13-3P-1.25DSA	DF13-3P-1.25DSA	B	3	5.40	2.50			
798-DF13-4P-1.25DSA	DF13-4P-1.25DSA	B	4	6.65	3.75			
798-DF13-5P-1.25DSA	DF13-5P-1.25DSA	B	5	7.90	5.00			
798-DF13-6P-1.25DSA	DF13-6P-1.25DSA	B	6	9.15	6.25			
798-DF13-7P-1.25DSA	DF13-7P-1.25DSA	B	7	10.40	7.50			
798-DF13-8P-1.25DSA	DF13-8P-1.25DSA	B	8	11.65	8.75			
798-DF13-9P-1.25DSA	DF13-9P-1.25DSA	B	9	12.90	10.00			
798-DF139P125DSA20	DF13-9P-1.25DSA(20)	B	9	12.90	10.00			
798-DF13-10P-1.25DSA	DF13-10P-1.25DSA	B	10	14.15	11.25			
798-DF13-11P-1.25DSA	DF13-11P-1.25DSA	B	11	15.40	12.50			
798-DF13-12P-1.25DSA	DF13-12P-1.25DSA	B	12	16.65	13.75			
798-DF13-13P-1.25DSA	DF13-13P-1.25DSA	B	13	17.90	15.00			
798-DF13-14P-1.25DSA	DF13-14P-1.25DSA	B	14	19.15	16.25			
798-DF13-15P-1.25DSA	DF13-15P-1.25DSA	B	15	20.40	17.50			
Single Row - Vertical - Gold - Thru Hole - With Boss								
798-DF132P125DSA50	DF13-2P-1.25DSA(50)	C	2	4.15	1.25			
798-DF134P125DSA50	DF13-4P-1.25DSA(50)	C	4	6.65	3.75			
798-DF135P125DSA50	DF13-5P-1.25DSA(50)	C	5	7.90	5.00			
798-DF136P125DSA50	DF13-6P-1.25DSA(50)	C	6	9.15	6.25			
798-DF138P125DSA50	DF13-8P-1.25DSA(50)	C	8	11.65	8.75			
Single Row - Right Angle - Tin - Thru Hole - With Boss								
798-DF13-2P-1.25DS20	DF13-2P-1.25DS(20)	C	2	4.15	1.25			
798-DF13-3P-1.25DS20	DF13-3P-1.25DS(20)	C	3	5.40	2.50			
798-DF13-4P-1.25DS20	DF13-4P-1.25DS(20)	C	4	6.65	3.75			
798-DF13-5P-1.25DS20	DF13-5P-1.25DS(20)	C	5	7.90	5.00			
798-DF13-6P-1.25DS20	DF13-6P-1.25DS(20)	C	6	9.15	6.25			
798-DF13-7P-1.25DS20	DF13-7P-1.25DS(20)	C	7	10.40	7.50			
798-DF13-8P-1.25DS20	DF13-8P-1.25DS(20)	C	8	11.65	8.75			
798-DF13-9P-1.25DS20	DF13-9P-1.25DS(20)	C	9	12.90	10.00			
798-DF13-10P1.25DS20	DF13-10P-1.25DS(20)	C	10	14.15	11.25			
798-DF13-11P1.25DS20	DF13-11P-1.25DS(20)	C	11	15.40	12.50			
798-DF13-12P1.25DS20	DF13-12P-1.25DS(20)	C	12	16.65	13.75			
798-DF13-14P1.25DS20	DF13-14P-1.25DS(20)	C	14	19.15	16.25			
798-DF13-15P1.25DS20	DF13-15P-1.25DS(20)	C	15	20.40	17.50			
Single Row - Right Angle - Gold - Thru Hole - With Boss								
798-DF132P125DS50	DF13-2P-1.25DS(50)	C	2	4.15	1.25			
798-DF134P125DS50	DF13-4P-1.25DS(50)	C	4	6.65	3.75			
798-DF135P125DS50	DF13-5P-1.25DS(50)	C	5	7.90	5.00			
798-DF138P125DS50	DF13-8P-1.25DS(50)	C	8	11.65	8.75			
Single Row - Vertical - Tin - SMT - With Boss								
798-DF135P125V20	DF13-5P-1.25V(20)	D	5	10.90	5.00			
798-DF136P125V20	DF13-6P-1.25V(20)	D	6	9.15	6.25			
798-DF137P125V20	DF13-7P-1.25V(20)	D	7	13.40	7.50			
798-DF138P125V20	DF13-8P-1.25V(20)	D	8	14.65	8.75			
798-DF139P125V20	DF13-9P-1.25V(20)	D	9	15.90	10.00			
798-DF1312P125V20	DF13-12P-1.25V(20)	D	12	19.65	13.75			
798-DF1315P125V20	DF13-15P-1.25V(20)	D	15	20.40	17.50			
798-DF13B4P125V20	DF13B-4P-1.25V(20)	D	4	9.65	3.75			
Single Row - Vertical - Tin - SMT - Without Boss								
798-DF13C2P125V20	DF13C-2P-1.25V(20)	D	2	7.15	1.25			
798-DF13C-2P-1.25V21	DF13C-2P-1.25V(21)	D	2	7.15	1.25			
798-DF13C3P125V20	DF13C-3P-1.25V(20)	D	3	8.40	2.50			
798-DF13C-3P-1.25V21	DF13C-3P-1.25V(21)	D	3	8.40	2.50			
798-DF13C-4P-1.25V21	DF13C-4P-1.25V(21)	D	4	9.65	3.75			
798-DF13C5P125V20	DF13C-5P-1.25V(20)	D	5	10.90	5.00			
798-DF13C-5P-1.25V21	DF13C-5P-1.25V(21)	D	5	10.90	5.00			
798-DF13C6P125V20	DF13C-6P-1.25V(20)	D	6	12.15	6.25			
798-DF13C-6P-1.25V21	DF13C-6P-1.25V(21)	D	6	12.15	6.25			
798-DF13C-7P-1.25V21	DF13C-7P-1.25V(21)	D	7	13.40	7.50			
798-DF13C8P125V20	DF13C-8P-1.25V(20)	D	8	14.65	8.75			
798-DF13C-8P-1.25V21	DF13C-8P-1.25V(21)	D	8	14.65	8.75			
798-DF13C-9P-1.25V21	DF13C-9P-1.25V(21)	D	9	15.90	10.00			
798-DF13C10P125V20	DF13C-10P-1.25V(20)	D	10	17.15	11.25			
798-DF13C-10P1.25V21	DF13C-10P-1.25V(21)	D	10	17.15	11.25			
798-DF13C-12P1.25V21	DF13C-12P-1.25V(21)	D	12	19.65	13.75			
798-DF13C14P125V20	DF13C-14P-1.25V(20)	D	14	22.15	16.25			
798-DF13C-14P1.25V21	DF13C-14P-1.25V(21)	D	14	22.15	16.25			
798-DF13C-15P1.25V21	DF13C-15P-1.25V(21)	D	15	23.40	17.50			
Single Row - Vertical - Gold - SMT - With Boss								
798-DF133P125V50	DF13-3P-1.25V(50)	D	3	8.40	2.50			
798-DF134P125V50	DF13-4P-1.25V(50)	D	4	9.65	3.75			
798-DF135P125V50	DF13-5P-1.25V(50)	D	5	10.90	5.00			
798-DF137P125V50	DF13-7P-1.25V(50)	D	7	13.40	7.50			
798-DF138P125V50	DF13-8P-1.25V(50)	D	8	14.65	8.75			
798-DF139P125V50	DF13-9P-1.25V(50)	D	9	15.90	10.00			
798-DF1310P125V50	DF13-10P-1.25V(50)	D	10	17.15	11.25			
798-DF1312P125V50	DF13-12P-1.25V(50)	D	12	19.65	13.75			

A

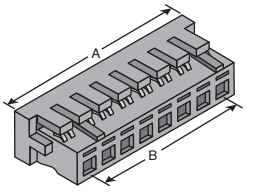

B

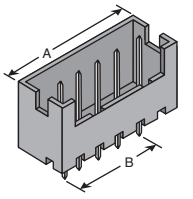

C

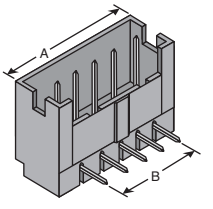

D

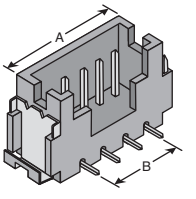

© Copyright 2014 Mouser Electronics

© Copyright 2014 Mouser Electronics

A

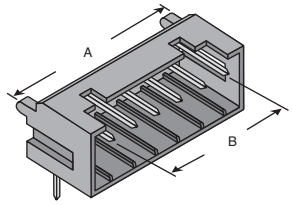

B

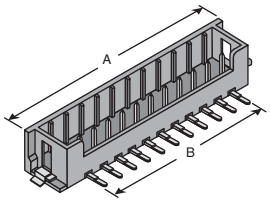

C

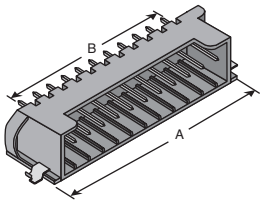

DF3 SERIES SINGLE ROW CONNECTORS

Headers (Cont.)

For quantities greater than listed, call for quote.

MOUSER STOCK NO.	Hirose Part No.	Fig.	No. of Circuits	Dim. (mm) A	Dim. (mm) B	Price Each 1	Price Each 25	Price Each 100
Right Angle - Gold - Thru-Hole								
798-DF3-2P-2DS01	DF3-2P-2DS(01)	A	2	6	2			
798-DF3-3P-2DS01	DF3-3P-2DS(01)	A	3	8	4			
798-DF3-4P-2DS01	DF3-4P-2DS(01)	A	4	10	6			
798-DF3-5P-2DS01	DF3-5P-2DS(01)	A	5	12	8			
798-DF3-6P-2DS01	DF3-6P-2DS(01)	A	6	14	10			
798-DF3-7P-2DS01	DF3-7P-2DS(01)	A	7	16	12			
798-DF3-8P-2DS01	DF3-8P-2DS(01)	A	8	18	14			
798-DF3-10P-2DS01	DF3-10P-2DS(01)	A	10	22	18			
Vertical - Tin - SMT								
798-DF3Z-2P-2V20	DF3Z-2P-2V(20)	B	2	8.5	2			
798-DF3Z-3P-2V20	DF3Z-3P-2V(20)	B	3	10.5	4			
798-DF3Z-4P-2V20	DF3Z-4P-2V(20)	B	4	12.5	6			
798-DF3Z-5P-2V20	DF3Z-5P-2V(20)	B	5	14.5	8			
798-DF3Z-6P-2V20	DF3Z-6P-2V(20)	B	6	16.5	10			
798-DF3Z-8P-2V20	DF3Z-8P-2V(20)	B	8	20.5	14			
798-DF3DZ-10P-2V21	DF3DZ-10P-2V(21)	B	10	24.5	18			
798-DF3DZ-11P-2V21	DF3DZ-11P-2V(21)	B	11	26.5	20			
798-DF3DZ-12P-2V21	DF3DZ-12P-2V(21)	B	12	28.5	22			
798-DF3DZ-13P-2V21	DF3DZ-13P-2V(21)	B	13	30.5	24			
798-DF3DZ-2P-2V21	DF3DZ-2P-2V(21)	B	2	8.5	2			
798-DF3DZ3P2V20	DF3DZ-3P-2V(20)	B	3	8.5	2			
798-DF3DZ-3P-2V21	DF3DZ-3P-2V(21)	B	3	10.5	4			
798-DF3DZ-4P-2V20	DF3DZ-4P-2V(20)	B	4	10.5	4			
798-DF3DZ-4P-2V21	DF3DZ-4P-2V(21)	B	4	12.5	6			
798-DF3DZ5P2V20	DF3DZ-5P-2V(20)	B	5	12.5	6			
798-DF3DZ-5P-2V21	DF3DZ-5P-2V(21)	B	5	14.5	8			
798-DF3DZ-6P-2V20	DF3DZ-6P-2V(20)	B	6	14.5	8			
798-DF3DZ-6P-2V21	DF3DZ-6P-2V(21)	B	6	16.5	10			
798-DF3DZ-7P-2V21	DF3DZ-7P-2V(21)	B	7	18.5	12			
798-DF3DZ-8P-2V21	DF3DZ-8P-2V(21)	B	8	20.5	14			
798-DF3DZ-9P-2V21	DF3DZ-9P-2V(21)	B	9	22.5	16			
798-DF3DZ-14P-2V21	DF3DZ-14P-2V(21)	B	14	32.5	26			
798-DF3DZ-15P-2V21	DF3DZ-15P-2V(21)	B	15	34.5	28			
798-DF3DZ-14P-2V21	DF3DZ-14P-2V(21)	B	14	32.5	26			
798-DF3DZ-15P-2V21	DF3DZ-15P-2V(21)	B	15	34.5	28			
Vertical - Gold - SMT								
798-DF3Z-2P-2V50	DF3Z-2P-2V(50)	B	2	8.5	2			
798-DF3Z-3P-2V50	DF3Z-3P-2V(50)	B	3	10.5	4			
798-DF3Z-4P-2V50	DF3Z-4P-2V(50)	B	4	12.5	6			
798-DF3Z-5P-2V50	DF3Z-5P-2V(50)	B	5	14.5	8			
798-DF3Z-8P-2V50	DF3Z-8P-2V(50)	B	8	20.5	14			
798-DF3DZ-2P-2V50	DF3DZ-2P-2V(50)	B	2	8.5	2			
798-DF3DZ-2P-2V51	DF3DZ-2P-2V(51)	B	2	8.5	2			
798-DF3DZ-3P-2V50	DF3DZ-3P-2V(50)	B	3	10.5	4			
798-DF3DZ-3P-2V51	DF3DZ-3P-2V(51)	B	3	10.5	4			
798-DF3DZ-4P-2V51	DF3DZ-4P-2V(51)	B	4	12.5	6			
798-DF3DZ5P2V50	DF3DZ-5P-2V(50)	B	5	14.5	8			
798-DF3DZ-5P-2V51	DF3DZ-5P-2V(51)	B	5	14.5	8			
798-DF3DZ-6P-2V50	DF3DZ-6P-2V(50)	B	6	16.5	10			
798-DF3DZ-6P-2V51	DF3DZ-6P-2V(51)	B	6	16.5	10			

Headers (Cont.)

For quantities greater than listed, call for quote.

MOUSER STOCK NO.	Hirose Part No.	Fig.	No. of Circuits	Dim. (mm) A	Dim. (mm) B	Price Each 1	Price Each 25	Price Each 100
Vertical - Gold - SMT (Cont.)								
798-DF3DZ-7P-2V51	DF3DZ-7P-2V(51)	B	7	18.5	12			
798-DF3DZ-8P-2V51	DF3DZ-8P-2V(51)	B	8	20.5	14			
798-DF3DZ-9P-2V51	DF3DZ-9P-2V(51)	B	9	22.5	16			
798-DF3DZ-10P-2V51	DF3DZ-10P-2V(51)	A	10	24.5	18			
798-DF3DZ-11P-2V51	DF3DZ-11P-2V(51)	B	11	26.5	20			
798-DF3DZ-12P-2V51	DF3DZ-12P-2V(51)	B	12	28.5	22			
798-DF3DZ-13P-2V51	DF3DZ-13P-2V(51)	B	13	30.5	24			
798-DF3DZ-14P-2V51	DF3DZ-14P-2V(51)	B	14	32.5	26			
798-DF3DZ-15P-2V51	DF3DZ-15P-2V(51)	B	15	34.5	28			
Right Angle - Tin - SMT								
798-DF3Z-2P-2H20	DF3Z-2P-2H(20)	C	2	8.5	2			
798-DF3Z-5P-2H20	DF3Z-5P-2H(20)	C	5	14.5	8			
798-DF3Z-7P-2H20	DF3Z-7P-2H(20)	C	7	18.5	12			
798-DF3DZ-2P-2H21	DF3DZ-2P-2H(21)	C	2	8.5	2			
798-DF3DZ-3P-2H21	DF3DZ-3P-2H(21)	C	3	10.5	4			
798-DF3DZ-4P-2H20	DF3DZ-4P-2H(20)	C	4	12.5	6			
798-DF3DZ-4P-2H21	DF3DZ-4P-2H(21)	C	4	12.5	6			
798-DF3DZ-5P-2H21	DF3DZ-5P-2H(21)	C	5	14.5	8			
798-DF3DZ-6P-2H21	DF3DZ-6P-2H(21)	C	6	16.5	10			
798-DF3DZ-7P-2H20	DF3DZ-7P-2H(20)	C	7	18.5	12			
798-DF3DZ-7P-2H21	DF3DZ-7P-2H(21)	C	7	18.5	12			
798-DF3DZ-8P-2H21	DF3DZ-8P-2H(21)	C	8	20.5	14			
798-DF3DZ-10P-2H21	DF3DZ-10P-2H(21)	C	10	24.5	18			
798-DF3DZ-11P-2H21	DF3DZ-11P-2H(21)	C	11	26.5	20			
798-DF3DZ12P2H20	DF3DZ-12P-2H(20)	C	12	28.5	22			
798-DF3DZ-12P-2H21	DF3DZ-12P-2H(21)	C	12	28.5	22			
798-DF3DZ-13P-2H21	DF3DZ-13P-2H(21)	C	13	30.5	24			
798-DF3DZ-15P-2H21	DF3DZ-15P-2H(21)	C	15	34.5	28			
Right Angle - Gold - SMT								
798-DF3Z-2P-2H50	DF3Z-2P-2H(50)	C	2	8.5	2			
798-DF3Z-3P-2H50	DF3Z-3P-2H(50)	C	3	10.5	4			
798-DF3Z-4P-2H50	DF3Z-4P-2H(50)	C	4	12.5	6			
798-DF3Z-5P-2H50	DF3Z-5P-2H(50)	C	5	14.5	8			
798-DF3Z-8P-2H50	DF3Z-8P-2H(50)	C	8	20.5	14			
798-DF3DZ-2P-2H51	DF3DZ-2P-2H(51)	C	2	8.5	2			
798-DF3DZ-3P-2H51	DF3DZ-3P-2H(51)	C	3	10.5	4			
798-DF3DZ-4P-2H50	DF3DZ-4P-2H(50)	C	4	12.5	6			
798-DF3DZ-4P-2H51	DF3DZ-4P-2H(51)	C	4	12.5	6			
798-DF3DZ-5P-2H51	DF3DZ-5P-2H(51)	C	5	14.5	8			
798-DF3DZ-6P-2H51	DF3DZ-6P-2H(51)	C	6	16.5	10			
798-DF3DZ-7P-2H51	DF3DZ-7P-2H(51)	C	7	18.5	12			
798-DF3DZ-8P-2H51	DF3DZ-8P-2H(51)	C	8	20.5	14			
798-DF3DZ-9P-2H51	DF3DZ-9P-2H(51)	C	9	22.5	16			
798-DF3DZ-10P-2H51	DF3DZ-10P-2H(51)	C	10	24.5	18			
798-DF3DZ-11P-2H51	DF3DZ-11P-2H(51)	C	11	26.5	20			
798-DF3DZ-12P-2H51	DF3DZ-12P-2H(51)	C	12	28.5	22			
798-DF3DZ-13P-2H51	DF3DZ-13P-2H(51)	C	13	30.5	24			
798-DF3DZ-14P-2H51	DF3DZ-14P-2H(51)	C	14	32.5	26			
798-DF3DZ-15P-2H51	DF3DZ-15P-2H(51)	C	15	34.5	28			

© Copyright 2014 Mouser Electronics

© Copyright 2014 Mouser Electronics

HIROSE 2.00mm Double Row Connectors

RoHS Compliant This product is RoHS compliant.

HIROSE ELECTRIC CO., LTD.

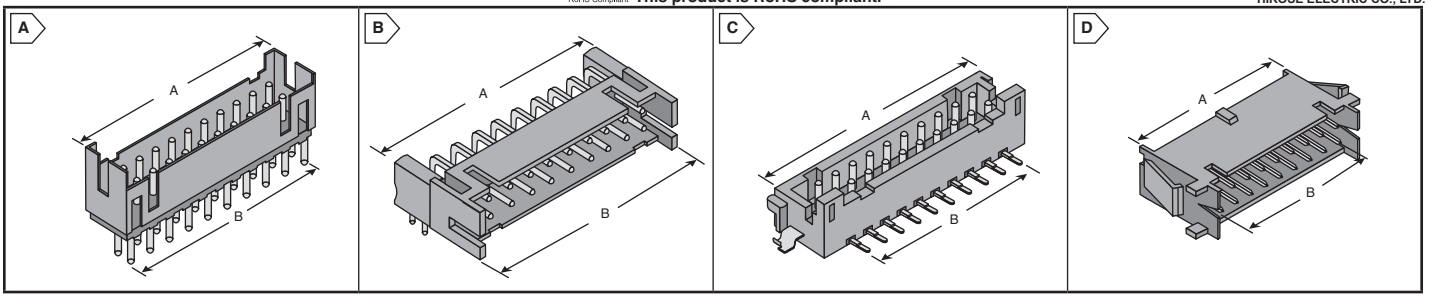

DF11 SERIES DOUBLE ROW CONNECTORS

Headers

For quantities greater than listed, call for quote.

MOUSER STOCK NO.	Hirose Part No.	Fig.	No. of Circuits	Dim. (mm) A	Dim. (mm) B	Price Each 1	Price Each 25	Price Each 100
Vertical - Tin - Thru-Hole								
798-DF11-4DP-2DSA08	DF11-4DP-2DSA(08)	A	4	6	2			
798-DF11-4DP-2DSA24	DF11-4DP-2DSA(24)	A	4	6	2			
798-DF11-6DP-2DSA08	DF11-6DP-2DSA(08)	A	6	8	4			
798-DF11-6DP-2DSA24	DF11-6DP-2DSA(24)	A	6	8	4			
798-DF11-8DP-2DSA08	DF11-8DP-2DSA(08)	A	8	10	6			
798-DF11-8DP-2DSA24	DF11-8DP-2DSA(24)	A	8	10	6			
798-DF11-10DP-2DSA08	DF11-10DP-2DSA(08)	A	10	12	8			
798-DF11-10DP-2DSA24	DF11-10DP-2DSA(24)	A	10	12	8			
798-DF11-12DP-2DSA08	DF11-12DP-2DSA(08)	A	12	14	10			
798-DF11-12DP-2DSA24	DF11-12DP-2DSA(24)	A	12	14	10			
798-DF11-14DP-2DSA08	DF11-14DP-2DSA(08)	A	14	16	12			
798-DF11-14DP-2DSA24	DF11-14DP-2DSA(24)	A	14	16	12			
798-DF11-16DP-2DSA08	DF11-16DP-2DSA(08)	A	16	18	14			
798-DF11-16DP-2DSA24	DF11-16DP-2DSA(24)	A	16	18	14			
798-DF11-18DP-2DSA08	DF11-18DP-2DSA(08)	A	18	20	16			
798-DF11-18DP-2DSA24	DF11-18DP-2DSA(24)	A	18	20	16			
798-DF11-20DP-2DSA08	DF11-20DP-2DSA(08)	A	20	22	18			
798-DF11-20DP-2DSA24	DF11-20DP-2DSA(24)	A	20	22	18			
798-DF11-22DP-2DSA08	DF11-22DP-2DSA(08)	A	22	24	20			
798-DF11-22DP-2DSA24	DF11-22DP-2DSA(24)	A	22	24	20			
798-DF11-24DP-2DSA08	DF11-24DP-2DSA(08)	A	24	26	22			
798-DF11-24DP-2DSA24	DF11-24DP-2DSA(24)	A	24	26	22			
798-DF11-26DP-2DSA08	DF11-26DP-2DSA(08)	A	26	28	24			
798-DF11-26DP-2DSA24	DF11-26DP-2DSA(24)	A	26	28	24			
798-DF11-28DP-2DSA08	DF11-28DP-2DSA(08)	A	28	30	26			
798-DF11-28DP-2DSA24	DF11-28DP-2DSA(24)	A	28	30	26			
798-DF11-30DP-2DSA08	DF11-30DP-2DSA(08)	A	30	32	28			
798-DF11-30DP-2DSA24	DF11-30DP-2DSA(24)	A	30	32	28			
798-DF11-32DP-2DSA08	DF11-32DP-2DSA(08)	A	32	34	30			
798-DF11-32DP-2DSA24	DF11-32DP-2DSA(24)	A	32	34	30			
Vertical - Gold - Thru-Hole								
798-DF11-4DP-2DSA01	DF11-4DP-2DSA(01)	A	4	6	2			
798-DF11-6DP-2DSA01	DF11-6DP-2DSA(01)	A	6	8	4			
798-DF11-8DP-2DSA01	DF11-8DP-2DSA(01)	A	8	10	6			
798-DF11-10DP-2DSA01	DF11-10DP-2DSA(01)	A	10	12	8			
798-DF11-12DP-2DSA01	DF11-12DP-2DSA(01)	A	12	14	10			
798-DF11-14DP-2DSA01	DF11-14DP-2DSA(01)	A	14	16	12			
798-DF11-16DP-2DSA01	DF11-16DP-2DSA(01)	A	16	18	14			
798-DF11-18DP-2DSA01	DF11-18DP-2DSA(01)	A	18	20	16			
798-DF11-20DP-2DSA01	DF11-20DP-2DSA(01)	A	20	22	18			
798-DF11-22DP-2DSA01	DF11-22DP-2DSA(01)	A	22	24	20			
798-DF11-24DP-2DSA01	DF11-24DP-2DSA(01)	A	24	26	22			
798-DF11-26DP-2DSA01	DF11-26DP-2DSA(01)	A	26	28	24			
798-DF11-30DP-2DSA01	DF11-30DP-2DSA(01)	A	30	32	28			
798-DF11-32DP-2DSA01	DF11-32DP-2DSA(01)	A	32	34	30			
Right Angle - Tin - Thru-Hole								
798-DF11-4DP-2DS24	DF11-4DP-2DS(24)	B	4	6	2			
798-DF11-6DP-2DS24	DF11-6DP-2DS(24)	B	6	8	4			
798-DF11-8DP-2DS24	DF11-8DP-2DS(24)	B	8	10	6			
798-DF11-10DP-2DS24	DF11-10DP-2DS(24)	B	10	12	8			
798-DF11-12DP-2DS24	DF11-12DP-2DS(24)	B	12	14	10			
798-DF11-14DP-2DS24	DF11-14DP-2DS(24)	B	14	16	12			
798-DF11-16DP-2DS24	DF11-16DP-2DS(24)	B	16	18	14			
798-DF11-18DP-2DS24	DF11-18DP-2DS(24)	B	18	20	16			
798-DF11-20DP-2DS24	DF11-20DP-2DS(24)	B	20	22	18			
798-DF11-22DP-2DS24	DF11-22DP-2DS(24)	B	22	24	20			
798-DF11-24DP-2DS24	DF11-24DP-2DS(24)	B	24	26	22			
798-DF11-26DP-2DS24	DF11-26DP-2DS(24)	B	26	28	24			
798-DF11-28DP-2DS24	DF11-28DP-2DS(24)	B	28	30	26			
798-DF11-30DP-2DS24	DF11-30DP-2DS(24)	B	30	32	28			
798-DF11-32DP-2DS24	DF11-32DP-2DS(24)	B	32	34	30			

Headers (Cont.)

For quantities greater than listed, call for quote.

MOUSER STOCK NO.	Hirose Part No.	Fig.	No. of Circuits	Dim. (mm) A	Dim. (mm) B	Price Each 1	Price Each 25	Price Each 100
Right Angle - Gold - Thru-Hole								
798-DF11-4DP-2DS52	DF11-4DP-2DS(52)	B	4	6	2			
798-DF11-6DP-2DS52	DF11-6DP-2DS(52)	B	6	8	4			
798-DF11-8DP-2DS52	DF11-8DP-2DS(52)	B	8	10	6			
798-DF11-10DP-2DS52	DF11-10DP-2DS(52)	B	10	12	8			
798-DF11-12DP-2DS52	DF11-12DP-2DS(52)	B	12	14	10			
798-DF11-14DP-2DS52	DF11-14DP-2DS(52)	B	14	16	12			
798-DF11-16DP-2DS52	DF11-16DP-2DS(52)	B	16	18	14			
798-DF11-18DP-2DS52	DF11-18DP-2DS(52)	B	18	20	16			
798-DF11-20DP-2DS52	DF11-20DP-2DS(52)	B	20	22	18			
798-DF11-22DP-2DS52	DF11-22DP-2DS(52)	B	22	24	20			
798-DF11-24DP-2DS52	DF11-24DP-2DS(52)	B	24	26	22			
798-DF11-26DP-2DS52	DF11-26DP-2DS(52)	B	26	28	24			
798-DF11-28DP-2DS52	DF11-28DP-2DS(52)	B	28	30	26			
798-DF11-30DP-2DS52	DF11-30DP-2DS(52)	B	30	32	28			
798-DF11-32DP-2DS52	DF11-32DP-2DS(52)	B	32	34	30			
Vertical - Tin - SMT								
798-DF11GZ-4DP-2V20	DF11GZ-4DP-2V(20)	C	4	8.5	2			
798-DF11GZ-6DP-2V20	DF11GZ-6DP-2V(20)	C	6	10.5	4			
798-DF11GZ-8DP-2V20	DF11GZ-8DP-2V(20)	C	8	12.5	6			
798-DF11GZ-10DP-2V20	DF11GZ-10DP-2V(20)	C	10	14.5	8			
798-DF11GZ-12DP-2V20	DF11GZ-12DP-2V(20)	C	12	16.5	10			
798-DF11GZ-14DP-2V20	DF11GZ-14DP-2V(20)	C	14	18.5	12			
798-DF11GZ-16DP-2V20	DF11GZ-16DP-2V(20)	C	16	20.5	14			
798-DF11GZ-18DP-2V20	DF11GZ-18DP-2V(20)	C	18	22.5	16			
798-DF11GZ-20DP-2V20	DF11GZ-20DP-2V(20)	C	20	24.5	18			
798-DF11GZ-22DP-2V20	DF11GZ-22DP-2V(20)	C	22	26.5	20			
798-DF11GZ-24DP-2V20	DF11GZ-24DP-2V(20)	C	24	28.5	22			
798-DF11GZ-26DP-2V20	DF11GZ-26DP-2V(20)	C	26	30.5	24			
798-DF11GZ-28DP-2V20	DF11GZ-28DP-2V(20)	C	28	32.5	26			
798-DF11GZ-30DP-2V20	DF11GZ-30DP-2V(20)	C	30	34.5	28			
798-DF11GZ-32DP-2V20	DF11GZ-32DP-2V(20)	C	32	36.5	30			
Vertical - Gold - SMT								
798-DF11G-4DP-2V50	DF11G-4DP-2V(50)	C	4	8.5	2			
798-DF11G-6DP-2V50	DF11G-6DP-2V(50)	C	6	10.5	4			
798-DF11G-8DP-2V50	DF11G-8DP-2V(50)	C	8	12.5	6			
798-DF11G-10DP-2V50	DF11G-10DP-2V(50)	C	10	14.5	8			
798-DF11G-12DP-2V50	DF11G-12DP-2V(50)	C	12	16.5	10			
798-DF11G-14DP-2V50	DF11G-14DP-2V(50)	C	14	18.5	12			
798-DF11G-16DP-2V50	DF11G-16DP-2V(50)	C	16	20.5	14			
798-DF11G-18DP-2V50	DF11G-18DP-2V(50)	C	18	22.5	16			
798-DF11G-20DP-2V50	DF11G-20DP-2V(50)	C	20	24.5	18			
798-DF11G-22DP-2V50	DF11G-22DP-2V(50)	C	22	26.5	20			
798-DF11G-24DP-2V50	DF11G-24DP-2V(50)	C	24	28.5	22			
798-DF11G-26DP-2V50	DF11G-26DP-2V(50)	C	26	30.5	24			
798-DF11G-30DP-2V50	DF11G-30DP-2V(50)	C	30	34.5	28			
798-DF11G-32DP-2V50	DF11G-32DP-2V(50)	C	32	36.5	30			
798-DF11G-40DP-2V50	DF11G-40DP-2V(50)	C	40	44.5	38			
Adapter - Male-Male - Panel Locks								
798-DF11-4DEP-2A	DF11-4DEP-2A	D	4	11	2			
798-DF11-6DEP-2A	DF11-6DEP-2A	D	6	13	4			
798-DF11-8DEP-2A	DF11-8DEP-2A	D	8	15	6			
798-DF11-10DEP-2A	DF11-10DEP-2A	D	10	17	8			
798-DF11-12DEP-2A	DF11-12DEP-2A	D	12	19	10			
798-DF11-14DEP-2A	DF11-14DEP-2A	D	14	21	12			
798-DF11-16DEP-2A	DF11-16DEP-2A	D	16	23	14			
798-DF11-18DEP-2A	DF11-18DEP-2A	D	18	25	16			
798-DF11-20DEP-2A	DF11-20DEP-2A	D	20	27	18			
798-DF11-22DEP-2A	DF11-22DEP-2A	D	22	29	20			
798-DF11-24DEP-2A	DF11-24DEP-2A	D	24	31	22			
798-DF11-26DEP-2A	DF11-26DEP-2A	D	26	33	24			
798-DF11-28DEP-2A	DF11-28DEP-2A	D	28	35	26			
798-DF11-30DEP-2A	DF11-30DEP-2A	D	30	37	28			
798-DF11-32DEP-2A	DF11-32DEP-2A	D	32	39	30			

© Copyright 2014 Mouser Electronics

© Copyright 2014 Mouser Electronics

HIROSE 2.0mm for Double Row Connections

RoHS Compliant **This product is RoHS compliant.**

HIROSE ELECTRIC CO., LTD.

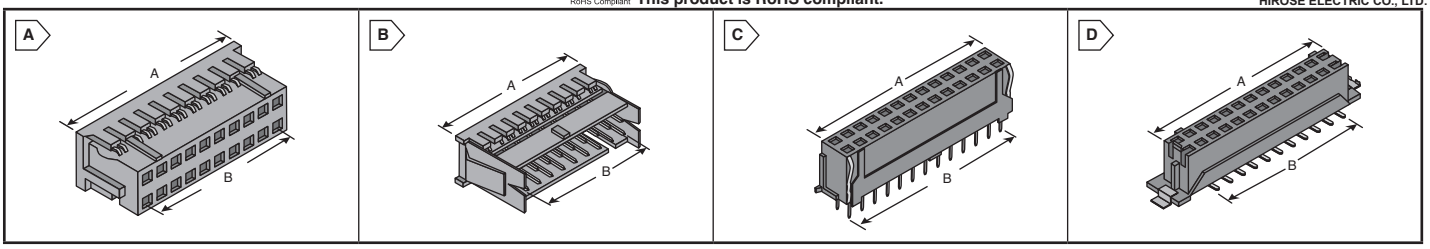

DF11 SERIES DOUBLE ROW CONNECTORS

Housings

For quantities greater than listed, call for quote.

MOUSER STOCK NO.	Hirose Part No.	Fig.	No. of Contacts	Dim. A	Dim. B	Price Each 1	Price Each 25	Price Each 100
Crimp Receptacle Housings								
798-DF11-4DS-2C	DF11-4DS-2C	A	4	6	2			
798-DF11-6DS-2C	DF11-6DS-2C	A	6	8	4			
798-DF11-8DS-2C	DF11-8DS-2C	A	8	10	6			
798-DF11-10DS-2C	DF11-10DS-2C	A	10	12	8			
798-DF11-12DS-2C	DF11-12DS-2C	A	12	14	10			
798-DF11-14DS-2C	DF11-14DS-2C	A	14	16	12			
798-DF11-16DS-2C	DF11-16DS-2C	A	16	18	14			
798-DF11-18DS-2C	DF11-18DS-2C	A	18	20	16			
798-DF11-20DS-2C	DF11-20DS-2C	A	20	22	18			
798-DF11-22DS-2C	DF11-22DS-2C	A	22	24	20			
798-DF11-24DS-2C	DF11-24DS-2C	A	24	26	22			
798-DF11-26DS-2C	DF11-26DS-2C	A	26	28	24			
798-DF11-28DS-2C	DF11-28DS-2C	A	28	30	26			
798-DF11-30DS-2C	DF11-30DS-2C	A	30	32	28			
798-DF11-32DS-2C	DF11-32DS-2C	A	32	34	30			
Crimp Plug Housings								
798-DF11-4DEP-2C	DF11-4DEP-2C	B	4	11	2			
798-DF11-6DEP-2C	DF11-6DEP-2C	B	6	13	4			
798-DF11-8DEP-2C	DF11-8DEP-2C	B	8	15	6			
798-DF11-10DEP-2C	DF11-10DEP-2C	B	10	17	8			
798-DF11-12DEP-2C	DF11-12DEP-2C	B	12	19	10			
798-DF11-14DEP-2C	DF11-14DEP-2C	B	14	21	12			
798-DF11-16DEP-2C	DF11-16DEP-2C	B	16	23	14			
798-DF11-18DEP-2C	DF11-18DEP-2C	B	18	25	16			
798-DF11-20DEP-2C	DF11-20DEP-2C	B	20	27	18			
798-DF11-22DEP-2C	DF11-22DEP-2C	B	22	29	20			
798-DF11-24DEP-2C	DF11-24DEP-2C	B	24	31	22			
798-DF11-26DEP-2C	DF11-26DEP-2C	B	26	33	24			
798-DF11-28DEP-2C	DF11-28DEP-2C	B	28	35	26			
798-DF11-30DEP-2C	DF11-30DEP-2C	B	30	37	28			
798-DF11-32DEP-2C	DF11-32DEP-2C	B	32	39	30			

Crimp Contacts

For quantities greater than listed, call for quote.

MOUSER STOCK NO.	Hirose Part No.	Plating	AWG	Price Each 1	Price Each 25	Price Each 100
Female						
798-DF11-22SC	DF11-22SC	Tin	22			
798-DF11-2428SC	DF11-2428SC	Tin	24-28			
798-DF11-30SC	DF11-30SC	Tin	30			
798-DF11-22SCA	DF11-22SCA	Gold	22			
798-DF11-2428SCA	DF11-2428SCA	Gold	24-28			
798-DF11-30SCA	DF11-30SCA	Gold	30			
Male						
798-DF11-EP2428PC	DF11-EP2428PC	Tin	24-28			
798-DF11-EP2428PCA	DF11-EP2428PCA	Gold	24-28			

Crimp Contacts (Reels)

For quantities greater than listed, call for quote.

MOUSER STOCK NO.	Hirose Part No.	Plating	AWG	Reel Qty.	Price Each
Female					
798-DF11-22SCF	DF11-22SCF	Tin	22	10000	
798-DF11-2428SCF	DF11-2428SCF	Tin	24-28	10000	
798-DF11-30SCF	DF11-30SCF	Tin	30	10000	
798-DF11-22SCFA	DF11-22SCFA	Gold	22	10000	
798-DF11-2428SCFA	DF11-2428SCFA	Gold	24-28	10000	
798-DF11-2428SCFA04	DF11-2428SCFA(04)	Gold	24-28	10000	
798-DF11-30SCFA	DF11-30SCFA	Gold	30	10000	
Male					
798-DF11-EP2428PCF	DF11-EP2428PCF	Tin	24-28	10000	
798-DF11-EP2428PCFA	DF11-EP2428PCFA	Gold	24-28	10000	

Crimp Contacts (Tooling)

For quantities greater than listed, call for quote.

MOUSER STOCK NO.	Hirose Part No.	Description	Price Each
798-DF11TA2428HC	DF11-TA2428HC	Tool with Die 24-28 AWG Fem	
798-DF11-TA30HC	DF11-TA30HC	Tool 30AWG Fem	

Receptacles

For quantities greater than listed, call for quote.

MOUSER STOCK NO.	Hirose Part No.	Fig.	No. of Circuits	Dim. A	Dim. B	Price Each 1	Price Each 25	Price Each 100
PCB Receptacles - Vertical - Tin - Thru-Hole								
798-DF11-6DS-2DSA05	DF11-6DS-2DSA(05)	C	6	8	4			
798-DF11-8DS-2DSA05	DF11-8DS-2DSA(05)	C	8	10	6			
798-DF11-10DS-2DSA05	DF11-10DS-2DSA(05)	C	10	12	8			
798-DF11-12DS-2DSA05	DF11-12DS-2DSA(05)	C	12	14	10			
798-DF11-14DS-2DSA05	DF11-14DS-2DSA(05)	C	14	16	12			
798-DF11-16DS-2DSA05	DF11-16DS-2DSA(05)	C	16	18	14			
798-DF11-18DS-2DSA05	DF11-18DS-2DSA(05)	C	18	20	16			
798-DF11-20DS-2DSA05	DF11-20DS-2DSA(05)	C	20	22	18			
798-DF11-22DS-2DSA05	DF11-22DS-2DSA(05)	C	22	24	20			
798-DF11-24DS-2DSA05	DF11-24DS-2DSA(05)	C	24	26	22			
798-DF11-26DS-2DSA05	DF11-26DS-2DSA(05)	C	26	28	24			
798-DF11-28DS-2DSA05	DF11-28DS-2DSA(05)	C	28	30	26			
798-DF11-32DS-2DSA05	DF11-32DS-2DSA(05)	C	32	34	30			
PCB Receptacles - Vertical - Gold - Thru-Hole								
798-DF11-6DS-2DSA06	DF11-6DS-2DSA(06)	C	6	8	4			
798-DF11-8DS-2DSA06	DF11-8DS-2DSA(06)	C	8	10	6			
798-DF11-10DS-2DSA06	DF11-10DS-2DSA(06)	C	10	12	8			
798-DF11-12DS-2DSA06	DF11-12DS-2DSA(06)	C	12	14	10			
798-DF11-14DS-2DSA06	DF11-14DS-2DSA(06)	C	14	16	12			
798-DF11-16DS-2DSA06	DF11-16DS-2DSA(06)	C	16	18	14			
798-DF11-18DS-2DSA06	DF11-18DS-2DSA(06)	C	18	20	16			
798-DF11-20DS-2DSA06	DF11-20DS-2DSA(06)	C	20	22	18			
798-DF11-24DS-2DSA06	DF11-24DS-2DSA(06)	C	24	26	22			
798-DF11-26DS-2DSA06	DF11-26DS-2DSA(06)	C	26	28	24			
798-DF11-32DS-2DSA06	DF11-32DS-2DSA(06)	C	32	34	30			
PCB Receptacles - Vertical - Tin- SMT								
798-DF11Z-6DS-2V20	DF11Z-6DS-2V(20)	D	6	10.5	4			
798-DF11Z-10DS-2V20	DF11Z-10DS-2V(20)	D	10	14.5	8			
798-DF11Z-12DS-2V20	DF11Z-12DS-2V(20)	D	12	16.5	10			
798-DF11Z-14DS-2V20	DF11Z-14DS-2V(20)	D	14	18.5	12			
798-DF11Z-16DS-2V20	DF11Z-16DS-2V(20)	D	16	20.5	14			
798-DF11Z-20DS-2V20	DF11Z-20DS-2V(20)	D	20	24.5	18			
798-DF11Z-22DS-2V20	DF11Z-22DS-2V(20)	D	22	26.5	20			
798-DF11Z-24DS-2V20	DF11Z-24DS-2V(20)	D	24	28.5	22			
798-DF11Z-26DS-2V20	DF11Z-26DS-2V(20)	D	26	30.5	24			
798-DF11Z-28DS-2V20	DF11Z-28DS-2V(20)	D	28	32.5	26			
798-DF11Z-30DS-2V20	DF11Z-30DS-2V(20)	D	30	34.5	28			
798-DF11Z-32DS-2V20	DF11Z-32DS-2V(20)	D	32	34	30			
798-DF11Z-40DS-2V20	DF11Z-40DS-2V(20)	D	40	44.5	38			
PCB Receptacles - Vertical - Gold - SMT								
798-DF11Z-10DS-2V50	DF11Z-10DS-2V(50)	D	10	14.5	8			
798-DF11Z-12DS-2V50	DF11Z-12DS-2V(50)	D	12	16.5	10			
798-DF11Z-14DS-2V50	DF11Z-14DS-2V(50)	D	14	18.5	12			
798-DF11Z-16DS-2V50	DF11Z-16DS-2V(50)	D	16	20.5	14			
798-DF11Z-18DS-2V50	DF11Z-18DS-2V(50)	D	18	22.5	16			
798-DF11Z-20DS-2V50	DF11Z-20DS-2V(50)	D	20	24.5	18			
798-DF11Z-24DS-2V50	DF11Z-24DS-2V(50)	D	24	28.5	22			
798-DF11Z-26DS-2V50	DF11Z-26DS-2V(50)	D	26	30.5	24			
798-DF11Z-28DS-2V50	DF11Z-28DS-2V(50)	D	28	32.5	26			

© Copyright 2014 Mouser Electronics

© Copyright 2014 Mouser Electronics

JAE Surface Mount Board-to-Flex Connectors

Technology to Inspire Innovation

JAE

RoHS Compliant This product is RoHS compliant.

FF02 SERIES: 0.30MM SMT BOARD-TO-FLEX CONNECTORS

Features:
- Low profile 1.2mm above board
- CAM Locking Structure makes FPC lining unnecessary and helps to absorb shock caused by fall resulting in much higher mating reliability

Specifications:
- FPC type: 0.3mm pitch, 0.12mm thickness with reinforcement
- Current Rating: AC/DC 0.35A per contact
- Dielectric Withstanding Voltage: AC 250 V rms per minute
- Voltage Rating: AC/DC 50V per contact
- RoHS Compliance per JAE documentation

For quantities greater than listed, call for quote.

MOUSER STOCK NO.	JAE Part No.	Fig.	No. of Positions	Description	Price Each 1	25	100	250
656-FF0235SS1	FF0235SS1	A	35	Right Angle				
656-FF0239SS1	FF0239SS1-R3000	A	39	Right Angle				
656-FF0251SS1	FF0251SS1	A	51	Right Angle				
656-FF0290SS1	FF0290SS1	A	90	Right Angle				

IL-FPR SERIES: 0.50MM SMT ZIF BOARD-TO-FLEX CONNECTORS

Features:
- Low profile 2.0mm above board (Right-angle type)
- A slider enables insertion/extraction of FPC without applying force (Zero Insertion Force)
- Designed to avoid defective mating
- FPC type: 0.3mm thickness with reinforcement
- Right Angle

Specifications:
- Current Rating: AC/DC 0.5 Amp per contact
- Dielectric Withstanding Voltage: 250 VAC rms (for one minute)
- RoHS Compliance per JAE documentation

For quantities greater than listed, call for quote.

MOUSER STOCK NO.	JAE Part No.	Fig.	No. of Positions	Description	Price Each 1	25	100	250
656-IL-FPR-10S-HF-N1	IL-FPR-10S-HF-N1	B	10	Right Angle				
656-IL-FPR-20S-HF-N1	IL-FPR-20S-HF-N1	B	20	Right Angle				
656-IL-FPR-30S-HF-N1	IL-FPR-30S-HF-N1	B	30	Right Angle				
656-IL-FPR-32S-HF-N1	IL-FPR-32S-HF-N1	B	32	Right Angle				
656-IL-FPR-33S-HF-N1	IL-FPR-33S-HF-N1	B	33	Right Angle				
656-IL-FPR-40S-HF-N1	IL-FPR-40S-HF-N1	B	40	Right Angle				
656-L-FPR-50S-HF-N1	IL-FPR-50S-HF-N1	B	50	Right Angle				

FA5 SERIES: 0.50MM SMT FPC BOARD-TO-FLEX CONNECTORS

Features:
- Low profile connector for PCB-to-FPC
- ZIF structure for easy insertion and removal of FPC
- Hold down structure with winding and strain protection
- Connector mounting height 1.45mm(.057"), low profile structure
- Right Angle

Specifications:
- Current Rating: 0.8Amp per contact
- Dielectric Withstanding Voltage: 250VAC rms (for one minute)
- RoHS Compliance per JAE documentation

For quantities greater than listed, call for quote.

MOUSER STOCK NO.	JAE Part No.	Fig.	No. of Positions	Description	Price Each 1	25	100	250
656-FA5S030HP1	FA5S030HP1	C	30	SMT, Right Angle				
656-FA5S040HP1	FA5S040HP1	C	40	SMT, Right Angle				
656-FA5S050HP1	FA5S050HP1	C	50	SMT, Right Angle				
656-FA5B040HP1	FA5B040HP1	C	40	Bottom Mount, Right Angle				

FI-R SERIES 0.50MM BOARD-TO-FLEX CONNECTORS

- High speed serial transmission such as LVDS, TMDS (HDMI) and PCI express
- Contact Resistance: 50Ω max.
- Current Rating: AC, DC 0.8A per Terminal
- Insulation Resistance: 100MΩ min.

For quantities greater than listed, call for quote.

MOUSER STOCK NO.	JAE Part No.	Fig.	No. of Positions	Description	Price Each 1	25	100	250
656-FI-RE41HL	FI-RE41HL	D	41	Cable Mount Plug				
656-FI-RE41S-HF	FI-RE41S-HF	E	41	SMT Receptacle R/A				
656-FI-RE41S-VF	FI-RE41S-VF	F	41	SMT Receptacle Straight				
656-FI-RE51-HL	FI-RE51HL	D	51	Cable Mount Plug				
656-FI-RE51S-HF	FI-RE51S-HF	E	51	SMT Receptacle R/A				
656-FI-RE51S-VF	FI-RE51S-VF	F	51	SMT Receptacle Straight				

Contacts

- RoHS Compliance per JAE documentation

For quantities greater than listed, call for quote.

MOUSER STOCK NO.	JAE Part No.	Description	Price Each 1	25	100	250
656-FI-RC31A1E-15000	FI-RC3-1A-1E-15000	Crimp contacts 30-36 AWG Upper Contact				
656-FIRC31B1E15000	FI-RC3-1B-1E-15000	Crimp contacts 30-36 AWG Lower Contact				

Tool

For quantities greater than listed, call for quote.

MOUSER STOCK NO.	JAE Part No.	Description	Price Each
656-CT150-4C-FI	CT150-4C-FI	Hand Crimp Tool	

FB3, FB6 AND FB8 SERIES 0.30MM SMT BOARD-TO-FLEX CONNECTORS

Specifications:
- Easy handling due to easy rotation of actuator
- Current Rating: 0.35A per contact
- Voltage Rating: AC, DC 50V per contact
- LIF (Low Insertion Force) structure for one-touch FPC
- FB8 features "Backflip" actuator for superior cable retention
- RoHS Compliance per JAE documentation

For quantities greater than listed, call for quote.

MOUSER STOCK NO.	JAE Part No.	Fig.	No. of Pos.	Description	Price Each 1	25	100	250
656-FB6S039JA1	FB6S039JA1	G	39	1.2mm Height Bottom Contacts				
656-FB6S051JA1	FB6S051JA1	G	51	1.2mm Height Bottom Contacts				
656-FB8S029JA1	FB8S029JA1	H	29	1.2mm Height Upper Contacts				

JF08 SERIES HIGH SPEED FFC HARNESSES

NEW PRODUCT

Specifications:
- The JF08 Series is a pre-assembled flat flexible cable (FFC) harness for high speed differential transmission
- Mates with FI-R Receptacles
- Provides great electrical performance while maintaining mechanical durability and reliability.
- Available pin counts include 41 and 51 positions.

For quantities greater than listed, call for quote.

MOUSER STOCK NO.	JAE Part No.	Fig.	Description	Price Each 1	10	25	50
656-JF08R0R041020MA	JF08R0R041020MA	I	41P, 20cm High Speed FFC Cable				
656-JF08R0R041025MA	JF08R0R041025MA	I	41P, 25cm High Speed FFC Cable				
656-JF08R0R041035MA	JF08R0R041035MA	I	41P, 35cm High Speed FFC Cable				
656-JF08R0R051020MA	JF08R0R051020MA	I	51P, 20cm High Speed FFC Cable				
656-JF08R0R051025MA	JF08R0R051025MA	I	51P, 25cm High Speed FFC Cable				
656-JF08R0R051035MA	JF08R0R051035MA	I	51P, 35cm High Speed FFC Cable				

A

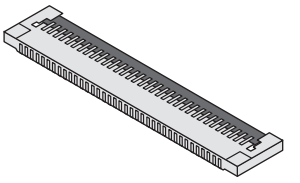

B

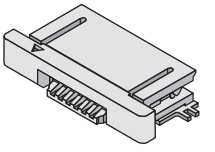

C

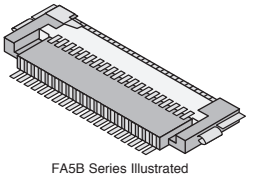

FA5B Series Illustrated

D

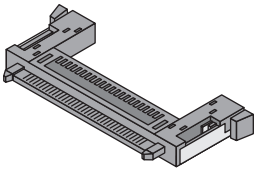

E

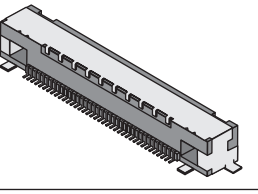

F

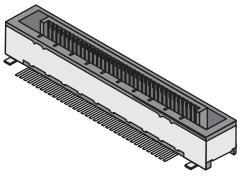

G

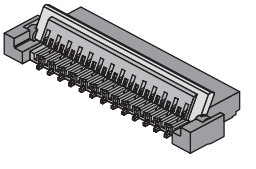

H

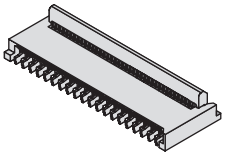

I

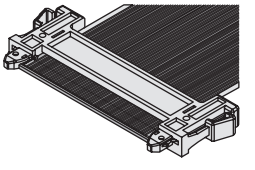

© Copyright 2014 Mouser Electronics

© Copyright 2014 Mouser Electronics

JAE Wire to Board Connectors

Technology to Inspire Innovation

JAE

RoHS Compliant **This product is RoHS compliant.**

FI-X SERIES 1.0MM PCB BOARD-TO-FLEX CONNECTORS

- Improved ground condition which is directly related to EMI characteristics
- Compatible with high-speed differential transmission and high-level impedance matching (90Ω to 100Ω)
- Current Rating: AC/DC 1 Amp per contact
- Bottom type structure provides 1.5mm (.059") connector height and 1mm (.039") height above the PCB
- RoHS Compliance per JAE documentation

NEW PRODUCT

For quantities greater than listed, call for quote.

MOUSER STOCK NO.	JAE Part No.	Fig.	No. of Pos.	Description	Price Each 1	25	100	250
Plugs								
656-FI-X30H	FI-X30H	A	30	Crimp, Housing				
656-FI-X30M-NPB	FI-X30M-NPB	A	30	ZIF, Cable Side				
656-FI-X30FR	FI-X30FR	A	30	Cable Side				
656-FI-X30HL-B	FI-X30HL-B	B	30	Notebook-PC LCD interface				
Receptacles								
656-FI-XB30SRLHF11	FI-XB30SRL-HF11	C	30	Right Angle Sunken				
656-FI-XB30SL-HF10	FI-XB30SL-HF10	C	30	Right Angle with Lock				
Contacts								
656-FI-XC3-1-15000	FI-XC3-1-15000	-	-	Crimp Contacts 30-36 AWG				

TOOL

For quantities greater than listed, call for quote.

MOUSER STOCK NO.	JAE Part No.	Description	Price Each
656-CT150-4C-FIX	CT150-4C-FIX	Hand Crimp Tool	

FI-E SERIES 1.0MM PCB TO CABLE CONNECTORS

- Alignment guide allows for blind mating
- Current Rating: AC/DC 1 Amp per contact
- RoHS Compliance per JAE Documentation

For quantities greater than listed, call for quote.

MOUSER STOCK NO.	JAE Part No.	Fig.	No. of Pos.	Description	Price Each 1	25	100	250
656-FI-E30HL	FI-E30HL	A	30	Crimp, Cable Side Plug				
656-FI-E30S	FI-E30S	C	30	Right Angle Receptacle				

FI SERIES 1.25MM SMT WIRE TO BOARD CONNECTORS

- High density connectors for board to cable connections
- Friction Lock Housing
- FPC Versions Available
- ❊ Electromagnetic Shield
- Current Rating: 1A
- Operating Temperature: -40°C to +80°C
- Crimp contacts sold separately
- RoHS Compliance per JAE documentation

For quantities greater than listed, call for quote.

MOUSER STOCK NO.	JAE Part No.	Fig.	No. of Pos.	Description	Price Each 1	25	100	250
Single Row Surface Mount								
656-FI-S4P-HFE	FI-S4P-HFE	C	4	Right Angle SMT Receptacle				
656-FI-S5P-HFE	FI-S5P-HFE	C	5	Right Angle SMT Receptacle				
656-FI-S10P-HFE	FI-S10P-HFE	C	10	Right Angle SMT Receptacle				
656-FI-S20P-HFE	FI-S20P-HFE	C	20	Right Angle SMT Receptacle				
❊ 656-FI-SE20-HFE	FI-SE20P-HFE	C	20	Right Angle SMT Receptacle				
❊ 656-FI-SE30P-HFE	FI-SE30P-HFE	C	30	Right Angle SMT Receptacle				
656-FI-S4S	FI-S4S	A	4	Cable Mount Plug				
656-FI-S5S	FI-S5S	A	5	Cable Mount Plug				
656-FI-S10S	FI-S10S	A	10	Cable Mount Plug				
656-FI-S20S	FI-S20S	A	20	Cable Mount Plug				
❊ 656-FI-SE20ME	FI-SE20ME	A	20	Cable Mount Plug				
656-FI-S30S	FI-S30S	A	30	Cable Mount Plug				
Double Row Surface Mount								
❊ 656-FI-WE21P-HFE	FI-WE21P-HFE	D	21	Right Angle SMT Receptacle				
❊ 656-FI-WE31P-HFE	FI-WE31P-HFE	D	31	Right Angle SMT Receptacle				
656-FI-W31P-HFE	FI-W31P-HFE	D	31	Right Angle SMT Receptacle				
656-FI-W41P-HFE	FI-W41P-HFE	D	41	Right Angle SMT Receptacle				
❊ 656-FI-WE41P-HFE	FI-WE41P-HFE	D	41	Right Angle SMT Receptacle				
656-FIW11S	FI-W11S	E	11	Cable Mount Plug				
656-FI-W21S	FI-W21S	E	21	Cable Mount Plug				
656-FI-W31S	FI-W31S	E	31	Cable Mount Plug				
656-FI-W41S	FI-W41S	E	41	Cable Mount Plug				
Contacts								
656-FI-C3-A1-15000	FI-C3-A1-15000			Crimp Contacts 28-32 AWG				

CABLE ASSEMBLY HIGH SPEED DEVELOPMENT KITS FOR LVDS

- High speed LVDS cable assemblies for applications such as LCD Monitors, Projectors, Medical Defibrillators, Hand held GPS and many other applications
- Kit includes 2 of each connector, 300mm discrete wire with Pre-crimped Contacts
- Customer populates the crimped contacts in the housing according to their requirements

For quantities greater than listed, call for quote.

656-FIS20SKITASSY	FI-S20S-KITASSY-300M	A	20	FI-S20S Connectors, 300mm
656-FIX30HLKITASSY	FI-X30HL-KITASSY-300M	-	30	FI-X30HL Connectors, 300mm
656-FIRE41HLKITASSY	FI-RE41HL-KITASSY-300M	B	41	FI-RE41HL Connectors, 300mm
656-FIRE51HLKITASSY	FI-RE51HL-KITASSY-300M	B	51	FI-RE51HL Connectors, 300mm

IL-Z SERIES 1.25MM SMT PCB TO CABLE CRIMP CONNECTORS

- Low Profile, 3.45mm above board
- Pin headers suited for automatic packaging
- Crimp to wire sockets
- Operating Temperature: -40°C to +70°C
- RoHS Compliance per JAE documentation
- Current Rating: 1A
- AWG Range: 28-30
- Crimp contacts sold separately

For quantities greater than listed, call for quote.

656-IL-Z-2PL-SMTYE	IL-Z-2PL-SMTYE	F	2	Right Angle SMT Pin Header
656-IL-Z-5PL-SMTYE	IL-Z-5PL-SMTYE	F	5	Right Angle SMT Pin Header
656-IL-Z-6PL-SMTYE	IL-Z-6PL-SMTYE	F	6	Right Angle SMT Pin Header
656-IL-Z-7PL-SMTYE	IL-Z-7PL-SMTYE	F	7	Right Angle SMT Pin Header
656-IL-Z-8PL-SMTYE	IL-Z-8PL-SMTYE	F	8	Right Angle SMT Pin Header
656-IL-Z-9PL-SMTYE	IL-Z-9PL-SMTYE	F	9	Right Angle SMT Pin Header
656-IL-Z-12PL-SMTYE	IL-Z-12PL-SMTYE	F	12	Right Angle SMT Pin Header
656-IL-Z-15PL-SMTYE	IL-Z-15PL-SMTYE	F	15	Right Angle SMT Pin Header
656-IL-Z-2S-S125C3	IL-Z-2S-S125C3	G	2	Socket Housing
656-IL-Z-5S-S125C3	IL-Z-5S-S125C3	G	5	Socket Housing
656-IL-Z-6S-S125C3	IL-Z-6S-S125C3	G	6	Socket Housing
656-IL-Z-7S-S125C3	IL-Z-7S-S125C3	G	7	Socket Housing
656-IL-Z-8S-S125C3	IL-Z-8S-S125C3	G	8	Socket Housing
656-IL-Z-9S-S125C3	IL-Z-9S-S125C3	G	9	Socket Housing
656-IL-Z-10S-S125C3	IL-Z-10S-S125C3	G	10	Socket Housing
656-IL-Z-12S-S125C3	IL-Z-12S-S125C3	G	12	Socket Housing
656-IL-Z-15S-S125C3	IL-Z-15S-S125C3	G	15	Socket Housing
Contacts				
656-IL-Z-C3-A-15000	IL-Z-C3-A-15000	-	-	Crimp Contacts 28-30 AWG

A

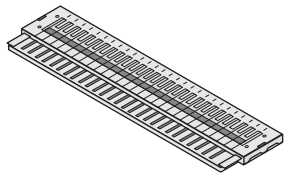

B

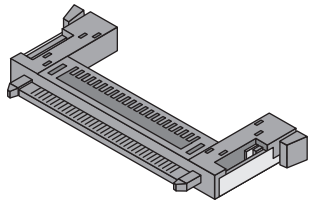

C

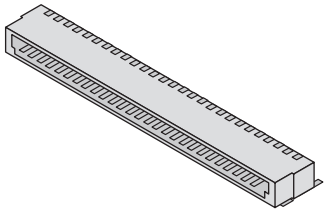

D

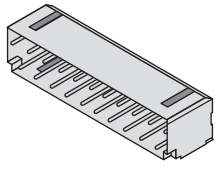

E

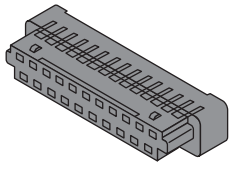

F

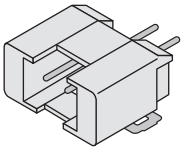

G

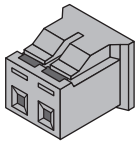

Rectangular Connectors JAE

© Copyright 2014 Mouser Electronics

© Copyright 2014 Mouser Electronics

MOLEX Wire-to-Board and Board-to-Board Connectors

molex one company > a world of innovation

RoHS Compliant This product is RoHS compliant.

PICO-EZMATE™1.20MM (.047") PITCH WIRE-TO-BOARD CONNECTORS

Specifications:
- Housing: LCP, UL94V-0, Black
- Contact Plating: Gold
- Voltage: 50V max.
- Current: 1.5A max.

Features:
- Ultra Low Profile
- 1.4mm mated height
- Easy Vertical Mating
- Audible Click to ensure mating integrity

For quantities greater than listed, call for quote.

MOUSER STOCK NO.	Molex Part No.	Fig.	No. of Circuits	Overall Length (mm)	First to Last Circuit (mm)	Price Each 1	10	100	500
Receptacle Housings									
538-78172-0002	78172-0002	A	2	2.6	1.2				
538-78172-0003	78172-0003	A	3	3.8	2.4				
538-78172-0004	78172-0004	A	4	5.0	3.6				
538-78172-0005	78172-0005	A	5	6.2	4.8				
538-78172-5006	78172-5006	A	6	7.34	6.0				
Headers - Vertical									
538-78171-0002	78171-0002	B	2	4.2	1.2				
538-78171-0003	78171-0003	B	3	5.4	2.4				
538-78171-0004	78171-0004	B	4	6.6	3.6				
538-78171-0005	78171-0005	B	5	7.8	4.8				
538-78171-5006	78171-5006	B	6	9.0	6.0				

Terminal - Use with Receptacle Housing

For quantities greater than listed, call for quote.

MOUSER STOCK NO.	Molex Part No.	Fig.	Wire Gauge	Contact	Contact Plating	Price Each 1	10	100	500
538-78172-0410	78172-0410	C	28-30	Copper Alloy	Gold				

Tooling

For quantities greater than listed, call for quote.

MOUSER STOCK NO.	Molex Part No.	Fig.	Wire Gauge	Description	Price Each
538-63819-4300	63819-4300	-	28-30	Hand Crimp Tool	

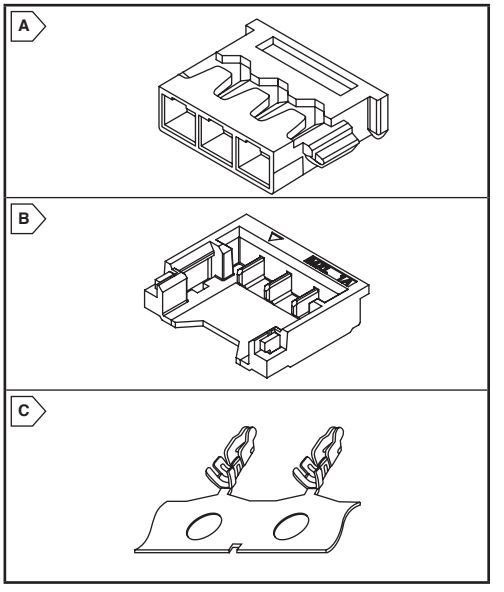

DURACLIK™ 2.00MM (.079") PITCH WIRE-TO-BOARD CONNECTORS

Specifications:
- Housing: Receptacle PBT White, Header PBT Beige
- Contact Plating: Tin
- Voltage: 125V max.
- Current: 3A max.

Features:
- Secure inner lock system
- Wide/long end fitting solder nails
- SMT tail protector
- Positive lock with audible click

For quantities greater than listed, call for quote.

MOUSER STOCK NO.	Molex Part No.	Fig.	No. of Circuits	Overall Length (mm)	First to Last Circuit (mm)	Price Each 1	10	100	500
Receptacle Housings									
538-502351-0200	502351-0200	A	2	6.1	4				
538-502351-0400	502351-0400	A	4	10.1	8				
538-502351-0600	502351-0600	A	6	14.1	12				
538-502351-0800	502351-0800	A	8	18.1	16				
Headers - Right Angle									
538-502352-0200	502352-0200	B	2	8	4				
538-502352-0400	502352-0400	B	4	12	8				
538-502352-0600	502352-0600	B	6	16	12				
538-502352-0800	502352-0800	B	8	20	16				

Terminal - Female

For quantities greater than listed, call for quote.

MOUSER STOCK NO.	Molex Part No.	Fig.	Wire Gauge	Contact	Contact Plating	Price Each 1	10	100	500
538-50212-8100	50212-8100	C	24-30	Phosphor Bronze	Tin				

Tooling

For quantities greater than listed, call for quote.

MOUSER STOCK NO.	Molex Part No.	Fig.	Wire Gauge	Description	Price Each
538-63819-0500	63819-0500	-	24-30	Hand Crimp Tool	

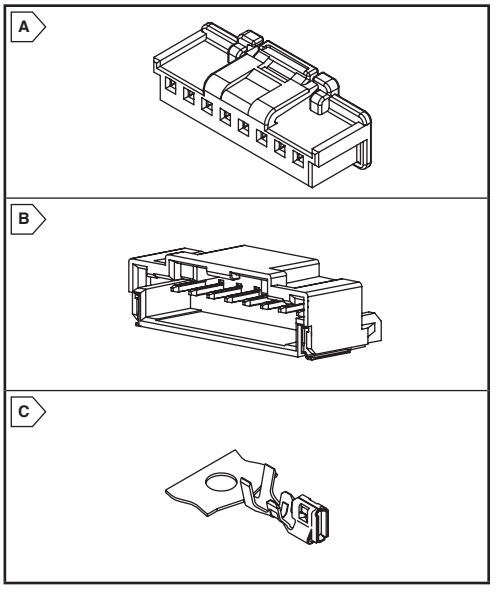

FLEXI-MATE™ 3.70MM (.146") PITCH BOARD-TO-BOARD AND WIRE-TO-BOARD CONNECTORS

Specifications:
- Voltage (max.): 500V
- Current (max.): 2.0A max.
- Contact Resistance: 40 milliohms max.
- Dielectric Withstanding Voltage: 1500V AC
- Insulation Resistance: 1,000 Megohms min.

Features:
- Board-to-board, wire-to-board and terminator options
- Positive side latches on crimp housing
- Dual-contact wire-to-board and board-to-board terminal design
- Mating guide features on PCB versions
- Shrouded contacts

For quantities greater than listed, call for quote.

MOUSER STOCK NO.	Molex Part No.	Fig.	No. of Circuits	Overall Length (mm)	First to Last Circuit (mm)	Price Each 1	10	100	500
PCB Receptacle									
538-503471-0200	503471-0200	A	2	9.75	3.7				
PCB Plug									
538-503469-0200	503469-0200	B	2	9.3	3.7				
Terminator Receptacle									
538-503474-0200	503474-0200	C	2	9.3	3.7				
Crimp Housing									
538-503473-0200	503473-0200	D	2	12.2	3.7				

Crimp Terminal

For quantities greater than listed, call for quote.

MOUSER STOCK NO.	Molex Part No.	Fig.	Plating	AWG	Price Each 1	10	100	500
538-503485-0000	503485-0000	E	Tin	26-28				

Tooling

For quantities greater than listed, call for quote.

MOUSER STOCK NO.	Molex Part No.	Fig.	Wire Gauge	Description	Price Each
538-63823-5800	63823-5800	-	26-28	Hand Crimp Tool	

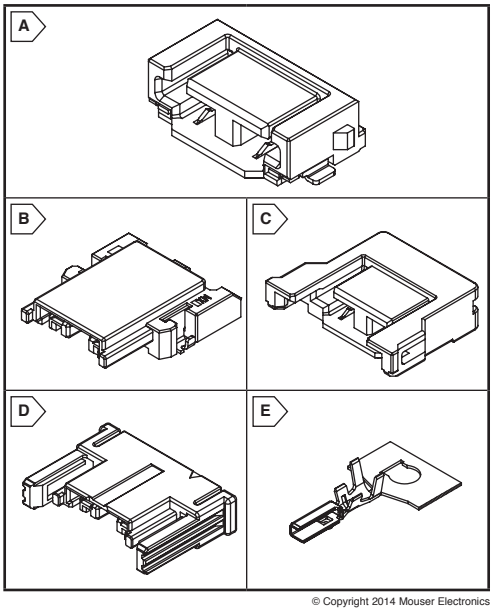

© Copyright 2014 Mouser Electronics

© Copyright 2014 Mouser Electronics

MOLEX .062" Pin and Socket Connectors

molex
one company > a world of innovation

A

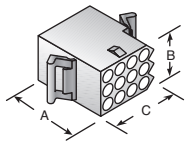

Receptacle

B

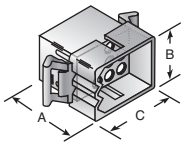

Plug

STANDARD .062" RECEPTACLES

- UL94V-2, Nylon
- Friction lock
- Polarized housing assures proper mating
- Male and female terminals may be used in receptacle housings
- Detent Lock
- RoHS compliant per Molex documentation

RoHS Compliant LR19980 E29179

Panel Mount Receptacles - With Ears

For quantities greater than listed, call for quote.

MOUSER STOCK NO.	Molex Part No.	Fig.	No. of Pos.	Circuit Pattern	Dimensions: in.			Price Each		
					A	B	C	1	10	100
538-03-06-1022	03-06-1022	A	2	In-line	.81	.19	.34			
538-03-06-1038	03-06-1038	A	3	In-line	.78	.19	.48			
538-03-06-1043	03-06-1043	A	4	Matrix	.77	.34	.34			
538-03-06-1055	03-06-1055	A	5	In-line	.78	.19	.78			
538-03-06-1061	03-06-1061	A	6	Matrix	.78	.49	.34			
538-03-06-1121	03-06-1121	A	12	Matrix	.78	.49	.63			
538-03-06-6155	03-06-6155	A	15	Matrix	.78	.49	.77			
538-03-06-1241	03-06-1241	A	24	Matrix	.75	.63	.92			
538-03-06-1361	03-06-1361	A	36	Matrix	.78	.69	1.50			

Free-Hanging Receptacles - Without Ears

For quantities greater than listed, call for quote.

MOUSER STOCK NO.	Molex Part No.	Fig.	No. of Pos.	Circuit Pattern	Dimensions: in.			Price Each		
					A	B	C	1	10	100
538-03-06-1011	03-06-1011	A	1	In-line	.78	- - -	.19			
538-03-06-1023	03-06-1023	A	2	In-line	.81	.19	.34			
538-03-06-1032	03-06-1032	A	3	In-line	.78	.19	.48			
538-03-06-1042	03-06-1042	A	4	In-line	.78	.19	.63			
538-03-06-1044	03-06-1044	A	4	Matrix	.77	.34	.34			
538-03-06-1056	03-06-1056	A	5	In-line	.78	.19	.78			
538-03-06-1062	03-06-1062	A	6	Matrix	.78	.49	.34			
538-03-06-1092	03-06-1092	A	9	Matrix	.78	.49	.49			
538-03-06-1122	03-06-1122	A	12	Matrix	.78	.49	.63			
538-03-06-1152	03-06-1152	A	15	Matrix	.78	.49	.77			

STANDARD .062" PLUGS

- UL94V-2, Nylon
- Friction lock
- Polarized housing assures proper mating
- Male and female terminals may be used in plug housings
- Detent Locking Window

RoHS Compliant LR19980 E29179

Panel Mount Plugs - With Ears

For quantities greater than listed, call for quote.

MOUSER STOCK NO.	Molex Part No.	Fig.	No. of Pos.	Circuit Pattern	Dimensions: in.			Price Each		
					A	B	C	1	10	100
538-03-06-2024	03-06-2024	B	2	In-line	.78	.30	.44			
538-03-06-2033	03-06-2033	B	3	In-line	.75	.30	.59			
538-03-06-2041	03-06-2041	B	4	In-line	.75	.29	.73			
538-03-06-2043	03-06-2043	B	4	Matrix	.77	.44	.44			
538-03-06-2054	03-06-2054	B	5	In-line	.75	.31	.89			
538-03-06-2062	03-06-2062	B	6	Matrix	.75	.60	.45			
538-03-06-2091	03-06-2091	B	9	Matrix	.75	.59	.59			
538-03-06-2121	03-06-2121	B	12	Matrix	.75	.59	.74			
538-03-06-2151	03-06-2151	B	15	Matrix	.75	.59	.87			
538-03-06-2241	03-06-2241	B	24	Matrix	.75	.74	1.02			

Free-Hanging Plugs - Without Ears

For quantities greater than listed, call for quote.

MOUSER STOCK NO.	Molex Part No.	Fig.	No. of Pos.	Circuit Pattern	Dimensions: in.			Price Each		
					A	B	C	1	10	100
538-03-06-2011	03-06-2011	B	1	In-line	.75	- - -	.30			
538-03-06-2023	03-06-2023	B	2	In-line	.78	.30	.44			
538-03-06-2032	03-06-2032	B	3	In-line	.75	.30	.59			
538-03-06-2042	03-06-2042	B	4	In-line	.75	.29	.73			
538-03-06-2044	03-06-2044	B	4	Matrix	.77	.44	.44			
538-03-06-2055	03-06-2055	B	5	In-line	.75	.31	.89			
538-03-06-2061	03-06-2061	B	6	Matrix	.75	.60	.45			
538-03-06-2092	03-06-2092	B	9	Matrix	.75	.59	.59			
538-03-06-2122	03-06-2122	B	12	Matrix	.75	.59	.74			
538-03-06-2152	03-06-2152	B	15	Matrix	.75	.59	.87			
538-03-06-2242	03-06-2242	B	24	Matrix	.75	.74	1.02			

STANDARD .062" FEMALE TERMINALS

RoHS Compliant

For quantities greater than listed, call for quote.

MOUSER STOCK NO.	Molex Part No.	Type	Wire Size AWG	Price Each		
				1	100	500
Female - Tin						
538-02-06-1103	02-06-1103	Crimp	18 - 24			
538-02-06-1132	02-06-1132	Crimp	24 - 30			
Female - 15µ" Gold						
538-02-06-5103	02-06-5103	Crimp	18 - 24			
538-02-06-5135	02-06-5135	Crimp	24 - 30			
Female - 30µ" Gold						
538-02-06-5102	02-06-5102	Crimp	18 - 24			
Female - .008" Tin						
538-02-06-7103	02-06-7103	PC tail	–			
Female - 30µ" Gold PC Tail Tin						
538-02-06-7104	02-06-7104	PC tail	–			

STANDARD .062" MALE TERMINALS

RoHS Compliant

For quantities greater than listed, call for quote.

MOUSER STOCK NO.	Molex Part No.	Type	Wire Size AWG	Price Each		
				1	100	500
Male - Tin						
538-02-06-2103	02-06-2103	Crimp	18 - 24			
538-02-06-2132	02-06-2132	Crimp	24 - 30			
Male - 15µ" Gold						
538-02-06-6103	02-06-6103	Crimp	18 - 24			
538-02-06-6135	02-06-6135	Crimp	24 - 30			
Male - 30µ" Gold						
538-02-06-6102	02-06-6102	Crimp	18 - 24			
Male - .008" Tin						
538-02-06-8103	02-06-8103	PC tail	–			
Male - 30µ" Gold PC Tail Tin						
538-02-06-6122	02-06-6122	PC tail	–			

DESIGNER/SERVICE KITS

Includes: connectors, crimp tool, and extraction tool

For quantities greater than listed, call for quote.

MOUSER STOCK NO.	Description	Price Each
538-WM-72	.062" connector kit with crimp tool	
538-MXWM-72	.062" connector kit with premium crimp tool	

TOOLING

For quantities greater than listed, call for quote.

MOUSER STOCK NO.	Description	Price Each
538-63819-1300	Hand Crimp Tool	
538-11-03-0002	Extraction	
538-11-02-0001	Insertion Tool	

© Copyright 2014 Mouser Electronics

MOLEX Pin and Socket Connectors and Tools
(.084"- MLX Series)

molex one company › a world of innovation

PLUGS

Series 42021

Features:

- Intermateable, interchangeable, and intermountable with industry-standard versions
- Positive Locks
- Fully isolated contacts
- Circuit ID grooves to reduce assembly errors
- Anti-stress positioning tabs to reduce breakage
- Mates with: Series 42022 Receptacles and Series 42002 Headers
- Material, plug housing: Nylon, UL94V-2, White
- Operating Temperature: -55° to +105°C
- Voltage: 600V ✻
- UL File No: E29179
- CSA File No: LR19980

LR19980 E29179

For quantities greater than listed, call for quote.

MOUSER STOCK NO.	Molex Part No.	Fig.	No. of Positions	Amps/Circuit (Max.)✻	Dimensions: in.		Price Each			
					A	B	1	10	100	500
538-50-84-1020	50-84-1020	A	2	13.5	0.580	0.550				
538-50-84-1030	50-84-1030	A	3	13.5	0.580	0.800				
538-50-84-1040	50-84-1040	A	4	13.5	0.580	1.050				
538-50-84-1060	50-84-1060	A	6	11	1.080	0.550				
538-50-84-1090	50-84-1090	A	9	11	1.080	0.800				
538-50-84-1120	50-84-1120	A	12	11	1.080	1.050				
538-50-84-1150	50-84-1150	A	15	11	1.080	1.30				

✻ Ratings are per circuit, based on fully loaded housings

RECEPTACLES

Series 42022

RoHS Compliant

Features:

- Intermateable, interchangeable and intermountable with industry-standard versions
- Positive locks
- Fully isolated contacts
- Circuit ID grooves to reduce assemble errors
- Anti-stress positioning tabs to reduce breakage
- Mates with: Series 42021
- Material, receptacle housing: Nylon, UL94V-2, White
- Operating Temperature: -55° to +105°C
- Voltage: 600V✻
- UL File No: E29179
- CSA File No: LR19980

LR19980 E29179

For quantities greater than listed, call for quote.

MOUSER STOCK NO.	Molex Part No.	Fig.	No. of Pos.	Amps/ Circuit (Max.)✻	Dimensions: in.								Price Each			
					A	B	C✻✻	D	E	F	G	H	1	10	100	500
538-50-84-2020	50-84-2020	B	2	13.5	.62	.300	.340	.095	.250	.53	.565	.550				
538-50-84-2030	50-84-2030	B	3	13.5	.62	.300	.340	.095	.250	.53	.815	.800				
538-50-84-2040	50-84-2040	B	4	13.5	.62	.300	.340	.095	.250	.53	1.065	1.050				
538-50-84-2060	50-84-2060	B	6	11	1.12	.800	.340	.275	.250	1.03	.565	.550				
538-50-84-2090	50-84-2090	B	9	11	1.12	.800	.480	.275	.250	1.03	.815	.800				
538-50-84-2120	50-84-2120	B	12	11	1.12	.800	.480	.275	.350	1.03	1.065	1.050				
538-50-84-2150	50-84-2150	B	15	11	1.12	.800	.480	.275	.350	1.03	1.315	1.300				

✻ Ratings are per circuit, based on fully loaded housings

✻✻ Cap housing should be installed into panel in the same direction as the panel cutout is punched

VERTICAL HEADERS

Features:

- Material: Header Housing: UL94V-2, White
  Header Contact: Phosphor Bronze
  Plating: Tin
- Operating Temperature: -55°C to +105°C
- Voltage: 600V ✻
- Amperes ✻: 2, 3, 4 circuits all 13.5
- Amperes ✻: 6, 9, 12, 15 circuits all 11.0

RoHS Compliant

For quantities greater than listed, call for quote.

MOUSER STOCK NO.	Molex Part No.	Fig.	No. of Positions	Description	Dimensions: in.		Price Each			
					A	B	1	10	100	500
538-10-84-4020	10-84-4020	C	2	Male	0.300	0.550				
538-10-84-4022	10-84-4022	C	2	Female	0.300	0.550				
538-10-84-4030	10-84-4030	C	3	Male	0.300	0.800				
538-10-84-4032	10-84-4032	C	3	Female	0.300	0.800				
538-10-84-4040	10-84-4040	C	4	Male	0.300	1.050				
538-10-84-4042	10-84-4042	C	4	Female	0.300	1.050				
538-10-84-4060	10-84-4060	C	6	Male	0.800	0.550				
538-10-84-4062	10-84-4062	C	6	Female	0.800	0.550				
538-10-84-4090	10-84-4090	C	9	Male	0.800	0.800				
538-10-84-4092	10-84-4092	C	9	Female	0.800	0.800				
538-10-84-4120	10-84-4120	C	12	Male	0.800	1.050				
538-10-84-4122	10-84-4122	C	12	Female	0.800	1.050				
538-10-84-4150	10-84-4150	C	15	Male	0.800	1.300				
538-10-84-4152	10-84-4152	C	15	Female	0.800	1.300				

✻ Ratings are per circuit, based on fully loaded housings

CONTACTS

Features:

- Plating: Tin
- Insulation Diameter: 10-12AWG: 3.30 (.130) min., 5.08 (.200) max.
- Insulation Diameter: 14-20AWG: 1.52 (.060) min., 3.30 (.130) max.

For quantities greater than listed, call for quote.

MOUSER STOCK NO.	Molex Part No.	Fig.	Wire Size (AWG)	Description	Type	Price Each			
						1	100	500	1000
538-36664-0002	36664-0002	D	10-12	Female	Standard Brass .012"				
538-02-08-1002	02-08-1002	D	14-20	Female	Standard Brass .012"				
538-02-08-1004	02-08-1004	D	14-20	Female	Phosphor Bronze .012"				
538-36663-0002	36663-0002	E	10-12	Male	Standard Brass .012"				
538-02-08-2004	02-08-2004	E	14-20	Male	Standard Brass .012"				
538-02-08-2006	02-08-2006	E	14-20	Male	Phosphor Bronze .012"				

TOOLS

For quantities greater than listed, call for quote.

MOUSER STOCK NO.	Molex Part No.	Wire Size (AWG)	Description	Price Each
538-11-01-0168	11-01-0168	14-20	Extraction Tool	
538-63811-6800	63811-6800	14-20	Hand Tool	

DIMENSIONS: mm (in.)

A

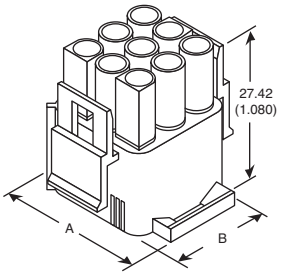

B

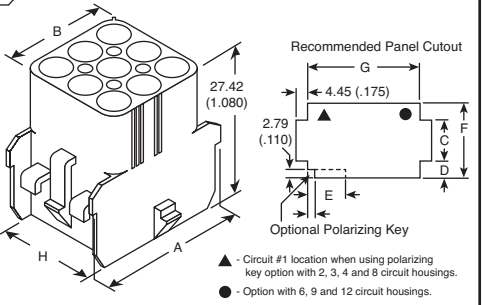

C

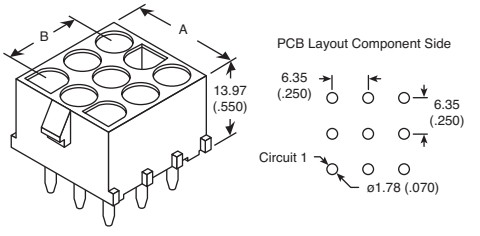

D

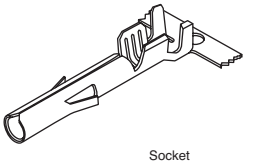

Socket

E

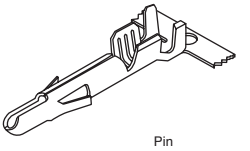

Pin

© Copyright 2014 Mouser Electronics

© Copyright 2014 Mouser Electronics

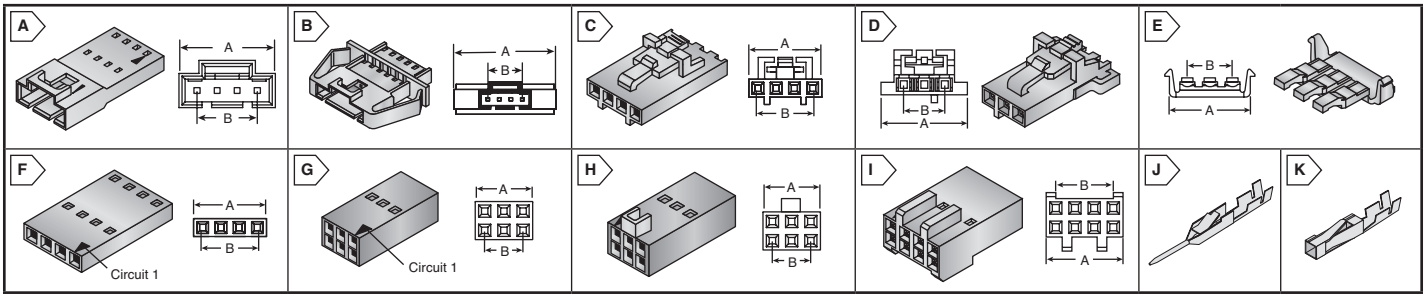

2.54MM (.100") SL™ WIRE TO WIRE CRIMP HOUSINGS

Features:

- Housing: Black glass-filled polyester, UL94V-0
- Mounting ears for insertion into .030" to .090" thick panels
- Locking crown secures positive latch to connector
- Operating Temperature: -40°C to +105°C
- RoHS compliant per Molex documentation

LR19980 E29179

- Series: 70107
- Polarized

RoHS Compliant

For quantities greater than listed, call for quote.

MOUSER STOCK NO.	Molex Part No.	Fig.	No. of Circuits	Dimensions: in. A	Dimensions: in. B	Price Each 1	10	100	500
Single Row, No Mounting Ears									
538-70107-0001	70107-0001	A	2	.280	.100				
538-70107-0002	70107-0002	A	3	.380	.200				
538-70107-0003	70107-0003	A	4	.480	.300				
538-70107-0004	70107-0004	A	5	.580	.400				
538-70107-0005	70107-0005	A	6	.680	.500				
538-70107-0006	70107-0006	A	7	.780	.600				
538-70107-0007	70107-0007	A	8	.880	.700				
538-70107-0008	70107-0008	A	9	.980	.800				
538-70107-0011	70107-0011	A	12	1.280	1.100				
538-70107-0013	70107-0013	A	14	1.480	1.300				
Single Row, Mounting Ears									
538-70107-0036	70107-0036	B	2	.650	.100				
538-70107-0037	70107-0037	B	3	.750	.200				
538-70107-0038	70107-0038	B	4	.850	.300				
538-70107-0039	70107-0039	B	5	.950	.400				
538-70107-0040	70107-0040	B	6	1.050	.500				

2.54MM (.100") SL™ CRIMP HOUSINGS

LR19980 E29179

RoHS Compliant

- Housing: Black glass-filled polyester, UL 94V-0
- TPA: White glass-filled polyester, UL94V-0
- Positive Latch: Secures connectors to locking crown of mating connector
- TPA Piece: Eliminates terminal blackout when TPA is locked into place
- Non-polarized: End to end and side to side stackable
- Operating Temperature: -40°C to 105°C
- Series 70066 and 73838
- RoHS compliant per Molex documentation

For quantities greater than listed, call for quote.

MOUSER STOCK NO.	Molex Part No.	Fig.	No. of Circuits	Dimensions: in. A	Dimensions: in. B	Price Each 1	10	100	500
Single Row, Positive Latch									
538-50-57-9402	50-57-9402	C	2	.199	.100				
538-50-57-9403	50-57-9403	C	3	.299	.200				
538-50-57-9404	50-57-9404	C	4	.399	.300				
538-50-57-9405	50-57-9405	C	5	.499	.400				
538-50-57-9406	50-57-9406	C	6	.599	.500				
538-50-57-9407	50-57-9407	C	7	.699	.600				
538-50-57-9408	50-57-9408	C	8	.799	.700				
538-50-57-9409	50-57-9409	C	9	.899	.800				
538-50-57-9410	50-57-9410	C	10	.999	.900				
538-50-57-9411	50-57-9411	C	11	1.099	1.000				
538-50-57-9412	50-57-9412	C	12	1.199	1.100				
538-50-57-9414	50-57-9414	C	14	1.399	1.300				
538-50-57-9416	50-57-9416	C	16	1.599	1.500				
Single Row TPA, Positive Latch									
538-50-57-9702	50-57-9702	D	2	.197	.100				
538-50-57-9703	50-57-9703	D	3	.297	.200				
538-50-57-9704	50-57-9704	D	4	.397	.300				
538-50-57-9705	50-57-9705	D	5	.497	.400				
538-50-57-9706	50-57-9706	D	6	.597	.500				
538-50-57-9707	50-57-9707	D	7	.697	.600				
538-50-57-9708	50-57-9708	D	8	.797	.700				
TPA (Terminal Position Assurance) Piece									
538-73838-0002	73838-0002	E	2	.259	.100				
538-73838-0003	73838-0003	E	3	.359	.200				
538-73838-0004	73838-0004	E	4	.459	.300				
538-73838-0005	73838-0005	E	5	.559	.400				
538-73838-0006	73838-0006	E	6	.659	.500				
538-73838-0007	73838-0007	E	7	.759	.600				
538-73838-0008	73838-0008	E	8	.859	.700				
Single Row, Non-Polarized									
538-50-57-9002	50-57-9002	F	2	.199	.100				
538-50-57-9003	50-57-9003	F	3	.299	.200				
538-50-57-9004	50-57-9004	F	4	.399	.300				
538-50-57-9005	50-57-9005	F	5	.499	.400				
538-50-57-9006	50-57-9006	F	6	.599	.500				
538-50-57-9007	50-57-9007	F	7	.699	.600				
538-50-57-9008	50-57-9008	F	8	.799	.700				
538-50-57-9009	50-57-9009	F	9	.899	.800				
538-50-57-9010	50-57-9010	F	10	.999	.900				

2.54MM (.100") SL™ CRIMP HOUSINGS (CONT.)

Features:

- Housing: Black glass-filled polyester, UL94V-0
- Non-Polarized: End to end and side to side stackable
- Polarized: Mates with dual low profile shrouded headers
- Operating Temperature: -40°C to +105°C
- Series 70450
- RoHS compliant per Molex documentation

LR19980 E29179 RoHS Compliant

For quantities greater than listed, call for quote.

MOUSER STOCK NO.	Molex Part No.	Fig.	No. of Circuits	Dimensions: in. A	Dimensions: in. B	Price Each 1	10	100	500
Dual Row, Non-Polarized									
538-22-55-2041	22-55-2041	G	4	.199	.100				
538-22-55-2061	22-55-2061	G	6	.299	.200				
538-22-55-2081	22-55-2081	G	8	.399	.300				
538-22-55-2101	22-55-2101	G	10	.499	.400				
538-22-55-2121	22-55-2121	G	12	.599	.500				
538-22-55-2141	22-55-2141	G	14	.699	.600				
538-22-55-2161	22-55-2161	G	16	.699	.600				
538-22-55-2181	22-55-2181	G	18	.899	.800				
538-22-55-2201	22-55-2201	G	20	.999	.900				
538-22-55-2261	22-55-2261	G	26	1.299	1.200				
538-22-55-2301	22-55-2301	G	30	1.499	1.400				
538-22-55-2401	22-55-2401	G	40	1.999	1.900				
538-22-55-2501	22-55-2501	G	50	2.499	2.400				
Dual Row, Polarized, Version B									
538-22-55-2062	22-55-2062	H	6	.299	.200				
538-22-55-2082	22-55-2082	H	8	.399	.300				
538-22-55-2102	22-55-2102	H	10	.499	.400				
538-22-55-2122	22-55-2122	H	12	.599	.500				
538-22-55-2142	22-55-2142	H	14	.699	.600				
538-22-55-2162	22-55-2162	H	16	.799	.700				
Dual Row, Polarized, Version F									
538-22-56-6087	22-56-6087	I	8	.399	.300				
538-22-56-6107	22-56-6107	I	10	.499	.400				
538-22-56-6127B	22-56-6127	I	12	.599	.500				
538-22-56-6167	22-56-6167	I	16	.799	.700				
538-22-56-6207	22-56-6207	I	20	.999	.900				

CRIMP TERMINALS

- Dual tab strain relief
- Locking tang secures terminal in housing
- Phosphor bronze
- Voltage: 250V
- Current: 3.0A
- Operating Temperature: -40°C to +105°C
- Male use with series 70107
- Female use with series 70066 and 70450
- RoHS compliant per Molex documentation

RoHS Compliant

✻ High Force

For quantities greater than listed, call for quote.

MOUSER STOCK NO.	Molex Part No.	Fig.	Type	AWG	Plating	Price Each 1	100	500	1000
538-16-02-0117	16-02-0117	J	Male	22-24	30µ" Gold				
538-16-02-0110	16-02-0110	J	Male	24-30	30µ" Gold				
538-16-02-0115	16-02-0115	J	Male	22-24	15µ" Gold				
538-16-02-0109	16-02-0109	J	Male	24-30	15µ" Gold				
538-16-02-0114	16-02-0114	J	Male	22-24	150µ" Tin				
538-16-02-0108	16-02-0108	J	Male	24-30	150µ" Tin				
538-16-02-0104	16-02-0104	K	Female	22-24	30µ" Gold				
538-16-02-0098	16-02-0098	K	Female	24-30	30µ" Gold				
538-16-02-0103	16-02-0103	K	Female	22-24	15µ" Gold				
538-16-02-0097	16-02-0097	K	Female	24-30	15µ" Gold				
538-16-02-0102	16-02-0102	K	Female	22-24	150µ" Tin				
538-16-02-0096	16-02-0096	K	Female	24-30	150µ" Tin				
538-16-02-1125	16-02-1125	K	✻Female	22-24	15µ" Gold				
538-16-02-1109	16-02-1109	K	✻Female	24-30	15µ" Gold				
538-16-02-1114	16-02-1114	K	✻Female	22-24	150µ" Tin				
538-16-02-1116	16-02-1116	K	✻Female	24-30	150µ" Tin				

TOOLS

For quantities greater than listed, call for quote.

MOUSER STOCK NO.	Molex Part No.	Description	Price Each
538-63811-8700	63811-8700	Hand Crimp Tool, 22-24 AWG	
538-638118800	63811-8800	Hand Crimp Tool, 24-30 AWG	
538-11-02-0022	11-02-0022	Insertion Tool	
538-11-03-0036	11-03-0036	Extraction Tool	

© Copyright 2014 Mouser Electronics

© Copyright 2014 Mouser Electronics

MOLEX 2.54mm (.100") SL™ Shrouded PCB Headers

molex
one company > a world of innovation

RoHS Compliant This product is RoHS compliant.

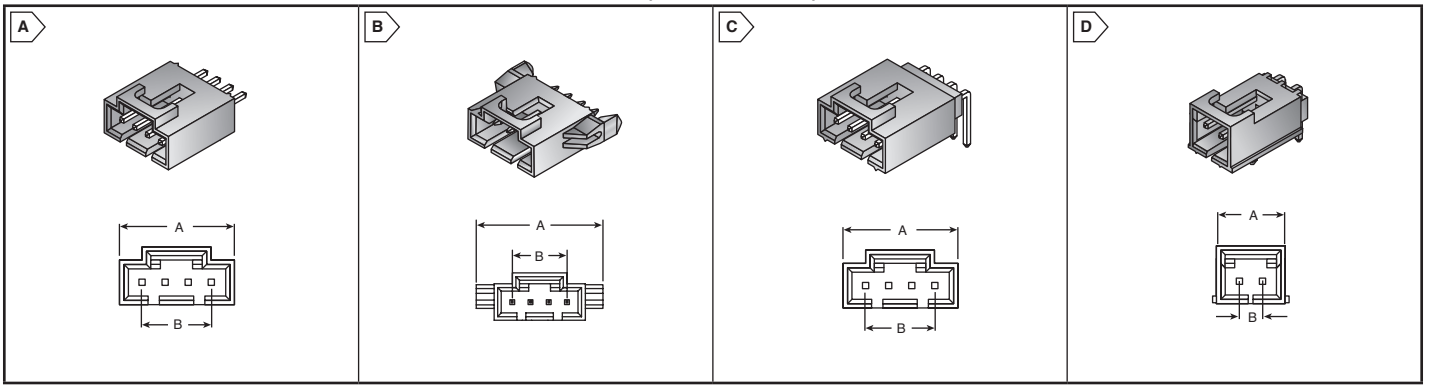

SINGLE ROW, VERTICAL

Specifications:
- Housing: Black glass filled PCT, UL 94V-0
- Contact: Phosphor bronze, .025" square
- Operating Temperature: -40°C to +105°C
- Voltage: 250V
- Current: 3.0A
- .120" Pocket

LR19980 E29179 RoHS Compliant

PCB Headers

Features:
- Locking crown secures positive latch to header
- Standoffs minimize flux retention
- Polarization slots guide front ribs of mating connector to prevent pin damage
- Mates with series 70066
- Surface mount compatible
- Wire to board
- RoHS Compliant per Molex documentation

For quantities greater than listed, call for quote.

MOUSER STOCK NO.	Molex Part No.	Fig.	No. of Cir.	Contact Plating	Dim. (in.) A	Dim. (in.) B	Price Each 1	10	100	500
538-70543-0036	70543-0036	A	2	Tin	.29	.10				
538-70543-0001	70543-0001	A	2	15µ" Gold	.29	.10				
538-70543-0106	70543-0106	A	2	30µ" Gold	.29	.10				
538-70543-0037	70543-0037	A	3	Tin	.40	.20				
538-70543-0002	70543-0002	A	3	15µ" Gold	.40	.20				
538-70543-0107	70543-0107	A	3	30µ" Gold	.40	.20				
538-70543-0038	70543-0038	A	4	Tin	.50	.30				
538-70543-0003	70543-0003	A	4	15µ" Gold	.50	.30				
538-70543-0108	70543-0108	A	4	30µ" Gold	.50	.30				
538-70543-0039	70543-0039	A	5	Tin	.60	.40				
538-70543-0004	70543-0004	A	5	15µ" Gold	.60	.40				
538-70543-0109	70543-0109	A	5	30µ" Gold	.60	.40				
538-70543-0040	70543-0040	A	6	Tin	.70	.50				
538-70543-0005	70543-0005	A	6	15µ" Gold	.70	.50				
538-70543-0110	70543-0110	A	6	30µ" Gold	.70	.50				
538-70543-0006	70543-0006	A	7	15µ" Gold	.80	.60				
538-70543-0042	70543-0042	A	8	Tin	.90	.70				
538-70543-0007	70543-0007	A	8	15µ" Gold	.90	.70				
538-70543-0112	70543-0112	A	8	30µ" Gold	.90	.70				
538-705430008	70543-0008	A	9	15µ" Gold	1.00	.80				
538-70543-0044	70543-0044	A	10	Tin	1.10	.90				
538-705430009	70543-0009	A	10	15µ" Gold	1.10	.90				
538-70543-0010	70543-0010	A	11	15µ" Gold	1.20	1.00				
538-70543-0011	70543-0011	A	12	15µ" Gold	1.30	1.10				

Headers with Plastic Tri-Peg

Features:
- Locking crown secures positive latch to header
- Standoffs minimize flux retention
- Polarization slots guide front ribs of mating connector to prevent pin damage
- Mates with series 70066
- Surface mount compatible
- Wire to board
- RoHS Compliant per Molex documentation

RoHS Compliant

For quantities greater than listed, call for quote.

MOUSER STOCK NO.	Molex Part No.	Fig.	No. of Cir.	Contact Plating	Dim. (in.) A	Dim. (in.) B	Price Each 1	10	100	500
538-70545-0001	70545-0001	B	2	Tin	.488	.10				
538-70545-0036	70545-0036	B	2	15µ" Gold	.488	.10				
538-70545-0071	70545-0071	B	2	30µ" Gold	.488	.10				
538-70545-0002	70545-0002	B	3	Tin	.588	.20				
538-70545-0037	70545-0037	B	3	15µ" Gold	.588	.20				
538-70545-0072	70545-0072	B	3	30µ" Gold	.588	.20				
538-70545-0003	70545-0003	B	4	Tin	.69	.30				
538-70545-0038	70545-0038	B	4	15µ" Gold	.688	.30				
538-70545-0073	70545-0073	B	4	30µ" Gold	.688	.30				
538-70545-0039	70545-0039	B	5	15µ" Gold	.788	.40				
538-70545-0074	70545-0074	B	5	30µ" Gold	.79	.40				
538-70545-0005	70545-0005	B	6	Tin	.89	.50				
538-70545-0040	70545-0040	B	6	15µ" Gold	.888	.50				
538-70545-0075	70545-0075	B	6	30µ" Gold	.888	.50				
538-70545-0041	70545-0041	B	7	15µ" Gold	.988	.60				
538-70545-0042	70545-0042	B	8	15µ" Gold	1.088	.70				
538-70545-0077	70545-0077	B	8	30µ" Gold	1.09	.70				
538-70545-0043	70545-0043	B	9	15µ" Gold	1.19	.80				
538-70545-0044	70545-0044	B	10	15µ" Gold	1.288	.90				
538-70545-0079	70545-0079	B	10	30µ" Gold	1.288	.90				
538-70545-0046	70545-0046	B	12	15µ" Gold	1.488	1.10				

© Copyright 2014 Mouser Electronics

SINGLE ROW, RIGHT ANGLE, LOW PROFILE

Specifications:
- Housing: Black glass filled PCT, UL 94V-0
- Contact: Phosphor bronze, .025" square
- Operating Temperature: -40°C to +105°C
- Voltage: 250V
- Current: 3.0A
- .120" Pocket

LR19980 E29179 RoHS Compliant

PCB Headers

Features:
- Locking crown secures positive latch to header
- Polarization slots guide front ribs of mating connector to prevent pin damage
- Standoffs minimize flux retention
- Surface mount compatible
- Housing: Black glass filled PCT, UL 94V-0
- Contact: Phosphor bronze, .025" square
- Mates with series 70066
- Wire to board
- RoHS Compliant per Molex documentation

For quantities greater than listed, call for quote.

MOUSER STOCK NO.	Molex Part No.	Fig.	No. of Cir.	Contact Plating	Dim. (in.) A	Dim. (in.) B	Price Each 1	10	100	500
538-70553-0036	70553-0036	C	2	Tin	.29	.10				
538-70553-0001	70553-0001	C	2	15µ" Gold	.29	.10				
538-70553-0106	70553-0106	C	2	30µ" Gold	.29	.10				
538-70553-0037	70553-0037	C	3	Tin	.40	.20				
538-70553-0002	70553-0002	C	3	15µ" Gold	.40	.20				
538-70553-0038	70553-0038	C	4	Tin	.50	.30				
538-70553-0003	70553-0003	C	4	15µ" Gold	.50	.30				
538-70553-0108	70553-0108	C	4	30µ" Gold	.50	.30				
538-70553-0039	70553-0039	C	5	Tin	.60	.40				
538-70553-0004	70553-0004	C	5	15µ" Gold	.60	.40				
538-70553-0040	70553-0040	C	6	Tin	.70	.50				
538-705-53-0005	70553-0005	C	6	15µ" Gold	.70	.50				
538-70553-0006	70553-0006	C	7	15µ" Gold	.80	.60				
538-70553-0007	70553-0007	C	8	15µ" Gold	.90	.70				
538-705530008	70553-0008	C	9	15µ" Gold	1.00	.80				
538-705530009	70553-0009	C	10	15µ" Gold	1.10	.90				
538-70553-0011	70553-0011	C	12	15µ" Gold	1.30	1.10				

Headers with Plastic Tri-Peg

Features:
- Locking crown secures positive latch to header
- Polarization slots guide front ribs of mating connector to prevent pin damage
- Standoffs minimize flux retention
- Surface mount compatible
- Mates with series 70066
- Wire to board
- RoHS Compliant per Molex documentation
- Housing: Black glass filled PCT, UL 94V-0
- Contact: Phosphor bronze, .025" square

RoHS Compliant

For quantities greater than listed, call for quote.

MOUSER STOCK NO.	Molex Part No.	Fig.	No. of Cir.	Contact Plating	Dim. (in.) A	Dim. (in.) B	Price Each 1	10	100	500
538-70555-0001	70555-0001	D	2	Tin	.336	.10				
538-70555-0036	70555-0036	D	2	15µ" Gold	.336	.10				
538-70555-0071	70555-0071	D	2	30µ" Gold	.336	.10				
538-70555-0002	70555-0002	D	3	Tin	.436	.20				
538-70555-0037	70555-0037	D	3	15µ" Gold	.436	.20				
538-70555-0072	70555-0072	D	3	30µ" Gold	.436	.20				
538-70555-0003	70555-0003	D	4	Tin	.536	.30				
538-70555-0038	70555-0038	D	4	15µ" Gold	.536	.30				
538-70555-0073	70555-0073	D	4	30µ" Gold	.536	.30				
538-70555-0004	70555-0004	D	5	Tin	.64	.40				
538-70555-0039	70555-0039	D	5	15µ" Gold	.636	.40				
538-70555-0074	70555-0074	D	5	30µ" Gold	.636	.40				
538-70555-0005	70555-0005	D	6	Tin	.736	.50				
538-70555-0040	70555-0040	D	6	15µ" Gold	.736	.50				
538-70555-0075	70555-0075	D	6	30µ" Gold	.74	.50				
538-70555-0041	70555-0041	D	7	15µ" Gold	.836	.60				
538-70555-0042	70555-0042	D	8	15µ" Gold	.936	.70				
538-70555-0077	70555-0077	D	8	30µ" Gold	.94	.70				

© Copyright 2014 Mouser Electronics

MOLEX C-Grid® Series Dual-Row Breakaway Headers (.100")

RoHS Compliant **This product is RoHS compliant.**

.100" (2.54MM) C-GRID® BREAKAWAY HEADERS

Specifications:
- Current: 3.0A
- Voltage: 250V
- Withstanding Voltage: 1500V
- Insulation Resistance: 1000MΩ min.
- Housing: Thermoplastic, High Temperature UL 94V-0
- Contact: Phosphor Bronze
- Operating temperature: -40°C to +105°C

Features:
- Stackable side-to-side and end-to-end (on unbroken edges)
- Easy breakaway to smaller sizes
- Drawn .025" square wire provides 4-sided smooth surface for quality interface
- Mates with SL crimp and IDT housings
- RoHS Compliant per Molex documentation

Vertical Headers

For quantities greater than listed, call for quote.

MOUSER STOCK NO.	Molex Part No.	Fig.	No. of Circuits	Dimensions (in.) A	Dimensions (in.) B	Price Each 1	10	100	500
Tin Plating									
538-10-89-7041	10-89-7041	A	4	0.19	0.10				
538-10-89-7061	10-89-7061	A	6	0.29	0.20				
538-10-89-7081	10-89-7081	A	8	0.39	0.30				
538-10-89-7101	10-89-7101	A	10	0.49	0.40				
538-10-89-7121	10-89-7121	A	12	0.59	0.50				
538-10-89-7141	10-89-7141	A	14	0.69	0.60				
538-10-89-7161	10-89-7161	A	16	0.79	0.70				
538-10-89-7181	10-89-7181	A	18	0.89	0.80				
538-10-89-7201	10-89-7201	A	20	0.99	0.90				
538-10-89-7301	10-89-7301	A	30	1.49	1.40				
538-10-89-7801	10-89-7801	A	80	3.99	3.90				
538-70280-0448	70280-0448	A	100	4.99	4.90				
15µ" Selective Gold Plating									
538-10-89-7042	10-89-7042	A	4	0.19	0.10				
538-10-89-7062	10-89-7062	A	6	0.29	0.20				
538-10-89-7082	10-89-7082	A	8	0.39	0.30				
538-10-89-7102	10-89-7102	A	10	0.49	0.40				
538-10-89-7122	10-89-7122	A	12	0.59	0.50				
538-10-89-7142	10-89-7142	A	14	0.69	0.60				
538-10-89-7162	10-89-7162	A	16	0.79	0.70				
538-10-89-7182	10-89-7182	A	18	0.89	0.80				
538-10-89-7202	10-89-7202	A	20	0.99	0.90				
538-10-89-7242	10-89-7242	A	24	1.19	1.10				
538-10-89-7262	10-89-7262	A	26	1.29	1.20				
538-10-89-7302	10-89-7302	A	30	1.49	1.40				
538-10-89-7342	10-89-7342	A	34	1.69	1.60				
538-10-89-7402	10-89-7402	A	40	1.99	1.90				
538-10-89-7802	10-89-7802	A	80	3.99	3.90				
538-70280-0458	70280-0458	A	100	4.99	4.90				

SMT Headers

For quantities greater than listed, call for quote.

Tin Plating									
538-15-91-2040	15-91-2040	B	4	0.20	0.10				
538-15-91-2060	15-91-2060	B	6	0.30	0.20				
538-15-91-2080	15-91-2080	B	8	0.40	0.30				
538-15-91-2100	15-91-2100	B	10	0.50	0.40				
538-15-91-2120	15-91-2120	B	12	0.60	0.50				
538-15-91-2140	15-91-2140	B	14	0.70	0.60				
538-15-91-2160	15-91-2160	B	16	0.80	0.70				
538-15-91-2200	15-91-2200	B	20	1.00	0.90				
15µ" Selective Gold Plating									
538-15-91-0060	15-91-0060	B	6	0.30	0.20				
538-15-91-0080	15-91-0080	B	8	0.40	0.30				
538-15-91-0100	15-91-0100	B	10	0.50	0.40				
538-15-91-0120	15-91-0120	B	12	0.60	0.50				
538-15-91-0140	15-91-0140	B	14	0.70	0.60				
538-15-91-0160	15-91-0160	B	16	0.80	0.70				
538-15-91-0180	15-91-0180	B	18	0.90	0.80				
538-15-91-0200	15-91-0200	B	20	1.00	0.90				

Right Angle Headers

For quantities greater than listed, call for quote.

Tin									
538-71764-0008	71764-0008	C	8	0.39	0.30				
538-71764-0010	71764-0010	C	10	0.48	0.40				
538-71764-0012	71764-0012	C	12	0.59	0.50				
538-71764-0014	71764-0014	C	14	0.69	0.60				
538-71764-0016	71764-0016	C	16	0.79	0.70				
538-71764-0020	71764-0020	C	20	0.99	0.90				
538-71764-0030	71764-0030	C	30	1.49	1.40				
15µ" Selective Gold Plating									
538-71764-0106	71764-0106	C	6	0.29	0.20				
538-71764-0108	71764-0108	C	8	0.39	0.30				
538-71764-0110	71764-0110	C	10	0.48	0.40				
538-71764-0114	71764-0114	C	14	0.69	0.60				
538-71764-0120	71764-0120	C	20	0.99	0.90				
538-71764-0130	71764-0130	C	30	1.49	1.40				

Shunt/Jumpers

For quantities greater than listed, call for quote.

MOUSER STOCK NO.	Molex Part No.	Fig.	Description	Plating	Price Each 1	10	100	500
538-15-29-1024	15-29-1024	D	Open Top	15µ" Gold				
538-15-29-1026	15-29-1026	D	Open Top	30µ" Gold				
538-15-38-1024	15-38-1024	D	Open Top	150µ" Tin				
538-15-29-1025	15-29-1025	D	Closed Top	15µ" Gold				
538-15-29-1027	15-29-1027	D	Closed Top	30µ" Gold				
538-15-38-1026	15-38-1026	D	Closed Top	150µ" Tin				

DIMENSIONS: in.

A

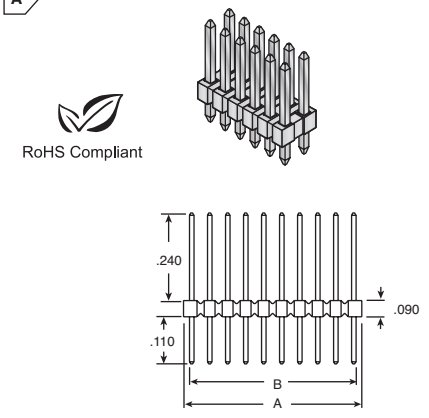

B

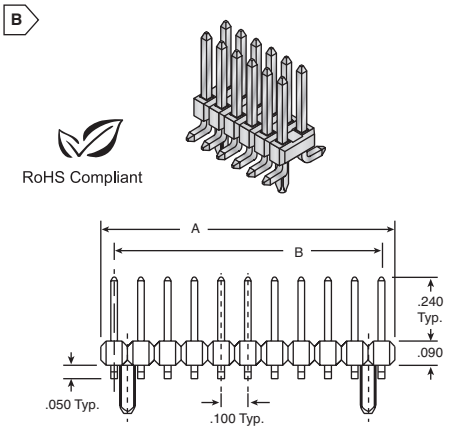

C

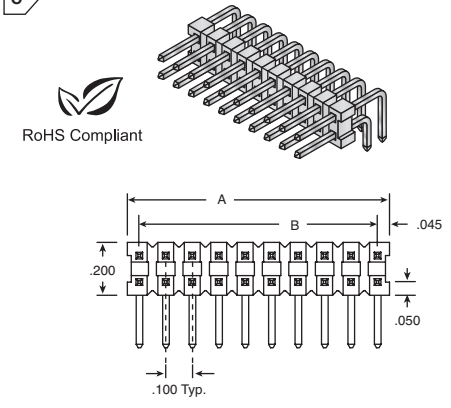

D

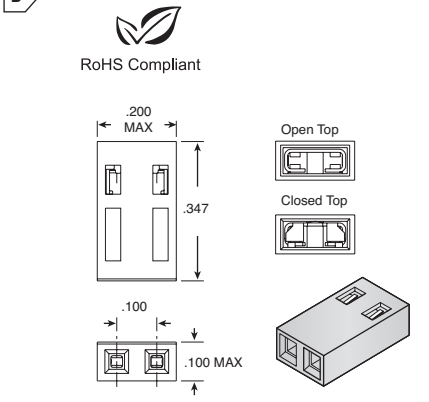

© Copyright 2014 Mouser Electronics

MOLEX KK® Series (.100")

Products may be RoHS compliant. Check mouser.com for RoHS status.

molex
one company › a world of innovation

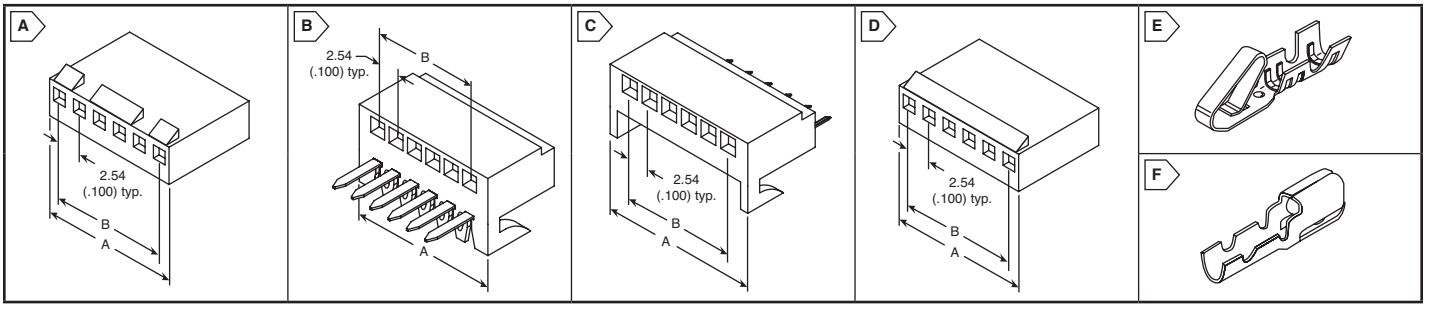

.100" CRIMP TERMINAL HOUSINGS

- Housing: Nylon, UL94V-0
- Voltage: 250V
- Current: Phosphor Bronze-4.0A max; Brass-2.5A max.
- RoHS Compliant per Molex documentation

For quantities greater than listed, call for quote.

MOUSER STOCK NO.	Molex Part No.	Fig.	No. of Circuits	Dimensions: mm A	Dimensions: mm B	Price Each 1	10	100	500
With Locking Ramp									
538-22-01-2027	22-01-2027	A	2	5.6	2.54				
538-22-01-2037	22-01-2037	A	3	8.1	5.08				
538-22-01-2047	22-01-2047	A	4	10.7	7.62				
538-22-01-2057	22-01-2057	A	5	13.2	10.16				
538-22-01-2067	22-01-2067	A	6	15.8	12.70				
538-22-01-2077	22-01-2077	A	7	18.3	15.24				
538-22-01-2087	22-01-2087	A	8	20.9	17.78				
538-22-01-2097	22-01-2097	A	9	23.4	20.32				
538-22-01-2107	22-01-2107	A	10	25.9	22.86				
538-22-01-2117	22-01-2117	A	11	28.5	25.40				
538-22-01-2127	22-01-2127	A	12	31.0	27.94				
With Locking Ramp and Polarizing Ribs									
538-22-01-3027	22-01-3027	A	2	5.6	2.54				
538-22-01-3037	22-01-3037	A	3	8.1	5.08				
538-22-01-3047	22-01-3047	A	4	10.7	7.62				
538-22-01-3057	22-01-3057	A	5	13.2	10.16				
538-22-01-3067	22-01-3067	A	6	15.8	12.70				
538-22-01-3077	22-01-3077	A	7	18.3	15.24				
538-22-01-3087	22-01-3087	A	8	20.9	17.78				
538-22-01-3097	22-01-3097	A	9	23.4	20.32				
538-22-01-3107	22-01-3107	A	10	25.9	22.86				
538-22-01-3117	22-01-3117	A	11	28.5	25.40				
538-22-01-3127	22-01-3127	A	12	31.0	27.94				

.100" PCB RECEPTACLES

- UL94V-0
- End-to-End stackable
- Contact: Brass
- Voltage: 250V
- Temperature: 0°C to +75°C
- Current: 2.5A max.

For quantities greater than listed, call for quote.

MOUSER STOCK NO.	Molex Part No.	Fig.	No. of Circuits	Dimensions: mm A	Dimensions: mm B	Price Each 1	10	100	500
Tin Plating - Bottom Entry									
538-22-14-2024	22-14-2024	B	2	4.98	2.54				
538-22-14-2034	22-14-2034	B	3	7.52	5.08				
538-22-14-2044	22-14-2044	B	4	10.06	7.62				
538-22-14-2054	22-14-2054	B	5	12.60	10.16				
538-22-14-2064	22-14-2064	B	6	15.14	12.70				
538-22-14-2074	22-14-2074	B	7	17.68	15.24				
538-22-14-2084	22-14-2084	B	8	20.22	17.78				
538-22-14-2094	22-14-2094	B	9	22.76	20.32				
538-22-14-2104	22-14-2104	B	10	25.30	22.86				
538-22-14-2124	22-14-2124	B	12	30.38	27.94				
Tin Plating - Top Entry									
538-22-02-2025	22-02-2025	C	2	4.98	2.54				
538-22-02-2035	22-02-2035	C	3	7.52	5.08				
538-22-02-2045	22-02-2045	C	4	10.06	7.62				
538-22-02-2055	22-02-2055	C	5	12.60	10.16				
538-22-02-2065	22-02-2065	C	6	15.14	12.70				
538-22-02-2075	22-02-2075	C	7	17.68	15.24				
538-22-02-2085	22-02-2085	C	8	20.22	17.78				
538-22-02-2095	22-02-2095	C	9	22.76	20.32				
538-22-02-2105	22-02-2105	C	10	25.30	22.86				
538-22-02-2125	22-02-2125	C	12	30.38	27.94				
Gold Plating - Bottom Entry									
538-22-17-3022	22-17-3022	B	2	4.98	2.54				
538-22-17-3032	22-17-3032	B	3	7.52	5.08				
538-22-17-3042	22-17-3042	B	4	10.06	7.62				
538-22-17-3052	22-17-3052	B	5	12.60	10.16				
538-22-17-3072	22-17-3072	B	7	17.68	15.24				
538-22-17-3082	22-17-3082	B	8	20.22	17.78				
538-22-17-3092	22-17-3092	B	9	22.76	20.32				
Gold Plating - Top Entry									
538-22-18-2021	22-18-2021	C	2	4.98	2.54				
538-22-18-2031	22-18-2031	C	3	7.52	5.08				
538-22-18-2041	22-18-2041	C	4	10.06	7.62				
538-22-18-2061	22-18-2061	C	6	15.14	12.70				
538-22-18-2081	22-18-2081	C	8	20.22	17.78				
538-22-18-2091	22-18-2091	C	9	22.76	20.32				
538-22-18-2101	22-18-2101	C	10	25.30	22.86				
538-22-18-2111	22-18-2111	C	11	27.84	25.40				
538-22-18-2121	22-18-2121	C	12	30.38	27.94				

.100" HIGH PRESSURE/VIBRATION TERMINAL HOUSINGS WITH LOCKING RAMP

- Housing: Red Nylon. UL 94-0
- Voltage: 250V
- Current: 2.5A
- RoHS Compliant per Molex documentation

For quantities greater than listed, call for quote.

MOUSER STOCK NO.	Molex Part No.	Fig.	No. of Circuits	Dimensions: mm A	Dimensions: mm B	Price Each 1	10	100	500
538-10-11-2023	10-11-2023	D	2	5.64	2.54				
538-10-11-2033	10-11-2033	D	3	8.18	5.08				
538-10-11-2043	10-11-2043	D	4	10.72	7.62				
538-10-11-2053	10-11-2053	D	5	13.26	10.16				
538-10-11-2063	10-11-2063	D	6	15.80	12.70				
538-10-11-2073	10-11-2073	D	7	18.34	15.24				
538-10-11-2083	10-11-2083	D	8	20.88	17.78				
538-10-11-2093	10-11-2093	D	9	23.42	20.32				
538-10-11-2103	10-11-2103	D	10	25.96	22.86				
538-10-11-2113	10-11-2113	D	11	28.50	25.40				
538-10-11-2123	10-11-2123	D	12	31.04	27.94				

.100" CRIMP TERMINALS

- Wire gauge: 22-30AWG
- For use with Fig. A
- RoHS Compliant per Molex documentation

Select Gold (Au) is gold ✻ only on the mating area

For quantities greater than listed, call for quote.

MOUSER STOCK NO.	Molex Part No.	Fig.	Contact	Plating	Price Each 1	100	500
538-08-50-0114	08-50-0114	E	Brass	Tin			
538-08-56-0110	08-56-0110	E	Brass	Gold			
538-08-55-0102	08-55-0102	E	Brass	✻Select Gold			
538-08-52-0123	08-52-0123	E	Phos. Bronze	Tin			
538-08-65-0814	08-65-0814	E	Phos. Bronze	Gold			
538-08-65-0816	08-65-0816	E	Phos. Bronze	✻Select Gold			

.100" HIGH PRESSURE CRIMP TERMINALS

- Wire gauge: 22-30AWG
- RoHS Compliant per Molex documentation
- High vibration applications.
- For use with Fig. D

✻ Select Gold (Au) is gold only on the mating area

For quantities greater than listed, call for quote.

MOUSER STOCK NO.	Molex Part No.	Fig.	Contact	Plating	Price Each 1	100	500
538-08-55-0129	08-55-0129	F	Brass	✻Select Gold			

POLARIZING KEYS

- UL94V-2, Nylon
- Snap fit into housings
- RoHS Compliant per Molex documentation

For quantities greater than listed, call for quote.

MOUSER STOCK NO.	Molex Part No.	Description	Price Each 1	100	500
538-15-04-9209	15-04-9209	Key			

DESIGNER/SERVICE KIT

- Includes: connectors, crimp tool, extraction tool, and storage case

MOUSER STOCK NO.	Molex Part No.	Description	Price Each
538-KK-100	KK-100	.100", 82 connectors	

TOOLS

MOUSER STOCK NO.	Molex Part No.	Description	Price Each
538-11-03-0022	11-03-0022	Extraction tool	
538-63812-0000	63812-0000	Insertion tool	
538-63819-0800	63819-0800	Hand Crimp Tool, 24-30AWG	
538-63811-8200	63811-8200	Hand Crimp Tool, 22-30AWG	

© Copyright 2014 Mouser Electronics

© Copyright 2014 Mouser Electronics

MOLEX KK® Series Headers (.100")

molex
one company > a world of innovation

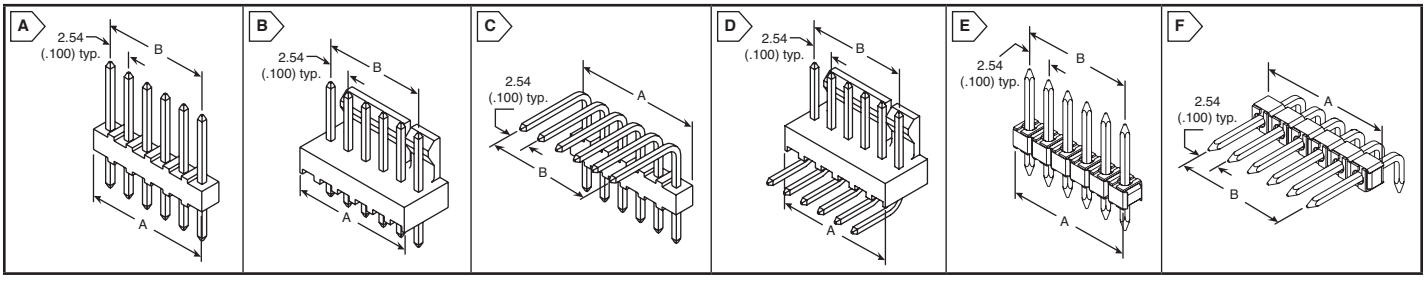

.100" PCB HEADERS

• Contact: Brass, 0.64mm (.025") square pins • UL94V-0, White Nylon • Voltage: 250V • Current: 4.0A • RoHS compliant per Molex documentation

RoHS Compliant

For quantities greater than listed, call for quote.

MOUSER STOCK NO.	Molex Part No.	Fig.	No. of Circuits	Dimensions: mm A	Dimensions: mm B	Price Each 1	10	100	500
Vertical, Tin Plating									
538-22-03-2021	22-03-2021	A	2	4.83	2.54				
538-22-03-2031	22-03-2031	A	3	7.37	5.08				
538-22-03-2041	22-03-2041	A	4	9.91	7.62				
538-22-03-2051	22-03-2051	A	5	12.45	10.16				
538-22-03-2061	22-03-2061	A	6	14.99	12.7				
538-22-03-2071	22-03-2071	A	7	17.53	15.24				
538-22-03-2081	22-03-2081	A	8	20.07	17.78				
538-22-03-2091	22-03-2091	A	9	22.61	20.32				
538-22-03-2101	22-03-2101	A	10	25.15	22.86				
538-22-03-2111	22-03-2111	A	11	27.69	25.4				
538-22-03-2121	22-03-2121	A	12	30.23	27.94				
Vertical, Gold Plating									
538-22-10-2021	22-10-2021	A	2	4.83	2.54				
538-22-10-2031	22-10-2031	A	3	7.37	5.08				
538-22-10-2041	22-10-2041	A	4	9.91	7.62				
538-22-10-2051	22-10-2051	A	5	12.45	10.16				
538-22-10-2061	22-10-2061	A	6	14.99	12.7				
538-22-10-2071	22-10-2071	A	7	17.53	15.24				
538-22-10-2081	22-10-2081	A	8	20.07	17.78				
538-22-10-2091	22-10-2091	A	9	22.61	20.32				
538-22-10-2101	22-10-2101	A	10	25.15	22.86				
538-22-10-2111	22-10-2111	A	11	27.69	25.4				
538-22-10-2121	22-10-2121	A	12	30.23	27.94				
Vertical Friction Lock, Tin Plating									
538-22-23-2021	22-23-2021	B	2	5.08	2.54				
538-22-23-2031	22-23-2031	B	3	7.62	5.08				
538-22-23-2041	22-23-2041	B	4	10.16	7.62				
538-22-23-2051	22-23-2051	B	5	12.7	10.16				
538-22-23-2061	22-23-2061	B	6	15.24	12.7				
538-22-23-2071	22-23-2071	B	7	17.78	15.24				
538-22-23-2081	22-23-2081	B	8	20.32	17.78				
538-22-23-2091	22-23-2091	B	9	22.86	20.32				
538-22-23-2101	22-23-2101	B	10	25.4	22.86				
538-22-23-2111	22-23-2111	B	11	27.94	25.4				
538-22-23-2121	22-23-2121	B	12	30.48	27.94				
Vertical Friction Lock, Gold Plating									
538-22-11-2022	22-11-2022	B	2	5.08	2.54				
538-22-11-2032	22-11-2032	B	3	7.62	5.08				
538-22-11-2042	22-11-2042	B	4	10.16	7.62				
538-22-11-2052	22-11-2052	B	5	12.7	10.16				
538-22-11-2062	22-11-2062	B	6	15.24	12.7				
538-22-11-2072	22-11-2072	B	7	17.78	15.24				
538-22-11-2082	22-11-2082	B	8	20.32	17.78				
538-22-11-2092	22-11-2092	B	9	22.86	20.32				
538-22-11-2102	22-11-2102	B	10	25.4	22.86				
538-22-11-2112	22-11-2112	B	11	27.94	25.4				
538-22-11-2122	22-11-2122	B	12	30.48	27.94				

For quantities greater than listed, call for quote.

MOUSER STOCK NO.	Molex Part No.	Fig.	No. of Circuits	Dimensions: mm A	Dimensions: mm B	Price Each 1	10	100	500
Right Angle, Tin Plating									
538-22-05-2021	22-05-2021	C	2	4.83	2.54				
538-22-05-2031	22-05-2031	C	3	7.37	5.08				
538-22-05-2041	22-05-2041	C	4	9.91	7.62				
538-22-05-2051	22-05-2051	C	5	12.45	10.16				
538-22-05-2061	22-05-2061	C	6	14.99	12.7				
538-22-05-2071	22-05-2071	C	7	17.53	15.24				
538-22-05-2081	22-05-2081	C	8	20.07	17.78				
538-22-05-2091	22-05-2091	C	9	22.61	20.32				
538-22-05-2101	22-05-2101	C	10	25.15	22.86				
538-22-05-2111	22-05-2111	C	11	27.69	25.4				
538-22-05-2121	22-05-2121	C	12	30.23	27.94				
Right Angle, Gold Plating									
538-22-12-2021	22-12-2021	C	2	4.83	2.54				
538-22-12-2031	22-12-2031	C	3	7.37	5.08				
538-22-12-2041	22-12-2041	C	4	9.91	7.62				
538-22-12-2051	22-12-2051	C	5	12.45	10.16				
538-22-12-2061	22-12-2061	C	6	14.99	12.7				
538-22-12-2071	22-12-2071	C	7	17.53	15.24				
538-22-12-2081	22-12-2081	C	8	20.07	17.78				
538-22-12-2101	22-12-2101	C	10	25.15	22.86				
538-22-12-2121	22-12-2121	C	12	30.23	27.94				
Right Angle Friction Lock, Tin Plating									
538-22-05-3021	22-05-3021	D	2	5.08	2.54				
538-22-05-3031	22-05-3031	D	3	7.62	5.08				
538-22-05-3041	22-05-3041	D	4	10.16	7.62				
538-22-05-3051	22-05-3051	D	5	12.7	10.16				
538-22-05-3061	22-05-3061	D	6	15.24	12.7				
538-22-05-3071	22-05-3071	D	7	17.78	15.24				
538-22-05-3081	22-05-3081	D	8	20.32	17.78				
538-22-05-3091	22-05-3091	D	9	22.86	20.32				
538-22-05-3101	22-05-3101	D	10	25.4	22.86				
538-22-05-3111	22-05-3111	D	11	27.94	25.4				
538-22-05-3121	22-05-3121	D	12	30.48	27.94				
Right Angle Friction Lock, Gold Plating									
538-22-12-2024	22-12-2024	D	2	5.08	2.54				
538-22-12-2034	22-12-2034	D	3	7.62	5.08				
538-22-12-2044	22-12-2044	D	4	10.16	7.62				
538-22-12-2054	22-12-2054	D	5	12.7	10.16				
538-22-12-2064	22-12-2064	D	6	15.24	12.7				
538-22-12-2074	22-12-2074	D	7	17.78	15.24				
538-22-12-2084	22-12-2084	D	8	20.32	17.78				
538-22-12-2094	22-12-2094	D	9	22.86	20.32				
538-22-12-2104	22-12-2104	D	10	25.4	22.86				
538-22-12-2114	22-12-2114	D	11	27.94	25.4				
538-22-12-2124	22-12-2124	D	12	30.48	27.94				

.100" BREAKAWAY HEADERS - PCB

• Voltage: 250V • Current: 4.0A • RoHS compliant per Molex documentation

RoHS Compliant

For quantities greater than listed, call for quote.

MOUSER STOCK NO.	Molex Part No.	Fig.	No. of Circuits	Dimensions: mm A	Dimensions: mm B	Price Each 1	10	100	500
Vertical, Tin Plating									
538-22-28-4020	22-28-4020	E	2	5.08	2.54				
538-22-28-4030	22-28-4030	E	3	7.62	5.08				
538-22-28-4040	22-28-4040	E	4	10.16	7.62				
538-22-28-4050	22-28-4050	E	5	12.7	10.16				
538-22-28-4060	22-28-4060	E	6	15.24	12.7				
538-22-28-4070	22-28-4070	E	7	17.78	15.24				
538-22-28-4080	22-28-4080	E	8	20.32	17.78				
538-22-28-4090	22-28-4090	E	9	22.86	20.32				
538-22-28-4100	22-28-4100	E	10	25.4	22.86				
538-22-28-4360	22-28-4360	E	36	91.44	88.9				
Vertical, Gold Plating									
538-22-28-4023	22-28-4023	E	2	5.08	2.54				
538-22-28-4033	22-28-4033	E	3	7.62	5.08				
538-22-28-4043	22-28-4043	E	4	10.16	7.62				
538-22-28-4053	22-28-4053	E	5	12.7	10.16				
538-22-28-4063	22-28-4063	E	6	15.24	12.7				

For quantities greater than listed, call for quote.

MOUSER STOCK NO.	Molex Part No.	Fig.	No. of Circuits	Dimensions: mm A	Dimensions: mm B	Price Each 1	10	100	500
Vertical, Gold Plating (Cont.)									
538-22-28-4073	22-28-4073	E	7	17.78	15.24				
538-22-28-4083	22-28-4083	E	8	20.32	17.78				
538-22-28-4093	22-28-4093	E	9	22.86	20.32				
538-22-28-4103	22-28-4103	E	10	25.4	22.86				
538-22-28-4363	22-28-4363	E	36	91.44	88.9				
Right Angle, Tin Plating									
538-22-28-8020	22-28-8020	F	2	5.08	2.54				
538-22-28-8030	22-28-8030	F	3	7.62	5.08				
538-22-28-8040	22-28-8040	F	4	10.16	7.62				
538-22-28-8050	22-28-8050	F	5	12.7	10.16				
538-22-28-8060	22-28-8060	F	6	15.24	12.7				
538-22-28-8070	22-28-8070	F	7	17.78	15.24				
538-22-28-8080	22-28-8080	F	8	20.32	17.78				
538-22-28-8090	22-28-8090	F	9	22.86	20.32				
538-22-28-8100	22-28-8100	F	10	25.4	22.86				
538-22-28-8360	22-28-8360	F	36	91.44	88.9				

© Copyright 2014 Mouser Electronics

© Copyright 2014 Mouser Electronics

DIMENSIONS: mm (in.)

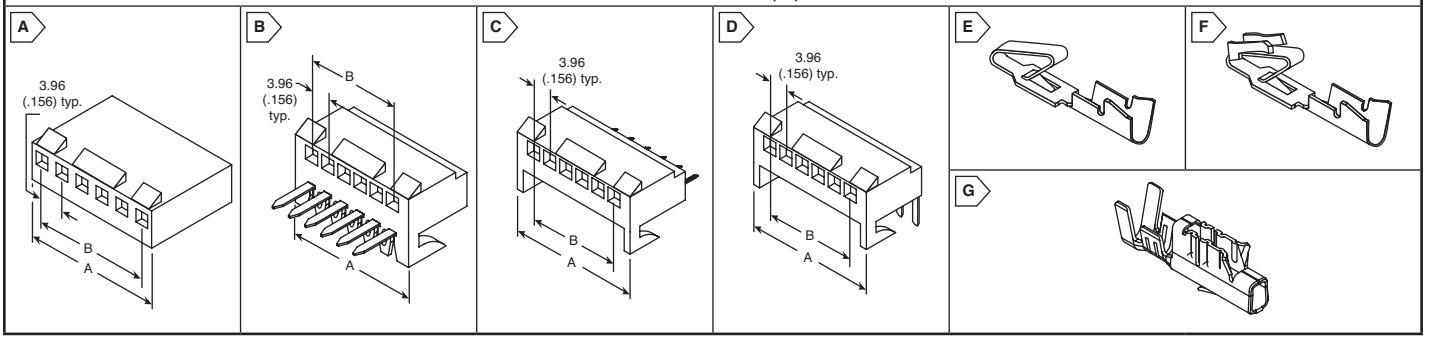

.156" CRIMP TERMINAL HOUSINGS

- Voltage: 250V AC max.
- Temperature: 0°C to +75°C
- Current: Phosphor Bronze-7.0A max.; Brass-5.0A max.
- RoHS compliant per Molex documentation

RoHS Compliant

For quantities greater than listed, call for quote.

MOUSER STOCK NO.	Molex Part No.	Fig.	No. of Circuits	Dimensions: mm A	Dimensions: mm B	Price Each 1	10	100	500
With Locking Ramp UL94V-2, Nylon									
538-09-50-3021	09-50-3021	A	2	7.92	3.96				
538-09-50-3031	09-50-3031	A	3	11.79	7.92				
538-09-50-3041	09-50-3041	A	4	15.75	11.89				
538-09-50-3051	09-50-3051	A	5	19.71	15.85				
538-09-50-3061	09-50-3061	A	6	23.67	19.81				
538-09-50-3071	09-50-3071	A	7	27.64	23.77				
538-09-50-3081	09-50-3081	A	8	31.60	27.74				
538-09-50-3091	09-50-3091	A	9	35.56	31.70				
538-09-50-3101	09-50-3101	A	10	39.52	35.66				
538-09-50-3111	09-50-3111	A	11	43.48	39.62				
538-09-50-3121	09-50-3121	A	12	47.45	43.59				
Without Locking Ramp UL94V-2, Nylon									
538-09-50-7021	09-50-7021	A	2	7.92	3.96				
538-09-50-7031	09-50-7031	A	3	11.79	7.92				
538-09-50-7041	09-50-7041	A	4	15.75	11.89				
538-09-50-7051	09-50-7051	A	5	19.71	15.85				
538-09-50-7061	09-50-7061	A	6	23.67	19.81				
538-09-50-7071	09-50-7071	A	7	27.64	23.77				
538-09-50-7081	09-50-7081	A	8	31.60	27.74				
538-09-50-7091	09-50-7091	A	9	35.56	31.70				
538-09-50-7111	09-50-7111	A	11	43.48	39.62				

For quantities greater than listed, call for quote.

MOUSER STOCK NO.	Molex Part No.	Fig.	No. of Circuits	Dimensions: mm A	Dimensions: mm B	Price Each 1	10	100	500
With Locking Ramp and Polarizing Ribs UL94V-0, Polyester									
538-09-50-8023	09-50-8023	A	2	8.79	3.96				
538-09-50-8033	09-50-8033	A	3	12.75	7.92				
538-09-50-8043	09-50-8043	A	4	16.71	11.89				
538-09-50-8053	09-50-8053	A	5	20.67	15.85				
538-09-50-8063	09-50-8063	A	6	24.64	19.81				
538-09-50-8073	09-50-8073	A	7	28.60	23.77				
538-09-50-8083	09-50-8083	A	8	32.56	27.74				
538-09-50-8093	09-50-8093	A	9	36.53	31.70				
538-09-50-8103	09-50-8103	A	10	40.49	35.66				
538-09-50-8113	09-50-8113	A	11	44.45	39.62				
538-09-50-8123	09-50-8123	A	12	48.41	43.59				
With Locking Ramp UL94V-0, Polyester									
538-09-50-8021	09-50-8021	A	2	8.79	3.96				
538-09-50-8031	09-50-8031	A	3	12.75	7.92				
538-09-50-8041	09-50-8041	A	4	16.71	11.89				
538-09-50-8051	09-50-8051	A	5	20.67	15.85				
538-09-50-8061	09-50-8061	A	6	24.64	19.81				
538-09-50-8071	09-50-8071	A	7	28.60	23.77				
538-09-50-8081	09-50-8081	A	8	32.56	27.74				
538-09-50-8091	09-50-8091	A	9	36.53	31.70				
538-09-50-8101	09-50-8101	A	10	40.49	35.66				
538-09-50-8111	09-50-8111	A	11	44.45	39.62				
538-09-50-8121	09-50-8121	A	12	48.41	43.59				

.156" PCB RECEPTACLES

- Tin Plated

For quantities greater than listed, call for quote.

MOUSER STOCK NO.	Molex Part No.	Fig.	No. of Circuits	Dimensions: mm A	Dimensions: mm B	Price Each 1	10	100	500
Bottom Entry									
538-09-52-3032	09-52-3032	B	3	11.79	7.92				
538-09-52-3042	09-52-3042	B	4	15.75	11.89				
538-09-52-3052	09-52-3052	B	5	19.71	15.85				
538-09-52-3062	09-52-3062	B	6	23.67	19.81				
538-09-52-3072	09-52-3072	B	7	27.64	23.77				
538-09-52-3082	09-52-3082	B	8	31.60	27.74				
538-09-52-3102	09-52-3102	B	10	39.52	35.66				
Top Entry									
538-09-52-3033	09-52-3033	C	3	11.79	7.92				
538-09-52-3043	09-52-3043	C	4	15.75	11.89				
538-09-52-3053	09-52-3053	C	5	19.71	15.85				
538-09-52-3063	09-52-3063	C	6	23.67	19.81				
538-09-52-3073	09-52-3073	C	7	27.64	23.77				
538-09-52-3083	09-52-3083	C	8	31.60	27.74				
538-09-52-3093	09-52-3093	C	9	35.56	31.70				

For quantities greater than listed, call for quote.

MOUSER STOCK NO.	Molex Part No.	Fig.	No. of Circuits	Dimensions: mm A	Dimensions: mm B	Price Each 1	10	100	500
Top Entry (Cont.)									
538-09-52-3103	09-52-3103	C	10	39.52	35.66				
538-09-52-3113	09-52-3113	C	11	43.48	39.62				
538-09-52-3123	09-52-3123	C	12	47.75	43.59				
Side Entry									
538-09-52-3021	09-52-3021	D	2	7.82	3.96				
538-09-52-3031	09-52-3031	D	3	11.79	7.92				
538-09-52-3041	09-52-3041	D	4	15.75	11.89				
538-09-52-3051	09-52-3051	D	5	19.71	15.85				
538-09-52-3061	09-52-3061	D	6	23.67	19.81				
538-09-52-3071	09-52-3071	D	7	27.64	23.77				
538-09-52-3081	09-52-3081	D	8	31.60	27.74				
538-09-52-3091	09-52-3091	D	9	35.56	31.70				
538-09-52-3101	09-52-3101	D	10	39.52	35.66				
538-09-52-3111	09-52-3111	D	11	43.48	39.62				
538-09-52-3121	09-52-3121	D	12	47.75	43.59				

.156" CRIMP TERMINALS

- Temperature: Phosphor Bronze: 0°C to +75°C; Brass: 0°C to +50°C
- Current: 5.0A max. using 18AWG wire

❊Use with 09-50-8xxx only

MOUSER STOCK NO.	Molex Part No.	Fig.	Wire Range	Material	Plating	Price Each 1	100	500
538-08-50-0106	08-50-0106	E	18-20	Brass	Tin			
538-08-52-0072	08-52-0072	E	18-20	Ph Bz	Tin			
538-08-50-0108	08-50-0108	E	22-26	Brass	Tin			
538-08-50-0134	08-50-0134	E	22-26	Ph Bz	Tin			
538-08-56-0106	08-56-0106	E	18-20	Brass	Gold			
538-08-58-0122	08-58-0122	E	18-20	Ph Bz	Gold			
538-08-56-0108	08-56-0108	E	22-26	Brass	Gold			
538-08-58-0126	08-58-0126	E	22-26	Ph Bz	Gold			
538-08-52-0113	08-52-0113	F	18-20	Ph Bz	Tin			
538-08-50-0189	08-50-0189	F	18-20	Brass	Tin			
538-08-52-0125	08-52-0125	F	22-26	Ph Bz	Tin			
538-08-50-0185	08-50-0185	F	22-26	Brass	Tin			
538-08-56-0124	08-56-0124	F	22-26	Ph Bz	Gold			
❊ 538-45570-3050	45570-3050	G	18-20	Copp-Alloy	Tin			

POLARIZING KEYS AND PEGS

- Snap fit into housings
- RoHS compliant per Molex documentation

RoHS Compliant

MOUSER STOCK NO.	Molex Part No.	Description	Price Each 1	100	500
538-15-04-0219	15-04-0219	Key			
538-15-04-0220	15-04-0220	Peg			

DESIGNER/SERVICE KITS

- Includes: connectors, crimp tool, extraction tool, and storage case

MOUSER STOCK NO.	Molex Part No.	Description	Price Each
538-KK-156	KK-156	.156", 96 connectors	

TOOLS

For quantities greater than listed, call for quote.

538-11-03-0016	11-03-0016	Extraction tool	
538-63811-7500	63811-7500	Hand crimp tool, 18-24 AWG	
538-63811-7400	63811-7400	Hand crimp tool, 22-26 AWG	

© Copyright 2014 Mouser Electronics

© Copyright 2014 Mouser Electronics

DIMENSIONS: mm (in.)

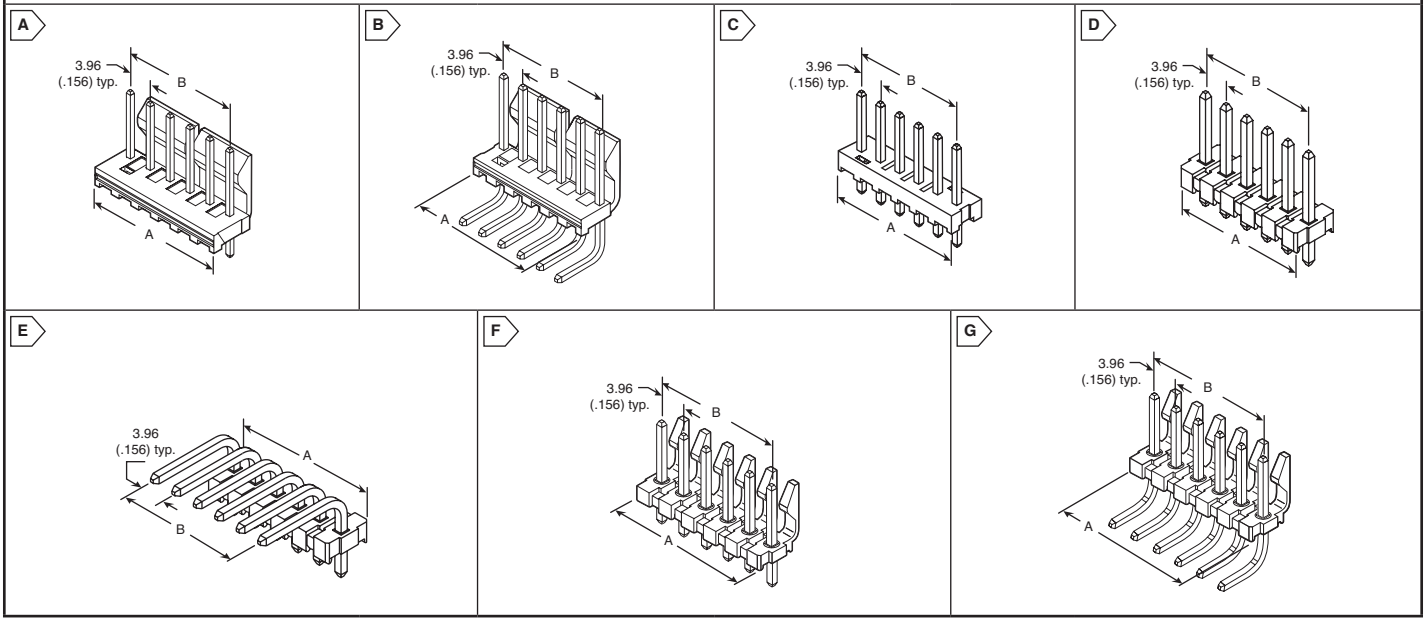

.156" PCB HEADERS

• Current: 7.0A • Voltage: 250V

For quantities greater than listed, call for quote.

MOUSER STOCK NO.	Molex Part No.	Fig.	No. of Circuits	Dim. mm A	Dim. mm B	Price Each 1	10	100	500
Vertical Friction Lock, Tin Plating UL94V-0, Polyester									
538-26-60-4020	26-60-4020	A	2	7.77	3.96				
538-26-60-4030	26-60-4030	A	3	11.73	7.92				
538-26-60-4040	26-60-4040	A	4	15.70	11.89				
538-26-60-4050	26-60-4050	A	5	19.66	15.85				
538-26-60-4060	26-60-4060	A	6	23.62	19.81				
538-26-60-4070	26-60-4070	A	7	27.58	23.77				
538-26-60-4080	26-60-4080	A	8	31.55	27.74				
538-26-60-4090	26-60-4090	A	9	35.51	31.70				
538-26-60-4100	26-60-4100	A	10	39.47	35.66				
538-26-60-4110	26-60-4110	A	11	43.43	39.62				
538-26-60-4120	26-60-4120	A	12	47.40	43.59				
Vertical Friction Lock, Gold Plating UL94V-0, Polyester									
538-26-61-4020	26-61-4020	A	2	7.77	3.96				
538-26-61-4030	26-61-4030	A	3	11.73	7.92				
538-26-61-4040	26-61-4040	A	4	15.70	11.89				
538-26-61-4050	26-61-4050	A	5	19.66	15.85				
538-26-61-4060	26-61-4060	A	6	23.62	19.81				
538-26-61-4070	26-61-4070	A	7	27.58	23.77				
538-26-61-4080	26-61-4080	A	8	31.55	27.74				
538-26-61-4090	26-61-4090	A	9	35.51	31.70				
538-26-61-4100	26-61-4100	A	10	39.47	35.66				
538-26-61-4120	26-61-4120	A	12	47.40	43.59				
Right Angle Friction Lock, Tin Plating									
538-26-60-5020	26-60-5020	B	2	7.77	3.96				
538-26-60-5030	26-60-5030	B	3	11.73	7.92				
538-26-60-5040	26-60-5040	B	4	15.70	11.89				
538-26-60-5050	26-60-5050	B	5	19.66	15.85				
538-26-60-5060	26-60-5060	B	6	23.62	19.81				
538-26-60-5070	26-60-5070	B	7	27.58	23.77				
538-26-60-5080	26-60-5080	B	8	31.55	27.74				
538-26-60-5090	26-60-5090	B	9	35.51	31.70				
538-26-60-5100	26-60-5100	B	10	39.47	35.66				
538-26-60-5110	26-60-5110	B	11	43.43	39.62				
538-26-60-5120	26-60-5120	B	12	47.40	43.59				
Vertical, Without Pegs, Tin Plating									
538-26-60-2020	26-60-2020	C	2	7.77	3.96				
538-26-60-2030	26-60-2030	C	3	11.73	7.92				
538-26-60-2040	26-60-2040	C	4	15.70	11.89				
538-26-60-2050	26-60-2050	C	5	19.66	15.85				
538-26-60-2100	26-60-2100	C	10	39.47	35.66				
538-26-60-2120	26-60-2120	C	12	47.40	43.59				

.156" BREAKAWAY HEADERS - PCB

RoHS Compliant

• Contact: Brass • Square pins • Voltage: 250VAC • RoHS compliant per Molex documentation
• Current: 7.0A max. (dependent on connection and PC Board)

For quantities greater than listed, call for quote.

MOUSER STOCK NO.	Molex Part No.	Fig.	No. of Circuits	Dimensions: mm A	Dimensions: mm B	Price Each 1	10	100	500
Vertical, Tin Plating UL94V-0, Polyester									
538-26-48-1021	26-48-1021	D	2	6.78	3.96				
538-26-48-1031	26-48-1031	D	3	10.74	7.92				
538-26-48-1041	26-48-1041	D	4	14.71	11.89				
538-26-48-1051	26-48-1051	D	5	18.67	15.85				
538-26-48-1061	26-48-1061	D	6	22.63	19.81				
538-26-48-1071	26-48-1071	D	7	26.59	23.77				
538-26-48-1081	26-48-1081	D	8	30.56	27.74				
538-26-48-1091	26-48-1091	D	9	24.52	31.70				
538-26-48-1101	26-48-1101	D	10	38.48	35.66				
538-26-48-1111	26-48-1111	D	11	42.44	39.62				
538-26-48-1121	26-48-1121	D	12	46.41	43.59				
538-26-48-1241	26-48-1241	D	24	93.85	91.14				
Right Angle, Tin Plating									
538-26-48-1022	26-48-1022	E	2	6.78	3.96				
538-26-48-1032	26-48-1032	E	3	10.74	7.92				
538-26-48-1042	26-48-1042	E	4	14.71	11.89				
538-26-48-1052	26-48-1052	E	5	18.67	15.85				
538-26-48-1062	26-48-1062	E	6	22.63	19.81				
538-26-48-1082	26-48-1082	E	8	30.56	27.74				
538-26-48-1102	26-48-1102	E	10	38.48	35.66				
538-26-48-1122	26-48-1122	E	12	46.41	43.59				
538-26-48-1242	26-48-1242	E	24	93.85	91.14				
Vertical Friction Lock, Tin Plating									
538-26-48-1025	26-48-1025	F	2	6.78	3.96				
538-26-48-1035	26-48-1035	F	3	10.74	7.92				
538-26-48-1045	26-48-1045	F	4	14.71	11.89				
538-26-48-1055	26-48-1055	F	5	18.67	15.85				
538-26-48-1065	26-48-1065	F	6	22.63	19.81				
538-26-48-1075	26-48-1075	F	7	26.59	23.77				
538-26-48-1085	26-48-1085	F	8	30.56	27.74				
538-26-48-1095	26-48-1095	F	9	24.52	31.70				
538-26-48-1105	26-48-1105	F	10	38.48	35.66				
538-26-48-1115	26-48-1115	F	11	42.44	39.62				
538-26-48-1125	26-48-1125	F	12	46.41	43.59				
538-26-48-1245	26-48-1245	F	24	93.85	91.14				
Right Angle Friction Lock, Tin Plating									
538-26-48-1026	26-48-1026	G	2	6.78	3.96				
538-26-48-1036	26-48-1036	G	3	10.74	7.92				
538-26-48-1046	26-48-1046	G	4	14.71	11.89				
538-26-48-1066	26-48-1066	G	6	22.63	19.81				
538-26-48-1076	26-48-1076	G	7	26.59	23.77				
538-26-48-1086	26-48-1086	G	8	30.56	27.74				
538-26-48-1096	26-48-1096	G	9	24.52	31.70				
538-26-48-1106	26-48-1106	G	10	38.48	35.66				
538-26-48-1126	26-48-1126	G	12	46.41	43.59				
538-26-48-1246	26-48-1246	G	24	93.85	91.14				

© Copyright 2014 Mouser Electronics

© Copyright 2014 Mouser Electronics

MOLEX SlimStack™ SMT Board-to-Board Connectors

molex one company > a world of innovation

RoHS Compliant This product is RoHS compliant.

0.40MM (.016") PITCH SLIMSTACK™ SMT CONNECTORS

Features:
- Durable blade on beam contact interface
- Anti -flux design
- J-Lead type SMT tail is 35% smaller than standard Gull Wing type
- Friction locks provide added mating retention to withstand shock and vibration
- Long wipe length helps provide good electrical reliability

Specifications:
- Pitch: 0.4mm
- Plating: Gold
- Mounting Style: Vertical
- Termination Style: SMT
- Current: 0.3A
- Voltage: 50V

RoHS Compliant

0.70mm Mated Height, Dual Row

For quantities greater than listed, call for quote.

MOUSER STOCK NO.	Molex Part No.	Fig.	Number of Circuits	Description	Price Each 1	10	25	50
Receptacles								
538-503548-0620	503548-0620	A	6	High Retention Type				
538-503548-1220	503548-1220	A	12	High Retention Type				
538-503548-1620	503548-1620	A	16	High Retention Type				
538-503304-1610	503304-1610	A	16	Two-points of contact				
538-503304-1810	503304-1810	A	18	Two-points of contact				
538-503304-3010	503304-3010	A	30	Two-points of contact				
538-503304-4010	503304-4010	A	40	Two-points of contact				
538-503304-5010	503304-5010	A	50	Two-points of contact				
Plugs								
538-503552-0620	503552-0620	B	6	High Retention Type				
538-503552-1220	503552-1220	B	12	High Retention Type				
538-503552-1620	503552-1620	B	16	High Retention Type				
538-503308-1610	503308-1610	B	16	Two-points of contact				
538-503308-1810	503308-1810	B	18	Two-points of contact				
538-503308-3010	503308-3010	B	30	Two-points of contact				
538-503308-4010	503308-4010	B	40	Two-points of contact				
538-503308-5010	503308-5010	B	50	Two-points of contact				

0.80mm Mated Height, Dual Row

NEW PRODUCT

For quantities greater than listed, call for quote.

MOUSER STOCK NO.	Molex Part No.	Fig.	Number of Circuits	Description	Price Each 1	10	25	50
Receptacles								
538-503772-1010	503772-1010	A	10	Two-points of contact				
538-503772-2010	503772-2010	A	20	Two-points of contact				
538-503772-3010	503772-3010	A	30	Two-points of contact				
538-503772-3410	503772-3410	A	34	Two-points of contact				
Plugs								
538-503776-1010	503776-1010	B	10	Two-points of contact				
538-503776-2010	503776-2010	B	20	Two-points of contact				
538-503776-3010	503776-3010	B	30	Two-points of contact				
538-503776-3410	503776-3410	B	34	Two-points of contact				

0.90mm Mated Height, Dual Row

For quantities greater than listed, call for quote.

MOUSER STOCK NO.	Molex Part No.	Fig.	Number of Circuits	Description	Price Each 1	10	25	50
Receptacles								
538-501591-2011	501591-2011	A	20	With J-Lead Tails and solder tabs				
538-501591-3011	501591-3011	A	30	With J-Lead Tails and solder tabs				
538-501591-7011	501591-7011	A	70	With J-Lead Tails and solder tabs				
Plugs								
538-501594-2011	501594-2011	B	20	With solder tabs				
538-501594-3011	501594-3011	B	30	With solder tabs				
538-501594-7011	501594-7011	B	70	With solder tabs				

1.0mm Mated Height, Dual Row

For quantities greater than listed, call for quote.

MOUSER STOCK NO.	Molex Part No.	Fig.	Number of Circuits	Description	Price Each 1	10	25	50
Receptacles								
538-502426-2010	502426-2010	C	20	With solder tabs				
538-502426-4010	502426-4010	C	40	With solder tabs				
538-502426-6010	502426-6010	C	60	With solder tabs				
Plugs								
538-502430-2010	502430-2010	D	20	With solder tabs				
538-502430-4010	502430-4010	D	40	With solder tabs				
538-502430-6010	502430-6010	D	60	With solder tabs				

1.50mm Mated Height, Dual Row

For quantities greater than listed, call for quote.

MOUSER STOCK NO.	Molex Part No.	Fig.	Number of Circuits	Description	Price Each 1	10	25	50
Receptacles								
538-503105-4010	503105-4010	E	40	Without solder tabs				
538-503105-5010	503105-5010	E	50	Without solder tabs				
Plugs								
538-503108-4010	503108-4010	F	40	Without solder tabs				
538-503108-5010	503108-5010	F	50	Without solder tabs				

3.50mm Mated Height, Dual Row

For quantities greater than listed, call for quote.

MOUSER STOCK NO.	Molex Part No.	Fig.	Number of Circuits	Description	Price Each 1	10	25	50
Receptacles								
538-54684-0704	54684-0704	G	70	Without solder tabs				
538-54684-0904	54684-0904	G	90	Without solder tabs				

4.00mm Mated Height, Dual Row

For quantities greater than listed, call for quote.

MOUSER STOCK NO.	Molex Part No.	Fig.	Number of Circuits	Description	Price Each 1	10	25	50
Receptacles								
538-54477-0608	54477-0608	H	60	With PCB positioning pegs				
538-54477-0808	54477-0808	H	80	With PCB positioning pegs				
538-54477-1208	54477-1208	H	120	With PCB positioning pegs				
Plugs								
538-55339-0608	55339-0608	I	60	With PCB positioning pegs				
538-55339-0808	55339-0808	I	80	With PCB positioning pegs				
538-55339-1208	55339-1208	I	120	With PCB positioning pegs				

A
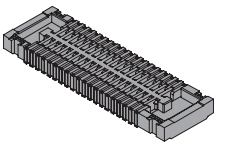

B
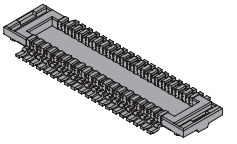

C
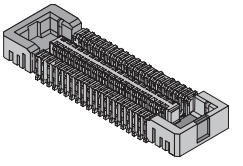

D
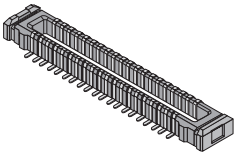

E
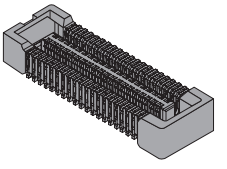

F
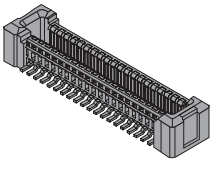

G
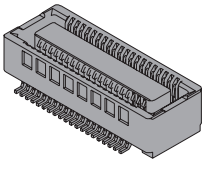

H
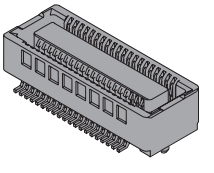

I


© Copyright 2014 Mouser Electronics

© Copyright 2014 Mouser Electronics

MOLEX SlimStack™ SMT Board-to-Board Connectors

molex
one company > a world of innovation

RoHS Compliant **This product is RoHS compliant.**

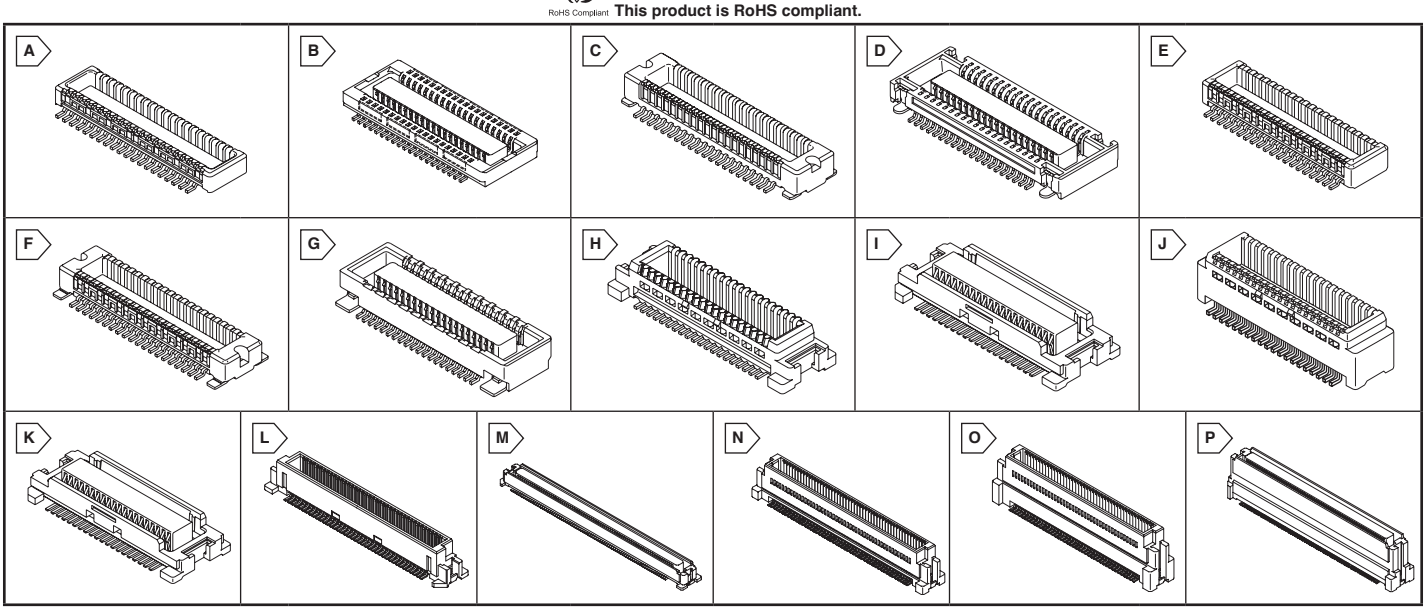

0.50MM (.020") SLIMSTACK™ VERTICAL SMT BOARD-TO-BOARD CONNECTORS

Features:

- Durable blade on beam contact interface
- Anti-flux design
- J-Lead type SMT tail is 35% smaller than standard Gull Wing type
- Friction lock provides added mating retention to withstand shock or vibration
- Long wipe length helps provide good electrical reliability
- Applications include cell phones, digital cameras, PDA's and other mobile devices
- Board Mounting: SMT
- Plating: Gold
- Mating Style: Vertical
- RoHS Compliance per Molex documentation

RoHS Compliant

1.50mm Mated Height

- Voltage: 50V
- Current: 0.5A

For quantities greater than listed, call for quote.

MOUSER STOCK NO.	Molex Part No.	Fig.	No. of Circuits	Gender	Price Each 1	10	25	50
538-55560-0207	55560-0607	A	20	Plug				
538-55560-0307	55560-0307	A	30	Plug				
538-55560-0407	55560-0407	A	40	Plug				
538-55560-0607	55560-0607	A	60	Plug				
538-54722-0607	54722-0607	B	60	Receptacle				

2.00mm Mated Height with Solder Tabs

- Voltage: 50V
- Current: 0.5A

For quantities greater than listed, call for quote.

MOUSER STOCK NO.	Molex Part No.	Fig.	No. of Circuits	Gender	Price Each 1	10	25	50
538-55201-0878	55201-0878	C	80	Plug				
538-54363-0878	54363-0878	D	80	Receptacle				

2.50mm Mated Height

- Voltage: 50V
- Current: 0.5A

For quantities greater than listed, call for quote.

MOUSER STOCK NO.	Molex Part No.	Fig.	No. of Circuits	Gender	Price Each 1	10	25	50
Without Solder Tabs								
538-53885-0208	53885-0208	E	20	Plug				
538-53885-0308	53885-0308	E	30	Plug				
With Solder Tabs								
538-53949-0878	53949-0878	F	80	Plug				
538-54150-0878	54150-0878	G	80	Receptacle				

3.00mm Mated Height

- Voltage: 50V
- Current: 0.5A

For quantities greater than listed, call for quote.

MOUSER STOCK NO.	Molex Part No.	Fig.	No. of Circuits	Gender	Price Each 1	10	25	50
538-53748-0208	53748-0208	H	20	Plug				
538-53748-0308	53748-0308	H	30	Plug				
538-53748-0408	53748-0408	H	40	Plug				
538-53748-0708	53748-0708	H	70	Plug				
538-53748-0808	53748-0808	H	80	Plug				
538-52991-0208	52991-0208	I	20	Receptacle				
538-52991-0308	52991-0308	I	30	Receptacle				
538-52991-0408	52991-0408	I	40	Receptacle				
538-52991-0708	52991-0708	I	70	Receptacle				

4.00mm Mated Height

- Voltage: 50V
- Current: 0.5A

For quantities greater than listed, call for quote.

MOUSER STOCK NO.	Molex Part No.	Fig.	No. of Circuits	Gender	Price Each 1	10	25	50
538-501920-3001	501920-3001	J	30	Plug				
538-54167-0308	54167-0308	K	30	Receptacle				

0.635 (.025") SLIMSTACK™ SMT BOARD-TO-BOARD CONNECTORS WITH SOLDER TABS

Features:

- Cantilever type gold contacts
- Beam on blade contact
- Metal friction lock
- High-temp LCP housing
- Shrouded plugs and receptacles

Specifications:

- Contact plating: Gold
- Mounting style: Vertical
- Termination style: SMT
- Current rating: 0.5A max.
- Voltage: 100V max.

RoHS Compliant

6.0mm Height

For quantities greater than listed, call for quote.

MOUSER STOCK NO.	Molex Part No.	Fig.	No. of Circuits	Color	Price Each 1	10	25	50
Plugs								
538-55091-0274	55091-0274	L	20	Black				
538-55091-0474	55091-0474	L	40	Black				
538-55091-0674	55091-0674	L	60	Black				
538-55091-1674	55091-1674	L	160	Black				
Receptacles								
538-52885-0274	52885-0274	M	20	White				
538-52885-0474	52885-0474	M	40	White				
538-52885-0674	52885-0674	M	60	White				

8.0mm Height

For quantities greater than listed, call for quote.

MOUSER STOCK NO.	Molex Part No.	Fig.	No. of Circuits	Color	Price Each 1	10	25	50
Plugs								
538-53647-0274	53647-0274	N	20	Black				
538-53647-0474	53647-0474	N	40	Black				
538-53647-1674	53647-1674	N	160	Black				
Recptacles								
538-52885-0274	52885-0274	M	20	White				
538-52885-0474	52885-0474	M	40	White				

10mm Height

For quantities greater than listed, call for quote.

MOUSER STOCK NO.	Molex Part No.	Fig.	No. of Circuits	Color	Price Each 1	10	25	50
Plugs								
538-53627-0474	53627-0474	O	40	Black				
538-53627-0674	53627-0674	O	60	Black				
538-53627-0874	53627-0874	O	80	Black				
Receptacles								
538-52885-0474	52885-0474	M	40	White				
538-52885-0674	52885-0674	M	60	White				
538-52885-0874	52885-0874	M	80	White				

12mm Height

For quantities greater than listed, call for quote.

MOUSER STOCK NO.	Molex Part No.	Fig.	No. of Circuits	Color	Price Each 1	10	25	50
Plugs								
538-55091-0274	55091-0274	L	20	Black				
538-55091-0474	55091-0474	L	40	Black				
538-55091-0674	55091-0674	L	60	Black				
Receptacles								
538-52901-0274	52901-0274	P	20	White				
538-52901-0474	52901-0474	P	40	White				
538-52901-0674	52901-0674	P	60	White				

14mm Height

For quantities greater than listed, call for quote.

MOUSER STOCK NO.	Molex Part No.	Fig.	No. of Circuits	Color	Price Each 1	10	25	50
Plugs								
538-53647-0274	53647-0274	N	20	Black				
538-53647-0474	53647-0474	N	40	Black				
Receptacles								
538-52901-0274	52901-0274	P	20	White				
538-52901-0474	52901-0474	P	40	White				

16mm Height

For quantities greater than listed, call for quote.

MOUSER STOCK NO.	Molex Part No.	Fig.	No. of Circuits	Color	Price Each 1	10	25	50
Plugs								
538-53627-0474	53627-0474	O	40	Black				
538-53627-0674	53627-0674	O	60	Black				
538-53627-0874	53627-0874	O	80	Black				
Receptacles								
538-52901-0474	52901-0474	P	40	White				
538-52901-0674	52901-0674	P	60	White				
538-52901-0874	52901-0874	P	80	White				

© Copyright 2014 Mouser Electronics

© Copyright 2014 Mouser Electronics

MOLEX Pico-Clasp™ 1.00mm (.039") Pitch Connectors

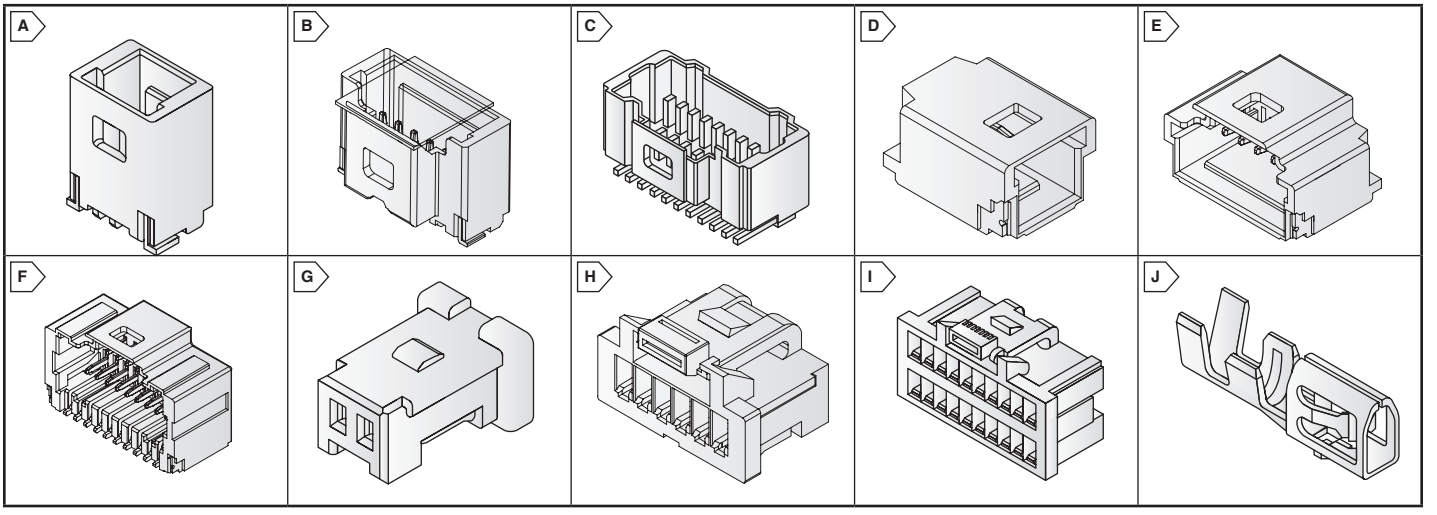

PICO-CLASP WIRE TO BOARD HEADERS

The new 1.00mm (.039") pitch wire-to-board Pico-Clasp™ connector system from Molex was developed for various connections in Flat Panel Displays (FPD). The compact, small circuit size features of this system also make it ideal for other applications such as Notebook PCs and other compact devices. The system is offered in both single and dual row versions. Friction and positive locks are offered for various application needs. Other features include mating guides, solder tabs and footprint compatibility with some competitive versions.

Specifications:

- Voltage: 50V
- Current: 1.0A max.
- Contact resistance: 20mΩ max.
- Dielectric withstanding voltage: 250VAC
- Insulation resistance: 100MΩ min.

Features:

- Smallest pitch for positive lock Wire-to-Board crimp system
- Inner positive lock (6-50 circuit sizes)
- Low mating and un-mating forces
- Wide header variations
- Provides customers with many choices and design flexibility
- Provides space savings for mounting other components
- Prevents wire hooking
- Latch protection and secure mating retention
- Strong mating retention and clear clicking
- Easy connector insertion and extraction

RoHS Compliant

Vertical Surface Mount Headers

- With cover tape
- Single row

For quantities greater than listed, call for quote.

MOUSER STOCK NO.	Molex Part No.	Fig.	No. of Circuits	Price Each 1	10	100	500
Friction Lock - Single Row - with cover tape							
538-501331-0207	501331-0207	A	2				
538-501331-0307	501331-0307	A	3				
538-501331-0407	501331-0407	A	4				
538-501331-0507	501331-0507	A	5				
Positive Lock - Single Row - with cover tape							
538-501331-0607	501331-0607	B	6				
538-501331-0707	501331-0707	B	7				
538-501331-0807	501331-0807	B	8				
538-501331-0907	501331-0907	B	9				
538-501331-1007	501331-1007	B	10				
538-501331-1107	501331-1107	B	11				
538-501331-1207	501331-1207	B	12				
538-501331-1307	501331-1307	B	13				
538-501331-1407	501331-1407	B	14				
538-501331-1507	501331-1507	B	15				
Positive Lock - Dual Row - with pick and place tape							
538-501190-2017	501190-2017	C	20				
538-501190-3017	501190-3017	C	30				
538-501190-4017	501190-4017	C	40				
538-501190-5017	501190-5017	C	50				

Right Angle Surface Mount Headers

For quantities greater than listed, call for quote.

MOUSER STOCK NO.	Molex Part No.	Fig.	No. of Circuits	Price Each 1	10	100	500
Friction Lock - Single Row							
538-501568-0207	501568-0207	D	2				
538-501568-0307	501568-0307	D	3				
538-501568-0407	501568-0407	D	4				
538-501568-0507	501568-0507	D	5				
Positive Lock - Single Row							
538-501568-0607	501568-0607	E	6				
538-501568-0707	501568-0707	E	7				
538-501568-0807	501568-0807	E	8				
538-501568-0907	501568-0907	E	9				
538-501568-1007	501568-1007	E	10				
538-501568-1107	501568-1107	E	11				
538-501568-1207	501568-1207	E	12				
538-501568-1307	501568-1307	E	13				
538-501568-1407	501568-1407	E	14				
538-501568-1507	501568-1507	E	15				
Positive Lock - Dual Row							
538-501571-2007	501571-2007	F	20				
538-501571-3007	501571-3007	F	30				
538-501571-4007	501571-4007	F	40				

Housings

For quantities greater than listed, call for quote.

MOUSER STOCK NO.	Molex Part No.	Fig.	No. of Circuits	Price Each 1	10	100	500
Friction Lock - Single Row							
538-501330-0200	501330-0200	G	2				
538-501330-0300	501330-0300	G	3				
538-501330-0400	501330-0400	G	4				
538-501330-0500	501330-0500	G	5				
Positive Lock - Single Row							
538-501330-0600	501330-0600	H	6				
538-501330-0700	501330-0700	H	7				
538-501330-0800	501330-0800	H	8				
538-501330-0900	501330-0900	H	9				
538-501330-1000	501330-1000	H	10				
538-501330-1100	501330-1100	H	11				
538-501330-1200	501330-1200	H	12				
538-501330-1400	501330-1400	H	14				
538-501330-1500	501330-1500	H	15				
Friction Lock - Dual Row							
538-501189-2010	501189-2010	I	20				
538-501189-3010	501189-3010	I	30				
538-501189-4010	501189-4010	I	40				

TERMINALS

For quantities greater than listed, call for quote.

MOUSER STOCK NO.	Molex Part No.	Fig.	Description	Price Each 1	10	100
538-501334-0100	501334-0100	J	Single Row Terminal			

TOOLS

For quantities greater than listed, call for quote.

MOUSER STOCK NO.	Molex Part No.	Fig.	Description	Price Each
538-63819-1500	63819-1500	---	Crimp Hand Tool	
538-63813-1700	63813-1700	---	Hand Extraction Tool	

© Copyright 2014 Mouser Electronics
© Copyright 2014 Mouser Electronics

MOLEX PicoBlade™ 1.25mm (.049") Connectors

molex
one company > a world of innovation

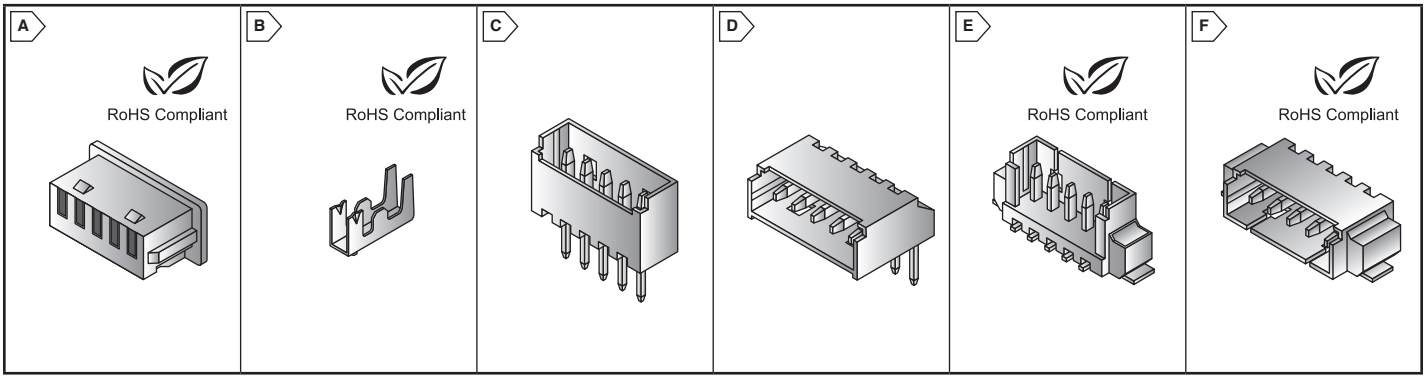

The 1.25mm (.049") pitch PicoBlade™ system is designed for high-density harness applications. It saves about 45% of PCB space compared to typical 2.00mm wire to board systems.

WIRE-TO-WIRE AND WIRE-TO-BOARD RECEPTACLES

Features:
- Series 51021
- Housing lance provides extra terminal retention
- Friction locks provide secure mating
- Use with Series 50079/50058
- Mates with Series 53398, 53261, 53047, and 53048

Specifications:
- Voltage: 125V
- Current: 1.0A, 32AWG: 0.8A
- Operating Temperature: -40°C to +85°C
- Housing: PBTP, UL 94V-0

For quantities greater than listed, call for quote.

MOUSER STOCK NO.	Molex Part No.	Fig.	No. of Circuits	Price Each 1	10	100	500
538-51021-0200	51021-0200	A	2				
538-51021-0300	51021-0300	A	3				
538-51021-0400	51021-0400	A	4				
538-51021-0500	51021-0500	A	5				
538-51021-0600	51021-0600	A	6				
538-51021-0700	51021-0700	A	7				
538-51021-0800	51021-0800	A	8				
538-51021-0900	51021-0900	A	9				
538-51021-1000	51021-1000	A	10				
538-51021-1100	51021-1100	A	11				
538-51021-1200	51021-1200	A	12				
538-51021-1400	51021-1400	A	14				
538-51021-1500	51021-1500	A	15				

Female Crimp Terminals

Features:
- Use with 51021 Series
- Locking tang secures terminal in housing

Specifications:
- Material: Phosphor Bronze
- Plating: Tin

For quantities greater than listed, call for quote.

MOUSER STOCK NO.	Molex Part No.	Fig.	Wire Size AWG	Price Each 1	100	500	1000
538-50058-8000	50058-8000	B	28-32 (Reel)				
538-50058-8100	50058-8100	B	28-32 (Bulk)				
538-50079-8000	50079-8000	B	26-28 (Reel)				
538-50079-8100	50079-8100	B	26-28 (Bulk)				

Tools

For quantities greater than listed, call for quote.

MOUSER STOCK NO.	Molex Part No.	Description	Price Each
538-63819-0300	63819-0300	Hand Crimper for 1.25mm, 26-32AWG	
538-11-03-0043	11-03-0043	Extraction Tool-contact	
538-11-03-0045	11-03-0045	Extraction Tool-housing	

PCB HEADERS

Vertical

Features:
- Series 53047
- Locking windows provide secure mating
- Mates with Series 51021
- Wire-to-Board

Specifications:
- Contact: Phosphor Bronze
- Plating: Tin
- Housing: 6/6 Nylon, UL 94V-0
- Voltage: 125V
- Current: 1.0A, 32AWG: 0.8A
- Operating Temp.: -40°C to +85°C

For quantities greater than listed, call for quote.

MOUSER STOCK NO.	Molex Part No.	Fig.	No. of Circuits	Price Each 1	10	100	500
538-53047-0210	53047-0210	C	2				
538-53047-0310	53047-0310	C	3				
538-53047-0410	53047-0410	C	4				
538-53047-0510	53047-0510	C	5				
538-53047-0610	53047-0610	C	6				
538-53047-0710	53047-0710	C	7				
538-53047-0810	53047-0810	C	8				
538-53047-0910	53047-0910	C	9				
538-53047-1010	53047-1010	C	10				
538-53047-1110	53047-1110	C	11				
538-53047-1210	53047-1210	C	12				
538-53047-1410	53047-1410	C	14				
538-53047-1510	53047-1510	C	15				

PCB HEADERS (CONT.)

Right Angle

Features:
- Series 53048
- Locking windows provide secure mating
- Mates with Series 51021
- Wire-to-Board

Specifications:
- Contact: Phosphor Bronze
- Plating: Tin
- Housing: 6/6 Nylon, UL 94V-0
- Voltage: 125V
- Current: 1.0A, 32AWG: 0.8A
- Operating Temp.: -40°C to +85°C

For quantities greater than listed, call for quote.

MOUSER STOCK NO.	Molex Part No.	Fig.	No. of Circuits	Price Each 1	10	100	500
538-53048-0210	53048-0210	D	2				
538-53048-0310	53048-0310	D	3				
538-53048-0410	53048-0410	D	4				
538-53048-0510	53048-0510	D	5				
538-53048-0610	53048-0610	D	6				
538-53048-0710	53048-0710	D	7				
538-53048-0810	53048-0810	D	8				
538-53048-0910	53048-0910	D	9				
538-53048-1010	53048-1010	D	10				
538-53048-1410	53048-1410	D	14				
538-53048-1510	53048-1510	D	15				

Vertical, SMT

- Series 53398

Features:
- Locking windows provide secure mating
- Metal solder tabs provide PCB hold-down and strain relief for SMT tails
- Mates with Series 51021
- Surface Mount
- Wire-to-Board
- RoHS Compliant per Molex documentation

Specifications:
- Housing: 4/6 Nylon, UL 94V-0
- Contact: Phosphor Bronze
- Plating: Tin
- Solder Tabs: Phosphor Bronze, Tin plating
- Operating Temperature: -40°C to +85°C
- Voltage: 125V
- Current: 1.0A, 32AWG: 0.8A

For quantities greater than listed, call for quote.

MOUSER STOCK NO.	Molex Part No.	Fig.	No. of Circuits	Price Each 1	10	100	500
538-53398-0271	53398-0271	E	2				
538-53398-0371	53398-0371	E	3				
538-53398-0471	53398-0471	E	4				
538-53398-0571	53398-0571	E	5				
538-53398-0671	53398-0671	E	6				
538-53398-0871	53398-0871	E	8				
538-53398-0971	53398-0971	E	9				
538-53398-1071	53398-1071	E	10				
538-53398-1171	53398-1171	E	11				
538-53398-1271	53398-1271	E	12				
538-53398-1371	53398-1371	E	13				
538-53398-1471	53398-1471	E	14				
538-53398-1571	53398-1571	E	15				

Right Angle, SMT

- Series 53261

Features:
- Locking windows provide secure mating
- Metal solder tabs provide PCB hold-down and strain relief for SMT tails
- Mates with Series 51021
- Surface Mount
- Wire-to-Board

Specifications:
- Housing: 4/6 Nylon, UL 94V-0
- Contact: Phosphor Bronze
- Plating: Tin/Lead
- Solder Tabs: Phosphor Bronze, Tin/Lead plating
- Operating Temperature: -40°C to +85°C
- Voltage: 125V
- Current: 1.0A, 32AWG: 0.8A

For quantities greater than listed, call for quote.

MOUSER STOCK NO.	Molex Part No.	Fig.	No. of Circuits	Price Each 1	10	100	500
538-53261-0271	53261-0271	F	2				
538-53261-0371	53261-0371	F	3				
538-53261-0471	53261-0471	F	4				
538-53261-0671	53261-0671	F	6				
538-53261-0771	53261-0771	F	7				
538-53261-0871	53261-0871	F	8				
538-53261-0971	53261-0971	F	9				
538-53261-1071	53261-1071	F	10				
538-53261-1471	53261-1471	F	14				
538-53261-1571	53261-1571	F	15				

© Copyright 2014 Mouser Electronics

© Copyright 2014 Mouser Electronics

MOLEX Picoflex® Connectors

molex one company > a world of innovation

RoHS Compliant This product is RoHS compliant.

PICOFLEX® SMT LATCHED HEADER 1.27MM (.050") PITCH

Features:
- Highly reliable, power and signal connectors
- Meets high-vibration and shock requirements
- Mating height of 6.40mm (.252")
- Ideal for small circuit applications
- Excellent polarization

Applications:
- Industrial
- Solar
- Medical
- Multimedia
- Automotive

Specifications:
- Current Rating: 2.4A max.
- Voltage: 250V max.
- Operating Temperature: -40°C to +105°C

For quantities greater than listed, call for quote.

MOUSER STOCK NO.	Molex Part No.	Fig.	No. of Circuits	Contact Plating	Overall Length (in.)	First-to-Last Circuit (in.)	Price Each 1	10	100	500
538-90816-0206	90816-0206	A	6	Tin	.449	.150				
538-90816-0208	90816-0208	A	8	Tin	.549	.250				
538-90816-0210	90816-0210	A	10	Tin	.649	.350				
538-90816-0212	90816-0212	A	12	Tin	.749	.450				
538-90816-0214	90816-0214	A	14	Tin	.849	.550				
538-90816-0216	90816-0216	A	16	Tin	.949	.650				
538-90816-0218	90816-0218	A	18	Tin	1.049	.750				
538-90816-0220	90816-0220	A	20	Tin	1.149	.850				
538-90816-0226	90816-0226	A	26	Tin	1.449	1.250				

A

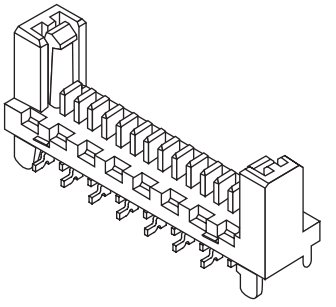

PICOFLEX® SMT HEADER 1.27MM (.050") PITCH

Features:
- Highly reliable, power and signal connectors
- Meets high-vibration and shock requirements
- Mating height of 6.40mm (.252")
- Ideal for small circuit applications
- Excellent polarization

Applications:
- Industrial
- Solar
- Medical
- Multimedia
- Automotive

Specifications:
- Current Rating: 2.4A max.
- Voltage: 250V max.
- Operating Temperature: -40°C to +105°C

For quantities greater than listed, call for quote.

MOUSER STOCK NO.	Molex Part No.	Fig.	No. of Circuits	Contact Plating	Overall Length (in.)	First-to-Last Circuit (in.)	Price Each 1	10	100	500
538-90814-0804	90814-0804	B	4	Tin	.349	.150				
538-90814-0806	90814-0806	B	6	Tin	.449	.250				
538-90814-0808	90814-0808	B	8	Tin	.549	.350				
538-90814-0810	90814-0810	B	10	Tin	.649	.450				
538-90814-0812	90814-0812	B	12	Tin	.749	.550				
538-90814-0814	90814-0814	B	14	Tin	.849	.650				
538-90814-0816	90814-0816	B	16	Tin	.949	.750				
538-90814-0818	90814-0818	B	18	Tin	1.049	.850				
538-90814-0820	90814-0820	B	20	Tin	1.149	.950				
538-90814-0826	90814-0826	B	26	Tin	1.449	1.250				
538-90814-3804	90814-3804	B	4	Gold	.349	.150				
538-90814-3806	90814-3806	B	6	Gold	.449	.250				
538-90814-3808	90814-3808	B	8	Gold	.549	.350				
538-90814-3810	90814-3810	B	10	Gold	.649	.450				
538-90814-3812	90814-3812	B	12	Gold	.749	.550				
538-90814-3814	90814-3814	B	14	Gold	.849	.650				
538-90814-3816	90814-3816	B	16	Gold	.949	.750				
538-90814-3818	90814-3818	B	18	Gold	1.049	.850				
538-90814-3820	90814-3820	B	20	Gold	1.149	.950				
538-90814-3826	90814-3826	B	26	Gold	1.449	1.250				
Reverse Footprint										
538-93405-0504	93405-0504	B	4	Tin	.349	.150				
538-93405-0506	93405-0506	B	6	Tin	.449	.250				
538-93405-0508	93405-0508	B	8	Tin	.549	.350				
538-93405-0512	93405-0512	B	12	Tin	.649	.450				

B

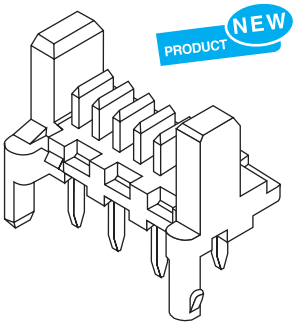

PICOFLEX® PF-50, LOW PROFILE, IDT RECEPTACLE 1.27MM (.050") PITCH

Features:
- Highly reliable, power and signal connectors
- Meets high-vibration and shock requirements
- Mating height of 6.40mm (.252")
- Ideal for small circuit applications
- Excellent polarization

Applications:
- Industrial
- Solar
- Medical
- Multimedia
- Automotive

Specifications:
- Current Rating: 1.2A max.
- Voltage: 250V max.
- Operating Temperature: -40°C to +105°C

For quantities greater than listed, call for quote.

MOUSER STOCK NO.	Molex Part No.	Fig.	No. of Circuits	Contact Plating	Overall Length (in.)	First-to-Last Circuit (in.)	Price Each 1	10	100	500
538-90327-0304	90327-0304	C	4	Tin	.299	.150				
538-90327-0306	90327-0306	C	6	Tin	.399	.250				
538-90327-0308	90327-0308	C	8	Tin	.499	.350				
538-90327-0310	90327-0310	C	10	Tin	.599	.450				
538-90327-0312	90327-0312	C	12	Tin	.699	.550				
538-90327-0314	90327-0314	C	14	Tin	.799	.650				
538-90327-0316	90327-0316	C	16	Tin	.899	.750				
538-90327-0318	90327-0318	C	18	Tin	.999	.850				
538-90327-0320	90327-0320	C	20	Tin	1.099	.950				
538-90327-0326	90327-0326	C	26	Tin	1.399	1.250				
538-90327-3304	90327-3304	C	4	Gold	.299	.150				
538-90327-3306	90327-3306	C	6	Gold	.399	.250				
538-90327-3308	90327-3308	C	8	Gold	.499	.350				
538-90327-3310	90327-3310	C	10	Gold	.599	.450				
538-90327-3312	90327-3312	C	12	Gold	.699	.550				
538-90327-3314	90327-3314	C	14	Gold	.799	.650				
538-90327-3316	90327-3316	C	16	Gold	.899	.750				
538-90327-3318	90327-3318	C	18	Gold	.999	.850				
538-90327-3320	90327-3320	C	20	Gold	1.099	.950				
538-90327-3326	90327-3326	C	26	Gold	1.399	1.250				

C

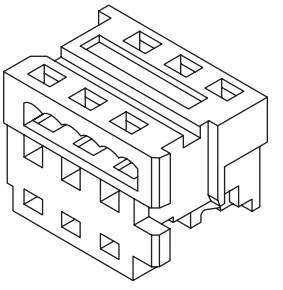

© Copyright 2014 Mouser Electronics

© Copyright 2014 Mouser Electronics

MOLEX CLIK-Mate™ Connectors

RoHS Compliant **This product is RoHS compliant.**

molex
one company > a world of innovation

DIMENSIONS: mm (in.)

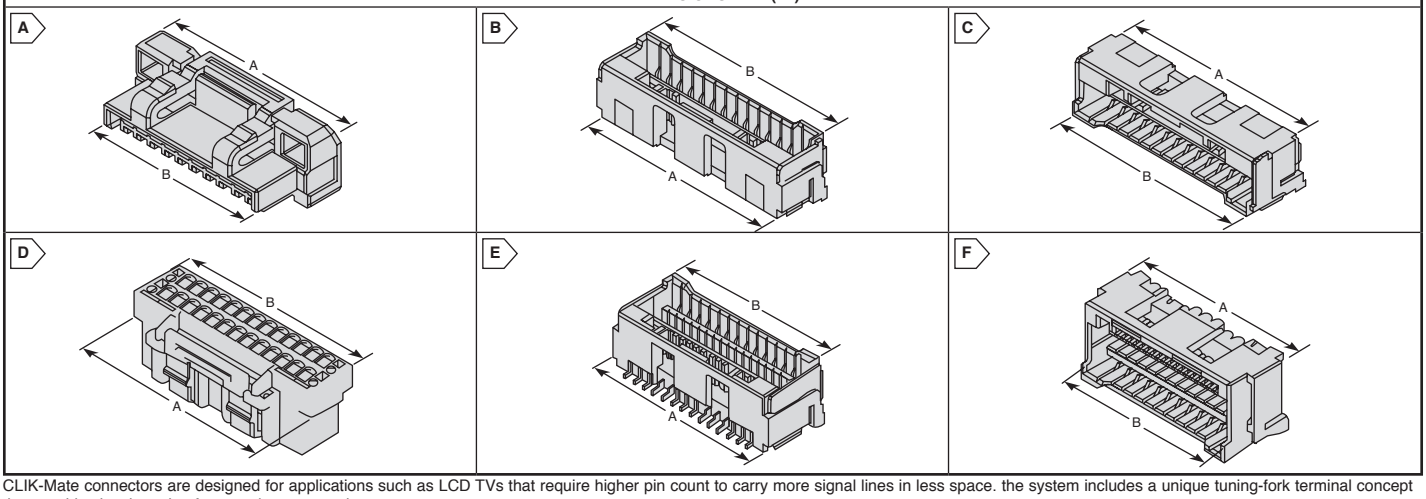

CLIK-Mate connectors are designed for applications such as LCD TVs that require higher pin count to carry more signal lines in less space. the system includes a unique tuning-fork terminal concept that provides low-insertion force and secure mating contact.

Features:

- Positive inner locks
- Tuning-fork style contact design
- Flat area for pick-and-place
- Reinforced metal solder tabs
- Footprint compatibility

1.25MM CLIK-MATE CONNECTORS

Crimp Plug Housings

For quantities greater than listed, call for quote.

MOUSER STOCK NO.	Molex Part No.	Fig.	No. of Circuits	Dimensions: mm A	Dimensions: mm B	Price Each 1	Price Each 10	Price Each 100
538-502380-0200	502380-0200	A	2	5.60	3.75			
538-502380-0300	502380-0300	A	3	6.85	5.00			
538-502380-0400	502380-0400	A	4	8.10	6.25			
538-502380-0500	502380-0500	A	5	9.35	7.50			
538-502380-0600	502380-0600	A	6	10.60	8.75			
538-502380-0800	502380-0800	A	8	13.10	11.25			
538-502380-1000	502380-1000	A	10	15.60	13.75			
538-502380-1400	502380-1400	A	14	20.60	18.75			
538-502380-1500	502380-1500	A	15	21.85	20.00			

Verticle Receptacles

For quantities greater than listed, call for quote.

MOUSER STOCK NO.	Molex Part No.	Fig.	No. of Circuits	Dimensions: mm A	Dimensions: mm B	Price Each 1	Price Each 10	Price Each 100
538-502382-0270	502382-0270	B	2	5.85	4.75			
538-502382-0370	502382-0370	B	3	7.10	6.00			
538-502382-0470	502382-0470	B	4	8.35	7.25			
538-502382-0570	502382-0570	B	5	9.60	8.50			
538-502382-0670	502382-0670	B	6	10.85	9.75			
538-502382-0870	502382-0870	B	8	13.35	12.25			
538-502382-1070	502382-1070	B	10	15.85	14.75			
538-502382-1470	502382-1470	B	14	20.85	19.75			
538-502382-1570	502382-1570	B	15	22.10	21.00			

Right Angle Receptacles

For quantities greater than listed, call for quote.

MOUSER STOCK NO.	Molex Part No.	Fig.	No. of Circuits	Dimensions: mm A	Dimensions: mm B	Price Each 1	Price Each 10	Price Each 100
538-502386-0270	502386-0270	C	2	5.85	4.75			
538-502386-0370	502386-0370	C	3	7.10	6.00			
538-502386-0470	502386-0470	C	4	8.35	7.25			
538-502386-0570	502386-0570	C	5	9.60	8.50			
538-502386-0670	502386-0670	C	6	10.85	9.75			
538-502386-0870	502386-0870	C	8	13.35	12.25			
538-502386-1070	502386-1070	C	10	15.85	14.75			
538-502386-1470	502386-1470	C	14	20.85	19.75			
538-502386-1570	502386-1570	C	15	22.10	21.00			

1.5MM CLIK-MATE CONNECTORS

Crimp Plug Housings

For quantities greater than listed, call for quote.

MOUSER STOCK NO.	Molex Part No.	Fig.	No. of Circuits	Dimensions: mm A	Dimensions: mm B	Price Each 1	Price Each 10	Price Each 100
538-502578-0200	502578-0200	A	2	7.3	1.5			
538-502578-0400	502578-0400	A	4	10.3	4.5			
538-502578-0600	502578-0600	A	6	13.3	11.8			
538-502578-0800	502578-0800	A	8	16.3	10.5			
538-502578-1000	502578-1000	A	10	19.3	13.5			
538-502578-1400	502578-1400	A	14	25.3	19.5			
538-502578-1500	502578-1500	A	15	26.8	21.0			

Verticle Receptacles

For quantities greater than listed, call for quote.

MOUSER STOCK NO.	Molex Part No.	Fig.	No. of Circuits	Dimensions: mm A	Dimensions: mm B	Price Each 1	Price Each 10	Price Each 100
538-502584-0270	502584-0270	B	2	7.3	1.5			
538-502584-0470	502584-0470	B	4	10.3	4.5			
538-502584-0670	502584-0670	B	6	13.3	7.5			
538-502584-1070	502584-1070	B	10	19.3	13.5			
538-502584-1270	502584-1270	B	12	22.3	16.5			
538-502584-1470	502584-1470	B	14	25.3	19.5			
538-502584-1570	502584-1570	B	15	26.8	21.0			

Right Angle Receptacles

For quantities greater than listed, call for quote.

MOUSER STOCK NO.	Molex Part No.	Fig.	No. of Circuits	Dimensions: mm A	Dimensions: mm B	Price Each 1	Price Each 10	Price Each 100
538-502585-0470	502585-0470	C	4	10.3	4.5			
538-502585-0670	502585-0670	C	6	13.3	7.5			
538-502585-0870	502585-0870	C	8	16.3	10.5			
538-502585-1070	502585-1070	C	10	19.3	13.5			
538-502585-1270	502585-1270	C	12	22.3	16.5			
538-502585-1470	502585-1470	C	14	25.3	19.5			
538-502585-1570	502585-1570	C	15	26.8	21.0			

© Copyright 2014 Mouser Electronics

1.5MM CLIK-MATE CONNECTORS (CONT.)

Dual Row Crimp Plug Housings

For quantities greater than listed, call for quote.

MOUSER STOCK NO.	Molex Part No.	Fig.	No. of Circuits	Dimensions: mm A	Dimensions: mm B	Price Each 1	Price Each 10	Price Each 100
538-503149-1200	503149-1200	D	12	13.3	7.5			
538-503149-2000	503149-2000	D	20	19.3	13.5			
538-503149-2800	503149-2800	D	28	25.3	19.5			

Dual Row Vertical Receptacles

For quantities greater than listed, call for quote.

MOUSER STOCK NO.	Molex Part No.	Fig.	No. of Circuits	Dimensions: mm A	Dimensions: mm B	Price Each 1	Price Each 10	Price Each 100
538-503154-1090	503154-1090	E	10	11.8	6			
538-503154-1290	503154-1290	E	12	13.3	7.5			
538-503154-1690	503154-1690	E	16	16.3	10.5			
538-503154-2090	503154-2090	E	20	19.3	13.5			
538-503154-2490	503154-2490	E	24	22.3	16.5			
538-503154-2890	503154-2890	E	28	25.3	19.5			

Dual Row Right Angle Receptacles

For quantities greater than listed, call for quote.

MOUSER STOCK NO.	Molex Part No.	Fig.	No. of Circuits	Dimensions: mm A	Dimensions: mm B	Price Each 1	Price Each 10	Price Each 100
538-503148-1090	503148-1090	F	10	11.8	6			
538-503148-1290	503148-1290	F	12	13.3	7.5			
538-503148-1690	503148-1690	F	16	16.3	10.5			
538-503148-2090	503148-2090	F	20	19.3	13.5			
538-503148-2490	503148-2490	F	24	22.3	16.5			

2.0MM CLIK-MATE CONNECTORS

Crimp Plug Housings

For quantities greater than listed, call for quote.

MOUSER STOCK NO.	Molex Part No.	Fig.	No. of Circuits	Dimensions: mm A	Dimensions: mm B	Price Each 1	Price Each 10	Price Each 100
538-502439-0400	502439-0400	A	4	12.00	6.00			
538-502439-0600	502439-0600	A	6	16.00	10.00			
538-502439-0800	502439-0800	A	8	20.00	14.00			
538-502439-1200	502439-1200	A	12	28.00	22.00			
538-502439-1400	502439-1400	A	14	32.00	26.00			

Vertical Headers

For quantities greater than listed, call for quote.

MOUSER STOCK NO.	Molex Part No.	Fig.	No. of Circuits	Dimensions: mm A	Dimensions: mm B	Price Each 1	Price Each 10	Price Each 100
538-502443-0470	502443-0470	B	4	12.00	6.00			
538-502443-0670	502443-0670	B	6	16.00	10.00			
538-502443-0870	502443-0870	B	8	20.00	14.00			
538-502443-1270	502443-1270	B	12	28.00	22.00			
538-502443-1470	502443-1470	B	14	32.00	26.00			

Right Angle Headers

For quantities greater than listed, call for quote.

MOUSER STOCK NO.	Molex Part No.	Fig.	No. of Circuits	Dimensions: mm A	Dimensions: mm B	Price Each 1	Price Each 10	Price Each 100
538-502494-0470	502494-0470	C	4	12.00	6.00			
538-502494-0670	502494-0670	C	6	16.00	10.00			
538-502494-0870	502494-0870	C	8	20.00	14.00			
538-502494-1270	502494-1270	C	12	28.00	22.00			
538-502494-1470	502494-1470	C	14	32.00	26.00			

Contacts

For quantities greater than listed, call for quote.

MOUSER STOCK NO.	Molex Part No.	Pitch (mm)	AWG	Plating	Price Each 1	Price Each 10	Price Each 100
538-502381-0000	502381-0000	1.25	26-28	Tin			
538-502579-0000	502579-0000	1.5	24-28	Tin			
538-502438-0100	502438-0100	2	22-26	Tin			

Tooling

For quantities greater than listed, call for quote.

MOUSER STOCK NO.	Molex Part No.	Description	Price Each
538-63819-4400	63819-4400	Hand Crimp Tool 26-28 AWG	
538-63819-4600	63819-4600	Hand Crimp Tool 24-28 AWG	
538-63819-2800	63819-2800	Hand Crimp Tool 22-26 AWG	

© Copyright 2014 Mouser Electronics

molex
one company › a world of innovation

1.50MM (.059") PITCH PICO-SPOX™ CONNECTORS

Features:

- Dual-point contact design for greater reliability
- Anti-fishhooking contact design to improve handling during harness assembly
- Locking tang on contact for secure retention to the housing
- Friction lock between receptacle housing and headers insures secure retention when mounted
- Lead-in chamber on receptacle to ease mating
- Headers fully shrouded to protect pins
- Polarized mating geometry insures header and receptacle cannot be mis-mated
- Lead-free plating
- RoHS Compliant per Molex Documentation

Specifications:

- Current: 3.0A max.
- Voltage: 50V
- Terminal: Phosphor Bronze
- Pin: Brass
- Plating: Lead-free Tin
- Operating Temperature: -55°C to +105°C
- Contact Resistance: 40mΩ max.
- Dielectric Withstanding Voltage: 500VAC per minute
- Insulation Resistance: 1000MΩ min.

E29179

LR19980A

Vertical Header

• Beige, Nylon 4/6 • UL94V-0

For quantities greater than listed, call for quote.

MOUSER STOCK NO.	Molex Part No.	Fig.	No. of Circuits	Overall Length (in.)	First-to-Last Circuit (in.)	Price Each 1	10	50	100
538-87437-0243	87437-0243	A	2	0.169	0.059				
538-87437-0343	87437-0343	A	3	0.228	0.118				
538-87437-0443	87437-0443	A	4	0.287	0.177				
538-87437-0543	87437-0543	A	5	0.346	0.236				
538-87437-0643	87437-0643	A	6	0.406	0.295				
538-87437-0743	87437-0743	A	7	0.465	0.354				
538-87437-0843	87437-0843	A	8	0.524	0.413				
538-87437-0943	87437-0943	A	9	0.583	0.472				
538-87437-1043	87437-1043	A	10	0.642	0.531				
538-87437-1243	87437-1243	A	12	0.760	0.650				
538-87437-1443	87437-1443	A	14	0.878	0.768				
538-87437-1543	87437-1543	A	15	0.937	0.827				

Right-Angle Header

• Beige, Nylon 4/6 • UL94V-0

For quantities greater than listed, call for quote.

MOUSER STOCK NO.	Molex Part No.	Fig.	No. of Circuits	Overall Length (in.)	First-to-Last Circuit (in.)	Price Each 1	10	50	100
538-87438-0243	87438-0243	B	2	0.169	0.059				
538-87438-0343	87438-0343	B	3	0.228	0.118				
538-87438-0443	87438-0443	B	4	0.287	0.177				
538-87438-0543	87438-0543	B	5	0.346	0.236				
538-87438-0643	87438-0643	B	6	0.406	0.295				
538-87438-0743	87438-0743	B	7	0.465	0.354				
538-87438-0843	87438-0843	B	8	0.524	0.413				
538-87438-0943	87438-0943	B	9	0.583	0.472				
538-87438-1043	87438-1043	B	10	0.642	0.531				
538-87438-1143	87438-1143	B	11	0.701	0.591				
538-87438-1243	87438-1243	B	12	0.760	0.650				
538-87438-1443	87438-1443	B	14	0.878	0.768				
538-87438-1543	87438-1543	B	15	0.937	0.827				

Housing

• White, Nylon 6/6 • UL94V-0

For quantities greater than listed, call for quote.

MOUSER STOCK NO.	Molex Part No.	Fig.	No. of Circuits	Overall Length (in.)	First-to-Last Circuit (in.)	Price Each 1	10	50	100
538-87439-0200	87439-0200	C	2	0.161	0.059				
538-87439-0300	87439-0300	C	3	0.220	0.118				
538-87439-0400	87439-0400	C	4	0.280	0.177				
538-87439-0500	87439-0500	C	5	0.339	0.236				
538-87439-0600	87439-0600	C	6	0.398	0.295				
538-87439-0700	87439-0700	C	7	0.457	0.354				
538-87439-0800	87439-0800	C	8	0.516	0.413				
538-87439-0900	87439-0900	C	9	0.575	0.472				
538-87439-1000	87439-1000	C	10	0.634	0.531				
538-87439-1100	87439-1100	C	11	0.693	0.591				
538-87439-1200	87439-1200	C	12	0.752	0.650				
538-87439-1400	87439-1400	C	14	0.870	0.768				
538-87439-1500	87439-1500	C	15	0.929	0.827				

CRIMP TERMINALS

Features:

- RoHS Compliant per Molex Documentation
- 24-30AWG

For quantities greater than listed, call for quote.

MOUSER STOCK NO.	Molex Part No.	Fig.	Contact	Plating	Price Each 1	100	500	1000
538-87421-0000	87421-0000	D	Phosphor Bronze	Tin				

TOOLS

For quantities greater than listed, call for quote.

MOUSER STOCK NO.	Molex Part No.	Fig.	Description	Price Each 1	5
538-63811-6400	63811-6400	E	Hand Crimp Tool, 24-30AWG		
538-63817-0000	63817-0000	F	Manual Wire Stripper		
538-63817-0070	63817-0070	- - -	Straight Blade Replacement Cassette		
538-63817-0071	63817-0071	- - -	V Blade Replacement Cassette		

A

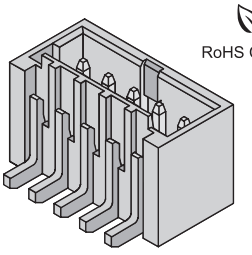

RoHS Compliant

B

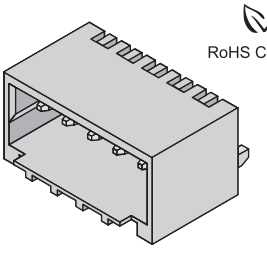

RoHS Compliant

C

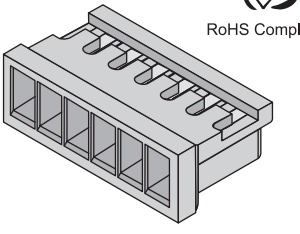

RoHS Compliant

D

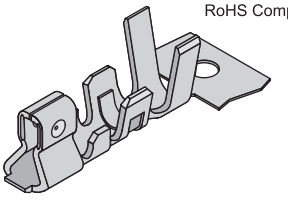

RoHS Compliant

E

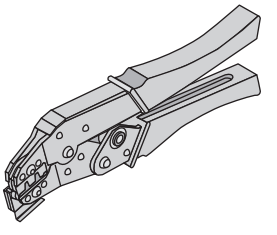

F

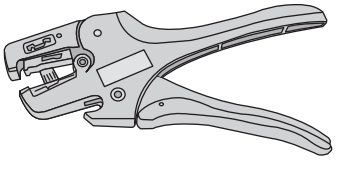

© Copyright 2014 Mouser Electronics

© Copyright 2014 Mouser Electronics

MOLEX 2mm iGrid™ Connectors

molex
one company > a world of innovation

RoHS Compliant **This page of product is compliant.**

iGrid™ is a 2.00mm grid wire to board connector system. This dual row micro connector features an internal positive latch which prevents accidental disengagement and allows to be used in high vibration environments.

Features:
- Compact design
- High density
- Polarization
- Mating guide
- Audible click on positive inner latch
- High retention force

Specifications:
- Current rating: 2A
- Voltage Rating: 250V
- Wire gauge: 22-28
- Max insulation diameter: 1.50mm
- Operating Temp: -25°C - +85°C

Applications:
- Appliances
- HVAC
- Security systems
- GPS
- Medical
- Gaming/Amusement

HOUSINGS

- 66Nylon UL94V-0
- Natural color
- Width: 8.2mm
- Height: 10.55mm

For quantities greater than listed, call for quote.

MOUSER STOCK NO.	Molex Part No.	Fig.	Number of Circuits	Dimensions: mm		Price Each			
				Overall Length	First-to-Last Circuit	1	10	100	500
538-501646-1000	501646-1000	A	10	12.00	8.00				
538-501646-1200	501646-1200	A	12	14.00	10.00				
538-501646-1400	501646-1400	A	14	16.00	12.00				
538-501646-1600	501646-1600	A	16	18.00	14.00				
538-501646-1800	501646-1800	A	18	20.00	16.00				
538-501646-2000	501646-2000	A	20	22.00	18.00				
538-501646-2200	501646-2200	A	22	24.00	20.00				
538-501646-2400	501646-2400	A	24	26.00	22.00				
538-501646-2600	501646-2600	A	26	28.00	24.00				
538-501646-2800	501646-2800	A	28	30.00	26.00				
538-501646-3000	501646-3000	A	30	32.00	28.00				
538-501646-3200	501646-3200	A	32	34.00	30.00				
538-501646-3400	501646-3400	A	34	36.00	32.00				
538-501646-3600	501646-3600	A	36	38.00	34.00				
538-501646-3800	501646-3800	A	38	40.00	36.00				
538-501646-4000	501646-4000	A	40	42.00	38.00				

VERTICAL HEADERS

- 66Nylon UL94V-0
- Pin: Brass, Tin over copper
- Natural color
- Width: 8.2mm
- Height: 11.55mm

For quantities greater than listed, call for quote.

MOUSER STOCK NO.	Molex Part No.	Fig.	Number of Circuits	Dimensions: mm		Price Each			
				Overall Length	First-to-Last Circuit	1	10	100	500
538-501645-1020	501645-1020	B	10	12.00	8.00				
538-501645-1220	501645-1220	B	12	14.00	10.00				
538-501645-1420	501645-1420	B	14	16.00	12.00				
538-501645-1620	501645-1620	B	16	18.00	14.00				
538-501645-1820	501645-1820	B	18	20.00	16.00				
538-501645-2020	501645-2020	B	20	22.00	18.00				
538-501645-2220	501645-2220	B	22	24.00	20.00				
538-501645-2420	501645-2420	B	24	26.00	22.00				
538-501645-2620	501645-2620	B	26	28.00	24.00				
538-501645-2820	501645-2820	B	28	30.00	26.00				
538-501645-3020	501645-3020	B	30	32.00	28.00				
538-501645-3220	501645-3220	B	32	34.00	30.00				
538-501645-3420	501645-3420	B	34	36.00	32.00				
538-501645-3620	501645-3620	B	36	38.00	34.00				
538-501645-3820	501645-3820	B	38	40.00	36.00				
538-501645-4020	501645-4020	B	40	42.00	38.00				

RIGHT-ANGLE HEADERS

- 66Nylon UL94V-0
- Pin: Brass, Tin over copper
- Natural color
- Width: 14.5mm
- Height: 8.3mm

For quantities greater than listed, call for quote.

MOUSER STOCK NO.	Molex Part No.	Fig.	Number of Circuits	Dimensions: mm		Price Each			
				Overall Length	First-to-Last Circuit	1	10	100	500
538-501876-1040	501876-1040	C	10	12.00	8.00				
538-501876-1240	501876-1240	C	12	14.00	10.00				
538-501876-1440	501876-1440	C	14	16.00	12.00				
538-501876-1640	501876-1640	C	16	18.00	14.00				
538-501876-2440	501876-2440	C	24	26.00	22.00				
538-501876-2640	501876-2640	C	26	28.00	24.00				
538-501876-3440	501876-3440	C	34	36.00	32.00				
538-501876-3640	501876-3640	C	36	38.00	34.00				
538-501876-3840	501876-3840	C	38	40.00	36.00				
538-501876-4040	501876-4040	C	40	42.00	38.00				

TERMINALS

- Female

For quantities greater than listed, call for quote.

MOUSER STOCK NO.	Molex Part No.	Fig.	AWG	Contact	Plating	Price Each			
						1	10	100	500
538-501647-1000	501647-1000	D	22-26	Copper Alloy	Tin				
538-501648-1000	501648-1000	D	26-28	Copper Alloy	Tin				

TOOLING

For quantities greater than listed, call for quote.

MOUSER STOCK NO.	Molex Part No.	Fig.	Description	Price Each
538-63819-2300	63819-2300	- -	Crimp Hand Tool for 501647-1000	
538-63819-2400	63819-2400	- -	Crimp Hand Tool for 501648-1000	

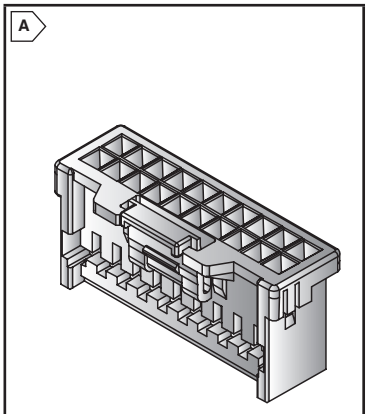

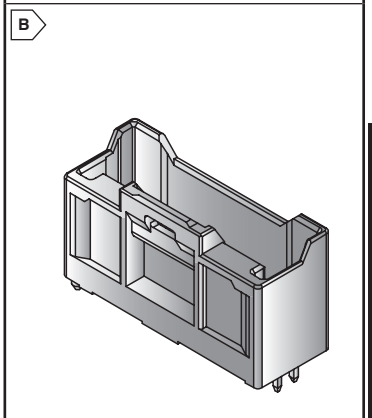

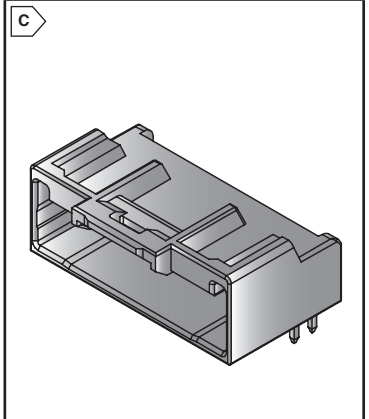

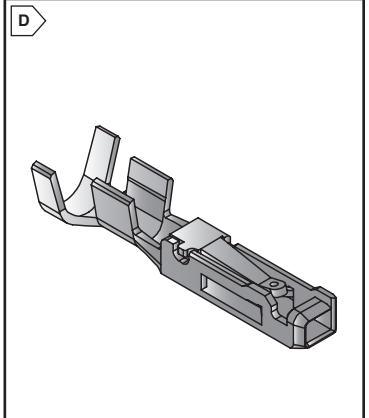

© Copyright 2014 Mouser Electronics

© Copyright 2014 Mouser Electronics

MOLEX 2mm Milli-Grid™ Connectors

RoHS Compliant **This product is RoHS compliant.**

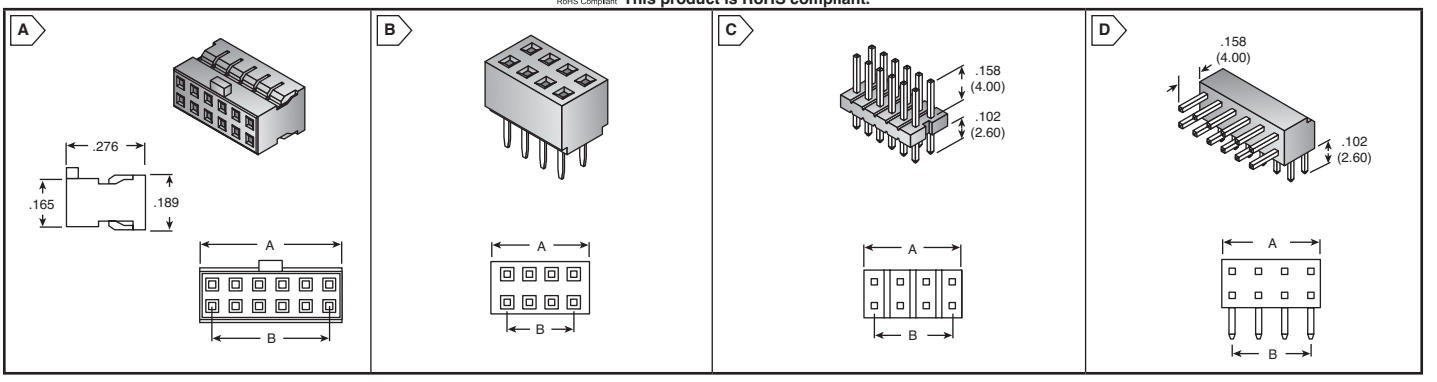

2.00MM (.079") CRIMP HOUSINGS VERTICAL DUAL ROW

- Front latches for added retention forces after mating
- Mates with 0.50mm square pin headers
- Housing: Black glass filled polyester, UL 94V-0
- Operating Temperature: -55°C to +105°C
- End-to-end and Side-to-side stackable
- AWG: 24-30

LR19980 E29179

For quantities greater than listed, call for quote.

MOUSER STOCK NO.	Molex Part No.	Fig.	No. of Circuits	Dimensions: mm A	Dimensions: mm B	Price Each 1	Price Each 10	Price Each 100
With Polarization Keys								
✻ 538-511100851	51110-0851	A	8	8.20	6.00			
✻ 538-511101051	51110-1051	A	10	10.20	8.00			
✻ 538-511101251	51110-1251	A	12	12.20	10.00			
538-511101451	51110-1451	A	14	14.20	12.00			
538-51110-1651	51110-1651	A	16	16.20	14.00			
538-511101851	51110-1851	A	18	18.20	16.00			
538-511102051	51110-2051	A	20	20.20	18.00			
538-511102251	51110-2251	A	22	22.20	20.00			
538-511102451	51110-2451	A	24	24.20	22.00			
538-511102651	51110-2651	A	26	26.20	24.00			
538-511103051	51110-3051	A	30	30.20	28.00			
Without Polarization Keys								
538-511100450	51110-0450	A	4	4.20	2.00			
538-511100650	51110-0650	A	6	6.20	4.00			
✻ 538-511100850	51110-0850	A	8	8.20	6.00			
✻ 538-51110-1050	51110-1050	A	10	10.20	8.00			
✻ 538-511101250	51110-1250	A	12	12.20	10.00			
538-511101450	51110-1450	A	14	14.20	12.00			
538-511101650	51110-1650	A	16	16.20	14.00			
538-511102050	51110-2050	A	20	20.20	18.00			
538-511102250	51110-2250	A	22	22.20	20.00			
538-511102450	51110-2450	A	24	24.20	22.00			
538-511102650	51110-2650	A	26	26.20	24.00			
538-511103050	51110-3050	A	30	30.20	28.00			

✻ Center polarization key

2.00MM (.079") RECEPTACLES VERTICAL, DUAL ROW

- IR, vapor-phase and wave solder/surface mount compatible
- Dual beam contact design ensures reliable electrical performance
- Molded-in void locations for polarization to mating connector
- PC tails have tapered lead-in for insertion into the PC board
- Mates with 0.50mm square pin headers
- Through hole
- Board to board
- Current: 1.0A
- Voltage: 125V
- Housing: Black glass-filled LCP, UL 94V-0
- Operating Temperature: -55°C to 105°C
- Contact: Phosphor bronze
- Plating: 15μ" min. gold

LR19980 E29179

For quantities greater than listed, call for quote.

MOUSER STOCK NO.	Molex Part No.	Fig.	No. of Circuits	Dimensions: mm A	Dimensions: mm B	Price Each 1	Price Each 10	Price Each 100
538-79107-7001	79107-7001	B	4	4.19	2.00			
538-79107-7002	79107-7002	B	6	6.19	4.00			
538-79107-7003	79107-7003	B	8	8.19	6.00			
538-79107-7004	79107-7004	B	10	10.19	8.00			
538-79107-7005	79107-7005	B	12	12.19	10.00			
538-79107-7006	79107-7006	B	14	14.19	12.00			
538-79107-7007	79107-7007	B	16	16.19	14.00			
538-79107-7008	79107-7008	B	18	18.19	16.00			
538-79107-7009	79107-7009	B	20	20.19	18.00			
538-79107-7010	79107-7010	B	22	22.19	20.00			
538-79107-7011	79107-7011	B	24	24.19	22.00			
538-79107-7014	79107-7014	B	30	30.19	28.00			
538-79107-7019	79107-7019	B	40	40.19	38.00			
538-791077021	79107-7021	B	44	44.19	42.00			
538-79107-7024	79107-7024	B	50	50.19	48.00			

2.00MM (.079") VERTICAL HEADERS

- End-to-end stackable
- Mates with Milli-Grid Receptacles, Series 79107
- Surface Mount Compatible
- Housing: High temperature 4/6 nylon, UL 94V-0
- Contact: Phosphor bronze, 0.50mm square
- Plating: 15μ" select gold
- Operating Temperature: -55°C to +150°C
- PCB Thickness: 1.60 ± 0.10mm

LR19980 E29179

For quantities greater than listed, call for quote.

MOUSER STOCK NO.	Molex Part No.	Fig.	No. of Circuits	Dimensions: mm A	Dimensions: mm B	Price Each 1	Price Each 10	Price Each 100
538-87758-0416	87758-0416	C	4	3.90	2.00			
538-87758-0616	87758-0616	C	6	5.90	4.00			
538-87758-0816	87758-0816	C	8	7.90	6.00			
538-87758-1016	87758-1016	C	10	9.90	8.00			
538-87758-1216	87758-1216	C	12	11.90	10.00			
538-87758-1416	87758-1416	C	14	13.90	12.00			
538-87758-1616	87758-1616	C	16	15.90	14.00			
538-87758-1816	87758-1816	C	18	17.90	16.00			
538-87758-2016	87758-2016	C	20	19.90	18.00			
538-87758-2216	87758-2216	C	22	21.90	20.00			
538-87758-2416	87758-2416	C	24	23.90	22.00			
538-87758-2616	87758-2616	C	26	25.90	24.00			
538-87758-2816	87758-2816	C	28	27.90	26.00			
538-87758-3016	87758-3016	C	30	29.90	28.00			
538-87758-4016	87758-4016	C	40	39.90	38.00			
538-87758-4216	87758-4216	C	42	41.90	40.00			
538-87758-4616	87758-4616	C	46	45.90	44.00			
538-87758-5016	87758-5016	C	50	49.90	48.00			

2.00MM (.079") RIGHT ANGLE HEADERS

- End-to-end stackable
- Mates with Milli-Grid Receptacles, Series 79107
- Housing: Black glass-filled polyester, UL 94V-0
- Contact: Phosphor bronze, 0.50mm square
- Plating: 15μ" select gold
- Operating Temperature: -55°C to +105°C

E29179 LR19980-182

For quantities greater than listed, call for quote.

MOUSER STOCK NO.	Molex Part No.	Fig.	No. of Circuits	Dimensions: mm A	Dimensions: mm B	Price Each 1	Price Each 10	Price Each 100
538-87760-0416	87760-0416	D	4	2.00	4.00			
538-87760-0616	87760-0616	D	6	4.00	6.00			
538-87760-0816	87760-0816	D	8	6.00	8.00			
538-87760-1016	87760-1016	D	10	8.00	10.00			
538-87760-1216	87760-1216	D	12	10.00	12.00			
538-87760-1416	87760-1416	D	14	12.00	14.00			
538-87760-1616	87760-1616	D	16	14.00	16.00			
538-87760-2016	87760-2016	D	20	18.00	20.00			
538-87760-2416	87760-2416	D	24	22.00	24.00			
538-87760-2616	87760-2616	D	26	24.00	26.00			

Crimp Terminal

- Contact: Phosphor bronze
- Operating Temperature: -40°C to +105°C
- Voltage: 250V

LR19980 E29179

For quantities greater than listed, call for quote.

MOUSER STOCK NO.	Molex Part No.	AWG	Price Each 1	Price Each 100	Price Each 500
538-50394-8100	50394-8100	24-30			

Tool

- 24-30AWG

For quantities greater than listed, call for quote.

MOUSER STOCK NO.	Molex Part No.	Description	Price Each 1	Price Each 5
538-63819-0100	63819-0100	Hand Crimp Tool		

© Copyright 2014 Mouser Electronics

MOLEX 2mm Milli-Grid™ Connectors

RoHS Compliant **This product is RoHS compliant.**

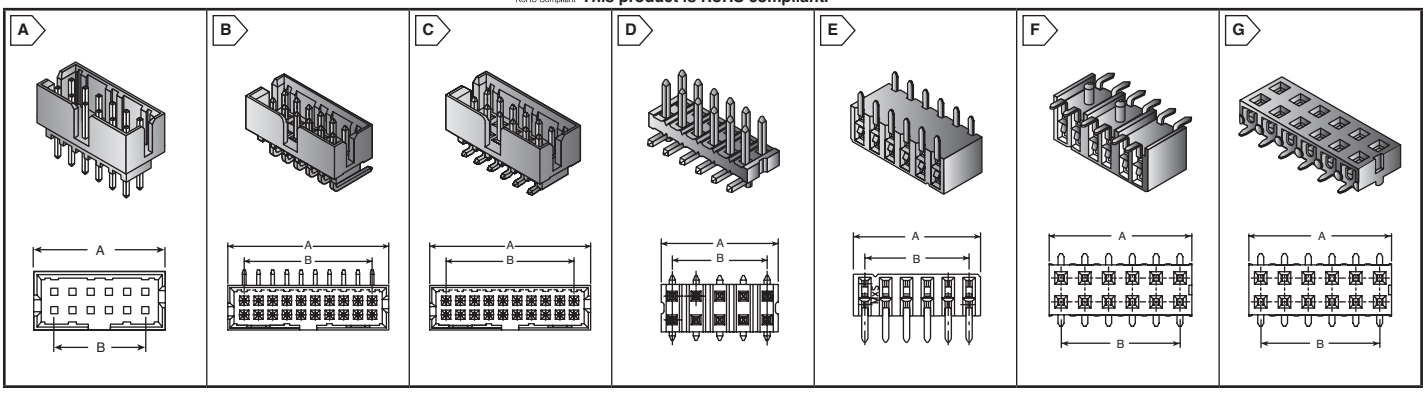

2.00MM (.079") VERTICAL SHROUDED HEADERS

- Fully shrouded to protect pins during mating/unmating
- Center slot for polarization
- Side latches for mechanical locking (18, 40 circuit only)
- No center polarization slot for circuit size 4 and 6
- Housing: Black 4/6 nylon, UL 94V-0
- Contact: Phosphor bronze
- Plating: 15μ" select gold

LR19980 E29179

For quantities greater than listed, call for quote.

MOUSER STOCK NO.	Molex Part No.	Fig.	No. of Circuits	Dimensions: mm A	Dimensions: mm B	Price Each 1	Price Each 10	Price Each 100
538-87831-0420	87831-0420	A	4	6.65	2.00			
538-87831-0620	87831-0620	A	6	8.65	4.00			
538-87831-0820	87831-0820	A	8	10.65	6.00			
538-87831-1020	87831-1020	A	10	12.65	8.00			
538-87831-1220	87831-1220	A	12	14.65	10.00			
538-87831-1420	87831-1420	A	14	16.65	12.00			
538-87831-1620	87831-1620	A	16	18.65	16.00			
538-87831-1820	87831-1820	A	18	20.65	16.00			
538-87831-2020	87831-2020	A	20	22.65	18.00			
538-87831-2220	87831-2220	A	22	24.65	20.00			
538-87831-2420	87831-2420	A	24	26.65	22.00			
538-87831-3020	87831-3020	A	30	32.65	28.00			
538-87831-4020	87831-4020	A	40	42.65	38.00			
538-87831-4420	87831-4420	A	44	46.65	42.00			
538-87831-5020	87831-5020	A	50	52.65	48.00			

2.00MM (.079") RIGHT ANGLE SHROUDED HEADERS

- Fully shrouded to protect pins during mating/unmating
- Center polarization slot (8 to 12 Circuits)
- Center polarization slot and front windows (14 to 50 Circuits)
- Current: 2.0A • Voltage: 125V
- Housing: PA Polymide (Nylon) 4/6 UL 94V-0
- Plating Contact: 0.38μm (15μ") Gold (Au)

For quantities greater than listed, call for quote.

MOUSER STOCK NO.	Molex Part No.	Fig.	No. of Circuits	Dimensions: mm A	Dimensions: mm B	Price Each 1	Price Each 10	Price Each 100
538-87833-1020	87833-1020	B	10	12.65	8.00			
538-87833-1220	87833-1220	B	12	14.65	10.00			
538-87833-1420	87833-1420	B	14	16.65	12.00			
538-87833-1620	87833-1620	B	16	18.65	14.00			
538-87833-2020	87833-2020	B	20	22.65	18.00			
538-87833-2420	87833-2420	B	24	26.65	22.00			
538-87833-3020	87833-3020	B	30	32.65	28.00			
538-87833-4020	87833-4020	B	40	42.65	38.00			

2.00MM (.079") SHROUDED VERTICAL SURFACE MOUNT HEADERS

- Fully shrouded to protect pins during mating/unmating
- Center polarization slot (8 to 12 Circuits)
- Center polarization slot and front windows (14 to 50 Circuits)
- Current: 2.0A • Voltage: 125V
- Housing: PA Polymide (Nylon) 4/6, Glass-filled UL 94V-0
- Plating Contact: 0.38μm (15μ") Gold (Au)

For quantities greater than listed, call for quote.

MOUSER STOCK NO.	Molex Part No.	Fig.	No. of Circuits	Dimensions: mm A	Dimensions: mm B	Price Each 1	Price Each 10	Price Each 100
538-87832-0420	87832-0420	C	4	6.65	2.00			
538-87832-0620	87832-0620	C	6	8.65	4.00			
538-87832-0820	87832-0820	C	8	10.65	6.00			
538-87832-1020	87832-1020	C	10	12.65	8.00			
538-87832-1220	87832-1220	C	12	14.65	10.00			
538-87832-1420	87832-1420	C	14	16.65	12.00			
538-87832-1620	87832-1620	C	16	18.65	14.00			
538-87832-1820	87832-1820	C	18	20.65	16.00			
538-87832-2020	87832-2020	C	20	22.65	18.00			
538-87832-2220	87832-2220	C	22	24.65	20.00			
538-87832-2420	87832-2420	C	24	26.65	22.00			
538-87832-3020	87832-3020	C	30	32.65	28.00			
538-87832-4020	87832-4020	C	40	42.65	38.00			
538-87832-4420	87832-4420	C	44	46.65	42.00			
538-87832-5020	87832-5020	C	50	52.65	48.00			

2.00MM (.079") SHROUDED VERTICAL SURFACE MOUNT HEADERS

- Plastic locating pegs version for accurate placement on PCB
- Optional voided pin version for polarization to the mating part available
- Current: 2.0A • Voltage: 125V
- Housing: PA Polymide (Nylon), High Temperature UL 94V-0
- Plating Contact: 0.38μm (15μ") Selective Gold (Au)

For quantities greater than listed, call for quote.

MOUSER STOCK NO.	Molex Part No.	Fig.	No. of Circuits	Dimensions: mm A	Dimensions: mm B	Price Each 1	Price Each 10	Price Each 100
538-87759-0850	87759-0850	D	8	7.90	6.00			
538-87759-1050	87759-1050	D	10	9.90	8.00			
538-87759-1250	87759-1250	D	12	11.90	10.00			
538-87759-1450	87759-1450	D	14	13.90	12.00			
538-87759-1650	87759-1650	D	16	15.90	14.00			
538-87759-1850	87759-1850	D	18	17.90	16.00			
538-87759-2050	87759-2050	D	20	19.90	18.00			
538-87759-2250	87759-2250	D	22	21.90	20.00			
538-87759-2450	87759-2450	D	24	23.90	22.00			
538-87759-2650	87759-2650	D	26	25.90	24.00			
538-87759-2850	87759-2850	D	28	27.90	26.00			
538-87759-3050	87759-3050	D	30	29.90	28.00			

2.00MM (.079") SIDE ENTRY RECEPTACLES

- Surface Mount Compatible
- Center polarization slot (8 to 12 Circuits)
- Housing: Black high-temperature nylon UL 94V-0
- Center polarization slot and front windows (14 to 50 Circuits)

For quantities greater than listed, call for quote.

MOUSER STOCK NO.	Molex Part No.	Fig.	No. of Circuits	Dimensions: mm A	Dimensions: mm B	Price Each 1	Price Each 10	Price Each 100
538-87264-0852	87264-0852	E	8	8.20	6.00			
538-87264-1052	87264-1052	E	10	10.20	8.00			
538-87264-1852	87264-1852	E	18	18.20	16.00			
538-87264-2052	87264-2052	E	20	20.20	18.00			
538-87264-2452	87264-2452	E	24	24.20	22.00			
538-87264-2852	87264-2852	E	28	28.20	26.00			
538-87264-4252	87264-4252	E	42	42.20	40.00			
538-87264-4852	87264-4852	E	48	48.20	46.00			
538-87264-5052	87264-5052	E	50	50.20	48.00			

2.0MM (.079") SIDE ENTRY SMT RECEPTACLES

- Polarization peg standard
- Plating Contact: Phosphor Bronze (CuSn)
- Current: 1.0A
- Voltage: 125V

For quantities greater than listed, call for quote.

MOUSER STOCK NO.	Molex Part No.	Fig.	No. of Circuits	Dimensions: mm A	Dimensions: mm B	Price Each 1	Price Each 10	Price Each 100
538-87368-1624	87368-1624	F	16	16.20	14.00			
538-87368-2424	87368-2424	F	24	24.20	22.00			
538-87368-3024	87368-3024	F	30	30.20	28.00			
538-87368-4424	87368-4424	F	44	44.20	42.00			
538-87368-5024	87368-5024	F	50	50.20	48.00			

2.00MM (.079") TOP/BOTTOM ENTRY SMT RECEPTACLES

- Locating peg version standard
- Very low profile height of 2.15mm
- End-to-end stackable
- Plating Contact: Phosphor Bronze (CuSn)
- Current: 1.0A
- Voltage: 125V
- Housing: LCP Liquid Crystal Polymer, Glass-filled UL 94V-0

For quantities greater than listed, call for quote.

MOUSER STOCK NO.	Molex Part No.	Fig.	No. of Circuits	Dimensions: mm A	Dimensions: mm B	Price Each 1	Price Each 10	Price Each 100
538-87340-0424	87340-0424	G	4	4.00	2.00			
538-87340-0624	87340-0624	G	6	6.00	4.00			
538-87340-0824	87340-0824	G	8	8.00	6.00			
538-87340-1024	87340-1024	G	10	10.00	8.00			
538-87340-1224	87340-1224	G	12	12.00	10.00			
538-87340-1424	87340-1424	G	14	14.00	12.00			
538-87340-1624	87340-1624	G	16	16.00	14.00			
538-87340-1824	87340-1824	G	18	18.00	16.00			
538-87340-2024	87340-2024	G	20	20.00	18.00			

© Copyright 2014 Mouser Electronics

MOLEX 2.50mm SPOX™ Connectors

RoHS Compliant **This product is RoHS compliant.**

DIMENSIONS: mm

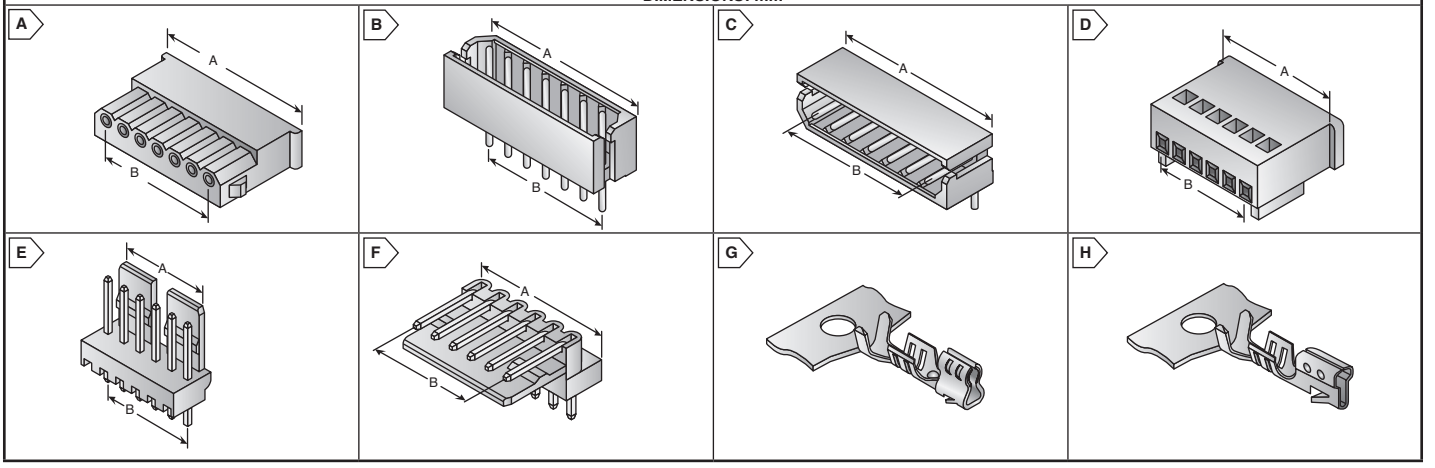

CRIMP TERMINAL HOUSINGS

- Series 5264-N
- Very low profile
- Friction lock
- Molded-in pull tabs
- Mates with series 5267-NA and 5268-NA
- Use with terminal series 5263
- Operating temperature: -40°C to +105°C
- Housing: 6/6 nylon, UL 94V-0
- RoHS Compliant per Molex documentation

LR19980 E29179 RoHS Compliant

For quantities greater than listed, call for quote.

MOUSER STOCK NO.	Molex Part No.	Fig.	No. of Circuits	Dimensions: mm A	Dimensions: mm B	Price Each 1	10	100	500
538-50-37-5023	50-37-5023	A	2	5.80	2.50				
538-50-37-5033	50-37-5033	A	3	8.30	5.00				
538-50-37-5043	50-37-5043	A	4	10.80	7.50				
538-50-37-5053	50-37-5053	A	5	13.30	10.00				
538-50-37-5063	50-37-5063	A	6	15.80	12.50				
538-50-37-5073	50-37-5073	A	7	18.30	15.00				
538-50-37-5083	50-37-5083	A	8	20.80	17.50				
538-50-37-5093	50-37-5093	A	9	23.30	20.00				
538-50-37-5103	50-37-5103	A	10	25.80	22.50				
538-50-37-5113	50-37-5113	A	11	28.30	25.00				
538-50-37-5123	50-37-5123	A	12	30.80	27.50				
538-50-37-5133	50-37-5133	A	13	33.30	30.00				
538-50-37-5143	50-37-5143	A	14	35.80	32.50				
538-50-37-5153	50-37-5153	A	15	38.30	35.00				

FULLY SHROUDED HEADERS

- Series 5276-NA and 5268-NA
- 0.70mm round pins
- Polarized
- Friction lock
- Mates with series 5264-N and 42219
- Contact: brass
- Plating: tin
- Housing: 6/6 nylon, UL 94V-0
- Operating temperature: 0°C to +75°C
- RoHS Compliant per Molex documentation

LR19980 E29179 RoHS Compliant

For quantities greater than listed, call for quote.

MOUSER STOCK NO.	Molex Part No.	Fig.	No. of Circuits	Dimensions: mm A	Dimensions: mm B	Price Each 1	10	100	500
Vertical									
538-22-03-5025	22-03-5025	B	2	7.40	2.50				
538-22-03-5035	22-03-5035	B	3	9.90	5.00				
538-22-03-5045	22-03-5045	B	4	12.40	7.50				
538-22-03-5055	22-03-5055	B	5	14.90	10.00				
538-22-03-5065	22-03-5065	B	6	17.40	12.50				
538-22-03-5075	22-03-5075	B	7	19.90	15.00				
538-22-03-5085	22-03-5085	B	8	22.40	17.50				
538-22-03-5095	22-03-5095	B	9	24.90	20.00				
538-22-03-5105	22-03-5105	B	10	27.40	22.50				
538-22-03-5125	22-03-5125	B	12	32.40	27.50				
538-22-03-5145	22-03-5145	B	14	37.40	32.50				
538-22-03-5155	22-03-5155	B	15	39.90	35.00				
Right Angle									
538-22-05-7025	22-05-7025	C	2	7.40	2.50				
538-22-05-7035	22-05-7035	C	3	9.90	5.00				
538-22-05-7045	22-05-7045	C	4	12.40	7.50				
538-22-05-7055	22-05-7055	C	5	14.90	10.00				
538-22-05-7065	22-05-7065	C	6	17.40	12.50				
538-22-05-7075	22-05-7075	C	7	19.90	15.00				
538-22-05-7085	22-05-7085	C	8	22.40	17.50				
538-22-05-7095	22-05-7095	C	9	24.90	20.00				
538-22-05-7105	22-05-7105	C	10	27.40	22.50				

CRIMP TERMINAL HOUSINGS

- Series 5102-N
- Low profile
- Friction lock
- Molded-in pull tabs
- Mates with series 5045 and 5046
- Use with terminal series 5103
- Operating temperature: -40°C to +105°C
- Housing: 6/6 nylon, UL 94V-0
- RoHS Compliant per Molex documentation

LR19980 E29179 RoHS Compliant

For quantities greater than listed, call for quote.

MOUSER STOCK NO.	Molex Part No.	Fig.	No. of Circuits	Dimensions: mm A	Dimensions: mm B	Price Each 1	10	100	500
538-22-01-1024	22-01-1024	D	2	6.00	2.50				
538-22-01-1034	22-01-1034	D	3	8.50	5.00				
538-51191-0400	51191-0400	D	4	12.50	7.50				
538-22-01-1054	22-01-1054	D	5	13.50	10.00				
538-22-01-1064	22-01-1064	D	6	16.00	12.50				
538-22-01-1074	22-01-1074	D	7	18.50	15.00				
538-22-01-1084	22-01-1084	D	8	21.00	17.50				
538-22-01-1094	22-01-1094	D	9	23.50	20.00				
538-22-01-1104	22-01-1104	D	10	26.00	22.50				
538-22-01-1114	22-01-1114	D	11	28.50	25.00				

HEADERS

- Mates with series 5102-N housings
- .064mm square wire pins
- Contact: Brass
- Plating: Tin
- Housing: 6/6 nylon, UL 94V-0
- Operating temperature: -40°C to +105°C
- RoHS Compliant per Molex documentation

LR19980 E29179 RoHS Compliant

For quantities greater than listed, call for quote.

MOUSER STOCK NO.	Molex Part No.	Fig.	No. of Circuits	Dimensions: mm A	Dimensions: mm B	Price Each 1	10	100	500
Vertical - Polarizing Lock - Series 5045									
538-22-04-1021	22-04-1021	E	2	4.50	2.50				
538-22-04-1031	22-04-1031	E	3	7.00	5.00				
538-22-04-1041	22-04-1041	E	4	9.50	7.50				
538-22-04-1051	22-04-1051	E	5	12.00	10.00				
538-22-04-1061	22-04-1061	E	6	14.50	12.50				
538-22-04-1071	22-04-1071	E	7	17.00	15.00				
538-22-04-1081	22-04-1081	E	8	19.50	17.50				
538-22-04-1091	22-04-1091	E	9	22.00	20.00				
538-22-04-1101	22-04-1101	E	10	24.50	22.50				
538-22-04-1111	22-04-1111	E	11	27.00	25.00				
Mini-Latch™ Right Angle - Friction Lock - Series 5046									
538-22-05-1022	22-05-1022	F	2	4.50	2.50				
538-22-05-1032	22-05-1032	F	3	7.00	5.00				
538-22-05-1042	22-05-1042	F	4	9.50	7.50				
538-22-05-1052	22-05-1052	F	5	12.00	10.00				
538-22-05-1072	22-05-1072	F	7	17.00	15.00				
538-22-05-1082	22-05-1082	F	8	19.50	17.50				

CRIMP TERMINALS

- Series 5263 and 5103
- Anti-fishhooking design
- RoHS Compliant per Molex documentation

RoHS Compliant

For quantities greater than listed, call for quote.

MOUSER STOCK NO.	Molex Part No.	Fig.	Type	AWG	Plating	Price Each 1	100	500	1000
Series 5263									
538-08-70-1040	08-70-1040	G	Female	22-28	Tin/Bronze				
Series 5103									
538-08-70-0057	08-70-0057	H	Female	22-28	Tin/Brass				

TOOLING

MOUSER STOCK NO.	Molex Part No.	Description	Price Each
538-63811-5200	63811-5200	Hand Crimp Tool, 22 - 28 AWG	

© Copyright 2014 Mouser Electronics

© Copyright 2014 Mouser Electronics

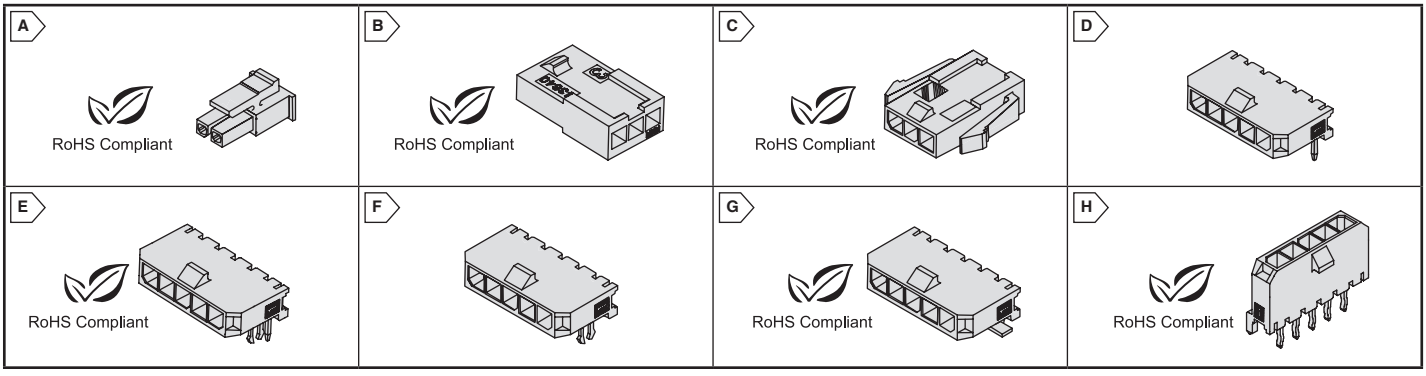

SINGLE ROW CONNECTORS

- 250V AC rating
- UL 94V-0, CSA TUV approved

Specifications:

- 3.00mm Pitch
- Fully isolated contacts
- Full polarization
- Positive locks
- Surface Mount Compatible
- Up to 5.0A per circuit

For quantities greater than listed, call for quote.

MOUSER STOCK NO.	Molex Part No.	Fig.	No. of Circuits	Plating	Price Each 1	10	100
Crimp Housing Receptacles - Use With 43030 Terminals							
538-43645-0200	43645-0200	A	2	–			
538-43645-0300	43645-0300	A	3	–			
538-43645-0400	43645-0400	A	4	–			
538-43645-0500	43645-0500	A	5	–			
538-43645-0600	43645-0600	A	6	–			
538-43645-0700	43645-0700	A	7	–			
538-43645-0800	43645-0800	A	8	–			
538-43645-0900	43645-0900	A	9	–			
538-43645-1000	43645-1000	A	10	–			
538-43645-1100	43645-1100	A	11	–			
538-43645-1200	43645-1200	A	12	–			
Crimp Housing Plugs - Free Hanging - Use With 43031 Terminals							
538-43640-0201	43640-0201	B	2	–			
538-43640-0301	43640-0301	B	3	–			
538-43640-0401	43640-0401	B	4	–			
538-43640-0501	43640-0501	B	5	–			
538-43640-0601	43640-0601	B	6	–			
538-43640-0701	43640-0701	B	7	–			
538-43640-0801	43640-0801	B	8	–			
538-43640-0901	43640-0901	B	9	–			
538-43640-1001	43640-1001	B	10	–			
538-43640-1101	43640-1101	B	11	–			
538-43640-1201	43640-1201	B	12	–			
Crimp Housing Plugs - Panel Mount - Use With 43031 Terminals							
538-43640-0200	43640-0200	C	2	–			
538-43640-0300	43640-0300	C	3	–			
538-43640-0400	43640-0400	C	4	–			
538-43640-0500	43640-0500	C	5	–			
538-43640-0600	43640-0600	C	6	–			
Right Angle Headers - Snap-in-Peg Locks							
538-43650-0200	43650-0200	D	2	Tin			
538-43650-0300	43650-0300	D	3	Tin			
538-43650-0400	43650-0400	D	4	Tin			
538-43650-0500	43650-0500	D	5	Tin			
538-43650-0600	43650-0600	D	6	Tin			
538-43650-0700	43650-0700	D	7	Tin			
538-43650-0800	43650-0800	D	8	Tin			
538-43650-0900	43650-0900	D	9	Tin			
538-43650-0201	43650-0201	D	2	15µ" Gold			
538-43650-0301	43650-0301	D	3	15µ" Gold			
538-43650-0401	43650-0401	D	4	15µ" Gold			
538-43650-0501	43650-0501	D	5	15µ" Gold			
538-43650-0601	43650-0601	D	6	15µ" Gold			
538-43650-0701	43650-0701	D	7	15µ" Gold			
538-43650-0801	43650-0801	D	8	15µ" Gold			
538-43650-1001	43650-1001	D	10	15µ" Gold			
538-43650-1201	43650-1201	D	12	15µ" Gold			
Right Angle Headers - Solderable Retention Clip							
538-43650-0203	43650-0203	E	2	Tin			
538-43650-0303	43650-0303	E	3	Tin			
538-43650-0403	43650-0403	E	4	Tin			
538-43650-0503	43650-0503	E	5	Tin			
538-43650-0603	43650-0603	E	6	Tin			
Right Angle Headers - SMT - Solderable Retention Clip							
538-43650-0209	43650-0209	F	2	Tin			
538-43650-0309	43650-0309	F	3	Tin			
538-43650-0409	43650-0409	F	4	Tin			
538-43650-0509	43650-0509	F	5	Tin			
538-43650-0609	43650-0609	F	6	Tin			
538-43650-0210	43650-0210	F	2	15µ" Gold			
538-43650-0310	43650-0310	F	3	15µ" Gold			
538-43650-0410	43650-0410	F	4	15µ" Gold			
538-43650-0510	43650-0510	F	5	15µ" Gold			
538-43650-0610	43650-0610	F	6	15µ" Gold			

For quantities greater than listed, call for quote.

MOUSER STOCK NO.	Molex Part No.	Fig.	No. of Circuits	Plating	Price Each 1	10	100
Right Angle Headers - SMT - Solder Tabs							
538-43650-0212	43650-0212	G	2	Tin			
538-43650-0312	43650-0312	G	3	Tin			
538-43650-0412	43650-0412	G	4	Tin			
538-43650-0512	43650-0512	G	5	Tin			
538-43650-0612	43650-0612	G	6	Tin			
538-43650-0712	43650-0712	G	7	Tin			
538-43650-0812	43650-0812	G	8	Tin			
538-43650-0912	43650-0912	G	9	Tin			
538-43650-1012	43650-1012	G	10	Tin			
538-43650-1112	43650-1112	G	11	Tin			
538-43650-0213	43650-0213	G	2	15µ" Gold			
538-43650-0313	43650-0313	G	3	15µ" Gold			
538-43650-0413	43650-0413	G	4	15µ" Gold			
538-43650-0513	43650-0513	G	5	15µ" Gold			
538-43650-0613	43650-0613	G	6	15µ" Gold			
Vertical Headers - PCB Pegs							
538-43650-0215	43650-0215	H	2	Tin			
538-43650-0315	43650-0315	H	3	Tin			
538-43650-0415	43650-0415	H	4	Tin			
538-43650-0515	43650-0515	H	5	Tin			
538-43650-0615	43650-0615	H	6	Tin			
538-43650-0715	43650-0715	H	7	Tin			
538-43650-0815	43650-0815	H	8	Tin			
538-43650-0915	43650-0915	H	9	Tin			
538-43650-1015	43650-1015	H	10	Tin			
538-43650-1115	43650-1115	H	11	Tin			
538-43650-1215	43650-1215	H	12	Tin			
538-43650-0216	43650-0216	H	2	15µ" Gold			
538-43650-0316	43650-0316	H	3	15µ" Gold			
538-43650-0416	43650-0416	H	4	15µ" Gold			
538-43650-0516	43650-0516	H	5	15µ" Gold			
538-43650-0616	43650-0616	H	6	15µ" Gold			
538-43650-0716	43650-0716	H	7	15µ" Gold			
538-43650-0816	43650-0816	H	8	15µ" Gold			
538-43650-0916	43650-0916	H	9	15µ" Gold			
538-43650-1016	43650-1016	H	10	15µ" Gold			
538-43650-1116	43650-1116	H	11	15µ" Gold			
538-43650-1216	43650-1216	H	12	15µ" Gold			

Terminals (For Single and Dual Row Connectors)

✻ Sold in 12,000 Piece Reels

For quantities greater than listed, call for quote.

MOUSER STOCK NO.	Molex Part No.	AWG	Plating	Price Each 1	10	100
Female Sockets						
538-43030-0007	43030-0007	20 - 24	Tin			
538-43030-0010	43030-0010	26 - 30	Tin			
538-43030-0008	43030-0008	20 - 24	15µ" Gold			
538-43030-0011	43030-0011	26 - 30	15µ" Gold			
538-43030-0009	43030-0009	20 - 24	30µ" Gold			
538-43030-0012	43030-0012	26 - 30	30µ" Gold			
Female Sockets - Low Force						
✻ 538-46235-0001	46235-0001	20-24	15µ" Gold		-	-
✻ 538-46235-0002	46235-0002	20-24	30µ" Gold		-	-
✻ 538-46235-0004	46235-0004	26-30	30µ" Gold		-	-
Male Pins						
538-43031-0007	43031-0007	20 - 24	Tin			
538-43031-0010	43031-0010	26 - 30	Tin			
538-43031-0008	43031-0008	20 - 24	15µ" Gold			
538-43031-0011	43031-0011	26 - 30	15µ" Gold			
538-43031-0009	43031-0009	20 - 24	30µ" Gold			
538-43031-0012	43031-0012	26 - 30	30µ" Gold			

Tools (For Single and Dual Row Connectors)

For quantities greater than listed, call for quote.

MOUSER STOCK NO.	Molex Part No.	Description	Price Each
538-63819-0000	63819-0000	Hand Crimp Tool	
538-63811-1000	63811-1000	Universal Crimp Tool	
538-11-03-0043	11-03-0043	Extraction Tool	

© Copyright 2014 Mouser Electronics

MOLEX Micro-Fit 3.0™ Connectors

molex
one company > a world of innovation

RoHS Compliant **This product is RoHS compliant.**

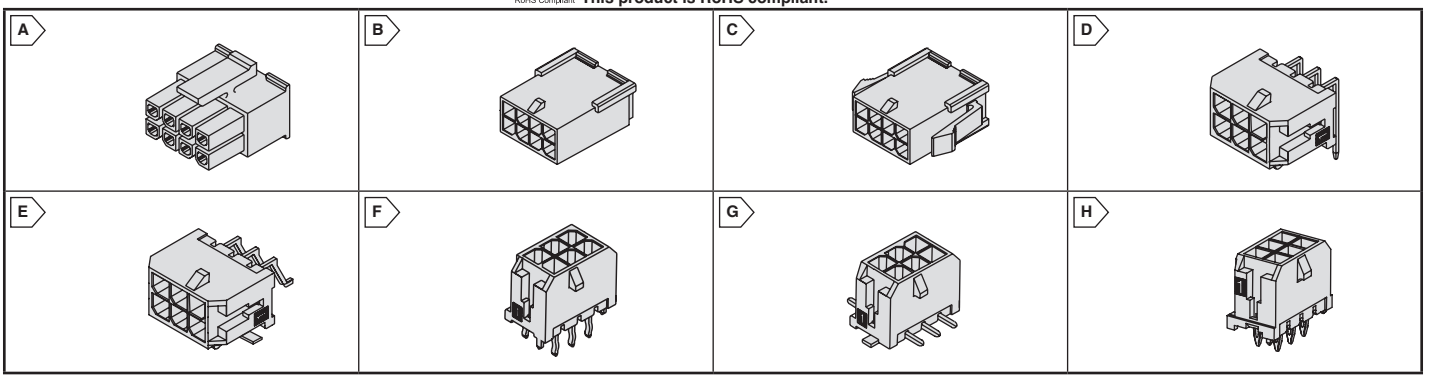

DUAL ROW CONNECTORS

Specifications:

- 3.00mm Pitch
- Fully isolated contacts
- Full polarization
- Positive locks
- Surface Mount Compatible
- Up to 5.0A per circuit
- 250V AC rating
- UL 94V-0, CSA TUV approved

For quantities greater than listed, call for quote.

MOUSER STOCK NO.	Molex Part No.	Fig.	No. of Circuits	Plating	Price Each 1	10	100
Crimp Housing Receptacles - Use With 43030 Terminals							
538-43025-0200	43025-0200	A	2	–			
538-43025-0400	43025-0400	A	4	–			
538-43025-0600	43025-0600	A	6	–			
538-43025-0800	43025-0800	A	8	–			
538-43025-1000	43025-1000	A	10	–			
538-43025-1200	43025-1200	A	12	–			
538-43025-1400	43025-1400	A	14	–			
538-43025-1600	43025-1600	A	16	–			
538-43025-1800	43025-1800	A	18	–			
538-43025-2000	43025-2000	A	20	–			
538-43025-2200	43025-2200	A	22	–			
538-43025-2400	43025-2400	A	24	–			
Crimp Housing Plugs - Free Hanging - Use With 43031 Terminals							
538-43020-0201	43020-0201	B	2	–			
538-43020-0401	43020-0401	B	4	–			
538-43020-0601	43020-0601	B	6	–			
538-43020-0801	43020-0801	B	8	–			
538-43020-1001	43020-1001	B	10	–			
538-43020-1201	43020-1201	B	12	–			
538-43020-1401	43020-1401	B	14	–			
538-43020-1601	43020-1601	B	16	–			
538-43020-1801	43020-1801	B	18	–			
538-43020-2001	43020-2001	B	20	–			
538-43020-2201	43020-2201	B	22	–			
538-43020-2401	43020-2401	B	24	–			
Crimp Housing Plugs - Panel Mount - Use With 43031 Terminals							
538-430200200	43020-0200	C	2	–			
538-43020-0400	43020-0400	C	4	–			
538-43020-0600	43020-0600	C	6	–			
538-43020-0800	43020-0800	C	8	–			
538-43020-1000	43020-1000	C	10	–			
538-43020-1200	43020-1200	C	12	–			
538-43020-1400	43020-1400	C	14	–			
538-43020-1600	43020-1600	C	16	–			
538-43020-1800	43020-1800	C	18	–			
538-43020-2000	43020-2000	C	20	–			
538-43020-2200	43020-2200	C	22	–			
538-43020-2400	43020-2400	C	24	–			
Right Angle Headers - Snap-in-Peg Locks							
538-43045-0200	43045-0200	D	2	Tin			
538-43045-0400	43045-0400	D	4	Tin			
538-43045-0600	43045-0600	D	6	Tin			
538-43045-0800	43045-0800	D	8	Tin			
538-43045-1000	43045-1000	D	10	Tin			
538-43045-1200	43045-1200	D	12	Tin			
538-43045-1400	43045-1400	D	14	Tin			
538-43045-1600	43045-1600	D	16	Tin			
538-43045-1800	43045-1800	D	18	Tin			
538-43045-2000	43045-2000	D	20	Tin			
538-43045-2200	43045-2200	D	22	Tin			
538-43045-2400	43045-2400	D	24	Tin			
538-43045-0202	43045-0202	D	2	30µ" Gold			
538-43045-0402	43045-0402	D	4	30µ" Gold			
538-43045-0602	43045-0602	D	6	30µ" Gold			
538-43045-0802	43045-0802	D	8	30µ" Gold			
538-43045-1002	43045-1002	D	10	30µ" Gold			
538-43045-1202	43045-1202	D	12	30µ" Gold			
538-43045-1402	43045-1402	D	14	30µ" Gold			
538-43045-1602	43045-1602	D	16	30µ" Gold			
538-43045-1802	43045-1802	D	18	30µ" Gold			
538-43045-2002	43045-2002	D	20	30µ" Gold			
538-43045-2202	43045-2202	D	22	30µ" Gold			
538-43045-2402	43045-2402	D	24	30µ" Gold			

For quantities greater than listed, call for quote.

MOUSER STOCK NO.	Molex Part No.	Fig.	No. of Circuits	Plating	Price Each 1	10	100
Right Angle Headers - SMT - Solder Tabs							
538-43045-0209	43045-0209	E	2	Tin			
538-43045-0409	43045-0409	E	4	Tin			
538-43045-0609	43045-0609	E	6	Tin			
538-43045-0809	43045-0809	E	8	Tin			
538-43045-1009	43045-1009	E	10	Tin			
538-43045-1209	43045-1209	E	12	Tin			
538-43045-0211	43045-0211	E	2	30µ" Gold			
538-43045-0411	43045-0411	E	4	30µ" Gold			
538-43045-0611	43045-0611	E	6	30µ" Gold			
538-43045-0811	43045-0811	E	8	30µ" Gold			
538-43045-1011	43045-1011	E	10	30µ" Gold			
538-43045-1211	43045-1211	E	12	30µ" Gold			
Vertical Headers - Thru-hole - Offset Terminal Retention							
538-430-45-0212	43045-0212	F	2	Tin			
538-43045-0412	43045-0412	F	4	Tin			
538-43045-0612	43045-0612	F	6	Tin			
538-43045-0812	43045-0812	F	8	Tin			
538-43045-1012	43045-1012	F	10	Tin			
538-43045-1212	43045-1212	F	12	Tin			
538-43045-1412	43045-1412	F	14	Tin			
538-43045-1612	43045-1612	F	16	Tin			
538-43045-1812	43045-1812	F	18	Tin			
538-43045-2012	43045-2012	F	20	Tin			
538-43045-2212	43045-2212	F	22	Tin			
538-43045-2412	43045-2412	F	24	Tin			
538-43045-0214	43045-0214	F	2	30µ" Gold			
538-43045-0414	43045-0414	F	4	30µ" Gold			
538-43045-0614	43045-0614	F	6	30µ" Gold			
538-43045-0814	43045-0814	F	8	30µ" Gold			
538-43045-1014	43045-1014	F	10	30µ" Gold			
538-43045-1214	43045-1214	F	12	30µ" Gold			
538-43045-1414	43045-1414	F	14	30µ" Gold			
538-43045-1614	43045-1614	F	16	30µ" Gold			
538-43045-1814	43045-1814	F	18	30µ" Gold			
538-43045-2014	43045-2014	F	20	30µ" Gold			
538-43045-2214	43045-2214	F	22	30µ" Gold			
538-43045-2414	43045-2414	F	24	30µ" Gold			
Vertical Headers - SMT - Solder Tabs							
538-43045-0218	43045-0218	G	2	Tin			
538-430-45-0418	43045-0418	G	4	Tin			
538-430-45-0618	43045-0618	G	6	Tin			
538-430-45-0818	43045-0818	G	8	Tin			
538-43045-1018	43045-1018	G	10	Tin			
538-430-45-1218	43045-1218	G	12	Tin			
538-43045-0220	43045-0220	G	2	30µ" Gold			
538-43045-0420	43045-0420	G	4	30µ" Gold			
538-43045-0620	43045-0620	G	6	30µ" Gold			
538-43045-0820	43045-0820	G	8	30µ" Gold			
538-43045-1020	43045-1020	G	10	30µ" Gold			
538-43045-1220	43045-1220	G	12	30µ" Gold			

MICRO-FIT CPI™ (COMPLIANT PIN INTERFACE)

For quantities greater than listed, call for quote.

MOUSER STOCK NO.	Molex Part No.	Fig.	No. of Circuits	Plating	Price Each 1	10	100
Vertical Headers - Press-Fit - Solderless							
538-44914-0201	44914-0201	H	2	Tin			
538-44914-0401	44914-0401	H	4	Tin			
538-44914-0601	44914-0601	H	6	Tin			
538-44914-0801	44914-0801	H	8	Tin			
538-44914-1001	44914-1001	H	10	Tin			
538-44914-1201	44914-1201	H	12	Tin			

© Copyright 2014 Mouser Electronics

© Copyright 2014 Mouser Electronics

RoHS Compliant This product is RoHS compliant.

GLOW WIRE CAPABLE MINI-FIT JR.™ CONNECTORS

Specifications:
- Glow Wire Ignition Test (GWIT) of at least 775°C
- Glow Wire Flammability Index (GWFI) of at least 850°C
- Requires tests to be conducted on three material plaques in an identical manner and location
- Reduces time and expense associated with end product testing on molded parts

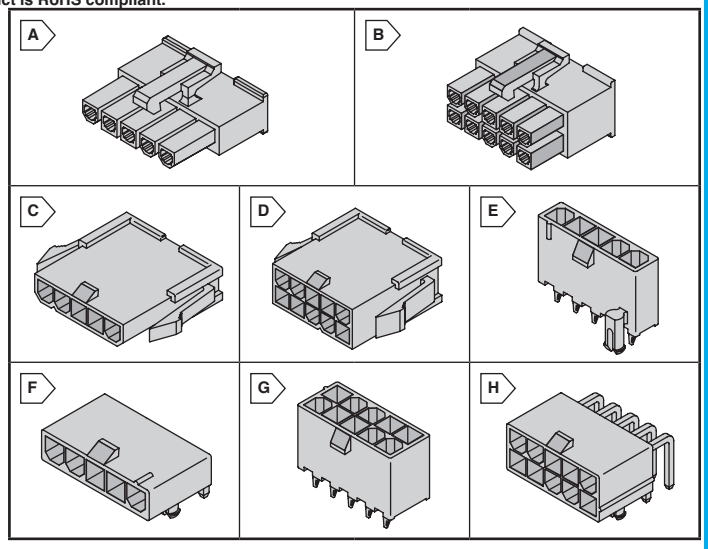

Receptacles

For quantities greater than listed, call for quote.

MOUSER STOCK NO.	Molex Part No.	Fig.	No. of Circuits	UL Rating	Price Each 1	10	100
Single Row							
538-50-29-1662	50-29-1662	A	3	94V-0			
538-50-36-1746	50-36-1746	A	4	94V-0			
Dual Row							
538-50-36-1673	50-36-1673	B	2	94V-0			
538-50-36-1672	50-36-1672	B	6	94V-0			
538-50-36-1713	50-36-1713	B	8	94V-0			
538-50-36-1671	50-36-1671	B	10	94V-0			
538-50-36-1674	50-36-1674	B	12	94V-0			
538-50-36-2293	50-36-2293	B	14	94V-0			
538-50-36-1669	50-36-1669	B	16	94V-0			
538-50-36-1668	50-36-1668	B	18	94V-0			
538-26-01-3167	26-01-3167	B	22	94V-0			
538-50-36-1667	50-36-1667	B	24	94V-0			

Plugs

For quantities greater than listed, call for quote.

MOUSER STOCK NO.	Molex Part No.	Fig.	No. of Circuits	UL Rating	Price Each 1	10	100
Single Row - With Panel Mount Ears							
538-50-36-1893	50-36-1893	C	3	94V-0			
Single Row - Without Panel Mount Ears							
538-50-29-1663	50-29-1663	C	3	94V-0			
538-26-01-3093	26-01-3093	C	4	94V-0			
Dual Row - With Panel Mount Ears							
538-50-36-1734	50-36-1734	D	2	94V-0			
538-50-36-1735	50-36-1735	D	4	94V-0			
538-50-36-1736	50-36-1736	D	6	94V-0			
538-50-36-1716	50-36-1716	D	8	94V-0			
538-50-36-1739	50-36-1739	D	10	94V-0			
538-50-36-1869	50-36-1869	D	12	94V-0			
538-50-36-1876	50-36-1876	D	14	94V-0			
538-26-01-3187	26-01-3187	D	18	94V-0			
Dual Row - With Panel Mount Ears							
538-50-36-1678	50-36-1678	D	2	94V-0			
538-50-36-1679	50-36-1679	D	4	94V-0			
538-50-36-1681	50-36-1681	D	5	94V-0			
538-50-36-1737	50-36-1737	D	8	94V-0			
538-50-36-1738	50-36-1738	D	10	94V-0			
538-26-01-3096	26-01-3096	D	12	94V-0			
538-50-36-1676	50-36-1676	D	16	94V-0			

PCB Headers

For quantities greater than listed, call for quote.

MOUSER STOCK NO.	Molex Part No.	Fig.	No. of Circuits	UL Rating	Price Each 1	10	100
Single Row - Vertical - Pegs							
538-50-36-1809	50-36-1809	E	3	94V-0			
Single Row - Right Angle - Pegs							
538-50-36-1769	50-36-1769	F	3	94V-0			
538-50-36-1779	50-36-1779	F	4	94V-0			
Dual Row - Vertical - Pegs							
538-50-36-1699	50-36-1699	G	2	94V-0			
538-50-36-1702	50-36-1702	G	4	94V-0			
538-50-36-1819	50-36-1819	G	5	94V-0			
538-50-36-1704	50-36-1704	G	6	94V-0			
538-50-36-1706	50-36-1706	G	8	94V-0			
538-50-36-1708	50-36-1708	G	10	94V-0			
538-50-36-1711	50-36-1711	G	12	94V-0			
Dual Row - Right Angle - Pegs							
538-50-36-2375	50-36-2375	H	2	94V-0			
538-50-36-2306	50-36-2306	H	4	94V-0			
538-50-36-1747	50-36-1747	H	5	94V-0			
538-50-36-2377	50-36-2377	H	6	94V-0			
538-50-36-1744	50-36-1744	H	8	94V-0			
538-50-36-2298	50-36-2298	H	14	94V-0			
Dual Row - Vertical - No Pegs							
538-50-36-1882	50-36-1882	G	2	94V-0			
538-50-36-1884	50-36-1884	G	4	94V-0			
538-50-36-1697	50-36-1697	G	6	94V-0			
538-50-36-1683	50-36-1683	G	8	94V-0			
538-50-36-1741	50-36-1741	G	10	94V-0			
538-50-36-1886	50-36-1886	G	12	94V-0			
538-50-36-1888	50-36-1888	G	14	94V-0			
538-50-36-1891	50-36-1891	G	16	94V-0			

MINI-FIT™ RTC VERTICAL HEADERS

Mini-Fit reflow temperature compatible (RTC) headers enjoy the same features as Mini-Fit JR™ plus are lead-free process compatible.

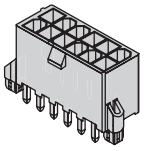

Specifications:
- Mates with Mini-Fit® receptacles
- 4.20mm pitch
- 12.0A max.
- Press-fit PCB pegs
- High-current Mini-Fit® plus HCS pins
- High Temp LCP housing

RoHS Compliant

71436 Series, Dual Row

For quantities greater than listed, call for quote.

MOUSER STOCK NO.	Molex Part No.	No. of Circuits	UL Rating	PCB Thickness	Price Each 1	10	100
538-46207-0004	46207-0004	4	94V-0	1.57mm			
538-46207-0006	46207-0006	6	94V-0	1.57mm			
538-46207-0008	46207-0008	8	94V-0	1.57mm			
538-46207-0010	46207-0010	10	94V-0	1.57mm			
538-46207-0012	46207-0012	12	94V-0	1.57mm			
538-46207-0024	46207-0024	24	94V-0	1.57mm			
538-46207-0104	46207-0104	4	94V-0	2.36mm			
538-46207-0106	46207-0106	6	94V-0	2.36mm			
538-46207-0108	46207-0108	8	94V-0	2.36mm			
538-46207-0110	46207-0110	10	94V-0	2.36mm			
538-46207-0112	46207-0112	12	94V-0	2.36mm			
538-46207-0124	46207-0124	24	94V-0	2.36mm			
538-46207-0204	46207-0204	4	94V-0	3.18mm			
538-46207-0206	46207-0206	6	94V-0	3.18mm			
538-46207-0208	46207-0208	8	94V-0	3.18mm			
538-46207-0210	46207-0210	10	94V-0	3.18mm			
538-46207-0212	46207-0212	12	94V-0	3.18mm			
538-46207-0024	46207-0024	24	94V-0	3.18mm			

© Copyright 2014 Mouser Electronics

© Copyright 2014 Mouser Electronics

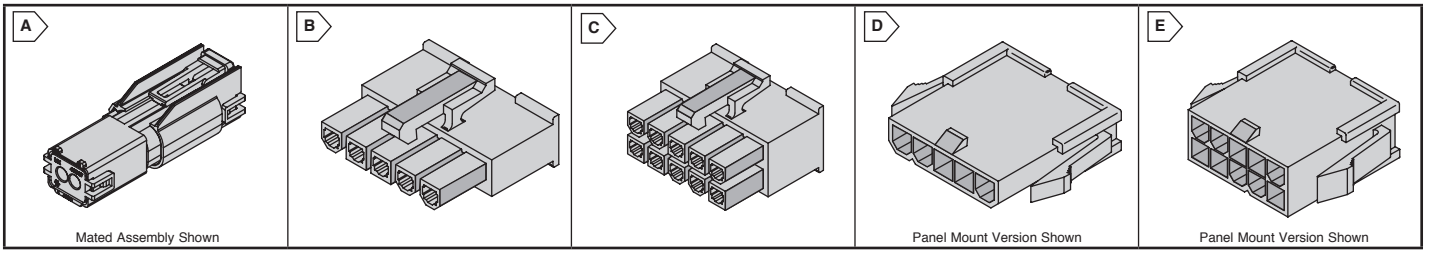

MINI-FIT® H2O SEALED CONNECTORS

Specifications:

- 4.20mm pitch
- IP67 rated
- interface and wire seals pre-installed
- 18-20AWG
- 9.0A per circuit max
- 600V max.

RoHS Compliant

For quantities greater than listed, call for quote.

MOUSER STOCK NO.	Molex Part No.	Fig.	Description	Price Each 1	10	100
Receptacle						
538-46064-0032	46064-0032	A	2 Ckt Receptacle			
Plug						
538-46065-0032	46065-0032	A	2 Ckt Plug			
Terminals						
538-46055-0007	46055-0007	-	Female, Tin			
538-46056-0004	46056-0004	-	Male, Tin			
Tool						
538-63819-1800	63819-1800	-	Hand Crimp		-	-

MINI-FIT JR.™ CONNECTORS

Specifications:

- 4.20mm pitch
- 9.0A per circuit max
- 600V max.
- Fully isolated terminals

RoHS Compliant

Receptacles

For quantities greater than listed, call for quote.

MOUSER STOCK NO.	Molex Part No.	Fig.	No. of Circuits	UL Rating	Price Each 1	10	100
Single Row - 5557 Series							
538-39-01-4030	39-01-4030	B	3	94V-2			
538-39-01-4031	39-01-4031	B	3	94V-0			
538-39-01-4040	39-01-4040	B	4	94V-2			
538-39-01-4041	39-01-4041	B	4	94V-0			
538-39-01-4050	39-01-4050	B	5	94V-2			
538-39-01-4051	39-01-4051	B	5	94V-0			
Dual Row - 5557 Series							
538-39-01-2020	39-01-2020	C	2	94V-2			
538-39-01-2025	39-01-2025	C	2	94V-0			
538-39-01-2040	39-01-2040	C	4	94V-2			
538-39-01-2045	39-01-2045	C	4	94V-0			
538-39-01-2060	39-01-2060	C	6	94V-2			
538-39-01-2065	39-01-2065	C	6	94V-0			
538-39-01-2080	39-01-2080	C	8	94V-2			
538-39-01-2085	39-01-2085	C	8	94V-0			
538-39-01-2100	39-01-2100	C	10	94V-2			
538-39-01-2105	39-01-2105	C	10	94V-0			
538-39-01-2120	39-01-2120	C	12	94V-2			
538-39-01-21-25	39-01-2125	C	12	94V-0			
538-39-01-2140	39-01-2140	C	14	94V-2			
538-39-01-2145	39-01-2145	C	14	94V-0			
538-39-01-2160	39-01-2160	C	16	94V-2			
538-39-01-2165	39-01-2165	C	16	94V-0			
538-39-01-2180	39-01-2180	C	18	94V-2			
538-39-01-2185	39-01-2185	C	18	94V-0			
538-39-01-2200	39-01-2200	C	20	94V-2			
538-39-01-2205	39-01-2205	C	20	94V-0			
538-39-01-2220	39-01-2220	C	22	94V-2			
538-39-01-2225	39-01-2225	C	22	94V-0			
538-39-01-2240	39-01-2240	C	24	94V-2			
538-39-01-2245	39-01-2245	C	24	94V-0			

Plugs

For quantities greater than listed, call for quote.

MOUSER STOCK NO.	Molex Part No.	Fig.	No. of Circuits	UL Rating	Price Each 1	10	100
Single Row - Panel Mount - 5559 Series							
538-39-01-4032	39-01-4032	D	3	94V-2			
538-39-01-4052	39-01-4052	D	5	94V-2			
538-39-01-4053	39-01-4053	D	5	94V-0			
Single Row - Free Hanging - 5559 Series							
538-39-01-4036	39-01-4036	D	3	94V-2			
538-39-01-4037	39-01-4037	D	3	94V-0			
538-39-01-4046	39-01-4046	D	4	94V-2			
538-39-01-4047	39-01-4047	D	4	94V-0			
538-39-01-4056	39-01-4056	D	5	94V-2			

Plugs (Cont.)

For quantities greater than listed, call for quote.

MOUSER STOCK NO.	Molex Part No.	Fig.	No. of Circuits	UL Rating	Price Each 1	10	100
Dual Row - Panel Mount - 5559 Series							
538-39-01-2021	39-01-2021	E	2	94V-2			
538-39-01-2026	39-01-2026	E	2	94V-0			
538-39-01-2041	39-01-2041	E	4	94V-2			
538-39-01-2046	39-01-2046	E	4	94V-0			
538-39-01-2061	39-01-2061	E	6	94V-2			
538-39-01-2066	39-01-2066	E	6	94V-0			
538-39-01-2081	39-01-2081	E	8	94V-2			
538-39-01-2086	39-01-2086	E	8	94V-0			
538-39-01-2101	39-01-2101	E	10	94V-2			
538-39-01-2106	39-01-2106	E	10	94V-0			
538-39-01-2121	39-01-2121	E	12	94V-2			
538-39-01-2126	39-01-2126	E	12	94V-0			
538-39-01-2141	39-01-2141	E	14	94V-2			
538-39-01-2146	39-01-2146	E	14	94V-0			
538-39-01-2161	39-01-2161	E	16	94V-2			
538-39-01-2166	39-01-2166	E	16	94V-0			
538-39-01-2181	39-01-2181	E	18	94V-2			
538-39-01-2201	39-01-2201	E	20	94V-2			
538-39-01-2221	39-01-2221	E	22	94V-2			
538-39-01-2241	39-01-2241	E	24	94V-2			
Dual Row - Free Hanging - 5559 Series							
538-39-01-3023	39-01-3023	E	2	94V-2			
538-39-01-3029	39-01-3029	E	2	94V-0			
538-39-01-3043	39-01-3043	E	4	94V-2			
538-39-01-3049	39-01-3049	E	4	94V-0			
538-39-01-3063	39-01-3063	E	6	94V-2			
538-39-01-3069	39-01-3069	E	6	94V-0			
538-39-01-3083	39-01-3083	E	8	94V-2			
538-39-01-3089	39-01-3089	E	8	94V-0			
538-39-01-3103	39-01-3103	E	10	94V-2			
538-39-01-3109	39-01-3109	E	10	94V-0			
538-39-01-3123	39-01-3123	E	12	94V-2			
538-39-01-3143	39-01-3143	E	14	94V-2			
538-39-01-3183	39-01-3183	E	18	94V-2			

Terminals

- Use with Series 5557, 5559 Receptacles and Plugs

NEW PRODUCT

For quantities greater than listed, call for quote.

MOUSER STOCK NO.	Molex Part No.	Gender	Plating	AWG	Price Each 1	100
High Current - Up to 13A Max. (When Used With a Right Angle or Mini-Fit Plus Header 46015 Series) - 45750/46012 Series						
538-45750-3112	45750-3112	Female	Tin	16		
538-45750-1212	45750-1212	Female	Gold	18-24		
538-46012-3142	46012-3142	Male	Tin	16		
High Current - Up to 12A Max. - 44476/44478 Series						
538-44476-3112	44476-3112	Female	Tin	16		
538-44476-1112	44476-1112	Female	Tin	18-20		
538-44478-3112	44478-3112	Male	Tin	16		
538-44478-1112	44478-1112	Male	Tin	18-20		
5556/5558 Series						
538-39-00-0078	39-00-0078	Female	Tin	16		
538-39-00-0186	39-00-0186	Female	Gold	16		
538-39-00-0080	39-00-0080	Female	Tin	16		
538-39-00-0039	39-00-0039	Female	Tin	18-24		
538-39-00-0182	39-00-0182	Female	Gold	18-24		
538-39-00-0060	39-00-0060	Female	Tin	18-24		
538-39-00-0047	39-00-0047	Female	Tin	22-28		
538-39-00-0082	39-00-0082	Male	Tin	16		
538-39-00-0096	39-00-0096	Male	Gold	16		
538-39-00-0041	39-00-0041	Male	Tin	18-24		
538-39-00-0062	39-00-0062	Male	Tin	18-26		
538-39-00-0220	39-00-0220	Male	Gold	18-24		
538-39-00-0049	39-00-0049	Male	Tin	22-28		
Mini-Fit Plus HMC						
538-46018-1541	46018-1541	Female	Tin	18-20		
538-46018-2541	46018-2541	Female	Tin	22-24		
538-46018-3541	46018-3541	Female	Tin	16		

Tools

MOUSER STOCK NO.	Molex Part No.	Description	AWG	Price Each
538-63819-0900	63819-0900	Hand Crimp	16-24	
538-63819-1000	63819-1000	Hand Crimp	22-28	
538-11-03-0044	11-03-0044	Extraction	-	

© Copyright 2014 Mouser Electronics

© Copyright 2014 Mouser Electronics

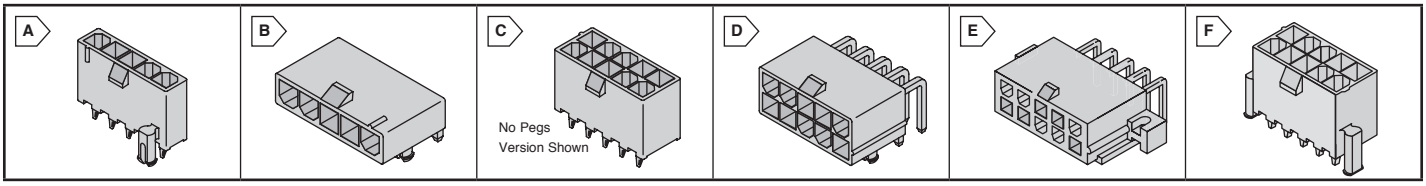

MINI-FIT JR.™ CONNECTORS

Specifications:

- 4.20mm pitch
- 9.0A per circuit max.
- 600V max.
- Fully isolated terminals

RoHS Compliant

PCB Headers

For quantities greater than listed, call for quote.

MOUSER STOCK NO.	Molex Part No.	Fig.	No. of Circuits	UL Rating	Contact Plating	Price Each 1	10	100
Single Row - Vertical - Pegs - 5566 Series								
538-39-30-1039	39-30-1039	A	3	94V-2	Tin			
538-39-30-2030	39-30-2030	A	3	94V-0	Tin			
538-39-30-2031	39-30-2031	A	3	94V-2	Gold			
538-39-30-2040	39-30-2040	A	4	94V-0	Tin			
538-39-30-2050	39-30-2050	A	5	94V-0	Tin			
Single Row - Right Angle - Pegs - 5569 Series								
538-39-30-3035	39-30-3035	B	3	94V-2	Tin			
538-39-30-3036	39-30-3036	B	3	94V-0	Tin			
538-39-30-3038	39-30-3038	B	3	94V-0	Gold			
538-39-30-3045	39-30-3045	B	4	94V-2	Tin			
538-39-30-3047	39-30-3047	B	4	94V-2	Gold			
538-39-30-3055	39-30-3055	B	5	94V-2	Tin			
538-39-30-3056	39-30-3056	B	5	94V-0	Tin			
538-39-30-3058	39-30-3058	B	5	94V-2	Gold			
Dual Row - Vertical - Pegs - 5566 Series								
538-39-29-9023	39-29-9023	C	2	94V-2	Tin			
538-39-29-9027	39-29-9027	C	2	94V-0	Tin			
538-39-29-9025	39-29-9025	C	2	94V-2	Gold			
538-39-29-9043	39-29-9043	C	4	94V-2	Tin			
538-39-29-9047	39-29-9047	C	4	94V-0	Tin			
538-39-29-9049	39-29-9049	C	4	94V-0	Gold			
538-39-29-9063	39-29-9063	C	6	94V-2	Tin			
538-39-29-9067	39-29-9067	C	6	94V-0	Tin			
538-39-29-9083	39-29-9083	C	8	94V-2	Tin			
538-39-29-9087	39-29-9087	C	8	94V-0	Tin			
538-39-29-9089	39-29-9089	C	8	94V-0	Gold			
538-39-29-9103	39-29-9103	C	10	94V-2	Tin			
538-39-29-9107	39-29-9107	C	10	94V-0	Tin			
538-39-29-9123	39-29-9123	C	12	94V-2	Tin			
538-39-29-9127	39-29-9127	C	12	94V-0	Tin			
538-39-29-9143	39-29-9143	C	14	94V-2	Tin			
538-39-29-9147	39-29-9147	C	14	94V-0	Tin			
538-39-29-9163	39-29-9163	C	16	94V-2	Tin			
538-39-29-9183	39-29-9183	C	18	94V-2	Tin			
538-39-29-9203	39-29-9203	C	20	94V-2	Tin			
538-39-29-9207	39-29-9207	C	20	94V-0	Tin			
538-39-29-9243	39-29-9243	C	24	94V-2	Tin			
538-39-29-9247	39-29-9247	C	24	94V-0	Tin			
Dual Row - Vertical - No Pegs - 5566 Series								
538-39-28-1023	39-28-1023	C	2	94V-2	Tin			
538-39-28-8020	39-28-8020	C	2	94V-0	Tin			
538-39-29-0023	39-29-0023	C	2	94V-2	Gold			
538-39-28-1043	39-28-1043	C	4	94V-2	Tin			
538-39-28-8040	39-28-8040	C	4	94V-0	Tin			
538-39-29-0043	39-29-0043	C	4	94V-2	Gold			
538-39-28-1063	39-28-1063	C	6	94V-2	Tin			
538-39-28-8060	39-28-8060	C	6	94V-0	Tin			
538-39-29-0063	39-29-0063	C	6	94V-2	Gold			

For quantities greater than listed, call for quote.

MOUSER STOCK NO.	Molex Part No.	Fig.	No. of Circuits	UL Rating	Contact Plating	Price Each 1	10	100
Dual Row - Vertical - No Pegs - 5566 Series (Cont.)								
538-39-28-1083	39-28-1083	C	8	94V-2	Tin			
538-39-28-8080	39-28-8080	C	8	94V-0	Tin			
538-39-28-1103	39-28-1103	C	10	94V-2	Tin			
538-39-29-0103	39-29-0103	C	10	94V-2	Gold			
538-39-28-1123	39-28-1123	C	12	94V-2	Tin			
538-39-28-8120	39-28-8120	C	12	94V-0	Tin			
538-39-28-1143	39-28-1143	C	14	94V-2	Tin			
538-39-28-1163	39-28-1163	C	16	94V-2	Tin			
538-39-28-1183	39-28-1183	C	18	94V-2	Tin			
538-39-28-1203	39-28-1203	C	20	94V-2	Tin			
538-39-28-8200	39-28-8200	C	20	94V-0	Tin			
538-39-28-1243	39-28-1243	C	24	94V-2	Tin			
Dual Row - Right Angle - Pegs - 5569 Series								
538-39-30-1020	39-30-1020	D	2	94V-2	Tin			
538-39-30-0020	39-30-0020	D	2	94V-0	Tin			
538-39-30-1040	39-30-1040	D	4	94V-2	Tin			
538-39-30-0040	39-30-0040	D	4	94V-0	Tin			
538-39-30-1060	39-30-1060	D	6	94V-2	Tin			
538-39-30-0060	39-30-0060	D	6	94V-0	Tin			
538-39-30-1080	39-30-1080	D	8	94V-2	Tin			
538-39-30-0080	39-30-0080	D	8	94V-0	Tin			
538-39-30-1082	39-30-1082	D	8	94V-2	Gold			
538-39-30-1100	39-30-1100	D	10	94V-2	Tin			
538-39-30-0100	39-30-0100	D	10	94V-0	Tin			
538-39-30-1120	39-30-1120	D	12	94V-2	Tin			
538-39-30-0120	39-30-0120	D	12	94V-0	Tin			
538-39-30-1121	39-30-1121	D	12	94V-0	Gold			
538-39-30-1140	39-30-1140	D	14	94V-2	Tin			
538-39-30-1142	39-30-1142	D	14	94V-0	Gold			
538-39-30-1160	39-30-1160	D	16	94V-2	Tin			
538-39-30-0160	39-30-0160	D	16	94V-0	Tin			
538-39-30-1162	39-30-1162	D	16	94V-0	Gold			
538-39-30-1180	39-30-1180	D	18	94V-2	Tin			
538-39-30-1200	39-30-1200	D	20	94V-2	Tin			
538-39-30-0200	39-30-0200	D	20	94V-0	Tin			
538-39-30-1240	39-30-1240	D	24	94V-2	Tin			
Dual Row - Right Angle - Flanges - 5569 Series								
538-39-29-1028	39-29-1028	E	2	94V-2	Tin			
538-39-29-1027	39-29-1027	E	2	94V-0	Tin			
538-39-29-1048	39-29-1048	E	4	94V-2	Tin			
538-39-29-1047	39-29-1047	E	4	94V-0	Tin			
538-39-29-1068	39-29-1068	E	6	94V-2	Tin			
538-39-29-1088	39-29-1088	E	8	94V-2	Tin			
538-39-29-1108	39-29-1108	E	10	94V-2	Tin			
538-39-29-1128	39-29-1128	E	12	94V-2	Tin			
538-39-29-1148	39-29-1148	E	14	94V-2	Tin			
538-39-29-1168	39-29-1168	E	16	94V-2	Tin			
538-39-29-1188	39-29-1188	E	18	94V-2	Tin			
538-39-29-1208	39-29-1208	E	20	94V-2	Tin			
538-39-29-1248	39-29-1248	E	24	94V-2	Tin			

MINI-FIT PLUS HCS™ CONNECTORS

4.20mm High Current Dual-Row Vertical Headers

Specifications:

- Voltage: 600V

Wire Size (AWG)	Dual-Row Circuit Size (When Used With 45750 Series Terminal) 2	4,6	8,10,12	14,16,18	20,22,24
16	13.0A	12.0A	10.5A	10.0A	9.5A
18	11.0A	10.0A	8.0A	8.0A	8.0A
20	9.5A	8.0A	7.5A	7.0A	7.0A

For quantities greater than listed, call for quote.

MOUSER STOCK NO.	Molex Part No.	Fig.	No. of Circuits	UL Rating	Contact Plating	Price Each 1	100	250
Without Pegs								
538-46015-0202	46015-0202	F	2	V-0	Tin			
538-46015-0206	46015-0206	F	2	V-2	Tin			
538-46015-0402	46015-0402	F	4	V-0	Tin			
538-46015-0406	46015-0406	F	4	V-2	Tin			
538-46015-0602	46015-0602	F	6	V-0	Tin			
538-46015-0606	46015-0606	F	6	V-2	Tin			
538-46015-0802	46015-0802	F	8	V-0	Tin			
538-46015-0806	46015-0806	F	8	V-2	Tin			
538-46015-1006	46015-1006	F	10	V-0	Tin			
538-46015-1206	46015-1206	F	12	V-0	Tin			
538-46015-1202	46015-1202	F	12	V-2	Tin			
538-46015-1406	46015-1406	F	14	V-0	Tin			
538-46015-1606	46015-1606	F	16	V-0	Tin			
538-46015-1806	46015-1806	F	18	V-0	Tin			
538-46015-2006	46015-2006	F	20	V-0	Tin			
538-46015-2002	46015-2002	F	20	V-2	Tin			
538-46015-2406	46015-2406	F	24	V-0	Tin			

For quantities greater than listed, call for quote.

MOUSER STOCK NO.	Molex Part No.	Fig.	No. of Circuits	UL Rating	Contact Plating	Price Each 1	100	250
With Pegs								
538-46015-0203	46015-0203	F	2	V-0	Tin			
538-46015-0207	46015-0207	F	2	V-2	Tin			
538-46015-0403	46015-0403	F	4	V-0	Tin			
538-46015-0407	46015-0407	F	4	V-2	Tin			
538-46015-0603	46015-0603	F	6	V-0	Tin			
538-46015-0607	46015-0607	F	6	V-2	Tin			
538-46015-0803	46015-0803	F	8	V-0	Tin			
538-46015-0807	46015-0807	F	8	V-2	Tin			
538-46015-1003	46015-1003	F	10	V-0	Tin			
538-46015-1007	46015-1007	F	10	V-2	Tin			
538-46015-1203	46015-1203	F	12	V-0	Tin			
538-46015-1207	46015-1207	F	12	V-2	Tin			
538-46015-1403	46015-1403	F	14	V-0	Tin			
538-46015-1407	46015-1407	F	14	V-2	Tin			
538-46015-1603	46015-1603	F	16	V-0	Tin			
538-46015-1607	46015-1607	F	16	V-2	Tin			
538-46015-1803	46015-1803	F	18	V-0	Tin			
538-46015-1807	46015-1807	F	18	V-2	Tin			
538-46015-2003	46015-2003	F	20	V-0	Tin			
538-46015-2403	46015-2403	F	24	V-0	Tin			
538-46015-2407	46015-2407	F	24	V-2	Tin			

© Copyright 2014 Mouser Electronics

© Copyright 2014 Mouser Electronics

MOLEX Mini-Fit® BMI and Mini-Fit Sr.™ Connectors

molex one company > a world of innovation

RoHS Compliant **This product is RoHS compliant.**

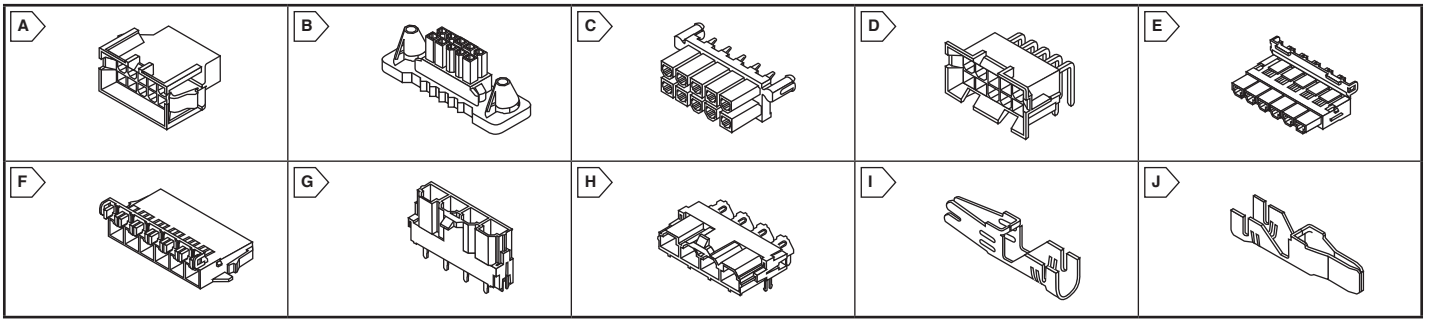

MINI-FIT® BMI (BLIND MATING SYSTEM) CONNECTORS

Features:
- Fully isolated terminals to protect contacts from damage
- Uses standard Mini-Fit® series terminals on previous page
- Dual Row

Specifications:
- Housing: 6/6 Nylon
- 600V rating
- Temperature: -40°C to +105°C
- Pitch: 4.20mm (.165")

Plugs - Dual Row

- RoHS Compliant per Molex documentation

For quantities greater than listed, call for quote.

MOUSER STOCK NO.	Molex Part No.	Fig.	No. of Circuits	Price Each 1	10	100	500
With Panel Mount Ears, UL94V-2, 42475 Series							
538-15-06-0045	15-06-0045	A	4				
538-15-06-0065	15-06-0065	A	6				
538-15-06-0085	15-06-0085	A	8				
538-15-06-0105	15-06-0105	A	10				
538-15-06-0145	15-06-0145	A	14				
538-15-06-0185	15-06-0185	A	18				
538-15-06-0245	15-06-0245	A	24				

Receptacles - Dual Row

- RoHS Compliant per Molex documentation

With Panel Mount Ears, UL94V-2, 42474 Series							
538-15-06-0040	15-06-0040	B	4				
538-15-06-0060	15-06-0060	B	6				
538-15-06-0080	15-06-0080	B	8				
538-15-06-0100	15-06-0100	B	10				
538-15-06-0140	15-06-0140	B	14				
538-15-06-0180	15-06-0180	B	18				
538-15-06-0240	15-06-0240	B	24				
538-43760-0001	43760-0001	B	36				
With Panel Mount Ears, UL94V-0, 42474 Series							
538-15-06-0041	15-06-0041	B	4				
538-15-06-0061	15-06-0061	B	6				
538-15-06-0101	15-06-0101	B	10				
538-15-06-0141	15-06-0141	B	14				
538-15-06-0181	15-06-0181	B	18				
538-15-06-0241	15-06-0241	B	24				

Terminals

For quantities greater than listed, call for quote.

MOUSER STOCK NO.	Molex Part No.	Fig.	AWG	Price Each 1	100	500	1000
538-39-00-0096	39-00-0096	---	16				
538-39-00-0062	39-00-0062	---	18-24				

PCB HEADERS

For quantities greater than listed, call for quote.

MOUSER STOCK NO.	Molex Part No.	Fig.	No. of Circuits	Contact Plating	Price Each 1	10	100	500
Receptacle Headers, Vertical, UL94V-2, 42385 Series								
538-15-24-7040	15-24-7040	C	4	Tin				
538-15-24-7060	15-24-7060	C	6	Tin				
538-15-24-7100	15-24-7100	C	10	Tin				
538-15-24-7140	15-24-7140	C	14	Tin				
538-15-24-7180	15-24-7180	C	18	Tin				
538-15-24-7240	15-24-7240	C	24	Tin				
Receptacle Headers, Vertical, UL94V-0, 42385 Series								
538-15-24-7061	15-24-7061	C	6	Tin				
538-15-24-7101	15-24-7101	C	10	Tin				
538-15-24-7141	15-24-7141	C	14	Tin				
538-15-24-7241	15-24-7241	C	24	Tin				
Right Angle Headers, UL94V-2, 42404 Series								
538-15-24-6040	15-24-6040	D	4	Tin				
538-15-24-6060	15-24-6060	D	6	Tin				
538-15-24-6140	15-24-6140	D	14	Tin				
538-15-24-6180	15-24-6180	D	18	Tin				
538-15-24-6240	15-24-6240	D	24	Tin				

PCB HEADERS (CONT.)

For quantities greater than listed, call for quote.

MOUSER STOCK NO.	Molex Part No.	Fig.	No. of Circuits	Contact Plating	Price Each 1	10	100	500
Right Angle Headers, UL94V-0, 42404 Series								
538-15-24-9064	15-24-9064	D	6	Tin				
538-15-24-9104	15-24-9104	D	10	Tin				
538-15-24-9144	15-24-9144	D	14	Tin				
538-15-24-9244	15-24-9244	D	24	Tin				

MINI-FIT, SR.™ CONNECTORS - 10.00MM (.393") PITCH

Features:
- High Current
- Fully polarized
- Positive Locks
- Single Row
- Low engagement force
- Wire-to-wire, wire-to-board

Specifications:
- Plating: Tin over Nickel
- Contact: Copper Alloy
- Receptacles/Plugs: Polyester, UL94V-0
- Headers: Glass-filled, 4/6 Nylon, UL94V-0
- Voltage: 600V
- Temperature: -40°C to +105°C

For quantities greater than listed, call for quote.

MOUSER STOCK NO.	Molex Part No.	Fig.	No. of Circuits	Price Each 1	10	100	500
Receptacles, 42816 Series							
538-42816-0212	42816-0212	E	2				
538-42816-0312	42816-0312	E	3				
538-42816-0412	42816-0412	E	4				
538-42816-0512	42816-0512	E	5				
538-42816-0612	42816-0612	E	6				
Plugs, 42818 Series							
538-42818-0212	42818-0212	F	2				
538-42818-0312	42818-0312	F	3				
538-42818-0412	42818-0412	F	4				
538-42818-0512	42818-0512	F	5				
538-42818-0612	42818-0612	F	6				
Vertical Header with Metal Clip Mount, SMT, 42819 Series							
538-42819-2212	42819-2212	G	2				
538-42819-3212	42819-3212	G	3				
538-42819-4212	42819-4212	G	4				
538-42819-5212	42819-5212	G	5				
538-42819-6212	42819-6212	G	6				
Right Angle Header with Metal Clip Mount, SMT, 42820 Series							
538-42820-2212	42820-2212	H	2				
538-42820-3212	42820-3212	H	3				
538-42820-4212	42820-4212	H	4				
538-42820-5212	42820-5212	H	5				
538-42820-6212	42820-6212	H	6				

MINI-FIT, SR.™ TERMINALS

- High Current
- Low Engagement Force
- Female: four points of electrical contact

For quantities greater than listed, call for quote.

MOUSER STOCK NO.	Molex Part No.	Fig.	Wire Size AWG	Price Each 1	100	500	1000
Female, 42815 Series - Tin							
538-42815-0011	42815-0011	I	10-12				
538-42815-0031	42815-0031	I	8				
538-42815-0041	42815-0041	I	14-16				
Female - Select Gold							
538-42815-0012	42815-0012	I	10-12				
538-42815-0042	42815-0042	I	14-16				
Male, 42817 Series - Tin							
538-42817-0011	42817-0011	J	10-12				
538-42817-0031	42817-0031	J	8				
538-42817-0041	42817-0041	J	14-16				
Male - Select Gold							
538-42817-0012	42817-0012	J	10-12				
538-42817-0042	42817-0042	J	14-16				

TOOLS FOR MINI-FIT, SR.™

MOUSER STOCK NO.	Molex Part No.	Description	Price Each
538-63811-1500	63811-1500	Hand Crimp Tool 8 AWG	
538-63811-1600	63811-1600	Hand Crimp Tool 10-12 AWG	
538-63813-0400	63813-0400	Extraction Tool	
538-63811-3800	63811-3800	Hand Crimp Tool	

© Copyright 2014 Mouser Electronics

© Copyright 2014 Mouser Electronics

RoHS Compliant **This product is RoHS compliant.**

0.25MM FPC CONNECTORS

502078/503320 Series - Right Angle - SMT

Features and Specs:

- Smallest combined depth, height and length available
- ZIF contact design
- Easy-On Front Flip Actuator
- Current Max: 0.2A
- Contacts: Copper alloy
- Housing: Heat Resistant Plastic Biege UL 94V-0
- Actuator: Heat Resistant Plastic Black UL 94V-0

For quantities greater than listed, call for quote.

MOUSER STOCK NO.	Molex Part No.	Fig.	No. of Circuits	Contact Plating	Mated Height	Dimensions: mm		Price Each			
						A	B	1	10	100	250
Bottom Contact											
538-502078-2110	502078-2110	A	21	Gold	1.0 mm (.039")	7.00	5.00				
538-502078-2510	502078-2510	A	25	Gold	1.0 mm (.039")	8.00	6.00				
538-502078-3910	502078-3910	A	39	Gold	1.0 mm (.039")	11.50	9.50				
538-503320-2560	503320-2560	A	25	Gold	1.65 mm (.065")	8.00	6.00				
538-503320-3760	503320-3760	A	37	Gold	1.65 mm (.065")	11.00	9.00				
538-503320-4160	503320-4160	A	41	Gold	1.65 mm (.065")	12.00	10.00				
Top Contact											
538-503300-2910	503300-2910	B	29	Gold	1.2 mm (.047")	9.00	7.50				

0.30MM FPC CONNECTORS

501912 Series - 1.80mm Mated Height - Right Angle - SMT - LIF-Bottom Contact Style

Features and Specs:

- Space under body of connector
- Easy-On Actuator
- Current Max: 0.2A
- Contacts: Copper alloy
- Housing: High Temperature Thermoplastic UL 94V-0
- Actuator: High Temperature Thermoplastic UL 94V-0

For quantities greater than listed, call for quote.

538-501912-1590	501912-1590	C	15	Gold	1.80mm (.071")	6.60	4.20				
538-501912-2190	501912-2190	C	21	Gold	1.80mm (.071")	8.40	6.00				
538-501912-2590	501912-2590	C	25	Gold	1.80mm (.071")	9.60	7.20				
538-501912-2790	501912-2790	C	27	Gold	1.80mm (.071")	10.20	7.80				
538-501912-3390	501912-3390	C	33	Gold	1.80mm (.071")	12.00	9.60				
538-501912-3790	501912-3790	C	37	Gold	1.80mm (.071")	13.20	10.80				
538-501912-3990	501912-3990	C	39	Gold	1.80mm (.071")	13.80	11.40				
538-501912-4190	501912-4190	C	41	Gold	1.80mm (.071")	14.40	12.00				
538-501912-4590	501912-4590	C	45	Gold	1.80mm (.071")	15.60	13.20				

54809 Series - 1.30mm Mated Height - Right Angle - SMT - ZIF - Bottom Contact Style

Features and Specs:

- Ultra Low Profile
- Staggered dual-row PCB layout
- Current Max: 0.3A
- Contacts: Phosphor Bronze
- Easy-On Actuator
- Housing: LCP UL 94V-0
- Actuator: PPS UL 94V-0

For quantities greater than listed, call for quote.

538-54809-1198	54809-1198	D	11	Tin	1.30mm (.051")	5.60	3.00				
538-54809-1998	54809-1998	D	19	Tin	1.30mm (.051")	8.00	5.40				
538-54809-3398	54809-3398	D	33	Tin	1.30mm (.051")	12.20	9.60				
538-54809-3998	54809-3998	D	39	Tin	1.30mm (.051")	14.00	11.40				
538-54809-5198	54809-5198	D	51	Tin	1.30mm (.051")	17.60	15.00				
538-54809-1175	54809-1175	D	11	Gold	1.30mm (.051")	5.60	3.00				
538-54809-1575	54809-1575	D	15	Gold	1.30mm (.051")	6.80	4.20				
538-54809-2175	54809-2175	D	21	Gold	1.30mm (.051")	8.60	6.00				
538-54809-2575	54809-2575	D	25	Gold	1.30mm (.051")	9.80	7.20				
538-54809-3175	54809-3175	D	31	Gold	1.30mm (.051")	11.60	9.00				
538-54809-3975	54809-3975	D	39	Gold	1.30mm (.051")	14.00	11.40				

501616 Series - 1.10mm Mated Height - Right Angle - SMT - LIF - Top Contact Style

Features and Specs:

- Ultra Low Profile
- Easy-On Actuator
- Current Max: 0.2A
- Contacts: Copper alloy
- Housing: Heat Resistant Polymer Black UL 94V-0
- Actuator: Heat Resistant Polymer Gray UL 94V-0

For quantities greater than listed, call for quote.

538-501616-1975	501616-1975	E	19	Gold	1.10mm (.043")	7.60	5.40				
538-501616-2575	501616-2575	E	25	Gold	1.10mm (.043")	9.40	7.20				
538-501616-2775	501616-2775	E	27	Gold	1.10mm (.043")	10.00	7.80				
538-501616-2975	501616-2975	E	29	Gold	1.10mm (.043")	10.60	8.40				
538-501616-3585	501616-3585	E	35	Gold	1.10mm (.043")	12.40	10.20				
538-501616-4585	501616-4585	E	45	Gold	1.10mm (.043")	15.40	13.20				

500797 Series - 1.05mm Mated Height - Right Angle - SMT - ZIF - Bottom Contact Style

Features and Specs:

- Ultra Low Profile and Short Width
- Audible Click
- Easy-On Actuator
- Voltage Max: 50V
- Current Max: 0.2A
- Contacts: Copper alloy
- Housing: Beige glass-filled LCP UL 94V-0
- Actuator: Glass-filled Polyamide UL 94V-0
- Operating Temperature: -20°C to +85°C

For quantities greater than listed, call for quote.

538-500797-1594	500797-1594	F	15	Gold	1.05mm (.041")	6.60	4.20				
538-500797-2594	500797-2594	F	25	Gold	1.05mm (.041")	9.60	7.20				
538-500797-2794	500797-2794	F	27	Gold	1.05mm (.041")	10.20	7.80				
538-500797-3194	500797-3194	F	31	Gold	1.05mm (.041")	11.40	9.00				
538-500797-3594	500797-3594	F	35	Gold	1.05mm (.041")	12.60	10.20				
538-500797-4194	500797-4194	F	41	Gold	1.05mm (.041")	14.40	12.00				

502250 and 501628 Series - 0.9mm Mated Height

Features and Specs:

- Easy-On Actuator
- Voltage Max: 50V
- Current Max: 0.2A
- Contacts: Copper alloy
- Housing: Glass-filled LCP UL 94V-0
- Actuator: 502250 Series: PPS UL 94V-0

For quantities greater than listed, call for quote.

Dual Contact - Back Flip Actuator											
538-502250-2191	502250-2191	G	21	Gold	0.9mm (.035")	8.10	6.00				
538-502250-3391	502250-3391	G	33	Gold	0.9mm (.035")	11.70	9.60				
538-502250-3991	502250-3991	G	39	Gold	0.9mm (.035")	13.50	11.40				
538-502250-4191	502250-4191	G	41	Gold	0.9mm (.035")	14.10	12.00				
Bottom Contact - Narrow Width - Front Flip Actuator											
538-501628-2791	501628-2791	H	27	Gold	0.9mm (.035")	10.20	7.80				
538-501628-3391	501628-3391	H	33	Gold	0.9mm (.035")	12.00	9.60				
538-501628-3591	501628-3591	H	35	Gold	0.9mm (.035")	12.60	10.20				
538-501628-4591	501628-4591	H	45	Gold	0.9mm (.035")	15.60	13.20				

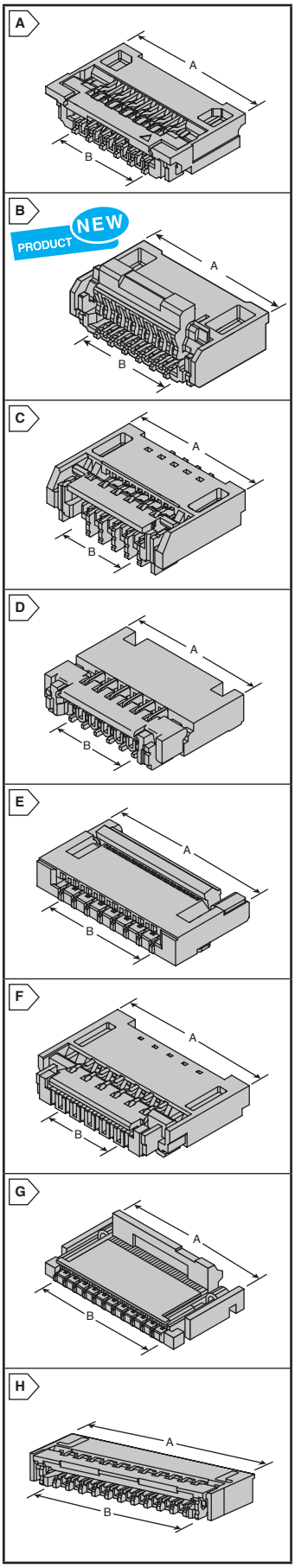

© Copyright 2014 Mouser Electronics

© Copyright 2014 Mouser Electronics

MOLEX FFC/FPC Connectors

RoHS Compliant **This product is RoHS compliant.**

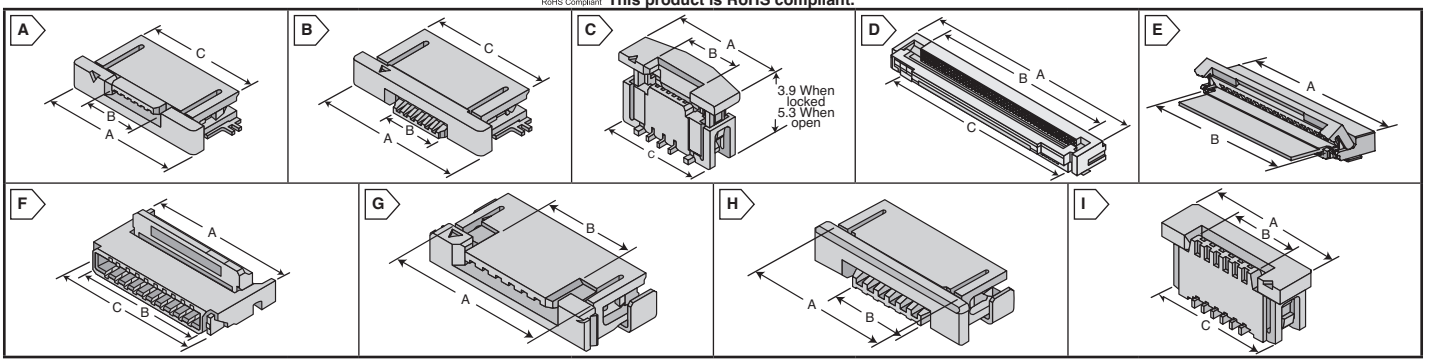

0.50MM (.020") PITCH FFC/FPC CONNECTORS

Specifications:
- Voltage: 50V
- Current: 0.5A
- Housing: 4/6 Nylon, UL 94V-0
- Actuator: PPS, UL 94V-0
- Contact: Phosphor Bronze
- Contact Plating: Gold
- Operating Temperature: -20°C to +85°C

Right Angle, SMT, ZIF - Top Contact Style

For quantities greater than listed, call for quote.

MOUSER STOCK NO.	Molex Part No.	Fig.	No. of Circuits	Dimensions: in. A	B	C	Price Each 1	10	100	250
538-52745-0697	52745-0697	A	6	.358	.144	.287				
538-52745-0897	52745-0897	A	8	.398	.183	.327				
538-52745-1097	52745-1097	A	10	.437	.222	.366				
538-52745-1297	52745-1297	A	12	.476	.262	.406				
538-52745-1497	52745-1497	A	14	.516	.301	.445				
538-52745-1697	52745-1697	A	16	.555	.341	.484				
538-52745-1897	52745-1897	A	18	.594	.380	.524				
538-52745-2097	52745-2097	A	20	.634	.419	.563				
538-52435-2271	52435-2271	A	22	.693	.459	.614				
538-52435-2471	52435-2471	A	24	.732	.498	.654				
538-52435-2871	52435-2871	A	28	.811	.577	.732				
538-52435-3071	52435-3071	A	30	.850	.616	.772				

Right Angle, SMT, ZIF - Bottom Contact Style

538-52746-0871	52746-0871	B	8	.398	.138	.327				
538-52746-1071	52746-1071	B	10	.437	.177	.366				
538-52746-1471	52746-1471	B	14	.516	.256	.445				
538-52746-1671	52746-1671	B	16	.555	.295	.484				
538-52746-2071	52746-2071	B	20	.634	.374	.563				
538-52437-2271	52437-2271	B	22	.693	.413	.614				
538-52437-2471	52437-2471	B	24	.732	.453	.653				
538-52437-2871	52437-2871	B	28	.811	.531	.732				
538-52437-3071	52437-3071	B	30	.850	.571	.772				

Vertical, SMT, ZIF

538-52559-0853	52559-0853	C	8	.382	.138	.350				
538-52559-1052	52559-1052	C	10	.421	.177	.390				
538-52559-1853	52559-1853	C	18	.579	.335	.547				
538-52559-2052	52559-2052	C	20	.618	.374	.587				
538-52559-2452	52559-2452	C	24	.697	.453	.665				
538-52559-2852	52559-2852	C	28	.776	.531	.744				
538-52559-4052	52559-4052	C	40	1.012	.768	.980				

0.50MM DOUBLE BOTTOM CONTACT FPC CONNECTORS

Specifications:
- ZIF Double Bottom Contact
- 2.50mm Height
- Easy-On actuator
- Contact Plating: Gold

538-502790-3091	502790-3091	D	30	19.7	14.5	18.1				
538-502790-4091	502790-4091	D	40	24.7	19.5	23.1				
538-502790-6491	502790-6491	D	64	36.7	31.5	35.1				
538-502790-8091	502790-8091	D	80	44.7	39.5	43.1				

LOW PROFILE FFC CONNECTORS

Specifications:
- Housing: LCP Liquid Crystal Polymer
- Mated Height: 1.20mm (.047")
- Mated Width: 3.40mm (.134")

Features:
- Pre-hold cable feature keeps FPC in place while actuator is being closed
- Sturdy actuator allows for easy cable insertion
- Metal solder tabs provide PCB hold-down and strain relief for SMT tails

Right Angle, SMT, ZIF - Top Contact Style

For quantities greater than listed, call for quote.

538-54550-0694	54550-0694	A	6	.323	.098	.276				
538-54550-0894	54550-0894	A	8	.362	.138	.315				
538-54550-1294	54550-1294	A	12	.441	.217	.394				
538-54550-1894	54550-1894	A	18	.559	.335	.412				
538-54550-2094	54550-2094	A	20	.598	.374	.551				
538-54550-2494	54550-2494	A	24	.677	.453	.630				

Right Angle, SMT, ZIF - Bottom Contact Style

538-54548-0670	54548-0670	B	6	.323	.098	.276				
538-54548-1270	54548-1270	B	12	.441	.217	.394				
538-54548-1470	54548-1470	B	14	.480	.256	.433				
538-54548-2070	54548-2070	B	20	.598	.374	.551				

EASY-ON™ FRONT-FLIP™ FPC CONNECTORS

Specifications:
- Current: 0.5A
- Voltage: 50V
- Contact Resistance: 40 milliohms
- Withstanding Voltage: 150V AC
- Insulation Resistance: 50 Megohms
- Durability: 20 cycles

PRODUCT NEW

0.5mm Bottom Contact, Right Angle, SMT

For quantities greater than listed, call for quote.

538-503366-6011	503366-6011	E	60	34.1	29.5	-				
538-503366-8011	503366-8011	E	80	44.1	39.5	-				

EASY-ON™ BACK-FLIP™ FPC CONNECTORS

Specifications:
- Current: 0.5A
- Voltage: 50V
- Contact Resistance: 100 milliohms max.
- Withstanding Voltage: 200V AC
- Insulation Resistance: 50 Megohms max.
- Durability: 10 cycles
- Temperature: -40°C to +85°C

0.3mm Dual Contact, Right Angle SMT

For quantities greater than listed, call for quote.

MOUSER STOCK NO.	Molex Part No.	Fig.	No. of Circuits	Dimensions: in. A	B	C	Price Each 1	10	100	250
538-502598-2391	502598-2391	F	23	.354	.260	.337				
538-502598-2591	502598-2591	F	25	.378	.284	.360				
538-502598-2791	502598-2791	F	27	.402	.307	.384				
538-502598-3391	502598-3391	F	33	.425	.331	.408				

0.5mm Dual Contact, Right Angle SMT

For quantities greater than listed, call for quote.

538-503480-0400	503480-0400	F	4	.146	.098	.51				
538-503480-0600	503480-0600	F	6	.185	.138	.59				
538-503480-0800	503480-0800	F	8	.224	.177	.64				
538-503480-1000	503480-1000	F	10	.264	.217	.79				
538-503480-1200	503480-1200	F	12	.303	.256	.89				
538-503480-1600	503480-1600	F	16	.382	.335	1.11				
538-503480-2000	503480-2000	F	20	.461	.413	1.38				

1.00MM (.039") PITCH FFC/FPC CONNECTORS

For 0.30mm thick FFC/FPC. Metal solder tabs provide PCB hold-down and strain relief for SMT tails.
ZIF: Zero Insertion Force.

Right Angle, SMT, ZIF - Top Contact Style

Specifications:
- Voltage: 125V
- Current: 1.0A
- Dielectric Withstanding Voltage: 500V AC/1 min.
- Housing: 4/6 Nylon, UL 94V-0
- Actuator: PPS, UL 94V-0
- Contact: Phosphor Bronze
- Plating: Tin
- Solder Tabs: Copper Alloy, Tin plating
- Operating Temperature: -20°C to +85°C

For quantities greater than listed, call for quote.

MOUSER STOCK NO.	Molex Part No.	Fig.	No. of Circuits	Dimensions: in. A	B	C	Price Each 1	10	100	250
538-52207-0885	52207-0885	G	8	.562	.275	-				
538-52207-1085	52207-1085	G	10	.641	.354	-				
538-52207-1285	52207-1285	G	12	.720	.433	-				
538-52207-1485	52207-1485	G	14	.799	.511	-				
538-52207-1885	52207-1885	G	18	.956	.669	-				
538-52207-2085	52207-2085	G	20	1.035	.748	-				

Right Angle, SMT, ZIF - Bottom Contact Style

Specifications:
- Voltage: 50V
- Current: 0.5A
- Dielectric Withstanding Voltage: 500V AC/1 min.
- Housing: 4/6 Nylon, UL 94V-0
- Actuator: PPS, UL 94V-0
- Contact: Phosphor Bronze
- Plating: Tin
- Solder Tabs: Copper Alloy, Tin plating
- Operating Temperature: -20°C to +85°C

For quantities greater than listed, call for quote.

MOUSER STOCK NO.	Molex Part No.	Fig.	No. of Circuits	Dimensions: in. A	B	C	Price Each 1	10	100	250
538-52271-0679	52271-0679	H	6	.433	.197	-				
538-52271-0879	52271-0879	H	8	.511	.275	-				
538-52271-1079	52271-1079	H	10	.590	.354	-				
538-52271-1479	52271-1479	H	14	.748	.511	-				
538-52271-1879	52271-1879	H	18	.905	.669	-				
538-52271-2079	52271-2079	H	20	.984	.748	-				
538-52271-2279	52271-2279	H	22	1.062	.827	-				
538-52271-2479	52271-2479	H	24	1.141	.906	-				
538-52271-2879	52271-2879	H	28	1.299	1.060	-				
538-52271-3079	52271-3079	H	30	1.377	1.140	-				

Vertical, SMT, ZIF

Specifications:
- Voltage: 125V
- Current: 1.0A
- Plating: Tin
- Dielectric Withstanding Voltage: 500V AC/1 min.
- Housing: 4/6 Nylon, UL 94V-0
- Operating Temperature: -20°C to +85°C
- Actuator: PPS, UL 94V-0
- Contact: Phosphor Bronze

For quantities greater than listed, call for quote.

MOUSER STOCK NO.	Molex Part No.	Fig.	No. of Circuits	Dimensions: in. A	B	C	Price Each 1	10	100	250
538-52610-0671	52610-0671	I	6	.496	.197	.427				
538-52610-0871	52610-0871	I	8	.575	.275	.506				
538-52610-1271	52610-1271	I	12	.732	.433	.663				
538-52610-1471	52610-1471	I	14	.811	.511	.742				
538-52610-1671	52610-1671	I	16	.890	.591	.821				
538-52610-1871	52610-1871	I	18	.969	.669	.900				
538-52610-2071	52610-2071	I	20	1.047	.748	.978				
538-52610-3071	52610-3071	I	30	1.441	1.140	1.372				

© Copyright 2014 Mouser Electronics

MOLEX Flat Flex Jumpers

molex
one company > a world of innovation

PREMO-FLEX™ FLAT FLEX CABLE JUMPERS

Premo-Flex™ FFC jumpers, available in a variety of pitches, cable lengths and thicknesses, plus high-temperature ratings up to +105°C, deliver durable, ultra flexible, low-cost solutions for PCB connections in virtually any industry.

Specifications:
- Type "A": contact area same side
- Type "D": contact area opposite side
- Current (max.):
  0.50mm Pitch — 0.5A
  1.00mm Pitch — 1.2A
  0.3mm Pitch — 1.2A

Applications:
- Computer Peripherals: Notebook PCs, Keyboards, Printers, LCD Flat Panel, Scanners
- Entertainment/Consumer: Set Top Box, Camcorders, CD Players, Video Games, Plasma Displays
- Other Industries: Automotive, Military, Medical, Industrial

0.3mm Etched Polyimide Jumpers

For quantities greater than listed, call for quote.

MOUSER STOCK NO.	Molex Part No.	No. of Circuits	Type	Length in. (mm)	Price Each 1	10	100	250
538-15015-0223	15015-0223	23	A	2 (50.8)				
538-15015-0423	15015-0423	23	A	4 (101.6)				
538-15015-0623	15015-0623	23	A	6 (152.4)				
538-15015-0225	15015-0225	25	A	2 (50.8)				
538-15015-0425	15015-0425	25	A	4 (101.6)				
538-15015-0625	15015-0625	25	A	6 (152.4)				
538-15015-0227	15015-0227	27	A	2 (50.8)				
538-15015-0427	15015-0427	27	A	4 (101.6)				
538-15015-0627	15015-0627	27	A	6 (152.4)				
538-15015-0229	15015-0229	29	A	2 (50.8)				
538-15015-0429	15015-0429	29	A	4 (101.6)				
538-15015-0629	15015-0629	29	A	6 (152.4)				
538-15015-0233	15015-0233	33	A	2 (50.8)				
538-15015-0433	15015-0433	33	A	4 (101.6)				
538-15015-0633	15015-0633	33	A	6 (152.4)				
538-15015-0239	15015-0239	39	A	2 (50.8)				
538-15015-0439	15015-0439	39	A	4 (101.6)				
538-15015-0639	15015-0639	39	A	6 (152.4)				
538-15015-0245	15015-0245	45	A	2 (50.8)				
538-15015-0445	15015-0445	45	A	4 (101.6)				
538-15015-0645	15015-0645	45	A	6 (152.4)				
538-15015-0251	15015-0251	51	A	2 (50.8)				
538-15015-0451	15015-0451	51	A	4 (101.6)				
538-15015-0651	15015-0651	51	A	6 (152.4)				

Jumpers for 0.50mm (.020") Connectors

For quantities greater than listed, call for quote.

MOUSER STOCK NO.	Molex Part No.	No. of Circuits	Type	Length in. (mm)	Price Each 1	10	100	250
Cable Thickness: 0.12mm, Tin, Standard: -40° to +80°								
538-15166-0119	15166-0119	12	A	2 (50.8)				
538-15166-0127	15166-0127	12	A	6 (152.4)				
538-15166-0207	15166-0207	20	A	2 (50.8)				
538-15166-0215	15166-0215	20	A	6 (152.4)				
538-15166-0317	15166-0317	30	A	2 (50.8)				
538-15166-0325	15166-0325	30	A	6 (152.4)				
538-15166-0427	15166-0427	40	A	2 (50.8)				
538-15166-0435	15166-0435	40	A	6 (152.4)				
Cable Thickness: 0.22mm, Tin, High Temperature: -40° to +105°								
538-98266-0061	98266-0061	6	A	6 (152.4)				
538-98266-0062	98266-0062	6	D	6 (152.4)				
538-98266-0083	98266-0083	8	A	6 (152.4)				
538-98266-0084	98266-0084	8	D	6 (152.4)				
538-98266-0105	98266-0105	10	A	6 (152.4)				
538-98266-0106	98266-0106	10	D	6 (152.4)				
538-98266-0119	98266-0119	12	A	2 (50.8)				
538-98266-0127	98266-0127	12	A	6 (152.4)				
538-98266-0128	98266-0128	12	D	6 (152.4)				
538-98266-0149	98266-0149	14	A	6 (152.4)				
538-98266-0150	98266-0150	14	D	6 (152.4)				
538-98266-0172	98266-0172	16	D	6 (152.4)				
538-98266-0193	98266-0193	18	A	6 (152.4)				
538-98266-0194	98266-0194	18	D	6 (152.4)				
538-98266-0207	98266-0207	20	A	2 (50.8)				
538-98266-0215	98266-0215	20	A	6 (152.4)				
538-98266-0216	98266-0216	20	D	6 (152.4)				
538-98266-0259	98266-0259	24	A	6 (152.4)				
538-98266-0260	98266-0260	24	D	6 (152.4)				
538-98266-0281	98266-0281	26	A	6 (152.4)				
538-98266-0282	98266-0282	26	D	6 (152.4)				
538-98266-0317	98266-0317	30	A	2 (50.8)				
538-98266-0319	98266-0319	30	A	3 (76.2)				
538-98266-0322	98266-0322	30	D	4 (101.6)				
538-98266-0325	98266-0325	30	A	6 (152.4)				
538-98266-0326	98266-0326	30	D	6 (152.4)				
538-98266-0347	98266-0347	32	A	6 (152.4)				
538-98266-0346	98266-0346	32	D	6 (152.4)				
538-98266-0429	98266-0429	40	A	3 (76.2)				
538-98266-0427	98266-0427	40	A	2 (50.8)				
538-98266-0431	98266-0431	40	A	4 (101.6)				
538-98266-0432	98266-0432	40	D	4 (101.6)				
538-98266-0435	98266-0435	40	A	6 (152.4)				
538-98266-0436	98266-0436	40	D	6 (152.4)				
Cable Thickness: 0.27mm, Tin, Standard: -40° to +80°								
538-21020-0055	21020-0055	6	A	3 (76.2)				
538-21020-0061	21020-0061	6	A	6 (152.4)				
538-21020-0083	21020-0083	8	A	6 (152.4)				
538-21020-0097	21020-0097	10	A	2 (50.8)				
538-21020-0099	21020-0099	10	A	3 (76.2)				
538-21020-0101	21020-0101	10	A	4 (101.6)				
538-21020-0105	21020-0105	10	A	6 (152.4)				
538-21020-0109	21020-0109	10	A	8 (203.2)				
538-21020-0119	21020-0119	12	A	2 (50.8)				
538-21020-0121	21020-0121	12	A	3 (76.2)				
538-21020-0127	21020-0127	12	A	6 (152.4)				
538-21020-0143	21020-0143	14	A	3 (76.2)				
538-21020-0165	21020-0165	16	A	3 (76.2)				
538-21020-0171	21020-0171	16	A	6 (152.4)				
538-21020-0187	21020-0187	18	A	3 (76.2)				
538-21020-0193	21020-0193	18	A	6 (152.4)				
538-21020-0209	21020-0209	20	A	3 (76.2)				
538-21020-0211	21020-0211	20	A	4 (101.6)				
538-21020-0212	21020-0212	20	D	4 (101.6)				

Jumpers for 0.50mm (.020") Connectors (Cont.)

For quantities greater than listed, call for quote.

MOUSER STOCK NO.	Molex Part No.	No. of Circuits	Type	Length in. (mm)	Price Each 1	10	100	250
Cable Thickness: 0.27mm, Tin, Standard: -40° to +80° (Cont.)								
538-21020-0215	21020-0215	20	A	6 (152.4)				
538-21020-0219	21020-0219	20	A	8 (203.2)				
538-21020-0220	21020-0220	20	D	8 (203.2)				
538-21020-0237	21020-0237	22	A	6 (152.4)				
538-21020-0253	21020-0253	24	A	3 (76.2)				
538-21020-0255	21020-0255	24	A	4 (101.6)				
538-21020-0259	21020-0259	24	A	6 (152.4)				
538-21020-0297	21020-0297	28	A	3 (76.2)				
538-21020-0303	21020-0303	28	A	6 (152.4)				
538-21020-0317	21020-0317	30	A	2 (50.8)				
538-21020-0319	21020-0319	30	A	3 (76.2)				
538-21020-0321	21020-0321	30	A	4 (101.6)				
538-21020-0325	21020-0325	30	A	6 (152.4)				
538-21020-0329	21020-0329	30	A	8 (203.2)				
538-21020-0429	21020-0429	40	A	3 (76.2)				
538-21020-0432	21020-0432	40	D	4 (101.6)				
538-21020-0435	21020-0435	40	A	6 (152.4)				
538-21020-0438	21020-0438	40	D	7 (177.8)				
538-21020-0439	21020-0439	40	A	8 (203.2)				
Cable Thickness: 0.27mm, Gold, Standard: -40° to +80°								
538-15020-0097	15020-0097	10	A	2 (50.8)				
538-15020-0099	15020-0099	10	A	3 (76.2)				
538-15020-0101	15020-0101	10	A	4 (101.6)				
538-15020-0105	15020-0105	10	A	6 (152.4)				
538-15020-0109	15020-0109	10	A	8 (203.2)				
538-15020-0119	15020-0119	12	A	2 (50.8)				
538-15020-0127	15020-0127	12	A	6 (152.4)				
538-15020-0143	15020-0143	14	A	3 (76.2)				
538-15020-0149	15020-0149	14	A	6 (152.4)				
538-15020-0165	15020-0165	16	A	3 (76.2)				
538-15020-0171	15020-0171	16	A	6 (152.4)				
538-15020-0193	15020-0193	18	A	6 (152.4)				
538-15020-0209	15020-0209	20	A	3 (76.2)				
538-15020-0211	15020-0211	20	A	4 (101.6)				
538-15020-0219	15020-0219	20	A	8 (203.2)				
538-15020-0297	15020-0297	28	A	3 (76.2)				
538-15020-0317	15020-0317	30	A	2 (50.8)				
538-15020-0321	15020-0321	30	A	4 (101.6)				
538-15020-0325	15020-0325	30	A	6 (152.4)				
538-15020-0329	15020-0329	30	A	8 (203.2)				
538-15020-0429	15020-0429	40	A	3 (76.2)				
538-15020-0432	15020-0432	40	D	4 (101.6)				
538-15020-0435	15020-0435	40	A	6 (152.4)				
538-15020-0438	15020-0438	40	D	7 (177.8)				
538-15020-0439	15020-0439	40	A	8 (203.2)				

Jumpers for 1.00mm (.039") Connectors

For quantities greater than listed, call for quote.

MOUSER STOCK NO.	Molex Part No.	No. of Circuits	Type	Length in. (mm)	Price Each 1	10	100	250
Cable Thickness: 0.12mm, Tin, High Temperature: -40° to +105°								
538-15167-0225	15167-0225	8	A	2 (50.8)				
538-15167-0233	15167-0233	8	A	6 (152.4)				
538-15167-0247	15167-0247	10	A	2 (50.8)				
538-15167-0255	15167-0255	10	A	6 (152.4)				
538-15167-0313	15167-0313	16	A	2 (50.8)				
538-15167-0321	15167-0321	16	A	6 (152.4)				
538-15167-0357	15167-0357	20	A	2 (50.8)				
538-15167-0365	15167-0365	20	A	6 (152.4)				
Cable Thickness: 0.27mm, Tin, Standard: -40° to +80°								
538-21039-0732	21039-0732	5	D	6 (152.4)				
538-21039-0205	21039-0205	6	A	3 (76.2)				
538-21039-0211	21039-0211	6	A	6 (152.4)				
538-21039-0215	21039-0215	6	A	8 (203.2)				
538-21039-0221	21039-0221	6	A	12 (304.8)				
538-21039-0230	21039-0230	8	D	4 (101.6)				
538-21039-0247	21039-0247	10	A	2 (50.8)				
538-21039-0249	21039-0249	10	A	3 (76.2)				
538-21039-0252	21039-0252	10	D	4 (101.6)				
538-21039-0255	21039-0255	10	A	6 (152.4)				
538-21039-0257	21039-0257	10	A	7 (177.8)				
538-21039-0263	21039-0263	10	A	10 (254)				
538-21039-0265	21039-0265	10	A	12 (304.8)				
538-21039-0271	21039-0271	12	A	3 (76.2)				
538-21039-0277	21039-0277	12	A	6 (152.4)				
538-21039-0293	21039-0293	14	A	3 (76.2)				
538-21039-0294	21039-0294	14	D	3 (76.2)				
538-21039-0297	21039-0297	14	A	5 (127)				
538-21039-0299	21039-0299	14	A	6 (152.4)				
538-21039-0305	21039-0305	14	A	9 (228.6)				
538-21039-0309	21039-0309	14	A	12 (304.8)				
538-21039-0313	21039-0313	16	A	2 (50.8)				
538-21039-0315	21039-0315	16	A	3 (76.2)				
538-21039-0321	21039-0321	16	A	6 (152.4)				
538-21039-0335	21039-0335	18	A	2 (50.8)				
538-21039-0365	21039-0365	20	A	6 (152.4)				
538-21039-0366	21039-0366	20	D	6 (152.4)				
538-21039-0382	21039-0382	22	D	3 (76.2)				
538-21039-0406	21039-0406	24	D	4 (101.6)				
538-21039-0447	21039-0447	28	A	3 (76.2)				
538-21039-0469	21039-0469	30	A	3 (76.2)				
538-21039-0475	21039-0475	30	A	6 (152.4)				
538-21039-0476	21039-0476	30	D	6 (152.4)				

© Copyright 2014 Mouser Electronics

© Copyright 2014 Mouser Electronics

OMRON FPC and PCB Connectors

RoHS Compliant This product is RoHS compliant.

OMRON ELECTRONIC COMPONENTS

OMRON XF2J SERIES: 0.50MM PITCH ZIF SLIDE-LOCKING CONNECTORS

Specifications:
- Rated current: 0.5A AC/DC
- Rated voltage: 50VAC/DC
- Contact resistance: 30mΩ max. (@ 20mV, 100mA max.)
- Insulation resistance: 100MΩ min. (@ 250VDC)
- Insertion tolerance: 30 times

Features:
- Top-entry ZIF connector
- Low on-board profile of only 4.15mm
- Adhesion face on top of connector suits automatic mounting.
- Applicable FPC thickness of 0.3mm

Materials:
- Housing material: PA46 resin (UL94V-0)/natural
- Contact material: Spring copper alloy/ Nickel substrate (2µm) Gold-plated contacts (0.15µm)

For quantities greater than listed, call for quote.

MOUSER STOCK NO.	Omron Part No.	Fig.	No. of Contacts	Dimensions: mm A	B	C	D	Price Each 1	25	50	100	Reel Qty.	Price Per Piece
653-XF2J-0624-11A	XF2J-0624-11A	A	6	7.5	2.5	3.6	6.9					1000	
653-XF2J-1024-11A	XF2J-1024-11A	A	10	9.5	4.5	5.6	8.9					1000	
653-XF2J-1224-11A	XF2J-1224-11A	A	12	10.5	5.5	6.6	9.9					1000	
653-XF2J-1424-11A	XF2J-1424-11A	A	14	11.5	6.5	7.6	10.9					1000	
653-XF2J-1624-11A	XF2J-1624-11A	A	16	12.5	7.5	8.6	11.9					1000	
653-XF2J-1824-11A	XF2J-1824-11A	A	18	13.5	8.5	9.6	12.9					1000	
653-XF2J-2024-11A	XF2J-2024-11A	A	20	14.5	9.5	10.6	13.9					1000	
653-XF2J-2224-11A	XF2J-2224-11A	A	22	15.5	10.5	11.6	14.9					1000	
653-XF2J-2424-11A	XF2J-2424-11A	A	24	16.5	11.5	12.6	15.9					1000	
653-XF2J-2624-11A	XF2J-2624-11A	A	26	17.5	12.5	13.6	16.9					1000	
653-XF2J-2824-11A	XF2J-2824-11A	A	28	18.5	13.5	14.6	17.9					1000	
653-XF2J-3024-11A	XF2J-3024-11A	A	30	19.5	14.5	15.6	18.9					1000	
Reverse Terminal Arrangement													
653-XF2J-1224-12A	XF2J-1224-12A	A	12	10.5	5.5	6.6	9.9					1000	

OMRON XF2L SERIES: 0.50MM PITCH SMT ZIF SLIDE-LOCKING CONNECTORS

Specifications:
- Rated current: 0.5A AC/DC
- Rated voltage: 50VAC/DC
- Contact resistance: 30mΩ max. (@ 20mV, 100mA max.)
- Insulation resistance: 100MΩ min. (@ 250VDC)
- Insertion tolerance: 20 times

Features:
- Smallest on-board area and volume in the industry
- Low on-board profile of only 1.2mm max.
- Bottom wall prevents terminal exposure
- Applicable FPC thickness of 0.3mm
- Color-coded slide identifies top and bottom contact versions to prevent mix-ups during production

Materials:
- Housing material: LCP resin (UL94V-0)/natural
- Contact material: Spring copper alloy/ Nickel substrate (2µm) Gold-plated contacts (0.15µm)

For quantities greater than listed, call for quote.

MOUSER STOCK NO.	Omron Part No.	Fig.	No. of Contacts	Contact Location	Dimensions: mm A	B	C	D	Price Each 1	25	50	100	Reel Qty.	Price Per Piece
653-XF2L-0425-1A	XF2L-0425-1A	B	4	Top	1.5	5.9	6.9	2.6					3000	
653-XF2L-0535-1A	XF2L-0535-1A	B	5	Bottom	2.0	6.4	7.4	3.1					3000	
653-XF2L-0625-1A	XF2L-0625-1A	B	6	Top	2.5	6.9	7.9	3.6					3000	
653-XF2L-0635-1A	XF2L-0635-1A	B	6	Bottom	2.5	6.9	7.9	3.6					3000	
653-XF2L-0825-1A	XF2L-0825-1A	B	8	Top	3.5	7.9	8.9	4.6					3000	
653-XF2L-1025-1A	XF2L-1025-1A	B	10	Top	4.5	8.9	9.9	5.6					3000	
653-XF2L-1225-1A	XF2L-1225-1A	B	12	Top	5.5	9.9	10.9	6.6					3000	
653-XF2L-1235-1A	XF2L-1235-1A	B	12	Bottom	5.5	9.9	10.9	6.6					3000	
653-XF2L-1325-1A	XF2L-1325-1A	B	13	Top	6.0	10.4	11.4	7.1					3000	
653-XF2L-1335-1A	XF2L-1335-1A	B	13	Bottom	6.0	10.4	11.4	7.1					3000	
653-XF2L-1535-1A	XF2L-1535-1A	B	15	Bottom	7.0	11.4	12.4	8.1					3000	
653-XF2L-1825-1A	XF2L-1825-1A	B	18	Top	8.5	12.9	13.9	9.6					3000	
653-XF2L-1835-1A	XF2L-1835-1A	B	18	Bottom	8.5	12.9	13.9	9.6					3000	
653-XF2L-2035-1A	XF2L-2035-1A	B	20	Bottom	9.5	13.9	14.9	10.6					3000	
653-XF2L-2125-1A	XF2L-2125-1A	B	21	Top	10.0	14.4	15.4	11.1					3000	
653-XF2L-2235-1A	XF2L-2235-1A	B	22	Bottom	10.5	14.9	15.9	11.6					3000	
653-XF2L-2435-1A	XF2L-2435-1A	B	24	Bottom	11.5	15.9	16.9	12.6					3000	
653-XF2L-3025-1A	XF2L-3025-1A	B	30	Top	14.5	18.9	19.9	15.6					3000	
653-XF2L-3035-1A	XF2L-3035-1A	B	30	Bottom	14.5	18.9	19.9	15.6					3000	

OMRON XF2M SERIES: 0.50MM PITCH SMT ROTARY BACK-LOCKING CONNECTORS

Specifications:
- Rated current: 0.5A AC/DC
- Rated voltage: 50VAC/DC
- Contact resistance: 50mΩ max. (@ 20mV, 100mA max.)
- Insulation resistance: 100MΩ min. (@ 250VDC)
- Insertion tolerance: 20 times

Features:
- High-reliability, rotary-lock and superior work efficiency
- Short body depth of 5.9mm with slider closed
- Dual contact reduces the number of parts
- Applicable FPC thickness of 0.3mm

Materials:
- Housing material: LCP resin (UL94V-0)/natural
- Contact material: Spring copper alloy/ Nickel substrate (2µm) Gold-plated contacts (0.15µm)

For quantities greater than listed, call for quote.

MOUSER STOCK NO.	Omron Part No.	Fig.	No. of Contacts	Dimensions: mm A	B	C	D	E	Price Each 1	25	50	100	Reel Qty.	Price Per Piece
653-XF2M-1015-1A	XF2M-1015-1A	C	10	4.5	5.6	8.5	9.1	7.1					1500	
653-XF2M-1215-1A	XF2M-1215-1A	C	12	5.5	6.6	9.5	10.1	8.1					1500	
653-XF2M-1415-1A	XF2M-1415-1A	C	14	6.5	7.6	10.5	11.1	9.1					1500	
653-XF2M-1815-1A	XF2M-1815-1A	C	18	8.5	9.6	12.5	13.1	11.1					1500	
653-XF2M-2015-1A	XF2M-2015-1A	C	20	9.5	10.6	13.5	14.1	12.1					1500	
653-XF2M-2215-1A	XF2M-2215-1A	C	22	10.5	11.6	14.5	15.1	13.1					1500	
653-XF2M-2415-1A	XF2M-2415-1A	C	24	11.5	12.6	15.5	16.1	14.1					1500	
653-XF2M-2615-1A	XF2M-2615-1A	C	26	12.5	13.6	16.5	17.1	15.1					1500	
653-XF2M-3015-1A	XF2M-3015-1A	C	30	14.5	15.6	18.5	19.1	17.1					1500	
653-XF2M-3215-1A	XF2M-3215-1A	C	32	15.5	16.6	19.5	20.1	18.1					1500	
653-XF2M-3315-1A	XF2M-3315-1A	C	33	16.0	17.1	20.0	20.6	18.6					1500	
653-XF2M-3415-1A	XF2M-3415-1A	C	34	16.5	17.6	20.5	21.1	19.1					1500	
653-XF2M-3515-1A	XF2M-3515-1A	C	35	17.0	18.1	21.0	21.6	19.6					1500	
653-XF2M-3615-1A	XF2M-3615-1A	C	36	17.5	18.6	21.5	22.1	20.1					1500	
653-XF2M-4015-1A	XF2M-4015-1A	C	40	19.5	20.6	23.5	24.1	22.1					1500	
653-XF2M-4515-1A	XF2M-4515-1A	C	45	22.0	23.1	26.0	26.6	24.6					1500	
653-XF2M-5015-1A	XF2M-5015-1A	C	50	24.5	25.6	28.5	29.1	27.1					1500	
653-XF2M-6015-1AH	XF2M-6015-1AH	C	60	29.5	30.6	33.5	34.1	32.1					1500	

DIMENSIONS: mm

A

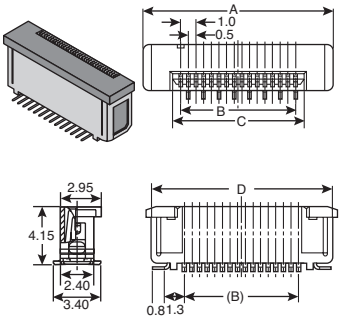

B

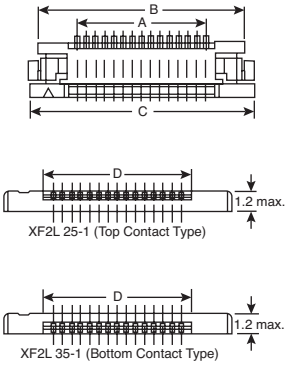

C

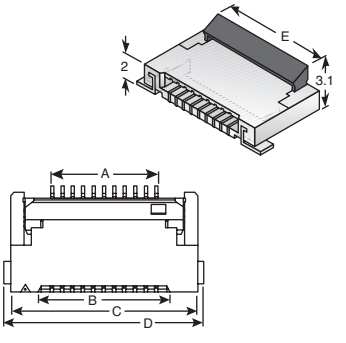

© Copyright 2014 Mouser Electronics

© Copyright 2014 Mouser Electronics

OMRON XG4A SERIES: MIL PLUGS WITH LONG LOCKS

Specifications:
- Rated current: 3A
- Rated voltage: 300VAC
- Insertion durability: 50 times
- Number of polarity slots: 1
- Contact resistance: 20mΩ max. (@ 20mV, 100mA max.)

Features:
- Industry standard circuit board connectors conform to MIL standards with improved design
- Mates with XG4M-T socket and strain relief sets, XG4M sockets without strain reliefs or XG5M sockets for discrete wires

Materials:
- Housing material: Fiber-glass reinforced PBT resin (UL94V-0)/black
- Contact material: Brass/nickel base
  Mating end: 0.15µm Gold plating
  Terminal press fit: Tin plating

For quantities greater than listed, call for quote.

MOUSER STOCK NO.	Omron Part No.	Fig.	No. of Contacts	DIP Terminals	Dimensions: mm						Price Each			
					A	B	C	D	E	F	1	25	50	100
653-XG4A-1031	XG4A-1031	A	10	Straight	32.0	17.5	10.16	21.8	27.9	46.4				
653-XG4A-1431	XG4A-1431	A	14	Straight	37.1	22.6	15.24	26.9	33.0	51.5				
653-XG4A-1631	XG4A-1631	A	16	Straight	39.6	25.2	17.78	29.5	35.6	54.1				
653-XG4A-2031	XG4A-2031	A	20	Straight	44.7	30.2	22.86	34.5	40.6	59.1				
653-XG4A-2631	XG4A-2631	A	26	Straight	52.3	37.9	30.48	42.2	48.3	66.8				
653-XG4A-3031	XG4A-3031	A	30	Straight	57.4	42.9	35.56	47.2	53.3	71.8				
653-XG4A-3431	XG4A-3431	A	34	Straight	62.5	48.0	40.64	52.3	58.4	76.9				
653-XG4A-4031	XG4A-4031	A	40	Straight	70.1	55.6	48.26	59.9	66.0	84.5				
653-XG4A-5031	XG4A-5031	A	50	Straight	82.8	68.3	60.96	72.6	78.7	97.2				
653-XG4A-6031	XG4A-6031	A	60	Straight	95.5	81.0	73.66	85.3	91.4	109.9				
653-XG4A-6431	XG4A-6431	A	64	Straight	100.6	86.1	78.74	90.4	96.5	115.0				
653-XG4A-1034	XG4A-1034	B	10	Right-angle	32.0	17.5	10.16	21.8	27.9	46.4				
653-XG4A-1434	XG4A-1434	B	14	Right-angle	37.1	22.6	15.24	26.9	33.0	51.5				
653-XG4A-1634	XG4A-1634	B	16	Right-angle	39.6	25.2	17.78	29.5	35.6	54.1				
653-XG4A-2034	XG4A-2034	B	20	Right-angle	44.7	30.2	22.86	34.5	40.6	59.1				
653-XG4A-2634	XG4A-2634	B	26	Right-angle	52.3	37.9	35.56	42.2	48.3	66.8				
653-XG4A-3434	XG4A-3434	B	34	Right-angle	62.5	48.0	40.64	52.3	58.4	76.9				
653-XG4A-4034	XG4A-4034	B	40	Right-angle	70.1	55.6	48.26	59.9	66.0	84.5				
653-XG4A-5034	XG4A-5034	B	50	Right-angle	82.8	68.3	60.96	72.6	78.7	97.2				
653-XG4A-6034	XG4A-6034	B	60	Right-angle	95.5	81.0	73.66	85.3	91.4	109.9				
653-XG4A-6434	XG4A-6434	B	64	Right-angle	100.6	86.1	78.74	90.4	96.5	115.0				

OMRON XG4A-A SERIES: 2-TIER MIL PLUGS WITH LONG LOCK

Specifications:
- Rated current: 3A
- Rated voltage: 300VAC
- Terminals: Right-angle DIP
- Number of polarity slots: 1
- Contact resistance: 20mΩ max. (@ 20mV, 100mA max.)

Features:
- Recommended for high-density mounting
- MIL-compliant cable ensures faster delivery times and lower cost than half-pitch board cable
- Mates with XG4M-T socket and strain relief sets, XG4M sockets without strain reliefs or XG5M sockets for discrete wires

Materials:
- Housing material: Fiber-glass reinforced PBT resin (UL94V-0)/black
- Contact material: Brass/nickel base
  Mating end: 0.15µm Gold plating
  Terminal press fit: Tin plating

For quantities greater than listed, call for quote.

MOUSER STOCK NO.	Omron Part No.	Fig.	No. of Contacts	Applicable Socket for Flat Cable✻	Applicable Socket for Discrete Wire†	Dimensions: mm					Price Each			
						A	B	C	D	E	1	25	50	100
653-XG4A-1039-A	XG4A-1039-A	C	10x2	XG4M-1030-T	XG5M-1032-N	32.0	17.5	10.16	21.8	46.4				
653-XG4A-1439-A	XG4A-1439-A	C	14x2	XG4M-1430-T	XG5M-1432-N	37.1	22.6	15.24	26.9	51.5				
653-XG4A-1639-A	XG4A-1639-A	C	16x2	XG4M-1630-T	XG5M-1632-N	39.6	25.2	17.78	29.5	54.1				
653-XG4A-2039-A	XG4A-2039-A	C	20x2	XG4M-2030-T	XG5M-2032-N	44.7	30.2	22.86	34.5	59.1				
653-XG4A-2639-A	XG4A-2639-A	C	26x2	XG4M-2630-T	XG5M-2632-N	52.3	37.9	30.48	42.2	66.8				
653-XG4A-3439-A	XG4A-3439-A	C	34x2	XG4M-3430-T	XG5M-3432-N	62.5	48.0	40.64	52.3	76.9				
653-XG4A-4039-A	XG4A-4039-A	C	40x2	XG4M-4030-T	XG5M-4032-N	70.1	55.6	48.26	59.9	84.9				
653-XG4A-5039-A	XG4A-5039-A	C	50x2	XG4M-5030-T	XG5M-5032-N	82.8	68.3	60.96	72.6	97.2				
653-XG4A-6039-A	XG4A-6039-A	C	60x2	XG4M-6030-T	XG5M-6032-N	95.5	81.0	73.66	85.3	109.9				

✻Socket is ordered separately. Use with the supplied strain relief. † Socket is ordered separately. Use with the supplied semi-cover. Hood cover cannot be used.

OMRON XG4C SERIES: MIL BOX-TYPE SHROUDED PLUGS

Specifications:
- Rated current: 3A
- Rated voltage: 300VAC
- Insertion durability: 50 times
- Number of polarity slots: 1
- Contact resistance: 20mΩ max. (@ 20mV, 100mA max.)

Features:
- Industry standard circuit board connectors conform to MIL standards with improved design
- Mates with XG4M-T socket and strain relief sets, XG4M sockets without strain reliefs, XG5M sockets for discrete wires or XG4M-U socket and strain relief sets with locks

Materials:
- Housing material: Fiber-glass reinforced PBT resin (UL94V-0)/black
- Contact material: Brass/nickel base
  Mating end: 0.15µm Gold plating
  Terminal press fit: Tin plating

For quantities greater than listed, call for quote.

MOUSER STOCK NO.	Omron Part No.	Fig.	No. of Contacts	DIP Terminals	Dimensions: mm			Price Each			
					A	B	C	1	25	50	100
653-XG4C-1031	XG4C-1031	D	10	Straight	20.0	17.5	10.16				
653-XG4C-1431	XG4C-1431	D	14	Straight	25.1	22.6	15.24				
653-XG4C-1631	XG4C-1631	D	16	Straight	27.6	25.2	17.78				
653-XG4C-2031	XG4C-2031	D	20	Straight	32.7	30.2	22.86				
653-XG4C-2631	XG4C-2631	D	26	Straight	40.3	37.9	30.48				
653-XG4C-3031	XG4C-3031	D	30	Straight	45.4	42.9	35.56				
653-XG4C-3431	XG4C-3431	D	34	Straight	50.5	48.0	40.64				
653-XG4C-4031	XG4C-4031	D	40	Straight	58.1	55.6	48.26				
653-XG4C-5031	XG4C-5031	D	50	Straight	70.8	68.3	60.96				
653-XG4C-6031	XG4C-6031	D	60	Straight	83.5	81.0	73.66				
653-XG4C-6431	XG4C-6431	D	64	Straight	88.6	86.1	78.74				
653-XG4C-1034	XG4C-1034	E	10	Right-angle	20.0	17.5	10.16				
653-XG4C-1434	XG4C-1434	E	14	Right-angle	25.1	22.6	15.24				
653-XG4C-1634	XG4C-1634	E	16	Right-angle	27.6	25.2	17.78				
653-XG4C-2034	XG4C-2034	E	20	Right-angle	32.7	30.2	22.86				
653-XG4C-2634	XG4C-2634	E	26	Right-angle	40.3	37.9	30.48				
653-XG4C-3034	XG4C-3034	E	30	Right-angle	45.4	42.9	35.56				
653-XG4C-3434	XG4C-3434	E	34	Right-angle	50.5	48.0	40.64				
653-XG4C-4034	XG4C-4034	E	40	Right-angle	58.1	55.6	48.26				
653-XG4C-5034	XG4C-5034	E	50	Right-angle	70.8	68.3	60.96				
653-XG4C-6034	XG4C-6034	E	60	Right-angle	83.5	81.0	73.66				
653-XG4C-6434	XG4C-6434	E	64	Right-angle	88.6	86.1	78.74				
Use To Lock XG4C Box-Type Plugs											
653-XG4Z-0002	XG4Z-0002	F	Locks plugs to XG4M and XG5 sockets								

DIMENSIONS: mm

A

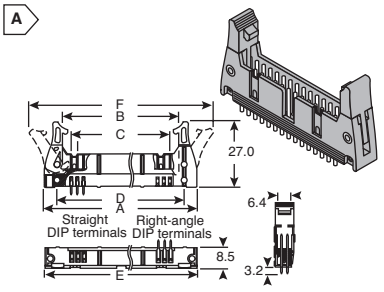

B

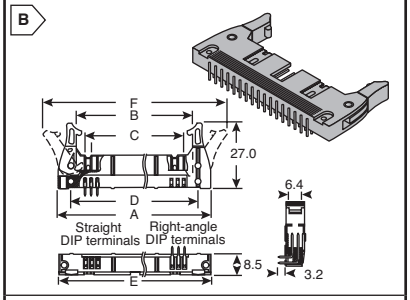

C

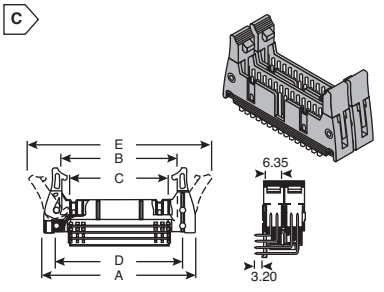

D

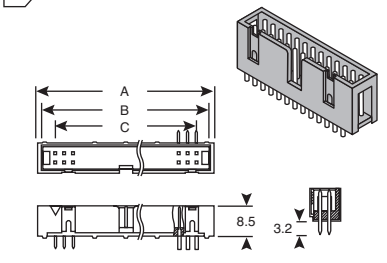

E

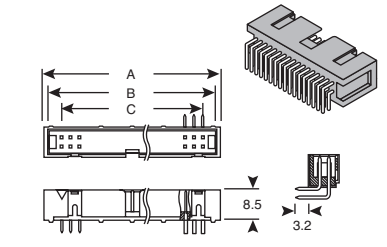

F

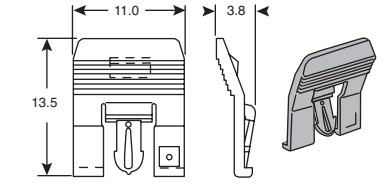

Rectangular Connectors Omron

© Copyright 2014 Mouser Electronics

© Copyright 2014 Mouser Electronics

OMRON PCB Connectors

OMRON ELECTRONIC COMPONENTS

RoHS Compliant **This product is RoHS compliant.**

XG SERIES: FLAT CABLE CONNECTORS

Specifications:

XG4
- Rated current: 1A
- Rated voltage: 250VAC
- Insertion tolerance: 50 times

XG5
- Rated current: 3A
- Rated voltage: 300VAC
- Insertion tolerance: 50 times

Features:

XG4
- Industry standard circuit board connectors conform to MIL standards with improved design
- New production system improves reliability

XG5
- Two-row, IDC construction and insulation barrel offer high reliability and large-current discrete wiring capability
- Adaptable to a variety of covers for space-saving

Materials:
- Housing material:
  XG4M/XG5 Fiber-glass reinforced, Black PBT resin (UL94V-0)
  XG4E/XG4 Black Polyamide resin (UL94V-0)
- Contact material: Phosphor bronze/nickel base
  XG4 Mating end: 0.15µm Gold plating
  Terminal press fit: Tin plating
  XG5 Mating end: 0.15µm Gold plating
  Terminal press fit: 2.0µm Solder plating

Sockets:
- Number of polarity slots: 1

MIL Socket and Strain Relief Sets

- Mates with XG4A MIL plugs with short locks, XG4E cable plugs with short locks + XG4S strain reliefs, XG4C box-type shrouded plugs, XG8W original plugs (unshrouded)

For quantities greater than listed, call for quote.

MOUSER STOCK NO.	Omron Part No.	Fig.	No. of Contacts	Dimensions: mm A	B	C	D	E	Price Each 1	25	50	100
653-XG4M-1030-T	XG4M-1030-T	A	10	17.3	10.16	-	-	-				
653-XG4M-1430-T	XG4M-1430-T	A	14	22.3	15.24	-	-	-				
653-XG4M-1630-T	XG4M-1630-T	A	16	24.9	17.78	-	-	-				
653-XG4M-2030-T	XG4M-2030-T	A	20	30.0	22.86	-	-	-				
653-XG4M-2630-T	XG4M-2630-T	A	26	37.6	30.48	-	-	-				
653-XG4M-3030-T	XG4M-3030-T	A	30	42.7	35.56	-	-	-				
653-XG4M-3430-T	XG4M-3430-T	A	34	47.7	40.64	-	-	-				
653-XG4M-4030-T	XG4M-4030-T	A	40	55.4	48.26	-	-	-				
653-XG4M-5030-T	XG4M-5030-T	A	50	68.1	60.96	-	-	-				
653-XG4M-6030-T	XG4M-6030-T	A	60	80.8	73.66	-	-	-				
653-XG4M-6430-T	XG4M-6430-T	A	64	85.8	78.74	-	-	-				

Sockets and Strain Relief Sets with Locks

- Mates with XG4C box-type plugs

For quantities greater than listed, call for quote.

653-XG4M-1030-U	XG4M-1030-U	B	10	26.8	13.2	26.2	17.3	10.16				
653-XG4M-1430-U	XG4M-1430-U	B	14	31.8	18.2	31.2	22.3	15.24				
653-XG4M-1630-U	XG4M-1630-U	B	16	34.4	20.8	33.8	24.9	17.78				
653-XG4M-2030-U	XG4M-2030-U	B	20	39.5	25.9	38.9	30.0	22.86				
653-XG4M-2630-U	XG4M-2630-U	B	26	47.1	33.5	46.5	37.6	30.48				
653-XG4M-3430-U	XG4M-3430-U	B	34	57.2	43.6	56.6	47.7	40.64				
653-XG4M-4030-U	XG4M-4030-U	B	40	64.9	51.3	64.3	55.4	48.26				

Individual Sockets or Strain Reliefs

For quantities greater than listed, call for quote.

Sockets with Open-End Covers (Strain Reliefs Sold Separately)												
653-XG4M-1030	XG4M-1030	B	10	17.3	10.16	-	-	-				
653-XG4M-1430	XG4M-1430	B	14	22.3	15.24	-	-	-				
653-XG4M-1630	XG4M-1630	B	16	24.9	17.78	-	-	-				
653-XG4M-2030	XG4M-2030	B	20	30.0	22.86	-	-	-				
653-XG4M-2630	XG4M-2630	B	26	37.6	30.48	-	-	-				
653-XG4M-3030	XG4M-3030	B	30	42.7	35.56	-	-	-				
653-XG4M-4030	XG4M-4030	B	40	55.4	48.26	-	-	-				
Strain Reliefs for XG4M Sockets												
653-XG4T-1004	XG4T-1004	B	10	17.3	10.16	-	-	-				
653-XG4T-1404	XG4T-1404	B	14	22.3	15.24	-	-	-				
653-XG4T-1604	XG4T-1604	B	16	24.9	17.78	-	-	-				
653-XG4T-2004	XG4T-2004	B	20	30.0	22.86	-	-	-				
653-XG4T-2604	XG4T-2604	B	26	37.6	30.48	-	-	-				
653-XG4T-3004	XG4T-3004	B	30	42.7	35.56	-	-	-				
653-XG4T-4004	XG4T-4004	B	40	55.4	48.26	-	-	-				

IDC Sockets for Discrete Wires

- Mates with XG4A and XG4C PCB plugs, XG4E IDC flat cable plugs, and XG8W/XG8B double-row unshrouded plugs

For quantities greater than listed, call for quote.

Double-Row PCB Sockets												
653-XG5M-1032-N	XG5M-1032-N	C	10	17.3	10.16	-	-	-				
653-XG5M-1432-N	XG5M-1432-N	C	14	22.3	15.24	-	-	-				
653-XG5M-2632-N	XG5M-2632-N	C	26	37.6	30.48	-	-	-				
653-XG5M-3432-N	XG5M-3432-N	C	34	47.7	40.64	-	-	-				
653-XG5M-4032-N	XG5M-4032-N	C	40	55.4	48.26	-	-	-				
653-XG5M-5032-N	XG5M-5032-N	C	50	68.1	60.96	-	-	-				
653-XG5M-6432-N	XG5M-6432-N	C	64	85.8	78.74	-	-	-				
Semi-Covers for Connectors												
653-XG5S-0501	XG5S-0501	D	5	17.3	-	-	-	-				
653-XG5S-1001	XG5S-1001	D	10	30.0	-	-	-	-				
653-XG5S-1701	XG5S-1701	D	17	47.7	-	-	-	-				
653-XG5S-2001	XG5S-2001	D	20	55.4	-	-	-	-				
653-XG5S-2501	XG5S-2501	D	25	68.1	-	-	-	-				
IDC Tool For Use With XG5M Connectors												
653-XY2B-7006	XY2B-7006	E	Applicable wire AWG24 to AWG28									

Long-Lock Relay Plugs with Open-End Covers

- Mates with XG4M-T MIL socket and strain relief sets and XG5M sockets

For quantities greater than listed, call for quote.

MOUSER STOCK NO.	Omron Part No.	Fig.	No. of Contacts	Dimensions: mm A	B	C	D	E	F	G	Price Each 1	25	50	100
Cable Plugs with Long Locks														
653-XG4E-1031	XG4E-1031	F	10	32.0	17.5	10.16	21.8	27.9	46.4	-				
653-XG4E-1431	XG4E-1431	F	14	37.1	22.6	15.24	26.9	33.0	51.5	-				
653-XG4E-1631	XG4E-1631	F	16	39.6	25.2	17.78	29.5	35.6	54.1	-				
653-XG4E-2031	XG4E-2031	F	20	44.7	30.2	22.86	34.5	40.6	59.1	-				
653-XG4E-2631	XG4E-2631	F	26	52.3	37.9	30.48	42.2	48.3	66.8	-				
653-XG4E-3431	XG4E-3431	F	34	62.5	48.0	40.64	52.3	58.4	76.9	-				
653-XG4E-4031	XG4E-4031	F	40	70.1	55.6	48.26	59.9	66.0	84.5	-				
653-XG4E-5031	XG4E-5031	F	50	82.8	68.3	60.96	72.6	78.7	97.2	-				
653-XG4E-6031	XG4E-6031	F	60	95.5	81.0	73.66	85.3	91.4	109.9	-				
Strain Reliefs														
653-XG4S-1004	XG4S-1004	G	10	-	-	-	-	-	-	16.9				
653-XG4S-1604	XG4S-1604	G	16	-	-	-	-	-	-	24.6				
653-XG4S-2004	XG4S-2004	G	20	-	-	-	-	-	-	29.6				
653-XG4S-3404	XG4S-3404	G	34	-	-	-	-	-	-	47.4				
653-XG4S-4004	XG4S-4004	G	40	-	-	-	-	-	-	55.0				

DIMENSIONS: mm

A

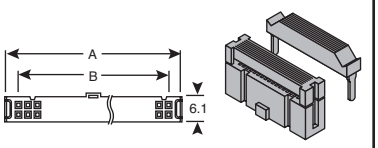

B

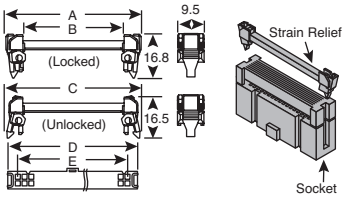

C

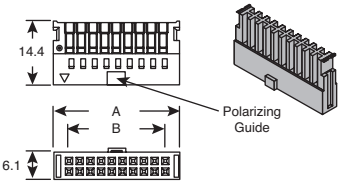

D

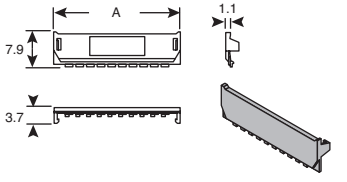

E

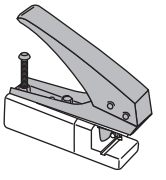

F

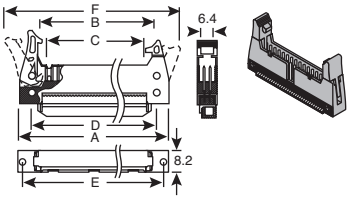

G

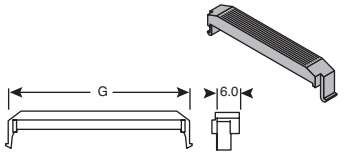

© Copyright 2014 Mouser Electronics

© Copyright 2014 Mouser Electronics

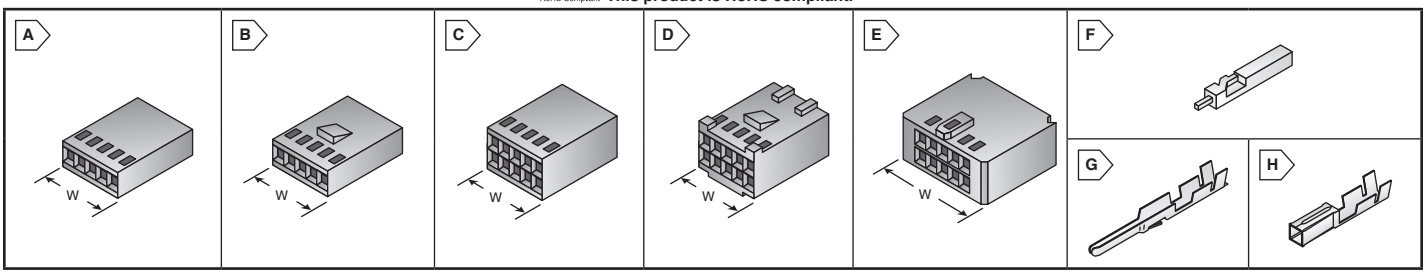

TE MOD.IV WIRE-APPLIED HOUSINGS

- Housing Material: UL94V-0 black thermoplastic, flame retardant
- Stamped
- .100" Centerline

Non-Polarized, Single Row Housings

For quantities greater than listed, call for quote.

MOUSER STOCK NO.	TE Part No.	Fig.	No. of Pos.	Width (w) in.	Price Each 1	10	25	50	100
✻ 571-7874992	7-87499-2	A	1	.105					
571-874993	87499-3	A	2	.205					
571-874995	87499-5	A	3	.305					
571-874997	87499-7	A	4	.405					
571-874999	87499-9	A	5	.505					
571-1874991	1-87499-1	A	6	.605					
571-874991	87499-1	A	7	.705					
571-1874995	1-87499-5	A	9	.905					
571-1874997	1-87499-7	A	10	1.005					

✻ Unstamped

Polarized, Single Row Housings with Detent Latching

- Unstamped (No marking on housing)
- .100" Centerline

For quantities greater than listed, call for quote.

MOUSER STOCK NO.	TE Part No.	Fig.	No. of Pos.	Width (w) in.	Price Each 1	10	25	50	100
571-1022412	102241-2	B	4	.400					
571-1022413	102241-3	B	5	.500					
571-1022414	102241-4	B	6	.600					
571-1022415	102241-5	B	7	.700					
571-1022416	102241-6	B	8	.800					
571-1022418	102241-8	B	10	1.000					

Non-Polarized, Double Row Housings

- Stamped
- .100" x .100" Centerline

For quantities greater than listed, call for quote.

MOUSER STOCK NO.	TE Part No.	Fig.	No. of Pos.	Width (w) in.	Price Each 1	10	25	50	100
571-874562	87456-2	C	6	.305					
571-874564	87456-4	C	8	.405					
571-874566	87456-6	C	10	.505					
571-874568	87456-8	C	12	.605					
571-1874560	1-87456-0	C	14	.705					
571-1874562	1-87456-2	C	16	.805					

Polarized, Double Row Housings with Detent Latching

- Stamped
- .100" x .100" Centerline

For quantities greater than listed, call for quote.

MOUSER STOCK NO.	TE Part No.	Fig.	No. of Pos.	Width (w) in.	Price Each 1	10	25	50	100
571-876312	87631-2	D	6	.300					
571-876314	87631-4	D	8	.400					
571-876316	87631-6	D	10	.500					
571-876318	87631-8	D	12	.600					
571-1876310	1-87631-0	D	14	.700					
571-1876316	1-87631-6	D	20	1.000					
571-2876312	2-87631-2	D	26	1.300					

Center Polarized, Double Row Housings

- Stamped
- .100" x .100" Centerline

For quantities greater than listed, call for quote.

MOUSER STOCK NO.	TE Part No.	Fig.	No. of Pos.	Width (w) in.	Price Each 1	10	25	50	100
571-1023871	102387-1	E	10	.680					
571-1023872	102387-2	E	14	.880					
571-1023873	102387-3	E	16	.980					
571-1023874	102387-4	E	20	1.180					
571-1023875	102387-5	E	24	1.380					
571-1023876	102387-6	E	26	1.480					
571-1023878	102387-8	E	34	1.880					
571-1023879	102387-9	E	40	2.180					
571-11023870	1-102387-0	E	50	2.680					

KEYING PLUGS

For quantities greater than listed, call for quote.

MOUSER STOCK NO.	TE Part No.	Fig.	Description	Price Each 1	100	500	1000
571-870772	87077-2	F	Plugs directly into housing				
571-862861	86286-1	-	Plugs into standard or intermediate pressure receptacle contact				

TE MOD.IV PIN AND RECEPTACLE CONTACTS

Contact Plating:

1 = Duplex plated .00003 min. gold on contact area. .0001 ~ .0002 min. tin on solder area w/ entire post underplated .00005 min. nickel.
2 = Duplex plated .000015 min. gold on contact area. .0001 ~ .0002 min. tin on solder area w/ entire post underplated .00005 min. nickel.
3 = Selectively plated .000030 gold on contact area w/ gold flash over .000050 nickel on entire contact.
4 = Selectively plated .000015 gold on contact area w/ gold flash over .000050 nickel on entire contact.
5 = .000100~.000200 bright tin over .000050 nickel on entire contact

Crimp Snap-In Pins with Insulation Support

For quantities greater than listed, call for quote.

MOUSER STOCK NO.	TE Part No.	Fig.	Material	Plating	Wire AWG	Terminal Length (in.)	Price Each 1	100	500	1000
571-1021072	102107-2	G	Ph Bz	3	26-22	.815				
571-1021071	102107-1	G	Ph Bz	4	26-22	.815				
571-5-102107-3	5-102107-3	G	Ph Bz	5	26-22	.815				

Standard Pressure Receptacle Contacts

- Mating force: 9oz. max.
- Unmating force: 1.5oz. min.

For quantities greater than listed, call for quote.

MOUSER STOCK NO.	TE Part No.	Fig.	Material	Plating	Wire AWG	Terminal Length (in.)	Price Each 1	100	500	1000
571-876673	87667-3	H	Be Cu	5	26-22	.445				
571-876672	87667-2	H	Be Cu	3	26-22	.445				
571-860163	86016-3	H	Be Cu	5	24-20	.470				
571-860162	86016-2	H	Be Cu	3	24-20	.470				
571-6-102316-4	6-102316-4	H	Cu Sn Ph Bz	1	32-27	.445				
571-6-102316-3	6-102316-3	H	Cu Sn Ph Bz	2	32-27	.445				
571-1029172	102917-2	H	Be Cu	3	32-27	.445				
571-6-87756-8	6-87756-8	H	Cu Sn Ph Bz	1	26-22	.445				
571-6-87756-6	6-87756-6	H	Cu Sn Ph Bz	2	26-22	.445				
571-877567	87756-7	H	Cu Sn Ph Bz	5	26-22	.445				
571-876665	87666-5	H	Be Cu	4	26-22	.445				
571-6-87523-9	6-87523-9	H	Cu Sn Ph Bz	1	24-20	.470				
571-2-87523-4	2-87523-4	H	Cu Sn Ph Bz	2	24-20	.470				
571-860165	86016-5	H	Be Cu	4	24-20	.470				
571-875236	87523-6	H	Cu Sn Ph Bz	5	24-20	.470				

TE MOD IV.V INTERMEDIATE PRESSURE RECEPTACLE CONTACTS

- Mating force: 16oz. max.
- Unmating force: 2oz. min.

For quantities greater than listed, call for quote.

MOUSER STOCK NO.	TE Part No.	Fig.	Material	Plating	Wire AWG	Terminal Length (in.)	Price Each 1	100	500	1000
571-870464	87046-4	H	Be Cu	5	24-20	.470				
571-870463	87046-3	H	Be Cu	1	24-20	.470				
571-5-102920-2	5-102920-2	H	Cu Sn Ph Bz	1	32-27	.445				
571-1029182	102918-2	H	Be Cu	3	32-27	.445				
571-5-103171-5	5-103171-5	H	Cu Sn Ph Bz	1	26-22	.445				
571-1025486	102548-6	H	Be Cu	3	26-22	.445				
571-1025483	102548-3	H	Be Cu	4	26-22	.445				
571-2-87195-6	2-87195-6	H	Cu Sn Ph Bz	1	24-20	.445				
571-2-87195-5	2-87195-5	H	Cu Sn Ph Bz	2	24-20	.470				
571-870461	87046-1	H	Be Cu	4	24-20	.470				

TE MOD V HIGH PRESSURE RECEPTACLE CONTACTS

- Mating force: 20oz. max.
- Unmating force: 3oz. min.

For quantities greater than listed, call for quote.

MOUSER STOCK NO.	TE Part No.	Fig.	Material	Plating	Wire AWG	Terminal Length (in.)	Price Each 1	100	500	1000
571-1021282	102128-2	H	Ph Bz	5	26-22	.445				
571-1021281	102128-1	H	Ph Bz	3	26-22	.445				
571-1873093	1-87309-3	H	Ph Bz	5	24-20	.470				
571-1873094	1-87309-4	H	Ph Bz	3	24-20	.470				
571-1034552	103455-2	H	Ph Bz	4	32-27	.445				

TOOLS

For quantities greater than listed, call for quote.

MOUSER STOCK NO.	TE Part No.	Description	Price Each
571-586411	58641-1	Commercial crimp tool 26-22 AWG	
571-8439963	843996-3	Extraction tool	

© Copyright 2014 Mouser Electronics

© Copyright 2014 Mouser Electronics

RoHS Compliant **This product is RoHS compliant.**

DIMENSIONS: in. (mm)

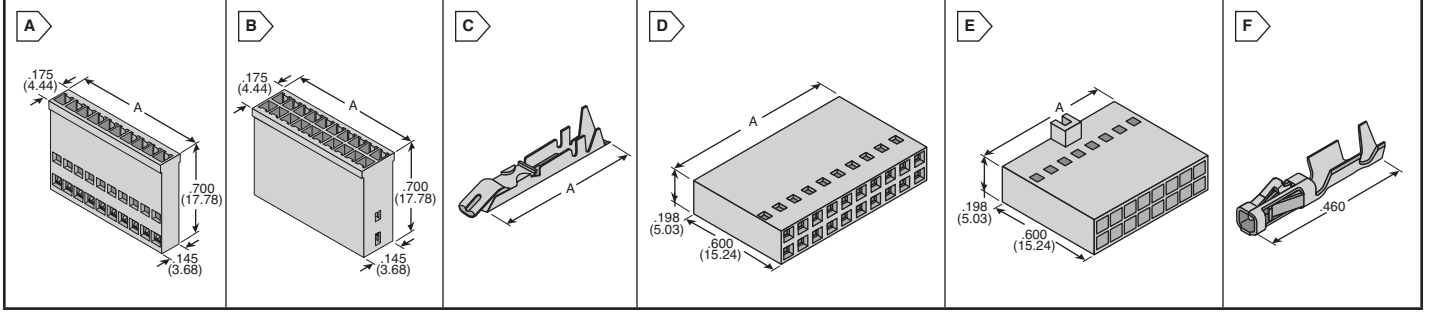

TE HOUSINGS AND ACCESSORIES

Features:
- Mates with .025" (.64mm) square posts
- Modular design permits end-to-end stacking
- Housing made of 94V-0 rated glass-filled polyester
- Stamped: Cavity ID, part number, date code: where size permits Unstamped: No markings

Specifications:
- Contact Current Rating: 3A
- Termination Resistance: 12mΩ max. Gold
  16mΩ max. Tin
- Operating Temp.: -65°C to 105°C Gold
  -65°C to 60°C Tin

RoHS Compliant

Single Row - Housings

For quantities greater than listed, call for quote.

MOUSER STOCK NO.	TE Part No.	Fig.	No. of Positions	Description	Dimension A in. (mm)	Price Each 1	25	50
571-87175-2	87175-2	A	1	Unstamped	.108 (2.74)			
571-871756	87175-6	A	2	Unstamped	.216 (5.49)			
571-871758	87175-8	A	3	Unstamped	.316 (8.06)			
571-1871750	1-87175-0	A	4	Unstamped	.416(10.57)			
571-1871752	1-87175-2	A	5	Unstamped	.516 (13.11)			
571-1871754	1-87175-4	A	6	Unstamped	.616 (15.65)			
571-1-87175-3	1-87175-3	A	6	Stamped	.616 (15.65)			
571-1-87175-6	1-87175-6	A	7	Unstamped	.716 (18.19)			
571-1-87175-5	1-87175-5	A	7	Stamped	.716 (18.19)			
571-1-87175-8	1-87175-8	A	8	Unstamped	.816 (2.73)			
571-2871750	2-87175-0	A	9	Unstamped	.916 (23.27)			
571-1-87175-9	1-87175-9	A	9	Stamped	.916 (23.27)			
571-2-87175-1	2-87175-1	A	10	Stamped	1.016 (25.81)			
571-2-87175-3	2-87175-3	A	11	Stamped	1.116 (28.35)			
571-2-87175-6	2-87175-6	A	12	Unstamped	1.216 (30.89)			
571-2-87175-5	2-87175-5	A	12	Stamped	1.216 (30.89)			
571-3-87175-0	3-87175-0	A	14	Unstamped	1.416 (35.97)			
571-87175-3	87175-3	A	15	Stamped	1.516 (38.51)			

Double Row - Housings

For quantities greater than listed, call for quote.

MOUSER STOCK NO.	TE Part No.	Fig.	No. of Positions	Description	Dimension A in. (mm)	Price Each 1	25	50
571-871331	87133-1	B	4	Unstamped	.216 (5.49)			
571-87133-7	87133-7	B	6	Unstamped	.316 (8.06)			
571-87133-8	87133-8	B	6	Stamped	.316 (8.06)			
571-871339	87133-9	B	8	Unstamped	.416 (10.57)			
571-871332	87133-2	B	10	Unstamped	.516 (13.11)			
571-871335	87133-5	B	10	Stamped	.516 (13.11)			
571-1-87133-1	1-87133-1	B	12	Unstamped	.616 (15.65)			
571-871333	87133-3	B	20	Unstamped	1.016 (25.81)			

Locking Clip Contacts

For quantities greater than listed, call for quote.

MOUSER STOCK NO.	TE Part No.	Fig.	Description	Dimension A in. (mm)	Price Each 1	100	500
571-871911	87191-1	C	30-28AWG, Gold	.550 (13.97)			
571-5-87191-2	5-87191-2	C	30-28AWG, Tin	.550 (13.97)			
571-871651	87165-1	C	26-22AWG, Gold	.584 (14.83)			
571-5-87165-2	5-87165-2	C	26-22AWG, Tin	.584 (14.83)			

Accessories

For quantities greater than listed, call for quote.

MOUSER STOCK NO.	TE Part No.	Fig.	Description	Price Each
571-871791	87179-1	-	Keying Plug	
571-910841	91084-1	-	Extraction Tool	

© Copyright 2014 Mouser Electronics

TE SHORT POINT WIRE-APPLIED CONNECTORS AND CONTACTS

Features:
- Short point of contact mates with .169" - .259" (4.29mm - 6.58mm)
- Double row housings are end-to-end and side-to-side stackable
- Mates with .025" (.64mm) square posts
- Dual cantilever contact beams for reliable mating

Specifications:
- Contact current rating: 3A
- Termination Resistance: 12mΩ max.
- Black thermoplastic, flame retardant, 94V-0

RoHS Compliant

Non-Polarized Housings

For quantities greater than listed, call for quote.

MOUSER STOCK NO.	TE Part No.	Fig.	No. of Positions	Dimension A in. (mm)	Price Each 1	25	50
571-104482-3	104482-3	D	8	.398 (10.11)			
571-104482-4	104482-4	D	10	.498 (12.65)			
571-104482-5	104482-5	D	12	.598 (15.19)			
571-104482-6	104482-6	D	14	.698 (17.73)			
571-104482-8	104482-8	D	18	.898 (22.81)			
571-104482-9	104482-9	D	20	.998 (23.35)			
571-1-104482-0	1-104482-0	D	22	1.098 (27.89)			
571-1-104482-1	1-104482-1	D	26	1.298 (32.97)			
571-1-104482-2	1-104482-2	D	28	1.398 (35.51)			
571-1-104482-3	1-104482-3	D	30	1.498 (38.05)			
571-1-104482-4	1-104482-4	D	32	1.598 (40.59)			
571-1-104482-6	1-104482-6	D	36	1.798 (45.67)			
571-1-104482-9	1-104482-9	D	44	2.198 (55.83)			
571-2-104482-0	2-104482-0	D	52	2.598 (65.99)			

Polarized Housings

For quantities greater than listed, call for quote.

MOUSER STOCK NO.	TE Part No.	Fig.	No. of Positions	Dimension A in.(mm)	Price Each 1	25	50
571-104483-9	104483-9	E	14	.698 (17.73)			
571-104483-2	104483-2	E	18	.898 (22.81)			
571-104483-3	104483-3	E	20	.998 (25.35)			
571-104483-5	104483-5	E	30	1.498 (38.05)			
571-104483-8	104483-8	E	64	3.198 (81.23)			

Contacts

For quantities greater than listed, call for quote.

MOUSER STOCK NO.	TE Part No.	Fig.	Wire Size AWG	Contact Plating	Price Each 1	100	500
571-1-104481-3	1-104481-3	F	32-28	30μ" Gold			
571-1-104481-2	1-104481-2	F	32-28	15μ" Gold			
571-5-104481-6	5-104481-6	F	32-28	Tin			
571-1-104480-6	1-104480-6	F	26-22	30μ" Gold			
571-1-104480-5	1-104480-5	F	26-22	15μ" Gold			
571-1-104480-4	1-104480-4	F	26-22	Tin			
571-1-104479-3	1-104479-3	F	24-20	30μ" Gold			
571-1-104479-2	1-104479-2	F	24-20	15μ" Gold			
571-1-104479-1	1-104479-1	F	24-20	Tin			

© Copyright 2014 Mouser Electronics

TE Breakaway Headers

RoHS Compliant **This product is RoHS compliant.**

TE connectivity Authorized Distributor

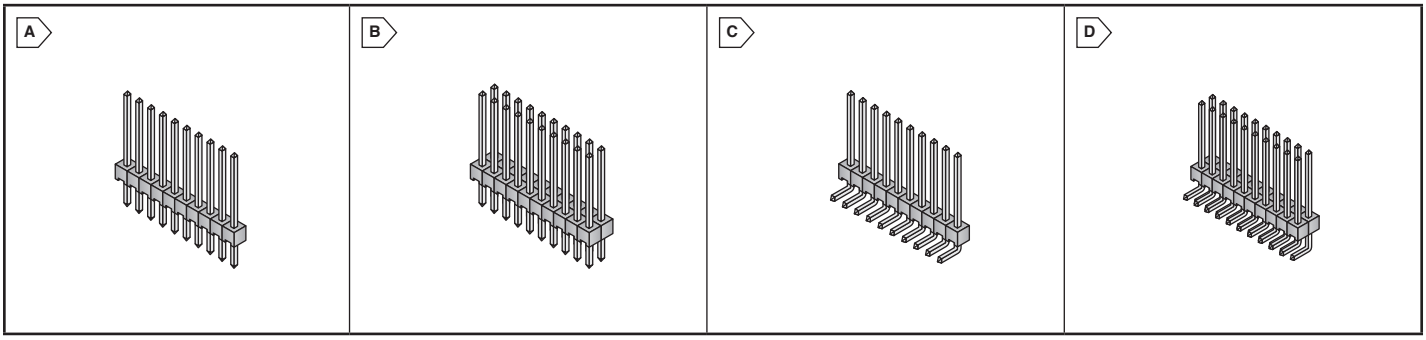

TE BREAKAWAY HEADERS - SINGLE AND DOUBLE ROW

.025" Square Straight Posts

Material:

- Housing: UL94V-0 black thermoplastic
- Post: phosphor bronze
- .100" (2.54mm) Centers
- Unshrouded

✻ Contact Plating:

Plating A = Duplex plated .000030 min. gold on contact area. .0001 - .0002 min. tin on solder area, with entire post underplated .00005 min. nickel.
Plating B = Duplex plated .000015 min. gold on contact area. .0001 - .0002 min. tin on solder area, with entire post underplated .00005 min. nickel.
Plating C = .0001 - .0002 min. tin over .00005 nickel on entire post.

Vertical - Single Row, .100 Centerline

For quantities greater than listed, call for quote.

MOUSER STOCK NO.	TE Part No.	Fig.	No. of Pos.	Length		✻ Contact Plating	Price Each		
				Post	Tail		1	100	500
571-5-146281-2	5-146281-2	A	2	0.230	0.120	A			
571-5-146281-3	5-146281-3	A	3	0.230	0.120	A			
571-5-146281-4	5-146281-4	A	4	0.230	0.120	A			
571-5-146281-5	5-146281-5	A	5	0.230	0.120	A			
571-5-146281-6	5-146281-6	A	6	0.230	0.120	A			
571-5-146281-8	5-146281-8	A	8	0.230	0.120	A			
571-6-146281-0	6-146281-0	A	10	0.230	0.120	A			
571-9-146281-0	9-146281-0	A	40	0.230	0.120	A			
571-5-146280-2	5-146280-2	A	2	0.230	0.120	B			
571-5-146280-3	5-146280-3	A	3	0.230	0.120	B			
571-5-146280-4	5-146280-4	A	4	0.230	0.120	B			
571-5-146280-4	5-146280-4	A	5	0.230	0.120	B			
571-5-146280-6	5-146280-6	A	6	0.230	0.120	B			
571-5-146280-7	5-146280-7	A	7	0.230	0.120	B			
571-9-146280-0	9-146280-0	A	40	0.230	0.120	B			
571-5-146278-2	5-146278-2	A	2	0.230	0.120	C			
571-5-146278-3	5-146278-3	A	3	0.230	0.120	C			
571-5-146278-4	5-146278-4	A	4	0.230	0.120	C			
571-5-146278-5	5-146278-5	A	5	0.230	0.120	C			
571-5-146278-6	5-146278-6	A	6	0.230	0.120	C			
571-5-146278-8	5-146278-8	A	8	0.230	0.120	C			
571-6-146278-0	6-146278-0	A	10	0.230	0.120	C			
571-9-146278-0	9-146278-0	A	40	0.230	0.120	C			
571-5-146277-2	5-146277-2	A	2	0.318	0.125	A			
571-5-146277-3	5-146277-3	A	3	0.318	0.125	A			
571-5-146277-4	5-146277-4	A	4	0.318	0.125	A			
571-5-146277-5	5-146277-5	A	5	0.318	0.125	A			
571-5-146277-6	5-146277-6	A	6	0.318	0.125	A			
571-6-146277-0	6-146277-0	A	10	0.318	0.125	A			
571-7-146277-0	7-146277-0	A	20	0.318	0.125	A			
571-9-146277-0	9-146277-0	A	40	0.318	0.125	A			
571-5-146276-2	5-146276-2	A	2	0.318	0.125	B			
571-5-146276-5	5-146276-5	A	5	0.318	0.125	B			
571-5-146276-6	5-146276-6	A	6	0.318	0.125	B			
571-6-146276-0	6-146276-0	A	10	0.318	0.125	B			
571-9-146276-0	9-146276-0	A	40	0.318	0.125	B			
571-5-146274-2	5-146274-2	A	2	0.318	0.125	C			
571-5-146274-3	5-146274-3	A	3	0.318	0.125	C			
571-5-146274-4	5-146274-4	A	4	0.318	0.125	C			
571-5-146274-6	5-146274-6	A	6	0.318	0.125	C			
571-9-146274-0	9-146274-0	A	40	0.318	0.125	C			

Vertical - Double Row, .100 x .100 Centerline

For quantities greater than listed, call for quote.

MOUSER STOCK NO.	TE Part No.	Fig.	No. of Pos.	Length		✻ Contact Plating	Price Each		
				Post	Tail		1	100	500
571-5-146257-2	5-146257-2	B	4	0.230	0.120	A			
571-5-146257-4	5-146257-4	B	8	0.230	0.120	A			
571-5-146257-5	5-146257-5	B	10	0.230	0.120	A			
571-5-146257-6	5-146257-6	B	12	0.230	0.120	A			
571-5-146257-7	5-146257-7	B	14	0.230	0.120	A			
571-5-146257-8	5-146257-8	B	16	0.230	0.120	A			
571-6-146257-0	6-146257-0	B	20	0.230	0.120	A			
571-9-146257-0	9-146257-0	B	80	0.230	0.120	A			
571-5-146256-2	5-146256-2	B	4	0.230	0.120	B			
571-5-146256-3	5-146256-3	B	6	0.230	0.120	B			

Vertical - Double Row, .100 x .100 Centerline (Cont.)

For quantities greater than listed, call for quote.

MOUSER STOCK NO.	TE Part No.	Fig.	No. of Pos.	Length		✻ Contact Plating	Price Each		
				Post	Tail		1	100	500
571-5-146256-4	5-146256-4	B	8	0.230	0.120	B			
571-5-146256-5	5-146256-5	B	10	0.230	0.120	B			
571-5-146256-6	5-146256-6	B	12	0.230	0.120	B			
571-5-146256-8	5-146256-8	B	16	0.230	0.120	B			
571-6-146256-0	6-146256-0	B	20	0.230	0.120	B			
571-7-146256-0	7-146256-0	B	40	0.230	0.120	B			
571-9-146256-0	9-146256-0	B	80	0.230	0.120	B			
571-5-146254-3	5-146254-3	B	6	0.230	0.120	C			
571-5-146254-4	5-146254-4	B	8	0.230	0.120	C			
571-5-146254-5	5-146254-5	B	10	0.230	0.120	C			
571-4-103328-3	4-103328-3	B	14	0.230	0.120	C			
571-5-146254-8	5-146254-8	B	16	0.230	0.120	C			
571-7-146254-0	7-146254-0	B	40	0.230	0.120	C			
571-9-146254-0	9-146254-0	B	80	0.230	0.120	C			
571-5-146253-3	5-146253-3	B	6	0.318	0.125	A			
571-5-146253-4	5-146253-4	B	8	0.318	0.125	A			
571-5-146253-5	5-146253-5	B	10	0.318	0.125	A			
571-5-146253-7	5-146253-7	B	14	0.318	0.125	A			
571-5-146253-8	5-146253-8	B	16	0.318	0.125	A			
571-7-146253-0	7-146253-0	B	40	0.318	0.125	A			
571-9-146253-0	9-146253-0	B	80	0.318	0.125	A			
571-5-146252-3	5-146252-3	B	6	0.318	0.125	B			
571-5-146252-8	5-146252-8	B	16	0.318	0.125	B			
571-9-146252-0	9-146252-0	B	80	0.318	0.125	B			
571-5-146250-7	5-146250-7	B	14	0.318	0.125	C			
571-7-146250-0	7-146250-0	B	40	0.318	0.125	C			
571-9-146250-0	9-146250-0	B	80	0.318	0.125	C			

Right Angle Posts, Single Row, .100" Centers

For quantities greater than listed, call for quote.

MOUSER STOCK NO.	TE Part No.	Fig.	No. of Pos.	Length		✻ Contact Plating	Price Each		
				Post	Tail		1	100	500
571-9-146304-0	9-146304-0	C	40	0.230	0.120	A			
571-9-103329-0	9-103329-0	C	40	0.230	0.120	C			
571-9-146305-0	9-146305-0	C	40	0.318	0.110	A			
571-9-103323-0	9-103323-0	C	40	0.318	0.110	C			

Right Angle Posts, Double Row, .100" x .100" Centers

For quantities greater than listed, call for quote.

MOUSER STOCK NO.	TE Part No.	Fig.	No. of Pos.	Length		✻ Contact Plating	Price Each		
				Post	Tail		1	100	500
571-9-146308-0	9-146308-0	D	80	0.230	0.120	A			
571-9-103330-0	9-103330-0	D	80	0.230	0.120	C			
571-9-146309-0	9-146309-0	D	80	0.318	0.110	A			
571-9-103324-0	9-103324-0	D	80	0.318	0.110	C			

© Copyright 2014 Mouser Electronics

TE Standard Profile Headers

RoHS Compliant This product is RoHS compliant.

Authorized Distributor

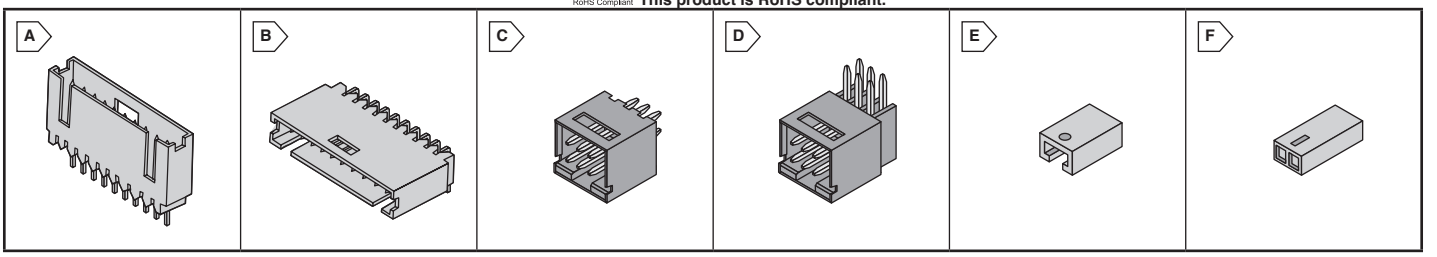

STANDARD PROFILE HEADERS - .100" (2.54MM) CENTERS

Material:

- Housing: UL94V-0, Blk Thermoplastic
- .100" (2.54mm) Centers
- .025" Sq. Straight or Right-Angle Post
- Shrouded
- Post: Copper Alloy, plated as follows

✻ Contact Plating:

1 = Duplex plated .000030 min. gold on contact area. .0001 ~ .0002 min. tin on solder area, with entire post underplated .000050 min. nickel.
2 = Duplex plated .000015 min. gold on contact area. .0001 ~ .0002 min. tin on solder area, with entire post underplated .000050 min. nickel.
3 = .000100 ~ .000200 tin over .000050 nickel on entire post.

RoHS Compliant

.025" Sq. Straight Posts with standoffs - Single Row

For quantities greater than listed, call for quote.

MOUSER STOCK NO.	TE Part No.	Fig.	No. of Pos.	Width (mm)	✻Contact Plating	Price Each 1	Price Each 25
571-5-103414-1	5-103414-1	A	3	10.67	1		
571-8-102202-4	8-102202-4	A	3	10.67	2		
571-5-103080-1	5-103080-1	A	3	10.67	3		
571-5-103414-2	5-103414-2	A	4	13.21	1		
571-5-102202-1	5-102202-1	A	4	13.21	2		
571-5-103080-2	5-103080-2	A	4	13.21	3		
571-5-103414-3	5-103414-3	A	5	15.75	1		
571-5-102202-2	5-102202-2	A	5	15.75	2		
571-5-102202-3	5-102202-3	A	6	18.29	2		
571-5-103414-6	5-103414-6	A	8	23.37	1		
571-5-102202-5	5-102202-5	A	8	23.37	2		
571-5-103414-8	5-103414-8	A	10	28.45	1		
571-5-102202-7	5-102202-7	A	10	28.45	2		
571-6-103414-0	6-103414-0	A	12	33.53	1		
571-6-102202-1	6-102202-1	A	14	38.61	2		
571-6-102202-3	6-102202-3	A	16	43.69	2		
571-6-102202-7	6-102202-7	A	20	53.85	2		

.025" Sq. Right-Angle Posts with standoffs - Single Row

For quantities greater than listed, call for quote.

MOUSER STOCK NO.	TE Part No.	Fig.	No. of Pos.	Width (mm)	✻Contact Plating	Price Each 1	Price Each 25
571-8-102203-4	8-102203-4	B	3	10.67	2		
571-5-102523-2	5-102523-2	B	3	10.67	3		
571-5-103361-2	5-103361-2	B	4	13.21	1		
571-5-102523-1	5-102523-1	B	4	13.21	3		
571-5-102203-2	5-102203-2	B	5	15.75	2		
571-5-103361-4	5-103361-4	B	6	18.29	1		
571-5-102203-3	5-102203-3	B	6	18.29	2		
571-5-103361-6	5-103361-6	B	8	23.37	1		

.025" Sq. Straight Post with Detent Windows, .066" End Dim. - Double Row

For quantities greater than listed, call for quote.

MOUSER STOCK NO.	TE Part No.	Fig.	No. of Pos.	Width (mm)	✻Contact Plating	Price Each 1	Price Each 25
571-5-103168-1	5-103168-1	C	6	10.46	1		
571-5-102618-1	5-102618-1	C	6	10.46	2		
571-5-103168-2	5-103168-2	C	8	13	1		
571-5-102618-2	5-102618-2	C	8	13	2		
571-8-87589-5	8-87589-5	C	8	13	3		
571-5-103168-3	5-103168-3	C	10	15.54	1		
571-5-102618-3	5-102618-3	C	10	15.54	2		
571-5-103168-4	5-103168-4	C	12	18.08	1		
571-5-102618-4	5-102618-4	C	12	18.08	2		
571-5-103168-5	5-103168-5	C	14	20.62	1		
571-5-103168-6	5-103168-6	C	16	23.16	1		
571-5-87589-4	5-87589-4	C	16	23.16	3		
571-5-103168-8	5-103168-8	C	20	28.24	1		
571-5-102618-8	5-102618-8	C	20	28.24	2		

.025" Sq. Straight Post with Detent Windows, .066" End Dim. - Double Row (Cont.)

For quantities greater than listed, call for quote.

MOUSER STOCK NO.	TE Part No.	Fig.	No. of Pos.	Width (mm)	✻Contact Plating	Price Each 1	Price Each 25
571-6-102618-0	6-102618-0	C	24	33.32	2		
571-6-103168-1	6-103168-1	C	26	35.86	1		
571-6-102618-3	6-102618-3	C	30	40.94	2		
571-6-102618-5	6-102618-5	C	34	46.02	2		
571-7-103168-3	7-103168-3	C	50	66.34	1		
571-5-103168-1	5-103168-1	C	6	10.46	1		
571-5-103166-1	5-103166-1	D	6	10.46	1		
571-5-102617-1	5-102617-1	D	6	10.46	2		
571-5-103166-2	5-103166-2	D	8	13	1		
571-5-102617-2	5-102617-2	D	8	13	2		
571-5-103166-3	5-103166-3	D	10	15.54	1		
571-5-87579-2	5-87579-2	D	10	15.54	3		
571-5-103166-4	5-103166-4	D	12	18.08	1		
571-5-102617-5	5-102617-5	D	14	20.62	2		
571-5-102617-6	5-102617-6	D	16	23.16	2		
571-5-87579-7	5-87579-7	D	20	28.24	3		
571-6-102617-0	6-102617-0	D	24	33.32	2		

.025" Sq. Straight Post with Detent Windows, .150" End Dimension - Double Row

For quantities greater than listed, call for quote.

MOUSER STOCK NO.	TE Part No.	Fig.	No. of Pos.	Width (mm)	✻Contact Plating	Price Each 1	Price Each 25
571-5-103169-1	5-103169-1	C	6	14.73	1		
571-5-102619-1	5-102619-1	C	6	14.73	2		
571-5-103169-2	5-103169-2	C	8	17.27	1		
571-5-102619-2	5-102619-2	C	8	17.27	2		
571-5-103169-3	5-103169-3	C	10	19.81	1		
571-5-102619-3	5-102619-3	C	10	19.81	2		
571-5-103169-5	5-103169-5	C	14	24.89	1		
571-5-102619-5	5-102619-5	C	14	24.89	2		
571-5-102619-8	5-102619-8	C	20	32.51	2		
571-6-103169-0	6-103169-0	C	24	37.59	1		
571-6-103169-3	6-103169-3	C	30	45.21	1		
571-6-103169-5	6-103169-5	C	34	50.29	1		
571-6-102619-5	6-102619-5	C	34	50.29	2		
571-6-103169-8	6-103169-8	C	40	57.91	1		

.025" Sq. Right-Angle Post with Detent Windows, .150" End Dimension - Double Row

For quantities greater than listed, call for quote.

MOUSER STOCK NO.	TE Part No.	Fig.	No. of Pos.	Width (mm)	✻Contact Plating	Price Each 1	Price Each 25
571-5-103167-2	5-103167-2	D	10	19.81	1		
571-5-103167-7	5-103167-7	D	20	32.51	1		
571-6-102570-0	6-102570-0	D	24	37.59	2		
571-6-103167-0	6-103167-0	D	26	40.13	1		

SHUNTS

RoHS Compliant

- Packaged: strips of 10, priced individually
- Housing: 94V-0 glass-filled black thermoplastic
- .100" centerline
- Contacts: phosphor bronze

2 Position, Low Profile Shunt

For quantities greater than listed, call for quote.

MOUSER STOCK NO.	TE Part No.	Fig.	Plating	Price Each 1	Price Each 100
571-2-382811-1	2-382811-1	E	Tin		

Dual Beam Shunts

For quantities greater than listed, call for quote.

MOUSER STOCK NO.	TE Part No.	Fig.	Plating	Price Each 1	Price Each 100
571-3900881	390088-1	F	30μ" gold		
571-3900882	390088-2	F	15μ" gold		

© Copyright 2014 Mouser Electronics

© Copyright 2014 Mouser Electronics

TE Standard Profile Headers

RoHS Compliant This product is RoHS compliant.

TE connectivity Authorized Distributor

STANDARD PROFILE HEADERS UNSHROUDED .100" (2.54MM) CENTERS

Material:

- Housing: Black Thermoplastic, flame retardant, UL94V-0 rated
- Mating length for single and double row is .318 (8.08)

✻ Contact Plating:

1= Selectively plated .00003 (0.00076) gold on contact area with gold flash over .000050 (0.00127) nickel on entire post
2= Selectively plated .000015 (0.00038) gold on contact area with gold flash over .000050 (0.00127) nickel on entire post

For quantities greater than listed, call for quote.

MOUSER STOCK NO.	TE Part No.	Fig.	No. of Pos.	Width (mm)	✻Contact Plating	Price Each 1	Price Each 25
.025" Square Straight Posts - Single Row							
571-872241	87224-1	A	1	2.13	2		
571-872202	87220-2	A	2	4.67	1		
571-872242	87224-2	A	2	4.67	2		
571-87220-3	87220-3	A	3	7.21	1		
571-872243	87224-3	A	3	7.21	2		
571-872244	87224-4	A	4	9.75	2		
571-872207	87220-7	A	7	17.37	1		
571-872208	87220-8	A	8	19.91	1		
571-872248	87224-8	A	8	19.91	2		
571-1872200	1-87220-0	A	10	24.99	1		
571-1872240	1-87224-0	A	10	24.99	2		
571-2872240	2-87224-0	A	20	50.39	2		
571-4872240	4-87224-0	A	40	101.19	2		
.025" Square Right-Angle Post - Single Row							
571-872328	87232-8	B	8	19.91	1		
571-1872330	1-87233-0	B	10	24.99	2		
.025" Square Straight Post - Double Row							
571-1872150	1-87215-0	C	2	2.13	1		
571-872271	87227-1	C	2	2.13	2		
571-1872151	1-87215-1	C	4	4.67	1		
571-872272	87227-2	C	4	4.67	2		
571-1872152	1-87215-2	C	6	7.21	1		
571-872273	87227-3	C	6	7.21	2		
571-872151	87215-1	C	8	9.75	1		
571-872274	87227-4	C	8	9.75	2		
571-872152	87215-2	C	10	12.29	1		
571-872275	87227-5	C	10	12.29	2		
571-872154	87215-4	C	14	17.37	1		
571-872277	87227-7	C	14	17.37	2		
571-872155	87215-5	C	16	19.91	1		
571-872278	87227-8	C	16	19.91	2		
571-872157	87215-7	C	20	24.99	1		
571-1872270	1-87227-0	C	20	24.99	2		
571-872159	87215-9	C	26	32.61	1		
571-1872273	1-87227-3	C	26	32.61	2		
571-1872157	1-87215-7	C	34	42.77	1		
571-1872277	1-87227-7	C	34	42.77	2		
571-2872155	2-87215-5	C	50	63.09	1		

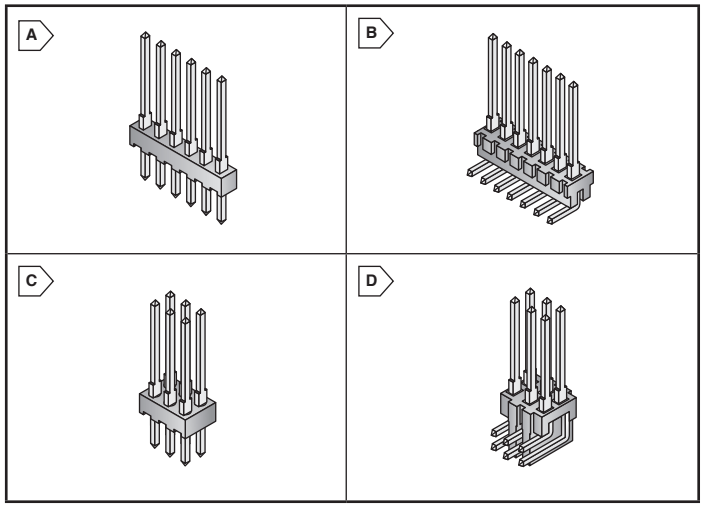

.025" Square Right-Angle Post - Double Row

For quantities greater than listed, call for quote.

MOUSER STOCK NO.	TE Part No.	Fig.	No. of Pos.	Width (mm)	✻Contact Plating	Price Each 1	Price Each 25
571-872303	87230-3	D	6	7.21	2		
571-872304	87230-4	D	8	9.75	2		
571-872306	87230-6	D	12	14.83	2		
571-864792	86479-2	D	16	19.91	1		
571-872308	87230-8	D	16	19.91	2		
571-1872300	1-87230-0	D	20	24.99	2		
571-1872302	1-87230-2	D	24	30.07	2		

AMP-LATCH NOVO CONNECTORS

Features:

- Mates with .025" square or round pin, .245" max. post length
- IDC for fast, economical mass termination
- Tuning fork contact offers a military approved design at an economical cost

Specifications:

- Current rating: 1A per contact max.
- Insulation resistance: 5000MΩ min.
- Termination resistance: 15mΩ max.
- Operating temperature range: -65°C to +105°C

For quantities greater than listed, call for quote.

MOUSER STOCK NO.	TE Part No.	Fig.	No. of Pos.	Price Each 1	Price Each 10	Price Each 100
Center / Military Polarized Receptacles						
571-1658621-1	1658621-1	A	10			
571-1658621-2	1658621-2	A	14			
571-1658621-3	1658621-3	A	16			
571-1658621-4	1658621-4	A	20			
571-1658621-5	1658621-5	A	24			
571-1658621-6	1658621-6	A	26			
571-1658621-7	1658621-7	A	30			
571-1658621-8	1658621-8	A	34			
571-1658621-9	1658621-9	A	40			
571-1-1658621-1	1-1658621-1	A	60			
Military Polarized Receptacles						
571-1658620-1	1658620-1	B	10			
571-1658620-2	1658620-2	B	14			
571-1658620-3	1658620-3	B	16			
571-1658620-4	1658620-4	B	20			
571-1658620-5	1658620-5	B	24			
571-1658620-6	1658620-6	B	26			
571-1658620-7	1658620-7	B	30			
571-1658620-8	1658620-8	B	34			
571-1658620-9	1658620-9	B	40			
571-1-1658620-0	1-1658620-0	B	50			

Strain Reliefs

For quantities greater than listed, call for quote.

571-4992525	499252-5	C	10			
571-4992529	499252-9	C	14			
571-4992528	499252-8	C	16			
571-499252-2	499252-2	C	20			
571-14992520	1-499252-0	C	24			
571-499252-3	499252-3	C	26			
571-14992522	1-499252-2	C	30			
571-4992526	499252-6	C	34			
571-4992521	499252-1	C	40			
571-4992524	499252-4	C	50			
571-4992527	499252-7	C	60			

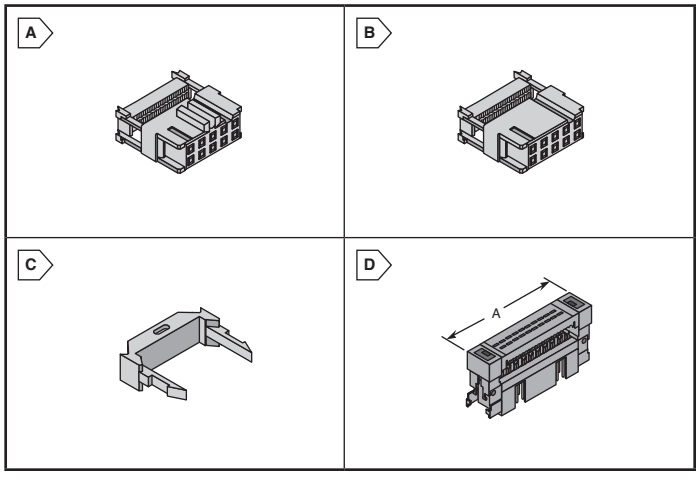

AMP-LATCH UNIVERSAL .050 IDC I/O PIN CONNECTOR

Features:

- .100 X .100 Footprint
- 30µ" Gold
- Tin Solder Tail Contact Plating
- Black thermoplastic, UL94V-0 rated
- No Mounting Ears

E28476 LR-7189

For quantities greater than listed, call for quote.

MOUSER STOCK NO.	TE Part No.	Fig.	No. of Pos.	Dim. A In. (mm)	Price Each 1	Price Each 10	Price Each 100
571-1-111446-4	1-111446-4	D	10	1.072 (27.23)			
571-1-111446-6	1-111446-6	D	16	1.372 (34.85)			
571-2-111446-0	2-111446-0	D	26	1.872 (47.55)			
571-2-111446-2	2-111446-2	D	34	2.272 (57.71)			
571-1-111446-7	1-111446-7	D	50	3.072 (78.03)			

© Copyright 2014 Mouser Electronics

TE Micro-MaTch Connectors

RoHS Compliant **This page of product is compliant.**

TE connectivity Authorized Distributor

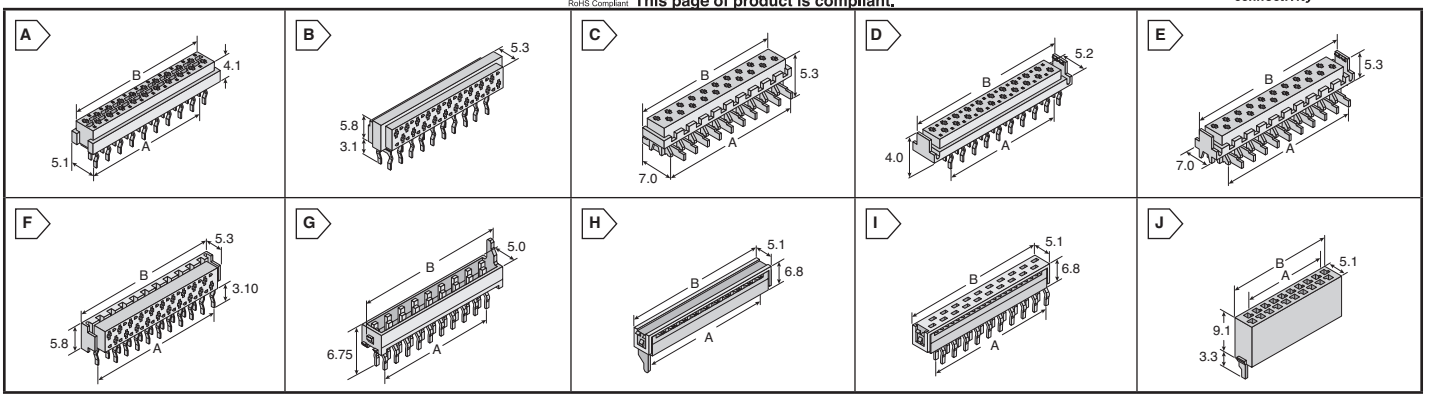

Features/Benefits:

- One of the smallest systems available at 1.27mm
- UL-recognized: File No. E28476, Vol. 23, Section 4
- High performance/cost ratio
- Tin plated contact design
- Fretting corrosion proof thanks to additional positioning spring member
- Fully plated contacts: no bare edges and no migration of corrosion products

Applications:

- Automotive
- Car radios
- Navigation systems
- Dashboard systems
- Consumer electronics
- Communication equipment: base stations and phones
- Instrumentation and measuring equipment
- Set top boxes
- High end audio and musical
- High end CTV

DIMENSIONS: mm

FEMALE-ON-BOARD CONNECTORS

Mates with: 338095, 215083, 215464

Thru Hole Vertical

For quantities greater than listed, call for quote.

MOUSER STOCK NO.	TE Part No.	Fig.	No. of Positions	Dimensions: mm A	Dimensions: mm B	Price Each 1	Price Each 25	Price Each 50
571-215079-4	215079-4	A	4	3.81	7.10			
571-215079-6	215079-6	A	6	6.35	9.70			
571-2150798	215079-8	A	8	8.89	12.20			
571-1-215079-2	1-215079-2	A	12	13.97	17.30			

Thru Hole Right Angle

For quantities greater than listed, call for quote.

MOUSER STOCK NO.	TE Part No.	Fig.	No. of Positions	Dimensions: mm A	Dimensions: mm B	Price Each 1	Price Each 25	Price Each 50
571-8-215460-4	8-215460-4	B	14	16.51	19.80			
571-2-215460-0	2-215460-0	B	20	24.13	27.40			

SMT Vertical

For quantities greater than listed, call for quote.

MOUSER STOCK NO.	TE Part No.	Fig.	No. of Positions	Dimensions: mm A	Dimensions: mm B	Price Each 1	Price Each 25	Price Each 50
571-188275-4	188275-4	C	4	3.81	7.10			
571-188275-6	188275-6	C	6	6.35	9.70			
571-1-188275-2	1-188275-2	C	12	13.97	17.30			

FEMALE-ON-BOARD LOCKING CONNECTORS

Mates with: 338095, 215083, 215464

Thru Hole Vertical

For quantities greater than listed, call for quote.

MOUSER STOCK NO.	TE Part No.	Fig.	No. of Positions	Dimensions: mm A	Dimensions: mm B	Price Each 1	Price Each 25	Price Each 50
571-1-338068-0	1-338068-0	D	10	11.43	17.30			
571-1-338068-8	1-338068-8	D	18	21.59	27.40			
571-2-338068-0	2-338068-0	D	20	24.13	30.00			

Thru Hole Right Angle

For quantities greater than listed, call for quote.

MOUSER STOCK NO.	TE Part No.	Fig.	No. of Positions	Dimensions: mm A	Dimensions: mm B	Price Each 1	Price Each 25	Price Each 50
571-338070-4	338070-4	E	4	3.81	9.70			
571-338070-6	338070-6	E	6	6.35	12.20			
571-338070-8	338070-8	E	8	8.89	14.70			

SMT Vertical

For quantities greater than listed, call for quote.

MOUSER STOCK NO.	TE Part No.	Fig.	No. of Positions	Dimensions: mm A	Dimensions: mm B	Price Each 1	Price Each 25	Price Each 50
571-338069-8	338069-8	F	8	8.89	14.70			
571-1-338069-2	1-338069-2	F	12	13.97	19.80			
571-1-338069-6	1-338069-6	F	16	19.05	24.90			
571-1-338069-8	1-338069-8	F	18	21.59	27.40			
571-2-338069-0	2-338069-0	F	20	24.13	30.00			

CONTACTS

For quantities greater than listed, call for quote.

MOUSER STOCK NO.	TE Part No.	Description	Price Each 1	Price Each 25	Price Each 50	Price Each 100
571-1-338096-1	1-338096-1	Contact 28-24 AWG				
571-1-338097-1	1-338097-1	Contact 24-20 AWG				

THRU HOLE MALE-ON-BOARD CONNECTORS -VERTICAL

For quantities greater than listed, call for quote.

MOUSER STOCK NO.	TE Part No.	Fig.	No. of Positions	Dimensions: mm A	Dimensions: mm B	Price Each 1	Price Each 25	Price Each 50
571-215464-4	215464-4	G	4	3.81	8.20			
571-215464-6	215464-6	G	6	6.35	10.70			
571-215464-8	215464-8	G	8	8.89	13.30			
571-1-215464-2	1-215464-2	G	12	13.97	18.30			
571-1-215464-4	1-215464-4	G	14	16.51	20.80			
571-1-215464-8	1-215464-8	G	18	21.59	25.90			
571-2-215464-0	2-215464-0	G	20	24.13	28.40			

Mates with: 215079, 215460, 188275, 215079, 338068, 338069, 3380701

MALE-ON-WIRE CONNECTORS

For quantities greater than listed, call for quote.

MOUSER STOCK NO.	TE Part No.	Fig.	No. of Positions	Dimensions: mm A	Dimensions: mm B	Price Each 1	Price Each 25	Price Each 50
571-215083-4	215083-4	H	4	3.81	8.60			
571-215083-6	215083-6	H	6	6.35	11.10			
571-12150830	1-215083-0	H	10	11.43	16.20			

Mates with: 215079, 215460, 188275, 215079, 338068, 338069, 3380701

THRU HOLE MALE PADDLE BOARD CONNECTORS - VERTICAL

For quantities greater than listed, call for quote.

MOUSER STOCK NO.	TE Part No.	Fig.	No. of Positions	Dimensions: mm A	Dimensions: mm B	Price Each 1	Price Each 25	Price Each 50
571-215570-4	215570-4	I	4	3.81	8.60			
571-215570-8	215570-8	I	8	8.89	13.60			
571-1-215570-0	1-215570-0	I	10	11.43	16.20			

No mate; direct soldering of ribbon cable onto the PC Board

CRIMP ON SNAP IN (COSI) CONNECTORS

For quantities greater than listed, call for quote.

MOUSER STOCK NO.	TE Part No.	Fig.	No. of Positions	Dimensions: mm A	Dimensions: mm B	Price Each 1	Price Each 25	Price Each 50
571-338095-8	338095-8	J	8	8.89	13.50			
571-1-338095-0	1-338095-0	J	10	11.43	16.00			
571-1-338095-2	1-338095-2	J	12	13.97	18.50			
571-1-338095-4	1-338095-4	J	14	16.51	21.10			
571-1-338095-6	1-338095-6	J	16	19.05	23.60			
571-1-338095-8	1-338095-8	J	18	21.59	26.20			
571-2-338095-0	2-338095-0	J	20	24.13	28.70			

Mates with: 215079, 215460, 188275, 215079, 338068, 338069, 3380701
Contacts: 338096-1, 338097-1

© Copyright 2014 Mouser Electronics

© Copyright 2014 Mouser Electronics

DIMENSIONS: in. (mm)

A

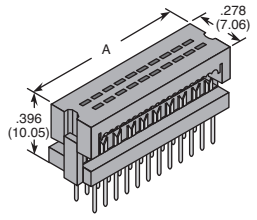

B

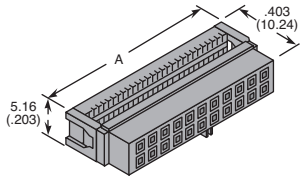

C

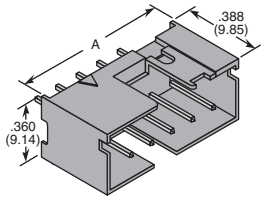

D

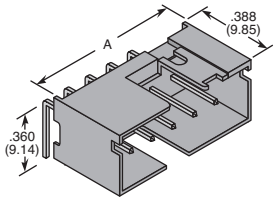

TE .050 CENTERLINE IDC DIP PLUGS

Specifications:

- .100 x .100 Footprint
- Tin Plated
- Black thermoplastic, UL94V-0 rated

RoHS Compliant

For quantities greater than listed, call for quote.

MOUSER STOCK NO.	TE Part No.	Fig.	No. of Pos.	Dimension A In. (mm)	Price Each 1	10	100
571-2-746610-1	2-746610-1	A	10	0.68 (17.27)			
571-2-746610-2	2-746610-2	A	14	0.88 (22.35)			
571-1-746610-4	1-746610-4	A	16	0.98 (24.89)			
571-1-746610-5	1-746610-5	A	20	1.18 (29.97)			
571-2-746610-3	2-746610-3	A	24	1.38 (35.05)			
571-1-746610-6	1-746610-6	A	26	1.48 (37.59)			
571-1-746610-7	1-746610-7	A	30	1.68 (42.67)			
571-1-746610-8	1-746610-8	A	34	1.88 (47.75)			
571-1-7466109	1-746610-9	A	40	2.18 (55.37)			
571-2-746610-0	2-746610-0	A	50	2.68 (68.07)			
571-2-746610-4	2-746610-4	A	60	3.18 (80.77)			
571-2-746610-5	2-746610-5	A	64	3.38 (85.85)			

TE 1MM CENTERLINE IDC RECEPTACLE ASSEMBLIES

Specifications:

- .2mm x 2mm Footprint
- 30µ" Plated
- Polarized
- Black Polyester, UL94V-0 Rated

RoHS Compliant

For quantities greater than listed, call for quote.

MOUSER STOCK NO.	TE Part No.	Fig.	No. of Pos.	Dimension A in. (mm)	Price Each 1	10	100
571-1-111623-8	1-111623-8	B	10	0.597 (15.16)			
571-1-111623-9	1-111623-9	B	14	0.755 (19.18)			
571-2-111623-0	2-111623-0	B	16	0.834 (21.18)			
571-2-111623-1	2-111623-1	B	20	0.991 (25.17)			
571-2-111623-7	2-111623-7	B	24	1.149 (29.18)			
571-2-111623-2	2-111623-2	B	26	1.227 (31.17)			
571-2-111623-3	2-111623-3	B	30	1.385 (35.18)			
571-2-111623-4	2-111623-4	B	40	1.779 (45.19)			
571-2-111623-5	2-111623-5	B	44	1.936 (49.17)			
571-2-111623-6	2-111623-6	B	50	2.172 (55.17)			

TE LOW PROFILE HEADERS

Specifications:

- Center, Dual Polarizing Bar
- Black thermoplastic, UL94V-0 rated

RoHS Compliant

Vertical Headers, 15µ" Gold

For quantities greater than listed, call for quote.

MOUSER STOCK NO.	TE Part No.	Fig.	No. of Pos.	Dimension A in. (mm)	Price Each 1	10	100
571-5103308-1	5103308-1	C	10	0.80 (20.32)			
571-5103308-2	5103308-2	C	14	1.00 (25.40)			
571-5103308-3	5103308-3	C	16	1.10 (27.94)			
571-5103308-5	5103308-5	C	20	1.30 (33.02)			
571-1-5103308-3	1-5103308-3	C	24	1.50 (38.10)			
571-5103308-6	5103308-6	C	26	1.60 (40.64)			
571-5103308-7	5103308-7	C	34	2.00 (50.80)			
571-5103308-8	5103308-8	C	40	2.30 (58.42)			
571-1-5103308-0	1-5103308-0	C	50	2.80 (71.12)			
571-1-5103308-2	1-5103308-2	C	60	3.30 (83.82)			

TE LOW PROFILE HEADERS (CONT.)

Specifications:

- Center, Dual Polarizing Bar
- Black thermoplastic, UL94V-0 rated

Vertical Headers, 30µ" Gold

RoHS Compliant

For quantities greater than listed, call for quote.

MOUSER STOCK NO.	TE Part No.	Fig.	No. of Pos.	Dimension A in. (mm)	Price Each 1	10	100
571-5103309-1	5103309-1	C	10	0.80 (20.32)			
571-5103309-2	5103309-2	C	14	1.00 (25.40)			
571-5103309-3	5103309-3	C	16	1.10 (27.94)			
571-5103309-5	5103309-5	C	20	1.30 (33.02)			
571-5103309-6	5103309-6	C	26	1.60 (40.64)			
571-5103309-7	5103309-7	C	34	2.00 (50.80)			
571-5103309-8	5103309-8	C	40	2.30 (58.42)			
571-1-5103309-0	1-5103309-0	C	50	2.80 (71.12)			

Right Angle Headers, 15µ" Gold

RoHS Compliant

For quantities greater than listed, call for quote.

MOUSER STOCK NO.	TE Part No.	Fig.	No. of Pos.	Dimension A in. (mm)	Price Each 1	10	100
571-5103310-1	5103310-1	D	10	0.80 (20.32)			
571-5103310-2	5103310-2	D	14	1.00 (25.40)			
571-5103310-3	5103310-3	D	16	1.10 (27.94)			
571-5103310-5	5103310-5	D	20	1.30 (33.02)			
571-5103310-6	5103310-6	D	26	1.60 (40.64)			
571-5103310-7	5103310-7	D	34	2.00 (50.80)			
571-5103310-8	5103310-8	D	40	2.30 (58.42)			
571-1-5103310-0	1-5103310-0	D	50	2.80 (71.12)			

Right Angle Headers, 30µ" Gold

RoHS Compliant

For quantities greater than listed, call for quote.

MOUSER STOCK NO.	TE Part No.	Fig.	No. of Pos.	Dimension A in. (mm)	Price Each 1	10	100
571-5103311-1	5103311-1	D	10	0.80 (20.32)			
571-5103311-2	5103311-2	D	14	1.00 (25.40)			
571-5103311-3	5103311-3	D	16	1.10 (27.94)			
571-5103311-5	5103311-5	D	20	1.30 (33.02)			
571-5103311-6	5103311-6	D	26	1.60 (40.64)			
571-5103311-7	5103311-7	D	34	2.00 (50.80)			
571-5103311-8	5103311-8	D	40	2.30 (58.42)			
571-1-5103311-0	1-5103311-0	D	60	3.30 (83.82)			

© Copyright 2014 Mouser Electronics

TE .100"x .100" Latch/Ejector Headers

RoHS Compliant **This product is RoHS compliant.**

Features:

- Dual-Polarized Universal Ejection-Style Pin Headers
- .100 x .100" (2.54 x 2.54mm) Centers
- Straight-Thru or Right-Angle .025" (0.64mm) Square Posts
- .240" (6.10mm) Mating Post Length
- Recognized under the Component Program of Underwriters Laboratories Inc. File No. E28476
- Certified by the Canadian Standards Association, File No. LR 7189
- Current Rating: 1A
- Housing Material: Thermoplastic, UL94V-0 Rated
- Temperature Range: -55ºC - +105ºC

E28476 LR7189

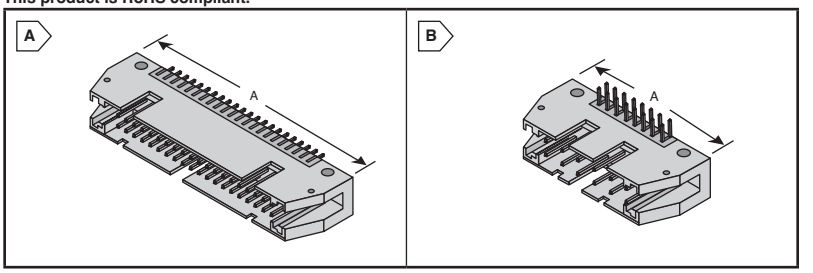

VERTICAL HEADERS

Without Latches

For quantities greater than listed, call for quote.

MOUSER STOCK NO.	TE Part No.	Fig.	No. of Pos.	Contact Gold Plating	Dimension A In. (mm)	Price Each 1	10	100
571-5102153-1	5102153-1	A	10	15µ"	1.26 (32.00)			
571-5102154-1	5102154-1	A	10	30µ"	1.26 (32.00)			
571-5102153-2	5102153-2	A	14	15µ"	1.46 (37.08)			
571-5102154-2	5102154-2	A	14	30µ"	1.46 (37.08)			
571-5102153-3	5102153-3	A	16	15µ"	1.56 (39.62)			
571-5102154-3	5102154-3	A	16	30µ"	1.56 (39.62)			
571-5102153-4	5102153-4	A	20	15µ"	1.76 (44.70)			
571-5102154-4	5102154-4	A	20	30µ"	1.76 (44.70)			
571-5102153-5	5102153-5	A	24	15µ"	1.96 (49.78)			
571-5102153-6	5102153-6	A	26	15µ"	2.06 (52.32)			
571-5102154-6	5102154-6	A	26	30µ"	2.06 (52.32)			
571-5102154-8	5102154-8	A	34	30µ"	2.46 (62.48)			
571-5102153-9	5102153-9	A	40	15µ"	2.76 (70.10)			
571-5102154-9	5102154-9	A	40	30µ"	2.76 (70.10)			
571-1-5102153-0	1-5102153-0	A	50	15µ"	3.26 (82.80)			
571-1-5102154-0	1-5102154-0	A	50	30µ"	3.26 (82.80)			
571-1-5102154-1	1-5102154-1	A	60	30µ"	3.76 (95.50)			
571-1-5102153-2	1-5102153-2	A	64	15µ"	3.96 (100.58)			

With Short Latches

- Used for receptacles without strain relief

For quantities greater than listed, call for quote.

MOUSER STOCK NO.	TE Part No.	Fig.	No. of Pos.	Contact Gold Plating	Dimension A In. (mm)	Price Each 1	10	100
571-5499910-1	5499910-1	A	10	15µ"	1.26 (32.00)			
571-5499160-1	5499160-1	A	10	30µ"	1.26 (32.00)			
571-5499910-2	5499910-2	A	14	15µ"	1.46 (37.08)			
571-5499910-3	5499910-3	A	16	15µ"	1.56 (39.62)			
571-5499160-3	5499160-3	A	16	30µ"	1.56 (39.62)			
571-5499910-4	5499910-4	A	20	15µ"	1.76 (44.70)			
571-5499910-5	5499910-5	A	24	15µ"	1.96 (49.78)			
571-5499910-6	5499910-6	A	26	15µ"	2.06 (52.32)			
571-5499910-8	5499910-8	A	34	15µ"	2.46 (62.48)			
571-5499910-9	5499910-9	A	40	15µ"	2.76 (70.10)			
571-5499160-9	5499160-9	A	40	30µ"	2.76 (70.10)			
571-1-5499910-0	1-5499910-0	A	50	15µ"	3.26 (82.80)			
571-1-5499160-0	1-5499160-0	A	50	30µ"	3.26 (82.80)			

With Long Latches

- Used for receptacles with strain relief

For quantities greater than listed, call for quote.

MOUSER STOCK NO.	TE Part No.	Fig.	No. of Pos.	Contact Gold Plating	Dimension A In. (mm)	Price Each 1	10	100
571-5499922-1	5499922-1	A	10	15µ"	1.26 (32.00)			
571-5499206-1	5499206-1	A	10	30µ"	1.26 (32.00)			
571-5499922-2	5499922-2	A	14	15µ"	1.46 (37.08)			
571-5499206-2	5499206-2	A	14	30µ"	1.46 (37.08)			
571-5499922-3	5499922-3	A	16	15µ"	1.56 (39.62)			
571-5499206-3	5499206-3	A	16	30µ"	1.56 (39.62)			
571-5499922-4	5499922-4	A	20	15µ"	1.76 (44.70)			
571-5499206-4	5499206-4	A	20	30µ"	1.76 (44.70)			
571-5499922-5	5499922-5	A	24	15µ"	1.96 (49.78)			
571-5499206-6	5499206-6	A	26	30µ"	2.06 (52.32)			
571-5499922-8	5499922-8	A	34	15µ"	2.46 (62.48)			
571-5499922-9	5499922-9	A	40	15µ"	2.76 (70.10)			
571-5499206-9	5499206-9	A	40	30µ"	2.76 (70.10)			
571-1-5499206-0	1-5499206-0	A	50	30µ"	3.26 (82.80)			

RIGHT ANGLE HEADERS

Without Latches

For quantities greater than listed, call for quote.

MOUSER STOCK NO.	TE Part No.	Fig.	No. of Pos.	Contact Gold Plating	Dimension A In. (mm)	Price Each 1	10	100
571-5102159-1	5102159-1	B	10	15µ"	1.26 (32.00)			
571-5102160-1	5102160-1	B	10	30µ"	1.26 (32.00)			
571-5102159-2	5102159-2	B	14	15µ"	1.46 (37.08)			
571-5102159-3	5102159-3	B	16	15µ"	1.56 (39.62)			
571-5102160-3	5102160-3	B	16	30µ"	1.56 (39.62)			
571-5102159-4	5102159-4	B	20	15µ"	1.76 (44.70)			
571-5102160-4	5102160-4	B	20	30µ"	1.76 (44.70)			
571-5102160-5	5102160-5	B	24	30µ"	1.96 (49.78)			
571-5102159-6	5102159-6	B	26	15µ"	2.06 (52.32)			
571-5102160-6	5102160-6	B	26	30µ"	2.06 (52.32)			
571-5102160-8	5102160-8	B	34	30µ"	2.46 (62.48)			
571-5102160-9	5102160-9	B	40	30µ"	2.76 (70.10)			
571-1-5102160-0	1-5102160-0	B	50	30µ"	3.26 (82.80)			

With Short Latches

- Used for receptacles without strain relief

For quantities greater than listed, call for quote.

MOUSER STOCK NO.	TE Part No.	Fig.	No. of Pos.	Contact Gold Plating	Dimension A In. (mm)	Price Each 1	10	100
571-5499913-1	5499913-1	B	10	15µ"	1.26 (32.00)			
571-5499345-1	5499345-1	B	10	30µ"	1.26 (32.00)			
571-5499913-2	5499913-2	B	14	15µ"	1.46 (37.08)			
571-5499913-3	5499913-3	B	16	15µ"	1.56 (39.62)			
571-5499913-4	5499913-4	B	20	15µ"	1.76 (44.70)			
571-5499913-8	5499913-8	B	34	15µ"	2.46 (62.48)			
571-5499913-9	5499913-9	B	40	15µ"	2.76 (70.10)			

With Long Latches

- Used for receptacles with strain relief

For quantities greater than listed, call for quote.

MOUSER STOCK NO.	TE Part No.	Fig.	No. of Pos.	Contact Gold Plating	Dimension A In. (mm)	Price Each 1	10	100
571-5499786-1	5499786-1	B	10	15µ"	1.26 (32.00)			
571-5499141-1	5499141-1	B	10	30µ"	1.26 (32.00)			
571-5499786-2	5499786-2	B	14	15µ"	1.46 (37.08)			
571-5499141-2	5499141-2	B	14	30µ"	1.46 (37.08)			
571-5499141-3	5499141-3	B	16	30µ"	1.56 (39.62)			
571-5499786-4	5499786-4	B	20	15µ"	1.76 (44.70)			
571-5499141-4	5499141-4	B	20	30µ"	1.76 (44.70)			
571-5499786-5	5499786-5	B	24	15µ"	1.96 (49.78)			
571-5499786-6	5499786-6	B	26	15µ"	2.06 (52.32)			
571-5499141-6	5499141-6	B	26	30µ"	2.06 (52.32)			
571-5499786-8	5499786-8	B	34	15µ"	2.46 (62.48)			
571-5499141-8	5499141-8	B	34	30µ"	2.46 (62.48)			
571-5499786-9	5499786-9	B	40	15µ"	2.76 (70.10)			
571-5499141-9	5499141-9	B	40	30µ"	2.76 (70.10)			
571-1-5499786-0	1-5499786-0	B	50	15µ"	3.26 (82.80)			
571-1-5499141-0	1-5499141-0	B	50	30µ"	3.26 (82.80)			
571-1-5499786-2	1-5499786-2	B	64	15µ"	3.96 (100.58)			

EJECTOR LATCHES

2 required per header

For quantities greater than listed, call for quote.

MOUSER STOCK NO.	TE Part No.	Description	Price Each 1	10	100	500	1000
571-1023121	102312-1	Short					
571-1023201	102320-1	Long					

© Copyright 2014 Mouser Electronics

© Copyright 2014 Mouser Electronics

RoHS Compliant **This product is RoHS compliant.**

Material and Finish:

- .100" 2.54mm centerlines
- Housing: Black thermoplastic, UL94V-0 rated
- Contacts: Phosphor Bronze, plated as follows:

Plating Code:

A: Duplex plated .000030 (0.00076) gold on contact area. .000050 (0.00127) min. tin in crimp area, with entire contact underplated .000050 (0.00127) nickel

B: Duplex plated .000015 (0.00038) gold on contact area. .000050 (0.00127) min. tin in crimp area, with entire contact underplated .000050 (0.00127) nickel

C: .000100 (0.00254) bright tin over .000050 (0.00127) nickel on entire contact

Insulation displacement contacts accept an insulation diameter of .030 (0.76) min. to .054 (1.37) max. with an insulation wall thickness of .015 (0.38) max. Mating post length for preloaded housings is .200 (5.08) min., .250 (6.35) max.

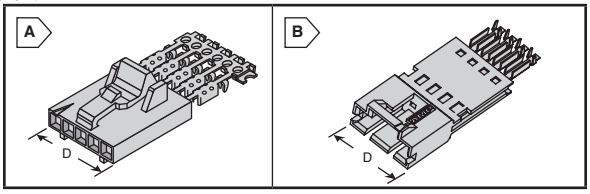

MTE RECEPTACLE ASSEMBLIES - STRIP FORM, POLARIZED/LATCHING, SINGLE-ROW, 26-22 AWG WIRE

- Mates with polarized/latching headers as well as polarized/latching pin assemblies

For quantities greater than listed, call for quote.

MOUSER STOCK NO.	TE Part No.	Fig.	No. of Positions	Housing Qty. Per Strip Segment	Plating	"D" Dimensions: in. (mm)	Price Each			
							1	25	50	100
571-5-103958-1	5-103958-1	A	2	10	A	.198 (5.03)				
571-5-103957-1	5-103957-1	A	2	10	B	.198 (5.03)				
571-5-103956-1	5-103956-1	A	2	10	C	.198 (5.03)				
571-1042571	104257-1	A	2	10	Unloaded Housings	.198 (5.03)				
571-5-103958-2	5-103958-2	A	3	8	A	.298 (7.57)				
571-5-103957-2	5-103957-2	A	3	8	B	.298 (7.57)				
571-5-103956-2	5-103956-2	A	3	8	C	.298 (7.57)				
571-104257-2	104257-2	A	3	8	Unloaded Housings	.298 (7.57)				
571-5-103958-3	5-103958-3	A	4	5	A	.398 (10.11)				
571-5-103957-3	5-103957-3	A	4	5	B	.398 (10.11)				
571-5-103956-3	5-103956-3	A	4	5	C	.398 (10.11)				
571-1042573	104257-3	A	4	5	Unloaded Housings	.398 (10.11)				
571-5-103958-4	5-103958-4	A	5	4	A	.498 (12.65)				
571-5-103957-4	5-103957-4	A	5	4	B	.498 (12.65)				
571-5-103956-4	5-103956-4	A	5	4	C	.498 (12.65)				
571-1042574	104257-4	A	5	4	Unloaded Housings	.498 (12.65)				
571-5-103958-5	5-103958-5	A	6	4	A	.598 (15.19)				
571-5t-103957-5	5-103957-5	A	6	4	B	.598 (15.19)				
571-5-103956-5	5-103956-5	A	6	4	C	.598 (15.19)				
571-1042575	104257-5	A	6	4	Unloaded Housings	.598 (15.19)				
571-5-103958-6	5-103958-6	A	7	2	A	.698 (17.73)				
571-5-103957-6	5-103957-6	A	7	2	B	.698 (17.73)				
571-5-103956-6	5-103956-6	A	7	2	C	.698 (17.73)				
571-1042576	104257-6	A	7	2	Unloaded Housings	.698 (17.73)				
571-5-103958-7	5-103958-7	A	8	2	A	.798 (20.27)				
571-5-103957-7	5-103957-7	A	8	2	B	.798 (20.27)				
571-5-103956-7	5-103956-7	A	8	2	C	.798 (20.27)				
571-1042577	104257-7	A	8	2	Unloaded Housings	.798 (20.27)				
571-5-103958-8	5-103958-8	A	9	2	A	.898 (22.81)				
571-5-103957-8	5-103957-8	A	9	2	B	.898 (22.81)				
571-5-103956-8	5-103956-8	A	9	2	C	.898 (22.81)				
571-1042578	104257-8	A	9	2	Unloaded Housings	.898 (22.81)				
571-5-103958-9	5-103958-9	A	10	2	A	.998 (23.35)				
571-5-103957-9	5-103957-9	A	10	2	B	.998 (23.35)				
571-5-103956-9	5-103956-9	A	10	2	C	.998 (23.35)				
571-1042579	104257-9	A	10	2	Unloaded Housings	.998 (23.35)				

MTE PIN ASSEMBLIES, SHROUDED, STRIP FORM, POLARIZED/LATCHING, SINGLE-ROW, 26-22 AWG WIRE

- Mates with polarized/latching receptacle assemblies

For quantities greater than listed, call for quote.

MOUSER STOCK NO.	TE Part No.	Fig.	No. of Positions	Housing Qty. Per Strip Segment	Plating	"D" Dimensions: in. (mm)	Price Each			
							1	25	50	100
571-5-103946-1	5-103946-1	B	2	8	A	.295 (7.49)				
571-5-103945-1	5-103945-1	B	2	8	B	.295 (7.49)				
571-5-103944-1	5-103944-1	B	2	8	C	.295 (7.49)				
571-1036531	103653-1	B	2	8	Unloaded Housings	.295 (7.49)				
571-5-103946-2	5-103946-2	B	3	5	A	.395 (10.03)				
571-5-103945-2	5-103945-2	B	3	5	B	.395 (10.03)				
571-5-103944-2	5-103944-2	B	3	5	C	.395 (10.03)				
571-1036532	103653-2	B	3	5	Unloaded Housings	.395 (10.03)				
571-5-103946-3	5-103946-3	B	4	4	A	.495 (12.57)				
571-5-103945-3	5-103945-3	B	4	4	B	.495 (12.57)				
571-5-103944-3	5-103944-3	B	4	4	C	.495 (12.57)				
571-1036533	103653-3	B	4	4	Unloaded Housings	.495 (12.57)				
571-5-103946-4	5-103946-4	B	5	4	A	.595 (15.11)				
571-5-103945-4	5-103945-4	B	5	4	B	.595 (15.11)				
571-5-103944-4	5-103944-4	B	5	4	C	.595 (15.11)				
571-103653-4	103653-4	B	5	4	Unloaded Housings	.595 (15.11)				
571-5-103946-5	5-103946-5	B	6	2	A	.695 (17.65)				
571-5-103945-5	5-103945-5	B	6	2	B	.695 (17.65)				
571-5-103944-5	5-103944-5	B	6	2	C	.695 (17.65)				
571-1036535	103653-5	B	6	2	Unloaded Housings	.695 (17.65)				
571-5-103946-6	5-103946-6	B	7	3	A	.795 (20.19)				
571-5-103944-6	5-103944-6	B	7	3	C	.795 (20.19)				
571-1036536	103653-6	B	7	3	Unloaded Housings	.795 (20.19)				
571-5-103946-7	5-103946-7	B	8	2	A	.895 (22.73)				
571-5-103945-7	5-103945-7	B	8	2	B	.895 (22.73)				
571-5-103944-7	5-103944-7	B	8	2	C	.895 (22.73)				
571-1036537	103653-7	B	8	2	Unloaded Housings	.895 (22.73)				
571-5-103946-8	5-103946-8	B	9	2	A	.995 (25.27)				
571-5-103944-8	5-103944-8	B	9	2	C	.995 (25.27)				
571-1036538	103653-8	B	9	2	Unloaded Housings	.995 (25.27)				
571-5-103946-9	5-103946-9	B	10	2	A	1.095 (27.81)				
571-5-103945-9	5-103945-9	B	10	2	B	1.095 (27.81)				
571-5-103944-9	5-103944-9	B	10	2	C	1.095 (27.81)				
571-1036539	103653-9	B	10	2	Unloaded Housings	1.095 (27.81)				

TOOLS

For quantities greater than listed, call for quote.

MOUSER STOCK NO.	TE Part No.	Description	Price Each
571-8434771	843477-1	Extraction Tool	
571-580741	58074-1	Manual handle without head	
571-583361	58336-1	Head, IDC	

© Copyright 2014 Mouser Electronics

© Copyright 2014 Mouser Electronics

RoHS Compliant This product is RoHS compliant.

INTERCHANGEABLE CONTACTS, WIRE CRIMP (SNAP-IN)

To be used with MTE Unloaded Housings.

Plating Code:

A: Duplex plated .000030 (0.00076) gold on contact area. .000100 (0.00254) min. tin on solder area, with entire post underplated .000050 (0.00127) nickel
B: Duplex plated .000015 (0.00038) gold on contact area. .000100 (0.00254) min. tin on solder area, with entire post underplated .000050 (0.00127) nickel
C: .000100 (0.00254) tin over .000050 (0.00127) nickel on entire post

RoHS Compliant

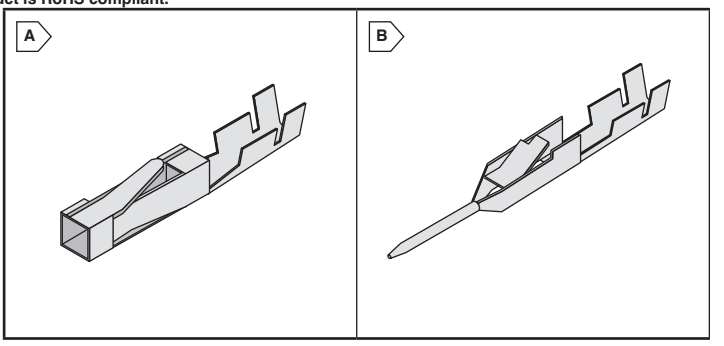

Short Point Receptacles

For quantities greater than listed, call for quote.

MOUSER STOCK NO.	TE Part No.	Fig.	Plating	Wire Size AWG	Insulation Diameter Range (in.)	Price Each 1	100	500	1000
571-1-104481-3	1-104481-3	A	A	32-28	.025-.060				
571-1-104481-2	1-104481-2	A	B	32-28	.025-.060				
571-1-104480-6	1-104480-6	A	A	26-22	.025-.060				
571-1-104480-5	1-104480-5	A	B	26-22	.025-.060				
571-1-104480-4	1-104480-4	A	C	26-22	.025-.060				

Pins

For quantities greater than listed, call for quote.

MOUSER STOCK NO.	TE Part No.	Fig.	Plating	Wire Size AWG	Insulation Diameter Range (in.)	Price Each 1	100	500	1000
571-5-104506-5	5-104506-5	B	B	32-28	.025-.054				
571-5-104505-7	5-104505-7	B	A	26-22	.036-.054				
571-5-104505-5	5-104505-5	B	B	26-22	.036-.054				
571-5-104505-3	5-104505-3	B	C	26-22	.036-.054				

TOOLS FOR MTE CONNECTORS

For quantities greater than listed, call for quote.

MOUSER STOCK NO.	TE Part No.	Fig.	Description	Wire Size AWG	Price Each
571-915311	91531-1	-	Hand tool for pins	26-22	
571-8434771	843477-1	-	Extraction tool	-	

MTE LATCHING HEADERS SQUARE STRAIGHT POST - SHROUDED

Material and Finish:

- .100" 2.54mm Centers
- Housing: Black thermoplastic, UL94V-0 rated
- .025" (0.64) Square Straight Post

RoHS Compliant

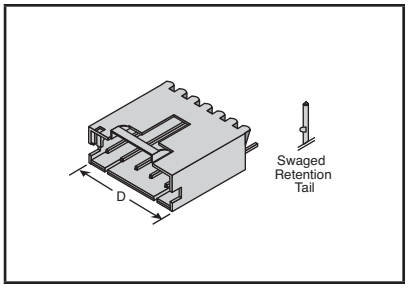

Plating Code:

- Posts: Copper alloy, plated as follows:

A: Duplex plated .000030 (0.00076) gold on contact area. .000100 (0.00254) min. tin on solder area, with entire post underplated .000050 (0.00127) nickel
B: Duplex plated .000015 (0.00038) gold on contact area. .000100 (0.00254) min. tin on solder area, with entire post underplated .000050 (0.00127) nickel
C: .000100 (0.00254) tin over .000050 (0.00127) nickel on entire post

Mates with Polarized/Latching Receptacle Assemblies.

Shrouded Polarized/Latching, Single-Row

For quantities greater than listed, call for quote.

MOUSER STOCK NO.	TE Part No.	No. of Pos.	Plating	"D" Dimensions: in. (mm)	Price Each 1	25	50	100
With Swage								
571-5-103908-1	5-103908-1	2	A	.300 (7.62)				
571-5-104362-1	5-104362-1	2	B	.300 (7.62)				
571-5-103669-1	5-103669-1	2	C	.300 (7.62)				
571-5-103908-2	5-103908-2	3	A	.400 (10.16)				
571-5-104362-2	5-104362-2	3	B	.400 (10.16)				
571-5-103669-2	5-103669-2	3	C	.400 (10.16)				
571-5-103908-3	5-103908-3	4	A	.500 (12.70)				
571-5-104362-3	5-104362-3	4	B	.500 (12.70)				
571-5-103669-3	5-103669-3	4	C	.500 (12.70)				
571-5-103908-4	5-103908-4	5	A	.600 (15.24)				
571-5-104362-4	5-104362-4	5	B	.600 (15.24)				
571-5-103669-4	5-103669-4	5	C	.600 (15.24)				
571-5-103908-5	5-103908-5	6	A	.700 (17.78)				
571-5-104362-5	5-104362-5	6	B	.700 (17.78)				
571-5-103669-5	5-103669-5	6	C	.700 (17.78)				
571-5-103908-6	5-103908-6	7	A	.800 (20.32)				
571-5-104362-6	5-104362-6	7	B	.800 (20.32)				
571-5-103669-6	5-103669-6	7	C	.800 (20.32)				
571-5-103908-7	5-103908-7	8	A	.900 (22.86)				
571-5-104362-7	5-104362-7	8	B	.900 (22.86)				
571-5-103669-7	5-103669-7	8	C	.900 (22.86)				
571-5-103908-8	5-103908-8	9	A	1.00 (25.40)				
571-5-104362-8	5-104362-8	9	B	1.00 (25.40)				
571-5-103669-8	5-103669-8	9	C	1.00 (25.40)				
571-5-103908-9	5-103908-9	10	A	1.10 (27.94)				
571-5-104362-9	5-104362-9	10	B	1.10 (27.94)				
571-5-103669-9	5-103669-9	10	C	1.10 (27.94)				
571-6-103908-1	6-103908-1	12	A	1.30 (33.02)				
571-6-104362-1	6-104362-1	12	B	1.30 (33.02)				
571-6-103669-1	6-103669-1	12	C	1.30 (33.02)				
571-6-103908-3	6-103908-3	14	A	1.50 (38.10)				
571-6-104909-3	6-104909-3	14	B	1.50 (38.10)				
571-6-103669-3	6-103669-3	14	C	1.50 (38.10)				

For quantities greater than listed, call for quote.

MOUSER STOCK NO.	TE Part No.	No. of Pos.	Plating	"D" Dimensions: in. (mm)	Price Each 1	25	50	100
Without Swage								
571-5-103735-1	5-103735-1	2	A	.300 (7.62)				
571-5-104363-1	5-104363-1	2	B	.300 (7.62)				
571-5-103639-1	5-103639-1	2	C	.300 (7.62)				
571-5-103735-2	5-103735-2	3	A	.400 (10.16)				
571-5-104363-2	5-104363-2	3	B	.400 (10.16)				
571-5-103639-2	5-103639-2	3	C	.400 (10.16)				
571-5-103735-3	5-103735-3	4	A	.500 (12.70)				
571-5-104363-3	5-104363-3	4	B	.500 (12.70)				
571-5-103639-3	5-103639-3	4	C	.500 (12.70)				
571-5-103735-4	5-103735-4	5	A	.600 (15.24)				
571-5-104363-4	5-104363-4	5	B	.600 (15.24)				
571-5-103639-4	5-103639-4	5	C	.600 (15.24)				
571-5-103735-5	5-103735-5	6	A	.700 (17.78)				
571-5-104363-5	5-104363-5	6	B	.700 (17.78)				
571-5-103639-5	5-103639-5	6	C	.700 (17.78)				
571-5-103735-6	5-103735-6	7	A	.800 (20.32)				
571-5-104363-6	5-104363-6	7	B	.800 (20.32)				
571-5-103735-7	5-103735-7	8	A	.900 (22.86)				
571-5-104363-7	5-104363-7	8	B	.900 (22.86)				
571-5-103639-7	5-103639-7	8	C	.900 (22.86)				
571-5-103735-8	5-103735-8	9	A	1.00 (25.40)				
571-5-104363-8	5-104363-8	9	B	1.00 (25.40)				
571-5-103735-9	5-103735-9	10	A	1.10 (27.94)				
571-5-104363-9	5-104363-9	10	B	1.10 (27.94)				
571-5-103639-9	5-103639-9	10	C	1.10 (27.94)				
571-6-103735-1	6-103735-1	12	A	1.30 (33.02)				
571-6-104363-1	6-104363-1	12	B	1.30 (33.02)				
571-6-103639-1	6-103639-1	12	C	1.30 (33.02)				
571-6-103735-3	6-103735-3	14	A	1.50 (38.10)				
571-6-103639-3	6-103639-3	14	C	1.50 (38.10)				

© Copyright 2014 Mouser Electronics

© Copyright 2014 Mouser Electronics

TE Rectangular Connectors

RoHS Compliant **This product is RoHS compliant.**

Authorized Distributor

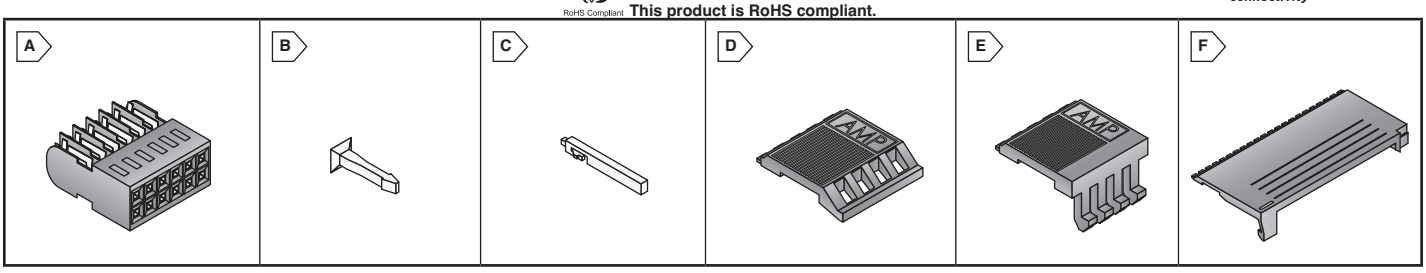

The AMPMODU™ Interconnection system offers labor and cost savings through mass termination technology, while maintaining the time-proven reliability of the AMPMODU™ product family. The MT system is comprised of pre loaded, double-row receptacle assemblies with snap-on covers and a variety of shielding hardware and accessories. The IDC, features a mating interface that is the same as the conventional AMPMODU™ crimp, snap-in contact, featuring dual cantilever beams, built-in overstress protection and a completely enclosed box design.

RECEPTACLE ASSEMBLIES, DOUBLE-ROW .100" X .100" CENTERLINE

Housings Pre loaded with Standard Pressure Contacts

Material and Finish:
- Housing: Black Thermoplastic, flame retardant
- Contacts: Copper alloy, duplex plated .000030 (0.00076) gold on contact area, .000050 (0.00127) min. tin in crimp area, with entire contact underplated .000050 (0.00127) nickel.
- Cable Insulation Diameter: .050 (1.27) max.
- Mating Post Length: .222-.273 (5.64-6.94) max.
- Stamped Housings: Cavity identification - first cavity (one side); AMP part no. and date code stamped on housing where size permits.

For quantities greater than listed, call for quote.

MOUSER STOCK NO.	TE Part No.	Fig.	Number of Positions	Wire Size AWG	Price Each 1	25	50	100
571-5-102393-1	5-102393-1	A	6	30-26				
571-5-102393-2	5-102393-2	A	8	30-26				
571-5-102393-3	5-102393-3	A	10	30-26				
571-5-102393-5	5-102393-5	A	14	30-26				
571-5-102393-7	5-102393-7	A	18	30-26				
571-5-102393-8	5-102393-8	A	20	30-26				
571-6-102393-1	6-102393-1	A	26	30-26				
571-6-102393-5	6-102393-5	A	34	30-26				
571-5-102398-1	5-102398-1	A	6	26-22				
571-5-102398-2	5-102398-2	A	8	26-22				
571-5-102398-3	5-102398-3	A	10	26-22				
571-5-102398-5	5-102398-5	A	14	26-22				
571-5-102398-6	5-102398-6	A	16	26-22				
571-5-102398-7	5-102398-7	A	18	26-22				
571-5-102398-8	5-102398-8	A	20	26-22				
571-6-102398-1	6-102398-1	A	26	26-22				
571-6-102398-3	6-102398-3	A	30	26-22				
571-6-102398-5	6-102398-5	A	34	26-22				
571-6-102398-8	6-102398-8	A	40	26-22				
571-5-102448-2	5-102448-2	A	8	22-20				
571-5-102448-8	5-102448-8	A	20	22-20				
571-6-102448-0	6-102448-0	A	24	22-20				
571-6-102448-1	6-102448-1	A	26	22-20				
571-6-102448-8	6-102448-8	A	40	22-20				
571-7-102448-3	7-102448-3	A	50	22-20				

Housings Pre loaded with High Pressure Contacts

- Mating post length: .200-.273 (5.64-6.94)

For quantities greater than listed, call for quote.

MOUSER STOCK NO.	TE Part No.	Fig.	Number of Positions	Wire Size AWG	Price Each 1	25	50	100
571-5-102694-1	5-102694-1	A	6	26-22				
571-5-102694-2	5-102694-2	A	8	26-22				
571-1-102694-0	1-102694-0	A	10	26-22				
571-5-102694-4	5-102694-4	A	12	26-22				
571-5-102694-5	5-102694-5	A	14	26-22				
571-5-102694-6	5-102694-6	A	16	26-22				
571-5-102694-8	5-102694-8	A	20	26-22				

KEYING PLUGS

For quantities greater than listed, call for quote.

MOUSER STOCK NO.	TE Part No.	Fig.	Description	Price Each 1	100	500	1000
571-862861	86286-1	B	Plugs into receptacle contact				
571-870772	87077-2	C	Plugs directly into housing				

COVERS FOR MT RECEPTACLE ASSEMBLIES

Front Covers - Low Profile, Non-Polarizing

- Use with shielded connectors

For quantities greater than listed, call for quote.

MOUSER STOCK NO.	TE Part No.	Fig.	Number of Positions	Price Each 1	25	50	100
571-1025412	102541-2	D	8				
571-1025413	102541-3	D	10				
571-1025414	102541-4	D	12				
571-1025415	102541-5	D	14				
571-1025416	102541-6	D	16				
571-1025418	102541-8	D	20				
571-11025410	1-102541-0	D	24				
571-11025418	1-102541-8	D	40				
571-21025413	2-102541-3	D	50				

Back Covers - Low Profile

- Use for shielding and non-shielding applications

For quantities greater than listed, call for quote.

MOUSER STOCK NO.	TE Part No.	Fig.	Number of Positions	Price Each 1	25	50	100
571-1025362	102536-2	E	8				
571-1025363	102536-3	E	10				
571-1025364	102536-4	E	12				
571-1025365	102536-5	E	14				
571-1025366	102536-6	E	16				
571-1025367	102536-7	E	18				
571-1025368	102536-8	E	20				
571-11025361	1-102536-1	E	26				
571-11025363	1-102536-3	E	30				
571-11025368	1-102536-8	E	40				

Hermaphroditic Cover - Standard Profile

- Two covers required per connector

For quantities greater than listed, call for quote.

MOUSER STOCK NO.	TE Part No.	Fig.	Number of Positions	Price Each 1	25	50	100
571-1023961	102396-1	F	6				
571-1023962	102396-2	F	8				
571-1023963	102396-3	F	10				
571-1023964	102396-4	F	12				
571-1023966	102396-6	F	16				
571-11023960	1-102396-0	F	24				
571-11023968	1-102396-8	F	40				

TOOLS

For quantities greater than listed, call for quote.

MOUSER STOCK NO.	TE Part No.	Description	Price Each 1	5
571-580741	58074-1	Manual handle w/o head		
571-580621	58062-1	Head IDC, only		

© Copyright 2014 Mouser Electronics

© Copyright 2014 Mouser Electronics

TE .100" Series IDC Connectors

RoHS Compliant **This product is RoHS compliant.**

TE connectivity Authorized Distributor

Specifications:
- Voltage rating: 250VAC
- Current rating: 4A max.
- Low-level resistance: 5mΩ max. initial
- Operating temp.: -55°C to +105°C
- Dielectric withstanding Voltage: 750VAC/1min.
- Insulation resistance: 5000MΩ min. initial
- Pre-loaded with contacts

File No. LR7189

File No. E28476

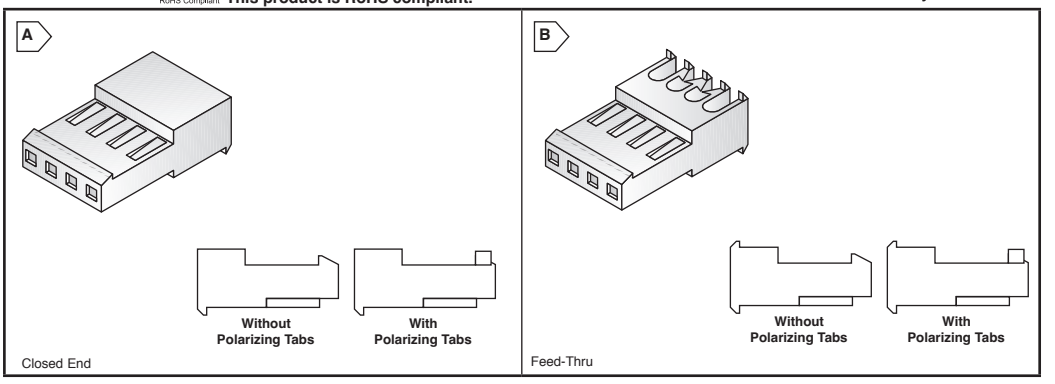

CLOSED END STYLE

For quantities greater than listed, call for quote.

MOUSER STOCK NO.	TE Part No.	Fig.	Number of Positions	Wire Size (AWG)	Color	Price Each 1	10	100
Closed End without Polarizing Tabs								
571-3-640440-2	3-640440-2	A	2	22	Red			
571-3-640440-3	3-640440-3	A	3	22	Red			
571-3-640440-4	3-640440-4	A	4	22	Red			
571-3-640440-5	3-640440-5	A	5	22	Red			
571-3-640440-6	3-640440-6	A	6	22	Red			
571-3-640440-7	3-640440-7	A	7	22	Red			
571-3-640440-8	3-640440-8	A	8	22	Red			
571-3-640440-9	3-640440-9	A	9	22	Red			
571-4-640440-0	4-640440-0	A	10	22	Red			
571-3-640441-2	3-640441-2	A	2	24	White			
571-3-640441-3	3-640441-3	A	3	24	White			
571-3-640441-4	3-640441-4	A	4	24	White			
571-3-640441-5	3-640441-5	A	5	24	White			
571-3-640441-6	3-640441-6	A	6	24	White			
571-3-640441-7	3-640441-7	A	7	24	White			
571-3-640441-8	3-640441-8	A	8	24	White			
571-3-640441-9	3-640441-9	A	9	24	White			
571-4-640441-0	4-640441-0	A	10	24	White			
571-3-640442-2	3-640442-2	A	2	26	Blue			
571-3-640442-3	3-640442-3	A	3	26	Blue			
571-3-640442-4	3-640442-4	A	4	26	Blue			
571-3-640442-5	3-640442-5	A	5	26	Blue			
571-3-640442-6	3-640442-6	A	6	26	Blue			
571-3-640442-7	3-640442-7	A	7	26	Blue			
571-3-640442-8	3-640442-8	A	8	26	Blue			
571-3-640442-9	3-640442-9	A	9	26	Blue			
571-4-640442-0	4-640442-0	A	10	26	Blue			
571-3-640443-2	3-640443-2	A	2	28	Green			
571-3-640443-3	3-640443-3	A	3	28	Green			
571-3-640443-4	3-640443-4	A	4	28	Green			
571-3-640443-5	3-640443-5	A	5	28	Green			
571-3-640443-6	3-640443-6	A	6	28	Green			
571-3-640443-7	3-640443-7	A	7	28	Green			
571-3-640443-8	3-640443-8	A	8	28	Green			
571-4-640443-0	4-640443-0	A	10	28	Green			

For quantities greater than listed, call for quote.

MOUSER STOCK NO.	TE Part No.	Fig.	Number of Positions	Wire Size (AWG)	Color	Price Each 1	10	100
Closed End with Polarizing Tabs								
571-3-643813-2	3-643813-2	A	2	22	Red			
571-3-643813-3	3-643813-3	A	3	22	Red			
571-3-643813-4	3-643813-4	A	4	22	Red			
571-3-643813-5	3-643813-5	A	5	22	Red			
571-3-643813-6	3-643813-6	A	6	22	Red			
571-3-643813-7	3-643813-7	A	7	22	Red			
571-3-643813-8	3-643813-8	A	8	22	Red			
571-3-643813-9	3-643813-9	A	9	22	Red			
571-4-643813-0	4-643813-0	A	10	22	Red			
571-3-643814-2	3-643814-2	A	2	24	White			
571-3-643814-3	3-643814-3	A	3	24	White			
571-3-643814-4	3-643814-4	A	4	24	White			
571-3-643814-5	3-643814-5	A	5	24	White			
571-3-643814-6	3-643814-6	A	6	24	White			
571-3-643814-7	3-643814-7	A	7	24	White			
571-3-643814-8	3-643814-8	A	8	24	White			
571-3-643814-9	3-643814-9	A	9	24	White			
571-4-643814-0	4-643814-0	A	10	24	White			
571-3-643815-2	3-643815-2	A	2	26	Blue			
571-3-643815-3	3-643815-3	A	3	26	Blue			
571-3-643815-4	3-643815-4	A	4	26	Blue			
571-3-643815-5	3-643815-5	A	5	26	Blue			
571-3-643815-6	3-643815-6	A	6	26	Blue			
571-3-643815-7	3-643815-7	A	7	26	Blue			
571-3-643815-8	3-643815-8	A	8	26	Blue			
571-3-643815-9	3-643815-9	A	9	26	Blue			
571-4-643815-0	4-643815-0	A	10	26	Blue			
571-3-643816-2	3-643816-2	A	2	28	Green			
571-3-643816-3	3-643816-3	A	3	28	Green			
571-3-643816-4	3-643816-4	A	4	28	Green			
571-3-643816-5	3-643816-5	A	5	28	Green			
571-3-643816-6	3-643816-6	A	6	28	Green			
571-3-643816-7	3-643816-7	A	7	28	Green			
571-3-643816-8	3-643816-8	A	8	28	Green			
571-4-643816-0	4-643816-0	A	10	28	Green			

FEED-THRU STYLE

For quantities greater than listed, call for quote.

MOUSER STOCK NO.	TE Part No.	Fig.	Number of Positions	Wire Size (AWG)	Color	Price Each 1	10	100
Feed-Thru without Polarizing Tabs								
571-3-640620-2	3-640620-2	B	2	22	Red			
571-3-640620-3	3-640620-3	B	3	22	Red			
571-3-640620-4	3-640620-4	B	4	22	Red			
571-3-640620-5	3-640620-5	B	5	22	Red			
571-3-640620-6	3-640620-6	B	6	22	Red			
571-3-640620-7	3-640620-7	B	7	22	Red			
571-3-640620-8	3-640620-8	B	8	22	Red			
571-3-640620-9	3-640620-9	B	9	22	Red			
571-4-640620-0	4-640620-0	B	10	22	Red			
571-3-640621-2	3-640621-2	B	2	24	White			
571-3-640621-3	3-640621-3	B	3	24	White			
571-3-640621-4	3-640621-4	B	4	24	White			
571-3-640621-5	3-640621-5	B	5	24	White			
571-3-640621-6	3-640621-6	B	6	24	White			
571-3-640621-8	3-640621-8	B	8	24	White			
571-4-640621-0	4-640621-0	B	10	24	White			
571-3-640622-2	3-640622-2	B	2	26	Blue			
571-3-640622-3	3-640622-3	B	3	26	Blue			
571-3-640622-4	3-640622-4	B	4	26	Blue			
571-3-640622-5	3-640622-5	B	5	26	Blue			
571-3-640622-6	3-640622-6	B	6	26	Blue			

For quantities greater than listed, call for quote.

MOUSER STOCK NO.	TE Part No.	Fig.	Number of Positions	Wire Size (AWG)	Color	Price Each 1	10	100
Feed-Thru without Polarizing Tabs (Cont.)								
571-3-640622-8	3-640622-8	B	8	26	Blue			
571-3-640623-2	3-640623-2	B	2	28	Green			
571-3-640623-3	3-640623-3	B	3	28	Green			
571-3-640623-4	3-640623-4	B	4	28	Green			
571-3-640623-5	3-640623-5	B	5	28	Green			
571-3-640623-6	3-640623-6	B	6	28	Green			
Feed-Thru with Polarizing Tabs								
571-3-644540-2	3-644540-2	B	2	22	Red			
571-3-644540-3	3-644540-3	B	3	22	Red			
571-3-644540-4	3-644540-4	B	4	22	Red			
571-3-644540-5	3-644540-5	B	5	22	Red			
571-3-644540-6	3-644540-6	B	6	22	Red			
571-3-644540-8	3-644540-8	B	8	22	Red			
571-3-644563-2	3-644563-2	B	2	24	White			
571-3-644563-3	3-644563-3	B	3	24	White			
571-3-644563-4	3-644563-4	B	4	24	White			
571-3-644563-5	3-644563-5	B	5	24	White			
571-3-644563-6	3-644563-6	B	6	24	White			
571-3-644563-8	3-644563-8	B	8	24	White			
571-3-644563-9	3-644563-9	B	9	24	White			
571-3-644565-4	3-644565-4	B	4	28	Green			

© Copyright 2014 Mouser Electronics

© Copyright 2014 Mouser Electronics

RoHS Compliant This product is RoHS compliant.

TE connectivity Authorized Distributor

FLAT & NARROW FLAT HEADERS

- Housing: UL94V-0 rated, polyester, natural color
- Posts: Copper alloy, tin plated

File No. E28476 File No. LR7189

Flat

For quantities greater than listed, call for quote.

MOUSER STOCK NO.	TE Part No.	Fig.	No. of Pos.	Price Each 1	10	100
Straight Post						
571-6404522	640452-2	A	2			
571-6404523	640452-3	A	3			
571-6404524	640452-4	A	4			
571-640452-5	640452-5	A	5			
571-6404526	640452-6	A	6			
571-6404527	640452-7	A	7			
571-6404528	640452-8	A	8			
571-16404520	1-640452-0	A	10			
571-16404522	1-640452-2	A	12			
571-16404524	1-640452-4	A	14			
571-16404526	1-640452-6	A	16			
Right Angle Post						
571-6404532	640453-2	B	2			
571-6404533	640453-3	B	3			
571-6404534	640453-4	B	4			
571-6404535	640453-5	B	5			
571-6404536	640453-6	B	6			
571-6404537	640453-7	B	7			
571-6404538	640453-8	B	8			
571-6404539	640453-9	B	9			
571-16404530	1-640453-0	B	10			
571-16404532	1-640453-2	B	12			
571-16404534	1-640453-4	B	14			
571-16404536	1-640453-6	B	16			

Narrow Flat

For quantities greater than listed, call for quote.

MOUSER STOCK NO.	TE Part No.	Fig.	No. of Pos.	Price Each 1	10	100
Straight Post						
571-3-644456-2	3-644456-2	A	2			
571-3-644456-3	3-644456-3	A	3			
571-3-644456-4	3-644456-4	A	4			
571-3-644456-5	3-644456-5	A	5			
571-3-644456-6	3-644456-6	A	6			
571-4-644456-0	4-644456-0	A	10			
571-4-644456-6	4-644456-6	A	16			
Straight Post with Retentive Leg						
571-3-644695-2	3-644695-2	A	2			
571-3-644695-3	3-644695-3	A	3			
571-3-644695-4	3-644695-4	A	4			
571-3-644695-5	3-644695-5	A	5			
571-3-644695-6	3-644695-6	A	6			
571-3-644695-9	3-644695-9	A	9			
Right Angle Post						
571-3-644457-2	3-644457-2	B	2			
571-3-644457-3	3-644457-3	B	3			
571-3-644457-4	3-644457-4	B	4			
571-3-644457-5	3-644457-5	B	5			
571-3-644457-6	3-644457-6	B	6			
571-3-644457-8	3-644457-8	B	8			

SHROUDED HEADERS

- Housing: UL94V-0 rated, polyester, natural color
- Posts: Copper alloy, tin plated

For quantities greater than listed, call for quote.

MOUSER STOCK NO.	TE Part No.	Fig.	No. of Pos.	Price Each 1	10	100
Straight Post						
571-2-644486-2	2-644486-2	C	2			
571-2-644486-3	2-644486-3	C	3			
571-2-644486-4	2-644486-4	C	4			
571-2-644486-5	2-644486-5	C	5			
571-2-644486-6	2-644486-6	C	6			
571-2-644486-7	2-644486-7	C	7			
571-2-644486-8	2-644486-8	C	8			
571-2-644486-9	2-644486-9	C	9			
571-3-644486-0	3-644486-0	C	10			
571-3-644486-4	3-644486-4	C	14			
Right Angle Post						
571-2-644488-2	2-644488-2	D	2			
571-2-644488-3	2-644488-3	D	3			
571-2-644488-4	2-644488-4	D	4			
571-2-644488-5	2-644488-5	D	5			
571-2-644488-7	2-644488-7	D	7			

FRICTION LOCK HEADERS

- Posts: Copper alloy, tin plated or gold over nickel
- Housing: UL94V-0 rated, polyester, natural color

For quantities greater than listed, call for quote.

MOUSER STOCK NO.	TE Part No.	Fig.	No. of Pos.	Price Each 1	10	100
Straight Post, Tin Plated						
571-6404562	640456-2	E	2			
571-6404563	640456-3	E	3			
571-6404564	640456-4	E	4			
571-6404565	640456-5	E	5			
571-6404566	640456-6	E	6			
571-6404567	640456-7	E	7			
571-6404568	640456-8	E	8			
571-6404569	640456-9	E	9			
571-16404560	1-640456-0	E	10			
571-16404562	1-640456-2	E	12			
571-16404564	1-640456-4	E	14			
571-16404566	1-640456-6	E	16			
Straight Post, Gold Plated						
571-3-641215-2	3-641215-2	E	2			
571-3-641215-3	3-641215-3	E	3			
571-3-641215-4	3-641215-4	E	4			
571-3-641215-5	3-641215-5	E	5			
571-3-641215-6	3-641215-6	E	6			
571-3-641215-7	3-641215-7	E	7			
571-3-641215-8	3-641215-8	E	8			
571-4-641215-0	4-641215-0	E	10			
571-4-641215-2	4-641215-2	E	12			
571-4-641215-4	4-641215-4	E	14			
571-4-641215-6	4-641215-6	E	16			
Right Angle Post, Tin Plated						
571-6404572	640457-2	F	2			
571-6404573	640457-3	F	3			
571-6404574	640457-4	F	4			
571-6404575	640457-5	F	5			
571-6404576	640457-6	F	6			
571-6404577	640457-7	F	7			
571-6404578	640457-8	F	8			
571-6404579	640457-9	F	9			
571-16404570	1-640457-0	F	10			
571-16404572	1-640457-2	F	12			
571-16404574	1-640457-4	F	14			
571-16404576	1-640457-6	F	16			
Right Angle Post, Gold Plated						
571-3-641216-5	3-641216-5	F	5			
571-4-641216-0	4-641216-0	F	10			
571-4-641216-6	4-641216-6	F	16			

POLARIZED HEADERS

- Housing: UL94V-0 rated, polyester, natural color
- Posts: Copper alloy, tin plated or gold over nickel
- No 16 Position in Gold

For quantities greater than listed, call for quote.

MOUSER STOCK NO.	TE Part No.	Fig.	No. of Pos.	Price Each 1	10	100
Straight Post, Tin Plated						
571-640454-2	640454-2	E	2			
571-6404543	640454-3	E	3			
571-6404544	640454-4	E	4			
571-6404545	640454-5	E	5			
571-6404546	640454-6	E	6			
571-640454-7	640454-7	E	7			
571-6404548	640454-8	E	8			
571-6404549	640454-9	E	9			
571-16404540	1-640454-0	E	10			
571-16404542	1-640454-2	E	12			
571-16404544	1-640454-4	E	14			
571-16404546	1-640454-6	E	16			
Straight Post, Gold Plated						
571-3-641213-2	3-641213-2	E	2			
571-3-641213-3	3-641213-3	E	3			
571-3-641213-4	3-641213-4	E	4			
571-3-641213-5	3-641213-5	E	5			
571-3-641213-6	3-641213-6	E	6			
571-3-641213-8	3-641213-8	E	8			
Right Angle Post, Tin Plated						
571-6404552	640455-2	F	2			
571-6404553	640455-3	F	3			
571-6404554	640455-4	F	4			
571-6404555	640455-5	F	5			
571-6404556	640455-6	F	6			
571-640455-7	640455-7	F	7			
571-6404558	640455-8	F	8			
571-6404559	640455-9	F	9			
571-16404550	1-640455-0	F	10			
Right Angle Post, Gold Plated						
571-4-641216-0	4-641216-0	F	10			

A

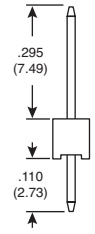

B

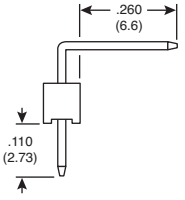

C

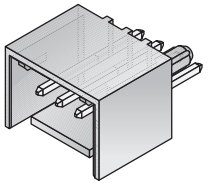

D

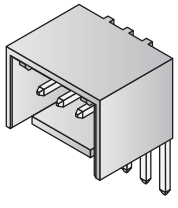

E

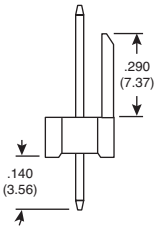

F

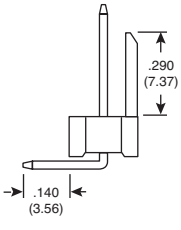

© Copyright 2014 Mouser Electronics

TE .156" Series IDC Connectors

RoHS Compliant **This product is RoHS compliant.**

TE connectivity Authorized Distributor

Specifications:
- Voltage rating: 250VAC
- Current rating: 5A max.
- Low-level resistance: 3mΩ max. initial
- Operating temperature: -55°C to +105°C
- Dielectric withstanding Voltage: 1250VAC/1Min.
- Insulation resistance: 5000MΩ min. initial

Material and Finish:
- Housing: UL94V-2 rated, type 6/6 and 6/12 nylon
- Contacts: Phosphor bronze, post tin plated

Features:
- End to end stackable
- Contacts are lubricated to prevent fretting corrosion
- .156 Centers
- Pre-loaded with contacts

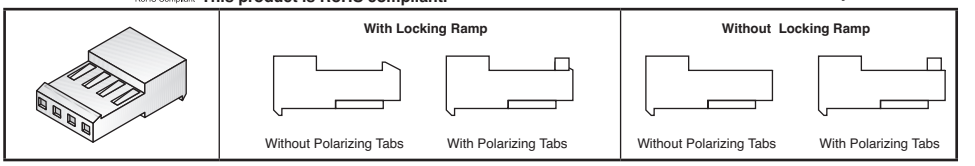

File No. LR7189

File No. E28476

RoHS Compliant

CLOSED END

For quantities greater than listed, call for quote.

MOUSER STOCK NO.	TE Part No.	No. of Pos.	Wire Size (AWG)	Color	Price Each 1	10	100
With Locking Ramp and Without Tabs							
571-3-640426-2	3-640426-2	2	18	Orange			
571-3-640426-3	3-640426-3	3	18	Orange			
571-3-640426-4	3-640426-4	4	18	Orange			
571-3-640426-5	3-640426-5	5	18	Orange			
571-3-640426-6	3-640426-6	6	18	Orange			
571-3-640426-7	3-640426-7	7	18	Orange			
571-3-640426-8	3-640426-8	8	18	Orange			
571-3-640426-9	3-640426-9	9	18	Orange			
571-4-640426-0	4-640426-0	10	18	Orange			
571-3-640427-2	3-640427-2	2	20	Yellow			
571-3-640427-3	3-640427-3	3	20	Yellow			
571-3-640427-4	3-640427-4	4	20	Yellow			
571-3-640427-5	3-640427-5	5	20	Yellow			
571-3-640427-6	3-640427-6	6	20	Yellow			
571-3-640427-7	3-640427-7	7	20	Yellow			
571-3-640427-8	3-640427-8	8	20	Yellow			
571-3-640428-2	3-640428-2	2	22	Red			
571-3-640428-3	3-640428-3	3	22	Red			
571-3-640428-4	3-640428-4	4	22	Red			
571-3-640428-5	3-640428-5	5	22	Red			
571-3-640428-6	3-640428-6	6	22	Red			
571-3-640428-7	3-640428-7	7	22	Red			
571-3-640428-8	3-640428-8	8	22	Red			
571-4-640428-0	4-640428-0	10	22	Red			
571-3-640429-2	3-640429-2	2	24	Natural			
571-3-640429-3	3-640429-3	3	24	Natural			
571-3-640429-4	3-640429-4	4	24	Natural			
571-3-640429-5	3-640429-5	5	24	Natural			
571-3-640429-6	3-640429-6	6	24	Natural			
571-3-640429-8	3-640429-8	8	24	Natural			
571-3-640429-9	3-640429-9	9	24	Natural			
With Locking Ramp and Tabs							
571-3-643817-2	3-643817-2	2	18	Orange			
571-3-643817-3	3-643817-3	3	18	Orange			
571-3-643817-4	3-643817-4	4	18	Orange			
571-3-643817-5	3-643817-5	5	18	Orange			
571-3-643817-6	3-643817-6	6	18	Orange			
571-3-643817-7	3-643817-7	7	18	Orange			
571-3-643817-8	3-643817-8	8	18	Orange			
571-3-643817-9	3-643817-9	9	18	Orange			
571-4-643817-0	4-643817-0	10	18	Orange			
571-3-643818-2	3-643818-2	2	20	Yellow			
571-3-643818-3	3-643818-3	3	20	Yellow			
571-3-643818-4	3-643818-4	4	20	Yellow			
571-3-643818-5	3-643818-5	5	20	Yellow			
571-3-643818-6	3-643818-6	6	20	Yellow			
571-3-643818-7	3-643818-7	7	20	Yellow			
571-3-643818-8	3-643818-8	8	20	Yellow			
571-3-643819-2	3-643819-2	2	22	Red			
571-3-643819-3	3-643819-3	3	22	Red			
571-3-643819-4	3-643819-4	4	22	Red			
571-3-643819-5	3-643819-5	5	22	Red			
571-3-643819-6	3-643819-6	6	22	Red			
571-3-643819-7	3-643819-7	7	22	Red			
571-3-643819-8	3-643819-8	8	22	Red			
571-3-643820-2	3-643820-2	2	24	Natural			
571-3-643820-3	3-643820-3	3	24	Natural			
571-3-643820-4	3-643820-4	4	24	Natural			
571-3-643820-5	3-643820-5	5	24	Natural			
571-3-643820-6	3-643820-6	6	24	Natural			
Without Locking Ramp and Without Tabs							
571-3-640431-2	3-640431-2	2	18	Orange			
571-3-640431-3	3-640431-3	3	18	Orange			
571-3-640431-4	3-640431-4	4	18	Orange			
571-3-640431-5	3-640431-5	5	18	Orange			
571-3-640431-6	3-640431-6	6	18	Orange			
571-3-640431-7	3-640431-7	7	18	Orange			
571-3-640431-8	3-640431-8	8	18	Orange			
571-3-640431-9	3-640431-9	9	18	Orange			
571-3-640433-2	3-640433-2	2	22	Red			
571-3-640433-3	3-640433-3	3	22	Red			
571-3-640433-4	3-640433-4	4	22	Red			
571-3-640433-5	3-640433-5	5	22	Red			
571-3-640433-6	3-640433-6	6	22	Red			
571-3-640433-7	3-640433-7	7	22	Red			
571-3-640433-8	3-640433-8	8	22	Red			
571-3-640433-9	3-640433-9	9	22	Red			
571-4-640433-0	4-640433-0	10	22	Red			

FEED-THRU

For quantities greater than listed, call for quote.

MOUSER STOCK NO.	TE Part No.	No. of Pos.	Wire Size (AWG)	Color	Price Each 1	10	100
With Locking Ramp and Without Tabs (Cont.)							
571-3-640599-2	3-640599-2	2	18	Orange			
571-3-640599-3	3-640599-3	3	18	Orange			
571-3-640599-4	3-640599-4	4	18	Orange			
571-3-640599-5	3-640599-5	5	18	Orange			
571-3-640599-6	3-640599-6	6	18	Orange			
571-3-640599-7	3-640599-7	7	18	Orange			
571-3-640599-8	3-640599-8	8	18	Orange			
571-3-640599-9	3-640599-9	9	18	Orange			
571-4-640599-0	4-640599-0	10	18	Orange			
571-3-640600-2	3-640600-2	2	20	Yellow			
571-3-640600-3	3-640600-3	3	20	Yellow			
571-3-640600-4	3-640600-4	4	20	Yellow			
571-3-640600-5	3-640600-5	5	20	Yellow			
571-3-640600-6	3-640600-6	6	20	Yellow			
571-3-640600-7	3-640600-7	7	20	Yellow			
571-3-640600-8	3-640600-8	8	20	Yellow			
571-3-640600-9	3-640600-9	9	20	Yellow			
571-3-640601-2	3-640601-2	2	22	Red			
571-3-640601-3	3-640601-3	3	22	Red			
571-3-640601-4	3-640601-4	4	22	Red			
571-3-640601-5	3-640601-5	5	22	Red			
571-3-640601-6	3-640601-6	6	22	Red			
571-3-640601-7	3-640601-7	7	22	Red			
571-3-640601-8	3-640601-8	8	22	Red			
571-3-640601-9	3-640601-9	9	22	Red			
571-4-640601-0	4-640601-0	10	22	Red			
571-3-640602-2	3-640602-2	2	24	Natural			
571-3-640602-3	3-640602-3	3	24	Natural			
571-3-640602-4	3-640602-4	4	24	Natural			
571-3-640602-5	3-640602-5	5	24	Natural			
571-3-640602-6	3-640602-6	6	24	Natural			
571-3-640602-7	3-640602-7	7	24	Natural			
571-3-640602-8	3-640602-8	8	24	Natural			
571-3-640602-9	3-640602-9	9	24	Natural			
571-4-640602-0	4-640602-0	10	24	Natural			
With Locking Ramp and Tabs							
571-3-644465-2	3-644465-2	2	18	Orange			
571-3-644465-3	3-644465-3	3	18	Orange			
571-3-644465-4	3-644465-4	4	18	Orange			
571-3-644465-5	3-644465-5	5	18	Orange			
571-3-644465-6	3-644465-6	6	18	Orange			
571-3-644465-7	3-644465-7	7	18	Orange			
571-3-644465-8	3-644465-8	8	18	Orange			
571-3-644465-9	3-644465-9	9	18	Orange			
571-4-644465-0	4-644465-0	10	18	Orange			
571-3-644466-2	3-644466-2	2	20	Yellow			
571-3-644466-4	3-644466-4	4	20	Yellow			
571-3-644466-5	3-644466-5	5	20	Yellow			
571-3-644466-6	3-644466-6	6	20	Yellow			
571-3-644466-7	3-644466-7	7	20	Yellow			
571-3-644466-8	3-644466-8	8	20	Yellow			
571-3-644466-9	3-644466-9	9	20	Yellow			
571-3-644467-2	3-644467-2	2	22	Red			
571-3-644467-3	3-644467-3	3	22	Red			
571-3-644467-4	3-644467-4	4	22	Red			
571-3-644467-5	3-644467-5	5	22	Red			
571-3-644467-7	3-644467-7	7	22	Red			
571-3-644467-8	3-644467-8	8	22	Red			
571-3-644467-9	3-644467-9	9	22	Red			
571-3-644468-2	3-644468-2	2	24	Natural			
571-3-644468-4	3-644468-4	4	24	Natural			
571-3-644468-7	3-644468-7	7	24	Natural			
571-3-644468-9	3-644468-9	9	24	Natural			
Without Locking Ramp and Without Tabs							
571-3-640604-2	3-640604-2	2	18	Orange			
571-3-640604-4	3-640604-4	4	18	Orange			
571-3-640604-5	3-640604-5	5	18	Orange			
571-3-640604-6	3-640604-6	6	18	Orange			
571-3-640604-7	3-640604-7	7	18	Orange			
571-3-640604-8	3-640604-8	8	18	Orange			
571-3-640604-9	3-640604-9	9	18	Orange			
571-4-640604-0	4-640604-0	10	18	Orange			
571-3-640606-2	3-640606-2	2	22	Red			
571-3-640606-3	3-640606-3	3	22	Red			
571-3-640606-5	3-640606-5	5	22	Red			
571-3-640606-6	3-640606-6	6	22	Red			
571-3-640606-7	3-640606-7	7	22	Red			
571-3-640606-8	3-640606-8	8	22	Red			
571-3-640606-9	3-640606-9	9	22	Red			
571-4-640606-0	4-640606-0	10	22	Red			

© Copyright 2014 Mouser Electronics

© Copyright 2014 Mouser Electronics

TE Mini-Universal MATE-N-LOK® and MATE-N-LOK2®

RoHS Compliant **This product is RoHS compliant.**

TE connectivity Authorized Distributor

Features:
- Compact, durable housings
- Contacts accept wire size range 30-16AWG
- Fully polarized
- UL94V-0 flammability rated material

Specifications:
- Voltage rating: 600V AC or DC
- Current: 9.5A max. 9A Sealed
- Dielectric Withstanding Voltage: 1.5VAC

MINI-UNIVERSAL MATE-N-LOK® CONNECTORS

Plug Housings

For quantities greater than listed, call for quote.

MOUSER STOCK NO.	TE Part No.	Fig.	Number of Contacts	Description	Price Each 1	25	100
571-1721651	172165-1	A	2	In-line			
571-1721661	172166-1	A	3	In-line			
571-1721691	172169-1	A	9	Matrix			
571-1721701	172170-1	A	12	Matrix			
571-1721711	172171-1	A	15	Matrix			
571-172167-1	172167-1	A	4	Dual row			
571-1721681	172168-1	A	6	Dual row			
571-7705791	770579-1	A	8	Dual row			
571-770580-1	770580-1	A	10	Dual row			
571-7705811	770581-1	A	12	Dual row			
571-7705821	770582-1	A	14	Dual row			
571-7705831	770583-1	A	16	Dual row			
571-770584-1	770584-1	A	18	Dual row			
571-7705851	770585-1	A	20	Dual row			
571-770586-1	770586-1	A	22	Dual row			
571-7705871	770587-1	A	24	Dual row			

Cap Housings

For quantities greater than listed, call for quote.

MOUSER STOCK NO.	TE Part No.	Fig.	Number of Contacts	Description	Price Each 1	25	100
571-1722331	172233-1	B	2	In-line, free hanging			
571-1722341	172234-1	B	3	In-line, free hanging			
571-1721571	172157-1	B	2	In-line, panel mount			
571-1721581	172158-1	B	3	In-line, panel mount			
571-1721591	172159-1	B	4	Dual row			
571-1721601	172160-1	B	6	Dual row			
571-1721611	172161-1	B	9	Matrix			
571-1721621	172162-1	B	12	Matrix			

SEALED MINI-UNIVERSAL MATE-N-LOK® CONNECTORS

Plug Housings

For quantities greater than listed, call for quote.

MOUSER STOCK NO.	TE Part No.	Fig.	Number of Contacts	Description	Price Each 1	25	100
571-7948941	794894-1	C	2	In-line			
571-7948051	794805-1	C	4	Dual Row			
571-7948951	794895-1	C	6	Dual Row			
571-7948211	794821-1	C	8	Dual Row			
571-7947811	794781-1	C	10	Dual Row			

Cap Housings

For quantities greater than listed, call for quote.

MOUSER STOCK NO.	TE Part No.	Fig.	Number of Contacts	Description	Price Each 1	25	100
571-7948961	794896-1	D	2	In-line			
571-7949391	794939-1	D	4	Dual Row			
571-7949401	794940-1	D	6	Dual Row			
571-7949411	794941-1	D	8	Dual Row			
571-7949421	794942-1	D	10	Dual Row			

Seals

For quantities greater than listed, call for quote.

MOUSER STOCK NO.	TE Part No.	Fig.	Number of Contacts	Description	Price Each 1	25	100
571-7947722	794772-2	E	2	Interface Seal			
571-7947724	794772-4	E	4	Interface Seal			
571-7947726	794772-6	E	6	Interface Seal			
571-7947728	794772-8	E	8	Interface Seal			
571-17947720	1-794772-0	E	10	Interface Seal			
571-7949951	794995-1	F	–	Cavity Plug Seal			
571-7947581	794758-1	G	–	Cavity Wire Seal			

Keying Plug

- UL94V-0

For quantities greater than listed, call for quote.

MOUSER STOCK NO.	TE Part No.	Fig.	Description	Price Each 1	25	100
571-1746701	174670-1	H	Keying Plug			

MATE-N-LOK® Pin Contacts

✻✻ For use with both sealed and unsealed connectors.

For quantities greater than listed, call for quote.

MOUSER STOCK NO.	TE Part No.	Fig.	Wire AWG	Finish	Price Each 1	100	500
571-794059-1	794059-1	I	30-26	Tin			
571-1-794059-0	1-794059-0	I	30-26	Gold			
571-7709851	770985-1	I	26-22	Tin			
571-1-770985-0	1-770985-0	I	26-22	Gold			
571-7709871	770987-1	I	22-18	Tin			
571-1-770987-0	1-770987-0	I	22-18	Gold			
571-1716381	171638-1	I	20-16	Tin			

MATE-N-LOK® Socket Contacts

✻✻ For use with both sealed and unsealed connectors.

For quantities greater than listed, call for quote.

MOUSER STOCK NO.	TE Part No.	Fig.	Wire AWG	Finish
571-794058-1	794058-1	J	30-26	Tin
571-770986-1	770986-1	J	26-22	Tin
571-1-770986-0	1-770986-0	J	26-22	Gold
571-770988-1	770988-1	J	22-18	Tin
571-1-770988-0	1-770988-0	J	22-18	Gold
571-1716391	171639-1	J	20-16	Tin

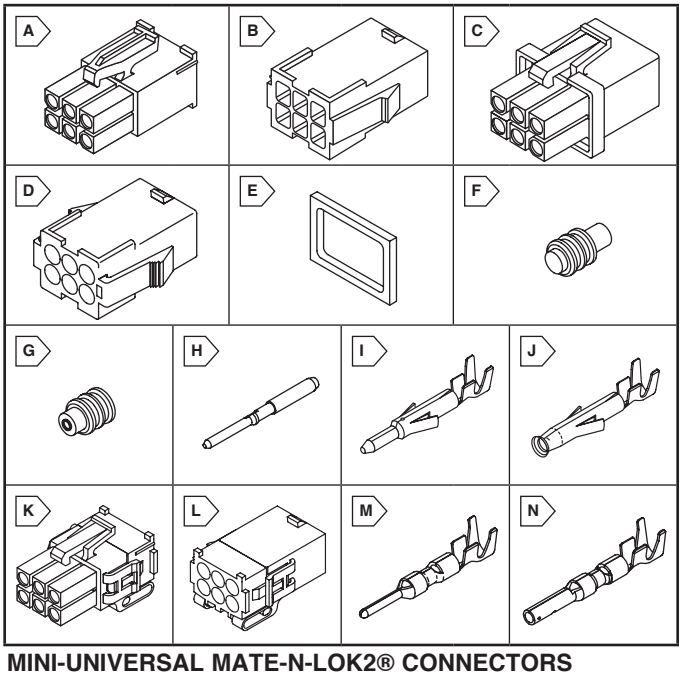

MINI-UNIVERSAL MATE-N-LOK2® CONNECTORS

Features:
- Compact, durable housings
- Fully polarized
- Contacts accept wire size range 30-16AWG
- UL94V-0 flammability rated material

Specifications:
- Voltage rating: 600V AC or DC
- Dielectric Withstanding Voltage: 1.5VAC

Plug Housings

For quantities greater than listed, call for quote.

MOUSER STOCK NO.	TE Part No.	Fig.	Number of Contacts	Description	Price Each 1	25	100
571-794184-1	794184-1	K	2	In-line			
571-7941861	794186-1	K	3	In-line			
571-794188-1	794188-1	K	4	Dual row			
571-794190-1	794190-1	K	6	Dual row			
571-794192-1	794192-1	K	8	Dual row			
571-794196-1	794196-1	K	10	Dual row			
571-794198-1	794198-1	K	12	Dual row			
571-794202-1	794202-1	K	14	Dual row			
571-794206-1	794206-1	K	16	Dual row			
571-794208-1	794208-1	K	18	Dual row			
571-794210-1	794210-1	K	20	Dual row			
571-794212-1	794212-1	K	22	Dual row			
571-794214-1	794214-1	K	24	Dual row			
571-794194-1	794194-1	K	9	Matrix			
571-794200-1	794200-1	K	12	Matrix			
571-794204-1	794204-1	K	15	Matrix			

Cap Housings

For quantities greater than listed, call for quote.

MOUSER STOCK NO.	TE Part No.	Fig.	Number of Contacts	Description	Price Each 1	25	100
571-794185-1	794185-1	L	2	In-line			
571-794187-1	794187-1	L	3	In-line			
571-7941891	794189-1	L	4	Dual row			
571-794191-1	794191-1	L	6	Dual row			
571-794193-1	794193-1	L	8	Dual row			
571-794197-1	794197-1	L	10	Dual row			
571-794199-1	794199-1	L	12	Dual row			
571-794203-1	794203-1	L	14	Dual row			
571-794207-1	794207-1	L	16	Dual row			
571-794209-1	794209-1	L	18	Dual row			
571-794211-1	794211-1	L	20	Dual row			
571-794213-1	794213-1	L	22	Dual row			
571-794215-1	794215-1	L	24	Dual row			
571-794195-1	794195-1	L	9	Matrix			
571-794201-1	794201-1	L	12	Matrix			
571-794205-1	794205-1	L	15	Matrix			

MATE-N-LOK2® Pin Contacts

For quantities greater than listed, call for quote.

MOUSER STOCK NO.	TE Part No.	Fig.	Wire AWG	Finish	Price Each 1	100	500
571-1-794224-0	1-794224-0	M	30-26	Gold			
571-794226-1	794226-1	M	26-22	Tin			
571-1-794226-0	1-794226-0	M	26-22	Gold			
571-794228-1	794228-1	M	22-18	Tin			
571-1-794228-0	1-794228-0	M	22-18	Gold			
571-794230-1	794230-1	M	20-16	Tin			

MATE-N-LOK2® Socket Contacts

For quantities greater than listed, call for quote.

MOUSER STOCK NO.	TE Part No.	Fig.	Wire AWG	Finish
571-794225-1	794225-1	N	30-26	Tin
571-1-794225-0	1-794225-0	N	30-26	Gold
571-794227-1	794227-1	N	26-22	Tin
571-1-794227-0	1-794227-0	N	26-22	Gold
571-7942291	794229-1	N	22-18	Tin
571-1-794229-0	1-794229-0	N	22-18	Gold
571-794231-1	794231-1	N	20-16	Tin
571-1-794231-0	1-794231-0	N	20-16	Gold

© Copyright 2014 Mouser Electronics

TE Mini-Universal MATE-N-LOK® Headers

RoHS Compliant **This product is RoHS compliant.**

TE connectivity Authorized Distributor

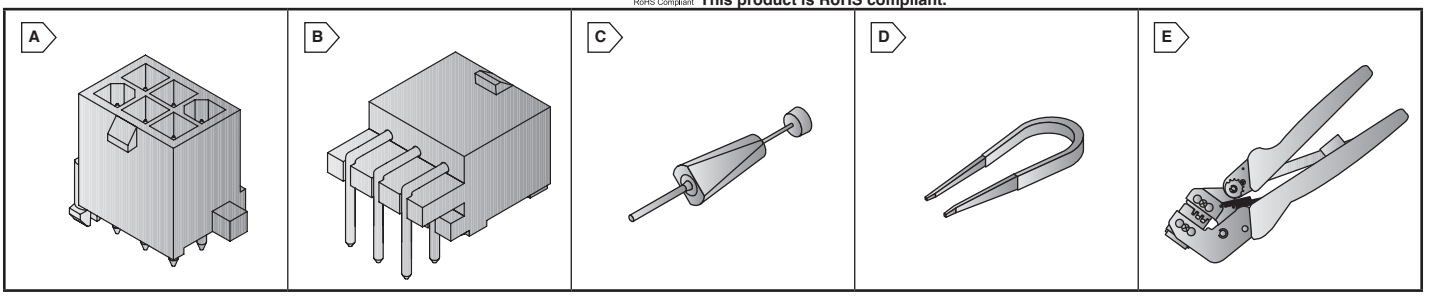

TE Mini-Universal MATE-N-LOK® connectors provide a highly reliable and economic means of grouping multiple-lead connections in today's computer, computer/peripheral equipment, business machines, entertainment centers, appliances, and other sophisticated commercial equipment. The electrical connector is an integral component in these applications. They also offer worldwide application approval because of their reliability and economy. Electrical functions have increased in complexity and new designs continually call for the maximum use of space. The Mini-Universal MATE-N-LOK® family of connectors offers the design and features to answer these modern industry requirements.

Features:
- Nylon white housing
- UL94V-0 flammability rated material
- PCB thru mount
- Fully polarized

Specifications:
- Voltage rating: 600V AC or DC
- Current: 9.5A

VERTICAL HEADERS WITH DRAIN HOLES

For quantities greater than listed, call for quote.

MOUSER STOCK NO.	TE Part No.	Fig.	No. of Contacts	Description	Finish	Price Each 1	25	100
571-1-770166-0	1-770166-0	A	2	In-Line	Tin			
571-1-770166-1	1-770166-1	A	2	In-Line	Gold			
571-1-770170-0	1-770170-0	A	3	In-Line	Tin			
571-1-770170-1	1-770170-1	A	3	In-Line	Gold			
571-1-770174-0	1-770174-0	A	4	Dual Row	Tin			
571-1-770174-1	1-770174-1	A	4	Dual Row	Gold			
571-1-770178-0	1-770178-0	A	6	Dual Row	Tin			
571-1-770178-1	1-770178-1	A	6	Dual Row	Gold			
571-1-794065-0	1-794065-0	A	8	Dual Row	Tin			
571-1-794065-1	1-794065-1	A	8	Dual Row	Gold			
571-1-770182-0	1-770182-0	A	9	Matrix	Tin			
571-1-770182-1	1-770182-1	A	9	Matrix	Gold			
571-1-770743-0	1-770743-0	A	10	Dual Row	Tin			
571-1-770743-1	1-770743-1	A	10	Dual Row	Gold			
571-1-770186-0	1-770186-0	A	12	Matrix	Tin			
571-1-770186-1	1-770186-1	A	12	Matrix	Gold			
571-1-794066-0	1-794066-0	A	12	Dual Row	Tin			
571-1-794066-1	1-794066-1	A	12	Dual Row	Gold			
571-1-794067-0	1-794067-0	A	14	Dual Row	Tin			
571-1-794067-1	1-794067-1	A	14	Dual Row	Gold			
571-1-770190-0	1-770190-0	A	15	Matrix	Tin			
571-1-794068-0	1-794068-0	A	16	Dual Row	Tin			
571-1-794068-1	1-794068-1	A	16	Dual Row	Gold			
571-1-794069-0	1-794069-0	A	18	Dual Row	Tin			
571-1-794069-1	1-794069-1	A	18	Dual Row	Gold			
571-1-794070-0	1-794070-0	A	20	Dual Row	Tin			
571-1-794070-1	1-794070-1	A	20	Dual Row	Gold			
571-1-794071-1	1-794071-1	A	22	Dual Row	Gold			
571-1-794072-0	1-794072-0	A	24	Dual Row	Tin			
571-1-794072-1	1-794072-1	A	24	Dual Row	Gold			

VERTICAL HEADERS WITHOUT DRAIN HOLES

For quantities greater than listed, call for quote.

MOUSER STOCK NO.	TE Part No.	Fig.	No. of Contacts	Description	Finish	Price Each 1	25	100
571-1-770872-0	1-770872-0	A	2	In-Line	Tin			
571-1-770872-1	1-770872-1	A	2	In-Line	Gold			
571-1-770873-0	1-770873-0	A	3	In-Line	Tin			
571-1-770873-1	1-770873-1	A	3	In-Line	Gold			
571-1-770874-0	1-770874-0	A	4	Dual Row	Tin			
571-1-770874-1	1-770874-1	A	4	Dual Row	Gold			
571-1-770875-0	1-770875-0	A	6	Dual Row	Tin			
571-1-770875-1	1-770875-1	A	6	Dual Row	Gold			
571-1-794073-0	1-794073-0	A	8	Dual Row	Tin			
571-1-794073-1	1-794073-1	A	8	Dual Row	Gold			
571-1-770876-0	1-770876-0	A	9	Matrix	Tin			
571-1-770858-1	1-770858-1	A	10	Dual Row	Gold			
571-1-794040-0	1-794040-0	A	12	Matrix	Tin			
571-1-770621-0	1-770621-0	A	12	Dual Row	Tin			
571-1-770621-1	1-770621-1	A	12	Dual Row	Gold			
571-1-794074-0	1-794074-0	A	14	Dual Row	Tin			
571-1-794074-1	1-794074-1	A	14	Dual Row	Gold			

VERTICAL HEADERS WITHOUT DRAIN HOLES (CONT.)

For quantities greater than listed, call for quote.

MOUSER STOCK NO.	TE Part No.	Fig.	No. of Contacts	Description	Finish	Price Each 1	25	100
571-1-794075-0	1-794075-0	A	16	Dual Row	Tin			
571-1-794075-1	1-794075-1	A	16	Dual Row	Gold			
571-1-794076-0	1-794076-0	A	18	Dual Row	Tin			
571-1-794077-0	1-794077-0	A	20	Dual Row	Tin			
571-1-794077-1	1-794077-1	A	20	Dual Row	Gold			
571-1-794078-0	1-794078-0	A	22	Dual Row	Tin			
571-1-794078-1	1-794078-1	A	22	Dual Row	Gold			
571-1-794079-0	1-794079-0	A	24	Dual Row	Tin			
571-1-794079-1	1-794079-1	A	24	Dual Row	Gold			

RIGHT ANGLE HEADERS WITH BOARD LOCK

For quantities greater than listed, call for quote.

MOUSER STOCK NO.	TE Part No.	Fig.	No. of Contacts	Description	Finish	Price Each 1	25	100
571-1-770966-0	1-770966-0	B	2	In-Line	Tin			
571-1-770966-1	1-770966-1	B	2	In-Line	Gold			
571-1-770967-0	1-770967-0	B	3	In-Line	Tin			
571-1-770967-1	1-770967-1	B	3	In-Line	Gold			
571-1-770968-0	1-770968-0	B	4	Dual Row	Tin			
571-1-770968-1	1-770968-1	B	4	Dual Row	Gold			
571-1-770969-0	1-770969-0	B	6	Dual Row	Tin			
571-1-770969-1	1-770969-1	B	6	Dual Row	Gold			
571-1-770970-0	1-770970-0	B	8	Dual Row	Tin			
571-1-770970-1	1-770970-1	B	8	Dual Row	Gold			
571-1-770971-0	1-770971-0	B	10	Dual Row	Tin			
571-1-770971-1	1-770971-1	B	10	Dual Row	Gold			
571-1-770972-0	1-770972-0	B	12	Dual Row	Tin			
571-1-770972-1	1-770972-1	B	12	Dual Row	Gold			
571-1-770973-0	1-770973-0	B	14	Dual Row	Tin			
571-1-770973-1	1-770973-1	B	14	Dual Row	Gold			
571-1-770974-0	1-770974-0	B	16	Dual Row	Tin			
571-1-794105-0	1-794105-0	B	18	Dual Row	Tin			
571-1-794106-0	1-794106-0	B	20	Dual Row	Tin			
571-1-794106-1	1-794106-1	B	20	Dual Row	Gold			
571-1-794107-0	1-794107-0	B	22	Dual Row	Tin			
571-1-794108-0	1-794108-0	B	24	Dual Row	Tin			
571-1-794108-1	1-794108-1	B	24	Dual Row	Gold			

TOOLS

For quantities greater than listed, call for quote.

MOUSER STOCK NO.	TE Part No.	Fig.	Description	Price Each
571-1897271	189727-1	C	Contact Extraction Tool	
571-4558301	455830-1	D	Contact Insertion Tool	
571-908701	90870-1	E	Pro-Crimper III with Die, 30-24 AWG	
571-90758-1	90758-1	E	Pro-Crimper III with Die, 26-22 AWG	
571-907591	90759-1	E	Pro-Crimper III with Die, 22-18 AWG	

© Copyright 2014 Mouser Electronics
© Copyright 2014 Mouser Electronics

Authorized Distributor

COMMERCIAL MATE-N-LOK® CONNECTORS

Features:

- Fully polarized UL94V-2 housings, nylon
- Integral design locking devices
- Connectors can be panel mounted to .025" - .065" panels
- Contacts accept wire size range 24-14AWG

Specifications:

- Current rating: 7A
- Voltage rating: 300V
- Operating temperature: -20°C to +105°C

LR16476 E28476 RoHS Compliant

✻Panel mount also

Free Hanging, Pin Housings

For quantities greater than listed, call for quote.

MOUSER STOCK NO.	TE Part No.	Fig.	No. of Contacts	Housing Type	Price Each 1	50	100
571-14803500	1-480350-0	A	1	Detent lock			
571-14803510	1-480351-0	A	1	Positive lock			
✻ 571-14803190	1-480319-0	B	2	In-line version			
✻ 571-14803050	1-480305-0	C	3	In-line, detent lock			
571-14804260	1-480426-0	C	4	In-line, detent lock			
571-14803400	1-480340-0	D	6	Dual row, positive lock			
571-14803450	1-480345-0	D	8	Dual row, positive lock			
571-14803390	1-480339-0	D	10	Dual row, positive lock			

Free Hanging, Socket Housings

For quantities greater than listed, call for quote.

571-14803490	1-480349-0	E	1	In-line			
571-14807200	1-480720-0	F	2	In-line, positive lock			
571-14803180	1-480318-0	F	2	In-line			
571-14807210	1-480721-0	F	3	In-line, positive lock			
571-14803030	1-480303-0	F	3	In-line			
571-14807220	1-480722-0	F	4	In-line, positive lock			
571-14804240	1-480424-0	F	4	In-line			
571-7708271	770827-1	F	4	In-line, detent lock UL94V-O			
571-14802700	1-480270-0	G	6	Dual row, positive lock			
571-14802830	1-480283-0	G	8	Dual row, positive lock			
571-14802850	1-480285-0	G	10	Dual row, positive lock			
571-14802870	1-480287-0	G	12	Dual row, positive lock			
571-14804380	1-480438-0	G	16	Dual row, positive lock			

Panel Mount, Pin Housings

For quantities greater than listed, call for quote.

571-14803050	1-480305-0	C	3	In-line, detent lock			
571-14804260	1-480426-0	C	4	In-line, detent lock			
571-14802760	1-480276-0	H	6	Matrix, positive lock			
571-14802770	1-480277-0	H	9	Matrix, positive lock			
571-14802780	1-480278-0	H	12	Matrix, positive lock			
571-14803240	1-480324-0	H	15	Matrix, positive lock			

Panel Mount, Socket Housings

For quantities greater than listed, call for quote.

571-14803040	1-480304-0	I	3	In-line version			
571-14804250	1-480425-0	I	4	In-line version			
571-14802730	1-480273-0	J	6	Matrix version			
571-14802740	1-480274-0	J	9	Matrix version			
571-14802750	1-480275-0	J	12	Matrix version			
571-14803230	1-480323-0	J	15	Matrix version			

Motor Mount, Pin Housings

For quantities greater than listed, call for quote.

571-14802710	1-480271-0	K	6	Dual row, positive lock			
571-14802840	1-480284-0	K	8	Dual row, positive lock			
571-14802860	1-480286-0	K	10	Dual row, positive lock			
571-14802880	1-480288-0	K	12	Dual row, positive lock			
571-14804390	1-480439-0	K	16	Dual row, positive lock			

Motor Mount, Socket Housings

For quantities greater than listed, call for quote.

571-14802700	1-480270-0	G	6	Dual row, positive lock			
571-14802830	1-480283-0	G	8	Dual row, positive lock			
571-14802850	1-480285-0	G	10	Dual row, positive lock			
571-14802870	1-480287-0	G	12	Dual row, positive lock			
571-14804380	1-480438-0	G	16	Dual row, positive lock			

CONTACTS

Contacts to be used in Commercial MATE-N-LOK Housings only.

RoHS Compliant

Features:

- Material: brass
- Pin length: .805"

For quantities greater than listed, call for quote.

MOUSER STOCK NO.	TE Part No.	Fig.	Description	Finish	Price Each 1	100	500
571-606201	60620-1	L	Pin 20-14AWG	Tin			
571-606181	60618-1	L	Pin 24-18AWG	Tin			
571-60618-5	60618-5	L	Pin 24-18AWG	Gold			
571-606191	60619-1	M	Socket 20-14AWG	Tin			
571-606171	60617-1	M	Socket 24-18AWG	Tin			

TOOLS

For quantities greater than listed, call for quote.

MOUSER STOCK NO.	TE Part No.	Fig.	Description	Price Each
571-4656441	465644-1	N	Contact extraction tool	
571-905741	90574-1	O	24-18 AWG Pro-Crimper III	
571-580741	58074-1	-	Manual handle w/o head for IDC	

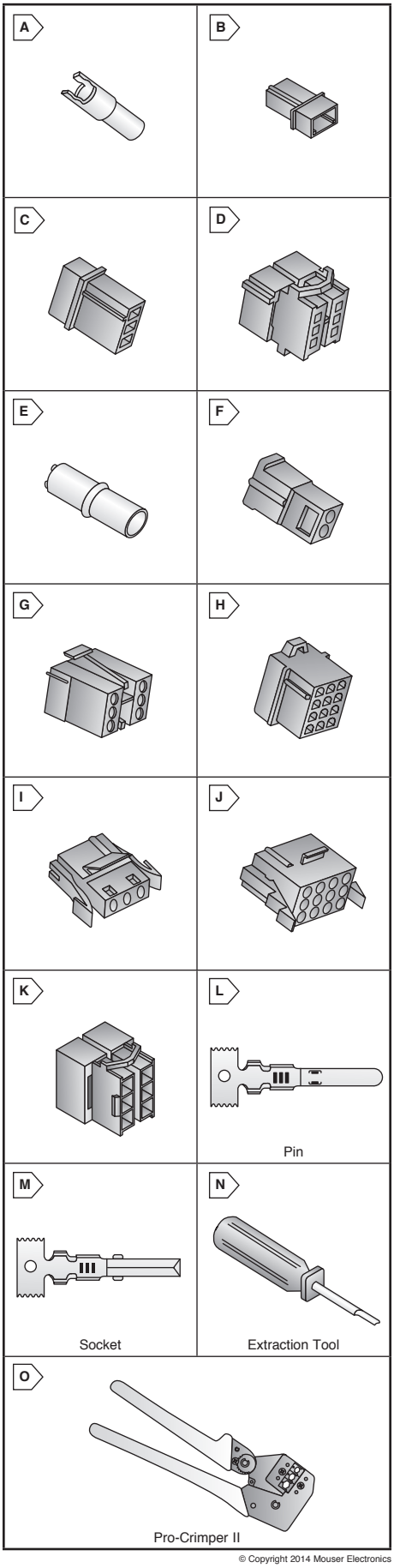

© Copyright 2014 Mouser Electronics

TE connectivity Authorized Distributor

COMMERCIAL MATE-N-LOK® PC BOARD MOUNT CONNECTORS

Vertical Pin Headers

Features:

- Fully polarized UL94V-2 housings
- Integral design locking devices
- Contacts: Pre-tin plated phosphor bronze
- Housing: Nylon

LR16455-38 E28476 RoHS Compliant

For quantities greater than listed, call for quote.

MOUSER STOCK NO.	TE Part No.	Fig.	No. of Contacts	Housing Type	Mates With	Price Each 1	50	100
For Use With .062" PCB Thickness, Standard Tail								
571-3505391	350539-1	A	2	In-line, positive lock	571-14807200			
571-3502091	350209-1	B	2	In-line, detent lock	571-14803180			
571-3505411	350541-1	A	3	In-line, positive lock	571-14807210			
571-3502101	350210-1	B	3	In-line, detent lock	571-14803030			
571-3505431	350543-1	A	4	In-line, positive lock	571-14807220			
571-3502111	350211-1	B	4	In-line, detent lock	571-14804240			
571-13809990	1-380999-0	C	6	Dual row, positive lock	571-14802700			
571-3502121	350212-1	C	8	Dual row, positive lock	571-14802830			
571-13809910	1-380991-0	C	10	Dual row, positive lock	571-14802850			
571-3502131	350213-1	C	12	Dual row, positive lock	571-14802870			
571-3502141	350214-1	C	16	Dual row, positive lock	571-14804380			
For Use With .125" PCB Thickness, Long Tail								
571-3504241	350424-1	B	4	In-line, detent lock	571-14804240			

Vertical Socket Headers

- Housing: Nylon, UL94V-2
- Contacts: Phosphor bronze

RoHS Compliant

For quantities greater than listed, call for quote.

MOUSER STOCK NO.	TE Part No.	No. of Contacts	Housing Type	Mates With	Price Each 1	50	100
571-7709971	770997-1	4	In-Line	571-14804260			

Insulation Displacement Connectors (IDC)

- 4 Circuit, In-line
- Housing: Nylon, UL94V-2
- Mates with 571-14804260, 571-3502111, 571-3504241
- Contact: Phosphor bronze
- Finish: Pre-tin

RoHS Compliant

For quantities greater than listed, call for quote.

MOUSER STOCK NO.	TE Part No.	Fig.	Housing Type	Wire Size AWG	Color	Price Each 1	50	100
571-7701564	770156-4	D	In-line version	20	Yellow			
571-7701563	770156-3	D	In-line version	18	Orange			

Dust Covers

- Housing: Polyester, white color, UL94V-2
- RoHS compliant per Tyco Electronics documentation

RoHS Compliant

For quantities greater than listed, call for quote.

MOUSER STOCK NO.	TE Part No.	Description	Price Each 1	100	500
571-7702321	770232-1	For feed to wiring applications			

A

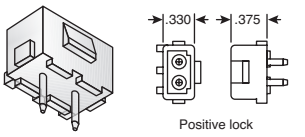

B

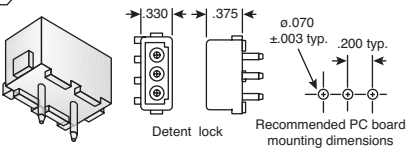

C

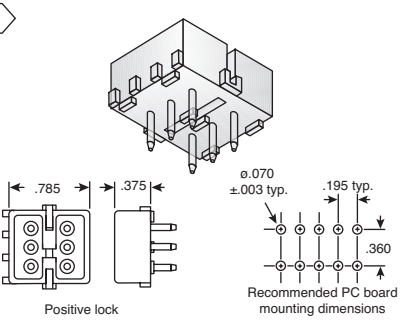

D

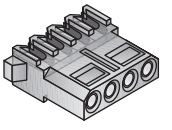

UNIVERSAL MATE-N-LOK 2® CONNECTORS

TE MATE-N-LOK II Connectors offer the ultimate reliability in a soft-shell connector. They are designed for use where repair or replacement would be difficult. Available in 2-15 circuit sizes for free hanging or panel mount applications. Connectors consist of a front and rear housing section. Contacts are enclosed for shock protection. Terminals use "F" crimp termination.

RoHS Compliant

Connectors

For quantities greater than listed, call for quote.

MOUSER STOCK NO.	TE Part No.	Fig.	No. of Contacts	Housing Type	Price Each 1	50	100
571-7700171	770017-1	A	2	Pin			
571-7700181	770018-1	B	3	Pin			
571-7700191	770019-1	B	4	Pin			
571-7700201	770020-1	C	6	Pin			
571-7700211	770021-1	D	9	Pin			
571-7700221	770022-1	D	12	Pin			
571-7700231	770023-1	D	15	Pin			
571-7700241	770024-1	E	2	Socket			
571-7700251	770025-1	F	3	Socket			
571-7700261	770026-1	F	4	Socket			
571-7700271	770027-1	G	6	Socket			
571-7700281	770028-1	H	9	Socket			
571-7700291	770029-1	H	12	Socket			
571-7700301	770030-1	H	15	Socket			

CONTACTS

Pin Contacts

For quantities greater than listed, call for quote.

MOUSER STOCK NO.	TE Part No.	Fig.	Wire AWG	I.D. Range (in.)	Contact Material	Contact Plating	Price Each 1	100	500
571-7702521	770252-1	I	24-18	.040 - .100	Brass	Tin			
571-7702501	770250-1	I	20-14	.060 - .130	Brass	Tin			
571-1-770250-0	1-770250-0	I	20-14	.060 - .130	Brass	Gold			
571-7702481	770248-1	I	20-14	.130 - .200	Brass	Tin			
571-7702463	770246-3	I	12-10	.200 max.	Phos. bronze	Tin			

Socket Contacts

For quantities greater than listed, call for quote.

MOUSER STOCK NO.	TE Part No.	Fig.	Wire AWG	I.D. Range (in.)	Contact Material	Contact Plating	Price Each 1	100	500
571-7702533	770253-3	J	24-18	.040 - .100	Phos. bronze	Tin			
571-1-770253-0	1-770253-0	J	24-18	.040 - .100	Phos. bronze	Gold			
571-7702513	770253-3	J	20-14	.060 - .130	Phos. bronze	Tin			
571-1-770251-0	1-770251-0	J	20-14	.060 - .130	Phos. bronze	Gold			
571-7702493	770249-3	J	20-14	.130 - .200	Phos. bronze	Tin			

A B C D E F G H I J

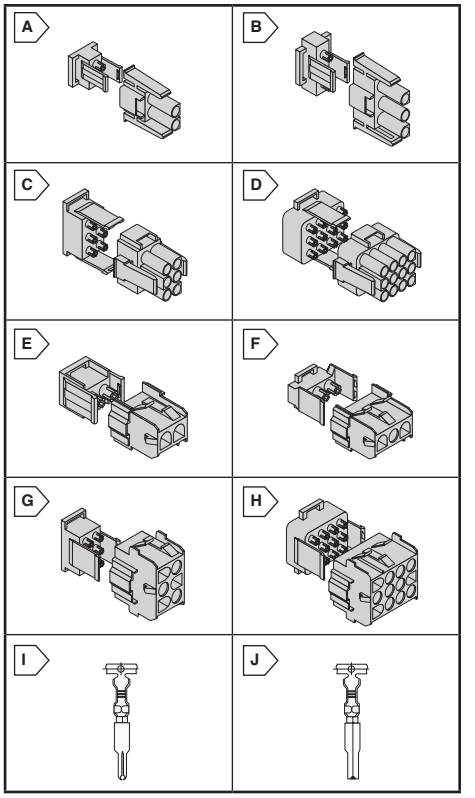

© Copyright 2014 Mouser Electronics

© Copyright 2014 Mouser Electronics

TE Universal MATE-N-LOK® Connectors

TE connectivity Authorized Distributor

UNIVERSAL MATE-N-LOK® CONNECTORS

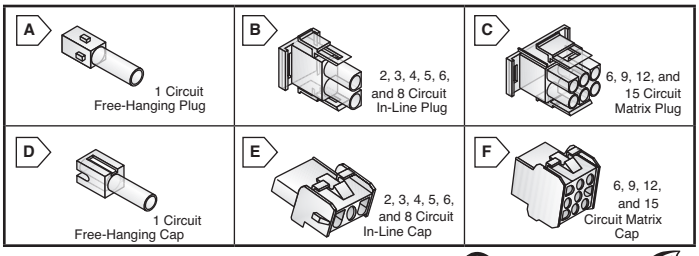

Specifications:
- Current rating is 15A
- .250" Contact center spacing

LR16476 E28476 RoHS Compliant

Plug Housings

For quantities greater than listed, call for quote.

MOUSER STOCK NO.	TE Part No.	Fig.	No. of Contacts	Price Each 1	50	100
UL94V-2 Nylon						
571-13508670	1-350867-0	A	1			
571-14806980	1-480698-0	B	2			
571-14807000	1-480700-0	B	3			
571-14807020	1-480702-0	B	4			
571-14807630	1-480763-0	B	5			
571-6405851	640585-1	B	6			
571-14807040	1-480704-0	C	6			
571-6405861	640586-1	B	8			
571-14807060	1-480706-0	C	9			
571-14807080	1-480708-0	C	12			
571-14807100	1-480710-0	C	15			
UL94V-0 White						
571-3508651	350865-1	A	1			
571-3507771	350777-1	B	2			
571-3507661	350766-1	B	3			
571-350779-1	350779-1	B	4			
571-3508091	350809-1	B	5			
571-6405811	640581-1	B	6			
571-350715-1	350715-1	C	6			
571-6405821	640582-1	B	8			
571-3507201	350720-1	C	9			
571-3507351	350735-1	C	12			
571-3507361	350736-1	C	15			

Cap Housings

For quantities greater than listed, call for quote.

MOUSER STOCK NO.	TE Part No.	Fig.	No. of Contacts	Price Each 1	50	100
UL94V-2 Nylon						
571-7704211	770421-1	D	1			
571-14806990	1-480699-0	E	2			
571-14807010	1-480701-0	E	3			
571-14807030	1-480703-0	E	4			
571-14807640	1-480764-0	E	5			
571-14807050	1-480705-0	F	6			
571-14807070	1-480707-0	F	9			
571-14807090	1-480709-0	F	12			
571-14807110	1-480711-0	F	15			
UL94V-0 White						
571-3508661	350866-1	D	1			
571-3507781	350778-1	E	2			
571-3507671	350767-1	E	3			
571-3507801	350780-1	E	4			
571-3508101	350810-1	E	5			
571-9263073	926307-3	E	6			
571-3507821	350782-1	F	9			
571-3507831	350783-1	F	12			
571-3507841	350784-1	F	15			

STRAIN RELIEFS

LR16476 E28976 RoHS Compliant

Strain relief part number represents one-half of a strain relief. Two pieces must be ordered to make a complete housing.

For quantities greater than listed, call for quote.

MOUSER STOCK NO.	TE Part No.	UL Rating	Price Each 1	50	100
2, 3, 4, 5, 6, & 8 Circuit In-Line					
571-3508111	350811-1	UL94V-0			
6, 9, 12, & 15 Circuit Matrix					
571-13505900	1-350590-0	UL94V-2			
571-3508121	350812-1	UL94V-0			

For quantities greater than listed, call for quote.

MOUSER STOCK NO.	TE Part No.	No. of Contacts	Price Each 1	50	100
UL 94V-0 In-line Enclosed					
571-6407131	640713-1	2			
571-6407141	640714-1	3			
571-6417761	641776-1	4			
571-6430301	643030-1	5			
UL 94V-0 Matrix Enclosed					
571-6407151	640715-1	6			
571-6407161	640716-1	9			
571-6407171	640717-1	12			
571-6407181	640718-1	15			

UNIVERSAL MATE-N-LOK® CONNECTORS - PCB MOUNT

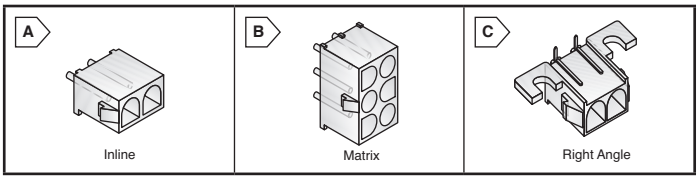

Specifications:
- 500VAC voltage rating
- Up to 15A current rating (using 14AWG wire)
- Contacts: tin or gold plated

Features:
- Pin or socket contacts included
- Phosphor bronze contacts
- .062 PCB thickness

LR16476 E28976 RoHS Compliant

Vertical Pin Headers

For quantities greater than listed, call for quote.

MOUSER STOCK NO.	TE Part No.	Fig.	No. of Contacts	Price Each 1	50	100
UL94V-0 White						
571-3507861	350786-1	A	2			
571-3507891	350789-1	A	3			
571-3507921	350792-1	A	4			
571-6418281	641828-1	A	8			
571-3507111	350711-1	B	6			
571-3507121	350712-1	B	9			
571-3507141	350714-1	B	15			
UL94V-2 Nylon						
571-3504281	350428-1	A	2			
571-3504291	350429-1	A	3			
571-3504301	350430-1	A	4			
571-6404661	640466-1	A	5			
571-6418321	641832-1	A	6			
571-6418251	641825-1	A	8			
571-3504311	350431-1	B	6			
571-3504321	350432-1	B	9			
571-3504331	350433-1	B	12			
571-3504341	350434-1	B	15			

Vertical Socket Headers

For quantities greater than listed, call for quote.

MOUSER STOCK NO.	TE Part No.	Fig.	No. of Contacts	Price Each 1	50	100
UL94V-0 White						
571-3508241	350824-1	A	2			
571-350826-1	350826-1	A	4			
571-350827-1	350827-1	B	6			
571-3508281	350828-1	B	9			
571-3508291	350829-1	B	12			
UL94V-2 Nylon						
571-3507594	350759-4	A	2			
571-3507604	350760-4	A	3			
571-3507614	350761-4	A	4			
571-3507624	350762-4	B	6			
571-3507654	350765-4	B	15			

Right Angle Headers

For quantities greater than listed, call for quote.

MOUSER STOCK NO.	TE Part No.	Fig.	No. of Contacts	Price Each 1	50	100
571-13509420	1-350942-0	C	2			
571-13509430	1-350943-0	C	3			
571-13509440	1-350944-0	C	4			
571-6405831	640583-1	C	6			
571-6405841	640584-1	C	8			

CONTACTS

Features:
- Pin length: .805"
- Socket length: .695"
- For use with Universal Mate-N-Lok Housings only

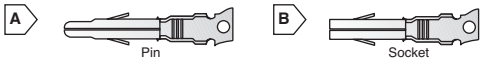

For quantities greater than listed, call for quote.

MOUSER STOCK NO.	TE Part No.	Fig.	Wire Gauge AWG	Description	Price Each 1	50	100
571-3505471	350547-1	A	20-14	Pin, brass/pre-tin			
571-3505472	350547-2	A	20-14	Pin, brass/gold			
571-3505477	350547-7	A	20-14	Pin, brass/select gold			
571-3505473	350547-3	A	20-14	Pin, phos. brz/pre-tin			
571-3506901	350690-1	A	24-18	Pin, brass/pre-tin			
571-3505501	350550-1	B	20-14	Socket, brass/pre-tin			
571-3506891	350689-1	B	24-18	Socket, brass/pre-tin			

TOOLS

MOUSER STOCK NO.	TE Part No.	Description	Price Each
571-905481	90548-1	24-18 AWG Pro-Crimper III	
571-905461	90546-1	20-14 AWG Pro-Crimper III	
571-4558301	455830-1	Contact Insertion Tool	
571-1804030-1	1804030-1	Contact Extraction Tool	

© Copyright 2014 Mouser Electronics

TE Universal Micro MATE-N-LOK® Connectors

RoHS Compliant **This product is RoHS compliant.**

Features:
- Small form factor for space considerations
- Improved reliability and normal force
- Provides for proper mating of housings
- 3mm Pitch
- Dual Beam Contact Design
- Wire-to-Board connector system
- Allows for SMT processing

Specifications:
- Housing: Nylon, Black, UL94V-0
- Contacts: Brass (Plug); Phosphor Bronze (Receptacle)
- Voltage Rating: 250V
- Current Rating: 5A max.
- Contact Resistance: 20 m max.
- Temperature: -40°C to +105°C

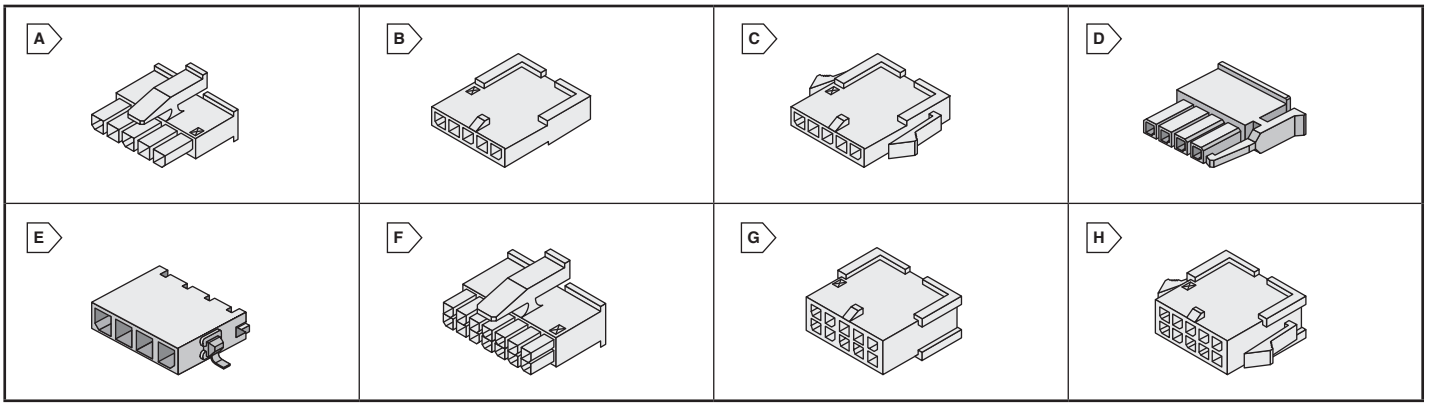

SINGLE ROW CONNECTOR SYSTEM

Receptacle Housings

For quantities greater than listed, call for quote.

MOUSER STOCK NO.	TE Part No.	Fig.	No. of Positions	Price Each 1	25	50	100	250
571-14450222	1445022-2	A	2					
571-14450223	1445022-3	A	3					
571-14450224	1445022-4	A	4					
571-14450225	1445022-5	A	5					
571-14450226	1445022-6	A	6					
571-14450227	1445022-7	A	7					
571-14450228	1445022-8	A	8					
571-14450229	1445022-9	A	9					
571-114450220	1-1445022-0	A	10					
571-114450222	1-1445022-2	A	12					

Plug Housings - Free Hanging

For quantities greater than listed, call for quote.

571-14450492	1445049-2	B	2					
571-14450493	1445049-3	B	3					
571-14450494	1445049-4	B	4					
571-14450495	1445049-5	B	5					
571-14450497	1445049-7	B	7					
571-14450498	1445049-8	B	8					
571-14450499	1445049-9	B	9					
571-114450490	1-1445049-0	B	10					
571-114450491	1-1445049-1	B	11					
571-114450492	1-1445049-2	B	12					

Plug Housings - Panel Mount

For quantities greater than listed, call for quote.

571-14450482	1445048-2	C	2					
571-14450483	1445048-3	C	3					
571-14450484	1445048-4	C	4					
571-14450485	1445048-5	C	5					
571-14450486	1445048-6	C	6					
571-14450487	1445048-7	C	7					
571-1445048-8	1445048-8	C	8					
571-1445048-9	1445048-9	C	9					
571-114450480	1-1445048-0	C	10					
571-114450482	1-1445048-2	C	12					

MICRO MATE-N-LOK CONNECTORS - LOW PROFILE

Features:
- New side latch feature allows for an ultra-low profile (less than 4.7mm)
- Positive latching housings help prevent connector unmatching
- Polarized housings help prevent connector mismatching
- Surface mount hold-downs provide robust header support
- Utilizes standard Micro MATE-N-LOK contacts

Applications:
- Designed specifically for LED lighting applications
- Consumer Lighting: Shelf/Cabinet Lighting, Under-counter Illumination, Cove Lighting
- Commercial Lighting: Signage, Freezer/Refrigerator, Display Case

For quantities greater than listed, call for quote.

MOUSER STOCK NO.	TE Part No.	Fig.	No. of Positions	Color	Price Each 1	25	100
Receptacle Housings							
571-2029047-2	2029047-2	D	2	Black			
571-2029047-4	2029047-4	D	4	Black			
571-2029102-2	2029102-2	D	2	Natural			
571-2029102-3	2029102-3	D	3	Natural			
571-2029102-4	2029102-4	D	4	Natural			
Right Angle Surface Mount Headers							
571-2029030-2	2029030-2	E	2	Black			
571-2029030-3	2029030-3	E	3	Black			

© Copyright 2014 Mouser Electronics

DUAL ROW CONNECTOR SYSTEM

Receptacle Housings

For quantities greater than listed, call for quote.

MOUSER STOCK NO.	TE Part No.	Fig.	No. of Positions	Price Each 1	25	50	100	250
571-794617-2	794617-2	F	2					
571-794617-4	794617-4	F	4					
571-7946176	794617-6	F	6					
571-794617-8	794617-8	F	8					
571-17946170	1-794617-0	F	10					
571-17946172	1-794617-2	F	12					
571-17946174	1-794617-4	F	14					
571-17946176	1-794617-6	F	16					
571-17946178	1-794617-8	F	18					
571-27946170	2-794617-0	F	20					
571-27946174	2-794617-4	F	24					

Plug Housings - Free Hanging

For quantities greater than listed, call for quote.

571-7946162	794616-2	G	2					
571-7946164	794616-4	G	4					
571-7946166	794616-6	G	6					
571-794616-8	794616-8	G	8					
571-17946160	1-794616-0	G	10					
571-17946162	1-794616-2	G	12					
571-17946164	1-794616-4	G	14					
571-17946166	1-794616-6	G	16					
571-27946162	2-794616-2	G	22					
571-27946164	2-794616-4	G	24					

Plug Housings - Panel Mount

For quantities greater than listed, call for quote.

571-7946152	794615-2	H	2					
571-7946154	794615-4	H	4					
571-7946156	794615-6	H	6					
571-7946158	794615-8	H	8					
571-17946150	1-794615-0	H	10					
571-17946152	1-794615-2	H	12					
571-17946154	1-794615-4	H	14					
571-1-794615-8	1-794615-8	H	18					
571-27946150	2-794615-0	H	20					
571-2-794615-4	2-794615-4	H	24					

CONTACTS

For quantities greater than listed, call for quote.

MOUSER STOCK NO.	TE Part No.	AWG	Plating	Price Each 1	100	500	1000
Sockets							
571-794610-1	794610-1	20-24	Tin				
571-1-794610-1	1-794610-1	20-24	15µ" Gold				
571-1-794610-2	1-794610-2	20-24	30µ" Gold				
571-7946111	794611-1	26-30	Tin				
571-1-794611-1	1-794611-1	26-30	15µ" Gold				
571-1-794611-2	1-794611-2	26-30	30µ" Gold				
Pins							
571-1-794612-0	1-794612-0	20-24	Tin				
571-1-794612-1	1-794612-1	20-24	15µ" Gold				
571-1-794612-2	1-794612-2	20-24	30µ" Gold				
571-1-794613-0	1-794613-0	26-30	Tin				
571-1-794613-1	1-794613-1	26-30	15µ" Gold				
571-1-794613-2	1-794613-2	26-30	30µ" Gold				

TOOLS

For quantities greater than listed, call for quote.

MOUSER STOCK NO.	TE Part No.	AWG	Description	Price Each
571-91501-1	91501-1	20-24	Hand Tool & Die	
571-8439966	843996-6	- - -	Extraction Tool	

© Copyright 2014 Mouser Electronics

TE Metrimate Pin and Socket Connectors

RoHS Compliant **This product is RoHS compliant.**

TE Authorized Distributor connectivity

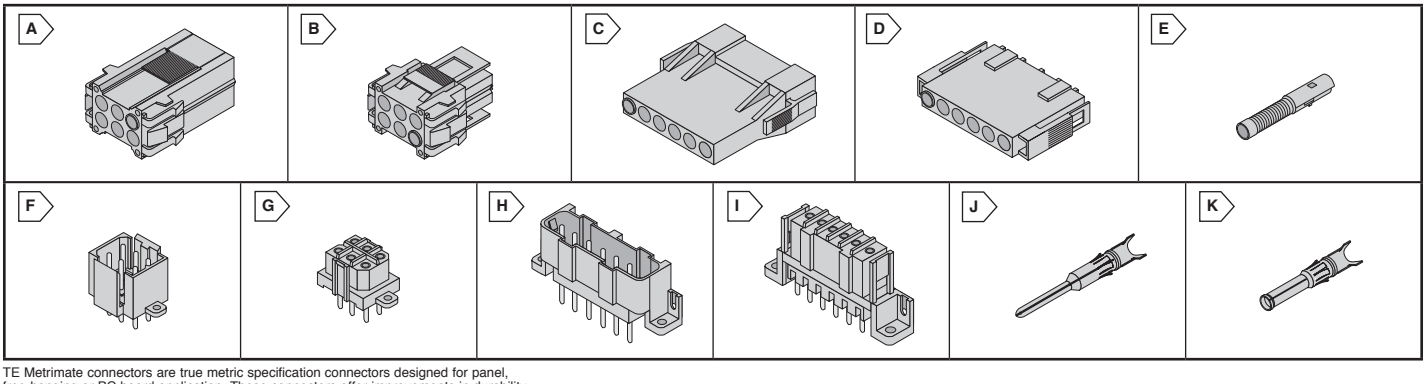

TE Metrimate connectors are true metric specification connectors designed for panel, free-hanging or PC board application. These connectors offer improvements in durability, density and electrical performance over soft-shell pin and socket connectors.

HOUSINGS

Square Grid Housing

Specifications:

- Polarized housings
- Housings made of UL94V-0 rated thermoplastic
- Certified to ISO 9001

For quantities greater than listed, call for quote.

MOUSER STOCK NO.	TE Part No.	Fig.	Number of Positions	Price Each 1	25	100
Receptacle						
571-2070161	207016-1	A	4			
571-2071531	207153-1	A	6			
571-2074401	207440-1	A	9			
571-207018-1	207018-1	A	12			
571-2074431	207443-1	A	18			
571-2073051	207305-1	A	24			
571-2070201	207020-1	A	36			
Plug						
571-2070151	207015-1	B	4			
571-2071521	207152-1	B	6			
571-207439-1	207439-1	B	9			
571-2070171	207017-1	B	12			
571-2074421	207442-1	B	18			
571-2073041	207304-1	B	24			
571-2070191	207019-1	B	36			

In-Line Housing

Specifications:

- Housings made of UL94V-0 rated thermoplastic
- Certified to ISO 9001

For quantities greater than listed, call for quote.

MOUSER STOCK NO.	TE Part No.	Fig.	Number of Positions	Price Each 1	25	100
Receptacle						
571-2073591	207359-1	C	3			
571-2073761	207376-1	C	6			
571-2073971	207397-1	C	10			
571-2075431	207543-1	C	16			
Plug						
571-2073601	207360-1	D	3			
571-2073771	207377-1	D	6			
571-207396-1	207396-1	D	10			
571-2075421	207542-1	D	16			
Hermaphroditic Housing						
571-211076-1	211076-1	E	1			

HEADERS

Square Grid Vertical Headers

Specifications:

- RoHS compliant per Tyco Electronics Documentation
- 5mm (.197") Centerline
- 600V, 14A max.
- Polarized housings
- Housings made of UL94V-0 rated thermoplastic
- Certified to ISO 9001

For quantities greater than listed, call for quote.

MOUSER STOCK NO.	TE Part No.	Fig.	No. of Positions	Plating	Price Each 1	25	100
Pin							
571-207119-8	207119-8	F	4	Tin			
571-1-207119-0	1-207119-0	F	4	Gold			
571-207158-7	207158-7	F	6	Tin			
571-1-207158-0	1-207158-0	F	6	Gold			
571-207441-7	207441-7	F	9	Tin			
571-1-207441-0	1-207441-0	F	9	Gold			
571-207120-9	207120-9	F	12	Tin			
571-207120-8	207120-8	F	12	Gold			
571-207444-9	207444-9	F	18	Tin			
571-207444-8	207444-8	F	18	Gold			
571-1-206763-1	1-206763-1	F	24	Tin			
571-1-206763-3	1-206763-3	F	24	Gold			
571-207121-8	207121-8	F	36	Tin			
571-207121-9	207121-9	F	36	Gold			

Square Grid Vertical Headers

For quantities greater than listed, call for quote.

MOUSER STOCK NO.	TE Part No.	Fig.	No.of Positions	Plating	Price Each 1	25	100
Socket							
571-207496-7	207496-7	G	4	Tin			
571-207524-7	207524-7	G	6	Tin			
571-207524-9	207524-9	G	6	Gold			
571-207526-9	207526-9	G	9	Gold			
571-207528-7	207528-7	G	12	Tin			
571-207528-9	207528-9	G	12	Gold			
571-207530-7	207530-7	G	18	Tin			
571-1-207532-0	1-207532-0	G	24	Gold			
571-207534-8	207534-8	G	36	Tin			

In-Line Vertical Headers

For quantities greater than listed, call for quote.

MOUSER STOCK NO.	TE Part No.	Fig.	No.of Positions	Plating	Price Each 1	25	100
Pin							
571-207365-8	207365-8	H	3	Gold			
571-207583-6	207583-6	H	6	Tin			
571-207583-7	207583-7	H	6	Gold			
571-207584-7	207584-7	H	10	Tin			
571-207584-8	207584-8	H	10	Gold			
571-207599-6	207599-6	H	16	Tin			
571-207599-7	207599-7	H	16	Gold			
Socket							
571-207609-6	207609-6	I	3	Tin			
571-207609-7	207609-7	I	3	Gold			
571-207611-7	207611-7	I	6	Gold			
571-207613-6	207613-6	I	10	Tin			
571-207613-7	207613-7	I	10	Gold			
571-207615-6	207615-6	I	16	Tin			
571-207615-7	207615-7	I	16	Gold			

CONTACTS

Plating:
(a) Bright Tin
(b) Gold 30μ over Nickel 50μ

For quantities greater than listed, call for quote.

MOUSER STOCK NO.	TE Part No.	Fig.	Wire Size AWG	Plating	Price Each 1	100	1000
Pin Contacts							
571-1-66107-1	1-66107-1	J	26-24	a			
571-661074	66107-4	J	26-24	b			
571-1-66103-8	1-66103-8	J	24-20	a			
571-66103-4	66103-4	J	24-20	b			
571-1-66099-5	1-66099-5	J	18-16	a			
571-66099-4	66099-4	J	18-16	b			
Socket Contacts							
571-1-66109-7	1-66109-7	K	26-24	a			
571-661094	66109-4	K	26-24	b			
571-1-66105-9	1-66105-9	K	24-20	a			
571-66105-4	66105-4	K	24-20	b			
571-1-66101-9	1-66101-9	K	18-16	a			
571-66101-4	66101-4	K	18-16	b			

TOOLS

MOUSER STOCK NO.	TE Part No.	Description	Price Each
571-305183	305183	Contact Removal Tool	
571-584951	58495-1	26-16 AWG Pro-Crimper III	
571-91523-1	91523-1	Crimp Tool, 24-16 AWG	
571-91505-1	91505-1	Crimp Tool 18-16 AWG	

© Copyright 2014 Mouser Electronics

TE (MR) Miniature Rectangular Connectors

Authorized Distributor

The (MR) Series connector family consists of UL94V-0, soft shell nylon housings, contacts, strain reliefs, and PCB headers. Housings lock to prevent accidental disengagement and are designed for free-hanging or panel mount applications. Socket housing utilize an egg crate design, fully enclosing socket contacts reducing shock hazard. High density design is achieved through .165" contact centerline spacing.

Features:

- Positive lock design
- Protected contacts reduce shock hazard
- Polarized for proper mating
- Numbered cavities simplify circuit identification

Specifications:

- .165" contact centerline spacing
- 26-18AWG wire size
- UL94V-0 flammability rating
- UL Recognized, CSA Certified

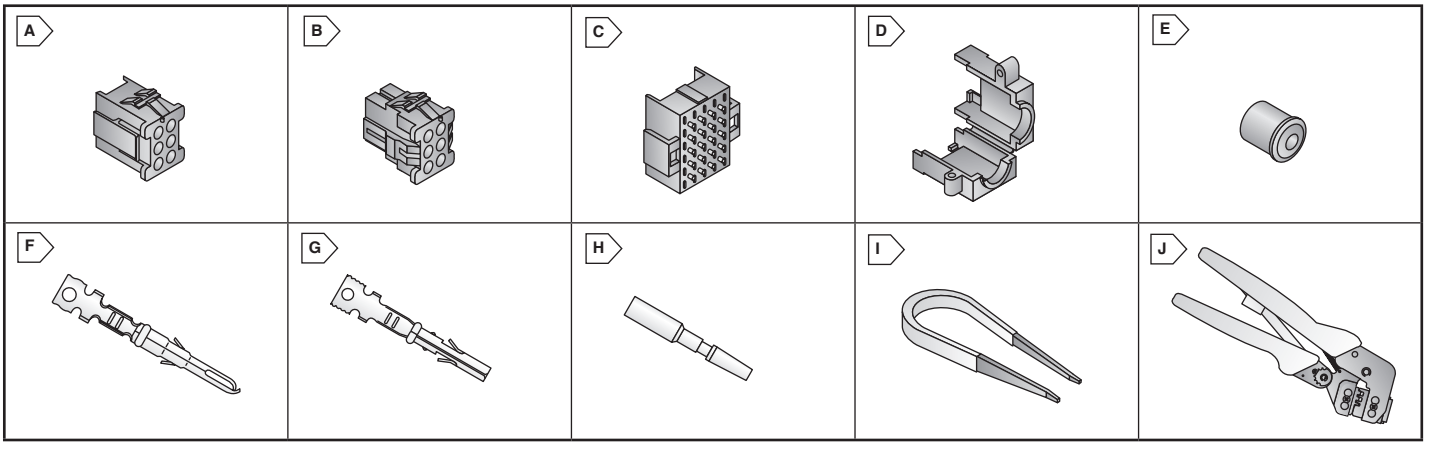

PIN HOUSINGS (CAP)

RoHS Compliant

- .165" Centerline Spacing
- UL94V-0
- Free Hanging or Panel Mount
- Nylon, Natural Color - Brick Red

(Order contacts separately)

For quantities greater than listed, call for quote.

MOUSER STOCK NO.	TE Part No.	Fig.	No. of Circuits	Circuit Pattern	Price Each 1	10	100	500
571-16405070	1-640507-0	A	2	In-line				
571-16405080	1-640508-0	A	3	In-line				
571-16405090	1-640509-0	A	4	Matrix				
571-16405100	1-640510-0	A	6	Matrix				
571-16405110	1-640511-0	A	9	Matrix				
571-16405120	1-640512-0	A	12	Matrix				
571-16405130	1-640513-0	A	15	Matrix				
571-16405140	1-640514-0	A	20	Matrix				
571-16405150	1-640515-0	A	24	Matrix				

SOCKET HOUSINGS (PLUG)

RoHS Compliant

- .165" Centerline Spacing
- UL94V-0
- Free Hanging or Panel Mount
- Nylon, Natural Color - Brick Red

(Order contacts separately)

For quantities greater than listed, call for quote.

MOUSER STOCK NO.	TE Part No.	Fig.	No. of Circuits	Circuit Pattern	Price Each 1	10	100	500
571-16405170	1-640517-0	B	2	In-line				
571-16405180	1-640518-0	B	3	In-line				
571-16405190	1-640519-0	B	4	Matrix				
571-16405200	1-640520-0	B	6	Matrix				
571-16405210	1-640521-0	B	9	Matrix				
571-16405220	1-640522-0	B	12	Matrix				
571-16405230	1-640523-0	B	15	Matrix				
571-16405240	1-640524-0	B	20	Matrix				
571-16405250	1-640525-0	B	24	Matrix				

PC BOARD VERTICAL PIN HEADERS

RoHS Compliant

- .165" centerline spacing
- Contact: Phosphor Bronze

For quantities greater than listed, call for quote.

MOUSER STOCK NO.	TE Part No.	Fig.	No. of Circuits	PCB Thick (in.)	Contact Finish	Price Each 1	10	100
571-6404981	640498-1	C	3	.062	Tin			
571-6404991	640499-1	C	4	.062	Tin			
571-6405001	640500-1	C	6	.062	Tin			
571-6405011	640501-1	C	9	.062	Tin			
571-6405031	640503-1	C	15	.062	Tin			
571-6405041	640504-1	C	20	.062	Tin			

STRAIN RELIEFS

RoHS Compliant

- One piece clam shell design
- Use with pin or socket housings
- Color: Brick Red
- UL94V-0

For quantities greater than listed, call for quote.

MOUSER STOCK NO.	TE Part No.	Fig.	No. of Circuits	I.D. (in.)	Price Each 1	10	100	500
571-3503731	350373-1	D	6	.374				
571-3505221	350522-1	D	9	.420				
571-3505231	350523-1	D	15	.420				
571-3505241	350524-1	D	24	.560				

ADAPTING GROMMETS

RoHS Compliant

- Housing: Flexible PVC, black color

For quantities greater than listed, call for quote.

MOUSER STOCK NO.	TE Part No.	Fig.	No. of Circuits	I.D. (in.)	Price Each 1	10	100	500
571-2-350376-0	2-350376-0	E	6	.218				
571-2-350375-0	2-350375-0	E	6	.296				
571-2-350379-1	2-350379-1	E	9, 12, 15	.250				
571-2-350380-1	2-350380-1	E	9, 12, 15	.281				
571-2-380936-0	2-380936-0	E	20, 24, 36	.375				

MINIATURE RECTANGULAR CONTACTS

RoHS Compliant

Live Split Pin Contacts

- .068" pin diameter
- Contact: Phosphor Bronze

For quantities greater than listed, call for quote.

MOUSER STOCK NO.	TE Part No.	Fig.	Wire AWG	Finish	Price Each 1	100	500	1000
571-6405451	640545-1	F	26-18	Pre-Tin				
571-6405452	640545-2	F	26-18	Gold				

Socket Contacts

For quantities greater than listed, call for quote.

MOUSER STOCK NO.	TE Part No.	Fig.	Wire AWG	Finish	Price Each 1	100	500	1000
571-6413001	641300-1	G	26-18	Pre-Tin				
571-6413002	641300-2	G	26-18	Gold				

KEYING PLUG

RoHS Compliant

- UL94V-0 Nylon

For quantities greater than listed, call for quote.

MOUSER STOCK NO.	TE Part No.	Fig.	Description	Price Each 1	100	500	1000
571-3505911	350591-1	H	Use in socket housings only				

TOOLS

For quantities greater than listed, call for quote.

MOUSER STOCK NO.	TE Part No.	Fig.	Description	Price Each
571-4558301	455830-1	I	Contact Insertion Tool	
571-585141	58514-1	J	PRO-CRIMPER III Hand Tool	

© Copyright 2014 Mouser Electronics

© Copyright 2014 Mouser Electronics

TE Pin and Socket Connectors and Tools
(.062" and .093")

TE connectivity — Authorized Distributor

DIMENSIONS: in.

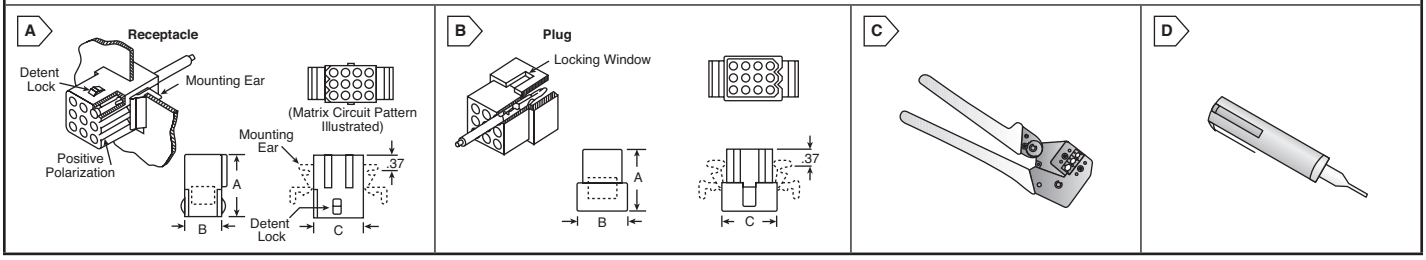

These nylon housing connectors are used throughout the world in appliances, televisions, electronic games, business machines, and computers. All items are UL recognized (file no. E28476) and CSA listed (file no. LR-16455-101). These connectors are totally intermateable/interchangeable (housing for housing; contact for contact; assembly for assembly) with industry standard connectors of the same type.

E28476 E28476

.062" TERMINAL HOUSINGS

RoHS Compliant

- .145" grid spacing
- Accepts 30-18AWG wire
- UL94V-2 nylon natural color
- Polarized

Free-Hanging Receptacles

For quantities greater than listed, call for quote.

MOUSER STOCK NO.	TE Part No.	Fig.	No. of Circuits	Circuit Pattern	Dimensions: in. A	B	C	Price Each 1	10	100
571-7702771	770277-1	A	1	In-line	.785	- - -	- - -			
571-7703421	770342-1	A	2	In-line	.820	.199	.340			
571-7703331	770333-1	A	3	In-line	.785	.199	.490			
571-7702741	770274-1	A	4	In-line	.785	.199	.635			
571-7704421	770442-1	A	4	Matrix	.878	.345	.345			
571-7703561	770356-1	A	6	Matrix	.785	.495	.345			
571-7704291	770429-1	A	9	Matrix	.790	.495	.490			

Free-Hanging Plugs

For quantities greater than listed, call for quote.

MOUSER STOCK NO.	TE Part No.	Fig.	No. of Circuits	Circuit Pattern	Dimensions: in. A	B	C	Price Each 1	10	100
571-7702781	770278-1	B	1	In-line	.750	- - -	- - -			
571-7703401	770340-1	B	2	In-line	.780	.300	.440			
571-7703311	770331-1	B	3	In-line	.750	.300	.590			
571-7702751	770275-1	B	4	In-line	.750	.300	.733			
571-7704331	770433-1	B	4	Matrix	.868	.445	.445			
571-7703551	770355-1	B	6	Matrix	.750	.600	.445			
571-7704281	770428-1	B	9	Matrix	.750	.600	.590			

.093" TERMINAL HOUSINGS

RoHS Compliant

- .198" centerline spacing
- UL94V-2 nylon, natural color
- Accepts 24-14AWG wire
- Polarized

Panel Mount Receptacles, without Detent Lock

For quantities greater than listed, call for quote.

MOUSER STOCK NO.	TE Part No.	Fig.	No. of Circuits	Circuit Pattern	Dimensions: in. A	B	C	Price Each 1	10	100
571-7700851	770085-1	A	6	Matrix	1.000	.635	.435			
571-7700911	770091-1	A	9	Matrix	1.000	.635	.670			
571-7700971	770097-1	A	12	Matrix	1.000	.635	.870			
571-7701031	770103-1	A	15	Matrix	1.000	.635	1.070			

Panel Mount Receptacles, with Detent Lock

For quantities greater than listed, call for quote.

MOUSER STOCK NO.	TE Part No.	Fig.	No. of Circuits	Circuit Pattern	Dimensions: in. A	B	C	Price Each 1	10	100
571-7700661	770066-1	A	2	In-line	1.125	.240	.540			
571-7700711	770071-1	A	3	In-line	1.125	.240	.670			
571-7700761	770076-1	A	4	In-line	1.125	.240	.870			
571-7700871	770087-1	A	6	Matrix	1.000	.635	.435			

Free-Hanging Receptacles, without Detent Lock

For quantities greater than listed, call for quote.

MOUSER STOCK NO.	TE Part No.	Fig.	No. of Circuits	Circuit Pattern	Dimensions: in. A	B	C	Price Each 1	10	100
571-7700881	770088-1	A	6	Matrix	1.000	.635	.435			
571-7700941	770094-1	A	9	Matrix	1.000	.635	.670			
571-7701001	770100-1	A	12	Matrix	1.000	.635	.870			
571-7701051	770105-1	A	15	Matrix	1.000	.635	1.070			

Free-Hanging Receptacles, with Detent Lock

For quantities greater than listed, call for quote.

MOUSER STOCK NO.	TE Part No.	Fig.	No. of Circuits	Circuit Pattern	Dimensions: in. A	B	C	Price Each 1	10	100
571-7700631	770063-1	A	1	In-line	1.000	.240	- - -			
571-7700651	770065-1	A	2	In-line	1.125	.240	.540			
571-7700701	770070-1	A	3	In-line	1.125	.240	.670			
571-7700751	770075-1	A	4	In-line	1.125	.240	.870			
571-7708431	770843-1	A	4	Matrix	1.000	.635	.443			
571-7700831	770083-1	A	5	In-line	1.000	.240	1.070			
571-7700861	770086-1	A	6	Matrix	1.000	.635	.435			
571-7700921	770092-1	A	9	Matrix	1.000	.635	.670			
571-7700981	770098-1	A	12	Matrix	1.000	.635	.870			

.093" TERMINAL HOUSINGS (CONT.)

RoHS Compliant

Panel Mount Plugs

For quantities greater than listed, call for quote.

MOUSER STOCK NO.	TE Part No.	Fig.	No. of Circuits	Circuit Pattern	Dimensions: in. A	B	C	Price Each 1	10	100
571-7700681	770068-1	B	2	In-line	1.095	.340	.640			
571-7700731	770073-1	B	3	In-line	1.095	.340	.770			
571-7700771	770077-1	B	4	In-line	1.095	.340	.970			
571-7700891	770089-1	B	6	Matrix	.970	.735	.535			
571-7701061	770106-1	B	15	Matrix	.970	.735	1.170			

Free-Hanging Plugs

For quantities greater than listed, call for quote.

MOUSER STOCK NO.	TE Part No.	Fig.	No. of Circuits	Circuit Pattern	Dimensions: in. A	B	C	Price Each 1	10	100
571-7700641	770064-1	B	1	In-line	.970	.245	- - -			
571-7700691	770069-1	B	2	In-line	1.095	.340	.640			
571-7700741	770074-1	B	3	In-line	1.095	.340	.770			
571-7700781	770078-1	B	4	In-line	1.095	.340	.970			
571-7700841	770084-1	B	5	In-line	.970	.340	1.170			
571-7700901	770090-1	B	6	Matrix	.970	.735	.535			
571-7700961	770096-1	B	9	Matrix	.970	.735	.770			
571-7701021	770102-1	B	12	Matrix	.970	.735	.970			
571-7701071	770107-1	B	15	Matrix	.970	.735	1.170			

PIN AND SOCKET CONTACTS

RoHS Compliant

For use with .062" Terminal Housings

For quantities greater than listed, call for quote.

MOUSER STOCK NO.	TE Part No.	Style	Wire Size (AWG)	Finish and Materials	Price Each 1	100	500	1000
571-7940181	794018-1	Pin	30-24	Tin over brass				
571-7940171	794017-1	Pin	24-18	Tin over brass				
571-7940191	794019-1	Socket	30-24	Tin over brass				
571-7940161	794016-1	Socket	24-18	Tin over brass				

For use with .093" Terminal Housings

For quantities greater than listed, call for quote.

MOUSER STOCK NO.	TE Part No.	Style	Wire Size (AWG)	Finish and Materials	Price Each 1	100	500	1000
571-7701451	770145-1	Pin	20-14	Tin over brass				
571-7701471	770147-1	Pin	24-18	Tin over brass				
571-7701441	770144-1	Socket	20-14	Tin over brass				
571-7701461	770146-1	Socket	24-18	Tin over brass				

TOOLS

For use with .062" Pin and Socket Contacts

For quantities greater than listed, call for quote.

MOUSER STOCK NO.	TE Part No.	Fig.	Description	Price Each
571-908701	90870-1	C	Pro-Crimper III hand tool 30-24 AWG	
571-3188311	318831-1	D	Contact extraction tool	

For use with .093" Pin and Socket Contacts

For quantities greater than listed, call for quote.

MOUSER STOCK NO.	TE Part No.	Fig.	Description	Price Each
571-3188371	318837-1	D	Contact extraction tool	

© Copyright 2014 Mouser Electronics

TE 0.80mm Free Height Connectors

RoHS Compliant **This product is RoHS compliant.**

TE connectivity Authorized Distributor

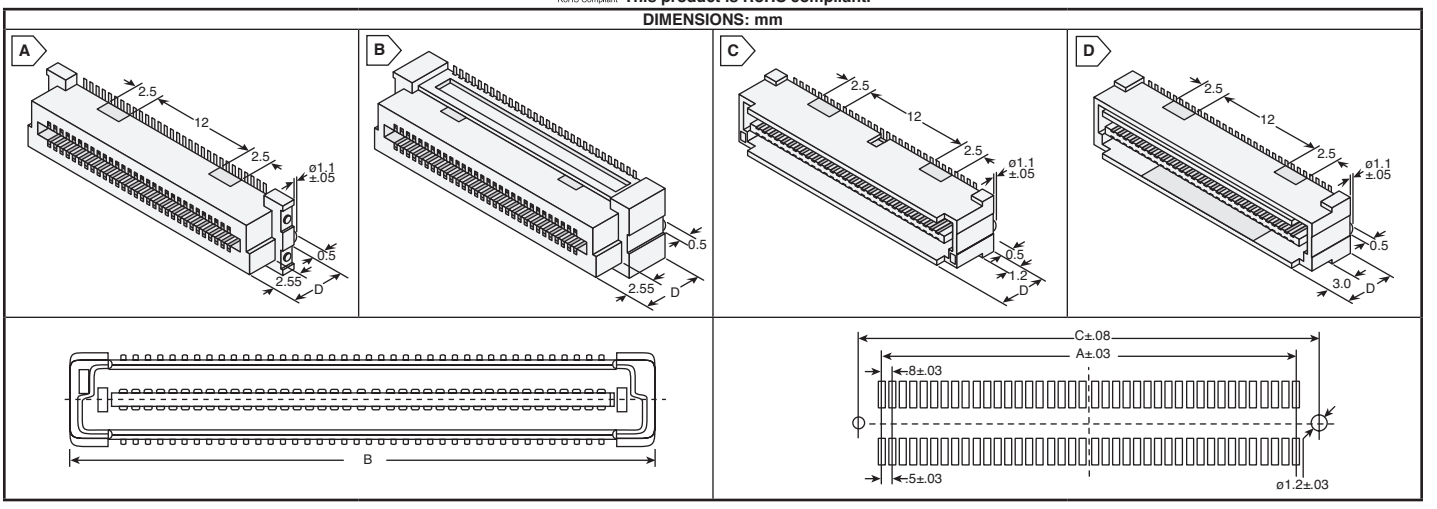

0.80MM FREE HEIGHT CONNECTORS FOR PARALLEL BOARD STACKING

TE 0.8mm FH surface mount connectors are designed for parallel board stacking applications using subminiature connectors to meet today's electronic industry requirements for high density packaging. It is possible to save more than 50% of the required board space when compared to conventional 1.27 [.050] centerline connectors.

Features:

- Board stacking heights from 5mm [.197] to 16mm [.630] (in 1mm [.039] increments)
- Surface mount solder leads permit fast assembly operation
- UL File No. E28476

Applications:

- Notebook PCs
- Pen Pads
- Cellular Telephones

Specifications:

- Voltage Rating: 100 VAC
- Current Rating: 0.5 ampere
- Contact Resistance: 30 milliohms max.(initial)
- Dielectric Withstanding Voltage: 500 VAC (1 minute)
- Operating Temperature: -40°C to +85°C (including terminal temp rise)
- Housing: High temperature thermoplastic, natural color, UL94V-0

RoHS Compliant

Vertical Receptacles

Features:

- Contacts: Beryllium copper duplex plated 0.00020 [.000008] min. gold contact area, 0.00100 [.000039] min. tin on solder area, with entire contact underplated 0.00130 [.000051] min. nickel
- Preloaded with unique bellows-type spring contacts for reliable electrical connection with plugs
- Mates with Plugs-Series 177984, 179029, 179030 and 179031

For quantities greater than listed, call for quote.

MOUSER STOCK NO.	TE Part No.	Fig.	No. of Positions	Dimensions: mm (in.)				Price Each			
				A	B	C	D	1	25	50	100
5mm Receptacles for 5, 6, 7 and 8mm Stacking Heights											
571-5177983-1	5177983-1	A	40	15.20 (.598)	21.80 (.858)	20.20 (.795)	3.75 (1.48)				
571-5177983-2	5177983-2	A	60	23.20 (.913)	29.80 (1.173)	28.20 (1.110)	3.75 (1.48)				
571-5177983-3	5177983-3	A	80	31.20 (1.228)	37.80 (1.488)	36.20 (1.425)	3.75 (1.48)				
571-5177983-4	5177983-4	A	100	39.20 (1.543)	45.80 (1.803)	44.20 (1.740)	3.75 (1.48)				
571-5177983-5	5177983-5	A	120	47.20 (1.858)	53.80 (2.118)	52.20 (2.055)	3.75 (1.48)				
571-5177983-6	5177983-6	A	140	55.20 (2.173)	61.80 (2.433)	60.20 (2.370)	3.75 (1.48)				
9mm Receptacles for 9, 10, 11 and 12mm Stacking Heights											
571-5-5179009-5	5-5179009-5	B	120	47.20 (1.858)	53.80 (2.118)	52.20 (2.055)	7.75 (.305)				
13mm Receptacles for 13, 14, 15 and 16mm Stacking Heights											
571-5-5179010-1	5-5179010-1	B	40	15.20 (.598)	21.80 (.858)	20.20 (.795)	11.75 (.463)				
571-5-5179010-2	5-5179010-2	B	60	23.20 (.913)	29.80 (1.173)	28.20 (1.110)	11.75 (.463)				
571-5-5179010-3	5-5179010-3	B	80	31.20 (1.228)	37.80 (1.488)	36.20 (1.425)	11.75 (.463)				
571-5-5179010-4	5-5179010-4	B	100	39.20 (1.543)	45.80 (1.803)	44.20 (1.740)	11.75 (.463)				
571-5-5179010-5	5-5179010-5	B	120	47.20 (1.858)	53.80 (2.118)	52.20 (2.055)	11.75 (.463)				
571-5-5179010-6	5-5179010-6	B	140	55.20 (2.173)	61.80 (2.433)	60.20 (2.370)	11.75 (.463)				

Vertical Plugs

Features:

- Contacts: Brass, duplex plated 0.00020" min gold on contact area, 0.00100" min. tin on solder area, with entire contact underplated 0.00130" min. nickel
- Mates with Receptacles Series 177983, 179009 and 179010

5mm Plugs for 5,9 and 13mm Stacking Heights											
571-5177984-1	5177984-1	C	40	15.20 (.598)	21.80 (.858)	20.20 (.795)	4.60 (.181)				
571-5177984-3	5177984-3	C	80	31.20 (1.228)	37.80 (1.488)	36.20 (1.425)	4.60 (.181)				
571-5177984-5	5177984-5	C	120	47.20 (1.858)	53.80 (2.118)	52.20 (2.055)	4.60 (.181)				
571-5177984-6	5177984-6	C	140	55.20 (2.173)	61.80 (2.433)	60.20 (2.370)	4.60 (.181)				
6mm Plugs for 6,10 and 14mm Stacking Heights											
571-5179029-1	5179029-1	D	40	15.20 (.598)	21.80 (.858)	20.20 (.795)	5.60 (.220)				
571-5179029-2	5179029-2	D	60	23.20 (.913)	29.80 (1.173)	28.20 (1.110)	5.60 (.220)				
571-5179029-4	5179029-4	D	100	39.20 (1.543)	45.80 (1.803)	44.20 (1.740)	5.60 (.220)				
571-5179029-5	5179029-5	D	120	47.20 (1.858)	53.80 (2.118)	52.20 (2.055)	5.60 (.220)				
571-5179029-6	5179029-6	D	140	55.20 (2.173)	61.80 (2.433)	60.20 (2.370)	5.60 (.220)				
7mm Plugs for 7,11 and 15mm Stacking Heights											
571-5179030-5	5179030-5	D	120	47.20 (1.858)	53.80 (2.118)	52.20 (2.055)	6.60 (.260)				
8mm Plugs for 8,12 and 16mm Stacking Heights											
571-5179031-1	5179031-1	D	40	15.20 (.598)	21.80 (.858)	20.20 (.795)	7.60 (.300)				
571-5179031-2	5179031-2	D	60	23.20 (.913)	29.80 (1.173)	28.20 (1.110)	7.60 (.300)				
571-5179031-3	5179031-3	D	80	31.20 (1.228)	37.80 (1.488)	36.20 (1.425)	7.60 (.300)				
571-5179031-4	5179031-4	D	100	39.20 (1.543)	45.80 (1.803)	44.20 (1.740)	7.60 (.300)				
571-5179031-5	5179031-5	D	120	47.20 (1.858)	53.80 (2.118)	52.20 (2.055)	7.60 (.300)				
571-5179031-6	5179031-6	D	140	55.20 (2.173)	61.80 (2.433)	60.20 (2.370)	7.60 (.300)				

© Copyright 2014 Mouser Electronics

© Copyright 2014 Mouser Electronics

TE Header and Wire Housing Connectors

RoHS Compliant **This product is RoHS compliant.**

TE connectivity Authorized Distributor

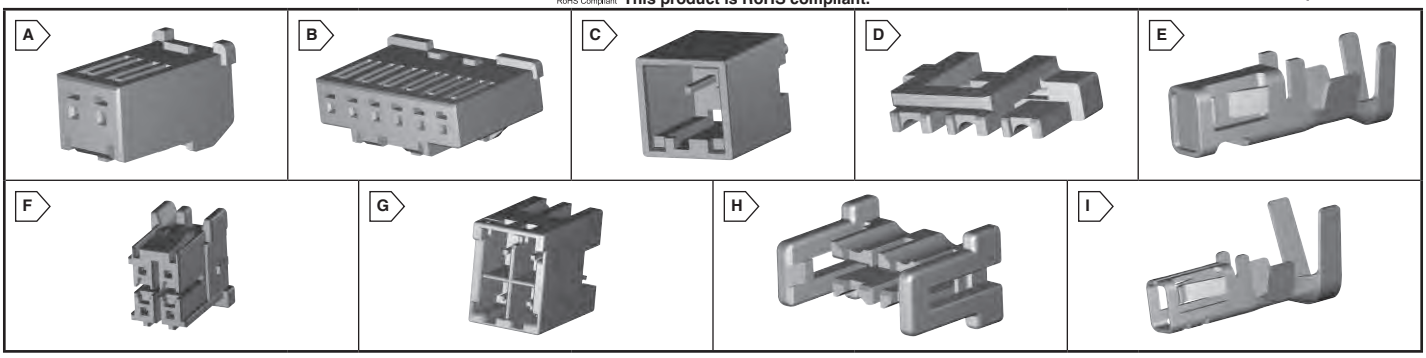

GRACE INERTIA 2.5 SERIES

Specifications:

- Pitch: 2.5mm
- Voltage Rating: 50V AC/DC
- Current Rating: 3A Max
- Wire Gauge: 22-28AWG
- Not Insulated
- Contacts: Tin-plated Copper Alloy
- Compliance to Glow wire per IEC 60335-1

Plug Housing

For quantities greater than listed, call for quote.

MOUSER STOCK NO.	TE Part No.	Fig.	No. of Positions	Color	Wire Gauge	Price Each 1	25	100
Socket								
571-2-1971793-1	2-1971793-1	A	2	Natural	22-28			
571-2-1971793-2	2-1971793-2	A	2	Blue	22-28			
571-2-1971793-3	2-1971793-3	A	2	Red	22-28			
571-2-1971793-4	2-1971793-4	A	2	Yellow	22-28			
571-3-1971793-1	3-1971793-1	A	3	Natural	22-28			
571-3-1971793-2	3-1971793-2	A	3	Blue	22-28			
571-3-1971793-3	3-1971793-3	A	3	Red	22-28			
571-3-1971793-4	3-1971793-4	A	3	Yellow	22-28			
571-5-1971793-1	5-1971793-1	A	5	Natural	22-28			
571-5-1971793-2	5-1971793-2	A	5	Blue	22-28			
571-5-1971793-3	5-1971793-3	A	5	Red	22-28			
571-5-1971793-4	5-1971793-4	A	5	Yellow	22-28			
571-8-1971793-1	8-1971793-1	A	8	Natural	22-28			
571-8-1971793-2	8-1971793-2	A	8	Blue	22-28			
571-8-1971793-3	8-1971793-3	A	8	Red	22-28			
571-8-1971793-4	8-1971793-4	A	8	Yellow	22-28			
571-6-1971793-1	6-1971793-1	B	6	Natural	22-28			
571-6-1971793-2	6-1971793-2	B	6	Blue	22-28			
571-6-1971793-3	6-1971793-3	B	6	Red	22-28			
571-6-1971793-4	6-1971793-4	B	6	Yellow	22-28			
TPA Accessory								
571-3-1971794-1	3-1971794-1	D	3	Black	-			
571-5-1971794-1	5-1971794-1	D	5	Black	-			
571-2-1971794-1	2-1971794-1	D	2	Black	-			
571-8-1971794-1	8-1971794-1	D	8	Black	-			
Receptacle Contact								
571-1971795-1	1971795-1	E	-	Black	28-22			

Header Assembly - Vertical Mount

For quantities greater than listed, call for quote.

MOUSER STOCK NO.	TE Part No.	Fig.	No. of Positions	Color	Wire Gauge	Price Each 1	25	100
Pin								
571-2-1971798-1	2-1971798-1	C	2	Natural	22-28			
571-2-1971798-2	2-1971798-2	C	2	Blue	22-28			
571-2-1971798-3	2-1971798-3	C	2	Red	22-28			
571-2-1971798-4	2-1971798-4	C	2	Yellow	22-28			
571-2-1971800-1	2-1971800-1	C	2	Natural	22-28			
571-2-1971800-2	2-1971800-2	C	2	Blue	22-28			
571-2-1971800-3	2-1971800-3	C	2	Red	22-28			
571-2-1971800-4	2-1971800-4	C	2	Yellow	22-28			
571-3-1971798-1	3-1971798-1	C	3	Natural	22-28			
571-3-1971798-2	3-1971798-2	C	3	Blue	22-28			
571-3-1971798-3	3-1971798-3	C	3	Red	22-28			
571-3-1971798-4	3-1971798-4	C	3	Yellow	22-28			
571-3-1971800-1	3-1971800-1	C	3	Natural	22-28			
571-3-1971800-2	3-1971800-2	C	3	Blue	22-28			
571-3-1971800-3	3-1971800-3	C	3	Red	22-28			
571-3-1971800-4	3-1971800-4	C	3	Yellow	22-28			
571-5-1971798-1	5-1971798-1	C	5	Natural	22-28			
571-5-1971798-2	5-1971798-2	C	5	Blue	22-28			
571-5-1971798-3	5-1971798-3	C	5	Red	22-28			
571-5-1971798-4	5-1971798-4	C	5	Yellow	22-28			
571-5-1971800-1	5-1971800-1	C	5	Natural	22-28			
571-5-1971800-2	5-1971800-2	C	5	Blue	22-28			
571-5-1971800-3	5-1971800-3	C	5	Red	22-28			
571-5-1971800-4	5-1971800-4	C	5	Yellow	22-28			
571-6-1971798-1	6-1971798-1	C	6	Natural	22-28			
571-6-1971798-2	6-1971798-2	C	6	Blue	22-28			
571-6-1971798-3	6-1971798-3	C	6	Red	22-28			
571-6-1971798-4	6-1971798-4	C	6	Yellow	22-28			
571-6-1971800-1	6-1971800-1	C	6	Natural	22-28			
571-6-1971800-2	6-1971800-2	C	6	Blue	22-28			
571-6-1971800-3	6-1971800-3	C	6	Red	22-28			
571-8-1971798-1	8-1971798-1	C	8	Natural	22-28			

Header Assembly - Vertical Mount (Cont.)

For quantities greater than listed, call for quote.

MOUSER STOCK NO.	TE Part No.	Fig.	No. of Positions	Color	Wire Gauge	Price Each 1	25	100
Pin (Cont.)								
571-8-1971798-2	8-1971798-2	C	8	Blue	22-28			
571-8-1971798-3	8-1971798-3	C	8	Red	22-28			
571-8-1971798-4	8-1971798-4	C	8	Yellow	22-28			
571-8-1971800-1	8-1971800-1	C	8	Natural	22-28			
571-8-1971800-2	8-1971800-2	C	8	Blue	22-28			
571-8-1971800-3	8-1971800-3	C	8	Red	22-28			
571-8-1971800-4	8-1971800-4	C	8	Yellow	22-28			

GRACE INERTIA 3.3 SERIES

Specifications:

- Pitch: 3.3mm
- Voltage rating: 250V AC/DC
- Current Rating: 4A Max
- Wire Gauge: 20-24AWG
- Insulated
- Wire Insulator Range: 1.5 - 2.5mm
- Contacts: Tin-plated Copper Alloy
- Compliance to Glow wire per IEC 60335-1

Plug Housing

For quantities greater than listed, call for quote.

MOUSER STOCK NO.	TE Part No.	Fig.	No. of Positions	Color	Wire Gauge	Price Each 1	25	100
Socket								
571-1-1971905-2	1-1971905-2	F	4	Natural	20-24			
571-1-1971905-3	1-1971905-3	F	3	Natural	20-24			
571-1-1971905-4	1-1971905-4	F	8	Natural	20-24			
571-1-1971905-5	1-1971905-5	F	10	Natural	20-24			
571-1-1971905-6	1-1971905-6	F	12	Natural	20-24			
571-2-1971905-2	2-1971905-2	F	4	Blue	20-24			
571-2-1971905-3	2-1971905-3	F	6	Blue	20-24			
571-2-1971905-4	2-1971905-4	F	8	Blue	20-24			
571-2-1971905-5	2-1971905-5	F	10	Blue	20-24			
571-2-1971905-6	2-1971905-6	F	12	Blue	20-24			
571-3-1971905-2	3-1971905-2	F	4	Yellow	20-24			
571-3-1971905-3	3-1971905-3	F	6	Red	20-24			
571-3-1971905-4	3-1971905-4	F	6	Red	20-24			
571-3-1971905-5	3-1971905-5	F	10	Red	20-24			
571-3-1971905-6	3-1971905-6	F	12	Red	20-24			
571-4-1971905-2	4-1971905-2	F	4	Red	20-24			
571-4-1971905-3	4-1971905-3	F	6	Yellow	20-24			
571-4-1971905-4	4-1971905-4	F	8	Yellow	20-24			
571-4-1971905-5	4-1971905-5	F	10	Yellow	20-24			
571-4-1971905-6	4-1971905-6	F	12	Yellow	20-24			
TPA Accessory								
571-1971904-2	1971904-2	H	4	Black	-			
571-1971904-3	1971904-3	H	6	Black	-			
571-1971904-4	1971904-4	H	8	Black	-			
571-1971904-5	1971904-5	H	10	Black	-			
571-1971904-6	1971904-6	H	12	Black	-			
Receptacle Contact						1	5000	10,000
571-1983780-1	1983780-1	I	1	-	20-24			

Header Assembly - Vertical Mount

For quantities greater than listed, call for quote.

MOUSER STOCK NO.	TE Part No.	Fig.	No. of Positions	Color	Wire Gauge	Price Each 1	25	100
Pin								
571-1-1971906-2	1-1971906-2	G	4	Natural	20-24			
571-1-1971906-3	1-1971906-3	G	6	Natural	20-24			
571-1-1971906-4	1-1971906-4	G	8	Natural	20-24			
571-1-1971906-5	1-1971906-5	G	10	Natural	20-24			
571-1-1971906-6	1-1971906-6	G	12	Natural	20-24			
571-2-1971906-2	2-1971906-2	G	4	Blue	20-24			
571-2-1971906-3	2-1971906-3	G	6	Blue	20-24			
571-2-1971906-4	2-1971906-4	G	8	Blue	20-24			
571-2-1971906-5	2-1971906-5	G	10	Blue	20-24			
571-2-1971906-6	2-1971906-6	G	12	Blue	20-24			
571-3-1971906-2	3-1971906-2	G	4	Red	20-24			
571-3-1971906-3	3-1971906-3	G	6	Red	20-24			
571-3-1971906-4	3-1971906-4	G	8	Red	20-24			
571-3-1971906-5	3-1971906-5	G	10	Red	20-24			
571-3-1971906-6	3-1971906-6	G	12	Red	20-24			
571-4-1971906-2	4-1971906-2	G	4	Yellow	20-24			
571-4-1971906-3	4-1971906-3	G	6	Yellow	20-24			
571-4-1971906-4	4-1971906-4	G	8	Yellow	20-24			
571-4-1971906-5	4-1971906-5	G	10	Yellow	20-24			
571-4-1971906-6	4-1971906-6	G	12	Yellow	20-24			

© Copyright 2014 Mouser Electronics
© Copyright 2014 Mouser Electronics

HARWIN PCB Receptacles and Pins

HARWiN

RoHS Compliant **This product is RoHS compliant.**

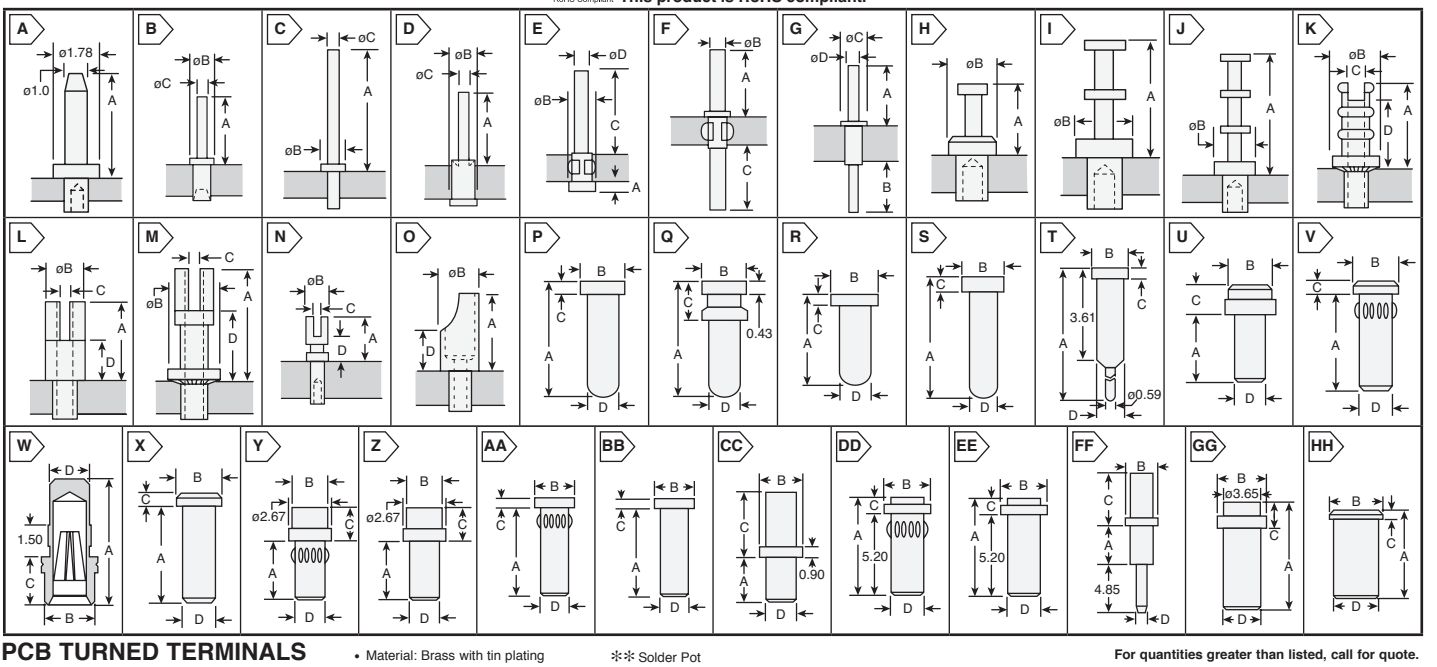

PCB TURNED TERMINALS

• Material: Brass with tin plating ✻✻ Solder Pot

For quantities greater than listed, call for quote.

MOUSER STOCK NO.	Harwin Part No.	Fig.	Dimensions: mm							Price Each		
			A	B	C	D	Thru Hole Ø	Panel Thickness	Mounting Hole Ø	1	10	25
Terminal Pins												
855-H2174-01	H2174-01	A	4.30	-	-	-	-	1.60	1.04/1.14			
855-H2175-01	H2175-01	A	5.00	-	-	-	-	1.60	1.04/1.14			
855-H2173-01	H2173-01	A	8.10	-	-	-	-	1.60	1.04/1.14			
855-H2176-01	H2176-01	A	9.50	-	-	-	-	1.60	1.04/1.14			
855-H2170-01	H2170-01	A	13.20	-	-	-	-	1.60	1.04/1.14			
855-H2101A01	H2101A01	B	6.50	2.40	0.96	-	-	1.60	1.79/1.87			
855-H2105A01	H2105A01	B	4.50	2.40	0.81	-	-	1.60	1.33/1.41			
855-H2106A01	H2106A01	B	4.50	2.40	0.81	-	-	2.40	1.33/1.41			
855-H3108-01	H3108-01	C	5.70	1.00	0.50	-	-	1.00	.50/.55			
855-H2101B01	H2101B01	D	6.75	2.40	0.96	-	-	1.60	1.79/1.87			
855-H2105B01	H2105B01	D	4.70	2.40	0.81	-	-	1.60	1.33/1.41			
855-H2157-01	H2157-01	E	1.4 max	2.00	9.80	1.21	-	1.60	1.30/1.40			
855-H3150-01	H3150-01	E	0.50	1.60	5.40	0.97	-	1.60	.99/1.04			
855-H3151-01	H3151-01	F	4.40	1.60	4.00	-	-	1.60	.99/1.04			
855-H2101-01	H2101-01	G	6.00	6.60	2.40	0.91	-	1.60	1.79/1.87			
855-H2105-01	H2105-01	G	4.50	3.45	2.40	0.81	-	1.60	1.33/141			
Lugs												
855-H9001-01	H9001-01	H	2.40	1.57	-	-	-	1.60	1.25/1.33			
855-H9004-01	H9004-01	H	4.75	3.18	-	-	-	1.60	2.01/2.09			
855-H2121-01	H2121-01	I	5.15	3.18	-	-	-	1.60	1.69/1.74			
855-H9020-01	H9020-01	J	7.65	3.18	-	-	-	1.60	2.35/2.45			
855-H2071Z01	H2071Z01	K	9.10	4.75	1.70	7.55	1.70	2.40	2.68/2.78			
855-H2072-01	H2072-01	K	6.35	3.95	1.40	5.15	1.40	1.60	2.17/2.27			
855-H2072Z01	H2072Z01	K	6.50	3.95	1.17	5.30	1.17	1.60	2.01/2.11			
855-H2072ZL1	H2072ZL1	K	6.50	3.95	1.17	5.30	1.17	2.40	2.01/2.11			
855-H2073Z01	H2073Z01	K	9.10	4.75	1.70	7.55	1.70	3.20	2.68/2.78			
855-H2074Z01	H2074Z01	K	8.75	6.35	2.77	7.15	2.77	3.20	3.93/4.03			
855-H2051-01	H2051-01	L	4.80	3.18	0.65	2.40	1.02	1.60	1.60/1.68			
855-H2055-01	H2055-01	L	6.35	3.18	1.20	3.18	1.70	2.40	2.4/2.48			
855-H2039-01	H2039-01	M	12.70	5.55	1.50	7.95	2.18	3.20	3.19/3.27			
855-H9023-01	H9023-01	N	3.95	1.83	0.70	2.25	-	1.60	1.28/1.38			
✻✻ 855-H9026-01	H9026-01	O	6.35	3.18	-	3.18	1.10	2.40	1.84/1.94			

PCB SOCKETS

For quantities greater than listed, call for quote.

MOUSER STOCK NO.	Harwin Part No.	Fig.	Dimensions: mm							Price Each		
			A	B	C	D	Max. Pin Length	Mating Pin Size Ø	Mounting Hole Ø	1	10	25
Sub Miniature Sockets for Ø0.5mm Pins												
855-H3153-01	H3153-01	P	3.61	1.45	0.43	0.99	3.15	0.46-0.51	1.00/1.10			
855-H3155-01	H3155-01	Q	3.61	1.45	1.30	0.99	3.15	0.46-0.51	1.00/1.10			
855-H3190-01	H3190-01	R	3.00	1.45	0.43	0.99	2.40	0.46-0.51	1.00/1.10			
855-H3191-01	H3191-01	S	4.90	1.45	0.43	0.99	4.70	0.46-0.51	1.00/1.10			
855-H3192-01	H3192-01	T	7.54	1.45	0.43	0.99	3.15	0.46-0.51	1.00/1.10			
PC Board Sockets for Ø0.8mm Pins												
855-H8505-01	H8505-01	U	3.70	2.67	2.35	1.90	4.35	0.75-0.85	1.91/2.01			
855-H8501-01	H8501-01	V	5.00	2.35	1.00	1.90	4.50	0.75-0.85	1.91/1.96			
855-H8502-01	H8502-01	W	5.90	2.35	2.25	1.85	4.85	0.60-0.85	1.91/1.96			
855-H8504-01	H8504-01	X	5.00	2.35	1.00	1.90	4.50	0.75-0.85	1.91/1.96			
PC Board Sockets for 1mm Pins												
855-H3165-01	H3165-01	Y	3.75	2.67	2.20	1.90	4.85	0.90-1.05	1.91/1.96			
855-H3182-01	H3182-01	Z	3.75	2.67	2.20	1.90	4.85	0.90-1.05	1.91/2.01			
855-H3161-01	H3161-01	AA	4.75	2.35	0.50	1.90	4.60	0.90-1.05	1.91/1.96			
855-H3183-01	H3183-01	BB	4.95	2.35	0.60	1.90	4.70	0.90-1.05	1.91/2.01			
855-H3163-01	H3163-01	CC	3.28	3.28	4.85	2.18	4.85	0.90-1.05	1.91/1.96			
855-H3169-01	H3169-01	DD	5.20	3.28	0.90	2.18	---	0.90-1.05	2.19/2.24			
855-H3185-01	H3185-01	EE	5.20	3.28	0.90	2.18	---	0.90-1.05	2.19/2.24			
855-H3194-01	H3194-01	FF	4.10	3.28	4.70	1.02	4.50	0.90-1.05	2.37/2.47			
PC Board Sockets for 2mm Pins												
855-H3490-01	H3490-01	GG	10.60	4.75	2.60	3.65	8.50	1.9-2.2	3.77/3.67			
855-H3492-01	H3492-01	HH	8.00	4.75	0.90	4.00	6.30	1.9-2.2	4.02/4.12			

© Copyright 2014 Mouser Electronics

© Copyright 2014 Mouser Electronics

YAMAICHI Sockets

RoHS Compliant **This product is RoHS compliant.**

YAMAICHI ELECTRONICS

SERIES IC149 QFP IC SOCKETS

General Specifications:

- Insulation Resistance: 500M min. at 150V DC
- Withstanding Voltage: 100V AC to 700V for 1 minute
- Contact Resistance: 30M max.at 10ma/20mV
- Voltage Rating: 250V AC
- Operating Temp. Range: –25°C to +85°C

RoHS Compliant

For quantities greater than listed, call for quote.

MOUSER STOCK NO.	Yamaichi Part No.	Fig.	No. of Pins	Pitch	Dim. (mm)	Price Each 1	5	10	25
945-IC149-044-052-B5	IC149-044-052-B5	A	44	0.80	10.0 x 10.0				
945-IC149-064-075-B5	IC149-064-075-B5	A	64	0.50	10.4 x 10.4				
945-IC149-064-008-B5	IC149-064-008-B5	A	64	0.80	14.0 x 14.0				
945-IC149-080-030-B5	IC149-080-030-B5	A	80	0.50	12.0 x 12.0				
945-IC149-080-017-B5	IC149-080-017-B5	A	80	0.65	14.0 x 14.0				
945-IC149-080-012-B5	IC149-080-012-B5	A	80	0.80	14.0 x 20.0				
945-IC149-100-025-B5	IC149-100-025-B5	A	100	0.50	14.0 x 14.0				
945-IC149-100-014-B5	IC149-100-014-B5	A	100	0.65	14.0 x 20.0				
945-IC149-112-042-B5	IC149-112-042-B5	A	112	0.65	20.0 x 20.0				
945-IC149-144-045-B5	IC149-144-045-B5	A	144	0.50	20.0 x 20.0				
945-IC149-176-066-B5	IC149-176-066-B5	A	176	0.50	24.0 x 24.0				
945-IC149-208-061-B5	IC149-208-061-B5	A	208	0.50	28.0 x 28.0				

BURN-IN SOCKETS

Features:

- Plastic Lead Chip Carrier (Open Top)
- Clamshell socket for PLCC packages
- Auto-ejecting type for automated operation (IC is inserted in operation and pushing the cover raises it for easy IC removal)

General Specifications:

- Insulation Resistance: 1,000M min. at 500V DC
- Withstanding Voltage: 700V AC for 1 minute
- Contact Resistance: 30m max. at10mA/20mV max.
- Current Rating: 1A max.
- Operating Temp. Range: -40°C to +170°C
- Mating Cycles: 10,000 insertions min.

RoHS Compliant

PLCC

For quantities greater than listed, call for quote.

MOUSER STOCK NO.	Yamaichi Part No.	Fig.	No. of Pins	Dim. (mm)	Type	Price Each 1	5	10	25
945-IC120-0204-205	IC120-0204-205	B	20	20.0 x 20.0	Open Top				
945-IC120-0284-508	IC120-0284-508	B	28	23.0 x 23.0	Open Top				
945-IC120-0284-308	IC120-0284-308	B	28	23.0 x 23.0	Open Top				
945-IC120-0324-109	IC120-0324-109	B	32	22.5 x 25.0	Open Top				
945-IC120-0324-309	IC120-0324-309	B	32	22.5 x 25.0	Open Top				
945-IC120-0444-306	IC120-0444-306	B	44	28.0 x 28.0	Open Top				
945-IC51-0284-399	IC51-0284-399	C	28	36.0 x 30.0	Clamshell				
945-IC51-0324-453	IC51-0324-453	C	32	35.0 x 30.0	Clamshell				
945-IC51-0444-400	IC51-0444-400	C	44	40.0 x 34.0	Clamshell				
945-IC51-0844-401-1	IC51-0844-401-1	C	84	55.0 x 48.0	Clamshell				
945-IC51-1244-410-1	IC51-1244-410-1	C	124	65.0 x 60	Clamshell				

RoHS Compliant

QFP

For quantities greater than listed, call for quote.

MOUSER STOCK NO.	Yamaichi Part No.	Fig.	No. of Pins	Dim. (mm)	Type	Price Each 1	5	10	25
945-IC51-0324-1498	IC51-0324-1498	D	32	30.0 x 35.5	Clamshell				
945-IC51-0484-806	IC51-0484-806	D	48	29.0 x 32.0	Clamshell				
945-IC234-0484-039N	IC234-0484-039N	E	48	26.6 x 26.6	Open Top				
945-IC51-0644-807	IC51-0644-807	D	64	32.0 x 35.0	Clamshell				
945-IC201-0644-003	IC201-0644-003	F	64	30.0 x 36.0	Open Top				
945-IC234-0644-024-N	IC234-0644-024-N	E	64	32.2 x 32.2	Open Top				
945-IC51-0804-808	IC51-0804-808	D	80	34.0 x 37.0	Clamshell				
945-IC51-1004-809	IC51-1004-809	D	100	39.0 x 39.0	Clamshell				
945-IC201-1004-008	IC201-1004-008	F	100	31.0 x 31.0	Open Top				
945-IC234-1004-023N	IC234-1004-023N	E	100	33.6 x 33.6	Open Top				
945-IC51-1284-1788	IC51-1284-1788	D	124	39.0 x 42.5	Clamshell				
945-IC51-1284-1433	IC51-1284-1433	D	128	46.0 x 43.0	Clamshell				
945-IC201-1444-026N2	IC201-1444-026N-2	F	144	37.0 x 37.0	Open Top				
945-IC51-1444-1354-7	IC51-1444-1354-7	D	144	43.0 x 47.0	Clamshell				
945-IC51-1764-1505	IC51-1764-1505	D	176	46.0 x 50.0	Clamshell				
945-IC200-2084-010	IC200-2084-010	F	208	50.6 x 50.6	Open Top				

RoHS Compliant

SOP/TSOP

For quantities greater than listed, call for quote.

MOUSER STOCK NO.	Yamaichi Part No.	Fig.	No. of Pins	Dim. (mm)	Type	Price Each 1	5	10	25
945-IC51-0162-778	IC51-0162-778	G	16	16.0 x 32.0	Clamshell				
945-IC51-0162-1035	IC51-0162-1035	G	16	22.0 x 27.2	Clamshell				
945-IC51-0162-1042	IC51-0162-1042	G	16	22.0 x 27.2	Clamshell				
945-IC189-0162-019	IC189-0162-019	H	16	20.8 x 16.0	Open Top				
945-IC51-0202-779	IC51-0202-779	G	20	16.0 x 32.0	Clamshell				
945-IC191-0482-004	IC191-0482-004	I	48	40.0 x 20.0	Open Top				
945-IC191-0562-003	IC191-0562-003	I	56	21.5 x 40.0	Open Top				

A


B


C


D


E


F


G


H


I


Sockets

Yamaichi

© Copyright 2014 Mouser Electronics

© Copyright 2014 Mouser Electronics

KEYSTONE PTFE Insulated Terminals and Pins

KEYSTONE ELECTRONICS CORP

RoHS Compliant **This product is RoHS compliant.**

Features:

- Outstanding Electrical,Mechanical, Thermal and Chemical properties.
- Provides greater pull-out strength and high torque resistance
- Ideal for high quality terminal and connector applications
- Custom PTFE jacks manufactured to your specifications
- Other platings and bushing colors available upon request
- Space saving design for high density packaging

Bushing: White PTFE RoHS
Terminal: Brass, Tin Plate

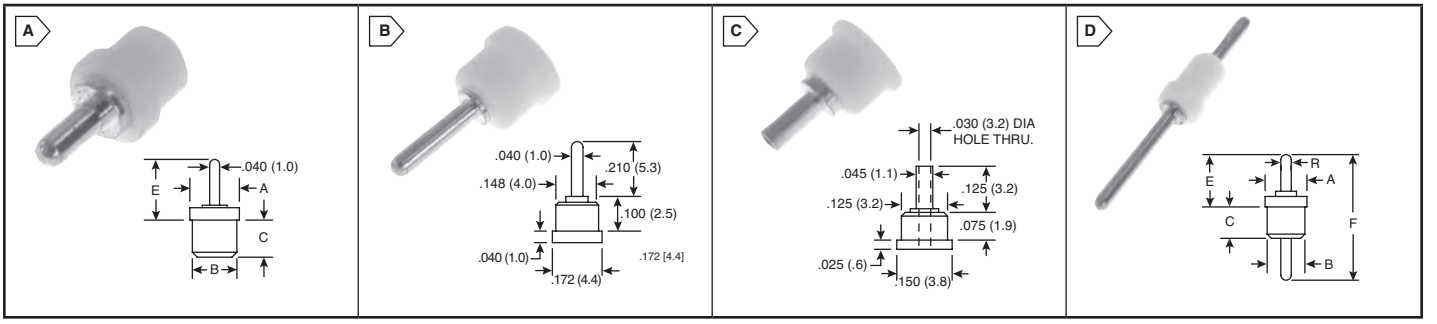

PINS

For quantities greater than listed, call for quote.

MOUSER STOCK NO.	Keystone Part No.	Fig.	Dimensions: in. (mm) A	B	C	E	F	R	Mtg. Hole Dia.	Price Each 1	100	500	1000
Top Mount													
534-11065	11065	A	.125 (3.2)	.104 (2.6)	.089 (2.3)	.161 (4.1)	--	--	.091 (2.3)				
534-11066	11066	A	.125 (3.2)	.093 (2.4)	.100 (2.5)	.925 (23.5)	--	--	.086 (2.2)				
534-11067	11067	A	.172 (4.4)	.148 (3.8)	.100 (2.5)	.150 (3.8)	--	--	.136 (3.5)				
534-11068	11068	A	.172 (4.4)	.148 (3.8)	.075 (1.9)	.185 (4.7)	--	--	.136 (3.5)				
534-11069	11069	A	.172 (4.4)	.148 (3.8)	.050 (1.3)	.260 (6.6)	--	--	.136 (3.5)				
534-11070	11070	A	.172 (4.4)	.148 (3.8)	.075 (1.9)	.260 (6.6)	--	--	.136 (3.5)				
534-11071	11071	A	.172 (4.4)	.148 (3.8)	.100 (2.5)	.250 (6.4)	--	--	.136 (3.5)				
534-11072	11072	A	.172 (4.4)	.148 (3.8)	.160 (4.1)	.250 (6.4)	--	--	.136 (3.5)				
534-11073	11073	A	.172 (4.4)	.148 (3.8)	.100 (2.5)	.490 (12.4)	--	--	.136 (3.5)				
534-11074	11074	A	.172 (4.4)	.148 (3.8)	.100 (2.5)	.585 (14.9)	--	--	.136 (3.5)				
Pin - Bottom Mount													
534-11075	11075	B	.148 (4.0)	.172 (4.4)	.100 (2.5)	.210 (5.3)	--	--	.136 (3.5)				
Hollow Pin - Bottom Mount													
534-11076	11076	C	.125 (3.2)	.150 (3.8)	.075 (1.9)	.125 (3.2)	--	--	.113 (2.9)				
Pin-To-Pin Feed-Thru													
534-11150	11150	D	.093 (2.4)	.075 (1.9)	.100 (2.5)	.315 (8.0)	.550 (13.9)	.030 (7.6)	.069 (1.8)				
534-11151	11151	D	.125 (3.2)	.093 (2.4)	.100 (2.5)	.196 (5.0)	.453 (11.5)	.040 (1.0)	.086 (2.2)				
534-11152	11152	D	.125 (3.2)	.093 (2.4)	.100 (2.5)	.250 (6.4)	.515 (13.1)	.040 (1.0)	.086 (2.2)				
534-11153	11153	D	.125 (3.2)	.093 (2.4)	.100 (2.5)	.250 (6.4)	.443 (11.3)	.040 (1.0)	.086 (2.2)				
534-11154	11154	D	.150 (3.8)	.125 (3.2)	.100 (2.5)	.250 (6.4)	.443 (11.3)	.040 (1.0)	.113 (2.9)				
534-11155	11155	D	.172 (4.4)	.148 (3.8)	.100 (2.5)	.250 (6.4)	.515 (13.1)	.040 (1.0)	.136 (3.5)				
534-11156	11156	D	.172 (4.4)	.148 (3.8)	.110 (2.8)	.260 (6.6)	.535 (13.6)	.040 (1.0)	.136 (3.5)				
534-11157	11157	D	.172 (4.4)	.148 (3.8)	.250 (6.4)	.303 (7.7)	.719 (18.3)	.040 (1.0)	.136 (3.5)				
534-11158	11158	D	.172 (4.4)	.148 (3.8)	.160 (4.1)	.250 (6.4)	.725 (18.4)	.040 (1.0)	.136 (3.5)				
534-11159	11159	D	.172 (4.4)	.148 (3.8)	.170 (4.3)	.250 (6.4)	.630 (16.0)	.040 (1.0)	.136 (3.5)				
534-11160	11160	D	.172 (4.4)	.148 (3.8)	.170 (4.3)	.250 (6.4)	.630 (16.0)	.040 (1.0)	.136 (3.5)				

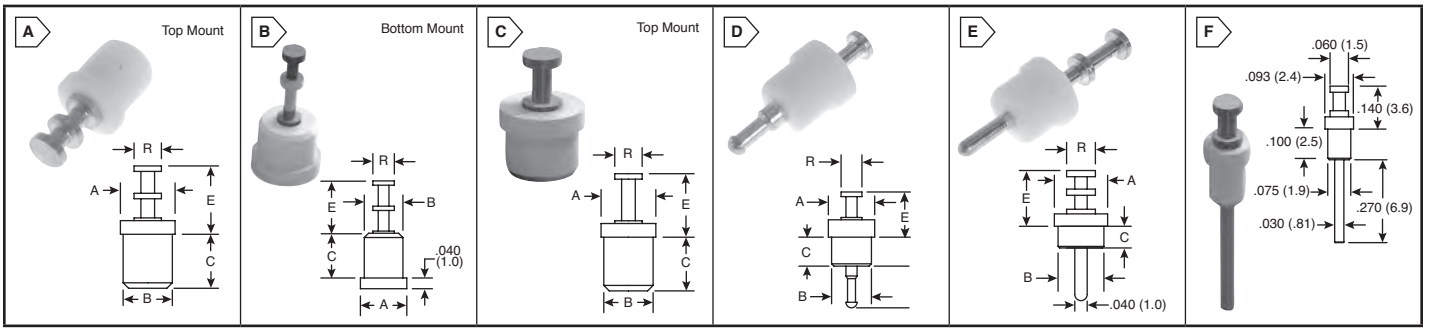

SOLDER TERMINALS

✻Hollow turret

For quantities greater than listed, call for quote.

MOUSER STOCK NO.	Keystone Part No.	Fig.	Dimensions: in. (mm) A	B	C	E	R	Mtg. Hole Dia.	Price Each 1	100	500	1000
Turret												
534-11300	11300	A	.125 (3.2)	.039 (2.40	.100 (2.5)	.210 (5.3)	.060 (1.5)	.086 (2.2)				
534-11301	11301	A	.125 (3.2)	.093 (2.4)	.080 (2.0)	.250 (6.4)	.080 (2.0)	.086 (2.2)				
534-11302	11302	A	.125 (3.2)	.093 (2.4)	.100 (2.5)	.250 (6.4)	.080 (2.0)	.086 (2.2)				
534-11303	11303	A	.172 (4.4)	.148 (3.8)	.140 (3.6)	.194 (4.9)	.093 (2.4)	.136 (3.5)				
534-11304	11304	A	.172 (4.4)	.148 (3.8)	.110 (2.8)	.250 (6.4)	.080 (2.0)	.136 (3.5)				
534-11305	11305	A	.172 (4.4)	.148 (3.8)	.125 (3.2)	.303 (7.7)	.080 (2.0)	.136 (3.5)				
534-11306	11306	A	.172 (4.4)	.148 (3.8)	.165 (4.2)	.290 (7.4)	.093 (2.4)	.136 (3.5)				
534-11307	11307	A	.172 (4.4)	.148 (3.8)	.250 (6.4)	.290 (7.4)	.093 (2.4)	.136 (3.5)				
534-11308	11308	A	.172 (4.4)	.148 (3.8)	.165 (4.2)	.437 (11.1)	.093 (2.4)	.136 (3.5)				
534-11310	11310	B	.125 (3.2)	.093 (2.4)	.100 (2.5)	.170 (4.3)	.060 (1.5)	.086 (2.2)				
534-11311	11311	B	.172 (4.4)	.148 (3.8)	.100 (2.5)	.210 (5.3)	.080 (2.0)	.136 (3.5)				
534-11312	11312	B	.187 (4.8)	.171 (4.3)	.155 (3.9)	.210 (5.3)	.080 (2.0)	.158 (4.0)				
534-11320	11320	C	.172 (4.4)	.148 (3.8)	.100 (2.5)	.150 (3.8)	.080 (2.0)	.136 (3.5)				
534-11321	11321	C	.187 (4.8)	.165 (4.2)	.150 (3.8)	.370 (9.4)	.090 (2.3)	.152 (3.9)				
✻ 534-11322	11322	C	.150 (3.8)	.125 (3.2)	.110 (2.8)	.180 (4.6)	.090 (2.3)	.113 (2.9)				
Turret-To-Turret Feed-thru												
534-11250	11250	D	.312 (7.9)	.171 (4.3)	.171 (4.3)	.196 (5.0)	.093 (2.4)	.158 (4.0)				
534-11251	11251	D	.200 (5.1)	.172 (4.4)	.125 (3.2)	.195 (5.0)	.090 (2.3)	.158 (4.0)				
Turret-To-Pin Feed-thru												
534-11216	11216	E	.172 (4.4)	.148 (3.8)	.100 (2.5)	.250 (6.4)	.080 (2.0)	.136 (3.5)				
534-11217	11217	E	.172 (4.4)	.148 (3.8)	.230 (5.8)	.375 (9.5)	.093 (2.4)	.066 (1.7)				
534-11218	11218	F	.093 (2.4)	.075 (1.9)	.100 (2.5)	.140 (3.6)	.060 (1.5)	.066 (1.7)				

© Copyright 2014 Mouser Electronics

© Copyright 2014 Mouser Electronics

KEYSTONE PTFE Insulated Terminals, Pins & Test Points

KEYSTONE ELECTRONICS CORP.

RoHS Compliant **This product is RoHS compliant.**

Features:

- Outstanding Electrical,Mechanical, Thermal and Chemical properties.
- Provides greater pull-out strength and high torque resistance
- Ideal for high quality terminal and connector applications
- Custom PTFE jacks manufactured to your specifications
- Other platings and bushing colors available upon request
- Space saving design for high density packaging

SPLIT-TYPE FORK TURRETS

Bushing: White PTFE RoHS
Terminal: Brass, Tin Plate

RoHS Compliant

For quantities greater than listed, call for quote.

MOUSER STOCK NO.	Keystone Part No.	Fig.	Dimensions: in. (mm)						Price Each			
			A	B	C	E	R	Mtg. Hole Dia.	1	100	500	1000
534-11100	11100	A	.172 (4.4)	.148 (3.8)	.125 (3.2)	.250 (6.4)	.125 (3.2)	.136 (3.5)				
534-11111	11111	A	.187 (4.8)	.171 (4.3)	.150 (3.8)	.390 (9.9)	.148 (3.8)	.158 (4.0)				
534-11112	11112	A	.187 (4.8)	.171 (4.3)	.150 (3.8)	.453 (11.5)	.148 (3.8)	.158 (4.0)				
534-11113	11113	A	.187 (4.8)	.171 (4.3)	.150 (3.8)	.328 (8.3)	.148 (3.8)	.158 (4.0)				
534-11114	11114	A	.187 (4.8)	.171 (4.3)	.150 (3.8)	.390 (9.9)	.148 (3.8)	.158 (4.0)				
534-11115	11115	A	.187 (4.8)	.171 (4.3)	.150 (3.8)	.453 (11.5)	.148 (3.8)	.158 (4.0)				
534-11116	11116	B	.187 (4.8)	.171 (4.3)	.212 (5.4)	.390 (9.9)	.148 (3.8)	.158 (4.0)				

THREADED TURRET TERMINALS

Bushing: White PTFE RoHS
Terminal: Brass, Tin Plate

RoHS Compliant

For quantities greater than listed, call for quote.

MOUSER STOCK NO.	Keystone Part No.	Fig.	Thread	Dimensions: in. (mm)					Price Each			
				Hex	C	E	L	R	1	100	500	1000
534-11350	11350	C	2-56	.156 (3.9)	.206 (5.2)	.360 (9.1)	.125 (3.2)	.062 (1.6)				
534-11351	11351	C	4-40	.270 (6.9)	.270 (6.9)	.510 (12.9)	.250 (6.4)	.094 (2.4)				
534-11352	11352	C	6-32	.250 (6.4)	.270 (6.9)	.510 (12.9)	.375 (9.5)	.094 (2.4)				

THREADED FEED-THRU TERMINALS

Bushing: White PTFE
Terminal: Brass, Tin Plate
Body: Brass, Nickel Plate

- Nut and washer supplied unassembled

RoHS Compliant

For quantities greater than listed, call for quote.

MOUSER STOCK NO.	Keystone Part No.	Fig.	Thread	Dimensions: in. (mm)					Price Each			
				Hex	C	E	L	R	1	100	500	1000
534-11360	11360	D	4-40	.156 (4.0)	.235 (6.0)	.355 (9.0)	.200 (5.1)	.032 (0.8)				
534-11361	11361	D	4-40	.156 (4.0)	.235 (6.0)	.405 (10.3)	.250 (6.4)	.032 (0.8)				
534-11362	11362	D	12-28	.250 (6.4)	.287 (7.3)	.287 (7.3)	.403 (10.2)	.082 (2.1)				
534-11363	11363	E	10-32	.312 (7.9)	.250 (6.4)	.425 (10.8)	.565 (14.3)	.062 (1.6)				
534-11364	11364	E	6-32	.188 (4.8)	.250 (6.4)	.368 (9.3)	.510 (12.9)	.040 (1.0)				

TEST POINT JACKS

Bushing: White PTFE (RoHS Compliant), Red or Black (Non-RoHS Compliant)
Terminal Jack: Beryllium Copper (QQ-C-533)
Plating: Gold per Mil-G-45204, Type II

RoHS Compliant

For quantities greater than listed, call for quote.

MOUSER STOCK NO.	Keystone Part No.	Fig.	RoHS White	NON-RoHS		Dimensions: in. (mm)								Price Each			
				Red	Black	A	B	C	D	E	R	Probe Dia. ±.001 (.03)	Probe Length	1	100	500	1000
534-11001	11001	F	yes	--	--	.142 (3.6)	.120 (3.0)	.244 (6.2)	.046 (1.2)	.120 (3.0)	.060 (1.5)	.040 (1.0)	.205 (5.2)				
534-11002	11002	F	yes	--	--	.142 (3.6)	.120 (3.0)	.283 (7.2)	.046 (1.2)	.120 (3.0)	.060 (1.5)	.040 (1.0)	.245 (6.2)				
534-11003	11003	F	yes	--	--	.172 (4.4)	.140 (3.6)	.142 (3.6)	.050 (1.3)	.060 (1.5)	.080 (2.0)	.040 (1.0)	.125 (3.2)				
534-11004	11004	F	yes	--	--	.172 (4.4)	.148 (3.8)	.179 (4.5)	.046 (1.2)	.120 (3.0)	.060 (1.5)	.040 (1.0)	.140 (3.6)				
534-11005	11005	F	yes	--	--	.218 (5.5)	.185 (4.7)	.301 (7.6)	.050 (1.3)	.105 (2.7)	.125 (3.2)	.080 (2.0)	.315 (8.0)				
534-11006	11006	F	yes	--	--	.218 (5.5)	.185 (4.7)	.271 (6.9)	.046 (1.2)	.120 (3.0)	.074 (1.9)	.080 (2.0)	.195 (4.9)				
534-11007	11007	F	yes	--	--	.218 (5.5)	.185 (4.7)	.271 (6.9)	.046 (1.2)	.120 (3.0)	.074 (1.9)	.090 (2.3)	.195 (4.9)				
534-11008	11008	F	yes	--	--	.218 (5.5)	.185 (4.7)	.301 (7.6)	.046 (1.2)	.120 (3.0)	.074 (1.9)	.080 (2.0)	.225 (5.7)				
534-11009	11009	F	yes	--	--	.218 (5.5)	.185 (4.7)	.400 (10.2)	.050 (1.3)	.187 (4.8)	.074 (1.9)	.080 (2.0)	.280 (7.1)				
534-11010	11010	F	yes	--	--	.218 (5.5)	.185 (4.7)	.271 (6.9)	.046 (1.2)	.136 (3.5)	.074 (1.9)	.080 (2.0)	.340 (8.6)				
534-11011	11011	G	yes	--	--	.218 (5.5)	--	.430 (10.9)	--	.150 (3.8)	.050 (1.3)	.080 (2.0)	.200 (5.1)				
534-11011-B	11011-B	G	--	--	yes	.218 (5.5)	--	.430 (10.9)	--	.150 (3.8)	.050 (1.3)	.080 (2.0)	.200 (5.1)				
534-11012	11012	G	yes	--	--	.218 (5.5)	--	.500 (12.7)	--	.150 (3.8)	.050 (1.3)	.080 (2.0)	.280 (7.1)				
534-11012-B	11012-B	G	--	--	yes	.218 (5.5)	--	.500 (12.7)	--	.150 (3.8)	.050 (1.3)	.080 (2.0)	.280 (7.1)				
534-11012-R	11012-R	G	--	yes	--	.218 (5.5)	--	.500 (12.7)	--	.150 (3.8)	.050 (1.3)	.080 (2.0)	.280 (7.1)				
534-11013	11013	H	yes	--	--	.218 (5.5)	.187 (4.8)	.689 (17.5)	.500 (12.7)	.125 (3.2)	.050 (1.3)	.080 (2.0)	.500 (12.7)				
534-11014	11014	H	yes	--	--	.218 (5.5)	.187 (4.8)	.378 (9.6)	.400 (10.2)	.125 (3.2)	.050 (1.3)	.080 (2.0)	.250 (6.4)				
534-11015	11015	H	yes	--	--	.218 (5.5)	.187 (4.8)	.378 (9.6)	.400 (10.2)	.187 (4.7)	.035 (.89)	.080 (2.0)	.250 (6.4)				
534-11016	11016	H	yes	--	--	.218 (5.5)	.187 (4.8)	.378 (9.6)	.500 (12.7)	.125 (3.2)	.050 (1.3)	.080 (2.0)	.250 (6.4)				

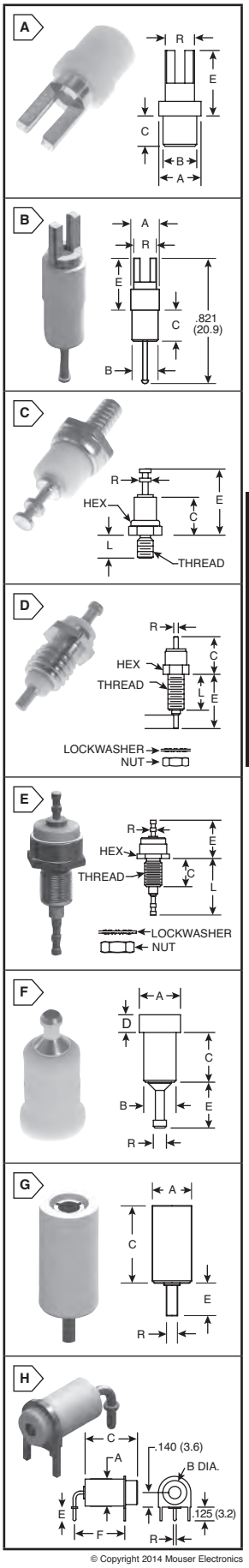

© Copyright 2014 Mouser Electronics

© Copyright 2014 Mouser Electronics

KEYSTONE Terminals and 9V Battery Snaps

KEYSTONE PC QUICK-FIT TERMINALS

Specifications:

- Material type: Brass
- Material finish: Tin or bright

✻ Now UL Recognized

RoHS Compliant

DIMENSIONS: in.

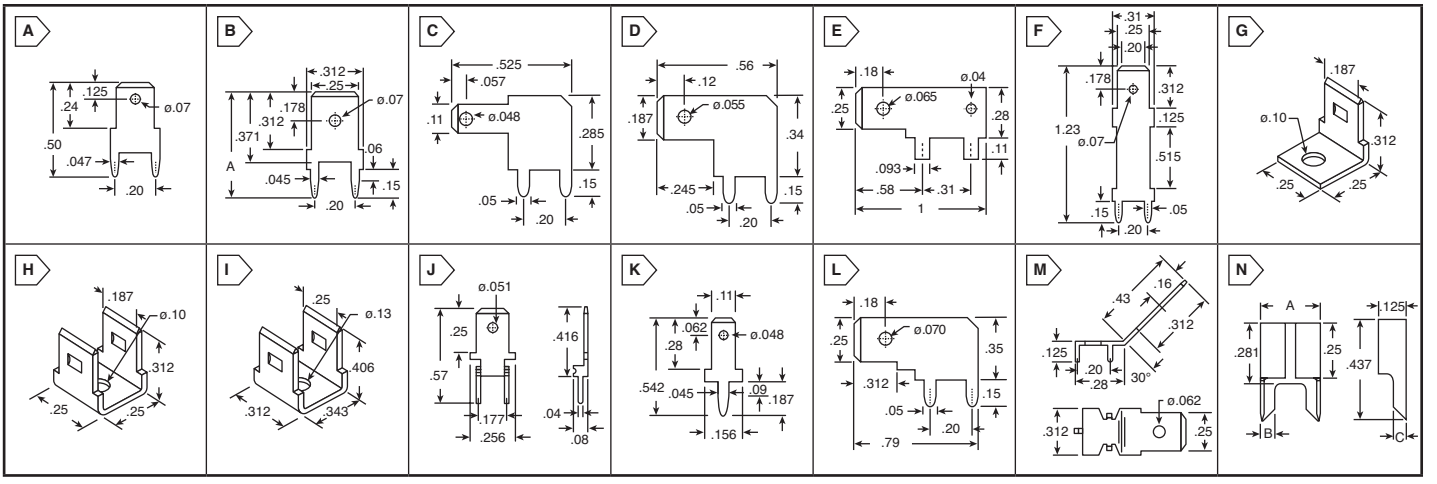

For quantities greater than listed, call for quote.

MOUSER STOCK NO.	Fig.	Tab Size (In.)	Description	Finish	Price Each 1	100	500
534-1212	A	.187	PCB straight terminal, .032" thick	Tin			
534-1285	A	.187	PCB straight terminal, .020" thick	Tin			
534-1213	A	.205	PCB straight terminal, .032" thick	Tin			
534-1286	A	.205	PCB straight terminal, .020" thick	Tin			
534-1289	B	.250	PCB straight terminal, Dim. A = .780	Tin			
534-1287	B	.250	PCB straight terminal, Dim. A = .552	Tin			
534-1287-ST	B	.250	PCB straight terminal, Dim. A = .552	Tin			
534-1289-ST	B	.250	PCB straight terminal, Dim. A = .710	Tin			
534-4903	C	.110	PCB right angle terminal, .020" thick	Tin			
534-4906	C	.110	PCB right angle terminal, .032" thick	Tin			
534-4904	D	.187	PCB right angle terminal, .020" thick	Tin			
534-4907	D	.187	PCB right angle terminal, .032" thick	Tin			
534-1265	E	.250	PCB right angle terminal	Tin			
534-1281	F	.250	PCB tall terminal	Tin			
534-1261	G	.187	Single tab rivet type terminal	Bright			
534-1262	H	.187	Dual tab rivet type terminal	Bright			

For quantities greater than listed, call for quote.

MOUSER STOCK NO.	Fig.	Tab Size (In.)	Description	Finish	Price Each 1	100	500
534-1257	I	.250	Dual tab rivet type terminal	Bright			
534-2003	I	.110	Dual tab rivet type terminal	Bright			
534-4900	J	.187	Male sturdi-mount terminal	Tin			
534-4901	J	.250	Male sturdi-mount terminal	Tin			
534-4902	J	.250	Male sturdi-mount terminal	Tin			
534-1267	K	.110	Male single point terminal	Tin			
534-1211	K	.110	Male single point terminal	Tin			
534-4966	L	.250	PCB right angle terminal, .590" wide	Tin			
534-1266	L	.250	PCB right angle terminal, .789" wide	Tin			
534-4908	M	.250	PCB right angle terminal	Tin			

Female

For quantities greater than listed, call for quote.

✻ 534-3525	N	.205	Dim.A: .271; Dim.B: .075; Dim.C: .060	Tin			
✻ 534-3528	N	.250	Dim.A: .291; Dim.B: .090; Dim.C: .050	Tin			

KEYSTONE PC QUICK-FIT MALE STURDI-MOUNT HEADERS

RoHS Compliant

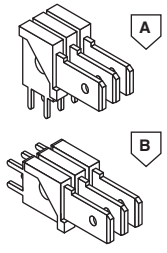

Steel

For quantities greater than listed, call for quote.

Horizontal Headers MOUSER STOCK NO.	Fig.	Vertical Headers MOUSER STOCK NO.	Fig.	No. of Tabs	Price Each 1	100	500	1000
534-7822	A	534-7832	B	2				
534-7824	A	534-7834	B	4				
534-7825	A	534-7835	B	5				
534-7826	A	534-7836	B	6				

Brass

For quantities greater than listed, call for quote.

Horizontal Headers MOUSER STOCK NO.	Fig.	Vertical Headers MOUSER STOCK NO.	Fig.	No. of Tabs	Price Each 1	100	500	1000
534-7802	A	534-7812	B	2				
534-7803	A	534-7813	B	3				
534-7804	A	534-7814	B	4				
534-7806	A	534-7816	B	6				

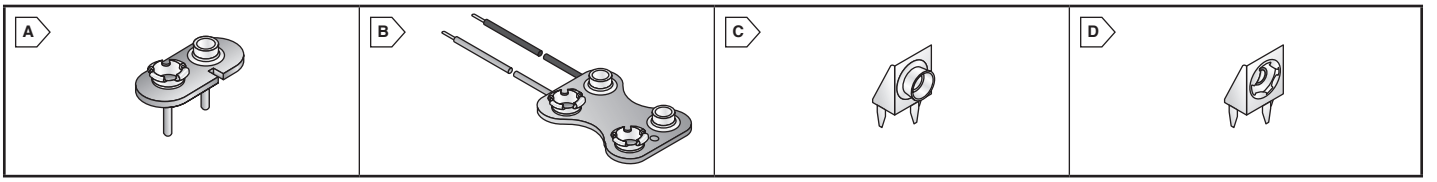

KEYSTONE "9 VOLT" PC CONNECTOR

- One piece construction
- Wave solderable
- Anti-wicking design

RoHS Compliant

For quantities greater than listed, call for quote.

MOUSER STOCK NO.	Fig.	Description	Price Each 1	10	100	500
534-968	A	9V PC connector, with PC pins				
534-68	A	9V PC connector, w/o PC pins				
534-227	B	Parallel 9V dual battery snap				
534-635	C	9V PCB snap-ons, male, off board				
534-593	C	9V PCB snap-ons, male, on board				
534-636	D	9V PCB snap-ons, female, off board				
534-594	D	9V PCB snap-ons, female, on board				

KEYSTONE "9 VOLT" PROTECTIVE BATTERY CAP

- Protects 9 volt batteries and battery packs when not in use
- Shields the battery contacts and reduces the potential of a short circuit between poles
- Protects the battery contacts from damage due to dust, dirt, and contamination
- Impact resistant polypropylene, black

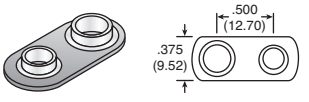

RoHS Compliant

DIMENSIONS: in. (mm)

For quantities greater than listed, call for quote.

MOUSER STOCK NO.	Description	Price Each 1	100	500	1000
534-96	Protective battery cap				

© Copyright 2014 Mouser Electronics

© Copyright 2014 Mouser Electronics

RoHS Compliant This product is RoHS compliant.

RoHS Compliant

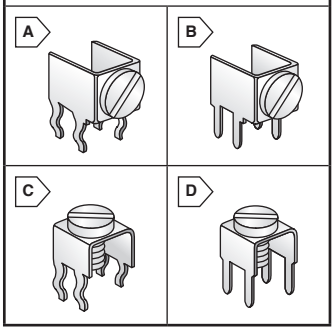

PC MOUNT SCREW TYPE TERMINAL POST

- Current rating: 15A
- Terminal material: thick brass matte tin finish
- Screw type: 6-32 x 1/4LG nickel-plated steel
- † Screw type: M3x6.35L nickel-plated steel

For quantities greater than listed, call for quote.

Horizontal

MOUSER STOCK NO.	Fig.	Description	Price Each 1	100	500	1000
534-7690	A	Snap mount terminal, loose				
534-7692	A	Snap mount terminal, assembled				
† 534-7689	A	Snap mount terminal, loose				
† 534-7695	A	Snap mount terminal, assembled				
534-8190	B	Horizontal PC mount				
534-7700	B	PC mount terminal assembled				

Vertical

MOUSER STOCK NO.	Fig.	Description	Price Each 1	100	500	1000
534-7691	C	Snap mount terminal, loose				
534-7693	C	Snap mount terminal, assembled				
† 534-7698	C	Snap mount terminal, loose				
† 534-7696	C	Snap mount terminal, assembled				
534-8191	D	Vertical PC mount				
534-7701	D	PC mount terminal, assembled				

PC BOARD DISCONNECT TAB

RoHS Compliant

DIMENSIONS: in.

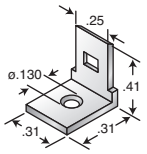

Features:

- Bright brass plate
- Mating tab portion designed to NEMA standards
- Terminal dimension: .250" x .03"

For quantities greater than listed, call for quote.

MOUSER STOCK NO.	Angle	Price Each 1	100	1000	5000
534-1256	90°				
534-1280	45°				

BINDING POST STRIPS

- Material: PBE (Paper Base Electrical) MIL-1-24768/20 Type XP natural, Temp. 250°F max.

DIMENSIONS: in.

RoHS Compliant

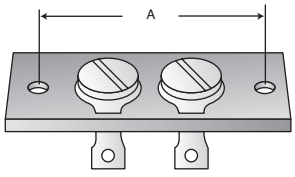

For quantities greater than listed, call for quote.

MOUSER STOCK NO.	No. of Terminals	Dim. A (In.)	Price Each 1	10	100
534-4188	2	1.31			
534-4189	3	1.75			
534-4190	4	2.19			
534-4191	5	2.63			

For quantities greater than listed, call for quote.

MOUSER STOCK NO.	No. of Terminals	Dim. A (In.)	Price Each 1	10	100
534-4192	6	3.06			
534-4194	8	3.94			
534-4196	10	4.81			
534-4195	9	4.375			

TEST POINT TERMINALS

- Economical choice for reliable test terminations
- Material: thick brass matte tin plated

For quantities greater than listed, call for quote.

MOUSER STOCK NO.	Fig.	Price Each 1	100	500	1000
534-4950	A				
534-1033	B				
534-1031	C				
534-1038	D				
534-1035	E				
534-1249	F				
534-1039	G				
534-680	H				
534-1040	I				
534-1041	J				
534-4002	K				

DIMENSIONS: in.

RoHS Compliant

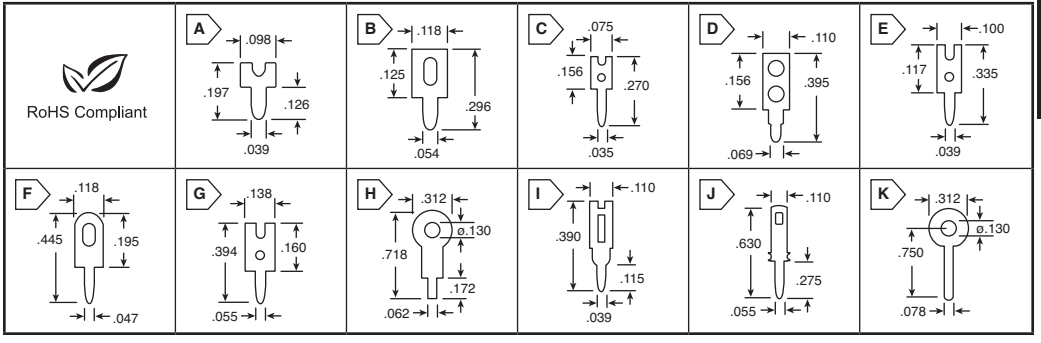

TERMINAL SOLDER AND LOCK WASHER LUGS

- **Matte tin thick brass** for easy soldering
- Easy way of providing ground
- Built-in locking washer

RoHS Compliant

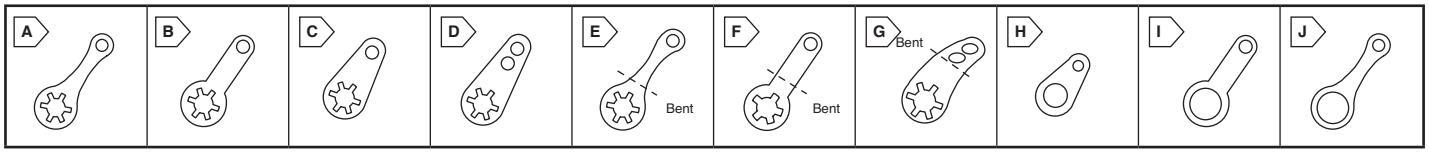

For quantities greater than listed, call for quote.

MOUSER STOCK NO.	Fig.	Dimensions: in. Length	A	Thick	Screw Sz (B)	Price Each 1	100	1000
534-903	A	7/8	3/32	.018	4			
534-904	A	7/8	3/32	.018	6			
534-905	A	7/8	3/32	.018	8			
534-909	B	47/64	3/32	.018	4			
534-916	B	47/64	3/32	.018	6			
534-917	B	47/64	3/32	.018	8			
534-908	C	5/8	3/32	.018	4			
534-914	C	5/8	3/32	.018	6			
534-915	C	5/8	3/32	.018	8			
534-910	D	23/32	3/32	.018	4			
534-918	D	23/32	3/32	.018	6			
534-906	D	23/32	3/32	.018	8			
534-7317	E	13/16	3/32	.018	4			
534-7318	E	13/16	3/32	.018	6			
534-7319	E	13/16	3/32	.018	8			

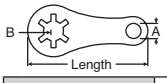

* Non-locking

For quantities greater than listed, call for quote.

MOUSER STOCK NO.	Fig.	Dimensions: in. Length	A	Thick	Screw Sz (B)	Price Each 1	100	1000
534-7314	F	23/32	3/32	.018	4			
534-7315	F	23/32	3/32	.018	6			
534-7316	F	23/32	3/32	.018	8			
534-7311	G	41/64	3/32	.018	4			
534-7312	G	41/64	3/32	.018	6			
534-7313	G	41/64	3/32	.018	8			
* 534-7328	H	17/32	.076	.015	4			
* 534-7329	H	17/32	.076	.015	6			
* 534-7330	H	17/32	.076	.015	8			
534-7325	I	11/16	5/64	.020	4			
534-7326	I	11/16	5/64	.020	6			
534-7327	I	11/16	5/64	.020	8			
534-7333	J	7/8	3/32	.020	8			
534-4004	H	.515	.093	.016	-			

© Copyright 2014 Mouser Electronics

© Copyright 2014 Mouser Electronics

molex
one company > a world of innovation

RING TONGUE TERMINALS

- Material: Copper

Krimptite®, Non Insulated

For quantities greater than listed, call for quote.

MOUSER STOCK NO.	Molex Part No.	Fig.	Wire Size (AWG)	Stud Size	Price Each 1	100	500	1000
538-19069-0042	19069-0042	A	18-22	1/4				
538-19069-0049	19069-0049	A	18-22	3/8				
538-19069-0107	19069-0107	A	14-16	1/4				
538-19069-0109	19069-0109	A	14-16	5/16				

Insulkrimp®, PVC Insulated

For quantities greater than listed, call for quote.

MOUSER STOCK NO.	Molex Part No.	Fig.	Wire Size (AWG)	Stud Size	Price Each 1	100	500	1000
538-19070-0040	19070-0040	B	18-22	5-6				
538-19070-0013	19070-0013	B	18-22	8				
538-19070-0015	19070-0015	B	18-22	10				
538-19070-0023	19070-0023	B	18-22	1/4				
538-19070-0067	19070-0067	B	14-16	3-4				
538-19070-0069	19070-0069	B	14-16	5-6				
538-19070-0086	19070-0086	B	14-16	8				
538-19070-0090	19070-0090	B	14-16	10				
538-19070-0075	19070-0075	B	14-16	1/4				
538-19070-0059	19070-0059	B	14-16	3/8				
538-19070-0143	19070-0143	B	10-12	5-6				
538-19070-0123	19070-0123	B	10-12	10				
538-19070-0132	19070-0132	B	10-12	1/4				
538-19070-0155	19070-0155	B	10-12	5/16				
538-19070-0153	19070-0153	B	10-12	3/8				

Avikrimp®, Nylon Insulated

For quantities greater than listed, call for quote.

MOUSER STOCK NO.	Molex Part No.	Fig.	Wire Size (AWG)	Stud Size	Price Each 1	100	500	1000
538-19073-0005	19073-0005	B	18-22	1-2				
538-19073-0007	19073-0007	B	18-22	3-4				
538-19073-0038	19073-0038	B	18-22	5-6				
538-19073-0013	19073-0013	B	18-22	8				
538-19073-0017	19073-0017	B	18-22	10				
538-19073-0024	19073-0024	B	18-22	1/4				
538-19073-0027	19073-0027	B	18-22	5/16				
538-19073-0032	19073-0032	B	18-22	3/8				
538-19073-0067	19073-0067	B	14-16	5-6				
538-19073-0083	19073-0083	B	14-16	5-6				
538-19073-0085	19073-0085	B	14-16	8				
538-19073-0087	19073-0087	B	14-16	10				
538-19073-0076	19073-0076	B	14-16	1/4				
538-19073-0079	19073-0079	B	14-16	5/16				
538-19073-0059	19073-0059	B	14-16	3/8				
538-19073-0170	19073-0170	B	10-12	10				
538-19073-0236	19073-0236	B	10-12	3/8				
538-19073-0145	19073-0145	B	10-12	1/2				

SNAP SPADE TERMINALS

- Material: Copper

Insulkrimp®, PVC Insulated

For quantities greater than listed, call for quote.

MOUSER STOCK NO.	Molex Part No.	Fig.	Wire Size (AWG)	Stud Size	Price Each 1	100	500	1000
538-19099-0009	19099-0009	C	18-22	5-6				
538-19099-0013	19099-0013	C	18-22	8				
538-19099-0015	19099-0015	C	18-22	10				
538-19099-0034	19099-0034	C	14-16	10				
538-19099-0044	19099-0044	C	10-12	5-6				
538-19099-0048	19099-0048	C	10-12	8				

SPADE TONGUE TERMINALS

- Material: Copper

Insulkrimp®, PVC Insulated

For quantities greater than listed, call for quote.

MOUSER STOCK NO.	Molex Part No.	Fig.	Wire Size (AWG)	Stud Size	Price Each 1	100	500	1000
538-19144-0001	19144-0001	D	18-22	5-6				
538-19144-0003	19144-0003	D	18-22	8				
538-19144-0005	19144-0005	D	18-22	10				
538-19144-0018	19144-0018	D	14-16	5-6				
538-19144-0020	19144-0020	D	14-16	8				
538-19144-0026	19144-0026	D	14-16	10				
538-19144-0037	19144-0037	D	10-12	5-6				
538-19144-0039	19144-0039	D	10-12	8				

Avikrimp®, Nylon Insulated

For quantities greater than listed, call for quote.

MOUSER STOCK NO.	Molex Part No.	Fig.	Wire Size (AWG)	Stud Size	Price Each 1	100	500	1000
538-19198-0070	19198-0070	D	18-22	5-6				
538-19198-0004	19198-0004	D	18-22	8				
538-19198-0006	19198-0006	D	18-22	10				
538-19198-0016	19198-0016	D	14-16	5-6				
538-19198-0025	19198-0025	D	14-16	10				
538-19198-0044	19198-0044	D	10-12	5-6				
538-19198-0047	19198-0047	D	10-12	8				

FLANGED SPADE TERMINALS

Insulkrimp®, PVC Insulated

For quantities greater than listed, call for quote.

MOUSER STOCK NO.	Molex Part No.	Fig.	Wire Size (AWG)	Stud Size	Price Each 1	100	500	1000
538-19121-0005	19121-0005	E	22-18	5-6				
538-19121-0007	19121-0007	E	22-18	8				
538-19121-0009	19121-0009	E	22-18	10				
538-19121-0028	19121-0028	E	16-14	8				
538-19121-0030	19121-0030	E	14-16	10				
538-19121-0053	19121-0053	E	10-12	8				
538-19121-0056	19121-0056	E	10-12	10				

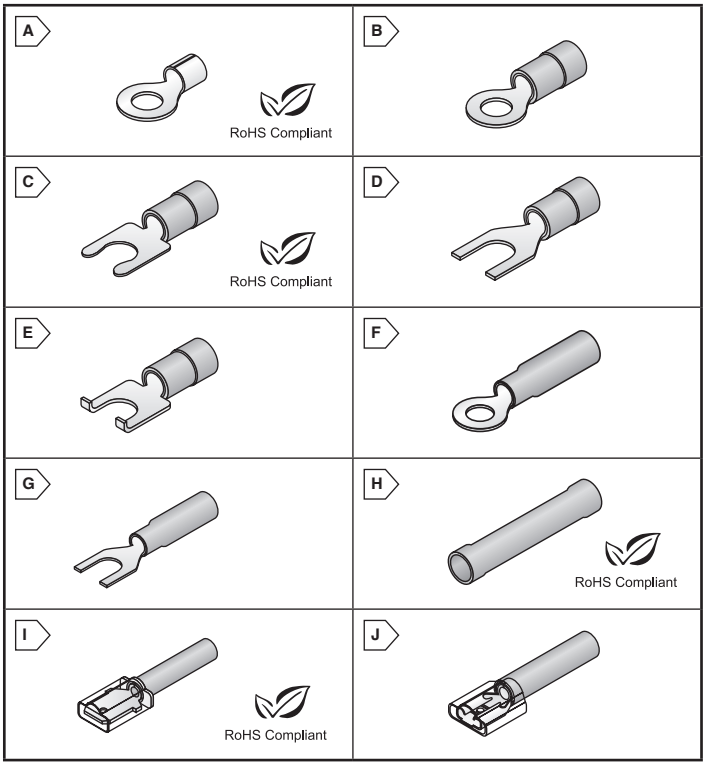

FLANGED SPADE TERMINALS (CONT.)

Avikrimp®, Nylon Insulated

For quantities greater than listed, call for quote.

MOUSER STOCK NO.	Molex Part No.	Fig.	Wire Size (AWG)	Stud Size	Price Each 1	100	500	1000
538-19127-0007	19127-0007	E	22-18	5-6				
538-19127-0012	19127-0012	E	22-18	10				
538-19127-0042	19127-0042	E	16-14	8				
538-19127-0086	19127-0086	E	10-12	8				
538-19127-0089	19127-0089	E	10-12	10				

PERMA-SEAL TERMINALS

- All-weather, heat-sealable terminals and splices

Ring Tongue Terminals

For quantities greater than listed, call for quote.

MOUSER STOCK NO.	Molex Part No.	Fig.	Wire Size (AWG)	Stud Size	Price Each 1	100	500	1000
538-19164-0085	19164-0085	F	18-22	6				
538-19164-0086	19164-0086	F	18-22	8				
538-19164-0003	19164-0003	F	18-22	10				
538-19164-0004	19164-0004	F	18-22	1/4				
538-19164-0005	19164-0005	F	18-22	3/8				
538-19164-0032	19164-0032	F	14-16	6				
538-19164-0033	19164-0033	F	14-16	8				
538-19164-0034	19164-0034	F	14-16	10				
538-19164-0026	19164-0026	F	14-16	1/4				
538-19164-0027	19164-0027	F	14-16	5/16				
538-19164-0061	19164-0061	F	10-12	6				
538-19164-0062	19164-0062	F	10-12	8				
538-19164-0065	19164-0065	F	10-12	10				
538-19164-0066	19164-0066	F	10-12	1/4				
538-19164-0067	19164-0067	F	10-12	5/16				

Spade Tongue Terminals

For quantities greater than listed, call for quote.

MOUSER STOCK NO.	Molex Part No.	Fig.	Wire Size (AWG)	Stud Size	Price Each 1	100	500	1000
538-19164-0006	19164-0006	G	18-22	6				
538-19164-0007	19164-0007	G	18-22	8				
538-19164-0070	19164-0070	G	10-12	8				

Butt Splices

For quantities greater than listed, call for quote.

MOUSER STOCK NO.	Molex Part No.	Fig.	Wire Size (AWG)	Stud Size	Price Each 1	100	500	1000
538-19164-0013	19164-0013	H	18-22	- - -				
538-19164-0044	19164-0044	H	14-16	- - -				
538-19164-0056	19164-0056	H	10-12	- - -				

Quick Disconnect Couplers

For quantities greater than listed, call for quote.

MOUSER STOCK NO.	Molex Part No.	Fig.	Wire Size (AWG)	Accepts Tab Size (in.)	Price Each 1	100	500	1000
Male								
538-19164-0015	19164-0015	I	18-22	.250 x .032				
538-19164-0048	19164-0048	I	14-16	.250 x .032				
538-19164-0075	19164-0075	I	10-12	.250 x .032				
Female								
538-19164-0017	19164-0017	J	18-22	.250 x .032				
538-19164-0050	19164-0050	J	14-16	.250 x .032				
538-19164-0076	19164-0076	J	10-12	.250 x .032				

© Copyright 2014 Mouser Electronics

© Copyright 2014 Mouser Electronics

molex
one company > a world of innovation

QUIXCON™ QUICK-DISCONNECTS

NEW PRODUCT

For quantities greater than listed, call for quote.

MOUSER STOCK NO.	Molex Part No.	Fig.	Wire Size (AWG)	Accepts Tab Size (in.)	Color	Price Each 1	100	500	1000
Krimptite™ Style Un-insulated									
538-19273-0007	19273-0007	A	22-18	.250x.032	-				
538-19273-0008	19273-0008	A	16-14	.250x.032	-				
InsulKrimp™ Style									
538-19274-0002	19274-0002	B	22-18	.250x.032	Red				
538-19276-0002	19276-0002	C	22-18	.250x.032	Red				
538-19274-0005	19274-0005	B	16-14	.250x.032	Blue				
538-19276-0005	19276-0005	C	16-14	.250x.032	Blue				
538-19276-0008	19276-0008	C	12-10	.250x.032	Yellow				
AvilKrimp™ Style									
538-19277-0002	19277-0002	D	22-18	.250x.032	Red				
538-19275-0002	19275-0002	E	22-18	.250x.032	Red				
538-19277-0005	19277-0005	D	16-14	.250x.032	Blue				
538-19275-0005	19275-0005	E	16-14	.250x.032	Blue				
538-19277-0008	19277-0008	D	12-10	.250x.032	Yellow				

FULLY INSULATED QUICK DISCONNECTS

Fully Insulated Insulkrimp Female Quick Disconnects (Standard Flare)

RoHS Compliant

Features:
- Designed for dense packaging requirements
- Terminal's funnel entrance is designed for increased crimping rates by speeding wire delivery into the crimp
- A wire stop stamped into the crimp barrel prevents insertion of over-stripped wires
- Color coded translucent insulator allows easy identification of terminal size and wire gauge

For quantities greater than listed, call for quote.

MOUSER STOCK NO.	Molex Part No.	Fig.	Wire Size (AWG)	Accepts Tab Size (in.)	Color	Price Each 1	100	500	1000
538-19003-0071	19003-0071	F	24-26	.250x.032	Yellow				
538-19003-0064	19003-0064	F	24-26	.187x.020	Yellow				
538-19003-0001	19003-0001	F	18-22	.250x.032	Red				
538-19003-0129	19003-0129	F	18-22	.187x.020	Red				
538-19003-0011	19003-0011	F	18-22	.187x.020	Red				
538-19003-0040	19003-0040	F	14-16	.250x.032	Blue				
538-19003-0044	19003-0044	F	14-16	.250x.032	Blue				
538-19003-0050	19003-0050	F	14-16	.187x.020	Blue				

Fully Insulated Avikrimp Quick Disconnects (Standard Flare)

Avikrimp version gives you the extra advantage of the secure metal support sleeve. These parts fulfill the double crimp (support) requirements of VDE and other DIN specifications. They are the premier line when full insulation and strain relief are required.

✻Expanded Flare/Oval Barrel

For quantities greater than listed, call for quote.

MOUSER STOCK NO.	Molex Part No.	Fig.	Wire Size (AWG)	Accepts Tab Size (in.)	Color	Price Each 1	100	500	1000
Male									
538-19001-0001	19001-0001	G	18-22	.250x.032	Red				
538-19001-0003	19001-0003	G	18-22	.187x.020	Red				
538-19001-0006	19001-0006	G	14-16	.250x.032	Blue				
538-19001-0008	19001-0008	G	14-16	.187x.020	Blue				
538-19001-0010	19001-0010	G	10-12	.250x.032	Yellow				
Female									
538-19002-0001	19002-0001	H	18-22	.250x.032	Red				
538-19002-0005	19002-0005	H	18-22	.187x.020	Red				
538-19002-0009	19002-0009	H	18-22	.187x.032	Red				
538-19002-0013	19002-0013	H	18-22	.110x.020	Red				
538-19002-0024	19002-0024	H	14-16	.25x.032	Blue				
538-19002-0028	19002-0028	H	14-16	.18x.020	Blue				
538-19002-0031	19002-0031	H	14-16	.187x.032	Blue				
538-19002-0037	19002-0037	H	14-16	.110x.032	Blue				
✻ 538-19002-0044	19002-0044	I	10-12	.250x.032	Yellow				

FULLY INSULATED COUPLERS

These fully insulated couplers are precision engineered, allowing the female terminal to fit precisely into the corresponding male housing, allowing a fully insulated in-line splice. This splice may be connected and disconnected without damage to the nylon insulation.

RoHS Compliant

✻Male ✻✻Female

For quantities greater than listed, call for quote.

MOUSER STOCK NO.	Molex Part No.	Fig.	Wire Size (AWG)	Accepts Tab Size (in.)	Color	Price Each 1	100	500	1000
✻ 538-19004-0001	19004-0001	J	18-22	.250x.032	Red				
✻ 538-19004-0009	19004-0009	J	10-12	.250x.032	Yellow				
✻✻ 538-19005-0001	19005-0001	K	18-22	.250x.032	Red				
✻✻ 538-19005-0010	19005-0010	K	10-12	.250x.032	Yellow				

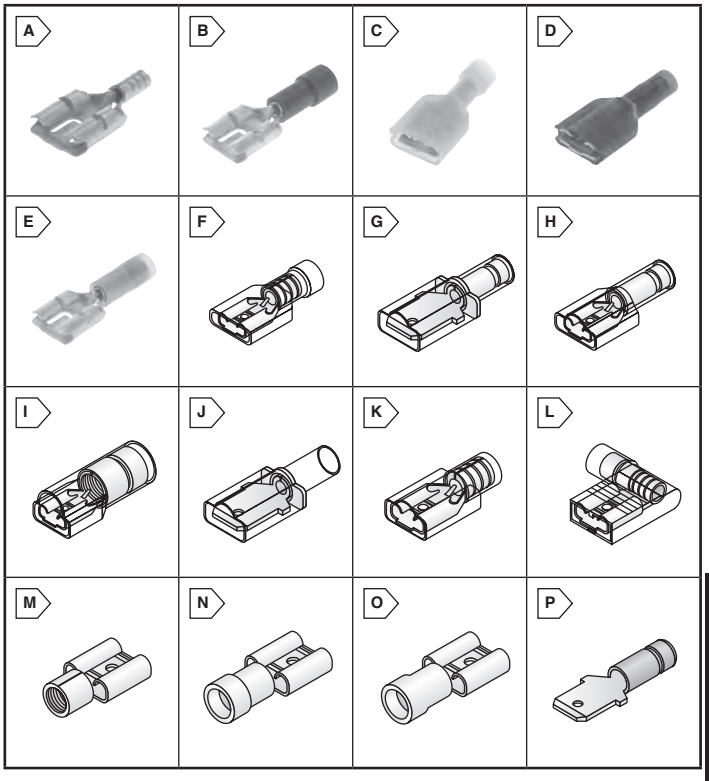

FULLY INSULATED QUICK DISCONNECT FLAGS

- Space saving design

RoHS Compliant

Avikrimp® Fully Pre-Insulated

For quantities greater than listed, call for quote.

MOUSER STOCK NO.	Molex Part No.	Fig.	Wire Size (AWG)	Accepts Tab Size (in.)	Color	Price Each 1	100	500	1000
538-19006-0001	19006-0001	L	18-22	.250x.032	Red				
538-19006-0011	19006-0011	L	14-16	.250x.032	Blue				
538-19006-0019	19006-0019	L	10-12	.250x.032	Yellow				
538-19006-0005	19006-0005	L	18-22	.187x.020	Red				

Fully Insulated (Standard Flare)

For quantities greater than listed, call for quote.

MOUSER STOCK NO.	Molex Part No.	Fig.	Wire Size (AWG)	Accepts Tab Size (in.)	Color	Price Each 1	100	500	1000
538-19007-0001	19007-0001	L	18-22	.250x.032	Red				
538-19007-0009	19007-0009	L	18-22	.187x.020	Red				
538-19007-0021	19007-0021	L	14-16	.250x.032	Blue				
538-19-007-0040	19007-0040	L	10-12	.250x.032	Yellow				
538-19007-0029	19007-0029	L	14-16	.187x.020	Blue				

QUICK DISCONNECTS

- Full tin-plated brass construction with closed electrical barrels.

RoHS Compliant

MOUSER STOCK NO.	Molex Part No.	Fig.	Wire Size (AWG)	Accepts Tab Size (in.)	Price Each 1	100	500	1000
Krimptite® Butted Seam Non-Insulated - Female								
538-19016-0009	19016-0009	M	18-22	.250 x .032				
538-19016-0006	19016-0006	M	18-22	.187 x .032				
Insulkrimp® PVC Insulated - Female								
538-19017-0037	19017-0037	N	14-16	.250 x .032				
Avikrimp® Nylon Insulated With Vibration Support - Female								
538-19019-0012	19019-0012	O	18-22	.250 x .032				
538-19019-0031	19019-0031	O	14-16	.250 x .032				
538-19019-0022	19019-0022	O	14-16	.110 x .020				
538-19019-0037	19019-0037	O	10-12	.250 x .032				
538-19019-0006	19019-0006	O	18-22	.187 x .020				
538-19019-0027	19019-0027	O	14-16	.187 x .020				
538-19019-0004	19019-0004	O	18-22	.110 x .032				
538-19019-0001	19019-0001	O	18-22	.110 x .020				
Krimptite® Economical Non-Insulated - Male								
538-19022-0004	19022-0004	P	18-22	.250 x .032				
538-19022-0006	19022-0006	P	18-22	.187 x .020				

© Copyright 2014 Mouser Electronics

PANDUIT Terminals

RoHS Compliant **This product is RoHS compliant.**

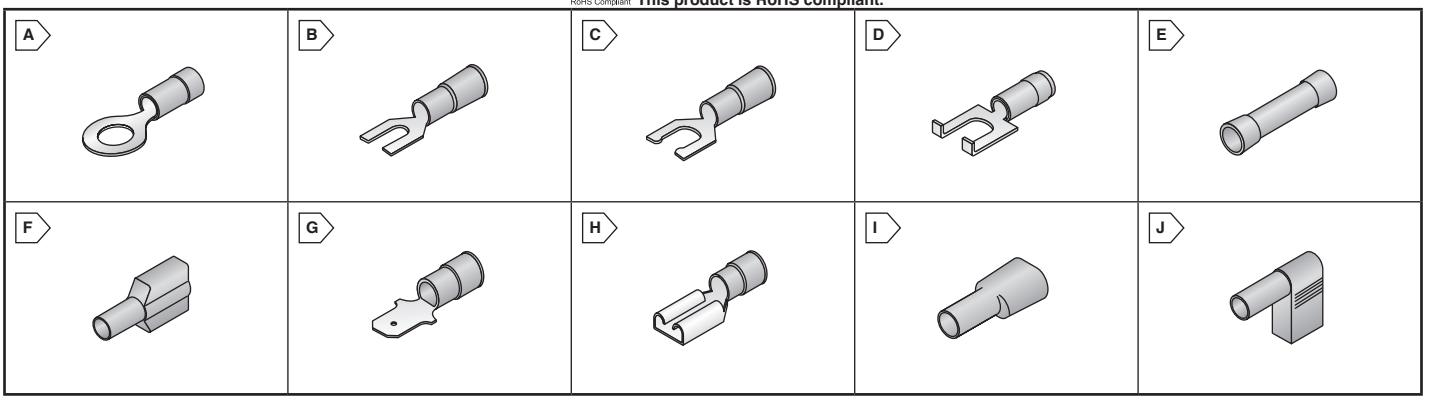

SOLDERLESS TERMINALS

- Price each is per terminal
- All terminals feature brazed seam construction

Stock No. Suffix Denotes Standard Package Quantity:
L = 50, C = 100, D = 500, M = 1000

RoHS Compliant

RoHS Compliant

For quantities greater than listed, call for quote.

MOUSER STOCK NO.	Fig.	Wire Size	Stud Size	Color	Price Each 1	100	500	1000
Vinyl Ring - Funnel Entry - Insulated								
644-PV18-6R-MY	A	22-18	6	Red				
644-PV18-8R-MY	A	22-18	8	Red				
644-PV18-4RX-MY	A	22-18	4	Red				
644-PV18-6RX-MY	A	22-18	6	Red				
644-PV18-8RX-MY	A	22-18	8	Red				
644-PV18-10RX-MY	A	22-18	10	Red				
644-PV14-6R-M	A	16-14	6	Blue				
644-PV14-8R-M	A	16-14	8	Blue				
644-PV14-10R-M	A	16-14	10	Blue				
644-PV14-14R-M	A	16-14	1/4	Blue				
644-PV14-4RX-C	A	16-14	4	Blue				
644-PV14-6RX-M	A	16-14	6	Blue				
644-PV14-8RX-M	A	16-14	8	Blue				
644-PV14-10RX-M	A	16-14	10	Blue				
644-PV14-14RX-M	A	16-14	1/4	Blue				
644-PV10-8R-D	A	12-10	8	Yellow				
644-PV10-10R-D	A	12-10	10	Yellow				
644-PV10-14R-D	A	12-10	1/4	Yellow				
644-PV10-6RX-L	A	12-10	6	Yellow				
644-PV10-8RX-L	A	12-10	8	Yellow				
644-PV10-10RX-L	A	12-10	10	Yellow				
644-PV10-14RX-L	A	12-10	1/4	Yellow				
Nylon Ring - Insulated								
644-PN18-14R-M	A	22-18	1/4	Red				
644-PN18-4R-M	A	22-18	4	Red				
644-PN18-10R-M	A	22-18	10	Red				
644-PN18-4RN-M	A	22-18	4	Red				
644-PN18-6RN-M	A	22-18	6	Red				
644-PN18-8R-M	A	22-18	8	Red				
644-PN14-4R-M	A	16-14	4	Blue				
644-PN14-56R-M	A	16-14	5/16	Blue				
644-PN14-6R-M	A	16-14	6	Blue				
644-PN14-8R-M	A	16-14	8	Blue				
644-PN14-6RX-C	A	16-14	6	Blue				
644-PN14-8RX-C	A	16-14	8	Blue				
644-PN14-10RX-C	A	16-14	10	Blue				
644-PN10-6R-D	A	12-10	6	Yellow				
644-PN10-8R-L	A	12-10	8	Yellow				
644-PN10-14R-L	A	12-10	1/4	Yellow				
644-PN10-6RX-L	A	12-10	6	Yellow				
644-PN10-8RX-L	A	12-10	8	Yellow				
644-PN10-10RX-L	A	12-10	10	Yellow				
644-PN10-56R-D	A	12-10	5/16	Yellow				
644-PN10-38R-D	A	12-10	3/8	Yellow				
Vinyl Fork - Insulated								
644-PV18-6F-MY	B	22-18	6	Red				
644-PV18-8F-MY	B	22-18	8	Red				
644-PV18-6FX-MY	B	22-18	6	Red				
644-PV18-6FN-MY	B	22-18	6	Red				
644-PV18-8FX-MY	B	22-18	8	Red				
644-PV18-10F-MY	B	22-18	10	Red				
644-PV14-8F-M	B	16-14	8	Blue				
644-PV14-10F-M	B	16-14	10	Blue				
644-PV14-6FX-M	B	16-14	6	Blue				
644-PV14-6FN-M	B	16-14	6	Blue				
644-PV14-8FX-M	B	16-14	8	Blue				

For quantities greater than listed, call for quote.

MOUSER STOCK NO.	Fig.	Wire Size	Stud Size	Color	Price Each 1	100	500	1000
Vinyl Fork (Cont.)								
644-PV14-10FX-M	B	16-14	10	Blue				
644-PV14-14F-M	B	16-14	1/4	Blue				
644-PV10-6F-D	B	12-10	6	Yellow				
644-PV10-10F-D	B	12-10	10	Yellow				
644-PV10-14F-D	B	12-10	1/4	Yellow				
644-PV10-14FX-L	B	12-10	1/4	Yellow				
Nylon Fork Insulated								
644-PNF18-6F-M	B	22-18	6	Red				
644-PNF18-8F-M	B	22-18	8	Red				
644-PNF18-10F-M	B	22-18	10	Red				
644-PNF18-14F-C	B	22-18	1/4	Red				
644-PNF14-6F-M	B	16-14	6	Blue				
644-PNF14-8F-M	B	16-14	8	Blue				
644-PNF14-10F-M	B	16-14	10	Blue				
644-PNF10-6F-L	B	12-10	6	Yellow				
644-PNF10-10F-L	B	12-10	10	Yellow				
Vinyl Locking Fork								
644-PV18-6LF-MY	C	22-18	6	Red				
Nylon Locking Fork								
644-PN18-8LF-M	C	22-18	8	Red				
644-PN14-6LF-M	C	16-14	6	Blue				
644-PN14-8LF-M	C	16-14	8	Blue				
644-PN14-10LF-M	C	16-14	10	Blue				
Vinyl Flanged Fork								
644-PN18-6LF-M	D	22-18	6	Red				
644-PN18-8FF-M	D	22-18	8	Red				
644-PN18-10FF-M	D	22-18	10	Red				
644-PN14-6FF-M	D	16-14	6	Blue				
Vinyl Flanged Fork								
644-PN14-8FF-M	D	16-14	8	Blue				
Vinyl Butt Splice								
644-BSV18X-MY	E	22-18	---	Red				
644-BSV14X-M	E	16-14	---	Blue				
644-BSV10X-D	E	12-10	---	Yellow				
Nylon Butt Splice								
644-BSN14-M	E	16-14	---	Blue				
Disconnect (Male)								
644-DNF18-250FIM-M	F	22-18	.250x.032	Red				
644-DNF18-250FIMB-L	F	22-18	.250x.032	Red				
644-DNF14-250M-M	G	16-14	.250x.032	Blue				
644-DV14-250MB-M	G	16-14	.250x.032	Blue				
644-DNF10-250M-D	G	12-10	.250x.032	Yellow				
Disconnect (Female)								
644-DNF18-110-M	H	22-18	.110x.032	Red				
644-DNF18-187-M	H	22-18	.187x.032	Red				
644-DNF18-250-M	H	22-18	.250x.032	Red				
644-DNF18-250FIB-M	I	22-18	.250x.032	Red				
644-DNF14-110-M	H	16-14	.110x.032	Blue				
644-DNF14-187-M	H	16-14	.187x.032	Blue				
644-DNF14-250-M	H	16-14	.250x.032	Blue				
644-DV14-250B-M	H	16-14	.250x.032	Blue				
644-DNF14-250FIB-M	I	16-14	.250x.032	Blue				
644-DNF10-250FI-D	I	12-10	.250x.032	Yellow				
Right Angle Disconnect (Female) Tab Width								
644-DNFR14-250B-M	J	16-14	.250x.032	Blue				

© Copyright 2014 Mouser Electronics

© Copyright 2014 Mouser Electronics

PANDUIT Terminals, Power Connectors and Tools

RoHS Compliant **This product is RoHS compliant.**

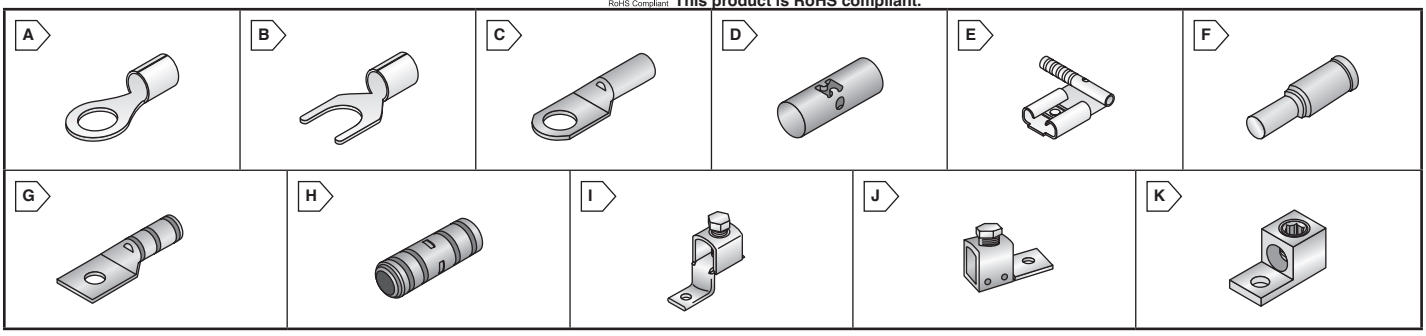

NON-INSULATED TERMINALS

Rings

For quantities greater than listed, call for quote.

MOUSER STOCK NO.	Fig.	Wire Size	Stud Size	Price Each 1	100	500	1000
644-P18-4R-M	A	22-18	4				
644-P18-8R-M	A	22-18	8				
644-P18-10R-M	A	22-18	10				
644-P14-4R-M	A	16-14	4				
644-P14-6R-M	A	16-14	6				
644-P14-8R-M	A	16-14	8				
644-P10-6R-L	A	12-10	6				
644-P10-8R-L	A	12-10	8				
644-P10-14R-L	A	12-10	1/4				
644-P10-56R-L	A	12-10	5/16				

Forks

For quantities greater than listed, call for quote.

MOUSER STOCK NO.	Fig.	Wire Size	Stud Size	Price Each 1	100	500	1000
644-P18-6F-M	B	22-18	6				
644-P18-6FN-M	B	22-18	6				
644-P18-8F-M	B	22-18	8				
644-P18-10F-M	B	22-18	10				
644-P18-14F-M	B	22-18	14				
644-P14-6F-M	B	16-14	6				
644-P14-6FN-M	B	16-14	6				
644-P14-8F-M	B	16-14	8				
644-P14-10F-M	B	16-14	10				
644-P14-14F-M	B	16-14	1/4				
644-P10-6F-L	B	12-10	6				
644-P10-8F-L	B	12-10	8				
644-P10-10F-L	B	12-10	10				
644-P10-14F-L	B	12-10	1/4				

Tubular Rings

For quantities greater than listed, call for quote.

MOUSER STOCK NO.	Fig.	Wire Size	Stud Size	Price Each 1	100	500	1000
644-S6-10R-E	C	6	10				
644-S6-14R-E	C	6	1/4				
644-S6-56R-E	C	6	5/16				
644-S6-38R-E	C	6	3/8				
644-S2-10R-X	C	2 and 1	10				
644-S2-14R-X	C	2 and 1	1/4				
644-S2-56R-X	C	2 and 1	5/16				
644-S2-38R-X	C	2 and 1	3/8				

Butt Splices

For quantities greater than listed, call for quote.

MOUSER STOCK NO.	Fig.	Wire Size	Stud Size	Price Each 1	100	500	1000
644-BS18-M	D	22-18	----				
644-BS14-M	D	16-14	----				

Right Angle Female Disconnects (Sleeved Barrel)

For quantities greater than listed, call for quote.

MOUSER STOCK NO.	Fig.	Wire Size	Stud Size	Price Each 1	100	500	1000
644-DR18-250-M	E	22-18	.250 x .032				
644-DR14-250-M	E	16-14	.250 x .032				

Right Angle Female Disconnects (Butted Seam)

For quantities greater than listed, call for quote.

MOUSER STOCK NO.	Fig.	Wire Size	Stud Size	Price Each 1	100	500	1000
644-DR18-250B-M	E	22-18	.250 x .032				
644-DR14-250B-M	E	16-14	.250 x .032				

NYLON WIRE JOINTS - INSULATED

For quantities greater than listed, call for quote.

MOUSER STOCK NO.	Fig.	Wire Size	Length	Color Code	Price Each 1	100	500	1000
644-JN224-318-M	F	24-16	.79	Red				
644-JN218-216M	F	24-16	.78	Clear				

POWER CONNECTORS

Copper Compression Lugs and Splices

- Plating: Electro-Tin

For quantities greater than listed, call for quote.

MOUSER STOCK NO.	Fig.	Cond. Size Range	Current Rating (Amps)	Stud Hole Size (in.)	Hex Key Size (in.)	Price Each 1	10	100	500
644-LCA8-10-L	G	8	5/8	Red P21	#10				
644-LCA8-14-L	G	8	5/8	Red P21	1/4"				
644-LCA6-10-L	G	6	7/8	Blue P24	#10				
644-LCA6-14-L	G	6	7/8	Blue P24	1/4"				
644-LCA6-56-L	G	6	7/8	Blue P24	5/16"				
644-LCA6-38-L	G	6	7/8	Blue P24	3/8"				
644-LCA4-14-L	G	4	7/8	Gray P29	1/4"				
644-LCA1-14-E	G	1	15/16	Green P37	1/4"				
644-LCA1/0-38-X	G	1/0	1.0	Pink P42	3/8"				
644-SCS8-L	H	8	11/16	Red P21	- - -				

Controlled Cycle Crimping Tool

MOUSER STOCK NO.	Price Each
644-CT-1700	

Hand Operated Plier Type Crimping Tool

MOUSER STOCK NO.	Price Each
644-CT-160	

Mechanical Connectors

For quantities greater than listed, call for quote.

MOUSER STOCK NO.	Fig.	Cond. Size Range	Current Rating (Amps)	Stud Hole Size (in.)	Hex Key Size (in.)	Price Each 1	10	100	500
Copper Lugs									
644-CB175-38-QY	I	4-3/0	175	3/8	5/16				
644-CB35-36-CY	I	14-6	50	3/16	- - -				
644-CBA70-14-CY	I	14-4	70	1/4	- - -				
644-CX35-36-CY	J	14-6	50	3/16	- - -				
644-CX70-14-CY	J	14-4	70	1/4	- - -				
644-CX125-14-QY	J	4-1/0	125	1/4	- - -				
Aluminum Lugs									
644-LAMA6-14-QY	K	14-6	- - -	1/4	- - -				
644-LAMA2-14QY	K	14-2	- - -	1/4	- - -				
644-LAMA1/0-14-QY	K	14-1/0	- - -	1/4	- - -				
644-LAMA2/0-14-QY	K	14-2/0	- - -	1/4	- - -				
644-LAMA250-56-QY	K	6-250	- - -	5/16	3/8				

Stock No. Suffix Denotes Standard Package Quantity: X = 10, Q = 25, L = 50, C = 100, D = 500, M = 1000

TERMINAL ACCESSORIES

KP-1075Y includes the following:
20 each; PV18-8R, PV18-6R, PV14-8R, PV14-810R
10 each; PV10-8R, PV10-810R, DNF14-250, DNF18-250, BSV18X, BSV14X, BSV10X
5 each; JN418-212

MOUSER STOCK NO.	Description	Price Each
644-KP-1075Y	Terminal kit without crimping tool, 155 pieces	
644-K-1100	Terminal kit box with CT-100 (terminals not included)	
644-CT100A	All purpose crimper/stripper tool	
644-CT-200	Non-insulated crimper tool	

© Copyright 2014 Mouser Electronics

© Copyright 2014 Mouser Electronics

PANDUIT Insulated/Uninsulated Ferrules

RoHS Compliant **This product is RoHS compliant.**

REEL SMART™ CONTINUOUSLY MOLDED FERRULES

Deliver speed and reliability for higher volume terminations. The continuously molded design provides quick consistent placement of ferrules in tools to ensure reliable terminations.

Features:
- Available in #20 - #14 AWG featuring a seamless barrel design to contain loose wire strands for superior terminations.

Specifications:
- Housing material: Polypropylene
- Flammability: ULV2
- Ferrule Material: Tin-plated copper
- Temp Rating: 221°F (105°C)

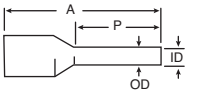

RoHS Compliant

For quantities greater than listed, call for quote.

MOUSER STOCK NO.	Panduit Part No.	Wire Size AWG	Wire Size mm²	Color	Dimensions: mm A	P	ID	OD	Price Each 1	10	50	100	Tooling
644-FSD75-8-DSL10	FSD75-8-DSL10	20	.50	White	15.2	8.0	1.0	1.4					CT-1000
644-FS75-8-DSL3	FS75-8-DSL3	20	.50	Orange	15.2	8.0	1.0	1.4					
644-FSD76-8-DSL8	FSD76-8-DSL8	18	.75	Gray	15.2	8.0	1.2	1.6					
644-FS76-8-DSL10	FS76-8-DSL10	18	.75	White	15.2	8.0	1.2	1.6					
644-FS76-8-DSL7	FS76-8-DSL7	18	.75	Lt. Blue	15.2	8.0	1.2	1.6					
644-FSD77-8-DSL2	FSD77-8-DSL2	18	1.00	Red	15.2	8.0	1.5	1.8					
644-FSD78-8-DSL0	FSD78-8-DSL0	16	1.50	Black	15.2	8.0	1.8	2.1					
644-FSD80-8-DSL6	FSD80-8-DSL6	14	2.50	Blue	15.2	8.0	2.3	2.6					

INSULATED FERRULES, SINGLE WIRE END SLEEVE

- Ease of wire insertion eliminates loose strands of wire
- No unwanted contacts when installing or removing the wire
- Encapsulated crimp eliminates stray wire breakage
- Great for limited space applications
- Wire strands will not fray or spread
- Maximizes a reliable electrical connection

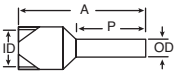

RoHS Compliant

For quantities greater than listed, call for quote.

644-FSD75-8-D	FSD75-8-D	22	0.50	White	13.5	8.0	2.5	1.4					CT-1002
644-FSD75-10-D	FSD75-10-D	22	0.50	White	15.5	10.0	2.5	1.4					CT-1003
644-FSD76-8-D	FSD76-8-D	20	0.75	Gray	14.0	8.0	2.8	1.6					
644-FSD77-8-D	FSD77-8-D	18	1	Red	14.5	8.0	3.0	1.8					
644-FSD77-10-D	FSD77-10-D	18	1	Red	16.5	10.0	3.0	1.8					
644-FSD78-8-D	FSD78-8-D	16	1.5	Black	14.5	8.0	3.4	2.1					
644-FSD78-10-D	FSD78-10-D	16	1.5	Black	16.5	10.0	3.4	2.1					
644-FSD78-18-D	FSD78-18-D	16	1.5	Black	24.5	18.0	3.4	2.1					
644-FSD80-8-D	FSD80-8-D	14	2.50	Blue	15.0	8.0	4.2	2.6					
644-FSD80-18-D	FSD80-18-D	14	2.50	Blue	25.0	18.0	4.2	2.6					

INSULATED FERRULES, TWIN WIRE END SLEEVE

For quantities greater than listed, call for quote.

MOUSER STOCK NO.	Panduit Part No.	Wire Size AWG	Wire Size mm²	Color	Dimensions: mm A	P	ID	OD	Price Each 1	10	50	100	Tooling
644-FTD75-8-D	FTD75-8-D	22	0.50	White	15.0	8.0	1.5	1.8					CT-1002
644-FTD76-8-D	FTD76-8-D	20	0.75	Gray	15.0	8.0	1.8	2.1					CT-1003
644-FTD77-8-D	FTD77-8-D	18	1	Red	15.0	8.0	2.1	2.4					
644-FTD78-8-D	FTD78-8-D	16	1.5	Black	16.0	8.0	2.3	2.6					

NON-INSULATED FERRULES, SINGLE WIRE END SLEEVE

Panduit Ferrules are available for wiring applications from #26 AWG to #1 AWG. Offerings include insulated and non-insulated ferrules, in single-wire or double-wire configurations.

- Designed with a seamless barrel to contain loose wire strands for superior terminations
- Eases insertion of wire into terminal block
- Meets DIN standards for wire containment
- Suitable for limited space panel applications
- Multiple pin lengths available for a variety of terminal blocks

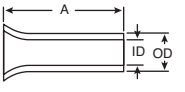

RoHS Compliant

For quantities greater than listed, call for quote.

MOUSER STOCK NO.	Panduit Part No.	Wire Size AWG	Wire Size mm²	Color	Dimensions: mm A	ID	OD	Price Each 1	100	200	500	Tooling
644-F73-5-M	F73-5-M	24	0.25	Neutral	5.0	0.8	1.1					CT-1002
644-F74-5-M	F74-5-M	24	0.34	Neutral	5.0	0.9	1.2					
644-F75-6-M	F75-6-M	22	0.50	Neutral	5.0	1.0	1.3					CT-1003
644-F75-8-M	F75-8-M	22	0.50	Neutral	8.0	1.0	1.3					
644-F76-6-M	F76-6-M	20	0.75	Neutral	6.0	1.2	1.5					
644-F77-6-M	F77-6-M	18	1	Neutral	6.0	1.4	1.7					
644-F78-7-M	F78-7-M	16	1.5	Neutral	7.0	1.7	2.0					
644-F78-8-M	F78-8-M	16	1.5	Neutral	8.0	1.7	2.0					
644-F78-10-M	F78-10-M	16	1.5	Neutral	10.0	1.7	2.0					
644-F78-15-M	F78-15-M	16	1.5	Neutral	15.0	1.7	2.0					
644-F80-7-M	F80-7-M	14	2.5	Neutral	7.0	2.2	2.5					
644-F80-10-M	F80-10-M	14	2.5	Neutral	10.0	2.2	2.5					
644-F80-15-M	F80-15-M	14	2.5	Neutral	15.0	2.2	2.5					
644-F81-9-M	F81-9-M	12	4	Neutral	9.0	2.8	3.2					
644-F81-15-M	F81-15-M	12	4	Neutral	15.0	2.8	3.2					
644-F82-10-M	F82-10-M	10	6	Neutral	10.0	3.5	3.9					

FERRULE END SLEEVE CRIMPING TOOLS

These ergonomically engineered crimping tools promote operator comfort and safety, which leads to greater productivity.
- 2 year warranty
- Superior Crimp Performance
- Low Handle Effort-Increases productivity

MOUSER STOCK NO.	Panduit Part No.	Description	Price Each
644-CT-1002	CT-1002	Crimps PANDUIT #26-#10 AWG single wire vinyl insulated ferrules. #22-#12 AWG vinyl insulated dual-wire ferrules, #24-#10 AWG non-insulated ferrules.	
644-CT-1003	CT-1003	Crimps PANDUIT #22-#8 AWG single wire insulated ferrules. #22-#12 AWG vinyl insulated dual-wire ferrules. #22-#10 AWG non-insulated ferrules.	

SEMIAUTOMATIC FERRULE CRIMPING TOOL

For use with Reel Smart™ continously molded ferrules in strips of 50.

- Adjustable die setting
- Controlled cycle tool cuts, strips, and crimps wire to maximize efficiency

644-CT-1000	CT-1000	Crimps PANDUIT #20 - #14 AWG continuously molded ferrules in strips. Also cuts and strips wire.	

FERRULE KITS

Plastic case, Assorted Insulated and Non-Insulated Ferrules

RoHS Compliant

MOUSER STOCK NO.	Panduit Part No.	Description	Price Each
644-KP-FSD1	KP-FSD1	#24-#18 AWG insulated. Kit includes: 30 pcs. ea. of FSD73-6, FSD74-6, FSD75-8, FSD76-8 and FSD77-8	
644-KP-FSD2	KP-FSD2	#22-#14 AWG Insulated. Kit includes 100 pcs. ea. of FSD76-8, FSD77-8, FSD78-8 and 50 pcs. ea. of FSD75-8 and FSD80-8.	
644-KP-F2	KP-F2	#12-#6 AWG Non-Insulated. Kit Includes: 150 pcs. of F81-9, 100 pcs. of F82-10, 80 pcs. of F83-12 and 40 pcs. of F84-12	

© Copyright 2014 Mouser Electronics

© Copyright 2014 Mouser Electronics

PHOENIX CONTACT Ferrules

SINGLE WIRE FERRULES

Insulated

- Material: Electrolytic copper with tin plating
- The plastic insulating sleeves simplify the fitting onto the conductor and the colors denote the size of the cross section

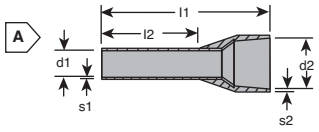

For quantities greater than listed, call for quote.

MOUSER STOCK NO.	Phoenix Part No.	Phoenix Type	Fig.	Color	Wire Size		Dimensions: mm						Price Each			
					(mm2)	AWG	l1	l2	d1	d2	s1	s2	1	10	50	100
651-3203024	3203024	AI 0.25-6 YE	A	Yellow	0.25	24	10.50	6.00	0.80	2.00	0.25	0.25				
651-3203053	3203053	AI 0.34-6 TQ	A	Turquoise	0.34	22	10.50	6.00	0.80	2.00	0.25	0.25				
651-3200014	3200014	AI 0.5-8WH	A	White	0.5	20	14.00	8.00	1.10	2.50	0.15	0.25				
651-3201301	3201301	AI 0.5-6 OG	A	Orange	0.5	20	12.00	6.00	1.10	2.50	0.15	0.25				
651-3200687	3200687	AI 0,5 - 6 WH	A	White	0.5	20	12.00	6.00	1.10	2.50	0.15	0.25				
651-3201275	3201275	AI 0,5 -10 WH	A	White	0.5	20	16.00	10.00	1.10	2.50	0.15	0.25				
651-3200182	3200182	AI 1-10 RD	A	Red	0.75	18	14.00	8.00	1.30	2.80	0.15	0.25				
651-3200027	3200027	AI 0.75-8 BU	A	Blue	1	18	16.00	10.00	1.50	3.00	0.15	0.30				
651-3200030	3200030	AI 1-8 RD	A	Red	1	18	14.00	8.00	1.50	3.00	0.15	0.30				
651-3200519	3200519	AI 0.75-8 GY	A	Gray	0.75	18	14.00	8.00	1.30	2.80	0.15	0.25				
651-3201314	3201314	AI 0.75-6 WH	A	White	0.75	18	12.00	6.00	1.30	2.80	0.15	0.25				
651-3200742	3200742	AI 1 - 6 RD	A	Red	1	18	12.00	6.00	1.50	3.00	0.15	0.30				
651-3200195	3200195	AI 1.5-10 BK	A	Black	1.5	16	18.00	10.00	1.80	3.40	0.15	0.30				
651-3201136	3201136	AI 1.5-8 RD	A	Red	1.5	16	14.00	8.00	1.80	3.40	0.15	0.30				
651-3200043	3200043	AI 1.5-8 BK	A	Black	1.5	16	14.00	8.00	1.80	3.40	0.15	0.30				
651-3200755	3200755	AI 1,5 - 6 BK	A	Black	1.5	16	12.00	6.00	1.80	3.40	0.15	0.30				
651-3200522	3200522	AI 2,5 - 8 BU	A	Blue	2.5	14	14.00	8.00	2.30	4.20	0.15	0.30				
651-3200962	3200962	AI 2.5-12 BU	A	Blue	2.5	14	18.00	12.00	2.30	4.20	0.15	0.30				
651-3200072	3200072	AI 2.5-18 GY	A	Gray	2.5	14	24.00	18.00	2.30	4.20	0.15	0.30				
651-3200535	3200535	AI 4-10 GY	A	Gray	4	12	17.00	10.00	2.80	4.80	0.20	0.30				
651-3200438	3200438	AI 4-12 OG	A	Orange	4	12	19.00	12.00	2.80	4.80	0.20	0.30				
651-3200593	3200593	AI 4 -18 GY	A	Gray	4	12	26.00	18.00	2.80	4.80	0.20	0.30				
651-3200548	3200548	AI 6-12 YE	A	Yellow	6	10	20.00	12.00	3.50	6.20	0.20	0.30				
651-3201107	3201107	AI 6-12 BK	A	Black	6	10	20.00	12.00	3.50	6.20	0.20	0.30				
651-3200108	3200108	AI 6 -12 GN	A	Green	6	10	20.00	12.00	3.50	6.20	0.20	0.30				

Uninsulated

- Material: Electrolytic copper with tin plating
- Dimensions of the ferrules correspond to DIN 46 228-1

RoHS Compliant

For quantities greater than listed, call for quote.

MOUSER STOCK NO.	Phoenix Part No.	Phoenix Type	Fig.	Color	Wire Size		Dimensions: mm						Price Each			
					(mm2)	AWG	l1	l2	d1	d2	s1	s2	1	10	50	100
651-3200218	3200218	A 0.5-6	B	-	0.5	20	6.00	5.30	1.00	0.15	2.10	- - -				
651-3200221	3200221	A 0.75-6	B	-	0.75	18	6.00	5.30	1.20	0.15	2.30	- - -				
651-3200250	3200250	A 1-10	B	-	1	18	10.00	9.30	1.40	0.15	2.50	- - -				
651-3200276	3200276	A 1.5-10	B	-	1.5	16	10.00	9.00	1.70	0.15	2.80	- - -				
651-3200263	3200263	A 1.5-7	B	-	1.5	16	7.00	6.00	1.70	0.15	2.80	- - -				
651-3200289	3200289	A 2.5-7	B	-	2.5	14	7.00	6.00	2.20	0.15	3.40	- - -				

TWIN WIRE FERRULES - INSULATED

- Material: Electrolytic copper with tin plating
- Dimensions of the ferrules correspond to DIN 46 228-1

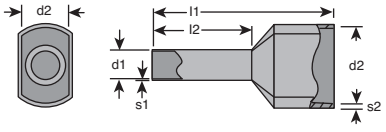

For quantities greater than listed, call for quote.

MOUSER STOCK NO.	Phoenix Part No.	Phoenix Type	Color	Wire Size		Dimensions: mm						Price Each			
				(mm2)	AWG	l1	l2	d1	d2	s1	s2	1	10	50	100
651-3200933	3200933	AI-TWIN 2 X 0.5-8 WH	White	2 x 0.5	20	15.00	8.00	1.50	2.5/4.7	0.15	0.25				
651-3200807	3200807	AI-TWIN 2 X 0.75-8 GY	Gray	2 x 0.75	18	15.00	8.00	1.80	2.8/5.0	0.15	0.25				
651-3200810	3200810	AI-TWIN 2 X 1-8 RD	Red	2 x 1	18	15.00	8.00	2.05	3.4/5.4	0.15	0.30				
651-3200823	3200823	AI-TWIN 2 X 1.5-8 BK	Black	2 x 1.5	16	16.00	8.00	2.30	3.6/6.6	0.15	0.30				
651-3200836	3200836	AI-TWIN 2 X 2.5-10 BU	Blue	2 x 2.5	14	18.50	10.00	2.90	4.2/7.8	0.20	0.30				
651-3201000	3201000	AI-TWIN 2 X 4-12 GY	Gray	2 x 4	12	23.00	12.00	3.80	4.9/8.8	0.20	0.30				
651-3201013	3201013	AI-TWIN 2 X 6-14 YE	Yellow	2 x 10	10	25.00	14.00	4.90	5.9/10	0.20	0.40				

FERRULE KITS

Features: 651-1202072

- Metal case with latch
- Assorted insulated ferrules with wire stripper and crimping tool
- Clear labeling on the inner side of the lid



Part number 651-1202072 illus.

Features: 651-3202960, 651-3202973, 651-3202999

- Plastic containers with separate compartments for different ferrules
- Transparent covers and color-marked ferrules for quick and easy access
- Able to be mounted on walls, or pegboard, to save space



Part number 651-3202960 illus.

RoHS Compliant

For quantities greater than listed, call for quote.

MOUSER STOCK NO.	Phoenix Part No.	Phoenix Type	Description	Price Each	
				1	5
651-1202072	1202072	CRIMPSET 6	KIT contains the following: 500 each of the 3203024, 3203053, 3200014, 3200519, 3200030, 3200043; 300 each of the 3200522; 200 each of the 3200535, 100 each of the 3200548; 1 QUICK-WIREFOX wire stripper; 1 CRIMPFOX UD 6		
651-3202960	3202960	AI SORTI BOX RD	KIT contains the following: 100 each of 3200519, 3200030, 3200043; 50 each of 3200014, 3200522		
651-3202973	3202973	AI SORTI BOX ANT	KIT contains the following: 50 each of 3200535; 25 each of 3200548, 3200551; 10 each of 3200564		
651-3202999	3202999	AI-TWIN-SORTI-BOX GY	KIT contains the following: 20 each of 3201000; 10 each of 3201013, 3201026		

TOOLS

For quantities greater than listed, call for quote.

651-1212686	1212686	CRIMPFOX 16-N	Crimping Tool for 26 - 10 AWG, Trapezodal Crimping		
651-1212690	1212690	CRIMPFOX-WF 6-N/DIE	Replacement Die		
651-1212038	1212038	CRIMPFOX 6T-F	Crimping Pliers for 24 - 10 AWG, Trapezodal Crimping		
651-1212046	1212046	CRIMPFOX 6H	Crimping Pliers for 23 - 10 AWG, Hexagonal Crimping		
651-1204384	1204384	QUICK WIREFOX 6	Wire Stripper, 24-10 AWG, up to 18mm stripping lengths		

© Copyright 2014 Mouser Electronics
© Copyright 2014 Mouser Electronics

RoHS Compliant This product is RoHS compliant.

Authorized Distributor

ULTRA-FAST FULLY INSULATED FASTON RECEPTACLES AND TABS

- Tin-plated brass
- Flammability rating: UL94V-0
- Nylon insulation

E66717

For quantities greater than listed, call for quote.

MOUSER STOCK NO.	TE Part No.	Fig.	Color	Size (In.)	Wire Size (AWG)	Price Each 1	100	500	1000
Fully Insulated FASTON Receptacles									
571-25200842	2-520084-2	A	Red	.110/.125 x .020	22-18				
✻ 571-2-520182-2	2-520182-2	A	Red	.187 x .020	22-18				
571-25204092	2-520409-2	A	Red	.187 x .020	22-18				
571-33508162	3-350816-2	A	Blue	.187 x .020	16-14				
571-2-520184-2	2-520184-2	A	Red	.250 x .032	22-18				
✻ 571-2-520407-2	2-520407-2	A	Red	.250 x .032	22-18				
571-33508202	3-350820-2	A	Blue	.250 x .032	16-14				
✻ 571-35204082	3-520408-2	A	Blue	.250 x .032	16-14				
Fully Insulated FASTON Flag Receptacles									
571-25203352	2-520335-2	B	Red	.187 x .020	22-18				
571-3-520339-2	3-520339-2	B	Blue	.187 x .020	16-14				
571-25201292	2-520129-2	B	Red	.250 x .032	22-18				
571-35201332	3-520133-2	B	Blue	.250 x .032	16-14				
Fully Insulated FASTON Tabs									
571-25201032	2-520103-2	C	Red	.250 x .032	22-18				
571-35201072	3-520107-2	C	Blue	.250 x .032	16-14				
571-25211032	2-521103-2	C	Red	.187 x .020	22-18				

Tools for Ultra-Fast FASTON Terminals

For quantities greater than listed, call for quote.

MOUSER STOCK NO.	TE Part No.	Description	Price Each
571-58078-3	58078-3	Crimping tool frame without dies	
571-903903	90390-3	22-18 awg die set	
571-903913	90391-3	16-14 awg die set	

SOLISTRAND, UNINSULATED TERMINALS

Designed to terminate solid and stranded wire and irregular shaped conductors while retaining performance characteristics of single purpose terminals and splices.

- Tin-plated copper
- Temperature rating: 170°C
- Meet or exceed the requirements of MIL-T-7928, Type 1, Class 1 and 2

LR7189 E13288

Ring Tongue Terminals

For quantities greater than listed, call for quote.

MOUSER STOCK NO.	TE Part No.	Fig.	Stud Size	Wire Size (AWG)	Price Each 1	100	500	1000
571-34105	34105	D	#6	22-16				
571-34108	34108	D	#8	22-16				
571-34109	34109	D	#10	22-16				
571-34113	34113	D	1/4"	22-16				
571-34114	34114	D	5/16"	22-16				
571-34115	34115	D	3/8"	22-16				
571-34120	34120	D	#6	16-14				
571-34122	34122	D	#8	16-14				
571-34123	34123	D	#10	16-14				
571-34124	34124	D	1/4"	16-14				
571-34125	34125	D	5/16"	16-14				
571-34126	34126	D	3/8"	16-14				
571-35476	35476	D	#6	12-10				
571-32994	32994	D	#8	12-10				
571-33457	33457	D	#10	12-10				
571-33458	33458	D	1/4"	12-10				
571-33459	33459	D	5/16"	12-10				
571-33220	33220	D	3/8"	12-10				

Spade Tongue Terminals

For quantities greater than listed, call for quote.

MOUSER STOCK NO.	TE Part No.	Fig.	Stud Size	Wire Size (AWG)	Price Each 1	100	500	1000
571-535551	53555-1	E	#2	22-16				
571-323127	323127	E	#6	22-16				
571-34117	34117	E	#8	22-16				
571-34118	34118	E	#10	22-16				
571-322451	322451	E	#6	12-10				
571-32995	32995	E	#8	12-10				

Butt Splices

For quantities greater than listed, call for quote.

MOUSER STOCK NO.	TE Part No.	Fig.	Stud Size	Wire Size (AWG)	Price Each 1	100	500	1000
571-31818	31818	F	---	22-16				
571-31819	31819	F	---	16-14				
571-32151	32151	F	---	12-10				

A

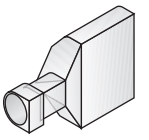

B

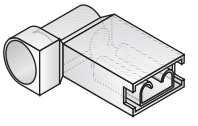

C

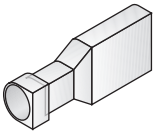

D



E

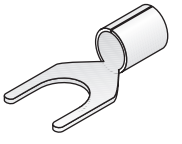

F



© Copyright 2014 Mouser Electronics

© Copyright 2014 Mouser Electronics

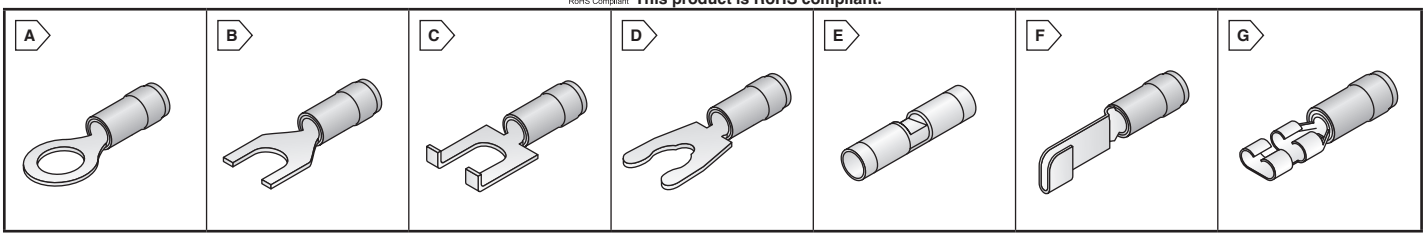

PIDG NYLON (PRE-INSULATED DIAMOND GRIP) TERMINALS

Designed for complete and uniform reliability in the most difficult circuit environments. These nylon terminals feature a tin plated copper body with a special designed copper sleeve that is fitted over the terminal barrel to provide maximum circumferential insulation support to the wire.

Features:

- High dielectric strength
- Temperature rating: 105°C
- Funnel ramp entry
- Meet or exceed requirements of MIL-T-7928, Type II, Class 1 and 2
- Copper support sleeve for insulation

LR7189

✻ 26-22 splices are 26-24 range in accordance with MIL-T-7928.
† 22-16 splices are 22-18 range in accordance with MIL-T-7928.

For quantities greater than listed, call for quote.

MOUSER STOCK NO.	TE Part No.	Fig.	Color	Stud Size	Wire Size (AWG)	Price Each 1	100	500
Ring Tongue Terminals								
571-323912	323912	A	Yellow	#2	26 - 22			
571-323914	323914	A	Yellow	#4	26 - 22			
571-323915	323915	A	Yellow	#6	26 - 22			
571-323916	323916	A	Yellow	#8	26 - 22			
571-324075	324075	A	Yellow	#10	26 - 22			
571-328657	328657	A	Red	#2	22 - 16			
571-31880	31880	A	Red	#4	22 - 16			
571-36152	36152	A	Red	#6	22 - 16			
571-31890	31890	A	Red	#8	22 - 16			
571-36154	36154	A	Red	#10	22 - 16			
571-31894	31894	A	Red	1/4"	22 - 16			
571-31895	31895	A	Red	5/16"	22 - 16			
571-31897	31897	A	Red	3/8"	22 - 16			
571-320619	320619	A	Blue	#6	16 - 14			
571-320565	320565	A	Blue	#8	16 - 14			
571-36160	36160	A	Blue	#10	16 - 14			
571-321045	321045	A	Blue	1/4"	16 - 14			
571-328998	328998	A	Blue	5/16"	16 - 14			
571-328999	328999	A	Blue	3/8"	16 - 14			
571-35149	35149	A	Yellow	#6	12 - 10			
571-35108	35108	A	Yellow	#8	12 - 10			
571-35109	35109	A	Yellow	#10	12 - 10			
571-35110	35110	A	Yellow	1/4"	12 - 10			
571-35111	35111	A	Yellow	5/16"	12 - 10			
571-35112	35112	A	Yellow	3/8"	12 - 10			
571-35151	35151	A	Yellow	1/2"	12 - 10			
Spade Tongue Terminals								
571-328394	328394	B	Red	#2	22 - 16			
571-327717	327717	B	Red	#4	22 - 16			
571-34541	34541	B	Red	#6	22 - 16			
571-32053	32053	B	Red	#8	22 - 16			
571-32054	32054	B	Red	#10	22 - 16			
571-35559	35559	B	Blue	#6	16 - 14			
571-32059	32059	B	Blue	#8	16 - 14			
571-321233	321233	B	Blue	#8	16 - 14			
571-32060	32060	B	Blue	#10	16 - 14			
571-32589	32589	B	Yellow	#10	12 - 10			
Flanged Spade Tongue Terminals								
571-324608	324608	C	Red	#2	22 - 16			
571-32562	32562	C	Red	#6	22 - 16			
571-320861	320861	C	Blue	#6	16 - 14			
571-320862	320862	C	Blue	#8	16 - 14			
571-325150	325150	C	Yellow	#6	12 - 10			
Short Spring Spade Tongue Terminals								
571-52927	52927	D	Red	#4	22 - 16			
571-52929	52929	D	Red	#6	22 - 16			
571-52930	52930	D	Red	#8	22 - 16			
571-52931	52931	D	Red	#10	22 - 16			
571-52935	52935	D	Blue	#6	16 - 14			
571-52936	52936	D	Blue	#8	16 - 14			
571-52937	52937	D	Blue	#10	16 - 14			
571-52941	52941	D	Yellow	#6	12 - 10			
571-52942	52942	D	Yellow	#8	12 - 10			
Butt Splices								
571-323994	323994	E	Yellow	- - -	26 - 22			
571-320559	320559	E	Red	- - -	22 - 16			
571-320562	320562	E	Blue	- - -	16 - 14			
571-320570	320570	E	Yellow	- - -	12 - 10			
Knife Disconnect Splices								
571-32446	32446	F	Red	- - -	22 - 16			
571-32448	32448	F	Blue	- - -	16 - 14			

PIDG FASTON RECEPTACLES

Features:

- Tin-plated brass
- No dimple with wire stop

E66717 LR7189

For quantities greater than listed, call for quote.

MOUSER STOCK NO.	TE Part No.	Fig.	Color	Size(in.)	Wire Size (AWG)	Price Each 1	100	500
571-6409231	640923-1	G	Red	.110" x .020"	22 - 18			
571-6409291	640929-1	G	Blue	.110" x .020"	16 - 14			
571-428441	42844-1	G	Green	.250" x .032"	14 - 12			
571-6409171	640917-1	G	Red	.187" x .020"	22 - 18			
✻ 571-6409111	640911-1	G	Red	.205" x .032"	22 - 18			
✻ 571-6409151	640915-1	G	Blue	.205" x .032"	16 - 14			
✻ 571-608941	60894-1	G	Natural	.110" x .032"	22 - 18			
571-6409191	640919-1	G	Blue	.187" x .020"	16 - 14			
✻ 571-6409091	640909-1	G	Red	.205" x .020"	22 - 18			
571-6409031	640903-1	G	Red	.250" x .032"	22 - 18			
571-6409051	640905-1	G	Blue	.250" x .032"	16 - 14			
571-6409071	640907-1	G	Yellow	.250" x .032"	12 - 10			

✻Dimple with wire stop

PLASTI-GRIP VINYL PRE-INSULATED TERMINALS

22-16 terminals and splices are stamped 22-18 in accordance with MIL-T-7928 commercial wire, range is 22-16.

Features:

- Tin-plated copper
- Vinyl insulation
- Temperature rating: 90°C

LR7189

For quantities greater than listed, call for quote.

MOUSER STOCK NO.	TE Part No.	Fig.	Color	Stud Size	Wire Size (AWG)	Price Each 1	100	500
Ring Tongue Terminals								
571-34141	34141	A	Red	#4	22 - 16			
571-34142	34142	A	Red	#6	22 - 16			
571-34148	34148	A	Red	#8	22 - 16			
571-34149	34149	A	Red	#10	22 - 16			
571-34151	34151	A	Red	5/16"	22 - 16			
571-34160	34160	A	Blue	#8	16 - 14			
571-34161	34161	A	Blue	#10	16 - 14			
571-34163	34163	A	Blue	5/16"	16 - 14			
571-34853	34853	A	Yellow	#8	12 - 10			
571-34854	34854	A	Yellow	#10	12 - 10			
571-34173	34173	A	Yellow	3/8"	12 - 10			
Spade Tongue Terminals								
571-320665	320665	B	Red	#6	22 - 16			
571-34156	34156	B	Red	#10	22 - 16			
571-322994	322994	B	Blue	#6	16 - 14			
571-8-34166-1	8-34166-1	B	Blue	#8	16 - 14			
571-34176	34176	B	Yellow	#10	12 - 10			
Flanged Spade Tongue Terminals								
571-322249	322249	C	Red	#6	22 - 16			
571-328516	328516	C	Red	#10	22 - 16			
571-324165	324165	C	Blue	#6	16 - 14			
Short Spring Spade Tongue Terminal								
571-52949	52949	D	Red	#6	22 - 16			
Butt Splices								
571-34070	34070	E	Red	- - -	22 - 16			
571-34071	34071	E	Blue	- - -	16 - 14			
571-34072	34072	E	Yellow	- - -	12 - 10			

CRIMP TOOL FOR SOLDERLESS TERMINALS

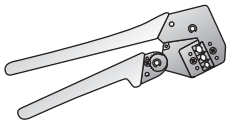

Heavy duty or small task tool designed with crimper, cutter, and stripper all in one.

For quantities greater than listed, call for quote.

MOUSER STOCK NO.	TE Part No.	Description	Price Each
571-3549401	354940-1	Procrimper III without dies	
571-584231	58423-1	Die set for Procrimper III	

© Copyright 2014 Mouser Electronics

© Copyright 2014 Mouser Electronics

TE connectivity Authorized Distributor

RoHS Compliant This product is RoHS compliant.

SOLISTRAND UNINSULATED TERMINALS

Short Spring Spade Tongue Terminals

For quantities greater than listed, call for quote.

MOUSER STOCK NO.	TE Part No.	Fig.	Stud Size	Wire Size (AWG)	Dimensions L x W	Price Each 1	100	500	1000
571-531751	53175-1	A	4	22-16	.576 x .203				
571-531201	53120-1	A	6	22-16	.576 x .250				
571-531231	53123-1	A	6	16-14	.576 x .250				
571-531261	53126-1	A	6	12-10	.636 x .250				

DIAMOND GRIP UNISULATED TERMINALS

Ring Tongue Terminals

For quantities greater than listed, call for quote.

MOUSER STOCK NO.	TE Part No.	Fig.	Stud Size	Wire Size (AWG)	Dimensions L x W	Price Each 1	100	500	1000
571-31518	31518	B	2	26-22	.464 x .140				
571-31094	31094	B	4	22-16	.603 x .218				
571-30996	30996	B	8	22-16	.775 x .312				
571-30927	30927	B	8	16-14	.790 x .343				

RING TONGUE RADIATION RESISTANT TERMINALS

For quantities greater than listed, call for quote.

MOUSER STOCK NO.	TE Part No.	Fig.	Color	Stud Size	Wire Size (AWG)	Price Each 1	100	500	1000
571-696422-5	696422-5	C	Red	8	22-16				
571-696422-6	696422-6	C	Red	10	22-16				

PIDG RING TONGUE INSULATION RESTRICTING TERMINALS

For quantities greater than listed, call for quote.

MOUSER STOCK NO.	TE Part No.	Fig.	Color	Stud Size	Wire Size (AWG)	Price Each 1	100	500	1000
571-13205513	1-320551-3	D	Red/Red	8	22-16				
571-13205514	1-320551-4	D	Red/White	8	22-16				
571-2361535	2-36153-4	D	Red/White	10	22-16				
571-518649	51864-9	D	Blue/Green	10	16-14				
571-23205634	2-320563-4	D	Blue/Green	1/4	14				
571-2361614	2-36161-4	D	Yellow/Brown	10	10				

PIDG OFFSET AND SLOTTED RING TONGUE TERMINALS

For quantities greater than listed, call for quote.

MOUSER STOCK NO.	TE Part No.	Fig.	Color	Stud Size	Wire Size (AWG)	Price Each 1	100	500	1000
571-323011	323011	E	Yellow	6	26-22				
571-36954	36954	E	Red	8	22-16				

PIDG SPARE WIRE CAPS

- Not sealed

For quantities greater than listed, call for quote.

MOUSER STOCK NO.	TE Part No.	Fig.	Cap Insulation Color	Wire Size (AWG)	Price Each 1	100	500	1000
Unstripped Wire								
571-324484	324485	F	Red	- - -				
Stripped Wire								
571-328307	328307	G	Red	22-18				

CLOSED END SPLICES

Splice Marking

- VS 300V, 90°C
- ECV 600V max. Building wiring 1000V max.
- Fixtures and signs, 105°C UL, 90°C CSA
- ECN 300V 105°C
- EC 600V max. Building wiring 1000V max; Fixtures and signs, 105°C

❊ Max. recommended operating temperature, 150°C

For quantities greater than listed, call for quote.

	MOUSER STOCK NO.	TE Part No.	Fig.	Material	Color	Length	Wire Size (AWG)	Splice Marking	Price Each 1	100	500	1000
Vinyl BOMB-TAIL Splices												
	571-34306	34306	H	Copper	Blue	0.750	22-16	VS				
	571-23283753	2-328375-3	H	Copper	Purple	0.775	22-14	VS				
	571-532341	53234-1	H	Copper	Transparent	1.500	22-12	ECV				
Nylon Molded Splices												
	571-35115	35115	I	Copper	Transparent	0.680	22-14	ECN				
	571-35653	35653	I	Copper	Transparent	0.775	22-10	ECN				
❊	571-559291	55929-1	I	Copper	Black	0.970	22-10	EC				
	571-328730	328730	I	Copper	Transparent	0.720	22-10	EC				

A

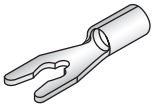

B



C



D



E



F

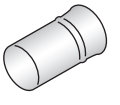

G

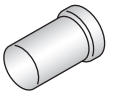

H

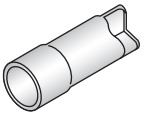

I

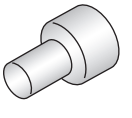

© Copyright 2014 Mouser Electronics

© Copyright 2014 Mouser Electronics

MOLEX Barrier Terminal Blocks and Accessories

molex
one company > a world of innovation

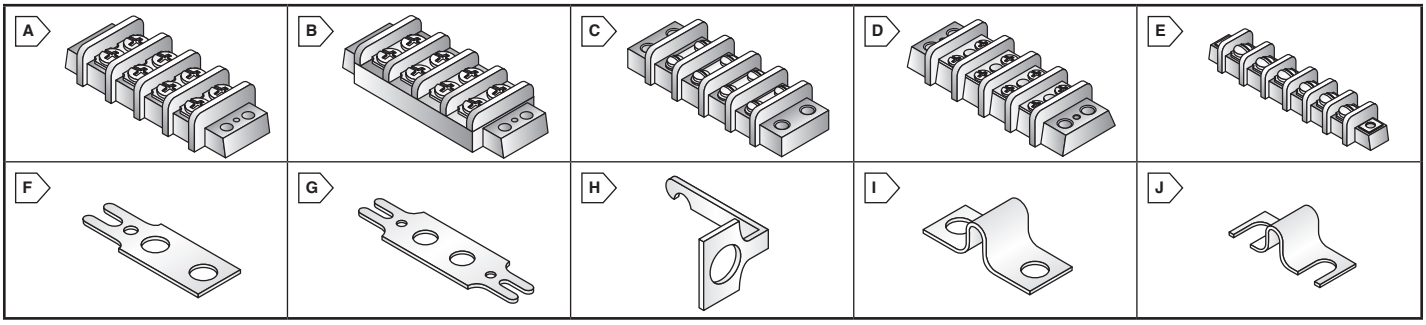

WIRE-TO-WIRE TERMINAL BLOCKS

Robust and durable they are ultrasonically welded into the thermoplastic insulator. The terminal can not be twisted or rotated even under excessive force. Closed bottom design allows for the terminal to be mounted directly on a sheet metal panel or placed over a panel cutout.

Features:

- Wire to Wire
- 15Amps
- Insulator: Thermoplastic, UL94V-0, black
- Terminals: Brass, nickel plated
- Screw: #6-32, phil/slot, steel, zinc chromate plated
- Screw Terminal Style
- 150 to 300 Volts

.375" Double Row, Low Profile - Thermoplastic

For quantities greater than listed, call for quote.

MOUSER STOCK NO.	Molex Part No.	Former Beau Part No.	Fig.	No. of Circuits	Price Each 1	25	50	100
538-38770-0102	38770-0102	77002	A	2				
538-38770-0103	38770-0103	77003	A	3				
538-38770-0104	38770-0104	77004	A	4				
538-38770-0105	38770-0105	77005	A	5				
538-38770-0106	38770-0106	77006	A	6				
538-38770-0107	38770-0107	77007	A	7				
538-38770-0108	38770-0108	77008	A	8				
538-38770-0110	38770-0110	77010	A	10				
538-38770-0112	38770-0112	77012	A	12				
538-38770-0114	38770-0114	77014	A	14				
538-38770-0116	38770-0116	77016	A	16				
538-38770-0120	38770-0120	77020	A	20				

.375" Double Row - Thermoplastic

RoHS Compliant

For quantities greater than listed, call for quote.

538-38760-0102	38760-0102	76002	A	2				
538-38760-0103	38760-0103	76003	A	3				
538-38760-0104	38760-0104	76004	A	4				
538-38760-0105	38760-0105	76005	A	5				
538-38760-0106	38760-0106	76006	A	6				
538-38760-0107	38760-0107	76007	A	7				
538-38760-0108	38760-0108	76008	A	8				
538-38760-0110	38760-0110	76010	A	10				
538-38760-0112	38760-0112	76012	A	12				

.438" Double Row - Thermoplastic

Features:

- Wire to Wire
- Insulator: Thermoplastic, UL94V-0, black
- Terminal: Brass, nickel plated
- Screw Terminal Style
- Screw: #6-32, phil/slot, steel, zinc chromate plated
- 15 Amps

RoHS Compliant

For quantities greater than listed, call for quote.

538-38780-0102	38780-0102	78002	B	2				
538-38780-0103	38780-0103	78003	B	3				
538-38780-0104	38780-0104	78004	B	4				
538-38780-0105	38780-0105	78005	B	5				
538-38780-0106	38780-0106	78006	B	6				
538-38780-0107	38780-0107	78007	B	7				
538-38780-0108	38780-0108	78008	B	8				
538-38780-0110	38780-0110	78010	B	10				
538-38780-0112	38780-0112	78012	B	12				
538-38780-0114	38780-0114	78014	B	14				
538-38780-0116	38780-0116	78016	B	16				

.563" Double Row - Phenolic

Features:

- This series is for wire-to-wire terminations for 30Amps @ 300Volts and 150°C.
- Robust and durable #8-32 screw insures reliability and allows for 10AWG wire without wire clamps.
- High temperature phenolic insulator out performs thermoplastic compounds.
- Closed bottom construction allows the product series to be PCB, bulkhead or panel mount.
- Insulator: General purpose phenolic
- Terminal: Brass, nickel plated
- Screw: #8-32, phil/slot, steel, zinc chromate plated
- Screw Terminal Style - Closed Bottom

RoHS Compliant

For quantities greater than listed, call for quote.

538-38211-0102	38211-0102	21002-CB	C	2				
538-38211-0103	38211-0103	21003-CB	C	3				
538-38211-0104	38211-0104	21004-CB	C	4				
538-38211-0105	38211-0105	21005-CB	C	5				
538-38211-0106	38211-0106	21006-CB	C	6				
538-38211-0107	38211-0107	21007-CB	C	7				
538-38211-0108	38211-0108	21008-CB	C	8				
538-38211-0110	38211-0110	21010-CB	C	10				
538-38211-0112	38211-0112	21012-CB	C	12				

© Copyright 2014 Mouser Electronics

WIRE-TO-WIRE TERMINAL BLOCKS (CONT.)

.688" Double Row - Phenolic

The series 28 phenolic terminal strip is our highest power double row rated 50Amps @ 300Volts and 150°C. The standard #10-32 screw is designed for years of rugged use. The product is compatible with 10AWG bare or up to 6AWG lugged wires.

- Screw: #10-32, phil/slot, brass, nickel plated
- Terminal: brass, nickel plated
- 50Amps @ 300Volts
- High temperature phenolic insulator

For quantities greater than listed, call for quote.

MOUSER STOCK NO.	Molex Part No.	Former Beau Part No.	Fig.	No. of Circuits	Price Each 1	25	50	100
538-38280-0102	38280-0102	28002	D	2				
538-38280-0103	38280-0103	28003	D	3				
538-38280-0104	38280-0104	28004	D	4				
538-38280-0105	38280-0105	28005	D	5				
538-38280-0106	38280-0106	28006	D	6				
538-38280-0108	38280-0108	28008	D	8				
538-38280-0110	38280-0110	28010	D	10				
538-38280-0112	38280-0112	28012	D	12				

WIRE-TO-PCB TERMINAL BLOCKS - .375" PCB

Features:

- Ultrasonically welded into the thermoplastic insulator, eliminating terminal twisting and associated solder joint failure
- PC Terminal Style
- Screw: #6-32, phil/slot, steel, zinc chromate plated
- 15Amps
- 150 to 300Volts

RoHS Compliant

Single Row

✻ no mounting ends

For quantities greater than listed, call for quote.

538-38720-6202	38720-6202	72502	E	2				
538-38720-6203	38720-6203	72503	E	3				
538-38720-6204	38720-6204	72504	E	4				
538-38720-6205	38720-6205	72505	E	5				
538-38720-6206	38720-6206	72506	E	6				
538-38720-6208	38720-6208	72508	E	8				
538-38720-6210	38720-6210	72510	E	10				
538-38720-6212	38720-6212	72512	E	12				
✻ 538-38720-6304	38720-6304	72504-C	E	4				
✻ 538-38720-6305	38720-6305	72505-C	E	5				
✻ 538-38720-6306	38720-6306	72506-C	E	6				

Single Row, Insulated Solder Turret

For quantities greater than listed, call for quote.

538-38720-3202	38720-3202	72202	E	2				
538-38720-3203	38720-3203	72203	E	3				
538-38720-3204	38720-3204	72204	E	4				
538-38720-3205	38720-3205	72205	E	5				
538-38720-3206	38720-3206	72206	E	6				
538-38720-3207	38720-3207	72207	E	7				
538-38720-3208	38720-3208	72208	E	8				
538-38720-3210	38720-3210	72210	E	10				
538-38720-3212	38720-3212	72212	E	12				

Single Row, Insulated Quick Connect

RoHS Compliant

For quantities greater than listed, call for quote.

538-38721-6702	38721-6702	72902	E	2				
538-38721-6703	38721-6703	72903	E	3				
538-38721-6704	38721-6704	72904	E	4				
538-38721-6706	38721-6706	72906	E	6				

ACCESSORIES

For Series 76000 and 77000 - (.375")

For quantities greater than listed, call for quote.

MOUSER STOCK NO.	Molex Part No.	Former Beau Part No.	Fig.	No. of Circuits	Price Each 1	25	50	100
538-38002-0204	38002-0204	141	F	One-sided solder terminal				
538-38002-0157	38002-0157	142	G	Two-sided solder terminal				
538-38002-0159	38002-0159	143	H	Short solder bottom terminal				
538-38002-1459	38002-1459	7631	I	Hole mount jumper (76000)				
538-38002-1461	38002-1461	7632	J	Slotted jumper (76000)				
538-38002-0185	38002-0185	1431	I	Hole mount jumper (77000)				
538-38002-0188	38002-0188	1432	J	Slotted jumper (77000)				

For Series 78000 - (.438")

For quantities greater than listed, call for quote.

538-38002-0257	38002-0257	183	H	Short solder bottom terminal				
538-38002-0331	38002-0331	1831	I	Hole mount jumper				
538-38002-0333	38002-0333	1832	J	Slotted jumper				

For Series 21000 - (.563")

For quantities greater than listed, call for quote.

538-38002-0321	38002-0321	211	F	One-sided solder terminal				
538-38002-0323	38002-0323	212	G	Two-sided solder terminal				
538-38002-0325	38002-0325	213	H	Short solder bottom terminal				
538-38002-0358	38002-0358	2131	I	Hole mount jumper				
538-38002-0442	38002-0442	2132	J	Slotted jumper				

© Copyright 2014 Mouser Electronics

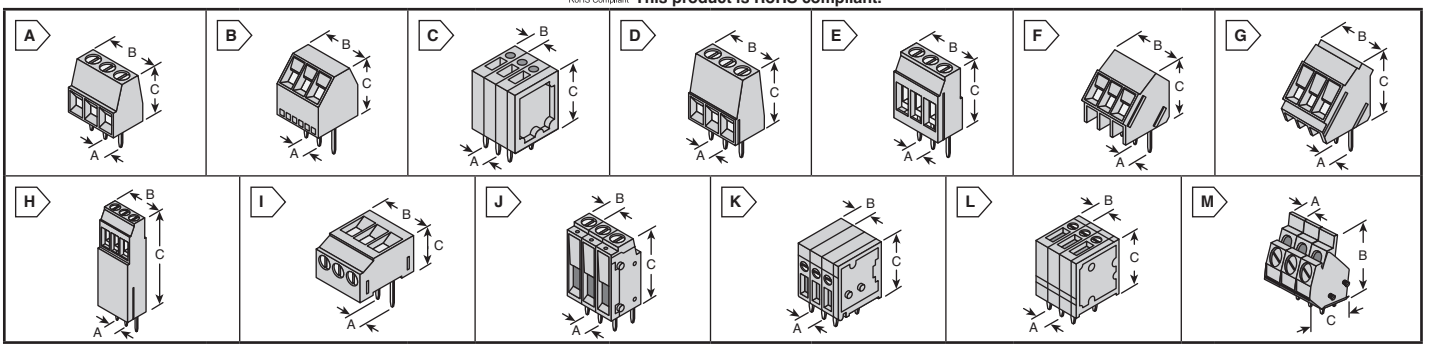

ONE PIECE DESIGN W/ SCREW CLAMP TERMINATION

Single Level, Through-Hole Solder Mounting

- RoHS Compliant per Phoenix documentation

For quantities greater than listed, call for quote.

MOUSER STOCK NO.	Fig.	Phoenix Type	Pos.	Dimensions: mm			Price Each		
Mfr. Mfr. Part No.				A	B	C	1	10	50
2.54mm PCB Terminal Blocks - 90° Wire-to-Pin Orientation, UL: 125V @ 6A, 30-20AWG, Green Color									
651—1725656	A	MPT 0.5/2-2.54	2	2.54	5.54	8.5			
651—1725669	A	MPT 0.5/3-2.54	3	2.54	8.08	8.5			
651—1725672	A	MPT 0.5/4-2.54	4	2.54	10.62	8.5			
651—1725685	A	MPT 0.5/5-2.54	5	2.54	13.16	8.5			
651—1725698	A	MPT 0.5/6-2.54	6	2.54	15.70	8.5			
651—1725708	A	MPT 0.5/7-2.54	7	2.54	18.24	8.5			
651—1725711	A	MPT 0.5/8-2.54	8	2.54	20.78	8.5			
651—1725724	A	MPT 0.5/9-2.54	9	2.54	23.32	8.5			
651—1725737	A	MPT 0.5/10-2.54	10	2.54	25.86	8.5			
651—1725740	A	MPT 0.5/11-2.54	11	2.54	28.40	8.5			
651—1725753	A	MPT 0.5/12-2.54	12	2.54	30.94	8.5			
3.5mm PCB Terminal Blocks - 90° Wire-to-Pin Orientation, UL: 300V @ 10A, 30-16AWG, Green Color									
651—1751248	A	MKDS 1/2-3.5	2	3.5	7.5	8.5			
651—1751251	A	MKDS 1/3-3.5	3	3.5	11	8.5			
651—1751264	A	MKDS 1/4-3.5	4	3.5	14.5	8.5			
651—1751277	A	MKDS 1/5-3.5	5	3.5	18	8.5			
651—1751280	A	MKDS 1/6-3.5	6	3.5	21.5	8.5			
651—1751293	A	MKDS 1/7-3.5	7	3.5	25	8.5			
651—1751303	A	MKDS 1/8-3.5	8	3.5	28.5	8.5			
651—1751316	A	MKDS 1/9-3.5	9	3.5	32	8.5			
651—1751329	A	MKDS 1/10-3.5	10	3.5	35.5	8.5			
651—1751332	A	MKDS 1/11-3.5	11	3.5	39	8.5			
651—1751345	A	MKDS 1/12-3.5	12	3.5	42.5	8.5			
3.5mm PCB Terminal Blocks - 55° Wire-to-Pin Orientation, UL: 300V @ 10A, 30-16AWG, Green Color									
651—1751099	B	SMKDS 1/2-3.5	2	3.5	7.5	9.5			
651—1751109	B	SMKDS 1/3-3.5	3	3.5	11	9.5			
651—1751112	B	SMKDS 1/4-3.5	4	3.5	14.5	9.5			
651—1751154	B	SMKDS 1/8-3.5	8	3.5	28.5	9.5			
3.81mm PCB Terminal Blocks - 90° Wire-to-Pin Orientation, UL: 300V @ 10A, 30-16AWG, Green Color									
651—1727010	A	MKDS 1/2-3.81	2	3.81	7.61	8.5			
651—1727023	A	MKDS 1/3-3.81	3	3.81	11.42	8.5			
651—1727036	A	MKDS 1/4-3.81	4	3.81	15.23	8.5			
651—1727049	A	MKDS 1/5-3.81	5	3.81	19.04	8.5			
651—1727052	A	MKDS 1/6-3.81	6	3.81	22.85	8.5			
651—1727065	A	MKDS 1/7-3.81	7	3.81	26.66	8.5			
651—1727078	A	MKDS 1/8-3.81	8	3.81	30.47	8.5			
651—1727081	A	MKDS 1/9-3.81	9	3.81	34.28	8.5			
651—1727094	A	MKDS 1/10-3.81	10	3.81	38.09	8.5			
651—1727117	A	MKDS 1/12-3.81	12	3.81	45.71	8.5			
3.81mm PCB Terminal Blocks - 55° Wire-to-Pin Orientation, UL: 300V @ 10A, 30-16AWG, Green Color									
651—1728284	B	SMKDS 1/2-3.81	2	3.81	7.61	9.5			
651—1728297	B	SMKDS 1/3-3.81	3	3.81	11.42	9.5			
651—1728307	B	SMKDS 1/4-3.81	4	3.81	15.23	9.5			
651—1728323	B	SMKDS 1/6-3.81	6	3.81	22.85	9.5			
651—1728349	B	SMKDS 1/8-3.81	8	3.81	30.47	9.5			
651—1728352	B	SMKDS 1/9-3.81	9	3.81	34.28	9.5			
651—1728365	B	SMKDS 1/10-3.81	10	3.81	38.09	9.5			
651—1728378	B	SMKDS 1/11-3.81	11	3.81	41.90	9.5			
651—1728381	B	SMKDS 1/12-3.81	12	3.81	45.71	9.5			
3.81mm PCB Single Terminal Blocks - Vertical Wire to Pin Orientation, Front Connection, UL: 300V @ 10A, 28-14AWG, Green Color									
651—1707742	C	FRONT 1.5-V-3.81	1	3.81	3.81	15.3			
651—1707755	-	D-FRONT 1.5-V	Required End Cover						
5mm PCB Reduced Height Terminal Blocks - 90° Wire-to-Pin Orientation, UL: 300V @ 10A, 30-14AWG, Green Color									
651—1729018	D	MKDSN 1.5/2	2	5	10	10			
651—1729021	D	MKDSN 1.5/3	3	5	15	10			
651—1729034	D	MKDSN 1.5/4	4	5	20	10			
651—1729047	D	MKDSN 1.5/5	5	5	25	10			
651—1729050	D	MKDSN 1.5/6	6	5	30	10			
651—1729063	D	MKDSN 1.5/7	7	5	35	10			
651—1729076	D	MKDSN 1.5/8	8	5	40	10			
651—1729089	D	MKDSN 1.5/9	9	5	45	10			

Single Level, Through-Hole Solder Mounting (Cont.)

- RoHS Compliant per Phoenix documentation

For quantities greater than listed, call for quote.

MOUSER STOCK NO.	Fig.	Phoenix Type	Pos.	Dimensions: mm			Price Each		
Mfr. Mfr. Part No.				A	B	C	1	10	50
5mm PCB Reduced Height Terminal Blocks - 90° Wire-to-Pin Orientation, UL: 300V @ 10A, 30-14AWG, Green Color (Cont.)									
651—1729092	D	MKDSN 1.5/10	10	5	50	10			
651—1729115	D	MKDSN 1.5/12	12	5	60	10			
5mm PCB Reduced Height Terminal Blocks - 55° Wire-to-Pin Orientation, UL: 300V @ 10A, 30-14AWG, Green Color									
651—1869062	B	SMKDSN 1.5/2	2	5	11	11			
651—1869075	B	SMKDSN 1.5/3	3	5	16	11			
651—1869088	B	SMKDSN 1.5/4	4	5	21	11			
651—1869091	B	SMKDSN 1.5/5	5	5	26	11			
651—1869101	B	SMKDSN 1.5/6	6	5	31	11			
651—1869114	B	SMKDSN 1.5/7	7	5	36	11			
651—1869127	B	SMKDSN 1.5/8	8	5	41	11			
651—1869143	B	SMKDSN 1.5/10	10	5	46	11			
5mm PCB Terminal Blocks - 90° Wire-to-Pin Orientation, UL: 300V @ 10A, 30-14AWG, Green Color									
651—1715022	D	MKDS 1.5/2	2	5	10	13.8			
651—1715035	D	MKDS 1.5/3	3	5	15	13.8			
651—1715048	D	MKDS 1.5/4	4	5	20	13.8			
651—1715080	D	MKDS 1.5/8	8	5	40	13.8			
651—1715129	D	MKDS 1.5/12	12	5	60	13.8			
5mm PCB Reduced Height Terminal Blocks - 90° Wire-to-Pin Orientation, UL: 300V @ 10A, 30-12AWG, Green Color									
651—1890963	D	MKDSN 2.5/2	2	5	10	15			
651—1890976	D	MKDSN 2.5/3	3	5	15	15			
651—1890989	D	MKDSN 2.5/4	4	5	20	15			
5mm PCB Terminal Blocks - 90° Wire-to-Pin Orientation, UL: 300V @ 10A, 30-12AWG, Green Color									
651—1711026	E	MKDS 3/2	2	5	10	18			
651—1711039	E	MKDS 3/3	3	5	15	18			
651—1711042	E	MKDS 3/4	4	5	20	18			
651—1711084	E	MKDS 3/8	8	5	40	18			
651—1711123	E	MKDS 3/12	12	5	60	18			
5mm PCB Terminal Blocks - 35° Wire-to-Pin Orientation with Test Connection, UL: 300V @ 10A, 30-14AWG, Green Color									
651—1733415	F	SMKDSP 1.5/2	2	5	10	15.3			
651—1733428	F	SMKDSP 1.5/3	3	5	15	15.3			
651—1733431	F	SMKDSP 1.5/4	4	5	20	15.3			
651—1733444	F	SMKDSP 1.5/5	5	5	25	15.3			
651—1733457	F	SMKDSP 1.5/6	6	5	30	15.3			
651—1733473	F	SMKDSP 1.5/8	8	5	40	15.3			
5mm PCB Terminal Blocks - 35° Wire-to-Pin Orientation, UL: 300V @ 10A, 30-14AWG, Green Color									
651—1713024	G	SMKDS 3/2	2	5	10	18			
651—1713037	G	SMKDS 3/3	3	5	15	18			
5mm PCB Terminal Blocks - 90° Wire-to-Pin Orientation, Tall Design, UL: 300V @ 15A, 30-12AWG, Green Color									
651—1721045	H	MKKDSH 3/2	2	5	10	31.5			
651—1721346	H	MKKDSH 3/3	3	5	15	31.5			
5mm PCB Terminal Blocks - Vertical Wire-to-Pin Orientation, UL: 300V @ 10A, 30-14AWG, Green Color									
651—1717091	I	MKDSFW 1.5/2	2	5	10	11.2			
651—1717088	I	MKDSFW 1.5/3	3	5	15	11.2			
5mm PCB Single Terminal Blocks - 90° Wire-to-Pin Orientation, UL: 300V @ 15A, 30-12AWG, Green Color									
651—1705016	J	KDS 2.5	1	5	5	18			
5mm PCB Single Terminal Blocks - 90° Wire to Pin Orientation, Front Connection, UL: 300V @ 10A, 30-12AWG, Green Color									
651—1700008	K	FRONT 2.5-H/SA 5	1	5	5	18.5			
651—1700040	K	FRONT 2.5-H/SA 10	1	5	5	18.5			
651—1700024	-	D-FRONT 2.5-H	Required End Cover						
5mm PCB Single Terminal Blocks - Vertical Wire to Pin Orientation, Front Connection, UL: 300V @ 10A, 30-12AWG, Green Color									
651—1700037	L	FRONT 2.5-V/SA 5	1	5	5	19.5			
651—1700053	L	FRONT 2.5-V/SA 10	1	5	5	19.5			
651—1700011	-	D-FRONT 2.5-V	Required End Cover						
5mm PCB Single Terminal Blocks - Panel Feed-Through, UL: 300V @ 10A, 30-14AWG, Green Color									
651—1740000	M	DMKDS 2.5	1	5	20	28			

© Copyright 2014 Mouser Electronics

© Copyright 2014 Mouser Electronics

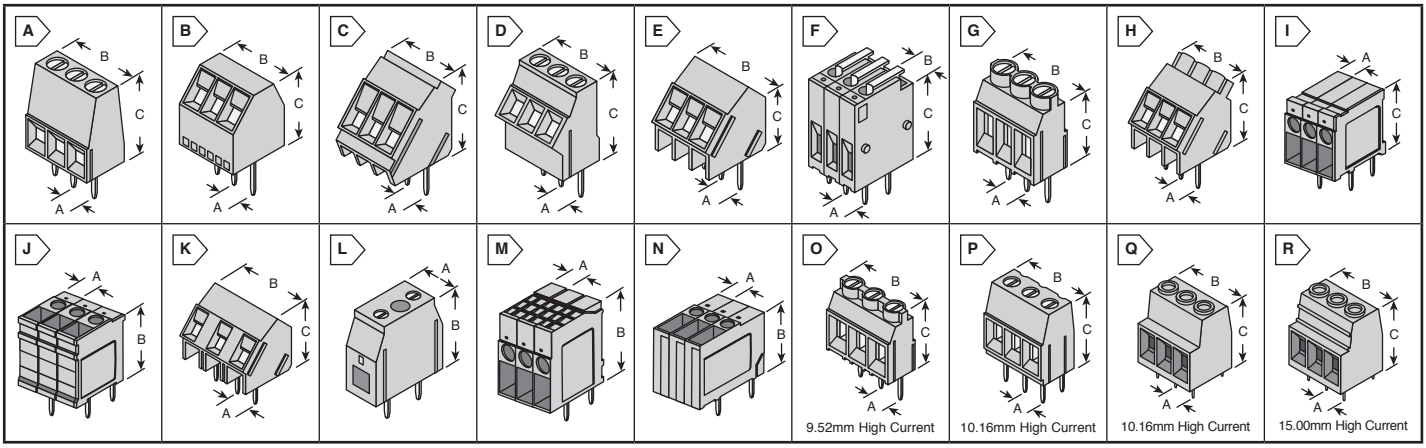

ONE PIECE DESIGN WITH SCREW CLAMP TERMINATION

Single Level, Through-Hole Solder Mounting

- RoHS compliant per Phoenix documentation

RoHS Compliant

For quantities greater than listed, call for quote.

MOUSER STOCK NO.	Mfr. Part No.	Fig.	Phoenix Type	Pos.	Dimensions: mm A	B	C	Price Each 1	10	50
5.08mm PCB Reduced Height Terminal Blocks - 90° Wire-to-Pin Orientation										
UL: 300V @ 10A, 30-14AWG, Green Color										
651—1729128		A	MKDSN 1.5/2-5.08	2	5.08	10.16	10			
651—1729131		A	MKDSN 1.5/3-5.08	3	5.08	15.24	10			
651—1729144		A	MKDSN 1.5/4-5.08	4	5.08	20.32	10			
651—1729157		A	MKDSN 1.5/5-5.08	5	5.08	25.4	10			
651—1729160		A	MKDSN 1.5/6-5.08	6	5.08	30.48	10			
651—1729173		A	MKDSN 1.5/7-5.08	7	5.08	35.56	10			
651—1729186		A	MKDSN 1.5/8-5.08	8	5.08	40.64	10			
651—1729199		A	MKDSN 1.5/9-5.08	9	5.08	45.72	10			
651—1729209		A	MKDSN 1.5/10-5.08	10	5.08	50.8	10			
651—1729212		A	MKDSN 1.5/11-5.08	11	5.08	55.88	10			
651—1729225		A	MKDSN 1.5/12-5.08	12	5.08	60.96	10			
5.08mm PCB Reduced Height Terminal Blocks - 145° Wire-to-Pin Orientation										
UL: 300V @ 10A, 30-14AWG, Green Color										
651—1869211		B	SMKDSN 1.5/2-5.08	2	5.08	11.16	11			
651—1869224		B	SMKDSN 1.5/3-5.08	3	5.08	16.24	11			
651—1869237		B	SMKDSN 1.5/4-5.08	4	5.08	21.32	11			
651—1869240		B	SMKDSN 1.5/5-5.08	5	5.08	26.4	11			
651—1869253		B	SMKDSN 1.5/6-5.08	6	5.08	31.48	11			
651—1869266		B	SMKDSN 1.5/7-5.08	7	5.08	36.56	11			
651—1869279		B	SMKDSN 1.5/8-5.08	8	5.08	41.64	11			
651—1869282		B	SMKDSN 1.5/9-5.08	9	5.08	46.72	11			
651—1869295		B	SMKDSN 1.5/10-5.08	10	5.08	51.8	11			
5.08mm PCB Terminal Blocks - 90° Wire-to-Pin Orientation										
UL: 300V @ 10A, 30-14AWG, Green Color										
651—1715721		A	MKDS 1.5/2-5.08	2	5.08	10.16	13.8			
651—1715734		A	MKDS 1.5/3-5.08	3	5.08	15.24	13.8			
651—1715747		A	MKDS 1.5/4-5.08	4	5.08	20.32	13.8			
651—1715789		A	MKDS 1.5/8-5.08	8	5.08	40.64	13.8			
651—1715802		A	MKDS 1.5/10-5.08	10	5.08	50.8	13.8			
651—1715828		A	MKDS 1.5/12-5.08	12	5.08	60.96	13.8			
5.08mm PCB Reduced Height Terminal Blocks - 90° Wire-to-Pin Orientation										
UL: 300V @ 10A, 30-12AWG, Green Color										
651—1888687		A	MKDSN 2.5/2-5.08	2	5.08	10.16	15			
651—1888690		A	MKDSN 2.5/3-5.08	3	5.08	15.24	15			
651—1888700		A	MKDSN 2.5/4-5.08	4	5.08	20.32	15			
5.08mm PCB Terminal Blocks - 90° Wire-to-Pin Orientation										
UL: 300V @ 10A, 30-12AWG, Green Color										
651—1711725		A	MKDS 3/2-5.08	2	5.08	10.16	18			
651—1711738		A	MKDS 3/3-5.08	3	5.08	15.24	18			
5.08mm PCB Terminal Blocks - 35° Wire-to-Pin Orientation										
UL: 300V @ 10A, 30-14AWG, Green Color										
651—1713723		C	SMKDS 3/2-5.08	2	5.08	10.16	18			
651—1713736		C	SMKDS 3/3-5.08	3	5.08	15.24	18			
5.08mm PCB Terminal Blocks - 40° Wire-to-Pin Orientation										
UL: 300V @ 10A, 30-14AWG, Green Color										
651—1705469		D	SMKDS 2.5/2-5.08	2	5.08	10.16	19.4			
651—1705472		D	SMKDS 2.5/3-5.08	3	5.08	15.24	19.4			
5.08mm PCB Terminal Blocks - 35° Wire-to-Pin Orientation with Test Connection										
UL: 300V @ 10A, 30-14AWG, Green Color										
651—1733570		E	SMKDSP 1.5/2-5.08	2	5.08	10.16	15.3			
651—1733583		E	SMKDSP 1.5/3-5.08	3	5.08	15.24	15.3			
651—1733596		E	SMKDSP 1.5/4-5.08	4	5.08	20.32	15.3			
651—1733606		E	SMKDSP 1.5/5-5.08	5	5.08	25.4	15.3			
651—1733619		E	SMKDSP 1.5/6-5.08	6	5.08	30.48	15.3			
651—1733622		E	SMKDSP 1.5/7-5.08	7	5.08	35.56	15.3			
651—1733635		E	SMKDSP 1.5/8-5.08	8	5.08	40.64	15.3			
651—1733651		E	SMKDSP 1.5/10-5.08	10	5.08	50.8	15.3			
5.08mm PCB Terminal Blocks - 90° Wire-to-Pin Orientation, Knife Disconnect										
UL: 300V @ 15A, 28-12AWG, Green Color										
651—1780015		F	KDS 3-MT	1	5.08	5.08	24.8			

Single Level, Through-Hole Solder Mounting (Cont.)

For quantities greater than listed, call for quote.

MOUSER STOCK NO.	Mfr. Part No.	Fig.	Phoenix Type	Pos.	Dimensions: mm A	B	C	Price Each 1	10	50
6.35mm PCB Terminal Blocks - 90° Wire-to-Pin Orientation										
UL: 150V @ 15A and 300V @ 10A, 30-12AWG, Green Color										
651—1714955		G	MKDS 5/2-6.35	2	6.35	12.69	21.5			
651—1714968		G	MKDS 5/3-6.35	3	6.35	19.04	21.5			
6.35mm PCB Terminal Blocks - 35° Wire-to-Pin Orientation										
UL: 300V @ 30A, 30-10AWG, Green Color										
651—1720033		H	SMKDS 5/2-6.35	2	6.35	12.69	21.5			
651—1720046		H	SMKDS 5/3-6.35	3	6.35	19.05	21.5			
6.35MM PCB Single Terminal Blocks - Front Connection										
UL: 300V @ 30A, 22-10AWG, Green Color										
651—1703050		I	FRONT 4-H-6.35	1	6.35	26	- - -			
651—1703063		J	FRONT 4-V-6.35	1	6.35	26	- - -			
651—1703076		-	D-FRONT 4-6.35	Required End Cover						
7.5mm PCB Terminal Blocks - 90° Wire-to-Pin Orientation										
UL: 300V @ 10A, 30-14AWG, Green Color										
651—1717020		A	GMKDS 1.5/2	2	7.5	15	13.8			
651—1717033		A	GMKDS 1.5/3	3	7.5	22.5	13.8			
7.5mm PCB Terminal Blocks - 35° Wire-to-Pin Orientation										
UL: 300V @ 10A, 30-14AWG, Green Color										
651—1718029		K	GSMKDSP 1.5/2	2	7.5	15	15.3			
651—1718032		K	GSMKDSP 1.5/3	3	7.5	22.5	15.3			
7.5mm PCB Single Terminal Blocks - 90° Wire-to-Pin Orientation, Feed-Through										
UL: 300V @ 30A, 30-10AWG, Green Color										
651—1780507		L	KDS 4	1	7.5	18	- - -			
7.62mm PCB Terminal Blocks - 90° Wire-to-Pin Orientation										
UL: 300V @ 10A, 30-14AWG, Green Color										
651—1717729		A	GMKDS 1.5/2-7.62	2	7.62	15.24	13.8			
651—1717732		A	GMKDS 1.5/3-7.62	3	7.62	22.86	13.8			
7.62mm PCB Terminal Blocks - 35° Wire-to-Pin Orientation										
UL: 300V @ 10A, 30-14AWG, Green Color										
651—1718728		K	GSMKDSP 1.5/2-7.62	2	7.62	15.24	15.3			
651—1718731		K	GSMKDSP 1.5/3-7.62	3	7.62	22.86	15.3			
7.62mm PCB Single Terminal Blocks - Front Connection										
UL: 300V @ 30A, 24-10AWG, Green Color										
651—1703034		M	FRONT 4-H-7.62	1	7.62	28.4	- - -			
651—1703021		N	FRONT 4-V-7.62	1	7.62	26	- - -			
9.52mm PCB Terminal Blocks - 90° Wire-to-Pin Orientation										
UL: 300V @ 30A and 600V @ 5A, 30-12AWG, Green Color										
651—1714971		O	MKDS 5/2-9.5	2	9.52	19.04	21.5			
651—1714984		O	MKDS 5/3-9.5	3	9.52	28.56	21.5			
9.52mm PCB Terminal Blocks - 90° Wire-to-Pin Orientation with Offset Pins										
UL: 600V @ 30A, 30-10AWG, Green Color										
651—1907432		O	MKDS 5 HV/2-9.52-Z	2	9.52	19.04	21.5			
651—1907429		O	MKDS 5 HV/3-9.52-Z	3	9.52	28.56	21.5			
10.16mm PCB Terminal Blocks- 90° Wire-to-Pin Orientation										
UL: 300V @ 57A, 20-6AWG, Green Color										
651—1773976		P	MKDSP 10N/2-10.16	2	10.16	20.32	29.30			
651—1929517		Q	MKDSP 10HV/2-10.16	2	10.16	20.32	30.80			
651—1929520		Q	MKDSP 10HV/3-10.16	3	10.16	30.48	30.80			
15.00mm PCB Terminal Blocks- 90° Wire-to-Pin Orientation										
UL: 600V @ 125A, 20-2AWG, Green Color										
651—1932588		R	MKDSP 25/2-15.00	2	15.00	30.00	39.00			
651—1932591		R	MKDSP 25/3-15.00	3	15.00	45.00	39.00			
651—1932601		R	MKDSP 25/4-15.00	4	15.00	60.00	39.00			
651—1932614		R	MKDSP 25/5-15.00	5	15.00	75.00	39.00			
651—1932627		R	MKDSP 25/6-15.00	6	15.00	90.00	39.00			

© Copyright 2014 Mouser Electronics
© Copyright 2014 Mouser Electronics

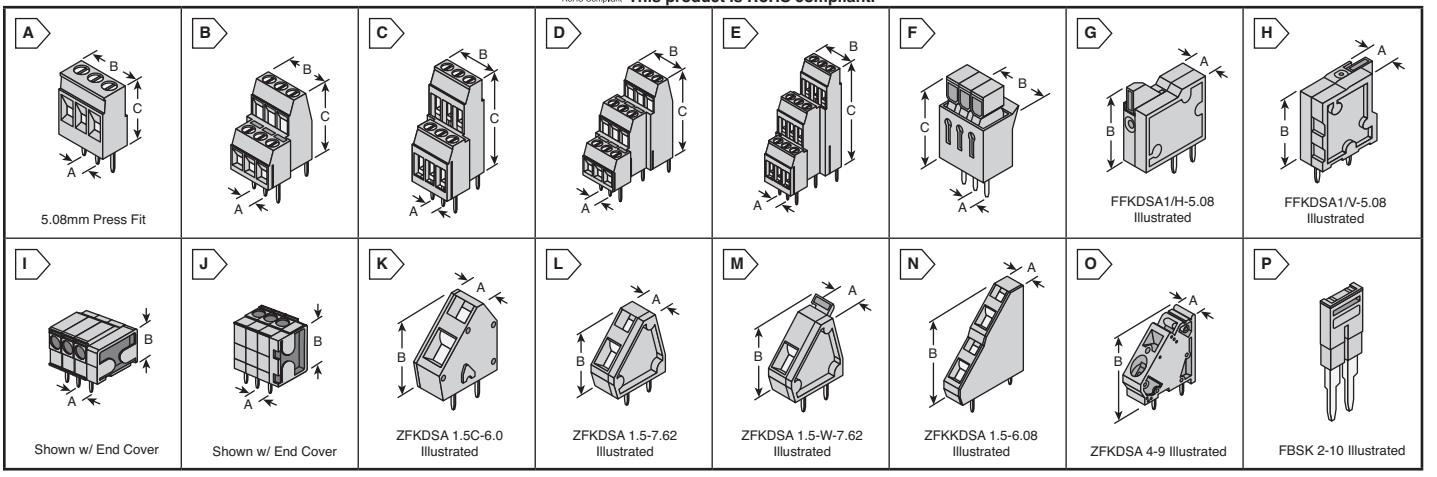

ONE PIECE DESIGN WITH SCREW CLAMP TERMINATION

- RoHS Compliant per Phoenix documentation

Single Level, Press-Fit Mounting

For quantities greater than listed, call for quote.

MOUSER STOCK NO.		Fig.	Phoenix Type	Pos.	Dimensions: mm			Price Each		
Mfr.	Mfr. Part No.				A	B	C	1	10	50
5.08mm Press-Fit PCB Terminal Blocks- 90° Wire-to-Pin Orientation										
UL: 300V @ 10A, 30-12AWG, Green Colort										
651—1730612		A	EMKDS 2.5/2-5.08	2	5.08	11.34	18.00			
651—1730638		A	EMKDS 2.5/4-5.08	4	5.08	21.50	18.00			
651—1730641		A	EMKDS 2.5/5-5.08	5	5.08	26.58	18.00			
651—1730654		A	EMKDS 2.5/6-5.08	6	5.08	31.66	18.00			

Multi-Level, Through-Hole Solder Mounting

For quantities greater than listed, call for quote.

3.81mm Double Level PCB Terminal Blocks - 90° Wire-to-Pin Orientation										
UL: 300V @ 10A, 30-16AWG, Green Color										
651—1708026		B	MKKDS 1/2-3.81	2	3.81	7.62	16.2			
651—1708039		B	MKKDS 1/3-3.81	3	3.81	11.43	16.2			
651—1708042		B	MKKDS 1/4-3.81	4	3.81	15.24	16.2			
651—1708055		B	MKKDS 1/5-3.81	5	3.81	19.05	16.2			
651—1708068		B	MKKDS 1/6-3.81	6	3.81	22.86	16.2			
651—1708084		B	MKKDS 1/8-3.81	8	3.81	30.48	16.2			
651—1708107		B	MKKDS 1/9-3.81	9	3.81	34.29	16.2			
651—1708110		B	MKKDS 1/10-3.81	10	3.81	38.1	16.2			
651—1708136		B	MKKDS 1/12-3.81	12	3.81	45.72	16.2			
5mm Double Level PCB Terminal Blocks - 90° Wire-to-Pin Orientation										
UL: 300V @ 10A, 30-14AWG, Green Color										
651—1725012		B	MKKDS 1.5/2	2	5	10	25.2			
651—1725025		B	MKKDS 1.5/3	3	5	15	25.2			
UL: 150V @ 15A and 300V @ 10A, 30-12AWG, Green Color										
651—1721029		C	MKKDS 3/2	2	5	10	31.4			
651—1721032		C	MKKDS 3/3	3	5	15	31.4			
5.08mm Double Level PCB Terminal Blocks - 90° Wire-to-Pin Orientation										
UL: 300V @ 10A, 30-14AWG, Green Color										
651—1725038		B	MKKDS 1.5/2-5.08	2	5.08	10.16	25.2			
651—1725041		B	MKKDS 1.5/3-5.08	3	5.08	15.24	25.2			
UL: 150V @ 15A and 300V @ 10A, 30-12AWG, Green Color										
651—1721728		C	MKKDS 3/2-5.08	2	5.08	10.16	31.4			
651—1721731		C	MKKDS 3/3-5.08	3	5.08	15.24	31.4			
5.08mm Triple Level PCB Terminal Blocks - 90° Wire-to-Pin Orientation										
UL: 300V @ 10A, 30-14AWG, Green Color										
651—1724013		D	MK3DS 1.5/2-5.08	2	5.08	10.16	36.6			
651—1724026		D	MK3DS 1.5/3-5.08	3	5.08	15.24	36.6			
UL: 150V @ 15A and 300V @ 10A, 30-12AWG, Green Color										
651—1723014		E	MK3DS 3/2-5.08	2	5.08	10.16	44.8			
651—1723027		E	MK3DS 3/3-5.08	3	5.08	15.24	44.8			

ONE PIECE DESIGN WITH IDC TERMINATION

- RoHS Compliant per Phoenix documentation

Single Level, Through-Hole Solder Mounting

For quantities greater than listed, call for quote.

MOUSER STOCK NO.		Fig.	Phoenix Type	Pos.	Dimensions: mm			Price Each		
Mfr.	Mfr. Part No.				A	B	C	1	10	50
3.81mm Insulation Displacement PCB Terminal Blocks - 90° Wire-to-Pin Orientation										
UL: 300V @ 5A, 28-22AWG, Green Color										
651—1706170		F	IDC 0.3/2-3.81	2	3.81	8.81	14.8			
651—1706183		F	IDC 0.3/3-3.81	3	3.81	12.62	14.8			
651—1706196		F	IDC 0.3/4-3.81	4	3.81	16.43	14.8			
651—1706206		F	IDC 0.3/5-3.81	5	3.81	20.24	14.8			
651—1706219		F	IDC 0.3/6-3.81	6	3.81	24.05	14.8			
651—1706222		F	IDC 0.3/7-3.81	7	3.81	27.86	14.8			
651—1706235		F	IDC 0.3/8-3.81	8	3.81	31.67	14.8			

ONE PIECE DESIGN WITH IDC TERMINATION (CONT.)

- RoHS Compliant per Phoenix documentation

Single Level, Through-Hole Solder Mounting (cont.)

For quantities greater than listed, call for quote.

MOUSER STOCK NO.		Fig.	Phoenix Type	Pos.	Dimensions: mm			Price Each		
Mfr.	Mfr. Part No.				A	B	C	1	10	50
3.81mm Insulation Displacement PCB Terminal Blocks - 90° Wire-to-Pin Orientation										
UL: 300V @ 5A, 28-22AWG, Green Color (cont.)										
651—1706248		F	IDC 0.3/9-3.81	9	3.81	35.48	14.8			
651—1706251		F	IDC 0.3/10-3.81	10	3.81	39.29	14.8			
651—1706277		F	IDC 0.3/12-3.81	12	3.81	46.91	14.8			

ONE PIECE DESIGN WITH SPRING FORCE TERMINATION

- RoHS Compliant per Phoenix documentation

Single Level, Through-Hole Solder Mounting

✻Sold only in strips of 10 terminals. These modular strips can be broken apart or extended to any length needed. An end terminal block is required to terminate each row of terminals.

For quantities greater than listed, call for quote.

MOUSER STOCK NO.		Fig.	Phoenix Type	Pos.	Dimensions: mm		Price Each		
Mfr.	Mfr. Part No.				A	B	1	10	50
Modular 2.54mm PCB Spring Force Fixed Terminal Block - 90° Wire-to-Pin Orientation									
UL: 150V @ 6A, 26-20AWG, Green Color									
✻ 651—1791826		G	FFKDS/H-2.54	1	2.54	12.6	-		
End Terminal Block for FFKDS/H-2.54									
651—1791868		G	FFKDSA1/H-5.08	1	5.08	12.6			
Modular 2.54mm PCB Spring Force Fixed Terminal Block - 180° Wire-to-Pin Orientation									
✻ 651—1791813		H	FFKDS/V-2.54	1	2.54	13.6	-		
Modular 3.81MM PCB Spring Force Terminal Block									
UL: 300V @ 6A, 26-16AWG, Green Color									
651—1789650		I	FFKDS/H-3.81	1	3.81	12.7			
651—1789634		-	FFKDSA1/H-6.35	Required End Cover					
651—1789647		J	FFKDS/V-3.81	1	3.81	13.6			
651—1789621		-	FFKDSA1/V-6.35	Required End Cover					
Modular 5mm PCB Spring Force Fixed - Single Level w/o Lever - 135° Wire-to-Pin									
UL: 300V @ 10A, 26-12AWG, Green Color									
✻ 651—1889259		K	ZFKDS 1.5C-5.0	1	5	12.75	-		
End Terminal Block for ZFKDS 1.5C-5.0									
651—1889262		K	ZFKDSA 1.5C-6.0	1	6	12.75			
Modular 5.08mm PCB Spring Force Fixed - Single Level without Lever - 135° Wire-to-Pin									
✻ 651—1706701		L	ZFKDS 1.5-5.08	1	5.08	14.2	-		
End Terminal Block for ZFKDS 1.5-5.08									
651—1706727		L	ZFKDSA 1.5-7.62	1	7.62	14.2			
Modular 5.08mm PCB Spring Force Fixed - Single Level with Lever - 135° Wire-to-Pin									
✻ 651—1706714		M	ZFKDS 1.5-W-5.08	1	5.08	16	-		
End Terminal Block for ZFKDS 1.5-W-5.08									
651—1706730		M	ZFKDSA 1.5-W-7.62	1	7.62	16			
Modular 5.08MM PCB Spring Force Terminal Block									
UL: 300V @ 10A, 22-16AWG, Green Color									
651—1790335		I	FFKDS/H1-5.08	1	5.08	12.7			
651—1790513		-	FFKDSA1/H1-7.62	Required End Cover					
Modular 5.08mm PCB Spring Force Fixed - Double Level without Lever - 135° Wire-to-Pin									
UL: 300V @ 10A, 26-12AWG, Green Color									
✻ 651—1704402		N	ZFKKDS 1.5-5.08	1	5.08	25.5	-		
End Terminal Block for ZFKKDS 1.5-5.08									
651—1704567		N	ZFKKDSA 1.5-6.08	1	6.08	25.5			
Modular 10mm PCB Spring Force Fixed Terminal Block - 135° Wire-to-Pin Orientation									
600V @ 30A, 24-10AWG, Green Color									
651—1907539		O	ZFKDS 4-10	1	10	23			
End Terminal Block for ZFKDS 4-10									
651—1907542		O	ZFKDSA 4-9	1	10	23			
Jumping Bridge for ZFKDS 4-10, Fully Insulated									
651—1928398		P	FBSK 2-10	2	- - -	- - -			
651—1928411		P	FBSK 4-10	4	- - -	- - -			

© Copyright 2014 Mouser Electronics

© Copyright 2014 Mouser Electronics

RoHS Compliant This product is RoHS compliant.

5.0MM PIN-STRIP PLUGS WITH RISING CAGE

- Rising-cage screw termination
- Mono-block design
- Mates with standard pin strip headers
- Wide insertion funnel for blind mating (PT Clip)
- 26 – 12AWG
- Centerline: 5.0mm
- Current rating: 10A
- Voltage rating: 250V

E60425 RoHS Compliant

For quantities greater than listed, call for quote.

MOUSER STOCK NO. Mfr	Mfr. Part No.	Fig.	Phoenix Type	Pos.	Length (mm)	Price Each 1	50	100	250
Standard Version									
651	1755583	A	PT 1,5/ 2-PH-5,0	2	10				
651	1755596	A	PT 1,5/ 3-PH-5,0	3	15				
651	1755606	A	PT 1,5/ 4-PH-5,0	4	20				
651	1755619	A	PT 1,5/ 5-PH-5,0	5	25				
651	1755622	A	PT 1,5/ 6-PH-5,0	6	30				
651	1755635	A	PT 1,5/ 7-PH-5,0	7	35				
651	1755648	A	PT 1,5/ 8-PH-5,0	8	40				
651	1755651	A	PT 1,5/ 9-PH-5,0	9	45				
651	1755664	A	PT 1,5/10-PH-5,0	10	50				
651	1755677	A	PT 1,5/11-PH-5,0	11	55				
651	1755680	A	PT 1,5/12-PH-5,0	12	60				
651	1755693	A	PT 1,5/13-PH-5,0	13	65				
651	1755703	A	PT 1,5/14-PH-5,0	14	70				
651	1755716	A	PT 1,5/15-PH-5,0	15	75				
651	1755729	A	PT 1,5/16-PH-5,0	16	80				
PT Clip Version - Industry Standard Footprint with Retention Fingers									
651	1755732	B	PT 1,5/ 2-PH-5,0 CLIP	2	10				
651	1755745	B	PT 1,5/ 3-PH-5,0 CLIP	3	15				
651	1755758	B	PT 1,5/ 4-PH-5,0 CLIP	4	20				
651	1755761	B	PT 1,5/ 5-PH-5,0 CLIP	5	25				
651	1755774	B	PT 1,5/ 6-PH-5,0 CLIP	6	30				
651	1755787	B	PT 1,5/ 7-PH-5,0 CLIP	7	35				
651	1755790	B	PT 1,5/ 8-PH-5,0 CLIP	8	40				
651	1755800	B	PT 1,5/ 9-PH-5,0 CLIP	9	45				
651	1755813	B	PT 1,5/10-PH-5,0 CLIP	10	50				
651	1755826	B	PT 1,5/11-PH-5,0 CLIP	11	55				
651	1755839	B	PT 1,5/12-PH-5,0 CLIP	12	60				
651	1755842	B	PT 1,5/13-PH-5,0 CLIP	13	65				
651	1755855	B	PT 1,5/14-PH-5,0 CLIP	14	70				
651	1755868	B	PT 1,5/15-PH-5,0 CLIP	15	75				
651	1755871	B	PT 1,5/16-PH-5,0 CLIP	16	80				

5.0MM PLUGGABLE-SCREW TERMINAL BLOCKS WITH WIRE PROTECTION

- RoHS compliant per Phoenix documentation
- Plug can mount Horizontally or Vertically
- End to end stackable with dove tail design
- Clamping screws have combination screw head
- Insulation Material: Polyamide - UL94V-0
- Terminal Block Color: Green
- Max Voltage: 300V
- Max Current: 10A
- Wire Size: 26-12AWG

E60425 RoHS Compliant

For quantities greater than listed, call for quote.

MOUSER STOCK NO. Mfr	Mfr. Part No.	Fig.	Phoenix Type	Pos.	Length (mm)	Price Each 1	50	100	250
Terminal Block Plugs - Green									
651	1934861	C	PT 1.5/2-PVH-5.0	2	10				
651	1934874	C	PT 1.5/3-PVH-5.0	3	15				
651	1934887	C	PT 1.5/4-PVH-5.0	4	20				
651	1934890	C	PT 1.5/5-PVH-5.0	5	25				
651	1934900	C	PT 1.5/6-PVH-5.0	6	30				
651	1934913	C	PT 1.5/7-PVH-5.0	7	35				
651	1934926	C	PT 1.5/8-PVH-5.0	8	40				
651	1934939	C	PT 1.5/9-PVH-5.0	9	45				
651	1934942	C	PT 1.5/10-PVH-5.0	10	50				
651	1934955	C	PT 1.5/11-PVH-5.0	11	55				
651	1934968	C	PT 1.5/12-PVH-5.0	12	60				
651	1934971	C	PT 1.5/13-PVH-5.0	13	65				
651	1934984	C	PT 1.5/14-PVH-5.0	14	70				
651	1934997	C	PT 1.5/15-PVH-5.0	15	75				
651	1935006	C	PT 1.5/16-PVH-5.0	16	80				
(THR) High-Temp. Pin Strip Headers (Reflow Compatible) - Black - Solder Tail Length: 3.5mm									
651	1933189	D	PST 1.3/2-5.0	2	10				
651	1933192	D	PST 1.3/3-5.0	3	15				
651	1933202	D	PST 1.3/4-5.0	4	20				
651	1933215	D	PST 1.3/5-5.0	5	25				
651	1933228	D	PST 1.3/6-5.0	6	30				
651	1933231	D	PST 1.3/7-5.0	7	35				
651	1933244	D	PST 1.3/8-5.0	8	40				
651	1933257	D	PST 1.3/9-5.0	9	45				
651	1933260	D	PST 1.3/10-5.0	10	50				
651	1933273	D	PST 1.3/11-5.0	11	55				
651	1933286	D	PST 1.3/12-5.0	12	60				
651	1933299	D	PST 1.3/13-5.0	13	65				
651	1933309	D	PST 1.3/14-5.0	14	70				
651	1933312	D	PST 1.3/15-5.0	15	75				
651	1933325	D	PST 1.3/16-5.0	16	80				

5.0MM FIXED-SCREW TERMINAL BLOCKS WITH WIRE PROTECTION

- RoHS compliant per Phoenix documentation
- Color: Green
- End to end stackable with dove tail design
- Clamping screws have combination screw head
- Insulation Material: Polyamide - UL94V-0
- Max Voltage: 300V
- Max Current: 10A
- Wire Size: 26-12AWG
- Lead Length: 3.5mm

E60425 RoHS Compliant

For quantities greater than listed, call for quote.

MOUSER STOCK NO. Mfr	Mfr. Part No.	Fig.	Phoenix Type	Pos.	Length (mm)	Price Each 1	50	100	250
Horizontal Mounting									
651	1935161	E	PT 1.5/2-5.0-H	2	10				
651	1935174	E	PT 1.5/3-5.0-H	3	15				
651	1935187	E	PT 1.5/4-5.0-H	4	20				
651	1935190	E	PT 1.5/5-5.0-H	5	25				
651	1935200	E	PT 1.5/6-5.0-H	6	30				
651	1935213	E	PT 1.5/7-5.0-H	7	35				
651	1935226	E	PT 1.5/8-5.0-H	8	40				

DIMENSIONS: mm

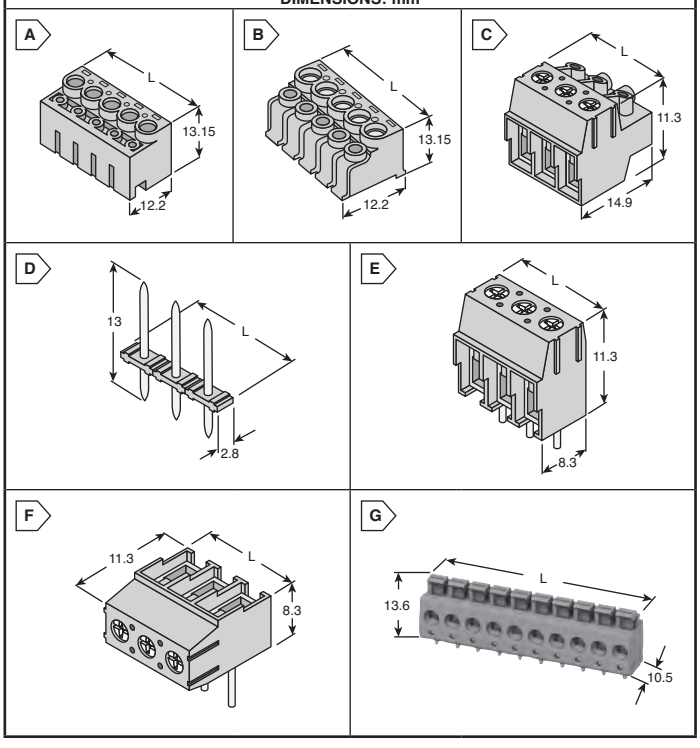

5.0MM FIXED-SCREW TERMINAL BLOCKS WITH WIRE PROTECTION (CONT.)

For quantities greater than listed, call for quote.

MOUSER STOCK NO. Mfr	Mfr. Part No.	Fig.	Phoenix Type	Pos.	Length (mm)	Price Each 1	50	100	250
Horizontal Mounting									
651	1935239	E	PT 1.5/9-5.0-H	9	45				
651	1935242	E	PT 1.5/10-5.0-H	10	50				
651	1935268	E	PT 1.5/12-5.0-H	12	60				
651	1935271	E	PT 1.5/13-5.0-H	13	65				
651	1935284	E	PT 1.5/14-5.0-H	14	70				
651	1935297	E	PT 1.5/15-5.0-H	15	75				
651	1935307	E	PT 1.5/16-5.0-H	16	80				
Vertical Mounting									
651	1935310	F	PT 1.5/2-5.0-V	2	10				
651	1935323	F	PT 1.5/3-5.0-V	3	15				
651	1935336	F	PT 1.5/4-5.0-V	4	20				
651	1935349	F	PT 1.5/5-5.0-V	5	25				
651	1935352	F	PT 1.5/6-5.0-V	6	30				
651	1935365	F	PT 1.5/7-5.0-V	7	35				
651	1935378	F	PT 1.5/8-5.0-V	8	40				
651	1935381	F	PT 1.5/9-5.0-V	9	45				
651	1935394	F	PT 1.5/10-5.0-V	10	50				
651	1935433	F	PT 1.5/14-5.0-V	14	70				
651	1935459	F	PT 1.5/16-5.0-V	16	80				

PTS PCB 5.0MM & 7.5MM TERMINAL BLOCKS

- 26 to 14 AWG
- 10 A and 300 V rating
- Spacing 5.0 mm or 7.5 mm
- 13.6 mm tall and 10.5 mm wide

PRODUCT NEW

RoHS Compliant

For quantities greater than listed, call for quote.

MOUSER STOCK NO. Mfr	Mfr. Part No.	Fig.	Phoenix Type	Pos.	Length (mm)	Price Each 1	50	100	250
5.0mm									
651	1792863	G	PTS 1,5/ 2-5,0-H	2	10				
651	1792876	G	PTS 1,5/ 3-5,0-H	3	15				
651	1792889	G	PTS 1,5/ 4-5,0-H	4	20				
651	1792892	G	PTS 1,5/ 5-5,0-H	5	25				
651	1792902	G	PTS 1,5/ 6-5,0-H	6	30				
651	1792915	G	PTS 1,5/ 7-5,0-H	7	35				
651	1792928	G	PTS 1,5/ 8-5,0-H	8	40				
651	1792931	G	PTS 1,5/ 9-5,0-H	9	45				
651	1792944	G	PTS 1,5/10-5,0-H	10	50				
651	1792957	G	PTS 1,5/11-5,0-H	11	55				
651	1792960	G	PTS 1,5/12-5,0-H	12	60				
7.5mm									
651	1703083	G	PTS 1,5/ 2-7,5-H	2	12.5				
651	1703084	G	PTS 1,5/ 3-7,5-H	3	20				
651	1703086	G	PTS 1,5/ 4-7,5-H	4	27.5				
651	1703087	G	PTS 1,5/ 5-7,5-H	5	35				
651	1703088	G	PTS 1,5/ 6-7,5-H	6	42.5				
651	1703090	G	PTS 1,5/ 7-7,5-H	7	50				
651	1703091	G	PTS 1,5/ 8-7,5-H	8	57.5				
651	1703093	G	PTS 1,5/ 9-7,5-H	9	65				
651	1703094	G	PTS 1,5/10-7,5-H	10	72.5				
651	1703095	G	PTS 1,5/11-7,5-H	11	80				
651	1703096	G	PTS 1,5/12-7,5-H	12	87.5				

© Copyright 2014 Mouser Electronics

PHOENIX CONTACT 3.5mm Economy Terminal Blocks

RoHS Compliant **This product is RoHS compliant.**

3.5MM FIXED COMPACT PCB TERMINAL BLOCKS WITH SCREW CONNECTION

- RoHS Compliant per Phoenix Documentation
- End to end stackable with dove tail design
- Clamping screws have combination screw head
- Insulation Material: Polyamide - UL94V-0
- Color: Green
- Max Voltage: 300V
- Max Current: 10A
- Wire Size: 26 -16AWG

RoHS Compliant

For quantities greater than listed, call for quote.

MOUSER STOCK NO.		Fig.	Phoenix Type	No. of Pos.	Dimensions: mm			Price Each				
Mfr	Mfr. Part No.				L	W	H	1	50	100	250	500
Horizontal Mounting												
651—1984617		A	PT 1.5/2-3.5H	2	7.0	7.6	9.2					
651—1984620		A	PT 1.5/3-3.5H	3	10.5	7.6	9.2					
651—1984633		A	PT 1.5/4-3.5H	4	14.0	7.6	9.2					
651—1984646		A	PT 1.5/5-3.5H	5	17.5	7.6	9.2					
651—1984659		A	PT 1.5/6-3.5H	6	21.0	7.6	9.2					
651—1984662		A	PT 1.5/7-3.5H	7	24.5	7.6	9.2					
651—1984675		A	PT 1.5/8-3.5H	8	28.0	7.6	9.2					
651—1984688		A	PT 1.5/9-3.5H	9	31.5	7.6	9.2					
651—1984691		A	PT 1.5/10-3.5H	10	35.0	7.6	9.2					
651—1984701		A	PT 1.5/11-3.5H	11	38.5	7.6	9.2					
651—1984714		A	PT 1.5/12-3.5H	12	42.0	7.6	9.2					
651—1984727		A	PT 1.5/13-3.5H	13	45.5	7.6	9.2					
651—1984730		A	PT 1.5/14-3.5H	14	49.0	7.6	9.2					
651—1984743		A	PT 1.5/15-3.5H	15	52.5	7.6	9.2					
651—1984756		A	PT 1.5/16-3.5H	16	56.0	7.6	9.2					
Vertical Mounting												
651—1984769		B	PT 1.5/2-3.5V	2	7.0	9.2	7.6					
651—1984772		B	PT 1.5/3-3.5V	3	10.5	9.2	7.6					
651—1984785		B	PT 1.5/4-3.5V	4	14.0	9.2	7.6					
651—1984798		B	PT 1.5/5-3.5V	5	17.5	9.2	7.6					
651—1984808		B	PT 1.5/6-3.5V	6	21.0	9.2	7.6					
651—1984811		B	PT 1.5/7-3.5V	7	24.5	9.2	7.6					
651—1984824		B	PT 1.5/8-3.5V	8	28.0	9.2	7.6					
651—1984837		B	PT 1.5/9-3.5V	9	31.5	9.2	7.6					
651—1984840		B	PT 1.5/10-3.5V	10	35.0	9.2	7.6					
651—1984853		B	PT 1.5/11-3.5V	11	38.5	9.2	7.6					
651—1984866		B	PT 1.5/12-3.5V	12	42.0	9.2	7.6					
651—1984879		B	PT 1.5/13-3.5V	13	45.5	9.2	7.6					
651—1984905		B	PT 1.5/16-3.5V	16	56.0	9.2	7.6					

3.5MM PLUGGABLE COMPACT PCB TERMINAL BLOCKS WITH SCREW CONNECTION

- RoHS Compliant per Phoenix Documentation
- Plug can mount Horizontally or Vertically
- End to end stackable with dove tail design
- Clamping screws have combination screw head
- Insulation Material: Polyamide - UL94V-0
- Color: Green
- Max Voltage: 300V
- Max Current: 10A
- Wire Size: 26 - 16AWG

RoHS Compliant

For quantities greater than listed, call for quote.

MOUSER STOCK NO.		Fig.	Phoenix Type	No. of Pos.	Dimensions: mm			Price Each				
Mfr	Mfr. Part No.				L	W	H	1	50	100	250	500
Horizontal/Vertical Terminal Block Plugs												
651—1984015		C	PT 1.5/2-PVH-3.5	2	7.0	14.6	11.1					
651—1984028		C	PT 1.5/3-PVH-3.5	3	10.5	14.6	11.1					
651—1984031		C	PT 1.5/4-PVH-3.5	4	14.0	14.6	11.1					
651—1984044		C	PT 1.5/5-PVH-3.5	5	17.5	14.6	11.1					
651—1984057		C	PT 1.5/6-PVH-3.5	6	21.0	14.6	11.1					
651—1984060		C	PT 1.5/7-PVH-3.5	7	24.5	14.6	11.1					
651—1984073		C	PT 1.5/8-PVH-3.5	8	28.0	14.6	11.1					
651—1984086		C	PT 1.5/9-PVH-3.5	9	31.5	14.6	11.1					
651—1984099		C	PT 1.5/10-PVH-3.5	10	35.0	14.6	11.1					
651—1984109		C	PT 1.5/11-PVH-3.5	11	38.5	14.6	11.1					
651—1984112		C	PT 1.5/12-PVH-3.5	12	42.0	14.6	11.1					
651—1984125		C	PT 1.5/13-PVH-3.5	13	45.5	14.6	11.1					
651—1984138		C	PT 1.5/14-PVH-3.5	14	49.0	14.6	11.1					
651—1984141		C	PT 1.5/15-PVH-3.5	15	52.5	14.6	11.1					
651—1984154		C	PT 1.5/16-PVH-3.5	16	56.0	14.6	11.1					
(THR) High-Temperature Pin Strip Headers (Reflow Compatible) - Black- 3.5mm												
651—1945096		D	PST 1.0/2-3.5	2	7.0	3.5	13.0					
651—1945106		D	PST 1.0/3-3.5	3	10.5	3.5	13.0					
651—1945119		D	PST 1.0/4-3.5	4	14.0	3.5	13.0					
651—1945122		D	PST 1.0/5-3.5	5	17.5	3.5	13.0					
651—1945135		D	PST 1.0/6-3.5	6	21.0	3.5	13.0					
651—1945148		D	PST 1.0/7-3.5	7	24.5	3.5	13.0					
651—1945151		D	PST 1.0/8-3.5	8	28.0	3.5	13.0					
651—1945164		D	PST 1.0/9-3.5	9	31.5	3.5	13.0					
651—1945177		D	PST 1.0/10-3.5	10	35.0	3.5	13.0					
651—1945180		D	PST 1.0/11-3.5	11	38.5	3.5	13.0					
651—1945193		D	PST 1.0/12-3.5	12	42.0	3.5	13.0					
651—1945216		D	PST 1.0/14-3.5	14	49.0	3.5	13.0					
651—1945229		D	PST 1.0/15-3.5	15	52.5	3.5	13.0					
651—1945232		D	PST 1.0/16-3.5	16	56.0	3.5	13.0					

A

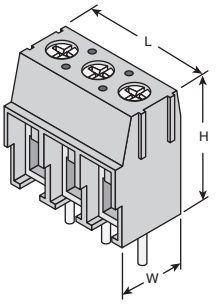

B

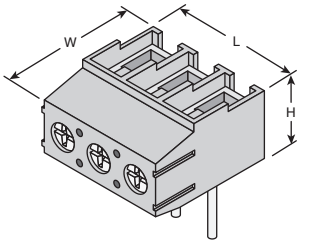

C

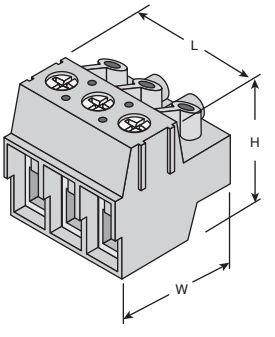

D

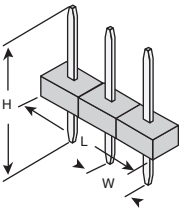

© Copyright 2014 Mouser Electronics

© Copyright 2014 Mouser Electronics

PHOENIX CONTACT Fixed and Mini PCB Terminal Blocks

RoHS Compliant This product is RoHS compliant.

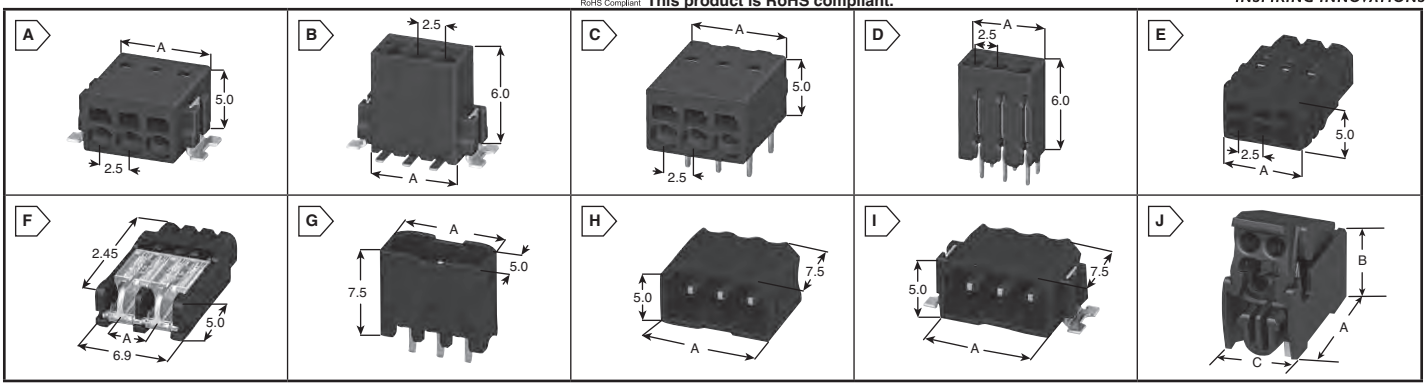

2.5MM LOW PROFILE SMT TERMINAL BLOCKS

Features:
- Designed to withstand the heat of the reflow process
- Rugged anchors enable high mating cycles
- Utilizes the "Pin-in-Paste" Mounting procedure
- Flat Design; Only 5mm tall
- Centerline: 2.5mm
- Spring Cage Wire termination - No special tooling required
- Full Tape and reel versions available upon request

Technical Data:
- Current: up to 6A
- Voltage: up to 160V
- Conductor cross-section: solid/stranded up to 0.75mm
- Pitch: 2.5mm
- Height: 5mm

Applications:
- LED Lighting
- Sensors/Actuators
- Power supplies
- Space and size critical applications

RoHS Compliant

For quantities greater than listed, call for quote.

MOUSER STOCK NO. / Mfr. Part No.	Fig.	Phoenix Type	Position	A Dim. (mm)	Price Each 1	10	50
Horizontal SMT Mounting							
651—1771033	A	PTSM 0,5/3-2,5-H SMD R44	3	8			
651—1771059	A	PTSM 0,5/5-2,5-H SMD R44	5	13			
651—1771062	A	PTSM 0,5/6-2,5-H SMD R44	6	15.5			
651—1771075	A	PTSM 0,5/7-2,5-H SMD R44	7	18			
651—1771088	A	PTSM 0,5/8-2,5-H SMD R44	8	20.5			
Vertical SMT Mounting							
651—1771091	B	PTSM 0,5/2-2,5-V SMD R44	2	5.5			
651—1771101	B	PTSM 0,5/3-2,5-V SMD R44	3	8			
651—1771114	B	PTSM 0,5/4-2,5-V SMD R44	4	10.5			
651—1771127	B	PTSM 0,5/5-2,5-V SMD R44	5	13			
651—1771130	B	PTSM 0,5/6-2,5-V SMD R44	6	15.5			
651—1771143	B	PTSM 0,5/7-2,5-V SMD R44	7	18			
651—1771156	B	PTSM 0,5/8-2,5-V SMD R44	8	20.5			

2.5MM LOW PROFILE TERMINAL BLOCKS FOR SOLDER REFLOW

RoHS Compliant

For quantities greater than listed, call for quote.

MOUSER STOCK NO. / Mfr. Part No.	Fig.	Phoenix Type	Position	A Dim. (mm)	Price Each 1	10	50
Horizontal Pin-in-Paste							
651—1770885	C	PTSM 0,5/2-2,5-H THR R24	2	5.5			
651—1770898	C	PTSM 0,5/3-2,5-H THR R32	3	8			
651—1770908	C	PTSM 0,5/4-2,5-H THR R32	4	10.5			
651—1770911	C	PTSM 0,5/5-2,5-H THR R32	5	13			
651—1770924	C	PTSM 0,5/6-2,5-H THR R32	6	15.5			
651—1770937	C	PTSM 0,5/7-2,5-H THR R32	7	18			
651—1770940	C	PTSM 0,5/8-2,5-H THR R32	8	20.5			
Vertical Pin-in-Paste							
651—1770953	D	PTSM 0,5/2-2,5-V THR R44	2	5.5			
651—1770966	D	PTSM 0,5/3-2,5-V THR R44	3	8			
651—1770979	D	PTSM 0,5/4-2,5-V THR R44	4	10.5			
651—1770982	D	PTSM 0,5/5-2,5-V THR R44	5	13			
651—1770995	D	PTSM 0,5/6-2,5-V THR R44	6	15.5			
651—1771004	D	PTSM 0,5/7-2,5-V THR R44	7	18			
651—1771017	D	PTSM 0,5/8-2,5-V THR R44	8	20.5			

PLUGS

Plug Connectors

For quantities greater than listed, call for quote.

MOUSER STOCK NO. / Mfr. Part No.	Fig.	Phoenix Type	Position	A Dim. (mm)	Price Each 1	10	50
651—1778832	E	PTSM 0,5/2-P-2,5	2	6.1			
651—1778845	E	PTSM 0,5/3-P-2,5	3	8.6			
651—1778858	E	PTSM 0,5/4-P-2,5	4	11			
651—1778861	E	PTSM 0,5/5-P-2,5	5	13.6			
651—1778874	E	PTSM 0,5/6-P-2,5	6	16.1			
651—1778887	E	PTSM 0,5/7-P-2,5	7	18.6			
651—1778890	E	PTSM 0,5/8-P-2,5	8	21.1			

PLUGS (CONT.)

Ethernet Plug Connectors

For quantities greater than listed, call for quote.

MOUSER STOCK NO. / Mfr. Part No.	Fig.	Phoenix Type	Position	A Dim. (mm)	Price Each 1	10	50
0.2mm Conductor Cross-Section							
651—1778845	F	PTSM 0,5/3-P-2,5	2	2.5			
651—1778858	F	PTSM 0,5/4-P-2,5	4	7.5			
651—1778861	F	PTSM 0,5/5-P-2,5	6	12.5			
651—1778874	F	PTSM 0,5/6-P-2,5	8	17.5			
0.4mm Conductor Cross-Section							
651—1780529	F	PTPM 0,4/2-P-2,5	2	2.5			
651—1780532	F	PTPM 0,4/4-P-2,5	4	7.5			
651—1780545	F	PTPM 0,4/6-P-2,5	6	12.5			
651—1780558	F	PTPM 0,4/8-P-2,5	8	17.5			

HEADERS FOR PTPM AND PTSM PLUG CONNECTORS

For quantities greater than listed, call for quote.

MOUSER STOCK NO. / Mfr. Part No.	Fig.	Phoenix Type	Position	A Dim. (mm)	Price Each 1	10	50
Vertical Thru-Hole Mounting							
651—1778557	G	PTSM 0,5/2-HV-2,5-THR R32	2	6.7			
651—1778560	G	PTSM 0,5/3-HV-2,5-THR R32	3	9.2			
651—1778573	G	PTSM 0,5/4-HV-2,5-THR R32	4	11.7			
651—1778586	G	PTSM 0,5/5-HV-2,5-THR R32	5	14.2			
651—1778599	G	PTSM 0,5/6-HV-2,5-THR R32	6	16.7			
651—1778609	G	PTSM 0,5/7-HV-2,5-THR R44	7	19.2			
651—1778612	G	PTSM 0,5/8-HV-2,5-THR R44	8	21.7			
Horizontal Thru-Hole Mounting							
651—1778625	H	PTSM 0,5/2-HH-2,5-THR R16	2	6.7			
651—1778638	H	PTSM 0,5/3-HH-2,5-THR R32	3	9.2			
651—1778641	H	PTSM 0,5/4-HH-2,5-THR R32	4	11.7			
651—1778654	H	PTSM 0,5/5-HH-2,5-THR R32	5	14.2			
651—1778667	H	PTSM 0,5/6-HH-2,5-THR R32	6	16.7			
651—1778670	H	PTSM 0,5/7-HH-2,5-THR R44	7	19.2			
651—1778683	H	PTSM 0,5/8-HH-2,5-THR R44	8	21.7			
Horizontal SMD Mounting							
651—1778764	I	PTSM 0,5/2-HH-2,5-SMD R32	2	6.7			
651—1778777	I	PTSM 0,5/3-HH-2,5-SMD R32	3	9.2			
651—1778780	I	PTSM 0,5/4-HH-2,5-SMD R32	4	11.7			
651—1778793	I	PTSM 0,5/5-HH-2,5-SMD R32	5	14.2			
651—1778803	I	PTSM 0,5/6-HH-2,5-SMD R44	6	16.7			
651—1778816	I	PTSM 0,5/7-HH-2,5-SMD R44	7	19.2			
651—1778829	I	PTSM 0,5/8-HH-2,5-SMD R44	8	21.7			

2.5MM PTQ-THR MINI PCB TERMINAL BLOCK

Features:
- Current: up to 4 A
- Voltage: up to 160 V
- Pitch: 2.5 mm
- Height: 8 mm
- Connection cross section: solid/stranded 0.14 - 0.34 mm² / AWG 26-22
- QUICKON IDC fast connection

NEW PRODUCT

RoHS Compliant

For quantities greater than listed, call for quote.

MOUSER STOCK NO. / Mfr. Part No.	Fig.	Phoenix Type	Pos.	Dimensions: mm A	B	C	Price Each 1	10	50	100
651-1702610	J	PTQ 0,3/ 2-2,5 THR R32	2	17.55	7.00	8.00				

© Copyright 2014 Mouser Electronics

© Copyright 2014 Mouser Electronics

PHOENIX CONTACT Pluggable Terminal Blocks

(2.5mm & 3.5mm)

RoHS Compliant This product is RoHS compliant.

PHOENIX CONTACT INSPIRING INNOVATIONS

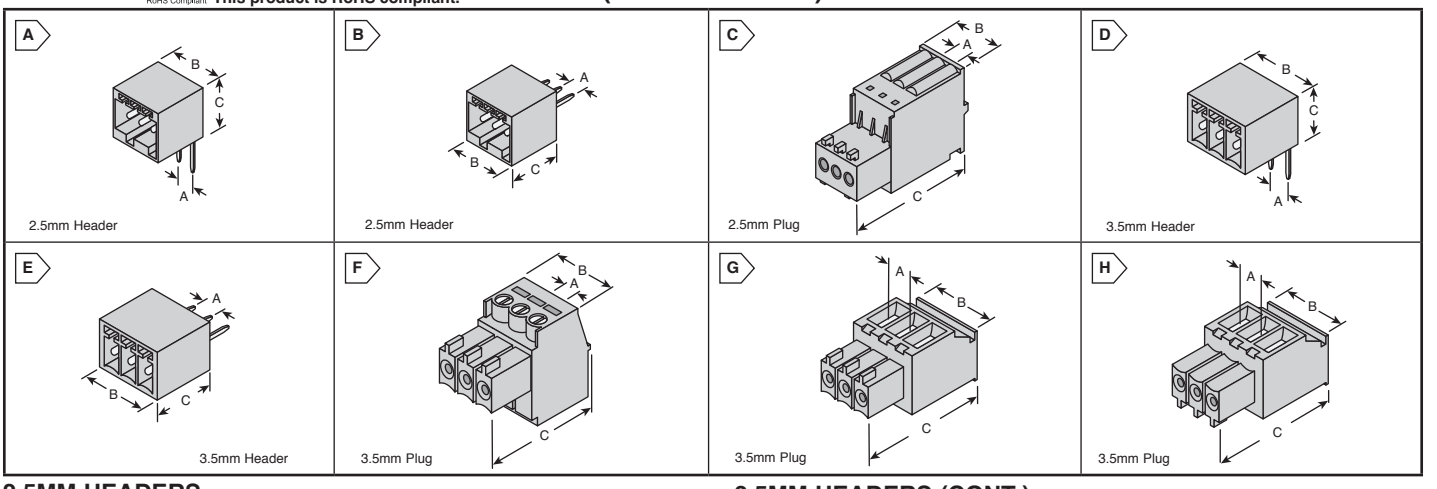

2.5MM HEADERS

- RoHS Compliant per Phoenix documentation

File# E60425

Single Level, Through-Hole Solder Mounting

For quantities greater than listed, call for quote.

MOUSER STOCK NO. Mfr	Mfr. Part No.	Fig.	Phoenix Type	No. of Pos.	Dimensions: mm A	B	C	Price Each 1	10	50
2.5mm PCB Terminal Block Headers - 90° Socket-to Pin Orientation UL: 125V @ 4A, Green Color										
651	1881448	A	MC 0.5/2-G-2.5	2	2.5	6.9	8.1			
651	1881451	A	MC 0.5/3-G-2.5	3	2.5	9.4	8.1			
651	1881464	A	MC 0.5/4-G-2.5	4	2.5	11.9	8.1			
651	1881477	A	MC 0.5/5-G-2.5	5	2.5	14.4	8.1			
651	1881480	A	MC 0.5/6-G-2.5	6	2.5	16.9	8.1			
651	1881493	A	MC 0.5/7-G-2.5	7	2.5	19.4	8.1			
651	1881503	A	MC 0.5/8-G-2.5	8	2.5	21.9	8.1			
651	1881516	A	MC 0.5/9-G-2.5	9	2.5	24.4	8.1			
651	1881529	A	MC 0.5/10-G-2.5	10	2.5	26.9	8.1			
651	1881545	A	MC 0.5/12-G-2.5	12	2.5	31.9	8.1			
2.5mm PCB Terminal Block Headers - 90° Socket-to Pin Orientation UL: 125V @ 4A, Green Color										
651	1881561	B	MCV 0.5/3-G-2.5	3	2.5	9.4	10.1			
651	1881574	B	MCV 0.5/4-G-2.5	4	2.5	11.9	10.1			
651	1881587	B	MCV 0.5/5-G-2.5	5	2.5	14.4	10.1			
651	1881590	B	MCV 0.5/6-G-2.5	6	2.5	16.9	10.1			
651	1881600	B	MCV 0.5/7-G-2.5	7	2.5	19.4	10.1			
651	1881613	B	MCV 0.5/8-G-2.5	8	2.5	21.9	10.1			
651	1881626	B	MCV 0.5/9-G-2.5	9	2.5	24.4	10.1			
651	1881639	B	MCV 0.5/10-G-2.5	10	2.5	26.9	10.1			
651	1881655	B	MCV 0.5/12-G-2.5	12	2.5	31.9	10.1			

2.5MM PLUGS

- RoHS Compliant per Phoenix documentation

File# E60425

Spring Force Wire Termination

For quantities greater than listed, call for quote.

MOUSER STOCK NO. Mfr	Mfr. Part No.	Fig.	Phoenix Type	No. of Pos.	Dimensions: mm A	B	C	Price Each 1	10	50
2.5mm PCB Terminal Block Plugs - 180° Wire-to-Plug Orientation UL: 125V @ 4A, 28-20AWG, Green Color										
651	1881325	C	FK-MC 0.5/2-ST-2.5	2	2.5	5.6	19.2			
651	1881338	C	FK-MC 0.5/3-ST-2.5	3	2.5	8.1	19.2			
651	1881341	C	FK-MC 0.5/4-ST-2.5	4	2.5	10.6	19.2			
651	1881354	C	FK-MC 0.5/5-ST-2.5	5	2.5	13.1	19.2			
651	1881367	C	FK-MC 0.5/6-ST-2.5	6	2.5	15.6	19.2			
651	1881370	C	FK-MC 0.5/7-ST-2.5	7	2.5	18.1	19.2			
651	1881383	C	FK-MC 0.5/8-ST-2.5	8	2.5	20.6	19.2			
651	1881396	C	FK-MC 0.5/9-ST-2.5	9	2.5	23.1	19.2			
651	1881406	C	FK-MC 0.5/10-ST-2.5	10	2.5	25.6	19.2			
651	1881422	C	FK-MC 0.5/12-ST-2.5	12	2.5	30.6	19.2			

3.5MM HEADERS

- RoHS Compliant per Phoenix documentation

File# E60425

Single Level, Through-Hole Solder Mounting

For quantities greater than listed, call for quote.

MOUSER STOCK NO. Mfr	Mfr. Part No.	Fig.	Phoenix Type	No. of Pos.	Dimensions: mm A	B	C	Price Each 1	10	50
3.5mm PCB Terminal Block Headers - 90° Socket-to Pin Orientation UL: 300V @ 8A, Green Color										
651	1844210	D	MC 1.5/2-G-3.5	2	3.5	8.4	7.25			
651	1844223	D	MC 1.5/3-G-3.5	3	3.5	11.9	7.25			
651	1844236	D	MC 1.5/4-G-3.5	4	3.5	15.4	7.25			
651	1844249	D	MC 1.5/5-G-3.5	5	3.5	18.9	7.25			
651	1844252	D	MC 1.5/6-G-3.5	6	3.5	22.4	7.25			
651	1844265	D	MC 1.5/7-G-3.5	7	3.5	25.9	7.25			

3.5MM HEADERS (CONT.)

- RoHS Compliant per Phoenix documentation

File# E60425

Single Level, Through-Hole Solder Mounting

For quantities greater than listed, call for quote.

MOUSER STOCK NO. Mfr	Mfr. Part No.	Fig.	Phoenix Type	No. of Pos.	Dimensions: mm A	B	C	Price Each 1	10	50
3.5mm PCB Terminal Block Headers (Cont.) - 90° Socket-to Pin Orientation UL: 300V @ 8A, Green Color										
651	1844278	D	MC 1.5/8-G-3.5	8	3.5	29.4	7.25			
651	1844281	D	MC 1.5/9-G-3.5	9	3.5	32.9	7.25			
651	1844294	D	MC 1.5/10-G-3.5	10	3.5	36.4	7.25			
651	1844317	D	MC 1.5/12-G-3.5	12	3.5	43.4	7.25			
3.5mm PCB Terminal Block Headers - 180° Socket-to Pin Orientation UL: 300V @ 8A, Green Color										
651	1843606	E	MCV 1.5/2-G-3.5	2	3.5	8.4	9.2			
651	1843619	E	MCV 1.5/3-G-3.5	3	3.5	11.9	9.2			
651	1843622	E	MCV 1.5/4-G-3.5	4	3.5	15.4	9.2			
651	1843635	E	MCV 1.5/5-G-3.5	5	3.5	18.9	9.2			
651	1843648	E	MCV 1.5/6-G-3.5	6	3.5	22.4	9.2			
651	1843651	E	MCV 1.5/7-G-3.5	7	3.5	25.9	9.2			
651	1843664	E	MCV 1.5/8-G-3.5	8	3.5	29.4	9.2			
651	1843677	E	MCV 1.5/9-G-3.5	9	3.5	32.9	9.2			
651	1843680	E	MCV 1.5/10-G-3.5	10	3.5	36.4	9.2			
651	1843703	E	MCV 1.5/12-G-3.5	12	3.5	43.4	9.2			

3.5MM PLUGS

- RoHS Compliant per Phoenix documentation

File# E60425

Screw Clamp Wire Termination

For quantities greater than listed, call for quote.

MOUSER STOCK NO. Mfr	Mfr. Part No.	Fig.	Phoenix Type	No. of Pos.	Dimensions: mm A	B	C	Price Each 1	10	50
3.5mm PCB Terminal Block Plugs - 180° Wire-to-Plug Orientation UL: 300V @ 8A, 30-14AWG, Green Color										
651	1840366	F	MC 1.5/2-ST-3.5	2	3.5	7	15.5			
651	1840379	F	MC 1.5/3-ST-3.5	3	3.5	10.5	15.5			
651	1840382	F	MC 1.5/4-ST-3.5	4	3.5	14	15.5			
651	1840395	F	MC 1.5/5-ST-3.5	5	3.5	17.5	15.5			
651	1840405	F	MC 1.5/6-ST-3.5	6	3.5	21	15.5			
651	1840418	F	MC 1.5/7-ST-3.5	7	3.5	24.5	15.5			
651	1840421	F	MC 1.5/8-ST-3.5	8	3.5	28	15.5			
651	1840434	F	MC 1.5/9-ST-3.5	9	3.5	31.5	15.5			
651	1840447	F	MC 1.5/10-ST-3.5	10	3.5	35	15.5			
651	1840450	F	MC 1.5/11-ST-3.5	11	3.5	38.5	15.5			
651	1840463	F	MC 1.5/12-ST-3.5	12	3.5	42	15.5			
3.5mm PCB Terminal Block Plugs - 90° Wire-to-Plug Orientation UL: 300V @ 8A, 30-14AWG, Green Color										
651	1863152	G	MCVR 1.5/2-ST-3.5	2	3.5	7.8	19.1			
651	1863165	G	MCVR 1.5/3-ST-3.5	3	3.5	11.3	19.1			
651	1863178	G	MCVR 1.5/4-ST-3.5	4	3.5	14.8	19.1			
651	1863181	G	MCVR 1.5/5-ST-3.5	5	3.5	18.3	19.1			
651	1863194	G	MCVR 1.5/6-ST-3.5	6	3.5	21.8	19.1			
651	1863217	G	MCVR 1.5/8-ST-3.5	8	3.5	28.8	19.1			
651	1863233	G	MCVR 1.5/10-ST-3.5	10	3.5	35.8	19.1			
3.5mm PCB Terminal Block Plugs - 270° Wire-to-Plug Orientation UL: 300V @ 8A, 30-14AWG, Green Color										
651	1862852	H	MCVW 1.5/2-ST-3.5	2	3.5	7.8	19.1			
651	1862865	H	MCVW 1.5/3-ST-3.5	3	3.5	11.3	19.1			
651	1862878	H	MCVW 1.5/4-ST-3.5	4	3.5	14.8	19.1			
651	1862881	H	MCVW 1.5/5-ST-3.5	5	3.5	18.3	19.1			
651	1862894	H	MCVW 1.5/6-ST-3.5	6	3.5	21.8	19.1			
651	1862917	H	MCVW 1.5/8-ST-3.5	8	3.5	28.8	19.1			
651	1862920	H	MCVW 1.5/9-ST-3.5	9	3.5	32.3	19.1			
651	1862933	H	MCVW 1.5/10-ST-3.5	10	3.5	35.8	19.1			

© Copyright 2014 Mouser Electronics

© Copyright 2014 Mouser Electronics

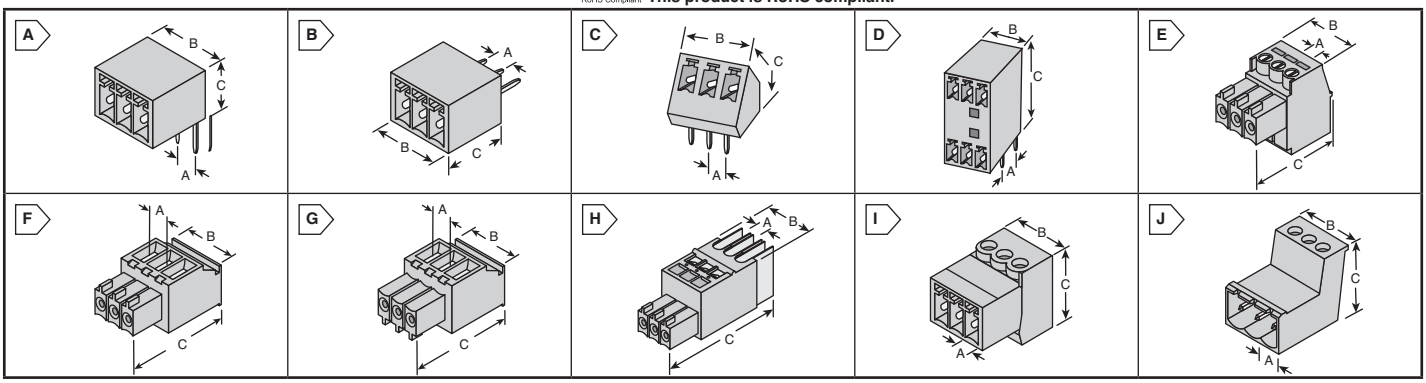

3.81MM HEADERS

• RoHS Compliant per Phoenix documentation • UL: 300V @ 8A, 30-14AWG • Color: Green

File# E60425

PCB, Single Level, Through-Hole Solder Mounting

For quantities greater than listed, call for quote.

MOUSER STOCK NO. Mfr	Mfr. Part No.	Fig.	Phoenix Type	Pos.	Dimensions: mm A	B	C	Price Each 1	10	50
90° Socket-to-Pin Orientation										
651	1803277	A	MC 1.5/2-G-3.81	2	3.81	9.01	7.25			
651	1803280	A	MC 1.5/3-G-3.81	3	3.81	12.82	7.25			
651	1803293	A	MC 1.5/4-G-3.81	4	3.81	16.63	7.25			
651	1803303	A	MC 1.5/5-G-3.81	5	3.81	20.44	7.25			
651	1803316	A	MC 1.5/6-G-3.81	6	3.81	24.25	7.25			
651	1803329	A	MC 1.5/7-G-3.81	7	3.81	28.06	7.25			
651	1803332	A	MC 1.5/8-G-3.81	8	3.81	31.87	7.25			
651	1803345	A	MC 1.5/9-G-3.81	9	3.81	35.68	7.25			
651	1803358	A	MC 1.5/10-G-3.81	10	3.81	39.49	7.25			
651	1803361	A	MC 1.5/11-G-3.81	11	3.81	43.30	7.25			
651	1803374	A	MC 1.5/12-G-3.81	12	3.81	47.11	7.25			
651	1803387	A	MC 1.5/13-G-3.81	13	3.81	50.92	7.25			
651	1803390	A	MC 1.5/14-G-3.81	14	3.81	54.73	7.25			
651	1803400	A	MC 1.5/15-G-3.81	15	3.81	58.54	7.25			
651	1803413	A	MC 1.5/16-G-3.81	16	3.81	62.35	7.25			
180° Socket-to-Pin Orientation										
651	1803426	B	MCV 1.5/2-G-3.81	2	3.81	9.01	9.2			
651	1803439	B	MCV 1.5/3-G-3.81	3	3.81	12.82	9.2			
651	1803442	B	MCV 1.5/4-G-3.81	4	3.81	16.63	9.2			
651	1803455	B	MCV 1.5/5-G-3.81	5	3.81	20.44	9.2			
651	1803468	B	MCV 1.5/6-G-3.81	6	3.81	24.25	9.2			
651	1803471	B	MCV 1.5/7-G-3.81	7	3.81	28.06	9.2			
651	1803484	B	MCV 1.5/8-G-3.81	8	3.81	31.87	9.2			
651	1803497	B	MCV 1.5/9-G-3.81	9	3.81	35.68	9.2			
651	1803507	B	MCV 1.5/10-G-3.81	10	3.81	39.49	9.2			
651	1803510	B	MCV 1.5/11-G-3.81	11	3.81	43.30	9.2			
651	1803523	B	MCV 1.5/12-G-3.81	12	3.81	47.11	9.2			
651	1803536	B	MCV 1.5/13-G-3.81	13	3.81	50.92	9.2			
651	1803549	B	MCV 1.5/14-G-3.81	14	3.81	54.73	9.2			
651	1803552	B	MCV 1.5/15-G-3.81	15	3.81	58.54	9.2			
651	1803565	B	MCV 1.5/16-G-3.81	16	3.81	62.35	9.2			
45° Socket-to-Pin Orientation										
651	1827279	C	SMC 1.5/2-G-3.81	2	3.81	9.01	11			
651	1827282	C	SMC 1.5/3-G-3.81	3	3.81	12.82	11			
651	1827295	C	SMC 1.5/4-G-3.81	4	3.81	16.63	11			
651	1827305	C	SMC 1.5/5-G-3.81	5	3.81	20.44	11			
651	1827318	C	SMC 1.5/6-G-3.81	6	3.81	24.25	11			
651	1827321	C	SMC 1.5/7-G-3.81	7	3.81	28.06	11			
651	1827334	C	SMC 1.5/8-G-3.81	8	3.81	31.87	11			
651	1827350	C	SMC 1.5/10-G-3.81	10	3.81	39.49	11			
651	1827376	C	SMC 1.5/12-G-3.81	12	3.81	47.11	11			

Double Level, Through-Hole Solder Mounting

For quantities greater than listed, call for quote.

MOUSER STOCK NO. Mfr	Mfr. Part No.	Fig.	Phoenix Type	Pos.	Dimensions: mm A	B	C	Price Each 1	10	50
90° Socket-to-Pin Orientation										
651	1843075	D	MCD 1.5/2-G1-3.81	2	12.70	9.01	22.7			
651	1843088	D	MCD 1.5/3-G1-3.81	3	12.70	12.82	22.7			
651	1843091	D	MCD 1.5/4-G1-3.81	4	12.70	16.63	22.7			
651	1843101	D	MCD 1.5/5-G1-3.81	5	12.70	20.44	22.7			
651	1843114	D	MCD 1.5/6-G1-3.81	6	12.70	24.25	22.7			
651	1843127	D	MCD 1.5/7-G1-3.81	7	12.70	28.06	22.7			
651	1843130	D	MCD 1.5/8-G1-3.81	8	12.70	31.87	22.7			
651	1843143	D	MCD 1.5/9-G1-3.81	9	12.70	35.68	22.7			
651	1843156	D	MCD 1.5/10-G1-3.81	10	12.70	39.49	22.7			
651	1843172	D	MCD 1.5/12-G1-3.81	12	12.70	47.11	22.7			

3.81MM PLUGS

• RoHS Compliant per Phoenix documentation • UL: 300V @ 8A, 30-14AWG • Color: Green

Screw Clamp Wire Termination

MOUSER STOCK NO. Mfr	Mfr. Part No.	Fig.	Phoenix Type	Pos.	Dimensions: mm A	B	C	Price Each 1	10	50
180° Wire-to-Plug Orientation										
651	1803578	E	MC 1.5/2-ST-3.81	2	3.81	8.41	15.5			
651	1803581	E	MC 1.5/3-ST-3.81	3	3.81	12.22	15.5			
651	1803594	E	MC 1.5/4-ST-3.81	4	3.81	16.03	15.5			
651	1803604	E	MC 1.5/5-ST-3.81	5	3.81	19.84	15.5			
651	1803617	E	MC 1.5/6-ST-3.81	6	3.81	23.65	15.5			
651	1803620	E	MC 1.5/7-ST-3.81	7	3.81	27.46	15.5			
651	1803633	E	MC 1.5/8-ST-3.81	8	3.81	31.27	15.5			
651	1803646	E	MC 1.5/9-ST-3.81	9	3.81	35.08	15.5			
651	1803659	E	MC 1.5/10-ST-3.81	10	3.81	38.89	15.5			
651	1803662	E	MC 1.5/11-ST-3.81	11	3.81	42.07	15.5			
651	1803675	E	MC 1.5/12-ST-3.81	12	3.81	46.51	15.5			

3.81MM PLUGS (CONT.)

File# E60425 RoHS Compliant

Screw Clamp Wire Termination

For quantities greater than listed, call for quote.

MOUSER STOCK NO. Mfr	Mfr. Part No.	Fig.	Phoenix Type	Pos.	Dimensions: mm A	B	C	Price Each 1	10	50
90° Wire-to-Plug Orientation										
651	1827127	F	MCVR 1.5/2-ST-3.81	2	3.81	8.41	19.1			
651	1827130	F	MCVR 1.5/3-ST-3.81	3	3.81	12.22	19.1			
651	1827143	F	MCVR 1.5/4-ST-3.81	4	3.81	16.03	19.1			
651	1827156	F	MCVR 1.5/5-ST-3.81	5	3.81	19.84	19.1			
651	1827169	F	MCVR 1.5/6-ST-3.81	6	3.81	23.65	19.1			
651	1827172	F	MCVR 1.5/7-ST-3.81	7	3.81	27.46	19.1			
651	1827185	F	MCVR 1.5/8-ST-3.81	8	3.81	31.27	19.1			
651	1827198	F	MCVR 1.5/9-ST-3.81	9	3.81	35.08	19.1			
651	1827208	F	MCVR 1.5/10-ST-3.81	10	3.81	38.89	19.1			
651	1827224	F	MCVR 1.5/12-ST-3.81	12	3.81	46.51	19.1			
651	1827237	F	MCVR 1.5/13-ST-3.81	13	3.81	50.32	19.1			
651	1827240	F	MCVR 1.5/14-ST-3.81	14	3.81	54.13	19.1			
651	1827266	F	MCVR 1.5/16-ST-3.81	16	3.81	61.75	19.1			
270° Wire-to-Plug Orientation										
651	1826979	G	MCVW 1.5/2-ST-3.81	2	3.81	8.41	19.1			
651	1826982	G	MCVW 1.5/3-ST-3.81	3	3.81	12.22	19.1			
651	1826995	G	MCVW 1.5/4-ST-3.81	4	3.81	16.03	19.1			
651	1827004	G	MCVW 1.5/5-ST-3.81	5	3.81	19.84	19.1			
651	1827017	G	MCVW 1.5/6-ST-3.81	6	3.81	23.65	19.1			
651	1827020	G	MCVW 1.5/7-ST-3.81	7	3.81	27.46	19.1			
651	1827033	G	MCVW 1.5/8-ST-3.81	8	3.81	31.27	19.1			
651	1827046	G	MCVW 1.5/9-ST-3.81	9	3.81	35.08	19.1			
651	1827059	G	MCVW 1.5/10-ST-3.81	10	3.81	38.89	19.1			
651	1827062	G	MCVW 1.5/11-ST-3.81	11	3.81	42.07	19.1			
651	1827075	G	MCVW 1.5/12-ST-3.81	12	3.81	46.51	19.1			
651	1827091	G	MCVW 1.5/14-ST-3.81	14	3.81	54.13	19.1			
651	1827114	G	MCVW 1.5/16-ST-3.81	16	3.81	61.75	19.1			

Insulation Displacement Wire Termination

For quantities greater than listed, call for quote.

MOUSER STOCK NO. Mfr	Mfr. Part No.	Fig.	Phoenix Type	Pos.	Dimensions: mm A	B	C	Price Each 1	10	50
180° Wire-to-Plug Orientation										
651	1897393	H	QC 0.5/2-ST-3.81	2	3.81	8.41	22.3			
651	1897403	H	QC 0.5/3-ST-3.81	3	3.81	12.22	22.3			
651	1897458	H	QC 0.5/8-ST-3.81	8	3.81	31.27	22.3			
651	1897474	H	QC 0.5/10-ST-3.81	10	3.81	38.89	22.3			
651	1897487	H	QC 0.5/11-ST-3.81	11	3.81	42.7	22.3			

3.81MM AND 5.08MM INVERTED PLUGS

• Mates with standard plugs for cable to cable connections • RoHS Compliant per Phoenix documentation
• Plugs have male pin contacts

For quantities greater than listed, call for quote.

MOUSER STOCK NO. Mfr	Mfr. Part No.	Fig.	Phoenix Type	Pos.	Curr. Rating	Volt. Rating	Dimensions: mm A	B	C	Price Each 1	10	50
3.81mm Terminal Block Inverted Plugs - 180° Socket-to-Pin Orientation - Green Color - 30-14AWG												
651	1857883	I	IMC 1,5/2-ST-3,81	2	8A	300	3.81	8.41	11.10			
651	1857896	I	IMC 1,5/3-ST-3,81	3	8A	300	3.81	12.22	11.10			
651	1857906	I	IMC 1,5/4-ST-3,81	4	8A	300	3.81	16.03	11.10			
651	1857919	I	IMC 1,5/5-ST-3,81	5	8A	300	3.81	19.84	11.10			
651	1857922	I	IMC 1,5/6-ST-3,81	6	8A	300	3.81	23.65	11.10			
651	1857948	I	IMC 1,5/8-ST-3,81	8	8A	300	3.81	27.46	11.10			
651	1857964	I	IMC 1,5/10-ST-3,81	10	8A	300	3.81	35.08	11.10			
651	1857980	I	IMC 1,5/12-ST-3,81	12	8A	300	3.81	42.70	11.10			
5.08mm Terminal Block Inverted Plugs - 180° Socket-to-Pin Orientation - Green Color - 30-12AWG												
651	1786174	J	IC 2,5/2-ST-5,08	2	10A	300	5.08	11.66	15.00			
651	1786187	J	IC 2,5/3-ST-5,08	3	10A	300	5.08	16.74	15.00			
651	1786190	J	IC 2,5/4-ST-5,08	4	10A	300	5.08	21.82	15.00			
651	1786200	J	IC 2,5/5-ST-5,08	5	10A	300	5.08	26.90	15.00			
651	1786213	J	IC 2,5/6-ST-5,08	6	10A	300	5.08	31.98	15.00			
651	1786239	J	IC 2,5/8-ST-5,08	8	10A	300	5.08	37.06	15.00			
651	1786255	J	IC 2,5/10-ST-5,08	10	10A	300	5.08	47.22	15.00			
651	1786271	J	IC 2,5/12-ST-5,08	12	10A	300	5.08	57.38	15.00			

© Copyright 2014 Mouser Electronics

© Copyright 2014 Mouser Electronics

PHOENIX CONTACT 5.0mm Pluggable Terminal Blocks

PHOENIX CONTACT INSPIRING INNOVATIONS

RoHS Compliant This product is RoHS compliant.

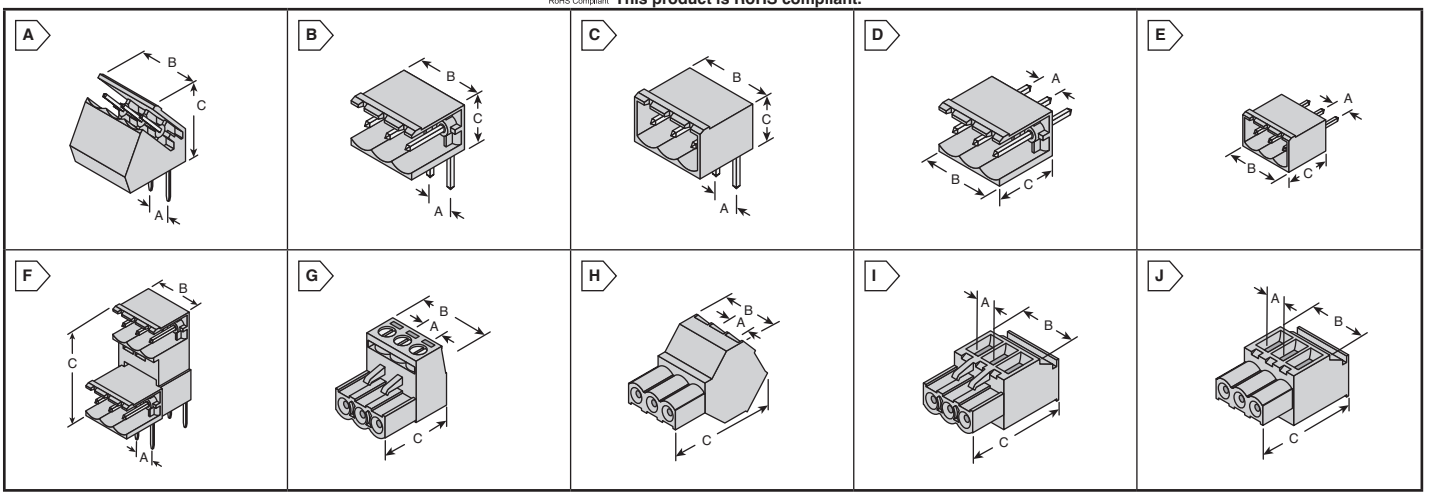

5.0MM HEADERS

- RoHS Compliant per Phoenix documentation
- Color: Green

File# E60425 RoHS Compliant

PCB, Single Level, Thru-Hole Solder Mounting

- UL: 150V @ 15A and 300V @ 10A

For quantities greater than listed, call for quote.

MOUSER STOCK NO. Mfr	Mfr. Part No.	Fig.	Phoenix Type	Pos.	Dimensions: mm A	B	C	Price Each 1	10	50
135° Socket-to-Pin Orientation Without Side Panels										
651	1769230	A	SMSTB 2.5/2-G	2	5	10	14.8			
651	1769272	A	SMSTB 2.5/6-G	6	5	30	14.8			
651	1769298	A	SMSTB 2.5/8-G	8	5	40	14.8			
90° Socket-to-Pin Orientation Without Side Panels										
651	1754436	B	MSTB 2.5/2-G	2	5	10	8.6			
651	1754452	B	MSTB 2.5/3-G	3	5	15	8.6			
651	1754478	B	MSTB 2.5/4-G	4	5	20	8.6			
651	1754494	B	MSTB 2.5/5-G	5	5	25	8.6			
651	1754517	B	MSTB 2.5/6-G	6	5	30	8.6			
651	1754533	B	MSTB 2.5/7-G	7	5	35	8.6			
651	1754559	B	MSTB 2.5/8-G	8	5	40	8.6			
651	1754575	B	MSTB 2.5/9-G	9	5	45	8.6			
651	1754591	B	MSTB 2.5/10-G	10	5	50	8.6			
651	1754614	B	MSTB 2.5/11-G	11	5	55	8.6			
651	1754630	B	MSTB 2.5/12-G	12	5	60	8.6			
90° Socket-to-Pin Orientation										
651	1757475	C	MSTBA2.5/2-G	2	5	12	8.6			
651	1757488	C	MSTBA2.5/3-G	3	5	17	8.6			
651	1757491	C	MSTBA2.5/4-G	4	5	22	8.6			
651	1757501	C	MSTBA2.5/5-G	5	5	27	8.6			
651	1757514	C	MSTBA2.5/6-G	6	5	32	8.6			
651	1755493	C	MSTBA2.5/7-G	7	5	37	8.6			
651	1757527	C	MSTBA2.5/8-G	8	5	42	8.6			
651	1757530	C	MSTBA2.5/9-G	9	5	47	8.6			
651	1757543	C	MSTBA2.5/10-G	10	5	52	8.6			
651	1757556	C	MSTBA2.5/11-G	11	5	57	8.6			
651	1757569	C	MSTBA2.5/12-G	12	5	62	8.6			
180° Socket-to-Pin Orientation Without Side Panels										
651	1753437	D	MSTBV 2.5/2-G	2	5	10	12			
651	1753453	D	MSTBV 2.5/3-G	3	5	15	12			
651	1753479	D	MSTBV 2.5/4-G	4	5	20	12			
651	1753495	D	MSTBV 2.5/5-G	5	5	25	12			
651	1753518	D	MSTBV 2.5/6-G	6	5	30	12			
651	1753534	D	MSTBV 2.5/7-G	7	5	35	12			
651	1753550	D	MSTBV 2.5/8-G	8	5	40	12			
651	1753576	D	MSTBV 2.5/9-G	9	5	45	12			
651	1753592	D	MSTBV 2.5/10-G	10	5	50	12			
651	1753631	D	MSTBV 2.5/12-G	12	5	60	12			
180° Socket-to-Pin Orientation										
651	1755516	E	MSTBVA2.5/2-G	2	5	12	12			
651	1755529	E	MSTBVA2.5/3-G	3	5	17	12			
651	1755532	E	MSTBVA2.5/4-G	4	5	22	12			
651	1755545	E	MSTBVA2.5/5-G	5	5	27	12			
651	1755558	E	MSTBVA2.5/6-G	6	5	32	12			
651	1755561	E	MSTBVA2.5/7-G	7	5	37	12			
651	1755574	E	MSTBVA2.5/8-G	8	5	42	12			
651	1755587	E	MSTBVA2.5/9-G	9	5	47	12			
651	1755503	E	MSTBVA2.5/10-G	10	5	52	12			
651	1755590	E	MSTBVA2.5/11-G	11	5	57	12			
651	1755600	E	MSTBVA2.5/12-G	12	5	62	12			

Double Level, Thru-Hole Solder Mounting

For quantities greater than listed, call for quote.

MOUSER STOCK NO. Mfr	Mfr. Part No.	Fig.	Phoenix Type	Pos.	Dimensions: mm A	B	C	Price Each 1	10	50
90° Socket-to-Pin Orientation Without Side Panels; UL: 150V @ 15A										
651	1762046	F	MDSTB 2.5/2-G	2	5	10	23.5			
651	1762059	F	MDSTB 2.5/3-G	3	5	15	23.5			

5.0MM PLUGS

Screw Clamp Wire Termination

File# E60425 RoHS Compliant

- RoHS Compliant per Phoenix documentation
- UL: 150V @ 15A and 300V @ 10A; 30-12AWG
- Color: Green

For quantities greater than listed, call for quote.

MOUSER STOCK NO. Mfr	Mfr. Part No.	Fig.	Phoenix Type	Pos.	Dimensions: mm A	B	C	Price Each 1	10	50
180° Wire-to-Plug Orientation										
651	1754449	G	MSTB 2.5/2-ST	2	5	10	18.2			
651	1754465	G	MSTB 2.5/3-ST	3	5	15	18.2			
651	1754481	G	MSTB 2.5/4-ST	4	5	20	18.2			
651	1754504	G	MSTB 2.5/5-ST	5	5	25	18.2			
651	1754520	G	MSTB 2.5/6-ST	6	5	30	18.2			
651	1754546	G	MSTB 2.5/7-ST	7	5	35	18.2			
651	1754562	G	MSTB 2.5/8-ST	8	5	40	18.2			
651	1754588	G	MSTB 2.5/9-ST	9	5	45	18.2			
651	1754601	G	MSTB 2.5/10-ST	10	5	50	18.2			
651	1754627	G	MSTB 2.5/11-ST	11	5	55	18.2			
651	1754643	G	MSTB 2.5/12-ST	12	5	60	18.2			
135° Wire-to-Plug Orientation										
651	1768765	H	SMSTB 2.5/2-ST	2	5	10	25.5			
651	1768778	H	SMSTB 2.5/3-ST	3	5	15	25.5			
651	1768781	H	SMSTB 2.5/4-ST	4	5	20	25.5			
651	1768794	H	SMSTB 2.5/5-ST	5	5	25	25.5			
651	1768804	H	SMSTB 2.5/6-ST	6	5	30	25.5			
651	1768817	H	SMSTB 2.5/7-ST	7	5	35	25.5			
651	1768448	H	SMSTB 2.5/8-ST	8	5	40	25.5			
651	1768820	H	SMSTB 2.5/9-ST	9	5	45	25.5			
651	1768833	H	SMSTB 2.5/10-ST	10	5	50	25.5			
651	1768859	H	SMSTB 2.5/12-ST	12	5	60	25.5			
90° Wire-to-Plug Orientation										
651	1792016	I	MVSTBR 2.5/2-ST	2	5	10	26			
651	1792029	I	MVSTBR 2.5/3-ST	3	5	15	26			
651	1792032	I	MVSTBR 2.5/4-ST	4	5	20	26			
651	1792045	I	MVSTBR 2.5/5-ST	5	5	25	26			
651	1792058	I	MVSTBR 2.5/6-ST	6	5	30	26			
651	1792061	I	MVSTBR 2.5/7-ST	7	5	35	26			
651	1792074	I	MVSTBR 2.5/8-ST	8	5	40	26			
651	1792087	I	MVSTBR 2.5/9-ST	9	5	45	26			
651	1792090	I	MVSTBR 2.5/10-ST	10	5	50	26			
651	1792100	I	MVSTBR 2.5/11-ST	11	5	55	26			
651	1792113	I	MVSTBR 2.5/12-ST	12	5	60	26			
270° Wire-to-Plug Orientation										
651	1792524	J	MVSTBW 2.5/2-ST	2	5	10	26			
651	1792537	J	MVSTBW 2.5/3-ST	3	5	15	26			
651	1792540	J	MVSTBW 2.5/4-ST	4	5	20	26			
651	1792553	J	MVSTBW 2.5/5-ST	5	5	25	26			
651	1792566	J	MVSTBW 2.5/6-ST	6	5	30	26			
651	1792579	J	MVSTBW 2.5/7-ST	7	5	35	26			
651	1792582	J	MVSTBW 2.5/8-ST	8	5	40	26			
651	1792595	J	MVSTBW 2.5/9-ST	9	5	45	26			
651	1792605	J	MVSTBW 2.5/10-ST	10	5	50	26			
651	1792621	J	MVSTBW 2.5/12-ST	12	5	60	26			

© Copyright 2014 Mouser Electronics

© Copyright 2014 Mouser Electronics

PHOENIX CONTACT 5.08mm Pluggable Terminal Blocks

RoHS Compliant This product is RoHS compliant.

PHOENIX CONTACT INSPIRING INNOVATIONS

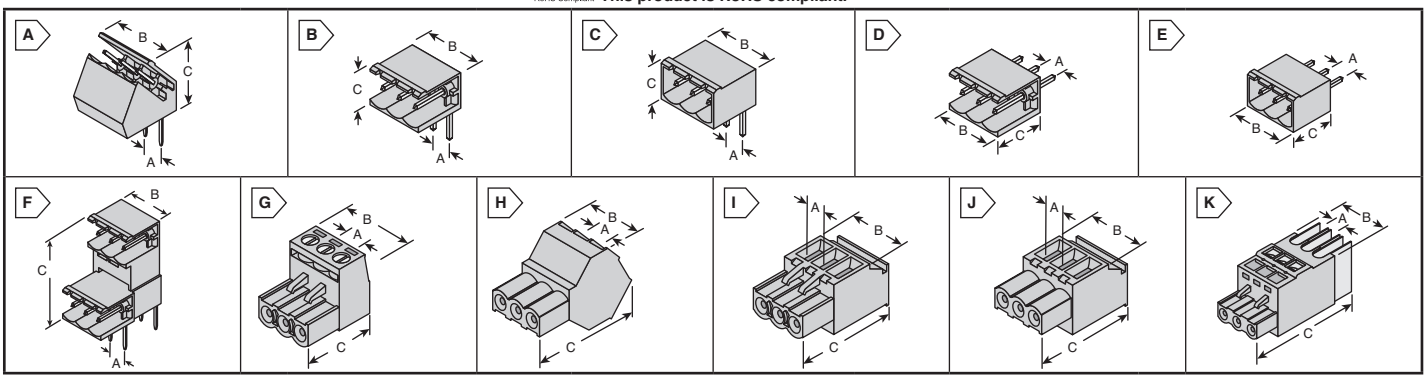

5.08MM HEADERS

PCB, Single Level, Through-Hole Solder Mounting

- RoHS Compliant per Phoenix documentation
- UL: 150V @ 15A and 300V @ 10A
- Color: Green

File# E60425 RoHS Compliant

For quantities greater than listed, call for quote.

MOUSER STOCK NO. Mfr	Mfr. Part No.	Fig.	Phoenix Type	Pos.	Dimensions: mm A	B	C	Price Each 1	10	50
135° Socket-to-Pin Orientation Without Side Panels										
651	1769463	A	SMSTB 2.5/2-G-5.08	2	5.08	10.16	14.8			
651	1769476	A	SMSTB 2.5/3-G-5.08	3	5.08	15.24	14.8			
651	1769489	A	SMSTB 2.5/4-G-5.08	4	5.08	20.32	14.8			
651	1769492	A	SMSTB 2.5/5-G-5.08	5	5.08	25.40	14.8			
651	1769502	A	SMSTB 2.5/6-G-5.08	6	5.08	30.48	14.8			
651	1769528	A	SMSTB 2.5/8-G-5.08	8	5.08	40.64	14.8			
651	1769544	A	SMSTB 2.5/10-G-5.08	10	5.08	50.80	14.8			
651	1769560	A	SMSTB 2.5/12-G-5.08	12	5.08	60.96	14.8			
90° Socket-to-Pin Orientation Without Side Panels										
651	1759017	B	MSTB 2.5/2-G-5.08	2	5.08	10.16	8.6			
651	1759020	B	MSTB 2.5/3-G-5.08	3	5.08	15.24	8.6			
651	1759033	B	MSTB 2.5/4-G-5.08	4	5.08	20.32	8.6			
651	1759046	B	MSTB 2.5/5-G-5.08	5	5.08	25.40	8.6			
651	1759059	B	MSTB 2.5/6-G-5.08	6	5.08	30.48	8.6			
651	1759062	B	MSTB 2.5/7-G-5.08	7	5.08	35.56	8.6			
651	1759075	B	MSTB 2.5/8-G-5.08	8	5.08	40.64	8.6			
651	1759088	B	MSTB 2.5/9-G-5.08	9	5.08	45.72	8.6			
651	1759091	B	MSTB 2.5/10-G-5.08	10	5.08	50.80	8.6			
651	1759114	B	MSTB 2.5/12-G-5.08	12	5.08	60.96	8.6			
90° Socket-to-Pin Orientation										
651	1757242	C	MSTBA2.5/2-G-5.08	2	5.08	12.16	8.6			
651	1757255	C	MSTBA2.5/3-G-5.08	3	5.08	17.24	8.6			
651	1757268	C	MSTBA2.5/4-G-5.08	4	5.08	22.32	8.6			
651	1757271	C	MSTBA2.5/5-G-5.08	5	5.08	27.40	8.6			
651	1757284	C	MSTBA2.5/6-G-5.08	6	5.08	32.48	8.6			
651	1757297	C	MSTBA2.5/7-G-5.08	7	5.08	37.56	8.6			
651	1757307	C	MSTBA2.5/8-G-5.08	8	5.08	42.64	8.6			
651	1757310	C	MSTBA2.5/9-G-5.08	9	5.08	47.72	8.6			
651	1757323	C	MSTBA2.5/10-G-5.08	10	5.08	52.80	8.6			
651	1757336	C	MSTBA2.5/11-G-5.08	11	5.08	57.88	8.6			
651	1757349	C	MSTBA2.5/12-G-5.08	12	5.08	62.96	8.6			
180° Socket-to-Pin Orientation Without Side Panels										
651	1758018	D	MSTBV 2.5/2-G-5.08	2	5.08	10.16	12.0			
651	1758021	D	MSTBV 2.5/3-G-5.08	3	5.08	15.24	12.0			
651	1758034	D	MSTBV 2.5/4-G-5.08	4	5.08	20.32	12.0			
651	1758047	D	MSTBV 2.5/5-G-5.08	5	5.08	25.40	12.0			
651	1758050	D	MSTBV 2.5/6-G-5.08	6	5.08	30.48	12.0			
651	1758063	D	MSTBV 2.5/7-G-5.08	7	5.08	35.56	12.0			
651	1758076	D	MSTBV 2.5/8-G-5.08	8	5.08	40.64	12.0			
651	1758089	D	MSTBV 2.5/9-G-5.08	9	5.08	45.72	12.0			
651	1758092	D	MSTBV 2.5/10-G-5.08	10	5.08	50.80	12.0			
651	1758115	D	MSTBV 2.5/12-G-5.08	12	5.08	60.96	12.0			
180° Socket-to-Pin Orientation										
651	1755736	E	MSTBVA2.5/2-G-5.08	2	5.08	12.16	12.0			
651	1755749	E	MSTBVA2.5/3-G-5.08	3	5.08	17.24	12.0			
651	1755752	E	MSTBVA2.5/4-G-5.08	4	5.08	22.32	12.0			
651	1755765	E	MSTBVA2.5/5-G-5.08	5	5.08	27.40	12.0			
651	1755778	E	MSTBVA2.5/6-G-5.08	6	5.08	32.48	12.0			
651	1755781	E	MSTBVA2.5/7-G-5.08	7	5.08	37.56	12.0			
651	1755794	E	MSTBVA2.5/8-G-5.08	8	5.08	42.64	12.0			
651	1755804	E	MSTBVA2.5/9-G-5.08	9	5.08	47.72	12.0			
651	1755817	E	MSTBVA2.5/10-G-5.08	10	5.08	52.80	12.0			
651	1755820	E	MSTBVA2.5/11-G-5.08	11	5.08	57.88	12.0			
651	1755833	E	MSTBVA2.5/12-G-5.08	12	5.08	62.96	12.0			

Double Level, Through-Hole Solder Mounting

- RoHS Compliant per Phoenix documentation
- UL: 150V @ 15A and 300V @ 10A
- Color: Green

File# E60425 RoHS Compliant

For quantities greater than listed, call for quote.

MOUSER STOCK NO. Mfr	Mfr. Part No.	Fig.	Phoenix Type	Pos.	Dimensions: mm A	B	C	Price Each 1	10	50
90° Socket-to-Pin Orientation Without Side Panels										
651	1762062	F	MDSTB 2.5/2-G-5.08	2	5.08	10.16	23.5			
651	1762075	F	MDSTB 2.5/3-G-5.08	3	5.08	15.24	23.5			

5.08MM PLUGS

Screw Clamp Wire Termination

- RoHS Compliant per Phoenix documentation
- UL: 150V @ 15A and 300V @ 10A, 30-12AWG
- Color: Green

File# E60425 RoHS Compliant

For quantities greater than listed, call for quote.

MOUSER STOCK NO. Mfr	Mfr. Part No.	Fig.	Phoenix Type	Pos.	Dimensions: mm A	B	C	Price Each 1	10	50
180° Wire-to-Plug Orientation										
651	1757019	G	MSTB 2.5/2-ST-5.08	2	5.08	10.16	18.2			
651	1757022	G	MSTB 2.5/3-ST-5.08	3	5.08	15.24	18.2			
651	1757035	G	MSTB 2.5/4-ST-5.08	4	5.08	20.32	18.2			
651	1757048	G	MSTB 2.5/5-ST-5.08	5	5.08	25.40	18.2			
651	1757051	G	MSTB 2.5/6-ST-5.08	6	5.08	30.48	18.2			
651	1757064	G	MSTB 2.5/7-ST-5.08	7	5.08	35.56	18.2			
651	1757077	G	MSTB 2.5/8-ST-5.08	8	5.08	40.64	18.2			
651	1757080	G	MSTB 2.5/9-ST-5.08	9	5.08	45.72	18.2			
651	1757093	G	MSTB 2.5/10-ST-5.08	10	5.08	50.80	18.2			
651	1757103	G	MSTB 2.5/11-ST-5.08	11	5.08	55.88	18.2			
651	1757116	G	MSTB 2.5/12-ST-5.08	12	5.08	60.96	18.2			
135° Wire-to-Plug Orientation										
651	1826283	H	SMSTB 2.5/2-ST-5.08	2	5.08	10.16	25.5			
651	1826296	H	SMSTB 2.5/3-ST-5.08	3	5.08	15.24	25.5			
651	1826306	H	SMSTB 2.5/4-ST-5.08	4	5.08	20.32	25.5			
651	1826319	H	SMSTB 2.5/5-ST-5.08	5	5.08	25.40	25.5			
651	1826322	H	SMSTB 2.5/6-ST-5.08	6	5.08	30.48	25.5			
651	1826335	H	SMSTB 2.5/7-ST-5.08	7	5.08	35.56	25.5			
651	1826348	H	SMSTB 2.5/8-ST-5.08	8	5.08	40.64	25.5			
651	1826351	H	SMSTB 2.5/9-ST-5.08	9	5.08	45.72	25.5			
651	1826364	H	SMSTB 2.5/10-ST-5.08	10	5.08	50.80	25.5			
651	1826377	H	SMSTB 2.5/11-ST-5.08	11	5.08	55.88	25.5			
651	1826380	H	SMSTB 2.5/12-ST-5.08	12	5.08	60.96	25.5			
90° Wire-to-Plug Orientation										
651	1792249	I	MVSTBR 2.5/2-ST-5.08	2	5.08	10.16	26.0			
651	1792252	I	MVSTBR 2.5/3-ST-5.08	3	5.08	15.24	26.0			
651	1792265	I	MVSTBR 2.5/4-ST-5.08	4	5.08	20.32	26.0			
651	1792278	I	MVSTBR 2.5/5-ST-5.08	5	5.08	25.40	26.0			
651	1792281	I	MVSTBR 2.5/6-ST-5.08	6	5.08	30.48	26.0			
651	1792294	I	MVSTBR 2.5/7-ST-5.08	7	5.08	35.56	26.0			
651	1792304	I	MVSTBR 2.5/8-ST-5.08	8	5.08	40.64	26.0			
651	1792317	I	MVSTBR 2.5/9-ST-5.08	9	5.08	45.72	26.0			
651	1792320	I	MVSTBR 2.5/10-ST-5.08	10	5.08	50.80	26.0			
651	1792333	I	MVSTBR 2.5/11-ST-5.08	11	5.08	55.88	26.0			
651	1792346	I	MVSTBR 2.5/12-ST-5.08	12	5.08	60.96	26.0			
270° Wire-to-Plug Orientation										
651	1792757	J	MVSTBW 2.5/2-ST-5.08	2	5.08	10.16	26.0			
651	1792760	J	MVSTBW 2.5/3-ST-5.08	3	5.08	15.24	26.0			
651	1792773	J	MVSTBW 2.5/4-ST-5.08	4	5.08	20.32	26.0			
651	1792786	J	MVSTBW 2.5/5-ST-5.08	5	5.08	25.40	26.0			
651	1792799	J	MVSTBW 2.5/6-ST-5.08	6	5.08	30.48	26.0			
651	1792809	J	MVSTBW 2.5/7-ST-5.08	7	5.08	35.56	26.0			
651	1792812	J	MVSTBW 2.5/8-ST-5.08	8	5.08	40.64	26.0			
651	1792825	J	MVSTBW 2.5/9-ST-5.08	9	5.08	45.72	26.0			
651	1792838	J	MVSTBW 2.5/10-ST-5.08	10	5.08	50.80	26.0			
651	1792841	J	MVSTBW 2.5/11-ST-5.08	11	5.08	55.88	26.0			
651	1792854	J	MVSTBW 2.5/12-ST-5.08	12	5.08	60.96	26.0			

Insulation Displacement Wire Termination

- RoHS Compliant per Phoenix documentation
- UL: 150V @ 15A and 300V @ 10A, 22-18AWG
- Color: Green

File# E60425 RoHS Compliant

For quantities greater than listed, call for quote.

MOUSER STOCK NO. Mfr	Mfr. Part No.	Fig.	Phoenix Type	Pos.	Dimensions: mm A	B	C	Price Each 1	10	50
180° Wire-to-Plug Orientation										
651	1883255	K	QC 1/2-ST-5.08	2	5.08	10.16	28.2			
651	1883268	K	QC 1/3-ST-5.08	3	5.08	15.24	28.2			
651	1883271	K	QC 1/4-ST-5.08	4	5.08	20.32	28.2			
651	1883297	K	QC 1/6-ST-5.08	6	5.08	30.48	28.2			
651	1883336	K	QC 1/10-ST-5.08	10	5.08	50.80	28.2			

© Copyright 2014 Mouser Electronics

RoHS Compliant This product is RoHS compliant.

7.62MM PC5 "CLICK-N-LOCK" PCB MOUNT HEADERS

- Products make an audible click when properly mated
- No tools necessary for removal of locked connectors
- Wire Range: 24-8AWG
- Maximum Voltage: 600V
- Maximum Current: 35A

RoHS Compliant

Horizontal PCB Mount

For quantities greater than listed, call for quote.

MOUSER STOCK NO. Mfr.	MOUSER STOCK NO. Mfr. Part No.	Fig.	Phoenix Type	Pos.	Dimensions: mm A	B	C	Price Each 1	10	50	100
651	1720466	A	PC 5/2-G-7,62	2	13.54	15.24	29.25				
651	1720479	A	PC 5/3-G-7,62	3	13.54	22.86	29.25				
651	1720482	A	PC 5/4-G-7,62	4	13.54	30.48	29.25				
651	1720495	A	PC 5/5-G-7,62	5	13.54	38.10	29.25				
651	1720505	A	PC 5/6-G-7,62	6	13.54	45.72	29.25				
651	1720518	A	PC 5/7-G-7,62	7	13.54	53.34	29.25				
651	1720521	A	PC 5/8-G-7,62	8	13.54	60.96	29.25				

Vertical PCB Mount

For quantities greater than listed, call for quote.

651	1720576	B	PCV 5/2-G-7,62	2	29.25	15.24	13.54				
651	1720589	B	PCV 5/3-G-7,62	3	29.25	22.86	13.54				
651	1720592	B	PCV 5/4-G-7,62	4	29.25	30.48	13.54				
651	1720615	B	PCV 5/6-G-7,62	6	29.25	45.72	13.54				
651	1720631	B	PCV 5/8-G-7,62	8	29.25	60.96	13.54				

7.62MM PC5 "CLICK-N-LOCK" PLUGS

- Products make an audible click when properly mated
- No tools necessary for removal of locked connectors
- Wire Range: 24-8AWG
- Maximum Voltage: 600V
- Maximum Current: 35A
- Available with Inverted Plug for Wire-to-Wire Applications

RoHS Compliant

Spring Cage Wire Termination

For quantities greater than listed, call for quote.

651	1718481	C	SPC 5/2-STCL-7,62	2	19.80	15.24	38.50				
651	1718494	C	SPC 5/3-STCL-7,62	3	19.80	22.86	38.50				
651	1718504	C	SPC 5/4-STCL-7,62	4	19.80	30.48	38.50				
651	1718517	C	SPC 5/5-STCL-7,62	5	19.80	38.10	38.50				
651	1718520	C	SPC 5/6-STCL-7,62	6	19.80	45.72	38.50				

Screw Clamp Wire Termination, Inverted Plug

- Inverted plug for use with Figure C or D style plugs to create a wire to wire application

For quantities greater than listed, call for quote.

651	1718261	D	IPC 5/2-STGCL-7,62	2	22.90	15.24	36.55				
651	1718274	D	IPC 5/3-STGCL-7,62	3	22.90	22.86	36.55				
651	1718287	D	IPC 5/4-STGCL-7,62	4	22.90	30.48	36.55				
651	1718290	D	IPC 5/5-STGCL-7,62	5	22.90	38.10	36.55				
651	1718300	D	IPC 5/6-STGCL-7,62	6	22.90	45.72	36.55				
651	1718313	D	IPC 5/7-STGCL-7,62	7	22.90	53.34	36.55				
651	1718326	D	IPC 5/8-STGCL-7,62	8	22.90	60.96	36.55				

POWER PCB TERMINAL BLOCK WITH LEVER

- Fast wire connection saves time and money
- Wire Range: 18-4AWG
- Voltage:
  -70A 600V, UL for 15mm
  -66A 300V, UL for 10mm
  -60A 600V, UL for zigzag pinning 10mm
- Maximum Current: 70A

RoHS Compliant

Horizontal 10mm spacing

For quantities greater than listed, call for quote.

MOUSER STOCK NO. Mfr.	MOUSER STOCK NO. Mfr. Part No.	Fig.	Phoenix Type	Pos.	Dimensions: mm A	B	C	Price Each 1	10	50	100
651	1770393	E	PLH 16/2-10	2	29.00	21.40	25.00				
651	1770403	E	PLH 16/3-10	3	29.00	31.40	25.00				
651	1770416	E	PLH 16/4-10	4	29.00	41.40	25.00				
651	1770429	E	PLH 16/5-10	5	29.00	51.40	25.00				
651	1770432	E	PLH 16/6-10	6	29.00	61.40	25.00				
651	1770445	E	PLH 16/7-10	7	29.00	71.40	25.00				
651	1770458	E	PLH 16/8-10	8	29.00	81.40	25.00				

Horizontal with zigzag pinning 10mm spacing

For quantities greater than listed, call for quote.

651	1770461	E	PLH 16/2-10-ZF	2	29.00	21.40	25.00				
651	1770474	E	PLH 16/3-10-ZF	3	29.00	31.40	25.00				
651	1770487	E	PLH 16/4-10-ZF	4	29.00	41.40	25.00				
651	1770490	E	PLH 16/5-10-ZF	5	29.00	51.40	25.00				
651	1770500	E	PLH 16/6-10-ZF	6	29.00	61.40	25.00				
651	1770513	E	PLH 16/7-10-ZF	7	29.00	71.40	25.00				
651	1770526	E	PLH 16/8-10-ZF	8	29.00	81.40	25.00				

Horizontal 15mm spacing

For quantities greater than listed, call for quote.

651	1770539	E	PLH 16/2-15	2	29.00	26.40	25.00				
651	1770542	E	PLH 16/3-15	3	29.00	41.40	25.00				
651	1770555	E	PLH 16/4-15	4	29.00	56.40	25.00				
651	1770568	E	PLH 16/5-15	5	29.00	71.40	25.00				
651	1770571	E	PLH 16/6-15	6	29.00	86.40	25.00				
651	1770584	E	PLH 16/7-15	7	29.00	101.40	25.00				
651	1770597	E	PLH 16/8-15	8	29.00	116.40	25.00				

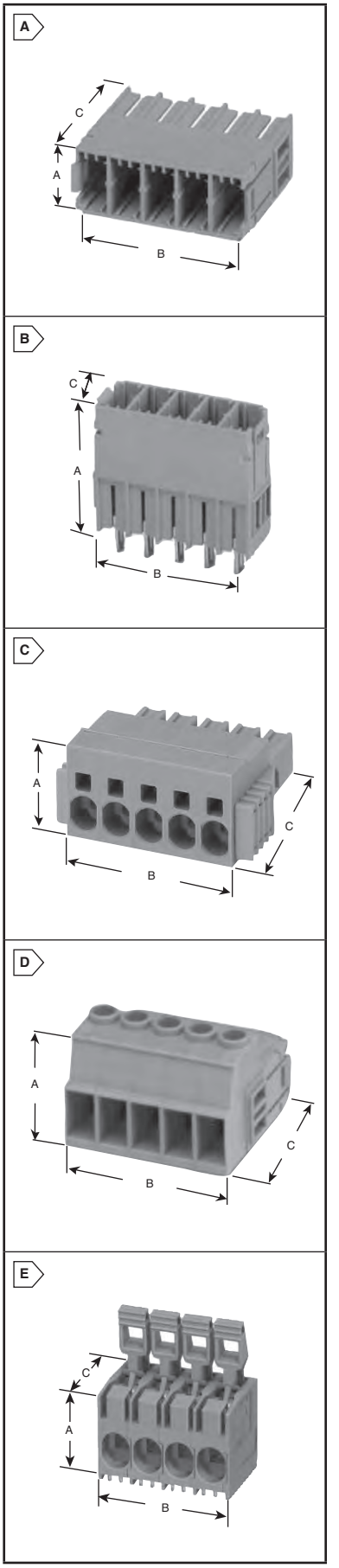

© Copyright 2014 Mouser Electronics

© Copyright 2014 Mouser Electronics

PHOENIX CONTACT Pluggable PCB Terminal Blocks

(7.5mm, 7.62mm, 10.16mm and 15.00mm)

RoHS Compliant This product is RoHS compliant.

PHOENIX CONTACT INSPIRING INNOVATIONS

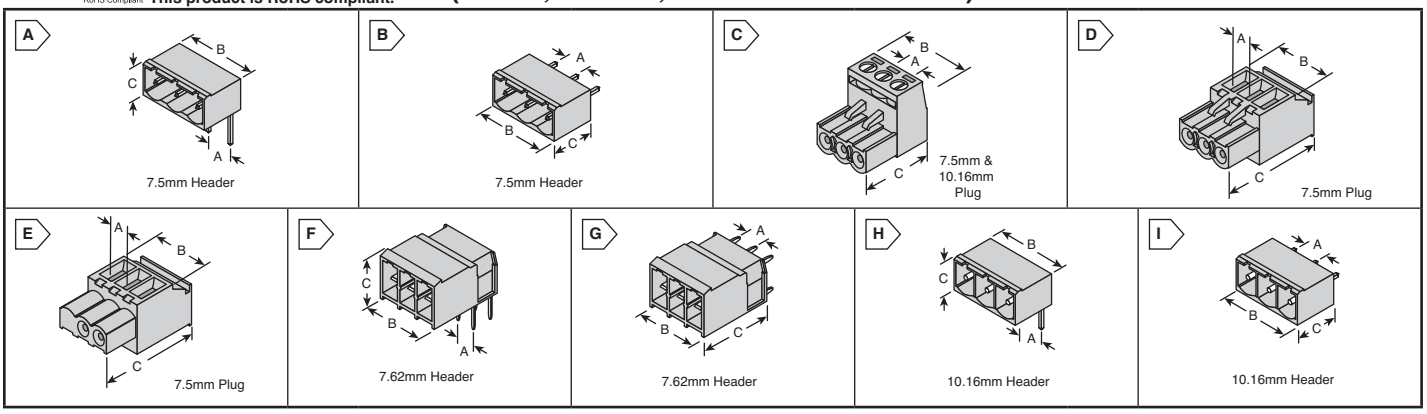

7.5MM HEADERS

Single Level, Through-Hole Solder Mounting

File# E60425

- RoHS compliant per Phoenix documentation

For quantities greater than listed, call for quote.

MOUSER STOCK NO. Mfr	Mfr. Part No.	Fig.	Phoenix Type	No. of Pos.	Dimensions: mm A	B	C	Price Each 1	10	50
90° Socket-to-Pin Orientation UL:300V @ 10A, Green Color										
651	1766343	A	GMSTBA 2.5/2-G	2	7.5	15.0	8.6			
651	1766356	A	GMSTBA 2.5/3-G	3	7.5	22.5	8.6			
651	1766369	A	GMSTBA 2.5/4-G	4	7.5	30.0	8.6			
651	1766372	A	GMSTBA 2.5/5-G	5	7.5	37.5	8.6			
651	1766385	A	GMSTBA 2.5/6-G	6	7.5	45.0	8.6			
651	1766398	A	GMSTBA 2.5/7-G	7	7.5	52.5	8.6			
651	1766411	A	GMSTBA 2.5/9-G	9	7.5	67.5	8.6			
651	1766424	A	GMSTBA 2.5/10-G	10	7.5	75.0	8.6			
651	1766440	A	GMSTBA 2.5/12-G	12	7.5	90.0	8.6			
180° Socket-to-Pin Orientation UL:300V @ 10A, Green Color										
651	1766660	B	GMSTBVA 2.5/2-G	2	7.5	15.0	12.0			
651	1766673	B	GMSTBVA 2.5/3-G	3	7.5	22.5	12.0			
651	1766686	B	GMSTBVA 2.5/4-G	4	7.5	30.0	12.0			
651	1766699	B	GMSTBVA 2.5/5-G	5	7.5	37.5	12.0			
651	1766709	B	GMSTBVA 2.5/6-G	6	7.5	45.0	12.0			
651	1766712	B	GMSTBVA 2.5/7-G	7	7.5	52.5	12.0			
651	1766725	B	GMSTBVA 2.5/8-G	8	7.5	60.0	12.0			

7.5MM PLUGS

Screw Clamp Wire Termination

File# E60425

- RoHS compliant per Phoenix documentation

For quantities greater than listed, call for quote.

MOUSER STOCK NO. Mfr	Mfr. Part No.	Fig.	Phoenix Type	No. of Pos.	Dimensions: mm A	B	C	Price Each 1	10	50
180° Wire-to-Plug Orientation UL: 300V @ 10A, 30-12AWG, Green Color										
651	1766880	C	GMSTB 2.5/2-ST	2	7.5	13.0	18.2			
651	1766893	C	GMSTB 2.5/3-ST	3	7.5	20.5	18.2			
651	1766903	C	GMSTB 2.5/4-ST	4	7.5	28.0	18.2			
651	1766916	C	GMSTB 2.5/5-ST	5	7.5	35.5	18.2			
651	1766929	C	GMSTB 2.5/6-ST	6	7.5	43.0	18.2			
651	1766932	C	GMSTB 2.5/7-ST	7	7.5	50.5	18.2			
651	1766945	C	GMSTB 2.5/8-ST	8	7.5	58.0	18.2			
651	1766958	C	GMSTB 2.5/9-ST	9	7.5	65.5	18.2			
651	1766961	C	GMSTB 2.5/10-ST	10	7.5	73.0	18.2			
651	1766987	C	GMSTB 2.5/12-ST	12	7.5	88.0	18.2			
90° Wire-to-Plug Orientation UL: 300V @ 10A, 30-12AWG, Green Color										
651	1737709	D	GMVSTBR 2.5/2-ST	2	7.5	13.0	26.0			
651	1737712	D	GMVSTBR 2.5/3-ST	3	7.5	20.5	26.0			
651	1737725	D	GMVSTBR 2.5/4-ST	4	7.5	28.0	26.0			
651	1737738	D	GMVSTBR 2.5/5-ST	5	7.5	35.5	26.0			
651	1737741	D	GMVSTBR 2.5/6-ST	6	7.5	43.0	26.0			
651	1737767	D	GMVSTBR 2.5/8-ST	8	7.5	58.0	26.0			
651	1737806	D	GMVSTBR 2.5/12-ST	12	7.5	88.0	26.0			
270° Wire-to-Plug Orientation UL: 300V @ 10A, 30-12AWG, Green Color										
651	1737819	E	GMVSTBW 2.5/2-ST	2	7.5	13.0	26.0			
651	1737822	E	GMVSTBW 2.5/3-ST	3	7.5	20.5	26.0			
651	1737835	E	GMVSTBW 2.5/4-ST	4	7.5	28.0	26.0			
651	1737848	E	GMVSTBW 2.5/5-ST	5	7.5	35.5	26.0			
651	1737851	E	GMVSTBW 2.5/6-ST	6	7.5	43.0	26.0			

7.62MM HEADERS

Single Level, Through-Hole Solder Mounting

File# E60425

- RoHS compliant per Phoenix documentation

For quantities greater than listed, call for quote.

MOUSER STOCK NO. Mfr	Mfr. Part No.	Fig.	Phoenix Type	No. of Pos.	Dimensions: mm A	B	C	Price Each 1	10	50
90° Socket-to-Pin Orientation UL:300V @ 30A and 600V @ 20A, Green Color										
651	1804797	F	PC 4/2-G-7.62	2	7.62	15.22	14.3			
651	1804807	F	PC 4/3-G-7.62	3	7.62	22.84	14.3			
651	1804810	F	PC 4/4-G-7.62	4	7.62	30.46	14.3			
180° Socket-to-Pin Orientation UL:300V @ 30A and 600V @ 20A, Green Color										
651	1804687	G	PCV 4/2-G-7.62	2	7.62	15.22	29.0			
651	1804690	G	PCV 4/3-G-7.62	3	7.62	22.84	29.0			
651	1804700	G	PCV 4/4-G-7.62	4	7.62	30.46	29.0			

10.16MM HEADERS

Single Level, Through-Hole Solder Mounting

File# E60425

- RoHS compliant per Phoenix documentation

For quantities greater than listed, call for quote.

MOUSER STOCK NO. Mfr	Mfr. Part No.	Fig.	Phoenix Type	No. of Pos.	Dimensions: mm A	B	C	Price Each 1	10	50
90° Socket-to-Pin Orientation UL: 300V @ 55A, Green Color										
651	1998933	H	PC 6-16/2-G1-10.16	2	10.16	23.36	13.4			
651	1998946	H	PC 6-16/3-G1-10.16	3	10.16	33.52	13.4			
651	1998959	H	PC 6-16/4-G1-10.16	4	10.16	43.68	13.4			
180° Socket-to-Pin Orientation UL: 300V @ 55A, Green Color										
651	1998784	I	PCV 6-16/2-G1-10.16	2	10.16	23.36	32.0			
651	1998797	I	PCV 6-16/3-G1-10.16	3	10.16	33.52	32.0			
651	1998807	I	PCV 6-16/4-G1-10.16	4	10.16	43.68	32.0			

10.16MM PLUGS

Screw Clamp Wire Termination

File# E60425

- RoHS compliant per Phoenix documentation

For quantities greater than listed, call for quote.

MOUSER STOCK NO. Mfr	Mfr. Part No.	Fig.	Phoenix Type	No. of Pos.	Dimensions: mm A	B	C	Price Each 1	10	50
180° Wire-to-Plug Orientation UL: 300V @ 55A, 20-6AWG, Green Color										
651	1967375	C	PC 16/2-ST-10.16	2	10.16	20.16	41.5			
651	1967388	C	PC 16/3-ST-10.16	3	10.16	30.32	41.5			
651	1967391	C	PC 16/4-ST-10.16	4	10.16	40.48	41.5			

15.00MM HEADERS & PLUGS

File# E60425

- Headers are Single level through hole solder mounting
- Plugs feature screw clamp wire termination

For quantities greater than listed, call for quote.

MOUSER STOCK NO. Mfr	Mfr. Part No.	Fig.	Phoenix Type	No. of Pos.	Dimensions: mm A	B	C	Price Each 1	10	50
Header: 90° Socket-to-Pin Orientation 1000V @ 125A, Green Color										
651	1762741	C	PC 35 HC/2-GF-15,00	2	15.00	55.40	38.00			
651	1762767	C	PC 35 HC/4-GF-15,00	4	15.00	84.40	38.00			
Plug: 180° Socket-to-Pin Orientation 1000V @ 125A, Green Color										
651	1762592	I	PC35 HC/2-STF-15,00	2	15.00	55.40	52.00			
651	1762615	I	PC35 HC/4-STF-15,00	4	15.00	84.40	52.00			

© Copyright 2014 Mouser Electronics

PHOENIX CONTACT Pluggable Terminal Blocks (3.81mm and 5.08mm)

RoHS Compliant This product is RoHS compliant.

3.81MM PLUGGABLE TERMINAL BLOCKS WITH SCREW FLANGES

- RoHS Compliant per Phoenix documentation
- Color: Green
- Captive Screws
- Max. Voltage: 300V
- Max Current: 8A

E60425

Plugs with Screw Flange - Wire Size: 30-16AWG - Screw Clamp Wire Termination

For quantities greater than listed, call for quote.

MOUSER STOCK NO.		Fig.	Phoenix Type	No. of Pos.	Dimensions: mm			Price Each			
Mfr.	Mfr. Part No.				A	B	C	1	10	50	100
651	1827703	A	MC 1.5/2-STF-3.81	2	3.81	8.41	9.50				
651	1827716	A	MC 1.5/3-STF-3.81	3	3.81	12.22	9.50				
651	1827729	A	MC 1.5/4-STF-3.81	4	3.81	16.03	9.50				
651	1827732	A	MC 1.5/5-STF-3.81	5	3.81	19.84	9.50				
651	1827745	A	MC 1.5/6-STF-3.81	6	3.81	23.65	9.50				
651	1827761	A	MC 1.5/8-STF-3.81	8	3.81	27.46	9.50				
651	1827787	A	MC 1.5/10-STF-3.81	10	3.81	31.27	9.50				
651	1827800	A	MC 1.5/12-STF-3.81	12	3.81	35.08	9.50				

Horizontal Headers with Threaded Flange

For quantities greater than listed, call for quote.

MOUSER STOCK NO.		Fig.	Phoenix Type	No. of Pos.	Dimensions: mm			Price Each			
Mfr.	Mfr. Part No.				A	B	C	1	10	50	100
651	1827868	B	MC 1.5/2-GF-3.81	2	3.81	18.01	7.25				
651	1827871	B	MC 1.5/3-GF-3.81	3	3.81	21.82	7.25				
651	1827884	B	MC 1.5/4-GF-3.81	4	3.81	25.63	7.25				
651	1827897	B	MC 1.5/5-GF-3.81	5	3.81	29.44	7.25				
651	1827907	B	MC 1.5/6-GF-3.81	6	3.81	33.25	7.25				
651	1827923	B	MC 1.5/8-GF-3.81	8	3.81	37.06	7.25				
651	1827949	B	MC 1.5/10-GF-3.81	10	3.81	40.87	7.25				
651	1827965	B	MC 1.5/12-GF-3.81	12	3.81	44.68	7.25				

Vertical Headers with Threaded Flange

For quantities greater than listed, call for quote.

MOUSER STOCK NO.		Fig.	Phoenix Type	No. of Pos.	Dimensions: mm			Price Each			
Mfr.	Mfr. Part No.				A	B	C	1	10	50	100
651	1830596	C	MCV 1.5/2-GF-3.81	2	3.81	18.01	9.20				
651	1830606	C	MCV 1.5/3-GF-3.81	3	3.81	21.82	9.20				
651	1830619	C	MCV 1.5/4-GF-3.81	4	3.81	25.63	9.20				
651	1830622	C	MCV 1.5/5-GF-3.81	5	3.81	29.44	9.20				
651	1830635	C	MCV 1.5/6-GF-3.81	6	3.81	33.25	9.20				
651	1830651	C	MCV 1.5/8-GF-3.81	8	3.81	37.06	9.20				
651	1830677	C	MCV 1.5/10-GF-3.81	10	3.81	40.87	9.20				
651	1830693	C	MCV 1.5/12-GF-3.81	12	3.81	44.68	9.20				

A

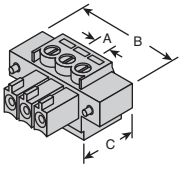

B

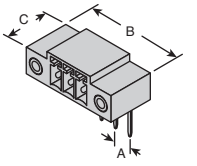

C

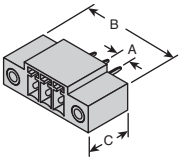

5.08MM PLUGGABLE TERMINAL BLOCKS WITH SCREW FLANGES

- RoHS Compliant per Phoenix documentation
- Color: Green
- Captive Screws
- Max. Voltage: 300V
- Max Current: 10A

E60425

Plugs with Screw Flange - Wire Size: 30-12 AWG - Screw Clamp Wire Termination

For quantities greater than listed, call for quote.

MOUSER STOCK NO.		Fig.	Phoenix Type	No. of Pos.	Dimensions: mm			Price Each			
Mfr.	Mfr. Part No.				A	B	C	1	10	50	100
651	1777989	A	MSTB 2.5/2-STF-5.08	2	5.08	20.32	9.90				
651	1777992	A	MSTB 2.5/3-STF-5.08	3	5.08	25.40	9.90				
651	1778001	A	MSTB 2.5/4-STF-5.08	4	5.08	30.48	9.90				
651	1778014	A	MSTB 2.5/5-STF-5.08	5	5.08	35.56	9.90				
651	1778027	A	MSTB 2.5/6-STF-5.08	6	5.08	40.64	9.90				
651	1778043	A	MSTB 2.5/8-STF-5.08	8	5.08	45.72	9.90				
651	1778069	A	MSTB 2.5/10-STF-5.08	10	5.08	50.80	9.90				

Horizontal Headers with Threaded Flange

For quantities greater than listed, call for quote.

MOUSER STOCK NO.		Fig.	Phoenix Type	No. of Pos.	Dimensions: mm			Price Each			
Mfr.	Mfr. Part No.				A	B	C	1	10	50	100
651	1776508	B	MSTB 2.5/2-GF-5.08	2	5.08	20.32	8.60				
651	1776511	B	MSTB 2.5/3-GF-5.08	3	5.08	25.40	8.60				
651	1776524	B	MSTB 2.5/4-GF-5.08	4	5.08	30.48	8.60				
651	1776537	B	MSTB 2.5/5-GF-5.08	5	5.08	35.56	8.60				
651	1776540	B	MSTB 2.5/6-GF-5.08	6	5.08	40.64	8.60				
651	1776566	B	MSTB 2.5/8-GF-5.08	8	5.08	45.72	8.60				
651	1776582	B	MSTB 2.5/10-GF-5.08	10	5.08	50.80	8.60				

Vertical Headers with Threaded Flange

For quantities greater than listed, call for quote.

MOUSER STOCK NO.		Fig.	Phoenix Type	No. of Pos.	Dimensions: mm			Price Each			
Mfr.	Mfr. Part No.				A	B	C	1	10	50	100
651	1777073	C	MSTBV 2.5/2-GF-5.08	2	5.08	20.32	12.00				
651	1777086	C	MSTBV 2.5/3-GF-5.08	3	5.08	25.40	12.00				
651	1777099	C	MSTBV 2.5/4-GF-5.08	4	5.08	30.48	12.00				
651	1777109	C	MSTBV 2.5/5-GF-5.08	5	5.08	35.56	12.00				
651	1777112	C	MSTBV 2.5/6-GF-5.08	6	5.08	40.64	12.00				
651	1777138	C	MSTBV 2.5/8-GF-5.08	8	5.08	45.72	12.00				
651	1777154	C	MSTBV 2.5/10-GF-5.08	10	5.08	50.80	12.00				

A

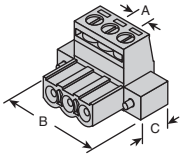

B

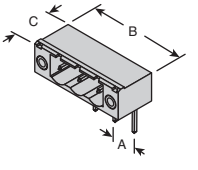

C

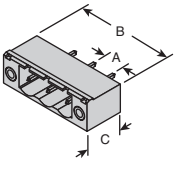

© Copyright 2014 Mouser Electronics
© Copyright 2014 Mouser Electronics

RoHS Compliant **This product is RoHS compliant.**

DFMC DMC(V) SERIES TERMINAL BLOCKS

Features:

- Push-in spring technology for fast wire assembly
- 20% space saving on the PCB
- Insert molded header with accurate pin placement for high pick-and-place yields
- Compatible to MC family "footprint"
- Alternative latching options for flexibility in application needseramic package
- 24 to 16 AWG
- 8A and 150V rating
- Spacing: 3.5 mm

3.5mm Horizontal Header, No Latch

For quantities greater than listed, call for quote.

MOUSER STOCK NO.		Phoenix Type	Fig.	No. of Pos.	Dimensions: mm			Price Each			
Mfr.	Mfr. Part No.				A	B	C	1	10	50	100
651	1786837	DMC 1,5/ 2-G1-3,5 P20THR	A	2	10.8	7.80	11.6				
651	1786840	DMC 1,5/ 3-G1-3,5 P20THR	A	3	10.8	11.3	11.6				
651	1786853	DMC 1,5/ 4-G1-3,5 P20THR	A	4	10.8	14.8	11.6				
651	1786866	DMC 1,5/ 5-G1-3,5 P20THR	A	5	10.8	18.3	11.6				
651	1786879	DMC 1,5/ 6-G1-3,5 P20THR	A	6	10.8	21.8	11.6				
651	1786882	DMC 1,5/ 7-G1-3,5 P20THR	A	7	10.8	25.3	11.6				
651	1786895	DMC 1,5/ 8-G1-3,5 P20THR	A	8	10.8	28.8	11.6				
651	1786905	DMC 1,5/ 9-G1-3,5 P20THR	A	9	10.8	32.3	11.6				
651	1786918	DMC 1,5/ 10-G1-3,5 P20THR	A	10	10.8	35.8	11.6				
651	1786921	DMC 1,5/ 11-G1-3,5 P20THR	A	11	10.8	39.3	11.6				
651	1786934	DMC 1,5/ 12-G1-3,5 P20THR	A	12	10.8	42.8	11.6				
651	1786947	DMC 1,5/ 13-G1-3,5 P20THR	A	13	10.8	46.3	11.6				
651	1786950	DMC 1,5/ 14-G1-3,5 P20THR	A	14	10.8	49.8	11.6				
651	1786963	DMC 1,5/ 15-G1-3,5 P20THR	A	15	10.8	53.3	11.6				
651	1786976	DMC 1,5/ 16-G1-3,5 P20THR	A	16	10.8	56.8	11.6				
651	1786989	DMC 1,5/ 17-G1-3,5 P20THR	A	17	10.8	60.3	11.6				
651	1786992	DMC 1,5/ 18-G1-3,5 P20THR	A	18	10.8	63.8	11.6				
651	1787001	DMC 1,5/ 19-G1-3,5 P20THR	A	19	10.8	67.3	11.6				
651	1787580	DMC 1,5/ 20-G1-3,5 P20THR	A	20	10.8	70.8	11.6				

3.5mm Horizontal Header, Screw Latch

For quantities greater than listed, call for quote.

MOUSER STOCK NO.		Phoenix Type	Fig.	No. of Pos.	Dimensions: mm			Price Each			
Mfr.	Mfr. Part No.				A	B	C	1	10	50	100
651	1787014	DMC 1,5/ 2-G1F-3,5-LR P20THR	B	2	10.8	14.0	11.6				
651	1787027	DMC 1,5/ 3-G1F-3,5-LR P20THR	B	3	10.8	17.5	11.6				
651	1787030	DMC 1,5/ 4-G1F-3,5-LR P20THR	B	4	10.8	21.0	11.6				
651	1787043	DMC 1,5/ 5-G1F-3,5-LR P20THR	B	5	10.8	24.5	11.6				
651	1787056	DMC 1,5/ 6-G1F-3,5-LR P20THR	B	6	10.8	28.0	11.6				
651	1787069	DMC 1,5/ 7-G1F-3,5-LR P20THR	B	7	10.8	31.5	11.6				
651	1787072	DMC 1,5/ 8-G1F-3,5-LR P20THR	B	8	10.8	35.0	11.6				
651	1787085	DMC 1,5/ 9-G1F-3,5-LR P20THR	B	9	10.8	38.5	11.6				
651	1787098	DMC 1,5/ 10-G1F-3,5-LR P20THR	B	10	10.8	42.0	11.6				
651	1787108	DMC 1,5/ 11-G1F-3,5-LR P20THR	B	11	10.8	45.5	11.6				
651	1787111	DMC 1,5/ 12-G1F-3,5-LR P20THR	B	12	10.8	49.0	11.6				
651	1787124	DMC 1,5/ 13-G1F-3,5-LR P20THR	B	13	10.8	52.5	11.6				
651	1787137	DMC 1,5/ 14-G1F-3,5-LR P20THR	B	14	10.8	56.0	11.6				
651	1787140	DMC 1,5/ 15-G1F-3,5-LR P20THR	B	15	10.8	59.5	11.6				
651	1787153	DMC 1,5/ 16-G1F-3,5-LR P20THR	B	16	10.8	63.0	11.6				
651	1787166	DMC 1,5/ 17-G1F-3,5-LR P20THR	B	17	10.8	66.5	11.6				
651	1787179	DMC 1,5/ 18-G1F-3,5-LR P20THR	B	18	10.8	70.0	11.6				
651	1787182	DMC 1,5/ 19-G1F-3,5-LR P20THR	B	19	10.8	73.5	11.6				
651	1787195	DMC 1,5/ 20-G1F-3,5-LR P20THR	B	20	10.8	77.0	11.6				

3.5mm Vertical Header, No Latch

For quantities greater than listed, call for quote.

MOUSER STOCK NO.		Phoenix Type	Fig.	No. of Pos.	Dimensions: mm			Price Each			
Mfr.	Mfr. Part No.				A	B	C	1	10	50	100
651	1787205	DMCV 1,5/ 2-G1-3,5 P20THR	C	2	10.8	7.80	11.6				
651	1787218	DMCV 1,5/ 3-G1-3,5 P20THR	C	3	10.8	11.3	11.6				
651	1787221	DMCV 1,5/ 4-G1-3,5 P20THR	C	4	10.8	14.8	11.6				
651	1787247	DMCV 1,5/ 6-G1-3,5 P20THR	C	6	10.8	21.8	11.6				
651	1787250	DMCV 1,5/ 7-G1-3,5 P20THR	C	7	10.8	25.3	11.6				
651	1787263	DMCV 1,5/ 8-G1-3,5 P20THR	C	8	10.8	28.8	11.6				
651	1787276	DMCV 1,5/ 9-G1-3,5 P20THR	C	9	10.8	32.3	11.6				
651	1787289	DMCV 1,5/ 10-G1-3,5 P20THR	C	10	10.8	35.8	11.6				
651	1787292	DMCV 1,5/ 11-G1-3,5 P20THR	C	11	10.8	39.3	11.6				
651	1787302	DMCV 1,5/ 12-G1-3,5 P20THR	C	12	10.8	42.8	11.6				
651	1787315	DMCV 1,5/ 13-G1-3,5 P20THR	C	13	10.8	46.3	11.6				
651	1787328	DMCV 1,5/ 14-G1-3,5 P20THR	C	14	10.8	49.8	11.6				
651	1787331	DMCV 1,5/ 15-G1-3,5 P20THR	C	15	10.8	53.3	11.6				
651	1787344	DMCV 1,5/ 16-G1-3,5 P20THR	C	16	10.8	56.8	11.6				
651	1787357	DMCV 1,5/ 17-G1-3,5 P20THR	C	17	10.8	60.3	11.6				
651	1787360	DMCV 1,5/ 18-G1-3,5 P20THR	C	18	10.8	63.8	11.6				
651	1787373	DMCV 1,5/ 19-G1-3,5 P20THR	C	19	10.8	67.3	11.6				
651	1787386	DMCV 1,5/ 20-G1-3,5 P20THR	C	20	10.8	70.8	11.6				

3.5mm Vertical Header, Screw Latch

For quantities greater than listed, call for quote.

MOUSER STOCK NO.		Phoenix Type	Fig.	No. of Pos.	Dimensions: mm			Price Each			
Mfr.	Mfr. Part No.				A	B	C	1	10	50	100
651	1787399	DMCV 1,5/ 2-G1F-3,5-LR P20THR	D	2	10	14.0	10.6				
651	1787409	DMCV 1,5/ 3-G1F-3,5-LR P20THR	D	3	10	17.5	10.6				
651	1787412	DMCV 1,5/ 4-G1F-3,5-LR P20THR	D	4	10	21.0	10.6				
651	1787425	DMCV 1,5/ 5-G1F-3,5-LR P20THR	D	5	10	24.5	10.6				
651	1787438	DMCV 1,5/ 6-G1F-3,5-LR P20THR	D	6	10	28.0	10.6				
651	1787441	DMCV 1,5/ 7-G1F-3,5-LR P20THR	D	7	10	31.5	10.6				
651	1787454	DMCV 1,5/ 8-G1F-3,5-LR P20THR	D	8	10	35.0	10.6				
651	1787467	DMCV 1,5/ 9-G1F-3,5-LR P20THR	D	9	10	38.5	10.6				
651	1787470	DMCV 1,5/ 10-G1F-3,5-LR P20THR	D	10	10	42.0	10.6				
651	1787483	DMCV 1,5/ 11-G1F-3,5-LR P20THR	D	11	10	45.5	10.6				
651	1787496	DMCV 1,5/ 12-G1F-3,5-LR P20THR	D	12	10	49.0	10.6				
651	1787506	DMCV 1,5/ 13-G1F-3,5-LR P20THR	D	13	10	52.5	10.6				
651	1787519	DMCV 1,5/ 14-G1F-3,5-LR P20THR	D	14	10	56.0	10.6				
651	1787522	DMCV 1,5/ 15-G1F-3,5-LR P20THR	D	15	10	59.5	10.6				
651	1787535	DMCV 1,5/ 16-G1F-3,5-LR P20THR	D	16	10	63.0	10.6				
651	1787548	DMCV 1,5/ 17-G1F-3,5-LR P20THR	D	17	10	66.5	10.6				
651	1787551	DMCV 1,5/ 18-G1F-3,5-LR P20THR	D	18	10	70.0	10.6				
651	1787564	DMCV 1,5/ 19-G1F-3,5-LR P20THR	D	19	10	73.5	10.6				
651	1787577	DMCV 1,5/ 20-G1F-3,5-LR P20THR	D	20	10	77.0	10.6				

A



B



C



D



© Copyright 2014 Mouser Electronics

RoHS Compliant This product is RoHS compliant.

DFMC DMC(V) SERIES TERMINAL BLOCKS (CONT.)

Features:

- Push-in spring technology for fast wire assembly
- 20% space saving on the PCB
- Insert molded header with accurate pin placement for high pick-and-place yields
- Compatible to MC family "footprint"
- Alternative latching options for flexibility in application needseramic package
- 24 to 16AWG
- 8A and 150V rating
- Spacing: 3.5mm

3.5mm Plug, No Latch

For quantities greater than listed, call for quote.

MOUSER STOCK NO.	Phoenix Type	Fig.	No. of Pos.	Dimensions: mm				Price Each			
Mfr. Mfr. Part No.				A	B	C	D	1	10	50	100
651—1790108	DFMC 1,5/2-ST-3,5	A	2	13.25	7.80	15.6	22.65				
651—1790111	DFMC 1,5/3-ST-3,5	A	3	13.25	11.3	15.6	22.65				
651—1790124	DFMC 1,5/4-ST-3,5	A	4	13.25	14.8	15.6	22.65				
651—1790137	DFMC 1,5/5-ST-3,5	A	5	13.25	18.3	15.6	22.65				
651—1790140	DFMC 1,5/6-ST-3,5	A	6	13.25	21.8	15.6	22.65				
651—1790153	DFMC 1,5/7-ST-3,5	A	7	13.25	25.3	15.6	22.65				
651—1790166	DFMC 1,5/8-ST-3,5	A	8	13.25	28.8	15.6	22.65				
651—1790179	DFMC 1,5/9-ST-3,5	A	9	13.25	32.3	15.6	22.65				
651—1790182	DFMC 1,5/10-ST-3,5	A	10	13.25	35.8	15.6	22.65				
651—1790195	DFMC 1,5/11-ST-3,5	A	11	13.25	39.3	15.6	22.65				
651—1790205	DFMC 1,5/12-ST-3,5	A	12	13.25	42.8	15.6	22.65				
651—1790218	DFMC 1,5/13-ST-3,5	A	13	13.25	46.3	15.6	22.65				
651—1790221	DFMC 1,5/14-ST-3,5	A	14	13.25	49.8	15.6	22.65				
651—1790234	DFMC 1,5/15-ST-3,5	A	15	13.25	53.3	15.6	22.65				
651—1790247	DFMC 1,5/16-ST-3,5	A	16	13.25	56.8	15.6	22.65				
651—1790250	DFMC 1,5/17-ST-3,5	A	17	13.25	60.3	15.6	22.65				
651—1790263	DFMC 1,5/18-ST-3,5	A	18	13.25	63.8	15.6	22.65				
651—1790276	DFMC 1,5/19-ST-3,5	A	19	13.25	67.3	15.6	22.65				
651—1790289	DFMC 1,5/20-ST-3,5	A	20	13.25	70.8	15.6	22.65				

3.5mm Plug, Screw Latch

For quantities greater than listed, call for quote.

MOUSER STOCK NO.	Phoenix Type	Fig.	No. of Pos.	Dimensions: mm				Price Each			
Mfr. Mfr. Part No.				A	B	C	D	1	10	50	100
651—1790292	DFMC 1,5/2-STF-3,5	B	2	13.25	14.00	15.6	22.65				
651—1790302	DFMC 1,5/3-STF-3,5	B	3	13.25	17.50	15.6	22.65				
651—1790315	DFMC 1,5/4-STF-3,5	B	4	13.25	21.00	15.6	22.65				
651—1790328	DFMC 1,5/5-STF-3,5	B	5	13.25	24.50	15.6	22.65				
651—1790331	DFMC 1,5/6-STF-3,5	B	6	13.25	28.00	15.6	22.65				
651—1790344	DFMC 1,5/7-STF-3,5	B	7	13.25	31.50	15.6	22.65				
651—1790357	DFMC 1,5/8-STF-3,5	B	8	13.25	35.00	15.6	22.65				
651—1790360	DFMC 1,5/9-STF-3,5	B	9	13.25	38.50	15.6	22.65				
651—1790373	DFMC 1,5/10-STF-3,5	B	10	13.25	42.00	15.6	22.65				
651—1790386	DFMC 1,5/11-STF-3,5	B	11	13.25	45.50	15.6	22.65				
651—1790399	DFMC 1,5/12-STF-3,5	B	12	13.25	49.00	15.6	22.65				
651—1790409	DFMC 1,5/13-STF-3,5	B	13	13.25	52.50	15.6	22.65				
651—1790412	DFMC 1,5/14-STF-3,5	B	14	13.25	56.00	15.6	22.65				
651—1790438	DFMC 1,5/16-STF-3,5	B	16	13.25	63.00	15.6	22.65				
651—1790441	DFMC 1,5/17-STF-3,5	B	17	13.25	66.50	15.6	22.65				
651—1790454	DFMC 1,5/18-STF-3,5	B	18	13.25	70.00	15.6	22.65				
651—1790467	DFMC 1,5/19-STF-3,5	B	19	13.25	73.50	15.6	22.65				
651—1790470	DFMC 1,5/20-STF-3,5	B	20	13.25	77.00	15.6	22.65				

3.5mm Plug, Lock-and-Release Latch

For quantities greater than listed, call for quote.

MOUSER STOCK NO.	Phoenix Type	Fig.	No. of Pos.	Dimensions: mm				Price Each			
Mfr. Mfr. Part No.				A	B	C	D	1	10	50	100
651—1790483	DFMC 1,5/2-ST-3,5-LR	C	2	13.25	7.80	15.6	22.65				
651—1790496	DFMC 1,5/3-ST-3,5-LR	C	3	13.25	11.3	15.6	22.65				
651—1790506	DFMC 1,5/4-ST-3,5-LR	C	4	13.25	14.8	15.6	22.65				
651—1790519	DFMC 1,5/5-ST-3,5-LR	C	5	13.25	18.3	15.6	22.65				
651—1790522	DFMC 1,5/6-ST-3,5-LR	C	6	13.25	21.8	15.6	22.65				
651—1790535	DFMC 1,5/7-ST-3,5-LR	C	7	13.25	25.3	15.6	22.65				
651—1790548	DFMC 1,5/8-ST-3,5-LR	C	8	13.25	28.8	15.6	22.65				
651—1790551	DFMC 1,5/9-ST-3,5-LR	C	9	13.25	32.3	15.6	22.65				
651—1790564	DFMC 1,5/10-ST-3,5-LR	C	10	13.25	35.8	15.6	22.65				
651—1790577	DFMC 1,5/11-ST-3,5-LR	C	11	13.25	39.3	15.6	22.65				
651—1790580	DFMC 1,5/12-ST-3,5-LR	C	12	13.25	42.8	15.6	22.65				
651—1790593	DFMC 1,5/13-ST-3,5-LR	C	13	13.25	46.3	15.6	22.65				
651—1790603	DFMC 1,5/14-ST-3,5-LR	C	14	13.25	49.8	15.6	22.65				
651—1790616	DFMC 1,5/15-ST-3,5-LR	C	15	13.25	53.3	15.6	22.65				
651—1790629	DFMC 1,5/16-ST-3,5-LR	C	16	13.25	56.8	15.6	22.65				
651—1790632	DFMC 1,5/17-ST-3,5-LR	C	17	13.25	60.3	15.6	22.65				
651—1790645	DFMC 1,5/18-ST-3,5-LR	C	18	13.25	63.8	15.6	22.65				
651—1790658	DFMC 1,5/19-ST-3,5-LR	C	19	13.25	67.3	15.6	22.65				
651—1790661	DFMC 1,5/20-ST-3,5-LR	C	20	13.25	70.8	15.6	22.65				

FKDSO 5.0MM SPRING-CAGE PCB TERMINAL BLOCKS

Features:

- Conductors can be easily wired without tools
- Fast connection and removal of conductors
- Pinning identical to the MKDSO (orthogonal screw PCB terminal block)
- 2, 3, and 4-position terminal block versions
- The FKDSO has a pin spacing of 5.00 mm.
- UL Use Group D: 10A (amperage)/300V (voltage)
- For use in 12.5, 17.5, 22.5, 35, and 45 mm ME(MAX) housings

For quantities greater than listed, call for quote.

MOUSER STOCK NO.	Phoenix Type	Fig.	Description	Price Each			
Mfr. Mfr. Part No.				1	10	50	100
651—2200315	FKDSO 2,5/ 2-R	D	2-position block, right-hand side				
651—2200316	FKDSO 2,5/ 2-L	D	2-position block, left-hand side				
651—2200317	FKDSO 2,5/ 3-R	D	3-position block, right-hand side				
651—2200318	FKDSO 2,5/ 3-L	D	3-position block, left-hand side				
651—2200319	FKDSO 2,5/ 4-R	D	4-position block, right-hand side				
651—2200320	FKDSO 2,5/ 4-L	D	4-position block, left-hand side				

Housings

For quantities greater than listed, call for quote.

MOUSER STOCK NO.	Phoenix Type	Fig.	Description	Price Each			
Mfr. Mfr. Part No.				1	10	50	100
651—2200321	ME 12,5 OT-FKDSO	E	ME upper part, 12.5 mm width				
651—2200322	ME 17,5 OT-FKDSO	E	ME upper part, 17.5 mm width				
651—2200323	ME 22,5 OT-FKDSO	E	ME upper part, 22.5 mm width				
651—2200327	ME 45 OT-FKDSO	E	ME upper part, 45 mm width				

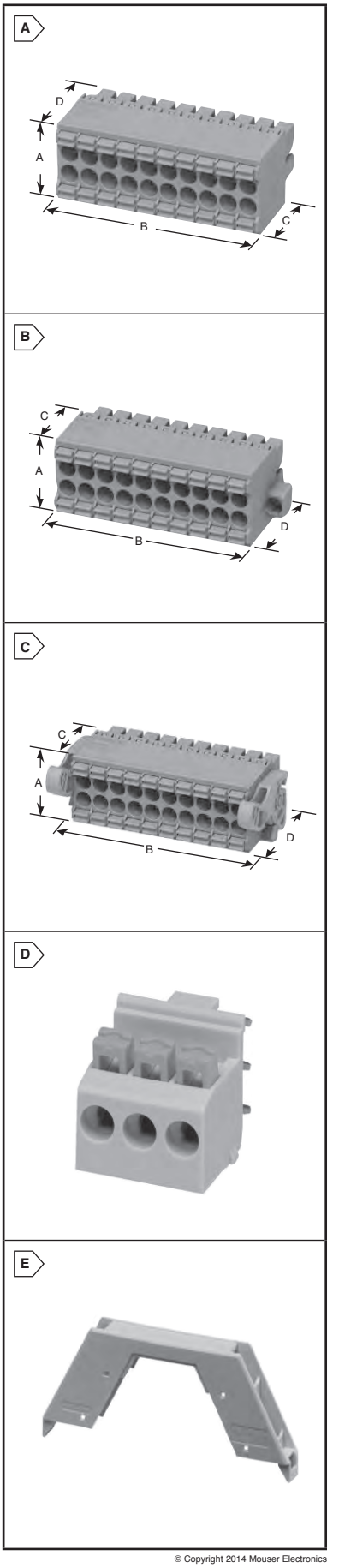

© Copyright 2014 Mouser Electronics

© Copyright 2014 Mouser Electronics

RoHS Compliant This product is RoHS compliant.

PHOENIX CONTACT INSPIRING INNOVATIONS

5.08MM LOCK AND RELEASE TERMINAL BLOCKS

- Automatic locking during insertion of the plug into the header
- Ensures convenient ejection of the plug
- Self-explanatory operation
- In case of restricted space, a screwdriver can be used for lever extension
- Headers are compatible with both MSTB -LR and FKC -LR plug connectors
- MSTB -LR plugs with screw style wire termination
- FKC -LR plugs offer fast push in spring wire termination
- 24 to 12 AWG
- 12 A and 300 V rating
- Spacing: 5.08 mm
- Height of plug: 15 mm
- Horizontal header height: 8.6 mm
- Vertical header height: 12 mm

RoHS Compliant

Plugs - Screw Style Termination

For quantities greater than listed, call for quote.

MOUSER STOCK NO.	Phoenix Contact Part No.	Fig.	No. of Pos.	Dimensions: (mm)			Price Each			
				L	W	H	1	10	50	100
651-1808886	MSTB 2.5/ 2-ST-5,08-LR	A	2	19.28	29.3	15				
651-1808899	MSTB 2.5/ 3-ST-5,08-LR	A	3	24.36	29.3	15				
651-1808909	MSTB 2.5/ 4-ST-5,08-LR	A	4	29.44	29.3	15				
651-1808912	MSTB 2.5/ 5-ST-5,08-LR	A	5	34.52	29.3	15				
651-1808925	MSTB 2.5/ 6-ST-5,08-LR	A	6	39.6	29.3	15				
651-1808938	MSTB 2.5/ 7-ST-5,08-LR	A	7	44.68	29.3	15				
651-1808941	MSTB 2.5/ 8-ST-5,08-LR	A	8	49.76	29.3	15				
651-1808954	MSTB 2.5/ 9-ST-5,08-LR	A	9	54.84	29.3	15				
651-1808967	MSTB 2.5/ 10-ST-5,08-LR	A	10	59.92	29.3	15				
651-1808970	MSTB 2.5/ 11-ST-5,08-LR	A	11	65	29.3	15				
651-1808983	MSTB 2.5/ 12-ST-5,08-LR	A	12	70.08	29.3	15				
651-1808996	MSTB 2.5/ 13-ST-5,08-LR	A	13	75.16	29.3	15				
651-1809005	MSTB 2.5/ 14-ST-5,08-LR	A	14	80.24	29.3	15				
651-1809018	MSTB 2.5/ 15-ST-5,08-LR	A	15	85.32	29.3	15				
651-1809021	MSTB 2.5/ 16-ST-5,08-LR	A	16	90.4	29.3	15				

Plugs - Push-In Spring Termination

For quantities greater than listed, call for quote.

MOUSER STOCK NO.	Phoenix Contact Part No.	Fig.	No. of Pos.	Dimensions: (mm)			Price Each			
				L	W	H	1	10	50	100
651-1792517	FKC 2.5/2-ST-5,08-LR	B	2	19.68	33.5	15				
651-1792520	FKC 2.5/3-ST-5,08-LR	B	3	24.76	33.5	15				
651-1792533	FKC 2.5/4-ST-5,08-LR	B	4	29.84	33.5	15				
651-1792546	FKC 2.5/5-ST-5,08-LR	B	5	34.92	33.5	15				
651-1792559	FKC 2.5/6-ST-5,08-LR	B	6	40	33.5	15				
651-1792562	FKC 2.5/7-ST-5,08-LR	B	7	45.08	33.5	15				
651-1792575	FKC 2.5/8-ST-5,08-LR	B	8	50.16	33.5	15				
651-1792588	FKC 2.5/9-ST-5,08-LR	B	9	55.24	33.5	15				
651-1792591	FKC 2.5/10-ST-5,08-LR	B	10	60.32	33.5	15				
651-1792601	FKC 2.5/11-ST-5,08-LR	B	11	65.4	33.5	15				
651-1792614	FKC 2.5/12-ST-5,08-LR	B	12	70.48	33.5	15				

RoHS Compliant

Headers - Right Angle

For quantities greater than listed, call for quote.

MOUSER STOCK NO.	Phoenix Contact Part No.	Fig.	No. of Pos.	Dimensions: (mm)			Price Each			
				L	W	H	1	10	50	100
651-1809076	MSTBA 2.5/2-G-5,08-LR	C	2	20.32	12	8.6				
651-1809089	MSTBA 2.5/3-G-5,08-LR	C	3	25.4	12	8.6				
651-1809092	MSTBA 2.5/4-G-5,08-LR	C	4	30.48	12	8.6				
651-1809102	MSTBA 2.5/5-G-5,08-LR	C	5	35.56	12	8.6				
651-1809115	MSTBA 2.5/6-G-5,08-LR	C	6	40.64	12	8.6				
651-1809128	MSTBA 2.5/7-G-5,08-LR	C	7	45.72	12	8.6				
651-1809131	MSTBA 2.5/8-G-5,08-LR	C	8	50.8	12	8.6				
651-1809144	MSTBA 2.5/9-G-5,08-LR	C	9	55.88	12	8.6				
651-1809157	MSTBA 2.5/10-G-5,08-LR	C	10	60.96	12	8.6				
651-1809160	MSTBA 2.5/11-G-5,08-LR	C	11	66.04	12	8.6				
651-1809173	MSTBA 2.5/12-G-5,08-LR	C	12	71.12	12	8.6				
651-1809186	MSTBA 2.5/13-G-5,08-LR	C	13	76.2	12	8.6				
651-1809199	MSTBA 2.5/14-G-5,08-LR	C	14	81.28	12	8.6				
651-1809209	MSTBA 2.5/15-G-5,08-LR	C	15	86.36	12	8.6				
651-1809212	MSTBA 2.5/16-G-5,08-LR	C	16	91.44	12	8.6				
651-1809225	MSTBA 2.5/17-G-5,08-LR	C	17	96.52	12	8.6				
651-1809238	MSTBA 2.5/18-G-5,08-LR	C	18	101.6	12	8.6				
651-1809241	MSTBA 2.5/19-G-5,08-LR	C	19	106.68	12	8.6				
651-1809254	MSTBA 2.5/20-G-5,08-LR	C	20	111.76	12	8.6				

Headers - Vertical

For quantities greater than listed, call for quote.

MOUSER STOCK NO.	Phoenix Contact Part No.	Fig.	No. of Pos.	Dimensions: (mm)			Price Each			
				L	W	H	1	10	50	100
651-1809267	MSTBVA 2.5/2-G-5,08-LR	D	2	20.32	8.6	12				
651-1809270	MSTBVA 2.5/3-G-5,08-LR	D	3	25.4	8.6	12				
651-1809283	MSTBVA 2.5/4-G-5,08-LR	D	4	30.48	8.6	12				
651-1809296	MSTBVA 2.5/5-G-5,08-LR	D	5	35.56	8.6	12				
651-1809306	MSTBVA 2.5/6-G-5,08-LR	D	6	40.64	8.6	12				
651-1809319	MSTBVA 2.5/7-G-5,08-LR	D	7	45.72	8.6	12				
651-1809322	MSTBVA 2.5/8-G-5,08-LR	D	8	50.8	8.6	12				
651-1809335	MSTBVA 2.5/9-G-5,08-LR	D	9	55.88	8.6	12				
651-1809348	MSTBVA 2.5/10-G-5,08-LR	D	10	60.96	8.6	12				
651-1809351	MSTBVA 2.5/11-G-5,08-LR	D	11	66.04	8.6	12				
651-1809364	MSTBVA 2.5/12-G-5,08-LR	D	12	71.12	8.6	12				
651-1809377	MSTBVA 2.5/13-G-5,08-LR	D	13	76.2	8.6	12				
651-1809380	MSTBVA 2.5/14-G-5,08-LR	D	14	81.28	8.6	12				
651-1809393	MSTBVA 2.5/15-G-5,08-LR	D	15	86.36	8.6	12				
651-1809403	MSTBVA 2.5/16-G-5,08-LR	D	16	91.44	8.6	12				
651-1809416	MSTBVA 2.5/17-G-5,08-LR	D	17	96.52	8.6	12				
651-1809429	MSTBVA 2.5/18-G-5,08-LR	D	18	101.6	8.6	12				
651-1809432	MSTBVA 2.5/19-G-5,08-LR	D	19	106.68	8.6	12				
651-1809445	MSTBVA 2.5/20-G-5,08-LR	D	20	111.76	8.6	12				

A



B



C



D



© Copyright 2014 Mouser Electronics

© Copyright 2014 Mouser Electronics

PHOENIX CONTACT High Current Terminal Blocks

PHOENIX CONTACT INSPIRING INNOVATIONS

RoHS Compliant This product is RoHS compliant.

HIGH CURRENT PANEL FEED-THROUGH (PFT) TERMINAL BLOCKS

The newest generation of panel feed-through (PFT) high-current terminal blocks feature high retention forces and multiple mounting options. Manufactured with secure universal screw and ring lug/bolt connection technology, PFT series terminal blocks offer multiple mounting options across a wide range of wire gauges. The blocks snap into panel cut-outs without special tooling. Screw and rivet options can accommodate high mechanical stability for conductors.

Applications:
Designed for use in several industries, PFT series terminal blocks are especially useful within the telecom and power distribution sectors.
This series also supports electrical device manufacturers of filters, converters, inverters, transformers, power supplies, and industrial batteries.

UW Connectors

RoHS Compliant

For quantities greater than listed, call for quote.

MOUSER STOCK NO. Mfr.	Mfr. Part No.	Fig.	Phoenix Type	Description	Load Current	Price Each 1	10	50	100
651	3073306	A	UW 4	Universal screw PFT, 4mm²	41A				
651	3073319	A	UW 4/S	Screw PFT, 4 mm² w/alignment pins	41A				
651	3073322	A	UW 10	Screw PFT, 10mm²	76A				
651	3073335	A	UW 10/S	Screw PFT, 10 mm² w/alignment pins	76A				
651	3073348	A	UW 16	Screw PFT, 16mm²	101A				
651	3073351	A	UW 16/S	Screw PFT, 16 mm² w/alignment pins	101A				
651	3073364	A	UW 25	Screw PFT, 25mm²	125A				
651	3073377	A	UW 25/S	Screw PFT, 25 mm² w/alignment pins	125A				

RW Connectors

RoHS Compliant

For quantities greater than listed, call for quote.

MOUSER STOCK NO. Mfr.	Mfr. Part No.	Fig.	Phoenix Type	Description	Load Current	Price Each 1	10	50	100
651	3056116	A	RWO 5	Ring PFT open-style, M5 thread	76A				
651	3056129	A	RWO 5/S	Ring PFT open, M5 w/alignment pins	76A				
651	3073597	A	RW 5/S	Ring PFT, M5 w/alignment pins	76A				
651	3073584	A	RW 5	Ring/bolt connection PFT, M5 thread	76A				
651	3056145	A	RWO 8/S	Ring PFT open, M8 w/alignment pins	125A				
651	3073610	A	RW 8/S	Ring PFT, M8 thread w/alignment pins	125A				
651	3056158	A	RWO 10	Ring PFT open-style, M10 thread	309A				

3.81MM PLUGGABLE TERMINAL BLOCKS WITH SCREW FLANGES

- RoHS Compliant per Phoenix documentation
- Color: Green
- Captive Screws
- Max. Voltage: 300V
- Max Current: 8A

E60425 RoHS Compliant

For quantities of 500 and up, call for quote.

MOUSER STOCK NO. Mfr.	Mfr. Part No.	Fig.	Phoenix Type	No. of Pos.	Dimensions: mm A	B	C	Price Each 1	10	50	100
Panel Feed-Through Headers with Threaded Flange											
651	1829345	B	DFK-MC 1.5/2-GF-3.81	2	3.81	13.81	18.50				
651	1829358	B	DFK-MC 1.5/3-GF-3.81	3	3.81	17.62	22.30				
651	1829361	B	DFK-MC 1.5/4-GF-3.81	4	3.81	21.43	26.10				
651	1829374	B	DFK-MC 1.5/5-GF-3.81	5	3.81	25.24	29.90				
651	1829387	B	DFK-MC 1.5/6-GF-3.81	6	3.81	29.05	33.80				
651	1827596	B	DFK-MC 1.5/8-GF-3.81	8	3.81	36.67	41.40				
651	1829413	B	DFK-MC 1.5/10-GF-3.81	10	3.81	44.29	49.00				
651	1829439	B	DFK-MC 1.5/12-GF-3.81	12	3.81	51.91	56.60				
Mounting Hardware for 3.81mm Panel Feed-Through Headers- (Requires 2 Per Header for Mounting)											
651	0710015	-	DFK-MC SS	1 ea. of M 2x8 Screw, Washer & Nut							

5.08MM PLUGGABLE TERMINAL BLOCKS WITH SCREW FLANGES

- RoHS Compliant per Phoenix documentation
- Color: Green
- Captive Screws
- Max. Voltage: 300V
- Max Current: 10A

E60425 RoHS Compliant

For quantities greater than listed, call for quote.

MOUSER STOCK NO. Mfr.	Mfr. Part No.	Fig.	Phoenix Type	No. of Pos.	Dimensions: mm A	B	C	Price Each 1	10	50	100
Panel Feed-Through Headers with Threaded Flange											
651	0710170	C	DFK-MSTB 2.5/2-GF-5.08	2	5.08	13.18	20.32				
651	0710183	C	DFK-MSTB 2.5/3-GF-5.08	3	5.08	18.26	25.40				
651	0710196	C	DFK-MSTB 2.5/4-GF-5.08	4	5.08	23.34	30.48				
651	0710206	C	DFK-MSTB 2.5/5-GF-5.08	5	5.08	28.42	35.56				
651	0710219	C	DFK-MSTB 2.5/6-GF-5.08	6	5.08	33.50	40.64				
651	0710235	C	DFK-MSTB 2.5/8-GF-5.08	8	5.08	43.66	50.80				
651	0710251	C	DFK-MSTB 2.5/10-GF-5.08	10	5.08	53.82	60.96				
Mounting Hardware for 5.08mm Panel Feed-Through Headers - (Requires 2 Per Header for Mounting)											
651	0708263	-	DFK-MSTB-SS	1 ea. of M 3x10 Screw, Washer & Nut							

HIGH CURRENT FEED-THRU TERMINAL BLOCKS FOR PANEL MOUNTING

- RoHS Compliant per Phoenix documentation
- Voltage: Metal Walls 1-2.5mm-400 V max, Metal Walls 2.5-4mm-250 V max, Plastic Walls 1-4mm-400 V max.
- Reliable Sealing of Housing Interior
- Automatic Compensation of Wall Thickness
- Very Easy Installation

RoHS Compliant

For quantities greater than listed, call for quote.

MOUSER STOCK NO. Mfr.	Mfr. Part No.	Fig.	Phoenix Type	AWG	Color	Conductor Connection	Current Rating	Price Each 1	10	50	100
651	0707086	D	HDFK 4	24-10	Gray	Horizontal	40A				
651	0707866	D	HDFK 4 GNYE	24-10	Green/Yellow	Horizontal	40A				
651	0709026	E	HDFKV 4	24-10	Gray	Vertical	40A				

A



B

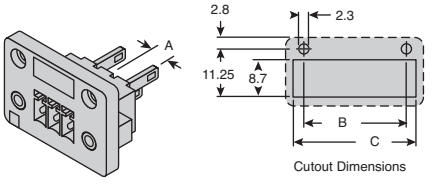

DIMENSIONS: mm

C

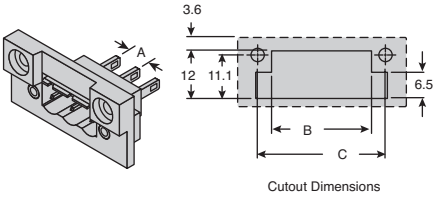

DIMENSIONS: mm

D

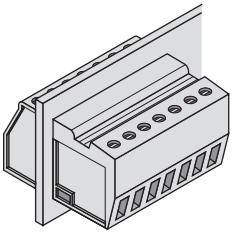

E

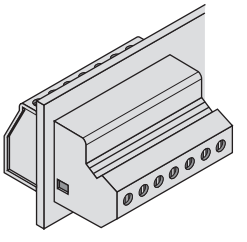

© Copyright 2014 Mouser Electronics

© Copyright 2014 Mouser Electronics

TE Terminal Blocks
(3.5mm - 10.16mm)

RoHS Compliant **This product is RoHS compliant.**

TE connectivity Authorized Distributor

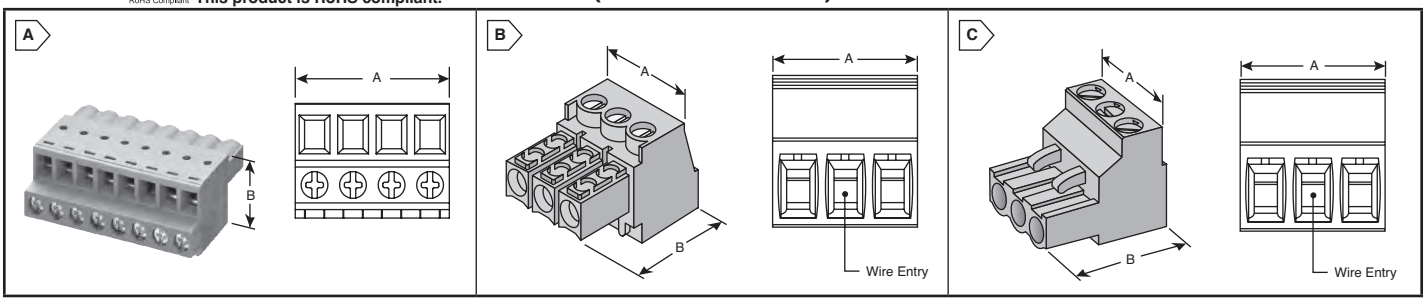

FRONT STYLE TERMINAL BLOCK PLUGS

Features:

- Wire entry cavity and the activating screw head are located on the same side of the terminal block plug
- Wide range of wire AWGs accepted
- Mates with standard headers on 5.0mm and 5.08mm centerline spacings

5.0mm Plugs

For quantities greater than listed, call for quote.

MOUSER STOCK NO.	TE Part No.	Fig.	No. of Positions	Dim.: in. A	Dim.: in. B	Price Each 1	25	50	100
571-1986300-2	1986300-2	A	2	10.0	14.9				
571-1986300-3	1986300-3	A	3	15.0	14.9				
571-1986300-4	1986300-4	A	4	20.0	14.9				
571-1986300-5	1986300-5	A	5	25.0	14.9				
571-1986300-6	1986300-6	A	6	30.0	14.9				
571-1986300-8	1986300-8	A	8	40.0	14.9				

5.08mm Plugs

For quantities greater than listed, call for quote.

MOUSER STOCK NO.	TE Part No.	Fig.	No. of Positions	Dim.: in. A	Dim.: in. B	Price Each 1	25	50	100
571-1986484-2	1986484-2	A	2	10.0	14.9				
571-1986484-3	1986484-3	A	3	15.0	14.9				
571-1986484-4	1986484-4	A	4	20.0	14.9				
571-1986484-6	1986484-6	A	6	30.0	14.9				
571-1986484-8	1986484-8	A	8	40.0	14.9				

EUROSTYLE PLUGGABLE TERMINAL BLOCKS

Features:

- Color: Green
- Flammability Rating: UL94V-0
- Housing Material: Polyamide 6.6
- Contact Material: Phosphor Bronze

3.50mm Plugs

For quantities greater than listed, call for quote.

MOUSER STOCK NO.	TE Part No.	Fig.	No. of Positions	Dim.: in. A	Dim.: in. B	Price Each 1	25	50	100
3.5mm Centerline - UL: 300V @ 11A, 30-14 AWG									
571-2845062	284506-2	B	2	0.276	0.61				
571-2845063	284506-3	B	3	0.413	0.61				
571-2845064	284506-4	B	4	0.551	0.61				
571-2845065	284506-5	B	5	0.689	0.61				
571-2845066	284506-6	B	6	0.827	0.61				
571-2845067	284506-7	B	7	0.965	0.61				
571-2845068	284506-8	B	8	1.102	0.61				
571-12845060	1-284506-0	B	10	1.378	0.61				
571-12845062	1-284506-2	B	12	1.654	0.61				

3.81mm Plugs

For quantities greater than listed, call for quote.

MOUSER STOCK NO.	TE Part No.	Fig.	No. of Positions	Dim.: in. A	Dim.: in. B	Price Each 1	25	50	100
3.81mm Centerline - UL: 300V @ 11A, 30-14 AWG									
571-2845072	284507-2	B	2	0.30	0.61				
571-284507-3	284507-3	B	3	0.45	0.61				
571-2845074	284507-4	B	4	0.60	0.61				
571-2845075	284507-5	B	5	0.75	0.61				
571-2845076	284507-6	B	6	0.90	0.61				
571-2845077	284507-7	B	7	1.05	0.61				
571-284507-8	284507-8	B	8	1.20	0.61				
571-12845070	1-284507-0	B	10	1.50	0.61				

5.00mm Plugs

For quantities greater than listed, call for quote.

MOUSER STOCK NO.	TE Part No.	Fig.	No. of Positions	Dim.: in. A	Dim.: in. B	Price Each 1	25	50	100
5.0mm Centerline - UL: 300V @ 15A, 30-12 AWG									
571-7966402	796640-2	C	2	0.394	0.724				
571-7966403	796640-3	C	3	0.591	0.724				
571-7966404	796640-4	C	4	0.787	0.724				
571-7966405	796640-5	C	5	0.984	0.724				
571-7966406	796640-6	C	6	1.810	0.724				
571-7966407	796640-7	C	7	1.378	0.724				
571-7966408	796640-8	C	8	1.575	0.724				
571-17966400	1-796640-0	C	10	1.968	0.724				
571-17966402	1-796640-2	C	12	2.362	0.724				

7.50mm Plugs

For quantities greater than listed, call for quote.

MOUSER STOCK NO.	TE Part No.	Fig.	No. of Positions	Dim.: in. A	Dim.: in. B	Price Each 1	25	50	100
7.5mm Centerline - UL: 300V @ 15A, 30-12 AWG									
571-2829592	282959-2	C	2	0.512	0.724				
571-2829593	282959-3	C	3	0.807	0.724				
571-2829594	282959-4	C	4	1.102	0.724				
571-2829595	282959-5	C	5	1.398	0.724				
571-2829596	282959-6	C	6	1.693	0.724				

5.08mm Plugs

For quantities greater than listed, call for quote.

MOUSER STOCK NO.	TE Part No.	Fig.	No. of Positions	Dim.: in. A	Dim.: in. B	Price Each 1	25	50	100
5.08mm Centerline - UL: 300V @ 11A, 30-12 AWG									
571-7966342	796634-2	C	2	0.40	0.724				
571-7966343	796634-3	C	3	0.60	0.724				
571-7966344	796634-4	C	4	0.80	0.724				
571-7966345	796634-5	C	5	1.00	0.724				
571-7966346	796634-6	C	6	1.20	0.724				
571-7966347	796634-7	C	7	1.40	0.724				
571-7966348	796634-8	C	8	1.60	0.724				
571-1-796634-0	1-796634-0	C	10	2.00	0.724				
571-1-796634-2	1-796634-2	C	12	2.40	0.724				

7.62mm Plugs

For quantities greater than listed, call for quote.

MOUSER STOCK NO.	TE Part No.	Fig.	No. of Positions	Dim.: in. A	Dim.: in. B	Price Each 1	25	50	100
7.62mm Centerline - UL: 300V @ 15A, 30-12 AWG									
571-7969812	796981-2	C	2	0.521	0.724				
571-7969813	796981-3	C	3	0.821	0.724				
571-7969814	796981-4	C	4	1.121	0.724				
571-7969815	796981-5	C	5	1.421	0.724				
571-7969817	796981-7	C	7	2.021	0.724				
571-7969818	796981-8	C	8	2.321	0.724				
571-17969812	1-796981-2	C	12	3.521	0.724				

10.00mm Plugs

For quantities greater than listed, call for quote.

MOUSER STOCK NO.	TE Part No.	Fig.	No. of Positions	Dim.: in. A	Dim.: in. B	Price Each 1	25	50	100
10.0mm Centerline - UL: 600V @ 15A, 30-12 AWG									
571-2828082	282808-2	C	2	0.591	0.724				
571-2828083	282808-3	C	3	0.984	0.724				
571-2828084	282808-4	C	4	1.378	0.724				

10.16mm Plugs

For quantities greater than listed, call for quote.

MOUSER STOCK NO.	TE Part No.	Fig.	No. of Positions	Dim.: in. A	Dim.: in. B	Price Each 1	25	50	100
10.16mm Centerline - UL: 600V @ 15A, 30-12 AWG									
571-2828092	282809-2	C	2	0.60	0.724				
571-2828093	282809-3	C	3	1.00	0.724				
571-2828094	282809-4	C	4	1.40	0.724				
571-2828095	282809-5	C	5	1.80	0.724				
571-2828096	282809-6	C	6	2.20	0.724				
571-2828097	282809-7	C	7	2.60	0.724				

© Copyright 2014 Mouser Electronics

Switches, Relays, Electromechanical and Sensors

Switches

BASIC / SNAP SWITCHES
Cherry Electrical Products 1609-1611
Crouzet 1621
Honeywell 1613-1615
Omron 1616-1621

TACTILE SWITCHES
ALPS 1622-1624
C&K 1625
Mountain Switch 1626-1628
NKK Switches 1629
Omron 1630
Panasonic 1631

DETECTION SWITCHES
ALPS 1632
C&K 1632
Panasonic 1632

DIRECTIONAL SWITCHES & ENCODERS
ALPS 1633-1634
Bourns 1635-1636
C&K 1633

PUSHBUTTON SWITCHES
Alcoswitch / TE Connectivity 1637
APEM 1638
Bulgin 1639
C&K 1640-1643
Mountain Switch 1644-1645
NKK Switches 1646-1652
Schurter 1653-1656
Shin Chin 1657

TOGGLE SWITCHES
Alcoswitch / TE Connectivity 1657
C&K 1658-1659
Carling Technologies 1660
Honeywell 1661
Mountain Switch 1662-1666
NKK Switches 1682

ROCKER / PADDLE SWITCHES
C&K 1671
Carling Technologies 1670
Cherry Electrical Products 1672
Marquardt 1673
Mountain Switch 1674
NKK Switches 1675
Shin Chin 1676

SLIDE SWITCHES
Alcoswitch / TE Connectivity 1677
ALPS 1678
C&K 1679-1680
Mountain Switch 1681
NKK Switches 1682

DIP / SIP SWITCHES
Alcoswitch / TE Connectivity 1683
C&K 1684
Mountain Switch 1685
Omron 1686

ROTARY SWITCHES
C&K 1687
Electroswitch 1688
NKK Switches 1689
Omron 1690

THUMBWHEEL SWITCHES
Omron 1691

LIMIT SWITCHES
Honeywell 1692-1695

SWITCH SEALS
APM HEXSEAL 1696

Relays

FREQUENCY RELAYS
Omron 1697
Panasonic 1698
Teledyne 1699-1702

PCB LOW-SIGNAL RELAYS
Axicom / TE Connectivity 1705
Fujitsu 1703
Panasonic 1704
Potter & Brumfield / TE Connectivity . . . 1706

PCB GENERAL PURPOSE RELAYS
Fujitsu 1707-1708
Magnecraft 1709
Omron 1710-1715
Panasonic 1716-1720

AUTOMOTIVE RELAYS
Fujitsu 1721-1722
NEC 1721
Omron 1722
Panasonic 1723-1725

REED RELAYS
Coto Technology 1726-1727
Magnecraft 1728
Potter & Brumfield / TE Connectivity . . . 1729

SOLID STATE RELAYS I/O MODULES
Clare 1730
Crouzet 1731
Crydom 1732-1738
Omron 1739-1742
Panasonic 17431748
Teledyne 1749-1750
Vishay 1751

GENERAL PURPOSE / INDUSTRIAL RELAYS
Magnecraft 1752-1753
Omron 1754-1760
Panasonic 1764
Potter & Brumfield / TE Connectivity 1761-1763

Electromechanical

CONTROLLERS / COUNTERS / TIMERS
Crouzet 2012-2013
Omron 2013-2017

CIRCUIT BREAKERS
Schurter 2026

AUDIO
Kobitone 2027-2029
Mallory Sonalert Products 2030-2032
Projects Unlimited 2033-2037

KNOBS
Davies Molding 2039
Eagle Plastic Devices 2040-2042

HARDWARE
Eagle Plastic Devices 2044-2046
Harwin 2047-2048

Sensors

MOTION & POSITION SENSORS
BEI Duncan 1791
Honeywell 1792-1793
Panasonic 1794
Spectra Symbol 1795

SPEED & PROXIMITY SENSORS
Cherry Electrical Products 1796
Omron 1797

PROTOELECTRIC & FIBER OPTIC SENSORS
Omron 1798

PHOTOMICROSENSORS
Omron 1799-1801

LIQUID LEVEL & REED SENSORS
Meder Electronic 1802

VIBRATION, TILT, & FLOW SENSORS
Omron 1803

CURRENT SENSORS
Honeywell 1804
Vacuumschmelze 1805

PRESSURE SENSORS
ALL Sensors 1806-1807
Freescale Semiconductor 1808-1809
Honeywell 1810-1815
Silicon Microstructures 1816

CHERRY DG SERIES: SUB-SUBMINIATURE SNAP ACTION SWITCHES

Specifications:
- Package Size (In.) .504L x .228W x .255H

Typical Applications:
- Automotive
- Computer
- Medical Equipment

RoHS Compliant

For quantities greater than listed, call for quote.

MOUSER STOCK NO.	Cherry Part No.	Fig.	Terminal Type	Actuator Length: in.	Actuator Style	Operating Force	Operating Position: in.	Price Each 1	50	100	250
50mA 30 VDC											
540-DG23-B1LA	DG23-B1LA	A	Insertion Molded	0.169	Straight	140	.268+.031/-.016				
540-DG23-B1RA	DG23-B1RA	B	Insertion Molded	0.075	Roller	140	.488±.020				
540-DG23-B3LA	DG23-B3LA	C	Insertion Molded Left	0.169	Straight	140	.268+.031/-.016				
3A 125 VAC, 2A 30 VDC											
540-DG13-B1AA	DG13-B1AA	D	Insertion Molded	-----	Button	140	.213±.008				
540-DG13-B1LA	DG13-B1LA	A	Insertion Molded	0.169	Straight	140	.268+.031/-.016				
540-DG13-B1RA	DG13-B1RA	B	Insertion Molded	0.075	Roller	140	.488±.020				

CHERRY DB SERIES: SUBMINIATURE SNAP ACTION SWITCHES

Specifications:
- Package Size (In.) .787L x .256W x .355H
- DBxA: NO
- DBxB: NC
- DBxC: DT

Typical Applications:
- Amusement Machines
- Industrial Controls

RoHS Compliant

For quantities greater than listed, call for quote.

MOUSER STOCK NO.	Cherry Part No.	Fig.	Terminal Type	Actuator Length: in.	Actuator Style	Operating Force	Operating Position: in.	Price Each 1	50	100	250
UL 0.1A, 125-250 VAC; VDE 100mA, 250V											
540-DB3C-B1AA	DB3C-B1AA	E	.110 x 0.20 QC	-	Button	150g	.330±.012				
540-DB3C-A1AA	DB3C-A1AA	F	.110 Short Solder	--	Button	150g	.330±.012				
540-DB3C-B1LB	DB3C-B1LB	G	.110 x 0.20 QC	0.189	Lever SR	60g	.421±.051				
540-DB3C-C1AA	DB3C-C1AA	H	.051 x 0.20 PCB	-----	Button	150g	.330±.012				
UL 5.0A, 125-250 VAC; VDE 6A, 250V											
540-DB1C-A1AA	DB1C-A1AA	F	.110 Short Solder	-	Button	150g	.330±.012				
540-DB1C-A1LB	DB1C-A1LB	I	.110 Short Solder	0.189	Lever SR	60g	.421±.051				
540-DB1C-B1AA	DB1C-B1AA	E	.110 x 0.20 QC		Button	150g	.330±.012				
540-DB1C-B1RC	DB1C-B1RC	J	.110 x 0.20 QC	0.185	Roller SR	55g	.638±.059				
540-DB1C-C1AA	DB1C-C1AA	H	.051 x 0.20 PCB	-	Button	150g	.330±.012				
UL 10.1A, 125-250 VAC 1/4 HP, 125 VAC; VDE 10 (1.5) A, 250V											
540-DB2C-A1RC	DB2C-A1RC	K	.110 Short Solder	0.185	Roller SR	95g	.638±.071				
540-DB2C-B1AA	DB2C-B1AA	E	.110 x 0.20 QC	-	Button	250g	.330±.012				
540-DB2C-B1RC	DB2C-B1RC	J	.110 x 0.20 QC	0.185	Roller SR	95g	.638±.071				
540-DB2C-C1AA	DB2C-C1AA	H	.051 x 0.20 PCB	-	Button	250g	.330±.012				

CHERRY E SERIES: SUBMINIATURE SNAP ACTION SWITCHES

Specifications:
- Package Size (In.) .781L x .250W x .352H

Typical Applications:
- Amusement Machines
- Appliances

RoHS Compliant

For quantities greater than listed, call for quote.

MOUSER STOCK NO.	Cherry Part No.	Fig.	Terminal Type	Actuator Length: in.	Actuator Style	Operating Force	Operating Position: in.	Price Each 1	50	100	250
0.1A, 125 VAC											
540-E63-00H	E63-00H	L	.093 Q.C.	0.271	Straight	27g	0.350±0.030				
540-E63-00K	E63-00K	M	.093 Q.C.	0.201	Roller	30g	0.570±0.030				
540-E63-10H	E63-10H	N	.143 Short Solder	0.271	Straight	27g	0.350±0.030				
540-E63-10K	E63-10K	O	.143 Short Solder	0.201	Roller	30g	0.570±0.030				
540-E63-30K	E63-30K	M	.110 Q.C.	0.201	Roller	30g	0.570±0.030				
5A, 125/250 VAC											
540-E61-00A	E61-00A	P	.093 Q.C.	-----	Button	90g	0.330±0.015				
540-E61-00H	E61-00H	L	.093 Q.C.	0.271	Straight	27g	0.350±0.030				
540-E61-00K	E61-00K	M	.093 Q.C.	0.201	Roller	30g	0.570±0.030				
540-E61-10A	E61-10A	Q	.143 Short Solder	-----	Button	90g	0.330±0.015				
540-E61-10H	E61-10H	N	.143 Short Solder	0.271	Straight	27g	0.350±0.030				
540-E61-10K	E61-10K	O	.143 Short Solder	0.201	Roller	30g	0.570±0.030				
540-E61-30A	E61-30A	P	.110 Q.C.	-----	Button	90g	0.330±0.015				
540-E61-30K	E61-30K	M	.110 Q.C.	0.201	Roller	27g	0.350±0.030				
540-E61-60H	E61-60H	N	.143 Short Solder	0.396	Straight HR	9g	0.350±0.175				
10.1A, 125/250 VAC											
540-E62-00A	E62-00A	P	.093 Q.C.	-----	Button	212g	0.330±0.015				
540-E62-00H	E62-00H	L	.093 Q.C.	0.271	Straight	5g6	0.350±0.030				
540-E62-00K	E62-00K	M	.093 Q.C.	0.201	Roller	65g	0.570±0.030				
540-E62-10A	E62-10A	Q	.143 Short Solder	-----	Button	212g	0.330±0.015				
540-E62-10H	E62-10H	N	.143 Short Solder	0.271	Straight	5g6	0.350±0.030				
540-E62-30A	E62-30A	P	.110 Q.C.	-----	Button	212g	0.330±0.015				
540-E62-50K	E62-50K	M	.093 Q.C.	0.326	Roller HR	33g	0.570±0.158				
540-E62-60H	E62-60H	N	.143 Short Solder	0.396	Straight HR	20g	0.350±0.175				

DIMENSIONS: in.

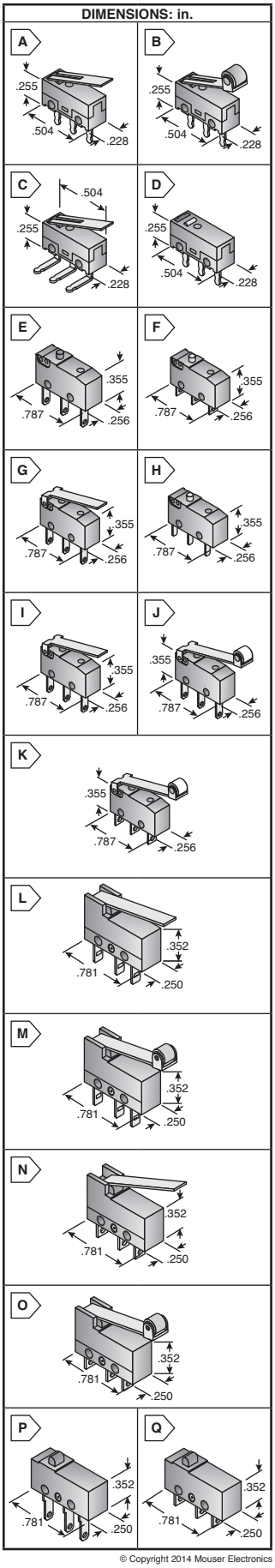

© Copyright 2014 Mouser Electronics

CHERRY Snap Action Switches

CHERRY DC SERIES: SEALED SNAP ACTION SWITCHES

Specifications:
- Package Size (In.) .783L x .256W x .365H

Typical Applications:
- Automotive
- Lawn and Garden
- Power Tools

RoHS Compliant

For quantities greater than listed, call for quote.

MOUSER STOCK NO.	Cherry Part No.	Fig.	Terminal Type	Actuator Length: in.	Actuator Style	Operating Force	Operating Position: in.	Price Each 1	50	100	250
UL 0.1A, 125 VAC ENEC 0.1A, 250 VAC											
540-DC3C-A1AA	DC3C-A1AA	A	.110 Short Solder	-----	Button	200g	.331±.012				
540-DC3C-A1LB	DC3C-A1LB	B	.110 Short Solder	0.189	Straight	80g	.331±.012				
UL 5.0A, 125-250 VAC, ENEC 6 A, 250 VAC											
540-DC1C-A1AA	DC1C-A1AA	A	.110 Short Solder	-----	Button	200g	.331±.012				
540-DC1C-A1LB	DC1C-A1LB	B	.110 Short Solder	0.189	Straight	200g	.331±.012				
540-DC1C-A1RB	DC1C-A1RB	C	.110 Short Solder	0.098	Roller	200g	.331±.012				
10.1A, 125-250 VAC, ENEC 0.1A, 250 VAC											
540-DC2C-A1AA	DC2C-A1AA	A	.110 Short Solder	-----	Button	340g	.331±.012				
540-DC2C-A1LB	DC2C-A1LB	B	.110 Short Solder	0.189	Straight	150g	.331±.012				

CHERRY D4 SERIES: MINIATURE SNAP ACTION SWITCHES

Specifications:
- Package Size (In.) 1.095L x .406W x .625H

Typical Applications:
- Appliances
- Office Equipment
- Vending Machines
- Microwave Ovens

RoHS Compliant

For quantities greater than listed, call for quote.

MOUSER STOCK NO.	Cherry Part No.	Fig.	Terminal Type	Actuator Length: in.	Actuator Style	Operating Force	Operating Position: in.	Price Each 1	50	100	250
0.1A, 125/250 VAC											
540-D41C-R1AA	D41C-R1AA	D	.187 Q.C.	-----	Button	75g	.558-.598				
540-D41C-R1LD	D41C-R1LD	E	.187 Q.C.	1.4	Straight	40g	.555-.645				
3A, 125/250 VAC											
540-D42L-R1XL	D42L-R1XL	E	.187 Q.C.	2.757	Straight	2g	.425-.775				
10A, 1/2 HP 125/250 VAC											
540-D44C-R1AA	D44C-R1AA	D	.187 Q.C.	-----	Button	285g	.558-.598				
540-D44C-R1RA	D44C-R1RA	F	.187 Q.C.	0.81	Roller	285g	.776-.836				
540-D44L-R1AA	D44L-R1AA	D	.187 Q.C.	-----	Button	75g	.558-.598				
540-D44L-R1LD	D44L-R1LD	E	.187 Q.C.	1.4	Straight	37g	.555-.645				
540-D44L-R1ML	D44L-R1ML	E	.187 Q.C.	2.932	Straight	10g	.425-.775				
540-D44L-R1RA	D44L-R1RA	F	.187 Q.C.	0.81	Roller	75g	.776-.836				
15A, 1/2 HP 125/250 VAC											
540-D45C-R1AA	D45C-R1AA	D	.187 Q.C.	-----	Button	400g	.558-.598				
540-D45L-R1AA	D45L-R1AA	D	.187 Q.C.	-----	Button	100g	.558-.598				

CHERRY E SERIES: MINIATURE SNAP ACTION SWITCHES

Specifications:
- Terminals: .187" Q.C.
- Package Size (In.) 1.093L x .406W x .625H

Typical Applications:
- Appliances
- Office Equipment
- Vending Machines

RoHS Compliant

For quantities greater than listed, call for quote.

MOUSER STOCK NO.	Cherry Part No.	Fig.	Actuator Length: in.	Actuator Style	Operating Force	Operating Position: in.	Price Each 1	50	100	250
Rating: 0.1A-125 VAC										
540-E21-00K	E21-00K	G	0.81	Roller	75g	0.806±0.030				
540-E21-50H	E21-50H	H	1.4	Straight	35g	0.600±0.045				
Rating: 3A-125/250 VAC, 1/10 HP-250 VAC										
540-E22-00AX	E22-00AX	I	-	Button	15g	0.578±0.020				
540-E22-00K	E22-00K	G	0.81	Roller	75g	0.806±0.030				
540-E22-50HX	E22-50HX	H	1.4	Straight	8g	0.600±0.045				
540-E22-50KL	E22-50KL	G	1.516	Roller	25g	0.806±0.075				
540-E22-55HX	E22-55HX	H	2.757	Straight	4g	0.600±0.100				
540-E22-85HX	E22-85HX	H	2.932	Straight	2g	0.600±0.175				
Rating: 5A 1/4 H.P., 125/250 VAC										
540-E23-00A	E23-00A	I	-	Button	170g	0.578±0.020				
540-E23-00K	E23-00K	G	0.81	Roller	170g	0.806±0.030				
540-E23-50K	E23-50K	G	1.34	Roller	86g	0.806±0.045				
540-E23-55HX	E23-55HX	H	2.757	Straight	10g	0.600±0.100				
540-E23-85HX	E23-85HX	H	2.932	Straight	6g	0.600±0.175				
Rating: 10A 1/2 H.P., 125/250 VAC										
540-E33-50H	E33-50H	H	1.4	Straight	144g	0.600±0.045				
540-E33-50K	E33-50K	G	1.34	Roller	144g	0.806±0.045				
540-E33-85HX	E33-85HX	H	2.932	Straight	10g	0.600±0.175				
Rating: 15A 1/2 H.P., 125/250 VAC										
540-E34-00A	E34-00A	I	-	Button	400g	0.578±0.020				
540-E34-00K	E34-00K	G	0.81	Roller	400g	0.806±0.030				
540-E34-50K	E34-50K	G	1.34	Roller	200g	0.806±0.045				
540-E34-55HX	E34-55HX	H	2.757	Straight	22g	0.600±0.100				
540-E34-85HX	E34-85HX	H	2.932	Straight	13g	0.600±0.175				

CHERRY E70 SERIES: SEALED SNAP ACTION SWITCHES

Specifications:
- Package Size (In.) .915L x .385W x .880H

Typical Applications:
- Automotive
- Lawn and Garden

For quantities greater than listed, call for quote.

MOUSER STOCK NO.	Cherry Part No.	Fig.	Terminal Type	Actuator Length: in.	Actuator Style	Operating Force	Operating Position: in.	Price Each 1	50	100	250
10.1 Amp, 1/4 H.P., 125/250 VAC											
540-E72-40AT	E72-40AT	J	10" 16 awg Wire Leads	-	Button	300g	.310±.35				
540-E72-40HT	E72-40HT	K	10" 16 awg Wire Leads	0.858	Straight	67g	.440±.75				

CHERRY E SERIES: GENERAL PURPOSE SINGLE POLE SWITCHES

Specifications:
- Terminals: .250" Q.C.
- Package Size (In.) 1.823L x .644W x .640H

Typical Applications:
- Appliances
- Industrial Controls

RoHS Compliant

For quantities greater than listed, call for quote.

MOUSER STOCK NO.	Cherry Part No.	Fig.	Terminal Type	Actuator Length: in.	Actuator Style	Operating Force	Price Each 1	50	100	250
Rating: 15A-125/250 VAC, 3/4 HP-125 VAC, 1-1/2 HP-250 VAC										
540-E13-00E	E13-00E	L	-	Button	425g	0.285±0.020				
540-E13-00H	E13-00H	M	1.5	Straight	100g	0.312±0.062				
540-E13-00J	E13-00J	N	-	3/8 x 32 thread, plastic button	425g	0.670±0.030				
540-E13-00K	E13-00K	O	1.391	Roller	100g	0.718±0.062				
540-E13-00M	E13-00M	N	-	3/8 x 32 thread, metal button	425g	0.812±0.030				
540-E13-50H	E13-50H	M	1.75	Straight	65g	0.281±0.062				
Rating: 25A-125/250 VAC, 1HP-125 VAC, 2 HP-250 VAC										
540-E14-00M	E14-00M	N	-	3/8 x 32 thread, metal button	850g	0.775±0.030				
540-E14-50H	E14-50H	M	1.071	Straight	170g	0.437±0.062				
540-0012-0023	0012-0023	-	-	Brass Hex Nut	-	-				

DIMENSIONS: in.

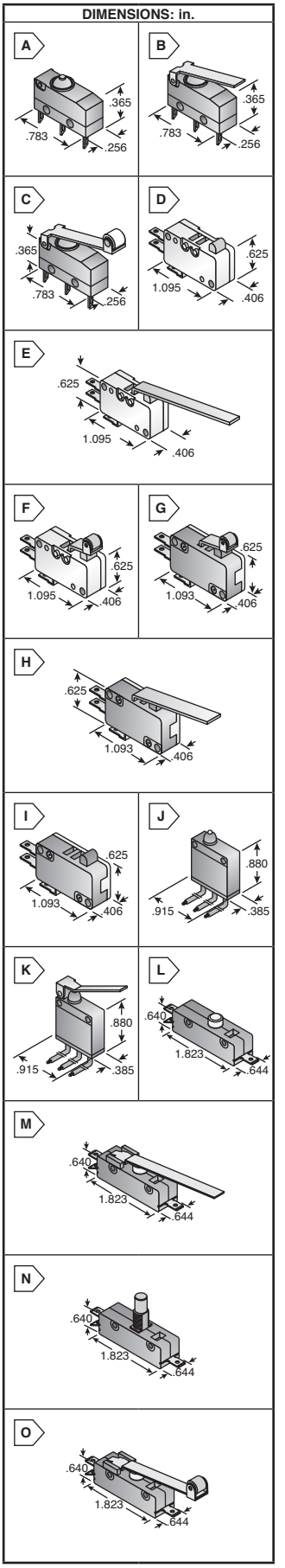

© Copyright 2014 Mouser Electronics

© Copyright 2014 Mouser Electronics

CHERRY Snap Action Switches

CHERRY E SERIES: GENERAL PURPOSE DOUBLE POLE SWITCHES

Specifications:
- Terminals: .250" Q.C.
- Package Size (In.) 1.823L x .644W x 1.125H

Typical Applications:
- Appliances
- Industrial Controls

RoHS Compliant

15A-125VAC/250VAC, 3/4HP-125VAC

For quantities greater than listed, call for quote.

MOUSER STOCK NO.	Cherry Part No.	Fig.	Actuator Length (in.)	Actuator Style	Operating Force	Operating Position (in.)	Price Each 1	50	100	250
540-E19-00A	E19-00A	A	-	Button	850G	0.285±0.030				
540-E19-00H	E19-00H	B	1.5	Straight	205g	0.312±0.062				
540-E19-00J	E19-00J	C	-	3/8 x 32 thread, plastic button	850g	0.670±0.030				
540-E19-00M	E19-00M	C	-	3/8 x 32 thread, metal button	850g	0.812±0.030				
540-E19-50H	E19-50H	B	1.75	Straight	130g	0.281±0.062				

20A-125VAC/250VAC, 1HP-125VAC

For quantities greater than listed, call for quote.

MOUSER STOCK NO.	Cherry Part No.	Fig.	Actuator Length (in.)	Actuator Style	Operating Force	Operating Position (in.)	Price Each 1	50	100	250
540-E20-00A	E20-00A	A	-	Button	1280g	0.248±0.030				
540-E20-00K	E20-00K	D	0.652	Roller	425g	0.860±0.062				
540-E20-00M	E20-00M	C	-	3/8 x 32 thread, metal button	1280g	0.774±0.030				
540-0012-0023	0012-0023	-	-	Brass Hex Nut	-	-				

CHERRY E SERIES: PANEL MOUNT SNAP ACTION SWITCHES

Specifications:
- Package Size (In.) 1.250L x .680W x .970H

Typical Applications:
- HVAC
- Office Equipment

RoHS Compliant

Single Pole

For quantities greater than listed, call for quote.

MOUSER STOCK NO.	Cherry Part No.	Fig.	Terminal Type	Actuator Style	Operating Force	Operating Position (in.)	Price Each 1	50	100	250
0.1 Amp, 125 VAC										
540-E68-00A	E68-00A	E	.187 Q.C.	Button	425g	0.720±0.820				
540-E68-30A	E68-30A	E	.187 Q.C.	Button	475g	0.610±0.710				
10 Amp, 125/250 VAC, 1/3 H.P., 125/250 VAC										
540-E69-00A	E69-00A	E	.187 Q.C.	Button	425g	0.610±0.710				
540-E69-30A	E69-30A	E	.187 Q.C.	Button	475g	0.610±0.710				
540-E69-40A	E69-40A	E	.187 Q.C.	Button	425g	0.300±0.400				

Double Pole

- Package Size (in.) 1.570L x .680W x .970H

For quantities greater than listed, call for quote.

MOUSER STOCK NO.	Cherry Part No.	Fig.	Terminal Type	Actuator Style	Operating Force	Operating Position (in.)	Price Each 1	50	100	250
0.1 Amp, 125 VAC										
540-E78-00A	E78-00A	F	.187 Q.C.	Button	680g	0.720±0.820				
10 Amp, 125/250 VAC, 1/3 H.P., 125/250 VAC										
540-E79-00A	E79-00A	F	.187 Q.C.	Button	680g	0.720±0.821				
540-E79-30A	E79-30A	F	.187 Q.C.	Button	757g	0.610±0.710				
540-E79-40A	E79-40A	F	.187 Q.C.	Button	680g	0.300±0.400				
540-F79-30A	F79-30A	F	.187 x .032 Q.C.	Button	757g	0.610±0.710				

CHERRY GP SERIES: HEAVY DUTY SNAP ACTION SWITCHES

Features:
- Ultra-small travel differential
- Mechanical life tested to 1 million cycles
- Current switching to 20 amps
- Wide variety of actuators
- Screw or solder terminals standard
- Low operate forces available

Two versions are available, Replace **(_)** with: **1** U.S. version mounting holes, 0.140 or **0** Metric version mounting holes, 4.4

15A, 125VAC/250VAC

For quantities greater than listed, call for quote.

MOUSER STOCK NO.	Cherry Part No.	Fig.	Terminal Type	Actuator Length (in.)	Actuator Style	Operating Force (oz.)	Operating Position (in.)	Price Each 1	50	100	250
540-GPTCNH_1	GPTCNH_1	G	Screw	-	Panel mount plunger	12.3	.826/.890				
540-GPTCRH_1	GPTCRH_1	H	Screw	-	Panel mount roller plunger	12.3	1.240/1.320				
540-GPTCRS_1	GPTCRS_1	I	Screw	1.91	Lever/Roller	3.5	1.157/1.221				

20A, 125VAC/250VAC

For quantities greater than listed, call for quote.

MOUSER STOCK NO.	Cherry Part No.	Fig.	Terminal Type	Actuator Length (in.)	Actuator Style	Operating Force (oz.)	Operating Position (in.)	Price Each 1	50	100	250
540-GPTBNH_1	GPTBNH_1	G	Screw	-	Panel mount plunger	12.3	.826/.890				

DIMENSIONS: in.

A
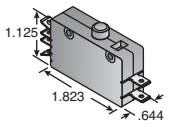

B
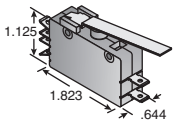

C
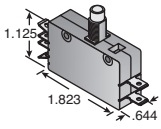

D
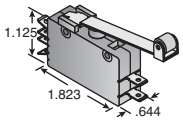

E
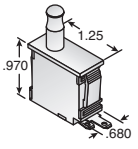

F
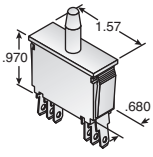

G
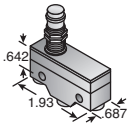

H
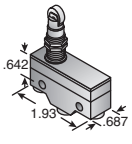

I
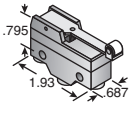

Cherry Snap Action Switches

© Copyright 2014 Mouser Electronics
© Copyright 2014 Mouser Electronics

CROUZET Basic/Snap Action and Limit Switches

Crouzet

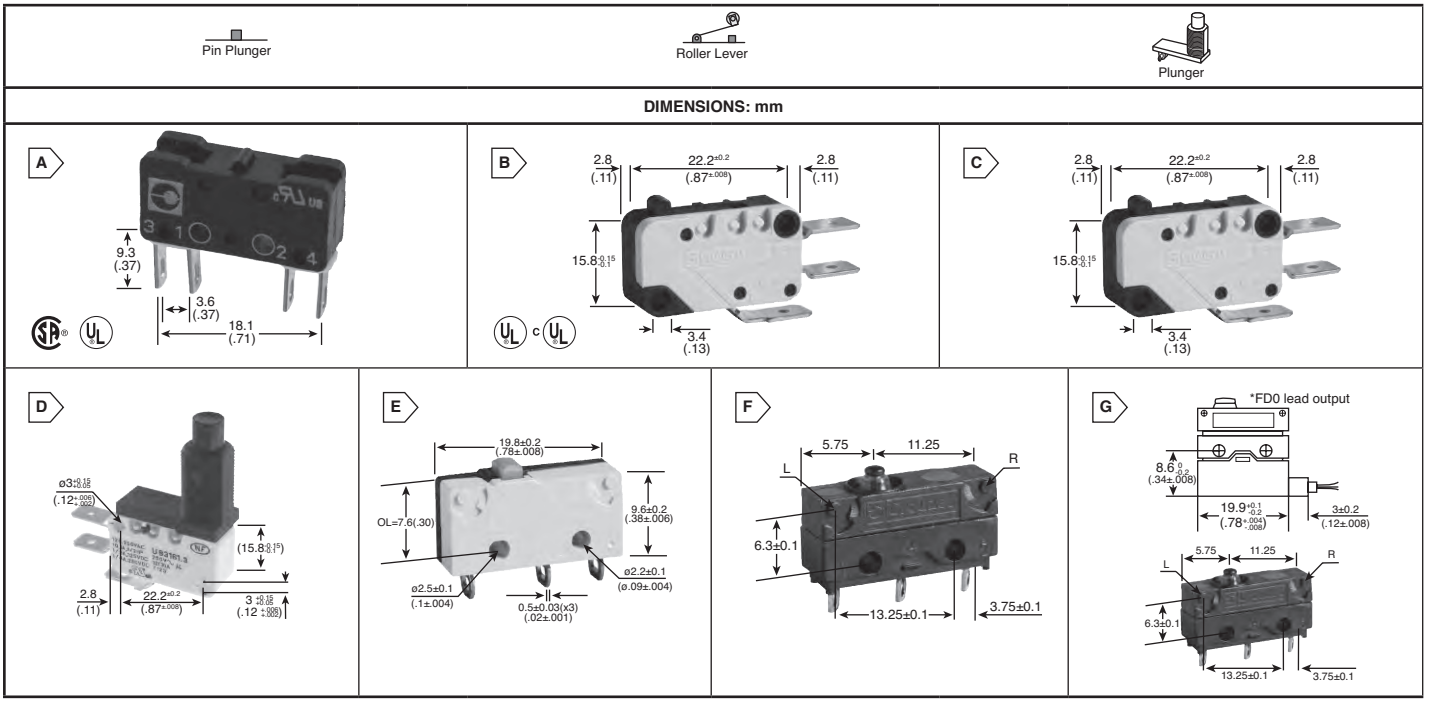

BASIC / SNAP ACTION SWITCHES

*IP 67

For quantities greater than listed, call for quote.

MOUSER STOCK NO.	Crouzet Part No.	Fig.	Rating AC	Actuator	Form	Contact Rating	Current Force	Termination Style	Price Each 1	10	25	50
Subminiature												
874-831330C1.0	831330C1.0	A	250V	Pin Plunger	SPDT	5 A	1.6 N	Q.C.				
Miniature												
874-831612C6.0	831612C6.0	B	250V	Pin Plunger	SPDT	15.1 A	0.8 N	Q.C.				
874-831613C6.0	831613C6.0	B	250V	Pin Plunger	SPDT	10.1 A	0.8 N	Q.C.				
874-831618C6.0	831618C6.0	B	-	Pin Plunger	SPDT	0.1 A	0.8 N	Q.C.				
874-831613C6.EB	831613C6.EB	C	250V	Roller	SPDT	10.1 A	0.8 N	Q.C.				
874-831613C3.L	831613C3.L	D	250V	Plunger	SPDT	10.1 A	0.8 N	Q.C.				
Subminiature												
874-831704C2.0	831704C2.0	E	-	Plunger	SPDT	5 A	1.5 N	Solder				
Sealed Subminiature												
* 874-831860C2.0	831860C2.0	F	250 V	Roller Lever	SPDT	6 A	2.5 N	Solder				
* 874-831860CFD0.0	831860CFD0.0	G	250 V	Roller Lever	SPDT	6 A	2.5 N	Solder				

SWITCH ACCESSORIES

For quantities greater than listed, call for quote.

MOUSER STOCK NO.	Crouzet Part No.	Mouser Description	Price Each 1	10	25	50
874-70602118	70602118	NUTS FOR SW-83161-L for L type actuator				

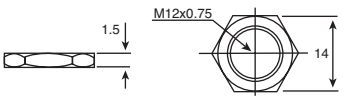

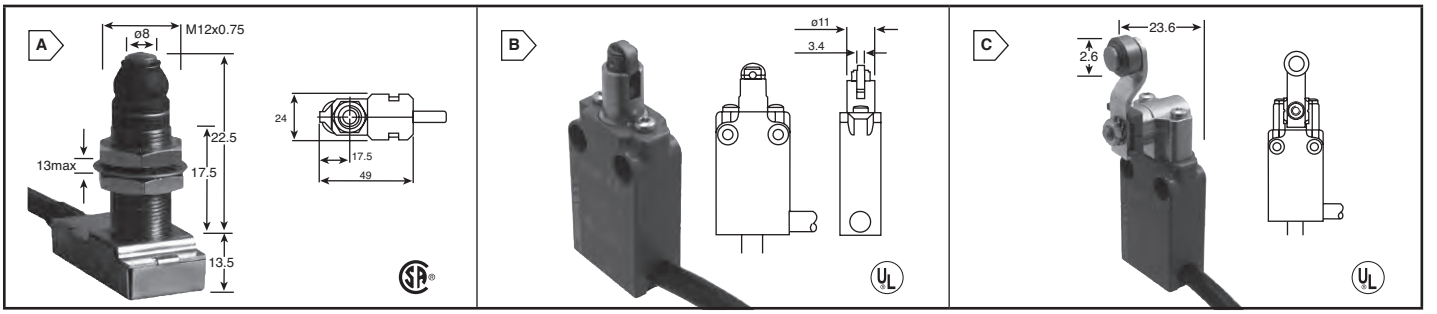

LIMIT SWITCHES

IP Rating: IP 66, IP 67 depending on type

For quantities greater than listed, call for quote.

MOUSER STOCK NO.	Crouzet Part No.	Fig.	Rating AC	Voltage Actuator	Contact Form	Current Rating	Operating Force	Price Each 1	10	25	50
Automotive Limit Switches											
874-83733315	83733315	A	50V	Plunger	-	5 A	6 N				
Positive Opening Enclosed Limit Switches											
874-83871102	83871102	B	250V	Roller Plunger	SPDT-DB	10 A	36 N				
874-83873102	83873102	C	-	Roller Lever	SPDT-DB	10 A	15 N cm				

© Copyright 2014 Mouser Electronics
© Copyright 2014 Mouser Electronics

HONEYWELL Basic Switches

RoHS Compliant This product is RoHS compliant.

MICRO SWITCH™ PREMIUM SUBMINIATURE SNAP-ACTION Z SERIES

Features:
- Small size and light switches lend themselves to numerous potential applications.
- Choice of low energy or power-duty electrical ratings allow the switch to be specified in more types of applications
- Broad range of amp ratings (from 0.1A to 10.1A)
- Watertight IP67 sealing available

Specifications:
- Contact Form: SPDT
- Operating Temperature: -40°C to 120°C (-40°F to 248°F)

For quantities greater than listed, call for quote.

MOUSER STOCK NO.	Honeywell Part No.	Fig.	Voltage	Actuator Type	Op. Force (max.)	Termination Style	Price Each 1	10	50
ZD Series - Watertight, IP67									
785-ZD30S60C02-Z	ZD30S60C02-Z	A	125Vac	Lever	130g	PCB			
785-ZD30S60A05-Z	ZD30S60A05-Z	A	125Vac	Lever	130g	PCB			
785-ZD30S60H02-Z	ZD30S60H02-Z	A	125Vac	Lever	130g	PCB			
ZM Series									
785-ZM50E10E01	ZM50E10E01	B	125/250Vac	Sim Roller Lever	0.34 N	Solder			
785-ZM90G20F01	ZM90G20F01	C	125/250Vac	Roller Lever	0.59 N	PCB Straight			
ZW Series - Watertight, IP67									
785-ZW10F15CD1-Z	ZW10F15CD1-Z	D	250Vac	Lever	203g	Solder			
785-ZW50F15AD1-Z	ZW50F15AD1-Z	D	250Vac	Plunger, Pin	203g	Solder			
785-ZW50F15CD1-Z	ZW50F15CD1-Z	D	250Vac	Lever	203g	Solder			
785-ZW50F15FD1-Z	ZW50F15FD1-Z	D	250Vac	Roller Lever	203g	Solder			
785-ZW50F91AW1-Z	ZW50F91AW1-Z	D	250Vac	Plunger, Pin	203g	Cable Side Exit			
785-ZW50F91CW1-Z	ZW50F91CW1-Z	D	250Vac	Lever	203g	Cable Side Exit			
785-ZW50F92AW1-Z	ZW50F92AW1-Z	D	250Vac	Plunger,Pin	203g	Cable Side Exit			
ZX Series									
785-ZX40E30A01	ZX40E30A01	E	125Vac	Pin Plunger	1.47 N	PCB Snap-in			

MICRO SWITCH™ PREMIUM MINIATURE AND SUB MINIATURE SWITCHES

SX Series Features:
- Small precision snap-action switch
- Power load switching capability up to 7A
- Temperature tolerance: -54°C to +121°C

SM Series Features:
- Power load switching capability up to 11A
- Temperature tolerance: -54°C to +85°C

785-11SM1	11SM1	F	250 Vac	Pin Plunger	1.39 N	Solder			
785-11SM1-T	11SM1-T	F	250 Vac	Pin Plunger	0.83 N	Solder			
785-11SM144	11SM144	F	250 Vac	Pin Plunger	0.83 N	Solder			
785-11SM1-T2	11SM1-T2	F	250 Vac	Pin Plunger	0.83 N	Solder			
785-11SM23-T	11SM23-T	F	125 Vac	Pin Plunger	0.83 N	Solder			
785-11SM3-T	11SM3-T	F	250 Vac	Pin Plunger	0.83 N	Solder			
785-111SM1	111SM1	G	250 Vac	Rod	--	Screw			
785-111SM1-T	111SM1-T	G	250 Vac	Straight Lever	1.95 N	Solder			
785-311SM1-T	311SM1-T	G	5A @ 250Vac	Straight Lever	1.4	Wire Wrap			
785-311SM2-H58	311SM2-H58	G	250 Vac	Straight Lever	0.30 N	QC			
785-311SM2-T	311SM2-T	G	5A @ 250Vac	Straight Lever	1.1	Wire Wrap			
785-311SM702-T	311SM702-T	G	4A @ 250Vac	Straight Lever	0.4	Solder			
785-111SM2	111SM2	H	125 Vac	Roller Lever	1.95 N	Solder			
785-111SM2-T	111SM2-T	I	250 Vac	Roller Lever	1.95 N	Solder			
785-12SX1-T	12SX1-T	I	125 Vac	Pin Plunger	0.7 N	Solder			
785-311SM3-H58	311SM3-H58	I	250 Vac	Straight Lever	0.15 N	QC			
785-311SM3-T	311SM3-T	I	5A @ 250Vac	Straight Lever	0.53	Solder			
785-311SM703-T	311SM703-T	I	4A @ 250Vac	Straight Lever	0.2	Solder			
785-4SX1-T	4SX1-T	I	250 Vac	Pin Plunger	1.39 N	Solder			
785-91SX39-T	91SX39-T	I	28 Vdc	Pin Plunger	1.39 N	Solder			
785-111SM23-T	111SM23-T	J	250 Vac	Roller Lever	1.95 N	Solder			
785-11SX21-T	11SX21-T	J	250 Vac	Pin Plunger	0.7 N	Solder			
785-1SX1-H58	1SX1-H58	J	250 Vac	Pin Plunger	1.39 N	QC			
785-1SX1-T	1SX1-T	J	7A @ 250Vac	Pin Plunger	1.39 N	Solder			
785-1SX74-T	1SX74-T	J	250 Vac	Pin Plunger	1.39 N	Solder			
785-2SX1-T	2SX1-T	J	250 Vac	Pin Plunger	0.83 N	Solder			
785-3SX1-T	3SX1-T	J	125 Vac	Pin Plunger	1.39 N	Solder			
785-411SM1	411SM1	J	250 Vac	Pin Plunger	2.09 N	Solder			
785-41SM1-T	41SM1-T	J	250 Vac	Pin Plunger	1.39 N	Solder			
785-41SM1-T2	41SM1-T2	J	250 Vac	Pin Plunger	1.39 N	Solder			
785-111SM602-H4	111SM602-H4	K	250 Vac	Roller Lever	1.95 N	QC			
785-311SM4-T	311SM4-T	L	250 Vac	Sim Roller Lever	0.39 N	Solder			
785-311SM5-T	311SM5-T	L	250 Vac	Sim Roller Lever	0.30 N	Solder			
785-311SM705-T	311SM705-T	L	250 Vac	Sim Roller Lever	0.12 N	Solder			
785-ZX40E10E01	ZX40E10E01	L	125 Vac	Sim Roller Lever	0.54 N	Solder			
785-21SX39-T	21SX39-T	M	250 Vac	Pin Plunger	1.39 N	Solder			
785-311SM6-T	311SM6-T	M	250 Vac	Roller Lever	0.39 N	Solder			
785-311SM68-T	311SM68-T	M	125 Vac	Roller Lever	0.39 N	Solder			
785-311SM706-T	311SM706-T	M	250 Vac	Roller Lever	0.16 N	Solder			
785-311SX1-T	311SX1-T	N	5A @ 250Vac	Straight Lever	1.76	Solder			
785-311SX2-T	311SX2-T	N	5A @ 250Vac	Straight Lever	1.1	Solder			
785-311SX3-T	311SX3-T	O	250 Vac	Straight Lever	0.20 N	Solder			
785-311SX4-T	311SX4-T	P	250 Vac	Sim Roller Lever	0.58 N	Solder			
785-311SX5-T	311SX5-T	Q	250 Vac	Sim Roller Lever	0.31 N	Solder			
785-313SX4-T	313SX4-T	Q	125 Vac	Sim Roller Lever	0.58 N	Solder			

MICRO SWITCH™ STANDARD BASIC SWITCHES

- Designed for outdoor, wash down, and high-dust environments, meets IP67 standards for sealing (wired version)
- Wide current range: 0.1 A, 5 A, and 10 A
- SPDT, SPNO, and SPNC options
- Straight, roller, simulated roller, and special actuators
- Available in wired and terminal options, special terminations available upon request
- Gold contacts available for low current operation
- Contact Form: SPDT
- Operating Force: 200 g Max.

NEW PRODUCT

For quantities greater than listed, call for quote.

MOUSER STOCK NO.	Honeywell Part No.	Fig.	Voltage	Actuator Type	Price Each 1	10	50
785-V15W11-DZ200-AW1	V15W11-DZ200-AW1	R	48VDC	Pin Plunger			
785-V15W11DZ200A02W2	V15W11-DZ200A02-W2	S	30VDC	Standard Straight Lever			
785-V15W11DZ200A04W2	V15W11-DZ200A04-W2	T	30VDC	Simulated Roller Lever			
785-V15W11DZ200A06W2	V15W11-DZ200A06-W2	U	30VDC	Long Roller Lever			
785-V15W11-EZ200-W3	V15W11-EZ200-W3	V	250VDC	Pin Plunger			
785-V15W11-WZ200-W3	V15W11-WZ200-W3	W	250VDC	Pin Plunger			
785-V15W11WZ200A02W2	V15W11-WZ200A02-W2	X	30VDC	Standard Straight Lever			
785-V15W11DZ200A02AW	V15W11-DZ200A02-AW1	Y	48VDC	Standard Straight Lever			
785-V15W11DZ200A06AW	V15W11-DZ200A06-AW1	Z	48VDC	Long Roller Lever			
785-V15W11WZ200A06AW	V15W11-DZ200A06-AW1	AA	48VDC	Long Roller Lever			
785-V15W11DZ200A05AW	V15W11-DZ200A05-AW1	AA	48VDC	Roller Lever			
785-V15W11WZ200A02AW	V15W11-WZ200A02-AW1	X	48VDC	Standard Straight Lever			

© Copyright 2014 Mouser Electronics

DIMENSIONS: in.

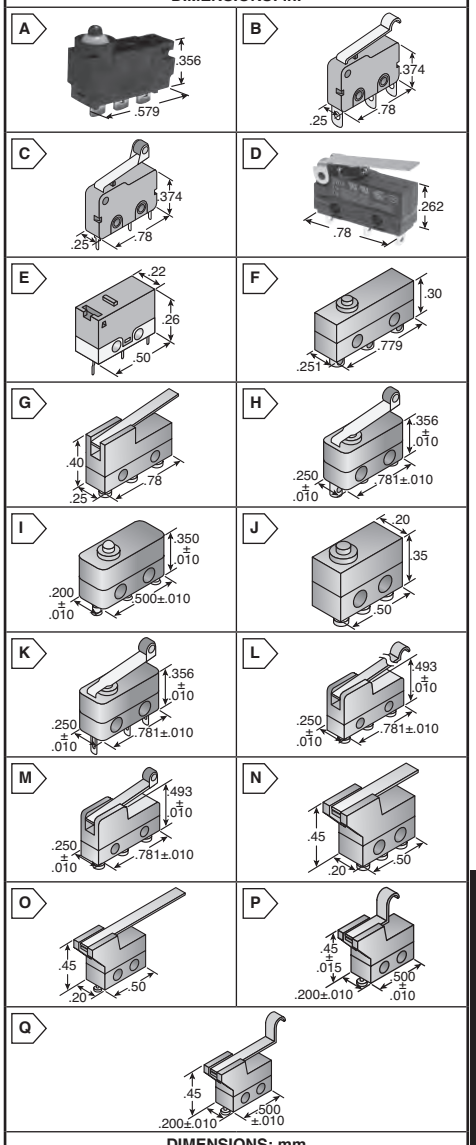

DIMENSIONS: mm

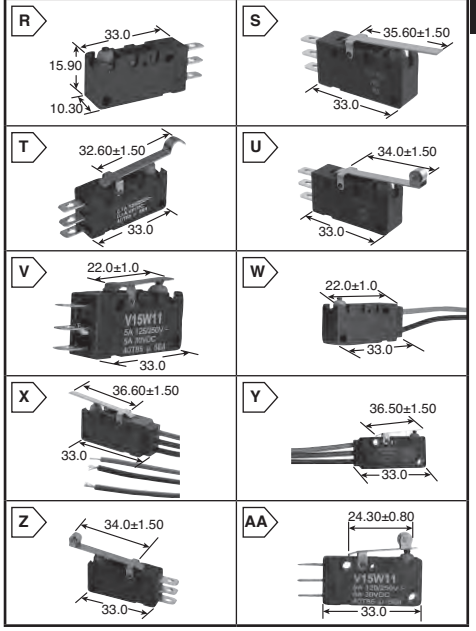

© Copyright 2014 Mouser Electronics

HONEYWELL Basic Switches

Honeywell

RoHS Compliant **This product is RoHS compliant.**

PREMIUM LARGE BASIC SWITCHES

The switch is on. Simple, superior, durable, and irreplaceable even by 21st-century standards, the MICRO SWITCH™ technology cycles on. Today, Honeywell Sensing and Control (S&C) manufactures millions of MICRO SWITCH™ basic switches annually for water and irrigation, aerospace and defense, industrial, off-highway, and medical applications. They are globally compliant, and known worldwide for their compact and lightweight design, accurate repeatability, and extended life.

Looking for enhanced accuracy and repeatability? Our premium line of MICRO SWITCH™ Large and Subminiature switches were designed for high-precision applications. Originally developed to support United States aircraft in World War II, advancements in packaging and operating controls have helped further expand applications over the past 75 years while maintaining enhanced and repeatability.

Features:
- Contact Form: SPDT
- Termination Style: Screw

Potential Applications:
- Irrigation systems
- Semi-trailer trucks
- Timing devices
- Office equipment
- Test instruments
- Medical/dental equipment
- HVAC equipment
- Manually operated devices
- Valves

✻ Termination Style: Solder
✻✻ Environmentally Sealed
✻✻✻ DEMKO

E12252

For quantities greater than listed, call for quote.

MOUSER STOCK NO.	Honeywell Part No.	Fig.	Voltage	Actuator Type	Op. Force (max.)	Price Each 1	10	50
785-BA-2R-A2	BA-2R-A2	A	20A@480 VAC	Pin Plunger	14-22 N			
785-BA-2R708-P7	BA-2R708-P7	A	250 VAC	Pin Plunger	3.89 N			
✻ 785-BZ-2R	BZ-2R	A	250 VAC	Pin Plunger	3.61 N			
785-BZ-2R-A2	BZ-2R-A2	A	125 VAC	Pin Plunger	3.61 N			
785-BZ-2R-P4	BZ-2R-P4	A	250 VAC	Pin Plunger	3.61 N			
785-BZ-3YT	BZ-3YT	A	115 VAC	Pin Plunger	7.23 N			
785-BZ-R21-A2	BZ-R21-A2	A	125 VAC	Pin Plunger	1.11 N			
785-BA-2RB-A2	BA-2RB-A2	B	20A@480 VAC	Overtravel Plunger	14-22 N			
785-BZ-2RD-A2	BZ-2RD-A2	B	250 VAC	Overtravel Plunger	3.61 N			
785-BZ-2RL-A2	BZ-2RL-A2	C	15A@480 VAC	Straight Lever 1.95"	5 N			
785-BZ-2RW805551-A2	BZ-2RW805551-A2	C	250 VAC	Straight Lever	0.7 N			
785-BZ-2RW8244-A2	BZ-2RW8244-A2	C	125 VAC	Straight Lever	0.7 N			
✻ 785-BZ-2RW84	BZ-2RW84	C	250 VAC	Straight Lever	0.28 N			
785-BZ-2RW84-A2	BZ-2RW84-A2	C	125 VAC	Straight Lever, 2.5"	0.28 N			
785-BZ-2RW863-A2	BZ-2RW863-A2	C	125 VAC	Straight Lever, .6"	0.28 N			
785-BZ-2RW899-A2	BZ-2RW899-A2	C	125 VAC	Straight Lever	0.7 N			
785-BZ-RW8435-A2	BZ-RW8435-A2	C	125 VAC	Straight Lever	7gf			
785-BA-2RV-A2	BA-2RV-A2	D	20A@480 VAC	Straight Lever 2.5"	2.5 N			
785-BA-2RV22-A2	BA-2RV22-A2	E	20A@480 VAC	Roller Lever 1.05"	6 N			
✻ 785-BZ-2RL2	BZ-2RL2	E	250 VAC	Roller Lever	1.39 N			
785-BZ-2RL2-A2	BZ-2RL2-A2	E	125 VAC	Roller Lever	1.39 N			
785-BZ-2RQ181-A2	BZ-2RQ181-A2	E	125 VAC	Overtravel Roller Plgr, Perp.	3.61 N			
✻ 785-BZ-2RW82	BZ-2RW82	E	250 VAC	Roller Lever	0.97 N			
785-BZ-2RW82-A2	BZ-2RW82-A2	E	125 VAC	Roller Lever	0.97 N			
✻ 785-BZ-2RW822	BZ-2RW822	E	250 VAC	Roller Lever	1.67 N			
785-BZ-2RW822-A2	BZ-2RW822-A2	E	125 VAC	Roller Lever	1.67 N			
785-BZ-2RW822-P4	BZ-2RW822-P4	E	15A@250 VAC	Roller Lever 1.05"	6 N			
✻✻ 785-BZ-2RW8225551-A2	BZ-2RW8225551-A2	E	250 VAC	Roller Lever	1.67 N			
785-BZ-2RW82299-A2	BZ-2RW82299-A2	E	250 VAC	Roller Lever, 1.02mm OT	1.67 N			
785-BZ-2RW822T	BZ-2RW822T	E	250 VAC	Roller Lever, 2.39mm OT	1.67 N			
785-BZ-2RW825551-A2	BZ-2RW825551-A2	E	125 VAC	Roller Lever, 3.96mm OT	0.97 N			
785-BZ-2RW826-A2	BZ-2RW826-A2	E	15A@480 VAC	Roller Lever 1.26"	6 N			
785-BZ-2RW8299-A2	BZ-2RW8299-A2	E	125 VAC	Roller Lever, 2.16mm OT	0.97 N			
785-BA-2RQ1-A2	BA-2RQ1-A2	F	20A@480 VAC	Panel Mt. Overtravel Plnger	14-22 N			
785-BA-2RV2-A2	BA-2RV2-A2	G	20A@250 VAC	Roller Lever 2.5"	3.5 N			
✻ 785-BZ-2RD	BZ-2RD	H	250 VAC	Overtravel Plunger	3.61 N			
785-BZ-2RDS-A2-S	BZ-2RDS-A2-S	B	250 VAC	Overtravel Plunger	5.28 N			
✻ 785-BZ-2RN702	BZ-2RN702	H	125 VAC	Overtravel Plunger	3.61 N			
✻ 785-BZ-2RQ1	BZ-2RQ1	H	250 VAC	Overtravel Plunger	3.61 N			
785-BZ-2RQ1-A2	BZ-2RQ1-A2	H	15A@125 VAC	Overtravel Plunger	3.61 N			
785-BZ-2RQ1872-A2	BZ-2RQ1872-A2	H	1A@125 VAC	Overtravel Plunger	3.61 N			
785-BZ-2RQ1T	BZ-2RQ1T	H	250 VAC	Overtravel Plunger, 5.56mm OT	3.61 N			
✻✻✻ 785-BZ-2RQ66	BZ-2RQ66	H	250 VAC	Overtravel Plunger	3.61 N			
785-BZ-2RQ68	BZ-2RQ68	H	250 VAC	Overtravel Plunger, 3.18mm OT	3.61 N			
785-BZ-2RQ69	BZ-2RQ69	H	250 VAC	Overtravel Plunger, 3.56mm OT	3.61 N			
✻✻✻ 785-BZ-2RQ77	BZ-2RQ77	H	250 VAC	Overtravel Plunger, 3.56mm OT	3.61 N			
785-BZ-2RQ784	BZ-2RQ784	H	250 VAC	Overtravel Plunger	3.61 N			
785-BZ-3RQ1-A2	BZ-3RQ1-A2	H	250 VAC	Overtravel Plunger	5.56 N			
✻ 785-BZ-2RQ18	BZ-2RQ18	I	250 VAC	Overtravel Plunger	3.61 N			
785-BZ-2RQ18-A2	BZ-2RQ18-A2	I	125 VAC	Overtravel Roller Plunger	3.61 N			
785-BZ-2RQ18T	BZ-2RQ18T	I	250 VAC	Overtravel Plunger	3.61 N			
785-BZ-2RQ-A2	BZ-2RQ-A2	J	125 VAC	Overtravel Plunger	3.61 N			
785-BZ-2RQ785	BZ-2RQ785	K	250 VAC	Overtravel Plunger	3.61 N			
✻ 785-BZ-2RS	BZ-2RS	L	250 VAC	Overtravel Plunger	3.61 N			
785-BZ-2RS-A2	BZ-2RS-A2	L	125 VAC	Overtravel Plunger	3.61 N			
785-BZ-2RW80-A2	BZ-2RW80-A2	M	15A@480 VAC	Straight Lever 2.5"	2.5 N			
785-BZ-2RW80147-A2	BZ-2RW80147-A2	N	125 VAC	Straight Lever	1.67 N			
785-BZ-2RW82255-A2-S	BZ-2RW82255-A2-S	O	15A@480 VAC	Roller Lever 1.05"	6 N			
785-BZ-2RW825-A2	BZ-2RW825-A2	P	15A@480 VAC	Roller Lever 0.868"	8 N			
785-BZ-RW922-A2	BZ-RW922-A2	Q	10A@125 VAC	Roller Lever 1.25"	12 N			

DIMENSIONS: in.

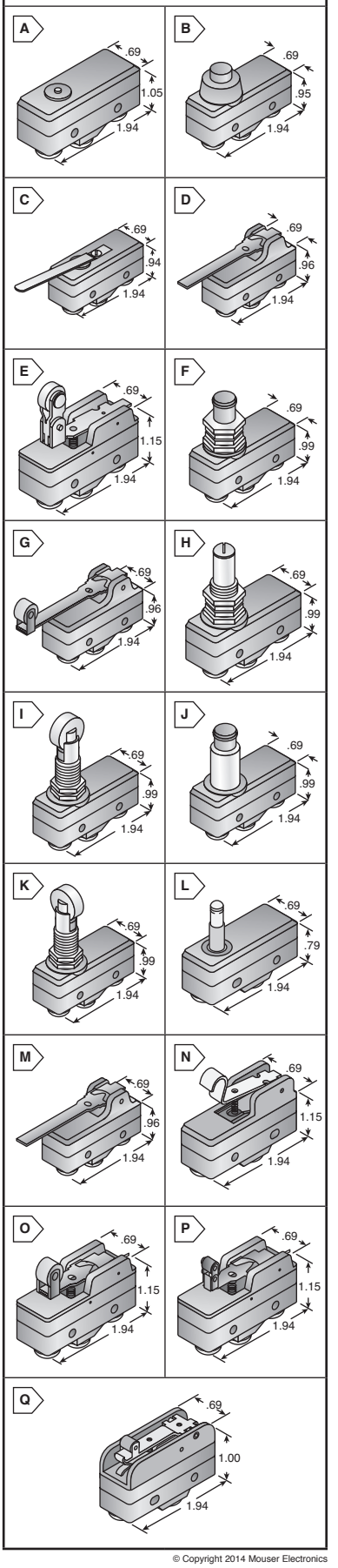

© Copyright 2014 Mouser Electronics

© Copyright 2014 Mouser Electronics

RoHS Compliant **This product is RoHS compliant.**

MICRO SWITCH™ HEAVY-DUTY LIMIT SWITCHES

Housed in a rugged, die-cast body, the switch is epoxy coated for protection. Wide choice of mounting and actuator options.
Low temperature and fluorocarbon (high temperature) construction, as well as factory-sealed, pre-wired versions, are available.

For quantities greater than listed, call for quote.

MOUSER STOCK NO.	Honeywell Part No.	Fig.	Contact Form	Circuitry	Actuator Type	Op. Force (Max.)	Price Each 1	10	50
785-LSA1A	LSA1A	A	SPDT	1 NC 1 NO	Side Rotary	0.45 N			
785-LSA3K	LSA3K	A	SPDT	1 NC 1 NO	Side Rotary	0.45 N			
✻ 785-LSA4L	LSA4L	A	DPDT	2 NC 2 NO	Side Rotary	0.45 N			
785-LSA7L	LSA7L	A	DPDT	2 NC 2 NO	Side Rotary	0.45 N			
785-LSM2D	LSM2D	A	DPDT	2 NC 2 NO	Side Rotary	0.45 N			
785-LSM6D	LSM6D	A	DPDT	2 NC 2 NO	Side Rotary	0.45 N			
785-LSN1A	LSN1A	A	SPDT	1 NC 1 NO	Side Rotary	0.45 N			
785-LSU1A	LSU1A	A	SPDT	1 NC 1 NO	Side Rotary	0.45 N			
785-LSU3K	LSU3K	A	SPDT	1 NC 1 NO	Side Rotary	0.45 N			
785-LSW1A	LSW1A	A	SPDT	1 NC 1 NO	Side Plunger-adj.	26.69 N			
785-LSYAB3K	LSYAB3K	A	SPDT	1 NC 1 NO	Side Rotary	0.45 N			
785-LSYPB1A	LSYPB1A	A	SPDT	1 NC 1 NO	Side Rotary	0.45 N			
785-LSC1A	LSC1A	B	SPDT	1 NC 1 NO	Top Plunger	17.79 N			
785-LSJ1A-7A	LSJ1A-7A	C	SPDT	1 NC 1 NO	Wobble-Plastic Rod	2.78 N			
785-LSK1A-8C	LSK1A-8C	D	SPDT	1 NC 1 NO	Wobble-Coil Spring	1.95 N			
785-LSV1A	LSV1A	E	SPDT	1 NC 1 NO	Top Plunger-adj.	17.79 N			

V-BASIC SWITCHES

• Termination Style: Quick Connect ✻ Solder Lug † Through Hole

For quantities greater than listed, call for quote.

MOUSER STOCK NO.	Honeywell Part No.	Fig.	Contact Form	Voltage	Actuator Type	Op. Force (Max.)	Price Each 1	10	50
785-V7-1B17D8	V7-1B17D8	F	SPDT	250VAC	Pin Plunger	1.47 N			
785-V7-1C17D8	V7-1C17D8	F	SPDT	250VAC	Pin Plunger	1.47 N			
785-V7-1C17E9	V7-1C17E9	F	SPDT	277VAC	Pin Plunger	1.47 N			
785-V7-1S17D8	V7-1S17D8	F	SPDT	125VAC	Pin Plunger	1.47 N			
785-V7-1V19E9	V7-1V19E9	F	SPDT	277VAC	Pin Plunger	2.21 N			
785-V7-1V29E9	V7-1V29E9	F	SPNO	277VAC	Pin Plunger	2.21 N			
785-V7-1Z19E9	V7-1Z19E9	F	SPDT	250VAC	Pin Plunger	7.9 N			
785-V7-1Z29E9	V7-1Z29E9	F	SPNO	250VAC	Pin Plunger	7.9 N			
785-V7-2B17D8	V7-2B17D8	F	SPDT	250VAC	Pin Plunger	2.63 N			
785-V7-3E17D8	V7-3E17D8	F	SPDT	277VAC	Pin Plunger	0.49 N			
785-V7-4A17D8	V7-4A17D8	F	SPDT	250VAC	Pin Plunger	0.25 N			
785-V7-5F17D8	V7-5F17D8	F	SPDT	250VAC	Pin Plunger	0.15 N			
785-V7-6B19D8	V7-6B19D8	F	SPDT	277VAC	Pin Plunger	1.67 N			
785-V7-6C17D8	V7-6C17D8	F	SPDT	277VAC	Pin Plunger	1.67 N			
785-V7-1C17D8-201	V7-1C17D8-201	G	SPDT	277VAC	Roller Lever	1.72 N			
785-V7-1C17E9-201	V7-1C17E9-201	G	SPDT	277VAC	Roller Lever	1.72 N			
785-V7-2B17D8-201	V7-2B17D8-201	G	SPDT	277VAC	Roller Lever	0.86 N			
785-V7-2S17D8-201	V7-2S17D8-201	G	SPDT	125VAC	Roller Lever	0.88N			
785-V7-7B17D8-201	V7-7B17D8-201	G	SPDT	277VAC	Roller Lever	2.78 N			
785-V7-2B17D8-207	V7-2B17D8-207	G	SPDT	277VAC	Roller Lever	.44 N			
785-V7-7D17D8-207	V7-7D17D8-207	G	SPDT	125VAC	Roller Lever	1.39 N			
† 785-V7-1C13D8-201	V7-1C13D8-201	G	SPDT	277VAC	Roller Lever	6.17 N			
785-V7-1C17E9-207	V7-1C17E9-207	H	SPDT	277VAC	Roller Lever	0.84 N			
785-V7-1B17D8-207	V7-1B17D8-207	I	SPDT	277VAC	Roller Lever	3 N			
785-V7-1C17D8-207	V7-1C17D8-207	I	SPDT	277VAC	Roller Lever	3.2 N			
785-V7-1B17D8-263	V7-1B17D8-263	J	SPDT	277VAC	Sim Roller Lever	0.88 N			
785-V7-1C17D8-263	V7-1C17D8-263	J	SPDT	277VAC	Sim Roller Lever	0.89 N			
785-V7-1S17D8-263	V7-1S17D8-263	J	SPDT	125VAC	Sim Roller Lever	0.88 N			
785-V7-6C17D8-263	V7-6C17D8-263	J	SPDT	277VAC	Sim Roller Lever	2.22 N			
785-V7-7B19D8-263	V7-7B19D8-263	J	SPDT	277VAC	Sim Roller Lever	1.39 N			
785-V7-1B17D8-022	V7-1B17D8-022	K	SPDT	277VAC	Straight Lever	0.80 N			
785-V7-1C17D8-022	V7-1C17D8-022	K	SPDT	277VAC	Straight Lever	0.80 N			
785-V7-1S17D8-022	V7-1S17D8-022	K	SPDT	125VAC	Straight Lever	0.83 N			
785-V7-3E17E9-022	V7-3E17E9-022	K	SPDT	277VAC	Straight Lever	0.29 N			
785-V7-1B19D8-022	V7-1B19D8-022	K	SPDT	277VAC	Straight Lever	2.9 N			
785-V7-2B17D8-022	V7-2B17D8-022	K	SPDT	277VAC	Straight Lever	1.5 N			
785-V7-1B17D8-048	V7-1B17D8-048	L	SPDT	277VAC	Straight Lever	0.49 N			
785-V7-1C17D8-048	V7-1C17D8-048	L	SPDT	277VAC	Straight Lever	0.44 N			
785-V7-1V19E9-048	V7-1V19E9-048	L	SPDT	277VAC	Straight Lever	0.54 N			
785-V7-3S17D8-048	V7-3S17D8-048	L	SPDT	125VAC	Straight Lever	0.16 N			
785-V7-6B19D8-057	V7-6B19D8-057	L	SPDT	250VAC	Straight Lever	0.54 N			
785-V7-9W1AE9-048	V7-9W1AE9-048	L	SPDT	250VAC	Straight Lever	0.88 N			
785-V7-2B17D8-048	V7-2B17D8-048	L	SPDT	277VAC	Straight Lever	0.7 N			
✻ 785-V7-6C17D8-048-1	V7-6C17D8-048-1	L	SPDT	277VAC	Straight Lever	4.23 N			
785-V7-1C17D8-002	V7-1C17D8-002	M	SPDT	277VAC	Straight Lever	1.57 N			
785-V7-6C18D8-002	V7-6C18D8-002	M	SPDT	277VAC	Straight Lever	4.05 N			

MICRO SWITCH™ SPECIAL APPLICATION PRECISION SWITCHES

Contain a spring and set of contacts that convert mechanical energy applied to an actuator into an electrical output. Products include door interlocks that automatically cut power when a service drawer is opened, as well as switches that can handle a variety of special electrical load requirements. Wide variety of actuators, terminations, circuitry configurations, electrical ratings, contact materials, operating characteristics and sealing provide application flexibility. U.S., European and other approval agency compliance allow global use.

For quantities greater than listed, call for quote.

MOUSER STOCK NO.	Honeywell Part No.	Fig.	Contact Form	Voltage	Actuator Type	Op. Force (max.)	Termination Style	Price Each 1	10	50
785-1AC2	1AC2	N	SPDT	250Vac	Rod	N/A	Screw			
785-1TB1-2	1TB1-2	O	DPDT	250Vac	Pin Plunger	3.61 N	Solder			
785-3MN1	3MN1	P	DPDT	480Vac	Pin Plunger	5.56 N	Screw			
785-DT-2R-A7	DT-2R-A7	Q	DPDT	28Vdc	Pin Plunger	2.78 N	Screw			
785-MT-4RV22-A28	MT-4RV22-A28	R	SPDT	125Vdc	Roller Lever	1.25 N	Screw			
785-MT-4RV-A28	MT-4RV-A28	S	SPDT	125Vdc	Straight Lever	0.56 N	Screw			

DIMENSIONS: in.

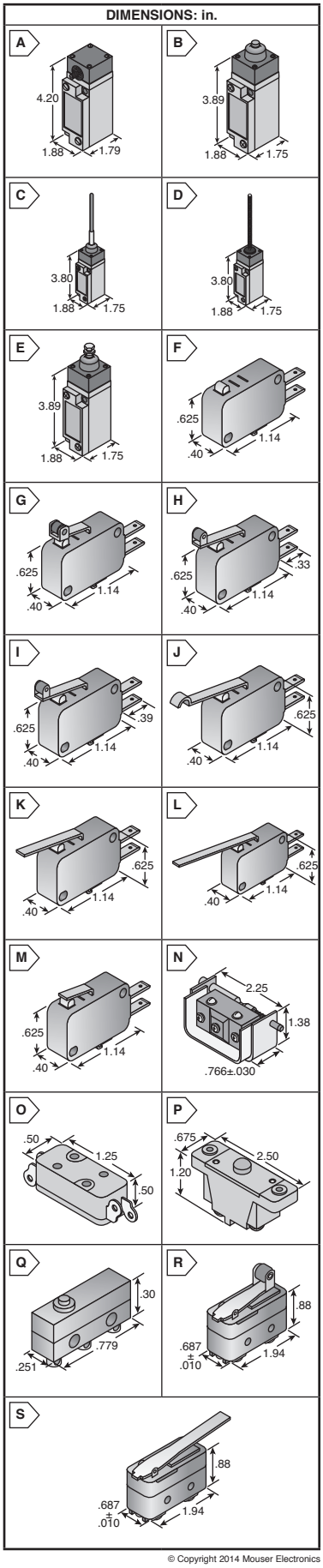

© Copyright 2014 Mouser Electronics

© Copyright 2014 Mouser Electronics

OMRON Basic Snap Action Switches

RoHS Compliant **This product is RoHS compliant.**

OMRON D3M SERIES: SUBMINIATURE BASIC SWITCHES

Specifications:
- Electrical rating: 0.1A @ 30VDC, resistive
- Contact material: Gold alloy
- Insulation resistance: 100MΩ min. @ 500VDC

Features:
- Saves wiring effort, production steps and time
- Easy wiring ensured through the Quick-Connect terminals
- External actuator mounts in either of two directions

For quantities greater than listed, call for quote.

MOUSER STOCK NO.	Omron Part No.	Fig.	Actuator Type	Contact Form	Operating Force (Max.)	Price Each 1	25	50	100
653-D3M-01K1-3	D3M-01K1-3	A	Hinge lever	SPST-NO	51 gf				
653-D3M-01L3	D3M-01L3	B	Simulated roller lever	SPST-NC	102 gf				
653-D3M-01K3-3	D3M-01K3-3	C	Simulated roller lever	SPST-NO	51 gf				
653-D3M-01L3-3	D3M-01L3-3	B	Simulated roller lever	SPST-NO	102 gf				
653-D3M-01L2	D3M-01L2	D	Hinge roller lever	SPST-NC	102 gf				
653-D3M-01K2-3	D3M-01K2-3	E	Hinge roller lever	SPST-NO	51 gf				
653-D3M-01L2-3	D3M-01L2-3	D	Hinge roller lever	SPST-NO	102 gf				

OMRON D3V SERIES: COST-EFFECTIVE SNAP ACTION SWITCHES

Specifications:
- Contact material: Silver alloy
- Insulation resistance: 100MΩ min. @ 500VDC

Features:
- Reliable basic switch with external lever
- Self-cleaning contacts

For quantities greater than listed, call for quote.

MOUSER STOCK NO.	Omron Part No.	Fig.	Actuator Type	Contact Form	Operating Force (Max.)	Terminals	Contact Gap (mm)	Mounting Hole (mm)	Price Each 1	25
No Hinge, Rated 16A @ 250VAC										
653-D3V-16-1C5	D3V-16-1C5	F	Pin plunger	SPDT	200 gf	QC #250	1.0	3.1		
Internal Hinge, Rated 11A @ 250VAC										
653-D3V-11G1C25	D3V-11G1C25K	G	Short hinge lever	SPDT	200 gf	QC #187	0.5	2.9		
653-D3V-11G21C25	D3V-11G21C25K	H	Hinge lever	SPDT	200 gf	QC #187	0.5	2.9		
653-D3V-11G31-1C25-K	D3V-11G31-1C25-K	I	Long hinge lever	SPDT	200 gf	QC #187	0.5	2.9		
653-D3V-11G41C25	D3V-11G41C25K	J	Sim. roller lever	SPDT	200 gf	QC #187	0.5	2.9		
653-D3V-11G61C25	D3V-11G61C25K	K	Hinge roller lever	SPDT	200 gf	QC #187	0.5	2.9		
Internal Hinge, Rated 16A @ 250VAC										
653-D3V-16G1C25	D3V-16G-1C25-K	F	Pin plunger	SPDT	200 gf	QC #187	0.5	2.9		
653-D3V-16G1C25A	D3V-16G-1C25	F	Pin plunger	SPDT	200 gf	QC #187	0.5	3.1		
653-D3V-16G-3C25	D3V-16G-3C25	F	Pin plunger	SPST-NO	200 gf	QC #187	0.5	3.1		
653-D3V-16G21C25	D3V-16G21C25K	H	Hinge lever	SPDT	200 gf	QC #187	0.5	2.9		
653-D3V-16G41C25	D3V-16G41C25K	J	Sim. roller lever	SPDT	200 gf	QC #187	0.5	2.9		
653-D3V-16G61C25	D3V-16G61C25K	K	Hinge roller lever	SPDT	200 gf	QC #187	0.5	2.9		
653-D3V-166-1C5	D3V-166-1C5	K	Hinge roller lever	SPDT	200 gf	QC #250	1.0	3.1		
Internal Hinge, Rated 21A @ 250VAC										
653-D3V-21G-1C4A-K	D3V-21G-1C4A-K	F	Pin plunger	SPDT	125 gf	QC #250	0.5	2.9		
External Hinge, Rated 11A @ 250VAC										
653-D3V-11G4M1C25	D3V-11G4M1C25K	L	Sim. roller lever	SPDT	200 gf	QC #187	0.5	2.9		
653-D3V-11G6M1C25	D3V-11G6M1C25K	M	Hinge roller lever	SPDT	200 gf	QC #187	0.5	2.9		
External Hinge, Rated 16A @ 250VAC										
653-D3V-16G2M1C25	D3V-16G2M1C25K	N	Hinge lever	SPDT	200 gf	QC #187	0.5	2.9		

OMRON J SERIES: ULTRA-SUBMINIATURE BASIC SWITCHES

Specifications:
- Contact form: SPDT
- Contact material: Gold-plated silver

Features:
- Allows large-capacity switching in small package

For quantities greater than listed, call for quote.

MOUSER STOCK NO.	Omron Part No.	Fig.	Contact Rating@ 125VAC	Actuator Type	Operating Force (Max.)	Price Each 1	25	50	100
653-J-7	J-7	O	7A	Pin plunger	140 gf				
✻ 653-J-7Y	J-7Y	O	7A	Pin plunger	140 gf				
653-J-7-V	J-7-V	P	7A	Short hinge lever	50 gf				
653-J-7-V4	J-7-V4	Q	7A	Long hinge lever	20 gf				

✻ Silver Contacts

OMRON D2F SERIES: PC MOUNT SUBMINIATURE BASIC SWITCHES

Specifications:
- Contact form: SPDT
- Contact material: D2F Silver alloy / D2F-01 Gold alloy
- Insulation resistance: 100MΩ min. @ 500VDC

Features:
- Long life span assured by high-precision dual spring reverse-action mechanism

For quantities greater than listed, call for quote.

MOUSER STOCK NO.	Omron Part No.	Fig.	Actuator Type	Operating Force (Max.)	Terminals	Price Each 1	25	50	100
General Purpose, Low Force, Rated 1A @ 125VAC / 0.5A @ 30VDC									
653-D2FF	D2F-F	R	Pin plunger	75 gf	PCB straight				
653-D2F-FL	D2F-FL	S	Hinge lever	25 gf	PCB straight				
653-D2FFLA	D2F-FL-A	S	Hinge lever	25 gf	Right-angled PCB				
653-D2F-FL-A1	D2F-FL-A1	S	Hinge lever	25 gf	Left-angled PCB				
General Purpose, Standard, Rated 3A @ 125VAC / 2A @ 30VDC									
653-D2F	D2F	R	Pin plunger	150 gf	PCB straight				
653-D2F-T	D2F-T	R	Pin plunger	150 gf	Self-clinching PCB				
653-D2F-D3	D2F-D3	R	Pin plunger	150 gf	Solder				
653-D2FL20	D2F-L20	T	Hinge roller lever	25 gf	PCB straight				
653-D2F-L	D2F-L	S	Hinge lever	80 gf	PCB straight				
653-D2F-L-A	D2F-L-A	S	Hinge lever	80 gf	Right-angled PCB				
653-D2F-L-A1	D2F-L-A1	S	Hinge lever	80 gf	Left-angled PCB				
653-D2F-L-D	D2F-L-D	S	Hinge lever	80 gf	Compact solder				
653-D2FL3	D2F-L3	U	Simulated roller lever	80 gf	PCB straight				
653-D2F-L2	D2F-L2	T	Hinge roller lever	80 gf	PCB straight				
653-D2F-L2-T	D2F-L2-T	T	Hinge roller lever	80 gf	Self-clinching PCB				
653-D2F-L2-D	D2F-L2-D	T	Hinge roller lever	80 gf	Compact solder				
Micro-Load, Low Force, Rated 0.1A @ 30VDC									
653-D2F-01F	D2F-01F	R	Pin plunger	75 gf	PCB straight				
653-D2F-01FL	D2F-01FL	S	Hinge lever	25 gf	PCB straight				
653-D2F-01FL-A	D2F-01FL-A	S	Hinge lever	25 gf	Right-angled PCB				
653-D2F-01FLD	D2F-01FL-D	S	Hinge lever	25 gf	Compact solder				
Micro-Load, Standard, Rated 0.1A @ 30VDC									
653-D2F-01	D2F-01	R	Pin plunger	150 gf	PCB straight				
653-D2F-01-D	D2F-01-D	R	Pin plunger	150 gf	Compact solder				
653-D2F-01L	D2F-01L	S	Hinge lever	80 gf	PCB straight				
653-D2F01L-A	D2F-01L-A	S	Hinge lever	80 gf	Right-angled PCB				
653-D2F-01L-D	D2F-01L-D	S	Hinge lever	80 gf	Compact solder				
653-D2F-01L3	D2F-01L3	U	Simulated roller lever	80 gf	PCB straight				
653-D2F-01L2	D2F-01L2	T	Hinge roller lever	80 gf	PCB straight				

DIMENSIONS: mm

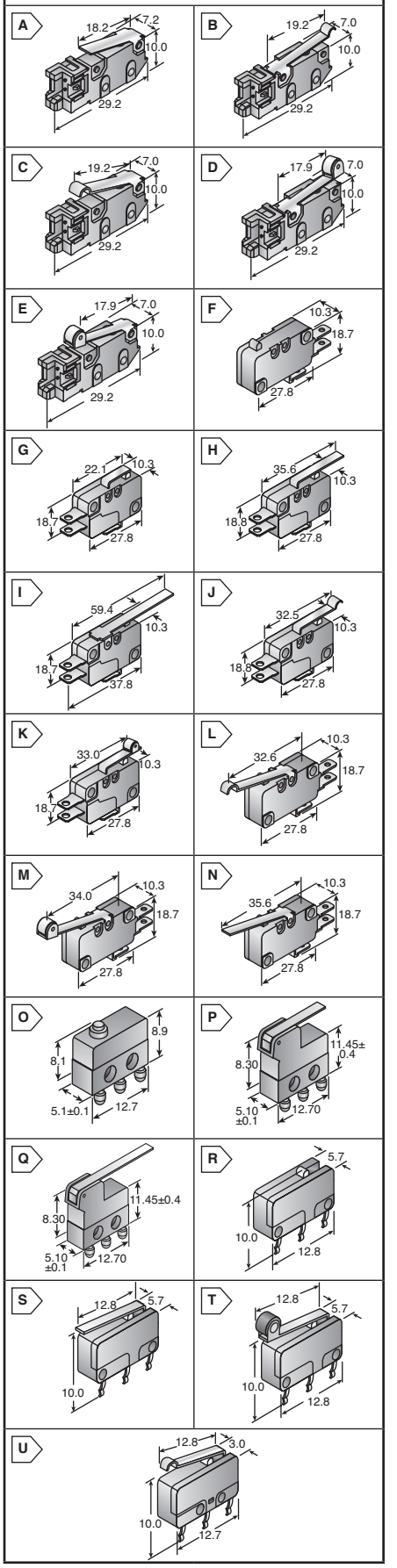

© Copyright 2014 Mouser Electronics

OMRON Basic Switches

RoHS Compliant **This product is RoHS compliant.**

OMRON D2MQ SERIES: ULTRA SUBMINIATURE BASIC SWITCHES

Specifications:
- Contact form: SPDT
- Contact material: 0.5A silver-plated; 50mA gold-plated
- Contact gap: 0.15mm
- Use M1.4 mounting screws to mount the switch

Features:
- Excellent electrical characteristics with a snap action mechanism despite superminiaturized design
- Ideal for applications where size is extremely limited and high reliability is demanded

For quantities greater than listed, call for quote.

MOUSER STOCK NO.	Omron Part No.	Fig.	Actuator Type	Operating Force (max.)	Terminals	Price Each 1	25	50	100
Contact Rating 50mA @ 30VDC									
653-D2MQ-1-105	D2MQ-1-105	A	Pin plunger	120 gf	PCB straight				
Contact Rating 0.5A @ 30VDC									
653-D2MQ-1	D2MQ-1	A	Pin plunger	120 gf	PCB straight				
653-D2MQ-1-TL	D2MQ-1-TL	A	Pin plunger	120 gf	Left-angled PCB				
653-D2MQ-1L	D2MQ-1L	A	Leaf lever	60 gf	PCB straight				
653-D2MQ-1L-TR	D2MQ-1L-TR	A	Leaf lever	60 gf	Right-angled PCB				
653-D2MQ-1L-TL	D2MQ-1L-TL	A	Leaf lever	60 gf	Left-angled PCB				
653-D2MQ-4L-1	D2MQ-4L-1	A	Hinge leaf lever	40 gf	PCB straight				
653-D2MQ-4L-1-R	D2MQ-4L-1-R	A	Hinge leaf lever	40 gf	Right-angled PCB				
653-D2MQ-4L-1-L	D2MQ-4L-1-L	A	Hinge leaf lever	40 gf	Left-angled PCB				

OMRON D2T SERIES: DPST-NO COMPACT SNAP ACTION SWITCHES

Specifications:
- Contact material: Silver
- Electrical ratings: 5A @ 125/250VAC between terminals 1 & 2; 0.1A @ 125VAC between terminals 3 & 4
- Insulation resistance: 100MΩ min. @ 500VDC

Features:
- Incorporates circuits for power and low-level loads
- Contact gap of 0.7mm min.
- Panel or screw mounted with ease

For quantities greater than listed, call for quote.

MOUSER STOCK NO.	Omron Part No.	Fig.	Actuator Type	Operating Force (max.)	Terminals	Price Each 1	25	50	100
653-D2T-T1S	D2T-T1S	B	Pin plunger	330 gf	Straight solder				
653-D2T-T1	D2T-T1	B	Pin plunger	330 gf	Right-angled solder				
653-D2T-LT1S	D2T-LT1S	B	Hinge lever	150 gf	Straight solder				
653-D2T-LT1	D2T-LT1	B	Hinge lever	150 gf	Right-angled solder				

OMRON SS-P SERIES: SUBMINIATURE BASIC SWITCHES

Specifications:
- Contact material: SS-3P - silver alloy rivet; SS-01P - gold alloy crossbar
- Contact gap: 0.5mm

Features:
- Insert molded case for enhanced resistance to flux
- Simple construction with single-leaf spring
- SS series compatible mounting

For quantities greater than listed, call for quote.

MOUSER STOCK NO.	Omron Part No.	Fig.	Actuator Type	Operating Force (max.)	Terminals	Price Each 1	25	50	100
Contact Rating 0.1A @ 30VDC									
653-SS-01GP	SS-01GP	C	Pin plunger	153 gf	Solder				
653-SS-01GLP	SS-01GLP	C	Hinge lever	51 gf	Solder				
653-SS-01GLPT	SS-01GLPT	D	Hinge lever	51 gf	QC #110				
653-SS-01GL13P	SS-01GL13P	C	Simulated roller lever	51 gf	Solder				
653-SS-01GL13PT	SS-01GL13PT	D	Simulated roller lever	51 gf	QC #110				
Contact Rating 3A @ 125VAC									
653-SS-3GPT	SS-3GPT	D	Pin plunger	153 gf	QC #110				
653-SS-3GLP	SS-3GLP	C	Hinge lever	51 gf	Solder				
653-SS-3GLPT	SS-3GLPT	D	Hinge lever	51 gf	QC #110				
653-SS-3GL13PD	SS-3GL13PD	E	Simulated roller lever	51 gf	PCB uneven pitch				
653-SS-3GL13PT	SS-3GL13PT	D	Simulated roller lever	51 gf	QC #110				

OMRON SS SERIES: SUBMINIATURE BASIC SNAP ACTION SWITCHES

Specifications:
- Contact form: SPDT
- Contacts: SS-01 - Bifurcated crossbar; SS-5 and SS-10 - Standard rivets

Features:
- Economical, subminiature basic switch offers long service life (30 million operations min.)
- All models are free from overtravel restrictions and permit easy setting

For quantities greater than listed, call for quote.

MOUSER STOCK NO.	Omron Part No.	Fig.	Actuator Type	Operating Force (max.)	Terminals	Price Each 1	25	50	100
Contact Rating 0.1A @ 30VDC									
653-SS-01FT	SS-01FT	F	Pin plunger	50 gf	QC #110				
653-SS-01D	SS-01D	G	Pin plunger	150 gf	PCB straight				
653-SS-01	SS-01	H	Pin plunger	150 gf	Solder				
653-SS-01-GL-F	SS-01-GL-F	H	Hinge lever	16 gf	Solder				
653-SS-01GL	SS-01GL	H	Hinge lever	50 gf	Solder				
653-SS01-GLT	SS01-GLT	F	Hinge lever	50 gf	QC #110				
653-SS-01GL13	SS-01GL13	H	Simulated roller lever	50 gf	Solder				
653-SS-01GL2D	SS-01GL2D	H	Hinge roller lever	50 gf	PCB straight				
653-SS-01GL2	SS-01GL2	H	Hinge roller lever	50 gf	Solder				
Contact Rating 5A @ 125VAC									
653-SS-5FT	SS-5FT	F	Pin plunger	50 gf	QC #110				
653-SS-5D	SS-5D	G	Pin plunger	150 gf	PCB straight				
653-SS-5D2	SS-5D2	I	Pin plunger	150 gf	Right-angled PCB				
653-SS-5	SS-5	H	Pin plunger	150 gf	Solder				
653-SS-5T	SS-5T	F	Pin plunger	150 gf	QC #110				
653-SS-5GL-F	SS-5GL-F	H	Hinge lever	16 gf	Solder				
653-SS-5GLD	SS-5GLD	G	Hinge lever	50 gf	PCB straight				
653-SS-5GL	SS-5GL	H	Hinge lever	50 gf	Solder				
653-SS-5GLT	SS-5GLT	F	Hinge lever	50 gf	QC #110				
653-SS-5GL13D	SS-5GL13D	G	Simulated roller lever	50 gf	PCB straight				
653-SS-5GL13	SS-5GL13	H	Simulated roller lever	50 gf	Solder				
653-SS-5GL13T	SS-5GL13T	F	Simulated roller lever	50 gf	QC #110				
653-SS-5GL2-FT	SS-5GL2-FT	F	Hinge roller lever	16 gf	QC #110				
653-SS-5GL2D	SS-5GL2D	G	Hinge roller lever	50 gf	PCB straight				
653-SS-5GL2	SS-5GL2	H	Hinge roller lever	50 gf	Solder				
653-SS-5GL2T	SS-5GL2T	F	Hinge roller lever	50 gf	QC #110				
Contact Rating 10.1A @ 125VAC									
653-SS-10D	SS-10D	G	Pin plunger	150 gf	PCB straight				
653-SS-10	SS-10	H	Pin plunger	150 gf	Solder				
653-SS-10T	SS-10T	F	Pin plunger	150 gf	QC #110				
653-SS-10GL	SS-10GL	H	Hinge lever	50 gf	Solder				
653-SS-10GLT	SS-10GLT	F	Hinge lever	50 gf	QC #110				
653-SS-10GL13T	SS-10GL13T	F	Simulated roller lever	50 gf	QC #110				
653-SS-10GL2	SS-10GL2	H	Hinge roller lever	50 gf	Solder				
653-SS-10GL2T	SS-10GL2T	F	Hinge roller lever	50 gf	QC #110				

DIMENSIONS: mm

A
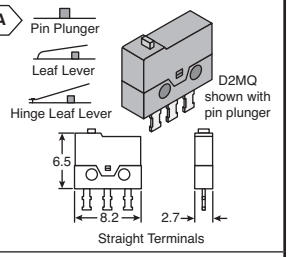

Straight Terminals

B
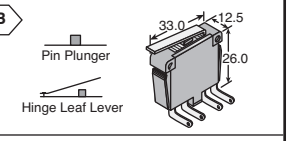

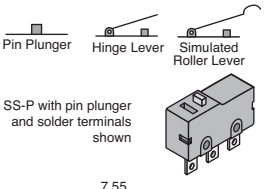

C
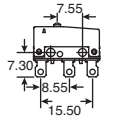

Solder Terminals

D
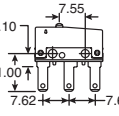

Quick-Connect Terminals (#110)

E
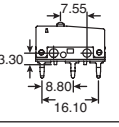

PCB Terminals (Uneven Pitch)

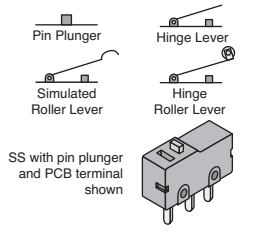

F
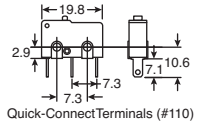

Quick-Connect Terminals (#110)

G
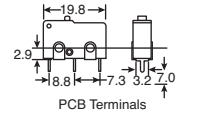

PCB Terminals

H
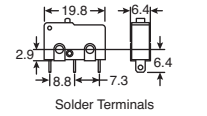

Solder Terminals

I
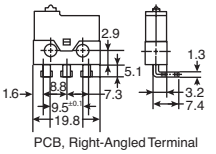

PCB, Right-Angled Terminal

Omron Basic/Snap Switches

© Copyright 2014 Mouser Electronics

OMRON Basic Switches

OMRON

OMRON D2MV SERIES: ULTRA-LOW LOAD, MINIATURE BASIC SWITCHES

Specifications:
- Contact resistance: D2MV-01 - 50mW max.; D2MV-1 - 30mW max.
- Terminal type: Solder/QC #187
- Contact material: D2MV-01 - gold alloy; D2MV-1 - silver

Features:
- Twin crossbar contact for exceptionally high contact reliability in micro load applications

RoHS Compliant

For quantities greater than listed, call for quote.

MOUSER STOCK NO.	Omron Part No.	Fig.	Actuator Type	Contact Rating	Operating Force (max.)	Price Each 1	25	50	100
653-D2MV-01-1C1	D2MV-01-1C1	A	Pin plunger	0.1A @ 30VDC	10 gf				
653-D2MV-01-1C3	D2MV-01-1C3	A	Pin plunger	0.1A @ 30VDC	50 gf				
653-D2MV-01L111-1C3	D2MV-01L111-1C3	A	Long hinge lever	0.1A @ 30VDC	15 gf				
653-D2MV-01L22-1C3	D2MV-01L22-1C3	A	Short hinge roller lever	0.1A @ 30VDC	50 gf				

OMRON D2MC SERIES: LOW-TORQUE, ROTARY-ACTION BASIC SWITCHES

Specifications:
- Contact resistance: 20Ω max.
- Contact material: Silver alloy
- Terminal type: Quick-connect #205

Features:
- Highly reliable rotary-action switch for low torque operation
- Long life - 10,000 operations

RoHS Compliant

For quantities greater than listed, call for quote.

MOUSER STOCK NO.	Omron Part No.	Fig.	Direction of Actuation	Contact Rating	Operating Torque (max.)	Price Each 1	25	50	100
653-D2MC-5E	D2MC-5E	B	Clockwise	5A @ 250VAC	5.1 gf · cm				
653-D2MC-5F	D2MC-5F	B	Clockwise	5A @ 250VAC	7.6 gf · cm				
653-D2MC-5H	D2MC-5H	B	Clockwise	5A @ 250VAC	10.2 gf · cm				
653-D2MC-5EL	D2MC-5EL	B	Counterclockwise	5A @ 250VAC	5.1 gf · cm				
653-CAA1M	CAA1M	C	Actuator lever						

OMRON V SERIES: MINIATURE, GENERAL PURPOSE BASIC SWITCHES

Specifications:
- Contact resistance: 15mΩ max.
- Insulation resistance: 100MΩ min. (@500VDC)
- Contact form: SPDT
- Mounting hole size: 3.1mm, (2.9mm for -K)

Features:
- Switch housing is a thermoset case, giving high versatility

✻SPST-NO ✻✻SPST-NC † Right-handed insulation barrier

For quantities greater than listed, call for quote.

	MOUSER STOCK NO.	Omron Part No.	Fig.	Actuator Type	Contact Rating @ 250VAC	Contact Gap (mm)	Operating Force (max.)	Terminals	Price Each 1	25	50	100
	653-V10G1C24	V-10G-1C24-K	D	Pin plunger	10A	0.5	100 gf	QC #187				
	653-V-10-1A5	V-10-1A5	D	Pin plunger	10A	1.0	200 gf	Solder				
	653-V10G21C24	V-10G2-1C24-K	D	Hinge lever	10A	0.5	100 gf	QC #187				
	653-V-10G2-1C25-K	V-10G2-1C25-K	D	Hinge lever	10A	0.5	200 gf	QC #187				
	653-V-10G3-1C25-K	V-10G3-1C25-K	D	Long hinge lever	10A	0.5	200 gf	QC #187				
	653-V-10G4-1C24-K	V-10G4-1C24-K	D	Simulated roller lever	10A	0.5	100 gf	QC #187				
	653-V-10G4-1C25-K	V-10G4-1C25-K	D	Simulated roller lever	10A	0.5	200 gf	QC #187				
	653-V-10G5-1C24-K	V-10G5-1C24-K	D	Short hinge roller lever	10A	0.5	100 gf	QC #187				
	653-V10G51C25	V-10G5-1C25-K	D	Short hinge roller lever	10A	0.5	200 gf	QC #187				
	653-V-10G6-1C24-K	V-10G6-1C24-K	D	Hinge roller lever	10A	0.5	100 gf	QC #187				
	653-V151A5	V-15-1A5	D	Pin plunger	15A	1.0	200 gf	Solder				
✻	653-V-15G-3C25-K	V-15G-3C25-K	D	Pin plunger	15A	0.5	200 gf	QC #187				
	653-V15G1C25	V-15G-1C25-K	D	Pin plunger	15A	0.5	200 gf	QC #187				
	653-V-15-1C25	V-15-1C25	D	Pin plunger	15A	1.0	200 gf	QC #187				
	653-V-15G-1C5-K	V-15G-1C5-K	D	Pin plunger	15A	0.5	200 gf	QC #250				
✻	653-V153C6K	V-15-3C6-K	D	Pin plunger	15A	1.0	400 gf	QC #250				
✻✻	653-V15G2C26K	V-15G-2C26-K	D	Pin plunger	15A	0.5	400 gf	QC #187				
✻✻	653-V-15-2C26-K	V-15-2C26-K	D	Pin plunger	15A	1.0	400 gf	QC #187				
	653-V151A6	V-15-1A6	D	Pin plunger	15A	1.0	400 gf	Solder				
	653-V-15-1B6	V-15-1B6	D	Pin plunger	15A	1.0	400 gf	Screw				
	653-V15G1C26	V-15G-1C26-K	D	Pin plunger	15A	0.5	400 gf	QC #187				
	653-V15G21C25	V-15G2-1C25-K	D	Hinge lever	15A	0.5	200 gf	QC #187				
	653-V15G21C26	V-15G2-1C26-K	D	Hinge lever	15A	0.5	400 gf	QC #187				
	653-V-15G3-1C24-K	V-15G3-1C24-K	D	Long hinge lever	15A	0.5	100 gf	QC #187				
	653-V-153-1A5	V-153-1A5	D	Long hinge lever	15A	1.0	200 gf	Solder				
	653-V15G31C25	V-15G3-1C25-K	D	Long hinge lever	15A	0.5	200 gf	QC #187				
	653-V15G31C26	V-15G3-1C26-K	D	Long hinge lever	15A	0.5	400 gf	QC #187				
	653-V15G41C25	V-15G4-1C25-K	D	Simulated roller lever	15A	0.5	200 gf	QC #187				
	653-V-155-1A5-T	V-155-1A5-T	D	Short hinge roller lever	15A	1.0	200 gf	Solder				
	653-V15G51C25	V-15G5-1C25-K	D	Short hinge roller lever	15A	0.5	200 gf	QC #187				
	653-V-155-1C5	V-155-1C5	D	Short hinge roller lever	15A	1.0	200 gf	QC #250				
	653-V15G51C26	V-15G5-1C26-K	D	Short hinge roller lever	15A	0.5	400 gf	QC #187				
	653-V-156-1C5	V-156-1C5	D	Hinge roller lever	15A	1.0	200 gf	Solder				
	653-V15G61C25K	V-15G6-1C25-K	D	Hinge roller lever	15A	0.5	200 gf	QC #187				
	653-V15G61C26	V-15G6-1C26-K	D	Hinge roller lever	15A	0.5	400 gf	QC #187				
✻	653-V-16G-3C25-KR1	V-16G-3C25-K	D	Pin plunger	16A	0.5	200 gf	QC #187				
✻✻	653-V-16G-2C25	V-16G-2C25	D	Pin plunger	16A	0.5	200 gf	QC #187				
†	653-V-16G-1C25-LR1	V-16G-1C25-L(R)	D	Pin plunger	16A	0.5	200 gf	QC #187				
	653-V-16G-3C26	V-16G-3C26	D	Pin plunger	16A	0.5	400 gf	QC #187				
†	653-V-16G2-1C25-LR1	V-16G2-1C25-L(R)	D	Hinge lever	16A	0.5	200 gf	QC #187				
	653-V-21-1C6	V-21-1C6	D	Pin plunger	21A	1.0	400 gf	Solder				
	653-V-213-1C6	V-213-1C6	D	Long hinge lever	21A	1.0	400 gf	QC #250				

OMRON VX SERIES: SPDT MINIATURE SNAP ACTION SWITCHES

Specifications:
- Inrush current: 15A max.
- Contact Form: SPDT

Features:
- Compact snap action switch with low force operation
- Internal hinge lever mechanism assures outstanding contact reliability

RoHS Compliant

For quantities greater than listed, call for quote.

MOUSER STOCK NO.	Omron Part No.	Fig.	Actuator Type	Contact Rating	Operating Force (max.)	Terminals	Price Each 1	25	50	100
653-VX-01-1C23	VX-01-1C23	F	Pin plunger	0.1A @ 125VAC/30VDC	50 gf	QC #187				
653-VX-5-1A2	VX-5-1A2	F	Pin plunger	5A @ 250VAC	25 gf	Solder				
653-VX-5-1C22	VX-5-1C22	F	Pin plunger	5A @ 250VAC	25 gf	QC #187				
653-VX-52-1C23	VX-52-1C23	F	Hinge lever	5A @ 250VAC	30 gf	QC #187				
653-VX-53-1A3	VX-53-1A3	F	Long hinge lever	5A @ 250VAC	15 gf	Solder				
653-VX-53-1C23	VX-53-1C23	F	Long hinge lever	5A @ 250VAC	15 gf	QC #187				
653-VX-015-1C23	VX-015-1C23	F	Short hinge roller lever	0.1A @ 125VAC/30VDC	60 gf	QC #187				
653-VX-55-1C23	VX-55-1C23	F	Short hinge roller lever	5A @ 250VAC	50 gf	QC #187				
653-VX-56-1C23	VX-56-1C23	F	Hinge roller lever	5A @ 250VAC	30 gf	QC #187				

DIMENSIONS: mm

A

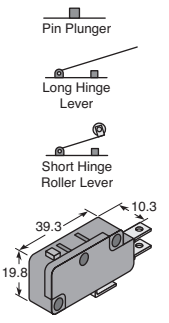

D2MV shown with pin plunger

B

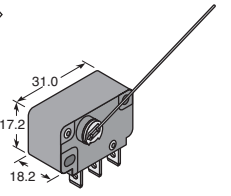

D2MC shown with optional lever (CAA1M)

C

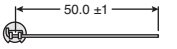

Optional lever CAA1M for D2MC

D

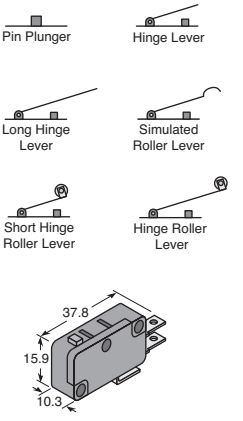

V shown with pin plunger

F

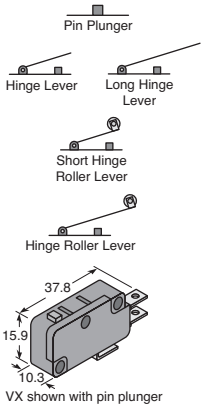

VX shown with pin plunger

© Copyright 2014 Mouser Electronics

© Copyright 2014 Mouser Electronics

OMRON Sealed Basic Switches

RoHS Compliant This page of product is compliant.

OMRON D2SW-P SERIES: SEALED SUBMINIATURE BASIC SWITCHES

Specifications:
- Contact form: SPDT
- Contact material: D2SW-P01 - Gold alloy
  D2SW-P2 - Silver alloy
- Contact rating: D2SW-P01 - Crossbar
  D2SW-P2 - Rivet
- Contact gap: 0.5mm

Features:
- Mounting compatible with SS and D2SW series
- Sealing by using rubber packing means the switch can be used in dustproof or in temporary waterproof environments
- Degree of protection: IEC IP67 (circuit block only)

For quantities greater than listed, call for quote.

MOUSER STOCK NO.	Omron Part No.	Fig.	Actuator Type	Operating Force (max.)	Terminals	Price Each 1	25	50	100
Contact Rating 0.1A @ 30VDC									
653-D2SW-P01L3B	D2SW-P01L3B	A	Simulated roller lever	61gf	PCB even pitch				
653-D2SW-P01L3T	D2SW-P01L3T	A	Simulated roller lever	61gf	QC #110				
Contact Rating 2A @ 250VAC									
653-D2SW-P2L3H	D2SW-P2L3H	A	Simulated roller lever	61gf	Solder				
653-D2SW-P2L2H	D2SW-P2L2H	A	Hinge roller lever	61gf	Solder				
653-D2SW-P2L2T	D2SW-P2L2T	A	Hinge roller lever	61gf	QC #110				

OMRON D2SW SERIES: SUBMINIATURE WATERTIGHT SNAP ACTION SWITCHES

Specifications:
- Contact form: SPDT
- Contact material: D2SW-01 - Gold alloy
  D2SW-3 - Silver alloy
- Contact rating: D2SW-01 - Crossbar
  D2SW-3 - Rivet
- Contact gap: 0.5mm
- Molded lead wire length: 30cm

Features:
- Use of epoxy resin assures stable sealing, making this switch ideal for places subject to water spray or excessive dust
- Degree of protection: IEC IP67

✻Not UL/CSA approved

For quantities greater than listed, call for quote.

MOUSER STOCK NO.	Omron Part No.	Fig.	Actuator Type	Operating Force (max.)	Terminals	Price Each 1	25	50	100
Contact Rating 0.1A @ 30VDC									
653-D2SW-01HS	D2SW-01HS	B	Pin plunger	180gf	Solder				
653-D2SW-01L1MS	D2SW-01L1MS	B	Hinge lever	60gf	Molded lead wires				
653-D2SW-01L3TS	D2SW-01L3TS	B	Simulated roller lever	60gf	QC #110				
653-D2SW-01L3MS	D2SW-01L3MS	B	Simulated roller lever	60gf	Molded lead wires				
653-D2SW-01L2HS	D2SW-01L2HS	B	Hinge roller lever	60gf	Solder				
653-D2SW-01L2TS	D2SW-01L2TS	B	Hinge roller lever	60gf	QC #110				
653-D2SW-01L2MS	D2SW-01L2MS	B	Hinge roller lever	60gf	Molded lead wires				
Contact Rating 3A @ 125VAC									
653-D2SW-3HS	D2SW-3HS	B	Pin plunger	180gf	Solder				
✻ 653-D2SW-3H	D2SW-3H	B	Pin plunger	180gf	Solder				
653-D2SW-3TS	D2SW-3TS	B	Pin plunger	180gf	QC #110				
✻ 653-D2SW-3M	D2SW-3M	B	Pin plunger	180gf	Molded lead wires				
653-D2SW-3L1HS	D2SW-3L1HS	B	Hinge lever	60gf	Solder				
653-D2SW-3L1MS	D2SW-3L1MS	B	Hinge lever	60gf	Molded lead wires				
653-D2SW-3L3MS	D2SW-3L3MS	B	Simulated roller lever	60gf	Molded lead wires				
653-D2SW-3L2HS	D2SW-3L2HS	B	Hinge roller lever	60gf	Solder				
✻ 653-D2SW-3L2H	D2SW-3L2H	B	Hinge roller lever	60gf	Solder				
653-D2SW-3L2TS	D2SW-3L2TS	B	Hinge roller lever	60gf	QC #110				
653-D2SW-3L2MS	D2SW-3L2MS	B	Hinge roller lever	60gf	Molded lead wires				
✻ 653-D2SW-3L2M	D2SW-3L2M	B	Hinge roller lever	60gf	Molded lead wires				

OMRON D2FW-G SERIES: SUBMINIATURE WATERTIGHT SNAP ACTION SWITCHES

Specifications:
- Contact material: D2SW-G0 - Gold alloy
  D2SW-G2 - Silver alloy
- Contact rating: Crossbar
- Contact gap: 0.25mm
- Molded lead wire length: 30cm

Features:
- Single-point mounting with an M4 screw
- Molded lead wires are installed using lead-free connections for environmental conservation
- Incorporates a fixed leaf lever for tough environments
- Degree of protection: IEC IP67

For quantities greater than listed, call for quote.

MOUSER STOCK NO.	Omron Part No.	Fig.	Contact Form	Actuator Type	Operating Force (max.)	Price Each 1	25	50	100
Contact Rating 0.1A @ 30VDC									
653-D2FW-G071M	D2FW-G071M	C	SPDT	Leaf lever	250gf				
653-D2FW-G072M	D2FW-G072M	C	SPST-NC	Leaf lever	250gf				
653-D2FW-G082M	D2FW-G082M	C	SPST-NC	Long leaf lever	300gf				
653-D2FW-G073M	D2FW-G073M	C	SPST-NO	Leaf lever	250gf				
653-D2FW-G083M	D2FW-G083M	C	SPST-NO	Long leaf lever	300gf				
Contact Rating 1A @ 30VDC									
653-D2FW-G271M	D2FW-G271M	C	SPDT	Leaf lever	250gf				
653-D2FW-G273M	D2FW-G273M	C	SPST-NO	Leaf lever	250gf				
653-D2FW-G283M	D2FW-G283M	C	SPST-NO	Long leaf lever	300gf				

OMRON D2JW SERIES: IMMERSION-PROOF SUBMINIATURE SNAP ACTION SWITCHES

Specifications:
- Contact rating: 0.1A @ 30VDC
- Contact form: SPDT
- Contact gap: 0.5mm

Features:
- Ultra-small and highly sealed
- Gold-alloy crossbar contact and coil spring offer long life expectancy and high contact reliability
- Degree of protection: IEC IP67 (excluding the terminals on terminal models)

For quantities greater than listed, call for quote.

MOUSER STOCK NO.	Omron Part No.	Fig.	Actuator Type	Operating Force (max.)	Terminals	Price Each 1	25	50	100
653-D2JW-011	D2JW-011	D	Pin plunger	250gf	Solder				
653-D2JW-011-MD	D2JW-011-MD	D	Pin plunger	250gf	Molded lead wires				
653-D2JW-01K1A1	D2JW-01K1A1	D	Short hinge lever	117gf	Solder				
653-D2JW-01K1A1-MD	D2JW-01K1A1-MD	D	Short hinge lever	117gf	Molded lead wires				
653-D2JW-01K11	D2JW-01K11	D	Hinge lever	82gf	Solder				
653-D2JW-01K11-MD	D2JW-01K11-MD	D	Hinge lever	82gf	Molded lead wires				
653-D2JW-01K31	D2JW-01K31	D	Simulated roller lever	97gf	Solder				
653-D2JW-01K31-MD	D2JW-01K31-MD	D	Simulated roller lever	97gf	Molded lead wires				
653-D2JW-01K21	D2JW-01K21	D	Hinge roller lever	100gf	Solder				
653-D2JW-01K21-MD	D2JW-01K21-MD	D	Hinge roller lever	100gf	Molded lead wires				

DIMENSIONS: mm

A

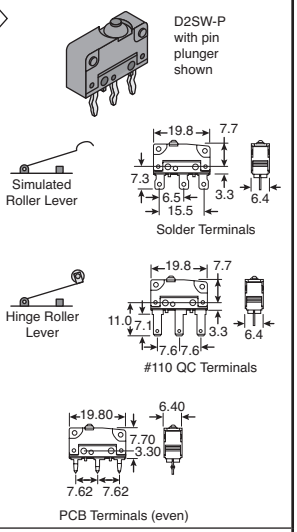

B

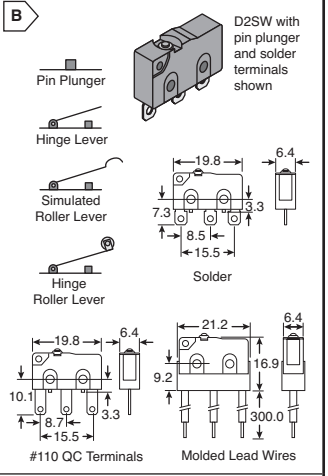

C

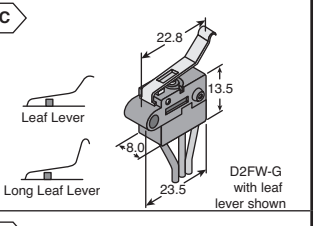

D

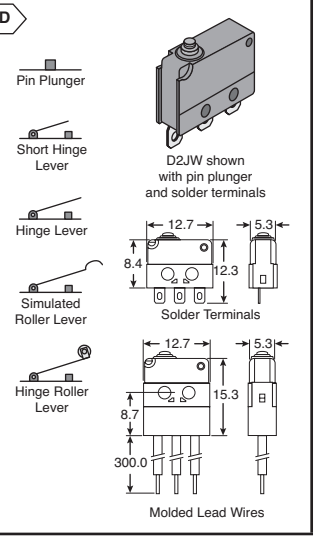

Omron Basic/Snap Switches

© Copyright 2014 Mouser Electronics

OMRON Sealed Basic Switches

RoHS Compliant **This product is RoHS compliant.**

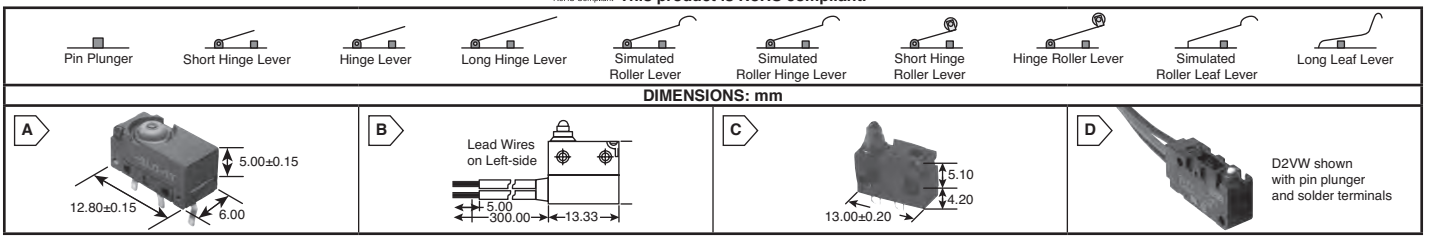

OMRON D2FD SERIES: DUST-PROOF, ULTRA-SUBMINIATURE BASIC SWITCHES

Specifications:

- Contact form: SPDT
- Contact material: D2FD-2 Silver alloy, D2FD-2 Gold alloy
- Contact gap: 0.25mm

Features:

- Sealing by using rubber packing means the switch can be used in dust-proof environments (IEC IP6X).
- Switch rating of 2A @ 125VAC possible with a single-leaf movable spring.

PRODUCT NEW

For quantities greater than listed, call for quote.

MOUSER STOCK NO.	Omron Part No.	Fig.	Actuator Type	Operating Force (Max.)	Terminals	Price Each 1	25	50	100
Rating 0.1A @ 125VAC/30VDC									
653-D2FD-01L0-1T	D2FD-01L0-1T	A	Pin plunger	204 gf	PCB				
653-D2FD-01L0-1H	D2FD-01L0-1H	A	Pin plunger	204 gf	Solder				
653-D2FD-01L1-1T	D2FD-01L1-1T	A	Hinge lever	66 gf	PCB				
653-D2FD-01L1-1H	D2FD-01L1-1H	A	Hinge lever	66 gf	Solder				
653-D2FD-01L30-1T	D2FD-01L30-1T	A	Simulated roller lever	66 gf	PCB				
653-D2FD-01L30-1H	D2FD-01L30-1H	A	Simulated roller lever	66 gf	Solder				
Rating 2A @ 125VAC/30VDC									
653-D2FD-2L0-1T	D2FD-2L0-1T	A	Pin plunger	204 gf	PCB				
653-D2FD-2L0-1H	D2FD-2L0-1H	A	Pin plunger	204 gf	Solder				
653-D2FD-2L1-1T	D2FD-2L1-1T	A	Hinge lever	66 gf	PCB				
653-D2FD-2L1-1H	D2FD-2L1-1H	A	Hinge lever	66 gf	Solder				
653-D2FD-2L30-1T	D2FD-2L30-1T	A	Simulated roller lever	66 gf	PCB				
653-D2FD-2L30-1H	D2FD-2L30-1H	A	Simulated roller lever	66 gf	Solder				

OMRON D2HW SERIES: SEALED, SUBMINIATURE SNAP ACTION SWITCHES

Specifications:

- Contact rating: 0.1mA @ 125VAC / 2A @ 12VDC
- Contact material: Gold alloy
- Contact gap: 0.5mm
- Molded lead wire length: 30cm

✻UL/CSA Approved

Features:

- Smallest sealed snap action switch in the industry with long stroke for reliable ON/OFF action
- Case dimensions 22% smaller than conventional models
- Extra-long stroke even without levers (OT: 1.4mm)

For quantities greater than listed, call for quote.

MOUSER STOCK NO.	Omron Part No.	Fig.	Contact Form	Actuator Type	Operating Force (Max.)	Terminals	Mounting Structure	Price Each 1	25	50	100
653-D2HW-A201D	D2HW-A201D	B	SPDT	Pin plunger	76 gf	PCB straight	Without post				
653-D2HW-BL201DL	D2HW-BL201DL	B	SPDT	Pin plunger	76 gf	PCB angled	Posts on left				
653-D2HW-C201H	D2HW-C201H	B	SPDT	Pin plunger	76 gf	Solder	M-3 Screw mount				
653-D2HW-C201M	D2HW-C201M	B	SPDT	Pin plunger	76 gf	Lead wire: Downwards	M-3 Screw mount				
653-D2HW-C211M	D2HW-C211M	B	SPDT	Hinge lever	76 gf	Lead wire: Downwards	M-3 Screw mount				
653-D2HW-A221D	D2HW-A221D	B	SPDT	Long hinge lever	50 gf	PCB straight	Without post				
653-D2HW-BL221DL	D2HW-BL221DL	B	SPDT	Long hinge lever	50 gf	PCB angled	Posts on left				
653-D2HW-A231D	D2HW-A231D	B	SPDT	Simulated roller hinge lever	66 gf	PCB straight	Without post				
653-D2HW-BR231DR	D2HW-BR231DR	B	SPDT	Simulated roller hinge lever	66 gf	PCB angled	Posts on right				
653-D2HW-C212MR	D2HW-C212MR	B	SPST-NC	Hinge lever	76 gf	Lead wire: Right-side	M-3 Screw mount				
653-D2HW-BL212ML	D2HW-BL212ML	B	SPST-NC	Hinge lever	76 gf	Lead wire: Left-side	Posts on left				
653-D2HW-BL203MR	D2HW-BL203MR	B	SPST-NO	Pin plunger	76 gf	Lead wire: Right-side	Posts on left				
653-D2HW-C203MR	D2HW-C203MR	B	SPST-NO	Pin plunger	76 gf	Lead wire: Right-side	M-3 Screw mount				
✻ 653-D2HW-C203MRS	D2HW-C203MRS	B	SPST-NO	Pin plunger	76 gf	Lead wire: Right-side	M-3 Screw mount				
653-D2HW-C213MR	D2HW-C213MR	B	SPST-NO	Hinge lever	76 gf	Lead wire: Right-side	M-3 Screw mount				

OMRON D2QW SERIES: SEALED, ULTRA-SUBMINIATURE BASIC SWITCHES

Specifications:

- Contact rating: 1mA @ 5VDC / 0.1A @ 30VDC
- Contact material: Gold plated
- Insulation resistance: 100MΩ min. @ 500VDC
- Use M3 screws to mount the switch

Features:

- Clip contacts with highly reliable slide contact mechanism
- Sliding contact allows for quiet operating sound
- High temperature resistance and drip-proof structure for wide range of applications and environmental conditions
- Extra long stroke (OT 2.7mm)

For quantities greater than listed, call for quote.

MOUSER STOCK NO.	Omron Part No.	Fig.	Contact Form	Actuator Type	Operating Force (Max.)	Terminals	Price Each 1	25	50	100
653-D2QW-C003H	D2QW-C003H	C	SPST-NO	Pin plunger	153 gf	Solder				
653-D2QW-C073H	D2QW-C073H	C	SPST-NO	Simulated roller leaf lever	153 gf	Solder				

OMRON D2VW SERIES: MINIATURE, WATERTIGHT SNAP ACTION SWITCHES

Specifications:

- Contact form: SPDT
- Contact material: D2VW-01 Gold alloy, D2VW-5 Silver alloy
- Mechanical life: 10,000,000 operations min.
- Molded lead wire length: 30cm

Features:

- High-quality watertight, high-precision miniature snap action switches meet IP67 (IEC 529) requirements (for lead wire types) and IP50 (for terminal types)
- Monoblock construction assures high sealing capability and is ideal for dusty environments or where water is sprayed

For quantities greater than listed, call for quote.

MOUSER STOCK NO.	Omron Part No.	Fig.	Actuator Type	Operating Force (Max.)	Terminals	Price Each 1	25	50	100
Rating 0.1A @ 30VDC									
653-D2VW-01-1HS	D2VW-01-1HS	D	Pin plunger	200 gf	Solder and QC #187				
653-D2VW-01L2-1HS	D2VW-01L2-1HS	D	Hinge roller lever	120 gf	Solder and QC #187				
653-D2VW-01L2-1MS	D2VW-01L2-1MS	D	Hinge roller lever	120 gf	Molded lead wires				
Rating 5A @ 250VAC									
653-D2VW-5-1HS	D2VW-5-1HS	D	Pin plunger	200 gf	Solder and QC #187				
653-D2VW-5-1MS	D2VW-5-1MS	D	Pin plunger	200 gf	Molded lead wires				
653-D2VW-5L1-1MS	D2VW-5L1-1MS	D	Hinge lever	120 gf	Molded lead wires				
653-D2VW-5L3-1HS	D2VW-5L3-1HS	D	Simulated roller lever	120 gf	Solder and QC #187				
653-D2VW-5L3-1MS	D2VW-5L3-1MS	D	Simulated roller lever	120 gf	Molded lead wires				
653-D2VW-5L2A-1HS	D2VW-5L2A-1HS	D	Short hinge roller lever	230 gf	Solder and QC #187				
653-D2VW-5L2A-1MS	D2VW-5L2A-1MS	D	Short hinge roller lever	230 gf	Molded lead wires				
653-D2VW-5L2-1HS	D2VW-5L2-1HS	D	Hinge roller lever	120 gf	Solder and QC #187				
653-D2VW-5L2-1MS	D2VW-5L2-1MS	D	Hinge roller lever	120 gf	Molded lead wires				

© Copyright 2014 Mouser Electronics

© Copyright 2014 Mouser Electronics

OMRON Basic, Pushbutton and Power Switches

RoHS Compliant **This product is RoHS compliant.**

DIMENSIONS: mm

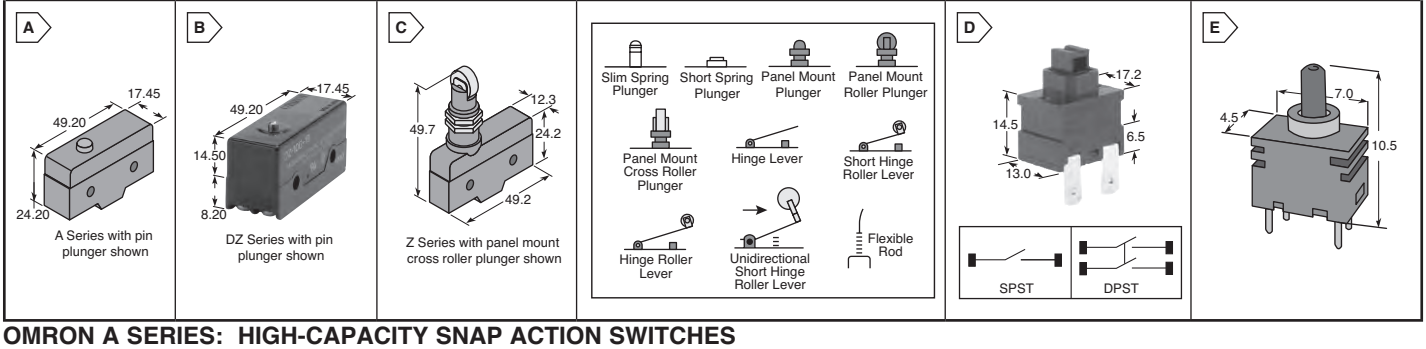

OMRON A SERIES: HIGH-CAPACITY SNAP ACTION SWITCHES

Specifications:
- Contact rating: 20A @ 125/250VAC
- Contact form: SPDT
- Contact material: Silver alloy
- Terminals: Screw
- Contact gap: 0.5mm

Features:
- High-capacity switch capable of handling 20A loads with inrush currents up to 75A
- Directly switches such loads as motors, halogen lamps, and solenoids
- Same shape as OMRON Z series (except pin plunger)

For quantities greater than listed, call for quote.

MOUSER STOCK NO.	Omron Part No.	Fig.	Actuator Type	Operating Force (gf)	Mounting Screw	Mounting Hole Size (mm)	Price Each 1	25	50	100
653-A20GD-B7-K	A-20GD-B7-K	A	Short spring plunger	400 - 625 gf	#6-32NC	3.56				
653-A20GQ-B7	A-20GQ-B7-K	A	Panel mount plunger	400 - 625 gf	#6-32NC	3.56				
653-A-20GQ22-B7-K	A-20GQ22-B7-K	A	Panel mount roller plunger	630 gf max.	#6-32NC	3.56				
653-A-20GV-B	A-20GV-B	A	Hinge lever	70 gf	M4	4.20				
653-A20GV-B7	A-20GV-B7-K	A	Hinge lever	70 gf	#6-32NC	3.56				
653-A-20GV22-B	A-20GV22-B	A	Short hinge roller lever	160 gf	M4	4.20				
653-A20GV22-B7	A-20GV22-B7-K	A	Short hinge roller lever	160 gf	#6-32NC	3.56				
653-A20GV2-B7	A-20GV2-B7-K	A	Hinge roller lever	90 gf	#6-32NC	3.56				

OMRON DZ SERIES: SPECIAL PURPOSE BASIC SWITCHES

Specifications:
- Contact rating: 10A @ 250VAC
- Contact form: DPDT
- Contact material: Silver alloy
- Terminals: Screw
- Contact gap: 0.5mm

Features:
- Basic switch for two independent circuit controls
- Ideal for switching the circuits operating on two different voltages and for controlling two independent circuits
- Interchangeable with OMRON Z switches, as both are identical in mounting hole dimensions and pitch

For quantities greater than listed, call for quote.

MOUSER STOCK NO.	Omron Part No.	Fig.	Actuator Type	Operating Force (max.)	Over Travel (mm min.)	Price Each 1	10	20	50
653-DZ-10GW-1B	DZ-10GW-1B	B	Hinge lever	170 gf	1.60				
653-DZ-10GV-1B	DZ-10GV-1B	B	Hinge lever	200 gf	0.40				
653-DZ-10GV22-1B	DZ-10GV22-1B	B	Short hinge roller lever	430 gf	0.13				
653-DZ-10GW2-1B	DZ-10GW2-1B	B	Hinge roller lever	213 gf	1.20				
653-DZ-10GW22-1B6	DZ-10GW22-1B6	B	Hinge roller lever	400 gf	0.90				

OMRON Z SERIES: GENERAL PURPOSE AND DRIP-PROOF BASIC SWITCHES

Specifications:
- Contact rating: 15A @ 125/250VAC
- Contact form: SPDT
- Contact material: Silver
- Terminals: Screw

Features:
- High precision in a variety of styles
- A large switching capacity of 15A with high repeat accuracy
- Wide margins of operating conditions

For quantities greater than listed, call for quote.

MOUSER STOCK NO.	Omron Part No.	Fig.	Actuator Type	Operating Force (max.)	Contact Gap (mm)	Mounting Screw	Mounting Hole Size (mm)	Price Each 1	25	50	100
General Purpose											
653-Z-15GS-B	Z-15GS-B	C	Slim spring plunger	250 - 350 gf	0.50	M4	4.20				
653-Z15GD-B	Z-15GD-B	C	Short spring plunger	250 - 350 gf	0.50	M4	4.20				
653-Z15GD-B7-K	Z-15GD-B7-K	C	Short spring plunger	250 - 350 gf	0.50	#6-32NC	3.56				
653-Z15GQ-B	Z-15GQ-B	C	Panel mount plunger	250 - 350 gf	0.50	M4	4.20				
653-Z15GQ-B7K	Z-15GQ-B7-K	C	Panel mount plunger	250 - 350 gf	0.50	#6-32NC	3.56				
653-Z15GQ22-B	Z-15GQ22-B	C	Panel mount roller plunger	250 - 350 gf	0.50	M4	4.20				
653-Z-15GQ22-B7-K	Z-15GQ22-B7-K	C	Panel mount roller plunger	250 - 350 gf	0.50	#6-32NC	3.56				
653-Z15GQ21-B	Z-15GQ21-B	C	Panel mount cross roller plunger	250 - 350 gf	0.50	M4	4.20				
653-Z15GQ21-B7-K	Z-15GQ21-B7-K	C	Panel mount cross roller plunger	250 - 350 gf	0.50	#6-32NC	3.56				
653-Z15GW-B	Z-15GW-B	C	Hinge lever	70 gf	0.50	M4	4.20				
653-Z-15GW-B7-K	Z-15GW-B7-K	C	Hinge lever	70 gf	0.50	#6-32NC	3.56				
653-Z15GW22-B	Z-15GW22-B	C	Short hinge roller lever	160 gf	0.50	M4	4.20				
653-Z-15GW22-B7-K	Z-15GW22-B7-K	C	Short hinge roller lever	160 gf	0.50	#6-32NC	3.56				
653-Z15GW2-B	Z-15GW2-B	C	Hinge roller lever	100 gf	0.50	M4	4.20				
653-Z-15GW2-B7-K	Z-15GW2-B7-K	C	Hinge roller lever	100 gf	0.50	#6-32NC	3.56				
653-Z-15GW2277-B7-K	Z-15GW2277-B7-K	C	Unidirectional short hinge roller lever	170 gf	0.50	#6-32NC	3.56				
Drip Proof											
653-Z15GQ55B	Z-15GQ55-B	C	Panel mount plunger	540 gf	0.50	M4	4.20				
653-Z-15GW2255-B	Z-15GW2255-B	C	Short hinge roller lever	200 gf	0.50	M4	4.20				
653-Z-15GNJ55-B7-K	Z-15GNJ55-B7-K	C	Flexible rod coil spring	50 gf	0.50	#6-32NC	3.56				

OMRON C4V SERIES: MINIATURE POWER SWITCHES

Specifications:
- Switching capacity: 8A, 125/250VAC
- Operating force: 7N max.

Features:
- Unique snap action mechanism allows large-capacity switching
- Sharp feeling with firm switching action
- Contact gap of 3mm minimum

For quantities greater than listed, call for quote.

MOUSER STOCK NO.	Omron Part No.	Fig.	Contact Form	Operating Mechanism	Price Each 1	10	25	50
653-C4V-811A-D	C4V-811A-D	D	SPST	Momentary				
653-C4V-811M-D	C4V-811M-D	D	SPST	Alternate				
653-C4V-821M	C4V-821M	D	DPST	Momentary				
653-C4V-821A	C4V-821A	D	DPST	Alternate				

OMRON A9PS SERIES: ULTRA-SUBMINIATURE PUSHBUTTON SWITCHES

Specifications:
- Switching capacity: 100mA @ 28VAC/DC
- Contact resistance: 80mΩ max.
- Operating force: 4.9N max.

Features:
- Gold-plated clip contact ensures high reliability
- The sealed bottom prevents flux penetration
- Washable, equivalent to IP64 (IEC-60529)

Applications:
- Security control boards
- Electric power instrumentation
- Program controllers

NEW PRODUCT

For quantities greater than listed, call for quote.

MOUSER STOCK NO.	Omron Part No.	Fig.	Contact Form	Terminal Shape	Operating Mechanism	Price Each 1	25	50	100
653-A9PS16-0011	A9PS16-0011	E	SPST	DIP	Momentary				
653-A9PS16-0012	A9PS16-0012	E	SPST	Right-angled	Momentary				
653-A9PS16-0013	A9PS16-0013	E	SPST	Vertical mount	Momentary				
653-A9PS26-0011	A9PS26-0011	E	DPST	DIP	Momentary				
653-A9PS26-0012	A9PS26-0012	E	DPST	Right-angled	Momentary				
653-A9PS26-0013	A9PS26-0013	E	DPST	Vertical mount	Momentary				

© Copyright 2014 Mouser Electronics
© Copyright 2014 Mouser Electronics

ALPS Tactile Switches

ALPS

RoHS Compliant **This product is RoHS compliant.**

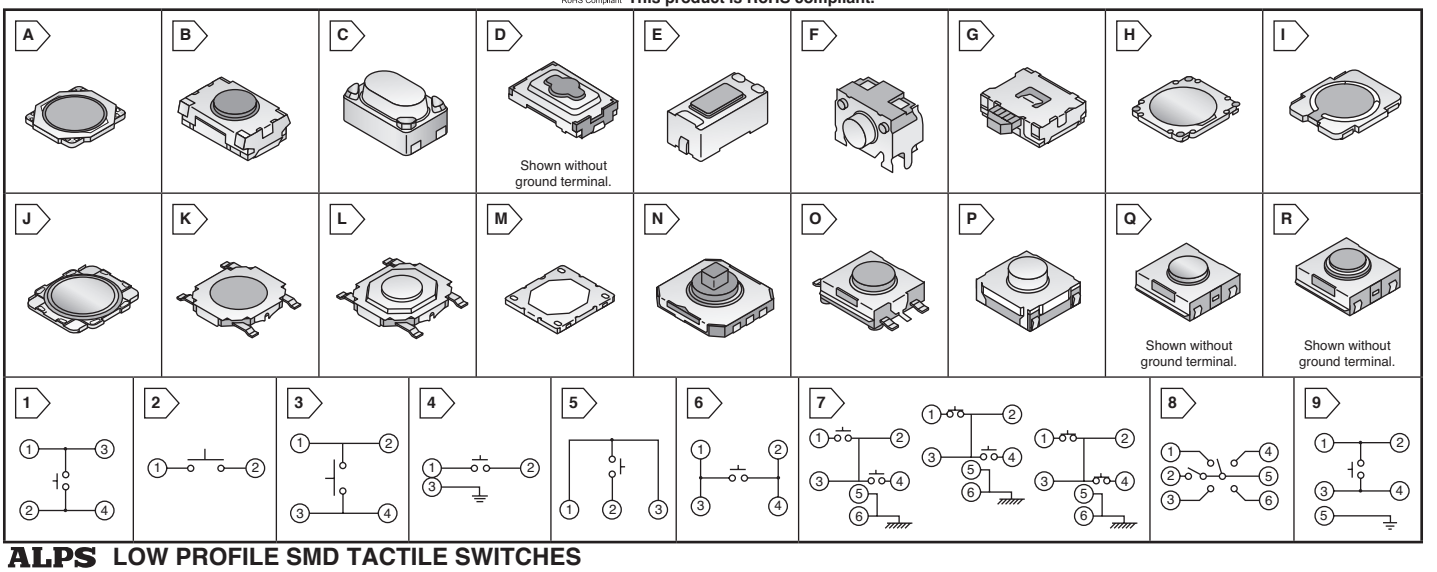

ALPS LOW PROFILE SMD TACTILE SWITCHES

- Contact rating: 50mA @ 12VDC max.
- Tape and reel packaging
- Reflow solderable

For quantities greater than listed, call for quote.

MOUSER STOCK NO.	Alps Part No.	Fig.	Dim.: mm			Operating Force	Travel (mm)	Operating Life	Features	Price Each				Reel Qty.	Reel Qty. Price Each
			L	W	H					1	50	100	500		
688-SKRWAEE030	SKRWAEE030	A1	3.7	3.7	0.35	160 g	0.15	500,000	Compact, low profile					10,000	
688-SKRKAE	SKRKAE	B2	3.9	2.9	2	160 g	0.13	200,000	Compact, low profile					4,500	
688-SKRPAB	SKRPAB	C3	4.2	3.2	2.5	160 g	0.20	100,000	Strong operating force					4,000	
688-SKRPAC	SKRPAC	C3	4.2	3.2	2.5	260 g	0.20	50,000	Strong operating force					4,000	
688-SKRPAD	SKRPAD	C3	4.2	3.2	2.5	408 g	0.20	100,000	Strong operating force					4,000	
688-SKQYAA	SKQYAA	D4	6.1	3.7	2.5	160 g	0.25	50,000	Larger stem face, quicker mounting					3,000	
688-SKQYAB	SKQYAB	D4	6.1	3.7	2.5	260 g	0.25	50,000	Larger stem face, quicker mounting					3,000	
688-SKQYAF	SKQYAF	D4	6.1	3.7	2.5	320 g	0.25	50,000	Larger stem face, quicker mounting					3,000	
688-SKQYPA	SKQYPA	D4	6.1	3.7	2.5	160 g	0.25	50,000	Larger stem face w/ ground terminal					3,000	
688-SKQYPB	SKQYPB	D4	6.1	3.7	2.5	260 g	0.25	50,000	Larger stem face w/ ground terminal					3,000	
688-SKQYPD	SKQYPD	D4	6.1	3.7	2.5	320 g	0.25	50,000	Larger stem face w/ ground terminal					3,000	
688-SKQMBA	SKQMBA	E2	6.0	3.5	4.3	100 g	0.25	50,000	Compact for high density mounting					2,000	
688-SKQMAS	SKQMAS	E2	6.0	3.5	4.3	160 g	0.25	50,000	Compact for high density mounting					2,000	
688-SKQMAQ	SKQMAQ	E2	6.0	3.5	4.3	260 g	0.25	30,000	Compact for high density mounting					2,000	
688-SKQMAT	SKQMAT	E2	6.0	3.5	5.0	100 g	0.25	50,000	Compact for high density mounting					2,000	
688-SKQMBB	SKQMBB	E2	6.0	3.5	5.0	160 g	0.25	50,000	Compact for high density mounting					2,000	
688-SKQMAR	SKQMAR	E2	6.0	3.5	5.0	260 g	0.25	30,000	Compact for high density mounting					2,000	
688-SKRTLA	SKRTLA	F5	4.5	3.55	3.3	160 g	0.20	100,000	Side-actuated, with guide bosses					3,000	
688-SKRTLB	SKRTLB	F5	4.5	3.55	3.3	160 g	0.20	100,000	Side-actuated, without guide bosses					3,000	
688-SKRELJ	SKRELJ	G2	3.9	3.55	1.5	160 g	0.20	100,000	Side-actuated, with guide bosses					5,000	
688-SKRELG	SKRELG	G2	3.9	3.55	1.5	220 g	0.20	100,000	Side-actuated, with guide bosses					5,000	
688-SKRELH	SKRELH	G2	3.9	3.55	1.5	160 g	0.20	100,000	Side-actuated, without guide bosses					5,000	
688-SKRELF	SKRELF	G2	3.9	3.55	1.5	220 g	0.20	100,000	Side-actuated, without guide bosses					5,000	
688-SKRMAA	SKRMAA	H3	4.5	4.5	0.4	160 g	0.15	500,000	Dust preventative structure					10,000	
688-SKRMAB	SKRMAB	H3	4.5	4.5	0.4	260 g	0.20	100,000	Dust preventative structure					10,000	
688-SKQRAA	SKQRAA	I6	4.8	4.8	0.5	160 g	0.20	500,000	Lightweight					10,000	
688-SKQRAC	SKQRAC	I6	4.8	4.8	0.5	240 g	0.20	50,000	Lightweight					10,000	
688-SKRBAA	SKRBAA	J1	4.8	4.8	0.55	160 g	0.20	500,000	Dust preventative structure					10,000	
688-SKRBAC	SKRBAC	J1	4.8	4.8	0.55	260 g	0.20	50,000	Dust preventative structure					10,000	
688-SKQGAE	SKQGAE	K3	5.2	5.2	0.8	100 g	0.25	500,000	Low-profile					5,000	
688-SKQGAA	SKQGAA	K3	5.2	5.2	0.8	160 g	0.25	500,000	Low-profile					5,000	
688-SKQGAC	SKQGAC	K3	5.2	5.2	0.8	260 g	0.25	50,000	Low-profile					5,000	
688-SKQGAF	SKQGAF	L3	5.2	5.2	1.5	100 g	0.25	500,000	Low-profile					4,000	
688-SKQGAB	SKQGAB	L3	5.2	5.2	1.5	160 g	0.25	500,000	Low-profile					4,000	
688-SKQGAD	SKQGAD	L3	5.2	5.2	1.5	260 g	0.25	100,000	Low-profile					4,000	
688-SKRNPA	SKRNPA	M7	6.0	6.0	0.9	80g/250g	.25/.40	30,000	Double action; w/o guide bosses					5,000	
688-SKRNPB	SKRNPB	M7	6.0	6.0	0.9	80g/250g	.25/.40	30,000	Double action; w/ guide bosses					5,000	
688-SKRHAB	SKRHAB	N8	7.0	7.35	5.0	125g/240g	.25/.15	200,000	4 directional w/ center push					1,300	
688-SKRRAA	SKRRAA	A1	7.5	7.0	0.6	100 g	0.25	3,000,000	Long life					7,000	
688-SKRRAB	SKRRAB	A1	7.5	7.0	0.6	160 g	0.25	3,000,000	Long life					7,000	
688-SKHMQKE010	SKHMQKE010	O9	6.2	6.5	3.1	100 g	0.25	500,000	Good for high density mounting					3,000	
688-SKHMQLE010	SKMQLE010	O9	6.2	6.5	3.1	160 g	0.25	300,000	Good for high density mounting					3,000	
688-SKRAAK	SKRAAK	P3	6.2	6.2	3.4	250 g	0.30	100,000	Rubber stem, superb pre-stroke					3,000	
688-SKRAAME010	SKRAAME010	P3	6.2	6.2	5.1	200 g	0.50	100,000	Rubber stem, superb pre-stroke					1,400	
688-SKHUALE010	SKHUALE010	Q3	6.2	6.5	2.5	160 g	0.25	300,000	Without ground terminal					3,000	
688-SKHUAME010	SKHUAME010	Q3	6.2	6.5	2.5	260 g	0.25	100,000	Without ground terminal					3,000	
688-SKHUPKE010	SKHUPKE010	Q9	6.2	6.5	2.5	100 g	0.25	300,000	With ground terminal					3,000	
688-SKHUPLE010	SKHUPLE010	Q9	6.2	6.5	2.5	160 g	0.25	300,000	With ground terminal					3,000	
688-SKHUPME010	SKHUPME010	Q9	6.2	6.5	2.5	260 g	0.25	100,000	With ground terminal					3,000	
688-SKHUBHE010	SKHUBHE010	R3	6.2	6.5	3.1	160 g	0.25	50,000	Dust proof					3,000	
688-SKHUQHE010	SKHUQHE010	R9	6.2	6.5	3.1	160 g	0.25	50,000	Dust proof w/ ground terminal					3,000	

© Copyright 2014 Mouser Electronics

© Copyright 2014 Mouser Electronics

ALPS Tactile Switches

ALPS

RoHS Compliant This product is RoHS compliant.

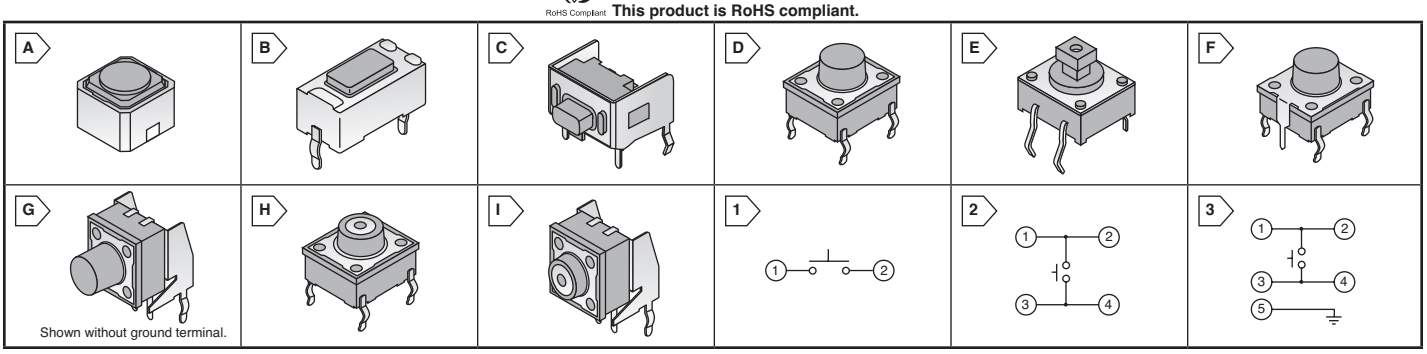

ALPS SMD SOFT FEELING TACTILE SWITCHES

RoHS Compliant

- Contact rating: 50mA @ 16VDC max.
- Tape and reel packaging
- Reflow solderable

For quantities greater than listed, call for quote.

MOUSER STOCK NO.	Alps Part No.	Fig.	Dim.: mm L	W	H	Operating Force	Travel (mm)	Operating Life	Features	Price Each 1	50	100	500	Reel Qty.	Reel Qty. Price Each
688-SKPMAM	SKPMAM	A1	5.9	6.0	4.3	160 g	1.3	100,000	Strong OF prevents mis-operations					2,500	
688-SKPMAN	SKPMAN	A1	5.9	6.0	5.0	200 g	1.3	100,000	Strong OF prevents mis-operations					2,000	
688-SKPMAP	SKPMAP	A1	5.9	6.0	5.0	250 g	1.3	100,000	Strong OF prevents mis-operations					2,000	

ALPS SNAP-IN SHARP FEELING TYPE TACTILE SWITCHES

RoHS Compliant

- Contact rating: 50mA @ 12VDC max.

For quantities greater than listed, call for quote.

MOUSER STOCK NO.	Alps Part No.	Fig.	Dim.: mm L	W	H	Operating Force	Travel (mm)	Operating Life	Features	Price Each 1	50	100	500	Reel Qty.	Reel Qty. Price Each
688-SKHLAA	SKHLAA	B1	6.0	3.5	4.3	100 g	0.25	50,000	High density mounting, Black stem					1000	
688-SKHLAC	SKHLAC	B1	6.0	3.5	4.3	160 g	0.25	50,000	High density mounting, Dark gray stem					1000	
688-SKHLAJ	SKHLAJ	B1	6.0	3.5	4.3	260 g	0.25	30,000	High density mounting, Red stem					1000	
688-SKHLAB	SKHLAB	B1	6.0	3.5	5.0	100 g	0.25	50,000	High density mounting, Black stem					1000	
688-SKHLAD	SKHLAD	B1	6.0	3.5	5.0	160 g	0.25	50,000	High density mounting, Dark gray stem					1000	
688-SKHLAK	SKHLAK	B1	6.0	3.5	5.0	260 g	0.25	30,000	High density mounting, Red stem					1000	
688-SKHLLA	SKHLLA	C1	6.0	3.72	3.5	100 g	0.25	50,000	Terminal length = 3.5mm, Black stem					1000	
688-SKHLLB	SKHLLB	C1	6.0	3.72	3.5	160 g	0.25	50,000	Terminal length = 3.5mm, Dark gray stem					1000	
688-SKHLLF	SKHLLF	C1	6.0	3.72	3.5	260 g	0.25	30,000	Terminal length = 3.5mm, Red stem					1000	
688-SKHLLC	SKHLLC	C1	6.0	3.72	3.5	100 g	0.25	50,000	Terminal length = 2.5mm, Black stem					1000	
688-SKHLLD	SKHLLD	C1	6.0	3.72	3.5	160 g	0.25	50,000	Terminal length = 2.5mm, Dark gray stem					1000	
688-SKHRAA	SKHRAA	D2	4.5	4.5	3.8	100 g	0.25	50,000	High density mounting, Black stem					1000	
688-SKHRAB	SKHRAB	D2	4.5	4.5	3.8	160 g	0.25	30,000	High density mounting, Dark gray stem					1000	
688-SKHRAH	SKHRAH	D2	4.5	4.5	3.8	260 g	0.25	50,000	High density mounting, Red stem					1000	
688-SKHHAJ	SKHHAJ	D2	6.0	6.0	4.3	100 g	0.25	1,000,000	High density mounting, Black stem					1000	
688-SKHHAL	SKHHAL	D2	6.0	6.0	4.3	160 g	0.25	500,000	High density mounting, Dark gray stem					1000	
688-SKHHAQ	SKHHAQ	D2	6.0	6.0	4.3	260 g	0.25	200,000	High density mounting, Red stem					1000	
688-SKHHAK	SKHHAK	D2	6.0	6.0	5.0	100 g	0.25	1,000,000	High density mounting, Black stem					1000	
688-SKHHAM	SKHHAM	D2	6.0	6.0	5.0	160 g	0.25	500,000	High density mounting, Dark gray stem					1000	
688-SKHHAR	SKHHAR	D2	6.0	6.0	5.0	260 g	0.25	200,000	High density mounting, Red stem					1000	
688-SKHHBV	SKHHBV	D2	6.0	6.0	7.0	100 g	0.25	1,000,000	High density mounting, Black stem					1000	
688-SKHHBW	SKHHBW	D2	6.0	6.0	7.0	160 g	0.25	500,000	High density mounting, Dark gray stem					1000	
688-SKHHBY	SKHHBY	D2	6.0	6.0	7.0	260 g	0.25	200,000	High density mounting, Red stem					1000	
688-SKHHAN	SKHHAN	D2	6.0	6.0	9.5	100 g	0.25	1,000,000	High density mounting, Black stem					1000	
688-SKHHAP	SKHHAP	D2	6.0	6.0	9.5	160 g	0.25	500,000	High density mounting, Dark gray stem					1000	
688-SKHHBS	SKHHBS	D2	6.0	6.0	9.5	260 g	0.25	200,000	High density mounting, Red stem					1000	
688-SKHHDT	SKHHDT	D2	6.0	6.0	13.0	100 g	0.25	1,000,000	High density mounting, Black stem					1000	
688-SKHHDU	SKHHDU	D2	6.0	6.0	13.0	160 g	0.25	500,000	High density mounting, Dark gray stem					1000	
688-SKHHCW	SKHHCW	E2	6.0	6.0	7.3	100 g	0.25	1,000,000	High density mounting, Black joint stem					1000	
688-SKHHPJ	SKHHPJ	F3	6.0	6.0	4.3	100 g	0.25	1,000,000	With ground terminal, Black stem					1000	
688-SKHHPL	SKHHPL	F3	6.0	6.0	4.3	160 g	0.25	500,000	With ground terminal, Dark gray stem					1000	
688-SKHHPQ	SKHHPQ	F3	6.0	6.0	4.3	260 g	0.25	200,000	With ground terminal, Red stem					1000	
688-SKHHPK	SKHHPK	F3	6.0	6.0	5.0	100g	0.25	1,000,000	With ground terminal, Black stem					1000	
688-SKHHPM	SKHHPM	F3	6.0	6.0	5.0	160 g	0.25	500,000	With ground terminal, Dark gray stem					1000	
688-SKHHPR	SKHHPR	F3	6.0	6.0	5.0	260 g	0.25	200,000	With ground terminal, Red stem					1000	
688-SKHHQV	SKHHQV	F3	6.0	6.0	7.0	100 g	0.25	1,000,000	With ground terminal, Black stem					1000	
688-SKHHQW	SKHHQW	F3	6.0	6.0	7.0	160 g	0.25	500,000	With ground terminal, Dark gray stem					1000	
688-SKHHQY	SKHHQY	F3	6.0	6.0	7.0	260g	0.25	200,000	With ground terminal, Red stem					1000	
688-SKHHPN	SKHHPN	F3	6.0	6.0	9.5	100 g	0.25	1,000,000	With ground terminal, Black stem					1000	
688-SKHHPP	SKHHPP	F3	6.0	6.0	9.5	160 g	0.25	500,000	With ground terminal, Dark gray stem					1000	
688-SKHHQN	SKHHQN	F3	6.0	6.0	9.5	260 g	0.25	200,000	With ground terminal, Red stem					1000	
688-SKHHLM	SKHHLM	G1	6.0	3.85	6.0	100 g	0.25	1,000,000	High density mounting, Black stem					1000	
688-SKHHLN	SKHHLN	G1	6.0	3.85	6.0	160 g	0.25	500,000	High density mounting, Dark gray stem					1000	
688-SKHHLP	SKHHLP	G1	6.0	3.85	6.0	260 g	0.25	200,000	High density mounting, Red stem					1000	
688-SKHHLU	SKHHLU	G1	6.0	5.85	6.0	100 g	0.25	1,000,000	High density mounting, Black stem					1000	
688-SKHHLV	SKHHLV	G1	6.0	5.85	6.0	160 g	0.25	500,000	High density mounting, Dark gray stem					1000	
688-SKHHLW	SKHHLW	G1	6.0	5.85	6.0	260 g	0.25	200,000	High density mounting, Red stem					1000	
688-SKHHLQ	SKHHLQ	G1	6.0	8.35	6.0	100 g	0.25	1,000,000	High density mounting, Black stem					1000	
688-SKHHLR	SKHHLR	G1	6.0	8.35	6.0	160 g	0.25	500,000	High density mounting, Dark gray stem					1000	
688-SKHHLS	SKHHLS	G1	6.0	8.35	6.0	260 g	0.25	200,000	High density mounting, Red stem					1000	
688-SKHHNH	SKHHNH	G1	6.0	15.85	6.0	100 g	0.25	500,000	High density mounting, Black stem					1000	
688-SKHHNJ	SKHHNJ	G1	6.0	15.85	6.0	160 g	0.25	300,000	High density mounting, Dark gray stem					1000	
688-SKHHNK	SKHHNK	G1	6.0	15.85	6.0	260 g	0.25	200,000	High density mounting, Red stem					1000	
688-SKQJAA	SKQJAA	H2	6.6	6.6	5.0	100 g	0.25	1,000,000	Dust proof, Black stem					1000	
688-SKQJAB	SKQJAB	H2	6.6	6.6	5.0	160 g	0.25	500,000	Dust proof, Gray stem					1000	
688-SKQJAD	SKQJAD	H2	6.6	6.6	7.0	100 g	0.25	1,000,000	Dust proof, Black stem					1000	
688-SKQJAE	SKQJAE	H2	6.6	6.6	7.0	160 g	0.25	500,000	Dust proof, Gray stem					1000	
688-SKQJAJ	SKQJAJ	H2	6.6	6.6	9.5	100 g	0.25	200,000	Dust proof, Black stem					1000	
688-SKQJAK	SKQJAK	H2	6.6	6.6	9.5	160 g	0.25	200,000	Dust proof, Gray stem					1000	
688-SKQJLA	SKQJLA	I3	6.6	3.85	6.6	100 g	0.25	1,000,000	Dust proof, Black stem					1000	
688-SKQJLB	SKQJLB	I3	6.6	3.85	6.6	160 g	0.25	500,000	Dust proof, Gray stem					1000	

© Copyright 2014 Mouser Electronics

© Copyright 2014 Mouser Electronics

ALPS Tactile Switches

ALPS

RoHS Compliant This product is RoHS compliant.

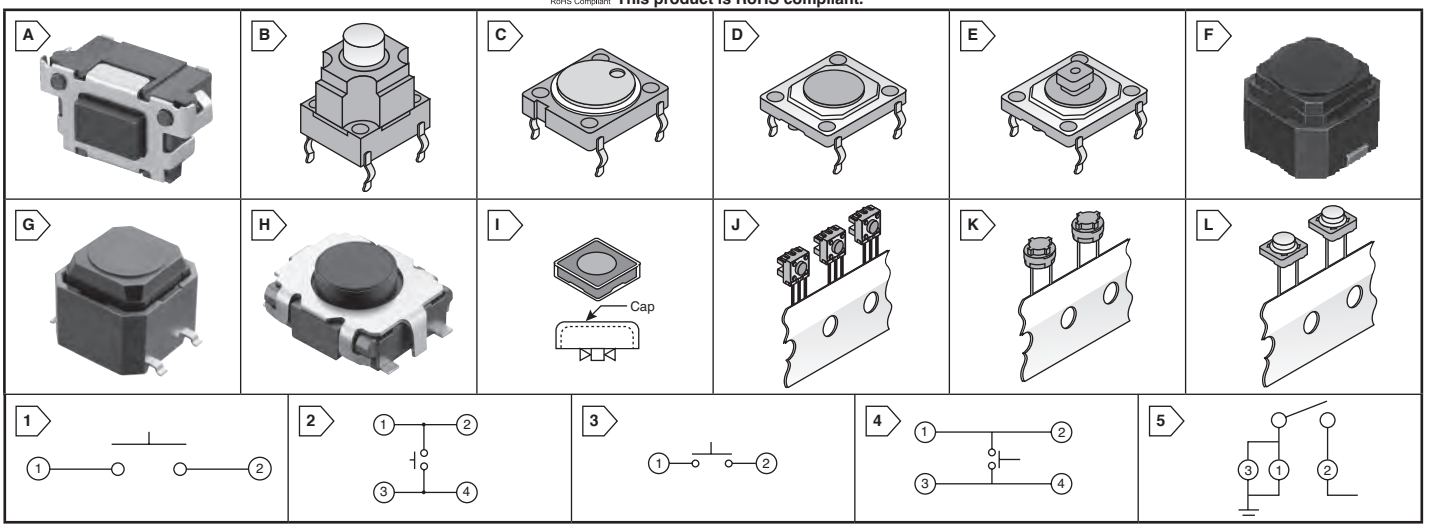

ALPS MID-MOUNT SIDEPUSH™ TACT SWITCH™

Applications:
- Portable audio players and mobile phones
- Healthcare products (blood glucose meters, etc.)
- Remote keyless entry (RKE) systems
- Side switches for ever smaller, lighter digital equipment

RoHS Compliant

NEW PRODUCT

For quantities greater than listed, call for quote.

MOUSER STOCK NO.	Alps Part No.	Fig.	Dim.: mm L	W	H	Operating Force	Travel (mm)	Operating Life	Features	Price Each 1	50	100	500	1000
688-SKSNLAE010	SKSNLAE010	A1	6.2	3.5	1.35	2.4N	0.2	500,000	Dust proof, High impact resistance, Excellent operating feel					

ALPS SNAP-IN SHARP FEELING TYPE TACTILE SWITCHES

- Contact rating: 50mA @ 12VDC max.

RoHS Compliant

For quantities greater than listed, call for quote.

MOUSER STOCK NO.	Alps Part No.	Fig.	L	W	H	Operating Force	Travel (mm)	Operating Life	Features
688-SKQBAP	SKQBAP	B2	10.0	10.0	13.0	160g	0.3	100,000	Waterproof, Dust proof, Dark gray stem
688-SKQBAJ	SKQBAJ	B2	10.0	10.0	13.0	260g	0.3	100,000	Waterproof, Dust proof, Red stem
688-SKHCBFA010	SKHCBFA010	C2	12.0	12.0	4.3	130g	0.3	1,000,000	Flat stem, Black
688-SKQEAB	SKQEAB	D2	12.0	12.0	4.3	160g	0.3	10,000,000	Dust proof, Dark gray flat stem
688-SKQEAD	SKQEAD	D2	12.0	12.0	4.3	260g	0.3	10,000,000	Dust proof, Red flat stem
688-SKQEAA	SKQEAA	E2	12.0	12.0	7.6	160g	0.3	10,000,000	Dust proof, Dark gray joint stem
688-SKQEAC	SKQEAC	E2	12.0	12.0	7.6	260g	0.3	10,000,000	Dust proof, Red joint stem

ALPS SURFACE MOUNT LOW RESISTANCE TYPE TACTILE SWITCHES

- Contact rating: 50mA @ 16V

RoHS Compliant

For quantities greater than listed, call for quote.

MOUSER STOCK NO.	Alps Part No.	Fig.	L	W	H	Operating Force	Travel (mm)	Operating Life	Features	Price Each 1	50	500	1000
688-SKPMBHE010	SKPMBHE010	F3	6	5.9	5	160g	1.3	100,000	Soft feeling,Metal contact				
688-SKPRAAE010	SKPRAAE010	G4	7.5	7.8	6.5	500g	1	100,000	Soft feeling,Low-operating noise				

ALPS HIGH OPERATING FORCE AND LONG LIFE TYPE TACT SWITCHES

- Contact rating: 50mA @ 16V

RoHS Compliant

For quantities greater than listed, call for quote.

MOUSER STOCK NO.	Alps Part No.	Fig.	L	W	H	Operating Force	Travel (mm)	Operating Life	Features	Price Each 1	50	500	1000
688-SKSGACE010	SKSGACE010	H	3	2.7	1.4	400g	0.12	200,000	Compact high operating force type, for automotive selections				
688-SKSGPAE010	SKSGPAE010	H	3	2.7	1.4	400g	0.12	200,000	Compact high operating force type, for automotive selections				

ALPS CAPS AND KEYTOPS

- Contact rating: 50mA @ 12VDC max.

RoHS Compliant

For quantities greater than listed, call for quote.

MOUSER STOCK NO.	Alps Part No.	Fig.	L	W	H	Features	Price Each 1	50	100	500	1000
688-SK2AA00010	SK2AA00010	I	10.0	10.0	3.0	Red keytop for joint stem type SKHC, SKQE					
688-SK2AA00020	SK2AA00020	I	10.0	10.0	3.0	Blue keytop for joint stem type SKHC, SKQE					
688-SK2AA00030	SK2AA00030	I	10.0	10.0	3.0	Ivory keytop for joint stem type SKHC, SKQE					
688-SK2AA00040	SK2AA00040	I	10.0	10.0	3.0	Black keytop for joint stem type SKHC, SKQE					

ALPS SNAP-IN RADIAL TYPE TACTILE SWITCHES ON TAPE AND REEL

- Contact rating: 50mA @ 12VDC max.

RoHS Compliant

For quantities greater than listed, call for quote.

MOUSER STOCK NO.	Alps Part No.	Fig.	L	W	H	Operating Force	Travel (mm)	Operating Life	Features	Price Each 1	50	100	500	Reel Quantity	Reel Qty. Price Each
688-SKQNAA	SKQNAA	J5	ø6	---	4.3	100g	0.25	500,000	Sharp feeling, Black stem					2,000	
688-SKQNAC	SKQNAC	J5	ø6	---	4.3	260g	0.25	200,000	Sharp feeling, Gray stem					2,000	
688-SKQNAE	SKQNAE	J5	ø6	---	5	160g	0.25	500,000	Sharp feeling, White stem					2,000	
688-SKQNAF	SKQNAF	J5	ø6	---	5	260g	0.25	200,000	Sharp feeling, Gray stem					2,000	
688-SKRGALD010	SKRGALD010	J5	ø6	---	7	100g	0.25	500,000	Sharp feeling, Black stem					2,000	
688-SKRGAAD010	SKRGAAD010	J5	6.2	6.2	3.6	130g	1	500,000	Sharp feeling, Black stem					2,000	
688-SKRGABD010	SKRGABD010	J5	6.2	6.2	3.6	160g	0.25	500,000	Sharp feeling, White stem					2,000	
688-SKQNAJ	SKQNAJ	J5	ø6	---	7	160g	0.25	500,000	Sharp feeling, White stem					2,000	
688-SKQNAK	SKQNAK	J5	ø6	---	7	260g	0.25	200,000	Sharp feeling, Gray stem					2,000	
688-SKQNAL	SKQNAL	J5	ø6	---	9.5	100g	0.25	500,000	Sharp feeling, Black stem					2,000	
688-SKQNAM	SKQNAM	J5	ø6	---	9.5	160g	0.25	500,000	Sharp feeling, White stem					2,000	
688-SKQNAN	SKQNAN	J5	ø6	---	9.5	260g	0.25	200,000	Sharp feeling, Gray stem					2,000	
688-SKPLAK	SKPLAK	K3	ø6.45	---	5	200g	1.3	100,000	Soft feeling, Green stem					2,700	
688-SKPLAF	SKPLAF	K3	ø6.45	---	5	250g	1.3	100,000	Soft feeling, Yellow stem					2,700	
688-SKPDAL	SKPDAL	L3	7.8	7.8	5	80g	1.0	500,000	Soft feeling, Light gray stem					800	
688-SKPDAM	SKPDAM	L3	7.8	7.8	5	120g	1.0	500,000	Soft feeling, Light blue stem					800	
688-SKPDAC	SKPDAC	L3	7.8	7.8	5.5	250g	1.2	100,000	Soft feeling, Blue stem					800	

© Copyright 2014 Mouser Electronics

© Copyright 2014 Mouser Electronics

C&K Tactile Switches

RoHS Compliant **This page of product is compliant.**

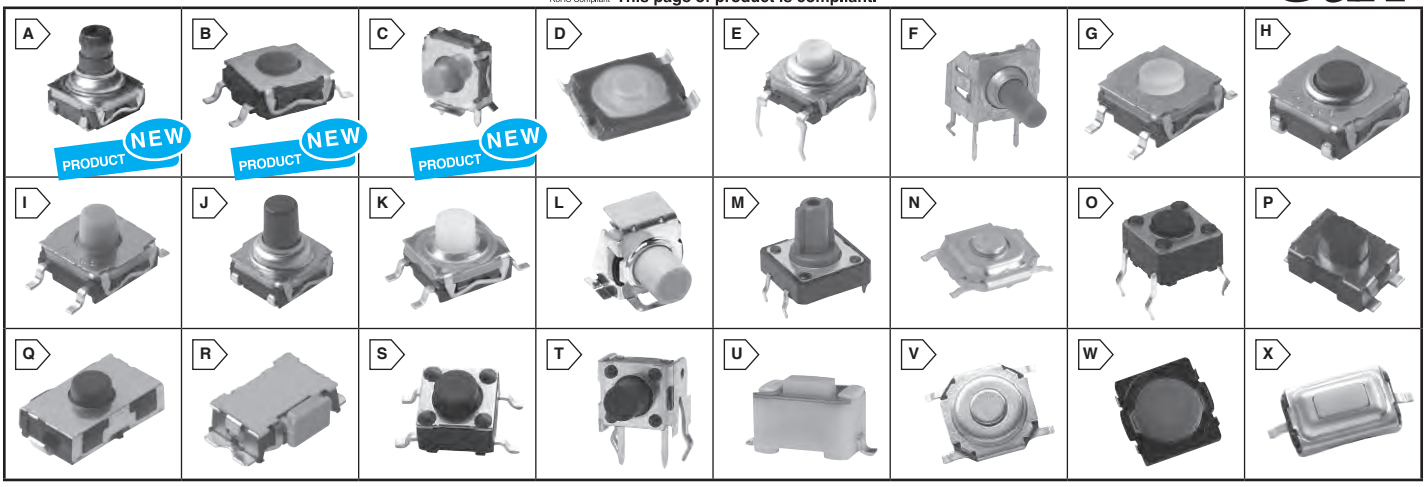

KSC9 SERIES SMD SEALED TACT SWITCH FOR ADJUSTABLE SWITCH

For quantities greater than listed, call for quote.

MOUSER STOCK NO. Mfr.	Mfr. Part No.	Fig.	Operating Force	Height (mm)	Price Each 1	25
J-Bend						
611—	KSC921JLFS	A	170g	7.7		
611—	KSC931JLFS	A	255g	7.7		
611—	KSC941JLFS	A	340g	7.7		
Gulfwing						
611—	KSC921GLFS	A	170g	7.7		
611—	KSC931GLFS	A	255g	7.7		
611—	KSC941GLFS	A	340g	7.7		

ACCESSORIES FOR SERIES KSC9

For quantities greater than listed, call for quote.

MOUSER STOCK NO. Mfr.	Mfr. Part No.	Description	Price Each 1	25
611—	BTNKSC920	Button for KSC9, light gray, 15.4mm		
611—	BTNKSC940	Button for KSC9, red, 15.4mm		
611—	BTNKSC980	Button for KSC9, white, 15.4mm		
611—	BTNKSC990	Button for KSC9, black, 15.4mm		

KSE SERIES LOW PROFILE TACT SWITCH

For quantities greater than listed, call for quote.

MOUSER STOCK NO. Mfr.	Mfr. Part No.	Fig.	Operating Force	Height (mm)	Price Each 1	25
611—	KSEM31JLFS	B	150g	3.1		
611—	KSEM31GLFS	B	150g	3.1		

KSCV2 SERIES SIDE ACTUATED SEALED TACT SWITCH

For quantities greater than listed, call for quote.

MOUSER STOCK NO.	C&K Part No	Fig.	Operating Force	Height (mm)	Price Each 1	25
611-KSC441V2SPDELTAL	KSC441V2 SP Delta LFS	C	200g	5.0		

KMT0 SERIES NANO-MINIATURE SMT TOP ACTUATED

For quantities greater than listed, call for quote.

MOUSER STOCK NO. Mfr.	Mfr. Part No.	Fig.	Operating Force	Height (mm)	Price Each 1	25
611—	KMT012NGJLHS	D	160g	0.65		
611—	KMT022NGJLHS	D	160g	0.65		
611—	KMT072NGJLHS	D	230g	0.65		

KSA & KSL SERIES SEALED TACTILE SWITCH

Features:

- Designed for automatic or manual insertion
- Cambered terminals to ensure self retention
- Top or side actuated

For quantities greater than listed, call for quote.

611—	KSA0M211-LFT	E	130g	4.7	
611—	KSA0M411-LFT	E	300g	4.7	
611—	KSL0M412-LFT	F	300g	9.9	
611—	KSL0V411-LFT	F	300g	9.9	
611—	KSL0M212LFT	F	130gf	9.9	
611—	KSL0M312LFT	F	130gf	9.9	
611—	KSL0M411LFT	F	300gf	9.9	
611—	KSL0M431LFT	F	300gf	9.9	
611—	KSL0V311LFT	F	130gf	9.9	
611—	KSL1M411LFT	F	300gf	9.9	

KSC SERIES TACTILE SWITCH FOR SMT

Features:

- Positive tactile feeling
- Range of 6 actuation forces
- IP 67
- J or G terminations

For quantities greater than listed, call for quote.

611—	KSC221G-LFS	G	160g	3.5	
611—	KSC221J-LFS	G	160g	3.5	
611—	KSC241G-LFS	G	300g	3.5	
611—	KSC241J-LFS	G	300g	3.5	
611—	KSC341J-LFS	H	300g	3.5	
611—	KSC351J-LFS	H	550g	3.5	
611—	KSC421G70SH-LFS	I	160g	5.2	
611—	KSC441J70SH-LFS	I	300g	5.2	
611—	KSC641G-LFS	J	300g	7.7	
611—	KSC641J-LFS	J	300g	7.7	
611—	KSC721JLFS	J	300g	4.3	

KSC SERIES TACTILE SWITCH FOR SMT (CONT.)

For quantities greater than listed, call for quote.

MOUSER STOCK NO. Mfr.	Mfr. Part No.	Fig.	Operating Force	Height (mm)	Price Each 1	25
611—	KSC721GLFS	J	160g	4.3		
611—	KSC741JLFS	J	400g	4.3		
611—	KSC741GLFS	J	400g	4.3		

KST SERIES LONG TRAVEL TACT SWITCH FOR SMT

Features:

- Rubber actuator
- Silver contact material
- J or G terminals
- Compatible with pick and place machines
- IP 40 sealed

For quantities greater than listed, call for quote.

611—	KST241GLFS	K	350gf	5.0	

KT SERIES RIGHT ANGLE SEALED TACTILE SWITCH FOR SMT

For quantities greater than listed, call for quote.

MOUSER STOCK NO. Mfr.	Mfr. Part No.	Fig.	Operating Force	Terminal	Price Each 1	25
611—	KT11B2JM34-LFS	L	300gf	Top J Bend		
611—	KT11P2JM34-LFS	L	300gf	Top J Bend		
611—	KT11P2SM34-LFS	L	300gf	Top Gullwing		
611—	KT11B1SAM34LFS	M	300gf	Right Angle		
611—	KT11P2SA3M34LFS	M	300gf	Right Angle w/ pick & place tab		
611—	KT11P3SA1M34LFS	M	300gf	Right Angle w/ front solder pad		
611—	KT11P4SA1M34LFS	M	300gf	Right Angle w/ front solder pad		
611—	KT11P4SA2M35LFG	M	300gf	Right Angle w/ front solder pad and pick & place tab		

KMR2/KSR/KSS SERIES TACTILE SWITCHES

For quantities greater than listed, call for quote.

MOUSER STOCK NO. Mfr.	Mfr. Part No.	Fig.	Operating Force	Height (mm)	Price Each 1	25
Microminiature SMT Top Actuated, Operating Temperature -40°C to 125°C						
611—	KMR211G-LFS	N	120g	1.9		
611—	KMR221G-LFS	N	200g	1.9		
611—	KMR241GLFS	N	400gf	1.9		
Subminiature SMT, IP 50 Sealed, Operating Temperature -40°C to 125°C						
611—	KSR221G-LFS	O	200g	2.5		
Subminiature SMT Side Actuated, IP 50 Sealed, Operating Temp. -40°C to 125°C						
611—	KSS221GLFS	P	200g	1.7		
611—	KSS231G-LFS	P	250g	1.7		
611—	KSS331G-LFS	P	250g	1.7		
611—	KMS231GLFS	P	200gf	1.7		
611—	KMS233GLFG	P	200gf	1.7		

PTS125/525/635/645 SERIES TACTILE SWITCHES

For quantities greater than listed, call for quote.

MOUSER STOCK NO.	C&K Part No	Fig.	Operating Force	Height (mm)	Price Each 1	25
12mm, Operating Temperature: -40°C to 60°C						
611-PTS125SM43-LFS	PTS125SM43 LFS	M	160g	4.3		
611-PTS125SM85-LFS	PTS125SM85 LFS	M	160g	8.5		
Microminiature SMT, 5.25mm x 5.25mm, Operating Temperature: -40°C to 60°C						
611-PTS525SM10-LFS	PTS525SM10SMTR LFS	Q	160g	1.5		
6x6 mm, Operating Temperature: -20°C to 60°C						
611-PTS645SL70LFS	PTS645SL70 LFS	R	130g	3.6		
611-PTS645VL31LFS	PTS645VL31 LFS	R	130g	3.6		

RS SERIES: SUB-MINIATURE SMT TACTILE SWITCHES

Features:

- Contact Form: SPST-NO Off-Momentary
- Contact Rating: 0.05 AMP@12VDC

For quantities greater than listed, call for quote.

MOUSER STOCK NO.	C&K Part No	Fig.	Operating Force	Price Each 1	25
611-RS014R05B1SMA10R	RS-014R05B1-SMA10 RT	S	160gf		
611-RS-022R05C1-PA	RS-022R05C1-PA	T	160gf		
611-RS-032G05A3-SMRT	RS-032G05A3-SM RT	U	250gf		
611-RS187R05A2DSMTRT	RS-187R05A2-DS MT RT	V	160gf		
611-RS-197N05A1-DSRT	RS-197N05A1-DS RT	W	160gf		
611-RS-282G05A3-SMRT	RS-282G05A3-SM RT	X	250gf		

© Copyright 2014 Mouser Electronics

© Copyright 2014 Mouser Electronics

MOUNTAIN SWITCH Surface Mount Tactile Switches

RoHS Compliant This product is RoHS compliant.

TS SERIES TACTILE SWITCHES

3.7x6 SMD Tactile Switch

For quantities greater than listed, call for quote.

MOUSER STOCK NO.	Fig.	Dimensions: mm L	W	H	Operating Force (gf)	Price Each 1	50	100	500
101-TS3724T1600-EV	A	6.0	3.7	2.5	160				

Extra Thin Side Actuated Tactile Switches

For quantities greater than listed, call for quote.

101-TS3923R1600-EV	B	7.0	3.5	3.5	160				
101-TS3923R2600-EV	B	7.0	3.5	3.5	260				

3.5x6 SMD Tactile Switches

For quantities greater than listed, call for quote.

101-TS4322T1601-EV	C	6.0	3.5	4.3	160				
101-TS4322T2601-EV	C	6.0	3.5	4.3	260				
101-TS4322T3201-EV	C	6.0	3.5	4.3	320				
101-TS4322T5201-EV	C	6.0	3.5	4.3	520				
101-TS4322T1602-EV	C	6.0	3.5	5.0	160				
101-TS4322T2602-EV	C	6.0	3.5	5.0	260				
101-TS4322T3202-EV	C	6.0	3.5	5.0	320				
101-TS4322T5202-EV	C	6.0	3.5	5.0	520				

5x5 Thin SMD Tactile Switches

For quantities greater than listed, call for quote.

101-TS4522T1601-EV	D	5.2	5.2	0.8	160				
101-TS4522T2601-EV	D	5.2	5.2	0.8	260				
101-TS4522T1602-EV	E	5.2	5.2	1.5	160				
101-TS4522T2602-EV	E	5.2	5.2	1.5	260				

Side Actuated SMD Tactile Switches

For quantities greater than listed, call for quote.

101-TS4722R2200-EV	F	3.9	1.5	3.5	220				
101-TS4922R2600-EV	F	4.7	1.7	4.5	260				

Miniature SMD Tactile Switches

For quantities greater than listed, call for quote.

101-TS5022T1601-EV	G	4.7	3.5	2.1	160				
101-TS5022T1602-EV	G	4.7	3.5	2.5	160				

Right Angle SMD Tactile Switches

For quantities greater than listed, call for quote.

101-TS4122R1602-EV	B	6.0	4.5	4.2	160				
101-TS5722R2601-EV	H	6.1	6.1	3.0	260				

6x6 Thin F-Type SMD Tactile Switches

For quantities greater than listed, call for quote.

101-TS5922T1002-EV	I	6.4	6.2	2.5	100				
101-TS5922T3202-EV	I	6.4	6.2	2.5	320				

6x6 SMD Tactile Switches

For quantities greater than listed, call for quote.

101-TS6324T1605BC-EV	J	6.2	6.2	7.3	160				
101-TS6324T1607-EV	K	6.2	6.2	13.0	160				

12x12 SMD Tactile Switches

For quantities greater than listed, call for quote.

101-TS6424T2601-EV	K	12.0	12.0	4.3	260				
101-TS6424T3201-EV	K	12.0	12.0	4.3	320				
101-TS6424T2602AC-EV	J	12.0	12.0	7.3	260				
101-TS6424T3202AC-EV	J	12.0	12.0	7.3	320				
101-TS6424T2603-EV	K	12.0	12.0	8.5	260				
101-TS6424T3203-EV	K	12.0	12.0	8.5	320				

6x6 Washable SMD Tactile Switches

For quantities greater than listed, call for quote.

101-TS6824T1601-EV	L	6.3	6.2	2.3	160				
101-TS6824T1803-EV	L	6.3	6.2	3.5	180				
101-TS6824T2603-EV	L	6.3	6.2	3.5	260				
101-TS6824T2604-EV	L	6.3	6.2	3.8	260				
101-TS6824T3604-EV	L	6.3	6.2	3.8	360				
101-TS6824T1805-EV	L	6.3	6.2	5.2	180				
101-TS6824T2605-EV	L	6.3	6.2	5.2	260				
101-TS6824T3605-EV	L	6.3	6.2	5.2	360				

6x6 Washable J-Type SMD Tactile Switches

For quantities greater than listed, call for quote.

101-TS6923T1803-EV	M	6.3	6.2	3.5	180				
101-TS6923T2603-EV	M	6.3	6.2	3.5	260				
101-TS6923T2604-EV	M	6.3	6.2	3.8	260				
101-TS6923T3604-EV	M	6.3	6.2	3.8	360				
101-TS6923T2605-EV	M	6.3	6.2	5.2	260				
101-TS6923T3605-EV	M	6.3	6.2	5.2	360				

© Copyright 2014 Mouser Electronics

Electrical Specifications
- Rating: 50mA / 12VDC
- Contact Resistance: 100MΩ max.
- Insulation Resistance: 100MΩ min. / 500VDC
- Dielectric Strength: 250VAC / minute

Mechanical Specifications
- Operational Temp.: -25°C to +70°C
- Storage Temp.: -30°C to +80°C

RoHS Compliant

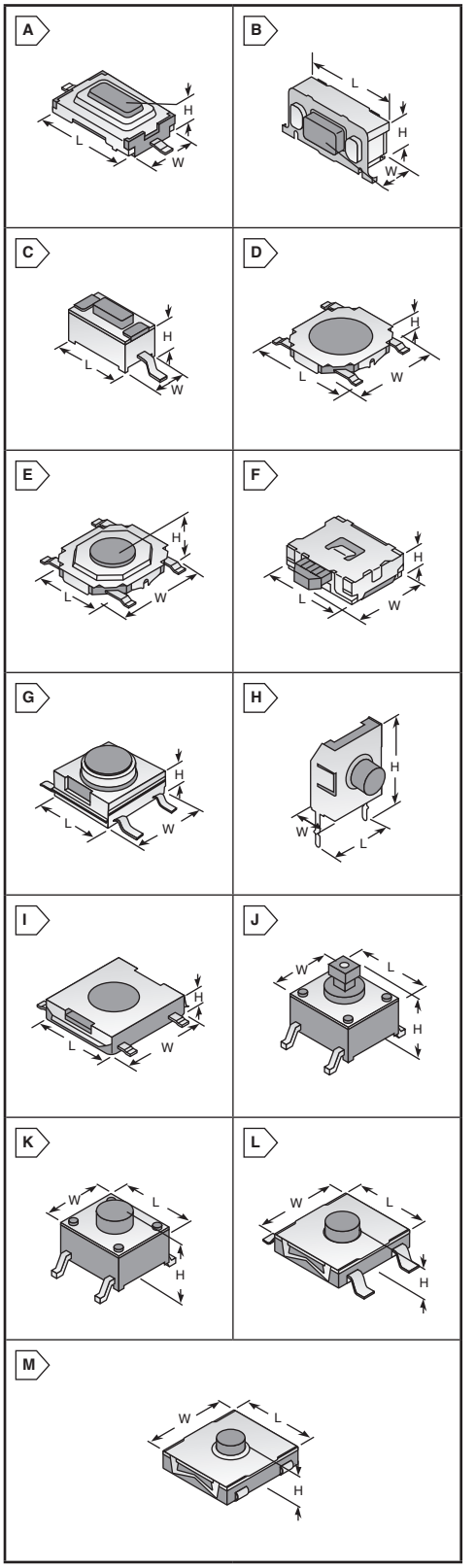

© Copyright 2014 Mouser Electronics

MOUNTAIN SWITCH Tactile Switches

RoHS Compliant **This product is RoHS compliant.**

TA, TH, TF, IG, & L6 SERIES TACTILE SWITCHES

Specifications:
- Rating: 50mA/50VDC (TA & TH Series) • Contact Resistance: 100mΩ Max
- Rating: 50mA/12VDC (TF, IG, & L6 Series)

For quantities greater than listed, call for quote.

MOUSER STOCK NO.	Fig.	Dimensions: mm L	W	H	Operating Force (gf)	Price Each 1	50	100	500
TA Series Tactile Switches									
101-TA81-EV	A	8.0	7.5	13.3	130				
101-TA82-EV	A	8.0	7.5	13.3	300				
TH Series Tactile Switches									
101-TH71-EV	B	7.4	7.4	8.9	130				
101-TH72-EV	B	7.4	7.4	8.9	300				
TF Series Tactile Switches									
101-TF25N-EV	C	7.3	3.8	2.5	200				
101-TF25R-EV	C	7.3	3.8	2.5	300				
101-TF25S-EV	C	7.3	3.8	2.5	400				
IG Series Tactile Switches									
101-IG14K-EV	D	3.6	4.6	1.4	200				
L6 Series Tactile Switches									
101-L613R-EV	E	7.4	6.0	5.0	200				
101-L613S-EV	E	7.4	6.0	5.0	350				

TS SERIES TACTILE SWITCHES

Specifications:
- Rating: 50mA/12VDC • Contact Resistance: 100mΩ max. • Dielectric Strength: 250VAC/minute

3.5x6 Tactile Switches										
101-TS4311T1601-EV	F	6.0	3.5	4.3	160					
101-TS4311T2601-EV	F	6.0	3.5	4.3	260					
101-TS4311T3201-EV	F	6.0	3.5	4.3	320					
101-TS4311T5201-EV	F	6.0	3.5	4.3	520					
101-TS4311T1602-EV	F	6.0	3.5	5.0	160					
101-TS4311T2602-EV	F	6.0	3.5	5.0	260					
101-TS4311T3202-EV	F	6.0	3.5	5.0	320					
101-TS4311T5202-EV	F	6.0	3.5	5.0	520					
6x6 Tactile Switches										
101-TS6111T1601-EV	G	6.2	6.2	4.3	160					
101-TS6111T1602-EV	G	6.2	6.2	5.0	160					
101-TS6111T1603-EV	G	6.2	6.2	7.0	160					
101-TS6111T1605BC-EV	H	6.2	6.2	7.3	160					
101-TS6111T1606-EV	G	6.2	6.2	9.5	160					
101-TS6111T1607-EV	G	6.2	6.2	13.0	160					
12x12 Tactile Switches										
101-TS6211T2601-EV	G	12.0	12.0	4.3	260					
101-TS6211T3201-EV	G	12.0	12.0	4.3	320					
※ 101-TS6211T2602AC-EV	H	12.0	12.0	7.3	260					
※ 101-TS6211T3202AC-EV	H	12.0	12.0	7.3	320					
101-TS6211T1603-EV	G	12.0	12.0	8.5	160					
101-TS6211T2603-EV	G	12.0	12.0	8.5	260					
101-TS6211T3203-EV	G	12.0	12.0	8.5	320					
Right Angle Tactile Switches										
101-TS6511R1601-EV	I	6.2	6.5	3.1	160					
101-TS6511R1602-EV	I	6.2	6.5	3.8	160					
† 101-TS6511R1604BC-EV	J	6.2	6.5	6.1	160					
101-TS6511R1606-EV	I	6.2	6.5	8.3	160					
101-TS6511R1607-EV	I	6.2	6.5	11.8	160					
6x6 Washable Tactile										
101-TS6711T1602-EV	K	6.3	6.2	3.1	160					
101-TS6711T2604-EV	K	6.3	6.2	3.8	260					
101-TS6711T2605-EV	K	6.3	6.2	5.2	260					
6x6 Radial Leaded Tactile Switches										
101-TS7311T1601-EV	L	6.2	6.2	4.3	160					
101-TS7311T1602-EV	L	6.2	6.2	5.0	160					
101-TS7311T1603-EV	L	6.2	6.2	7.0	160					
† 101-TS7311T1604BC-EV	M	6.2	6.2	7.3	160					
101-TS7311T1605BC-EV	M	6.2	6.2	7.3	160					
101-TS7311T1606-EV	L	6.2	6.2	9.0	160					
101-TS7311T1607-EV	L	6.2	6.2	13.0	160					

※Order caps 101-0110-EV through 101-0119-EV and 101-0210-EV through 101-0219-EV.
†Order caps 101-0100-EV through 101-0109-EV and 101-0200-EV through 101-0209-EV.

TS55 SERIES ILLUMINATED TACTILE SWITCHES

Specifications: • Dielectric Strength: 250VAC/minute
- Rating: 50mA/12VDC • Contact Resistance: 100mΩ max.

For quantities greater than listed, call for quote.

MOUSER STOCK NO.	Fig.	Dimensions: mm L	W	H	Color	Operating Force (gf)	Price Each 1	50	100	500
101-TS5511T16002R-EV	N	6.1	6.1	7.0	Red	160				
101-TS5511T16002Y-EV	N	6.1	6.1	7.0	Yellow	160				
101-TS5511T16002G-EV	N	6.1	6.1	7.0	Green	160				
101-TS5511T16002B-EV	N	6.1	6.1	7.0	Blue	160				
101-TS5511T16001W-EV	N	6.1	6.1	7.0	White	260				
101-TS5511T26002R-EV	N	6.1	6.1	7.0	Red	260				
101-TS5511T26002G-EV	N	6.1	6.1	7.0	Green	260				
101-TS5511T26002B-EV	N	6.1	6.1	7.0	Blue	260				
101-TS5511T26001W-EV	N	6.1	6.1	7.0	White	260				

TS55 SERIES ILLUMINATED TACTILE SWITCH CAPS

Round: Replace the blank in the Mouser Stock No. with: **K** for **Black**, **B** for **Blue**, **G** for **Green**, **I** for **Ivory**, **R** for **Red**, **S** for **Salmon**, **Y** for **Yellow**.

Square: Replace the blank in the Mouser Stock No. with: **YEL** for **Yellow**, **BLU** for **Blue**, **RED** for **Red**, **IVY** for **Ivory**, **BLK** for **Black**, **GRN** for **Green**, **SMN** for **Salmon**.

For quantities greater than listed, call for quote.

MOUSER STOCK NO.	Fig.	Shape	General Tolerances	Price Each 1	50	100	500
101-TS55KTRA___-EV	O	Round	±0.3mm				
101-TS55KCS___-EV	P	Square	±0.3mm				

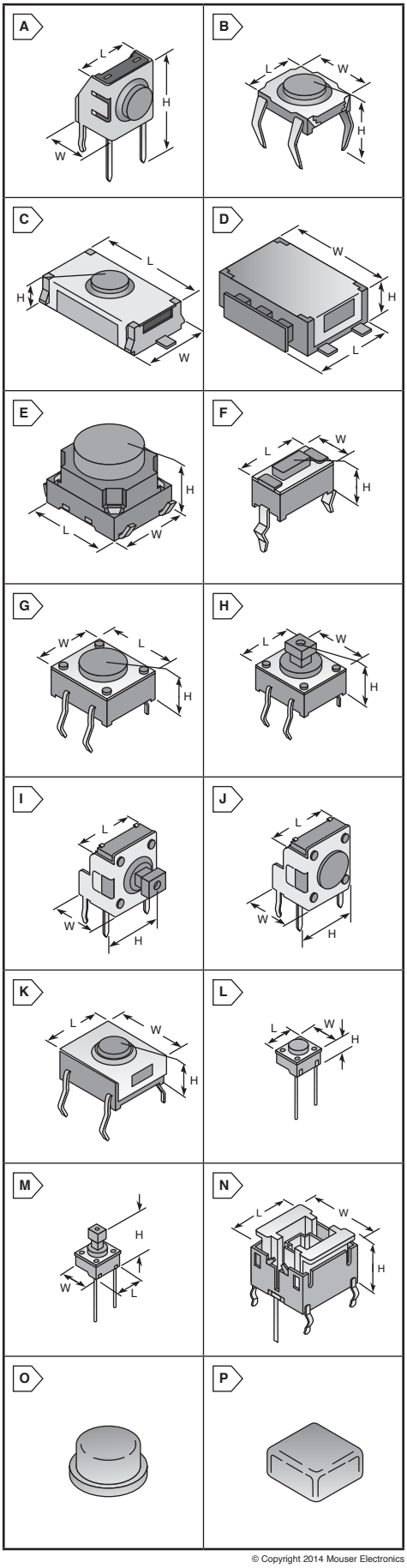

© Copyright 2014 Mouser Electronics

MOUNTAIN SWITCH Tactile Switches and Caps

RoHS Compliant **This product is RoHS compliant.**

DIMENSIONS: mm

TACTILE SWITCHES THRU-HOLE TYPE

Features:
- Available sharp click feel with a positive tactile feedback. Due to small movement distance (stroke), user experiences distinct sensation when the switch "clicks" into place
- Ultraminiature and light weight structure suitable for high density mounting
- Insert molding in the contact with special treatment prevents flux build-up during soldering and permits auto-dipping
- The washable type switches are designed to allow submersed washing after soldering

Specifications:
- Rating: 50mA/12VDC
- Contact Resistance: 100mΩ max.

RoHS Compliant

Standard

For quantities greater than listed, call for quote.

MOUSER STOCK NO.	Fig.	Dimensions: mm H	Dimensions: mm W	Operating Force (gf)	Price Each 1	50	100	500	1000
101-0161-EV	A	4.3	6.0	130					
101-0261-EV	A	5.0	6.0	130					
101-0361-EV	A	7.0	6.0	130					
101-0461-EV	A	9.5	6.0	130					
101-0162-EV	B	4.3	6.0	130					
101-0262-EV	B	5.0	6.0	130					
101-0362-EV	B	7.0	6.0	130					
101-0462-EV	B	9.5	6.0	130					
101-0163-EV	C	3.1	6.2	130					
101-0263-EV	C	3.8	6.2	130					
101-0363-EV	C	5.8	6.2	130					
101-0463-EV	C	8.3	6.2	130					
† 101-0661-EV	D	7.3	6.0	160					
101-0121-EV	E	4.3	12.0	160					
✻ 101-0621-EV	F	7.3	12.0	160					

✻ **Order caps A and B below for switches 101-0621-EV and 101-0624-EV.**
† **Order caps C and D below for switches 101-0661-EV and 101-0664-EV.**

Washable

For quantities greater than listed, call for quote.

MOUSER STOCK NO.	Fig.	Dimensions: mm H	Dimensions: mm W	Operating Force (gf)	Price Each 1	50	100	500	1000
101-0165-EV	G	2.3	6.2	160					
101-0365-EV	H	3.8	6.2	160					

TACTILE SWITCHES SMD

Features:
- Available sharp click feel with a positive tactile feedback. Due to small movement distance (stroke), user experiences distinct sensation when the switch "clicks" into place
- Ultraminiature and light weight structure suitable for high density mounting
- Insert molding in the contact with special treatment prevents flux build-up during soldering and permits auto-dipping
- The washable type switches are designed to allow submersed washing after soldering

Specifications:
- Rating: 50mA/12VDC
- Contact Resistance: 100mΩ max.

RoHS Compliant

Non-Waterproof Gull Wing

For quantities greater than listed, call for quote.

MOUSER STOCK NO.	Fig.	Dimensions: mm H	Dimensions: mm W	Operating Force (gf)	Price Each 1	50	100	500	1000
101-0134-EV	I	4.3	6.0	160					
101-0164-EV	J	4.3	6.0	160					
101-0264-EV	J	5.0	6.0	160					
101-0364-EV	J	7.0	6.0	160					
101-0464-EV	J	9.5	6.0	160					
† 101-0664-EV	K	7.3	6.0	160					
101-0124-EV	L	4.3	12.0	160					
✻ 101-0624-EV	M	7.3	12.0	160					

✻ **Order caps A and B below for switches 101-0621-EV and 101-0624-EV.**
† **Order caps C and D below for switches 101-0661-EV and 101-0664-EV.**

Washable Gull Wing

For quantities greater than listed, call for quote.

101-0266-EV	N	3.1	6.3	160					
101-0366-EV	N	3.8	6.3	160					

Washable "J" Wing

For quantities greater than listed, call for quote.

MOUSER STOCK NO.	Fig.	Dimensions: mm H	Dimensions: mm W	Operating Force (gf)	Price Each 1	50	100	500	1000
101-0267-EV	O	3.1	6.3	160					
101-0367-EV	O	3.8	6.3	160					

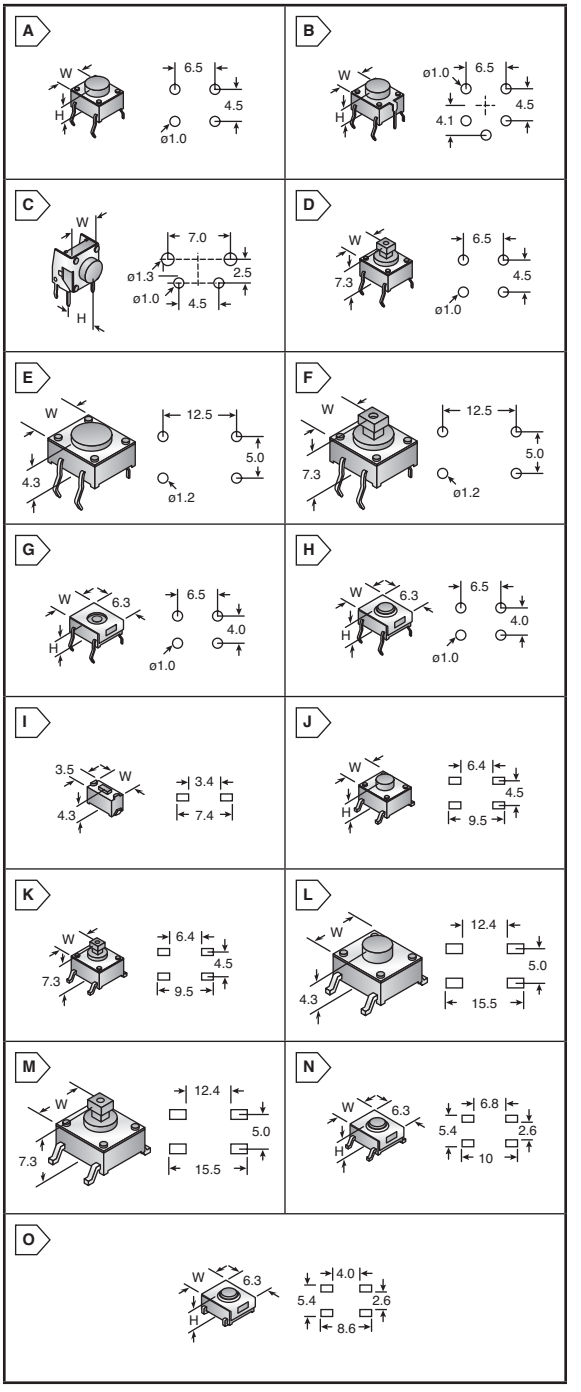

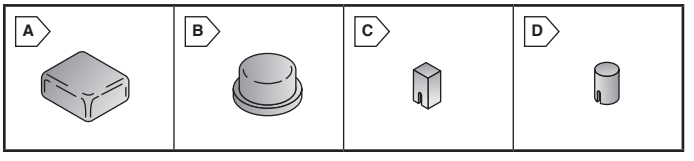

TACTILE SWITCH CAPS

Caps A and B are used with switches 101-0621-EV, 101-0624-EV, 101-TS6211T2602AC-EV and 101-TS6211T3202AC-EV. Caps C and D are used with switches 101-0661-EV, 101-0664-EV, 101-TS6511R1604BC-EV and 101-TS7311T1604BC-EV.

RoHS Compliant

For quantities greater than listed, call for quote.

MOUSER STOCK NO.	Fig.	Shape	Color	Price Each 1	50	100	500	1000
101-0116-EV	A	Square	Blue					
101-0115-EV	A	Square	Green					
101-0110-EV	A	Square	Black					
101-0119-EV	A	Square	Ivory					
101-0112-EV	A	Square	Red					

For quantities greater than listed, call for quote.

MOUSER STOCK NO.	Fig.	Shape	Color	Price Each 1	50	100	500	1000
101-0216-EV	B	Round	Blue					
101-0215-EV	B	Round	Green					
101-0210-EV	B	Round	Black					
101-0219-EV	B	Round	Ivory					
101-0212-EV	B	Round	Red					
101-0214-EV	B	Round	Yellow					
101-0106-EV	C	Square	Blue					
101-0105-EV	C	Square	Green					
101-0100-EV	C	Square	Black					
101-0109-EV	C	Square	Ivory					
101-0102-EV	C	Square	Red					
101-0104-EV	C	Square	Yellow					
101-0206-EV	D	Round	Blue					
101-0205-EV	D	Round	Green					
101-0200-EV	D	Round	Black					
101-0209-EV	D	Round	Ivory					
101-0202-EV	D	Round	Red					
101-0204-EV	D	Round	Yellow					

© Copyright 2014 Mouser Electronics

© Copyright 2014 Mouser Electronics

JB SERIES: PROCESSED SEALED LOW PROFILE TACTILES

- Power rating: 50mA @ 24VDC for 180g OF (1.76N); 125mA @ 24VDC 270g OF (2.65N)
- SPST Off-(On)
- Dome contact

RoHS Compliant

For quantities greater than listed, call for quote.

MOUSER STOCK NO.	NKK Part No.	Fig.	Description	Operating Force (g)	Price Each 1	25	50	100
633-JB15FP	JB15FP	A	Short blue button	180				
633-JB15KP	JB15KP	B	Short actuator	180				
633-JB15HAP	JB15HAP	C	Extended actuator	270				
Sculptured Snap-On Caps for JB15KP and JB15HAP								
633-AT4058A	AT4058A	D	Black matte finish	-				
633-AT4058B	AT4058B	D	White matte finish	-				
633-AT4058C	AT4058C	D	Red matte finish	-				
633-AT4058H	AT4058H	D	Gray matte finish	-				
Flat Snap-On Caps for JB15KP and JB15HAP								
633-AT4059A	AT4059A	E	Black glossy finish	-				
633-AT4059B	AT4059B	E	White glossy finish	-				
633-AT4059C	AT4059C	E	Red glossy finish	-				
633-AT4059H	AT4059H	E	Gray glossy finish	-				

JB SERIES: ILLUMINATED, PROCESSED SEALED LOW PROFILE TACTILES

- Power rating: 50mA @ 24VDC for 180g OF (1.76N); 125mA @ 24VDC 270g OF (2.65N)
- Bright full face illumination
- Dome contact

RoHS Compliant

For quantities greater than listed, call for quote.

MOUSER STOCK NO.	NKK Part No.	Fig.	Description	Price Each 1	25	50	100
Standard OF (180g); Short Actuator; Flat Snap-on Cap							
633-JB15LPC	JB15LPC-JC	F	Red LED/Flat clear lens/Red diffuser				
633-JB15LPE	JB15LPE-JE	F	Yellow LED/Flat clear lens/Yellow diffuser				
633-JB15LPF	JB15LPF-JF	F	Green LED/Flat clear lens/Green diffuser				
High OF (270g); Extended Actuator; Framed Snap-on Cap							
633-JB15HBPC	JB15HBPC-JC	G	Red LED/Flat clear lens/Red diffuser				
633-JB15HBPE	JB15HBPE-JE	G	Yellow LED/Flat clear lens/Yellow diffuser				
633-JB15HBPF	JB15HBPF-JF	G	Green LED/Flat clear lens/Green diffuser				

JF SERIES: PROCESSED SEALED ULTRA-THIN TACTILES

- Power rating: 50mA @ 24VDC
- OF: 306g (3.0N)
- 5mm height
- SPST Off-(On)
- Dome contact

RoHS Compliant

For quantities greater than listed, call for quote.

MOUSER STOCK NO.	NKK Part No.	Fig.	Description	Price Each 1	25	50	100
Round Housing and Actuator							
633-JF15CP2C	JF15CP2C	H	Black housing/Red actuator				
633-JF15CP2D	JF15CP2D	H	Black housing/Orange actuator				
633-JF15CP2F	JF15CP2F	H	Black housing/Green actuator				
633-JF15CP2G	JF15CP2G	H	Black housing/Blue actuator				
633-JF15CP2H	JF15CP2H	H	Black housing/Gray actuator				
Square Housing and Actuator							
633-JF15SP1C	JF15SP1C	I	Black housing/Red actuator				
633-JF15SP1D	JF15SP1D	I	Black housing/Orange actuator				
633-JF15SP1F	JF15SP1F	I	Black housing/Green actuator				
633-JF15SP1G	JF15SP1G	I	Black housing/Blue actuator				
633-JF15SP1H	JF15SP1H	I	Black housing/Gray actuator				

JF SERIES: ILLUMINATED, PROCESSED SEALED ULTRA-THIN TACTILES

- Power rating: 50mA @ 24VDC
- OF: 306g (3.0N) for flush actuator; 204g (2.0N) for sculptured actuator
- Spot or full face illumination
- SPST Off-(On)
- Dome contact

RoHS Compliant

For quantities greater than listed, call for quote.

MOUSER STOCK NO.	NKK Part No.	Fig.	Description	Price Each 1	25	50	100
Spot Illuminated, Sculptured Actuator							
633-JF15RP3HC	JF15RP3HC	J	Gray actuator/Red LED				
633-JF15RP3HE	JF15RP3HE	J	Gray actuator/Yellow LED				
633-JF15RP3HF	JF15RP3HF	J	Gray actuator/Green LED				
633-JF15RP3GC	JF15RP3GC	J	Blue actuator/Red LED				
633-JF15RP3GE	JF15RP3GE	J	Blue actuator/Yellow LED				
633-JF15RP3GF	JF15RP3GF	J	Blue actuator/Green LED				
Full Face Illuminated, Square Actuator							
633-JF15AP1CC	JF15AP1CC	K	Red actuator/Red LED				
633-JF15AP1EE	JF15AP1EE	K	Yellow actuator/Yellow LED				
633-JF15AP1FF	JF15AP1FF	K	Green actuator/Green LED				

JL SERIES: ILLUMINATED, ULTRA-THIN TACTILES

- Power rating: 50mA @ 24VDC
- OF: 306g (3.0N)
- SPST Off-(On)
- Full face illumination
- Dome contact
- Low profile

RoHS Compliant

For quantities greater than listed, call for quote.

MOUSER STOCK NO.	NKK Part No.	Fig.	Description	Price Each 1	25	50	100
633-SKSCCP2-RO	JL15SKSCCP2	L	Red actuator/Red LED				
633-SKSFFP2-RO	JL15SKSFFP2	L	Green actuator/Green LED				

DIMENSIONS: in.

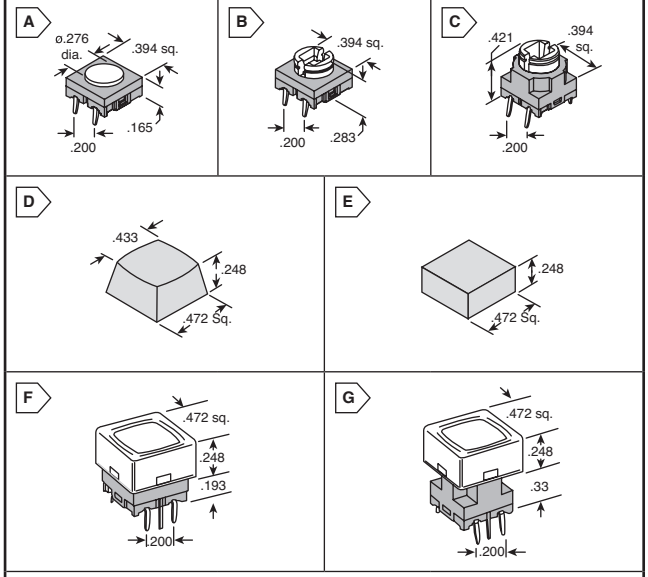

For Figures F and G

LED Specifications	Color Red	Yellow	Green
Forward Peak Current	25mA	25mA	25mA
Continuous Forward Current	20mA	20mA	20mA
Forward Voltage	2.0V	2.2V	2.1V
Reverse Peak Voltage	4V	4V	4V
Current Reduction Rate Above 25°C	0.42mA/°C		
Ambient Temperature Range	-25°C ~ +70°C		

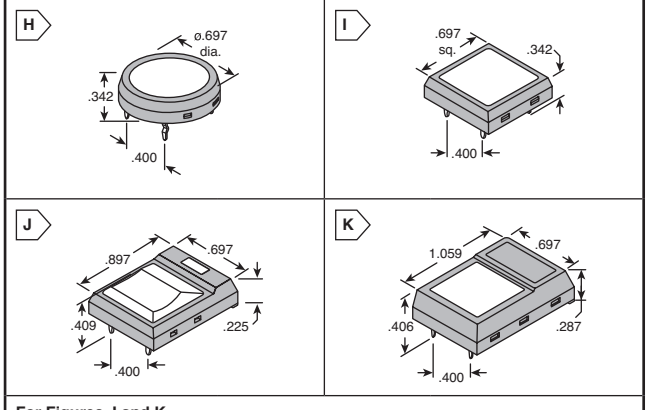

For Figures J and K

LED Specifications	Color Spot Illumination Red	Yellow	Green	Full Face Illumination Red	Yellow	Green
Forward Peak Current	40mA	40mA	40mA	30mA	30mA	30mA
Continuous Current	30mA	30mA	30mA	20mA	20mA	20mA
Forward Voltage	1.7V	2.2V	2.2V	1.77V	2.1V	2.3V
Reverse Peak Voltage	4V	4V	4V	4V	4V	4V
Current Reduction Rate Above 25°C	0.67mA/°C	0.67mA/°C	0.67mA/°C	0.4mA/°C	0.4mA/°C	0.4mA/°C
Ambient Temperature Range	-25°C ~ +70°C			-25°C ~ +70°C		

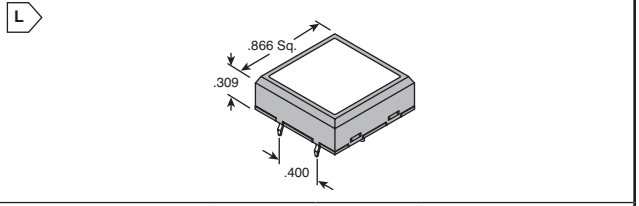

For Figure L

LED Specifications	Color Red	Yellow	Green
Forward Peak Current	75mA	100mA	100mA
Continuous Current	60mA	80mA	80mA
Forward Voltage	4.0V	4.2V	4.2V
Reverse Peak Voltage	8V	8V	8V
Current Reduction Rate Above 25°C	0.98mA/°C	1.31mA/°C	1.31mA/°C
Ambient Temperature Range	-25°C ~ +50°C		

© Copyright 2014 Mouser Electronics

© Copyright 2014 Mouser Electronics

OMRON Tactile Switches

OMRON

RoHS Compliant This product is RoHS compliant.

B3 SERIES: MECHANICAL KEYSWITCHES (TACTILE)

Specifications:
- Contact form: SPST-NO
- Switching capacity: 50mA 24VDC (12VDC for B3SL/B3WN)

✻ Full reel is 1000 ✻✻ Full reel is 4000 † Full reel is 4200

Features:
- Miniature, space-saving tactile switch provides easy mounting

NEW PRODUCT

For quantities greater than listed, call for quote.

MOUSER STOCK NO.	Omron Part No.	Fig.	Size (mm)	Plunger	Switch Height (mm)	Operating Force (gF)	Ground Terminal	Price Each 1	25	50	100
Standard Type, Thru-Hole											
653-B3F-1006	B3F-1006	A	6x6	Flat	4.30	50	No				
653-B3F-1000	B3F-1000	A	6x6	Flat	4.30	100	No				
653-B3F-1100	B3F-1100	A	6x6	Flat	4.30	100	Yes				
653-B3F-1002	B3F-1002	A	6x6	Flat	4.30	150	No				
653-B3F-1102	B3F-1102	A	6x6	Flat	4.30	150	Yes				
653-B3F-1005	B3F-1005	A	6x6	Flat	4.30	260	No				
653-B3F-1020	B3F-1020	A	6x6	Flat	5.00	100	No				
653-B3F-1120	B3F-1120	A	6x6	Flat	5.00	100	Yes				
653-B3F-1022	B3F-1022	A	6x6	Flat	5.00	150	No				
653-B3F-1122	B3F-1122	A	6x6	Flat	5.00	150	Yes				
653-B3F-1025	B3F-1025	A	6x6	Flat	5.00	260	No				
653-B3F-1060	B3F-1060	A	6x6	Flat	7.00	100	No				
653-B3F-1062	B3F-1062	A	6x6	Flat	7.00	150	No				
653-B3F-1070	B3F-1070	A	6x6	Flat	9.50	100	No				
653-B3F-1072	B3F-1072	A	6x6	Flat	9.50	150	No				
653-B3F-1050	B3F-1050	B	6x6	Projected	7.30	100	No				
653-B3F-1150	B3F-1150	B	6x6	Projected	7.30	100	Yes				
653-B3F-1052	B3F-1052	B	6x6	Projected	7.30	150	No				
653-B3F-1152	B3F-1152	B	6x6	Projected	7.30	150	Yes				
653-B3F-1055	B3F-1055	B	6x6	Projected	7.30	260	No				
653-B3F-4000	B3F-4000	C	12x12	Flat	4.30	130	No				
653-B3F-4005	B3F-4005	C	12x12	Flat	4.30	260	No				
653-B3F-4105	B3F-4105	C	12x12	Flat	4.30	260	Yes				
653-B3F-4050	B3F-4050	D	12x12	Projected	7.30	130	No				
653-B3F-4150	B3F-4150	D	12x12	Projected	7.30	130	Yes				
653-B3F-4055	B3F-4055	D	12x12	Projected	7.30	260	No				
653-B3F-4155	B3F-4155	D	12x12	Projected	7.30	260	Yes				
Vertical Type, Thru-Hole											
653-B3F-31 00	B3F-3100	E	6x6	Flat	3.15	100	Yes				
653-B3F-3102	B3F-3102	E	6x6	Flat	3.15	150	Yes				
653-B3F-3105	B3F-3105	E	6x6	Flat	3.15	260	Yes				
653-B3F-3120	B3F-3120	E	6x6	Flat	3.85	100	Yes				
653-B3F-3122	B3F-3122	E	6x6	Flat	3.85	150	Yes				
653-B3F-3125	B3F-3125	E	6x6	Flat	3.85	260	Yes				
653-B3F-3150	B3F-3150	F	6x6	Projected	6.15	100	Yes				
653-B3F-3152	B3F-3152	F	6x6	Projected	6.15	150	Yes				
653-B3F-3155	B3F-3155	F	6x6	Projected	6.15	260	Yes				
Gold-Plated, Thru-Hole											
653-B3F-1002-G	B3F-1002-G	A	6x6	Flat	4.30	180	No				
653-B3F-1022-G	B3F-1022-G	A	6x6	Flat	5.00	180	No				
Long Service Life, Thru-Hole											
653-B3F-5000	B3F-5000	C	12x12	Flat	4.30	130	No				
653-B3F-5050	B3F-5050	C	12x12	Flat	7.30	130	No				
653-B3F-5150	B3F-5150	D	12x12	Projected	7.30	130	No				
High-Reliability, Gold-Plated Contact, Thru-Hole											
653-B3F-5001	B3F-5001	C	12x12	Flat	4.30	130	No				
653-B3F-5051	B3F-5051	D	12x12	Projected	7.30	130	No				
Taped Radial (Auto Insertion), Thru-Hole, Full Reel is 1000											
653-B3F-6000	B3F-6000	G	6x6	Flat	4.30	100	No				
653-B3F-60023	B3F-6002	G	6x6	Flat	4.30	150	No				
653-B3F-60223	B3F-6022	G	6x6	Flat	5.00	150	No				
653-B3F-60503	B3F-6050	H	6x6	Projected	7.30	100	No				
Sealed, Thru-Hole											
653-B3W-1000	B3W-1000	A	6x6	Flat	4.30	160	No				
653-B3W-1002	B3W-1002	A	6x6	Flat	4.30	230	No				
653-B3W-1050	B3W-1050	B	6x6	Projected	7.30	160	No				
653-B3W-1052	B3W-1052	B	6x6	Projected	7.30	230	No				
653-B3W-4000	B3W-4000	A	12x12	Flat	4.30	200	No				
653-B3W-4100	B3W-4100	A	12x12	Flat	4.30	200	Yes				
653-B3W-4005	B3W-4005	A	12x12	Flat	4.30	350	No				
653-B3W-4050	B3W-4050	B	12x12	Projected	7.30	200	No				
653-B3W-4055	B3W-4055	B	12x12	Projected	7.30	350	No				
653-B3W-4155	B3W-4155	B	12x12	Projected	7.30	350	Yes				
Double-Sealed, Thru-Hole											
653-B3WN-6002	B3WN-6002	I	8x8	Projected	13.00	200	No				
Standard Type, SMD											
653-B3FS-1000	B3FS-1000	J	6x6	Flat	3.10	100	No				
653-B3FS-1002	B3FS-1002	J	6x6	Flat	3.10	150	No				
653-B3FS-1010	B3FS-1010	J	6x6	Flat	4.30	100	No				
653-B3FS-1012	B3FS-1012	J	6x6	Flat	4.30	150	No				
653-B3FS-1050	B3FS-1050	K	6x6	Projected	7.30	100	No				
653-B3FS-1052	B3FS-1052	K	6x6	Projected	7.30	150	No				
Standard Type, SMD, Embossed Tape Packaging, Full Reel is 3000											
653-B3FS-1000P	B3FS-1000P	J	6x6	Flat	3.10	100	No				
653-B3FS-1002P	B3FS-1002P	J	6x6	Flat	3.10	150	No				
653-B3FS-4002P	B3FS-4002P	J	12x12	Flat	4.30	150	No				
For High-Density Packaging, SMD											
653-B3S-1000	B3S-1000	J	6x6	Flat	4.30	160	No				
653-B3S-1100	B3S-1100	J	6x6	Flat	4.30	160	Yes				
653-B3S-1002	B3S-1002	J	6x6	Flat	4.30	230	No				
653-B3S-1102	B3S-1102	J	6x6	Flat	4.30	230	Yes				
For High-Density Packaging, SMD, Embossed Tape Packaging, Full Reel is 3000											
✻ 653-B3S-1000P	B3S-1000P	J	6x6	Flat	4.30	160	No				
✻ 653-B3S-1100P	B3S-1100P	J	6x6	Flat	4.30	160	Yes				
653-B3S-1002P	B3S-1002P	J	6x6	Flat	4.30	230	No				
✻ 653-B3S-1102P	B3S-1102P	J	6x6	Flat	4.30	230	Yes				
Sealed, SMD											
653-B3SN-3012	B3SN-3012	L	6x6	Flat	3.10	160	No				
653-B3SN-3112	B3SN-3112	L	6x6	Flat	3.10	160	Yes				
Sealed, SMD, Embossed Tape Packaging, Full Reel is 3000											
653-B3SN-3012P	B3SN-3012P	L	6x6	Flat	3.10	160	No				
653-B3SN-3112P	B3SN-3112P	L	6x6	Flat	3.10	160	Yes				
✻✻ 653-B3SL-1002P	B3SL-1002P	L	6x6	Flat	3.40	200	No				
† 653-B3SL-1022P	B3SL-1022P	L	6x6	Flat	5.10	200	No				

DIMENSIONS: mm

A

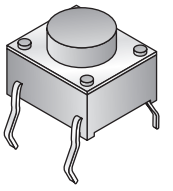

B

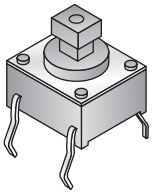

C

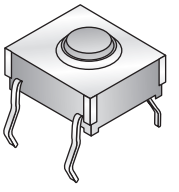

D

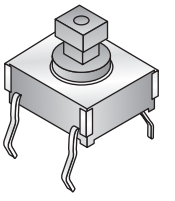

E

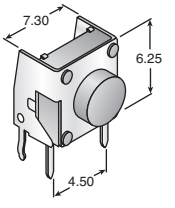

F

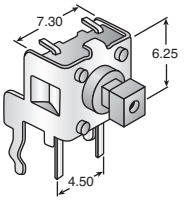

G

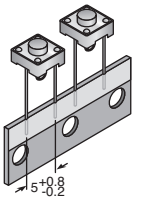

H

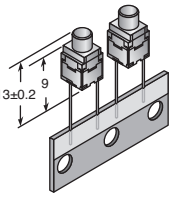

I

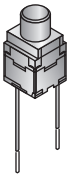

J



K

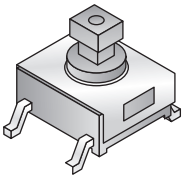

L

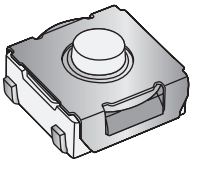

© Copyright 2014 Mouser Electronics

© Copyright 2014 Mouser Electronics

PANASONIC Tactile Switches

Panasonic

RoHS Compliant **This product is RoHS compliant.**

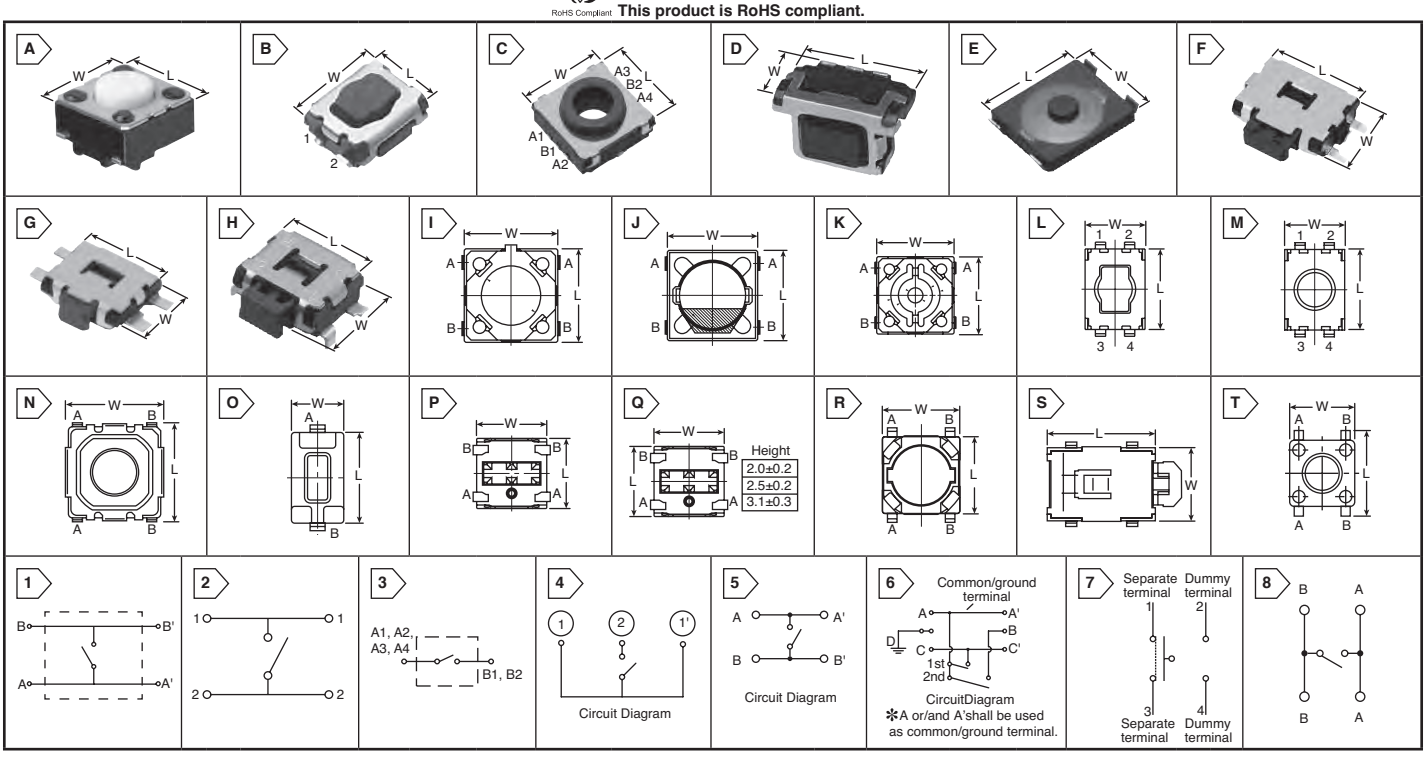

SMD LIGHT TOUCH SWITCHES

PRODUCT NEW

For quantities greater than listed, call for quote.

MOUSER STOCK NO.	Panasonic Part No.	Fig.	Dimensions: mm L	W	H	Operating Force	Travel (mm)	Price Each 1	25
667-EVQ-Q2201W	EVQ-Q2201W	A1	6.5	6.0	2.5	1.0N	0.3		
667-EVQ-Q2202W	EVQ-Q2202W	A1	6.5	6.0	2.5	3.5N	0.25		
667-EVQ-Q2203W	EVQ-Q2203W	A1	6.5	6.0	3.1	3.5N	0.25		
667-EVQ-Q2B01W	EVQ-Q2B01W	A1	6.5	6.0	2.0	0.5N	0.2		
667-EVQ-Q2B02W	EVQ-Q2B02W	A1	6.5	6.0	2.5	0.5N	0.2		
667-EVQ-Q2D01W	EVQ-Q2D01W	A1	6.5	6.0	2.5	0.5N	0.2		
667-EVQ-Q2D02W	EVQ-Q2D02W	A1	6.5	6.0	2.5	0.5N	0.2		
667-EVQ-Q2D03W	EVQ-Q2D03W	A1	6.5	6.0	3.1	0.5N	0.2		
667-EVQ-Q2F01W	EVQ-Q2F01W	A1	6.5	6.0	2.0	1.0N	0.3		
667-EVQ-Q2F02W	EVQ-Q2F02W	A1	6.5	6.0	2.5	1.0N	0.3		
667-EVQ-Q2F03W	EVQ-Q2F03W	A1	6.5	6.0	3.1	1.0N	0.3		
667-EVQ-Q2H01W	EVQ-Q2H01W	A1	6.5	6.0	2.0	1.0N	0.3		
667-EVQ-Q2H02W	EVQ-Q2H02W	A1	6.5	6.0	2.5	1.0N	0.3		
667-EVQ-Q2H03W	EVQ-Q2H03W	A1	6.5	6.0	3.1	1.0N	0.3		
667-EVQ-Q2K01W	EVQ-Q2K01W	A1	6.5	6.0	2.0	1.3N	0.25		
667-EVQ-Q2K02W	EVQ-Q2K02W	A1	6.5	6.0	2.5	1.3N	0.25		
667-EVQ-Q2M01W	EVQ-Q2M01W	A1	6.5	6.0	2.0	1.3N	0.25		
667-EVQ-Q2M02W	EVQ-Q2M02W	A1	6.5	6.0	2.5	1.3N	0.25		
667-EVQ-Q2M03W	EVQ-Q2M03W	A1	6.5	6.0	3.1	1.3N	0.25		
667-EVQ-Q2P01W	EVQ-Q2P01W	A1	6.5	6.0	2.0	1.6N	0.25		
667-EVQ-Q2S01W	EVQ-Q2S01W	A1	6.5	6.0	2.0	1.6N	0.25		
667-EVQ-Q2S02W	EVQ-Q2S02W	A1	6.5	6.0	2.5	1.6N	0.25		
667-EVQ-Q2S03W	EVQ-Q2S03W	A1	6.5	6.0	3.1	1.6N	0.25		
667-EVQ-Q2U01W	EVQ-Q2U01W	A1	6.5	6.0	2.0	2.6N	0.25		
667-EVQ-Q2U02W	EVQ-Q2U02W	A1	6.5	6.0	2.5	2.6N	0.25		
667-EVQ-Q2W01W	EVQ-Q2W01W	A1	6.5	6.0	2.0	2.6N	0.25		
667-EVQ-Q2W02W	EVQ-Q2W02W	A1	6.5	6.0	2.5	2.6N	0.25		
667-EVQ-Q2W03W	EVQ-Q2W03W	A1	6.5	6.0	3.1	2.6N	0.25		
667-EVQ-Q2Y01W	EVQ-Q2Y01W	A1	6.5	6.0	2.0	3.5N	0.25		
667-EVQ-Q2Y02W	EVQ-Q2Y02W	A1	6.5	6.0	2.5	3.5N	0.25		

LIGHT TOUCH SUBMINIATURE TACTILE SWITCHES

PRODUCT NEW

For quantities greater than listed, call for quote.

MOUSER STOCK NO.	Panasonic Part No.	Fig.	Dimensions: mm L	W	H	Operating Force	Travel (mm)	Price Each 1	25
667-EVP-AA002K	EVP-AA002K	B2	3.5	2.9	1.7	1.0N	0.15±0.1		
667-EVP-AA102K	EVP-AA102K	B2	3.5	2.9	1.7	1.0N	0.15 ±0.1		
667-EVP-AA202K	EVP-AA202K	B2	3.5	2.9	1.7	1.6N	0.15±0.1		
667-EVP-AA302K	EVP-AA302K	B2	3.5	2.9	1.7	1.6N	0.15 ±0.1		
667-EVP-AA402W	EVP-AA402W	B2	3.5	2.9	1.7	2.4N	0.15±0.1		
667-EVP-AA502W	EVP-AA502W	B2	3.5	2.9	1.7	2.4N	0.15 ±0.1		
667-EVP-AA602W	EVP-AA602W	B2	3.5	2.9	1.7	3.5N	0.15±0.1		
667-EVP-AA702W	EVP-AA702W	B2	3.5	2.9	1.7	3.5N	0.15 ±0.1		
667-EVP-AA802Q	EVP-AA802Q	B2	3.5	2.9	1.7	5.0N	0.15±0.1		
667-EVP-AA902Q	EVP-AA902Q	B2	3.5	2.9	1.7	5.0N	0.15 ±0.1		
667-EVP-ADK04K	EVP-ADK04K	C3	9.8	10.15	4.7	4N	1.0±0.15		
667-EVP-AEBB2A	EVP-AEBB2A	D4	4.5	2.5	2.9	1.6N	0.15		
667-EVP-AF7B70	EVP-AF7B70	E5	3.0	2.6	0.7	2.4N	0.15		
667-EVP-AJAE1A	EVP-AJAE1A	F6	4.7	3.5	1.2	1.6N	0.15		
667-EVP-ANAA1A	EVP-ANAA1A	G2	3.5	2.9	1.2	1.6N	0.2		
667-EVP-ANDA1A	EVP-ANDA1A	G2	3.5	2.9	1.2	2.2N	0.2		

SMD LOW PROFILE TACTILE SWITCHES

PRODUCT NEW

For quantities greater than listed, call for quote.

MOUSER STOCK NO.	Panasonic Part No.	Fig.	Dimensions: mm L	W	H	Operating Force	Travel (mm)	Price Each 1	25
667-EVQ-9P701K	EVQ-9P701K	H2	3.5	2.9	1.35	1.6N	0.2+0.05		
667-EVQ-P40B3M	EVQ-P40B3M	H2	3.5	2.9	1.35	1.0N	0.25-0.15+005		
667-EVQ-P42B3M	EVQ-P42B3M	H2	4.7	3.5	3.00	1.6N	0.25-0.15+005		
667-EVQ-P44B3M	EVQ-P44B3M	H2	4.7	3.5	3.00	2.4N	0.25-0.15		
667-EVQ-P46B3M	EVQ-P46B3M	H2	4.7	3.5	3.00	3.5N	0.70±0.2		
667-EVQ-6P6B40	EVQ-6P6B40	I7	4.0	4.0	0.43	1.6N	0.2		
667-EVQ-P6DB35	EVQ-P6DB35	J7	4.0	4.0	0.35	1.6N	0.2		
667-EVQ-P6LB55	EVQ-P6LB55	K7	4.0	4.0	0.58	1.6N	0.2		
667-EVQ-9P6B40	EVQ-9P6B40	I7	4.0	4.0	0.43	2.4N	0.2		
667-EVQ-P2402M	EVQ-P2402M	H2	4.7	3.5	2.10	2.4N	0.7		
667-EVQ-P2402W	EVQ-P2402W	L7	4.7	3.5	2.50	2.4N	0.7		
667-EVQ-P2602W	EVQ-P2602W	L7	4.7	3.5	2.50	3.5N	0.7		
667-EVQ-P2H02B	EVQ-P2H02B	M7	4.7	3.5	2.50	2.5N	0.7		
667-EVQ-P2K02Q	EVQ-P2K02Q	M7	4.7	3.5	2.50	3.5N	0.7		
667-EVQ-P2T02W	EVQ-P2T02W	L4	4.7	3.5	2.50	2.4N	0.7		
667-EVQ-P4HB3B	EVQ-P4HB3B	L2	4.7	3.5	3.00	2.5N	0.70±0.2		
667-EVQ-P4KB3Q	EVQ-P4KB3Q	L2	4.7	3.5	3.00	3.5N	0.70±0.2		
667-EVQ-P4MB3K	EVQ-P4MB3K	L2	4.7	3.5	3.00	5.0N	0.70±0.2+0.3		
667-EVQ-PLHA15	EVQ-PLHA15	N7	4.9	4.9	1.50	1.6N	0.25		
667-EVQ-PLMA15	EVQ-PLMA15	N7	4.9	4.9	1.50	2.6N	0.25		
667-EVQ-PE104K	EVQ-PE104K	O8	6.0	3.5	4.30	1.0N	0.25		
667-EVQ-PNF04M	EVQ-PNF04M	O8	6.0	3.5	4.30	1.6N	0.25		
667-EVQ-P0N02B	EVQ-P0N02B	P7	6.0	6.0	2.50	0.6N	0.25		
667-EVQ-P0P02B	EVQ-P0P02B	P7	6.0	6.0	2.50	0.6N	0.25		
667-EVQ-P0Q02Q	EVQ-P0Q02Q	P7	6.0	6.0	2.50	1.0N	0.25		
667-EVQ-P0S02Q	EVQ-P0S02Q	P7	6.0	6.0	2.50	1.0N	0.25		
667-EVQ-Q2B03W	EVQ-Q2B03W	Q7	6.0	6.0	3.10	0.5N	0.25		
667-EVQ-Q2K03W	EVQ-Q2K03W	Q7	6.0	6.0	3.10	1.3N	0.25		
667-EVQ-Q2P02W	EVQ-Q2P02W	Q7	6.0	6.0	2.50	1.6N	0.25		
667-EVQ-Q2U03W	EVQ-Q2U03W	Q7	6.0	6.0	3.10	2.6N	0.25		
667-EVQ-Q2Y03W	EVQ-Q2Y03W	Q7	6.0	6.0	3.10	3.5N	0.25		
667-EVQ-P1D05M	EVQ-P1D05M	R7	6.0	6.0	5.00	2.5N	1.3		
667-EVQ-P1K05M	EVQ-P1K05M	R7	6.0	6.0	5.00	2.2N	1.3		
667-EVQ-9P105M	EVQ-9P105M	R7	6.0	6.0	5.00	3.5N	1.3		
667-EVQ-PVW05K	EVQ-PVW05K	H2	6.0	6.1	5.00	3.5N	1.30-0.30		
667-EVQ-PSH02K	EVQ-PSH02K	S7	6.1	4.0	1.80	2.2N	0.3		

THRU-HOLE TACTILE SWITCHES

For quantities greater than listed, call for quote.

MOUSER STOCK NO.	Panasonic Part No.	Fig.	Dimensions: mm L	W	H	Operating Force	Travel (mm)	Price Each 1	25
667-EVQ-PAC04M	EVQ-PAC04M	T8	6.0	6.0	4.30	1.0N	0.25		
667-EVQ-PAC07K	EVQ-PAC07K	T8	6.0	6.0	7.00	1.0N	0.25		
667-EVQ-PAC09K	EVQ-PAC09K	T8	6.0	6.0	9.50	1.0N	0.25		
667-EVQ-PAD04M	EVQ-PAD04M	T8	6.0	6.0	4.30	1.3N	0.25		
667-EVQ-PAD05R	EVQ-PAD05R	T8	6.0	6.0	5.00	1.3N	0.25		
667-EVQ-PAE04M	EVQ-PAE04M	T8	6.0	6.0	4.30	1.6N	0.25		
667-EVQ-PAE05R	EVQ-PAE05R	T8	6.0	6.0	5.00	1.6N	0.25		
667-EVQ-PAE09K	EVQ-PAE09K	T8	6.0	6.0	9.50	1.6N	0.25		
667-EVQ-PBC04M	EVQ-PBC04M	T8	6.0	6.0	4.30	1.0N	0.25		
667-EVQ-PBC05R	EVQ-PBC05R	T8	6.0	6.0	5.00	1.0N	0.25		
667-EVQ-PBE05R	EVQ-PBE05R	T8	6.0	6.0	5.00	1.6N	0.25		

© Copyright 2014 Mouser Electronics

© Copyright 2014 Mouser Electronics

Detection Switches

RoHS Compliant **This product is RoHS compliant.**

ALPS COMPACT TWO-WAY DETECTOR SWITCH

Features:
- Right and left detection
- Double-sided sliding contact

Specifications:
- Rating: 1mA @ 5VDC
- Operating force: 350gf

Applications:
- For switching modes and zoom operation of cameras
- Detection mechanism in DVD players, digital camcorders

RoHS Compliant

For quantities greater than listed, call for quote.

MOUSER STOCK NO.	Alps Part No.	Fig.	ON Start Position	Location Lug	Price Each 1	50	100	500	Pkg. Qty.	Price Per Piece
688-SSCM120100	SSCM120100	A	3.58mm	Without					3000	

ALPS LOW-PROFILE DETECTOR SWITCH

Features:
- Circuit: 1 pole 1 position

Specifications:
- Rating: 10mA @ 16VDC
- Operating force: 85gf
- ON/OFF Start Position: 5.4mm

Applications:
- Detection mechanism in car navigation systems and car audio systems

RoHS Compliant

For quantities greater than listed, call for quote.

MOUSER STOCK NO.	Alps Part No.	Fig.	Total Travel Position	Circuit Arrangement	Price Each 1	50	100	500
688-SPVC110300	SPVC110300	B	2.0mm	Push ON				

ALPS COMPACT LONG LIFE DETECTOR SWITCHES

Features:
- SMD types are reflow solderable, on tape and reel

Specifications:
- Rating: 100mA @ 12VDC
- Operating force: 35gf

Applications:
- Detection of insertion of media such as DVDs, CDs

RoHS Compliant

For quantities greater than listed, call for quote.

MOUSER STOCK NO.	Alps Part No.	Fig.	ON Starting Position	Total Travel Position	Price Each 1	50	100	500	Reel Qty.	Price Per Piece
SMD Mount - Vertical Operating Direction										
688-SPPB530601	SPPB530601	C	8.05mm	6.10mm					1500	
SMD Mount - Horizontal Operating Direction										
688-SPPB530701	SPPB530701	D	8.05mm	6.10mm					1500	
688-SPPB630101	SPPB630101	E	3.70mm	1.70mm					1300	
688-SPPB640201	SPPB640201	F	3.70mm	1.70mm					1300	
PCB Mount - Vertical Operating Direction										
688-SPPB512300	SPPB512300	G	8.05mm	6.10mm					4000	

ALPS TWO-WAY DETECTOR SWITCHES

Features:
- Long ON travel
- Detection in both right and left directions

Specifications:
- Rating: 100mA @ 12VDC
- Operating force: 70gf

Applications:
- Detection of trays in DVD players, CD-ROM drives, photo copiers, etc.

RoHS Compliant

For quantities greater than listed, call for quote.

MOUSER STOCK NO.	Alps Part No.	Fig.	Mounting Style	Terminal Style	Price Each 1	50	100	500
688-SSCF110100	SSCF110100	H	PCB	Snap-in				
688-SSCF210100	SSCF210100	I	Screw	Snap-in				
688-SSCF310100	SSCF310100	J	PCB with hook	Snap-in				
688-SSCF210300	SSCF210300	K	Screw	Solder/leads				

ALPS TWO-WAY DETECTOR SWITCH

Features:
- Can be pressed either horizontally or vertically for detection

Specifications:
- Rating: 100mA @ 12VDC
- Operating force: 30.6gf

Applications:
- Detection of trays in DVD players, CD-ROM drives, photo copiers, etc.

RoHS Compliant

For quantities greater than listed, call for quote.

MOUSER STOCK NO.	Alps Part No.	Fig.	ON Starting Position	Total Travel Position	Price Each 1	50	100	500
688-SPVF140100	SPVF140100	L	9.95mm	7.80mm				

C&K DS SERIES: SUB-MINIATURE DETECTOR SWITCHES

NEW PRODUCT

For quantities greater than listed, call for quote.

MOUSER STOCK NO.	C&K Part No.	Fig.	Contact Rating	Operating Force	Price Each 1	25	100	250
611-DS-0200530	DS-02005	M	0.1 Amp. @ 30VDC	30gf				
611-DS-040-02	DS-040-02	N	0.1 Amp. @ 16VDC	30gf				
611-DS-080-CPA	DS-080-C PA	O	0.1 Amp. @ 16VDC	30gf				
611-DS-180RT	DS-180 RT	P	0.001 Amp. @ 5VDC	60gf				

Panasonic Electronic Components ESE16 SERIES: DETECTOR SWITCH

Specifications:
- Rating: 50μA 3Vdc to 10mA 5Vdc (Resistive load)

NEW PRODUCT

For quantities greater than listed, call for quote.

MOUSER STOCK NO.	Panasonic Part No.	Fig.	Operating Force	Mounting "H"	On Starting Position	Full Travel	Price Each 1	25	100	500
1VR										
667-ESE-16J001	ESE-16J001	Q	250Mn	1.5mm	2.2mm	1.5mm				

DIMENSIONS: mm

A

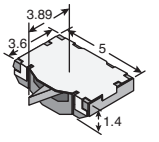

B

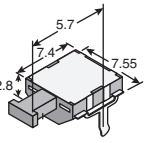

C

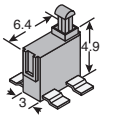

D

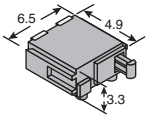

E

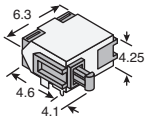

F

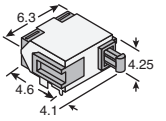

G

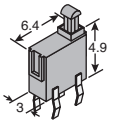

H

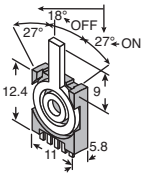

I

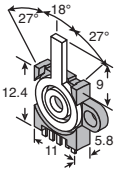

J

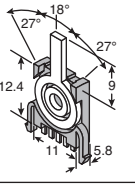

K

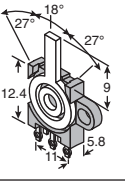

L

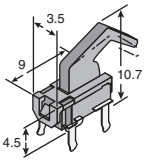

M

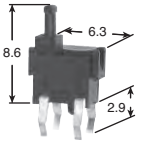

N



O



P



Q



© Copyright 2014 Mouser Electronics

© Copyright 2014 Mouser Electronics

Directional Switches

ALPS 4-DIRECTIONAL SWITCHES WITH CENTER PUSH

- Octagonal shape contributes to smaller mounting space
- Reflow solderable
- Tape and reel packaging
- Rating: 50mA @ 12VDC
- 4-directional/center push travel: 0.25mm/0.15mm
- Portable audio devices
- Digital cameras and video cameras
- Cellular phones and PDA's

RoHS Compliant

For quantities greater than listed, call for quote.

MOUSER STOCK NO.	Alps Part No.	Fig.	Oper. Force Dir./Cntr Push	Guide Bosses	Operating Life	Price Each 1	50	100	500
688-SKRHAB	SKRHAB	A	1.23N/2.35N	Yes	200,000				
688-SKRHAD	SKRHAD	A	1.2N/2.35N	Yes	1,000,000				

ALPS 4-DIRECTIONAL SWITCHES WITH CENTER PUSH

- Reflow solderable
- Surface mount type on tape and reel packaging
- Rating: 50mA @ 12VDC
- Tactile feedback
- Operations of various multi-functional electronic equipment

RoHS Compliant

For quantities greater than listed, call for quote.

MOUSER STOCK NO.	Alps Part No.	Fig.	Oper. Force Dir./Cntr Push	Guide Bosses	Operating Life	Price Each 1	50	100	500
Snap-In Type									
688-SKQUAA	SKQUAA	B	1.57N/---	0.35mm/---	50,000				
688-SKQUCA	SKQUCA	C	1.57N/3.14N	0.4mm/0.2mm	100,000				
Surface Mount Type									
688-SKQUBA	SKQUBA	D	1.57N/---	0.35mm/---	50,000				
688-SKQUDB	SKQUDB	E	1.57N/3.14N	0.4mm/0.2mm	100,000				

ALPS HORIZONTAL TYPE SEESAW AND PUSH OPERATION SWITCHES

- Single knob allows CW, CCW, and push operations
- Lever Color: Black except for SLLB120200 and SLLB220200 which are gray
- Tape and reel packaging
- Rating: 10mA @ 5VDC
- Lever/Push function operating force: 0.65±0.3N/2±1N
- Operating life: 100,000 cycles
- For selecting menus of PDA's, mobile phones, laptop computers, and electronic organizers
- For selecting menus of remote controllers

RoHS Compliant

For quantities greater than listed, call for quote.

MOUSER STOCK NO.	Alps Part No.	Fig.	Location Lug	Push-On Switch	Push Oper. Travel	Price Each 1	25	50	100
688-SLLB120100	SLLB120100	F	Yes	Yes	0.85mm				
688-SLLB120200	SLLB120200	G	Yes	Yes	0.85mm				
688-SLLB120300	SLLB120300	G	Yes	Yes	0.85mm				
688-SLLB510100	SLLB510100	H	Yes	No	0.7mm				
688-SLLB510200	SLLB510200	H	No	No	0.7mm				

ALPS STICK CONTROLLERS

- Ideal for fingertip operation
- Compact design
- Lever return mechanism
- Resistance taper: 0B
- Total resistance: 10KW
- Operating force: 5.2±2.6N
- Travel: 0.5mm
- Game and remote controllers

For quantities greater than listed, call for quote.

MOUSER STOCK NO.	Alps Part No.	Fig.	Center Push	Potentiometer Rating	Center Push Rating	Price Each 1	25	50	100	200
688-RKJXK122000D	RKJXK122000D	I	No	0.0125W	50mA @ 12VDC					
688-RKJXK122400Y	RKJXK122400Y	J	Yes	0.0125W	50mA @ 12VDC					

ALPS 8-DIRECTIONAL SWITCH WITH CENTER PUSH

- Compact, low profile
- Uniform operating force in any direction
- Rating: 10mA @ 5VDC
- Operating life: RKJXL=100,000 cycles; RKJXS=500,000 cycles
- Controlling cursors in car navigation systems
- Control of office and AV equipment

RoHS Compliant

For quantities greater than listed, call for quote.

MOUSER STOCK NO.	Alps Part No.	Fig.	Operating Force Direction	Operating Force Center Push	Operating Angle (Lever)	Travel (Push)	Price Each 1	25	50	100	200
688-RKJXL100401V	RKJXL100401V	K	10±7mN·m	4.5±1N	12±3°	0.2mm					

C&K TPA SERIES MULTIDIRECTION SMT NAVIGATION SWITCH

Features:
- One touch, 5 way switching
- Distinctive tactile feel for scanning and select functions
- Normally open momentary contacts
- Push down to select possible in any position
- Optional pegs for improved mechanical strength and easier PCB positioning

Applications:
- Electronic devices requiring direct control on LCD display
- MP3 player
- Bluetooth Headset
- Digital cameras
- GPS navigation systems
- Home entertainment systems
- Security

RoHS Compliant

For quantities greater than listed, call for quote.

MOUSER STOCK NO.	C&K Part No.	Fig.	Navigation Select	Actuation Force	Contact Material	Termination	Price Each 1	25	50
611-TPA511GLFS	TPA511GLFS	L	Scanning 4 directions with selection	1.8N scanning, 4N section	Silver	Gulling			

DIMENSIONS: mm

A

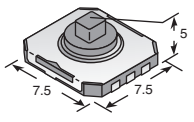

B

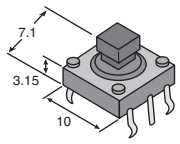

C

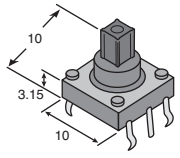

D

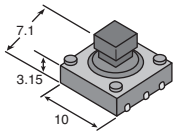

E

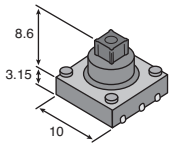

F

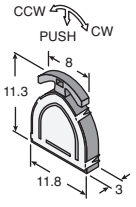

G

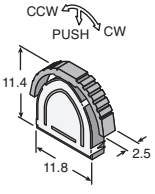

H

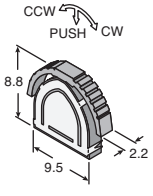

I

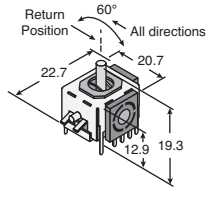

J

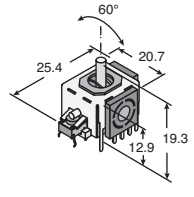

K

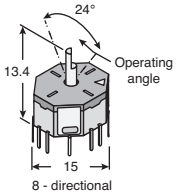

8 - directional

L

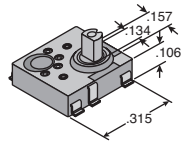

Directional Switches

© Copyright 2014 Mouser Electronics

© Copyright 2014 Mouser Electronics

ALPS SDDE SERIES: POWER SWITCH WITH ENCODER

- Two shafts are combined
  Center shaft : Push switch (Unlatching)
  Outside shaft : Encoder
- Zero standby power consumption is available by auto-off function with relay movement due to built-in both AC and DC contact in the push switch
- Both pulse and absolute output are available for the installed encoder
- Applications include Dryer, Micro wave oven, IH cooking heater, and Washing machine

NEW! TECHNOLOGY

For quantities greater than listed, call for quote.

MOUSER STOCK NO.	Alps Part No.	Fig.	Current Rating	Voltage (V)	Style	Price Each 1	25	50	100
688-SDDE1C0101	SDDE1C0101	A	20mA	12	SMD/SMT				

ALPS EC35A/EC35AH SERIES: LOW PROFILE RING TYPE ENCODER

- 2-phase incremental type encoder for general use
- Low-profile design with a 4.5mm body height
- Devices such as switches and LEDs can be mounted into its center therefore contributing to the final set's flexibility of design
- Good operation feeling and less shaft wobble
- Applications include volume control and function change for car AV equipment and navigation systems; temperature control for HVACs; menu selection for home appliances such as washing machines and microwave ovens; and other applications

NEW PRODUCT

For quantities greater than listed, call for quote.

MOUSER STOCK NO.	Alps Part No.	Fig.	Actual Length	Detent Torque	No. of Detents	Price Each 1	25	50	100
688-EC35AH260502	EC35AH260502	B	25mm	30±15mN·m	30				
688-EC35AH120401	EC35AH120401	B	15mm	18±7mN·m	18				
688-EC35A1520402	EC35A1520402	B	20mm	18±7mN·m	30				

ALPS EC05E SERIES: 5MM SMD HOLLOW SHAFT ENCODERS

- Rating: 0.5mA @ 5VDC
- Operating Life: 100,000 cycles
- Tape and reel packaging
- Applications include level controls for MDs and CDs, controls for TVs and monitors, etc.

For quantities greater than listed, call for quote.

MOUSER STOCK NO.	Alps Part No.	Fig.	Rating	Detent Torque	Res.	No. of Detents	Price Each 1	25	50	100
688-EC05E1220202	EC05E1220202	C	0.5mA @ 5VDC	1.6±1.3 mN•m	12	12				
688-EC05E1220203	EC05E1220203	D	0.5mA @ 5VDC	1.6±1.3 mN•m	12	12				
688-EC05E1220401	EC05E1220401	E	0.5mA @ 5VDC	1.6±1.3 mN•m	12	12				

ALPS EC09E SERIES: 9MM METAL SHAFT ENCODERS

- Rating: 10mA @ 5VDC
- Operating Life: 15,000 cycles
- Incremental type
- Detent torque: 8±5mN-m
- Applications include level controls for MDs and CDs, controls for TVs and monitors, etc.

For quantities greater than listed, call for quote.

MOUSER STOCK NO.	Alps Part No.	Fig.	Push-On Switch	Travel of Push-On Switch	Res.	No. of Detents	Price Each 1	25	50	100
688-EC09E1524404	EC09E1524404	F	With	1.5mm	15	30				
688-EC09E1524405	EC09E1524405	F	With	0.5mm	15	30				

ALPS EC10E SERIES: 10MM HOLLOW SHAFT ENCODERS

- Rating: 0.5mA @ 5VDC
- Operating life: 100,000 cycles
- Incremental type
- Applications include controls for PC input devices (e.g., mouse), AV devices, and communication devices

For quantities greater than listed, call for quote.

MOUSER STOCK NO.	Alps Part No.	Fig.	Dimensions "H"	Detent Torque	Res.	No. of Detents	Price Each 1	25	50	100
688-EC10E1220505	EC10E1220505	G	7mm	5±3mN•m	12	24				
688-EC10E1220501	EC10E1220501	G	9mm	5±3mN•m	12	24				

ALPS EC11 SERIES: 11MM METAL SHAFT ENCODERS

- Rating: 10mA @ 5VDC
- Operating life: 15,000 cycles
- Incremental type
- High precision
- Applications include controls for MDs and CDs, controls for TVs and monitors, etc.

For quantities greater than listed, call for quote.

MOUSER STOCK NO.	Alps Part No.	Fig.	Push-On Switch	Switch Travel	Res.	No. of Detents	Price Each 1	25	50	100
688-EC11B15202AA	EC11B15202AA	H	Without	- - -	15	30				
688-EC11E1530401	EC11E1530401	I	Without	- - -	15	0				
688-EC11E1820402	EC11E1820402	I	Without	- - -	18	36				
688-EC11B15242AF	EC11B15242AF	J	With	1.5mm	15	30				
688-EC11E15244B2	EC11E15244B2	I	With	1.5mm	15	30				
688-EC11E18244A5	EC11E18244A5	I	With	1.5mm	18	36				
688-EC11E09244AQ	EC11E09244AQ	I	With	1.5mm	18	9				

ALPS EC12E SERIES: 12MM INSULATED SHAFT ENCODERS

- Rating: 0.1A @ 12VDC
- Operating Life: 30,000 cycles
- Incremental type
- High precision
- Applications include level controls for MDs and CDs, controls for TVs and monitors, etc.

For quantities greater than listed, call for quote.

MOUSER STOCK NO.	Alps Part No.	Fig.	Dimensions L (l1) mm	Push-On Switch	Res.	No. of Detents	Price Each 1	25	50	100
688-EC12E24204A8	EC12E24204A8	K	15 (7)	Without	24	24				
688-EC12E24204A9	EC12E24204A9	K	25 (12)	Without	24	24				
688-EC12E24204A2	EC12E24204A2	K	10 (7)	Without	24	24				
688-EC12E1220405	EC12E1220405	K	25 (12)	Without	12	12				
688-EC12E1220406	EC12E1220406	K	20 (7)	Without	12	12				
688-EC12E1220407	EC12E1220407	K	15 (7)	Without	12	12				
688-EC12E2420802	EC12E2420802	L	20 (7)	Without	24	24				
688-EC12E2420801	EC12E2420801	L	25 (12)	Without	24	24				

ALPS SRGP HOLLOW SHAFT ENCODERS

- Rating: 10mA @ 5VDC
- Output voltage: 1V max @ 1mA 5VDC
- Operating life: 50,000 cycles
- Applications include automotive navigation systems, audio systems, LCD monitors, general electronic devices

For quantities greater than listed, call for quote.

MOUSER STOCK NO.	Alps Part No.	Fig.	Rotational Torque	Output Code	Holder	No. of Detents	Price Each 1	25	50	100
688-SRGP200200	SRGP200200	M	7±3mN•m	10	-----	20				
688-SRGPWJ0500	SRGPWJ0500	N	13±4mN•m	16	-----	16				
688-SRGPWJ0200	SRGPWJ0200	N	6.5±4mN•m	16	-----	32				

ALPS SRGP30 HOLLOW SHAFT SURFACE MOUNT ENCODER

- Tact switch in the hollow
- Rating: 10mA @ 5VDC
- Output voltage: 1V max @ 1mA 5VDC
- Operating life: 50,000 cycles
- Applications include operation of mobile phones, switching modes for automotive audio systems, operation of cameras, headphones, etc.

For quantities greater than listed, call for quote.

MOUSER STOCK NO.	Alps Part No.	Fig.	Rotational Torque	Output Code	No. of Detents	Price Each 1	25	50	100
688-SRGP300100	SRGP300100	O	5±2.5mN•m	9	18				

DIMENSIONS: mm

A


B


C
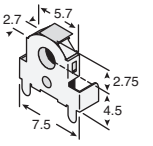

D
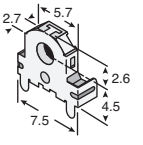

E
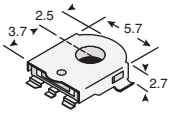

F
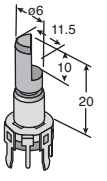

G
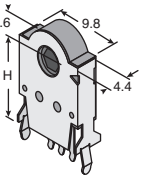

H
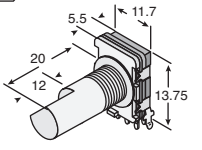

I
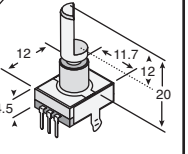

J
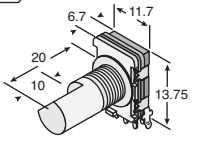

K
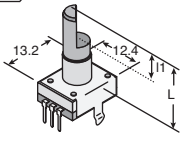

L
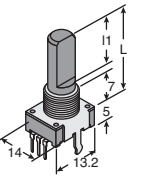

M
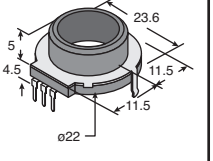

N
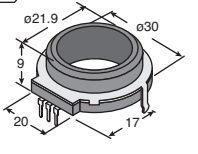

O
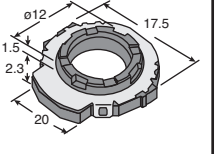

© Copyright 2014 Mouser Electronics

© Copyright 2014 Mouser Electronics

RoHS Compliant **This product is RoHS compliant.**

DIMENSIONS: mm (in.)

A Shaft Style B (Bushing S)

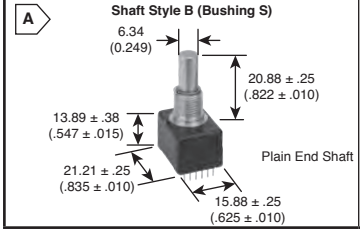

B Shaft Style D (Bushing T)

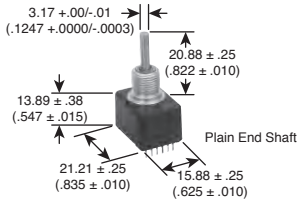

C Shaft Style M (Bushing D)

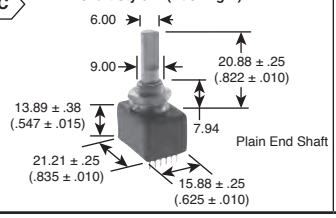

D Shaft Style D (Bushing W)

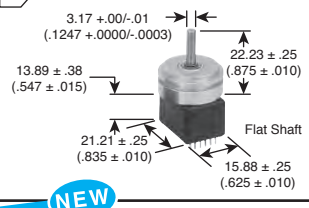

SERIES EMS22: NON-CONTACTING MAGNETIC ENCODER WITH HALL EFFECT SENSORS

NEW PRODUCT

MOUSER STOCK NO.	Bourns Part No.	Fig.	Shaft Type	Shaft Length	Supply Voltage	Price Each 1	Price Each 10
652-EMS22A30-C28-LS6	EMS22A30-C28-LS6	A	C	7/8	3.3VDC		
652-EMS22A30-C28-MS6	EMS22A30-C28-MS6	A	C	7/8	3.3VDC		
652-EMS22A50-B28-LS6	EMS22A50-B28-LS6	A	B	7/8	5VDC		
652-EMS22A50-C20-LS6	EMS22A50-C20-LS6	A	C	7/8	5VDC		
652-EMS22A50-D16-LT6	EMS22A50-D16-LT6	B	D	1/2	5VDC		
652-EMS22A50-D28-LT6	EMS22A50-D28-LT6	B	D	7/8	5VDC		
652-EMS22A50-M25-LD6	EMS22A50-M25-LD6	C	M	25mm	5VDC		
652-EMS22D31-B28-LS2	EMS22D31-B28-LS2	A	B	7/8	3.3VDC		
652-EMS22D31-D28-LT2	EMS22D31-D28-LT2	B	D	7/8	3.3VDC		
652-EMS22D51-B28-LS5	EMS22D51-B28-LS5	A	B	7/8	5VDC		
652-EMS22D51-D28-LT5	EMS22D51-D28-LT5	B	D	7/8	5VDC		
652-EMS22P50-B28-LS6	EMS22P50-B28-LS6	A	B	7/8	5VDC		
652-EMS22P50-D28-LT6	EMS22P50-D28-LT6	B	D	7/8	5VDC		
652-EMS22Q31-B28-LS3	EMS22Q31-B28-LS3	A	B	7/8	3.3VDC		
652-EMS22Q31-B28-LS4	EMS22Q31-B28-LS4	A	B	7/8	3.3VDC		
652-EMS22Q33-D28-LT4	EMS22Q33-D28-LT4	B	D	7/8	3.3VDC		
652-EMS22Q51-B28-LS4	EMS22Q51-B28-LS4	A	B	7/8	5VDC		
652-EMS22Q51-C28-LS4	EMS22Q51-C28-LS4	A	C	7/8	5VDC		
652-EMS22Q51-D28-LT4	EMS22Q51-D28-LT4	B	D	7/8	5VDC		
652-EMS22Q51-D28-LW4	EMS22Q51-D28-LW4	D	D	7/8	5VDC		

9MM INCREMENTAL ENCODERS

PEC09 Series

Features:

- Push switch option
- Compact, rugged design
- High reliability
- Metal bushing/shaft

Applications

Level control, tuning and timer settings in:

- Audio-visual equipment
- Consumer electric appliances
- Environmental controls
- Musical instrumentation
- Communications equipment

❊ Refer to data sheet for dinemsions

MOUSER STOCK NO.	Bourns Part No.	Fig.	Switch	Detents	Price Each 1	Price Each 5	Price Each 10
652-PEC092020FS0015	PEC09-2020F-S0015	E	Y	0			
652-PEC092025KN0015	PEC09-2025K-N0015	E	N	0			
652-PEC092120FS0012	PEC09-2120F-S0012	E	Y	12			
652-PEC092125KN0012	PEC09-2125K-N0012	E	N	12			
652-PEC092220FS0012	PEC09-2220F-S0012	E	Y	24			
652-PEC092225KN0012	PEC09-2225K-N0012	E	N	24			
652-PEC092320FS0015	PEC09-2320F-S0015	E	Y	30			
652-PEC092325KN0015	PEC09-2325K-N0015	E	N	30			

12MM INCREMENTAL ENCODERS

PEC11 & PEC11S Series

Features:

- Push switch option
- Compact, rugged design
- High reliability
- Metal bushing/shaft

Applications:

Level control, tuning and timer settings in:

- Audio-visual equipment
- Consumer electric appliances
- Radios
- Musical instrumentation
- Communications equipment

MOUSER STOCK NO.	Bourns Part No.	Fig.	Switch	Detents	Price Each 1	Price Each 5	Price Each 10
PEC11 Series							
652-PEC11-4015FN0024	PEC11-4015F-N0024	F	N	0			
652-PEC11-4020F-S024	PEC11-4020F-S0024	F	Y	0			
652-PEC11-4115F-S18	PEC11-4115F-S0018	F	Y	18			
652-PEC11-4125F-N18	PEC11-4125F-N0018	F	N	18			
652-PEC11-4125F-S18	PEC11-4125F-S0018	F	Y	18			
652-PEC11L4220FS0015	PEC11L-4220F-S0015	F	Y	30			
652-PEC11-4215F-S24	PEC11-4215F-S0024	F	Y	24			
652-PEC11-4215K-S12	PEC11-4215K-S0012	F	Y	24			
652-PEC11-4220F-N12	PEC11-4220F-N0012	F	N	24			
652-PEC11-4220F-N24	PEC11-4220F-N0024	F	N	24			
652-PEC11-4220F-S12	PEC11-4220F-S0012	F	Y	24			
652-PEC11-4220F-S24	PEC11-4220F-S0024	F	Y	24			
652-PEC11-4225F-S24	PEC11-4225F-S0024	F	Y	24			
652-PEC11-4225F-S24	PEC11-4225F-S0024	F	Y	24			
652-PEC11-4230FS0012	PEC11-4230F-S0012	F	Y	24			
652-PEC11-4230F-S24	PEC11-4230F-S0024	F	Y	24			
652-PEC11L4125KN0020	PEC11L-4125K-N0020	F	N	20			
PEC11S Series SMD							
652-PEC11S9213KS0015	PEC11S-9213K-S0015	G	Y	2			
652-PEC11S9215KH0015	PEC11S-9215K-H0015	G	Y	2			
652-PEC11S9215KN0015	PEC11S-9215K-N0015	G	N	2			
652-PEC11S9220FS0015	PEC11S-9220F-S0015	G	Y	2			
652-PEC11S9220KS0015	PEC11S-9220K-S0015	G	Y	2			
652-PEC11S929K-H0015	PEC11S-929K-H0015	G	Y	2			
652-PEC11S929K-N0015	PEC11S-929K-N0015	G	N	2			
652-PEC11S929K-S0015	PEC11S-929K-S0015	G	Y	2			

14MM ROTARY OPTICAL ENCODER WITH SWITCH

Features:

- RoHS compliant*
- HCMOS, CMOS and TTL compatible
- Compact package size
- High rotational cycle life
- Standard or high force push switch option
- Optional detent

MOUSER STOCK NO.	Bourns Part No.	Fig.	Shaft Type	Pulses/ Rev.	Price Each 1	Price Each 5	Price Each 25
652-EM14A0D-C24-L08N	EM14A0D-C24-L008N	H1	C	8			
652-EM14A0D-C24-L32N	EM14A0D-C24-L032N	H1	C	32			
652-EM14A0D-C24-L64N	EM14A0D-C24-L064N	H1	C	64			
652-EM14C0D-E24-L16S	EM14C0D-E24-L016S	H2	E	16			
652-EM14C0D-E24-L32S	EM14C0D-E24-L032S	H2	E	32			
652-EM14C0D-E24-L64S	EM14C0D-E24-L064S	H2	E	64			

DIMENSIONS: mm (in.)

E

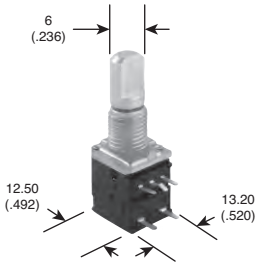

F

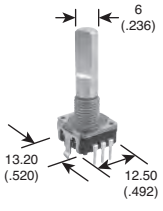

G

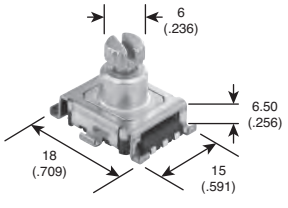

H

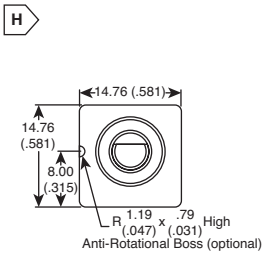

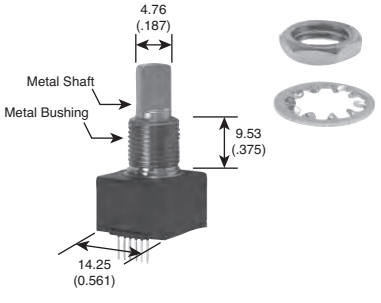

1 Shaft Style C

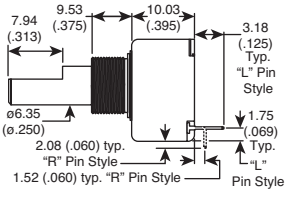

2 Shaft Style E

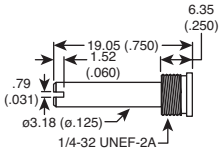

© Copyright 2014 Mouser Electronics

© Copyright 2014 Mouser Electronics

BOURNS Encoders

16MM INCREMENTAL ENCODERS

DIMENSIONS: mm (in.)

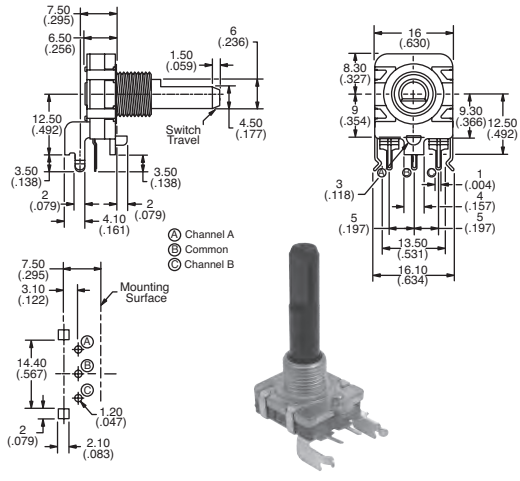

PEC16-2 Shown

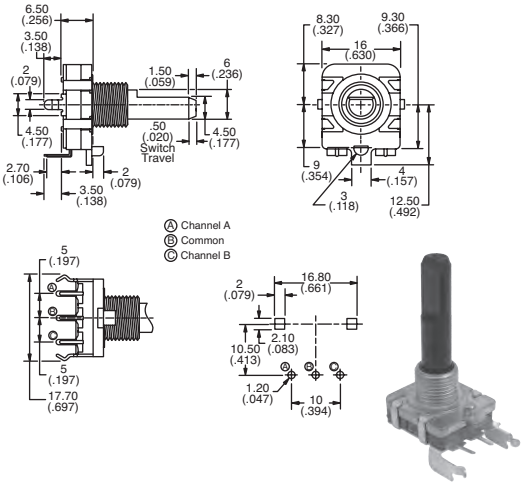

PEC16-4 Shown

Specifications:

Electrical-
- Output: 2-bit gray code
- Closed Circuit Resistance: 3Ω Max.
- Contact Rating: 1 mA @ 5 VDC
- Insulation Resistance: 10 megaohms @ 50VDC
- Electrical Travel: Cont.
- Contact Bounce (15RPM): 5.0ms. Max.
- RPM (Operating): 100 Max.

Environmental-
- Operating Temperature Range: -30˚C to +70˚C (-22˚F to +158˚F)
- Rotational Life: 100,000 cycles min.
- Switch Life: 20,000 cycles min.
- IP Rating: IP 40

Switch-
- Switch Type: Contact Push ON Momentary SPST
- Power Rating (Resistive Load): 10mA at 5V DC
- Switch Travel: 0.5+0.4/-0.3mm
- Switch Actuation Force: 360+153/-102gf (5+2.1/-1.4 oz.-1n.)

Features:
- Compact design, long life and high reliability
- Low cost compared to optical type encoders
- Available in a wide variety of configurations to meet many user requirements

Applications:

Level control, tuning and timer settings in:
- Audio-visual equipment
- Consumer electric appliances
- Radios
- Musical instrumentation
- Communications equipment

For quantities greater than listed, call for quote.

MOUSER STOCK NO.	Bourns Part No.	Switch	Detents	Shaft Length	Terminal Config.	Price Each 1	25	50	100
652-PEC16-2015FS0012	PEC16-2015F-S0012	Y	0	15	2				
652-PEC16-2015FS0024	PEC16-2015F-S0024	Y	0	15	2				
652-PEC16-2020FS0012	PEC16-2020F-S0012	Y	0	20	2				
652-PEC16-2020FS0024	PEC16-2020F-S0024	Y	0	20	2				
652-PEC16-2115FN0012	PEC16-2115F-N0012	N	12	15	2				
652-PEC16-2115FS0012	PEC16-2115F-S0012	Y	12	15	2				
652-PEC16-2120FN0012	PEC16-2120F-N0012	N	12	20	2				
652-PEC16-2120FS0012	PEC16-2120F-S0012	Y	12	20	2				
652-PEC16-2125FN0012	PEC16-2125F-N0012	N	12	25	2				
652-PEC162130F-N0012	PEC16-2130F-N0012	N	12	30	2				
652-PEC16-2215FN0024	PEC16-2215F-N0024	N	24	15	2				
652-PEC16-2215FS0024	PEC16-2215F-S0024	Y	24	15	2				
652-PEC16-2220FN0024	PEC16-2220F-N0024	N	24	20	2				
652-PEC16-2220FS0012	PEC16-2220F-S0012	Y	24	20	2				
652-PEC16-2220FS0024	PEC16-2220F-S0024	Y	24	20	2				
652-PEC16-2225FN0024	PEC16-2225F-N0024	N	24	25	2				
652-PEC16-2230FN0024	PEC16-2230F-N0024	N	24	30	2				
652-PEC16-4015FN0024	PEC16-4015F-N0024	N	0	15	4				
652-PEC164015F-S0024	PEC16-4015F-S0024	Y	0	15	4				
652-PEC16-4020FN0012	PEC16-4020F-N0012	N	0	20	4				
652-PEC16-4020FN0024	PEC16-4020F-N0024	N	0	20	4				
652-PEC164020F-S0012	PEC16-4020F-S0012	Y	0	20	4				
652-PEC16-4020FS0024	PEC16-4020F-S0024	Y	0	20	4				
652-PEC16-4025FN0024	PEC16-4025F-N0024	N	0	25	4				
652-PEC16-4115FN0012	PEC16-4115F-N0012	N	12	15	4				
652-PEC164115F-S0012	PEC16-4115F-S0012	Y	12	15	4				
652-PEC16-4120FN0012	PEC16-4120F-N0012	N	12	20	4				
652-PEC16-4120FS0012	PEC16-4120F-S0012	Y	12	20	4				
652-PEC16-4125FN0012	PEC16-4125F-N0012	N	12	25	4				
652-PEC164130F-N0012	PEC16-4130F-N0012	N	12	30	4				
652-PEC16-4215FN0024	PEC16-4215F-N0024	N	24	15	4				
652-PEC16-4215FS0024	PEC16-4215F-S0024	Y	24	15	4				
652-PEC16-4220FN0024	PEC16-4220F-N0024	N	24	20	4				
652-PEC16-4220FN0024	PEC16-4220F-N0024	N	24	20	4				
652-PEC16-4220FS0012	PEC16-4220F-S0012	Y	24	20	4				
652-PEC16-4220FS0024	PEC16-4220F-S0024	Y	24	20	4				
652-PEC16-4225FN0024	PEC16-4225F-N0024	N	24	25	4				
652-PEC16-4230FN0024	PEC16-4230F-N0024	N	24	30	4				

SHAFTLESS 20MM DIGITAL ENCODER

DIMENSIONS: mm (in.)

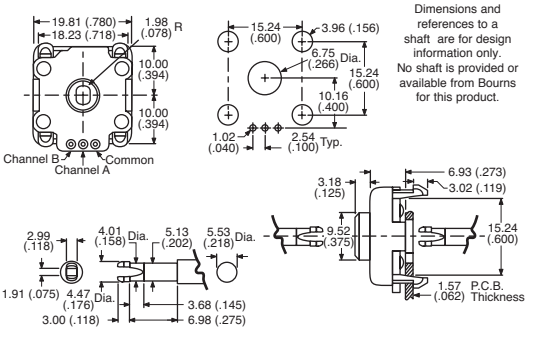

Specifications:
- Rotational Life: 30k cycles
- Electrical Output: 2-bit gray code quadrature output
- Operating Temperature: +1°C to +85°C

Features:
- Snap in bracket design
- FR4 element design
- Long operating life
- Optional detents

For quantities greater than listed, call for quote.

MOUSER STOCK NO.	Bourns Part No.	Detents	Pulses/ Rev.	Price Each 1	5	10	25	50	100
652-ESD0D-S00-GE0006	ESD0D-S00-GE0006	0	6						
652-ESD0D-S00-GE0024	ESD0D-S00-GE0024	0	24						
652-ESD0D-S00-GC0006	ESD0D-S00-GC0006	24	6						

© Copyright 2014 Mouser Electronics

For current pricing, visit mouser.com

ALCOSWITCH Pushbutton Switches

TE connectivity Authorized Distributor

BLUE SERIES PUSHBUTTON SWITCHES

Features:
- Miniature snap acting pushbutton
- Tactile and audible feedback
- Wire lug or PC board terminals
- Single Pole - Double Throw Configuration (Pole-Throw)
- Contact Rating = 0.4VA

Applications:
- Industrial equipment
- Medical equipment
- Instrumentation
- Communication equipment
- Control equipment

NEW PRODUCT

For quantities greater than listed, call for quote.

MOUSER STOCK NO.	TE Part No.	Fig.	Contact Form	Switch Function	Terminal	Price Each 1	25	50
506-MPS1004D	MPS1004D	A	SPDT	On/On	Wire Lug			
506-MPS1004F	MPS1004F	A	SPDT	On/(On)	Wire Lug			
506-MPS1004DPC	MPS1004DPC	A	SPDT	On/On	PC			
506-MPS1004FPC	MPS1004FPC	A	SPDT	On/(On)	PC			

MSP3/MSPS SERIES: PANEL MOUNT PUSHBUTTON SWITCHES

Specifications:
- Actuator material: Thermoplastic
- Contact material: Silver plate over copper alloy
- Terminal material: Silver plate
- Case material: Thermoplastic
- Contact rating: MSP = 3A @ 125 VAC; MSPS = 0.5A @ 125VAC
- Operating force: Single pole = 7-14oz. Double pole = 14-25oz.
- Contact timing: Break-before-make
- Contact resistance: 100mΩ max.

For quantities greater than listed, call for quote.

MOUSER STOCK NO.	Alcoswitch Part No.	Fig.	Contact Form	Switch Function	Cap Color	Price Each 1	25	50
506-MSP103B04	MSP103B04	B	SPST	Normally Closed	Black			
506-MSP103C004	MSP103C004	B	SPST	Normally Open	Black			
506-MSPS103B	MSPS103B	C	SPST	Normally Closed	Black			
506-MSPS103C	MSPS103C	C	SPST	Normally Open	Red			
506-MSPS103C0	MSPS103C0	C	SPST	Normally Open	Black			

MSPM SERIES: HERMETICALLY SEALED PUSHBUTTON SWITCHES

Specifications:
- Actuator material: Polyamide
- Contact material: Gold
- Case material: Steel
- Contact rating: 1.0VA
- Operating force: 4-7oz.
- Life expectancy: 5 million cycles @ 0.1VA
- Contact resistance: 100mΩ max.

For quantities greater than listed, call for quote.

MOUSER STOCK NO.	Alcoswitch Part No.	Fig.	Contact Form	Switch Function	Cap Color	Mount Type	Price Each 1	25	50
506-MSPM101C104	MSPM101C104	D	SPST	Normally Open	Red	Lug			
506-MSPM101C204	MSPM101C204	E	SPST	Normally Open	Red	Pin			

Accessories for MSPM

For quantities greater than listed, call for quote.

MOUSER STOCK NO.	Alcoswitch Part No.	Fig.	Description	Price Each 1	25	50
506-BP1440004	BP1440004	F	Black 1/4-40 boot seal for MSPM			
506-BPA1440004	BPA1440004	G	Black 1/4-40 boot seal for MSPM			
506-1825618-1	1825618-1	H	Black 1/4-40 seal adapter for MSPM			
506-C22004	C22004	I	Black snapfit cap for MSPM			
506-C23004	C23004	J	Black snapfit cap for MSPM			
506-C23204	C23204	J	Red snapfit cap for MSPM			
506-C23504	C23504	J	Green snapfit cap for MSPM			
506-G12A	G12A	K	Clear aluminum plain finish button guard for C220			
506-G12B	G12B	K	Black aluminum plain finish button guard for C220			
506-G12KA	G12KA	L	Clear aluminum knurled finish button guard for C220			
506-G12KB	G12KB	L	Black aluminum knurled finish button guard for C220			

TP SERIES: TINY PUSHBUTTON SWITCHES

Specifications:
- Actuator material: Nylon
- Contact material: Gold over nickel barrier
- Terminal material: Tin lead plate
- Terminal seal: Epoxy
- Operating force: 50-400 grams
- Contact rating: 0.4VA @ 20VDC
- Contact timing: Break-before-make
- Contact resistance: 20mΩ max.
- Case: LCP, black UL94V-0

PC Mount

For quantities greater than listed, call for quote.

MOUSER STOCK NO.	Alcoswitch Part No.	Fig.	Contact Form	Actuator Type/Color	Price Each 1	25	50
506-TP11CGPC004	TP11CGPC004	M	SPST N.O. Mom	Square/Black			
506-TP11CGPC204	TP11CGPC204	M	SPST N.O. Mom	Square/Red			
506-TPA11CGPC004	TPA11CGPC004	N	SPST N.O. Mom	Round/Black			
506-TPA11CGPC204	TPA11CGPC204	N	SPST N.O. Mom	Round/Red			

Right Angle Mount

For quantities greater than listed, call for quote.

MOUSER STOCK NO.	Alcoswitch Part No.	Fig.	Contact Form	Actuator Type/Color	Price Each 1	25	50
506-TP11CGRA004	TP11CGRA004	O	SPST N.O. Mom	Square/Black			
506-TP11CGRA204	TP11CGRA204	O	SPST N.O. Mom	Square/Red			
506-TPA11CGRA204	TPA11CGRA204	P	SPST N.O. Mom	Round/Red			
506-TPA11CGRA004	TPA11CGRA004	P	SPST N.O. Mom	Round/Black			

DIMENSIONS: mm

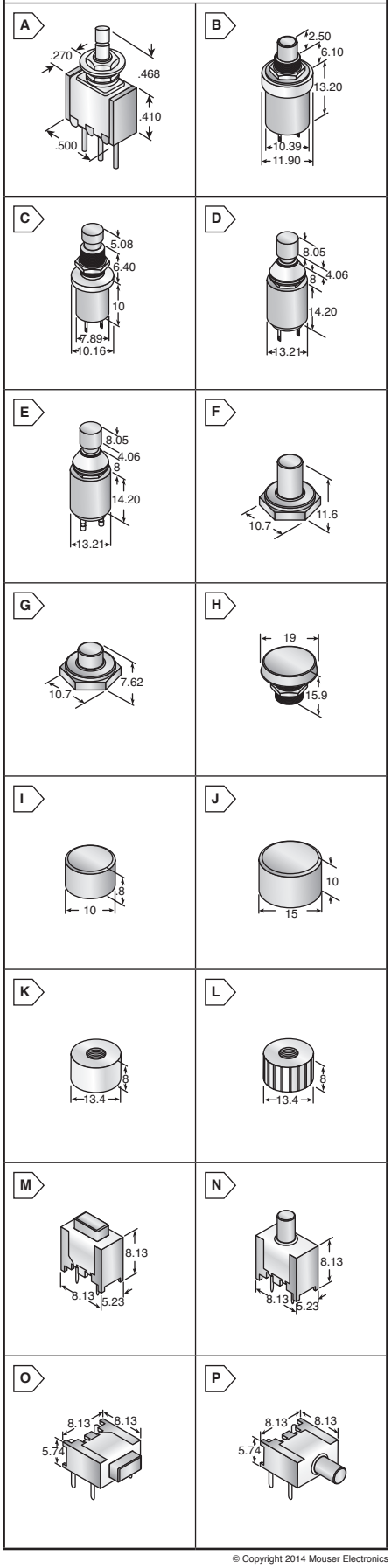

TE Connectivity Pushbutton Switches

© Copyright 2014 Mouser Electronics

APEM Pushbutton Switches

RoHS Compliant This product is RoHS compliant.

MHPS SERIES MINI KEY PUSHBUTTON SWITCHES

Specifications:
- DPDT
- Maintained action
- Non-shorting contacts
- Contact rating: 100mA # 30VDC
- Dielectric withstanding voltage: 500VAC for 1 minute
- Contact resistance: 100mΩ max.

Materials:
- Case: PBT (model MHPS2266 only -Type 6/6 nylon)
- Cover: Acetal (model MHPS2266 only - Type 6/6 nylon)
- Actuator: Acetal
- Terminals: silver plated brass

DIMENSIONS: mm

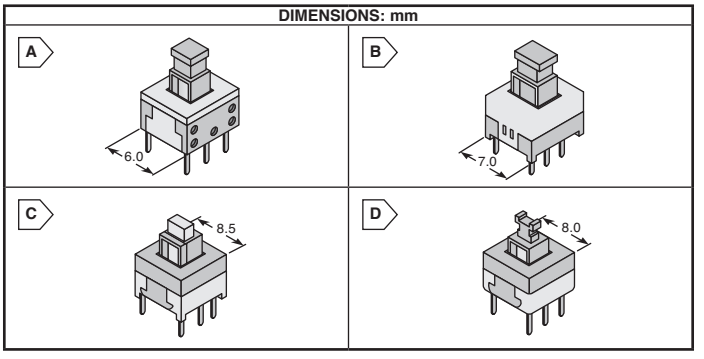

For quantities greater than listed, call for quote.

MOUSER STOCK NO.	Apem Part No.	Fig.	Height (mm)	Force (grms)	Price Each 1	25	100	500
642-MHPS2266	MHPS2266	A	14	140				
642-MHPS2273	MHPS2273	B	16	140				
642-MHPS2283	MHPS2283	C	17.5	180				
642-MHPS2285	MHPS2285	D	11	180				

IZ SERIES SEALED PUSHBUTTON SWITCHES

Specifications:
- Rear mounting for easier installation
- Latching action metals models
- Fixed or variable panel thickness
- Flat actuator for optional marking



For quantities greater than listed, call for quote.

MOUSER STOCK NO.	Apem Part No.	Function ( ) Momentary	Price Each 1	25	100	500
642-IZMP1Z45NL0S	IZMP1Z45NL0S	Off - On				
642-IZNR1S42N	IZNR1S42N	Off-On				
642-IZNR3P422	IZNR3P422	Off-(On)				
642-IZPP1F462	IZPP1F462	Off-On				
642-IZPP3V272	IZPP3V272	Off-(On)				
642-IZPR3P462	IZPR3P462	Off-(On)				
642-IZPR3P422	IZPR3P422	Off-(On)				
642-IZPR3S422	IZPR3S422	Off-(On)				
642-IZPP3S432L0G	IZPP3S432L0G	Off-(On)				
642-IZPR1S462L0S	IZPR1S462L0S	Off-On				

IB SERIES SEALED MINIATURE PUSHBUTTON SWITCHES

Specifications:
- Contact ratings: 400mA @ 32VAC, 100mA @ 50VAC, or 125mA @ 125VAC
- Operating temp. range: -40°C to +85°C
- Contact resistance: 50mΩ max.
- Solder terminals

DIMENSIONS: in.

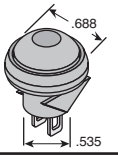

For quantities of 1000 and up, call for quote.

MOUSER STOCK NO.	Apem Part No.	Function ( ) Momentary	Color	Price Each 1	25	100	500
642-IBR3SAD2	IBR3SAD2	Off-(On)	Black				
642-IBR3SAD3	IBR3SAD3	Off-(On)	Green				
642-IBR3SAD5	IBR3SAD5	Off-(On)	Yellow				
642-IBR3SAD6	IBR3SAD6	Off-(On)	Red				

IR SERIES SEALED PUSHBUTTON SWITCHES

Specifications:
- Screw version up to 4A
- Tactile feedback
- Sealed to IP67
- Illuminated or non-illuminated
- Flat round actuator for optional marking



For quantities greater than listed, call for quote.

MOUSER STOCK NO.	Apem Part No.	Function ( ) Momentary	Price Each 1	25	100	500
642-IRR1S422L0S	IRR1S422L0S	On-Off				
642-IRR3S422000	IRR3S422000	Off-(On)				
642-IRR3S422L0S	IRR3S422L0S	Off-(On)				
642-IRR3V222000	IRR3V222000	Off-(On)				
642-IRR3F422000	IRR3F422000	Off-(On)				
642-IRR3F462000	IRR3F462000	Off-(On)				
642-IRR3V262000	IRR3V262000	Off-(On)				
642-IRR7Z232L0G	IRR7Z232L0G	Off-(On)				
642-IRR8Z222000	IRR8Z222000	On-Mom				
642-IRR8Z222L0S	IRR8Z222L0S	On-Mom				
642-IRR3F4B2	IRR3F4B2	Off-(On)				

IS SERIES SEALED MINIATURE PUSHBUTTON SWITCHES

Specifications:
- Contact ratings: 400mA @ 32VAC, 100mA @ 50VAC, or 125mA @ 125VAC
- Operating temp. range: -40°C to +85°C
- Contact resistance: 50mΩ max.
- Solder terminals

DIMENSIONS: in.

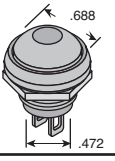

For quantities greater than listed, call for quote.

MOUSER STOCK NO.	Apem Part No.	Function ( ) Momentary	Color	Price Each 1	25	100	500
642-ISR3SAD2	ISR3SAD2	Off-(On)	Black				
642-ISR3SAD3	ISR3SAD3	Off-(On)	Green				
642-ISR3SAD5	ISR3SAD5	Off-(On)	Yellow				
642-ISR3SAD6	ISR3SAD6	Off-(On)	Red				

IP SERIES PUSHBUTTON SWITCHES FOR HARSH ENVIRONMENTS

Specifications:
- Contact ratings: 500mA@48VAC, 200mA@50VAC, or 200mA@250VAC
- Operating temp. range: -40°C to +125°C
- Contact resistance: 50 mΩ max.
- Solder terminals

DIMENSIONS: in.

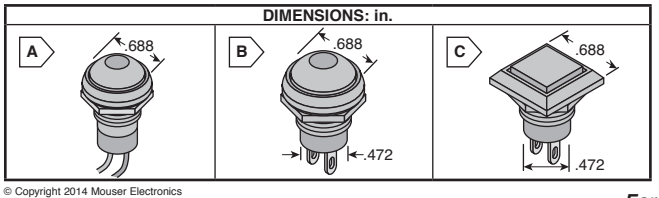

For quantities greater than listed, call for quote.

MOUSER STOCK NO.	Apem Part No.	Fig.	Function ( ) Momentary	Color	Price Each 1	25	100	500
642-IPR3FAD3	IPR3FAD3	A	Off-(On)	Green				
642-IPR3FAD7/1	IPR3FAD7/1	A	Off-(On)	White				
642-IPR3FAD2LOS	IPR3FAD2LOS	B	Off-(On)	Black/Red LED				
642-IPR3FAD2LOG	IPR3FAD2LOG	B	Off-(On)	Black/Green LED				
642-IPR3SAD2	IPR3SAD2	B	Off-(On)	Black				
642-IPR3SAD3	IPR3SAD3	B	Off-(On)	Green				
642-IPR3SAD5	IPR3SAD5	B	Off-(On)	Yellow				
642-IPR3SAD6	IPR3SAD6	B	Off-(On)	Red				
642-IPC3SAD3	IPC3SAD3	C	Off-(On)	Green				
642-IPC3SAD5	IPC3SAD5	C	Off-(On)	Yellow				
642-IPC3SAD6	IPC3SAD6	C	Off-(On)	Red				
642-IPC3SAD9	IPC3SAD9	C	Off-(On)	Orange				

© Copyright 2014 Mouser Electronics
© Copyright 2014 Mouser Electronics

BULGIN Pushbutton Switches

RoHS Compliant **This product is RoHS compliant.**

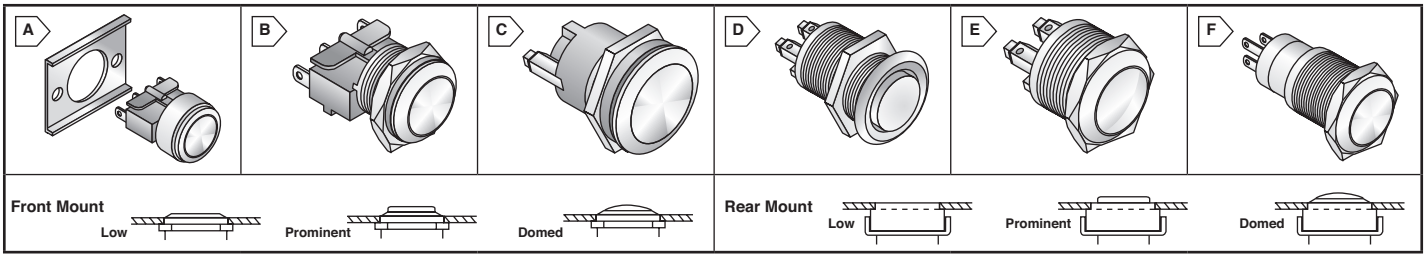

BULGIN VANDAL-RESISTANT SWITCHES

Specifications:

- Contact Resistance: <15mΩ
- Insulation Resistance: >1000MΩ
- Stainless Steel Manufacturing
- Termination: Solder Lug or Screw Terminal

✻117-MP0033 internally sealed against ingress of water and dust.

For quantities greater than listed, call for quote.

MOUSER STOCK NO.	Bulgin Part No.	Fig.	Button Profile	Bezel Dia. (mm)	Type	Circuit	Rating	Mounting	Front Panel Sealing	Price Each 1	25	50	100
117-MP0034	MP0034	A	Low	19	SPCO	On-(On)	5A/250VAC	Rear Panel	None				
117-MP0031	MP0031	B	Low	21.5	SPCO	On-(On)	5A/250VAC	Front Panel	IP66				
117-MP0037	MP0037	C	Low	21.5	SPMB	Off-(On)	1A/50VAC	Front Panel	IP68				
117-MP0027	MP0027	B	Low	28	SPCO	On-(On)	5A/250VAC	Front Panel	None				
117-MP0038	MP0038	B	Low	28	SPCO	On-(On)	5A/250VAC	Front Panel	IP66				
117-MP0031/3	MP0031/3	B	Domed	21.5	SPCO	On-(On)	5A/250VAC	Front Panel	IP66				
117-MP0037/3	MP0037/3	C	Domed	21.5	SPMB	Off-(On)	1A/50VAC	Front Panel	IP68				
117-MP0025/3	MP0025/3	A	Domed	22	SPCO	On-(On)	5A/250VAC	Rear Panel	None				
117-MP0038/3	MP0038/3	B	Domed	28	SPCO	On-(On)	5A/250VAC	Front Panel	IP66				
117-MP0034/2	MP0034/2	A	Prominent	19	SPCO	On-(On)	5A/250VAC	Rear Panel	None				
117-MP0031/2	MP0031/2	B	Prominent	21.5	SPCO	On-(On)	5A/250VAC	Front Panel	IP66				
117-MP0037/2	MP0037/2	C	Prominent	21.5	SPMB	Off-(On)	1A/50VAC	Front Panel	IP68				
117-MP0027/2	MP0027/2	B	Prominent	28	SPCO	On-(On)	5A/250VAC	Front Panel	None				
117-MP0038/2	MP0038/2	B	Prominent	28	SPCO	On-(On)	5A/250VAC	Front Panel	IP66				
117-MP0013	MP0013	D	Proud	22	SPMB	Off-(On)	1A/50VAC	Front Panel	None				
117-MP0033	MP0033	D	Proud	22	SPMB	Off-(On)	1A/50VAC	Front Panel	✻				

BULGIN 16MM NON-ILLUMINATED PUSHBUTTON SWITCHES

Specifications:

- Contact Resistance: 50mΩ @ 1A, 2VDC
- Dielectric Strength: >2.0K VAC
- 16mm dia. Mounting Hole
- Stainless Steel Manufacturing

For quantities greater than listed, call for quote.

117-MP0042/1	MP0042/1	E	Low	18	SPMB	Off-(On)	2A/48VDC	Front Panel	None				
117-MP0045/1D0NN000	MP0045/1D0NN000	F	Low	18	DPCO	On-(On)	3A/250VAC	Front Panel	None				
117-MP0045/1E0NN000	MP0045/1E0NN000	F	Low	18	DPCO	On-On	3A/250VAC	Front Panel	None				
117-MP0042/2	MP0042/2	E	Domed	18	SPMB	Off-(On)	2A/48VDC	Front Panel	None				
117-MP0042/3	MP0042/3	E	Prominent	18	SPMB	Off-(On)	2A/48VDC	Front Panel	None				
117-MP0045/3D0NN000	MP0045/3D0NN000	F	Prominent	18	DPCO	On-(On)	3A/250VAC	Front Panel	None				
117-MP0045/3E0NN000	MP0045/3E0NN000	F	Prominent	18	DPCO	On-On	3A/250VAC	Front Panel	None				

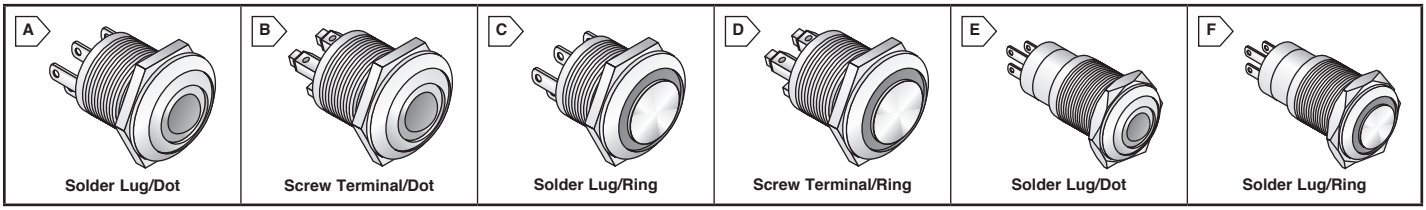

BULGIN ILLUMINATED VANDAL-RESISTANT SWITCHES

Specifications:

- Contact Resistance: <100mΩ
- Insulation Resistance: >1000MΩ
- Operating Temperature: -30°C to +70°C
- Mechanical Operations: 750,000 min
- Electrical Operations: 35,000 min

For quantities greater than listed, call for quote.

MOUSER STOCK NO.	Bulgin Part No.	Fig.	Button Profile	Bezel Dia. (mm)	Type	Circuit	Rating	Mounting	Front Panel Sealing	Price Each 1	25	50	100
117-MPI001/28/BL	MPI001/28/BL	A	Blue/Dot	22	SPMB	Off-(On)	50mA/24VDC	Front Panel	IP66				
117-MPI001/28/GN	MPI001/28/GN	A	Green/Dot	22	SPMB	Off-(On)	50mA/24VDC	Front Panel	IP66				
117-MPI001/28/RD	MPI001/28/RD	A	Red/Dot	22	SPMB	Off-(On)	50mA/24VDC	Front Panel	IP66				
117-MPI001/TERM/BL	MPI001/TERM/BL	B	Blue/Dot	22	SPMB	Off-(On)	50mA/24VDC	Front Panel	IP66				
117-MPI001/TERM/GN	MPI001/TERM/GN	B	Green/Dot	22	SPMB	Off-(On)	50mA/24VDC	Front Panel	IP66				
117-MPI001/TERM/RD	MPI001/TERM/RD	B	Red/Dot	22	SPMB	Off-(On)	50mA/24VDC	Front Panel	IP66				
117-MPI002/28/BL	MPI002/28/BL	C	Blue/Ring	22	SPMB	Off-(On)	50mA/24VDC	Front Panel	IP66				
117-MPI002/28/GN	MPI002/28/GN	C	Green/Ring	22	SPMB	Off-(On)	50mA/24VDC	Front Panel	IP66				
117-MPI002/28/RD	MPI002/28/RD	C	Red/Ring	22	SPMB	Off-(On)	50mA/24VDC	Front Panel	IP66				
117-MPI002/TERM/BL	MPI002/TERM/BL	D	Blue/Ring	22	SPMB	Off-(On)	50mA/24VDC	Front Panel	IP66				
117-MPI002/TERM/GN	MPI002/TERM/GN	D	Green/Ring	22	SPMB	Off-(On)	50mA/24VDC	Front Panel	IP66				
117-MPI002/TERM/RD	MPI002/TERM/RD	D	Red/Ring	22	SPMB	Off-(On)	50mA/24VDC	Front Panel	IP66				

BULGIN 16MM ILLUMINATED PUSHBUTTON SWITCHES

Specifications:

- Contact Resistance: 50mΩ @ 1A, 2VDC
- 16mm dia. Mounting Hole
- Mechanical Operations: 200,000 min
- Electrical Operations: 30,000 min

For quantities greater than listed, call for quote.

117-MP0045/1D1RD012	MP0045/1D1RD012	E	Red/Dot	18	DPCO	On-(On)	3A/250VAC	Front Panel	None				
117-MP0045/1D1GN012	MP0045/1D1GN012	E	Green/Dot	18	DPCO	On-(On)	3A/250VAC	Front Panel	None				
117-MP0045/1D1BL012	MP0045/1D1BL012	E	Blue/Dot	18	DPCO	On-(On)	3A/250VAC	Front Panel	None				
117-MP0045/1E1RD012	MP0045/1E1RD012	E	Red/Dot	18	DPCO	On-On	3A/250VAC	Front Panel	None				
117-MP0045/1E1GN012	MP0045/1E1GN012	E	Green/Dot	18	DPCO	On-On	3A/250VAC	Front Panel	None				
117-MP0045/1E1BL012	MP0045/1E1BL012	E	Blue/Dot	18	DPCO	On-On	3A/250VAC	Front Panel	None				
117-MP0045/1D2RD012	MP0045/1D2RD012	F	Red/Ring	18	DPCO	On-(On)	3A/250VAC	Front Panel	None				
117-MP0045/1D2GN012	MP0045/1D2GN012	F	Green/Ring	18	DPCO	On-(On)	3A/250VAC	Front Panel	None				
117-MP0045/1D2BL012	MP0045/1D2BL012	F	Blue/Ring	18	DPCO	On-(On)	3A/250VAC	Front Panel	None				
117-MP0045/1E2RD012	MP0045/1E2RD012	F	Red/Ring	18	DPCO	On-On	3A/250VAC	Front Panel	None				
117-MP0045/1E2GN012	MP0045/1E2GN012	F	Green/Ring	18	DPCO	On-On	3A/250VAC	Front Panel	None				
117-MP0045/1E2BL012	MP0045/1E2BL012	F	Blue/Ring	18	DPCO	On-On	3A/250VAC	Front Panel	None				

© Copyright 2014 Mouser Electronics

© Copyright 2014 Mouser Electronics

RoHS Compliant **This product is RoHS compliant.**

AP SERIES INDUSTRIAL PUSHBUTTON SWITCHES

Features:

- IP67 sealed
- Sealed against dirt and fluids, UV tolerant
- 1,000,000 life cycle
- Illumination / non-illumination
- Multiple colored caps
- Threaded or snap-in mounting
- SPST, normally open
- Termination styles: solder lug, PC terminals (non-illuminated only), or 12" wire leads (22 AWG)
- Caps can not be removed and don't spin after installation. Caps available in different colors and dome, concave, or extended dome.
- 2N and 4N operating force options

Applications:

- Harsh environments
- Off-Road transportation
- Automotive
- Marine
- Industrial
- Medical
- Transportation
- Joystick control modules, grips
- Gaming
- Food & Beverage
- Military
- Anywhere there are industrial/agricultural chemicals present (bases, hydrocarbons, various oils and fuels)

Non-Illuminated Industrial Pushbutton Switches

For quantities greater than listed, call for quote.

MOUSER STOCK NO.	C&K Part No.	Operating Force	Actuator Style	Actuator Color	Termination	Price Each 1	25	50	100
Snap-In									
611-AP2C300SZBE	AP2C300SZBE	2N	Concave	No Cap	Solder Lug				
611-AP4C300SZBE	AP4C300SZBE	4N	Concave	No Cap	Solder Lug				
611-AP2D200SWBE	AP2D200SWBE	2N	Dome/Convex	Black	Wire Lead				
611-AP2D200SZBE	AP2D200SZBE	2N	Dome/Convex	Black	Solder Lug				
611-AP2D300SZBE	AP2D300SZBE	2N	Dome/Convex	Red	Solder Lug				
611-AP4D200SWBE	AP4D200SWBE	4N	Dome/Convex	Black	Wire Lead				
611-AP4D200SZBE	AP4D200SZBE	4N	Dome/Convex	Black	Solder Lug				
611-AP4D300SZBE	AP4D300SZBE	4N	Dome/Convex	Red	Solder Lug				
611-AP2E200SWBE	AP2E200SWBE	2N	Extended Dome	Black	Wire Lead				
611-AP2E200SZBE	AP2E200SZBE	2N	Extended Dome	Black	Solder Lug				
611-AP2E300SZBE	AP2E300SZBE	2N	Extended Dome	Red	Solder Lug				
611-AP4E200SWBE	AP4E200SWBE	4N	Extended Dome	Black	Wire Lead				
611-AP4E200SZBE	AP4E200SZBE	4N	Extended Dome	Black	Solder Lug				
611-AP4E300SZBE	AP4E300SZBE	4N	Extended Dome	Red	Solder Lug				
611-AP2N000SZBE	AP2N000SZBE	2N	None	No Cap	Solder Lug				
611-AP4N000SWBE	AP4N000SWBE	4N	None	No Cap	Wire Lead				
611-AP4N000SZBE	AP4N000SZBE	4N	None	No Cap	Solder Lug				
Threaded									
611-AP2C300TZBE	AP2C300TZBE	2N	Concave	No Cap	Solder Lug				
611-AP4C300TZBE	AP4C300TZBE	4N	Concave	No Cap	Solder Lug				
611-AP2D200TZBE	AP2D200TZBE	2N	Dome/Convex	Black	Solder Lug				
611-AP2D300TZBE	AP2D300TZBE	2N	Dome/Convex	Red	Solder Lug				
611-AP2D200TWBE	AP2D200TWBE	2N	Dome/Convex	Black	Wire Lead				
611-AP4D200TZBE	AP4D200TZBE	4N	Dome/Convex	Black	Solder Lug				
611-AP4D300TZBE	AP4D300TZBE	4N	Dome/Convex	Red	Solder Lug				
611-AP4D200TWBE	AP4D200TWBE	4N	Dome/Convex	Black	Wire Lead				
611-AP2E200TZBE	AP2E200TZBE	2N	Extended Dome	Black	Solder Lug				
611-AP2E300TZBE	AP2E300TZBE	2N	Extended Dome	Red	Solder Lug				
611-AP2E200TWBE	AP2E200TWBE	2N	Extended Dome	Black	Wire Lead				
611-AP4E200TZBE	AP4E200TZBE	4N	Extended Dome	Black	Solder Lug				
611-AP4E300TZBE	AP4E300TZBE	4N	Extended Dome	Red	Solder Lug				
611-AP4E200TWBE	AP4E200TWBE	4N	Extended Dome	Black	Wire Lead				
611-AP2N000TZBE	AP2N000TZBE	2N	None	No Cap	Solder Lug				
611-AP4N000TZBE	AP4N000TZBE	4N	None	No Cap	Solder Lug				
611-AP4N000TWBE	AP4N000TWBE	4N	None	No Cap	Wire Lead				

Illuminated Industrial Pushbutton Switches

Option Code	Illumination Type	Typical Intensity Min.	Typical Intensity Max.	Peak Wavelength	Vf Forward Voltage
02	LED Bi-Color: Red (Green)	10	20	635/565	2.0
03	LED Red	4	8	700	2.0
06	LED Green	35	50	565	2.0
07	LED Super Blue	800	1500	470	3.8

For quantities greater than listed, call for quote.

MOUSER STOCK NO.	C&K Part No.	Operating Force	Actuator Style	Actuator Color	LED Color	Termination	Price Each 1	25	50	100
Snap-In										
611-AP2D202SZBE	AP2D202SZBE	2N	Dome/Convex	Black	Red(Green)	Solder Lug				
611-AP4D202SZBE	AP4D202SZBE	4N	Dome/Convex	Black	Red(Green)	Solder Lug				
611-AP2D207SZBE	AP2D207SZBE	2N	Dome/Convex	Black	Super Blue	Solder Lug				
611-AP4D207SZBE	AP4D207SZBE	4N	Dome/Convex	Black	Super Blue	Solder Lug				
611-AP4E206SZBE	AP4E206SZBE	4N	Extended Dome	Black	Green	Solder Lug				
611-AP2E202SZBE	AP2E202SZBE	2N	Extended Dome	Black	Red(Green)	Solder Lug				
611-AP4E202SZBE	AP4E202SZBE	4N	Extended Dome	Black	Red(Green)	Solder Lug				
611-AP2E207SZBE	AP2E207SZBE	2N	Extended Dome	Black	Super Blue	Solder Lug				
611-AP4E207SZBE	AP4E207SZBE	4N	Extended Dome	Black	Super Blue	Solder Lug				
611-AP2N006SZBE	AP2N006SZBE	2N	None	No Cap	Green	Solder Lug				
611-AP4N006SZBE	AP4N006SZBE	4N	None	No Cap	Green	Solder Lug				
611-AP2N003SZBE	AP2N003SZBE	2N	None	No Cap	Red	Solder Lug				
611-AP4N003SZBE	AP4N003SZBE	4N	None	No Cap	Red	Solder Lug				
611-AP2N002SZBE	AP2N002SZBE	2N	None	No Cap	Red(Green)	Solder Lug				
611-AP4N002SZBE	AP4N002SZBE	4N	None	No Cap	Red(Green)	Solder Lug				
611-AP2N007SZBE	AP2N007SZBE	2N	None	No Cap	Super Blue	Solder Lug				
611-AP4N007SZBE	AP4N007SZBE	4N	None	No Cap	Super Blue	Solder Lug				
611-AP4N007SWBE	AP4N007SWBE	4N	None	No Cap	Super Blue	Wire Lead				
Threaded										
611-AP2D202TZBE	AP2D202TZBE	2N	Dome/Convex	Black	Red(Green)	Solder Lug				
611-AP4D202TZBE	AP4D202TZBE	4N	Dome/Convex	Black	Red(Green)	Solder Lug				
611-AP2D207TZBE	AP2D207TZBE	2N	Dome/Convex	Black	Super Blue	Solder Lug				
611-AP4D207TZBE	AP4D207TZBE	4N	Dome/Convex	Black	Super Blue	Solder Lug				
611-AP2E202TZBE	AP2E202TZBE	2N	Extended Dome	Black	Red(Green)	Solder Lug				
611-AP4E202TZBE	AP4E202TZBE	4N	Extended Dome	Black	Red(Green)	Solder Lug				
611-AP2E207TZBE	AP2E207TZBE	2N	Extended Dome	Black	Super Blue	Solder Lug				
611-AP4E207TZBE	AP4E207TZBE	4N	Extended Dome	Black	Super Blue	Solder Lug				
611-AP2N006TZBE	AP2N006TZBE	2N	None	No Cap	Green	Solder Lug				
611-AP4N006TZBE	AP4N006TZBE	4N	None	No Cap	Green	Solder Lug				
611-AP2N003TZBE	AP2N003TZBE	2N	None	No Cap	Red	Solder Lug				
611-AP4N003TZBE	AP4N003TZBE	4N	None	No Cap	Red	Solder Lug				
611-AP2N002TZBE	AP2N002TZBE	2N	None	No Cap	Red(Green)	Solder Lug				
611-AP4N002TZBE	AP4N002TZBE	4N	None	No Cap	Red(Green)	Solder Lug				
611-AP2N007TZBE	AP2N007TZBE	2N	None	No Cap	Super Blue	Solder Lug				
611-AP4N007TZBE	AP4N007TZBE	4N	None	No Cap	Super Blue	Solder Lug				

Actuator Styles
DIMENSIONS: mm (in.)

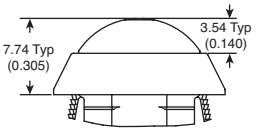

Dome/Convex

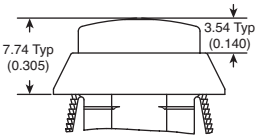

Extended Dome

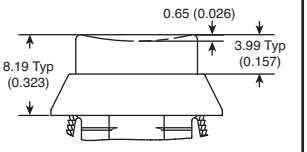

Concave

Bushing Styles
DIMENSIONS: mm (in.)

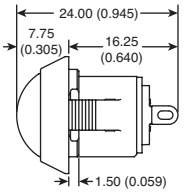

Snap-In No Illumination

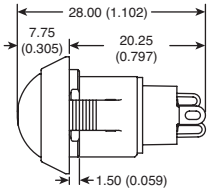

Snap-In With Illumination

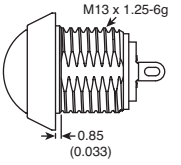

Threaded No Illumination

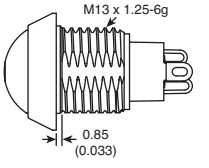

Threaded With Illumination

© Copyright 2014 Mouser Electronics

C&K Pushbutton Switches

RoHS Compliant This page of product is compliant.

C&K ELUM SERIES: RIGHT ANGLE ILLUMINATED LATCHING PUSHBUTTON SWITCHES

Specifications:

- Fixed contacts and terminals: Stainless steel, silver plated with gold flash (STD)
- Movable contacts: Copper alloy, silver plated with gold flash (STD)
- Base: Glass filled LCP (UL94V-0)
- Acutator: Glass filled nylon 4/6 (UL94V-0)
- Cover: Stainless steel
- Maximum power: 3.5VA

For quantities greater than listed, call for quote.

MOUSER STOCK NO. Mfr.	Mfr. Part No.	Fig.	Contact Form	Illumination	Contact Material	Price Each 1	25	50	100
Right-Angle Surface Mount									
611	ELUMEESAQ2C12ST	A	SPDT	Red (Green)	Q				
611	ELUMEESAQ3C12ST	A	SPDT	Red	Q				
611	ELUMEESAQ6C22ST	A	SPDT	Green	Q				
611	ELUMEESAQ7C12ST	A	SPDT	Blue	Q				
611	ELUMEESAQ7C22ST	A	SPDT	Blue	Q				
611	ELUMEESAQC02ST	A	SPDT	None	Q				
611	ELUMOASAQ2C12ST	B	SPDT	Red (Green)	Q				
611	ELUMOASAQ6C22ST	B	SPDT	Green	Q				
611	ELUMOASAQ7C22ST	B	SPDT	Blue	Q				
611	ELUMOASAQC02ST	B	SPDT	None	Q				
Right-Angle PC Thru-Hole									
611	ELUMEETHQ2C12	A	SPDT	Red (Green)	Q				
611	ELUMEETHQ3C12	A	SPDT	Red	Q				
611	ELUMEETHQ6C12	A	SPDT	Green	Q				
611	ELUMEETHQ6C22	A	SPDT	Green	Q				
611	ELUMEETHQ7C12	A	SPDT	Blue	Q				
611	ELUMEETHQ7C22	A	SPDT	Blue	Q				
611	ELUMEETHQC02	A	SPDT	None	Q				
611	ELUMOATHQ2C12	B	SPDT	Red (Green)	Q				
611	ELUMOATHQ3C12	B	SPDT	Red	Q				
611	ELUMOATHQ6C12	B	SPDT	Green	Q				
611	ELUMOATHQ6C22ST	B	SPDT	Green	Q				
611	ELUMOATHQ7C12	B	SPDT	Blue	Q				
611	ELUMOATHQ7C22	B	SPDT	Blue	Q				
611	ELUMOATHQC02	B	SPDT	None	Q				

C&K F SERIES: PUSHBUTTON SWITCHES

Specifications:

- Switching power: F module max. AC/DC: Silver: 50VA/15W, Gold: 1VA/300mW
- Switching voltage: F module max. AC/DC: Silver: 125/30V, Gold 50/30V
- Switching current: F module max. AC/DC: Silver: 0.5A/0.5A, Gold: 0.04A/0.01A

For quantities greater than listed, call for quote.

MOUSER STOCK NO.	C&K Part No.	Fig.	Contact Form	Illumination	Contact Material	Price Each 1	25	50	100
611-F2UEE	F2UEE	C	2PDT	Push-Push	Silver				
611-F2UEEAU	F2UEEAU	D	2PDT	Push-Push	Gold				
611-F2UOA	F2UOA	D	2PDT	Momentary	Silver				
611-FLT2UEETB	FLT2UEETB	D	2PDT	Push-Push	Silver				
611-F4UEE	F4UEE	C	4PDT	Push-Push	Silver				
611-F8UEE	F8UEE	D	8PDT	Push-Push	Silver				
611-F4UEEAU	F4UEEAU	D	4PDT	Push-Push	Gold				
611-F4UOA	F4UOA	D	4PDT	Momentary	Silver				
611-100100-2019	1XSF 2U P EE 3111000308	-	2PDT	Push-Push	Silver				
611-100100-4004	1XSF 4U EE	-	4DPT	Push-Push	Silver				
611-100100-7152	ZFA FA200 GY GN 2U EE	-	Central	Mt PB	Silver				
611-170100-2506	1XNE18CTII 2A EE	-	Alternate	Push-Push	Silver				

C&K NE-18 SERIES: MAIN/POWER SWITCHES

For quantities greater than listed, call for quote.

MOUSER STOCK NO. Mfr.	Mfr. Part No.	Fig.	Contact Form	Illumination	Contact Material	Price Each 1	25	50	100
611	NE18CTII2AEE4AMP	E	DPST	Alternate (push - push)	Silver				

C&K PHA SERIES: SHORT STROKE PUSHBUTTON SWITCHES

Specifications:

- Switching power max.: 3W DC
- Switching voltage max.: 30V DC
- Switching current max.: 100mA DC
- Operating life: Impulse/momentary (OA): ^ 104 operations
- Capacitance: %1.5pF • Contact bounce: %2ms
- Operating speed: 200mm/s (7.87 inch/s)

For quantities greater than listed, call for quote.

MOUSER STOCK NO. Mfr.	Mfr. Part No.	Fig.	Contact Arrangement	Mechanical Function	Operating Force	Price Each 1	25	50	100
611	PHA2UEE	D	2 Changeovers	Push-Push	170cN±50cN				
611	PHA4UEE	F	4 Changeovers	Push-Push	230cN±70cN				
611	PHA4UOA	F	4 Changeovers	Momentary	230cN±70cN				

C&K PN SERIES: ALTERNATE & MOMENTARY ACTION PUSHBUTTON SWITCHES

Specifications:

- Contact rating: 0.2AMP @ 30V DC max
- Electrical life: 10,000 make-and-break cycles at full load
- Mechanical life: 10,000 on/off cycles
- Operating/storage temp.: -10ºC to 60ºC

For quantities greater than listed, call for quote.

611	PN11SHNA03QE	G	SPDT	Momentary	230g				
611	PN12SHNA03QE	G	SPDT	Locking	230g				
611	PN11SBSA03QE	H	SPDT	Momentary	120g				
611	PN21SBNA03QE	H	DPDT	Momentary	120g				
611	PN21LENA03QE	H	DPDT	Momentary	300g				
611	PN21SJNA03QE	H	DPDT	Momentary	330g				
611	PN22LENA03QE	H	DPDT	Locking	300g				
611	PN22SJNA03QE	H	DPDT	Locking	330g				
611	PN41LENA02QE	I	4PDT	Momentary	300g				
611	PN42LENA02QE	I	4PDT	Locking	300g				

C&K PS SERIES: MINIATURE PUSHBUTTON SWITCHES

Features:

- 10,000 to 20,000 cycles

NEW PRODUCT

For quantities greater than listed, call for quote.

MOUSER STOCK NO.	C&K Part No.	Fig.	Contact Form	Actuator	Supply Voltage	Price Each 1	25	100	250
611-PS-12G01	PS-12G01	J	SPDT	Round	14VDC				
611-PS-2206-LNS	PS-2206-L NS	K	SPDT	Plunger with Cap	30VDC				
611-PS-2214-LNSPA	PS-2214-L NS PA	L	DPDT	Square	30VDC				

C&K PWR SERIES: POWER PUSHBUTTON

Features/Benefits:

- Movable contact with redundant high power contact points to form a momentary, SPST, double break switch
- Rubber actuator provides sealing and tactile feel
- Small SMT packaging allows applications to integrate power and signal switch on same PCB
- IP65 • UL 61058

NEW PRODUCT

For quantities greater than listed, call for quote.

MOUSER STOCK NO.	C&K Part No.	Fig.	Contact Form	Illumination	Contact Material	Price Each 1	25	100	250
611-PWR70Q1SR	PWR70Q1SR	M	SPST	None	Polyphenylene Sulfide (PPS)				
611-PWR70Q2SR	PWR70Q2SR	M	SPST	None	Polyphenylene Sulfide (PPS)				

A



B



C



D



E



F



G



H



I



J



K



L



M



© Copyright 2014 Mouser Electronics

© Copyright 2014 Mouser Electronics

C&K Pushbutton Switches

C&K EP SERIES: SEALED TINY PUSHBUTTON SWITCHES

Features:
- Epoxy sealed against solder & cleaning processes

Applications:
- Telecommunication equipment
- Computer peripherals
- Instrumentation

Specifications:
- Contact material: B - Cu alloy, with Au plate over Ni plate, Au plate terminal
  K - Are with SN/PB
  P - Cu alloy, with Au plate over Ni plate, matte tin plate terminal
- Contact rating: B & P - 0.4VA @ 20VAC or DC max.
- Plunger material: Thermoplastic polyester or glass filled nylon (UL94V-0) with o-ring seal
- IP67 degree of protection

For quantities greater than listed, call for quote.

MOUSER STOCK NO.	C&K Part No.	Fig.	Contacts Form	Circuit ( ) = Momentary	Contact Material	Price Each 1	25	50	100
PC Thru-Hole									
611-EP11-003	EP11SD1CBE	A	SPST	(On)-Off	B				
611-EP12-003	EP12SD1CBE	A	SPDT	(On)-On	B				
611-EP21-003	EP21SD1CBE	B	DPST	(On)-Off	B				
Right-Angle PC Thru-Hole									
611-EP11-001	EP11SD1ABE	C	SPST	(On)-Off	B				
611-EP11-002	EP11SD1AVBE	D	SPST	(On)-Off	B				
611-EP12-001	EP12SD1ABE	C	SPDT	(On)-On	B				
611-EP12-011	EP12SD1AVBE	D	SPDT	(On)-On	B				
611-EP11S2D1ABE	EP11S2D1ABE	E	SPST	Off-(On)	B				
611-EP21-001	EP21SD1ABE	F	DPST	(On)-Off	B				
Right-Angle Surface Mount									
611-EP11-004	EP11SD1SAKE	G	SPST	(On)-Off	K				
611-EP11-004P	EP11SD1SAPE	G	SPST	(On)-Off	P				

C&K TP SERIES: TINY PUSHBUTTON SWITCHES

Features:
- Subminiature size capable of switching up to 1A

Applications:
- Telecommunication equipment
- Computer peripherals
- Instrumentation

Specifications:
- Contact material: B - Cu alloy, with Au plate over Ni plate, Au plate terminal
  Q - Cu alloy, with Ag plate, Ag plate terminal
- Contact rating: B - 0.4VA @ 20VAC or DC max.
  Q - 1A @ 120VAC or 28VDC
- Plunger material: Thermoplastic polyester (UL94V-0)

For quantities greater than listed, call for quote.

MOUSER STOCK NO.	C&K Part No.	Fig.	Contacts Form	Circuit ( ) = Momentary	Contact Material	Price Each 1	25	50	100
PC Thru-Hole									
611-TP11-005	TP11SH9CBE	H	SPST	(On)-Off	B				
611-TP11LTCQE	TP11LTCQE	I	SPST	Off-(On)	Q				
611-TP11SHCBE	TP11SHCBE	H	SPST	Off-(On)	B				
611-TP11SHCQE	TP11SHCQE	H	SPST	Off-(On)	Q				
611-TP12SHCBE	TP12SHCBE	H	SPDT	(On)-Off	B				
611-TP21SH9CBE	TP21SH9CBE	J	DPST	Off-(On)	B				
Right-Angle PC Thru-Hole									
611-TP11-006	TP11SH8ABE	K	SPST	(On)-Off	B				
611-TP11-004	TP11SH9ABE	K	SPST	Off-(On)	B				
611-TP12-007	TP12SH8AQE	K	SPDT	(On)-On	Q				
611-TP11SH8AGE	TP11SH8AGE	K	SPST	(On)-Off	G				
611-TP11SH8AQE	TP11SH8AQE	K	SPST	(On)-Off	Q				
611-TP11SH8AVBE	TP11SH8AVBE	K	SPST	(On)-Off	B				
611-TP11-009	TP11SH9AVBE	L	SPST	Off-(On)	B				
611-TP12-006	TP12SH8ABE	M	SPDT	(On)-On	B				
611-TP12-004	TP12SH9ABE	M	SPDT	(On)-On	B				
611-TP12-008	TP12SH8AVBE	N	SPDT	(On)-On	B				
611-TP21SH8ABE	TP21SH8ABE	J	DPST	Off-(On)	B				
Solder Lug									
611-TP11-002	TP11SHZQE	O	SPST	Off-(On)	Q				
611-TP11J81ZQE22	TP11J81ZQE22	P	SPST	Off-(On)	Q				
611-TP11SHZBE	TP11SHZBE	O	SPST	Off-(On)	B				
611-TP12-002	TP12SHZQE	Q	SPDT	Off-(On)	Q				
611-TP12SHZBE	TP12SHZBE	R	SPDT	Off-(On)	B				
611-TP21-002	TP21SHZQE	R	DPST	Off-(On)	Q				
611-TP21SHZBE	TP21SHZBE	S	DPST	Off-(On)	B				

C&K E020 SERIES: SEALED SNAP-ACTING PUSHBUTTON SWITCHES

Features:
- Sealed construction - internal o-ring & epoxy base

Applications:
- Telecommunication equipment
- Computer peripherals
- Instrumentation

Specifications:
- Contact material: B - Cu alloy, with Au plate over Ni plate, Au plate terminal
  G - Coin Ag, with Au plate over Ni plate, Au plate terminal
- Contact rating: B - 0.4VA @ 20VAC or DC max.
  G - 0.4VA @ 20VAC or DC max., or 1A @ 120VAC
- Vinyl splashproof boot supplied standard. Discard only after soldering and cleaning processes are complete

For quantities greater than listed, call for quote.

MOUSER STOCK NO.	C&K Part No.	Fig.	Contacts Form	Circuit ( ) = Momentary	Contact Material	Price Each 1	25	50	100
PC Thru-Hole									
611-E221-001	E221SD1CGE	T	DPDT	On-(On)	G				
611-E121-001	E121SD1CGE	U	SPDT	On-(On)	G				
Right-Angle PC Thru-Hole									
611-E121-002	E121SD1AGE	V	SPDT	On-(On)	G				
611-E125-004	E125SD1ABE	V	SPDT	On-(On)	B				
611-E121SD1AV3GE	E121SD1AV3GE	W	SPDT	On-(On)	G				

DIMENSIONS: in.

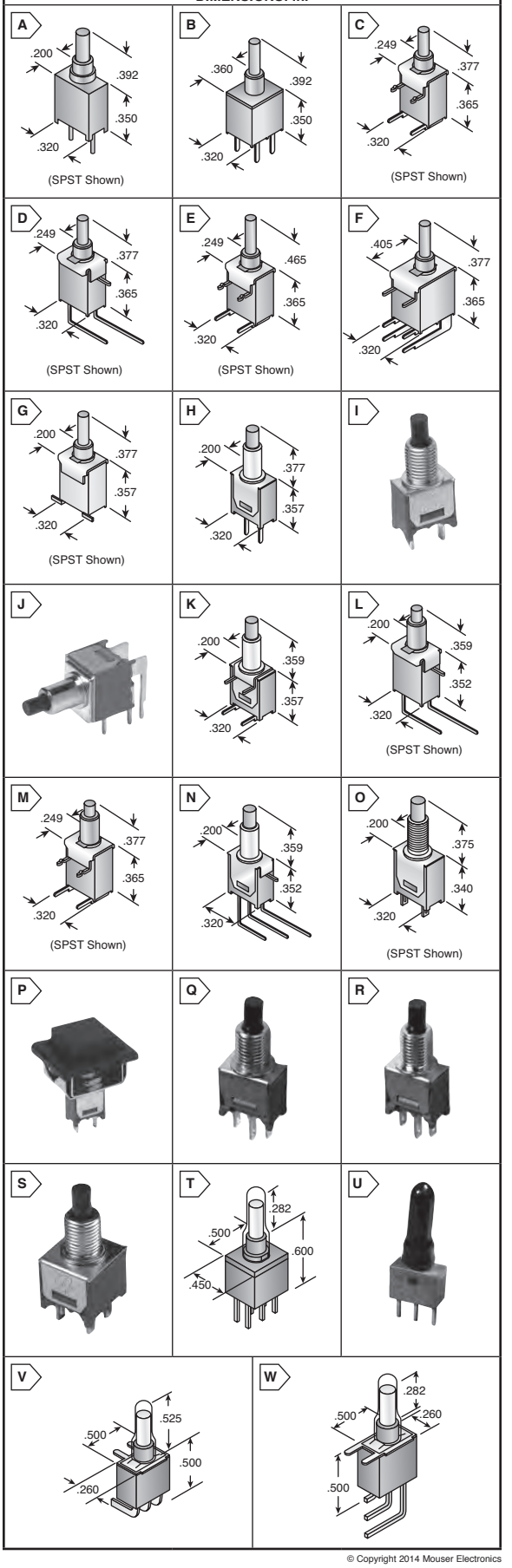

© Copyright 2014 Mouser Electronics

© Copyright 2014 Mouser Electronics

C&K PVA SERIES SHORT STROKE KEY SWITCHES

Features:
- Compact design
- Short stroke to latch
- Wide variety of actuator heights and styles
- Adapted for medium power applications

Applications:
- Automotive (air conditioning, lighting)
- Video, remote controls
- Electronic games

For quantities greater than listed, call for quote.

MOUSER STOCK NO.	C&K Part No.	Fig.	Contact Form	Mechanical Function	Total Height	Price Each 1	Price Each 500
611-PVA1EEH1	PVA1EEH1	A	DPST	Push-push	17,5 mm		
611-PVA2EEH1	PVA2EEH1	A	DPDT	Push-push	17,5 mm		

C&K KS SERIES SINGLE POLE KEY SWITCHES

Features:
- Positive tactile feel
- Variety of cap colors
- LED support available

For quantities greater than listed, call for quote.

MOUSER STOCK NO.	C&K Part No.	Fig.	Cap Color	Contact Form	Circuit	Total Height	Price Each 1	Price Each 25	Price Each 50
611-KS11R001	KS11R22CQD	B	Red	SPST-NO	Off-Mom	Silver			

C&K 8020 SERIES: SNAP-ACTING MOMENTARY PUSHBUTTON SWITCHES

Features:
- Positive tactile feel
- Epoxy sealed

Applications:
- Telecommunication equipment
- Computer peripherals
- Instrumentation

For quantities greater than listed, call for quote.

MOUSER STOCK NO.	C&K Part No.	Fig.	Contact Form	Circuit ( ) = Momentary	Contact Material	Price Each 1	25	50	100
PC Thru-Hole									
611-8121-222	8121SHCGE	C	SPDT	On-(On)	Gold				
611-8125-222	8125SHCBE	C	SPDT	On-(On)	Gold				
611-U811SH9CGE	U811SH9CGE	D	SPDT	On-(On)	Silver				
Right-Angle PC Thru-Hole									
611-8121-231	8121SD9AGE	E	SPDT	On-(On)	Gold over Silver				
611-8121-290	8121SD9AV2GE	F	SPDT	On-(On)	Gold over Silver				
611-8125-232	8125SD9AV2BE	F	SPDT	On-(On)	Gold				
611-8121SHAV2GE	8121SHAV2GE	G	SPDT	On-(On)	Gold over Silver				
Solder Lug									
611-8121-221	8121SHZGE	H	SPDT	On-(On)	Gold over Silver				
611-8125-231	8125SD9ABE	E	SPDT	On-(On)	Gold				
611-8125-241	8125SHZBE	H	SPDT	On-(On)	Gold				
611-8121-211	8121J81ZGE22	I	SPDT	On-(On)	Gold over Silver				
611-8125-211	8125J81ZBE22	I	SPDT	On-(On)	Gold				
611-8221-211	8221J81ZGE22	I	DPDT	On-(On)	Gold over Silver				
611-8121-211	8121J81ZGE22	H	SPDT	On-(On)	Gold over Nickel				
611-8121-311	8121J83ZGE22	J	SPDT	On-(On)	Gold over Silver				
611-8221J83ZGE22	8221J83ZGE22	K	SPDT	On-(On)	Gold over Silver				
V-Bracket									
611-8121-236	8121SD9V3GE	L	SPDT	On-(On)	Gold over Silver				
611-8125-223	8125SD3V3BE	L	SPDT	On-(On)	Gold				

C&K 8060 SERIES: ALTERNATE ACTION PUSHBUTTON SWITCHES

Features:
- Epoxy sealed
- Long electrical life (50,000 cycles @ full load)

Applications:
- Telecommunication equipment
- Computer peripherals
- Instrumentation

For quantities greater than listed, call for quote.

MOUSER STOCK NO.	C&K Part No.	Fig.	Contact Form	Circuit ( )=Momentary	Contact Material	Price Each 1	25	50	100
Right-Angle PC Thru-Hole									
611-8168-221	8168SH9ABE2	M	SPDT	On-(On)	Gold				
611-8161SH9ABE2	8161SH9ABE2	M	SPST	On-On	Gold				
611-8161S1H9ABE2	8161S1H9ABE2	M	SPDT	On-On	Gold				
Solder Lug									
611-8161-201	8161SHZQE2	N	SPDT	On-On	Silver				
611-8168-203	8168LHZQE2	N	SPDT	On-(On)	Silver				
611-8168-202	8168SHZGE2	N	SPDT	On-(On)	Gold over Silver				
611-8168-201	8168SHZQE2	N	SPDT	On-(On)	Silver				
611-8261-201	8261SHZQE2	N	DPDT	On-On	Silver				
611-8261S1HZQE2	8261S1HZQE2	N	DPDT	On-On	Black				

C&K 8500 SERIES: SUBMINIATURE PUSHBUTTON SWITCHES

Features:
- Reliable contact design
- Epoxy Sealed

Applications:
- Telecommunication equipment
- Computer peripherals
- Instrumentation

For quantities greater than listed, call for quote.

MOUSER STOCK NO.	C&K Part No.	Fig.	Contact Form	Circuit ( ) = Momentary	Contact Material	Price Each 1	25	50	100
PC Thru-Hole									
611-8531-251	8531MCQE2	O	SPST	(On)-Off	Silver				
611-8533-251	8533MCQE2	O	SPST	On-(Off)	Silver				
Solder Lug									
611-8531-252	8531MZQE2	P	SPST	(On)-Off	Silver				
611-8531SZQE2	8531SZQE2	P	SPST	Off-(On)	Silver				
611-8532-252	8532MZQE2	Q	SPST	(On)-Off	Silver				
611-8532T1ZQE2	8532T1ZQE2	M	SPDT	On-On	Gold				
611-8551-252	8551MZQE2	Q	SPST	(On)-Off	Silver				
611-8532-261	8532T1ZBE2	R	SPST	(On)-Off	Gold				
611-8552TZQE2	8552TZQE2	S	SPST	Off-(On)	Silver				

C&K 8600 SERIES: MICROMINIATURE PUSHBUTTON SWITCHES

Features:
- Ideal for applications where space is limited
- Hardware included: nut, brass or nickel plated

For quantities greater than listed, call for quote.

MOUSER STOCK NO.	C&K Part No.	Fig.	Contact Form	Circuit ( ) = Momentary	Contact Material	Price Each 1	25	50	100
PC Thru-Hole									
611-8631-261	8631CQD2	T	SPST	(On)-Off	Silver				
611-8632-261	8632CQD2	U	SPST	(On)-Off	Silver				
Solder Lug									
611-8631-252	8631ZQD2	V	SPST	(On)-Off	Silver				
611-8632ZBD2	8632ZBD2	V	SPST	(On)-Off	Gold				
611-8632-252	8632ZQD2	W	SPST	(On)-Off	Silver				

© Copyright 2014 Mouser Electronics

DIMENSIONS: in.

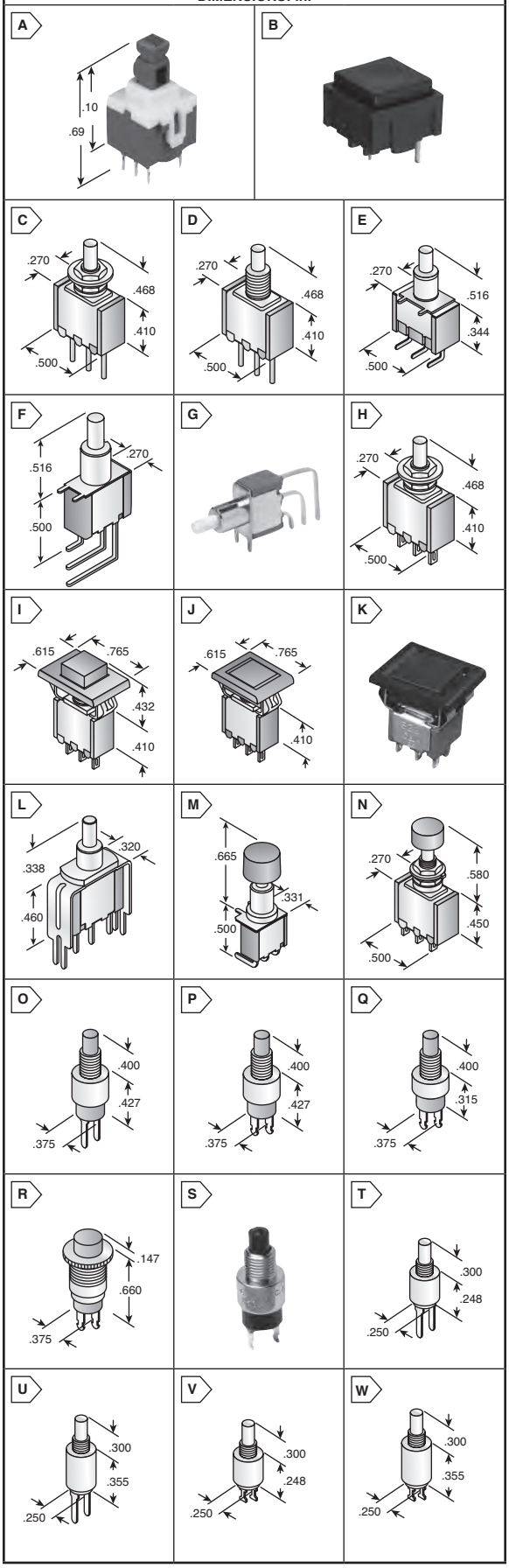

© Copyright 2014 Mouser Electronics

MOUNTAIN SWITCH Pushbutton Switches

DIMENSIONS: in.

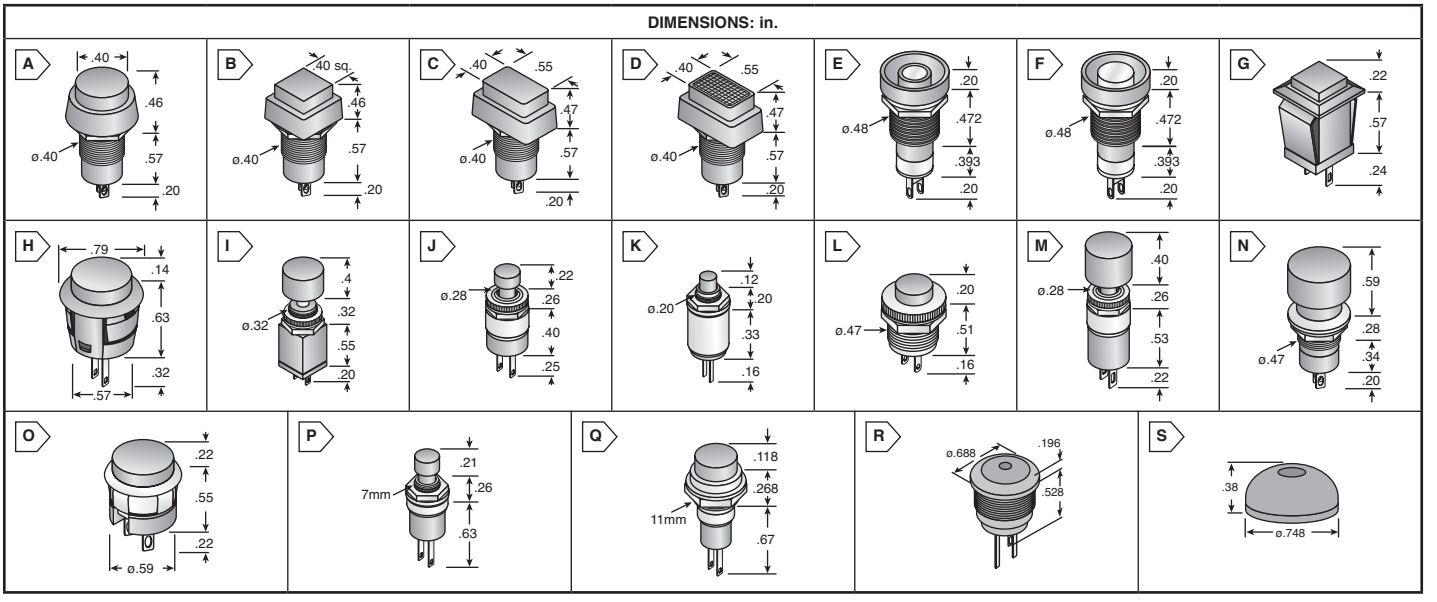

MINIATURE SOFT TOUCH

Specifications:

- Mechanical life: 100,000 operations
- Electrical life: 50,000 operations
- Type: SPST
- Button material: Metal is aluminum; all others are molded plastic.

( )=Momentary

For quantities greater than listed, call for quote.

MOUSER STOCK NO.	Fig.	Circuit	Frame Color	Cap Color	Price Each 1	50	100	500	1000
Rating: 3A/125VAC									
10PA322	A	Off-(On)	Black	Red					
10PP422	A	Off-On	Black	Red					
10PA323	A	Off-(On)	Black	Black					
10PP423	A	Off-On	Black	Black					
107-3029-EVX	A	Off-(On)	Silver	Silver					
107-3030-EVX	A	Off-On	Silver	Silver					
10PA332	B	Off-(On)	Black	Red					
10PP432	B	Off-On	Black	Red					
107-3031-EVX	B	Off-(On)	Black	Black					
107-3032-EVX	B	Off-(On)	Black	Silver					
107-3033-EVX	B	Off-On	Black	Silver					
107-3034-EVX	B	Off-(On)	Silver	Silver					
107-3035-EVX	C	Off-(On)	Black	Red					
107-3036-EVX	C	Off-On	Black	Red					
107-3037-EVX	C	Off-(On)	Black	Black					
107-3039-EVX	C	Off-(On)	Black	Silver					
107-3040-EVX	C	Off-(On)	Silver	Silver					
107-3041-EVX	D	Off-(On)	Black	Silver					
107-3042-EVX	D	Off-(On)	Silver	Silver					

STANDARD TOUCH

Specifications:

- Type: SPST

( )=Momentary

For quantities greater than listed, call for quote.

MOUSER STOCK NO.	Fig.	Circuit	Rating	Cap Color	Price Each 1	50	100	500	1000
10PA201	I	Off-(On)	3A/125V	Red					
10PA220	J	Off-(On)	1A/125V	Red					
10PA018	K	Off-(On)	.5A/125V	Red					
10PA019	K	Off-(On)	.5A/125V	Black					
10PA080	L	Off-(On)	1A/125V	Black					
10PA081	L	Off-(On)	1A/125V	Black					
10PA112	M	Off-(On)	1A/125V	Black					
10PA122	M	On-(Off)	1A/125V	Black					
10PM031	N	On-Off	3A/250V	Red					
10PM021	N	Off-(On)	3A/250V	Red					
10PM022	N	Off-(On)	3A/250V	Black					
107-3044-EV	O	Off-(On)	3A/125V	Red					
107-3046-EV	O	Off-(On)	3A/125V	Black					
104-0010-EVX	P	Off-(On)	0.5A/125V	White					
103-1216-EVX	P	Off-(On)	1A/125V	Green					
104-0012-EVX	P	Off-(On)	0.5A/125V	Red					
104-0013-EVX	P	Off-(On)	0.5A/125V	Black					
103-1218-EVX	P	(Off)-On	1A/125V	Red					
103-1219-EVX	P	(Off)-On	1A/125V	Black					
104-0042-EVX	Q	Off-(On)	3A/125V	Red					
104-0043-EVX	Q	Off-(On)	3A/125V	Black					

GUARDED

Specifications:

- Rating: 3A/125VAC
- Contact resistance: 20mΩ
- Mounting hole: .48"
- Solder terminals
- Dielectric strength: 1000V for 1 minute
- Type: SPST

( )=Momentary

For quantities greater than listed, call for quote.

MOUSER STOCK NO.	Fig.	Circuit	Frame Color	Cap Color	Price Each 1	50	100	500	1000
107-1258-S	E	Off-On	Black	Silver					
107-1258R	E	Off-On	Black	Red					
107-1258BU	E	Off-On	Black	Blue					
107-1259-R	E	Off-(On)	Black	Red					
107-1261B	F	Off-On	Black	Black					
107-1261R	F	Off-On	Black	Red					
107-1262-R	F	Off-(On)	Black	Red					
107-1262-B	F	Off-(On)	Black	Black					

ILLUMINATED PUSHBUTTON SWITCHES AND CAP

Specifications:

- Max. current/voltage rating w/resistive load: 400mA/32VAC, 100mA/50VDC, 125mA/125VAC
- Contact resistance: Max. 50mΩ (initial)
- Solder terminals
- Dielectric strength: 1000VAC rms

RoHS Compliant

For quantities greater than listed, call for quote.

MOUSER STOCK NO.	Fig.	Circuit	Frame Color	Cap Color	Price Each 1	50	100	500	1000
107-6215-EVX	R	Off-(On)	White	Yellow					
107-6217-EVX	R	Off-(On)	Red	Blue					
107-6213-EVX	R	Off-(On)	Yellow	Red					
107-6212-EVX	R	Off-(On)	Green	Black					
107-6211-EVX	R	Off-(On)	Blue	Black					
Water Proof Cap									
107-6003-EV	S	- -	- -	Clear					

MOLDED PLASTIC

Specifications:

- Solder terminals
- Type: SPST

( )=Momentary

For quantities greater than listed, call for quote.

MOUSER STOCK NO.	Fig.	Circuit	Rating	Cap Color	Price Each 1	50	100	500	1000
10PA211	G	Off-(On)	1A/125V	Black					
10PA005	H	Off-(On)	3A/125V	Red					
107-DS412W	H	Off-(On)	3A/125V	White					

© Copyright 2014 Mouser Electronics

© Copyright 2014 Mouser Electronics

MOUNTAIN SWITCH Pushbutton Switches

MOUNTAIN SWITCH DPS SERIES PUSHBUTTON SWITCHES

Specifications:
- Rating: 12mA/24VDC
- Contact material: gold plated copper alloy
- Operation force: 200gf max.

DIMENSIONS: mm

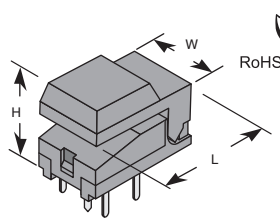

For quantities greater than listed, call for quote.

MOUSER STOCK NO.	Cap Style	Cap Color	Dimensions: mm L x W x H	Price Each 1	50	100	500
107-DPS-01-1-EV	Small	Black	17.7 x 12.2 x 14.5				
107-DPS-01-5-EV	Small	Red	17.7 x 12.2 x 14.5				
107-DPS-11-1-EV	Large	Black	17.7 x 17.2 x 14.5				
107-DPS-11-2-EV	Large	Gray	17.7 x 17.2 x 14.5				
107-DPS-11-4-EV	Large	Blue	17.7 x 17.2 x 14.5				
107-DPS-11-5-EV	Large	Red	17.7 x 17.2 x 14.5				

MOUNTAIN SWITCH SP SERIES ILLUMINATED PUSHBUTTON SWITCHES

Specifications:
- Rating: 12mA/24VDC
- Type: SPDT
- Operating force: 200gf max

DIMENSIONS: mm

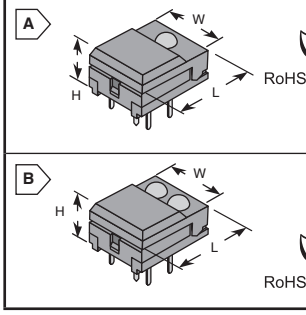

For quantities greater than listed, call for quote.

MOUSER STOCK NO.	Fig.	Cap Style	Cap Color	LED Color	Dimensions: mm L x W x H	Price Each 1	50	100	500
107-SP86-A1-9-01-EV	A	Small	Gray	Red	17.5 x 12.4 x 14.5				
107-SP86-A1-1-03-EV	A	Small	Red	Green	17.5 x 12.4 x 14.5				
107-SP86-A1-4-01-EV	A	Small	White	Red	17.5 x 12.4 x 14.5				
107-SP86-A2-5-13-EV	B	Small	Black	Red/Green	17.5 x 12.4 x 14.5				
107-SP86-B1-5-03-EV	A	Large	Black	Green	17.5 x 17.2 x 14.5				
107-SP86-B2-9-13-EV	B	Large	Gray	Red/Green	17.5 x 12.4 x 14.5				

MOUNTAIN SWITCH MICRO ILLUMINATED PUSHBUTTON SWITCHES

Specifications:
- LED reverse voltage: 4V
- LED forward voltage (IF=20mA): 2.1V
- LED forward current: 25mA
- Type: SPST
- Rating: 1A/125VAC
- PC terminals

DIMENSIONS: in.

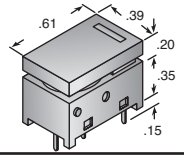

( ) = Momentary

For quantities greater than listed, call for quote.

MOUSER STOCK NO.	Circuit	Cap Color	LED Color	Price Each 1	50	100
107-6612	Off-(On)	Black	Green			

MOUNTAIN SWITCH MIDGET PUSHBUTTON SWITCHES

Specifications:
- Rating: 1A/125VAC
- Contact resistance: 20mΩ max.
- Dielectric strength: 1000VAC for 1 minute
- Circuit: Off-(On), ( ) = Momentary Contact

DIMENSIONS: in.

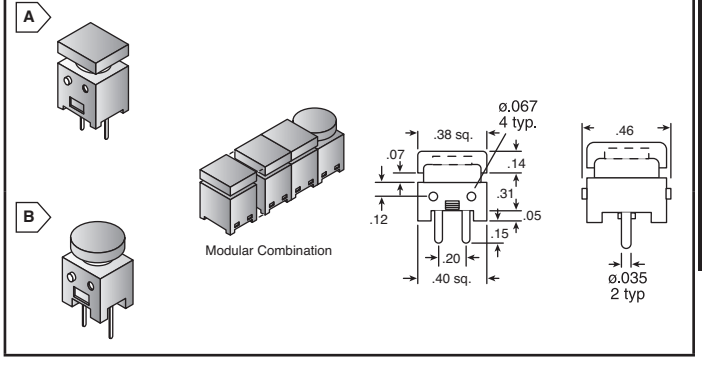

For quantities greater than listed, call for quote.

MOUSER STOCK NO.	Fig.	Cap Color	Price Each 1	50	100
Square (Soft Touch)					
10KB041	A	Red			
Square (Tactile Touch)					
10KB032	A	Black			
10KB035	A	White			
Round (Soft Touch)					
10KB022	B	Black			
10KB025	B	White			
Round (Tactile Touch)					
10KB011	B	Red			
10KB012	B	Black			

MOUNTAIN SWITCH PUSHBUTTON SWITCHES

RoHS Compliant

- Dielectric strength: 1000VAC for 1 minute

DIMENSIONS: in.

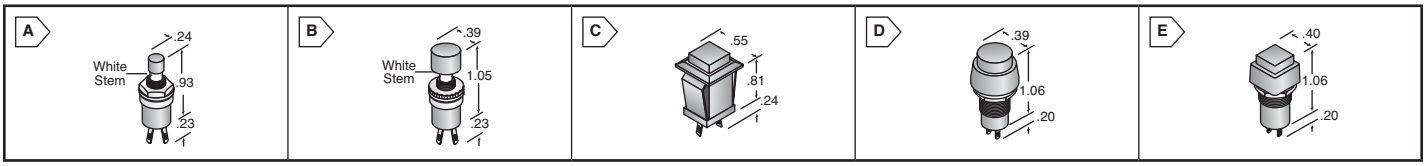

† Stem color is the same as the button color with knurl nut

( ) = Momentary

For quantities greater than listed, call for quote.

MOUSER STOCK NO.	Fig.	Type	Circuit	Rating VAC	Color Frame	Color Cap	Price Each 1	50	100
103-1012-EVX	A	SPST	Off-(On)	1.5A / 250V	Silver	Red			
† 103-1112-EVX	A	SPST	Off-(On)	1.5A / 250V	Silver	Red			
103-1013-EVX	A	SPST	Off-(On)	1.5A / 250V	Silver	Black			
† 103-1113-EVX	A	SPST	Off-(On)	1.5A / 250V	Silver	Black			
103-1016-EVX	A	SPST	On-(Off)	1.5A / 250V	Silver	Black			
103-1022-EVX	B	SPST	Off-(On)	1.5A / 250V	Silver	Red			
103-1023-EVX	B	SPST	Off-(On)	1.5A / 250V	Silver	Black			
103-1209-EV	C	SPST	Off-(On)	1.0A / 125V	Black	Green			

( ) = Momentary

For quantities greater than listed, call for quote.

MOUSER STOCK NO.	Fig.	Type	Circuit	Rating VAC	Color Frame	Color Cap	Price Each 1	50	100
103-1210-EV	C	SPST	Off-(On)	1.0A / 125V	Black	Red			
103-1211-EV	C	SPST	Off-(On)	1.0A / 125V	Black	Black			
103-1322-EVX	D	SPST	Off-(On)	3.0A / 125V	Black	Red			
103-1323-EVX	D	SPST	Off-(On)	3.0A / 125V	Black	Black			
103-1422-EVX	D	SPST	On-Off	1.0A / 125V	Black	Red			
103-1423-EVX	D	SPST	On-Off	1.0A / 125V	Black	Black			
103-1432-EVX	E	SPST	On-Off	3.0A / 125V	Black	Red			

© Copyright 2014 Mouser Electronics

© Copyright 2014 Mouser Electronics

NKK MB2000 SERIES: MINIATURE PUSHBUTTONS

- Plunger threaded for screw-on caps
- Power rating: 6A @ 125VAC OR 3A @ 30VDC

RoHS Compliant

( ) = Momentary

For quantities greater than listed, call for quote.

MOUSER STOCK NO.	NKK Part No.	Fig.	Circuit	Contact Material	Price Each 1	25	50	100
Standard Bushing-Solder Lug Mount								
633-MB206501-RO	MB2065SS1W01	A	SPDT On-On	Silver				
633-MB218101-RO	MB2181SS1W01	A	4PDT On-(On)	Silver				
633-MB218501-RO	MB2185SS1W01	A	4PDT On-On	Silver				
Standard Bushing-PC Mount								
633-MB206503-RO	MB2065SS1W03	A	SPDT On-On	Silver				
633-MB206103-RO	MB2061SS1W03	A	DPDT On-(On)	Silver				
633-MB208503-RO	MB2085SS1W03	A	DPDT On-On	Silver				
633-MB218503-RO	MB2185SS1W03	A	4PDT On-On	Silver				
Screw-On Caps for Standard Bushing								
633-AT407A	AT407A	B	.394" X .315", black					
633-AT407B	AT407B	B	.394" X .315", white					
633-AT407C	AT407C	B	.394" X .315", red					
633-AT413A	AT413A	B	.315" X .256", black					
633-AT413B	AT413B	B	.315" X .256", white					
633-AT413C	AT413C	B	.315" X .256", red					
Large Bushing-Solder Lug Mount								
633-MB201107-RO	MB2011SB1W01	C	SPDT On-(On)	Silver				
633-MB206507-RO	MB2065SB1W01	C	SPDT On-On	Silver				
633-MB206107-RO	MB2061SB1W01	C	DPDT On-(On)	Silver				
633-MB208507-RO	MB2085SB1W01	C	DPDT On-On	Silver				
633-MB218107-RO	MB2181SB1W01	C	4PDT On-(On)	Silver				
633-MB218506-RO	MB2185SB1W01	C	4PDT On-On	Silver				
Screw-On Caps for Large Bushing								
633-AT078A	AT078A	B	.315" X .256", black					
633-AT079A	AT079A	B	.394" X .315", black					
633-AT079B	AT079B	B	.394" X .315", white					
633-AT414A	AT414A	D	.520" X .433", black					
633-AT414B	AT414B	D	.520" X .433", white					
633-AT414C	AT414C	D	.520" X .433", red					

NKK MB2400 SERIES: MINIATURE SNAP ACTION PUSHBUTTONS

- Plunger: Brass with nickel plating
- Stainless steel frame
- Contacts: Gold-0.4VA max @ 28VAC/DC max. Silver 3A @ 125VAC

RoHS Compliant

For quantities greater than listed, call for quote.

MOUSER STOCK NO.	NKK Part No.	Fig.	Circuit	Contact Material	Price Each 1	25	50	100
Threaded Bushing with D Flat and Solder Lug Mount								
633-MB241108	MB2411E1W01	E	SPDT On-(On)	Silver				
633-MB246108	MB2461E1W01	E	DPDT On-(On)	Silver				
633-MB241109-RO	MB2411E1G01	E	SPDT On-(On)	Gold				
633-MB246109-RO	MB2461E1G01	E	DPDT On-(On)	Gold				
Smooth Bushing with Keyway, Right Angle PC Mount								
633-MB241110-RO	MB2411A2W30	F	SPDT On-(On)	Silver				
Slip-on Caps for MB Series								
633-AT475A	AT475A	G	.201" X .157", black					
633-AT475B	AT475B	G	.201" X .157", white					
633-AT475C	AT475C	G	.201" X .157", red					
633-AT496A	AT496A	H	.295" X .157", black					
633-AT496B	AT496B	H	.295" X .157", white					
633-AT496C	AT496C	H	.295" X .157", red					
Snap-in Mount with Red Cap, Black Bezel								
633-MB241112	MB2411JW01-C-1A	I	SPDT On-(On)	Silver				
633-MB246112	MB2461JW01-C-1A	I	DPDT On-(On)	Silver				

SERIES MB2400 SNAP-ACTION SNAP IN MOUNT PUSHBUTTONS

Features:

- Anti-jamming design protects contacts from damage due to excessive downward force on the actuator
- High torque bushing construction prevents rotation or separation from frame during installation
- Prominent external insulating barriers increase insulation resistance and dielectric strength
- Epoxy sealed terminals prevent entry of solder flux and other contaminants
- Internal o-ring protects against contamination
- Snap-acting mechanism gives smooth actuation and audible feedback.
- Longer center solder lug terminal simplifies wiring and soldering
- Patented silver contacts of specially composed alloy for hardness.
- Stainless steel frame resists corrosion
- Short stroke and light touch

RoHS Compliant

For quantities greater than listed, call for quote.

MOUSER STOCK NO.	NKK Part No.	Fig.	Circuit	Contact Material	Price Each 1	25	50	100
Square Button								
633-411JG01-A/12A/1F	MB2411JG01-A/1-2A/1-F	J	SPDT On-Mom	0.4VA @ 28VAC/DC				
633-MB2411JG01-A-1A	MB2411JG01-A-1A	J	SPDT On-Mom	0.4VA @ 28VAC/DC				
633-MB2411JW01A1A	MB2411JW01-A-1A	J	SPDT On-Mom	3A @ 125VAC				
633-MB2411JW01H4A-CF	MB2411JW01-H-4A-CF	J	SPDT On-Mom	3A @ 125VAC				
633-MB2461JG01-A-1A	MB2461JG01-A-1A	J	DPDT On-Mom	0.4VA @ 28VAC/DC				
633-MB2461JW01-A-1A	MB2461JW01-A-1A	J	DPDT On-Mom	3A @ 125VAC				

DIMENSIONS: in.

A

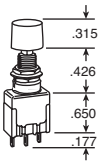

Shown w/optional cap AT407

B

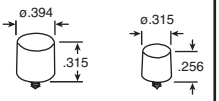

C

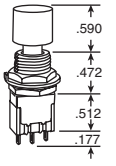

Shown w/optional cap AT414

D

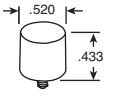

E

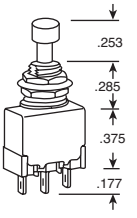

Shown w/optional cap AT475

F

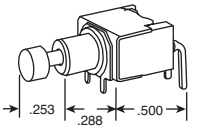

Shown w/optional cap AT475

G



H

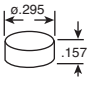

I

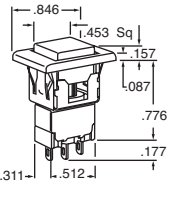

J



© Copyright 2014 Mouser Electronics

© Copyright 2014 Mouser Electronics

NKK PROCESS SEALED PUSHBUTTON SWITCHES

AB Series: Process Sealed Submini Pushbuttons

Specifications:
- Actuator: .213" length plunger
- 0.4VA max. @ 28 VAC/DC max.

RoHS Compliant

For quantities greater than listed, call for quote.

MOUSER STOCK NO.	NKK Part No.	Fig.	Circuit ( ) = Momentary	Terminal	Price Each 1	25	50	100
633-AB11AP	AB11AP	A	SPST Off-(On)	PCB Straight				
633-AB15AP	AB15AP	A	SPDT On-(On)	PCB Straight				
633-AB25AP	AB25AP	A	DPDT On-(On)	PCB Straight				
633-AB15AH	AB15AH	B	SPDT On-(On)	PCB R/A				
Slip-On Caps for A Series			Description					
633-AT475A	AT475A	C	.201" X .157", black					
633-AT475B	AT475B	C	.201" X .157", white					
633-AT475C	AT475C	C	.201" X .157", red					
633-AT496A	AT496A	D	.295" X .157", black					
633-AT496B	AT496B	D	.295" X .157", white					
633-AT496C	AT496C	D	.295" X .157", red					

GB Series: Process Sealed Ultra-Mini Pushbuttons

Specifications:
- Actuator: .130" length plunger
- 0.4VA max. @ 28 VAC/DC max.

RoHS Compliant

For quantities greater than listed, call for quote.

MOUSER STOCK NO.	NKK Part No.	Fig.	Circuit ( ) = Momentary	Terminal	Price Each 1	25	50	100
633-GB15AP-RO	GB15AP	E	SPDT On-(On)	PCB Straight				
633-GB25AP	GB25AP	E	DPDT On-(On)	PCB Straight				
633-GB15AH-RO	GB15AH	F	SPDT On-(On)	PCB R/A				
Slip-On Caps for G Series			Description					
633-AT4063A	AT4063A	G	.157" X .094", Black					
633-AT4063B	AT4063B	G	.157" X .094", White					
633-AT4063C	AT4063C	G	.157" X .094", Red					

NKK FB SERIES: 0.5 AMP MOMENTARY PUSHBUTTONS

Specifications:
- Actuator: White plunge
- Contacts: Silver 500mA@125VAC

RoHS Compliant

For quantities greater than listed, call for quote.

MOUSER STOCK NO.	NKK Part No.	Fig.	Circuit ( ) = Momentary	Terminal	Price Each 1	25	50	100
633-FB15ANEP2	FB15ANEP2	H	SPST Off-(On)	PC/Turret				
Slip-on Caps for FB Series			Description					
633-AT475A	AT475A	C	.201" X .157", black					
633-AT475B	AT475B	C	.201" X .157", white					
633-AT475C	AT475C	C	.201" X .157", red					
633-AT496A	AT496A	D	.295" X .157", black					
633-AT496B	AT496B	D	.295" X .157", white					
633-AT496C	AT496C	D	.295" X .157", red					

NKK SB SERIES: 3 AMP MOMENTARY PUSHBUTTONS

Specifications:
- Actuator: Black plunger
- Contacts: Silver 3A @ 125VAC or 2A @ 30VDC

RoHS Compliant

For quantities greater than listed, call for quote.

MOUSER STOCK NO.	NKK Part No.	Fig.	Circuit ( ) = Momentary	Terminal	Price Each 1	25	50	100
633-SB4011NOM-RO	SB4011NOM	I	SPST Off-(On)	Solder Lug				
633-SB4011NCM-RO	SB4011NCM	I	SPST On-(Off)	Solder Lug				
Slip-on Caps for SB Series			Description					
633-AT422A	AT422A	J	.394" X .236", black					
633-AT422B	AT422B	J	.394" X .236", white					
633-AT422C	AT422C	J	.394" X .236", red					

NKK ENVIRONMENTALLY SEALED PUSHBUTTON SWITCHES

Specifications:
- Power rating: 6A @ 125VAC, 3A @ 250VAC, 6A @ 30VDC
- IP67 of IEC529
- UL94V-0 rated
- Wire leads: AWG 16 heat resistant PVC
- .520" dia. black cap

RoHS Compliant

For quantities greater than listed, call for quote.

MOUSER STOCK NO.	NKK Part No.	Fig.	Circuit ( ) = Momentary	Terminal	Price Each 1	25	50	100
633-WB12S-RO	WB12S-DA	K	SPDT On-None-On	Solder lug				
633-WB12T-RO	WB12T-DA	K	SPDT On-None-On	Screw lug				
633-WB12L-RO	WB12L-DA	K	SPDT On-None-On	Wire leads				
633-WB15S-RO	WB15S-DA	K	SPDT On-None-(On)	Solder lug				
633-WB15T-RO	WB15T-DA	K	SPDT On-None-(On)	Screw lug				
633-WB15L-RO	WB15L-DA	K	SPDT On-None-(On)	Wire leads				

DIMENSIONS: in.

A

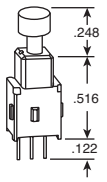

Shown w/optional cap AT475

B

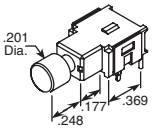

Shown w/optional cap AT475

C

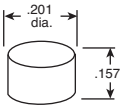

D

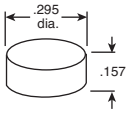

E

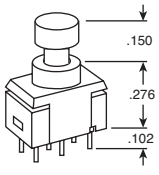

Shown w/optional cap AT4063

F

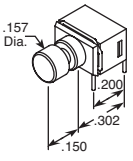

Shown w/optional cap AT4063

G

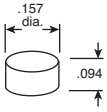

H

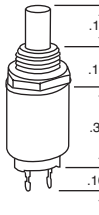

I

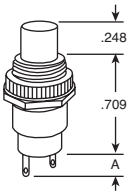

Dimension A:
SB4011NOM = .157
SB4011NCM = .197

J

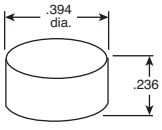

K

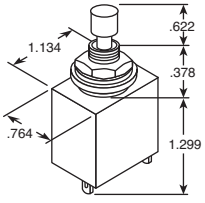

© Copyright 2014 Mouser Electronics

© Copyright 2014 Mouser Electronics

NKK Illuminated and Non-illuminated Pushbuttons

RoHS Compliant **This product is RoHS compliant.**

LP01 SERIES: SHORT BODY PUSHBUTTONS

Features:
- Contact material: Silver
- Rating: 3A @ 125VAC/250VAC
- Solder lug
- Bushing or snap-In mounting
- Suited for lead free soldering
- Environmentally friendly components
- UL 94V-0 housing and base
- Tamper proof caps

LED Specifications for LP01 Series	Red	Amber	Green
Forward peak current	30mA	30mA	30mA
Continuous forward current	20mA	20mA	20mA
Forward voltage	1.95V	2.0V	2.1V
Reverse peak voltage	5V	5V	5V
Current reduction rate above 25°C	0.41mA/°C	0.29mA/°C	0.39mA/°C
Ambient temperature range	-10°C ~ +50°C		

Non-Illuminated and Illuminated

For quantities greater than listed, call for quote.

MOUSER STOCK NO.	NKK Part No.	Fig.	Circuit ( ) = Momentary	Cap Color/LED Colors	Price Each 1	25	50
Non-Illuminated Bushing Mount							
633-LP0115CCKW01C	LP0115CCKW01C	A	SPDT On-(On)	Red			
633-LP0115CCKW01A	LP0115CCKW01A	A	SPDT On-(On)	Black			
633-LP0115CCKW01F	LP0115CCKW01F	A	SPDT On-(On)	Green			
633-LP0125CCKW01C	LP0125CCKW01C	A	DPDT On-(On)	Red			
633-LP0125CCKW01A	LP0125CCKW01A	A	DPDT On-(On)	Black			
633-LP0125CCKW01F	LP0125CCKW01F	A	DPDT On-(On)	Green			
Non-Illuminated Snap-In Mount							
633-LP0115CMKW01C	LP0115CMKW01C	B	SPDT On-(On)	Red			
633-LP0115CMKW01A	LP0115CMKW01A	B	SPDT On-(On)	Black			
633-LP0115CMKW01F	LP0115CMKW01F	B	SPDT On-(On)	Green			
Illuminated Bushing Mount							
633-LP0115CCKW015CB	LP0115CCKW015CB	A	SPDT On-(On)	White/Red			
633-LP0115CCKW015DB	LP0115CCKW015DB	A	SPDT On-(On)	White/Amber			
633-LP0115CCKW015FB	LP0115CCKW015FB	A	SPDT On-(On)	White/Green			
633-LP0125CCKW015CB	LP0125CCKW015CB	A	DPDT On-(On)	White/Red			
633-LP0125CCKW015DB	LP0125CCKW015DB	A	DPDT On-(On)	White/Amber			
633-LP0125CCKW015FB	LP0125CCKW015FB	A	DPDT On-(On)	White/Green			
Illuminated Snap-In Mount							
633-LP0115CMKW015CB	LP0115CMKW015CB	B	SPDT On-(On)	White/Red			
633-LP0115CMKW015DB	LP0115CMKW015DB	B	SPDT On-(On)	White/Amber			
633-LP0115CMKW015FB	LP0115CMKW015FB	B	SPDT On-(On)	White/Green			

GB SERIES: ULTRA-MINIATURE ILLUMINATED PUSHBUTTONS

Features:
- Contact material: Gold
- Rating: 0.4VA max. @ 28VAC/VDC max.
- Washable
- Ideal for handheld equipment
- Smooth, positive detent actuation
- Highly visible indication status
- Process sealed

LED Specifications for GB Series	Red	Amber	Green
Forward peak current	30mA	30mA	25mA
Continuous forward current	20mA	20mA	20mA
Forward voltage	1.9V	1.9V	2.1V
Reverse peak voltage	5V	5V	5V
Current reduction rate above 25°C	0.43mA/°C	0.43mA/°C	0.38mA/°C
Ambient temperature range	-25°C ~ +55°C		

MOUSER STOCK NO.	NKK Part No.	Fig.	Circuit ( ) = Momentary	Cap Color/LED Colors	Price Each 1	25	50
Straight PC							
633-GB15JPC-RO	GB15JPC	C	SPDT ON-(ON)	Red			
633-GB15JPD-RO	GB15JPD	C	SPDT ON-(ON)	Amber			
Right Angle PC							
633-GB15JHC-RO	GB15JHC	D	SPDT ON-(ON)	Red			
Vertical PC							
633-GB15JVC-RO	GB15JVC	E	SPDT ON-(ON)	Red			
633-GB15JVD-RO	GB15JVD	E	SPDT ON-(ON)	Amber			

NKK HB SERIES: ILLUMINATED SUBMINIATURE PUSHBUTTONS

Features:
- Contact material and ratings: Silver, 0.1A max. @ 30VAC/DC
- Single element, bright LEDs
- Bushing mount
- Solder lug

LED Specifications for HB Series	Red	Amber	Green
Forward peak current	30mA	30mA	25mA
Continuous forward current	20mA	20mA	20mA
Forward voltage	1.85V	2.0V	2.2V
Reverse peak voltage	5V	5V	5V
Current reduction rate above 25°C	0.40mA/°C	0.42mA/°C	0.38mA/°C
Ambient temperature range	-25 ~ +50°C		

MOUSER STOCK NO.	NKK Part No.	Fig.	Circuit ( ) = Momentary	Price Each 1	25	50
Square Switches						
633-HB15SKW01	HB15SKW01	F	SPDT On-(On)			
633-HB16SKW01	HB16SKW01	F	SPDT On-On			
Snap-On Caps for use with Square Switches						
633-AT4166CB	AT4166CB	G	Transparent red lens/white diffuser			
633-AT4166DB	AT4166DB	G	Transparent amber lens/white diffuser			
633-AT4166FB	AT4166FB	G	Transparent grn lens/white diffuser			
633-AT4052A	AT4052AB	H	Spot illuminated; use with LED			
Round Switches						
633-HB15CKW01	HB15CKW01	I	SPDT On-(On)			
633-HB16CKW01	HB16CKW01	I	SPDT On-On			
Snap-On Caps for use with Round Switches						
633-AT4167CB	AT4167CB	J	Transparent red lens/white diffuser			
633-AT4167DB	AT4167DB	J	Transparent amber lens/white diffuser			
633-AT4167FB	AT4167FB	J	Transparent grn lens/white diffuser			
Bright LEDs for HB Series						
633-AT633C	AT633C	- -	T-1 Bi-pin, red			
633-AT633D	AT633D	- -	T-1 Bi-pin, amber			
633-AT633F	AT633F	- -	T-1 Bi-pin, green			
Accessories						
633-AT111	AT111	- -	Lamping Tool			
633-AT109	AT109	- -	Cap Extractor			
633-AT110	AT110	- -	Socket Wrench			

DIMENSIONS: in.

A
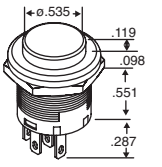

B
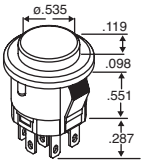

C
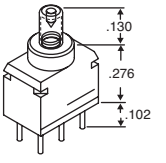

D
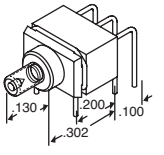

E
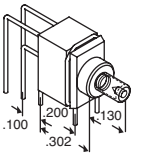

F
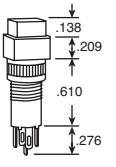

Shown w/optional cap and LED

G
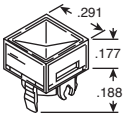

H
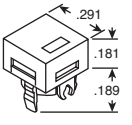

I
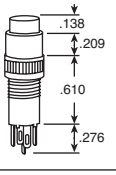

Shown w/optional cap and LED

J
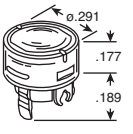

© Copyright 2014 Mouser Electronics

© Copyright 2014 Mouser Electronics

NKK Illuminated Pushbutton Switches

RoHS Compliant **This product is RoHS compliant.**

DIMENSIONS: in.

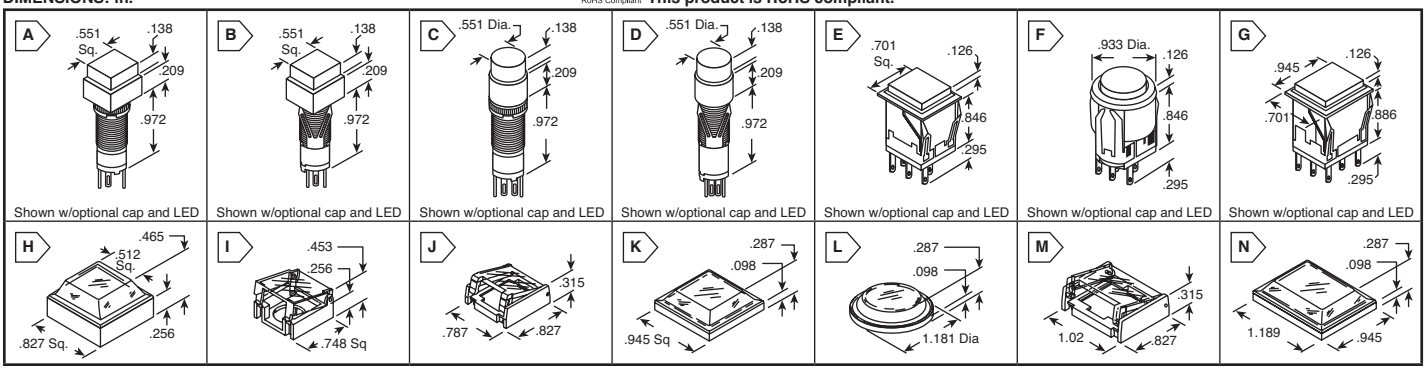

Single Element Bright LED Specifications

Color	Red	Amber	Green
Forward peak current	30mA	30mA	30mA
Continuous forward current	20mA	20mA	20mA
Forward voltage	1.9V	2.0V	2.1V
Reverse peak voltage	5V	5V	5V
Current reduction rate above 25°C	0.42mA/°C	0.42mA/°C	0.42mA/°C
Ambient temperature range	-25~+50°C		

Incandescent Lamp Specifications

Voltage AC	5VAC	12VAC
Current	115mA	60mA
Endurance (hours)	7,000	
Ambient temperature range	-25~+50°C	

NKK KB SERIES: ILLUMINATED MINIATURE PUSHBUTTONS

- Polyamide housing and housing base
- Power rating: 1A @ 125/250VAC or 30VDC
- Solder lug

( ) = Momentary

For quantities greater than listed, call for quote.

MOUSER STOCK NO.	NKK Part No.	Fig.	Circuit	Contact Material	Price Each 1	25	50
Square, Bushing Mounting							
633-KB15SKW01	KB15SKW01	A	SPDT On-(On)	Silver			
633-KB16SKW01	KB16SKW01	A	SPDT On-On	Silver			
633-KB25SKW01	KB25SKW01	A	DPDT On-(On)	Silver			
633-KB26SKW01	KB26SKW01	A	DPDT On-On	Silver			
Square, Snap-In Mounting							
633-KB15KKW01	KB15KKW01	B	SPDT On-(On)	Silver			
633-KB16KKW01	KB16KKW01	B	SPDT On-On	Silver			
Snap-On Caps for Use with Square Switches and Incandescent Lamp AT611							
633-AT485BB	AT485BB		Translucent white lens/white filter				
633-AT485CB	AT485CB		Translucent red lens/white filter				
633-AT485EB	AT485EB		Translucent yellow lens/white filter				
633-AT485FB	AT485FB		Translucent green lens/white filter				
633-AT485GB	AT485GB		Translucent blue lens/white filter				
Snap-On Caps for Use with Square Switches and Bright LED AT635							
633-AT4133JB	AT4133JB		Clear lens/white translucent diffuser				
633-AT4158JC	AT4158JC		Clear lens/red translucent diffuser				
633-AT4158JD	AT4158JD		Clear lens/amber translucent diffuser				
633-AT4158JF	AT4158JF		Clear lens/green translucent diffuser				
Round, Bushing Mounting							
633-KB15CKW01	KB15CKW01	C	SPDT On-(On)	Silver			
633-KB16CKW01	KB16CKW01	C	SPDT On-On	Silver			
633-KB25CKW01	KB25CKW01	C	DPDT On-(On)	Silver			
633-KB26CKW01	KB26CKW01	C	DPDT On-On	Silver			
Round, Snap-In Mounting							
633-KB15MKW01	KB15MKW01	D	SPDT On-(On)	Silver			
633-KB16MKW01	KB16MKW01	D	SPDT On-On	Silver			
633-KB26MKW01	KB26MKW01	D	DPDT On-On	Silver			
Snap-On Caps for Use with Round Switches and Incandescent Lamp AT611							
633-AT486BB	AT486BB		Translucent white lens/white filter				
633-AT486CB	AT486CB		Translucent red lens/white filter				
633-AT486FB	AT486FB		Translucent green lens/white filter				
Snap-On Caps for Use with Round Switches and Bright LED AT635							
633-AT4132JB	AT4132JB		Clear lens/white translucent diffuser				
633-AT4160JC	AT4160JC		Clear lens/red translucent diffuser				
633-AT4160JD	AT4160JD		Clear lens/amber translucent diffuser				
633-AT4160JF	AT4160JF		Clear lens/green translucent diffuser				
Incandescent Lamps and Bright LEDs for KB series							
633-AT611-5V-RO	AT611-5V		Incandescent lamp, 5 VAC, T-1				
633-AT611-12V-RO	AT611-12V		Incandescent lamp, 12 VAC, T-1				
633-AT635C	AT635C		T-1 1/2 cylindrical red LED				
633-AT635D-RO	AT635D		T-1 1/2 cylindrical amber LED				
633-AT635F	AT635F		T-1 1/2 cylindrical green LED				

NKK LB SERIES: ILLUMINATED STANDARD PUSHBUTTONS

- Polyamide housing
- Snap-In Mounting
- Solder Lug
- Power rating: 3A @125/250VAC or 30VDC

( ) = Momentary

For quantities greater than listed, call for quote.

MOUSER STOCK NO.	NKK Part No.	Fig.	Circuit	Contact Material	Price Each 1	25	50
Square Switches							
633-LB15SKW01	LB15SKW01	E	SPDT On-(On)	Silver			
633-LB16SKW01	LB16SKW01	E	SPDT On-On	Silver			
633-LB25SKW01	LB25SKW01	E	DPDT On-(On)	Silver			
633-LB26SKW01	LB26SKW01	E	DPDT On-On	Silver			
Snap-on Caps for Use with Square Switches and Incandescent Lamp AT607							
633-AT476BJ	AT476BJ		Translucent white lens/clear filter				
633-AT476CJ	AT476CJ		Translucent red lens/clear filter				
633-AT476EJ	AT476EJ		Translucent yellow lens/clear filter				
633-AT476FJ	AT476FJ		Translucent green lens/clear filter				
633-AT476GJ	AT476GJ		Translucent blue lens/clear filter				
Snap-on Caps for Use with Square Switches and Bright LED AT635							
633-AT4176JC	AT4176JC		Clear lens/red translucent diffuser				
633-AT4176JD	AT4176JD		Clear lens/amber translucent diffuser				
633-AT4176JF	AT4176JF		Clear lens/green translucent diffuser				
Round Switches							
633-LB15CKW01	LB15CKW01	F	SPDT On-(On)	Silver			
633-LB16CKW01	LB16CKW01	F	SPDT On-On	Silver			
633-LB25CKW01	LB25CKW01	F	DPDT On-(On)	Silver			
633-LB26CKW01	LB26CKW01	F	DPDT On-On	Silver			
Snap-on Caps for Use with Round Switches and Incandescent Lamp AT607							
633-AT4012BJ	AT4012BJ		Translucent white lens/clear filter				
633-AT4012CJ	AT4012CJ		Translucent red lens/clear filter				
633-AT4012FJ	AT4012FJ		Translucent green lens/clear filter				
633-AT4012GJ	AT4012GJ		Translucent blue lens/clear filter				
Snap-on Caps for Use with Round Switches and Bright LED AT635							
633-AT4178JC	AT4178JC		Clear lens/red translucent diffuser				
633-AT4178JD	AT4178JD		Clear lens/amber translucent diffuser				
633-AT4178JF	AT4178JF		Clear lens/green translucent diffuser				
Rectangular Switches							
633-LB15RKW01	LB15RKW01	G	SPDT On-(On)	Silver			
633-LB16RKW01	LB16RKW01	G	SPDT On-On	Silver			
633-LB25RKW01	LB25RKW01	G	DPDT On-(On)	Silver			
633-LB26RKW01	LB26RKW01	G	DPDT On-On	Silver			
Snap-on Caps for Use with Rectangular Switches and Incandescent Lamp AT607							
633-AT4026BJ	AT4026BJ		Translucent white lens/clear filter				
633-AT4026CJ	AT4026CJ		Translucent red lens/clear filter				
633-AT4026EJ	AT4026EJ		Translucent yellow lens/clear filter				
633-AT4026FJ	AT4026FJ		Translucent green lens/clear filter				
633-AT4026GJ	AT4026GJ		Translucent blue lens/clear filter				
Snap-on Caps for Use with Rectangular Switches and Bright LED AT635							
633-AT4177JC	AT4177JC		Clear lens/red translucent diffuser				
633-AT4177JD	AT4177JD		Clear lens/amber translucent diffuser				
633-AT4177JF	AT4177JF		Clear lens/green translucent diffuser				
Incandescent Lamps and Bright LEDs for LB series							
633-AT607-5V-RO	AT607-5V		Incandescent lamp, 5 VAC, T-1				
633-AT607-12V-RO	AT607-12V		Incandescent lamp, 12 VAC, T-1				
633-AT635C	AT635C		T-1 1/2 cylindrical red LED				
633-AT635F	AT635F		T-1 1/2 cylindrical green LED				

NKK OPTIONAL ACCESSORIES FOR KB AND LB SERIES

For quantities greater than listed, call for quote.

MOUSER STOCK NO.	NKK Part No.	Fig.	Description	Price Each 1	25	50
633-AT495	AT495	H	Square and round dust cover, KB			
633-AT494	AT494	I	Square and round protective guard, KB			
633-AT499	AT499	J	Square protective guard, LB			
633-AT4001	AT4001	K	Square dust cover, LB			
633-AT4002	AT4002	L	Round dust cover, LB			
633-AT4057	AT4057	M	Rectangular protective guard, LB			
633-AT4011	AT4011	N	Rectangular dust cover, LB			
633-AT111	AT111	- -	Lamping tool, LB and KB			
633-AT109	AT109	- -	Cap extractor, LB and KB			
633-AT108	AT108	- -	Socket wrench, KB			
633-AT112	AT112	- -	Socket wrench, LB			

© Copyright 2014 Mouser Electronics

© Copyright 2014 Mouser Electronics

NKK Pushbuttons

RoHS Compliant **This product is RoHS compliant.**

NKK KP SERIES : MINIATURE AUDIO/VIDEO PUSHBUTTONS

NKK SWITCHES KP series offers a complete switch solution for all broadcast panel needs, including home keys and the custom rectangular switch/cap assembly. Distinct, long total travel of .177" (4.5mm) for KP01 or shorter stroke of .138" (3.5mm) for KP02.Available with red/green bicolor LED and custom RGB LEDs. The RGB LED full color spectrum in a switch package provides unlimited color combinations. Specially designed snap-in standoff for simple and secure PC board mounting and alignment. Unique actuation guide gives positive indication of circuit transfer as well as smooth and silent operation. (Patent pending). Choices of tactile, nontactile or tactile/audible actuation. Compact design with height of .906" (23.0mm) from PC board to top of cap. (Same height as IS series programmable SmartSwitchTM.) Flat, sculptured or home key square caps in three common sizes for design flexibility in audio/video applications. Twin contacts with gold plating assure high reliability and long life of 5,000,000 operations minimum. Epoxy sealed terminals to lock out flux, dust, and other contaminants, plus standard PCB spacing of .100" (2.54mm).

RoHS Compliant

Custom RGB LED Specifications			
Color	Red	Green	Blue
Forward Peak Current	30mA	30mA	30mA
Continuous Forward Current	20mA	15mA	15mA
Forward Voltage	2.0V	3.3V	3.4V
Reserves Peak Voltage	5V	5V	5V
Dominant Wavelength	625nm	525nm	470nm
Current Reduction Rate	0.50mA/°C	0.50mA/°C	0.50mA/°C
Ambient Temperature Range	-25°C ~ +50°C		

Super Bright Bicolor LED Specifications 6CF		
Color	Red	Green
Minimum Luminous Intensity	450mcd	820mcd
Standard Luminous Intensity	700mcd	1100mcd
Forward Peak Current	30mA (25 for amber)	25 (22 for amber)
Continuous Forward Current	15mA	15mA
Forward Voltage	2.1V	3.2V
Reserves Peak Voltage	5V	5V
Wavelength of Peak Emission	630 ~ 640nm	520 ~ 535nm
Current Reduction Rate above 25°C	0.40mA/°C	0.36mA/°C
Ambient Temperature Range	-25°C ~ +50°C	

DIMENSIONS: mm (in.)

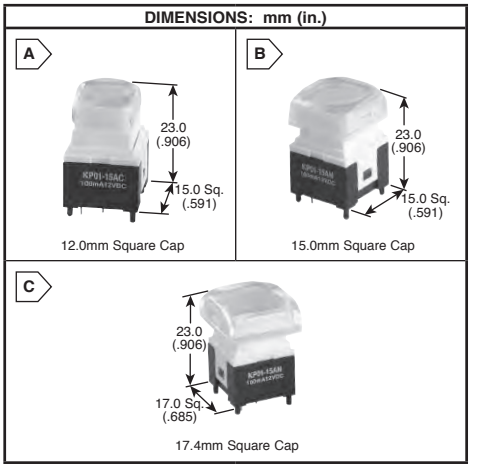

12mm Square

For quantities greater than listed, call for quote.

MOUSER STOCK NO.	NKK Part No.	Fig.	Circuit	Actuation Style	Price Each 1	25	50
633-15ACAKG036CF1SJB	KP0115ACAKG036CF-1SJB	A	SPST OFF (ON)	Tactile			
633-KP0115ACAKG03RGB	KP0115ACAKG03RGB-1SJB	A	SPST OFF (ON)	Tactile			
633-5ACAKG036CF1SJB	KP0215ACAKG036CF-1SJB	A	SPST OFF (ON)	Tactile			
633-KP0215ACAKG03RGB	KP0215ACAKG03RGB-1SJB	A	SPST OFF (ON)	Tactile			
633-15ANAKG03RGB1SJB	KP0215ANAKG03RGB-1SJB	A	SPST OFF (ON)	Nontactile			
633-15ASAKG03RGB1SJB	KP0215ASAKG03RGB-1SJB	A	SPST OFF (ON)	Tactile/Audible			

15mm Square

For quantities greater than listed, call for quote.

MOUSER STOCK NO.	NKK Part No.	Fig.	Circuit	Actuation Style	Price Each 1	25	50
633-15ANBKG036CF2SJB	KP0115ANBKG036CF-2SJB	B	SPST OFF (ON)	Nontactile			
633-15ACBKG03RGB2SJB	KP0115ACBKG03RGB-2SJB	B	SPST OFF (ON)	Tactile			
633-15ACBKG036CF2SJB	KP0115ACBKG036CF-2SJB	B	SPST OFF (ON)	Tactile			
633-5ACBKG036CF2SJB	KP0215ACBKG036CF-2SJB	B	SPST OFF (ON)	Tactile			
633-5ACBKG03RGB2SJB	KP0215ACBKG03RGB-2SJB	B	SPST OFF (ON)	Tactile			
633-ANBKG03RGB-2SJB	KP0215ANBKG03RGB-2SJB	B	SPST OFF (ON)	Nontactile			
633-ASBKG03RGB-2SJB	KP0215ASBKG03RGB-2SJB	B	SPST OFF (ON)	Tactile/Audible			

17.4mm Square

For quantities greater than listed, call for quote.

MOUSER STOCK NO.	NKK Part No.	Fig.	Circuit	Actuation Style	Price Each 1	25	50
633-15ACBKG036CF3SJB	KP0115ACBKG036CF-3SJB	C	SPST OFF (ON)	Tactile			
633-KP0115ANBKG03RGB	KP0115ACBKG03RGB-3SJB	C	SPST OFF (ON)	Tactile			
633-15ANBKG036CF3SJB	KP0115ANBKG036CF-3SJB	C	SPST OFF (ON)	Nontactile			
633-15ANBKG03RGB3SJB	KP0115ANBKG03RGB-3SJB	C	SPST OFF (ON)	Nontactile			
633-15ACBKG03RGB3SJB	KP0215ACBKG03RGB-3SJB	C	SPST OFF (ON)	Tactile			
633-5ANBKG036CF3SJB	KP0215ANBKG036CF-3SJB	C	SPST OFF (ON)	Nontactile			
633-5ASBKGG03RGB3SJB	KP0215ASBKGG03RGB-3SJB	C	SPST OFF (ON)	Tactile/Audible			
633-5ASBKGG036CF3FJB	KP0215ASBKGG036CF-3FJB	C	SPST OFF (ON)	Tactile/Audible			

NKK YB2 SERIES: 24MM SQUARE PANEL SEAL PUSHBUTTONS

Specifications:
- Contact Resistance: 50 millions max. for silver, 100 milliohms max. for gold
- Insulation Resistance: 200 megohms min. @ 500VDC
- Electric Life: 100,000 operations min.
- Operating Force: Single pole: 1.5N
  Double pole: 3.0N
- Contact Material/Ratings: Silver Rated 3A @ 125VAC

Distinctive Characteristics:
- 24mm pushbutton with the shortest above panel dimensions (1.8mm) in the industry for splashproof design
- Meets IP65 of IEC60529 standards (similar to NEMA 4 and 13), providing dust tight and splashproof panel seal protection
- Tamper resistant 18mm square actuator
- Short body of .965" (24.5mm) conserves behind panel space



24.0mm Square Cap

For quantities greater than listed, call for quote.

MOUSER STOCK NO.	NKK Part No.	Poles and Circuit	LED Color	Lens	Price Each 1	5	10
633-215CWSKW015C24CB	YB215CWSKW01-5C24-CB	SPDT ON(ON)	Red	Red/White			
633-225CWSKW015C24CB	YB225CWSKW01-5C24-CB	DPDT ON(ON)	Red	Red/White			
633-CWSKW015C24CBCUL	YB215CWSKW01-5C24-CB/CUL	SPDT ON(ON)	Red	Red/White			
633-WSKW015C24CBCUL	YB225CWSKW01-5C24-CB/CUL	DPDT ON(ON)	Red	Red/White			
633-215CWSKW015F24FB	YB215CWSKW01-5F24-FB	SPDT ON(ON)	Green	Green/White			
633-226CWSKW015F24FB	YB226CWSKW01-5F24-FB	DPDT ON ON	Green	Green/White			
633-CWSKW015F24FBCUL	YB215CWSKW01-5F24-FB/CUL	SPDT ON(ON)	Green	Green/White			
633-WSKW015F24FBCUL	YB226CWSKW01-5F24-FB/CUL	DPDT ON ON	Green	Green/White			
633-216CWSKW015D24EB	YB216CWSKW01-5D24-EB	SPDT ON ON	Amber	Yellow/White			
633-CWSKW015D24EBCUL	YB216CWSKW01-5D24-EB/CUL	SPDT ON ON	Amber	Yellow/White			
633-YB215CWSKW01NCB	YB215CWSKW01-N-CB	SPDT ON(ON)	No Lamp	Red/White			
633-YB215CWSKW01NFB	YB215CWSKW01-N-FB	SPDT ON(ON)	No Lamp	Green/White			
633-YB215CWSKW01NEB	YB215CWSKW01-N-EB	SPDT ON(ON)	No Lamp	Yellow/White			

© Copyright 2014 Mouser Electronics
© Copyright 2014 Mouser Electronics

NKK Low Profile Pushbutton Switches

Bright LEDs

LED Specifications	Color		
	Red	Amber	Green
Forward peak current	30mA	30mA	25mA
Cont. forward current	20mA	20mA	20mA
Forward voltage	1.85V	2V	2.1V
Reverse peak voltage	5V	5V	5V
Crnt. reduction rate above 25°C	0.40mA/°C	0.42mA/°C	0.46mA/°C
Ambient temp. range	-25°C ~ +50°C		

UB Series Super Bright LEDs

LED Specifications	Color		
	Red	Amber	Green
Forward peak current	25mA	25mA	25mA
Cont. forward current	20mA	20mA	20mA
Forward voltage	3.8V	3.8V	3.8V
Reverse peak voltage	5V	5V	5V
Crnt. reduction rate above 25°C	0.47mA/°C	0.47mA/°C	0.47mA/°C
Ambient temp. range	-25°C ~ +50°C		

UB2 Series Super Bright LEDs

LED Specifications	Color			
	White	Green	Blue	Red/Green
Forward peak current	25mA	25mA	25mA	30/25mA
Cont. forward current	20mA	20mA	20mA	20/20mA
Forward voltage	3.6V	3.5V	3.6V	2.1/3.5V
Reverse peak voltage	5V	5V	5V	4/4V
Crnt. reduction rate above 25°C	0.40mA/°C	0.40mA/°C	0.40mA/°C	0.4/0.33mA/°C
Ambient temp. range	-25°C ~ +50°C			

NKK UB2 SERIES: LOW PROFILE ILLUMINATED PUSHBUTTONS

RoHS Compliant

Specifications:

- Contacts & ratings: Silver 5A @ 125/250VAC
- Full face and spot illumination caps
- Bright and super bright LEDs
- Solder lug
- Sculptured Caps

✻ Spot Illumination

For quantities greater than listed, call for quote.

MOUSER STOCK NO.	NKK Part No.	Fig.	Circuit ( ) = Momentary	Colors			Price Each		
				LED	Cap	Diffuser	1	25	50
633-UB15KKW015CJC-RO	UB15KKW015C-JC	A	SPDT On-(On)	Bright Red	Clear	Red			
633-15KKW015DJD-RO	UB15KKW015D-JD	A	SPDT On-(On)	Bright Amber	Clear	Amber			
633-UB15KKW015FJF-RO	UB15KKW015F-JF	A	SPDT On-(On)	Bright Green	Clear	Green			
633-UB15KKW015CCC-RO	UB15KKW015C-CC	A	SPDT On-(On)	Bright Red	Red	Red			
633-UB15KKW015DDD-RO	UB15KKW015D-DD	A	SPDT On-(On)	Bright Amber	Amber	Amber			
633-UB15KKW015FFF-RO	UB15KKW015F-FF	A	SPDT On-(On)	Bright Green	Green	Green			
633-UB15KKW015CAB-RO	UB15KKW015C-AB	A	SPDT On-(On)	Bright Red	Black	Red✻			
633-UB15KKW015D-AB	UB15KKW015D-AB	A	SPDT On-(On)	Bright Amber	Black	Amber✻			
633-UB15KKW015FAB-RO	UB15KKW015F-AB	A	SPDT On-(On)	Bright Green	Black	Green✻			
633-UB16KKW015CJC-RO	UB16KKW015C-JC	A	SPDT On-On	Bright Red	Clear	Red			
633-UB16KKW015FJF-RO	UB16KKW015F-JF	A	SPDT On-On	Bright Green	Clear	Green			
633-UB16KKW015CCC-RO	UB16KKW015C-CC	A	SPDT On-On	Bright Red	Red	Red			
633-UB16KKW015DDD-RO	UB16KKW015D-DD	A	SPDT On-On	Bright Amber	Amber	Amber			
633-UB16KKW015FFF-RO	UB16KKW015F-FF	A	SPDT On-On	Bright Green	Green	Green			
633-UB16KKW015CAB-RO	UB16KKW015C-AB	A	SPDT On-On	Bright Red	Black	Red✻			
633-25KKW015CJC-RO	UB25KKW015C-JC	A	DPDT On-(On)	Bright Red	Clear	Red			
633-25KKW015FJF-RO	UB25KKW015F-JF	A	DPDT On-(On)	Bright Green	Clear	Green			
633-25KKW015CCC-RO	UB25KKW015C-CC	A	DPDT On-(On)	Bright Red	Red	Red			
633-25KKW015DDD-RO	UB25KKW015D-DD	A	DPDT On-(On)	Bright Amber	Amber	Amber			
633-UB26KKW015FJF-RO	UB26KKW015F-JF	A	DPDT On-On	Bright Green	Clear	Green			
633-UB26KKW015F-RO	UB26KKW015F-FF	A	DPDT On-On	Bright Green	Green	Green			
633-UB26KKW015CAB-RO	UB26KKW015C-AB	A	DPDT On-On	Bright Red	Black	Red			
633-UB26KKW015DAB-RO	UB26KKW015D-AB	A	DPDT On-On	Bright Amber	Black	Amber✻			
633-UB15KKW016B-JB	UB15KKW016B-JB	A	SPDT On-(On)	Super Bright White	Clear	White✻			
633-UB15KKW016F-JB	UB15KKW016F-JB	A	SPDT On-(On)	Super Bright Green	Clear	White			
633-UB15KKW016G-JB	UB15KKW016G-JB	A	SPDT On-(On)	Super Bright Blue	Clear	White			
633-UB16KKW016G-JB	UB16KKW016G-JB	A	SPDT On-On	Super Bright Blue	Clear	White			
633-UB25KKW016B-JB	UB25KKW016B-JB	A	DPDT On-(On)	Super Bright White	Clear	White			
633-UB26KKW016G-JB	UB26KKW016G-JB	A	DPDT On-On	Super Bright Blue	Clear	White			
633-215KKW015C-1JB	UB215KKW015C-1JB	B	SPDT On-(On)	Bright Red	Clear	White			
633-215KKW015D1JB-RO	UB215KKW015D-1JB	B	SPDT On-(On)	Bright Amber	Clear	White			
633-215KKW015F1JB-RO	UB215KKW015F-1JB	B	SPDT On-(On)	Bright Green	Clear	White			
633-215KKW015C1JC-RO	UB215KKW015C-1JC	B	SPDT On-(On)	Bright Red	Clear	Red			
633-215KKW015D1JD-RO	UB215KKW015D-1JD	B	SPDT On-(On)	Bright Amber	Clear	Amber			
633-215KKW015F1JF-RO	UB215KKW015F-1JF	B	SPDT On-(On)	Bright Green	Clear	Green			
633-215KKW016CF-1JB	UB215KKW016CF-1JB	B	SPDT On-(On)	Super Bright R/G	Clear	White			
633-216KKW015C1JB-RO	UB216KKW015C-1JB	B	SPDT On-On	Bright Red	Clear	White			
633-216KKW0151JB-RO	UB216KKW015F-1JB	B	SPDT On-On	Bright Green	Clear	White			
633-216KKW015C1JC-RO	UB216KKW015C-1JC	B	SPDT On-On	Bright Red	Clear	Red			
633-216KKW015D1JD-RO	UB216KKW015D-1JD	B	SPDT On-On	Bright Amber	Clear	Amber			
633-225KKW015C1JB-RO	UB225KKW015C-1JB	B	DPDT On-(On)	Bright Red	Clear	White			
633-225KKW015F1JB-RO	UB225KKW015F-1JB	B	DPDT On-(On)	Bright Green	Clear	White			
633-225KKW015F1JF-RO	UB225KKW015F-1JF	B	DPDT On-(On)	Bright Green	Clear	Green			
633-226KKW015C1JB-RO	UB226KKW015C-1JB	B	DPDT On-On	Bright Red	Clear	White			
633-226KKW015D1JB-RO	UB226KKW015D-1JB	B	DPDT On-On	Bright Amber	Clear	White			
633-226KKW015F1JB-RO	UB226KKW015F-1JB	B	DPDT On-On	Bright Green	Clear	White			
633-226KKW015C1JC-RO	UB226KKW015C-1JC	B	DPDT On-On	Bright Red	Clear	Red			
633-226KKW015D1JD-RO	UB226KKW015D-1JD	B	DPDT On-On	Bright Amber	Clear	Amber			
633-226KKW015F1JF-RO	UB226KKW015F-1JF	B	DPDT On-On	Bright Green	Clear	Green			
633-215KKW016B1JB-RO	UB215KKW016B-1JB	B	SPDT On-(On)	Super Bright White	Clear	White			
633-215KKW016G1JB-RO	UB215KKW016G-1JB	B	SPDT On-(On)	Super Bright Blue	Clear	White			
633-216KKW016B1JB-RO	UB216KKW016B-1JB	B	SPDT On-On	Super Bright White	Clear	White			
633-216KKW016G1JB-RO	UB216KKW016G-1JB	B	SPDT On-On	Super Bright Blue	Clear	White			
633-226KKW016B1JB-RO	UB226KKW016B-1JB	B	DPDT On-On	Super Bright White	Clear	White			
633-226KKW016F1JB-RO	UB226KKW016F-1JB	B	DPDT On-On	Super Bright Green	Clear	White			
633-226KKW016G1JB-RO	UB226KKW016G-1JB	B	DPDT On-On	Super Bright Blue	Clear	White			

NKK UB SERIES: LOW PROFILE NON-ILLUMINATED PUSHBUTTONS

- Contacts ratings: Silver 5A @ 125/250VAC
  Gold 0.4VA max @ 28VAC/DC max.
- Solder lug

For quantities greater than listed, call for quote.

MOUSER STOCK NO.	NKK Part No.	Fig.	Circuit (SPDT)	Contacts	Cap Color	Price Each			
						1	25	50	100
633-UB15KKW01N-A	UB15KKW01N-A	C	SPDT On-(On)	Silver	Black				
633-UB15KKW01N-B	UB15KKW01N-B	C	SPDT On-(On)	Silver	White				
633-UB15KKW01N-C	UB15KKW01N-C	C	SPDT On-(On)	Silver	Red				
633-UB16KKW01N-A	UB16KKW01N-A	C	SPDT On-On	Silver	Black				
633-UB16KKW01N-C	UB16KKW01N-C	C	SPDT On-On	Silver	Red				
633-UB15KKG01N-A	UB15KKG01N-A	C	SPDT On-(On)	Gold	Black				
633-UB15KKG01N-C	UB15KKG01N-C	C	SPDT On-(On)	Gold	Red				
633-UB16KKG01N-B	UB16KKG01N-B	C	SPDT On-On	Gold	White				

DIMENSIONS: in.

A

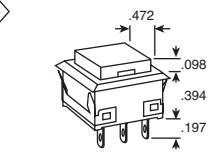

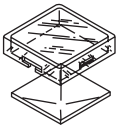
Transparent Cap

Colored Diffuser

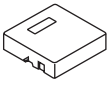
Black
w/Spot Illumination

B

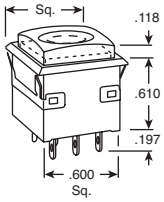

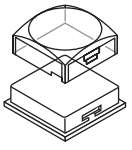
Clear Lens

Colored Diffuser

C

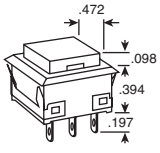

© Copyright 2014 Mouser Electronics

© Copyright 2014 Mouser Electronics

NKK SmartSwitch™ Kits

NKK's SmartSwitch™ programmable LCD and OLED switches offer designers new, expansive options. NKK's SmartSwitch™ technology is suited for a wide variety of applications, displaying industry specific text and graphics with real-time sequencing. Complex switching can be attained when the switches are used in ganged or grouped fashion to facilitate sequential functions. The SmartSwitch™ simplifies and improves complex, multi-decision operations. NKK Switches' SmartSwitch™ can be programmed to display an infinite variety of text, graphics or moving images.

Features:
- Programmable to display graphics, alphanumeric characters and animated sequences
- Integrated liquid crystal display provides wide viewing angle with high contrast and clarity
- All switches are SPST, momentary ON, gold contacts, and straight PC terminals

NKK SmartSwitch™ DEVELOPMENT KITS

This enables engineers to easily test their programs on actual pushbuttons and displays. Engineers can then present their concepts and product ideas to colleagues and clients. Development kits include the following supplied hardware: logic board, controller, power supply and cable.

Features
- SmartSwitch™ development kits are a cost effective tool for rapidly prototyping new design ideas
- Engineers can present their concepts and product ideas to colleagues and clients

For quantities greater than listed, call for quote.

MOUSER STOCK NO.	NKK Part No.	Fig.	Description	Price Each 1	Price Each 5
✻ 633-IS-DEVKIT-5	IS-DEV KIT-5	A	(2) IS15ABFP4RGB PB with supplied hardware		
633-IS-DEVKIT-5C	IS-DEV KIT-5C	A	(2) IS15SBFP4RGB compact PB with supplied hardware		
633-IS-DEVKIT-5D	IS-DEV KIT-5D	A	(2) IS01BFRGB displays with supplied hardware		
✻✻ 633-IS-DEVKIT-6	IS-DEV KIT-6	B	(2) IS15DBFP4RGB PB with supplied hardware		
633-IS-DEVKIT-6D	IS-DEV KIT-6D	B	(2) IS01DBFRGB displays with supplied hardware		
633-IS-DEVKIT-7	IS-DEV KIT-7	C	(2) ISC15ANP4 OLED PB with supplied hardware		
633-IS-DEVKIT-7D	IS-DEV KIT-7D	C	(2) ISC01P OLED displays with supplied hardware		

✻ Kit 5 is for the LCD 36x24 ✻✻ Kit 6 is for the LCD 64x32

NKK SmartSwitch™ DEMONSTRATION KITS

The NKK SmartSwitch™ demonstration kits are used to display bitmaps, up to 64 bitmaps, that have been created via the user's PC. These kits are supplied with a red/green LCD module, software, USB cable and programming instructions. Once downloaded, the bitmaps can be displayed and advanced by means of the address control lines without the need of a PC. These kits can be incorporated into your end product as the PCB has been designed with allowance for standoffs. Both units can be made portable by using the battery box which is sold separately.

Features
- Can be programmed on line or through stand-alone software provided on CD
- LCD can be interchanged to meet user's specific color application once designed in

For quantities greater than listed, call for quote.

MOUSER STOCK NO.	NKK Part No.	Fig.	Description	Price Each 1	Price Each 10
633-IS-DEMKIT-1	IS-DEM KIT-1	D	(1) IS15AACP4CF PB with supplied hardware		
633-IS-DEMKIT-2	IS-DEM KIT-2	D	(1) IS01BCCF display with supplied hardware		
633-AT9946	AT9946	-	Battery Box		

NKK SmartSwitch™, SWITCHES, DISPLAYS AND SOCKETS

RoHS Compliant

For quantities greater than listed, call for quote.

MOUSER STOCK NO.	NKK Part No.	Fig.	Description	Price Each 1	Price Each 25
633-IS15ABFP4RGB	IS15ABFP4RGB	E	LCD 36 x 24 PB with RGB LED		
633-IS15ABCP4CF	IS15ABCP4CF	E	LCD 36 x 24 PB with red/green super bright LED		
633-ISC15ANP4	ISC15ANP4	F	OLED PB 64RGB x 48		
633-IS15DBFP4RGB	IS15DBFP4RGB	G	LCD 64 x 32 hi-res PB with RGB LED		
633-ISC01P	ISC01P	H	OLED display 52RGB x 36		
633-IS15SBCP4CF	IS15SBCP4CF	I	LCD 36 x 24 compact PB w/ red/green super bright LED		
633-IS15SBFP4RGB	IS15SBFP4RGB	I	LCD 36 x 24 compact PB with RGB LED		
633-IS15DSBFP4RGB	IS15DSBFP4RGB	I	LCD 64 x 32 compact PB with RGB LED		
633-IS01DBFRGB	IS01DBFRGB	J	LCD 64 x 32 display with RGB LED		
633-AT9704-085K	AT9704-085K	K	Socket for 64 x 32 PB		
633-AT9704-085L	AT9704-085L	K	Socket for OLED PB		
633-AT9704-065E	AT9704-065E	K	Socket for 36 x 24 PB with RGB LED		
633-AT9704-065F	AT9704-065F	K	Socket for 36 x 24 compact PB		
633-IS01BCCF	IS01BCCF	L	LCD 36 x 24 display with red/green super bright LED		
633-IS01BFRGB	IS01BFRGB	L	LCD 36 x 24 display with RGB LED		

NKK SmartSwitch™ OLED ROCKER

Features
- Rocker Switch with Built - In OLED Display
- IP64 Dust & Water Protection
- Controller on Board/SPI
- Largest Smartswitch Display Area
- Up to 8 Lines with 16 Characters Each
- 180° Viewing Angle

Specifications:
- Operating Temperature: -20°C to +70°C
- Display Life: 52,000 hrs. at 30% illumination
- Mechanical /Electrical Life: 1,000,000 actuations min.
- SP3T Momentary

RoHS Compliant

For quantities greater than listed, call for quote.

MOUSER STOCK NO.	NKK Part No.	Fig.	Description	Price Each 1	Price Each 25
633-IS18WWC1W	IS18WWC1W	M	OLED Monochrome Rocker SP3T		
633-IS18WWC1W-K	IS18WWC1W-K	M	Design Kit		
633-IS-DEV-KIT-8	IS-DEV KIT-8	N	Development kit w/ 1 OLED Rocker		



© Copyright 2014 Mouser Electronics

© Copyright 2014 Mouser Electronics

RoHS Compliant This product is RoHS compliant.

SCHURTER MSM19, MSM22 AND MSM30 SERIES: METAL PUSHBUTTON SWITCH WITH SEALED MICROSWITCH

The MSM SPDT has seal protection to the front of the actuator, as well as to the panel with a sealing o-ring. An IP 67 microswitch option has been added, which provides an integrated seal between the actuator and the microswitch, as well as around the switch terminals. The completely sealed switching unit can be used in adverse conditions when increased humidity, condensation or water seeps in through openings in the equipment housing.

Specifications:

- Contact material: Silver
- Max switching voltage: 125VAC/250VAC
- Max switching current: 5A/3A
- Contact form: SPDT
- Lifetime: 200,000 cycles
- Actuation force: 3.7N
- Degree of protection: IP 67

Benefits:

- Stainless steel housing is vandal resistant
- IP67 complete seal protection from front and back protects microswitch from affects of moisture
- High shock resistance temperature range and IP67 seal protection for outdoor installation
- Point and ring illumination – red, green & blue
- Access to applications up to 250VAC standard and customized lettering available

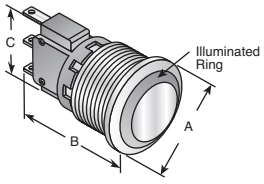

✻ Rated 100mA/30VDC

For quantities greater than listed, call for quote.

MOUSER STOCK NO.	Schurter Part No.	Illumination	Mounting Diameter	Dimensions: mm			Price Each			
				A	B	C	1	10	25	50
693-1241.6621.1180	1241.6621.1180000	None	19mm	ø22	33.4	20				
693-1241.6624.1181	1241.6624.1181000	Ring, Red	19mm	ø22	33.4	20				
693-1241.6631.1180	1241.6631.1180000	None	22mm	ø25	33.4	20				
693-1241.6634.1181	1241.6634.1181000	Ring, Red	22mm	ø25	33.4	20				
✻ 693-1241.6661.1170	1241.6661.1170000	None	30mm	ø34	35.0	20				

SCHURTER MSM19, MSM22 AND MSM30 SERIES: METAL PUSHBUTTON SWITCH WITH DOUBLE POLE CONTACTS

The new MSM DPDT momentary switch is designed with two separate switching contacts. The contacts can be used as normally open, normally closed or as change-over. The MSM DP is ideal for switching primary and secondary circuits where an additional set of contacts is required for an auxiliary function. In other applications, the MSM double pole can be installed to operate only when depressed and held by an operator.

Specifications:

- Max switching voltage: 125VAC/250VAC
- Max switching current: 5A/3A
- Contact form: DPDT
- Lifetime: 200,000 cycles
- Actuation force: 5.8N
- Degree of protection: IP67 (front)

Benefits:

- Stainless steel housing is vandal resistant
- Double pole – two separate switching contacts for a variety of applications
- Quick connect terminals
- High Shock Resistance
- Temperature and IP67 protection rated for outdoor installation
- Point and ring illumination – red, green & blue
- Access to applications up to 250VAC

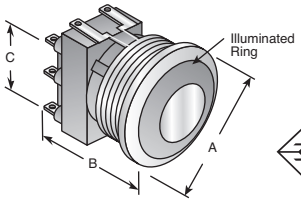

✻ Types with lettering require change to part number -000 to indicate legend.

For quantities greater than listed, call for quote.

MOUSER STOCK NO.	Schurter Part No.	Illumination	Mounting Diameter	Dimensions: mm			Price Each			
				A	B	C	1	10	25	50
693-1241.6921.1120	1241.6921.1120000	None	19	ø22	39.15	22.80				
✻ 693-1241.6922.1120	1241.6922.1120000	With Lettering	19	ø22	39.15	22.80				
693-1241.6923.1121	1241.6923.1121000	Point, Red	19	ø22	39.15	25.80				
693-1241.6923.1122	1241.6923.1122000	Point, Green	19	ø22	39.15	25.80				
693-1241.6923.1124	1241.6923.1124000	Point, Blue	19	ø22	39.15	25.80				
693-1241.6924.1121	1241.6924.1121000	Ring, Red	19	ø22	39.15	25.80				
693-1241.6924.1122	1241.6924.1122000	Ring, Green	19	ø22	39.15	25.80				
693-1241.6924.1124	1241.6924.1124000	Ring, Blue	19	ø22	39.15	25.80				
693-1241.6931.1120	1241.6931.1120000	None	22	ø25	39.15	22.80				
✻ 693-1241.6932.1120	1241.6932.1120000	With Lettering	22	ø25	39.15	22.80				
693-1241.6933.1121	1241.6933.1121000	Point, Red	22	ø25	39.15	25.80				
693-1241.6933.1122	1241.6933.1122000	Point, Green	22	ø25	39.15	25.80				
693-1241.6933.1124	1241.6933.1124000	Point, Blue	22	ø25	39.15	25.80				
693-1241.6934.1121	1241.6934.1121000	Ring, Red	22	ø25	39.15	25.80				
693-1241.6934.1124	1241.6934.1124000	Ring, Blue	22	ø25	39.15	25.80				
693-1241.6961.1120	1241.6961.1120000	None	30	ø34	39.15	22.80				
✻ 693-1241.6962.1120	1241.6962.1120000	With Lettering	30	ø34	39.15	22.80				
693-1241.6963.1121	1241.6963.1121000	Point, Red	30	ø34	39.15	25.80				
693-1241.6964.1121	1241.6964.1121000	Ring, Red	30	ø34	39.15	25.80				
693-1241.6964.1122	1241.6964.1122000	Ring, Blue	30	ø34	39.15	25.80				

SCHURTER MSM19 AND MSM22 SERIES: METAL PUSHBUTTON SWITCH WITH LATCHING ACTION

The new MSM LA offers latching-action (ON/OFF) actuation for use in primary or secondary switching applications. It is rated 30VDC up to 250VAC with a maximum switching current of 12 amps, and features two isolated contacts for 1- or 2- pole switching functions. The switch provides mechanical indication when in the ON and OFF positions. The actuator is raised above the switch housing in the resting OFF state and is recessed into the housing when depressed to switch ON. The distinct difference in position makes the mode of operation immediately evident. It also prevents inadvertent switching; for instance in the event persons or objects lean on the switch. The version with ring illumination can be used for optical indication of the switching status in the ON or OFF state. Illuminating the switch in the OFF state is ideal for locating it in dark areas or where the ambient light is less than optimal. Due to the raised actuator, a 180° lateral view of the switch is possible.

Specifications:

- Max switching voltage: 30VDC/250VAC
- Max switching current: 0.1A/12A
- Contact form: DPDT
- Lifetime: 50,000 cycles, 8A @ 250VAC
- Actuation force: 10N
- Degree of protection: IP67 (front)

Benefits:

- Latching action for ON/OFF switching
- Mechanical indication of operational status - actuator raised above housing when OFF and recessed when ON
- Double pole (DPDT) – Two separate switching contacts for a variety of applications
- Stainless steel housing is vandal resistant
- High shock resistance
- Wide temperature range rated for outdoor installation
- IP67 seal protection rating against jetting water
- Wide range of switching voltage and current: 30VDC to 250VAC and 0.1A to 12A.
- Ring illumination may be installed to indicate OFF or ON state
- Ring illumination in OFF state offers 180° lateral viewing angle
- Ring illumination - red, green or blue

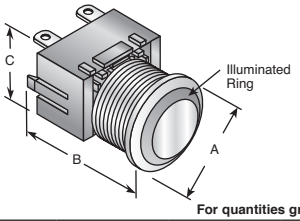

For quantities greater than listed, call for quote.

MOUSER STOCK NO.	Schurter Part No.	Illumination	Mounting Diameter	Dimensions: mm			Price Each			
				A	B	C	1	10	25	50
693-1241.6821.1120	1241.6821.1120000	None	19mm	ø22	43.90	22				
693-1241.6821.111000	1241.6821.1110000	None	19mm	ø22	43.90	22				
693-1241.6823.111100	1241.6823.1111000	Point, Red	19mm	ø22	43.90	22				
693-1241.6823.111200	1241.6823.1112000	Point, Green	19mm	ø22	43.90	22				
693-1241.6823.111400	1241.6823.1114000	Point, Blue	19mm	ø22	43.90	22				
693-1241.6824.111100	1241.6824.1111000	Ring, Red	19mm	ø22	43.90	22				
693-1241.6824.111200	1241.6824.1112000	Ring, Green	19mm	ø22	43.90	22				
693-1241.6824.111400	1241.6824.1114000	Ring, Blue	19mm	ø22	43.90	22				
693-1241.6824.1121	1241.6824.1121000	Ring, Red	19mm	ø22	43.90	22				
693-1241.6824.1122	1241.6824.1122000	Ring, Green	19mm	ø22	43.90	22				
693-1241.6824.1124	1241.6824.1124000	Ring, Blue	19mm	ø22	43.90	22				
693-1241.6831.1120	1241.6831.1120000	None	22mm	ø25	43.90	22				
693-1241.6831.111000	1241.6831.1110000	None	22mm	ø25	43.90	22				
693-1241.6834.111100	1241.6834.1111000	Ring, Red	22mm	ø25	43.90	22				
693-1241.6834.111200	1241.6834.1112000	Ring, Green	22mm	ø25	43.90	22				
693-1241.6834.111400	1241.6834.1114000	Ring, Blue	22mm	ø25	43.90	22				
693-1241.6834.1121	1241.6834.1121000	Ring, Red	22mm	ø25	43.90	22				
693-1241.6834.1122	1241.6834.1122000	Ring, Green	22mm	ø25	43.90	22				
693-1241.6834.1124	1241.6834.1124000	Ring, Blue	22mm	ø25	43.90	22				

© Copyright 2014 Mouser Electronics
© Copyright 2014 Mouser Electronics

DIMENSIONS: in.

A

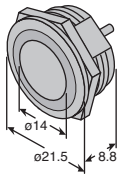

B

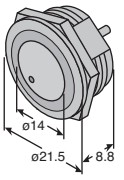

C

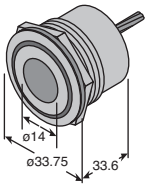

D

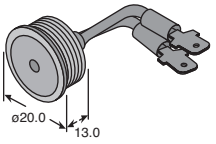

E

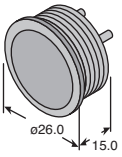

F

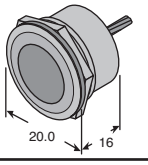

SCHURTER VANDAL-PROOF MECHANICAL SWITCHES

Specifications:

- Contact material: Silver
- Max switching voltage: 48VDC
- Max switching current: 125mA
- Lifetime: 1,000,000 cycles
- Switching function: N.O.
- Actuation force: 3.7 N
- LED forward voltage: Red - 1.6V; green - 2.0V; yellow - 2.0V
- LED forward current: All colors = 20mA
- All switches supplied with nut and o-ring seal

For quantities greater than listed, call for quote.

MOUSER STOCK NO.	Schurter Part No.	Fig.	Illumination	Mounting Diameter	Housing Material	Actuator Material	Terminals	Price Each			
								1	10	25	50
693-1241.2800	1241.2800	A	N/A	19 mm	Zinc diecast	Zinc diecast	Pins				
693-1241.2855	1241.2855	B	Spot Red	19 mm	Zinc diecast	Stainless steel	Pins w/ solder aid				
693-1241.2856	1241.2856	B	Spot Green	19 mm	Zinc diecast	Stainless steel	Pins w/ solder aid				
693-1241.2857	1241.2857	B	Spot Yellow	19 mm	Zinc diecast	Stainless steel	Pins w/ solder aid				
693-1241.2858	1241.2858	B	Spot Red/Green	19 mm	Zinc diecast	Stainless steel	Pins w/ solder aid				
693-1241.2859	1241.2859	B	Spot Blue	19 mm	Zinc diecast	Stainless steel	Pins w/ solder aid				
693-1241.6400	1241.6400	C	Ring Red	30 mm	Aluminum	Zinc diecast	Wire				
693-1241.6401	1241.6401	C	Ring Green	30 mm	Aluminum	Zinc diecast	Wire				
693-1241.6402	1241.6402	C	Ring Yellow	30 mm	Aluminum	Zinc diecast	Wire				
693-1241.6403	1241.6403	C	Ring Red/Green	30 mm	Aluminum	Zinc diecast	Wire				

SCHURTER VANDAL-PROOF INDICATORS

Specifications:

- Supplied with nut and o-ring seal
- Indicator only

For quantities greater than listed, call for quote.

MOUSER STOCK NO.	Schurter Part No.	Fig.	Illumination	Mounting Diameter	Housing Color	Housing Material	Terminals	Price Each			
								1	10	25	50
693-1241.3034.M	1241.3034.M	D	Spot Green	16 mm	Aluminum natural	Anodized Aluminum	Faston				
693-1241.3035	1241.3035	D	Spot Yellow	16 mm	Aluminum natural	Anodized Aluminum	Faston				
693-1241.3036	1241.3036	D	Spot Red	16 mm	Red	Anodized Aluminum	Faston				

SCHURTER VANDAL-PROOF PIEZO SWITCHES

Specifications:

- Max switching voltage: 42VAC
- Max switching current: 100 mA
- Capacity: 30pF
- Switching function: N.O.
- Lifetime: 20,000,000 cycles
- Min. actuating force: 1.5N
- All switches supplied with nut and o-ring seal

For quantities greater than listed, call for quote.

MOUSER STOCK NO.	Schurter Part No.	Fig.	Illumination	Mounting Diameter	Housing Color	Housing Material	Terminals	Price Each			
								1	10	25	50
693-1241.3008	1241.3008	E	N/A	22 mm	Aluminum natural	Anodized Aluminum	Pins				
693-1241.3005	1241.3005	E	N/A	22 mm	Red	Anodized Aluminum	Pins				
693-1241.3006	1241.3006	E	N/A	22 mm	Green	Anodized Aluminum	Pins				

SCHURTER VANDAL-PROOF CAPACITIVE SWITCHES

Specifications:

- Max switching voltage: 7VDC-24VDC
- Max switching current: 175mA
- All switches supplied with nut and o-ring seal
- Lifetime: 1,000,000 cycles
- Input current (irrespective of LEDs): 5V - 2mA not in action/3mA in action; 12V - 2mA not in action/ 6mA in action; 24V - 4mA not in action/8mA in action

Features:

- Pressure-free operation of input systems due to no actuation force
- IP67 degree of protection

For quantities greater than listed, call for quote.

MOUSER STOCK NO.	Schurter Part No.	Fig.	Illumination	Mounting Diameter	Switching Type	Housing Material	Terminals	Price Each			
								1	10	25	50
693-1243.1218.1.1	1243.1218.1.1	F	Red	16 mm	Latching	Aluminum	210 mm wire				
693-1243.1318.1.1	1243.1318.1.1	F	Red	16 mm	Momentary	Aluminum	210 mm wire				
693-1243.1118.1.1	1243.1118.1.1	F	Red	16 mm	Impulse	Aluminum	210 mm wire				
693-1243.1118.2.1	1243.1118.2.1	F	Green	16 mm	Impulse	Aluminum	210 mm wire				

© Copyright 2014 Mouser Electronics
© Copyright 2014 Mouser Electronics

SCHURTER ELECTRONIC COMPONENTS

SCHURTER MSM16, MSM19 AND MSM22 SERIES: VANDAL-PROOF MOMENTARY MECHANICAL SWITCHES

The robust vandal-proof MSM switch has a high shock resistance and an extremely flat front construction of only 1.7mm. Housing and actuator are made of top-quality stainless steel. The MSM is designed for quick mounting: the wires are simply plugged onto the quick connect terminals of the detachable contact module. Then the module is snapped into the switch, which is simply mounted beforehand. There are variants with point or ring illumination for night applications or for optical status indications.

Specifications:
- Contact material: Silver
- Max. switching voltage: 125VAC
- Max. switching current: 5A
- Contact form: SPDT
- Lifetime: 200,000 cycles
- Actuation force: 4.5 N
- IP67 protected

Benefits:
- High shock resistance
- Pleasant tactile feeling
- Flat front design
- Easy mounting
- Made of top-quality stainless steel

LED Characteristics:
- LED forward voltage: Red - 1.6V; Green - 2.0V, Blue-3.2V
- LED forward current: Red/Green - 40mA, Blue-20mA

For quantities greater than listed, call for quote.

MOUSER STOCK NO.	Schurter Part No.	Fig.	Illumination	Mounting Diameter	Price Each 1	10	25	50
693-1241.6611.1120	1241.6611.1120000	A	None	16mm				
693-1241.6621.1120	1241.6621.1120000	B	None	19mm				
693-1241.6623.1120	1241.6623.1121000	C	Point, Red	19mm				
693-1241.6623.1122	1241.6623.1122000	C	Point, Green	19mm				
693-1241.6623.1124	1241.6623.1124000	C	Point, Blue	19mm				
693-1241.6624.1121	1241.6624.1121000	D	Ring, Red	19mm				
693-1241.6624.1122	1241.6624.1122000	D	Ring, Green	19mm				
693-1241.6624.1124	1241.6624.1124000	D	Ring, Blue	19mm				
693-1241.6631.1120	1241.6631.1120000	E	None	22mm				
693-1241.6633.1124	1241.6633.1124000	F	Point, Blue	22mm				
693-1241.6634.1121	1241.6634.1121000	G	Ring, Red	22mm				
693-1241.6634.1122	1241.6634.1122000	G	Ring, Green	22mm				
693-1241.6634.1124	1241.6634.1124000	G	Ring, Blue	22mm				

SCHURTER MSM30 SERIES: VANDAL-PROOF MOMENTARY MECHANICAL SWITCHES

The new MSM30 offers the same robust characteristics as its smaller counterparts, only it has a larger, ergonomically designed, actuating area of 30mm for superb tactile feel. The MSM30 is ideal for systems where a large actuating area is required for operation, information and vending systems, dashboards, consoles and broadcasting systems.

Specifications:
- Insulation resistance: 100,000kΩ
- Contact bounce time: < 5ms
- Lifetime (rated braking capacity):
  0.1A/3A = 200,000 cycles
  10A = 50,000 cycles

Benefits:
- High shock resistance
- Pleasant tactile feeling
- Flat front design
- Easy mounting
- Made of top-quality stainless steel

LED Characteristics:
- LED forward voltage: Red - 1.6V; Green - 2.0V, Blue-3.2V
- LED forward current: Red/Green - 40mA, Blue-20mA

For quantities greater than listed, call for quote.

MOUSER STOCK NO.	Schurter Part No.	Fig.	Illum.	Contact Material	Switching (Max) Current	Voltage	Breaking Capacity	Price Each 1	10	25	50
Standard											
693-1241.6661.1110	1241.6661.1110000	H	None	Gold	0.1A	30V	3W				
693-1241.6661.1120	1241.6661.1120000	H	None	Silver	3A	125V	1250W				
With Illumination											
693-1241.6663.1111	1241.6663.1111000	I	Point, Red	Gold	100mA	30V	3W				
693-1241.6663.1131	1241.6663.1131000	I	Point, Red	Silver	10A	250V	2500W				
693-1241.6663.1132	1241.6663.1132000	I	Point, Green	Silver	10A	250V	2500W				
693-1241.6664.1111	1241.6664.1111000	J	Ring, Red	Gold	100mA	30V	3W				
693-1241.6664.1112	1241.6664.1112000	J	Ring, Green	Gold	100mA	30V	3W				
693-1241.6664.1121	1241.6664.1121000	J	Ring, Red	Silver	5A	125V	1250W				
693-1241.6664.1122	1241.6664.1122000	J	Ring, Green	Silver	5A	125V	1250W				
693-1241.6664.1124	1241.6664.1124000	J	Ring, Blue	Silver	5A	125V	1250W				
693-1241.6664.1131	1241.6664.1131000	J	Ring, Red	Silver	10A	250V	2500W				
693-1241.6664.1132	1241.6664.1132000	J	Ring, Green	Silver	10A	250V	2500W				

SCHURTER PSE M22R SERIES: VANDAL-PROOF MOMENTARY PIEZO SWITCHES

This new piezo switch has been specifically designed for applications in hostile environments. Its vandal-proof housing with a compact M22 metric thread screw socket encloses a powerful ring illumination, which is available in a choice of one or two colors and can be attached to a 12V or 24V power supply. It can be ordered complete with Molex connector or wires.

Specifications:
- Contact material: Aluminum natural
- Switching current: 0.1A
- Switching capacity max: 1W
- Actuation force: 1.5N - 3.0N
- IP67 protected

For quantities greater than listed, call for quote.

MOUSER STOCK NO.	Schurter Part No.	Fig.	Illumination	Illumination Voltage	Terminals	Switching Volt. Max	Price Each 1	10	25	50
693-1241.3256	1241.3256	K	Red	24V	Wire	60V				
693-1241.3257	1241.3257	K	Green	24V	Wire	60V				
693-1241.3258	1241.3258	K	Red/Green	24V	Wire	60V				

DIMENSIONS: mm

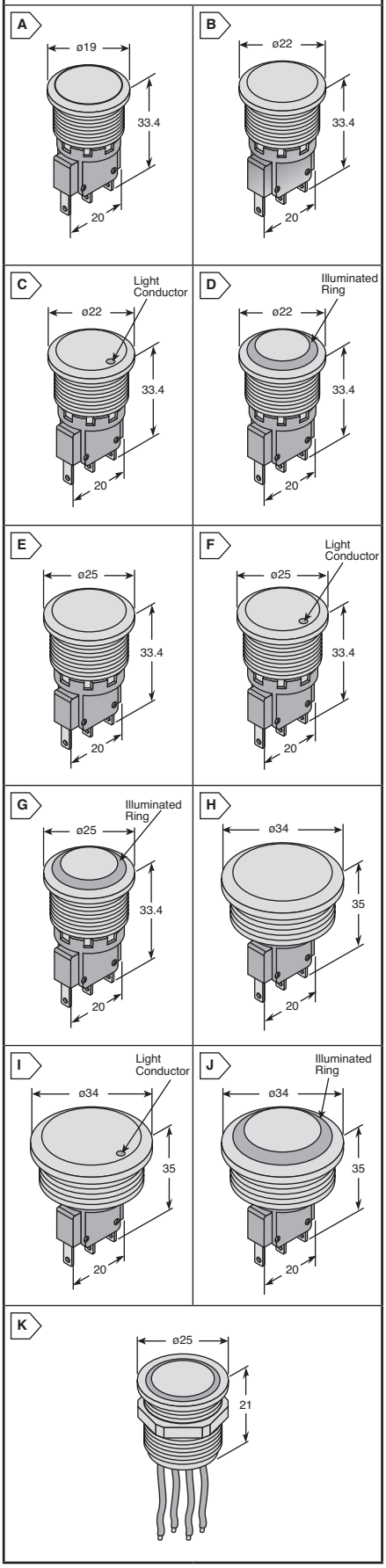

© Copyright 2014 Mouser Electronics

© Copyright 2014 Mouser Electronics

SHIN CHIN Pushbutton Switches

RoHS Compliant **This product is RoHS compliant.**

Specifications:
- Contact resistance: 50mΩ max.
- Insulation Resistance: 500VDC 100MΩ min.

Rating: 6A/125VAC, 3A/250VAC

- Terminal type: Solder

For quantities greater than listed, call for quote.

MOUSER STOCK NO.	Shin Chin Part No.	Fig.	Type	CIrcuit	Cap Color	Price Each			
						1	50	100	500
112-PA106A1-B/BL	PA106A1-UB	A	SPDT	On-(On)	Black				
112-R13-507A-B/B	R13-507A-05-BB	B	SPST	Off-(On)	Black				
112-R13-507A-R/B	R13-507A-05-BR	B	SPST	Off-(On)	Red				
112-R13-551A1-B	R13-551A1-05-B	C	SPST	Off-(On)	Black				
112-R13-551A1-R	R13-551A1-05-R	C	SPST	Off-(On)	Red				
112-R13-551A1-G	R13-551A1-05-G	C	SPST	Off-(On)	Green				

Rating: 3A/125VAC, 1.5A/250VAC

- Terminal type: Solder

For quantities greater than listed, call for quote.

MOUSER STOCK NO.	Shin Chin Part No.	Fig.	Type	CIrcuit	Cap Color	Price Each			
						1	50	100	500
112-R13-23A-R	R13-23A-05-BR	D	SPST	Off-(On)	Red				
112-R13-23B-B	R13-23B-05-BB	D	SPST	Off-On	Black				
112-R13-23B-R	R13-23B-05-BR	D	SPST	Off-On	Red				
112-R13-24A-B	R13-24A-05-BB	E	SPST	Off-(On)	Black				
112-R13-24A-R	R13-24A-05-BR	E	SPST	Off-(On)	Red				
112-R13-24A-W	R13-24A-05-BW	E	SPST	Off-(On)	White				
112-R13-40A-B	R13-40A-05-BB	F	SPST	Off-(On)	Black				
112-R13-40A-R	R13-40A-05-BR	F	SPST	Off-(On)	Red				
112-R13-40B-B	R13-40B-05-BB	F	SPST	Off-On	Black				
112-R13-40B-R	R13-40B-05-BR	F	SPST	Off-On	Red				
112-R13-502A-B/B	R13-502A-05-BB	G	SPST	Off-(On)	Black				
112-R13-502A-G/B	R13-502A-05-BG	G	SPST	Off-(On)	Green				
112-R13-502A-R/B	R13-502A-05-BR	G	SPST	Off-(On)	Red				
112-R13-502MA-B/B	R13-502MA-05-BB	G	SPST	Off-(On)	Black				
112-R13-502MA-G/B	R13-502MA-05-BG	G	SPST	Off-(On)	Green				
112-R13-502MA-R/B	R13-502MA-05-BR	G	SPST	Off-(On)	Red				
112-R13-502MA-Y/B	R13-502MA-05-BY	G	SPST	Off-(On)	Yellow				
112-R13-502MC-B/B	R13-502MC-05-BB	H	SPDT	On-(On)	Black				
112-R13-508A-B	R13-508A-05-BB	I	SPST	Off-(On)	Black				
112-R13-508AL-R	R13-508AL-05-BRR-L3	I	SPST	Off-(On)	Illum. Red				
112-R13-510A-B	R13-510A-05-BB	J	SPST	Off-(On)	Black				
112-R13-510A-R	R13-510A-05-BR	J	SPST	Off-(On)	Red				
112-R13-511A-R	R13-511A-05-BR	K	SPST	Off-(On)	Red				
112-R13-512A1-BB	R13-512A1-05-BB	L	SPST	Off-(On)	Black				
112-R13-512A1-BR	R13-512A1-05-BR	L	SPST	Off-(On)	Red				
112-R13-512A2-BB	R13-512A2-05-BB	M	SPST	Off-(On)	Black				
112-R13-512A2-BR	R13-512A2-05-BR	M	SPST	Off-(On)	Red				
112-R13-512B1-BB	R13-512B1-05-BB	L	SPST	Off-On	Black				
112-R13-512B1-BR	R13-512B1-05-BR	L	SPST	Off-On	Red				
112-R13-512B2-BB	R13-512B2-05-BB	M	SPST	Off-On	Black				
112-R13-512B2-BR	R13-512B2-05-BR	M	SPST	Off-On	Red				
112-R13-523BL-G-12V	R13-523BL-05-BGG-L1	N	SPST	Off-On	Illum. Green				
112-R13-548A-BR	R13-548A-05-BR	O	SPST	(On)-Off	Red				
112-R13-548AL-BRR	R13-548AL-05-BRR	O	SPST	(On)-Off	Illum. Red				
112-R13-548B-BR	R13-548B-05-BR	O	SPST	On-Off	Red				
112-R13-548BL-BRR	R13-548BL-05-BRR	O	SPST	On-Off	Illum. Red				

Rating: 1A/125VAC, 1.5A/250VAC

- Terminal type: Solder

For quantities greater than listed, call for quote.

MOUSER STOCK NO.	Shin Chin Part No.	Fig.	Type	CIrcuit	Cap Color	Price Each			
						1	50	100	500
112-R13-529A-BR	R13-529A-05-BR	P	SPST	Off-(On)	Red				
112-R13-529A-BG	R13-529A-05-BG	P	SPST	Off-(On)	Green				
112-R13-529AL-BRR	R13-529AL-05-BRR	Q	SPST	Off-(On)	Illum. Red				
112-R13-529AL-BGG	R13-529AL-05-BGG	Q	SPST	Off-(On)	Illum. Green				
112-R13-529B-BR	R13-529B-05-BR	P	SPST	Off-On	Red				
112-R13-529BL-BRR	R13-529BL-05-BRR	Q	SPST	Off-On	Illum. Red				
112-R13-529BL-BGG	R13-529BL-05-BGG	Q	SPST	Off-On	Illum. Green				

Rating: 0.5A/125VAC

- Terminal type: PC

For quantities greater than listed, call for quote.

MOUSER STOCK NO.	Shin Chin Part No.	Fig.	Type	CIrcuit	Cap Color	Price Each			
						1	50	100	500
112-R13-521B-BB	R13-521B-09-BB	R	SPST	Off-(On)	Black				
112-R13-521B-BR	R13-521B-09-BR	R	SPST	Off-(On)	Red				
112-R13-81-B	R13-81A-09-B	S	SPST	Off-(On)	Black				
112-R13-81-R	R13-81A-09-R	S	SPST	Off-(On)	Red				

DIMENSIONS: in.

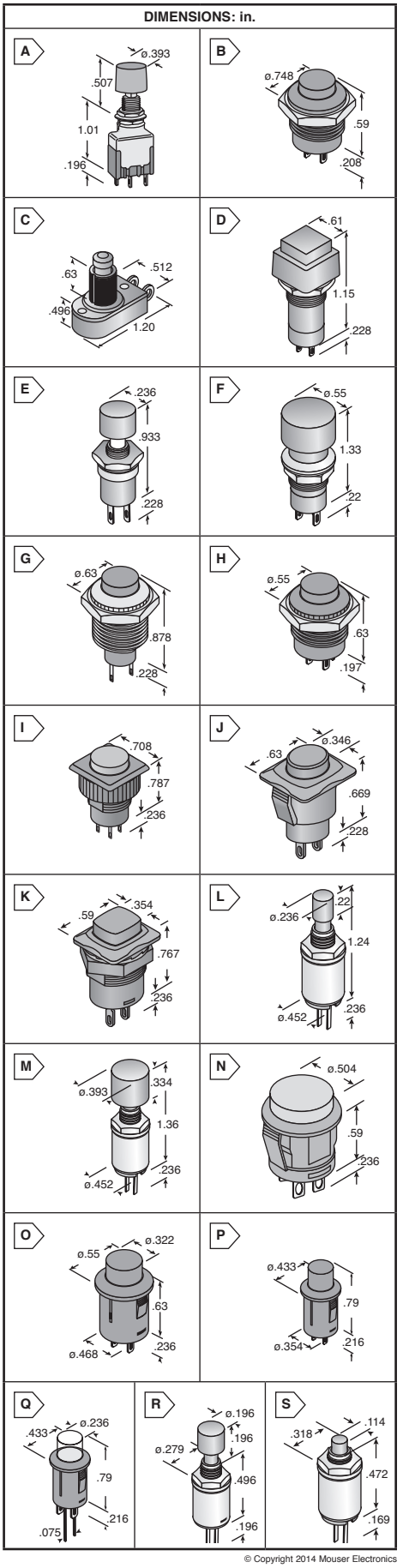

© Copyright 2014 Mouser Electronics

© Copyright 2014 Mouser Electronics

ALCOSWITCH Toggle Switches

RoHS Compliant **This product is RoHS compliant.**

TE connectivity Authorized Distributor

A SERIES (GEMINI SERIES) MINIATURE TOGGLE SWITCHES

Specifications:

- Contact rating: Gold - 0.4VA @ 20 VAC/DC; silver - 2A @250VAC, 5A @ 125VAC
- Terminal seal: Epoxy
- Case material: Thermoset
- Contact timing: Break before make
- Actuation force: Momentary - 950g max.; maintained - 1750g max.
- Actuator travel: 25°
- Life expectancy: 30,000 cycles

( ) Momentary

For quantities greater than listed, call for quote.

MOUSER STOCK NO.	Alcoswitch Part No.	TE Part No.	Fig.	Type	Circuit	Price Each 1	10	25
Standard Actuator; Silver Contact Material: Wire Lug								
506-A101SYZQ04	A101SYZQ04	4-1825136-9	A	SPDT	On-None-On			
506-A103SYZQ04	A103SYZQ04	2-1825137-0	A	SPDT	On-Off-On			
506-A105SYZQ04	A105SYZQ04	3-1825137-9	A	SPDT	(On)-Off-(On)			
506-A107SYZQ04	A107SYZQ04	5-1825137-2	A	SPDT	On-Off-(On)			
506-A108SYZQ04	A108SYZQ04	6-1825136-4	A	SPDT	On-None-(On)			
506-A201SYZQ04	A201SYZQ04	2-1825138-8	B	DPDT	On-None-On			
506-A203SYZQ04	A203SYZQ04	1-1825139-0	B	DPDT	On-Off-On			
506-A205SYZQ04	A205SYZQ04	1-1825139-8	B	DPDT	(On)-Off-(On)			
506-A207SYZQ04	A207SYZQ04	2-1825139-4	B	DPDT	On-Off-(On)			
506-A208SYZQ04	A208SYZQ04	3-1825138-8	B	DPDT	On-None-(On)			
Standard Actuator; Gold Contact Material: PCB								
506-A101SYCB04	A101SYCB04	4-1825136-4	C	SPDT	On-None-On			
506-A103SYCB04	A103SYCB04	1-1825137-5	C	SPDT	On-Off-On			
506-A105SYCB04	A105SYCB04	3-1825137-6	C	SPDT	(On)-Off-(On)			
506-A107SYCB04	A107SYCB04	5-1825137-0	C	SPDT	On-Off-(On)			
506-A108SYCB04	A108SYCB04	6-1825136-2	C	SPDT	On-None-(On)			
506-A201SYCB04	A201SYCB04	2-1825138-4	D	DPDT	On-None-On			
506-A203SYCB04	A203SYCB04	1825139-8	D	DPDT	On-Off-On			
506-A205SYCB04	A205SYCB04	1-1825139-6	D	DPDT	(On)-Off-(On)			
506-A208SYCB04	A208SYCB04	3-1825138-6	D	DPDT	On-None-(On)			
Flatted Actuator; Silver Contact Material: Wire Lug								
506-A103P3YZQ04	A103P3YZQ04	1825137-6	E	SPDT	On-Off-On			
506-A107P3ZQ04	A107P3ZQ04	4-1825137-8	E	SPDT	On-Off-(On)			
Locking Actuator; Silver Contact Material: Wire Lug								
506-A101KZQ04	A101KZQ04	1825136-7	F	SPDT	On-None-On			
506-A201KZQ04	A201KZQ04	1825138-3	G	DPDT	On-None-On			

MTA/MTA-PC SERIES (GREEN SERIES) 6A TOGGLE SWITCHES

Specifications:

- Contact rating: 6A @ 125VAC, 3A @ 250VAC
- Terminal seal: Insert molded
- Each switch supplied with:
  (2) 1/4-4C UNS-2B hex nuts
  (1) Internal tooth lockwasher
  (1) Locating ring
- Contact material: Gold flash over silver
- Mechanical life expectancy: 2 Pos. - 150,000; 3 Pos. - 100,000; 4 Pos. - 60,000 hrs.
- MTA-PC has PC tail
- Actuation force: .05-1.5kg
- Actuator travel: 24°
- High torque bushing shoulder standard
- Contact timing: Break before make

( ) Momentary

For quantities greater than listed, call for quote.

MOUSER STOCK NO.	Alcoswitch Part No.	TE Part No.	Fig.	Type	Circuit	Price Each 1	10	25
Wire Lug Terminals								
506-MTA106D	MTA106D	1-1437558-0	H	SPDT	On-None-On			
506-MTA106E	MTA106E	1-1437558-2	H	SPDT	On-Off-On			
506-MTA106F	MTA106F	1-1437558-4	H	SPDT	On-None-(On)			
506-MTA106G	MTA106G	1-1437558-6	H	SPDT	(On)-Off-(On)			
506-MTA206N	MTA206N	2-1437558	I	DPDT	On-None-On			
506-MTA206P	MTA206P	2-1437558-2	I	DPDT	On-Off-On			
506-MTA206R	MTA206R	2-1437558-7	I	DPDT	On-None-(On)			
506-MTA306D	MTA306D	3-1437558-5	J	3PDT	On-None-On			
506-MTA406N	MTA406N	4-1437558-3	K	4PDT	On-None-On			
506-MTA106DPC	MTA106DPC	1-1437558-1	L	SPDT	On-None-On			
Accessories for MTA Series					Description			
506-B1440004	B1440004	1825612-1	M		Black 1/4-40 toggle switch boot seal			

TT SERIES: TINY TOGGLE SWITCHES

Specifications:

- Contact rating: Gold - 0.4VA; Silver - 3A
- Terminal seal: Epoxy on single pole, optional on double pole
- Contact material: Gold over nickel or silver plate
- Dielectric strength: 1000Vrms
- Actuator Travel: 26°
- High torque bushing shoulder standard
- Contact timing: Break before make

For quantities greater than listed, call for quote.

MOUSER STOCK NO.	Alcoswitch Part No.	TE Part No.	Fig.	Type	Circuit	Terminal	Price Each 1	10	25
With Unthreaded Bushing									
506-TT11AGPC104	TT11AGPC104	1825219-2	N	SPST	On-None-Off	PCB			
506-TT11DGPC1	TT11DGPC1	2-1437561-6	N	SPDT	On-None-On	PCB			
506-TT11EGPC1	TT11EGPC1	5-1437561-1	N	SPDT	On-None-On	PCB			
506-TT21NGPC1	TT21NGPC1	1437562-3	O	DPDT	On-None-On	PCB			
With 1/4-40 Bushing									
506-TT21NGPC9T1/4	TT21NGPC9T1/4	1-1437562-1	P	DPDT	On-None-On	PCB			
506-TT41NGPC9T1/4	TT41NGPC9T1/4	6-1437562-8	Q	4PDT	On-None-On	PCB			
506-TT13A9T1/404	TT13A9T1/404	8-1437561-4	R	SPST	On-None-Off	Wire lug			
With 10-48 Bushing									
506-TT13A2T	TT13A2T	7-1437561-8	S	SPST	On-None-Off	Wire lug			
506-TT13E3T	TT13E3T	9-1437561-6	T	SPDT	On-Off-On	Wire lug			
506-TT23N2T	TT23N2T	1825222-7	U	DPDT	On-None-On	Wire lug			
506-TT43N2T	TT43N2T	7-1437562-6	V	4PDT	On-None-On	Wire lug			
Accessories for TT Series					Description				
506-B1440004	B1440004	1825612-1	W		Black 1/4-40 toggle switch boot seal				

DIMENSIONS: mm

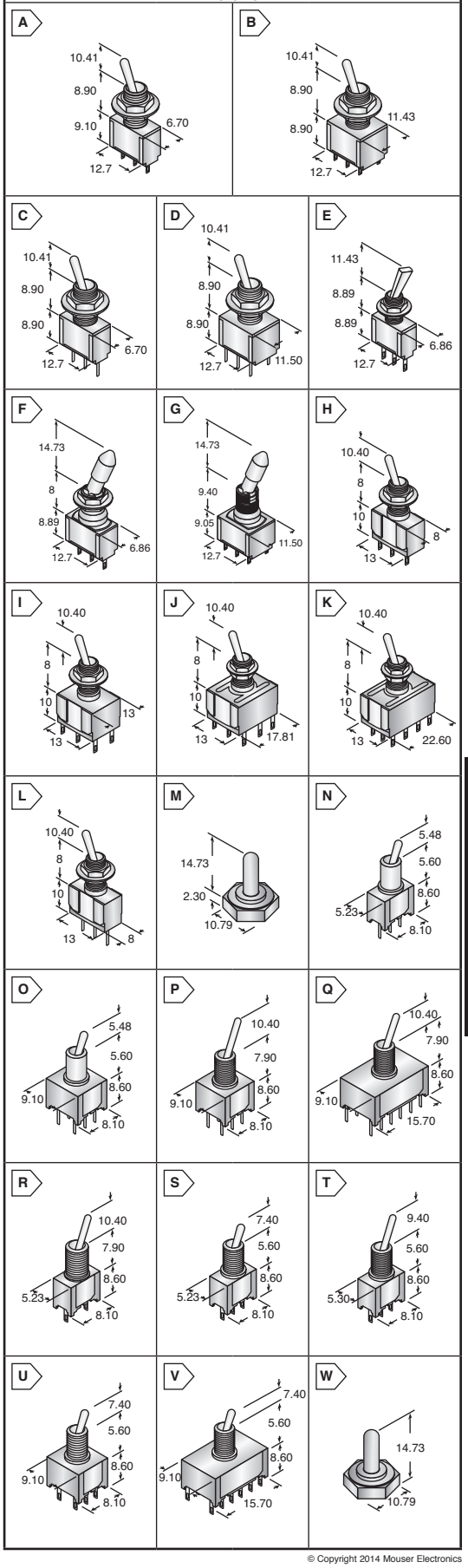

© Copyright 2014 Mouser Electronics

© Copyright 2014 Mouser Electronics

C&K Toggle Switches

C&K GT SERIES: SEALED ULTRAMINIATURE TOGGLE SWITCHES

- Contact Material: Gold Terminal Plating
- Internal O-ring seal standard with all actuators
- Epoxy sealed termination
- Lead Free
- Contact Rating: 0.4VA @ 20VAC or DC max.
- Case and actuator material: Glass filled nylon (UL94V-0)
- Body Height: .210"

RoHS Compliant LEAD-FREE

For quantities greater than listed, call for quote.

MOUSER STOCK NO.	C&K Part No.	Fig.	Contact Form	Circuit	Mounting Type	Actuator/ Bushing Height	Contact Material	Price Each 1	25	50	100
611-GT11MSCBE	GT11MSCBE	A	SPDT	On-On	Surface mount	.50"/.063"	Gold				
611-GT11MABE	GT11MABE	B	SPDT	On-On	R/A PC thru-hole	.50"/.063"	Gold				
611-GT12MABE	GT12MABE	B	SPST	Off-On	R/A PC thru-hole	.150"/.063"	Gold				
611-GT12MCBE	GT12MCBE	C	SPDT	Off-None-On	Thru-hole	.150"/.063"	Gold				

C&K E SERIES: SEALED MINIATURE TOGGLE SWITCHES

- Contact Material: Cu alloy, with Au plate over Ni plate, Au plate terminal
- Epoxy sealed termination
- Actuator material: Chrome plated brass
- Internal O-ring seal standard with all actuators
- Contact Rating: 0.4VA @ 20VAC or DC max.
- Case and bushing material: Glass filled nylon
- Unthreaded bushing

RoHS Compliant

For quantities greater than listed, call for quote.

MOUSER STOCK NO.	C&K Part No.	Fig.	Contact Form	Circuit	Mounting Type	Bushing Height	Price Each 1	25	50	100
Standard Rount Actuator (.300" High)										
611-E101-001	E101MD1ABE	D	SPDT	On-None-On	R/A PC thru-hole	.250"				
611-E101-002	E101MD1AV2BE	E	SPDT	On-None-On	Vertical R/A PC thru-hole	.250"				
611-E101-006	E101MD1CBE	F	SPDT	On-None-On	PC thru-hole	.250"				
611-E103-002	E103MD1AV2BE	E	SPDT	On-Off-On	Vertical R/A PC thru-hole	.250"				
611-E201-002	E201MD1AV2BE	E	DPDT	On-None-On	Vertical R/A PC thru-hole	.250"				
611-E203-002	E203MD1AV2BE	E	DPDT	On-Off-On	Vertical R/A PC thru-hole	.250"				
Long Round Actuator (.500" High)										
611-E101-003	E101SD1CBE	F	SPDT	On-None-On	PC thru-hole	.250"				
611-E103-005	E103SD1ABE	D	SPDT	On-Off-On	R/A PC thru-hole	.250"				
611-E201-003	E201SD1CBE	F	DPDT	On-None-On	PC thru-hole	.250"				

C&K ET SERIES: SEALED SUBMINIATURE TOGGLE SWITCHES

- Contact Material: B- Cu alloy, with Au plate over Ni plate, Au plate terminal
  K- Cu alloy, with Au plate over Ni plate, SnPb plate terminal
  G- Coin Ag, with Au plate over Ni plate, Au plate terminal
- Epoxy sealed termination
- Actuator material: Chrome plated brass
- Internal O-ring seal standard with all actuators
- Contact Rating: B and K- 0.4VA @ 20VAC or DC max.
  G- 0.4VA @ 20VAC or DC max. or
  5A @ 120VAC; 2A @ 250VAC
- Case and bushing material: Glass filled nylon
- Unthreaded bushing

RoHS Compliant

( ) = Momentary

For quantities greater than listed, call for quote.

MOUSER STOCK NO.	C&K Part No.	Fig.	Contact Form	Circuit	Mounting Type	Bushing Height	Contact Material	Price Each 1	25	50	100
Standard Round Actuator (.240" High)											
611-ET01-011	ET01MD1ABE	G	SPDT	On-On	R/A PC thru-hole	.177"	B				
611-ET01-006	ET01MD1AGE	G	SPDT	On-On	R/A PC thru-hole	.177"	G				
611-ET01-002	ET01MD1AVBE	E	SPDT	On-On	R/A PC thru-hole	.177"	B				
611-ET01-001	ET01MD1CBE	F	SPDT	On-On	PC thru-hole	.177"	B				
611-ET01-013	ET01MD1V3BE	H	SPDT	On-On	V bracket	.177"	B				
611-ET03-011	ET03MD1ABE	G	SPDT	On-Off-On	R/A PC thru-hole	.177"	B				
611-ET08-011	ET08MD1ABE	G	SPDT	On-(On)	R/A PC thru-hole	.177"	B				
Round Actuator (.320" High)											
611-ET01-005	ET01LD1CBE	F	SPDT	On-On	PC thru-hole	.177"	B				
Long Round Actuator (.400" High)											
611-ET01-003	ET01SD1CBE	F	SPDT	On-On	PC thru-hole	.177"	B				
611-ET01-004	ET01SD1ABE	G	SPDT	On-On	R/A PC thru-hole	.177"	B				

C&K T SERIES: SEALED SUBMINIATURE TOGGLE SWITCHES

- Contact Material: B- Cu alloy, with Au plate over Ni plate, Au plate terminal
  Q- Cu alloy, with Ag plate, Ag plate terminal
- Actuator material: Chrome plated brass
- Housing material: Stainless steel
- Contact Rating: B- 0.4VA @ 20VAC or DC max.
  Q- 5A @ 120VAC; 2A @ 250VAC
- Bushing material: Nickel plated brass
- Case material: Glass filled nylon or DAP

RoHS Compliant

For quantities greater than listed, call for quote.

MOUSER STOCK NO.	C&K Part No.	Fig.	Contact Form	Circuit	Mounting Type	Bushing Height	Contact Material	Price Each 1	25	50	100
Standard Round Actuator (.370" High), Threaded Bushing											
611-T101-001	T101SHCQE	I	SPDT	On-On	PC thru-hole	.220" flat	Q				
611-T103-001	T103SHCQE	I	SPDT	On-Off-On	PC thru-hole	.220" flat	Q				
611-T102SHZQE	T102SHZQE	J	SPDT	Off-None-On	Solder lug	.220" flat	Q				
611-T103-002	T103SHZQE	J	SPDT	On-Off-On	Solder lug	.220" flat	Q				
Short Round Actuator (.210" High), Unthreaded Bushing											
611-T101-004	T101MH9ABE	G	SPDT	On-On	R/A PC thru-hole	.220" flat	B				
611-T101-005	T101MH9AVBE	E	SPDT	On-On	R/A PC thru-hole	.220" flat	B				

DIMENSIONS: in.

A

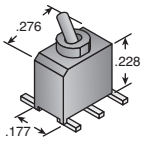

(SPDT Shown)

B

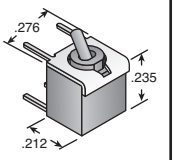

(SPDT Shown)

C

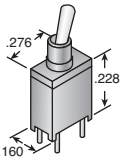

D

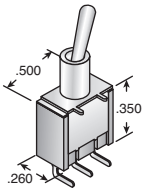

(SPDT Shown)

E

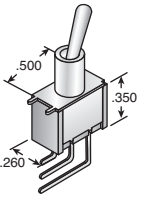

(SPDT Shown
Vertical Right Angle)

F

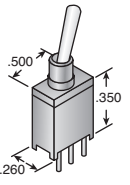

(SPDT Shown)

G

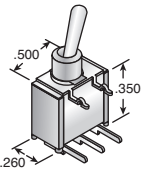

H

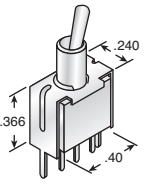

I

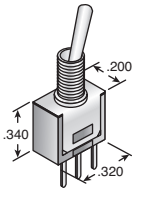

(SPDT Shown)

J

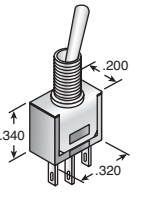

(SPDT Shown)

© Copyright 2014 Mouser Electronics

© Copyright 2014 Mouser Electronics

C&K 7000 SERIES MINIATURE TOGGLE SWITCHES, PANEL MOUNT

- Contact material:
  - B- Cu alloy, with Au plate over Ni plate, Au plate terminal
  - K- Cu alloy, with Au plate over Ni plate, SnPb plate terminal
  - Q- Cu alloy, with Ag plate, Ag plate terminal
  - G- Coin Ag, with Au plate over Ni plate, Au plate terminal
- Contact rating:
  - B and K- 0.4VA @ 20VAC or DC max.
  - Q- 5A @ 120VAC; 2A @ 250VAC
  - G- 0.4VA @ 20VAC or DC max. or 5A @ 120VAC @ 250VAC

RoHS Compliant

For quantities greater than listed, call for quote.

MOUSER STOCK NO.	C&K Part No.	Fig.	Contact Form	Circuit ( )=Momentary	Termination	Bushing	Contact Material	Price Each 1	25	50
Standard Round Actuator (.420" High)										
611-7101-054	7101SYCBE	A	SPDT	On-On	PC thru-hole	.350" high, keyway	B			
611-7101-002	7101SYCQE	A	SPDT	On-On	PC thru-hole	.350" high, keyway	Q			
611-7103-002	7103SYCQE	A	SPDT	On-Off-On	PC thru-hole	.350" high, keyway	Q			
611-7105-002	7105SYCQE	A	SPDT	(On)-Off-(On)	PC thru-hole	.350" high, keyway	Q			
611-7107-002	7107SYCQE	A	SPDT	On-Off-(On)	PC thru-hole	.350" high, keyway	Q			
611-7201-054	7201SYCBE	B	DPDT	On-On	PC thru-hole	.350" high, keyway	B			
611-7201-002	7201SYCQE	B	DPDT	On-On	PC thru-hole	.350" high, keyway	Q			
611-7203-001	7203SYZQE	B	DPDT	On-Off-On	Solder lug	.350" high, keyway	Q			
611-7101-075	7101SD9CQE	C	SPDT	On-On	PC thru-hole	.280" high, keyway	Q			
611-7101-004	7101SD9ABE	C	SPDT	On-On	R/A PC thru-hole	.280" high, keyway	B			
611-7101-007	7101SH3ZQE	D	SPDT	On-On	Solder lug	.296" high, flat	Q			
611-7101-005	7101SYZBE	D	SPDT	On-On	Solder lug	.350" high, keyway	B			
611-7101-006	7101SYZGE	D	SPDT	On-On	Solder lug	.350" high, keyway	G			
611-7101-001	7101SYZQE	D	SPDT	On-On	Solder lug	.350" high, keyway	Q			
611-7103-005	7103SYZBE	D	SPDT	On-Off-On	Solder lug	.350" high, keyway	B			
611-7103-001	7103SYZQE	D	SPDT	On-Off-On	Solder lug	.350" high, keyway	Q			
611-7105-001	7105SYZQE	D	SPDT	(On)-Off-(On)	Solder lug	.350" high, keyway	Q			
611-7107-001	7107SYZQE	D	SPDT	On-Off-(On)	Solder lug	.350" high, keyway	Q			
611-7201-005	7201SYZBE	E	DPDT	On-On	Solder lug	.350" high, keyway	B			
611-7201-001	7201SYZQE	E	DPDT	On-On	Solder lug	.350" high, keyway	Q			
611-7207-001	7207SYZQE	E	DPDT	On-Off-(On)	Solder lug	.350" high, keyway	Q			
611-7211-001	7211SYZQE	E	DPDT	On-On-On	Solder lug	.350" high, keyway	Q			
611-7301-001	7301SYZQE	F	3PDT	On-On	Solder lug	.350" high, keyway	Q			
611-7303-001	7303SYZQE	F	3PDT	On-Off-On	Solder lug	.350" high, keyway	Q			
611-7401-001	7401SYZQE	G	4PDT	On-On	Solder lug	.350" high, keyway	Q			
611-7101-076	7101SD9V3BE	H	SPDT	On-On	V bracket	.280" high, keyway	B			
Standard Round Actuator (.420" High), Splashproof Bushing										
611-7101-071	7101SCWZQE	D	SPDT	On-On	Solder lug	.294" high, flat	Q			
611-7201-071	7201SCWZQE	E	DPDT	On-On	Solder lug	.294" high, flat	Q			
Short Round Actuator (.200" High)										
611-7101-063	7101MDCQE	A	SPDT	On-On	PC thru-hole	.280" high, keyway	Q			
611-7101-051	7101MD9ABE	C	SPDT	On-On	R/A PC thru-hole	.280" high, keyway	B			
611-7101-053	7101MD9AQE	C	SPDT	On-On	R/A PC thru-hole	.280" high, keyway	Q			
611-7101-061	7101MD9AV2BE	I	SPDT	On-On Vert.	R/A PC thru-hole	.280" high, keyway	B			
611-7103-061	7103MD9AV2BE	I	SPDT	On-Off-On Vert.	R/A PC thru-hole	.280" high, keyway	B			
611-7201-051	7201MD9ABE	C	DPDT	On-On	R/A PC thru-hole	.280" high, keyway	B			
611-7101-064	7101MDZQE	J	SPDT	On-On	Solder lug	.280" high, keyway	Q			
611-7101-065	7101MYZQE	J	SPDT	On-On	Solder lug	.350" high, keyway	Q			
611-7201-064	7201MDZQE	J	DPDT	On-On	Solder lug	.280" high, keyway	Q			
611-7101-062	7101MD9V3QE	H	SPDT	On-On	V bracket	.280" high, keyway	Q			
611-7103-062	7103MD9V3BE	H	SPDT	On-Off-On	V bracket	.280" high, keyway	B			
Long Round Actuator (.640" High)										
611-7201-041	7201L1YZQE	E	DPDT	On-On	Solder lug	.350" high, keyway	Q			
Flatted, Anti-Rotation Actuator (.450" High)										
611-7101-022	7101P3YCQE	K	SPDT	On-On	PC thru-hole	.350" high, keyway	Q			
611-7105-022	7105P3YCQE	K	SPDT	(On)-Off-(On)	PC thru-hole	.350" high, keyway	Q			
611-7101-021	7101P3YZQE	K	SPDT	On-On	Solder lug	.350" high, keyway	Q			
611-7103-021	7103P3YZQE	K	SPDT	On-Off-On	Solder lug	.350" high, keyway	Q			
611-7201-025	7201P3YZBE	L	DPDT	On-On	Solder lug	.350" high, keyway	B			
611-7201-021	7201P3YZQE	L	DPDT	On-On	Solder lug	.350" high, keyway	Q			
611-7205-021	7205P3YZQE	L	DPDT	(On)-Off-(On)	Solder lug	.350" high, keyway	Q			
611-7207-021	7207P3YZQE	L	DPDT	On-Off-(On)	Solder lug	.350" high, keyway	Q			
Large Round Actuator (.687" High)										
611-7101-081	7101TZQE	D	SPDT	On-On	Solder lug	.448" high, keyway	Q			
611-7101TCWZQE	7101TCWZQE	D	SPDT	On-None-On	Solder lug	Splashproof	Q			
611-7201-081	7201TZQE	E	DPDT	On-On	Solder lug	.448" high, keyway	Q			
611-7203-081	7203TZQE	E	DPDT	On-Off-On	Solder lug	.448" high, keyway	Q			
Locking Actuator (.704" High)										
611-7101-031	7101K2ZQE	M	SPDT	On-On	Solder lug	.260" high, keyway	Q			
611-7201-031	7201K2ZQE	N	DPDT	On-On	Solder lug	.260" high, keyway	Q			
611-7203-031	7203K2ZQE	N	DPDT	On-Off-On	Solder lug	.260" high, keyway	Q			

DIMENSIONS: in.

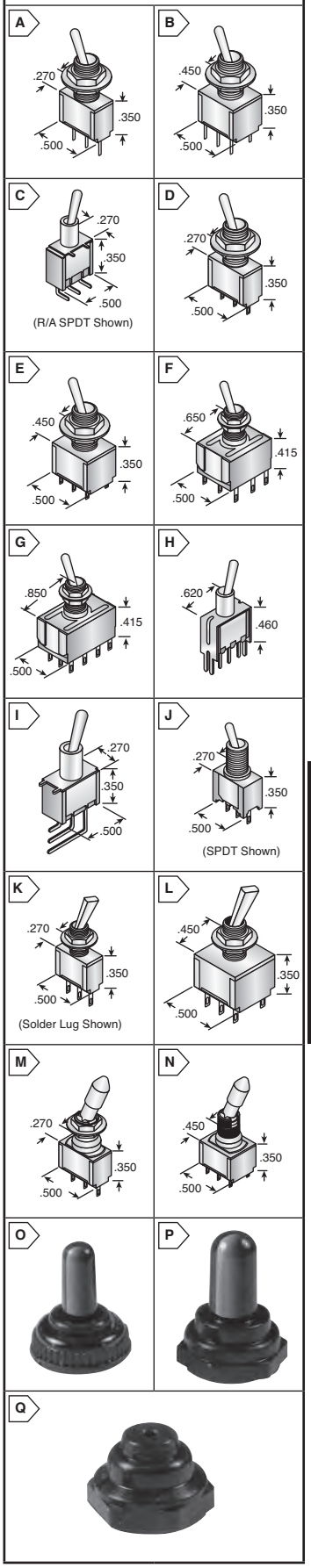

SEALING BOOTS FOR 7000, T, MIL, AND 9000 SERIES TOGGLES

Features/Benefits:

- Minimum IP65 Sealing
- Silicon Construction Remains Pliable in Cold Weather
- High Tear Strength
- Full and Half Boot Options
- Ideal for Sealing an Unsealed Switch

Typical Applications:

- Harsh environments
- Marine
- Industrial
- Medical
- Offroad Transportation
- Military
- Food and Beverage

RoHS Compliant

For quantities greater than listed, call for quote.

MOUSER STOCK NO.	C&K Part No.	Fig.	Description	Price Each 1	25	50	100
611-759D02000	759D02000	O	Black full toggle boot for 1/4-40 bushing				
611-703D02000	703D02000	P	Black full toggle boot for 15/32 bushing				
611-704D20000	704D02000	Q	Black half toggle boot for 15/32 bushing				

© Copyright 2014 Mouser Electronics

© Copyright 2014 Mouser Electronics

CARLING TECHNOLOGIES Toggle Switches

CARLIING 2M1 SERIES, MINIATURE TOGGLE SWICTHES

PRODUCT NEW

✻✻( ) = Momentary

For quantities greater than listed, call for quote.

MOUSER STOCK NO. Mfr.	Mfr. Part No.	Fig.	Switch Current (125VAC)	Contact Form	Circuit✻✻	Termination	Price Each 1	25	50
691—	2M1-DP1-T1B1M1QE	A	5A	DPDT	ON-NONE-ON	Solder Lug			
691—	2M1-DP1-T1B1M2QE	A	5A	DPDT	ON-NONE-ON	PCB			
691—	2M1-SP1-T1B1M1QE	A	5A	SPST	ON-NONE-ON	Solder Lug			
691—	2M1-SP1-T1B1M2QE	A	5A	SPST	ON-NONE-ON	PCB			
691—	2M1-SP1-T2B4M6RE	A	5A	SPST	ON-NONE-ON	PC Mount, 90° horizontal			
691—	2M1-SP3-T1B1M1QE	A	5A	SPST	ON-OFF-ON	Solder Lug			
691—	2M1-SP3-T1B1M2QE	A	5A	SPST	ON-OFF-ON	PCB			
691—	2M1-SP4-T1B1M1QE	A	5A	SPST	(ON)-OFF-(ON)	Solder Lug			

CARLING POWER TOGGLE SWITCHES

PRODUCT NEW

Specifications:

- Actuator/Bushing Material: Brass/Nickel Plate
- 15/32" Threaded Bushing, 11/16" Toggle, 3/4" HP
- Combi Terminals Function as Both .250 QC Tabs and Solder Lug Terminal

✻ 1 HP ✻✻( ) = Momentary

For quantities greater than listed, call for quote.

MOUSER STOCK NO. Mfr.	Mfr. Part No.	Fig.	Current Rating	Contact Form	Circuit✻✻	Termination	Price Each 1	25	50
691—	110-73	B	6A	SPST	ON-NONE-OFF	Soller lug terminals			
691—	110-S-73	B	6A	SPST	ON-NONE-OFF	Screw terminals			
691—	111-16-73	B	6A	SPST	ON-NONE-OFF	Wire leads			
691—	110-SPM-OFF	C	6A	SPST	OFF-(ON)	Screw terminals			
691—	2BB62-73	D	6A	SPIT	ON-NONE-ON	Soller lug terminals			
691—	2BK62-73	D	6A	IPST	ON-NONE-OFF	Soller lug terminals			
691—	2BL62-73	E	6A	IPIT	ON-NONE-ON	Soller lug terminals			
691—	DA100-BB-B	F	10A	SPST	ON-NONE-OFF	Solder Lug			
691—	DA100-PB-B	F	10A	SPST	ON-NONE-OFF	Solder Lug			
691—	DA105-PB-B	F	10A	SPST	ON-NONE-OFF	Wire Lead			
691—	DC100-PB-B	C	10A	SPST	ON-OFF-ON	Solder Lug			
691—	6FC58-73	G	10A	SPDT	ON-OFF-(ON)	Screw terminals			
691—	2FA52-73	G	15A	SPST	ON-NONE-OFF	Combi terminals			
691—	2FA53-73	G	15A	SPST	ON-NONE-OFF	Soller lug terminals			
691—	2FA53-73/TABS	G	15A	SPST	ON-NONE-OFF	.250 QC Tabs			
691—	2FA54-73	G	15A	SPST	ON-NONE-OFF	Screw terminals			
691—	2FB53-73	G	15A	SPIT	ON-NONE-ON	Soller lug terminals			
691—	2FB53-73/TABS	G	15A	SPIT	ON-NONE-ON	.250 QC Tabs			
691—	2FB54-73	G	15A	SPIT	ON-NONE-ON	Screw terminals			
691—	2FC53-73	G	15A	SPIT	ON-OFF-ON	Soller lug terminals			
691—	2FC53-73/TABS	G	15A	SPIT	ON-OFF-ON	.250 QC Tabs			
691—	2FC54-73	G	15A	SPIT	ON-OFF-ON	Screw terminals			
691—	6GA5B-73	G	15A	SPDT	ON-NONE-(ON)	.250 QC Tabs			
691—	6FA5473	H	15A	SPST	ON-NONE-OFF	-			
691—	6FA5H-73	G	15A	SPST	(ON)-NONE-OFF	Combi terminals			
691—	6FB5H-73	G	15A	SPIT	ON-NONE-(ON)	Combi terminals			
691—	6FC54-73	G	15A	SPIT	(ON)-OFF-(ON)	Screw terminals			
691—	6FC5H-73	G	15A	SPIT	(ON)-OFF-(ON)	Combi terminals			
691—	6FC5Y-73	G	15A	SPIT	ON-OFF-(ON)	Combi terminals			
691—	2FA5378/TABS	G	20A	SPIT	ON-NONE-OFF	Soller lug terminals			
691—	6GG5B-73	G	15A	SPST	(ON-OFF-(ON)	.250 QC Tabs			
691—	2GG5173	H	20A	SPIT	ON-ON-OFF	PC terminal			
691—	2GK50-73	H	15A	IPST	ON-NONE-OFF	Soller lug terminals			
691—	2GK51-73	H	15A	IPST	ON-NONE-OFF	.250 QC Tabs			
691—	2GK54-73	H	15A	IPST	ON-NONE-OFF	Soller lug terminals			
691—	2GL50-73	H	15A	IPIT	ON-NONE-ON	Soller lug terminals			
691—	2GL51-73	H	15A	IPIT	ON-NONE-ON	.250 QC Tabs			
691—	2GL54-73	H	15A	IPIT	ON-NONE-ON	Screw terminals			
691—	2GL57-73	H	15A	IPIT	ON-NONE-ON	Combi terminals			
691—	2GM50-73	H	15A	IPIT	ON-OFF-ON	Soller lug terminals			
691—	2GM51-73	H	15A	IPIT	ON-OFF-ON	.250 QC Tabs			
691—	2GM54-73	H	15A	IPIT	ON-OFF-ON	Screw terminals			
691—	6GL5B-73	I	15A	DPDT	ON-NONE-(ON)	.250 QC Tabs			
691—	6GK5H-73	H	15A	IPST	(ON)-NONE-OFF	Combi terminals			
691—	6GM5M73	I	15A	DPDT	ON-OFF-(ON)	.250 QC Tabs			
691—	6GM5S-73	I	15A	DPDT	(ON-OFF-(ON)	Screw terminals			
691—	6GM5Y-73	H	15A	IPIT	(ON)-OFF-(ON)	Combi terminals			
691—	HK251-73	J	15A	3PST	ON-NONE-OFF	.250 QC Tabs			
691—	HL250-73	J	15A	3PIT	ON-NONE-ON	Soller lug terminals			
691—	HL251-73	J	15A	3PIT	ON-NONE-ON	.250 QC Tabs			
691—	HM250-73	J	15A	3PIT	ON-OFF-ON	Soller lug terminals			
691—	HM251-73	J	15A	3PIT	ON-OFF-ON	.250 QC Tabs			
691—	HM254-73	J	15A	3PIT	ON-OFF-ON	Screw terminals			
691—	IL250-73	K	15A	4PIT	ON-NONE-ON	Soller lug terminals			
✻ 691—	EK204-73	L	20A	IPST	ON-NONE-OFF	Screw terminals			
691—	CA201-73	M	20A	SPST	ON-NONE-OFF	.250 QC Tabs			
691—	LT1511610012	N	10A	SPIT	ON-NONE-OFF	.250 Tabs			
Hardware									
691—	728-15907	-	Optional Lock Washer						

DIMENSIONS: in.



© Copyright 2014 Mouser Electronics

© Copyright 2014 Mouser Electronics

RoHS Compliant This product is RoHS compliant.

MICRO SWITCH™ TOGGLE SWITCHES

For quantities greater than listed, call for quote.

MOUSER STOCK NO.	Honeywell Part No.	Fig.	Contact Form	Circuitry	Action	Termination	Lever Type	Price Each 1	10	50
785-11TS115-3	11TS115-3	A	SPDT	ON-ON	2 position	Solder	Standard			
785-11TS15-1	11TS15-1	A	SPDT	ON-OFF-ON	3 position	Screw	Standard			
785-11TS15-2	11TS15-2	A	SPDT	OFF-ON	2 position	Screw	Standard			
785-11TS15-5	11TS15-5	A	SPDT	(ON)-OFF-ON	3 position	Screw	Standard			
785-11TS15-6	11TS15-6	A	SPST	(ON)-OFF	2 position	Screw	Standard			
785-11TS15-7	11TS15-7	A	SPDT	(ON)-OFF-(ON)	3 position	Screw	Standard			
785-11TS95-2	11TS95-2	A	SPDT	ON-OFF-ON	2 position	Quick Connect	Standard			
785-11TS95-7	11TS95-7	A	SPDT	(ON)-OFF-(ON)	3 position	Quick Connect	Standard			
785-11TW1-1	11TW1-1	B	SPDT	(ON)-OFF-(ON)	3 position	Quick Connect	Standard			
785-11TW1-3	11TW1-3	B	SPDT	ON-ON	2 position	Solder	Standard			
785-11TW8-3G	11TW8-3G	B	SPDT	ON-ON	2 position	Solder	Locking			
785-12TW1-3	12TW1-3	B	DPDT	ON-ON	2 position	PCB	Standard			
785-12TW1-5	12TW1-5	B	DPDT	(ON)-OFF-ON	3 position	Solder	Standard			
785-12TW1-7	12TW1-7	B	DPDT	(ON)-OFF-(ON)	3 position	Solder	Standard			
785-12TS115-1	12TS115-1	C	DPDT	ON-OFF-ON	3 position	Solder	Standard			
785-12TS115-2	12TS115-2	C	DPST	OFF-ON	2 position	Solder	Standard			
785-12TS115-3	12TS115-3	C	DPDT	ON-ON	2 position	Solder	Standard			
785-12TS15-1	12TS15-1	C	DPDT	ON-OFF-ON	3 position	Screw	Standard			
785-12TS15-2	12TS15-2	C	DPST	OFF-ON	2 position	Screw	Standard			
785-12TS15-3	12TS15-3	C	DPDT	ON-ON	2 position	Screw	Standard			
785-12TS15-6	12TS15-6	C	DPST	(ON)-OFF	2 position	Screw	Standard			
785-12TS15-7	12TS15-7	C	DPDT	(ON)-OFF-(ON)	3 position	Screw	Standard			
785-12TS95-3	12TS95-3	C	DPDT	ON-ON	2 position	Quick Connect	Standard			
785-12TS95-70	12TS95-70	C	DPDT	(ON)-OFF-(ON)	3 position	Quick Connect	Standard			
785-12TW8-7E	12TW8-7E	D	DPDT	(ON)-OFF-(ON)	3 position	Solder	Locking			
785-1NT1-2	1NT1-2	E	SPST	OFF-ON	2 position	Screw	Standard			
785-1NT1-3	1NT1-3	E	SPDT	ON-ON	2 position	Screw	Standard			
785-1NT1-6	1NT1-6	E	SPST	(ON)-OFF	2 position	Screw	Standard			
785-1NT1-7	1NT1-7	E	SPDT	(ON)-OFF-(ON)	3 position	Screw	Standard			
785-1NT1-8	1NT1-8	E	SPDT	ON-ON	2 position	Screw	Standard			
785-1NT1-3D	1NT1-3D	F	SPDT	ON-ON	2 position	Screw	Locking			
785-1TL1-1	1TL1-1	F	SPDT	ON-OFF-ON	3 position	Screw	Standard			
785-1TL1-1A	1TL1-1A	F	SPDT	ON-OFF-ON	3 position	Screw	Locking			
785-1TL1-2	1TL1-2	F	SPST	OFF-ON	2 position	Screw	Standard			
785-1TL1-2D	1TL1-2D	F	SPST	OFF-ON	2 position	Screw	Locking			
785-1TL1-3	1TL1-3	F	SPDT	OFF-ON	2 position	Screw	Standard			
785-1TL1-3D	1TL1-3D	F	SPDT	ON-ON	2 position	Screw	Locking			
785-1TL1-4	1TL1-4	F	SPST	(OFF)-ON	2 position	Screw	Standard			
785-1TL1-5	1TL1-5	F	SPDT	(ON)-OFF-ON	3 position	Screw	Standard			
785-1TL1-6	1TL1-6	F	SPST	(ON)-OFF	2 position	Screw	Standard			
785-1TL1-7	1TL1-7	F	SPDT	(ON)-OFF-(ON)	3 position	Screw	Standard			
785-1TL1-7L	1TL1-7L	F	SPDT	(ON)-OFF-(ON)	3 position	Screw	Locking			
785-1TL1-8	1TL1-8	F	SPDT	ON-ON	2 position	Screw	Standard			
785-1TL1-8F	1TL1-8F	F	SPDT	ON-ON	2 position	Screw	Locking			
785-1TW1-3	1TW1-3	G	SPDT	ON-ON	2 position	Solder	Standard			
785-2NT1-1	2NT1-1	H	DPDT	ON-OFF-ON	3 position	Screw	Standard			
785-2NT1-2	2NT1-2	H	DPST	OFF-ON	2 position	Screw	Standard			
785-2NT1-3	2NT1-3	H	DPDT	ON-ON	2 position	Screw	Standard			
785-2NT1-50	2NT1-50	H	DPDT	(ON)-ON-ON	3 position	Screw	Standard			
785-2NT1-7	2NT1-7	H	DPDT	(ON)-OFF-(ON)	3 position	Screw	Standard			
785-2NT1-70	2NT1-70	H	DPDT	(ON)-ON-(ON)	3 position	Screw	Standard			
785-2NT1-8	2NT1-8	H	DPDT	ON-ON	2 position	Screw	Standard			
785-2TL1-1A	2TL1-1A	H	DPDT	ON-OFF-ON	3 position	Screw	Locking			
785-2TL1-1E	2TL1-1E	H	DPDT	ON-OFF-ON	3 position	Screw	Locking			
785-2TL1-2D	2TL1-2D	H	DPST	OFF-ON	2 position	Screw	Locking			
785-2TL1-3D	2TL1-3D	H	DPDT	ON-ON	3 position	Screw	Locking			
785-2TL1-3G	2TL1-3G	H	DPDT	ON-ON	2 position	Screw	Locking			
785-2TL1-6F	2TL1-6F	H	DPST	(ON)-OFF	2 position	Screw	Locking			
785-2TL1-7E	2TL1-7E	H	DPDT	(ON)-OFF-(ON)	3 position	Screw	Locking			
785-4TL1-3D	4TL1-3D	H	4PDT	ON-ON	2 position	Screw	Locking			
785-4TL1-7	4TL1-7	H	4PDT	(ON)-OFF-(ON)	3 position	Screw	Standard			
785-2TL1-1	2TL1-1	I	DPDT	ON-OFF-ON	3 position	Screw	Standard			
785-2TL1-10	2TL1-10	I	DPDT	ON-ON-ON	3 position	Screw	Standard			
785-2TL1-10A	2TL1-10A	I	DPDT	ON-ON-ON	3 position	Screw	Locking			
785-2TL1-2	2TL1-2	I	DPST	OFF-ON	2 position	Screw	Standard			
785-2TL1-3	2TL1-3	I	DPDT	ON-ON	3 position	Screw	Standard			
785-2TL1-4	2TL1-4	I	DPST	(OFF)-ON	2 position	Screw	Standard			
785-2TL1-5	2TL1-5	I	DPDT	(ON)-OFF-ON	3 position	Screw	Standard			
785-2TL1-50	2TL1-50	I	DPDT	(ON)-ON-ON	3 position	Screw	Standard			
785-2TL1-7	2TL1-7	I	DPDT	(ON)-OFF-(ON)	3 position	Screw	Standard			
785-2TL1-70	2TL1-70	I	DPDT	(ON)-ON-(ON)	3 position	Screw	Standard			
785-4NT1-1	4NT1-1	I	4PDT	ON-OFF-ON	3 position	Screw	Standard			
785-4NT1-3	4NT1-3	I	4PDT	ON-ON	2 position	Screw	Standard			
785-4NT1-7	4NT1-7	I	4PDT	ON-OFF-ON	3 position	Screw	Standard			
785-4TL1-1	4TL1-1	I	4PDT	ON-OFF-ON	3 position	Screw	Standard			
785-4TL1-12	4TL1-12	I	4PDT	ON-ON-ON	3 position	Screw	Standard			
785-4TL1-2	4TL1-2	I	4PST	OFF-ON	2 position	Screw	Standard			
785-4TL1-3	4TL1-3	I	4PDT	ON-ON	2 position	Screw	Standard			
785-4TL1-5	4TL1-5	I	4PDT	(ON)-OFF-ON	3 position	Screw	Standard			
785-4TL1-72	4TL1-72	I	4PDT	(ON)-ON-(ON)	3 position	Screw	Standard			
785-4TL1-8	4TL1-8	I	4PDT	(ON)-ON	2 position	Screw	Standard			
785-61NT1-2	61NT1-2	I	SPST	OFF-ON	2 position	Screw	Standard			
785-2TW1-3	2TW1-3	J	DPDT	ON-ON	2 position	Solder	Standard			
785-31NT391-7-C08	31NT391-7-C08	K	SPDT	(ON)-OFF-(ON)	3 position	Quick Connect	Tab			
785-31NT91-2	31NT91-2	L	SPST	OFF-ON	2 position	Quick Connect	Standard			
785-31NT91-3	31NT91-3	L	SPDT	ON-ON	2 position	Quick Connect	Standard			
785-31NT91-7	31NT91-7	L	SPDT	(ON)-OFF-(ON)	3 position	Quick Connect	Standard			
785-32NT91-70	32NT91-70	L	DPDT	(ON)-ON-(ON)	3 position	Quick Connect	Standard			
785-32NT91-1	32NT91-1	M	DPDT	ON-OFF-ON	3 position	Quick Connect	Standard			
785-32NT91-2	32NT91-2	M	DPST	OFF-ON	2 position	Quick Connect	Standard			
785-32NT91-3	32NT91-3	M	DPDT	ON-ON	2 position	Quick Connect	Standard			
785-32NT91-7	32NT91-7	M	DPDT	(ON)-OFF-(ON)	3 position	Quick Connect	Standard			



© Copyright 2014 Mouser Electronics

© Copyright 2014 Mouser Electronics

MOUNTAIN SWITCH Toggle Switches

RoHS Compliant This product is RoHS compliant.

SEALED MINIATURE TOGGLE SWITCHES

Specifications:
- Rating: 2A/250, 5A/120VAC or 28VDC
- Contact Resistance: 10mΩ max.
- Insulation Resistance: 1000MΩ min.

For quantities greater than listed, call for quote.

MOUSER STOCK NO.	Fig.	Width (W) (in.)	Type	Circuit	Price Each 1	50	100	500	1000
108-1AS1T1171-EVX	A	0.26	SPDT	On-On					
108-1AS2T1172-EVX	A	0.26	SPDT	On-(On)					
108-1AS3T1173-EVX	A	0.26	SPDT	On-Off-On					
108-1AS5T1174-EVX	A	0.26	SPDT	On-Off-(On)					
108-1AD1T1175-EVX	A	0.45	DPDT	On-On					
108-1AD2T1176-EVX	A	0.45	DPDT	On-(On)					
108-1AD3T1177-EVX	A	0.45	DPDT	On-Off-On					
108-1AD5T1179-EVX	A	0.45	DPDT	On-Off-(On)					
108-1A31T1280-EVX	B	0.642	3PDT	On-On					
108-1A34T1283-EVX	B	0.642	3PDT	(On)-Off-(On)					
108-1AS1T2184-EVX	C	0.26	SPDT	On-On					
108-1AS3T2186-EVX	C	0.26	SPDT	On-Off-On					
108-1AS5T2187-EVX	C	0.26	SPDT	On-Off-(On)					
108-1AD1T2188-EVX	C	0.45	DPDT	On-On					
108-1AD3T2190-EVX	C	0.45	DPDT	On-Off-On					
108-1AS1T1693-EVX	D	0.26	SPDT	On-On					
108-1AS3T1695-EVX	D	0.26	SPDT	On-Off-On					
108-1AD1T1697-EVX	D	0.45	DPDT	On-On					
108-1AS1T1706-EVX	E	0.26	SPDT	On-On					
108-1AS3T1708-EVX	E	0.26	SPDT	On-Off-On					
108-1AS5T1709-EVX	E	0.26	SPDT	On-Off-(On)					
108-1AD1T1710-EVX	E	0.45	DPDT	On-On					
108-1AD3T1712-EVX	E	0.45	DPDT	On-Off-On					
108-1AD4T1713-EVX	E	0.45	DPDT	(On)-Off-(On)					
108-1A31T2715-EVX	F	0.646	3PDT	On-On					
108-1A33T2717-EVX	F	0.646	3PDT	On-Off-On					
108-1AS1T2219-EVX	G	0.26	SPDT	On-On					
108-1AS2T2220-EVX	G	0.26	SPDT	On-(On)					
108-1AD1T2223-EVX	G	0.45	DPDT	On-On					
108-1AD3T2225-EVX	G	0.45	DPDT	On-Off-On					
108-1A33T2230-EVX	G	0.642	3PDT	On-Off-On					

SEALED SUB-MINIATURE TOGGLE SWITCHES - SURFACE MOUNT

Specifications:
- Rating: 0.4VA/20VAC or DC
- Contact Resistance: 20mΩ max.
- Insulation Resistance: 1000MΩ min.

For quantities greater than listed, call for quote.

MOUSER STOCK NO.	Fig.	Width (W) (in.)	Type	Circuit	Price Each 1	50	100	500	1000
108-2BS1T1T45-EVX	H	0.244	SPDT	On-On					

SEALED SUB-MINIATURE TOGGLE SWITCHES - PANEL MOUNT

Specifications:
- Rating: 1A/250, 3A/120VAC or 28VDC
- Contact Resistance: 20mΩ max.
- Insulation Resistance: 1000MΩ min.

For quantities greater than listed, call for quote.

MOUSER STOCK NO.	Fig.	Width (W) (in.)	Type	Circuit	Price Each 1	50	100	500	1000
108-2AS1T1203-EVX	I	0.20	SPDT	On-On					
108-2AS2T1204-EVX	I	0.20	SPDT	On-(On)					
108-2AS3T1205-EVX	I	0.20	SPDT	On-Off-On					
108-2AD1T1206-EVX	I	0.36	DPDT	On-On					
108-2AS1T1609-EVX	J	0.249	SPDT	On-On					
108-2AD1T1612-EVX	J	0.40	DPDT	On-On					
108-2AS1T1715-EVX	K	0.232	SPDT	On-On					
108-2AS3T1717-EVX	K	0.232	SPDT	On-Off-On					
108-2AD1T1718-EVX	K	0.398	DPDT	On-On					
108-2AS1T2221-EVX	L	0.20	SPDT	On-On					
108-2AS3T2223-EVX	L	0.20	SPDT	On-Off-On					
108-2AD1T2224-EVX	L	0.36	DPDT	On-On					
108-2AD3T2226-EVX	L	0.36	DPDT	On-Off-On					
108-2AS1T2627-EVX	M	0.249	SPDT	On-On					
108-2AD1T2630-EVX	M	0.40	DPDT	On-On					
108-2AD3T2632-EVX	M	0.40	DPDT	On-Off-On					
108-2AS1T3233-EVX	N	0.20	SPDT	On-On					
108-2AS2T3234-EVX	N	0.20	SPDT	On-(On)					
108-2AS3T3235-EVX	N	0.20	SPDT	On-Off-On					
108-2AD1T3236-EVX	N	0.36	DPDT	On-On					
108-2AD3T3238-EVX	N	0.36	DPDT	On-Off-On					
108-2AS1T3639-EVX	O	0.249	SPDT	On-On					
108-2AD1T3642-EVX	O	0.40	DPDT	On-On					

DIMENSIONS: in.

A
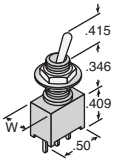

B
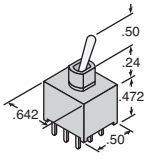

C
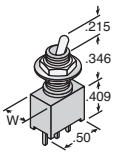

D
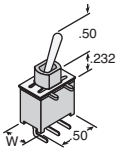

E
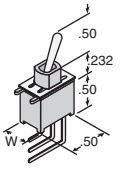

F
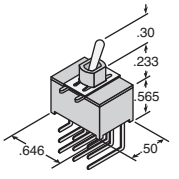

G
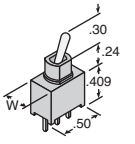

H
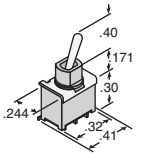

I
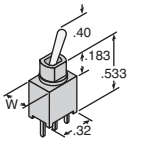

J
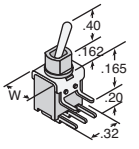

K
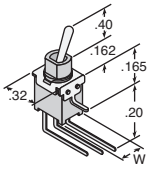

L
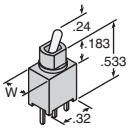

M
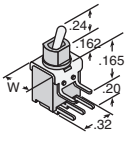

N
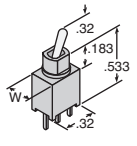

O
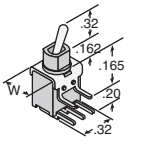

© Copyright 2014 Mouser Electronics
© Copyright 2014 Mouser Electronics

MOUNTAIN SWITCH Toggle Switches

RoHS Compliant This product is RoHS compliant.

SEALED ULTRA-MINIATURE TOGGLE SWITCHES - PANEL MOUNT

Specifications:
- Rating: 0.4VA/20VAC or DC
- Contact Resistance: 20mΩ max.
- Insulation Resistance: 1000MΩ min.

RoHS Compliant

For quantities greater than listed, call for quote.

MOUSER STOCK NO.	Fig.	Width (W) (in.)	Type	Circuit	Price Each				
					1	50	100	500	1000
108-2US1T1253-EV	A	0.178	SPDT	On-On					
108-2US3T1255-EV	A	0.178	SPDT	On-Off-On					
108-2UD1T1256-EV	A	0.178	DPDT	On-On					
108-2US1T1659-EV	B	0.193	SPDT	On-On					
108-2US3T1661-EV	B	0.193	SPDT	On-Off-On					
108-2UD1T1662-EV	B	0.193	DPDT	On-On					
108-2US1T1765-EV	C	0.209	SPDT	On-On					
108-2US3T1767-EV	C	0.209	SPDT	On-Off-On					
108-2UD1T1768-EV	C	0.209	DPDT	On-On					

SUB-MINIATURE TOGGLE SWITCHES

Specifications:
- Rating: 1A/250VAC; 3A/120VAC or 28VDC
- Contact Resistance: 20mΩ max.
- Insulation Resistance: 1000MΩ min.

RoHS Compliant

For quantities greater than listed, call for quote.

MOUSER STOCK NO.	Fig.	Width (W) (in.)	Type	Circuit	Price Each				
					1	50	100	500	1000
108-0041-EVX	D	0.20	SPST	Off-On					
108-0042-EVX	D	0.20	SPDT	On-On					
108-0044-EVX	D	0.20	SPDT	On-Off-On					
108-0043-EVX	D	0.36	DPDT	On-On					
108-0046-EVX	D	0.36	DPDT	On-Off-On					
108-0047-EVX	E	0.20	SPST	Off-On					
108-0048-EVX	E	0.20	SPDT	On-On					
108-0049-EVX	E	0.36	DPDT	On-On					
108-0050-EVX	F	0.20	SPST	On-Off					
108-0051-EVX	F	0.20	SPDT	On-On					
108-0052-EVX	F	0.36	DPDT	On-On					

MINIATURE TOGGLE SWITCHES

Specifications:
- Rating: 2A/250VAC; 5A/120VAC or 28VDC
- Contact Resistance: 10mΩ max.
- Insulation Resistance: 1000MΩ min.

RoHS Compliant

For quantities greater than listed, call for quote.

MOUSER STOCK NO.	Fig.	Width (W) (in.)	Type	Circuit	Price Each				
					1	50	100	500	1000
108-0001-EVX	G	0.27	SPST	Off-On					
108-0002-EVX	G	0.27	SPDT	On-Off-(On)					
108-0053-EVX	G	0.27	SPDT	(On)-Off-(On)					
108-0005-EVX	G	0.45	DPDT	(On)-Off-(On)					
108-0010-EVX	H	0.45	DPDT	On-On					
108-0008-EVX	H	0.27	SPST	Off-On					
108-0009-EVX	H	0.27	SPDT	On-On					
108-0006-EVX	I	0.50	3PDT	On-Off-On					
108-0007-EVX	I	0.50	4PDT	On-Off-On					
108-0038-EVX	J	0.27	SPST	Off-On					
108-0040-EVX	J	0.27	SPST	Off-On					
108-0027-EVX	K	0.27	SPST	Off-On					
108-0028-EVX	K	0.27	SPDT	(On)-Off-(On)					
108-0031-EVX	K	0.45	DPDT	On-Off-On					
108-0011-EVX	L	0.27	SPDT	On-On					
108-0017-EVX	L	0.45	DPDT	On-On					
108-0018-EVX	L	0.45	DPDT	On-Off-On					
108-0020-EVX	M	0.27	SPDT	On-On					
108-0021-EVX	M	0.27	SPDT	On-Off-On					
108-0023-EVX	M	0.27	SPDT	(On)-Off-(On)					
108-0024-EVX	M	0.45	DPDT	On-On					

TOGGLE SWITCH CAPS

Specifications:
- Threaded bushing

RoHS Compliant

For quantities greater than listed, call for quote.

MOUSER STOCK NO.	Fig.	Color	Price Each				
			1	50	100	500	1000
108-00323-EV	N	Red					
108-00332-EV	N	Black					
108-00341-EV	N	White					
108-00357-EV	N	Blue					
108-00365-EV	N	Yellow					
108-00376-EV	N	Green					

DIMENSIONS: in.

A

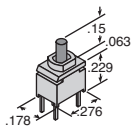

B

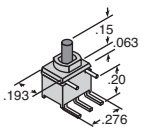

C

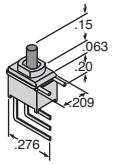

D

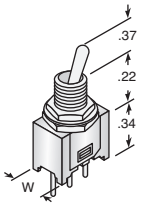

E

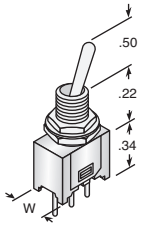

F

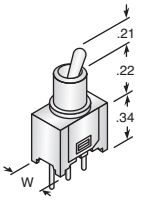

G

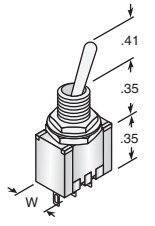

H

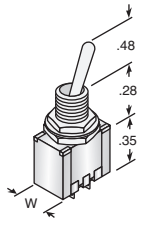

I

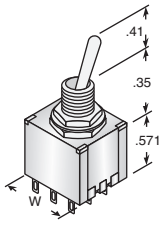

J

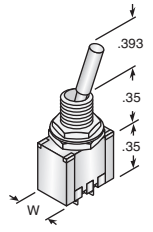

K

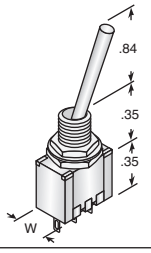

L

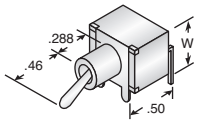

M

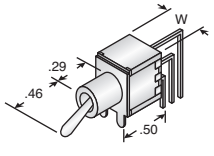

N

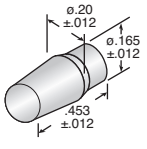

© Copyright 2014 Mouser Electronics

MOUNTAIN SWITCH Toggle Switches

RoHS Compliant **This product is RoHS compliant.**

MINIATURE TOGGLE SWITCHES - PANEL MOUNT

Specifications:

- Contact Rating: 5A/120VAC or 28VDC; 2A/250VAC
- Contact Resistance: 10mΩ max. initial @ 2-4VDC 100mA
- Insulation Resistance: 1,000MΩ min.
- Dielectric Strength: 1000VRMS @ sea level
- Operation Temperature: -30°C to +85°C

For quantities greater than listed, call for quote.

MOUSER STOCK NO.	Fig.	Width (W) (in.)	Type	Circuit	Price Each 1	50	100	500
0.41" Toggle, 0.35" Threaded Bushing, Solder Terminals								
108-1MS1T1B1M1QE-EVX	A	0.27	SPDT	On-On				
108-1MS2T1B1M1QE-EVX	A	0.27	SPDT	On-(On)				
108-1MS3T1B1M1QE-EVX	A	0.27	SPDT	On-Off-On				
108-1MD1T1B1M1QE-EVX	A	0.45	DPDT	On-On				
108-1MD2T1B1M1QE-EVX	A	0.45	DPDT	On-(On)				
108-1MD3T1B1M1QE-EVX	A	0.45	DPDT	On-Off-On				
108-1M31T1B1M1QE-EVX	A	0.65	3PDT	On-On				
108-1M41T1B1M1QE-EVX	A	0.85	4PDT	On-On				
0.41" Toggle, 0.35" Threaded Bushing, PC Mount Terminals								
108-1MS1T1B1M2QE-EVX	B	0.27	SPDT	On-On				
108-1MS2T1B1M2QE-EVX	B	0.27	SPDT	On-(On)				
108-1MS3T1B1M2QE-EVX	B	0.27	SPDT	On-Off-On				
108-1MD1T1B1M2QE-EVX	B	0.45	DPDT	On-On				
108-1MD2T1B1M2QE-EVX	B	0.45	DPDT	On-(On)				
108-1MD3T1B1M2QE-EVX	B	0.45	DPDT	On-Off-On				
108-1M31T1B1M2QE-EVX	B	0.65	3PDT	On-On				
108-1M41T1B1M2QE-EVX	B	0.85	4PDT	On-On				
0.27" Toggle, 0.28" Threaded Bushing, Solder Terminals								
108-1MS1T2B3M1QE-EVX	C	0.27	SPDT	On-On				
108-1MS2T2B3M1QE-EVX	C	0.27	SPDT	On-(On)				
108-1MS3T2B3M1QE-EVX	C	0.27	SPDT	On-Off-On				
108-1MD1T2B3M1QE-EVX	C	0.45	DPDT	On-On				
108-1MD2T2B3M1QE-EVX	C	0.45	DPDT	On-(On)				
108-1MD3T2B3M1QE-EVX	C	0.45	DPDT	On-Off-On				
0.27" Toggle, 0.28" Threaded Bushing, PC Mount Terminals								
108-1MS1T2B3M2QE-EVX	D	0.27	SPDT	On-On				
108-1MS2T2B3M2QE-EVX	D	0.27	SPDT	On-(On)				
108-1MS3T2B3M2QE-EVX	D	0.27	SPDT	On-Off-On				
108-1MD1T2B3M2QE-EVX	D	0.45	DPDT	On-On				
108-1MD2T2B3M2QE-EVX	D	0.45	DPDT	On-(On)				
108-1MD3T2B3M2QE-EVX	D	0.45	DPDT	On-Off-On				
0.20" Horizontal Toggle, 0.28" Non-Threaded Bushing, Right Angle PC Mount Terminals								
108-1MS1T2B4M6QE-EVX	E	0.27	SPDT	On-On				
108-1MS2T2B4M6QE-EVX	E	0.27	SPDT	On-(On)				
108-1MS3T2B4M6QE-EVX	E	0.27	SPDT	On-Off-On				
108-1MD1T2B4M6QE-EVX	E	0.45	DPDT	On-On				
108-1MD2T2B4M6QE-EVX	E	0.45	DPDT	On-(On)				
108-1MD3T2B4M6QE-EVX	E	0.45	DPDT	On-Off-On				
0.20" Vertical Toggle, 0.28" Non-Threaded Bushing, Right Angle PC Mount Terminals								
108-1MS1T2B4M7QE-EVX	F	0.27	SPDT	On-On				
108-1MS2T2B4M7QE-EVX	F	0.27	SPDT	On-(On)				
108-1MS3T2B4M7QE-EVX	F	0.27	SPDT	On-Off-On				
108-1MD1T2B4M7QE-EVX	F	0.45	DPDT	On-On				
108-1MD3T2B4M7QE-EVX	F	0.45	DPDT	On-Off-On				
0.45" Flat Toggle, 0.297" Threaded Bushing, Solder Terminals								
108-1MS1T6B1M1QE-EVX	G	0.27	SPDT	On-On				
108-1MS2T6B1M1QE-EVX	G	0.27	SPDT	On-(On)				
108-1MS3T6B1M1QE-EVX	G	0.27	SPDT	On-Off-On				
108-1MD1T6B1M1QE-EVX	G	0.45	DPDT	On-On				
108-1MD2T6B1M1QE-EVX	G	0.45	DPDT	On-(On)				
108-1MD3T6B1M1QE-EVX	G	0.45	DPDT	On-Off-On				
108-1MD4T6B1M1QE-EVX	G	0.45	DPDT	(On)-Off-(On)				
0.45" Flat Toggle, 0.297" Threaded Bushing, PC Mount Terminals								
108-1MS1T6B1M2QE-EVX	H	0.27	SPDT	On-On				
108-1MS2T6B1M2QE-EVX	H	0.27	SPDT	On-(On)				
108-1MS3T6B1M2QE-EVX	H	0.27	SPDT	On-Off-On				
108-1MD1T6B1M2QE-EVX	H	0.45	DPDT	On-On				
108-1MD2T6B1M2QE-EVX	H	0.45	DPDT	On-(On)				
108-1MD3T6B1M2QE-EVX	H	0.45	DPDT	On-Off-On				

SUB-MINIATURE TOGGLE SWITCHES - PANEL MOUNT

Specifications:

- Contact Rating: 3A/120VAC or 28VDC; 1A/250VAC
- Contact Resistance: 20mΩ max. initial @ 2-4VDC 100mA
- Insulation Resistance: 1,000MΩ min.
- Dielectric Strength: 1000VRMS @ sea level
- Operation Temperature: -30°C to +85°C

For quantities greater than listed, call for quote.

0.37" Toggle, 0.22" Bushing, Solder Terminals								
108-2MS1T1B1M1QE-EVX	I	0.20	SPDT	On-On				
108-2MS3T1B1M1QE-EVX	I	0.20	SPDT	On-Off-On				
108-2MD1T1B1M1QE-EVX	I	0.36	DPDT	On-On				
108-2MD3T1B1M1QE-EVX	I	0.36	DPDT	On-Off-On				
0.37" Toggle, 0.22" Bushing, PC Mount Terminals								
108-2MS1T1B1M2QE-EVX	J	0.20	SPDT	On-On				
108-2MS3T1B1M2QE-EVX	J	0.20	SPDT	On-Off-On				
108-2MD1T1B1M2QE-EVX	J	0.36	DPDT	On-On				
108-2MD3T1B1M2QE-EVX	J	0.36	DPDT	On-Off-On				
0.21" Toggle, 0.22" Bushing, Solder Terminals								
108-2MS1T2B3M1QE-EVX	K	0.20	SPDT	On-On				
108-2MS3T2B3M1QE-EVX	K	0.20	SPDT	On-Off-On				
108-2MD1T2B3M1QE-EVX	K	0.36	DPDT	On-On				
108-2MD3T2B3M1QE-EVX	K	0.36	DPDT	On-Off-On				
0.21" Toggle, 0.22" Bushing, PC Mount Terminals								
108-2MS1T2B3M2QE-EVX	L	0.20	SPDT	On-On				
108-2MS3T2B3M2QE-EVX	L	0.20	SPDT	On-Off-On				
108-2MD1T2B3M2QE-EVX	L	0.36	DPDT	On-On				
108-2MD3T2B3M2QE-EVX	L	0.36	DPDT	On-Off-On				
0.21" Horizontal Toggle, 0.22" Bushing, Right Angle PC Mount Terminals								
108-2MS1T2B2M6QE-EVX	M	0.20	SPDT	On-On				
108-2MS3T2B2M6QE-EVX	M	0.20	SPDT	On-Off-On				
108-2MD1T2B2M6QE-EVX	M	0.36	DPDT	On-On				
108-2MD3T2B2M6QE-EVX	M	0.36	DPDT	On-Off-On				

DIMENSIONS: in.

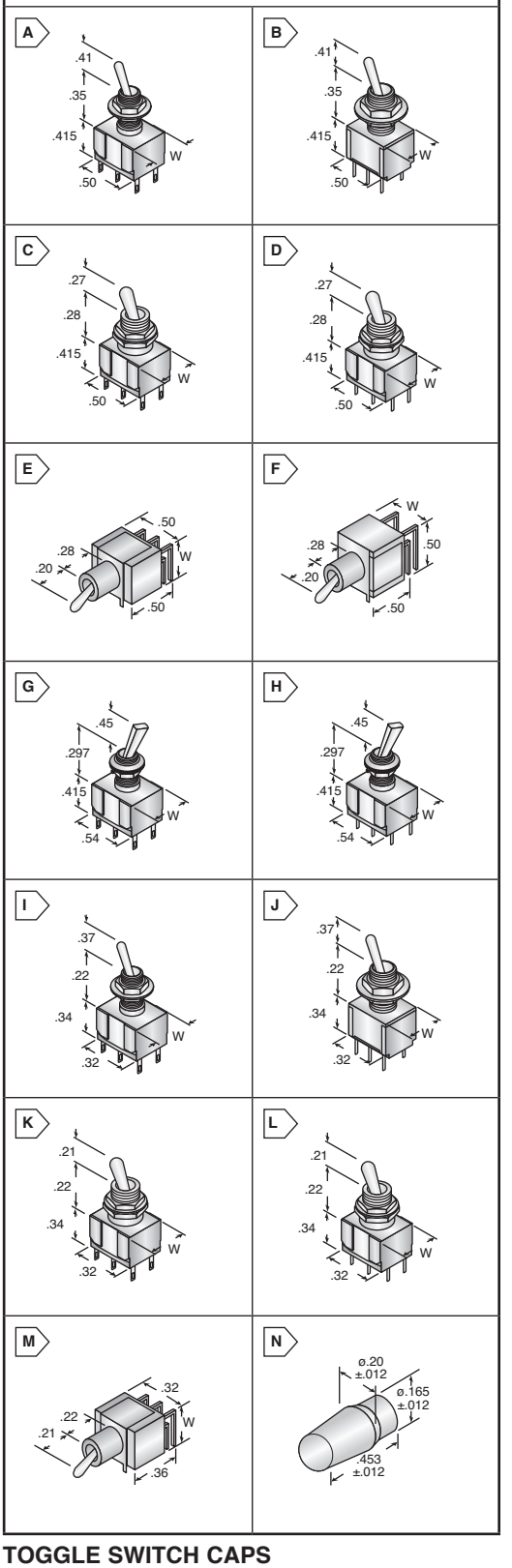

TOGGLE SWITCH CAPS

MOUSER STOCK NO.	Fig.	Color	Price Each 1	50	100
108-00323-EV	N	Red			
108-00332-EV	N	Black			
108-00341-EV	N	White			
108-00357-EV	N	Blue			
108-00365-EV	N	Yellow			
108-00376-EV	N	Green			

© Copyright 2014 Mouser Electronics

© Copyright 2014 Mouser Electronics

MOUNTAIN SWITCH Toggle Switches

RoHS Compliant **This product is RoHS compliant.**

DIMENSIONS: in.

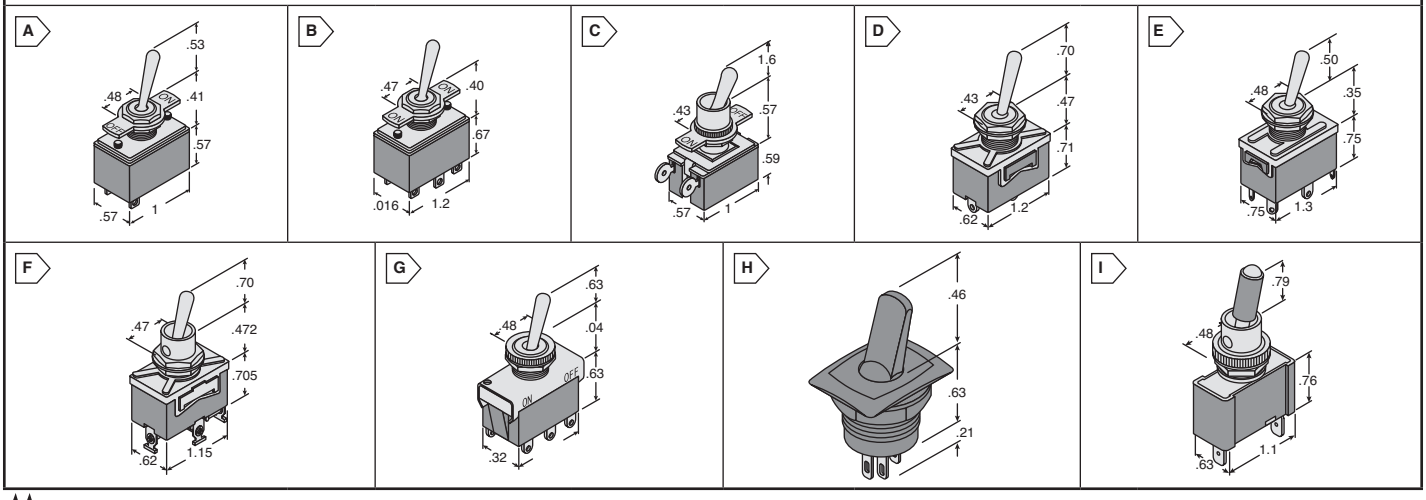

TOGGLE SWITCHES

RoHS Compliant

Standard Duty

• Rating: 3A/125VAC • Insulation Resistance: 100MΩ min.

MOUSER STOCK NO.	Fig.	Type	Circuit	Dielectric Strength	Contact Resistance (max.)	Price Each 1	50	100	500
103-0132-EVX	A	SPST	On-Off	1000VAC	50mΩ				
103-0008-EVX	B	DPDT	On-On	1000VAC	50mΩ				

Low Profile

• Rating: 6A/125VAC, 3A/250VAC • Insulation Resistance: 100MΩ min.

MOUSER STOCK NO.	Fig.	Type	Circuit	Dielectric Strength	Contact Resistance (max.)	Price Each 1	50	100	500
103-0009-EVX	C	SPST	On-Off	1000VAC	50mΩ				

Heavy Duty

• Rating: 15A/125VAC, 10A/250VAC • Insulation Resistance: 100MΩ min.

MOUSER STOCK NO.	Fig.	Type	Circuit	Dielectric Strength	Contact Resistance (max.)	Price Each 1	50	100	500
103-0010-EVX	D	SPST	On-Off	1500VAC	50mΩ				
103-0011-EVX	D	SPST	On-Off	1500VAC	50mΩ				
103-0012-EVX	E	DPDT	On-On	1500VAC	50mΩ				
103-0013-EVX	E	DPDT	On-On	1500VAC	50mΩ				
103-13293-EVX	F	SPDT	On-Off-On	1500VAC	50mΩ				

Metal Lever

• Rating: 6A/125VAC, 3A/250VAC • Insulation Resistance: 100MΩ min.

MOUSER STOCK NO.	Fig.	Type	Circuit	Dielectric Strength	Contact Resistance (max.)	Price Each 1	50	100	500
103-0014-EVX	G	SPST	On-Off	1500VAC	50mΩ				
103-0015-EVX	G	DPDT	On-On	1500VAC	50mΩ				
103-0016-EVX	G	DPST	On-Off	1500VAC	50mΩ				

Plastic Lever

• Insulation Resistance: 100MΩ min. • Rating: 6A/125VAC

MOUSER STOCK NO.	Fig.	Type	Circuit	Dielectric Strength	Contact Resistance (max.)	Price Each 1	50	100	500
103-4023-EV	H	SPDT	On-On	1500VAC	50mΩ				
103-4024-EV	H	DPDT	On-On	1500VAC	50mΩ				
103-4025-EV	H	DPDT	On-(On)	1500VAC	50mΩ				

Illuminated (LED) Toggle Switch

• Contact Resistance: 50mΩ max.

MOUSER STOCK NO.	Fig.	Type	Circuit	Cap Color	Mtg. Hole (In.)	Price Each 1	50	100	500
20A/12VDC									
103-0003-EVX	I	SPST	On-Off	Green	0.59				

DIMENSIONS: in.

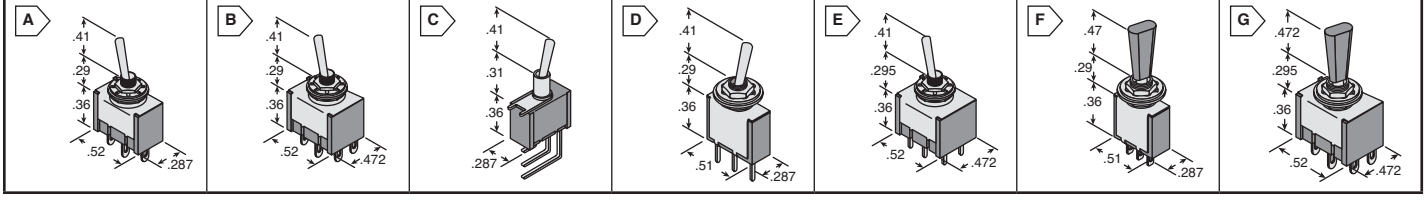

MINIATURE TOGGLE SWITCHES

RoHS Compliant

Specifications:

- Contact Resistance: 50mΩ max.
- Insulation Resistance: 100MΩ min. 500VDC
- Dielectric Strength: 1000VAC 1 minute
- Operation Temperature: -20°C to 65°C
- Rating: 6A/125V, 3A/250VAC
- Electrical Life: 50,000 make-and-break cycles at full load

Standard Lever - Solder Terminals

MOUSER STOCK NO.	Fig.	Type	Circuit	Price Each 1	50	100	500
1055-TA1120B-EVX	A	SPDT	On-Off				
1055-TA1130B-EVX	A	SPDT	On-On				
1055-TA1135B-EVX	A	SPDT	On-Off-On				
1055-TA1160B-EVX	B	DPDT	On-On				
1055-TA1165B-EVX	B	DPDT	On-Off-On				

Standard Lever - PC Mount Terminals

MOUSER STOCK NO.	Fig.	Type	Circuit	Price Each 1	50	100	500
1055-TA1220B-EVX	C	SPST	On-Off				
1055-TA1230B-EVX	C	SPDT	On-On				
1055-TA1320B-EVX	D	SPST	On-Off				
1055-TA1330B-EVX	D	SPDT	On-On				
1055-TA1360B-EVX	E	DPDT	On-On				
1055-TA1365B-EVX	E	DPDT	On-Off-On				

Flat Lever - Solder Terminals

MOUSER STOCK NO.	Fig.	Type	Circuit	Price Each 1	50	100	500
1055-TA2120B-EVX	F	SPST	On-Off				
1055-TA2130B-EVX	F	SPDT	On-On				
1055-TA2135B-EVX	F	SPDT	On-Off-On				
1055-TA2160B-EVX	G	DPDT	On-On				

© Copyright 2014 Mouser Electronics

MOUNTAIN SWITCH Toggle Switches

MINIATURE TOGGLE SWITCHES

Specifications:
- Dielectric Strength: 1000VAC for 1 minute
- Insulation Resistance: 100MΩ min.
- Mechanical Life: over 30,000 operations
- Electrical Life: over 10,000 operations
- Contact Resistance: 20mΩ

Standard Lever

- Rating: 6A/125VAC, 3A/250VAC
- Solder Terminals

For quantities greater than listed, call for quote.

MOUSER STOCK NO.	Fig.	Type	Circuit	Price Each 1	50	100	500	1000
10TC220	A	SPST	On-Off					
10TC230	A	SPDT	On-On					
10TC235	A	SPDT	On-Off-On					
10TC245	A	SPDT	(On)-Off-(On)					
10TC260	A	DPDT	On-On					
10TC265	A	DPDT	On-Off-On					
10TC275	A	DPDT	(On)-Off-(On)					
10TC290	A	4PDT	On-On					
✻ 10TA330	B	SPDT	On-Off					
10TA830	C	SPDT	On-On					

✻ 10TA330: Metallized Plastic Flat Lever

- Rating: 6A/125VAC, 3A/250VAC
- PC Mount

For quantities greater than listed, call for quote.

MOUSER STOCK NO.	Fig.	Type	Circuit	Price Each 1	50	100	500	1000
10TF130	D	SPDT	On-On					
10TF230	E	SPDT	On-On					

Decorative Miniature Toggle Lever

- Plastic caps for miniature toggle switches

For quantities greater than listed, call for quote.

MOUSER STOCK NO.	Fig.	Color	Dimensions (in.) A	B	Price Each 1	50	100	500	1000
10TB001	F	Red	.45	.18					
10TB002	F	Black	.45	.18					
10TB003	F	White	.45	.18					
10TB004	F	Blue	.45	.18					

SUB-MINIATURE TOGGLE SWITCHES

Specifications:
- Insulation Resistance: 100MΩ @ 500VDC min.
- Dielectric Strength: 1000VAC for 1 minute
- Contact Resistance: 20mΩ

Low Current Switches

- Rating: .3A/125VAC
- PC Mount

For quantities greater than listed, call for quote.

MOUSER STOCK NO.	Fig.	Type	Circuit	Price Each 1	50	100	500	1000
10TC405	G	SPST	On-Off					
10TC410	G	SPDT	On-On					
10TC415	G	DPDT	On-On					
10TC605	H	SPST	On-Off					
10TC610	H	SPDT	On-On					

- Rating: .30A/30VDC
- PC Mount

For quantities greater than listed, call for quote.

MOUSER STOCK NO.	Fig.	Type	Circuit	Price Each 1	50	100	500	1000
10TC412	G	SPDT	On-Off-On					

Standard Lever Switches

- Rating: 3A/125VAC
- Solder Terminals

For quantities greater than listed, call for quote.

MOUSER STOCK NO.	Fig.	Type	Circuit	Price Each 1	50	100	500	1000
10TA805	I	SPST	On-Off					

DIMENSIONS: in.

A

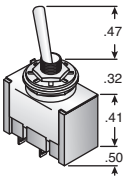

B

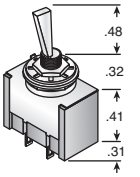

C

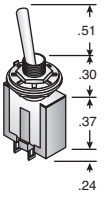

D

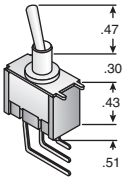

E

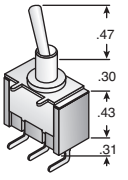

F

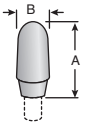

Caps Are Press Fit

G

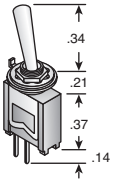

H

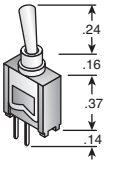

I

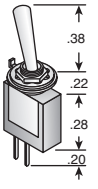

© Copyright 2014 Mouser Electronics

© Copyright 2014 Mouser Electronics

NKK Toggle and Tilt Switches

RoHS Compliant This product is RoHS compliant.

DIMENSIONS: in.

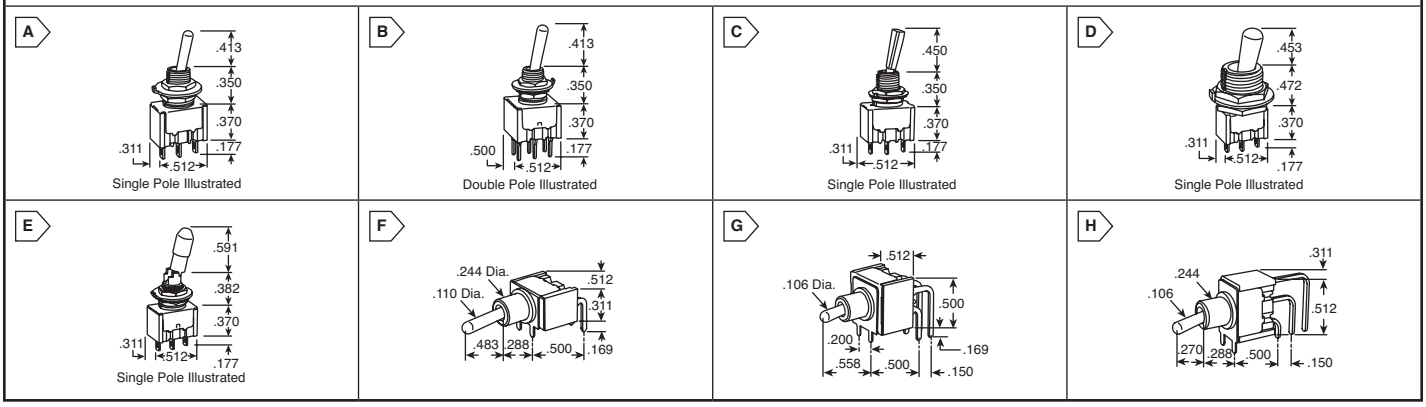

NKK M SERIES: MINI SWITCHES WITH SMALL TOGGLES

Power Rating:
- 6A @ 125VAC and 3A @ 250VAC/30DC
- 4A @ 30VDC for On-None-On & On-None-Off

RoHS Compliant

For quantities greater than listed, call for quote.

MOUSER STOCK NO.	NKK Part No.	Fig.	Circuit ( ) Momentary	Term.	Price Each 1	25	50
Actuator: .413" Bat; .350" Threaded with Keyway							
633-M201101	M2011SS1W01	A	SPST On-None-Off	Solder			
633-M201201	M2012SS1W01	A	SPDT On-None-On	Solder			
633-M201301	M2013SS1W01	A	SPDT On-Off-On	Solder			
633-M201501-RO	M2015SS1W01	A	SPDT On-None-(On)	Solder			
633-M201801-RO	M2018SS1W01	A	SPDT (On)-Off-(On)	Solder			
633-M201901-RO	M2019SS1W01	A	SPDT On-Off-(On)	Solder			
633-M202401-RO	M2024SS1W01	A	SP3T On-On-On	Solder			
633-M202601-RO	M2026SS1W01	A	SP3T (On)-On-(On)	Solder			
633-M202701-RO	M2027SS1W01	A	SP3T On-On-(On)	Solder			
633-M202201	M2022SS1W01	A	DPDT On-None-On	Solder			
633-M202301	M2023SS1W01	A	DPDT On-Off-On	Solder			
633-M202501-RO	M2025SS1W01	A	DPDT On-None-(On)	Solder			
633-M202801-RO	M2028SS1W01	A	DPDT (On)-Off-(On)	Solder			
633-M202901-RO	M2029SS1W01	A	DPDT On-Off-(On)	Solder			
633-M204401-RO	M2044SS1W01	A	DP3T On-On-On	Solder			
633-M204601-RO	M2046SS1W01	A	DP3T (On)-On-(On)	Solder			
633-M204701-RO	M2047SS1W01	A	DP3T On-On-(On)	Solder			
633-M203201-RO	M2032SS1W01	A	3PDT On-None-On	Solder			
633-M204201-RO	M2042SS1W01	A	4PDT On-None-On	Solder			
633-M201203	M2012SS1W03	B	SPDT On-None-On	PC			
633-M201303	M2013SS1W03	A	SPDT On-Off-On	PC			
633-M201503	M2015SS1W03	B	SPDT On-None-(On)	PC			
633-M201803-RO	M2018SS1W03	B	SPDT (On)-Off-(On)	PC			
633-M201903-RO	M2019SS1W03	B	SPDT On-Off-(On)	PC			
633-M202403	M2024SS1W03	B	SP3T On-On-On	PC			
633-M202203	M2022SS1W03	B	DPDT On-None-On	PC			
633-M202303-RO	M2023SS1W03	B	DPDT On-Off-On	PC			
633-M203203-RO	M2032SS1W03	B	3PDT On-None-On	PC			
633-M204203-RO	M2042SS1W03	B	4PDT On-None-On	PC			
Actuator: .450" Flatted, .350" Threaded with Keyway							
633-M201202	M2012ES1W01	C	SPDT On-None-On	Solder			
633-M201502-RO	M2015ES1W01	C	SPDT On-None-(On)	Solder			
633-M201802	M2018ES1W01	C	SPDT (On)-Off-(On)	Solder			
633-M201902-RO	M2019ES1W01	C	SPDT On-Off-(On)	Solder			
633-M202402-RO	M2024ES1W01	C	SP3T On-On-On	Solder			
633-M202202-RO	M2022ES1W01	C	DPDT On-None-On	Solder			
633-M202302-RO	M2023ES1W01	C	DPDT On-Off-On	Solder			
633-M202502-RO	M2025ES1W01	C	DPDT On-None-(On)	Solder			
633-M202802-RO	M2028ES1W01	C	DPDT (On)-Off-(On)	Solder			

NKK M SERIES: MINI SWITCHES WITH LARGE TOGGLES

Power Rating:
- 6A @ 125VAC and 3A @ 250VAC/30DC
- 4A @30VDC for On-None-On & On-None-Off

RoHS Compliant

For quantities greater than listed, call for quote.

MOUSER STOCK NO.	NKK Part No.	Fig.	Circuit ( ) Momentary	Term.	Price Each 1	25	50
Actuator: .453" Bat, .472" Threaded with Keyway							
633-M201104	M2011BB1W01	D	SPST On-None-Off	Solder			
633-M201204	M2012BB1W01	D	SPDT On-None-On	Solder			
633-M201504-RO	M2015BB1W01	D	SPDT On-None-(On)	Solder			
633-M201804	M2018BB1W01	D	SPDT (On)-Off-(On)	Solder			
633-M202404-RO	M2024BB1W01	D	SP3T On-On-On	Solder			
633-M202204-RO	M2022BB1W01	D	DPDT On-None-On	Solder			
633-M203504-RO	M2035BB1W01	D	3PDT On-None-(On)	Solder			
633-M203804-RO	M2038BB1W01	D	3PDT (On)-Off-(On)	Solder			
633-M204504-RO	M2045BB1W01	D	4PDT On-None-(On)	Solder			
Actuator: .201" diameter Locking Lever, Threaded Keyway for Lever Lock							
633-M201205	M2012LL1W01	E	SPDT On-None-On	Solder			
633-M201305-RO	M2013LL1W01	E	SPDT On-Off-On	Solder			
633-M201505-RO	M2015LL1W01	E	SPDT On-None-(On)	Solder			
633-M201905-RO	M2019LL1W01	E	SPDT On-Off-(On)	Solder			
633-M202205	M2022LL1W01	E	DPDT On-None-On	Solder			
633-M204205	M2042LL1W01	E	4PDT On-None-On	Solder			

NKK M SERIES: MINI PC MOUNT TOGGLE SWITCHES

Contact Rating:
- Silver: 6A @ 125V AC and 3A @ 250V AC
- Gold: 0.4VA max. @ 28V AC/DC max.

RoHS Compliant

For quantities greater than listed, call for quote.

MOUSER STOCK NO.	NKK Part No.	Fig.	Circuit ( ) Momentary	Term.	Price Each 1	25
Right Angle PC						
633-M2013SA2G30-RO	M2013SA2G30	F	SPDT On-Off-On	Gold		
633-M2022S2A2W30-RO	M2022S2A2W30	G	DPDT On-None-On	Silver		
Vertical PC						
633-M2012S2A2G40-RO	M2012S2A2G40	H	SPDT On-None-On	Gold		
633-M2012S2A2W40	M2012S2A2W40	H	SPDT On-None-On	Silver		

NKK DS SERIES - CONTACTLESS TILT SWITCH

Specifications:
- Operating Angle: ±30° to ±60°
- Return Angle: 10° min.

Features:
- Photo interrupter ensures high reliability
- Sealed Construction
- UL94V-0

RoHS Compliant

For quantities greater than listed, call for quote.

MOUSER STOCK NO.	NKK Part No.	Fig.	Description	Price Each 1	25	50
633-DS-BA1P	DSBA1P	A	On-Off Status, NC, Straight PC			
633-DS-BA1H	DSBA1H	B	On-Off Status, NC, Right Angle PC			

NKK DSA SERIES - HIGH CONTACT TILT SWITCH

Specifications:
- Contact Resistance: 100 milliohms maximum
- Contact Bounce (for reference) 500ms maximum

Features:
- Environmentally friendly, contains non mercury
- PCB adaptor available as an accessory
- Housing : PBT

RoHS Compliant

For quantities greater than listed, call for quote.

MOUSER STOCK NO.	NKK Part No.	Fig.	Description	Price Each 1	25	50
633-DSA01	DSA01	C	Single Pole Single Throw ON-OFF			
Optional Adaptor for DSA Series						
633-AT094	AT094	D	PC Mount Battery Holder			

DIMENSIONS: mm

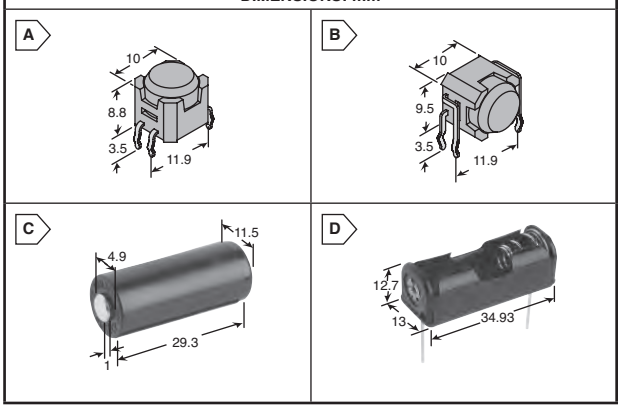

© Copyright 2014 Mouser Electronics

G SERIES: PROCESS SEALED ULTRA-MINIATURE TOGGLES

RoHS Compliant

Specifications:
- 0.4VA max. @ 28VAC/DC max.

Features:
- Ultra-miniature size for high density mounting
- Extremely light weight, 0.25g
- Totally sealed body construction
- .100" x .100" terminal spacing

()=Momentary

For quantities greater than listed, call for quote.

MOUSER STOCK NO.	NKK Part No.	Fig.	Circuit	Terminal	Price Each 1	25	50
633-G12AP	G12AP	A	SPDT On-None-On	Straight			
633-G13AP	G13AP	A	SPDT On-Off-On	Straight			
633-G22AP	G22AP	A	DPDT On-None-On	Straight			
633-G23AP	G23AP	A	DPDT On-Off-On	Straight			
633-G12AH-RO	G12AH	B	SPDT On-None-On	Right angle			
633-G13AH-RO	G13AH	B	SPDT On-Off-On	Right angle			
633-G22AH-RO	G22AH	B	DPDT On-None-On	Right angle			
633-G23AH	G23AH	B	DPDT On-Off-On	Right angle			
633-G12AV-RO	G12AV	C	SPDT On-None-On	Vertical			
633-G13AV	G13AV	C	SPDT On-Off-On	Vertical			
633-G22AV	G22AV	C	DPDT On-None-On	Vertical			
633-G23AV-RO	G23AV	C	DPDT On-Off-On	Vertical			

B SERIES: PROCESS SEALED ANTISTATIC SUBMINIATURE TOGGLES

RoHS Compliant

Specifications:
- Static capability: 3 kilovolts ESD
- 0.4VA max. @ 28VAC/DC max.

Features:
- Saves space on PC boards
- Developed for logic-level applications
- Totally sealed body construction
- .100" x .100" terminal spacing

()=Momentary

For quantities greater than listed, call for quote.

MOUSER STOCK NO.	NKK Part No.	Fig.	Circuit	Terminal	Price Each 1	25	50
633-B12AB-RO	B12AB	D	SPDT On-None-On	Straight w/bracket			
633-B13AB-RO	B13AB	D	SPDT On-Off-On	Straight w/bracket			
633-B22AB-RO	B22AB	D	DPDT On-None-On	Straight w/bracket			
633-B23AB-RO	B23AB	D	DPDT On-Off-On	Straight w/bracket			
633-B12AH-RO	B12AH	E	SPDT On-None-On	Right angle			
633-B22AH-RO	B22AH	E	DPDT On-None-On	Right angle			
633-B25AH-RO	B25AH	E	DPDT On-None-(On)	Right angle			
633-B28AH-RO	B28AH	E	DPDT (On)-Off-(On)	Right angle			
633-B29AH-RO	B29AH	E	DPDT On-Off-(On)	Right angle			
633-B12AV-RO	B12AV	F	SPDT On-None-On	Vertical			
633-B22AV-RO	B22AV	F	DPDT On-None-On	Vertical			
Threaded Bushing							
633-B12A1P	B12A1P	G	SPDT On-None-On	Straight			
633-B13A1P	B13A1P	G	SPDT On-Off-On	Straight			
633-B22A1P	B22A1P	G	DPDT On-None-On	Straight			
Locking Lever							
633-B12LB-RO	B12LB	H	SPDT On-None-On	Straight w/bracket			
633-B22LB-RO	B22LB	H	DPDT On-None-On	Straight w/bracket			
633-B23LB-RO	B23LB	H	DPDT On-Off-On	Straight w/bracket			

M2T SERIES: PROCESS SEALED MINIATURE TOGGLES

RoHS Compliant

Specifications:
- Silver: 6A @ 125VAC & 3A @ 250VAC
- Gold: 0.4VA max. @ 28VAC/DC max.
- UL94V-0 Rated

( ) Momentary

For quantities greater than listed, call for quote.

MOUSER STOCK NO.	NKK Part No.	Fig.	Circuit	Terminal	Price Each 1	25	50
Straight PC							
633-M2T12SA5G03	M2T12SA5G03	I	SPDT On-None-On	Gold			
633-M2T12SA5W03	M2T12SA5W03	I	SPDT On-None-On	Silver			
633-M2T13SA5W03	M2T13SA5W03	I	SPDT On-Off-On	Silver			
633-M2T18SA5G03	M2T18SA5G03	I	SPDT (On)-Off-(On)	Gold			
633-M2T22SA5G03	M2T22SA5G03	J	DPDT On-None-On	Gold			
633-M2T22SA5W03	M2T22SA5W03	J	DPDT On-None-On	Silver			
Vertical PC							
633-M2T12S4A5G40-RO	M2T12S4A5G40	K	SPDT On-None-On	Gold			
633-M2T13S4A5G40-RO	M2T13S4A5G40	L	SPDT On-Off-On	Gold			

ENVIRONMENTALLY SEALED TOGGLE SWITCHES

RoHS Compliant

Specifications:
- Power rating: 10A @125VAC/30VDC, 6A @ 250VAC
- UL94V-O Standard
- Leads: AWG 16 heat resistant PVC
- Sealing at front and back panel meets IP67 & IP60 of IEC529

For quantities greater than listed, call for quote.

MOUSER STOCK NO.	NKK Part No.	Fig.	Circuit	Terminal	Price Each 1	25	50	100
633-WT11S-RO	WT11S	K	SPST On-None-Off	Solder Lug				
633-WT11T-RO	WT11T	K	SPST On-None-Off	Screw Lug				

© Copyright 2014 Mouser Electronics

DIMENSIONS: in.

A

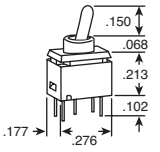

Single Pole Illustrated

B

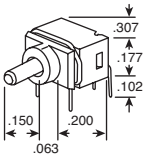

Single Pole Illustrated

C

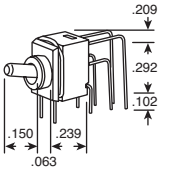

Double Pole Illustrated

D

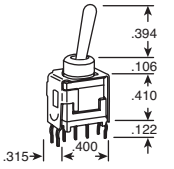

Single Pole Illustrated

E

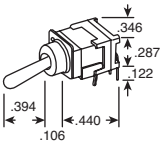

Single Pole Illustrated

F

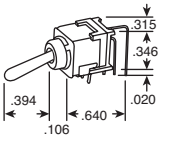

Single Pole Illustrated

G

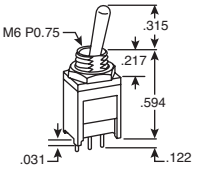

Single Pole Illustrated

H

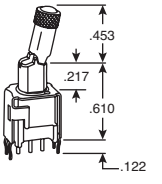

Single Pole Illustrated

I

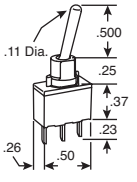

J

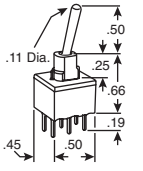

K

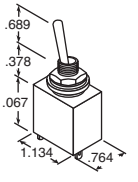

L

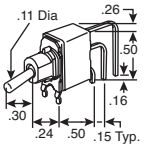

© Copyright 2014 Mouser Electronics

NKK Standard Size Med-High Capacity Toggle Switches

S SERIES

Specifications:
- 15A to 50A Rating
- 1 to 4 poles
- Bushing Mount
- Locking Lever available
- Panel Seal versions meet IP67 Standard

RoHS Compliant

For quantities greater than listed, call for quote.

MOUSER STOCK NO.	NKK Part No.	Fig.	Circuit ()=Momentary	Resistive Load			Inductive	Price Each			
				AC 125V	AC 250V	DC 30V	AC 125V PF 0.6	1	25	50	100
Medium Capacity, Solder Lug Termination											
633-S1A	S1A	A	SPST On-None-Off	15A	6A	20A	8A				
633-S2A	S2A	A	SPDT On-None-On	15A	6A	20A	8A				
633-S3A-RO	S3A	A	SPDT On-Off-On	15A	6A	20A	8A				
633-S21A-RO	S21A	A	DPST On-None-Off	15A	15A	15A	8A				
633-S6A-RO	S6A	A	DPDT On-None-On	20A	10A	20A	8A				
633-S7A-RO	S7A	A	DPDT On-Off-On	20A	10A	20A	8A				
Medium Capacity, Quick Connect Termination											
633-S1F	S1F	B	SPST On-None-Off	15A	6A	20A	8A				
633-S2F-RO	S2F	B	SPDT On-None-On	15A	6A	20A	8A				
633-S3F-RO	S3F	B	SPDT On-Off-On	15A	6A	20A	8A				
633-S21F-RO	S21F	B	DPST On-None-Off	15A	15A	15A	8A				
633-S6F-RO	S6F	B	DPDT On-None-On	20A	10A	20A	8A				
633-S7F-RO	S7F	B	DPDT On-Off-On	20A	10A	20A	8A				
Medium Capacity, Solder Lug Termination with Locking Lever & Panel Seal											
633-S1AL-RO	S1AL	C	SPST On-None-Off	15A	6A	20A	8A				
633-S2AL-RO	S2AL	C	SPDT On-None-On	15A	6A	20A	8A				
633-S21AL-RO	S21AL	C	DPST On-None-Off	15A	15A	15A	8A				
633-S6AL-RO	S6AL	C	DPDT On-None-On	20A	10A	20A	8A				
633-S7AL-RO	S7AL	C	DPDT On-Off-On	20A	10A	20A	8A				
Medium Capacity, Solder Lug Termination with Panel Seal											
633-S1AW	S1AW	D	SPST On-None-Off	15A	6A	20A	-				
633-S5AW-RO	S5AW	D	SPDT On-None-(On)	15A	6A	20A	-				
633-S8AW-RO	S8AW	D	SPDT (On)-Off-(On)	15A	6A	20A	-				
633-S21AW-RO	S21AW	D	DPST On-None-Off	15A	15A	15A	-				
633-S6AW-RO	S6AW	D	DPDT On-None-On	20A	10A	20A	-				
633-S25AW-RO	S25AW	D	DPDT On-None-(On)	15A	6A	20A	-				
633-S28AW-RO	S28AW	D	DPDT (On)-Off-(On)	15A	6A	20A	-				
Medium/High Capacity, Solder Lug Termination											
633-S305-RO	S305	E	SPDT On-None-(On)	15A	6A	20A	8A				
633-S308-RO	S308	E	SPDT (On)-Off-(On)	15A	6A	20A	8A				
633-S309-RO	S309	E	SPDT On-Off-(On)	15A	6A	20A	8A				
633-S335-RO	S335	F	DPDT On-None-(On)	15A	6A	20A	8A				
633-S338-RO	S338	F	DPDT (On)-Off-(On)	15A	6A	20A	8A				
633-S31-RO	S31	G	3PST On-None-Off	25A	9A	20A	10A				
633-S32-RO	S32	G	3PDT On-None-On	25A	9A	20A	10A				
633-S33-RO	S33	G	3PDT On-Off-On	25A	9A	20A	10A				
633-S41-RO	S41	G	4PST On-None-Off	25A	9A	20A	10A				
633-S42RO	S42	G	4PDT On-None-On	25A	9A	20A	10A				
633-S43-RO	S43	G	4PDT On-Off-On	25A	9A	20A	10A				
Medium/High Capacity, Quick Connect Termination											
633-S31F-RO	S31F	H	3PST On-None-Off	25A	9A	20A	10A				
633-S32F-RO	S32F	H	3PDT On-None-On	25A	9A	20A	10A				
633-S33F-RO	S33F	H	3PDT On-Off-On	25A	9A	20A	10A				
633-S41F-RO	S41F	H	4PST On-None-Off	25A	9A	20A	10A				
633-S42F-RO	S42F	H	4PDT On-None-On	25A	9A	20A	10A				
633-S43F-RO	S43F	H	4PDT On-Off-On	25A	9A	20A	10A				
Medium/High Capacity, Screw Lug Termination											
633-S301T	S301T	I	SPST On-None-Off	15A	6A	20A	10A				
633-S302T-RO	S302T	I	SPDT On-None-On	15A	6A	20A	10A				
633-S303T-RO	S303T	I	SPDT On-Off-On	15A	6A	20A	10A				
633-S305T-RO	S305T	I	SPDT On-None-(On)	15A	6A	20A	8A				
633-S308T-RO	S308T	I	SPDT (On)-Off-(On)	15A	6A	20A	8A				
633-S309T-RO	S309T	I	SPDT On-Off-(On)	15A	6A	20A	8A				
633-S331T	S331T	J	DPST On-None-Off	15A	15A	15A	10A				
633-S332T-RO	S332T	J	DPDT On-None-On	15A	15A	15A	10A				
633-S333T-RO	S333T	J	DPDT On-Off-On	15A	15A	15A	10A				
633-S335T-RO	S335T	J	DPDT On-None-(On)	15A	6A	20A	8A				
633-S338T-RO	S338T	J	DPDT (On)-Off-(On)	15A	6A	20A	8A				
High Capacity, Screw Lug Termination											
633-S821-RO	S821	K	DPST On-None-Off	30A	30A	30A	30A				
633-S822-RO	S822	K	DPDT On-None-On	30A	30A	30A	30A				
633-S823-RO	S823	K	DPDT On-Off-On	30A	30A	30A	30A				
633-S831-RO	S831	K	3PST On-None-Off	30A	30A	30A	30A				
633-S832-RO	S832	K	3PDT On-None-On	30A	30A	30A	30A				
633-S833-RO	S833	K	3PDT On-Off-On	30A	30A	30A	30A				
633-S732	S732	L	DPDT On-None-On	50A	30A	50A	25A				

Accessories for S Series

RoHS Compliant

MOUSER STOCK NO.	NKK Part No.	Fig.	Circuit ()=Momentary	Price Each			
				1	25	50	100
633-AT201	AT201	M	On-Off Plate				
633-AT202	AT202	N	On-Off Plate Red/Black				
633-AT214	AT214	M	On-Off Plate Red/Black				
633-AT401	AT401A	O	Splashproof Half-Boot, Black				
633-AT402	AT402A	P	Splashproof Full-Boot, Black				

DIMENSIONS: in.

A

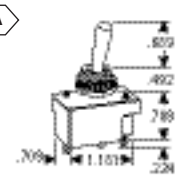

B

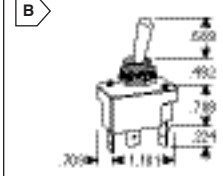

C

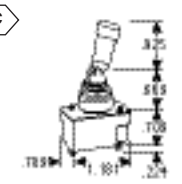

D

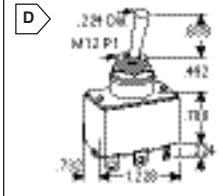

E

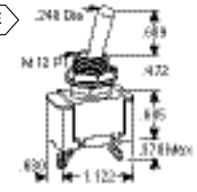

F

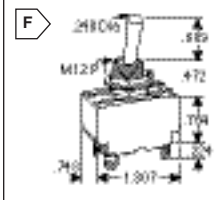

G

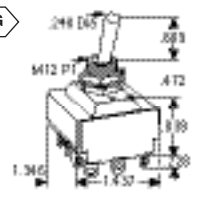

H

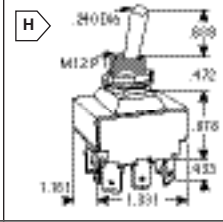

I

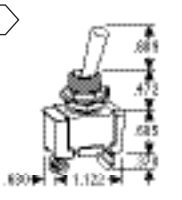

J

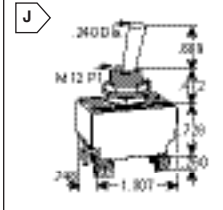

K

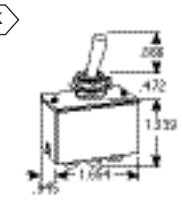

L

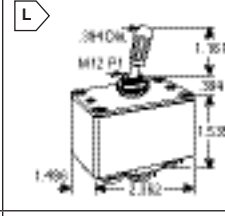

M

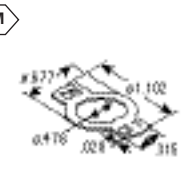

N

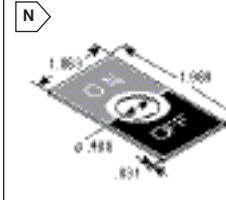

O

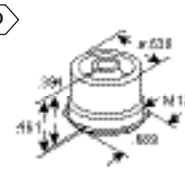

P

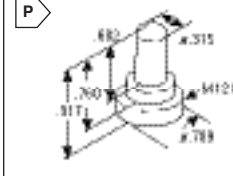

© Copyright 2014 Mouser Electronics

© Copyright 2014 Mouser Electronics

CARLING TECHNOLOGIES Rocker Switches

DIMENSIONS: in.

A



B



C

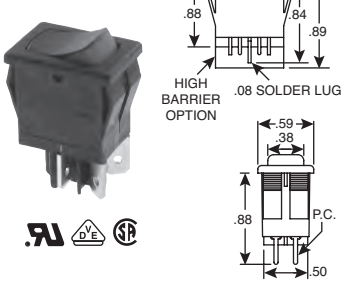

D

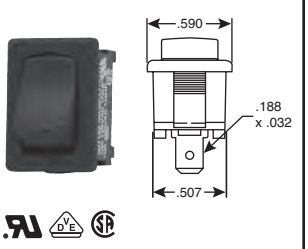

CARLING LRA AND LRG SERIES: SINGLE, DOUBLE AND PADDLE ROCKER SWITCHES

✻ 125V Neon Lamp
✻✻ 250V Neon Lamp

For quantities greater than listed, call for quote.

MOUSER STOCK NO.	Carling Technologies Part No.	Fig.	Contact Form	Circuit	Actuator Markings	Termination	Actuator/ Bezel Color	Price Each 1	25	50	100
✻ 691-LRA911RSB/125N	LRA911-RS-B/125N	A	SPST	OFF-NONE-ON	None	.250 QC tab	Clear Red/Black				
✻ 691-LRA211RSB/125N	LRA211-RS-B/125N	A	SPST	OFF-NONE-ON	None	.250 QC tab	Clear Red/Black				
✻ 691-LRGSCK611RSB0	LRGSCK611-RS-B-0/125N	B	DPST	OFF-NONE-ON	None	.250 Tabs	Black				
✻ 691-LRGSCK61SBSBAN	LRGSCK611-RS-B-A/125N	B	DPST	OFF-NONE-ON	OFF-ON vertical	.250 Tabs	Black				
✻ 691-LRGSCK61SBSBEN	LRGSCK611-RS-B-E/125N	B	DPST	OFF-NONE-ON	I-O vertical	.250 Tabs	Black				
✻✻ 691-LRGSCK611RSB0250	LRGSCK611-R-S-B-0/250N	B	DPST	OFF-NONE-ON	Red	None	Black.250 Tabs				

CARLING R SERIES: CURVETTE SNAP-IN ROCKER SWITCHES

- Contact Form: SPST
- Rating: 10A @ 250VAC/16A @ 125VAC/3/4HP 125-250VAC
- Termination: .250 QC Tab
- Circuit
- Actuator: Matte Finish
- Visi-Rocker Actuator Shows Red to Indicate "ON" Position

For quantities greater than listed, call for quote.

Standard Actuator											
691-RA901RBB0N	RA901-RB-B-0-N	A	SPST	OFF-NONE-ON	None	.250 QC tab	Black/Black				
691-RA901RWB0N	RA901-RW-B-0-N	A	SPST	OFF-NONE-ON	None	.250 QC tab	White/Black				
691-RA901RBBAN	RA901-RB-B-A-N	A	SPST	OFF-NONE-ON	OFF-ON vertical	.250 QC tab	Black/Black				
691-RA901RBBEN	RA901-RB-B-E-N	A	SPST	OFF-NONE-ON	None	.250 tab QC	Black/Black				
691-RA901RBBFN	RA901-RB-B-F-N	A	SPST	OFF-NONE-ON	ON-OFF vertical	.250 QC tab	Black/Black				
691-RB901-RW-B-0-N	RB901-RW-B-0-N	A	SPST	ON-NONE-ON	None	.250 QC tab	White/Black				
691-RB901-RW-W-0-N	RB901-RW-W-0-N	A	SPST	ON-NONE-ON	None	.250 QC tab	White/White				
Visi-Rocker Actuator											
691-RA901VBB0V	RA901-VB-B-0-V	A	SPST	OFF-NONE-ON	None	.250 QC tab	Black/Black				
691-RA901VBB2V	RA901-VB-B-2-V	A	SPST	OFF-NONE-ON	OFF-ON horizontal	.250 QC tab	Black/Black				
691-RA901VBB9V	RA901-VB-B-9-V	A	SPST	OFF-NONE-ON	O-I vertical	.250 QC tab	Black/Black				
691-RA901VWW1V	RA901-VW-W-1-V	A	SPST	OFF-NONE-ON	OFF-ON vertical	.250 QC tab	White/White				
691-RB901-VB-B-0-V	RB901-VB-B-0-V	A	SPST	ON-NONE-ON	None	.250 QC tab	Black/Black				
691-RB901-VB-B-1-V	RB901-VB-B-1-V	A	SPST	ON-NONE-ON	OFF-ON Vert	.250 QC tab	Black/Black				
691-RB901-VB-B-2-V	RB901-VB-B-2-V	A	SPST	ON-NONE-ON	OFF-ON horizontal	.250 QC tab	Black/Black				
691-RB901-VB-B-9-V	RB901-VB-B-9-V	A	SPST	ON-NONE-ON	O-I vertical	.250 QC tab	Black/Black				

CARLING 621 SERIES: SINGLE AND DOUBLE POLE ROCKER SWITCHES

- Rating: 4A@250VAC, 8A@125VAC, 6(4)A 250V

For quantities greater than listed, call for quote.

MOUSER STOCK NO.	Carling Technologies Part No.	Fig.	Contact Form	Circuit	Termination	† Actuator Color	Actuator Markings	Price Each 1	25	50	100
691-62115919-0-9-V	62115919-0-9-V	C	DPST	ON-NONE-OFF	Solder lug	Visi-RED	I-O vertical				
691-62111421-0-0-N	62111421-0-0-N	C	SPDT	ON-NONE-ON	Solder lug	Black	None				
691-62112421-0-0-N	62112421-0-0-N	C	DPDT	ON-NONE-ON	Solder lug	Black	None				
691-62116919-0-0-N	62116919-0-0-N	C	SPST	ON-NONE-OFF	Solder lug	Black	None				
691-62115929-0-0-V	62115929-0-0-V	C	DPDT	ON-NONE-ON	.0187 QC tabs	Visi-RED	None				
691-62116919-0-9-V	62116919-0-9-V	C	SPST	ON-NONE-OFF	.0187 QC tabs	Visi-RED	I-O vertical				

† Visi-Rocker is a black actuator with red molded on indicator.

CARLING 651 SERIES SUB-MINITURE ROCKER SWITCHES

- Rating: 4A@250VAC, 8A@125VAC, 6(4)A 250V

For quantities greater than listed, call for quote.

MOUSER STOCK NO.	Carling Technologies Part No.	Fig.	Contact Form	Circuit	Terminals	† Actuator Color	Actuator Markings	Price Each 1	25	50	100
691-651122-BB-0N	651122-BB-0N	D	SPST	ON-NONE-OFF	.187 QC tabs	Black	No Legend				

† Visi-Rocker is a black actuator with red molded on indicator.

CARLING RG SERIES: SINGLE AND DOUBLE POLE ROCKER SWITCHES

- Rating: 15A @ 250VAC, 20A @ 125VAC, 3/4 HP@ 125-250VAC, 14(6)A @ 250VAC
- Circuit: OFF-NONE-ON
- Terminals: .250 QC Tabs

For quantities greater than listed, call for quote.

MOUSER STOCK NO.	Carling Technologies Part No.	Fig.	Contact Form	Circuit	Actuator Color	Actuator Markings	Termination	Price Each 1	25	50	100
691-RGSCC201RBB0	RGSCC201-R-B-B-0	B	DPDT	OFF-NONE-ON	Black	None	.250 Tabs				
691-RGSCC201-R-B-B-E	RGSCC201-R-B-B-E	B	DPDT	OFF-NONE-ON	Black	I-O vertical	.250 Tabs				
691-RGSCA901RB-B-0	RGSCA901-R-B-B-0	B	SPST	OFF-NONE-ON	Black	None	.250 Tabs				
691-RGSCA901RB-B-E	RGSCA901-R-B-B-E	B	SPST	OFF-NONE-ON	Black	I-O vertical	.250 Tabs				
691-RGSCC901RB-B-0	RGSCC901-R-B-B-0	B	DPST	OFF-NONE-ON	Black	None	.250 Tabs				
691-RGSCC901RB-B-E	RGSCC901-R-B-B-E	B	DPST	OFF-NONE-ON	Black	I-O vertical	.250 Tabs				

© Copyright 2014 Mouser Electronics
© Copyright 2014 Mouser Electronics

C&K Rocker Switches

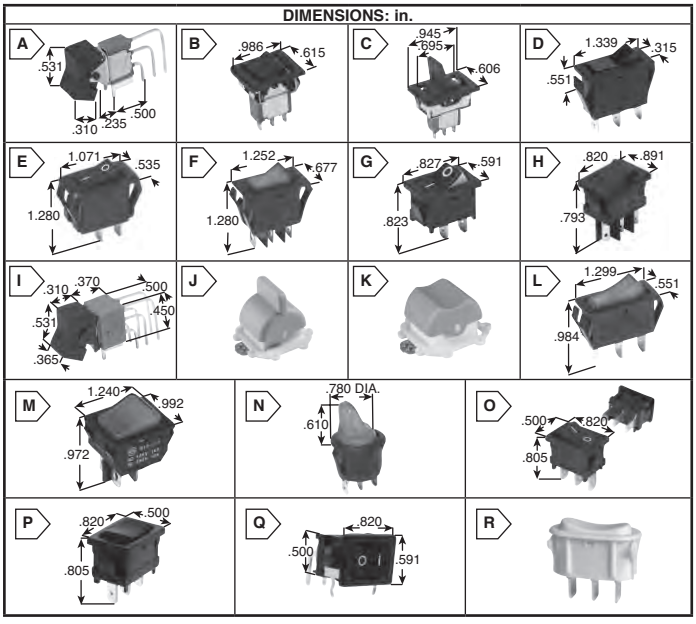

C&K 7000 SERIES: ROCKER SWITCHES

- Contact Material: End Contacts - Coin Ag over Ag plate Center contact and all terminals - Cu alloy over Ag plate
- Contact Rating: 5A @120VAC or 28VDC, 2A @ 250VAC
- Termination: Solder lug

For quantities greater than listed, call for quote.

MOUSER STOCK NO.	C&K Part No.	Fig.	Switch Function	Price Each 1	25	100
611-7101J3V6BE3	7101J3V6BE3	A	SPDT On-None-On			
611-7101J60CQE3	7101J60CQE3	A	SPDT On-None-On			
611-7105J1ZQE2	7105J1ZQE2	A	SPDT (On)-Off-(On)			
611-7105J3ZQE2	7105J3ZQE2	A	SPDT (On)-Off-(On)			
611-7205J3ZQE2	7205J3ZQE2	A	DPDT (On)-Off-(On)			
611-7101J51ZQE22	7101J51ZQE22	B	SPDT (On)-None-On			
611-7105J51ZQE22	7105J51ZQE22	B	SPDT (On)-Off-(On)			
611-7107-022	7107J51ZQE22	B	SPDT On-Off-(On)			
611-7108J51ZQE22	7108J51ZQE22	B	SPDT On-None-(On)			
611-7201J51ZQE22	7201J51ZQE22	B	DPDT On-None-On			
611-7205J51ZQE22	7205J51ZQE22	B	DPDT (On)-Off-(On)			
611-7203J51ZQE22	7203J51ZQE22	B	DPDT On-Off-On			
611-7201J61ZQE2	7201J61ZQE22	C	DPDT On-None-On			
611-7203J61ZQE22	7203J61ZQE22	C	DPDT On-Off-On			
611-7205J61ZQE22	7205J61ZQE22	C	DPDT (On)-Off-(On)			

C&K CA SERIES: POWER ROCKER SWITCHES

- 15AMPS @ 125VAC
- Positive detent (non-illuminated rocker)

Non-Illuminated						
611-CA01J12207HQ	CA01J12207HQ	D	SPDT, On-On			
611-CA02J11207Q	CA02J11207Q	D	SPST, On-Off			
611-CA22J76207PQ	CA22J76207PQ	D	DPST, On-Off			
Illuminated						
611-CA04J137107DQ	CA04J137107DQ	D	SPST, On-Off			
611-CA24J167207DQ	CA24J167207DQ	D	DPST, On-Off			
611-CA24J737207Q	CA24J737207Q	D	DPST, On-Off			

C&K CG/CL SERIES: SINGLE POLE POWER ROCKER SWITCHES

- Bevelled frame
- Easy panel mount installation
- Positive detent (CL Series)

611-CG101J11S205QF	CG101J11S205QF	E	SPDT On-None-On			
611-CG102J11S205PQF	CG102J11S205PQF	E	SPST On-None-Off			
611-CG102J11S205QF	CG102J11S205QF	E	SPST On-None-Off			
611-CG102J25S205QF	CG102J25S205QF	E	SPST On-None-Off			
611-CG102J3AS205QF7	CG102J3AS205QF7	E	SPST On-None-Off			
611-CL101J71S205QA	CL101J71S205QA	F	SPDT On-None-On			
611-CL101J72S205QA	CL101J72S205QA	F	SPDT On-None-On			
611-CL102J71S205QA	CL102J71S205QA	F	SPST On-None-Off			
611-CL102J72S205HQA	CL102J72S205HQA	F	SPST On-None-Off			
611-CL102J72S205PQA	CL102J72S205PQA	F	SPST On-None-Off			
611-CL102J9GS205QA7	CL102J9GS205QA7	F	SPST On-None-Off			

C&K DA SERIES: MINIATURE SINGLE POLE ROCKER SWITCHES

- Contact Rating: UL/CSA: 16AMPS @ 125VAC, 1/3 HP; 10AMPS @ 250VAC, 1/2 HP VDC: 10AMPS @ 125VAC, 6AMPS @ 250VAC

RoHS Compliant

611-DA101J11B215PQF	DA101J11B215PQF	G	SPDT On-None-On			
611-DA101J11S115QF	DA101J11S115QF	G	SPDT On-None-On			
611-DA101J11S215QF	DA101J11S215QF	G	SPDT On-None-On			
611-DA101J11S2APQF	DA101J11S2APQF	G	SPDT On-None-On			
611-DA101J12S215QF	DA101J12S215QF	G	SPDT On-None-On			
611-DA101J12S2APQF	DA101J12S2APQF	G	SPDT On-None-On			
611-DA102J11S215PQF	DA102J11S215PQF	G	SPST On-None-Off			
611-DA102J11S215QF	DA102J11S215QF	G	SPST On-None-Off			
611-DA102J12S215DQF	DA102J12S215DQF	G	SPST On-None-Off			
611-DA102J12S215PQF	DA102J12S215PQF	G	SPST On-None-Off			
611-DA102J12S217QF	DA102J12S217QF	G	SPST On-None-Off			
611-DA102J3GS215QF8	DA102J3GS215QF8	G	SPST On-None-Off			
611-DA12J3GS215HQF6	DA12J3GS215HQF6	G	SPST ON-None-Off			

© Copyright 2014 Mouser Electronics

C&K DM SERIES: MINIATURE POWER ROCKER SWITCHES

- Contact Material: Q: Cu alloy, Ag Plated
- Contact Rating: 10AMPS @ 125VAC; 5AMPS @ 250VAC

RoHS Compliant

For quantities greater than listed, call for quote.

MOUSER STOCK NO.	C&K Part No.	Fig.	Switch Function	Price Each 1	25	100
Non-Illuminated						
611-DM61-122	DM61J12S205Q	H	DPDT On-On			
611-DM61J12S205PQ	DM61J12S205PQ	H	DPDT On-On			
611-DM62J12S205PQ	DM62J12S205PQ	H	DPST On-Off			
Illuminated						
611-DM54J72S205Q3	DM54J72S205Q3	H	SPST On-Off			
611-DM64J72S205Q3	DM64J72S205Q3	H	DPST On-Off			

C&K E SERIES: SEALED MINIATURE ROCKER AND LEVER HANDLE SWITCHES

- Contact Rating: B conatct material: 0.4 VA max. @20 vac or DC max, Q contact material (E1XX & E2XX Models): 7.5AMPS @125VAC or 28VDC; 3AMPS @ 250 VAC. (E3XX Models): 5AMPS @ 125VAC or 28VDC; 2AMPS @ 250VAC

611-E101J1V3SE2	E101J1V3SE2	I	SPDT On- None-On			
611-E203J1AV2QE2	E203J1AV2QE2	I	DPDT Off-Off-On			
611-ET05J6SAPE2	ET05J6SAPE2	I	DPDT On-Off-On			

C&K ANALOG ROCKER SWITCHES

- Analog was developed to provide the reliability required in demanding environments

For quantities greater than listed, call for quote.

MOUSER STOCK NO.	C&K Part No.	Fig.	Operating Force	Price Each 1	25
AR3 and AR5 Series Hall Effect					
611-890003-0101	AR3S 01 GY 30/30 4N 0 V200	J	4N		
611-890003-0102	AR3S 02 GY 30/30 5N 0 V202	J	5N		
611-890003-0115	AR3S 05 GY 30/30 6N 1 V200	J	6N		
611-890003-0121	AR3S 01 GY 30/30 4N 0 V102	J	6N		
611-890003-0122	AR3S 02 GY 30/30 5N 0 V102	J	5N		
611-890003-0125	AR3S 05 GY 30/30 6N 0 V102	J	6N		
611-8G5022C0106	AR5S DTC BN	J	6N		
SR3 Series					
611-890003-0002	SR3S 02 GY 5N/5N 01 R00 M	K	5 N Left / 5N Right		
611-890003-0005	SR3S 05 GY 5N/5N 01 R00 M	K	6 N Left / 5N Right		

C&K CM/CN SERIES: POWER ROCKER SWITCHES

- Robust design-CN Series
- Illumination available

MOUSER STOCK NO.	C&K Part No.	Fig.	Switch Function	Price Each 1	25
611-CM101J11S205QA	CM101J11S205QA	L	SPDT On-None-On		
611-CM101J12S207QA	CM101J12S207QA	L	SPDT On-None-On		
611-CM102J11S205QA	CM102J11S205QA	L	SPDT On-Off-On		
611-CM102J12S207QA	CM102J12S207QA	L	SPDT On-Off-On		
611-CM102J12S405QA	CM102J12S405QA	L	SPDT On-Off-On		
611-CM102J3AS205QA8	CM102J3AS205QA8	L	SPDT On-Off-On		
611-CM103J12S205QA	CM103J12S205QA	L	SPDT On-Off-On		
Double Pole					
611-CN201J11S115Q	CN201J11S115Q	M	DPDT On-None-On		
611-CN201J11S215Q	CN201J11S215Q	M	DPDT On-None-On		
611-CN201J62S405QA	CN201J62S405QA	M	DPDT On-None-On		
611-CN202J11S215PQ	CN202J11S215PQ	M	DPST On-None-Off		
611-CN202J3AS215Q7	CN202J3AS215Q7	M	DPST On-None-Off		
611-CN202J62S405QA	CN202J62S405QA	M	DPST On-None-Off		
611-CN22J3RS215HQ8	CN22J3RS215HQ8	M	DPST On-None-Off		

C&K CR SERIES: ROUND SINGLE POLE SPECIALTY ROCKER SWITCHES

- Round actuator and body
- Nice styling

611-CR101J11S215QF	CR101J11S215QF	N	SPDT On-None-On		
611-CR102J3AS215QF7	CR102J3AS215QF7	N	SPST On-None-Off		
611-CR102J3AS215QF8	CR102J3AS215QF8	N	SPST On-None-Off		
611-CR102J3GS215QF8	CR102J3GS215QF8	N	SPST On-None-Off		
611-CR102J4RS215QF7	CR102J4RS215QF7	N	SPST On-None-Off		
611-CR102JPRS215QF7	CR102JPRS215QF7	N	SPST On-None-Off		

C&K ANALOG ROCKER SWITCHES

- Contact Rating: D10X: 4AMPS @125VAC; 2AMPS @ 250VAC D50X & D60X: 10AMPS @ 125VAC; 5AMPS @ 250VAC

RoHS Compliant

For quantities greater than listed, call for quote.

Quick Connect					
611-D102J12S215PQA	D102J12S215PQA	O	SPST On-None-Off		
611-D501001	D501J12S215PQF	O	SPDT On-None-On		
611-D501J12S215QA	D501J12S215QA	O	SPDT On-None-On		
611-D502J12S215PQF	D502J12S215PQF	O	SPST On-None-Off		
611-D502J12S215PQA	D502J12S215PQA	O	SPST On-None-Off		
611-D601J12S215PQF	D601J12S215PQF	O	DPDT On-None-On		
611-D602J12S215PQF	D602J12S215PQF	O	DPST On-None-Off		
Twisted Quick Connect					
611-D105J12S205Q	D105J12S205QA	P	SPDT (On)-Off-(On)		
611-D508J12S205QA	D508J12S205QA	P	SPDT (On)-None-(On)		
R/A PC Thru-Hole					
611-D501J12S2AHQF	D501J12S2AHQF	Q	SPDT On-None-On		
611-D501J12S2APQF	D501J12S2APQF	Q	SPDT On-None-On		

C&K SW SERIES: ROCKER AND PADDLE SWITCH

- Contact Rating: 6.5 AMPS @ 125VAC
- Different colors available
- Oval Shape

Typical Applications

- Designed for overhead oven/range hoods

NEW PRODUCT

For quantities greater than listed, call for quote.

611-SW-13A65N-A01BK	SW-13A65N-A01 BK	R	SPDT On-Off-On		

© Copyright 2014 Mouser Electronics

CHERRY Rocker Switches

RoHS Compliant **This product is RoHS compliant.**

CHERRY MINIATURE ROCKER SWITCHES

Specifications:
- Dielectric Strength: 1000VAC for 1 minute
- Insulation Resistance: 10^8 Ω min at 500VDC
- All part numbers have a black bezel.
- .187" Q.C. Terminals

RoHS Compliant

LR Series - Power Rating: 10A 125 VAC and 8A 250 VAC

For quantities greater than listed, call for quote.

MOUSER STOCK NO.	Cherry Part No.	Fig.	Circuit	Rocker Color / Legend	Price Each 1	50	100	250
540-LRA32H2FBBNN	LRA32H2FBBNN	A	DPST On-Off	Black / O -				
540-LRA22H2BBRLN	LRA22H2BBRLN	A	SPST On-Off	Red Illuminated / Blank				
540-LRA32H2BBRLN	LRA32H2BBRLN	A	DPST On-Off	Red Illuminated / Blank				

SR Series - Power Rating: 10A 125 VAC and 6A 250 VAC

MOUSER STOCK NO.	Cherry Part No.	Fig.	Circuit	Rocker Color / Legend	Price Each 1	50	100	250
540-SRB22A2FBBNN	SRB22A2FBBNN	B	SPST On-Off	Black / O -				
540-SRB23A2BBBNN	SRB23A2BBBNN	B	SPDT On-On	Black / Blank				
540-SRB24A2HBBNN	SRB24A2HBBNN	B	SPDT On-Off-On	Black / I O II				
540-SRB22A2DBBNN	SRB22A2DBBNN	B	SPST On-Off	Black / ON OFF				

CHERRY POWER ROCKER SWITCHES

Specifications:
- Dielectric Strength: 1000VAC for 1 minute
- Insulation Resistance: 10^8 Ω min at 500VDC
- All part numbers have a black bezel.
- .250" Q.C. Terminals

RoHS Compliant

CR Series - Power Rating: 20A 125 VAC and 16A 250 VAC

For quantities greater than listed, call for quote.

MOUSER STOCK NO.	Cherry Part No.	Fig.	Circuit	Rocker Color / Legend	Price Each 1	50	100	250
540-CRE22F2FBBNE	CRE22F2FBBNE	C	SPST On-Off	Black / O -				
540-CRE22F4BBBNE	CRE22F4BBBNE	C	SPST On-Off	Black-Red / Blank				
540-CRE24F2HBBNE	CRE24F2HBBNE	C	SPDT On-Off-On	Black / I O II				
540-CRE22F2BBRLE	CRE22F2BBRLE	C	SPST On-Off	Red Illuminated / Blank				

PR Series - Power Rating: 6A 125 VAC and 3A 250 VAC

MOUSER STOCK NO.	Cherry Part No.	Fig.	Circuit	Rocker Color / Legend	Price Each 1	50	100	250
540-PRK22J5BBBNN	PRK22J5BBBNN	D	SPST On-Off	Black / Blank				
540-PRK22J5DBBNN	PRK22J5DBBNN	D	SPST On-Off	Black / On-Off				

TR Series - Power Rating: 16A 125 VAC and 16A 250 VAC

MOUSER STOCK NO.	Cherry Part No.	Fig.	Circuit	Rocker Color / Legend	Price Each 1	50	100	250
540-TRG22F2FBBNN	TRG22F2FBBNN	E	SPST On-Off	Black / O -				

WR Series - Power Rating: 16A 125 VAC and 16A 250 VAC

MOUSER STOCK NO.	Cherry Part No.	Fig.	Circuit	Rocker Color / Legend	Price Each 1	50	100	250
540-WRG32F2FBBNN	WRG32F2FBBNN	F	DPST On-Off	Black / O -				

YR Series - Power Rating: 20A 125 VAC and 16A 250 VAC

MOUSER STOCK NO.	Cherry Part No.	Fig.	Circuit	Rocker Color / Legend	Price Each 1	50	100	250
540-YRM32F2FBBNN	YRM32F2FBBNN	G	DPST On-Off	Black / O -				
540-YRM33F2BBBNN	YRM33F2BBBNN	G	DPDT On-On	Black / Blank				
540-YRM32F2BBRLN	YRM32F2BBRLN	G	DPST On-Off/Lighted	Black / Blank				

CHERRY ROUND ROCKER SWITCHES

Specifications:
- Dielectric Strength: 1000VAC for 1 minute
- Insulation Resistance: 10^8 Ω min at 500VDC
- .187" Q.C. Terminals

RoHS Compliant

RR Series - Power Rating: 10A 125 VAC and 8A 250 VAC

For quantities greater than listed, call for quote.

MOUSER STOCK NO.	Cherry Part No.	Fig.	Circuit	Rocker Color / Legend	Bezel Color	Lamp	Price Each 1	50	100	250
540-RRA22H3FBRNN	RRA22H3FBRNN	H	SPST On-Off	Red / O -	Black	-				
540-RRA32H3FBBNN	RRA32H3FBBNN	H	DPST On-Off	Black / O -	Black	-				
540-RRA22H3BBRLN	RRA22H3BBRLN	H	SPST On-Off	Red Illuminated / Blank	Black	125 VAC				
540-RRA22H3BBGLN	RRA22H3BBGLN	H	SPST On-Off	Green Illuminated / Blank	Black	125 VAC				
540-RRA22H3BBALN	RRA22H3BBALN	H	SPST On-Off	Amber Illuminated / Blank	Black	125 VAC				
540-RRA32H3BBRLN	RRA32H3BBRLN	H	DPST On-Off	Red Illuminated / Blank	Black	125 VAC				
540-RRA22H3BBRHN	RRA22H3BBRHN	H	SPST On-Off	Red Illuminated / Blank	Black	12 VDC				

SR Series - Power Rating: 20A 125 VAC and 12A 250 VAC

MOUSER STOCK NO.	Cherry Part No.	Fig.	Circuit	Rocker Color / Legend	Bezel Color	Lamp	Price Each 1	50	100	250
540-SRJ22A3BBBNN	SRJ22A3BBBNN	I	SPST On-Off	Black / Blank	Black	-				
540-SRJ23A3BBBNN	SRJ23A3BBBNN	I	SPST On-On	Black / Blank	Black	-				
540-SRJ24A3BBBNN	SRJ24A3BBBNN	I	SPDT On-Off-On	Black / Blank	Black	-				
540-SRJ24A3HBBNN	SRJ24A3HBBNN	I	SPDT On-Off-On	Black / I O II	Black	-				

DIMENSIONS: in.

A
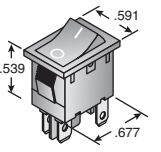

B
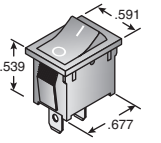

C
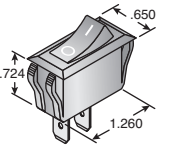

D
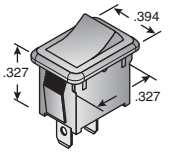

E
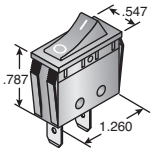

F
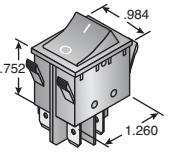

G
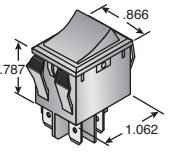

H
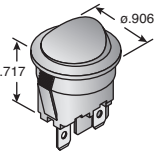

I
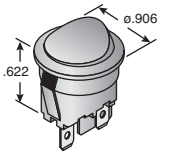

Cherry Rocker Switches

© Copyright 2014 Mouser Electronics

© Copyright 2014 Mouser Electronics

MARQUARDT Rocker Switches

RoHS Compliant **This page of product is compliant.**

MARQUARDT

SERIES 1550 ROCKER SWITCHES

- TO 16(4)A 250V AC
- Circuit: On/Off

❊ EN 60335 cap. 30 conform "G"

For quantities greater than listed, call for quote.

MOUSER STOCK NO.	Marquardt Part No.	Fig.	Contact Form	Miscellaneous	Actuator/LED Color	Termination	Price Each 1	10	25
979-1550.3609	1550.3609	A	SPST	Lower lying flange	Black/Red	Q.C.			
❊ 979-1551.3102	1551.3102	A	SPST	Inrush Current (100A)	Black	Q.C.			
979-1551.3103	1551.3103	A	SPST	Inrush Current (100A)	Black	Q.C.			
979-1552.3102	1552.3102	B	DPST	Inrush Current (100A)	Black	Q.C.			
979-1552.3602	1552.3602	B	DPST	Lower lying flange	Black	Q.C.			
979-1552.4602	1552.4602	C	DPST	Lower lying flange	Black	Solder Pin			
979-1555.3102	1555.3102	D	DPST	230V Lighting	Black/Red	Q.C.			
979-1555.3104	1555.3104	D	DPST	230V Lighting	Black/Orange	Q.C.			
979-1555.3108	1555.3108	D	DPST	230V Lighting	Black/Green	Q.C.			
979-1555.3109	1555.3109	D	DPST	110V Lighting	Black/Green	Q.C.			
979-1555.312	1555.312	D	DPST	110V Lighting	Black/Red	Q.C.			

SERIES 1800 ROCKER SWITCHES

- TO12(4)A 250V AC • Flamm. UL94-V2
- Circuit: On/Off

For quantities greater than listed, call for quote.

979-1800.1102	1800.1102	E	SPST	230V Lighting	Red Trans	Q.C.			
979-1800.1108	1800.1108	E	SPST	230V Lighting	Green Trans	Q.C.			
979-1801.1102	1801.1102	F	SPST	Inrush Current (50A)	Black	Q.C.			
979-1801.1151	1801.1151	F	SPST	Flamm. UL94-V0	Black	Q.C.			
979-1801.1908	1801.1908	F	SPST	Inrush Current (70A)	Black	Q.C.			
979-1801.2106	1801.2106	G	SPST	Inrush Current (50A)	Black	Solder Pin			
979-1801.6102	1801.6102	H	SPST	Inrush Current (50A)	Black	Solder Terminal			
979-1801.6122	1801.6122	H	SPST	Flamm. UL94-V0	Black	Solder Terminal			
979-1802.1102	1802.1102	I	DPST	Inrush Current (50A)	Black	Q.C.			
979-1802.1123	1802.1123	I	DPST	Inrush Current (70A)	Black	Q.C.			

SERIES 1830 ROCKER SWITCHES

- TO 20(4)A 250V AC
- Circuit: On/Off

For quantities greater than listed, call for quote.

979-1830.3112	1830.3112	J	SPST	230V Lighting	Red Trans	Q.C.			
979-1831.1107	1831.1107	K	SPST	DIN 46244-A4.8 Plug	Black	Q.C.			
979-1831.3312	1831.3312	L	SPST	Inrush Current (120A)	Black	Q.C.			
979-1831.3402	1831.3402	M	SPST	DIN 46244-A6.3 Plug	Black	Q.C.			
979-1831.3933	1831.3933	M	SPST	Inrush Current (120A)	Black	Q.C.			
979-1832.1102	1832.1102	N	DPST	DIN 46244-A4.8 Plug	Black	Q.C.			
979-1832.3312	1832.3312	N	DPST	Inrush Current (120A)	Black	Q.C.			
979-1832.3602	1832.3602	N	DPST	Cover frame 33.2 long	Black	Q.C.			
979-1835.3112	1835.3112	N	DPST	230V Lighting	Red Trans	Q.C.			
979-1835.3118	1835.3118	N	DPST	230V Lighting	Green Trans	Q.C.			

SERIES 1855/1858 MINIATURE ROCKER SWITCHES

- TO 4(1)A 250V AC (Series 1855)
- TO 10(4)A 250V AC 1E4 (Series 1858)
- Circuit: On/Off

For quantities greater than listed, call for quote.

979-1855.1102	1855.1102	O	DPST	230V Lighting	Red Trans	Q.C.			
979-1855.1104	1855.1104	O	DPST	230V Lighting	Orange Trans	Q.C.			
979-1855.1108	1855.1108	O	DPST	230V Lighting	Green Trans	Q.C.			
979-1855.1122	1855.1122	O	DPST	110V Lighting	Green Trans	Q.C.			
979-1858.0104	1858.0104	P	DPST	White Markings	Black	Solder Terminal			
979-1858.1102	1858.1102	Q	DPST	No Markings	Black	Q.C.			
979-1858.1103	1858.1103	Q	DPST	White Markings	Black	Q.C.			
979-1858.4205	1858.4205	R	DPST	White Markings	Black	Solder Pin			

SEREIS 1881 ROUND ROCKER SWITCHES

- TO 12(4)A 250V AC
- Circuit: On/Off

For quantities greater than listed, call for quote.

979-1881.1104	1881.1104	S	SPST	Inrush Current (70A)	Red	Q.C.			

SERIES 1900 SMALLEST ROCKER SWICHES

- TO 6(2)A 250V AC
- Circuit: On/Off

For quantities greater than listed, call for quote.

979-1901.1102	1901.1102	T	SPST	21mm Bezel	Black	Q.C.			
979-1901.1103	1901.1103	T	SPST	Silver Markings	Black	Q.C.			
979-1911.1102	1911.1102	T	SPST	25mm bezel	Black	Q.C.			

SERIES 1935 ROCKER SWITCHES

- TO 20(4)A 250V AC
- Circuit: On/Off

For quantities greater than listed, call for quote.

979-1932.3112	1932.3112	U	DPST	Inrush Current (120A)	Black	Q.C.			
979-1935.3112	1935.3112	U	DPST	250V Lighting	Red Trans	Q.C.			
979-1935.3113	1935.3113	U	DPST	250V Lighting	Colorless Trans	Q.C.			
979-1935.3118	1935.3118	U	DPST	250V Lighting	Green Trans	Q.C.			

SERIES 3250 HARSH ENVIRONMENTS ROCKER SWITCH

- TO 20(10)A 24V DC 1E5
- Circuit: On/Off

For quantities greater than listed, call for quote.

979-3251.0002	3251.0002	V	SPST	24V Lighting	Black/Red/Gr	Q.C.			
979-3251.0004	3251.0004	V	SPST	12V Lighting	Black/Green	Q.C.			
979-3251.0005	3251.0005	V	SPST	24V Lighting	Black/Green	Q.C.			

DIMENSIONS: mm

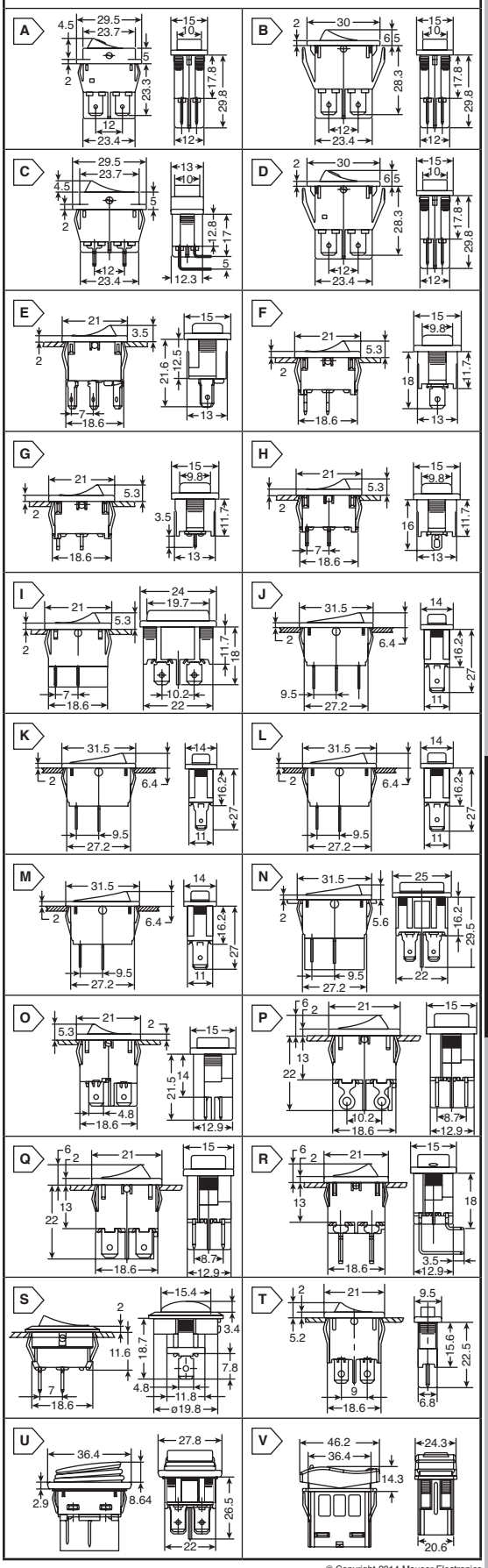

© Copyright 2014 Mouser Electronics

MOUNTAIN SWITCH Rocker Switches

RoHS Compliant **This product is RoHS compliant.**

SEALED SUB-MINIATURE ROCKER SWITCHES

- Rating: 1A/250VAC, 3A/120VAC or 28VDC

For quantities greater than listed, call for quote.

MOUSER STOCK NO.	Fig.	Type	Circuit	Actuator Dimensions W (in.)	Price Each 1	50	100	500
103-7024-EVX	A	SPDT	On-On	0.23				
103-7028-EVX	A	SPDT	(On)-Off-(On)	0.30				
103-7025-EVX	B	SPDT	On-On	0.23				
103-7027-EVX	B	SPDT	On-Off-On	0.23				
103-7029-EVX	B	SPDT	On-Off-(On)	0.30				

SEALED MINIATURE ROCKER SWITCHES

- Rating: 2A/250VAC, 5A/120VAC or 28VDC

For quantities greater than listed, call for quote.

MOUSER STOCK NO.	Fig.	Type	Circuit	Actuator Type	Price Each 1	50	100	500
103-7018-EVX	C	SPDT	(On)-Off-(On)	Rocker				
103-7020-EVX	D	DPDT	On-On	Rocker				
103-7023-EVX	E	DPDT	On-Off-On	Rocker				

MINIATURE ROCKER SWITCHES

- Rating: 2A/250VAC, 5A/120VAC or 28VDC

For quantities greater than listed, call for quote.

103-7006-EVX	F	SPDT	On-On	Rocker				
103-7007-EVX	G	SPDT	On-On	Rocker				
103-7009-EVX	F	SPDT	On-Off-On	Paddle				
103-7010-EVX	H	SPDT	(On)-Off-(On)	Rocker				

ROCKER SWITCHES

Panel Mounting

- Solder Terminals
- Rating: 5A/125VAC

For quantities greater than listed, call for quote.

MOUSER STOCK NO.	Fig.	Type	Circuit	Cap Color	Price Each 1	50	100	500
107-DS850K-00	I	SPST	On-Off	Black				
107-DS850K-02	I	SPST	On-Off	Black marked On-Off				
107-DS850K-0G	J	SPST	On-Off	Illum. Green/LED				
107-DS850K-0R	J	SPST	On-Off	Illum. Red/LED				

Screw Type Mounting

- Contact Resistance: 50mΩ Max.
- Insulation Resistance: 500VDC 100MΩ min.

For quantities greater than listed, call for quote.

MOUSER STOCK NO.	Fig.	Type	Circuit	Cap Color	Price Each 1	50	100	500
Rating: 16A/125VAC, 10A/250VAC Terminal Type: .187" QC								
103-R13-135A-02-EV	K	SPST	On-Off	Black				
103-R13-135A2-02-EV	K	SPST	On-Off	Illum. Black/Red Indicator				
103-R13-135B-02G-EV	K	SPST	On-Off	Illum. Red/Neon				
103-R13-135B-02R-EV	K	SPST	On-Off	Illum. Green/Neon				
103-R13-135B2-02R-EV	K	SPST	On-Off	Illum. Red Dot/Neon				
103-R13-135C-02-EV	K	SPDT	On-On	Black				
103-R13-135D-02-EV	K	SPDT	On-Off-On	Black				

Snap-In Mounting

- Contact Resistance: 50mΩ Max.
- Insulation Resistance: 500VDC 100MΩ min.

For quantities greater than listed, call for quote.

MOUSER STOCK NO.	Fig.	Type	Circuit	Cap Color	Price Each 1	50	100	500
Rating: 8A/125VAC/250VAC Terminal Type: .187" QC								
103-R13-245A-02-EV	L	DPST	On-Off	Black				
103-R13-245B-02R-EV	L	DPST	On-Off	Illum. Red/Neon				
103-R13-245D-02-EV	L	DPDT	On-Off-On	Black				
Rating: 10A/125VAC, 6A/250VAC Terminal Type: .187" QC								
103-R13-112LP-02G-EV	M	SPST	On-Off	Green Paddle End/LED				
103-R13-112LP-02Y-EV	M	SPST	On-Off	Yellow Paddle End/LED				
103-R13-73A-EV	N	DPST	On-Off	Black marked I-0				
Rating: 16A/125VAC, 10A/250VAC Terminal Type: .187" QC								
103-7051-EV	O	SPST	On-Off	Black				
103-7053-EV	O	SPST	On-Off	Illum. Red/Neon				
103-7055-EV	O	SPST	On-Off	Illum. Green Dot/Neon				
103-7056-EV	O	SPST	On-Off	Illum. Red Dot/Neon				
103-R13-112A-02-EV	P	SPST	On-Off	Black				
103-R13-112B-02G-EV	P	SPST	On-Off	Illum. Green/Neon				
103-R13-112B-02R-EV	P	SPST	On-Off	Illum. Red/Neon				
103-R13-112B2-02R-EV	P	SPST	On-Off	Illum. Red Dot/Neon				
103-R13-112C-02-EV	P	SPDT	On-On	Black				
103-R13-112D-02-EV	P	SPDT	On-Off-On	Black				
103-R13-244C-02-EV	Q	DPDT	On-On	Black				
103-R13-244D-02-EVX	Q	DPDT	On-Off-On	Black				
Rating: 16A/125VAC, 10A/250VAC Terminal Type: .250" QC								
103-7047-EV	R	SPST	On-Off	Illum. Red/Neon				
103-7048-EV	R	SPST	On-Off	Illum. Green/Neon				
103-7076-EV	S	SPST	On-Off	Illum. Yellow/Red Indicator				
103-7079-EV	T	DPST	On-Off	Illum. Red/Neon				
103-7080-EV	T	DPST	On-Off	Illum. Green/Neon				
103-7081-EV	R	SPST	On-Off	Black				
103-7082-EV	R	SPST	On-Off	Illum. Red/Neon				
103-7084-EV	R	SPST	On-Off	Illum. Green/Neon				
103-R13-205A3-01-EV	U	SPST	On-Off	Black				
103-R13-205B-01R-EV	U	SPST	On-Off	Illum. Red/Neon				
103-R13-240A-01-EV	V	DPST	On-Off	Black				
103-R13-240B-01R-EV	V	DPST	On-Off	Illum. Red/Neon				
103-R13-240C-01-EV	V	DPDT	On-On	Black				
103-R13-70A-EV	W	SPST	On-Off	Black marked I-0				
103-R13-91A-EV	X	SPST	On-Off	Black marked I-0				

DIMENSIONS: in.

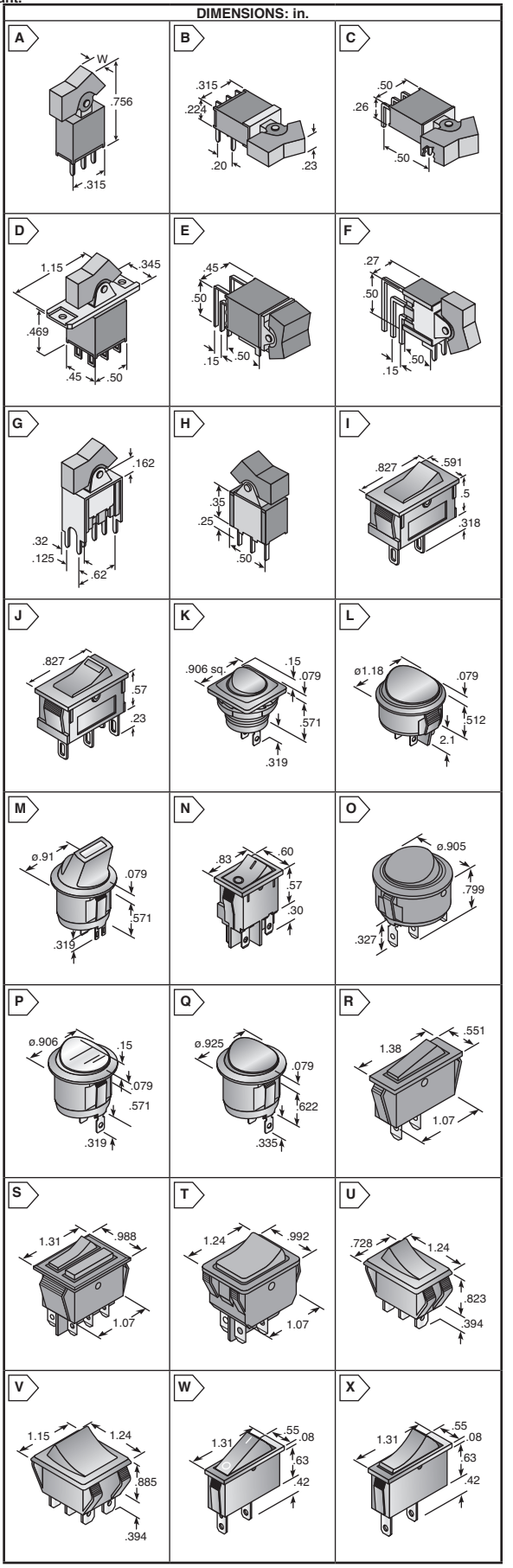

© Copyright 2014 Mouser Electronics

© Copyright 2014 Mouser Electronics

NKK Rocker Switches

RoHS Compliant **This product is RoHS compliant.**

NKK CW SERIES: SNAP-IN POWER ROCKERS

Power Rating: • CWSA & CWSB: 6A @ 250V AC • CWT: 6A @ 125V AC; 3A @ 250V AC

CWSA & CWSB CWT

For quantities greater than listed, call for quote.

MOUSER STOCK NO.	NKK Part No.	Fig.	Circuit	Inscription	Termination	Price Each 1	25	50	100
633-CWSA12AANS	CWSA12AANS	A	SPDT On-None-On	None	Solder lug				
633-CWSB11AAF	CWSB11AAF	B	SPST On-None-Off	None	Quick connect				
633-CWSB11AA1F	CWSB11AA1F	B	SPST On-None-Off	Horizontal	Quick connect				
633-CWSB11AA2F	CWSB11AA2F	B	SPST On-None-Off	Vertical	Quick connect				
633-CWSB11AA3F	CWSB11AA3F	B	SPST On-None-Off	Dot	Quick connect				
633-CWSB21AA1F	CWSB21AA1F	B	DPST On-None-Off	Horizontal	Quick connect				
633-CWSB21AA2F	CWSB21AA2F	B	DPST On-None-Off	Vertical	Quick connect				
633-CWT12AAS1	CWT12AAS1	C	SPDT On-None-On	None	Solder lug				

NKK CW SERIES: ILLUMINATED SNAP-IN MINIATURE ROCKERS

CWSB CWSC

Termination:
- LED illuminated rockers: .110" solder/quick connect
- Neon illuminated rockers: .187" solder/quick connect

Single Element LED Specifications

Color	Red	Amber	Green
Forward Peak Current	30mA	30mA	30mA
Continuous Forward Current	20mA	20mA	20mA
Forward Voltage	1.95V	2.0V	2.1V
Reverse Peak Voltage	5V	5V	5V
Current Reduction Rate Above 25°C	0.41mA/°C	0.29mA/°C	0.39mA/°C
Ambient Temperature Range	-10~+50° C		

Neon Lamp Specifications

Color	Red	Amber	Green
Voltage AC	125V	125V	125V
Internal Series Resistance	33KΩ	33KΩ	68KΩ
Current	1.4mA	1.4mA	0.6mA
Endurance (Hours)	15,000	15,000	8,000

For quantities greater than listed, call for quote.

MOUSER STOCK NO.	NKK Part No.	Fig.	Circuit	Illumination	Rocker Description	Price Each 1	25	50	100
LED Illumination, Power Rating: 9A @ 125V AC or 6A @ 250V AC									
633-CWSC11JCACS	CWSC11JCACS	D	SPST On-None-Off	Red	Clear/Red Diffuser				
633-CWSC11JFAFS	CWSC11JFAFS	D	SPST On-None-Off	Green	Clear/Green Diffuser				
633-CWSC21JCACS	CWSC21JCACS	D	DPST On-None-Off	Red	Clear/Red Diffuser				
633-CWSC21JFAFS	CWSC21JFAFS	D	DPST On-None-Off	Green	Clear/Green Diffuser				
Neon Illumination, Power Rating: 9A @ 125V AC									
633-CWSB21CACF	CWSB21CACF	E	DPST On-None-Off	Red	Red				
633-CWSB21FAFF	CWSB21FAFF	E	DPST On-None-Off	Green	Green				

NKK JW SERIES: HIGH INRUSH TV RATED ROCKERS

Power Rating:
- JWM: TV-5 Rated 10A @ 125/250V AC
- JWL: TV-8 Rated 16A @ 125/250V AC

Terminations:
- JWM: .110" solder/quick connect
- JWL: .187" solder/quick connect

For quantities greater than listed, call for quote.

MOUSER STOCK NO.	NKK Part No.	Fig.	Circuit	Cap Color	Inscription	Price Each 1	25	50	100
633-JWM11RAA	JWM11RAA	F	SPST On-Off	Black	None				
633-JWM11BA1A-A	JWM11BA1A-A	F	SPST On-Off	Black	Horizontal				
633-JWM11BA2A-A	JWM11BA2A-A	F	SPST On-Off	Black	Vertical				
633-JWM11RC2A	JWM11RC2A	F	SPST On-Off	Red	Vertical				
633-JWM12RAA	JWM12RAA	F	SPDT On-On	Black	None				
633-JWM21BA1A-A	JWM21BA1A-A	F	DPST On-Off	Black	Horizontal				
633-JWM21BA2A-A	JWM21BA2A-A	F	DPST On-Off	Black	Vertical				
633-JWM21RA1A	JWM21RA1A	F	DPST On-Off	Black	Horizontal				
633-JWM21RA2A	JWM21RA2A	F	DPST On-Off	Black	Vertical				
633-JWM22RAA	JWM22RAA	F	DPDT On-On	Black	None				
633-JWM22BAA-A	JWM22BAA-A	F	DPST On-On	Black	None				
633-JWM22RAA/UCV	JWM22RAA/UCV	F	DPDT On-On	Black	None				
633-JWM22RCA/UCV	JWM22RCA/UCV	F	DPDT On-On	Black	None				
633-JWM22RCA	JWM22RCA	F	DPDT On-On	Red	None				
633-JWS11BAAF-A	JWS11BAAF-A	G	DPST On-Off	Black	None				
633-JWS21BCA-A	JWS21BCA-A	G	DPST On-Off	Red	None				
633-JWS21RAA	JWS21RAA	G	DPST On-Off	Black	None				
633-JWL11RAA	JWL11RAA	H	SPST On-Off	Black	None				
633-JWL11BA2A-A	JWL11BA2A-A	H	SPST On-Off	Black	None				
633-JWL11BCA-H	JWL11BCA-H	H	SPST On-Off	Red	None				
633-JWL11RA2A	JWL11RA2A	H	SPST On-Off	Black	Vertical				
633-JWL21BA2A-A	JWL21BA2A-A	H	DPST On-Off	Black	None				
633-JWL21RA1A	JWL21RA1A	H	DPST On-Off	Black	Horizontal				
633-JWL21RA2A	JWL21RA2A	H	DPST On-Off	Black	Vertical				
633-JWL22RAA	JWL22RAA	H	DPDT On-On	Black	None				
633-JWL22BAA-A	JWL22BAA-A	H	DPDT On-On	Black	None				
633-JWL22RCA	JWL22RCA	H	DPDT On-On	Red	None				
JWLW: IP67 of IEC60529 Standards									
633-JWLW21RA1A	JWLW21RA1A	I	DPST On-Off	Black	Horizontal				
633-JWLW21RC1A	JWLW21RC1A	I	DPST On-Off	Red	Horizontal				
633-JWLW22RAA	JWLW22RAA	I	DPDT On-On	Black	None				
633-JWLW22RCA	JWLW22RCA	I	DPDT On-On	Red	None				
633-JWMW11RA1A	JWMW11RA1A	F	SPST On-Off	Black	Horizontal				
633-JWMW21RA2A	JWMW21RA2A	F	DPST On-Off	Black	Vertical				

NKK SW SERIES: MEDIUM AND HIGH CAPACITY ROCKER SWITCHES

Specifications:
- Solder and screw lug terminals available
- Screw lug includes screws and mounting hardware
- Long electrical and mechanical life
- Actuator Color: White

Certified Canadian Standards Association

MOUSER STOCK NO.	NKK Part No.	Fig.	Circuit ( ) =Momentary	Resistive Load AC 125V	AC 250V	AC 30V	Inductive AC 125V PF 0.6	Price Each 1	25	50	100
Medium Capacity, Solder Lug Termination											
633-SW3006A-RO	SW3006A	J	DPDT On-None-On	20A	10A	20A	10A				
633-SW3007A-RO	SW3007A	J	DPDT On-Off-On	15A	6A	15A	10A				
633-SW3008A-RO	SW3008A	J	DPDT (On)-None-(On)	15A	6A	15A	10A				
High Capacity, Screw Lug Termination											
633-SW3821-RO	SW3821	K	DPST On-None-Off	30A	30A	30A	30A				
633-SW3822-RO	SW3822	K	DPDT On-None-On	30A	30A	30A	30A				
633-SW3831-RO	SW3831	L	3PST On-None-Off	30A	30A	30A	30A				
633-SW3832-RO	SW3832	L	3PDT On-None-On	30A	30A	30A	30A				
633-SW3833-RO	SW3833	L	3PDT On-Off-On	30A	30A	30A	30A				

NKK ENVIRONMENTALLY SEALED ROCKER SWITCHES

Specifications:
- Power rating: 15A @ 125/250V AC or 15A @ 30V DC
- Wire leads: AWG 16 heat resistant PVC
- Actuator color: Black
- IP67 of IEC529
- UL94V-0 Flammability Rating

For quantities greater than listed, call for quote.

MOUSER STOCK NO.	NKK Part No.	Fig.	Circuit	Terminal	Price Each 1	25	50	100
633-WR11AS	WR11AS	M	SPST On-None-Off	Solder lug				
633-WR11AF	WR11AF	N	SPST On-None-Off	.250" QC				
633-WR13AF	WR13AF	N	SPDT On-Off-On	.250" QC				

DIMENSIONS: in.

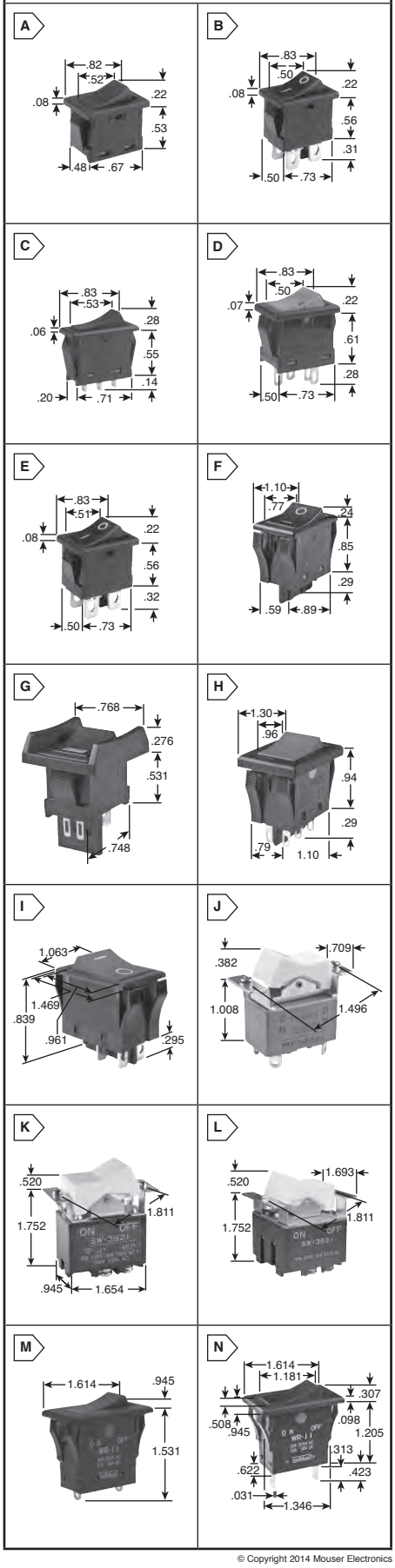

NKK Rocker Switches

© Copyright 2014 Mouser Electronics

SHIN CHIN Rocker Switches

RoHS Compliant **This product is RoHS compliant.**

ROCKER SWITCHES

Specifications:

- Contact Resistance: 50mΩ max.
- Insulation Resistance: 500VDC 100MΩ min.

R13-49 Series

- Rating: 10A/125VAC, 6A/250VAC
- Terminal Type: Solder
- Screw Type Mounting

LR45128 RoHS Compliant

For quantities greater than listed, call for quote.

MOUSER STOCK NO.	Shin Chin Part No.	Fig.	Type	Circuit	Cap Color	Price Each 1	50	100	500
112-R13-49A-R/B	R13-49A-05-BR1	A	SPST	On-Off	Red with White Dot				
112-R13-49B-R/B	R13-49B-05-BR	A	DPDT	On-On	Red				

R13-66 Series

- Snap-in Mounting
- ◆ **Waterproof Cover**

11037-4401 E67774 LR45128 RoHS Compliant

For quantities greater than listed, call for quote.

Rating: 16A/125VAC; Terminal Type: Solder									
◆ 112-R13-66A8	R13-66A8-02-BB	B	SPST	On-Off	Black				
Rating: 16A/125VAC, 10A/250VAC; Terminal Type: .187" QC									
112-R13-66A-B	R13-66A-02-BB2	C	SPST	On-Off	Black marked I-0				
112-R13-66B-G	R13-66B-02-BGG-N1	C	SPST	On-Off	Illum. Green/Neon				
112-R13-66B-R	R13-66B-02-BRR-N1	C	SPST	On-Off	Illum. Red/Neon				
112-R13-66D	R13-66D-02-BB6	C	SPDT	On-Off-On	Black marked I-0-II				
112-R13-66L-R	R13-66L-02-BBRR-L1	C	SPST	On-Off	Illum. Red/LED				

R13-73 Series

- Rating: 10A/125VAC, 6A/250VAC
- Snap-in Mounting
- Terminal Type: .187" QC

11037-4401 E67774 LR45128 RoHS Compliant

For quantities greater than listed, call for quote.

112-R13-73A2-B	R13-73A2-02-BB	D	DPST	On-Off	Black marked I-0				

R13-112 Series

- Terminal Type: .187" QC
- Snap-In Mounting
- ◆ **Waterproof Cover**

E67774 RoHS Compliant

For quantities greater than listed, call for quote.

Rating: 10A/250VAC									
◆ 112-R13-112B8W-BRR	R13-112B8W-02-BRR-N2	E	SPST	On-Off	Illum. Red/Neon				
Rating: 16A/125VAC									
◆ 112-R13-112A8	R13-112A8-02-BB	E	SPST	On-Off	Black				
Rating: 20A/12VDC									
◆ 112-R13-112B8W-BUU	R13-112B8W-02-BUU-L1	E	SPST	On-Off	Illum. Blue/Neon				
112-R13-112AH-W1	R13-112AH-W1-02-UB	F	SPST	On-Off	Illum. Blue/Neon				

R13-130 Series

- Rating: 10A/125VAC, 6A/250VAC
- Terminal Type: Solder
- Screw Type Mounting

LR45128 RoHS Compliant

For quantities greater than listed, call for quote.

112-R13-130A	112-130A-05-BB2	G	SPST	On-Off	Black marked I-0				
112-R13-130B	112-130B-05-BB	G	DPDT	On-On	Black				
112-R13-130C	112-130C-05-BB	G	SPDT	On-On	Black				

R13-136 Series

- Rating: 10A/125VAC, 6A/250VAC
- Terminal Type: Solder
- Screw Type Mounting

LR45128 RoHS Compliant

For quantities greater than listed, call for quote.

112-R13-136A-B	R13-136A-05-BB2	H	SPST	On-Off	Black marked I-0				
112-R13-136A-R	R13-136A-05-BR2	H	SPST	On-Off	Red marked I-0				

R13-213 Series

- Rating: 6A/125VAC, 3A/250VAC
- Terminal Type: .110" QC
- Screw Type Mounting

RoHS Compliant

For quantities greater than listed, call for quote.

112-R13-213A-B	R13-213A-03-BB	I	SPST	On-Off	Black				

R13-226 Series

- Terminal Type: .250" QC
- Snap-in Mounting

E67774 RoHS Compliant

For quantities greater than listed, call for quote.

Rating: 6A/250VAC									
112-R13-226B-N2	R13-226B-01-WRR-N2	J	SPST	On-Off	Illum. Red/Neon				

R13-228 Series

- Rating: 10A/125VAC, 6A/250VAC
- Terminal Type: Solder
- Screw Type Mounting

RoHS Compliant

For quantities greater than listed, call for quote.

112-R13-228A	R13-228A-05-BB2	K	SPST	On-Off	Black marked I-0				

R13-239 Series

- Terminal Type: .187" QC
- Snap-in Mounting

E67774 RoHS Compliant

For quantities greater than listed, call for quote.

Rating: 10A/125VAC									
112-R13-239B-N1	R13-239B-02-BBR-N1	L	SPST	On-Off	Illum. Red Dot/Neon				

R13-243 Series

- Rating: 8A/125VAC, 4A/250VAC
- Terminal Type: .187" QC
- Snap-In Mounting

RoHS Compliant **For quantities greater than listed, call for quote.**

112-R13-243A	R13-243A-02-BB	M	SPST	On-Off	Black				
112-R13-243F	R13-243F-02-BB	M	SPST	(On)-Off	Black				

DIMENSIONS: in.

A
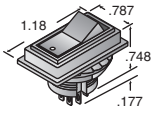

B
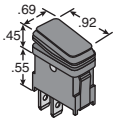

C
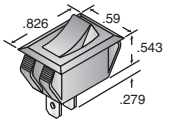

D
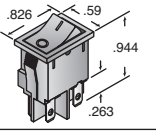

E
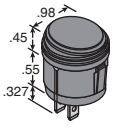

F
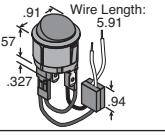

G
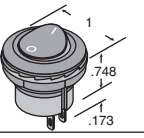

H
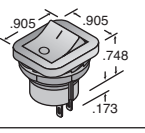

I
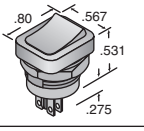

J
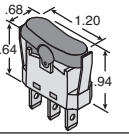

K
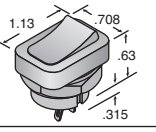

L
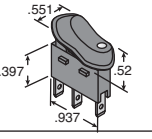

M
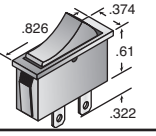

Shin Chin

Rocker Switches

© Copyright 2014 Mouser Electronics

© Copyright 2014 Mouser Electronics

ASE/F SERIES: SLIDE SWITCHES

Specifications:
- Terminal seal: Insert molded
- Contact timing: Shorting
- Contact resistance: 40mΩ max.
- Contact rating: Gold, 0.4VA; Silver, 300mA @ 115VAC

For quantities greater than listed, call for quote.

MOUSER STOCK NO.	TE Part No.	Alcoswitch Part No.	Fig.	Dimension L	Contact Form	Contact Material	Price Each 1	10	25
Extended Actuator, Open Ended Case, Natural									
506-ASE2204	1825010-1	ASE2204	A	10.2	DPDT	Silver			
506-ASE22G04	1825010-2	ASE22G04	A	10.2	DPDT	Gold			
506-ASE4204	1-1825010-3	ASE4204	A	17.8	4PDT	Silver			
506-ASE6204	3-1825010-7	ASE6204	A	25.4	6PDT	Silver			
Flush Actuator, Tape Seal, Sealed Case									
506-ASF2204	1825011-1	ASF2204	B	10.2	DPDT	Silver			
506-ASF4204	2-1825011-1	ASF4204	B	17.8	4PDT	Silver			

MSS SERIES: INSTRUMENTATION GRADE SLIDE SWITCHES

- Contact rating: Gold: 0.4VA @ 20VDC; Silver - 300mA @ 125VAC
- Contact material: Gold or silver over nickel
- Contact timing: Make-before-break

For quantities greater than listed, call for quote.

MOUSER STOCK NO.	TE Part No.	Alcoswitch Part No.	Fig.	Contact Form	Mounting Style	Contact Material	Price Each 1	10	25
506-MSS120004	1825257-1	MSS120004	C	SPDT	Vertical	Silver			
506-MSS2200G04	1825261-2	MSS2200G04	C	DPDT	Vertical	Gold			
506-MSS2250G04	1825263-2	MSS2250G04	D	DPDT	Vertical	Gold			
506-MSS2250R04	1571630-2	MSS2250R04	E	DPDT	Right angle	Silver			
506-MSS420004	1825264-1	MSS420004	F	4PDT	Vertical	Silver			
506-MSS4200R04	1825265-1	MSS4200R04	G	4PDT	Right angle	Silver			
506-MSS4200G04	1825264-2	MSS4200G04	F	4PDT	Vertical	Gold			

SLS SERIES: MINIATURE, ROLLING CONTACT SLIDE SWITCHES

- Contact timing: Break-before-make
- Contact material: Ag over Ni over Cu alloy
- Contact rating: 250mA @ 125VAC

For quantities greater than listed, call for quote.

MOUSER STOCK NO.	TE Part No.	Alcoswitch Part No.	Fig.	Contact Form	Mounting Style	Price Each 1	10	25
506-SLS121PC04	1825115-1	SLS121PC04	H	SPDT	Vertical			
506-SLS121RA04	1825116-1	SLS121RA04	I	SPDT	Right angle			
506-SLS131PC04	1825117-1	SLS131PC04	J	SP3T	Vertical			
506-SLS131RA04	1825118-1	SLS131RA04	K	SP3T	Right angle			

SSA SERIES: MICRO SIZE INSTRUMENTATION GRADE SLIDE SWITCHES

- Contact timing: Break-before-make
- Contact rating: Gold - 250mA @ 20VDC; Silver - 100mA @ 30 VDC
- Case material: Polyester PPS UL94V-0
- Contact material: Silver or gold plate

For quantities greater than listed, call for quote.

MOUSER STOCK NO.	TE Part No.	Alcoswitch Part No.	Fig.	Contact Form	Contact Material	Price Each 1	10	25
506-SSA12	1-1437575-4	SSA12	L	SPDT	Silver			
506-SSA12G	1-1437575-5	SSA12G	L	SPDT	Gold			
506-SSA22	1-1437575-6	SSA22	M	DPDT	Silver			
506-SSA22G	1-1437575-7	SSA22G	M	DPDT	Gold			

TSS SERIES: SLIDE SWITCHES

- Case material: Polyester UL94V-0
- Contact material: Cu with Au over Ni
- Contact rating: 250mA @ 20VDC
- Contact timing: Non-shorting
- Switch function: On-None-On

For quantities greater than listed, call for quote.

MOUSER STOCK NO.	TE Part No.	Alcoswitch Part No.	Fig.	Contact Form	Mounting Style	Price Each 1	10	25
506-TSS11DGPC04	1571982-1	TSS11DGPC04	N	SPDT	Vertical			
506-TSS11DGRA04	1571984-1	TSS11DGRA04	O	SPDT	Right angle			
506-TSS41NGPC	2-1437579-5	TSS41NGPC	P	4PDT	Vertical			

DIMENSIONS: mm

A
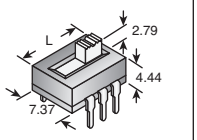

B
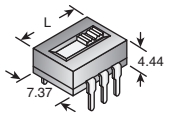

C
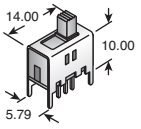

D
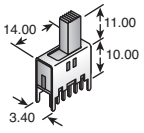

E
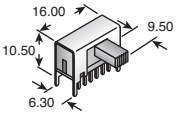

F
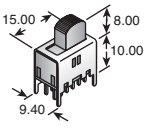

G
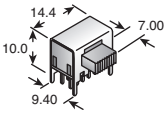

H
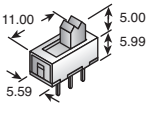

I
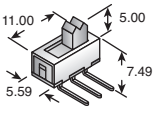

J
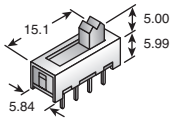

K
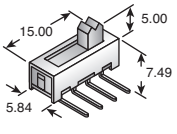

L
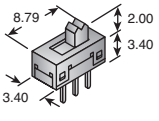

M
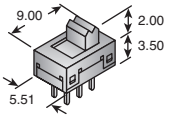

N
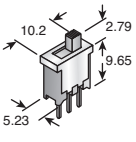

O
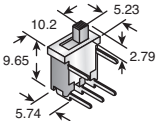

P
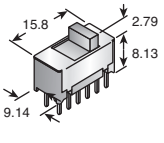

© Copyright 2014 Mouser Electronics

© Copyright 2014 Mouser Electronics

ALPS Slide Switches

ALPS

RoHS Compliant **This product is RoHS compliant.**

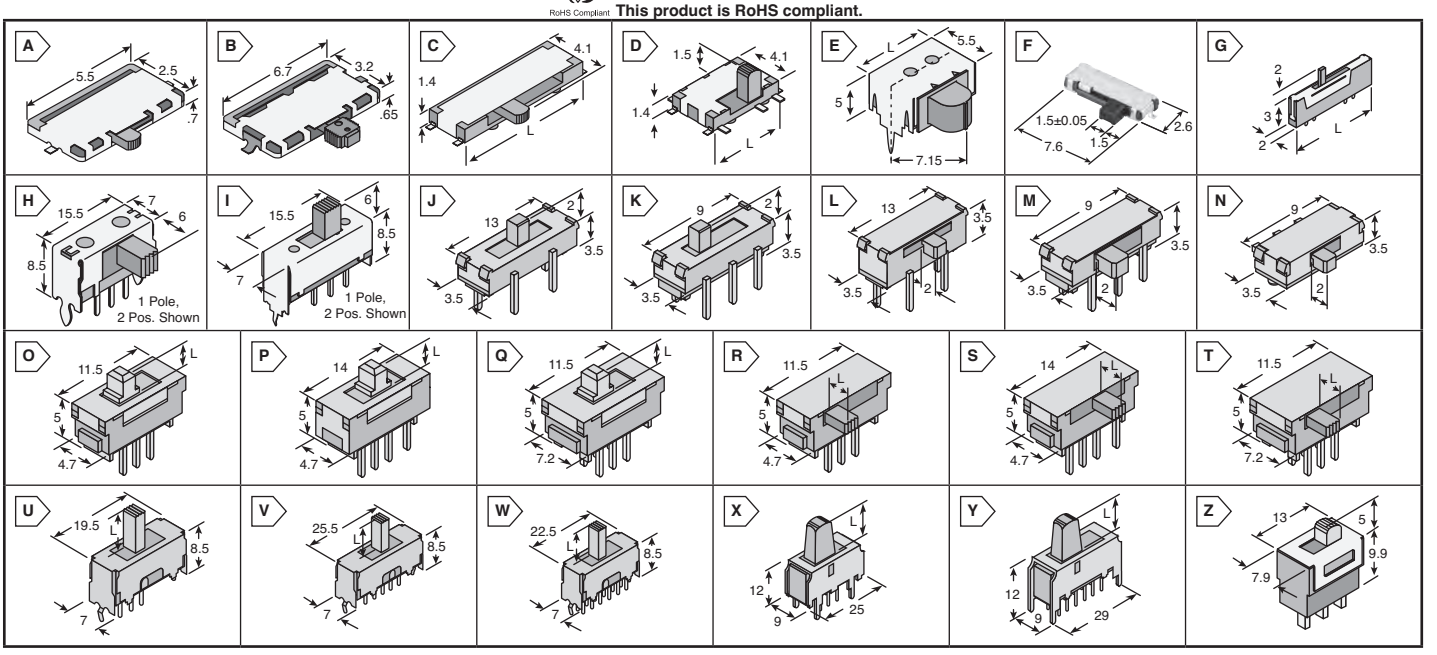

DIMENSIONS: mm

SLIDE SWITCHES

PRODUCT NEW

For quantities greater than listed, call for quote.

MOUSER STOCK NO.	Alps Part No.	Fig.	Travel (mm)	No. of Poles	No. of Pos.	Contact Rating	Mounting Style	Actuation Direction	Changeover Timing	Location Lug	Dim. L (mm)	Features	Price Each 1	50	100	500
688-SSAJ110100	SSAJ110100	A	1.4	1	2	10mA @ 5VDC	SMD	Horizontal	Not Specified	Yes	----	Compact				
688-SSAJ120100	SSAJ120100	A	1.4	1	2	10mA @ 5VDC	SMD	Horizontal	Not Specified	No	----	Compact				
688-SSAD110100	SSAD110100	B	1.5	1	2	1mA @ 5VDC	SMD	Horizontal	Not specified	Yes	----	Low profile				
688-SSSS811101	SSSS811101	C	1.5	1	2	0.3A @ 4VDC	SMD	Horizontal	Not specified	Yes	6.7	With ground				
688-SSSS810201	SSSS810201	C	1.5	1	2	0.3A @ 4VDC	SMD	Horizontal	Not specified	Yes	9.7	With ground				
688-SSSS820201	SSSS820201	D	1.5	2	2	0.3A @ 4VDC	SMD	Vertical	Not specified	Yes	6.7	With ground				
688-SSSS820501	SSSS820501	D	1.5	2	3	0.3A @ 4VDC	SMD	Vertical	Not specified	Yes	9.7	With ground				
688-SSAC120100	SSAC120100	E	1.5	2	2	1mA @ 5VDC	PCB	Horizontal	Non-shorting	----	9.5	With external knob				
688-SSAC120200	SSAC120200	E	1.5	2	3	1mA @ 5VDC	PCB	Horizontal	Not specified	----	11	With external knob				
688-SSAL120100	SSAL120100	F	2.0	1	2	10mA @ 5VDC	SMD	Horizontal	Not specified	No	7.6	----				
688-SSAL220100	SSAL220100	F	2.0	1	2	10mA @ 5VDC	SMD	Horizontal	Not specified	No	7.6	----				
688-SSSS710603	SSSS710603	G	2.0	1	2	0.3A @ 4VDC	PCB	Horizontal	Not specified	----	8.8	Standard type				
688-SSSS711403	SSSS711403	G	2.0	1	3	0.3A @ 4VDC	PCB	Horizontal	Non-shorting	----	12.5	Standard type				
688-SSSS7A0101	SSSS7A0101	G	2.0	1	3	0.3A @ 4VDC	PCB	Horizontal	Non-shorting	----	12.5	Single-side recoil				
688-SSSF111800	SSSF111800	H	2.0	1	2	0.1A @ 30VDC	PCB	Horizontal	Non-shorting	----	----	Large size, general purpose				
688-SSSF114900	SSSF114900	H	2.0	1	3	0.1A @ 30VDC	PCB	Horizontal	Non-shorting	----	----	Large size, general purpose				
688-SSSF121900	SSSF121900	H	2.0	2	2	0.1A @ 30VDC	PCB	Horizontal	Non-shorting	----	----	Large size, general purpose				
688-SSSF011700	SSSF011700	I	2.0	1	2	0.1A @ 30VDC	PCB	Vertical	Non-shorting	----	----	Large size, general purpose				
688-SSSF014800	SSSF014800	I	2.0	1	3	0.1A @ 30VDC	PCB	Vertical	Non-shorting	----	----	Large size, general purpose				
688-SSSF021500	SSSF021500	I	2.0	2	2	0.1A @ 30VDC	PCB	Vertical	Non-shorting	----	----	Large size, general purpose				
688-SSSS211900	SSSS211900	J	2.0	1	3	0.3A @ 6VDC	PCB	Vertical	Non-shorting	----	----	High density mounting				
688-SSSS222700	SSSS222700	K	2.0	2	2	0.3A @ 6VDC	PCB	Vertical	Non-shorting	----	----	High density mounting				
688-SSSS212200	SSSS212200	L	2.0	1	3	0.3A @ 6VDC	PCB	Horizontal	Non-shorting	----	----	High density mounting				
688-SSSS223200	SSSS223200	M	2.0	2	2	0.3A @ 6VDC	PCB	Horizontal	Non-shorting	----	----	High density mounting				
688-SSSS211603	SSSS211603	N	2.0	1	2	0.3A @ 6VDC	SMD	Horizontal	Non-shorting	----	----	High density mounting				
688-SSSS912000	SSSS912000	O	2.0	1	2	0.1A @ 12VDC	PCB	Vertical	Non-shorting	----	2	High operability				
688-SSSS912500	SSSS912500	O	2.0	1	2	0.1A @ 12VDC	PCB	Vertical	Non-shorting	----	4	High operability				
688-SSSS919500	SSSS919500	P	2.0	1	3	0.1A @ 12VDC	PCB	Vertical	Not specified	----	2	High operability				
688-SSSS919800	SSSS919800	P	2.0	1	3	0.1A @ 12VDC	PCB	Vertical	Not specified	----	4	High operability				
688-SSSS922000	SSSS922000	Q	2.0	2	2	0.1A @ 12VDC	PCB	Vertical	Non-shorting	----	2	High operability				
688-SSSS922500	SSSS922500	Q	2.0	2	2	0.1A @ 12VDC	PCB	Vertical	Non-shorting	----	4	High operability				
688-SSSS916900	SSSS916900	R	2.0	1	2	0.1A @ 12VDC	PCB	Horizontal	Non-shorting	----	2	High operability				
688-SSSS916400	SSSS916400	R	2.0	1	2	0.1A @ 12VDC	PCB	Horizontal	Non-shorting	----	4	High operability				
688-SSSS91B900	SSSS91B900	S	2.0	1	3	0.1A @ 12VDC	PCB	Horizontal	Not specified	----	2	High operability				
688-SSSS91B600	SSSS91B600	S	2.0	1	3	0.1A @ 12VDC	PCB	Horizontal	Not specified	----	4	High operability				
688-SSSS926400	SSSS926400	T	2.0	2	2	0.1A @ 12VDC	PCB	Horizontal	Non-shorting	----	2	High operability				
688-SSSS925800	SSSS925800	T	2.0	2	2	0.1A @ 12VDC	PCB	Horizontal	Non-shorting	----	4	High operability				
688-SSSU011700	SSSU011700	U	3.0	1	2	0.1A @ 30VDC	Snap-in PCB	Vertical	Non-shorting	----	6	Large size, general purpose				
688-SSSU012200	SSSU012200	U	3.0	1	2	0.1A @ 30VDC	Snap-in PCB	Vertical	Non-shorting	----	9	Large size, general purpose				
688-SSSU014800	SSSU014800	V	3.0	1	3	0.1A @ 30VDC	Snap-in PCB	Vertical	Non-shorting	----	6	Large size, general purpose				
688-SSSU022800	SSSU022800	U	3.0	2	2	0.1A @ 30VDC	Snap-in PCB	Vertical	Non-shorting	----	9	Large size, general purpose				
688-SSSU042100	SSSU042100	W	3.0	4	2	0.1A @ 30VDC	Snap-in PCB	Vertical	Non-shorting	----	9	Large size, general purpose				
688-SSSB022200	SSSB022200	X	4.0	2	2	0.3A @ 30VDC	PCB	Vertical	Non-shorting	----	9	Reliable operational feel				
688-SSSB042000	SSSB042000	Y	4.0	4	2	0.3A @ 30VDC	PCB	Vertical	Non-shorting	----	6	Reliable operational feel				

POWER SLIDE SWITCH

For quantities greater than listed, call for quote.

MOUSER STOCK NO.	Alps Part No.	Fig.	Travel (mm)	Contact Form	Contact Rating	Mounting Style	Actuation Direction	Operating Force	Features	Price Each 1	50	100	500
688-SDKTA20100	SDKTA20100	Z	2.2	SPDT	6A @ 125 VAC	PCB	Vertical	0.98±3.92N	Smooth sliding operation				

© Copyright 2014 Mouser Electronics

© Copyright 2014 Mouser Electronics

C&K Slide Switches

C&K AYZ SERIES: MINIATURE SLIDE SWITCHES

Specifications:

- Dielectric Strength: 0.1kV @ 50Hz/1 min.
- Max Switching Power: 1.2VA
- Max Switching Voltage: 12VDC
- Max. Switching Current: 100mA
- PC thru-hole termination
- Silver plated contacts

RoHS Compliant

For quantities greater than listed, call for quote.

MOUSER STOCK NO.	C&K Part No.	Fig.	Contact Form	Circuit	Price Each 1	25	50	100
611-AYZ0102AGRLC	AYZ0102AGRLC	A	SPDT	On-On				
611-AYZ0202AGRLC	AYZ0202AGRLC	B	DPDT	On-On				

C&K ES SERIES: SEALED TINY SLIDE SWITCHES

Specifications:

- Actuator Height: .121"
- Contact Rating: 0.4VA max. @ 20VAC or DC max.
- Lead free
- Mechanical and Electrical Life: 40,000 make-and-break cycles at full load
- Dielectric Strength: 500Vrms min.

LEAD-FREE

For quantities greater than listed, call for quote.

MOUSER STOCK NO.	C&K Part No.	Fig.	Contact Form	Circuit	Price Each 1	25	50	100
PC Thru-Hole								
611-ES21MCBE	ES21MCBE	C	DPDT	On-None-On				
Right-Angle PC Thru-Hole								
611-ES22MABE	ES22MABE	D	DPST	Off-None-On				
611-ES01MAVBE	ES01MAVBE	E	SPDT	On-None-On				
Right-Angle Surface Mount								
611-ES03MSABE	ES03MSABE	F	SPDT	On-Off-On				

C&K OS SERIES: MINIATURE SLIDE SWITCHES

Specifications:

- Dielectric Strength: 500VAC for 1 minute
- Contact Rating: 0.2A @ 30VDC
- PC and panel mounting
- Mechanical and Electrical Life: 10,000 cycles
- Shorting or Non-shorting contacts
- Variety of actuators and terminations

✻ Non-Shorting ✻✻ Shorting

RoHS Compliant

For quantities greater than listed, call for quote.

MOUSER STOCK NO.	C&K Part No.	Fig.	Contact Form	Circuit	Price Each 1	25	50	100
Vertical Termination								
✻ 611-OS102011MS2QN1	OS102011MS2QN1	G	SPDT	On-On				
✻✻ 611-OS102011MS2QS1	OS102011MS2QS1	G	SPDT	On-On				
611-OS103011MS8QP1	OS103011MS8QP1	H	SP3T	On-On-On				
611-OS103012MU1QP1	OS103012MU1QP1	I	SP3T	On-On-On				
611-OS103012MU2QP1	OS103012MU2QP1	J	SP3T	On-On-On				
✻ 611-OS202011MS2QN1	OS202011MS2QN1	K	DPDT	On-On				
✻✻ 611-OS202011MS2QS1	OS202011MS2QS1	K	DPDT	On-On				
✻ 611-OS202011MV4QN1	OS202011MV4QN1	L	DPDT	On-On				
✻ 611-OS202013MT5QN1	OS202013MT5QN1	M	DPDT	On-On				
✻ 611-OS202013MT8QN1	OS202013MT8QN1	N	DPDT	On-On				
611-OS203011MS1QP1	OS203011MS1QP1	O	DP3T	On-On-On				
✻ 611-OS203013MT6QN1	OS203013MT6QN1	P	DP3T	On-On-On				
Right-Angle Termination								
611-OS102011MA1QN1	OS102011MA1QN1	Q	SPDT	On-On				
✻✻ 611-OS102011MA1QS1	OS102011MA1QS1	Q	SPDT	On-On				
611-OS103011MA7QP1	OS103011MA7QP1	R	SP3T	On-On-On				
✻ 611-OS202011MA0QN1	OS202011MA0QN1	S	DPDT	On-On				
✻✻ 611-OS202011MA0QS1	OS202011MA0QS1	S	DPDT	On-On				
611-OS203011MA2QP1	OS203011MA2QP1	T	DP3T	On-On-On				

C&K LP SERIES: MINIATURE SNAP-IN SLIDE SWITCHES

Specifications:

- Dielectric Strength: 1000Vrms min. @ sea level
- Contact Rating: 6A @ 125VAC
- Easy Assembly - Snap-In Mounting
- Contamination resistant - extended actuator

RoHS Compliant

For quantities greater than listed, call for quote.

MOUSER STOCK NO.	C&K Part No.	Fig.	Contact Form	Circuit	Price Each 1	25	50	100
611-LP02C31T203DQ	LP02C31T203DQ	U	SPDT	On-Off				
611-LP22C31T203DQ	LP22C31T203DQ	U	DPDT	On-Off				

C&K SK SERIES: SIDE KNOB SLIDE SWITCHES

Features:

- 10,000 cycles
- Fully automatic assembly and inspection

Typical Applications:

- Volume control switch for phone

NEW PRODUCT

RoHS Compliant

For quantities greater than listed, call for quote.

MOUSER STOCK NO.	C&K Part No.	Fig.	Contact Form	Circuit	Rating	Price Each 1	25	100	250
611-SK12C0405SG1.5RT	SK-12C0405-SG 1.5 RT	V	SPDT	On-On	0.3 Amp @ 4VDC				
611-SK-12C06-MG4.4NS	SK-12C06-MG 4.4 NS	W	SPDT	On-On	0.2 Amp @ 30VDC				
611-SK-12F17-G7	SK-12F17-G 7	X	SPDT	On-On	0.3 Amp @ 30VDC				
611-SK-13D08-G5E	SK-13D08-G 5 E	Y	SP3T	On-On-On	0.3 Amp @ 30VDC				
611-SK-13D26-G6.5KGY	SK-13D26-G 6.5 K GY	Y	SP3T	On-On-On	0.3 Amp @ 30VDC				
611-SK-14D01-G6	SK-14D01-G 6	Z	4P4T	On-On-On-On	0.3 Amp @ 30VDC				
611-SK-14D07-VG6	SK-14D07-VG 6	Z	SP4T	On-On-On-On	0.3 Amp @ 30VDC				
611-SK-22D01-MG5NS	SK-22D01-MG 5 NS	AA	DPDT	On-On	0.3 Amp @ 30VDC				
611-SK-23H11-G9S	SK-23H11-G 9 S	BB	DP3T	On-On	0.3 Amp @ 30VDC				

C&K SS SERIES: SLIDE SWITCHES

Features:

- Miniature slide switch
- 10,000 cycles

Typical Applications:

- Industrial control, sensor control machine, etc.

NEW PRODUCT

RoHS Compliant

For quantities greater than listed, call for quote.

MOUSER STOCK NO.	C&K Part No.	Fig.	Contact Form	Circuit	Rating	Price Each 1	25	100	250
611-SS12D07VG4NSGAPA	SS-12D07-VG 4 NS GA PA	CC	SPDT	On-On	0.3 Amp @ 6VDC				
611-SS-12D1505-G2	SS-12D1505-G 2	DD	SPDT	On-On	0.3 Amp @ 6VDC				
611-SS-13D16-VG4PA	SS-13D16-VG 4 PA	EE	SP3T	On-On-On	0.3 Amp @ 30VDC				
611-SS-22D0205-G2	SS-22D0205-G 2	FF	DPDT	On-On	0.3 Amp @ 6VDC				
611-SS-22F02-DG6L	SS-22F02-DG 6 (L)	GG	DPDT	On-On	0.3 Amp @ 30VDC				
611-SS-23D28-G5NS	SS-23D28-G 5 NS	HH	DP3T	On-On-On	0.3 Amp @ 30VDC				
611-SS-23E06-G5	SS-23E06-G 5	II	DP3T	On-On-On	0.3 Amp @ 30VDC				
611-SS-24E06-TG5P	SS-24E06-TG 5 (P)	JJ	DP4T	On-On-On-On	0.3 Amp @ 30VDC				
611-SS-44D04-G4	SS-44D04-G 4	KK	DP4T	On-On-On-On	0.3 Amp @ 30VDC				

DIMENSIONS: in.

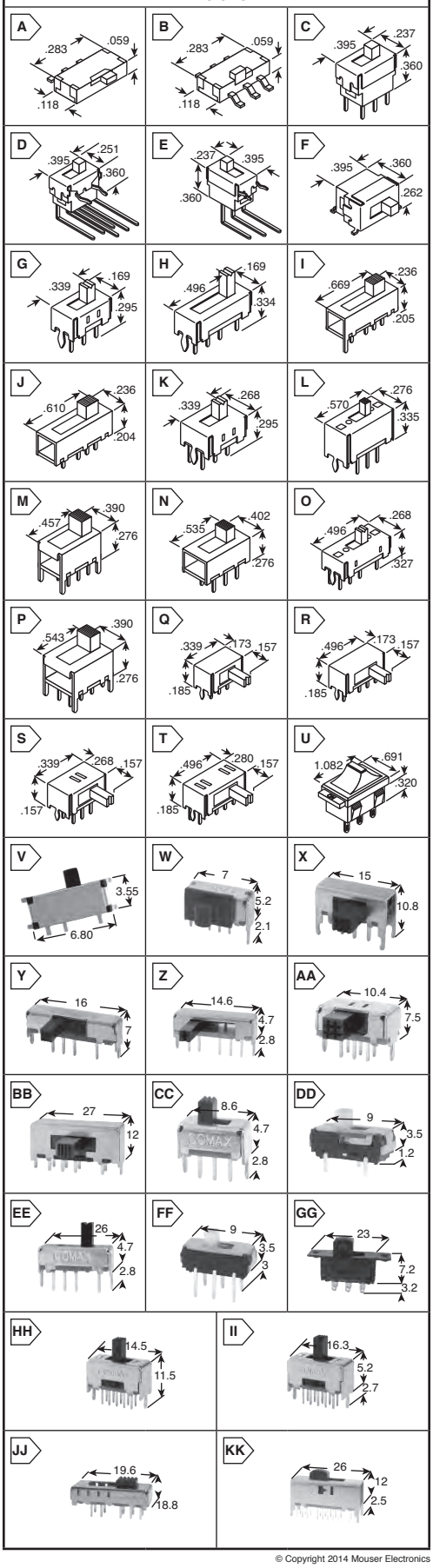

C&K Slide Switches

© Copyright 2014 Mouser Electronics

C&K Slide Switches

C&K TS SERIES: TINY SLIDE SWITCHES

Features:
- Epoxy terminal seal makes these compatible with bottom-wash cleaning

Applications:
- Instrumentation
- Computer peripherals

Specifications:
- Contact Material: B- Cu alloy, with Au plate over Ni plate, Au plate terminal
- Contact Rating: B- 0.4VA @ 20VAC or DC max.
- Dielectric Strength: 1000 Vrms min. @ sea level
- Electrical Life: TS01 models - 60,000 cycles @ full load
  TS03 models - 30,000 cycles @ full load

RoHS Compliant

For quantities greater than listed, call for quote.

MOUSER STOCK NO.	C&K Part No.	Fig.	Contact Form	Circuit	Contact Material	Price Each 1	25	50	100
PC Thru-Hole									
611-TS01CBE	TS01CBE	A	SPDT	On-None-On	B				
Right-Angle PC Thru-Hole									
611-TS01ABE	TS01ABE	B	SPDT	On-None-On	B				

C&K 1000 SERIES: MINIATURE SLIDE SWITCHES

Features:
- Epoxy terminal seal makes these compatible with bottom-wash cleaning

Applications:
- Instrumentation
- Computer peripherals

Specifications:
- Contact Material: B- Cu alloy, with Au plate over Ni plate, Au plate terminal
  Q- Cu alloy, with Ag plate, Ag plate terminal
- Contact Rating: B- 0.4VA @ 20VAC or DC max.
  Q- 6A @ 120VAC or 28VDC

For quantities greater than listed, call for quote.

MOUSER STOCK NO.	C&K Part No.	Fig.	Contact Form	Circuit	Contact Material	Price Each 1	25	50	100
PC Thru-Hole									
611-1101M2S3CBE2	1101M2S3CBE2	C	SPDT	On-None-On	B				
611-1101M2S3CQE2	1101M2S3CQE2	C	SPDT	On-None-On	Q				
611-1201M2S3CBE2	1201M2S3CBE2	D	DPDT	On-None-On	B				
611-1201M2S3CQE2	1201M2S3CQE2	D	DPDT	On-None-On	Q				
Right-Angle PC Thru-Hole									
611-1101M2S3ABE2	1101M2S3ABE2	E	SPDT	On-None-On	B				
611-1101M2S3AQE2	1101M2S3AQE2	E	SPDT	On-None-On	Q				
611-1101M2S3AV2BE2	1101M2S3AV2BE2	F	SPDT	On-None-On	B				
611-1101M2S3AV2QE2	1101M2S3AV2QE2	F	SPDT	On-None-On	Q				
V-Bracket									
611-1101M2S2V3GE2	1101M2S2V3GE2	G	SPDT	On-None-On	B				
Solder Lug									
611-1101M1S3ZQE2	1101M1S3ZQE2	G	SPDT	On-None-On	Q				

C&K L SERIES: MINIATURE SLIDE SWITCHES

Features:
- Positive detent

Applications:
- Communications equipment
- Lighting devices

Specifications:
- Contact Material: Q- Cu alloy, with Ag plate, Ag plate terminal
- Contact Rating: Q- 4A @ 120VAC or 28VDC
- Actuator Height: PC thru-hole models - 200";
  Right-angle PC thru-hole models - .335"

RoHS Compliant

() = Momentary

For quantities greater than listed, call for quote.

MOUSER STOCK NO.	C&K Part No.	Fig.	Contact Form	Circuit	Contact Material	Price Each 1	25	100	250
PC Thru-Hole									
611-L202011MS02Q	L202011MS02Q	H	DPDT	On-Off	Q				
611-L203011MS02Q	L203011MS02Q	I	DP3T	On-On-On	Q				
Right-Angle PC Thru-Hole									
611-L102011ML04B	L102011ML04B	I	SPDT	On-None-On	B				
611-L102011ML04Q	L102011ML04Q	I	SPDT	On-None-On	Q				
611-L102011MS02B	L102011MS02B	I	SPDT	On-None-On	B				
611-L204121MS02Q	L204121MS02Q	I	DP4T	On-None-On	Q				
611-L102021ML04Q	L102021ML04Q	J	SPDT	On-None-On	Q				
611-L202021MA04Q	L202021MA04Q	K	DPDT	On-None-On	Q				
611-L212132MV02Q	L212132MV02Q	L	DPDT	(On)-None-On	Q				

C&K S SERIES: POWER SLIDE SWITCHES

Features:
- Enclosed housing

Applications:
- Portable tools and small appliances

Specifications:
- Contact Material: Q- Cu alloy, with Ag plate, Ag plate terminal
- Dielectric Strength: 1000 Vrms min. @ sea level
- Electrical Life: 10,000 cycles @ full load

RoHS Compliant

For quantities greater than listed, call for quote.

MOUSER STOCK NO.	C&K Part No.	Fig.	Contact Form	Circuit	Contact Material	Price Each 1	25	100	250
PC Thru-Hole									
611-S202031MS02Q	S202031MS02Q	M	DPDT	6	Q				
Panel Mount with Mounting Ears									
611-S101031SS03Q	S101031SS03Q	N	SPST	6	Q				
611-S602031SS03Q	S602031SS03Q	N	DPDT	12	Q				

C&K V SERIES: POWER AND LINE VOLTAGE SELECT

Applications:
- Appliances

Specifications:
- Contact Material: Q- Cu alloy, w/ Ag plate, Ag plate terminal
- Contact Form: DPDT On-On

RoHS Compliant

For quantities greater than listed, call for quote.

MOUSER STOCK NO.	C&K Part No.	Fig.	Contact Form	Circuit	Price Each 1	25	100	250
611-V80212MS02Q	V80212MS02Q	O	DPDT	PC thru-hole				
611-V80212SS05Q	V80212SS05Q	P	DPDT	Mounting ears, QC				
611-V80212MA08Q	V80212MA08Q	Q	DPDT	R/A PC thru-hole				

DIMENSIONS: in.

A
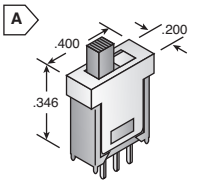

B
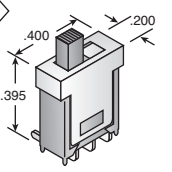

C
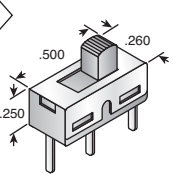

D
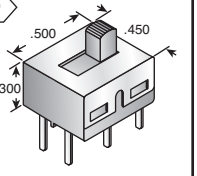

E
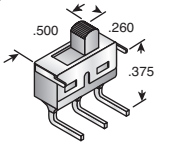

F
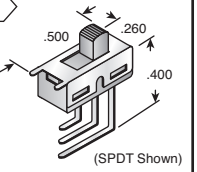

(SPDT Shown)

G
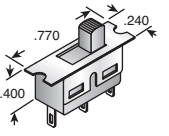

H
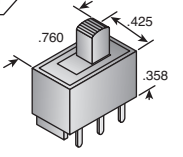

I
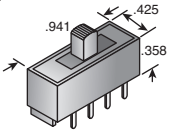

J
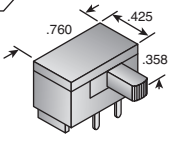

K
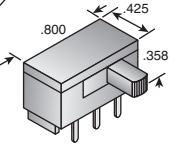

L
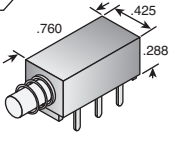

M
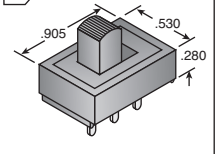

N
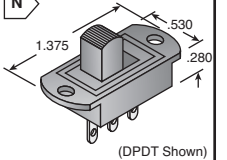

(DPDT Shown)

O
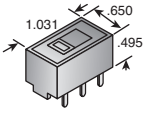

P
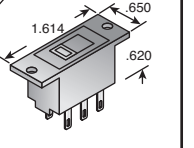

Q
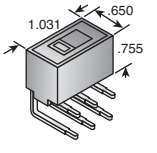

© Copyright 2014 Mouser Electronics

© Copyright 2014 Mouser Electronics

MOUNTAIN SWITCH Slide Switches

RoHS Compliant **This product is RoHS compliant.**

MINIATURE PC TERMINAL SLIDE SWITCHES

Specifications:
- Contact Resistance: 10mΩ max.
- Electrical Life: 30,000 cycles
- Insulation Resistance: 1000MΩ min.
- Operating Temperature: -30°C to +85°C

RoHS Compliant

For quantities greater than listed, call for quote.

MOUSER STOCK NO.	Fig.	Type	Circuit	Rating	Knob Ht. (in.)	Price Each		
						1	50	100
103-12100-EV	A	SPDT	On-On	.5A/50VDC	.12			
103-1256-EV	B	SPDT	On-On	.5A/50VDC	.157			

SUB-MINIATURE PC TERMINAL SLIDE SWITCH

Specifications:
- Contact Resistance: 10mΩ max.
- Electrical Life: 30,000 cycles
- Insulation Resistance: 1000MΩ min.
- Operating Temperature: -30°C to +85°C

RoHS Compliant

For quantities greater than listed, call for quote.

MOUSER STOCK NO.	Fig.	Type	Circuit	Rating	Knob Ht. (in.)	Price Each		
						1	50	100
103-12123-EV	C	SPDT	On-On	.5A/50VDC	.157			

SOLDER TERMINAL SLIDE SWITCH

Specifications:
- Contact Resistance: 10mΩ max.
- Electrical Life: 30,000 cycles
- Insulation Resistance: 1000MΩ min.
- Operating Temperature: -30°C to +85°C

RoHS Compliant

For quantities greater than listed, call for quote.

MOUSER STOCK NO.	Fig.	Type	Circuit	Rating	Knob Ht. (in.)	Price Each		
						1	50	100
10SS002-EV	D	DPDT	On-On	.5A/125VAC	.35			

SLIDE SWITCHES

Sub-Miniature Slide Switches

Specifications:
- Rating: 1A/250VAC, 3A/120VAC or 28VDC
- Contact Resistance: 20mΩ max.
- Insulation Resistance: 1000MΩ min.

RoHS Compliant

For quantities greater than listed, call for quote.

MOUSER STOCK NO.	Fig.	Type	Circuit	Price Each			
				1	50	100	500
103-5000-EV	E	SPDT	On-On				
103-5001-EV	F	SPDT	On-On				

Miniature Slide Switches

Specifications:
- Rating: 1A/250VAC, 3A/120VAC or 28VDC
- Contact Resistance: 50mΩ max.
- Insulation Resistance: 1000MΩ min.

RoHS Compliant

For quantities greater than listed, call for quote.

MOUSER STOCK NO.	Fig.	Type	Circuit	Price Each			
				1	50	100	500
103-5005-EV	G	DPDT	On-On				
103-5002-EV	G	SPDT	On-On				
103-5004-EV	G	SPDT	On-Off-On				

Slide Switches

Specifications:
- Rating: 2A/250VAC, 5A/120VAC or 28VDC
- Contact Resistance: 10mΩ max.
- Insulation Resistance: 1000MΩ min.

RoHS Compliant

For quantities greater than listed, call for quote.

MOUSER STOCK NO.	Fig.	Type	Circuit	Price Each			
				1	50	100	500
103-5006-EV	H	SPDT	On-On				
103-5008-EV	H	SPDT	On-(On)				
103-5012-EV	I	DPDT	On-On				
103-5007-EV	J	SPDT	On-On				
103-5014-EV	K	DPDT	On-Off-On				
103-5009-EV	L	SPDT	On-(On)				
103-5010-EV	H	SPDT	On-Off-On				
103-5011-EV	M	SPDT	On-Off-On				
103-5013-EV	N	DPDT	On-On				
103-5016-EV	O	SPDT	On-On				

DIMENSIONS: in.

A

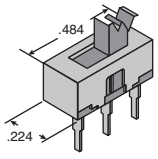

B



C

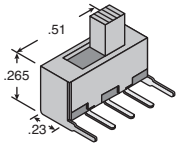

D

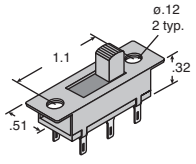

E

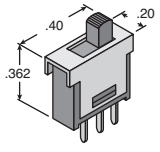

F

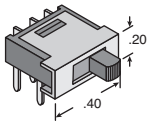

G

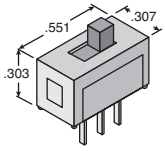

H

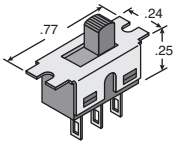

I

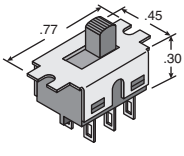

J

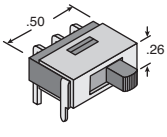

K

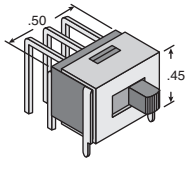

L

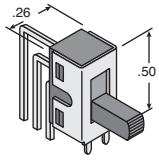

M

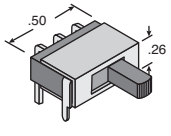

N

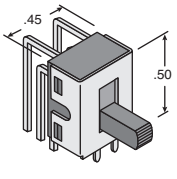

O

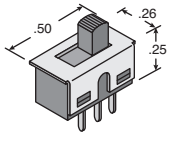

© Copyright 2014 Mouser Electronics

© Copyright 2014 Mouser Electronics

SS SERIES: ULTRAMINIATURE PCB SLIDE SWITCHES

- Power rating: 0.1A @ 30VDC
- Polyamide housing
- Top or Side Actuation
- Compact and low profile design
- Crisp Actuation
- .100" x .100" terminal spacing (metric spacing also available, call for quote)

RoHS Compliant

For quantities greater than listed, call for quote.

MOUSER STOCK NO.	NKK Part No.	Fig.	Circuit	Actuation	Price Each 1	25	50
633-SS12SDP2	SS12SDP2	A	SPDT On-None-On	Top			
633-SS12SDH2	SS12SDH2	B	SPDT On-None-On	Side			
633-SS14MDP2	SS14MDP2	C	SP3T On-On-On	Top			
633-SS14MDH2	SS14MDH2	D	SP3T On-On-On	Side			
633-SS22SDP2	SS22SDP2	E	DPDT On-None-On	Top			
633-SS22SDH2	SS22SDH2	F	DPDT On-None-On	Side			

MS SERIES: MINIATURE SLIDE SWITCHES

- Power rating: Silver 6A @ 125V AC & 3A @ 250V AC; Gold 0.4VA max. @ 28V AC/DC max.
- Solder lug or straight PC terminals
- UL94V-0 case

RoHS Compliant

For quantities greater than listed, call for quote.

MOUSER STOCK NO.	NKK Part No.	Fig.	Circuit	Mounting	Contact Material	Price Each 1	25
Right Angle PC							
633-MS13ASW30-RO	MS13ASW30	G	SPDT On-Off-On	Support Bracket	Silver		
633-MS23ASG30-RO	MS23ASG30	H	DPDT On-Off-On	Support Bracket	Gold		
Solder Lug							
633-MS22AFW01-RO	MS22AFW01	I	DPDT On-None-On	Panel Mount	Silver		
Straight PC							
633-MS12ANG03	MS12ANG03	J	SPDT On-None-On	Straight PC	Gold		
633-MS13ANW03	MS13ANW03	J	SPDT On-Off-On	Straight PC	Silver		
633-MS22ANG03	MS22ANG03	K	DPDT On-None-On	Straight PC	Gold		
633-MS22ANW03-RO	MS22ANW03	K	DPDT On-None-On	Straight PC	Silver		
Vertical PC							
633-MS12ASW40-RO	MS12ASW40	L	SPDT On-None-On	Support Bracket	Silver		
633-MS22ASG40-RO	MS22ASG40	M	DPDT On-None-On	Support Bracket	Gold		
633-MS23ASG40-RO	MS23ASG40	M	DPDT On-Off-On	Support Bracket	Gold		

SS SERIES: ILLUMINATED ULTRAMINIATURE SLIDE SWITCHES

- Power rating: 0.1A @ 30VDC
- Polyamide housing
- Top or Side Actuation
- Compact and low profile design
- Crisp Actuation
- .100" x .100" terminal spacing (metric spacing also available, call for quote)
- Bright LED illumination

RoHS Compliant

For quantities greater than listed, call for quote.

MOUSER STOCK NO.	NKK Part No.	Fig.	Type	LED Color	Price Each 1	25	50	100
Top Actuation								
633-SS12SDP2LC	SS12SDP2LC	N	SPDT On-None-On	Red				
633-SS12SDP2LE	SS12SDP2LE	N	SPDT On-None-On	Yellow				
633-SS12SDP2LF	SS12SDP2LF	N	SPDT On-None-On	Green				
633-SS22SDP2LC	SS22SDP2LC	N	DPDT On-None-On	Red				
633-SS22SDP2LF	SS22SDP2LF	N	DPDT On-None-On	Green				
Side Actuation								
633-SS12SDH2LC	SS12SDH2LC	O	SPDT On-None-On	Red				
633-SS12SDH2LF	SS12SDH2LF	O	SPDT On-None-On	Green				
633-SS22SDH2LC	SS22SDH2LC	O	DPDT On-None-On	Red				
633-SS22SDH2LE	SS22SDH2LE	O	DPDT On-None-On	Yellow				

MS SERIES: ILLUMINATED MINIATURE SLIDE SWITCHES

- Power rating: 6A @ 125V AC or 3A @ 250V AC
- Solder Lug or Straight PC Terminals
- Bright LED illumination
- UL94V-0 case

RoHS Compliant

For quantities greater than listed, call for quote.

MOUSER STOCK NO.	NKK Part No.	Fig.	Circuit	LED Color	Price Each 1	25	50
Solder Lug							
633-MS13LFW01C	MS13LFW01C	P	SPDT On-Off-On	Red			
633-MS13LFW01E	MS13LFW01E	P	SPDT On-Off-On	Yellow			
633-MS13LFW01F	MS13LFW01F	P	SPDT On-Off-On	Green			
Straight PC							
633-MS13LNW03C	MS13LNW03C	Q	SPDT On-Off-On	Red			
633-MS13LNW03E	MS13LNW03E	Q	SPDT On-Off-On	Yellow			
633-MS13LNW03F	MS13LNW03F	Q	SPDT On-Off-On	Green			

DIMENSIONS: in.

A

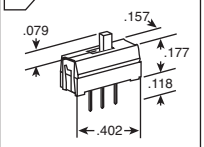

B

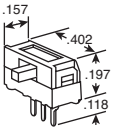

C

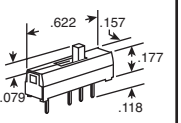

D

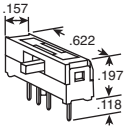

E

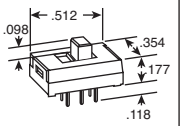

F

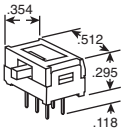

G

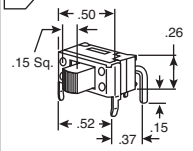

H

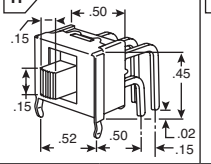

I

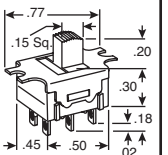

J

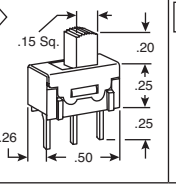

K

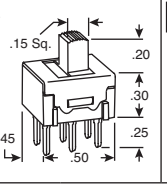

L

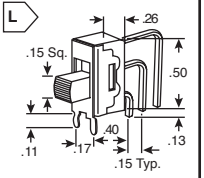

M

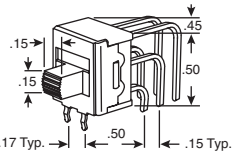

N

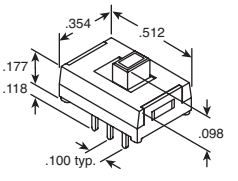

O

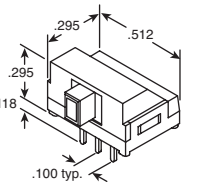

SS Series Isolated, LED Specifications	Color Red	Yellow	Green
Forward Peak Current	30mA	30mA	30mA
Continuous Forward Current	16mA	16mA	16mA
Forward Voltage	1.98V	2.06V	2.16V
Reverse Peak Voltage	5V	5V	5V
Current Reduction Rate Above 25°C	.40mA/°C	.42mA/°C	.33mA/°C
Ambient Temperature Range	-15°C ~ +60°C		

P

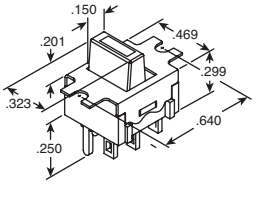

Q

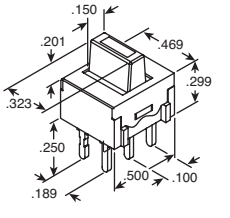

MS Series LED Specifications	Color Red	Yellow	Green
Forward Peak Current	30mA	30mA	30mA
Continuous Forward Current	16mA	16mA	16mA
Forward Voltage	1.98V	2.06V	2.15V
Reverse Peak Voltage	5V	5V	5V
Current Reduction Rate Above 25°C	.40mA/°C	.42mA/°C	.33mA/°C
Ambient Temperature Range	-15°C ~ +60°C		

© Copyright 2014 Mouser Electronics

© Copyright 2014 Mouser Electronics

TE connectivity Authorized Distributor

GD SERIES LOW PROFILE DIP SWITCHES

Specifications:

- Contact rating: 0.4VA @ 24VDC max.
- Contact resistance: 100mΩ max.
- Contact material: Au over Ni over Cu alloy
- Tape seal standard

For quantities greater than listed, call for quote.

MOUSER STOCK NO.	TE Part No.	Alcoswitch Part No.	Fig.	Dimension "A" (mm)	Number of Positions	Price Each 1	10	25	50
2.54mm Pitch: Slide Actuator									
506-GDS0404	1825006-5	GDS0404	A	10.02	4				
506-GDS0604	1825006-9	GDS0604	A	15.09	6				
1.27mm Pitch: Rocker Actuator									
506-GDH02S04	1571983-1	GDH02S04	B	3.66	2				
506-GDH06S04	1571983-8	GDH06S04	B	8.75	6				
506-GDH08S04	1-1571983-0	GDH08S04	B	11.29	8				
506-GDH10S04	1-1571983-3	GDH10S04	B	13.82	10				

AD SERIES DIP SWITCHES

Specifications:

- Contact rating: 0.4VA @ 20VDC max.
- Contact resistance: 50mΩ max.
- Dielectric strength: 500VAC
- Life expectancy: 1000 cycles
- High pressure wiping contact allows aqueous or solvent cleaning without tape seal
- Polyester base, cover, and actuator material
- Gas-tight contacts

For quantities greater than listed, call for quote.

MOUSER STOCK NO.	TE Part No.	Alcoswitch Part No.	Fig.	Dimension "A" (mm)	Number of Positions	Price Each 1	10	25	50
Through-hole with Extended Actuator									
506-ADE0204	1825057-1	ADE0204	C	7.06	2				
506-ADE0404	1825057-3	ADE0404	C	12.14	4				
506-ADE0504	1825057-4	ADE0504	C	14.68	5				
506-ADE0604	1825057-5	ADE0604	C	17.22	6				
506-ADE0804	1825057-7	ADE0804	C	22.3	8				
Through-hole with Flush Actuator									
506-ADF0204	1825002-1	ADF0204	D	7.06	2				
506-ADF0404	1825002-5	ADF0404	D	12.14	4				
506-ADF0604	1825002-9	ADF0604	D	17.22	6				
506-ADF0804	1-1825002-3	ADF0804	D	22.3	8				
Through-hole with Piano Actuator (Lever Down "On")									
506-ADP0204	1571999-1	ADP0204	E	7.06	2				
506-ADP0404	1571999-6	ADP0404	E	12.14	4				

7000 SERIES PREMIUM DIP SWITCHES

- Current and voltage rating: Non-switching-1.0A max. @ 50VDC
- Housing: Glass-filled polyester, UL 94V-0 rated
- Spring contacts and leads: BeCu alloy with Au over Ni plating
- Pitch: 2.54mm

For quantities greater than listed, call for quote.

MOUSER STOCK NO.	TE Part No.	Fig.	Actuator Style	Dimension "A" (mm)	Number of Positions	Price Each 1	10	25	50
Sealed									
506-154358025	1-5435802-5	F	Piano	12.19	4				
506-154358027	1-5435802-7	F	Piano	17.27	6				
506-54358029	5435802-9	F	Piano	22.352	8				
506-2-5435802-0	2-5435802-0	F	Piano	27.432	10				
571-44351669	4-435166-9	G	Rocker	12.19	4				
506-54351663	5-435166-3	G	Rocker	22.352	8				
Unsealed									
506-1-5435802-0	1-5435802-0	F	Piano	7.112	2				
506-5435802-3	5435802-3	F	Piano	12.19	4				
571-54358021	5435802-1	F	Piano	22.352	8				
506-5435166-2	5435166-2	G	Rocker	12.19	4				
506-54351665	5435166-5	G	Rocker	22.352	8				

7100 SERIES STANDARD DIP SWITCHES

- Current/voltage rating: Non-switching-1.0A max. @ 40VDC
- Dielectric withstanding voltage: 500VDC min.
- Capacitance: 5pF max.
- Housing: Glass-filled polyester, UL 94V-0 rated, blue
- Rocker: Polyester UL 94V-0 rated, white
- Spring contacts and leads: Cu alloy with Au over Ni plating

For quantities greater than listed, call for quote.

MOUSER STOCK NO.	TE Part No.	Fig.	Type	Dimension "A" (mm)	Number of Positions	Price Each 1	10	25	50
Standard Profile									
571-254356409	2-5435640-9	G	Unsealed	7.112	2				
506-54356402	5435640-2	G	Unsealed	12.19	4				
571-54356405	5435640-5	G	Unsealed	22.352	8				
506-354356405	3-5435640-5	G	Sealed	7.112	4				
571-354356407	3-5435640-7	G	Sealed	17.27	6				
571-3-5435640-9	3-5435640-9	G	Sealed	22.352	8				
Low Profile									
571-354356684	3-5435668-4	H	Sealed	12.19	4				

DIMENSIONS: mm

A

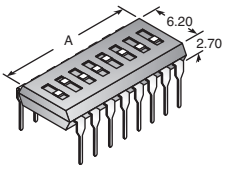

B

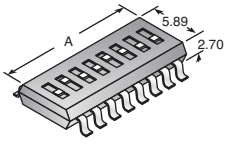

C

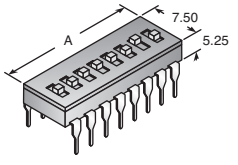

D

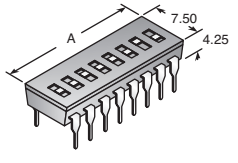

E

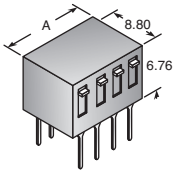

F

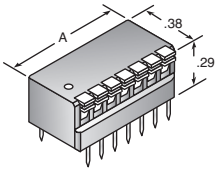

G

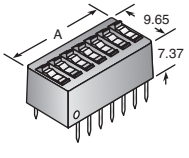

H

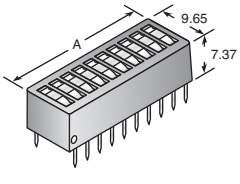

TE Connectivity

DIP/SIP Switches

© Copyright 2014 Mouser Electronics

© Copyright 2014 Mouser Electronics

DIMENSIONS: in.

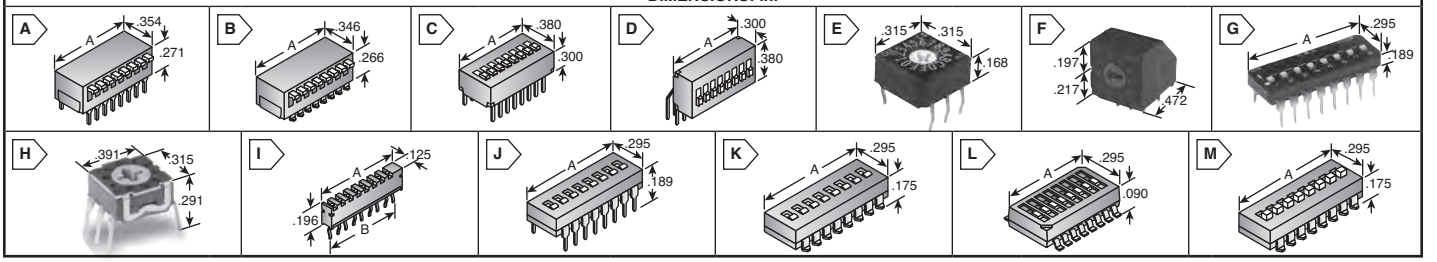

C&K BPA SERIES: SIDE ACTUATED

Specifications:
- Contact rating: 100mA max. @ 5VDC or 25mA max. @ 24VDC
- SPST

RoHS Compliant

For quantities greater than listed, call for quote.

MOUSER STOCK NO.	C&K Part No.	Fig.	No. of Positions	Dim. A (in.)	Price Each 1	25	50	100
Thru-hole								
611-BPA02B	BPA02B	A	2	.28				
611-BPA04B	BPA04B	A	4	.48				
611-BPA05B	BPA05B	A	5	.578				
611-BPA06B	BPA06B	A	6	.68				
611-BPA08B	BPA08B	A	8	.878				
611-BPA10B	BPA10B	A	10	1.078				
Surface Mount								
611-BPA02SB	BPA02SB	B	2	.28				
611-BPA04SB	BPA04SB	B	4	.48				
611-BPA05SB	BPA05SB	B	5	.578				
611-BPA07SB	BPA07SB	B	7	.778				
611-BPA08SB	BPA08SB	B	8	.878				
611-BPA09SB	BPA09SB	B	9	.978				
611-BPA10SB	BPA10SB	B	10	1.078				

C&K BD SERIES: STANDARD PROFILE

Specifications:
- Traditional full profile with extended actuator
- SPST
- Contact rating: Carry: 100mA max. @ 50 VDC
  Switch: 100mA max. @ 5 VDC or 25mA max. @ 25 VDC

For quantities greater than listed, call for quote.

MOUSER STOCK NO.	C&K Part No.	Fig.	No. of Positions	Dim. A (in.)	Price Each 1	25	50	100
Open Base								
611-BD01	BD01	C	1	.18				
611-BD02	BD02	C	2	.28				
611-BD03	BD03	C	3	.38				
611-BD04	BD04	C	4	.48				
611-BD05	BD05	C	5	.58				
611-BD06	BD06	C	6	.68				
611-BD07	BD07	C	7	.78				
611-BD08	BD08	C	8	.88				
611-BD09	BD09	C	9	.98				
611-BD10	BD10	C	10	1.08				
611-BD12	BD12	C	12	1.28				
Open Base and Right Angle Terminal Style								
611-BD02AV	BD02AV	D	2	.28				
611-BD04AV	BD04AV	D	4	.48				
611-BD08AV	BD08AV	D	8	.88				

C&K CD/CRD SERIES: 8MM-10MM DIP CODED ROTARY SWITCHES

Features:
- Process sealed - withstands soldering and cleaning

For quantities greater than listed, call for quote.

MOUSER STOCK NO.	C&K Part No.	Fig.	No. of Pos.	Actuator	Price Each 1	25	50	100
CD Series								
611-CD08RM0CB	CD08RM0CB	E	8	PC Thru-hole				
611-CD10CM0SB	CD10CM0SB	E	10	Surface Mt.				
CRD Series								
611-CRD10CM0AB	CRD10CM0AB	F	10	Rt. Angle,PC Thru-hole				
611-CRD16RL1AB	CRD16RL1AB	F	16	Rt. Angle,PC Thru-hole				

C&K SD SERIES: LOW PROFILE DIP SWITCHES

Specifications:
- Contact rating:
- Carry: 100mA @ 50VDC max.
- Switch: 0.1mA @ 5VDC min to 100mA @ 25VDC max.

For quantities greater than listed, call for quote.

MOUSER STOCK NO.	C&K Part No.	Fig.	No. of Positions	Dim. A (in.)	Price Each 1	25	50	100
611-SD04H0SBD	SD04H0SBD	G	4	0.458				
611-SD04H1BD	SD04H1BD	G	4	0.429				
611-SD05H1SB	SD05H1SB	G	5	0.555				
611-SD06H0SBD	SD06H0SBD	G	6	0.658				
611-SD06H1SB	SD06H1SB	G	6	0.658				
611-SD08H1B	SD08H1B	G	8	0.858				
611-SD08H1BD	SD08H1BD	G	8	0.406				
611-SD10H1B	SD10H1B	G	10	1.058				
611-SD10H1SBD	SD10H1SBD	G	10	1.058				

C&K RTE SERIES: LOW PROFILE ROTARY DIP SWITCHES

Features/Benefits:
- Thru-hole and surface mount models
- Rotary SPDT, SP3T, SP4T functions

RoHS Compliant

For quantities greater than listed, call for quote.

MOUSER STOCK NO.	C&K Part No.	Fig.	No. of Pos.	Switch Function	Termination	Price Each 1	25	50	100
611-RTE1600G44	RTE1600G44	H	16	Hexadecimal	Surface Mt.				

C&K SP SERIES: VERTICAL SINGLE IN-LINE SWITCH

Specifications:
- High pressure contact system does not require tape sealing
- Contact rating: Carry: 0.1mA @ 1mV min.; Switching: 10mA @ 5VDC
- SPST

RoHS Compliant

For quantities greater than listed, call for quote.

MOUSER STOCK NO.	C&K Part No.	Fig.	No. of Positions	Dim. (in.) A	B	Price Each 1	25	50	100
611-SPA08B	SPA08B	I	9	.898	.700				

C&K SDA/TDA SERIES: LOW PROFILE

Specifications (SDA Series):
- Contact rating: 25mA @ 24VDC or 100mA @ 50VDC
- Dielectric strength: 300VDC min. for 1 minute
- SPST

Specifications (TDA Series):
- .05" lead spacing
- Contact rating: 24VDC @ 25mA (switching); 50VDC @ 100mA (steady state)
- SPST

RoHS Compliant

Flush Actuator

For quantities greater than listed, call for quote.

MOUSER STOCK NO.	C&K Part No.	Fig.	No. of Positions	Dim. A (in.)	Price Each 1	25	50	100
No Tape, Thru-Hole Terminals								
611-SDA02H0BD	SDA02H0BD	J	2	.278				
611-SDA03H0BD	SDA03H0BD	J	3	.378				
611-SDA04H0BD	SDA04H0BD	J	4	.476				
611-SDA05H0BD	SDA05H0BD	J	5	.578				
611-SDA06H0BD	SDA06H0BD	J	6	.676				
611-SDA08H0BD	SDA08H0BD	J	8	.876				
611-SDA09H0BD	SDA09H0BD	J	9	.978				
With Top Tape, Thru-Hole Terminals								
611-SDA01H0B	SDA01H0B	J	1	0.178				
611-SDA04H0B	SDA04H0B	J	4	.476				
611-SDA07H0B	SDA07H0B	J	7	0.778				
611-SDA08H0B	SDA08H0B	J	8	.876				
611-SDA09H0B	SDA09H0B	J	9	0.978				
With Top Tape, SMT								
611-SDA12H0B	SDA12H0B	K	12	1.279				
611-SDA02H0SB	SDA02H0SB	K	2	.278				
611-SDA04H0SB	SDA04H0SB	K	4	.476				
611-SDA07H0SB	SDA07H0SB	K	7	0.778				
611-SDA08H0SB	SDA08H0SB	K	8	.876				
611-SDA10H0SB	SDA10H0SB	K	10	1.076				
No Tape, SMT								
611-SDA02H0SBD	SDA02H0SBD	K	2	.278				
611-SDA07H0SBD	SDA07H0SBD	K	7	0.778				
611-SDA08H0SBD	SDA08H0SBD	K	8	.876				
611-SDA09H0SBD	SDA09H0SBD	K	9	0.978				
611-SDA10H0SBD	SDA10H0SBD	K	10	.076				
Half Pitch, SMT								
611-TDA02H0SB1	TDA02H0SB1	L	2	.144				
611-TDA04H0SB1	TDA04H0SB1	L	4	.244				
611-TDA06H0SB1	TDA06H0SB1	L	6	.344				
611-TDA08H0SB1	TDA08H0SB1	L	8	.444				
611-TDA08H0SB1R	TDA08H0SB1R	L	8	.444				
611-TDA10H0SB1	TDA10H0SB1	L	10	.544				

Extended Actuator

For quantities greater than listed, call for quote.

MOUSER STOCK NO.	C&K Part No.	Fig.	No. of Positions	Dim. A (in.)	Price Each 1	25	50	100
No Top Tape, Thru-Hole Terminals								
611-SDA02H1BD	SDA02H1BD	G	2	.278				
611-SDA03H1BD	SDA03H1BD	G	3	.378				
611-SDA04H1BD	SDA04H1BD	G	4	.476				
611-SDA05H1BD	SDA05H1BD	G	5	.578				
611-SDA06H1BD	SDA06H1BD	G	6	.676				
611-SDA07H1BD	SDA07H1BD	G	7	.778				
611-SDA08H1BD	SDA08H1BD	G	8	.876				
611-SDA09H1BD	SDA09H1BD	G	9	.978				
611-SDA10H1BD	SDA10H1BD	G	10	1.076				
611-SDA12H1BD	SDA12H1BD	G	12	1.279				
No Top Tape, SMT								
611-SDA02H1SBD	SDA02H1SBD	M	2	.278				
611-SDA03H1SBD	SDA03H1SBD	M	3	.378				
611-SDA04H1SBD	SDA04H1SBD	M	4	.476				
611-SDA05H1SBD	SDA05H1SBD	M	5	.578				
611-SDA06H1SBD	SDA06H1SBD	M	6	.676				
611-SDA07H1SBD	SDA07H1SBD	M	7	0.778				
611-SDA08H1SBD	SDA08H1SBD	M	8	.876				
611-SDA09H1SBD	SDA09H1SBD	M	9	.978				
611-SDA10H1SBD	SDA10H1SBD	M	10	1.076				
611-SDA12H1SBD	SDA12H1SBD	M	12	1.279				

© Copyright 2014 Mouser Electronics

© Copyright 2014 Mouser Electronics

MOUNTAIN SWITCH DIP Switches

RoHS Compliant **This product is RoHS compliant.**

Electrical Specifications:
- Rating: Switching: 25mA/24VDC
  Non-switching: 100mA/50VDC

STANDARD DIP SWITCHES

For quantities greater than listed, call for quote.

MOUSER STOCK NO.	Fig.	Actuator	Number of Positions	Dimensions: mm		Price Each				
				A	B	1	50	100	500	1000
106-SD02-EV	A	Raised	2	6.44	2.54					
106-SD04-EV	A	Raised	4	11.52	7.62					
106-SD06-EV	A	Raised	6	16.60	12.70					
106-SD08-EV	A	Raised	8	21.68	17.78					

SIDE ACTUATED DIP SWITCHES

For quantities greater than listed, call for quote.

MOUSER STOCK NO.	Fig.	Actuator	Number of Positions	Dimensions: mm		Price Each				
				A	B	1	50	100	500	1000
106-LP04-EV	B	Raised	4	11.72	7.62					

END STACKABLE DIP SWITCHES

Mechanical Specifications:
- Operation Force: 1000gf max.
- Stroke: 1.0mm

For quantities greater than listed, call for quote.

MOUSER STOCK NO.	Fig.	Actuator	Number of Positions	Dimensions: mm		Price Each				
				A	B	1	50	100	500	1000
No Top Tape, Thru-Hole Terminals										
106-EI02-EV	C	Raised	2	4.98	2.54					
106-EI04-EV	C	Raised	4	10.06	7.62					
106-EI06-EV	C	Raised	6	15.14	12.70					
106-EI08-EV	C	Raised	8	20.22	17.78					
106-EI10-EV	C	Raised	10	25.30	22.86					
No Top Tape, SMD										
106-EM04-EV	D	Raised	4	10.06	7.62					
106-EM08-EV	D	Raised	8	20.22	17.78					
106-EM10-EV	D	Raised	10	25.30	22.86					
With Top Tape, SMD										
106-EMR3T-EV	D	Recessed	3	7.52	5.08					

TRI-STATE LOW PROFILE DIP SWITCHES

Mechanical Specifications:
- Operation Force: 1000gf max.
- Stroke: 0.8mm

For quantities greater than listed, call for quote.

MOUSER STOCK NO.	Fig.	Actuator	Number of Positions	Dimensions: mm		Price Each				
				A	B	1	50	100	500	1000
No Top Tape, SMD										
106-TIM4-EV	E	Raised	4	11.32	7.62					
With Top Tape, SMD										
106-TMR8T-EV	E	Recessed	8	21.48	17.78					
106-TMR9T-EV	E	Recessed	9	24.02	20.32					

TRI-STATE DIP SWITCHES

Mechanical Specifications:
- Operation Force: 1000gf max.
- Stroke: 1.0mm

For quantities greater than listed, call for quote.

MOUSER STOCK NO.	Fig.	Actuator	Number of Positions	Dimensions: mm		Price Each				
				A	B	1	50	100	500	1000
106-TDS8-EV	F	Raised	8	24.30	17.78					
106-TDS10-EV	F	Raised	10	29.38	22.86					

PIANO TYPE DIP SWITCHES

Mechanical Specifications:
- Operation Force: 800gf max.
- Life: 2,000 cycles

For quantities greater than listed, call for quote.

MOUSER STOCK NO.	Fig.	Actuator	Number of Positions	Dimensions: mm		Price Each				
				A	B	1	50	100	500	1000
SMD										
106-PM04-EV	G	Raised	4	11.56	7.62					
106-PM06-EV	G	Raised	6	16.64	12.70					
106-PM10-EV	G	Raised	10	26.80	22.86					
Thru-Hole Terminals										
106-PI06-EV	H	Raised	6	16.64	12.70					
106-PIR06-EV	H	Recessed	6	16.64	12.70					

DIMENSIONS: mm

A

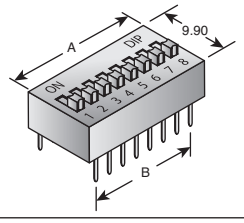

B

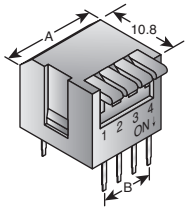

C

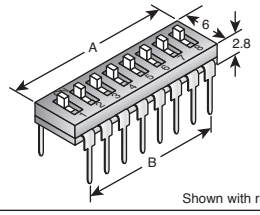

Shown with raised actuator

D

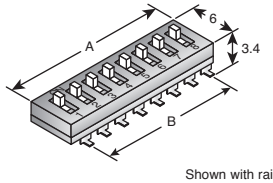

Shown with raised actuator

E

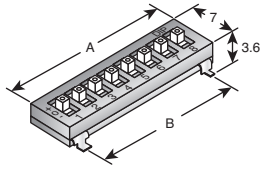

Shown with raised actuator

F

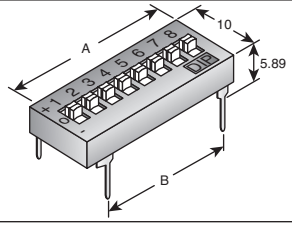

G

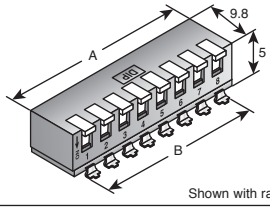

Shown with raised actuator

H

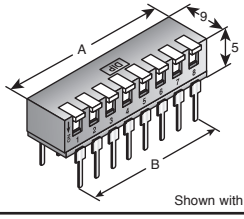

Shown with raised actuator

© Copyright 2014 Mouser Electronics

OMRON DIP Switches

RoHS Compliant **This product is RoHS compliant.**

DIMENSIONS: mm

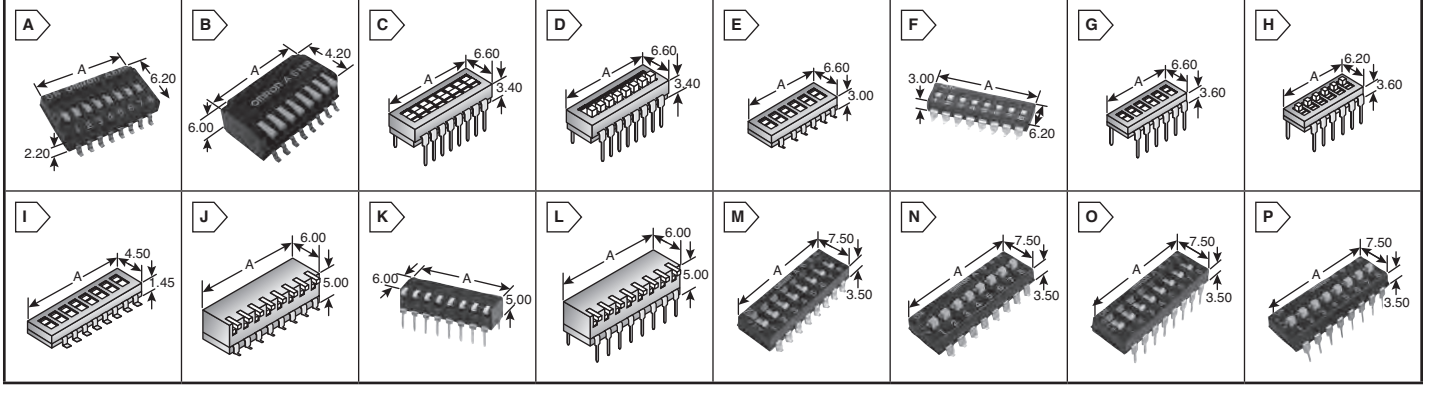

OMRON A6HF/HR SERIES: HALF-PITCH DIP SWITCHES

Specifications:
- Switching capacity: 25mA @ 24VDC
- Operating force: 500 gf max.
- Dielectric strength: 300VAC

Features:
- Gold-plated twin contacts
- Temperature-resistant resin allows peak reflow temperatures of 260°C.

For quantities greater than listed, call for quote.

MOUSER STOCK NO.	Omron Part No.	Fig.	Number of Positions	Dimension A (mm)	Price Each 1	25	50	100
SMT, Slide-Type								
653-A6HF-4102	A6HF-4102	A	4	6.21				
653-A6HF-8102	A6HF-8102	A	8	11.29				
SMT, Piano-Type								
653-A6HR-4104	A6HR-4104	B	4	6.21				
653-A6HR-8104	A6HR-8104	B	9	11.29				

OMRON A6D SERIES: SUBMINIATURE DIP SWITCHES

Specifications:
- Switching capacity: 30mA @ 30VDC
- Operating force: 500 gf max.
- Dielectric strength: 500VAC

Features:
- Space-saving and IP64 sealed construction
- Smooth, sure switching action enables comfortable operation.

For quantities greater than listed, call for quote.

MOUSER STOCK NO.	Omron Part No.	Fig.	Number of Positions	Dimension A (mm)	Price Each 1	25	50	100
Thru-Hole, Top-Actuated, Sealed								
653-A6D-2100	A6D-2100	C	2	7.10				
653-A6D-4100	A6D-4100	C	4	12.20				
653-A6D-8100	A6D-8100	C	8	22.40				
Thru-Hole, Raised Actuator, Sealed								
653-A6D-2103	A6D-2103	D	2	7.10				

OMRON A6S/T SERIES: SLIDE DIP SWITCHES

Specifications:
- Switching capacity: 25mA @ 24VDC
- Operating force: 30 gf
- Dielectric strength: 500VAC

Features:
- Gold-plated twin contacts and a slide-type, self-cleaning mechanism ensure high-reliability.

For quantities greater than listed, call for quote.

MOUSER STOCK NO.	Omron Part No.	Fig.	Number of Positions	Dimension A (mm)	Price Each 1	25	50	100
SMT, Flat-Actuated								
653-A6S-2101-H	A6S-2101-H	E	2	6.02				
653-A6S-4101-H	A6S-4101-H	E	4	11.10				
653-A6S-8101-H	A6S-8101-H	E	8	21.26				
SMT, Flat-Actuated, Sealed								
653-A6S-2102-H	A6S-2102-H	E	2	6.02				
653-A6S-4102-H	A6S-4102-H	E	4	11.10				
653-A6S-6102-H	A6S-6102-H	E	6	16.18				
653-A6S-8102-H	A6S-8102-H	E	8	21.26				
SMT, Raised Actuator								
653-A6S-2104-H	A6S-2104-H	F	2	6.02				
653-A6S-4104-H	A6S-4104-H	F	4	11.10				
653-A6S-5104-H	A6S-5104-H	F	5	13.64				
653-A6S-6104-H	A6S-6104-H	F	6	16.18				
653-A6S-8104-H	A6S-8104-H	F	8	21.26				
Thru-Hole, Flat-Actuated, Sealed								
653-A6T-2102	A6T-2102	G	2	6.02				
653-A6T-4102	A6T-4102	G	4	11.10				
Thru-Hole, Raised Actuator								
653-A6T-1104	A6T-1104	H	1	3.48				
653-A6T-2104	A6T-2104	H	2	6.02				
653-A6T-3104	A6T-3104	H	3	8.56				
653-A6T-4104	A6T-4104	H	4	11.10				
653-A6T-6104	A6T-6104	H	6	16.18				
653-A6T-8104	A6T-8104	H	8	21.26				

OMRON A6H SERIES: HALF-PITCH DIP SWITCHES

Specifications:
- Switching capacity: 25mA @ 24VDC
- Operating force: 30 gf
- Dielectric strength: 300VAC

Features:
- Ultra-low profile of 1.55mm
- Half-pitch (1.27mm) design
- Compact and reduced mounting space

For quantities greater than listed, call for quote.

MOUSER STOCK NO.	Omron Part No.	Fig.	Number of Positions	Dimension A (mm)	Price Each 1	25	50	100
SMT, Flat-Actuated								
653-A6H-4101	A6H-4101	I	4	6.31				
653-A6H-6101	A6H-6101	I	6	8.85				
653-A6H-8101	A6H-8101	I	8	11.39				
653-A6H-0101	A6H-0101	I	10	13.93				
SMT, Flat-Actuated, Sealed								
653-A6H-4102	A6H-4102	I	4	6.31				
653-A6H-8102	A6H-8102	I	8	11.39				
653-A6H-0102	A6H-0102	I	10	13.93				

OMRON A6SR/TR SERIES: PIANO DIP SWITCHES

Specifications:
- Switching capacity: 25mA @ 24VDC
- Operating force: 795 gf max.
- Dielectric strength: 500VAC

Features:
- Low-profile design with a height of only 5mm
- Pitch of 2.54mm for end-stackable mounting
- Gold-plated twin contacts

For quantities greater than listed, call for quote.

MOUSER STOCK NO.	Omron Part No.	Fig.	Number of Positions	Dimension A (mm)	Price Each 1	25	50	100
SMT, Long Lever								
653-A6SR-2104	A6SR-2104	J	2	4.98				
653-A6SR-4104	A6SR-4104	J	4	10.06				
653-A6SR-8104	A6SR-8104	J	8	25.30				
Thru-Hole, Short Lever								
653-A6TR-2101	A6TR-2101	K	2	4.98				
653-A6TR-4101	A6TR-4101	K	4	10.06				
Thru-Hole, Long Lever								
653-A6TR-2104	A6TR-2104	L	2	4.98				
653-A6TR-8104	A6TR-8104	L	8	20.22				

OMRON A6SN/TN SERIES: SLIDE DIP SWITCHES

Specifications:
- Switching capacity: 25mA @ 24VDC
- Operating force: 806 gf max.
- Dielectric strength: 300VAC

Features:
- Knife-edge structure with high-contact pressure mechanism assures high-reliability and enables washing without seal.

For quantities greater than listed, call for quote.

MOUSER STOCK NO.	Omron Part No.	Fig.	Number of Positions	Dimension A (mm)	Price Each 1	25	50	100
SMT, Flat-Actuated								
653-A6SN-2101	A6SN-2101	M	2	7.00				
653-A6SN-4101	A6SN-4101	M	4	12.10				
653-A6SN-8101	A6SN-8101	M	8	22.30				
SMT, Raised Actuator								
653-A6SN-2104	A6SN-2104	N	2	7.00				
653-A6SN-4104	A6SN-4104	N	4	12.10				
653-A6SN-6104	A6SN-6104	N	6	17.20				
653-A6SN-8104	A6SN-8104	N	8	22.30				
Thru-Hole, Flat-Actuated								
653-A6TN-2101	A6TN-2101	O	2	7.00				
653-A6TN-4101	A6TN-4101	O	4	12.10				
653-A6TN-6101	A6TN-6101	O	6	17.20				
653-A6TN-8101	A6TN-8101	O	8	22.30				
Thru-Hole, Raised Actuator								
653-A6TN-2104	A6TN-2104	P	2	7.00				
653-A6TN-4104	A6TN-4104	P	4	12.10				
653-A6TN-6104	A6TN-6104	P	6	17.20				
653-A6TN-8104	A6TN-8104	P	8	22.30				

© Copyright 2014 Mouser Electronics

© Copyright 2014 Mouser Electronics

DIMENSIONS: in.

A



B

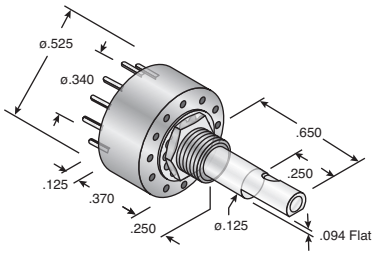

C

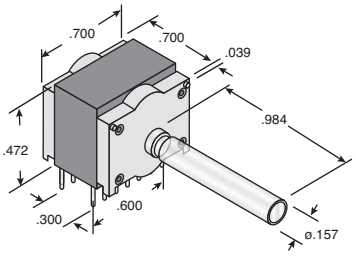

C&K SERIES A: 1-4 POLE ROTARY SWITCHES

Features/Benefits:
- Multi-pole and multi-position
- Positive detent
- Non-shorting contacts
- Panel and PCB mounting

Specifications:
- Contact Rating: 2.5A @ 125VAC; 350mA @ 125VDC
- Dielectric Strength: 1000Vrms min. @ sea level
- Insulation Resistance: $10^9\Omega$ min.
- Contact Material: Silver

Typical Application:
- Automotive
- Major and small appliances
- Industrial equipment

RoHS Compliant

For quantities greater than listed, call for quote.

MOUSER STOCK NO.	C&K Part No.	Fig.	Number of Positions	Number of Poles	Terminals	Price Each 1	25	50	100
611-A21415RNCQ	A21415RNCQ	A	14	DP, 90° Index	PC Thru-hole				
611-A10015RSCQ	A10015RSCQ	A	12	SP, 30° Index, no stops	PCB				
✻ 611-A11205RNCQ	A11205RNCQ	A	12	SP, 30° Index	PCB				
611-A112-15	A11215RNCQ	A	12	SP, 30° Index	PCB				
611-A11215RNZQ	A11215RNZQ	A	12	SP, 30° Index	Solder				
611-A11015RNCQ	A11015RNCQ	A	10	SP, 30° Index	PC Thru-hole				
611-A10905RNCQ	A10905RNCQ	A	9	SP, 30° Index	PC Thru-hole				
611-A12515RNZQ	A12515RNZQ	A	8	SP, 45° Index	Solder				
611-A10715RNCQ	A10715RNCQ	A	7	SP, 30° Index	PC Thru-hole				
611-A10615RSZQ	A10615RSZQ	A	6	SP, 30° Index	Solder				
611-A20615RNCQ	A20615RNCQ	A	6	DP, 30° Index	PCB				
611-A10605RNCQ	A10605RNCQ	A	6	SP, 30° Index	PC Thru-hole				
611-A20615RNZQ	A20615RNZQ	A	6	DP, 30° Index	Solder				
611-A20503RNCGE	A20503RNCGE	A	5	DP, 30° Index	PC Thru-hole				
611-A30405MNZQ	A30405MNZQ	A	4	3P, 30° Index	Solder lug				
✻✻ 611-A30403RNZQ	A30403RNZQ	A	4	3P, 30° Index	Solder				
611-A30415RNCQ	A30415RNCQ	A	4	3P, 30° Index	PCB				
611-A30415RNZQ	A30415RNZQ	A	4	3P, 30° Index	Solder				
611-A40315RNZQ	A40315RNZQ	A	3	4P, 30° Index	Solder				
611-A402S1RNCBE	A402S1RNCBE	A	2	4PDT, 30° Index	PC Thru-hole				

✻ .50" Actuator shaft

✻✻ .375" Actuator shaft

C&K SERIES M: HALF-INCH ROTARY SWITCHES

Features/Benefits:
- Multi-pole and multi-positions
- Panel and PCB mounting
- Stainless steel actuator
- Non-shorting contacts

Specifications:
- Contact Rating: Carry 6A cont.; Switch 250mA max. @ 125VAC or 28VDC
- Dielectric Strength: 600Vrms min. @ sea level
- Insulation Resistance: $10^{10}\Omega$ min.
- Contact Material: Copper alloy, silver plated
- MA, MB, and MD supplied with stop pins; MD, ME, and MH supplied with stop rings

Typical Application:
- Test equipment
- Industrial equipment
- Medical equipment

RoHS Compliant

Switches

For quantities greater than listed, call for quote.

MOUSER STOCK NO.	C&K Part No.	Fig.	Number of Positions	Number of Poles	Terminals	Price Each 1	25	50	100
611-MA00L1NCQD	MA00L1NCQD	B	10	SP, 36°	PCB				
611-ME00L1NCQD	ME00L1NCQD	B	10	SP, 36°	PCB				
611-ME00L1NZQD	ME00L1NZQD	B	10	SP, 36°	Solder				
611-MA00L1NZQD	MA00L1NZQD	B	10	SP, 36°	Solder				
611-MD00L1NZQD	MD00L1NZQD	B	6	DP, 30°	Solder				
611-MB00L1NZQD	MB00L1NZQD	B	5	DP, 36°	Solder				

Hardware

For quantities greater than listed, call for quote.

MOUSER STOCK NO.	C&K Part No.	Fig.	Description	Price Each 1	25	50	100
611-537100000	537100000	-	Replacement stop pins				

C&K SERIES MIL: 1-4 POLES RIGHT ANGLE ROTARY SWITCHES

Features/Benefits:
- Bushing option for panel mount
- 1-4 poles per bank and up to 5 banks per switch
- Totally sealed, insert molded contact and terminals
- Low profile - 12mm above PCB

Specifications:
- Contact Rating: Carry 1A; Switch 20mA, 1VA max.
- Dielectric Strength: 500Vrms
- Insulation Resistance: $10^9\Omega$
- Contact Material: Brass, gold plated

Typical Application:
- Telecom switching equipment
- Military communications
- Instrumentation
- Medical monitors

RoHS Compliant

For quantities greater than listed, call for quote.

MOUSER STOCK NO.	C&K Part No.	Fig.	Number of Positions	Number of Poles	Terminals	Price Each 1	25	50	100
611-MIL1112SNSD25	MIL1112SNSD25	C	12 no stop	1	No				
611-MIL1303B03NSD2	MIL1303B03NSD25	C	3	3	No				
611-MIL2112B12NSD2	MIL2112B12NSD25	C	12	1	No				
611-MIL1303B03NAD2	MIL1303B03NAD25	C	3	3	Yes				

© Copyright 2014 Mouser Electronics

© Copyright 2014 Mouser Electronics

ELECTROSWITCH Rotary Switches

ELECTROSWITCH
•ELECTRONIC PRODUCTS
UNIT OF ELECTRO SWITCH CORP.

DIMENSIONS: in.

A

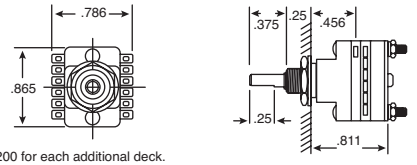

Add .200 for each additional deck.

1

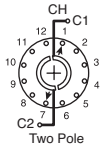

Two Pole
2-6 Position

2

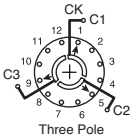

Three Pole
2-4 Position

3

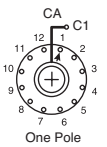

One Pole
2-12 Position

B

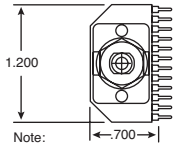

Note:
One deck equals two wafers.
Add .300" for each additional deck.

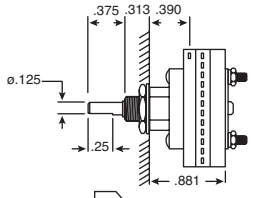

1

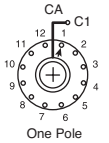

One Pole
2-12 Position

2

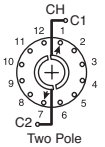

Two Pole
2-6 Position

3

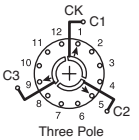

Three Pole
2-4 Position

C



Note:
1. One deck equals two wafers.
2. Add .284" for each additional deck.

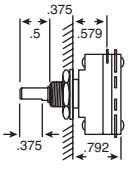

1

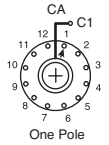

One Pole
2-12 Position

2

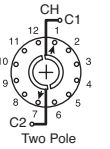

Two Pole
2-6 Position

3

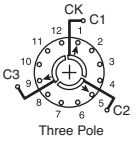

Three Pole
2-4 Position

D



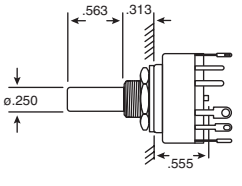

1

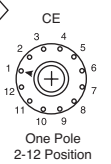

One Pole
2-12 Position

2

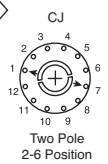

Two Pole
2-6 Position

3

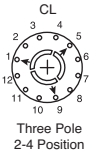

Three Pole
2-4 Position

4

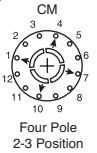

Four Pole
2-3 Position

E



F



G



H



I



ELECTROSWITCH ADJUSTABLE STOP ENCLOSED ROTARY SWITCHES

C1 Series: .865" Wide

Specifications:
- Shaft diameter: .125"
- Current & Voltage Rating: .25A @28VDC; 0.1A @125VAC
- Current carrying capacity: 6A
- Dielectric Strength: 600VAC
- Insulation Material: Diallyl phthalate
- Terminals and contacts: Brass with silver plate
- Index: Dual-ball, hill and valley
- Termination: Solder lug
- Stops set at 2 pos.
- Non-shorting

For quantities greater than listed, call for quote.

MOUSER STOCK NO.	Electroswitch Part No.	Fig.	Poles	Active Positions	Poles/ Deck	No. of Decks	Index Angle	Price Each 1	10	25	50
690-C1D0206N-A	C1D0206N-A	A1	02	02-06	2	1	30°				
690-C1D0304N-A	C1D0304N-A	A2	03	02-04	3	1	30°				
690-C1D0212N-A	C1D0212N-A	A3	02	02-12	1	2	30°				
690-C1D0406N-A	C1D0406N-A	A1	04	02-06	2	2	30°				
690-C1D0604N-A	C1D0604N-A	A2	06	02-04	3	2	30°				

C3 Series: 1.2" Wide

Specifications:
- Shaft diameter: .125"
- Current & Voltage Rating: .25A @28VDC; 0.1A @125VAC
- Current carrying capacity: 6A
- Insulation Material: Polyester
- Terminals and contacts: Brass with silver plate
- Termination: PC terminals
- Index: Dual-ball, hill and valley
- 12 pin construction
- Stops set at 2 pos.
- Non-shorting

For quantities greater than listed, call for quote.

MOUSER STOCK NO.	Electroswitch Part No.	Fig.	Poles	Active Positions	Poles/ Deck	No. of Decks	Index Angle	Price Each 1	10	25	50
690-C3P0112N-A	C3P0112N-A	B1	01	02-12	1	1	30°				
690-C3P0206N-A	C3P0206N-A	B2	02	02-06	2	1	30°				
690-C3P0304N-A	C3P0304N-A	B3	03	02-04	3	1	30°				
690-C3P0604N-A	C3P0604N-A	B3	06	02-04	3	2	30°				

C4 Series: 1.5" Diameter

Specifications:
- Shaft diameter: .250"
- Current and Voltage Rating: .5A @28VDC; 0.3A @125VAC
- Current carrying capacity: 15A
- Dielectric Strength: 1000VAC
- Insulation Material: Diallyl phthalate
- IP67 versions available. Please contact Mouser sales.
- Terminals and contacts: Brass with silver plate
- Termination: Solder lug
- Index: Dual-ball, hill and valley
- Stops set at 2 pos.
- Non-shorting

For quantities greater than listed, call for quote.

MOUSER STOCK NO.	Electroswitch Part No.	Fig.	Poles	Active Positions	Poles/ Deck	No. of Decks	Index Angle	Price Each 1	10	25	50
690-C4D0112N-A	C4D0112N-A	C1	01	02-12	1	1	30°				
690-C4D0206N-A	C4D0206N-A	C2	02	02-06	2	1	30°				
690-C4D0304N-A	C4D0304N-A	C3	03	02-04	3	1	30°				
690-C4D0212N-A	C4D0212N-A	C1	02	02-12	1	2	30°				
690-C4D0406N-A	C4D0406N-A	C2	04	02-06	2	2	30°				
690-C4D0604N-A	C4D0604N-A	C3	06	02-04	3	2	30°				
690-C4D0312N-A	C4D0312N-A	C1	03	02-12	1	3	30°				
690-C4D0606N-A	C4D0606N-A	C2	06	02-06	2	3	30°				
690-C4D0904N-A	C4D0904N-A	C3	09	02-04	3	3	30°				
690-C4D0412N-A	C4D0412N-A	C1	04	02-12	1	4	30°				
690-C4D0806N-A	C4D0806N-A	C2	08	02-06	2	4	30°				
690-C4D1204N-A	C4D1204N-A	C3	12	02-04	3	4	30°				

C5 Series: .92" Sealed

Specifications:
- Internal and external seals for washability
- Shaft diameter: .250"
- Current and Voltage Rating: 1A @28VDC; 1A @125VAC
- Current carrying capacity: 5A
- Insulation Material: Polyester
- Terminals and contacts: Brass with silver plate
- Termination: Solder lug
- Index: Molded live spring detent
- Non-shorting
- Stops set at 2 pos.

RoHS Compliant

For quantities greater than listed, call for quote.

MOUSER STOCK NO.	Electroswitch Part No.	Fig.	Poles	Active Positions	Poles/ Sections	No. of Sections	Index Angle	Price Each 1	10	25	50
690-C5P0112N-A	C5P0112N-A	D1	01	02-12	1	1	30°				
690-C5P0206N-A	C5P0206N-A	D2	02	02-06	2	1	30°				
690-C5P0304N-A	C5P0304N-A	D3	03	02-04	3	1	30°				
690-C5P0403N-A	C5P0403N-A	D4	04	02-03	4	1	30°				

ELECTROSWITCH KNOBS

RoHS Compliant

* Designed for knobs w/ a .125" shaft dia.
** Designed for knobs w/ a .250" shaft dia.

For quantities greater than listed, call for quote.

MOUSER STOCK NO.	Electroswitch Part No.	Fig.	Description	Price Each 1	10	25	50
* 690-1400R	1400R	E	Pointer knob with set screw				
* 690-1910DG	1910DG	F	Inner knob w/skirt & spun silver color cap				
** 690-1202BJ	1202BJ	G	Round knob w/spun silver cap, set screw				
** 690-1930BP	1930BP	H	Large round knob with skirt, set screw				
** 690-1914N	1914N	I	Round knob with brass insert, set screw				

© Copyright 2014 Mouser Electronics

For current pricing, visit mouser.com

© Copyright 2014 Mouser Electronics

NKK MR SERIES: HALF-INCH PROCESS SEALED ROTARY SWITCHES

- Power rating: 125VAC for MRA, MRX, & MRY; 28VAC for MRF & MRK
- Shaft actuated switches are supplied with knob and mounting hardware

RoHS Compliant

For quantities greater than listed, call for quote.

MOUSER STOCK NO.	NKK Part No.	Fig.	Poles and Circuits	Power Rating	Price Each 1	25	50	100
Shaft Actuated w/ PC Terminals								
633-MRA112A	MRA112-A	A	SP, 2-12 positions	250mA				
633-MRA206A	MRA206-A	A	DP, 2-6 positions	250mA				
633-MRA403A	MRA403-A	A	4P, 2-3 positions	250mA				
Low Profile Shaft Actuated w/ PC Terminals								
633-MRK112A	MRK112-A	B	SP, 2-12 positions	0.4VA				
633-MRK206A-RO	MRK206-A	B	DP, 2-6 positions	0.4VA				
633-MRK403A-RO	MRK403-A	B	4P, 2-3 positions	0.4VA				
Shaft Actuated w/ PC Turret Terminals (Not Process Sealed)								
633-MRX108A-RO	MRX108-A	C	SP, 2-8 positions	2A				
633-MRX204A-RO	MRX204-A	C	DP, 2-4 positions	2A				

NKK HIGH CAPACITY ROTARY SWITCHES

- Number of Positions: 2-11
- Nonshorting Circuits (Shorting Circuits are also available, call for details)
- D-Flat Shaft
- 30° Indexing
- HS, TS, and PS Series

RoHS Compliant

For quantities greater than listed, call for quote.

MOUSER STOCK NO.	NKK Part No.	Fig.	Pole	Number of Terminals	Termination	Price Each 1	25	50	100
Resistive Load: 6A @ 125/250VAC									
633-TS-1N-RO	TS1N	D	1	1 COM, 11 LOAD	Screw terminals				
633-TS-2N-RO	TS2N	D	2	2 COM, 22 LOAD	Screw terminals				
633-TS-3N-RO	TS3N	D	3	3 COM, 33 LOAD	Screw terminals				
633-TS-5N-RO	TS5N	D	5	5 COM, 55 LOAD	Screw terminals				
Resistive Load: 12A @ 125VAC; 6A @ 250VAC									
633-HS16-1N-RO	HS16-1N	E	1	1 COM, 11 LOAD	Solder lug				
633-HS16-2N	HS16-2N	E	2	2 COM, 22 LOAD	Solder lug				
633-HS16-3N-RO	HS16-3N	E	3	3 COM, 33 LOAD	Solder lug				
633-HS16-4N-RO	HS16-4N	E	4	4 COM, 44 LOAD	Solder lug				
Resistive Load: 30A @ 125/250VAC									
633-PS-1N-RO	PS1N	F	1	1 COM, 11 LOAD	Screw terminals				
633-PS-3N-RO	PS3N	F	3	3 COM, 33 LOAD	Screw terminals				
633-PS-4N-RO	PS4N	F	4	4 COM, 44 LOAD	Screw terminals				
Knobs				Description					
633-AT431	AT431	G		Large Knob, Black					
633-AT432	AT432	H		Small Knob, Black					

NKK FR SERIES: 10MM ULTRA-THIN DIP ROTARY SWITCHES

Specifications:
- Power Rating: 100mA @ 5VDC switching; 100mA @50VDC non-switching
- Contact resistance: 100mΩ max.
- Insulation resistance: 1000MΩ min. @ 250VDC
- Dielectric strength: 250VAC min. for 1 minute

Features:
- Environmentally friendly
- Slim: .150" (3.8mm) body
- Highly visible legends
- Gold plated contacts
- Actuator knob available for screwdriver adjusted

RoHS Compliant

For quantities greater than listed, call for quote.

MOUSER STOCK NO.	NKK Part No.	Fig.	Circuit	Terminal	Price Each 1	25	50	100
Shaft Actuated								
633-FR01KC10P	FR01KC10P	I	BCD, Complement	Straight PCB				
633-FR01KC16P	FR01KC16P	I	Hexadecimal, Complement	Straight PCB				
633-FR01KR10P	FR01KR10P	I	BCD, Real	Straight PCB				
633-FR01KR16P	FR01KR16P	I	Hexadecimal, Real	Straight PCB				
633-FR01KR10H	FR01KR10H-S	J	BCD, Real	R/A PCB				
633-FR01KR16H	FR01KR16H	J	Hexadecimal, Real	R/A PCB				
Screwdriver Actuated								
633-FR01FC10P	FR01FC10P	K	BCD, Complement	Straight PCB				
633-FR01FC16P	FR01FC16P	K	Hexadecimal, Complement	Straight PCB				
633-FR01FR16P	FR01FR16P	K	Hexadecimal, Real	Straight PCB				
633-FR01FC16H	FR01FC16H	L	Hexadecimal, Complement	R/A PCB				
633-FR01FR10H	FR01FR10H	L	BCD, Real	R/A PCB				
Snap-On Knob for Screwdriver Actuated								
633-AT4180	AT4180	M	Snap-On Knob	—				

NKK FRO2 SERIES: 10MM ULTRA-THIN SMT DIP ROTARIES

Features:
- Slim. 150"(3.8mm) body has the lower profile in the industry and allows close stacking of PC Boards.
- Highly visible legends and choice of screwed or shaft actuators with arrow position indication provide trouble free code setting.
- Detent mechanism gives crisp, positive action for accurate switch setting.
- Use of heat resistant resin allows infrared convection reflow soldering.
- Gull-winged terminals ensure mechanical stability during soldering and simplify solder joint inspection.
- Cam activated movable contact and gold contacts assure contact reliability and continuity

RoHS Compliant

For quantities greater than listed, call for quote.

MOUSER STOCK NO.	NKK Part No.	Fig.	Circuit	Price Each 1	25	50	100
633-FR02KC16P-R	FR02KC16P-R	I	Complement Coded, Hexadecimal				
633-FR02KR10P-R	FR02KR10P-R	I	Real Coded, Decimal				
633-FR02KR10P-S	FR02KR10P-S	I	Real Coded, Decimal				
633-FR02KR16P-R	FR02KR16P-R	I	Real Coded, Hexadecimal				
633-FR02KR16P-S	FR02KR16P-S	I	Real Coded, Hexadecimal				
633-FR02KC10P-S	FR02KC10P-S	I	Complement Coded, Decimal				
633-FR02KC16P-S	FR02KC16P-S	I	Complement Coded, Hexadecimal				
633-FR02KC10P-R	FR02KC10P-R	I	Orange Actuator, Complement Coded, Decimal				

DIMENSIONS: in.

A

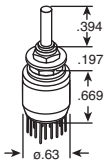

B

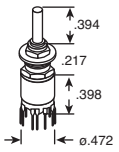

C

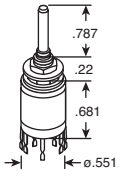

D

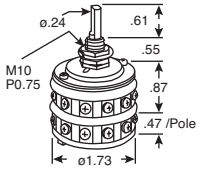

E

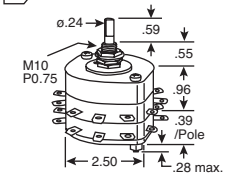

F

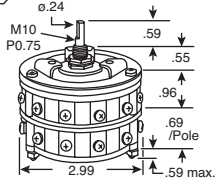

G

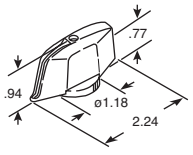

H

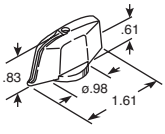

I



J

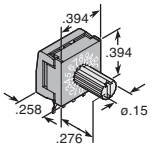

K

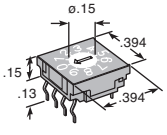

L

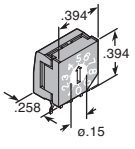

M

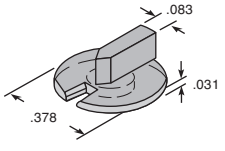

NKK Rotary Switches

© Copyright 2014 Mouser Electronics

© Copyright 2014 Mouser Electronics

OMRON Rotary DIP Switches

RoHS Compliant **This product is RoHS compliant.**

OMRON A6C SERIES: SEALED ROTARY DIP SWITCHES

Specifications:
- Switching capacity: 100mA @ 30VDC
- Contact resistance: 200MΩ max.
- Insulation resistance: 100MΩ min. (@ 250VDC)
- Dielectric strength: 250VAC for 1 minute between terminals

Features:
- Highly reliable subminiature DIP switch
- A precise rotary cam and contact driving mechanism achieves compactness for high-precision mounting
- Offset between terminal pins and side of case allows simple circuit inspection

For quantities greater than listed, call for quote.

MOUSER STOCK NO.	Omron Part No.	Fig.	No. of Positions	Actuator	Output Code 1-2-4-8	Price Each 1	25	50	100
653-A6C-10RN	A6C-10R(N)	A	10	Top	BCD				
653-A6C-16RN	A6C-16R(N)	A	16	Top	BCD Hexadecimal				
653-A6CV-10R	A6CV-10R	B	10	Side	BCD				
653-A6CV-16R	A6CV-16R	B	16	Side	BCD Hexadecimal				

OMRON A6RS SERIES: SURFACE MOUNT ROTARY DIP SWITCHES

Specifications:
- Switching capacity: 25mA @ 24VDC
- Contact resistance: 200MΩ max.
- Insulation resistance: 100MΩ min. (@ 250VDC)

Features:
- Temperature-resistant resin allows use in peak reflow temperatures of 260°C
- Two different types of terminal arrangements are available to allow flexibility in the circuit design

✻ Full reel is 250

For quantities greater than listed, call for quote.

MOUSER STOCK NO.	Omron Part No.	Fig.	No. of Positions	Actuator	Shaft	Terminal Arrangement	Output Code 1-2-4-8	Price Each 1	25	50	100
653-A6RS-101RF	A6RS-101RF	C	10	Top	Flat	4 x 1	BCD				
653-A6RS-102RF	A6RS-102RF	C	10	Top	Flat	3 x 3	BCD				
653-A6RS-161RF	A6RS-161RF	C	16	Top	Flat	4 x 1	BCD Hexadecimal				
Embossed Tape, Full reel is 750											
653-A6RS-101RF-P	A6RS-101RF-P	C	10	Top	Flat	4 x 1	BCD				
653-A6RS-102RF-P	A6RS-102RF-P	C	10	Top	Flat	3 x 3	BCD				
653-A6RS-162RF-P	A6RS-162RF-P	C	16	Top	Flat	3 x 3	BCD Hexadecimal				
✻ 653-A6RS-162RS-P	A6RS-162RS-P	D	16	Top	Extended	3 x 3	BCD Hexadecimal				

OMRON A6R/A6RV SERIES: LOW-COST ROTARY DIP SWITCHES

Specifications:
- Switching capacity: 25mA @ 24VDC
- Contact resistance: 200MΩ max.
- Insulation resistance: 100MΩ min. (@ 250VDC)

Features:
- The rotor has an O-ring sealed construction that prevents the ingress of dirt and dust
- Two different types of terminal arrangements are available for each model to allow flexibility of circuit design

For quantities greater than listed, call for quote.

MOUSER STOCK NO.	Omron Part No.	Fig.	No. of Positions	Actuator	Shaft	Terminal Arrangement	Output Code 1-2-4-8	Price Each 1	25	50	100
653-A6R-101RF	A6R-101RF	E	10	Top	Flat	4 x 1	BCD				
653-A6R-102RF	A6R-102RF	E	10	Top	Flat	3 x 3	BCD				
653-A6R-161RF	A6R-161RF	E	16	Top	Flat	4 x 1	BCD Hexadecimal				
653-A6R-162RF	A6R-162RF	E	16	Top	Flat	3 x 3	BCD Hexadecimal				
653-A6R-101RS	A6R-101RS	F	10	Top	Extended	4 x 1	BCD				
653-A6R-102RS	A6R-102RS	F	10	Top	Extended	3 x 3	BCD				
653-A6R-161RS	A6R-161RS	F	16	Top	Extended	4 x 1	BCD Hexadecimal				
653-A6R-162RS	A6R-162RS	F	16	Top	Extended	3 x 3	BCD Hexadecimal				
653-A6RV-102RF	A6RV-102RF	G	10	Side	Flat	3 x 3	BCD				
653-A6RV-161RF	A6RV-161RF	G	16	Side	Flat	4 x 1	BCD Hexadecimal				
653-A6RV-101RS	A6RV-101RS	H	10	Side	Extended	4 x 1	BCD				
653-A6RV-102RS	A6RV-102RS	H	10	Side	Extended	3 x 3	BCD				
653-A6RV-161RS	A6RV-161RS	H	16	Side	Extended	4 x 1	BCD Hexadecimal				
653-A6RV-162RS	A6RV-162RS	H	16	Side	Extended	3 x 3	BCD Hexadecimal				

OMRON A6K/A6KS/A6KSV SERIES: MINIATURE ROTARY DIP SWITCHES

Specifications:
- Contact resistance: 200mΩ max. (initial value)
- Insulation resistance: 100MΩ min.

Features:
- Mounting space reduced by 50% compared with conventional models
- Gold-plated contacts ensure high reliability

For quantities greater than listed, call for quote.

MOUSER STOCK NO.	Omron Part No.	Fig.	No. of Positions	Actuator	Shaft	Terminal Arrangement	Output Code 1-2-4-8	Price Each 1	25	50	100
Thru-Hole											
653-A6K-102RF	A6K-102RF	I	10	Top	Flat	3 x 3	BCD				
653-A6K-104RF	A6K-104RF	I	10	Top	Flat	5 x 2	BCD				
653-A6K-162RF	A6K-162RF	I	16	Top	Flat	3 x 3	BCD Hexadecimal				
653-A6K-164RF	A6K-164RF	I	16	Top	Flat	5 x 2	BCD Hexadecimal				
653-A6K-102RS	A6K-102RS	J	10	Top	Extended	3 x 3	BCD				
653-A6K-104RS	A6K-104RS	J	10	Top	Extended	5 x 2	BCD				
653-A6K-162RS	A6K-162RS	J	16	Top	Extended	3 x 3	BCD Hexadecimal				
653-A6K-164RS	A6K-164RS	J	16	Top	Extended	5 x 2	BCD Hexadecimal				
653-A6KV-102RF	A6KV-102RF	K	10	Side	Flat	3 x 3	BCD				
653-A6KV-104RF	A6KV-104RF	K	10	Side	Flat	5 x 2	BCD				
653-A6KV-162RF	A6KV-162RF	K	16	Side	Flat	3 x 3	BCD Hexadecimal				
653-A6KV-164RF	A6KV-164RF	K	16	Side	Flat	5 x 2	BCD Hexadecimal				
653-A6KV-102RS	A6KV-102RS	L	10	Side	Extended	3 x 3	BCD				
653-A6KV-104RS	A6KV-104RS	L	10	Side	Extended	5 x 2	BCD				
653-A6KV-162RS	A6KV-162RS	L	16	Side	Extended	3 x 3	BCD Hexadecimal				
653-A6KV-164RS	A6KV-164RS	L	16	Side	Extended	5 x 2	BCD Hexadecimal				
SMT											
653-A6KS-102RF	A6KS-102RF	M	10	Top	Flat	3 x 3	BCD				
653-A6KS-104RF	A6KS-104RF	M	10	Top	Flat	5 x 2	BCD				
653-A6KS-162RF	A6KS-162RF	M	16	Top	Flat	3 x 3	BCD Hexadecimal				
653-A6KS-164RF	A6KS-164RF	M	16	Top	Flat	5 x 2	BCD Hexadecimal				
653-A6KS-102RS	A6KS-102RS	N	10	Top	Extended	3 x 3	BCD				
653-A6KS-104RS	A6KS-104RS	N	10	Top	Extended	5 x 2	BCD				
653-A6KS-162RS	A6KS-162RS	N	16	Top	Extended	3 x 3	BCD Hexadecimal				
653-A6KS-164RS	A6KS-164RS	N	16	Top	Extended	5 x 2	BCD Hexadecimal				
653-A6KSV-104RF	A6KSV-104RF	O	10	Side	Flat	5 x 2	BCD				
653-A6KSV-164RF	A6KSV-164RF	O	16	Side	Flat	5 x 2	BCD Hexadecimal				
653-A6KSV-104RS	A6KSV-104RS	P	10	Side	Extended	5 x 2	BCD				
653-A6KSV-164RS	A6KSV-164RS	P	16	Side	Extended	5 x 2	BCD Hexadecimal				

DIMENSIONS: mm

A
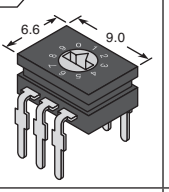

B
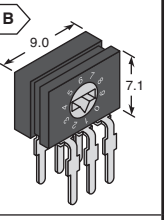

C
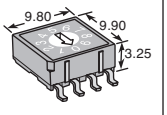

D
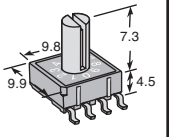

E
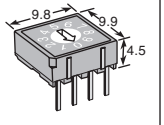

F
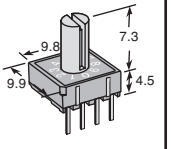

G
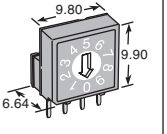

H
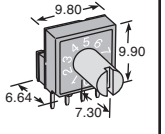

I
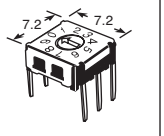

J
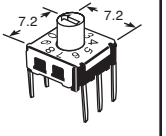

K
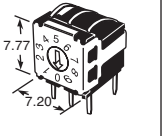

L
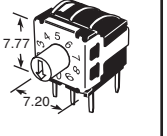

M
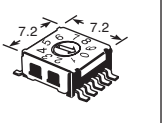

N
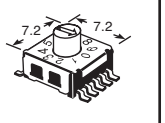

O
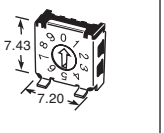

P
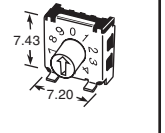

© Copyright 2014 Mouser Electronics

OMRON DIP and Thumbwheel Switches

RoHS Compliant **This product is RoHS compliant.**

DIMENSIONS: mm

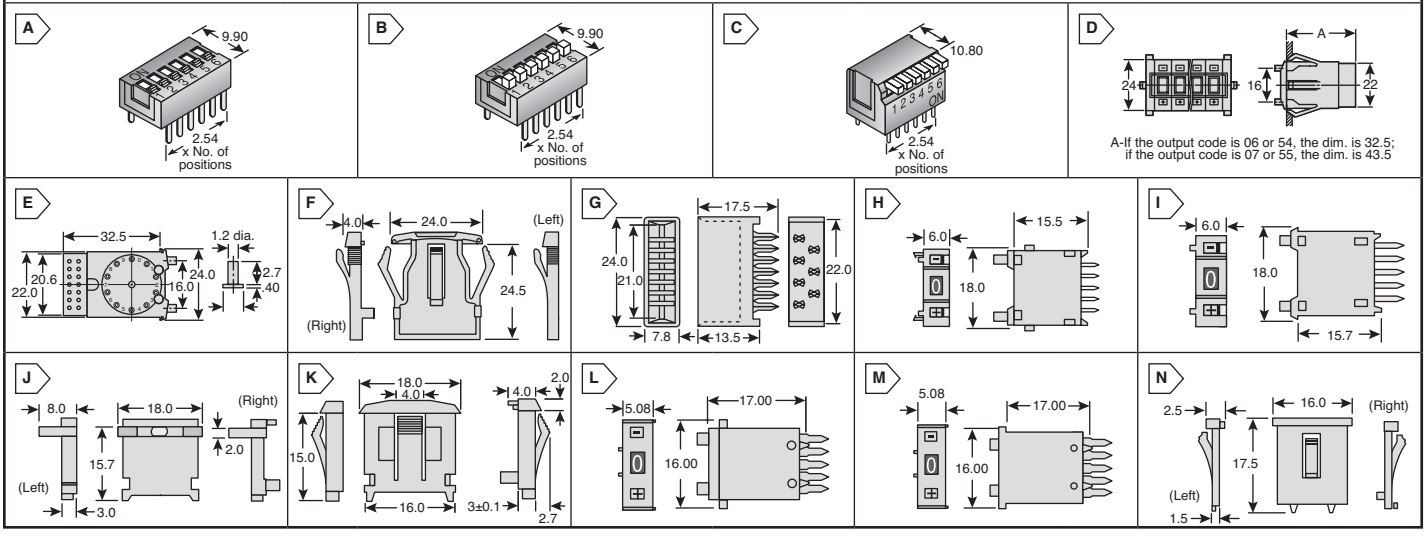

OMRON A6E/A6ER SERIES: DIP SWITCHES

Specifications:
- Switching capacity: 25mA @ 24VDC
- Contact resistance: 200mΩ max.

Features:
- The sealed bottom prevents flux penetration
- Gold-plated contacts ensure high reliability

For quantities greater than listed, call for quote.

MOUSER STOCK NO.	Omron Part No.	Fig.	Length (mm)	Number of Positions	Actuator	Price Each 1	25	50	100
653-A6E2101	A6E-2101	A	6.64	2	Flat				
653-A6E-4101	A6E-4101	A	11.72	4	Flat				
653-A6E-2104	A6E-2104	B	6.64	2	Raised				
653-A6E-4104	A6E-4104	B	11.72	4	Raised				
653-A6E-5104	A6E-5104	B	14.26	5	Raised				
653-A6E-8104	A6E-8104	B	21.88	8	Raised				
653-A6ER-2104	A6ER-2104	C	6.64	2	Side (long-lever)				
653-A6ER-4104	A6ER-4104	C	11.72	4	Side (long-lever)				
653-A6ER-8104	A6ER-8104	C	21.88	8	Side (long-lever)				

OMRON A7BS SERIES: THUMBWHEEL SWITCHES

Specifications:
- Switching capacity: 0.1mA @ 28VDC
- Contact resistance: 300mΩ max.
- ✻ With external stopper

Features:
- Character height of 4.8mm makes for easy-to-view display

For quantities greater than listed, call for quote.

MOUSER STOCK NO.	Omron Part No.	Fig.	Mounting	Terminals	Color	Output Code Number	Price Each 1	25	50	100
Single Switch Unit										
653-A7BS-206-1	A7BS-206-1	D	Screw (front)	Solder	Black	06 (binary coded decimal)				
653-A7BS-207-1	A7BS-206-1	D	Screw (front)	Solder	Black	07 (binary coded decimal, with diode)				
✻ 653-A7BS-206-S	A7BS-206-S	E	Snap-in (front)	Solder	Light gray	06 (binary coded decimal)				

Accessories

For quantities greater than listed, call for quote.

MOUSER STOCK NO.	Omron Part No.	Fig.	Description	Price Each 1	25	50	100
653-A7B-M-1	A7B-M-1	F	Black end caps for A7BS (set of 2)				
653-A7B-CP	A7B-CP	G	Connector for A7BS, PCB terminals				

OMRON A7CN SERIES: THUMBWHEEL SWITCHES

Specifications:
- Switching capacity: 0.1mA @ 28VDC
- Contact resistance: 200mΩ max.

Features:
- Compact

For quantities greater than listed, call for quote.

MOUSER STOCK NO.	Omron Part No.	Fig.	Mounting	Terminals	Color	Output Code Number	Price Each 1	25	50	100
Single Switch Unit										
653-A7CN-106-1	A7CN-106-1	H	Screw (back)	PCB	Black	06 (binary coded decimal)				
653-A7CN-206-1	A7CN-206-1	I	Snap-in (front)	PCB	Black	06 (binary coded decimal)				

Accessories

For quantities greater than listed, call for quote.

MOUSER STOCK NO.	Omron Part No.	Fig.	Mounting	Description	Price Each 1	25	50	100
653-A7CN-1M-1	A7CN-1M-1	J	Screw (back)	Black end caps for A7CN (set of 2)				
653-A7CN-2M-1	A7CN-2M-1	K	Snap-in (front)	Black end caps for A7CN (set of 2)				

OMRON A7D SERIES: THUMBWHEEL SWITCHES

Specifications:
- Switching capacity: 0.1A @ 30VDC
- Contact resistance: 200mΩ max.

Features:
- Ultra-small, low-cost, push-operated switches
- All-in-one design means fewer parts required

For quantities greater than listed, call for quote.

MOUSER STOCK NO.	Omron Part No.	Fig.	Mounting	Terminals	Color	Output Code Number	Price Each 1	25	50	100
Single Switch Unit										
653-A7D-106-1	A7D-106-1	L	Screw (back)	PCB	Black	06 (binary coded decimal)				
653-A7D-206-1	A7D-206-1	M	Snap-in (front)	PCB	Black	06 (binary coded decimal)				

Accessories

For quantities greater than listed, call for quote.

MOUSER STOCK NO.	Omron Part No.	Fig.	Mounting	Description	Price Each 1	25	50	100
653-A7D-2M-1	A7D-2M-1	N	Snap-in (front)	Black end caps for A7D (set of 2)				

© Copyright 2014 Mouser Electronics

© Copyright 2014 Mouser Electronics


WDRR Series Limitless™ DIN-Rail Receiver

DIMENSIONS: in.



WLS Series Heavy Duty Limit Switch

DIMENSIONS: mm



WPM Series Monitor


WCA Series Cable

A



B



C



D



LIMITLESS™ DIN-RAIL RECEIVER - WDRR SERIES

Benefits:

- Enables presence/absence detection in remote of application/ machinery, where wiring is costly or not feasible
- Ability to reconfigure and network multiple inputs, or point-o-point with personalized addresses which allows for adding, subtracting or relocating Limitless™ inputs easily
- Reduced installation/maintenance costs with no wiring to Limitless™ inputs conduit, strain, clips, connectors, connection boxes, etc.
- Eliminates issues with wire connection integrity on moving equipment
- LEDs indicate change of status,low battery RF signal loss pairing function & diagnostic functions
- Communications security per the IEEE 802.15.4 standard (16-bit PAN ID,16-bit address and 128-bit security key)

For quantities greater than listed, call for quote.

MOUSER STOCK NO.	Honeywell Part No.	Description	Price Each 1	10	50
785-WDRR1A00A0A	WDRR1A00A0A	No antenna, US/Canada/Mexico			
785-WDRR1A00B0A	WDRR1A00B0A	No antenna, for use in all other approved countries			
785-WDRR1A02A0A	WDRR1A02A0A	2.2 dBi omni antenna with remote adhesive mounting with (tilt/swivel), US/Canada/Mexico			
785-WDRR1A02B0A	WDRR1A02B0A	2.2 dBi omni antenna with remote adhesive mounting with (tilt/swivel), for all other approved countries			
785-WDRR1A03A0A	WDRR1A03A0A	3.0 dBI omni antenna with remote adhesive mounting with remote adhesive mounting with 9.8 ft cable, US/Canada/ Mexico			
785-WDRR1A03B0A	WDRR1A03B0A	3.0 dBI omni antenna with remote adhesive mounting with remote adhesive mounting with 9.8 ft cable, for use in all other approved countries			
785-WDRR1A05A0A	WDRR1A05A0A	5.5 dBi omni antenna (tilt/swivel design) with remote magnetic mounting with 10ft cable, US/Canada/Mexico			
785-WDRR1A05B0A	WDRR1A05B0A	5.5 dBi omni antenna (tilt/swivel design) with remote magnetic mounting with 10ft cable, for use in all other approved countries			

LIMITLESS™ WIRELESS HEAVY DUTY LIMIT SWITCH - WLS SERIES

Wireless Design Features:

- Radio (license-free and global): WPAN 802.15.4, 2.4GHz, point-to-point
- FCC 15, IC, ACMA & ETS
- EMI Immunity
- Up to 305 m [1000 ft] communication range when used with a Limitless™ wireless monitor or receiver module (sold separately)
- Reliable, flexible, and secure wireless transmission
- Standard replaceable battery with ultra-low power consumption
- Direct or remote mount antenna options

Mechanical Design Features:

- IP67; NEMA 1, 3, 4, 6, 6P, 12, 13
- Unique all-metal drive train
- Twin shaft seals (rotary)
- Zinc head and body are phosphate treated and epoxy finished making it less susceptive to effects from environmental exposure
- Captive head and body screws
- Full complement of operating heads and levers
- Chemical resistant fluorocarbon seals (optional)

Switch Benefits:

- Built on field-proven MICRO SWITCH™ HDLS heritage
- Operating head rotary tested in excess of 50 million cycles for enhanced reliability
- Diaphragm seal between head and body cavity provides sealing protection
- Twin shaft seals protect head and internal components from corrosion and debris
- Sintered bronze bearings provide extended mechanical life

CE

For quantities greater than listed, call for quote.

WLS Series Heavy Duty Limit Switches					
785-WLS1A01AA1A	WLS1A01AA1A	Limitless™ heavy-duty limit switch, 2.2 dBi straight antenna, US/Canada, momentary action, side rotary, fixed 1.5 in lever with nylon roller			
785-WLS1A01AA1B	WLS1A01AA1B	Limitless™ heavy-duty limit switch, 2.2 dBi straight antenna, US/Canada, momentary action, side rotary, fixed 1.5 in lever with steel roller			
785-WLS1A01AA2A	WLS1A01AA2A	Limitless™ heavy-duty limit switch, 2.2 dBi straight antenna, US/Canada, momentary action, side rotary, adjustable 3.5 in lever with nylon roller			
785-WLS1A01AA2B	WLS1A01AA2B	Limitless™ heavy-duty limit switch, 2.2 dBi straight antenna, US/Canada, momentary action, side rotary, adjustable 3.5 in lever with steel roller			
785-WLS1A01AC	WLS1A01AC	Limitless™ heavy-duty limit switch, 2.2 dBi straight antenna, US/Canada, top plunger			
785-WLS1A01AD	WLS1A01AD	Limitless™ heavy-duty limit switch, 2.2 dBi straight antenna, US/Canada, top roller plunger			
785-WLS1A02AA1A	WLS1A02AA1A	Limitless™ heavy-duty limit switch, 2.2 dBi tilt/swivel antenna, US/Canada, momentary action, side rotary, fixed 1.5 in lever with nylon roller			
785-WLS1A02AA1B	WLS1A02AA1B	Limitless™ heavy-duty limit switch, 2.2 dBi tilt/swivel antenna, US/Canada, momentary action, side rotary, fixed 1.5 in lever with steel roller			
785-WLS1A02AA2A	WLS1A02AA2A	Limitless™ heavy-duty limit switch, 2.2 dBi tilt/swivel antenna, US/Canada, momentary action, side rotary, adjustable 3.5 in lever with nylon roller			
785-WLS1A02AA2B	WLS1A02AA2B	Limitless™ heavy-duty limit switch, 2.2 dBi tilt/swivel antenna, US/Canada, momentary action, side rotary, adjustable 3.5 in lever with steel roller			
785-WLS1A00AA1A	WLS1A00AA1A	Limitless™ heavy-duty limit switch, US/Canada, momentary action, side rotary, fixed 1.5 in lever with nylon roller			
785-WLS1A00AA1B	WLS1A00AA1B	Limitless™ heavy-duty limit switch, US/Canada, momentary action, side rotary, fixed 1.5 in lever with steel roller			
785-WLS1A00AA2A	WLS1A00AA2A	Limitless™ heavy-duty limit switch, US/Canada, momentary action, side rotary, adjustable 3.5 in lever with nylon roller			
785-WLS1A00AA2B	WLS1A00AA2B	Limitless™ heavy-duty limit switch, US/Canada, momentary action, side rotary, adjustable 3.5 in lever with steel roller			
WPMM Series Monitor					
785-WPMM1A03A	WPMM1A03A	Limitless™WPMM Series Monitor, 2.4 GHz, 3.0 dBi omni antenna with remote adhesive mounting with 9.8 ft cable, for use in US/Canada			
785-WPMM1A04A	WPMM1A04A	Limitless™ WPMM Series Monitor, 2.4 GHz, 5.5 dBi omni antenna (tilt & swivel design) with remote magnetic mounting with 5 ft cable, for use in US/Canada			
785-WPMM1A05A	WPMM1A05A	Limitless™ WPMM Series Monitor, 2.4 GHz, 5.5 dBi omni antenna (tilt & swivel design) with remote magnetic mounting with 10 ft cable, for use in US/Canada			
785-WPMM1A02A	WPMM1A02A	Limitless™ WPMM Series Monitor, 2.4 GHz, 2.1 dBi omni antenna (tilt & swivel design), for use in US/Canada			
WCA Series Cable					
785-WCA200RNPRSP-002	WCA200RNPRSP-002	200 Series coax cable assembly, reverse polarity N plug, reverse polarity SMA plug, 2 ft of cable			
785-WCA200RNPRSP-010	WCA200RNPRSP-010	200 Series coax cable assembly, reverse polarity N plug, reverse polarity SMA plug, 10 ft of cable			

LIMITLESS WIRELESS OPERATOR INTERFACE - WOI SERIES

Benefits:

- Enables operator indication (i.e. push button) from remote locations where wiring is to costly or not possible
- Flexibility for users to choose and install their desired operator type; i.e. 22 mm rotary switch, 22 mm key switch, etc.
- Ability to reconfigure and network multiple WOI inputs, or point-to-point with personalized addresses, which allows for adding, subtracting or relocating of Limitless™ WOI switches easily
- Offers the ability to be used in conjunction with Limitless™ switches configured on a single Limitless™ receiver
- Reduced installation/maintenance costs with no wires, conduit, strain relief, clips, connectors, connection boxes, etc.
- Eliminates issues with wire connection integrity on moving equipment
- Consumes ultra-low power to prolong battery life

NEW PRODUCT

For quantities greater than listed, call for quote.

MOUSER STOCK NO.	Honeywell Part No.	Fig.	Region	Antenna Code	Actuator Type	Actuator Color	Price Each 1	10	50
22 mm Actuator									
785-WOI1A00APAG	WOI1A00APAG	A	US,CA,MX	RF-SMA Connector Jack, No Antenna	Flush Momentary	Green			
785-WOI1A00APAR	WOI1A00APAR	A	US,CA,MX	RF-SMA Connector Jack, No Antenna	Flush Momentary	Red			
785-WOI1A11APAG	WOI1A11APAG	B	US,CA,MX	0 dBi Omnidirectional with Switch Mount	Flush Momentary	Green			
785-WOI1A11APAR	WOI1A11APAR	B	US,CA,MX	0 dBi Omnidirectional with Switch Mount	Flush Momentary	Red			
785-WOI1A00BPAG	WOI1A00BPAG	A	AU, NZ, Europe	RF-SMA Connector Jack, No Antenna	Flush Momentary	Green			
785-WOI1A00BPAR	WOI1A00BPAR	A	AU, NZ, Europe	RF-SMA Connector Jack, No Antenna	Flush Momentary	Red			
785-WOI1A11BPAG	WOI1A11BPAG	B	AU, NZ, Europe	0 dBi Omnidirectional with Switch Mount	Flush Momentary	Green			
785-WOI1A11BPAR	WOI1A11BPAR	B	AU, NZ, Europe	0 dBi Omnidirectional with Switch Mount	Flush Momentary	Red			
29 mm Actuator									
785-WOI1A00APBY	WOI1A00APBY	C	US,CA,MX	RF-SMA Connector Jack, No Antenna	Mushroom Head Momentary	Yellow			
785-WOI1A11APBY	WOI1A11APBY	D	US,CA,MX	0 dBi Omnidirectional with Switch Mount	Mushroom Head Momentary	Yellow			
785-WOI1A00BPBY	WOI1A00BPBY	C	AU, NZ, Europe	RF-SMA Connector Jack, No Antenna	Mushroom Head Momentary	Yellow			
785-WOI1A11BPBY	WOI1A11BPBY	D	AU, NZ, Europe	0 dBi Omnidirectional with Switch Mount	Mushroom Head Momentary	Yellow			
40 mm Actuator									
785-WOI1A00APCY	WOI1A00APCY	C	US,CA,MX	RF-SMA Connector Jack, No Antenna	Mushroom Head Maintained	Yellow			
785-WOI1A11APCY	WOI1A11APCY	D	US,CA,MX	0 dBi Omnidirectional with Switch Mount	Mushroom Head Maintained	Yellow			
785-WOI1A00BPCY	WOI1A00BPCY	C	AU, NZ, Europe	RF-SMA Connector Jack, No Antenna	Mushroom Head Maintained	Yellow			
785-WOI1A11BPCY	WOI1A11BPCY	D	AU, NZ, Europe	0 dBi Omnidirectional with Switch Mount	Mushroom Head Maintained	Yellow			

© Copyright 2014 Mouser Electronics

© Copyright 2014 Mouser Electronics

HONEYWELL Limit Switches

Honeywell

RoHS Compliant **This product is RoHS compliant.**

A



B



C



D



E



F



G



MICRO SWITCH™ SEALED AND HIGH TEMPERATURE SWITCHES

Contain a spring and set of contacts that convert mechanical energy applied to an actuator into an electrical output. Environmentally sealed switches are basic precision switches enclosed within a corrosion-resistant aluminum housing that seals the switch contacts from contamination. Hermetically sealed switches include those that maintain the contact in a gas-tight seal while transmitting force and motion to the switch mechanism through a metal diaphragm. High temperature versions have the switching element mounted on a ceramic base with a stainless steel enclosure. Wide variety of actuators, terminations, circuitry configurations, electrical ratings, contact materials and operating characteristics provide application flexibility. Meet military standards. U.S., European and other approval agency allow global use.

For quantities greater than listed, call for quote.

MOUSER STOCK NO.	Honeywell Part No.	Fig.	Contact Rating & Voltage	Actuator Type	Operating Force (max.)	Lever Style	Price Each		
							1	10	50
785-1HS3	1HS3	A	115 Vac	Roller Lever	2.78 N	Screw			
785-1SE1-T	1SE1-T	A	250 Vac	Pin Plunger	1.39 N	Solder			
785-1SE1	1SE1	A	250 Vac	Pin Plunger	1.39 N	Leadwire			
785-9HM1	9HM1	B	28 Vdc	Integral Lever	1.95 N	Solder			
785-11HM1	11HM1	B	28 Vdc	Integral Lever	1.95 N	Solder			

MICRO SWITCH™ COMPACT LIMIT SWITCHES

Small package size. These metal or plastic switches are available with a variety of actuators, electrical specifications, terminations, circuitry and sealing ratings.

For quantities greater than listed, call for quote.

MOUSER STOCK NO.	Honeywell Part No.	Fig.	Circuit or Switch Function	Actuator Type	Operating Force (max.)	Lever Style	Price Each		
							1	10	50
785-1LS2	1LS2	C	1 NC 1 NO	Side Rotary	0.51 N	Not Included			
785-1LS3	1LS3	C	1 NC 1 NO	Side Rotary	0.51 N	Roller-adj.			
785-1LS3-L	1LS3-L	C	1 NC 1 NO	Side Rotary	0.51 N	Roller-adj.			
785-1LS53	1LS53	C	1 NC 1 NO	Side Rotary	0.11 N	Rod-adj.			
785-1LS56	1LS56	C	1 NC 1 NO	Side Rotary	0.11 N	Not Included			
785-1LS9	1LS9	C	1 NC 1 NO	Side Rotary	0.51 N	Not Included			
785-201LS1	201LS1	C	1 NC 1 NO	Side Rotary	0.51 N	Roller-fixed			
785-201LS3	201LS3	C	1 NC 1 NO	Side Rotary	0.51 N	Roller-adj.			
785-3LS1	3LS1	C	1 NC 1 NO	Side Roller Plunger	40.03 N	None			
785-4LS1	4LS1	C	1 NC 1 NO	Side Plunger	40.03 N	None			
785-6LS1	6LS1	C	1 NC 1 NO	Side Rotary	0.34 N	Roller-yolk			
785-202LS1	202LS1	D	1 NC 1 NO	Top Plunger	31.14 N	None			
785-2LS1	2LS1	D	1 NC 1 NO	Top Plunger	31.14 N	None			
785-2LS1-L	2LS1-L	D	1 NC 1 NO	Top Plunger	31.14 N	None			
785-208LS1	208LS1	E	1 NC 1 NO	Wobble-Flex Cable	1.39 N	None			
785-208LS152	208LS152	E	1 NC 1 NO	Wobble-Coil Spring	1.39 N	None			
785-8LS1	8LS1	E	1 NC 1 NO	Wobble-Flex Cable	1.39 N	None			
785-8LS152	8LS152	E	1 NC 1 NO	Wobble-Coil Spring	1.39 N	None			
785-8LS1-L	8LS1-L	E	1 NC 1 NO	Wobble-Cable	1.39 N	None			
785-SL1-A	SL1-A	F	1 NC 1 NO	Top Roller Plunger	11.76 N	None			
785-SL1-AK	SL1-AK	F	1 NC 1 NO	Top Roller Plunger	11.76 N	None			
785-SL1-D	SL1-D	F	1 NC 1 NO	Cross Roll Plunger	11.76 N	None			
785-SL1-E	SL1-E	F	1 NC 1 NO	Top Roll Plunger-Long	11.76 N	None			
785-SL1-EK	SL1-EK	F	1 NC 1 NO	Top Roll Plunger-Long	11.76 N	None			
785-SL1-H	SL1-H	F	1 NC 1 NO	Top Plunger-Short	11.76 N	None			
785-SL1-KK	SL1-KK	F	1 NC 1 NO	Cross Roll Plunger-long	11.76 N	None			
785-SL1-P	SL1-P	F	1 NC 1 NO	Top Roller Arm	3.92 N	None			
785-914CE1-3	914CE1-3	G	1 NC 1 NO	Top Plunger	11.8 N	None			
785-914CE1-3A	914CE1-3A	G	1 NC 1 NO	Top Plunger	11.8 N	None			
785-914CE1-6	914CE1-6	G	1 NC 1 NO	Top Plunger	11.8 N	None			
785-914CE1-6A	914CE1-6A	G	1 NC 1 NO	Top Plunger	11.8 N	None			
785-914CE18-3	914CE18-3	G	1 NC 1 NO	Top Plunger	22.5 N	None			
785-914CE18-3AL1	914CE18-3AL1	G	1 NC 1 NO	Top Plunger	22.5 N	None			
785-914CE18-6	914CE18-6	G	1 NC 1 NO	Top Plunger	22.5 N	None			
785-914CE18-9	914CE18-9	G	1 NC 1 NO	Top Plunger	22.5 N	None			
785-914CE18-Q	914CE18-Q	G	1 NC 1 NO	Top Plunger	22.5 N	None			
785-914CE1-9	914CE1-9	G	1 NC 1 NO	Top Plunger	11.8 N	None			
785-914CE1-Q	914CE1-Q	G	1 NC 1 NO	Top Plunger	11.8 N	None			
785-914CE2-3	914CE2-3	G	1 NC 1 NO	Top Roller Plunger	11.8 N	None			
785-914CE2-3A	914CE2-3A	G	1 NC 1 NO	Top Roller Plunger	11.8 N	None			
785-914CE2-6	914CE2-6	G	1 NC 1 NO	Top Roller Plunger	11.8 N	None			
785-914CE2-6A	914CE2-6A	G	1 NC 1 NO	Top Roller Plunger	11.8 N	None			
785-914CE28-3	914CE28-3	G	1 NC 1 NO	Top Roller Plunger	11.8 N	None			
785-914CE2-9	914CE2-9	G	1 NC 1 NO	Top Roller Plunger	11.8 N	None			
785-914CE2-AQ	914CE2-AQ	G	1 NC 1 NO	Top Roller Plunger	11.8 N	None			
785-914CE2-Q	914CE2-Q	G	1 NC 1 NO	Top Roller Plunger	11.8 N	None			
785-914CE31-6	914CE31-6	G	1 NC 1 NO	Top Roller Plunger	17.5 N	None			
785-914CE3-3	914CE3-3	G	1 NC 1 NO	Cross Roll Plunger	11.8 N	None			
785-914CE3-6	914CE3-6	G	1 NC 1 NO	Cross Roll Plunger	11.8 N	None			
785-914CE3-9	914CE3-9	G	1 NC 1 NO	Cross Roll Plunger	11.8 N	None			
785-914CE3-Q	914CE3-Q	G	1 NC 1 NO	Cross Roll Plunger	11.8 N	None			
785-914CE66-3	914CE66-3	G	1 NC 1 NO	Ball Bearing Plunger	11.8 N	None			

© Copyright 2014 Mouser Electronics

© Copyright 2014 Mouser Electronics

HONEYWELL Limit Switches

Honeywell

RoHS Compliant **This product is RoHS compliant.**



MICRO SWITCH™ GLOBAL LIMIT SWITCHES

Designed to IEC standard for world-wide acceptance. These metal or plastic switches are available with a wide variety of actuators, electrical specifications, terminations, circuitry and sealing ratings.

✻ Part is UL only.

MOUSER STOCK NO.	Honeywell Part No.	Fig.	Contact Form	Circuitry	Actuator Type	Operating Force (max.)	Lever Style	Price Each 1	Price Each 10	Price Each 50
✻ 785-SZL-VL-H	SZL-VL-H	A	SPDT	1 NC 1 NO	Roller Plunger	8.83 N	None			
✻ 785-SZL-VL-G	SZL-VL-G	A	SPDT	1 NC 1 NO	Wobble-Coil Spring	0.88 N	None			
✻ 785-SZL-VL-F	SZL-VL-F	A	SPDT	1 NC 1 NO	Wobble-Plastic Rod	0.88 N	None			
✻ 785-SZL-VL-D	SZL-VL-D	A	SPDT	1 NC 1 NO	Top Plunger	8.83 N	None			
✻ 785-SZL-VL-C	SZL-VL-C	A	SPDT	1 NC 1 NO	Side Rotary	2.0-7.84N	None			
✻ 785-SZL-VL-B	SZL-VL-B	A	SPDT	1 NC 1 NO	Side Rotary	3.35-7.84 N	None			
✻ 785-SZL-VL-A	SZL-VL-A	A	SPDT	1 NC 1 NO	Side Rotary	5.88 N	None			
785-GLEA24C	GLEA24C	B	DPDT	2 NC 2 NO	Top Roller Plunger	13.0 N	None			
785-GLEA24A1B	GLEA24A1B	B	DPDT	2 NC 2 NO	Side Rotary	0.165 N	Roller-Std			
785-GLDA01A4J	GLDA01A4J	C	SPDT	1 NC 1 NO	Side Rotary	0.120 N	Rod-adj.			
785-GLDA01A2A	GLDA01A2A	C	SPDT	1 NC 1 NO	Side Rotary	0.120 N	Roller-adj.			
785-GLDA01A1B	GLDA01A1B	C	SPDT	1 NC 1 NO	Side Rotary	0.120 N	Roller-Std, Steel			
785-GLDA01A1A	GLDA01A1A	C	SPDT	1 NC 1 NO	Side Rotary	0.120 N	Roller-Std, Plastic			
785-GLCA01C	GLCA01C	D	SPDT	1 NC 1 NO	Top Roller Plunger	16.0 N	None			
785-GLCA01B	GLCA01B	E	SPDT	1 NC 1 NO	Top Plunger	16.0 N	None			
785-GLCA01A4J	GLCA01A4J	E	SPDT	1 NC 1 NO	Side Rotary	0.120 N	Rod-adj.			
785-GLCA01A2B	GLCA01A2B	E	SPDT	1 NC 1 NO	Side Rotary	0.120 N	Roller-adj., Steel			
785-GLCA01A2A	GLCA01A2A	E	SPDT	1 NC 1 NO	Side Rotary	0.120 N	Roller-adj., Plastic			
785-GLCA01A1B	GLCA01A1B	E	SPDT	1 NC 1 NO	Side Rotary	0.120 N	Roller-Std, Steel			
785-GLCA01A1A	GLCA01A1A	E	SPDT	1 NC 1 NO	Side Rotary	0.120 N	Roller-Std, Plastic			
785-GLAA01B	GLAA01B	E	SPDT	1 NC 1 NO	Top Plunger	16.0 N	None			

MICRO SWITCH™ MEDIUM-DUTY LIMIT SWITCHES

Application-proven enclosed switches (precision snap-acting switches sealed in rugged metal housing). Honeywell Sensing and Control's (S&C) limit switches offer superior flexibility and performance.

✻ Part is UL only.

785-BAF1-2RN-RH	BAF1-2RN-RH	D	SPDT	1 NC 1 NO	Top Plunger	11.2 N	None			
785-BAF1-2RN18-LH	BAF1-2RN18-LH	D	SPDT	1 NC 1 NO	Wobble-Coil Spring, LH	--	None			
785-BAF1-2RN18-RH	BAF1-2RN18-RH	D	SPDT	1 NC 1 NO	Wobble-Coil Spring, RH	--	None			
785-BAF1-2RN2-LH	BAF1-2RN2-LH	D	SPDT	1 NC 1 NO	Top Roller Arm	8.90 N	Roller-adj.			
785-BAF1-2RQ9-RH	BAF1-2RQ9-RH	D	SPDT	1 NC 1 NO	Top Roller Plunger	11.1 N	None			
785-BAF1-3RNX1	BAF1-3RNX1	D	SPDT	1 NC 1 NO	Top Plunger	7.79 N	None			
785-BZE6-2RN	BZE6-2RN	F	SPDT	1 NC 1 NO	Top Plunger	2.50 N	None			
✻ 785-BZE6-2RN-S	BZE6-2RN-S	F	SPDT	1 NC 1 NO	Top Plunger	2.50 N	None			
785-BZE6-2RN18	BZE6-2RN18	F	SPDT	1 NC 1 NO	Wobble-Coil Spring	1.95 N	None			
785-BZE6-2RN2	BZE6-2RN2	F	SPDT	1 NC 1 NO	Top Roller Arm	5.56 N	Roller-adj.			
785-BZE6-2RN4	BZE6-2RN4	F	SPDT	1 NC 1 NO	Manual Palm Button	5.56 N	None			
785-BZE6-2RN7	BZE6-2RN7	F	SPDT	1 NC 1 NO	Top Plunger	6.67 N	None			
785-BZE6-2RN72	BZE6-2RN72	F	SPDT	1 NC 1 NO	Top Plunger	6.67 N	None			
785-BZE6-2RN80	BZE6-2RN80	F	SPDT	1 NC 1 NO	Top Roller Plunger	6.67 N	None			
785-BZE6-2RQ	BZE6-2RQ	F	SPDT	1 NC 1 NO	Top Plunger	3.61 N	None			
785-BZE6-2RQ62	BZE6-2RQ62	F	SPDT	1 NC 1 NO	Low Force Rod	1.39 N	Rod-Low Force			
785-BZE6-2RQ8	BZE6-2RQ8	F	SPDT	1 NC 1 NO	Top Roller Plunger	3.61 N	None			
785-BZE6-2RQ81	BZE6-2RQ81	F	SPDT	1 NC 1 NO	Cross Roller Plunger	3.61 N	None			
785-BZE6-RNX1	BZE6-RNX1	F	SPDT	1 NC 1 NO	Top Plunger	5.56 N	None			
✻ 785-BZG1-2RN	BZG1-2RN	F	SPDT	1 NC 1 NO	Top Plunger	6.67 N	None			
✻ 785-BZG1-2RN2	BZG1-2RN2	F	SPDT	1 NC 1 NO	Top Roller Arm	5.56 N	Roller-adj.			
785-BZV6-2RN	BZV6-2RN	F	SPDT	1 NC 1 NO	Top Plunger	6.67 N	None			
785-BZV6-2RN18	BZV6-2RN18	F	SPDT	1 NC 1 NO	Wobble - Coil Spring	1.95 N	None			
785-BZV6-2RN2	BZV6-2RN2	F	SPDT	1 NC 1 NO	Top Roller Arm	5.56 N	Roller-adj.			
785-BZV6-2RQ2	BZV6-2RQ2	F	SPDT	1 NC 1 NO	Top Roller Arm	5.00 N	Roller-adj.			
785-BZV6-2RQ8	BZV6-2RQ8	F	SPDT	1 NC 1 NO	Top Roller Plunger	3.61 N	None			
785-DTE6-2RN	DTE6-2RN	F	SPDT	2 NC 2 NO	Top Plunger	16.4 N	None			
785-DTE6-2RN2	DTE6-2RN2	F	SPDT	2 NC 2 NO	Top Roller Arm	13.34 N	Roller-adj.			
785-DTE6-2RN80	DTE6-2RN80	F	SPDT	2 NC 2 NO	Top Roller Plunger	13.34 N	None			
785-DTE6-2RQ2	DTE6-2RQ2	F	SPDT	2 NC 2 NO	Top Roller Arm	5.57 N	Roller-adj.			
785-DTE6-2RQ9	DTE6-2RQ9	F	SPDT	2 NC 2 NO	Top Roller Plunger	13.34 N	None			
785-DTV6-2RN	DTV6-2RN	F	SPDT	2 NC 2 NO	Top Plunger	16.4 N	None			

© Copyright 2014 Mouser Electronics

© Copyright 2014 Mouser Electronics

HONEYWELL Limit Switches

Honeywell

RoHS Compliant **This product is RoHS compliant.**

LIMITLESS™ WGLA GLOBAL LIMIT SWITCHES & WPMM MONITOR

The new Limitless™ product line combines the best of MICRO SWITCH™ global limit switches with the latest commercial off-the-shelf wireless technology. Wireless-enabled limit switches can now be used for position sensing and presence/absence detection for an endless number of applications. The Limitless™ Series is especially beneficial for remote monitoring applications where wiring or wire maintenance is not physically possible or economically feasible. Combining this greater flexibility with proven harsh duty packaging can result in increased efficiencies and improved safety for machine and equipment OEMs and operators.

Honeywell's Limitless™ solutions should prove to be cost-effective when compared with traditional, wired limit switch solutions based on installation costs, on-going maintenance, and wiring integrity. The WGLA Series features the strong switching specifications and the metal EN 50041 housing of the MICRO SWITCH™ GLA Series further strengthened with wireless capabilities.

RoHS Compliant



Switch

Value Propositions:
- Functionality: Wireless connectivity meets existing wireless protocol standards and existing mounting configurations. It also maintains the ability to add more I/O devices as needed
- Installed cost: The Limitless™ Series greatly reduces the costs of wiring, installation, and maintenance for all devices and equipment
- Flexibility: Can be quickly reconfigured to be used point-to-point or potentially network up to 16 switches. WGLA Series switches provide increased productivity (uptime), reduced zcomponent complexity, and danger
- Honeywell: The Honeywell brand, with over 75 years of sensing and switch experience, delivers a broad limit switch portfolio with existing configurations and custom products. The Limitless™ Series is an extension of our vast energy-driven experience and resources

Features:
- Enables presence/absence detection in remote parts of applications or machinery, where wiring is an issue or not feasible
- Integration of existing wireless technology with proven reliability of Honeywell's MICRO SWITCH™ limit switch series
- Ability to reconfigure and network multiple switches or point-to-point personalized addresses, thus easily allowing adding, subtracting, or relocating of Limitless™ switches
- Reduced installation/maintenance costs with no wires, conduit, strain relief, clips, connectors, or connection boxes
- Consumes ultra-low power to prolong battery life (replaceable)
- Long-range signal of 1000 ft/304 m line-of-sight in North America
- RF board operating in 2.4 GHz globally license-free frequency band; WPAN 802.15.4
- EN 50041 metal enclosure; IP67; NEMA 1, 4, 12, 13
- Full complement of operating heads and levers, as well as monitor/ receivers and accessories

Applications:
- Valve position
- Construction/Ag machines
- Crane boom/jib/skew position
- Remote or temporary equipment
- Lifts
- Moveable machinery
- Material handling
- Grain diverters or flaps
- Presses
- Hose attachment verification
- Conveyors
- Specialty machines



Monitor

For quantities greater than listed, call for quote.

MOUSER STOCK NO.	Honeywell Part No.	Description	Price Each 1	10	50
WGLA Series Global Limit Switch					
785-WGLA1A01AA1A	WGLA1A01AA1A	Limitless™Series WGLA Global Limit Switch, 2.1 dBi omni straight antenna, use in US/Canada, side rotary – momentary, standard lever with 19 mm x 6,35 mm [0.75 in x 0.25 in] nylon rollers			
785-WGLA1A01AA1B	WGLA1A01AA1B	Limitless™Series WGLA Global Limit Switch, 2.1 dBi omni straight antenna, use in US/Canada, side rotary – momentary, standard lever with 19 mm x 6,35 mm [0.75 in x 0.25 in] steel rollers			
785-WGLA1A01AB	WGLA1A01AB	Limitless™Series WGLA Global Limit Switch, 2.1 dBi omni straight antenna, use in US/Canada, top pin plunger			
785-WGLA1A01AC	WGLA1A01AC	Limitless™Series WGLA Global Limit Switch, 2.1 dBi omni straight antenna, use in US/Canada, top roller plunger			
785-WGLA1A01AD	WGLA1A01AD	Limitless™Series WGLA Global Limit Switch, 2.1 dBi omni straight antenna, use in US/Canada, top roller lever			
785-WGLA1A02AB	WGLA1A02AB	Limitless™Series WGLA Global Limit Switch, 2.1 dBi omni tilt & swivel antenna, use in US/Canada, top pin plunger			
785-WGLA1A02AC	WGLA1A02AC	Limitless™Series WGLA Global Limit Switch, 2.1 dBi omni tilt & swivel antenna, use in US/Canada, top roller plunger			
785-WGLA1A02AD	WGLA1A02AD	Limitless™Series WGLA Global Limit Switch, 2.1 dBi omni tilt & swivel antenna, use in US/Canada, top roller lever			
785-WGLA1A04AB	WGLA1A04AB	Limitless™Series WGLA Global Limit Switch, 5.5 dBi omni remote magnetic mount/tilt & swivel antenna with 5ft of cable, use in US/Canada, top pin plunger			
785-WGLA1A04AC	WGLA1A04AC	Limitless™Series WGLA Global Limit Switch, 5.5 dBi omni remote magnetic mount/tilt & swivel antenna with 5 ft of cable, use in US/Canada, top roller plunger			
WPMM Series Monitor					
785-WPMM1A03A	WPMM1A03A	Limitless™WPMM Series Monitor, 2.4 GHz, 3.0 dBi omni antenna with remote adhesive mounting with 9.8 ft cable, for use in US/Canada			
785-WPMM1A04A	WPMM1A04A	Limitless™ WPMM Series Monitor, 2.4 GHz, 5.5 dBi omni antenna (tilt & swivel design) with remote magnetic mounting with 5 ft cable, for use in US/Canada			
785-WPMM1A05A	WPMM1A05A	Limitless™ WPMM Series Monitor, 2.4 GHz, 5.5 dBi omni antenna (tilt & swivel design) with remote magnetic mounting with 10 ft cable, for use in US/Canada			
785-WPMM1A02A	WPMM1A02A	Limitless™ WPMM Series Monitor, 2.4 GHz, 2.1 dBi omni antenna (tilt & swivel design), for use in US/Canada			

MICRO SWITCH™ BX2 SERIES HAZARDOUS AREA SWITCH

The MICRO SWITCH™ BX2 Series has a stainless steel housing that provides enhanced corrosion resistance in applications exposed to aggressive, caustic agents. The stainless steel housing helps protect the switch mechanism from corrosion often present in chemical processing plants, off-shore/near shore sites and other hazardous areas. To comply with explosion-proof switching requirements, the flame path within the switch housing is designed to contain the cool escaping hot gases/fumes which could cause an explosion outside of the switch.

Features:
- Same high performance as the MICRO SWITCH™ BX series with a stainless steel housing
- New stainless steel housing provides corrosion resistance in aggressive environments up to four times longer than standard housing switches
- IP67; NEMA 1, 3, 4, 6, 13
- UL, CSA, ATEX, IEC Ex approvals
- Tracking interchangeable with MICRO SWITCH™ BX Series for drop-in replacement
- Conduit selection for global connectivity
  -1/2 in and 3/4 in NPT on BX2 products
  -20 mm on BX24 products
- Variety of heads & non-sparking actuators

Applications (Industrial):
- Off-shore drilling/pipeline (oil and gas, pigging)
- Control valves and actuators
- Gas recovery and blowout preventer units
- Petrochemical plans
- Chemical processing
- Grain elevators
- Waste treatment
- Paint booths
- Mining conveyors
- Pulp and paper handling
- Hazardous waste handling

RoHS Compliant


BX2C4L


BX2P4L

For quantities greater than listed, call for quote.

MOUSER STOCK NO.	Honeywell Part No.	Description	Price Each 1	5	10
785-BX2C4L	BX2C4L	Stainless steel housing, 3/4 in - 14NPT conduit, top plunger, plain, 2NO/2NC			
785-BX2P4L	BX2P4L	Stainless steel housing, 3/4 in - 14NPT conduit, side rotary, momentary, no lever, low pre-travel, 2NO/2NC			

© Copyright 2014 Mouser Electronics
© Copyright 2014 Mouser Electronics

APM HEXSEAL Environmental Sealing Boots

APM HEXSEAL SEALING SPECIALISTS

APM HEXSEAL PUSHBUTTON SWITCH BOOTS

- Silicone rubber boot, with molded-in mounting nut
- Completely covers actuator
- Meets MIL-B-5423
- Resistant to sunlight, weather, salt spray, ozone, fungus and most acids and lubricating oils
- RFI suffix are EMI shielded

RoHS Compliant

For quantities greater than listed, call for quote.

MOUSER STOCK NO.	APM Hexseal Part No.	Fig.	Thread Size	Dimensions: in.			Plunger Height (in.)	Color	Price Each		
				A	B	C			1	25	50
608-N3030	N3030	A	15/32-32NS-2B	0.547	0.625	0.422	0.281	Gray			
608-N3030-2605	N3030 2605	A	15/32-32NS-2B	0.547	0.625	0.422	0.281	Green			
608-N3030-2619	N3030 2619	A	15/32-32NS-2B	0.547	0.625	0.422	0.281	Yellow			
608-N3030-2604	N3030 2604	A	15/32-32NS-2B	0.547	0.625	0.422	0.281	Red			
608-NC3030	NC3030	A	15/32-32NS-2B	0.719	0.625	0.422	0.438	Gray			
608-NH3030	NH3030	A	1/2-32NS-2B	0.547	0.625	0.422	0.281	Gray			
608-N5040	N5040	A	1/4-40NS-2B	0.313	0.375	0.188	0.141	Gray			
608-N5040G	N5040G	A	1/4-32NS-2B	0.313	0.375	0.188	0.203	Gray			
608-N5040R	N5040R	A	1/4-40NS-2B	0.313	0.375	0.188	0.203	Gray			
608-1231/8/49	1231/8/49	A	3/8-27NS-2B	0.653	0.500	0.300	0.545	Clear			
608-1221/12	1221/12	B	3/8-27NS-2B	0.609	0.641	0.320	0.330	Gray			
608-1221/15	1221/15	B	15/32-32NS-2B	0.719	0.766	0.375	0.400	Gray			
608-C1221/21/4	C1221/21/4	B	3/8-27NS-2B	0.609	0.641	0.320	0.330	Clear			
608-C1221/23	C1221/23	B	3/8-32NEF-2B	0.609	0.641	0.320	0.330	Clear			
608-C1221/25	C1221/25	B	3/8-32NS-2B	0.609	0.500	0.320	0.545	Black			
608-N3030-RFI	N3030 RFI	A	15/32-32NS-2B	0.547	0.625	0.422	0.281	Gray			
608-NH3030-RFI	NH3030 RFI	A	1/2-32NS-2B	0.547	0.625	0.422	0.281	Gray			
608-1238/1	1238/1	C	15/32-32NS-2B	0.984	0.750	0.422	0.438	Armored			

APM HEXSEAL TOGGLE SWITCH BOOTS

- Silicone rubber with molded-in hex mounting nut
- Seals both switch and panel cutout
- Meets MIL-B-5423
- Resistant to sunlight, weather, salt spray, ozone, fungus and most acids and lubricating oils
- RFI suffix are EMI shielded

RoHS Compliant

For quantities greater than listed, call for quote.

MOUSER STOCK NO.	APM Hexseal Part No.	Fig.	Thread Size	Dimensions: in.				Color	Price Each		
				A	B	C	Plunger Ht		1	25	50
608-N1030	N1030	D	15/32-32NS-2B	0.219	0.844	0.625	0.660	Gray			
608-N1030-2504	N1030 2504	D	15/32-32NS-2B	0.219	0.844	0.625	0.660	Green			
608-N1030-2503	N1030 2503	D	15/32-32NS-2B	0.219	0.844	0.625	0.660	Yellow			
608-N1030-2508	N1030 2508	D	15/32-32NS-2B	0.219	0.844	0.625	0.660	Red			
608-N1030A	N1030A	E	15/32-32NS-2B	0.219	0.875	0.625	0.660	Stainless-Steel			
608-N1030B	N1030B	F	15/32-32NS-2B	0.078	0.437	0.625	—	Gray			
608-N5030	N5030	D	1/4-40NS-2B	0.104	0.422	0.375	0.310	Gray			
608-N5030L	N5030L	D	1/4-40NS-2B	0.062	0.500	0.375	0.370	Gray			
608-N5032B	N5032B	F	1/4-40NS-2B	0.047	0.250	0.375	—	Gray			
608-C1131/28	C1131/28	D	15/32-32NS-2B	0.219	0.937	0.625	0.710	Black			
608-1131/26	1131/26	D	15/32-32NS-2B	0.219	1.093	0.625	0.900	Gray			
608-50154	50154	D	15/32-32NS-2B	0.280	1.094	0.625	1.094	Gray			
608-N5030S	N5030S	D	1/4-40NS-2B	0.062	0.594	0.375	0.500	Gray			
608-IN1030-RFI	IN1030 RFI	D	15/32-32NS-2B	0.219	0.844	0.625	0.660	Gray			
608-IN1030RFI1/232	IN1030 RFI 1/2-32	D	1/2-32NS-2B	0.219	0.844	0.625	0.660	Gray			
608-N5030L-RFI	N5030L RFI	D	1/4-40NS-2B	0.062	0.500	0.375	0.360	Gray			
608-N5030S-RFI	N5030S RFI	D	1/4-40NS-2B	0.062	0.594	0.750	0.500	Gray			

APM HEXSEAL ROCKER SWITCH BOOTS

- High tear strength, transparent silicone rubber
- Resistant to sunlight, weather, salt spray, ozone, fungus and most acids and lubricating oils
- Does not compromise switch operability, position status viewing, or legend visibility
- Meets MIL-B-5423

RoHS Compliant

For quantities greater than listed, call for quote.

MOUSER STOCK NO.	APM Hexseal Part No.	Fig.	Dimensions: in.					Color	Price Each		
			A	B	C	D	E		1	25	50
608-C1113/66	C1113/66	G	0.228	0.348	0.531	0.750	0.531	Clear			
608-C1113/80	C1113/80	G	0.560	0.750	1.375	1.750	0.900	Clear			

APM HEXSEAL ROTARY SHAFT SEALS

- For standard rotary switch/potentiometer shafts
- Seals boot shaft and panel cutout
- RFI suffix are EMI shielded
- Resistant to sunlight, weather, salt spray, ozone,fungus and most acids and lubricating oils
- Meets MIL-B-5423

RoHS Compliant

For quantities greater than listed, call for quote.

MOUSER STOCK NO.	APM Hexseal Part No.	Fig.	Thread Size	Dimensions: in.			Color	Price Each		
				Shaft Dia.	A	B		1	25	50
608-N9030-X-1/4	N9030 X 1/4	H	3/8-32NS-2B	.250	0.219	0.500	Gray			
608-N9040-X-1/8	N9040 X 1/8	H	1/4-32NEF-2B	.125	0.219	0.375	Gray			
608-N9030-X-1/4-RFI	N9030 X 1/4 RFI	H	3/8-32NS-2B	.250	0.219	0.500	Gray			
608-N9040-X-1/8-RFI	N9040 X 1/8 RFI	H	1/4-32NEF-2B	.125	0.219	0.375	Gray			

APM HEXSEAL SEALED-SWITCH PANEL BUSHING SEAL

- Seals panel cutout through which the switch bushing passes
- Meets MIL-B-5423

RoHS Compliant

MOUSER STOCK NO.	APM Hexseal Part No.	Fig.	Shaft Brushing	Dimensions: in.		Price Each		
				Washer Dia.	Thickness	1	25	50
608-60064	60064	I	15/32-32	.677	0.120			

APM HEXSEAL SEALING BOOTS FOR LEVER-ACTUATED CIRCUIT BREAKERS

- High tear strength, transparent silicone rubber
- Does not compromise breaker operation or position status viewing
- Resistant to sunlight, weather, salt spray, ozone, fungus and most acids and lubricating oils
- Mounting hardware provided
- Meets MIL-B-5423

RoHS Compliant

MOUSER STOCK NO.	APM Hexseal Part No.	Fig.	Poles	Dimensions: in.					Carling	Tyco/P&B	Price Each		
				H	L1	L2	W1	W2			1	25	50
Front-Panel Mounted													
608-CT1015	CT1015	J	1	0.875	1.875	2.625	1.375	0.875	CA1/DA1	W91			
608-CT1020	CT1020	J	2	0.875	1.875	2.656	2.219	1.594	CA2/DA2	W92			
608-CT1050	CT1050	J	3	0.875	1.875	2.656	2.656	2.344	CA3/DA3	W93			
Back-of-Panel Mounted													
608-C1113/40	C1113/40	K	1	0.813	1.813	2.00	0.75	0.656	BA1	W67/W68/W69			
608-C1113/42	C1113/42	K	2	0.813	1.813	2.00	1.50	1.406	BA2	W68/W69			
608-C1113/43	C1113/43	K	3	0.813	1.813	2.00	2.25	2.156	BA3	W69			

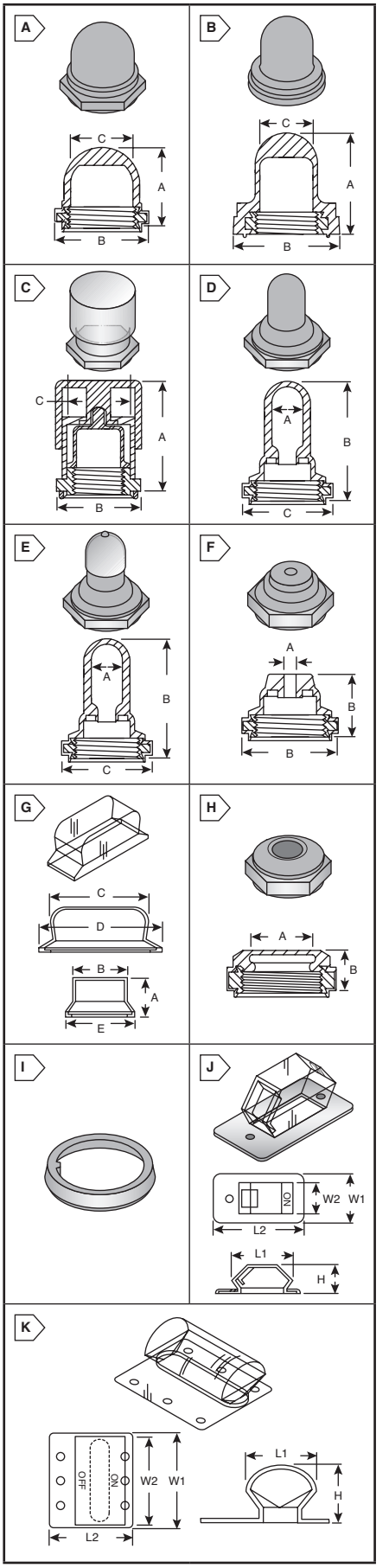

© Copyright 2014 Mouser Electronics

© Copyright 2014 Mouser Electronics

OMRON Frequency Relays

RoHS Compliant This product is RoHS compliant.

OMRON G6Y SERIES: 900MHZ SPDT HIGH-FREQUENCY RELAYS

Specifications:
- Insertion loss: 0.5dB max. @ 900MHz
- Max. carry power: 10W
- Power consumption: 200mW
- Contact rating: .5A

Features:
- Ideal for cable TV, HDTV, cellular, satellite communications, VCRs
- Fully sealed construction
- Form, fit, and function replacement to G5Y relay with improved characteristics

For quantities greater than listed, call for quote.

MOUSER STOCK NO.	Omron Part No.	Fig.	Rated Coil Current (mA)	Coil Resistance (Ω)	Coil Voltage (VDC)	Price Each 1	25	50	100
653-G6Y-1-DC5	G6Y-1-DC5	A1	40.0	125	5				
653-G6Y-1-DC9	G6Y-1-DC9	A1	22.2	405	9				
653-G6Y-1-DC12	G6Y-1-DC12	A1	16.7	720	12				
653-G6Y-1-DC24	G6Y-1-DC24	A1	8.3	2880	24				

OMRON G6K-RF SERIES: DPDT COMPACT HIGH-FREQUENCY RELAYS

Specifications:
- Insertion loss: 0.2dB max. @ 1GHz
  0.6dB max. @ 3GHz
- Max. transmission capacity: 3W
- Rated power consumption: 100mW

Features:
- Ideal for instrumentation and high-speed LAN network equipment
- Gull-wing surface mount terminals
- Handles 1A, 30VDC and 1W @ 1GHz high frequency load

NEW PRODUCT

For quantities greater than listed, call for quote.

MOUSER STOCK NO.	Omron Part No.	Fig.	Ground Terminal Footprint (mm)	Rated Current (mA)	Coil Resistance (Ω)	Coil Voltage (VDC)	Price Each 1	10	25	50
Non-Latching with Standard Ground Terminals, 1GHz										
653-G6K-2F-RF-DC3	G6K-2F-RF-DC3	B2	12.8	33.0	91	3				
653-G6K-2F-RF-DC4.5	G6K-2F-RF-DC4.5	B2	12.8	23.2	194	4.5				
653-G6K-2F-RF-DC5	G6K-2F-RF-DC5	B2	12.8	21.1	237	5				
653-G6K-2F-RFDC6	G6K-2F-RF DC6	B2	12.8	17.6	341	6				
653-G6K-2F-RF-DC12	G6K-2F-RF-DC12	B2	12.8	9.1	1315	12				
Non-Latching with Space-Saving Ground Terminals, 1GHz										
653-G6K2FRFSDC3	G6K-2F-RF-S-DC3	B2	10.7	33.0	91	3				
653-G6K2FRFSD4.5	G6K-2F-RF-S-DC4.5	B2	10.7	23.2	194	4.5				
653-G6K2FRFSDC5	G6K-2F-RF-S-DC5	B2	10.7	21.1	237	5				
653-G6K2FRFSDC12	G6K-2F-RF-S-DC12	B2	10.7	9.1	1315	12				
653-G6K2FRFSDC24	G6K-2F-RF-S-DC24	B2	10.7	4.6	5220	24				
Non-Latching with Space-Saving Ground Terminals, 3GHz										
653-G6K-2F-RF-TDC3	G6K-2F-RF-T DC3	B2	10.7	33.0	91	3				
653-G6K-2F-RF-TDC4.5	G6K-2F-RF-T DC4.5	B2	10.7	23.2	194	4.5				
653-G6K-2F-RF-TDC5	G6K-2F-RF-T DC5	B2	10.7	21.1	237	5				
653-G6K-2F-RF-TDC12	G6K-2F-RF-T DC12	B2	10.7	9.1	1315	12				

OMRON G6Z SERIES: 2.6GHZ SPDT HIGH-FREQUENCY RELAYS

Specifications:
- Insertion loss: 50Ω - 0.3dB @ 2.6GHz;
  75Ω - 0.5dB @ 2.6GHz
- Power consumption: 200mW
- Rated carry current: 0.5A
- Isolation: E-shape 30dB min. @ 2.6GHz
  Y-shape 40dB min. @ 2.6GHz
- Terminals: G6Z-1F Surface mount
  G6Z-1P PCB through-hole

Features:
- Non-latching
- Fully sealed construction
- Triplate micro stripline technology assures superior high-frequency characteristics

Packaged in tubes of 25 pcs.
Also available on tape and reel.
Contact Mouser for these options.

✻ Reverse contact arrangement

For quantities greater than listed, call for quote.

MOUSER STOCK NO.	Omron Part No.	Fig.	Rated Coil Current (mA)	Coil Resistance (Ω)	Coil Voltage (VDC)	Price Each 1	25	50	100
E-Shape Terminals, 50Ω Impedance									
653-G6Z-1FE-A-DC3	G6Z-1FE-A-DC3	C3	66.7	45	3				
653-G6Z-1FE-A-DC4.5	G6Z-1FE-A-DC4.5	C3	44.4	101	4.5				
653-G6Z-1FE-A-DC5	G6Z-1FE-A-DC5	C3	40.0	125	5				
✻ 653-G6Z1FEARDC5BYOMZ	G6Z-1FE-AR-DC5	C3	40.0	125	5				
653-G6Z-1FE-A-DC12	G6Z-1FE-A-DC12	C3	16.7	720	12				
653-G6Z-1PE-ADC5	G6Z-1PE-A DC5	D1	40.0	125	5				
653-G6Z-1PE-A-DC12	G6Z-1PE-A-DC12	D1	16.7	720	12				
E-Shape Terminals, 75Ω Impedance									
653-G6Z-1FE-DC5	G6Z-1FE-DC5	C3	40.0	125	5				
653-G6Z-1FE-DC24	G6Z-1FE-DC24	C3	8.3	2880	24				
653-G6Z-1PE-DC5	G6Z-1PE-DC5	D1	40.0	125	5				
653-G6Z-1PE-DC12	G6Z-1PE-DC12	D1	16.7	720	12				
653-G6Z-1PE-DC24	G6Z-1PE-DC24	D1	8.3	2880	24				
Y-Shape Terminals, 50Ω Impedence									
653-G6Z-1F-A-DC4.5	G6Z-1F-A-DC4.5	C4	44.4	101	4.5				
653-G6Z-1F-A-DC5	G6Z-1F-A-DC5	C4	40.0	125	5				
653-G6Z-1F-A-DC9	G6Z-1F-A-DC9	C4	22.2	405	9				
653-G6Z-1F-A-DC12	G6Z-1F-A-DC12	C4	16.7	720	12				
653-G6Z-1F-A-DC24	G6Z-1F-A-DC24	C4	8.3	2880	24				
653-G6Z-1P-ADC9	G6Z-1P-A DC9	D5	22.2	405	9				
Y-Shape Terminals, 75Ω Impedance									
653-G6Z-1F-DC5	G6Z-1F-DC5	C4	40.0	125	5				
653-G6Z-1F-DC12	G6Z-1F-DC12	C4	16.7	720	12				
653-G6Z-1P-DC3	G6Z-1P-DC3	D5	66.7	45	3				
653-G6Z-1P-DC4.5	G6Z-1P-DC4.5	D5	44.4	101	4.5				
653-G6Z-1P-DC12	G6Z-1P-DC12	D5	16.7	720	12				

Meet the growing demand for wireless communication with Omron's new RF relays. The G6K-RF, G6Z, G6Y, and G6W are the smallest relays of their type on the market!

Features:
- Low power consumption
- Good isolation characteristics

Applications:
- Wireless infrastructure equipment
  - Filter and duplex switching
  - Antenna switching
  - Amplifiers

DIMENSIONS: mm

A

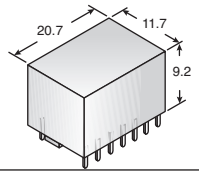

B



C

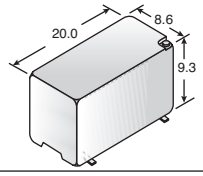

D

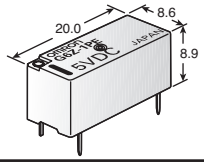

TERMINAL ARRANGEMENT

1

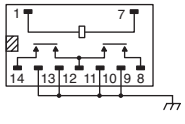

2

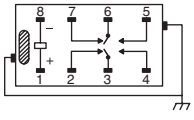

3

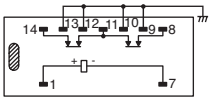

4

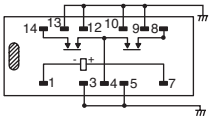

5

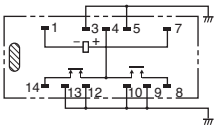

Omron Frequency Relays

© Copyright 2014 Mouser Electronics

© Copyright 2014 Mouser Electronics

PANASONIC RF Relays

Panasonic

RoHS Compliant **This product is RoHS compliant.**

A



B



PCB Board Type Shown

C



D



E



Panasonic high frequency relays and coaxial switches are RoHS compliant and specifically designed for instrumentation, test & measurement, wireless communications, and cable TV/satellite equipment markets.

ARA SERIES

- Impedance: 50Ω, 1.0GHz
- Surface mount terminal
- Low Profile
- Nominal operating power: 140mW
- High contact reliability

For quantities greater than listed, call for quote.

MOUSER STOCK NO.	Panasonic Part No.	Fig	Frequency (GHz)	Nominal Coil Voltage (VDC)	Contact Arrangement	Mounting Type	Price Each 1	25	50	100
769-ARA200A03	ARA200A03	A	1	3	2 Form C	SMD				
769-ARA200A05	ARA200A05	A	1	5	2 Form C	SMD				
769-ARA200A12	ARA200A12	A	1	12	2 Form C	SMD				
769-ARA200A4H	ARA200A4H	A	1	4.5	2 Form C	SMD				
769-ARA220A05	ARA220A05	A	1	5	2 Form C	SMD				
769-ARA210A12	ARA210A12	A	1	12	2 Form C	SMD				

ARE SERIES

- Compact and slim size
- High Frequency Characteristics: to 2.6GHz

For quantities greater than listed, call for quote.

MOUSER STOCK NO.	Panasonic Part No.	Fig	Frequency (GHz)	Nominal Coil Voltage (VDC)	Contact Arrangement	Mounting Type	Price Each 1	25	50	100
769-ARE104H	ARE104H	B	2.6	4.5	1 Form C	PCB				
769-ARE1312	ARE1312	B	2.6	12	1 Form C	PCB				
769-ARE134H	ARE134H	B	2.6	4.5	1 Form C	PCB				
769-ARE10A12	ARE10A12	B	2.6	12	1 Form C	SMD				
769-ARE13A12	ARE13A12	B	2.6	12	1 Form C	SMD				
769-ARE13A4H	ARE13A4H	B	2.6	4.5	1 Form C	SMD				
769-ARE1303	ARE1303	B	2.6	3	1 Form C	PCB				

ARJ SERIES

- High Frequency Characteristics: 50Ω, at 5GHz

For quantities greater than listed, call for quote.

MOUSER STOCK NO.	Panasonic Part No.	Fig	Frequency (GHz)	Nominal Coil Voltage (VDC)	Contact Arrangement	Mounting Type	Price Each 1	25	50	100
769-ARJ20A12	ARJ20A12	C	8	12	2 Form C	SMD				
769-ARJ20A4H	ARJ20A4H	C	8	4.5	2 Form C	SMD				
769-ARJ22A12	ARJ22A12	C	8	12	2 Form C	SMD				
769-ARJ22A4H	ARJ22A4H	C	8	4.5	2 Form C	SMD				

ARS SERIES

- Miniature design
- High Frequency Characteristics: to 3GHz
- Impedance: 75Ω

For quantities greater than listed, call for quote.

MOUSER STOCK NO.	Panasonic Part No.	Fig	Frequency (GHz)	Nominal Coil Voltage (VDC)	Contact Arrangement	Mounting Type	Price Each 1	25	50	100
769-ARS1012	ARS1012	D	3	12	1 Form C	PCB				
769-ARS1024	ARS1024	D	3	24	1 Form C	PCB				
769-ARS104H	ARS104H	D	3	4.5	1 Form C	PCB				
769-ARS1112	ARS1112	D	3	12	1 Form C	PCB				
769-ARS1124	ARS1124	D	3	24	1 Form C	PCB				
769-ARS114H	ARS114H	D	3	4.5	1 Form C	PCB				
769-ARS1212	ARS1212	D	3	12	1 Form C	PCB				
769-ARS1224	ARS1224	D	3	24	1 Form C	PCB				
769-ARS124H	ARS124H	D	3	4.5	1 Form C	PCB				
769-ARS1312	ARS1312	D	3	12	1 Form C	PCB				
769-ARS1324	ARS1324	D	3	24	1 Form C	PCB				
769-ARS134H	ARS134H	D	3	4.5	1 Form C	PCB				
769-ARS1412	ARS1412	D	3	12	1 Form C	PCB				

RK & RP SERIES

- Excellent High Frequency characteristics
- Also available in Latching versions
- High sensitivity in small size
- Sealed construction

For quantities greater than listed, call for quote.

MOUSER STOCK NO.	Panasonic Part No.	Fig	Frequency (GHz)	Nominal Coil Voltage (VDC)	Contact Arrangement	Mounting Type	Price Each 1	25	50	100
769-RK1-12V	RK1-12V	E	1.5	12	1 Form C	PCB				
769-RK1-24V	RK1-24V	E	1.5	24	1 Form C	PCB				
769-RK1-5V	RK1-5V	E	1.5	5	1 Form C	PCB				
769-RK1-6V	RK1-6V	E	1.5	6	1 Form C	PCB				
769-RK1-L2-12V	RK1-L2-12V	E	1.5	12	1 Form C	PCB				

© Copyright 2014 Mouser Electronics

© Copyright 2014 Mouser Electronics

TELEDYNE RF, General Purpose Centigrid & TO-5 Relays

TELEDYNE RELAYS
A Teledyne Technologies Company

RoHS Compliant **This product is RoHS compliant.**



GRF SERIES SURFACE MOUNT RF RELAYS

GRF100/103 Series

RoHS Compliant

Features:
- GRF100/103 Series surface mount RF relays are designed to provide excellent RF signal repeatability.
- Repeatability = ±0.1dB

✻ High sensitivity

For quantities greater than listed, call for quote.

MOUSER STOCK NO.	Teledyne Part No.	Fig.	Coil Voltage	Freq.	Coil Res. (Ω)	Price Each 1	Price Each 25
881-GRF100-5	GRF100-5	A	5V	DC-6GHz	0.10W		
881-GRF100-12	GRF100-12	A	12V	DC-6GHz	0.10W		
✻ 881-GRF103-5	GRF103-5	A	5V	DC-6GHz	0.10W		
✻ 881-GRF103-12	GRF103-12	A	12V	DC-6GHz	0.10W		

GRF172 Series

RoHS Compliant

Features:
- GRF172 Series surface mount RF relays are designed to provide excellent RF signal repeatability.

† With internal diode

For quantities greater than listed, call for quote.

MOUSER STOCK NO.	Teledyne Part No.	Fig.	Coil Voltage	Freq.	Coil Res. (Ω)	Price Each 1	Price Each 25
881-GRF172-5	GRF172-5	A	5V	DC-6GHz	0.15W		
881-GRF172-12	GRF172-12	A	12V	DC-6GHz	0.15W		
† 881-GRF172D-5	GRF172D-5	A	5V	DC-6GHz	0.15W		
† 881-GRF172D-12	GRF172D-12	A	12V	DC-6GHz	0.15W		

GRF300/303 Series

RoHS Compliant

Features:
- GRF300/303 Series surface mount RF relays are designed to provide excellent RF signal repeatability.
- Repeatability = ±0.1dB

✻ High sensitivity

For quantities greater than listed, call for quote.

MOUSER STOCK NO.	Teledyne Part No.	Fig.	Coil Voltage	Freq.	Coil Res. (Ω)	Price Each 1	Price Each 25
881-GRF300-5	GRF300-5	B	5V	DC-6GHz	0.10W		
881-GRF300-12	GRF300-12	B	12V	DC-6GHz	0.10W		
✻ 881-GRF303-5	GRF303-5	B	5V	DC-6GHz	0.10W		

GRF312 Series

Features:
- The ultraminiature GRF312 relay is designed to improve upon the GRF300/GRF303 relay's high frequency performance.
- High Repeatability
- DPDT

RoHS Compliant

For quantities greater than listed, call for quote.

MOUSER STOCK NO.	Teledyne Part No.	Fig.	Coil Voltage	Freq.	Coil Res. (Ω)	Price Each 1	Price Each 25
881-GRF312-5	GRF312-5	B	5V	DC-8GHz	0.15W		
881-GRF312-12	GRF312-12	B	12V	DC-8GHz	0.15W		

GRF SERIES HIGH ISOLATION LATCHING RELAYS

GRF180 Series

RoHS Compliant

Features:
- GRF180 Series DPDT magnetic latching relays are designed to optimize isolation across contacts @4GHz Isolation = 36dB, Insertion Loss = 0.38dB, VSWR = 1.20:1

For quantities greater than listed, call for quote.

MOUSER STOCK NO.	Teledyne Part No.	Fig.	Coil Voltage	Freq.	Coil Res. (Ω)	Price Each 1	Price Each 25
881-GRF180-5	GRF180-5	C	5V	DC-6GHz	0.15W		
881-GRF180-12	GRF180-12	C	12V	DC-6GHz	0.15W		

GRF342 Series

RoHS Compliant

Features:
- GRF342 Series DPDT magnetic latching relays are designed to optimize isolation across contacts @4GHz Isolation = 36dB, Insertion Loss = 0.38dB, VSWR = 1.20:1

For quantities greater than listed, call for quote.

MOUSER STOCK NO.	Teledyne Part No.	Fig.	Coil Voltage	Freq.	Coil Res. (Ω)	Price Each 1	Price Each 25
881-GRF342-5	GRF342-5	D	5V	DC-6GHz	0.15W		
881-GRF342-12	GRF342-12	D	12V	DC-6GHz	0.15W		

DPDT GENERAL PURPOSE CENTIGRID AND TO-5 RELAYS

Features:
- Hermetically sealed
- Surface mount (S172 Series)
- Gold-plated contacts
- Dry circuit to 1A, 28VDC
- Superb RF performance, DC to 1GHz

RoHS Compliant

✻ With internal transistor driver

† With internal diode

For quantities greater than listed, call for quote.

MOUSER STOCK NO.	Teledyne Part No.	Fig.	Coil Voltage	Freq.	Coil Res. (Ω)	Price Each 1	Price Each 25
881-172-12	172-12	E	12V	DC-1GHz	0.15W		
881-172-26	172-26	E	26V	DC-1GHz	0.15W		
881-172-5	172-5	E	5V	DC-1GHz	0.15W		
† 881-172D-12	172D-12	E	12V	DC-1GHz	0.15W		
† 881-172D-26	172D-26	E	26V	DC-1GHz	0.15W		
881-172D-5	172D-5	E	5V	DC-1GHz	0.15W		
† 881-172DM4-12	172DM4-12	E	12V	DC-1GHz	0.15W		
† 881-172DM4-26	172DM4-26	E	26V	DC-1GHz	0.15W		
881-172M4-5	172M4-5	E	5V	DC-1GHz	0.15W		
881-712-12	712-12	F	12V	DC-1GHz	0.15W		
881-712-26	712-26	F	26V	DC-1GHz	0.15W		
881-712-5	712-5	F	5V	DC-1GHz	0.15W		
† 881-712D-12	712D-12	F	12V	DC-1GHz	0.15W		
† 881-712D-26	712D-26	F	26V	DC-1GHz	0.15W		
881-712D-5	712D-5	F	5V	DC-1GHz	0.15W		
† 881-712DY-12	712DY-12	F	12V	DC-1GHz	0.15W		
✻ † 881-712TN-5	712TN-5	F	5V	DC-1GHz	0.15W		
Magnetic Latching							
881-722-12	722-12	F	12V	DC-1GHz	0.15W		
881-722-26	722-26	F	26V	DC-1GHz	0.15W		
881-722-5	722-5	F	5V	DC-1GHz	0.15W		
High Sensitivity							
881-732-12	732-12	F	12V	DC-1GHz	0.15W		
881-732-5	732-5	F	5V	DC-1GHz	0.15W		
† 881-732D-12	732D-12	F	12V	DC-1GHz	0.15W		
† 881-732D-5	732D-5	F	5V	DC-1GHz	0.15W		
✻ † 881-732TN-5	732TN-5	F	5V	DC-1GHz	0.15W		
✻ † 881-732TN-12	732TN-12	F	12V	DC-1GHz	0.15W		
Surface Mount							
881-S172-12	S172-12	G	12V	DC-1GHz	0.15W		
881-S172-5	S172-5	G	5V	DC-1GHz	0.15W		
† 881-S172D-12	S172D-12	G	12V	DC-1GHz	0.15W		
† 881-S172D-26	S172D-26	G	26V	DC-1GHz	0.15W		
† 881-S172D-5	S172D-5	G	5V	DC-1GHz	0.15W		

© Copyright 2014 Mouser Electronics

© Copyright 2014 Mouser Electronics

TELEDYNE RF, General Purpose Centigrid & TO-5 Relays

TELEDYNE RELAYS
A Teledyne Technologies Company

RoHS Compliant **This product is RoHS compliant.**



RF180 SERIES HIGH ISOLATION LATCHING RELAYS

Features:
- RF180 Series DPDT magnetic latching relays are designed to optimize isolation across contacts @4GHz Isolation = 30dB, Insertion Loss = 0.38dB, VSWR = 1.20:1

RoHS Compliant

For quantities greater than listed, call for quote.

MOUSER STOCK NO.	Teledyne Part No.	Fig.	Coil Voltage	Frequency	Contact Res.	Price Each 1	Price Each 25
881-RF180-5	RF180-5	A	5V	DC-6GHz	0.15		
881-RF180-12	RF180-12	A	12V	DC-6GHz	0.15		
881-RF180-26	RF180-26	A	26V	DC-6GHz	0.15		

RF100/103 SERIES HIGH REPEATABILITY CENTIGRID® RELAYS

Features:
- RF100/103 Series DPDT high repeatability broadband relays are designed to provide improved RF signal repeatability over the frequency range.

RoHS Compliant
✻ High Sensitivity

For quantities greater than listed, call for quote.

MOUSER STOCK NO.	Teledyne Part No.	Fig.	Coil Voltage	Frequency	Contact Res.	Price Each 1	Price Each 25
881-RF100-5	RF100-5	B	5V	DC-4GHz	0.10		
✻ 881-RF103-12	RF103-12	B	12V	DC-4GHz	0.10		
✻ 881-RF103-5	RF103-5	B	5V	DC-4GHz	0.10		

RF300/303 SERIES HIGH REPEATABILITY TO-5 RELAYS

Features:
- RF300/303 Series DPDT high repeatability broadband relays are designed to provide improved RF signal repeatability over the frequency range.

RoHS Compliant
✻ High Sensitivity

For quantities greater than listed, call for quote.

MOUSER STOCK NO.	Teledyne Part No.	Fig.	Coil Voltage	Frequency	Contact Res.	Price Each 1	Price Each 25
881-RF300-12	RF300-12	C	12V	DC-3GHz	0.15		
881-RF300-5	RF300-5	C	5V	DC-3GHz	0.15		
✻ 881-RF303-12	RF303-12	C	12V	DC-3GHz	0.15		
✻ 881-RF303-5	RF303-5	C	5V	DC-3GHz	0.15		

RF311 SERIES HIGH REPEATABILITY, TO-5 RELAY

Features:
- The ultraminiature RF311 and RF331 relays are designed to provide improved RF signal repeatability over the frequency range
- SPDT

RoHS Compliant

For quantities greater than listed, call for quote.

MOUSER STOCK NO.	Teledyne Part No.	Fig.	Coil Voltage	Frequency	Contact Res.	Price Each 1	Price Each 25
881-RF311-5/G	RF311-5/G	B	5V	DC-8GHz	0.15		
881-RF311-12/G	RF311-12/G	B	12V	DC-8GHz	0.15		
881-RF311-26/G	RF311-26/G	B	26.5V	DC-8GHz	0.15		

RF312 SERIES HIGH REPEATABILITY 12GBPS SIGNAL INTEGRITY TO-5 RELAY

Features:
- The RF312 offers monotonic insertion loss to 8GHz.
- DPDT

RoHS Compliant

For quantities greater than listed, call for quote.

MOUSER STOCK NO.	Teledyne Part No.	Fig.	Coil Voltage	Frequency	Contact Res.	Price Each 1	Price Each 25
881-RF312-5/G	RF312-5/G	C	5V	DC-8GHz	0.15		
881-RF312-12/G	RF312-12/G	C	12V	DC-8GHz	0.15		

RF313 SERIES HIGH REPEATABILITY, NORMALLY CLOSED BYPASS RF RELAYS

Features:
- RF313 Series normally closed high repeatability broadband relays are designed with an internal bypass to provide low insertion loss and VSWR through the bypass.

RoHS Compliant
✻ High Sensitivity

For quantities greater than listed, call for quote.

MOUSER STOCK NO.	Teledyne Part No.	Fig.	Coil Voltage	Frequency	Contact Res.	Price Each 1	Price Each 25
✻ 881-RF313-12	RF313-12	D	12V	DC-3GHz	0.15		
✻ 881-RF313-5	RF313-5	D	5V	DC-3GHz	0.15		

412H/422H SERIES HI-TEMPERATURE, HI-PERFORMANCE TO-5 RELAY

Features:
- 412H/422H Series DPDT high-performance, high-temperature relays are designed for reliable operation in elevated ambient temperatures up to 200°C.

RoHS Compliant

For quantities greater than listed, call for quote.

MOUSER STOCK NO.	Teledyne Part No.	Fig.	Coil Voltage	Frequency	Coil Res. (Ω)	Price Each 1	Price Each 25
881-412H-12	412H-12	E	12V	DC-1GHz	390		
881-412H-26	412H-26	E	26V	DC-1GHz	1560		
881-412H-5	412H-5	E	5V	DC-1GHz	50		
881-422H-12	422H-12	E	12V	DC-1GHz	500		
881-422H-26	422H-26	E	26V	DC-1GHz	2000		

A150 SERIES ULTRAMINIATURE BROADBAND ATTENUATOR RELAY

Features:
- A150 Series ultraminiature attenuator relays are designed for attenuating RF signals in 50-ohm systems over a frequency range from DC-3GHz.

RoHS Compliant

For quantities greater than listed, call for quote.

MOUSER STOCK NO.	Teledyne Part No.	Fig.	Coil Voltage	Frequency	Coil Res. (Ω)	Price Each 1	Price Each 25
881-A150-20-5	A150-20-5	F	5V	DC-3GHz	50		

A152 SERIES ULTRAMINIATURE ATTENUATOR RELAY

Features:
- The Series A152 highly repeatable ultraminiature attenuator relays are designed for attenuating RF signals in 50-ohm systems over a frequency range from DC to 5GHz.

RoHS Compliant

For quantities greater than listed, call for quote.

MOUSER STOCK NO.	Teledyne Part No.	Fig.	Coil Voltage	Price Each 1	Price Each 25
881-A152-5-26/G	A152-5-26/G	F	5		
881-A152-10-26/G	A152-10-26/G	F	10V		
881-A152-20-26/G	A152-20-26/G	F	20V		

S114 SERIES DPDT CENTIGRID® SMT RF RELAYS

Features:
- All welded construction
- High force/mass ratios

✻ With internal diode
† With internal diode and polarity reversal protection

RoHS Compliant

For quantities greater than listed, call for quote.

MOUSER STOCK NO.	Teledyne Part No.	Fig.	Coil Voltage	Frequency	Coil Res. (Ω)	Price Each 1	Price Each 25
881-S114-26	S114-26	G	26.5 V	1560	- - - - -		
881-S114-5	S114-5	G	5 V	50	- - - - -		
✻ 881-S114D-12	S114D-12	G	12 V	390	- - - - -		
✻ 881-S114D-26	S114D-26	G	26.5 V	1560	- - - - -		
✻ 881-S114D-5	S114D-5	G	5 V	50	- - - - -		
† 881-S114DD-5	S114DD-5	G	5 V	39	93.2-128-2 mAdc		

S134 SERIES DPDT SENSITIVE CENTIGRID® SMT RF RELAYS

Features:
- All welded construction
- High force/mass ratios

✻ With internal diode

RoHS Compliant

For quantities greater than listed, call for quote.

MOUSER STOCK NO.	Teledyne Part No.	Fig.	Coil Voltage	Frequency	Coil Res. (Ω)	Price Each 1	Price Each 25
✻ 881-S134D-12	S134D-12	H	12 V	800	- - - - -		
✻ 881-S134D-26	S134D-26	H	26.5 V	3200	- - - - -		
✻ 881-S134D-5	S134D-5	H	5 V	100	- - - - -		

© Copyright 2014 Mouser Electronics

TELEDYNE RF, General Purpose Centigrid & TO-5 Relays

TELEDYNE RELAYS
A Teledyne Technologies Company

RoHS Compliant **This product is RoHS compliant.**

SERIES 114 DPDT CENTRIGRID® RF RELAYS

Features:
- All welded construction
- High force/mass ratios

♦ With internal diode
❊ M4 pad included
† With internal diode and polarity reversal protection

RoHS Compliant

For quantities greater than listed, call for quote.

MOUSER STOCK NO.	Teledyne Part No.	Fig.	Coil Voltage	Coil Res. (Ω)	Coil Current Range	Screening & Reliability Level	Price Each 1	Price Each 25
T²R® Established Reliability								
881-ER114-26A	ER114-26A	A	26.5V	1560	- - - - - -	A		
♦ 881-ER114D-5A	ER114D-5A	A	5V	50	- - - - - -	A		
Military Qualified								
881-J114-26PM	J114-26PM	A	26.5V	1560	- - - - - -	M		
♦ 881-J114D-26M	J114D-26M	A	26.5V	1560	- - - - - -	M		
❊ † 881-J114DDM4-26L	J114DDM4-26L	A	26.5V	1560	14.8-18.5 mAdc	L		
❊ † 881-J114DDM4-26M	J114DDM4-26M	A	26.5V	1560	14.8-18.5 mAdc	M		

SERIIES 116C DPDT CENTIGRID® CMOS COMPATIBLE RF RELAYS

Features:
- All welded construction
- High force/mass ratios
- Internal MOSFET driver, Zener diode gate protection, & diode coil suppression
- **Military Qualified**
- ❊ M9 pad included

RoHS Compliant

For quantities greater than listed, call for quote.

MOUSER STOCK NO.	Teledyne Part No.	Fig.	Coil Voltage	Coil Res. (Ω)	Coil Current Range	Screening & Reliability Level	Price Each 1	Price Each 25
881-J116C-5M	J116C-5M	B	5V	- - - - - -	132.3-96.5 mAdc	M		
❊ 881-J116CM9-5M	J116CM9-5M	B	5V	- - - - - -	132.3-96.5 mAdc	M		

SERIES 134 DPDT SENSITIVE RF RELAYS

Features:
- All welded construction
- High force/mass ratios
- Internal diode
- **Military Qualified**
- ❊ M4 pad included

RoHS Compliant

For quantities greater than listed, call for quote.

MOUSER STOCK NO.	Teledyne Part No.	Fig.	Coil Voltage	Coil Res. (Ω)	Coil Current Range	Screening & Reliability Level	Price Each 1	Price Each 25
881-J134D-12M	J134D-12M	C	12 V	800	- - - - - -	M		
881-J134D-26M	J134D-26M	C	26.5 V	3200	- - - - - -	M		
❊ 881-J134DM4-26M	J134DM4-26M	C	26.5 V	3200	- - - - - -	M		
❊ 881-J134DM4-5M	J134DM4-5M	C	5 V	100	- - - - - -	M		

SERIES 136C DPDT CENTIGRID® SENSITIVE CMOS COMPATIBLE RF RELAY

Features:
- All welded construction
- High force/mass ratios
- **Military Qualified**
- High Sensitivity
- ❊ M9 pad included

RoHS Compliant

For quantities greater than listed, call for quote.

MOUSER STOCK NO.	Teledyne Part No.	Fig.	Coil Voltage	Coil Res. (Ω)	Coil Current Range	Screening & Reliability Level	Price Each 1	Price Each 25
❊ 881-J136CM9-5M	J136CM9-5M	C	5 V	- - - -	56-43 mAdc	M		

SERIES 411 SPDT TO-5 RELAYS

Features:
- All welded construction
- High force/mass ratios

†† With internal transistor driver and coil transient suppression diode

RoHS Compliant

For quantities greater than listed, call for quote.

MOUSER STOCK NO.	Teledyne Part No.	Fig.	Coil Voltage	Coil Res. (Ω)	Coil Current Range	Screening & Reliability Level	Price Each 1	Price Each 25
881-J411-26WL	J411-26WL	D	26.5 V	2000	- - - - - -	L		
†† 881-J411T-5M	J411T-5M	D	5 V	63	66.6-89.6 mAdc	M		

SERIES 412 DPDT TO-5 RELAYS

Features:
- All welded construction
- High force/mass ratios

♦ With internal diode
† With internal diode and polarity reversal protection

❊❊ With Y ground pin included

For quantities greater than listed, call for quote.

T²R® Established Reliability								
881-ER412-12A	ER412-12A	E	12 V	390	- - - - - -	A		
881-ER412-26A	ER412-26A	E	26.5 V	1560	- - - - - -	A		
881-ER412-5A	ER412-5A	E	5 V	50	- - - - - -	A		
❊❊ 881-ER412YM-26A/SQ	ER412YM-26A/SQ	E	26.5 V	1560	- - - - - -	A		
Military Qualified								
881-J412-26L	J412-26L	E	26.5 V	1560	- - - - - -	L		
881-J412-26M	J412-26M	E	26.5 V	1560	- - - - - -	M		
881-J412-26WM	J412-26WM	E	26.5V	1560	- - - - - -	M		
♦ 881-J412D-12M	J412D-12M	E	12 V	390	- - - - - -	M		
♦ 881-J412D-26M	J412D-26M	E	26.5 V	1560	- - - - - -	M		
† 881-J412DD-26M	J412DD-26M	E	26.5V	1560	14.8-18.5 mAdc	M		

SERIES 422 DPDT MAGNETIC-LATCHING TO-5 RELAY

Features:
- All welded construction
- High force/mass ratios
- **T²R® Established Reliability**

† With internal diode and polarity reversal protection

RoHS Compliant

For quantities greater than listed, call for quote.

MOUSER STOCK NO.	Teledyne Part No.	Fig.	Coil Voltage	Coil Res. (Ω)	Coil Current Range	Screening & Reliability Level	Price Each 1	Price Each 25
† 881-ER422DD-12A	ER422DD-12A	F	12 V	500	20-25 mAdc	A		

SERIES 432 DPDT SENSITIVE TO-5 RELAYS

Features:
- All welded construction
- High force/mass ratios

♦ With internal diode
†† With internal transistor driver and coil transient suppression diode

RoHS Compliant

For quantities greater than listed, call for quote.

T²R® Established Reliability								
881-ER432-12A	ER432-12A	G	12 V	850	- - - - - -	A		
881-ER432-26A	ER432-26A	G	26.5 V	3300	- - - - - -	A		
♦ 881-ER432D-5A	ER432D-5A	G	5 V	100	- - - - - -	A		
Military Qualified								
881-J432-12M	J432-12M	G	12 V	850	- - - - - -	M		
†† 881-J432T-5L	J432T-5L	G	5 V	100	43.5-59.3 mAdc	L		

A


B


C


D


E


F


G


Teledyne Frequency Relays

© Copyright 2014 Mouser Electronics

© Copyright 2014 Mouser Electronics

TELEDYNE RF and Microwave Coaxial Switches

TELEDYNE RELAYS
A Teledyne Technologies Company

RoHS Compliant **This product is RoHS compliant.**

CCR SERIES - COMMERCIAL SWITCHES

- Models with indicator contacts, TTL drivers, and other options are available.

RoHS Compliant

CCR-33 SPDT Coaxial Switches

- Operate from DC-18GHz @18GHZ Isolation = 60dB, Insertion Loss = 0.5dB, VSWR = 1.50:1.

For quantities greater than listed, call for quote.

MOUSER STOCK NO.	Teledyne Part No.	Fig.	Coil Voltage	Frequency	Type	Connector	Indicator Contacts	Features	Price Each
Failsafe									
881-CCR-33S1O	CCR-33S1O	A	28V Failsafe	DC-18GHz	SPDT	SMA	No	- - - -	
881-CCR-33S1C	CCR-33S1C	A	28V Failsafe	DC-18GHz	SPDT	SMA	Yes	- - - -	
881-CCR-33S2O	CCR-33S2O	A	15V Failsafe	DC-18GHz	SPDT	SMA	No	- - - -	
881-CCR-33S3O	CCR-33S3O	A	12V Failsafe	DC-18GHz	SPDT	SMA	No	- - - -	
881-CCR-33S3O-N	CCR-33S3O-N	A	12V Failsafe	DC-18GHz	SPDT	SMA	No	Narrow body	
881-CCR-33S3C	CCR-33S3C	A	12V Failsafe	DC-18GHz	SPDT	SMA	Yes	- - - -	
881-CCR-33S3C-N	CCR-33S3C-N	A	12V Failsafe	DC-18GHz	SPDT	SMA	Yes	Narrow body	
Latching									
881-CCR-33S6O	CCR-33S6O	A	28V Latching	DC-18GHz	SPDT	SMA	No	- - - -	
881-CCR-33S6O-N	CCR-33S6O-N	A	28V Latching	DC-18GHz	SPDT	SMA	No	Narrow body	
881-CCR-33S8O	CCR-33S8O	A	12V Latching	DC-18GHz	SPDT	SMA	No	- - - -	
881-CCR-33S8C-T	CCR-33S8C-T	A	12V Latching	DC-18GHz	SPDT	SMA	Yes	TTL driver	

CCR-33M Series SPDT Coaxial Switches

- Operate from DC-3GHz @3GHZ Isolation = 70dB, Insertion Loss = 0.3dB, VSWR = 1.30:1

For quantities greater than listed, call for quote.

MOUSER STOCK NO.	Teledyne Part No.	Fig.	Coil Voltage	Frequency	Type	Connector	Indicator Contacts	Features	Price Each
881-CCR-33M1O	CCR-33M1O	A	28V Failsafe	DC-3GHz	SPDT	SMB	No	- - - -	
881-CCR-33M8O	CCR-33M8O	A	12V Latching	DC-3GHz	SPDT	SMB	No	- - - -	

CCR-38 Series Multi-Throw Coaxial Switches

- Operate from DC-18GHz. @18GHZ Isolation = 60dB, Insertion Loss = 0.5dB, VSWR = 1.50:1.

For quantities greater than listed, call for quote.

MOUSER STOCK NO.	Teledyne Part No.	Fig.	Coil Voltage	Frequency	Type	Connector	Indicator Contacts	Features	Price Each
881-CCR-38S14O	CCR-38S14O	B	28V N.O.	DC-18GHz	SP4T	SMA	No	- - - -	
881-CCR-38S16O	CCR-38S16O	B	28V N.O.	DC-18GHz	SP6T	SMA	No	- - - -	

CCRT-33 Series SPDT Coaxial Switches with Internal Terminations

- Operate from DC-18GHz @18GHZ Isolation = 60dB, Insertion Loss = 0.5dB, VSWR = 1.50:1.

For quantities greater than listed, call for quote.

MOUSER STOCK NO.	Teledyne Part No.	Fig.	Coil Voltage	Frequency	Type	Connector	Indicator Contacts	Features	Price Each
881-CCRT-33S1O	CCRT-33S1O	C	28V Failsafe	DC-18GHz	SPDT	SMA	No	- - - -	
881-CCRT-33S6O	CCRT-33S6O	C	28V Latching	DC-18GHz	SPDT	SMA	No	- - - -	

CCS-37 Series Minature Transfer Coaxial Switch

- Operate from DC-18GHz @18GHZ Isolation = 60dB, Insertion Loss = 0.5dB, VSWR = 1.50:1.

For quantities greater than listed, call for quote.

MOUSER STOCK NO.	Teledyne Part No.	Fig.	Coil Voltage	Frequency	Type	Connector	Indicator Contacts	Features	Price Each
881-CCS-37S2C	CCS-37S2C	D	15V Failsafe	DC-18GHz	SPDT	SMA	Yes	- - - -	

CR SERIES - ELITE SWITCHES

- Models with indicator contacts, TTL drivers, and other options are available.

CR-33 Series SPDT Failsafe/Latching Coaxial Switches

- Operate from DC-22GHz and offer an expanded temperature range @22GHZ Isolation = 50dB, Insertion Loss = 0.6dB, VSWR = 1.60:1.

RoHS Compliant

For quantities greater than listed, call for quote.

MOUSER STOCK NO.	Teledyne Part No.	Fig.	Coil Voltage	Frequency	Type	Connector	Indicator Contacts	Features	Price Each
881-CR-33S1O	CR-33S1O	A	28V Failsafe	DC-22GHz	SPDT	SMA	No	- - - -	
881-CR-33S1O-N	CR-33S1O-N	A	28V Failsafe	DC-22GHz	SPDT	SMA	No	Narrow body	
881-CR-33S8C	CR-33S8C	A	12V Latching	DC-22GHz	SPDT	SMA	Yes	- - - -	

CR-38 Series Multi-Throw Coaxial Switches

- Operate from DC-22GHz and offer an expanded temperature range @22GHZ Isolation = 50dB, Insertion Loss = 0.6dB, VSWR = 1.80:1.

For quantities greater than listed, call for quote.

MOUSER STOCK NO.	Teledyne Part No.	Fig.	Coil Voltage	Frequency	Type	Connector	Indicator Contacts	Features	Price Each
881-CR-38S16O	CR-38S16O	B	28V N.O.	DC-22GHz	SP6T	SMA	No	- - - -	

CS-37 Series Minature Transfer Coaxial Switch

- Operate from DC-18GHz @18GHZ Isolation = 60dB, Insertion Loss = 0.5dB, VSWR = 1.50:1.

For quantities greater than listed, call for quote.

MOUSER STOCK NO.	Teledyne Part No.	Fig.	Coil Voltage	Frequency	Type	Connector	Indicator Contacts	Features	Price Each
881-CS-37S1O	CS-37S1O	D	28V Failsafe	DC-18GHz	SPDT	SMA	No	- - - -	

A



B



C



D



© Copyright 2014 Mouser Electronics

© Copyright 2014 Mouser Electronics

A SERIES MINIATURE RELAYS

Features:

- 2 Poles - 1 to 2A (for signal switching)
- Extremely low profile and light weight
- UL, CSA recognized
- High Reliability - bifurcated contacts
- Plastic Sealed type
- Contact Form: DPDT
- Height: 5mm
- Weight: approx. 1.2g
- Wide Operating range
- DIL through-hole terminals
- Contact Rating: .5A

RoHS Compliant

For quantities greater than listed, call for quote.

MOUSER STOCK NO.	Fujitsu Part No.	Fig.	Nominal Voltage (VDC)	Coil Resistance (±10%)	Nominal Power	Price Each 1	100	500	1000
817-A-3W-K	A-3W-K	A	3	64.3Ω	140mW				
817-A-5W-K	A-5W-K	A	5	178Ω	140mW				
817-A-12W-K	A-12W-K	A	12	1,028Ω	140mW				
817-A-24W-K	A-24W-K	A	24	2,880Ω	200mW				
817-A-48W-K	A-48W-K	A	48	7,680Ω	300mW				

FTR-B3 SERIES MINIATURE HORIZONTAL RELAYS

Features:

- 2-Contact 1A (for switching signals)
- Flat Type ultra miniature (SMT)
- Ultra slim and light weight
- High efficiency polar electromagnet structure
- Contact Form: DPDT
- Gold-plated silver alloy bifurcated contacts
- UL, CSA recognized
- Contact Rating: .3A

RoHS Compliant

For quantities greater than listed, call for quote.

MOUSER STOCK NO.	Fujitsu Part No.	Fig.	Terminal Type	Nominal Voltage (VDC)	Coil Resistance (±10%)	Nominal Power	Price Each 1	100	500	1000
817-FTR-B3GA003Z	FTR-B3GA003Z	B	Surface Mount	3	64.3Ω	140mW				
817-FTR-B3GA4.5Z	FTR-B3GA4.5Z	B	Surface Mount	4.5	145Ω	140mW				
817-FTR-B3GA012Z	FTR-B3GA012Z	B	Surface Mount	12	1,028Ω	140mW				

FTR-B4 SERIES ULTRA MINIATURE SLIM SIGNAL RELAYS

Features:

- High reliability bifurcated contacts
- Lower power consumption
- 10mm Max. height SMT
- Contact Form: DPDT
- ✻ Reduced mounting area
- Weight: Approx. 1.0g
- Conforms Bellcore and FCC part 68
- Contact Rating: 1A

RoHS Compliant

For quantities greater than listed, call for quote.

MOUSER STOCK NO.	Fujitsu Part No.	Fig.	Terminal Type	Nominal Voltage (VDC)	Coil Resistance (±10%)	Nominal Power	Price Each 1	100	500	1000
817-FTR-B4CA003Z	FTR-B4CA003Z	C	Through-Hole	3	64.3Ω	140mW				
817-FTR-B4GA003Z	FTR-B4GA003Z	D	Surface Mount	3	64.3Ω	140mW				
817-FTR-B4GA012Z	FTR-B4GA012Z	D	Surface Mount	12	1,028Ω	140mW				
✻ 817-FTR-B4SA003Z	FTR-B4SA003Z	D	Surface Mount	3	64.3Ω	140mW				
✻ 817-FTR-B4SA012Z	FTR-B4SA012Z	D	Surface Mount	12	1,028Ω	140mW				
✻ 817-FTR-B4SA4.5Z	FTR-B4SA4.5Z	D	Surface Mount	4.5	145Ω	140mW				

FTR-C1 SERIES ULTRA MINIATURE RELAYS

Features:

- High reliability bifurcated contacts
- Lower power consumption
- Contact Form: DPDT
- Weight: Approx. 1.0g
- Surge Strength: 5000V
- Conforms to IEC 60950 / EN60950 / UL1950 / C22.2
- Contact Rating: 1A

RoHS Compliant

For quantities greater than listed, call for quote.

MOUSER STOCK NO.	Fujitsu Part No.	Fig.	Terminal Type	Nominal Voltage (VDC)	Coil Resistance (±10%)	Nominal Power	Price Each 1	100	500	1000
817-FTR-C1GA003G	FTR-C1GA003G	E	Surface Mount	3	32.1	280mW				
817-FTR-C1GA4.5G	FTR-C1GA4.5G	E	Surface Mount	4.5	72.3	280mW				
817-FTR-C1GA012G	FTR-C1GA012G	E	Surface Mount	12	514	280mW				

MZ SERIES MINIATURE RELAYS

Features:

- 1 Pole - 1 to 2A (for signal switching)
- Subminiature size
- Standard and high sensitivity types available
- DIL through-hole terminals
- Contact Form: SPDT
- Plastic sealed type
- High reliability bifurcated contacts
- UL, CSA recognized
- Contact Rating: .5A

RoHS Compliant

For quantities greater than listed, call for quote.

MOUSER STOCK NO.	Fujitsu Part No.	Fig.	Nominal Voltage (VDC)	Coil Resistance (±10%)	Nominal Power	Price Each 1	100	500	1000
817-MZ-5HS-K	MZ-5HS-K	F	5	120Ω	200mW				
817-MZ-12HS-K	MZ-12HS-K	F	12	700Ω	200mW				
817-MZ-24HS-K	MZ-24HS-K	F	24	2,800Ω	200mW				

NA SERIES MINIATURE RELAYS

Features:

- 2 Poles - 1 to 2A (for signal switching)
- Slim type relay for high density mounting
- High sensitivity and low consumption power
- Maximum switching capacity - 4.2A 700VAC
- Contact Form: DPDT
- High reliability - bifurcated contacts
- DIL through-hole terminals
- Plastic sealed type
- Contact Rating: .5A

RoHS Compliant

For quantities greater than listed, call for quote.

MOUSER STOCK NO.	Fujitsu Part No.	Fig.	Nominal Voltage (VDC)	Coil Resistance (±10%)	Nominal Power	Price Each 1	100	500	1000
817-NA-3W-K	NA-3W-K	G	3	64.3Ω	140mW				
817-NA-5W-K	NA-5W-K	G	5	178Ω	140mW				
817-NA-12W-K	NA-12W-K	G	12	1,028Ω	140mW				

RY SERIES MINIATURE RELAYS

Features:

- 2 Poles - 1 to 2A (for signal switching)
- Ultra high sensitivity
- Wide operating temperature range
- Contact Form: DPDT
- DIL through-hole terminals
- Plastic sealed type
- UL, CSA recognized

RoHS Compliant

For quantities greater than listed, call for quote.

MOUSER STOCK NO.	Fujitsu Part No.	Fig.	Nominal Voltage (VDC)	Contact Rating	Coil Resistance (±10%)	Nominal Power	Price Each 1	100	500	1000
817-RY-12W-K	RY-12W-K	H	12	.5A	960Ω	150mW				
817-RY-24W-K	RY-24W-K	H	24	.5A	2,880Ω	200mW				
817-RY-12D-K	RY-12D-K	H	12	.3A	320Ω	450mW				
817-RY-12WFZ-K	RY-12WFZ-K	H	12	.5A	280Ω	510mW				

SY SERIES MINIATURE RELAYS

Features:

- 1 Pole - 1A (for signal switching)
- Very small size and weight
- High sensitivity
- Contact Form: SPDT
- Wide operating temperature range
- DIL through-hole terminals
- Plastic sealed type
- Contact Rating: .5A

RoHS Compliant

For quantities greater than listed, call for quote.

MOUSER STOCK NO.	Fujitsu Part No.	Fig.	Nominal Voltage (VDC)	Coil Resistance (±10%)	Nominal Power	Price Each 1	100	500	1000
817-SY-5W-K	SY-5W-K	I	5	167Ω	150mW				
817-SY-12W-K	SY-12W-K	I	12	960Ω	150mW				
817-SY-6-K	SY-6-K	I	6	240Ω	150mW				
817-SY-9W-K	SY-9W-K	I	9	540Ω	150mW				

DIMENSIONS: mm

A

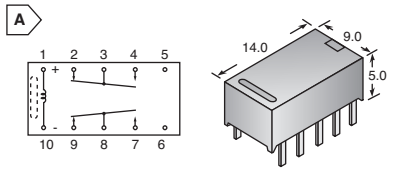

B

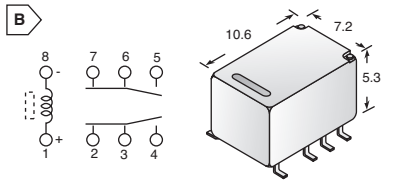

C

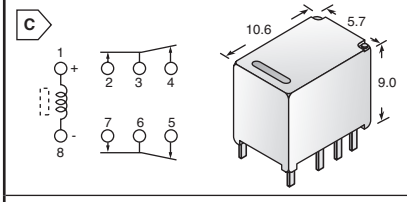

D

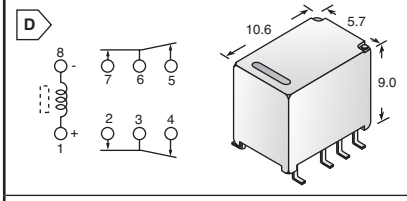

E

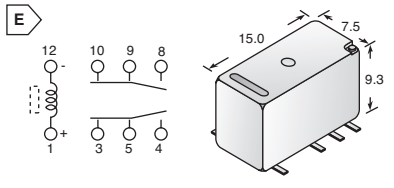

F

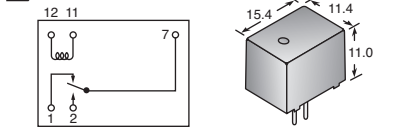

G

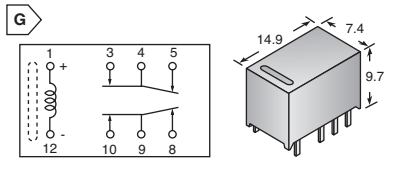

H

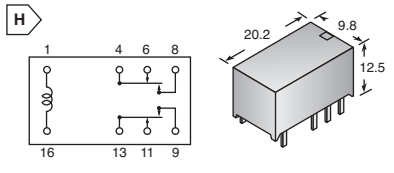

I

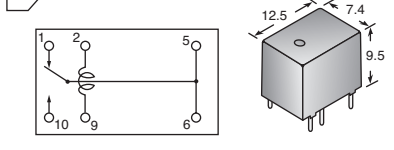

© Copyright 2014 Mouser Electronics

© Copyright 2014 Mouser Electronics

PANASONIC Low Signal Relays

Panasonic

RoHS Compliant **This product is RoHS compliant.**

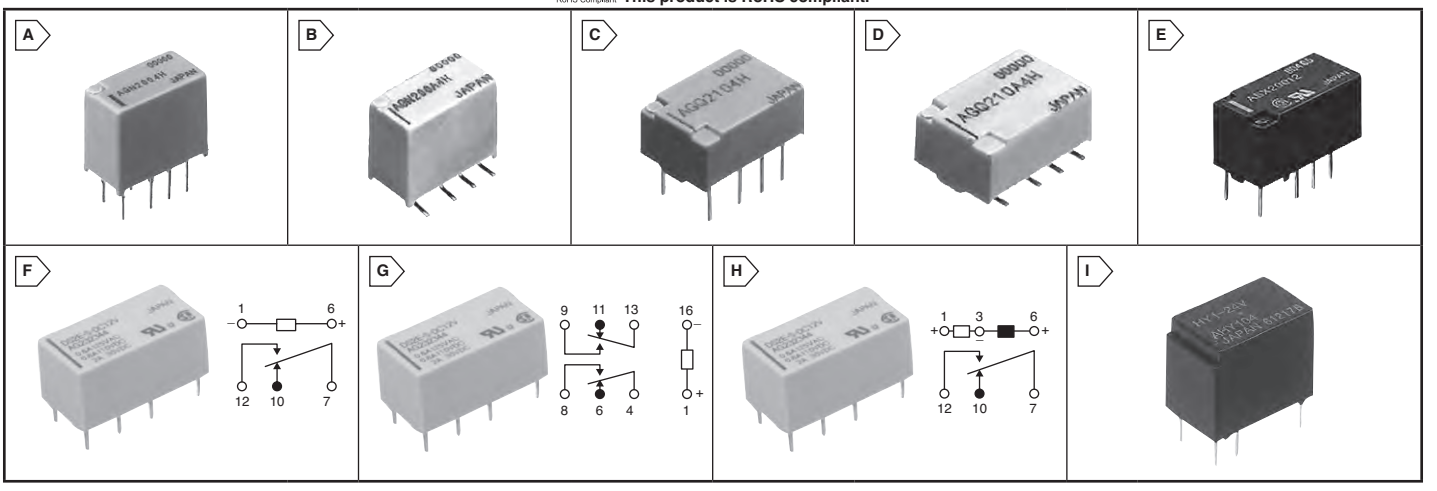

Panasonic signal relays are RoHS compliant and offer high-reliability and space-saving solutions for today's applications in telecom, WiFi, handheld devices, instrumentation, and ATE. Panasonic is the leading provider of signal relays in North America (VDC 2004).

AGN SERIES

Features:
- Compact slim body
- Surge Resistance
- Nominal operating power: 140mW
- Vibration and Shock resistance
- High Contact reliability
- Available in PCB and SMD

For quantities greater than listed, call for quote.

MOUSER STOCK NO. Mfr. / Mfr. Part No.	Fig.	Current Rating (A)	Volt. (VDC)	Contact Arrangement	Mounting Type	Price Each 1	25	50	100
PC Board Type									
769—AGN20003	A	1	3	2 Form C	PCB				
769—AGN20012	A	1	12	2 Form C	PCB				
769—AGN20024	A	1	24	2 Form C	PCB				
769—AGN2004H	A	1	4.5	2 Form C	PCB				
769—AGN21003	A	1	3	2 Form C	PCB				
769—AGN21012	A	1	12	2 Form C	PCB				
769—AGN2104H	A	1	4.5	2 Form C	PCB				
SMD Type									
769—AGN200A03	B	1	3	2 Form C	SMD				
769—AGN200A12	B	1	12	2 Form C	SMD				
769—AGN200A24	B	1	24	2 Form C	SMD				
769—AGN200A4H	B	1	4.5	2 Form C	SMD				
769—AGN200S03	B	1	3	2 Form C	SMD				
769—AGN200S12	B	1	12	2 Form C	SMD				
769—AGN200S24	B	1	24	2 Form C	SMD				
769—AGN200S4H	B	1	4.5	2 Form C	SMD				
769—AGN210A03	B	1	3	2 Form C	SMD				
769—AGN210A4H	B	1	4.5	2 Form C	SMD				

AGQ SERIES

Features:
- Compact flat body
- Surge Resistance
- Nominal operating power: 140mW
- Vibration and Shock resistance
- Available in PCB and SMD
- High Contact reliability

PC Board Type									
769—AGQ20003	C	1	3	2 Form C	PCB				
769—AGQ20012	C	1	12	2 Form C	PCB				
769—AGQ20024	C	1	24	2 Form C	PCB				
769—AGQ2004H	C	1	4.5	2 Form C	PCB				
SMD Type									
769—AGQ200A03	D	1	3	2 Form C	SMD				
769—AGQ200A12	D	1	12	2 Form C	SMD				
769—AGQ200A24	D	1	24	2 Form C	SMD				
769—AGQ200A4H	D	1	4.5	2 Form C	SMD				
769—AGQ200S03	D	1	3	2 Form C	SMD				
769—AGQ200S12	D	1	12	2 Form C	SMD				
769—AGQ200S24	D	1	24	2 Form C	SMD				
769—AGQ200S4H	D	1	4.5	2 Form C	SMD				
769—AGQ210A03	D	1	3	2 Form C	SMD				
769—AGQ210A4H	D	1	4.5	2 Form C	SMD				
769—AGQ210S4H	D	1	4.5	2 Form C	SMD				

ASX SERIES

Features:
- High Contact reliability
- High Sensibility of 50mW
- Low level switching capacity
- Low thermal electromotive force

PC Board Type									
769—ASX20012	E	10	12	2 Form C	PCB				
769—ASX2004H	E	10	4.5	2 Form C	PCB				
769—ASX22012	E	10	12	2 Form C	PCB				

DS SERIES

Features:
- Bifurcated contacts are standard
- High sensitivity 1500V FCC surge withstanding
- High switching capacity: 60W, 125VA

Applications:
- Office equipment
- Security equipment
- Telecommunication equipment

For quantities greater than listed, call for quote.

MOUSER STOCK NO. Mfr. / Mfr. Part No.	Fig.	Current Rating (A)	Volt. (VDC)	Contact Arrangement	Mounting Type	Price Each 1	25	50	100
Non-Latching									
769—DS1E-S-DC3V	F	2	3	1 Form C	PCB				
769—DS1E-SL-DC12V	G	2	12	1 Form C	PCB				
769—DS1E-SL-DC24V	G	2	24	1 Form C	PCB				
769—DS1E-SL-DC3V	G	2	3	1 Form C	PCB				
769—DS1E-SL-DC5V	G	2	5	1 Form C	PCB				
769—DS2E-S-DC48V-TB	G	2	---	2 Form C	PCB				
769—DS1E-M-DC12V	F	2	12	1 Form C	PCB				
769—DS1E-M-DC24V	F	2	24	1 Form C	PCB				
769—DS1E-M-DC3V	F	2	3	1 Form C	PCB				
769—DS1E-M-DC48V	F	2	48	1 Form C	PCB				
769—DS1E-M-DC5V	F	2	5	1 Form C	PCB				
769—DS1E-M-DC9V	F	2	9	1 Form C	PCB				
769—DS1E-S-DC12V	F	2	12	1 Form C	PCB				
769—DS1E-S-DC24V	F	2	24	1 Form C	PCB				
769—DS1E-S-DC48V	F	2	48	1 Form C	PCB				
769—DS1E-S-DC5V	F	2	5	1 Form C	PCB				
769—DS1E-S-DC6V	F	2	6	1 Form C	PCB				
769—DS1E-S-DC9V	F	2	9	1 Form C	PCB				
769—DS2E-S-DC12V	G	2	12	2 Form C	PCB				
769—DS2E-S-DC24V	G	2	24	2 Form C	PCB				
769—DS2E-S-DC3V	G	2	3	2 Form C	PCB				
769—DS2E-S-DC48V	G	2	48	2 Form C	PCB				
769—DS2E-S-DC5V	G	2	5	2 Form C	PCB				
769—DS2E-S-DC6V	G	2	6	2 Form C	PCB				
769—DS2E-S-DC9V	G	2	9	2 Form C	PCB				
769—DS2Y-S-DC12V	G	2	12	2 Form C	PCB				
769—DS2Y-S-DC24V	G	2	24	2 Form C	PCB				
769—DS2Y-S-DC48V	G	2	48	2 Form C	PCB				
769—DS2Y-S-DC5V	G	2	5	2 Form C	PCB				
769—DS2Y-S-DC6V	G	2	6	2 Form C	PCB				
769—DS2Y-S-DC9V	G	2	9	2 Form C	PCB				
Dual Coil Latching									
769—DS1E-ML-DC12V	H	2	12	1 Form C	PCB				
769—DS1E-ML-DC24V	H	2	24	1 Form C	PCB				
769—DS1E-ML-DC5V	H	2	5	1 Form C	PCB				
769—DS1E-ML2-DC12V	H	2	12	1 Form C	PCB				
769—DS1E-ML2-DC24V	H	2	24	1 Form C	PCB				
769—DS1E-ML2-DC6V	H	2	6	1 Form C	PCB				
769—DS1E-SL2-DC3V	H	2	3	1 Form C	PCB				

HY SERIES

Features:
- Non-Polarized
- Sealed Construction
- High sensitivity: 150mW/200mW

For quantities greater than listed, call for quote.

MOUSER STOCK NO. Mfr. / Mfr. Part No.	Fig.	Current Rating (A)	Volt. (VDC)	Contact Arrangement	Mounting Type	Price Each 1	25	50	100
769—HY1-12V	I	1	12	1 Form C	PCB				
769—HY1-24V	I	1	24	1 Form C	PCB				
769—HY1-3V	I	1	3	1 Form C	PCB				
769—HY1-5V	I	1	5	1 Form C	PCB				
769—HY1Z-12V	I	1	12	1 Form C	PCB				
769—HY1Z-24V	I	1	24	1 Form C	PCB				
769—HY1Z-5V	I	1	5	1 Form C	PCB				

© Copyright 2014 Mouser Electronics

© Copyright 2014 Mouser Electronics

AXICOM Low Signal Relays

RoHS Compliant This product is RoHS compliant.

TE connectivity Authorized Distributor

IM SERIES: LOW PROFILE 2A POLARIZED LOW SIGNAL RELAYS

Specifications:

- High surge capability meets FCC Part 68
- Contact form: DPDT
- Maximum switching current: 2A
- Surface mount product; tape and reel packaging
- Contact material: Palladium-ruthenium, gold-covered
- Contact assembly: Bifurcated contacts
- Immersion cleanable, IP67 degree of protection

c UL us
UL Recognized
File No. E111441

For quantities greater than listed, call for quote.

MOUSER STOCK NO.	TE Part No.	Axicom Part No.	Fig.	Coil VDC	Power Consumption	Coil Resistance (Ω)	Price Each 1	10	25	50
Non-latching; Through-hole										
655-IM03TS	1-146237-8	IM03TS	A1	5	140mW	178				
655-IM06TS	2-1462037-7	IM06TS	A1	12	140mW	1028				
655-IM07TS	3-1462037-0	IM07TS	A1	24	200mW	2440				
Non-latching; SMD										
655-IM03GR	1-1462037-4	IM03GR	B1	5	140mW	178				
655-IM06GR	2-1462037-3	IM06GR	B1	12	140mW	1028				
655-IM07GR	4-1462037-7	IM07GR	B1	24	200mW	2440				
Single-coil Latching; Through-hole										
655-IM43TS	5-1462037-8	IM43TS	A2	5	100mW	250				
655-IM46TS	6-1462037-6	IM46TS	A2	12	100mW	1028				
Single-coil Latching; SMD										
655-IM43GR	5-1462037-9	IM43GR	B2	5	100mW	250				
655-IM46GR	6-1462037-7	IM46GR	B2	12	100mW	1028				

P2 (V23079): SLIM CASE 5A POLARIZED LOW SIGNAL RELAYS

Specifications:

- High surge capability meets FCC Part 68
- Contact form: DPDT
- Maximum switching current: 5A
- Surface mount product tape and reel packaging
- Contact material: Silver nickel, gold-covered
- Contact assembly: Bifurcated contacts
- Immersion cleanable, IP67 degree of protection

c UL us
UL Recognized
File No. E111441

For quantities greater than listed, call for quote.

MOUSER STOCK NO.	TE Part No.	Axicom Part No.	Fig.	Coil VDC	Power Consumption	Coil Resistance (Ω)	Price Each 1	10	25	50
Non-latching; Through-hole										
655-V23079A1001B301	1393788-3	V23079A1001B301	C3	5	140mW	178				
655-V23079A1003B301	1-1393788-1	V23079A1003B301	C3	12	140mW	1029				
655-V23079A1005B301	1-1393788-6	V23079A1005B301	C3	24	140mW	4114				
655-V23079D1003B301	5-1393788-7	V23079D1003B301	D3	12	140mW	1029				
655-V23079D1005B301	5-1393788-8	V23079D1005B301	D3	24	140mW	4114				
Single-coil Latching; Through-hole										
655-V23079C1103B301	4-1393788-8	V23079C1103B301	C4	12	70mW	2057				
Dual-coil Latching; Through-hole										
655-V23079B1203B301	3-1393788-6	V23079B1203B301	C5	12	140mW	1029				

FX2 SERIES: SLIM CASE 3A NON-POLARIZED LOW SIGNAL RELAYS

Specifications:

- High surge capability meets FCC Part 68
- Contact form: DPDT
- Maximum switching current: 3A
- Contact material: Palladium-ruthenium, gold covered
- Contact assembly: Bifurcated contacts
- Immersion cleanable, IP67 degree of protection

c UL us
UL Recognized
File No. E111441

For quantities greater than listed, call for quote.

MOUSER STOCK NO.	TE Part No.	Axicom Part No.	Fig.	Coil VDC	Power Consumption	Coil Resistance (Ω)	Price Each 1	10	25	50
Non-latching; Through-hole										
655-D3209	0-1462034-9	D3209	E6	5	140mW	178				
655-D3212	1-1462034-4	D3212	E6	24	200mW	2880				
Non-latching, High Sensitivity; Through-hole										
655-D3223	2-1462034-1	D3223	E6	5	80mW	313				
655-D3226	2-1462034-4	D3226	E6	12	80mW	1800				
655-D3227	2-1462034-5	D3227	E6	24	140mW	4114				
Single-coil Latching; Through-hole										
655-D3243	3-1462034-0	D3243	E7	5	100mW	250				

FT2 SERIES: SLIM CASE 2A NON-POLARIZED LOW SIGNAL RELAYS

Specifications:

- High surge capability meets FCC Part 68
- Contact form: DPDT
- Maximum switching current: 2A
- Contact assembly: Bifurcated contacts
- Contact material (Standard version): Silver nickel, gold-covered
- Contact material (High dielectric version): Palladium-ruthenium, gold covered
- Immersion cleanable, IP67 degree of protection

c UL us
UL Recognized
File No. E111441

For quantities greater than listed, call for quote.

MOUSER STOCK NO.	TE Part No.	Axicom Part No.	Fig.	Coil VDC	Power Consumption	Coil Resistance (Ω)	Price Each 1	10	25	50
Non-latching; Through-hole										
655-D3407	0-1462035-7	D3407	F6	24	300mW	1920				
Non-latching, High Sensitivity; Through-hole										
655-D3423	1-1462035-1	D3423	F6	5	200mW	125				
655-D3426	1-1462035-4	D3426	F6	12	200mW	720				
655-D3427	1-1462035-7	D3427	F6	24	240mW	2400				
Non-latching, High Dielectric; Through-hole										
655-D3493	1-1462035-5	D3493	F6	5	200mW	125				
655-D3496	2-1462035-4	D3496	F6	12	200mW	720				

DIMENSIONS: mm

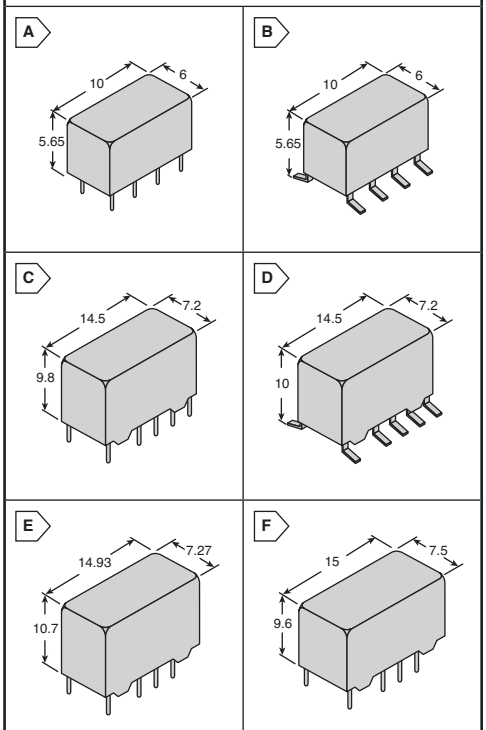

PIN CONFIGURATIONS

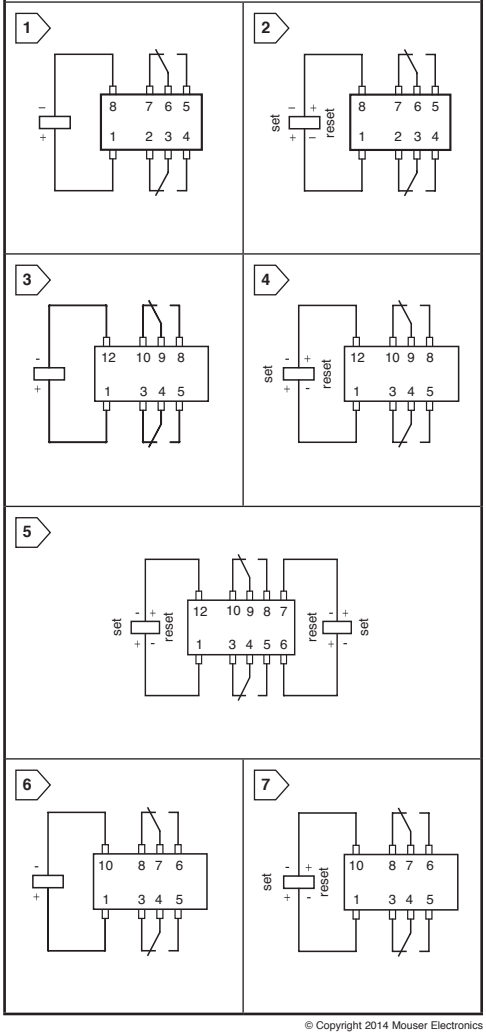

TE Connectivity Low Signal Relays

© Copyright 2014 Mouser Electronics

P&B Low Signal Relays

Authorized Distributor

RoHS Compliant **This product is RoHS compliant.**

FU2 SERIES: SLIM CASE 2A NON-POLARIZED LOW SIGNAL RELAYS

- High surge capability meets FCC Part 68
- Contact form: DPDT
- Maximum switching current: 2A
- Termination: Through Hole
- Immersion cleanable, IP67 degree of protection
- Contact assembly: Bifurcated contacts

UL Recognized
File No. E111441

For quantities greater than listed, call for quote.

MOUSER STOCK NO.	TE Part No.	Axicom Part No.	Fig.	Coil VDC	Power Consumption	Coil Resistance (Ω)	Price Each 1	10	25	50
Non-latching										
655-D3507W	1-1462036-4	D3507W	A1	24	300mW	1920				
Non-latching, High Sensitivity										
655-D3523W	2-1462036-2	D3523W	A1	5	200mW	125				
655-D3526W	2-1462036-8	D3526W	A1	12	200mW	720				
655-D3527W	9-1462036-1	D3527W	A1	24	240mW	2400				

FP2 SERIES: LOW PROFILE 2A POLARIZED LOW SIGNAL RELAYS

- High surge capability meets FCC Part 68
- Contact form: DPDT
- Maximum switching current: 2A
- Termination: Through Hole
- Immersion cleanable, IP67 degree of protection
- Contact assembly: Bifurcated contacts

UL Recognized
File No. E111441

For quantities greater than listed, call for quote.

MOUSER STOCK NO.	TE Part No.	Axicom Part No.	Fig.	Coil VDC	Power Consumption	Coil Resistance (Ω)	Price Each 1	10	25	50
Non-latching										
655-D3009	1-1462033-4	D3009	B2	5	140mW	178				
655-D3002	1462033-5	D3002	B2	12	140mW	1028				
655-D3012	2-1462033-2	D3012	B2	24	200mW	2880				
Non-latching, High Sensitivity										
655-D3023	3-1462033-4	D3023	B2	5	80mW	313				
655-D3026	3-1462033-7	D3026	B2	12	80mW	1800				
655-D3027	3-1462033-8	D3027	B2	24	140mW	4114				
Single-coil Latching										
655-D3043	4-1462033-2	D3043	B3	5	100mW	250				
Dual-coil Latching										
655-D3063	4-1462033-9	D3063	B4	5	200mW	125				
655-D3066	5-1462033-4	D3066	B4	12	200mW	720				
655-D3067	5-1462033-6	D3067	B4	24	300mW	1920				

D2N (V23105) SERIES: 3A NON-POLARIZED LOW SIGNAL RELAYS

- Non-latching coil
- High surge capability meets FCC Part 68
- Contact form: DPDT
- Maximum switching current: 3A
- Contact material: Silver-nickel, gold covered
- Immersion cleanable, IP67 degree of protection
- Contact assembly: Single contacts

UL Recognized
File No. E111441

For quantities greater than listed, call for quote.

MOUSER STOCK NO.	TE Part No.	Axicom Part No.	Fig.	Coil VDC	Power Consumption	Coil Resistance (Ω)	Price Each 1	10	25	50
655-V23105A5001A201	8-1393792-5	V23105A5001A201	C5	5	150mW	167				
655-V23105A5003A201	8-1393792-8	V23105A5003A201	C5	12	150mW	960				
655-V23105A5005A201	9-1393792-0	V23105A5005A201	C5	24	150mW	3480				
655-V23105A5301A201	9-1393792-0	V23105A5301A201	C5	5	200mW	125				
655-V23105A5303A201	9-1393792-7	V23105A5303A201	C5	12	200mW	720				
655-V23105A5305A201	9-1393792-9	V23105A5305A201	C5	24	200mW	2880				
655-V23105A5401A201	1393793-6	V23105A5401A201	C5	5	400mW	62				
655-V23105A5403A201	1393793-8	V23105A5403A201	C5	12	400mW	360				
655-V23105A5405A201	1393793-9	V23105A5405A201	C5	24	400mW	1440				

P1 (V23026) SERIES: 1A LOW SIGNAL RELAYS

- Non-latching coil
- High surge capability meets FCC Part 68
- Contact form: DPDT
- Maximum switching current: 1A
- Termination: V23026A Through Hole
- Immersion cleanable, IP67 degree of protection
- Contact assembly: Single contacts

UL Recognized
File No. E111441

For quantities greater than listed, call for quote.

MOUSER STOCK NO.	TE Part No.	Axicom Part No.	Fig.	Coil VDC	Power Consumption	Coil Resistance (Ω)	Price Each 1	10	25	50
655-V23026A1001B201	1393774-1	V23026A1001B201	D6	5	68mW	370				
655-V23026A1002B201	1393774-8	V23026A1002B201	D6	12	64mW	2250				
655-V23026A1004B201	1-1393774-2	V23026A1004B201	D6	24	128mW	4500				
655-V23026D1021XB	1393776-3	V23026D1021XB	E6	5	80mW	313				
655-V23026D1022XB	1393776-4	V23026D1022XB	E6	12	80mW	1800				
655-V23026D1024XB	1393776-7	V23026D1024XB	E6	24	128mW	4500				

T81N/T81H SERIES: ULTRAMINIATURE PCB RELAYS

- High dielectric strength - 1000Vrms, 50/60Hz, for 1 minute contact to coil
- Contact material: Gold overlay silver-palladium alloy
- Contact rating: 1A @ 24VDC; 0.5A @ 120VAC
- Enclosure: Immersion cleanable, plastic sealed case
- Expected Mechanical life: 10 million operations min.
- Operate/Release Time (Excluding bounce): 5ms/2ms
- Nominal power: T81N - 450mW; T81H - 200mW
- T81N - standard coil; T81H - sensitive coil
- Contact form: SPDT

For quantities greater than listed, call for quote.

MOUSER STOCK NO.	TE Part No.	Axicom Part No.	Fig.	Coil VDC	Coil Resistance (Ω)	Price Each 1	10	25	50
655-T81N5D312-12	7-1393779-1	T81N5D312-12	F	12	320				
655-T81N5D312-24	7-1393779-2	T81N5D312-24	F	24	1280				
655-T81H5D312-05	5-1393779-5	T81H5D312-05	F	5	125				
655-T81H5D312-12	5-1393779-8	T81H5D312-12	F	12	700				
655-T81H5D312-24	5-1393779-9	T81H5D312-24	F	24	2800				

DIMENSIONS: mm

A

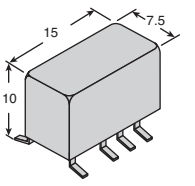

B

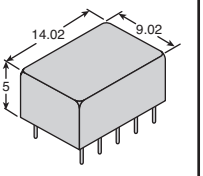

C

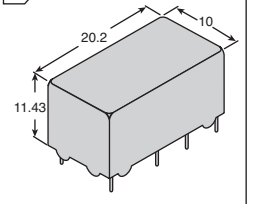

D

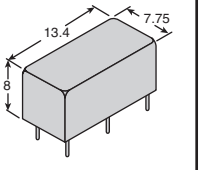

E

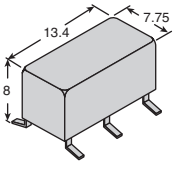

F

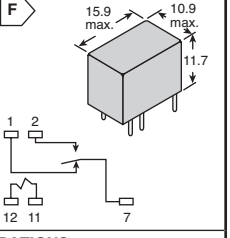

PIN CONFIGURATIONS

1

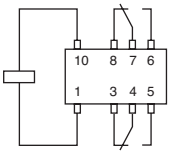

2

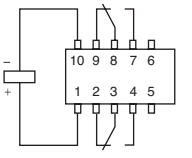

3

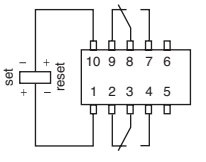

4

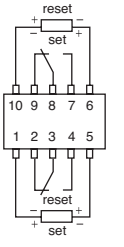

5

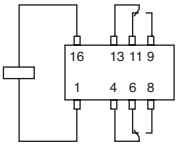

6

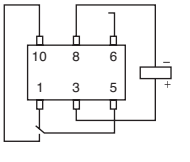

© Copyright 2014 Mouser Electronics

© Copyright 2014 Mouser Electronics

FUJITSU Power Relays

FTR-F1 SERIES: 2 POLES - 5A LOW PROFILE TYPE

Features:
- DPST/DPDT 5A, TV-3 rating available
- Higher isolation by employing insulation construction
- Plastic sealed relay
- UL, CSA, VDE, SEMKO BSI recognized

RoHS Compliant

For quantities greater than listed, call for quote.

MOUSER STOCK NO.	Fujitsu Part No.	Fig.	Contact Form	Nominal Voltage (VDC)	Contact Rating	Price Each 1	100	500	1000
817-FTR-F1CA005V	FTR-F1CA005V	A	DPDT	5	5A				
817-FTR-F1CA006V	FTR-F1CA006V	A	DPDT	6	5A				
817-FTR-F1CA012V	FTR-F1CA012V	A	DPDT	12	5A				
817-FTR-F1CD012V	FTR-F1CD012V	A	DPDT	12	5A				

FTR-F2 SERIES: 1 POLE, 5, 10A CADMIUM FREE CONTACTS TYPE

Features:
- High density mounting
- High Isolation
- High Noise resistance
- Heat resistance, flammability
- UL, CSA, VDE approved

RoHS Compliant

For quantities greater than listed, call for quote.

MOUSER STOCK NO.	Fujitsu Part No.	Fig.	Contact Form	Nominal Voltage (VDC)	Contact Rating	Price Each 1	100	500	1000
817-FTR-F2AK048T	FTR-F2AK048T	B	SPST-NO	48	5A				

FTR-H1 SERIES: 1 POLE - 10A LOW PROFILE TYPE

Features:
- Type of service: Continuous duty
- UL class B (130°C) insulation
- High isolation in small package
- Plastic sealed relay
- UL, CSA, BSI, VDE, SEMKO, DEMKO approved

RoHS Compliant

For quantities greater than listed, call for quote.

MOUSER STOCK NO.	Fujitsu Part No.	Fig.	Contact Form	Nominal Voltage (VDC)	Contact Rating	Price Each 1	100	500	1000
817-FTR-H1AA005V	FTR-H1AA005V	C	SPST-NO	5	10A				
817-FTR-H1AA012V	FTR-H1AA012V	C	SPST-NO	12	10A				
817-FTR-H1AA024V	FTR-H1AA024V	C	SPST-NO	24	10A				
817-FTR-H1CA005V	FTR-H1CA005V	D	SPDT	5	10A				
817-FTR-H1CA012V	FTR-H1CA012V	D	SPDT	12	10A				
817-FTR-H1CA024V	FTR-H1CA024V	D	SPDT	24	10A				

FTR-K1 SERIES: 1 POLE - 16A LOW PROFILE TYPE

Features:
- High density mounting
- High Isolation
- Heat Resistance, Flammability 94V-0
- Cadmium free contact for eco-program
- UL, CSA, VDE, SEMKO approved
- TV-5 rating approved, TV-8 available

RoHS Compliant

For quantities greater than listed, call for quote.

MOUSER STOCK NO.	Fujitsu Part No.	Fig.	Contact Form	Nominal Voltage (VDC)	Contact Rating	Price Each 1	100	500	1000
817-FTR-K1CK024W	FTR-K1CK024W	E	SPDT	24	16A				

FTR-F3 SERIES: 1 POLES - 6A SLIM TYPE RELAY

Features:
- High density mounting
- Higher isolation
- Insulation Distance: Minimum 6mm between coil and contact (conforms to IEC 65)
- Dielectric Strength: 4KV
- High coil sensitivity
- High flammability resistance
- Flammability 94V-0
- UL class B (130°C)
- Cadmium free contact for eco-program
- UL, CSA, VDE approved
- Plastic sealed relay

RoHS Compliant

For quantities greater than listed, call for quote.

MOUSER STOCK NO.	Fujitsu Part No.	Fig.	Contact Form	Nominal Voltage (VDC)	Contact Rating	Price Each 1	100	500	1000
817-FTR-F3AA005E-HA	FTR-F3AA005E-HA	F	1 Form A	5	5A				
817-FTR-F3AA012E-HA	FTR-F3AA012E-HA	F	1 Form A	12	5A				
817-FTR-F3AA024E	FTR-F3AA024E-HA	F	1 Form A	24	5A				

FTR-H3 SERIES: SILENT POWER RELAY 1 POLE - 10A LOW PROFILE TYPE

Features:
- Pin compatible with widely used VS and FTR-H1 series
- Ultra silent relay unique U-shape design
- Noise level is about 50dB at 5cm
- High insolation in small package
- Contact Material: Gold overlay silver alloy
- Lead free and cadmium free contacts
- Plastic sealed relay
- UL, CSA, BSI, VDE, SEMKO, DEMKO approved
- Low profile (height 16.5mm)
- Dielectric = 3,000VAC Surge =10,000V
- Contact Rating = 10A
- UL, CSA, VDE, CQC safety standards
- Sealed type relay
- Nominal Power = 530mW

RoHS Compliant

For quantities greater than listed, call for quote.

MOUSER STOCK NO.	Fujitsu Part No.	Fig.	Contact Form	Nominal Voltage (VDC)	Contact Rating	Price Each 1	100	500	1000
817-FTR-H3AA005V	FTR-H3AA005V	G	1 Form A	5	47				
817-FTR-H3AA009V	FTR-H3AA009V	G	1 Form A	9	155				
817-FTR-H3AA012V	FTR-H3AA012V	G	1 Form A	12	270				
817-FTR-H3AA024V	FTR-H3AA024V	G	1 Form A	24	1,100				

FTR-K3 SERIES: 20A POWER RELAY

Features:
- Heavy duty for compressor and inverter loads
- High Sensitivity in small package
- Nominal Power 780mW
- High insulation with reinforced insulation system
- Clearance distance = 8mm Creepage distance = 9.5mm
- Dielectric = 5,000VAC Surge = 8,500V
- Contact Rating = 20A
- UL, CSA, VDE, CQC safety standards

RoHS Compliant

For quantities greater than listed, call for quote.

MOUSER STOCK NO.	Fujitsu Part No.	Fig.	Contact Form	Nominal Voltage (VDC)	Contact Rating	Price Each 1	100	500	1000
817-FTR-K3AB005W	FTR-K3AB005W	H	1 form A, PCB	5VDC	32				
817-FTR-K3AB006W	FTR-K3AB006W	H	1 form A, PCB	6VDC	46				
817-FTR-K3AB009W	FTR-K3AB009W	H	1 form A, PCB	9VDC	105				
817-FTR-K3AB012W	FTR-K3AB012W	H	1 form A, PCB	12VDC	185				
817-FTR-K3AB018W	FTR-K3AB018W	H	1 form A, PCB	18VDC	415				
817-FTR-K3AB024W	FTR-K3AB024W	H	1 form A, PCB	24VDC	740				
817-FTR-K3JB005W	FTR-K3JB005W	I	1 form A, TAB+PCB	5VDC	32				
817-FTR-K3JB006W	FTR-K3JB006W	I	1 form A, TAB+PCB	6VDC	46				
817-FTR-K3JB009W	FTR-K3JB009W	I	1 form A, TAB+PCB	9VDC	105				
817-FTR-K3JB012W	FTR-K3JB012W	I	1 form A, TAB+PCB	12VDC	185				
817-FTR-K3JB018W	FTR-K3JB018W	I	1 form A, TAB+PCB	18VDC	415				
817-FTR-K3JB024W	FTR-K3JB024W	I	1 form A, TAB+PCB	24VDC	740				

DIMENSIONS: mm

A

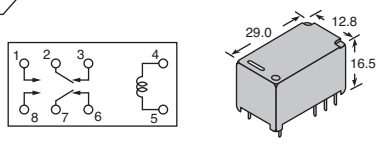

B

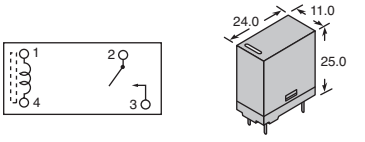

C

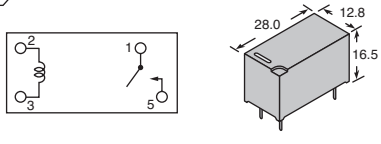

D

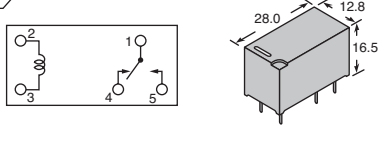

E

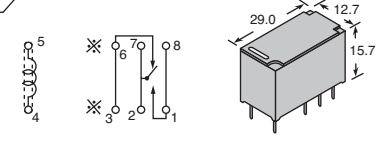

F

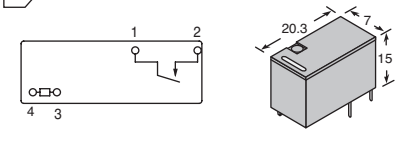

G

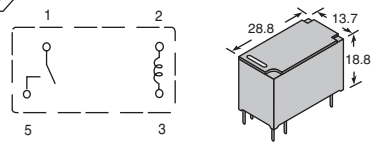

H

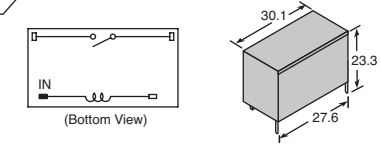

I

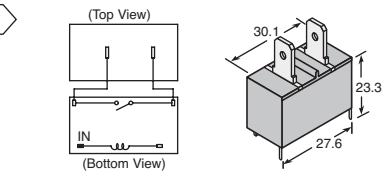

© Copyright 2014 Mouser Electronics

© Copyright 2014 Mouser Electronics

FUJITSU Power Relays

FTR-MY SERIES: 1 POLE - SLIM POWER RELAY

Features:
- Width: 5mm
- Height: 12mm
- Weight: 2.5g
- High Sensitive
- High reliability
- Dielectric Strength: 3000VAC

RoHS Compliant

For quantities greater than listed, call for quote.

MOUSER STOCK NO.	Fujitsu Part No.	Fig.	Contact Form	Nominal Voltage (VDC)	Contact Rating	Price Each 1	100	500	1000
817-FTR-MYAA005D	FTR-MYAA005D	A	SPST-NO	5	5A				
817-FTR-MYAA012D	FTR-MYAA012D	A	SPST-NO	12	5A				

JS SERIES: 1 POLE - 8 A (MEDIUM LOAD CONTROL)

Features:
- Low profile and space saving
- High sensitivity in small package
- Plastic sealed type
- UL Class B (130°C) insulation
- UL, CSA, VDE, SEV, SEMKO, FIMKO, BSI recognized

RoHS Compliant

For quantities greater than listed, call for quote.

MOUSER STOCK NO.	Fujitsu Part No.	Fig.	Contact Form	Nominal Voltage (VDC)	Contact Rating	Price Each 1	100	500	1000
817-JS-24-K	JS-24-K	B	SPDT	24	8A				
817-JS-5E-K	JS-5E-K	B	SPDT	5	8A				
817-JS-12E-K	JS-12E-K	B	SPDT	12	8A				
817-JS-24E-K	JS-24E-K	B	SPDT	24	8A				

JV SERIES: 1 POLE - 5 A (MEDIUM LOAD CONTROL)

Features:
- Low profile and space saving
- High sensitivity in small package
- Plastic sealed type
- Cadmium free contacts
- High Insulation with reinforced insulation system

RoHS Compliant

For quantities greater than listed, call for quote.

MOUSER STOCK NO.	Fujitsu Part No.	Fig.	Contact Form	Nominal Voltage (VDC)	Contact Rating	Price Each 1	100	500	1000
817-JV-12S-KT	JV-12S-KT	C	SPST-NO	12	5A				
817-JV-24S-KT	JV-24S-KT	C	SPST-NO	24	5A				
817-JV-24-KT	JV-24-KT	C	SPST-NO	24	5A				

JY SERIES: 1 POLE - 3, 5 A (MEDIUM LOAD CONTROL)

Features:
- High sensitivity and low power consumption
- High isolation
- Wide operating temperature range
- DIL through-hole terminals
- Plastic sealed type
- UL, CSA, VDE recognized

RoHS Compliant

For quantities greater than listed, call for quote.

MOUSER STOCK NO.	Fujitsu Part No.	Fig.	Contact Form	Nominal Voltage (VDC)	Contact Rating	Price Each 1	100	500	1000
817-JY-12H-K	JY-12H-K	D	SPST-NO	12	5A				
817-JY-24H-K	JY-24H-K	D	SPST-NO	24	5A				

LZ SERIES: 1 POLE - 1, 3, 5, 10 A (MEDIUM LOAD CONTROL)

Features:
- 4 kinds of contact ratings
- Standard and high sensitivity types available
- High surge strength version available
- Printed circuit terminals - fits grid with 0.1 inch
- UL class B (130°C) insulation type

RoHS Compliant

For quantities greater than listed, call for quote.

MOUSER STOCK NO.	Fujitsu Part No.	Fig.	Contact Form	Nominal Voltage (VDC)	Contact Rating	Price Each 1	100	500	1000
817-LZ-12H-K	LZ-12H-K	E	SPDT	12	5A				
817-LZ-24HS-K	LZ-24HS-K	E	SPDT	24	5A				
817-LZ-12VM-K	LZ-12VM-K	F	SPST-NO	12	10A				

FTR-LY SERIES: 1 POLE - 6 A (MEDIUM LOAD CONTROL)

Features:
- Slim Design
- High insulation in small package
- Insulation distance: 8mm min.
- Dielectric strength: 4000VAC
- UL, CSA, VDE Recognized
- Cadmium Free Contacts
- Contact Material: Silver Alloy

RoHS Compliant

For quantities greater than listed, call for quote.

MOUSER STOCK NO.	Fujitsu Part No.	Fig.	Contact Form	Nominal Voltage (VDC)	Contact Rating	Price Each 1	100	500	1000
817-FTR-LYAA005Y	FTR-LYAA005Y	G	1 Form A	5	6A				
817-FTR-LYAA012Y	FTR-LYAA012Y	G	1 Form A	12	6A				
817-FTR-LYAA024Y	FTR-LYAA024Y	G	1 Form A	24	6A				
817-FTR-LYCA005Y	FTR-LYCA005Y	G	1 Form C	5	6A				
817-FTR-LYCA012Y	FTR-LYCA012Y	G	1 Form C	12	6A				
817-FTR-LYCA024Y	FTR-LYCA024Y	G	1 Form C	24	6A				

NY SERIES: 1 POLE - 5 A ULTRA SLIM 5MM THICKNESS

Features:
- Ultra slim type with 5mm thickness
- Low power consumption and high sensitivity
- Wide operating range
- SIP through-hole terminals
- Plastic sealed type
- UL, CSA, VDE recognized
- Cadmium free contacts

RoHS Compliant

For quantities greater than listed, call for quote.

MOUSER STOCK NO.	Fujitsu Part No.	Fig.	Contact Form	Nominal Voltage (VDC)	Contact Rating	Price Each 1	100	500	1000
817-NY-12W-K	NY-12W-K	H	SPST-NO	12	5A				
817-NY-24W-K	NY-24W-K	H	SPST-NO	24	5A				

VE SERIES: 1 POLE - 5 A (MEDIUM LOAD CONTROL)

Features:
- Low cost, miniature relay with big performance in small package
- Slim type- for high density DIP through-hole mounting
- Wide operating temperature range
- Plastic sealed type
- UL, CSA, VDE recognized

RoHS Compliant

For quantities greater than listed, call for quote.

MOUSER STOCK NO.	Fujitsu Part No.	Fig.	Contact Form	Nominal Voltage (VDC)	Contact Rating	Price Each 1	100	500	1000
817-VE-12H-K	VE-12H-K	I	SPDT	12	5A				
817-VE-24HS-K	VE-24HS-K	I	SPDT	24	5A				
817-VE-5HSE-K	VE-5HSE-K	I	SPDT	5	5A				
817-VE-6HSE-K	VE-6HSE-K-UL	I	SPDT	6	5A				
817-VE-24H5-K	VE-24H5-K	I	SPDT	24	5A				

DIMENSIONS: mm

A

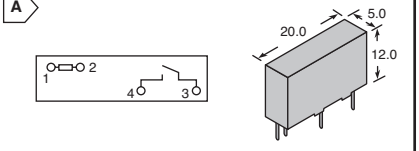

B

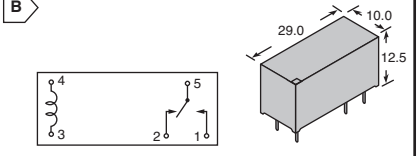

C

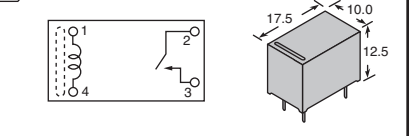

D

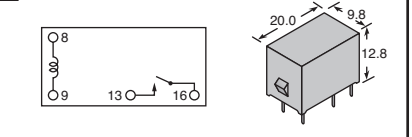

E

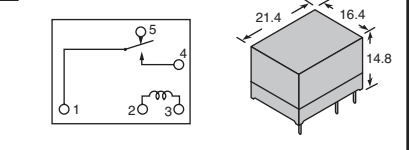

F

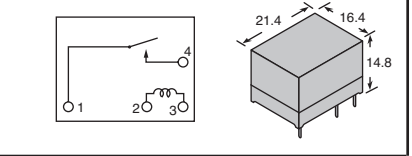

G

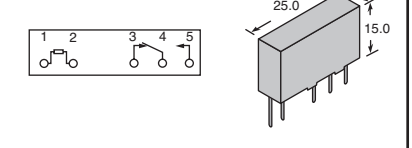

H

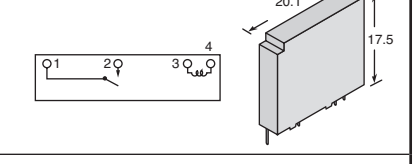

I

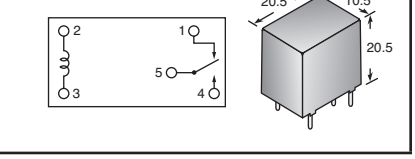

Fujitsu

PCB Relays

© Copyright 2014 Mouser Electronics

© Copyright 2014 Mouser Electronics

Magnecraft CLASS 276 SEALED LOW PROFILE POWER PCB RELAYS

UL Recognized File No. E190964

- Contact resistance: 100mΩ initial @ 6VDC, 1 Amp
- Coil power: 200mW approx
- Coil resistance: ±10%
- Contact material: silver alloy
- Dielectric strength: 2000V rms
- Insulation resistance: 500VDC exceeds 1000MΩ min
- Operating temperature: -40°C to +70°C
- Electrical life: 100,000 operations @ rated resistive load
- DTL compatible single-side stable design
- 5KV surge resistance coil to contact

RoHS Compliant

For quantities greater than listed, call for quote.

MOUSER STOCK NO.	Magnecraft® Part No.	Fig.	Contact		Coil		Price Each			
			Form	Rating	Volts	Ω	1	10	25	50
528-2761-5	276XAXH-5D	A	SPDT	7A	5VDC	125				
528-2761-12	276XAXH-12D	A	SPDT	7A	12VDC	720				
528-2761-24	276XAXH-24D	A	SPDT	7A	24VDC	2880				
528-2762-5	276AXXH-5D	B	SPST-NO	10A	5VDC	125				
528-2762-12	276AXXH-12D	B	SPST-NO	10A	12VDC	720				
528-2762-24	276AXXH-24D	B	SPST-NO	10A	24VDC	2880				

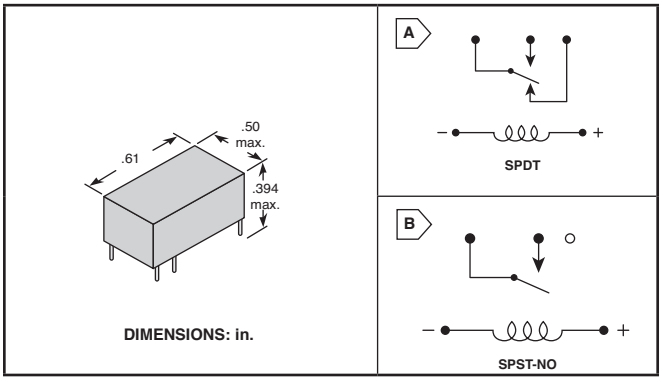

Magnecraft CLASS 976 SEALED SLIM-LINE PCB RELAYS

UL Recognized File No. E191122

TÜV

- Contact resistance: 100mΩ min
- Coil power: AC 1.2VA, DC 0.54 watts
- Coil resistance: ±10% measured @ 25°C
- Contact material: silver cadmium oxide
- Dielectric strength: 5000V rms
- Insulation resistance: 100MΩ 500VDC
- Operating temperature: -20°C to +55°C
- Electrical life: 100,000 operations @ rated resistive load
- Class B insulation

For quantities greater than listed, call for quote.

MOUSER STOCK NO.	Magnecraft® Part No.	Fig.	Contact		Coil		Price Each			
			Form	Rating	Volts	Ω	1	10	25	50
528-976A-12D	976XAXH-12D	A	SPDT	12A	12VDC	270				
528-976A-120A	976XAXH-120A	A	SPDT	12A	120VAC	5600				
528-976AH-24D	976XAX97H-24D	B	SPDT	20A	24VDC	1100				
528-976AH-24A	976XAX97H-24A	B	SPDT	20A	24VAC	250				
528-976AH-120A	976XAX97H-120A	B	SPDT	20A	120VAC	5600				
528-976B-12D	976XBXH-12D	C	DPDT	5A	12VDC	270				
528-976B-24D	976XBXH-24D	C	DPDT	5A	24VDC	1100				
528-976B-24A	976XBXH-24A	C	DPDT	5A	24VAC	250				
528-976B-120A	976XBXH-120A	C	DPDT	5A	120VAC	5600				

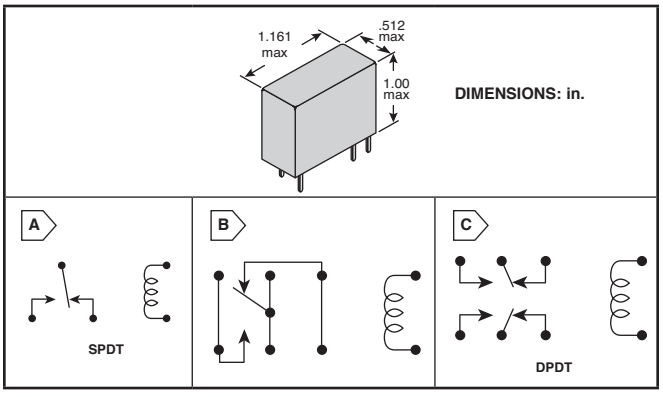

Magnecraft CLASS 6 SOLID STATE RELAYS WITH LED LAMP INDICATOR

- Screw (AXX) or Blade (BXX) Terminals Available
- Control Voltage Range: AC90 = 90-280VAC (50/60 Hz), DC3 = 3-32VDC
- Load Voltage Range: 62 = 40-280VAC, 64 = 48-480VAC, 66 = 48-600VAC
- 10 to 125 Amp Switching Capacity
- Optically Coupled
- AC or DC Controlled
- Panel Mountable

UL Recognized File No. E258297

For quantities greater than listed, call for quote.

MOUSER STOCK NO.	Magnecraft® Part No.	Supercedes	Load Voltage	Current Rating (RMS)	Price Each			
					1	10	25	50
AC Controlled Input, 90-280 VAC (SPST-NO)								
528-6210AXXSZS-AC90	6210AXXSZS-AC90	W6210ASX-1	24-280VAC	10A				
528-6225AXXSZS-AC90	6225AXXSZS-AC90	W6225ASX-1	24-280VAC	25A				
528-6240AXXSZS-AC90	6240AXXSZS-AC90	W6240ASX-1	24-280VAC	40A				
528-6250AXXSZS-AC90	6250AXXSZS-AC90	W6250ASX-1	24-280VAC	50A				
528-6275AXXSZS-AC90	6275AXXSZS-AC90	W6275ASX-1	24-280VAC	75A				
528-6410AXXSZS-AC90	6410AXXSZS-AC90	W6410ASX-1	48-480VAC	10A				
528-6425AXXSZS-AC90	6425AXXSZS-AC90	W6425ASX-1	48-480VAC	25A				
DC Controlled Input, 3-32 VDC (SPST-NO)								
528-6312AXXMDS-DC3	6312AXXMDC-DC3	6212DDX-1	3-200VDC	12A				
528-6325AXXMDS-DC3	6325AXXMDS-DC3	6225DDX-1	3-200VDC	25A				
528-6340AXXMDS-DC3	6340AXXMDS-DC3	6240DDX-1	3-200VDC	40A				
528-6210AXXSZS-DC3	6210AXXSZS-DC3	W6210DSX-1	24-280VAC	10A				
528-6240AXXSZS-DC3	6240AXXSZS-DC3	W6240DSX-1	24-280VAC	40A				
528-6250AXXSZS-DC3	6250DSX-1	W6250DSX-1	24-280VAC	50A				
528-6275AXXSZS-DC3	6275DSX-1	W6275DSX-1	24-280VAC	75A				
528-6425AXXSZS-DC3	6425AXXSZS-DC3	W6425DSX-1	48-480VAC	25A				
528-6450AXXSZS-DC3	6450AXXSZS-DC3	W6450DSX-1	48-480VAC	50A				
528-66125AXXSZS-DC3	66125AXXSZS-DC3	W66125DSX-1	48-600VAC	125A				



Magnecraft HEATSINK

For quantities greater than listed, call for quote.

MOUSER STOCK NO.	Magnecraft® Part No.	Description	Price Each			
			1	5	20	40
528-SSR-HS-1	SSR-HS-1	Aluminum Heat Sink for 6000 Series SSR				

Magnecraft 7052 SERIES - PCB & PANEL MOUNT SOLID STATE RELAYS

For quantities greater than listed, call for quote.

MOUSER STOCK NO.	Magnecraft® Part No.	Contact Form	Input Voltage	Output Voltage Range	Price Each			
					1	5	20	40
528-70S2-01-A-05-N	70S2-01-A-05-N	SPST-NO	3-15VDC	3-60VDC				
528-70S2-04-B-12-N	70S2-04-B-12-N	SPST-NO	3-30VDC	24-140VAC				
528-70S2-04-C-06-S	70S2-04-C-06-S	SPST-NO	6-30VDC	24-140VAC				
528-70S2-04-C-10-M	70S2-04-C-10-M	SPST-NO	3-30VDC	24-280VAC				
528-70S2-04-C-12-N	70S2-04-C-12-N	SPST-NO	3-30VDC	24-280VAC				

© Copyright 2014 Mouser Electronics

© Copyright 2014 Mouser Electronics

OMRON Power PCB Relays

RoHS Compliant This product is RoHS compliant.

OMRON G4A SERIES: 20A SPST-NO MINIATURE POWER PCB RELAYS

Specifications:
- Rated load: 20A @ 250VAC
- Contact resistance: 100 mΩ max.
- Electrical endurance:
  With motor load (250VAC) 200,000 ops.
  With overload (250VAC) 1,500 ops.
  With Inverter load (100VAC) 30,000 ops.

Features:
- Miniature single-pole relay with 80A surge
- 20A switching current
- Ideal for motor switching
- Miniature relay with high switching power and long endurance
- Highly noise-resistive insulation materials

For quantities greater than listed, call for quote.

MOUSER STOCK NO.	Omron Part No.	Fig.	Rated Current (mA)	Coil Resistance (Ω)	Coil Voltage (VDC)	Coil Terminals	Price Each 1	25	50	100
653-G4A-1AE-DC5	G4A-1A-E-DC5	A1	180.0	27.8	5	QC #250/PCB				
653-G4A-1AE-DC12	G4A-1A-E-DC12	A1	75.0	160.0	12	QC #250/PCB				
653-G4A-1AE-DC24	G4A-1A-E-DC24	A1	37.5	640.0	24	QC #250/PCB				
653-G4A-1A-PEDC51	G4A-1A-PE DC5	B2	180.0	27.8	5	PCB straight/PCB				
653-G4A-1APE-DC12	G4A-1A-P-E-DC12	B2	75.0	160.0	12	PCB straight/PCB				
653-G4A-1APE-DC24	G4A-1A-P-E-DC24	B2	37.5	640.0	24	PCB straight/PCB				

OMRON G4W SERIES: 15A POWER PCB RELAYS

Specifications:
- Rated load: 15A @ 250VAC/24VDC
- Terminals: PCB straight
- Coil power consumption: 800mW

Features:
- Impulse withstand voltage as high as 10kV with 4kV dielectric
- Ideal for power supply switching
- International 2.54mm terminal pitch

✻ VDE Approved

For quantities greater than listed, call for quote.

MOUSER STOCK NO.	Omron Part No.	Fig.	Contact Form	Rated Current (mA)	Coil Resistance (Ω)	Coil Voltage (VDC)	Price Each 1	25	50	100
Unsealed, TV-8 Rated										
653-G4W1112PUSTV8	G4W-1112P-US-TV8-HP-DC12	C3	SPST-NO	66.7	180	12				
✻ 653-G4W1112PVT8HPD24	G4W-1112P-VD-TV8-HP-DC24	C3	SPST-NO	33.3	720	24				
Fully Sealed, TV-8 Rated										
653-G4W-1114P-DC12	G4W-1114P-US-TV8HP-DC12	C3	SPST-NO	66.7	180	12				
653-G4W-2214P-DC24	G4W-1114P-US-TV8HP-DC24	C3	SPST-NO	33.3	720	24				
Unsealed, TV-5 Rated										
653-G4W2212PUSTV5	G4W-2212P-US-TV5-HP-DC24	C3	DPST-NO	33.3	720	24				
Fully Sealed										
653-G4W-2214P-DC12	G4W-2214P-US-HP-DC12	C3	DPST-NO	66.7	180	12				
653-G4W-2214P-DC24	G4W-2214P-US-HP-DC24	C3	DPST-NO	33.3	720	24				

OMRON G5CA SERIES: SPST-NO POWER PCB RELAYS

Specifications:
- Contact material: Silver alloy
- Rated carry current: 10A
- Contact resistance: 30mΩ max. (QC terminals 100mΩ max.)

Features:
- Flat relays that switch 10A/15A loads
- Ideal for switching power in household appliances or outputs from industrial devices

For quantities greater than listed, call for quote.

MOUSER STOCK NO.	Omron Part No.	Fig.	Rated Current (mA)	Coil Resistance (Ω)	Coil Voltage (VDC)	Terminals	Price Each 1	25	50	100
Standard Type, Flux Protected, Rated Load 10A @ 250VAC/30VDC										
653-G5CA-1A-DC5	G5CA-1A-DC5	D4	40.0	125	5	PCB straight				
653-G5CA-1A-DC12	G5CA-1A-DC12	D4	16.7	720	12	PCB straight				
653-G5CA-1ADC24	G5CA-1ADC24	D4	8.3	2880	24	PCB straight				
Standard Type, Fully Sealed, Rated Load 10A @ 250VAC/30VDC										
653-G5CA-1A4-DC5	G5CA-1A4-DC5	D4	40.0	125	5	PCB straight				
653-G5CA-1A4-DC12	G5CA-1A4-DC12	D4	16.7	720	12	PCB straight				
High-Capacity Type, Flux Protected, Rated Load 15A @ 110VAC / 10A @ 30VDC										
653-G5CA-1A-E-DC5	G5CA-1A-E-DC5	D4	40.0	125	5	PCB straight				
653-G5CA-1A-E-DC12	G5CA-1A-E-DC12	D4	16.7	720	12	PCB straight				
653-G5CA-1A-E-DC24	G5CA-1A-E-DC24	D4	8.3	2880	24	PCB straight				
653-G5CA-1A-TP-EDC5	G5CA-1A-TP-E DC5	E5	40.0	125	5	QC#187				
653-G5CA1ATPEDC12	G5CA-1A-TP-E DC12	E5	8.3	2880	24	QC#187				

OMRON G5Q SERIES: COMPACT, HIGH-ISOLATION POWER PCB RELAYS

Specifications:
- Contact material: Ag Alloy
- Contact rating:
  (NO) 10A @ 125VAC / 5A @ 30VDC
  (NC) 3A @ 125VAC / 3A @ 30VDC
- Power consumption: SPST-NO 400mW; SPDT 200mW

Features:
- Ensures a withstand impulse voltage of 8,000V between the coil and contacts
- Low coil power consumption
- UL class F coil insulation
- Ideal for appliance and HVAC controls

For quantities greater than listed, call for quote.

MOUSER STOCK NO.	Omron Part No.	Fig.	Contact Form	Rated Current (mA)	Coil Resistance (Ω)	Coil Voltage (VDC)	Price Each 1	25	50	100
Vented Construction										
653-G5Q-1A-DC5	G5Q-1A-DC5	F6	SPST-NO	40.0	200	5				
653-G5Q-1A-DC12	G5Q-1A-DC12	F6	SPST-NO	16.7	720	12				
653-G5Q-1-DC5	G5Q-1-DC5	F7	SPDT	80.0	63	5				
653-G5Q-1-DC24	G5Q-1-DC24	F7	SPDT	16.7	1440	24				
Sealed Construction										
653-G5Q-1A4-DC12	G5Q-1A4-DC12	F6	SPST-NO	16.7	720	12				
653-G5Q-1A4-DC24	G5Q-1A4-DC24	F6	SPST-NO	8.3	2880	24				
653-G5Q-14-DC5	G5Q-14-DC5	F7	SPDT	80.0	63	5				
653-G5Q-14-DC12	G5Q-14-DC12	F7	SPDT	33.3	360	12				
653-G5Q-14-DC24	G5Q-14-DC24	F7	SPDT	16.7	1440	24				

DIMENSIONS: mm

A

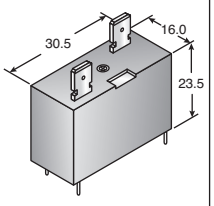

B

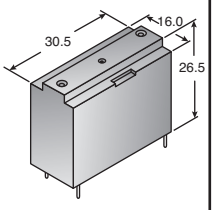

C

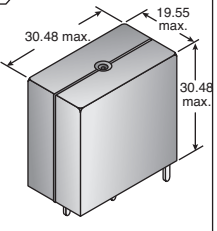

D

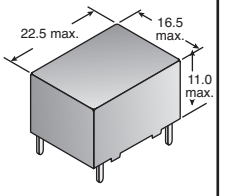

E

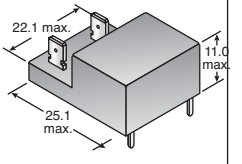

F

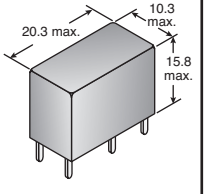

TERMINAL ARRANGEMENT

1

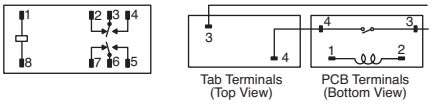

2

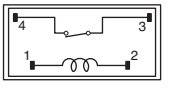

3

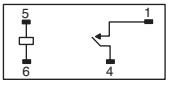

4

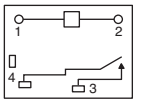

5

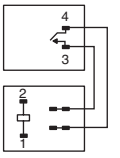

6

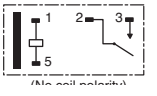

7

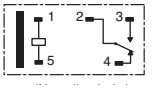

© Copyright 2014 Mouser Electronics

OMRON G5LE SERIES: 10A "SUGAR CUBE" POWER PCB RELAYS

Specifications:
- Contact rating: 10A @ 120VAC for Standard (5/9VDC)
  10A @ 240VAC for Standard (12/24VDC)
  10A @ 35VDC for 0.8mm Contact Gap
  16A @ 250VAC for High-Capacity

Features:
- Withstands impulse of up to 4500V
- Ideal for applications in security equipment, household electrical appliances, garage door openers, and audio equipment

✻VDE Approved ✻✻Contacts are Au plated

For quantities greater than listed, call for quote.

MOUSER STOCK NO.	Omron Part No.	Fig.	Contact Form	Rated Current (mA)	Coil Resistance (Ω)	Coil Voltage (VDC)	Power Consumption (mW)	Price Each 1	25	50	100
Standard, AgSnO2 Contact Material, Flux Protection Enclosure Rating											
653-G5LE-1-DC5	G5LE-1-DC5	A1	SPDT	79.4	63.0	5	400				
653-G5LE-1-DC12	G5LE-1-DC12	A1	SPDT	33.3	360.0	12	400				
✻ 653-G5LE-1-VDDC12	G5LE-1-VD DC12	A1	SPDT	58.3	205.7	12	400				
653-G5LE-1-DC24	G5LE-1-DC24	A1	SPDT	16.7	1440.0	24	400				
✻ 653-G5LE-1-VDDC24	G5LE-1-VD DC24	A1	SPDT	16.7	1440.0	24	400				
653-G5LE-1ADC5	G5LE-1A DC5	A2	SPST-NO	79.4	63.0	5	400				
653-G5LE-1A-DC24	G5LE-1A-DC24	A2	SPST-NO	16.7	1440.0	24	400				
Standard, AgSnO2 Contact Material, Fully Sealed Enclosure Rating											
653-G5LE-14DC3	G5LE-14 DC3	A1	SPDT	136.4	22.5	3	400				
653-G5LE-14-DC5	G5LE-14-DC5	A1	SPDT	79.4	63.0	5	400				
653-G5LE-14-DC6	G5LE-14-DC6	A1	SPDT	66.7	90.0	6	400				
653-G5LE-14-DC9	G5LE-14-DC9	A1	SPDT	45.0	200.0	9	400				
653-G5LE-14-DC12	G5LE-14-DC12	A1	SPDT	33.3	360.0	12	400				
✻✻ 653-G5LE-14-AP3-DC12	G5LE-14-AP3-DC12	A1	SPDT	33.3	360.0	12	400				
653-G5LE-14-DC24	G5LE-14-DC24	A1	SPDT	16.7	1440.0	24	400				
✻✻ 653-G5LE-14-AP3-DC24	G5LE-14-AP3-DC24	A1	SPDT	16.7	1440.0	24	400				
653-G5LE-1A4-DC5	G5LE-1A4-DC5	A2	SPST-NO	79.4	63.0	5	400				
653-G5LE-1A4-DC9	G5LE-1A4-DC9	A2	SPST-NO	45.0	200.0	9	400				
653-G5LE-1A4-DC12	G5LE-1A4-DC12	A2	SPST-NO	33.3	360.0	12	400				
653-G5LE-1A4-DC24	G5LE-1A4-DC24	A2	SPST-NO	16.7	1440.0	24	400				
High-Capacity, AgSnIn Contact Material, Flux Protection Enclosure Rating											
653-G5LE-1-E-36-DC5	G5LE-1-E-36-DC5	B1	SPDT	72.0	70.0	5	360				
653-G5LE-1-E-36-DC12	G5LE-1-E-36-DC12	B1	SPDT	30.0	400.0	12	360				
653-G5LE-1-E-36-DC24	G5LE-1-E-36-DC24	B1	SPDT	15.0	1600.0	24	360				
653-G5LE-1-E-DC5	G5LE-1-E-DC5	B1	SPDT	79.4	63.0	5	400				
653-G5LE-1-E-DC12	G5LE-1-E-DC12	B1	SPDT	33.3	360.0	12	400				
653-G5LE-1-E-DC24	G5LE-1-E-DC24	B1	SPDT	16.7	1440.0	24	400				
653-G5LE-1A-E-DC5	G5LE-1A-E-DC5	B2	SPST-NO	79.4	63.0	5	400				
653-G5LE-1A-E-DC12	G5LE-1A-E-DC12	B2	SPST-NO	33.3	360.0	12	400				
653-G5LE-1A-E-DC24	G5LE-1A-E-DC24	B2	SPST-NO	16.7	1440.0	24	400				
0.8mm Contact Gap, AgSnIn Contact Material, Flux Protection Enclosure Rating											
653-G5LE-1-G-DC12	G5LE-1-G-DC12	C1	SPDT	58.3	205.7	12	700				
653-G5LE-1-G-DC24	G5LE-1-G-DC24	C1	SPDT	35.0	571.4	24	700				

OMRON G5NB SERIES: 3A SPST-NO PCB RELAYS

Specifications:
- Rated load: 3A@125VAC/30VDC for Standard
  5A@250VAC / 3A@30VDC for High-Capacity
- Contact resistance: 100mΩ max.

Features:
- Standard models switch up to 3A and high-capacity models switch up to 5A (AC loads only)
- Low power consumption (200mW)

RoHS Compliant

For quantities greater than listed, call for quote.

MOUSER STOCK NO.	Omron Part No.	Fig.	Rated Current (mA)	Coil Resistance (Ω)	Coil Voltage (VDC)	Price Each 1	25	50	100
Standard, Flux-Tight									
653-G5NB-1A-DC5	G5NB-1A-DC5	D3	40.0	125	5				
653-G5NB-1A-DC12	G5NB-1A-DC12	D3	16.7	720	12				
653-G5NB-1A-DC24	G5NB-1A-DC24	D3	8.3	2880	24				
Standard, Sealed									
653-G5NB-1A4DC5	G5NB-1A4 DC5	D3	40.0	125	5				
653-G5NB-1A4DC12	G5NB-1A4 DC12	D3	16.7	720	12				
653-G5NB-1A4DC24	G5NB-1A4 DC24	D3	8.3	2880	24				
High-Capacity, Flux-Tight									
653-G5NB-1A-E-DC5	G5NB-1A-E-DC5	D3	40.0	125	5				
653-G5NB-1A-E-DC12	G5NB-1A-E-DC12	D3	16.7	720	12				
653-G5NB-1A-E-DC24	G5NB-1A-E-DC24	D3	8.3	2880	24				
High-Capacity, Sealed									
653-G5NB-1A4-E-DC5	G5NB-1A4-E-DC5	D3	40.0	125	5				
653-G5NB-1A4-E-DC12	G5NB-1A4-E-DC12	D3	16.7	720	12				
653-G5NB-1A4-E-DC24	G5NB-1A4-E-DC24	D3	8.3	2880	24				

OMRON G5LA SERIES: 10A CUBIC POWER PCB RELAYS

Specifications:
- Contact rating: SPST-NO 10A @ 250VAC/24VDC
  SPDT 5A @ 125VAC/24VDC
- Contact material: AgSnO2
- Contact resistance: 100mΩ max.

Features:
- Economical cube relay with universal terminal footprint
- High switching power: 10A @ 250VAC
- Withstands impulse of up to 4500V
- Coil power consumption: 360mW

RoHS Compliant

For quantities greater than listed, call for quote.

MOUSER STOCK NO.	Omron Part No.	Fig.	Contact Form	Rated Current (mA)	Coil Resistance (Ω)	Coil Voltage (VDC)	Price Each 1	25	50	100
Standard, Flux-Protection, Class A Insulation										
653-G5LA-1-DC5	G5LA-1-DC5	E4	SPDT	72.0	69.4	5				
653-G5LA-1-DC12	G5LA-1-DC12	E4	SPDT	30.0	400.0	12				
Standard, Fully Sealed, Class A Insulation										
653-G5LA-14-DC5	G5LA-14-DC5	E4	SPDT	72.0	69.4	5				
653-G5LA-14-DC9	G5LA-14-DC9	E4	SPDT	40.0	225.0	9				
653-G5LA-14-DC12	G5LA-14-DC12	E4	SPDT	30.0	400.0	12				
653-G5LA-14-DC24	G5LA-14-DC24	E4	SPDT	15.0	1600.0	24				
653-G5LA-14DC48	G5LA-14 DC48	E4	SPDT	10.0	4800.0	48				
653-G5LA-1A4-DC5	G5LA-1A4-DC5	E5	SPST-NO	72.0	69.4	5				
653-G5LA-1A4-DC9	G5LA-1A4-DC9	E5	SPST-NO	40.0	225.0	9				
653-G5LA-1A4-DC12	G5LA-1A4-DC12	E5	SPST-NO	30.0	400.0	12				
653-G5LA-1A4-DC24	G5LA-1A4-DC24	E5	SPST-NO	15.0	1600.0	24				
653-G5LA-1A4-DC48	G5LA-1A4-DC48	E5	SPST-NO	10.0	4800.0	48				
Standard, Fully Sealed, Class F Insulation										
653-G5LA-14-CF-DC5	G5LA-14-CF-DC5	E4	SPDT	72.0	69.4	5				
653-G5LA-14-CF-DC12	G5LA-14-CF-DC12	E4	SPDT	30.0	400.0	12				
653-G5LA-14-CF-DC24	G5LA-14-CF-DC24	E4	SPDT	15.0	1600.0	24				

DIMENSIONS: mm

A

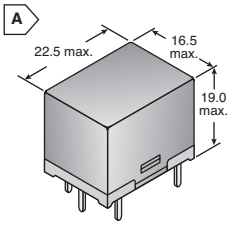

B

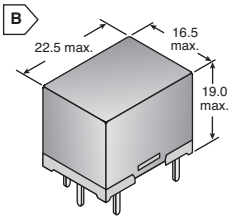

C

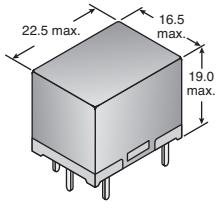

D

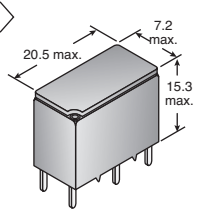

E

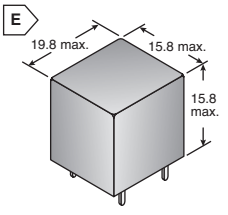

TERMINAL ARRANGEMENT

1

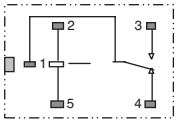

2

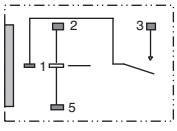

3

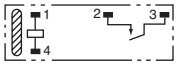

(No coil polarity)

4

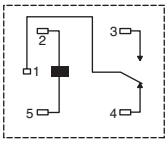

5

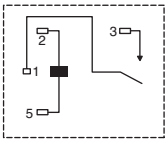

© Copyright 2014 Mouser Electronics

© Copyright 2014 Mouser Electronics

OMRON Power PCB Relays

RoHS Compliant **This product is RoHS compliant.**

OMRON G2RL SERIES: LOW PROFILE POWER PCB RELAYS

Specifications:
- Rated load: 12A @ 250VAC/24VDC GP 1-Pole
  8A @ 250VAC/30VDC GP 2-Pole
  16A @ 250VAC/30VDC High-Capacity
  10A @ 250VAC/24VDC High-Sensitivity
- Contact material: Ag alloy (Cd free)

Features:
- Designed for cooking and HVAC controls: blower motor, damper, active air purification, duct flow boost fans, etc.
- Coil insulation system: Class F
- Clearance and creepage distance: 10mm/10mm
- Tracking resistance: CTI>250

For quantities greater than listed, call for quote.

MOUSER STOCK NO.	Omron Part No.	Fig.	Contact Form	Rated Current (mA)	Coil Resistance (Ω)	Coil Voltage (VDC)	Price Each 1	25	50	100
General Purpose, Flux Protected										
653-G2RL-1A-DC5	G2RL-1A-DC5	A1	SPST-NO	80.00	62.5	5				
653-G2RL-1A-DC12	G2RL-1A-DC12	A1	SPST-NO	33.30	360.0	12				
653-G2RL-1A-DC24	G2RL-1A-DC24	A1	SPST-NO	16.70	1440.0	24				
653-G2RL-1-DC12	G2RL-1-DC12	A2	SPDT	33.30	360.0	12				
653-G2RL-1-DC24	G2RL-1-DC24	A2	SPDT	16.70	1440.0	24				
653-G2RL-2A-DC24	G2RL-2A-DC24	A3	DPST-NO	16.70	1440.0	24				
653-G2RL-2-DC5	G2RL-2-DC5	A4	DPDT	80.00	62.5	5				
653-G2RL-2-DC12	G2RL-2-DC12	A4	DPDT	33.30	360.0	12				
653-G2RL-2-DC24	G2RL-2-DC24	A4	DPDT	16.70	1440.0	24				
General Purpose, Fully Sealed										
653-G2RL-1A4-DC12	G2RL-1A4-DC12	A1	SPST-NO	33.30	360.0	12				
653-G2RL-14-DC5	G2RL-14-DC5	A2	SPDT	80.00	62.5	5				
653-G2RL-14-DC12	G2RL-14-DC12	A2	SPDT	33.30	360.0	12				
653-G2RL-14-DC24	G2RL-14-DC24	A2	SPDT	16.70	1440.0	24				
653-G2RL-14DC48	G2RL-14 DC48	A2	SPDT	8.96	5358.0	48				
653-G2RL-2A4-DC24	G2RL-2A4-DC24	A3	DPST-NO	16.70	1440.0	24				
653-G2RL-24-DC5	G2RL-24-DC5	A4	DPDT	80.00	62.5	5				
653-G2RL-24-DC12	G2RL-24-DC12	A4	DPDT	33.30	360.0	12				
653-G2RL-24-DC24	G2RL-24-DC24	A4	DPDT	16.70	1440.0	24				
High-Capacity, Flux Protected										
653-G2RL-1A-E-DC12	G2RL-1A-E-DC12	A5	SPST-NO	33.30	360.0	12				
653-G2RL-1A-E-CFDC9	G2RL-1A-E-CF DC9	A5	SPST-NO	44.40	202.5	9				
653-G2RL-1-E-DC5	G2RL-1-E-DC5	A6	SPDT	80.00	62.5	5				
653-G2RL-1-E-DC12	G2RL-1-E-DC12	A6	SPDT	33.30	360.0	12				
653-G2RL-1-E-DC24	G2RL-1-E-DC24	A6	SPDT	16.70	1440.0	24				
653-G2RL-1-EDC48	G2RL-1-E DC48	A6	SPDT	8.96	5358.0	48				
High-Capacity, Fully Sealed										
653-G2RL-1A4-E-DC12	G2RL-1A4-E-DC12	A5	SPST-NO	33.30	360.0	12				
653-G2RL-1A4E-DC24	G2RL-1A4-E-CF-DC24	A5	SPST-NO	16.70	1440.0	24				
653-G2RL-14-E-DC5	G2RL-14-E-DC5	A6	SPDT	80.00	62.5	5				
653-G2RL-14-E-DC12	G2RL-14-E-DC12	A6	SPDT	33.30	360.0	12				
653-G2RL-14-E-DC24	G2RL-14-E DC24	A6	SPDT	16.70	1440.0	24				
High-Sensitivity, Flux Protected										
653-G2RL1HDC5	G2RL-1-H-DC5	A2	SPDT	50.00	100.0	5				

OMRON G5RL SERIES: 16A POWER PCB RELAYS

Specifications:
- Rated load: SPST-NO 16A @ 250VAC/24VDC
  SPDT 5A @ 250VAC/24VDC
- Contact material: Ag alloy (Cd free)

Features:
- Creepage distance 8mm between coil and contacts
- 10kV impulse withstand voltage
- Enclosure rating: Flux protection

For quantities greater than listed, call for quote.

MOUSER STOCK NO.	Omron Part No.	Fig.	Contact Form	Rated Current (mA)	Coil Resistance (Ω)	Coil Voltage (VDC)	Price Each 1	25	50	100
12A General Purpose, Low Noise										
653-G5RL-1A-LN-DC12	G5RL-1A-LN-DC12	A7	SPST-NO	44.2	272.0	12				
653-G5RL-1A-LN-DC24	G5RL-1A-LN-DC24	A7	SPST-NO	22.1	1086.0	24				
16A High-Capacity, AC Coil										
653-G5RL-1E-AC120	G5RL-1-E-AC115/120	A6	SPDT	5.35/5.70	11600.0	120VAC				
653-G5RL-1E-AC240	G5RL-1-E-AC230/240	A6	SPDT	2.76/2.88	47600.0	240VAC				
16A High-Capacity, High Inrush										
653-G5RL-1AEHR-DC5	G5RL-1A-E-HR-DC5	A5	SPST-NO	80.0	62.5	5				
653-G5RL-1AEHR-DC12	G5RL-1A-E-HR-DC12	A5	SPST-NO	33.3	360.0	12				
653-G5RL-1AEHR-DC24	G5RL-1A-E-HR-DC24	A5	SPST-NO	16.7	1440.0	24				
653-G5RL-1-E-HR-DC5	G5RL-1-E-HR-DC5	A6	SPDT	80.0	62.5	5				
653-G5RL-1-E-HR-DC12	G5RL-1-E-HR-DC12	A6	SPDT	33.3	360.0	12				
653-G5RL-1-E-HR-DC24	G5RL-1-E-HR-DC24	A6	SPDT	16.7	1440.0	24				
16A High-Capacity, Low Noise										
653-G5RL-1A-E-LN-DC5	G5RL-1A-E-LN-DC5	A5	SPST-NO	106.0	47.2	5				
653-G5RL-1A-ELNDC12	G5RL-1A-E-LN-DC12	A5	SPST-NO	44.2	272.0	12				
653-G5RL-1A-ELNDC24	G5RL-1A-E-LN-DC24	A5	SPST-NO	22.1	1086.0	24				

OMRON G5SB SERIES: SPDT COMPACT POWER PCB RELAYS

Specifications:
- Rated load: 3A(NO)/3A(NC) @ 125VAC
  5A(NO)/3A(NC) @ 125VAC/30VDC
  5A(NO) @ 250VAC
  3A(NC) @ 250VAC
- Contact material: Ag alloy

Features:
- Switches up to 5A (NO)
- Ideal for fan control of air conditioners and heating control of small appliances
- Ensures an impulse withstand voltage of 8000V between coil and contacts

For quantities greater than listed, call for quote.

MOUSER STOCK NO.	Omron Part No.	Fig.	Contact Form	Rated Current (mA)	Coil Resistance (Ω)	Coil Voltage (VDC)	Price Each 1	25	50	100
Flux Protected										
653-G5SB-1DC12	G5SB-1 DC12	B8	SPDT	33.3	360.0	12				
Sealed										
653-G5SB-1A4-DC5	G5SB-1A4-DC5	B9	SPST-NO	80.0	62.5	5				
653-G5SB-1A4-DC12	G5SB-1A4-DC12	B9	SPST-NO	33.3	360.0	12				
653-G5SB-14-DC5	G5SB-14-DC5	B8	SPDT	80.0	62.5	5				
653-G5SB-14-DC9	G5SB-14-DC9	B8	SPDT	44.4	202.0	9				
653-G5SB-14-DC12	G5SB-14-DC12	B8	SPDT	33.3	360.0	12				
653-G5SB-14-DC24	G5SB-14-DC24	B8	SPDT	16.7	1440.0	24				

DIMENSIONS: mm

A

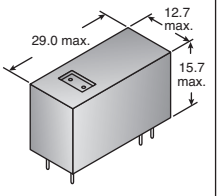

B

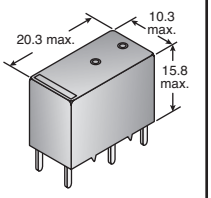

TERMINAL ARRANGEMENT

1

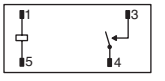

2

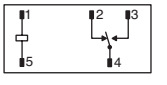

3

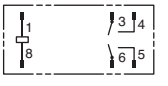

4

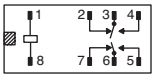

5

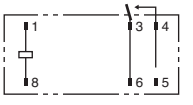

6

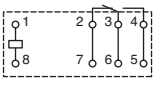

7



8

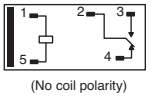

(No coil polarity)

9

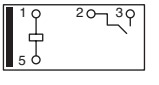

© Copyright 2014 Mouser Electronics

© Copyright 2014 Mouser Electronics

RoHS Compliant **This product is RoHS compliant.**

OMRON G2R SERIES: VERSATILE POWER PCB RELAYS

Specifications:
- Rated load: @ 250VAC/30VDC
  1-Pole (General Purpose/Upper Mount) 10A
  1-Pole (High-Capacity) 16A
  2-Pole (General Purpose) 5A
  2-Pole (High-Sensitivity/Latching) 3A
- Contact material: Ag alloy

Features:
- Creepage distance of 8.0mm between coil and contact
- Highly stable magnetic circuit for latching endurance and excellent resistance to vibration and shock
- Safety-oriented design assures high surge resistance: 10,000V min. between coil and contacts

For quantities greater than listed, call for quote.

MOUSER STOCK NO.	Omron Part No.	Fig.	Contact Form	Rated Current (mA)	Coil Resistance (Ω)	Coil Voltage (VDC)	Price Each 1	25	50	100
General Purpose, Unsealed, Plug-in Terminals										
653-G2R-1-SDC6S	G2R-1-SDC6(S)	A1	SPDT	87.0	69	6				
LED Indicator and Diode, Unsealed, Plug-in Terminals										
653-G2R-1SND-DC12S	G2R-1SND-DC12S	A2	SPDT	43.6	275	12				
LED Indicator and Diode with Test Button, Unsealed										
653-G2R-1SNDI-DC24S	G2R-1SNDI-DC24S	A2	SPDT	21.6	1113	24				
General Purpose, Semi-Sealed, Non-Latching, PCB Terminals										
653-G2R-1A-DC24	G2R-1A-DC24	A3	SPST-NO	21.8	1100	24				
653-G2R-1-DC5	G2R-1-DC5	A4	SPDT	106.0	47	5				
653-G2R-1-DC12	G2R-1-DC12	A4	SPDT	43.6	275	12				
653-G2R-1-DC24	G2R-1-DC24	A4	SPDT	21.8	1100	24				
653-G2R-2A-DC12	G2R-2A-DC12	A5	DPST-NO	43.6	275	12				
653-G2R-2A-DC24	G2R-2A-DC24	A5	DPST-NO	21.8	1100	24				
653-G2R-2-DC5	G2R-2-DC5	A6	DPDT	106.0	47	5				
653-G2R-2-DC6	G2R-2-DC6	A6	DPDT	88.2	68	6				
653-G2R-2-DC12	G2R-2-DC12	A6	DPDT	43.6	275	12				
653-G2R-2-DC24	G2R-2-DC24	A6	DPDT	21.8	1100	24				
653-G2R-2-DC48	G2R-2-DC48	A6	DPDT	11.5	4170	48				
✻ 653-G2R-2-AC24	G2R-2-AC24	A6	DPDT	37.5	260	24VAC				
✻ 653-G2R-2-AC120	G2R-2-AC120	A6	DPDT	7.5	6500	120VAC				
General Purpose, Sealed, Non-Latching, PCB Terminals										
653-G2R-1A4-DC5	G2R-1A4-DC5	A3	SPST-NO	106.0	47	5				
653-G2R-1A4-DC12	G2R-1A4-DC12	A3	SPST-NO	43.6	275	12				
653-G2R-1A4-DC24	G2R-1A4-DC24	A3	SPST-NO	21.8	1100	24				
✻ 653-G2R-1A4-AC120	G2R-1A4-AC120	A3	SPST-NO	7.5	6500	120VAC				
653-G2R-14-DC5	G2R-14-DC5	A4	SPDT	106.0	47	5				
653-G2R-14-DC12	G2R-14-DC12	A4	SPDT	43.6	275	12				
653-G2R-14-DC24	G2R-14-DC24	A4	SPDT	21.8	1100	24				
653-G2R-14-DC48	G2R-14-DC48	A4	SPDT	11.5	4170	48				
✻ 653-G2R-14-AC24	G2R-14-AC24	A4	SPDT	37.5	260	24VAC				
✻ 653-G2R-14-AC120	G2R-14-AC120	A4	SPDT	7.5	6500	120VAC				
✻ 653-G2R-14-AC240	G2R-14-AC240	A4	SPDT	3.8	30,000	240VAC				
653-G2R-2A4-DC12	G2R-2A4-DC12	A5	DPST-NO	43.6	275	12				
653-G2R-2A4-DC24	G2R-2A4-DC24	A5	DPST-NO	21.8	1100	24				
653-G2R-24-DC5	G2R-24-DC5	A6	DPDT	106.0	47	5				
653-G2R-24-DC12	G2R-24-DC12	A6	DPDT	43.6	275	12				
653-G2R-24-DC24	G2R-24-DC24	A6	DPDT	21.8	1100	24				
✻ 653-G2R-24-AC24	G2R-24-AC24	A6	DPDT	37.5	260	24VAC				
✻ 653-G2R-24-AC120	G2R-24-AC120	A6	DPDT	7.5	6500	120VAC				
High-Capacity, Semi-Sealed, Non-Latching, PCB Terminals										
653-G2R-1A-E-DC5	G2R-1A-E-DC5	A7	SPST-NO	106.0	47	5				
653-G2R-1A-E-DC12	G2R-1A-E-DC12	A7	SPST-NO	43.6	275	12				
653-G2R-1A-E-DC24	G2R-1A-E-DC24	A7	SPST-NO	21.8	1100	24				
653-G2R-1A-E-DC48	G2R-1A-E-DC48	A7	SPST-NO	11.5	4170	48				
✻✻ 653-G2R-1A-ET13-DC24	G2R-1A-E-T130-DC24	A7	SPST-NO	21.8	1100	24				
✻ 653-G2R-1A-E-AC120	G2R-1A-E-AC120	A7	SPST-NO	7.5	6500	120VAC				
653-G2R-1-E-DC5	G2R-1-E-DC5	A8	SPDT	106.0	47	5				
653-G2R-1-E-DC12	G2R-1-E-DC12	A8	SPDT	43.6	275	12				
653-G2R-1-EDC18	G2R-1-E DC18	A8	SPDT	29.4	612	18				
653-G2R-1-E-DC24	G2R-1-E-DC24	A8	SPDT	21.8	1100	24				
✻ 653-G2R-1-E-AC120	G2R-1E-AC120	A8	SPDT	7.5	6500	120VAC				
Upper Mounting Bracket, Non-Latching, QC Terminals										
653-G2R-1A-TDC12	G2R-1A-T DC12	B9	SPST-NO	43.6	275	12				
653-G2R-1A-TDC24	G2R-1A-TDC24	B9	SPST-NO	21.8	1100	24				
✻ 653-G2R-1A-T-AC24	G2R-1A-T-AC24	B9	SPST-NO	37.5	260	24VAC				
✻ 653-G2R-1ATAC120	G2R-1A-T-AC120	B9	SPST-NO	7.5	6500	120VAC				
653-G2R-1-TDC5	G2R-1-T DC5	B10	SPDT	106.0	47	5				
✻ 653-G2R-1-T-AC24	G2R-1-T-AC24	B10	SPDT	37.5	260	24VAC				
✻ 653-G2R-1-T-AC120	G2R-1-T-AC120	B10	SPDT	7.5	6500	120VAC				
High-Sensitivity, Sealed, Non-Latching, PCB Terminals										
653-G2R-24-H-DC12	G2R-24-H-DC12	A6	DPDT	30.0	400	12				
Dual Coil Latching, Semi-Sealed										
† 653-G2RK-1-DC24	G2RK-1-DC24	C11	SPDT	34.6	694	24				
† 653-G2RK-2-DC12	G2RK-2-DC12	C12	DPDT	70.6	170	12				
† 653-G2RK-2-DC24	G2RK-2-DC24	C12	DPDT	34.6	694	24				

✻Rated current @ 60Hz ✻✻Class B Insulation † Set Coil Ratings

OMRON G2RG SERIES: DPST-NO FULLY SEALED POWER PCB RELAYS

Specifications:
- Rated load: 8A @ 250VAC
- Contact material: AgSnO
- Power consumption: 800mW

Features:
- Power relay with 1.5mm contact gap
- Tracking resistance: CTI > 250V
- 10kV impulse withstand voltage between coil and contacts

For quantities greater than listed, call for quote.

MOUSER STOCK NO.	Omron Part No.	Fig.	Rated Current (mA)	Coil Resistance (Ω)	Coil Voltage (VDC)	Price Each 1	25	50	100
653-G2RG-2A4-DC12	G2RG-2A4-DC12	D13	66.6	180	12				
653-G2RG-2A4-DC24	G2RG-2A4-DC24	D13	33.3	720	24				

DIMENSIONS: mm

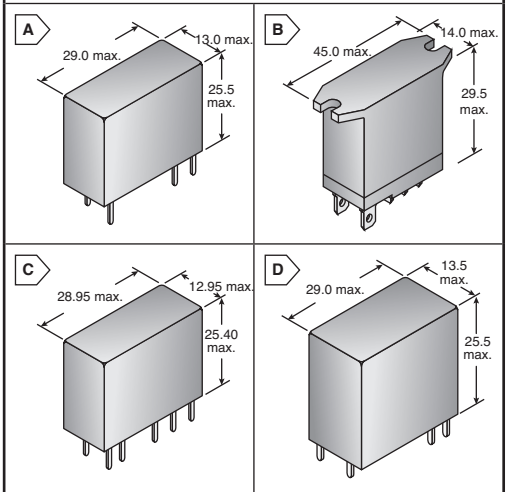

TERMINAL ARRANGEMENT

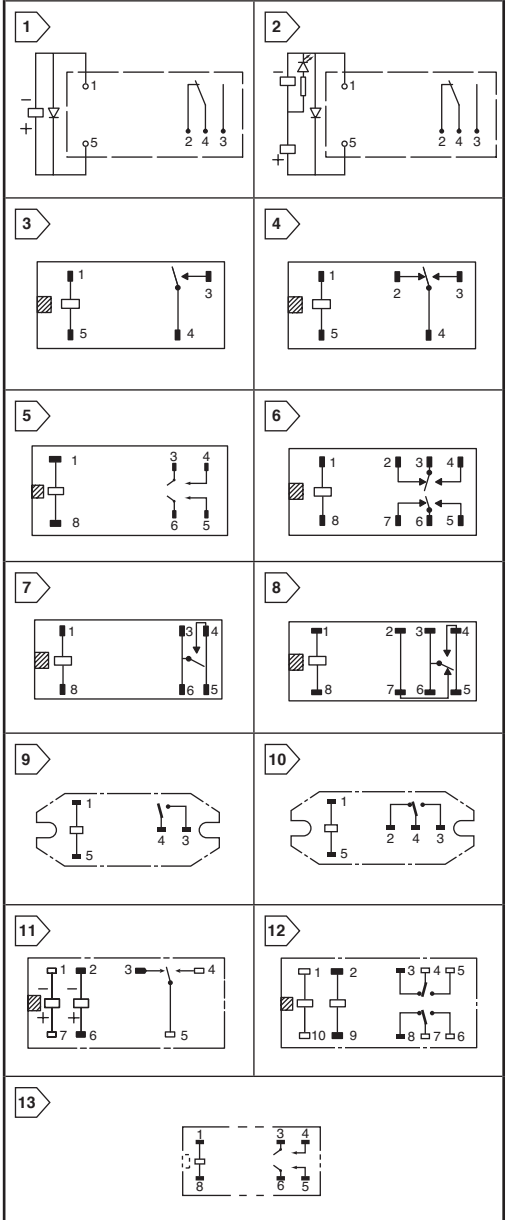

© Copyright 2014 Mouser Electronics

© Copyright 2014 Mouser Electronics

OMRON Power PCB Relays

OMRON

RoHS Compliant This product is RoHS compliant.

OMRON G6B SERIES: SWITCHING, SUBMINIATURE POWER PCB RELAYS

Specifications:
- Rated load: 5A @ 250VAC/30VDC
  8A @ 250VAC/30VDC for High-Capacity
- Contact material: Ag alloy
- Terminals: PCB straight

Features:
- Low power consumption: 200mW
- Unique moving loop armature reduces relay size, magnetic interference, and contact bounce time
- Fully sealed construction

✻Reverse coil polarity ✻✻Contact material: AgSnIn

For quantities greater than listed, call for quote.

MOUSER STOCK NO.	Omron Part No.	Fig.	Contact Form	Rated Current (mA)	Coil Resistance (Ω)	Coil Voltage (VDC)	Price Each 1	25	50	100
Non-Latching										
653-G6B-1114P-DC5	G6B-1114P-US-DC5	A1	SPST-NO	40.0	125.0	5				
653-G6B-1114PUSDC6	G6B-1114P-US-DC6	A1	SPST-NO	33.3	180.0	6				
653-G6B-1114P-DC12	G6B-1114P-US-DC12	A1	SPST-NO	16.7	720.0	12				
✻653-G6B1114P1-DC12	G6B-1114P-1-US-DC12	A1	SPST-NO	16.7	720.0	12				
653-G6B-1114P-DC24	G6B-1114P-US-DC24	A1	SPST-NO	8.3	2880.0	24				
✻653-G6B-1114P-1-DC24	G6B-1114P-1-US-DC24	A1	SPST-NO	8.3	2880.0	24				
✻✻653-G6B1114PFDUSDC24	G6B-1114P-FD-US-DC24	A1	SPST-NO	8.3	2880.0	24				
✻653-G6B-2114P-1USDC5	G6B-2114P-1-US DC5	B2	SPST-NO+SPST-NC	40.0	125.0	5				
✻653-G6B-2114P-DC6	G6B-2114P-US-DC6	B2	SPST-NO+SPST-NC	33.3	180.0	6				
✻653-G6B2114P1USDC12	G6B-2114P-1-US-DC12	B2	SPST-NO+SPST-NC	16.7	720.0	12				
✻653-G6B-2114P1-DC24	G6B-2114P-1-US-DC24	B2	SPST-NO+SPST-NC	8.3	2880.0	24				
653-G6B-2214P-DC5	G6B-2214P-US-DC5	B3	DPST-NO	60.0	83.3	5				
653-G6B-2214P-DC12	G6B-2214P-US-DC12	B3	DPST-NO	25.0	480.0	12				
653-G6B-2214P-DC24	G6B-2214P-US-DC24	B3	DPST-NO	12.5	1920.0	24				
✻653-G6B2214P1USDC24	G6B-2214P-1-US DC24	B3	DPST-NO	12.5	1920.0	24				
653-G6B-2014P-USDC5	G6B-2014P-US DC5	B4	DPST-NC	60.0	83.3	5				
Dual-Coil Latching										
653-G6BK-1114P-DC5	G6BK-1114P-US-DC5	A5	SPST-NO	56.0	89.2	5				
653-G6BK-1114US-DC12	G6BK-1114P-US-DC12	A5	SPST-NO	23.3	515.0	12				
High-Capacity, Non-Latching										
653-G6B-1174P-DC5	G6B-1174P-US-DC5	C1	SPST-NO	60.0	83.3	5				
653-G6B-1174P-DC12	G6B-1174P-US-DC12	C1	SPST-NO	16.7	720.0	12				
653-G6B-1174P-DC24	G6B-1174P-US-DC24	C1	SPST-NO	8.3	2880.0	24				
✻✻ 653-G6B1174PFDUSDC24	G6B-1174P-FD-US-DC24	C1	SPST-NO	8.3	2880.0	24				
Sockets for G6B Series		**Fits Series**								
653-P6B-04P	P6B-04P	G6B-1114P, G6B-1174P								
653-P6B-06P	P6B-06P	G6BK-1114P								
653-P6B-26P	P6B-26P	G6B-2114P, G6B-2214P								

OMRON G6C SERIES: SUBMINIATURE POWER PCB RELAYS

Specifications:
- Rated load: 10A @ 250VAC/30VDC SPST-NO
  8A @ 250VAC/30VDC SPST-NO+SPST-NC
- Terminals: PCB straight

Features:
- Low power consumption: 200mW
- Unique moving loop armature reduces interference and contact bounce

For quantities greater than listed, call for quote.

MOUSER STOCK NO.	Omron Part No.	Fig.	Contact Form	Rated Current (mA)	Coil Resistance (Ω)	Coil Voltage (VDC)	Price Each 1	25	50	100
Non-Latching, Semi-sealed										
653-G6C-1117PUS-DC24	G6C-1117P-US-DC24	D1	SPST-NO	8.3	2880.0	24				
653-G6C-2117P-US-DC5	G6C-2117P-US-DC5	D2	SPST-NO+SPST-NC	40.0	125.0	5				
653-G6C-2117PUSDC8	G6C-2117P-US DC8	D2	SPST-NO+SPST-NC	25.0	320.0	8				
653-G6C-2117P-DC12	G6C-2117P-US-DC12	D2	SPST-NO+SPST-NC	16.7	720.0	12				
Non-Latching, Fully Sealed										
653-G6C-1114P-DC5	G6C-1114P-US-DC5	D1	SPST-NO	40.0	125.0	5				
653-G6C-1114P-DC12	G6C-1114P-US-DC12	D1	SPST-NO	16.7	720.0	12				
653-G6C-1114P-DC24	G6C-1114P-US-DC24	D1	SPST-NO	8.3	2880.0	24				
653-G6C-2114P-US-DC3	G6C-2114P-US-DC3	D2	SPST-NO+SPST-NC	67.0	45.0	3				
653-G6C-2114P-DC5	G6C-2114P-US-DC5	D2	SPST-NO+SPST-NC	40.0	125.0	5				
653-G6C-2114P-DC12	G6C-2114P-US-DC12	D2	SPST-NO+SPST-NC	16.7	720.0	12				
653-G6C-2114P-DC24	G6C-2114P-US-DC24	D2	SPST-NO+SPST-NC	8.3	2880.0	24				
Dual-Coil Latching, Fully Sealed										
653-G6CK-2114P-DC5	G6CK-2114P-US-DC5	D6	SPST-NO+SPST-NC	56.0	89.3	5				
Sockets for G6C Series		**Fits Series**								
653-P6C-06P	P6C-06P	G6C-1114P, G6C-2114P, G6C-1117, G6C-2117P								

OMRON G6D-ASI SERIES: SLIM POWER PCB RELAYS

Specifications:
- Rated load: 5A @ 250VAC/30VDC
- Terminals: PCB straight

Features:
- Reduced board space ideal for high-density mounting
- Sealed construction allows automatic soldering and cleaning

✻ Non-paraffin coil

For quantities greater than listed, call for quote.

MOUSER STOCK NO.	Omron Part No.	Fig.	Contact Form	Rated Current (mA)	Coil Resistance (Ω)	Coil Voltage (VDC)	Price Each 1	25	50	100
653-G6D1A-ASI-DC5	G6D-1A-ASI-DC5	E7	SPST-NO	40.0	125.0	5				
653-G6D1A-ASI-DC12	G6D-1A-ASI-DC12	E7	SPST-NO	16.7	720.0	12				
653-G6D1A-ASI-DC24	G6D-1A-ASI-DC24	E7	SPST-NO	8.3	2880.0	24				
✻ 653-G6D1AASINPDC24	G6D-1A-ASI-NP DC24	E7	SPST-NO	8.3	2880.0	24				
Sockets for G6D Series		**Fits Series**								
653-P6D-04P	P6D-04P	G6D								

OMRON G6DS SERIES: SLIM, MINIATURE POWER PCB RELAYS

Specifications:
- Rated load: 5A @ 250VAC/30VDC
- Power consumption: 180mW (120mW High-Sensitivity)

Features:
- Fully sealed
- Ideal for high-density mounting

For quantities greater than listed, call for quote.

Standard										
653-G6DS-1A-DC5	G6DS-1A-DC5	D8	SPST-NO	36.0	139.0	5				
653-G6DS-1A-DC12	G6DS-1A-DC12	D8	SPST-NO	15.0	800.0	12				
653-G6DS-1A-DC24	G6DS-1A-DC24	D8	SPST-NO	7.5	3200.0	24				
High-Sensitivity										
653-G6DS-1A-H-DC5	G6DS-1A-H-DC5	D8	SPST-NO	24.0	208.0	5				
653-G6DS-1A-H-DC12	G6DS-1A-H-DC12	D8	SPST-NO	10.0	1200.0	12				
653-G6DS-1A-H-DC24	G6DS-1A-H-DC24	D8	SPST-NO	5.0	4800.0	24				

DIMENSIONS: mm

A

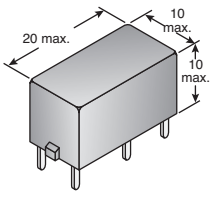

B

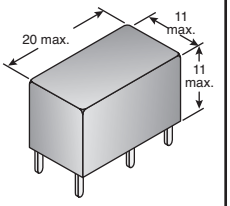

C

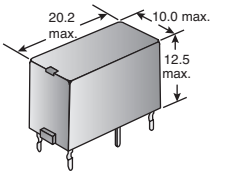

D

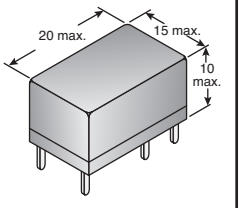

E

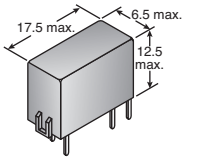

TERMINAL ARRANGEMENT

1

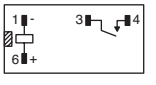

2

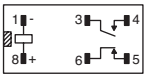

3

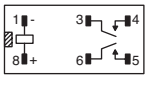

4

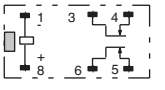

5

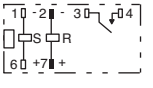

6

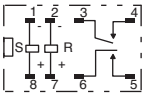

7

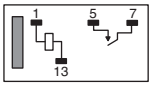

8

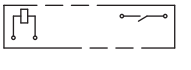

Omron PCB Relays

© Copyright 2014 Mouser Electronics

© Copyright 2014 Mouser Electronics

OMRON G6M SERIES: SIL PACKAGE POWER PCB RELAYS

Specifications:
- Rated load: 3A @ 250VAC/30VDC
- Power consumption: 120mW

Features:
- Fully sealed
- Reduced area is ideal for high density mounting.

RoHS Compliant

For quantities greater than listed, call for quote.

MOUSER STOCK NO.	Omron Part No.	Fig.	Contact Form	Rated Current (mA)	Coil Resistance (Ω)	Coil Voltage (VDC)	Price Each 1	25	50	100
653-G6M-1A-DC5	G6M-1A-DC5	A1	SPST-NO	24.0	208	5				
653-G6M-1A-DC12	G6M-1A-DC12	A1	SPST-NO	10.0	1200	12				
653-G6M-1A-DC24	G6M-1A-DC24	A1	SPST-NO	5.0	4800	24				

OMRON G6RL SERIES: LOW PROFILE POWER PCB RELAYS

Specifications:
- Rated load: 10A @ 250VAC, NO
  8A @ 250VAC / 5A @ 30VDC, NC
  8A @ 250VAC / 5A @ 24VDC, NC 1(A), 1(A)4-ASI

Features:
- Max. switching capacity: 2500VA (NO)
- Clearance and creepage distance: 10mm
- Applications: Boilers, PLCs, I/O ports, timers

RoHS Compliant

For quantities greater than listed, call for quote.

MOUSER STOCK NO.	Omron Part No.	Fig.	Contact Form	Rated Current (mA)	Coil Resistance (Ω)	Coil Voltage (VDC)	Price Each 1	25	50	100
Flux Protected, AgSnIn Contacts										
653-G6RL-1A-ASIDC24	G6RL-1A-ASI DC24	B2	SPST-NO	9.2	2618	24				
653-G6RL-1-ASIDC12	G6RL-1-ASI DC12	B3	SPDT	18.3	654	12				
Flux Protected, AgNi Contacts										
653-G6RL-1A-DC3	G6RL-1A-DC3	B2	SPST-NO	73.3	40	3				
653-G6RL-1A-DC5	G6RL-1A-DC5	B2	SPST-NO	44.0	113	5				
653-G6RL-1A-DC12	G6RL-1A-DC12	B2	SPST-NO	18.3	654	12				
653-G6RL-1A-DC24	G6RL-1A-DC24	B2	SPST-NO	9.2	2618	24				
653-G6RL-1-DC5	G6RL-1 DC5	B3	SPDT	44.0	113	5				
653-G6RL-1-DC12	G6RL-1-DC12	B3	SPDT	18.3	654	12				
653-G6RL-1-DC24	G6RL-1 DC24	B3	SPDT	9.2	2618	24				
Fully Sealed, AgSnIn Contacts										
653-G6RL-1A4-ASIDC5	G6RL-1A4-ASI DC5	B2	SPST-NO	44.0	113	5				
653-G6RL-1A4-ASIDC24	G6RL-1A4-ASI DC24	B2	SPST-NO	9.2	2618	24				
653-G6RL-14-ASIDC5	G6RL-14-ASI DC5	B3	SPDT	44.0	113	5				
653-G6RL-14-ASIDC12	G6RL-14-ASI DC12	B3	SPDT	18.3	654	12				
653-G6RL-14-ASIDC24	G6RL-14-ASI DC24	B3	SPDT	9.2	2618	24				

OMRON G6RN SERIES: HEAVY-DUTY, MINIATURE POWER PCB RELAYS

Specifications:
- Rated load: 8A @ 250VAC / 5A @ 30VDC
- Contact material: Ag alloy + gold plating

Features:
- Sealed plastic construction
- Ideal for switching contactors, solenoids and motors

LEAD-FREE

RoHS Compliant

For quantities greater than listed, call for quote.

MOUSER STOCK NO.	Omron Part No.	Fig.	Contact Form	Rated Current (mA)	Coil Resistance (Ω)	Coil Voltage (VDC)	Price Each 1	25	50	100
653-G6RN-1A-DC5	G6RN-1A-DC5	C4	SPST-NO	43.9	114	5				
653-G6RN-1A-DC12	G6RN-1A DC12	C4	SPST-NO	18.3	655	12				
653-G6RN-1A-DC24	G6RN-1A DC24	C4	SPST-NO	9.2	2620	24				
653-G6RN-1-DC5	G6RN-1-DC5	C5	SPDT	43.9	114	5				
653-G6RN-1-DC12	G6RN-1-DC12	C5	SPDT	18.3	655	12				
653-G6RN-1-DC24	G6RN-1-DC24	C5	SPDT	9.2	2620	24				
653-G6RN-1-DC48	G6RN-1-DC48	C5	SPDT	5.2	9210	48				

OMRON G8PT SERIES: HEAVY-DUTY, COMPACT POWER PCB RELAYS

Specifications:
- Rated load: 30A @ 250VAC / 20A @ 28VDC SPST-NO
  20(10A) @ 250VAC / 28VDC SPDT NO(NC)
- Contact material: Ag alloy

Features:
- Up to 30A switching capacity in compact package
- UL Class F coil insulation standard
- Minimum 6kV impulse surge withstand

✻ Ventable nib is cut-off at factory

For quantities greater than listed, call for quote.

MOUSER STOCK NO.	Omron Part No.	Fig.	Contact Form	Rated Current (mA)	Coil Resistance (Ω)	Coil Voltage (VDC)	Price Each 1	25	50	100
Open Frame, PCB Terminals										
653-G8P-1AP-DC5	G8P-1AP-DC5	D6	SPST-NO	185.0	27	5				
653-G8P-1APDC9	G8P-1AP DC9	D6	SPST-NO	93.0	97	9				
653-G8P-1AP-DC12	G8P-1AP-DC12	D6	SPST-NO	77.0	155	12				
653-G8P-1AP-DC24	G8P-1AP-DC24	D6	SPST-NO	36.0	660	24				
Sealed with Ventable Nib, PCB Terminals										
653-G8P-1A4P-DC5	G8P-1A4P-DC5	E7	SPST-NO	185.0	27	5				
653-G8P-1A4PDC9BYOMZ	G8P-1A4P DC9	E7	SPST-NO	93.0	97	9				
653-G8P-1A4P-DC12	G8P-1A4P-DC12	E7	SPST-NO	77.0	155	12				
653-G8P-1A4PDC15	G8P-1A4P DC15	E7	SPST-NO	59.0	256	15				
653-G8P-1A4P-DC18	G8P-1A4P-DC18	E7	SPST-NO	47.0	380	18				
653-G8P-1A4P-DC24	G8P-1A4P-DC24	E7	SPST-NO	36.0	660	24				
✻ 653-G8P1A4PVDC241	G8P-1A4P-V DC24	E7	SPST-NO	36.0	660	24				
653-G8P-1A4P-DC110	G8P-1A4P-DC110	E7	SPST-NO	9.0	12400	110				
653-G8P-1C4P-DC5	G8P-1C4P-DC5	E7	SPDT	185.0	27	5				
653-G8P-1C4P-DC12	G8P-1C4P-DC12	E7	SPDT	77.0	155	12				
✻ 653-G8P1C4PVDC121	G8P-1C4P-V DC12	E7	SPDT	77.0	155	12				
✻ 653-G8P1C4PVDC181	G8P-1C4P-V DC18	E7	SPDT	47.0	380	18				
653-G8P-1C4P-DC24	G8P-1C4P-DC24	E7	SPDT	36.0	660	24				
653-G8P-1C4P-DC48	G8P-1C4P-DC48	E7	SPDT	19.0	2480	48				
Sealed with Ventable Nib, PCB and QC #250 Load Terminals										
653-G8P-1A4TP-DC12	G8P-1A4TP-DC12	F6	SPST-NO	77.0	155	12				
653-G8P-1A4TP-DC18	G8P-1A4TP-DC18	F6	SPST-NO	47.0	380	18				
653-G8P-1A4TP-DC24	G8P-1A4TP-DC24	F6	SPST-NO	36.0	660	24				
653-G8P-1C4TP-DC12	G8P-1C4TP-DC12	F6	SPDT	77.0	155	12				
653-G8P-1C4TP-DC24	G8P-1C4TP-DC24	F6	SPDT	36.0	660	24				
Vented, Flange Mount with QC #187 Terminals										
653-G8P-1A2T-F-DC5	G8P-1A2T-F-DC5	G8	SPST-NO	185.0	27	5				
653-G8P-1A2T-F-DC12	G8P-1A2T-F-DC12	G8	SPST-NO	77.0	155	12				
653-G8P-1A2T-F-DC24	G8P-1A2T-F-DC24	G8	SPST-NO	36.0	660	24				
653-G8P-1C2T-FDC5	G8P-1C2T-F DC5	G8	SPDT	185.0	27	5				
653-G8P-1C2T-F-DC12	G8P-1C2T-F-DC12	G8	SPDT	77.0	155	12				
653-G8P-1C2T-F-DC24	G8P-1C2T-F-DC24	G8	SPDT	36.0	660	24				

DIMENSIONS: mm

A

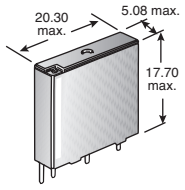

B

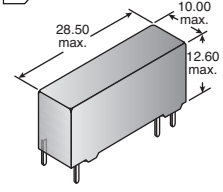

C

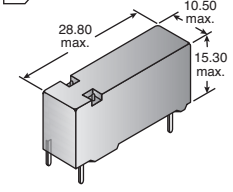

D

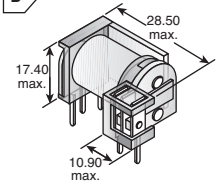

E

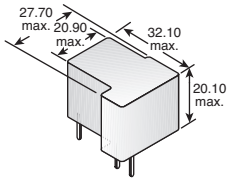

F

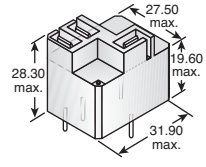

G

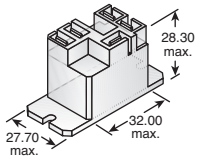

TERMINAL ARRANGEMENT

1

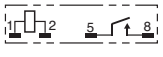

2



3

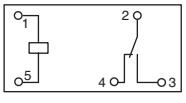

4

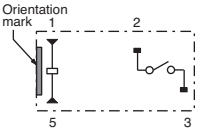

5

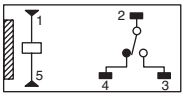

6

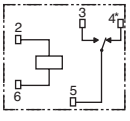

Note: Terminal #4 is omitted on SPST-NO version

7

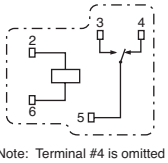

Note: Terminal #4 is omitted on SPST-NO version

8

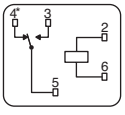

Note: Terminal #4 is omitted on SPST-NO version

© Copyright 2014 Mouser Electronics

PANASONIC Power Relays

Panasonic

RoHS Compliant **This product is RoHS compliant.**

Panasonic Power relays are RoHS compliant and ideal for Home Appliances, HVAC and vehicle applications as well as Lighting, Spa and Elevator Control and Industrial Equipment. Miniature package types for space savings with low power consumption. Polarized Latching types featuring high switching capacity and excellent vibration resistance Safety Relays, with EN50205 forcibly guided contacts High Capacity DC Cutoff types up to 300A General Purpose - available with sockets.

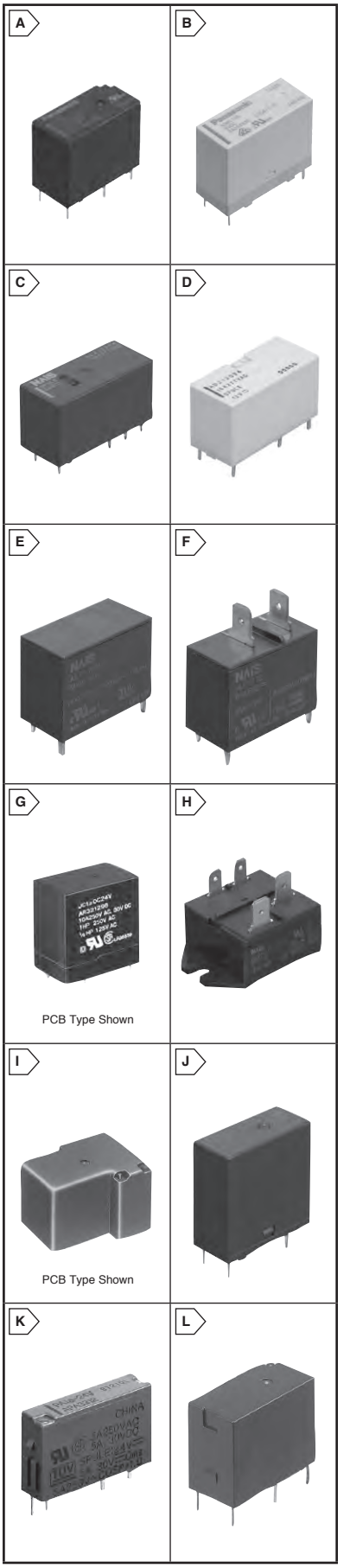

ALQ SERIES

PRODUCT NEW

For quantities greater than listed, call for quote.

MOUSER STOCK NO.	Panasonic Part No.	Fig.	Current Rating (A)	Nominal Coil Voltage (VDC)	Contact Arrangement	Mounting Type	Price Each 1	25	50	100
769-ALQ105	ALQ105	A	10	5	1 Form C	Thru-Hole				
769-ALQ106	ALQ106	A	10	6	1 Form C	Thru-Hole				
769-ALQ109	ALQ109	A	10	9	1 Form C	Thru-Hole				
769-ALQ112	ALQ112	A	10	12	1 Form C	Thru-Hole				
769-ALQ118	ALQ118	A	10	18	1 Form C	Thru-Hole				
769-ALQ124	ALQ124	A	10	24	1 Form C	Thru-Hole				
769-ALQ305	ALQ305	A	10	5	1 Form A	Thru-Hole				
769-ALQ306	ALQ306	A	10	6	1 Form A	Thru-Hole				
769-ALQ309	ALQ309	A	10	9	1 Form A	Thru-Hole				
769-ALQ312	ALQ312	A	10	12	1 Form A	Thru-Hole				
769-ALQ318	ALQ318	A	10	18	1 Form A	Thru-Hole				
769-ALQ324	ALQ324	A	10	24	1 Form A	Thru-Hole				

ADW1 SERIES

For quantities greater than listed, call for quote.

MOUSER STOCK NO.	Panasonic Part No.	Fig.	Current Rating (A)	Nominal Coil Voltage (VDC)	Contact Arrangement	Mounting Type	Price Each 1	25	50	100
769-ADW1103W	ADW1103W	B	8	3	1 FORM A	PDB				
769-ADW1105W	ADW1105W	B	8	5	2 FORM A	PDB				
769-ADW1106W	ADW1106W	B	8	6	3 FORM A	PDB				
769-ADW1109W	ADW1109W	B	8	9	4 FORM A	PDB				
769-ADW1112W	ADW1112W	B	8	12	5 FORM A	PDB				
769-ADW1124W	ADW1124W	B	8	24	6 FORM A	PDB				
769-ADW1203W	ADW1203W	B	8	3	7 FORM A	PDB				
769-ADW1205W	ADW1205W	B	8	5	8 FORM A	PDB				
769-ADW1206W	ADW1206W	B	8	6	9 FORM A	PDB				
769-ADW1209W	ADW1209W	B	8	9	10 FORM A	PDB				
769-ADW1212W	ADW1212W	B	8	12	11 FORM A	PDB				
769-ADW1224W	ADW1224W	B	8	24	12 FORM A	PDB				

ALZ SERIES

For quantities greater than listed, call for quote.

MOUSER STOCK NO.	Panasonic Part No.	Fig.	Current Rating (A)	Nominal Coil Voltage (VDC)	Contact Arrangement	Mounting Type	Price Each 1	25	50	100
769-ALZ21F24	ALZ21F24	C	16	24	1 Form A	PCB				
769-ALZ12B12	ALZ12B12	C	16	12	1 Form C	PCB				
769-ALZ12B24	ALZ12B24	C	16	24	1 Form C	PCB				
769-ALZ12F12	ALZ12F12	C	16	12	1 Form C	PCB				
769-ALZ12F24	ALZ12F24	C	16	24	1 Form C	PCB				

ADJ SERIES

For quantities greater than listed, call for quote.

MOUSER STOCK NO.	Panasonic Part No.	Fig.	Current Rating (A)	Nominal Coil Voltage (VDC)	Contact Arrangement	Mounting Type	Price Each 1	25	50	100
769-ADJ23005	ADJ23005	D	16	5	1 Form A	PCB				
769-ADJ24005	ADJ24005	D	16	5	1 Form A	PCB				
769-ADJ14005	ADJ14005	D	16	5	1 Form C	PCB				
769-ADJ14012	ADJ14012	D	16	12	1 Form C	PCB				

ALF SERIES

For quantities greater than listed, call for quote.

MOUSER STOCK NO.	Panasonic Part No.	Fig.	Current Rating (A)	Nominal Coil Voltage (VDC)	Contact Arrangement	Mounting Type	Price Each 1	25	50	100
769-ALF1P12	ALF1P12	E	20	12	1 Form A	PCB				
769-ALF1T12	ALF1T12	F	20	12	1 Form A	TMP				
769-ALF1T24	ALF1T24	D	20	24	1 Form A	TMP				

JC SERIES

For quantities greater than listed, call for quote.

MOUSER STOCK NO.	Panasonic Part No.	Fig.	Current Rating (A)	Nominal Coil Voltage (VDC)	Contact Arrangement	Mounting Type	Price Each 1	25	50	100
769-JC1AF-DC12V-F	JC1AF-DC12V-F	G	15	12	1 Form A	PCB				
769-JC1AF-DC24V-F	JC1AF-DC24V-F	G	15	24	1 Form A	PCB				

JM SERIES

For quantities greater than listed, call for quote.

MOUSER STOCK NO.	Panasonic Part No.	Fig.	Current Rating (A)	Nominal Coil Voltage (VDC)	Contact Arrangement	Mounting Type	Price Each 1	25	50	100
769-JM1AN-TMP-DC5V-F	JM1AN-TMP-DC5V-F	H	20	5	1 Form A	TMP				

JTN SERIES

For quantities greater than listed, call for quote.

MOUSER STOCK NO.	Panasonic Part No.	Fig.	Current Rating (A)	Nominal Coil Voltage (VDC)	Contact Arrangement	Mounting Type	Price Each 1	25	50	100
769-JTN1ASPAFDC12V	JTN1AS-PA-F-DC12V	I	30	12	1 Form A	PCB				
769-JTN1ASPAFDC24V	JTN1AS-PA-F-DC24V	I	30	24	1 Form A	PCB				
769-JTN1AS-PA-F-DC5V	JTN1AS-PA-F-DC5V	I	30	5	1 Form A	PCB				
769-JTN1S-PA-F-DC12V	JTN1S-PA-F-DC12V	I	10/20	12	1 Form C	PCB				
769-JTN1S-PA-F-DC24V	JTN1S-PA-F-DC24V	I	10/20	24	1 Form C	PCB				
769-JTN1ASTMPFDC12V	JTN1AS-TMP-F-DC12V	I	30	12	1 Form A	TMP				
769-JTN1ASTMPFDC24V	JTN1AS-TMP-F-DC24V	I	30	24	1 Form A	TMP				
769-JTN1ASTMPFDC5V	JTN1AS-TMP-F-DC5V	I	30	5	1 Form A	TMP				
769-JTN1ASTMPFDC6V	JTN1AS-TMP-F-DC6V	I	30	6	1 Form A	TMP				
769-JTN1STMPFDC12V	JTN1S-TMP-F-DC12V	I	10/20	12	1 Form C	TMP				

LK SERIES

For quantities greater than listed, call for quote.

MOUSER STOCK NO.	Panasonic Part No.	Fig.	Current Rating (A)	Nominal Coil Voltage (VDC)	Contact Arrangement	Mounting Type	Price Each 1	25	50	100
769-LK1AF-12V	LK1AF-12V	J	5	12	1 Form A	PCB				
769-LK1AF-24V	LK1AF-24V	J	5	24	1 Form A	PCB				

PA SERIES

For quantities greater than listed, call for quote.

MOUSER STOCK NO.	Panasonic Part No.	Fig.	Current Rating (A)	Nominal Coil Voltage (VDC)	Contact Arrangement	Mounting Type	Price Each 1	25	50	100
769-PA1A-12V	PA1A-12V	K	5	12	1 Form A	PCB				
769-PA1A-24V	PA1A-24V	K	5	24	1 Form A	PCB				
769-PA1A-5V	PA1A-5V	K	5	5	1 Form A	PCB				

PQ SERIES

For quantities greater than listed, call for quote.

MOUSER STOCK NO.	Panasonic Part No.	Fig.	Current Rating (A)	Nominal Coil Voltage (VDC)	Contact Arrangement	Mounting Type	Price Each 1	25	50	100
769-PQ1A-24V	PQ1A-24V	L	5	24	1 Form A	PCB				

SOCKETS

For quantities greater than listed, call for quote.

MOUSER STOCK NO.	Panasonic Part No.	Description	Price Each 1	25	50	100
769-PA1A-PS	PA1A-PS	For PA1A Relays				

© Copyright 2014 Mouser Electronics

© Copyright 2014 Mouser Electronics

PANASONIC Power Relays

Panasonic

RoHS Compliant **This product is RoHS compliant.**

Panasonic Power relays are RoHS compliant and ideal for Home Appliances, HVAC and vehicle applications as well as Lighting, Spa and Elevator Control and Industrial Equipment.
Miniature package types for space savings with low power consumption. Polarized Latching types featuring high switching capacity and excellent vibration resistance Safety Relays, with EN50205 forcibly guided contacts High Capacity DC Cutoff types up to 300A General Purpose - available with sockets.

ADQ SERIES

For quantities greater than listed, call for quote.

MOUSER STOCK NO.	Panasonic Part No.	Fig.	Current Rating (A)	Nominal Coil Voltage (VDC)	Contact Arrangement	Mounting Type	Price Each			
							1	25	50	100
769-ADQ23Q012	ADQ23Q012	A	30	12	1 Form A	PCB				
769-ADQ23Q04H	ADQ23Q04H	A	30	4.5	1 Form A	PCB				

ALA SERIES

For quantities greater than listed, call for quote.

MOUSER STOCK NO.	Panasonic Part No.	Fig.	Current Rating (A)	Nominal Coil Voltage (VDC)	Contact Arrangement	Mounting Type	Price Each			
							1	25	50	100
769-ALA2F05	ALA2F05	B	3	5	2 Form A	PCB				
769-ALA2F24	ALA2F24	B	3	24	2 Form A	PCB				
769-ALA2PF12	ALA2PF12	B	5	12	2 Form A	PCB				

ALD SERIES

For quantities greater than listed, call for quote.

MOUSER STOCK NO.	Panasonic Part No.	Fig.	Current Rating (A)	Nominal Coil Voltage (VDC)	Contact Arrangement	Mounting Type	Price Each			
							1	25	50	100
769-ALD112	ALD112	C	3	12	1 Form A	PCB				
769-ALD124	ALD124	C	3	24	1 Form A	PCB				

ALE SERIES

For quantities greater than listed, call for quote.

MOUSER STOCK NO.	Panasonic Part No.	Fig.	Current Rating (A)	Nominal Coil Voltage (VDC)	Contact Arrangement	Mounting Type	Price Each			
							1	25	50	100
769-ALE14B24	ALE14B24	D	16	24	1 Form A	PCB				
769-ALE1PB24	ALE1PB24	D	16	24	1 Form A	PCB				

DK SERIES

For quantities greater than listed, call for quote.

MOUSER STOCK NO.	Panasonic Part No.	Fig.	Current Rating (A)	Nominal Coil Voltage (VDC)	Contact Arrangement	Mounting Type	Price Each			
							1	25	50	100
Non-Latching										
769-DK1A-12V-F	DK1A-12V-F	E	10	12	1 Form A	PCB				
769-DK1A1B-12V	DK1A1B-12V	E	8	12	1FormA/1FormB	PCB				
769-DK1A1B-24V	DK1A1B-24V	E	8	24	1FormA/1FormB	PCB				
769-DK1A1B-5V	DK1A1B-5V	E	8	5	1FormA/1FormB	PCB				
769-DK1A-24V-F	DK1A-24V-F	E	8	24	1FormA/1FormB	PCB				
769-DK1A-5V-F	DK1A-5V-F	E	10	5	1 Form A	PCB				
769-DK2A-12V	DK2A-12V	E	8	12	2 Form A	PCB				
769-DK2A-24V	DK2A-24V	E	8	24	2 Form A	PCB				
769-DK2A-5V	DK2A-5V	E	8	5	2 Form A	PCB				
Dual Coil Latching										
769-DK1A-L2-24V-F	DK1A-L2-24V-F	E	10	24	1 Form A	PCB				
769-DK1A-L2-12V-F	DK1A-L2-12V-F	E	10	12	1 Form A	PCB				
769-DK1A1B-L2-12V	DK1A1B-L2-12V	E	8	12	1FormA/1FormB	PCB				
769-DK1A1B-L2-5V	DK1A1B-L2-5V	E	8	5	1FormA/1FormB	PCB				
769-DK2A-L2-12V	DK2A-L2-12V	E	8	12	2 Form A	PCB				
769-DK2A-L2-5V	DK2A-L2-5V	E	8	5	2 Form A	PCB				

DSP SERIES

For quantities greater than listed, call for quote.

MOUSER STOCK NO.	Panasonic Part No.	Fig.	Current Rating (A)	Nominal Coil Voltage (VDC)	Contact Arrangement	Mounting Type	Price Each			
							1	25	50	100
Non-Latching										
769-DSP1A-DC12V	DSP1A-DC12V	F	8	12	1 Form A	PCB				
769-DSP1A-DC24V	DSP1A-DC24V	F	8	24	1 Form A	PCB				
769-DSP1A-DC5V	DSP1A-DC5V	F	8	5	1 Form A	PCB				
769-DSP1A-DC9V	DSP1A-DC9V	F	8	9	1 Form A	PCB				
769-DSP2A-DC12V	DSP2A-DC12V	F	5	12	2 Form A	PCB				
769-DSP2A-DC24V	DSP2A-DC24V	F	5	24	2 Form A	PCB				
769-DSP2A-DC5V	DSP2A-DC5V	F	5	5	2 Form A	PCB				
769-DSP1-DC12V-F	DSP1-DC12V-F	F	5	12	1FormA/1FormB	PCB				
769-DSP1-DC5V-F	DSP1-DC5V-F	F	5	5	1FormA/1FormB	PCB				
769-DSP1-DC6V-F	DSP1-DC6V-F	F	5	6	1FormA/1FormB	PCB				
Dual Coil Latching										
769-DSP1A-L2-DC12V	DSP1A-L2-DC12V	F	8	12	1 Form A	PCB				
769-DSP1A-L2-DC24V	DSP1A-L2-DC24V	F	8	24	1 Form A	PCB				
769-DSP1A-L2-DC5V	DSP1A-L2-DC5V	F	8	5	1 Form A	PCB				
769-DSP2A-L2-DC12V	DSP2A-L2-DC12V	F	5	12	2 Form A	PCB				
769-DSP2A-L2-DC24V	DSP2A-L2-DC24V	F	5	24	2 Form A	PCB				
769-DSP2A-L2-DC5V	DSP2A-L2-DC5V	F	5	5	2 Form A	PCB				
769-DSP1-L2-DC12V-F	DSP1-L2-DC12V-F	F	5	12	1FormA/1FormB	PCB				
769-DSP1-L2-DC24V-F	DSP1-L2-DC24V-F	F	5	24	1FormA/1FormB	PCB				
769-DSP1-L2-DC5V-F	DSP1-L2-DC5V-F	F	5	5	1FormA/1FormB	PCB				

SOCKETS

For quantities greater than listed, call for quote.

MOUSER STOCK NO.	Panasonic Part No.	Description	Price Each			
			1	25	50	100
769-DSP1A-PS	DSP1A-PS	For DSP1A Relays				
769-DSP2A-PS	DSP2A-PS	For DSP2A Relays				
769-DSP2A-PSL2	DSP2A-PSL2	For DSP2A-L2 Relays				
769-AHNA21	AHNA21	For AHN2 Relays, Screw Terminals				
769-DK1A-PS	DK1A-PS	For DK1 PC Mount				
769-DK2A-PS	DK2A-PS	For DK1A1B PC Mount				

A



B



C



D



E



F



Panasonic

PCB Relays

© Copyright 2014 Mouser Electronics

© Copyright 2014 Mouser Electronics

PANASONIC Power Relays

Panasonic

RoHS Compliant **This product is RoHS compliant.**

Panasonic Power relays are RoHS compliant and ideal for Home Appliances, HVAC and vehicle applications as well as Lighting, Spa and Elevator Control and Industrial Equipment.
Miniature package types for space savings with low power consumption. Polarized Latching types featuring high switching capacity and excellent vibration resistance Safety Relays, with EN50205 forcibly guided contacts High Capacity DC Cutoff types up to 300A General Purpose - available with sockets.

HC SERIES

For quantities greater than listed, call for quote.

MOUSER STOCK NO.	Panasonic Part No.	Fig.	Current Rating (A)	Nominal Coil Voltage	Contact Arrangement	Mounting Type	Price Each 1	25	50	100
769-HC1-H-DC12V-F	HC1-H-DC12V-F	A	10	12VDC	1 Form C	Plug-In				
769-HC2-H-AC115V-F	HC2-H-AC115V-F	A	7	115VAC	2 Form C	Plug-In				
769-HC2-H-AC240V-F	HC2-H-AC240V-F	A	7	220/240VAC	2 Form C	Plug-In				
769-HC2-H-AC24V-F	HC2-H-AC24V-F	A	7	24VAC	2 Form C	Plug-In				
769-HC2-H-DC12V-F	HC2-H-DC12V-F	A	7	12VDC	2 Form C	Plug-In				
769-HC2-H-DC24V-F	HC2-H-DC24V-F	A	7	24VDC	2 Form C	Plug-In				
769-HC2-H-DC6V-F	HC2-H-DC6V-F	A	7	6VDC	2 Form C	Plug-In				
769-HC3-H-AC115V-F	HC3-H-AC115V-F	A	7	115VAC	3 Form C	Plug-In				
769-HC3-H-DC24V-F	HC3-H-DC24V-F	A	7	24VDC	3 Form C	Plug-In				
769-HC4-H-AC115V	HC4-H-AC115V	A	5	115VAC	4 Form C	Plug-In				
769-HC4-H-AC24V	HC4-H-AC24V	A	5	24VAC	4 Form C	Plug-In				
769-HC4-H-DC12V	HC4-H-DC12V	A	5	12VDC	4 Form C	Plug-In				
769-HC4D-H-AC115V	HC4D-H-AC115V	A	5	115VAC	4 Form C	Plug-In				
769-HC4D-H-DC24V	HC4D-H-DC24V	A	5	24VDC	4 Form C	Plug-In				
769-HC4-H-DC24V	HC4-H-DC24V	A	5	24VDC	4 Form C	Plug-In				
769-HC1-HP-DC24V-F	HC1-HP-DC24V-F	B	10	24VDC	1 Form C	PCB				
769-HC2-HP-AC115V-F	HC2-HP-AC115V-F	B	7	115VAC	2 Form C	PCB				
769-HC2-HP-AC24V-F	HC2-HP-AC24V-F	B	7	24VAC	2 Form C	PCB				
769-HC2-HP-DC12V-F	HC2-HP-DC12V-F	B	7	12VDC	2 Form C	PCB				
769-HC2-HP-DC24V-F	HC2-HP-DC24V-F	B	7	24VDC	2 Form C	PCB				
769-HC3-HP-DC24V-F	HC3-HP-DC24V-F	B	7	24VDC	3 Form C	PCB				
769-HC4D-HP-AC115V	HC4D-HP-AC115V	B	5	115VAC	4 Form C	PCB				
769-HC4-HP-AC115V	HC4-HP-AC115V	B	5	115VAC	4 Form C	PCB				
769-HC4-HP-DC12V	HC4-HP-DC12V	B	5	12VDC	4 Form C	PCB				
769-HC4-HP-DC24V	HC4-HP-DC24V	B	5	24VDC	4 Form C	PCB				

HE SERIES

For quantities greater than listed, call for quote.

769-HE1AN-AC120V	HE1AN-AC120V	C	30	120VAC	1 Form A	Plug-In				
769-HE1AN-AC240V	HE1AN-AC240V	C	30	240VAC	1 Form A	Plug-In				
769-HE1AN-AC24V	HE1AN-AC24V	C	30	24VAC	1 Form A	Plug-In				
769-HE1AN-DC12V	HE1AN-DC12V	C	30	12VDC	1 Form A	Plug-In				
769-HE1AN-DC24V	HE1AN-DC24V	C	30	24VDC	1 Form A	Plug-In				
769-HE2AN-DC12V	HE2AN-DC12V	C	20	12VDC	2 Form A	Plug-In				
769-HE2AN-DC24V	HE2AN-DC24V	C	20	24VDC	2 Form A	Plug-In				
769-HE1AN-Q-AC120V	HE1AN-Q-AC120V	C	30	120VAC	1 Form A	Top Mount				
769-HE1AN-Q-DC12V	HE1AN-Q-DC12V	C	30	12VDC	1 Form A	Top Mount				
769-HE1AN-Q-DC24V	HE1AN-Q-DC24V	C	30	24VDC	1 Form A	Top Mount				
769-HE1AN-Q-DC48V	HE1AN-Q-DC48V	C	30	48VDC	1 Form A	Top Mount				
769-HE2AN-Q-AC120V	HE2AN-Q-AC120V	C	20	120VAC	2 Form A	Top Mount				
769-HE2AN-Q-AC240V	HE2AN-Q-AC240V	C	20	240VAC	2 Form A	Top Mount				
769-HE2AN-Q-AC24V	HE2AN-Q-AC24V	C	20	24VAC	2 Form A	Top Mount				
769-HE2AN-Q-DC12V	HE2AN-Q-DC12V	C	25	12VDC	2 Form A	Top Mount				
769-HE2AN-Q-DC24V	HE2AN-Q-DC24V	C	25	24VDC	2 Form A	Top Mount				
769-HE1AN-S-AC120V	HE1AN-S-AC120V	C	30	120VAC	1 Form A	Screw Term.				
769-HE1AN-S-DC12V	HE1AN-S-DC12V	C	30	12VDC	1 Form A	Screw Term.				
769-HE1AN-S-DC24V	HE1AN-S-DC24V	C	30	24VDC	1 Form A	Screw Term.				
769-HE2AN-S-DC24V	HE2AN-S-DC24V	C	25	24VDC	2 Form A	Screw Term.				
769-HE2AN-SW-DC24V	HE2AN-SW-DC24V	C	25	24VDC	2 Form A	Screw Term.				

HG SERIES

For quantities greater than listed, call for quote.

769-HG2-AC115V-F	HG2-AC115V-F	D	20	115VAC	2 Form C	Top Mount				
769-HG2-AC24V-F	HG2-AC24V-F	D	20	24VAC	2 Form C	Top Mount				
769-HG2-DC12V-F	HG2-DC12V-F	D	20	12VDC	2 Form C	Top Mount				
769-HG2-DC24V-F	HG2-DC24V-F	D	20	24VDC	2 Form C	Top Mount				
769-HG3-DC24V-F	HG3-DC24V-F	D	20	24VDC	3 Form C	Top Mount				

HJ SERIES

For quantities greater than listed, call for quote.

769-HJ4-DC12V	HJ4-DC12V	--	5	12VDC	4 Form C	Plug-In				
769-HJ4-L-DC24V	HJ4-L-DC24V	--	5	24VDC	4 Form C	Plug-In				

HL SERIES

For quantities greater than listed, call for quote.

769-HL1-H-DC12V-F	HL1-H-DC12V-F	E	15	12VDC	1 Form C	Plug-In				
769-HL1-H-DC24V-F	HL1-H-DC24V-F	E	15	24VDC	1 Form C	Plug-In				
769-HL2-H-AC120V-F	HL2-H-AC120V-F	E	10	110/120VAC	2 Form C	Plug-In				
769-HL2-H-AC24V-F	HL2-H-AC24V-F	E	10	24VAC	2 Form C	Plug-In				
769-HL2-H-DC12V-F	HL2-H-DC12V-F	E	10	12VDC	2 Form C	Plug-In				
769-HL2-H-DC24V-F	HL2-H-DC24V-F	E	10	24VDC	2 Form C	Plug-In				
769-HL1-HTM-AC120V-F	HL1-HTM-AC120V-F	E	15	110/120VAC	1 Form C	Top Mount				
769-HL1-HTM-AC24V-F	HL1-HTM-AC24V-F	E	15	24VAC	1 Form C	Top Mount				
769-HL1-HTM-DC24V-F	HL1-HTM-DC24V-F	E	15	24VDC	1 Form C	Top Mount				
769-HL2-HTM-AC24V-F	HL2-HTM-AC24V-F	E	10	24VAC	2 Form C	Top Mount				
769-HL2-HTM-DC12V-F	HL2-HTM-DC12V-F	E	10	12VDC	2 Form C	Top Mount				
769-HL2-HP-AC120V-F	HL2-HP-AC120V-F	E	10	110/120VAC	2 Form C	PCB				
769-HL2-HP-DC12V-F	HL2-HP-DC12V-F	E	10	12VDC	2 Form C	PCB				
769-HL2-HP-DC24V-F	HL2-HP-DC24V-F	E	10	24VDC	2 Form C	PCB				

A



B



C



Plug-In Type Shown

D



E



Plug-In Type Shown

SOCKETS

For quantities greater than listed, call for quote.

MOUSER STOCK NO.	Panasonic Part No.	Description	Price Each 1	25	50	100
769-HC1-SS-K	HC1-SS-K	For HC1 Relays Solder Tab				
769-HC2-PS-K	HC2-PS-K	With Clip for HC2 Relays				
769-HC2-SF-K	HC2-SF-K	With Clip for HC2 Relays				
769-HC3-PS-K	HC3-PS-K	With Clip for HC3 Relays				

For quantities greater than listed, call for quote.

MOUSER STOCK NO.	Panasonic Part No.	Description	Price Each 1	25	50	100
769-HC4-HSF-K	HC4-HSF-K	For HC4 Relays Front Wire				
769-HC4-PS-K	HC4-PS-K	With Clip for HC4 Relays				
769-HL2-PS-K	HL2-PS-K	For HL2 Relays PCB				
769-HL2-SFD-K	HL2-SFD-K	For HL2 Relays Screw DIN				

© Copyright 2014 Mouser Electronics

© Copyright 2014 Mouser Electronics

PANASONIC Power Relays

Panasonic

RoHS Compliant **This product is RoHS compliant.**

Panasonic Power relays are RoHS compliant and ideal for Home Appliances, HVAC and vehicle applications as well as Lighting, Spa and Elevator Control and Industrial Equipment.
Miniature package types for space savings with low power consumption. Polarized Latching types featuring high switching capacity and excellent vibration resistance Safety Relays, with EN50205 forcibly guided contacts High Capacity DC Cutoff types up to 300A General Purpose - available with sockets.

JQ SERIES

For quantities greater than listed, call for quote.

MOUSER STOCK NO.	Panasonic Part No.	Fig.	Current Rating (A)	Nominal Coil Voltage (VDC)	Contact Arrangement	Mounting Type	Price Each 1	25	50	100
769-JQ1A-12V	JQ1A-12V	A	5	12	1 Form A	PCB				
769-JQ1A-12V-F	JQ1A-12V-F	A	5	12	1 Form A	PCB				
769-JQ1A-24V-F	JQ1A-24V-F	A	5	24	1 Form A	PCB				
769-JQ1A-5V	JQ1A-5V	A	5	5	1 Form A	PCB				
769-JQ1A-5V-F	JQ1A-5V-F	A	5	5	1 Form A	PCB				
769-JQ1AP-12V	JQ1AP-12V	A	10	12	1 Form A	PCB				
769-JQ1AP-12V-F	JQ1AP-12V-F	A	10	12	1 Form A	PCB				
769-JQ1AP-24V	JQ1AP-24V	A	10	24	1 Form A	PCB				
769-JQ1AP-24V-F	JQ1AP-24V-F	A	10	24	1 Form A	PCB				
769-JQ1AP-5V	JQ1AP-5V	A	5	5	1 Form A	PCB				
769-JQ1AP-5V-F	JQ1AP-5V-F	A	5	5	1 Form A	PCB				
769-JQ1-12V-F	JQ1-12V-F	A	5	12	1 Form C	PCB				
769-JQ1-24V	JQ1-24V	A	5	24	1 Form C	PCB				
769-JQ1-24V-F	JQ1-24V-F	A	5	24	1 Form C	PCB				
769-JQ1-5V	JQ1-5V	A	5	5	1 Form C	PCB				
769-JQ1-5V-F	JQ1-5V-F	A	5	5	1 Form C	PCB				
769-JQ1P-12V	JQ1P-12V	A	10	12	1 Form C	PCB				
769-JQ1P-24V	JQ1P-24V	A	10	24	1 Form C	PCB				
769-JQ1P-24V-F	JQ1P-24V-F	A	10	24	1 Form C	PCB				
769-JQ1P-5V	JQ1P-5V	A	10	5	1 Form C	PCB				
769-JQ1P-5V-F	JQ1P-5V-F	A	10	5	1 Form C	PCB				
769-JQ1-12V	JQ1-12V	A	5	12	1 Form C	SMD				

JS SERIES

For quantities greater than listed, call for quote.

MOUSER STOCK NO.	Panasonic Part No.	Fig.	Current Rating (A)	Nominal Coil Voltage (VDC)	Contact Arrangement	Mounting Type	Price Each 1	25	50	100
769-JS1A-12V-F	JS1A-12V-F	B	10	12	1 Form A	PCB				
769-JS1A-24V-F	JS1A-24V-F	B	10	24	1 Form A	PCB				
769-JS1A-48V-F	JS1A-48V-F	B	10	48	1 Form A	PCB				
769-JS1A-5V-F	JS1A-5V-F	B	10	5	1 Form A	PCB				
769-JS1-12V-F	JS1-12V-F	B	10	12	1 Form C	PCB				
769-JS1-24V-F	JS1-24V-F	B	10	24	1 Form C	PCB				
769-JS1-48V-F	JS1-48V-F	B	10	48	1 Form C	PCB				
769-JS1-5V-F	JS1-5V-F	B	10	5	1 Form C	PCB				
769-JS1-6V-F	JS1-6V-F	B	10	6	1 Form C	PCB				
769-JS1-9V-F	JS1-9V-F	B	10	9	1 Form C	PCB				
769-JS1-B-12V-F	JS1-B-12V-F	B	10	12	1 Form C	PCB				
769-JS1-B-24V-F	JS1-B-24V-F	B	10	24	1 Form C	PCB				

JVN SERIES

For quantities greater than listed, call for quote.

MOUSER STOCK NO.	Panasonic Part No.	Fig.	Current Rating (A)	Nominal Coil Voltage (VDC)	Contact Arrangement	Mounting Type	Price Each 1	25	50	100
769-JVN1A-12V-F	JVN1A-12V-F	C	10/20	12	1 Form A	PCB				

JW SERIES

For quantities greater than listed, call for quote.

MOUSER STOCK NO.	Panasonic Part No.	Fig.	Current Rating (A)	Nominal Coil Voltage (VDC)	Contact Arrangement	Mounting Type	Price Each 1	25	50	100
769-JW1AFSN-B-DC12V	JW1AFSN-B-DC12V	D	10	12	1 Form A	PCB				
769-JW1AFSN-DC24V	JW1AFSN-DC24V	D	10	24	1 Form A	PCB				
769-JW1FSN-B-DC12V	JW1FSN-B-DC12V	D	10	12	1 Form C	PCB				
769-JW1FSN-B-DC24V	JW1FSN-B-DC24V	D	10	24	1 Form C	PCB				
769-JW1FSN-B-DC5V	JW1FSN-B-DC5V	D	10	5	1 Form C	PCB				
769-JW1FSN-DC12V	JW1FSN-DC12V	D	10	12	1 Form C	PCB				
769-JW1FSN-DC24V	JW1FSN-DC24V	D	10	24	1 Form C	PCB				
769-JW1FSN-DC48V	JW1FSN-DC48V	D	10	48	1 Form C	PCB				
769-JW1FSN-DC5V	JW1FSN-DC5V	D	10	5	1 Form C	PCB				
769-JW1FSN-DC6V	JW1FSN-DC6V	D	10	6	1 Form C	PCB				
769-JW1FSN-DC9V	JW1FSN-DC9V	D	10	9	1 Form C	PCB				
769-JW2ASN-DC12V	JW2ASN-DC12V	D	5	12	2 Form A	PCB				
769-JW2ASN-DC24V	JW2ASN-DC24V	D	5	24	2 Form A	PCB				
769-JW2ASN-DC5V	JW2ASN-DC5V	D	5	5	2 Form A	PCB				
769-JW2SN-B-DC12V	JW2SN-B-DC12V	D	5	12	2 Form C	PCB				
769-JW2SN-DC12V	JW2SN-DC12V	D	5	12	2 Form C	PCB				
769-JW2SN-DC24V	JW2SN-DC24V	D	5	24	2 Form C	PCB				
769-JW2SN-DC48V	JW2SN-DC48V	D	5	48	2 Form C	PCB				
769-JW2SN-DC5V	JW2SN-DC5V	D	5	5	2 Form C	PCB				
769-JW2SN-DC6V	JW2SN-DC6V	D	5	6	2 Form C	PCB				
769-JW2SN-DC9V	JW2SN-DC9V	D	5	9	2 Form C	PCB				

SOCKETS

For quantities greater than listed, call for quote.

MOUSER STOCK NO.	Panasonic Part No.	Description	Price Each 1	25	50	100
769-JW1-PS	JW1-PS	For JW1 Series				
769-JW2-PS	JW2-PS	For JW2 Relays				

A



PCB Type Shown

B



C



D



© Copyright 2014 Mouser Electronics

© Copyright 2014 Mouser Electronics

PANASONIC Power Relays

Panasonic

RoHS Compliant **This product is RoHS compliant.**

Panasonic Power relays are RoHS compliant and ideal for Home Appliances, HVAC and vehicle applications as well as Lighting, Spa and Elevator Control and Industrial Equipment.
Miniature package types for space savings with low power consumption. Polarized Latching types featuring high switching capacity and excellent vibration resistance Safety Relays, with EN50205 forcibly guided contacts High Capacity DC Cutoff types up to 300A General Purpose - available with sockets.

NC SERIES

For quantities greater than listed, call for quote.

MOUSER STOCK NO.	Panasonic Part No.	Fig.	Current Rating (A)	Nominal Coil Voltage (VDC)	Contact Arrangement	Mounting Type	Price Each 1	25	50	100
769-NC2D-DC12V	NC2D-DC12V	A	5	12	2 Form C	Plug-In				
769-NC2D-DC24V	NC2D-DC24V	A	5	24	2 Form C	Plug-In				
769-NC2EBD-DC24V	NC2EBD-DC24V	A	3	24	2 Form C	Plug-In				
769-NC4D-DC24V	NC4D-DC24V	A	4	24	4 Form C	Plug-In				
769-NC4EBD-DC24V	NC4EBD-DC24V	A	2	24	4 Form C	Plug-In				
769-NC2D-JP-DC12V	NC2D-JP-DC12V	A	5	12	2 Form C	PCB				
769-NC2D-JP-DC24V	NC2D-JP-DC24V	A	5	24	2 Form C	PCB				
769-NC2D-JP-DC5V	NC2D-JP-DC5V	A	5	5	2 Form C	PCB				
769-NC2D-P-DC12V	NC2D-P-DC12V	A	5	12	2 Form C	PCB				
769-NC2D-P-DC24V	NC2D-P-DC24V	A	5	24	2 Form C	PCB				
769-NC2D-P-DC5V	NC2D-P-DC5V	A	5	5	2 Form C	PCB				
769-NC2EBD-JP-DC12V	NC2EBD-JP-DC12V	A	3	12	2 Form C	PCB				
769-NC2EBD-JP-DC24V	NC2EBD-JP-DC24V	A	3	24	2 Form C	PCB				
769-NC2EBD-JP-DC5V	NC2EBD-JP-DC5V	A	3	5	2 Form C	PCB				
769-NC2EBD-P-DC12V	NC2EBD-P-DC12V	A	3	12	2 Form C	PCB				
769-NC2EBD-P-DC24V	NC2EBD-P-DC24V	A	3	24	2 Form C	PCB				
769-NC4D-JP-DC12V	NC4D-JP-DC12V	A	4	12	4 Form C	PCB				
769-NC4D-JP-DC24V	NC4D-JP-DC24V	A	4	24	4 Form C	PCB				
769-NC4D-JP-DC5V	NC4D-JP-DC5V	A	4	5	4 Form C	PCB				
769-NC4D-P-DC5V	NC4D-P-DC5V	A	4	5	4 Form C	PCB				
769-NC4EBD-JP-DC12V	NC4EBD-JP-DC12V	A	2	12	4 Form C	PCB				
769-NC4EBD-JP-DC24V	NC4EBD-JP-DC24V	A	2	24	4 Form C	PCB				
769-NC4EBD-P-DC12V	NC4EBD-P-DC12V	A	2	12	4 Form C	PCB				

S SERIES

For quantities greater than listed, call for quote.

769-S2EB-12V	S2EB-12V	B	4	12	2 Form A/2 Form B	PCB				
769-S2EB-24V	S2EB-24V	B	4	24	2 Form A/2 Form B	PCB				
769-S2EB-48V	S2EB-48V	B	4	48	2 Form A/2 Form B	PCB				
769-S2EB-5V	S2EB-5V	B	4	5	2 Form A/2 Form B	PCB				
769-S2EB-6V	S2EB-6V	B	4	6	2 Form A/2 Form B	PCB				
769-S2EB-L2-12V	S2EB-L2-12V	B	4	12	2 Form A/2 Form B	PCB				
769-S2EB-L2-24V	S2EB-L2-24V	B	4	24	2 Form A/2 Form B	PCB				
769-S2EB-L2-5V	S2EB-L2-5V	B	4	5	2 Form A/2 Form B	PCB				
769-S4EB-12V	S4EB-12V	B	4	12	4 Form A	PCB				
769-S4EB-24V	S4EB-24V	B	4	24	4 Form A	PCB				
769-S4EB-5V	S4EB-5V	B	4	5	4 Form A	PCB				

SF SERIES

For quantities greater than listed, call for quote.

769-SF2D-DC12V	SF2D-DC12V	C	6	12	2 Form A/2 Form B	PCB				
769-SF2D-DC24V	SF2D-DC24V	C	6	24	2 Form A/2 Form B	PCB				
769-SF4D-DC12V	SF4D-DC12V	C	6	12	4 Form A/4 Form B	PCB				
769-SF4D-DC24V	SF4D-DC24V	C	6	24	4 Form A/4 Form B	PCB				

SP SERIES

For quantities greater than listed, call for quote.

769-SP2-DC12V	SP2-DC12V	D	15	12	2 Form C	Plug-In				
769-SP2-DC24V	SP2-DC24V	D	15	24	2 Form C	Plug-In				
769-SP2-DC5V	SP2-DC5V	D	15	5	2 Form C	Plug-In				
769-SP2-L2-DC12V	SP2-L2-DC12V	D	15	12	2 Form C	Plug-In				
769-SP2-L2-DC5V	SP2-L2-DC5V	D	15	5	2 Form C	Plug-In				
769-SP2-P-DC24V	SP2-P-DC24V	D	15	24	2 Form C	Plug-In				
769-SP4-DC12V	SP4-DC12V	D	10	12	4 Form C	Plug-In				
769-SP4-DC24V	SP4-DC24V	D	10	24	4 Form C	Plug-In				
769-SP4-P-DC12V	SP4-P-DC12V	D	10	12	4 Form C	Plug-In				
769-SP4-P-DC24V	SP4-P-DC24V	D	10	24	4 Form C	Plug-In				
769-SP4-L2-DC12V	SP4-L2-DC12V	D	10	12	4 Form C	Plug-In				
769-SP4-L2-DC24V	SP4-L2-DC24V	D	10	24	4 Form C	Plug-In				
769-SP4-L2-DC5V	SP4-L2-DC5V	D	10	5	4 Form C	Plug-In				
769-SP4-PL2-DC24V	SP4-PL2-DC24V	D	10	24	4 Form C	Plug-In				
769-SP4-PL2-DC5V	SP4-PL2-DC5V	D	10	5	4 Form C	Plug-In				

ST SERIES

For quantities greater than listed, call for quote.

769-ST1-DC12V-F	ST1-DC12V-F	E	8	12	1 Form A/1 Form B	PCB				
769-ST1-DC24V-F	ST1-DC24V-F	E	8	24	1 Form A/1 Form B	PCB				
769-ST1-DC48V-F	ST1-DC48V-F	E	8	48	1 Form A/1 Form B	PCB				
769-ST1-DC5V-F	ST1-DC5V-F	E	8	5	1 Form A/1 Form B	PCB				
769-ST1-L2-DC12V-F	ST1-L2-DC12V-F	E	8	12	1 Form A/1 Form B	PCB				
769-ST1-L2-DC24V-F	ST1-L2-DC24V-F	E	8	24	1 Form A/1 Form B	PCB				
769-ST1-L2-DC5V-F	ST1-L2-DC5V-F	E	8	5	1 Form A/1 Form B	PCB				
769-ST2-DC12V-F	ST2-DC12V-F	E	8	12	2 Form A	PCB				
769-ST2-DC24V-F	ST2-DC24V-F	E	8	24	2 Form A	PCB				
769-ST2-DC5V-F	ST2-DC5V-F	E	8	5	2 Form A	PCB				
769-ST2-L2-DC5V-F	ST2-L2-DC5V-F	E	8	5	2 Form A	PCB				

SOCKETS

For quantities greater than listed, call for quote.

MOUSER STOCK NO.	Panasonic Part No.	Description	Price Each 1	25	50	100
769-ST-PS	ST-PS	For ST1/ST2 PCB				
769-NC2-PS	NC2-PS	For Slim NC2D Relays				
769-NC4-PS	NC4-PS	For Slim NC4D-P Relays				
769-S-PS	S-PS	For S Series				
769-SP2-SF	SP2-SF	For SP2 Relays, Screw Terminal				
769-SP4-SF	SP4-SF	For SP4 Relays, Screw Base				

A



PCB Type Shown

B



C



D



E



© Copyright 2014 Mouser Electronics

© Copyright 2014 Mouser Electronics

Automotive Relays

FUJITSU FTR-P2 SERIES: SILENT TWIN AUTOMOTIVE RELAYS

Features:
- 1 POLE x 2, H-Bridge, 25A
- Low operating sound
- Compact, high density package
- High capacity
- Ease of PCB layout
- High breaking capability

Applications:
- Power windows
- Door locks
- Power seat
- Wiper (for H-bridge circuit)

For quantities greater than listed, call for quote.

MOUSER STOCK NO.	Fujitsu Part No.	Fig.	Nominal Voltage (VDC)	Nominal Power	Coil Resistance (±10% at 20°C)	Price Each 1	100	500	1000
817-FTR-P2CN010W1	FTR-P2CN010W1	A	10	455mW	220Ω				

FUJITSU FTR-P3 SERIES: AUTOMOTIVE RELAYS

Features:
- 1 POLE - 25A
- Compact, high density package
- High contact capacity

Applications:
- Power windows/seat
- Door locks
- Sun roof
- Wiper/IWW

For quantities greater than listed, call for quote.

817-FTR-P3CN010W1	FTR-P3CN010W1	B	10	0.6W	167Ω				

FUJITSU FTR-P4 SERIES: COMPACT TWIN AUTOMOTIVE RELAYS

Features:
- 1 POLE x 2, H-Bridge - 25A
- High density package
- High contact capacity
- Coil power savings

Applications:
- Power windows/seat
- Door locks
- Sun roof
- Tilt steering
- Retractable antenna

For quantities greater than listed, call for quote.

817-FTR-P4CN009W1	FTR-P4CN009W1	C	9	0.6W	135Ω				
817-FTR-P4CN010W1	FTR-P4CN010W1	C	10	0.6W	167Ω				

DIMENSIONS: mm

A

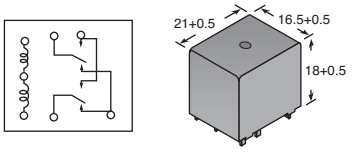

B

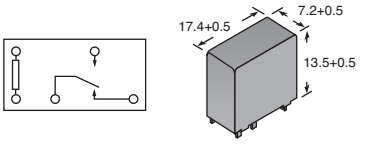

C

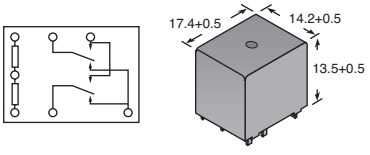

NEC EP2/EP1 SERIES: 25A AUTOMOTIVE RELAYS

- The EP2 H bridge type is a twin relay for forward and reverse control of motors (SPDT x 2 contact form)
- The EP2 separate type contains 2 separated relays in 1 package (SPDT x 2 contact form)
- The EP1 series is a single SPDT relay
- Flux tight housing
- Nom. Operating Power: 640mW

For quantities greater than listed, call for quote.

MOUSER STOCK NO.	NEC Part No.	Fig.	Pin Config.	Nominal Voltage (VDC)	Coil Resistance (Ω) ±10%	Nominal Power (W)	Price Each 1	25	50	100
H Bridge Type										
551-EP2-3N1S	EP2-3N1S	A	1	12	225	0.64				
Separate Type										
551-EP2-3N1ST	EP2-3N1ST	A	2	12	225	0.64				
Single										
551-EP1-3N1S	EP1-3N1S	B	3	12	225	0.64				

NEC ET2/ET1 SERIES: 25A AUTOMOTIVE RELAYS

- The ET2 is a twin type relay with SPDT x 2 contact form
- The ET1 is a single SPDT relay
- Flux tight housing
- Nom. operating power: 640mW

For quantities greater than listed, call for quote.

551-ET2-B3M1S	ET2-B3M1S	C	1	12	225	640				
551-ET1-B3M1S	ET1-B3M1S	D	4	12	225	640				

NEC EQ1 SERIES: 35A AUTOMOTIVE RELAYS

- Nom. operating power: 640mW for motor control; 800mW for lamp control
- Contact form: SPDT for motor control; SPST for lamp control
- Flux tight housing

For quantities greater than listed, call for quote.

For General Purpose Motor Control										
551-EQ1-31000S	EQ1-31000S	E	4	12	225	640mW				
For Lamp and LCR Circuit Control										
551-EQ1-22111S	EQ1-22111S	E	5	12	180	800mW				
551-EQ1-11111S	EQ1-11111S	E	5	12	144	1000mW				

NEC EX1/EX2 SERIES: 25A PC BOARD MOUNT AUTOMOTIVE RELAYS

Features:
- Approx. 75% relay volume of ET2; 65% of ET1
- Approx. 88% relay weight of ET2; 78% of ET1
- Approx. 60% relay space of ET2; 50% of ET1

Applications:
- Motor control
- Heater control
- Soleniod control

For quantities greater than listed, call for quote.

MOUSER STOCK NO.	NEC Part No.	Fig.	Pin Config.	Nominal Voltage (VDC)	Coil Resistance (Ω) ±10%	Nominal Power (W)	Price Each 1	25	50	100
551-EX1-2U1S	EX1-2U1S	F	6	12	160	900mW				
551-EX2-2U1S	EX2-2U1S	G	7	12	160	900mW				

DIMENSIONS: mm

A

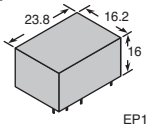

B

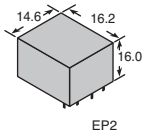

C

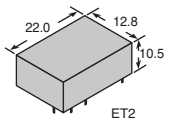

D

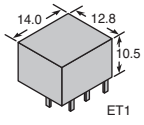

E

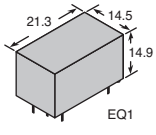

F

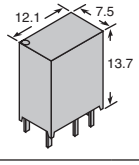

G

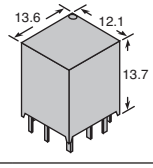

PIN CONFIGURATIONS

1

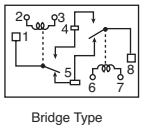

Bridge Type

2

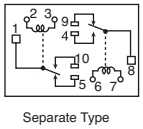

Separate Type

3

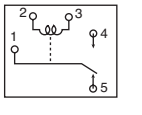

4

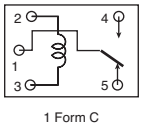

1 Form C

5

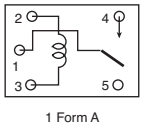

1 Form A

6

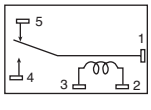

7

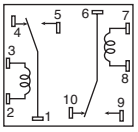

© Copyright 2014 Mouser Electronics

© Copyright 2014 Mouser Electronics

Automotive Relays

FUJITSU FTR-G1 SERIES: COMPACT POWER RELAY FOR AUTOMOTIVE APPLICATIONS

Specifications:
- Compact for high density packaging
- High contact capacity with proven contact material
- Coil power savings
- Ease of PCB layout
- Lower noise (57dB average at 5cm)
- Contact arrangement: 1Form C

Typical Applications:
- Power window
- Door lock
- Sun roof

For quantities greater than listed, call for quote.

MOUSER STOCK NO.	Fujitsu Part No.	Fig.	Nominal Voltage (VDC)	Nominal Power	Coil Resistance (± @ 20°C)	Price Each 1	100	500	1000
817-FTR-G1CN012W1	FTR-G1CN012W1	A	12	0.64W	225				

FUJITSU FTR-P6 SERIES: MICRO SURFACE MOUNT RELAY FOR AUTOMOTIVE APPLICATIONS

Specifications:
- Surface mount relays
- Miniature size
- High contact capacity with proven contact material
- Coil power savings
- Semi-quet relay (average acoustic noise level: 60dB distance 5cm)

Typical Applications:
- Power window
- Door lock
- Power seat

For quantities greater than listed, call for quote.

MOUSER STOCK NO.	Fujitsu Part No.	Fig.	Nominal Voltage (VDC)	Nominal Power	Coil Resistance (± @ 20°C)	Price Each 1	100	500	1000
817-FTR-P6GN012WA	FTR-P6GN012WA	B	12	0.8W	180				

OMRON G8HN SERIES: MICRO ISO AUTOMOTIVE RELAYS

Specifications:
- Max. switching current: 60A (NO), 30A (NC), steady 20A (NO), 10A (NC)
- Coil resistance ±20: 110Ω
- Electrical service life: 100,000 cycles min.
- Contact material: Silver tin oxide (cadmium free)
- Rated voltage: 12VDC

For quantities greater than listed, call for quote.

MOUSER STOCK NO.	Omron Part No.	Fig.	Contact Form	Power Consumption	Price Each 1	25	50	100
653-G8HN1C2TRDC12	G8HN-1C2T-R-DC12	C	SPDT	1309mW				

OMRON G8JN SERIES: GENERAL PURPOSE AUTOMOTIVE RELAYS

Specifications:
- Contact form: SPDT
- Standard ISO terminal footprint
- Resistance without suppression resistor: 78Ω ±15%
- Rated voltage: 12VDC
- Max. resistive load: 35A (NO)/ 20A (NC)
- Max. inrush current (inductive load): 100A (NO)/40A (NC)
- Electrical service life: 100,000 cycles min.

Standard Covers

For quantities greater than listed, call for quote.

MOUSER STOCK NO.	Omron Part No.	Fig.	Resistor	Bracket	Price Each 1	25	50	100
653-G8JN1C7TDC12	G8JN-1C7T-DC12	D	-----	-----				
653-G8JN1C7TMFDC12	G8JN-1C7T-MF-DC12	E	-----	Molded plastic				
653-G8JN1C7TRDC12	G8JN-1C7T-R-DC12	D	680Ω	-----				
653-G8JN1C7TMFRDC12	G8JN-1C7T-MF-R-DC12	E	680Ω	Molded plastic				

Weatherproof Covers

For quantities greater than listed, call for quote.

MOUSER STOCK NO.	Omron Part No.	Fig.	Resistor	Bracket	Price Each 1	25	50	100
653-G8JN1C6TDC12	G8JN-1C6T-DC12	F	----	-----				
653-G8JN1C6TRDC12	G8JN-1C6T-R-DC12	F	680Ω	-----				
653-G8JN1C6TFRDC12	G8JN-1C6T-F-R-DC12	G	680Ω	Metal				
653-G8JN1C6TFDC12	G8JN-1C6T-F-DC12	G	-----	Metal				

OMRON G8JR SERIES: POWER, MINI ISO AUTOMOTIVE RELAYS

Specifications:
- Contact form: SPST
- Terminals: Plug-in
- Fully automated assembly
- ISO footprint and terminals

For quantities greater than listed, call for quote.

MOUSER STOCK NO.	Omron Part No.	Fig.	Rated Voltage	Coil Resistance ±15%	Coil Resistance with 680Ω	Price Each 1	25	50	100
653-G8JR1A7TRDC12	G8JR-1A7T-R-DC12	H	12VDC	71Ω	64.5Ω				

OMRON G8W SERIES: PLUG-IN, MINI-280 ISO AUTOMOTIVE RELAYS

Specifications:
- Supplied with suppression resistor 680Ω
- Resistance without suppression resistor: 91Ω ±15%
- Rated voltage: 12VDC
- Max. resistive load: 35A (NO)/20A (NC)
- Max. inrush current (inductive load): 100A (NO)/20A break (NC)
- Electrical service life: 100,000 cycles min.

For quantities greater than listed, call for quote.

MOUSER STOCK NO.	Omron Part No.	Fig.	Contact Form	Description	Price Each 1	25	50	100
653-G8W1A7TRDC12	G8W-1A7T-R-DC12	I	SPST-NO	Standard with resistor				
653-G8W1C7TRDC12	G8W-1C7T-R-DC12	I	SPDT	Standard with resistor				
653-G8W1C6TRDC12	G8W-1C6T-R-DC12	I	SPDT	Weatherproof with resistor				
653-G8W1A6TFRDC12	G8W-1A6T-F-R-DC12	I	SPST-NO	Weatherproof with straight metal bracket with resistor				
653-G8W1C6TFRDC12	G8W-1C6T-F-R-DC12	I	SPDT	Weatherproof with straight metal bracket with resistor				

DIMENSIONS: mm

A

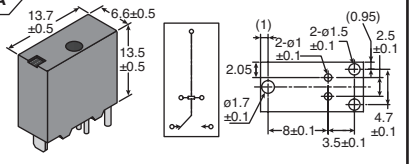

B

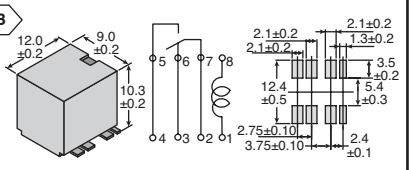

C

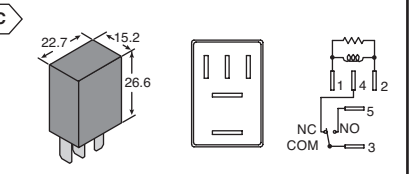

D

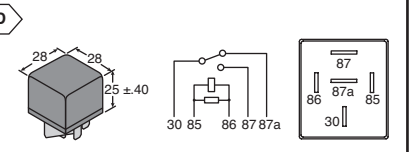

(shown with suppression resistor)

E

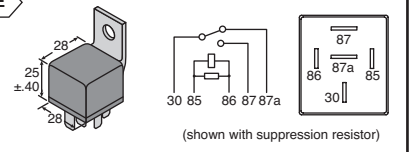

(shown with suppression resistor)

F

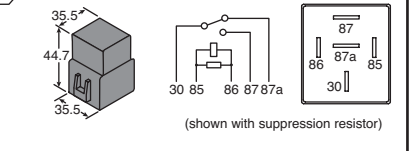

(shown with suppression resistor)

G

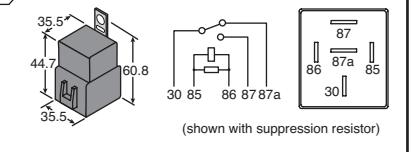

(shown with suppression resistor)

H

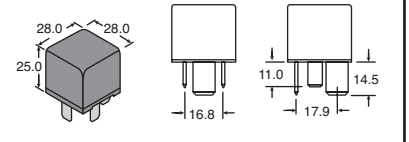

I

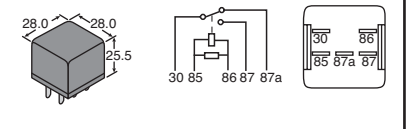

© Copyright 2014 Mouser Electronics

© Copyright 2014 Mouser Electronics

PANASONIC Automotive Relays

Panasonic

RoHS Compliant **This product is RoHS compliant.**

Panasonic automotive relays offer a sealed construction, ideal for harsh environments where resistance to moisture and contamination is essential. In addition to standard automotive applications, they are used extensively in construction and agricultural vehicles, as well as recreational vehicles and commercial landscaping equipment. Panasonic offers a full range of automotive relays.

CB1 SERIES

RoHS Compliant

- High thermal resistance of 125°C 257°F (heat resistant type)
- Dimensions: L=26(1.024), W=22(.866), H=25(.984)
- Surge absorbing built-in diode type that works when the relay coil is off
- Terminals are all solder plate

For quantities greater than listed, call for quote.

MOUSER STOCK NO.	Panasonic Part No.	Fig.	Current Rating (A)	Voltage (VDC)	Contact Arrangement	Mounting Type	Price Each 1	25	50	100
Plug-In Type										
769-CB1-12V	CB1-12V	A	40	12	1 Form C	Plug-in				
769-CB1-24V	CB1-24V	A	20	24	1 Form C	Plug-in				
769-CB1A-12V	CB1A-12V	A	40	12	1 Form A	Plug-in				
769-CB1A-24V	CB1A-24V	A	20	24	1 Form A	Plug-in				
769-CB1AH-12V	CB1AH-12V	A	70	12	1 Form A	Plug-in				
769-CB1-R-12V	CB1-R-12V	A	40	12	1 Form C	Plug-in				
769-CB1F-12V	CB1F-12V	A	40	12	1 Form C	Plug-in				
769-CB1F-24V	CB1F-24V	A	20	24	1 Form C	Plug-in				
769-CB1F-R-12V	CB1F-R-12V	A	40	12	1 Form C	Plug-in				
769-CB1F-R-24V	CB1F-R-24V	A	20	24	1 Form C	Plug-in				
Bracket Type										
769-CB1AH-M-12V	CB1AH-M-12V	A	70	12	1 Form A	Bracket				
769-CB1A-M-12V	CB1A-M-12V	A	40	12	1 Form A	Bracket				
769-CB1A-M-24V	CB1A-M-24V	A	20	24	1 Form A	Bracket				
769-CB1F-M-12V	CB1F-M-12V	A	40	12	1 Form C	Bracket				
769-CB1F-M-24V	CB1F-M-24V	A	20	24	1 Form C	Bracket				
769-CB1F-R-WM-12V	CB1F-R-WM-12V	A	40	12	1 Form C	Bracket				
769-CB1-M-12V	CB1-M-12V	A	40	12	1 Form C	Bracket				
769-CB1-M-24V	CB1-M-24V	A	20	24	1 Form A	Bracket				
PC Board Type										
769-CB1-P-12V	CB1-P-12V	A	40	12	1 Form C	PCB				
769-CB1-P-24V	CB1-P-24V	A	20	24	1 Form C	PCB				
769-CB1F-P-12V	CB1F-P-12V	A	40	12	1 Form C	PCB				
769-CB1A-P-12V	CB1A-P-12V	A	40	12	1 Form A	PCB				
769-CB1A-P-24V	CB1A-P-24V	A	20	24	1 Form A	PCB				
769-CB1AF-P-12V	CB1AF-P-12V	A	40	12	1 Form A	PCB				

CM SERIES

RoHS Compliant

- Micro-ISO type terminals
- Wide line-up
- Uses international standard ISO terminal arrangement
- Dimensions: L=20(.787), W=15(.591), H=22(.866)

For quantities greater than listed, call for quote.

MOUSER STOCK NO.	Panasonic Part No.	Fig.	Current Rating (A)	Voltage (VDC)	Contact Arrangement	Mounting Type	Price Each 1	25	50	100
Plug-In Type										
769-CM1-12V	CM1-12V	B	35	12	1 Form A	Plug-in				
769-CM1-R-12V	CM1-R-12V	B	35	12	1 Form C	Plug-in				

CP SERIES

RoHS Compliant

- Low profile
- PC board terminal type: 9.5mm (.37")
- Sealed construction suitable for harsh environments
- Simple footprint pattern enables ease of PC board layout
- Dimensions: L=13(.512), W=14(.551), H=9.5(.374)

For quantities greater than listed, call for quote.

MOUSER STOCK NO.	Panasonic Part No.	Fig.	Current Rating (A)	Voltage (VDC)	Contact Arrangement	Mounting Type	Price Each 1	25	50	100
769-CP1-12V	CP1-12V	C	20	12	1 Form C	PCB				
769-CP1A-12V	CP1A-12V	C	20	12	1 Form A	PCB				

JJ-M SERIES

RoHS Compliant

- Perfect for automobile electrical systems
- Standard terminal pitch employed
- Compact (half-size)
- Plastic sealed type
- Dimensions: L=15.5(.610), W=12(.472), H=13.9(.547)

For quantities greater than listed, call for quote.

MOUSER STOCK NO.	Panasonic Part No.	Fig.	Current Rating (A)	Voltage (VDC)	Contact Arrangement	Mounting Type	Price Each 1	25	50	100
769-JJM1-12V	JJM1-12V	D	20	12	1 Form C	PCB				

JS-M SERIES

RoHS Compliant

- Low pick-up voltage for high ambient use
- Sealed construction
- Global standard terminal pitch
- Usable at high temperature: 85°C, 185°F
- Dimensions: L=22(.866) W=16(.630) H=16(.630)

For quantities greater than listed, call for quote.

MOUSER STOCK NO.	Panasonic Part No.	Fig.	Current Rating (A)	Voltage (VDC)	Contact Arrangement	Mounting Type	Price Each 1	25	50	100
769-JSM1-12V-4	JSM1-12V-4	E	10	12	1 Form C	PCB				
769-JSM1-12V-5	JSM1-12V-5	E	15	12	1 Form C	PCB				
769-JSM1A-12V-4	JSM1A-12V-4	E	10	12	1 Form A	PCB				

A



Plug-In Type Shown

B



Plug-In Type Shown

C



D



E



© Copyright 2014 Mouser Electronics

© Copyright 2014 Mouser Electronics

PANASONIC Signal Relays

Panasonic

RoHS Compliant **This product is RoHS compliant.**

Panasonic automotive relays offer a sealed construction, ideal for harsh environments where resistance to moisture and contamination is essential. In addition to standard automotive applications, they are used extensively in construction and agricultural vehicles, as well as recreational vehicles and commercial landscaping equipment. Panasonic offers a full range of automotive relays.

TN SERIES

- 2 Form C Slim type: 14.0(L) × 9.0(W) × 5.0(H)
- Dimensions: L=14(.551), W=5.6(.220), H=9.5(.374)
- Surge breakdown voltage: 1500V FCC Part 68
- Low thermal electromotive force
- Outstanding vibration and shock resistance

RoHS Compliant

For quantities greater than listed, call for quote.

MOUSER STOCK NO.	Panasonic Part No.	Fig.	Current Rating (A)	Voltage (VDC)	Contact Arrangement	Mounting Type	Price Each 1	25	50	100
769-TN2-12V	TN2-12V	A	1	12	2 Form C	PCB				
769-TN2-24V	TN2-24V	A	1	24	2 Form C	PCB				
769-TN2-3V	TN2-3V	A	1	3	2 Form C	PCB				
769-TN2-4.5V	TN2-4.5V	A	1	4.5	2 Form C	PCB				
769-TN2-5V	TN2-5V	A	1	5	2 Form C	PCB				
769-TN2-6V	TN2-6V	A	1	6	2 Form C	PCB				
769-TN2-9V	TN2-9V	A	1	9	2 Form C	PCB				
769-TN2-L-12V	TN2-L-12V	A	1	12	2 Form C	PCB				
769-TN2-L2-12V	TN2-L2-12V	A	1	24	2 Form C	PCB				
769-TN2-L2-24V	TN2-L2-24V	A	1	24	2 Form C	PCB				
769-TN2-L2-3V	TN2-L2-3V	A	1	3	2 Form C	PCB				
769-TN2-L2-4.5V	TN2-L2-4.5V	A	1	4.5	2 Form C	PCB				
769-TN2-L2-5V	TN2-L2-5V	A	1	5	2 Form C	PCB				
769-TN2-L-5V	TN2-L-5V	A	1	5	2 Form C	PCB				

TQ SERIES

- Flat compact size: L=14.0(.551) × W=9.0(.354) × H=5.0(.197)
- High density mounting possible
- DIL terminal array enables use of IC sockets
- Low thermal electromotive force
- A range of surface-mount types is also available:
  SA: Low-profile surface-mount terminal type
  SL: High connection reliability surface mount terminal type
  SS: Space saving surface mount

RoHS Compliant

PC Board Type

For quantities greater than listed, call for quote.

MOUSER STOCK NO.	Panasonic Part No.	Fig.	Current Rating (A)	Voltage (VDC)	Contact Arrangement	Mounting Type	Price Each 1	25	50	100
769-TQ2-12V	TQ2-12V	B	1	12	2 Form C	PCB				
769-TQ2-24V	TQ2-24V	B	1	24	2 Form C	PCB				
769-TQ2-3V	TQ2-3V	B	1	3	2 Form C	PCB				
769-TQ2-4.5V	TQ2-4.5V	B	1	4.5	2 Form C	PCB				
769-TQ2-48V	TQ2-48V	B	1	48	2 Form C	PCB				
769-TQ2-5V	TQ2-5V	B	1	5	2 Form C	PCB				
769-TQ2-6V	TQ2-6V	B	1	6	2 Form C	PCB				
769-TQ2-9V	TQ2-9V	B	1	9	2 Form C	PCB				
769-TQ2H-5V	TQ2H-5V	B	1	5	2 Form C	PCB				
769-TQ2-L2-12V	TQ2-L2-12V	B	1	12	2 Form C	PCB				
769-TQ2-L2-24V	TQ2-L2-24V	B	1	24	2 Form C	PCB				
769-TQ2-L2-3V	TQ2-L2-3V	B	1	3	2 Form C	PCB				
769-TQ2-L2-4.5V	TQ2-L2-4.5V	B	1	4.5	2 Form C	PCB				
769-TQ2-L2-5V	TQ2-L2-5V	B	1	5	2 Form C	PCB				
769-TQ2-L2-6V	TQ2-L2-6V	B	1	6	2 Form C	PCB				
769-TQ2-L2-9V	TQ2-L2-9V	B	1	9	2 Form C	PCB				
769-TQ2-L-3V	TQ2-L-3V	B	1	3	2 Form C	PCB				
769-TQ2-L-4.5V	TQ2-L-4.5V	B	1	4.5	2 Form C	PCB				
769-TQ2-L-5V	TQ2-L-5V	B	1	5	2 Form C	PCB				

SA SMD Type

For quantities greater than listed, call for quote.

MOUSER STOCK NO.	Panasonic Part No.	Fig.	Current Rating (A)	Voltage (VDC)	Contact Arrangement	Mounting Type	Price Each 1	25	50	100
769-TQ2SA-1.5V	TQ2SA-1.5V	C1	2	1.5	2 Form C	SMD				
769-TQ2SA-12V	TQ2SA-12V	C1	2	12	2 Form C	SMD				
769-TQ2SA-24V	TQ2SA-24V	C1	2	24	2 Form C	SMD				
769-TQ2SA-3V	TQ2SA-3V	C1	2	3	2 Form C	SMD				
769-TQ2SA-4.5V	TQ2SA-4.5V	C1	2	4.5	2 Form C	SMD				
769-TQ2SA-48V	TQ2SA-48V	C1	2	48	2 Form C	SMD				
769-TQ2SA-5V	TQ2SA-5V	C1	2	5	2 Form C	SMD				
769-TQ2SA-9V	TQ2SA-9V	C1	2	9	2 Form C	SMD				
769-TQ2SA-L2-12V	TQ2SA-L2-12V	C1	2	12	2 Form C	SMD				
769-TQ2SA-L2-24V	TQ2SA-L2-24V	C1	2	24	2 Form C	SMD				
769-TQ2SA-L2-3V	TQ2SA-L2-3V	C1	2	3	2 Form C	SMD				
769-TQ2SA-L2-4.5V	TQ2SA-L2-4.5V	C1	2	4.5	2 Form C	SMD				
769-TQ2SA-L2-5V	TQ2SA-L2-5V	C1	2	5	2 Form C	SMD				
769-TQ2SA-L-4.5V	TQ2SA-L-4.5V	C1	2	4.5	2 Form C	SMD				
769-TQ2SA-L-5V	TQ2SA-L-5V	C1	2	5	2 Form C	SMD				

SL SMD Type

For quantities greater than listed, call for quote.

MOUSER STOCK NO.	Panasonic Part No.	Fig.	Current Rating (A)	Voltage (VDC)	Contact Arrangement	Mounting Type	Price Each 1	25	50	100
769-TQ2SL-12V	TQ2SL-12V	C2	2	12	2 Form C	Hi-Conn SMD				
769-TQ2SL-24V	TQ2SL-24V	C2	2	24	2 Form C	Hi-Conn SMD				
769-TQ2SL-3V	TQ2SL-3V	C2	2	3	2 Form C	Hi-Conn SMD				
769-TQ2SL-5V	TQ2SL-5V	C2	2	5	2 Form C	Hi-Conn SMD				
769-TQ2SL-L2-4.5V	TQ2SL-L2-4.5V	C2	2	4.5	2 Form C	Hi-Conn SMD				
769-TQ2SL-L2-5V	TQ2SL-L2-5V	C2	2	5	2 Form C	Hi-Conn SMD				

SS SMD Type

For quantities greater than listed, call for quote.

MOUSER STOCK NO.	Panasonic Part No.	Fig.	Current Rating (A)	Voltage (VDC)	Contact Arrangement	Mounting Type	Price Each 1	25	50	100
769-TQ2SS-12V	TQ2SS-12V	C3	2	12	2 Form C	Space Save SMD				
769-TQ2SS-L2-12V	TQ2SS-L2-12V	C3	2	12	2 Form C	Space Save SMD				
769-TQ2SS-L2-5V	TQ2SS-L2-5V	C3	2	5	2 Form C	Space Save SMD				
769-TQ2SS-L-5V	TQ2SS-L-5V	C3	2	5	2 Form C	Space Save SMD				

DIMENSIONS: mm (in.)

A



B



C



1

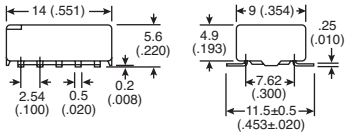

2

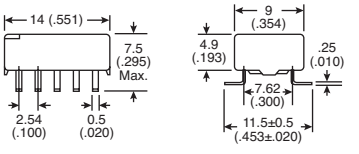

3

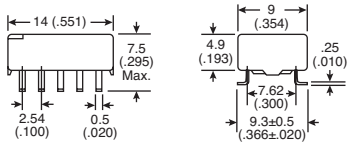

© Copyright 2014 Mouser Electronics

© Copyright 2014 Mouser Electronics

PANASONIC Signal Relays

Panasonic

RoHS Compliant **This product is RoHS compliant.**

Schematics

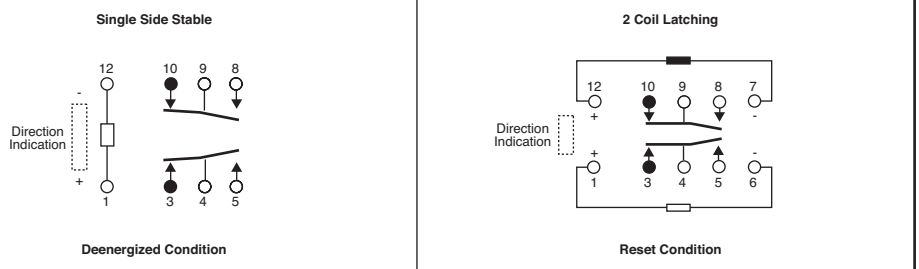

Panasonic automotive relays offer a sealed construction, ideal for harsh environments where resistance to moisture and contamination is essential. In addition to standard automotive applications, they are used extensively in construction and agricultural vehicles, as well as recreational vehicles and commercial landscaping equipment. Panasonic offers a full range of automotive relays.

TX SERIES

- 2,000V breakdown voltage between contact and coil
- Outstanding surge resistance
- Outstanding vibration and shock resistance
- Nominal operating power: High sensitivity of 140mW
- The use of gold-clad twin crossbar contacts ensures high contact reliability
- Sealed construction allows automatic washing

- A range of surface-mount types is also available:
  SA: Low-profile surface-mount terminal type
  SL: High connection reliability surface mount terminal type
  SS: Space saving surface mount terminal type

✻ Coil latching

RoHS Compliant

For quantities greater than listed, call for quote.

MOUSER STOCK NO.	Datel Part No.	Fig.	Current Rating (A)	Voltage (VDC)	Contact Arrangement	Mounting Type	Price Each 1	25	50	100
PC Board Type										
769-TX2-12V	TX2-12V	A1	2	12	2 Form C	PCB				
769-TX2-24V	TX2-24V	A1	2	24	2 Form C	PCB				
769-TX2-3V	TX2-3V	A1	2	3	2 Form C	PCB				
769-TX2-4.5V	TX2-4.5V	A1	2	4.5	2 Form C	PCB				
769-TX2-48V	TX2-48V	A1	2	48	2 Form C	PCB				
769-TX2-5V	TX2-5V	A1	2	5	2 Form C	PCB				
769-TX2-9V	TX2-9V	A1	2	9	2 Form C	PCB				
✻ 769-TX2-L2-12V	TX2-L2-12V	A1	2	12	2 Form C	PCB				
✻ 769-TX2-L2-24V	TX2-L2-24V	A1	2	24	2 Form C	PCB				
✻ 769-TX2-L2-4.5V	TX2-L2-4.5V	A1	2	4.5	2 Form C	PCB				
✻ 769-TX2-L2-5V	TX2-L2-5V	A1	2	5	2 Form C	PCB				
✻ 769-TX2-L2-9V	TX2-L2-9V	A1	2	9	2 Form C	PCB				
769-TX2-L-3V	TX2-L-3V	A1	2	3	2 Form C	PCB				
769-TX2-L-4.5V	TX2-L-4.5V	A1	2	4.5	2 Form C	PCB				
769-TX2-L-5V	TX2-L-5V	A1	2	5	2 Form C	PCB				
769-TXD2-12V	TXD2-12V	A1	2	12	2 Form C	PCB				
769-TXD2-24V	TXD2-24V	A1	2	24	2 Form C	PCB				
769-TXD2-5V	TXD2-5V	A1	2	5	2 Form C	PCB				
769-TXS2-12V	TXS2-12V	A1	1	12	2 Form C	PCB				
769-TXS2-24V	TXS2-24V	A1	1	24	2 Form C	PCB				
769-TXS2-3V	TXS2-3V	A1	1	3	2 Form C	PCB				
769-TXS2-4.5V	TXS2-4.5V	A1	1	4.5	2 Form C	PCB				
769-TXS2-9V	TXS2-9V	A1	1	9	2 Form C	PCB				
✻ 769-TXS2-L2-12V	TXS2-L2-12V	A1	1	12	2 Form C	PCB				
✻ 769-TXS2-L2-4.5V	TXS2-L2-4.5V	A1	1	4.5	2 Form C	PCB				
SA SMD Type										
769-TX2SA-12V	TX2SA-12V	B2	2	12	2 Form C	SMD				
769-TX2SA-24V	TX2SA-24V	B2	2	24	2 Form C	SMD				
769-TX2SA-3V	TX2SA-3V	B2	2	3	2 Form C	SMD				
769-TX2SA-4.5V	TX2SA-4.5V	B2	2	4.5	2 Form C	SMD				
769-TX2SA-5V	TX2SA-5V	B2	2	5	2 Form C	SMD				
769-TX2SA-9V	TX2SA-9V	B2	2	9	2 Form C	SMD				
✻ 769-TX2SA-L2-12V	TX2SA-L2-12V	B2	2	12	2 Form C	SMD				
✻ 769-TX2SA-L2-3V	TX2SA-L2-3V	B2	2	3	2 Form C	SMD				
✻ 769-TX2SA-L2-4.5V	TX2SA-L2-4.5V	B2	2	4.5	2 Form C	SMD				
✻ 769-TX2SA-L2-5V	TX2SA-L2-5V	B2	2	5	2 Form C	SMD				
769-TXD2SA-3V	TXD2SA-3V	B2	2	3	2 Form C	SMD				
769-TXD2SA-4.5V	TXD2SA-4.5V	B2	2	4.5	2 Form C	SMD				
769-TXD2SA-5V	TXD2SA-5V	B2	2	5	2 Form C	SMD				
769-TXS2SA-12V	TXS2SA-12V	B2	1	12	2 Form C	SMD				
769-TXS2SA-3V	TXS2SA-3V	B2	1	3	2 Form C	SMD				
769-TXS2SA-4.5V	TXS2SA-4.5V	B2	1	4.5	2 Form C	SMD				
✻ 769-TXS2SA-L2-4.5V	TXS2SA-L2-4.5V	B2	1	4.5	2 Form C	SMD				
SL SMD Type										
769-TX2SL-12V	TX2SL-12V	B3	2	12	2 Form C	Hi-Conn SMD				
769-TX2SL-3V	TX2SL-3V	B3	2	3	2 Form C	Hi-Conn SMD				
769-TX2SL-4.5V	TX2SL-4.5V	B3	2	4.5	2 Form C	Hi-Conn SMD				
769-TX2SL-5V	TX2SL-5V	B3	2	5	2 Form C	Hi-Conn SMD				
SS SMD Type										
769-TX2SS-24V	TX2SS-24V	B4	2	24	2 Form C	Space Save SMD				
769-TX2SS-4.5V	TX2SS-4.5V	B4	2	4.5	2 Form C	Space Save SMD				
769-TX2SS-48V	TX2SS-48V	B4	2	48	2 Form C	Space Save SMD				
769-TX2SS-5V	TX2SS-5V	B4	2	5	2 Form C	Space Save SMD				
769-TXS2SS-12V	TXS2SS-12V	B4	1	12	2 Form C	Space Save SMD				
769-TXS2SS-4.5V	TXS2SS-4.5V	B4	1	4.5	2 Form C	Space Save SMD				

DIMENSIONS: mm (in.)

A



B



1

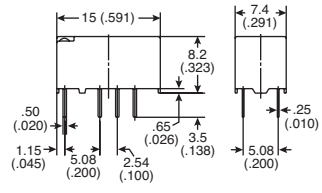

2

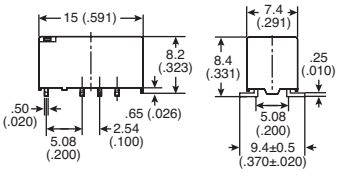

3

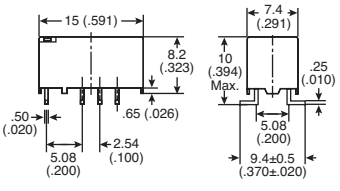

4

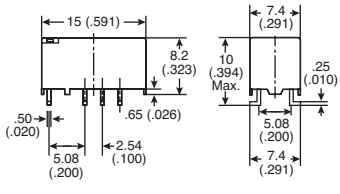

Panasonic Automotive Relays

© Copyright 2014 Mouser Electronics

COTO Reed Relays

MICROMINIATURE REED RELAY

DIMENSIONS: in. (mm)

Specifications:
- Storage Temp: -35°C to +100°C
- Operating Temp: -20°C to +85°C
- Solder Temp: 270°C max; 10 sec. max
- Vibration: 20G's to 2000Hz; Shock: 50G's

Features:
- High Insulation Resistance
- High Speed Switching
- Very Small (0.17")
- High Reliability

For quantities greater than listed, call for quote.

MOUSER STOCK NO.	Coto Part No.	Fig.	Circuit	Coil Voltage DC	Switching Current	Carry Current (A)	Price Each 1	10	50	100
816-2200-2301	2200-2301	A	SPST	5	0.5	1				
816-2200-2302	2200-2302	A	SPST	5	0.5	1				
816-2204-05-401	2204-05-401	A	SPST	5	0.5	1				
816-2204-05-411	2204-05-411	A	SPST	5	0.5	1				

MICROMINIATURE FORM C REED RELAY

Specifications:
- Storage Temp: -35°C to +100°C
- Operating Temp: -20°C to +85°C
- Solder Temp: 270°C max; 10 sec. max
- Vibration: 20G's to 2000Hz; Shock: 50G's

Features:
- High Insulation Resistance
- High Speed Switching
- Very Small (0.20")
- High Reliability

For quantities greater than listed, call for quote.

MOUSER STOCK NO.	Coto Part No.	Fig.	Circuit	Coil Voltage DC	Switching Current	Carry Current (A)	Price Each 1	10	50	100
816-2211-05-301	2211-05-301	A	SPDT	5	0.25	0.5				
816-2211-12-301	2211-12-301	A	SPDT	12	0.25	0.5				
816-2911-05-301	2911-05-301	B	SPDT	5	0.25	1				
816-2911-05-311	2911-05-311	B	SPDT	5	0.25	1				
816-2911-05-321	2911-05-321	B	SPDT	5	0.25	1				
816-2911-12-321	2911-12-321	B	SPDT	12	0.25	1				

LOW THERMAL EMF REED RELAY

Specifications:
- Storage Temp: -35°C to +100°C
- Operating Temp: -20°C to +85°C
- Solder Temp: 270°C max; 10 sec. max
- Vibration: 20G's to 2000Hz; Shock: 50G's

Features:
- High Insulation Resistance: 10Ω
- Control/ Signal Isolation of 1500VDC
- Low Power Coils To Ensure Low Thermal EMF
- Patented Low Thermal Design

RoHS Compliant

For quantities greater than listed, call for quote.

MOUSER STOCK NO.	Coto Part No.	Fig.	Circuit	Coil Voltage DC	Switching Current	Carry Current (A)	Price Each 1	10	50	100
816-3501-05-511	3501-05-511	C	SPST	5	0.5	1.5				
816-3602-05-52	3602-05-52	D	DPST	5	0.25	1.5				

HIGH VOLTAGE REED RELAY

Specifications:
- Storage Temp: -35°C to +100°C
- Operating Temp: -20°C to +85°C
- Solder Temp: 270°C max; 10 sec. max
- Vibration: 20G's to 2000Hz; Shock: 50G's

Features:
- High Dielectric Strength
- High Contact Rating: 200 Watts
- Low Contact Resistance: 0.03Ω typical
- Magnetic Shield Standard

RoHS Compliant

For quantities greater than listed, call for quote.

MOUSER STOCK NO.	Coto Part No.	Fig.	Circuit	Coil Voltage DC	Switching Current	Carry Current (A)	Price Each 1	10	50	100
816-5501-05-1	5501-05-1	E	SPST	5	3.0	5				
816-5501-12-1	5501-12-1	E	SPST	12	3.0	5				
816-5501-24-1	5501-24-1	E	SPST	24	3.0	5				

SPARTAN DIP RELAY

Specifications:
- Storage Temp: -35°C to +100°C
- Operating Temp: -20°C to +85°C
- Vibration: 20G's to 2000Hz; Shock: 50G's

Features:
- Available Coils in 5V, 12V, 24V
- Molded Thermoset Body On Integral Lead Frame Design
- Drop-In Low Cost Replacement For Standard DIP Packages

For quantities greater than listed, call for quote.

MOUSER STOCK NO.	Coto Part No.	Fig.	Circuit	Coil Voltage DC	Switching Current	Carry Current (A)	Price Each 1	10	50	100
816-8L01-05-011	8L01-05-011	F	SPST	5	0.5	1				
816-8L01-05-111	8L01-05-111	F	SPST	5	0.5	1				
816-8L01-12-001	8L01-12-001	F	SPST	12	0.5	1				
816-8L01-12-111	8L01-12-111	F	SPST	12	0.5	1				
816-8L02-05-00	8L02-05-00	F	DPST	5	0.5	1				
816-8L02-05-01	8L02-05-01	F	DPST	5	0.5	1				
816-8L02-05-11	8L02-05-11	F	DPST	5	0.5	1				
816-8L02-12-00	8L02-12-00	F	DPST	12	0.5	1				
816-8L02-12-11	8L02-12-11	F	DPST	12	0.5	1				
816-8L41-05-001	8L41-05-001	F	SPDT	5	0.25	0.5				
816-8L41-05-101	8L41-05-101	F	SPDT	5	0.25	0.5				
816-8L41-05-111	8L41-05-111	F	SPDT	5	0.25	0.5				
816-8L41-12-011	8L41-12-011	F	SPDT	12	0.25	0.5				
816-8L41-12-101	8L41-12-101	F	SPDT	12	0.25	0.5				
816-8L41-12-111	8L41-12-111	F	SPDT	12	0.25	0.5				

SIP REED RELAY

Specifications:
- Storage Temp: -35°C to +100°C
- Operating Temp: -20°C to +85°C
- Vibration: 20G's to 2000Hz; Shock: 50G's

Features:
- Magnetic Shielding Reduces Interaction
- High Speed Switching
- UL File # E67117
- 9012 is the smallest 10W SIP Relay
- 9011 is the smallest 3W SIP Relay
- 9091 is a 10W SIP Relay

RoHS Compliant

For quantities greater than listed, call for quote.

MOUSER STOCK NO.	Coto Part No.	Fig.	Circuit	Coil Voltage DC	Switching Current	Carry Current (A)	Price Each 1	10	50	100
816-9001-05-00	9001-05-00	G	SPST	5	0.5	1.5				
816-9001-12-00	9001-12-00	G	SPST	12	0.5	1.5				
816-9002-05-00	9002-05-00	H	SPST	5	0.5	1.5				
816-9002-05-01	9002-05-01	H	SPST	5	0.5	1.5				
816-9011-05-10	9011-05-10	I	SPST	5	0.25	0.5				
816-9012-05-10	9012-05-10	J	SPST	5	0.5	1.5				
816-9091-05-00	9091-05-00	K	SPST	5	0.5	1.5				

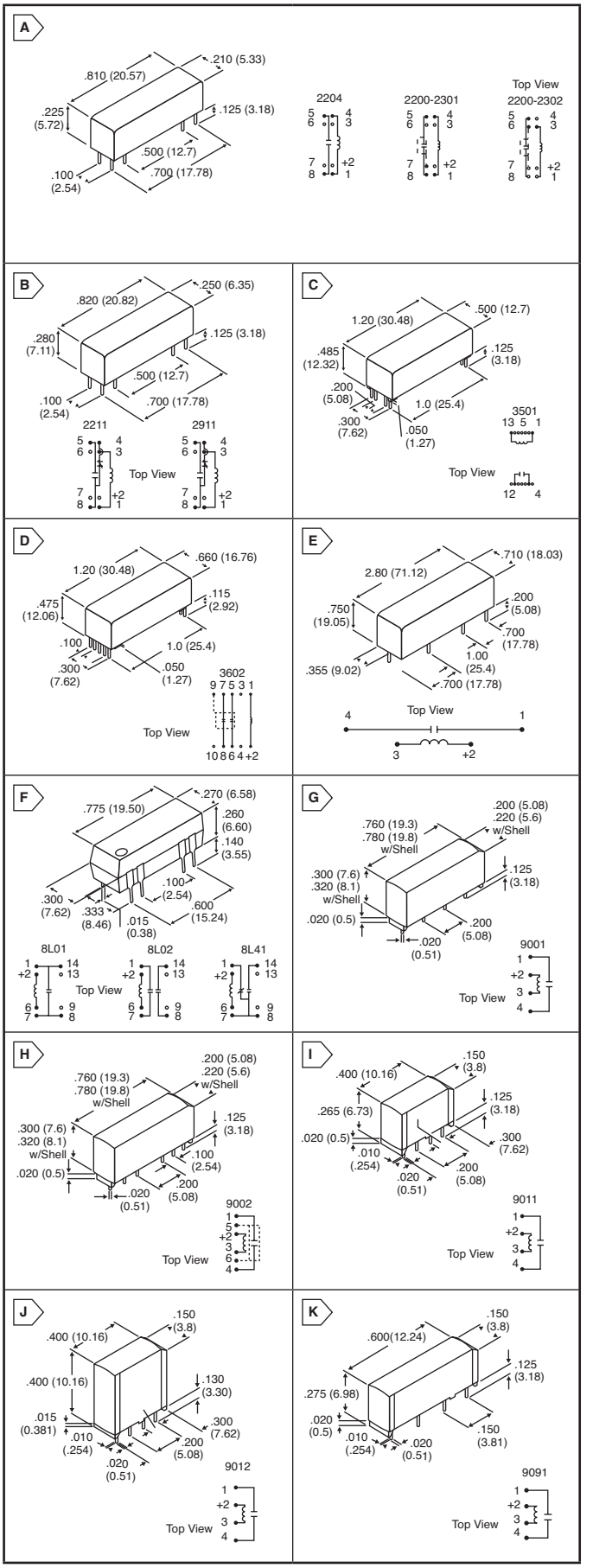

© Copyright 2014 Mouser Electronics

© Copyright 2014 Mouser Electronics

SPARTAN SIP RELAY

Features:
- High Insulation Resistance: $10^{10}\Omega$
- High Speed Switching
- UL File # E67117, CSA File # LR 28537
- Coaxial Shield for 50Ω Impedance and Switching

Specifications:
- Storage Temp: -35°C to +100°C
- Operating Temp: -20°C to +85°C
- Solder Temp: 270°C max; 10 sec max
- Vibration: 20G's to 2000Hz; Shock: 50Gs

RoHS Compliant

For quantities greater than listed, call for quote.

MOUSER STOCK NO.	Coto Part No.	Fig.	Circuit	Coil Voltage DC	Switching Current	Carry Current (A)	Price Each 1	10	50	100
816-9007-05-00	9007-05-00	A	SPST	5	0.5	1				
816-9007-12-00	9007-12-00	A	SPST	12	0.5	1				

SURFACE MOUNT REED RELAY

Features:
- 50Ω Coaxial Shield for RF and Fast Rise Time Pulse Switching
- External Magnetic Shield

Specifications:
- Storage Temp: -35°C to +100°C
- Operating Temp: -20°C to +85°C
- Vibration: 20G's to 2000Hz; Shock: 50Gs

For quantities greater than listed, call for quote.

MOUSER STOCK NO.	Coto Part No.	Fig.	Circuit	Coil Voltage DC	Switching Current	Carry Current (A)	Price Each 1	10	50	100
816-9201-05-00	9201-05-00	B	SPST	5	0.5	1.5				
816-9202-05-00	9202-05-00	C	SPST	5	0.5	1.5				
816-9202-05-20	9202-05-20	D	SPST	5	0.5	1.5				
816-9290-05-00	9290-05-00	E	SPST	5	0.5	1.5				
816-9402-05-20	9402-05-20	F	SPST	5	0.5	1				

MAGNETICALLY SHIELDED SURFACE MOUNT REED RELAY

Features:
- High Insulation Resistance: $10^{12}\Omega$
- High Speed Switching
- Small Surface Mount Package (0.225" x 0.550")
- 50Ω Coaxial Shield for RF and Fast Rise Time Pulse Switching

Specifications:
- Storage Temp: -35°C to +100°C
- Operating Temp: -20°C to +85°C
- Vibration: 20G's to 2000Hz; Shock: 50Gs

For quantities greater than listed, call for quote.

MOUSER STOCK NO.	Coto Part No.	Fig.	Circuit	Coil Voltage DC	Switching Current	Carry Current (A)	Price Each 1	10	50	100
816-9814-03-00	9814-03-00	G	SPST	3.3	0.25	0.5				
816-9814-03-20	9814-03-20	H	SPST	3.3	0.25	0.5				
816-9814-05-00	9814-05-00	G	SPST	5	0.25	0.5				

SURFACE MOUNT FORM C REED RELAY

Features:
- High Insulation Resistance: $10^{12}\Omega$
- High Speed Switching
- Small Surface Mount Package (0.225" x 0.550")
- 50Ω Coaxial Shield for RF and Fast Rise Time Pulse Switching
- External Magnetic Shield

Specifications:
- Storage Temp: -35°C to +100°C
- Operating Temp: -20°C to +85°C
- Vibration: 20G's to 2000Hz; Shock: 50Gs

RoHS Compliant

For quantities greater than listed, call for quote.

MOUSER STOCK NO.	Coto Part No.	Fig.	Circuit	Coil Voltage DC	Switching Current	Carry Current (A)	Price Each 1	10	50	100
816-9852-05-00	9852-05-00	G	SPDT	5	0.1	0.2				

9092 SERIES: MINIATURE SIP RELAYS

Features:
- 10W SIP relay measuring .600" x .150" x .350"
- High speed switching
- Molded thermoset body on integral lead frame design
- High insulation resistance
- Magnetic Shield Option
- Diode Option

Specifications:
- Storage Temperature: -35°C to +100°C
- Operate Temperature: -20°C to +85°C
- Solder Temperature: 270°C max 10 sec. max
- Vibration: 20G's to 2000Hz Shock: 50G's
- Switching Current (A): 0.5
- Carry Current (A): 1.2

RoHS Compliant

For quantities greater than listed, call for quote.

MOUSER STOCK NO.	Coto Part No.	Fig.	Coil Voltage	Coil Resist.	Operate Voltage	Release Voltage	Price Each 1	10	50	100
816-9092-05-10	9092-05-10	I	5	375	3.75	0.4				
816-9092-05-11	9092-05-11	I	5	375	3.75	0.4				
816-9092-12-10	9092-12-10	I	12	750	9.0	1.0				
816-9092-12-11	9092-12-11	I	12	750	9.0	1.0				

9104 SERIES: HIGH VOLTAGE SIP REED RELAYS

Features:
- High voltage switching up to 1000V
- High speed switching
- Molded thermoset body on integral lead frame design
- High insulation resistance
- High dielectric strength 2000VDC
- Diode Option

Specifications:
- Storage Temp: -35°C to +100°C
- Operate Temp: -20°C to +85°C
- Solder Temp: 270°C max 10 sec. max
- Vibration: 20G's to 2000Hz Shock: 50G's
- Switching Current (A): .5
- Carry Current (A): 1.3

RoHS Compliant

For quantities greater than listed, call for quote.

MOUSER STOCK NO.	Coto Part No.	Fig.	Coil Voltage	Coil Resist.	Operate Voltage	Release Voltage	Price Each 1	10	50	100
816-9104-05-10	9104-05-10	J	5	175	3.75	0.5				
816-9104-05-11	9104-05-11	J	5	175	3.75	0.5				
816-9104-12-10	9104-12-10	J	12	500	9.0	1.0				
816-9104-12-11	9104-12-11	J	12	500	9.0	1.0				

9117 SERIES: MINIATURE SIP RELAY

Features:
- 9117 is the smallest 3W SIP relay (.270" x .150" x .385")
- High speed switching
- High insulation resistance
- High reliability, hermetically sealed contacts
- Molded thermoset body on integral lead frame design
- Diode Option

Specifications:
- Storage Temperature: -35°C to +100°C
- Operate Temperature: -20°C to +85°C
- Solder Temperature: 270°C max 10 sec. max
- Vibration: 20G's to 2000Hz Shock: 50G's
- Switching Current (A): .25
- Carry Current (A): .5

RoHS Compliant

For quantities greater than listed, call for quote.

MOUSER STOCK NO.	Coto Part No.	Fig.	Coil Voltage	Coil Resist.	Operate Voltage	Release Voltage	Price Each 1	10	50	100
816-9117-05-10	9117-05-10	K	5	400	3.75	0.5				

DIMENSIONS: in. (mm)

A

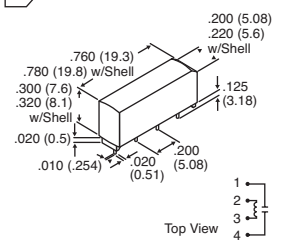

B

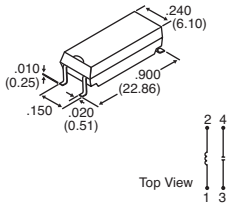

C

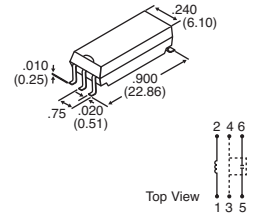

D

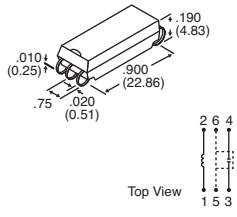

E

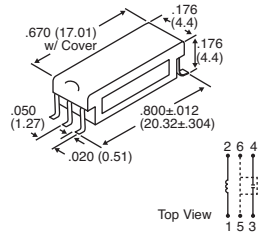

F

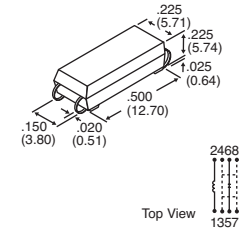

G

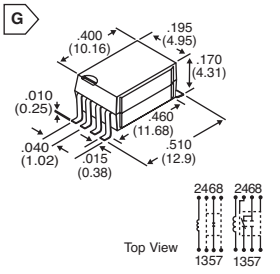

H

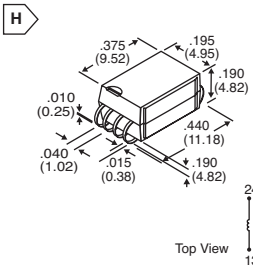

I

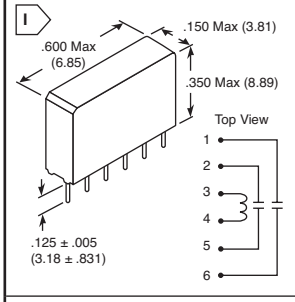

J

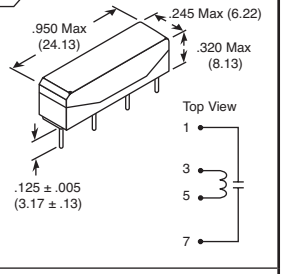

K

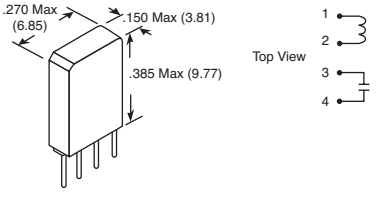

© Copyright 2014 Mouser Electronics

MAGNECRAFT Reed Relays

RoHS Compliant **This product is RoHS compliant.**

Magnecraft 117 SIP 4 PIN REED RELAYS

Specifications:

- Contact resistance: 200mΩ max.
- Pin spacing of 0.2 between pins
- Standard 0.1 grid spacing
- Rated @ 10VA, 0.5 amp switching and can carry up to 1.5 amps
- Dielectric strength: 500Vrms (coil to frame)

RoHS Compliant

For quantities greater than listed, call for quote.

MOUSER STOCK NO.	Magnecraft Part No.	Fig.	Nom. Volts	Coil (Ω)	Max. Pick-up VDC	Nom. Power mW	Price Each 1	10	25	50
Class 117SIP, SPST-NO, Without Clamping Diode										
528-117-1	W117SIP-1	A1	5	500	4	50				
528-117-3	W117SIP-3	A1	12	1000	9.6	144				
Class 117SIP, SPST-NO, With Clamping Diode										
528-117-6	W117SIP-6	A2	5	500	4	50				
Class 117SIP, SPST-NC, With Clamping Diode										
528-117-18	W117SIP-18	A3	5	500	4	50				
Class 117SIP, SPST-NC, Without Clamping Diode										
528-117-22	W117SIP-22	A4	5	500	4	50				

Magnecraft CLASS 107 AND 171 DRY REED RELAYS

Specifications:

- Contact resistance: 200mΩ max.
- Insulation resistance: 100MΩ @ 500VDC min.
- Dielectric withstanding voltage between contacts: 200Vrms

RoHS Compliant

✻ With clamping diode

For quantities greater than listed, call for quote.

MOUSER STOCK NO.	Magnecraft Part No.	Fig.	Nom. Volts	Coil (Ω)	Max. Pick-up VDC	Nom. Power mW	Price Each 1	10	25	50
Class 107DIP, SPST-NO, 0.5 Amp										
528-107-1	W107DIP-1	B5	5	500	3.8	50				
528-107-3	W107DIP-3	B5	12	1000	9	144				
✻ 528-107-5	W107DIP-5	B6	5	500	3.8	50				
✻ 528-107-7	W107DIP-7	B6	12	1000	9	144				
✻ 528-107-8	W107DIP-8	B6	24	2000	18	288				
Class 171DIP, SPST-NO, 0.5 Amp (No Connection Pin 9 & 13)										
528-171-2	W171DIP-2	B7	5	500	3.8	50				
528-171-4	W171DIP-4	B7	12	1200	9	120				
✻ 528-171-7	W171DIP-7	B8	5	500	3.8	50				
✻ 528-171-10	W171DIP-10	B8	24	2200	18	270				
Class 171DIP, SPST-NC, 0.5 Amp										
528-171-12	W171DIP-12	B9	5	200	3.8	50				
528-171-14	W171DIP-14	B9	12	1200	9	120				
✻ 528-171-17	W171DIP-17	B10	5	500	3.8	50				
✻ 528-171-20	W171DIP-20	B10	24	2200	18	270				
Class 171DIP, DPST-NO, 0.5 Amp										
528-171-21	W171DIP-21	B11	5	500	3.8	200				
528-171-23	W171DIP-23	B11	12	1000	9	144				
✻ 528-171-25	W171DIP-25	B12	5	500	3.8	50				
✻ 528-171-27	W171DIP-27	B12	12	1000	9	144				
✻ 528-171-28	W171DIP-28	B12	24	2200	18	270				

Magnecraft CLASS 172 DRY REED RELAYS

Specifications:

- Contact resistance: 200mΩ max.
- Insulation resistance: 100MΩ @ 500VDC min.
- Dielectric withstanding voltage between contacts: 200Vrms

RoHS Compliant

✻ With clamping diode

For quantities greater than listed, call for quote.

MOUSER STOCK NO.	Magnecraft Part No.	Fig.	Nom. Volts	Coil (Ω)	Max. Pick-up VDC	Nom. Power mW	Price Each 1	10	25	50
Class 172DIP, SPDT, 0.25 Amp										
528-172-1	W172DIP-1	B13	5	200	3.8	125				
528-172-3	W172DIP-3	B13	12	500	9	300				
✻ 528-172-5	W172DIP-5	B14	5	200	3.8	125				
✻ 528-172-7	W172DIP-7	B14	12	500	9	300				
528-172-8	W172DIP-8	B14	24	2200	18	270				
Class 172DIP, SPDT, 0.25 Amp										
528-172-141	W172DIP-141	B15	5	200	3.8	125				
528-172-145	W172DIP-145	B15	12	1000	9	144				
Class 172DIP, SPDT, 0.25 Amp										
✻ 528-172-147	W172DIP-147	B16	5	200	3.8	125				
✻ 528-172-149	W172DIP-149	B16	12	1000	9	144				
✻ 528-172-150	W172DIP-150	B16	24	3200	18	180				
Class 172DIP, SPDT, 0.25 Amp										
528-172-33	W172DIP-33	B17	12	500	9	290				
Class 172DIP, DPDT, 0.5 Amp										
✻ 528-172-21	W172DIP-21	B18	5	46	3.8	540				
✻ 528-172-23	W172DIP-23	B18	12	266	9	540				

DIMENSIONS: mm

A

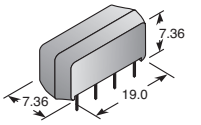

TERMINAL ARRANGEMENT

1

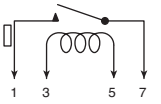

2

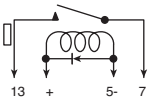

3

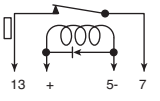

4

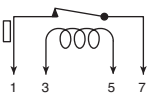

B

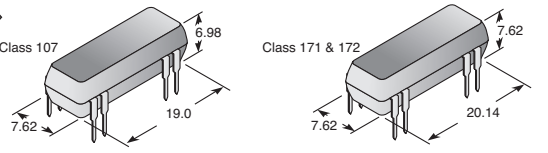

TERMINAL ARRANGEMENT

5

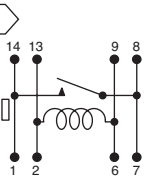

6

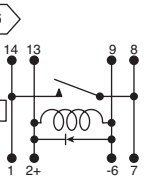

7

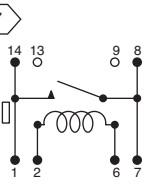

8

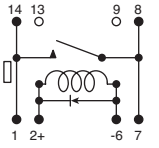

9

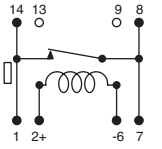

10

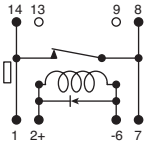

11

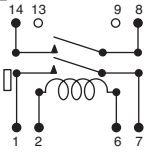

12

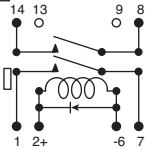

13

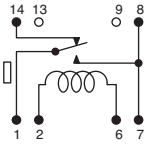

14

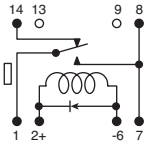

15

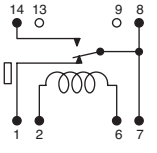

16

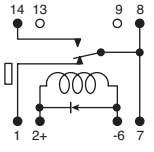

17

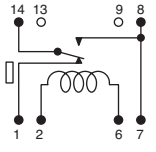

18

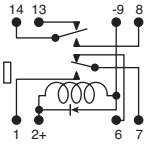

© Copyright 2014 Mouser Electronics

© Copyright 2014 Mouser Electronics

TE connectivity Authorized Distributor

DIMENSIONS: mm

A

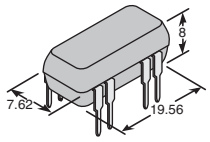

B

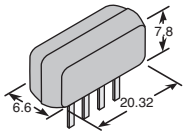

WIRING DIAGRAMS

1

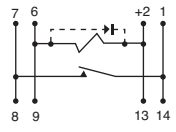

2

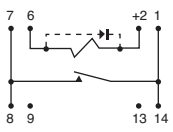

3

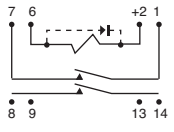

4

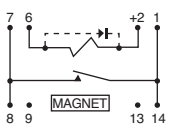

5

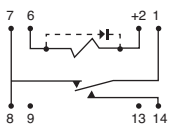

6

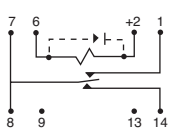

7

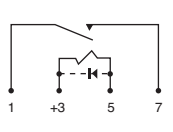

JWD SERIES: DIP DRY REED RELAYS

Specifications:

- Contact Material: Ruthenium
- Mechanical Life: 100 million operations
- Maximum Switched Current: 500mA
- Operating Time (including bounce): 1.5ms max.
- Release Time (including bounce): 0.5ms max
- 14-pin DIP

For quantities greater than listed, call for quote.

MOUSER STOCK NO.	P&B Part No.	Fig.	Contact Form	Max. Switched Power	Suppression Diode	Nominal Voltage	Must Operate Voltage	Must Release Voltage	Max. Voltage	Coil Res. (Ω)	Nominal Current	Price Each 1	25	50	100
655-JWD-107-1	JWD-107-1	A1	SPST-NO	10W	No	5/6VDC	3.8VDC	0.5VDC	19VDC	500	50/72mW				
655-JWD-107-5	JWD-107-5	A1	SPST-NO	10W	Yes	5/6VDC	3.8VDC	0.5VDC	19VDC	500	50/72mW				
655-JWD-107-3	JWD-107-3	A1	SPST-NO	10W	No	12VDC	9.6VDC	1.0VDC	19VDC	1200	120mW				
655-JWD-107-7	JWD-107-7	A1	SPST-NO	10W	Yes	12VDC	9.6VDC	1.0VDC	19VDC	1200	120mW				
655-JWD-171-5	JWD-171-5	A2	SPST-NO	10W	No	24VDC	19.2VDC	2.0VDC	40VDC	2150	268mW				
655-JWD-171-10	JWD-171-10	A2	SPST-NO	10W	Yes	24VDC	19.2VDC	2.0VDC	40VDC	2150	268mW				
655-JWD-171-25	JWD-171-25	A3	DPST-NO	10W	Yes	5/6VDC	3.8VDC	0.5VDC	14VDC	200	125/180mW				
655-JWD-171-23	JWD-171-23	A3	DPST-NO	10W	No	12VDC	9.6VDC	1.0VDC	19VDC	500	288mW				
655-JWD-171-27	JWD-171-27	A3	DPST-NO	10W	Yes	12VDC	9.6VDC	1.0VDC	19VDC	500	288mW				
655-JWD-171-24	JWD-171-24	A3	DPST-NO	10W	No	24VDC	19.2VDC	2.0VDC	40VDC	2200	262mW				
655-JWD-171-28	JWD-171-28	A3	DPST-NO	10W	Yes	24VDC	19.2VDC	2.0VDC	40VDC	2200	262mW				
655-JWD-171-12	JWD-171-12	A4	SPST-NC	10W	No	5/6VDC	3.8VDC	0.5VDC	7VDC	500	50/72mW				
655-JWD-171-17	JWD-171-17	A4	SPST-NC	10W	Yes	5/6VDC	3.8VDC	0.5VDC	7VDC	500	50/72mW				
655-JWD-171-14	JWD-171-14	A4	SPST-NC	10W	No	12VDC	9.6VDC	1.0VDC	16VDC	1200	120mW				
655-JWD-171-19	JWD-171-19	A4	SPST-NC	10W	Yes	12VDC	9.6VDC	1.0VDC	16VDC	1200	120mW				
655-JWD-171-15	JWD-171-15	A4	SPST-NC	10W	No	24VDC	19.2VDC	2.0VDC	40VDC	2200	262mW				
655-JWD-172-1	JWD-172-1	A5	SPDT	3W	No	5/6VDC	3.8VDC	0.5VDC	12VDC	200	125/180mW				
655-JWD-172-5	JWD-172-5	A5	SPDT	3W	Yes	5/6VDC	3.8VDC	0.5VDC	12VDC	200	125/180mW				
655-JWD-172-3	JWD-172-3	A5	SPDT	3W	No	12VDC	9.6VDC	1.0VDC	19VDC	500	288mW				
655-JWD-172-7	JWD-172-7	A5	SPDT	3W	Yes	12VDC	9.6VDC	1.0VDC	19VDC	500	288mW				
655-JWD-172-4	JWD-172-4	A5	SPDT	3W	No	24VDC	19.2VDC	2.0VDC	38VDC	2200	262mW				
655-JWD-172-8	JWD-172-8	A5	SPDT	3W	Yes	24VDC	19.2VDC	2.0VDC	38VDC	2200	262mW				
655-JWD-172-155	JWD-172-155	A6	SPDT	3W	No	5/6VDC	3.8VDC	0.5VDC	12VDC	200	125/180mW				
655-JWD-172-159	JWD-172-159	A6	SPDT	3W	Yes	5/6VDC	3.8VDC	0.5VDC	12VDC	200	125/180mW				
655-JWD-172-161	JWD-172-161	A6	SPDT	3W	Yes	12VDC	9.6VDC	1.0VDC	19VDC	1000	144mW				
655-JWD-172-158	JWD-172-158	A6	SPDT	3W	No	24VDC	19.2VDC	2.0VDC	38VDC	2150	268mW				
655-JWD-172-162	JWD-172-162	A6	SPDT	3W	Yes	24VDC	19.2VDC	2.0VDC	38VDC	2150	268mW				

JWS SERIES: SIP DRY REED RELAYS

Specifications:

- Contact Material: Ruthenium
- Mechanical Life: 100 million operations
- Maximum Switched Current: 500mA
- Operating Time (including bounce): 1.5ms max.
- Release Time (including bounce): 0.5ms max.

For quantities greater than listed, call for quote.

MOUSER STOCK NO.	P&B Part No.	Fig.	Contact Form	Max. Switched Power	Suppression Diode	Nominal Voltage	Must Operate Voltage	Must Release Voltage	Max. Voltage	Coil Res. (Ω)	Nominal Current	Price Each 1	25	50	100
655-JWS-117-1	JWS-117-1	B7	SPST-NO	10W	No	5VDC	3.8VDC	0.5VDC	16VDC	500	50mW				
655-JWS-117-3	JWS-117-3	B7	SPST-NO	10W	No	12VDC	9.6VDC	1.0VDC	19VDC	530	272mW				
655-JWS-117-5	JWS-117-5	B7	SPST-NO	10W	No	24VDC	19.2VDC	2.0VDC	36VDC	2150	268mW				

© Copyright 2014 Mouser Electronics

© Copyright 2014 Mouser Electronics

CLARE OptoMOS, Power Solid State Relays and MOSFETS

RoHS Compliant **This product is RoHS compliant.**

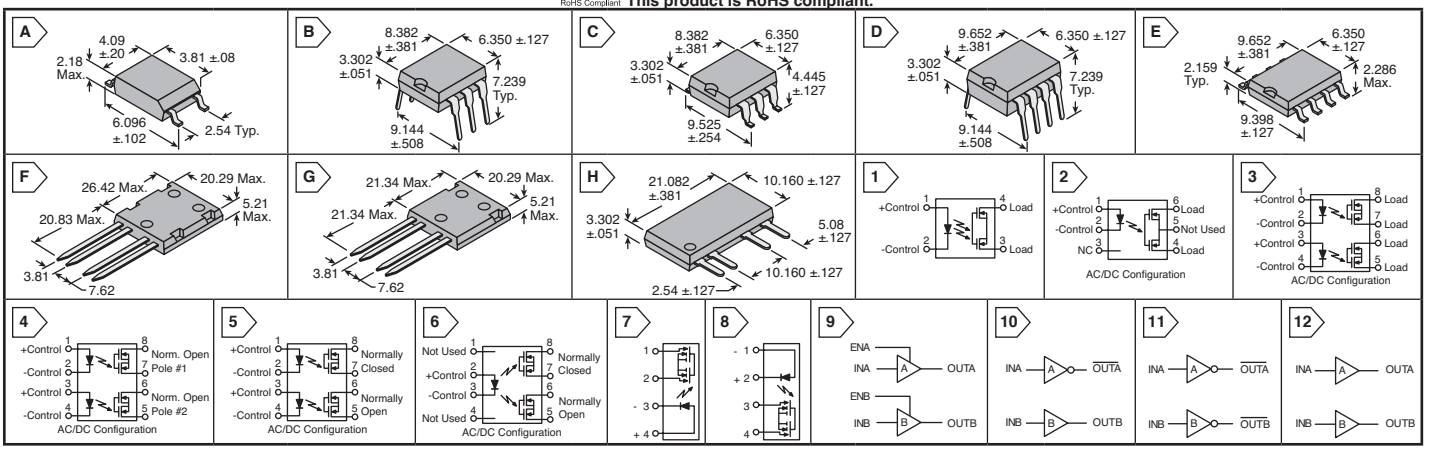

CLARE OPTICALLY ISOLATED SOLID STATE RELAYS

DIMENSIONS: mm

Features:
- Low drive current
- High reliability
- Optically isolated I/O
- Operating Temp: -40°C to 85°C
- Machine washable, wave solderable
- AC/DC switching

Applications:
- Telecommunications
- Data communications
- Electronic switching
- Industrial controls
- Medical equipment
- Security
- Instrumentation

For quantities greater than listed, call for quote.

MOUSER STOCK NO.	Clare Part No.	Fig.	Pin Conf	Load Voltage	Current Handling	On Resistance	Isolation Voltage	Input Control Current	Turn On/ Turn Off	Standard Package	Price Each 1	25	50
Single Pole Normally-Open: 1-Form-A													
849-CPC1008N	CPC1008N	A	1	100	150mA	8Ω	1500Vrms	2mA	2/0.5ms	4 Pin SOP			
849-CPC1030N	CPC1030N	A	1	350	120mA	30Ω	1500Vrms	2mA	2/1ms	4 Pin SOP			
849-CPC1035N	CPC1035N	A	1	350	100mA	35Ω	1500Vrms	2mA	2/1ms	4 Pin SOP			
849-CPC1230N	CPC1230N	A	1	350	120mA	30Ω	1500Vrms	2mA	2/1ms	4 Pin SOP			
849-LCA110	LCA110	B	2	350	120mA	35Ω	3750Vrms	2mA	3/3ms	6 Pin DIP			
849-LCA110S	LCA110S	C	2	350	120mA	35Ω	3750Vrms	2mA	3/3ms	6 Pin SMD			
849-LCA120	LCA120	B	2	250	170mA	20Ω	3750Vrms	5mA	5/5ms	6 Pin DIP			
849-LAA710	LAA710	D	3	60	1000mA	0.5Ω	3750Vrms	10mA	2.5/0.25ms	8 Pin DIP			
849-LCA710	LCA710	B	2	60	1000mA	0.5Ω	3750Vrms	10mA	2.5/0.25ms	6 Pin DIP			
849-LCA710S	LCA710S	C	2	60	1000mA	0.5Ω	3750Vrms	10mA	2.5/0.25ms	6 Pin SMD			
849-PLA110	PLA110	B	2	400	150mA	22Ω	3750Vrms	5mA	1/0.25ms	6 Pin DIP			
849-PLA140	PLA140	B	2	400	250mA	8Ω	3750Vrms	5mA	3/1ms	6 Pin DIP			
849-PLA140S	PLA140S	C	2	400	250mA	8Ω	3750Vrms	5mA	3/1ms	6 Pin SMD			
849-PLA160	PLA160	B	2	300	50mA	100Ω	3750Vrms	10mA	0.05/0.05ms	6 Pin DIP			
849-LCA182	LCA182	B	2	350	120mA	35Ω	3750Vrms	0.25mA	3/3ms	6 Pin DIP			
Single Pole Normally Closed: 1-Form-B													
849-CPC1135N	CPC1135N	A	1	350	120mA	35Ω	1500Vrms	1mA	2/2ms	4 Pin SOP			
849-LCB110	LCB110	B	2	350	120mA	35Ω	3750Vrms	5mA	3/3ms	6 Pin DIP			
849-LCB120	LCB120	B	2	250	170mA	20Ω	3750Vrms	5mA	5/5ms	6 Pin DIP			
Dual Pole Normally-Open: 2-Form-A													
849-PAA140	PAA140	D	3	400	250mA	8Ω	3750Vrms	5mA	1.5/0.25ms	8 Pin DIP			
849-LAA110P	LAA110P	E	3	350	120mA	25Ω	3750Vrms	5mA	5/5ms	8 Pin SMD			
849-LAA127P	LAA127P	E	3	250	200mA	10Ω	3750Vrms	5mA	5/5ms	8 Pin SMD			
849-OAA160	OAA160	D	4	25	50mA	100Ω	3750Vrms	3mA	0.125/0.125ms	8 Pin DIP			
849-PAA132	PAA132	D	3	50	600mA	1Ω	3750Vrms	5mA	5/2ms	8 Pin DIP			
849-PAA191	PAA191	D	3	400	250mA	8Ω	5000Vrms	5mA	3/1ms	8 Pin DIP			
Dual Combination: Form-A & B													
849-LBA110	LBA110	D	5	350	120mA	35Ω	3750Vrms	5mA	3/3ms	8 Pin DIP			
849-LBA120	LBA120	D	5	250	170mA	20Ω	3750Vrms	5mA	5/5ms	8 Pin DIP			
Dual Pole Normally Closed: 2-Form-B													
849-LBB110	LBB110	D	3	350	120mA	35Ω	3750Vrms	5mA	3/3ms	8 Pin DIP			
849-XBB170	XBB170	D	3	350	100mA	50Ω	3750Vrms	5mA	5/5ms	8 Pin DIP			
Common Input: 1-Form-C													
849-LCC110	LCC110	D	6	350	120mA	35Ω	3750Vrms	8mA	4/4ms	8 Pin DIP			
849-LCC110P	LCC110P	E	6	350	120mA	35Ω	3750Vrms	8mA	4/4ms	8 Pin SMD			
849-LCC120	LCC120	D	6	250	170mA	20Ω	3750Vrms	10mA	5/5ms	8 Pin DIP			

CLARE POWER SOLID STATE RELAYS

Features:
- Handles loads up to 10A (rms)
- Voltage Ratings up to 1000V
- Switching speed (on/off): 20/5(ms)
- Isolation Voltage - 2500Vrms
- Input Control Current - 10mA

Applications:
- Consumer Appliances
- Test and Measurement equipment
- Industrial controls
- Medical Equipment
- Robotics/Motor controls

For quantities greater than listed, call for quote.

MOUSER STOCK NO.	Clare Part No.	Fig.	Pin Conf	Function	Breakdown Voltage (V)	Current Handling	On Resistance	Standard Package	Price Each 1	25	50
849-CPC1979J	CPC1979J	F	7	1 Form A	600	5 A(rms)	0.75Ω	iso PLUS-264			
849-CPC1978J	CPC1978J	G	7	1 Form A	800	2.5 A(rms)	2.3Ω	i4-PAC			
849-CPC1906Y	CPC1906Y	H	8	1 Form A	60	10.0 A(rms)	.01Ω	Power SIP			

CLARE 4-AMPERE DUAL LOW-SIDE ULTRAFAST MOSFET DRIVERS

For quantities greater than listed, call for quote.

MOUSER STOCK NO.	Clare Part No.	Fig.	Pin Conf	Package Type	Price Each 1	10	100
849-IXDD604D2TR	IXDD604D2TR	-	9	8-Lead DFN			
849-IXDD604PI	IXDD604PI	-	9	8-Lead DIP			
849-IXDD604SI	IXDD604SI	-	9	8-Lead SOIC with Exposed, Grounded Metal Back			
849-IXDD604SIA	IXDD604SIA	-	9	8-Lead SOIC			
849-IXDF604PI	IXDF604PI	-	10	8-Lead DIP			
849-IXDF604SI	IXDF604SI	-	10	8-Lead SOIC with Exposed, Grounded Metal Back			
849-IXDF604SIA	IXDF604SIA	-	10	8-Lead SOIC			
849-IXDI604PI	IXDI604PI	-	11	8-Lead DIP			
849-IXDI604SI	IXDI604SI	-	11	8-Lead SOIC with Exposed, Grounded Metal Back			
849-IXDI604SIA	IXDI604SIA	-	11	8-Lead SOIC			
849-IXDN604PI	IXDN604PI	-	12	8-Lead DIP			
849-IXDN604SI	IXDN604SI	-	12	8-Lead SOIC with Exposed, Grounded Metal Back			
849-IXDN604SIA	IXDN604SIA	-	12	8-Lead SOIC			

© Copyright 2014 Mouser Electronics

© Copyright 2014 Mouser Electronics

CROUZET Input/Output Modules

CROUZET C4 SERIES I/O MODULES

- New Industry Standard Package
- Replaceable Fuse in Output Modules
- Color Coded Housing for AC or DC Input

Input Modules

For quantities greater than listed, call for quote.

MOUSER STOCK NO.		Input Voltage	Max. Input Current	Logic Supply Voltage	Max. Logic Supply Current	Price Each	
Mfr.	Mfr. Part No.					1	5
874	C4IAC	90-140VAC	14mA	4.5-30VDC	50mA		
874	C4IACA	140-280VAC	50mA	4.5-30VDC	50mA		
874	C4IDC	10-32VDC	20mA	4.5-30VDC	50mA		

Output Modules

For quantities greater than listed, call for quote.

MOUSER STOCK NO.		Input Voltage	Max. Input Current	Logic Supply Voltage	Max. Logic Supply Current	Price Each	
Mfr.	Mfr. Part No.					1	5
874	C4OAC	12-140VAC	3.0 Amps	4-32VDC	22mA		
874	C4OACA	12-280VAC	3.0 Amps	4-32VDC	22mA		
874	C4ODC	5-60VDC	3.0 Amps	4-32VDC	16mA		
874	C4ODCA	1-250VDC	1.0 Amps	4-32VDC	16mA		



RoHS Compliant

Mounting Boards for C4 Series I/O Modules

✻Including I/O modules and standoffs

For quantities greater than listed, call for quote.

MOUSER STOCK NO.		Max. No. of I/O	Dimensions (LxWxH)✻	Logic Connection	Load Connection	Price Each	
Mfr.	Mfr. Part No.					1	5
874	PB4C4	4	6.4 x 3.5 x 2.57	Screw Term.	Screw Term.		
874	PB16C4	16	10 x 3.25 x 2.57	50-Pin Header	Screw Term.		
874	PB16C4T	16	9.5 x 3.25 x 2.57	Screw Term.	Screw Term.		

CROUZET SM SERIES 0.6" I/O MODULES

- New Industry Standard Package
- Output Ratings up to 5Amps
- Color Coded Housing for AC or DC Input

Input Modules

For quantities greater than listed, call for quote.

MOUSER STOCK NO.		Input Voltage	Max. Input Current	Logic Supply Voltage	Max. Logic Supply Current	Price Each	
Mfr.	Mfr. Part No.					1	5
874	SMIAC5	90-140VAC/DC	5mA rms	5VDC	50mA		
874	SMIAC5A	180-280VAC	5mA rms	5VDC	50mA		
874	SMIDC5	3.3-32VDC	35mA	5VDC	50mA		

Output Modules

For quantities greater than listed, call for quote.

MOUSER STOCK NO.		Output Voltage	Max. Output Current	Logic Supply Voltage	Max. Logic Supply Current	Price Each	
Mfr.	Mfr. Part No.					1	5
874	SMOAC5	12-140VAC	3.5Arms	5VDC	20mA		
874	SMOAC5A	24-280VAC	3.5Arms	5VDC	20mA		
874	SMOAC5AH	24-280VAC	5Arms	5VDC	20mA		
874	SMODC5	3-60VDC	3.0A	5VDC	18mA		



RoHS Compliant

Mounting Boards for SM Series I/O Modules

✻Including I/O modules and standoffs

For quantities greater than listed, call for quote.

MOUSER STOCK NO.		Max. No. of I/O	Dimensions (LxWxH)✻	Logic Connection	Load Connection	Price Each	
Mfr.	Mfr. Part No.					1	5
874	PB8SM	8	6.4 x 3.5 x 1.9	Card-Edge	Screw Term.		
874	PB16SM	16	10.4 x 3.5 x 1.9	Card-Edge	Screw Term.		
874	PB24SM	24	13 x 3.75 x 1.9	Card-Edge	Screw Term.		

CROUZET QUAD SERIES I/O MODULES

- Industry Standard Package
- Color Coded Housing for AC or DC Input
- Built in LED Status Indicator
- 4 Modules in one package

Input Modules

For quantities greater than listed, call for quote.

MOUSER STOCK NO.		Input Voltage	Max. Input Current	Logic Supply Voltage	Max. Logic Supply Current	Price Each	
Mfr.	Mfr. Part No.					1	5
874	IAC5Q	90-140VAC	6mA	5VDC	50mA		
874	IAC5AQ	140-280VAC	5mA	5VDC	50mA		
874	IDC5Q	10-60VDC	34mA	5VDC	50mA		
874	IDC5BQ	4-32VDC	68mA	5VDC	50mA		

Output Modules

For quantities greater than listed, call for quote.

MOUSER STOCK NO.		Output Voltage	Maximum Output Current	Nominal Input Voltage	Maximum Input Current	Price Each	
Mfr.	Mfr. Part No.					1	5
874	OAC5Q	12-140VAC	3.5Amps	5VDC	20mA		
874	OAC5AQ	24-280VAC	3.5Amps	5VDC	20mA		
874	ODC5Q	3-60VDC	3.0Amps	5VDC	18mA		
874	ODC5Q.11	3-60VDC	3.0Amps	5VDC	18mA		



RoHS Compliant

Mounting Boards for Quad Series I/O Modules

✻Including I/O modules and standoffs

For quantities greater than listed, call for quote.

MOUSER STOCK NO.		Max. No. of I/O	Dimensions (LxWxH)✻	Logic Connection	Load Connection	Price Each	
Mfr.	Mfr. Part No.					1	5
874	PB16Q	4	5.8 x 6.0 x 3.9	Edge Card	Screw Term.		
874	PB24Q	6	8 x 6 x 3.9	Edge Card	Screw Term.		
874	PB32Q	8	10.2 x 6.2 x 3.9	Edge Card	Screw Term.		

CROUZET EPOXY ENCAPSULATED DIN RAIL INPUT MODULES

- DIN Rail Mountable I/O Modules
- Color Coded Housing for AC or DC Input
- Built in LED Status Indicator



RoHS Compliant

Input Modules

For quantities greater than listed, call for quote.

MOUSER STOCK NO.		Input Voltage	Maximum Input Current	Logic Supply Voltage	Max. Logic Supply Current	Price Each	
Mfr.	Mfr. Part No.					1	5
874	DRIAC5	90-140VAC/DC	5mArms	5VDC	50mA		
874	DRIDC5	4-32VDC	34mA	5VDC	50mA		

Output Modules

For quantities greater than listed, call for quote.

MOUSER STOCK NO.		Output Voltage	Maximum Output Current	Nominal Input Voltage	Maximum Input Current	Price Each	
Mfr.	Mfr. Part No.					1	5
874	DRODC5	3-60VDC	3A	5VDC	18mA		

CROUZET 17.5MM DIN RAIL INPUT MODULES

- DIN Rail Mountable I/O Modules
- Color Coded Housing for AC or DC Input
- Built in LED Status Indicator



RoHS Compliant

Input Modules

For quantities greater than listed, call for quote.

MOUSER STOCK NO.		Input Voltage	Maximum Input Current	Logic Supply Voltage	Max. Logic Supply Current	Price Each	
Mfr.	Mfr. Part No.					1	5
874	84115501	90-140VAC/DC	14mA	4.5-30VDC	50mA		
874	84115503	4-32VDC	35mA	4.5-30VDC	50mA		

Output Modules

For quantities greater than listed, call for quote.

MOUSER STOCK NO.		Output Voltage	Maximum Output Current	Nominal Input Voltage	Maximum Input Current	Price Each	
Mfr.	Mfr. Part No.					1	5
874	84130104	5-48V	5Arms	4-32VDC	22mA		
874	84130105	3-60VDC	3A	4-32VDC	22mA		

© Copyright 2014 Mouser Electronics

© Copyright 2014 Mouser Electronics

CRYDOM Solid State Relays

CRYDOM SERIESONE DR DIN RAIL MOUNTED AC AND DC OUTPUT SOLID STATE RELAYS

Features:

- Ratings of 6 and 12 Amps
- Load voltage ratings of 2-60VDC, 2-100VDC, 24-280VAC and 48-600VAC
- Fits standard 35mm DIN-RAIL
- LED input status indicator
- AC or DC control
- Zero-crossing (resistive loads) or random turn-on (inductive loads) output
- 100K-cycle UL 508 Endurance Rating for Enhanced Reliability

RoHS Compliant

For quantities greater than listed, call for quote.

MOUSER STOCK NO.	Crydom Part No.	Fig.	Output Voltage	Control Voltage	Price Each 1	10	50
558-DR06D06	DR06D06	A	1 to 60VDC	4 to 32VDC			
558-DR06D12	DR06D12	A	1 to 60VDC	4 to 32VDC			
558-DR10D06	DR10D06	A	1 to 100VDC	4 to 32VDC			
558-DR10D12	DR10D12	A	1 to 100VDC	4 to 32VDC			
558-DR24D06	DR24D06	A	24 to 280VAC	4 to 32VDC			
558-DR24D12	DR24D12	A	24 to 280VAC	4 to 32VDC			
558-DR48D06	DR48D06	A	48 to 600VAC	4 to 32VDC			
558-DR48D12	DR48D12	A	48 to 600VAC	4 to 32VDC			

CRYDOM CTR SERIES

Features and Benefits:

- Ratings 25A per phase @ 600VAC
- DIN-RAIL or Panel Mount 90mm (width) package
- 100K-cycle UL 508 Endurance Rating for Enhanced Reliability
- SCR output for heavy industrial loads
- LED input status indicator
- AC or DC control
- Zero-crossing (resistive loads) or random-fire (inductive loads) output
- 48 to 600VAC line voltage rating
- UL Recognized, CE, RoHS and EMC Compliant

RoHS Compliant

For quantities greater than listed, call for quote.

MOUSER STOCK NO.	Crydom Part No.	Fig.	Control Voltage	Price Each 1	10	25
558-CTRD6025	CTRD6025	B	4 - 32VDC			

CRYDOM CN SERIES OF SINGLE IN-LINE PLUGGABLE SOLID STATE RELAYS, DIN RAIL MOUNTED SOCKETS AND ASSEMBLIES

CN Series SSRs Features and Benefits:

- 5mm Mini SIP SSRs
- Ratings 24VDC @ 3.5A, 48VDC @ 100mA and 240VAC @ 2Ar
- DC Control 5, 24 and 60V
- IP67-protected fully encapsulated

DRACN Series Assemblies Features and Benefits:

- 6.2mm Base Terminal Block Design
- 5 and 24VDC and 120 and 240VAC Control Input Options
- 24VDC @ 3.5A, 48VDC @ 100mA and 240VAC @ 2A Operating Voltage Rating
- Socket clip fits all standard 35 mm DIN rails

RoHS Compliant

For quantities greater than listed, call for quote.

MOUSER STOCK NO.	Crydom Part No.	Fig.	Load Voltage	Price Each 1	10	25
CN Series						
558-CN024D05	CN024D05	C	24VDC, 3.5A			
558-CN024D24	CN024D24	C	24VDC, 3.5A			
558-CN240A05	CN240A05	C	240VAC, 2A			
558-CN240A24	CN240A24	C	240VAC, 2A			
DRACN Series Assemblies						
558-DRA-CN024D05	DRA-CN024D05	D	24VDC, 3.5A			
558-DRA-CN024D24	DRA-CN024D24	D	24VDC, 3.5A			
558-DRA-CN240A05	DRA-CN240A05	D	240VAC, 2A			

CRYDOM SERIES CKM (DIN RAIL AND PANEL MOUNT)

Features and Benefits:

- Ratings from 10A to 30A @ 60VDC
- Slim 22.5mm (width) package
- Low Leakage
- LED input status indicator
- DC control

RoHS Compliant

For quantities greater than listed, call for quote.

MOUSER STOCK NO.	Crydom Part No.	Fig.	Max Load Current	Price Each 1	10	25
558-CKM0610	CKM0610	E	10 AMPS			
558-CKM0620	CKM0620	E	20 AMPS			
558-CKM0630	CKM0630	E	30 AMPS			

CRYDOM CMX SERIES

Features and Benefits:

- SIP SSR
- Ratings to 20A @ 60VDC, 10A @ 100VDC, 10A @ 60VDC and 3A @ 200VDC
- MOSFET output
- DC control
- Low on-state impedance

RoHS Compliant

For quantities greater than listed, call for quote.

MOUSER STOCK NO.	Crydom Part No.	Fig.	Max Load Current	Price Each 1	10	25
558-CMX100D10	CMX100D10	F	10 AMPS			
558-CMX60D10	CMX60D10	F	10 AMPS			
558-CMX60D5	CMX60D5	F	5 AMPS			

CRYDOM UPD SERIES

Features and Benefits:

- SIP SSR
- 3 Output Channels in one package with common control input
- Ratings per channel of 15A @ 280VAC
- PCB Mount Package or Panel Mount quick connect terminals (F option)
- SCR output for heavy industrial loads
- Zero-crossing (resistive loads) or random-fire (inductive loads) output
- Single Channel Ratings of 15A and 25A @ 280VAC

RoHS Compliant

For quantities greater than listed, call for quote.

MOUSER STOCK NO.	Crydom Part No.	Fig.	Max Load Current	Price Each 1	10	25
558-UPD2415DF	UPD2415DF	G	15 AMPS			
558-UPD2415TP-10	UPD2415TP-10	G	15 AMPS			
558-UPD2425	UPD2425	G	25 AMPS			
558-UPD2425F	UPD2425F	G	25 AMPS			
558-UPD2425F-10	UPD2425F-10	G	25 AMPS			

CRYDOM SERIES F EMI NOISE FILTER

Features and Benefits:

- Suppresses EMI Noise
- AC Output
- Simple Installation

For quantities greater than listed, call for quote.

MOUSER STOCK NO.	Crydom Part No.	Connection	Operating Voltage (Max)	Attenuation (Typ)	Current Drain @ Vrms (Max)	Price Each 1	10	25
558-3F20	3F20	3	475Vrms	25dBµV	35mA			

A



B



C



D



E



F



G





© Copyright 2014 Mouser Electronics

© Copyright 2014 Mouser Electronics

CRYDOM PC Mount Solid State Relays

crydom

RoHS Compliant **This product is RoHS compliant.**

CRYDOM SERIES SPF (25A, 280VAC OUTPUT, SIP)



Features/Specifications:
- SCR Output
- DC Control

For quantities greater than listed, call for quote.

MOUSER STOCK NO.	Crydom Part No.	Load Current	Line Voltage	Control Current	Must Release Voltage	Price Each 1	10	25
558-SPF240D25	SPF240D25	0.06-25Arms	12-280VDC	3-15VDC	1VDC			
558-SPFE240D25	SPFE240D25	0.06-25Arms	12-280VDC	15-32VDC	1VDC			

CRYDOM SERIES DPA, SDV (1-1.5A, 240V SCR OUTPUT)

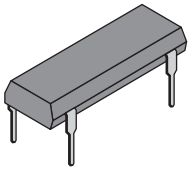

Features/Specifications:
- 16 Pin DIP package
- Voltage or current operated versions
- High packaging density
- Operating temperature: -30°C to 80°C
- Isolation voltage: 3750Vrms
- Load current: 0.01 - 1.0 Arms
- Control current: 15mA @ 5VDC

LR81689 E116950

✻ Control Current Range

For quantities greater than listed, call for quote.

MOUSER STOCK NO.	Crydom Part No.	Line Voltage (VAC)	Control Voltage (VDC)	Price Each 1	10	25	50
558-DPA4111	DPA4111	20-140	✻10-50mA				
558-DPA4119	DPA4119	20-140	3.5-10				
558-DPA6111	DPA6111	20-280	✻10-50mA				
558-DPA6119	DPA6119	20-280	3.5-10				
558-SDV2415	SDV2415	12-280	3.5-10				

CRYDOM SERIES LR (25-40 AMP, 120/240/480 VAC, AC OUTPUT)

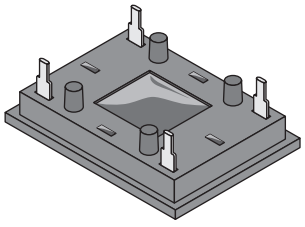

Features/Specifications:
- DC Control, AC Output
- Zero cross switching
- Up to 1200V transient capability
- SCR Output
- Switching voltage mode: AC
- Min. load current: 15mA
- Min. turn off voltage: 1VDC
- Control voltage: 4-32VDC

For quantities greater than listed, call for quote.

MOUSER STOCK NO.	Crydom Part No.	Load Current Max.	Load Voltage Range	Price Each 1	10	25	50
558-LR600240D25	LR600240D25	25 Arms	24-280Vrms				
558-LR600240D40	LR600240D40	40 Arms	24-280Vrms				
558-LR1200480D40	LR1200480D40	40 Arms	48-530Vrms				

CRYDOM SERIES D2W (2-3.5 AMPS, 120/240VAC, AC OUTPUT SIP)

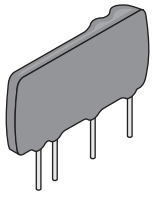

Features/Specifications:
- Triac output
- Zero voltage switching
- Internal snubber
- Operating temperature: -30°C to 80°C
- Isolation voltage: 2500Vrms
- Line voltage: 24-280VDC
- Control voltage: 3-32VDC
- Control current: 3mA @ 5VDC
- Must release voltage: 1VDC

LR81689 E116950

For quantities greater than listed, call for quote.

MOUSER STOCK NO.	Crydom Part No.	Load Current Range	Price Each 1	10	25	50
558-D2W202F	D2W202F	.06-2.0ADC				
558-D2W203F	D2W203F	.06-3.0ADC				
558-D2W203F-11	D2W203F-11	.06-3.5ADC				

CRYDOM SERIES LC: (1.5 AMP, 120/240 VAC - AC OUTPUT MINI-SIP)

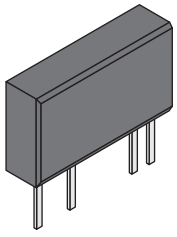

The LC241 series is rated up to 1.5A (SPST-NO) and is designed for general purpose AC loads. In most applications a snubber is not required.

Features/Specifications:
- Compact for high density PCB mount
- Cost effective solution
- DC Control, AC Output

E116950 E116950

For quantities greater than listed, call for quote.

MOUSER STOCK NO.	Crydom Part No.	Load Current	Line Voltage	Control Voltage	Control Current	Price Each 1	10	25
558-LC241	LC241	0.025-1.5Arms	21-280VAC	4-10VDC	15mA @ 5VDC			
558-LC241R	LC241R	0.025-1.5Arms	21-280VAC	4-10VDC	15mA @ 5VDC			

CRYDOM SERIES PF (25A, 280VAC OUTPUT, MINI-SIP)

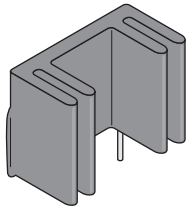

Crydom's PowerFin™ series delivers the highest ratings of any single in-line package (SIP). The integral heat sink design can operate at 25 amps RMS in forced air at 85°C case temp. With natural convection in free air, it rates 10 amps RMS at 25°C ambient. Built-in advantages include Surface Mount Technology and SCR output.

Features/Specifications:
- SCR Output
- DC Control
- Isolation voltage: 4000Vrms

70938 E116950

For quantities greater than listed, call for quote.

MOUSER STOCK NO.	Crydom Part No.	Load Current	Line Voltage	Control Current	Must Release Voltage	Price Each 1	10	25
558-PF240D25	PF240D25	0.06-25Arms	12-280VAC	15mA @ 5VDC	1VDC			
558-PF240D25R	PF240D25R	0.06-25Arms	12-280VAC	15ma @ 5VDC	1VDC			

CRYDOM SERIES LS (8-12 AMP, 120/240 VAC, AC OUTPUT SIP)

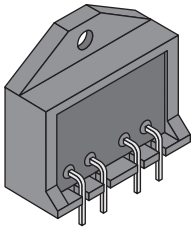

Crydom's LS family of SPST-NO relays achieves the highest power switching capability in a PC-mounted air-cooled package. Output consists of an SCR AC switch and is available in zero-cross and random turn-on (Suffix R). Advanced features include exceptional steady state current, plus high surge ratings. Metal baseplate design for direct attachment of external heatsink to achieve higher current rating.

Features/Specifications:
- High surge rated SCR output
- No moving parts
- Zero cross turn on

LR81689 E116950 TÜV E2072777

For quantities greater than listed, call for quote.

MOUSER STOCK NO.	Crydom Part No.	Load Current	Line Voltage	Control Voltage	Must Release Voltage	Price Each 1	10	25
558-LS240D8	LS240D8	8-15mA	24-280Vrms	4-10VDC	1VDC			
558-LS240D12	LS240D12	12-15mA	24-280Vrms	4-10VDC	1VDC			
558-LSE240D8	LSE240D8	8-15mA	24-280Vrms	20-28VDC	1VDC			
558-LSE240D12	LSE240D12	12-15mA	24-280Vrms	20-28VDC	1VDC			

© Copyright 2014 Mouser Electronics

© Copyright 2014 Mouser Electronics

CRYDOM PC Mount Solid State Relays

crydom

CRYDOM MCX SERIES (5A SIP) PC MOUNT RELAYS



Features/Specifications:

- Load current range: 0.06-5.0A
- Operating voltage range: 12-280VDC
- DC control

For quantities greater than listed, call for quote.

MOUSER STOCK NO.	Crydom Part No.	Control Voltage Range	Load Voltage Range	Load Current Rating	Price Each 1	10	25
558-MCX240D5	MCX240D5	4-15VDC	12-280VAC	0.06-5.0Arms			
558-MCX240D5R	MCX240D5R	4-15VDC	12-280VAC	0.06-5.0Arms			
558-MCXE240D5	MCXE240D5	15-32VDC	12-280VAC	0.06-5.0Arms			

CRYDOM SERIES DO PC MOUNT RELAYS

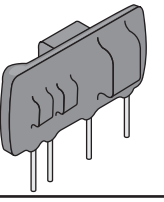

Features/Specifications:

- Load current range: 0.02-1.0A
- Operating voltage range: 3-60VDC
- DC Switching- SPST-NC
- Mini-SIP mounting
- DC control
- Low profile package

For quantities greater than listed, call for quote.

MOUSER STOCK NO.	Crydom Part No.	Input Voltage	Output Voltage	Price Each 1	10	25	50
558-DO061A-B	DO061A-B	3-9VDC	3-60VDC				
558-DO061B-B	DO061B-B	1.7-9VDC	3-60VDC				

CRYDOM SERIES MPDC PC MOUNT RELAYS



Features/Specifications:

- Bipolar transistor output
- Load current range: 0.02-3.0A Vrms
- Operating voltage range: 0-60VDC
- DC Switching- SPST-NC
- SIP mount

For quantities greater than listed, call for quote.

MOUSER STOCK NO.	Crydom Part No.	Input Voltage	Output Voltage	Price Each 1	10	25	50
558-MPDCD3-B	MPDCD3-B	3-32VDC	3-60VDC				

CRYDOM SERIES AO/ASO (1-2A, AC MINI-SIP)

AO models offer Triac output, ASO models are SCR output. The AO241 (R) are rated up to 1.0A, the ASO241(R) up to 1.5A SPST-NO, and the ASO242(R) up to 2.0A. ASO models are designed for switching highly inductive, low current loads such as solenoids. Available in either zero voltage or random switching (R) versions.

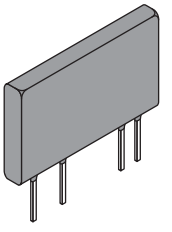

Features/Specifications:

- Triac (AO) or SCR (ASO) output
- DC Control, AC Output
- Operating temperature: -30°C to 80°C
- Control voltage: 4-10VDC
- Control current: 15mA @ 5VDC
- Must release voltage: 1VDC
- Isolation voltage: 2500Vrms

LR81689 E116950

For quantities greater than listed, call for quote.

MOUSER STOCK NO.	Crydom Part No.	Line Voltage	Load Current Range	Price Each 1	10	25	50
558-ASO241	ASO241	24-280VAC	.025-1.0Arms				
✻ 558-ASO241R	ASO241R	24-280VAC	.025-1.0Arms				
558-ASO242	ASO242	12-280VAC	0.6-2.0Arms				
✻ 558-ASO242R	ASO242R	12-280VAC	0.6-2.0Arms				

✻R suffix indicates random turn-on

CRYDOM SERIES DO/DMO (1-3A, DC MINI-SIP)

SPST-NO DC output relays in epoxy coated packages utilize the popular .10" grid lead spacing. They are available with either bipolar transistor output (DO), or the DMO063 with MOSFET output rated at 3A/60VDC.

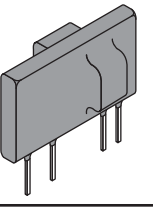

Features/Specifications:

- Bipolar (DO) or MOSFET (DMO) Output
- DC Control, DC Output
- Operating temperature: -30°C to 80°C
- Isolation voltage: 2500Vrms, 4000Vrms (DO)

For quantities greater than listed, call for quote.

MOUSER STOCK NO.	Crydom Part No.	Line Voltage	Load Current Range (ADC)	Control Voltage	Control Current @ 5VDC (mA)	Must Release Voltage (VDC)	Price Each 1	10	25	50
558-DMO063	DMO063	0-60VDC	0-3.0ADC	3-10VDC	20	1.0				

CRYDOM SERIES CX (5A, AC SIP)

Crydom's family of SPST-NO relays achieves the highest power switching capability in a PC-mounted air-cooled package. Advanced features include exceptional steady state current, plus ultra-high surge ratings. Models are available to switch up to 669 Vrms with AC or DC control, and either zero-cross or random turn-on (R) switching versions. Pinout is compatible with OAC type I/O modules.

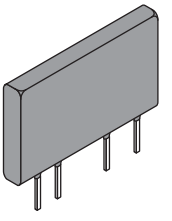

Features/Specifications:

- SCR Output
- Ultra high surge rating
- Operating temperature: -30°C to 80°C
- Isolation voltage: 4000Vrms

70938 LR81689 E116949

For quantities greater than listed, call for quote.

MOUSER STOCK NO.	Crydom Part No.	Line Voltage	Load Current Range	Control Voltage	Control Current	Price Each 1	10	25	50
DC Input									
558-CX240D5	CX240D5	12-280VAC	.06-5.0ADC	3-15VDC	15mA @ 5VDC				
✻ 558-CX240D5R	CX240D5R	12-280VAC	.06-5.0ADC	3-15VDC	15mA @ 5VDC				
558-CXE240D5	CXE240D5	12-280VAC	.06-5.0ADC	15-32VDC	15mA @ 24VDC				
558-CX380D5	CX380D5	48-530VAC	.06-5.0ADC	4-15VDC	15mA @ 5VDC				
558-CXE380D5	CXE380D5	48-530VAC	.06-5.0ADC	15-32VDC	15mA @ 24VDC				
558-CX480D5	CX480D5	48-660VAC	.06-5.0ADC	4-15VDC	15mA @ 5VDC				
AC Input									
558-CXE240A5	CXE240A5	12-280VAC	.06-5.0Arms	18-36VAC	5mA @ 24VDC				

✻R suffix indicates random turn-on

CRYDOM SERIES MP TRIAC AC OUTPUT SIP PC MOUNT SSR'S (3-4A, 120/240VAC)

Available in 3Arms and 4Arms ratings, all are SPST-NO PC-mount relays that provide greater packaging density and compatibility with pinout of Series 6 and OAC output modules.

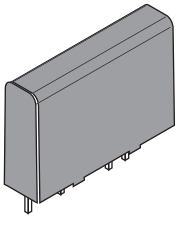

Features/Specifications:

- Triac AC Output SIP
- 5,15, and 24 Volt logic system compatible
- SPST-NO
- Must release voltage: 1VDC
- Operating temperature: -40°C to 80°C
- Isolation voltage: 4000Vrms
- Control voltage: 3-32VDC
- Control current: 2.6mA @ 5VDC

5902 UG LR81689 E116950

For quantities greater than listed, call for quote.

MOUSER STOCK NO.	Crydom Part No.	Line Voltage	Load Current Range (Arms)	Surge Voltage	Price Each 1	10	25	50
558-MP120D3	MP120D3	12-140	.02-3.0	90				
558-MP240D3	MP240D3	24-280	.02-3.0	90				
558-MP240D4	MP240D4	24-280	.02-4.0	130				

© Copyright 2014 Mouser Electronics

© Copyright 2014 Mouser Electronics

CRYDOM Panel Mount Solid State Relays

Products may be RoHS compliant. Check mouser.com for RoHS status.

CRYDOM SERIES 1 (10-125A,120/240VAC OUTPUT)

Features/Specifications:
- Output - SCR AC switch
- Zero voltage and random
- Internal snubber
- Operating temperature: -40°C to 80°C

DC Control:
- Control voltage: 3-32VDC
- Control current: 3.4mA @ 5VDC
- Higher Amps Available

AC Control:
- Control voltage: 90-280VAC
- Control current: 2mA @ 120VAC

❊ Non-zero cross, phase controllable

For quantities greater than listed, call for quote.

MOUSER STOCK NO.	Crydom Part No.	Fig.	Line Voltage (VAC)	Load Current (Amps)	Isolation Voltage	Must Release Voltage	Price Each 1	10	25
DC Control									
558-D1210	D1210	A	24-140	.04-10	4000Vrms	1VDC			
558-D1225	D1225	A	24-140	.04-25	4000Vrms	1VDC			
558-D1240	D1240	A	24-140	.04-40	4000Vrms	1VDC			
558-D1240-B	D1240-B	A	24-280	.04-40	4000Vrms	1VDC			
558-D2450-B	D2450-B	A	24-280	.05-40	4000Vrms	1VDC			
558-D2475-10	D2475-10	A	24-280	.05-40	4000Vrms	1VDC			
558-D2490-10	D2490-10	A	24-280	.05-40	4000Vrms	1VDC			
558-D2410	D2410	A	48-280	.04-10	4000Vrms	1VDC			
558-D2425	D2425	A	48-280	.04-25	4000Vrms	1VDC			
❊ 558-D2425-10	D2425-10	A	48-280	.04-25	4000Vrms	1VDC			
558-D2440	D2440	A	48-280	.04-40	4000Vrms	1VDC			
❊ 558-D2440-10	D2440-10	A	48-280	.04-40	4000Vrms	1VDC			
558-D2450	D2450	A	48-280	.04-50	4000Vrms	1VDC			
❊ 558-D2450-10	D2450-10	A	48-280	.04-50	4000Vrms	1VDC			
558-D2475	D2475	A	48-280	.04-75	4000Vrms	1VDC			
558-D2490	D2490	A	48-280	.04-90	4000Vrms	1VDC			
558-D4825	D4825	A	80-530	.04-25	4000Vrms	1VDC			
558-D4840	D4840	A	80-530	.04-40	4000Vrms	1VDC			
558-D4850	D4850	A	80-530	.04-50	4000Vrms	1VDC			
558-D4875	D4875	A	80-530	.04-75	4000Vrms	1VDC			
AC Control									
558-A1225	A1225	A	24-140	.04-25	4000Vrms	10VAC			
558-A1240	A1240	A	24-140	.04-40	4000Vrms	10VAC			
558-A2450-10	A2450-10	A	24-280	.04-50	4000Vrms	10VAC			
558-A2410	A2410	A	48-280	.04-10	4000Vrms	10VAC			
558-A2425	A2425	A	48-280	.04-25	4000Vrms	10VAC			
558-A2440	A2440	A	48-280	.04-40	4000Vrms	10VAC			
558-A2450	A2450	A	48-280	.04-50	4000Vrms	10VAC			
558-A2475	A2475	A	48-280	.04-75	4000Vrms	10VAC			
558-A4850	A4850	A	80-530	.04-50	4000Vrms	10VAC			
558-A4875	A4875	A	80-530	.04-75	4000Vrms	10VAC			

CRYDOM 53 SERIES (25-50 AMP, 3 PHASE, IP20 OR IP00, MOTOR REVERSING)

Features/Specifications:
- SCR output for heavy industrial loads
- AC or DC Control
- Zero-crossing (resistive loads) or random-fire (inductive loads) output
- Transient protection built in
- Operating temperature: -40°C to 80°C
- Isolation voltage: 4000Vrms

For quantities greater than listed, call for quote.

MOUSER STOCK NO.	Crydom Part No.	Fig.	Control	Type	Load Current	Price Each 1	10
558-D53TP25D	D53TP25D	B	3-32V	3 Controlled	05-25		
558-D53TP50D	D53TP50D	B	3-32V	3 Controlled	05-50		
558-A53TP25D	A53TP25D	B	90-280V	3 Controlled	05-25		
558-B53TP25C	B53TP25C	C	90-140V	3 Switched Channels	25A		
558-B53TP50CH	B53TP50CH	C	90-140V	3 Switched Channels	25A		
558-C53TP25CH-10	C53TP25CH-10	C	180-240V	3 Switched Channels	25A		
558-D53TP50CH	D53TP50CH	C	4-32V	3 Switched Channels	25A		
558-E53TP25C-10	E53TP25C-10	C	18-32V	3 Switched Channels	25A		
558-E53TP50C	E53TP50C	C	18-32V	3 Switched Channels	25A		
558-D53RV50C	D53RV50C	D	4-32V	3 Switched Channels	25A		

CRYDOM DUAL RELAYS, SCR OUTPUT

Two totally independent AC output relays come in a single standard panel-mount package. Utilizing an AC switch output with internal snubber, relays provide greater protection against false triggering.

Features/Specifications:
- Industry standard package
- Zero voltage switching
- Operating temperature: -40°C to 80°C
- Isolation voltage: 4000Vrms
- Control current: 15mA @ 5VDC
- Must release voltage: 1VDC
- Random turn-on, phase controllable

For quantities greater than listed, call for quote.

MOUSER STOCK NO.	Crydom Part No.	Fig.	Load Current (VAC)	Control Voltage (VDC)	Line Voltage (VAC)	Price Each 1	10
558-D2425D	D2425D	E	.15-25	4-15	24-280		
558-D2440D	D2440D	E	.15-40	4-15	24-280		
558-D2440D-10	D2440D-10	E	.15-40	4-15	24-280		

CRYDOM CW SERIES (10-125A, 120/240/480/600VAC)

Features/Specifications:
- SCR AC switch output
- Integrated fingerproof cover
- EMC compliant design
- Operating temperature: -40°C to 80°C
- Isolation voltage: 4000Vrms

For quantities greater than listed, call for quote.

MOUSER STOCK NO.	Crydom Part No.	Fig.	Line Voltage (Vrms)	Load Current (Arms)	Control Voltage	Control Current	Must Release Voltage	Surge Current 1-Cycle (Apk)	Price Each 1	10	25
DC											
558-CWD2410	CWD2410	F	24-280	.15-10	3-32VDC	10mA @ 5VDC	1VDC	400			
558-CWD2425	CWD2425	F	24-280	.15-25	3-32VDC	10mA @ 5VDC	1VDC	600			
558-CWD2450	CWD2450	F	24-280	.15-50	3-32VDC	10mA @ 5VDC	1VDC	850			
558-CWD2490	CWD2490	F	24-280	.25-90	3-32VDC	10mA @ 5VDC	1VDC	1350			
558-CWD4850	CWD4850	F	48-660	.15-50	4-32VDC	10mA @ 5VDC	1VDC	850			
558-CWD48125	CWD48125	F	48-660	.25-125	4-32VDC	10mA @ 5VDC	1VDC	2000			
AC											
558-CWA2410	CWA2410	F	24-280	.15-10	90-280Vrms	6mA @ 120Vrms	10Vrms	400			
558-CWA2425	CWA2425	F	24-280	.15-25	90-280Vrms	6mA @ 120Vrms	10Vrms	600			
558-CWA2450	CWA2450	F	24-280	.15-50	90-280Vrms	6mA @ 120Vrms	10Vrms	850			
558-CWA24125	CWA24125	F	24-280	.25-125	90-280Vrms	6mA @ 120Vrms	10Vrms	2000			

DIMENSIONS: in.

A

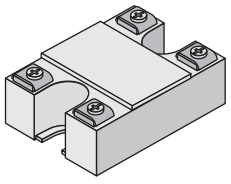

B

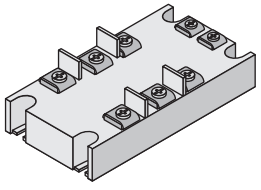

C



D



E

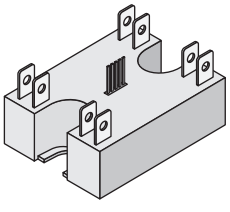

F

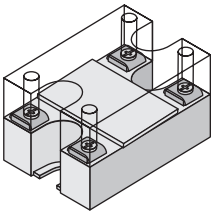

© Copyright 2014 Mouser Electronics

© Copyright 2014 Mouser Electronics

CRYDOM Panel Mount Solid State Relays

crydom

CRYDOM H1 SERIES 25-90 AMP, 40-660V, AC OUTPUT

NEW PRODUCT

- Control voltage: 4VDC-32VDC
- SCR output for heavy industrial loads
- Optional LED Status Indicator
- Zero-crossing (resistive loads) or random-fire (inductive loads) output
- UL/CSA/VDE Approved, CE Compliant to EN60950-1, IEC 60947(H12)

E116949

For quantities greater than listed, call for quote.

MOUSER STOCK NO.	Crydom Part No.	Operating Voltage (VAC)	Load Voltage	Price Each 1	Price Each 10
1200 Volt Blocking					
558-H12D4850	H12D4850	48-530	50A		
558-H12D4890	H12D4890	48-530	90A		
558-H12WD4850	H12WD4850	48-660	50A		
558-H12WD4890	H12WD4890	48-660	90A		
1600 Volt Blocking					
558-H16WD6050	H16WD6050	48-660	50A		
558-H16WD6050G	H16WD6050G	48-660	50A		
558-H16WD6090	H16WD6090	48-660	90A		
558-H16WD6090G	H16WD6090G	48-660	90A		



CRYDOM 1-DC SERIES (7-40AMP, DC 100-400VDC OUTPUT)

Features/Specifications:

- Output - DC, MOSFET
- Input - DC control
- Low on-state resistance
- Paralleling capability
- Operating temperature: -30°C to 80°C
- Isolation voltage: 2500Vrms
- Control current: 1.6mA
- Control voltage: 3.5VDC-32VDC
- Must release voltage: 1VDC

† E116949

For quantities greater than listed, call for quote.

MOUSER STOCK NO.	Crydom Part No.	Operating Voltage (VDC)	Load Voltage	Price Each 1	Price Each 10
† 558-D1D07	D1D07	0-100	7A		
† 558-D1D12	D1D12	0-100	12A		
† 558-D1D40	D1D40	0-100	40A		
558-D2D07	D2D07	0-200	7A		
558-D2D12	D2D12	0-200	12A		
558-D4D07	D4D07	0-400	7A		



CRYDOM DC60 SERIES (3-7 AMP, 60VDC OUTPUT)

Features/Specifications:

- Input - DC or AC control
- Isolation voltage: 4000Vrms

DC Control:

- Control voltage: 3.5VDC-32VDC
- Control current: 2.2mA @ 5VDC
- Must release voltage: 1VDC

AC Control:

- Control voltage: 90VAC-280VAC
- Control current: 2mA @ 120VAC
- Must release voltage: 10VDC

For quantities greater than listed, call for quote.

MOUSER STOCK NO.	Crydom Part No.	Operating Voltage (VDC)	Load Voltage	Price Each 1	Price Each 10
DC Control					
558-DC60S3	DC60S3	3-60	3A		
558-DC60S5	DC60S5	3-60	5A		
558-DC60S7	DC60S7	3-60	7A		
AC Control					
558-DC60SA3	558-DC60SA3	3-60	3A		



CRYDOM SSC SERIES: SOLID STATE DC CONTACTOR (25 AMP, 0-1000VDC, DC OUTPUT)

Series SSC solid state DC contactors feature IGBT technology for high voltage DC switching applications. All models come in Crydom's standard panel-mount package.

Features/Specifications:

- Control voltage: 12VDC, 24VDC, 36VDC
- IGBT Output
- High voltage
- Switching voltage mode: DC
- Min. load current: 2mA
- Min. turn off voltage: 1VDC
- Load Current Max. (ADC): 25

RoHS Compliant

For quantities greater than listed, call for quote.

MOUSER STOCK NO.	Crydom Part No.	Operating Voltage (VDC)	Load Voltage	Price Each 1	Price Each 10
558-SSC800-25-12	SSC800-25-12	0-800	8-16		
558-SSC800-25-24	SSC800-25-24	0-800	20-28		
558-SSC1000-25-24	SSC1000-25-24	0-1000	20-28		



CRYDOM D06D SERIES PANEL MOUNT SSR'S (0-60VDC DC OUTPUT)

DC output relays feature MOSFET technology for low on-state resistance, assuring easy paralleling and switching capabilities to 100 amps at 60VDC. Lower current models are also available to 500VDC. All models come in Crydom's standard panel mount package.

Features/Specifications:

- MOSFET Output
- Low on-state resistance
- High current ratings
- Switching voltage mode: DC
- Min. load current: 5mA
- Min. turn off voltage: 1VDC
- Control voltage: 3.5VDC-32VDC

RoHS Compliant

For quantities greater than listed, call for quote.

MOUSER STOCK NO.	Crydom Part No.	Operating Voltage (VDC)	Control Voltage Range (VDC)	Price Each 1	Price Each 10
558-D06D60	D06D60	0-60	60		
558-D06D80	D06D80	0-60	80		
558-D06D100	D06D100	0-60	100		



CRYDOM PCV SERIES ANALOG INPUT POWER CONTROLLER (15-90 AMP, 120/240, 480VAC, AC OUTPUT)

The PCV Series proportional controllers are self contained power control modules integrating a complete phase fired logic control system and a solid state relay in the same standard package. Typical applications include heaters, vibratory feeders and tungsten lamps.

Features/Specifications:

- Internal snubber
- Industry standard package
- Control circuit requires no adjustment or calibration
- Operates at 60Hz and 50Hz
- Isolation voltage: 2500Vrms
- Operating temperature: -30°C to 80°C
- Control current: 4mA @ 5VDC
- Must release voltage: 1VDC

RoHS Compliant

For quantities greater than listed, call for quote.

MOUSER STOCK NO.	Crydom Part No.	Load Current	Line Voltage (VAC)	Control Voltage (VDC)	Price Each 1	Price Each 10
558-10PCV2415	10PCV2415	.15-15VAC	100-240	2-10		
558-10PCV2425	10PCV2425	.15-25VAC	100-240	2-10		



© Copyright 2014 Mouser Electronics

© Copyright 2014 Mouser Electronics

CRYDOM CSW SERIES LOW LEAKAGE (10-90A, 120/240VAC)

The series CSW has an SCR AC switch output featuring low off-state leakage (1mA, snubberless), zero-voltage switching and broadened operating range (24-280Vrms). This wide range permits optimum performance at both 120Vac and 240Vac line voltages.

LR81689-10

- Low leakage
- SCR AC switch output
- Operating temperature: -40°C to 80°C
- Isolation voltage: 4000Vrms
- Line voltage: 24-280Vrms
- Control voltage: 3-32VDC
- Control current: 13mADC
- Must release voltage: 1.0

10143UG E116949 RoHS Compliant

For quantities greater than listed, call for quote.

MOUSER STOCK NO.	Crydom Part No.	Fig.	Load Current (Amps ms)	Surge Current 1-Cycle (Apk)	Price Each 1	10	25
558-CSW2410	CSW2410	A	.15-10	120			
558-CSW2425	CSW2425	A	.15-25	250			
558-CSW2450	CSW2450	A	.15-50	625			
558-CSW2475	CSW2475	A	.25-75	1000			
558-CSW2490	CSW2490	A	.25-90	1200			

CRYDOM HD/HA SERIES (25-90A, 480VAC OUTPUT)

- Output - SCR AC Switch
- Zero voltage switching
- 1200 Volt blocking
- Operating temperature: -40°C to 80°C
- Isolation voltage: 4000Vrms
- Line voltage: 48-530VAC
- Control current: DC - 2mA @ 5VDC; AC - 2mA @ 120VAC

LR81689 E116949 10143UG RoHS Compliant

For quantities greater than listed, call for quote.

MOUSER STOCK NO.	Crydom Part No.	Fig.	Control Voltage	Load Current (Arms)	Must Release Voltage	Price Each 1	10	25
DC Control								
558-HD48125	HD48125	A	3-32VDC	.04-125	1VDC			
558-HD4825	HD4825	A	3-32VDC	.04-25	1VDC			
558-HD4850	HD4850	A	3-32VDC	.04-50	1VDC			
558-HD6050	HD6050	A	3-32VDC	.04-50	1VDC			
558-HD6050-10	HD6050-10	A	3-32VDC	.04-50	1VDC			
558-HD4890-10	HD4890-10	A	3-32VDC	.04-90	1VDC			
558-HD4890	HD4890	A	3-32VDC	.04-90	1VDC			
AC Control								
558-HA4825	HA4825	A	90-280VAC	.04-25	10VAC			
558-HA4890	HA4890	A	90-280VAC	.04-90	10VAC			

CRYDOM SERIES DC60 PANEL MOUNT RELAYS

- Bi-polar transistor output
- Load current range: 3-7A
- Operating voltage range: 0-60VDC
- DC Switching- SPST-NC
- Isolation range: 4000V
- Panel Mount

RoHS Compliant

For quantities greater than listed, call for quote.

MOUSER STOCK NO.	Crydom Part No.	Fig.	Input Voltage	Output Voltage	Price Each 1	10	25	50
558-DC60S3-B	DC60S3-B	A	3.5-32VDC	3-60VDC				
558-DC60S5-B	DC60S5-B	A	3.5-32VDC	3-60VDC				
558-DC60S7-B	DC60S7-B	A	3.5-32VDC	3-60VDC				
558-DC60SA3-B	DC60SA3-B	A	90-280VAC	3-60VDC				
558-DC60SA5-B	DC60SA5-B	A	90-280VAC	3-60VDC				
558-DC60SA7-B	DC60SA7-B	A	90-280VAC	3-60VDC				

CRYDOM PC SERIES: PHASE CONTROL PANEL MOUNT SSR, (25-90AMP, 120/480VAC - AC OUTPUT)

Proportional Controllers PC Series incorporate a complete phase-fired logic system and SSR to provide phase control function within industrial standard package.

- Output SCR AC switching
- Angle firing load control
- Loads up to 90Amps
- 0-100% Control range

For quantities greater than listed, call for quote.

MOUSER STOCK NO.	Crydom Part No.	Fig.	Line Voltage Range	Rated Current	Analog Input	Price Each 1	10
558-MCPC1250E	MCPC1250E	B	12: 48-140	50A	Potentiometer		
558-MCPC1250C	MCPC1250C	B	12: 48-140	50A	0-10Vdc		
558-MCPC2425A	MCPC2425A	B	24: 180-280	25A	Potentiometer		
558-MCPC2425E	MCPC2425E	B	24: 180-280	25A	Potentiometer		
558-MCPC2425C	MCPC2425C	B	24: 180-280	25A	0-10Vdc		
558-MCPC4825E	MCPC4825E	B	48: 330-530	25A	Potentiometer		
558-MCPC4825C	MCPC4825C	B	48: 330-530	25A	0-10Vdc		

CRYDOM EZ SERIES PC MOUNT SSR'S (5-18 AMP, 120/240, 480VAC, AC OUTPUT)

- Low leakage
- SCR Output
- Quick connect terminals
- Isolation voltage: 4000Vrms
- Line voltage: 24-280Vrms
- Operating temperature: -30°C to 80°C
- Load current: .15-18ADC
- Must release voltage: 1VDC

LR81689 E116949 RoHS Compliant

For quantities greater than listed, call for quote.

MOUSER STOCK NO.	Crydom Part No.	Fig.	Control Voltage	Control Current @ 5VDC (mADC)	Price Each 1	10	25
558-EZ240D12	EZ240D12	C	3-15	15			
558-EZ240D18	EZ240D18	C	3-15	15			
558-EZ240D18R	EZ240D18R	C	3-15	15			
558-EZ240A18S	EZ240A18S	C	90-140	10			

CRYDOM PROTECTIVE COVER

E116949

For quantities greater than listed, call for quote.

MOUSER STOCK NO.	Crydom Part No.	Description	Price Each 1	10	25
558-KS-100	KS-100	1 Series Pkgs.			

A

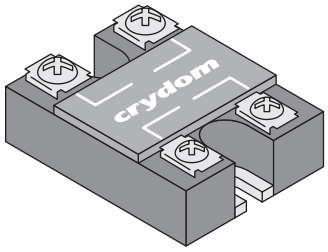

B

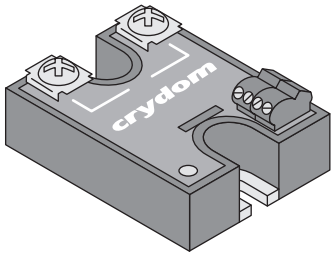

C

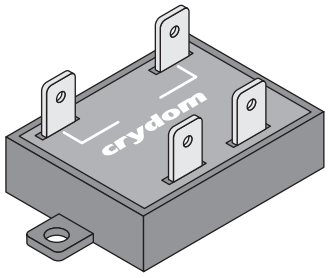

© Copyright 2014 Mouser Electronics

CRYDOM Solid State I/O Modules

RoHS Compliant **This product is RoHS compliant.**

CRYDOM DRA SERIES (DIN RAIL MOUNTED AC AND DC OUTPUT SSR ASSEMBLIES)

Features/Benefits:

- 10mm Single Channel DIN Rail Mount SSR Assembly
- 54mm Four Channel DIN Rail Mount SSR Assembly
- 90-140VAC control
- AC Ratings up to 280VAC and 5 Amps
- 3-15 and 15-32VDC control
- Cage style screw terminals for easy connection
- Fits standard 35mm DIN rail
- Includes LED Status indicator

RoHS Compliant

For quantities greater than listed, call for quote.

MOUSER STOCK NO.	Crydom Part No.	Fig.	Voltage	Price Each 1	10	25	50
1 Channel DC Output							
558-DRA1-CMX100D6	DRA1-CMX100D6	A	3-10VDC				
558-DRA1-CMX200D3	DRA1-CMX200D3	A	3-10VDC				
558-DRA1-CMX60D10	DRA1-CMX60D10	A	3-10VDC				
558-DRA1-CX240D5	DRA1-CX240D5	A	3-15VDC				
558-DRA1-CX240D5R	DRA1-CX240D5R	A	3-15VDC				
558-DRA1-CXE240D5	DRA1-CXE240D5	A	15-32VDC				
558-DRA1-CXE240D5R	DRA1-CXE240D5R	A	15-32VDC				
558-DRA1-CXE380D5	DRA1-CXE380D5	A	15-32VDC				
558-DRA1-MCX240D5	DRA1-MCX240D5	A	3-15VDC				
558-DRA1-MP240D4	DRA1-MP240D4	A	3-32VDC				
4 Channel AC Output							
558-DRA4-CX240D5	DRA4-CX240D5	B	3-15VDC				
558-DRA4-CXE240D5	DRA4-CXE240D5	B	15-32VDC				
558-DRA4-MCX240D5	DRA4-MCX240D5	B	3-15VDC				



CRYDOM DRA4 CX SERIES/DRA1 CX SERIES SOCKETS

RoHS Compliant

For quantities greater than listed, call for quote.

Din Rail Mountable Kit

MOUSER STOCK NO.	Crydom Part No.	Fig.	Description	Price Each 1	10	25	50
558-DRS1	DRS1	C	Single Point				
558-DRS4	DRS4	C	Four Position				

DRA SERIES SOLID STATE CONTACTOR

Features:

- Fits standard 35mm DIN - RAIL
- LED inputs status indicator
- AC or DC control
- Horsepower Rated

RoHS Compliant

MOUSER STOCK NO.	Crydom Part No.	Fig.	Control Voltage	Operational Current	Price Each 1	10	50	100
DRA3P Series • 3 Phase AC Contactor								
558-DRA3P48B4	DRA3P48B4	D	90-140VAC	4.2A				
558-DRA3P48B4R	DRA3P48B4R	D	90-140VAC	4.2A				
558-DRA3P48D2	DRA3P48D2	D	4-6VDC	2.4A				
558-DRA3P48D4	DRA3P48D4	D	4-6VDC	4.2A				
558-DRA3P48E2R	DRA3P48E2R	D	18-28VDC	2.4A				
558-DRA3P48E4R	DRA3P48E4R	D	18-28VDC	4.2A				
DRA3R SERIES • 3 Phase Motor Reversing Contactor								
558-DRA3R48D2	DRA3R48D2	E	4-6VDC	2.4A				
558-DRA3R48E2	DRA3R48E2	E	18-28VDC	2.4A				
DRA4D SERIES • DC Motor Reversing Contactor								
558-DRA4D100D12	DRA4D100D12	F	5-15VDC	12A				
558-DRA4D250D6	DRA4D250D6	F	5-15VDC	6A				

CRYDOM SOLID STATE OPTO-ISOLATED BOARD MOUNT I/O MODULES

Solid State I/O switching modules deliver an electrically clean, photo-isolated noise-free 'output' interface from logic level control systems to external loads such as motors, valves, solenoids, etc. - or an 'input' interface from the load or sensors to microprocessor or computer-based logic level systems. Designed for long, reliable service in demanding industrial environments.

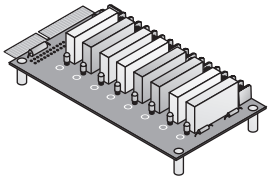

Features:

- Maximum turn-on/turn off time: 20/30 msec
- Zero-Cross switching on AC only output

LR81689 E116949 RoHS Compliant

For quantities greater than listed, call for quote.

MOUSER STOCK NO.	Crydom Part No.	Voltage Input Type	Color	Input Specifications: Voltage (Vrms/VDC)	Input Specifications: Typical Current Max. (mA)	Output: Load Current Overload Voltage	Price Each 1	10	25	50
Standard Pack										
558-IAC5	IAC5	AC or DC	Yellow	90-140	10	.1-50mA@.4-30VDC				
558-IAC-5A	IAC5A	AC or DC	Yellow	180-280	8	.1-50mA@.4-30VDC				
558-IAC-24	IAC24	AC or DC	Yellow	90-142	10	.1-50mA@.4-30VDC				
558-IDC5	IDC5	DC only	White	10-36	16	.1-50mA@.4-30VDC				
558-OAC5	OAC5	AC only	Black	3-8	27	.05-3A@.12-140Vrms				
558-OAC5A	OAC5A	AC only	Black	3-8	27	.05-3A@.24-280Vrms				
558-OAC15	OAC15	AC only	Black	8.5-18.5	20	.05-3A@.12-140Vrms				
558-OAC24	OAC24	AC only	Black	16.5-29	13.5	.05-3A@.12-140Vrms				
558-ODC5	ODC5	DC only	Red	2.5-7.5	27	.01-3A@3-60VDC				
558-ODC5A	ODC5A	DC only	Red	2.5-7.5	27	.01-3A@5-200VDC				
558-ODC24	ODC24	DC only	Red	16.5-30.5	15	.01-3A@3-60VDC				
558-ODC24A	ODC24A	DC only	Red	16.5-30.5	15	.01-3A@5-200VDC				
Mini-Pack										
558-MIDC5	MIDC5	DC only	White	10-36	16	.1-50mA@.4-30VDC				
558-MOAC5A	MOAC5A	AC only	Black	3-8	27	.05-3A@.24-280Vrms				
558-MODC5	MODC5	DC only	Red	2.5-7.5	27	.01-3A@3-60VDC				

CRYDOM MOUNTING BOARDS FOR I/O MODULES

RoHS Compliant

For quantities greater than listed, call for quote.

MOUSER STOCK NO.	Crydom Part No.	No. of Module Pos. and I/O Channels	Connection Type	Price Each 1	10	25	50
558-PB-4	PB-4	4	Screw terminal				

© Copyright 2014 Mouser Electronics

© Copyright 2014 Mouser Electronics

OMRON G3PE SERIES: SINGLE-PHASE SOLID STATE RELAYS FOR HEATERS

Specifications:
- Isolation method: Phototriac coupler
- Operation indicator: Yellow
- Rated input voltage: 12-24VDC
- Rated input current: 7mA max.

Features:
- Slim profile industrial SSR with heatsink ideal for heater applications
- Snubber circuit for short-term surge absorption
- Zero cross function
- DIN track or panel mounting possible
- LED indicator standard on all models

RoHS Compliant

For quantities greater than listed, call for quote.

MOUSER STOCK NO.	Omron Part No.	Fig.	Inrush Current (60Hz, 1 cycle)	Resistive Load Output	Applicable Load Current	Price Each 1	5	10	25
653-G3PE-215BDC12-24	G3PE-215B DC12-24	A	150A	3kW@200VAC	15A@100-240VAC				
653-G3PE-225BDC12-24	G3PE-225B DC12-24	A	220A	5kW@200VAC	25A@100-240VAC				
653-G3PE-245BDC12-24	G3PE-245B DC12-24	B	440A	9kW@200VAC	45A@100-240VAC				
653-G3PE-525BDC1224	G3PE-525B DC12-24	A	220A	10kw@400VAC	25A@200-480VAC				

OMRON G3DZ SERIES: 0.6A MAXIMUM SWITCHING SOLID STATE RELAYS

Specifications:
- Applicable output load: 0.6A @ 5-240VAC
  0.6A @ 5-100VDC
- Output load current: 100μA-0.6A
- Output inrush current: 6A (ms)

Features:
- 2,500VAC dielectric strength ensured between input and output terminals
- Switching full- and half- wave rectified alternating currents
- Maximum AC/DC switching current of 0.6A
- 10μA current leakage max. between open output terminals

RoHS Compliant

For quantities greater than listed, call for quote.

MOUSER STOCK NO.	Omron Part No.	Fig.	Rated Input Voltage (VDC)	Operating Input Voltage (VDC)	Input Impedance (±20%)	Price Each 1	25	50	100
653-G3DZ-2R6PLDC5	G3DZ-2R6PL DC5	C	5	4.0-6.0	830Ω				
653-G3DZ-2R6PLDC24	G3DZ-2R6PL DC24	C	24	19.2-28.8	4kΩ				
Socket			Description						
653-P6D-04P	P6D-04P	-	Connecting socket						

OMRON G3M SERIES: SIP SOLID STATE RELAYS

Specifications:
- Isolation method: Phototriac
- Output load current: 0.1-3A 203P
  0.1-5A 205P
- Output inrush current: 45A (60Hz, 1 cycle)

Features:
- Single in-line package SSR
- Thin design for high-density PCB applications
- DC input/AC output for up to a 5A load
- Two footprints offer greater flexibility

For quantities greater than listed, call for quote.

MOUSER STOCK NO.	Omron Part No.	Fig.	Rated Input Voltage (VDC)	Applicable Output Load	Zero Cross Function	Price Each 1	25	50	100
7.62mm Input Terminal Pitch									
653-G3M203PDC5	G3M-203P-DC5	D	5	3A @ 100-240VAC	Yes				
653-G3M203PDC12	G3M-203P-DC12	D	12	3A @ 100-240VAC	Yes				
653-G3M203PDC24	G3M-203P-DC24	D	24	3A @ 100-240VAC	Yes				
653-G3M203PLDC24	G3M-203PL-DC24	D	24	3A @ 100-240VAC	No				
653-G3M205PLDC5	G3M-205PL-DC5	E	5	5A @ 100-240VAC	No				
653-G3M205PLDC12	G3M-205PL-DC12	E	12	5A @ 100-240VAC	No				
653-G3M205PLDC24	G3M-205PL-DC24	E	24	5A @ 100-240VAC	No				
5.08mm Input Terminal Pitch									
653-G3M-203P-4DC5	G3M-203P-4 DC5	D	5	3A @ 100-240VAC	Yes				
653-G3M-205PL-4DC5	G3M-205PL-4 DC5	E	5	5A @ 100-240VAC	No				
653-G3M-205PL-4DC24	G3M-205PL-4 DC24	E	24	5A @ 100-240VAC	No				

OMRON G3MC SERIES: SIP COMPACT SOLID STATE RELAYS

Specifications:
- Isolation method: Phototriac
- Insulation resistance: 1000MΩ min. (@ 500VDC)
- Dielectric strength: 2500VAC, 50/60Hz for 1 min. 3000VAC, 50/60Hz for 1 min. for G3MC-VD
- Built-in snubber circuit
- Rated at ambient temperature: 25°C

Features:
- Compact, thin-profile, low-cost SSR with reinforced insulation
- Small bottom surface area for close PCB mounting
- Monoblock construction with an all-in-one frame incorporates a PCB, terminals, and a heatsink.
- DC and AC output for an applicable load of 1A at 40˚C

✻VDE approved models

For quantities greater than listed, call for quote.

MOUSER STOCK NO.	Omron Part No.	Fig.	Rated Input Voltage (VDC)	Applicable Output Load	Zero Cross Function	Price Each 1	25	50	100
653-G3MC-101P-DC5	G3MC-101P-DC5	F	5	1A @ 100-120VAC	Yes				
653-G3MC-101P-DC12	G3MC-101P-DC12	F	12	1A @ 100-120VAC	Yes				
653-G3MC-101P-DC24	G3MC-101P-DC24	F	24	1A @ 100-120VAC	Yes				
653-G3MC-101PL-DC5	G3MC-101PL-DC5	F	5	1A @ 100-120VAC	No				
653-G3MC101PL-DC12	G3MC-101PL-DC12	F	12	1A @ 100-120VAC	No				
653-G3MC101PL-DC24	G3MC-101PL-DC24	F	24	1A @ 100-240VAC	No				
653-G3MC-201P-DC5	G3MC-201P-DC5	F	5	1A @ 100-240VAC	Yes				
653-G3MC-201P-DC12	G3MC-201P-DC12	F	12	1A @ 100-240VAC	Yes				
653-G3MC-201PL-DC5	G3MC-201PL-DC5	F	5	1A @ 100-240VAC	No				
653-G3MC201PL-DC12	G3MC-201PL-DC12	F	12	1A @ 100-240VAC	No				
653-G3MC201PL-DC24	G3MC-201PL-DC24	F	24	1A @ 100-240VAC	No				
653-G3MC-202P-DC5	G3MC-202P-DC5	G	5	2A @ 100-240VAC	Yes				
✻ 653-G3MC-202P-VDDC5	G3MC-202P-VD DC5	G	5	2A @ 100-240VAC	Yes				
653-G3MC-202P-DC12	G3MC-202P-DC12	G	12	2A @ 100-240VAC	Yes				
✻ 653-G3MC202P-VDDC12	G3MC-202P-VD DC12	G	12	2A @ 100-240VAC	Yes				
653-G3MC-202P-DC24	G3MC-202P-DC24	G	24	2A @ 100-240VAC	Yes				
653-G3MC-202PL-DC5	G3MC-202PL-DC5	G	5	2A @ 100-240VAC	No				
653-G3MC202PL-DC12	G3MC-202PL-DC12	G	12	2A @ 100-240VAC	No				
653-G3MC202PL-DC24	G3MC-202PL-DC24	G	24	2A @ 100-240VAC	No				

DIMENSIONS: mm

A

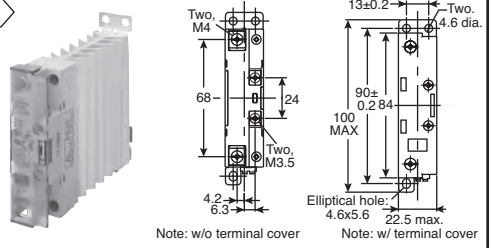

B

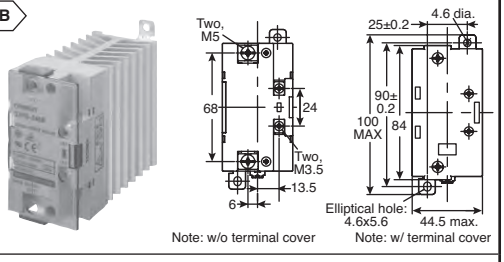

C

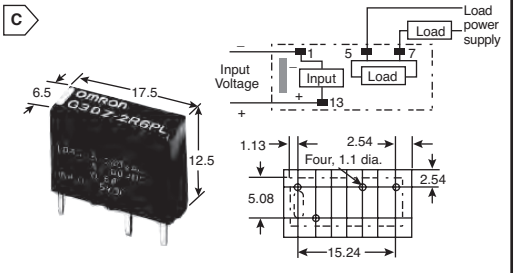

D

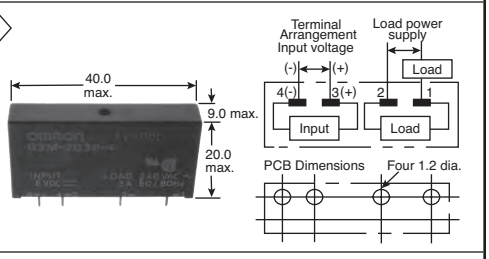

E

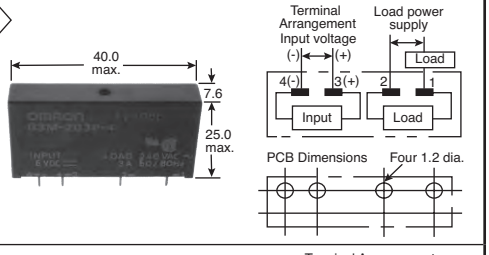

F

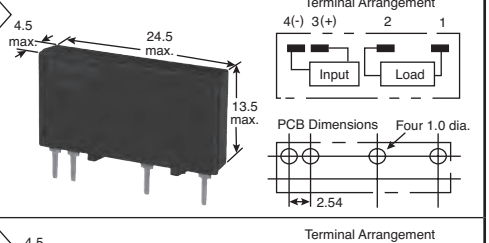

G

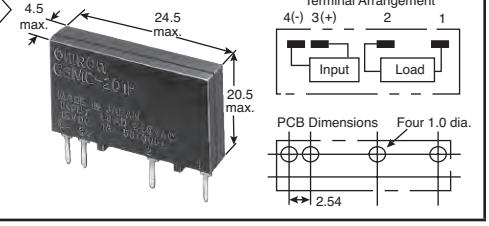

© Copyright 2014 Mouser Electronics

© Copyright 2014 Mouser Electronics

OMRON MOSFET Relays

OMRON

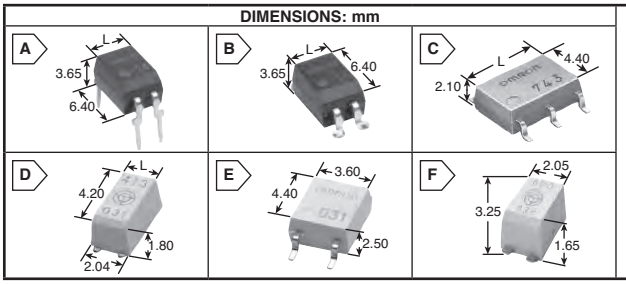

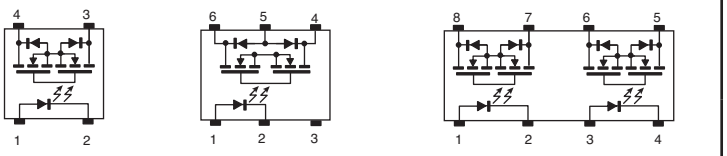

OMRON G3VM SERIES: MOSFET RELAYS WITH LOAD VOLTAGE 20-80V

Perfectly suited for Automated Test Equipment, Medical Equipment, Instrumentation, Security Equipment, Automated Meter Reading, Automotive Diagnostic Equipment, and Communications. Available in 1 and 2-Pole configurations in PCB, SMT, DIP, SOP, and SSOP packaging. Other options include current limiting, high dielectric voltage withstand, normally open and normally closed contact forms, high voltage and current load handling, and high-speed switching.

Features:
- Solid State performance and accuracy
- Smallest SSOP footprint in the industry (SSOP models)
- Low ON resistance (as low as 20mOhms)
- Low OFF state capacitance (as low as .45 pF)
- Low LED trigger current models (1mA)
- High speed switching
- 100,000 hours of continuous operation

✻Fast On/Off .1ms/.15ms (typical) ✻✻ Full reel is 500 † Low LED trigger 1mA (maximum)

NEW PRODUCT

For quantities greater than listed, call for quote.

	MOUSER STOCK NO.	Omron Part No.	Fig.	Dimension L (mm)	Package/ Pin Count	Terminals	Load Current	Voltage Withstand 1 Minute (VAC)	ON Resistance (typical)	Output OFF State Capacitance (typical)	Leakage Current (typical)	Price Each 1	25	50	100
20V Load Voltage, SPST-NO Contact Form															
	653-G3VM-21AR	G3VM-21AR	A	4.58	DIP4	PCB	3000mA	2500	40 mΩ	300 pF	1 µA (max.)				
	653-G3VM-21DR	G3VM-21DR	B	4.58	DIP4	SMT	3000mA	2500	40 mΩ	300 pF	1 µA (max.)				
	653-G3VM-21BR	G3VM-21BR	A	7.12	DIP6	PCB	4000mA	2500	20 mΩ	1000 pF	1 µA (max.)				
	653-G3VM-21ER	G3VM-21ER	B	7.12	DIP6	SMT	4000mA	2500	20 mΩ	1000 pF	1 µA (max.)				
	653-G3VM-21GR	G3VM-21GR	C	3.90	SOP4	SMT	160mA	1500	5 Ω	1 pF	0.2 nA				
	653-G3VM-21GR1	G3VM-21GR1	C	3.90	SOP4	SMT	300mA	1500	1 Ω	5 pF	0.2 nA				
	653-G3VM-21HR	G3VM-21HR	C	6.30	SOP6	SMT	2500mA	1500	0.02 Ω	1000 pF	2 nA				
✻	653-G3VM-21LR10	G3VM-21LR10	D	1.90	SSOP4	SMT	200mA	1500	3 Ω	0.8 pF	0.01 nA				
	653-G3VM-21LR1	G3VM-21LR1	D	1.70	SSOP4	SMT	450mA	1500	0.8 Ω	5 pF	0.2 nA				
✻✻	653-G3VM-21LR1TR05	G3VM-21LR1(TR05)	D	1.70	SSOP4	SMT	450mA	1500	0.8 Ω	5 pF	0.2 nA				
	653-G3VM-21LR11	G3VM-21LR11	D	1.90	SSOP4	SMT	900mA	1500	0.18 Ω	40 pF	0.2 nA				
40V Load Voltage, SPST-NO Contact Form															
	653-G3VM-41AR	G3VM-41AR	A	4.58	DIP4	PCB	2500mA	2500	50 mΩ	300 pF	1 µA (max.)				
	653-G3VM-41DR	G3VM-41DR	B	4.58	DIP4	SMT	2500mA	2500	50 mΩ	300 pF	1 µA (max.)				
	653-G3VM-41BR	G3VM-41BR	A	7.12	DIP6	PCB	3500mA	2500	30 mΩ	1000 pF	1 µA (max.)				
	653-G3VM-41ER	G3VM-41ER	B	7.12	DIP6	SMT	3500mA	2500	30 mΩ	1000 pF	1 µA (max.)				
	653-G3VM-41GR6	G3VM-41GR6	C	3.90	SOP4	SMT	120mA	1500	10 Ω	1 pF	0.2 nA				
	653-G3VM-41GR5	G3VM-41GR5	C	3.90	SOP4	SMT	300mA	1500	1 Ω	10 pF	0.2 nA				
	653-G3VM-41GR8	G3VM-41GR8	C	3.90	SOP4	SMT	1000mA	1500	0.1 Ω	300 pF	0.2 nA				
	653-G3VM-41HR	G3VM-41HR	C	6.30	SOP6	SMT	2500mA	1500	0.03 Ω	70 pF	10 nA (max.)				
✻	653-G3VM-41LR10	G3VM-41LR10	D	1.90	SSOP4	SMT	120mA	1500	12 Ω	0.45 pF	0.01 nA				
✻✻	653-G3VM-41LR5-TR05	G3VM-41LR5(TR05)	D	1.70	SSOP4	SMT	300mA	1500	1 Ω	10 pF	0.2 nA				
60V Load Voltage, SPST-NO Contact Form															
	653-G3VM-61A1	G3VM-61A1	A	4.58	DIP4	PCB	500mA	2500	1 Ω	130 pF	1 nA				
	653-G3VM-61AY	G3VM-61AY	A	4.58	DIP4	PCB	500mA	5000	0.6 Ω	130 pF	1 µA (max.)				
	653-G3VM-61AR	G3VM-61AR	A	4.58	DIP4	PCB	2000mA	2500	80 mΩ	250 pF	1 µA (max.)				
	653-G3VM-61DR	G3VM-61DR	B	4.58	DIP4	SMT	2000mA	2500	80 mΩ	250 pF	1 µA (max.)				
	653-G3VM-61B1	G3VM-61B1	A	7.12	DIP6	PCB	500mA	2500	1 Ω	130 pF	1 nA				
	653-G3VM-61BR1	G3VM-61BR1	A	7.12	DIP6	PCB	3000mA	2500	40 mΩ	1000 pF	1 µA (max.)				
	653-G3VM-61ER1	G3VM-61ER1	B	7.12	DIP6	SMT	3000mA	2500	40 mΩ	1000 pF	1 µA (max.)				
	653-G3VM-61D1	G3VM-61D1	B	4.58	SMD4	SMT	500mA	2500	1 Ω	130 pF	1 nA				
	653-G3VM-61DY	G3VM-61DY	B	4.58	SMD4	SMT	500mA	5000	0.6 Ω	130 pF	1 µA (max.)				
	653-G3VM-61E1	G3VM-61E1	B	7.12	SMD6	SMT	500mA	2500	1 Ω	130 pF	1 nA				
	653-G3VM-61ER	G3VM-61ER	B	7.12	SMD6	SMT	2500mA	2500	0.065 Ω	400 pF	1 nA				
	653-G3VM-61VY	G3VM-61VY	E	-	SOP4	SMT	70mA	3750	25 Ω	30 pF	1 nA				
	653-G3VM-61G1	G3VM-61G1	C	3.90	SOP4	SMT	400mA	1500	1 Ω	130 pF	1 nA				
†	653-G3VM-61G2	G3VM-61G2	C	3.90	SOP4	SMT	400mA	1500	1 Ω	130 pF	1 nA				
	653-G3VM61GR1	G3VM-61GR1	C	3.90	SOP4	SMT	1000mA	1500	0.25 Ω	90 pF	0.2 nA				
	653-G3VM-61H1	G3VM-61H1	C	6.30	SOP6	SMT	400mA	1500	1 Ω	130 pF	1 nA				
	653-G3VM-61HR	G3VM-61HR	C	6.30	SOP6	SMT	2300mA	1500	0.04 Ω	70 pF	10 nA (max.)				
	653-G3VM-61LR	G3VM-61LR	D	1.90	SSOP4	SMT	400mA	1500	1 Ω	20 pF	0.04 nA				
	653-G3VM-61PR	G3VM-61PR	F	-	USOP4	SMT	400mA	500	1 Ω	20 pF	1 nA (max.)				
60V Load Voltage, DPST-NO Contact Form															
	653-G3VM-62C1	G3VM-62C1	A	9.66	DIP8	PCB	500mA	2500	1 Ω	130 pF	1 nA				
	653-G3VM-62F1	G3VM-62F1	B	9.66	SMD8	SMT	500mA	2500	1 Ω	130 pF	1 nA				
	653-G3VM-62J1	G3VM-62J1	C	9.40	SOP8	SMT	400mA	1500	1 Ω	130 pF	1 nA				
80V Load Voltage, SPST-NO Contact Form															
	653-G3VM-81GR	G3VM-81GR	C	3.90	SOP4	SMT	40mA	1500	16 Ω	2.5 pF	0.5 nA				
	653-G3VM-81GR1	G3VM-81GR1	C	3.90	SOP4	SMT	200mA	1500	5 Ω	6.5 pF	0.5 nA				
	653-G3VM-81G1	G3VM-81G1	C	3.90	SOP4	SMT	350mA	1500	1 Ω	30 pF	0.2 nA				
	653-G3VM-81HR	G3VM-81HR	C	6.30	SOP6	SMT	1250mA	1500	0.11 Ω	460 pF	1.2 nA				
✻	653-G3VM-81LR	G3VM-81LR	D	1.90	SSOP4	SMT	120mA	1500	7.5 Ω	5 pF	0.1 nA				

© Copyright 2014 Mouser Electronics

© Copyright 2014 Mouser Electronics

OMRON

DIMENSIONS: mm

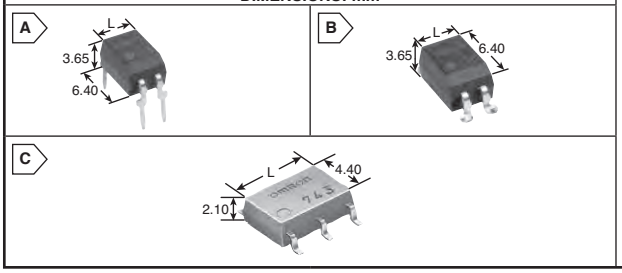

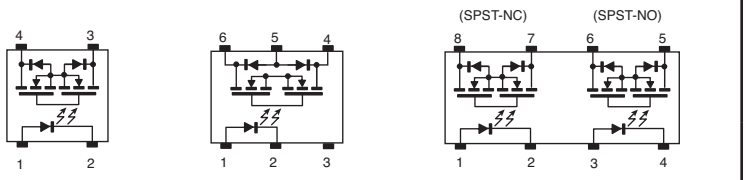

4-pin SPST-NO
4-pin SPST-NC

6-pin SPST-NO
6-pin SPST-NC

8-pin DPST-NO
8-pin DPST-NC
(8-pin SPST-NO/SPST-NC)

OMRON G3VM SERIES: MOSFET RELAYS WITH LOAD VOLTAGE 100-600V

Perfectly suited for Automated Test Equipment, Medical Equipment, Instrumentation, Security Equipment, Automated Meter Reading, Automotive Diagnostic Equipment, and Communications. Available in 1 and 2-Pole configurations in PCB, SMT, DIP, SOP, and SSOP packaging. Other options include current limiting, high dielectric voltage withstand, normally open and normally closed contact forms, high voltage and current load handling, and high-speed switching.

PRODUCT NEW

Features:

- Solid State performance and accuracy
- Smallest SSOP footprint in the industry (SSOP models)
- Low ON resistance (as low as 100mOhms)
- Low LED trigger current models (1mA)
- High speed switching
- 100,000 hours of continuous operation

✻ Low LED trigger 1mA (maximum) ✻✻ Current limiting (range 150-300mA)

For quantities greater than listed, call for quote.

MOUSER STOCK NO.	Omron Part No.	Fig.	Dimension L (mm)	Package/ Pin Count	Terminals	Load Current	Voltage Withstand 1 Minute (VAC)	ON Resistance (typical)	Output OFF State Capacitance (typical)	Leakage Current (typical)	Price Each 1	25	50	100
100V Load Voltage, SPST-NO Contact Form														
653-G3VM-101AR	G3VM-101AR	A	4.58	DIP4	PCB	1000mA	2500	250 mΩ	200 pF	1 µA (max.)				
653-G3VM-101DR	G3VM-101DR	B	4.58	DIP4	SMT	1000mA	2500	250 mΩ	200 pF	1 µA (max.)				
653-G3VM-101BR	G3VM-101BR	A	7.12	DIP6	PCB	2000mA	2500	100 mΩ	1000 pF	1 µA (max.)				
653-G3VM-101ER	G3VM-101ER	B	7.12	DIP6	SMT	2000mA	2500	100 mΩ	1000 pF	1 µA (max.)				
653-G3VM-101HR	G3VM-101HR	C	6.30	SOP6	SMT	1400mA	1500	0.1 Ω	70 pF	10 nA (max.)				
200V Load Voltage, SPST-NO Contact Form														
653-G3VM-201AY	G3VM-201AY	A	4.58	DIP4	PCB	250mA	5000	5 Ω	90 pF	1 µA (max.)				
653-G3VM-201DY	G3VM-201DY	B	4.58	SMD4	SMT	250mA	5000	5 Ω	90 pF	1 µA (max.)				
653-G3VM-201G	G3VM-201G	C	3.90	SOP4	SMT	50mA	1500	40 Ω	15 pF	0.07 nA				
653-G3VM-S5	G3VM-S5	C	3.90	SOP4	SMT	150mA	1500	5 Ω	100 pF	0.45 nA				
✻ 653-G3VM-201G1	G3VM-201G1	C	3.90	SOP4	SMT	200mA	1500	5 Ω	90 pF	1 nA				
200V Load Voltage, DPST-NO Contact Form														
653-G3VM-202J1	G3VM-202J1	C	9.40	SOP8	SMT	200mA	1500	5 Ω	100 pF	3.1 nA				
350V Load Voltage, SPST-NO Contact Form														
653-G3VM-351AY	G3VM-351AY	A	4.58	DIP4	PCB	100mA	5000	25 Ω	30 pF	1 µA (max.)				
✻✻ 653-G3VM-2L	G3VM-2L	A	4.58	DIP4	PCB	120mA	2500	22 Ω	40 pF	0.5 nA				
653-G3VM-351A	G3VM-351A	A	4.58	DIP4	PCB	120mA	2500	35 Ω	30 pF	1.5 nA				
653-G3VM-351B	G3VM-351B	A	7.12	DIP6	PCB	120mA	2500	35 Ω	30 pF	1.5 nA				
653-G3VM-351DY	G3VM-351DY	B	4.58	SMD4	SMT	100mA	5000	25 Ω	30 pF	1 µA (max.)				
✻✻ 653-G3VM-2FL	G3VM-2FL	B	4.58	SMD4	SMT	120mA	2500	22 Ω	40 pF	0.5 nA				
653-G3VM-351D	G3VM-351D	B	4.58	SMD4	SMT	120mA	2500	35 Ω	30 pF	1.5 nA				
653-G3VM-351E	G3VM-351E	B	7.12	SMD6	SMT	120mA	2500	35 Ω	30 pF	1.5 nA				
653-G3VM-351G	G3VM-351G	C	3.90	SOP4	SMT	110mA	1500	35 Ω	30 pF	1.5 nA				
350V Load Voltage, DPST-NO Contact Form														
653-G3VM-352C	G3VM-352C	A	9.66	DIP8	PCB	120mA	2500	35 Ω	30 pF	1.5 nA				
653-G3VM-352F	G3VM-352F	B	9.66	SMD8	SMT	120mA	2500	35 Ω	30 pF	1.5 nA				
653-G3VM-352J	G3VM-352J	C	9.40	SOP8	SMT	110mA	1500	35 Ω	30 pF	1.5 nA				
350V Load Voltage, SPST-NC Contact Form														
653-G3VM-353A	G3VM-353A	A	4.58	DIP4	PCB	150mA	2500	15 Ω	85 pF	10.5 nA				
653-G3VM-353D	G3VM-353D	B	4.58	SMD4	SMT	150mA	2500	15 Ω	85 pF	10.5 nA				
653-G3VM-353G	G3VM-353G	C	3.90	SOP4	SMT	120mA	1500	15 Ω	65 pF	10.5 nA				
653-G3VM-353H	G3VM-353H	C	6.30	SOP6	SMT	120mA	1500	15 Ω	65 pF	10.5 nA				
350V Load Voltage, DPST-NC Contact Form														
653-G3VM-354F	G3VM-354F	B	9.66	SMD8	SMT	150mA	2500	15 Ω	85 pF	10.5 nA				
653-G3VM-354J	G3VM-354J	C	9.40	SOP8	SMT	120mA	1500	15 Ω	65 pF	10.5 nA				
350V Load Voltage, SPST-NO/SPST-NC Contact Form														
653-G3VM-355CR	G3VM-355CR	A	9.66	DIP8	PCB	120mA	2500	15 Ω	65 pF	1.5NO, 10.5NC nA				
653-G3VM-355FR	G3VM-355FR	B	9.66	SMD8	SMT	120mA	2500	15 Ω	65 pF	1.5NO, 10.5NC nA				
400V Load Voltage, SPST-NO Contact Form														
653-G3VM-401AY	G3VM-401AY	A	4.58	DIP4	PCB	120mA	5000	17 Ω	80 pF	1 µA (max.)				
653-G3VM-401B	G3VM-401B	A	7.12	DIP6	PCB	120mA	2500	17 Ω	40 pF	0.8 nA				
653-G3VM-401BY	G3VM-401BY	A	7.12	DIP6	PCB	120mA	5000	17 Ω	40 pF	0.4 nA				
653-G3VM-401D	G3VM-401D	B	4.58	SMD4	SMT	120mA	2500	18 Ω	40 pF	0.8 nA				
653-G3VM-401DY	G3VM-401DY	B	4.58	SMD4	SMT	120mA	5000	17 Ω	80 pF	1 µA (max.)				
653-G3VM-401G	G3VM-401G	C	3.90	SOP4	SMT	120mA	1500	17 Ω	70 pF	3 nA				
400V Load Voltage, DPST-NO Contact Form														
653-G3VM-402F	G3VM-402F	B	9.66	SMD8	SMT	120mA	2500	18 Ω	40 pF	0.8 nA				
653-G3VM-402J	G3VM-402J	C	9.40	SOP8	SMT	120mA	1500	17 Ω	70 pF	3 nA				
600V Load Voltage, SPST-NO Contact Form														
653-G3VM-601AY	G3VM-601AY	A	4.58	DIP4	PCB	90mA	5000	30 Ω	75 pF	1 µA (max.)				
653-G3VM-601BY	G3VM-601BY	A	7.12	DIP6	PCB	100mA	5000	30 Ω	120 pF	0.5 nA				
653-G3VM-601DY	G3VM-601DY	B	4.58	SMD4	SMT	90mA	5000	30 Ω	75 pF	1 µA (max.)				
653-G3VM-601EY	G3VM-601EY	B	7.12	SMD6	SMT	100mA	5000	30 Ω	120 pF	0.5 nA				

© Copyright 2014 Mouser Electronics
© Copyright 2014 Mouser Electronics

OMRON Solid State Relays

DIMENSIONS: mm

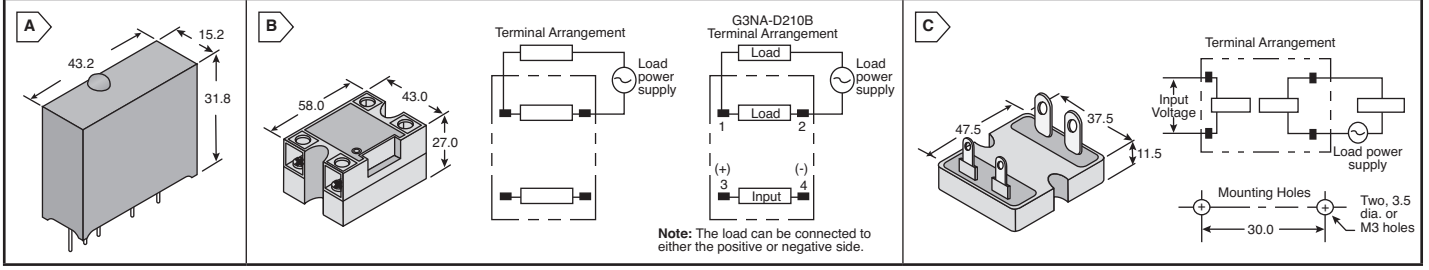

OMRON G3TC SERIES: SOLID STATE RELAY FOR I/O MODULE MOUNTING BOARDS

Specifications:
- Insulation resistance: 100MΩ min. (@ 500VDC)
- Dielectric strength: 4000VAC

Features:
- Incorporates a rectifier to accept both AC or DC inputs
- Use I/O SSRs as interface between logic circuitry and load

RoHS Compliant

Input Modules

For quantities greater than listed, call for quote.

MOUSER STOCK NO.	Omron Part No.	Fig.	Function	Color	Isolation	Input Operating Voltage Range	Logic Level Output Supply (VDC)	Price Each 1	25	50	100
653-G3TC-IDC5-D24	G3TC-IDC5-DC/AC24	A	DC input	White	Photo-coupler	10-32VDC/AC	5				

Output Modules

For quantities greater than listed, call for quote.

MOUSER STOCK NO.	Omron Part No.	Fig.	Function	Color	Isolation	Rated Input Voltage (VDC)	Rated Output Voltage	Price Each 1	25	50	100
653-G3TC-OAC5-DC5	G3TC-OAC5-DC5	A	AC output	Black	Photo-triac	5	3A @ 120VAC				
653-G3TC-OAC24A-DC24	G3TC-OAC24A-DC24	A	AC output	Black	Photo-triac	24	3A @ 240VAC				
653-G3TC-ODC5-DC5	G3TC-ODC5-DC5	A	DC output	Red	Photo-coupler	5	3A @ 60VDC				

OMRON G3NA SERIES: SOLID STATE RELAYS

Specifications:
- Insulation resistance: 100MΩ min. (@ 500VDC)
- Screws: 4 - M4x8 (-205B, -210B, -220B, -D210B)
  2 - M5x12 / 2 - M4x8 (-240B, -440B)

Features:
- Built-in MOV to absorb external surges
- Operation indicator (amber LED) for monitoring
- Protective cover for greater safety

✻ TÜV approved model ✻✻ Loss time increases under 75VAC

For quantities greater than listed, call for quote.

MOUSER STOCK NO.	Omron Part No.	Fig.	Zero Cross Function	✻✻Rated Output Load	Rated Input Voltage	Price Each 1	25	50	100
Photo-Triac									
653-G3A-205B-AC1	G3NA-205B-AC100-120	B	Yes	5A @ 24-240VAC	100-120VAC				
653-G3A-D210B-DC5	G3NA-D210B-DC5-24	B	No	10A @ 5-200VDC	5-24VDC				
✻ 653-G3NA210BUTUDC524	G3NA-210B-UTU DC5-24	B	Yes	10A @ 24-240VAC	5-24VDC				
653-G3NA220BAC100120	G3NA-220B-AC100-120	B	Yes	20A @ 24-240VAC	100-120VAC				
653-G3A-225B-DC5	G3NA-225B-DC5-24	B	Yes	25A @ 24-240VAC	5-24VDC				
653-G3A-240B-AC1	G3NA-240B-AC100-120	B	Yes	40A @ 24-240VAC	100-200VAC				
653-G3A-240B-AC2	G3NA-240B-AC200-240	B	Yes	40A @ 24-240VAC	200-240VAC				
Photo-Coupler									
653-G3A-205B-DC5	G3NA-205B-DC5-24	B	Yes	5A @ 24-240VAC	5-24VDC				
653-G3A-210B-DC5	G3NA-210B-DC5-24	B	Yes	10A @ 24-240VAC	5-24VDC				
653-G3A-210B-AC1	G3NA-210B-AC100-120	B	Yes	10A @ 24-240VAC	100-200VAC				
653-G3A-210B-AC2	G3NA-210B-AC200-240	B	Yes	10A @ 24-240VAC	200-240VAC				
653-G3NA-220B-DC524	G3NA-220B-DC5-24	B	Yes	20A @ 24-240VAC	5-24VDC				
653-G3NA-425BDC5-24	G3NA-425B DC5-24	B	Yes	25A @ 200-480VAC	5-24VDC				
653-G3A-240B-DC5	G3NA-240B-DC5-24	B	Yes	40A @ 24-240VAC	5-24VDC				
653-G3A-225B-AC1	G3NA-225B-AC100-120	B	Yes	25A @ 24-240VAC	100-200VAC				
653-G3A-225B-AC2	G3NA-225B-AC200-240	B	Yes	25A @ 24-240VAC	200-240VAC				
Heat Sinks									
653-Y92B-A100	Y92B-A100	Standard mount for G3NA-205B, G3NA-210B, G3NA-D210B, G3NA-220B							
653-Y92B-A150N	Y92B-A150N	Standard mount for G3NA-225B, G3NA-240B, G3NA-425B, G3NA-440B							
653-Y92B-N50	Y92B-N50	Track mount for G3NA-205B, G3NA-210B, G3NA-D210B							
Mounting Track and Accessories									
653-PFP-50N	PFP-50N	DIN rail track, 50cm (1.64ft.)							
653-PFP-100N	PFP-100N	DIN rail track, 1m (3.28ft.)							
653-PFP-S	PFP-S	Spacer							
653-PFP-M	PFP-M	End cap							
653-R9912FORG3NA	R99-12 FOR G3NA	One-touch mounting plates							

OMRON G3NE SERIES: COMPACT SOLID STATE RELAYS

Specifications:
- Isolation method: Photo-triac
- Terminals: QC #110 and QC #250 output connections
- Insulation resistance: 100MΩ min. (@ 500VDC)

✻ Heat sinks are thin and can be DIN track mounted.

Features:
- Built-in varistor to absorb external surges
- Dedicated, compact aluminum PCB and power elements used
- Wide load voltage range: 75-264VAC

RoHS Compliant

For quantities greater than listed, call for quote.

MOUSER STOCK NO.	Omron Part No.	Fig.	Zero Cross Function	Rated Output Load (100-240VAC)	Rated Input Voltage (VDC)	Price Each 1	25	50	100
653-G3NE-205T-US-DC5	G3NE-205T-US-DC5	C	Yes	5A	5				
653-G3NE-205T-USDC12	G3NE-205T-US DC12	C	Yes	5A	12				
653-G3E-210T-US5	G3NE-210T-US-DC5	C	Yes	10A	5				
653-G3E-210T-US12	G3NE-210T-US-DC12	C	Yes	10A	12				
653-G3E-210T-US24	G3NE-210T-US-DC24	C	Yes	10A	24				
653-G3E-220T-US5	G3NE-220T-US-DC5	C	Yes	20A	5				
653-G3E-220T-US12	G3NE-220T-US-DC12	C	Yes	20A	12				
653-G3E-220T-US24	G3NE-220T-US-DC24	C	Yes	20A	24				
653-G3NE-220TL-USDC5	G3NE-220TL-US DC5	C	No	20A	5				
653-G3NE-220TLUSDC24	G3NE-220TL-US-DC24	C	No	20A	24				
Heat Sinks✻									
653-Y92B-N50	Y92B-N50	For 5A and 10A relays							
653-Y92B-N100	Y92B-N100	For 20A relays							

© Copyright 2014 Mouser Electronics
© Copyright 2014 Mouser Electronics

PANASONIC Solid State Relays

Panasonic

RoHS Compliant **This product is RoHS compliant.**

DIMENSIONS: mm (in.)

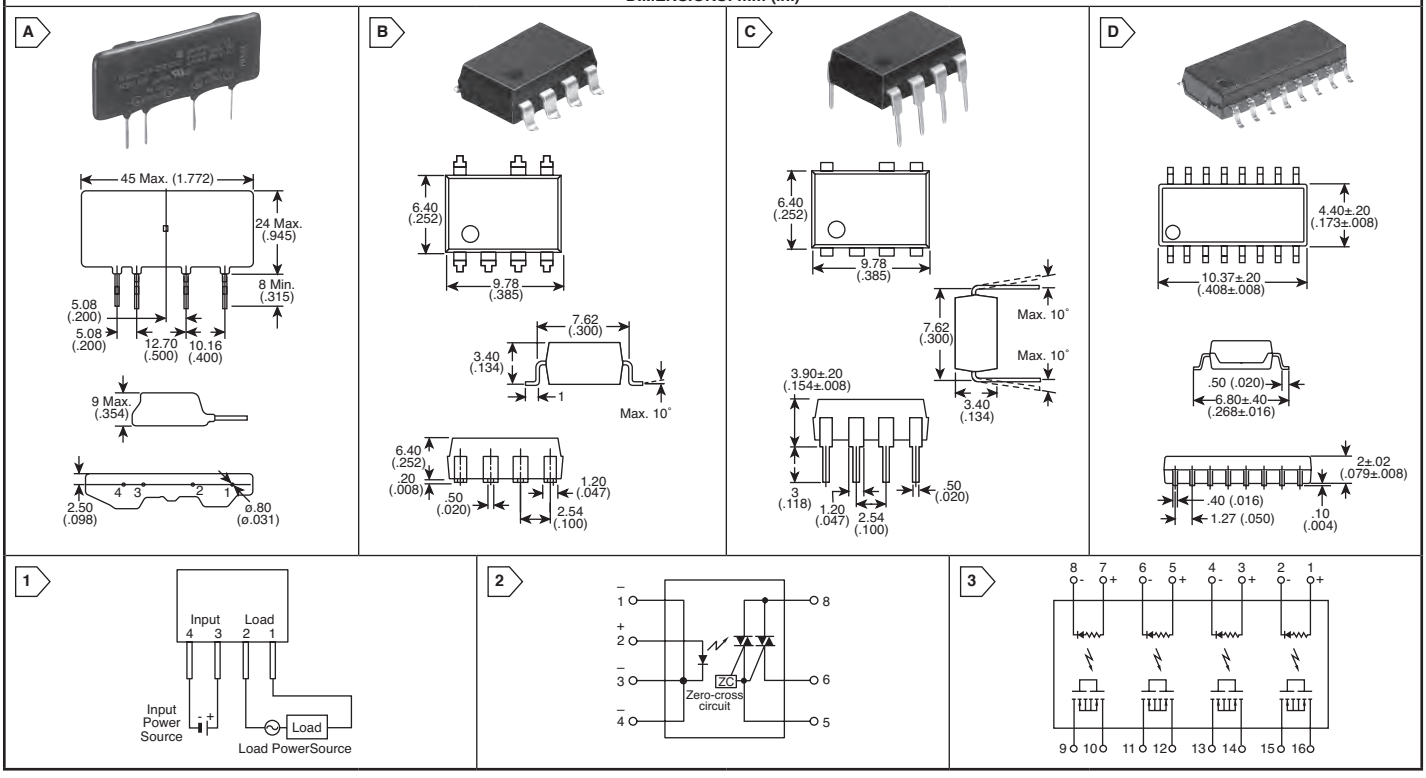

Panasonic Solid State Relays can handle load currents from 0.5A up to 40A, and were developed specifically for industrial equipment control. Compact Phototriac Coupler and Triac Output with high on-state RMS current up to 1.2A. Versatile PC board mount AQ1 with AC and DC outputs and optional heat sink Economical AQN handles up to 40A load current

AQ2 SERIES - SOLID STATE RELAYS

Features:

- 10A high-capacity realized for PC board terminal (with heat sink): SSR for compact PC boards with 10A capacity that is two times greater than our previous model. It is suitable for longlife, highly frequent control
- VDE (EN60950-1) reinforced insulation compliant: Fully satisfies demand for safety by guaranteeing compliance with EN60950-1 safety standard and featuring 3,000V reinforced insulation (AQ3A2-ZT4/32VDC, AQ3A2-J-ZT4/32VDC and AQ10A2-ZT4/32VDC)
- Superior anti-vibration and anti-shock characteristics: The body is molded as a single unit with flame resistant resin which makes it highly resistant against vibration and shock, and gives it superior protection from environment. The body can also be washed
- Reduced noise generation: The load will operate at close to zero voltage even when the input signal is applied during a cycle Also, even if an input signal is cancelled during a cycle, the load is cut off at close to zero current. For this reason, hardly any noise is produced and radio frequency interference (RFI) and electromagnetic interference (EMI) are kept to a minimum
- Built-in Snubber circuit prevents malfunction

Typical Application:

- Printing machines
- Packing machines
- Traffic signal control
- Automatic ticket punchers
- Terminal equipment of data processing
- Computer peripherals
- NC machines

RoHS Compliant

For quantities greater than listed, call for quote.

MOUSER STOCK NO.	Panasonic Part No.	Fig.	Max. Load Current (A)	Voltage (VDC)	Load Voltage (VAC)	Price Each 1	25	50	100
769-AQ2A2-C1-T24VDC	AQ2A2-C1-T24VDC	A1	2	24	75 -250				
769-AQ2A2-C1-T5VDC	AQ2A2-C1-T5VDC	A1	2	5	75 -250				
769-AQ2A2-C1-T12VDC	AQ2A2-C1-T12VDC	A1	2	12	750-250				
769-AQ2A2-C1-ZT24VDC	AQ2A2-C1-ZT24VDC	A1	2	24	750-250				
769-AQ2A2-C1-ZT5VDC	AQ2A2-C1-ZT5VDC	A1	2	5	750-250				

AQH SERIES - SOLID STATE RELAYS

Features:

- Compact DIP type SSR that's ideal for AC load control for AC load control
- Handles both 100 and 200VAC loads
- High dielectric strength: 5,000VAC (between input and output)
- Supports 0.3A, 0.6A, 0.9A and 1.2A ON-state RMS currents
- The 1.2 A type saves space with a DIP 8-pin package

Typical Application:

- Home appliances
- Industrial equipment market

RoHS Compliant

For quantities greater than listed, call for quote.

MOUSER STOCK NO.	Panasonic Part No.	Fig.	Peak Voltage (VAC)	RMS Current (A)	Terminal Type	Price Each 1	25	50	100
769-AQH1213	AQH1213	B2	600	0.6	Thru-Hole				
769-AQH2213	AQH2213	B2	600	0.9	Thru-Hole				
769-AQH2223	AQH2223	B2	600	0.9	Thru-Hole				
769-AQH1223	AQH1223	B2	600	0.6	Thru-Hole				
769-AQH2213A	AQH2213A	C2	600	0.9	SMD				
769-AQH1213A	AQH1213A	C2	600	0.6	SMD				
769-AQH1223A	AQH1223A	C2	600	0.6	SMD				
769-AQH2223A	AQH2223A	C2	600	0.6	SMD				

AQS SERIES

RoHS Compliant

Features:

- Built-in input resistor means less man-hours mounting
- Saves space on Board
- Wide variety small package

For quantities greater than listed, call for quote.

MOUSER STOCK NO.	Panasonic Part No.	Fig.	Load Voltage	Load Current (A)	Terminal Type	Price Each 1	25	50	100
769-AQS221FR2S	AQS221FR2S	D3	400	.16	SMD				
769-AQS221FN2S	AQS221FN2S	D3	400	.06	SMD				
769-AQS225R2S	AQS225R2S	D3	400	.20	SMD				

© Copyright 2014 Mouser Electronics

© Copyright 2014 Mouser Electronics

PANASONIC PhotoMos Relays

Panasonic

RoHS Compliant **This product is RoHS compliant.**

Panasonic PhotoMOS™ relays offer high reliability with stable performance. Fast switching speed, low capacitance and small package size ensure that PhotoMOS relays meet the requirements of high performance switching applications, such as ATE, Instrumentation and Medical equipment.

AQV22 SERIES

- High frequency characteristics with low capacitance between output terminals
- High sensitivity, high speed response
- Low-level off state leakage current
- Controls low-level analog signals
- Low-level thermal electromotive force (Approx. 1μV)
- Small LED voltage drop on input side (Max. 1.5V)

RoHS Compliant

For quantities greater than listed, call for quote.

MOUSER STOCK NO.	Panasonic Part No.	Package Style	Current Rating (mA)	Max. Load Voltage (V)	Contact Arrangement	Price Each 1	25	50	100
Through-Hole Type									
769-AQV221	AQV221	DIP-6	80	40	1 Form A				
SMD Type									
769-AQV221A	AQV221A	SMD-6	80	40	1 Form A				
769-AQV225A	AQV225A	SMD-6	120	80	1 Form A				

AQV234 SERIES

- High sensitivity type
- Low-level off state leakage current
- Stable ON resistance
- Low-level thermal electromotive force (Approx. 1μV)
- Extremely low closed-circuit offset voltages to enable control of small analog signals without distortion

RoHS Compliant

For quantities greater than listed, call for quote.

MOUSER STOCK NO.	Panasonic Part No.	Package Style	Current Rating (mA)	Max. Load Voltage (V)	Contact Arrangement	Price Each 1	25	50	100
Through-Hole Type									
769-AQV234	AQV234	DIP-6	120	400	1 Form A				
SMD Type									
769-AQV234A	AQV234A	SMD-6	120	400	1 Form A				

AQV25 SERIES

- High sensitivity, low ON resistance
- Optical coupling for extremely high isolation
- Low-level thermal electromotive force (Approx. 1μV)
- Low-level off state leakage current

RoHS Compliant

For quantities greater than listed, call for quote.

MOUSER STOCK NO.	Panasonic Part No.	Package Style	Current Rating (mA)	Max. Load Voltage (V)	Contact Arrangement	Price Each 1	25	50	100
Through-Hole Type									
769-AQV251	AQV251	DIP-6	500	40	1 Form A				
769-AQV252	AQV252	DIP-6	400	60	1 Form A				
769-AQV253	AQV253	DIP-6	200	250	1 Form A				
769-AQV254	AQV254	DIP-6	150	400	1 Form A				
769-AQV257	AQV257	DIP-6	250	200	1 Form A				
769-AQV258	AQV258	DIP-6	20	1500	1 Form A				
769-AQV259	AQV259	DIP-6	30	1000	1 Form A				
769-AQV253H	AQV253H	DIP-6	200	250	1 Form A				
769-AQV254H	AQV254H	DIP-6	150	400	1 Form A				
SMD Type									
769-AQV251A	AQV251A	SMD-6	500	40	1 Form A				
769-AQV252A	AQV252A	SMD-6	400	60	1 Form A				
769-AQV257A	AQV257A	SMD-6	250	200	1 Form A				
769-AQV254A	AQV254A	SMD-6	150	400	1 Form A				
769-AQV258A	AQV258A	SMD-6	20	1500	1 Form A				
769-AQV259A	AQV259A	SMD-6	30	1000	1 Form A				

AQV252G SERIES

- Greatly improved specs allow you to use this in place of mercury and mechanical relays.
- Greatly increased load current in the same package size

RoHS Compliant

For quantities greater than listed, call for quote.

MOUSER STOCK NO.	Panasonic Part No.	Package Style	Current Rating (mA)	Max. Load Voltage (V)	Contact Arrangement	Price Each 1	25	50	100
Through-Hole Type									
769-AQV252G	AQV252G	DIP-6	2500	60	1 Form A				
SMD Type									
769-AQV252GA	AQV252GA	SMD-6	2500	60	1 Form A				

AQV414 SERIES

- Controls low-level analog signals
- High sensitivity, low ON resistance

RoHS Compliant

For quantities greater than listed, call for quote.

MOUSER STOCK NO.	Panasonic Part No.	Package Style	Current Rating (mA)	Max. Load Voltage (V)	Contact Arrangement	Price Each 1	25	50	100
Through-Hole Type									
769-AQV414	AQV414	DIP-6	120	400	1 Form B				
SMD Type									
769-AQV414A	AQV414A	SMD-6	120	400	1 Form B				

AQV414 E AND EH SERIES

- High sensitivity, low ON resistance
- Reinforced insulation 5,000 V type
- Low-level off-state leakage current

RoHS Compliant

For quantities greater than listed, call for quote.

MOUSER STOCK NO.	Panasonic Part No.	Package Style	Current Rating (mA)	Max. Load Voltage (V)	Contact Arrangement	Price Each 1	25	50	100
Through-Hole Type									
769-AQV414E	AQV414E	DIP-6	120	400	1 Form B				
769-AQV414EH	AQV414EH	DIP-6	120	400	1 Form B				
SMD Type									
769-AQV410EHA	AQV410EHA	SMD-6	130	350	1 Form B				
769-AQV414EHA	AQV414EHA	SMD-6	120	400	1 Form B				

DIP-6

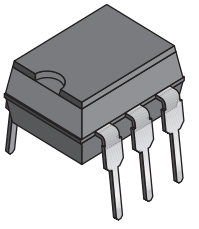

SMD-6

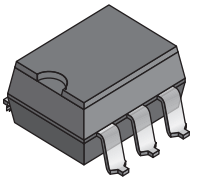

Panasonic

Solid State Relays

© Copyright 2014 Mouser Electronics

© Copyright 2014 Mouser Electronics

PANASONIC PhotoMos Relays

Panasonic

RoHS Compliant **This product is RoHS compliant.**

Panasonic PhotoMOS™ relays offer high reliability with stable performance. Fast switching speed, low capacitance and small package size ensure that PhotoMOS relays meet the requirements of high performance switching applications, such as ATE, Instrumentation and Medical equipment.

AQW21 SERIES

- Controls low-level analog signals
- High sensitivity, high speed response
- Low-level off state leakage current
- Low-level thermal electromotive force (Approx. 1μV)
- Stable ON resistance

RoHS Compliant

For quantities greater than listed, call for quote.

MOUSER STOCK NO.	Panasonic Part No.	Package Style	Current Rating (mA)	Max. Load Voltage (V)	Contact Arrangement	Price Each 1	25	50	100
Through-Hole Type									
769-AQW212	AQW212	DIP-8	500	60	2 Form A				
769-AQW214	AQW214	DIP-8	100	400	2 Form A				
769-AQW215	AQW215	DIP-8	300	100	2 Form A				
769-AQW216	AQW216	DIP-8	40	600	2 Form A				
SMD Type									
769-AQW212A	AQW212A	SMD-8	500	60	2 Form A				
769-AQW214A	AQW214A	SMD-8	100	400	2 Form A				
769-AQW216A	AQW216A	SMD-8	40	600	2 Form A				
769-AQW217A	AQW217A	SMD-8	160	200	2 Form A				

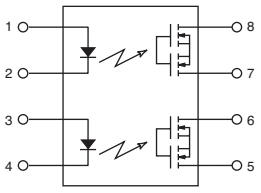

AQW21 EH SERIES

- Reinforced insulation 5,000V type
- Compact 8-pin DIP size
- High sensitivity, high speed response
- Low-level off state leakage current
- Controls low-level analog signals

RoHS Compliant

For quantities greater than listed, call for quote.

MOUSER STOCK NO.	Panasonic Part No.	Package Style	Current Rating (mA)	Max. Load Voltage (V)	Contact Arrangement	Price Each 1	25	50	100
Through-Hole Type									
769-AQW210EH	AQW210EH	DIP-8	120	350	2 Form A				
769-AQW214EH	AQW214EH	DIP-8	100	400	2 Form A				
SMD Type									
769-AQW210EHA	AQW210EHA	SMD-8	120	350	2 Form A				
769-AQW216EHA	AQW216EHA	SMD-8	40	600	2 From A				

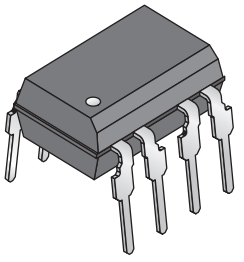

DIP-8

AQW21 S SERIES

- 2 channels in super miniature design
- Low-level off state leakage current
- Controls low-level analog signals

RoHS Compliant

For quantities greater than listed, call for quote.

MOUSER STOCK NO.	Panasonic Part No.	Package Style	Current Rating (mA)	Max. Load Voltage (V)	Contact Arrangement	Price Each 1	25	50	100
769-AQW214S	AQW214S	SOP-8	80	400	2 Form A				
769-AQW210S	AQW210S	SOP-8	120	350	2 Form A				

AQW414 SERIES

- Low-level thermal electromotive force (Approx. 1μV)
- Controls load currents up to 0.13A with an input current of 5mA
- Extremely low closed-circuit offset voltages to enable control of small
- High speed switching: operate time typical of 300μs

RoHS Compliant

For quantities greater than listed, call for quote.

MOUSER STOCK NO.	Panasonic Part No.	Package Style	Current Rating (mA)	Max. Load Voltage (V)	Contact Arrangement	Price Each 1	25	50	100
Through-Hole Type									
769-AQW414	AQW414	DIP-8	100	400	2 Form B				
SMD Type									
769-AQW414A	AQW414A	SMD-8	100	400	2 Form B				

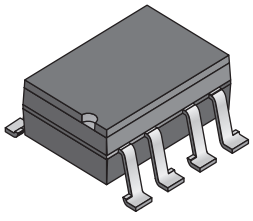

SMD-8

AQW414 EH SERIES

- Reinforced insulation 5,000V type
- High sensitivity, high speed response
- Controls low-level analog signals
- Low-level off state leakage current

RoHS Compliant

For quantities greater than listed, call for quote.

MOUSER STOCK NO.	Panasonic Part No.	Package Style	Current Rating (mA)	Max. Load Voltage (V)	Contact Arrangement	Price Each 1	25	50	100
Through-Hole Type									
769-AQW414EH	AQW414EH	DIP-8	100	400	2 From B				
SMD Type									
769-AQW414EHA	AQW414EHA	SMD-8	100	400	2 Form B				

AQW614 SERIES

- Low-level thermal electromotive force (Approx. 1μV)
- Controls load currents up to 0.13A
- High speed switching: operate time of 300μs typical
- Stable ON resistance

RoHS Compliant

For quantities greater than listed, call for quote.

MOUSER STOCK NO.	Panasonic Part No.	Package Style	Current Rating (mA)	Max. Load Voltage (V)	Contact Arrangement	Price Each 1	25	50	100
Through-Hole Type									
769-AQW614	AQW614	DIP-8	100	400	1 Form A/1 Form B				
SMD Type									
769-AQW614A	AQW614A	SMD-8	100	400	1 Form A/1 Form B				

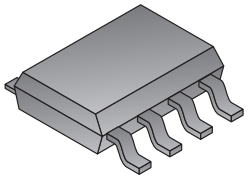

SOP-8

AQW654 SERIES

- Controls low-level analog signals
- High sensitivity, low ON resistance
- Low-level off state leakage current
- Low-level thermal electromotive force (Approx. 1μV)

RoHS Compliant

For quantities greater than listed, call for quote.

MOUSER STOCK NO.	Panasonic Part No.	Package Style	Current Rating (mA)	Max. Load Voltage (V)	Contact Arrangement	Price Each 1	25	50	100
769-AQW654A	AQW654A	SMD-8	120	400	1 Form A/1 Form B				

© Copyright 2014 Mouser Electronics

PANASONIC PhotoMos Relays

Panasonic

RoHS Compliant **This product is RoHS compliant.**

Panasonic PhotoMOS™ relays offer high reliability with stable performance. Fast switching speed, low capacitance and small package size ensure that PhotoMOS relays meet the requirements of high performance switching applications, such as ATE, Instrumentation and Medical equipment.

AQW614 EH SERIES

- 60V type couples high capacity (0.5A) with low ON resistance (1Ω)
- Reinforced insulation 5,000V type
- Low-level off-state leakage current
- Controls low-level analog signals
- High sensitivity, high speed response

RoHS Compliant

For quantities greater than listed, call for quote.

MOUSER STOCK NO.	Panasonic Part No.	Package Style	Current Rating (mA)	Max. Load Voltage (V)	Contact Arrangement	Price Each 1	25	50	100
Through-Hole Type									
769-AQW610EH	AQW610EH	DIP-8	120	350	1 Form A/1 Form B				
769-AQW612EH	AQW612EH	DIP-8	500	60	1 Form A/1 Form B				
769-AQW614EH	AQW614EH	DIP-8	100	400	1 Form A/1 Form B				
SMD Type									
769-AQW614EHA	AQW614EHA	SMD-8	100	400	1 Form A/1 Form B				
769-AQW610EHA	AQW610EHA	SMD-8	120	350	1 Form A/1 Form B				

AQW61 S SERIES

- 2 channels in super miniature design
- Controls low-level analog signals
- Low-level off-state leakage current
- 60V type couples high capacity (0.45A) with low ON resistance (1Ω)

RoHS Compliant

For quantities greater than listed, call for quote.

MOUSER STOCK NO.	Panasonic Part No.	Package Style	Current Rating (mA)	Max. Load Voltage (V)	Contact Arrangement	Price Each 1	25	50	100
769-AQW610S	AQW610S	SMD-8	100	350	1 Form A/1 Form B				

AQV10 AND AQV20 SERIES

- Controls low-level analog signals
- Controlled with low-level input signals
- Low-level off state leakage current
- Optical coupling for extremely high isolation
- Stable ON resistance
- Low-level thermal electromotive force (Approx. 1μV)

RoHS Compliant

For quantities greater than listed, call for quote.

MOUSER STOCK NO.	Panasonic Part No.	Package Style	Current Rating (mA)	Max. Load Voltage (V)	Contact Arrangement	Price Each 1	25	50	100
Through-Hole Type									
769-AQV101	AQV101	DIP-6	700	40	1 Form A				
769-AQV102	AQV102	DIP-6	600	60	1 Form A				
769-AQV201	AQV201	DIP-6	500	40	1 Form A				
769-AQV202	AQV202	DIP-6	400	250	1 Form A				
SMD Type									
769-AQV102A	AQV102A	SMD-6	600	60	1 Form A				
769-AQV201A	AQV201A	SMD-6	500	40	1 Form A				
769-AQV202A	AQV202A	SMD-6	40	60	1 Form A				

AQV21 AND AQV214H SERIES

- Controls low-level analog signals
- Controlled with low-level input signals
- Optical coupling for extremely high isolation
- Stable ON resistance
- Low-level thermal electromotive force (Approx. 1μV)

RoHS Compliant

For quantities greater than listed, call for quote.

MOUSER STOCK NO.	Panasonic Part No.	Package Style	Current Rating (mA)	Max. Load Voltage (V)	Contact Arrangement	Price Each 1	25	50	100
Through-Hole Type									
769-AQV212	AQV212	DIP-6	400	60	1 Form A				
769-AQV214	AQV214	DIP-6	120	400	1 Form A				
769-AQV216	AQV216	DIP-6	40	600	1 Form A				
769-AQV214H	AQV214H	DIP-6	120	400	1 Form A				
SMD Type									
769-AQV212A	AQV212A	SMD-6	400	60	1 Form A				
769-AQV214A	AQV214A	SMD-6	120	400	1 Form A				
769-AQW210A	AQW210A	SMD-6	120	350	2 Form A				

AQV21 E AND EH SERIES

- Controls low-level analog signals
- Controlled with low-level input signals
- Optical coupling for extremely high isolation
- Stable ON resistance
- Low-level off state leakage current
- Low-level thermal electromotive force (Approx. 1μV)

RoHS Compliant

For quantities greater than listed, call for quote.

MOUSER STOCK NO.	Panasonic Part No.	Package Style	Current Rating (mA)	Max. Load Voltage (V)	Contact Arrangement	Price Each 1	25	50	100
Through-Hole Type									
769-AQV210E	AQV210E	DIP-6	130	350	1 Form A				
769-AQV214E	AQV214E	DIP-6	120	400	1 Form A				
769-AQV210EH	AQV210EH	DIP-6	130	350	1 Form A				
769-AQV214EH	AQV214EH	DIP-6	120	400	1 Form A				
SMD Type									
769-AQV210EA	AQV210EA	SMD-6	130	350	1 Form A				
769-AQV214EA	AQV214EA	SMD-6	120	400	1 Form A				
769-AQV210EHA	AQV210EHA	SMD-6	130	350	1 Form A				
769-AQV214EHA	AQV214EHA	SMD-6	120	400	1 Form A				

AQV21 S AND AQV22 NS SERIES

- 1 channel (Form A) in super miniature design
- Controls low-level analog signals
- Low-level off state leakage current

RoHS Compliant

For quantities greater than listed, call for quote.

MOUSER STOCK NO.	Panasonic Part No.	Package Style	Current Rating (mA)	Max. Load Voltage (V)	Contact Arrangement	Price Each 1	25	50	100
AQV21 S Series									
769-AQV210S	AQV210S	SOP-6	120	350	1 Form A				
769-AQV212S	AQV212S	SOP-6	350	60	1 Form A				
769-AQV214S	AQV214S	SOP-6	100	400	1 Form A				
769-AQV215S	AQV215S	SOP-6	900	100	1 Form A				
769-AQV216S	AQV216S	SOP-6	40	600	1 Form A				
AQV22 NS Series									
769-AQV227NS	AQV227NS	SOP-6	50	200	1 Form B				

DIP-6

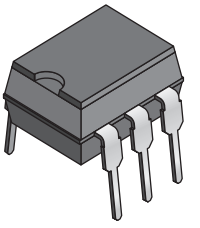

DIP-8

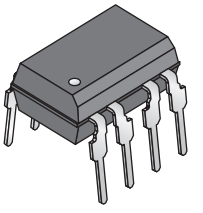

SMD-6

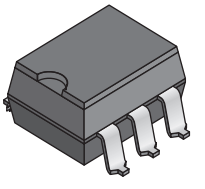

SMD-8

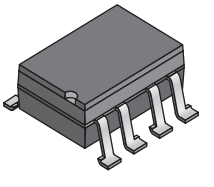

SOP-6

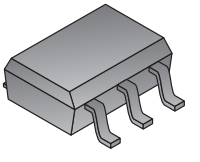

© Copyright 2014 Mouser Electronics

© Copyright 2014 Mouser Electronics

PANASONIC PhotoMos Relays

Panasonic

RoHS Compliant **This product is RoHS compliant.**

Panasonic PhotoMOS™ relays offer high reliability with stable performance. Fast switching speed, low capacitance and small package size ensure that PhotoMOS relays meet the requirements of high performance switching applications, such as ATE, Instrumentation and Medical equipment.

AQV414S SERIES

- 1 channel (Form B) in super miniature design
- Controls low-level analog signals
- Low-level off state leakage current
- Low on resistance (Max. 50 Ω) at 400V for normally-closed type
- Low-level thermal electromotive force (Approx. 1μV)

RoHS Compliant

For quantities greater than listed, call for quote.

MOUSER STOCK NO.	Panasonic Part No.	Package Style	Current Rating (mA)	Max. Load Voltage (V)	Contact Arrangement	Price Each 1	25	50	100
769-AQV414S	AQV414S	SOP-6	100	400	1 Form B				

AQV45 SERIES

- Controls low-level analog signals
- High sensitivity, low ON resistance
- Reinforced insulation 5,000V type
- Low-level thermal electromotive force (Approx. 1μV)

RoHS Compliant

For quantities greater than listed, call for quote.

MOUSER STOCK NO.	Panasonic Part No.	Package Style	Current Rating (mA)	Max. Load Voltage (V)	Contact Arrangement	Price Each 1	25	50	100
769-AQV453A	AQV453A	DIP-6	200	250	1 Form B				

AQY21 EH SERIES

- Reinforced insulation 5,000V type
- High sensitivity, low ON resistance
- Controls low-level analog signals
- Low-level off state leakage current

RoHS Compliant

For quantities greater than listed, call for quote.

MOUSER STOCK NO.	Panasonic Part No.	Package Style	Current Rating (mA)	Max. Load Voltage (V)	Contact Arrangement	Price Each 1	25	50	100
Through-Hole Type									
769-AQY210EH	AQY210EH	DIP-4	130	350	1 From A				
SMD Type									
769-AQY214EHA	AQY214EHA	SMD-4	120	400	1 Form A				

AQY21 KS SERIES

- Short circuit protection (Latch type)
- Controls low-level analog signals
- Low-level off state leakage current
- SO package 4-Pin type in super miniature design

RoHS Compliant

For quantities greater than listed, call for quote.

MOUSER STOCK NO.	Panasonic Part No.	Package Style	Current Rating (mA)	Max. Load Voltage (V)	Contact Arrangement	Price Each 1	25	50	100
769-AQY210KS	AQY210KS	SOP-4	120	350	1 Form A				

AQY21 S SERIES

- Controls low-level analog signals
- Low-level off state leakage current

RoHS Compliant

For quantities greater than listed, call for quote.

MOUSER STOCK NO.	Panasonic Part No.	Package Style	Current Rating (mA)	Max. Load Voltage (V)	Contact Arrangement	Price Each 1	25	50	100
769-AQY210S	AQY210S	SOP-4	120	350	1 Form A				
769-AQY212S	AQY212S	SOP-4	120	400	1 Form A				
769-AQY214S	AQY214S	SOP-4	100	400	1 Form A				

AQY212GH SERIES

- Greatly increased load current
- Reinforced insulation 5,000V type
- Greatly improved specs allow you to use this in place of mercury and mechanical relays

RoHS Compliant

For quantities greater than listed, call for quote.

MOUSER STOCK NO.	Panasonic Part No.	Package Style	Current Rating (mA)	Max. Load Voltage (V)	Contact Arrangement	Price Each 1	25	50	100
769-AQY212GH	AQY212GH	DIP-4	1.1A	60	1 Form A				

AQY212GS SERIES

- Greatly increased load current in the same, miniature, 4-pin SO package
- Greatly improved specs allow you to use this in place of mercury and mechanical relays

RoHS Compliant

For quantities greater than listed, call for quote.

MOUSER STOCK NO.	Panasonic Part No.	Package Style	Current Rating (mA)	Max. Load Voltage (V)	Contact Arrangement	Price Each 1	25	50	100
769-AQY212GS	AQY212GS	SOP-4	1000	60	1 Form A				

AQY221N1S SERIES

- Low output capacitance between output terminals and low ON resistance
- High speed switching
- Low-level off state leakage current
- Controls low-level analog signals
- Low thermal electromotive force (Approx. 1μV)

RoHS Compliant

For quantities greater than listed, call for quote.

MOUSER STOCK NO.	Panasonic Part No.	Package Style	Current Rating (mA)	Max. Load Voltage (V)	Contact Arrangement	Price Each 1	25	50	100
769-AQY221N2SX	AQY221N2SX	SOP-4	120	40	1 Form A				

AQY221 2S SERIES

- R type (AQY221R2S) offers greatly reduced ON resistance
- C type (AQY221N2S) offers lower output capacitance
- Low-level off state leakage current of 10pA
- High speed switching

RoHS Compliant

For quantities greater than listed, call for quote.

MOUSER STOCK NO.	Panasonic Part No.	Package Style	Current Rating (mA)	Max. Load Voltage (V)	Contact Arrangement	Price Each 1	25	50	100
769-AQY221N2S	AQY221N2S	SOP-4	120	40	1 Form A				
769-AQY221R2S	AQY221R2S	SOP-4	250	40	1 Form A				

AQY221R2T SERIES

Features:

- VSSOP type with further reduction in mounting area
- Low on resistance (R type) available
- Low on resistance and low ouput capacitance available at CxR10

Application:

- Measuring and testing equipment
- Telecommunication equipment

RoHS Compliant

For quantities greater than listed, call for quote.

MOUSER STOCK NO.	Panasonic Part No.	Package Style	Current Rating (mA)	Max. Load Voltage (V)	Contact Arrangement	Price Each 1	25	50	100
769-AQY221R2TY	AQY221R2TY	VSSOP	250mA	40	1 Form A				
769-AQY221R2TW	AQY221R2TW	VSSOP	250mA	40	1 Form A				

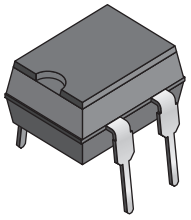

DIP-4

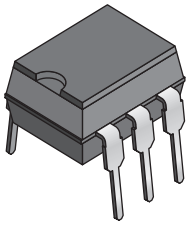

DIP-6

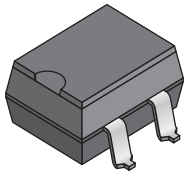

SMD-4

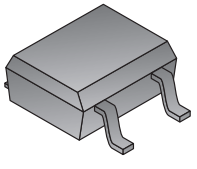

SOP-4

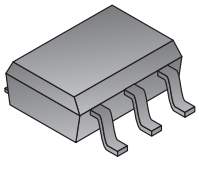

SOP-6



VSSOP

Panasonic

Solid State Relays

© Copyright 2014 Mouser Electronics

© Copyright 2014 Mouser Electronics

PANASONIC PhotoMos Relays

Panasonic

RoHS Compliant **This product is RoHS compliant.**

Panasonic PhotoMOS™ relays offer high reliability with stable performance. Fast switching speed, low capacitance and small package size ensure that PhotoMOS relays meet the requirements of high performance switching applications, such as ATE, Instrumentation and Medical equipment.

AQY221N3V SERIES

- Reduced package size
- High speed switching
- Lower output capacitance and onresistance

RoHS Compliant

For quantities greater than listed, call for quote.

MOUSER STOCK NO.	Panasonic Part No.	Package Style	Current Rating (mA)	Max. Load Voltage (V)	Contact Arrangement	Price Each 1	25	50	100
769-AQY221N3V	AQY221N3V	SSOP-4	150	25	1 Form A				

AQY27 SERIES

- High capacity
- High sensitivity
- Flat-Packaged Type(W) 8.8 × (D) 9.3 × (H) 3.9mm(W)

RoHS Compliant

For quantities greater than listed, call for quote.

MOUSER STOCK NO.	Panasonic Part No.	Package Style	Current Rating (mA)	Max. Load Voltage (V)	Contact Arrangement	Price Each 1	25	50	100
Through-Hole Type									
769-AQY272	AQY272	DIP-4	2000	60	1 Form A				
769-AQY274	AQY274	DIP-4	350	400	1 Form A				
SMD Type									
769-AQY272A	AQY272A	SMD-4	2000	60	1 Form A				
769-AQY275A	AQY275A	SMD-4	1300	100	1 Form A				
769-AQY277A	AQY277A	SMD-4	650	200	1 Form A				

AQY41 S SERIES

- Controls low-level analog signals
- Low-level off-state leakage current
- 60V type couples high capacity (0.5A) with low ON resistance (1Ω)

RoHS Compliant

For quantities greater than listed, call for quote.

MOUSER STOCK NO.	Panasonic Part No.	Package Style	Current Rating (mA)	Max. Load Voltage (V)	Contact Arrangement	Price Each 1	25	50	100
769-AQY410S	AQY410S	SOP-4	120	350	1 Form B				
769-AQY414S	AQY414S	SOP-4	100	400	1 Form B				

AQY221 2V SERIES

- R type (AQY221R2S) offers greatly reduced ON resistance.
- C type (AQY221N2S) offers lower output capacitance.
- Reduced package size
- High speed switching

RoHS Compliant

For quantities greater than listed, call for quote.

MOUSER STOCK NO.	Panasonic Part No.	Package Style	Current Rating (mA)	Max. Load Voltage (V)	Contact Arrangement	Price Each 1	25	50	100
769-AQY221N2V	AQY221N2V	SSOP-4	120	40	1 Form A				
769-AQY221R2V	AQY221R2V	SSOP-4	250	40	1 Form A				

AQZ10 AND 20 SERIES

- High capacity PhotoMOS Relay in a compact and slim 4-pin SIL
- Extremely low ON resistance
- Control low-level signal
- Low-level off state leakage current
- High I/O isolation voltage 2,500V
- PC board layout is simplified
- No restriction on mounting direction

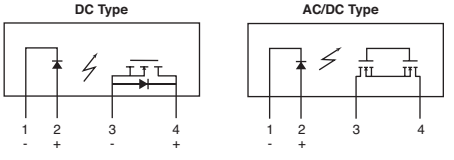

RoHS Compliant

For quantities greater than listed, call for quote.

MOUSER STOCK NO.	Panasonic Part No.	Package Style	Current Rating (mA)	Max. Load Voltage (V)	Contact Arrangement	Price Each 1	25	50	100
DC Type									
769-AQZ102	AQZ102	SIP-4	4.0	60	1 Form A				
769-AQZ105	AQZ105	SIP-4	2.6	100	1 Form A				
AC/DC Type									
769-AQZ202	AQZ202	SIP-4	3.0	60	1 Form A				
769-AQZ204	AQZ204	SIP-4	0.5	400	1 Form A				
769-AQZ205	AQZ205	SIP-4	2.0	100	1 Form A				
769-AQZ207	AQZ207	SIP-4	1.0	200	1 Form A				

AQZ262 SERIES

- High capacity type power photoMOS relay
- Low ON resistance and high sensitivity
- AC/DC dual use
- Controls low-level analog signals
- Low-level off state leakage current

RoHS Compliant

For quantities greater than listed, call for quote.

MOUSER STOCK NO.	Panasonic Part No.	Package Style	Current Rating (mA)	Max. Load Voltage (V)	Contact Arrangement	Price Each 1	25	50	100
769-AQZ262	AQZ262	SIP-4	6A	60	-----				

AQZ404 SERIES

- High capacity

RoHS Compliant

For quantities greater than listed, call for quote.

MOUSER STOCK NO.	Panasonic Part No.	Package Style	Current Rating (mA)	Max. Load Voltage (V)	Contact Arrangement	Price Each 1	25	50	100
769-AQZ404	AQZ404	SIL-4	0.5	400	1 Form B				

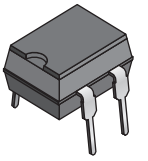

DIP-4



SIL-4

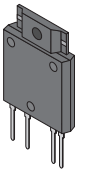

SIP-4

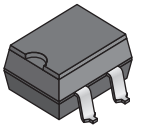

SMD-4

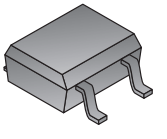

SOP-4

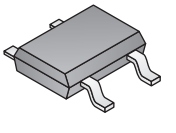

SSOP-4

Panasonic

Solid State Relays

© Copyright 2014 Mouser Electronics

© Copyright 2014 Mouser Electronics

TELEDYNE Solid State Power Relays

TELEDYNE RELAYS
A Teledyne Technologies Company

S SERIES SINGLE OUTPUT, AC/DC CONTROL SOLID STATE RELAYS

Features:
- Industry standard package
- Internal Snubber
- Excellent thermal performance
- Tight zero-cross window for low EMI
- UL High Immunity to surges
- UL Recognized

For quantities greater than listed, call for quote.

MOUSER STOCK NO.	Teledyne Part No.	Fig.	Load Current	Voltage	Control Voltage	Switch Type	Price Each 1	Price Each 25
881-S24A40	S24A40	A	40A	240VAC	90-240VAC/DC	Zero-Cross		
881-S24D25	S24D25	A	25A	240VAC	4-30VDC	Zero-Cross		
881-S24D40	S24D40	A	40A	240VAC	4-30VDC	Zero-Cross		
881-S24R40	S24R40	A	40A	240VAC	3-30VDC	Random		
881-S48A25	S48A25	A	25A	480VAC	90-240VAC/DC	Zero-Cross		
881-S48A50	S48A50	A	50A	480VAC	90-240VAC/DC	Zero-Cross		
881-S48D125	S48D125	A	125A	480VAC	5-30VDC	Zero-Cross		
881-S48D25	S48D25	A	25A	480VAC	5-30VDC	Zero-Cross		
881-S48D50	S48D50	A	50A	480VAC	5-30VDC	Zero-Cross		
881-S48R50	S48R50	A	50A	480VAC	4-30VDC	Random		
881-S60D50	S60D50	A	50A	600VAC	7-30VDC	Zero-Cross		

SD SERIES DUAL OUTPUT SOLID STATE RELAYS

- Dual output (2 in 1)
- Low zero cross level
- Excellent thermal performance
- Fast-on and screw terminals available
- Available with EZ Mount ™ thermal pad installed (-12 Option)

✻ Fast-on terminals included.

For quantities greater than listed, call for quote.

	MOUSER STOCK NO.	Teledyne Part No.	Fig.	Load Current	Voltage	Control Voltage	Switch Type		
✻	881-SD24D40-06	SD24D40-06	B	40A	280VAC	4-30VDC	Zero-Cross		
✻	881-SD24D50-06	SD24D50-06	B	50A	280VAC	4-30VDC	Zero-Cross		
✻	881-SD48D40-06	SD48D40-06	B	40A	500VAC	5-30VDC	Zero-Cross		
	881-SD48D50A	SD48D50A	B	50A	600VAC	10-30VDC	Zero-Cross		
	881-SD24R50	SD24R50	B	50A	280VAC	4-30VDC	Random		
✻	881-SD24R50-06	SD24R50-06	B	50A	280VAC	4-30VDC	Random		

SQ SERIES QUAD OUTPUT SOLID STATE RELAYS

- Quad output (4 in 1)
- Low zero cross level
- Excellent thermal performance
- Fast-on terminals

✻ EZ Mount ™ thermal pad installed (-12 Option)

For quantities greater than listed, call for quote.

	MOUSER STOCK NO.	Teledyne Part No.	Fig.	Load Current	Voltage	Control Voltage	Switch Type		
	881-SQ24D25	SQ24D25	C	25A	280VAC	3-32VDC	Zero-Cross		
✻	881-SQ24D25-12	SQ24D25-12	C	25A	280VAC	3-32VDC	Zero-Cross		

ST SERIES SINGLE OUTPUT, AC/DC CONTROL SOLID STATE RELAYS

- Excellent thermal performance
- High immunity for surges
- Tight zero-cross window for low EMI
- UL Recognized

For quantities greater than listed, call for quote.

MOUSER STOCK NO.	Teledyne Part No.	Fig.	Load Current	Voltage	Control Voltage	Switch Type		
881-ST24D12	ST24D12	D	12A	240VAC	4-30VDC	Zero-Cross		
881-ST24D25	ST24D25	D	25A	240VAC	4-30VDC	Zero-Cross		
881-ST48D50	ST48D50	D	50A	480VAC	5-30VDC	Zero-Cross		

X SERIES DC CONTROL SOLID STATE RELAYS

- Compact Size
- Spring terminals
- Tight zero-cross window for low EMI
- Touch-proof terminals

For quantities greater than listed, call for quote.

MOUSER STOCK NO.	Teledyne Part No.	Fig.	Load Current	Voltage	Control Voltage	Switch Type		
881-X24D12	X24D12	E	12A	240VAC	7-30VDC	Zero-Cross		

XV SERIES SINGLE OUTPUT, NO HEAT SINK, HYBRID SOLID STATE RELAY

- Internal output protection
- Control LED
- Tight zero-cross window for low EMI
- High immunity for surges

For quantities greater than listed, call for quote.

MOUSER STOCK NO.	Teledyne Part No.	Fig.	Load Current	Voltage	Control Voltage	Switch Type		
881-XV46D30K	XV46D30K	F	30A	420VAC	20-30VDC	Zero-Cross		

HIGH INDUSTRIAL PERFORMANCE (HIPPAK) SOLID STATE RELAYS

SH Series

Features:
- Low zero cross turn on voltage
- Input and output protection and control LED
- IP20 touch proof flaps
- Connectors for power wiring and heat sinks available

For quantities greater than listed, call for quote.

MOUSER STOCK NO.	Teledyne Part No.	Fig.	Load Current	Voltage	Control Voltage	Switch Type	Price Each
881-SH24A25	SH24A25	G	25A	12-275VAC	20-265VAC/DC	Zero-Cross	
881-SH24D25	SH24D25	G	25A	12-275VAC	3-32VDC	Zero-Cross	
881-SH24D50	SH24D50	G	50A	12-275VAC	3-32VDC	Zero-Cross	
881-SH24R50	SH24R50	G	50A	12-275VAC	3-32VDC	Random	
881-SH48A125	SH48A125	G	125A	24-510VAC	20-265VAC/DC	Zero-Cross	
881-SH48A50	SH48A50	G	50A	24-510VAC	20-265VAC/DC	Zero-Cross	
881-SH48D125	SH48D125	G	125A	24-510VAC	3.5-32VDC	Zero-Cross	
881-SH48D50	SH48D50	G	50A	24-510VAC	3.5-32VDC	Zero-Cross	
881-SH48D95	SH48D95	G	95A	24-510VAC	3.5-32VDC	Zero-Cross	
881-SH48R125	SH48R125	G	125A	24-510VAC	3.5-32VDC	Random	
881-SH48R50	SH48R50	G	50A	24-510VAC	3.5-32VDC	Random	
881-SH60D125	SH60D125	G	125A	24-690VAC	3.5-32VDC	Zero-Cross	

STH Series

Features:
- Zero cross
- Regulated input current
- Voltage protection on input (transil)
- Control status LED

For quantities greater than listed, call for quote.

MOUSER STOCK NO.	Teledyne Part No.	Fig.	Load Current	Voltage	Control Voltage	Switch Type	Price Each 1	Price Each 25
881-STH24D12	STH24D12	H	12A	12-280VAC	3-32VDC	Zero-Cross-Resistive		
881-STH24D25	STH24D25	H	25A	12-280VAC	3-32VDC	Zero-Cross-Resistive		
881-STH48D50	STH48D50	H	50A	24-600VAC	3.5-32VDC	Zero-Cross-Resistive		

A


B


C


D


E


F


G


H


Teledyne Solid State Relays

© Copyright 2014 Mouser Electronics

© Copyright 2014 Mouser Electronics

TELEDYNE Solid State Power Relays

TELEDYNE RELAYS
A Teledyne Technologies Company

S20DC30/S20DC100 DC SOLID STATE RELAYS

Features:
- Output to 100Amps, 200VDC
- Ultra low on state resistance
- Ultra low output leakage current
- Low control current consumption
- ❊ Available with EZ Mount ™ thermal pad installed (-12 Option)

For quantities greater than listed, call for quote.

MOUSER STOCK NO.	Teledyne Part No.	Fig.	Load Current	Voltage	Control Voltage	Switch Type	Price Each
❊ 881-S20DC30	S20DC30	A	30A	200VDC	4.5-32VDC	DC	
❊ 881-S20DC100	S20DC100	A	100A	200VDC	4.5-32VDC	DC	

E3P SERIES THREE-PHASE SOLID STATE RELAYS

Features:
- Internal output protection
- Control LED on all models
- High immunity to surges
- Low zero cross level
- UL recognized
- † Includes MOV

For quantities greater than listed, call for quote.

MOUSER STOCK NO.	Teledyne Part No.	Fig.	Load Current	Voltage	Control Voltage	Switch Type	Price Each
881-E3P48D25	E3P48D25	B	25A	600VAC	8.5 -30VDC	Zero-Cross	
881-E3P48D50	E3P48D50	B	50A	600VAC	8.5 -30VDC	Zero-Cross	
881-E3P48D75	E3P48D75	B	75A	600VAC	8.5 -30VDC	Zero-Cross	
881-E3P48A50	E3P48A50	B	50A	600VAC	90-240VAC/dc	Zero-Cross	
† 881-E3P48D75-16	E3P48D75-16	B	75A	520VAC	8.5 -30VDC	Zero-Cross	

AS/BS/DS SERIES LOW CURRENT SOLID STATE SIP RELAYS

- Industry standard package
- High In rush capabilities
- Low input current draw
- High DV/DT capability

For quantities greater than listed, call for quote.

MOUSER STOCK NO.	Teledyne Part No.	Fig.	Load Current	Voltage	Control Voltage	Switch Type	Price Each 1	Price Each 25
881-AS24D4E	AS24D4E	C	4A	275VAC	4-30VDC	Zero-Cross		
881-AS46D4E	AS46D4E	C	4A	460VAC	4-30VDC	Zero-Cross		
881-BS24D4A	BS24D4A	C	4A	280VAC	3-10VDC	Zero-Cross		
881-BS24D4F	BS24D4F	C	4A	280VAC	8-30VDC	Zero-Cross		
881-BS60D4A	BS60D4A	C	4A	600VAC	3.7-10VDC	Zero-Cross		
881-DS6R3E	DS6R3E	C	3A	60VDC	3-30VDC	Random		
881-DS22R1E	DS22R1E	C	1A	220VDC	3-30VDC	Random		

C3P SERIES THREE-PHASE SOLID STATE SIP RELAYS

Features:
- Industry standard package
- High Temp plastic housing
- Tight zero-cross window for low EMI
- Exposed ceramic baseplate for reduced thermal resistance

For quantities greater than listed, call for quote.

MOUSER STOCK NO.	Teledyne Part No.	Fig.	Load Current	Voltage	Control Voltage	Switch Type	Price Each 1	Price Each 25
881-C3P24D25	C3P24D25	D	25A	280VAC	10-30VDC	Zero-Cross		
881-C3P24D25C	C3P24D25C	D	25A	280VAC	3.5-10VDC	Zero-Cross		

DX SERIES DIN-RAIL SOLID STATE RELAY, AC/DC CONTROL

Features:
- Control visualization by LED
- AC/DC control
- High immunity to surges

For quantities greater than listed, call for quote.

MOUSER STOCK NO.	Teledyne Part No.	Fig.	Load Current	Voltage	Control Voltage	Switch Type	Price Each 1	Price Each 25
881-DX6R3E-02	DX6R3E-02	E	3A	60VDC	3-30VDC	Random		

FS SERIES DC CONTROL SOLID STATE RELAYS

- Miniature size package
- Tight zero-cross window for low EMI
- High immunity to surges
- UL Recognized

For quantities greater than listed, call for quote.

MOUSER STOCK NO.	Teledyne Part No.	Fig.	Load Current	Voltage	Control Voltage	Switch Type	Price Each 1	Price Each 25
881-FS24D10-06	FS24D10-06	F	10A	280VAC	4-30VDC	Zero-Cross		
881-FS24D20-06	FS24D20-06	F	20A	280VAC	4-30VDC	Zero-Cross		

L SERIES SINGLE OUPUT, DC CONTROL SOLID STATE RELAYS

Features:
- Ultraminiature package
- PCB Switch Type
- Optional thermal pad available

For quantities greater than listed, call for quote.

MOUSER STOCK NO.	Teledyne Part No.	Fig.	Load Current	Voltage	Control Voltage	Switch Type	Price Each 1	Price Each 25
881-L24D25C	L24D25C	G	25A	280VAC	3.5-15VDC	Zero-Cross		
881-L24D25G	L24D25G	G	25A	280VAC	12.5-32VDC	Zero-Cross		

LS SERIES DC CONTROL SOLID STATE SIP RELAY

- Industry standard package
- Designed for an external heat-sink attachement
- Over-sized thyristor ratings
- Direct-copper bonding technology
- UL Recognized

For quantities greater than listed, call for quote.

MOUSER STOCK NO.	Teledyne Part No.	Fig.	Load Current	Voltage	Control Voltage	Switch Type	Price Each 1	Price Each 25
881-LS24D16C-HS1	LS24D16C-HS1	H	16A	240VAC	4-14VDC	Zero-Cross		

A


B


C


D


E


F


G


H


© Copyright 2014 Mouser Electronics

© Copyright 2014 Mouser Electronics

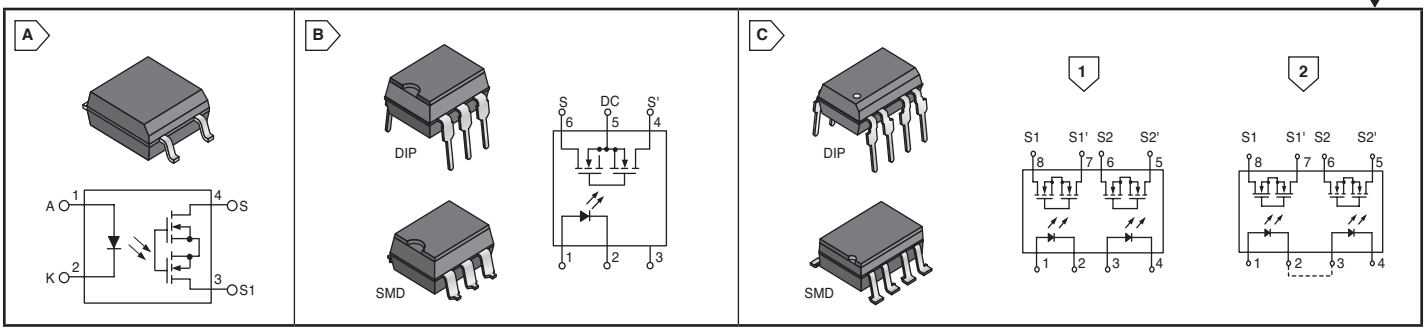

Vishay's Solid State Relays (SSRs), previously sold under the Infineon, Siemens, and AT&T brand names, deliver fast switching while optically isolating and protecting equipment from damaging external high-voltage spikes. By eliminating the majority of wire bonds found in other SSRs, Vishay's monolithic structure has set the performance standard. With no moving parts, our solid state relays are noiseless, bounce-free and reliable, commonly replacing electromechanical relays. Used in industrial, automotive, and communication applications, all of our solid state relays feature low power consumption, small packaging, and low turn-on current. Exceeding industry standards, they are approved by VDE, UL, CSA and other safety regulatory agencies.

Applications:
- General Telecom Switching
  - On/off-hook
  - Ring Relay/Dial Pulse
  - Ground Start/Fault Protection
- Instrumentation
  - Automatic Tuning/Balancing
  - Flying Capacitor
  - Analog MultiplexOn/off-hook
- Industrial Controls
  - Triac Predrivers
  - Output Modules

Safety Standards:
UL/BSI = UL Recognized (E52744) and BSI (7980)
UL/VDE = UL Recognized (E300068) and VDE (VDE0884)
UL/CSA = UL Recognized (E52744) and CSA Approved (093751)
UL/BSI/CSA = UL Recognized (E52744), BSI (7980) and CSA Approved (093751)

1 FORM A

♦ Surface Mount Device

For quantities greater than listed, call for quote.

MOUSER STOCK NO.		Fig.	Package	Safety Standard	R_{ON}			t_{on} (ms) (Typ.)	t_{off} (ms) (Typ.)	V_L (V) (max.)	I_L (mA) (max.)	P_{diss} (mW) (max.)	Isolation Voltage (Vrms)	Output Type	Price Each			
Mfr.	Mfr. Part No.				(Ω) (Typ.)	Test Cond. I_F (mA)	Test Cond. I_L (mA)								1	10	100	1000
♦	782—LH1546AEFTR	A	SOP-4	UL/BSI	28.00	5.0	50	2.0	0.08	350	120	550	3000	SPST NO				
	782—VO1400AEFTR	A	SOP-4	UL/VDE	2.30	10.0	100	52.0	36.0	60	100	400	1500	SPST NO				
♦	782—LH1510AABTR	B	SMD-6	UL/BSI/CSA	11.27	5.0	50	0.5	0.7	200	200	550	5300	SPST NO				
♦	782—LH1510AAB	B	SMD-6	UL/BSI/CSA	11.27	5.0	50	0.5	0.7	200	200	550	5300	SPST NO				
	782—LH1510AT	B	DIP-6	UL/BSI/CSA	11.27	5.0	50	0.5	0.7	200	200	550	5300	SPST NO				
♦	782—LH1500AABTR	B	SMD-6	UL/BSI/CSA	20.00	5.0	50	0.3	0.60	350	150	----	5300	SPST NO				
	782—LH1500AT	B	DIP-6	UL/BSI/CSA	20.00	5.0	50	0.3	0.60	350	150	----	5300	SPST NO				
♦	782—LH1540AAB	B	SMD-6	UL/BSI/CSA	20.00	5.0	50	1.2	0.50	350	120	550	5300	SPST NO				
	782—LH1540AT	B	DIP-6	UL/BSI/CSA	20.00	5.0	50	1.2	0.50	350	120	550	5300	SPST NO				
♦	782—LH1546AABTR	B	SMD-6	UL/BSI/CSA	28.00	5.0	50	1.14	0.71	350	120	550	5300	SPST NO				
♦	782—LH1525AABTR	B	SMD-6	UL/BSI/CSA	26.00	1.5	50	1.25	0.60	400	125	550	5300	SPST NO				

DUAL FORM A

For quantities greater than listed, call for quote.

MOUSER STOCK NO.		Fig.	Package	Safety Standard	R_{ON}			t_{on} (ms) (Typ.)	t_{off} (ms) (Typ.)	V_L (V) (max.)	I_L (mA) (max.)	P_{diss} (mW) (max.)	Isolation Voltage (Vrms)	Output Type	Price Each			
Mfr.	Mfr. Part No.				(Ω) (Typ.)	Test Cond. I_F (mA)	Test Cond. I_L (mA)								1	10	100	1000
♦	782—LH1522AAC	C1	SMD-8	UL/BSI/CSA	10.00	5.0	50	1.0	0.70	200	200	600	5300	SPST NO				
	782—LH1522AB	C1	DIP-8	UL/BSI/CSA	10.00	5.0	50	1.0	0.70	200	200	600	5300	SPST NO				
♦	782—LH1520AAC	C1	SMD-8	UL/BSI/CSA	20.00	5.0	50	1.4	0.70	350	150	600	5300	SPST NO				

1 FORM B

For quantities greater than listed, call for quote.

MOUSER STOCK NO.		Fig.	Package	Safety Standard	R_{ON}			t_{on} (ms) (Typ.)	t_{off} (ms) (Typ.)	V_L (V) (max.)	I_L (mA) (max.)	P_{diss} (mW) (max.)	Isolation Voltage (Vrms)	Output Type	Price Each			
Mfr.	Mfr. Part No.				(Ω) (Typ.)	Test Cond. I_F (mA)	Test Cond. I_L (mA)								1	10	100	1000
	782—LH1501BT	B	DIP-6	UL/CSA	20.00	0.0	50	2.0	1.0	350	150	550	3750	SPST NC				

DUAL FORM A, B/C

For quantities greater than listed, call for quote.

MOUSER STOCK NO.		Fig.	Package	Safety Standard	R_{ON}			t_{on} (ms) (Typ)	t_{off} (ms) (Typ)	V_L (V) (max)	I_L (mA) (max)	P_{diss} (mW) (max)	Isolation Voltage (Vrms)	Output Type	Price Each			
Mfr.	Mfr. Part No.				(Typ)	Test Cond. I_F (mA)	Test Cond. I_L (mA)								1	10	100	1000
♦	782—LH1502BAC	C2	SMD-8	UL/CSA	20.00	5/0	50/50	3.2/3.8	1.6/0.8	350	150	600	3750	NO or NC				
	782—LH1512BB	C2	DIP-8	UL/CSA	10.00	5/0	50/50	1.4/1.2	0.7/2.0	200	200	600	3750	NO or NC				

© Copyright 2014 Mouser Electronics
© Copyright 2014 Mouser Electronics

MAGNECRAFT General Purpose Relays

RoHS Compliant **This product is RoHS compliant.**

Schneider Electric

Magnecraft CLASS 782 GENERAL PURPOSE RELAYS

Specifications:

- Contact material: 3 amps bifurcated - silver gold plated
- 3 amps - silver gold flashed
- 5, 10 and 15 Amps - silver cadmium oxide, gold flashed
- Coil power: 0.9 - 1.1 watts DC., 1.0 - 1.2VA (60Hz) AC. @ 25°C
- Class B insulation
- Dielectric strength: 1500Vrms

c UL us CE CSA UL
UL Recognized
File No. E43641

Solder/Plug-in Mount

For quantities greater than listed, call for quote.

MOUSER STOCK NO.	Magnecraft® Part No.	Fig.	Contact		Coil		Price Each			
			Form	Rating	Volts	Ω	1	10	25	50
528-782XBX2M4L-120A	782XBX2M4L-120A	A1	DPDT	10A	120VAC	4430				
528-782XBX2M4L-12D	782XBX2M4L-12D	A1	DPDT	10A	12VDC	160				
528-782XBX2M4L-24A	782XBX2M4L-24A	A1	DPDT	10A	24VAC	180				
528-7880-6	782XBXC-6D	A2	DPDT	20A	6VDC	40				
528-7880-7	782XBXC-12D	A2	DPDT	15A	12VDC	160				
528-7880-8	782XBXC-24D	A2	DPDT	15A	24VDC	650				
528-7810-1	782XDXIC-6D	A3	4PDT	3A	6VDC	40				
528-7810-2	782XDXIC-12D	A3	4PDT	3A	12VDC	160				
528-7895-13	782XDX2C-24D	A3	4PDT	10A	24VDC	650				
528-7870-9	782XBXC-24A	A2	DPDT	15A	24VAC	180				
528-7870-11	782XBXC-120A	A2	DPDT	15A	120VAC	4430				
528-7870-12	782XBXC-240A	A2	DPDT	20A	240VAC	15,700				
528-7840-3	782XDXIC-24A	A3	4PDT	3A	24VAC	180				
528-7840-5	782XDXIC-120A	A3	4PDT	3A	120VAC	4430				

Enclosed, Printed Circuit Mount

For quantities greater than listed, call for quote.

MOUSER STOCK NO.	Magnecraft® Part No.	Fig.	Contact		Coil		Price Each			
			Form	Rating	Volts	Ω	1	10	25	50
528-7830-1	782XBXCT-6D	A2	DPDT	20A	6VDC	40				
528-7830-2	782XBXCT-12D	A2	DPDT	15A	12VDC	160				
528-7830-3	782XBXCT-24D	A2	DPDT	15A	24VDC	650				
528-7820-2	782XDX3CT-12D	A3	4PDT	3A	12VDC	160				
528-7820-3	782XDX3CT-24D	A3	4PDT	3A	24VDC	650				
528-7850-5	782XBXCT-120A	A2	DPDT	15A	120VAC	4430				
528-7825-3	782XDX3CT-24A	A3	4PDT	3A	24VAC	180				
528-7825-5	782XDX3CT-120A	A3	4PDT	3A	120VAC	4430				

Magnecraft HARDWARE FOR CLASS 782 RELAYS

For quantities greater than listed, call for quote.

MOUSER STOCK NO.	Magnecraft® Part No.	Fig.	Description	Use with Relay Series	Price Each			
					1	10	25	50
Finger Safe-Sockets with Screw Clamp Terminals								
528-70-782D8-1A	70-782D8-1A	B	8 Pin DIN/Panel Mount	782, w/0.187 Terminal				
528-70-782D14-1	70-782D14-1	C	14 Pin Ice Cube Sckt	782, 4 Pole (Plain and Full Featured) 782, Hermetic Only				
528-70-782E14-1	70-782E14-1	D	DIN/PM Socket 14-Pin, Elev Term	700				
528-70-782EL14-1	70-782EL14-1	D	DIN/PM Socket 14-Pin, Elev Term	700				
528-70-782EL11-1	70-782EL11-1	D	DIN/PM Socket 11-Pin, Elev Term	700				
Finger Safe-Sockets with Eurostyle (Elevator) Terminals								
528-70-782EL8-1	70-728EL8-1	E	DIN Rail Socket	782, 2 Pole (All)				
528-70-783D11-1A	70-783D11-1A	E	DIN/PM Socket 11-Pin, Screw Term	700				
Classic Sockets with Screw Clamp Terminals								
528-459	70-459-1	F	8 Pin Screw Terminals	782, w/0.187 Terminal				
528-461	70-461-1	-	14 Pin Screw Terminals	782 (All and Hermetic)				
Chassis Mount Sockets with Solder Terminals								
528-3781	70-378-1	G	14 Pin Solder Terminals	782 (All and Hermetic) 782C, Hermetic Only				
Chassis Mount Sockets with 0.187" Quick Connect Terminals								
528-401	70-401-1	-	8 Pin Solder Terminals	782, w/0.187 Terminal				
Printed Circuit Sockets with Thru-Hole Solder Pins								
528-3791	70-379-1	-	14 Pin PC Terminals	782 (All and Hermetic) TDR782				
528-402	70-402-1	-	8 Pin PC Terminals	782, w/0.187 Terminal				
Clips for Class 782-784 Relays								
528-16-1342	16-1342	-	Hold Down Clip	782 (All)				
528-16-782IDC	16-782IDC	-	Write - On ID Clip	782				
528-16-782PC-1	16-782PC-1	-	Plastic Hold-Down Clip	782				
528-16-782SC	16-782SC	-	Metal Spring Clip	782				
528-16-783IDC	16-783IDC	-	Write - On ID Clip	783				
528-16-784IDC	16-784IDC	-	Write - On ID Clip	784				
528-16-784SC	16-784SC	-	Metal Spring Clip	784				
528-16-TDR782SC	16-TDR782SC	-	Metal Spring Clip	782				
Hardware for 70-782								
528-16-700ST-1	16-700ST-1	-	ID Tags for 16-782PC-1	782				
528-70-ASMM-24	70-ASMM-24	H	MOV Supressor	70-750-70-788				
528-70-BSMM-120	70-BSMM-120	I	MOV Supressor	70-782				
528-70-BSMM-24	70-BSMM-24	I	MOV Supressor	70-782				
528-70-BSMM-240	70-BSMM-240	I	MOV Supressor	70-782				
528-70-BSMD-250	70-BSMD-250	J	Protection Diode	70-785				
528-70-BSMLG-24	70-BSMLG-24	K	LED Indicator	70-782				

© Copyright 2014 Mouser Electronics

DIMENSIONS: in.

A

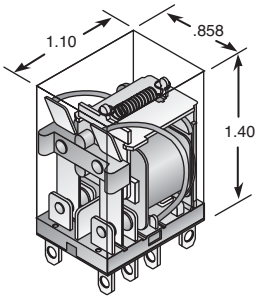

TERMINAL ARRANGEMENT

1

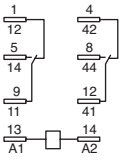

NEMA
IEC

2

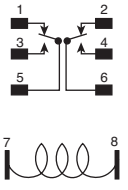

DPDT

3

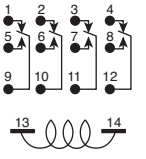

4PDT

B



C



D



E



F



G



H



I



J



K



© Copyright 2014 Mouser Electronics

MAGNECRAFT General Purpose Relays

RoHS Compliant **This product is RoHS compliant.**

CLASS 782H HERMETICALLY SEALED RELAYS

Specifications:
- UL Class 1 Div. 2 for use in hazardous locations.
- UL Listed when used with DIN mount socket 528-461 and hold down clip 528-1328 listed below
- Coil power: 0.9 watts DC. 1.2VA (60Hz) AC @ 25°C
- Class B insulation
- Dielectric strength: 1240Vrms

Features:
- Vacuum baked and dry nitrogen filled
- Removes contaminants and provides a clean and dry atmosphere for contacts
- Hermetically sealed metal enclosure

Applications:
- Ideal for use in hazardous locations

RoHS Compliant

UL Recognized File No. E43641

For quantities greater than listed, call for quote.

MOUSER STOCK NO.	Magnecraft® Part No.	Fig.	Contact		Coil		Price Each			
			Form	Rating	Volts	Ω	1	10	25	50
Solder/Plug-In										
528-782XH21-12D	782XDXH21-12D	A1	4PDT	5A	12VDC	160				
528-782XH10-24D	782XDXH10-24D	A1	4PDT	3A	24VDC	650				
528-782XH21-24D	782XDXH21-24D	A1	4PDT	5A	24VDC	650				
528-782XH10-120A	782XDXH10-120A	A1	4PDT	3A	120VAC	3900				
Sockets and Hold Down Clip for Class 782XDXH Relays										
528-3781	70-378-1	-	14 Pin Solder terminals, 4 Pole							
528-3791	70-379-1	-	14 Pin PC terminals, 4 Pole							
528-461	70-461-1	-	14 Pin DIN/Panel mount with screw terminals							
528-16-1342	16-1342	-	Metal hold down clip for 782 relays							

CLASS 783 RELAYS

For quantities greater than listed, call for quote.

MOUSER STOCK NO.	Magnecraft® Part No.	Fig.	Contact		Coil		Price Each			
			Form	Rating	Volts	Ω	1	5	20	40
528-783XCXM4L-24A	783XCXM4L-24A	-	3PDT	15A	24VAC	103				

CLASS 784 ICE CUBE RELAYS

For quantities greater than listed, call for quote.

MOUSER STOCK NO.	Magnecraft® Part No.	Fig.	Contact		Coil		Price Each			
			Form	Rating	Volts	Ω	1	5	20	40
528-784XDXC-24A	784XDXC-24A	-	4DPDT	15A	24VAC	84.5				
528-784XDXC-24D	784XDXC-24D	-	4DPDT	15A	24VDC	388				
528-784XDXM4L-12D	784XDXM4L-12D	-	4DPDT	15A	48VDC	1550				

CLASS 788 POWER RELAYS

For quantities greater than listed, call for quote.

MOUSER STOCK NO.	Magnecraft® Part No.	Fig.	Contact		Coil		Price Each			
			Form	Rating	Volts	Ω	1	5	20	40
528-788XBXC-120A	788XBXC-120A	-	DPDT	16A	120VAC	1700				
528-788XBXC-240A	788XBXC-240A	-	DPDT	16A	240VAC	1700				

CLASS 785 SQUARE BASE MAGNETIC LATCHING RELAYS

Specifications:
- Contact resistance: 50mΩ maximum initial at rated current
- Coil power: 1.9 watts DC, 2.1 VA(60Hz) AC @ 25°C
- Contact material: silver cadmium oxide, gold flashed
- Dielectric strength: 1500Vrms

RoHS Compliant

UL Recognized File No. E258297

For quantities greater than listed, call for quote.

MOUSER STOCK NO.	Magnecraft® Part No.	Supercedes	Fig.	Contact		Coil		Price Each			
				Form	Rating	Volts	Ω	1	10	25	50
Single Coil Latching											
528-785XBXC-12D	785XBXC-12D	W388MLCPX-6	B2	DPDT	16A	12VDC	120				
Dual Coil Latching											
528-785XBXCD-12D	785XBXCD-12D	W388ML2CPX-6	B3	DPDT	16A	12VDC	88/88				
528-785XBXCD-24D	785XBXCD-24D	W388ML2CPX-7	B3	DPDT	16A	24VDC	350/350				
Sockets and Hold Down Clips for 785 Relays											
528-1241	70-124-1	- - - - -	-	11 Pin Solder terminals with mounting tabs							
528-1242	70-124-2	- - - - -	-	11 Pin QC terminals with mounting tabs							
528-1781	70-178-1	- - - - -	-	11 Pin PC terminals with mounting tabs							
528-1782	70-178-2	- - - - -	-	11 Pin PC terminals without mounting tabs							
528-4631	70-463-1	- - - - -	-	11 Pin DIN/Panel mount with screw terminals							
528-70-788EL11-1	70-788EL11-1	- - - - -	-	11 Pin Logic style DIN mount elevator terminals, module compatible							

CLASS 788 SQUARE BASE RELAYS

Specifications:
- Contact resistance: 50mΩ max. initial resistance @ rated current
- Coil power: 1.2 watts for DC coils, 2VA to 2.75VA for AC @ 25°C
- Class B insulation
- Contact material: silver alloy, gold flashed
- Dielectric strength: 1500Vrms

RoHS Compliant

UL Recognized File No. E43641

For quantities greater than listed, call for quote.

MOUSER STOCK NO.	Magnecraft® Part No.	Supercedes	Fig.	Contact		Coil		Price Each			
				Form	Rating	Volts	Ω	1	10	25	50
Plain Cover, AC or DC Operated											
528-788XBXC-12D	788XBXC-12D	A283XBXC-12D	B4	DPDT	16 Amp	12VDC	120				
528-788XCXC-12D	788XCXC-12D	A283XCXC-12D	B5	3PDT	16 Amp	12VDC	120				
528-788XCXC-24D	788XCXC-24D	A283XCXC-24D	B5	3PDT	16 Amp	24VDC	472				
528-788XCXC-24A	788XCXC-24A	A283XCXC-24A	B5	3PDT	16 Amp	24VAC	72				
528-788XCXC-120A	788XCXC-120A	A283XCXC-120A	B5	3PDT	16 Amp	120VAC	1700				
Flange Mount Cover, AC or DC Operated											
528-788XAXC1-24D	788XAXC1-24D	A283XAXC1-24D	B6	SPDT	16 Amp	24VDC	472				
528-788XBXC1-120A	788XBXC1-120A	A283XBXC1-120A	B4	DPDT	16 Amp	120VAC	2250				
528-788XCXC1-24D	788XCXC1-24D	A283XCXC1-24D	B5	3PDT	16 Amp	24VDC	472				
Plain Cover with Blowout Magnet											
528-788XBX69C-24D	788XBX69C-24D	- - - - -	-	DPDT	16 Amp	24 VDC	470				
Sockets and Hold Down Clip for Series 788 Square Base Relays											
528-1241	70-124-1	- - - - -	-	11 Pin Solder terminals with mounting tabs							
528-1242	70-124-2	- - - - -	-	11 Pin Q.C. terminals with mounting tabs							
528-1781	70-178-1	- - - - -	-	11 Pin PC terminals with mounting tabs							
528-1782	70-178-2	- - - - -	-	11 Pin PC terminals without mounting tabs							
528-4631	70-463-1	- - - - -	-	11 Pin DIN/Panel mount with screw terminals							
528-16-1351	16-1351	- - - - -	-	Metal hold down clip							

DIMENSIONS: in.

A

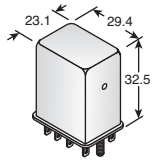

B

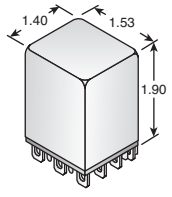

1

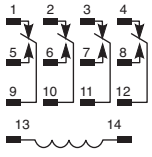

4PDT

2

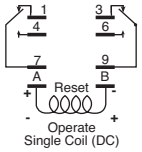

Operate
Single Coil (DC)

3

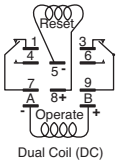

Dual Coil (DC)

4

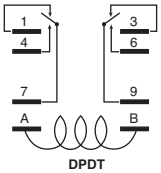

DPDT

5

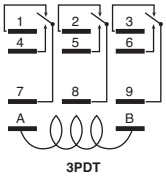

3PDT

6

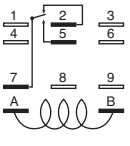

SPDT

Magnecraft General Purpose Relays

© Copyright 2014 Mouser Electronics

© Copyright 2014 Mouser Electronics

OMRON

OMRON LY SERIES: GENERAL PURPOSE RELAYS

Specifications:
- Operate/Release time: 25/25ms
- Mechanical Life: AC 50 million operations min. (at 18,000/hr.)
  DC 1 billion operations min. (at 18,000/hr.)
- Dielectric strength: 2000VAC, 50/60Hz for 1 minute
- Insulation resistance: 100MΩ min. (@ 500VDC)

Features:
- Arc barrier equipped
- Long dependable service life assured by Ag-Alloy contacts

For quantities greater than listed, call for quote.

MOUSER STOCK NO.	Omron Part No.	Fig.	Terminal Type	Mounting Type	Coil Voltage	Contact Form	Contact Rating	Dimensions "W" (mm)	Price Each 1	25	50	100
Standard Type												
653-LY1-0-DC12	LY1-0-DC12	A	PCB	Standard	12VDC	SPDT	15A	21.59				
653-LY1-0-DC24	LY1-0-DC24	A	PCB	Standard	24VDC	SPDT	15A	21.59				
653-LY1-0-AC1	LY1-0-AC110/120	A	PCB	Standard	110/120VAC	SPDT	15A	21.59				
653-LY2-0-DC12	LY2-0-DC12	A	PCB	Standard	12VDC	DPDT	10A	21.59				
653-LY2-0-DC24	LY2-0-DC24	A	PCB	Standard	24VDC	DPDT	10A	21.59				
653-LY2-0-DC48	LY2-0-DC48	A	PCB	Standard	48VDC	DPDT	10A	21.59				
653-LY2-0-DC100/110	LY2-0-DC 100 110	A	PCB	Standard	100/110VDC	DPDT	10A	21.59				
653-LY2-0-AC24	LY2-0-AC24	A	PCB	Standard	24VAC	DPDT	10A	21.59				
653-LY2-0-AC1	LY2-0-AC110/120	A	PCB	Standard	110/120VAC	DPDT	10A	21.59				
653-LY4-0-DC24	LY4-0-DC24	A	PCB	Standard	24VDC	4PDT	10A	41.40				
653-LY4-0-AC120	LY4-0-AC120	A	PCB	Standard	120VAC	4PDT	10A	21.59				
653-LY1-DC12	LY1-DC12	A	Plug-in/Solder	Standard	12VDC	SPDT	15A	21.59				
653-LY1-DC24	LY1-DC24	A	Plug-in/Solder	Standard	24VDC	SPDT	15A	21.59				
653-LY1-AC24	LY1-AC24	A	Plug-in/Solder	Standard	24VAC	SPDT	15A	21.59				
653-LY1-AC1	LY1-AC110/120	A	Plug-in/Solder	Standard	110/120VAC	SPDT	15A	21.59				
653-LY2-DC12	LY2-DC12	A	Plug-in/Solder	Standard	12VDC	DPDT	10A	21.59				
653-LY2-DC24	LY2-DC24	A	Plug-in/Solder	Standard	24VDC	DPDT	10A	21.59				
653-LY2-DC48	LY2-DC48	A	Plug-in/Solder	Standard	48VDC	DPDT	10A	21.59				
653-LY2-DC100/110	LY2-DC100/110	A	Plug-in/Solder	Standard	100/110VDC	DPDT	10A	21.59				
653-LY2-AC12	LY2-AC12	A	Plug-in/Solder	Standard	12VAC	DPDT	10A	21.59				
653-LY2-AC24	LY2-AC24	A	Plug-in/Solder	Standard	24VAC	DPDT	10A	21.59				
653-LY2-AC100/110	LY2-AC100/110	A	Plug-in/Solder	Standard	100/110VAC	DPDT	10A	21.59				
653-LY2-AC1	LY2-AC110/120	A	Plug-in/Solder	Standard	110/120VAC	DPDT	10A	21.59				
653-LY2-AC220/240	LY2-AC220/240	A	Plug-in/Solder	Standard	220/240VAC	DPDT	10A	21.59				
653-LY3-DC12	LY3-DC12	A	Plug-in/Solder	Standard	12VDC	3PDT	10A	31.49				
653-LY3-DC24	LY3-DC24	A	Plug-in/Solder	Standard	24VDC	3PDT	10A	31.49				
653-LY3-AC24	LY3-AC24	A	Plug-in/Solder	Standard	24VAC	3PDT	10A	31.49				
653-LY3-AC1	LY3-AC120	A	Plug-in/Solder	Standard	120VAC	3PDT	10A	31.49				
653-LY3-AC240	LY3-AC240	A	Plug-in/Solder	Standard	240VAC	3PDT	10A	31.49				
653-LY4-DC12	LY4-DC12	A	Plug-in/Solder	Standard	12VDC	4PDT	10A	41.40				
653-LY4-DC24	LY4-DC24	A	Plug-in/Solder	Standard	24VDC	4PDT	10A	41.40				
653-LY4-DC48	LY4-DC48	A	Plug-in/Solder	Standard	48VDC	4PDT	10A	41.40				
653-LY4-AC24	LY4-AC24	A	Plug-in/Solder	Standard	24VAC	4PDT	10A	41.40				
653-LY4-AC1	LY4-AC120	A	Plug-in/Solder	Standard	120VAC	4PDT	10A	41.40				
653-LY4-AC240	LY4-AC240	A	Plug-in/Solder	Standard	240VAC	4PDT	10A	41.40				
653-LY1F-DC12	LY1F-DC12	B	Plug-in/Solder	Upper	12VDC	SPDT	15A	22.60				
653-LY1F-DC24	LY1F-DC24	B	Plug-in/Solder	Upper	24VDC	SPDT	15A	22.60				
653-LY1F-AC12	LY1F-AC12	B	Plug-in/Solder	Upper	12VAC	SPDT	15A	22.60				
653-LY1F-AC24	LY1F-AC24	B	Plug-in/Solder	Upper	24VAC	SPDT	15A	22.60				
653-LY1F-AC1	LY1F-AC110/120	B	Plug-in/Solder	Upper	110/120VAC	SPDT	15A	22.60				
653-LY1F-AC220/240	LY1F-AC220/240	B	Plug-in/Solder	Upper	220/240VAC	SPDT	15A	22.60				
653-LY2F-DC12	LY2F-DC12	B	Plug-in/Solder	Upper	12VDC	DPDT	10A	22.60				
653-LY2F-DC24	LY2F-DC24	B	Plug-in/Solder	Upper	24VDC	DPDT	10A	22.60				
653-LY2F-AC24	LY2F-AC24	B	Plug-in/Solder	Upper	24VAC	DPDT	10A	22.60				
653-LY2F-AC1	LY2F-AC110/120	B	Plug-in/Solder	Upper	110/120VAC	DPDT	10A	22.60				
653-LY2F-AC220-240	LY2F-AC220-240	B	Plug-in/Solder	Upper	220/240VAC	DPDT	10A	22.60				
653-LY3F-DC12	LY3F-DC12	B	Plug-in/Solder	Upper	12VDC	3PDT	10A	32.00				
653-LY3F-DC24	LY3F-DC24	B	Plug-in/Solder	Upper	24VDC	3PDT	10A	32.00				
653-LY3F-AC24	LY3F-AC24	B	Plug-in/Solder	Upper	24VAC	3PDT	10A	32.00				
653-LY3F-AC1	LY3F-AC120	B	Plug-in/Solder	Upper	120VAC	3PDT	10A	32.00				
653-LY4F-DC12	LY4F-DC12	B	Plug-in/Solder	Upper	12VDC	4PDT	10A	41.40				
653-LY4F-DC24	LY4F-DC24	B	Plug-in/Solder	Upper	24VDC	4PDT	10A	41.40				
653-LY4F-AC1	LY4F-AC120	B	Plug-in/Solder	Upper	120VAC	4PDT	10A	41.40				
LED Indicator Type												
653-LY1N-DC24	LY1N-DC24	A	Plug-in/Solder	Standard	24VDC	SPDT	15A	21.59				
653-LY1N-AC110/120	LY1N-AC110/120	A	Plug-in/Solder	Standard	110/120VAC	SPDT	15A	21.59				
653-LY2NDC12	LY2N DC12	A	Plug-in/Solder	Standard	12VDC	DPDT	10A	21.59				
653-LY2N-DC24	LY2N-DC24	A	Plug-in/Solder	Standard	24VDC	DPDT	10A	21.59				
653-LY2N-AC24	LY2N-AC24	A	Plug-In/Solder	Standard	24VAC	DPDT	10A	21.59				
653-LY2N-AC110-120	LY2N-AC110-120	A	Plug-in/Solder	Standard	110/120VAC	DPDT	10A	21.59				
653-LY2N-AC200/220	LY2N-AC200/220	A	Plug-in/Solder	Standard	200/220VAC	DPDT	10A	21.59				
653-LY2N-AC220-240	LY2N-AC220-240	A	Plug-in/Solder	Standard	220/240VAC	DPDT	10A	21.59				
653-LY4N-DC24	LY4N-DC24	A	Plug-in/Solder	Standard	24VDC	4PDT	10A	41.40				
653-LY4N-AC110-120	LY4N-AC110-120	A	Plug-In/Solder	Standard	110/120VAC	4PDT	10A	41.40				
653-LY4N-AC120	LY4N-AC120	A	Plug-in/Solder	Standard	120VAC	4PDT	10A	41.40				
LED Indicator and Diode Surge Suppression Type												
653-LY1N-D2DC24	LY1N-D2 DC24	A	Plug-in/Solder	Standard	24VDC	SPDT	15A	21.59				
653-LY2N-D2-DC24	LY2N-D2-DC24	A	Plug-in/Solder	Standard	24VDC	DPDT	10A	21.59				
653-LY4N-D2-DC24	LY4N-D2-DC24	A	Plug-in/Solder	Standard	24VDC	4PDT	10A	41.40				
LED Indicator and Push-To-Test Button Type												
653-LY2I4NAC24	LY2I4N AC24	A	Plug-in/Solder	Standard	24VAC	DPDT	10A	21.59				

Accessories

For quantities greater than listed, call for quote.

MOUSER STOCK NO.	Omron Part No.	Description	Price Each 1	25	50	100
653-PT08	PT08	Back connecting socket for SPDT and DPDT, solder				
653-PT08-0	PT08-0	PC terminal socket for SPDT and DPDT, PCB				
653-PT14-0	PT14-0	PC terminal socket for 4PDT, PCB				
653-PTF08A-E	PTF08A-E	Track mounted socket for SPDT and DPDT				
653-PTF11A	PTF11A	Track mounted socket for 3PDT				
653-PTF14A-E	PTF14A-E	Track mounted socket for 4PDT				
653-PYC-P	PYC-P	Hold-down clip for back connecting socket				
653-PFP-M	PFP-M	DIN rail end stop plate				
653-PFP-S	PFP-S	Spacer				
653-PFP-50N	PFP-50N	DIN rail 50cm (19.5")				
653-PFP-100N	PFP-100N	DIN rail 100cm (39")				

DIMENSIONS: mm

A

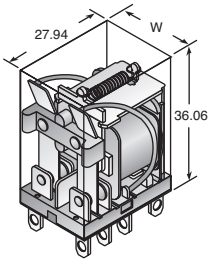

Shown with plug-in/solder terminals

B

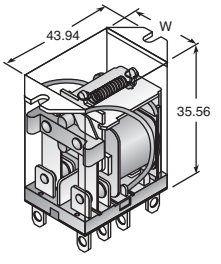

© Copyright 2014 Mouser Electronics

© Copyright 2014 Mouser Electronics

OMRON MK SERIES: OCTAL BASE GENERAL PURPOSE RELAYS

Specifications:
- Operate/Release time: 20/20ms (AC); 30/20ms (DC))
- Terminals: Plug-in
- Contact resistance: 50mΩ max.
- Insulation resistance: 1000MΩ min. @ 500VDC

Features:
- Exceptionally reliable general purpose relay
- Mechanical indicator and push-to-test button
- Silver contacts
- Long life (minimum 100,000 electrical operations)
- Built-in operation indicator (mechanical, LED), diode surge supression, varistor surge suppression

TÜV

For quantities greater than listed, call for quote.

MOUSER STOCK NO.	Omron Part No.	Fig.	Contact Form	Rated Current (mA) @50Hz	Rated Current (mA) @60Hz	Coil Resistance (Ω)	Coil Voltage	Price Each 1	25	50	100
Mechanical Indicator											
653-MKS2PDC12	MKS2P DC12	A	DPDT	112.0	112.0	107.0	12VDC				
653-MKS2PDC24	MKS2P DC24	A	DPDT	55.8	55.8	430.0	24VDC				
653-MKS2PAC120	MKS2P AC120	A	DPDT	22.2	19.3	1130.0	120VAC				
653-MKS3P-5AC120	MKS3P-5 AC120	A	3PDT	22.2	19.3	1130.0	120VAC				
Mechanical and LED Indicator											
653-MKS2PNDC24	MKS2PN DC24	A	DPDT	55.8	55.8	430.0	24VDC				
653-MKS2PNAC120	MKS2PN AC120	A	DPDT	22.2	19.3	1130.0	120VAC				
Mechanical Indicator and Lockable Test Button											
653-MKS2PIDC12	MKS2PI DC12	B	DPDT	112.0	112.0	107.0	12VDC				
653-MKS2PIDC24	MKS2PI DC24	B	DPDT	55.8	55.8	430.0	24VDC				
653-MKS2PIDC48	MKS2PI DC48	B	DPDT	28.1	28.1	1710.0	48VDC				
653-MKS2PIDC110	MKS2PI DC110	B	DPDT	13.5	13.5	7390.0	110VDC				
653-MKS2PIAC12	MKS2PI AC12	B	DPDT	221.0	193.0	13.7	12VAC				
653-MKS2PIAC24	MKS2PI AC24	B	DPDT	110.0	96.3	48.4	24VAC				
653-MKS2PIAC110	MKS2PI AC110	B	DPDT	24.2	21.0	932.0	110VAC				
653-MKS2PIAC120	MKS2PI AC120	B	DPDT	22.2	19.3	1130.0	120VAC				
653-MKS2PIAC240	MKS2PI AC240	B	DPDT	11.0	9.6	4480.0	240VAC				
653-MKS3PI-5DC12	MKS3PI-5 DC12	B	3PDT	112.0	112.0	107.0	12VDC				
653-MKS3PI-5DC24	MKS3PI-5 DC24	B	3PDT	55.8	55.8	430.0	24VDC				
653-MKS3PI-5AC24	MKS3PI-5 AC24	B	3PDT	110.0	96.3	48.4	24VAC				
653-MKS3PI-5AC120	MKS3PI-5 AC120	B	3PDT	22.2	19.3	1130.0	120VAC				
653-MKS3PI-5AC240	MKS3PI-5 AC240	B	3PDT	11.0	9.6	4480.0	240VAC				
Mechanical and LED Indicator and Lockable Test Button											
653-MKS2PINDDC12	MKS2PINDC12	B	DPDT	112.0	112.0	107.0	12VDC				
653-MKS2PINDC24	MKS2PIN DC24	B	DPDT	55.8	55.8	430.0	24VDC				
653-MKS2PINAC24	MKS2PIN AC24	B	DPDT	110.0	96.3	48.4	24VAC				
653-MKS2PINAC120	MKS2PIN AC120	B	DPDT	22.2	19.3	1130.0	120VAC				
653-MKS2PINAC240	MKS2PIN AC240	B	DPDT	11.0	9.6	4480.0	240VAC				
653-MKS3PIN-5DC24	MKS3PIN-5 DC24	B	3PDT	55.8	55.8	430.0	24VDC				
653-MKS3PIN-5AC120	MKS3PIN-5 AC120	B	3PDT	22.2	19.3	1130.0	120VAC				

Accessories for MK Series

For quantities greater than listed, call for quote.

MOUSER STOCK NO.	Omron Part No.	Description	Price Each 1	25	50	100
653-PTF11QDC	PTF11QDC	11-pin QC terminal, screw mount				
653-PF083A-E	PF083A-E	8-pin octal for DPDT, track mount				
653-PF113A-E	PF113A-E	11-pin octal for 3PDT, track mount				
653-PFP-M	PFP-M	DIN rail end stop plate				
653-PFP-S	PFP-S	Spacer				
653-PFP-50N	PFP-50N	DIN rail 50cm (19.5")				
653-PFP-100N	PFP-100N	DIN rail 100cm (39")				

OMRON MKS-X SERIES: GENERAL PURPOSE LOAD SWITCHING POWER RELAYS

Specifications:
- Operate/Release time: 20ms max.
- Contact resistance: 100mΩ max.
- Insulation resistance: 100MΩ min.
- Contact material: AgSnIn

Features:
- Models for DC loads can switch 220VDC, 10A (resistive)
- Models for AC loads can switch 250VAC, 15A (resistive)

TÜV

RoHS Compliant

For quantities greater than listed, call for quote.

MOUSER STOCK NO.	Omron Part No.	Fig.	Contact Form	Rated Current (mA) @ 50 Hz	Rated Current (mA) @ 60 Hz	Coil Resistance (Ω)	Coil Voltage	Price Each 1	25	50	100
Standard											
653-MKS1XT-10DC12	MKS1XT-10 DC12	C	SPST-NO	126.0	126.0	95.0	12VDC				
653-MKS1XT-10DC24	MKS1XT-10 DC24	C	SPST-NO	63.2	63.2	380.0	24VDC				
653-MKS1XT-10AC24	MKS1XT-10 AC24	C	SPST-NO	110.0	96.3	48.4	24VAC				
653-MKS1XT-10AC120	MKS1XT-10 AC120	C	SPST-NO	22.2	19.3	1130.0	120VAC				
653-MKS2XT-11DC24	MKS2XT-11 DC24	C	SPST-NO/SPST-NC	63.2	63.2	380.0	24VDC				
Built-in Operation Indicator											
653-MKS1XTN-10DC24	MKS1XTN-10 DC24	C	SPST-NO	63.2	63.2	380.0	24VDC				
653-MKS1XTN-10AC120	MKS1XTN-10 AC120	C	SPST-NO	22.2	19.3	1130.0	120VAC				
653-MKS2XTN-11DC24	MKS2XTN-11 DC24	C	SPST-NO/SPST-NC	63.2	63.2	380.0	24VDC				
653-MKS2XTN-11AC120	MKS2XTN-11 AC120	C	SPST-NO/SPST-NC	22.2	19.3	1130.0	120VAC				
Test Button											
653-MKS1XTI-10DC24	MKS1XTI-10 DC24	D	SPST-NO	63.2	63.2	380.0	24VDC				
653-MKS2XTI-11DC24	MKS2XTI-11 DC24	D	SPST-NO/SPST-NC	63.2	63.2	380.0	24VDC				
Test Button and Built-in Operation Indicator											
653-MKS1XTIN-10AC120	MKS1XTIN-10 AC120	D	SPST-NO	22.2	19.3	1130.0	120VAC				
653-MKS2XTIN-11DC24	MKS2XTIN-11 DC24	D	SPST-NO/SPST-NC	63.2	63.2	380.0	24VDC				
653-MKS2XTIN-11AC120	MKS2XTIN-11 AC120	D	SPST-NO/SPST-NC	22.2	19.3	1130.0	120VAC				

Accessories for MKS-X Series

For quantities greater than listed, call for quote.

MOUSER STOCK NO.	Omron Part No.	Description	Price Each 1	25	50	100
653-P7M-06P	P7M-06P	PCB mount, back-connecting socket without built-in diode				
653-P7MF-06	P7MF-06	DIN track or panel mount, front-connecting socket without built-in diode				
653-P7MF-06-D	P7MF-06-D	DIN track or panel mount, front-connecting socket with built-in diode				
653-PYC-A2	PYC-A2	Hold-down clip				

DIMENSIONS: mm

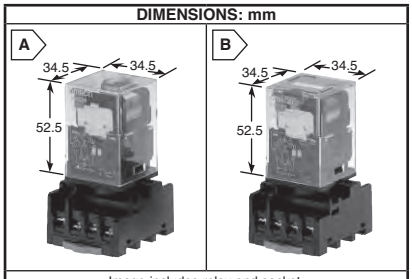

Image includes relay and socket.
Socket is ordered separately.

Terminal Arrangement (Bottom View)

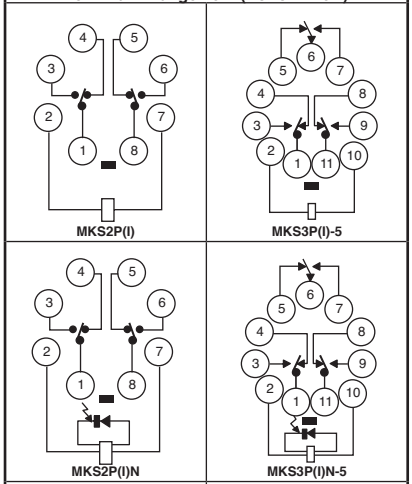

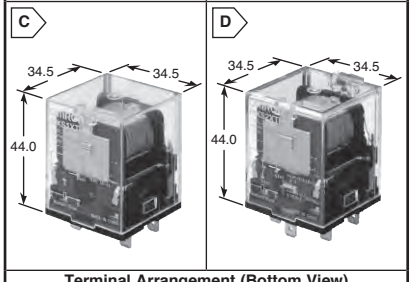

Terminal Arrangement (Bottom View)

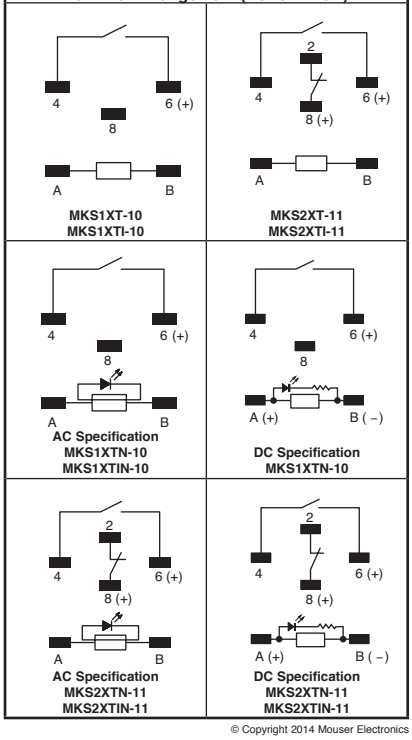

Omron General Purpose Relays

© Copyright 2014 Mouser Electronics

OMRON General Purpose Relays

OMRON MY SERIES: GENERAL PURPOSE, MINIATURE POWER RELAYS

Specifications:
- Operating frequency:
  Mechanical: 18,000 operations/hr.
  Electrical: 1,800 operations/hr. (under rated load)
- Insulation resistance: 1000MΩ min. (@ 500VDC)
- Operate/release time: 20ms. max.
- Power Consumption:
  AC < 50V: 1.0 - 1.2VA (60Hz)
  AC > 50V: 0.9 - 1.1VA (60Hz)
  DC: 0.9W
- Terminals: Plug-in socket/solder

Features:
- Versatile, multi-featured, miniature power relay for sequence control and power switching applications
- Maximum switching current: 10A 2-Pole, 5A 4-Pole
- Provided with nameplate



For quantities greater than listed, call for quote.

MOUSER STOCK NO.	Omron Part No.	Contact Form	Coil Resistance (Ω)	Coil Voltage	Rated Current (mA)		Price Each			
					50Hz	60Hz	1	25	50	100
Without LED Indicator, Standard Coil Polarity										
653-MY2-AC24	MY2-AC24(S)	DPDT	180.0	24VAC	53.8	46.0				
653-MY2-AC1	MY2-AC110/120(S)	DPDT	4430.0	110/120VAC	9.9/10.8	8.4/9.2				
653-MY2AC220240S	MY2 AC220/240 (S)	DPDT	18790.0	220/240VAC	4.8/5.3	4.2/4.6				
653-MY2-DC12	MY2-DC12(S)	DPDT	160.0	12VDC	75.0	75.0				
653-MY2-DC24	MY2-DC24(S)	DPDT	636.0	24VDC	37.7	37.7				
✻ 653-MY2-02DC24	MY2-02 DC24	DPDT	650.0	24VDC	36.9	36.9				
653-MY4DC48(S)	MY4 DC48 (S)	4PDT	2560.0	48VDC	18.8	18.8				
653-MY4DC100110S	MY4 DC100/110 (S)	4PDT	11100.0	110/120VDC	9.0/9.9	9.0/9.9				
✻ 653-MY4-02-AC110-120	MY4-02-AC110-120	4PDT	4430.0	110/120VAC	9.9/10.8	8.4/9.2				
✻ 653-MY4-02DC6	MY4-02 DC6	4PDT	39.8	6VDC	151.0	151.0				
✻ 653-MY4-02-DC12	MY4-02-DC12	4PDT	160.0	12VDC	75.0	75.0				
✻ 653-MY4-02DC24	MY4-02 DC24	4PDT	636.0	24VDC	37.7	37.7				
✻ 653-MY4-02-DC48	MY4-02-DC48	4PDT	2560.0	48VDC	18.8	18.8				
653-MY4AC12(S)	MY4 AC12 (S)	4PDT	46.0	12VAC	106.5	91.0				
653-MY4-AC24	MY4-AC24(S)	4PDT	180.0	24VAC	53.8	46.0				
653-MY4-AC1	MY4-AC110/120(S)	4PDT	4430.0	110/120VAC	9.9/10.8	8.4/9.2				
653-MY4-AC220-240S	MY4-AC220-240S	4PDT	18790.0	220/240VAC	4.8/5.3	4.2/4.6				
653-MY4DC6S	MY4-DC6(S)	4PDT	39.8	6VDC	151.0	151.0				
653-MY4-DC12	MY4-DC12(S)	4PDT	160.0	12VDC	75.0	75.0				
653-MY4-DC24	MY4-DC24(S)	4PDT	636.0	24VDC	37.7	37.7				
653-MY4H-USDC24	MY4H-US DC24	4PDT	636.0	24VDC	37.7	37.7				
653-MY4Z-DC24S	MY4Z-DC24(S)	4PDT (bifurcated)	636.0	24VDC	37.7	37.7				
653-MY4ZAC24S	MY4Z AC24 (S)	4PDT (bifurcated)	180.0	24VAC	53.8	46.0				
With LED Indicator, Standard Coil Polarity										
653-MY2N-AC24S	MY2N-AC24(S)	DPDT	180.0	24VAC	53.8	46.0				
653-MY2N-AC1S	MY2N-AC110/120(S)	DPDT	4430.0	110/120VAC	9.9/10.8	8.4/9.2				
653-MY2N-AC220/240S	MY2N-AC220/240(S)	DPDT	18790.0	220/240VAC	4.8/5.3	4.2/4.6				
653-MY2N-DC12S	MY2N-DC12(S)	DPDT	160.0	12VDC	75.0	75.0				
653-MY2N-DC24S	MY2N-DC24(S)	DPDT	636.0	24VDC	37.7	37.7				
653-MY4N-AC24S	MY4N-AC24(S)	4PDT	180.0	24VAC	53.8	46.0				
653-MY4N-AC110/120S	MY4N-AC110/120S	4PDT	4430.0	110/120VAC	9.9/10.8	8.4/9.2				
653-MY4NAC220240S	MY4N AC220/240 (S)	4PDT	18790.0	220/240VAC	4.8/5.3	4.2/4.6				
653-MY4N-DC12(S)	MY4N-DC12(S)	4PDT	160.0	12VDC	75.0	75.0				
653-MY4N-DC24S	MY4N-DC24(S)	4PDT	636.0	24VDC	37.7	37.7				
653-MY4ZN-AC1S	MY4ZN-AC110/120(S)	4PDT	4430.0	110/120VAC	9.9/10.8	8.4/9.2				
653-MY4ZNDC12S	MY4ZN DC12 (S)	4PDT	160.0	12VDC	75.0	75.0				
653-MY4ZN-DC24S	MY4ZN-DC24(S)	4PDT	636.0	24VDC	37.7	37.7				
With LED Indicator and Built-In Diode, Standard Coil Polarity										
653-MY2N-D2-DC24S	MY2N-D2-DC24S	DPDT	636.0	24VDC	37.7	37.7				
653-MY4N-D2-DC24S	MY4N-D2-DC24S	4PDT	636.0	24VDC	37.7	37.7				
653-MY4ZN-D2DC24S	MY4ZN-D2 DC24 (S)	4PDT (bifurcated)	636.0	24VDC	37.7	37.7				
With LED Indicator and Built-In Capacitor Resistor, Standard Coil Polarity										
653-MY2N-CRAC110120S	MY2N-CR AC110/120 (S)	DPDT	4430.0	110/120VAC	9.9/10.8	8.4/9.2				
653-MY4N-CRAC1101120S	MY4N-CR AC110/120 (S)	4PDT	4430.0	110/120VAC	9.9/10.8	8.4/9.2				
With LED Indicator and Lockable Test Button, Reverse Coil Polarity										
653-MY2INAC24S	MY2IN AC24 (S)	DPDT	180.0	24VAC	53.8	46.0				
653-MY2INDC12(S)	MY2IN DC12 (S)	DPDT	160.0	12VDC	75.0	75.0				
653-MY2INDC24S	MY2IN DC24 (S)	DPDT	636.0	24VDC	37.7	37.7				
653-MY4IN-AC24	MY4IN-AC24(S)	4PDT	180.0	24VAC	53.8	46.0				
653-MY4INAC110120S	MY4IN AC110/120 (S)	4PDT	4430.0	110/120VAC	9.9/10.8	8.4/9.2				
653-MY4INAC220240S	MY4IN AC220/240 (S)	4PDT	18790.0	220/240VAC	4.8/5.3	4.2/4.6				
653-MY4INDC12S	MY4IN DC12 (S)	4PDT	160.0	12VDC	75.0	75.0				
653-MY4IN-DC24(S)	MY4IN-DC24(S)	4PDT	636.0	24VDC	37.7	37.7				

✻ PBC Terminals

Accesories for MY

For quantities greater than listed, call for quote.

MOUSER STOCK NO.	Omron Part No.	Description	Price Each			
			1	25	50	100
653-PFP-100N	PFP-100N	DIN rail 100cm (39")				
653-PFP-50N	PFP-50N	DIN rail 50cm (19.7")				
653-PFP-M	PFP-M	DIN rail end stop plate				
653-PFP-S	PFP-S	DIN rail spacer				
653-PY08	PY08	Back connect socket for DPDT, solder terminals				
653-PY08-02	PY08-02	Back connect socket for DPDT, PCB terminals				
653-PY14	PY14	Back connect socket for 4PDT, solder terminals without hold-down clip				
653-PY14-02	PY14-02	Back connect socket for 4PDT, PCB terminals without hold-down clip				
653-PYC-A1	PYC-A1	Hold-down clip for track mounted socket DPDT				
653-PYC-P	PYC-P	Hold-down clip for back connect socket				
653-PYC-P2	PYC-P2	Push-to-test hold-down clip for back connect socket				
653-PYF08A-E	PYF08A-E	Track mounted socket for DPDT				
653-PYF14A-E	PYF14A-E	Front connect socket w/screw terminals without hold-down clip and track mounted for 4PDT				
653-Y92H-3	Y92-H3	Hold-down clip for track mounted socket and RC circuit				

© Copyright 2014 Mouser Electronics
© Copyright 2014 Mouser Electronics

OMRON MJN SERIES: SQUARE-BASE GENERAL PURPOSE RELAYS

Specifications:
- Contact resistance: 50mΩ max.
- Plug-in terminals
- Power consumption: AC DPDT - 1.7VA, 3PDT-2.0VA; DC-1.2W

Features:
- Rugged power driver offers superior 3/16" through-air and 3/8" over-surface spacing
- Interlocked frame and contact block prevent contact misalignment during plug-in
- Available with dust covers, indicator lamps and push-to-operate buttons

✻Socket not required for 20A models; they are flange mounted and do not require terminals

For quantities greater than listed, call for quote.

MOUSER STOCK NO.	Omron Part No.	Fig.	Contact Form	Coil Voltage	Contact Rating	Price Each 1	25	50	100
Standard Mount									
653-MJN2C-DC12	MJN2C-DC12	A	DPDT	12VDC	10A				
653-MJN2C-DC24	MJN2C-DC24	A	DPDT	24VDC	10A				
653-MJN3C-DC12	MJN3C-DC12	A	3PDT	12VDC	10A				
653-MJN3C-DC24	MJN3C-DC24	A	3PDT	24VDC	10A				
653-MJN3C-AC12	MJN3C-AC12	A	3PDT	12VAC	10A				
653-MJN3C-AC1	MJN3C-AC120	A	3PDT	120VAC	10A				
Flange Mount									
653-MJN1CF-DC12	MJN1CF-DC12	B	SPDT	12VDC	10A				
653-MJN2CF-DC12	MJN2CF-DC12	B	DPDT	12VDC	10A				
✻ 653-MJN2CF-AC1	MJN2CF-AC120	B	DPDT	120VAC	10A				
✻ 653-MJN2CE-DC12	MJN2CE-DC12	B	DPDT	12VDC	20A				
653-MJN2CE-DC24	MJN2CE-DC24	B	DPDT	24VDC	20A				
653-MJN2CE-AC1	MJN2CE-AC120	B	DPDT	120VAC	20A				
Sockets for MJN Series			Description						
653-PTFPCB	PTFPCB		11-pin PCB terminal, screw mount						
653-PTF11QDC	PTF11QDC		11-pin QC terminal, screw mount						
653-PTF21PC	PTF21PC		11-pin screw terminal, screw mount						
653-PTF11PC	PTF11PC		11-pin screw terminal, DIN mount						
653-PFP-M	PFP-M		DIN rail end stop plate						
653-PFP-100N	PFP-100N		DIN rail 100cm (39")						

OMRON G7L SERIES: HIGH-CAPACITY GENERAL PURPOSE RELAYS

Specifications:
- Contact rating: Single-pole type 30A @ 220VAC
  Double-pole type 25A @ 220VAC
- Power consumption: AC coil 1.70-2.50VAC/DC coil 1.90W
- Contact material: Ag Alloy
- Impulse withstand voltage: 10,000V between coil and contacts
- Conforms to IEC 950
- Class B insulation
- E-Bracket type requires E-Bracket or socket to mount.

Features:
- Ideally suited for high-inrush fluid pump controls: pool/spa, water processing, emergency, chemical industry, etc.
- High-capacity, high-withstand voltage relay with no contact chattering for momentary voltage drops up to 50% of rated voltage.
- Wide-range AC-activated coil that handles 100-120VAC at either 50 or 60Hz
- Miniature hinge for maximum switching capacity, particularly for inductive loads

RoHS Compliant

✻ E-Bracket R99-07G5D sold separately

For quantities greater than listed, call for quote.

MOUSER STOCK NO.	Omron Part No.	Fig.	Contact Form	Coil Voltage	Terminal Type	Price Each 1	25	50	100
✻E-Bracket Type									
653-G7L-2A-B-CB-DC12	G7L-2A-B-CB-DC12	C	DPST-NO	12VDC	Screw terminals				
653-G7L-1ATCB-AC1	G7L-1A-TCB-AC100/120	C	SPST-NO	100/120VAC	.250" Quick connect				
653-G7L-1A-T-CB-DC48	G7L-1A-T-CB-DC48	C	SPST-NO	48VDC	.250" Quick connect				
✻E-Bracket Type with Test Button									
653-G7L-1A-BJ-DC24	G7L-1A-BJ-CB-DC24	C	SPST-NO	24VDC	Screw terminals				
653-G7L-1A-TJ-DC24	G7L-1A-TJ-CB-DC24	C	SPST-NO	24VDC	.250" Quick connect				
653-G7L-2A-BJ-DC24	G7L-2A-BJ-CB-DC24	C	DPST-NO	24VDC	Screw terminals				
653-G7L2ATJCBAC24	G7L-2A-T-J-CB-AC24	C	DPST-NO	24VAC	.250" Quick connect				
653-G7L-2A-TJ-AC2	G7L-2A-TJ-CB-AC200/240	C	DPST-NO	200/240VAC	.250" Quick connect				
653-G7L-2A-TJ-DC24	G7L-2A-TJ-CB-DC24	C	DPST-NO	24VDC	.250" Quick connect				
Upper Bracket									
653-G7L-1A-BUBCBAC24	G7L-1A-BUB-CB AC24	D	SPST-NO	24VAC	Screw terminals				
653-G7L-1A-AC100/120	G7L-1A-TUB-CB-AC100/120	D	SPST-NO	100/120VAC	.250" Quick connect				
653-G7L-2ABUBCBAC24	G7L-2A-BUB-CB-AC24	D	DPST-NO	24VAC	Screw terminals				
653-G7L-2A-TUBCBAC24	G7L-2A-TUB-CB-AC24	D	DPST-NO	24VAC	.250" Quick connect				
653-G7L-2AT-AC1	G7L-2A-TUB-CB-AC100/120	D	DPST-NO	100/120VAC	.250" Quick connect				
653-G7L2ATUBCBAC200	G7L-2A-TUB-CB-AC200/240	D	DPST-NO	200/240VAC	.250" Quick connect				
653-G7L-2AT-DC24	G7L-2A-TUB-CB-DC24	D	DPST-NO	24VDC	.250" Quick connect				
Upper Bracket with Test Button									
653-G7L-1ABUBJCBAC24	G7L-1A-BUBJ-CB AC24	D	SPST-NO	24VAC	Screw terminals				
653-G7L1ABUBJCBAC	G7L-1A-BUBJ-CB AC100/120	D	SPST-NO	100/120VAC	Screw terminals				
653-G7L1ABUBJCB200	G7L-1A-BUB-J-CB-AC200/240	D	SPST-NO	200/240VAC	Screw terminals				
653-G7L-1A-BUB-JDC12	G7L-1A-BUBJ-CB-DC12	D	SPST-NO	12VDC	Screw terminals				
653-G7L-1A-AC24	G7L-1A-TUBJ-CB-AC24	D	SPST-NO	24VAC	.250" Quick connect				
653-G7L-1A-AC1	G7L-1A-TUBJ-CB-AC100/120	D	SPST-NO	100/120VAC	.250" Quick connect				
653-G7L-1A-AC2	G7L-1A-TUBJ-CB-AC200/240	D	SPST-NO	200/240VAC	.250" Quick connect				
653-G7L-1ATUBJCBDC12	G7L-1A-TUB-J-CB-DC12	D	SPST-NO	12VDC	.250" Quick connect				
653-G7L-1A-DC24	G7L-1A-TUBJ-CB-DC24	D	SPST-NO	24VDC	.250" Quick connect				
653-G7L-2AB-AC24	G7L-2A-BUBJ-CB-AC24	D	DPST-NO	24VAC	Screw terminals				
653-G7L-2AB-AC1	G7L-2A-BUBJ-CB-AC100/120	D	DPST-NO	100/120VAC	Screw terminals				
653-G7L-2AB-AC2	G7L-2A-BUBJ-CB-AC200/240	D	DPST-NO	200/240VAC	Screw terminals				
653-G7L-2AB-DC12	G7L-2A-BUBJ-CB-DC12	D	DPST-NO	12VDC	Screw terminals				
653-G7L-2AB-DC24	G7L-2A-BUBJ-CB-DC24	D	DPST-NO	24VDC	Screw terminals				
653-G7L-2A-AC24	G7L-2A-TUBJ-CB-AC24	D	DPST-NO	24VAC	.250" Quick connect				
653-G7L-2A-AC1	G7L-2A-TUBJ-CB-AC100/120	D	DPST-NO	100/120VAC	.250" Quick connect				
653-G7L-2A-AC2	G7L-2A-TUBJ-CB-AC200/240	D	DPST-NO	200/240VAC	.250" Quick connect				
653-G7L-2AJ-DC12	G7L-2A-TUBJ-CB-DC12	D	DPST-NO	12VDC	.250" Quick connect				
653-G7L-2A-DC24	G7L-2A-TUBJ-CB-DC24	D	DPST-NO	24VDC	.250" Quick connect				
653-G7L2ATUBJCBDC48	G7L-2A-TUB-J-CB-DC48	D	DPST-NO	48VDC	.250" Quick connect				
PCB Mount									
653-G7L-2A-PCB-DC12	G7L-2A-P-CB-DC12	E	DPST-NO	12VDC	PCB terminals				
653-G7L2APCBDC24	G7L-2A-P-CB-DC24	E	DPST-NO	24VDC	PCB terminals				
Accessories			Description						
653-R99-07G5D	R99-07G5D		E-Bracket for G7L-1A(2A)-TJ, -BJ						
653-P7LF-C	P7LF-C		Cover for QC terminal type						
653-P7LF-06	P7LF-06		Front connecting socket for QC terminal (includes P7LF-C)						

DIMENSIONS: mm

A

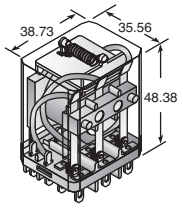

B

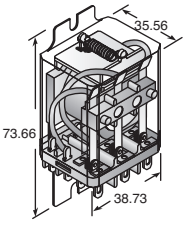

C

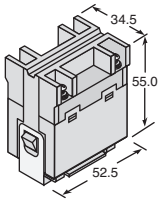

Shown with E-Bracket Attached

D

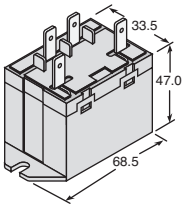

QC Type Shown

E

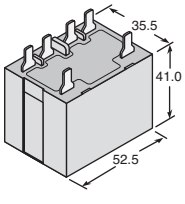

© Copyright 2014 Mouser Electronics

© Copyright 2014 Mouser Electronics

OMRON General Purpose Relays

OMRON G2RS SERIES: SLIM, POWER PLUG-IN RELAYS

Specifications:
- Contact rating: SPDT 10A @ 250VAC/30VDC
  DPDT 5A @ 250VAC/30VDC
- Power consumption: AC 0.90VA @ 60Hz
  DC 0.53W
- Terminals: Plug-in

Features:
- Slim and space-saving power plug-in relays
- Built-in mechanical operation indicator
- Provided with nameplate
- AC/LED type is equipped with a coil-disconnection, self-diagnostic function.
- High switching power (1-pole: 10A)

LEAD-FREE

RoHS Compliant

General Purpose Type

For quantities greater than listed, call for quote.

MOUSER STOCK NO.	Omron Part No.	Fig.	Contact Form	Number of Poles	Rated Current (mA) @50Hz	Rated Current (mA) @60Hz	Coil Resistance (Ω)	Coil Voltage	Price Each 1	25	50	100
653-G2R-1S-DC24S	G2R-1-S-DC24S	A	SPDT	1	21.6	21.6	1,113	24VDC				
653-G2R-1-SDC48S	G2R-1-S DC48(S)	A	SPDT	1	11.4	11.4	4,220	48VDC				
653-G2R-1S-AC24S	G2R-1-S-AC24S	A	SPDT	1	43.5	37.4	253	24VAC				
653-G2R-1S-AC120S	G2R-1-S-AC120S	A	SPDT	1	8.6	7.5	7,286	120VAC				
653-G2R-1-SAC240S	G2R-1-S AC240(S)	A	SPDT	1	3.7	3.2	30,360	240VAC				
653-G2R-2-SDC6S	G2R-2-SDC6(S)	B	DPDT	2	87.0	87.0	69	6VDC				
653-G2R-2S-DC12S	G2R-2-S-DC12(S)	B	DPDT	2	43.2	43.2	278	12VDC				
653-G2R-2S-DC24S	G2R-2-S-DC24S	B	DPDT	2	21.6	21.6	1,113	24VDC				
653-G2R-2-SDC48S	G2R-2-S DC48(S)	B	DPDT	2	11.4	11.4	4,220	48VDC				
653-G2R-2S-AC24S	G2R-2-S-AC24S	B	DPDT	2	43.5	37.4	253	24VAC				
653-G2R-2S-AC120S	G2R-2-S-AC120S	B	DPDT	2	8.6	7.5	7,286	120VAC				
653-G2R-2-SAC240S	G2R-2-S AC240(S)	B	DPDT	2	3.7	3.2	30,360	240VAC				

With Diode

For quantities greater than listed, call for quote.

MOUSER STOCK NO.	Omron Part No.	Fig.	Contact Form	Number of Poles	Rated Current (mA) @50Hz	Rated Current (mA) @60Hz	Coil Resistance (Ω)	Coil Voltage	Price Each 1	25	50	100
653-G2R-1-SDDC24S	G2R-1-SD DC24(S)	C	SPDT	1	21.6	21.6	1,113	24VDC				

With LED Indicator

For quantities greater than listed, call for quote.

MOUSER STOCK NO.	Omron Part No.	Fig.	Contact Form	Number of Poles	Rated Current (mA) @50Hz	Rated Current (mA) @60Hz	Coil Resistance (Ω)	Coil Voltage	Price Each 1	25	50	100
653-G2R-1-SN-DC12S	G2R-1-SN-DC12S	D	SPDT	1	43.2	43.2	278	12VDC				
653-G2R-1-SN-DC24S	G2R-1-SN-DC24S	D	SPDT	1	21.6	21.6	1,113	24VDC				
653-G2R-1-SN-AC24S	G2R-1-SN-AC24S	E	SPDT	1	43.5	37.4	253	24VAC				
653-G2R-1-SN-AC120S	G2R-1-SN-AC120S	E	SPDT	1	8.6	7.5	7,286	120VAC				
653-G2R-2-SNDC6S	G2R-2-SN DC6(S)	F	DPDT	2	87.0	87.0	69	6VDC				
653-G2R-2-SN-DC24S	G2R-2-SN-DC24S	F	DPDT	2	21.6	21.6	1,113	24VDC				
653-G2R-2-SN-AC24S	G2R-2-SN-AC24S	G	DPDT	2	43.5	37.4	253	24VAC				
653-G2R-2-SN-AC120S	G2R-2-SN-AC120S	G	DPDT	2	8.6	7.5	7,286	120VAC				

LED Indicator with Test Button

For quantities greater than listed, call for quote.

MOUSER STOCK NO.	Omron Part No.	Fig.	Contact Form	Number of Poles	Rated Current (mA) @50Hz	Rated Current (mA) @60Hz	Coil Resistance (Ω)	Coil Voltage	Price Each 1	25	50	100
653-G2R-1-SNIDC24S	G2R-1-SNI DC24(S)	D	SPDT	1	21.6	21.6	1,113	24VDC				
653-G2R-2-SNIDC24S	G2R-2-SNIDC24(S)	G	DPDT	2	21.6	21.6	1,113	24VDC				

With LED Indicator and Diode

For quantities greater than listed, call for quote.

MOUSER STOCK NO.	Omron Part No.	Fig.	Contact Form	Number of Poles	Rated Current (mA) @50Hz	Rated Current (mA) @60Hz	Coil Resistance (Ω)	Coil Voltage	Price Each 1	25	50	100
653-G2R-1SND-DC24S	G2R-1SND-DC24S	H	SPDT	1	21.6	21.6	1,113	24VDC				
653-G2R-2-SND-DC12S	G2R-2-SND-DC12(S)	I	DPDT	2	43.2	43.2	278	12VDC				
653-G2R-2SND-DC24S	G2R-2SND-DC24S	I	DPDT	2	21.6	21.6	1,113	24VDC				

LED Indicator and Diode with Test Button

For quantities greater than listed, call for quote.

MOUSER STOCK NO.	Omron Part No.	Fig.	Contact Form	Number of Poles	Rated Current (mA) @50Hz	Rated Current (mA) @60Hz	Coil Resistance (Ω)	Coil Voltage	Price Each 1	25	50	100
653-G2R-2-SNDIDC24S	G2R-2-SNDI DC24(S)	I	DPDT	2	21.6	21.6	1,113	24VDC				

ACCESSORIES

For quantities greater than listed, call for quote.

MOUSER STOCK NO.	Omron Part No.	Description	Price Each 1	25	50	100
653-P2RF-05-E	P2RF-05-E	Track mount socket for G2R-1S and G2R-1-SN, screw terminals				
653-P2RF-08	P2RF-08	Track mount socket for G2R-2S and G2R-2-SN, solder terminals				
653-P2RF-08-E	P2RF-08-E	Track mount socket for G2R-2S and G2R-2-SN, screw terminals				
653-P2RF-05S	P2RF-05S	Track mount socket for G2R-1S and G2R-1-SN, screwless clamp				
653-P2RF-08S	P2RF-08S	Track mount socket for G2R-2S and G2R-2-SN, screwless clamp				
653-P2R-05P	P2R-05P	Back mount socket for G2R-1S and G2R-1-SN, PCB terminals				
653-P2R-08P	P2R-08P	Back mount socket for G2R-2S and G2R-2-SN, PCB terminals				
653-PFP-100N	PFP-100N	DIN rail 100cm (39") length				
653-PFP-M	PFP-M	Din rail end stop plate				

DIMENSIONS: mm

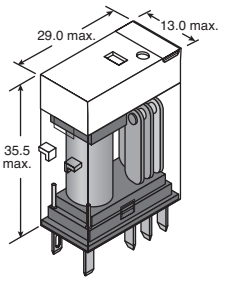

TERMINAL ARRANGEMENT

A

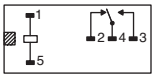

B

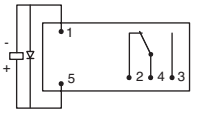

C

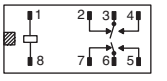

D

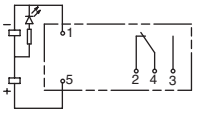

E

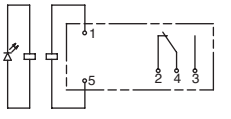

F

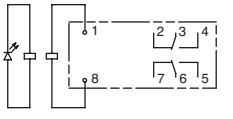

G

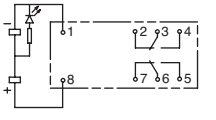

H

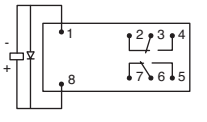

I

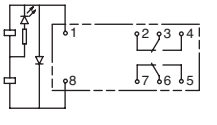

© Copyright 2014 Mouser Electronics

© Copyright 2014 Mouser Electronics

OMRON MGN SERIES: 30A HEAVY-DUTY, OPEN-FRAME POWER RELAYS

Specifications:
- Life expectancy:
  Electrical 100,000 operations (minimum)
  Mechanical 1,000,000 operations
- Dielectric strength: 2,200VRMS, 60Hz between contacts
- Terminals: Screw type

Features:
- Class F coil insulation system for 155°C (311°F)
- Coil molded in DuPont Rynite® for environmental protection
- Rugged construction rivets terminals to base
- Short Circuit Current Rating (SCCR) of 5kA, 600VAC

c UL us LISTED

For quantities greater than listed, call for quote.

MOUSER STOCK NO.	Omron Part No.	Fig.	Contact Form	Rated Coil Voltage	Base Size	Price Each 1	25	50	100
653-MGN1C-AC120	MGN1C-AC120	A	SPDT	120VAC	Short				
653-MGN1C-DC12	MGN1C-DC12	A	SPDT	12VDC	Short				
653-MGN1C-DC24	MGN1C-DC24	A	SPDT	24VDC	Short				
653-MGN2A-AC240	MGN2A-AC240	A	DPST-NO	240VAC	Short				
653-MGN2A-DC12	MGN2A-DC12	A	DPST-NO	12VDC	Short				
653-MGN2A-DC24	MGN2A-DC24	A	DPST-NO	24VDC	Short				
653-MGN2C-AC120	MGN2C-AC120	B	DPDT	120VAC	Long				
653-MGN2C-DC12	MGN2C-DC12	B	DPDT	12VDC	Long				

OMRON G7Z SERIES: POWER RELAYS WITH AUXILIARY CONTACT BLOCKS

Specifications:
- Maximum operating frequency:
  Rated Load 1,200 operations/hour
  Mechanical 1,800 operations/hour
- Dielectric strength: 4,000VAC, 50/60Hz
- Terminal type: Screw

Applications:
- High-current or high-inrush power supplies
- Commercial
- Industrial

Features:
- 40A can be carried and switched on each of 4 poles
- Possible to reach a maximum load capacity of 160A when using 4-pole parallel connections
- EN 60947-4-1 certification for mirror contact mechanisms has been obtained by using a combination of the relay and auxiliary contact blocks

RoHS Compliant

c UL us LISTED

For quantities greater than listed, call for quote.

MOUSER STOCK NO.	Omron Part No.	Fig.	Contact Configuration: Relay	Contact Configuration: Auxiliary Contact Block	Coil Voltage (VDC)	Price Each 1	25	50	100
653-G7Z-2A2B-11ZDC12	G7Z-2A2B-11Z DC12	C	DPST-NO/DPST-NC	SPST-NO/SPST-NC	12				
653-G7Z-2A2B-02ZDC24	G7Z-2A2B-02Z DC24	C	DPST-NO/DPST-NC	DPST-NC	24				
653-G7Z-4A-11ZDC12	G7Z-4A-11Z DC12	C	4PST-NO	SPST-NO/SPST-NC	12				
653-G7Z-4A-11ZDC24	G7Z-4A-11Z DC24	C	4PST-NO	SPST-NO/SPST-NC	24				

OMRON G9EA-1 SERIES: 60A AND 100A DC POWER RELAYS

Specifications:
- Contact form: SPST-NO
- Power consumption: Approx. 5W
- Rated load: 60A @ 400VDC
  100A @ 120VDC
- Terminal type: Screw
- UL/CSA standard UL508 approved

Features:
- Switching and driving sections are gas-injected/hermetically sealed which allow relays to interrupt high-capacity loads
- Sealed construction requires no arc space, saves space, and helps ensure safe applications
- No restrictions on the mounting direction

RoHS Compliant

For quantities greater than listed, call for quote.

MOUSER STOCK NO.	Omron Part No.	Fig.	Rated Current (mA)	Coil Resistance (Ω)	Coil Voltage (VDC)	Price Each 1	25	50	100
Switching/Current Conduction Models, 60A									
653-G9EA-1-B-DC12	G9EA-1-B-DC12	D	417.0	28.8	12				
653-G9EA-1-B-DC24	G9EA-1-B-DC24	D	208.0	115.2	24				
High-Current Conduction Models, 100A									
653-G9EA-1-B-CA-DC12	G9EA-1-B-CA-DC12	D	417.0	28.8	12				
653-G9EA-1-B-CA-DC24	G9EA-1-B-CA-DC24	D	208.0	115.2	24				
Accessories									
653-P9EA-C	P9EA-C	-	Terminal cover						
653-P9EA-D	P9EA-D	-	DIN track adapter						

OMRON G9EB-1 SERIES: 25A DC POWER RELAYS

Specifications:
- Contact form: SPST-NO
- Power consumption: Approx. 5W
- Terminal type: Screw
- UL/CSA standard UL508 approved

Features:
- Low-cost relay that is both compact 25×60×58mm and lightweight @ approx. 135g
- Unique gas-filled, fully sealed, non-ceramic construction reduces need for special processing and materials

RoHS Compliant

For quantities greater than listed, call for quote.

MOUSER STOCK NO.	Omron Part No.	Fig.	Rated Current (mA)	Coil Resistance (Ω)	Coil Voltage (VDC)	Price Each 1	25	50	100
Switching/Current Conduction Models, 25A									
653-G9EB-1-B-DC12	G9EB-1-B-DC12	E	166.7	72.0	12				
653-G9EB-1-B-DC24	G9EB-1-B-DC24	E	83.3	288.0	24				
653-G9EB-1-BDC48	G9EB-1-B DC48	E	41.7	1152.0	48				

OMRON G9EC-1 SERIES: 200A DC POWER RELAYS

Specifications:
- Contact form: SPST-NO
- Power consumption: Approx. 11W
- Rated load: 200A @ 400VDC
- Terminal type: Screw
- UL/CSA standard UL508 approved

Features:
- Switching and driving sections are gas-injected/hermetically sealed which allow relays to interrupt high-capacity loads.
- Sealed construction requires no arc space, saves space, and helps ensure safe applications.
- No restrictions on the mounting direction
- UL/CSA standard UL508 approved

RoHS Compliant

For quantities greater than listed, call for quote.

MOUSER STOCK NO.	Omron Part No.	Fig.	Rated Current (mA)	Coil Resistance (Ω)	Coil Voltage (VDC)	Price Each 1	25	50	100
Switching/Current Conduction Models, 200A									
653-G9EC-1-B-DC24	G9EC-1-B-DC24	F	469.0	51.2	24				
Accessories									
653-P9EC-C	P9EC-C	-	Terminal cover						

DIMENSIONS: mm

A

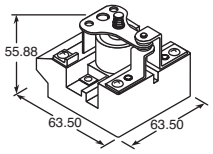

B

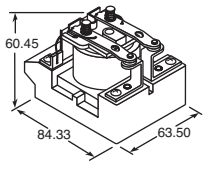

C



D

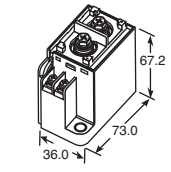

E

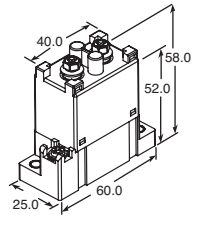

F

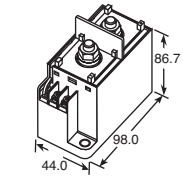

Omron General Purpose Relays

© Copyright 2014 Mouser Electronics

© Copyright 2014 Mouser Electronics

OMRON Safety, Low Signal and General Purpose Relays

RoHS Compliant This product is RoHS compliant.

OMRON G7SA SERIES: SLIM, PLUG-IN SAFETY RELAYS FOR MACHINE CONTROL

Specifications:
- Rated voltage: 24VDC
- Rated load: 6A @ 250VAC/30VDC
- Flux-tight
- Electrical life: 100,000 operations min.

Features:
- Slim body
- Terminal arrangement simplifies PCB pattern design
- Positive, force-guided contacts

For quantities greater than listed, call for quote.

MOUSER STOCK NO.	Omron Part No.	Fig.	No. of Contacts	Contact Form	NO Contacts	NC Power	Price Each 1	10	25	50
653-G7SA-2A2B-DC24	G7SA-2A2B-DC24	A	4	DPST-NO, DPST-NC	2	2				
653-G7SA-3A1B-DC24	G7SA-3A1B-DC24	A	4	3PST-NO, SPST-NC	3	1				
653-G7SA-4A2B-DC24	G7SA-4A2B-DC24	B	6	4PST-NO, DPST-NC	4	2				
653-G7SA-5A1B-DC24	G7SA-5A1B-DC24	B	6	5PST-NO, SPST-NC	5	1				
Sockets for G7SA										
653-P7SA-10F	P7SA-10F			4-pole DIN rail and screw mounting						
653-P7SA-14F	P7SA-14F			6-pole DIN rail and screw mounting						
653-P7SA-10P	P7SA-10P			4-pole PCB terminal						
653-P7SA-14P	P7SA-14P			6-pole PCB terminal						
653-P7SA-10F-NDDC24	P7SA-10F-ND DC24			4-pole DIN rail and screw mounting with LED indicator						
653-P7SA-14F-ND	P7SA-14F-ND DC24			6-pole DIN rail and screw mounting with LED indicator						

OMRON G2RV SERIES: 6A INDUSTRIAL, SLIM RELAYS

Specifications:
- Rated load: 6A @ 250VAC/30VDC
- Contact resistance: 100mΩ max.
- Contact form: SPDT
- Contact material: AgSnIn
- Terminal type: Screw

Features:
- Large, plug-in terminals for reliable connection
- LED indicator, clear case, and mechanical flag allows easy and immediate visual operation verification.
- Has a maximum switching voltage of 440VAC
- Low power consumption for system energy savings

For quantities greater than listed, call for quote.

MOUSER STOCK NO.	Omron Part No.	Fig.	Coil Voltage	Rated Current (mA) AC 50Hz	AC 60Hz	DC	Power Consumption (approx.) AC(VA)	DC(mW)	Price Each 1	25	50	100
653-G2RV-SL-ACDC24	G2RV-SL700-AC/DC24	C	24VAC/DC	21.1	22.5	13.0	0.5	300				
653-G2RV-SL0AC110	G2RV-SL700-AC110	C	110VAC	7.1	7.5	-	0.8	-				
653-G2RV-SL700AC230	G2RV-SL700 AC230	C	230VAC	7.3	7.9	-	1.7	-				
653-G2RV-SL-DC24	G2RV-SL700-DC24(DC24)	C	24VDC	-	-	13.3	-	300				

OMRON G7J SERIES: MULTI-POLE POWER RELAYS

Specifications:
- Contact rating: 25A (NO) @ 250 VAC/30VDC, 8A (NC) @ 220 VAC/30VDC
- Maximum switching current: 25A (NO), 8A (NC)
- Power consumption: AC 1.8-2.6VA / DC 2.0W

Features:
- Push-to-test button on all models
- Ideal for 3-phase motor control applications
- Class F insulation
- UL508 and 1950 approved

For quantities greater than listed, call for quote.

MOUSER STOCK NO.	Omron Part No.	Fig.	Contact Form	Rated Current (mA)	Coil Resistance (Ω)	Coil Voltage	Terminal Type	Price Each 1	25	50	100
Relay and W-Bracket Set											
653-G7J-2A2BBW-AC1	G7J-2A2B-B-W1-AC100/120	D	DPST-NO/DPST-NC	18.0-21.6	-	100/120VAC	Screw				
653-G7J-3A1BBW-AC1	G7J-3A1B-B-W1-AC100/120	D	3PST-NO/SPST-NC	18.0-21.6	-	100/120VAC	Screw				
653-G7J-3A1BBW-DC24	G7J-3A1B-B-W1-DC24	D	3PST-NO/SPST-NC	83.0	288.0	24VDC	Screw				
653-G7J-4ABW-AC1	G7J-4A-B-W1-AC100/120	D	4PST-NO	18.0-21.6	-	100/120VAC	Screw				
653-G7J-4ABW-DC24	G7J-4A-B-W1-DC24	D	4PST-NO	83.0	288.0	24VDC	Screw				
Relay Only, Requires a W-Bracket for Mounting (Purchased Separately)											
653-G7J-3A1B-TAC24	G7J-3A1B-T AC24	D	3PST-NO/SPST-NC	75.0	-	24VAC	QC				
653-G7J-3A1B-BDC24	G7J-3A1B-B DC24	D	3PST-NO/SPST-NC	83.0	288.0	24VDC	Screw				
653-G7J-3A1B-TDC24	G7J-3A1B-T DC24	D	3PST-NO/SPST-NC	83.0	288.0	24VDC	QC				
653-G7J-4A-BDC24	G7J-4A-B DC24	D	4PST-NO	83.0	288.0	24VDC	Screw				
Relay Only, PCB Mount											
653-G7J-2A2BP-AC1	G7J-2A2B-P-AC100/120	D	DPST-NO/DPST-NC	18.0-21.6	-	100/120VAC	PCB				
653-G7J-3A1B-PDC24	G7J-3A1B-P DC24	D	3PST-NO/SPST-NC	83.0	288.0	24VDC	PCB				
653-G7J-4A-PAC200240	G7J-4A-P AC200/240	D	4PST-NO	9.0-10.8	-	200/240VAC	PCB				
653-G7J-4A-P-DC12	G7J-4A-P-DC12	D	4PST-NO	167.0	72.0	12VDC	PCB				
653-G7J-4A-P-DC24	G7J-4A-P-DC24	D	4PST-NO	83.0	288.0	24VDC	PCB				
Accessories											
653-R99-04FORG5F	R99-04 FOR G5F	-	W-brackets for mounting								

OMRON G6J-Y SERIES: 1A DPDT ULTRA-COMPACT LOW SIGNAL RELAYS

Specifications:
- Rated load: 0.3A @ 125VAC 1A @ 30VDC
- Non-latching
- Contact resistance: 100mΩ max.
- Contact material: Ag (Au Clad)

Features:
- Slim design provides a mounting area reduction
- Dielectric strength of 1500VAC and an impulse withstand voltage of 2500V for 2x10μs which conforms to Telcordia specifications (formerly Bellcore)
- Conforms to FCC Part 68 requirments (1500V,10x160μs)

For quantities greater than listed, call for quote.

MOUSER STOCK NO.	Omron Part No.	Fig.	Rated Current (mA)	Coil Resistance (Ω)	Coil Voltage (VDC)	Terminal Type	Price Each 1	25	50	100
653-G6J-2P-Y-DC3	G6J-2P-Y-DC3	E	48.0	62.5	3	Thru-hole				
653-G6J-2P-Y-DC4.5	G6J-2P-Y-DC4.5	E	32.6	137.9	4.5	Thru-hole				
653-G6J-2P-Y-DC5	G6J-2P-Y-DC5	E	28.9	173.1	5	Thru-hole				
653-G6J-2P-Y-DC12	G6J-2P-Y-DC12	E	12.3	976.8	12	Thru-hole				
653-G6J-2P-Y-DC24	G6J-2P-Y-DC24	E	9.2	2600.5	24	Thru-hole				
653-G6J-2FS-Y-DC3	G6J-2FS-Y-DC3	F	48.0	62.5	3	SMT Short leads				
653-G6J-2FS-Y-DC5	G6J-2FS-Y-DC5	F	28.9	173.1	5	SMT Short leads				
653-G6J-2FS-Y-DC12	G6J-2FS-Y-DC12	F	12.3	976.8	12	SMT Short leads				
653-G6J-2FS-Y-DC24	G6J-2FS-Y-DC24	F	9.2	2600.5	24	SMT Short leads				
653-G6J-2FLY-DC4.5	G6J-2FL-Y-DC4.5	F	32.6	137.9	4.5	SMD Gull-wing				
653-G6J-2FL-Y-DC5	G6J-2FL-Y-DC5	F	28.9	173.1	5	SMD Gull-wing				

DIMENSIONS: mm

A

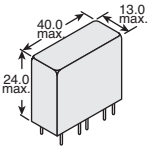

B

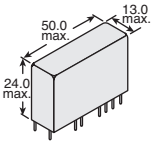

C

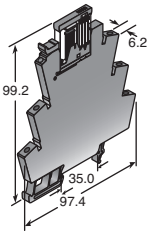

D

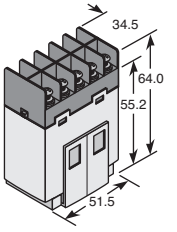

E

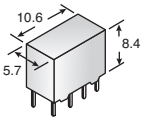

F

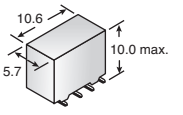

Terminal Arrangement

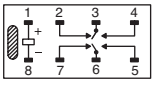

General Purpose Relays Omron

© Copyright 2014 Mouser Electronics

© Copyright 2014 Mouser Electronics

TE connectivity Authorized Distributor

KUHP SERIES: 20 AND 30 AMP ENCLOSED GENERAL PURPOSE RELAYS

Specifications:

- Enclosure: Clear polycarbonate cover
- Contact material: AgCdO
- Expected mechanical life: 10 million operations min.
- Terminals: .250" QC/Solder

For quantities greater than listed, call for quote.

MOUSER STOCK NO.	P&B Part No.	Fig.	Coil Voltage	Contact Form	Contact Rating	Price Each 1	25	50	100
Bracket Mount Case									
655-KUHP-5A51-24	KUHP-5A51-24	A1	24VAC	SPDT	30A				
655-KUHP-5A51-120	KUHP-5A51-120	A1	120VAC	SPDT	30A				
655-KUHP-5D51-12	KUHP-5D51-12	A1	12VDC	SPDT	30A				
655-KUHP-5D51-24	KUHP-5D51-24	A1	24VDC	SPDT	30A				
655-KUHP-11A51-24	KUHP-11A51-24	A2	24VAC	DPDT	20A				
655-KUHP-11A51-120	KUHP-11A51-120	A2	120VAC	DPDT	20A				
655-KUHP-11D51-12	KUHP-11D51-12	A2	12VDC	DPDT	20A				
655-KUHP-11D51-24	KUHP-11D51-24	A2	24VDC	DPDT	20A				
Top Flange Case									
655-KUHP-5AT1-120	KUHP-5AT1-120	B1	120VAC	SPDT	30A				
655-KUHP-5DT1-12	KUHP-5DT1-12	B1	12VDC	SPDT	30A				
655-KUHP-5DT1-24	KUHP-5DT1-24	B1	24VDC	SPDT	30A				
655-KUHP-11AT1-120	KUHP-11AT1-120	B2	120VAC	DPDT	20A				
655-KUHP-11DT1-12	KUHP-11DT1-12	B2	12VDC	DPDT	20A				
655-KUHP-11DT1-24	KUHP-11DT1-24	B2	24VDC	DPDT	20A				

KUL SERIES: 10 AMP MAGNETIC LATCHING RELAY

Specifications:

- Enclosure: Clear polycarbonate cover
- Contact material: AgCdO
- Expected mechanical life: 100,000 operations min.
- Terminals: .187" QC/Solder; silver-cadmium oxide, 10Amps

For quantities greater than listed, call for quote.

MOUSER STOCK NO.	P&B Part No.	Fig.	Coil Voltage	Contact Form	Number of Coils	Price Each 1	25	50	100
655-KUL-11A15S-120	KUL-11A15S-120	C3	120VAC	DPDT	1				
655-KUL-11D15D-12	KUL-11D15D-12	C4	12VDC	DPDT	2				
655-KUL-11D15D-24	KUL-11D15D-24	C4	24VDC	DPDT	2				
Sockets and Accessories for KUL Series									
655-27E043	27E043	Solder eyelet socket, rated 15A, for 1-3 pole relays							
655-27E067	27E067	PCB terminal socket, rated 15A, for 1-3 pole relays							
655-27E121	27E121	Screw terminal socket, rated 15A, for 1-3 pole relays							
655-27E396	27E396	.187" quick connect socket, rated 15A, for 1-3 pole relays							
655-27E893	27E893	Screw term., DIN rail snap-mnt socket, for 1-3 pole relays							
655-20C247	20C247	Hold down spring for 27E043 and 27E067							
655-20C314	20C314	Hold down spring for 27E121							
655-20C318	20C318	Hold down spring for 27E893							
655-24A110	24A110	Aluminum DIN rail track, 36"							

KUMP SERIES: 15 AMP ENCLOSED GENERAL PURPOSE RELAYS

Specifications:

- Enclosure: Clear polycarbonate cover
- Contact material: AgCdO
- Expected mechanical life: 100,000 operations min.
- Terminals: .187" QC/solder; silver-cadmium-oxide
- Mounting: #6-32 stud, .218" locating tab

For quantities greater than listed, call for quote.

MOUSER STOCK NO.	P&B Part No.	Fig.	Coil Voltage	Contact Form	Contact Rating	Price Each 1	25	50	100
655-KUMP-11A18-24	KUMP-11A18-24	D5	24VAC	DPDT	15A				
655-KUMP-11A18-120	KUMP-11A18-120	D5	120VAC	DPDT	15A				
655-KUMP-11D18-12	KUMP-11D18-12	D5	12VDC	DPDT	15A				
655-KUMP-11D18-24	KUMP-11D18-24	D5	24VDC	DPDT	15A				
655-KUMP-11D18-110	KUMP-11D18-110	D5	110VDC	DPDT	15A				
655-KUMP-14A18-120	KUMP-14A18-120	D6	120VAC	3PDT	15A				
655-KUMP-14D18-12	KUMP-14D18-12	D6	12VDC	3PDT	15A				
655-KUMP-14D18-24	KUMP-14D18-24	D6	24VDC	3PDT	15A				
Sockets and Accessories for KUMP Series									
655-27E043	27E043	Solder eyelet socket, rated 15A, for 1-3 pole relays							
655-27E067	27E067	.187" quick connect, rated 15A, for 1-3 pole relays							
655-27E121	27E121	Screw terminal socket, rated 15A, for 1-3 pole relays							
655-27E396	27E396	.187" quick connect socket, rated 15A, for 1-3 pole relays							
655-27E867	27E867	Screw terminal socket, rated 15A, for 4 pole relays							
655-27E893	27E893	Screw term., DIN rail snap-mnt socket, for 1-3 pole relays							
655-20C228	20C228	Hold down spring with screw for 27E043 and 27E067							
655-20C254	20C254	Snap-on hold down spring for 27E043 and 27E067							
655-20C318	20C318	Hold down spring for 27E893							
655-24A110	24A110	Aluminum DIN rail track, 36"							

MT SERIES: GENERAL PURPOSE MULTIMODE RELAY

Specifications:

- Enclosure: clear polycarbonate cover
- Contact rating/material: 10A/AgNi (90/10)
- Expected mechanical life: 20 million operations min.
- Mechanical indicator (test-button)
- 10Amp

For quantities greater than listed, call for quote.

MOUSER STOCK NO.	P&B Part No.	Fig.	Coil Voltage	Contact Form	Number of Pins	Price Each 1	25	50	100
655-MT226024	MT226024	E7	24VAC	DPDT	8 pin				
655-MT226115	MT226115	E7	115VAC	DPDT	8 pin				
655-MT221012	MT221012	E7	12VDC	DPDT	8 pin				
655-MT221024	MT221024	E7	24VDC	DPDT	8 pin				
655-MT326115	MT326115	E8	115VAC	3PDT	11 pin				
655-MT321012	MT321012	E8	12VDC	3PDT	11 pin				
655-MT321024	MT321024	E8	24VDC	3PDT	11 pin				

DIMENSIONS: mm

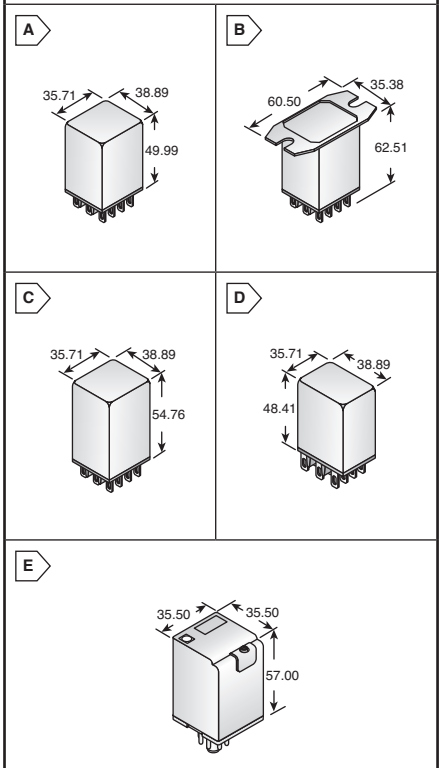

Terminal Arrangements

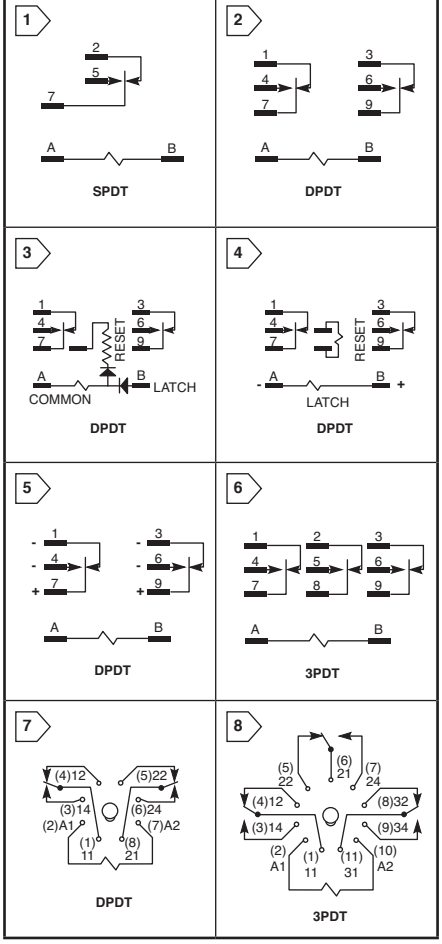

© Copyright 2014 Mouser Electronics

© Copyright 2014 Mouser Electronics

TE connectivity Authorized Distributor

K10 SERIES: 15 AMP GENERAL PURPOSE MINIATURE RELAYS

Specifications:
- DPDT contact arrangement
- UL Class B insulation system
- Continuous duty cycle
- Contact Materials: AgCdO
- Max. Coil Power: 2 Watts
- Expected Mechanical life: 100,000 operations min.
- Cover: polycarbonate (smoke color)

For quantities greater than listed, call for quote.

MOUSER STOCK NO.	P&B Part No.	Fig.	Coil Voltage	Mounting Type	Terminal Type	Price Each 1	25	50	100
655-K10P-11A15-6	K10P-11A15-6	A1	6VAC	Socket	.187" QC/Solder				
655-K10P-11A15-12	K10P-11A15-12	A1	12VAC	Socket	.187" QC/Solder				
655-K10P-11A15-24	K10P-11A15-24	A1	24VAC	Socket	.187" QC/Solder				
655-K10P-11A15-120	K10P-11A15-120	A1	120VAC	Socket	.187" QC/Solder				
655-K10P-11D15-6	K10P-11D15-6	A1	6VDC	Socket	.187" QC/Solder				
655-K10P-11D15-12	K10P-11D15-12	A1	12VDC	Socket	.187" QC/Solder				
655-K10P-11D15-24	K10P-11D15-24	A1	24VDC	Socket	.187" QC/Solder				
655-K10P-11D15-110	K10P-11D15-110	A1	110VDC	Socket	.187" QC/Solder				
655-K10P-11D55-12	K10P-11D55-12	B1	12VDC	PCB terminals	.160" length				
655-K10P-11D55-24	K10P-11D55-24	B1	24VDC	PCB terminals	.160" length				
655-K10P-11D55-110	K10P-11D55-110	B1	110VDC	PCB terminals	.160" length				
655-K10P-11DT5-12	K10P-11DT5-12	C1	12VDC	Top Flange/Panel	.187" QC/Solder				
655-K10P-11DT5-24	K10P-11DT5-24	C1	24VDC	Top Flange/Panel	.187" QC/Solder				
655-K10P-11AT5-120	K10P-11AT5-120	C1	120VAC	Top Flange/Panel	.187" QC/Solder				
Sockets and Accessories				Description					
655-27E487	27E487			Screw terminal socket, rated 10A					
655-27E488	27E488			Solder terminal socket, rated 10A					
655-27E489	27E489			PCB terminal socket, rated 10A					
655-27E895	27E895			DIN mount screw terminal, 10A					
655-20C217	20C217			Hold down spring for 27E488 and 27E489					
655-20C297	20C297			Hold down spring for 27E487					
655-24A110	24A110			Aluminum DIN rail track, 36"					

KUP SERIES: ENCLOSED GENERAL PURPOSE RELAYS

Specifications:
- Clear polycarbonate dust cover
- UL Class B insulation system
- Contact material: 5A - Silver; 10A - AgCdO
- Expected Mechanical life: 100,000 operations min.
- Plain case

For quantities greater than listed, call for quote.

MOUSER STOCK NO.	P&B Part No.	Fig.	Coil Voltage	Terminal Type	Contact Form	Contact Rating	Price Each 1	25	50	100
655-KUP-11A11-120	KUP-11A11-120	D2	120VAC	.187" QC/Solder	DPDT	5A				
655-KUP-11D11-24	KUP-11D11-24	D2	24VDC	.187" QC/Solder	DPDT	5A				
655-KUP-11A15-24	KUP-11A15-24	D2	24VAC	.187" QC/Solder	DPDT	10A				
655-KUP-11A15-120	KUP-11A15-120	D2	120VAC	.187" QC/Solder	DPDT	10A				
655-KUP-11D15-12	KUP-11D15-12	D2	12VDC	.187" QC/Solder	DPDT	10A				
655-KUP-11D15-24	KUP-11D15-24	D2	24VDC	.187" QC/Solder	DPDT	10A				
655-KUP-14A11-120	KUP-14A11-120	D3	120VAC	.187" QC/Solder	3PDT	5A				
655-KUP-14D11-24	KUP-14D11-24	D3	24VDC	.187" QC/Solder	3PDT	5A				
655-KUP-14A15-12	KUP-14A15-12	D3	12VAC	.187" QC/Solder	3PDT	10A				
655-KUP-14A15-24	KUP-14A15-24	D3	24VAC	.187" QC/Solder	3PDT	10A				
655-KUP-14A15-120	KUP-14A15-120	D3	120VAC	.187" QC/Solder	3PDT	10A				
655-KUP-14D15-12	KUP-14D15-12	D3	12VDC	.187" QC/Solder	3PDT	10A				
655-KUP-14D15-24	KUP-14D15-24	D3	24VDC	.187" QC/Solder	3PDT	10A				
655-KUP-14D15-48	KUP-14D15-48	D3	48VDC	.187" QC/Solder	3PDT	10A				
655-KUP-5A15-24	KUP-5A15-24	D4	24VAC	.187" QC/Solder	SPDT	10A				
655-KUP-5A15-120	KUP-5A15-120	D4	120VAC	.187" QC/Solder	SPDT	10A				
655-KUP-5A15-240	KUP-5A15-240	D4	240VAC	.187" QC/Solder	SPDT	10A				
655-KUP-5D15-12	KUP-5D15-12	D4	12VDC	.187" QC/Solder	SPDT	10A				
655-KUP-17A19-120	KUP-17A19-120	D5	120VAC	.110" QC/Solder	4PDT	10A				
655-KUP-17D19-24	KUP-17D19-24	D5	24VDC	.110" QC/Solder	4PDT	10A				
With Test Button										
655-KUP-14A25-120	KUP-14A25-120	E3	120VAC	.187" QC/Solder	3PDT	10A				
With Indicator Lamp										
655-KUP-11A35-120	KUP-11A35-120	D2	120VAC	.187" QC/Solder	DPDT	10A				
655-KUP-14A35-24	KUP-14A35-24	D3	24VAC	.187" QC/Solder	3PDT	10A				
655-KUP-14A35-120	KUP-14A35-120	D3	120VAC	.187" QC/Solder	3PDT	10A				
With Test Button and Indicator Lamp										
655-KUP-14A45-120	KUP-14A45-120	E3	120VAC	.187" QC/Solder	3PDT	10A				
Bracket Mount Case										
655-KUP-11D55-12	KUP-11D55-12	F2	12VDC	.187" QC/Solder	DPDT	10A				
655-KUP-11D55-24	KUP-11D55-24	F2	24VDC	.187" QC/Solder	DPDT	10A				
655-KUP-11A55-24	KUP-11A55-24	F2	24VAC	.187" QC/Solder	DPDT	10A				
655-KUP-11A55-120	KUP-11A55-120	F2	120VAC	.187" QC/Solder	DPDT	10A				
655-KUP-14A55-24	KUP-14A55-24	F3	24VAC	.187" QC/Solder	3PDT	10A				
655-KUP-14A55-120	KUP-14A55-120	F3	120VAC	.187" QC/Solder	3PDT	10A				
655-KUP-14D55-12	KUP-14D55-12	F3	12VDC	.187" QC/Solder	3PDT	10A				
655-KUP-14D55-24	KUP-14D55-24	F3	24VDC	.187" QC/Solder	3PDT	10A				
655-KUP-5A55-120	KUP-5A55-120	F4	120VAC	.187" QC/Solder	SPDT	10A				
655-KUP-5D55-24	KUP-5D55-24	F4	24VDC	.187" QC/Solder	SPDT	10A				
Sockets and Accessories				Description						
655-27E043	27E043			Solder eyelet socket, rated 15A, for 1-3 pole relays						
655-27E067	27E067			PCB terminals socket, rated 15A, for 1-3 pole relays						
655-27E121	27E121			Screw terminal socket, rated 15A, for 1-3 pole relays						
655-27E396	27E396			.187" quick connect socket, rated 15A, for 1-3 pole relays						
655-27E867	27E867			Screw terminal socket, rated 15A, for 4 pole relays						
655-27E893	27E893			Screw terminal, DIN rail snap-mnt socket, 1-3 pole relays						
655-20C228	20C228			Hold down spring w/ screw for 27E043, 27E067, 27E121						
655-20C254	20C254			Snap-on hold down spring for 1-4 pole sockets						
655-20C318	20C318			Hold down spring for 27E893						
655-24A110	24A110			Aluminum DIN rail track, 36"						

DIMENSIONS: mm

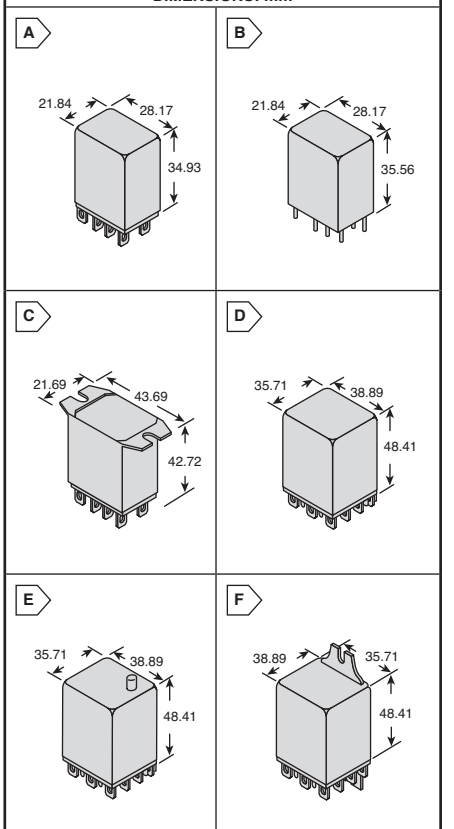

Terminal Arrangements

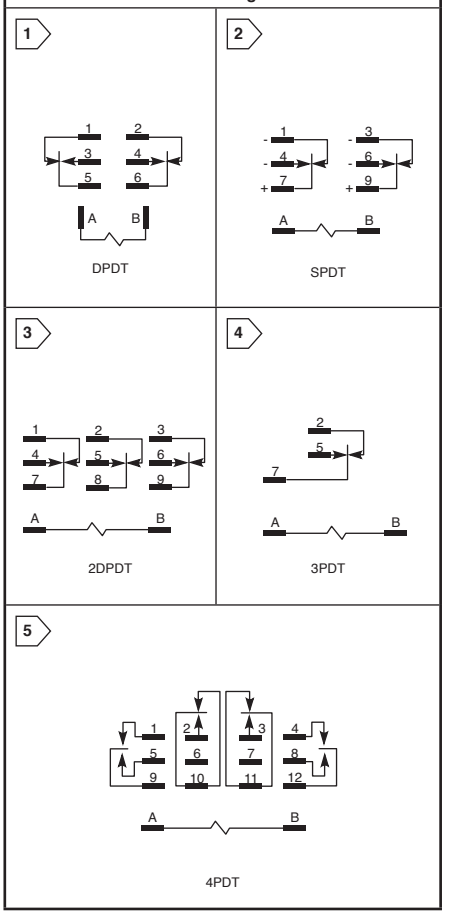

TE Connectivity General Purpose Relays

© Copyright 2014 Mouser Electronics

© Copyright 2014 Mouser Electronics

TE connectivity Authorized Distributor

KRPA SERIES: OCTAL-TYPE ENCLOSED GENERAL PURPOSE RELAYS

Specifications:

- Enclosure: Clear polycarbonate cover
- 3W
- Expected Mechanical life: 100,000 operations min.
- Contact material: 5A - Silver; 10A - AgCdO

For quantities greater than listed, call for quote.

MOUSER STOCK NO.	P&B Part No.	Fig.	Coil Voltage	Contact Form	Contact Rating	Price Each 1	25	50	100
655-KRPA-11AG-12	KRPA-11AG-12	A1	12VAC	DPDT	10A				
655-KRPA-11AG-24	KRPA-11AG-24	A1	24VAC	DPDT	10A				
655-KRPA-11AG-120	KRPA-11AG-120	A1	120VAC	DPDT	10A				
655-KRPA-11AG-240	KRPA-11AG-240	A1	240VAC	DPDT	10A				
655-KRPA-11DG-12	KRPA-11DG-12	A1	12VDC	DPDT	10A				
655-KRPA-11DG-24	KRPA-11DG-24	A1	24VDC	DPDT	10A				
655-KRPA-11DG-48	KRPA-11DG-48	A1	48VDC	DPDT	10A				
655-KRPA-11DG-110	KRPA-11DG-110	A1	110VDC	DPDT	10A				
655-KRPA-11DN-12	KRPA-11DN-12	A1	12VDC	DPDT	10A				
655-KRPA-11DN-24	KRPA-11DN-24	A1	24VDC	DPDT	10A				
655-KRPA-11DN-110	KRPA-11DN-110	A1	110VDC	DPDT	10A				
655-KRPA-11AN-24	KRPA-11AN-24	A1	24VAC	DPDT	10A				
655-KRPA-11AN-120	KRPA-11AN-120	A1	120VAC	DPDT	10A				
655-KRPA-11AN-240	KRPA-11AN-240	A1	240VAC	DPDT	10A				
655-KRPA-11AY-12	KRPA-11AY-12	A1	12VAC	DPDT	5A				
655-KRPA-11AY-24	KRPA-11AY-24	A1	24VAC	DPDT	5A				
655-KRPA-11AY-120	KRPA-11AY-120	A1	120VAC	DPDT	5A				
655-KRPA-11DY-12	KRPA-11DY-12	A1	12VDC	DPDT	5A				
655-KRPA-11DY-24	KRPA-11DY-24	A1	24VDC	DPDT	5A				
655-KRPA-14AG-12	KRPA-14AG-12	A2	12VAC	3PDT	10A				
655-KRPA-14AG-24	KRPA-14AG-24	A2	24VAC	3PDT	10A				
655-KRPA-14AG-120	KRPA-14AG-120	A2	120VAC	3PDT	10A				
655-KRPA-14AG-240	KRPA-14AG-240	A2	240VAC	3PDT	10A				
655-KRPA-14DG-12	KRPA-14DG-12	A2	12VDC	3PDT	10A				
655-KRPA-14DG-24	KRPA-14DG-24	A2	24VDC	3PDT	10A				
655-KRPA-14DG-48	KRPA-14DG-48	A2	48VDC	3PDT	10A				
655-KRPA-14DG-110	KRPA-14DG-110	A2	110VDC	3PDT	10A				
655-KRPA-14AN-24	KRPA-14AN-24	A2	24VAC	3PDT	10A				
655-KRPA-14AN-120	KRPA-14AN-120	A2	120VAC	3PDT	10A				
655-KRPA-14AN-240	KRPA-14AN-240	A2	240VAC	3PDT	10A				
655-KRPA-14DN-24	KRPA-14DN-24	A2	24VDC	3PDT	10A				
655-KRPA-14AY-24	KRPA-14AY-24	A2	24VAC	3PDT	5A				
655-KRPA-14AY-120	KRPA-14AY-120	A2	120VAC	3PDT	5A				
655-KRPA-14AY-240	KRPA-14AY-240	A2	240VAC	3PDT	5A				
655-KRPA-14DY-24	KRPA-14DY-24	A2	24VDC	3PDT	5A				

KHAU SERIES: MULTICONTACT GENERAL PURPOSE RELAYS

Specifications:

- Enclosure: Clear polycarbonate cover
- Expected life: 100,000 operations at rated load
- Socket mount, solder terminals
- Contact material: 1A - Bifurcated cross bar, Au over Ag; 3A - Ag; 5A-AgCdO

For quantities greater than listed, call for quote.

MOUSER STOCK NO.	P&B Part No.	Fig.	Coil Voltage	Contact Form	Contact Rating	Price Each 1	25	50	100
655-KHAU-17A11-24	KHAU-17A11-24	B	24VAC	4PDT	3A				
655-KHAU-17A11-120	KHAU-17A11-120	B	120VAC	4PDT	3A				
✻ 655-KHAU-17A11N-120	KHAU-17A11N-120	B	120VAC	4PDT	3A				
655-KHAU-17A12-120	KHAU-17A12-120	B	120VAC	4PDT	5A				
655-KHAU-17D12-24	KHAU-17D12-24	B	24VDC	4PDT	5A				
655-KHAU-17D11-12	KHAU-17D11-12	B	12VDC	4PDT	3A				
655-KHAU-17D11-24	KHAU-17D11-24	B	24VDC	4PDT	3A				
655-KHAU-17A16-24	KHAU-17A16-24	B	24VAC	4PDT	1A				

✻ Neon indicator

SOCKETS AND ACCESSORIES

For quantities greater than listed, call for quote.

MOUSER STOCK NO.	TE Part No.	Fig.	Description	Price Each 1	25	50	100
KRPA Series							
655-27E122	27E122	C	8-pin screw terminal socket, 10A, for KRPA11				
655-27E123	27E123	D	11-pin screw terminal socket, 10A, for KRPA14				
655-27E891	27E891	E	8-pin DIN rail snap mount socket, 10A, for KRPA11				
655-27E892	27E892	F	11-pin DIN rail snap mount socket, 10A, for KRPA14				
655-20C176	20C176	--	Hold down spring. Mounts to socket with socket screws				
655-20C318	20C318	--	Hold down spring for use with 27E891, 27E892				
655-24A110	24A110	--	Aluminum DIN rail track, 36"				
655-24A071	24A071	--	Steel mounting clip with screw				
655-24A072	24A072	--	Plastic twist mounting clip				
655-40G432	40G432	--	Plastic insulator				
KHAU Series							
655-27E006	27E006	G	Solder socket with grounding provision for KHAU, KHS				
655-27E007	27E007	G	PCB terminals socket with grounding provision, for KHAU, KHS				
655-27E023	27E023	G	PCB terminals socket w/out grounding provision, for KHAU, KHS				
655-27E166	27E166	H	Screw terminal socket with grounding provision for KHAU, KHS				
655-27E894	27E894	H	Screw terminal, DIN rail snap-mount socket, for KHAU, KHS				
655-24A110	24A110	--	Aluminum DIN rail track, 36"				
655-20C217	20C217	--	Hold down spring for 27E006, 27E007, and 27E023				
655-20C297	20C297	--	Hold down spring for 27E166 and 27E894				

DIMENSIONS: mm

A

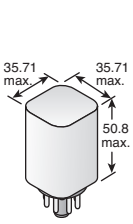

1

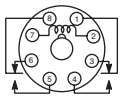

2

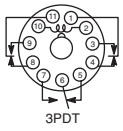

B

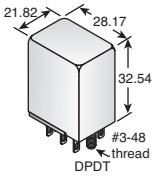

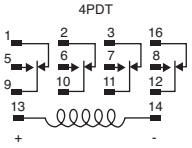

C

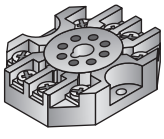

D

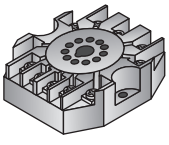

E

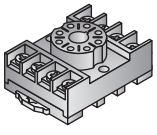

F

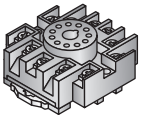

G

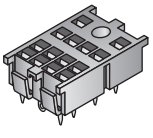

H

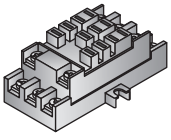

© Copyright 2014 Mouser Electronics

© Copyright 2014 Mouser Electronics

RoHS Compliant **This product is RoHS compliant.**

CN-H RELAYS (ACNH)

Features:
- Best space savings in its class
- Large capacity switching despite small size Can replace micro ISO terminal type relays
- Terminals for PC board pattern designs are easily allocated
- Sealed type

Typical Applications:
- Head lamp, Fog lamp, Fan motor, EPS, Defogger, Seat heater, etc.

For quantities greater than listed, call for quote.

MOUSER STOCK NO.	Panasonic Part No.	Fig.	Contact Arrangement	Coil Voltage (VDC)	Mounting Type	Price Each 1	25	50	100
769-ACNH3112	ACNH3112	A	1 Form A	12	PCB				
769-ACNM3112	ACNM3112	A	1 Form A	12	PCB				
769-ACNM7112SAZ	ACNM7112SAZ	A	1 Form C High Heat-Resistant	12	SMD				
769-ACNM5112SAZ	ACNM5112SAZ	A	1 Form A High Heat-Resistant	12	SMD				

LF-G RELAYS (ALFG)

Features:
- High capacity.
- Contact gap: 1.5mm
- Coil holding voltage contributes to saving energy of equipment
- High insulation resistance
- Conforms to various safety standards

Typical Applications:
- Photovoltaic power generation systems (Solar inverter)
- Uninterruptible Power Supplies (UPS)
- Home appliances
- Office equipment

For quantities greater than listed, call for quote.

MOUSER STOCK NO.	Panasonic Part No.	Fig.	Contact Arrangement	Coil Voltage (VDC)	Mounting Type	Price Each 1	25	50	100
769-ALFG2PF09	ALFG2PF09	B	1 Form A High Capacity	9	PCB				
769-ALFG2PF18	ALFG2PF18	B	1 Form A High Capacity	18	PCB				
769-ALFG2PF24	ALFG2PF24	B	1 Form A High Capacity	24	PCB				

GN RELAYS (AGN)

Features:
- Compact slim body saves space
- High sensitivity single side stable type (Nominal operating power:100mW) is available
- Outstanding surge resistance
- The use of twin crossbar contacts ensures high contact reliability
- Increased packaging density
- Nominal operating power: 140mW
- Outstanding vibration and shock resistance
- Sealed construction allows automatic washing

Typical Applications:
- Telephone switchboard
- Telecommunications equipment
- Security
- Measurement equipment
- Consumer electronic and audio visual equipment

For quantities greater than listed, call for quote.

MOUSER STOCK NO.	Panasonic Part No.	Fig.	Contact Arrangement	Coil Voltage (VDC)	Mounting Type	Price Each 1	25	50	100
769-AGN2601H	AGN2601H	C	2 Form C	1.5	PCB				
769-AGN26003	AGN26003	C	2 Form C	3	PCB				
769-AGN2604H	AGN2604H	C	2 Form C	4.5	PCB				
769-AGN26006	AGN26006	C	2 Form C	6	PCB				
769-AGN26009	AGN26009	C	2 Form C	9	PCB				
769-AGN26012	AGN26012	C	2 Form C	12	PCB				
769-AGN26024	AGN26024	C	2 Form C	24	PCB				
769-AGN260A1H	AGN260A1H	D1	2 Form C	1.5	SMD TYPE A				
769-AGN260A4H	AGN260A4H	D1	2 Form C	4.5	SMD TYPE A				
769-AGN260A06	AGN260A06	D1	2 Form C	6	SMD TYPE A				
769-AGN260A09	AGN260A09	D1	2 Form C	9	SMD TYPE A				
769-AGN260A12	AGN260A12	D1	2 Form C	12	SMD TYPE A				
769-AGN260A24	AGN260A24	D1	2 Form C	24	SMD TYPE A				
769-AGN260S1H	AGN260S1H	D2	2 Form C	1.5	SMD TYPE B				
769-AGN260S03	AGN260S03	D2	2 Form C	3	SMD TYPE B				
769-AGN260S4H	AGN260S4H	D2	2 Form C	4.5	SMD TYPE B				
769-AGN260S06	AGN260S06	D2	2 Form C	6	SMD TYPE B				
769-AGN260S09	AGN260S09	D2	2 Form C	9	SMD TYPE B				
769-AGN260S12	AGN260S12	D2	2 Form C	12	SMD TYPE B				
769-AGN260S24	AGN260S24	D2	2 Form C	24	SMD TYPE B				

GQ RELAYS (AGQ)

Features:
- Compact flat body saves space
- High sensitivity single side stable type (Nominal operating power:100mW) is available
- Outstanding surge resistance
- The use of twin crossbar contacts ensures high contact reliability
- Increased packaging density
- Nominal operating power: 140mW
- Outstanding vibration and shock resistance
- Sealed construction allows automatic washing

Typical Applications:
- Telephone switchboard
- Telecommunications equipment
- Security
- Measurement equipment
- Consumer electronic and audio visual equipment

For quantities greater than listed, call for quote.

MOUSER STOCK NO.	Panasonic Part No.	Fig.	Contact Arrangement	Coil Voltage (VDC)	Mounting Type	Price Each 1	25	50	100
769-AGQ2601H	AGQ2601H	E	2 Form C	1.5	PCB				
769-AGQ26003	AGQ26003	E	2 Form C	3	PCB				
769-AGQ2604H	AGQ2604H	E	2 Form C	4.5	PCB				
769-AGQ26006	AGQ26006	E	2 Form C	6	PCB				
769-AGQ26012	AGQ26012	E	2 Form C	12	PCB				
769-AGQ26024	AGQ26024	E	2 Form C	24	PCB				
769-AGQ260S1H	AGQ260S1H	F	2 Form C	1.5	SMD S TYPE				
769-AGQ260S03	AGQ260S03	F	2 Form C	3	SMD S TYPE				
769-AGQ260S4H	AGQ260S4H	F	2 Form C	4.5	SMD S TYPE				
769-AGQ260S06	AGQ260S06	F	2 Form C	6	SMD S TYPE				
769-AGQ260S09	AGQ260S09	F	2 Form C	9	SMD S TYPE				
769-AGQ260S12	AGQ260S12	F	2 Form C	12	SMD S TYPE				
769-AGQ260S24	AGQ260S24	F	2 Form C	24	SMD S TYPE				
769-AGQ260A1H	AGQ260A1H	F	2 Form C	1.5	SMD A TYPE				
769-AGQ260A03	AGQ260A03	F	2 Form C	3	SMD A TYPE				
769-AGQ260A06	AGQ260A06	F	2 Form C	6	SMD A TYPE				
769-AGQ260A12	AGQ260A12	F	2 Form C	12	SMD A TYPE				
769-AGQ260A24	AGQ260A24	F	2 Form C	24	SMD A TYPE				

HE RELAYS

Features:
- 35A/48A current at 250VAC achieved in compact size (L: 33 × W: 38 × H: 36.3mm)
- High insulation and 10,000V surge breakdown voltage (between contacts and coil) achieved

For quantities greater than listed, call for quote.

MOUSER STOCK NO.	Panasonic Part No.	Fig.	Contact Arrangement	Coil Voltage (VDC)	Price Each 1	25	50	100
769-HE1AN-P-DC6V-Y5	HE1AN-P-DC6V-Y5	G	1 Form A	6				
769-HE1AN-P-DC9V-Y5	HE1AN-P-DC9V-Y5	G	1 Form A	9				
769-HE1AN-P-DC12V-Y5	HE1AN-P-DC12V-Y5	G	1 Form A	12				
769-HE1AN-P-DC24V-Y5	HE1AN-P-DC24V-Y5	G	1 Form A	24				

A



B



C



D



E



F



G



DIMENSIONS: mm

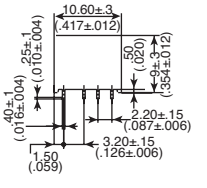

GN (AGN)

1

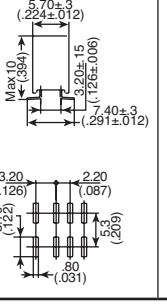

2

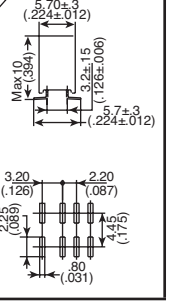

© Copyright 2014 Mouser Electronics

© Copyright 2014 Mouser Electronics

VOLTAGE,CURRENT CONTROL RELAYS, ALTERNATING RELAYS AND PHASE MONITORS

Our C-Lynx measurement and control relays are dedicated to monitoring and detecting abnormal electrical (voltage, current, phase, frequency) physical (level, temperature, speed, etc.) operating values.

These products are used in applications such as heating/air conditioning, access control, heat pumps, water and air treatment, waste treatment, lifting and handling, medical equipment, pump management, and more.

CURRENT RELAYS

Features:
- Control of AC and DC currents
- Automatic recognition of AC/DC
- Measurement ranges from 2mA to 10A
- Choice between over and undercurrent
- True RMS measurement
- Selectable latching (memory) function

For quantities greater than listed, call for a quote.

MOUSER STOCK NO.	Crouzet Part No.	Fig.	Supply Voltage	Mounting	Price Each
EI Series Current Control Relay					
874-84871033	84871033	A	120VAC	Din-Rail	
HIL & HIH Series Current Control Relay					
874-84871120	84871120	B	24-240VAC	Din-Rail	
874-84871130	84871130	C	24-240VAC	Din-Rail	

MIC Series Current Control Relay

- Choice of output relay action
- True RMS measurement
- Built-in current transformer

For quantities greater than listed, call for a quote.

MIC Series Current Control Relay					
874-84871122	84871122	D	24-240VAC	Din-Rail	
IR.T Series Current Control Relay					
874-DIRT110A	DIRT110A	E	110VAC	Din rail	
874-LIRT110A	LIRT110A	E	110VAC	11 pin plug-in	

3-Phase Controls

- Control of 3-phase networks: phase sequence, total phase failure
- Controls its own supply voltage
- Multi-voltage from 3x208 to 3x480V AC
- LED status indication

For quantities greater than listed, call for a quote.

MWU Series 3-Phase Control					
874-84873020	84873020	F	208-480V	Din-Rail	
MWA SERIES 3-Phase Control					
874-84873023	84873023	G	208-480V	Din-Rail	
HWUA Series 3-Phase Control					
874-84873024	84873024	G	220-480V	Din-Rail	
874-84873026	84873026	H	220-480V	Din-Rail	

HSV Speed Control Relay

- Measurement via discrete sensors - 3-wire PNP or NPN, Namur, voltage 0-30V or volt-free contact type
- Control of overspeed, underspeed, operating rate, stopping
- Works with either NO or NC sensors

For quantities greater than listed, call for a quote.

874-84874320	84874320	I	24-240VAC under-over speed mount	Din-Rail	

Voltage Relays

- Control relays monitoring their own power supply
- Over/undervoltage control
- Adjustable time delays
- Selectable latching (memory) function
- Over/undervoltage control
- Control in 50Hz, 60Hz or DC

For quantities greater than listed, call for a quote.

EU Series Voltage Control Relay					
874-84872033	84872033	J	16-600V 120VAC	Din-Rail	
HUL Series Voltage Control Relay					
874-84872120	84872120	C	24-240VAC under-over	Din-Rail	
HUH Series 35mm Voltage Control Relay					
874-84872130	84872130	C	208-480V under-over	Din-Rail	
MUS260 Series Voltage Control					
874-84872142	84872142	K	65-260VAC under-over 110-240VAC	Din-Rail	

HNM Series 35mm Level Control

- Control of one or two levels
- Filling or emptying function
- HNM: Control by a resistive level probe
- HNE: Control by a discrete sensor

For quantities greater than listed, call for a quote.

HNM Series 35mm Level Control					
874-84870700	84870700	L	24-240V	Din-Rail	
ENR Series Level Control					
874-84870203	84870203	M	120VAC	Din-Rail	
ENRM Series level control					
874-84870213	84870213	M	120VAC	Din-Rail	
874-PNR110A	PNR110A	N	110VAC	PCB	
874-PNRU110A	PNRU110A	N	110VAC	PCB	

ALTERNATING RELAYS

Features:
- Selection of Lead or Lag Load
- SPDT or DPDT Control Relay
- Externally Controlled
- Duplex Alternating Control
- 10Amp Rated

For quantities greater than listed, call for a quote.

MOUSER STOCK NO.	Crouzet Part No.	Fig.	Mounting	Contact Rating	Power Consumption	Price Each
JRS Series Alternating Relay with Selector Switch						
874-LJRS2110A	LJRS2110A	O	11-pin plug-in	10A	80W	
JR Series Alternating Relay						
874-PJR110A	PJR110A	O	8-pin plug-in	10A	80W	
JRS Series Alternating Relay with Selector Switch						
874-PJRS110A	PJRS110A	P	8-pin plug-in	10A	80W	



© Copyright 2014 Mouser Electronics

© Copyright 2014 Mouser Electronics

CROUZET Controllers, Counters and Timers

MILLENIUM 3 LOGIC CONTROLLERS

The Millenium 3 is the latest generation of micro-PLCs. It is easy to program (Ladder programming or using function blocks/Grafcet SFC), offers communication capabilities (via modem or network, with web supervision option) and has a wide range of accessories (display units, touch panels, sensors, power supplies).

These products are used in applications such as heating/air conditioning, access control, heat pumps, water and air treatment, waste treatment, lifting and handling, medical equipment and pump management.

MOUSER STOCK NO.	Crouzet Part No.	Fig.	Supply Voltage	Inputs	Outputs	Price Each
CD12 Type with Display						
874-88970041	88970041	A	24V	8 digital with 4 analogue	4 relays 8A	
874-88970045	88970045	A	12V	8 digital with 4 analogue	4 relays 8A	
CD20 Type with Display						
874-88970051	88970051	A	24V	12 digital w/6 analogue	8 relays 8A	
874-88970053	88970053	A	100-240V	12 digital	8 relays 8A	
CB12 Type without Display						
874-88970021	88970021	B	24V	8 digital with 4 analogue	4 relays 8A	
XD10/XD26 Type with Display						
874-88970161	88970161	C	100-240V	8 digital with 4 analogue	4 relays 8A	
XN05 Type Communication						
874-88970270	88970270	D	24V	Ethernet protocol TCP Modbus	-	
Millenium 3 Accessories				Description		
874-88970108	88970108			EEPROM Memory cartridge for transferring/saving programs		
874-88970109	88970109			3m USB LINK CABLE : PC => Millenium 3		
874-89750160	89750160			IP67 sealed faceplate (147.5mm)		
874-88950304	88950304			Millenium Power Supply 24VDC 15W .6A		

CTR24 Features:
- Built-in nodule for voltage inputs 10 ⎓ 260 V~ (2224-2324)

CTR48 Features:
- Maximum input frequency 40kHz

MOUSER STOCK NO.	Crouzet Part No.	Fig.	Description	Price Each
Controller 24 Hour Meter Non-backlit Model - LCD 24x48				
874-87622162	87622162	E	2233 NPN Input	
874-87622170	87622170	E	2224 Voltage Input	
Controller 48 Up Counters/Down Counters - 48x48				
874-87621115	87621115	F	1PR Backlit LCD 90-260VAC	
874-87621125	87621125	F	2PR Backlit LCD 90-260VAC	

NNR SERIES LIQUID LEVEL CONTROL PUMP UP OR DOWN SWITCH SELECTABLE

- Sensitivity Adjustment 4.7kΩ to 47kΩ
- 10Amp SPDT Rated

MOUSER STOCK NO.	Crouzet Part No.	Fig.	Supply Voltage	Term. Style	Price Each
874-NNR110A	NNR110A	G	Open PC board 110A VAC		

HOUR COUNTERS 48X48 CHM48

Crouzet, the automation control component manufacturer offers timers for DIN rail mounting (Chronos 2) or panel mounting (TMR48). These timers are mono-function or multifunction. They offer features like delay on energisation, flip-flop, delay/timing on energisation with memory, etc. and offer a wide range of accessories.

These products are used in applications such as heating/air conditioning, access control, heat pumps, water and air treatment, lifting and handling, medical equipment, pump management, and many more.

MOUSER STOCK NO.	Crouzet Part No.	Fig.	Supply Voltage	Term. Style	Price Each
874-99772715	99772715	H	100-264V	Panel	
Accessories for Counters			Description		
874-26546842	26546842		Adaptor for 72x72mm cut-out		
874-26546845	26546845		DIN rail adapter		
874-26546846	26546846		Adaptor for 55x55mm cut-out		

88 901 SERIES DELAY ON MAKE TIMER

MOUSER STOCK NO.	Crouzet Part No.	Fig.	Supply Voltage	Term. Style	Price Each
874-88901342	88901342	I	24V	200mA	
Accessories for Counters			Description		
874-PADAPT	PADAPT		72mmx22.5mm Panel Mount Adapter		

TMR 48 ANALOG TIMERS

874-88886016	88886016	J	250VAC	5A	
874-88886116	88886116	J	250VAC	5A	



DIN-RAIL MOUNTED TIMERS

MOUSER STOCK NO. Mfr.	Mfr. Part No.	Power Supply	Price Each
874	88826014	24-240V	
874	88826103	12-240V	
874	88826105	24-240V	
874	88826115	24-240V	
874	88826125	24-240V	
874	88826135	24-240V	
874	88826155	24-240V	
874	88865155	24-240V	
874	88865215	24-240V	
874	88865265	24-240V	
874	88865305	24-240V	
874	88867100	24-240V	
874	88867105	24-240V	

DIN-RAIL MOUNTED TIMERS (CONT.)

MOUSER STOCK NO. Mfr.	Mfr. Part No.	Power Supply	Price Each
874	88867135	24-240V	
874	88867155	24-240V	
874	88867215	24-240V	
874	88867305	24-240V	
874	88867455	24-240V	
874	88867801	24-240V	

PANEL MOUNTED TIMERS

874-88857005	220/110VAC/24VAC/DC	
874-88857105	220/110VAC/24VAC/DC	
874-88857406	110VAC	
874-88857607	110VAC/24V	



© Copyright 2014 Mouser Electronics

© Copyright 2014 Mouser Electronics

RoHS Compliant This page of product is compliant.

OMRON ZEN PROGRAMMABLE NANO CONTROLLERS

Nano sized controller has the features and functions of both a programmable controller and smart relay to allow simple yet powerful control. Apply the ZEN to small-scale control applications where simple functionality and low cost are critical. Provides an economical alternative to discrete timers, counters and general purpose relays. Control programs can be created using the 32-bit, Windows-based ZEN support software or using the operation buttons on the front panel. The ZEN is also flexible with five CPU types, multiple expansion options, and a wide selection of accessories.

Specifications:
- CPUs have relay outputs
- ZEN support software runs on Windows 95, 98, 2000, ME, XP, or NT 4.0

Features:
- Accurate analog inputs ±1.5% FS
- Wide supply voltage range of 10.8 to 28.8VDC
- Flexible mounting - either horizontal or vertical
- New CPUs with built-in RS-485 communications for data sharing
- Advanced high-value counting with 8-digit counter and 8-digit comparators, in addition to 16 standard counters
- One 150Hz high-speed counter available on models with DC power supply
- Twin-timer operation allows you to set ON and OFF times separately, greatly simplifying intermittent operation
- Password function ensures security
- Display user-set messages or analog-converted values

DIMENSIONS: mm			
	L	W	H
ZEN-10	70.0	56.0	90.0
ZEN-20	122.5	56.0	90.0

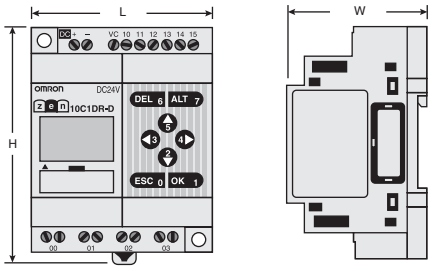

CPU

For quantities greater than listed, call for quote.

MOUSER STOCK NO.	Omron Part No.	Type	No. of I/O Points	Input Voltage	No. of Inputs	No. of Outputs	LCD and Buttons	Calendar and Clock	Analog Input	Price Each 1	2	5	10
653-ZEN-10C1AR-A	ZEN-10C1AR-A-V2	LCD	10	100-240VAC	6	4	Yes	Yes	No				
653-ZEN-10C1DR-D2	ZEN-10C1DR-DV2	LCD	10	12-24VDC	6	4	Yes	Yes	Yes				
653-ZEN-20C1AR-A	ZEN-20C1AR-A-V2	LCD	20	100-240VAC	12	8	Yes	Yes	No				
653-ZEN-20C1DR-D2	ZEN-20C1DR-D-V2	LCD	20	12-24VDC	12	8	Yes	Yes	Yes				

Expansion I/O

For quantities greater than listed, call for quote.

MOUSER STOCK NO.	Omron Part No.	Input Voltage	Number of Inputs	Number of Outputs	Price Each 1	2	5	10
653-ZEN-8E1DR	ZEN-8E1DR	12-24VDC	4	4				
✻ 653-ZEN-8E1AR	ZEN-8E1AR	100-240VAC	4	4				

✻Cannot be connected to a CPU unit with DC power supply

Supporting Materials

For quantities greater than listed, call for quote.

MOUSER STOCK NO.	Omron Part No.	Description	Price Each 1	2	5	10
653-ZEN-ME01	ZEN-ME01	Memory cassette, copy program to multiple units				
653-ZEN-CIF01	ZEN-CIF01	2m RS-323C connecting cable				
653-ZEN-BAT01	ZEN-BAT01	Battery unit, memory back-up				
653-ZEN-SOFT01-V4	ZEN-SOFT01-V4	ZEN support software				

OMRON ZEN STARTER KIT

ZEN Starter Kit includes CPU unit (ZEN-10C1DR-D-V2), connecting cable, ZEN support software, and manual.

BEST BUY

For quantities greater than listed, call for quote.

MOUSER STOCK NO.	Omron Part No.	Version	Price Each
653-ZENSTARTER2-V2	ZEN-STARTER-02-V2	DC	

OMRON E5CN SERIES: 1/16 DIN SIZE DIGITAL TEMPERATURE CONTROLLERS

Specifications:
- Thermocouple input: K, J, T, E, L, U, N, R, S, B
- Voltage input: 0-50mV
- Relay output: SPST-NO, 250VAC, 3A (resistive load), electrical life: 100,000 operations
- Voltage output: 12VDC ±15% (PNP), max. load current: 21mA, with short-circuit protection circuit

Features:
- Connect to either thermocouple or platinum resistance thermometer with the same model
- Water-resistant construction (NEMA 4X)
- 2 alarms
- 3-year warranty

For quantities greater than listed, call for quote.

MOUSER STOCK NO.	Omron Part No.	Power Supply Voltage	Heater Burnout Alarm	Ouput Type	Price Each 1	2	5	10
653-E5CN-Q2MT-5AC1	E5CN-Q2MT-500-AC100-240	100-240VAC	No	Voltage				
653-E5CN-R2MT-5AC1	E5CN-R2MT-500-AC100-240	100-240VAC	No	Relay				
653-E5CN-C2MT-5AC1	E5CN-C2MT-500-AC100-240	100-240VAC	No	Current				
653-E5CN-R2MTD500-24	E5CN-R2MTD-500-AC/DC24	24VAC/VDC	No	Relay				

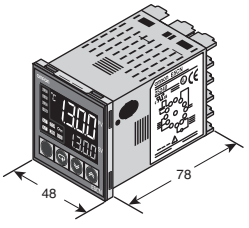

DIMENSIONS: mm

OMRON H7AN SERIES: SOLID STATE DIGITAL COUNTERS

DIMENSIONS: mm

Specifications:
- Power supply voltage: 100-240VAC, 50/60Hz
- Control output: SPDT and solid state output
- Max. counting speed: 30Hz or 5kHz

Features:
- DIN 72x72mm
- Easy setting with thumb wheel switches
- A draw-out construction enables maintenance without rewiring.

For quantities greater than listed, call for quote.

MOUSER STOCK NO.	Omron Part No.	Counting Method	Preset	Memory Backup	Display Zone	Price Each 1	2	5
653-H7AN-4DM-AC1	H7AN-4DM-AC100-240	UP or DOWN (selectable)	Single	Provided	4-digit LED			

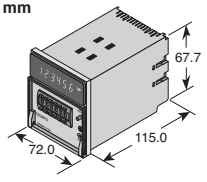

OMRON H7BX SERIES: MULTIFUNCTION COUNTERS

Specifications:
- External power supply: 12VDC
- Input modes:
  Increment, decrement, command (UP/DOWN A)
  Individual (UP/DOWN B)
  Quadrature (UP/DOWN C)

Features:
- DIN 72x2mm and highly visible display with backlit transmissive LCD
- Selectable display color (red/green) enables checking output status at a distance.
- Easy operation with a key for each digit
- Performs all basic settings with a DIP switch
- Provides a counter (total/preset, batch, and dual) and a tachometer

For quantities greater than listed, call for quote.

MOUSER STOCK NO.	Omron Part No.	Supply Voltage	Output Type	Type	Price Each 1	2	5
653-H7BX-AWAC100240	H7BX-AW AC100240	100 - 240VAC	Contact and NPN transistor output	2-Stage			



DIMENSIONS: mm

© Copyright 2013 Mouser Electronics

OMRON H7CX-N SERIES: MULTIFUNCTION COUNTER/TACHOMETER

Specifications:
- Body depth
  Screw terminals: 58mm on 12 to 24VDC
  78mm on 100 to 240VAC
  Socket models: 63.7mm
- Operating mode: Up/Down key for 4-digit and Up key for 6-digit
- Max. counting speed: 30Hz or 5kHZ (switchable)
- Digits: 4-digit (-999 to 9999) / 6-digit (-99999 to 999999)
- UL508 Type 4X and IP66

Features:
- Ultra short body
- Isolated power supply and input circuits for safety and reliability (except 12 to 24VDC models)
- Set value limit to prevent unexpected operation of output devices caused by setting mistakes
- Easy to read with 12mm values on 4-digit models (10mm for 6-digit)
- Present value display characters can be switched between red, green, and orange in most models.

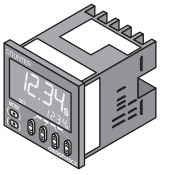

For quantities greater than listed, call for quote.

MOUSER STOCK NO.	Omron Part No.	External Connections	Display Digits	Configuration	Power Supply Voltage	Price Each 1	5	10
Standard Type, 1-Stage Setting, Contact Output (SPDT)								
✻ 653-H7CXA114NA100240	H7CX-A114-N-AC100-240	11-pin socket	4	1-stage and total preset counter	100 to 240VAC			
✻ 653-H7CXA114D1ND14A4	H7CX-A114D1-N-DC12-24/AC24	11-pin socket	4	1-stage and total preset counter	12 to 24VDC			
✻ 653-H7CXA11NAC100240	H7CX-A11-N AC100/240	11-pin socket	6	1-stage and total preset counter	100 to 240VAC			
✻ 653-H7CXA11D1ND14A24	H7CX-A11D1-N DC12-24/AC24	11-pin socket	4	1-stage and total preset counter	12 to 24VDC/24VAC			
653-H7CXA4NAC100240	H7CX-A4-N-AC100-240	Screw terminals	4	1-stage and total preset counter	100 to 240VAC			
653-H7CXA4DNDC1224	H7CX-A4D-N-DC12-24	Screw terminals	4	1-stage and total preset counter	12 to 24VDC			
653-H7CX-ANAC100240	H7CX-A-N AC100-240	Screw terminals	6	1-stage and total preset counter	100 to 240VAC			
653-H7CXADNDC1224	H7CX AD-N DC12-24	Screw terminals	6	1-stage and total preset counter	12 to 24VDC			
Standard Type, 1-Stage Setting, Transistor Output (SPST)								
653-H7CXASNAC100240	H7CX-AS-N-AC100-240	Screw terminals	6	1-stage and total preset counter	100 to 240VAC			
Standard Type, 2-Stage Settings, Contact Output (SPST + SPDT)								
653-H7CXA4WNAC100240	H7CX-A4W-N-AC100-240	Screw terminals	4	1- or 2-stage, total and preset counter/ batch, dual and twin counter	100 to 240VAC			
653-H7CXAWNAC100240	H7CX-AW-N-AC100-240	Screw terminals	6	1- or 2-stage, total and preset counter/ batch, dual and twin counter, tachometer	100 to 240VAC			
653-H7XAWD1NDA14	H7CX-AWD1-N DC12-24 AC24	Screw terminals	6	1- or 2-stage, total and preset counter/ batch, dual and twin counter, tachometer	12 to 24VDC/24VAC			
Accessories		Description						
653-Y92F-30	Y92F-30	Flush mounting adapter						
653-P2CF-11	P2CF-11	11-pin socket, track mounting/front connecting						
653-P2CF-11-E	P2CF-11-E	Front-connecting socket (finger-safe type)						
653-P3GA-11	P3GA-11	11-pin track mounting back connecting socket						
653-PFP-100N	PFP-100N	DIN rail 1m x 7.3mm						
653-PFP-M	PFP-M	DIN rail end plate						

✻ Has only red present value display characters

OMRON H7E SERIES: SELF-POWERED TOTALIZERS

A

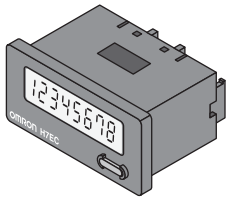

B

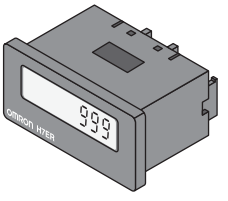

C

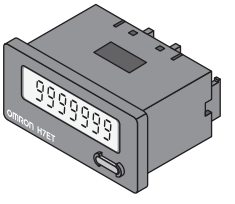

Specifications:
- Input: DC Voltage 4.5 to 30VDC
  AC Voltage 24 to 240VAC/VDC
- Mounting method: Flush mounting
- External connections: Screw terminals
- Reset: External/Manual

Features:
- Large display with 8.6mm (0.338in) height
- Replaceable battery
- NEMA 4/IP66 front
- Key-protect switch to prevent front resetting
- Short body, all models have a depth of 48.5mm

H7EC - Total Counters
- Operating mode: Up type
- Eight-digits, counting range 0 to 99999999

H7ER - Tachometers
- Operating mode: Up type
- Revolutions display up to five digits

H7ET - Time Counters
- Operating mode: Accumulating
- Seven digits, time range 0 to 3999d23.9h

For quantities greater than listed, call for quote.

MOUSER STOCK NO.	Omron Part No.	Fig.	Count Input	Display	Case Color	Price Each 1	5	10	25
H7EC Total Counters, Max. Counting Speed: 30Hz ⟷ 1kHz									
653-H7EC-N	H7EC-N	A	No-voltage	7-segment LCD	Light gray				
653-H7EC-N-B	H7EC-N-B	A	No-voltage	7-segment LCD	Black				
653-H7EC-NV	H7EC-NV	A	PNP/NPN universal DC voltage	7-segment LCD	Light gray				
653-H7EC-NV-B	H7EC-NV-B	A	PNP/NPN universal DC voltage	7-segment LCD	Black				
653-H7EC-NVBH	H7EC-NV-BH	A	PNP/NPN universal DC voltage	7-segment LCD with backlight	Black				
H7EC Total Counters, Max. Counting Speed: 20Hz									
653-H7EC-NFV-B	H7EC-NFV-B	A	AC/DC multi-voltage	7-segment LCD	Black				
H7ER Tachometers, Max. Revolutions Displayed: 1000.0s–1 (10 pulse/rev.), 1000.0m–1 (600 pulse/rev.) ⟷ 10000m–1 (60 pulse/rev.) (Switchable)									
653-H7ER-NV1-B	H7ER-NV-1-B	B	PNP/NPN universal DC voltage	7-segment LCD	Black				
H7ET Counters, Time Range: 999999.9h ⟷ 3999d23.9h (Switchable)									
653-H7ET-N-B	H7ET-N-B	C	No-voltage	7-segment LCD	Black				
653-H7ET-NFV-B	H7ET-NFV-B	C	AC/DC multi-voltage	7-segment LCD	Black				
653-H7ET-NV-B	H7ET-NV-B	C	PNP/NPN universal DC voltage	7-segment LCD	Black				
H7ET Counters, Time Range: 999h59m59s ⟷ 9999h59.9m (Switchable)									
653-H7ET-N1-B	H7ET-N1-B	C	No-voltage	7-segment LCD	Black				
653-H7ET-NFV1-B	H7ET-NFV1-B	C	AC/DC multi-voltage	7-segment LCD	Black				
653-H7ET-NV1	H7ET-NV1	C	PNP/NPN universal DC voltage	7-segment LCD	Light gray				
653-H7ET-NV1-B	H7ET-NV1-B	C	PNP/NPN universal DC voltage	7-segment LCD	Black				
Accessories			Description			1	10	50	100
653-Y92F-75	Y92F-75	-	Panel adapter (26x45mm) used with mounting bracket provided with counter						
614-CR2477N	CR2477NTS	-	Replacement battery, 3V lithium button cell						

© Copyright 2014 Mouser Electronics
© Copyright 2014 Mouser Electronics

OMRON Solid State Timers

OMRON H3CA SERIES: 1/16 DIN DIGITAL-SET, SOLID STATE TIMERS

Specifications:
- Minimum applicable load:
  H3CA-A 10mA @ 5VDC
  H3CA-8H 100mA @ 5VDC
- Mounting: Surface/track or flush
- Service life:
  Mechanical 10,000,000 operations min.
  Electrical 100,000 operations min.
- Time limit contact: SPDT

Features:
- Dual power supplies for free AC/DC
- Eight operation modes selectable with one unit
- Any desired time can be set digitally within a range from 0.1 seconds to 9,990 hours
- Four external signal inputs
- ON/OFF indicator for control output and bar indicator for remaining time

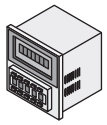

Operating Modes	
A: ON-delay	E: Interval
B: Repeat cycle	F: One shot flicker
C: Signal ON/OFF-delay	G: Signal ON/OFF-delay
D: Signal OFF-delay	H: Signal OFF-delay

RoHS Compliant

For quantities greater than listed, call for quote.

MOUSER STOCK NO.	Omron Part No.	Rated Supply Voltage	Terminal Form	Operating Modes (See table above)	Price Each 1	5	10
653-H3CA-8H-AC100	H3CA-8H-AC100/110/120	100/110/120VAC 50/60Hz	8-pin round	A			
653-H3CA-A	H3CA-A	24-240VAC 50/60Hz, 12-240VDC	11-pin round	A, B, C, D, E, F, G, H			

OMRON H3CR SERIES: SOLID STATE TIMERS

Specifications:
- Dimensions: 48x48mm
- Mounting: DIN
- Relay output: DPDT
- Input type:
  H3CR-A No-voltage (NPN type)
  H3CR-AP Voltage (PNP type)
  H3CR-H/F Without reset

Features:
H3CR-A
- Ecological design with reduced current consumption

H3CR-H
- Long power OFF-delay times

H3CR-F8
- Easy sequence check with instantaneous outputs for a zero set value



Operating Modes	
A: ON-delay	D: Signal OFF-delay
B: Flicker OFF start	E: Interval
B2: Flicker ON start	J: One-shot
C: Signal ON/OFF-delay	
K: Power OFF delay	

RoHS Compliant

✻ Relay output (SPDT) with instantaneous relay output (SPDT) and time-limit contact and instantaneous contact

For quantities greater than listed, call for quote.

MOUSER STOCK NO.	Omron Part No.	Supply Voltage	Terminal Form	Time Range	Operating Modes (See table above)	Price Each 1	5	10
Multi-Function								
653-H3CRA8-AC2448	H3CR-A8AC24-48/DC12-48	24-48VAC/12-48VDC	8-pin round	0.05s-300h	A, B2, E, J			
653-H3CRA8-AC1	H3CR-A8-AC100-240/DC100-125	100-240VAC/100-125VDC	8-pin round	0.05s-300h	A, B2, E, J			
✻ 653-H3CRA8EAC	H3CR-A8E AC100-240/DC100-125	100-240VAC/100-125VDC	8-pin round	0.05s-300h	A, B2, E, J			
653-H3CRA-24	H3CR-A-AC24-48/DC12-48	24-48VAC/12-48VDC	11-pin round	0.05s-300h	A, B, B2, C, D, E			
653-H3CRA-AC1	H3CR-A-AC100-240/DC100-125	100-240VAC/100-125VDC	11-pin round	0.05s-300h	A, B, B2, C, D, E			
653-H3CRAA2448D1248	H3CR-AP AC24-48/DC12-48	24-48VAC/12-48VDC	11-pin round	0.05s-300h	A, B, B2, C, D, E			
653-H3A100240D100125	H3CR-AP AC100-240/DC100-125	100-240VAC/100-125VDC	11-pin round	0.05s-300h	A, B, B2, C, D, E			
Power OFF-Delay								
653-H3CR-H8LAC/DC24S	H3CR-H8L-AC/DC24(S)	24VAC/DC	8-pin round	0.05-12s	K			
653-H3CRH8LAC200240M	H3CR-H8L AC200-240 M	200-240VAC	8-pin round	0.05-12m	K			
Twin								
653-H3CRF8AC100240	H3CR-F8-AC100-240	100-240VAC	8-pin round	0.05s-30h	B			
653-H3CR-F8N	H3CR-F8N AC100-240	100-240VAC	8-pin round	0.05s-30h	B2			
653-H3CRF83AC100/240	H3CR-F8-300-AC100/240	100-240VAC	8-pin round	1.2s-300h	B			

OMRON H3DS SERIES: ANALOG-SET, ULTRA-SLIM TIMERS

Specifications:
- Rated supply voltage: 24 to 230VAC (50/60 Hz) 24 to 48VDC
- Control output: 5A at 250VAC with resistive load ($\cos\phi = 1$); 5A at 30VDC with resistive
- Service life:
  Mechanical 10,000,000 operations min.
  Electrical 100,000 operations min.
- Output type: Relay SPDT
- Terminal type: Screw

Features:
- Analog set multi-function
- Ultra-slim 17.5mm timers for track mounting
- Wide AC/DC power supply range
- Smart Dial/Selector-Locking Mechanism prevents the dials and selectors on the timer's front panel from being operated without authorization (lock can only be unlocked and locked with an optional pen-type lock key)

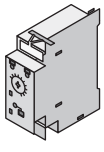

Operating Modes	
A: ON-delay	D: Signal OFF-delay
B: Repeat cycle	E: Interval
B2: Repeat-cycle ON-start	G: Signal ON/OFF-delay
C: Signal ON/OFF-delay	J: One-shot

RoHS Compliant

For quantities greater than listed, call for quote.

MOUSER STOCK NO.	Omron Part No.	Input	Operating Modes (See table above)	Price Each 1	5	10
Multi-Function						
653-H3DMLAC242302448	H3DS-ML AC24-230/DC24-48	Voltage	A, B, B2, C, D, E, G, J			
Standard						
653-H3DSLA24230D2448	H3DS-SL AC24-230/DC24-48	No input available	A, B2, E, J			
Single-Function						
653-H3DALAC242302448	H3DS-AL AC24-230/DC24-48	No input available	A (fixed)			

OMRON H3DK SERIES: MULTI-RANGE, MULTI-MODE TIMERS

Specifications:
- Supply voltage: 24-240VAC/DC
- Terminal block:
  H3DK-S1 6 terminals
  H3DK-M1(2) 9 terminals
- Mounting: DIN
- Service life:
  Mechanical 10,000,000 operations min.
  Electrical 100,000 operations min.

Features:
- Multiple time ranges and operating modes let you cover a wide range of applications
- The time-limit DPDT output contacts can be changed to time-limit SPDT and instantaneous SPDT output contacts using a switch
- Sequence checks are easily performed by setting an instantaneous output to 0
- Start signal control for the H3DK-M



Operating Modes	
A: ON-delay	D: Signal OFF-delay
B: Flicker OFF-start	E: Interval
B2: Flicker ON-start	G: Signal ON/OFF-delay
C: Signal ON/OFF-delay	J: One-shot Output

RoHS Compliant

For quantities greater than listed, call for quote.

MOUSER STOCK NO.	Omron Part No.	Contact Output	Operating Modes (See table above)	Price Each 1	5	10
653-H3DKS1ACDC24240	H3DK-S1 AC/DC24-240	SPDT	A, B2, E, J			
653-H3DKM1ACDC24240	H3DK-M1 AC/DC24-240	SPDT	A, B, B2, C, D, E, G, J			
653-H3DKM2ACDC24240	H3DK-M2 AC/DC24-240	DPDT	A, B, B2, C, D, E, G, J			

OMRON ACCESSORIES FOR TIMERS

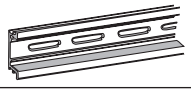

For quantities greater than listed, call for quote.

MOUSER STOCK NO.	Omron Part No.	Description	Price Each 1	5	10
Sockets and Adaptors (for use with H3CA and H3CR Series)					
653-P2CF-08	P2CF-08	8-pin round socket, bottom surface or track mounting, top screw terminals			
653-P2CF-11	P2CF-11	11-pin round socket, bottom surface or track mounting, top screw terminals			
653-P3G-08	P3G-08	8-pin socket, back mounting, for use with Y92F-30, bottom screw terminals			
653-P3GA-11	P3GA-11	11-pin socket, back mounting, for use with Y92F-30, bottom screw terminals			
653-Y92F-30	Y92F-30	Panel mount adapter, ideal for side by side installation, use with P3G sockets			
DIN Rails and Accessories					
653-PFP-50N	PFP-50N	DIN rail mounting track, 50cm (l) x 7.3mm (t)			
653-PFP-100N	PFP-100N	DIN rail mounting track, 1m (l) x 7.3mm (t)			
653-PFP-100N2	PFP-100N2	DIN rail mounting track, 1m (l) x 16mm (t)			
653-PFP-M	PFP-M	DIN rail stop plate			
653-PFP-S	PFP-S	DIN rail spacer			

© Copyright 2014 Mouser Electronics
© Copyright 2014 Mouser Electronics

OMRON H3JA SERIES: ECONOMICAL, COMPACT SOLID STATE TIMERS

Specifications:
- Time-limit contact: DPDT
- Operation/Resetting system: Time-limit/self-resetting
- Supply voltage: 100-120VAC
- Power consumption: 3VA (1.3W)

Features:
- Dual LED indication for power and output status
- Large transparent knob
- DIN size 36x36mm fits 8-pin sockets

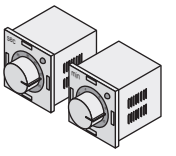

For quantities greater than listed, call for quote.

MOUSER STOCK NO.	Omron Part No.	Time Range	Price Each 1	5	10
653-H3JA-8C-10S	H3JA-8C-AC100-120-10S	1 to 10 seconds			
653-H3JA-8C-5M	H3JA-8C-AC100-120-5M	0.5 to 5 minutes			
Accessories			**1**	**25**	**50**
653-P3G-08	P3G-08	8-pin socket, back mounting, for use with Y92F-31, bottom screw terminals			
653-Y92F-31	Y92F-31	Panel mount adapter, ideal for side-by-side installation, use with P3G sockets			
653-PFP-100N	PFP-100N	DIN rail, 1m in length			
653-PFP-M	PFP-M	DIN rail spacer			

OMRON H3YN SERIES: MINIATURE SOLID STATE TIMERS

Specifications:
- Insulation resistance: 100mΩ min. (@ 500VDC)
- Service life: Mechanical 10,000,000 operations min. Electrical DPDT 500,000 / 4PDT 200,000 operations
- Timing functions: ON-delay, interval, repeat cycle, ON-start/OFF start (DIP switch selectable)

Features:
- Ultra-slim package 21.5mm max.
- Simplifies ordering and inventory by combining multiple functions and time ranges in one unit
- LED power-ON and time-UP indicators



For quantities greater than listed, call for quote.

MOUSER STOCK NO.	Omron Part No.	Time Limit Contact	Supply Voltage	Time Range	Price Each 1	2	5
Short-Time Range							
653-H3YN-2-AC1	H3YN-2-AC100-120	DPDT	100-120VAC	0.1s-10m			
653-H3YN-2-DC24	H3YN-2-DC24	DPDT	24VAC	0.1s-10m			
653-H3YN-4-AC1	H3YN-4 AC100-120	4PDT	100-120VAC	0.1s-10m			
653-H3YN-4DC125	H3YN-4 DC125	4PDT	125VDC	0.1s-10m			
Long-Time Range							
653-H3YN-21DC24	H3YN-21 DC24	DPDT	24VAC	0.1m-10h			
653-H3YN-21-AC1	H3YN-21-AC100-120	DPDT	100-120VAC	0.1m-10h			
653-H3YN-41AC100-120	H3YN-41 AC100-120	4PDT	100-120VAC	0.1m-10h			
Accessories					**1**	**25**	**50**
653-PYF08A-E	PYF08A-E	Track mount/front connect socket for DPDT time (H3YN-2, H3YN-21)					
653-PYF14A-E	PYF14A-E	Track mount/front connect socket for 4PDT time (H3YN-4)					
653-PY08	PY08	Back connect, solder terminal socket for DPDT (H3YN-2, H3YN-21)					
653-PY14	PY14	Back connect, solder terminal socket for 4PDT (H3YN-4)					
653-PY08-02	PY08-02	Back connect, PC terminal socket for DPDT (H3YN-2, H3YN-21)					
653-PY14-02	PY14-02	Back connect, PC terminal socket for 4PDT (H3YN-4)					
653-Y92H-4	Y92H-4	Hold down clip for sockets PY08, PY08-02, PY14, PY14-02					

RoHS Compliant

OMRON H5CX-N SERIES: 1/16 DIN MULTI-FUNCTION DIGITAL TIMERS

Specifications:
- Number of display digits: 4
- Time specifications: 0.001-9.999s; 0.01-99.99s; 0.1-999.9s 1-9999s; 1s-99min59s; 0.1-999.9min 1-9999min; 1min-99h59min; 0.1-999.9h; 1-9999h
- Timer mode: 11 Signal ON-delay I, II; Power ON-delay I, II; Repeat cycle 1, 2; Signal OFF-delay Interval; Cumulative; Stopwatch ON/OFF-duty-adjustable flicker
- Twin timer mode: 4 Flicker OFF start 1, 2; Flicker ON start 1, 2

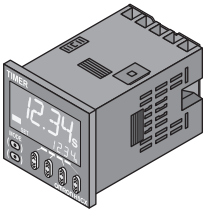

For quantities greater than listed, call for quote.

MOUSER STOCK NO.	Omron Part No.	Connection	Supply Voltage 50/60Hz	Display Character Color	Output	Price Each 1	5	10
Economy Type, NPN Input								
653-H5CX-L8NAC100240	H5CX-L8-N AC100240	8-pin socket	100-240VAC	Red	Contact (Time-limit SPDT)			
653-H5CXL8DND1224A24	H5CX-L8-DN DC12-24/AC24	8-pin socket	12-24VDC/ 24VAC	Red	Contact (Time-limit SPDT)			
Standard Type, NPN/PNP Input, DIP Switch Settings Provided								
653-H5CXA11NAC100240	H5CX-A11-N AC100-240	11-pin socket	100-240VAC	Red	Contact (Time-limit SPDT)			
653-H5CXA1DND1224A24	H5CX-A11-DN DC12-24/AC24	11-pin socket	12-24VDC/ 24VAC	Red	Contact (Time-limit SPDT)			
653-H5CXASNA100240	H5CX-AS-N AC100-240	Screw terminals	100-240VAC	Red, green, or orange	Transistor (SPST)			
653-H5CXASDND1224A24	H5CX-ASD-N-DC12-24/AC24	Screw terminals	12-24VDC/ 24VAC	Red, green, or orange	Transistor (SPST)			
653-H5CXANAC100240	H5CX-A-N AC100-240	Screw terminals	100-240VAC	Red, green, or orange	Contact (Time-limit SPDT)			
653-H5CXADNA24D1224	H5CX-AD-N AC24/DC12-24	Screw terminals	12-24VDC/ 24VAC	Red, green, or orange	Contact (Time-limit SPDT)			
Accessories		Description						
653-P2CF-08-E	P2CF-08-E	Front connecting socket, 8-pin, finger-safe type						
653-Y92P-CXT4S	Y92P-CXT4S	Front panel replacement, white						

RoHS Compliant

OMRON H5CN-X SERIES: MINIATURE, DIN QUARTZ DIGITAL TIMERS

Specifications:
- Contact output: SPDT
- Output mode: Power ON-delay

Features:
- Selection of elapsed time indication, remaining time indication, contact output, and solid-state output types to suit requirements



For quantities greater than listed, call for quote.

MOUSER STOCK NO.	Omron Part No.	Connection	Supply Voltage	Display	Rated Time	Price Each 1	5	10
653-H5CN-XBN	H5CN-XBN AC100-240	8-pin socket	100-240VAC	UP	0.1-999.9s			
653-H5CNXCNAC100240	H5CN-XCN AC100-240	8-pin socket	100-240VAC	UP	1s-99m59s			

RoHS Compliant

OMRON H5L SERIES: 1/4 DIN SIZE WEEKLY TIMERS

Specifications:
- Rated supply voltage: 100-240VAC
- Terminal type: Screw
- Number of program steps: 24

Features:
- Easy programming with large display and interactive functions
- Memory protection during power failure for up to 10 years
- Easy operation with five keys

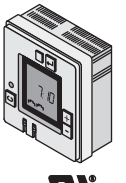

For quantities greater than listed, call for quote.

MOUSER STOCK NO.	Omron Part No.	Rated Time	Time Setting Range	Time Division	Price Each 1	2	5
653-H5L-A	H5L-A	24 hours x 7 days	00:00-23:59	1 minute			
Accessories					**1**	**5**	**10**
653-PFP-100N	PFP-100N	DIN rail, 1m in length					
653-PFP-M	PFP-M	DIN rail spacer					

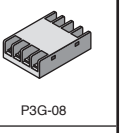
P3G-08

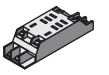
PYF08A-E

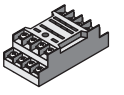
PYF14A-E

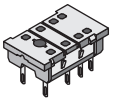
PY08
PY08-02

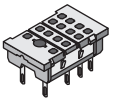
PY14
PY14-02

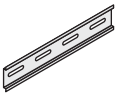
PFP-100N

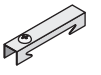
PFP-M

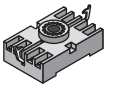
P2CF-08-E

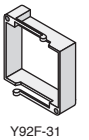
Y92F-31

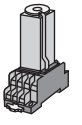
Y92H-4


Y92P

Omron

Timers

© Copyright 2014 Mouser Electronics

© Copyright 2014 Mouser Electronics

SCHURTER TA35 SERIES: THERMAL CIRCUIT BREAKER WITH ROCKER ACTUATOR

- TA35 is positively trip-free
- Ratings: 240VAC (3-pole: 415Y/240)
- Snap-in mount from front
- Quick-connect terminals
- Illuminated types available with red, green, yellow and blue transparent rockers

RoHS Compliant

For quantities greater than listed, call for quote.

MOUSER STOCK NO.	Schurter Part No.	Fig.	No. of Poles	No. of Terminals	Rated Current	Switch Color/Markings	Price Each 1	10	25	50
693-CFTWKJ20C0	CFTWKJ20C0	A	1	1	2A	White/ON-OFF				
693-CFTWF030C0	CFTWF030C0	A	1	1	3A	White/I-0				
693-CFTBF040C0	CFTBF040C0	A	1	1	4A	Black/I-0				
693-CFTRF050C0	CFTRF050C0	A	1	1	5A	Red/I-0				
693-CFTWF070C0	CFTWF070C0	A	1	1	7A	White/I-0				
693-CFTRF100C0	CFTRF100C0	A	1	1	10A	Red/I-0				
693-CFTWF150C0	CFTWF150C0	A	1	1	15A	White/I-0				
693-CFTWF200C0	CFTWF200C0	A	1	1	20A	White/I-0				
693-CBTWF060C0	CBTWF060C0	B	2	1	6A	White/I-0				
693-CBTWF080C0	CBTWF080C0	B	2	1	8A	White/I-0				
693-CBTWF160C0	CBTWF160C0	B	2	1	16A	White/I-0				
693-CBDWF030C0	CBDWF030C0	B	2	2	3A	White/I-0				
693-CBDWF050C0	CBDWF050C0	B	2	2	5A	White/I-0				
693-CBDWF070C0	CBDWF070C0	B	2	2	7A	White/I-0				
693-CKDWF050C0	CKDWF050C0	C	3	3	5A	White/I-0				
693-CKDWF100C0	CKDWF100C0	C	3	3	10A	White/I-0				

Accessories

RoHS Compliant

For quantities greater than listed, call for quote.

MOUSER STOCK NO.	Schurter Part No.	Description	Price Each 1	10	25	50
693-CZZ11	CZZ11	Waterproof cover - 1 pole				
693-CZZ21	CZZ21	Waterproof cover - 2 pole				

SCHURTER TA45 SERIES: THERMAL CIRCUIT BREAKERS WITH ROCKER ACTUATOR

- TA45 is positively trip-free
- Ratings: 240VAC/60VDC
- Black switch has white printed I/O legend
- Orange switch is transparent illuminated with white printed I/O legend
- Other rocker switch colors and legends available. Call for more information.
- Snap-in mount
- IP40 degree of protection on front side
- Terminals: .250" quick connect
- DPST switch (On-Off); 3-pole also available, Call for more information
- I-Pole units use 120 Volt illumination; Z-Pole units use 240 Volt

For quantities greater than listed, call for quote.

MOUSER STOCK NO.	Schurter Part No.	Fig.	Rated Current	Thermal Overload Protection	Switch Color	Price Each 1	10	25	50
693-ABTBLJ05C0	ABTBLJ05C0	D	0.5A	1-pole	Black				
693-A126LJ05C0	A126LJ05C0	D	0.5A	1-pole	Orange				
693-ABDBLJ05C0	ABDBLJ05C0	D	0.5A	2-pole	Black				
693-ABTBLJ20C0	ABTBLJ20C0	D	2A	1-pole	Black				
693-A126LJ20C0	A126LJ20C0	D	2A	1-pole	Orange				
693-ABDBLJ20C0	ABDBLJ20C0	D	2A	2-pole	Black				
693-A326LJ20C0	A326LJ20C0	D	2A	2-pole	Orange				
693-ABTBL050C0	ABTBL050C0	D	5A	1-pole	Black				
693-ABDBL050C0	ABDBL050C0	D	5A	2-pole	Black				
693-A326L050C0	A326L050C0	D	5A	2-pole	Orange				
693-ABTBL100C0	ABTBL100C0	D	10A	1-pole	Black				
693-A126L100C0	A126L100C0	D	10A	1-pole	Orange				
693-ABDBL100C0	ABDBL100C0	D	10A	2-pole	Black				
693-A326L100C0	A326L100C0	D	10A	2-pole	Orange				
693-ABTBL150C0	ABTBL150C0	D	15A	1-pole	Black				
693-A126L150C0	A126L150C0	D	15A	1-pole	Orange				
693-ABDBL150C0	ABDBL150C0	D	15A	2-pole	Black				
693-A326L150C0	A326L150C0	D	15A	2-pole	Orange				
693-ABTBL200C0	ABTBL200C0	D	20A	1-pole	Black				
693-A126L200C0	A126L200C0	D	20A	1-pole	Orange				
693-ABDBL200C0	ABDBL200C0	D	20A	2-pole	Black				
693-A326L200C0	A326L200C0	D	20A	2-pole	Orange				

DIMENSIONS: mm

A



1-Pole

B



2-Pole

C



3-Pole

D

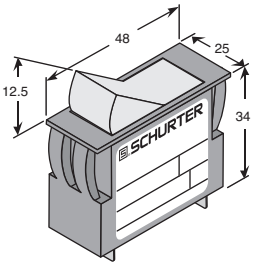

© Copyright 2014 Mouser Electronics

© Copyright 2014 Mouser Electronics

KOBITONE Buzzers

RoHS Compliant This product is RoHS compliant.

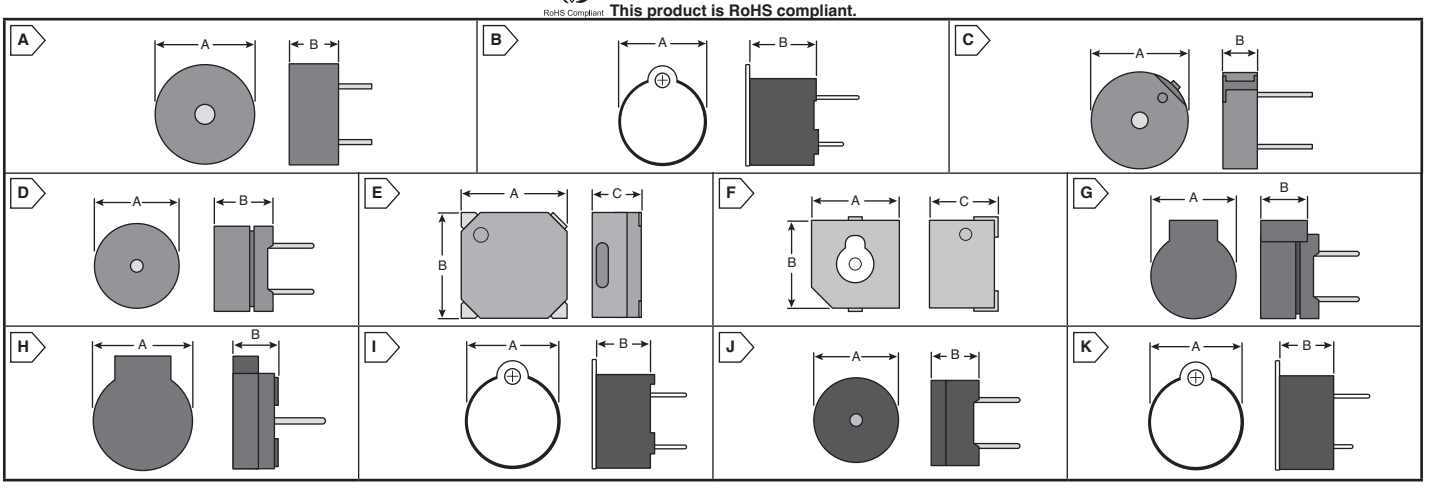

MAGNETIC BUZZERS

For quantities greater than listed, call for quote.

MOUSER STOCK NO.	Fig.	Resonant Frequency (Hz)	Rated Voltage	Current Typical (mA)	Sound Pressure Level (dB)	Terminal Type	Dimensions (mm) A x B x C	Price Each 1	25	50	100
External Drive											
254-EMB73-RO	A	3100	3 Vo-p	100	70	Pin	ø6.7 x 3.6 x ---				
254-EMB15-RO	B	2400	5 Vo-p	50	85	Pin	ø12 x 10 x ---				
254-EMB145-RO	C	2000	5 Vo-p	50	85	Pin	ø14 x 5.0 x ---				
254-EMB121-RO	D	2048	1.5 Vo-p	35	85	Pin	ø12 x 8.5 x ---				
254-EMB84X-RO	E	2730	5 Vo-p	100	87	SMD	8.5 x 8.5 x 4.0				
254-EMB84Q-RO	E	2730	3.6 Vo-p	100	87	SMD	8.5 x 8.5 x 3.0				
254-EMB135-RO	F	2400	5 Vo-p	30	88	SMD	12.8 x 12.8 x 6.5				
254-EMB132-RO	F	2400	12 Vo-p	30	90	SMD	12.8 x 12.8 x 10				
254-EMB140-RO	G	2048	3.5 Vo-p	35	85	Pin	ø12 x 8.5 x ---				
254-EMB93-RO	H	2731	3 Vo-p	80	85	Pin	ø9.0 x 4.0 x ---				
254-EMB120-RO	I	2800	1.5 Vo-p	40	85	Pin	ø12 x 10 x ---				
254-EMB1212-RO	I	2400	12 Vo-p	80	85	Pin	ø12 x 10 x ---				
254-EMB1005-RO	J	3100	5 Vo-p	60	85	Pin	ø9.6 x 7 x ---				
Self Drive											
254-EMB125-RO	B	2300	5 Vo-p	35	85	Pin	ø12 x 9.5 x ---				
254-EMB122-RO	B	2300	12 VDC	35	85	Pin	ø12 x 9.5 x ---				
254-EMB105-RO	K	2500	5 Vo-p	25	80	Pin	ø9.6 x 5.0 x ---				
254-EMB1205-RO	K	2300	5 VDC	30	83	Pin	ø12 x 7.5 x ---				

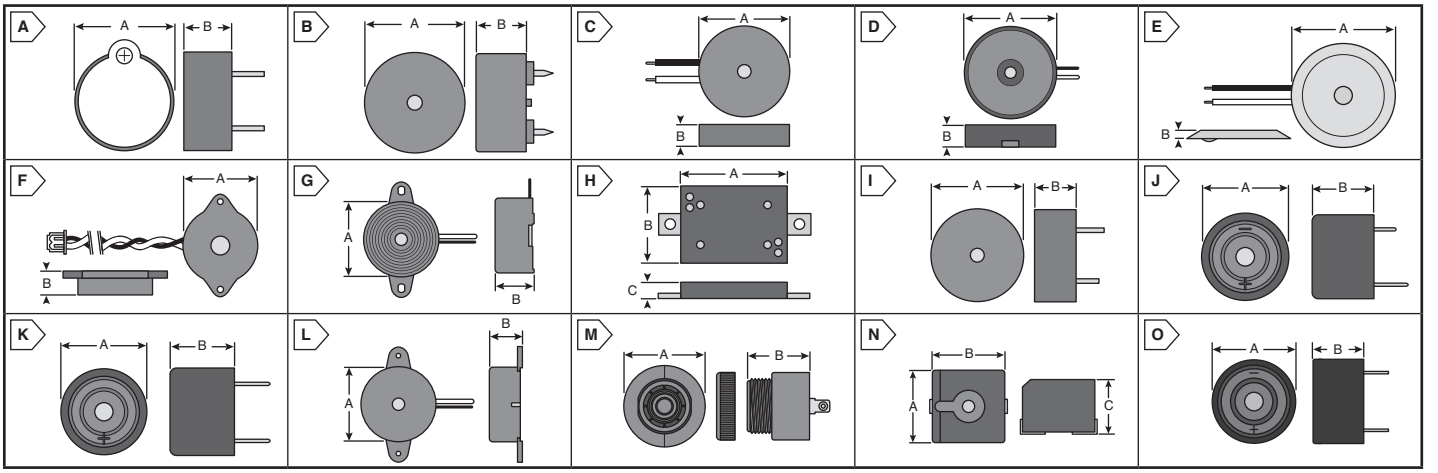

PIEZOELECTRIC BUZZERS

For quantities greater than listed, call for quote.

MOUSER STOCK NO.	Fig.	Resonant Frequency (Hz)	Rated Voltage	Current Typical (mA)	Sound Pressure Level (dB)	Terminal Type	Dimensions (mm) A x B x C	Price Each 1	25	50	100
External Drive											
254-PB140-ROX	A	4000	5 Vp-p	5	80	Pin	ø13.8 x 6.8 x ---				
254-PB170-ROX	B	2000	3 Vp-p	5	70	Pin	ø17 x 8.6 x ---				
254-PB102-ROX	C	3200	10 Vp-p	5	80	Wire	ø10 x 3.2 x ---				
254-PB160-ROX	D	4000	7 Vp-p	7	80	Wire	ø16.5 x 4.0 x ---				
254-PB284-ROX	E	4400	6 Vp-p	8	85	Wire	ø27.7 x 2.8 x ---				
254-PB441-ROX	F	1100	10 Vp-p	11	85	Wire	ø44 x 14 x ---				
254-PB305-ROX	G	2500	10 Vp-p	9	86	Wire	ø30 x 9.5 x ---				
254-PB119-ROX	H	4100	5 Vp-p	5	70	SMD	11 x 9.0 x 1.7				
Self Drive											
254-PB1440-ROX	I	4000	12 VDC	7	80	Pin	ø13.8 x 7.5 x ---				
254-PB239-ROX	J	2900	12 VDC	8	85	Pin	ø23 x 16 x ---				
254-PB247-ROX	K	3700	12 VDC	8	90	Pin	ø24 x 18 x ---				
254-PB233-ROX	G	3300	12 VDC	12	85	Wire	ø22.5 x 12 x ---				
254-PB428-ROX	L	2800	12 VDC	9	96	Wire	ø42 x 16 x ---				
254-PB315-ROX	L	3500	9 VDC	9	95	Wire	ø31 x 14 x ---				
254-PB4229S-ROX	M	2900	110 DC/AC	18	83	Pin	ø43 x 33 x ---				
254-PB145-ROX	N	3300	5 Vp-p	8	80	SMD	14 x 14 x 10.7				
254-PB249-ROX	O	2900	12 VDC	8	85	Pin	ø23.8 x 16 x ---				

© Copyright 2014 Mouser Electronics

© Copyright 2014 Mouser Electronics

KOBITONE Buzzers

RoHS Compliant **This product is RoHS compliant.**

DIMENSIONS:mm

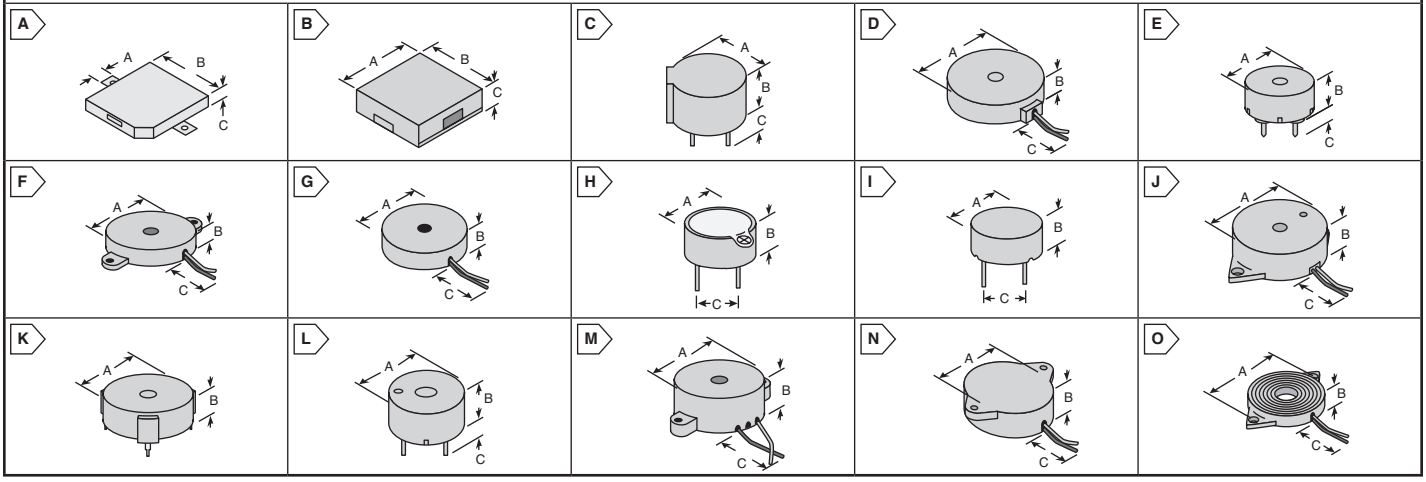

PIEZOELECTRIC BUZZERS

For quantities greater than listed, call for quote.

MOUSER STOCK NO.	Fig.	Resonant Frequency (Hz)	Rated Voltage	Current Consumption (mA)	Sound Pressure Level (dB)	Terminal Type	Dimensions: mm A	B	C	Price Each 1	25	50	100
External Drive													
254-PB501-ROX	A	4000	15Vp-p	3@9Vp-p	80	SMD	2.0	13.0	2.5				
254-PB502-ROX	B	4000	15Vp-p	3@9Vp-p	80	SMD	14.5	14.0	4.8				
254-PB503-ROX	C	4000	15Vp-p	3@9Vp-p	72	Pin	10.5	4.0	4.0				
254-PB504-ROX	D	4000	15Vp-p	3@9Vp-p	72	Wire	ø10.5	3.0	25.0				
254-PB506-ROX	D	5000	15Vp-p	3@9Vp-p	80	Wire	ø10.5	3.0	25.0				
254-PB507-ROX	E	4000	15Vp-p	3@9Vp-p	80	Pin	ø12.6	7.0	3.5				
254-PB508-ROX	E	4000	30Vp-p	4@12Vp-p	90	Pin	ø22.0	12.0	6.5				
254-PB514-ROX	F	3500	30Vp-p	4@9Vp-p	85	Wire	ø30.0	5.5	85.0				
254-152-ROX	G	4000	30Vp-p	3@9Vp-p	80	Wire	ø16.7	4.0	85.1				
254-15231-ROX	H	3200	15Vp-p	3@9Vp-p	80	Pin	ø13.8	32.0	7.6				
254-15240-ROX	I	4096	20Vp-p	3@9Vp-p	80	Pin	ø17.2	8.1	23.8				
254-20205-ROX	E	4096	30Vp-p	3@9Vp-p	80	Pin	ø22.0	8.0	10.8				
254-272-ROX	J	4400	30Vp-p	4@9Vp-p	90	Wire	ø30.0	5.5	84.8				
254-352-ROX	J	2500	30Vp-p	5@9Vp-p	90	Wire	ø41.9	15.9	115.0				
Self Drive													
254-PB516-ROX	K	2500	3-27VDC	9@9VDC	83	Pin	ø29.5	10.0	- - -				
254-27346-ROX	G	4400	3-27VDC	9@9VDC	83	Wire	ø30.0	5.0	85.1				
254-PB518-ROX	J	3500	3-30VDC	8@9VDC	85	Wire	ø31.0	10.0	75.0				
254-PB511-ROX	J	5000	3-30VDC	8@9VDC	80	Wire	ø31.0	10.0	75.0				
254-PB519-ROX	J	3500	3-30VDC	10@9VDC	87	Wire	ø31.0	10.0	100.0				
254-PB521-ROX	L	2800	3-20VDC	12@9VDC	100	Pin	ø42.0	16.5	8.0				
254-PB509-ROX	L	3800	3-30VDC	8@9VDC	83	Pin	ø24.0	14.0	3.7				
254-PB510-ROX	L	5000	3-15VDC	7@9VDC	93	Pin	ø24.5	16.0	3.7				
254-PB512-ROX	M	3000	5-20VDC	20@9VDC	97	Wire	ø42.0	16.0	120.0				
254-PB513-ROX	M	5000	5-20VDC	12@9VDC	93	Wire	ø42.0	16.0	120.0				
254-15210-ROX	H	4400	3-15VDC	8@9VDC	85	Pin	ø13.8	8.5	7.6				
254-20C6-ROX	F	3400	3-30VDC	8@9VDC	80	Wire	ø28.9	9.5	135.0				
254-27C0-ROX	J	3500	3-20VDC	8@9VDC	97	Wire	ø31.8	14.0	100.0				
254-35C1-ROX	M	2800	3-30VDC	8@9VDC	88	Wire	ø41.9	25.9	110.0				
254-35C5-ROX	M	2800	3-15VDC	45@9VDC	103	Wire	ø41.9	25.9	110.0				

TELEPHONE RINGERS

For quantities greater than listed, call for quote.

MOUSER STOCK NO.	Fig.	Resonant Frequency (Hz)	Rated Voltage	Current Consumption (mA)	Sound Pressure Level (dB)	Terminal Type	Dimensions: mm A	B	C	Price Each 1	25	50	100
254-PB500-ROX	N	800	40Vp-p	4@9Vp-p	80	Wire	ø44.0	14.0	110.0				
254-35T2-ROX	O	1200	40Vp-p	3@9Vp-p	80	Wire	ø34.5	9.0	110.0				

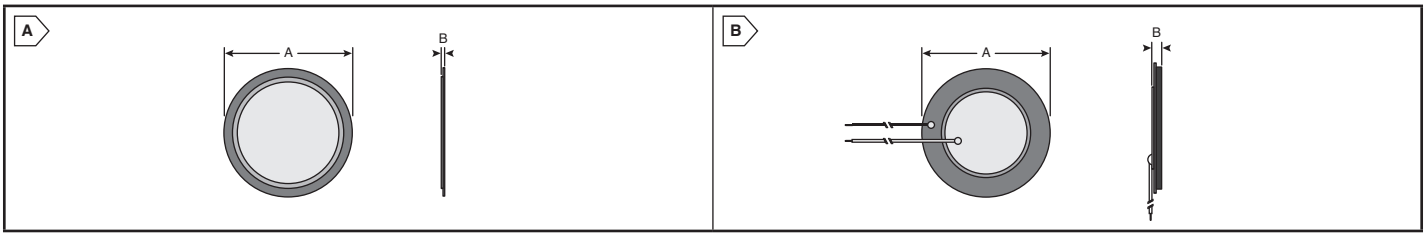

PIEZOELECTRIC BUZZER ELEMENTS

External Drive

For quantities greater than listed, call for quote.

MOUSER STOCK NO.	Fig.	Resonant Frequency (Hz)	Resonant Impedance (Ω)	Rated Voltage	Type	Dimensions (mm) A x B	Price Each 1	25	50	100
254-PB125-ROX	A	6500	500	30Vp-p	External	ø12 x .18				
254-PB200-ROX	A	4000	300	30Vp-p	External	ø20 x .22				
254-PB158-ROX	B	5800	800	30Vp-p	External	ø15 x 2.0				

© Copyright 2014 Mouser Electronics

© Copyright 2014 Mouser Electronics

KOBITONE Transducers and Speakers

KOBITONE™ AUDIO COMPANY

RoHS Compliant **This product is RoHS compliant.**

DIMENSIONS: mm

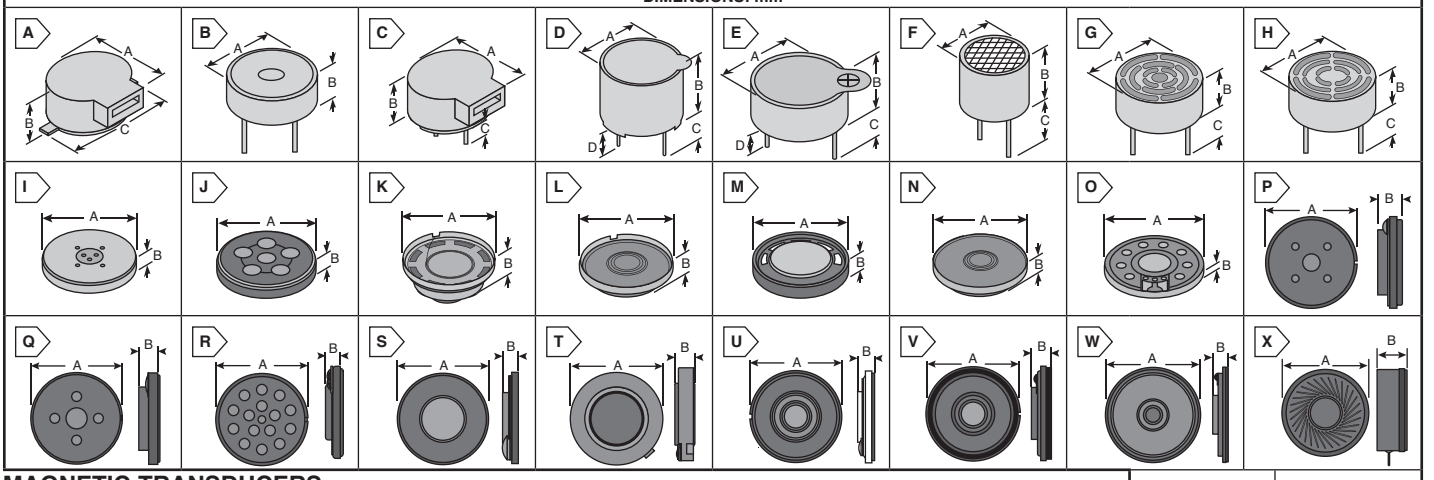

MAGNETIC TRANSDUCERS

For quantities greater than listed, call for quote.

MOUSER STOCK NO.	Fig.	Resonant Frequency (Hz)	Rated Voltage	Current Consumption (mA)	Sound Pressure Level (dB)	Terminal Type	Dimensions: mm A	B	C	D	Price Each 1	25	50	100
254-MB553-RO	A	2730	5VDC	80	85	SMD	10.6	4.0	12.5	- - -				
254-MB555-ROX	B	2730	3VDC	80	85	Pin	ø9.0	4.0	- - -	- - -				
254-MB556-RO	C	2700	1.5VDC	80	85	Pin	10.6	4.0	4.5	- - -				
254-MB557-RO	D	2400	12VDC	40	85	Pin	ø12.0	9.0	5.5	4.0				
254-MB563-RO	D	2048	5VDC	50	82	Pin	ø12.0	9.0	5.5	4.0				
254-MB561-RO	E	2300	5VDC	30	83	Pin	ø12.0	7.5	5.5	4.0				

ULTRASONIC TRANSDUCERS

For quantities greater than listed, call for quote.

MOUSER STOCK NO.	Fig.	Description	SPL Min. (dB)	Sensitivity Min. (dB)	Center Frequency (kHz)	Bandwidth (kHz)	Max. Input Voltage	Dimensions: mm A	B	C	Price Each 1	25	50	100
255-400PT160-ROX	F	Transceiver	117	-65	40 ± 1.0	2	20	ø16.2	12.2	10.0				
255-400SR12M-ROX	F	Receiver	- - -	-67	40 ± 1.0	2	20	ø12.8	8.9	10.0				
255-400ST12M-ROX	F	Transmitter	115	- - -	40 ± 1.0	2	20	ø12.8	8.9	10.0				
255-400SR16-ROX	F	Receiver	- - -	-65	40 ± 1.0	2.5	20	ø16.2	11.9	10.0				
255-400ST16-ROX	F	Transmitter	119	- - -	40 ± 1.0	2	20	ø16.2	11.9	10.0				
255-250ST16P-ROX	G	Transmitter	112	- - -	25 ± 1.0	2	20	ø15.7	12.0	10.0				
255-250SR16P-ROX	G	Receiver	- - -	-62	25 ± 1.0	2	20	ø15.7	12.0	10.0				
255-328ST16M-ROX	F	Transmitter	115	- - -	32.8 ± 1.0	2.5	20	ø16.2	9.6	10.0				
255-328SR16M-ROX	F	Receiver	- - -	-67	32.8 ± 1.0	2.5	20	ø16.2	9.6	10.0				
255-400ST10P-ROX	H	Transmitter	115	- - -	40 ± 1.0	2.5	10	ø10.0	7.2	9.4				
255-400SR10P-ROX	H	Receiver	- - -	-65	40 ± 1.0	3	10	ø10.0	7.2	9.4				
255-400ST12P-ROX	G	Transmitter	115	- - -	40 ± 1.0	2	15	ø12.8	9.1	10.0				
255-400SR12P-ROX	G	Receiver	- - -	-67	40 ± 1.0	2	15	ø12.8	9.1	10.0				

MYLAR SPEAKERS

For quantities greater than listed, call for quote.

MOUSER STOCK NO.	Fig.	Impedance (Ω)	Power Rating (mW) Normal	Power Rating (mW) Max.	Frequency Range (Hz)	Sound Pressure Level (dB)	Dimensions: mm A	B	Price Each 1	25	50	100
254-PS600-RO	I	8Ω	300	500	1000 - 20000	83	ø12.0	2.4				
254-PS601-RO	J	8Ω	200	300	700 - 7000	85	ø15.0	3.5				
254-PS602-RO	K	32Ω	30	50	400 - 20000	102	ø15.0	3.5				
254-PS603-RO	L	8Ω	200	400	400 - 6500	75	ø20.0	3.0				
254-PS604-RO	M	32Ω	200	500	360 - 2800	80	ø27.0	5.1				
254-PS605-RO	N	8Ω	100	200	350 - 6800	76	ø30.0	3.5				
254-PS606-RO	N	25Ω	200	500	320 - 7200	83	ø36.0	4.8				
254-PS607-RO	N	8Ω	500	1000	350 - 6200	84	ø40.0	5.0				
254-PS608-RO	O	8Ω	200	500	350 - 11000	82	ø40.0	4.2				
254-PS609-RO	O	8Ω	250	500	350 - 8500	85	ø50.0	5.0				
254-PS610-RO	O	8Ω	500	1000	350 - 13000	88	ø57.0	8.4				

DYNAMIC SPEAKERS

Applications:

- Digital Cameras
- Communications Devices
- Media Players
- LCD Displays
- PCs

For quantities greater than listed, call for quote.

MOUSER STOCK NO.	Fig.	Impedance (Ω)	Rated Power (W)	Frequency Response (Hz)	Magnet Type	Dimensions (mm) A x B x C	Price Each 1	25	50	100
254-DS108-RO	P	8	0.15	1200-6K	Nd-Fe-B	ø10 x 2.7				
254-DS136-RO	Q	16	0.5	1000-20K	Nd-Fe-B	ø13 x 3.0				
254-DS152-RO	R	32	0.5	920-20K	Nd-Fe-B	ø15 x 2.9				
254-DS1886-RO	S	8	1.0	1000-5K	Nd-Fe-B	ø18 x 3.2				
254-DS1808-RO	T	8	0.5	850-20K	Nd-Fe-B	ø18 x 4.3				
254-DS206-RO	U	16	0.25	1000-10K	Nd-Fe-B	ø20 x 3.8				
254-DS202-RO	V	32	0.5	870-7.5K	Ferrite	ø20 x 4.1				
254-DS238-RO	W	8	1.0	820-5K	Ferrite	ø23 x 4				
254-DS268-RO	X	8	0.5	550-20K	Nd-Fe-B	ø25.6 x 9.2				
254-DS2686-RO	Y	8	1.0	800-20K	Nd-Fe-B	ø26 x 4.5				
254-DS288-RO	Z	8	0.5	500-10K	Nd-Fe-B	ø28 x 5.0				
254-DS308-RO	AA	8	0.15	1300-5K	Nd-Fe-B	ø29.2 x 11.8				
254-DS368-RO	BB	8	1.0	550-6K	Nd-Fe-B	ø36 x 4.6				
254-DS4028-RO	CC	8	2.0	530-16.5K	Nd-Fe-B	40 x 28.3 x 11.5				
254-DS4020-RO	CC	8	2.0	400-2.2K	Nd-Fe-B	40 x 20 x 5.8				
254-DS408-RO	DD	8	1.0	600-6K	Nd-Fe-B	ø40 x 5.1				
254-DS458-RO	EE	8	1.0	500-6K	Nd-Fe-B	ø45 x 5.3				
254-DS708-RO	FF	8	2.0	300-20K	Nd-Fe-B	70 x 30 x 23.0				
254-DS718-RO	GG	8	4.0	380-20K	Nd-Fe-B	71 x 41 x 25.0				
254-DS5053-RO	HH	8	0.2	550-4.5K	Ferrite	ø50 x 16.5				
254-DS5084-RO	II	8	0.25	450-4.5K	Ferrite	ø50 x 16.9				
254-DS2812-RO	JJ	8	0.3	600-20K	Nd-Fe-B	ø28 x 3.9				

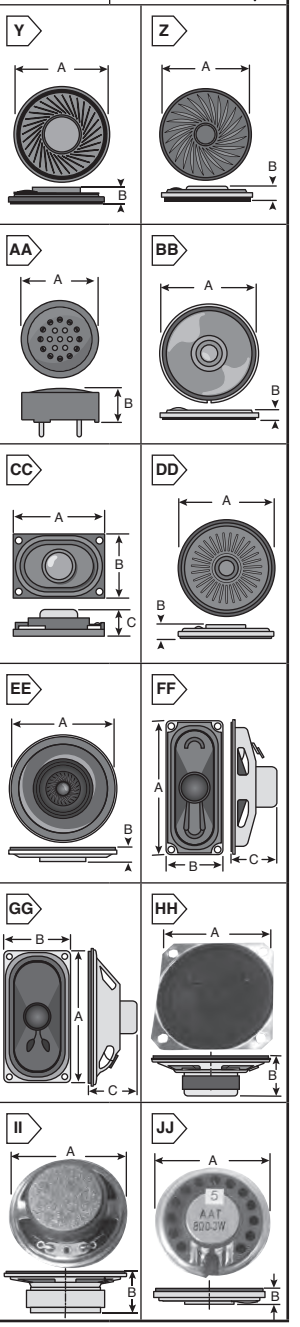

© Copyright 2014 Mouser Electronics

MALLORY SONALERT® Audible Alarms and Buzzers

DIMENSIONS: in.

A

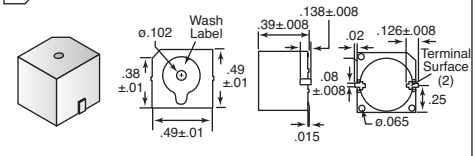

✻ AST501, AST605 = .295"

B

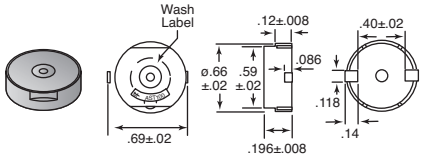

C

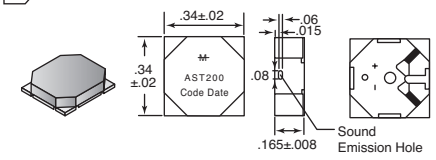

MALLORY SONALERT II™ - SURFACE MOUNT (WITH AND WITHOUT CIRCUITRY)

MOUSER STOCK NO.	Fig.	Resonate/ Oscillating Frequency (Hz)	Rated Voltage Vpp	Operating Voltage (max.)	Sound Pressure dB (min.)	Current Consumption (max.)	Price Each 1	25	50
539-ASI301Q	A	2300 ±300 Hz	5 VDC	4~7 VDC	90 dB	30 mA			
539-ASI401Q	A	2300 ±300 Hz	12 VDC	9~15 Vpp	90 dB	50 mA			
539-AST100Q	B	4000 ±500 Hz	5 Vpp	15 Vpp	80 dB	1.5 mA			
539-AST200Q	C	2700 ±500 Hz	3 Vpp	2~5 Vpp	80 dB	80 mA			
539-AST501Q	A	2400 ±500 Hz	1.5 Vpp	1~2 Vpp	85 dB	70 mA			
539-AST605Q	A	2400 ±500 Hz	5 Vpp	4~7 Vpp	87 dB	50 mA			

D

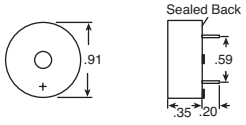

Add "S" to part number for wash label

MALLORY SONALERT®

- Board mount with circuitry
- Low profile and compact
- Piezo tone quality
- Made in the USA

MOUSER STOCK NO.	Fig.	Frequency	Minimum Sound Pressure (dB/2 ft.)	Rated Voltage	Maximum Current	Price Each 1	25	50	100
539-MSR320R	D	3.40KHz ± .4KHz	75 @ 12V	3-20VDC	3-16mA @ 3-20VDC				
539-MSR320SR	D	3.40KHz ± .4KHz	62 @ 3V	3-20VDC	3-16mA @ 3-20VDC				
539-MSR516NR	D	3.90KHz ± .4KHz	85 @ 12V	5-16VDC	3-16mA @ 5-16VDC				
539-MSO320R	E	3.15KHz ± .4KHz	75 @ 12V	3-20VDC	3-16mA @ 3-20VDC				
539-MAS800Q	F	2.8KHz ± .5KHz	103 @ 12V	9-12VDC	50mA @ 12VDC				
539-MAS800SQ	F	2.8KHz ± .5KHz	103 @ 12V	9-12VDC	50mA @ 12VDC				
539-MAS803Q	F	2.8KHz ± .5Hz	95 @ 3V	3-7VDC	130mA @ 7VDC				
539-MAS806Q	F	2.8KHz ± .5Hz	95 @ 6V	5-14VDC	50mA @ 14VDC				
539-MSR516NSR	D	3.90KHz	85 @ 12V	5-16VDC	3-16mA @ 5-16VDC				
539-MAS806SQ	F	2.8KHz	95 @ 6V	5-14VDC	3-16mA @ 5-16VDC				

E

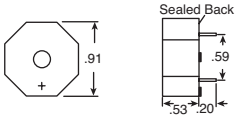

F

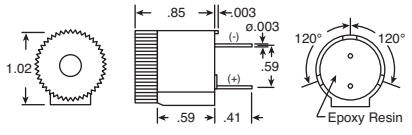

Add "S" to part number for wash label

MALLORY SONALERT II™ - SPECIALTY BOARD MOUNT WITH CIRCUITRY

MOUSER STOCK NO.	Fig.	Sound Type	Freq.	Minimum Sound Pressure (dB/2 ft.)	Rated Voltage	Maximum Current	Price Each 1	25	50	100
539-MSR516NPR	D	Fast Pulse	3.9KHz	85 @ 12V	5-16VDC	3-12mA @ 5-16VDC				
539-MSR516NJR	D	Slow Pulse	3.9KHz	85 @ 12V	5-16VDC	3-12mA @ 5-16VDC				
539-MSR516WR	D	Whooping	3.9KHz	85 @ 12V	5-16VDC	3-12mA @ 5-16VDC				
539-MSR516XR	D	Siren	3.9KHz	85 @ 12V	5-16VDC	3-12mA @ 5-16VDC				

G

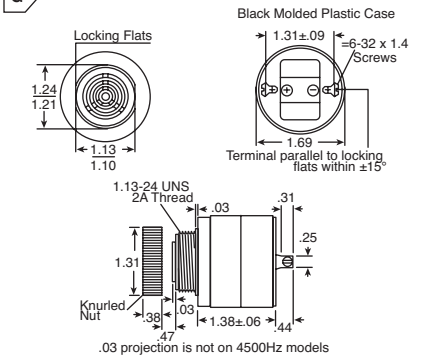

.03 projection is not on 4500Hz models

MALLORY SONALERT® INTERMITTENT TONES

PRODUCT NEW

MOUSER STOCK NO.	Fig.	Mounting Method	Freq. ±500 (Hz)	Operating Voltage † AC/DC Non-Polar All others DC only Min.	Max.	Sound Pressure dB (A) @ 2 ft. @ V Min.	@ V Max.	Typical Operating Current (mA) @ Min. V	@ Max. V	Price Each 1	25	50
Fast Pulse												
539-SC110HPR	G	Panel	4500	† 30	† 120	68	80	6	20			
539-SC110PR	G	Panel	2900	† 30	† 120	68	80	6	21			
539-SC250PR	G	Panel	2900	† 60	† 250	68	78	4	13			
539-SC616NPR	H	Panel	2900	6	16	80	95	4	16			
539-SC628DPR	H	Panel	1900	6	28	60	75	6	23			
539-SC628ANPR	H	Panel	2900	6	28	80	95	4	30			
539-SC628NDP	H	Panel	2000	10	28	85	95	2	10			
539-SC628NPR	H	Panel	2900	6	28	80	90	4	16			
539-SC628PR	I	Panel	2900	6	28	68	80	6	22			
539-SC648ANPR	H	Panel	2900	10	48	91	104	4	26			
Chime												
539-SC616CPR	I	Panel	2900	6	16	68	78	3	8			
539-SC628CPNR	H	Panel	2900	6	28	84	95	6	16			
Slow Pulse												
539-SC110JR	G	Panel	2900	† 30	† 120	68	80	6	21			
539-SC110NJR	G	Panel	2900	† 30	† 120	80	95	8	28			
539-SC616NJR	H	Panel	2900	6	16	80	95	4	16			
539-SC628AJR	H	Panel	2900	6	28	68	80	4	16			
539-SC628ANJR	H	Panel	2900	6	28	80	95	4	30			
539-SC628DJR	H	Panel	1900	6	28	60	75	5	23			
539-SC628EJR	H	Panel	1900	6	28	50-62	65-78	0.5	2			
539-SC628JR	H	Panel	2900	6	28	68	80	5	20			
539-SC628JWR	H	Panel	2900	6	28	78	89	5	20			
Short Pulse												
539-SC628K	H	Panel	2900	6	28	68	80	6	23			
539-SC110KR	G	Panel	2900	† 30	† 120	70	80	6	22			
Warble												
539-SC630JWR	H	Panel	1800	9	30	65	80	-	40			
Siren												
539-SC648S	H	Panel	1900	10	48	80	90	3.5	6.5			

H

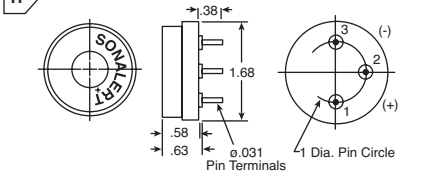

I

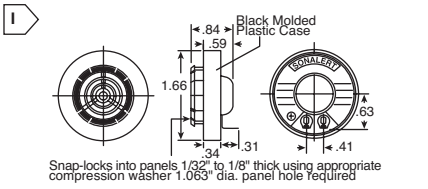

Snap-locks into panels 1/32" to 1/8" thick using appropriate compression washer 1.063" dia. panel hole required

© Copyright 2014 Mouser Electronics

© Copyright 2014 Mouser Electronics

MALLORY Audible Alarms, Buzzers and Transducers

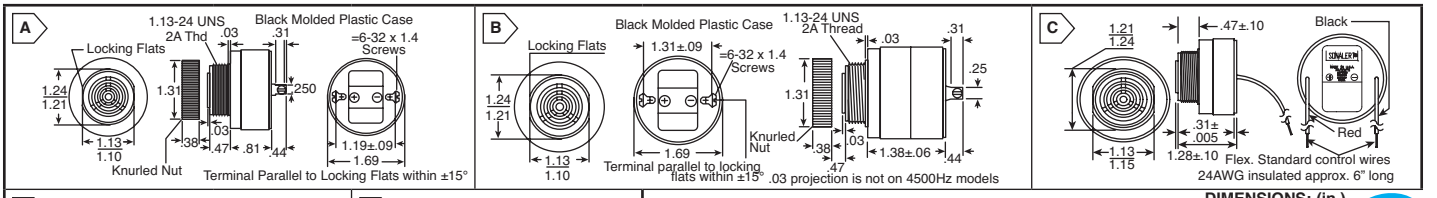

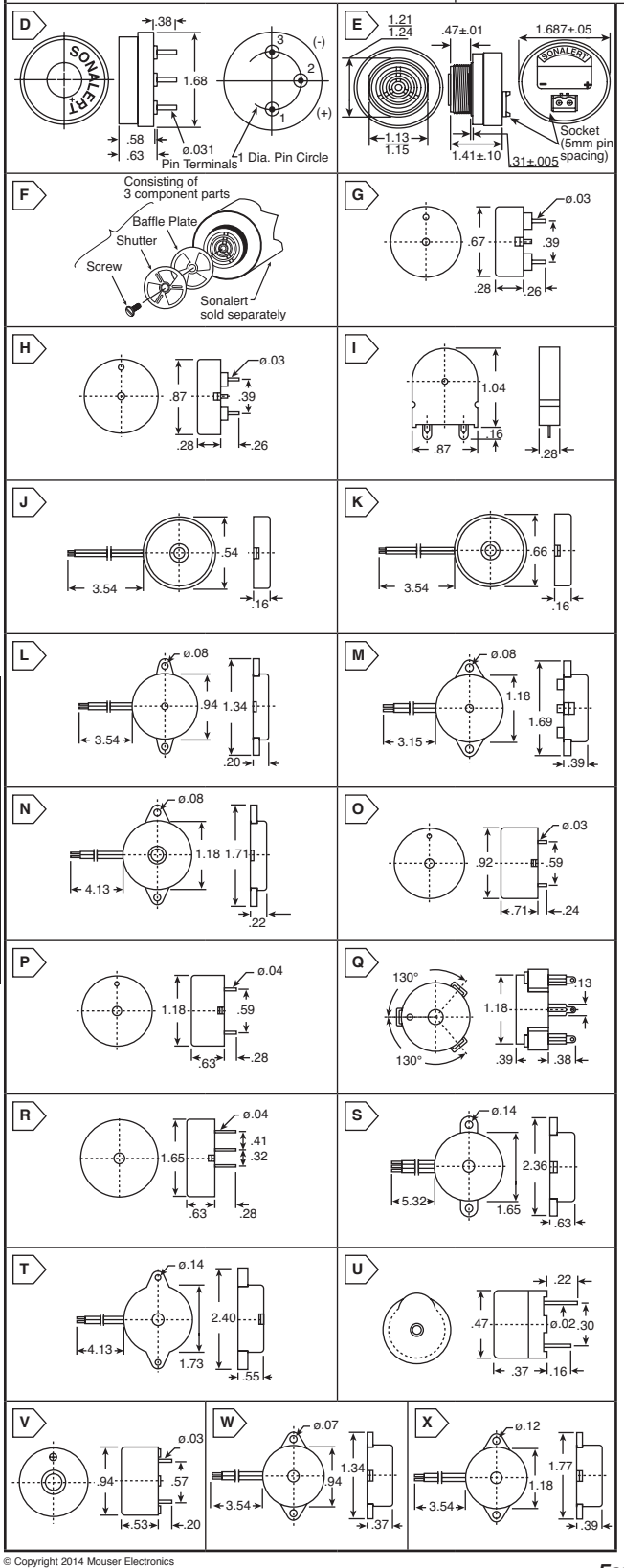

MALLORY SONALERT® CONTINUOUS TONES

• Medium loudness † AC/DC Non-Polar, All others DC only

DIMENSIONS: (in.)

NEW PRODUCT

MOUSER STOCK NO.	Fig.	Mounting Method	Freq. ±500 (Hz)	Operating Voltage Min.	Operating Voltage Max.	Sound Pressure dB (A) @2ft. @VMin.	Sound Pressure dB (A) @2ft. @VMax.	Typical Operating Current(mA) @Min.V	Typical Operating Current(mA) @Max.V	Price Each 1	Price Each 25	Price Each 50
✻ 539-SC105R	A	Panel	2900	1	5	60	75	3	16			
✻ 539-SC110DR	B	Panel	1900	†30	†120	60	75	6	21			
✻ 539-SC110HR	B	Panel	4500	†30	†120	68	80	6	20			
✻ 539-SC110NR	B	Panel	2900	†30	†120	80	95	8	28			
✻ 539-SC110R	B	Panel	2900	†30	†120	68	80	6	21			
✻ 539-SC250DR	B	Panel	1900	†60	†250	60	72	5	16			
✻ 539-SC250R	B	Panel	2900	†60	†250	68	80	5	18			
✻ 539-SC307NR	A	Panel	2900	3	7	80	90	3	8			
✻ 539-SC416R	A	Panel	2900	4	16	68	80	4	14			
✻ 539-SNP428R	B	Snap in	2900	†4	†28	64	78	3	18			
✻ 539-SC616NR	B	Panel	2900	†6	†16	80	95	4	16			
✻ 539-SC616NLR	C	Panel	2900	60	16	80	95	6	22			
✻ 539-SC628ADR	A	Panel	1900	6	28	60	75	4	15			
✻ 539-SC628ANR	D	Panel	2900	6	28	80	95	8	28			
✻ 539-SC628APR	B	Panel	2900	†6	†28	68	80	2	10			
✻ 539-SC628AR	B	Panel	2900	†6	†28	68	80	6	23			
✻ 539-SC628DR	A	Panel	1900	6	28	60	75	6	23			
✻ 539-SC628M	A	Panel	2900	6	28	70	85	4	16			
✻ 539-SC628MN	A	Panel	2900	6	28	80	90	4	16			
✻ 539-SC628NR	A	Panel	2900	6	28	80	90	3	14			
✻ 539-SC648ANR	B	Panel	2900	†10	†48	91	104	4	26			
✻ 539-SC648AR	B	Panel	2900	†10	†48	68	80	4	16			
✻ 539-SC628R	A	Panel	2900	6	28	68	80	3	18			
✻ 539-SC648R	A	Panel	2900	10	48	68	80	4	18			
539-SC110ER	B	Panel	1900	†30	†120	50/63	65/78	4	10			
539-SC250ER	B	Panel	1900	†60	†250	55/65	65/78	5	16			
539-SC628ER	A	Panel	1900	6	28	55/65	65/75	3	11			
539-SC628FR	A	Panel	2900	6	28	55/68	70/80	2	4			
539-SC628HR	B	Panel	4500	6	28	78	89	6	23			
539-SC628NDR	A	Panel	2000	6	28	75	95	3	15			
539-SC628NLR	C	Panel	2900	6	28	80	90	4	16			
539-SC628AHR	B	Panel	4500	6	28	68	80	4	16			
539-SCE016XD3CTB	E	Panel	2900	6	16	95	105	-	40			
539-SCE028LA3CTB	E	Panel	2900	†16	†28	85	95	-	20			
539-SCE028LD3CTB	E	Panel	2900	16	28	85	95	-	40			
539-SCE028MD3CTB	E	Panel	2900	16	28	75	85	-	40			
539-SCE120MA3CTB	E	Panel	2900	†48	†120	75	85	-	20			
Chime												
539-SCE028MD3CM1B	E	Panel	2900	16	28	75	85	-	40			
Double Tone												
539-SCE028XD3MG5B	E	Panel	3	16	28	85	105	-	40			
Fast Double Beep												
539-SCE120XA3DP2B	E	Panel	2900	48	120	95	105	-	40			

MALLORY VOLUME CONTROL

• Manual • Produces approximately -10dB to -15dB attenuation

For quantities greater than listed, call for quote.

MOUSER STOCK NO.	Fig.	Material	Description	Price Each 1	Price Each 25	Price Each 50
539-SCVC	F	Black plastic	For SC series only			

MALLORY MOUNTED PIEZO TRANSDUCERS

• No Circuitry

For quantities greater than listed, call for quote.

MOUSER STOCK NO.	Fig.	No. of Pins / Leads	Resonant Frequency ±500 (Hz)	Operating Voltage (max.)	Current (max.) mA	Sound Pressure dB (min.)	Price Each 1	Price Each 25	Price Each 50
External Drive, No Feedback									
539-PT-1540PQ	G	2 pins	4000	25Vp-p	1.5	85			
539-PT2040PQ	H	2 pins	4000	30Vp-p	1.5	90			
539-PT2020PQ	I	2 pins	2000	30Vp-p	1.5	80			
539-PT-1250WQ	J	2 wires	4800	30Vp-p	1.5	80			
539-PT1550WQ	K	2 wires	5000	25Vp-p	1.5	80			
539-PT2060WQ	L	2 wires	6000	30Vp-p	1.5	90			
539-PT2725WQ	M	2 wires	2500	30Vp-p	1.5	90			
539-PT2745WQ	N	2 wires	4500	30Vp-p	1.5	90			
539-PT2130PQ	O	2 pins	3000	30Vp-p	5.0	90			
539-PT2726PQ	P	2 pins	2500	30Vp-p	1.5	90			
Self Drive with Feedback									
539-PT-2735FPLQ	Q	3 pins	3500	3-28VDC	10	88			
539-PT3529FPQ	R	3 pins	2900	3-28VDC	8	90			
539-PT2038FWQ	K	3 wires	3800	3-28VDC	8	85			
539-PT3529FWQ	S	3 wires	2900	3-28VDC	8	90			
Telephone Ringer									
539-PT4175WQ	T	2 wires	750	40Vp-p	1.5	87			

MALLORY ELECTRO-MAGNETIC INDICATORS

• With Circuitry

For quantities greater than listed, call for quote.

MOUSER STOCK NO.	Fig.	Rated Volt. (V)	Resonant Frequency (Hz)	Operating Voltage (V)	Current (max.) mA	Sound Pressure dB (min.)	Price Each 1	Price Each 25	Price Each 50
Small Size									
539-PB-12N23P-01Q	U	1	2300	1.25-2.5	25	80			
539-PB12N23P05Q	U	5	2300	4.5-5.5	50	85			
539-PB-12N23P-12Q	U	12	2300	9.0-15	50	85			
539-PB12N32MP05AQ	V	5	3200	3-7	50	85			
539-PK26N04P06AQ	W	6	450	4-8	40	95			
539-PK26N04P12AQ	X	12	400	8-14	45	95			

© Copyright 2014 Mouser Electronics

© Copyright 2014 Mouser Electronics

DIMENSIONS: in.

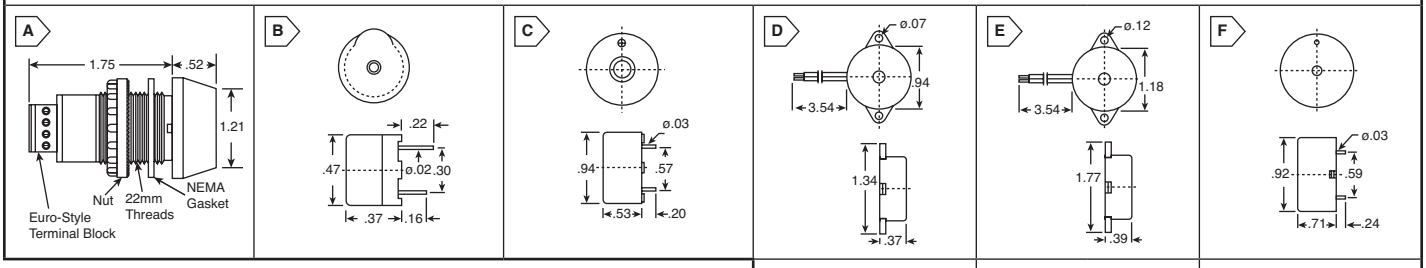

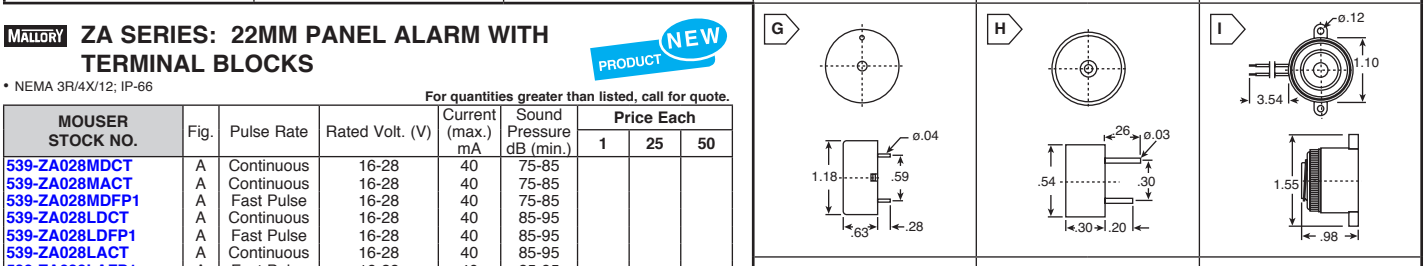

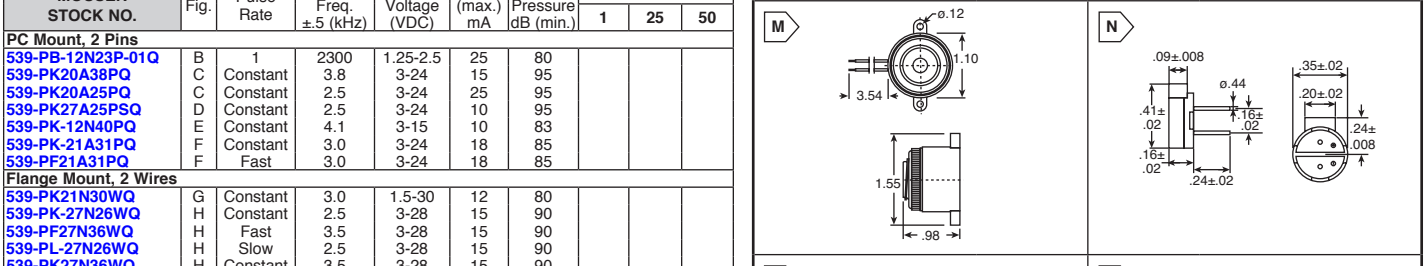

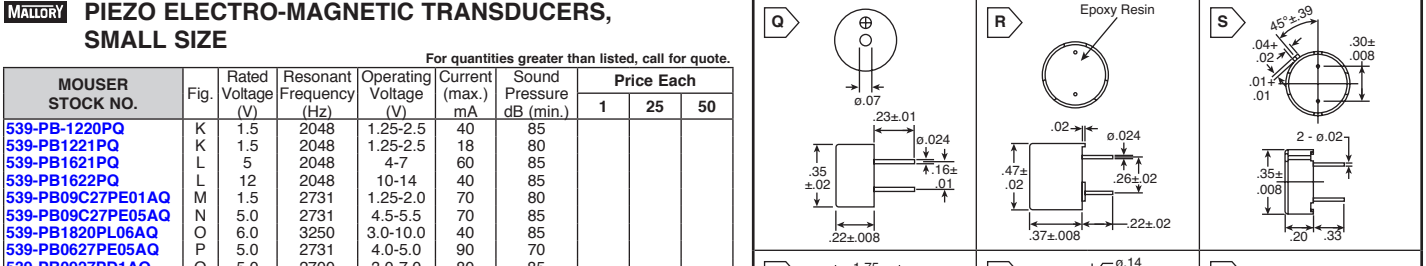

ZA SERIES: 22MM PANEL ALARM WITH TERMINAL BLOCKS

NEW PRODUCT

- NEMA 3R/4X/12; IP-66

For quantities greater than listed, call for quote.

MOUSER STOCK NO.	Fig.	Pulse Rate	Rated Volt. (V)	Current (max.) mA	Sound Pressure dB (min.)	Price Each 1	25	50
539-ZA028MDCT	A	Continuous	16-28	40	75-85			
539-ZA028MACT	A	Continuous	16-28	40	75-85			
539-ZA028MDFP1	A	Fast Pulse	16-28	40	75-85			
539-ZA028LDCT	A	Continuous	16-28	40	85-95			
539-ZA028LDFP1	A	Fast Pulse	16-28	40	85-95			
539-ZA028LACT	A	Continuous	16-28	40	85-95			
539-ZA028LAFP1	A	Fast Pulse	16-28	40	85-95			
539-ZA120MACT	A	Continuous	48-120	40	75-85			
539-ZA120MACT	A	Continuous	48-120	40	75-85			
539-ZA120LACT	A	Continuous	48-120	40	85-95			
539-ZA120LAFP1	A	Fast Pulse	48-120	40	85-95			
539-ZA016MDCT	A	Continuous	6-16	40	75-85			
539-ZA016LDCT	A	Continuous	6-16	40	85-95			
539-ZA016LDFP1	A	Fast Pulse	6-16	40	85-95			

PIEZO INDICATORS

- With Circuitry

For quantities greater than listed, call for quote.

MOUSER STOCK NO.	Fig.	Pulse Rate	Oscillating Freq. ±.5 (kHz)	Operating Voltage (VDC)	Current (max.) mA	Sound Pressure dB (min.)	Price Each 1	25	50
PC Mount, 2 Pins									
539-PB-12N23P-01Q	B	1	2300	1.25-2.5	25	80			
539-PK20A38PQ	C	Constant	3.8	3-24	15	95			
539-PK20A25PQ	C	Constant	2.5	3-24	25	95			
539-PK27A25PSQ	D	Constant	2.5	3-24	10	95			
539-PK-12N40PQ	E	Constant	4.1	3-15	10	83			
539-PK-21A31PQ	F	Constant	3.0	3-24	18	85			
539-PF21A31PQ	F	Fast	3.0	3-24	18	85			
Flange Mount, 2 Wires									
539-PK21N30WQ	G	Constant	3.0	1.5-30	12	80			
539-PK-27N26WQ	H	Constant	2.5	3-28	15	90			
539-PF27N36WQ	H	Fast	3.5	3-28	15	90			
539-PL-27N26WQ	H	Slow	2.5	3-28	15	90			
539-PK27N36WQ	H	Constant	3.5	3-28	15	90			
Panel and Flange Mount, 2 Wires									
539-PK20A35EWQ	I	Constant	3.5	3-24	10	95			
539-PF20A35EWQ	I	Fast	3.5	3-24	10	95			
Panel and Flange Mount, 3 Wires									
539-PFD-20A35EWQ	I	Con.+Fast	3.5	3-24	10	95			

PIEZO AUDIO TRANSDUCERS, MINIATURE SPEAKERS

For quantities greater than listed, call for quote.

MOUSER STOCK NO.	Fig.	Type	Resonant Frequency ±200 (Hz)	Operating Voltage (max.)	Impedance (Ω)	Sound Pressure dB (min.)	Price Each 1	25	50
539-PB-2712PQ	J	Cone	1250	2-5Vp-p	8.0	85			

PIEZO ELECTRO-MAGNETIC TRANSDUCERS, SMALL SIZE

For quantities greater than listed, call for quote.

MOUSER STOCK NO.	Fig.	Rated Voltage (V)	Resonant Frequency (Hz)	Operating Voltage (V)	Current (max.) mA	Sound Pressure dB (min.)	Price Each 1	25	50
539-PB-1220PQ	K	1.5	2048	1.25-2.5	40	85			
539-PB1221PQ	K	1.5	2048	1.25-2.5	18	80			
539-PB1621PQ	L	5	2048	4-7	60	85			
539-PB1622PQ	L	12	2048	10-14	40	85			
539-PB09C27PE01AQ	M	1.5	2731	1.25-2.0	70	80			
539-PB09C27PE05AQ	N	5.0	2731	4.5-5.5	70	85			
539-PB1820PL06AQ	O	6.0	3250	3.0-10.0	40	85			
539-PB0627PE05AQ	P	5.0	2731	4.0-5.0	90	70			
539-PB0927PD1AQ	Q	5.0	2700	3.0-7.0	80	85			
539-PB1226PEAQ	R	1.5	2600	1.1-3.0	30	85			
539-PB1420PL03AQ	S	3.0	2000	1.0-4.0	35	85			

PIEZOELECTRIC SIRENS

- Extra Loud

For quantities greater than listed, call for quote.

MOUSER STOCK NO.	Fig.	Tone	Operating Frequency (kHz)	Operating Voltage (VDC)	Current (max.) mA	Sound Pressure dB (min.)	Price Each 1	10	25
539-PS520Q	T	Constant	3.0±.5	5-15	200	105			
539-PS562Q	U	Hi-Low	2.5/3.5	5-15	40	100			
539-PS-983Q	V	Sweep	1.5-3.5	5-15	150	105			

© Copyright 2014 Mouser Electronics

© Copyright 2014 Mouser Electronics

PUI AUDIO Audio Transducers and Elements

RoHS Compliant **This product is RoHS compliant.**

ELECTROMECHANICAL AUDIO TRANSDUCERS

Features:

- Lower resonant frequency
- Smaller in size
- Available in multiple mounting types
- Multiple tones at multiple frequencies

Applications:

- Appliances and white goods
- Medical Equipment
- Test Equipment
- POS and Barcode Scanners
- Hand held devices

For quantities greater than listed, call for quote.

MOUSER STOCK NO.	PUI Part No.	Fig.	Resonant Frequency	Rated Voltage	Current Cons. (Max.)	SPL Min. (10cm) (dB)	Dimensions: mm	Price Each 1	25	50	100
SMT Mount Type											
665-SMT-0823-S-R	SMT-0823-S-R	A	2300	5	70	87	4 x 8.5 x 8.5				
665-SMT-0927-S4R	SMT-0927-S-4-R	B	2700	3.6	100	85	4 x 9 x 9				
665-SMT0927-S5-R	SMT-0927-S-5-R	B	2700	5	80	85	4 x 9 x9				
665-SMT1028-SR	SMT-1028-S-R	C	2800	3.6	100	93	3.5 x 10 10				
665-SMT1028TR	SMT-1028-T-R	D	2800	3.6	100	90	3.5 x 10 11				
665-SMT1324TW5V-R	SMT-1324-TW-5V-R	E	2400	5	40	85	6.5 x 12.5 x12.5				
665-SMT-1427-S-R	SMT-1427-S-R	-	2700	5	80	85	3.4 x 14.2 x 11				
665-SMT1427TR	SMT-1427-T-R	-	2700	5	80	85	3.4 x 14.2 x 11				
665-SMT0824SW3VR	SMT-0824-SW-3V-R	F	2400	3	60	80	5.5 x 8.5 x 8.5				
665-SMT0824SW5VR	SMT-0824-SW-5V-R	F	2400	3	80	80	5.5 x 8.5 x 8.6				
665-SMT0827SW3VR	SMT-0827-SW-3V-R	F	2700	5	60	85	5.5 x 8.5 x 8.7				
665-SMT0827SW5VR	SMT-0827-SW-5V-R	F	2700	5	80	85	5.5 x 8.5 x 8.8				
PCB Mount Type											
665-AT-1620-TWTR	AT-1620-TWT-R	G	2000	6	40	85	14 x 16 x 16				
665-AT-1620TWT12VR	AT-1620-TWT-12VR	G	2000	12	40	85	14 x 16 x 16				
665-AT1031TTR	AT-1031-TT-R	G	3100	1.5	80	85	6.5 x 9.6 X 9.6				
665-AT-1220TTR	AT-1220-TT-R	H	2000	1.5	10	85	8.5 x 12 x 12				
665-AT-1224TWTR	AT-1224-TWT-R	I	2400	5	40	85	9 x 12 x 12				
665-AT-1220-TT-5R	AT-1220-TT-5-R	H	2000	1.5	10	73	5.5 x 12 x 12				
665-AT1228TTR	AT-1228-TT-R	I	2800	1.5	40	85	10 x 12 x 12				

PIEZO AUDIO TRANSDUCERS

Features:

- Low resonant frequency
- Low power consumption
- High reliability
- Available in multiple mounting types
- Multiple tones at multiple frequencies

Applications:

- Appliances and white goods
- Medical Equipment
- Test Equipment
- POS and Barcode Scanners
- Hand held devices

For quantities greater than listed, call for quote.

MOUSER STOCK NO.	PUI Part No.	Fig.	Resonant Frequency	Rated Voltage	Current Cons. (Max.)	SPL Min. (10cm) (dB)	Dimensions: mm	Price Each 1	25	50	100
SMT Mount Type											
665-SMT2225TR	SMT-2225-T-R	-	2500	10	8	80	5.6 x 22 x 22				
665-SMT2240TWR	SMT-2240-TW-R	-	4000	10	3	90	7 x 22.5 x 22.5				
PCB Mount Type											
665-AT-1438TWTR	AT-1438-TWT-R	I	3800	5	1	80	6.8 X 13.8x 13.8				
665-AT-1740-TT-3-R	AT-1740-TT-3-R	J	4000	3	1	78	6.7 x 16.5 x 16.5				
665-AT1740TTR	AT-1740-TT-R	J	4000	5	3	78	7 x 16.8 x 16.8				
665-AT2336TWTR	AT-2336-TWT-R	K	3600	12	8	90	6 x 22.5 x 22.5				
665-AT2428TWTR	AT-2428-TWT-R	L	3000	12	8	92	12.2 x 24 x 24				
665-AT-2440TWTR	AT-2440-TWT-R	J	4000	3	1	80	7.5 x 24 x 24				
665-AT2460TWTR	AT-2460-TWT-R	J	6000	10	8	85	4.5 x 24 x 24				
665-AT2720TTR	AT-2720-TT-R	K	2000	10	3.5	88	9 x 26.5 x 23				
665-AT-2830-TWT-R	AT-2830-TWT-R	K	3000	12	8	93	12.7 x 28.5 x 28.5				
665-AT3425TWTR	AT-3425-TWT-R	K	2500	12	7	85	11.5 x 33.6 x 33.6				
665-AT-4228-TWT-F-R	AT-4228-TWT-F-R	L	2800	12	7	92	14 x 42 x 42				
Flush and Flange Mount Type											
665-AT1750TFLLW95R	AT-1750-TFL-LW95-R	M	5000	10	9	80	4 x 16.5 x 16.5				
665-AT2460TFLW100R	AT-2460-TF-LW100-R	N	6000	10	8	88	4 x 34 x 24				
665-AT3045TFLW110R	AT-3045-TF-LW110-R	O	4500	10	11	97	5.1 x 44.5 x 30				
665-AT3237TFLW140-R	AT-3237-TF-LW140-R	P	3700	12	7	98	13.5 x 44 x 32				
665-AT4230TFLW135R	AT-4230-TF-LW135-R	P	3000	10	9	96	16 x 60 x 41.8				

PIEZO CERAMIC BENDERS (ELEMENTS)

Features:

- Low cost option
- Low power consumption
- High reliability
- Available in brass, stainless steel and nickel alloy
- Can also be used as a switch

Applications:

- Appliances and white goods
- Medical Equipment
- Test Equipment
- POS and Barcode Scanners

For quantities greater than listed, call for quote.

MOUSER STOCK NO.	PUI Part No.	Fig.	Feed -back	Reson -ance (Hz)	Input Voltage	Electro -static Capaci -tance	Dimensions: mm Ceramic Diameter	Total Thickness	Bender Thickness	Price Each 1	25	50	100
665-AB1070B	AB1070B	Q	No	7000	15	10000	7.4	.12	.05				
665-AB1290B	AB1290B	Q	No	9000	30	8000	9.0	.21	.10				
665-KBI-1541	AB1541	Q	No	4100	15	8000	8.4	.20	.10				
665-AB2025B	AB2025B	Q	No	2500	30	80000	15.0	.10	.05				
665-KBI-2036F	AB2036AF	R	Yes	3700	30	20000	15.0	.21	.10				
665-AB2040B	AB2040B	Q	No	4000	30	25000	15.0	.28	.15				
665-AB2065B	AB2065B	Q	No	6500	30	14000	15.0	.42	.20				
665-AB2072S	AB2072S	Q	No	7200	30	10000	14.0	.43	.20				
665-AB2720B	AB2720B	Q	No	2000	30	45000	20.0	.23	.10				
665-KBI-2734	AB2734B	Q	No	3400	30	13000	14.6	.53	.30				
665-AB2745BF	AB2745BF	R	Yes	4500	20	16000	20.0	.51	.25				
665-AB2746B	AB2746B	Q	No	4600	20	16000	20.0	.50	.25				
665-KBI-3526	AB3526B	Q	No	2600	30	30000	25.0	.53	.25				
665-KBI-3529F	AB3529BF	R	Yes	2900	30	25000	25.0	.58	.30				
665-AB4113B	AB4113B	Q	No	1300	30	150000	32.0	.40	.10				
665-APS4812B-LW100-R	APS4812B-LW100-R	S	No	1200	30	65000	44.0	2.20	2.20				

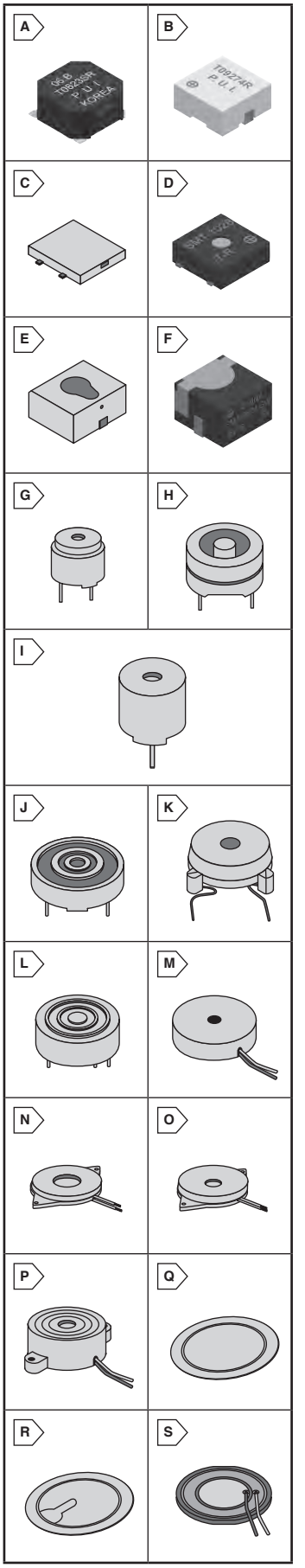

© Copyright 2014 Mouser Electronics

© Copyright 2014 Mouser Electronics

PUI AUDIO Audio Indicators

RoHS Compliant **This product is RoHS compliant.**

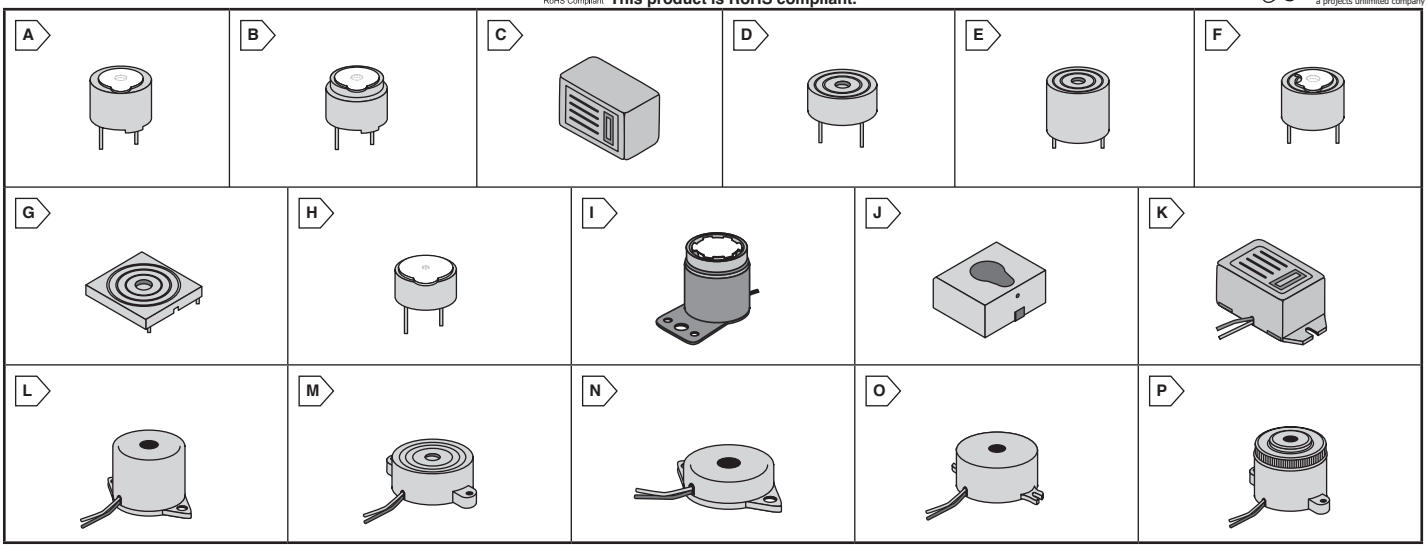

AUDIO INDICATORS

Features:
- Built in drive circuit
- Available in multiple mounting types
- Available in different tones

Additional Features for Flange and Panel Mount:
- Higher SPL output
- Wider voltage range

Applications:
- Appliances and white goods
- Medical Equipment
- Test Equipment
- POS and Barcode Scanners
- Hand held devices

Additional Applications for Flange and Panel Mount:
- Industrial equipment
- Leisure equipment (golf carts, ATV's, etc.)

For quantities greater than listed, call for quote.

MOUSER STOCK NO.	PUI Part No.	Fig.	Resonant Frequency (KHz)	Rated Voltage (VDC)	Rated Current (Max mA)	SPL Min. (10cm) (dB)	Dimensions: mm	Washable	Tone	Price Each 1	25	50	100
PCB Mount Type													
665-AI-1223TWT12VR	AI-1223-TWT-12V-R	A	2300	12	30	85	9.5 x 12 x 12	Yes	Continuous				
665-AI-1223TWT5VR	AI-1223-TWT-5V-R	A	2300	5	30	85	9.5 x 12 x 13	Yes	Continuous				
665-AI-1440TWT12VR	AI-1440-TWT-12V-R	A	4000	12	7	80	7.5 x 13.8 x 13.8	Yes	Continuous				
665-AI-1622TWT12VR	AI-1622-TWT-12V-R	B	2200	12	30	85	14 x 16 x 16	Yes	Continuous				
665-AI-1622WT5VR	AI-1622-TWT-5V-R	B	2200	5	30	85	14 x 16 x 17	Yes	Continuous				
665-AI2304TT24V2R	AI-2304-TT-24V-2-R	C	400	24	30	85	15.5 x 17 x 23	No	Continuous				
665-AI-2331TWTR	AI-2331-TWT-R	D	3100	12	15	85	9.7 x 23.4 x 23.4	Yes	Continuous				
665-AI2332TWT12VR	AI-2332-TWT-12V-R	D	3200	12	13	85	10.2 x 23.3 x 23.3	Yes	Continuous				
665-AI2429TT12VR	AI-2429-TT-12V-R	E	2900	12	8	95	16 x 23.8 x 23.8	No	Continuous				
665-AI2429TWT12V2R	AI-2429-TWT-12V-2-R	F	2900	12	8	100	16 x 23.8 x 23.8	Yes	Continuous				
665-AI2429TWT12V3R	AI-2429-TWT-12V-3-R	F	2900	12	8	95	16 x 23.8 x 23.8	Yes	Continuous				
665-AI-2429TWTR	AI-2429-TWT-R	F	2900	12	8	100	16 x 23.8 x 23.8	Yes	Continuous				
665-AI2304TT24V-R	AI-2304-TT-24V-R	C	400	24	30	81	14 x 17 x 22.5	No	Continuous				
665-AI3039TWT12VR	AI-3039-TWT-12V-R	F	3900	12	15	100	20 x 30 x 30	Yes	Continuous				
665-AI-2437TWTR	AI-2437-TWT-R	F	2000	12	8	100	18 x 24 x 24	Yes	Continuous				
665-AI2438TTR	AI-2438-TT-R	D	2000	12	8	95	17.2 x 24 x 24	No	Continuous				
665-AI-3018-TWT-R	AI-3018-TWT-R	F	3100	12	13	87	17.5 x 30 x 30	Yes	Continuous				
665-AI4033TWTR	AI-4033-TWT-R	G	2000	12	8	95	8.1 x 40 x 40	Yes	Continuous				
665-AI-4228-TWT-R	AI-4228-TWT-R	H	2800	12	10	99	14 x 42 x 42	Yes	Continuous				
665-AI5025TWTR	AI-5025-TWT-R	F	2000	12	75	115	29 x 50 x 50	Yes	Continuous				
665-X2629-TWT-R	X-2629-TWT-R	-	2800	12	35	107	22.8 x 25 x 26	Yes	Continuous				
665-XL5530LW300S-R	XL-5530-LW300-S-R	I	Siren	12	260	123	54.5 x 54.5 x 56	No	Siren				
Surface Mount Type													
665-SMI1324TW5VR	SMI-1324-TW-5V-R	J	4000	5	30	85	6.7 x 12.5 x 12.5	Yes	Continuous				
665-SMI1324TW3VR	SMI-1324-TW-3V-R	J	2500	3	30	75	6.5 x 12.8 x 12.8	Yes	Continuous				
665-SMI-1324TW5V2R	SMI-1324-TW-5V-2-R	J	4000	5	30	88	6.5 x 12.8 x 12.8	Yes	Continuous				
665-SMI1324TW12VR	SMI-1324-TW-12V-R	J	2400	12	30	85	6.5 x 12.51 x 3.1	Yes	Continuous				
665-SMI1740TW12VR	SMI-1740-TW-12V-R	J	4000	12	15	83	7.8 x 17 x 17	Yes	Continuous				
Flange Mount Type													
665-AI2304TFLW12012R	AI-2304-TF-LW120-12V-R	K	4000	12	30	89	15.5 x 17 x 22.8	No	Continuous				
665-AI2304TFLW1205VR	AI-2304-TF-LW120-5V-R	K	6000	4.5	20	75	15.5 x 17 x 23	No	Continuous				
665-AI2304TFLW120R	AI-2304-TF-LW120-R	K	2000	24	24	86	15.5 x 17 x 23	No	Continuous				
665-AI2337TFLW115R	AI-2337-TF-LW115-R	L	3000	12	8	100	17 x 23 x 33	No	Continuous				
665-AI2604TFLW11512R	AI-2604-TF-LW115-12V-R	M	4600	12	50	89	16.2 x 26 x 39	No	Continuous				
665-AI2604TFLW11524R	AI-2604-TF-LW115-24V-R	M	2500	24	25	92	16.2 x 26 x 39	No	Continuous				
665-AI-3245TFLW95R	AI-3245-TF-LW95-R	N	4500	12	5	90	10.8 x 22 x 32	No	Continuous				
665-AI4228-TFLW1403R	AI-4228-TF-LW140-3-R	M	2800	12	10	106	16 x 41.8 x 60	No	Continuous				
665-AI4228TFLW1404R	AI-4228-TF-LW140-4-R	M	2800	12	7	95	16 x 41.8 x 60	No	Continuous				
665-AI4228TFLW140CR	AI-4228-TF-LW140-C-R	M	5000	12	10	106	16 x 41.8 x 60	No	Continuous				
665-AI4228TFLW140FPR	AI-4228-TF-LW140-FP-R	M	6000	12	10	98	16 x 41.8 x 60	No	Continuous				
665-AI-4228TFLW140R	AI-4228-TF-LW140-R	M	4500	12	10	105	16 x 41.8 x 60	No	Continuous				
665-X4032TFLW105R	X-4032-TF-LW105-R	O	3700	90	9	97	23 x 40 x 50	No	Continuous				
665-X4033-TF-LW80-R	X-4033-TF-LW80-R	O	3000	6	9	106	23 x 40 x 50	No	Continuous				
665-XL2835TFFPLW150R	XL-2835-TF-FP-LW150-R	P	3500	12	5	92	25.4 x 28 x 39.5	No	Fast				
665-XL2835TFLW150R	XL-2835-TF-LW150-R	P	3500	12	6	95	25.4 x 28 x 39.5	No	Continuous				

© Copyright 2014 Mouser Electronics
© Copyright 2014 Mouser Electronics

PUI AUDIO Electret Condenser Microphones

RoHS Compliant **This product is RoHS compliant.**

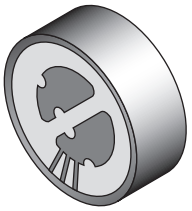

Solder Pad



Pin



Surface Mount

ELECTRET CONDENSER MICROPHONES

Features:

- Electret Condenser
- Small in size
- Available in omni-directional, uni-directional and noise canceling
- Available with internal feedback capacitors
- Low power consumption
- Available in multiple mounting types

Applications:

- Hand Held Devices
- Medical equipment and systems
- Security alarms and equipment
- Computer related devices
- Voice-activated equipment

Projects Unlimited

Audio

Omni-Directional

For quantities greater than listed, call for quote.

MOUSER STOCK NO.	PUI Part No.	Terminal Type	Dimensions: mm	Sensitivity (dB)	Impedance (KΩ)	VDC	Washable	Price Each			
								1	25	50	100
665-AOM-6742L-R	AOM-6742L-R	Solder Pad	6.7 x 9.7	-42	2.2	1.5	No				
665-AOM4546LR	AOM-4546L-R	Solder Pad	4.5 x 9.7	-46	2.2	1.5	No				
665-AOM4546PR	AOM-4546P-R	Pin	4.5 x 9.7	-46	2.2	1.5	No				
665-AOM-4544P-2R	AOM-4544P-2-R	Pin	4.5 x 9.7	-44	2.2	1.5	No				
665-AOM-4540L-R	AOM-4540L-R	Solder Pad	6.5 x 9.4	-40	2.2	1.5	No				
665-AOM6545PR	AOM-6545P-R	Pin	5.2 x 6	-45	1	4.5	No				
665-POM5238PR	POM-5238P-R	Pin	3.5 x 6	-38	2.2	2	No				
665-POM3546LR	POM-3546L-R	Solder Pad	3 x6	-46	2.2	2	No				
665-POM3042LR	POM-3042L-R	Solder Pad	3 x 6	-42	2.2	2	No				
665-POM2744PC33-R	POM-2744P-C33-R	Pin	3.2 x 6	-44	2.2	2	No				
665-POM2738LR	POM-2738L-R	Solder Pad	2.2 x 6	-38	2.2	2	No				
665-POM2738PC33R	POM-2738P-C33-R	Pin	2.7 x 6	-38	2.2	2	No				
665-POM-2738P-R	POM-2738P-R	Pin	2.7 x 6	-38	2.2	2	No				
665-POM-2735P-R	POM-2735P-R	Pin	2.7 x 6	-35	2.2	3	No				
665-POM2246P2R	POM-2246P-2-R	Pin	2.2 x 6	-46	2.2	2	No				
665-POM2246PC33R	POM-2246P-C33-R	Pin	2.2 x 6	-46	2.2	2	No				
665-POM2244LC33R	POM-2244L-C33-R	Solder Pad	2.2 x 6	-44	2.2	2	No				
665-POM2244P2R	POM-2244P-2-R	Pin	2.2 x6	-44	2.2	2	No				
665-ROM2244PNFR	ROM-2244P-NF-R	Pin	2.2 x 5.8	-44	2.2	2	No				
665-ROM2238PNFR	ROM-2238P-NF-R	Pin	2.2 x 5.8	-38	2.2	2	No				
665-TOM1242LNFR	TOM-1242L-NF-R	Solder Pad	1.2 x 4	-42	2.2	2	No				
665-TOM1545PR	TOM-1545P-R	Pin	1.5 x 4	-45	2.2	2	No				
665-AOW4544PC3310BR	AOW-4544P-C3310-B-R	Pin	4.5 x 9.7	-44	2.2	2	Yes				
665-POW2742PC3310BR	POW-2742P-C3310-B-R	Pin	2.7 x 6	-42	2.2	2	Yes				
665-POW2242LC3310BR	POW-2242L-C3310-B-R	Solder Pad	2.2 x 6	-42	2.2	2	Yes				
665-POW2242PC3310BR	POW-2242P-C3310-B-R	Pin	2.2 x 6	-42	2.1	2	Yes				
665-POW1644LBR	POW-1644L-B-R	Solder Pad	1.6 x 6	-44	2.2	3	Yes				
665-POW1644PBR	POW-1644P-B-R	Pin	1.6 x 6	-44	2.2	3	Yes				
665-POS1644RC33102R	POS-1644R-C3310-2-R	Surface Mount	1.6 x 6.4 x 6.4	-44	2.2	3	No				
665-POS1644RC3310R	POS-1644R-C3310-R	Surface Mount	1.6 x 8.8 x 6.4	-44	2.2	3	No				

Uni-Directional

For quantities greater than listed, call for quote.

MOUSER STOCK NO.	PUI Part No.	Terminal Type	Dimensions: mm	Sensitivity (dB)	Impedance (KΩ)	VDC	Washable	Price Each			
								1	25	50	100
665-PUM3046LR	PUM-3046L-R	Solder Pad	3 x 6	-46	2.2	2	No				
665-PUM3546LR	PUM-3546L-R	Solder Pad	3.5 x 6	-46	2.2	2	No				
665-PUM5250LR	PUM-5250L-R	Solder Pad	5.2 x 6	-50	2.2	2	No				
665-DUM5246LR	DUM-5246L-R	Solder Pad	5.2 x 8	-46	2.2	2	No				
665-AUM-5247L-R	AUM-5247L-R	Solder Pad	5.2 x 9.7	-47	0.68	1.5	No				

Noise Canceling

For quantities greater than listed, call for quote.

MOUSER STOCK NO.	PUI Part No.	Terminal Type	Dimensions: mm	Sensitivity (dB)	Impedance (KΩ)	VDC	Washable	Price Each			
								1	25	50	100
665-TNM3054LR	TNM-3054L-R	Solder Pad	3 x 4.5	-54	2.2	2	No				
665-PNM2751LR	PNM-2751L-R	Solder Pad	2.7 x 6	-51	2.2	2	No				
665-PNM3546LR	PNM-3546L-R	Solder Pad	3.5 x 6	-46	2.2	2	No				
665-PNM5250LR	PNM-5250L-R	Solder Pad	5.2 x 6	-50	2.2	1.5	No				
665-ANM-5254L-R	ANM-5254L-R	Solder Pad	5.2 x 9.7	-54	0.68	1.5	No				

© Copyright 2014 Mouser Electronics

© Copyright 2014 Mouser Electronics

PUI AUDIO Speakers

RoHS Compliant **This product is RoHS compliant.**

MULTI-LAYER PIEZO SPEAKERS

Features:
- Thin compact size
- Low power consumption
- Multiple mounting options
- Wide frequency range
- 100% Factory Tested

Applications:
- Touch panel displays
- Camera equipment
- Other handheld devices

For quantities greater than listed, call for quote.

MOUSER STOCK NO.	PUI Part No.	Fig.	Dimensions: mm (H x W x L)	Rated / Max. Power (Vp-p))	SPL (dBA)	Resonant Frequency (Hz)	Frequency Range (Hz)	Price Each 1	25	50	100
665-APS2714S-R	APS2714S-R	A	1 x 23 x 26.5	4/10	75	1400	300-20K				
665-APS2718S-T-R	APS2718S-T-R	B	0.8 x 24.8 x 27.3	4/10	75	1800	300-20K				

SPEAKERS

Features:
- Wide range of sizes
- Available in paper, mylar and cloth cone
- Low profile versions available
- Multiple configurations such as round, oval, square
- Also available in surface mount and PCB mount

Applications:
- Hand held devices
- Medical equipment and systems
- Security alarms and equipment
- Industrial equipment
- Leisure equipment
- Test equipment
- POS and Barcode scanners
- Desktop Phones
- Computers

Round

For quantities greater than listed, call for quote.

MOUSER STOCK NO.	PUI Part No.	Fig.	Dimensions: mm (H x W x L)	Rated Power (W)	Max. Power (W)	Impedance (Ω)	Cone Material	Resonant Frequency (Hz)	Frequency Range (Hz)	Price Each 1	25	50	100
665-AS01308MR2R	AS01308MR-2-R	C	2.8 x 13 x 13	0.2	0.3	8	Mylar	1100	700 - 5000				
665-AS01308MRR	AS01308MR-R	C	2 x 13 x 13	0.2	0.4	8	Mylar	1050	1050 - 20000				
665-AS01708MR-SC-R	AS01708MR-SC-R	C	2.9 x15 x 15	0.3	0.5	8	Mylar	750	750 - 5000				
665-AS02008MRR	AS02008MR-R	C	3 x 20 x 20	0.5	0.8	8	Mylar	500	500 - 4000				
665-AS03008MRR	AS03008MR-R	C	4.8 x 30 30	0.5	1	8	Mylar	650	650 - 15000				
665-AS04508MR3R	AS04508MR-3-R	C	5 x 45 x 45	1	1.5	8	Mylar	450	450 - 6000				
665-AS05008MR-R	AS05008MR-R	C	18.5 x 50 x 50	0.2	0.4	8	Mylar	550	550 - 4500				
665-AS05008PR2R	AS05008PR-2-R	C	18.5 x 50 x 50	0.2	0.4	8	Paper	550	550 - 4500				
665-AS06608MRR	AS06608MR-R	C	12.5 x 66 x 66	0.5	0.8	8	Mylar	380	380 - 7500				
665-AS04008PRR	AS04008PR-R	C	6.55 x 40 x 40	0.5	0.8	8	Paper	700	700 - 4750				
665-AS05008PR6R	AS05008PR-6-R	C	18.5 x 50 x 50	0.4	0.7	8	Paper	500	500 - 5000				
665-AS05008PRR	AS05008PR-R	C	9.5 x 50 x 50	0.1	0.2	8	Paper	500	500 - 4500				
665-AS13708PRR	AS13708PR-R	C	31.5 x 137 137	5	10	8	Paper	160	160 - 5700				

Oval

For quantities greater than listed, call for quote.

MOUSER STOCK NO.	PUI Part No.	Fig.	Dimensions: mm (H x W x L)	Rated Power (W)	Max. Power (W)	Impedance (Ω)	Cone Material	Resonant Frequency (Hz)	Frequency Range (Hz)	Price Each 1	25	50	100
665-AS07008PO2R	AS07008PO-2-R	D	23 x 30.5 x 70	2	5	8	Paper	300	300 - 20000				
665-AS07104PO-R	AS07104PO-R	D	25 x 41 x 71	3	5	4	Paper	100	100 - 20000				
665-AS07108PO-3-R	AS07108PO-3-R	D	23.5 x 41 x 71	3	5	8	Paper	250	100 - 20000				
665-AS02708COR	AS02708CO-R	D	6 x 20.5 x 27	1	2	8	Cloth	550	250 - 20000				
665-AS04008COR	AS04008CO-R	D	5.8 x 20 x 40	2	3	8	Cloth	400	200 - 20000				
665-AS04008PO2R	AS04008PO-2-R	D	11.5 x 28.3 x 40	1	2	8	Paper	450	450 - 20000				
665-AS04008PS4WR	AS04008PS-4W-R	D	11.5 x 28.3 x 40	2	4	8	Paper	380	380 - 20000				
665-AS07108POR	AS07108PO-R	D	25 x 41 x 71	3	5	8	Paper	250	100 - 20000				

Square

For quantities greater than listed, call for quote.

MOUSER STOCK NO.	PUI Part No.	Fig.	Dimensions: mm (H x W x L)	Rated Power (W)	Max. Power (W)	Impedance (Ω)	Cone Material	Resonant Frequency (Hz)	Frequency Range (Hz)	Price Each 1	25	50	100
665-AS05008MSR	AS05008MS-R	E	12 x 50.5 x 50.5	1.5	3	8	Mylar	800	800 - 7000				
665-AS06608PSR	AS06608PS-R	E	29 x 66.3 x 66.3	4	5	8	Paper	230	230 - 12000				
665-AS07708PS2R	AS07708PS-2-R	E	25.5 x 77 x 77	4	8	8	Paper	270	270 - 8000				

PCB Mount

For quantities greater than listed, call for quote.

MOUSER STOCK NO.	PUI Part No.	Fig.	Dimensions: mm (H x W x L)	Rated Power (W)	Max. Power (W)	Impedance (Ω)	Cone Material	Resonant Frequency (Hz)	Frequency Range (Hz)	Price Each 1	25	50	100
665-AST-01508MR-R	AST-01508MR-R	F	7.5 x 15 x 15	0.3	0.5	8	Mylar	1700	1700 - 20000				
665-AST01532MRR	AST-01532MR-R	F	7.5 x 15 x 15	0.3	0.5	32	Mylar	2100	2100 - 20000				
665-AST-02308MR-R	AST-02308MR-R	F	8.5 x 23 x 23	0.08	0.15	8	Mylar	1500	600 - 20000				
665-AST03008MRR	AST-03008MR-R	F	12.5 x 29.9 x 29.9	0.15	0.2	8	Mylar	1400	500 - 20000				
665-AST-03032MR-R	AST-03032MR-R	F	12 x 30 x 30	0.1	0.2	32	Mylar	1200	1200 - 20000				
665-AST-030C0MR-R	AST-030C0MR-R	F	12.7 x 29.7 x 29.7	0.15	0.3	100	Mylar	1200	1200 - 10000				
665-AST-03208MR-R	AST-03208MR-R	F	15.1 x 31.9 x 31.9	0.1	0.2	8	Mylar	1500	500 - 20000				
665-AST1732MR-R	AST-1732MR-R	F	8 x 17 x 17	0.2	0.5	32	Mylar	1700	1700 - 20000				

Surface Mount

For quantities greater than listed, call for quote.

MOUSER STOCK NO.	PUI Part No.	Fig.	Dimensions: mm (H x W x L)	Rated Power (W)	Max. Power (W)	Impedance (Ω)	Cone Material	Resonant Frequency (Hz)	Frequency Range (Hz)	Price Each 1	25	50	100
665-SMS-1508-2R	SMS-1508-2-R	G	5 x 15 x 15	0.3	0.5	8	Mylar	850	850 - 20000				

A
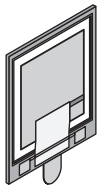

B
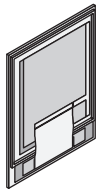

C


D
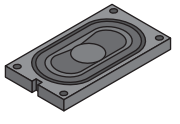

E
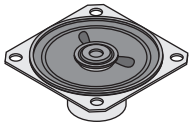

F
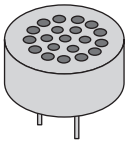

G


Projects Unlimited

Audio

© Copyright 2014 Mouser Electronics

© Copyright 2014 Mouser Electronics

PUI AUDIO Speakers, Indicators, and Sirens

RoHS Compliant **This product is RoHS compliant.**

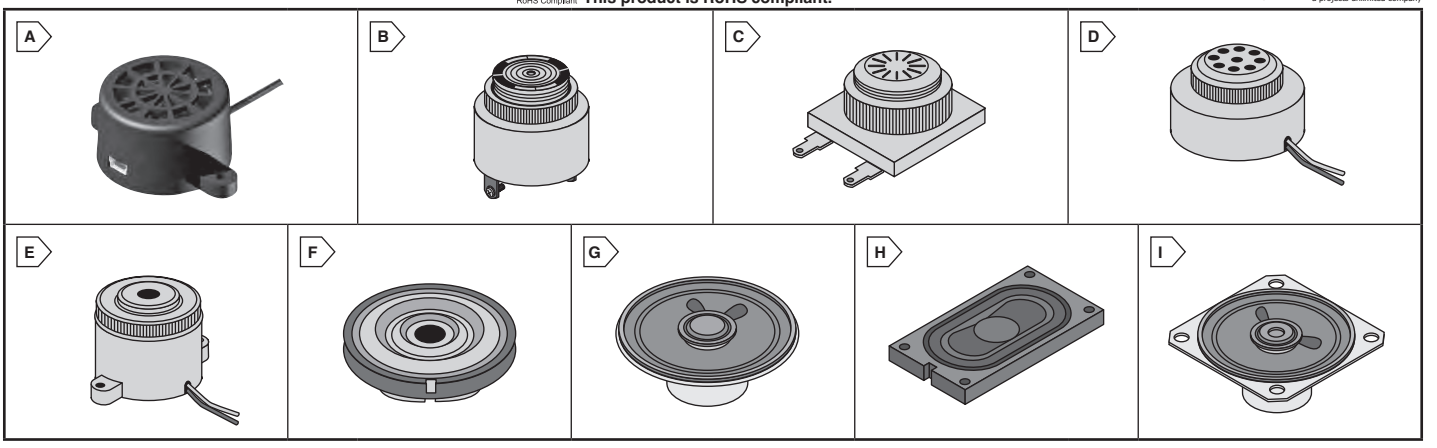

PROGRAMMABLE INDICATORS

Specifications:
- Voltage Range: 7 ~ 24VDC
- Max. File Length: 33 seconds

Features:
- Ability to program any WAV or MP3 file
- Simple-to-use Windows interface

For quantities greater than listed, call for quote.

MOUSER STOCK NO.	PUI Part No.	Fig.	Dimensions: mm (H x W x L)	Resonant Frequency (Hz)	Tone	SPL Min. (10cm)	Rated Voltage	Rated Current (Max. mA)	Washable	Price Each 1	25	50	100
665-API-4260-LW150-R	API-4260-LW150-R	A	60 x 25 x 42	100 ~6000	Continuous	100Db	12VDC	350	No				
Accessories		Description											
665-API-CABLE	API-CABLE	1 meter USB to mini B USB cable											

INDICATORS

Features:
- UL Recognized

For quantities greater than listed, call for quote.

MOUSER STOCK NO.	PUI Part No.	Fig.	Dimensions: mm (H x W x L)	Resonant Frequency (Hz)	Tone	SPL Min. (10cm)	Rated Voltage	Rated Current (Max. mA)	Washable	Price Each 1	25	50	100
665-AI4228PC28R	AI-4228-P-C28-R	B	32.5 x 42.5 x 42.5	2800	Continuous	88dB	12VDC	10	No				
665-AI4329P-SR28R	AI-4329-P-SP28-R	B	32.5 x 42.5 x 42.5	2900	Slow	88dB	12VDC	6	No				
665-AI-4328PC282-R	AI-4328-P-C28-2-R	B	32.5 x 42.5 x 42.7	2800	Continuous	97dB	12VDC	8	No				

PANEL MOUNT SPEAKERS

Features:
- Higher SPL output
- Wider voltage range

Applications:
- Industrial equipment
- Leisure equipment (golf carts, ATV's, etc.)

For quantities greater than listed, call for quote.

MOUSER STOCK NO.	PUI Part No.	Fig.	Dimensions: mm (H x W x L)	Resonant Frequency (Hz)	Tone	SPL Min. (10cm)	Voltage Range (VDC)	Rated Voltage	Rated Current (Max. mA)	Washable	Price Each 1	25	50	100
665-AI-4328PC282-R	AI-4328-P-C120D-R	B	33 x 42.5 x 42.5	2800	Continuous	98dB	30 - 120	110VAC/VDC	17	No				
665-AI4329PFP28R	AI-4329-P-FP28-R	B	33 x 43 xx 43	2900	Fast	88dB	6 - 28	12VDC	6	No				
665-AI4329P-SR28R	AI-4329-P-SP28-R	B	33 x 43 x 43	2900	Slow	88dB	4 - 28	12VDC	6	No				
665-AI-4429-P-C12-R	AI-4429-P-C12-R	B	34.5 x 43.5 x 43.5	2900	Continuous	105dB	1 - 16	12VDC	30	No				
665-AI4429PCP12R	AI-4429-P-CP12-R	B	34.5 x 43.5 x 43.5	2900	Multiple	100dB	4 - 16	12VDC	25	No				
665-X-4028-P-C32-R	X-4028-P-C32-R	C	23 x 40 x 40	2800	Continuous	105dB	3 - 32	32VDC	22	No				
665-X5328PCLW165-R	X-5328-P-C-LW165-R	D	31 x 53 x 53	2800	Continuous	103dB	3 - 12	6VDC	20	No				

SIRENS

Features:
- Extremely loud output
- Multiple tone outputs
- Available with visual notification
- Available with or without volume control
- Will operate in extreme conditions
- Can be used for warning or alerting in potentially dangerous/noisy environments

Applications:
- Fire, safety and security
- Industrial panels and devices
- Industrial vehicles
- Marine equipment
- Public transportation

For quantities greater than listed, call for quote.

MOUSER STOCK NO.	PUI Part No.	Fig.	Dimensions: mm (H x W x L)	Resonant Frequency (Hz)	Voltage Range	Typical SPL (10cm)	Tone	Price Each 1	25	50	100
665-AW10FRNSVC	AW-10FR-NSVC	E	43 x 52.5 x 71	4000	9 - 28VDC	118dB	2 Tones				
665-AW10PWNSVC	AW-10PW-NSVC	D	45 x 50 x 50	3000	9 - 28VDC	106dB	2 Tones				
665-AW15SBW	AW-15SBW	-	75 x 93 x 93	2800	9 - 28VDC	NA	32 Tones				

MINIATURE SPEAKER TRANSDUCERS

For quantities greater than listed, call for quote.

MOUSER STOCK NO.	PUI Part No.	Fig.	Dimensions: mm (H x W x L)	Rated Power (W)	Max. Power (W)	Impedance (Ω)	Cone Material	Resonant Frequency (Hz)	Frequency Range (Hz)	Price Each 1	25	50	100
665-ADS02008MRR	ADS02008MR-R	F	4 x 19.9 x 19.9	0.08	0.2	8	Mylar	750	750 - 5000				
665-ADS02908MRR	ADS02908MR-R	F	9.5 x 29 x 29	0.1	0.2	8	Mylar	650	650 - 4000				

WATER RESISTANT SPEAKERS

Features:
- Extends life of normal paper speaker
- Offers the sound quality of a paper diaphragm speaker with the element resistance of a mylar diaphragm speaker
- Water resistant coating has little to no effect on the quality of sound reproduction
- Coating process is FAA Approved and used daily in military and aerospace applications
- Water resistant coating material is MIL-I-46058C and IPC-CC-830 qualified and is in full compliance with RoHS standards

For quantities greater than listed, call for quote.

MOUSER STOCK NO.	PUI Part No.	Fig.	Dimensions: mm (H x W x L)	Rated Power (W)	Max. Power (W)	Impedance (Ω)	Cone Material	Resonant Frequency (Hz)	Frequency Range (Hz)	Price Each 1	25	50	100
665-AS04008PRWRR	AS04008PR-WR-R	G	6.55 x 40 x 40	0.5	0.8	8	Treated Paper	700	700 - 4750				
665-AS05008PRWRR	AS05008PR-WR-R	G	12 x 50 x 50	1	1.5	8	Treated Paper	550	550 - 5000				
665-AS02708COWRR	AS02708CO-WR-R	H	6 x 20.5 x 27	1	3	8	Treated Cloth	550	250 - 20000				
665-AS04008PO2WRR	AS04008PO-2-WR-R	H	11.5 x 28.3 x 40	1	2	8	Treated Paper	450	450 - 20000				
665-AS04008PS4WWRR	AS04008PS-4W-WR-R	I	11.5 x 28.3 x 40	2	4	8	Paper	380	380 - 20000				
665-AS07108POWRR	AS07108PO-WR-R	H	25 x 41 x 71	3	5	8	Treated Paper	250	100 - 20000				
665-AS09008PO2WRR	AS09008PO-2-WR-R	H	40.5 x 50 x 90	5	8	8	Paper	240	240 - 18000				
665-AS06608PSWRR	AS06608PS-WR-R	I	29 x 66.3 x 66.3	4	5	8	Treated Paper	230	230 - 12000				
665-AS07708PS2WRR	AS07708PS-2-WR-R	I	25.5 x 77 x 77	4	8	8	Treated Paper	270	270 - 8000				

© Copyright 2014 Mouser Electronics

© Copyright 2014 Mouser Electronics

DAVIES MOLDING Knobs

RoHS Compliant This product is RoHS compliant.

POINTER CONTROL KNOBS

- Hole Size: .25"
- Set Screw Size: 8-32
- High Gloss Phenolic

†- No indicator line.

✻ Diameter in table measured at knob base or skirt.

RoHS Compliant

MOUSER STOCK NO.	Davies Molding Part No.	Fig.	✻Dia. (in.)	Height (in.)	Price Each 1	10	100	250
† 5164-1400	1400	A	1/2	13/32				
† 5164-1450	1450	B	11/16	13/32				
5164-1470AQ	1470AQ	C	1 1/8	1/2				
† 5164-1475	1475	D	1	1/2				
5164-1500	1500AU	E	1 1/8	9/16				
5164-1510AH	1510AH	F	3/4	9/16				
5164-1520X	1520-X	G	1 1/2	3/4				
5164-1550AG	1550AG	H	1 1/8	5/8				
5164-2300	2300BM	I	1 13/64	5/8				
† 5164-2300A	2300	I	1 13/64	5/8				
† 5164-2310	2310	J	1 3/16	1/2				
5164-2350AH	2350AH	K	2	5/8				

FLUTED INSTRUMENT KNOBS

- Fluted for precise controls
- Terrific range of sizes, including a family of skirted knobs
- High gloss phenolic
- Hole size: .25" (1910EL= .125")

†- No indicator line.

✻ Diameter in table measured at knob base or skirt.

RoHS Compliant

MOUSER STOCK NO.	Davies Molding Part No.	Fig.	✻Dia. (in.)	Height (in.)	Set Screw	Price Each 1	10	100	250
5164-1600BM	1600BM	L	1 1/2	11/16	8-32				
5164-1610AA	1610AA	M	29/32	19/32	8-32				
5164-1900	1900	N	1/2	5/8	6-32				
† 5164-1910CQ	1910CQ	O	3/4	1/2	8-32				
5164-1910CS	1910CS	O	3/4	1/2	8-32				
5164-1910EL	1910EL	O	3/4	1/2	6-32				
5164-1913BW	1913BW	O	1 1/8	5/8	8-32				
5164-1919AE	1919AE	P	1 1/4	5/8	8-32				
5164-1930BQ	1930BQ	Q	1 1/2	27/32	8-32				
5164-1940BE	1940BE	Q	2 1/32	15/16	8-32				

MINIATURE CLAMP KNOBS

Available with a wide flange female insert for positive contact. Good electrical properties in small clamp knobs.

- Hole Size = Insert Size

‡ - Projecting Stud

✻ Diameter in table measured at knob base or skirt.

RoHS Compliant

MOUSER STOCK NO.	Davies Molding Part No.	Fig.	✻Dia. (in.)	Height (in.)	Insert Size (in.)	Insert Depth (in.)	Price Each 1	10	100	250
5164-1770	1770	R	31/64	1/2	8-32	1/4				
5164-2700E	2700-E	S	9/16	1/2	10-32	5/16				
5164-2710B	2710-B	T	3/4	1/2	8-32	5/16				
5164-2715L	2715-L	U	45/64	35/64	10-32	5/16				
‡ 5164-2720L	2720-L	V	5/8	9/16	8-32	3/8				
5164-2720Q	2720-Q	V	5/8	9/16	8-32	1/4				

INSTRUMENT AND CONTROL KNOBS

- Distinctive knobs for special applications
- Glossy or satin finish Phenolic for durability and good appearance

✻Diameter in table measured at knob base or skirt.

RoHS Compliant

MOUSER STOCK NO.	Davies Molding Part No.	Fig.	✻Dia. (in.)	Height (in.)	Set Screw	Price Each 1	10	100	250
5164-1100	1100	W	25/32	15/32	6-32				
5164-1105	1105	X	1	39/64	8-32				
5164-1110	1110	Y	1 9/32	21/32	8-32				
5164-1120	1120	Z	1-3/4	51/64	10-32				
5164-1202BA	1202BA	AA	25/32	5/8	8-32				

THREE ARM KNOB

Perfect for the smaller, everyday clamping needs and applications

- Material: Phenolic
- Insert: Brass
- Hole Size: 1/4-20"

✻Diameter in table measured at knob base or skirt.

RoHS Compliant

MOUSER STOCK NO.	Davies Molding Part No.	Fig.	✻Dia. (in.)	Height (in.)	Insert Size (in.)	Insert Depth (in.)	Price Each 1	10	100	250
5164-3025AG	3025AG	BB	1 1/8	3/4	1/4-20	1				

KNURLED CLAMPING KNOB

These knobs have been designed with straight knurls on the side to create an attractive and effective gripping surface

✻ Diameter in table measured at knob base or skirt.

RoHS Compliant

MOUSER STOCK NO.	Davies Molding Part No.	Fig.	✻Dia. (in.)	Height (in.)	Insert Size (in.)	Insert Depth (in.)	Price Each 1	10	100	250
5164-3055BA	3055BA	CC	1 1/4	3/4	5/16-18	1/2				

BAR KNOB

No matter what your application may be, a bar knob is perfect for your clamping needs.

- Material: Phenolic
- Hole Size: 5/16-18"
- Insert: Brass

✻Diameter in table measured at knob base or skirt.

RoHS Compliant

MOUSER STOCK NO.	Davies Molding Part No.	Fig.	✻Dia. (in.)	Height (in.)	Insert Size (in.)	Insert Depth (in.)	Price Each 1	10	100	250
5164-3085	3085	DD	1-1/8	3/4	1/4-20	3/5				

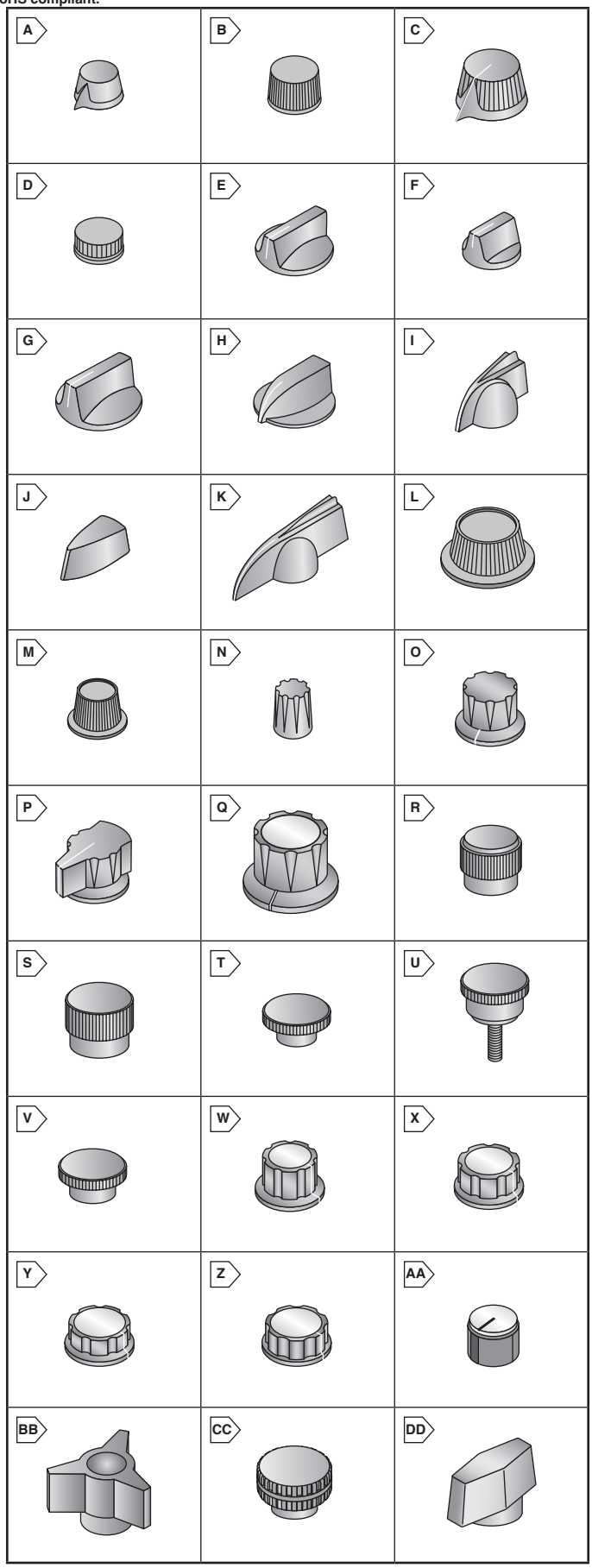

© Copyright 2014 Mouser Electronics

© Copyright 2014 Mouser Electronics

EAGLE PLASTIC DEVICES Control and Instrument Knobs

eagle plastic devices

SLIDE CONTROL KNOBS

Stylish and functional, these slide control knobs are available in several color combinations.

For quantities greater than listed, call for quote.

MOUSER STOCK NO.	Fig.	Body Color	Line Color	Shaft Size	Dimensions: in. A	B	C	Price Each 1	10	100	500
450-SL2112	A1	Red	Black	1.2x8	.945	.591	.445				
450-SL2212	A1	Yellow	Black	1.2x8	.945	.591	.445				
450-SL2312	A1	Blue	Black	1.2x8	.945	.591	.445				
450-SL2412	A1	Green	Black	1.2x8	.945	.591	.445				
450-SL2512	A1	Gray	Black	1.2x8	.945	.591	.445				
450-SL2612	A1	Black	White	1.2x8	.945	.591	.445				
450-SL4512	B1	Gray	Black	1.2x8	1.02	.433	.433				
450-SL4514	B2	Gray	Black	1.2x4	1.02	.433	.433				
450-SL5512	B2	Gray	Black	1.2x4	.945	.354	.425				
450-SL6112	B3	Red	White	1.2x18	.953	.453	.406				
450-SL6312	B3	Blue	White	1.2x18	.953	.453	.406				
450-SL6512	B3	Gray	Black	1.2x18	.953	.453	.406				
450-SL6612	B3	Black	White	1.2x18	.953	.453	.406				
450-SL6712	B3	White	Black	1.2x18	.953	.453	.406				

DIMENSIONS: in.

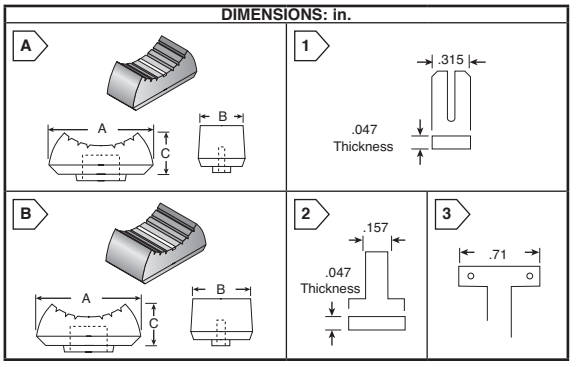

TWO-COLOR RUBBERIZED KNOBS

These rubberized two color knobs provide a clean, modern look with precise control. Available in several color combinations,these knobs provide a stylish look to any front panel.

For quantities greater than listed, call for quote.

MOUSER STOCK NO.	Fig.	Body Color	Line Color	Dimensions: in. Shaft	Dia.	Height	Price Each 1	10	100	500
D Shaft (6mm)										
450-4660	A	Gray	Black	.236	.52	.61				
450-4661	A	Gray	Red	.236	.52	.61				
450-4662	A	Gray	Yellow	.236	.52	.61				
450-4663	A	Gray	Blue	.236	.52	.61				
450-4667	A	Gray	Gray	.236	.52	.61				
450-4760	A	Black	White	.236	.52	.61				
450-4761	A	Black	Red	.236	.52	.61				
450-4762	A	Black	Yellow	.236	.52	.61				
450-4763	A	Black	Blue	.236	.52	.61				
450-4764	A	Black	Green	.236	.52	.61				
450-4765	A	Black	Gray	.236	.52	.61				
D Shaft (6.4mm)										
450-4641	B	Gray	Red	.252	.52	.61				
450-4642	B	Gray	Yellow	.252	.52	.61				
450-4643	B	Gray	Blue	.252	.52	.61				
450-4646	B	Gray	Black	.252	.52	.61				
450-4647	B	Gray	Gray	.252	.52	.61				
450-4741	B	Black	Red	.252	.52	.61				
450-4742	B	Black	Yellow	.252	.52	.61				
450-4743	B	Black	Blue	.252	.52	.61				
450-4745	B	Black	Gray	.252	.52	.61				
450-4747	B	Black	White	.252	.52	.61				

DIMENSIONS: in. (mm.)

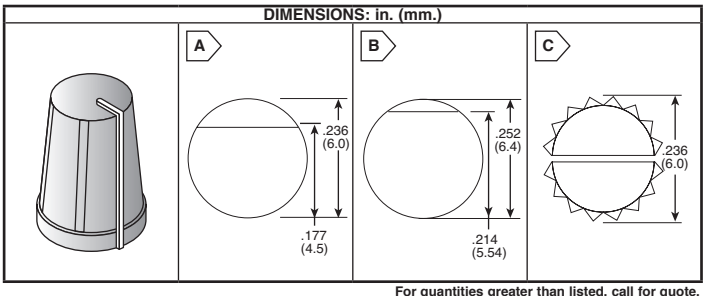

For quantities greater than listed, call for quote.

MOUSER STOCK NO.	Fig.	Body Color	Line Color	Dimensions: in. Shaft	Dia.	Height	Price Each 1	10	100	500
T18 (6mm,18 Tooth Knurled Shaft)										
450-1518	C	Gray	Red	.236	.52	.61				
450-2518	C	Gray	Yellow	.236	.52	.61				
450-3518	C	Gray	Blue	.236	.52	.61				
450-6518	C	Gray	Black	.236	.52	.61				
450-7518	C	Gray	Gray	.236	.52	.61				
450-1C618	C	Black	Red	.236	.52	.61				
450-2C618	C	Black	Yellow	.236	.52	.61				
450-3C618	C	Black	Blue	.236	.52	.61				
450-5C618	C	Black	Gray	.236	.52	.61				
450-7618	C	Black	White	.236	.52	.61				

DIMENSIONS: mm

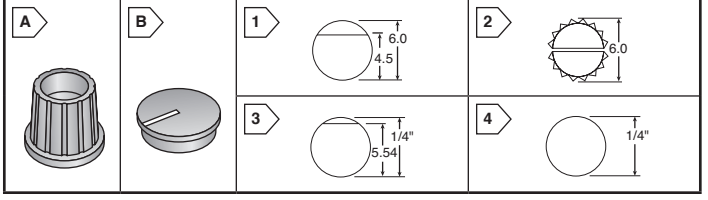

COLOR-CODED PLASTIC KNOBS AND CAPS

Knobs

These push on control knobs can be customized by using color coded caps. Multiple colors are available from stock. Order color coded caps separately.

✻T18 is a 6mm, 18 tooth knurled shaft.

PRODUCT NEW

For quantities greater than listed, call for quote.

MOUSER STOCK NO.	Fig.	Color	Shaft Type	Dimensions: in. Shaft	Dia.	Height	Price Each 1	10	100	500
450-AA150	A1	Black	D Shaft	.236	.59	.75				
450-AA150C	A1	Clear	D Shaft	.24	.59	.24				
450-AA151	A1	Lt. Grey	D Shaft	.236	.59	.75				
450-AA152	A2	Lt. Grey	T18 ✻	.236	.59	.75				
450-AA152C	A2	Clear	T18 ✻	.24	.59	.24				
450-AA180	A3	Black	D Shaft	.252	.71	.63				
450-AA181	A2	Black	T18 ✻	.236	.71	.63				
450-AA190	A3	Black	D Shaft	.252	.79	.75				
450-AA191	A2	Dk. Grey	T18 ✻	.252	.79	.75				
450-AA192	A2	Black	T18 ✻	.252	.79	.75				
450-AA193	A4	Black	set screw	.252	.79	.75				

Caps

For quantities greater than listed, call for quote.

MOUSER STOCK NO.	Fig.	Cap Color	Pointer Color	Fits Knob	Price Each 1	10	100	500
450-CP151	B	Red	White	450-AA150, 450-AA151, 450-AA152				
450-CP153	B	Blue	White					
450-CP155	B	Grey	White					
450-CP156	B	Black	White					
450-CP157	B	White	Black					
450-CP158	B	Clear	White	450-AA150C, 450-AA152C				
450-CP185	B	Grey	Black	450-AA180, 450-AA181				
450-CP186	B	Black	White					
450-CP191	B	Red	White	450-AA190, 450-AA191, 450-AA192, 450-AA193				
450-CP192	B	Yellow	White					
450-CP193	B	Blue	White					
450-CP194	B	Green	White					
450-CP195	B	Grey	White					
450-CP196	B	Black	White					

DIMENSIONS: mm

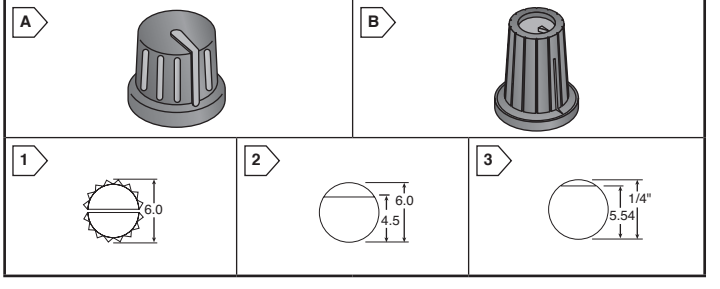

TWO-COLOR KNOBS

"Soft Touch" Knobs

These rubberized "soft touch" two color knobs provide a clean look with tactile control. Available in several pointer colors, these knobs provide a stylish look to any front panel.

For quantities greater than listed, call for quote.

MOUSER STOCK NO.	Fig.	Color	Pointer Color	Dimensions: in. Shaft	Dia.	Height	Price Each 1	10	100	500
T18 (6mm, 18 Tooth Knurled Shaft)										
450-BA160	A1	Black	Red	.236	.63	.57				
450-BA260	A1	Black	Yellow	.236	.63	.57				
450-BA360	A1	Black	Blue	.236	.63	.57				
450-BA460	A1	Black	Green	.236	.63	.57				
450-BA760	A1	Black	White	.236	.63	.57				
D Shaft										
450-BA161	A2	Black	Red	.236	.63	.57				
450-BA261	A2	Black	Yellow	.236	.63	.57				
450-BA361	A2	Black	Blue	.236	.63	.57				
450-BA461	A2	Black	Green	.236	.63	.57				
450-BA761	A2	Black	White	.236	.63	.57				
450-BA600	A2	Black	None	.236	.63	.57				

D Shaft Control Knobs

These two color plastic knobs combine a marker line on the body with an arrow on the top for precise control.

For quantities greater than listed, call for quote.

MOUSER STOCK NO.	Fig.	Color	Pointer Color	Dimensions: in. Shaft	Dia.	Height	Price Each 1	10	100	500
450-WB118	B3	Black	Red line/top	.252	.67	.76				
450-WB218	B3	Black	Yellow line/top	.252	.67	.76				
450-WB318	B3	Black	Blue line/top	.252	.67	.76				
450-WB418	B3	Black	Green line/top	.252	.67	.76				

© Copyright 2014 Mouser Electronics

© Copyright 2014 Mouser Electronics

EAGLE PLASTIC DEVICES Control and Instrument Knobs

eagle plastic devices

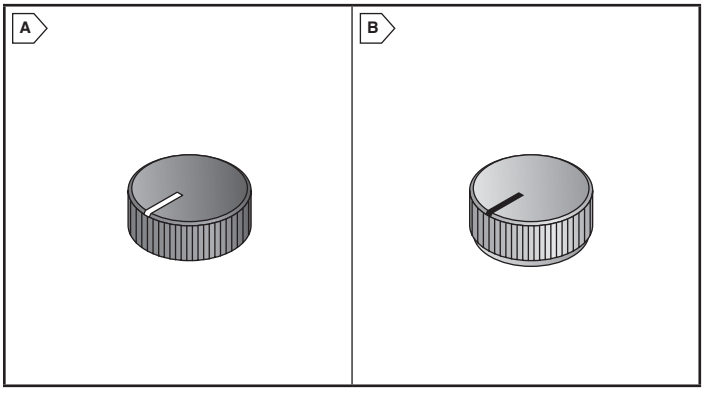

MACHINED ALUMINUM CONTROL KNOBS

Straight Knurl with Top Indicator Line, Single Set Screw

For quantities greater than listed, call for quote.

MOUSER STOCK NO.	Fig.	Color	Dimensions: in.			Price Each			
			Shaft	Dia.	Height	1	10	100	500
450-KB100	A	Natural	.125	.39	.49				
450-KB101	A	Black	.125	.39	.49				
450-KB200	A	Natural	.250	.79	.49				
450-KB201	A	Black	.250	.79	.49				
450-KB300	A	Natural	.250	1.18	.49				
450-KB301	A	Black	.250	1.18	.49				

Straight Knurl with Top and Side Indicator Line, Dual Set Screw

For quantities greater than listed, call for quote.

MOUSER STOCK NO.	Fig.	Color	Dimensions: in.			Price Each			
			Shaft	Dia.	Height	1	10	100	500
450-KLN510	B	Natural	.125	.50	.63				
450-KLN520	B	Black	.125	.50	.63				
450-KLN530	B	Natural	.250	.50	.63				
450-KLN540	B	Black	.250	.50	.63				
450-KLN710	B	Natural	.125	.74	.63				
450-KLN720	B	Black	.125	.74	.63				
450-KLN730	B	Natural	.250	.74	.63				
450-KLN740	B	Black	.250	.74	.63				
450-KLN910	B	Natural	.250	.94	.63				
450-KLN920	B	Black	.250	.94	.63				
450-KLN125A	B	Natural	.250	1.25	.63				
450-KLN125B	B	Black	.250	1.25	.63				

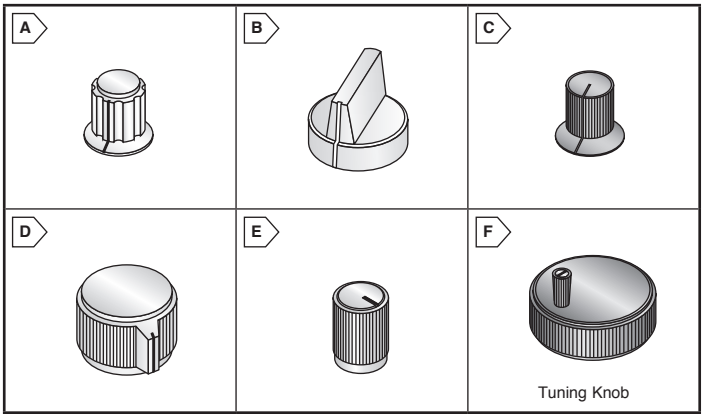

ALUMINUM KNOBS

Features:

- Machined from solid aluminum
- Spin polished finish
- Dual set screws

MOUSER STOCK NO.	Fig.	Color	Shaft Size	Dimension: in.		Price Each				
				Dia.	Height	1	10	100	500	1000
450-MAS51	A	Natural	1/8	0.74	0.625					
450-MAS52	A	Black	1/8	0.74	0.625					
450-MAS53	A	Natural	1/4	0.74	0.625					
450-MAS54	A	Black	1/4	0.74	0.625					
450-MAS71	A	Natural	1/4	1.14	0.625					
450-MAS72	A	Black	1/4	1.14	0.625					
450-MAS91	A	Natural	1/4	1.40	0.625					
450-MAS92	A	Black	1/4	1.40	0.625					
450-MCB51	B	Natural	1/4	0.50	0.75					
450-MCB61	B	Natural	1/4	0.62	0.75					
450-MCB62	B	Black	1/4	0.62	0.75					
450-MCB71	B	Natural	1/4	0.74	0.90					
450-MCB72	B	Black	1/4	0.74	0.90					
450-MCB91	B	Natural	1/4	0.94	0.90					
450-MCB92	B	Black	1/4	0.94	0.90					
450-MLNS51	C	Natural	1/4	0.75	0.63					
450-MLNS52	C	Black	1/4	0.75	0.63					
450-MPN71	D	Natural	1/4	0.89	0.625					
450-MPN72	D	Black	1/4	0.89	0.625					
450-MPN91	D	Natural	1/4	1.10	0.625					
450-MPN92	D	Black	1/4	1.10	0.625					
450-MLN54	E	Black	1/4	0.50	0.625					
450-MLN72	E	Black	1/4	0.74	0.625					
450-1755	F	Black	1/4	1.75	1.14					

UNIQUE COMBINATION LIGHT WEIGHTALUMINUM AND PLASTIC KNOBS

- Machined aluminum shell with plastic insert knob

MOUSER STOCK NO.	Fig.	Color	Features	Shaft Size	Dimension in.		Price Each				
					Dia.	Height	1	10	100	500	1000
450-ME51	A	Natural/Black	Dual set screws	1/8	0.50	0.65					
450-ME52	A	Natural/Black	Dual set screws	1/4	0.50	0.65					
450-ME71	A	Natural/Black	Dual set screws	1/4	0.74	0.65					
450-MES51	B	Natural/Black	Dual set screws	1/8	0.74	0.63					
450-MES52	B	Natural/Black	Dual set screws	1/4	0.74	0.63					
450-MES71	B	Natural/Black	Dual set screws	1/4	1.13	0.63					
450-3825	C	Natural	Brass insert single set screw	1/4	1.50	0.63					
450-3225	C	Natural	Brass insert single set screw	1/4	1.26	0.55					
450-2925	C	Natural	Brass insert single set screw	1/4	1.14	0.55					
450-2225	C	Natural	Brass insert single set screw	1/4	0.87	0.51					
450-1825	C	Natural	Brass insert single set screw	1/4	0.71	0.47					
450-1425	C	Natural	Brass insert single set screw	1/4	0.55	0.63					

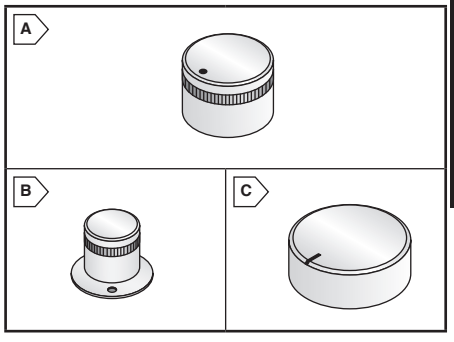

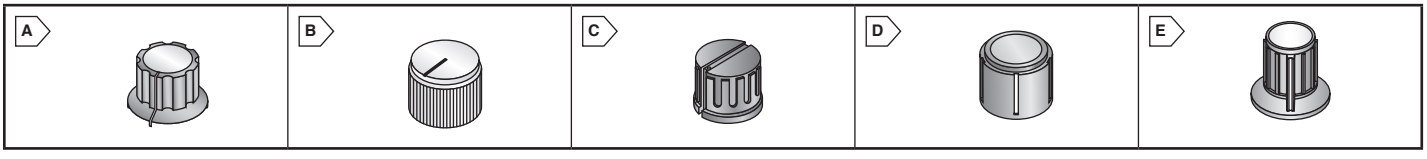

PLASTIC KNOBS

✻ T18 is a 6mm, 18 tooth knurled shaft.

MOUSER STOCK NO.	Fig.	Color	Features	Shaft Size	Dia. In.	Dimension In. H	Price Each				
							1	10	100	500	1000
450-3618	A	Black	Spun aluminum inlay	T18 ✻	1.06	0.63					
450-4618	A	Black	Spun aluminum inlay	T18 ✻	0.79	0.47					
450-AE181	B	White	Black ind. Line	T18 ✻	0.71	0.68					
450-AE185	B	Gray	Black ind. Line	T18 ✻	0.71	0.68					
450-AE186	B	Black	Black ind. Line	T18 ✻	0.71	0.68					
450-AE141	B	Black	Black ind. Line	T18 ✻	0.55	0.65					
450-CE15	C	Black	Brass insert single set screw	1/4	0.59	0.59					
450-3102-GR	D	Black	Spun aluminum inlay	D	0.78	0.62					
450-2401-GR	E	Black	Spun aluminum inlay	D	0.79	0.67					

© Copyright 2014 Mouser Electronics

© Copyright 2014 Mouser Electronics

EAGLE PLASTIC DEVICES Control and Instrument Knobs

CLEAR PLASTIC KNOBS

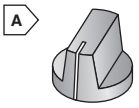

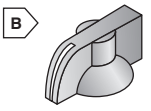

PRODUCT NEW

*T18 is a 6mm, 18 tooth knurled shaft

For quantities greater than listed, call for quote.

MOUSER STOCK NO.	Fig.	Color	Shaft Type	Dimension: in.		Price Each		
				Dia.	H	1	10	100
450-5300C	A	Clear/Black	Set Screw	.75	.57			
450-5310C	A	Clear/Black	T18*	.75	.57			
450-5320C	A	Clear/Black	D Shaft	.75	.57			
450-5100C	A	Clear/Black	Set Screw	1.06	.63			
450-5110C	A	Clear/Black	T18*	1.06	.63			
450-5120C	A	Clear/Black	D Shaft	1.06	.63			
45KN010C	B	Clear/Black	T18*	1.26	.54			
45KN011C	B	Clear/Black	Set Screw	1.26	.54			

COLOR CONTROL KNOBS



Fits .25 shafts
Black Indicator

- Black plastic with white indicator except where noted
- Brass insert with set screw .25" knobs only



Fits 6mm, 18 tooth shaft
White Indicator



Fits 6mm, 18 tooth shaft
White Indicator

For quantities greater than listed, call for quote.

MOUSER STOCK NO.	Fig.	Color	Dimension: in.		Price Each		
			Dia.	H	1	10	100
450-2040-GRX	A	BLK/RED	.52	.62			
450-2050-GRX	A	BLK/YEL	.52	.62			
450-2060-GRX	A	BLK/GRN	.52	.62			
450-2070-GRX	A	BLK/BLU	.52	.62			
450-3180-GRX	A	BLK/GRN	.75	.64			
450-3181-GRX	A	BLK/RED	.75	.64			
450-3182-GRX	A	BLK/YEL	.75	.64			
450-3183-GRX	A	BLK/BLU	.75	.64			
450-3021	B	BLK/RED	.52	.65			
450-3022	B	BLK/YEL	.52	.65			
450-3023	B	BLK/BLU	.52	.65			
450-3024	B	BLK/GRN	.52	.65			
450-3031	C	BLK/RED	.63	.59			
450-3033	C	BLK/BLU	.63	.59			
450-3034	C	BLK/GRN	.63	.59			

KNOBS FOR 1/8" SHAFTS



- Fits 148, 248, and PRV6 series
- Brass insert

For quantities greater than listed, call for quote.

MOUSER STOCK NO.	Color Top	Dimension: in.		Price Each		
		Dia.	H	1	10	100
450-0125	Body BLK/Top BLK	.46	.41			
450-0126	Body BLK/Top RED	.46	.41			

SOFT TOUCH KNOBS



- Plastic shell covered by a thick rubber finish
- Knob fits 6mm, 18 tooth knurled shaft
- Diameter measured at knob base

For quantities greater than listed, call for quote.

MOUSER STOCK NO.	Color	Dimension: in.		Price Each		
		Dia.	H	1	10	100
450-4010	Gray	.51	.71			
450-4011	Black	.51	.71			

SOLID COLOR KNOBS



- Knob fits 6mm, 18 tooth shaft
- Fits 313-2401, 31VF, 31CA, 31CB and 31CR Series

For quantities greater than listed, call for quote.

MOUSER STOCK NO.	Color	Dimension: in.		Price Each		
		Dia.	H	1	10	100
450-2051	Gray	.80	.64			
450-2061	Black	.80	.64			
450-2062	Black	.60	.59			

KNOBS FOR SLIDE POTENTIOMETERS

- Fits 312-9000, 9100, and 9302 series

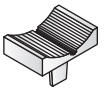

Shaft Configuration

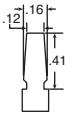

For quantities greater than listed, call for quote.

MOUSER STOCK NO.	Color	Dimension: in.			Price Each		
		L	W	H	1	10	100
450-3051	Black	.79	.68	.62			
450-3052	Gray	.79	.68	.62			

POINTER KNOB

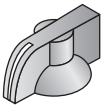

- Brass insert
- Set screw included
- Knobs fit .25" shafts

RoHS Compliant

For quantities greater than listed, call for quote.

MOUSER STOCK NO.	Color	Dimension: in.		Price Each		
		Dia.	H	1	10	100
45KN012-GRX	Black	1.25	.65			

ALUMINUM CONTROL KNOBS

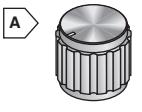

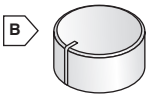

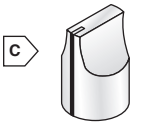

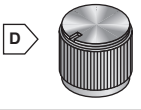

- Brass inserts
- Knobs fit .25" shafts
- Set screw included

MOUSER STOCK NO.	Fig.	Color	Dimension: in.		Price Each		
			Dia.	H	1	10	100
45KN030	A	Mirror	.79	.77			
45KN031	A	Mirror	.61	.65			
45KN032	A	Mirror	.87	.75			
450-7030	A	Black	.79	.77			
450-7031	A	Black	.61	.65			
450-7032	A	Black	.87	.75			
450-6015	B	Natural	.63	.55			
450-6016	B	Natural	.87	.55			
450-6017	B	Natural	1.10	.55			
450-7015	B	Black	.63	.55			
450-7016	B	Black	.87	.55			
450-3000	C	Natural	1.00	1.00			
450-6003	D	Natural	.50	.62			
450-6005	D	Natural	.75	.62			
450-6006	D	Natural	.94	.62			
450-6007	D	Natural	1.25	.62			
450-6008	D	Black	1.25	.62			
450-7005	D	Black	.75	.62			
450-6009	D	Black	.50	.62			
450-6010	D	Black	.94	.62			

CONTROL AND INSTRUMENT KNOBS

- Brass inserts
- Knobs fit .25" shafts
- Set screw included with spun aluminum inlay

*Note: 45KN021-GRX - 0 to 10 Scale
450-1170-GRX - 1 to 10 Scale

RoHS Compliant

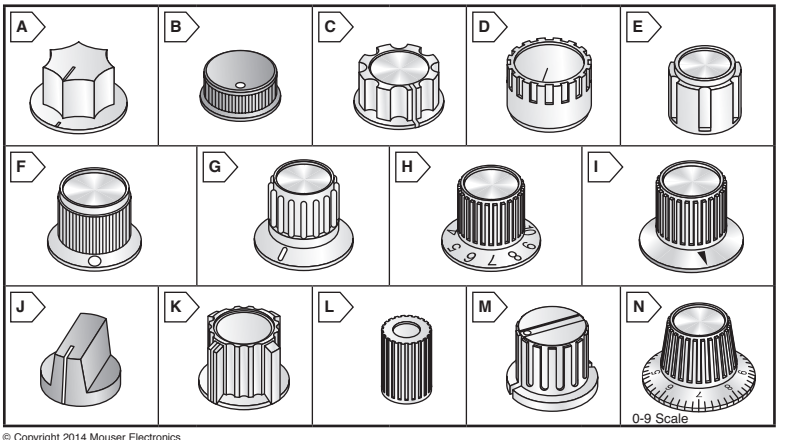

For quantities greater than listed, call for quote.

MOUSER STOCK NO.	Fig.	Color	Dimension: in.		Price Each		
			Dia.	H	1	10	100
45KN013-GRX	A	Black	.94	.59			
45KN014-GRX	A	Black	1.32	.69			
45KN015-GRX	B	Black	.70	.38			
45KN016-GRX	C	Black	1.29	.63			
45KN017-GRX	C	Black	1.04	.56			
45KN018-GRX	C	Black	.75	.46			
45KN019-GRX	D	Black	1.00	.60			
45KN023-GRX	E	Black	.75	.63			
45KN026-GRX	E	Black	.78	.63			
45KN024-GRX	F	Black	.98	.57			
45KN025-GRX	G	Black	1.31	.87			
* 45KN021-GRX	H	Black	1.45	.90			
45KN022-GRX	I	Black	1.45	.90			
* 450-1170-GRX	H	Black	.93	.56			
450-1171-GRX	I	Black	.93	.56			
450-1017-GRX	J	Black	1.04	.62			
450-2016-GRX	K	Black	.90	.71			
450-2023-GRX	L	Black	.50	.61			
450-2034-GRX	M	Black	.59	.55			
450-2035-GRX	M	Black	.77	.59			
450-2036-GRX	M	Black	.95	.78			
450-2039-GRX	M	Black	1.39	.71			
450-2037-GRX	N	Black	1.16	.71			

© Copyright 2014 Mouser Electronics

© Copyright 2014 Mouser Electronics

EAGLE PLASTIC DEVICES Nylon Hardware

RoHS Compliant **This page of product is compliant.**

SPACERS

Standard Spacers

• Nylon 6/6

All standard nylon spacers can be tapped two thread sizes larger than the screw size listed.

For quantities greater than listed, call for quote.

MOUSER STOCK NO.	Fig.	Screw Size	Dimensions: in. A	B	L	Price Each 1	100	1000
561-KSP2	A	4	.187	.115	.125			
561-KSP4	A	4	.187	.115	.187			
561-KSP6	A	4	.187	.115	.250			
561-KSP8	A	4	.187	.115	.312			
561-KSP10	A	4	.187	.115	.375			
561-K4.125	A	4	.250	.115	.125			
561-K4.187	A	4	.250	.115	.187			
561-K4.25	A	4	.250	.115	.250			
561-K4.375	A	4	.250	.115	.375			
561-K4.50	A	4	.250	.115	.500			
561-K4.625	A	4	.250	.115	.625			
561-K4.75	A	4	.250	.115	.750			
561-K41.00	A	4	.250	.115	1.000			
561-KSP312	A	4	.250	.115	1.250			
561-K6.25	A	6	.250	.140	.250			
561-K6.375	A	6	.250	.140	.375			
561-K6.437	A	6	.250	.140	.437			
561-K6.50	A	6	.250	.140	.500			
561-K6.625	A	6	.250	.140	.625			
561-K6.75	A	6	.250	.140	.750			
561-K6.875	A	6	.250	.140	.875			
561-K61.00	A	6	.250	.140	1.000			
561-KSP92	A	6	.312	.140	.125			
561-K8.25	A	8	.250	.171	.250			
561-K8.375	A	8	.250	.171	.375			
561-K8.50	A	8	.250	.171	.500			
561-K8.625	A	8	.250	.171	.625			
561-K8.75	A	8	.250	.171	.750			
561-K8.875	A	8	.250	.171	.875			
561-K81.00	A	8	.250	.171	1.000			
561-KSP97	A	8	.312	.171	.187			
561-KSP117	A	8	.312	.171	.500			
561-KSP102	A	10	.312	.194	.250			
561-KSP110	A	10	.312	.194	.375			
561-KSP114	A	10	.312	.194	.437			
561-KSP160	A	10	.375	.194	.125			
561-KSP163	A	10	.375	.194	.187			
561-KSP166	A	10	.375	.194	.250			
561-KSP169	A	10	.375	.194	.312			
561-KSP172	A	10	.375	.194	.375			
561-KSP178	A	10	.375	.194	.500			
561-KSP190	A	10	.375	.194	.750			
561-KSP202	A	10	.375	.194	1.000			
561-KSP205	A	10	.500	.194	.125			
561-KSP220	A	10	.500	.194	.312			
561-KSP225	A	10	.500	.194	.375			
561-KSP235	A	10	.500	.194	.500			

Round Tapped Spacers

Molded from type 6/6 nylon and then machine tapped, these spacers are low cost insulators that can be used in many electrical applications.

For quantities greater than listed, call for quote.

MOUSER STOCK NO.	Fig.	Screw Size	Dimensions: in. A	L	Price Each 1	100	1000	5000
561-TSP1	B	4-40	.250	.250				
561-TSP2	B	4-40	.250	.375				
561-TSP3	B	4-40	.250	.500				
561-TSP36	B	4-40	.250	.625				
561-TSP4	B	4-40	.250	.750				
561-TSP37	B	4-40	.250	.875				
561-TSP5	B	4-40	.250	1.000				
561-TSP7	B	6-32	.250	.375				
561-TSP8	B	6-32	.250	.500				
561-TSP38	B	6-32	.250	.625				
561-TSP9	B	6-32	.250	.750				
561-TSP39	B	6-32	.250	.875				
561-TSP10	B	6-32	.250	1.000				
561-TSP11	B	8-32	.250	.250				
561-TSP13	B	8-32	.250	.500				
561-TSP40	B	8-32	.250	.625				
561-TSP14	B	8-32	.250	.750				
561-TSP15	B	8-32	.250	1.000				

Locking Hex Spacer

Economic locking spacers eliminate screws, nuts, and lock washers in mounting P.C. boards on metal chassis or stacking in multiple tiers. Unique locking clips provide a mechanically secure, reusable connection in predrilled or punched holes while saving considerable assembly time.

For quantities greater than listed, call for quote.

MOUSER STOCK NO.	Fig.	Description	Price Each 1	100	1000	5000
561-MPH276	C	Hex locking spacer				

Hex Tapped Spacers

On spacer 3/4" and longer, tap is 3/8" from each end.

For quantities greater than listed, call for quote.

MOUSER STOCK NO.	Fig.	Screw Size	L Length (in.)	Price Each 1	100	1000
561-L4.25	D	4-40	.250			
561-L4.375	D	4-40	.375			
561-L4.50	D	4-40	.500			
561-L4.625	D	4-40	.625			
561-L4.75	D	4-40	.750			
561-L4.875	D	4-40	.875			
561-L41.0	D	4-40	1.000			
561-L6.25	D	6-32	.250			
561-L6.375	D	6-32	.375			
561-L6.50	D	6-32	.500			
561-L6.625	D	6-32	.625			
561-L6.75	D	6-32	.750			
561-L6.875	D	6-32	.875			
561-L61.0	D	6-32	1.000			
561-L8.25	D	8-32	.250			
561-L8.375	D	8-32	.375			
561-L8.50	D	8-32	.500			
561-L8.625	D	8-32	.625			
561-L8.75	D	8-32	.750			
561-L8.875	D	8-32	.875			
561-L81.0	D	8-32	1.000			

SCREW INSULATORS

Nylon screw insulators are used to isolate metal screws electrically and reduce corrosion. They may also be used as light load bearings in many applications.

For quantities greater than listed, call for quote.

MOUSER STOCK NO.	Fig.	Screw Size	L Length (in.)	Price Each 1	100	500	1000
561-04006	E	4	.063				
561-04012	E	4	.125				
561-06004	E	6	.047				
561-06012	E	6	.125				
561-06018	E	6	.188				
561-06025	E	6	.25				
561-06050	E	6	.50				
561-08012	E	8	.125				
561-08025	E	8	.25				
561-08037	E	8	.375				
561-08050	E	8	.50				
561-10014	E	10	.141				
561-10025	E	10	.25				
561-10037	E	10	.375				
561-10075	E	10	.75				
561-25012	E	1/4	.125				
561-25025	E	1/4	.25				
561-25037	E	1/4	.375				
561-25050	E	1/4	.50				
561-25075	E	1/4	.75				

WASHERS

For quantities greater than listed, call for quote.

MOUSER STOCK NO.	Fig.	Screw Size	Dimensions: in. A	B	C	Price Each 1	100	1000
Standard Flat Washers								
561-D232	F	2	.250	.090	.032			
561-D262	F	2	.250	.090	.062			
561-D432	F	4	.250	.115	.032			
561-D462	F	4	.250	.115	.062			
561-D4125	F	4	.250	.115	.125			
561-D632	F	6	.312	.140	.032			
561-D662	F	6	.312	.140	.062			
561-D6125	F	6	.312	.140	.125			
561-D832	F	8	.375	.171	.032			
561-D862	F	8	.375	.171	.062			
561-D8125	F	8	.375	.171	.125			
561-D1032	F	10	.375	.194	.032			
561-D1062	F	10	.375	.194	.062			
561-D10125	F	10	.375	.194	.125			
561-D2562	F	1/4	.500	.257	.062			
561-D31262	F	5/16	.500	.317	.062			
561-D37562	F	3/8	.625	.380	.062			
561-D43762	F	7/16	.750	.443	.062			
561-D50062	F	1/2	.750	.505	.062			
Finishing Washers								
561-SFW6	G	6	.437	.143	.100			
561-SFW8	G	8	.510	.171	.115			
561-SFW10	G	10	.580	.191	.152			
Retaining Washers								
561-04032	H	4	.266	.156	.032			
561-04062	H	4	.266	.156	.062			
561-06032	H	6	.328	.198	.032			
561-06062	H	6	.328	.198	.062			
561-08032	H	8	.391	.235	.032			
561-10032	H	10	.453	.277	.032			
561-10062	H	10	.453	.277	.062			
Standard Shoulder Washers								
561-SW6	I	6	.146	.328	.040			
561-SW8	I	8	.174	.375	.050			
561-SW10	I	10	.201	.437	.050			
561-SW25	I	1/4	.260	.562	.060			
561-SW375	I	3/8	.385	.750	.060			

Dimensions: In.

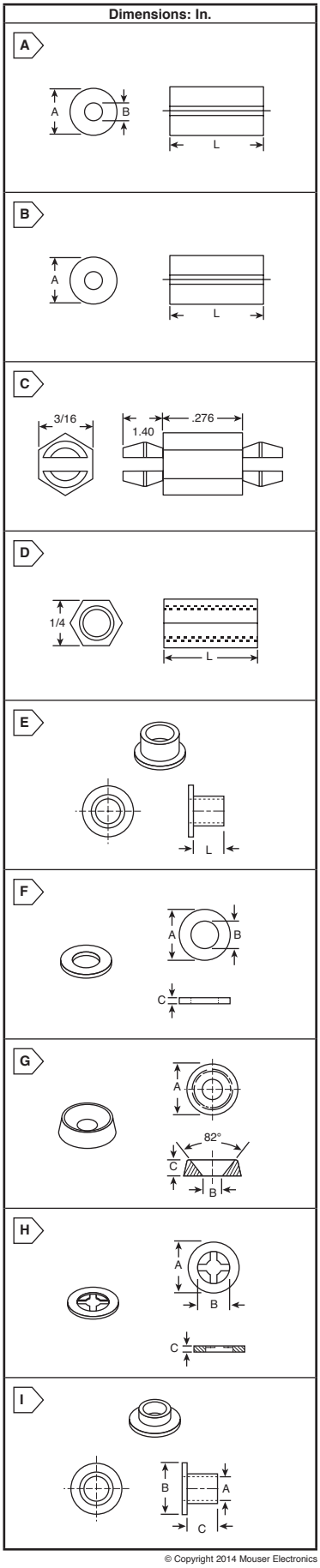

© Copyright 2014 Mouser Electronics

EAGLE PLASTIC DEVICES Nylon PCB Hardware

RoHS Compliant This page of product is compliant.

FEMALE NYLON CIRCUIT BOARD POSTS

- Molded in Natural Nylon 6/6
- Circuit board hole size - .156 diameter
- Panel Thickness: 1/16

For quantities greater than listed, call for quote.

MOUSER STOCK NO.	Fig.	Description	Price Each 1	100	500
561-0375A	A	0.375			
561-0500A	A	0.500			
561-0625A	A	0.625			
561-0750A	A	0.750			
561-0875A	A	0.875			
561-1000A	A	1.000			
561-1125A	A	1.125			

MALE-FEMALE CIRCUIT BOARD SUPPORT

- Molded in Natural Nylon 6/6
- 3/8" board spacing

For quantities greater than listed, call for quote.

MOUSER STOCK NO.	Fig.	Description	Price Each 1	100	500
561-F0375	B	3/8"			
561-F0625	B	5/8"			

SQUARE STANDOFF LED MOUNT

LED mount provides secure mounting of both two and three lead devices. Nylon mount provides protection from heat, shock, and vibration. Symmetrical design with feet on both sides eliminating need for specific side rotation.

- Molded in Natural Nylon 6/6

For quantities greater than listed, call for quote.

MOUSER STOCK NO.	Fig.	Description	Price Each 1	100	500
561-TRM001	C	TRM 001			

POWER TRANSISTOR MOUNTS

Simplify power transistor mountings and insulation, and improve thermal efficiency with molded insulators.

For quantities greater than listed, call for quote.

MOUSER STOCK NO.	Fig.	Description	Price Each 1	100	500
Standard - Molded in Natural Nylon 6/6					
561-19PT2	D	TO-66 with barrier			
Heavy Duty - Molded in Glassfilled Polyester					
561-20PTI1-HD	E	TO-3 with barrier			
561-18PT1-HD-WOB	E	TO-3 w/o barrier			

POWER TRANSISTOR COVERS

- Molded in Natural Nylon 6/6

For quantities greater than listed, call for quote.

MOUSER STOCK NO.	Fig.	Description	Price Each 1	100	500
TO-3 Configuration					
561-C01032	F	5 hole			

NYLON PUSH SPACERS

- Hole size: .187"

For quantities greater than listed, call for quote.

MOUSER STOCK NO.	Fig.	Dimensions: in. A	B	Panel Depth	Price Each 1	100	500
561-PS250	G	.281	.250	.062			
561-PS500	G	.313	.500	.093			
561-PS500A	G	.313	.500	.062			
561-PS625	G	.281	.625	.062			

COVED SPACERS

For quantities greater than listed, call for quote.

MOUSER STOCK NO.	Fig.	Dimensions: in. A	B	L	Price Each 1	100	500
561-130001	H	.750	.260	.125			
561-130002	H	.843	.257	.156			
561-130003	H	.835	.218	.500			
561-130004	H	.000	.260	.250			
561-130005	H	.000	.325	.250			
561-130006	H	.000	.250	.125			
561-130007	H	.875	.375	.250			

MINI LOCKING PCB SUPPORTS

- Adhesive Base
- Ideal for smaller sized circuit boards

For quantities greater than listed, call for quote.

MOUSER STOCK NO.	Fig.	Dimension A: in.	Price Each 1	100	500	1000
561-187TAB	I	0.187				
561-250TAB	I	0.250				
561-312TAB	I	0.312				
561-375TAB	I	0.375				
561-437TAB	I	0.437				
561-500TAB	I	0.500				
561-562TAB	I	0.562				
561-625TAB	I	0.625				

NYLON HEAVY DUTY PCB SUPPORTS

- Snaps into P.C. board from bottom
- Molded in Black Nylon 6/6

For quantities greater than listed, call for quote.

MOUSER STOCK NO.	Fig.	Board Clearance	PCB Hole Dia.	Chassis Hole Size	Price Each 1	100	500
561-C00500	J	.430-.460	.157	.312			

NYLON HEAVY DUTY PCB SUPPORTS

- Snaps into P.C. board from bottom
- Molded in Natural Nylon 6/6

For quantities greater than listed, call for quote.

MOUSER STOCK NO.	Fig.	Dimensions: in. A	B	C	D	Price Each 1	100
561-RV250	K	.375	11/32"	.250	.060		
561-RV375	K	.375	11/32"	.375	.060		
561-RV625	K	.500	13/32"	.625	.063		

REVERSE LOCKING CIRCUIT BOARD SUPPORT STANDOFF

- Molded in Black Nylon 6/6

For quantities greater than listed, call for quote.

MOUSER STOCK NO.	Fig.	Dim "A"	Body Dia.	Head Height	Hole Size	Price Each 1	100
561-RVS500	L	.500	.150	.045	.178		

TWO-PIECE NYLON FASTENER

- Molded in Black Nylon 6/6
- For use with edge connector assembly

For quantities greater than listed, call for quote.

MOUSER STOCK NO.	Fig.	Dimensions: in. A	B	C	D	Price Each 1	100	500
Body Item "A"								
561-0003A	M	.110	.480	-	-			
561-0004A	M	.096	.340	-	-			
Pin Item "B"								
561-0003B	M	-	-	.455	.069			
561-0004B	M	-	-	.340	.062			

TRANSISTOR INSULATORS

Designed to separate the mounting screw from the insulator

- Molded in Natural Nylon 6/6

For quantities greater than listed, call for quote.

MOUSER STOCK NO.	Fig.	Dimensions: in. A	B	C	Price Each 1	100	500
561-T001	N	.680	.476	.219			

KNOCK OUT PLUGS

- Installs with fingertip pressure, no tools required
- Molded in gray nylon
- Head thickness: .125"
- Thickness: .453"

For quantities greater than listed, call for quote.

MOUSER STOCK NO.	Fig.	Dimensions: in. Hole Dia.	Dia.	Price Each 1	100	500	1000
561-0875KOP	O	0.875	1.016				
561-1093KOP	O	1.093	1.218				
561-1375KOP	O	1.375	1.500				
561-1750KOP	O	1.750	1.925				
561-2000KOP	O	2.000	2.140				

DIMENSIONS: in.

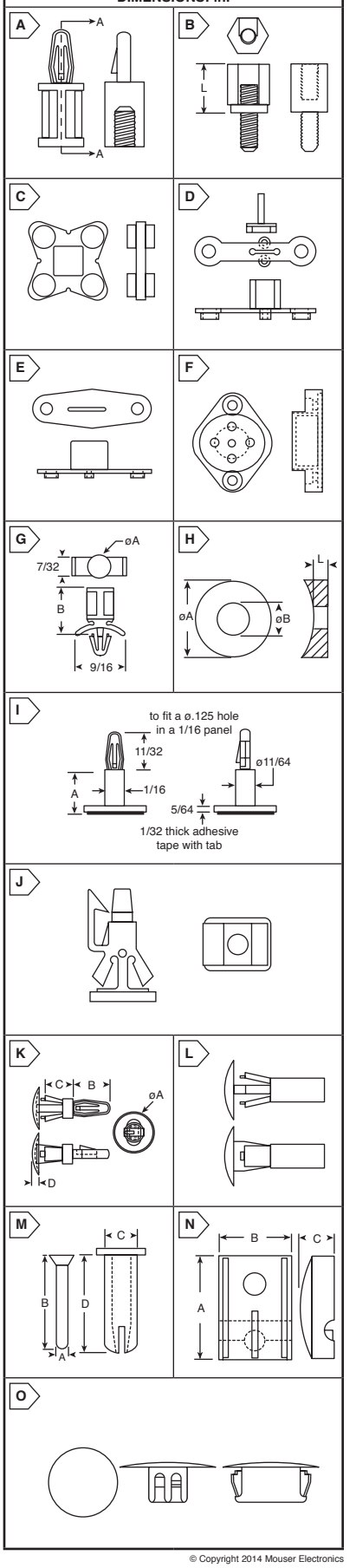

© Copyright 2014 Mouser Electronics

© Copyright 2014 Mouser Electronics

EAGLE PLASTIC DEVICES Nylon PCB Hardware

RoHS Compliant **This product is RoHS compliant.**

DIMENSIONS: in.

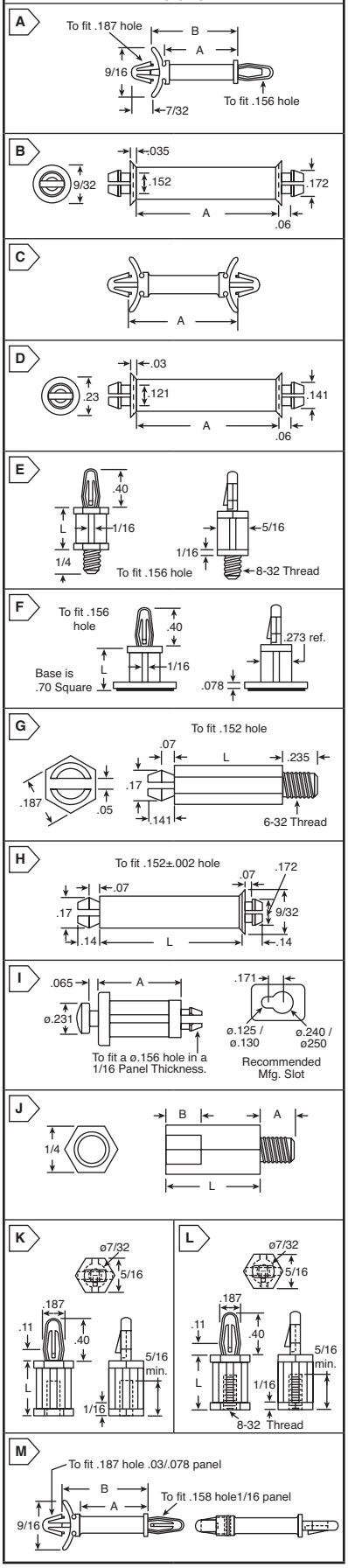

PCB SUPPORTS

"Lock/Tension" Series

Designed to lock to bottom chassis and snap into a 1/16" thick panel.

For quantities greater than listed, call for quote.

MOUSER STOCK NO.	Fig.	Dimensions (in.)		Price Each			
		A	B	1	100	500	1000
561-LT187	A	.187	.307				
561-LT250	A	.250	.365				
561-LT375	A	.375	.495				
561-LT437	A	.437	.557				
561-LT500	A	.500	.625				
561-LT625	A	.625	.745				
561-LT875	A	.875	.995				
561-LT1000	A	1.000	1.120				

"DSP", "DLP" and "DMSP" Series

- DSP: both ends fit a .156" hole
- DMSP: both ends fit a .125" hole
- DLP: both ends fit a .187" hole

For quantities greater than listed, call for quote.

MOUSER STOCK NO.	Fig.	Dimensions (in.)	Price Each			
		A	1	100	500	1000
561-DSP125	B	.125				
561-DSP250	B	.250				
561-DSP375	B	.375				
561-DSP437	B	.437				
561-DSP500	B	.500				
561-DSP750	B	.750				
561-DSP1000	B	1.000				
561-DLP250	C	.365				
561-DLP375	C	.495				
561-DLP500	C	.625				
561-DLP750	C	.87				
561-DLP1000	C	1.12				
561-DMSP125	D	.125				
561-DMSP250	D	.250				
561-DMSP375	D	.375				
561-DMSP437	D	.437				
561-DMSP500	D	.500				
561-DMSP750	D	.750				
561-DMSP1000	D	1.000				

PCB LOCKING SUPPORTS

Male Threaded

For quantities greater than listed, call for quote.

MOUSER STOCK NO.	Fig.	Length (in.)	Price Each			
			1	100	500	1000
561-LMTP250	E	1/4				
561-LMTP375	E	3/8				
561-LMTP500	E	1/2				
561-LMTP625	E	5/8				
561-LMTP750	E	3/4				
561-LMTP1000	E	1				

Adhesive Base

For quantities greater than listed, call for quote.

561-LAD187	F	3/16				
561-LAD250	F	1/4				
561-LAD375	F	3/8				
561-LAD500	F	1/2				
561-LAD625	F	5/8				
561-LAD750	F	3/4				
561-LAD1000	F	1				

MALE PCB SUPPORT POSTS

For quantities greater than listed, call for quote.

561-MTP125	G	1/8				
561-MTP250	G	1/4				
561-MTP500	G	1/2				
561-MTP750	G	3/4				
561-MTP875	G	7/8				

PCB POSTS

For quantities greater than listed, call for quote.

561-A0250	H	.250				
561-A0312	H	.312				
561-A0375	H	.375				
561-A0500	H	.500				
561-A0625	H	.625				
561-A0750	H	.750				
561-A1000	H	1.00				

KEY-SLOT PCB POSTS

For use in combination with a key-slot so that the circuit board may be removed for repairs.

For quantities greater than listed, call for quote.

MOUSER STOCK NO.	Fig.	A (in.)	Price Each			
			1	100	500	1000
561-KYP187	I	3/16				
561-KYP625	I	5/8				

MALE-FEMALE THREADED STANDOFFS

For quantities greater than listed, call for quote.

MOUSER STOCK NO.	Fig.	Dimensions (in.)			Price Each			
		A	B	L	1	100	500	1000
440 Thread								
561-MF440-25	J	.1875	.1875	.25				
561-MF440-37	J	.1875	.1875	.375				
561-MF440-50	J	.1875	.1875	.5				
561-MF440-62	J	.1875	.1875	.625				
561-MF440-75	J	.1875	.1875	.75				
561-MF440-87	J	.1875	.1875	.875				
561-MF440-100	J	.1875	.1875	1				
561-MF440-125	J	.1875	.1875	1.25				
561-MF440-137	J	.1875	.1875	1.375				
561-MF440-150	J	.1875	.1875	1.5				
561-MF440-200	J	.1875	.1875	2				
632 Thread								
561-MF632-25	J	.25	.219	.25				
561-MF632-375	J	.25	.25	.375				
561-MF632-50	J	.25	.25	.5				
561-MF632-62	J	.25	.25	.625				
561-MF632-75	J	.25	.25	.75				
561-MF632-87	J	.25	.25	.875				
561-MF632-100	J	.25	.25	1				
561-MF632-125	J	.25	.25	1.25				
561-MF632-150	J	.25	.25	1.5				
561-MF632-162	J	.25	.25	1.625				
561-MF632-175	J	.25	.25	1.75				
561-MF632-200	J	.25	.25	2				
832 Thread								
561-MF832-25	J	.25	.2	.25				
561-MF832-37	J	.375	.27	.375				
561-MF832-50	J	.375	.375	.5				
561-MF832-62	J	.375	.375	.625				
561-MF832-75	J	.375	.375	.75				
561-MF832-100	J	.375	.375	1				
561-MF832-112	J	.375	.375	1.125				
561-MF832-125	J	.375	.375	1.25				
561-MF832-150	J	.375	.375	1.5				
561-MF832-200	J	.375	.375	2				

FEMALE NYLON CIRCUIT BOARD POSTS

Note: Self-threading posts are designed for use with a #6 self-tapping screw.

- Recommended hole size: .156"
- Panel thickness: 1/16"
- 1/4" length has a thread depth of 13/64"

For quantities greater than listed, call for quote.

MOUSER STOCK NO.	Fig.	Thread	Length (in.)	Price Each			
				1	100	500	1000
561-FSTP250	K	Self	.250				
561-FSTP375	K	Self	.375				
561-FSTP500	K	Self	.500				
561-FSTP625	K	Self	.625				
561-FSTP750	K	Self	.750				
561-FSTP1000	K	Self	1.000				
561-FTP250	L	8-32	.250				
561-FTP375	L	8-32	.375				
561-FTP500	L	8-32	.500				
561-FTP625	L	8-32	.625				
561-FTP750	L	8-32	.750				
561-FTP1000	L	8-32	1.000				

NYLON PCB SUPPORTS "LOCK/LOCK" SERIES

The "LLP" series is designed to securely lock both the chassis end and the printed circuit board on top.

For quantities greater than listed, call for quote.

MOUSER STOCK NO.	Fig.	A	B	Price Each			
				1	100	500	1000
561-LLP187	M	.187	.307				
561-LLP250	M	.250	.365				
561-LLP375	M	.375	.495				
561-LLP500	M	.500	.625				
561-LLP625	M	.625	.745				
561-LLP1000	M	1.000	1.120				

© Copyright 2014 Mouser Electronics

RoHS Compliant This product is RoHS compliant.

METRIC HEX SPACERS

Threaded-Brass/Nickel

For quantities greater than listed, call for quote.

MOUSER STOCK NO.	Fig.	Size	A/F	L1 (mm)	L2 (mm)	Price Each 1	10	25	50	100
Female										
855-R30-1010402	A	M3 X 4mm	5.5	4	- - -					
855-R30-1010702	A	M3 X 7mm	5.5	7	- - -					
855-R30-1010802	A	M3 X 8mm	5.5	8	- - -					
855-R30-1010902	A	M3 X 9mm	5.5	9	- - -					
855-R30-1011002	A	M3 X 10mm	5.5	10	- - -					
855-R30-1011102	A	M3 X 11mm	5.5	11	- - -					
855-R30-1011202	A	M3 X 12mm	5.5	12	- - -					
855-R30-1011302	A	M3 X 13mm	5.5	13	- - -					
855-R30-1011402	A	M3 X 14mm	5.5	14	- - -					
855-R30-1011502	A	M3 X 15mm	5.5	15	- - -					
855-R30-1011602	A	M3 X 16mm	5.5	16	- - -					
855-R30-1011802	A	M3 X 18mm	5.5	18	- - -					
855-R30-1012002	A	M3 X 20mm	5.5	20	- - -					
855-R30-1012502	A	M3 X 25mm	5.5	25	- - -					
Male/Female										
855-R30-3000402	B	M3 X 4mm	5.0	4	6					
855-R30-3000502	B	M3 X 5mm	5.0	5	6					
855-R30-3000602	B	M3 X 6mm	5.0	6	6					
855-R30-3000702	B	M3 X 7mm	5.0	7	6					
855-R30-3000802	B	M3 X 8mm	5.0	8	6					
855-R30-3000902	B	M3 X 9mm	5.0	9	6					
855-R30-3001002	B	M3 X 10mm	5.0	10	6					
855-R30-3001102	B	M3 X 11mm	5.0	11	6					
855-R30-3001202	B	M3 X 12mm	5.0	12	6					
855-R30-3001302	B	M3 X 13mm	5.0	13	6					
855-R30-3001402	B	M3 X 14mm	5.0	14	6					
855-R30-3001502	B	M3 X 15mm	5.0	15	6					
855-R30-3001602	B	M3 X 16mm	5.0	16	6					
855-R30-3001802	B	M3 X 18mm	5.0	18	6					
855-R30-3001902	B	M3 X 19mm	5.0	19	6					
855-R30-3002002	B	M3 X 20mm	5.0	20	6					
855-R30-3002402	B	M3 X 24mm	5.0	24	6					
855-R30-3002502	B	M3 X 25mm	5.0	25	6					
855-R30-3003002	B	M3 X 30mm	5.0	30	6					
855-R40-3000702	B	M4 X 7mm	7.0	7	8					
855-R40-3000802	B	M4 X 8mm	7.0	8	8					
855-R40-3000902	B	M4 X 9mm	7.0	9	8					
855-R40-3001002	B	M4 X 10mm	7.0	10	8					
855-R40-3001102	B	M4 X 11mm	7.0	11	8					
855-R40-3001202	B	M4 X 12mm	7.0	12	8					
855-R40-3001302	B	M4 X 13mm	7.0	13	8					
855-R40-3001402	B	M4 X 14mm	7.0	14	8					
855-R40-3001502	B	M4 X 15mm	7.0	15	8					
855-R40-3001602	B	M4 X 16mm	7.0	16	8					
855-R40-3001802	B	M4 X 18mm	7.0	18	8					
855-R40-3002002	B	M4 X 20mm	7.0	20	8					
855-R40-3002502	B	M4 X 25mm	7.0	25	8					
855-R40-3003002	B	M4 X 30mm	7.0	30	8					

METRIC CIRCULAR SPACERS

Clearance Type

For quantities greater than listed, call for quote.

MOUSER STOCK NO.	Fig.	Size	O/D (mm)	L1 (mm)	Price Each 1	10	25	50	100
Brass/Nickel									
855-R30-6010202	C	M3 X 2mm	4.75	2					
855-R30-6010302	C	M3 X 3mm	4.75	3					
855-R30-6010402	C	M3 X 4mm	4.75	4					
855-R30-6010502	C	M3 X 5mm	4.75	5					
855-R30-6010602	C	M3 X 6mm	4.75	6					
855-R30-6010702	C	M3 X 7mm	4.75	7					
855-R30-6010802	C	M3 X 8mm	4.75	8					
855-R30-6010902	C	M3 X 9mm	4.75	9					
855-R30-6011002	C	M3 X 10mm	4.75	10					
855-R30-6011102	C	M3 X 11mm	4.75	11					
855-R30-6011202	C	M3 X 12mm	4.75	12					
855-R30-6011302	C	M3 X 13mm	4.75	13					
855-R30-6011402	C	M3 X 14mm	4.75	14					
855-R30-6011502	C	M3 X 15mm	4.75	15					
855-R30-6012202	C	M3 X 22mm	4.75	22					
855-R30-6013002	C	M3 X 30mm	4.75	30					
855-R40-6000302	C	M4 X 3mm	6.35	3					
855-R40-6000402	C	M4 X 4mm	6.35	4					
855-R40-6000502	C	M4 X 5mm	6.35	5					
855-R40-6000602	C	M4 X 6mm	6.35	6					
855-R40-6000702	C	M4 X 7mm	6.35	7					
855-R40-6000902	C	M4 X 9mm	6.35	9					
855-R40-6001002	C	M4 X 10mm	6.35	10					
855-R40-6001102	C	M4 X 11mm	6.35	11					
855-R40-6001202	C	M4 X 12mm	6.35	12					
855-R40-6001302	C	M4 X 13mm	6.35	13					
855-R40-6001402	C	M4 X 14mm	6.35	14					
855-R40-6001802	C	M4 X 18mm	6.35	18					
855-R40-6002002	C	M4 X 20mm	6.35	20					

DIMENSIONS: mm

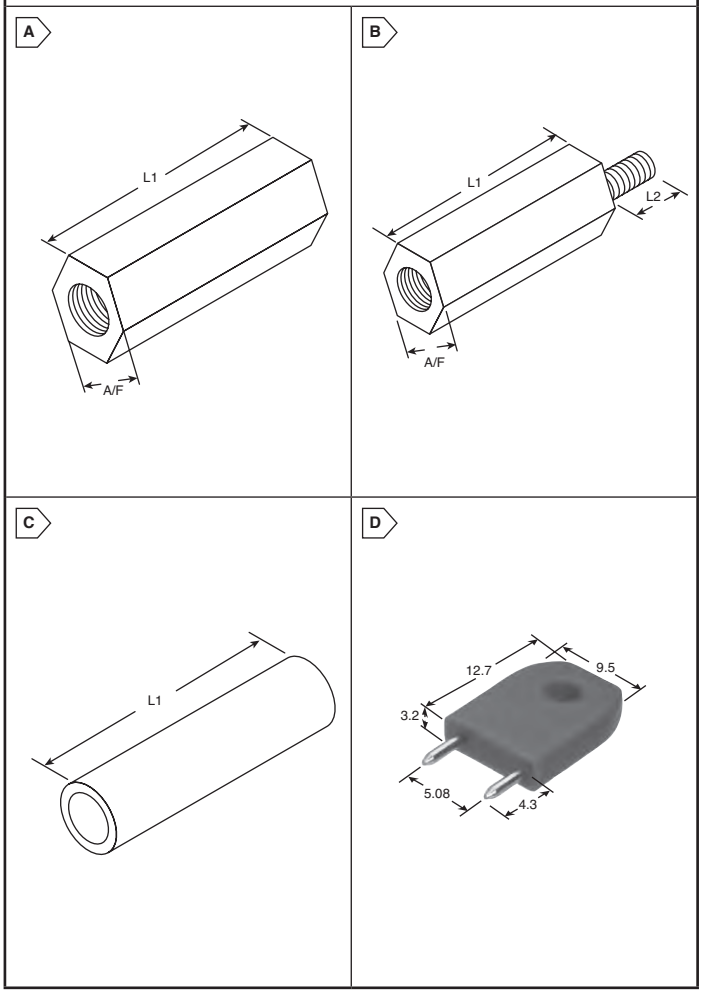

METRIC CIRCULAR SPACERS (CONT.)

Clearance Type (Cont.)

For quantities greater than listed, call for quote.

MOUSER STOCK NO.	Fig.	Size	O/D (mm)	L1 (mm)	Price Each 1	10	25	50	100
Nylon 66									
855-R30-6700394	C	M3 X 3mm	5	3					
855-R30-6700494	C	M3 X 4mm	5	4					
855-R30-6700594	C	M3 X 5mm	5	5					
855-R30-6700694	C	M3 X 6mm	5	6					
855-R30-6700794	C	M3 X 7mm	5	7					
855-R30-6700894	C	M3 X 8mm	5	8					
855-R30-6700994	C	M3 X 9mm	5	9					
855-R30-6701094	C	M3 X 10mm	5	10					
855-R30-6701194	C	M3 X 11mm	5	11					
855-R30-6701294	C	M3 X 12mm	5	12					
855-R30-6701394	C	M3 X 13mm	5	13					
855-R30-6701494	C	M3 X 14mm	5	14					
855-R30-6701594	C	M3 X 15mm	5	15					
855-R30-6701694	C	M3 X 16mm	5	16					
855-R30-6702094	C	M3 X 20mm	5	20					
855-R30-6702594	C	M3 X 25mm	5	25					

D308 SERIES - 1.00MM SHORTING LINKS

Specifications:

- Uninsulated links can be soldered directly into PCB for permanent linking
- Moulding: Acetal Copolymer UL94-HB
- Contact: Brass
- Current Rating: 10A at 20°C
- Gold Plated

✻ Non-RoHS Compliant

For quantities greater than listed, call for quote.

MOUSER STOCK NO.	Harwin Part No.	Fig.	Insulation Color	Price Each 1	100	500	1000
Uninsulated							
✻ 855-D3080-05	D3080-05	-	- - -				
Insulated							
855-D3086-97	D3086-97	D	Blue				
855-D3086-98	D3086-98	D	Black				
855-D3086-99	D3086-99	D	Red				

© Copyright 2014 Mouser Electronics

© Copyright 2014 Mouser Electronics

MODEL 9600 MINIATURE SPRING RETURN LINEAR MOTION POSITION SENSORS

Specifications:
- Terminal Length: 7.1mm
- Actuation Force: 4.0 Newton's Maximum
- Linearity over Active Electrical Travel: ±2%
- Mechanical Life: 2,000,000 Full Cycles, 5,000,000 Dither Cycles

Features:
- Plastic housing and shaft
- Plated brass eyelet style terminals
- 4.8mm diameter shaft

For quantities greater than listed, call for quote.

MOUSER STOCK NO.		Active Elec. Travel	Mechanical Elec. Travel	Res. 20%	Dimensions: mm				Price Each		
Mfr.	Mfr. Part No.				C	D	E	F	1	5	10
682	9605R1.7KL2.0	10mm	14.2mm	1.7K	26.90	7.6	5.1	20.6			
682	9610R3.4KL2.0	22.8mm	26.9mm	3.4K	39.60	12.7	12.7	33.3			
682	9615R5.1KL2.0	35.6mm	39.6mm	5.1K	52.30	20.3	17.8	46.0			

MODEL 600 LINEAR MOTION POSITION SENSORS

Specifications:
- Power Rating at 70°C: 0.25 Watts
- Output Smoothness: 0.1%
- Resolution: Infinite
- Dielectric Strength: 500VDC
- Actuation Force: 2oz. (0.56 Newtons) max.
- Repeatability: Within 0.0005 in. (0.013)
- Mechanical Life: 10,000,000 Cycles
- Temperature Range: -55°C to +125°C

Supplied with #28 AWG Teflon insulated wire 12 inches in length.

For quantities greater than listed, call for quote.

MOUSER STOCK NO.		Active Elec. Travel	Mechanical Elec. Travel	Res. 20%	(A) Case Dim.	Price Each		
Mfr.	Mfr. Part No.					1	5	10
682	601R1KL.7	23mm	28mm	1K	57mm			
682	602R2KL.35	48mm	53mm	2K	89mm			
682	603R3KL.25	74mm	79mm	3K	114mm			
682	604R4KL.15	99mm	104mm	4K	140mm			
682	610R10KL.09	251mm	257mm	10K	292mm			

MODEL 9800 THROTTLE POSITION AND INDUSTRIAL CONTROL SENSORS

Specifications:
- Power Rating at 70°C: 0.15 Watts
- Linearity over Active Electrical Rotation: ±2%
- Mechanical Life: 1,000,000 Full Cycles, 5,000,000 Dither Cycles

Features:
- High temperature plastic housing
- Sealed for harsh environments
- Spring return

For quantities greater than listed, call for quote.

MOUSER STOCK NO.		Active Elec. Travel	Mech. Rotation	Res. 20%	Rotation Direction	Output	No. of Pins	Price Each		
Mfr.	Mfr. Part No.							1	5	10
682	9806R5KL2.0	85	120	5K	CCW	Single	3			
682	9811R5KL2.0	85	120	5K	CW	Single	3			
682	9812R5KL2.0	85	120	5K	CCW	Single	3			

MODEL 9850/9860 SINGLE AND DUAL OUTPUT-LOW-PROFILE-PRECISION ROTARY SENSOR MODULES

Specifications:
- Power Rating at 70°C: 0.15 Watts
- Linearity over Active Electrical Rotation: ±2%
- Mechanical Life: 1,000,000 Full Cycles, 5,000,000 Dither Cycles

Features:
- High temperature plastic housing
- Sealed for harsh environments
- Spring return

For quantities greater than listed, call for quote.

MOUSER STOCK NO.		Active Elec. Travel	Mech. Rotation	Res. 20%	Rotation Direction	Output	No. of Pins	Price Each		
Mfr.	Mfr. Part No.							1	5	10
682	9851R5KL2.0	85	120	5K	CW	Single	3			
682	9852R5KL2.0	85	120	5K	CCW	Single	3			
682	9855R5KL2.0	130	180	5K	CW	Single	3			
682	9856R5KL2.0	130	180	5K	CCW	Single	3			
682	9861R5KL2.0	85	120	5K	CW	Dual	6			

MODEL 9900 DUAL OUTPUT HALL EFFECT SENSORS

Specifications:
- Resolution: Analog (continuous)
- Temperature Range: -40°C to +85°C
- Rotational Life: 10 Million

Features:
- Rotating magnet/fixed sensor configuration provides improved accuracy and reliability
- Two independent outputs for redundancy
- Fully programmable outputs; programmable offset, gain, slope, and temperature compensation

For quantities greater than listed, call for quote.

MOUSER STOCK NO.		Active Elec. Travel	Mech. Rotation	Rotation Direction	Output	No. of Pins	Price Each		
Mfr.	Mfr. Part No.						1	5	10
682	9902090CW	90	180	CW	Dual	6			

HARNESS ASSEMBLIES

Assemblies for models 9900 (6pin) and 9850 (3 and 6 pin).

Specifications:
- Overall length is 12"
- Lead length is 11" ± .5"

For quantities greater than listed, call for quote.

MOUSER STOCK NO.		Active Elec. Travel	Lead Length	No. of Pins	Price Each		
Mfr.	Mfr. Part No.				1	5	10
682	1-172	Harness Assembly	11"	3			
682	1-173	Harness Assembly	11"	6			

DIMENSIONS: mm

Model 9600

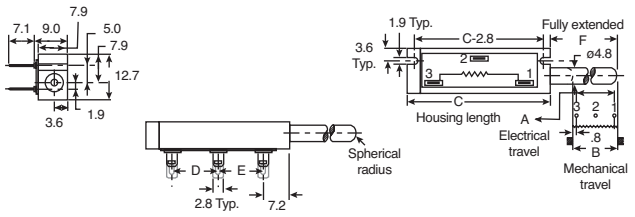

Tolerances unless otherwise specified: 0.8

Model 9806

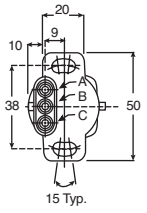

Model 600

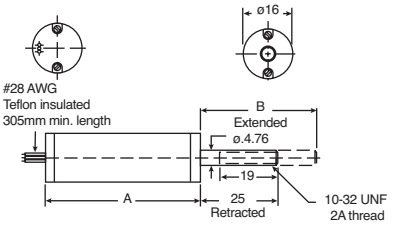

Model 9850 Single Output

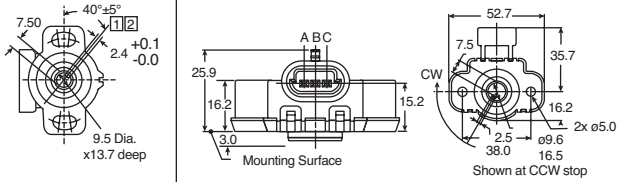

Models 9811/9812

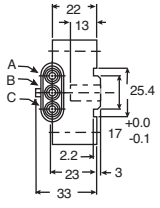

Model 9860 Dual Output

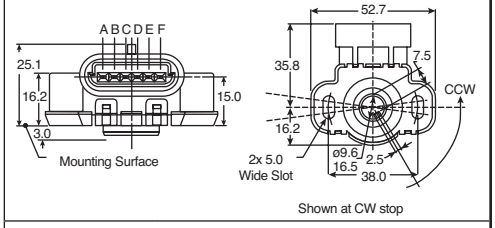

Model 9900

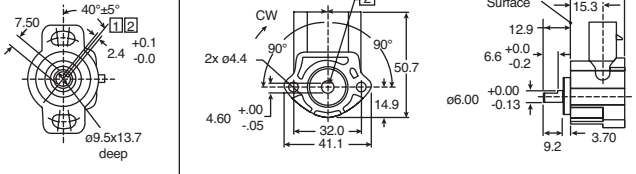

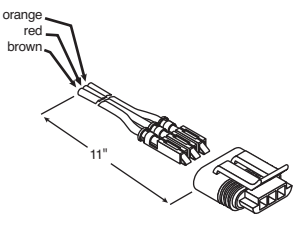

Sold as Assembly

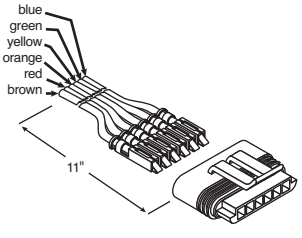

Sold as Assembly

© Copyright 2014 Mouser Electronics

© Copyright 2014 Mouser Electronics

RoHS Compliant This page of product is compliant.

HALL-EFFECT ROTARY POSITION SENSORS

Features and Benefits:
- 12 M cycle product life
- Solid-state Hall-effect technology
- Rugged IP67-sealed package with integral connector
- Automotive-grade EMI/EMC testing, integrated reverse polarity, and short circuit
- Industry-standard AMP termination, 32 mm mounting pitch, North American and European pinout styles, and compact package
- Eight operating ranges up to 360°

NEW PRODUCT

For quantities greater than listed, call for quote.

MOUSER STOCK NO.	Honeywell Part No.	Fig.	Sensing Range Angle	Supply Voltage (Vdc)	Output Type (Vdc)	Price Each 1	10	25
785-RTY060LVEAX	RTY060LVEAX	A	60° (±30°)	5	0.5 (left), 4.5 (right)			
785-RTY060HVEAX	RTY060HVEAX	A	60° (±30°)	10-30	0.5 (left), 4.5 (right)			
785-RTY060LVNAX	RTY060LVNAX	A	60° (±30°)	5	0.5 (left), 4.5 (right)			
785-RTY060HVNAX	RTY060HVNAX	A	60° (±30°)	10-30	0.5 (left), 4.5 (right)			
785-RTY090LVEAX	RTY090LVEAX	A	90° (±45°)	5	0.5 (left), 4.5 (right)			
785-RTY090HVEAX	RTY090HVEAX	A	90° (±45°)	10-30	0.5 (left), 4.5 (right)			
785-RTY090LVNAX	RTY090LVNAX	A	90° (±45°)	5	0.5 (left), 4.5 (right)			
785-RTY090HVNAX	RTY090HVNAX	A	90° (±45°)	10-30	0.5 (left), 4.5 (right)			
785-RTY120LVEAX	RTY120LVEAX	A	120° (±60°)	5	0.5 (left), 4.5 (right)			
785-RTY120HVEAX	RTY120HVEAX	A	120° (±60°)	10-30	0.5 (left), 4.5 (right)			
785-RTY120LVNAX	RTY120LVNAX	A	120° (±60°)	5	0.5 (left), 4.5 (right)			
785-RTY120HVNAX	RTY120HVNAX	A	120° (±60°)	10-30	0.5 (left), 4.5 (right)			
785-RTY180LVEAX	RTY180LVEAX	A	180° (±90°)	5	0.5 (left), 4.5 (right)			
785-RTY180HVEAX	RTY180HVEAX	A	180° (±90°)	10-30	0.5 (left), 4.5 (right)			
785-RTY180LVNAX	RTY180LVNAX	A	180° (±90°)	5	0.5 (left), 4.5 (right)			
785-RTY180HVNAX	RTY180HVNAX	A	180° (±90°)	10-30	0.5 (left), 4.5 (right)			
785-RTY360LVEAX	RTY360LVEAX	A	360° (±180°)	5	0.5 (left), 4.5 (right)			
785-RTY360HVEAX	RTY360HVEAX	A	360° (±180°)	10-30	0.5 (left), 4.5 (right)			
785-RTY360LVNAX	RTY360LVNAX	A	360° (±180°)	5	0.5 (left), 4.5 (right)			
785-RTY360HVNAX	RTY360HVNAX	A	360° (±180°)	10-30	0.5 (left), 4.5 (right)			

INFRARED SENSORS

For quantities greater than listed, call for quote.

MOUSER STOCK NO.	Honeywell Part No.	Fig.	Output Type	Collector-Emitter Breakdown Voltage (Vdc)	Power Dissipation	Rise/Fall (μs)	Price Each 1	10	50
Reflective Sensors									
785-HOA0708-001	HOA0708-001	B	Transistor	30	70	15			
785-HOA0709-011	HOA0709-011	B	Darlington	15	70	75			
785-HOA1180-002	HOA1180-002	C	Transistor	30	75	15			
785-HOA1180-003	HOA1180-003	C	Darlington	15	75	75			
785-HOA1397-002	HOA1397-002	D	Transistor	30	100	15			
785-HOA1397-032	HOA1397-032	D	Darlington	15	100	75			
785-HOA1404-002	HOA1404-002	E	Transistor	30	75	15			
785-HOA1404-003	HOA1404-003	E	Darlington	15	75	75			
785-HOA1405-001	HOA1405-001	F	Transistor	30	70	15			
785-HOA1405-002	HOA1405-002	F	Transistor	30	70	15			
785-HOA2498-002	HOA2498-002	G	Transistor	30	75	15			
Transmissive Sensors									
785-HOA1870-031	HOA1870-031	H	Transistor	30V	100	15			
785-HOA1872-013	HOA1872-013	I	Darlington	15V	100	75			
785-HOA1873-012	HOA1873-012	J	Transistor	30V	100	15			
785-HOA1874-012	HOA1874-012	K	Transistor	30V	100	15			
785-HOA1875-002	HOA1875-002	L	Transistor	30V	75	15			
785-HOA1875-003	HOA1875-003	L	Darlington	15V	75	75			
785-HOA1877-001	HOA1877-001	L	Transistor	30V	75	15			
785-HOA1877-002	HOA1877-002	M	Transistor	30V	75	15			
785-HOA1877-003	HOA1877-003	M	Darlington	15V	75	75			
785-HOA1879-015	HOA1879-015	L	Transistor	30V	100	15			
785-HOA1881-012	HOA1881-012	N	Transistor	30V	100	15			
785-HOA1882-012	HOA1882-012	O	Transistor	30V	100	15			
785-HOA1884-012	HOA1884-012	P	Transistor	30V	100	15			
785-HOA1887-012	HOA1887-012	Q	Transistor	30V	100	15			

HALL EFFECT DIGITAL POSITION SENSORS

For quantities greater than listed, call for quote.

MOUSER STOCK NO.	Honeywell Part No.	Fig.	Supply Voltage (Vdc)	Supply Current (Max.) (mA)	Output Type	Termination Type	Price Each 1	10	50
785-103SR12A-1	103SR12A-1	R	6.0 to 24.0	10	Source	152.4mm Lead Wires			
785-103SR13A-1	103SR13A-1	R	4.5 to 24.0	10	Sink	152.4mm Lead Wires			
785-103SR13A-2	103SR13A-2	S	4.5 to 24.0	10	Sink	1m Cable			
785-103SR13A-9	103SR13A-9	T	4.5 to 24.0	10	Sink	3m Cable			
785-SR13D-A1	SR13D-A1	U	3.8 to 30.0	13	Sink	152.4mm Lead Wires			
785-SR15C-A3	SR15C-A3	V	3.8 to 30.0	13	Sink	254.0mm Lead Wires			
785-SR13C-A1	SR13C-A1	V	3.8 to 30.0	13	Sink	152.4mm Lead Wires			
785-SR3F-A1	SR3F-A1	W	4.5 to 24.0	18	Sink	152.4mm Cable			
HE Digital Position Sensors									
785-SR17C-J6	SR17C-J6	X	3.8 to 30.0	10	Sink	26-gauge 7-strand			
785-SR16C-J6	SR16C-J6	Y	3.8 to 30.0	10	Sink	300.7mm Lead			

SMART POSITION SENSOR

Features:
- IP67 & IP69K Sealing
- Analog or Digital output ✻

Applications:
- Transportation
- Industrial

NEW PRODUCT

✻ Digital Output only applies to SPS Linear Sensors

For quantities greater than listed, call for quote.

MOUSER STOCK NO.	Honeywell Part No.	Fig.	Supply Voltage (Vdc)	Output Type	Supply Current (mA)	Price Each 1	10	25
Smart Arc Parameter 100 Position Sensors								
785-SPS-A100D-HAMS	SPS-A100D-HAMS	Z	6 to 24	0.5-4.5 Vdc Analog	45			
785-SPS-A100D-VAMS	SPS-A100D-VAMS	Z	18 to 40	0.5-4.5 Vdc Analog	45			
785-SPS-A100D-HAWS	SPS-A100D-HAWS	AA	6.0 to 24.0	0.5-4.5 Vdc Analog	45			
Smart Arc Parameter 180 Position Sensors								
785-SPS-A180D-HAMS	SPS-A180D-HAMS	Z	6 to 24	0.5-4.5 Vdc Analog	45			
785-SPS-A180D-VAMS	SPS-A180D-VAMS	Z	18 to 40	0.5-4.5 Vdc Analog	45			
SPS Linear Sensors								
✻ 785-SPSL075HALS	SPS-L075-HALS	BB	6 to 24	0-5 Vdc Analog	32			
✻ 785-SPS-L225-HALS	SPS-L225-HALS	BB	6 to 24	0-5 Vdc Analog	34			
✻ 785-SPS-L225-HDLS	SPS-L225-HDLS	BB	6 to 24	RS232 Digital	88			
Smart Position Sensor Rotary						1		10
785-SPSR360DNBMS0101	SPS-R360D-NBMS0101	CC	12-30 Vdc	4-20 mA	90			
785-SPS-MAG-002	SPS-MAG-002	CC	12-30 Vdc	4-20 mA	90			



© Copyright 2014 Mouser Electronics

© Copyright 2014 Mouser Electronics

RoHS Compliant This product is RoHS compliant.

HIGH SENSITIVITY BIPOLAR LATCHING DIGITAL HALL-EFFECT SENSOR ICS

PRODUCT NEW

Features:

- Fastest response time in its class
- No chopper stabilization
- High sensitivity
- Bipolar latching magnetics
- Built-in reverse voltage
- Durable design

For quantities greater than listed, call for quote.

MOUSER STOCK NO.	Honeywell Part No.	Fig.	Supply Voltage (V)	Supply Current (max.)(V)	Operate/Release Point (mT)	Output Current (mA)	Price Each 1	10	50
785-SS360NT	SS360NT	A	3 to 24	6 to 8	-40 to 125	20			
785-SS360ST	SS360ST	A	3 to 24	6 to 8	-40 to 125	20			
785-SS460S	SS460S	A	3 to 24	6 to 8	-40 to 125	20			
785-SS413A	SS413A	-	3.8 to 30	10	14/-14	20			
785-SS491B	SS491B	-	4.5 to 10.5	8.7	6/-6	10			
785-SS495A2	SS495A2	-	4.5 to 10.5	8.7	67/-67	10			
785-SS495B	SS495B	-	4.5 to 10.5	8.7	67/-67	10			
785-SS496B	SS496B	-	4.5 to 10.5	8.7	84/-84	10			

SERIES SL353: MICROPOWER OMNIPOLAR DIGITAL HALL- EFFECT SENSORS ICS

Features:

- Lowest average current in its class
- Low supply voltage
- Promotes energy efficiency
- Reduces power consumption
- Extends battery life
- Reduces PC board space and parts count

✻Ultra low power sensing for battery-operated mobile applications

For quantities greater than listed, call for quote.

MOUSER STOCK NO.	Honeywell Part No.	Fig.	Supply Voltage (V)	Supply Current (max.)	Operate/Release Point (mT)	Output Current (mA)	Price Each 1	10	50
Surface Mount									
785-SL353HT	SL353HT	B	2.2 to 5.5	0.33	2.2 to 5.5	5			
✻ 785-SL353LT	SL353LT	B	2.2 to 5.5	9	2.2 to 5.5	5			

LINEAR HALL EFFECT SENSOR ICS AND PCB LEVEL POSITION SENSORS

PRODUCT NEW

The SS39ET Series Low-cost Linear Hall-effect senors are small, versatile devices that are operated by the magnetic field from a permanent magnet or an electromagnet.

✻Noise Shielded

For quantities greater than listed, call for quote.

MOUSER STOCK NO.	Honeywell Part No.	Fig.	Supply Voltage (V)	Supply Current (max.)	Magnetic Range	Output Current	Price Each 1	10	50
Surface Mount									
785-SS39ET	SS39ET	B	2.7 to 6.5 VDC	10mA	±650/±1000	1mA			
PC Board									
✻ 785-SS94A2	SS94A2	C	6.6 to 12.6	30mA	-50 to 50	1mA			
785-SS94A1F	SS94A1F	C	6.6 to 12.6	30mA	-10 to 10	1mA			
785-SS94A1	SS94A1	C	6.6 to 12.6	30mA	-50 to 50	1mA			
785-91SS12-2	91SS12-2	C	8.0 to 16.0	19mA	-40 to 40	10mA			

Magnetic Position Sensors

The temperature compensated Hall effect sensor consists of a quad Hall sensing element in a square integrated circuit chip, which is then encapsulated in a glass-filled thermoset molding material. The small SOT89 style package surface mounts on PC boards and flexible circuits.

✻High Accuracy

For quantities greater than listed, call for quote.

MOUSER STOCK NO.	Honeywell Part No.	Fig.	Supply Voltage (Vdc)	Output Voltage (Vdc)	Operate/Release Point (mT)	Magnetic Actuation	Price Each 1	10	50
Quick Connect Terminal									
785-55SS16	55SS16	D	4.5 to 9.0	0.4	40.0/5.7	Unipolar			
Surface Mount									
785-SS549AT	SS549AT	E	3.8 to 30.0	0.4	39.0/23.5	Unipolar			
785-SS543AT	SS543AT	E	3.8 to 30.0	0.4	18.0/7.5	Unipolar			
785-SS541AT	SS541AT	E	3.8 to 30.0	0.4	11.5/2.0	Unipolar			
785-SS511AT	SS511AT	E	3.8 to 30.0	0.4	6.0/-6.0	Bipolar			
785-SS513AT	SS513AT	E	3.8 to 30.0	0.4	14.0/-14.0	Bipolar			
785-SS59ET	SS59ET	E	2.7 to 6.5	0.95	-65.0 to 65.0	Ratiometric			
785-SS311PT	SS311PT	B	2.7 to 7.0	--	14.0/3.0	Bipolar Latch			
785-SS341RT	SS341RT	B	3.0 to 24.0	--	13.5/12.0	Unipolar			
785-SS343RT	SS343RT	B	3.0 to 24.0	--	19.5/18.0	Unipolar			
785-SS345PT	SS345PT	B	2.7 to 7.0	0.4	18.0/10.5	Unipolar			
785-SS349RT	SS349RT	B	3.0 to 24.0	--	41.0/31.0	Unipolar			
785-SS351AT	SS351AT	B	3.0 to 24.0	--	+/-8.5/-5.0	Omnipolar			
785-SS361RT	SS361RT	B	3.8 to 30.0	0.4	12.0/-12.0	Bipolar Latch			
785-SS495A-SP	SS495A-SP	B	4.5 to 10.5	0.2	-60 to -670	Ratiometric			
PC Board									
785-2SS52M	2SS52M	F	3.8 to 30.0	0.4	2.5/0.5	Omnipolar			
785-SS41	SS41	F	4.5 to 24.0	0.4	15.0/-14.0	Bipolar			
785-SS461C	SS461C	F	4.0 to 24.0	0.4	5.0/-5.0	Bipolar Latch			
785-SS411A	SS411A	F	3.8 to 30.0	0.4	6.0/-6.0	Bipolar			
785-SS411P	SS411P	F	2.7 to 7.0	--	14.0/3.0	Bipolar Latch			
785-SS441A	SS441A	F	3.8 to 30.0	0.4	11.5/2.0	Unipolar			
785-SS441R	SS441R	F	3.0 to 24.0	--	13.5/12.0	Unipolar			
785-SS443A	SS443A	F	3.8 to 30.0	0.4	18.0/7.5	Unipolar			
785-SS443R	SS443R	F	3.0 to 24.0	--	39.0/23.5	Unipolar			
785-SS445P	SS445P	F	2.7 to 7.0	0.4	18.0/10.5	Unipolar			
785-SS449A	SS449A	F	3.8 to 30.0	0.4	39.0/23.5	Unipolar			
785-SS449R	SS449R	F	3.0 to 24.0	--	41.0/31.0	Unipolar			
785-SS46	SS46	F	4.5 to 24.0	0.4	15.0/-15.0	Bipolar Latch			
785-SS451A	SS451A	F	3.0 to 24.0	--	+/-8.5/-5.0	Omnipolar			
785-SS461A	SS461A	F	3.8 to 30.0	0.4	8.5/-8.5	Bipolar Latch			
785-SS42R	SS42R	F	4.5 to 16	0.4	18.5/-18.5	Bipolar Latch			
785-SS461R	SS461R	F	3.8 to 18.0	0.4	12.0/-12.0	Bipolar Latch			
785-SS466A	SS466A	F	3.8 to 30.0	0.4	18.0/-18.0	Bipolar Latch			
785-SS49	SS49	F	4.0 to 10.0	--	-40.0 to 40.0	Ratiometric			
785-SS494B	SS494B	F	4.5 to 10.5	.2 to .4	-37.5 to 37.5	Ratiometric			
✻ 785-SS495A	SS495A	F	4.5 to 10.5	.2 to .4	-60.0 to 60.0	Ratiometric			
785-SS495A1	SS495A1	F	4.5 to 10.5	.2 to .4	-60.0 to 60.0	Ratiometric			
785-SS496A	SS496A	F	4.5 to 10.5	.2 to .4	-75.0 to 75.0	Ratiometric			
✻ 785-SS496A1	SS496A1	F	4.5 to 10.5	.2 to .4	-75.0 to 75.0	Ratiometric			
785-SS49E	SS49E	F	3.0 to 6.5	.95 to 1.05	-65.0 to 65.0	Ratiometric			
785-SS49E-L	SS49E-L	F	3.0 to 6.5	1.05	-65 to -1000	Ratiometric			

PCB LEVEL POSITION SENSORS

The APS00B is a miniature surface mount sensor for linear, angular, or rotary displacement designed for magnetic saturating field sensing. This sensor is a cost-effective and space-efficient solution for high-volume OEM designs. The VF401 is a high performance, digital, 2-wire, MR sensor in a miniature, flat,TO-92-style plastic package with a current output, designed for sensing fine pitch ring magnets.

For quantities greater than listed, call for quote.

MOUSER STOCK NO.	Honeywell Part No.	Fig.	Supply Voltage (V)	Operating Temp. (°C)	Magnetic Flux	Price Each 1	10	50
785-APS00B	APS00B	G	5	-40 to 150	No Limit			
785-VF401	VF401	H	3.4	-40 to 150	--			

© Copyright 2014 Mouser Electronics



© Copyright 2014 Mouser Electronics

RoHS Compliant **This product is RoHS compliant.**

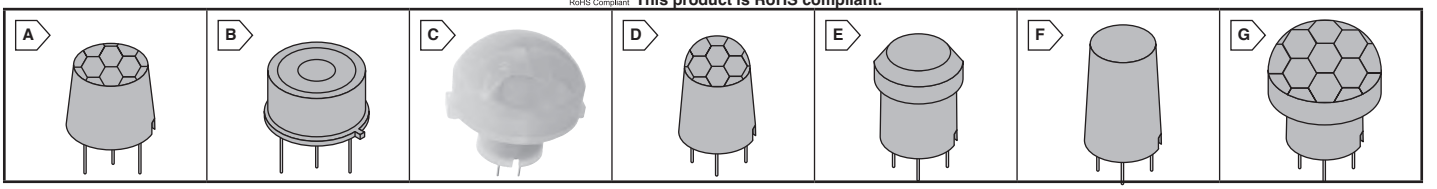

Panasonic PAPIRS MOTION SENSOR SP SERIES (EKMA)

Panasonic PaPIRS sensing circuits are enclosed in a metallic case which helps minimize the adverse effects of external electromagnetic fields. (i.e.: radiated noise caused by cellular phones) Since the sensors have a high S/N ratio, they are less sensitive to false starts when operated under different environmental surroundings.

For quantities greater than listed, call for quote.

MOUSER STOCK NO.	Panasonic Part No.	Fig.	Output	Detection Performance	Price Each 1	25	50	100
Polyethylene-Lens Type								
769-EKMA1101111	EKMA1101111	A	Digital	Max. 5m				
769-EKMA1101112	EKMA1101112	A	Digital	Max. 5m				
769-EKMA1201111	EKMA1201111	A	Digital	Max. 5m				
769-EKMA1301112	EKMA1301112	A	Digital	Max. 5m				
Silicon-Lens Type								
769-EKMA1102120	EKMA1102120	B	Digital	Max. 3m				
769-EKMA1202120	EKMA1202120	B	Digital	Max. 3m				
769-EKMA1302120	EKMA1302120	B	Digital	Max. 3m				

Panasonic PAPIRS MOTION SENSOR PASSIVE INFRARED TYPE

Panasonic PaPIRS sensing circuits are enclosed in a metallic can to minimize adverse effects of external electromagnetic fields. (i.e.: radiated noise caused by cellular phones) A high S/N ratio minimizes sensitivity to false tripping when operated under various environmental surroundings.

For quantities greater than listed, call for quote.

MOUSER STOCK NO.	Panasonic Part No.	Fig.	Output	Current Consumption	Detection Performance	Lens Color	Lens Material	Mounting	Price Each 1	25	50	100
EKMB												
769-EKMB1103111	EKMB1103111	C	Digital	1μA	Long Distance Detection : 12m	White	Polyethylene	TO-5				
769-EKMB1103112	EKMB1103112	C	Digital	1μA	Long Distance Detection : 12m	Black	Polyethylene	TO-5				
769-EKMB1103113	EKMB1103113	C	Digital	1μA	Long Distance Detection : 12m	Pearl White	Polyethylene	TO-5				
769-EKMB1203111	EKMB1203111	C	Digital	2μA	Long Distance Detection : 12m	White	Polyethylene	TO-5				
769-EKMB1203112	EKMB1203112	C	Digital	2μA	Long Distance Detection : 12m	Black	Polyethylene	TO-5				
769-EKMB1203113	EKMB1203113	C	Digital	2μA	Long Distance Detection : 12m	Pearl White	Polyethylene	TO-5				
769-EKMB1303111	EKMB1303111	C	Digital	6μA	Long Distance Detection : 12m	White	Polyethylene	TO-5				
769-EKMB1303112	EKMB1303112	C	Digital	6μA	Long Distance Detection : 12m	Black	Polyethylene	TO-5				
769-EKMB1303113	EKMB1303113	C	Digital	6μA	Long Distance Detection : 12m	Pearl White	Polyethylene	TO-5				
EKMC												
769-EKMC1603111	EKMC1603111	C	Digital	170μA	Long Distance Detection : 12m	White	Polyethylene	TO-5				
769-EKMC1603112	EKMC1603112	C	Digital	170μA	Long Distance Detection : 12m	Black	Polyethylene	TO-5				
769-EKMC1603113	EKMC1603113	C	Digital	170μA	Long Distance Detection : 12m	Pearl White	Polyethylene	TO-5				

Panasonic NaPiOn MOTION SENSORS

Panasonic offers a series of integrated motion sensors, enabling safety and energy conservation applications. Many packages include a built-in amplifier for simple, compact designs, and are used in lighting and HVAC control, ambient light detection and security applications.

Specifications:

- Passive Infrared (PIR) Motion Sensors with built-in lens in a miniature package for occupancy or presence detection

For quantities greater than listed, call for quote.

MOUSER STOCK NO.	Panasonic Part No.	Fig.	Output	Detection Performance	Price Each 1	25	50	100
Standard Type								
769-AMN11112	AMN11112	D	Digital	Standard				
769-AMN21111	AMN21111	D	Analog	Standard				
769-AMN21112	AMN21112	D	Analog	Standard				
769-AMN31111	AMN31111	D	Digital	Standard				
769-AMN41121	AMN41121	D	Digital	Standard				
Slight Motion Detection Type								
769-AMN12112	AMN12112	E	Digital	Slight Motion				
769-AMN22111	AMN22111	E	Analog	Slight Motion				
769-AMN22112	AMN22112	E	Analog	Slight Motion				
769-AMN32111	AMN32111	E	Digital	Slight Motion				
769-AMN42121	AMN42121	E	Digital	Slight Motion				
769-AMN42122	AMN42122	E	Digital	Slight Motion				
Spot Type								
769-AMN13112	AMN13112	F	Digital	Spot				
769-AMN23111	AMN23111	F	Analog	Spot				
769-AMN23112	AMN23112	F	Analog	Spot				
769-AMN33111	AMN33111	F	Digital	Spot				
769-AMN43121	AMN43121	F	Digital	Spot				
769-AMN43122	AMN43122	F	Digital	Spot				
10m Detection Type								
769-AMN14112	AMN14112	G	Digital	10m				
769-AMN24111	AMN24111	G	Analog	10m				
769-AMN24112	AMN24112	G	Analog	10m				
769-AMN34111	AMN34111	G	Digital	10m				
769-AMN34112	AMN34112	G	Analog	10m				
769-AMN41122	AMN41122	G	Digital	10m				
769-AMN44121	AMN44121	G	Digital	10m				
769-AMN44122	AMN44122	G	Digital	10m				

Panasonic LENS DRIVER WITH IRIS CONTROL

Features:

- Voltage Drive System 256-Step Microstep Drivers (2 Systems)
- Built-In Iris Controller
- Motor Control By 4-Line Serial Data Communication
- 2 Systems Of Open-Drain For Driving LED

Applications:

- Camcorder
- Security-camera
- Zoom, Focus and Iris Drivers
- Iris driver for box type security camera

NEW PRODUCT

For quantities greater than listed, call for quote.

MOUSER STOCK NO.	Panasonic Part No.	Package	Microstep Drivers	Supply Voltage	Supply Current (mA)	Max. Power Dissipation (mA)	Interface	Price Each 1	10	50	100
667-AN41908A-VB	AN41908A-VB	QFN-44	256	2.7-5.5	10	141.4	Serial				

HALL EFFECT SENSORS

For quantities greater than listed, call for quote.

MOUSER STOCK NO.	Panasonic Part No.	Package	Bidirectional Detection	Supply Voltage Min.	Supply Voltage Max.	Supply Current (mA)	Price Each 1	50	100
667-AN48836B-NL	AN48836B-NL	SMINI-5DE	Y	1.65	3.6	3			
667-AN48841B-NL	AN48841B-NL	SMINI-5DE	N	2.5	5.25	100			
667-AN48846B-NL	AN48846B-NL	SMINI-5DE	N	1.65	3.6	55			

© Copyright 2014 Mouser Electronics

© Copyright 2014 Mouser Electronics

SPECTRA SYMBOL Flex, Pot Sensors and Wipers

FLEX SENSORS

Features:
- Angle Displacement Measurement
- Possible Uses: Robotics, Gaming (virtual motion), Medical Devices, Computer Peripherals, Musical Instruments, Physical Therapy
- Simple Construction
- Low Profile
- Bends and Flexes physically with motion device

Specifications:
- Connector: Solder Tab
- Model: Linear
- Resistance: ≤0.43mm (0.017")

For quantities greater than listed, call for quote.

MOUSER STOCK NO.	Spectra Symbol Part No.	Active Length	Height	Price Each 1	10	25
744-FS-L-0112-103ST	FS-L-0112-103-ST	0112 = 112.24mm	103 = 10 KOhms			

SOFTPOT MEMBRANE POTENTIOMETER SENSORS

Spectra Symbol offers the SoftPot Membrane Potentiometer Sensor for universal position sensing in linear-stroke applications such as seat position, actuator position, handheld medical device location and switch, electronic musical instrumentation, and other position feedback devices. Features of the Spectra Symbol SoftPot include a 0.5mm height with lengths extending 12.5mm to 1,000mm in length. 3M adhesive provides IP65 rating Spectra Symbol's SoftPot Membrane Potentiometer Sensors are currently a medical standard in the healthcare industry, as well as in many industrial applications. An inexpensive and low form-factor way to achieve full travel position sensing.

Specifications:
- Connector: Solder Tab
- Voltage Rating: 500VAC
- Resistance Tolerance: 20%
- Temperature Range: -40˚C to +50˚C
- Output Type: Analog-Voltage

For quantities greater than listed, call for quote.

MOUSER STOCK NO.	Spectra Symbol Part No.	Active Length	Linearity	Total Resistance	Price Each 1	10	25
744-SP-L-0012-1033ST	SP-L-0012-103-3%-ST	12.5mm	3%	10 KOhms			
744-SP-L-0025-1033ST	SP-L-0025-103-3%-ST	25mm	3%	10 KOhms			
744-SP-L-0050-1033ST	SP-L-0050-103-3%-ST	50mm	3%	10 KOhms			
744-SP-L-0100-1033ST	SP-L-0100-103-3%-ST	100mm	3%	10 KOhms			
744-SP-L-0150-1033ST	SP-L-0150-103-3%-ST	150mm	3%	10 KOhms			
744-SP-L-0170-1033ST	SP-L-0170-103-3%-ST	170mm	3%	10 KOhms			
744-SP-L-0200-1033ST	SP-L-0200-103-3%-ST	200mm	3%	10 KOhms			
744-SP-L-0300-1033ST	SP-L-0300-103-3%-ST	300mm	3%	10 KOhms			
744-SP-L-0400-2033ST	SP-L-0400-203-3%-ST	400mm	3%	20 KOhms			
744-SP-L-0500-2033ST	SP-L-0500-203-3%-ST	500mm	3%	20 KOhms			
744-SP-L-0750-2033ST	SP-L-0750-203-3%-ST	750mm	3%	20 KOhms			
744-SP-L-1000-2033ST	SP-L-1000-203-3%-ST	1000mm	3%	20 KOhms			
744-SPR00463531035ST	SP-R-0046-353-103-5%-ST	46mm Diameter	5%	10 KOhms			

HOTPOT MEMBRANE POTENTIOMETER SENSORS

The Spectra Symbol HotPot Membrane Potentiometer Sensor was developed with the most rugged membrane technology and boasts over a 10 million life cycle. Robust in humidity, in temperatures up to 85ºC, and as low as -40ºC, the HotPot is an industrial, military, outdoor, and automotive preferred sensor and is ideal for door and and window position sensing, as well. The Spectra Symbol HotPot Membrane Potentiometer Sensor securely bonds to the host with 3M pressure sensitive adhesive (PSA) and is IP65 rated - dust proof and water proof for intense spray.

Specifications:
- Connector: Solder Tab
- Voltage Rating: 500VAC
- Resistance Tolerance: 20%
- Temperature Range: -40˚C to +85˚C
- Output Type: Analog-Voltage

For quantities greater than listed, call for quote.

744-HP-L-0012-1033ST	HP-L-0012-103-3%-ST	12.5mm	3%	10 KOhms			
744-HP-L-0025-1033ST	HP-L-0025-103-3%-ST	25mm	3%	10 KOhms			
744-HP-L-0050-1033ST	HP-L-0050-103-3%-ST	50mm	3%	10 KOhms			
744-HP-L-0100-1033ST	HP-L-0100-103-3%-ST	100mm	3%	10 KOhms			
744-HP-L-0150-1033ST	HP-L-0150-103-3%-ST	150mm	3%	10 KOhms			
744-HP-L-0170-1033ST	HP-L-0170-103-3%-ST	170mm	3%	10 KOhms			
744-HP-L-0200-1033ST	HP-L-0200-103-3%-ST	200mm	3%	10 KOhms			
744-HP-L-0300-1033ST	HP-L-0300-103-3%-ST	300mm	3%	10 KOhms			
744-HP-L-0400-2033ST	HP-L-0400-203-3%-ST	400mm	3%	20 KOhms			
744-HP-L-0500-2033ST	HP-L-0500-203-3%-ST	500mm	3%	20 KOhms			
744-HP-L-1000-2033ST	HP-L-1000-203-3%-ST	1000mm	3%	20 KOhms			
744-HPR00463531035ST	HP-R-0046-353-103-5%-ST	46mm Diameter	5%	10 KOhms			

MAGNETOPOT SENSORS

The MagnetoPot is simple, yet elegant in its ability to track motion in a contactless manner. A magnet on the inside of a cylinder, or on the other side of a motion device will guide the built-in magnetics of the MagnetoPot for position output as a voltage divider. As opposed to a Reed Switch, which gives simply "open" or "close" signals, the MagnetoPot gives the full linear travel as a magnetic sensor. For the cost of a Reed Switch, the MagnetoPot offers tremendous sensing solutions for a fraction of other magnetic sensors costs. What position sensor can offer the magnetic characteristics of a reed switch with the output of a potentiometer, for the same cost of a Reed Switch? Only Spectra Symbol's MagnetoPot.

Specifications:
- Connector: Solder Tab
- Voltage Rating: 500VAC
- Resistance Tolerance: 20%
- Temperature Range: -40˚C to +85˚C
- Output Type: Analog-Voltage

For quantities greater than listed, call for quote.

744-MP1-L-00121035ST	MP1-L-0012-103-5%-ST	12.5mm	5%	10 KOhms			
744-MP1-L-00251035ST	MP1-L-0025-103-5%-ST	25mm	5%	10 KOhms			
744-MP1-L-00501035ST	MP1-L-0050-103-5%-ST	50mm	5%	10 KOhms			
744-MP1-L-01001035ST	MP1-L-0100-103-5%-ST	100mm	5%	10 KOhms			
744-MP1-L-01501035ST	MP1-L-0150-103-5%-ST	150mm	5%	10 KOhms			
744-MP1-L-01721035ST	MP1-L-0172-103-5%-ST	170mm	5%	10 KOhms			
744-MP1-L-02001035ST	MP1-L-0200-103-5%-ST	200mm	5%	10 KOhms			
744-MP1-L-03001035ST	MP1-L-0300-103-5%-ST	300mm	5%	10 KOhms			
744-MP1-L-04002035ST	MP1-L-0400-203-5%-ST	400mm	5%	20 KOhms			
744-MP1-L-05002035ST	MP1-L-0500-203-5%-ST	500mm	5%	20 KOhms			
744-MP1-L-07502035ST	MP1-L-0750-203-5%-ST	750mm	5%	20 KOhms			
744-MP1-L-10002035ST	MP1-L-1000-203-5%-ST	1000mm	5%	20 KOhms			
744-MP1R00463531035S	MP1-R-0046-353-103-5%-ST	46mm Diameter	5%	10 KOhms			

THINPOT SENSORS

ThinPot membrane potentiometer has all of the attributes and benefits of the SoftPot, but is twice as narrow. Based on demand from the market, Spectra Symbol has developed this 10mm wide, 0.5mm thick sensor to fit in the most difficult locations.

Specifications:
- Connector: Solder Tab
- Voltage Rating: 500 VAC
- Resistance Tolerance: 20%
- Temperature Range: -40˚C to +50˚C
- Output Type: Analog-Voltage

For quantities greater than listed, call for quote.

744-TSP-L-00121033ST	TSP-L-0012-103-3%-ST	12.5mm	3%	10 KOhms			
744-TSP-L-00251033ST	TSP-L-0025-103-3%-ST	25mm	3%	10 KOhms			
744-TSP-L-00501033ST	TSP-L-0050-103-3%-ST	50mm	3%	10 KOhms			
744-TSP-L-01001033ST	TSP-L-0100-103-3%-ST	100mm	3%	10 KOhms			
744-TSP-L-01501033ST	TSP-L-0150-103-3%-ST	150mm	3%	10 KOhms			
744-TSP-L-01701033ST	TSP-L-0170-103-3%-ST	170mm	3%	10 KOhms			
744-TSP-L-02001033ST	TSP-L-0200-103-3%-ST	200mm	3%	10 KOhms			
744-TSP-L-03001033ST	TSP-L-0300-103-3%-ST	300mm	3%	10 KOhms			
744-TSP-L-04002033ST	TSP-L-0400-203-3%-ST	400mm	3%	20 KOhms			
744-TSP-L-05002033ST	TSP-L-0500-203-3%-ST	500mm	3%	20 KOhms			
744-TSP-L-07502033ST	TSP-L-0750-203-3%-ST	750mm	3%	20 KOhms			
744-TSPR00463511035S	TSP-R-0046-351-103-5%-ST	46mm Diameter	5%	10 KOhms			

WIPER

Features:
- Simple Light Force Actuator
- Variable Pressure Relative to Thread Rotations
- Seemless Interface with SoftPot and HotPot Sensors

Specifications:
- Tip Material: DI=Delrin
- Thread Pitch: M1=M1.0

For quantities greater than listed, call for quote.

MOUSER STOCK NO.	Spectra Symbol Part No.	Min. Force	Max. Force	Threaded Body Length	Price Each 1	10	25
744-WP-M1-01-03014DI	WP-M1-01-03-014-DI	01=1 Newton	03=3 Newtons	014=14mm			

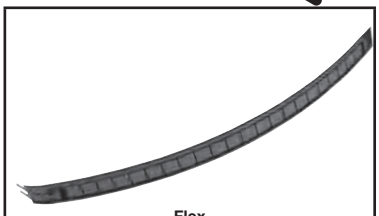
Flex


SoftPot


HotPot


MagnetoPot


ThinPot


Wiper

Spectra Symbol Motion/Position Sensors

© Copyright 2014 Mouser Electronics

© Copyright 2014 Mouser Electronics

CHERRY Hall Effect Speed and Proximity Sensors

CHERRY GEARTOOTH SPEED SENSOR

Features:
- ESD resistant to 15kV (contact discharge)
- Mating connector Packard sealed female connector assembly 3F
- Supplied with installed Vit on O-ring
- Installs into a standard M20 x 1.5 O-ring port
- Capable of operating up to 140ºC

For quantities greater than listed, call for quote.

MOUSER STOCK NO.	Cherry Part No.	Fig.	Description	Supply Voltage	Supply Current Max.	Price Each 1	50	100
540-GS102301	GS102301	A	Geartooth Speed Sensor	9 to 16 volts	6mA			

CHERRY SOLID STATE MAGNETIC PROXIMITY SENSORS

Packaged Hall Effect magnetic proximity sensors are ready to use, requiring only an external pull-up resistor. All are three-wire devices with sinking output compatible with any logic family. These sensors are operated by approaching magnet. These solid state devices have virtually unlimited life and are resistant to dirt, moisture, etc.

Specifications:
- Operating Temperature Range: -40°C to +85°C

For quantities greater than listed, call for quote.

MOUSER STOCK NO.	Cherry Part No.	Fig.	Description	Supply Voltage	Supply Current Max.	Output Voltage Max.	Price Each 1	50	100	250
540-MP100701	MP100701	B	Threaded barrel magnetic proximity	4.75-24VDC	16mA	0.7VDC				
540-MP101301	MP101301	C	Molded snap-fit magnetic proximity	4.75-24VDC	9mA	0.4VDC				
540-MP102103	MP102103	D	Flange mount magnetic proximity	4.50-24VDC	12mA	0.5VDC				

CHERRY MAGNETIC PROXIMITY SENSORS

The Cherry reed sensor is an omnipolar, magnetically activated switch. These sensors consume zero power and are hermetically sealed for resistance against moisture and dirt. All sensors include 12" PVC-insulated flying leads.

Specifications:
- Operating Temperature Range: -40°C to +105°C

For quantities greater than listed, call for quote.

MOUSER STOCK NO.	Cherry Part No.	Fig.	Description	Switching Voltage Max.	Switching Current Max.	Price Each 1	50	100	250
540-MP201701	MP201701	E	SPST-N/O smooth barrel	100VDC	0.5A				
540-MP201702	MP201702	E	SPST-N/C smooth barrel	30VDC	0.2A				
540-MP201801	MP201801	F	SPST-N/O miniature flange mount	100VDC	0.5A				
540-MP201802	MP201802	F	SPST-N/C miniature flange mount	30VDC	0.2A				
540-MP201901	MP201901	G	SPST-N/O flange mount	100VDC	0.5A				
540-MP201902	MP201902	G	SPST-N/C flange mount	30VDC	0.2A				
540-MP201903	MP201903	G	SPDT-C/O flange mount	30VDC	0.2A				
540-MP200701	MP200701	H	SPST-N/O threaded barrel	100VDC	0.5A				

Actuator Magnets

For quantities greater than listed, call for quote.

MOUSER STOCK NO.	Cherry Part No.	Fig.	Description	Price Each 1	50	100	250
540-AS101001	AS101001	I	Magnet Stud-South Pole				
540-AS201701	AS201701	J	Magnet Actuates Sensor MP2017 at .150"				
540-AS201801	AS201801	K	Magnet Actuates Sensor MP2018 at .250"				
540-AS201901	AS201901	L	Magnet Actuates Sensor MP2019 at .400"				

CHERRY SOLID STATE SPEED SENSORS

These magnetically-biased Hall Effect devices sense the rotation of a ferrous target, such as a geartooth, or sprocket. They offer high speed and near-zero speed sensing capability. All have current sinking output. All but GS100701 provide additional circuit protection for immunity against electrical interference. M12 Integral connector meets IEC60947-5-2

Specifications:
- Operating Temperature Range: -40°C to +105°C

For quantities greater than listed, call for quote.

MOUSER STOCK NO.	Cherry Part No.	Fig.	Description	Supply Voltage	Supply Current Max.	Output Voltage Max.	Price Each 1	50	100	250
540-GS100502	GS100502	M	M12-1 aluminum barrel	4.5-24VDC	6mA	0.4VDC				
540-GS100701	GS100701	B	15/32" aluminum barrel	4.5-24VDC	6mA	0.4VDC				

CHERRY VANE SENSORS

Magnetically-activated digital vane switch in a rugged, overmolded plastic housing with three pins or 3 individual wires. Immune from moisture and dust, they are reliable and repeatable, with no mechanical contacts to wear out. Compatible with all logic families.

Specifications:
- Operating Temperature Range: -40°C to +85°C

RoHS Compliant

For quantities greater than listed, call for quote.

MOUSER STOCK NO.	Cherry Part No.	Fig.	Description	Supply Voltage	Supply Current Max.	Output Voltage Max.	Price Each 1	50	100	250
540-VN101503	VN101503	N	Vane sensor w/ 5.9" flying leads	4.50-24VDC	6mA	0.4VDC				

CHERRY INTRINSICALLY LINEAR ANGULAR POSITION SENSOR

The Intrinsically Linear Angular Position Sensor (ILAPS™) uses Cherry's patent-pending non-contact design to achieve linear output from 5° to 90° of rotation. With no contacts to wear out, it is not vulnerable to dither, and life is tested to over 10 million operations.

Specifications:
- Operating Temperature Range: -40°C to +85°C

For quantities greater than listed, call for quote.

MOUSER STOCK NO.	Cherry Part No.	Fig.	Description	Input Voltage	Input Current Max.	Output Linearity	Price Each 1	50	100	250
540-AN101101	AN101101	O	Angular Position Sensor	5.0vdc ±10%	10mA @5vdc	±2.0%				

CHERRY AN8 SERIES THIN ANGULAR POSITION SENSORS

Programmable, non-contact magnetic position sensors capable of continuous rotation

Specifications:
- Absolute angular position sensor with single output
- Provides non-contact angular position sensing to full 360° rotation
- No mechanical interface means no parts to wear out
- 5VDC ratiometric device
- Resilient to mechanical misalignment

Applications:
- Replacement for smart bearings
- PRNDL switch for harsh environments
- Steer wheel position for drive by wire systems

RoHS Compliant

For quantities greater than listed, call for quote.

MOUSER STOCK NO.	Cherry Part No.	Fig.	Description	Input Voltage	Sensing Range	Output Linearity	Price Each 1	50	100	250
540-CU103601	CU103601	P	Sensor (AN820001) w/ Magnet	5.0VDC ±10%	180°	±2.0% Full Scale				
540-CU103603	CU103603	P	Sensor (AN820003) w/ Magnet	5.0VDC ±10%	45°	±2.0% Full Scale				

DIMENSIONS: in.

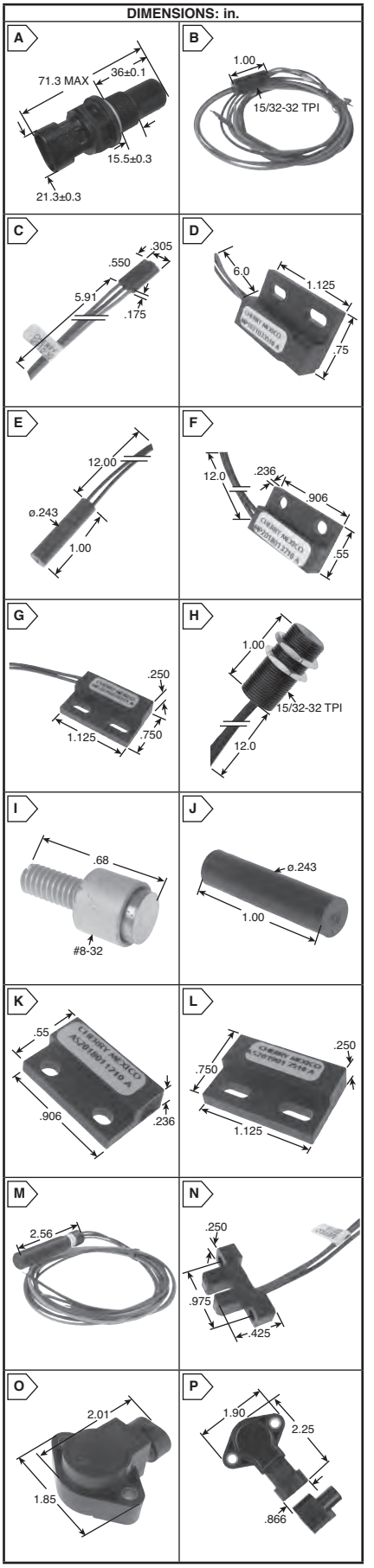

© Copyright 2014 Mouser Electronics

© Copyright 2014 Mouser Electronics

A

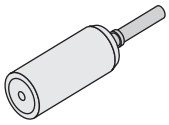

OMRON E2K-C SERIES: ADJUSTABLE, CAPACITIVE PROXIMITY SENSORS

Specifications:
- Unshielded type
- Standard target size: 50x50x1mm

Features:
- Adjustable sensing distance
- Mounting bracket included
- Non-contact detection of metallic and non-metallic objects

For quantities greater than listed, call for quote.

MOUSER STOCK NO.	Omron Part No.	Fig.	Supply Voltage	Barrel Size (mm)	Sensing Distance (mm)	Output	Price Each 1	5	10
AC Switching Type									
653-E2K-C25MY1	E2K-C25MY1	A	90-250VAC	34	3-25	SCR-NO			
DC Switching Type									
653-E2K-C25ME1	E2K-C25ME1	A	10-40VDC	34	3-25	NPN-NO			
653-E2K-C25ME2	E2K-C25ME2	A	10-40VDC	34	3-25	NPN-NC			

B

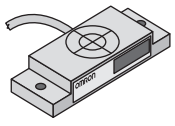

OMRON E2K-F SERIES: FLAT-PACK, CAPACITIVE PROXIMITY SENSORS

Specifications:
- Unshielded type
- Supply voltage: 10-30VDC
- Pre-wired with 2m of 3-conductor cable (6.56ft.)

Features:
- Fits space-confined installations
- Non-contact detection of metallic and non-metallic targets including water, oil, glass, plastic, and wood

For quantities greater than listed, call for quote.

MOUSER STOCK NO.	Omron Part No.	Fig.	Dimensions LxWxH (mm)	Sensing Distance (mm)	Output	Price Each 1	2	5
653-E2K-F10MC1	E2K-F10MC1	B	50x20x10	10	NPN-NO			
653-E2K-F10MC2	E2K-F10MC2	B	50x20x10	10	NPN-NC			

C

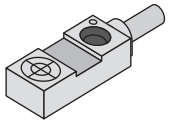

D

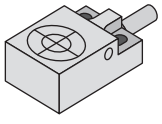

OMRON E2K-X4M SERIES: THREADED, CAPACITIVE PROXIMITY SENSORS

Specifications:
- Unshielded type
- Size: M12
- Detectable object type: Metal or non-metal

Features:
- Allows indirect detection of materials inside non-metallic containers
- LED indicator and fixed sensitivity for simple installation

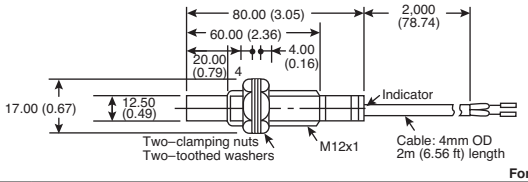

DIMENSIONS: mm (in.)

NEW PRODUCT

For quantities greater than listed, call for quote.

MOUSER STOCK NO.	Omron Part No.	Nominal Detecting Distance (mm)	Output	Price Each 1	2	5
DC, 3-Wire Models						
653-E2K-X4ME1	E2K-X4ME1	4	NPN-NO			
653-E2K-X4MF1	E2K-X4MF1	4	PNP-NO			

E

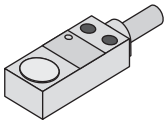

OMRON TL-W SERIES: FLAT-PACK, INDUCTIVE PROXIMITY SENSORS

Specifications:
- Unshielded type
- Body material: ABS plastic
- Power supply voltage: 12-24VDC

Features:
- Watertight construction conforms to IP67
- Enclosure rating: NEMA 1, 2, 3, 4X, 6, 12, 13
- Space-saving mounting area

For quantities greater than listed, call for quote.

MOUSER STOCK NO.	Omron Part No.	Fig.	Dimensions LxWxH (mm)	Sensing Distance (mm)	Output	Price Each 1	5	10
653-TL-W3MC1	TL-W3MC1	C	27.0x10.0x6.0	3.0	NPN-NO			
653-TL-W3MC2	TL-W3MC2	C	27.0x10.0x6.0	3.0	NPN-NC			
653-TLW3MB2	TLW3MB2	C	27.0x10.0x6.0	3.0	PNP-NC			
653-TL-W5MC1	TL-W5MC1	D	30.5x18.0x10.0	5.0	NPN-NO			
653-TL-W5MD2	TL-W5MD2	E	30.5x18.0x10.0	5.0	NPN-NC			
653-TL-W5E1	TL-W5E1	E	50.0x25.0x10.0	5.0	NPN-NO			
653-TL-W5F2	TL-W5F2	E	50.0x25.0x10.0	5.0	PNP-NC			

F

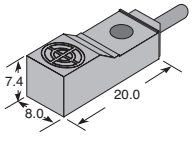

DIMENSIONS: mm

G

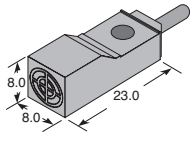

DIMENSIONS: mm

OMRON E2S SERIES: SUBMINIATURE, INDUCTIVE PROXIMITY SENSORS

Specifications:
- Unshielded type
- Supply voltage: 12-24VDC
- Detectable object type: Ferrous metal
- Pre-wired with 1m cable

Features:
- Only 5.5x5.5mm with built-in amplifier
- Response frequency: 1kHz min.
- Low current consumption
- Mounting bracket supplied

✻Different frequency to prevent mutual interference ✻✻No setting indicator

For quantities greater than listed, call for quote.

MOUSER STOCK NO.	Omron Part No.	Fig.	Sensing Distance (mm)	Operation Mode	Sensing Surface	Output Configuration	Price Each 1	5	10
DC, 2-Wire Models, Operation Indicator (Red), Setting Indicator (Green)									
653-E2S-W21-1M	E2S-W21-1M	F	2.5	NO	Top	-			
✻ 653-E2S-W21B1M	E2S-W21B 1M	F	2.5	NO	Top	-			
653-E2S-Q21-1M	E2S-Q21-1M	G	2.5	NO	Front	-			
✻✻ 653-E2S-Q221M	E2S-Q22 1M	G	2.5	NC	Front	-			
DC, 3-Wire Models, Operation Indicator (Orange)									
653-E2S-W13-1M	E2S-W13-1M	H	1.6	NO	Top	NPN			
653-E2S-W15-1M	E2S-W15-1M	H	1.6	NO	Top	PNP			
653-E2S-W23-1M	E2S-W23-1M	F	2.5	NO	Top	NPN			
653-E2S-W25-1M	E2S-W25-1M	F	2.5	NO	Top	PNP			
653-E2S-Q23-1M	E2S-Q23-1M	G	2.5	NO	Front	NPN			

H

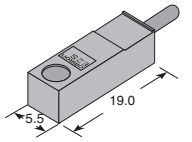

DIMENSIONS: mm

OMRON E2E2 SERIES: LONG-BARREL, INDUCTIVE PROXIMITY SENSORS

Specifications:
- 3-Wire, unshielded type
- Supply voltage: 12-24VDC
- Sensing material: Magnetic metal

Features:
- Long screw length
- Increased tightening strength and indicator visibility

For quantities greater than listed, call for quote.

MOUSER STOCK NO.	Omron Part No.	Fig.	Barrel Size	Sensing Distance (mm)	Output	Price Each 1	5	10
653-E2E2-X5MC1	E2E2-X5MC1	I	M12	5	NPN			

I

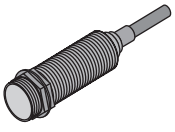

© Copyright 2014 Mouser Electronics

© Copyright 2014 Mouser Electronics

OMRON Photoelectric Sensors & Fiber-Optic Amplifiers

OMRON E3F2 SERIES: M18 CYLINDRICAL PHOTOELECTRIC SENSORS

Specifications:
- Supply voltage: AC 24-240VAC, 50/60Hz DC 10-30VDC

Features:
- Easy installation by M18 housing
- Compact and space-saving
- PVC cable sheath

✻ Reflector is ordered separately

For quantities greater than listed, call for quote.

MOUSER STOCK NO.	Omron Part No.	Fig.	Sensing Method	Sensing Distance	Output	Body Material	Price Each 1	2	5
AC Supply									
653-E3F2-DS1N	E3F2-DS10Z1-N	A	Diffuse-reflective	0.1m (fixed, wide-beam)	Light-ON	ABS			
✻ 653-E3F2-R2Z1	E3F2-R2Z1	A	Retro-reflective	0.1-2.0m (with E39-R1)	Light-ON	ABS			
✻ 653-E3F2-R2Z2	E3F2-R2Z2	A	Retro-reflective	0.1-2.0m (with E39-R1)	Dark-ON	ABS			
DC Supply									
653-E3F2-DS4M	E3F2-DS10C4-M	A	Diffuse-reflective	0.1m (fixed, wide-beam)	NPN	NPB			
Accessories							1	5	10
653-E39-R1	E39-R1	B	Reflector, sensing distance 3m (typical)						
653-Y92E-B18	Y92E-B18	C	Mounting bracket, screw mount						

OMRON E3G SERIES: LONG-DISTANCE PHOTOELECTRIC SENSORS

Specifications:
- Sensing distance: 10m (500mm when using E39-R2)
- Supply voltage: 10-30VDC
- Power consumption: 50mA max.

Features:
- Compact models require less wiring and space.
- Stability indicator shows at a glance when operating conditions are stable.
- Provided with the reflector E39-R2

For quantities greater than listed, call for quote.

MOUSER STOCK NO.	Omron Part No.	Fig.	Sensing Method	Output	Body Material	Price Each 1	5	10
653-E3G-R13	E3G-R13	D	Retro-reflective	NPN/PNP Selector	PBT			
Accessories						1	25	50
653-E39-L131	E39-L131	E	Mounting bracket					

OMRON E3S-A SERIES: PHOTOELECTRIC SENSORS WITH AMPLIFIERS

Specifications:
- Horizontal appearance
- Connection method: Pre-wired

Features:
- Built-in amplifier
- Includes sensor I/O connector E39-G2 and bracket E39-L69

RoHS Compliant

For quantities greater than listed, call for quote.

MOUSER STOCK NO.	Omron Part No.	Fig.	Sensing Method	Sensing Distance	Output	Body Material	Price Each 1	5	10
653-E3S-AT11	E3S-AT11	F	Through-beam	7m	NPN	PBT			
Accessories									
653-E39-R1	E39-R1	B	Reflector, sensing distance 3m (typical)						

OMRON E3T SERIES: THIN PHOTOELECTRIC SENSORS WITH AMPLIFIERS

Specifications:
- Current consumption: 30mA max.
- Supply voltage: 12-24VDC

Features:
- Built-in amplifier
- Ultra-compact and contributes to equipment downsizing

RoHS Compliant

For quantities greater than listed, call for quote.

MOUSER STOCK NO.	Omron Part No.	Fig.	Sensing Method	Sensing Distance	Output	Operation Mode	Price Each 1	5	10
653-E3T-SL11	E3T-SL11	G	Convergent-reflective	5-15mm	NPN	Light-ON			
653-E3T-ST12	E3T-ST12	H	Through-beam	1m	NPN	Dark-ON			
Accessories							1	10	25
653-E39-E10	E39-E10	I	Sensitivity adjustment unit for E3T-ST1 through-beam models						
653-E39-L117	E39-L117	J	Mounting bracket, side-view						

OMRON E3Z SERIES: PHOTOELECTRIC SENSORS WITH BUILT-IN AMPLIFIERS

Specifications:
- Current consumption: 30mA max.
- Supply voltage: 12-24VDC

Features:
- Compact sensor offers long sensing
- Superior noise-immunity

RoHS Compliant

✻ Polarized retro-reflective and sensing distance is 3m with E39-R1, 4mm with E39-R1S

For quantities greater than listed, call for quote.

MOUSER STOCK NO.	Omron Part No.	Fig.	Sensing Distance	Output	Light Source	Connection Method	Price Each 1	5	10
Retro-Reflective									
✻ 653-E3Z-R61	E3Z-R61	K	100mm-3m	NPN	Red LED	Pre-wired			
653-E3Z-B86	E3Z-B86	K	500mm	PNP	Red LED	M8			
Diffuse-Reflective									
653-E3Z-D82	E3Z-D82	K	1m	PNP	Infrared LED	Pre-wired			
Accessories									
653-E39-R1	E39-R1	B	Reflector for retro-reflective models, sensing distance 3m (typical)						
653-E39-R1S	E39-R1S	B	Reflector for retro-reflective models, sensing distance 4m (typical)						
653-E39-L104	E39-L104	L	Mounting bracket, horizontal L-bracket						

OMRON E3X-NA SERIES: FIBER-OPTIC AMPLIFIERS WITH CABLES

Specifications:
- Control output: ON/OFF
- Supply voltage: 12-24VDC
- Current consumption: 35mA max.

Features:
- User-friendly
- Streamlined features provide basic sensing immediately after plug-in.

RoHS Compliant

For quantities greater than listed, call for quote.

MOUSER STOCK NO.	Omron Part No.	Fig.	Output	Light Source	Operation Mode	Price Each 1	2	5
653-E3X-NA41	E3X-NA41	M	PNP	Red LED	Light-ON/Dark-ON			

OMRON FIBER-OPTIC CABLES

Specifications:
- Permissible bending radius: 25mm
- Core material: PMMA
- Sheath material: Black polyethylene

Features:
- Coiled and ultra-flexible cables are ideal for flexing and reciprocating machinery such as robots

RoHS Compliant

For quantities greater than listed, call for quote.

MOUSER STOCK NO.	Omron Part No.	Fig.	Type	Application	Head	Price Each 1	5	10
653-E32-DC200	E32-DC200	N	Diffuse	General purpose	M6 threaded			
653-E32-TC200	E32-TC200	O	Through-beam	General purpose	M4 threaded			
653-E32-T14L	E32-T14L	P	Through-beam	Long-distance	3mm diameter			

DIMENSIONS: mm

A 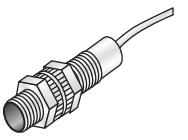

B 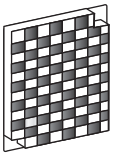

C 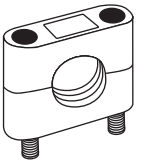

D 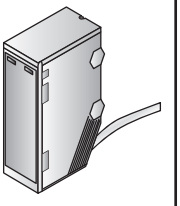

E 

F 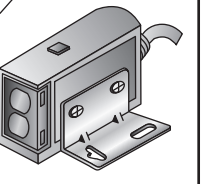

G 

H 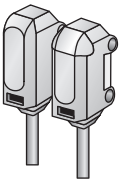

I 

J 

K 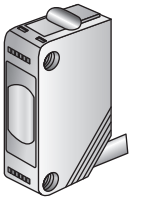

L 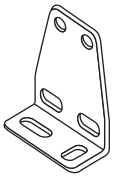

M 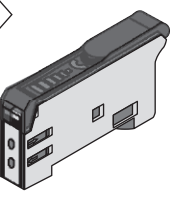

N 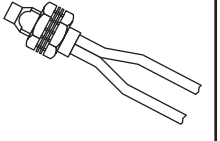

O 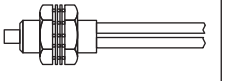

P 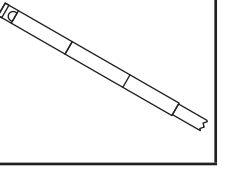

© Copyright 2014 Mouser Electronics

© Copyright 2014 Mouser Electronics

DIMENSIONS: mm

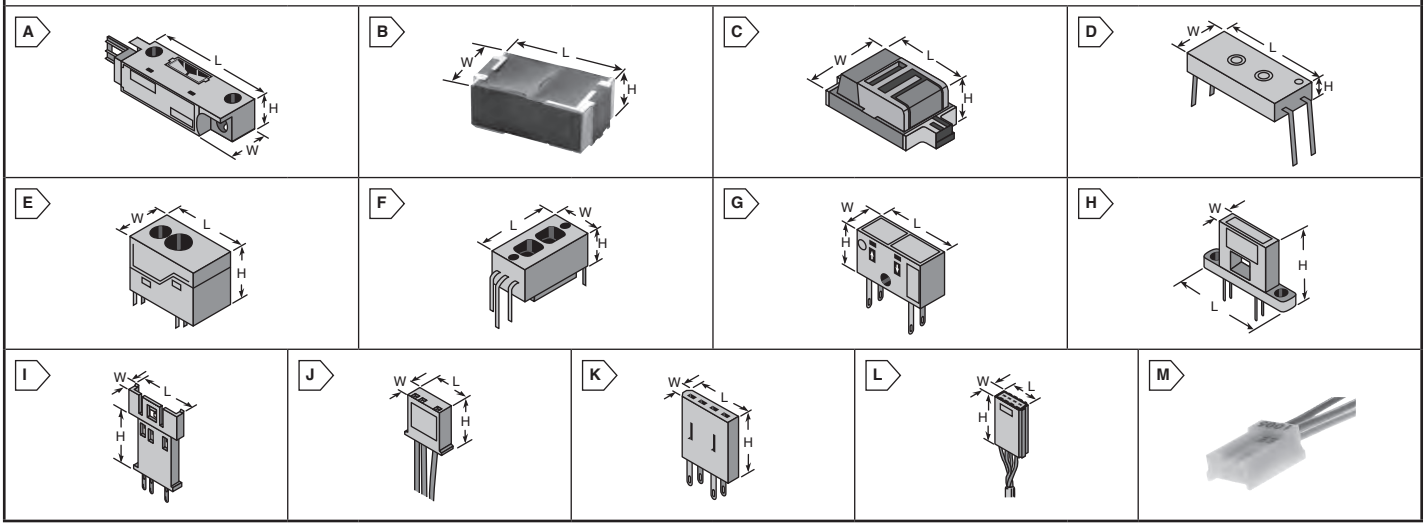

OMRON REFLECTIVE, NON-AMPLIFIED, PULSE-MODULATED PHOTOMICROSENSORS

Specifications:
- Output configuration: Photo IC
- Supply voltage: 7VDC
- Output current: 30mA

Features:
- Photo IC circuitry greatly improves response time
- Pulse modulation effectively reduces external light interference
- Convergent technology ensures enhanced sensing area

RoHS Compliant

MOUSER STOCK NO.	Omron Part No.	Fig.	Dimensions (mm)			Sensing Distance (mm)	Price Each			
			L	W	H		1	25	50	100
653-EE-SPY415	EE-SPY415	A	33.0	11.00	9.6	White Paper 11.0 ± 8.0/Black Paper 11.0 ± 2.0				

OMRON REFLECTIVE, NON-AMPLIFIED PHOTOMICROSENSORS

Specifications:
- Absolute maximum ratings: Ta=25°C

Features:
- Incorporates an emitter and a detector

RoHS Compliant

MOUSER STOCK NO.	Omron Part No.	Fig.	Dimensions (mm)			Emitter Rated Value			Sensing Distance (mm)	Termination	Price Each			
			L	W	H	Forward Current	Pulse Forward Current	Reverse Voltage			1	25	50	100
Ultra-Compact, High-Signal/Noise Ratio														
653-EE-SY1200	EE-SY1200	B	3.2	1.90	1.1	50mA	500mA	4V	1.0	PCB				
Ultra-Compact														
653-EE-SY199	EE-SY199	C	3.2	1.70	1.1	50mA	-	6V	1.0	PCB				
Thin														
653-EE-SY171	EE-SY171	D	14.0	4.20	3.0	50mA	1A	4V	3.5	Solder				
With Red LED Sensing Dyestuff-Type Inks														
653-EE-SY169	EE-SY169	E	12.5	6.00	8.0	40mA	300mA	3V	4.0	Solder				
Convergent Reflective Model with Infrared LED														
653-EE-SY169A	EE-SY169A	E	12.5	6.00	8.0	50mA	1A	3V	4.0	Solder				
Compact, Photo IC Output														
653-EE-SY410	EE-SY410	F	12.0	4.60	4.8	50mA	1A	4V	5.0	Solder				
Dust-Tight with Filter														
653-EE-SF5	EE-SF5	G	13.0	5.40	8.0	50mA	1A	4V	5.0	Solder				
653-EE-SF5-B	EE-SF5-B	G	13.0	5.40	8.0	50mA	1A	4V	5.0	PCB				
653-EE-SB5	EE-SB5	H	25.4	6.35	11.5	50mA	1A	4V	5.0	Solder				
653-EE-SB5-B	EE-SB5-B	H	25.4	6.35	11.5	50mA	1A	4V	5.0	PCB				

OMRON PHOTOMICROSENSOR ACCESSORIES

MOUSER STOCK NO.	Omron Part No.	Fig.	Dimensions (mm)			Accessory Type	Number of Pins	For Use With Photomicrosensor Type	Note	Price Each			
			L	W	H					1	25	50	100
653-EE-1002	EE-1002	I	16.72	6.00	16.0	Connector	3	Amplified	-				
653-EE-1003	EE-1003	J	11.00	4.90	10.7	Connector with 1m cable	3	Amplified	With 3.3" wire harness				
653-EE-1003A	EE-1003A	-	-	-	-	Connector hold-down clip	-	Amplified	For EE-1003				
653-EE-1001	EE-1001	K	13.00	4.00	10.8	Connector	4	Amplified	-				
653-EE-1006	EE-1006	L	11.80	5.30	16.2	Connector with 1m cable	4	Amplified	With 6.6" wire harness				
653-EE-1005	EE-1005	M	-	-	-	Connector	3	Non-Amplified	-				

© Copyright 2014 Mouser Electronics
© Copyright 2014 Mouser Electronics

OMRON Photomicrosensors

OMRON

RoHS Compliant **This product is RoHS compliant.**

DIMENSIONS: mm

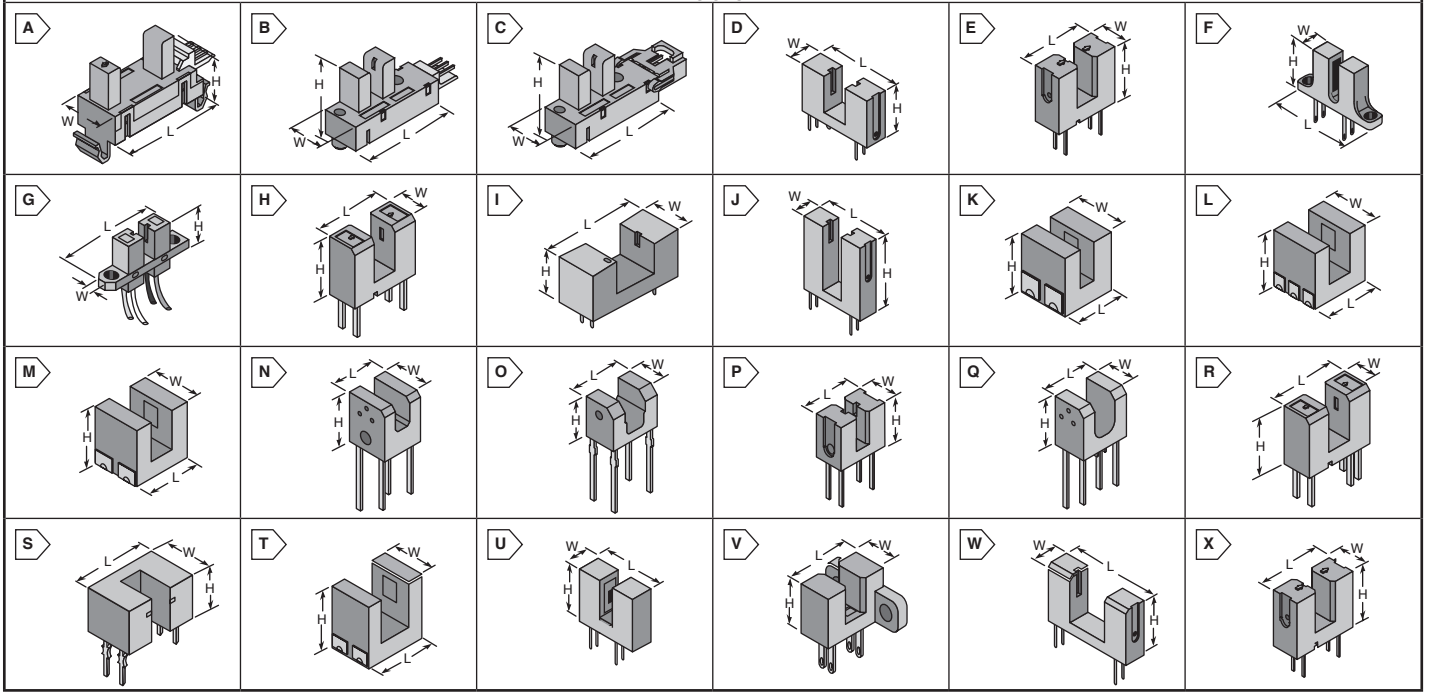

OMRON TRANSMISSIVE, NON-AMPLIFIED PHOTOMICROSENSORS

Features:

- Photo IC output signals directly connect with C-MOS and TTL

For quantities greater than listed, call for quote.

MOUSER STOCK NO.	Omron Part No.	Fig.	Output Configuration	Dimensions: mm L	W	H	Slot Width (mm)	Aperture (mm)	Mounting	Note	Price Each 1	25	50
General Purpose													
653-EE-SX461-P11	EE-SX461-P11	A	Photo IC	30.5	12.00	18.0	15.0	2.00	Snap-in	- - -			
High-Resolution													
653-EE-SX3239-P2	EE-SX3239-P2	A	Photo IC	17.0	8.00	12.6	5.0	0.50	Snap-in	Low-level voltage 16mA without incident			
653-EE-SX4235A-P2	EE-SX4235A-P2	A	Photo IC	17.0	8.00	12.6	5.0	0.50	Snap-in	Low-level voltage 16mA with incident			
653-EE-SX3009-P1	EE-SX3009-P1	B	Photo IC Dark-ON	34.0	11.00	21.0	5.0	0.50	Screw	Connects to TE AMP's EI-series connectors			
653-EE-SX4009-P1	EE-SX4009-P1	B	Photo IC Light-ON	34.0	11.00	21.0	5.0	0.50	Screw	Connects to TE AMP's EI-series connectors			
653-EE-SX4009-P10	EE-SX4009-P10	C	Photo IC	34.0	11.00	21.0	5.0	0.50	Screw	Connects to US Molex connectors			

OMRON TRANSMISSIVE, NON-AMPLIFIED PHOTOMICROSENSORS WITH EMITTERS AND DETECTORS

Specifications:

- Absolute maximum ratings: Ta = 25°C

For quantities greater than listed, call for quote.

MOUSER STOCK NO.	Omron Part No.	Fig.	Dimensions: mm L	W	H	Slot Width (mm)	Aperture (mm)	Emitter Rated Value Forward Current	Pulse Forward Current	Reverse Voltage	Termination	Note	Price Each 1	25	50
General Purpose															
653-EE-SX1025	EE-SX1025	D	8.9	4.00	5.4	2.8	0.50	50mA	-	4V	PCB	Phototransistor output			
653-EE-SX1071	EE-SX1071	E	13.6	6.20	10.2	3.4	0.50	50mA	-	4V	PCB	Phototransistor output			
653-EE-SG3	EE-SG3	F	25.4	6.35	11.5	3.6	0.20	50mA	1A	4V	Solder	Dust-proof			
653-EE-SG3-B	EE-SG3-B	F	25.4	6.35	11.5	3.6	0.20	50mA	1A	4V	PCB	Dust-proof			
653-EE-SX1088-W1	EE-SX1088-W1	G	25.0	6.00	10.0	5.0	0.50	50mA	1A	4V	Solder	Pre-wired			
653-EE-SX1081	EE-SX1081	H	13.7	5.00	10.0	5.0	0.50	50mA	1A	4V	PCB	-			
653-EE-SX1035	EE-SX1035	I	12.6	6.30	6.7	5.2	1.00	50mA	1A	4V	PCB	Compact			
653-EE-SX1140	EE-SX1140	J	23.0	5.00	16.3	14.0	1.50	50mA	1A	4V	PCB	-			
High-Resolution															
653-EE-SX1107	EE-SX1107	K	3.4	3.00	3.0	1.0	0.15	25mA	100mA	5V	PCB	-			
653-EE-SX1131	EE-SX1131	L	5.0	4.00	4.0	2.0	0.30	25mA	100mA	5V	PCB	Dual-channel output			
653-EE-SX1108	EE-SX1108	M	5.0	4.00	4.0	2.0	0.30	25mA	100mA	5V	PCB	-			
653-EE-SX1103	EE-SX1103	N	5.0	4.20	5.2	2.0	0.40	50mA	-	5V	Solder	-			
653-EE-SX1105	EE-SX1105	O	4.9	2.60	3.3	2.0	0.40	50mA	-	5V	PCB	-			
653-EE-SX1018	EE-SX1018	P	8.0	4.00	6.0	2.0	0.50	50mA	1A	4V	PCB	-			
653-EE-SX1106	EE-SX1106	Q	6.4	4.20	5.4	3.0	0.40	50mA	-	5V	PCB	-			
653-EE-SX398	EE-SX398	R	12.2	5.00	10.0	3.0	0.50	50mA	-	4V	Solder	Photo IC output - Dark-ON			
653-EE-SX498	EE-SX498	R	12.2	5.00	10.0	3.0	0.50	50mA	-	4V	Solder	Photo IC output - Light-ON			
653-EE-SX1046	EE-SX1046	S	10.0	6.50	5.0	3.0	0.50	50mA	1A	4V	PCB	-			
653-EE-SX1109	EE-SX1109	T	6.0	4.00	5.0	3.0	0.50	25mA	100mA	5V	PCB	-			
653-EE-SJ3-D	EE-SJ3-D	U	13.6	6.20	10.2	3.4	0.20	50mA	1A	4V	Solder	-			
653-EE-SX301	EE-SX301	U	14.4	6.20	10.2	3.4	0.50	50mA	-	4V	Solder	Photo IC output			
653-EE-SX3088	EE-SX3088	F	25.0	6.00	10.0	3.4	0.50	50mA	-	4V	Solder	Photo IC output - Dark-ON			
653-EE-SX4088	EE-SX4088	F	25.0	6.00	10.0	3.4	0.50	50mA	-	4V	Solder	Photo IC output - Light-ON			
653-EE-SX1031	EE-SX1031	E	13.6	6.20	10.2	3.4	0.50	50mA	-	4V	PCB	Separate LED/phototransistor combo			
653-EE-SH3	EE-SH3	F	25.4	6.20	10.2	3.4	0.50	50mA	1A	4V	Solder	-			
653-EE-SH3-G	EE-SH3-G	F	25.4	6.20	10.2	3.4	0.50	50mA	1A	4V	PCB	-			
653-EE-SV3	EE-SV3	V	15.0	19.00	10.2	3.4	0.50	50mA	1A	4V	Solder	-			
653-EE-SV3-B	EE-SV3-B	V	15.0	19.00	10.2	3.4	0.50	50mA	1A	4V	PCB	-			
653-EE-SX4081	EE-SX4081	H	13.7	5.00	10.0	5.0	0.50	50mA	-	4V	Solder	Photo IC output			
653-EE-SX1042	EE-SX1042	J	14.0	5.00	14.5	5.0	0.50	50mA	-	4V	PCB	Phototransistor output			
653-EE-SX4070	EE-SX4070	W	17.7	6.00	10.0	8.0	0.50	50mA	-	4V	Solder	Photo IC output			
High-Sensitivity															
653-EE-SJ3-C	EE-SJ3-C	U	13.6	6.20	10.2	3.4	1.00	50mA	1A	4V	Solder	-			
High-Temperature															
653-EE-SX1041	EE-SX1041	X	14.0	6.00	10.0	5.0	0.50	50mA	-	4V	PCB	Phototransistor output			
653-EE-SX1070	EE-SX1070	W	17.7	6.00	10.0	8.0	0.50	50mA	-	4V	PCB	Phototransistor output			

© Copyright 2014 Mouser Electronics

© Copyright 2014 Mouser Electronics

DIMENSIONS: mm

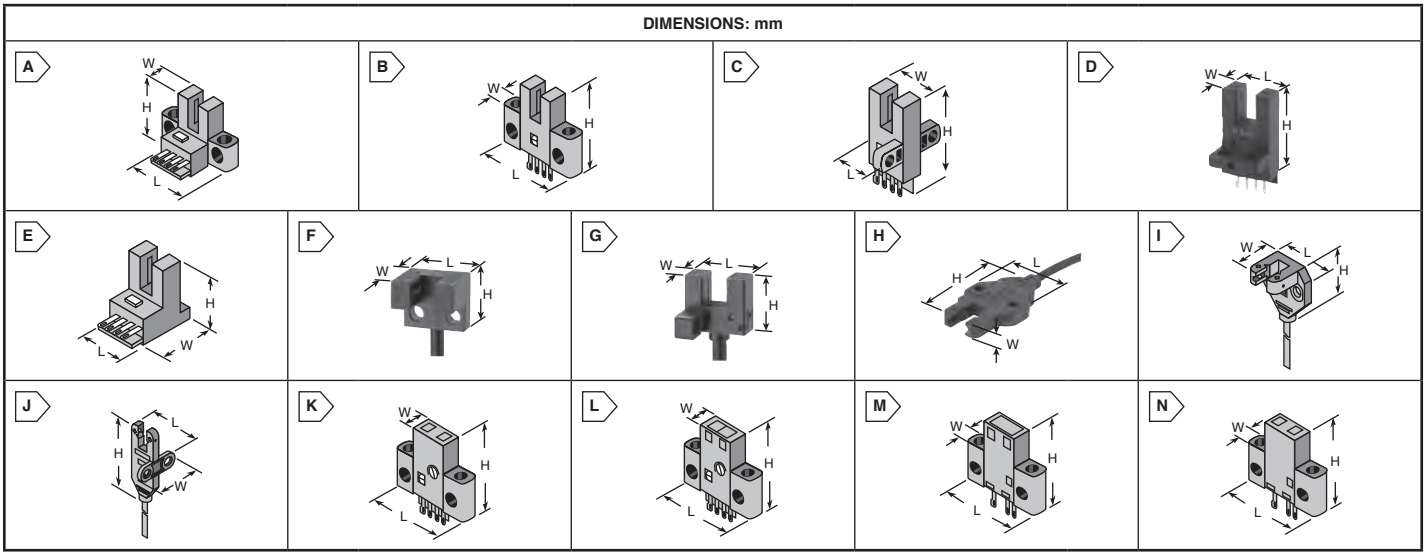

OMRON TRANSMISSIVE, THROUGH-BEAM, SLOT-TYPE, AMPLIFIED, NON-MODULATED PHOTOMICROSENSORS

Specifications:
- Sensing distance/slot width: 5.0mm
- Aperture: 0.80mm

Features:
- Wide operating voltage range: 5-24VDC

✻ Indicator light turns ON when light is interrupted. ✻✻ Slot center 7mm

For quantities greater than listed, call for quote.

MOUSER STOCK NO.	Omron Part No.	Fig.	Dimensions (mm) L	W	H	Output Configuration	Output	Connecting Method	Price Each 1	25
With Incident Light • Includes Flex Robot Cable										
653-EE-SX471	EE-SX471	A	26.2	6.35	15.5	Light-ON	NPN	4 pole connector		
653-EE-SX670	EE-SX670	B	25.4	6.95	22.2	Dark-ON/Light-ON (Selectable)	NPN	4 pole connector		
✻ 653-EE-SX670P	EE-SX670P	B	25.4	6.95	22.2	Dark-ON/Light-ON (Selectable)	PNP	4 pole connector		
653-EE-SX671	EE-SX671	A	26.2	6.35	15.5	Dark-ON/Light-ON (Selectable)	PNP	4 pole connector		
653-EE-SX672	EE-SX672	C	13.0	13.40	22.2	Dark-ON/Light-ON (Selectable)	NPN	4 pole connector		
✻✻ 653-EE-SX672-WR1M	EE-SX672-WR 1M	D	13.0	13.40	22.2	Dark-ON/Light-ON (Selectable)	NPN	Pre-wired 1m		
653-EE-SX673	EE-SX673	D	13.4	12.80	22.2	Dark-ON/Light-ON (Selectable)	NPN	4 pole connector		
653-EE-SX674	EE-SX674	E	13.6	21.50	15.5	Dark-ON/Light-ON (Selectable)	NPN	4 pole connector		
653-EE-SX911-R1M	EE-SX911-R 1M	F	13.4	12.00	12.0	Light-ON/Dark-ON	NPN	Pre-wired 1m		
653-EE-SX912-R1M	EE-SX912-R 1M	G	13.4	11.70	12.0	Light-ON/Dark-ON	NPN	Pre-wired 1m		
With Incident Light • Visible Indicator From Both Sides										
653-EE-SX770	EE-SX770	H	18.0	4.00	22.1	Dark-ON	NPN	Pre-wired 2m		
653-EE-SX771	EE-SX771	I	18.0	13.00	21.0	Dark-ON	NPN	Pre-wired 2m		
653-EE-SX772	EE-SX772	J	12.3	19.10	31.1	Dark-ON	NPN	Pre-wired 2m		
653-EE-SX870	EE-SX870	H	18.0	4.00	22.1	Light-ON	NPN	Pre-wired 2m		
653-EE-SX871	EE-SX871	I	18.0	13.00	21.0	Light-ON	NPN	Pre-wired 2m		
653-EE-SX872	EE-SX872	J	12.3	19.10	31.1	Light-ON	NPN	Pre-wired 2m		
No Incident Light • Includes Flex Robot Cable										
✻ 653-EE-SX670A	EE-SX670A	B	25.4	6.95	22.2	Dark-ON/Light-ON (Selectable)	NPN	4 pole connector		
✻ 653-EE-SX671A	EE-SX671A	A	26.2	6.35	15.5	Dark-ON/Light-ON (Selectable)	NPN	4 pole connector		
✻ 653-EE-SX672A	EE-SX672A	C	13.0	13.40	22.2	Dark-ON/Light-ON (Selectable)	NPN	4 pole connector		
✻ 653-EE-SX673A	EE-SX673A	D	13.4	12.80	22.2	Dark-ON/Light-ON (Selectable)	NPN	4 pole connector		

OMRON REFLECTIVE, AMPLIFIED, NON-MODULATED PHOTOMICROSENSORS

Specifications:
- Indicator mode: Incident light

Features:
- Easy adjustment with a built-in sensitivity adjuster
- Easy optical axis monitoring with a bright light indicator
- Compact design incorporating a built-in amplifier and special IC enables direct switching capacity of up to 100mA.

RoHS Compliant

For quantities greater than listed, call for quote.

MOUSER STOCK NO.	Omron Part No.	Fig.	Dimensions (mm) L	W	H	Output Configuration	Output	Termination	Price Each 1	25
With Side Sensitivity Adjuster, Infrared Light										
653-EE-SY671	EE-SY671	K	25.4	6.95	31.4	Dark-ON/Light-ON (Selectable)	NPN	Solder		
With Top Sensitivity Adjuster										
653-EE-SY672	EE-SY672	L	25.4	6.95	31.4	Dark-ON/Light-ON (Selectable)	NPN	Solder		

OMRON REFLECTIVE, AMPLIFIED, LIGHT-MODULATED PHOTOMICROSENSORS

Specifications:
- Indicator mode: Incident light
- Output type: NPN
- Termination: Connector

Features:
- Light modulation effectively reduces external light interference.

RoHS Compliant

For quantities greater than listed, call for quote.

MOUSER STOCK NO.	Omron Part No.	Fig.	Dimensions (mm) L	W	H	Sensing Method	Output Configuration	Detect	Price Each 1	25
Slim										
653-EE-SPY402	EE-SPY402	M	26.0	7.00	20.0	Diffuse	Light-ON	Top		
For Shiny Background										
653-EE-SPY311	EE-SPY311	N	26.0	7.60	22.8	Light Convergent	Dark-ON	Side		
653-EE-SPY312	EE-SPY312	M	26.0	8.00	22.8	Light Convergent	Dark-ON	Top		
653-EE-SPY411	EE-SPY411	N	26.0	8.00	22.8	Light Convergent	Light-ON	Side		
653-EE-SPY412	EE-SPY412	M	26.0	8.00	22.8	Light Convergent	Light-ON	Top		

© Copyright 2014 Mouser Electronics
© Copyright 2014 Mouser Electronics

MEDER MKXX Series Reed Sensors and Magnets

RoHS Compliant **This product is RoHS compliant.**

DIMENSIONS: mm

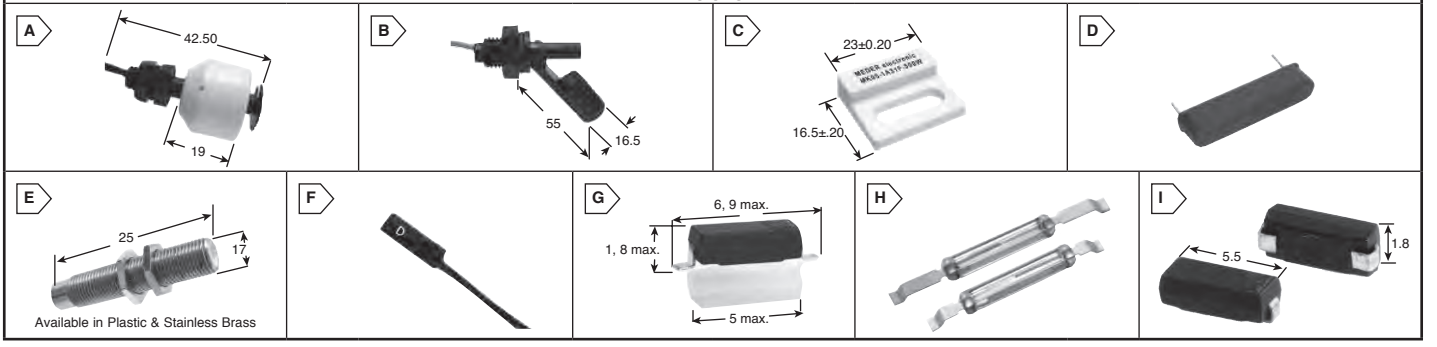

MKXX/LS01 LEVEL AND REED SENSORS

Features:

- Millions of reliable operations
- Various mounting options

For quantities greater than listed, call for quote.

MOUSER STOCK NO.	MEDER Part No.	Fig.	Power (max.)	Voltage (max)	Price Each 1	Price Each 10
LS01 Series • Level Sensors with Magnetic Floats						
876-LS01-1B66-PA500W	LS01-1B66-PA-500W	A	3 W	175 V		
876-LS03-1A66-PA500W	LS03-1A66-PA-500W	B	10 W	200 V		
MK05 Series Reed Sensors with Screw Fastening Slot						
876-MK5-1A66B-500W	MK05-1A66B-500W	C	10 W	200 V		
876-MK5-1A66C-500W	MK05-1A66C-500W	C	10 W	180 V		
876-MK5-1B90C-500W	MK05-1B90C-500W	C	10 W	175 V		
MK06 Series Reed Sensors for PCB Mounting						
876-MK6-4-B	MK06-4-B	D	10 W	200 V		
876-MK6-6-B	MK06-6-B	D	10 W	200 V		
876-MK6-6-C	MK06-6-C	D	10 W	200 V		
876-MK6-8-H	MK06-8-H	D	10 V	175 V		
MK11 Series Reed Sensor with Screw Thread Enclosure • Brass • Stainless • Plastic						
✻ 876-MK11/M81A66B500W	MK11/M8-1A66B-500W	E	10 W	200 V		
876-MK11B101A66B500W	MK11/B10-1A66B-500W	E	10 W	180 V		
876-MK11B121A66B500W	MK11/B12-1A66B-500W	E	10 W	180 V		
876-MK11B61A66B500W	MK11/B6-1A66B-500W	E	10 W	180 V		
876-MK11B81A66B500W	MK11/B8-1A66B-500W	E	10 W	180 V		
876-MK11/M81A66C500W	MK11/M8-1A66C-500W	E	10 W	180 V		
876-MK11/M81A85C500W	MK11/M8-1A85C-500W	E	100 W	500 V		
876-MK11/M81B90C500W	MK11/M8-1B90C-500W	E	10 V	175 V		
876-MK11/M81C90C500W	MK11/M8-1C90C-500W	E	10 W	175 V		
876-MK11-1A66B-500W	MK11-1A66B-500W	E	10 W	180 V		
✻ 876-MK11-1A66C-500W	MK11-1A66C-500W	E	10 W	200 V		

For quantities greater than listed, call for quote.

MOUSER STOCK NO.	MEDER Part No.	Fig.	Power (max.)	Voltage (max)	Price Each 1	Price Each 10
MK20/1 Series Cylindrical Reed Sensors						
876-MK20/1-B-100W	MK20/1-B-100W	F	5 W	175 V		
MK22 Series Reed Sensors for SMD Mounting						
876-MK22-B-2	MK22-B-2	G	10 W	200 V		
MK23 Series Proximity Sensors with SMD/SMT						
876-MK23-35-B-2	MK23-35-B-2	H	10 W	200 V		
876-MK23-66-B-2	MK23-66-B-2	H	10 W	200 V		
876-MK23-80-B-2	MK23-80-B-2	H	10 W	170 V		
876-MK23-87-B-2	MK23-87-B-2	H	10 W	200 V		
876-MK23-90-C-2	MK23-90-C-2	H	10 W	175 V		
876-MK23-46-B-2	MK23-46-B-2	H	10 W	200 V		
876-MK23-46-B-4	MK23-46-B-4	H	10 W	200 V		
876-MK23-66-B-4	MK23-66-B-4	H	10 W	200 V		
876-MK23-80-B-4	MK23-80-B-4	H	10 W	170 V		
876-MK23-87-B-4	MK23-87-B-4	H	10 W	200 V		
876-MK23-90-B-2	MK23-90-B-2	H	10 W	175 V		
MK24 Micro-Miniature Reed Sensors for SMD Mounting						
876-MK24-A-2	MK24-A-T2	G	1 W	30 V		
876-MK24-A-3	MK24-A-3	G	1 W	30 V		
876-MK24-B-1	MK24-B-1	G	3 W	30 V		
876-MK24-B-2	MK24-B-2	G	3 W	30 V		
876-MK24-B-3	MK24-B-3	I	3 W	30 V		
876-MK24-B-2-OE	MK24-B-2-OE	I	3 W	30 V		
876-MK24-B-3-OE	MK24-B-3-OE	I	3 W	30 V		

REED SENSOR/MAGNET DESIGN EVALUATION KITS

For quantities greater than listed, call for quote.

MOUSER STOCK NO.	MEDER Part No.	Fig.	Description	Price Each 1	Price Each 5	Price Each 10
876-MK04-KIT	MK04-KIT	A	MK04 Reed Sensor & Magnet Eval Kit			
876-MK11/M5-KIT	MK11/M5-KIT	B	MK11/M5 Reed Sensor & Magnet Eval Kit			
876-MK11/M8-KIT	MK11/M8-KIT	B	MK11/M8 Reed Sensor & Magnet Eval Kit			
876-MK21P-KIT	MK21P-KIT	C	MK21P Reed Sensor & Magnet Eval Kit			

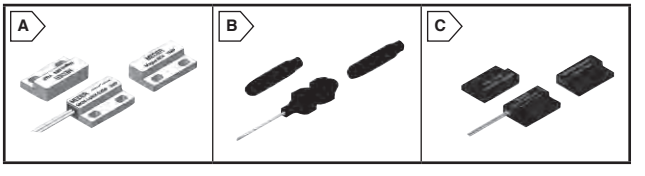

MAGNETS



For quantities greater than listed, call for quote.

MOUSER STOCK NO.	MEDER Part No.	Fig.	Description	Dimensions: L x W x H (mm)	Material	Price Each 1	Price Each 10	Price Each 25
876-2500000004	M04	A	M04 Actuator Magnet, Panel Screw Mount	23 x 13.9 x 5.9	AlNiCo			
876-2500000005	M05	B	M05 Actuator Magnet, Panel Screw Mount	23 x 19.4 x 5.9	AlNiCo			
876-2500000006	M06	C	M06 Actuator Magnet, Floating	12.06 ~ 22.32 x 3.3 x 4.2	AlNiCo			
876-2500000013	M13	D	M13 Actuator Magnet, Panel Screw Mount	23 x 13.9 x 5.9	AlNiCo			
876-2500000014	M14	E	M14 Actuator Magnet, Floating	23 x 19	AlNiCo			
876-2500001108	M11/M8	F	M11/M8 Actuator Magnet, Threaded 8mm Cylindrical	25 ~ 38 x ø0.5	AlNiCo			
Permanent Magnets • Cylindrical • Rectangular								
876-4003004003	ALNICO500 4x19mm	G	4mm Permanent Cylindrical Magnet	19 x ø4	AlNiCo			
876-4003004006	ALNICO500 7.5x2mm	G	7.6mm Permanent Cylindrical Magnet	27 x ø7.6	AlNiCo			
876-4003004015	ALNICO500 2.5x12.7mm	G	2.5mm Permanent Cylindrical Magnet	12.7 x ø2.5	AlNiCo			
876-4003004017	SMCO5 1.9x3mm	G	1.9mm Permanent Cylindrical Magnet	3 x ø1.9	SmCo5			
876-4003004018	ALNICO500 19x3.2x3.2	H	Permanent Rectangular Magnet	19 x 3.2 x 3.2	AlNiCo			
876-4003004025	SMCO5 3x4mm	G	3mm Permanent Cylindrical Magnet	4 x ø3	SmCo5			
876-4003004026	SMCO5 5x4mm	G	5mm Permanent Cylindrical Magnet	4 x ø5	SmCo5			
876-4003004030	NDFEB 6x10mm	G	6mm Permanent Cylindrical Magnet	10 x ø6	NdFeb			
876-4003004032	NDFEB 10x5x1.9mm	H	Permanent Rectangular Magnet	10 x 5 x 1.9	NdFeb			

© Copyright 2014 Mouser Electronics

© Copyright 2014 Mouser Electronics

OMRON Pressure, Flow and Vibration Sensors

OMRON 2SMPP SERIES: MEMS GAUGE PRESSURE SENSORS

Specifications:
- Pressure type: Gauge pressure
- Applicable gas: Air (Non-corrosive, dust free)
- Withstand pressure: Max. 53kPa
- Supply current: 100µADC
- Current consumption: Max. 130µADC

Features:
- Piezo resistive element provides electrical characteristics that are superior to capacitive type pressure sensors
- Low power consumption of 0.2mW
- Low temperature influence

Applications:
- Medical equipment
- Home appliance
- Air movement control
- Level indicators
- Leak detection

NEW! TECHNOLOGY

RoHS Compliant

For quantities greater than listed, call for quote.

MOUSER STOCK NO.	Omron Part No.	Fig.	Description	Price Each 1	25	50
653-2SMPP-02	2SMPP-02	A	Micro-flow sensor 0 to 37kPa (0 to 280mHg)			
653-2SMPP-03	2SMPP-03	A	Absolute pressure sensor -50 to 50kPa (300 to 1100hPa)			

OMRON D6F SERIES: GAS MASS-FLOW SENSORS

Specifications:
- Dielectric strength: 500VAC between terminals and base
- Operating temperature: -10°C to 60°C
- Power supply (Vcc max.): 26.4VDC

Features:
- Small size
- Fast response
- Applicable to air, non-corrosive gas, LNG
- Ideal for looking at low pressure medical gases, boiler emissions, and HVAC system airflow

Applications:
- Medical equipment
- Combustion control
- Analysis instruments

For quantities greater than listed, call for quote.

MOUSER STOCK NO.	Omron Part No.	Fig.	Rated Range	Applicable Fluid	Case Material	Power Supply (Vcc Max.)	Output Voltage (Vout Max.)	Price Each 1	2	5
653-D6F-01A1-110	D6F-01A1-110	B	0-1L/min.	Air	PPS	26.4VDC	6VDC			
653-D6F-05N2-000	D6F-05N2-000	C	0-5L/min.	Liquid Natural Gas	Aluminum	26.4VDC	6VDC			

OMRON 50A SERIES: MEMS AIRFLOW SENSORS

Specifications:
- Dielectric strength: 500VAC between lead terminals
- Operating temperature: -10°C to 60°C

Features:
- Precision mass-airflow up to 50LPM
- Stable output across full scale
- Low power consumption

Applications:
- Industrial processes
- Medical respirators and ventilators
- Mass-flow controllers
- Fuel cell controls

PRODUCT NEW

For quantities greater than listed, call for quote.

MOUSER STOCK NO.	Omron Part No.	Fig.	Flow Range	Case Material	Type	Applicable Gas	Price Each 1	2	5
653-D6F-50A6-000	D6F-50A6-000	D	0 - 50 LPM	Thermoplastic	Built-in orifice, straight connect with 1/4" BPST threads	Air			

OMRON D6F-P SERIES: MEMS MASS-FLOW SENSORS

Specifications:
- Power supply: 4.75-5.25VDC
- Output voltage: Vout, 0.5-2.5VDC
- Flow range/pressure range: +1.0 SLM (+0.84 in H2O)
- Applicable gas: Air
- Operating temperature: -10°C to 60°C

Features:
- Compact, highly reliable flow sensor with unique Dust Segregation System (DSS)
- Cyclone flow structure diverts particulate from sensor element
- High-accuracy, reliable mass-flow measurement
- Alternative to differential pressure sensing
- High-resolution and repeatability even at low-flow rates

For quantities greater than listed, call for quote.

MOUSER STOCK NO.	Omron Part No.	Fig.	Flow Range	Mounting Method	Connection	Price Each 1	2	5
653-D6F-P0001A1	D6F-P0001A1	E	0-0.1LPM	Flange mount	PCB terminals			
653-D6F-P0010A1	D6F-P0010A1	E	0-1.0LPM	Flange mount	PCB terminals			
653-D6F-P0010A2	D6F-P0010A2	F	0-1.0LPM	Flange mount	Connector			
653-D6F-P0010AM2	D6F-P0010AM2	G	0-1.0LPM	Manifold mount	Connector			

OMRON D6F-W, -V SERIES: MEMS AIR VELOCITY SENSORS

Specifications:
- Operating temperature: -10°C to 60°C
- Insulation resistance: 20MΩ min. @ 500VDC between lead terminal and the case

Features:
- Integral passive Dust Segregation System (DSS) prevents contamination of sensor element
- Full-scale repeatable accuracy achieves consistent air velocity measurement in a cost efficient package

For quantities greater than listed, call for quote.

MOUSER STOCK NO.	Omron Part No.	Fig.	Flow Range	Applicable Gas	Case Material	Power Supply (Vcc Max.)	Output Voltage (Vout Max.)	Price Each 1	2	5
653-D6F-W04A1	D6F-W04A1	H	0-4m/sec	Air	PPS	26.4VDC	6VDC			
653-D6F-W10A1	D6F-W10A1	H	0-10m/sec	Air	PPS	26.4VDC	6VDC			
653-D6F-V03A1	D6F-V03A1	I	0-3m/sec	Air	PBT	12.0VDC	3VDC			

OMRON D6T SERIES: MEMS THERMAL IR SENSORS

Specifications:
- Target temperature: Detection range: 5-50°C Output accuracy: within +/- 1.5°C
- Power supply voltage: DC4.5-5.5V
- Output form: Binary code (10 times detected temperature (°C))
- Temperature resolution (NETD): 0.14°C

Features:
- High sensitivity enables detection of stationary human presence
- MEMS and ASIC technologies achieve high SNR
- Superior noise immunity with a digital output
- High-precision area temperature detection with low crosstalk field of view characteristics
- Application notes available upon request

Applications:
- Energy-saving household appliances
- Building and office energy conservation systems
- Security systems
- Factory automation

NEW! TECHNOLOGY

RoHS Compliant

For quantities greater than listed, call for quote.

MOUSER STOCK NO.	Omron Part No.	Fig.	Element Type	Field of View X Direction (°)	Y Direction (°)	Price Each 1	10	25	50
653-D6T-44L-06	D6T-44L-06	J	4x4	44.2	45.7				
653-D6T-8L-06	D6T-8L-06	J	1x8	62.8	6.0				

OMRON D7 SERIES: VIBRATION SENSORS

Specifications:
- Terminal type: QC
- Operating temperature: -25°C to 60°C
- Service life: 5000 operations min.

Features:
- Quick detection of movements that could cause damage to equipment
- Auto-resettable - no manual setting required

Applications:
- Industrial equipment
- Any system requiring safety shut-off during a period of vibration or tilting

RoHS Compliant

For quantities greater than listed, call for quote.

MOUSER STOCK NO.	Omron Part No.	Fig.	Detection Sensitivity	Contact Form	Description	Contact Rating	Price Each 1	5	10
653-D7E-1	D7E-1	K	130-200gal	SPST-NC	Sealed vibration sensor	0.1mA @ 5VDC / 100mA @ 30VDC			
653-D7E-2	D7E-2	K	100-170gal	SPST-NC	Sealed vibration sensor	0.1mA @ 5VDC / 100mA @ 30VDC			
653-D7E-3	D7E-3	K	- - -	SPST-NC	Tilt switch, 50-80° detection angle	0.1mA @ 5VDC / 100mA @ 30VDC			

ACCESSORIES

For quantities greater than listed, call for quote.

MOUSER STOCK NO.	Omron Part No.	Recommended Optional Cable For Use With Sensors	Price Each 1	25	50
653-D6F-CABLE1	D6F-CABLE1	D6F-01, D6F-02, D6F-05, D6F-10, D6F-20, D6F-20A, D6F-50A Series			
653-D6F-CABLE2	D6F-CABLE2	D6F-03, D6F-V Series or D6F-P0010A2 or D6F-P0010AM2			
653-D6F-WCABLE	D6F-WCABLE	D6F-W Series			

DIMENSIONS: mm

A


B
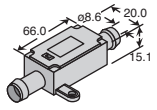

C
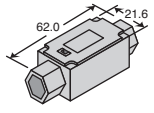

D


E
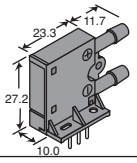

F
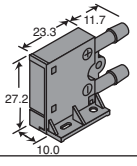

G
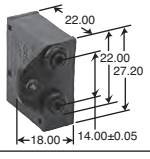

H
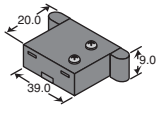

I
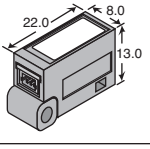

J


K
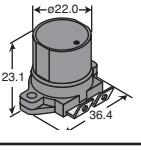

Omron Flow Sensors

© Copyright 2014 Mouser Electronics

© Copyright 2014 Mouser Electronics

HONEYWELL Sensors

RoHS Compliant **This product is RoHS compliant.**



AIRFLOW SENSORS

Contain a thin-film, thermally isolated bridge structure that consisting of heater and temperature sensing elements. This microbridge structure provides a sensitive and fast response to the flow, amount and direction of air or other gas over the chip and provides a proportional output voltage. State-of-the-art chip design and manufacturing techniques allow the microbridge to be remarkably sensitive, fast and small. Amplified versions provide a higher output signal and require less external circuitry while unamplified versions allow more options in external circuit deign. A variety of port styles provides greater application flexibility.

RoHS Compliant

For quantities greater than listed, call for quote.

MOUSER STOCK NO.	Honeywell Part No.	Fig.	Max. Common Mode Pressure	Output Voltage	Signal Conditioning	Pressure/Flow Range	Price Each 1	10	50
785-AWM2100V	AWM2100V	A	25.0 psi	30.0mVDC	Unamplified	200 sccm			
785-AWM3300V	AWM3300V	A	25.0 psi	5.0VDC	Amplified	1.0 slpm			
785-AWM5102VN	AWM5102VN	B	50.0 psi	5.0VDC	Amplified	0-10.0 slpm			
785-AWM720P1	AWM720P1	C	25.0 psi	5.0±0.36VDC	Amplified	+ 200 slpm			

ZEPHYR™ ANALOG AIRFLOW SENSORS, HAF SERIES HIGH ACCURACY

Honeywell Zephyr™ Analog Airflow Sensors: HAF Series-High Accuracy, provide an analog interface for reading airflow over the specified full scale flow span and temperature range. Their thermally isolated heater and temperature sensing elements help these sensors provide a fast response to air or gas flow.

NEW PRODUCT

For quantities greater than listed, call for quote.

MOUSER STOCK NO.	Honeywell Part No.	Fig.	Pressure Range	Supply Voltage	Port Style	Mounting Style	Price Each 1	10	25
785-HAFBLF0050CAAX5	HAFBLF0050CAAX5	D	50 SCCM	5.0VDC	Long Port	Fastener mount			
785-HAFBLF0200CAAX3	HAFBLF0200CAAX3	D	200 SCCM	3.3VDC	Long Port	Fastener mount			
785-HAFBLF0200CAAX5	HAFBLF0200CAAX5	D	200 SCCM	5.0VDC	Long Port	Fastener mount			
785-HAFBLF0750CAAX5	HAFBLF0750CAAX5	D	750 SCCM	5.0VDC	Long Port	Fastener mount			
785-HAFBSF0200CAAX3	HAFBSF0200CAAX3	D	200 SCCM	3.3VDC	Short Port	Fastener mount			
785-HAFBSF0200CAAX5	HAFBSF0200CAAX5	D	200 SCCM	5.0VDC	Short Port	Fastener mount			

ZEPHYR™ DIGITAL AIRFLOW SENSORS, HAF SERIES

Honeywell Zephyr™ Digital Airflow Sensors: HAF Series-High Accuracy, provide a digital interface for reading airflow over the specified full scale flow span and temperature range. Their thermally isolated heater and temperature sensing elements help these sensors provide a fast response to air or gas flow. Zephyr sensors are designed to measure mass flow of air and other non-corrosive gases. They are available in standard flow ranges and are fully calibrated and temperature compensated with an on-board Application Specific Integrated Circuit (ASIC).

RoHS Compliant

For quantities greater than listed, call for quote.

MOUSER STOCK NO.	Honeywell Part No.	Fig.	Pressure Range	Supply Voltage	Port Style	Mounting Style	Price Each 1	10	25
785-HAFBLF0050C4AX5	HAFBLF0050C4AX5	D	50 SCCM	5.0VDC	Long Port	Fastener mount			
785-HAFBLF0200C4AX3	HAFBLF0200C4AX3	D	200 SCCM	3.3VDC	Long Port	Fastener mount			
785-HAFBLF0200C4AX5	HAFBLF0200C4AX5	D	200 SCCM	5.0VDC	Long Port	Fastener mount			
785-HAFBLF0750C4AX5	HAFBLF0750C4AX5	D	750 SCCM	5.0VDC	Long Port	Fastener mount			
785-HAFBSF0200C4AX3	HAFBSF0200C4AX3	E	200 SCCM	3.3VDC	Short Port	Fastener mount			
785-HAFBSF0200C4AX5	HAFBSF0200C4AX5	E	200 SCCM	5.0VDC	Short Port	Fastener mount			
785-HAFBSS0200C4AX3	HAFBSS0200C4AX3	E	200 SCCM	3.3VDC	Short Port	Snap mount			
785-HAFBSS0200C4AX5	HAFBSS0200C4AX5	E	200 SCCM	5.0VDC	Short Port	Snap mount			

LINEAR CURRENT SENSORS

MICRO SWITCH™ CS series linear current sensors incorporate our 91SS12-2 and SS94A1 linear output Hall effect transducer (LOHET™). The sensing element is assembled in a printed circuit board mountable housing. This housing is available in four configuration as shown in mounting dimension figures 1, 1a, 2 and 2a. Normal mounting is with 0.375 inch long 4-40 screw and square nut (not provided) inserted in the housing or a 6-20 self-tapping screw. The combination of the sensor, flux collector, and housing comprises the holder assembly. These sensors are ratiometric.

RoHS Compliant

For quantities greater than listed, call for quote.

MOUSER STOCK NO.	Honeywell Part No.	Fig.	Package Style	Supply Voltage	Supply Current (mA max.)	Sensed Current Range	Price Each 1	10	50
Analog Inductive									
785-CSLA2EL	CSLA2EL	F	PCB Bottom Mount	6.0VDC	20mA	±550A			
Digital Inductive									
785-CSDA1AA	CSDA1AA	F	Thru Hole PCB, Mnt Pins	0.40V	20mA	N/A			
785-CSDA1BA	CSDA1BA	F	Thru Hole PCB, Screw Mnt	0.40V	20mA	N/A			
785-CSDA1DA	CSDA1DA	F	3-P AMP	0.40V	20mA	N/A			
Open Loop									
785-CSLH3A45	CSLH3A45	G	PCB Right Angle	4.5 to 10.5VDC	11mA	±45A			
785-CSLA2GF	CSLA2GF	H	PCB Right Angle	6.0 to 12.0VDC	20mA	±125A			
785-CSLA2DH	CSLA2DH	I	PCB Bottom Mnt	6.0 to 12.0VDC	20mA	±235A			
785-CSLA2CF	CSLA2CF	I	PCB Bottom Mnt	6.0 to 12.0VDC	20mA	±125A			
785-CSLA2CE	CSLA2CE	I	PCB Bottom Mnt	6.0 to 12.0VDC	20mA	±92A			
785-CSLA2CD	CSLA2CD	I	PCB Bottom Mnt	6.0 to 12.0VDC	20mA	±72A			
785-CSLA1EL	CSLA1EL	J	PCB Bottom Mnt	8.0 to 16.0VDC	19mA	±625A			
785-CSLA1DJ	CSLA1DJ	K	PCB Bottom Mnt	8.0 to 16.0VDC	19mA	±225A			
785-CSLA1CF	CSLA1CF	K	PCB Bottom Mnt	8.0 to 16.0VDC	19mA	±100A			
785-CSLA1CD	CSLA1CD	K	PCB Bottom Mnt	8.0 to 16.0VDC	19mA	±57A			
Closed Loop									
785-CSNP661	CSNP661	K	Thru Hole PCB	±12 to ±15VDC	±10mA	±90A			
785-CSNA111	CSNA111	L	Thru Hole PCB	±15.0VDC	±10mA	±70A			
785-CSNE151	CSNE151	M	Series PCB Mnt	4.75 to 5.25VDC	±12mA	±40A			

© Copyright 2014 Mouser Electronics

© Copyright 2014 Mouser Electronics

VACUUMSCHMELZE CURRENT SENSORS

RoHS Compliant **This page of product is RoHS compliant.**

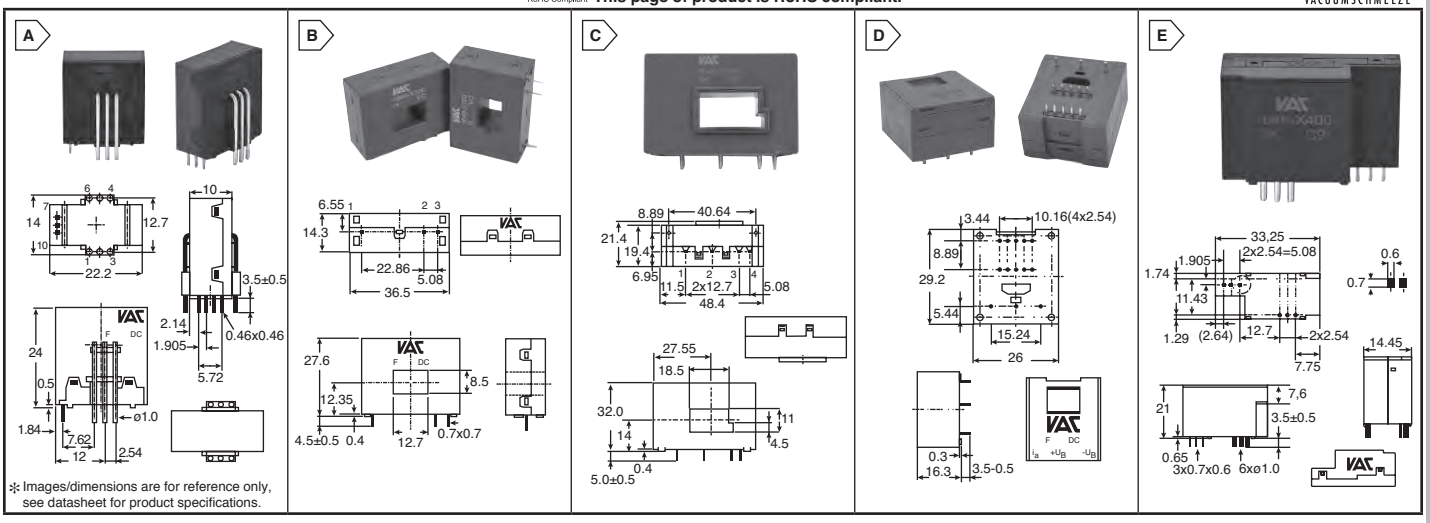

ACTIVE CURRENT SENSORS FOR MAXIMUM ACCURACY

Vacuumschmelze (VAC) Current Sensors utilize amorphous field detector technology which makes the sensor more accurate and also improves linear performance with changes in temperature. The main function of the Current Sensors from VAC is measuring currents from DC up to high frequencies (approximately 200kHz). These sensors contain a galvanic separation between the primary circuit and the output signal (e.g. according to EN 50178 or EN 61800) and typical currents range from a few amperes up to several hundred amperes full range. Some sensor types can measure more than 1000 ampere peak current. The accuracy of the VAC current sensors lies in the range of <1% of the nominal current. The VAC-invented measuring principle of the closed-loop sensor with magnetic probe as zero field detector is distinguished by maximum precision of the current detection. The detected currents range from 6 A_{rms} to 700 A_{rms}.

Benefits:

- Low offset and gain errors, low temperature drift, excellent long-term stability
- Low power consumption due to PWM compensation current driver stage
- Wide measuring range
- Excellent dynamic properties (rise time, pulse response) due to a low winding capacity of the compensation current winding
- Low dependence of the sensor accuracy on the position of the phase current return conductor in proximity to the sensor
- Greatest reliability by concentrating the electronic functions in a single monolithic IC
- Mechanical and electrical replacement of existing closed-loop Hall-effect sensors without changes in the application

Features:

- Measure currents from DC up to high frequencies (approximately 200kHz)
- Contain a galvanic separation between the primary circuit and the output signal
- Typical currents range from a few amperes up to several hundred amperes full range
- Accuracy in the range of <1% of the nominal current

Applications:

- Motor current monitoring in variable speed drives
- Battery-and output current sensing in uninterruptible power supplies
- Input-, output-, as well as fault-current detection in photovoltaic systems
- Numerous other tasks in the field of switched-mode power conversion

For quantities greater than listed, call for quote.

MOUSER STOCK NO.	Vacuumschmelze Part No.	Fig.	Current Rating	Supply Voltage	Response Time	Operating Temperature	Accuracy	Frequency Range	Price Each 1	10	25	100
Board Mount Current Sensors												
983-T60404-N4646X651	T60404-N4646-X651	A	25A	5V	300 ns	-40°C to +85°C	0.7%	100kHz				
983-T60404-N4646X652	T60404-N4646-X652	A	15A	5V	300 ns	-40°C to +85°C	0.7%	100kHz				
983-T60404-N4646X653	T60404-N4646-X653	A	6A	5V	300 ns	-40°C to +85°C	0.7%	100kHz				
983-T60404-N4646X654	T60404-N4646-X654	A	50A	5V	300 ns	-40°C to +85°C	0.7%	100kHz				
983-T60404-N4646X661	T60404-N4646-X661	A	25A	5V	300 ns	-40°C to +85°C	0.7%	200kHz				
983-T60404-N4646X662	T60404-N4646-X662	A	15A	5V	300 ns	-40°C to +85°C	0.7%	100kHz				
983-T60404-N4646X663	T60404-N4646-X663	A	6A	5V	300 ns	-40°C to +85°C	0.7%	200kHz				
983-T60404-N4646X664	T60404-N4646-X664	A	50A	5V	300 ns	-40°C to +85°C	0.7%	100kHz				
983-T60404-N4646X761	T60404-N4646-X761	A	25A	5V	300 ns	-40°C to +85°C	0.7%	200kHz				
983-T60404-N4646X762	T60404-N4646-X762	A	15A	5V	300 ns	-40°C to +85°C	0.7%	200kHz				
983-T60404-N4646X763	T60404-N4646-X763	A	6A	5V	300 ns	-40°C to +85°C	0.7%	200kHz				
983-T60404-N4646X764	T60404-N4646-X764	A	50A	5V	300 ns	-40°C to +85°C	0.7%	200kHz				
983-T60404-N4646X100	T60404-N4646-X100	B	100A	12V,15V	1 µs	-40°C to +85°C	0.5%	200kHz				
983-T60404-N4646X101	T60404-N4646-X101	B	100A	12V,15V	1 µs	-40°C to +85°C	0.5%	200kHz				
983-T60404-N4646X201	T60404-N4646-X201	C	200A	12V,15V	1 µs	-40°C to +85°C	0.5%	100kHz				
983-T60404-N4646X300	T60404-N4646-X300	D	25A	12V,15V	1 µs	-40°C to +85°C	0.5%	200kHz				
983-T60404-N4646X400	T60404-N4646-X400	E	25A	12V,15V	500 ns	-40°C to +85°C	0.5%	200kHz				
983-T60404-N4646X410	T60404-N4646-X410	E	50A	12V,15V	500 ns	-40°C to +85°C	0.5%	200kHz				
983-T60404-N4646X412	T60404-N4646-X412	E	100A	12V,15V	500 ns	-40°C to +85°C	0.5%	200kHz				

ACTIVE CURRENT SENSORS WITH MAGNETIC PROBE

VAC current sensors for the isolated measurement of high frequency currents of arbitrary waveforms including DC are in use from the smallest up to the highest power applications in industry:

Advantages:

- Very small offset current with negligibly long-term drift
- Practically no temperature-dependent offset
- Very small hysteresis of the offset current - high resolution at low currents
- High usable temperature range (e.g. up to 110°C in an IGBT module)
- The magnetic module can be separated from the electronics for applicational flexibility
- No electronics adjustment necessary

Applications:

- Three - phase drives, servo drives, generators
- Power converters for DC - drives
- Battery operated applications
- Uninterruptible power supplies
- Switched mode power supplies
- Welding inverters

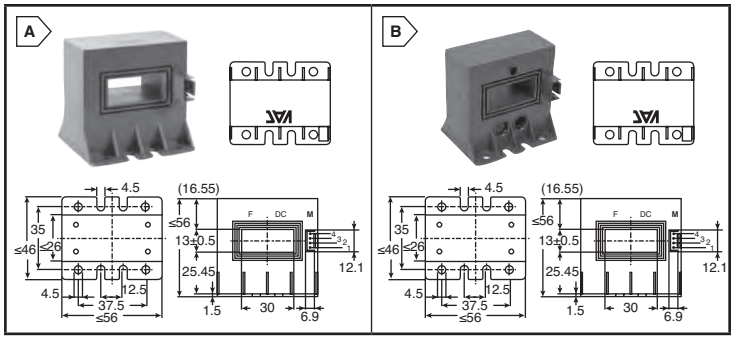

For quantities greater than listed, call for quote.

MOUSER STOCK NO.	Vacuumschmelze Part No.	Fig.	Current Rating	Supply Voltage	Response Time	Operating Temperature	Accuracy	Frequency Range	Price Each 1	10	25	100
Incapsulated Version												
983-T60404-N4644X052	T60404-N4644-X052	A	500A	12V,15V	3 µs	-40°C to +85°C	0.5%	50kHz				
Potted Version												
983-T60404-N4644X053	T60404-N4644-X053	B	500A	12V,15V	3 µs	-40°C to +85°C	0.5%	50kHz				
983-T60404-N4644X054	T60404-N4644-X054	B	700A	12V,15V	1 µs	-40°C to +85°C	0.5%	50kHz				
983-T60404-N4644X056	T60404-N4644-X056	B	500A	24V	3 µs	-40°C to +85°C	0.5%	50kHz				

© Copyright 2014 Mouser Electronics

© Copyright 2014 Mouser Electronics

ALL SENSORS Silicon Pressure Sensors

DIMENSIONS: in. (mm)

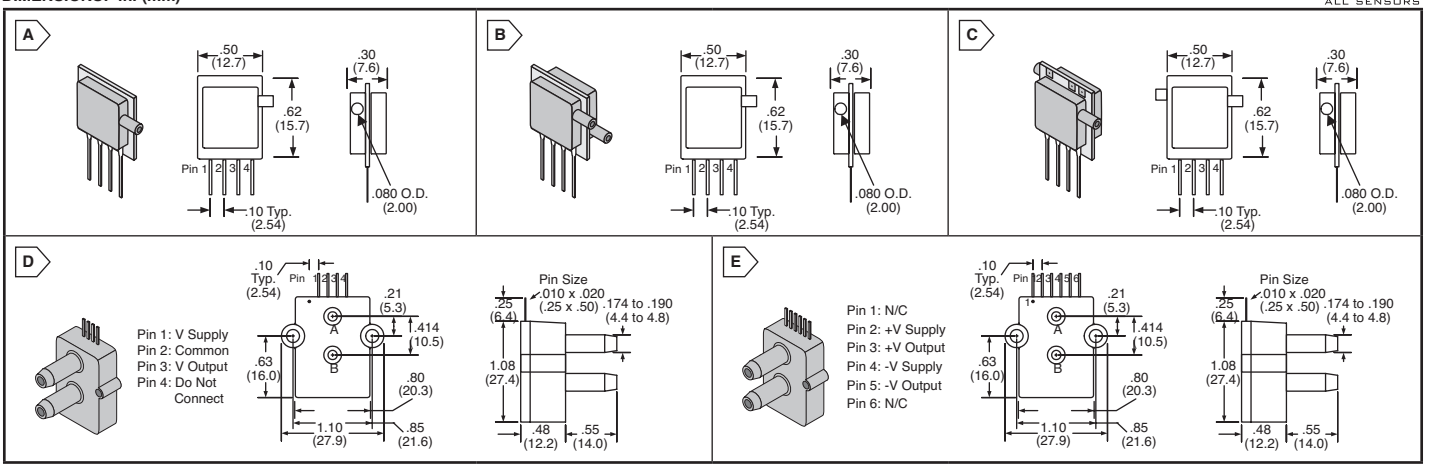

All Sensors, Inc. pressure sensors are based on piezo-resistive semiconductor technology, broadly referred to as MEMS (micro electrical mechanical systems). Our products, both analog and digital,are based upon a proprietary technology to reduce errors. Output changes due to temperature, warm-up stability, long-term stability, and position sensitivity are all significantly reduced when compared to conventional compensation methods. These sensors are intended for use with non-corrosive, non-ionic working fluids, such as air and dry gases. Packaging is designed to be mounted to a printed-circuit board. Our highly linear pressure sensors are typically used as components in high accuracy instrumentation for markets such as: medical, HVAC, mine safety, off-road vehicles, chemical analysis, and environmental.

MINIATURE BASIC PRESSURE SENSORS - 0.5% LINEARITY

Specifications:
- Common-mode pressure: 5 psig
- Supply voltage: 6VDC max.

Features:
- Offset compensated
- Ratiometric output

For quantities greater than listed, call for quote.

MOUSER STOCK NO.	All Sensors Part No.	Fig.	Operating Pressure	Pressure Type	Nominal Output Span	Price Each 1	5	10
683-1INCHGBASIC	1INCH-G-BASIC	A	0-1" H2O	Gauge	7.0 mV			
683-1INCHD1BASIC	1INCH-D1-BASIC	B	0-1" H2O	Differential	7.0 mV			
683-5INCHD2BASIC	5INCH-D2-BASIC	C	0-5" H2O	Differential	22.5 mV			
683-10INCHGBASIC	10INCH-G-BASIC	A	0-10" H2O	Gauge	30 mV			
683-20INCHGBASIC	20INCH-G-BASIC	A	0-20" H2O	Gauge	30 mV			
683-20INCHD2BASIC	20INCH-D2-BASIC	C	0-20" H2O	Differential	30 mV			
683-30INCHD2BASIC	30INCH-D2-BASIC	C	0-30" H2O	Differential	30 mV			

MINIATURE MILLIVOLT OUTPUT LOW PRESSURE SENSORS

Specifications:
- Compensated temperature range: 0°C to 50°C
- Operating temperature: -25°C to +85°C
- Common-mode pressure: 10psig
- Supply voltage: 16VDC max.
- Ratiometric output

Features:
- Calibrated Zero and Span
- Based on proprietary technology to reduce all output offset or common mode errors
- Utilizes silicon, MEMS technology to provide very linear output to measured pressure

Applications:
- HVAC
- Medical instrumentation
- Environmental controls

For quantities greater than listed, call for quote.

MOUSER STOCK NO.	All Sensors Part No.	Fig.	Operating Pressure	Pressure Type	Nominal Output Span	Price Each 1	5	10
683-2INCHD1MVMINI	2INCH-D1-MV-MINI	B	0-2" H2O	Differential	10 mV			
683-2INCHD2MVMINI	2INCH-D2-MV-MINI	C	0-2" H2O	Differential	10 mV			
683-5INCHD1MVMINI	5INCH-D1-MV-MINI	B	0-5" H2O	Differential	20 mV			
683-10INCHD1MVMINI	10INCH-D1-MV-MINI	B	0-10" H2O	Differential	20 mV			
683-20INCHD2MVMINI	20INCH-D2-MV-MINI	C	0-20" H2O	Differential	20 mV			
683-30INCHGMVMINI	30INCH-G-MV-MINI	A	0-30" H2O	Gauge	20 mV			
683-30INCHD1MVMINI	30INCH-D1-MV-MINI	B	0-30" H2O	Differential	20 mV			

AMPLIFIED LOW PRESSURE SERIES

Specifications:
- Compensated temperature range: 5°C to 50°C
- Operating temperature: -25°C to +85°C
- Common-mode pressure: -10 to +10psig
- Supply voltage: +4.5 to +5.5VDC
- Ratiometric 4V output - output is ratiometric to supply voltage

Applications:
- HVAC
- Medical instrumentation
- Environmental controls
- Primarily for Medical Breathing Applications

Features:
- Calibrated Zero and Span
- Based on proprietary technology to reduce all output offset or common mode errors
- Utilizes silicon, MEMS technology to provide very linear output to measured pressure

For quantities greater than listed, call for quote.

MOUSER STOCK NO.	All Sensors Part No.	Fig.	Operating Pressure	Pressure Type	Nominal Output Span	Price Each 1	5	10
683-0.25INCH-D-4V	0.25 INCH-D-4V	D	0.25"H2O	Differential	±2.0V			
683-0.5INCH-G-4V	0.5 INCH-G-4V	D	0.50"H2O	Gauge	±4.0V			
683-1MBARD4V	1 MBAR-D-4V	E	±1 mbar	Differential	±2.0 Volts			
683-5INCHD4V	5 INCH-D-4V	E	±5" H2O	Differential	±2.0 Volts			
683-5INCHG4V	5 INCH-G-4V	E	0-5" H2O	Gauge	±4.0 Volts			
683-10INCHD4V	10 INCH-D-4V	E	±10" H2O	Differential	±2.0 Volts			
683-20INCHD4V	20 INCH-D-4V	E	±20" H2O	Differential	±2.0 Volts			
683-20INCHG4V	20 INCH-G-4V	E	0-20" H2O	Gauge	±4.0 Volts			
683-30INCHD4V	30 INCH-D-4V	E	±30" H2O	Differential	±2.0 Volts			

AMPLIFIED MEDIUM PRESSURE SENSORS

Specifications:
- Compensated temperature range: 5°C to 50°C
- Operating temperature: -25°C to +85°C
- Common-mode pressure: 50psig
- Supply voltage: +4.5 to +5.5VDC
- Ratiometric 4V output: output is ratiometric to supply voltage

Features:
- Calibrated Zero and Span
- Based on proprietary technology to reduce all output offset or common mode errors
- Utilizes silicon, MEMS technology to provide very linear output to measured pressure

For quantities greater than listed, call for quote.

MOUSER STOCK NO.	All Sensors Part No.	Fig.	Operating Pressure	Pressure Type	Nominal Output Span	Price Each 1	5	10
683-0.3PSIG4V	0.3PSI-G-4V	E	0-0.3 psig	Gauge	±4.0 Volts			
683-15PSIA4V	15PSI-A-4V	E	0-15 psia	Absolute	±4.0 Volts			
683-15PSIG4V	15PSI-G-4V	E	0-15 psig	Gauge	±4.0 Volts			

© Copyright 2014 Mouser Electronics

© Copyright 2014 Mouser Electronics

ALL SENSORS Silicon Pressure Sensors

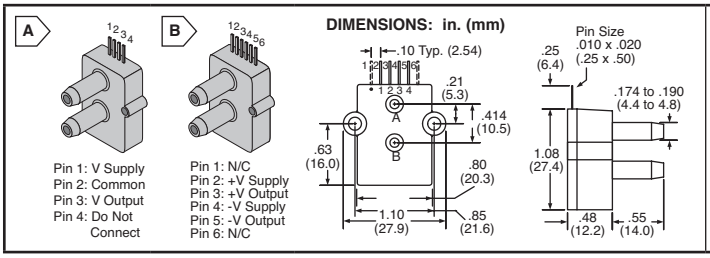

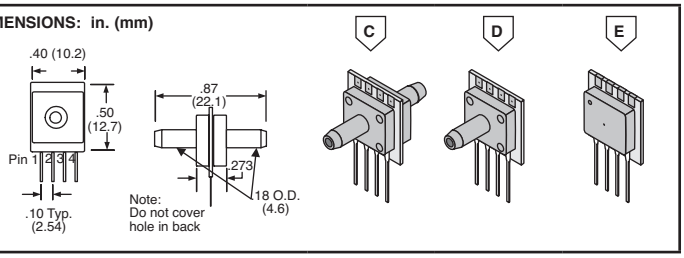

All Sensors, Inc. pressure sensors are based on piezo-resistive semiconductor technology, broadly referred to as MEMS (micro electrical mechanical systems). Our products, both analog and digital, are based upon a proprietary technology to reduce errors. Output changes due to temperature, warm-up stability, long-term stability, and position sensitivity are all significantly reduced when compared to conventional compensation methods. These sensors are intended for use with non-corrosive, non-ionic working fluids, such as air and dry gases. Packaging is designed to be mounted to a printed-circuit board. Our highly linear pressure sensors are typically used as components in high accuracy instrumentation for markets such as: medical, HVAC, mine safety, off-road vehicles, chemical analysis, and environmental.

MINIATURE MILLIVOLT OUTPUT MEDIUM PRESSURE SENSORS-0.5% LINEARITY; ASCX SERIES

Specifications:
- Operating temperature: -25°C-105°C
- Supply Voltage: +4.5 to +5.5VDC
- Output of the device is ratiometric to the supply voltage

Features:
- Based upon a proprietary package technology to reduce errors
- Sensor housing has been designed specifically to reduce package induced parasitic stress and strain
- Utilizes a silicon, micromachined, stress concentration enhanced structure to provide a very linear output to measured pressure

Applications: • Compatible to Sensym ASCX Series

For quantities greater than listed, call for quote.

MOUSER STOCK NO.	All Sensors Part No.	Fig.	Operating Pressure	Pressure Type	Nominal Output Span	Price Each 1	5	10
683-1PSI-D-4V-ASCX	1PSI-D-4V-ASCX	A	0-1Psid	Differential	±4.5V			
683-5PSI-D-4V-ASCX	5PSI-D-4V-ASCX	A	0-5Psid	Differential	±4.5V			
683-15PSI-D-4V-ASCX	15PSI-D-4V-ASCX	A	0-15Psid	Differential	±4.5V			
683-30PSI-D-4V-ASCX	30PSI-D-4V-ASCX	A	0-30Psid	Differential	±4.5V			
683-100PSI-D-4V-ASCX	100PSI-D-4V-ASCX	A	0-100Psid	Differential	±4.5V			

MILLIVOLT OUTPUT MEDIUM PRESSURE SENSORS- 0.25% ~ 1% LINEARITY

Specifications:
- Supply voltage: 16VDC max.
- Ratiometric output
- Compensated temperature range: 0°C to 70°C
- Operating temperature: -25°C to +85°C

Applications:
• HVAC • Medical instrumentation • Environmental controls

Features:
- Calibrated Zero and Span
- Based on proprietary technology to reduce all output offset or common mode errors

0.25% Linearity • Common-mode pressure: 50Psig

For quantities greater than listed, call for quote.

MOUSER STOCK NO.	All Sensors Part No.	Fig.	Operating Pressure	Pressure Type	Nominal Output Span	Price Each 1	5	10
683-1PSIDPRIMEMV	1PSI-D-PRIME-MV	B	0-1Psid	Differential	18mV			

0.5% Linearity • Common-mode pressure: -10 to +10Psig

For quantities greater than listed, call for quote.

MOUSER STOCK NO.	All Sensors Part No.	Fig.	Operating Pressure	Pressure Type	Nominal Output Span	Price Each 1	5	10
683-1PSIDHGMV	1PSI-D-HGRADE-MV	B	0-1Psid	Differential	18mV			
683-5PSIDHGMV	5PSI-D-HGRADE-MV	B	0-5Psid	Differential	60mV			
683-15PSIDHGMV	15PSI-D-HGRADE-MV	B	0-15Psid	Differential	90mV			

1% Linearity • Common-mode pressure: -10 to +10Psig

For quantities greater than listed, call for quote.

MOUSER STOCK NO.	All Sensors Part No.	Fig.	Operating Pressure	Pressure Type	Nominal Output Span	Price Each 1	5	10
683-0.3PSIDCGMV	0.3PSI-D-CGRADE-MV	B	0-0.3Psid	Differential	20mV			
683-4INCHDCGMV	4INCH-D-CGRADE-MV	B	0-4H2O	Differential	40mV			

MINIATURE MILLIVOLT OUTPUT MEDIUM PRESSURE SENSORS - 0.5% LINEARITY

Specifications:
- Common-mode pressure: -10 to +10psig
- Supply voltage: 16VDC max.
- Ratiometric output
- Compensated temperature range: 0°C to 70°C
- Operating temperature: -25°C to +85°C

Applications:
• HVAC • Medical instrumentation • Environmental controls

Features:
- Calibrated Zero and Span
- Based on proprietary technology to reduce all output offset or common mode errors

For quantities greater than listed, call for quote.

MOUSER STOCK NO.	All Sensors Part No.	Fig.	Operating Pressure	Pressure Type	Nominal Output Span	Price Each 1	5	10
683-1PSIDHGMINI	1PSI-D-HGRADE-MINI	C	0-1Psid	Differential	18mV			
683-5PSIGFHGMINI	5PSI-GF-HGRADE-MINI	D	0-5Psig	Gauge	60mV			
683-4INCHGHGMINI	4INCH-G-HGRADE-MINI	E	0-4H2O	Gauge	25mV			
683-4INCHGFHGMINI	4INCH-GF-HGRADE-MINI	D	0-4H2O	Gauge	25mV			
683-4INCHDHGMINI	4INCH-D-HGRADE-MINI	C	0-4H2O	Differential	25mV			

SURFACE MOUNT BASIC PRESSURE SENSORS

Specifications:
- Operating temperature: -25°C-85°C
- Supply Voltage: 6VDC
- Output of the device is ratiometric to the supply voltage

Applications:
• HVAC • Medical instrumentation • Environmental controls

Features:
- Uses a silicon micromachined (MEMS) pressure sensor in the most basic configuration
- Package is a ceramic surface mount configuration to provide the smallest footprint possible
- This series is intended for use with non-corrosive, non-ionic working fluids such as air, dry gases and the like

For quantities greater than listed, call for quote.

MOUSER STOCK NO.	All Sensors Part No.	Fig.	Operating Pressure	Pressure Type	Nominal Output Span	Price Each 1	5	10
683-BST-L10G-LP	BST-L10G-LP	D	0-10H2O	Ported	2.0mV/inH2O			
683-BSM-001G-LP	BSM-001G-LP	D	0-1Psi	Ported	21.0mV/Psi			
683-BSM-005G-LP	BSM-005G-LP	D	0-5Psi	Ported	10.5mV/Psi			
683-BSM-015G-LP	BSM-015G-LP	D	0-15Psi	Ported	5.3mV/Psi			
683-BSM-015A-LP	BSM-015A-LP	D	0-15Psi	Ported	5.3mV/Psi			
683-BSM-030G-LP	BSM-030G-LP	D	0-30Psi	Ported	2.6mV/Psi			
683-BSM-100G-LP	BSM-100G-LP	D	0-100Psi	Ported	1.1mV/Psi			
683-BST-L10G-LF	BST-L10G-LF	D	0-10H2O	Non-Ported	2.0mV/inH2O			
683-BSM-001G-LF	BSM-001G-LF	D	0-1Psi	Non-Ported	21.0mV/Psi			
683-BSM-005G-LF	BSM-005G-LF	D	0-5Psi	Non-Ported	10.5mV/Psi			
683-BSM-015G-LF	BSM-015G-LF	D	0-15Psi	Non-Ported	5.3mV/Psi			
683-BSM-015A-LF	BSM-015A-LF	D	0-15Psia	Non-Ported	5.3mV/Psi			
683-BSM-030G-LF	BSM-030G-LF	D	0-30Psi	Non-Ported	2.6mV/Psi			
683-BSM-100G-LF	BSM-100G-LF	D	0-100Psi	Non-Ported	1.1mV/Psi			

MILLIVOLT OUTPUT LOW PRESSURE SENSORS

Specifications:
• Compensated temperature range: 0°C to 50°C • Operating temperature: -25°C to +85°C • Common-mode pressure: -10 to +10psig • Supply voltage: 16VDC max. • Ratiometric output

Features:
- Calibrated Zero and Span
- Based on proprietary technology to reduce all output offset or common mode errors
- Utilizes silicon, MEMS technology to provide very linear output to measured pressure

Applications:
• HVAC • Medical instrumentation • Environmental controls

For quantities greater than listed, call for quote.

MOUSER STOCK NO.	All Sensors Part No.	Fig.	Operating Pressure	Pressure Type	Nominal Output Span	Price Each 1	5	10
683-1INCHDMV	1INCH-D-MV	C	0-1H2O	Differential	20mV			
683-5INCHDMV	5INCH-D-MV	C	0-5H2O	Differential	20mV			
683-20INCHDMV	20INCH-D-MV	C	0-20H2O	Differential	20mV			
683-30INCHDMV	30INCH-D-MV	C	0-30H2O	Differential	20mV			

© Copyright 2014 Mouser Electronics

FREESCALE Pressure Sensors

Products may be RoHS compliant. Check mouser.com for RoHS status.

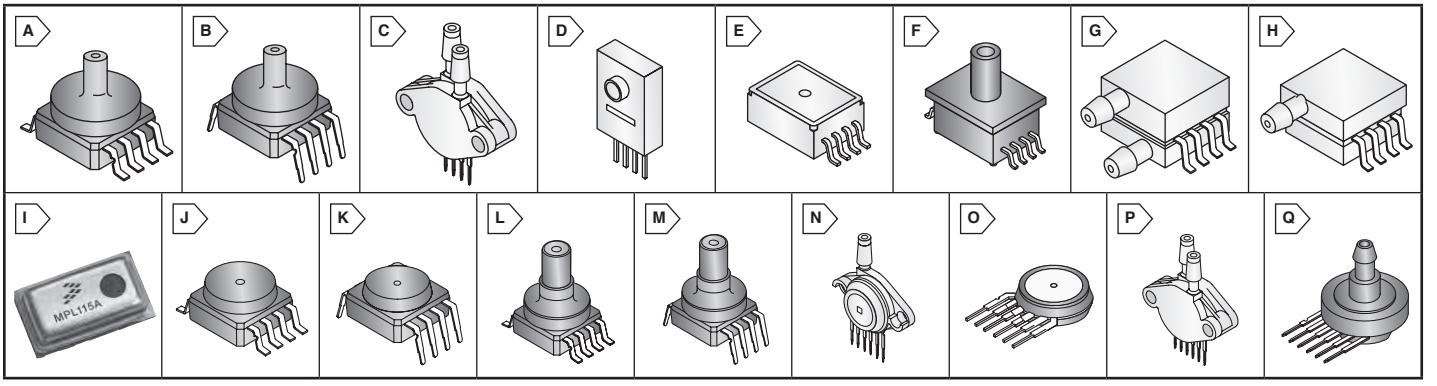

PRESSURE SENSORS

Freescale pressure sensors combine advanced piezoresistive sensor architecture with integrated circuit technology to offer a wide range of pressure sensing devices for automotive, medical, consumer and industrial applications.

Features:

- Broad portfolio of packaging and porting options for design flexibility
- Cost-effective
- Wide operating temperature range of -40°C to 125°C
- Fully signal conditioned, compensated and calibrated
- Interface seamlessly with Freescale processors
- Ratiometric to supply voltage

For quantities greater than listed, call for quote.

MOUSER STOCK NO.	Freescale Part No.	Fig.	Package	Pressure Rating Max (psi)	Pressure Rating H2O Max (in)	Pressure Measurement Type	Price Each 1	Price Each 25	Price Each 100
Uncompensated									
841-MPXV10GC6U	MPXV10GC6U	A	Sm Outln SMT w/Axial Port	1.45	40	Gauge			
841-MPXV10GC7U	MPXV10GC7U	B	Sm Outln DIP w/Axial Port	1.45	40	Gauge			
841-MPXV53GC7U	MPXV53GC7U	B	Sm Outln DIP w/Axial Port	7	200	Gauge			
Compensated									
841-MPX2053DP	MPX2053DP	C	4 Pin Unibody Dual Port	7	201	Differential			
841-MPX2300DT1	MPX2300DT1	D	CHIP PAK	5.8	161	Gauge			
841-MPXM2010D	MPXM2010D	E	Sensor M-Pak 05	1.45	40	Differential			
841-MPXM2010GS	MPXM2010GS	F	Sensor M-Pak 05 Ported	1.45	40	Gauge			
841-MPXM2051GS	MPXM2051GS	F	Sensor M-Pak 05 Ported	7	201	Gauge			
841-MPXM2053D	MPXM2053D	E	Sensor M-Pak 05	7	201	Differential			
841-MPXM2053GS	MPXM2053GS	F	Sensor M-Pak 05 Ported	7	201	Gauge			
841-MPXM2102A	MPXM2102A	E	Sensor M-Pak 05	14.5	400	Absolute			
841-MPXM2102AS	MPXM2102AS	F	Sensor M-Pak 05 Ported	14.5	400	Absolute			
841-MPXM2102GS	MPXM2102GS	F	Sensor M-Pak 05 Ported	14.5	400	Gauge			
841-MPXM2202A	MPXM2202A	E	Sensor M-Pak 05	29	800	Absolute			
841-MPXM2202AS	MPXM2202AS	F	Sensor M-Pak 05 Ported	29	800	Absolute			
841-MPXM2202D	MPXM2202D	E	Sensor M-Pak 05	29	800	Differential			
841-MPXM2202GS	MPXM2202GS	F	Sensor M-Pak 05 Ported	29	800	Gauge			
841-MPXM2202GST1	MPXM2202GST1	F	Sensor M-Pak 05 Ported	29	800	Gauge			
841-MPXV2010DP	MPXV2010DP	G	Sensor 8 Pin Dual Port	1.45	40	Differential			
841-MPXV2010GP	MPXV2010GP	H	Sensor 8 Pin GP	1.45	40	Gauge			
841-MPXV2053DP	MPXV2053DP	G	Sensor 8 Pin Dual Port	7	201	Differential			
841-MPXV2053GP	MPXV2053GP	H	Sensor 8 Pin GP	7	201	Gauge			
841-MPXV2102GP	MPXV2102GP	H	Sensor 8 Pin GP	14.5	400	Gauge			
841-MPXV2202DP	MPXV2202DP	G	Sensor 8 Pin Dual Port	29	800	Differential			
841-MPXV2202GP	MPXV2202GP	H	Sensor 8 Pin GP	29	800	Gauge			

INTEGRATED PRESSURE SENSORS

To make the designer's job even easier, Freescale integrated devices carry sensor technology one step further. In addition to the on-chip temperature compensation and calibration offered currently on the 2000 series, amplifier signal conditioning has been integrated on-chip in the 4000, 5000 and 6000 series to allow interface directly to any microcomputer with an on-board A/D converter. The signal conditioning is accomplished by means of a four-stage amplification network, incorporating linear bipolar processing, thin film metallization techniques, and interactive laser trimming to provide the state-of-the-art in sensor technology.

Features:

- Broad portfolio of packaging and porting options for design flexibility
- Cost-effective
- Wide operating temperature range of -40°C to 125°C
- Fully signal conditioned, compensated and calibrated
- Interface seamlessly with Freescale processors
- Ratiometric to supply voltage

For quantities greater than listed, call for quote.

841-MPL115A1T1	MPL115A1T1	I	LGA	16.68	-	Absolute			
841-MPVZ4006G6U	MPVZ4006G6U	J	Small Outline SMT	0.87	24	Gauge			
841-MPVZ4006G7U	MPVZ4006G7U	K	Small Outline DIP	0.87	24	Gauge			
841-MPVZ4006GW6U	MPVZ4006GW6U	L	SOP 8 Sifel w/M-Port	0.87	24	Gauge			
841-MPVZ4006GW7U	MPVZ4006GW7U	M	SOP 8 w/M-Port	0.87	24	Gauge			
841-MPVZ5004G6U	MPVZ5004G6U	J	Small Outline SMT	0.57	16	Gauge			
841-MPVZ5004G7U	MPVZ5004G7U	K	Small Outline DIP	0.57	16	Gauge			
841-MPVZ5004GW6U	MPVZ5004GW6U	L	SOP 8 SIFEL W/M-PORT	0.57	16	Gauge			
841-MPVZ5004GW7U	MPVZ5004GW7U	M	SOP 8 w/M-Port	0.57	16	Gauge			
841-MPVZ5010G6U	MPVZ5010G6U	J	Small Outline SMT	1.45	40	Gauge			
841-MPVZ5010G7U	MPVZ5010G7U	K	Small Outline DIP	1.45	40	Gauge			
841-MPVZ5010GW6U	MPVZ5010GW6U	L	SOP 8 SIFEL W/M-PORT	1.45	40	Gauge			
841-MPVZ5010GW7U	MPVZ5010GW7U	M	SOP 8 w/M-Port	1.45	40	Gauge			
841-MPX4100AP1	MPX4100AP1	N	6 Pin Unibody Gauge Port	15.2	422	Absolute			
841-MPX4115A	MPX4115A	O	6 Pin Unibody	16.7	-	Absolute			
841-MPX4115AP	MPX4115AP	N	6 Pin Unibody Gauge Port	16.7	462	Absolute			
841-MPX4250A	MPX4250A	O	6 Pin Unibody	36	1000	Absolute			
841-MPX4250AP	MPX4250AP	N	6 Pin Unibody Gauge Port	36	1000	Absolute			
841-MPX4250D	MPX4250D	O	6 Pin Unibody	36	1000	Differential			
841-MPX4250DP	MPX4250DP	P	6 Pin Unibody Dual Port	36	1000	Differential			
841-MPX4250GP	MPX4250GP	N	6 Pin Unibody Gauge Port	36	1000	Gauge			
841-MPX5010DP	MPX5010DP	P	6 Pin Unibody Dual Port	1.45	40	Differential			
841-MPX5010GP	MPX5010GP	N	6 Pin Unibody Gauge Port	1.45	40	Gauge			
841-MPX5010GS	MPX5010GS	Q	6 Pin Unibody Stovpipe Port	1.45	40	Gauge			
841-MPX5050D	MPX5050D	O	6 Pin Unibody	7.25	201	Differential			
841-MPX5050DP	MPX5050DP	P	6 Pin Unibody Dual Port	7.25	201	Differential			
841-MPX5050GP	MPX5050GP	N	6 Pin Unibody Gauge Port	7.25	201	Gauge			
841-MPX5050GP1	MPX5050GP1	N	6 Pin Unibody Gauge Port	7.25	201	Gauge			
841-MPX5100A	MPX5100A	O	6 Pin Unibody	16.7	462	Absolute			
841-MPX5100AP	MPX5100AP	N	6 Pin Unibody Gauge Port	16.7	462	Absolute			

© Copyright 2014 Mouser Electronics

© Copyright 2014 Mouser Electronics

FREESCALE Pressure Sensors

Products may be RoHS compliant. Check mouser.com for RoHS status.

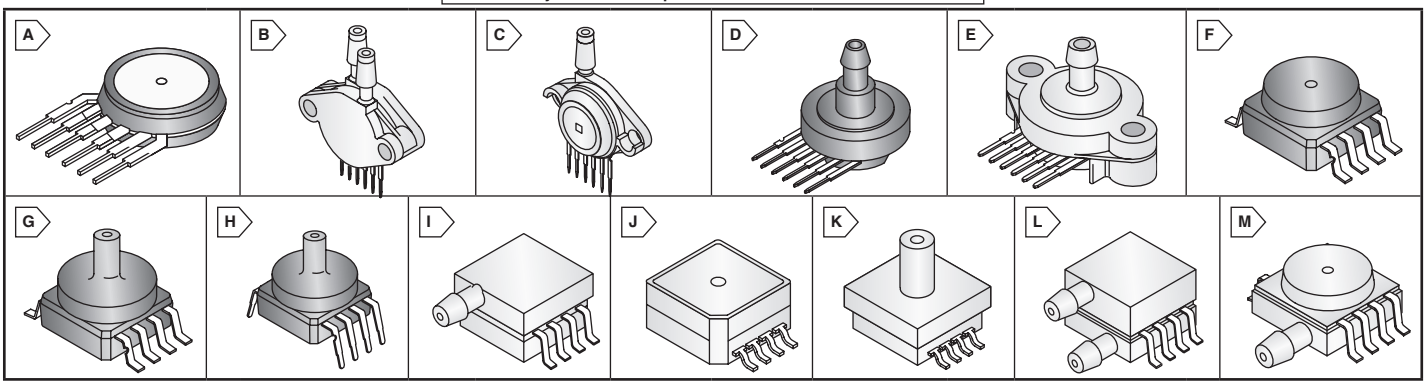

INTEGRATED PRESSURE SENSORS (CONT.)

To make the designer's job even easier, Freescale integrated devices carry sensor technology one step further. In addition to the on-chip temperature compensation and calibration offered currently on the 2000 series, amplifier signal conditioning has been integrated on-chip in the 4000, 5000 and 6000 series to allow interface directly to any microcomputer with an on-board A/D converter. The signal conditioning is accomplished by means of a four-stage amplification network, incorporating linear bipolar processing, thin film metallization techniques, and interactive laser trimming to provide the state-of-the-art in sensor technology.

Features:

- Broad portfolio of packaging and porting options for design flexibility
- Cost-effective
- Wide operating temperature range of -40°C to 125°C
- Fully signal conditioned, compensated and calibrated
- Interface seamlessly with Freescale processors
- Ratiometric to supply voltage

For quantities greater than listed, call for quote.

MOUSER STOCK NO.	Freescale Part No.	Fig.	Package	Pressure Rating Max (psi)	Pressure Rating H2O Max (in)	Pressure Measurement Type	Price Each 1	Price Each 25	Price Each 100
841-MPX5100D	MPX5100D	A	6 Pin Unibody	14.5	401	Differential			
841-MPX5100DP	MPX5100DP	B	6 Pin Unibody Dual Port	14.5	401	Differential			
841-MPX5100GP	MPX5100GP	C	6 Pin Unibody Gauge Port	14.5	401	Differential			
841-MPX5500D	MPX5500D	A	6 Pin Unibody	72.5	2000	Differential			
841-MPX5500DP	MPX5500DP	B	6 Pin Unibody Dual Port	72.5	2000	Differential			
841-MPX5700A	MPX5700A	A	6 Pin Unibody	102	2810	Absolute			
841-MPX5700AP	MPX5700AP	C	6 Pin Unibody Gauge Port	102	2810	Absolute			
841-MPX5700AS	MPX5700AS	D	6 Pin Unibody Stovpipe Port	102	2810	Absolute			
841-MPX5700ASX	MPX5700ASX	E	6 Pin Unibody Axial Port	102	2810	Absolute			
841-MPX5700D	MPX5700D	A	6 Pin Unibody	102	2810	Differential			
841-MPX5700DP	MPX5700DP	B	6 Pin Unibody Dual Port	102	2810	Differential			
841-MPX5700GP	MPX5700GP	C	6 Pin Unibody Gauge Port	102	2810	Gauge			
841-MPX5700GP1	MPX5700GP1	C	6 Pin Unibody Gauge Port	102	2810	Gauge			
841-MPX5700GS	MPX5700GS	D	6 Pin Unibody Stovpipe Port	102	2810	Gauge			
841-MPX5999D	MPX5999D	A	6 Pin Unibody	150	4150	Differential			
841-MPXA6115A6U	MPXA6115A6U	F	Small Outline SMT	16.7	462	Absolute			
841-MPXA6115AC6U	MPXA6115AC6U	G	Sm Outln w/Axial Port	16.7	462	Absolute			
841-MPXA6115AC7U	MPXA6115AC7U	H	Sm Outln DIP w/Axial Port	16.7	462	Absolute			
841-MPXAZ6115A6U	MPXAZ6115A6U	F	Small Outline SMT	16.7	462	Absolute			
841-MPXAZ6115AC6U	MPXAZ6115AC6U	G	Sm Outln w/Axial Port	16.7	462	Absolute			
841-MPXAZ6115AP	MPXAZ6115AP	I	Sensor 8 Pin GP	16.7	462	Absolute			
841-MPXH6101A6U	MPXH6101A6U	J	Sensor SSOP 08 w/o Port	14.8	410	Absolute			
841-MPXH6101AC6U	MPXH6101AC6U	K	Sensor SSOP 08 Ported	14.8	410	Absolute			
841-MPXH6115A6U	MPXH6115A6U	J	Sensor SSOP 08 w/o Port	16.7	462	Absolute			
841-MPXH6115AC6U	MPXH6115AC6U	K	Sensor SSOP 08 Ported	16.7	462	Absolute			
841-MPXH6250A6U	MPXH6250A6U	J	Sensor SSOP 08 w/o Port	36	1000	Absolute			
841-MPXH6250AC6U	MPXH6250AC6U	K	Sensor SSOP 08 Ported	36	1000	Absolute			
841-MPXH6300A6U	MPXH6300A6U	J	Sensor SSOP 08 w/o Port	44	1200	Absolute			
841-MPXH6300AC6U	MPXH6300AC6U	K	Sensor SSOP 08 Ported	44	1200	Absolute			
841-MPXH6400AC6T1	MPXH6400AC6T1	K	Sensor SSOP 08 Ported	58	1605	Absolute			
841-MPXH6400AC6U	MPXH6400AC6U	K	Sensor SSOP 08 Ported	58	1605	Absolute			
841-MPXHZ6115A6U	MPXHZ6115A6U	J	Sensor SSOP 08 w/o Port	16.7	462	Absolute			
841-MPXHZ6115AC6U	MPXHZ6115AC6U	K	Sensor SSOP 08 Ported	16.7	462	Absolute			
841-MPXV4006DP	MPXV4006DP	L	Sensor 8 Pin Dual Port	0.87	24	Differential			
841-MPXV4006GC6T1	MPXV4006GC6T1	G	Small Outline w/Axial Port	0.87	24	Gauge			
841-MPXV4006GC7U	MPXV4006GC7U	H	Small Outline DIP w/Axial Port	0.87	24	Gauge			
841-MPXV4006GP	MPXV4006GP	I	Sensor 8 Pin GP	0.87	24	Gauge			
841-MP3V5004GP	MP3V5004GP	I	Sensor 8 Pin GP	0.57	-	Gauge			
841-MPXV5004DP	MPXV5004DP	L	Sensor 8 Pin Dual Port	0.57	16	Differential			
841-MPXV5004GC6T1	MPXV5004GC6T1	G	Small Outline SMT w/Axial Port	0.57	16	Gauge			
841-MPXV5004GC6U	MPXV5004GC6U	G	Small Outline SMT w/Axial Port	0.57	16	Gauge			
841-MPXV5004GC7U	MPXV5004GC7U	H	Small Outline DIP w/Axial Port	0.57	16	Gauge			
841-MPXV5004GP	MPXV5004GP	I	Sensor 8 Pin GP	0.57	16	Gauge			
841-MPXV5004GVP	MPXV5004GVP	M	Sensor 8 Pin GVP	0.57	16	Vacuum			
841-MPXV5010DP	MPXV5010DP	L	Sensor 8 Pin Dual Port	1.45	40	Differential			
841-MPXV5010G6U	MPXV5010G6U	F	Small Outline SMT	1.45	40	Gauge			
841-MPXV5010GC6T1	MPXV5010GC6T1	G	Small Outline SMT w/Axial Port	1.45	40	Gauge			
841-MPXV5010GC6U	MPXV5010GC6U	G	Small Outline SMT w/Axial Port	1.45	40	Gauge			
841-MPXV5010GC7U	MPXV5010GC7U	H	Small Outline DIP w/Axial Port	1.45	40	Gauge			
841-MPXV5010GP	MPXV5010GP	I	Sensor 8 Pin GP	1.45	40	Gauge			
841-MPXV5050DP	MPXV5050DP	L	Sensor 8 Pin Dual Port	7.25	201	Differential			
841-MPXV5050GC6U	MPXV5050GC6U	G	Small Outline SMT w/ Axial Port	7.25	-	Gauge			
841-MPXV5050GP	MPXV5050GP	I	Sensor 8 Pin GP	7.25	201	Gauge			
841-MPXV5050VC6T1	MPXV5050VC6T1	G	Small Outline SMT w/Axial Port	7.25	201	Absolute			
841-MPXV5100DP	MPXV5100DP	L	Sensor 8 Pin Dual Port	14.5	401	Absolute			
841-MPXV5100GC6U	MPXV5100GC6U	H	Small Outline SMT w/Axial Port	14.5	401	Absolute			
841-MPXV5100GC7U	MPXV5100GC7U	H	Small Outline DIP w/Axial Port	14.5	401	Absolute			
841-MPXV6115VC6U	MPXV6115VC6U	G	Small Outline SMT w/Axial Port	16.7	462	Vacuum			
841-MPXV7002DP	MPXV7002DP	L	Sensor 8 Pin Dual Port	0.3	8	Differential			
841-MPXV7002DPT1	MPXV7002DPT1	L	Sensor 8 Pin Dual Port	0.3	8	Differential			
841-MPXV7002GP	MPXV7002GP	I	Sensor 8 Pin GP	0.3	-	Differential			
841-MPXV7007DP	MPXV7007DP	L	Sensor 8 Pin Dual Port	1	28	Differential			
841-MPXV7007GC6U	MPXV7007GC6U	G	Small Outline SMT w/Axial Port	1	28	Gauge			
841-MPXV7007GP	MPXV7007GP	I	Sensor 8 Pin GP	1	28	Gauge			
841-MPXV7025DP	MPXV7025DP	L	Sensor 8 Pin Dual Port	3.6	100	Differential			
841-MPXV7025GC6U	MPXV7025GC6U	G	Small Outline SMT w/Axial Port	3.6	100	Gauge			
841-MPXV7025GP	MPXV7025GP	I	Sensor 8 Pin GP	3.6	25	Gauge			

© Copyright 2014 Mouser Electronics

© Copyright 2014 Mouser Electronics

RoHS Compliant **This product is RoHS compliant.**

Dimensions : mm (in)

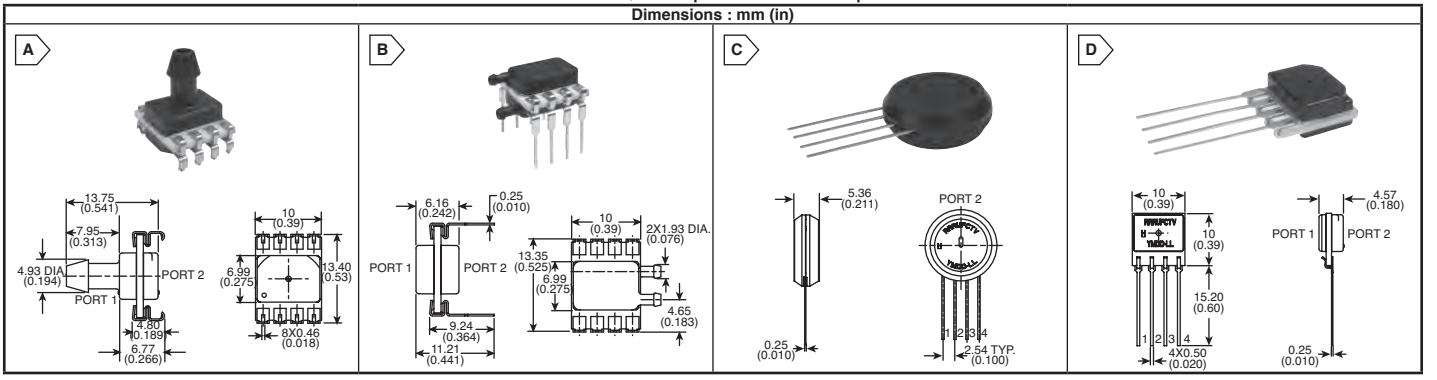

TRUSTABILITY™ SILICON PRESSURE SENSOR HSC SERIES

These devices offer customers three key benefits not found in competitive silicon sensors: sensors available; Accuracy: They are designed to provide an extremely tight accuracy Stability: These sensors are the most stable silicon pressure specification; and Flexibility: Their modular and flexible design offer customers a variety of package styles and options, all with the same industry-leading performance specifications cations.

These sensors are intended for use with non-corrosive, non-ionic working fluids such as air and dry gases. of sensor offset, sensitivity, temperature coefficients and non-linearity. Industry: They are designed to provide digital correction leading stability helps prevent drift over time or from temperature extremes. Leading stability helps prevent drift over time or from temperature extremes.

Features:

- Industry leading long-term stability
- Extremely tight accuracy of ±0.25 % FSS BFSL
- Total error band of ±2 % full scale span max.
- Low operating voltage
- Extremely low power consumption
- Ratiometric 12-bit analog output
- Virtually insensitive to mounting direction
- Internal diagnostic functions increase system reliability
- Absolute, differential, gauge, and compound types
- Custom calibration available
- Various pressure port options

For quantities greater than listed, call for quote.

MOUSER STOCK NO.	Honeywell Part No.	Fig.	Pressure Range	Pressure Type	Signal Conditioning	Supply Voltage (max.)	Price Each 1	10	25
785-HSCSFFN005PDAA5	HSCSFFN005PDAA5	-	-5 psi to 5 psi	Differential	Amplified	4.75V to 5.25V			
785-HSCSGNN001PGAA5	HSCSGNN001PGAA5	-	0 psi to 1 psi	Gauge	Amplified	4.75V to 5.25V			
785-HSCDANN001BA2A3	HSCDANN001BA2A3	A	0 bar to 1 bar	Absolute	Amplified	0.3V to 3.3V			
785-HSCDANN015PA2A5	HSCDANN015PA2A5	A	0 to 15 psi	Absolute	Amplified	4.75V to 5.25V			
785-HSCDANN015PAAA5	HSCDANN015PAAA5	A	0 to 15 psi	Absolute	Amplified	4.75V to 5.25V			
785-HSCDANT001PGSA3	HSCDANT001PGSA3	A	0 psi to 1 psi	Gauge	Amplified	0.3V to 3.3V			
785-HSCDANT005PG2A5	HSCDANT005PG2A5	A	0 psi to 5 psi	Gauge	Amplified	0.3V to 5.0V			
785-HSCDRRT001PD2A3	HSCDRRT001PD2A3	A	-1 psi to 1 psi	Differential	Amplified	0.3V to 3.3V			
785-HSCDRNN030PAAA3	HSCDRNN030PAAA3	A	0 psi to 30 psi	Absolute	Amplified	0.3V to 3.6V			
785-HSCMAND015PASA5	HSCMAND015PASA5	A	0 psi to 15 psi	Absolute	Amplified	4.75V to 5.25V			
785-HSCMAND015PASA5	HSCMAND015PASA	A	0 to 15 psi	Absolute	Amplified	-0.3V to 6.0V			
785-HSCMANN005PGAA5	HSCMANN005PGAA5	A	0 psi to 5 psi	Absolute	Amplified	4.75V to 5.25V			
785-HSCSANN015PA2A3	HSCSANN015PA2A	A	0 to 15 psi	Absolute	Amplified	-0.3V to 6.0V			
785-HSCSANN100PA2A5	HSCSANN100PA2A	A	0 to 100 psi	Absolute	Amplified	-0.3V to 6.0V			
785-HSCSANN150PA2A5	HSCSANN150PA2A	A	0 to 150 psi	Absolute	Amplified	-0.3V to 6.0V			
785-HSCDAND015PDSA3	HSCDAND015PDSA3	A	-15 to 15 psi	Differential	Amplified	0.3V to 3.3V			
785-HSCSAAN001PDAA5	HSCSAAN001PDAA	A	±1 psi	Differential	Amplified	-0.3V to 6.0V			
785-HSCDANN001BGAA3	HSCDANN001BGAA3	A	1 bar to 1 bar	Gauge	Amplified	0.3V to 3.3V			
785-HSCDANN001PG2A5	HSCDANN001PG2A5	A	0 psi to 1 psi	Gauge	Amplified	-0.3 to 3.6V			
785-HSCDANN005PGSA5	HSCDANN005PGSA5	A	0 to 5 psi	Gauge	Amplified	4.75V to 5.25V			
785-HSCDANN010BGAA5	HSCDANN010BGAA5	A	0 bar to 10 bar	Gauge	Amplified	4.75V to 5.25V			
785-HSCDANN250MGAA5	HSCDANN250MGAA5	A	0 to 250 mbar	Gauge	Amplified	4.75V to 5.25V			
785-HSCMAND1.6BGSA3	HSCMAND1.6BGSA3	A	0 bar to 1.6 bar	Gauge	Amplified	0.3V to 3.6V			
785-HSCMAND600MG2A3	HSCMAND600MG2A3	A	0 bar to 600 mbar	Gauge	Amplified	4.75V to 5.25V			
785-HSCMANN001PGAA5	HSCMANN001PGAA5	A	0 psi to 1 psi	Gauge	Amplified	4.75V to 5.25V			
785-HSCMANN100PGAA3	HSCMANN100PGAA3	A	0 to 100 psi	Gauge	Amplified	-0.3V to 6.0V			
785-HSCSAND005PGAA5	HSCSAND005PGAA5	A	0 psi to 5 psi	Gauge	Amplified	4.75V to 5.25V			
785-HSCSAND015PGAA5	HSCSAND015PGAA5	A	0 psi to 15 psi	Gauge	Amplified	4.75V to 5.25V			
785-HSCSAND100PGAA5	HSCSAND100PGAA5	A	0 psi to 100 psi	Gauge	Amplified	4.75V to 5.25V			
785-HSCSANN005PGAA3	HSCSANN005PGAA3	A	0 psi to 5 psi	Gauge	Amplified	0.3V to 3.6V			
785-HSCSANN100PGAA5	HSCSANN100PGAA5	A	0 psi to 100 psi	Gauge	Amplified	4.75V to 5.25V			
785-HSCSANN150PG2A3	HSCSANN150PG2A3	A	0 psi to 150 psi	Gauge	Amplified	0.3V to 3.6V			
785-HSCDAND400MGAA3	HSCDAND400MGAA3	A	0 mbar to 400mbar	Gauge	Amplified	0.3V to 3.3V			
785-HSCDANN001PGSA5	HSCDANN001PGSA	A	0 to 1 psi	Gauge	Amplified	-0.3V to 6.0V			
785-HSCDANN005PGSA5	HSCDANN005PGSA	A	0 to 5 psi	Gauge	Amplified	-0.3V to 6.0V			
785-HSCMAND030PGAA5	HSCMAND030PGAA5	A	0 to 30 psi	Gauge	Amplified	-0.3V to 6.0V			
785-HSCDANT001PGSA3	HSCDANT001PGSA3	A	0 to 1 psi	Gauge	Amplified	4.75V to 5.25V			
785-HSCDANN004MGSA5	HSCDANN004MGSA5	A	0 mbar to 4 mbar	Gauge	Amplified	3.0V to 6.0V			
785-HSCDANN004NG2A3	HSCDANN004NG2A3	A	0 in H^2O to 4 in H^2O	Gauge	Amplified	3.0V to 6.0V			
785-HSCDLNN006MGAA5	HSCDLNN006MGAA5	-	0 mbar to 6 mbar	Gauge	Amplified	3.0V to 6.0V			
785-HSCDANT005PG2A5	HSCDANT005PG2A5	A	0 to 5 psi	Gauge	Amplified	4.75V to 5.25V			
785-HSCDRRN010MD2A3	HSCDRRN010MD2A3	A	±10 mbar	Differential	Amplified	3.0V to 6.0V			
785-HSCDRRN001ND2A5	HSCDRRN001ND2A5	B	±1 inH^2O	Differential	Amplified	3.0V to 6.0V			
785-HSCDRRN002NDAA3	HSCDRRN002NDAA3	B	±2 inH^2O	Differential	Amplified	3.0V to 6.0V			
785-HSCMRNN015PAAA5	HSCMRNN015PAAA5	B	0 psi to 5 psi	Absolute	Amplified	4.75V to 5.25V			
785-HSCMRNN030PA2A3	HSCMRNN030PA2A3	B	0 psi to 30 psi	Absolute	Amplified	0.3V to 3.6V			
785-HSCMRNN1.6BASA3	HSCMRNN1.6BASA3	B	0 bar to 1.6 bar	Absolute	Amplified	0.3V to 3.6V			
785-HSCMRRD015PD2A3	HSCMRRD015PD2A3	B	0 psi to 5 psi	Absolute	Amplified	0.3V to 3.6V			
785-HSCMRRN005PDSA5	HSCMRRN005PDSA5	B	0 psi to 5 psi	Absolute	Amplified	4.75V to 5.25V			
785-HSCMRRN015PD2A3	HSCMRRN015PD2A3	B	0 psi to 15 psi	Absolute	Amplified	0.3V to 3.6V			
785-HSCDDRD001PD2A3	HSCDDRD001PD2A3	B	±0.25	Differential	Amplified	0.3V to 3.3V			
785-HSCDRRN005PD2A5	HSCDRRN005PD2A5	B	-5 psi to 5 psi	Differential	Amplified	4.75V to 5.25V			
785-HSCDRRN005PD2A5	HSCDRRN005PD2A	B	±5 psi	Differential	Amplified	-0.3V to 6.0V			
785-HSCDRRN015PDAA5	HSCDRRN015PDAA5	B	-15 psi to 15 psi	Differential	Amplified	4.75V to 5.25V			
785-HSCDRRN015PDSA5	HSCDRRN015PDSA5	B	-15 psi to 15 psi	Differential	Amplified	4.75V to 5.25V			
785-HSCMRRD001PDAA3	HSCMRRD001PDAA3	B	- 1 psi to 1 psi	Differential	Amplified	0.3V to 3.6V			
785-HSCMRRN001PD2A3	HSCMRRN001PD2A3	B	- 1 psi to 1 psi	Differential	Amplified	0.3V to 3.6V			
785-HSCMRRN100MDSA3	HSCMRRN100MDSA3	B	-100 mbar to 100 mbar	Differential	Amplified	0.3V to 3.6V			
785-HSCSRRN005PDAA5	HSCSRRN005PDAA5	B	-5 psi to 5 psi	Differential	Amplified	4.75V to 5.25V			
785-HSCDRRT001PD2A3	HSCDRRT001PD2A3	B	-1 psi to 1 psi	Differential	Amplified	0.3V to 3.3V			
785-HSCMRNN001BGAA5	HSCMRNN001BGAA5	B	0 to 1 bar	Gauge	Amplified	-0.3V to 6.0V			
785-HSCMRNN001PG2A3	HSCMRNN001PG2A	B	0 to 1 psi	Gauge	Amplified	-0.3V to 6.0V			
785-HSCMRRD001PG2A3	HSCMRRD001PG2A3	B	0 psi to 1 psi	Gauge	Amplified	0.3V to 3.6V			
785-HSCMRRN001PG2A3	HSCMRRN001PG2A3	B	- 1 psi to 1 psi	Gauge	Amplified	0.3V to 3.6V			
785-HSCSMNN001PDAA3	HSCSMNN001PDAA3	C	±1 psi	Differential	Amplified	-0.3V to 6.0V			
785-HSCSSNN001PD2A3	HSCSSNN001PD2A	D	±1 psi	Differential	Amplified	-0.3V to 6.0V			

© Copyright 2014 Mouser Electronics

© Copyright 2014 Mouser Electronics

RoHS Compliant This product is RoHS compliant.

A



B



C



D



E



LOW PRESSURE SENSORS

Specifications:
- Robust package
- PCB termination
- Small Form Factor

Applications:
- Medical
- Environmental
- Industrial instrumentation

RoHS Compliant

✻ Analog Output

For quantities greater than listed, call for quote.

MOUSER STOCK NO.	Honeywell Part No.	Fig.	Pressure Range (psi)	Measurement Type	Signal Conditioning	Supply Voltage (max.)	Price Each		
							1	10	50
785-185PC05DT	185PC05DT	A	0 to 5.0	Differential	Amplified	16.0Vdc			
785-185PC15DT	185PC15DT	A	0 to 15.0	Differential	Amplified	16.0Vdc			
785-ASDXRRX001PG2A5	ASDXRRX001PG2A5	B	0 to 1.0	Diff/Gauge	Amplified	3.3Vdc			
785-ASDXRRX001PD2A5	ASDXRRX001PD2A5	B	0 to 1.0	Bidirectional	Amplified	3.3Vdc			
785-ASDXRRX005PG2A5	ASDXRRX005PG2A5	B	0 to 5.0	Diff/Gauge	Amplified	3.3Vdc			
785-ASDXRRX005PD2A5	ASDXRRX005PD2A5	B	0 to 5.0	Bidirectional	Amplified	3.3Vdc			
785-ASDXRRX001PGAA5	ASDXRRX001PGAA5	B	0 to 1.0	Diff/Gauge	Amplified	3.3Vdc			
785-ASDXRRX001PDAA5	ASDXRRX001PDAA5	B	0 to 1.0	Bidirectional	Amplified	3.3Vdc			
785-ASDXRRX005PGAA5	ASDXRRX005PGAA5	B	0 to 5.0	Diff/Gauge	Amplified	3.3Vdc			
785-ASDXRRX005PDAA5	ASDXRRX005PDAA5	B	0 to 5.0	Bidirectional	Amplified	3.3Vdc			
785-ASDXRRX010NG2A5	ASDXRRX010NG2A5	B	0 to 10 in H2O	Gauge	Amplified	5.0Vdc			
785-ASDXRRX010ND2A5	ASDXRRX010ND2A5	B	±10 in H2O	Differential	Amplified	5.0Vdc			
785-ASDXRRX010NGAA5	ASDXRRX010NGAA5	B	0 to 10 in H2O	Gauge	Amplified	5.0Vdc			
785-ASDXRRX010NDAA5	ASDXRRX010NDAA5	B	±10 in H2O	Differential	Amplified	5.0Vdc			
785-ASDXRRX010ND7A5	ASDXRRX010ND7A5	B	±10 in H2O	Differential	Amplified	5.0Vdc			
785-ASDXRRX005ND2A5	ASDXRRX005ND2A5	B	±5 in H2O	Differential	Amplified	5.0Vdc			
✻ 785-ASDXRRX005NDAA5	ASDXRRX005NDAA5	B	±5 in H2O	Differential	Amplified	5.0Vdc			
785-ASDXRRX005ND7A5	ASDXRRX005ND7A5	B	±5	Differential	Amplified	5.0Vdc			
785-ASDXRRX030PDAA5	ASDXRRX030PDAA5	B	±30	Differential	Amplified	5.0Vdc			
785-SDX010IND4	SDX010IND4	C	0 to 10 in H2O	Differential	Unamplified	20Vdc			
785-SDX01D4	SDX01D4	C	0 to 1	Differential	Unamplified	20Vdc			
785-SDX15D4	SDX15D4	C	0 to 15	Differential	Unamplified	20Vdc			
785-SDX30D4	SDX30D4	C	0 to 30	Differential	Unamplified	20Vdc			
785-ASDXACX015PAAA5	ASDXACX015PAAA5	D	15	Absolute	Amplified	5.0Vdc			
785-ASDXACX015PASA5	ASDXACX015PASA5	D	15	Absolute	Amplified	5.0Vdc			
785-ASDXACX015PA7A5	ASDXACX015PA7A5	D	15	Absolute	Amplified	5.0Vdc			
785-ASDXAVX010NGAA5	ASDXAVX010NGAA5	E	0 to 10 in H2O	Gauge	Amplified	5.0Vdc			
785-ASDXAVX010NG2A5	ASDXAVX010NG2A5	E	0 to 10 in H2O	Gauge	Amplified	5.0Vdc			
785-ASDXAVX010NG7A5	ASDXAVX010NG7A5	E	0 to 10 in H2O	Gauge	Amplified	5.0Vdc			
785-ASDXAVX030PG7A5	ASDXAVX030PG7A5	E	0 to 30	Gauge	Amplified	5.0Vdc			
785-ASDXAVX100PGAA5	ASDXAVX100PGAA5	E	0 to 100	Gauge	Amplified	5.0Vdc			
785-ASDXAVX001PG2A5	ASDXAVX001PG2A5	E	0 to 1.0	Gauge	Amplified	3.3Vdc			
785-ASDXAVX005PG2A5	ASDXAVX005PG2A5	E	0 to 5.0	Gauge	Amplified	3.3Vdc			
785-ASDXAVX001PGAA5	ASDXAVX001PGAA5	E	0 to 1.0	Gauge	Amplified	3.3Vdc			
785-ASDXAVX005PGAA5	ASDXAVX005PGAA5	E	0 to 5.0	Gauge	Amplified	3.3Vdc			

© Copyright 2014 Mouser Electronics

© Copyright 2014 Mouser Electronics

HONEYWELL Sensors

Honeywell

RoHS Compliant **This product is RoHS compliant.**

LOW PRESSURE SENSORS

Features:
- Precision Temperature Compensation
- Calibrated Zero & Span
- Small Size
- Low Noise
- Low Cost (SCX_NC)
- High Accuracy (SCX_N)
- High Impedance for Low Power Applications
- Port Style: Straight, Threaded 1/4-28 UNF, Barbed, No port
- Signal Condt.: Amplified, Unamplified

Applications:
- Medical Equipment
- Barometry
- Computer Peripherals
- Pneumatic Controls
- HVAC
- Environmental



✻ 300mV Zero Pressure Offset; † -1mV Zero Pressure Offset; †† -0.3mV Zero Pressure Offset

For quantities greater than listed, call for quote.

	MOUSER STOCK NO.	Honeywell Part No.	Fig.	Pressure Range (psi)	Measurement Type	Supply Voltage (max.)	Price Each 1	Price Each 10
	785-142PC01D	142PC01D	A	0 to 1.0	Differential	16.0Vdc		
	785-142PC05D	142PC05D	A	0 to 5.0	Differential	16.0Vdc		
	785-142PC15A	142PC15A	A	0 to 15.0	Absolute	16.0Vdc		
	785-142PC15D	142PC15D	A	0 to 15.0	Differential	16.0Vdc		
	785-162PC01G	162PC01G	A	0 to 1.0	Gauge	16.0Vdc		
	785-164PC01D76	164PC01D76	A	0-5.0 in H2O	Differential	16.0Vdc		
	785-242PC100G	242PC100G	B	0 to 100	Gauge	16.0Vdc		
	785-236PC150GW	236PC150GW	C	±150	Gauge	16.0Vdc		
	785-DC001NDC4	DC001NDC4	D	± 1.0 in H2O	Diff. Bidirectional	5.0Vdc ± 0.1 Vdc		
	785-DC005NDC4	DC005NDC4	D	± 5.0 in H2O	Diff. Bidirectional	5.0Vdc ± 0.1 Vdc		
	785-SCX01DN	SCX01DN	D	0 to 1	Differential	20Vdc		
	785-SCX05DN	SCX05DN	D	0 to 5	Differential	20Vdc		
	785-SCX100DN	SCX100DN	D	0 to 100	Differential	20Vdc		
✻	785-SCX15AN	SCX15AN	D	0 to 15	Absolute	20Vdc		
	785-SCX15DN	SCX15DN	D	0 to 15	Differential	20Vdc		
	785-SCX30AN	SCX30AN	D	0 to 30	Absolute	20Vdc		
	785-SCX30DN	SCX30DN	D	0 to 30	Differential	20Vdc		
	785-SCX100AN	SCX100AN	D	0 to 100	Absolute	20Vdc		
†	785-SCX15ANC	SCX15ANC	D	0 to 15	Absolute	20Vdc		
	785-XCX01DNC	XCX01DNC	D	±1.0	Differential, Vacuum Gauge, Gauge	3,12,16Vdc		
	785-SCC30ASMT	SCC30ASMT	E	0 to 30	Absolute	-		
	785-SCCP05GSMTP	SCCP05GSMTP	E	0 to 5	Gauge	-		
	785-SCCP100GSMTP	SCCP100GSMTP	E	0 to 100	Gauge	-		
	785-SCCP30ASMTP	SCCP30ASMTP	E	0 to 30	Absolute	-		
	785-SDX100D4	SDX100D4	F	0 to 100	Differential	20Vdc		
	785-SDX100G2	SDX100G2	F	0g to 100 g	Gauge	20Vdc		
	785-SDX15A2	SDX15A2	F	0 to 15	Absolute	20Vdc		
	785-SX15GD2	SX15GD2	F	0 to 15	Gauge	12Vdc		
	785-SX30GD2	SX30GD2	F	0 to 30	Gauge	12Vdc		
	785-SDX30G2	SDX30G2	F	0g to 30 g	Differential	20Vdc		
	785-SDX01G2	SDX01G2	F	0g to 1 g	Gauge	20Vdc		
	785-SDX05G2	SDX05G2	F	0g to 5 g	Gauge	20Vdc		
	785-XPC01DTC	XPC01DTC	G	±1.0	Differential, Vacuum Gauge, Gauge	3,12,16Vdc		
	785-XPC150GTC	XPC150GTC	G	±15.0	Vacuum Gauge, Gauge	3,12,16Vdc		
†	785-SDX15A4	SDX15A4	H	0 to 15	Absolute	20Vdc		
††	785-SDX15A4-A	SDX15A4-A	H	0 to 15	Absolute	20Vdc		
	785-SDX15D4-A	SDX15D4-A	H	0 to 15	Differential, Gauge	20Vdc		

NBP SERIES BASIC BOARD MOUNT PRESSURE SENSORS

Features and Benefits:
- Small Size: Package size (as small as 7mm x 7mm [0.276in x 0.276in])
- Durable
- Flexible
- Robust
- Supply Voltage: 12V

Applications:
- Hospital beds
- Oxygen concentrators
- Wound therapy
- Blood pressure monitoring
- HVAC Transmitters
- Air movement control
- Environmental control
- Level indicators
- Leak detection
- Industrial controls
- Pneumatic controls
- Other commercial applications

For quantities greater than listed, call for quote.

MOUSER STOCK NO.	Honeywell Part No.	Fig.	Pressure Range (psi)	Pressure Type	Package	Pressure Port	Price Each 1	Price Each 10	Price Each 25	Price Each 100
785-NBPDANN150PAUNV	NBPDANN150PAUNV	I	0 to 150	Absolute	DIP	Barbed				
785-NBPDANN150PGUNV	NBPDANN150PGUNV	I	0 to 150	Gauge	DIP	Barbed				
785-NBPLANN030PAUNV	NBPLANN030PAUNV	J	0 to 30	Absolute	DIP	Barbless				
785-NBPLANN030PGUNV	NBPLANN030PGUNV	J	0 to 30	Gauge	DIP	Barbless				
785-NBPLANN100PAUNV	NBPLANN100PAUNV	J	0 to 100	Absolute	DIP	Barbless				
785-NBPLANN100PGUNV	NBPLANN100PGUNV	J	0 to 100	Gauge	DIP	Barbless				
785-NBPLANN150PAUNV	NBPLANN150PAUNV	J	0 to 150	Absolute	DIP	Barbless				
785-NBPMANN150PGUNV	NBPMANN150PGUNV	K	0 to 150	Absolute	Leadless SMT	Barbed				
785-NBPDLNN015PAUNV	NBPDLNN015PAUNV	L	0 to 15	Gauge	Leadless SMT	Barbed				
785-NBPDLNN015PGUNV	NBPDLNN015PGUNV	L	0 to 15	Absolute	Leadless SMT	Barbed				
785-NBPDLNN030PAUNV	NBPDLNN030PAUNV	L	0 to 30	Gauge	Leadless SMT	Barbed				
785-NBPDLNN030PGUNV	NBPDLNN030PGUNV	L	0 to 30	Absolute	Leadless SMT	Barbed				
785-NBPDLNN060PAUNV	NBPDLNN060PAUNV	L	0 to 60	Absolute	Leadless SMT	Barbless				
785-NBPLLNN015PAUNV	NBPLLNN015PAUNV	M	0 to 15	Gauge	Leadless SMT	Barbless				
785-NBPLLNN015PGUNV	NBPLLNN015PGUNV	M	0 to 15	Gauge	Leadless SMT	Barbless				
785-NBPLLNN030PGUNV	NBPLLNN030PGUNV	M	0 to 30	Gauge	Leadless SMT	Barbless				
785-NBPLLNN060PGUNV	NBPLLNN060PGUNV	M	0 to 60	Gauge	SMT	Barbed				
785-NBPMLNN015PAUNV	NBPMLNN015PAUNV	N	0 to 15	Absolute	SMT	Barbless				
785-NBPMLNN030PGUNV	NBPMLNN030PGUNV	N	0 to 30	Gauge	SMT	Barbless				
785-NBPMLNN060PGUNV	NBPMLNN060PGUNV	N	0 to 60	Gauge	SMT	Barbless				

© Copyright 2014 Mouser Electronics

© Copyright 2014 Mouser Electronics

RoHS Compliant **This product is RoHS compliant.**

NSC SERIES BOARD MOUNT PRESSURE SENSORS

TruStability® NSC Series Board Mount Pressure Sensors, Uncompensated/Unamplified are designed for those customers who want to do their own compensation, calibration, and amplification while still benefiting from the industry-leading stability, accuracy, and repeatability that TruStability® Pressure Sensors provide. For potential use in industrial and medical pneumatic control applications. **For quantities greater than listed, call for quote.**

MOUSER STOCK NO.	Honeywell Part No.	Fig.	Pressure Range	Pressure Type	Supply Voltage	Price Each 1	Price Each 10
Package Type: DIP-Pressure Port-AN=Single Axial Barbed Port							
785-NSCDANN015PAUNV	NSCDANN015PAUNV	A	0 psi-15 psi	Absolute	5VDC		
785-NSCDANN150PGUNV	NSCDANN150PGUNV	A	0 psi - 150 psi	Gauge	5VDC		
Package Type: DIP-Pressure Port-RN=Single Radial Barbed Port							
785-NSCDRRN001PDUNV	NSCDRRN001PDUNV	B	±1 psi	Differential	5VDC		
785-NSCDRRN160MGUNV	NSCDRRN160MGUNV	B	0-160 mbar	Gauge	5VDC		
785-NSCDRRN005PDUNV	NSCDRRN005PDUNV	B	±5 psi	Differential	5VDC		
Package Type: Dip-Pressure Port-RR=Dual Radial Barbed Port, Same Side							
785-NSCDRRN015PDUNV	NSCDRRN015PDUNV	C	±15 psi	Differential	5VDC		
785-NSCDRRN030PGUNV	NSCDRRN030PGUNV	C	0 psi - 30 psi	Gauge	5VDC		
785-NSCDRRN100PDUNV	NSCDRRN100PDUNV	C	±100 psi	Differential	5VDC		
Package Type: SIP-Pressure Port-AN=Single Axial Barbed Port							
785-NSCSANN060MGUNV	NSCSANN060MGUNV	D	0-60 bar mbar	Gauge	5VDC		
785-NSCSANN600MGUNV	NSCSANN600MGUNV	D	0-600 mbar	Gauge	5VDC		
Package Type: SIP-Pressure Port-RR=Dual Radial Barbed Ports, Same Side							
785-NSCSRRN004BGUNV	NSCSRRN004BGUNV	E	0 bar - 4 bar	Gauge	5VDC		

SSC SERIES PLASTIC SILICON PRESSURE SENSORS

The new TruStability™ Silicon Pressure Sensor SSC Series offer different accuracies and compensated temperature ranges that address specific segment needs. These devices offer customers three key benefits tsp. not found in competitive silicon sensors: Stability: These sensors are the most stable silicon pressure sensors available; Accuracy: They are designed to provide an extremely tight accuracy specification; and Flexibility: Their modular and flexible design offer customers a variety of package styles and options, all with the same industry-leading performance specifications.

Features:

- Industry leading long-term stability
- Extremely tight accuracy of ±0.25 % FSS BFSL
- Total error band of ±2 % full scale span max.
- Low operating voltage
- Extremely low power consumption
- Ratiometric 12-bit analog output
- Virtually insensitive to mounting direction
- Custom calibration available

For quantities greater than listed, call for quote.

Package Type: DIP - Pressure Port - AN= Single Axial Barbed Port							
785-SSCDANN005PGAA5	SSCDANN005PGAA5	A	0-5psi	Gauge	5VDC		
785-SSCDANN006BGAA5	SSCDANN006BGAA5	A	0-6bar	Gauge	5VDC		
785-SSCDANN010BGAA3	SSCDANN010BGAA3	A	0-10bar	Gauge	3VDC		
785-SSCDANN015PG2A3	SSCDANN015PG2A3	A	0-15psi	Gauge	3VDC		
785-SSCDANN015PG2A5	SSCDANN015PG2A5	A	0-15psi	Gauge	5VDC		
785-SSCDANN015PGAA5	SSCDANN015PGAA5	A	0-15psi	Gauge	5VDC		
785-SSCDANN030PAAA5	SSCDANN030PAAA5	A	0-30psi	Absolute	5VDC		
785-SSCDANN060PAAA5	SSCDANN060PAAA5	A	0-60psi	Absolute	5VDC		
785-SSCDANN060PAAA5	SSCDANN060PAAA5	A	0-60psi	Absolute	5VDC		
785-SSCDANN060PGAA5	SSCDANN060PGAA5	A	0-60psi	Gauge	5VDC		
785-SSCDANN100PGAA5	SSCDANN100PGAA5	A	0-100psi	Guage	5VDC		
785-SSCDANN150PG2A5	SSCDANN150PG2A5	A	0-150psi	Gauge	5VDC		
785-SSCDANN150PGAA5	SSCDANN150PGAA5	A	0-150psi	Gauge	5VDC		
785-SSCDANT005PGAA5	SSCDANT005PGAA5	A	0-5psi	Gauge	5VDC		
785-SSCDANT015PGAA3	SSCDANT015PGAA3	A	0-15psi	Gauge	3VDC		
785-SSCDANT030PG2A3	SSCDANT030PG2A3	A	0-30psi	Gauge	3VDC		
785-SSCDANT150PGAA5	SSCDANT150PGAA5	A	0-150psi	Gauge	5VDC		
785-SSCDANN010NG2A3	SSCDANN010NG2A3	A	0 in H^2O to 10 in H^2o	Gauge	6VDC		
785-SSCDANN020NG2A3	SSCDANN020NG2A3	A	0 in H^2O to 20 in H^2o	Gauge	6VDC		
Package Type: DIP - Pressure Port - LN= Single Axial Barbless Port							
785-SSCDLND010BGAA3	SSCDLND010BGAA3	F	0-10bar	Gauge	5VDC		
785-SSCDLNN040MGSA5	SSCDLNN040MGSA5	F	0-40 mbar	Gauge	6VDC		
Package Type: DIP - Pressure Port - NN= No Ports							
785-SSCDNNN015PAAA5	SSCDNNN015PAAA5	G	0-15psi	Absolute	5VDC		
Package Type: DIP - Pressure Port - RN= Single Radial Barbed Port							
785-SSCDRNN015PAAA5	SSCDRNN015PAAA5	C	0-15psi	Absolute	5VDC		
785-SSCDRRN030PAAA5	SSCDRRN030PAAA5	C	0-30psi	Absolute	5VDC		
785-SSCDRRN001PD2A5	SSCDRRN001PD2A5	C	-1-1psi	Differential	5VDC		
785-SSCDRRN005PDAA3	SSCDRRN005PDAA3	C	-5-5psi	Differential	3VDC		
785-SSCDRRN005PGAA3	SSCDRRN005PGAA3	C	0-psi	Gauge	3VDC		
785-SSCDRRN005PGAA5	SSCDRRN005PGAA5	C	0-5psi	Gauge	5VDC		
785-SSCDRRN015PDAA5	SSCDRRN015PDAA5	C	±15psi	Differential	5VDC		
785-SSCDRRN030PDAA5	SSCDRRN030PDAA5	C	±30psi	Differential	5VDC		
785-SSCDRRN060MDAA5	SSCDRRN060MDAA5	C	-60-60mbar	Differential	5VDC		
785-SSCDRRN100MDAA5	SSCDRRN100MDAA5	C	-100-100mbar	Differential	5VDC		
785-SSCDRRN250MDAA5	SSCDRRN250MDAA5	C	-250-250mbar	Differential	5VDC		
Package Type: DIP - Pressure Port - RR= Dual Radial Barbed Ports, Same Side							
785-SSCDRRN005ND2A5	SSCDRRN005ND2A5	B	±5 inH^2O	Differential	6VDC		
785-SSCDRRN025MDAA3	SSCDRRN025MDAA3	B	±25 mbar	Differential	3.3VDC		
785-SSCDRRN020NDAA5	SSCDRRN020NDAA5	B	±20 inH^2O	Differential	3.3VDC		
Package Type: SMT - Pressure Port - AN= Single Axial Barbed Port							
785-SSCMANN001PGAA5	SSCMANN001PGAA5	H	0-1psi	Gauge	5VDC		
785-SSCMANN005PGAA5	SSCMANN005PGAA5	H	0-5psi	Gauge	5VDC		
785-SSCMANN006BGAA3	SSCMANN006BGAA3	H	0-6bar	Gauge	3VDC		
785-SSCMANN015PG2A3	SSCMANN015PG2A3	H	0-15psi	Gauge	3VDC		
785-SSCMANN060PG2A3	SSCMANN060PG2A3	H	0-60psi	Gauge	3VDC		
785-SSCMANN060PG2A3	SSCMANN060PG2A3	H	0-60psi	Gauge	3VDC		
Package Type : SMT - Pressure Port - DR= Dual Radial Barbed Ports , Opposite Sides							
785-SSCMDRN001PDAA5	SSCMDRN001PDAA5	I	-1-1psi	Differential	5VDC		
Package Type: SMT - Pressure Port - NN= No Ports							
785-SSCMNNN015PA2A3	SSCMNNN015PA2A3	J	0-15psi	Absolute	3VDC		
785-SSCMNNN015PAAA3	SSCMNNN015PAAA3	J	0-15psi	Absolute	3VDC		
785-SSCMNNN030PA2A3	SSCMNNN030PA2A3	J	0-30psi	Absolute	3VDC		
PackageType: SMT - Pressure Port - RR=Dual Radial Barbed Ports Same Side							
785-SSCMRRN001PDAA3	SSCMRRN001PDAA3	K	-1-1psi	Differential	3VDC		
785-SSCMRRN001PDAA5	SSCMRRN001PDAA5	K	-1-1psi	Differential	5VDC		
785-SSCMRRN005PDAA3	SSCMRRN005PDAA3	K	±5psi	Differential	3VDC		
785-SSCMRRN100MGAF5	SSCMRRN100MGAF5	K	0-100mbar	Gauge	5VDC		
Package Type: SMT - Pressure Port - RN= Single Radial Barbed Port							
785-SSCMRND060PG2A3	SSCMRND060PG2A3	L	0-60psi	Gauge	3VDC		
785-SSCMRNN001PG2A3	SSCMRNN001PG2A3	L	0-1psi	Gauge	3VDC		
785-SSCMRNN005PGSA3	SSCMRNN005PGSA3	L	0-5psi	Gauge	3VDC		
785-SSCMRNN050KGAA5	SSCMRNN050KGAA5	L	±25	Gauge	5VDC		
Package Type: SIP - Pressure Port - AN= Single Axial Barbed Port							
785-SSCSANN001BAAA3	SSCSANN001BAAA3	D	0-1bar	Absolute	3VDC		
785-SSCSANN001BGAA5	SSCSANN001BGAA5	D	0-1bar	Gauge	5VDC		

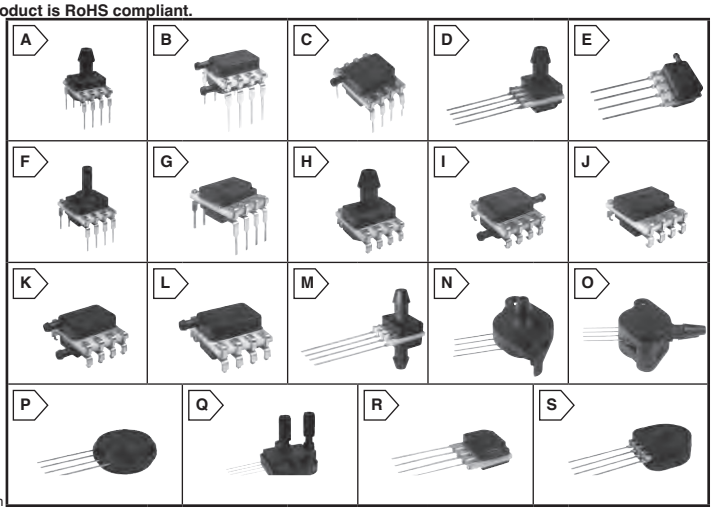

SSC SERIES PLASTIC SILICON PRESSURE SENSORS (CONT.)

For quantities greater than listed, call for quote.

Mouser Stock No.	Honeywell Part No.	Fig.	Pressure Range	Pressure Type	Supply Voltage	Price Each 1	Price Each 10
Package Type: SIP - Pressure Port - AN= Single Axial Barbed Port (Cont.)							
785-SSCSANN001BGAA5	SSCSANN001BGAA5	D	0-1bar	Gauge	5VDC		
785-SSCSANN001PGAA5	SSCSANN001PGAA5	D	0-1bar	Gauge	6VDC		
785-SSCSANN005PGAA3	SSCSANN005PGAA3	D	0-5psi	Gauge	3VDC		
785-SSCSANN005PGAA5	SSCSANN005PGAA5	D	0-5psi	Gauge	5VDC		
785-SSCSANN015PAAA3	SSCSANN015PAAA3	D	0-15psi	Absolute	3VDC		
785-SSCSANN015PAAA5	SSCSANN015PAAA5	D	0-15psi	Absolute	5VDC		
785-SSCSANN015PAAA5	SSCSANN015PAAA5	D	1-15psi	Absolute	5VDC		
785-SSCSANN400MGAA5	SSCSANN400MGAA5	D	0-400mbar	Gauge	5VDC		
Package Type: SIP - Pressure Port - AA= Dual Axial Barbed Ports, Opposite Side							
785-SSCSAAN001PGAA5	SSCSAAN001PGAA5	M	0-1psi	Gauge	5VDC		
785-SSCSAAN600MDAA5	SSCSAAN600MDAA5	M	-600-600mbar	Differential	5VDC		
Package Type: SIP - Pressure Port - FN = Fastner Mount, Dual Axial Barbed Ports, Opposite Sides							
785-SSCSFNN001PGAA5	SSCSFNN001PGAA5	N	0-1psi	Differential	5VDC		
Package Type: SIP - Pressure Port - HH= Fastener Mount, Dual Radial Barbed Ports, Same Side							
785-SSCSHHN001PDAA5	SSCSHHN001PDAA5	O	-1-1psi	Differential	5VDC		
Package Type: SIP - Pressure Port - MN= Manifold Mount, Outer Diameter Seal							
785-SSCSMNN001BGAF5	SSCSMNN001BGAF5	P	0-1bar	Gauge	5VDC		
785-SSCSMNN001PGAA5	SSCSMNN001PGAA5	P	0-1psi	Gauge	5VDC		
785-SSCSMNN005PGAA3	SSCSMNN005PGAA3	P	0-5psi	Gauge	3VDC		
785-SSCSMNN010BGAA5	SSCSMNN010BGAA5	P	0-1psi	Gauge	5VDC		
785-SSCSMNN010KGAF5	SSCSMNN010KGAF5	P	0-10kPa	Gauge	5VDC		
785-SSCSMNN030PGAA3	SSCSMNN030PGAA3	P	0-30psi	Gauge	3VDC		
785-SSCSMNN050KGAF5	SSCSMNN050KGAF5	P	0-50kPa	Gauge	5VDC		
785-SSCSMNN060PGAA3	SSCSMNN060PGAA3	P	0-60psi	Gauge	3VDC		
785-SSCSMNN100KGAF5	SSCSMNN100KGAF5	P	0-100kPa	Gauge	5VDC		
785-SSCSMNN100PA2A3	SSCSMNN100PA2A3	P	0-100psi	Absolute	3VDC		
785-SSCSMNN100PGAA5	SSCSMNN100PGAA5	P	0-100psi	Gauge	5VDC		
785-SSCSMNN600MGAF5	SSCSMNN600MGAF5	P	0-600mbar	Gauge	5VDC		
Package Type: SIP - Pressure Port - NB= Fastener Mount, Dual Axial Ports, Same Side							
785-SSCSNBN001BAAA3	SSCSNBN001BAAA3	Q	0-1bar	Absolute	3VDC		
785-SSCSNBN001BAAA5	SSCSNBN001BAAA5	Q	0-1bar	Absolute	5VDC		
785-SSCSNBN001BDAA3	SSCSNBN001BDAA3	Q	-1-1bar	Differential	3VDC		
785-SSCSNBN001BDAA5	SSCSNBN001BDAA5	Q	-1-1bar	Differential	5VDC		
785-SSCSNBN001BGAA3	SSCSNBN001BGAA3	Q	0-1bar	Gauge	3VDC		
785-SSCSNBN001BGAA5	SSCSNBN001BGAA5	Q	0-1bar	Gauge	5VDC		
785-SSCSNBN001PDAA5	SSCSNBN001PDAA5	Q	-1-1psi	Differential	5VDC		
785-SSCSNBN001PDAA5	SSCSNBN001PDAA5	Q	±1psi	Differential	5VDC		
785-SSCSNBN004BGAA3	SSCSNBN004BGAA3	Q	0-4bar	Gauge	3VDC		
785-SSCSNBN004BGAA5	SSCSNBN004BGAA5	Q	0-4bar	Gauge	5VDC		
785-SSCSNBN005PDAA5	SSCSNBN005PDAA5	Q	±5psi	Differential	5VDC		
785-SSCSNBN005PGAA5	SSCSNBN005PGAA5	Q	0-5psi	Gauge	5VDC		
785-SSCSNBN010BGAA3	SSCSNBN010BGAA3	Q	0-10bar	Gauge	3VDC		
785-SSCSNBN010BGAA5	SSCSNBN010BGAA5	Q	0-10bar	Gauge	5VDC		
785-SSCSNBN015PAAA5	SSCSNBN015PAAA5	Q	0-15psi	Absolute	5VDC		
785-SSCSNBN015PDAA5	SSCSNBN015PDAA5	Q	±15psi	Differential	5VDC		
785-SSCSNBN015PGAA5	SSCSNBN015PGAA5	Q	0-15psi	Gauge	5VDC		
785-SSCSNBN015PGAB5	SSCSNBN015PGAB5	Q	0-15psi	Gauge	5VDC		
785-SSCSNBN030PDAA5	SSCSNBN030PDAA5	Q	±30psi	Differential	5VDC		
785-SSCSNBN060PDAA5	SSCSNBN060PDAA5	Q	±60ps	Differential	5VDC		
785-SSCSNBN100MDAA3	SSCSNBN100MDAA3	Q	-100-100mbar	Differential	3VDC		
785-SSCSNBN100MDAA5	SSCSNBN100MDAA5	Q	-100-100mbar	Differential	5VDC		
785-SSCSNBN100MGAA5	SSCSNBN100MGAA5	Q	0-100mbar	Gauge	5VDC		
785-SSCSNBN100PDAA5	SSCSNBN100PDAA5	Q	±100psi	Differential	5VDC		
785-SSCSNBN150PDAA5	SSCSNBN150PDAA5	Q	±150psi	Differential	5VDC		
785-SSCSNBN400MDAA3	SSCSNBN400MDAA3	Q	-100-100mbar	Differential	3VDC		
785-SSCSNBN400MGAA5	SSCSNBN400MGAA5	Q	0-400mbar	Gauge	5VDC		
Package Type: SIP - Pressure Port - NN= No Ports							
785-SSCSNNN001PG2A3	SSCSNNN001PG2A3	R	0-1psi	Gauge	3VDC		
785-SSCSNNN600MAAA3	SSCSNNN600MAAA3	R	0-600mbar	Gauge	3VDC		
Package Type: SIP - Pressure Port - RN= Single Radial Barbed Port							
785-SSCSRNN015PAAA3	SSCSRNN015PAAA3	E	0-15psi	Absolute	3VDC		
Package Type: SIP - Pressure Port - SN= Manifold Mount, Inner Diameter Seal							
785-SSCSSNN001PGAA5	SSCSSNN001PGAA5	S	0-1psi	Gauge	5VDC		
785-SSCSSNN015PGAA5	SSCSSNN015PGAA5	S	0-15psi	Gauge	5VDC		
785-SSCSSNN100PGAA5	SSCSSNN100PGAA5	S	0-100psi	Gauge	5VDC		

© Copyright 2014 Mouser Electronics

© Copyright 2014 Mouser Electronics

HONEYWELL Pressure Sensors

Honeywell

RoHS Compliant **This product is RoHS compliant.**



PIEZORESISTIVE SILICON SENSORS

Contain sensing elements that consist of four piezoresistors buried in the face of a thin, chemically-etched silicon diaphragm. A pressure change causes the diaphragm to flex, inducing a stress in the diaphragm and the buried resistors. The resistor values change in proportion to the stress applied and produce an electrical output. These sensors are small, low cost and reliable. They feature excellent repeatability, high accuracy and reliability under varying environmental conditions. In addition, they feature highly consistent operating characteristics from one sensor to the next, and interchangeability without recalibration.

Potential Medical Applications:
- CPAP (Continuous Positive Airway Pressure) equipment
- Respirators and ventilators
- Blood glucose monitors
- Oxygen conservers
- Oxygen concentrators
- Nebulizers

Potential Industrial Applications:
- Soft drink dispensing

Potential Environmental Applications:
- Residential fuel cells

For quantities greater than listed, call for quote.

MOUSER STOCK NO.	Honeywell Part No.	Fig.	Pressure Range (psi)	Port Style	Pressure Type	Signal Conditioning	Supply Voltage (max.)	Price Each 1	Price Each 10	Price Each 50
785-24PC01SMT	24PC01SMT	A	±1.0	Straight	Wet-Wet Diff./Vacuum	Unamplified	12.0 Vdc			
785-26PC01SMT	26PC01SMT	A	±1.0	Straight	Wet-Wet Diff./Vacuum	Unamplified	16.0 Vdc			
785-26PC05SMT	26PC05SMT	A	±5.0	Straight	Wet-Wet Diff./Vacuum	Unamplified	16.0 Vdc			
785-26PC15SMT	26PC15SMT	A	±15.0	Straight	Wet-Wet Diff./Vacuum	Unamplified	16.0 Vdc			
785-24PCAFA6D	24PCAFA6D	B	±1.0	Straight	Wet-Wet Diff./Vacuum	Unamplified	12.0 Vdc			
785-24PCBFA6D	24PCBFA6D	B	±5.0	Straight	Wet-Wet Diff./Vacuum	Unamplified	12.0 Vdc			
785-24PCEFA6D	24PCEFA6D	B	±.5	Straight	Wet-Wet Diff./Vacuum	Unamplified	12.0 Vdc			
785-26PCAFA6D	26PCAFA6D	B	±1.0	Straight	Wet-Wet Diff./Vacuum	Unamplified	16.0 Vdc			
785-26PCBFA6D	26PCBFA6D	B	±5.0	Straight	Wet-Wet Diff./Vacuum	Unamplified	16.0 Vdc			
785-26PCBFD6G	26PCBFD6G	B	±5.0	Modular	Vacuum	Unamplified	16.0 Vdc			
785-26PCCFA6D	26PCCFA6D	B	±15.0	Straight	Wet-Wet Diff./Vacuum	Unamplified	16.0 Vdc			
785-26PCDFA6D	26PCDFA6D	B	±30.0	Straight	Wet-Wet Diff./Vacuum	Unamplified	16.0 Vdc			
785-24PCAFA6G	24PCAFA6G	C	±1.0	Straight	Vacuum	Unamplified	12.0 Vdc			
785-24PCBFA6G	24PCBFA6G	C	±5.0	Straight	Vacuum	Unamplified	12.0 Vdc			
785-24PCCFA6G	24PCCFA6G	C	±15.0	Straight	Vacuum	Unamplified	12.0 Vdc			
785-24PCDFA6G	24PCDFA6G	C	±30.0	Straight	Vacuum	Unamplified	12.0 Vdc			
785-24PCFFA6G	24PCFFA6G	C	±100.0	Straight	Vacuum	Unamplified	12.0 Vdc			
785-24PCGFA6G	24PCGFA6G	C	±250.0	Straight	Vacuum	Unamplified	12.0 Vdc			
785-26PCAFA6G	26PCAFA6G	C	±1.0	Straight	Differential	Unamplified	16.0 Vdc			
785-26PCBFA6G	26PCBFA6G	C	±5.0	Straight	Differential	Unamplified	16.0 Vdc			
785-26PCCFA6G	26PCCFA6G	C	±15.0	Straight	Vacuum	Unamplified	16.0 Vdc			
785-26PCCFB6G	26PCCFB6G	C	±15.0	Barbed	Vacuum	Unamplified	16.0 Vdc			
785-26PCDFA6G	26PCDFA6G	C	±30.0	Straight	Vacuum	Unamplified	16.0 Vdc			
785-26PCFFA6G	26PCFFA6G	C	±100.0	Straight	Vacuum	Unamplified	16.0 Vdc			
785-40PC015G1A	40PC015G1A	D	0 to 15.0	Tube	Gauge	Amplified	0.25 Vdc			
785-40PC100G2A	40PC100G2A	D	0 to 100	Tube	Gauge	Amplified	0.25 Vdc			
785-40PC150G2A	40PC150G2A	D	0 to 150	Tube	Gauge	Amplified	0.25 Vdc			
785-40PC500G2A	40PC500G2A	D	0 to 500	Tube	Gauge	Amplified	0.25 Vdc			
785-CPCL04DFC	CPCL04DFC	E	± 4.0 in H2O	Barbed	Differential	Unamplified	16.0 Vdc			

PRESSURE/FORCE SENSORS

Features:
- All-wetted parts
- No internal elastomeric seals
- Stable and creep free
- Reverse voltage and output short circuit protected
- Less than 2ms response time
- Easy customization
- Rated IP65 or better
- Exceeds CE heavy industrial EMC for use in areas of high RFI/EMI
- Amplified and temperature compensated
- Wide choice of connections and terminations
- Calibration for special pressure ranges

Potential Applications:
- Diesel engines
- Refrigeration and HVAC/R
- General industrial and hydraulics
- Off-road vehicles
- Braking systems
- Natural gas vehicles
- Medical

RoHS Compliant



For quantities greater than listed, call for quote.

MOUSER STOCK NO.	Honeywell Part No.	Pressure Range	Pressure Type	Signal Conditioning	Supply Voltage (Vdc)	Price Each 1	Price Each 10	Price Each 50
785-MLH01KPSB01B	MLH01KPSB01B	0 to 1000	Sealed Gauge	Amplified	9.5 to 30.0			
785-MLH03KPSB06A	MLH03KPSB06A	0 to 3000	Sealed Gauge	Amplified	5.0			
785-MLH05KPSB01A	MLH05KPSB01A	0 to 5000	Sealed Gauge	Amplified	5.0			
785-MLH05KPSB01B	MLH05KPSB01B	0 to 5000	Sealed Gauge	Amplified	9.5 to 30.0			
785-MLH100PGL06A	MLH100PGL06A	0 to 100	Gauge	Amplified	5.0			
785-MLH100PGM01B	MLH100PGM01B	0 to 100	Gauge	Amplified	9.5 to 30.0			
785-MLH150PGB06A	MLH150PGB06A	0 to 150	Gauge	Amplified	5.0			
785-MLH150PSB01B	MLH150PSB01B	0 to 150	Sealed Gauge	Amplified	9.5 to 30.0			
785-MLH150PSB06A	MLH150PSB06A	0 to 150	Sealed Gauge	Amplified	5.0			
785-MLH500PSB01A	MLH500PSB01A	0 to 500	Sealed Gauge	Amplified	5.0			

FSS-SMT SERIES FORCE SENSOR

Honeywell's FSS SMT Series force sensors are designed to be one of the most reliable force sensors available as illustrated by 20 million Mean Cycles to Failure (MCTF) rating. This low profile Surface Mount Technology (SMT) sensor allows for automated assembly on printed circuit boards, often helping the customer to reduce assembly costs.

The FSS SMT Series force sensor is designed provide precise and reliable force sensing performance in a compact commercial-grade package. The sensor incorporates Honeywell sensing technology that uses a specialized piezoresistive micro-machined silicon sensing element.

Features:
- Surface mount technology allows for automated assembly and may eliminate hand soldering
- RoHS-compliant materials meet Directive 2002/95/EC
- Low deflection (30 microns typical at full scale) help reduce measurement error
- Direct mechanical coupling of the actuating ball to the sense element
- Small size minimizes space on the PCB
- Provides enhanced sensitivity without compromising system integrity
- Electrically ratiometric output accommodates supply voltage variations

Potential Applications:
- Medical infusion pumps
- Ambulatory non-invasive pump pressure
- Occlusion detection
- Kidney dialysis machines
- Internal pumps
- Load and compression sensing
- Variable tension control
- Wire bonding equipment

RoHS Compliant



For quantities greater than listed, call for quote.

MOUSER STOCK NO.	Honeywell Part No.	Operating Force (max)	Sensitivity (mV/N)	Supply Voltage	Operating Temp	Packaging	Price Each
785-FSS1500NGT	FSS1500NGT	14.7 N	10.2 to 14.3	3 to 6V	-40 to 85	Tube	

© Copyright 2014 Mouser Electronics

© Copyright 2014 Mouser Electronics

DIMENSIONS: in. (mm)

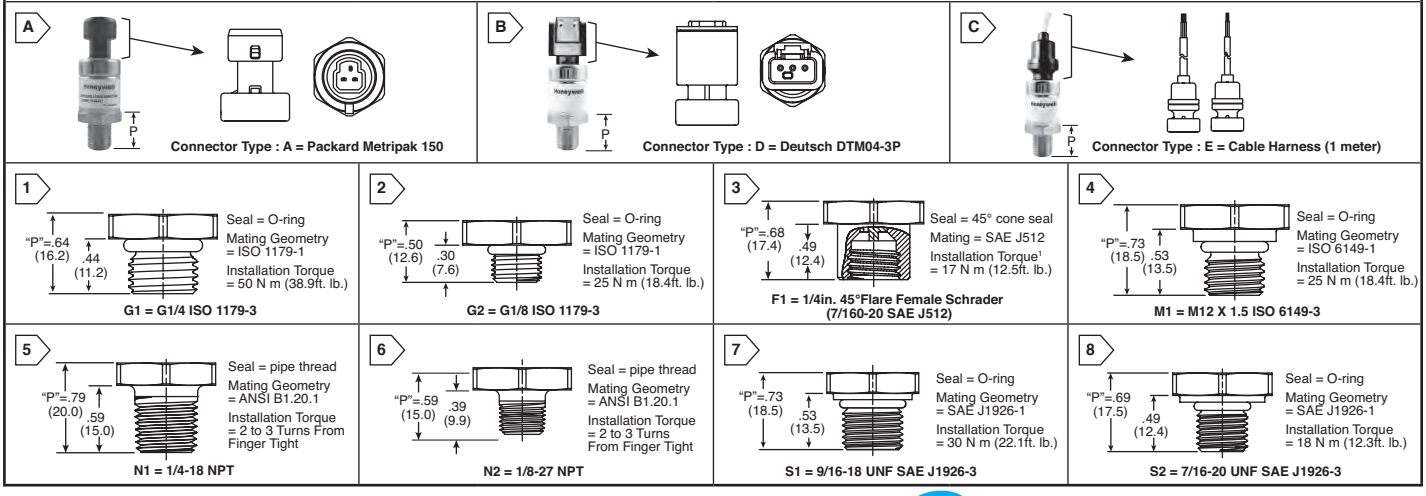

HONEYWELL PX2 SERIES HEAVY DUTY PRESSURE TRANSDUCERS

PRODUCT NEW

For quantities greater than listed, call for quote.

MOUSER STOCK NO.	Honeywell Part. No.	Fig.	Connector Type	Pressure Range	Output Function	Price Each 1	10	50
Port Type: G1 = G1/A ISO 1179-3								
785-PX2AG1XX010BSCHX	PX2AG1XX010BSCHX	A1	Packard Metripak 150	0-10 bar	Current 4mA to 20mA			
785-PX2AG1XX016BSCHX	PX2AG1XX016BSCHX	A1	Packard Metripak 150	0-16 bar	Current 4mA to 20mA			
785-PX2AG1XX025BSCHX	PX2AG1XX025BSCHX	A1	Packard Metripak 150	0-25 bar	Current 4mA to 20mA			
785-PX2AG1XX010BSAAX	PX2AG1XX010BSAAX	A1	Packard Metripak 150	0-10 bar	Ratiometric 5.0V, 10%Vs to 90%Vs			
785-PX2AG1XX016BSAAX	PX2AG1XX016BSAAX	A1	Packard Metripak 150	0-16 bar	Ratiometric 5.0V, 10%Vs to 90%Vs			
785-PX2AG1XX025BSAAX	PX2AG1XX025BSAAX	A1	Packard Metripak 150	0-25 bar	Ratiometric 5.0V, 10%Vs to 90%Vs			
Port Type: G2 = G1/8 ISO 1179-3								
785-PX2AG2XX010BSCHX	PX2AG2XX010BSCHX	A2	Packard Metripak 150	0-10 bar	Current 4mA to 20mA			
785-PX2AG2XX016BSCHX	PX2AG2XX016BSCHX	A2	Packard Metripak 150	0-16 bar	Current 4mA to 20mA			
785-PX2AG2XX025BSCHX	PX2AG2XX025BSCHX	A2	Packard Metripak 150	0-25 bar	Current 4mA to 20mA			
785-PX2AG2XX010BSAAX	PX2AG2XX010BSAAX	A2	Packard Metripak 150	0-10 bar	Ratiometric 5.0V, 10%Vs to 90%Vs			
785-PX2AG2XX016BSAAX	PX2AG2XX016BSAAX	A2	Packard Metripak 150	0-16 bar	Ratiometric 5.0V, 10%Vs to 90%Vs			
785-PX2AG2XX025BSAAX	PX2AG2XX025BSAAX	A2	Packard Metripak 150	0-25 bar	Ratiometric 5.0V, 10%Vs to 90%Vs			
Port Type: F1 = 1/4 in 45° Flare Female Schrader								
785-PX2AF1XX150PAAAX	PX2AF1XX150PAAAX	A3	Packard Metripak 150	150 psi	Ratiometric 5.0V, 10%Vs to 90%Vs			
785-PX2AF1XX150PSAAX	PX2AF1XX150PSAAX	A3	Packard Metripak 150	150 psi	Ratiometric 5.0V, 10%Vs to 90%Vs			
785-PX2AF1XX300PAAAX	PX2AF1XX300PAAAX	A3	Packard Metripak 150	300 psi	Ratiometric 5.0V, 10%Vs to 90%Vs			
785-PX2AF1XX300PSAAX	PX2AF1XX300PSAAX	A3	Packard Metripak 150	300 psi	Ratiometric 5.0V, 10%Vs to 90%Vs			
785-PX2AF1XX500PAAAX	PX2AF1XX500PAAAX	A3	Packard Metripak 150	500 psi	Ratiometric 5.0V, 10%Vs to 90%Vs			
785-PX2AF1XX500PSCHX	PX2AF1XX500PSCHX	A3	Packard Metripak 150	500 psi	Current 4mA to 20mA			
Port Type: M1 = M12 X 1.5 ISO 6149-3								
785-PX2AM1XX100PSCHX	PX2AM1XX100PSCHX	A4	Packard Metripak 150	0-100 psi	Current 4mA to 20mA			
785-PX2AM1XX250PSCHX	PX2AM1XX250PSCHX	A4	Packard Metripak 150	0-250 psi	Current 4mA to 20mA			
785-PX2AM1XX500PACHX	PX2AM1XX500PACHX	A4	Packard Metripak 150	0-500 psi	Current 4mA to 20mA			
785-PX2AM1XX100PSAAX	PX2AM1XX100PSAAX	A4	Packard Metripak 150	0-100 psi	Ratiometric 5.0V, 10%Vs to 90%Vs			
785-PX2AM1XX250PAAAX	PX2AM1XX250PAAAX	A4	Packard Metripak 150	0-250 psi	Ratiometric 5.0V, 10%Vs to 90%Vs			
785-PX2AM1XX500PSAAX	PX2AM1XX500PSAAX	A4	Packard Metripak 150	0-500 psi	Ratiometric 5.0V, 10%Vs to 90%Vs			
Port Type: N1 = 1/4 - 18 NPT								
785-PX2AN1XX100PAAAX	PX2AN1XX100PAAAX	A5	Packard Metripak 150	100 psi	Ratiometric 5.0V, 10%Vs to 90%Vs			
785-PX2AN1XX100PSAAX	PX2AN1XX100PSAAX	A5	Packard Metripak 150	100 psi	Ratiometric 5.0V, 10%Vs to 90%Vs			
785-PX2AN1XX100PSACX	PX2AN1XX100PSACX	A5	Packard Metripak 150	0-100 psi	Ratiometric 3.3V, 10%Vs to 90%Vs			
785-PX2AN1XX200PSAAX	PX2AN1XX200PSAAX	A5	Packard Metripak 150	200 psi	Ratiometric 5.0V, 10%Vs to 90%Vs			
785-PX2AN1XX250PAAAX	PX2AN1XX250PAAAX	A5	Packard Metripak 150	250 psi	Ratiometric 5.0V, 10%Vs to 90%Vs			
785-PX2AN1XX250PSACX	PX2AN1XX250PSACX	A5	Packard Metripak 150	0-250 psi	Ratiometric 3.3V, 10%Vs to 90%Vs			
785-PX2AN1XX500PSAAX	PX2AN1XX500PSAAX	A5	Packard Metripak 150	500 psi	Ratiometric 5.0V, 10%Vs to 90%Vs			
785-PX2AN1XX500PSACX	PX2AN1XX500PSACX	A5	Packard Metripak 150	0-500 psi	Ratiometric 3.3V, 10%Vs to 90%Vs			
785-PX2DN1XX100PSAAX	PX2DN1XX100PSAAX	B5	Deutsch DTM04-3P	100 psi	Ratiometric 5.0V, 10%Vs to 90%Vs			
785-PX2DN1XX100PSCHX	PX2DN1XX100PSCHX	B5	Deutsch DTM04-3P	100 psi	Current 4mA to 20mA			
785-PX2DN1XX250PSAAX	PX2DN1XX250PSAAX	B5	Deutsch DTM04-3P	250 psi	Ratiometric 5.0V, 10%Vs to 90%Vs			
785-PX2DN1XX250PSCHX	PX2DN1XX250PSCHX	B5	Deutsch DTM04-3P	250 psi	Current 4mA to 20mA			
785-PX2DN1XX500PSAAX	PX2DN1XX500PSAAX	B5	Deutsch DTM04-3P	500 psi	Ratiometric 5.0V, 10%Vs to 90%Vs			
785-PX2DN1XX500PSCHX	PX2DN1XX500PSCHX	B5	Deutsch DTM04-3P	500 psi	Current 4mA to 20mA			
785-PX2EN1XX100PSAAX	PX2EN1XX100PSAAX	C5	Cable Harness (1m)	100 psi	Ratiometric 5.0V, 10%Vs to 90%Vs			
785-PX2EN1XX150PSCHX	PX2EN1XX150PSCHX	C5	Cable Harness (1m)	150 psi	Current 4mA to 20mA			
785-PX2EN1XX200PSCHX	PX2EN1XX200PSCHX	C5	Cable Harness (1m)	200 psi	Current 4mA to 20mA			
785-PX2EN1XX250PSAAX	PX2EN1XX250PSAAX	C5	Cable Harness (1m)	250 psi	Ratiometric 5.0V, 10%Vs to 90%Vs			
785-PX2EN1XX500PSAAX	PX2EN1XX500PSAAX	C5	Cable Harness (1m)	500 psi	Ratiometric 5.0V, 10%Vs to 90%Vs			
785-PX2EN1XX500PSCHX	PX2EN1XX500PSCHX	C5	Cable Harness (1m)	500 psi	Current 4mA to 20mA			
Port Type: N2 = 1/8 - 27 NPT								
785-PX2AN2XX150PAAAX	PX2AN2XX150PAAAX	A6	Packard Metripak 150	150 psi	Ratiometric 5.0V, 10%Vs to 90%Vs			
785-PX2AN2XX150PSCHX	PX2AN2XX150PSCHX	A6	Packard Metripak 150	150 psi	Current 4mA to 20mA			
785-PX2AN2XX250PSCHX	PX2AN2XX250PSCHX	A6	Packard Metripak 150	250 psi	Current 4mA to 20mA			
785-PX2AN2XX300PSCHX	PX2AN2XX300PSCHX	A6	Packard Metripak 150	300 psi	Current 4mA to 20mA			
Port Type: S1 = 9/16-18 UNF SAE J1926-3								
785-PX2AS1XX100PSCHX	PX2AS1XX100PSCHX	A7	Packard Metripak 150	0-100 psi	Current 4mA to 20mA			
785-PX2AS1XX250PACHX	PX2AS1XX250PACHX	A7	Packard Metripak 150	0-250 psi	Current 4mA to 20mA			
785-PX2AS1XX500PSCHX	PX2AS1XX500PSCHX	A7	Packard Metripak 150	0-500 psi	Current 4mA to 20mA			
785-PX2AS1XX100PAAAX	PX2AS1XX100PAAAX	A7	Packard Metripak 150	0-100 psi	Ratiometric 5.0V, 10%Vs to 90%Vs			
785-PX2AS1XX250PSAAX	PX2AS1XX250PSAAX	A7	Packard Metripak 150	0-250 psi	Ratiometric 5.0V, 10%Vs to 90%Vs			
785-PX2AS1XX500PAAAX	PX2AS1XX500PAAAX	A7	Packard Metripak 150	0-500 psi	Ratiometric 5.0V, 10%Vs to 90%Vs			
Port Type: S2 = 7/16-20 UNF SAE J1926-3								
785-PX2AS2XX100PACHX	PX2AS2XX100PACHX	A8	Packard Metripak 150	0-100 psi	Current 4mA to 20mA			
785-PX2AS2XX250PSCHX	PX2AS2XX250PSCHX	A8	Packard Metripak 150	0-250 psi	Current 4mA to 20mA			
785-PX2AS2XX500PSCHX	PX2AS2XX500PSCHX	A8	Packard Metripak 150	0-500 psi	Current 4mA to 20mA			
785-PX2AS2XX100PAAAX	PX2AS2XX100PAAAX	A8	Packard Metripak 150	0-100 psi	Ratiometric 5.0V, 10%Vs to 90%Vs			
785-PX2AS2XX250PSAAX	PX2AS2XX250PSAAX	A8	Packard Metripak 150	0-250 psi	Ratiometric 5.0V, 10%Vs to 90%Vs			
785-PX2AS2XX500PSAAX	PX2AS2XX500PSAAX	A8	Packard Metripak 150	0-500 psi	Ratiometric 5.0V, 10%Vs to 90%Vs			

© Copyright 2014 Mouser Electronics

© Copyright 2014 Mouser Electronics

SILICON MICROSTRUCTURES Pressure Sensors

RoHS Compliant **This product is RoHS compliant.**

SMi PRESSURE SENSORS

ULTRA-SMALL PRESSURE SENSORS

Features:
- 15, 30, 60 & 100 PSI (103, 207, 414, & 689 kPa)
- Wide operating temperature range
- Suitable for automated assembly
- Cost effective
- Constant current or constant voltage drive
- High millivolt output

Applications:
- Tire pressure monitoring system
- Engine management
- Barometric sensing
- Altitude correction detection
- Pneumatic gauges
- Hand-held meters
- Home appliances

SM5420 Series



Uncompensated

For quantities greater than listed, call for quote.

MOUSER STOCK NO.	Silicon Microstructures Part No.	Package	Excitation Voltage (Max) (V)	Excitation Current (mA)	Full-Scale Pressure Range	Span (Max) (mV)				Pressure Type	Operating Temperature (°C)	Price Each			
						15 PSI	30 PSI	60 PSI	100 PSI			1	25	50	100
987-SM5420C015AHS	SM5420C-015-A-H-S	SOIC-8	10	1.6	15 PSI/103.4kPa	160	135	135	135	Absolute	-40 to +125				
987-SM5420C015APS	SM5420C-015-A-P-S	SOIC-8	10	1.6	15 PSI/103.4kPa	160	135	135	135	Absolute	-40 to +125				
987-SM5420C030AHS	SM5420C-030-A-H-S	SOIC-8	10	1.6	30 PSI/206.8kPa	160	135	135	135	Absolute	-40 to +125				
987-SM5420C030APS	SM5420C-030-A-P-S	SOIC-8	10	1.6	30 PSI/206.8kPa	160	135	135	135	Absolute	-40 to +125				
987-SM5420C100AHS	SM5420C-100-A-H-S	SOIC-8	10	1.6	100 PSI/689.5kPa	160	135	135	135	Absolute	-40 to +125				
987-SM5420C100APS	SM5420C-100-A-P-S	SOIC-8	10	1.6	100 PSI/689.5kPa	160	135	135	135	Absolute	-40 to +125				

SURFACE MOUNT PRESSURE SENSORS

Features:
- Low pressure (from 0-0.15 to 0-60 PSI full scale)
- Easy to use
- Compact and light-weight
- High-performance, stable silicon chip and package
- Easily embedded in OEM equipment
- High-volume, low cost
- Available in tape and reel or IC sticks

Applications:
- Altimeters
- Barometric correction
- Tire gauges
- Digital pressure gauges
- Environmental monitoring
- Appliances
- Consumer and Sports
- HVAC
- Medical instrumentation and monitoring
- Pressure differential and flow monitoring
- Hand-held gauges

SM5470 Series



Uncompensated

For quantities greater than listed, call for quote.

MOUSER STOCK NO.	Silicon Microstructures Part No.	Package	Excitation Voltage (Max) (V)	Excitation Current (mA)	Full-Scale Pressure Range	Span (Max) (mV)				Pressure Type	Operating Temperature (°C)	Price Each			
						0.15 PSI	0.30 PSI	0.80 PSI	1.50 PSI			1	25	50	100
987-SM5470001DB	SM5470-001-D-B	SO-16	10	3	0.15 PSI/1.03kPa	85	85	85	85	Differential	-40 to +85				
987-SM5470001DC	SM5470-001-D-C	SO-16	10	3	0.15 PSI/1.03kPa	85	85	85	85	Differential	-40 to +85				
987-SM5470001GB	SM5470-001-G-B	SO-16	10	3	0.15 PSI/1.03kPa	85	85	85	85	Gauge	-40 to +85				
987-SM5470003DB	SM5470-003-D-B	SO-16	10	3	0.3 PSI/2.07kPa	85	85	85	85	Differential	-40 to +85				
987-SM5470003DC	SM5470-003-D-C	SO-16	10	3	0.3 PSI/2.07kPa	85	85	85	85	Differential	-40 to +85				
987-SM5470003GB	SM5470-003-G-B	SO-16	10	3	0.3 PSI/2.07kPa	85	85	85	85	Gauge	-40 to +85				
987-SM5470008DB	SM5470-008-D-B	SO-16	10	3	0.8 PSI/5.52kPa	85	85	85	85	Differential	-40 to +85				

SIGNAL-CONDITIONED PRESSURE SENSORS

Features:
- Amplified, calibrated, fully signal-conditioned output span of 4.0 VDC full-scale
- Available for differential, gauge & single-ended applications

Applications:
- Medical instrumentation
- Pneumatic control
- Gas flow
- Vacuum (HVAC) applications

SM5822/SM5882 Series



SM5852 Series



Amplified

For quantities greater than listed, call for quote.

MOUSER STOCK NO.	Silicon Microstructures Part No.	Package	Excitation Voltage (Max) (V)	Excitation Current (mA)	Full-Scale Pressure Range	Pressure Type	Operating Temperature (°C)	Price Each			
								1	25	50	100
987-SM5822015AB	SM5822-015-A-B	SOIC-16	5.25	10	10 PSI/103kPa	Absolute	-40 to +125				
987-SM5822015DB	SM5822-015-D-B	SOIC-16	5.25	10	10 PSI/103kPa	Differential	-40 to +125				
987-SM5822060AB	SM5822-060-A-B	SOIC-16	5.25	10	60 PSI/414kPa	Absolute	-40 to +125				
987-SM5882006DB	SM5882-006-D-B	SOIC-16	5.25	10	0.6 PSI/4.1kPa	Differential	-40 to +125				
987-SM5882006SB	SM5882-006-S-B	SOIC-16	5.25	10	0.6 PSI/4.1kPa	Single-Ended	-40 to +125				
987-SM5882015DB	SM5882-015-D-B	SOIC-16	5.25	10	1.5 PSI/10.3kPa	Differential	-40 to +125				
987-SM5852003D3LR	SM5852-003-D-3-LR	DIP-8	5.25	7	0.3 PSI/2.1kPa	Differential	-40 to +125				
987-SM5852003S3LR	SM5852-003-S-3-LR	DIP-8	5.25	7	0.3 PSI/2.1kPa	Single-Ended	-40 to +125				
987-SM5852004S3SR	SM5852-004-S-3-SR	DIP-8	5.25	7	0.4 PSI/2.8kPa	Single-Ended	-40 to +125				
987-SM5852015D3LR	SM5852-015-D-3-LR	DIP-8	5.25	7	1.5 PSI/10.3kPa	Differential	-40 to +125				
987-SM5852015G3LR	SM5852-015-G-3-LR	DIP-8	5.25	7	1.5 PSI/10.3kPa	Gauge	-40 to +125				

ULTRA-LOW SIGNAL-CONDITIONED PRESSURE SENSORS

Features:
- Amplified, calibrated, fully signal-conditioned output span of 4.0 VDC full-scale
- Analog and digital temperature compensated and calibrated pressure available
- Multi-order correction for pressure non-linearity and for temperature coefficient of span and offset (factory programmed)
- Digital read-out through I2C interface
- Output is ratiometric with supply voltage
- Variety of versions (differential, gauge, and single-ended), depending on the pressure range

Applications:
- Barometric measurement
- Medical instrumentation
- Pneumatic control
- Gas flow
- Heating, ventilation and air conditioning (HVAC)

SM5852 Series



Amplified

For quantities greater than listed, call for quote.

MOUSER STOCK NO.	Silicon Microstructures Part No.	Package	Proof Pressure (PRANGE)	Excitation (Max)	Full-Scale Pressure Range	Pressure Type	Operating Temperature (°C)	Price Each			
								1	25	50	100
987-SM5852001D3LR	SM5852-001-D-3-LR	DIP-8	10x	5.25V	0.15 PSI/1.0kPa	Differential	-40 to +125				
987-SM5852001S3LR	SM5852-001-S-3-LR	DIP-8	10x	5.25V	0.15 PSI/1.0kPa	Single-Ended	-40 to +125				
987-SM5852008G3SR	SM5852-008-G-3-SR	DIP-8	10x	5.25V	0.8 PSI/5.5kPa	Gauge	-40 to +125				
987-SM5852015WD3LR	SM5852-015W-D-3-LR	DIP-8	10x	5.25V	1.5 PSI/10.3kPa	Differential	-40 to +125				

COMPENSATED/CALIBRATED LOW PRESSURE SENSORS

Features:
- 0.15, 0.3, 1.5, 0.8, 1.5 PSI/1.0, 2.1, 5.2, 5.5, 10.3kPa
- Easy-to-use dual inline package (DIP)
- Zero offset calibration
- High-performance, stable packaged silicon chip
- Wide 0-60°C compensated temperature range

Applications:
- Medical equipment
- Respiration
- HVAC
- Level detection
- Flow measurement
- Industrial control

SM5651 Series



Amplified

For quantities greater than listed, call for quote.

MOUSER STOCK NO.	Silicon Microstructures Part No.	Package	Proof Pressure	Excitation (Max)	Full-Scale Pressure Range	Pressure Type	Operating Temperature (°C)	Price Each			
								1	25	50	100
987-SM5651001D3LR	SM5651-001-D-3-LR	DIP-8	10x	3mA	0.15 PSI/1.0kPa	Differential	-40 to +125				
987-SM5651001D3SR	SM5651-001-D-3-SR	DIP-8	10x	3mA	0.15 PSI/1.0kPa	Differential	-40 to +125				
987-SM5651003D3SR	SM5651-003-D-3-SR	DIP-8	10x	3mA	0.3 PSI/2.1kPa	Differential	-40 to +125				
987-SM5651008D3LR	SM5651-008-D-3-LR	DIP-8	10x	3mA	0.8 PSI/5.2kPa	Differential	-40 to +125				
987-SM5651015D3SR	SM5651-015-D-3-SR	DIP-8	10x	3mA	1.5 PSI/10.3kPa	Differential	-40 to +125				
987-SM5652001D3LR	SM5652-001-D-3-LR	DIP-8	10x	20V	0.15 PSI/1.0kPa	Differential	-40 to +125				
987-SM5652001D3SR	SM5652-001-D-3-SR	DIP-8	10x	20V	0.15 PSI/1.0kPa	Differential	-40 to +125				
987-SM5652001G3LR	SM5652-001-G-3-LR	DIP-8	10x	20V	0.15 PSI/1.0kPa	Gauge	-40 to +125				
987-SM5652003D3LR	SM5652-003-D-3-LR	DIP-8	10x	20V	0.3 PSI/2.1kPa	Differential	-40 to +125				
987-SM5652003D3SR	SM5652-003-D-3-SR	DIP-8	10x	20V	0.3 PSI/2.1kPa	Differential	-40 to +125				
987-SM5652003G3SR	SM5652-003-G-3-SR	DIP-8	10x	20V	0.3 PSI/2.1kPa	Gauge	-40 to +125				
987-SM5652008G3SR	SM5652-008-G-3-SR	DIP-8	10x	20V	0.8 PSI/5.5kPa	Gauge	-40 to +125				
987-SM5652015D3SR	SM5652-015-D-3-SR	DIP-8	10x	20V	1.5 PSI/10.3kPa	Differential	-40 to +125				

© Copyright 2014 Mouser Electronics

© Copyright 2014 Mouser Electronics

Enclosures, Thermal Management

Enclosures

PLASTIC ENCLOSURES

BUD 1818-1821
Hammond Manufacturing 1822-1825
Serpac 1830-1832

Thermal Management

FANS

ebm-papst 1833-1838
Qualtek Electronics 1839-1840

HEAT SINKS

Aavid Thermalloy. 1833-1838
Advanced Thermal Solutions 1845-1846
Crydom. 1847
CTS Electronic Components. 1848
Ohmite 1849-1850
Wakefield-Vette 1851

THERMAL INTERFACE

Laird Technologies 1852
Panasonic 1853

THERMOELECTRICS

Laird Technologies 1854-1857



Mouser and Mouser Electronics are registered trademarks of Mouser Electronics, Inc.

BUD Plastic Utility and DIN Rail Mount Boxes

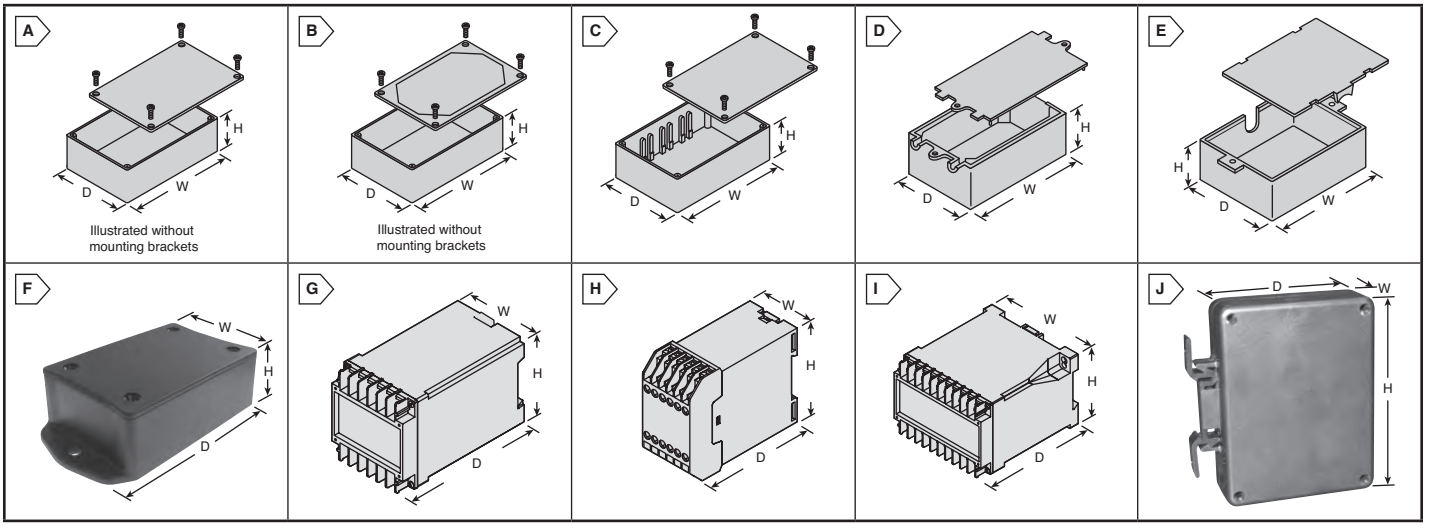

UTILIBOXES

Style "A"

ABS Plastic with flammability rating of 94V-5VA and suggested service temperature of -20°C to +60°C. Comes with close fitting interlocking lid and assembly hardware.
Available with either a flush textured cover, or with a smooth recessed area suitable for labels or keypads. Finish: Textured Black

RoHS Compliant

For quantities greater than listed, call for quote.

MOUSER STOCK NO.	Bud Part No.	Fig.	Cover Style	Dimensions: in. D	W	H	Price Each 1	5	10	25
With Molded-in Mounting Brackets										
563-CU-3281-MB	CU-3281-MB	A	Textured	3.10	4.60	1.75				
563-CU-3282-MB	CU-3282-MB	A	Textured	4.60	4.60	2.25				
563-CU-3283-MB	CU-3283-MB	A	Textured	4.60	6.10	2.25				
563-CU-3284-MB	CU-3284-MB	A	Textured	4.60	7.60	2.25				
563-CU-3285-MB	CU-3285-MB	A	Textured	5.15	8.25	3.00				
563-CUR-3285-MB	CUR-3285-MB	B	Recessed	5.15	8.25	3.00				
563-CU-3286-MB	CU-3286-MB	A	Textured	6.15	10.15	3.13				
563-CUR-3286-MB	CUR-3286-MB	B	Recessed	6.15	10.15	3.13				
Without Mounting Brackets										
563-CU-3281	CU-3281	A	Textured	3.10	4.60	1.75				
563-CU-3282	CU-3282	A	Textured	4.60	4.60	2.25				
563-CU-3283	CU-3283	A	Textured	4.60	6.10	2.25				
563-CU-3284	CU-3284	A	Textured	4.60	7.60	2.25				
563-CU-3285	CU-3285	A	Textured	5.15	8.25	3.00				
563-CUR-3285	CUR-3285	B	Recessed	5.15	8.25	3.00				
563-CU-3286	CU-3286	A	Textured	6.15	10.15	3.13				
563-CUR-3286	CUR-3286	B	Recessed	6.15	10.15	3.13				

Style "D"

High impact Polystyrene with UL94-HB flammability rating.
Comes with close-fitting interlocking lid and assembly hardware.
Provisions for mounting horizontal PCB. Finish: Black

For quantities greater than listed, call for quote.

MOUSER STOCK NO.	Bud Part No.	Fig.	Dimensions: in. D	W	H	Price Each 1	5	10	25
With Molded-in Mounting Brackets									
563-CU741MB	CU-741-MB	A	1.51	2.26	0.79				
563-CU742MB	CU-742-MB	A	3.00	2.50	1.00				
Without Mounting Brackets									
563-CU741	CU-741	A	1.51	2.26	0.79				
563-CU742	CU-742	A	3.00	2.50	1.00				

Style "G"

ABS plastic with 94V-0 flammability rating. Suggested service temperature of -20°C to +60°C. Comes with close fitting interlocking lid and assembly hardware. Horizontal PCB mounting bosses.
Finish: Textured Black

For quantities greater than listed, call for quote.

MOUSER STOCK NO.	Bud Part No.	Fig.	Dimensions: in. D	W	H	Price Each 1	5	10	25
With Molded-in Mounting Brackets									
563-CU-387-MB	CU-387-MB	A	4.34	5.59	1.75				
563-CU-388-MB	CU-388-MB	A	3.06	4.31	1.37				
563-CU-389-MB	CU-389-MB	A	3.57	5.07	1.50				
Without Mounting Brackets									
563-CU-387	CU-387	A	4.34	5.59	1.75				
563-CU-388	CU-388	A	3.06	4.31	1.37				
563-CU-389	CU-389	A	3.57	5.07	1.50				

Style "J"

ABS plastic with flammability rating of UL94-HB and suggested service temperature of -40°C to +80°C. Internal PCB card guides accept both horizontal and vertical boards. Comes with grid pattern on underside of cover for modification reference points. Finish: Black

For quantities greater than listed, call for quote.

MOUSER STOCK NO.	Bud Part No.	Fig.	Dimensions: in. D	W	H	Price Each 1	5	10	25
With Molded-in Mounting Brackets									
563-CU-1941-MB	CU-1941-MB	C	2.13	3.27	1.12				
563-CU-1943-MB	CU-1943-MB	C	2.68	5.12	1.61				
563-CU-1945-MB	CU-1945-MB	C	3.76	6.21	2.00				
563-CU-1947-MB	CU-1947-MB	C	4.45	7.77	2.38				
Without Mounting Brackets									
563-CU-1941	CU-1941	C	2.13	3.27	1.12				
563-CU-1943	CU-1943	C	2.68	5.12	1.61				
563-CU-1945	CU-1945	C	3.76	6.21	2.00				
563-CU-1947	CU-1947	C	4.45	7.77	2.38				

Style "K"

- ABS plastic, UL94-HB flammability rating
- Three versions available:
  - Version 1 - press-fit cover, and molded-in wire entry points
  - Version 2 - screwed-on cover, molded-in wire entry points, and recessed area on cover for decal
  - Version 3 - snap-fit cover, and wire entry port
- Molded-in external wall/panel mounting tabs
- Finish: Black

For quantities greater than listed, call for quote.

MOUSER STOCK NO.	Bud Part No.	Fig.	Version	Dimensions: in. D	W	H	Price Each 1	5	10	25
563-CU-1950	CU-1950	D	1	1.50	2.56	0.79				
563-CU-1951	CU-1951	D	1	1.50	2.56	0.98				
563-CU-1952	CU-1952	D	1	1.73	2.83	0.79				
563-CU-1953	CU-1953	D	1	1.73	2.83	0.98				
563-CU-1954	CU-1954	D	2	2.24	3.23	1.14				
563-CU-1955	CU-1955	E	3	2.69	3.48	1.29				

Style "L"

- Flame retardant ABS plastic with UL 94V-O flammability rating.
  Suggested service temperature -20°C to +70°C.
- Comes with close fitting interlocking screw-on and assembly hardware.
- Horizontal PCB mounting bosses.
- Molded-in mounting brackets are provided on catalog numbers having -MB suffix.
- Finish: Fine Textured Black -- well suited for silk-screening or pad printing. Special colors available on request.

For quantities greater than listed, call for quote.

MOUSER STOCK NO.	Bud Part No.	Fig.	Dimensions: in. D	W	H	Price Each 1	5	10	25
563-CU-1931-MB	CU-1931-MB	F	3.12	2.10	1.08				
563-CU-1933-MB	CU-1933-MB	F	3.12	2.13	1.58				
563-CU-1935-MB	CU-1935-MB	F	3.11	3.10	0.95				
563-CU-1937-MB	CU-1937-MB	F	3.11	3.13	1.56				

DIN RAIL MOUNT BOXES

Durable UL94V-0 rated ABS plastic housing. External clamp type contacts have M3 screws and lock washers. Internal solder tab contacts. All contacts are tin plated brass and have a 10Amp rating. Internal horizontal and vertical PCB card guides. Screw attached front covers with recessed area for labels. Fits standard DIN rail.
Finish: Light Gray

RoHS Compliant

For quantities greater than listed, call for quote.

MOUSER STOCK NO.	Bud Part No.	Fig.	No. of Contacts	Dimensions: in. D	W	H	Price Each 1	5	10	25
563-DB-4701	DB-4701	G	12	2.57	2.76	4.43				
563-DB-4702	DB-4702	G	16	3.23	2.76	4.43				
563-DB-4703	DB-4703	G	20	3.94	2.76	4.43				
563-DB-4704	DB-4704	G	24	4.61	2.76	4.43				
With Tiered Contacts										
563-DB-4754	DB-4754	H	12	0.89	3.22	3.90				
563-DB-4751	DB-4751	H	24	1.72	3.22	3.90				
With Panel Mounting Option										
563-DB-4713	DB-4713	I	20	3.94	2.76	4.43				
563-DB-4715	DB-4715	I	32	5.91	2.76	4.43				

DIN RAIL MOUNT PLASTIBOX

DIN rail mountable screw together electronic enclosure. Made from flame retardant black ABS plastic with UL94-5VA flammability rating. Versatile clip snaps into DIN rail or may be screwed down for panel/wall mount. 4 PCB mounting bosses in base.
Finish: Textured Matte Black

RoHS Compliant

For quantities greater than listed, call for quote.

MOUSER STOCK NO.	Bud Part No.	Fig.	Dimensions: in. D	W	H	Price Each 1	5	10	25
563-DPB-4760	DPB-4760	J	4.50	3.50	1.25				

© Copyright 2014 Mouser Electronics

BUD NEMA Enclosures

UL/NEMA/IEC ENCLOSURES

- Designed to IP65 of IEC529 and NEMA 1 and 3 specifications
- Hardware and accessories are available

c UL us LISTED E194432

NEMA 1 AND 3R ENCLOSURES WITH HINGED COVER

NEW PRODUCT

For quantities greater than listed, call for quote.

MOUSER STOCK NO.	Bud Part No.	Fig.	Door	Dimensions: in. D	W	H	Price Each
563-N3R-5801	N3R-5801	A	Solid	4.00	4.00	6.00	
563-N3R-5802	N3R-5802	A	Solid	4.00	6.00	6.00	
563-N3R-5803	N3R-5803	A	Solid	4.00	6.00	8.00	
563-N3R-5804	N3R-5804	A	Solid	6.00	8.00	8.00	
563-N3R-5805	N3R-5805	A	Solid	6.00	8.00	10.00	
563-N3R-5806	N3R-5806	A	Solid	6.00	10.00	12.00	
563-N3R-5807	N3R-5807	A	Solid	6.00	12.00	12.00	
563-N3R-5808	N3R-5808	A	Solid	10.00	12.00	12.00	

NBA Series

- ABS/PC blended plastic with UL94-5VA flammability rating

For quantities greater than listed, call for quote.

563-NBA-10142	NBA-10142	B	Solid	5.90	7.90	11.80
563-NBA-10162	NBA-10162	B	Clear	5.90	7.90	11.80
563-NBA-10144	NBA-10144	B	Solid	7.10	7.90	11.80
563-NBA-10164	NBA-10164	B	Clear	7.10	7.90	11.80
563-NBA-10148	NBA-10148	B	Solid	7.10	11.80	15.80
563-NBA-10168	NBA-10168	B	Clear	7.10	11.80	15.80
563-NBA-10152	NBA-10152	B	Solid	7.87	15.75	19.68
563-NBA10172	NBA-10172	B	Clear	7.87	15.75	19.68
563-NBA10156	NBA-10156	B	Solid	9.06	15.75	23.61
563-NBA-10176	NBA-10176	B	Clear	9.06	15.75	23.61

NBB Series

- **Indoor Series:** ABS/PC blended plastic enclosures: molded light gray material w/UL94-5VA flammability rating
- **Outdoor Series:** PC/PBT blended plastic enclosures: molded Light Gray material w/UL94-5VA flammability rating/ UV stabilized

For quantities greater than listed, call for quote.

Indoor Series						
563-NBB-10240	NBB-10240	C	Solid	3.57	5.90	5.90
563-NBB-10260	NBB-10260	C	Clear	3.57	5.90	5.90
563-NBB-10241	NBB-10241	C	Solid	4.33	6.79	10.73
563-NBB-10261	NBB-10261	C	Clear	4.33	6.79	10.73
563-NBB-10243	NBB-10243	C	Solid	5.50	7.47	11.28
563-NBB-10263	NBB-10263	C	Clear	5.50	7.47	11.28
563-NBB-10245	NBB-10245	C	Solid	7.04	13.00	13.00
563-NBB-10265	NBB-10265	C	Clear	7.04	13.00	13.00
563-NBB-10247	NBB-10247	C	Solid	6.30	11.73	15.68
563-NBB-10267	NBB-10267	C	Clear	6.30	11.73	15.68
563-NBB-10251	NBB-10251	C	Solid	5.90	10.55	14.52
563-NBB-10271	NBB-10271	C	Clear	5.90	10.55	14.52
563-NBB-10253	NBB-10253	C	Solid	7.85	14.64	19.17

NBB Series (Cont.)

- **Indoor Series:** ABS/PC blended plastic enclosures: molded light gray material w/UL94-5VA flammability rating
- **Outdoor Series:** PC/PBT blended plastic enclosures: molded Light Gray material w/UL94-5VA flammability rating/ UV stabilized

For quantities greater than listed, call for quote.

Outdoor Series						
563-NBB-15240	NBB-15240	C	Solid	3.57	5.90	5.90
563-NBB-15243	NBB-15243	C	Solid	5.50	7.47	11.28
563-NBB-15245	NBB-15245	C	Solid	7.04	13.00	13.00
563-NBB-15247	NBB-15247	C	Solid	6.30	11.73	15.68
563-NBB-15253	NBB-15253	C	Solid	7.85	14.64	19.17

NBD Series

- **Indoor Series:** ABS/PC blended plastic enclosures: molded from gray material w/ UL94-5VA flammability rating
- **Outdoor Series**: PC/PBT blended plastic enclosures: molded from light gray material w/ UL94-5VA flammability rating & UV stabilized

For quantities greater than listed, call for quote.

Indoor Series						
563-NBD-10442	NBD-10442	D	Solid	5.03	7.48	11.02
563-NBD-10462	NBD-10462	D	Clear	5.03	7.48	11.02
563-NBD-10445	NBD-10445	D	Solid	7.00	7.53	15.00
563-NBD-10449	NBD-10449	D	Solid	5.11	11.05	13.42
563-NBD-10469	NBD-10469	D	Clear	5.11	11.05	13.42
563-NBA10172	NBA-10172	B	Clear	7.87	15.75	19.68
563-NBD-10456	NBD-10456	D	Solid	7.04	14.97	22.08
563-NBD-10476	NBD-10476	D	Clear	7.04	14.97	22.08
Outdoor Series						
563-NBD15442	NBD-15442	D	Solid	5.03	7.48	11.02
563-NBD-15449	NBD-15449	D	Solid	5.11	11.05	13.42
563-NBD-15452	NBD-15452	D	Solid	7.01	11.02	14.96
563-NBD-15456	NBD-15456	D	Solid	7.04	14.97	22.08

NBE Series

- Aluminum swingout panel
- ABS/PC blended plastic enclosures: molded out of light gray material with UL94-5VA flammability rating

For quantities greater than listed, call for quote.

563-NBE-10543	NBE-10543	E	Solid	5.50	7.47	11.28
563-NBE-10563	NBE-10563	E	Clear	5.50	7.47	11.28
563-NBE-10547	NBE-10547	E	Solid	6.30	11.73	15.68
563-NBE-10567	NBE-10567	E	Clear	6.30	11.73	15.68
563-NBE-10553	NBE-10553	E	Solid	7.85	14.64	19.17
563-NBE-10573	NBE-10573	E	Clear	7.85	14.64	19.17

FIBERGLASS NEMA BOXES

Design Features:
Durable and easy to machine fiberglass reinforced plastic (SMC). Provides outstanding protection against corrosion. Chemical resistant and impervious to dents. Designed to meet NEMA 1, 2, 4, 4X, 12, 13, and IP66. Stainless steel hinge, screws, and wall mounting brackets. UL listed and tested to UL508-4X requirements.

- Finish: Light Gray

Accessories:
- Comes with steel, powder coated removable inner panel

For quantities greater than listed, call for quote.

MOUSER STOCK NO.	Bud Part No.	Fig.	Dimensions: in. D	W	H	Price Each 1	2	5	10
Screw Cover									
563-NF6610	NF6610	F	4.50	7.74	7.74				
563-NF6611	NF6611	F	4.50	7.76	9.64				
563-NF6612	NF6612	F	6.50	9.90	11.78				
563-NF6613	NF6613	F	6.50	11.90	13.78				
563-NF6614	NF6614	F	6.50	13.89	15.79				
Latched Cover									
563-NFL-6630	NFL-6630	G	4.50	7.74	7.74				
563-NFL-6632	NFL-6632	G	6.50	9.90	11.78				
563-NFL-6633	NFL-6633	G	6.50	11.90	13.78				
563-NFL-6634	NFL-6634	G	6.50	13.89	15.79				

CABLE GLANDS

Required to maintain NEMA 4X rating when cables enter or exit a NEMA 4 or 4X type enclosure. Assembly consisting of Black molded nylon body, hex nut, and cable nut and with a rubber gasket and cable seal. Nylon material has UL94V-2 flammability rating and -40°C to 100°C suggested service temperature.

For quantities greater than listed, call for quote.

MOUSER STOCK NO.	Bud Part No.	Fig.	Mounting Size	Mounting Hole Dia. (in.)	Cable Range (in.)	Price Each 1	5	10	25
563-NG-9511	NG-9511	H	PG-7	0.50	.12-.26				
563-NG-9512	NG-9512	H	PG-9	0.61	.16-.31				
563-NG-9513	NG-9513	H	PG-11	0.73	.20-.39				
563-NG-9514	NG-9514	H	PG-13.5	0.81	.24-.47				
563-NG-9515	NG-9515	H	PG-16	0.89	.39-.55				
563-NG-9516	NG-9516	H	PG-21	1.12	.51-.71				
563-NG-9517	NG-9517	H	PG-29	1.47	.71-.98				



Contact a Mouser Service Representative for a custom design solution

customize*it*.

A


B


C


D


E


F
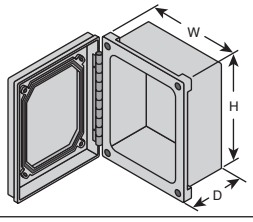

G
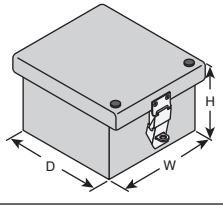

H


Bud Plastic Boxes

© Copyright 2014 Mouser Electronics

BUD NEMA Polycarbonate and ABS Enclosures

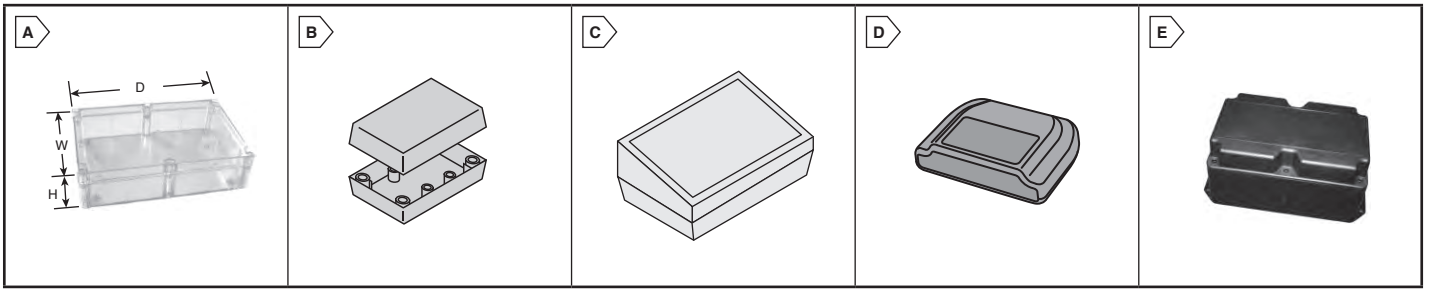

NEMA 1, 2, 4, 4X, 12 & 13, UL508 POLYCARBONATE AND ABS ENCLOSURES

c UL us LISTED E194432

Polycarbonate & high-impact ABS molded enclosures that meet NEMA 4X specifications, are ideal for PCB enclosures, junction boxes, & other applications in the electrical & electronic industry.

Style 1

- Light Gray polycarbonate body and cover
- Body/Cover - UV stabilized, UL94-2 flammability rating
- Suggested service temperature: -40°C to 120°C

NEW PRODUCT

For quantities greater than listed, call for quote.

Dimensions: in. D	W	H	Fig.	MOUSER STOCK NO.	Bud Part No.	Price Each
2.56	2.28	1.38	A	563-PN-1320	PN-1320	
4.53	2.56	1.57	A	563-PN-1321	PN-1321	
4.53	2.56	2.17	A	563-PN-1322	PN-1322	
4.53	3.54	2.17	A	563-PN-1323	PN-1323	
6.73	4.76	2.17	A	563-PN-1324	PN-1324	
8.74	5.75	2.17	A	563-PN-1325	PN-1325	
7.68	3.15	2.17	A	563-PN-1326	PN-1326	
6.73	4.76	3.15	A	563-PN-1327	PN-1327	
4.53	3.54	3.15	A	563-PN-1328	PN-1328	
8.74	5.75	2.95	A	563-PN-1329	PN-1329	
2.05	1.97	1.38	A	563-PN-1330	PN-1330	
3.23	3.15	2.17	A	563-PN-1331	PN-1331	
6.30	3.15	2.17	A	563-PN-1332	PN-1332	
6.30	3.15	3.35	A	563-PN-1333	PN-1333	
7.87	4.72	2.95	A	563-PN1334	PN-1334	
10.43	7.28	3.74	A	563-PN-1335	PN-1335	
4.72	4.72	2.36	A	563-PN1336	PN-1336	
4.72	4.72	3.54	A	563-PN1337	PN-1337	
6.30	6.30	2.36	A	563-PN-1338	PN-1338	
6.30	6.30	3.54	A	563-PN-1339	PN-1339	
9.45	6.30	3.54	A	563-PN1340	PN-1340	
9.45	6.30	4.72	A	563-PN-1341	PN-1341	
11.81	9.06	3.39	A	563-PN-1342	PN-1342	
11.81	9.06	4.37	A	563-PN-1343	PN-1343	
14.17	7.87	5.91	A	563-PN-1344	PN-1344	
With Mounting Brackets ✻						
2.56	2.28	1.38	A	563-PN-1320-MB	PN-1320-MB	
4.53	2.56	1.57	A	563-PN-1321-MB	PN-1321-MB	
4.53	2.56	2.17	A	563-PN-1322-MB	PN-1322-MB	
4.53	3.54	2.17	A	563-PN-1323-MB	PN-1323-MB	
6.73	4.76	2.17	A	563-PN-1324-MB	PN-1324-MB	
8.74	5.75	2.17	A	563-PN-1325-MB	PN-1325-MB	
7.68	3.15	3.15	A	563-PN-1327-MB	PN-1327-MB	
6.73	4.76	3.15	A	563-PN-1328-MB	PN-1328-MB	
4.53	3.54	2.95	A	563-PN-1329-MB	PN-1329-MB	

✻ Dimensions exclude brackets

Style 2

- Light Gray polycarbonate body and clear polycarbonate cover
- Body/Cover - UV stabilized, UL94-2 flammability rating
- Suggested service temperature: -40°C to 120°C

NEW PRODUCT

For quantities greater than listed, call for quote.

MOUSER STOCK NO.	Bud Part No.	Price Each
563-PN1320-C	PN-1320-C	
563-PN1321C	PN-1321-C	
563-PN-1322-C	PN-1322-C	
563-PN1323-C	PN-1323-C	
563-PN1324-C	PN-1324-C	
563-PN-1325-C	PN-1325-C	
563-PN-1326-C	PN-1326-C	
563-PN-1327-C	PN-1327-C	
563-PN-1328-C	PN-1328-C	
563-PN-1329-C	PN-1329-C	
563-PN-1330-C	PN-1330-C	
563-PN-1331-C	PN-1331-C	
563-PN-1332-C	PN-1332-C	
563-PN-1333-C	PN-1333-C	
563-PN-1334-C	PN-1334-C	
563-PN-1335-C	PN-1335-C	
563-PN-1336-C	PN-1336-C	
563-PN-1337-C	PN-1337-C	
563-PN1338C	PN-1338-C	
563-PN-1339-C	PN-1339-C	
563-PN-1340-C	PN-1340-C	
563-PN-1341-C	PN-1341-C	
563-PN-1342-C	PN-1342-C	
563-PN-1343-C	PN-1343-C	
563-PN-1344-C	PN-1344-C	
With Mounting Brackets ✻		
563-PN-1320-CMB	PN-1320-CMB	
563-PN-1321-CMB	PN-1321-CMB	
563-PN-1322-CMB	PN-1322-CMB	
563-PN-1323-CMB	PN-1323-CMB	
563-PN-1324-CMB	PN-1324-CMB	
563-PN-1325-CMB	PN-1325-CMB	
563-PN-1327-CMB	PN-1327-CMB	
563-PN-1328-CMB	PN-1328-CMB	
563-PN-1329-CMB	PN-1329-CMB	

Style 3

- Dark Gray ABS body and cover
- Body/Cover - UL94-HB flammability rating
- Suggested service temperature: 40°C to 80°C

NEW PRODUCT

For quantities greater than listed, call for quote.

MOUSER STOCK NO.	Bud Part No.	Price Each
563-PN1320-DG	PN-1320-DG	
563-PN1321DG	PN-1321-DG	
563-PN-1322-DG	PN-1322-DG	
563-PN1323-DG	PN-1323-DG	
563-PN1324-DG	PN-1324-DG	
563-PN1325-DG	PN-1325-DG	
563-PN-1326-DG	PN-1326-DG	
563-PN1327-DG	PN-1327-DG	
563-PN-1328-DG	PN-1328-DG	
563-PN1329DG	PN-1329-DG	
563-PN-1330-DG	PN-1330-DG	
563-PN-1331-DG	PN-1331-DG	
563-PN-1332-DG	PN-1332-DG	
563-PN-1333-DG	PN-1333-DG	
563-PN-1334-DG	PN-1334-DG	
563-PN-1335-DG	PN-1335-DG	
563-PN-1336-DG	PN-1336-DG	
563-PN1337-DG	PN-1337-DG	
563-PN-1338-DG	PN-1338-DG	
563-PN-1339-DG	PN-1339-DG	
563-PN-1340-DG	PN-1340-DG	
563-PN1341-DG	PN-1341-DG	
563-PN-1342-DG	PN-1342-DG	
563-PN1343DG	PN-1343-DG	
563-PN-1344-DG	PN-1344-DG	
With Mounting Brackets ✻		
563-PN-1320-DGMB	PN-1320-DGMB	
563-PN-1321-DGMB	PN-1321-DGMB	
563-PN-1322-DGMB	PN-1322-DGMB	
563-PN-1323-DGMB	PN-1323-DGMB	
563-PN-1324-DGMB	PN-1324-DGMB	
563-PN-1325-DGMB	PN-1325-DGMB	
563-PN-1327-DGMB	PN-1327-DGMB	
563-PN-1328-DGMB	PN-1328-DGMB	
563-PN-1329-DGMB	PN-1329-DGMB	

PLASTIBOX™

Style A:

- Has squared corners, provisions for mounting horizontal and vertical PCBs, and four non-skid feet
- UL94-HB flammability rating
- Temperature rating: -40°C to +60°C
- Available in Black or Gray

Style I:

- Unique, contemporary styling with rounded corners and edges
- Durable, self-extinguishing, ABS plastic material with UL94-5VA flammability rating
- Mar resistant textured surface
- Internal PCB mounting bosses
- Base is securely attached to the cover with four color matched screws
- PT-11754-DW features a display window
- Color: Black

Style J:

- Designed to meet NEMA 4X and IP65 Specifications
- Easily removable cover screws into threaded brass inserts in base
- Molded in flanges allow easy wall or panel mounting without having to open enclosure
- 8 PCB mounting bosses in base
- PT-11801 has an additional 6 inside elevated cover
- Color: Textured Matte Black

Style K:

- Time saving, hinged, snap closed cover that is easily opened by hand
- Rubber inserts are easily cut to allow cable entry ports
- Durable, self-extinguishing, ABS plastic material with UL94-HB flammability rating
- Mark-resistant textured surface
- Internal PCB mounting bosses
- Available in Black or Gray

Style L:

- 2 piece, screw together desktop enclosure with sloping cover
- Durable, self-extinguishing, ABS plastic material with UL94-H flammability rating
- Mark-resistant textured surface
- Internal PCB mounting bosses
- Available in Bone Gray

✻ DW: Display Window
MP: Wall Mount

For quantities greater than listed, call for quote.

MOUSER STOCK NO. Mfr.	Mfr. Part No.	Fig.	Color	Style	Outside Dimensions: in. H x W x D	Price Each
563	PT-11308-B	B	Black	A	3.62 x 2.25 x 1.50	
563	PT-11308-G	B	Gray	A	3.62 x 2.25 x 1.50	
563	PBS-11327-B	B	Black	A	5.62 x 3.25 x 1.50	
563	PBS-11327-G	B	Gray	A	5.62 x 3.25 x 1.50	
563	PT-11372-B	B	Black	A	3.62 x 2.25 x 2.50	
563	PT-11372-G	B	Gray	A	3.62 x 2.25 x 2.50	
563	PT-11388-B	B	Black	A	5.62 x 3.25 x 2.48	
563	PT-11388-G	B	Gray	A	5.62 x 3.25 x 2.48	
563	PT-11820	C	Gray	L	7.40 x 5.24 x 2.22	
563	PT-11743	D	Black	I	3.00 x 4.00 x 1.38	
563	PT-11754	D	Black	I	4.00 x 5.50 x 1.38	
563	PT-11754-DW✻	D	Black	I	4.00 x 5.50 x 1.38	
563	PT-11785	D	Black	I	5.00 x 7.50 x 1.75	
563	PT-11785-MP✻	D	Black	I	5.00 x 7.50 x 1.75	
563	PT-11800	E	Black	J	8.25 x 5.00 x 3.00	
563	PT-11801	E	Black	J	8.25 x 5.00 x 4.33	

Finishes:
Available in two types of finishes and with or without battery compartments, refer to the following prefix description to insure proper ordering.

PS: Textured body with smooth insert
PT: Textured body with textured top
PBS: Textured body with smooth top insert and 9V battery compartment
PSS: Textured body with smooth top and end panels
PSP: Textured body with smooth top and sloped panels
PBSP: Textured body with smooth top, and sloped panel, and battery compartment

Contact a Mouser Service Representative for custom modification.

© Copyright 2014 Mouser Electronics

© Copyright 2014 Mouser Electronics

BUD Potting Boxes and Plastic Enclosures

PLASTICASE™

- UL94-HB flammability rating
- Impact resistant Polystyrene
- Molded-in card guides and mounting bosses
- Comes complete with stainless steel screws and rubber feet
- Finish: Double-Textured PC Bone Gray

Contact a Mouser Service Representative for custom modification.

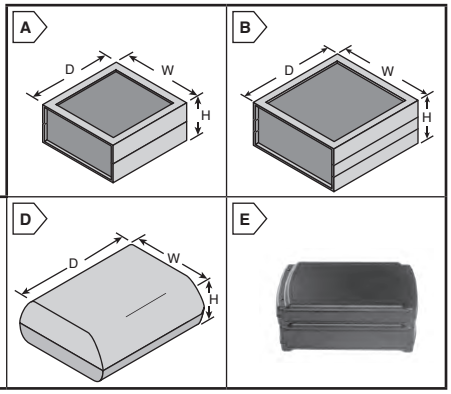

For quantities greater than listed, call for quote.

MOUSER STOCK NO.	Bud Part No.	Fig.	Dimensions: in. D	W	H	Panel Size (in.) H x W	Price Each 1	5	10	25
563-PC-11402	PC-11402	A	5.30	5.08	1.53	1.31 x 4.75				
563-PC-11403	PC-11403	A	5.30	7.06	1.53	1.31 x 6.73				
563-PC-11404	PC-11404	A	9.62	6.33	1.55	1.33 x 5.99				
563-PC-11406	PC-11406	A	6.32	6.12	2.52	2.31 x 5.75				
563-PC-11408	PC-11408	A	6.32	8.10	2.52	2.31 x 7.75				
563-PC-11410	PC-11410	B	6.32	6.12	3.30	3.09 x 5.75				
563-PC-11412	PC-11412	B	6.32	8.10	3.30	3.09 x 7.75				
563-PC-11414	PC-11414	B	6.32	6.12	4.04	3.83 x 5.75				
563-PC-11416	PC-11416	B	6.32	8.10	4.04	3.83 x 7.75				
563-PC-11418	PC-11418	B	5.30	5.08	2.06	1.84 x 4.75				
563-PC-11420	PC-11420	B	5.30	7.06	2.06	1.84 x 6.73				
563-PC-11475	PC-11475	C	4.13	1.61	1.00	--				
563-PC-11476	PC-11476	C	5.12	3.00	1.18	--				
563-PC-11477	PC-11477	C	6.10	3.62	1.16	--				
563-PC-11478	PC-11478	C	7.87	4.76	1.57	--				
563-PC-11535	PC-11535	D	5.00	3.80	1.50	-				
563-PC-11555	PC-11555	D	5.50	5.25	1.63	-				
563-PC-11565	PC-11565	D	6.75	6.25	1.63	-				
563-PC-11640	PC-11640	E	9.18	5.25	1.68	-				
563-PC-11645	PC-11645	E	9.18	5.25	2.36	-				

PI SERIES

This line of molded enclosures is ideally suited for instrumentation and telecom equipment from hand held to desk top sizes. Available in twelve sizes and two versions.

Version #1 - Dark Gray ABS covers with Light Gray ABS end panels. UL94V-0 flammability rating, suggested service temperature -40°C to 80°C.

Version #2 - Light Gray ABS covers with Dark Gray ABS end panels. UL94-HB flammability rating, suggested service temperature -40°C to 80°C.

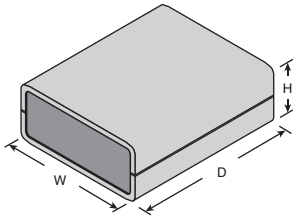

Design Features:

- Designed to IP 54 of IEC 529
- Two part design with tongue and groove joint between top and bottom covers and specially designed end panels
- Internal guide slots provide for vertical mounting of PCBs
- Internal bosses provided for horizontal mounting of PCBs
- Top and bottom covers are lightly textured providing a scratch-resistant high quality finish
- Four screws are countersunk in the bottom cover and threaded into internal bosses which secure the top cover and end panels; contact a Mouser Service Representative for custom modifications

For quantities greater than listed, call for quote.

MOUSER STOCK NO.	Bud Part No.	Dimensions: in. D	W	H	Price Each 1	5	10	25
Version 1								
563-PI-1900	PI-1900	3.54	1.97	0.63				
563-PI-1901	PI-1901	3.54	1.97	0.94				
563-PI-1902	PI-1902	3.54	1.97	1.26				
563-PI-1903	PI-1903	4.72	2.36	1.18				
563-PI-1904	PI-1904	4.72	2.36	1.57				
563-PI-1905	PI-1905	4.72	2.36	1.97				
563-PI-1906	PI-1906	5.91	3.15	1.18				
563-PI-1907	PI-1907	5.91	3.15	1.77				
563-PI-1908	PI-1908	5.91	3.15	2.36				
563-PI-1909	PI-1909	7.48	3.94	1.57				
563-PI-1910	PI-1910	7.48	3.94	2.36				
563-PI-1911	PI-1911	7.48	3.94	3.15				
Version 2								
563-PI1900LG	PI-1900-LG	3.54	1.97	0.63				
563-PI-1901-LG	PI-1901-LG	3.54	1.97	0.94				
563-PI-1902-LG	PI-1902-LG	3.54	1.97	1.26				
563-PI-1903-LG	PI-1903-LG	4.72	2.36	1.18				
563-PI-1904-LG	PI-1904-LG	4.72	2.36	1.57				
563-PI-1905-LG	PI-1905-LG	4.72	2.36	1.97				
563-PI-1906-LG	PI-1906-LG	5.91	3.15	1.18				
563-PI-1907-LG	PI-1907-LG	5.91	3.15	1.77				
563-PI-1908-LG	PI-1908-LG	5.91	3.15	2.36				
563-PI-1909-LG	PI-1909-LG	7.48	3.94	1.57				
563-PI-1910-LG	PI-1910-LG	7.48	3.94	2.36				
563-PI-1911-LG	PI-1911-LG	7.48	3.94	3.15				

POTTING BOXES AND COVERS

Available in 3 styles and a variety of sizes, these low cost enclosures are made of tough, lightweight ABS thermoplastic.

Flammability rating: UL94V-0
Suggested service temperature: 20°C to +70°C
Optional close-fitting covers are available in all sizes

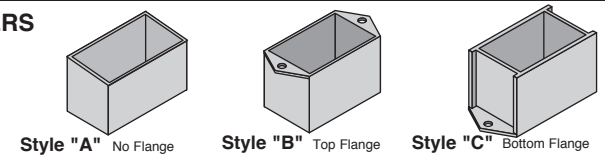

For quantities greater than listed, call for quote.

MOUSER STOCK NO.	Bud Part No.	Dimensions: in. A	B	C	D	E	F	G	Price Each 1	5	10	25
Style A												
563-PB-1558	PB-1558	2.00	1.50	1.00	1.86	1.36	0.93	0.84				
563-PB-1559	PB-1559	3.00	2.00	1.50	2.86	1.86	1.43	1.34				
563-PB-1560	PC-1560	.79	.79	.51	.73	.73	.48	.45				
563-PB-1561	PC-1561	1.97	.52	.59	1.87	.42	.54	.50				
563-PB-1562	PC-1562	.97	.97	.97	.89	.89	.93	.89				
563-PB-1563	PC-1563	1.57	1.57	.78	1.49	1.49	.74	.70				
563-PB-1564	PC-1564	1.80	1.20	.63	1.70	1.10	.58	.56				
563-PB-1565	PC-1565	2.72	1.90	1.37	2.62	1.80	1.32	1.25				
563-PB-1575	PB-1575	3.00	2.00	0.90	2.86	1.86	0.83	0.76				
563-PB-1576	PB-1576	3.00	3.00	1.50	2.86	2.86	1.41	1.36				
563-PB-1577	PB-1577	1.00	1.00	0.75	0.88	0.88	0.69	0.61				
563-PB-1578	PB-1578	4.00	2.12	2.00	3.86	1.98	1.93	1.86				
563-PB-1579	PB-1579	1.50	1.25	0.80	1.36	1.11	0.73	0.66				
563-PB-1580	PB-1580	4.00	1.75	1.00	3.86	1.61	0.93	0.86				
563-PB-1581	PB-1581	2.09	1.25	0.44	1.95	1.11	0.37	0.30				
563-PB-1582	PB-1582	4.00	2.12	0.90	3.86	1.98	0.83	0.76				
563-PB-1583	PB-1583	4.37	3.12	2.00	4.17	2.92	1.90	1.79				
Style B												
563-PB-1558-TF	PB-1558-TF	2.00	1.50	1.00	1.86	1.36	0.93	0.84				
563-PB-1559-TF	PB-1559-TF	3.00	2.00	1.50	2.86	1.86	1.43	1.34				
563-PB-1574-TF	PB-1574-TF	2.00	2.00	1.50	1.86	1.86	1.43	1.34				
563-PB-1575-TF	PB-1575-TF	3.00	2.00	0.90	2.86	1.86	0.83	0.76				
563-PB-1576-TF	PB-1576-TF	3.00	3.00	1.50	2.86	2.86	1.41	1.36				
563-PB-1577-TF	PB-1577-TF	1.00	1.00	0.75	0.88	0.88	0.69	0.61				
563-PB-1578-TF	PB-1578-TF	4.00	2.12	2.00	3.86	1.98	1.93	1.86				
563-PB-1579-TF	PB-1579-TF	1.50	1.25	0.80	1.36	1.11	0.73	0.66				
563-PB-1580-TF	PB-1580-TF	4.00	1.75	1.00	3.86	1.61	0.93	0.86				
563-PB-1581-TF	PB-1581-TF	2.09	1.25	0.44	1.95	1.11	0.37	0.30				
563-PB-1582-TF	PB-1582-TF	4.00	2.12	0.90	3.86	1.98	0.83	0.76				
563-PB-1583-TF	PB-1583-TF	4.37	3.12	2.00	4.17	2.92	1.90	1.79				
Style C												
563-PB-1549-BF	PB-1549-BF	3.03	3.03	0.80	2.89	2.89	0.72	0.63				
563-PB-1553-BF	PB-1553-BF	3.00	2.00	0.50	2.85	1.85	0.44	0.34				
563-PB-1554-BF	PB-1554-BF	3.00	2.00	1.00	2.85	1.85	0.93	0.84				
563-PB1558-BF	PB-1558-BF	2.00	1.50	1.00	1.86	1.36	0.93	0.84				
563-PB1559-BF	PB-1559-BF	3.00	2.00	1.50	2.86	1.86	1.43	1.34				
563-PB-1574-BF	PB-1574-BF	2.00	2.00	1.50	1.90	1.90	1.43	1.34				
563-PB-1576-BF	PB-1576-BF	3.00	3.00	1.50	2.90	2.90	1.41	1.32				
563-PB-1577-BF	PB-1577-BF	1.00	1.00	0.75	0.91	0.91	0.69	0.61				

MOUSER STOCK NO.	Bud Part No.	Price Each 1	5	10	25
Cover					
563-PBC-1558-CN	PBC-1558-CN				
563-PBC-1575-C	PBC-1575-C				
563-PB-1560-C	PB-1560-C				
563-PB-1561-C	PB-1561-C				
563-PB-1562-C	PB-1562-C				
563-PB-1563-C	PB-1563-C				
563-PB-1564-C	PB-1564-C				
563-PB-1565-C	PB-1565-C				
563-PBC-1575-C	PBC-1575-C				
563-PBC-1576-C	PBC-1576-C				
563-PBC-1577-C	PBC-1577-C				
563-PBC-1578-C	PBC-1578-C				
563-PBC1579C	PBC-1579-C				
563-PBC-1580-C	PBC-1580-C				
563-PBC-1581-C	PBC-1581-C				
563-PBC-1578-C	PBC-1578-C				
563-PBC-1583-C	PBC-1583-C				
Cover					
563-PBC-1558-CN	PBC-1558-CN				
563-PBC-1575-C	PBC-1575-C				
563-PBC-1574-C	PBC-1574-C				
563-PBC-1575-C	PBC-1575-C				
563-PBC-1576-C	PBC-1576-C				
563-PBC-1577-C	PBC-1577-C				
563-PBC-1578-C	PBC-1578-C				
563-PBC1579C	PBC-1579-C				
563-PBC-1580-C	PBC-1580-C				
563-PBC-1581-C	PBC-1581-C				
563-PBC-1578-C	PBC-1578-C				
563-PBC-1583-C	PBC-1583-C				
Cover					
563-PBC-1576-CN	PBC-1576-CN				
563-PBC-1559-C	PBC-1559-C				
563-PBC-1559-C	PBC-1559-C				
563-PBC1558-C	PBC-1558-C				
563-PBC-1559-C	PBC-1559-C				
563-PBC-1574-CN	PBC-1574-CN				
563-PBC-1576-CN	PBC-1576-CN				
563-PBC-1577-CN	PBC-1577-CN				

© Copyright 2014 Mouser Electronics
© Copyright 2014 Mouser Electronics

HAMMOND NEMA Watertight Enclosures

HAMMOND MANUFACTURING

Common Specifications:

- Ideally suited for mounting printed circuit boards or DIN rail mounted components
- Color is light gray (RAL 7035)
- Gasketed lid with two piece "tongue & groove" construction provides protection against access of oil, dust, and water
- Gasket is factory poured using high temperature U.L. listed - silicon gasket material
- Designed to meet IP 66 & NEMA 4, 4X, 12 & 13 ratings
- Lid is secured with self captivating - M4 stainless steel machine screws (included), threaded into integral stainless steel bushings (for repetitive assembly & disassembly)
- All stainless steel hardware to avoid corrosion caused by dissimilar metals

WATERTIGHT POLYCARBONATE ENCLOSURES WITH FLAT LID

Specifications:

- Material: Polycarbonate (material carries a UL flammability rating of UL94 5V
- Recommended for outdoor use
- Internal DIN rail mounting tabs: molded in all (except 1554C2GY)
- Vertical P.C. card guides (for 1.5mm thick P.C. boards) are molded in all but the smallest size enclosure (1554B2GY)

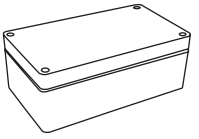

For quantities greater than listed, call for quote.

MOUSER STOCK NO.	Hammond Part No.	Dimensions: in.			Price Each		
		L	W	H	1	5	10
546-1554B2GY	1554B2GY	2.6	2.6	1.6			
546-1554C2GY	1554C2GY	4.7	2.6	1.6			
546-1554D2GY	1554D2GY	4.7	2.6	2.4			
546-1554E2GY	1554E2GY	3.5	3.5	2.4			
546-1554F2GY	1554F2GY	4.7	3.5	2.4			
546-1554G2GY	1554G2GY	4.7	3.5	3.2			
546-1554J2GY	1554J2GY	6.3	3.5	2.4			
546-1554K2GY	1554K2GY	6.3	3.5	3.5			
546-1554N2GY	1554N2GY	4.7	4.7	2.4			
546-1554P2GY	1554P2GY	4.7	4.7	3.15			
546-1554H2GY	1554H2GY	7.1	4.7	2.4			
546-1554R2GY	1554R2GY	6.3	6.3	2.4			
546-1554S2GY	1554S2GY	6.3	6.3	3.5			

WATERTIGHT ABS PLASTIC ENCLOSURES WITH FLAT LID

Specifications:

- Material: General purpose ABS plastic (material carries a UL flammability rating of UL94 HB)
- Not recommended for outdoor use (please see the polycarbonate 1554 series)
- Internal DIN rail mounting tabs: molded in all (except 1554CGY)
- Vertical P.C. card guides (for 1.5mm thick P.C. boards) are molded in all but the smallest size enclosure (1554BGY)

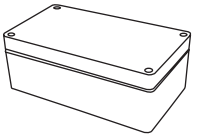

For quantities greater than listed, call for quote.

MOUSER STOCK NO.	Hammond Part No.	Dimensions: in.			Price Each		
		L	W	H	1	5	10
546-1554BGY	1554BGY	2.6	2.6	1.6			
546-1554CGY	1554CGY	4.7	2.6	1.6			
546-1554DGY	1554DGY	4.7	2.6	2.4			
546-1554EGY	1554EGY	3.5	3.5	2.4			
546-1554FGY	1554FGY	4.7	3.5	2.4			
546-1554GGY	1554GGY	4.7	3.5	3.2			
546-1554JGY	1554JGY	6.3	3.5	2.4			
546-1554KGY	1554KGY	6.3	3.5	3.5			
546-1554NGY	1554NGY	4.7	4.7	2.4			
546-1554PGY	1554PGY	4.7	4.7	3.15			
546-1554HGY	1554HGY	7.1	4.7	2.4			
546-1554TGY	1554TGY	7.1	4.7	3.5			
546-1554RGY	1554RGY	6.3	6.3	2.4			

WATERTIGHT POLYCARBONATE ENCLOSURES WITH "STYLED" LID

Specifications:

- "Styled" lid version has three main advantages over the flat lid (1554 series): Smooth recessed surface on lid for a membrane keypad or label; standoffs molded in the interior of the lid (except for 1555BGY); more modern "styled" look vs. our traditional flat lid (1554 series)
- Material: Polycarbonate (material carries a UL flammability rating of UL94 5V)
- Recommended for outdoor use.
- Internal DIN rail mounting tabs: molded in all (except 1555C2GY)
- Vertical P.C. card guides (for 1.5mm thick P.C. boards) are molded in all but the smallest size enclosure (1555B2GY).

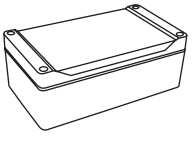

For quantities greater than listed, call for quote.

MOUSER STOCK NO.	Hammond Part No.	Dimensions: in.			Price Each		
		L	W	H	1	5	10
546-1555B2GY	1555B2GY	2.6	2.6	1.6			
546-1555C2GY	1555C2GY	4.7	2.6	1.6			
546-1555D2GY	1555D2GY	4.7	2.6	2.4			
546-1555E2GY	1555E2GY	3.5	3.5	2.4			
546-1555F2GY	1555F2GY	4.7	3.5	2.4			
546-1555G2GY	1555G2GY	4.7	3.5	3.2			
546-1555J2GY	1555J2GY	6.3	3.5	2.4			
546-1555K2GY	1555K2GY	6.3	3.5	3.5			
546-1555N2GY	1555N2GY	4.7	4.7	2.4			
546-1555P2GY	1555P2GY	4.7	4.7	3.5			
546-1555H2GY	1555H2GY	7.1	4.7	2.4			
546-1555T2GY	1555T2GY	7.1	4.7	3.5			
546-1555R2GY	1555R2GY	6.3	6.3	2.4			
546-1555S2GY	1555S2GY	6.3	6.3	3.5			

WATERTIGHT ABS PLASTIC ENCLOSURES WITH "STYLED" LID

Specifications:

- "Styled" lid version has three main advantages over the flat lid (1554 series): Smooth recessed surface on lid for a membrane keypad or label; standoffs molded in the interior of the lid (except for 1555BGY) - designed for #6 self tapping screws; and more modern "styled" look vs. our traditional flat lid (1554 series)
- Material: General purpose ABS plastic (material carries a UL flammability rating of UL94 HB)
- Not recommended for outdoor use (please see the polycarbonate 1555 series)
- Internal DIN rail mounting tabs: molded in all (except 1555CGY)
- Vertical P.C. card guides (for 1.5mm thick P.C. boards) are molded in all but the smallest size enclosure (1555BGY)

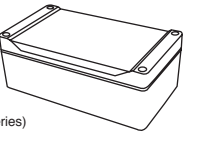

For quantities greater than listed, call for quote.

MOUSER STOCK NO.	Hammond Part No.	Dimensions: in.			Price Each		
		L	W	H	1	5	10
546-1555BGY	1555BGY	2.6	2.6	1.6			
546-1555CGY	1555CGY	4.7	2.6	1.6			
546-1555DGY	1555DGY	4.7	2.6	2.4			
546-1555EGY	1555EGY	3.5	3.5	2.4			
546-1555FGY	1555FGY	4.7	3.5	2.4			
546-1555GGY	1555GGY	4.7	3.5	3.2			
546-1555JGY	1555JGY	6.3	3.5	2.4			
546-1555KGY	1555KGY	6.3	3.5	3.5			
546-1555NGY	1555NGY	4.7	4.7	2.4			
546-1555PGY	1555PGY	4.7	4.7	3.15			
546-1555HGY	1555HGY	7.1	4.7	2.4			
546-1555TGY	1555TGY	7.1	4.7	3.15			
546-1555RGY	1555RGY	6.3	6.3	2.4			
546-1555SGY	1555SGY	6.3	6.3	3.5			

WATERTIGHT POLYCARBONATE ENCLOSURES WITH CLEAR LID

Specifications:

- Clear polycarbonate lid allows for maximum visibility of protected internal components.
- Material - Polycarbonate (material carries a UL flammability rating of UL94 5V).
- Recommended for outdoor use.
- Internal DIN rail mounting tabs: molded in all (except 1554C2GYCL)
- Vertical P.C. card guides (for 1.5mm thick P.C. boards) are molded in all but the smallest size enclosure (1554B2GYCL).

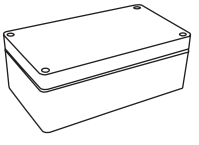

For quantities greater than listed, call for quote.

MOUSER STOCK NO.	Hammond Part No.	Dimensions: in.			Price Each		
		L	W	H	1	5	10
546-1554B2GYCL	1554B2GYCL	2.6	2.6	1.6			
546-1554C2GYCL	1554C2GYCL	4.7	2.6	1.6			
546-1554D2GYCL	1554D2GYCL	4.7	2.6	2.4			
546-1554E2GYCL	1554E2GYCL	3.5	3.5	2.4			
546-1554F2GYCL	1554F2GYCL	4.7	3.5	2.4			
546-1554G2GYCL	1554G2GYCL	4.7	3.5	3.2			
546-1554J2GYCL	1554J2GYCL	6.3	3.5	2.4			
546-1554K2GYCL	1554K2GYCL	6.3	3.5	3.5			
546-1554N2GYCL	1554N2GYCL	4.7	4.7	2.4			
546-1554P2GYCL	1554P2GYCL	4.7	4.7	3.15			
546-1554H2GYCL	1554H2GYCL	7.1	4.7	2.4			
546-1554R2GYCL	1554R2GYCL	6.3	6.3	2.4			
546-1554S2GYCL	1554S2GYCL	6.3	6.3	3.5			
546-1554U2GYCL	1554U2GYCL	7.9	4.7	3.5			

PANELS FOR WATERTIGHT ENCLOSURES & HEAVY DUTY 16 GAUGE GALVANIZED STEEL ENCLOSURES

Specifications:

- Heavy duty panels for mounting components
- Galvanized 14/16 gauge steel
- Includes mounting hardware for enclosure body (lid mounting of panel requires optional #6 self tapping screws)



⁕ Series Size printed in BOLD in Hammond Part Number

For quantities greater than listed, call for quote.

MOUSER STOCK NO.	Hammond Part No.	⁕Use With Series Size:	Dimensions: in.		Price Each		
			L	W	1	5	10
546-1554BPL	1554BPL	B	2.2	2.2			
546-1554CPL	1554CPL	C & D	4.4	2.1			
546-1554EPL	1554EPL	E	3.1	3.1			
546-1554FPL	1554FPL	F & G	4.3	3.1			
546-1554HPL	1554HPL	H & T	6.6	4.2			
546-1554JPL	1554JPL	J & K	5.8	3.0			
546-1554NPL	1554NPL	N & P	4.25	4.2			
546-1554RPL	1554RPL	R & S	5.94	5.8			
546-1554UPL	1554UPL	U	7.6	4.2			
546-1554VPL	1554VPL	V	9.1	5.7			
546-1555FFPL	1555FFPL	F	111	59			
546-1555JFPL	1555JFPL	J	111	59			

© Copyright 2014 Mouser Electronics

© Copyright 2014 Mouser Electronics

HAMMOND Hand Held and Heavy Duty Plastic Enclosures

HAMMOND MINIATURE HAND HELD PLASTIC ENCLOSURES

- Ideally suited for mounting small printed circuit boards or as potting boxes
- Designed to meet IP54

*Not all available

Replace the __ with **BK** for **Black** or **GY** for **Gray** or **TBU** for **Translucent Blue**

For quantities greater than listed, call for quote.

MOUSER STOCK NO.	Hammond Part No.	Fig.	Dimensions: in.			Price Each			
			L	W	H	1	25	50	100
Without Key Ring Kit									
546-1551N__	1551N__	A	1.38	1.38	0.59				
546-1551M__	1551M__	A	1.38	1.38	0.79				
546-1551Q__	1551Q__	A	1.58	1.58	0.59				
546-1551P__	1551P__	A	1.58	1.58	0.79				
546-1551F__	1551F__	A	1.97	1.38	0.59				
546-1551G__	1551G__	A	1.97	1.38	0.79				
546-1551S__	1551S__	A	1.97	1.97	0.59				
546-1551R__	1551R__	A	1.97	1.97	0.79				
546-1551J__	1551J__	A	2.36	1.38	0.59				
546-1551H__	1551H__	A	2.36	1.38	0.79				
546-1551L__	1551L__	A	3.15	1.58	0.59				
546-1551K__	1551K__	A	3.15	1.58	0.79				
With Key Ring Kit									
* 546-1551GR__	1551GR__	A	1.97	1.38	0.67				
* 546-1551HR__	1551HR__	A	2.36	1.38	0.67				
* 546-1551KRBK	1551KRBK	A	3.15	1.57	0.67				

HAMMOND MINIATURE FLANGED LID PLASTIC ENCLOSURES

- Ideally suited for mounting small printed circuit boards or as potting boxes
- Flanged lid is perfect for wall or shelf mounting or suspending with a tie wrap
- Designed to meet IP54

Replace the __ with **BK** for **Black** or **GY** for **Gray**

For quantities greater than listed, call for quote.

MOUSER STOCK NO.	Hammond Part No.	Fig.	Dimensions: in.			Price Each			
			L	W	H	1	25	50	100
546-1551NFL__	1551NFL__	B	1.38	1.38	0.59				
546-1551MFL__	1551MFL__	B	1.38	1.38	0.79				
546-1551QFL__	1551QFL__	B	1.58	1.58	0.59				
546-1551PFL__	1551PFL__	B	1.58	1.58	0.79				
546-1551FFL__	1551FFL__	B	1.97	1.38	0.59				
546-1551GFL__	1551GFL__	B	1.97	1.38	0.79				
546-1551SFL__	1551SFL__	B	1.97	1.97	0.59				
546-1551RFL__	1551RFL__	B	1.97	1.97	0.79				
546-1551JFL__	1551JFL__	B	2.36	1.38	0.59				
546-1551HFL__	1551HFL__	B	2.36	1.38	0.79				
546-1551LFL__	1551LFL__	B	3.15	1.58	0.59				
546-1551KFL__	1551KFL__	B	3.15	1.58	0.79				

HAMMOND HEAVY DUTY THICK WALL RFI CONDUCTIVE PLASTIC ENCLOSURES

- Designed for EMI/RFI shielding applications
- Heavy duty, thick wall design with an average wall thickness of .13"
- Flammability rating: UL 94V-0
- Designed to meet IP54

For quantities greater than listed, call for quote.

MOUSER STOCK NO.	Hammond Part No.	Fig.	Dimensions: in.			Price Each			
			L	W	H	1	5	10	25
546-1594RFIABK	1594RFIABK	C	2.17	2.17	1.10				
546-1594RFIBBK	1594RFIBBK	C	3.15	2.17	1.10				
546-1594RFICBK	1594RFICBK	C	4.13	2.56	1.30				
546-1594RFIDBK	1594RFIDBK	C	5.12	2.56	1.70				
546-1594RFIEBK	1594RFIEBK	C	6.50	4.13	2.09				

HAMMOND RFI - HAND HELD CONDUCTIVE PLASTIC ENCLOSURES

- Designed for EMI/RFI shielding applications
- Flammability rating: UL 94V-0
- Designed to meet IP54

For quantities greater than listed, call for quote.

MOUSER STOCK NO.	Hammond Part No.	Fig.	Dimensions: in.			Price Each			
			L	W	H	1	5	10	25
546-1599RFIBBK	1599RFIBBK	D	5.12	2.56	0.98				
546-1599RFIEBK	1599RFIEBK	D	6.70	3.35	1.33				
546-1599RFIHBK	1599RFIHBK	D	8.66	4.33	1.73				
546-1599RFIKBK	1599RFIKBK	D	8.66	5.50	1.60				

A

With Key Ring Kit

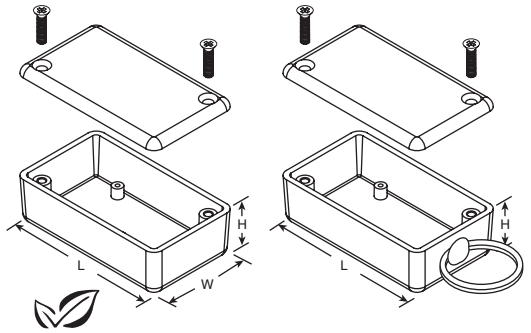

RoHS Compliant

B

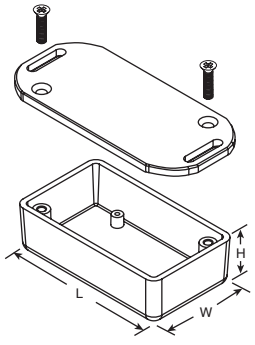

RoHS Compliant

C

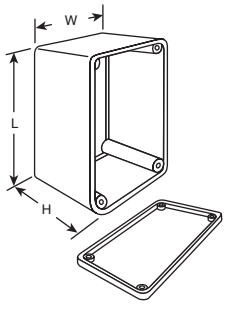

RoHS Compliant

D

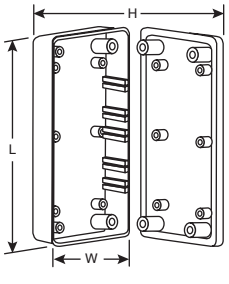

RoHS Compliant

Hammond

Plastic Boxes

© Copyright 2014 Mouser Electronics

HAMMOND Potting Boxes and Plastic Enclosures

ABS PLASTIC - SOFT SIDED HAND HELD ENCLOSURES

- Over molded in general purpose ABS plastic with a soft plastic grip
- Top cover is recessed for membrane display or keypad

For quantities greater than listed, call for quote.

MOUSER STOCK NO.		Fig.	Enclosure Color	Soft Side Color	Batt. Door	Dimensions: in.			Price Each			
Mfr.	Mfr. Part No.					L	W	H	1	5	10	25
546	1553AABK	A	Black	Gray	No	2.95	1.97	.67				
546	1553AAGY	A	Gray	Gray	No	2.95	1.97	.67				
546	1553ABK	A	Black	Black	No	3.93	1.90	.669				
546	1553AGY	A	Gray	Gray	No	3.93	1.90	.669				
546	1553BBK	A	Black	Gray	No	4.62	3.11	.95				
546	1553BGY	A	Gray	Gray	No	4.62	3.11	.95				
546	1553BBKBK	A	Black	Black	No	4.62	3.11	.95				
546	1553BTBUBK	A	TransBlue	Black	No	4.62	3.11	.95				
546	1553BRDBK	A	Red	Black	No	4.62	3.11	.95				
546	1553BYLBK	A	Yellow	Black	No	4.62	3.11	.95				
546	1553DBK	A	Black	Gray	No	5.80	3.50	.98				
546	1553DGY	A	Gray	Gray	No	5.80	3.50	.98				
546	1553DBKBK	A	Black	Black	No	5.80	3.50	.98				
546	1553DTBUBK	A	TransBlue	Black	No	5.80	3.50	.98				
546	1553DRDBK	A	Red	Black	No	5.80	3.50	.98				
546	1553DYLBK	A	Yellow	Black	No	5.80	3.50	.98				
546	1553CBK	A	Black	Gray	Yes	3.93	2.40	.67				
546	1553CGY	A	Gray	Gray	Yes	3.93	2.40	.67				
546	1553CBKBAT	A	Black	Gray	Yes	4.61	3.11	1.26				
546	1553CGYBAT	A	Gray	Gray	Yes	4.61	3.11	1.26				
546	1553BBKBAT	A	Black	Gray	Yes	4.62	3.11	.95				
546	1553BGYBAT	A	Gray	Gray	Yes	4.62	3.11	.95				
546	1553BBKBKBAT	A	Black	Black	Yes	4.62	3.11	.95				
546	1553BTBUBKBAT	A	TransBlue	Black	Yes	4.62	3.11	.95				
546	1553BRDBKBAT	A	Red	Black	Yes	4.62	3.11	.95				
546	1553BYLBKBAT	A	Yellow	Black	Yes	4.62	3.11	.95				
546	1553DBKBAT	A	Black	Gray	Yes	5.80	3.50	.98				
546	1553DGYBAT	A	Gray	Gray	Yes	5.80	3.50	.98				
546	1553DBKBKBAT	A	Black	Black	Yes	5.80	3.50	.98				
546	1553DTBUBKBAT	A	TransBlue	Black	Yes	5.80	3.50	.98				
546	1553DRDBKBAT	A	Red	Black	Yes	5.80	3.50	.98				
546	1553DYLBKBAT	A	Yellow	Black	Yes	5.80	3.50	.98				

PRINTED CIRCUIT BOARDS FOR 1553 ENCLOSURES

For quantities greater than listed, call for quote.

MOUSER STOCK NO.		Fig.	Dimensions: in. (mm)	Use with Enclosure	Price Each			
Mfr.	Mfr. Part No.				1	5	10	25
854	PR1553B	B	2.8 x 4.3 (71 x 108)	1553 B Series				

ABS PLASTIC & POLYCARB WATERLIGHT FLANGED LID

- Purchased assembly includes Box, Lid, 4 x M4 x 20 SS Cover Screws and Preformed Silicone Gasket
- Cover screws should be torqued to 2.5 lbf-in (30 cN-m)

For quantities greater than listed, call for quote.

MOUSER STOCK NO.		Fig.	Material	Batt. Door	Dimensions: in.			Price Each			
Mfr.	Mfr. Part No.				L	W	H	1	5	10	25
546	1555NF17GY	C	ABS Plastic	No	6.33	4.48	1.85				
546	1555N2F17GY	C	Polycarbonate	No	6.33	4.48	1.47				
546	1555NF42GY	C	ABS Plastic	No	7.91	3.57	2.44				
546	1555N2F42GY	C	Polycarbonate	No	6.33	4.48	2.44				
546	1555CF22GY	C	ABS Plastic	No	4.72	2.59	1.65				
546	1555CF42GY	C	ABS Plastic	No	4.72	2.59	2.44				
546	1555C2F42GY	C	Polycarbonate	No	4.72	2.59	2.44				
546	1555FF17GY	C	ABS Plastic	No	4.72	3.58	1.45				
546	1555F2F17GY	C	Polycarbonate	No	4.72	3.58	1.45				
546	1555FF42GY	C	ABS Plastic	No	4.72	3.58	2.44				
546	1555F2F42GY	C	Polycarbonate	No	4.72	3.58	2.44				
546	1555JF17GY	C	ABS Plastic	No	6.26	3.58	1.45				
546	1555J2F17GY	C	Polycarbonate	No	6.26	3.58	1.45				
546	1555JF42GY	C	ABS Plastic	No	6.26	3.58	2.44				
546	1555J2F42GY	C	Polycarbonate	No	6.26	3.58	2.44				
546	1555HF17GY	C	ABS Plastic	No	8.69	4.76	1.47				
546	1555H2F17GY	C	Polycarbonate	No	8.69	4.76	1.47				
546	1555HF42GY	C	ABS Plastic	No	8.69	4.76	2.44				
546	1555H2F42GY	C	Polycarbonate	No	8.69	4.76	2.44				

TWO PIECE FIXED PANEL PLASTIC ENCLOSURES

- Rugged electronic instrument enclosures, ideally suited for mounting printed circuit boards for hand-held, desktop, or wall mount applications
- Molded in polystyrene plastic
- Assembled with four M3x0.5" (13mm) Phillips machine screws (included) threaded into integral bushings
- Includes four self tapping screws for internal standoffs
- Lid is a smooth light gray, and the bottom is a smooth dark gray
- Designed to meet IP54

For quantities greater than listed, call for quote.

MOUSER STOCK NO.		Fig.	Ventilated Lid	Dimensions: in.			Price Each			
Mfr.	Mfr. Part No.			L	W	H	1	5	10	25
546	MB655030	D	No	2.56	1.97	1.18				
546	MB655045	D	No	2.56	1.97	1.77				
546	MB105025	D	No	3.94	1.97	0.98				
546	MB105040	D	No	3.94	1.97	1.57				
546	MB105040VL	D	Yes	3.94	1.97	1.57				
546	MB126540	D	No	4.72	2.56	1.57				
546	MB126540VL	D	Yes	4.72	2.56	1.57				
546	MB181170	D	No	7.40	4.33	2.76				
546	MB181170VL	D	Yes	7.40	4.33	2.76				
546	MB181112	D	No	7.40	4.33	4.72				



SUPER SHIELD CONDUCTIVE COATING

A general purpose EMI/RFI shielding spray for use on plastic electronics enclosures. Consists of a tough, durable acrylic base pigmented with a high purity nickel flake. Surface resistance of approximately 0.7ohms.

For quantities greater than listed, call for quote.

MOUSER STOCK NO.		Size	Price Each
Mfr.	Mfr. Part No.		
590	841-340G	Aerosol 340g (12oz.)	

ABS PLASTIC HAND HELD ENCLOSURES

- Complete with top & bottom, removable front panel, battery door (except on the smallest size) and three self-tapping screws
- Top panel has a flat display area, perfect for labels, silk screening, membrane keypads or easily machined
- Lap joint construction provides protection against access of dust and splashing water
- Battery compartment (except on the smallest size) suitable for either a 9V (PP3) or 2 x AA batteries
- The base is molded with bosses for easy P.C. board mounting
- Molded in flame retardant ABS plastic
- Color: Black or Gray
- Finish: Satin Texture

For quantities greater than listed, call for quote.

MOUSER STOCK NO.		Fig.	Enclosure Color	Dimensions: in.			Price Each			
Mfr.	Mfr. Part No.			L	W	H	1	5	10	25
546	001100	E	Black	1.57	2.36	0.73				
546	001102	E	Black	3.35	2.36	0.87				
546	001104	E	Black	4.13	2.36	0.87				
546	001106	E	Black	4.92	2.76	0.87				
546	001111	E	Gray	1.57	2.36	0.73				

Pocket/Belt Clip

For quantities greater than listed, call for quote.

MOUSER STOCK NO.		Fig.	Color	Price Each			
Mfr.	Mfr. Part No.			1	5	10	25
546	001151	F	Black				

POTTING BOXES

- One piece molded construction
- Molded from Black General Purpose ABS Plastic
- Temperature rated -20°C to +94°C
- 1.0mm (0.04") wall thickness

For quantities greater than listed, call for quote.

MOUSER STOCK NO.		Fig.	Dimensions: in.			Price Each			
Mfr.	Mfr. Part No.		L	W	H	1	25	50	100
546	1596B109	G	0.46	0.46	0.35				
546	1596B110	G	0.85	0.55	0.46				
546	1596B101	G	0.98	0.79	0.59				
546	1596B102	G	1.18	0.79	0.59				
546	1596B111	G	1.18	1.18	0.79				
546	1596B103	G	1.57	1.37	0.79				
546	1596B107	G	1.57	1.57	0.79				
546	1596B113	G	1.57	1.57	1.15				
546	1596B104	G	1.96	1.57	1.18				
546	1596B-108	G	1.96	1.96	1.18				
546	1596B105	G	2.95	1.98	1.39				
546	1596B115	G	3.50	2.52	1.28				
546	1596B106	G	3.93	2.36	0.99				

© Copyright 2014 Mouser Electronics

© Copyright 2014 Mouser Electronics

HAMMOND Multipurpose Plastic Enclosures

RoHS Compliant **This product is RoHS compliant.**

DIMENSIONS: in.

A

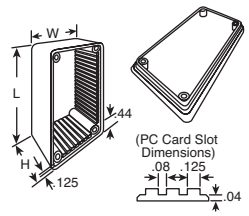

Note: lid adds .16" to over all depth of case

B

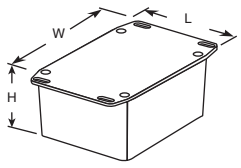

Note: lid adds .16" to over all depth of case

C

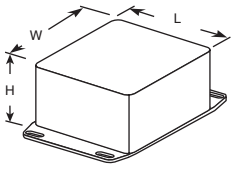

Note: lid adds .16" to over all depth of case

D

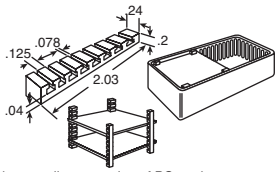

PC adapters allow mounting of PC cards at right angles to the vertical slots molded into Hammond 1591 series plastic boxes and diecast cases 1590L through 1590R.

ABS MULTIPURPOSE INSTRUMENT ENCLOSURES

- UL flammability rating of 94V-0
- Comes with M3 x .5 x 10mm, Phillips machine screws, countersunk lid, and tapped integral brass bushings
- Two piece lap joint construction provides against dust accumulation and splashing water
- Designed to meet IP54
- Card guides accept .062" PC cards
- 1591E has a removable center brace

For quantities greater than listed, call for quote.

MOUSER STOCK NO. / Mfr. / Mfr. Part No.	Fig.	Color	Dimensions: in. L	W	H	Price Each 1	5	10	25
Without Flanged Lid									
546—1591M-BK	A	Black	3.30	2.20	.80				
546—1591MGY	A	Gray	3.30	2.20	.80				
546—1591MBU	A	Blue	3.30	2.20	.80				
546—1591L-BK	A	Black	3.30	2.20	1.40				
546—1591LGY	A	Gray	3.30	2.20	1.40				
546—1591LBU	A	Blue	3.30	2.20	1.40				
546—1591A-BK	A	Black	3.90	2.00	.80				
546—1591AGY	A	Gray	3.90	2.00	.80				
546—1591ABU	A	Blue	3.90	2.00	.80				
546—1591B-BK	A	Black	4.40	2.40	1.10				
546—1591BGY	A	Gray	4.40	2.40	1.10				
546—1591BBU	A	Blue	4.40	2.40	1.10				
546—1591C-BK	A	Black	4.70	2.60	1.40				
546—1591CGY	A	Gray	4.70	2.60	1.40				
546—1591C-BU	A	Blue	4.70	2.60	1.40				
546—1591D-BK	A	Black	5.90	3.20	1.80				
546—1591DGY	A	Gray	5.90	3.20	1.80				
546—1591DBU	A	Blue	5.90	3.20	1.80				
546—1591E-BK	A	Black	7.50	4.30	2.20				
546—1591EGY	A	Gray	7.50	4.30	2.20				
546—1591E-BU	A	Blue	7.50	4.30	2.20				
546—1591G-BK	A	Black	4.80	3.70	1.20				
546—1591GGY	A	Gray	4.80	3.70	1.20				
546—1591GBU	A	Blue	4.80	3.70	1.20				
546—1591H-BK	A	Black	6.50	2.80	1.00				
546—1591HGY	A	Gray	6.50	2.80	1.00				
546—1591HBU	A	Blue	6.50	2.80	1.00				
546—1591S-BK	A	Black	4.30	3.20	1.60				
546—1591SGY	A	Gray	4.30	3.20	1.60				
546—1591SBU	A	Blue	4.30	3.20	1.60				
546—1591T-BK	A	Black	4.70	3.20	2.20				
546—1591TGY	A	Gray	4.70	3.20	2.20				
546—1591TBU	A	Blue	4.70	3.20	2.20				
546—1591U-BK	A	Black	4.70	4.70	2.20				
546—1591UGY	A	Gray	4.70	4.70	2.20				
546—1591UBU	A	Blue	4.70	4.70	2.20				
546—1591V-BK	A	Black	4.70	4.70	3.50				
546—1591VGY	A	Gray	4.70	4.70	3.50				
546—1591VBU	A	Blue	4.70	4.70	3.50				
With Flanged Lid									
546—1591MFLBK	B	Black	3.30	2.20	.80				
546—1591MFLGY	B	Gray	3.30	2.20	.80				
546—1591LFLBK	B	Black	3.30	2.20	1.40				
546—1591AFLBK	B	Black	3.90	2.00	.80				
546—1591AFLGY	B	Gray	3.90	2.00	.80				
546—1591BFLBK	B	Black	4.40	2.40	1.10				
546—1591BFLGY	B	Gray	4.40	2.40	1.10				
546—1591CFLBK	B	Black	4.70	2.60	1.40				
546—1591CFLGY	B	Gray	4.70	2.60	1.40				
546—1591DFLBK	B	Black	5.90	3.20	1.80				
546—1591DFLGY	B	Gray	5.90	3.20	1.80				
546—1591EFLBK	B	Black	7.50	4.30	2.20				
546—1591EFLGY	B	Gray	7.50	4.30	2.20				
546—1591GFLBK	B	Black	4.80	3.70	1.20				
546—1591HFLBK	B	Black	6.50	2.80	1.00				
546—1591HFLGY	B	Gray	6.50	2.80	1.00				
546—1591SFLBK	B	Black	4.30	3.20	1.60				
546—1591SFLGY	B	Gray	4.30	3.20	1.60				
546—1591TFLBK	B	Black	4.70	3.20	2.20				
546—1591TFLGY	B	Gray	4.70	3.20	2.20				
546—1591UFLBK	B	Black	4.70	4.70	2.20				
546—1591UFLGY	B	Gray	4.70	4.70	2.20				
546—1591VFLBK	B	Black	4.70	4.70	3.50				
546—1591VFLGY	B	Gray	4.70	4.70	3.50				
With Bottom Flange									
546—1591MF2BK	C	Black	3.3	2.2	0.8				
546—1591MF2GY	C	Gray	3.3	2.2	0.8				
546—1591LF2BK	C	Black	3.3	2.2	1.4				

ABS MULTIPURPOSE INSTRUMENT ENCLOSURES (CONT.)

For quantities greater than listed, call for quote.

MOUSER STOCK NO. / Mfr. / Mfr. Part No.	Fig.	Color	Dimensions: in. L	W	H	Price Each 1	5	10	25
With Bottom Flange (Cont.)									
546—1591LF2GY	C	Gray	3.3	2.2	1.4				
546—1591AF2BK	C	Black	3.9	2.0	0.8				
546—1591AF2GY	C	Gray	3.9	2.0	0.8				
546—1591SF2BK	C	Black	4.3	3.2	1.6				
546—1591BF2BK	C	Black	4.4	2.4	1.1				
546—1591BF2GY	C	Gray	4.4	2.4	1.1				
546—1591CF2BK	C	Black	4.7	2.6	1.4				
546—1591CF2GY	C	Gray	4.7	2.6	1.4				
546—1591TF2BK	C	Black	4.7	3.2	2.2				
546—1591TF2GY	C	Gray	4.7	3.2	2.2				
546—1591UF2BK	C	Black	4.7	4.7	2.2				
546—1591UF2GY	C	Gray	4.7	4.7	2.2				
546—1591VF2BK	C	Black	4.7	4.7	3.5				
546—1591VF2GY	C	Gray	4.7	4.7	3.5				
546—1591GF2BK	C	Black	4.8	3.7	1.2				
546—1591GF2GY	C	Gray	4.8	3.7	1.2				
546—1591DF2BK	C	Black	5.9	3.2	1.8				
546—1591DF2GY	C	Gray	5.9	3.2	1.8				
546—1591HF2BK	C	Black	6.5	2.8	1.0				
546—1591EF2BK	C	Black	7.5	4.3	2.2				
546—1591EF2GY	C	Gray	7.5	4.3	2.2				

TRANSLUCENT POLYCARBONATE ENCLOSURES

- Lid is secured with M3 x 10mm Phillips machine screws, threaded into tapped integral brass bushings.
- UL flammability rating: 94V-O

For quantities greater than listed, call for quote.

MOUSER STOCK NO. / Mfr. / Mfr. Part No.	Fig.	Dimensions: in. L	W	H	Price Each 1	5	10	25
Ice Blue								
546—1591ATBU	A	3.90	2.00	.80				
546—1591BTBU	A	4.40	2.40	1.10				
546—1591CTBU	A	4.70	2.60	1.40				
546—1591DTBU	A	5.90	3.20	1.80				
546—1591ETBU	A	7.50	4.30	2.20				
Infrared								
546—1591ATRD	A	3.90	2.00	.80				
546—1591BTRD	A	4.40	2.40	1.10				
546—1591CTRD	A	4.70	2.60	1.40				
546—1591DTRD	A	5.90	3.20	1.80				
546—1591ETRD	A	7.50	4.30	2.20				
Clear								
546—1591ATCL	A	3.90	2.00	.80				
546—1591STCL	A	4.30	3.20	1.60				
546—1591BTCL	A	4.40	2.40	1.10				
546—1591CTCL	A	4.70	2.60	1.40				
546—1591DTCL	A	5.90	3.20	1.80				
546—1591ETCL	A	7.50	4.30	2.20				

PC CARD ADAPTERS

- Two piece lap joint construction provides protection against dust and splashing water
- Flanged lid is perfect for wall or shelf mounting and enclosure security
  Lid also contains four molded-in PC board standoffs
- Designed to meet IP54

For quantities greater than listed, call for quote.

MOUSER STOCK NO. / Mfr. / Mfr. Part No.	Fig.	Quantity Per Package	Price Each 1	5	10	25
546—1591Z6	D	6.00				

SUPER SHIELD CONDUCTIVE COATING

A general purpose EMI/RFI shielding spray for use on plastic electronics enclosures.
Consists of a tough, durable acrylic base pigmented with a high purity nickel flake.
Surface resistance of approximately 0.7ohms.

For quantities greater than listed, call for quote.

MOUSER STOCK NO. / Mfr. / Mfr. Part No.	Size	Price Each
590—841-340G	Aerosol 340g (12oz.)	

© Copyright 2014 Mouser Electronics

© Copyright 2014 Mouser Electronics

POLYSTYRENE MULTIPURPOSE INSTRUMENT ENCLOSURES

- High impact polystyrene plastic
- Lid is secured with self-tapping #4x1/2" slotted screws

Without Flange

For quantities greater than listed, call for quote.

MOUSER STOCK NO.	Hammond Part No.	Fig.	Color	Dimensions: in.			Price Each			
				L	W	H	1	5	10	25
546-1591MSBK	1591MS-BK	A	Black	3.30	2.20	.80				
546-1591LS-BK	1591LS-BK	A	Black	3.30	2.20	1.40				
546-1591AS-BK	1591AS-BK	A	Black	3.90	2.00	.80				
546-1591BS-BK	1591BS-BK	A	Black	4.40	2.40	1.10				
546-1591CS-BK	1591CS-BK	A	Black	4.70	2.60	1.40				
546-1591DS-BK	1591DS-BK	A	Black	5.90	3.20	1.80				
546-1591ES-BK	1591ES-BK	A	Black	7.50	4.30	2.20				
546-1591GS-BK	1591GS-BK	A	Black	4.80	3.70	1.20				
546-1591HS-BK	1591HS-BK	A	Black	6.50	2.80	1.00				
546-1591SS-BK	1591SS-BK	A	Black	4.30	3.20	1.60				
546-1591TS-BK	1591TS-BK	A	Black	4.70	3.20	2.20				
546-1591US-BK	1591US-BK	A	Black	4.70	4.70	2.20				
546-1591VS-BK	1591VS-BK	A	Black	4.70	4.70	3.50				

With Flanged Lid

For quantities greater than listed, call for quote.

MOUSER STOCK NO.	Hammond Part No.	Fig.	Color	Dimensions: in.			Price Each			
				L	W	H	1	5	10	25
546-1591MSFLBK	1591MSFL-BK	B	Black	3.3	2.2	0.8				
546-1591LSFLBK	1591LSFL-BK	B	Black	3.3	2.2	1.4				
546-1591ASFLBK	1591ASFL-BK	B	Black	3.9	2	0.8				
546-1591SSFLBK	1591SSFL-BK	B	Black	4.3	3.2	1.6				
546-1591BSFLBK	1591BSFL-BK	B	Black	4.4	2.4	1.1				
546-1591CSFLBK	1591CSFL-BK	B	Black	4.7	2.6	1.4				
546-1591TSFLBK	1591TSFL-BK	B	Black	4.7	3.2	2.2				
546-1591USFLBK	1591USFL-BK	B	Black	4.7	4.7	2.2				
546-1591VSFLBK	1591VSFL-BK	B	Black	4.7	4.7	3.5				
546-1591GSFLBK	1591GSFL-BK	B	Black	4.8	3.7	1.2				
546-1591DSFLBK	1591DSFL-BK	B	Black	5.9	3.2	1.8				
546-1591HSFLBK	1591HSFL-BK	B	Black	6.5	2.8	1				
546-1591ESFLBK	1591ESFL-BK	B	Black	7.5	4.3	2.2				

With Bottom Flange

For quantities greater than listed, call for quote.

MOUSER STOCK NO.	Hammond Part No.	Fig.	Color	Dimensions: in.			Price Each			
				L	W	H	1	5	10	25
546-1591MF2SBK	1591MF2SBK	C	Black	3.3	2.2	0.8				
546-1591MF2SGY	1591MF2SGY	C	Gray	3.3	2.2	0.8				
546-1591LF2SBK	1591LF2SBK	C	Black	3.3	2.2	1.4				
546-1591LF2SGY	1591LF2SGY	C	Gray	3.3	2.2	1.4				
546-1591AF2SBK	1591AF2SBK	C	Black	3.9	2.0	0.8				
546-1591AF2SGY	1591AF2SGY	C	Gray	3.9	2.0	0.8				
546-1591SF2SGY	1591SF2SGY	C	Black	4.3	3.2	1.6				
546-1591SF2SBK	1591SF2SBK	C	Gray	4.3	3.2	1.6				
546-1591BF2SBK	1591BF2SBK	C	Black	4.4	2.4	1.1				
546-1591CF2SBK	1591CF2SBK	C	Black	4.7	2.6	1.4				
546-1591CF2SGY	1591CF2SGY	C	Gray	4.7	2.6	1.4				
546-1591TF2SGY	1591TF2SGY	C	Black	4.7	3.2	2.2				
546-1591TF2SBK	1591TF2SBK	C	Gray	4.7	3.2	2.2				
546-1591UF2SBK	1591UF2SBK	C	Black	4.7	4.7	2.2				
546-1591UF2SGY	1591UF2SGY	C	Gray	4.7	4.7	2.2				
546-1591VF2SBK	1591VF2SBK	C	Black	4.7	4.7	3.5				
546-1591VF2SGY	1591VF2SGY	C	Gray	4.7	4.7	3.5				
546-1591GF2SBK	1591GF2SBK	C	Black	4.8	3.7	1.2				
546-1591GF2SGY	1591GF2SGY	C	Gray	4.8	3.7	1.2				
546-1591DF2S-BK	1591DF2SBK	C	Black	5.9	3.2	1.8				
546-1591DF2SGY	1591DF2SGY	C	Gray	5.9	3.2	1.8				
546-1591HF2SBK	1591HF2SBK	C	Black	6.5	2.8	1.0				
546-1591HF2SGY	1591HF2SGY	C	Gray	6.5	2.8	1.0				
546-1591EF2S-BK	1591EF2SBK	C	Black	7.5	4.3	2.2				
546-1591EF2SGY	1591EF2SGY	C	Gray	7.5	4.3	2.2				

SUPER SHIELD CONDUCTIVE COATING

- Flammability rating: UL 94V-0

For quantities greater than listed, call for quote.

MOUSER STOCK NO.	MG Chemicals Part No.	Size	Price Each
590-841-340G	841-340G	Aerosol 340g (12oz.)	

© Copyright 2014 Mouser Electronics

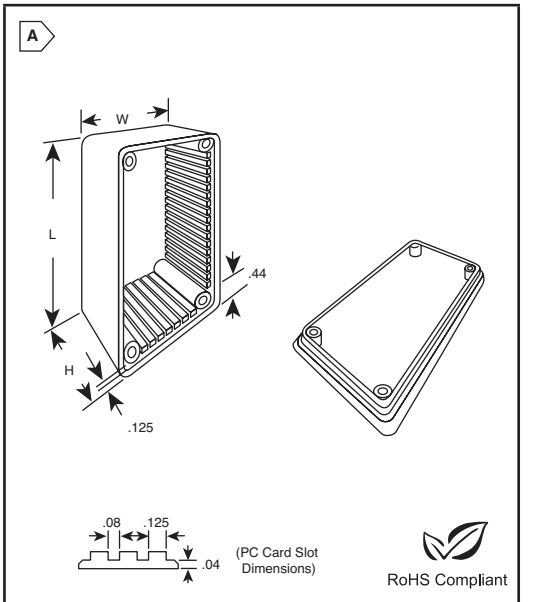

© Copyright 2014 Mouser Electronics

HAMMOND Plastic ABS Enclosures

MULTIPURPOSE ABS PLASTIC ENCLOSURES

- Flammability rating: UL 94HB

For quantities greater than listed, call for quote.

MOUSER STOCK NO.	Hammond Part No.	Fig.	Dimensions: in. L	W	H	Price Each 1	5	10	25
Black									
546-1591XXASBK	1591XXASBK	A	3.90	2.00	0.80				
546-1591XXBSBK	1591XXBSBK	A	4.40	2.50	1.10				
546-1591XXCSBK	1591XXCSBK	A	4.70	2.60	1.40				
546-1591XXDSBK	1591XXDSBK	A	6.00	3.20	1.80				
546-1591XXESBK	1591XXESBK	A	7.60	4.40	2.20				
546-1591XXFSBK	1591XXFSBK	A	8.70	5.90	2.30				
546-1591XXLSBK	1591XXLSBK	A	3.40	2.20	1.40				
546-1591XXTSBK	1591XXTSBK	A	4.80	3.20	2.20				
Black with Flanged Lid									
546-1591XXASFLBK	1591XXASFLBK	B	3.90	2.00	0.80				
546-1591XXBSFLBK	1591XXBSFLBK	B	4.40	2.50	1.10				
546-1591XXCSFLBK	1591XXCSFLBK	B	4.70	2.60	1.40				
546-1591XXDSFLBK	1591XXDSFLBK	B	6.00	3.20	1.80				
546-1591XXESFLBK	1591XXESFLBK	B	7.60	4.40	2.20				
546-1591XXFSFLBK	1591XXFSFLBK	B	8.70	5.90	2.30				
546-1591XXLSFLBK	1591XXLSFLBK	B	3.40	2.20	1.40				
546-1591XXTSFLBK	1591XXTSFLBK	B	4.80	3.20	2.20				

MULTIPURPOSE FLAME RETARDANT ABS PLASTIC ENCLOSURES

- Flammability rating: UL 94V-0

For quantities greater than listed, call for quote.

MOUSER STOCK NO.	Hammond Part No.	Fig.	Dimensions: in. L	W	H	Price Each 1	5	10	25
Translucent Blue									
546-1591XXLTBU	1591XXLTBU	A	3.4	2.2	1.4				
546-1591XXATBU	1591XXATBU	A	3.9	2.0	0.8				
546-1591XXBTBU	1591XXBTBU	A	4.4	2.5	1.1				
546-1591XXCTBU	1591XXCTBU	A	4.7	2.6	1.4				
546-1591XXTTBU	1591XXTTBU	A	4.8	3.2	2.2				
546-1591XXDTBU	1591XXDTBU	A	6.0	3.2	1.8				
546-1591XXETBU	1591XXETBU	A	7.6	4.4	2.2				
Black									
546-1591XXABK	1591XXABK	A	3.90	2.00	0.80				
546-1591XXBBK	1591XXBBK	A	4.40	2.50	1.10				
546-1591XXCBK	1591XXCBK	A	4.70	2.60	1.40				
546-1591XXDBK	1591XXDBK	A	6.00	3.20	1.80				
546-1591XXEBK	1591XXEBK	A	7.60	4.40	2.20				
546-1591XXFBK	1591XXFBK	A	8.70	5.90	2.30				
546-1591XXLBK	1591XXLBK	A	3.40	2.20	1.40				
Black with Flanged Lid									
546-1591XXAFLBK	1591XXAFLBK	B	3.90	2.00	0.80				
546-1591XXBFLBK	1591XXBFLBK	B	4.40	2.50	1.10				
546-1591XXCFLBK	1591XXCFLBK	B	4.70	2.60	1.40				
546-1591XXDFLBK	1591XXDFLBK	B	6.00	3.20	1.80				
546-1591XXEFLBK	1591XXEFLBK	B	7.60	4.40	2.20				
546-1591XXFFLBK	1591XXFFLBK	B	8.70	5.90	2.30				
546-1591XXLFLBK	1591XXLFLBK	B	3.40	2.20	1.40				
546-1591XXTFLBK	1591XXTFLBK	B	4.80	3.20	2.20				
Gray									
546-1591XXAGY	1591XXAGY	A	3.90	2.00	0.80				
546-1591XXBGY	1591XXBGY	A	4.40	2.50	1.10				
546-1591XXCGY	1591XXCGY	A	4.70	2.60	1.40				
546-1591XXDGY	1591XXDGY	A	6.00	3.20	1.80				
546-1591XXEGY	1591XXEGY	A	7.60	4.40	2.20				
546-1591XXFGY	1591XXFGY	A	8.70	5.90	2.30				
546-1591XXLGY	1591XXLGY	A	3.40	2.20	1.40				
Gray with Flanged Lid									
546-1591XXAFLGY	1591XXAFLGY	B	3.90	2.00	0.80				
546-1591XXBFLGY	1591XXBFLGY	B	4.40	2.50	1.10				
546-1591XXCFLGY	1591XXCFLGY	B	4.70	2.60	1.40				
546-1591XXDFLGY	1591XXDFLGY	B	6.00	3.20	1.80				
546-1591XXEFLGY	1591XXEFLGY	B	7.60	4.40	2.20				
546-1591XXFFLGY	1591XXFFLGY	B	8.70	5.90	2.30				
546-1591XXLFLGY	1591XXLFLGY	B	3.40	2.20	1.40				
546-1591XXTFLGY	1591XXTFLGY	B	4.80	3.20	2.20				

ABS WALLMOUNT - SNAP TOGETHER ENCLOSURES

- Includes molded in keyhole knockout areas (2) for mounting either horizontally or vertically
- Bottom half includes 6 molded in, PC board standoffs

For quantities greater than listed, call for quote.

MOUSER STOCK NO. Mfr.	Mfr. Part No.	Fig.	Enclosure Color	Dimensions: in. L	W	H	Price Each 1	5	10	25
546	1597CGY	C	Gray	4.33	5.50	1.38				
546	1597CBK	C	Black	4.33	5.50	1.38				
546	1597D-GY	C	Gray	4.92	7.09	1.38				

ABS ENCLOSURES WITH SCREW FASTENED LID

- Bottom and top half include molded in, PC board standoffs
- Includes machine screws and brass inserts

For quantities greater than listed, call for quote.

546—1597X	D	Gray	3.50	5.50	1.80				
546—1597Y	D	Gray	5.30	7.90	2.00				

ABS PLASTIC SNAP TOGETHER ENCLOSURE

For quantities greater than listed, call for quote.

546—1597V	E	Gray	1.60	5.10	1.00				

SUPER SHIELD CONDUCTIVE COATING

- Flammability rating: UL 94V-0

For quantities greater than listed, call for quote.

MOUSER STOCK NO.	MG Chemicals Part No.	Size	Price Each
590-841-340G	841-340G	Aerosol 340g (12oz.)	

DIMENSIONS: in.

A

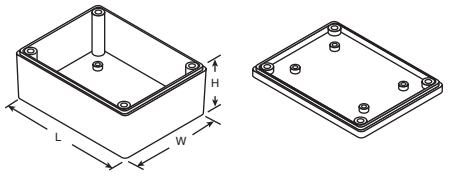

- Ideally suited for mounting PC Boards horizontally
- Internal sides of enclosure are smooth for easy connector installation (Largest size includes card guides)
- Tongue and groove lid to box construction provides protection against access of dust and splashing water
- Designed to meet IP54
- Lid and box both contain molded-in PC standoffs

B

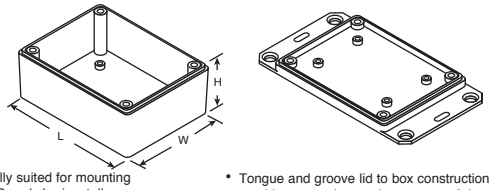

- Ideally suited for mounting PC Boards horizontally
- Internal sides of enclosure are smooth for easy connector installation (Largest size includes card guides)
- Tongue and groove lid to box construction provides protection against access of dust and splashing water
- Designed to meet IP54
- Lid and box both contain molded-in PC standoffs

C



D



E



F

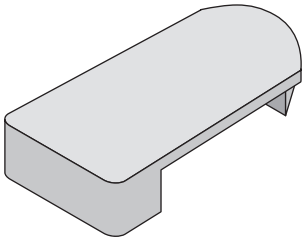

BELT OR POCKET CLIP

Nylon clip; includes 2 nylon screws and mounting template

For quantities greater than listed, call for quote.

MOUSER STOCK NO. Mfr.	Mfr. Part No.	Fig.	Color	Price Each 1	5	10	25
546	1599-CLIP	F	Black				
546	1599CLIPGY	F	Gray				

© Copyright 2014 Mouser Electronics

HAMMOND Handheld Plastic Enclosures

HAMMOND MANUFACTURING

HAMMOND ABS PLASTIC HANDHELD INSTRUMENT BOXES

- Recessed top for membrane display or pad
- Self tapping screws included

Replace the __ with **BK** for **Black** or **GY** for **Gray**

For quantities greater than listed, call for quote.

MOUSER STOCK NO.	Hammond Part No.	Flg.	Dimensions: in.			Price Each		
			L	W	H	1	25	50
546-1593K__	1593K__	A	2.60	2.60	1.10			
546-1593D__	1593D__	A	4.50	1.40	1.00			
546-1593X__	1593X__	A	5.50	2.60	1.10			
546-1593J__	1593J__	B	2.60	2.60	1.10			
546-1593S__	1593S__	C	3.60	2.60	0.83			
546-1593P__	1593P__	C	3.60	2.60	1.10			
546-1593T__	1593T__	C	4.40	2.60	0.83			
546-1593Q__	1593Q__	C	4.40	2.60	1.10			
546-1593Y__	1593Y__	C	5.50	2.60	1.10			

HAMMOND INFRARED PANELS

For quantities greater than listed, call for quote.

MOUSER STOCK NO.	Hammond Part No.	Description	Price Per Package			
			1	25	50	100
546-1593DIR10	1593DIR10	Fit 1593D - Pack of 10				
546-1593PIR10	1593PIR10	Fits 1593 P, Q, Y, X, J & K - Pack of 10				
546-1593SIR10	1593SIR10	Fits 1593 S & T - Pack of 10				

HAMMOND PLASTIC ELECTRONIC ENCLOSURES

- Matte textured black finish

Also available in blue, gray, and beige.
Contact a Mouser service representative for details.

For quantities greater than listed, call for quote.

MOUSER STOCK NO.	Hammond Part No.	Flg.	Dimensions: in.			Price Each		
			L	W	H	1	5	10
546-1594A-BK	1594A-BK	D	2.17	2.17	1.10			
546-1594B-BK	1594B-BK	D	3.15	2.17	1.10			
546-1594C-BK	1594C-BK	D	4.13	2.56	1.30			
546-1594D-BK	1594D-BK	D	5.12	2.56	1.70			
546-1594E-BK	1594E-BK	D	6.50	4.13	2.09			

HAMMOND PC CARD GUIDES

- Packed 25 sets per package, four guides to set

For quantities greater than listed, call for quote.

MOUSER STOCK NO.	Hammond Part No.	Fits Cases	Price Per Package			
			1	5	10	25
546-1594AZ25	1594AZ25	1594A-BK				
546-1594BZ25	1594BZ25	1594B-BK				
546-1594CZ25	1594CZ25	1594C-BK				
546-1594DZ25	1594DZ25	1594D-BK				

HAMMOND HAND HELD CASES

High Impact Polystyrene Cases

- Countersunk lid is secured with four self-tapping screws
- Color: Gray

For quantities greater than listed, call for quote.

MOUSER STOCK NO.	Hammond Part No.	Flg.	Dimensions: in.			Price Each		
			L	W	H	1	5	10
546-1599BS-GY	1599BS-GY	E	5.12	2.56	0.98			
546-1599ES-GY	1599ES-GY	E	6.70	3.35	1.38			
546-1599HS-GY	1599HS-GY	E	8.66	4.33	1.77			
546-1599KS-GY	1599KS-GY	E	5.50	8.66	1.60			

Medium Impact Flame Retardant ABS

- UL flammability rating of 94V-0 @ 1.47mm thickness and a continuous use temperature rating of 60°C
- Includes four machine screws and brass bushings
- Color: Black

For quantities greater than listed, call for quote.

MOUSER STOCK NO.	Hammond Part No.	Flg.	Dimensions: in.			Price Each		
			L	W	H	1	5	10
546-1599B-BK	1599B-BK	E	5.12	2.56	0.98			
546-1599E-BK	1599E-BK	E	6.70	3.35	1.38			
546-1599H-BK	1599H-BK	E	8.66	4.33	1.77			
546-1599K-BK	1599K-BK	E	5.50	8.66	1.60			

HAMMOND ENCLOSURES W/ BATTERY DOOR

For quantities greater than listed, call for quote.

MOUSER STOCK NO.	Hammond Part No.	Flg.	Dimensions: in.			Price Each		
			L	W	H	1	5	10
Black ABS								
546-1599BBKBAT	1599BBKBAT	F	5.12	2.56	0.97			
546-1599BBKBATCP	1599BBKBATCP	G	5.12	2.56	0.97			
546-1599EBKBAT	1599EBKBAT	F	6.69	3.34	1.33			
546-1599HBKBAT	1599HBKBAT	F	4.33	8.66	1.73			
546-1599KBKBAT	1599KBKBAT	F	5.50	8.66	1.60			
Gray ABS								
546-1599BGYBAT	1599BGYBAT	F	5.12	2.56	0.97			
546-1599BGYBATCP	1599BGYBATCP	G	5.12	2.56	0.97			
546-1599EGYBAT	1599EGYBAT	F	6.69	3.34	1.33			
546-1599HGYBAT	1599HGYBAT	F	4.33	8.66	1.73			
Gray Styrene								
546-1599BSGYBAT	1599BSGYBAT	F	5.12	2.56	0.97			
546-1599ESGYBAT	1599ESGYBAT	F	6.69	3.34	1.33			
546-1599HSGYBAT	1599HSGYBAT	F	4.33	8.66	1.73			
546-1599KSGYBAT	1599KSGYBAT	F	5.50	8.66	1.60			

BATTERY HOLDER KITS

- Designed for 1599B and 1599E Series battery door enclosures
- Includes all the parts required to install the battery or batteries
- Includes the battery holder, wires, and foam anti-rattle pad

For quantities greater than listed, call for quote.

MOUSER STOCK NO.	Hammond Part No.	Batt. Holder Kit For:	Fits Battery Door Enclosure Size:	Price Each			
				1	25	50	100
546-BH1AAW	BH1AAW	1 AA Cell	1599B and 1599E Series				
546-BH2AAW	BH2AAW	2 AA Cells	1599B and 1599E Series				
546-BH1AAAW	BH1AAAW	1 AAA Cell	1599B and 1599E Series				
546-BH2AAAW	BH2AAAW	2 AAA Cells	1599B and 1599E Series				
546-BH3AAAW	BH3AAAW	3 AAA Cells	1599E size only				
546-BH4AAAW	BH4AAAW	4 AAA Cells	1599E size only				
546-BS61	BS61	1-9V Cell	1599B and 1599E Series				

© Copyright 2014 Mouser Electronics

A

RoHS Compliant

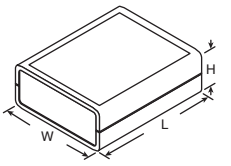

Version A

- Four P.C. card standoffs molded in bottom
- Removable front and rear panels for easy modification-sized to accept most popular connectors
- 2 piece lap joint construction

B

RoHS Compliant

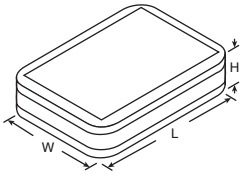

Version B

- Four PC card standoffs molded in both halves
- 2 piece lap joint construction

C

RoHS Compliant

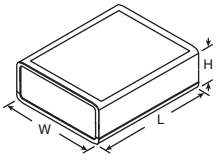

Version C

- 4 PC card standoffs molded in both halves
- 4 PC card guides molded in battery compartment
- Removable front and rear panels for easy modification-sized to accept most popular connectors
- 2 piece lap joint construction

D

RoHS Compliant

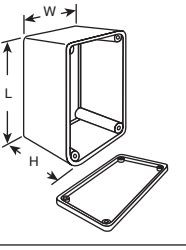

- Heavy duty thermoplastic
- Comes with M3x.5x20mm countersunk
- Phillips machine screws which fasten into integral brass bushings
- Average wall thickness: .125"
- Lid adds .47" to total height
- Designed to meet IP54
- UL flammability rating of 94V-O

E

RoHS Compliant

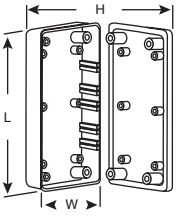

- Two key hole knockouts are molded into the inside of the base to facilitate wall mounting installation
- Six PC card mounting bosses are molded into the top and base
- Designed to meet IP54

F

RoHS Compliant

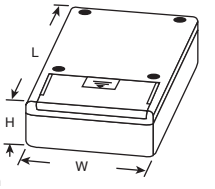

- Recessed top panel for membrane display or pad
- PC card standoffs and vertical card guides are molded in
- Flame retardant ABS version includes four machine screws (styrene are self-tapping) and wear resistant brass bushing

G

RoHS Compliant

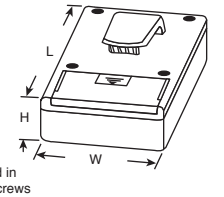

Includes belt clip

- Recessed top panel for membrane display or pad
- PC card standoffs and vertical card guides are molded in
- Flame retardant ABS version includes four machine screws (styrene are self-tapping) and wear resistant brass bushing

© Copyright 2014 Mouser Electronics

HAMMOND Consoles and Plastic Enclosures

SLOPING STYRENE CONSOLES

For quantities greater than listed, call for quote.

MOUSER STOCK NO.	Hammond Part No.	Flg.	Dimensions: in.				Price Each			
			L	W	H	D	1	5	10	25
546-1599ESTSGY	1599ESTSGY	A	3.35	6.70	1.33	.72				
546-1599HSTSGY	1599HSTSGY	A	4.33	8.66	1.73	.75				
546-1599KSTSGY	1599KSTSGY	A	5.51	8.66	1.60	.67				
546-1599KSTLGY	1599KSTLGY	A	8.66	5.51	1.60	.71				
546-1599KSTLGYBAT	1599KSTLGYBAT	A	8.66	5.51	1.60	.71				

PLASTIC DESKTOP CONSOLES

For quantities greater than listed, call for quote.

MOUSER STOCK NO.	Hammond Part No.	Flg.	Dimensions: in.				Color	Price Each			
			L	W	H	A		1	5	10	25
546-1595C-GY	1595C-GY	B	6.30	3.80	1.54	2.30	Gray				
546-1595C-BK	1595C-BK	B	6.30	3.80	1.54	2.30	Black				
546-1595EGY	1595E-GY	B	8.50	5.10	1.85	2.90	Gray				
546-1595E-BK	1595E-BK	B	8.50	5.10	1.85	2.90	Black				

ABS INSTRUMENT ENCLOSURES

- Two piece "tongue & groove" construction
- UL flammability rating of 94V-0
- Front/rear panels: .064" thick brushed aluminum
- Integral horizontal PC card mounts on Eurocard centers
- Comes with M3 x .5 x 10mm Phillips machine screws that fasten into tapped integral brass bushings
- Two sets of vertical .062" PC board guides provided front /rear

For quantities greater than listed, call for quote.

MOUSER STOCK NO.	Hammond Part No.	Flg.	Color	Dimensions: in.			Price Each			
				L	W	H	1	5	10	25
546-1598B-BK	1598B-BK	C	Black	5.28	5.31	1.96				
546-1598A-BK	1598A-BK	C	Black	6.18	3.70	1.42				
546-1598A-GY	1598AGY	C	Gray	6.18	3.70	1.42				
546-1598BB-BK	1598BB-BK	C	Black	7.05	6.06	1.42				
546-1598BBGY	1598BB-GY	C	Gray	7.05	6.06	1.42				
546-1598C-BK	1598C-BK	C	Black	7.09	6.10	2.04				
546-1598C-GY	1598C-GY	C	Gray	7.09	6.10	2.04				
546-1598D-BK	1598D-BK	C	Black	7.09	8.11	2.52				
546-1598DGY	1598D-GY	C	Gray	7.09	8.11	2.52				
546-1598E-BK	1598E-BK	C	Black	6.30	6.30	3.38				
546-1598FGY	1598F-GY	C	Gray	9.84	6.30	1.58				
546-1598G-BK	1598G-BK	C	Black	9.84	6.30	3.00				
546-1598H-BK	1598H-BK	C	Black	11.02	7.87	1.58				
546-1598HGY	1598H-GY	C	Gray	11.02	7.87	1.58				
546-1598J-BK	1598J-BK	C	Black	11.02	7.87	3.00				
546-1598JGY	1598J-GY	C	Gray	11.02	7.87	3.00				

GENERAL PURPOSE ABS PLASTIC

- Molded in PC card standoffs and vertical card guides
- Designed to meet IP54
- Positive fit, "tongue & groove" construction requires only 2 mounting screws
- Available in Gray Styrene Plastic
- Easy access to interior via shell type construction

For quantities greater than listed, call for quote.

MOUSER STOCK NO.	Hammond Part No.	Flg.	Dimensions: in.			Price Each			
			L	W	H	1	5	10	25
With Black ABS Plastic End Panels									
546-1598ASGYPBK	1598ASGYPBK	C	6.18	3.70	1.42				
546-1598BSGYPBK	1598BSGYPBK	C	5.28	5.31	1.96				
546-1598BBSGYPBK	1598BBSGYPBK	C	7.05	6.06	1.42				
546-1598CSGYPBK	1598CSGYPBK	C	7.09	6.10	2.04				
546-1598DSGYPBK	1598DSGYPBK	C	7.09	8.11	2.52				
546-1598ESGYPBK	1598ESGYPBK	C	6.30	6.30	3.38				
546-1598FSGYPBK	1598FSGYPBK	C	9.84	6.30	1.58				
546-1598GSGYPBK	1598GSGYPBK	C	9.84	6.30	3.00				
546-1598HSGYPBK	1598HSGYPBK	C	11.02	7.87	1.58				
546-1598JSGYPBK	1598JSGYPBK	C	11.02	7.87	3.00				
With Aluminum End Panels									
546-1598BSGY	1598BSGY	C	5.28	5.31	1.96				
546-1598ASGY	1598ASGY	C	6.18	3.70	1.42				
546-1598ESGY	1598ESGY	C	6.30	6.30	3.38				
546-1598BBSGY	1598BBSGY	C	7.05	6.06	1.42				
546-1598CSGY	1598CSGY	C	7.09	6.10	2.04				
546-1598DS-GY	1598DSGY	C	7.09	8.11	2.52				
546-1598GSGY	1598GSGY	C	9.84	6.30	3.00				
546-1598HSGY	1598HSGY	C	11.02	7.87	1.58				
546-1598JSGY	1598JSGY	C	11.02	7.87	3.00				

Optional Accessories (For 1598 Series Cases)

For quantities greater than listed, call for quote.

MOUSER STOCK NO.	Hammond Part No.	Description	Price Each		
			1	5	10
546-1598ATS100	1598ATS100	#6 x 1/4" self-tapping screws, 100 pack			
Optional Tilt Handle (Instructions and Mounting Hardware Included)					
546-1598TH1	1598TH1	1598C-BK, E-BK, F-BK, G-BK			
546-1598TH2	1598TH2	1598D-BK, H-BK, J-BK			

SUPER SHIELD CONDUCTIVE COATING

- Flammability rating: UL 94V-0

For quantities greater than listed, call for quote.

MOUSER STOCK NO.	MG Chemicals Part No.	Size	Price Each
590-841-340G	841-340G	Aerosol 340g (12oz.)	

© Copyright 2014 Mouser Electronics

A

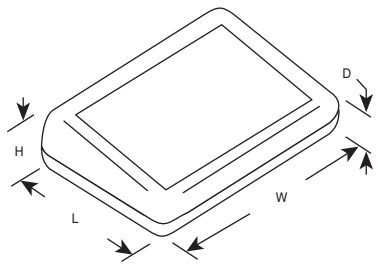

RoHS Compliant

- Includes removable rear panels for easy modification
- Molded in PCB card standoffs and vertical card guides
- 2 piece, lap joint construction provides protection against dust accumulation and splashing water
- Recessed top panel for membrane keypad

B

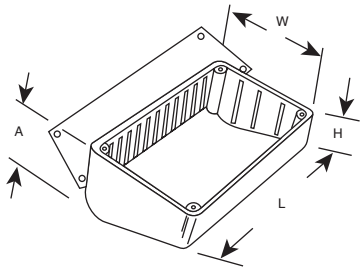

RoHS Compliant

- Four M3 x .5" x 8mm Phillips pan head screws threaded into integral brass bushings hold recessed panel
- Internal slot: accepts 0.062" PC cards
- 4 self adhesive rubber feet
- .20" dia. stand-off bosses in base
- ABS plastic case, UL 94V-0
- 0.04" thick painted aluminum panel

C

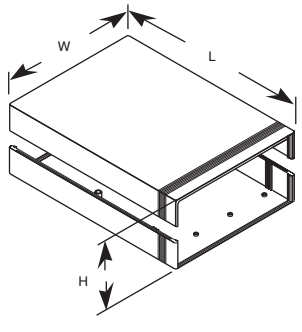

RoHS Compliant

- Molded in PC card standoffs and vertical card guides
- Designed to meet IP54
- Positive fit, "tongue & groove" construction requires only 2 mounting screws

© Copyright 2014 Mouser Electronics

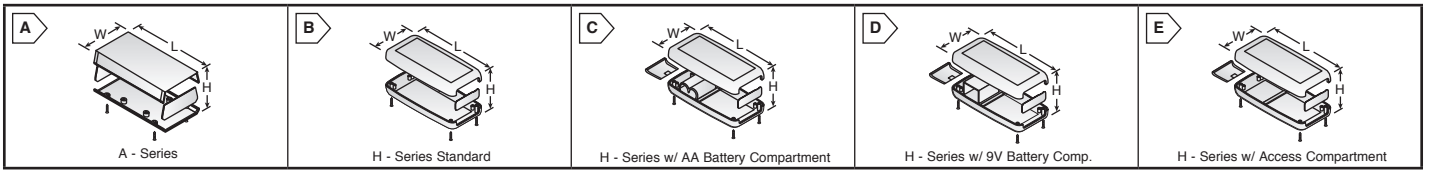

SERPAC A - SERIES

There are 3 colors available, replace the (__) in the part number with:
A for **Almond** or **B** for **Black** or **G** for **Gray**

For quantities greater than listed, call for quote.

MOUSER STOCK NO.	Serpac Part No.	Fig.	Dimensions: in. L	W	H	Price Each 1	10	25
Standard								
635-A-20-__	A-20-__	A	4.25	2.60	0.87			
635-A-21-__	A-21-__	A	4.25	2.60	1.12			
635-A-27-__	A-27-__	A	5.31	3.35	1.51			
635-A-31-__	A-31-__	A	5.30	5.10	1.71			
635-A-42-__	A-42-__	A	7.10	5.00	11.57			
With 9V Battery Compartment								
635-A-21-9V-__	A-21-9V-__	A	4.25	2.60	1.12			
635-A-27-9V-__	A-27-9V-__	A	5.31	3.14	1.51			
635-A-31-9V-__	A-31-9V-__	A	5.30	5.10	1.71			
635-A-41-9V-__	A-41-9V-__	A	7.10	5.00	1.30			
635-A-42-9V-__	A-42-9V-__	A	7.10	5.00	1.62			

Optional End Panels for A Series Enclosures

Available in **Clear (CL), Infrared (IR)**, DB9 Cutout, DB25 Cutout, and 9V Battery Cutout

For quantities greater than listed, call for quote.

MOUSER STOCK NO.	Serpac Part No.	For Enclosure	Price Each 1	10	25
635-2003-CL	2003-CL	A-20			
635-2003-IR	2003-IR	A-20			
635-2003-DB9	2003-DB9	A-20			
635-2003-DB25	2003-DB25	A-20			
635-2005-CL	2005-CL	A-21			
635-2005-IR	2005-IR	A-21			
635-2005-DB25	2005-DB25	A-21			
635-2006-9V	2006-9V	A-21			
635-2010IR	2010-IR	A-27			
635-2010DB9	2010-DB9	A-27			
635-2010DB25	2010-DB25	A-27			
635-2011-9V	2011-9V	A-27			
635-2015-CL	2015-CL	A-31			
635-2015-IR	2015-IR	A-31			
635-2015-DB9	2015-DB9	A-31			
635-2015-DB25	2015-DB25	A-31			
635-2020-CL	2020-CL	A-41			
635-2020-IR	2020-IR	A-41			
635-2020-DB9	2020-DB9	A-41			
635-2020-DB25	2020-DB25	A-41			
635-2024-CL	2024-CL	A-42			
635-2024IR	2024-IR	A-42			
635-2024-DB9	2024-DB9	A-42			
635-2025-9V	2025-9V	A-42			

SERPAC H - SERIES SOLID COLORS

There are 3 colors available, replace the (__) in the part number with:
A for **Almond** or **B** for **Black** or **G** for **Gray**

For quantities greater than listed, call for quote.

MOUSER STOCK NO.	Serpac Part No.	Fig.	Dimensions: in. L	W	H	Price Each 1	10	25
Standard								
635-H-45-__	H-45-__	B	3.90	2.20	.94			
With AA Battery Compartment								
635-H-65AA-__	H-65-AA-__	C	4.94	2.75	.94			
635-H-67AA-__	H-67-AA-__	C	4.94	2.75	1.28			
635-H-75-4AA-__	H-75-4AA-__	C	7.20	3.65	1.26			
With 9V Battery Compartment								
635-H-659V-__	H-65-9V-__	D	4.94	2.75	.94			
635-H-679V-__	H-67-9V-__	D	4.94	2.75	1.28			
635-H-75-9V-__	H-75-9V-__	D	7.20	3.65	1.26			
With Access Compartment								
635-H-65AC-__	H-65-AC-__	E	4.94	2.75	.94			
635-H-67AC-__	H-67-AC-__	E	4.94	2.75	1.28			

SERPAC H - SERIES TRANSLUCENT COLORS

There are 4 colors available, replace the (__) in the part number with:
BL for **Blue** or **GR** for **Green** or **RD** for **Red** or **GY** for **Gray**

For quantities greater than listed, call for quote.

MOUSER STOCK NO.	Serpac Part No.	Fig.	Dimensions: in. L	W	H	Price Each 1	10	25
635-H-65AATR-__	H-65-AA-TR-__	C	4.94	2.75	.94			
635-H-659VTR-__	H-65-9V-TR-__	D	4.94	2.75	.94			

Optional End Panels for H Series Enclosures

Available in **Clear (CL), Infrared (IR), and Red (R)**

For quantities greater than listed, call for quote.

MOUSER STOCK NO.	Serpac Part No.	Price Each 1	10	25	50
635-2104-IR	2104-IR				
635-2104-R	2104-R				
635-2105-CL	2105-CL				
635-2105IR	2105-IR				
635-2105-R	2105-R				
635-2106IR	2106-IR				
635-2106R	2106-R				
635-2107-CL	2107-CL				
635-2107-IR	2107-IR				
635-2107-R	2107-R				

SERPAC I SERIES - INDUSTRIAL ENCLOSURES

For quantities greater than listed, call for quote.

MOUSER STOCK NO.	Serpac Part No.	Fig.	Dimensions: in. L	W	H	Color	Price Each 1	10	25
635-I352HL-TGBG	I352HL, TGBG	A	10.00	8.00	6.00	Gray Top, Gray Bottom			
635-I352HL-TCBC	I352HL, TCBC	A	10.00	8.00	6.00	Clear Top, Clear Bottom			
635-I352S-TGBG	I352S, TGBG	A	11.75	9.98	7.45	Gray Top, Gray Bottom			
635-I352S-TCBC	I352S, TCBC	A	11.75	9.98	7.45	Gray Top, Gray Bottom			
635-I352HS-TGBG	I352HS, TGBG	A	11.75	9.98	7.45	Gray Top, Gray Bottom			
635-I352HS-TCBC	I352HS, TCBC	A	11.75	9.98	7.45	Clear Top, Clear Bottom			

SERPAC RB SERIES - INSTRUMENT ENCLOSURES

For quantities greater than listed, call for quote.

MOUSER STOCK NO.	Serpac Part No.	Fig.	L	W	H	Color	Price Each 1	10	25
635-RB22-1TC1BC	RB22-1TC1BC	B	2.55	1.97	1.38	Clear Top, Clear Bottom			
635-RB22-1TC1BG	RB22-1TC1BG	B	2.55	1.97	1.38	Gray Top, Gray Bottom			
635-RB22-1TG1BG	RB22-1TG1BG	B	2.55	1.97	1.38	Gray Top, Gray Bottom			
635-RB22-1TC1BB	RB22-1TC1BB	B	2.55	1.97	1.38	Clear Top, Black Bottom			
635-RB22-1TB1BB	RB22-1TB1BB	B	2.55	1.97	1.38	Top Black, Black Bottom			
635-RB33-1TC0BC	RB33-1TC1BC	B	3.22	3.15	2.17	Clear Top, Clear Bottom			
635-RB33-1TC1BG	RB33-1TC1BG	B	3.22	3.15	2.17	Gray Top, Gray Bottom			
635-RB33-1TG1BG	RB33-1TG1BG	B	3.22	3.15	2.17	Gray Top, Gray Bottom			
635-RB33-1TC1BB	RB33-1TC1BB	B	3.22	3.15	2.17	Clear Top, Black Bottom			
635-RB33-1TB1BB	RB33-1TB1BB	B	3.22	3.15	2.17	Top Black, Black Bottom			
635-RB53-1TC1BC	RB53-1TC1BC	B	4.72	3.15	2.17	Clear Top, Clear Bottom			
635-RB53-1TC-BG	RB53-1TC1BG	B	4.72	3.15	2.17	Gray Top, Gray Bottom			
635-RB53-1TG1BG	RB53-1TG1BG	B	4.72	3.15	2.17	Gray Top, Gray Bottom			
635-RB53-1TC1BB	RB53-1TC1BB	B	4.72	3.15	2.17	Clear Top, Black Bottom			
635-RB53-1TB1BB	RB53-1TB1BB	B	4.72	3.15	2.17	Top Black, Black Bottom			

SERPAC SE - SERIES EQUIPMENT CASES

There are 4 colors available, replace the (__) in the part number with:
GM for **Gunmetal** (Dark Gray) or **B** for **Black** or
CY for **Caution Yellow** or **IO** for **International Orange**

✻ **GM not available**

For quantities greater than listed, call for quote.

MOUSER STOCK NO.	Serpac Part No.	Fig.	Dimensions: in. L	W	H	Price Each
✻ 635-R-120-B	SE-120-__	C	8.70	7.45	3.89	
635-R-300-__	SE-300-__	C	10.80	9.85	4.50	
635-R-520-__	SE-520-__	C	14.85	12.15	6.85	
635-R-710-__	SE-710-__	C	19.75	15.53	5.41	
635-R-720-__	SE-720-__	C	19.75	15.53	7.48	

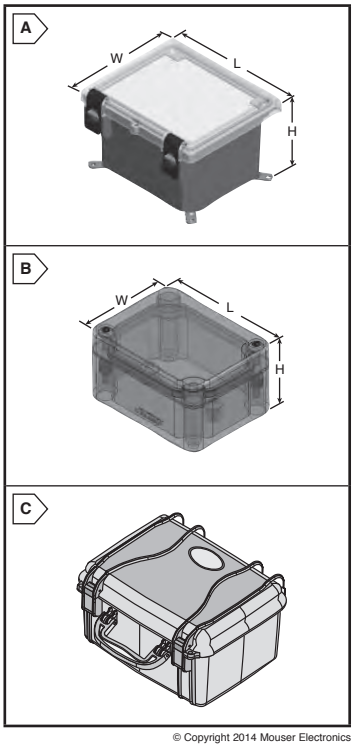

© Copyright 2014 Mouser Electronics

© Copyright 2014 Mouser Electronics

A

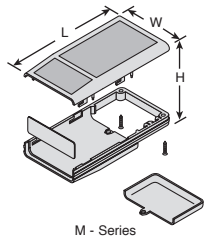

M - Series

B

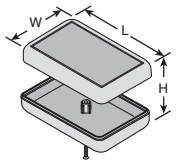

C - Series

C

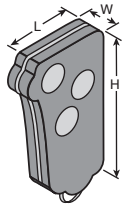

CA-6 Series
3-Button Variation Illustrated

D

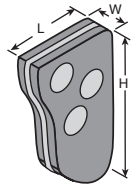

CA-8 Series
3-Button Variation Illustrated

E

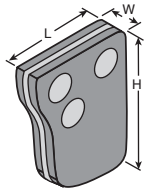

CA-10 Series
3-Button Variation Illustrated

F

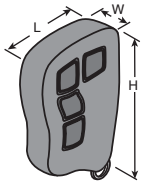

CA-4 Series
4-Button Variation Illustrated

SERPAC M - SERIES SOLID COLORS

Features:
- Hi-Impact ABS plastic
- UL 94 HB flammability rating
- Custom colors, machining, molding, and pad printing available
- Four-piece handheld design
- Battery compartment with connectors

There are 3 colors available, replace the (__) in the part number with: **A** for **Almond** or **B** for **Black** or **G** for **Gray**

For quantities greater than listed, call for quote.

MOUSER STOCK NO.	Serpac Part No.	Fig.	Battery Compartment	Dimensions: in.			Price Each		
				L	W	H	1	10	25
Standard									
635-M-4-__	M-4-__	A	1xAA	2.80	2.20	0.71			
635-M-6-__	M-6-__	A	2xAA/1x9V	4.15	2.40	0.85			
635-M-8-__	M-8-__	A	2xAA/1x9V	6.97	2.40	0.85			
With Pocket Clip									
635-M-4PC-__	M-4-PC-__	A	1xAA	2.80	2.20	0.70			
635-M-6PC-__	M-6-PC-__	A	2xAA/9V	4.15	2.40	0.85			
635-M-8PC-__	M-8-PC-__	A	2xAA/9V	6.97	2.40	0.85			

SERPAC M - SERIES TRANSLUCENT COLORS

Features:
- Hi-Impact ABS plastic
- UL 94 HB flammability rating
- Custom colors, machining, molding, and pad printing available

There are 4 colors available, replace the (__) in the part number with: **BL** for **Blue** or **GR** for **Green** or **RD** for **Red** or **GY** for **Gray**

For quantities greater than listed, call for quote.

MOUSER STOCK NO.	Serpac Part No.	Fig.	Dimensions: in.			Price Each		
			L	W	H	1	10	25
635-M-4TR-__	M-4-TR-__	A	2.80	2.20	0.70			
635-M-6TR-__	M-6-TR-__	A	4.15	2.40	0.85			

Optional End Panels for M Series Enclosures

Available in **Clear (CL), Infrared (IR), and Transparent Red (R)**

For quantities greater than listed, call for quote.

MOUSER STOCK NO.	Serpac Part No.	For Enclosures	Price Each			
			1	10	25	50
635-4004-CL	4004-CL	M-4				
635-4004IR	4004-IR	M-4				
635-4004-R	4004-R	M-4				
635-4008CL	4008-CL	M-6, M-8				
635-4008IR	4008-IR	M-6, M-8				
635-4008-R	4008-R	M-6, M-8				

SERPAC C - SERIES SOLID COLORS

Features:
- Hi-Impact ABS plastic
- UL 94 HB flammability rating
- Custom colors, machining, molding, and pad printing available
- Two Insert Areas
- Two-piece design
- Accepts .031" circuit board trapped on outer perimeter and central boss

There are 3 colors available, replace the (__) in the part number with: **A** for **Almond** or **B** for **Black** or **G** for **Gray**

For quantities greater than listed, call for quote.

MOUSER STOCK NO.	Serpac Part No.	Fig.	Dimensions: in.			Price Each		
			L	W	H	1	10	25
Standard								
635-C-4-__	C-4-__	B	2.13	1.38	.58			
635-C-6-__	C-6-__	B	2.26	1.61	.75			
635-C-8-__	C-8-__	B	2.40	1.85	.93			
635-C-10-__	C-10-__	B	2.30	3.25	.80			
635-C-12-__	C-12-__	B	2.40	3.75	1.00			
635-C-28-__	C-28-__	B	1.85	5.00	1.00			
With Pocket Clip								
635-C-4PC-__	C-4PC-__	B	2.13	1.32	.58			
635-C-6PC-__	C-6PC-__	B	2.26	1.61	.75			
635-C-8PC-__	C-8PC-__	B	2.40	1.85	.93			
635-C-10PC-__	C-10PC-__	B	3.25	2.30	.80			

SERPAC C - SERIES TRANSLUCENT COLORS

Features:
- Hi-Impact ABS plastic
- UL 94 HB flammability rating
- Custom colors, machining, molding, and pad printing available

There are 4 colors available, replace the (__) in the part number with: **BL** for **Blue** or **GR** for **Green** or **RD** for **Red** or **GY** for **Gray**

For quantities greater than listed, call for quote.

MOUSER STOCK NO.	Serpac Part No.	Fig.	Dimensions: in.			Price Each		
			L	W	H	1	10	25
635-C-4TR-__	C-4-TR-__	B	2.13	1.38	.58			
635-C-6TR-__	C-6-TR-__	B	2.26	1.61	.75			
635-C-8TR-__	C-8-TR-__	B	2.40	1.85	.93			
635-C-10TR-__	C-10-TR-__	B	3.25	2.30	.80			

SERPAC CH - SERIES

Features:
- Hi-Impact ABS plastic
- UL 94 HB flammability rating
- Custom colors, machining, molding, and pad printing available
- One Insert Area
- Two-piece design with rounded edges
- Accepts .031" circuit board trapped on outer perimeter and central boss

There are 3 colors available, replace the (__) in the part number with: **A** for **Almond** or **B** for **Black** or **G** for **Gray**

For quantities greater than listed, call for quote.

MOUSER STOCK NO.	Serpac Part No.	Fig.	Dimensions: in.			Price Each		
			L	W	H	1	10	25
635-CH-4-__	CH-4-__	B	2.27	1.52	.59			
635-CH-6-__	CH-6-__	B	2.39	1.74	.76			
635-CH-8-__	CH-8-__	B	2.40	1.85	.93			

SERPAC CA - SERIES

Features:
- Ergonomic design
- 0 to 6 button configurations available (configurations vary by model)
- All models are designed to hold 20mm coin cell battery (CA-10 is also designed to hold 2 x AAA batteries)
- CA-6 and CA-8 models have watertight button(s) and a perimeter ring
- Assembles with two or three screws
- High impact ABS plastic
- UL 94HB flammability rating

There are 3 colors available, replace the (__) in the part number with: **A** for **Almond** or **B** for **Black** or **G** for **Gray**

For quantities greater than listed, call for quote.

MOUSER STOCK NO.	Serpac Part No.	Fig.	No. of Buttons	Dimensions: in.			Price Each		
				L	W	H	1	10	25
635-CA-6-0-__	CA-6-0-__	C	0	3.01	1.45	1.07			
635-CA-8-0-__	CA-8-0-__	D	0	3.27	1.81	1.02			
635-CA-10-0-__	CA-10-0-__	E	0	3.32	2.47	1.08			
635-CA-6-1-__	CA-6-1-__	C	1	3.01	1.45	1.07			
635-CA-8-1-__	CA-8-1-__	D	1	3.27	1.81	1.02			
635-CA-10-1-__	CA-10-1-__	E	1	3.32	2.47	1.08			
635-CA-4-2-__	CA-4-2-__	F	2	1.73	0.6	2.48			
635-CA-6-2-__	CA-6-2-__	C	2	3.01	1.45	1.07			
635-CA-8-2-__	CA-8-2-__	D	2	3.27	1.81	1.02			
635-CA-10-2-__	CA-10-2-__	E	2	3.32	2.47	1.08			
635-CA-4-3-__	CA-4-3-__	F	3	1.73	0.6	2.48			
635-CA-6-3-__	CA-6-3-__	C	3	3.01	1.45	1.07			
635-CA-8-3-__	CA-8-3-__	D	3	3.27	1.81	1.02			
635-CA-10-3-__	CA-10-3-__	E	3	3.32	2.47	1.08			
635-CA-4-4-__	CA-4-4-__	F	4	1.73	0.6	2.48			
635-CA-6-4-__	CA-6-4-__	C	4	3.01	1.45	1.07			
635-CA-8-4-__	CA-8-4-__	D	4	3.27	1.81	1.02			
635-CA-10-4-__	CA-10-4-__	E	4	3.32	2.47	1.08			
635-CA-8-5-__	CA-8-5-__	D	5	3.27	1.81	1.02			
635-CA-10-5-__	CA-10-5-__	E	5	3.32	2.47	1.08			
635-CA-10-6-__	CA-10-6-__	E	6	3.32	2.47	1.08			

© Copyright 2014 Mouser Electronics

© Copyright 2014 Mouser Electronics

SERPAC S - SERIES

Features:
- Hi-Impact ABS plastic
- Custom colors, machining, molding, and pad printing available
- "I" version has a .015" smooth depression on top for printing or flush membrane/label surface
- Wall mount options available on select models. Contact a Mouser Service Representative
- UL 94 HB flammability rating
- Two-piece standard design
- Circuit board mounting bosses

There are 3 colors available, replace the (__) in the part number with: **A** for **Almond** or **B** for **Black** or **G** for **Gray**

For quantities greater than listed, call for quote.

MOUSER STOCK NO.	Serpac Part No.	MOUSER STOCK NO.	Serpac Part No.	Fig.	Dimensions: in.			Price Each		
					L	W	H	1	10	25
Standard		**With Recessed Top**								
635-021-__	021-__	635-021-I-__	021-I-__	A	4.10	2.60	.90			
635-031-__	031-__	635-031-I-__	031-I-__	A	4.38	3.25	.91			
635-032-__	032-__	-	-	A	4.38	3.25	1.41			
635-033-__	033-__	635-033-I-__	033-I-__	A	4.38	3.25	1.91			
635-051-__	051-__	635-051-I-__	051-I-__	A	5.63	3.25	.91			
635-052-__	052-__	-	-	A	5.63	3.25	1.41			
635-053-__	053-__	635-053-I-__	053-I-__	A	5.63	3.26	1.91			
635-071-__	071-__	635-071-I-__	071-I-__	A	6.88	4.88	.91			
635-072-__	072-__	635-072-I-__	072-I-__	A	6.88	4.88	1.41			
635-073-__	073-__	635-073-I-__	073-I-__	A	6.88	4.88	1.91			
635-091-__	091-__	635-091-I-__	091-I-__	A	9.50	6.34	.91			
635-092-__	092-__	635-092-I-__	092-I-__	A	9.50	6.34	1.41			
635-093-__	093-__	635-093-I-__	093-I-__	A	9.50	6.34	1.91			
-	-	635-110-I-__	110-I-__	A	3.63	2.27	1.01			
635-111-__	111-__	635-111-I-__	111-I-__	A	3.61	2.27	1.51			
635-112-__	112-__	-	-	A	3.61	2.27	2.01			
635-113-__	113-__	-	-	A	3.61	2.27	2.51			
635-131-__	131-__	635-131-I-__	131-I-__	A	4.38	3.25	1.51			
635-132-__	132-__	-	-	A	4.38	3.25	2.01			
635-133-__	133-__	635-133-I-__	133-I-__	A	4.38	3.25	2.51			
635-151-__	151-__	635-151-I-__	151-I-__	A	5.63	3.25	1.51			
635-152-__	152-__	-	-	A	5.63	3.26	2.01			
635-153-__	153-__	635-153-I-__	153-I-__	A	5.63	3.25	2.51			
635-171-__	171-__	635-171-I-__	171-I-__	A	6.88	4.88	1.51			
635-172-__	172-__	635-172-I-__	172-I-__	A	6.88	4.88	2.01			
635-173-__	173-__	635-173-I-__	173-I-__	A	6.88	4.88	2.51			
635-182-__	182-__	635-182-I-__	182-I-__	A	14.21	4.88	2.01			
635-191-__	191-__	635-191-I-__	191-I-__	A	9.50	6.34	1.51			
635-192-__	192-__	635-192-I-__	192-I-__	A	9.50	6.34	2.01			
635-193-__	193-__	635-193-I-__	193-I-__	A	9.50	6.34	2.51			

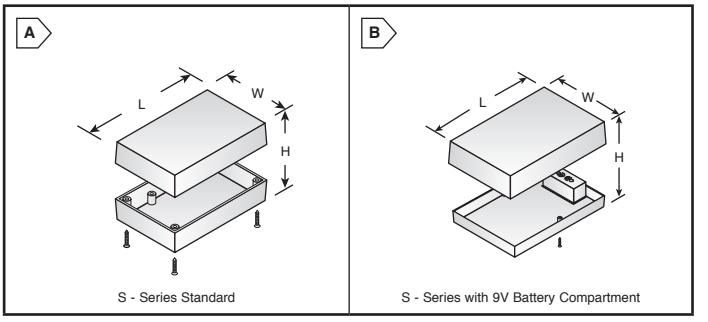

S - Series Standard

S - Series with 9V Battery Compartment

For quantities greater than listed, call for quote.

MOUSER STOCK NO.	Serpac Part No.	MOUSER STOCK NO.	Serpac Part No.	Fig.	Dimensions: in.			Price Each		
					L	W	H	1	10	25
W/ 9V Batt. Compart.		**With Recessed Top**								
635-231-__	231-__	635-231-I-__	231-I-__	B	4.38	3.25	1.51			
635-232-__	232-__	-	-	B	4.38	3.25	2.01			
635-233-__	233-__	635-233-I-__	233-I-__	B	4.38	3.25	2.51			
635-251-__	251-__	635-251-I-__	251-I-__	B	5.63	3.25	1.51			
635-252-__	252-__	-	-	B	5.63	3.25	2.01			
635-253-__	253-__	635-253-I-__	253-I-__	B	5.63	3.25	2.51			
635-271-__	271-__	635-271-I-__	271-I-__	B	6.88	4.88	1.51			
635-272-__	272-__	635-272-I-__	272-I-__	B	6.88	4.88	2.01			
635-273-__	273-__	635-273-I-__	273-I-__	B	6.88	4.88	2.51			

SERPAC SL - SERIES

Features:
- Hi-Impact ABS plastic
- UL 94 HB flammability rating
- Custom colors, machining, molding, and pad printing available
- Two-piece design with slanted top
- Recessed top for label
- Circuit board mounting bosses
- Wall mount options available on select models; contact a Mouser Service Representative

There are 3 colors available, replace the (__) in the part number with: **A** for **Almond** or **B** for **Black** or **G** for **Gray**

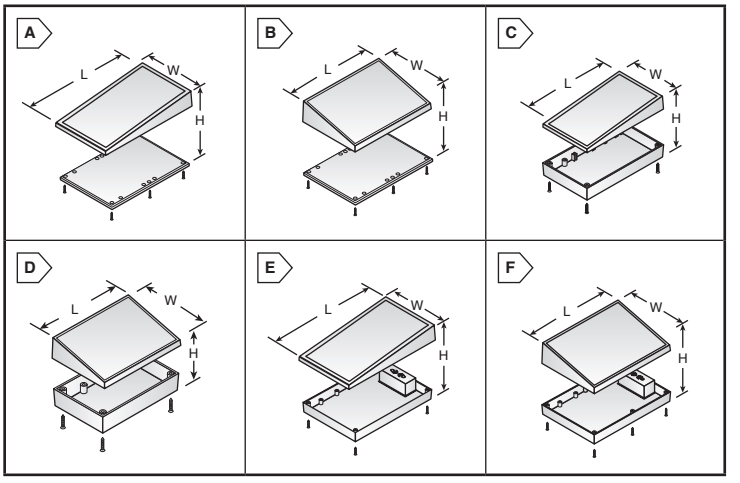

For quantities greater than listed, call for quote.

MOUSER STOCK NO.	Serpac Part No.	Fig.	Dimensions: in.			Price Each		
			L	W	H	1	10	25
635-05-S-__	05-S-__	A	5.63	3.25	0.91			
635-07-S-__	07-S-__	B	6.88	4.88	1.88			
635-15-S-__	15-S-__	C	5.63	3.25	1.51			
635-17-S-__	17S-S__	D	6.88	4.88	2.49			
With 9V Battery Compartment								
635-25-S-__	25-S-__	E	5.63	3.25	1.52			
635-27-S-__	27-S-__	F	6.88	4.88	2.49			

SERPAC G - SERIES WALL MOUNT APPLICATIONS

Features:
- Hi-Impact ABS plastic
- UL 94 HB flammability rating
- Custom colors, machining, molding, and pad printing available
- Two-piece design
- Fits standard gang boxes
- Circuit board mounting bosses
- Color: Almond

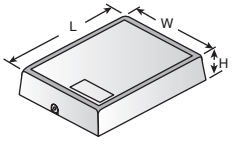

For quantities greater than listed, call for quote.

MOUSER STOCK NO.	Serpac Part No.	Dimensions: in.			Price Each		
		L	W	H	1	10	25
635-G-10-A	G-10-A	4.38	3.25	.89			
With Drilled Hole for LED and Recessed Area for Label							
635-G-10A-A	G-10A-A	4.38	3.25	.89			

SERPAC ENCLOSURE ACCESSORIES

For quantities greater than listed, call for quote.

MOUSER STOCK NO.	Serpac Part No.	Description	Price Each			
			1	10	25	50
635-50	50	Black press-in feet				
635-51	51	Black stick-on feet				
635-52	52	Clear stick-on feet				
635-60	60	Standoff holes				
635-61	61	Standoff posts				

Waterproof Gaskets

For quantities greater than listed, call for quote.

MOUSER STOCK NO.	Serpac Part No.	For S- and SL- Series Enclosures	Price Each		
			1	10	50
635-PS-11	PS-11	111, 112, 113			
635-PS-13	PS-13	131, 132, 133			
635-PS-15	PS-15	151, 152, 153, 15-S			
635-PS-17	PS-17	171, 172, 173, 17-S			
635-PS-19	PS-19	191, 192, 193			

© Copyright 2014 Mouser Electronics

© Copyright 2014 Mouser Electronics

EBM-PAPST Tubeaxial AC Fans

RoHS Compliant **This product is RoHS compliant.**

4000N SERIES

Features:

- Metal housing and impeller
- Air intake over struts
- Clockwise rotation viewed from rotor
- Electrical connection with LZ120 plug & cord set or soldered
- Terminals with 2 flat pins 2.8x5.0mm
- 4.3mm mounting holes

Recommended Manufacturer's Accessories:

- Plastic Finger Guard: LZ30-5, LZ30P
- Metal Finger Guard: LZ30
- Screen/Bracket: LZ40N and LZ40-1
- Metal Mesh Filter: LZ60
- Mounting Screw Clip: LZ210
- Plug and Cord Set: LZ120 or LZ126

For quantities greater than listed, call for quote.

MOUSER STOCK NO. Mfr.	Mfr. Part No.	Fig.	Dimensions (mm) LxW	Voltage (VAC)	Airflow (CFM)	Power (W)	Speed (RPM)	Noise dB(A)	Max Temp. (ºC)	Bearing Type	Price Each 1	10	25	50
5912—4600N		A	119x38	115	105.9	18.0	3100	50.0	60	Sintec				
5912—4606N		A	119x38	115	105.9	18.0	3100	51.0	90	Ball				
5912—4624N		A	119x38	24	105.9	18.0	3100	50.0	60	Sintec				
5912—4650N		A	119x38	230	94.2	19.0	2650	46.0	55	Sintec				

4000Z SERIES

Features:

- Metal housing and impeller
- Air exhaust over struts
- Clockwise rotation viewed from rotor
- Electrical connection wi LZ120 plug & cord set or soldered
- Terminals with 2 flat pins 2.8x5.0mm
- 4.3mm mounting holes

Recommended Manufacturer's Accessories:

- Plastic Finger Guard: LZ30-5, LZ30P
- Metal Finger Guard: LZ30
- Screen/Bracket: LZ40N and LZ40-1
- Metal Mesh Filter: LZ60
- Mounting Screw Clip: LZ210
- Plug and Cord Set: LZ120 or LZ126

For quantities greater than listed, call for quote.

5912—4530Z	B	119x38	115	70.6	12.0	2000	32.0	70	Sintec				
5912—4800Z	B	119x38	115	61.8	12.0	1800	28.0	70	Sintec				
5912—4600Z	B	119x38	115	105.9	18.0	3100	45.0	60	Sintec				
5912—4650Z	B	119x38	230	94.2	19.0	2650	40.0	50	Sintec				
5912—4656Z	B	119x38	230	94.2	19.0	2650	40.0	75	Ball				
5912—4606Z	B	119x38	115	105.9	18.0	3100	45.0	85	Ball				

8000N SERIES

Features:

- Metal housing and impeller
- Air exhaust over struts
- Termination: 12.2" leads
- 4.3mm mounting holes

Recommended Manufacturer's Accessories:

- Plastic Finger Guard: LZ32P

✻ Note: 85000DP has a 5 year warranty

For quantities greater than listed, call for quote.

MOUSER STOCK NO. Mfr.	Mfr. Part No.	Fig.	Dimensions (mm) LxW	Voltage (VAC)	Airflow (CFM)	Power (W)	Speed (RPM)	Noise dB(A)	Max Temp. (ºC)	Bearing Type	Price Each 1	10	25	50
5912—8506N		C	80x38	115	35.9	11.0	3300	35.0	95	Ball				
5912—8556N		C	80x38	230	29.4	12.0	2700	31.0	90	Ball				
5912—8800N		C	80x38	115	27.7	11.0	2500	28.0	70	Sintec				
5912—8830N		C	80x38	115	21.2	8.0	1950	21.0	80	Sintec				
✻ 5912—8500DP		C	80x38	115	35.9	11.0	3200	34.0	75	Sintec				
5912—8500N		C	80x38	115	35.9	11.0	3200	34.0	75	Sintec				
5912—8550N		C	80x38	230	29.4	12.0	2700	30.0	70	Sintec				

4600X SERIES

Features:

- Metal housing and impeller
- Air exhaust over struts
- Termination: 0.110" terminals
- 4.3mm mounting holes
- Electrical connection with LZ120 plug & cord set or soldered

✻ Note: 85000DP has a 5 year warranty

For quantities greater than listed, call for quote.

5912—4606X	C	119x38	115	106.0	18.0	3100	51.0	90	Ball				
5912—4656X	C	119x38	230	106.0	18.0	3100	51.0	90	Ball				
5912—4600X	C	119x38	115	106.0	18.0	3100	50.0	60	Sintec				
✻ 5912—4600XP	C	119x38	115	106.0	18.0	3100	50.0	60	Sintec				
5912—4650X	C	119x38	230	106.0	18.0	3100	50.0	60	Sintec				
5912—4800X	C	119x38	115	57.0	9.0	1750	32.0	75	Sintec				

3600 SERIES

Features:

- Metal housing and impeller
- Air exhaust over struts
- Electrical connection with LZ120 plug & cord set or soldered
- Termination: 12.2" leads
- 4.3mm mounting holes

Recommended Manufacturer's Accessories:

- Metal Finger Guard: LZ23
- Plug and Cord Set: LZ120 or LZ126

For quantities greater than listed, call for quote.

5912—3606	C	92x38	115	44.0	11.0	3200	42.0	75	Ball				
5912—3656	C	92x38	230	41.0	12.0	2700	37.0	75	Ball				
5912—3600	C	92x38	115	52.0	11.0	3100	41.0	65	Sintec				

3900 SERIES

Features:

- Metal housing
- Plastic impeller
- Termination: 0.110" Terminals
- Electrical connection with LZ120 plug & cord set or soldered
- Air exhaust over struts
- 4.3mm mounting holes

Recommended Manufacturer's Accessories:

- Metal Finger Guard: LZ23
- Plug and Cord Set: LZ120 or LZ126

For quantities greater than listed, call for quote.

5912—3906	D	92x25	115	41.0	9.0	3150	40.0	80	Ball				
5912—3956	D	92x25	230	41.0	9.0	3150	40.0	80	Ball				
5912—3900	D	92x25	115	41.0	9.0	3150	40.0	80	Sintec				

9900 SERIES

Features:

- Metal housing
- Plastic impeller
- Termination: 0.110" Terminals
- Electrical connection with LZ120 plug & cord set or soldered
- Air exhaust over struts
- 4.3mm mounting holes

Recommended Manufacturer's Accessories:

- Plastic Finger Guard: LZ30-5, LZ30P
- Metal Finger Guard: LZ30
- Screen/Bracket: LZ40N and LZ40-1
- Metal Mesh Filter: LZ60
- Mounting Screw Clip: LZ210

For quantities greater than listed, call for quote.

5912—9906	D	119x25	115	79.0	12.0	2850	42.0	70	Ball				
5912—9906L	D	119x25	115	58.9	8.0	2100	34.5	80	Ball				
5912—9956	D	119x25	230	68.9	14.0	2450	37.0	70	Ball				

5900 SERIES

Features:

- Metal housing
- Termination: 0.110" terminals
- Plastic impeller
- Air exhaust over struts
- 4.7mm mounting holes

For quantities greater than listed, call for quote.

5912—5908	D	127x38	115	121.0	17.0	3100	47.0	75	Ball				
5912—5958	D	127x38	230	121.2	17.0	2750	47.0	60	Ball				
5912—5908-105	D	127x38	115	121.2	17.0	2750	47.0	75	Ball				
5912—5950	D	127x38	230	105.9	17.0	2700	46.0	55	Sintec				

A

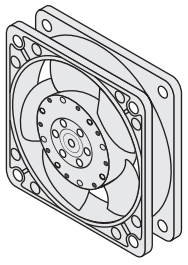

B

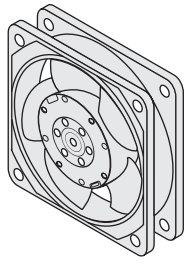

C

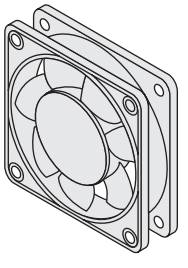

D

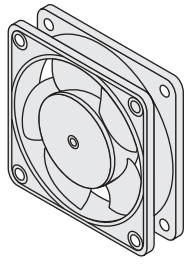

© Copyright 2014 Mouser Electronics

© Copyright 2014 Mouser Electronics

ebmpapst

TUBEAXIAL AC FANS

i-maxx ACi4400 Series

Features:
- Fiberglass reinforced plastic; impeller PA, housing PBT
- Electronic locked rotor protection
- Mounting holes: 3.7mm

Advantages vs. Equivalent AC Fan:
- 75% less power consumption
- 3dB or more noise reduction
- Much longer service life

RoHS Compliant

For quantities greater than listed, call for quote.

MOUSER STOCK NO.	Mfr. Part No.	Fig.	Dimensions (mm) LxW	Voltage (VAC)	Airflow (CFM)	Power (W)	Speed (RPM)	Noise dB(A)	Max Temp. (ºC)	Bearing Type	Price Each 1	5	10	25
5912—ACI4410HH		A	119x38	115	105.9	4.4	3350	42	75	Ball				
5912—ACI4420H		A	119x38	230	94.1	3.3	3000	39	75	Ball				
5912—ACI4420HH		A	119x38	230	105.9	4.4	3350	42	75	Ball				

W2S130 Series

Features:
- Metal housing and impeller
- Termination: 13.3" leads
- Counterclockwise rotation looking at rotor
- 4.3mm mounting holes

For quantities greater than listed, call for quote.

MOUSER STOCK NO.	Mfr. Part No.	Fig.	Dimensions (mm) LxW	Voltage (VAC)	Airflow (CFM)	Power (W)	Speed (RPM)	Noise dB(A)	Max Temp. (ºC)	Bearing Type	Price Each 1	5	10	25
5912—W2S130-AA25-01		B	ø150x55	115	223.6	38.0	3250	52	80	Ball				
5912—W2S130-AA03-01		B	ø150x55	230	223.6	39.0	3250	53	70	Ball				
5912—W2S130-AA03-49		B	ø150x55	115/230	223.6	38.0	3250	52	70	Ball				
5912—W2S130-BM15-01		B	ø150x55	115	250.1	46.0	3050	60	70	Ball				
5912—W2S130-BM03-01		B	ø150x55	230	250.1	46.0	3050	60	70	Ball				

W2E142 Series

Features:
- Metal housing and impeller
- Termination: 0.110" terminals
- Air exhaust over struts
- 4.3mm mounting holes

RoHS Compliant

For quantities greater than listed, call for quote.

MOUSER STOCK NO.	Mfr. Part No.	Fig.	Dimensions (mm) LxW	Voltage (VAC)	Airflow (CFM)	Power (W)	Speed (RPM)	Noise dB(A)	Max Temp. (ºC)	Bearing Type	Price Each 1	5	10	25
5912—W2E142-BB05-01		C	150x172x38	115	230	24.0	3300	57	80	Ball				
5912—W2E142-BB01-01		C	150x172x38	230	230	28.0	3300	57	80	Ball				

W2E143 Series

Features:
- Metal housing and impeller
- Air exhaust over struts
- Permanent split capacitor motor & terminals
- Termination: 0.110" terminals
- 4.6mm mounting holes

RoHS Compliant

For quantities greater than listed, call for quote.

MOUSER STOCK NO.	Mfr. Part No.	Fig.	Dimensions (mm) LxW	Voltage (VAC)	Airflow (CFM)	Power (W)	Speed (RPM)	Noise dB(A)	Max Temp. (ºC)	Bearing Type	Price Each 1	5	10	25
5912—W2E143-AA15-01		D	172x51	115	260	26.0	3300	58	70	Ball				
5912—W2E143-AB15-01		D	172x51	115	295	29.0	3300	58	75	Ball				

W2E200H Series

Features:
- Metal housing, impeller, and terminal block
- Termination: terminal strip
- Electrical connection with LZ120 plug & cord set or soldered
- 4.5mm mounting holes

RoHS Compliant

For quantities greater than listed, call for quote.

MOUSER STOCK NO.	Mfr. Part No.	Fig.	Dimensions (mm) LxW	Voltage (VAC)	Airflow (CFM)	Power (W)	Speed (RPM)	Noise dB(A)	Max Temp. (ºC)	Bearing Type	Price Each 1	5	10	25
5912—W2E200-HK86-01		E	225x80	115	606	80.0	2800	61	65	Ball				
5912—W2E200-HK38-01		E	225x80	230	606	80.0	2550	61	65	Ball				

ACMAXX Series

The ACmaxx, the new generation of AC fans, offers a wide input voltage, high efficiency and reliability. The ACmaxx fans have higher volume flow, optional variable speed control, failure detection, speed and function monitoring.

Features:
- Plastic housing and impeller
- Features leads
- Nominal VAC - 115/230
- External rotor motor
- 75% lower power consumption

RoHS Compliant

For quantities greater than listed, call for quote.

MOUSER STOCK NO.	Mfr. Part No.	Fig.	Dimensions (mm) LxH	Voltage (AC Range)	Airflow (CFM)	Power (W)	Speed (RPM)	Noise dB(A)	Max Temp. (ºC)	Bearing Type	Price Each 1	5	10	25
5912—AC4300H		F	ø119x32	85-265	120	11.0	3400	51	70	Ball				
5912—AC3200JH		G	ø92x38	85-265	86	11.0	6800	55	70	Ball				

TUBEAXIAL DC FANS

4400F Series

Features:
- Counterclockwise rotation looking at rotor
- Mounting holes: 4.3mm

Recommended Manufacturer's Accessories:
- Plastic Finger Guard: LZ30-5, LZ30P
- Screen/Bracket: LZ40N and LZ404
- Mounting Screw Clip: LZ210
- Plug and Cord Set: LZ120 or LZ126

RoHS Compliant

For quantities greater than listed, call for quote.

MOUSER STOCK NO.	Mfr. Part No.	Fig.	Dimensions (mm) LxW	Voltage (VDC)	Airflow (CFM)	Power (W)	Speed (RPM)	Noise dB(A)	Max Temp. (ºC)	Bearing Type	Price Each 1	5	10	25
5912—4412FM		H	119x25	12	82.0	3.2	2400	38	75	Ball				
5912—4412F		H	119x25	12	100.0	5.0	2900	43	75	Ball				
5912—4414FM		H	119x25	24	82.0	3.2	2400	38	75	Ball				
5912—4414F		H	119x25	24	100.0	5.0	2900	43	75	Ball				

4400 Series

Specifications:
- Plastic housing and impeller
- Air exhausts over struts
- Clockwise rotation looking at rotor
- Termination: 12.2" Leads
- Max. Temperature: 70°C
- Mounting Holes: 4.3mm

Accessories:
- Fan Filter: Use LZ30P or LZ30
- Plug and Cord Set: LZ120 or LZ126

RoHS Compliant

For quantities greater than listed, call for quote.

MOUSER STOCK NO.	Mfr. Part No.	Fig.	Dimensions (mm) LxW	Voltage (VDC)	Airflow (CFM)	Power (W)	Speed (RPM)	Noise dB(A)	Max Temp. (ºC)	Bearing Type	Price Each 1	5	10	25
5912—4412L		H	119x38	12	88.3	2.5	2700	37	70	Ball				
5912—4412M		H	119x38	12	108.3	4.2	3300	42	70	Ball				
5912—4412H		H	119x38	12	141.3	8.9	4300	49	70	Ball				
5912—4414L		H	119x38	24	88.3	2.5	2700	37	70	Ball				
5912—4414M		H	119x38	24	108.3	4.0	3300	42	70	Ball				
5912—4414N		H	119x38	24	120.7	5.2	3650	46	70	Ball				
5912—4414H		H	119x38	24	141.3	8.6	4300	49	70	Ball				
5912—4418M		H	119x38	48	108.3	4.2	3300	42	70	Ball				
5912—4418N		H	119x38	48	120.7	5.2	3650	46	70	Ball				
5912—4418H		H	119x38	48	141.3	8.6	4300	49	70	Ball				

A



B

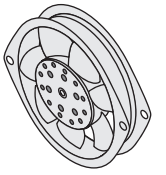

C

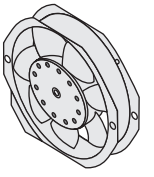

D

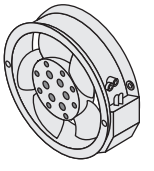

E

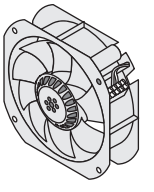

F

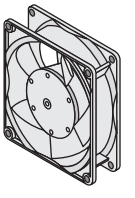

G

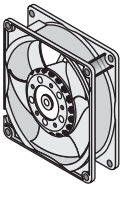

H



© Copyright 2014 Mouser Electronics

© Copyright 2014 Mouser Electronics

EBM-PAPST Tubeaxial DC Fans

Products may be RoHS compliant. Check mouser.com for RoHS status.

4400FN SERIES

Features:

- Electronically commutated external rotor motor
- Fiberglass reinforced plastic
- Air exhaust over struts
- Fully integrated commutation electronics
- PBTP housing • PA impeller
- Rotational direction CCW looking at rotor
- Electronic protection against reverse polarity, blocking and overloading by PTC-resistor partially impedance protected

RoHS Compliant

For quantities greater than listed, call for quote.

MOUSER STOCK NO. Mfr.	Mfr. Part No.	Fig.	Dimensions (mm) LxW	Volt. (DC)	Airflow (CFM)	Power (W)	Speed (RPM)	Noise dB(A)	Max Temp. (°C)	Bearing Type	Price Each 1	10	25	50
5912—4414FNN		A	119x25	24	117.7	8.5	4850	52	70	Ball				
5912—4412FNH		A	119x25	12	132.4	12.0	5400	55	70	Sintec				
5912—4414FNH		A	119x25	24	132.4	12.0	5400	55	70	Ball				

250 SERIES

Features:

- Plastic housing and impeller
- Termination: 6.3" leads
- Air exhaust over struts
- Brushless micro-fan

RoHS Compliant

For quantities greater than listed, call for quote.

5912—255N	B	25x8	5	1.9	0.4	9000	15	70	Sintec				
5912—255H	B	25x8	5	2.6	0.6	12000	28	55	Sintec				
5912—252N	B	25x8	12	1.9	0.5	9000	15	70	Sintec				

400F SERIES

Features:

- Plastic housing and impeller
- Termination: 12.2" leads
- Air exhaust over struts
- Counterclockwise rotation looking at the rotor

Recommended Manufacturer's Accessories:

- Metal Finger Guard: LZ29-1

RoHS Compliant

For quantities greater than listed, call for quote.

5912—405F	B	40x10	5	4.7	0.7	5400	22	70	Sintec				
5912—405FH	B	40x10	5	5.3	0.7	6000	26	70	Sintec				
5912—412FM	B	40x10	12	3.5	0.6	4300	17	70	Sintec				
5912—412F	B	40x10	12	4.7	0.7	5400	22	70	Sintec				
5912—412FH	B	40x10	12	5.3	0.8	6000	26	70	Sintec				
5912—414F	B	40x10	24	4.7	0.8	5400	22	70	Sintec				

400 SERIES

Features:

- Plastic housing and impeller
- Termination: 12.2" leads
- ❊Includes tachometer
- Air exhaust over struts
- Counterclockwise rotation looking at the rotor

Recommended Manufacturer's Accessories:

- Metal Finger Guard: LZ29-1

RoHS Compliant

For quantities greater than listed, call for quote.

5912—405	C	40x20	5	5.9	0.9	6000	18	70	Sintec				
5912—412	C	40x20	12	5.9	0.9	6000	18	70	Sintec				
❊ 5912—412/2	C	40x20	12	5.9	0.9	6000	18	70	Sintec				
5912—412H	C	40x20	12	8.0	1.6	8100	29	60	Sintec				
5912—414	C	40x20	24	5.9	1.0	6000	18	70	Sintec				
5912—414H	C	40x20	24	8.0	1.6	8100	29	60	Sintec				

400JHH SERIES

Features:

- Plastic housing and impeller
- Termination: 12.2" leads
- Air exhaust over struts
- Counterclockwise rotation looking at the rotor

Recommended Manufacturer's Accessories:

- Metal Finger Guard: LZ29-1

RoHS Compliant

For quantities greater than listed, call for quote.

5912—412JHH	C	40x25	12	14.0	3.3	13000	46	60	Ball				
5912—414JHH	C	40x25	24	14.0	3.6	13000	46	60	Ball				

500F SERIES

Features:

- Plastic housing and impeller
- Termination: 12.2" leads
- Air exhaust over struts
- Counterclockwise rotation looking at the rotor

RoHS Compliant

For quantities greater than listed, call for quote.

5912—512F	B	50x15	12	12.0	1.0	5000	30	70	Sintec				
5912—514F	B	50x15	24	12.0	1.0	5000	30	70	Sintec				

600F SERIES

Features:

- Plastic housing and impeller
- Termination: 12.2" leads
- Air exhaust over struts
- Counterclockwise rotation looking at the rotor

Recommended Manufacturer's Accessories:

- Metal Finger Guard: LZ28

RoHS Compliant

For quantities greater than listed, call for quote.

5912—605F	B	60x15	5	17.1	1.1	4000	27	50	Sintec				
5912—612FL	B	60x15	12	11.2	0.4	2650	16	70	Sintec				
5912—612F	B	60x15	12	17.1	1.1	3900	27	70	Sintec				
5912—614F	B	60x15	24	17.1	1.1	3900	27	70	Sintec				

600 SERIES

Features:

- Plastic housing and impeller
- Termination: 12.2" leads
- Air exhaust over struts
- Counterclockwise rotation looking at the rotor

Recommended Manufacturer's Accessories:

- Metal Finger Guard: LZ28

RoHS Compliant

For quantities greater than listed, call for quote.

5912—612NME	B	60x25	12	20.6	0.8	4100	16	75	Ball				
5912—612NN	B	60x25	12	24.0	1.6	5100	35	70	Ball				
5912—612NHH	B	60x25	12	27.0	3.0	6850	41	70	Ball				
5912—614NL	B	60x25	24	12.4	0.9	2500	16	70	Ball				
5912—614NGHH	B	60x25	24	33.0	3.8	6850	43	70	Sintec				

700F SERIES

Features:

- Plastic housing and impeller
- Termination: 12.2" leads
- Air exhaust over struts
- Counterclockwise rotation looking at the rotor
- Fully integrated commutation electronics

RoHS Compliant

For quantities greater than listed, call for quote.

5912—712F	B	70x15	12	25.9	1.7	5300	36	70	Sintec				

6300 SERIES - S FORCE FANS

Specifications:

- Aluminum housing, impeller of fiberglass reinforced plastic PA
- Termination: Electrical connection via 2 flat pins 3x0.5mm
- Rotational direction CCW looking at rotor
- Air exhaust over struts
- Mounting Holes: 4.3mm

RoHS Compliant

For quantities greater than listed, call for quote.

5912—6312/2TDHP	D	172x51	12	353.1	41.0	6000	64	70	Ball				
5912—6314/2TDHHP	D	172x51	24	417.9	67.0	7000	69	70	Ball				

A

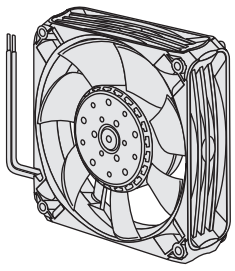

B

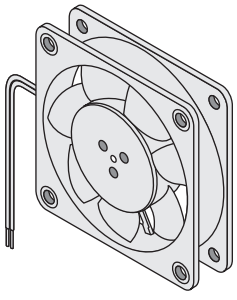

C

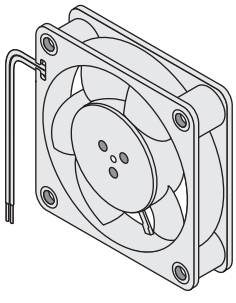

D



© Copyright 2014 Mouser Electronics

© Copyright 2014 Mouser Electronics

EBM-PAPST Tubeaxial DC Fans

ebmpapst

620 SERIES

Features:

- Clockwise rotation looking at rotor
- Mounting holes: 3.7mm

For quantities greater than listed, call for quote.

MOUSER STOCK NO. Mfr.	Mfr. Part No.	Fig.	Dimensions (mm) LxW	Volt. (DC)	Airflow (CFM)	Power (W)	Speed (RPM)	Noise dB(A)	Max. Temp.(ºC)	Bearing Type	Price Each 1	10	25	50
5912—622L		A	60x25	12	12.4	.53	3200	22	70	Ball				
5912—622M		A	60x25	12	17.7	1.00	4550	29	75	Ball				
5912—622HH		A	60x25	12	33.0	3.50	8200	43	70	Ball				
5912—624M		A	60x25	24	17.7	1.50	4550	29	70	Ball				
5912—624H		A	60x25	24	27.1	2.40	6850	39	70	Ball				

600J SERIES

RoHS Compliant

Features:

- Clockwise rotation looking at rotor
- Mounting holes: 4.3mm

For quantities greater than listed, call for quote.

MOUSER STOCK NO. Mfr.	Mfr. Part No.	Fig.	Dimensions (mm) LxW	Volt. (DC)	Airflow (CFM)	Power (W)	Speed (RPM)	Noise dB(A)	Max. Temp.(ºC)	Bearing Type	Price Each 1	10	25	50
5912—614JH		B	60x32	24	41.1	7.70	11700	53	70	Ball				

8400N SERIES

Features:

- Counterclockwise rotation looking at rotor
- Mounting holes: 4.3mm

Recommended Manufacturer's Accessories:

- Spacer: LZ261

For quantities greater than listed, call for quote.

MOUSER STOCK NO. Mfr.	Mfr. Part No.	Fig.	Dimensions (mm) LxW	Volt. (DC)	Airflow (CFM)	Power (W)	Speed (RPM)	Noise dB(A)	Max. Temp.(ºC)	Bearing Type	Price Each 1	10	25	50
5912—8412NLE		C	80x25	12	19.4	.50	1500	17	85	Ball				
5912—8412N		C	80x25	12	41.0	2.00	3100	32	70	Ball				
5912—8412NH		C	80x25	12	46.5	2.20	3600	37	70	Ball				
5912—8414N		C	80x25	24	40.6	2.00	3100	32	70	Ball				
5912—8412NGLE		C	80x25	12	19.4	.50	1500	12	85	Sintec				
5912—8412NGME		C	80x25	12	34.1	1.40	2600	26	75	Sintec				
5912—8414NGH		C	80x25	24	46.5	2.40	3600	37	70	Sintec				

8300 SERIES

Features:

- Clockwise rotation looking at rotor
- Mounting holes: 4.3mm

Recommended Manufacturer's Accessories:

- Temperature Sensor: LZ370
- Spacer: LZ260

For quantities greater than listed, call for quote.

MOUSER STOCK NO. Mfr.	Mfr. Part No.	Fig.	Dimensions (mm) LxW	Volt. (DC)	Airflow (CFM)	Power (W)	Speed (RPM)	Noise dB(A)	Max. Temp. (ºC)	Bearing Type	Price Each 1	10	25	50
5912—8312		D	80x32	12	32.0	2.20	3300	36	75	Ball				
5912—8312HL		D	80x32	12	39.0	4.00	4200	43	75	Ball				
5912—8314M		D	80x32	24	28.3	2.10	3000	34	75	Ball				
5912—8314HL		D	80x32	24	39.4	4.30	4200	43	75	Ball				
5912—8314H		D	80x32	24	47.0	6.00	5000	48	75	Ball				
5912—8318		D	80x32	48	32.0	2.60	3300	36	75	Ball				

8200J SERIES - S FORCE FANS

RoHS Compliant

Features:

- Clockwise rotation looking at rotor
- Mounting holes: 4.3mm
- Voltage Range: (8212) 7~13.8, (8214) 18~26.4, (8218) 20~58

✻Tach Output

For quantities greater than listed, call for quote.

MOUSER STOCK NO. Mfr.	Mfr. Part No.	Fig.	Dimensions (mm) LxW	Volt. (DC)	Airflow (CFM)	Power (W)	Speed (RPM)	Noise dB(A)	Max. Temp. (ºC)	Bearing Type	Price Each 1	10	25	50
5912—8212JN		E	80x38	12	77.7	10.00	8400	55	70	Ball				
5912—8214JN		E	80x38	24	77.7	10.00	8400	55	70	Ball				
5912—8214JH4		E	80x38	24	131.0	38.00	14000	71	70	Ball				
✻ 5912—8214J/2H4		E	80x38	24	131.0	38.00	14000	71	70	Ball				

3400 SERIES

Features:

- Counterclockwise rotation looking at rotor
- Mounting holes: 4.3mm

Recommended Manufacturer's Accessories:

- Metal Finger Guard: LZ23
- Temperature Sensor: LZ370

For quantities greater than listed, call for quote.

MOUSER STOCK NO. Mfr.	Mfr. Part No.	Fig.	Dimensions (mm) LxW	Volt. (DC)	Airflow (CFM)	Power (W)	Speed (RPM)	Noise dB(A)	Max. Temp. (ºC)	Bearing Type	Price Each 1	10	25	50
5912—3412NLE		C	92x25	12	35.9	0.8	2300	23	85	Ball				
5912—3412NME		C	92x25	12	42.4	1.10	2300	28	75	Ball				
5912—3412N		C	92x25	12	49.4	2.2	2700	32	70	Ball				
5912—3414N		C	92x25	24	49.4	2.30	2700	32	70	Ball				
5912—3414NHH-386		C	92x25	24	60.0	3.20	3250	39	70	Ball				

3300 SERIES

Features:

- Counterclockwise rotation looking at rotor
- Totally encapsulated and sealed
- Mounting holes: 4.3mm

Recommended Manufacturer's Accessories:

- Metal Finger Guard: LZ23
- Spacer: LZ260
- Temperature Sensor: LZ370

For quantities greater than listed, call for quote.

MOUSER STOCK NO. Mfr.	Mfr. Part No.	Fig.	Dimensions (mm) LxW	Volt. (DC)	Airflow (CFM)	Power (W)	Speed (RPM)	Noise dB(A)	Max. Temp. (ºC)	Bearing Type	Price Each 1	10	25	50
5912—3312		D	92x32	12	47.0	2.40	3000	37	75	Ball				
5912—3314		D	92x32	24	47.0	2.40	3000	37	75	Ball				

3200JH3 SERIES - S FORCE FANS

Features:

- Plastic housing and impeller
- Termination: 12.2" leads
- Air exhaust over struts
- Clockwise rotation looking at rotor
- Mounting holes: 4.3mm

✻ With PWM (Pulse Width Modulation)

For quantities greater than listed, call for quote.

MOUSER STOCK NO. Mfr.	Mfr. Part No.	Fig.	Dimensions (mm) LxW	Volt. (DC)	Airflow (CFM)	Power (W)	Speed (RPM)	Noise dB(A)	Max. Temp. (ºC)	Bearing Type	Price Each 1	10	25	50
5912—3212JN		F	92x38	12	76.5	7.5	6000	51	70	Ball				
5912—3214JN		F	92x38	24	76.5	8.0	6000	51	70	Ball				
5912—3214JH3		F	92x38	24	135.4	29.0	10500	66	55	Ball				
5912—3218JN		F	92x38	48	76.5	7.0	6000	51	70	Ball				
✻ 5912—3212J/2H4P		F	92x38	12	165.0	50.0	13000	73	70	Ball				

Common Features:

- Plastic housing and impeller
- Termination: 12.2" leads
- Air exhaust over struts

A

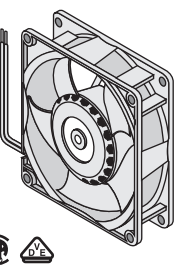

B

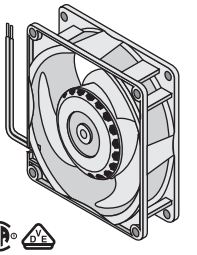

C

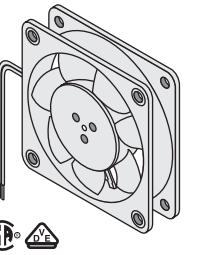

D

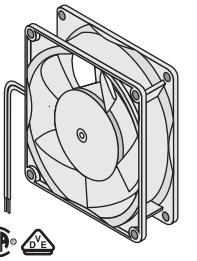

E

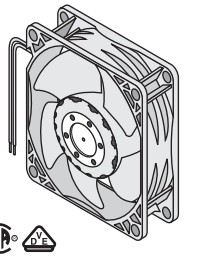

F

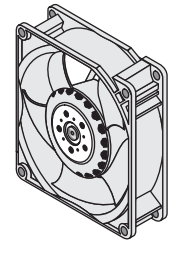

© Copyright 2014 Mouser Electronics

© Copyright 2014 Mouser Electronics

EBM-PAPST Tubeaxial DC Fans

RoHS Compliant **This product is RoHS compliant.**

4300 SERIES

Features:
- Clockwise rotation looking at rotor
- Mounting holes: 4.3mm

Recommended Manufacturer's Accessories:
- Metal Finger Guard: LZ30
- Plug and Cord Set: LZ120 or LZ126
- Temperature Sensor: LZ370
- Spacer: LZ260

For quantities greater than listed, call for quote.

MOUSER STOCK NO. Mfr.	Mfr. Part No.	Fig.	Dimensions (mm) LxW	Volt. (DC)	Airflow (CFM)	Power (W)	Speed (RPM)	Noise dB(A)	Max. Temp. (°C)	Bearing Type	Price Each 1	10	25	50
5912—	4312L	A	119x32	12	56.0	1.2	1550	30	75	Ball				
5912—	4312	A	119x32	12	100.0	5.0	2800	45	75	Ball				
5912—	4314L	A	119x32	24	55.9	1.2	1550	30	75	Ball				
5912—	4314M	A	119x32	24	82.0	2.6	2300	39	75	Ball				
5912—	4314	A	119x32	24	100.0	5.0	2800	45	75	Ball				

4100N SERIES - S FORCE FANS

Features:
- Metal housing and plastic impeller
- Termination: 0.011" terminals
- Air exhaust over struts
- Clockwise rotation looking at rotor
- Mounting holes: 4.3mm

Recommended Manufacturer's Accessories:
- Plastic Finger Guard: LZ30-5, LZ30P
- Metal Finger Guard: LZ30
- Screen/Bracket: LZ40N and LZ40-1
- Metal Mesh Filter: LZ60
- Mounting Screw Clip: LZ210
- Plug and Cord Set: LZ120 or LZ126

For quantities greater than listed, call for quote.

MOUSER STOCK NO. Mfr.	Mfr. Part No.	Fig.	Dimensions (mm) LxW	Volt. (DC)	Airflow (CFM)	Power (W)	Speed (RPM)	Noise dB(A)	Max. Temp. (°C)	Bearing Type	Price Each 1	10	25	50
5912—	4184NX	A	119x38	24	106.0	4.5	3200	49	75	Ball				
5912—	4184NGX	A	119x38	24	94.2	3.5	3400	44	75	Sintec				
5912—	4184NXH	A	119x38	24	139.0	11.0	4400	59	55	Ball				
High Performance Models														
5912—	4112NH4	A	119x38	12	208.9	32.0	6800	67	65	Ball				
5912—	4114NHH	A	119x38	24	152.9	15.5	5000	60	65	Ball				
5912—	4114NH3	A	119x38	24	182.4	19.5	6000	65	65	Ball				
5912—	4114NH5	A	119x38	24	229.5	45.0	7500	70	65	Ball				
5912—	4114NH6	A	119x38	24	259.0	60.0	8400	73	65	Ball				
5912—	4118NH3	A	119x38	48	182.4	19.5	6000	65	65	Ball				

5200 SERIES

Features:
- Plastic housing and impeller
- Termination: 12.2" leads
- Counterclockwise rotation looking at rotor
- Air exhaust over struts
- Mounting holes: 4.3mm

For quantities greater than listed, call for quote.

MOUSER STOCK NO. Mfr.	Mfr. Part No.	Fig.	Dimensions (mm) LxW	Volt. (DC)	Airflow (CFM)	Power (W)	Speed (RPM)	Noise dB(A)	Max. Temp. (°C)	Bearing Type	Price Each 1	10	25	50
5912—	5214NM	A	127x38	24	110.0	4.6	2750	43	75	Ball				

5100N SERIES

Features:
- Electronically commutated external rotor motor
- Fully integrated commutation electronics
- Electronic protection against reverse polarity and blocking
- Counterclockwise rotation looking at rotor
- Metal fan housing and impeller
- Mounting holes: 4.3mm
- Air exhaust over struts

Recommended Manufacturer's Accessories:
- Metal Finger Guard: LZ25
- Mounting Screw Clip: LZ210
- Plug and Cord Set: LZ120 or LZ126

For quantities greater than listed, call for quote.

MOUSER STOCK NO. Mfr.	Mfr. Part No.	Fig.	Dimensions (mm) LxW	Volt. (DC)	Airflow (CFM)	Power (W)	Speed (RPM)	Noise dB(A)	Max. Temp. (°C)	Bearing Type	Price Each 1	10	25	50
5912—	5114N	B	135x38	24	147.1	9.5	2900	48	72	Ball				

7100N SERIES

Features:
- Electronically commutated external rotor motor
- Fully integrated commutation electronics
- Electronic protection against reverse polarity and blocking
- Counterclockwise rotation looking at rotor
- Metal fan housing and impeller
- Mounting holes: 4.3mm
- Air exhaust over struts

Recommended Manufacturer's Accessories:
- Metal Finger Guard: LZ24
- Mounting Screw Clip: LZ210

For quantities greater than listed, call for quote.

MOUSER STOCK NO. Mfr.	Mfr. Part No.	Fig.	Dimensions (mm) LxW	Volt. (DC)	Airflow (CFM)	Power (W)	Speed (RPM)	Noise dB(A)	Max. Temp. (°C)	Bearing Type	Price Each 1	10	25	50
5912—	7112N	C	ø150x38	12	211.9	12.0	2850	55	72	Ball				
5912—	7114N	C	ø150x38	24	211.9	12.0	2850	55	72	Ball				

6200N SERIES

Features:
- Metal housing and plastic impeller
- Termination: 0.118" terminals
- Counterclockwise rotation looking at rotor
- Air exhaust over struts
- Mounting holes: 4.3mm

Recommended Manufacturer's Accessories:
- Plug and Cord Set: LZ120 or LZ126

For quantities greater than listed, call for quote.

MOUSER STOCK NO. Mfr.	Mfr. Part No.	Fig.	Dimensions (mm) LxW	Volt. (DC)	Airflow (CFM)	Power (W)	Speed (RPM)	Noise dB(A)	Max. Temp. (°C)	Bearing Type	Price Each 1	10	25	50
5912—	6224N	D	ø172x51	24	241.0	18.0	3400	55	72	Ball				
5912—	6224NM	D	ø172x51	24	206.0	18.0	2850	50	72	Ball				
5912—	6224NU	D	ø172x51	24	241.3	18.0	3400	55	72	Ball				
5912—	6248N	D	ø172x51	48	241.3	11.5	3400	55	72	Ball				

2200 FTD SERIES - S FORCE FANS

Features:
- Aluminum housing, fiberglass reinforced PA impeller; housing with grounding lug for screw M4 x 8
- Air exhaust over struts; rotational direction CCW looking at rotor
- With electronic protection against reverse polarity
- Electrical connection via single leads AWG 20, stripped and tinned ends
- Standard with speed signal and PWM (P) or 0-10VDC/PWM (0) speed control

For quantities greater than listed, call for quote.

MOUSER STOCK NO. Mfr.	Mfr. Part No.	Fig.	Dimensions (mm) LxW	Volt. (DC)	Airflow (CFM)	Power (W)	Speed (RPM)	Noise dB(A)	Max. Temp. (°C)	Bearing Type	Price Each 1	10	25	50
5912—	2214F/2TDHO	E	200x51	24	464.7	41.0	4250	62	75	Ball				
5912—	2214F/2TDHHO	E	200x51	24	552.9	54.0	5000	66	70	Ball				
5912—	2218F/2TDHHO	E	200x51	48	552.9	54.0	5000	66	70	Ball				
5912—	2218F/2TDH4P	E	200x51	48	717.6	103.0	6500	72	65	Ball				

A

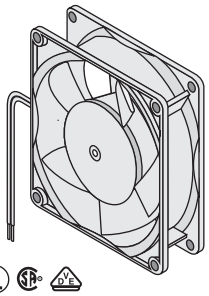

B

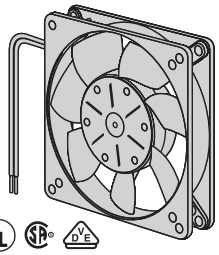

C

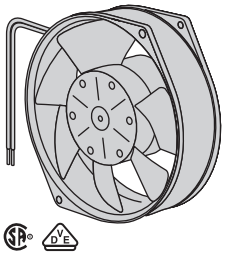

D

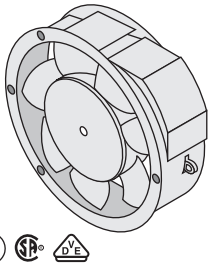

E



© Copyright 2014 Mouser Electronics

S-FORCE RADIAL BLOWERS

RL48DC Series

- 3-phase fan drive with high degree of smooth operation
- High pressure build-up
- Fiberglass-reinforced plastic impeller
- Fully integrated electronic commutation

For quantities greater than listed, call for quote.

MOUSER STOCK NO.	ebm-papst Part No.	Fig.	Volt. (VDC)	Airflow (CFM)	Power (W)	Speed (RPM)	Noise dB(A)	Max. Temp. (°C)	Bearing Type	Price Each 1	10	25	50
Size: Dimensions (mm) ø120 Lx54mm W													
5912-RER120-26142TDP	RER120-26/14/2TDP	A	24	221.9	78.0	6100	8.2	75	Ball				
Size: Dimensions (mm) ø175 Lx69mm W													
5912-RER17542182TDML	RER175-42/18-2TDML	A	48	353.0	42.0	3400	7.3	65	Ball				
Size: Dimensions (mm) ø175 Lx69mm W													
5912-RER175-42182TDP	RER175-42/18/2TDP	A	48	576.8	166.0	5400	8.5	65	Ball				
Size: Dimensions (mm) ø190 Lx69mm W													
5912-RER190-45182TDP	RER190-45/18/2TDP	A	48	635.7	216.0	4600	7.9	65	Ball				

DC FLATPAK® RADIAL BLOWERS

RL48DC Series

- Plastic spiral housing and blower
- Termination: 12.2" leads
- Electronically commutated external rotor motor

For quantities greater than listed, call for quote.

MOUSER STOCK NO. Mfr.	Mfr. Part No.	Fig.	Dimensions: mm (LxW)	Volt. (VDC)	Airflow (CFM)	Power (W)	Speed (RPM)	Noise dB(A)	Max. Temp. (°C)	Bearing Type	Price Each 1	5	10	25
5912—RL48-19/12		B	76x27	12	16.5	5.0	4400	51.0	70	Ball				
5912—RL48-19/14		B	76x27	24	16.5	5.0	4400	51.0	70	Ball				

RL90DC Series

- DC brushless motor
- Mounts in any position for pressurizing or evacuating
- Termination: 12.2" leads

For quantities greater than listed, call for quote.

MOUSER STOCK NO. Mfr.	Mfr. Part No.	Fig.	Dimensions: mm (LxW)	Volt. (VDC)	Airflow (CFM)	Power (W)	Speed (RPM)	Noise dB(A)	Max. Temp. (°C)	Bearing Type	Price Each 1	5	10	25
5912—RL90-18/14N		C	121x37	24	24.0	5.0	2500	58.0	75	Ball				

RLF100 Series

- Plastic housing and blower wheel
- Termination: 12.2" leads
- Electronically commutated external rotor motor
- Protection against overloading & reverse polarity

For quantities greater than listed, call for quote.

MOUSER STOCK NO. Mfr.	Mfr. Part No.	Fig.	Dimensions: mm (LxW)	Volt. (VDC)	Airflow (CFM)	Power (W)	Speed (RPM)	Noise dB(A)	Max. Temp. (°C)	Bearing Type	Price Each 1	5	10	25
5912—RLF100-11/18		D	127x25	48	37.7	17.0	5100	60.0	75	Ball				

AC FLATPAK® RADIAL BLOWERS

- Shallow depth
- Mounts in any position for pressurizing, evacuating, or spot cooling

RL90AC Series

- Termination: 12.2" leads

For quantities greater than listed, call for quote.

MOUSER STOCK NO. Mfr.	Mfr. Part No.	Fig.	Dimensions: mm (LxW)	Volt. (VAC)	Airflow (CFM)	Power (W)	Speed (RPM)	Noise dB(A)	Max. Temp. (°C)	Bearing Type	Price Each 1	5	10	25
5912—RL90-18/00		C	121x37	115	25	20.0	2550	60.0	60	Sintec				

RG90AC Series

- Termination: 13.4" leads

For quantities greater than listed, call for quote.

MOUSER STOCK NO. Mfr.	Mfr. Part No.	Fig.	Dimensions: mm (LxW)	Volt. (VAC)	Airflow (CFM)	Power (W)	Speed (RPM)	Noise dB(A)	Max. Temp. (°C)	Bearing Type	Price Each 1	5	10	25
5912—RG90-18/06		E	135x38	115	28	22.0	1900	60.0	65	Ball				

RG160AC Series

- Termination: 12.8" leads

For quantities greater than listed, call for quote.

MOUSER STOCK NO. Mfr.	Mfr. Part No.	Fig.	Dimensions: mm (LxW)	Volt. (VAC)	Airflow (CFM)	Power (W)	Speed (RPM)	Noise dB(A)	Max. Temp. (°C)	Bearing Type	Price Each 1	5	10	25
5912—RG160-28/06S		F	220x56	115	131	50.0	3050	69.0	80	Ball				

DC MOTORIZED IMPELLERS

R1G133 Series

- DC brushless
- Termination: 17.7" leads
- Recommended inlet ring 9566-2-4013
- Plastic impeller

For quantities greater than listed, call for quote.

MOUSER STOCK NO. Mfr.	Mfr. Part No.	Fig.	Dimensions: mm (LxW)	Volt. (VDC)	Airflow (CFM)	Power (W)	Speed (RPM)	Noise dB(A)	Max. Temp. (°C)	Bearing Type	Price Each 1	5	10	25
5912—R1G133-AA17-02		G	ø133x60 Round	24	212	28.0	3900	63.0	60	Ball				

AC MOTORIZED IMPELLERS

RERAC Series

- Termination: 16.7" leads

For quantities greater than listed, call for quote.

MOUSER STOCK NO. Mfr.	Mfr. Part No.	Fig.	Dimensions: mm (LxW)	Voltage (VAC)	Airflow (CFM)	Power (W)	Speed (RPM)	Noise dB(A)	Max. Temp. (°C)	Bearing Type	Price Each 1	5	10	25
5912—RER160-28/06S		G	ø176x54	115	161	46.0	3250	68.0	70	Ball				

R2E220 Series

- Termination: 17.7" leads
- Recommended inlet ring 9609-2-4013

For quantities greater than listed, call for quote.

MOUSER STOCK NO. Mfr.	Mfr. Part No.	Fig.	Dimensions: mm (LxW)	Voltage (VAC)	Airflow (CFM)	Power (W)	Speed (RPM)	Noise dB(A)	Max. Temp. (°C)	Bearing Type	Price Each 1	5	10	25
5912—R2E220-AA44-23		G	ø220x71	115	500	96.0	2700	70.0	40	Ball				
5912—R2E-220-AA40-23		G	ø220x71	230	530	100.0	2550	74.0	40	Ball				

ACCESSORIES - INLET RINGS

For quantities greater than listed, call for quote.

MOUSER STOCK NO. Mfr.	Mfr. Part No.	Fig.	Impeller Number	Dimensions (in.) Max. A	B	C	Price Each 1	10	25
5912—9566-2-4013		H	133	5.08	3.43	0.51			
5912—9588-2-4013		H	175, 180, 190	7.28	5.12	0.67			
5912—9609-2-4013		H	220	9.96	6.10	0.79			

A

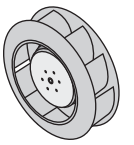

RoHS Compliant

B

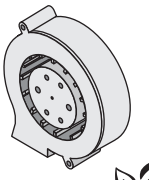

RoHS Compliant

C

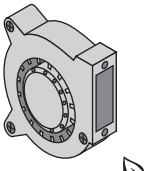

RoHS Compliant

D

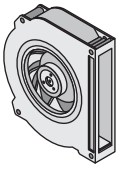

RoHS Compliant

E

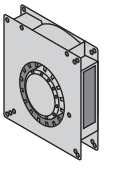

RoHS Compliant

F

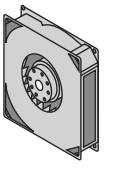

RoHS Compliant

G

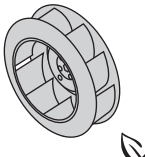

RoHS Compliant

H

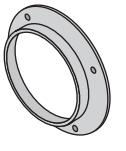

© Copyright 2014 Mouser Electronics

© Copyright 2014 Mouser Electronics

QUALTEK Fan Accessories

FAN SILENCERS

For fast and screwless fan fastening without vibration to the housing. With the patented rubber elastic sleeves you fasten axial fans without screws, quickly and safe with four mushroom formed pegs on a mounting plate or a housing wall.

RoHS Compliant

Features:
- Eliminates transmission of vibration from the fan to the housing and reduces noise up to 9dB
- Fast, simple, and safe screwless mounting and remounting from fans
- Labor saving device with less mounting costs through shorter mounting times
- Protects the fan against vibrations and thus increases the life

Specifications:
- Material: TPE (Thermoplastic Elastomer)
- Color: Black
- Hardness: ca. 70° Shore A
- Fire Resistance: UL94-V-0

For quantities greater than listed, call for quote.

MOUSER STOCK NO.	Qualtek Part No.	Fig.	Fits Fan Size	Price Each 1	25	50	100
562-QLM-40	QLM-40-20-10	A	40mm				
562-QLM-60	QLM-60-30-10	A	60mm				
562-QLM-80	QLM-80-40-10	A	80mm				
562-QLM-90	QLM-92-40-10	A	90mm				
562-QLM-120	QLM-119-50-10	A	120mm				

Accessories

For quantities greater than listed, call for quote.

Finger Guards							
562-QSG-40-01	QSG-40-01	B	40mm, width = 42.0mm				
562-QSG-60-01	QSG-60-01	B	60mm, width = 62.0mm				
562-QSG-80-01	QSG-80-01	B	80mm, width = 82.0mm				
562-QSG-92-01	QSG-92-01	B	90mm, width = 94.0mm				
562-QSG-119-01	QSG-119-01	B	120mm, width = 121.0mm				
562-QSG-119-02	QSG-119-02	B	120mm, width = 128.0mm				
Finger Guard Pins							
562-QN-36-110	QN-36-110	C	-				
Filter Media							
562-QF-40	QF-40-01	D	40mm				
562-QF-60	QF-60-01	D	60mm				
562-QF-80	QF-80-01	D	80mm				
562-QF-92	QF-92-01	D	90mm				
562-QF-119	QF-119-01	D	120mm				
EMI Filter Shields							
562-QSB-40	QSB-40-01	E	40mm				
562-QSB-60	QSB-60-01	E	60mm				
562-QSB-80	QSB-80-01	E	80mm				
562-QSB-92	QSB-92-01	E	90mm				
562-QSB-119	QSB-119-01	E	120mm				

WIRE FORM FAN GUARDS - 08 SERIES

For use with tubeaxial fans. 1/4" maximum ring spacing design was developed to assist our customers in complying with domestic and international safety agency requirements.

Specifications:
- Over wire dia. at butt joints: .010 max.
- Depth of serrations: .015 max.
- Thickness of nickel chrome plating: .005 min.
- Tolerance: ±.03"

Features:
- C1010 basic wire
- Weld joints withstand 220lbs. minimum separation force

†Black

RoHS Compliant

For quantities greater than listed, call for quote.

	MOUSER STOCK NO.	Qualtek Part No.	Fig.	Fits Fan Size	Dimensions (mm) A	B	C	Price Each 1	25	50	100
	562-08149	08149	F	40mm	29.1	32.0	4.80				
	562-08248	08248	G	50mm	41.6	40.0	4.80				
	562-08147	08147	H	60mm	53.1	50.0	4.95				
†	562-08147-02	08147-02	H	60mm	53.1	50.0	4.95				
	562-08132	08132	H	80mm	76.2	71.5	4.95				
	562-08153	08153	I	80mm	76.9	71.37	3.89				
	562-08172	08172	H	80mm	76.2	71.4	4.95				
	562-08134	08134	J	92mm	89.4	82.5	4.95				
	562-08174	08174	J	92mm	89.4	82.4	4.95				
	562-08128	08128	K	120mm	115.6	104.9	7.11				
	562-08129	08129	L	120mm	115.6	104.9	3.75				
	562-08130	08130	L	120mm	115.6	104.9	5.66				
	562-08170	08170	L	120mm	115.6	104.8	5.66				
	562-08141	08141	M	120mm	117.3	104.8	5.21				
	562-08146	08146	N	120mm	109.5	104.8	4.83				
	562-08125	08125	O	150mm	154.4	161.9	6.45				
	562-08126	08126	P	150mm	154.4	161.9	6.45				
	562-08127	08127	Q	254mm	222.3	174.00	6.35				
	562-08154	08154	R	254mm	209.6	174.00	8.35				

PLASTIC FAN GUARDS - 09 SERIES

The 09 Series low cost plastic fan guards, produced with UL 94-V0 material are designed for tubeaxial fans with design considerations given to maximize airflow with reduced noise levels.

Features:
- Decreased noise level due to design
- Withstands high impact

RoHS Compliant

For quantities greater than listed, call for quote.

MOUSER STOCK NO.	Qualtek Part No.	Fig.	Fits Fan Size	Mounting Hole	Dimensions (mm) A	B	C	Price Each 1	25	50	100
62-09150G	09150-G	S	40mm	1.26	39.87	32.0	4.75				
562-09250G	09250-G	S	60mm	1.97	59.94	50.0	6.35				
562-09252-G	09252-G	T	60mm	1.96	60.00	50.00	7.00				
562-09325G	09325-G	U	80mm	2.81	80.0	71.37	6.60				
562-09080-G	09080-G	V	80mm	2.81	79.96	71.4	3.04				
562-09081-G	09081-G	W	80mm	2.81	80.00	71.50	7.00				
562-09362G	09362-G	X	92mm	3.25	91.95	82.55	6.35				
562-09363G	09363-G	Y	92mm	3.245	92.0	82.5	7.0				
562-09120-G	09120-G	Z	120mm	4.13	115.1	104.8	6.60				
562-09121	09121-G	AA	120mm	4.13	115.1	104.8	6.60				
562-09122	09122-G	BB	120mm	4.12	115.1	104.8	6.60				
562-09123-G	09123-G	CC	120mm	4.13	120.0	105.0	7.0				
562-09450G	09450-G	DD	120mm	4.13	118.11	104.92	7.11				
562-09650G	09650-G	EE	150mm	6.38	176.5	161.8	9.91				
562-09651G	09651-G	FF	150mm	6.37	176.5	161.8	7.5				

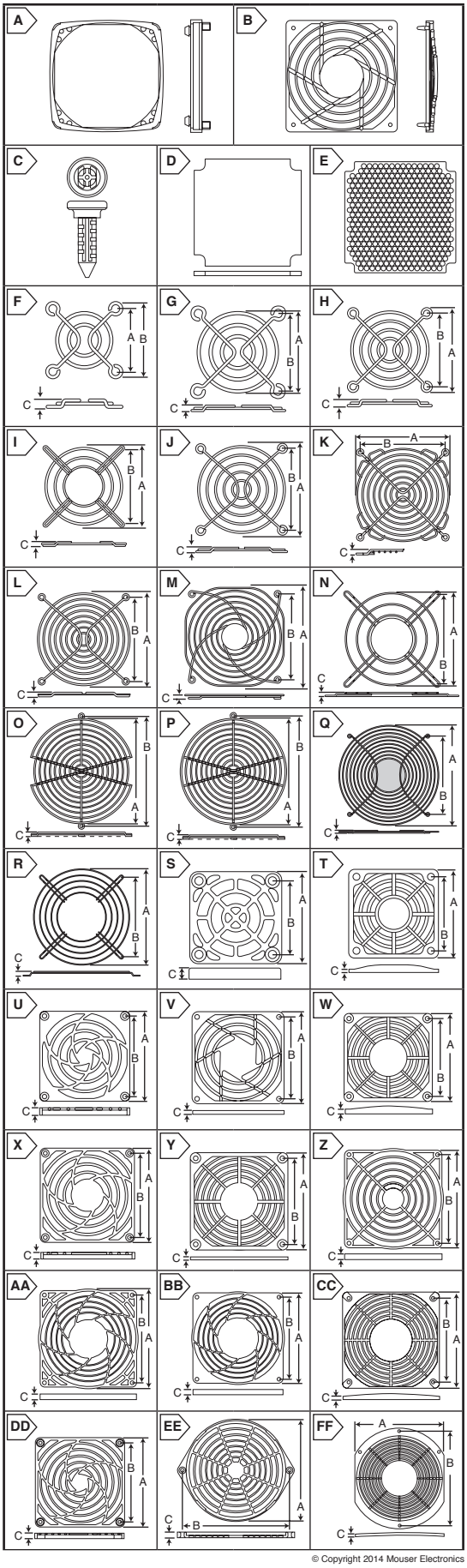

© Copyright 2014 Mouser Electronics

QUALTEK Fan Accessories

Qualtek Electronics Corporation

PLASTIC FAN FILTER ASSEMBLIES

Guard:
- UL Listed 94V-0 material
- Decreased noise level due to design
- Withstands high impact

Media:
- Helps reduce external fan noise
- Easily cleaned by vacuuming or washing with most soaps, detergents, or cleaning solvents

Retainer:
- UL Listed 94V-0 material
- Designed for minimal air restriction

RoHS Compliant

For quantities greater than listed, call for quote.

MOUSER STOCK NO.	Qualtek Part No.	Fig.	Fits Fan Size	Description	Dimensions: mm			Price Each			
					Height	Width	Thickness	1	25	50	100
562-09150F30	09150-F/30	A	40mm	Guard, retainer,media (30PPI)	39.88	32.0	4.83				
562-09150F45	09150-F/45	A	40mm	Guard, retainer, media (45PPI)	39.88	32.0	4.83				
562-09150M45	09150-M/45	A	40mm	Foam media (45PPI) (5 per pkg)	32.77	- - -	2.29				
562-09150G	09150-G	A	40mm	Plastic guard	39.87	32.0	4.75				
562-09150R	09150-R	A	40mm	Retainer only	36.3	- - -	1.02				
562-09250F30	09250-F/30	A	60mm	Guard, retainer,media (30PPI)	59.94	50.0	6.35				
562-0925045	09250-F/45	A	60mm	Guard, retainer,media (45PPI)	59.94	50.0	6.35				
562-09250M30	09250-M/30	A	60mm	Foam media (30PPI) (5 per pkg)	55.88	- - -	2.79				
562-09250M45	09250-M/45	A	60mm	Foam media (45PPI) (5 per pkg)	55.88	- - -	2.79				
562-09250G	09250-G	A	60mm	Plastic guard only	59.94	50.0	6.35				
562-09250R	09250-R	A	60mm	Retainer only	56.6	- - -	3.3				
562-09325F30	09325-F/30	B	80mm	Guard, retainer,media (30PPI)	83.57	71.37	9.91				
562-0932545	09325-F/45	B	80mm	Guard, retainer, media (45PPI)	83.57	71.37	9.91				
562-09325M30	09325-M/30	A	80mm	Foam media (30PPI) (5 per pkg)	77.72	- - -	3.81				
562-09325M45	09325-M/45	A	80mm	Foam media (45PPI) (5 per pkg)	77.72	- - -	3.81				
562-09325G	09325-G	A	80mm	Plastic guard only	80.0	71.37	6.60				
562-09325R	09325-R	A	80mm	Retainer only	83.6	- - -	9.91				
562-09362F30	09362-F/30	B	92mm	Guard, retainer,media (30PPI)	96.52	82.55	9.91				
562-0936245	09362-F/45	B	92mm	Guard, retainer,media (45PPI)	96.52	82.55	9.91				
562-09362M30	09362-M/30	B	92mm	Foam media (30PPI) (5 per pkg)	89.92	- - -	3.30				
562-09362G	09362-G	B	92mm	Plastic guard only	91.95	82.55	6.35				
562-09362M45	09362-M/45	B	92mm	Foam media (45PPI) (5 per pkg)	89.92	- - -	3.30				
562-0945030	09450-F/30	B	120mm	Guard, retainer, media (30PPI)	123.7	104.9	10.67				
562-0945045	09450-F/45	B	120mm	Guard, retainer, media (45PPI)	123.7	104.9	10.67				
562-09450M30	09450-M/30	B	120mm	Foam media (30PPI) (5 per pkg)	115.57	- - -	3.30				
562-09450M45	09450-M/45	B	120mm	Foam media (45PPI) (5 per pkg)	115.57	- - -	3.30				
562-09450G	09450-G	B	120mm	Plastic guard only	118.11	104.92	7.11				
562-09450R	09450-R	B	120mm	Retainer only	123.7	- - -	10.67				
562-09650-F30	09650-F/30	C	150mm	Guard, retainer, media (30PPI)	176.5	161.8	9.91				
562-09650-F45	09650-F/45	C	150mm	Guard, retainer, media (45PPI)	176.5	161.8	9.91				
562-09650-M30	09650-M/30	C	150mm	Foam, media (30PPI)	176.5	161.8	9.91				
562-09650-M45	09650-M/45	C	150mm	Foam, media (45PPI)	149.86	- - -	3.3				
562-09650G	09650-G	C	150mm	Guard only	176.5	161.8	9.91				

FAN FILTERS

- Provides maximum airflow with effective filtering
- Easily washed in a solvent or degreaser and can be mounted directly to the fan or to a panel

RoHS Compliant

For quantities greater than listed, call for quote.

MOUSER STOCK NO.	Qualtek Part No.	Fig.	Fits Fan Size	Filter	Dimensions: mm			Price Each			
					A	B	C	1	25	50	100
562-06250-B	06250-B	D	60mm	Anodized (Black)	63.50	49.53	3.50				
562-06250-M	06250-M	D	60mm	Mill (No Finish)	63.50	49.53	3.50				
562-06250S	06250-SS	D	60mm	Stainless Steel	59.94	50.04	4.45				
562-06325M	06325-M	D	80mm	Unfinished 3 1/8"	83.06	71.37	4.45				
562-06325B	06325-B	D	80mm	Black anodized 3 1/8"	83.06	71.37	4.45				
562-06325S	06325-SS	D	80mm	Stainless Steel	83.82	71.37	4.45				
562-06362M	06362-M	D	92mm	Unfinished 3 1/8"	91.95	82.42	4.45				
562-06362B	06362-B	D	92mm	Black anodized 3 1/8"	91.95	82.42	4.45				
562-06362S	06362-SS	D	92mm	Stainless Steel	91.95	82.42	4.45				
562-06450B	06450-B	D	120mm	Black anodized 4 1/2"	118.87	104.78	4.45				
562-06450M	06450-M	D	120mm	Clear coat 4 1/2"	118.87	104.78	4.45				
562-06450S	06450-SS	D	120mm	Stainless Steel	118.87	104.78	4.45				

FAN POWER CORDS

Fan-S offers four configurations of high quality fan power cords designed to be used with tubeaxial fans with a strain relief for added safety. Can be used with all AC fans using .110"x.020" faston standard terminals with .3125" spacing. Temperature rating: 105°C (max).

- UL and CSA rated at 7A/300 Volts

RoHS Compliant

For quantities greater than listed, call for quote.

MOUSER STOCK NO.	Qualtek Part No.	Fig.	Plug Style	Cord Length	Price Each			
					1	25	50	100
562-07100-12	07100-12	E	Straight	12 inches				
562-07100-24	07100-24	E	Straight	24 inches				
562-07100-36	07100-36	E	Straight	36 inches				
562-07100-50	07100-50	E	Straight	50 inches				
562-07100-72	07100-72	E	Straight	72 inches				
562-07145-12	07145-12	F	45°	12 inches				
562-07145-24	07145-24	F	45°	24 inches				
562-07145-36	07145-36	F	45°	36 inches				
562-07145-60	07145-60	F	45°	60 inches				
562-07145-SP36	07145-SPO36	F	45°	36 inches with NEMA 115 plug				
562-07145-SP72	07145-SPO72	F	45°	72 inches with NEMA 115 plug				
562-07190-12	07190-12	G	90°	12 inches				
562-07190-24	07190-24	G	90°	24 inches				
562-07190-36	07190-36	G	90°	36 inches				
562-07190-SP72	07190-SPO72	G	90°	72 inches				
562-07199-12	07199-12	H	T-Type	12 inches				
562-07199-24	07199-24	H	T-Type	24 inches				
562-07199-36	07199-36	H	T-Type	36 inches				
562-07199-72	07199-72	H	T-Type	72 inches				

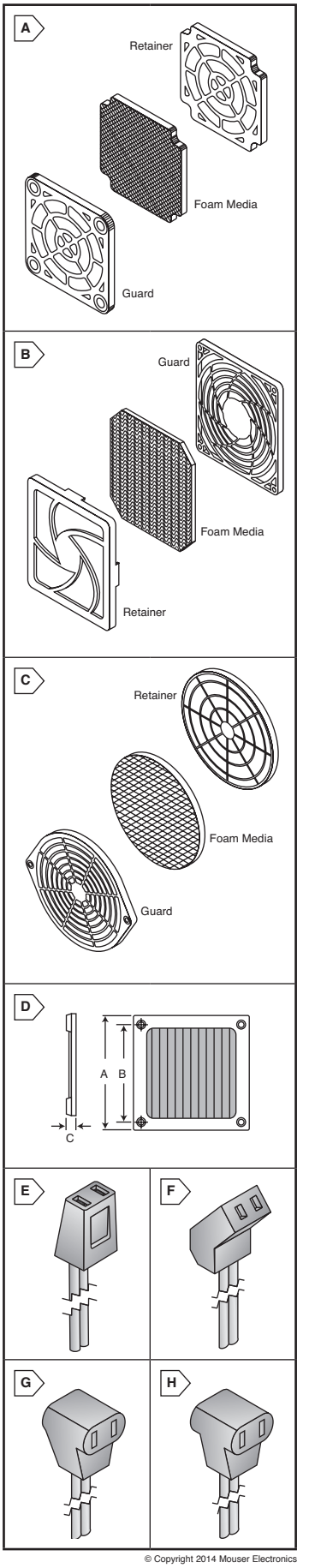

© Copyright 2014 Mouser Electronics

© Copyright 2014 Mouser Electronics

AAVID THERMALLOY Heat Sinks

RoHS Compliant **This product is RoHS compliant.**

SLALOM SMT HEAT SINKS

Edge mounted "Skis" are designed for use in applications with limited PC board space and allow customization of footprint design and size.

Features and Benefits:

- Increased thermal performance up to 30% with improved radiation of the black finish
- The black finish provides enhanced heat absorption, improving Infra-red reflow process cycle time/quality
- Unique, lightweight aluminum design

Applications:

- Power Supplies
- Motor controls
- Medical equipment
- Telecommunications equipment
- Industrial process control equipment

For quantities greater than listed, call for quote.

MOUSER STOCK NO.	Fig.	Description	Packaging	Dimensions: in.			Price Each			
				L	W	H	1	10	100	500
532-412512	A	SMT heatsink for D² Pak	Bulk	26.00	12.70	12.70				
							1	250	500	1000
532-411399	A	SMT heatsink for D² Pak	Tape and Reel	26.00	12.70	12.70				

FOR TO-3 CASE STYLES

For quantities greater than listed, call for quote.

MOUSER STOCK NO.	Fig.	Description	Ther. Res. (°C/W)	Dimensions: in.			Price Each			
				L	W	H	1	10	100	500
532-579103B00	B	Space saving, expandable collar	12.5	1.540	1.125	0.870				
532-575703B00	C	Space saving, slanted fin basket	13.4	1.630	1.290	0.750				
532-501303B00	D	Space saving, minimal board space	12.0	1.880	1.400	0.500				
532-501403B00	D	Space saving, minimal board space	10.0	1.880	1.400	0.750				
532-501503B00	D	Space saving, minimal board space	8.4	1.880	1.400	1.000				
532-501603B00	D	Space saving, minimal board space	7.8	1.880	1.400	1.250				
532-500403B00	E	Slanted fins for efficient cooling	5.0	1.810	1.810	1.250				
532-568303B00	F	Natural or forced air cooling	5.4	1.810	1.810	1.250				
532-569003B00	G	Fold-back fins for maximum surface	5.5	1.830	1.830	1.310				
532-506007B00	H	Universal hole pattern, low profile	7.0	2.000	1.750	0.375				

FOR TO-5 AND TO-39 CASE STYLES

For quantities greater than listed, call for quote.

MOUSER STOCK NO.	Fig.	Description	Ther. Res. (°C/W)	Dimensions: in.			Price Each			
				L	W	H	1	10	100	500
532-322505B00	I	Space saver, easy installation	40.0	0.750	0.750	0.400				
532-322805B00	I	Three finned for increased performance	40.0	0.875	0.875	0.531				
532-323005B00	J	Finned for maximum thermal cooling	56.0	0.750	0.750	0.250				
532-578305B00	K	Snap-on cooler for easy assembly	35.0	0.750	0.830	0.395				

FOR TO-18 AND TO-92 CASE STYLES

For quantities greater than listed, call for quote.

532-322400B00	L	Space saver, easy installation	100.0	0.500	0.500	0.235				

FOR TO-92 CASE STYLES

For quantities greater than listed, call for quote.

532-575200B00	M	Slip-on, low cost, minimum space	60.0	-	0.602	0.720				

FOR TO-126 AND TO-127 CASE STYLES

For quantities greater than listed, call for quote.

532-507302B00	N	Economy, low profile	24.0	0.750	0.750	0.375				

FOR TO-202 CASE STYLES

For quantities greater than listed, call for quote.

MOUSER STOCK NO.	Fig.	Description	Ther. Res. (°C/W)	Dimensions: in.			Price Each			
				L	W	H	1	10	100	500
532-577304B00	O	Trim, low profile, minimum space	27.2	0.750	0.520	0.375				
532-577404B00	O	Trim, low profile, minimum space	24.0	0.750	0.520	0.500				
532-531002B25G	P	Extruded for HD application, solid pins	13.4	0.500	1.380	1.000				
532-531102B00	P	Extruded for HD application, no pins	10.4	0.500	1.380	1.500				
532-531102B25G	P	Extruded for HD application, solid pins	10.4	0.500	1.380	1.500				
532-531202B00	P	Extruded for HD application, no pins	7.5	0.500	1.380	2.000				
532-531202B25G	P	Extruded for HD application, solid pins	7.5	0.500	1.380	2.000				
532-531302B25	P	Extruded for HD application, solid pins	8.0	0.500	1.380	2.500				

FOR TO-218 CASE STYLES

For quantities greater than listed, call for quote.

MOUSER STOCK NO.	Fig.	Description	Ther. Res. (°C/W)	Dimensions: in.			Price Each			
				L	W	H	1	10	100	500
532-530101B15G	Q	Versatile high rise, twisted fins	6.3	0.500	1.750	1.750				
532-513102B25	R	Solder pins for solder mounting	11.0	0.500	1.380	1.500				
532-529801B25G	S	Solder pins for solder mounting	3.7	1.000	1.650	1.500				

FOR MULTIWATT CASE STYLES

For quantities greater than listed, call for quote.

532-566010B03400G	T	Vertical mount, slide-on with tabs	11.5	1.000	0.500	1.220				

FOR SURFACE MOUNT CASE STYLES

For quantities greater than listed, call for quote.

MOUSER STOCK NO.	Fig.	Description	Ther. Res. (°C/W)	Dimensions: in.			Price Each			
				L	W	H	1	10	100	500
532-573100D00010G	U	D-Pak/TO-252, hi-cond. Copper	15.0	0.315	0.900	0.400				
532-573300D00010G	U	D^2Pak/TO-263, hi-cond. Copper	18.0	0.500	1.030	0.400				
532-573400D10G	U	D^3Pak/TO-268, hi-cond. Copper	14.0	0.500	1.220	0.400				
532-7109DG	V	D^2Pak/TO-263, hi-cond. Copper	11.0	0.763	1.000	0.450				

FOR DIP PACKAGES

For quantities greater than listed, call for quote.

MOUSER STOCK NO.	Fig.	Description	Ther. Res. (°C/W)	Dimensions: in.			Price Each			
				L	W	H	1	10	100	500
532-580200B00	W	Low cost for 14/16 pin plastic DIP pkgs	20.0	0.837	0.600	0.410				
532-501100B00	X	Glue-on for 14/16 pin DIP packages	67.0	0.750	0.250	0.190				
532-501200B00	Y	Glue-on for 14/16 pin DIP packages	68.0	0.730	0.250	0.190				

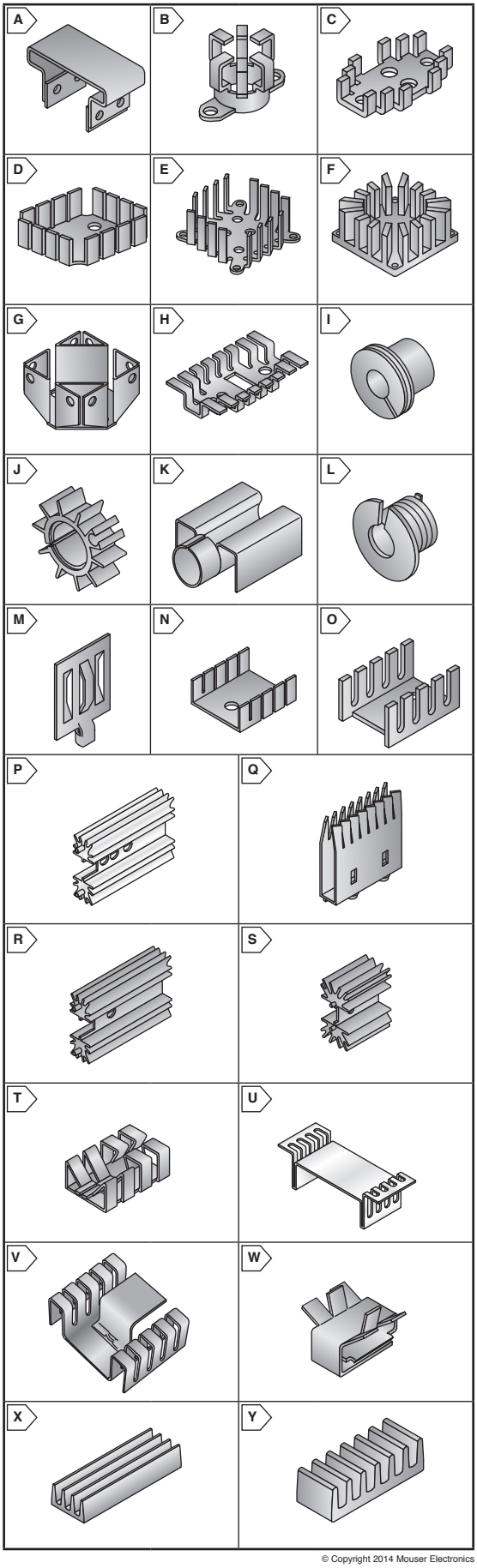

© Copyright 2014 Mouser Electronics

© Copyright 2014 Mouser Electronics

AAVID THERMALLOY Heat Sinks

RoHS Compliant **This product is RoHS compliant.**

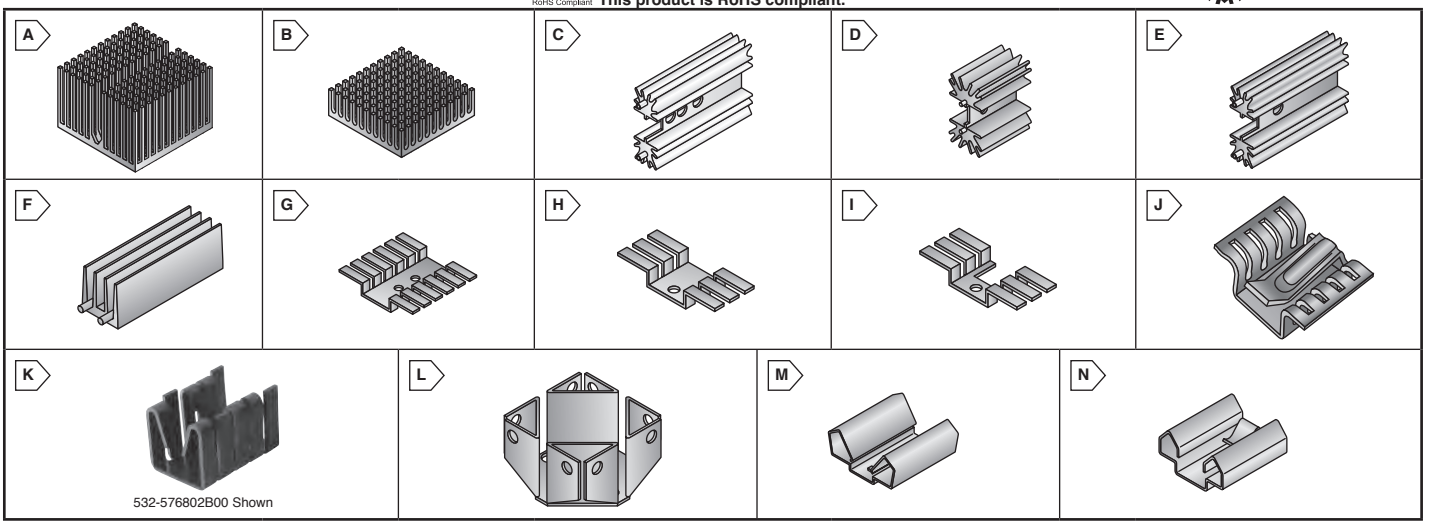

HEATSINKS FOR LED LIGHT SOURCES (TAPE ATTACHMENT METHOD)

Features:

- Tape mounting saves board space by eliminating mounting holes
- Convenient peel and stick assembly is quick and clean
- Can be used with either plastic or metal/ceramic BGA Packages
- Compatible with Ther-a-grip tapes
- For Superbright LEDs
- Finish: Black Anodize
- Base Thickness: 1.50mm

RoHS Compliant

For quantities greater than listed, call for quote.

MOUSER STOCK NO.	Aavid Thermalloy Part No.	Fig.	Surface	Dimensions: mm			Fin Thickness		Thermal Resistance		Number of Fins Across		Price Each		
				W	L	H	W	L	Natural	Forced	W	L	1	10	100
532-374124B35G	374124B00035G	A	Plastic	23.0	23.0	18.0	1.4mm	1.59mm	23.4	7.39	6	6			
532-374424B35G	374424B00035G	A	Plastic	27.0	27.0	18.0	1.4mm	1.63mm	20.3	6.46	8	8			
532-374724B32G	374724B00032G	A	Metal	35.0	35.0	18.0	1.4mm	1.57mm	15.3	5.15	10	10			
532-374924B32G	374924B00032G	A	Metal	40.0	40.0	10.0	.90mm	.89mm	20.3	6.46	16	17			
532-375024B32G	375024B00032G	A	Metal	40.0	40.0	18.0	1.4mm	1.56mm	12.2	4.34	12	12			

BGA HEATSINKS FOR SMALL FOOTPRINT LEDs (TAPE ATTACHMENT METHOD)

Features:

- Tape mounting saves board space by eliminating mounting holes
- Convenient peel and stick assembly is quick and clean
- Can be used with either plastic or metal/ceramic BGA Packages
- Compatible with Ther-a-grip tapes
- For Superbright LEDs
- Finish: Black Anodize
- † Finish: Green Anodize

RoHS Compliant

For quantities greater than listed, call for quote.

MOUSER STOCK NO.	Aavid Thermalloy Part No.	Fig.	Surface	Dimensions: mm			Fin Thickness		Thermal Resistance		Number of Fins Across		Price Each		
				W	L	H	W	L	Natural	Forced	W	L	1	10	100
532-374024B35G	374024B00035G	B	Plastic	23.0	23.0	10.0	.90mm	.93mm	40.0	11.69	10	11			
532-374324B35G	374324B00035G	B	Plastic	27.0	27.0	10.0	.90mm	.93mm	30.6	9.35	12	13			
532-371824B32G	371824B00032G	B	Metal	35.0	35.0	7.0	.97mm	1.14mm	31.9	9.67	11	11			
532-371824B34G	371824B00034G	B	Plastic	35.0	35.0	7.0	.97mm	1.14mm	31.9	9.70	11	11			
532-374624B32G	374624B00032G	B	Metal	35.0	35.0	10.0	.90mm	.89mm	23.4	7.55	14	15			
532-374724B35G †	374724B00035G	B	Plastic	35.0	35.0	18.0	1.4mm	1.57mm	15.3	5.15	10	10			
532-373324M32G	373324M00032G	B	Metal	37.4	37.4	6.0	1.4mm	1.3mm	32.6	9.91	9	9			

FOR TO-220 CASE STYLES

✻ TO-220, TO-202 †† TO-220/20
† TO-220, Dual

RoHS Compliant

For quantities greater than listed, call for quote.

MOUSER STOCK NO.	Aavid Thermalloy Part No.	Fig.	Description	Orientation	Finish	Board Mounting Type	Heatsink to Device Mounting	Ther Res (°C/W)	Dimensions: In. (LxWxH)	Price Each	
										1	10
532-531002B00 ✻	531002B00000G	C	Extrud. w/radial fins, equal chan. widths front/back	Vertical	Blk anodize	No Pins	Mounting Kit	13.4	1.38x0.50x1.00		
532-531002B25G	531002B02500G	C	Extrud. w/radial fins, equal chan. widths front/back	Vertical	Blk anodize	Solder Pins	Mounting Kit	13.4	1.38x0.50x1.00		
532-531102B00	531102B00000G	C	Extrud. w/radial fins, equal chan. widths front/back	Vertical	Blk anodize	No Pins	Mounting Kit	10.4	1.38x0.50x1.50		
532-531102B25G	531102B02500G	C	Extrud. w/radial fins, equal chan. widths front/back	Vertical	Blk anodize	Solder Pins	Mounting Kit	10.4	1.38x0.50x1.50		
532-531202B00 ✻	531202B00000G	C	Extrud. w/radial fins, equal chan. widths front/back	Vertical	Blk anodize	No Pins	Mounting Kit	7.5	1.38x0.50x2.00		
532-531202B25G	531202B02500G	C	Extrud. w/radial fins, equal chan. widths front/back	Vertical	Blk anodize	Solder Pins	Mounting Kit	7.5	1.38x0.50x2.00		
532-531302B25 ✻	531302B02500G	C	Extrud. w/radial fins, equal chan. widths front/back	Vertical	Blk anodize	Solder Pins	Mounting Kit	8.0	1.38x0.50x2.50		
532-529802B25G	529802B02500G	D	Extrud. w/radial fins, equal chan. widths front/back	Vertical	Blk anodize	Solder Pins	Mounting Kit	3.7	1.65x1.00x1.50		
532-529902B25G	529902B02500G	D	Extrud. w/radial fins, equal chan. widths front/back	Vertical	Blk anodize	Solder Pins	Mounting Kit	4.5	1.65x1.00x2.00		
532-513002B25G	513002B02500G	E	Extrud. w/radial fins, equal chan. widths front/back	Vertical	Blk anodize	Solder Pins	Mounting Kit	13.4	1.38x0.50x1.00		
532-513102B25	513102B02500G	E	Extrud. w/radial fins, equal chan. widths front/back	Vertical	Blk anodize	Solder Pins	Mounting Kit	11.0	1.38x0.50x1.50		
532-581002B02500G	581002B02500G	F	Extruded, flat back, with straight fins	Vertical	Blk anodize	Solder Pins	Mounting Kit	17.4	0.64x0.64x1.00		
532-581202B25G	581202B02500G	F	Extruded, flat back, with straight fins	Vertical	Blk anodize	Solder Pins	Mounting Kit	12.8	0.64x0.64x2.00		
532-507222B00†	507222B00000G	G	Hat section for dual device	Vertical	Blk anodize	Wave Sldr Mnts	150 Clip	7.0	1.47x1.75x0.38		
532-507002B00	507002B00000G	H	Hat section, wide	Horizontal	Blk anodize	No Tabs	Mounting Kit	15.6	0.70x1.75x0.38		
532-507102B00	507102B00000G	I	Hat section with cut out	Horizontal	Blk anodize	No Tabs	Mounting Kit	15.6	0.70x1.75x0.38		
532-6237B	6237BG	J	Hat section, clip on	Hz. or Vert.	Blk anodize	No Tabs	Kit Not Required	25.0	0.90x0.38x0.70		
532-572802B00G ††	572802B00000G	K	Plug in style w/4 spring action clips	Vertical	Blk anodize	Solder Tabs	Kit Not Required	27.3	0.75x0.57x0.50		
532-572802B39G ††	572802B03900G	K	Plug in style w/4 spring action clips	Vertical	Blk anodize	Solder Tabs	Kit Not Required	27.3	0.75x0.57x0.50		
532-572802B40G ††	572802B04000G	K	Plug in style w/4 spring action clips	Vertical	Blk anodize	Solder Tabs	Kit Not Required	27.3	0.75x0.57x0.50		
532-572802B41G ††	572802B04100G	K	Plug in style w/4 spring action clips	Vertical	Blk anodize	Solder Tabs	Kit Not Required	27.3	0.75x0.57x0.50		
532-576802B00	576802B00000G	K	Plug in style w/4 spring action clips	Vertical	Blk anodize	No Tabs	Kit Not Required	27.3	0.75x0.50x0.52		
532-576802B31G	576802B03100G	K	Plug in style w/4 spring action clips, single tab	Horizontal	Blk anodize	Solder Tabs	Kit Not Required	27.3	0.75x0.50x0.52		
532-576802B39G	576802B03900G	K	Plug in style w/4 spring action clips, single tab	Vertical	Blk anodize	Solder Tabs	Kit Not Required	27.3	0.75x0.50x0.52		
532-576802B04000G	576802B04000G	K	Plug in style w/4 spring action clips, single tab	Vertical	Blk anodize	Solder Tabs	Kit Not Required	27.3	0.75x0.50x0.52		
532-569022B00G	569022B00000G	L	High power, square base, folded back fins	Horizontal	Blk anodize	No Tabs	Mounting Kit	5.5	1.83x1.83x1.31		
532-575102B00	575102B00000G	M	Snap down with 2 side fins	Hz. or Vert.	Blk anodize	No Tabs	Kit Not Required	16.8	1.12x0.43x0.75		
532-579302B00	579302B00000G	N	Snap down with built in clip	Hz. or Vert.	Blk anodize	No Tabs	Kit Not Required	16.8	0.98x0.44x0.75		
532-579402B00	579402B00000G	N	Snap down with built in clip for beveled device	Hz. or Vert.	Blk anodize	No Tabs	Kit Not Required	16.8	0.98x0.44x0.75		

© Copyright 2014 Mouser Electronics
© Copyright 2014 Mouser Electronics

AAVID THERMALLOY Heat Sinks

AAVID THERMALLOY

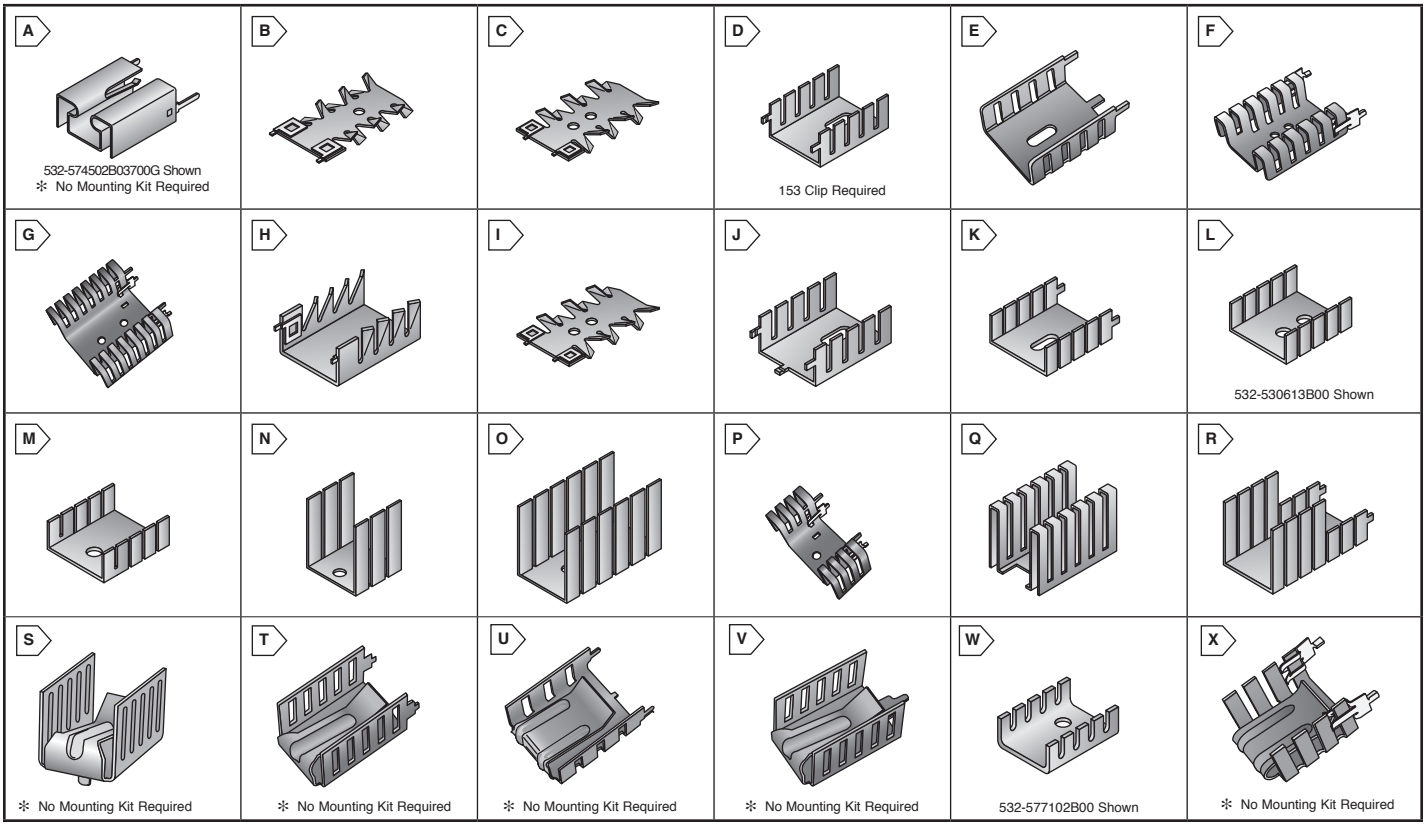

FOR TO-220 CASE STYLES

✻Mounting kit is required for heat sink to device mounting, unless otherwise noted.

For quantities greater than listed, call for quote.

MOUSER STOCK NO.	Aavid Thermalloy Part No.	Fig.	Description	Orientation	Finish	Board Mounting Type	Ther Res (°C/W)	Dimensions (in.) LxWxH	Price Each 1	Price Each 10
532-574102B00	574102B00000G	A	Low cost slide on with spring action	Vertical	Black anodized	No Tabs	23.2	0.86x0.40x0.75		
532-574402B32G	574402B03200G	A	Low cost slide on with spring action	Vertical	Black anodized	Solder Tabs	19.3	0.75x0.86x0.40		
532-574502B00	574502B00000G	A	Low cost slide on with spring action	Vertical	Black anodized	No Tabs	21.2	0.86x0.40x0.75		
532-574502B03700G	574502B03700G	A	Low cost slide on with spring action	Vertical	Black anodized	Solder Tabs	21.2	0.86x0.40x0.75		
532-542502B00000	542502B00000G	B	Space saving staggered fin	Vertical	Black anodized	No Tabs	24.0	0.88x0.25x1.25		
532-592502B34	592502B03400G	B	Space saving twisted fin	Vertical	Black anodized	Solder Tabs	22.0	0.88x0.25x1.25		
532-534302B35	534302B03553	C	Space saving staggered fin with integrated tabs	Vertical	Black anodized	Solder Tabs	10.4	1.38x0.48x2.00		
532-523002B00	523002B00000G	D	Channel style heat sink with integrated tabs	Vertical	Black anodized	Twist Tabs	13.6	0.50x1.00x1.18		
532-6030B-TTG	6030B-TTG	E	Channel style straight fins with 3 integrated tabs	Vertical	Black paint	Solder Tabs	12.5	1.00x0.50x1.18		
532-6030DG	6030DG	E	Channel style with straight fins with 3 integrated tabs	Vertical	Tin plate	Solder Tabs	12.5	1.00x0.50x1.18		
532-7020B-MTG	7020B-MTG	F	Channel style with folded back fins, TO-220	Vertical	Black anodized	Solder Tabs	8.7	1.30x0.70x1.45		
532-7023B-MTG	7023B-MTG	G	Channel style with folded back fins, TO-220	Vertical	Black anodized	Solder Tabs	4.4	1.90x1.95x0.95		
532-593002B03400G	593002B03400G	H	Channel style with twisted fins	Vertical	Black anodized	Solder Tabs	13.4	1.00x0.50x1.18		
532-534202B34G	534202B03453G	H	Channel style, with device clip	Vertical	Black anodized	Solder Tabs	13.4	1.00x0.50x1.18		
532-593202B35G	593202B03500G	I	Space saving with twisted fins	Vertical	Black anodized	Solder Tabs	10.4	1.38x0.48x2.00		
532-576602B00	576602B00000G	J	Channel style with integrated tabs (3)	Vertical	Black anodized	Twist Tabs	16.6	1.00x0.50x0.95		
532-563002B00	563002B00000G	J	Channel style with integrated tabs	Vertical	Black anodized	Twist Tabs	13.0	1.00x0.50x1.18		
532-590302B36G	590302B03600G	J	Hi perform. with 2 tinned tabs, recessed lower fins	Vertical	Black anodized	Solder Tabs	11.2	1.00x1.00x1.68		
532-575002B00	575002B00000G	K	Channel style with integrated tabs	Vertical	Black anodized	Twist Tabs	13.6	1.00x0.50x1.18		
532-576012B00	576012B00000G	L	Channel style with wide mounting surface	Hz. or Vert.	Black anodized	No Tabs	20.8	1.00x0.90x0.38		
532-530714B00	530714B00000G	L	Channel style with wide mounting surface	Horizontal	Black anodized	No Tabs	20.3	0.71x1.00x0.50		
532-530613B00	530613B00000G	L	Channel style with wide mounting surface	Horizontal	Black anodized	No Tabs	16.7	1.18x1.00x0.50		
532-530614B00	530614B00000G	M	Channel style with wide mounting surface	Horizontal	Black anodized	No Tabs	16.7	1.18x1.00x0.50		
532-507302B00	507302B00000G	M	Economy low profile channel style, narrow base	Horizontal	Black anodized	No Tabs	24.0	0.75x0.75x0.38		
532-504102B00	504102B00000G	N	Economy, narrow channel style	Vertical	Black anodized	No Tabs	15.6	0.78x0.70x0.85		
532-577002B40G	577002B04000G	N	Slim, low cost channel style	Vertical	Black anodized	Solder Tabs	32.0	0.75x0.52x0.25		
532-504222B00	504222B00000G	O	Economy, narrow channel style, TO-220, Dual	Horizontal	Black anodized	No Tabs	6.4	1.45x0.70x0.85		
532-7025B-MTG	7025B-MTG	P	Hi perf. chan. style with fold back fins, TO-220	Vertical	Black anodized	Solder Tabs	6.8	1.90x0.95x1.13		
532-551002B00G	551002B00000G	Q	High performance channel style with fold back fins	Hz. or Vert.	Black anodized	No Tabs	12.4	1.01x0.79x1.45		
532-590102B36G	590102B03600G	R	Hi perform. with 2 tinned tabs, recessed lower fins	Vertical	Black anodized	Solder Tabs	10.0	1.00x1.00x1.68		
532-7139DG	7139DG	S	Copper channel slide on with integrated tabs	Horizontal	Matte tin plated	Solder Tabs	28.3	0.78x.050x0.51		
532-7136DG	7136DG	T	Copper channel with integrated tabs	Vertical	Matte tin finish	Solder Tabs	19.7	.515x0.52x.848		
532-7128DG	7128DG	U	Copper channel style with integrated tabs	Vertical	Matte tin finish	Solder Tabs	19.2	.866x.375x1.18		
532-7141DG	7141DG	V	Copper narrow channel with integrated center tab	Vertical	Matte tin finish	Solder Tabs	20.3	0.52x0.52x0.84		
532-577002B00	577002B00000G	W	Slim, low cost channel style	Hz. or Vert.	Black anodized	No Tabs	32.0	0.75x0.52x0.25		
532-577102B00	577102B00000G	W	Slim, low cost channel style	Hz. or Vert.	Black anodized	No Tabs	25.9	0.75x0.52x0.38		
532-577102B04000G	577102B04000G	W	Slim, low cost channel style	Vertical	Black anodized	Solder Tabs	25.9	0.75x0.52x0.38		
532-577202B00	577202B00000G	W	Slim, low cost channel style	Hz. or Vert.	Black anodized	No Tabs	24.4	0.75x0.52x0.50		
532-577202B04000G	577202B04000G	W	Slim, low cost channel style	Vertical	Black anodized	Solder Tabs	24.4	0.75x0.52x0.50		
532-6238B-MTG	6238B-MTG	X	Channel with integral locking tab	Vertical	Black anodized	Solder Tabs	13.6	1.00x.610x1.16		

© Copyright 2014 Mouser Electronics
© Copyright 2014 Mouser Electronics

AAVID THERMALLOY Clips and Accessories

AAVID THERMALLOY

RoHS Compliant **This product is RoHS compliant.**

MAX CLIP® SYSTEM™

The Max Clip® System™ for power semiconductors is a high performance, low cost solution to eliminate mounting holes, screws, rivets, and thermal inefficiency. This quick, efficient attachment method saves on labor and hardware costs while increasing design flexibility.

Features:

- Reduces assembly cost and labor
- Optimizes thermal management
- Reduces overall thermal resistance
- Provides mounting for discrete power devices, with or without mounting holes
- Allows for easy movement or replacement of components
- Eliminates mounting hardware and tools

For quantities greater than listed, call for quote.

MOUSER STOCK NO.	Aavid Part No.	Fig.	Description	Dimensions: mm Length	Width	Thickness	Force (lbs.)	Price Each 1	10	100
Rail Mounted										
532-MAXCLIP01G	MAX01NG	A	For TO-220, Max 220	14.7	10	0.5	4.9			
532-MAXCLIP03G	MAX03NG	B	For TO-220, TO-247, Max 247	14.7	15	0.5	10.1			
532-MAXCLIP03-HG	MAX03-HNG	B	For TO-247, Max 247, TO-247J	14.7	18	0.6	18			
532-MAXCLIP10G	MAX10NG	C	For TO-220, Max 220 Thin Components	19.7	12	0.6	9			
532-MAXCLIP09G	MAX09NG	D	For TO-220	10.1	10	0.5	10.1			
532-MAXCLIP01-HG	MAX01-HNG	D	For TO-220, Max 220	14.7	10	0.7	18			
532-MAXCLIP02G	MAX02NG	D	For TO-220, Max 220	14.7	12	0.5	7.9			
532-MAXCLIP02-HG	MAX02-HNG	D	For TO-220	10.1	10	0.5	13.5			
532-MAXCLIP04G	MAX04NG	E	For TO-247, Max 247, TO-247J	14.7	20	0.5	13.5			
532-MAXCLIP11G	MAX11NG	F	For TO-220, Max 220 Thin Components	24.7	12	0.6	9			
532-MAXCLIP12G	MAX12NG	F	For TO-92 Sensors	19.7	6	0.6	5.6			
532-MAXCLIP23G	MAX23NG	G	For TO-220, Max 220	14.7	18	0.6	22.5			
532-MAXCLIP16G	MAX16NG	H	For TO-247	10.5	17	0.5	10.1			
Screw On										
532-MAXCLIP07G	MAX07NG	I	For TO-220, Max 220, Max 247	.87	12	0.5	11.2			
532-MAXCLIP08G	MAX08NG	J	For TO-218, TO-247, Max 247, TO-247J	.93	18	0.5	16.9			
Clip over Edge										
532-CLP212G	CLP212G	K	For TO-220/Max220	18.9	10	0.5	4.7			
532-CLP212MG	CLP212MG	L	For TO-247/Max247	18.9	15	0.6	8.1			
532-CLP212SG	CLP212SG	M	For Sensors/Thin Components	10.0	7	0.5	4.5			
532-CLP212TG	CLP212TG	N	For TO-220/Max220	14.6	10	0.6	7.6			

INSULATING SHOULDER WASHERS

- 40% Glass-filled polyphenylene sulfide (PPS)
- Chemically inert

For quantities greater than listed, call for quote.

MOUSER STOCK NO.	Aavid Part No.	Fig.	Dimensions: in. A	B	C	D	E	Screw Size	Price Each 1	10	100
532-7721-3PPS	7721-3PPSG	O	.280	.125	.042	.112	.140	4			
532-7721-7PPS	7721-7PPSG	O	.215	.032	.040	.116	.139	4			
532-7721-8PPS	7721-8PPSG	P	.245	.040	.040	.119	.140	4			

INSULATORS

- Mica insulators provide high maximum operating temperatures (550°C) and excellent electrical properties
- Aluminum oxide has unique thermal conductivity qualities and features low loss factors at high frequencies
- It has high compressive strengths, high volume resistivity, low thermal expansion and it resists radiation

For quantities greater than listed, call for quote.

MOUSER STOCK NO.	Aavid Part No.	Fig.	Description	Dimensions: in. A	B	C	D	E	Price Each 1	10	100
532-56-77-11	56-77-11G	Q	TO-220 Mica Insulators	.745	.545	.212	.212	.120			
532-4170	4170G	Q	Aluminum Oxide Ceramic for TO-220	.760	.550	.188	.275	.145			
532-4180	4180G	Q	Aluminum Oxide Ceramic for TO-218, TO-247 and TO-3P	.915	.740	.275	.370	.156			

THERMALLY CONDUCTIVE INSULATORS

- Polyimide Plastic
- Color-Amber
- Low Cost
- Easily recognized and assembled on production line

For quantities greater than listed, call for quote.

MOUSER STOCK NO.	Aavid Part No.	Fig.	Description	Dimensions: in. A	B	C	D	Price Each 1	10	100
532-43-77-9	43-77-9G	R	TO-220 Thermalfilm™	.725	.520	.170	.115			
532-53-77-4G	53-77-4G	R	TO-220 Thermalsil™ III	.750	.500	.187	.147			
532-53-77-4ACG	53-77-4ACG	R	TO-220 Thermalsil™ III w/adhesive backing	.750	.500	.187	.147			
532-53-77-9	53-77-9G	R	TO-220 Thermalsil™ III	.750	.520	.170	.115			
532-53-77-9ACG	53-77-9ACG	R	TO-220 Thermalsil™ III w/adhesive backing	.750	.520	.170	.115			

MOUNTING PAD

For quantities greater than listed, call for quote.

MOUSER STOCK NO.	Aavid Part No.	Fig.	Description	Outside Dia in.	Thickness	Price Each 1	10	100
532-7717-5N	7717-5NG	S	Nylon, TO-5, 4 Leads	.350	0.125			

MOUNTING KITS

- Pre-packaged in heat-seated plastic bags for use on assembly line

For quantities greater than listed, call for quote.

MOUSER STOCK NO.	Aavid Part No.	Description	Price Each 1	10	100
532-4880M	4880MG	**Mica Insulator Mounting Kit for TO-220:** 1 Insulator Mica, 1 Shoulder Washer, 1 Flat Washer #4, 1 No. 4-40 UNC-2B Hex Nut, 1 No. 4-40, UNC-2A X 1/2 Long Phillips Pan Head Screw, 1 Lockwasher, No. 4			
532-4880	4880G	**Thermalfilm™ Mounting Kit for TO-220:** 1 Insulator Thermalfilm, 1 Shoulder Washer, 1 Flat Washer #4, 1 No. 4-40 UNC-2B Hex Nut, 1 No. 4-40 UNC-2A X 1/2 Long Phillips Pan Head Screw, 1 Lockwasher, No. 4			
532-4880SG	4880SG	**Thermalsil™ III Mounting Kit for TO-220:** 1 Insulator In Sil-8, 1 Shoulder Washer, 1 Flat Washer #4, 1 No. 4-40 UNC-2B Hex Nut, 1 No. 4-40 UNC-2A X 1/2 Long Phillips Pan Head Screw, 1 Lockwasher, No. 4			

THERMAL COMPOUNDS

- Shelf Life: indefinite if unopened (one year if opened)
- ✻ Shelf Life: 2 years from DOM

For quantities greater than listed, call for quote.

MOUSER STOCK NO.	Aavid Part No.	Description	Color	Dielectric Strength	Thermal Conductivity	Price Each 1	10
532-249	249G	1oz. Thermal Joint Compound	Opaque White	300V/mil	.765Wm-1°C-1		
532-250	250G	2oz. Thermal Joint Compound	Opaque White	300V/mil	.765Wm-1°C-1		
532-251	251G	1lb. Thermal Joint Compound	Opaque White	300V/mil	.765Wm-1°C-1		
✻ 532-100500F00	100500F00000G	5oz. Thermally Conductive Compound	White	250V/mil	.73 W/(m-K)		

DIMENSIONS: mm (in.)

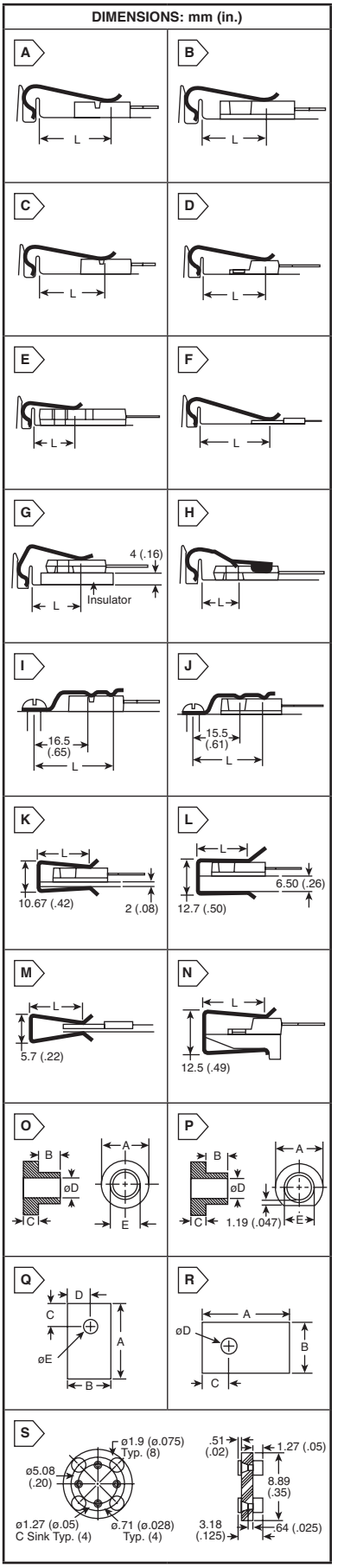

© Copyright 2014 Mouser Electronics

© Copyright 2014 Mouser Electronics

ADVANCED THERMAL SOLUTIONS Heat Sinks

RoHS Compliant This page of product is RoHS compliant.

ATS ADVANCED THERMAL SOLUTIONS, INC. Innovations in Thermal Management®



BGA HIGH PERFORMING HEAT SINKS

For quantities greater than listed, call for quote.

MOUSER STOCK NO.		Fig.	Dimensions: mm				Price Each		
Mfr.	Mfr. Part No.		L	W	H	Fin Tip	1	10	100
Push Pin: Green-Anodized Finish									
984	ATS-1038-C1-R0	A	40.00	38.00	10.00	47.10			
984	ATS-1038-C2-R0	A	40.00	38.00	10.00	47.10			
984	ATS-1038-C3-R0	A	40.00	38.00	10.00	47.10			
984	ATS-1040-C3-R0	B	40.00	38.00	25.00	64.80			
984	ATS-1041-C1-R0	C	41.00	45.00	10.00	57.34			
984	ATS-1041-C3-R0	C	41.00	45.00	10.00	57.34			
984	ATS-1042-C3-R0	D	41.00	45.00	15.00	66.22			
984	ATS-1043-C1-R0	E	41.00	45.00	25.00	78.75			
984	ATS-1043-C3-R0	E	41.00	45.00	25.00	78.75			
MaxiFLOW/MaxiGRIP - STD: Blue-Anodized Finish									
984	ATS-50170B-C1-R0	F	17.00	17.00	7.50	28.40			
984	ATS-50190B-C1-R0	G	19.00	19.00	7.50	31.50			
984	ATS-50230G-C1-R0	H	23.00	23.00	12.50	41.50			
984	ATS-50250B-C1-R0	I	25.00	25.00	7.50	36.40			
984	ATS-50250P-C1-R0	I	25.00	25.00	17.50	44.90			
984	ATS-50290B-C1-R0	J	29.00	29.00	7.50	42.40			
984	ATS-50290P-C1-R0	J	29.00	29.00	17.50	51.70			
984	ATS-50300P-C1-R0	K	30.00	30.00	17.50	53.30			
984	ATS-50310B-C1-R0	K	31.00	31.00	7.50	44.40			
984	ATS-50310G-C1-R0	K	31.00	31.00	12.50	54.90			
984	ATS-50310P-C1-R0	K	31.00	31.00	17.50	54.90			
984	ATS-50330G-C1-R0	L	33.00	33.00	12.50	58.20			
984	ATS-50330P-C1-R0	L	33.00	33.00	17.50	58.20			
984	ATS-50350B-C1-R0	M	35.00	35.00	7.50	44.90			
984	ATS-50350G-C1-R0	M	35.00	35.00	12.50	57.20			
984	ATS-50350P-C1-R0	M	35.00	35.00	17.50	61.30			
984	ATS-50375G-C1-R0	M	37.50	37.50	12.50	61.30			
984	ATS-50400P-C1-R0	M	40.00	40.00	17.50	69.10			
984	ATS-50450B-C1-R0	N	45.00	45.00	7.50	61.50			
984	ATS-50450P-C1-R0	N	45.00	45.00	17.50	76.50			
MaxiFLOW/MaxiGRIP: Low Profile, Black-Anodized Finish									
984	ATS-51170D-C1-R0	O	17.00	17.00	9.50	28.40			
984	ATS-51170K-C1-R0	O	17.00	17.00	14.50	31.90			
984	ATS-51190D-C1-R0	P	19.00	19.00	9.50	31.50			
984	ATS-51190R-C1-R0	P	19.00	19.00	19.50	34.70			
984	ATS-51210D-C1-R0	Q	21.00	21.00	9.50	34.60			
984	ATS-51210K-C1-R0	Q	21.00	21.00	14.50	38.20			
984	ATS-51210R-C1-R0	Q	21.00	21.00	19.50	38.20			
984	ATS-51230D-C1-R0	Q	23.00	23.00	9.50	37.50			
984	ATS-51230K-C1-R0	Q	23.00	23.00	14.50	41.50			
984	ATS-51230R-C1-R0	Q	23.00	23.00	19.50	41.50			
984	ATS-51250K-C1-R0	R	25.00	25.00	14.50	44.90			
984	ATS-51250R-C1-R0	R	25.00	25.00	19.50	44.90			
984	ATS-51270D-C1-R0	R	27.00	27.00	9.50	43.20			
984	ATS-51270K-C1-R0	R	27.00	27.00	14.50	48.30			

For quantities greater than listed, call for quote.

MOUSER STOCK NO.		Fig.	Dimensions: mm				Price Each		
Mfr.	Mfr. Part No.		L	W	H	Fin Tip	1	10	100
MaxiFLOW/MaxiGRIP: Low Profile, Black-Anodized Finish (Cont.)									
984	ATS-51270R-C1-R0	R	27.00	27.00	19.50	48.40			
984	ATS-51290R-C1-R0	R	29.00	29.00	19.50	51.70			
984	ATS-51300K-C1-R0	R	30.00	30.00	14.50	53.30			
984	ATS-51310D-C1-R0	R	31.00	31.00	9.50	44.40			
984	ATS-51310R-C1-R0	R	31.00	31.00	19.50	54.90			
984	ATS-51330D-C1-R0	S	33.00	33.00	9.50	45.50			
984	ATS-51330R-C1-R0	S	33.00	33.00	19.50	58.20			
984	ATS-51350D-C1-R0	T	35.00	35.00	9.50	44.90			
984	ATS-51350K-C1-R0	T	35.00	35.00	14.50	57.20			
984	ATS-51350R-C1-R0	T	35.00	35.00	19.50	61.30			
984	ATS-51400D-C1-R0	T	40.00	40.00	9.50	56.50			
984	ATS-51425D-C1-R0	U	42.50	42.50	9.50	58.90			
984	ATS-51450R-C1-R0	U	45.00	45.00	19.50	76.50			
MaxiFLOW with Thermal Tape: Blue-Anodized Finish									
984	ATS-52150B-C1-R0	V	15.00	15.00	7.50	27.94			
984	ATS-52150G-C1-R0	V	15.00	15.00	12.50	30.56			
984	ATS-52170B-C1-R0	V	17.00	17.00	7.50	28.44			
984	ATS-52170G-C2-R0	V	17.00	17.00	12.50	31.94			
984	ATS-52170P-C2-R0	V	17.00	17.00	7.50	28.44			
984	ATS-52190B-C1-R0	V	19.00	19.00	7.50	31.54			
984	ATS-52190G-C1-R0	V	19.00	19.00	12.50	34.76			
984	ATS-52190P-C2-R0	V	19.00	19.00	17.50	34.74			
984	ATS-52210B-C1-R0	V	21.00	21.00	7.50	34.56			
984	ATS-52210P-C2-R0	V	21.00	21.00	17.50	38.16			
984	ATS-52230B-C2-R0	W	23.00	23.00	7.50	37.52			
984	ATS-52230G-C2-R0	W	23.00	23.00	12.50	41.54			
984	ATS-52230P-C1-R0	V	23.00	23.00	17.50	41.54			
984	ATS-52250B-C1-R0	V	25.00	25.00	7.50	36.38			
984	ATS-52250G-C1-R0	W	25.00	25.00	12.50	44.94			
984	ATS-52250P-C1-R0	X	25.00	25.00	17.50	44.92			
984	ATS-52270B-C2-R0	W	27.00	27.00	7.50	43.20			
984	ATS-52270G-C1-R0	X	27.00	27.00	12.50	48.34			
984	ATS-52270P-C1-R0	X	27.00	27.00	17.50	48.36			
984	ATS-52290P-C1-R0	X	29.00	29.00	17.50	51.74			
984	ATS-52300B-C2-R0	W	30.00	30.00	12.50	43.24			
984	ATS-52300P-C2-R0	X	30.00	30.00	17.50	53.34			
984	ATS-52310B-C2-R0	W	31.00	31.00	7.50	44.42			
984	ATS-52310G-C2-R0	W	31.00	31.00	12.50	54.94			
984	ATS-52310P-C2-R0	X	31.00	31.00	17.50	54.94			
984	ATS-52325P-C2-R0	X	32.50	32.50	17.50	57.44			
984	ATS-52330B-C2-R0	W	33.00	33.00	7.50	45.50			
984	ATS-52330P-C2-R0	X	33.00	33.00	17.50	58.16			
984	ATS-52350B-C1-R0	W	35.00	35.00	7.50	44.94			
984	ATS-52350P-C1-R0	X	35.00	35.00	17.50	61.34			
984	ATS-52375P-C1-R0	X	37.50	37.50	17.50	65.24			

© Copyright 2014 Mouser Electronics

© Copyright 2014 Mouser Electronics

ADVANCED THERMAL SOLUTIONS Heat Sinks

RoHS Compliant This page of product is RoHS compliant.

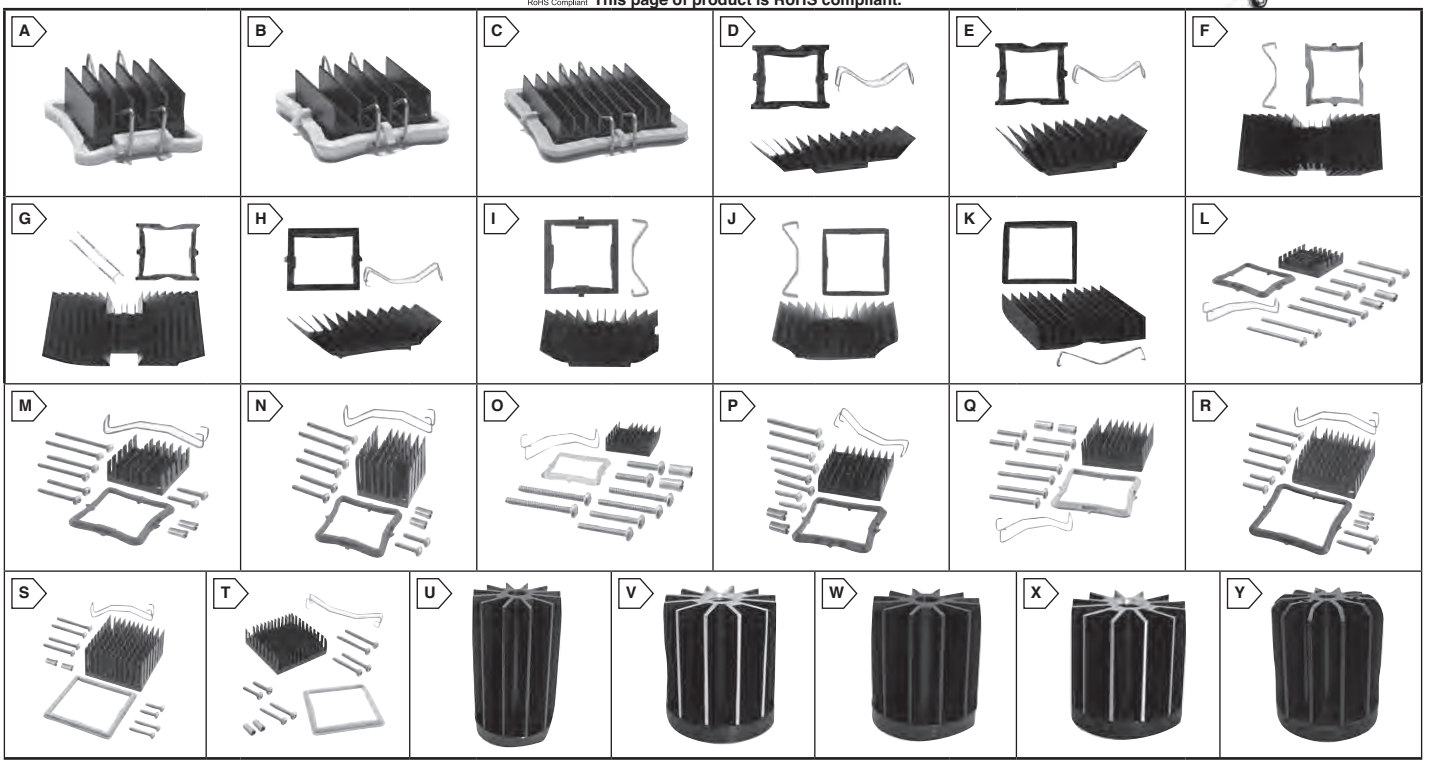

BGA HIGH PERFORMING HEAT SINKS

For quantities greater than listed, call for quote.

MOUSER STOCK NO.	Mfr. Part No.	Fig.	Dimensions: mm L	W	H	Fin Tip	Price Each 1	10	50
BGA Straight Fin Heatsinks: Black-Anodized									
984—ATS-53170D-C1-R0		A	17.00	17.00	9.50	-			
984—ATS-53190D-C1-R0		B	19.00	19.00	9.50	-			
984—ATS-53210R-C1-R0		B	21.00	21.00	19.50	-			
984—ATS-53230D-C1-R0		B	23.00	23.00	9.50	-			
984—ATS-53230K-C1-R0		B	23.00	23.00	14.50	-			
984—ATS-53250D-C1-R0		B	25.00	25.00	9.50	-			
984—ATS-53270D-C1-R0		B	27.00	27.00	9.50	-			
984—ATS-53270K-C1-R0		B	27.00	27.00	14.50	-			
984—ATS-53270R-C1-R0		B	27.00	27.00	19.50	-			
984—ATS-53300K-C1-R0		B	30.00	30.00	14.50	-			
984—ATS-53300R-C1-R0		B	30.00	30.00	19.50	-			
984—ATS-53310K-C1-R0		B	31.00	31.00	14.50	-			
984—ATS-53330R-C1-R0		C	33.00	33.00	19.50	-			
984—ATS-53350D-C1-R0		C	35.00	35.00	9.50	-			
984—ATS-53350K-C1-R0		C	35.00	35.00	14.50	-			
984—ATS-53350R-C1-R0		C	35.00	35.00	19.50	-			
984—ATS-53375R-C1-R0		C	37.50	37.50	19.50	-			
984—ATS-53400R-C1-R0		C	40.00	40.00	19.50	-			
Device Specific Freescale: Black-Anodized									
984—ATS-59000-C1-R0		D	45.00	21.00	9.00	59			
984—ATS-59001-C1-R0		D	45.00	21.00	11.00	59			
984—ATS-59002-C1-R0		E	32.00	25.00	13.00	46.5			
984—ATS-59003-C1-R0		F	50.00	32.00	12.00	71.3			
984—ATS-59004-C1-R0		G	55.00	43.00	12.00	80.2			
984—ATS-59005-C1-R0		H	37.00	29.00	10.00	54			
984—ATS-59006-C1-R0		I	37.00	29.00	11.00	54			
984—ATS-59007-C1-R0		J	46.00	35.00	16.00	68.6			
984—ATS-59008-C1-R0		J	46.00	35.00	16.00	57.82			
984—ATS-59009-C1-R0		K	62.00	52.00	13.00	52			

ATS FANSINK™ HEAT SINKS WITH MAXIGRIP ATTACHMENT

For quantities greater than listed, call for quote.

MOUSER STOCK NO.	Mfr. Part No.	Fig.	Dimensions: mm L	W	H	Finish	Price Each 1	10	50
984—ATS-61270D-C1-R0		L	27.00	27.00	9.50	Black-Anod			
984—ATS-61270K-C1-R0		M	27.00	27.00	14.50	Black-Anod			
984—ATS-61270W-C1-R0		N	27.00	27.00	24.50	Black-Anod			
984—ATS-61290D-C1-R0		O	29.00	29.00	9.50	Black-Anod			
984—ATS-61310D-C1-R0		P	31.00	31.00	9.50	Black-Anod			
984—ATS-61350D-C1-R0		Q	35.00	35.00	9.50	Black-Anod			
984—ATS-61350K-C1-R0		Q	35.00	35.00	14.50	Black-Anod			

ATS FANSINK™ HEAT SINKS WITH MAXIGRIP ATTACHMENT (CONT.)

- with Maxigrip attachment

For quantities greater than listed, call for quote.

MOUSER STOCK NO.	Mfr. Part No.	Fig.	Dimensions: mm L	W	H	Finish	Price Each 1	10	50
984—ATS-61400K-C1-R0		R	40.00	40.00	14.50	Black-Anod			
984—ATS-61400R-C1-R0		R	40.00	40.00	19.50	Black-Anod			
984—ATS-61400W-C1-R0		R	40.00	40.00	24.50	Black-Anod			
984—ATS-61425D-C1-R0		S	42.50	42.50	9.50	Black-Anod			
984—ATS-61425K-C1-R0		S	42.50	42.50	14.50	Black-Anod			
984—ATS-61425W-C1-R0		S	42.50	42.50	24.50	Black-Anod			
984—ATS-61450K-C1-R0		T	45.00	45.00	14.50	Black-Anod			
984—ATS-61450W-C1-R0		T	45.00	45.00	24.50	Black-Anod			

ROUND/STAR SHAPED LED HEAT SINKS

For quantities greater than listed, call for quote.

MOUSER STOCK NO.	Mfr. Part No.	Fig.	Dimensions: mm Length	Dia.	Finish	Price Each 1	10	50
984—ATSEU-077A2-C1R1		U	75	45	Black			
984—ATSEU-077A2-C2R0		U	75	45	Black			
984—ATSEU-077A2-C5R0		U	68	45	Black			
984—ATSEU-077A-C3-R0		U	75	45	Black w/Silver Tip			
984—ATSEU-077A-C4-R0		U	75	45	Black w/Silver Tip			
984—ATSEU-077A-C6-R0		U	68	45	Black w/Silver Tip			
984—ATSEU-077B-C1-R0		V	50	45	Black			
984—ATSEU-077B-C2-R0		V	50	45	Black			
984—ATSEU-077B-C3-R0		V	50	45	Black w/Silver Tip			
984—ATSEU-077B-C4-R0		V	50	45	Black w/Silver Tip			
984—ATSEU-077B-C5-R0		V	43	45	Black			
984—ATSEU-077B-C6-R0		V	43	45	Black w/Silver Tip			
984—ATSEU-077C-C1-R0		W	25	45	Black			
984—ATSEU-077C-C2-R0		W	25	45	Black			
984—ATSEU-077C-C3-R0		W	25	45	Black w/Silver Tip			
984—ATSEU-077C-C4-R0		W	25	45	Black w/Silver Tip			
984—ATSEU-077C-C5-R0		W	18	45	Black			
984—ATSEU-077C-C6-R0		W	18	45	Black w/Silver Tip			
984—ATSEU-077D-C1-R0		X	45	45	Black			
984—ATSEU-077D-C2-R0		X	45	45	Black			
984—ATSEU-077D-C3-R0		X	45	45	Black w/Silver Tip			
984—ATSEU-077D-C4-R0		X	45	45	Black w/Silver Tip			
984—ATSEU-077D-C5-R0		X	38	45	Black			
984—ATSEU-077D-C6-R0		X	38	45	Black w/Silver Tip			
984—ATSEU-109-C1-R0		Y	70	60	Black			
984—ATSEU-109-C2-R0		Y	70	60	Black			
984—ATSEU-110-C1-R0		Y	95	100	Black			
984—ATSEU-110-C2-R0		Y	95	100	Black			

© Copyright 2014 Mouser Electronics
© Copyright 2014 Mouser Electronics

CRYDOM Heatsinks and Assemblies

crydom

RoHS Compliant **This product is RoHS compliant.**

CRYDOM HS SERIES: HEATSINKS

Features:
- Suitable for 1 single or dual SSR
- Din Rail mounting
- Panel mounting
- Thermal resistance

RoHS Compliant

For quantities greater than listed, call for quote.

MOUSER STOCK NO.		Fig.	Ther Res	Dimensions: in.			Price Each		
Mfr.	Mfr. Part No.			W	L	H	1	10	25
558—	HS301	A	3.0°C/W	1.78	3.2	1.58			
558—	HS201	B	2.0°C/W	1.77	3.18	3.15			
558—	HS251	C	2.5°C/W	2.31	1.98	1.51			
558—	HS202	D	2.0°C/W	3.55	3.2	1.58			
558—	HS172	E	1.7°C/W	2.31	3.95	1.51			
558—	HS151	F	1.5°C/W	1.78	3.2	3.74			
558—	HS122	G	1.2°C/W	3.54	3.2	3.15			
558—	HS103	H	1.0°C/W	5.2	3.0	2.37			
558—	HS072	I	0.7°C/W	4.75	5.5	2.63			
558—	HS053	J	0.5°C/W	6.0	6.0	3.5			
558—	HS501DR	K	5.0°C/W	1.75	3.15	0.6			
558—	HS301DR	L	3.0°C/W	1.77	3.19	1.83			
558—	HS201DR	B	2.0°C/W	1.77	3.82	3.15			
558—	HS202DR	M	2.0°C/W	3.55	3.2	1.58			
558—	HS201DR	B	2.0°C/W	1.78	3.2	3.15			
558—	HS151DR	F	1.5°C/W	1.78	3.2	3.74			
558—	HS122DR	G	1.2°C/W	3.54	3.2	3.15			
558—	HS103DR	H	1.0°C/W	5.2	3.0	2.37			

CRYDOM HS SERIES: ASSEMBLIES

Features:
- 3VDC to 32VDC input control voltage
- Single channel output
- Panel mounted

RoHS Compliant

For quantities greater than listed, call for quote.

MOUSER STOCK NO.		Fig.	Operating Volt (Vrms)	Control Volt Rg (VDC)	Price Each		
Mfr.	Mfr. Part No.				1	10	25
558—	HS501DR-D2425	N	24-280	3-32			
558—	HS501DR-HD6025	N	48-660	3-32			
558—	HS351DR-D2425	O	24-280	3-32			
558—	HS351DR-HD6025	O	48-660	3-32			
558—	HS301DR-D2425	P	24-280	3-32			
558—	HS301DR-HD6025	P	48-660	3-32			
558—	HS271DR-D2425	Q	24-280	3-32			
558—	HS271DR-HD6025	Q	48-660	3-32			
558—	HS251-D2450	R	24-280	3-32			
558—	HS251-HD6050	R	48-660	3-32			
558—	HS202DR-D2450	S	24-280	3-32			
558—	HS202DR-HD6050	S	48-660	3-32			
558—	HS201DR-D2450	T	24-280	3-32			
558—	HS201DR-HD6050	T	48-660	3-32			
558—	HS201DRCC2425W3U	T	24-280	3-32			
558—	HS172-D2450	U	24-280	3-32			
558—	HS172-HD6050	U	48-660	3-32			
558—	HS151DR-D2450	V	24-280	3-32			
558—	HS151DR-HD6050	V	48-660	3-32			
558—	HS151DRCC2425W3U	V	24-280	4-32			
558—	HS122DR-D2450	W	24-280	3-32			
558—	HS122DR-HD6050	W	48-660	3-32			
558—	HS122DRCC2450W3U	W	24-280	4-32			
558—	HS103DR-D2490	X	24-280	3-32			
558—	HS103DR-HD6090	X	48-660	3-32			
558—	HS103-D53TP25D	X	48-530	3-32			
558—	HS072-D2490	Y	24-280	3-32			
558—	HS072-HD6090	Y	48-660	3-32			
558—	HS053-D24125	Z	24-280	3-32			
558—	HS053-HD60125	Z	48-660	3-32			
558—	HS053-D53TP50D	Z	48-530	3-32			

CRYDOM HS SERIES: ACCESSORIES

Note: HK1 - For use with all Crydom heatsinks, except HS501DR.
HK2 - For use with HS351, HS301, HS271, HS201, HS172, HS151 AND HS122 heatsinks.

RoHS Compliant

For quantities greater than listed, call for quote.

MOUSER STOCK NO.		Description	Price Each		
Mfr.	Mfr. Part No.		1	10	25
558—	DRK1	Din Bracket Kit (45mm)			
558—	HK1	2 SSR Mounting Hardware Kit 8-32x3/8			
558—	HK2	1 ground screw 10-32x 3/8 and 2 bracket, screws 6-32x1/4			
558—	TRM6	Copper Lug Terminal			



© Copyright 2014 Mouser Electronics

© Copyright 2014 Mouser Electronics

CTS Heat Sinks

RoHS Compliant **This product is RoHS compliant.**

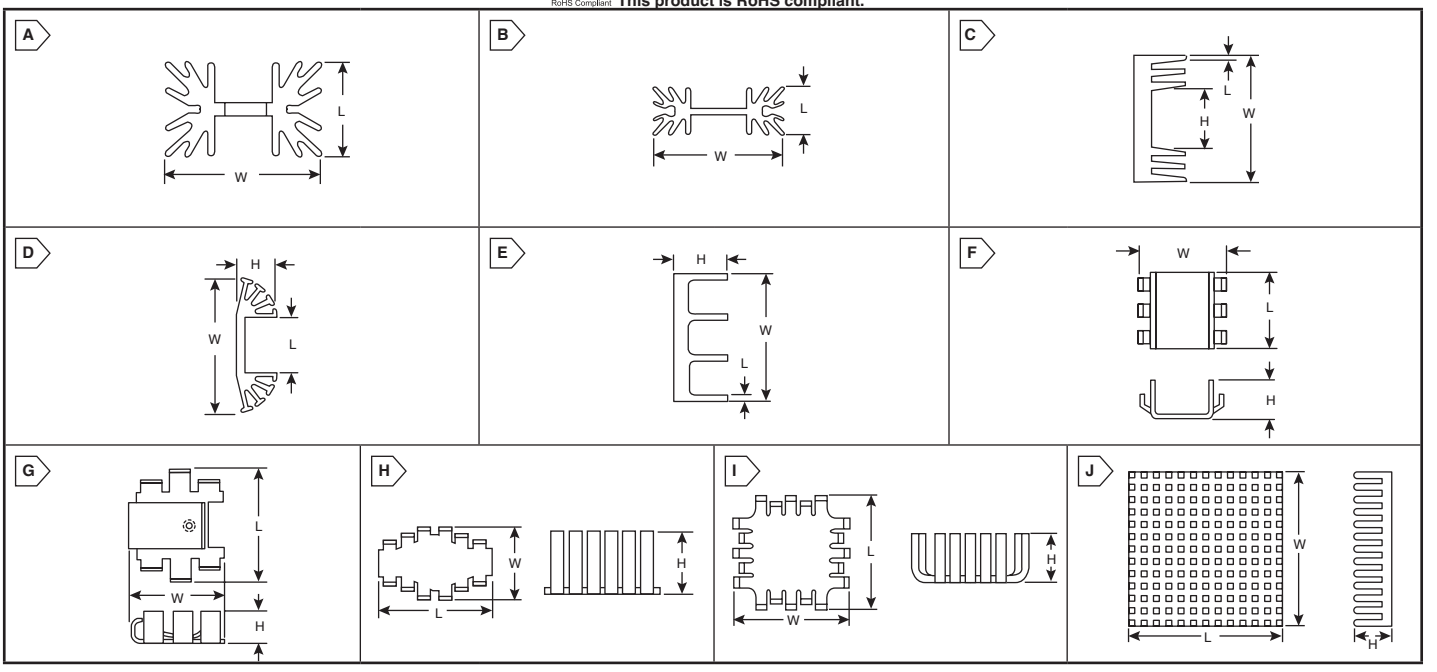

CTS HEAT SINKS

7 Series

RoHS Compliant

For quantities greater than listed, call for quote.

MOUSER STOCK NO.	CTS Part No.	Fig.	Dimensions: in.			Natural Convection	Price Each		
			L	W	H		1	10	50
774-73394PPBA	73394PPBA	A	1	1.65	2.5	5.7			
774-73381PPBA	73381PPBA	B	.5	1.38	1.5	12.7			
774-73401PPBA	73401PPBA	C	.75	1.15	.46	15			
774-73403PPBA	73403PPBA	C	.75	1.15	.46	15			
774-73452PPBA	73452PPBA	D	1.5	2	.553	4.7			
774-73451PPBA	73451PPBA	D	.75	2	.553	9			
774-73422PPBA	73422PPBA	E	1.5	1.62	.69	5			
774-7361BA	7361BA	F	.71	.8	.5	30			

Features:

- Permits high power levels or lower operating temperatures while occupying a minimum of valuable board space
- Allows back-to-back dual mounting for thermal matching applications
- Bendable tabs simplify installation to the circuit board—no mounting hardware or special tool required
- Each dissipator is optimally designed for maximum effective surface area in a minimum working envelope

PSC2 Series

RoHS Compliant

For quantities greater than listed, call for quote.

MOUSER STOCK NO.	CTS Part No.	Fig.	Dimensions: in.			Natural Convection	Price Each		
			L	W	H		1	10	50
774-PSC22CB	PSC22CB	G	1	81	.31	41.7			

LA Series

For quantities greater than listed, call for quote.

MOUSER STOCK NO.	CTS Part No.	Fig.	Dimensions: in.			Natural Convection	Price Each		
			L	W	H		1	10	50
774-LAE66A3CB	LAE66A3CB	H	1.31	.9	.75	17			

UP Series

For quantities greater than listed, call for quote.

MOUSER STOCK NO.	CTS Part No.	Fig.	Dimensions: in.			Natural Convection	Price Each		
			L	W	H		1	10	50
774-UPT03CB	UPT03CB	I	1.78	1.78	.5	8.2			

BDN Series

Features:

- Thermal resistance values based on power density of 3 watts/in²
- Thermal resistance of adhesive tape is included

RoHS Compliant

For quantities greater than listed, call for quote.

MOUSER STOCK NO.	CTS Part No.	Fig.	Dimensions: in.			Natural Convection	Price Each		
			L	W	H		1	10	100
774-BDN093CBA01	BDN093CBA01	J	.91	.91	.355	.09			
774-BDN103CBA01	BDN103CBA01	J	1.01	1.01	.355	.09			
774-BDN113CBA01	BDN113CBA01	J	1.11	1.11	.355	.09			
774-BDN125CBA01	BDN125CBA01	J	1.21	1.21	.555	.1			
774-BDN133CBA01	BDN133CBA01	J	1.31	1.31	.355	.09			
774-BDN143CBA01	BDN143CBA01	J	1.41	1.41	.355	.09			
774-BDN153CBA01	BDN153CBA01	J	1.51	1.51	.355	.09			
774-BDN163CBA01	BDN163CBA01	J	1.61	1.61	.355	.09			
774-BDN183CBA01	BDN183CBA01	J	1.81	1.81	.355	.09			
774-BDN186CBA01	BDN186CBA01	J	1.81	1.81	.605	.1			

© Copyright 2014 Mouser Electronics

© Copyright 2014 Mouser Electronics

OHMITE Heatsinks

C SERIES HEATSINKS

This series offers high performance, low cost and is a compact heat sink with an integrated camming clip system. This powerful heat sink provides tool and fixture free assembly operation, largest surface areas and smallest space occupation. The Ohmite C Series Heatsinks are the ideal type of heat sink for high power density and small size.
(1U or 2U) electronic packaging with forced convention cooling, such as semiconductors and resistors.

PRODUCT NEW

For quantities greater than listed, call for quote.

MOUSER STOCK NO.	Ohmite Part No.	Fig.	Package Type	Surface Area (in²/mm²)	Finish	Length (mm)	Price Each 1	5	10	50
588-C247-025-1VE	C247-025-1VE	A	TO-247	11/7,312	No Finish (Degreased)	25				
588-C247-025-1AE	C247-025-1AE	A	TO-247	11/7,312	Black Anodized	25				
588-C247-050-2VE	C247-050-2VE	A	TO-247	23/14,858	No Finish (Degreased)	50				
588-C247-050-2AE	C247-050-2AE	A	TO-247	23/14,858	Black Anodized	50				
588-C247-075-3VE	C247-075-3VE	A	TO-247	34/21,655	No Finish (Degreased)	75				
588-C247-075-3AE	C247-075-3AE	A	TO-247	34/21,655	Black Anodized	75				
588-C220-025-1VE	C220-025-1VE	A	TO-220	13/8,774	No Finish (Degreased)	25				
588-C220-025-1AE	C220-025-1AE	A	TO-220	13/8,774	Black Anodized	25				
588-C220-050-2VE	C220-050-2VE	A	TO-220	25/16,963	No Finish (Degreased)	50				
588-C220-050-2AE	C220-050-2AE	A	TO-220	25/16,963	Black Anodized	50				
588-C220-075-3VE	C220-075-3VE	A	TO-220	37/24,861	No Finish (Degreased)	75				
588-C220-075-3AE	C220-075-3AE	A	TO-220	37/24,861	Black Anodized	75				
588-C264-030-1VE	C264-030-1VE	A	TO-264	11/7,312	No Finish (Degreased)	30				
588-C264-030-1AE	C264-030-1AE	A	TO-264	11/7,312	Black Anodized	30				
588-C264-058-2VE	C264-058-2VE	A	TO-264	23/14,858	No Finish (Degreased)	58				
588-C264-058-2AE	C264-058-2AE	A	TO-264	23/14,858	Black Anodized	58				
588-C264-085-3VE	C264-085-3VE	A	TO-264	34/21,655	No Finish (Degreased)	85				
588-C264-085-3AE	C264-085-3AE	A	TO-264	34/21,655	Black Anodized	85				
588-C126-025-1VE	C126-025-1VE	B	TO-126	10.2/6,559	No Finish (Degreased	25				
588-C126-025-1AE	C126-025-1AE	B	TO-126	20.4/13,119	Black Anodized	25				
588-C126-040-2VE	C126-040-2VE	B	TO-126	16.3/10,495	No Finish (Degreased	40				
588-C126-040-2AE	C126-040-2AE	B	TO-126	30.6/21,655	Black Anodized	40				

CP SERIES HEATSINKS

Ohmite CP4 Series Heat Sinks are designed for Ohmite heatsinkable type resistors, such as TAP600, TAP800, TA1K0, TA2K0, and various SOT-227 resistor packages. The CP series also provides maximum heat removal for SCRs, rectifiers, diodes, thyristors, and other high-power semiconductor devices. Ohmite CP4 Series Heat Sinks are customizable to fit multiple applications. Length and mounting hole patterns can be specified.

PRODUCT NEW

For quantities greater than listed, call for quote.

MOUSER STOCK NO.	Ohmite Part No.	Fig.	Package Type	Surface Area (in²/mm²)	Finish	Length (mm)	Price Each 1	5	10	50
588-CP4-114A	CP4-114A	C	SO-227	19.13/12339	No Finish (Aluminum)	114.3				
588-CP4-114B	CP4-114B	C	SO-227	19.13/12339	No Finish (Aluminum)	114.3				
588-CP4-114C	CP4-114C	C	SO-227	19.13/12339	No Finish (Aluminum)	114.3				

D SERIES HEATSINKS

Ohmite D Series Heatsinks provide an innovative solution for SMT compatible semiconductors and resistors. The unique design (Patent Pending) combines tin plated, solderable rods with an aluminum extruded heat sink body. These rods (or "rollers") are mated mechanically to the heatsink by forging to reduce the thermal resistance between the heatsink body and the solderable feet.

Bulk

For quantities greater than listed, call for quote.

MOUSER STOCK NO.	Ohmite Part No.	Fig.	Package Type	Finish	Price Each 1	25	100	250
588-DV-T263-101E	DV-T263-101E	D	TO-263	No Finish (Degreased)				
588-DA-T263-101E	DA-T263-101E	D	TO-263	Black Anodized				
588-DA-T268-101E	DA-T268-101E	D	TO-268	Black Anodized				

Reel of 250

For quantities greater than listed, call for quote.

MOUSER STOCK NO.	Ohmite Part No.	Fig.	Package Type	Finish	Price Each 250	500	1250
588-DA-T263-101E-TR	DA-T263-101E-TR	D	TO-263	Black Anodized			
588-DA-T268-101E-TR	DA-T268-101E-TR	D	TO-268	Black Anodized			

E SERIES HEATSINKS

Ohmite E Series Heatsinks features vertical through-hole PCB mounting with three 0.142 in. diameter mounting holes.
Available in heights of 1.5", 2.0", and 2.5", the heatsinks are aluminum 6063-T5 or equivalent and solder feet are tin plated brass.

For quantities greater than listed, call for quote.

MOUSER STOCK NO.	Ohmite Part No.	Fig.	Package Type	Finish	Height (in./mm)	Price Each 1	10	100	250
588-EV-T220-38E	EV-T220-38E	E	TO-220	No Finish (Degreased)	1.5/38.10				
588-EA-T220-38E	EA-T220-38E	E	TO-220	Black Anodized	1.5/38.10				
588-EV-T220-51E	EV-T220-51E	E	TO-220	No Finish (Degreased)	2.0/50.80				
588-EA-T220-51E	EA-T220-51E	E	TO-220	Black Anodized	2.0/50.80				
588-EV-T220-64E	EV-T220-64E	E	TO-220	No Finish (Degreased)	2.5/63.50				
588-EA-T220-64E	EA-T220-64E	E	TO-220	Black Anodized	2.5/63.50				

F SERIES HEATSINKS

Ohmite F Series Heatsinks are vertical mountable with solderable pins and are composed of 6063-T5 aluminum.

For quantities greater than listed, call for quote.

MOUSER STOCK NO.	Ohmite Part No.	Fig.	Package Type	Finish	Height (mm)	Price Each 1	10	100	250
588-FA-T220-25E	FA-T220-25E	F	TO-220	Black Anodized	25.4				
588-FA-T220-38E	FA-T220-38E	F	TO-220	Black Anodized	38.1				
588-FA-T220-51E	FA-T220-51E	F	TO-220	Black Anodized	50.8				
588-FA-T220-64E	FA-T220-64E	F	TO-220	Black Anodized	63.5				

DIMENSIONS: in. (mm)

A

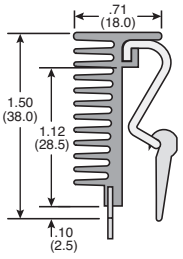

B

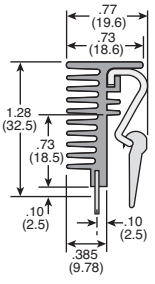

C

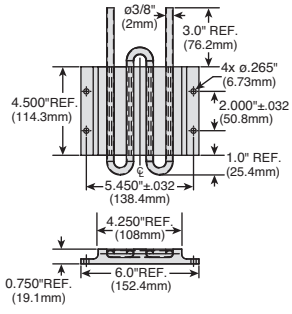

D

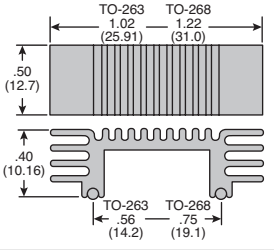

E

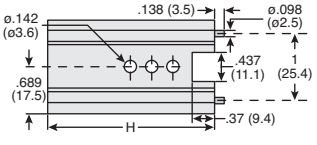

F

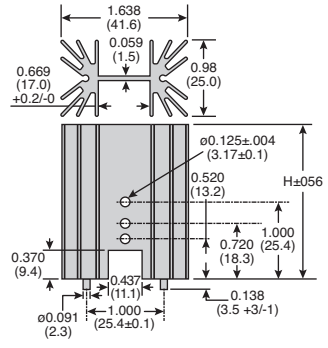

© Copyright 2014 Mouser Electronics

© Copyright 2014 Mouser Electronics

OHMITE Heatsinks

M SERIES HEATSINKS

Ohmite M Series Heatsinks are patented (Pat. No. 7,151,669), high performance, low cost, configurable, scalable and compact heat sinks with matrix clip system. These powerful heat sinks provide the easiest assembly, largest surface area and smallest footprint. It is the ideal type of heat sink for high power density and small size (1U or 2U) electronic packaging with forced convection cooling.

PRODUCT NEW

For quantities greater than listed, call for quote.

MOUSER STOCK NO.	Ohmite Part No.	Fig.	Thermal Resistance (°C/W)	Surface Area (in²/mm²)	Finish	Price Each 1	10	100	250
Package Type: TO-247, TO-264									
588-MV-102-55E	MV-102-55E	A	6.0	45/20,097	No Finish (Degreased)				
588-MA-102-55E	MA-102-55E	A	5.2	45/20,097	Black Anodized				
588-MV-101-27E	MV-101-27E	A	9.6	22/14,284	No Finish (Degreased)				
588-MA-101-27E	MA-101-27E	A	8.0	22/14,284	Black Anodized				
588-MV-302-55E	MV-302-55E	B	3.6	76/49,218	No Finish (Degreased)				
588-MA-302-55E	MA-302-55E	B	3.0	76/49,218	Black Anodized				
588-MV-301-27E	MV-301-27E	B	5.5	37.3/24,161	No Finish (Degreased)				
588-MA-301-27E	MA-301-27E	B	4.6	37.3/24,161	Black Anodized				

R SERIES HEATSINKS

R Series Heatsinks are vertical mountable with solderable pins and are composed of 6063-T5 aluminum.

For quantities greater than listed, call for quote.

MOUSER STOCK NO.	Ohmite Part No.	Fig.	Package Type	Height (mm)	Finish	Price Each 1	10	100	250
588-RA-T2X-25E	RA-T2X-25E	C	TO-220, TO-218, TO-247	25.4	Black Anodized				
588-RA-T2X-38E	RA-T2X-38E	C	TO-220, TO-218, TO-247	38.1	Black Anodized				
588-RA-T2X-51E	RA-T2X-51E	C	TO-220, TO-218, TO-247	50.8	Black Anodized				
588-RA-T2X-64E	RA-T2X-64E	C	TO-220, TO-218, TO-247	63.5	Black Anodized				

R2 SERIES HEATSINKS

Ohmite's R2 Series (patent pending) heatsink provides a large surface area along with our C Series clipping mechanism to attach either a TO-220 or TO-247 package. The self-aligning features of the clip assure secure attachment and enhanced thermal performance. Because no screws are required for device mounting, additional fins can be added to the rear side of the heatsink for increased total surface area in a more compact space.

PRODUCT NEW

For quantities greater than listed, call for quote.

MOUSER STOCK NO.	Ohmite Part No.	Fig.	Package Type	Thermal Resistance (°C/W)	Finish	Price Each 1	5	10	50
588-R2V-CT2-38E	R2V-CT2-38E	D	TO-220	9.8	No Finish (Degreased)				
588-R2A-CT2-38E	R2A-CT2-38E	D	TO-220	8.6	Black Anodized				
588-R2V-CT4-38E	R2V-CT4-38E	D	TO-247	9.8	No Finish (Degreased)				
588-R2A-CT4-38E	R2A-CT4-38E	D	TO-247	8.6	Black Anodized				
588-R2V-CT6-38E	R2V-CT6-38E	D	TO-264	9.8	No Finish (Degreased)				
588-R2A-CT6-38E	R2A-CT6-38E	D	TO-264	8.6	Black Anodized				

S SERIES LED HEATSINKS

Ohmite S Series LED Heatsinks are low cost and easy assembly heat sinks for "Star" LED packages supplied by OSRAM and others. This simple heat sink can hold LED modules and can be mounted simply with some thread forming screws They have two types of surface finish and can be used in either natural (free) or forced convection cooling applications.

For quantities greater than listed, call for quote.

MOUSER STOCK NO.	Ohmite Part No.	Fig.	Surface Area (in²/mm²)	Height (in./mm)	Thermal Resistance (°C/W) Free Conv.	Forced Conv.	Price Each 1	10	100	250
588-SV-LED-113E	SV-LED-113E	E	18/11,739	0.50/12.7	6.67	4.33				
588-SA-LED-113E	SA-LED-113E	E	18/11,739	0.50/12.7	5.33	4.33				
588-SV-LED-125E	SV-LED-125E	E	36/23,478	1.00/25.4	5.33	2.88				
588-SA-LED-125E	SA-LED-125E	E	36/23,478	1.00/25.4	4.27	2.88				
588-SV-LED-151E	SV-LED-151E	E	72/46,956	2.00/50.8	4.00	1.89				
588-SA-LED-151E	SA-LED-151E	E	72/46,956	2.00/50.8	3.20	1.89				
588-SV-LED-176E	SV-LED-176E	E	108/70,434	3.00/76.2	3.11	1.55				
588-SA-LED-176E	SA-LED-176E	E	108/70,434	3.00/76.2	2.49	1.55				

W SERIES HEATSINKS

Ohmite W Series Heatsinks feature a unique design (patent pending) that combines a tin plated, solderable, integral spring clip with an extruded aluminum heat sink body for an all-in-one solution to through-hole mounting of TO-220 or TO-247 packages. These self-aligning heat sinks feature solderable feet and an integrated clip with 13.2 (lbf) of force on the center of the device to enhance thermal performance.

PRODUCT NEW

For quantities greater than listed, call for quote.

MOUSER STOCK NO.	Ohmite Part No.	Fig.	Package Type	Surface Area (in²)	Finish	Price Each 1	25	100	250
588-WV-T220-101E	WV-T220-101E	F	TO-220	6.5	No Finish (Degreased)				
588-WA-T220-101E	WA-T220-101E	F	TO-220	6.5	Black Anodized				
588-WV-T247-101E	WV-T247-101E	F	TO-247	8.4	No Finish (Degreased)				
588-WA-T247-101E	WA-T247-101E	F	TO-247	8.4	Black Anodized				
588-WA-T264-101E	WA-T264-101E	F	TO-264	8.4	No Finish (Degreased)				
588-WV-T264-101E	WV-T264-101E	F	TO-264	8.4	Black Anodized				

DIMENSIONS: in. (mm)

A

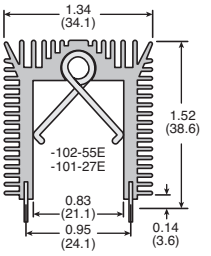

B

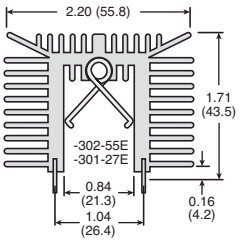

C

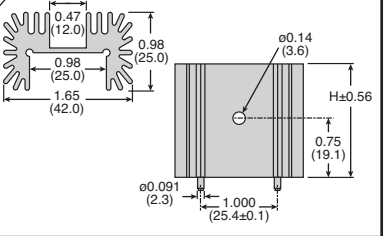

D

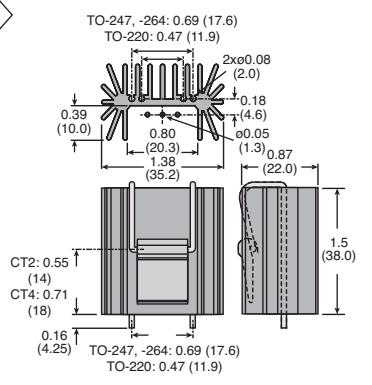

E

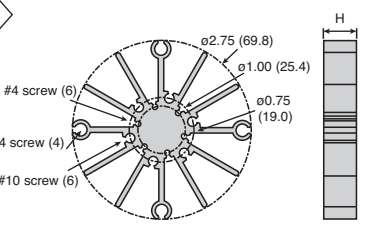

F

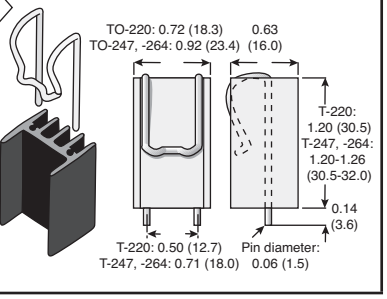

© Copyright 2014 Mouser Electronics

© Copyright 2014 Mouser Electronics

WAKEFIELD Heat Sinks and Accessories

wakefield-vette

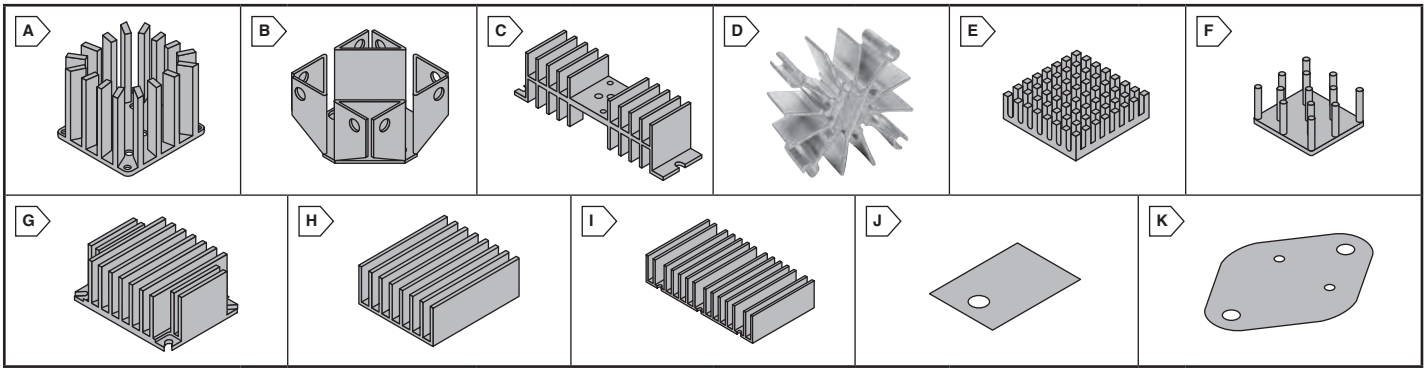

✻ No semi-mounting hole pattern

For quantities greater than listed, call for quote.

MOUSER STOCK NO.	Wakefield Part No.	Fig.	Description	Dimensions: in. (mm) LxWxH	Price Each 1	10	100
Board Level Power Semiconductor Heat Sinks							
567-217-36CT6	217-36CT6	-	D Pak, TO-220, SOL-20, SOT-223 Surface Mount 2	.74 x .60 x .36			
567-260-4T5E	260-4T5E	-	TO-5 Cup Clips, Epoxy Insulated	.370 x .380			
567-240-118ABH-22	240-118ABH-22	-	TO-220 Labor-Saving Twisted Fin	1.0 x .50 x 1.18			
567-273-AB	273-AB	-	TO-218, TO-220 Low-Cost, Low-Height Wavesolderable	.75 x .375 x .75			
567-274-1AB	274-1AB	-	TO-220 Low-Cost, Low-Height Wavesolderable	.52 x .375 x .75			
567-287-1ABE	287-1ABE	-	TO-220 Low-Cost Wave-Solderable	1.0 x .50 x 1.18			
567-290-1AB	290-1AB	-	TO-218 TO-202 TO-220 Low-Cost Single Package	1.0 x .50 x 1.18			
567-289-AB	289-AB	-	TO-218 TO-202 TO-220 Low-Cost Single Package	1.0 x .50 x .71			
567-637-10ABP	637-10ABP	-	TO-220 High-Efficiency, Vertical Board Mounting	1.38 x .50 x 1.0			
567-637-15ABP	637-15ABP	-	TO-220 High-Efficiency, Vertical Board Mounting	1.38 x .50 x 1.5			
567-637-20ABP	637-20ABP	-	TO-220 High-Efficiency, Vertical Board Mounting	1.38 x .50 x 2.0			
567-647-10ABP	647-10ABP	-	TO-220 High-Performance, Vertical Board Mounting	1.65 x 1.0 x 1.0			
567-647-15ABP	647-15ABP	-	TO-220 High-Performance, Vertical Board Mounting	1.65 x 1.0 x 1.5			
567-657-15ABP	657-15ABP	-	TO-218 TO-220 TO-247 High-Performance, Vertical Board Mounting	1.65 x 1.0x 1.5			
567-657-20ABP	657-20ABP	-	TO-218 TO-220 TO-247 High-Performance, Vertical Board Mounting	1.65 x 1.0 x 2.0			
567-667-10ABPP	667-10ABPP	-	TO-218 TO-220 TO-247 15-Lead High Performance Vertical Board Mounting	1.375 x .50 x 1.0			
567-677-20ABP	677-20ABP	-	TO-218 TO-220 TO-247 15-Lead Multiwatt High-Perf., High-Power, Vertical Mount	1.65 x 1.0 x 1.0			
567-235-85AB	235-85AB	-	TO-220 Compact, Stress-Free Labor-Saving Locking-Tab	1.65 x 1.0 x 2.0			
567-272-AB	272-AB	-	TO-202 TO-220 Small Footprint Low-Cost	.75 x .50 x .53			
567-634-10ABP	634-10ABP	-	TO-202 TO-220 Slim Profile Unidirectional Fin Vertical Mount	1.75 x .375 x .70			
567-641-A	641-A	-	TO-3 Maximum Performance, Mounting Holes	.64 x .64 x 1.0			
567-641-K	641-K	-	TO-3 Maximum Performance Convection	4.13 x 3.0 x 1.0			
567-680-125A	680-125A	A	TO-3, TO-220 Maximum Efficiency Omnidirectional	4.13 x 3.0 x 1.0			
567-690-3B	690-3B	B	TO-3, TO-66, TO-220 Highest Efficiency/Lowest Unit Cost	1.86(47.2) Sqx1.31(33.3) Hgt			
✻ 567-401-K	401-K	C	TO-3; Stud-Mount Double-Surface	4.75 (120.65)x1.5 (38.1)x1.25 (31.75)			
567-401-A	401-A	C	TO-3; Stud-Mount Double-Surface, Mounting Hole	4.75 (120.65)x1.5 (38.1)x1.25 (31.75)			
✻ 567-421-K	421-K	C	TO-3, Stud-Mount Low-Height Double-Surface	4.75 (120.65)x3.0 (76.2)x2.62 (66.55)			
✻ 567-423-K	423-K	C	TO-3, Stud-Mount Low-Height Double-Surface	4.75 (120.65)x5.5 (139.7)x2.62 (66.55)			
Heat Sinks for "Star" LEDs: 882 Series - The radial design & fin area is ideally suited for natural convection applications such as ceiling lighting. A fan can also be used for increased performance in a forced convection application.							
567-882-50AB	882-50AB	D	Radial Fin Star LED Heatsink	.50 (12.7)x4.33 C/W			
567-882-100AB	882-100AB	D	Radial Fin Star LED Heatsink	1.00 (25.4)x2.88 C/W			
567-882-200AB	882-200AB	D	Radial Fin Star LED Heatsink	2.00 (50.8)x1.89 C/W			
567-882-300AB	882-300AB	D	Radial Fin Star LED Heatsink	3.00 (76.2)x1.55 C/W			
BGA Heat Sinks							
567-628-65AB	628-65AB	E	IntelDX4™, Intel 80486DX2™, and AM486™DX2, AM486™DX4	1.75 (44.45)x1.7 (43.18)x.65 (16.51)			
567-658-25AB	658-25AB	E	PowerQuad2™, 28-38mm Omnidirectional Pin Fin, No Tape	1.1 (27.94)x1.1 (27.94)x.25 (6.35)			
567-658-45AB	658-45AB	E	PowerQuad2™, 28-38mm Omnidirectional Pin Fin, No Tape	1.1 (27.94)x1.1 (27.94)x.45 (11.43)			
567-658-60AB	658-60AB	E	PowerQuad2™, 28-38mm Omnidirectional Pin Fin, No Tape	1.1 (27.94)x1.1 (27.94)x.60 (15.24)			
567-658-60ABT3	658-60ABT3	E	PowerQuad2™, 28-38mm Omnidirectional Pin Fin, Chomerics T-412	1.1 (27.94)x1.1 (27.94)x.60 (15.24)			
567-D10650-40	D10650-40	F	Pin Fin for 84 - 100 pin PQFP & 169 BGA	.65 (16.51)x.65 (16.51)x.40 (10.16)			
567-D10850-40	D10850-40	F	Pin Fin for 128 - 208 Pin PQFP & 313 BGA	.85 (21.59)x.85 (21.59)x.40 (10.16)			
DC/DC Converter Heat Sinks: • Black Anodize							
567-537-24AB	537-24AB	G	Quarter Brick Horizontal Fin Orientation	1.45 (36.82)x2.28 (57.91)x.24 (6.1)			
567-537-45AB	537-45AB	G	Quarter Brick Horizontal Fin Orientation	1.45 (36.82)x2.28 (57.91)x.45 (11.43)			
567-537-95AB	537-95AB	G	Quarter Brick Horizontal Fin Orientation	1.45 (36.82)x2.28 (57.91)x.95 (24.13)			
567-547-95AB	547-95AB	G	Quarter Brick Vertical Fin Orientation	1.45 (36.82)x2.28 (57.91)x.95 (24.13)			
567-517-95AB	517-95AB	H	Half Brick Horizontal Fin Orientation	2.28 (57.91)x2.4 (60.96)x.95 (24.13)			
567-518-95AB	518-95AB	H	Half Brick Vertical Fin Orientation	2.28 (57.91)x2.4 (60.96)x.95 (24.13)			
567-518-95AB-MS4	518-95AB-MS4	H	Half Brick Vertical Fin Orientation w/HDWR and Deltalink IV Thermal Pad	2.28 (57.91)x2.4 (60.96)x.95 (24.13)			
567-527-45AB	527-45AB	H	Half Brick Horizontal Fin Orientation	2.28 (57.91)x2.4 (60.96)x.45 (11.43)			
567-528-45AB	528-45AB	H	Half Brick Vertical Fin Orientation	2.28 (57.91)x2.4 (60.96)x.45 (11.43)			
567-557-140AB	557-140AB	I	Full Brick Horizontal Fin Orientation	2.4 (60.96)x4.6 (116.84)x1.4 (35.56)			
567-558-75AB	558-75AB	I	Full Brick Vertical Fin Orientation	2.4 (60.96)x4.6 (116.84)x.75 (19.05)			
Thermal Pads							
567-173-7-220P	173-7-220P	J	TO-220 DeltaPads™ .007" (.18mm) Insulator	.71 (18.03)x.50 (12.7) .141 dia. (3.6 dia.)			
567-173-9-240P	173-9-240P	J	TO-220 DeltaPads™ .009" (.23mm) Insulator	.75 (19.05)x.50 (12.7) .147 dia. (3.7 dia.)			
567-175-6-220P	175-6-220P	J	TO-220 Kapton® .006" (.15mm) Reinforced Insulator	.71 (18.03)x.50 (12.7) .141 dia. (3.6 dia.)			
567-175-6-230P	175-6-230P	J	TO-220 Kapton® .006" (.15mm) Reinforced Insulator	.71 (18.03)x.50 (12.7) .125 dia. (3.2 dia.)			
567-175-6-240P	175-6-240P	J	TO-220 Kapton® .006" (.15mm) Reinforced Insulator	.75 (19.05)x.50 (12.7) .147 dia. (3.7 dia.)			
567-175-6-280P	175-6-280P	J	TO-220 Kapton® .006" (.15mm) Reinforced Insulator	.86 (21.8)x.74 (18.8) .16 dia. (4.1 dia.)			
567-175-6-310P	175-6-310P	K	TO-3 Kapton® .006" (.15mm) Reinforced Insulator	1.59 (40.5)x1.14 (29.0) .062 dia. (1.6 dia.)			

THERMAL JOINT COMPOUND

• Shelf Life: 5 years

For quantities greater than listed, call for quote.

MOUSER STOCK NO.	Wakefield Part No.	Description	Price Each 1	10	100
567-120-SA	120-SA	Silicon Thermal Grease, 4g plastic pack			
567-120-2	120-2	Silicon Thermal Grease, 2oz. jar			
567-120-5	120-5	Silicon Thermal Grease, 5oz. tube			
567-120-8	120-8	Silicon Thermal Grease, 8oz. jar			

For quantities greater than listed, call for quote.

MOUSER STOCK NO.	Wakefield Part No.	Description	Price Each 1	10	100
567-120-80	120-80	Silicon Thermal Grease, 5lbs. can			
567-126-2	126-2	Synthetic Non-Silicon Thermal Grease, 2oz. tube			
567-126-4	126-4	Synthetic Non-Silicon Thermal Grease, 4oz. tube			

© Copyright 2014 Mouser Electronics

© Copyright 2014 Mouser Electronics

RoHS Compliant **This product is RoHS compliant.**

THERMAL GAP FILLER PADS

Tflex™ gap fillers are used to bridge the interface between hot components and a chassis or heat sink assembly.
The combination of good thermal conductivity and softness reduces mechanical stress, but maintains thermal performance.

Specifications:

- Thickness range: 0.2mm to 8.9mm (0.008" to 0.350") availability varies by product line
- UL Flammability: 94V0

Applications:

- Telecom - wireless infrastructure, routers and VOIP phones
- IT - notebooks, servers, memory modules, hard disk drives, solid state drives, scanners and printers
- Consumer - gaming systems, LCD PDP televisions, and displays
- Industrial - LED lighting, power supplies, lighting ballasts, controllers, scanners, and power converters
- Aerospace and military - power supplies, microwave radio, and controllers

RoHS Compliant

For quantities greater than listed, call for quote.

MOUSER STOCK NO.	Laird Thermal Part No.	Fig.	Series Type	Breakdown Voltage	Color	Size	Material	Operating Temperature Range	Tensile Strength	Thickness	Price Each 1	Price Each 5
739-A15324-01	A15324-01	A	Tflex 300	>10,000VAC	Green	9"x9"	Tflex 340	-40° to 160°C	15	40mils		
739-A15330-03	A15330-03	A	Tflex 300	>10,000VAC	Green	9"x9"	Tflex 3100,DC1	-40° to 160°C	15	100mils		
739-A14556-01	A14556-01	A	Tflex 500	>10,000VAC	Blue	9"x9"	Tflex 520FG	-45° to 200°C	66	20mils		
739-A14558-01	A14558-01	A	Tflex 500	>10,000VAC	Blue	9"x9"	Tflex 540	-45° to 200°C	66	40mils		
739-A14562-01	A14562-01	A	Tflex 500	>10,000VAC	Blue	9"x9"	Tflex 580	-45° to 200°C	46	80mils		
739-A14566-01	A14566-01	A	Tflex 500	>10,000VAC	Blue	9"x9"	Tflex 5120	-45° to 200°C	46	120mils		
739-A12618-01	A12618-01	A	Tflex 600	>5,000VAC	Purple	9"x9"	Tflex 640	-45° to 200°C	15	40mils		
739-A12618-33	A12618-33	A	Tflex 600	>5,000VAC	Purple	18"x18"	Tflex 640	-45° to 200°C	15	40mils		

ELECTRICALLY CONDUCTIVE THERMAL INTERFACE MATERIAL

Tgon™ 800 series is a high-performance, cost effective TIM that can be used where electrical isolation is not required. Tgon 800's unique grain oriented graphite plate structure provides high 240 W/mk thermal conductivity along the XY plane, and 5 W/mk through the Z axis.

Tputty™ gap fillers are used to bridge the interface between hot components and a chassis or heat sink assembly when elimination of mechanical stress or bulk dispensing are critical design considerations.

Specifications:

- Thickness range: 0.5mm to 5.1mm (0.02" to 0.200") bulk, availability varies by product line
- UL Flammability: 94V0

Applications:

- Especially good for applications that require high conductivity and low cost without softness

RoHS Compliant

For quantities greater than listed, call for quote.

MOUSER STOCK NO.	Laird Thermal Part No.	Fig.	Series Type	Breakdown Voltage	Color	Size	Material	Operating Temperature Range	Tensile Strength	Thick-ness	Price Each 1	Price Each 5
739-A10462-03	A10462-03	B	Tgon 805	-	Pewter	12"x18"	Tgon 805,A0	-240° to 300°C	650	5mils		
739-A10462-02	A10462-02	B	Tgon 805	-	Pewter	12"x18"	Tgon 805,A1	-240° to 300°C	650	5mils		
739-A10462-15	A10462-15	B	Tgon 805	-	Pewter	18"x24"	Tgon 805,A1	-240° to 300°C	650	5mils		
739-A10463-01	A10463-01	B	Tgon 810	-	Pewter	12"x18"	Tgon 810,A0	-240° to 300°C	650	10mils		
739-A10463-02	A10463-02	B	Tgon 810	-	Pewter	12"x18"	Tgon 810,A1	-240° to 300°C	650	10mils		
739-A10464-01	A10464-01	B	Tgon 820	-	Pewter	12"x18"	Tgon 820,A0	-240° to 300°C	650	20mils		
739-A10464-02	A10464-02	B	Tgon 820	-	Pewter	12"x18"	Tgon 820,A1	-240° to 300°C	650	20mils		
739-A10238-09	A10238-09	C	Tputty 502	>5,000VAC	White	9"x9"	Tputty 502FG2	-45° to 200°C	-	90mils		
739-A13717-03	A13717-03	C	Tputty 504	-	Light Grey	30cc, manual syringe	Tputty 504	-45° to 200°C	-	-		

TPCM™ AND TGREASE™ HIGH-PERFORMANCE PRODUCTS

High-performance products are used in applications where mechanical tolerances and general design has been optimized for thermal performance.

The Tpcm™ phase change product line is used in applications where reliability, repeatability, and handling must be controlled to optimize the performance as part of the total thermal solution. Available in screen printable formulation that offers the reliability and performance of a phase change material with the low-cost handling of thermal grease.

Tgrease™ is used in applications where a minimum bond line, constant pressure, and ease of screen printing is desired for optimal performance. They are designed to maximize reliability by eliminating pump out in most applications.

Applications:

- IT - servers, desktops, notebooks, and memory modules
- Industrial - power supplies, lighting, LED lighting, and industrial electronics
- Telecom - routers and wireless infrastructure
- Consumer - gaming systems and portable devices

RoHS Compliant

For quantities greater than listed, call for quote.

MOUSER STOCK NO.	Laird Thermal Part No.	Fig.	Series Type	Color	Size	Material	Operating Temperature Range	Price Each 1	Price Each 5
739-A14855-03	A14855-03	D	Tgrease	White	0.5kg can	Tgrease 1500	max 125°C		
739-A15423-02	A15423-02	D	Tgrease	White	10cc manual syringe	Tgrease 1500	max 125°C		
739-A16241-01	A16241-01	D	Tgrease	White	30cc jar	Tgrease 1500	max 125°C		
739-A14259-05	A14259-05	D	Tgrease	White	1/2kg	Tgrease 2500	-55° to 150°C		
739-A14399-01	A14399-01	D	Tgrease	White	10cc syringe	Tgrease 2500	-55° to 150°C		
739-A14399-02	A14399-02	D	Tgrease	White	30cc syringe	Tgrease 2500	-55° to 150°C		
739-A14399-03	A14399-03	D	Tgrease	White	50cc syringe	Tgrease 2500	-55° to 150°C		
739-A15028-01	A15028-01	D	Tgrease	Gray	1/2kg	Tgrease 880	-40° to 150°C		
739-A16241-03	A16241-03	D	Tgrease	Gray	30cc jar	Tgrease 880	-40° to 150°C		
739-A10832-02	A10832-02	E	Tpcm	Yellow	9"x9"	Tpcm 910	-25° to 125°C		

TGARD™ ELECTRICAL INSULATORS

Tgard™ thermally conductive electrical insulators are used where electrical isolation is a critical design consideration, with reliability, cut-through resistance, and thermal conductivity.

Applications:

- Industrial - power supplies and standard TO-packages that require isolation
- Telecom - board-to-chassis system electrical isolation

RoHS Compliant

For quantities greater than listed, call for quote.

MOUSER STOCK NO.	Laird Thermal Part No.	Fig.	Package Type	Breakdown Voltage	Material	Operating Temperature Range	Tensile Strength	Thickness	Price Each 1	Price Each 100
739-A15037003	A15037003	F	TO-220	>6,000VAC	Kit, Tgard 5000, A0	-76° to 180°C	40MPa	5mils		
739-A15038003	A15038003	F	TO-247	>6,000VAC	Kit, Tgard 5000, A0	-76° to 180°C	40MPa	5mils		

A



B



C



D



E



F



© Copyright 2014 Mouser Electronics

© Copyright 2014 Mouser Electronics

PANASONIC Thermal Graphite Sheets

Panasonic

RoHS Compliant **This product is RoHS compliant.**

EYG SERIES GRAPHITE SHEETS

PGS (Pyrolytic Graphite Sheet) is a thermal interface material which is very thin, synthetically made, has high thermal conductivity, and is made from a highly oriented graphite polymer film. PGS (Pyrolytic Highly Oriented Graphite Sheet) is made of graphite with a structure that is close to a single crystal, which is achieved by the heat decomposition of polymeric film.

It is ideal for providing thermal management/heat-sinking in limited spaces or to provide supplemental heat-sinking in addition to conventional means. This material is flexible and can be cut into customizable shapes.

Flexibility:
PGS is bending-resistant due to its flexibility. PGS can be used for areas such as curved surfaces and corners because its heat conductivity will remain unchanged in the absence of folds in PGS.

Thermal Resistance Property:
Thermal resistance represents the degree of non-conductivity of the heat. Materials with lower thermal resistance are a more efficient conductor of heat (Thermal resistance depends on hardness of, and surface condition of material as well as heat conductivity.)

Features:
- Excellent thermal conductivity
- Flexible and easy to be cut or trimmed
- Low thermal resistance

Specifications:
- Lightweight: Specific gravity: 0.85 to 2.1g/cm^3
- Heat resistance: 400°C
- Bending (angle 180, R5): 10,000 cycles

Recommended Applications:
- Cellular phone, DVC, DSC, PC and peripherals, pickup
- Semiconductor manufacturing equipment
- Optical communications equipment

Bending Limitation		
Bending Angle	Bending Radius (R)	
	R = 2 (mm)	R = 5 (mm)
90°	10,000 cycles or more	100,000 cycles or more
180°	3,000 cycles or more	30,000 cycles or more

Style ✻	
S	PGS Only
A	Taping
C	Coating
M	Other Materials Laminated



Layered Structure

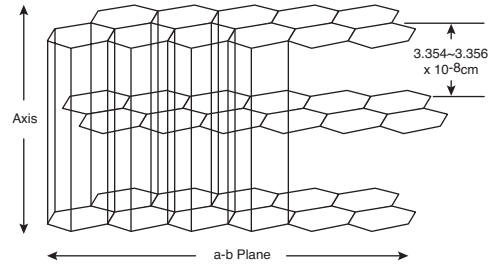

Heat Conductivity of Each Material (a-b Plane)

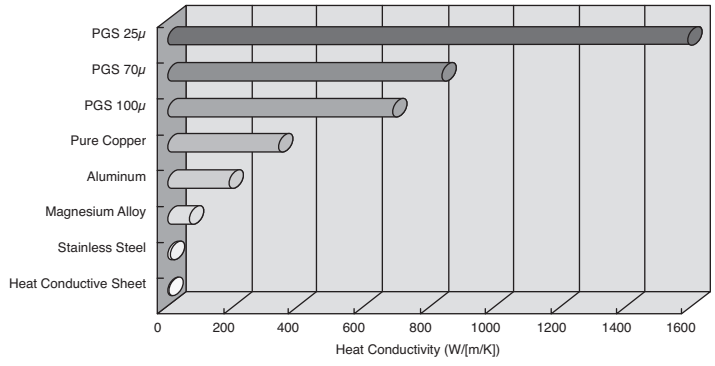

NEW PRODUCT

For quantities greater than listed, call for quote.

MOUSER STOCK NO.	Panasonic Part No.	Style ✻	Type	Inductance (μm)	Size (mm)	Thickness (mm)	Price Each 1	Price Each 5
667-EYG-A091203V	EYG-A091203V	A	A-V	25	90×115	0.025		
667-EYG-A091207M	EYG-A091207M	A	A-M	70	90×115	0.07		
667-EYG-A091207P	EYG-A091207P	A	A-PA	70	90×115	0.07		
667-EYG-A091207V	EYG-A091207V	A	A-V	70	90×115	0.07		
667-EYG-A091210B	EYG-A091210B	A	A-B	100	90×115	0.1		
667-EYG-A091210P	EYG-A091210P	A	A-PA	100	90×115	0.1		
667-EYG-A091210T	EYG-A091210T	A	A-T	100	90×115	0.1		
667-EYG-A121803M	EYG-A121803M	A	A-MM	25	115x180	0.025		
667-EYG-A121803S	EYG-A121803S	A	A-SM	25	115x180	0.025		
667-EYG-A121807A	EYG-A121807A	A	A-A	100	115x180	0.07		
667-EYG-A121810A	EYG-A121810A	A	A-A	100	115x180	0.1		
667-EYG-A121810B	EYG-A121810B	A	A-B	100	115x180	0.1		
667-EYG-A121810K	EYG-A121810K	A	A-K	100	115x180	0.1		
667-EYG-A121810M	EYG-A121810M	A	A-MM	100	115x180	0.1		
667-EYG-A121810P	EYG-A121810P	A	A-PA	100	115x180	0.1		
667-EYG-A121810T	EYG-A121810T	A	A-T	100	115x180	0.1		
667-EYG-A121810V	EYG-A121810V	A	A-V	100	115x180	0.1		
667-EYG-M060910SS	EYG-M060910SS	M	M-SS	100	90x115	0.1		
667-EYG-M091210SS	EYG-M091210SS	M	M-SS	100	90x115	0.1		
667-EYG-M121810SS	EYG-M121810SS	M	M-SS	100	115x180	0.1		
667-EYG-M121810SW	EYG-M121810SW	M	M-SW	100	115x180	0.1		
667-EYG-S091203	EYG-S091203	S	S	25	90x115	0.025		
667-EYG-S091207	EYG-S091207	S	S	70	90x115	0.07		
667-EYG-S091210	EYG-S091210	S	S	100	90x115	0.1		
667-EYG-S121803	EYG-S121803	S	S	25	115x180	0.025		
667-EYG-S121807	EYG-S121807	S	S	70	115x180	0.07		
667-EYG-S121810	EYG-S121810	S	S	100	115x180	0.1		
667-EYG-S182310	EYG-S182310	S	S	100	180x230	0.1		
667-EYG-S091203DP	EYG-S091203DP	S	S	25	90x115	0.025		
667-EYG-S091207DP	EYG-S091207 DP	S	S	70	90x115	0.07		
667-EYG-S091210DP	EYG-S091210DP	S	S	100	90x115	0.1		
667-EYG-S121803DP	EYG-S121803 DP	S	S	25	115x180	0.025		
667-EYG-S121807DP	EYG-S121807DP	S	S	70	115x180	0.07		
667-EYG-S121810DP	EYG-S121810DP	S	S	100	115x180	0.1		
667-EYG-S182307DP	EYG-S182307DP	S	S	70	180x230	0.07		
667-EYG-S182310DP	EYG-S182310DP	S	S	100	180x230	0.1		

© Copyright 2014 Mouser Electronics

© Copyright 2014 Mouser Electronics

LAIRD TECHNOLOGIES Thermoelectric Modules

RoHS Compliant **This product is RoHS compliant.**

THERMOELECTRIC MODULES

The Ceramic Plate (CP) Series of Thermoelectric Modules (TEMs) is considered 'the standard' in the thermoelectric industry. This broad product line of high-performance and highly reliable TEMs is available in numerous heat pumping capacities, geometric shapes, and input power ranges. Assembled with Bismuth Telluride semiconductor material and thermally conductive Aluminum Oxide ceramics, the CP Series is designed for higher current and large heat-pumping applications. For all CP Series modules, wire is stranded, 114mm (4.5in.) long and PVC insulated.



Benefits:

- Precise temperature control with tolerances ±0.1°C achieved under steady state conditions
- DC operation with reverse polarity for heating and cooling in thermal cycling applications
- Rapid cool down below ambient temperatures
- Tight geometric space constraints and low weight requirements
- Power generation from waste heat—patented ThermaTECTM is operational up to 225°C
- Reliable solid-state operation with no sound or vibration (lifetimes of more than 200,000 hours)
- Virtually no electrical noise
- Environmentally friendly, no CFC refrigerants
- Low maintenance, easy to repair

Applications:

- Consumer Electronics
- Medical
- Food & Beverage
- Aerospace
- Defense

NEW PRODUCT

For quantities greater than listed, call for quote.

MOUSER STOCK NO.	Laird Thermal Part No.	Description	Th=25°C				No. of Couples	Dimensions: mm				Price Each			
			TMAX (°C)	QMAX (Watts)	IMAX (Amps)	VMAX (Volts)		A	B	C	D	1	10	50	100
CP series - Ceramic Plate															
739-62910-510	62910-510	CP08,127,05,L1,W4.5	67	22.4	2.6	15.4	127	25	25	25	3.1				
739-66195-505	66195-505	CP08,127,06,L1,W4.5	67	18.1	2.1	15.4	127	25	25	25	3.4				
739-71035-505	71035-505	CP08,31,06,L1,W4.5	67	4.4	2.1	3.8	31	12	12	12	3.4				
739-71036-505	71036-505	CP08,63,06,L1,W4.5	67	9.0	2.1	7.6	63	12	25	12	3.4				
739-430446-503	430446-503	CP08,127,05,L1,RT,W4.5	67	22.6	2.6	14.4	127	25	25	25	3.1				
739-66195-504	66195-504	CP08,127,06,L1,RT,W4.5	67	18.1	2.1	14.4	127	25	25	25	3.4				
739-43240-501	43240-501	CP10,17,06,L,W4.5	67	3.5	3.0	1.9	17	12	12	12	3.58				
739-56460-501	56460-501	CP10,127,05,L1,W4.5	67	33.4	3.9	15.4	127	30	30	30	3.2				
739-43310-502	43310-502	CP10,127,06,L1,W4.5	67	25.7	3.0	15.4	127	30	30	30	3.6				
739-63202-501	63202-501	CP10,127,08,L1,W4.5	67	21.4	2.5	15.4	127	30	30	30	4.0				
739-71012-506	71012-506	CP10,254,06,L1,W4.5	67	51.4	3.0	30.8	254	60	30	30	3.6				
739-430801-504	430801-504	CP10,31,05,L1,W4.5	67	8.2	3.9	3.8	31	15	15	15	3.2				
739-56430-501	56430-501	CP10,63,05,L1,W4.5	67	16.6	3.9	7.6	63	15	30	15	3.2				
739-43280-503	43280-503	CP10,63,06,L1,W4.5	67	12.7	3.0	7.6	63	15	30	15	3.6				
739-44440-501	44440-501	CP10,71,05,L,W4.5	67	19	3.9	7.9	71	22.6	22.6	22.6	3.2				
739-56460-500	56460-500	CP10,127,05,L1,EP,W4.5	67	34.3	3.9	14.4	127	30	30	30	3.2				
739-56310-505	56310-505	CP10,127,06,L1,RT,W4.5	68	25.7	3.0	14.5	127	30	30	30	3.6				
739-430801-501	430801-501	CP10,31,05,L,EP,W4.5	67	8.2	3.9	3.8	31	15	15	15	3.2				
739-430848-509	430848-509	CP12,161,04,L1,RT,W4.5	67	79.2	7.3	18.4	161	40	40	40	3.3				
739-430082-502	430082-502	CP14,127,045,L1,EP,W4.5	67	72.0	8.5	14.5	127	40	40	40	3.3				
739-66101-500	66101-500	CP14,127,045,L1,RT,W4.5	67	72.0	8.5	14.5	127	40	40	40	3.3				
739-430078-525	430078-525	CP14,127,06,L1,EP,W4.5	67	51.4	6.0	14.5	127	40	40	40	3.8				
739-56760-500	56760-500	CP14,127,06,L1,RT,W4.5	67	51.4	6.0	14.5	127	40	40	40	3.8				
739-56610-510	56610-510	CP14,127,10,L1,RT,W4.5	67	33.4	3.9	14.4	127	40	40	40	4.7				
739-430294-502	430294-502	CP14,35,045,L,EP,W4.5	68	20.4	8.7	4.0	35	15	15	15	3.3				
739-430032-502	430032-502	CP14,71,045,L1,RT,W4.5	67	41.3	8.5	8.0	71	30	30	30	4.7				
739-430705-504	430705-504	CP14,71,06,L1,EP,W6	68	28.7	6.0	8.1	71	30	30	30	3.8				
739-56740-502	56740-502	CP14,71,06,L1,RT,W4.5	68	28.7	6.0	8.1	71	30	30	30	3.8				
739-70200-504	70200-504	CP14,71,10,L1,EP,W4.5	67	18.7	3.9	8.6	71	30	30	30	4.7				
739-70200-501	70200-501	CP14,71,10,L1,RT,W4.5	67	18.7	3.9	8.6	71	30	30	30	4.7				
739-44910-501	44910-501	CP14,127,045,L1,W4.5	67	72.0	8.5	15.4	127	40	40	40	3.3				
739-56760-505	56760-505	CP14,127,06,L1,W4.5	67	51.4	6.0	15.4	127	40	40	40	3.8				
739-56610-502	56610-502	CP14,127,10,L1,W4.5	68	33.4	3.9	15.4	127	40	40	40	4.7				
739-44550-501	44550-501	CP14,31,10,L1,W4.5	68	8.2	3.9	3.8	31	20	20	20	4.7				
739-56860-501	56860-501	CP14,35,045,L1,W4.5	65	19.0	8.5	4.2	35	15	30	15	3.3				
739-56500-501	56500-501	CP14,7,10,L1,W4.5	68	1.8	3.9	0.8	7	9.5	9.5	9.5	4.7				
739-44530-501	44530-501	CP14,17,10,L,W4.5	68	4.5	3.9	1.9	-	14.9	14.9	-	-				
739-44740-501	44740-501	CP14,71,06,L1,W4.5	67	28.7	6.0	8.6	71	30	30	30	3.8				
739-56590-502	56590-502	CP14,71,10,L1,W4.5	68	18.7	3.9	8.6	71	30	30	30	4.7				
739-430122-507	430122-507	CP2,127,06,L1,EP,W4.5	67	122.3	14.3	14.5	127	62	62	62	4.6				
739-430122-520	430122-520	CP2,127,06,L1,RT,W4.5	67	122.3	14.3	14.5	127	62	62	62	4.6				
739-64975-503	64975-503	CP2,127,10,L,EP,W4.5	67	79.8	9.3	14.5	127	62	62	62	5.6				
739-64975-502	64975-502	CP2,127,10,L,RT,W4.5	67	79.8	9.3	14.5	127	62	62	62	5.6				
739-66100-501	66100-501	CP2,127,06,L1,W4.5	67	120	14.0	15.4	127	62	62	62	4.6				
739-64979-501	64979-501	CP2,127,10,L1,W4.5	68	79.8	9.3	14.5	127	62	62	62	5.6				
739-430084-505	430084-505	CP2,31,06,L1,W4.5	67	29.3	14.0	3.5	31	30	30	30	4.6				
739-56995-501	56995-501	CP2,31,10,L1,W4.5	68	18.8	9.0	3.8	31	30	30	30	5.6				
739-57040-500	57040-500	CP2,71,10,L1,W4.5	67	44.2	9.0	7.9	71	43.9	43.9	43.9	5.6				
739-71035-506	71035-506	CP08,31,06,L,EP,W4.5	67	4.5	2.1	3.7	31	12	12	12	3.4				
739-71212-502	71212-502	CP085,127,06,L1,W4.5	66	20.2	2.7	15.3	127	30	30	30	3.6				
739-56310-503	56310-503	CP10,127,06,L1,W4.5	67	25.7	3.0	15.4	127	30	30	30	3.6				
739-63205-501	63205-501	CP10,127,08,L1,W4.5	67	21.4	2.5	15.4	127	30	30	30	4.0				
739-63604-511	63604-511	CP10,31,08,L1,W4.5	67	5.3	2.50	3.8	31	15	15	15	4.0				
739-430436-504	430436-504	CP10,71,06,L,W4.5	67	14.4	3.0	8.6	71	23	23	23	3.6				
739-430848-502	430848-502	CP12,161,04,L1,W4.5	67	69.3	7.3	18.3	161	40	40	40	3.3				
739-430848-504	430848-504	CP12,161,06,L1,W4.5	67	52.2	4.8	18.3	161	39.9	39.9	39.9	3.6				
739-56910-502	56910-502	CP14,127,045,L1,W4.5	65	72.0	8.5	15.4	127	40	40	40	3.3				
739-56550-501	56550-501	CP14,31,10,L1,W4.5	68	8.2	3.9	3.75	31	20	20	20	4.7				
739-56890-503	56890-503	CP14,71,045,L1,W4.5	65	38.5	8.5	8.6	71	30	30	30	3.3				
739-430705-503	430705-503	CP14,71,06,L1,W4.5	67	28.7	6.0	8.6	71	30	30	30	3.8				
739-57125-501	57125-501	CP2,31,06,L1,W4.5	67	29.3	14.0	3.5	31	30	30	30	4.6				

© Copyright 2014 Mouser Electronics

© Copyright 2014 Mouser Electronics

LAIRD TECHNOLOGIES Thermoelectric Modules

RoHS Compliant This product is RoHS compliant.

DIMENSIONS: mm

A



B

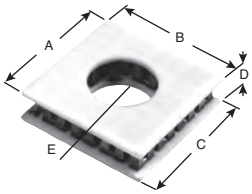

C

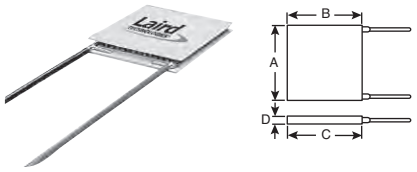

THERMATEC™ SERIES

• Precise Temperature Control • Continuous Operation at High Temperatures • Power Cycling Reliability • Strong Lead Attachment

For quantities greater than listed, call for quote.

MOUSER STOCK NO.	Laird Thermal Part No.	Fig.	Description	Th=25°C TMAX (°C)	QMAX (Watts)	IMAX (Amps)	VMAX (Volts)	No. of Couples	Dimensions: mm A	B	C	D	Price Each 1	10	50	100
HT Series - High Temp																
739-430138-513	430138-513	A	HT2,12,F2,3030,TA,W6	63	20	2.3	14.4	127	30	30	34	3.6				
739-430139-513	430139-513	A	HT3,12,F2,3030,TA,W6	63	24	2.8	14.4	127	30	30	34	3.2				
739-430139-512	430139-512	A	HT3,12,F2,3030,TA,RT,W6	63	24.7	2.9	14.5	12	30	30	34	3.2				
739-430140-502	430140-502	A	HT4,12,F2,3030,TA,W6	63	33	3.9	14.4	127	30	30	34	3.2				
739-430028-513	430028-513	A	HT4,6,F2,2143,TA,RT,W6	64	16.4	3.8	7.2	6	21	38	43	4.1				
739-430140-522	430140-522	A	HT4,12,F2,3030,TA,RT,W6	63	34.3	4.0	14.5	12	30	30	34	3.2				
739-430141-510	430141-510	A	HT4,12,F2,4040,TB,RT,W6	64	33.0	3.8	14.5	12	40	40	44	4.1				
739-430141-512	430141-512	A	HT4,12,F2,4040,TA,W6	64	32	3.7	14.4	127	40	40	44	4.1				
739-430028-509	430028-509	A	HT4,6,F2,2143,TA,W6	64	16	3.7	7.2	63	21	38	43	4.1				
739-430820-501	430820-501	A	HT4,7,F2,3030,TA,W6	67	18	3.7	8.1	71	30	30	30	4.1				
739-430285-506	430285-506	A	HT6,12,F2,4040,TA,W6	63	51	6	14.4	127	40	40	44	3.6				
739-430285-513	430285-513	A	HT6,12,F2,4040,TA,RT,W6	63	51.6	6.0	14.5	12	40	40	44	3.6				
739-430144-512	430144-512	A	HT6,7,F2,3030,TA,W6	63	29.2	6	8	7	30	30	34	3.8				
739-430160-502	430160-502	A	HT8,12,F2,4040,TA,W6	63	72	8.5	14.4	127	40	40	44	3.3				
739-430160-504	430160-504	A	HT8,12,F2,4040,TA,RT,W6	63	72.9	8.5	14.5	12	40	40	44	3.3				
739-430362-508	430362-508	A	HT8,7,F2,3030,TA,W6	63	39	8.5	8.1	71	30	30	34	3.3				
739-430134-516	430134-516	A	HT9,3,F2,2525,TA,W6	66	20	9.6	3.6	31	25	25	28.7	4.9				

POLARTEC™ SERIES

• Strong Lead Attachment • Precise Temperature Control • Reliable Solid State Operation • No Sound or Vibration • DC Operation

For quantities greater than listed, call for quote.

MOUSER STOCK NO.	Laird Thermal Part No.	Fig.	Description	Th=25°C TMAX (°C)	QMAX (Watts)	IMAX (Amps)	VMAX (Volts)	No. of Couples	Dimensions: mm A	B	C	D	Price Each 1	10	50	100
PT Series - Porchstyle																
739-430026-507	430026-507	A	PT4,12,F2,3030,TA,RT,W6	65	34.3	4.0	14.5	12	30	30	34	3.2				
739-430095-502	430095-502	A	PT4,12,F2,4040,TA,RT,W6	67	33.0	3.9	14.5	12	40	40	44	4.1				
739-430026-503	430026-503	A	PT4,12,F2,3030,TA,W6	65	33	3.9	14.4	127	30	30	34	3.2				
739-430023-507	430023-507	A	PT4,12,F2,4040,TA,W6	67	32	3.7	14.4	127	40	40	44	4.1				
739-430052-501	430052-501	A	PT6,12,F2,4040,TA,W6	65	52	6.0	14.4	127	40	40	44	3.8				
739-430027-501	430027-501	A	PT6,7,F2,3030,TA,W6	65	29	6.0	8.1	71	30	30	34	3.8				
739-430097-507	430097-507	A	PT4,7,F2,3030,TA,W6	67	18.4	3.8	8.1	7	30	30	34	3.8				
739-7050045-502	7050045-502	A	PT8,12,F2,4040,TA,W6	64	72	8.5	14.4	127	40	40	44	3.3				
739-7050045-503	7050045-503	A	PT8,12,F2,4040,TA,RT,W6	64	73.9	8.5	14.3	12	40	40	44	3.3				

Features:

• Center Hole • DC Operation • Reliable Solid State Operation • No Sound or Vibration • DC Operation

For quantities greater than listed, call for quote.

MOUSER STOCK NO.	Laird Thermal Part No.	Fig.	Description	Th=25°C TMAX (°C)	QMAX (Watts)	IMAX (Amps)	VMAX (Volts)	No. of Couples	Dimensions: mm A	B	C	D	E	Price Each 1	10	50	100
SH Series - Annular Style																	
739-71049501	71049-501	B	SH10,95,06,L,104.5	67	19.7	3.0	10.6	95	30	30	30	3.58	14.43				
739-71092-501	71092-501	B	SH14,15,06,L,W4.5	67	6.0	6.0	1.7	15	14	14	3.81	3.81	5.1				

ULTRATEC™ SERIES

Features:

• High Heat Pump Density • Precise Temperature Control • Reliable Solid State Operation • No Sound or Vibration • DC Operation

For quantities greater than listed, call for quote.

MOUSER STOCK NO.	Laird Thermal Part No.	Fig.	Description	Th=25°C TMAX (°C)	QMAX (Watts)	IMAX (Amps)	VMAX (Volts)	No. of Couples	Dimensions: mm A	B	C	D	Price Each 1	10	50
UT Series - High Power															
739-430744-511	430744-511	C	UT8,12,F2,3030,TA,W6	69	69	7.9	14.4	127	30	30	34	2.6			
739-430745-505	430745-505	C	UT8,12,F2,2525,11,RT,W6	69	69.0	7.9	14.4	12	25	25	27	1.9			
739-430745-510	430745-510	C	UT8,12,F2,2525,TA,W6	69	69	7.9	14.4	127	25	24	27	1.9			
739-430759-509	430759-509	C	UT11,12,F2,3030,TA,W6	69	95	11	14.4	127	30	30	34	2.4			
739-430764-505	430764-505	C	UT15,12,F2,4040,TA,W6	69	126	14.6	14.4	127	40	40	44	2.8			
739-430856-500	430856-500	C	UT15,200,F2,4040,TA,W6	68	236.6	15.4	25.0	200	40	40	44	3.3			
739-430854-500	430854-500	C	UT8,200,F2,4040,TA,W6	71	127.5	8.5	24.9	200	40	40	44	3.81			
739-430857-500	430857-500	C	UT15,288,F2,5252,TA,W6	68	340.6	15.4	36.0	288	52	52	56	3.3			
739-430855-500	430855-500	C	UT8,288,F2,5252,TA,W6	71	182.6	8.5	35.9	288	52	52	56	3.81			
739-430856-501	430856-501	C	UT15,200,F2,4040,TA,RT,W6	68	236.6	15.4	25.0	200	40	40	44	3.8			
739-430857-501	430857-501	C	UT15,288,F2,5252,TA,RT,W6	68	340.6	15.4	36.0	288	52	52	56	3.3			
739-430874-301	430874-301	C	UT6,19,F1,4040,TA,W6	74	93	6.0	24.6	19	40	40	40	3.91			
739-430883-301	430883-301	C	UT6,24,F1,5555,TA,W6	74	113	6.0	29.8	24	55	55	55	55			
739-430884-301	430884-301	C	UT8,24,F1,5555,TA,W6	72	153	8.5	29.8	24	55	55	55	3.9			
739-430885-601	430885-601	C	UT9,28,F2,4040,TA,W6	68	206	9.2	36.7	28	40	40	44	2.79			
739-430886-601	430886-601	C	UT15,24,F2,5252,TA W6	70	288	15.1	30.8	24	52	52	56	3.3			

© Copyright 2014 Mouser Electronics

© Copyright 2014 Mouser Electronics

LAIRD TECHNOLOGIES Thermoelectric Modules

RoHS Compliant **This product is RoHS compliant.**

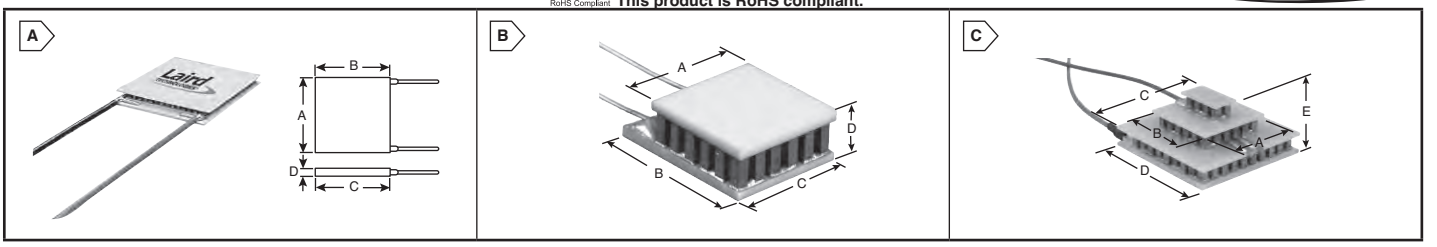

ZT SERIES - HIGH PERFORMANCE

Features:

- High temperature differential
- Precise temperature control
- Reliable solid state operation
- No sound or vibration

For quantities greater than listed, call for quote.

MOUSER STOCK NO.	Laird Thermal Part No.	Fig.	Description	Th=25°C TMAX (°C)	QMAX (Watts)	IMAX (Amps)	VMAX (Volts)	No. of Couples	Dimensions: (mm) A	B	C	D	Price Each 1	10
ZT Series - High Perf Modules														
739-7940002-601	7940002-601	A	ZT4,12,F1,3030,TA,W8	74	35	3.9	16.4	12	30	30	3.61	3.61		
739-7950004-601	7950004-601	A	ZT4,12,F1,4040,TA,W8	74	37	3.9	15.4	12	40	40	4.8	4.80		
739-7940001-601	7940001-601	A	ZT4,7,F1,2020,TA,W8	74	18.2	3.9	8.8	7	20	20	3.61	3.61		
739-7945002-601	7945002-601	A	ZT5,16,F1,4040,TA,W8	74	62.3	5	20	16	40	40	2.71	3.71		
739-7950003-601	7950003-601	A	ZT6,12,F1,4040,TA,W8	74	55	6	15.4	12	40	40	3.91	3.91		
739-7950001-601	7950001-601	A	ZT6,7,F1,3030,TA,W8	74	31	6	8.6	7	30	30	3.91	3.91		
739-7945001-601	7945001-601	A	ZT7,16,F1,4040,TA,W8	72	83.9	6.7	20	16	40	40	3.3	3.30		
739-7950002-601	7950002-601	A	ZT8,12,F1,4040,TA,W8	72	77	8.5	15.4	12	40	40	3.81	3.81		

THERMOELECTRIC MODULES - OPTOTEC SERIES

Features:

- Miniature geometric sizes
- Precise temperature control
- Reliable solid state operation
- No sound or vibration
- DC operation
- RoHS compliant

Applications:

- Laser diodes
- CCD cameras
- Infrared (IR) sensors
- Pump lasers
- Crystal oscillators
- Optical transceivers

NEW PRODUCT

For quantities greater than listed, call for quote.

MOUSER STOCK NO.	Laird Thermal Part No.	Fig.	Description	Th=25°C TMAX (°C)	QMAX (Watts)	IMAX (Amps)	VMAX (Volts)	No. of Couples	Dimensions: (mm) A	B	C	D	Price Each 1	10
OptoTec Series - Mini														
739-430290-501	430290-501	B	OT08,04,F0,0203,11,W2.25	67	0.2	0.8	0.5	4	1.8	3.4	3.4	2.43		
739-45850-502	45850-502	B	OT08,08,F0,0305,11,W2.25	67	0.44	0.8	0.9	8	3.3	3.3	4.9	2.43		
739-430834-501	430834-501	B	OT08,11,F1,0305,11 W2.25	67	0.6	0.8	1.3	11	3.3	4.9	3.3	2.43		
739-430002-501	430002-501	B	OT08,18,F0,0505,11,W2.25	67	0.97	0.8	2.2	18	5.0	5.0	6.7	2.43		
739-430005-501	430005-501	B	OT08,32,F0,0707,11,W2.25	67	1.7	0.8	3.7	32	6.6	6.6	8.3	2.43		
739-430009-501	430009-501	B	OT08,66,F0,1009,11,W2.25	67	3.6	0.8	7.6	66	9.8	8.9	11.4	2.43		
739-430001-501	430001-501	B	OT12,12,F0,0406,11,W2.25	67	0.97	1.2	1.5	12	4.2	6.2	6.2	2.43		
739-430003-505	430003-505	B	OT12,18,F0,0606,11,W2.25	67	1.5	1.2	2.1	18	6.2	6.2	8.3	2.43		
739-430779-501	430779-501	B	OT12,18,F2A,0606,11,W2.25	67	1.5	1.2	2.1	18	6.0	6.2	7.2	2.43		
739-430011-501	430011-501	B	OT12,66,F0,1211,11,W2.25	67	5.4	1.2	7.5	66	12.3	11.3	14.4	2.43		
739-430274-501	430274-501	B	OT12,62,F3,1211,11 W2.25	67	5	1.2	7.1	62	6.0	7.6	6.0	2.70		
739-430007-509	430007-509	B	OT15,30,F2A,0610,11,W2.25	67	3	1.5	3.4	30	6.2	10.3	12.3	2.43		
739-430013-501	430013-501	B	OT15,66,F0,1211,11,W2.25	67	6.8	1.5	7.5	66	12.3	11.3	14.4	2.43		
739-430860-505	430860-505	B	OT16,18,F2,0606,11 W2.25	67	2.0	1.6	2.0	18	6.0	6.0	7.6	2.00		
739-430263-501	430263-501	B	OT20,12,F0,0406,11,W2.25	67	1.6	2.0	1.4	12	4.1	6.1	6.1	2.43		
739-430264-503	430264-503	B	OT20,30,F2A,0610,11,W2.25	67	4	2.0	3.6	30	6.2	10.3	12.3	2.43		
739-430010-501	430010-501	B	OT20,31,F1,0808,11,W2.25	67	4.2	2.0	3.5	31	8.1	8.1	8.1	2.43		
739-430278-507	430278-507	B	OT20,32,F0,0808,11,W2.25	67	4.4	2.0	3.7	32	8.1	8.1	10.16	2.43		
739-430265-501	430265-501	B	OT20,66,F0,1211,11,W2.25	67	9	2.0	7	66	12.19	11.18	14.22	2.43		
739-430887-301	430887-301	B	OT24,31,F1,1010,TA W2.25	72	5.3	2.4	3.9	31	10.0	10	10	2.49		
739-430687-502	430687-502	B	ET12,65,F2A,1312,11 W2.25	67	5.3	1.2	7.4	65	13.2	12.1	13.2	2.70		
739-430701-501	430701-501	B	ET19,35,F1N,0612,11,W2.25	67	4.65	1.9	4	35	6.0	12.2	12.2	2.43		
739-430544-501	430544-501	B	ET20,24,F2A,0709,11 W2.25	67	3.3	2	2.7	24	6.6	8	10.8	1.88		
739-430581-502	430581-502	B	ET20,30,F2A,0610,11,W2.25	67	4.1	2.0	3.4	30	6.2	10.3	12.3	2.43		
739-430549-501	430549-501	B	ET20,31,F1A,0909,11,W2.25	67	4.2	2.0	3.5	31	8.79	8.79	8.79	2.43		
739-430548-502	430548-502	B	ET20,68,F1A,1313,11 W2.25	67	9.3	2	7.8	68	13.2	13.2	13.2	2.18		
739-430037-501	430037-501	B	HOT12,18,F2A,0606,11,W2.25	64	1.5	1.2	2.1	18	6.0	6.2	7.1	2.43		
739-430104-501	430104-501	B	HOT12,65,F2A,1312,11,W2.25	67	5.31	1.2	7.4	65	13.16	12.14	13.16	2.43		
739-430039-501	430039-501	B	HOT20,31,F2A,0909,11,W2.25	64	4.2	2.0	3.5	31	8.79	8.8	10.97	2.43		
739-430040-501	430040-501	B	HOT20,65,F2A,1312,11,W2.25	67	8.79	2.0	7.4	65	13.16	12.14	13.16	2.43		

THERMOELECTRIC MODULES - MS SERIES

Features:

- High temperature differential
- Precise temperature control
- Reliable solid state operation
- Environmentally friendly
- DC operation
- RoHS compliant

Applications:

- CCD cameras
- Electron microscope
- Calibration equipment
- Photonics laser systems
- Gas analyzers
- Infrared (IR) Sensors
- Guidance Systems

For quantities greater than listed, call for quote.

MOUSER STOCK NO.	Laird Thermal Part No.	Fig.	Description	Th=25°C TMAX (°C)	QMAX (Watts)	IMAX (Amps)	VMAX (Volts)	Dimensions: (mm) A	B	C	D	E	Price Each 1	10
MS Series - Multistage TEM														
739-9320002-301	9320002-301	C	MS2,024,06,06,11,11,11,W2	92	0.81	1.1	2.2	4.1	4.1	6.1	6.1	4.6		
739-9340001-301	9340001-301	C	MS2,049,10,10,15,15,11,W8	87	3.4	2.1	3.8	11.5	11.5	15	15	6.6		
739-9340002-301	9340002-301	C	MS2,107,10,10,12,12,11,W8	89	9.2	3	9.2	22.6	22.6	22.6	22.6	6.25		
739-9340003-301	9340003-301	C	MS2,190,10,10,12,12,11,W8	87	16.4	2.8	15.7	30	30	30	30	6.5		
739-9350006-301	9350006-301	C	MS2,192,14,20,11,18,11,W8	87	39.9	6.7	15.6	40	40	40	40	8.1		
739-9350007-301	9350007-301	C	MS2,192,14,20,15,25,11,W8	88	27.3	4.4	16	40	40	40	40	8.1		
739-9360001-301	9360001-301	C	MS3,070,20,25,11,W8	118	3	6.5	6.5	14	8	36	36	16		
739-9350004-301	9350004-301	C	MS3,119,14,15,11,W8	100	7.5	3.9	8	15	15	30	30	10.4		
739-9360002-301	9360002-301	C	MS3,119,20,15,11,W8	100	14.9	8	8.2	22	22	44	44	12.9		
739-9340005-301	9340005-301	C	MS4,129,10,15,11,W8	115	1.9	1.8	8.2	8	8	23	23	12.5		
739-9340006-301	9340006-301	C	MS5,257,10,15,11,W8	123	2	1.5	14.5	8	8	30	30	15.4		

© Copyright 2014 Mouser Electronics

© Copyright 2014 Mouser Electronics

LAIRD TECHNOLOGIES Thermoelectric Solutions

RoHS Compliant **This product is RoHS compliant.**

(AA) AIR TO AIR ASSEMBLIES

The AA Tunnel Series is an Air-to-Air thermoelectric assembly (TEA) that minimizes the number of airflow paths required to operate. It offers dependable, compact performance by cooling objects via convection. Heat is absorbed and dissipated through high density heat exchangers equipped with air ducted shrouds and brand name fans. The heat pumping action is generated by thermoelectric modules, which are custom designed to achieve a high coefficient of performance (COP) to minimize power consumption. Custom configurations are available, however MOQ applies.

1 PowerCool Series

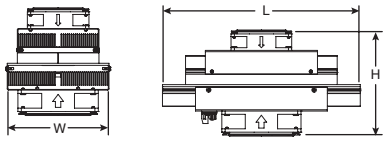

2 Tunnel Series

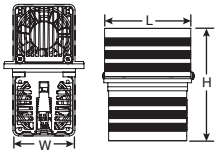

PRODUCT NEW







For quantities greater than listed, call for quote.

MOUSER STOCK NO.	Laird Thermal Part No.	Fig.	Description	Cooling Power	Volt. (V)	Current (I)	Dimensions: mm L	W	H	Price Each 1	10	50
739-AA-019-12-220000	AA-019-12-22-00-00	A1	20W, 2.3A, 52°C	20W	12V	2.3A	80	62.2	104.55			
739-AA-024-12-220000	AA-024-12-22-00-00	A1	25W, 2.4A, 29°C	25W	12V	2.4A	80	62.2	118.80			
739-AA-024-24-220000	AA-024-24-22-00-00	A1	24W, 1.5A, 35°C	24W	24V	1.5A	100	80	132.00			
739-AA-033-24-220000	AA-033-24-22-00-00	A1	28W, 1.9A, 38°C	28W	24V	1.9A	180	84	138.00			
739-AA-034-12-220000	AA-034-12-22-00-00	A1	33W, 3.5A, 49°C	33W	12V	3.5A	100	82.2	124.28			
739-AA-040-12-220000	AA-040-12-22-00-00	A1	41W, 6.3A, 48°C	41W	12V	6.3A	120	102	146.88			
739-AA-040-24-220000	AA-040-24-22-00-00	A1	39W, 2.6A, 52°C	39W	24V	2.6A	160	122	147.00			
739-AA-060-12-220000	AA-060-12-22-00-00	B1	58W, 6.2A, 51°C	58W	12V	6.2A	180	102	146.18			
739-AA-060-24-220000	AA-060-24-22-00-00	B1	58W, 3.1A, 51°C	58W	24V	3.1A	180	102	146.88			
739-AA-070-24-220000	AA-070-24-22-00-00	B1	71W, 3.8A, 48°C	71W	24V	3.8A	180	102	151.68			
739-AA-100-24-220000	AA-100-24-22-00-00	B1	102W, 5.6A, 49°C	102W	24V	5.6A	230	122	160.88			
739-AA-150-24-220000	AA-150-24-22-00-00	B1	143W, 7.9A, 48°C	143W	24V	7.9A	250	152	166.38			
739-AA-200-24-220000	AA-200-24-22-00-00	B1	193W, 11.3A, 46°C	193W	24V	11.3A	350	152	177.98			
739-AA-035-24-220000	AA-035-24-22-00-00	A2	33W, 2.2A, 48°C	33W	30V	2.8A	180	83.32	137.80			
739-AA-033-12-220000	AA-033-12-22-00-00	C2	32W, 3.7A, 48°C	32W	12V	3.7A	180	84	129.00			
739-AAC050-24-220000	AAC050-24-22-00-00	B1	49W, 4.7A, 47°C	49W	24V	4.7A	230	122	151.00			

(DA) DIRECT TO AIR ASSEMBLIES

The DA PowerCool Series is a Direct-to-Air Thermoelectric Assembly (TEA) that uses impingement flow to transfer heat. It offers depend able, compact performance by cooling objects via conduction. Heat is absorbed through a cold plate and dissipated thru a high density heat exchanger equipped with an air ducted shroud and brand name fan. The heat pumping action is generated by thermoelectric modules, which are custom designed to achieve a high coefficient of performance (COP) to minimize power consumption. This product series is available in a wide range of cooling capacities and voltages. Custom configurations are available, however, MOQ applies.

1 PowerCool Series

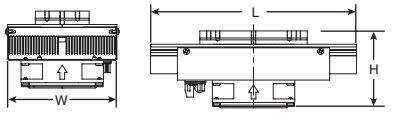

2 Tunnel Series

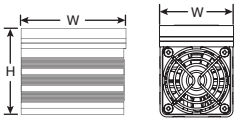

PRODUCT NEW





For quantities greater than listed, call for quote.

739-DA-014-12-020000	DA-014-12-02-00-00	D1	12W, 1.8A, 44°C	12W	12V	1.8A	60	40	54.70			
739-DA-038-12-020000	DA-038-12-02-00-00	E2	38W, 3.6A, 43°C	38W	12V	3.6A	180	65	95.00			
739-DA-039-12-020000	DA-039-12-02-00-00	E2	DA Tunnel Series, 40.2W	40.2W	14.7V	4.5A	180	65	91.50			
739-DA-020-12-020000	DA-020-12-02-00-00	F2	19W, 2.7A, 44°C	19W	12V	2.7A	99	65	76.00			
739-DA-024-12-020000	DA-024-12-02-00-00	G1	24W, 2.4A, 48°C	24W	12V	2.4A	80	60	70.65			
739-DA-024-24-020000	DA-024-24-02-00-00	G1	24W, 2.0A, 42°C	24W	24V	2.0A	80	60	71.00			
739-DA-025-12-020000	DA-025-12-02-00-00	G1	25W, 2.5A, 42°C	25W	12V	2.5A	99	65	82.00			
739-DA-044-12-020000	DA-044-12-02-00-00	D1	42W, 3.8A, 46°C	42W	12V	3.8A	120	100	74.04			
739-DA-044-24-020000	DA-044-24-02-00-00	D1	44W, 2.2A, 44°C	44W	24V	2.2A	120	100	74.00			
739-DA-045-12-020000	DA-045-12-02-00-00	H1	48W, 6.1A, 46°C	48W	12V	6.1A	160	92	85.94			
739-DA-045-24-020000	DA-045-24-02-00-00	H1	45W, 2.5A, 50°C	45W	24V	2.5A	160	122	86.34			
739-DA-075-12-020000	DA-075-12-02-00-00	I1	71W, 7.2A, 49°C	71W	12V	7.2A	230	122	85.84			
739-DA-075-24-020000	DA-075-24-02-00-00	I1	71W, 3.7A, 49°C	71W	24V	3.7A	230	122	85.84			
739-DA-115-24-020000	DA-115-24-02-00-00	I1	113W, 5.8A, 47°C	113W	24V	5.8A	300	152	77.94			
739-DA-135-24-020000	DA-135-24-02-00-00	I1	135W, 6.9A, 42°C	135W	24V	6.9A	300	152	93.34			
739-DA-160-24-020000	DA-160-24-02-00-00	I1	160W, 7.4A, 46°C	160W	24V	7.4A	300	134	99.44			
739-DAC035-12-020000	DAC035-12-02-00-00	J1	31W, 4.8A, 54°C	31W	12V	4.8A	160	122	91.00			
739-DAC060-24-020000	DAC060-24-02-00-00	I1	58W, 4.6A, 48°C	58W	24V	4.6A	230	122	91.00			

DIMENSIONS: mm



(LA) LIQUID - AIR - SYSTEM ASSEMBLIES

Liquid-Air assemblies are used to cool or heat a liquid (or gas) flowing through a heat sink. The liquid heat sink is designed for a recirculating system. The heat is absorbed by the liquid heat sink, pumped through the TE modules, and then dissipated to the air by an air heat sink.

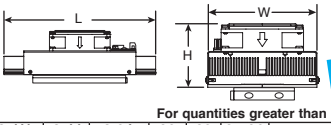

PRODUCT NEW

DIMENSIONS: mm



For quantities greater than listed, call for quote.

739-LA-024-24-020000	LA-024-24-02-00-00	K	24W, 2.0A, 42°C	24W	24V	2.0A	80	60	87.00			
739-LA-045-24-020000	LA-045-24-02-00-00	K	47W, 2.8A, 42°C	47W	24V	2.8A	160	120	92.00			

TEMPERATURE CONTROLLERS

Provides temperature control and system functions, including separate fan control, low voltage protection, and alarm.

- Designed for TE Systems
- Check up to five results to perform an action

For quantities greater than listed, call for quote.

MOUSER STOCK NO.	Laird Thermal Part No.	Fig.	Description	Output Voltage	Current	Bi-Directional	Temperature Range (°C)	Regulation Type	Price Each 1	10	50
739-TC-14-PR-59	TC-XX-PR-59	L	PC Programmable PID Controller	12-30VDC	15A	Yes	Sensor Dependent	PWM			
739-TC-NTC-1	TC-NTC-1	M	NTC Sensor for PR-59	-	-	-	-30 to +90	-			
739-TC-AC-MTTC-1410	TC-AC-MTTC-1410	-	Temp Control 140W 10A	3, 7, 12 & 14VDC	8A	No	-100 to 199.9	PWM			
739-TC-18-QC-50	TC-18-QC-50	N	Thermostatic Controller	12-58VDC	8A	No	-20°C to 50	On/Off			

© Copyright 2014 Mouser Electronics

© Copyright 2014 Mouser Electronics

Power, Test, Tools, Prototyping

Power

POWER TRANSFORMERS

Hammond 1859
Murata Power Solutions 1860-1861
TE Connectivity 1862
Wurth Electronics 1863

DC-DC CONVERTERS - ISOLATED

Cincon 1864-1868
Emerson Network Power 1869, 1886
Ericsson Power Modules 1870, 1887
GE Energy 1871-1872, 1888
Mean Well 1873
Murata Power Solutions 1874-1883, 1889-1890
Power-One 1891
RECOM Power 1884-1885, 1892

POWER SUPPLIES

Cincon 1893-1894
Condor 1895-1897
Emerson Network Power 1898-1899
Mean Well 1900-1904
Phihong 1905
Phoenix Contact 1906-1907
Power-One 1908-1910
RECOM Power 1911
SolaHD 1912-1914
TDK-Lambda 1915-1921

AC ADAPTERS

Ault / SL Power 1922-1923
Cincon 1924-1925
Emerson Network Power 1926
Mean Well 1927
Phihong 1928-1932

POWER FILTERS

Corcom / TE Connectivity 1933
EPCOS 1934
Schaffner 1935-1936
TE Connectivity 1937

LITHIUM

Panasonic 1938

BATTERY HOLDERS & CONTACTS

Bulgin 1939
Eagle Plastic Devices 1940-1944
Keystone 1945

Test, Tools, and Supplies

PANEL METERS

Murata Power Solutions 1946-1948

TEST EQUIPMENT & BENCHTOP POWER SUPPLIES

B&K Precision 1949-1952
Extech 1953
LeCroy 1954

TEST CONNECTORS

IDI 1955-1956
Murata 1957
Pomona Electronics 1958-1961

SOLDERING TOOLS

OK International 1962

PROTOTYPING

3M 1963
BPS 1964
PSP. 1963
Pulsar 1963
SchmartBoard 1964-1965
Twin Industries 1966
Vector 1967

HAMMOND Toroidal Power Transformers

TOROIDAL POWER TRANSFORMERS

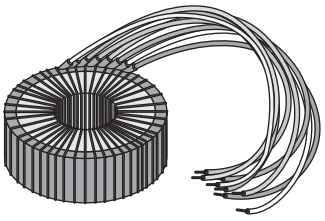

Features:

- Low profile, lightweight, cool running - due to high efficiency toroidal design
- Dual 117/234VAC primary, 50/60Hz operation
- Center single hole mounting
- Supplied with two rubber insulating pads, one metal centering washer and all mounting hardware
- Minimum 8" long flexible leads
- Due to toroid design - no electrostatic shield required
- Hi-Pot test of 4,000V RMS between primary & secondary
- CSA certified to C22.2 #66 - CSA file #209651
- UL recognized to UL506 - UL file #E207860
- CE certified to IEC950

RoHS Compliant

For quantities greater than listed, call for quote.

MOUSER STOCK NO.	Hammond Part No.	VA	VAC Secondary (RMS)		Outside Dia. (in.)	Height (in.)	Price Each			
			Series	Parallel			1	5	10	25
546-182K6	182K6	15	12V ct @1.25A	6V @ 2.5A	3.20	1.25				
546-182H9	182H9	15	18V ct @ .83A	9V @ 1.66A	3.20	1.25				
546-182G12	182G12	15	24V ct @ .63A	12V @ 1.26A	3.20	1.25				
546-182G15	182G15	15	30V ct @ .5A	15V @ 1A	3.20	1.25				
546-182F18	182F18	15	36V ct @ .42A	18V @ .84A	3.20	1.25				
546-182F22	182F22	15	44V ct @ .34A	22V @ .68A	3.20	1.25				
546-182L6	182L6	30	12V ct @ 2.5A	6V @ 5A	2.95	1.60				
546-182K9	182K9	30	18V ct @ 1.67A	9V @ 3.34A	2.95	1.60				
546-182K12	182K12	30	24V ct @ 1.25A	12V @ 2.5A	2.95	1.60				
546-182J15	182J15	30	30V ct @ 1A	15V @ 2A	2.95	1.60				
546-182H18	182H18	30	36V ct @ .83A	18V @ 1.66A	2.95	1.60				
546-182G22	182G22	30	44V ct @ .68A	22V @ 1.36A	2.95	1.60				
546-182E117	182E117	30	234V ct @ 128mA	117V @ 256mA	2.95	1.60				
546-182N6	182N6	50	12V ct @ 4.17A	6V @ 8.34A	3.63	1.73				
546-182M9	182M9	50	18V ct @ 2.78A	9V @ 5.56A	3.63	1.73				
546-182K15	182K15	50	30V ct @ 1.67A	15V @ 3.34A	3.63	1.73				
546-182J18	182J18	50	36V ct @ 1.39A	18V @ 2.78A	3.63	1.73				
546-182J22	182J22	50	44V ct @ 1.14A	22V @ 2.28A	3.63	1.73				
546-182G117	182G117	50	234V ct @ 214mA	117V @ 428mA	3.63	1.73				
546-182Q6	182Q6	80	12V ct @ 6.67A	6V @ 13.34A	3.73	1.52				
546-182N9	182N9	80	18V ct @ 4.44A	9V @ 8.88A	3.73	1.52				
546-182M12	182M12	80	24V ct @ 3.33A	12V @ 6.66A	3.73	1.52				
546-182M15	182M15	80	30V ct @ 2.67A	15V @ 5.34A	3.73	1.52				
546-182L18	182L18	80	36V ct @ 2.22A	18V @ 4.44A	3.73	1.52				
546-182L22	182L22	80	44V ct @ 1.82A	22V @ 3.64A	3.73	1.52				
546-182K30	182K30	80	60V ct @ 1.33A	30V @ 2.66A	3.73	1.52				
546-182H117	182H117	80	234V ct @ 342mA	117V @ 684mA	3.73	1.52				
546-182Q9	182Q9	120	18V ct @ 6.67A	9V @ 13.34A	3.98	1.68				
546-182P12	182P12	120	24V ct @ 5A	12V @ 10A	3.98	1.68				
546-182N15	182N15	120	30V ct @ 4A	15V @ 8A	3.98	1.68				
546-182M18	182M18	120	36V ct @ 3.33A	18V @ 6.66A	3.98	1.68				
546-182M22	182M22	120	44V ct @ 2.73A	22V @ 5.46A	3.98	1.68				
546-182L30	182L30	120	60V ct @ 2A	30V @ 4A	3.98	1.68				
546-182J117	182J117	120	234V ct @ 513mA	117V @ 1.02A	3.98	1.68				
546-182Q12	182Q12	160	24V ct @ 6.67A	12V @ 13.34A	4.43	1.73				
546-182P15	182P15	160	30V ct @ 5.33A	15V @ 10.66A	4.43	1.73				
546-182N18	182N18	160	36V ct @ 4.44A	18V @ 8.88A	4.43	1.73				
546-182N22	182N22	160	44V ct @ 3.64A	22V @ 7.28A	4.43	1.73				
546-182M30	182M30	160	60V ct @ 2.67A	30V @ 5.34A	4.43	1.73				
546-182K117	182K117	160	234V ct @ 684mA	117V @ 1.37A	4.43	1.73				
546-182S12	182S12	225	24V ct @ 9.38A	12V @ 18.76A	4.97	1.90				
546-182H15	182H15	225	30V ct @ 7.5A	15V @ 15A	4.97	1.90				
546-182G18	182G18	225	36V ct @ 6.25A	18V @ 12.5A	4.97	1.90				
546-182P22	182P22	225	44V ct @ 5.11A	22V @ 10.22A	4.97	1.90				
546-182F30	182F30	225	60V ct @ 3.75A	30V @ 7.5A	4.97	1.90				
546-182L117	182L117	225	234V ct @ .96A	117V @ 1.92A	4.97	1.90				
546-182T12	182T12	300	24V ct @ 12.5A	12V @ 25A	5.06	2.27				
546-182S15	182S15	300	30V ct @ 10A	15V @ 20A	5.06	2.27				
546-182P30	182P30	300	60V ct @ 5A	30V @ 10A	5.06	2.27				
546-182L60	182L60	300	120V ct @ 2.5A	60V @ 5A	5.06	2.27				
546-182M117	182M117	300	234V ct @ 1.28A	117V @ 2.56A	5.06	2.27				
546-182S24	182S24	500	48V ct @ 10.42A	24V @ 20.82A	5.50	2.21				
546-182R30	182R30	500	60V ct @ 8.33A	30V @ 16.66A	5.50	2.21				
546-182N117	182N117	500	234V ct @ 2.14A	117V @ 4.28A	5.50	2.21				
546-182T24	182T24	625	48V ct @ 13.02A	24V @ 26.04A	6.10	3.10				
546-182S30	182S30	625	60V ct @ 10.42A	30V @ 20.84A	6.10	3.10				
546-182P117	182P117	625	234V ct @ 2.67A	117V @ 5.34A	6.10	3.10				
546-182U24	182U24	750	48V ct @ 15.63A	24V @ 31.26A	6.40	3.10				
546-182T30	182T30	750	60V ct @ 12.5A	30V @ 25A	6.40	3.10				
546-182Q60	182Q60	750	120V ct @ 6.25A	60V @ 12.5A	6.40	3.10				
546-182Q117	182Q117	750	234V ct @ 3.21A	117V @ 6.42A	6.40	3.10				
546-182V24	182V24	1000	48V ct @ 20.8A	24V @ 41.7A	6.50	3.50				
546-182U30	182U30	1000	60V ct @ 16.7A	30V @ 33.3A	6.50	3.50				
546-182R60	182R60	1000	120V ct @ 8.3A	60V @ 16.7A	6.50	3.50				
546-182R117	182R117	1000	234V ct @ 4.3A	117V @ 8.5A	6.50	3.50				
546-182V40	182V40	1500	80V ct @ 18.8A	40V @ 37.5A	7.20	3.50				
546-182T60	182T60	1500	120V ct @ 12.5A	60V @ 25A	7.20	3.50				
546-182T117	182T117	1500	234V ct @ 6.4A	117V @ 12.8A	7.20	3.50				

© Copyright 2014 Mouser Electronics

© Copyright 2014 Mouser Electronics

MURATA POWER SOLUTIONS Transformers

RoHS Compliant **This product is RoHS compliant.**

DIMENSIONS: mm

A



B



C



D



E

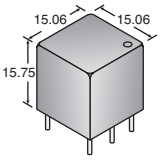

1

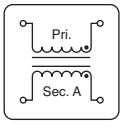

2

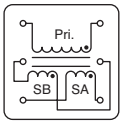

10-15A CURRENT SENSING TRANSFORMERS

Features:

- 50kHz-500kHz frequency range
- Surface mount
- UL94 V-0 package materials
- J-STD-020C reflow

For quantities greater than listed, call for quote.

MOUSER STOCK NO.	MPS Part No.	Fig.	Turns Ratio	Min. Sec. Ind (mH)	Max. DC Resistance Prim. mΩ	Max. DC Resistance Sec. Ω	Price Each 1	5	10	25
580-53060C	53060C	A	1:60	0.72	7.0	2.20				
580-53100C	53100C	A	1:100	2.00	7.0	5.60				
580-53150C	53150C	A	1:150	4.50	7.0	17.50				
580-53200C	53200C	A	1:200	8.00	7.0	34.00				
580-54050C	54050C	B	1:1:50	3.80	7.0	0.50				
580-54100C	54100C	B	1:1:100	14.80	7.0	3.20				
580-54200C	54200C	B	1:1:200	60.00	7.0	6.60				
580-55050C	55050C	C	1:1:50	3.80	2.3	0.35				
580-55100C	55100C	C	1:1:100	14.80	2.3	0.85				
580-55200C	55200C	C	1:1:200	60.00	2.3	3.60				

DA100J SERIES DIGITAL AUDIO TRANSFORMERS

Features:

- Industry-standard pinout
- Toroidal construction
- Compatible with leading chip sets
- 2kVrms isolation

For quantities greater than listed, call for quote.

MOUSER STOCK NO.	MPS Part No.	Fig.	Turns Ratio	Prim. Ind. Min. (μh)	Volt-time Product (VμS)	Leakage Ind. Max. (μH)	Price Each 1	5	10	25
580-DA101JC	DA101JC	D	1:1	1:00-2.20	15	0.36				
580-DA102JC	DA102JC	D	1:1	1.90-4.00	20	0.49				
580-DA103JC	DA103JC	D	1:1	3.20-8.50	28	0.91				

78250J SERIES CONVERTER SMT TRANSFORMERS

The 78250J Series of converter transformers are specifically designed for use with Maxim Integrated chip sets to provide isolated RS232 interfaces. Carefully controlled turns ratios ensure consistent performance whilst a toroidal construction minimizes EMI.

Features:

- J-STD-020D reflow
- Maxim's Integrated's MAX250/MAX251 compatible
- UL 94V-0 package materials

For quantities greater than listed, call for quote.

MOUSER STOCK NO.	MPS Part No.	Fig.	Prim. Ind. Max. (mH)	Leakage Ind. Max. (μH)	RDC Max. (Ω)	Isolation Voltage	Price Each 1	5	10	25
580-78250JC	78250JC	D	2.5	3.0	2.0	1.5kVrms				
580-78250JVC	78250JVC	D	2.5	40	1.8	4.0kVrms				

78253J SERIES CONVERTER TRANSFORMERS

The 78253J Series of converter transformers are designed for use with the MAX253 chip set to provide isolated power supplies. A centre tapped secondary winding allows for full bridge, half bridge or voltage doubling.

Features:

- J-STD-020D reflow
- Frequency range to 500KHz
- Operating Temperature: -40°C to 85°C
- Maxim Integrated's MAX253 compatible

For quantities greater than listed, call for quote.

MOUSER STOCK NO.	MPS Part No.	Fig.	Input Voltage	Output Voltage	Output Current Max. (mA)	Isolation Voltage	Price Each 1	5	10	25
580-78253/35JC	78253/35JC	D	3.3	5.0	100	1500				
580-78253/35JVC	78253/35JVC	D	3.3	5.0	100	4000				
580-78253/55JC	78253/55JC	D	5.0	5.0	200	1500				
580-78253/55JVC	78253/55JVC	D	5.0	5.0	200	4000				

786 SERIES PULSE TRANSFORMERS

Features:

- Inductance to 10mH
- Toroidal construction
- Fully encapsulated
- Isolation to 1kVrms

For quantities greater than listed, call for quote.

MOUSER STOCK NO.	MPS Part No.	Fig.	Turns Ratio	Prim. Ind. Min. (μH)	Volt-time Product (VμS)	Leakage Ind. Typ. (μH)	Price Each 1	5	10	25
580-78601/4JC	78601/4JC	A	1:1	58	4	0.19				
580-78601/3JC	78601/3JC	A	1:1	150	6	0.20				
580-78601/2JC	78601/2JC	A	1:1	350	10	0.25				
580-78601/8JC	78601/8JC	A	1:1	850	15	0.29				
580-78601/1JC	78601/1JC	A	1:1	2000	20	0.47				
580-78601/16JC	78601/16JC	A	1:1	3650	28	0.69				
580-78601/9JC	78601/9JC	A	1:1	10000	56	0.93				
580-78602/4JC	78602/4JC	A	1:1:1	53	4	0.11				
580-78602/3JC	78602/3JC	A	1:1:1	180	6	0.17				
580-78602/2JC	78602/2JC	A	1:1:1	380	10	0.27				
580-78602/8JC	78602/8JC	A	1:1:1	970	15	0.37				
580-78602/1JC	78602/1JC	A	1:1:1	1890	20	0.65				
580-78602/16JC	78602/16JC	A	1:1:1	3350	28	0.69				
580-78602/9JC	78602/9JC	A	1:1:1	10000	56	0.71				
580-78604/4JC	78604/4JC	A	2:1	65	4	0.41				
580-78604/3JC	78604/3JC	A	2:1	160	6	0.49				
580-78604/2JC	78604/2JC	A	2:1	500	10	0.65				
580-78604/8JC	78604/8JC	A	2:1	850	15	0.76				
580-78604/1JC	78604/1JC	A	2:1	1840	20	0.99				
580-78604/16JC	78604/16JC	A	2:1	3300	28	1.61				
580-78604/9JC	78604/9JC	A	2:1	10000	56	2.30				
580-78613/4JC	78613/4JC	A	1CT:1	50	4	0.30				
580-78613/3JC	78613/3JC	A	1CT:1	190	6	0.65				
580-78613/2JC	78613/2JC	A	1CT:1	490	10	1.07				
580-78613/8JC	78613/8JC	A	1CT:1	980	15	1.13				
580-78613/1JC	78613/1JC	A	1CT:1	2000	20	1.70				
580-78613/16JC	78613/16JC	A	1CT:1	3200	28	2.80				
580-78613/9JC	78613/9JC	A	1CT:1	10000	56	3.83				
580-78615/4JC	78615/4JC	A	1CT:1CT	65	4	1.21				
580-78615/3JC	78615/3JC	A	1CT:1CT	190	6	3.64				
580-78615/2JC	78615/2JC	A	1CT:1CT	500	10	6.86				
580-78615/8JC	78615/8JC	A	1CT:1CT	1000	15	11.9				
580-78615/1JC	78615/1JC	A	1CT:1CT	1700	20	16.0				
580-78615/16JC	78615/16JC	A	1CT:1CT	3700	28	37.7				
580-78615/9JC	78615/9JC	A	1CT:1CT	10000	56	52.5				

1000 SERIES PULSE TRANSFORMERS

Features:

- Operating temperature: 0°C to 70°C
- Compact footprint
- 2KVrms Isolation

For quantities greater than listed, call for quote.

MOUSER STOCK NO.	Fig.	Prim. Ind. Min. (μH)	RDC Max. (Ω) Primary	RDC Max. (Ω) Sec. A	RDC Max. (Ω) Sec. B	Volt-time Product (VμS)	Turns Ratio	Price Each 1	5	10	25
580-1001C	E1	3	1.2	1.0	-	200	1:1				
580-1002C	E2	3	1.4	1.3	1.7	200	1:1:1				
580-1003C	E2	12	4.0	1.8	2.4	400	2:1:1				
580-1016C	E1	3	1.2	1	-	200	1.1				
580-1017C	E1	0.8	0.4	0.3	-	130	1.1				
580-1025C	E2	24	7.5	3.5	4.5	570	2:1:1				
580-1026C	E2	6	4.0	4.0	4.0	285	1:1:1				
580-1082C	E1	6.1	0.7	0.1	-	280	100:1				

© Copyright 2014 Mouser Electronics

© Copyright 2014 Mouser Electronics

76250ENC CONVERTER TRANSFORMER

Features:
- Maxim Integrated MAX250/MAX251/MAX253 compatible
- BS EN 60950 approved
- Toroidal construction
- Industry-standard pinout



For quantities greater than listed, call for quote.

MOUSER STOCK NO.		Primary Ind.	Leakage Ind.	RDC	Isolation	Price Each			
Mfr.	Mfr.Part No.	Max. (mH)	Max. (µH)	Max. (Ω)	Voltage	1	5	10	25
580	76250ENC	2.5	40	2	6000				

76253/XXENC CONVERTER TRANSFORMER

Features:
- Maxim Integrated MAX250/MAX251/MAX253 compatible
- BS EN 60950 approved
- Toroidal construction
- Industry-standard pinout



For quantities greater than listed, call for quote.

MOUSER STOCK NO.		Input	Output	Output Current	Isolation	Price Each			
Mfr.	Mfr.Part No.	Voltage	Voltage	(mA max.)	Voltage	1	5	10	25
580	76253/35ENC	3.3Vin	5Vout	100	6000Vdc				
580	7625355ENC	5Vin	5Vout	200	6000Vdc				

782482 SERIES CONVERTER TRANSFORMERS

Features:
- Analog Devices ADM2482E/ADM2487E compatible
- Industry-standard pinout
- Toroidal construction
- Operating temperature: -40°C to 85°C



For quantities greater than listed, call for quote.

MOUSER STOCK NO.		Input	Output	Isolation	Turns Ratio	Price Each			
Mfr.	Mfr.Part No.	Voltage	Voltage	Voltage		1	5	10	25
580	782482/33VC	3.3Vin	3.3Vout	4000Vdc	1CT:1.33CT				
580	782482/53VC	5.0Vin	3.3Vout	4000Vdc	1.14CT:1CT				

782485 SERIES CONVERTER TRANSFORMERS

Features:
- Analog Devices ADM2485 compatible
- Industry-standard pinout
- Toroidal construction
- Operating temperature: -40°C to 85°C
- Turn Ratio: 1CT:2.2CT



For quantities greater than listed, call for quote.

MOUSER STOCK NO.		Input	Output	Output Current	Isolation	Price Each			
Mfr.	Mfr.Part No.	Voltage	Voltage	(mA max.)	Voltage	1	5	10	25
580	782485/35C	3.3Vin	6Vout	200mA	2500Vrms				

5600 SERIES 10A CURRENT SENSING TRANSFORMERS

Features:
- Primary current rating 10A
- 20kHz-200kHz frequency range



For quantities greater than listed, call for quote.

MOUSER STOCK NO.		Number	Inductance Range Pins	RDC Pins 1	Price Each			
Mfr.	Mfr.Part No.	of Turns	1 and 3	and 3 Ω	1	5	10	25
580	56050C	50	5-9.3mH@1V, 50kHz	0.133-0.199				
580	56100C	100	20-37mH@1V, 50kHz	0.93-1.4				
580	56300C	300	180-335mH@1V, 10kHz	5.73-8.59				
580	56T100C	100CT	20-37mH@1V, 50kHz	0.93-1.4				
580	56T200C	200CT	80-150mH@1V, 10kHz	1.87-2.81				
580	56T300C	300CT	180-335mH@1V, 10kHz	5.73-8.59				

DA100 SERIES TRANSFORMERS FOR DIGITAL AUDIO DATA TRANSMISSION

Features:
- Compatible with leading chip sets
- Industry-standard pinout
- Suitable for both 75 and 110Ω circuits
- Toroidal construction
- Compliant with AES/EBU standards
- 1:1 turn ratio



✻SMD Package

For quantities greater than listed, call for quote.

MOUSER STOCK NO.		Primary Ind.	Leakage Ind.	Isolation	Price Each			
Mfr.	Mfr.Part No.	Min (mH)	Max. (µH)	Voltage	1	5	10	25
	580 DA101C	1-1.59	0.22	2000Vrms				
	580 DA102C	2-3.00	0.39	2000Vrms				
✻	580 DA102MC	2-3.00	0.39	2000Vrms				
	580 DA103C	4-5.96	0.91	2000Vrms				
✻	580 DA103MC	4-5.96	0.91	2000Vrms				

766 SERIES PULSE TRANSFORMERS

Features:
- 4 Configurations
- Industry-standard pinout
- 500VDC Isolation
- PCB mounting
- Toroidal construction



For quantities greater than listed, call for quote.

MOUSER STOCK NO.		Primary	Leakage	RDC Max.	Isolation	Price Each			
Mfr.	Mfr.Part No.	Ind. Min (mH)	Ind. Max. (µH)	(Ω) Primary	Voltage Max.	1	5	10	25
580	766013C	219	0.25	0.5	500Vrms				
580	76601/1C	1916	0.60	1.50	500Vrms				
580	76601/2-C	492	0.30	0.8	500Vrms				
580	76602/1C	2060	0.60	1.50	500Vrms				

772 SERIES PULSE TRANSFORMERS

Features:
- PCB Mounting
- UL 94 V-0 package materials



For quantities greater than listed, call for quote.

MOUSER STOCK NO.		Primary	Leakage	RDC Max. (Ω)			Price Each			
Mfr.	Mfr.Part No.	Ind. Min (mH)	Ind. Max. (µH)	Primary	Sec. 1	Sec. 2	1	5	10	25
580	77208C	16.3	40	3.6	3.1	4.2				

© Copyright 2014 Mouser Electronics

© Copyright 2014 Mouser Electronics

TE Power Transformers

RoHS Compliant **This product is RoHS compliant.**

TE connectivity Authorized Distributor

4900 SERIES POWER PCB TRANSFORMERS

Features & Specifications:
- 1.1 through 36VA models
- Split bobbin design provides 1,500Vrms isolation and permits low profile
- Low capacitive coupling of primary to secondary requires no electrostatic shielding
- Single or dual primaries
- Series or parallel secondaries
- Designed to operate on 50/60Hz
- UL Class B (130°C) insulation



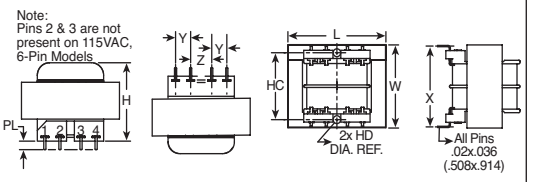

Dimensions: in. (mm)

VA	L	W	H	HC	HD	PL	X	Y	Z
1.1	1.4 (35.6)	1.18 (30.1)	.93 (23.6)	†	†	.135 (3.4)	1.22 (31)	.25 (6.35)	.25 (6.35)
2.4	1.4 (35.6)	1.18 (30.1)	1.2 (30.5)	†	†	.135 (3.4)	1.22 (31)	.25 (6.35)	.25 (6.35)
6	1.625 (41.3)	1.32 (33.5)	1.35 (34.3)	1.14 (28.96)	.125 § (3.17)	.135 (3.4)	1.28 (32.6)	.25 (6.35)	.35 (8.9)
12	1.89 (48.0)	1.58 (40.0)	1.41 (35.8)	1.27 (32.76)	.150 § (3.81)	.135 (3.4)	1.40 (35.6)	.30 (7.55)	.40 (10.2)
20	2.25 (57.0)	1.88 (47.6)	1.41 (35.8)	1.50 (38.1)	.177 § (4.5)	.135 (3.4)	1.59 (40.4)	.30 (7.55)	.40 (10.2)
36	2.60 (66.0)	2.165 (55.0)	1.62 (41.1)	††	.157 §§ (4.0)	.20 (5.08)	1.84 (46.8)	.40 (10.2)	.40 (10.2)

† There are no mounting holes on 1.1 and 2.4VA models.
†† There are four mounting holes on 2.165 x 1.630 (55.0 x 41.4) centers on 36VA models.
§ Recommend use of #4 Nylon screws (not included) for mounting.
§§ Recommend use of #6 screws (not included) for mounting.

PRIMARY SECONDARY

Wiring Diagram for Models with Single Primaries(115V, 6-Pin)

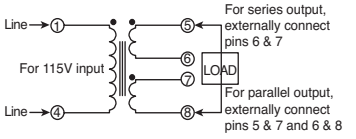

PRIMARY SECONDARY

Wiring Diagram for Models with Dual Primaries(115/230VAC, 8-Pin)

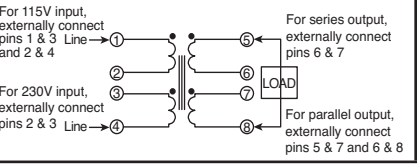

Single Input (115VAC, 6-pin)

For quantities greater than listed, call for quote.

MOUSER STOCK NO.	TE Desc.	TE Part No.	Rated Power (VA)	Rated Output		Price Each			
				Series	Parallell	1	10	25	50
655-4900-8012RA60	4900-8012RA60	1672324-2	1.1	12VCT @ 0.092A	6VAC @ 0.183A				
655-4900-8013RA60	4900-8013RA60	1672324-3	1.1	12.6VCT @ 0.087A	6.3VAC @ 0.175A				
655-4900-8020RA60	4900-8020RA60	1672324-5	1.1	20VCT @ 0.055A	10VAC @ 0.11A				
655-4900-8013RB61	4900-8013RB61	2-1672209-6	2.4	12.6VCT @ 0.2A	6.3VAC @ 0.4A				
655-4900-8016RB61	4900-8016RB61	2-1672209-7	2.4	16VCT @ 0.15A	8VAC @ 0.3A				
655-4900-8120RB61	4900-8120RB61	3-1672209-5	2.4	120VCT @ 0.02A	60VAC @ 0.04A				
655-4900-8016RC62	4900-8016RC62	4-1672209-0	6	16VCT @ 0.4A	8VAC @ 0.8A				
655-4900-8020RC62	4900-8020RC62	4-1672209-1	6	20VCT @ 0.3A	10VAC @ 0.6A				
655-4900-8024RC62	4900-8024RC62	4-1672209-2	6	24VCT @ 0.25A	12VAC @ 0.5A				
655-4900-8028RC62	4900-8028RC62	4-1672209-3	6	28VCT @ 0.2A	14VAC @ 0.4A				
655-4900-8036RC62	4900-8036RC62	4-1672209-5	6	36VCT @ 0.17A	18VAC @ 0.34A				
655-4900-8120RC62	4900-8120RC62	4-1672209-8	6	120VCT @ 0.05A	60VAC @ 0.1A				
655-4900-8012RD63	4900-8012RD63	1672325-2	12	12VCT @ 1A	6VAC @ 2A				
655-4900-8013RD63	4900-8013RD63	1672325-3	12	12.6VCT @ 1A	6.3VAC @ 2A				
655-4900-8024RD63	4900-8024RD63	1672325-6	12	24VCT @ 0.5A	12VAC @ 1A				
655-4900-8028RD63	4900-8028RD63	1672325-7	12	28VCT @ 0.42A	14VAC @ 0.84A				
655-4900-8048RD63	4900-8048RD63	1-1672325-0	12	48VCT @ 0.25A	24VAC @ 0.5A				
655-4900-8012RE64	4900-8012RE64	1672326-2	20	12VCT @ 1.6A	6VAC @ 3.2A				
655-4900-8013RE64	4900-8013RE64	1672326-3	20	12.6VCT @ 1.6A	6.3VAC @ 3.2A				
655-4900-8024RE64	4900-8024RE64	1672326-6	20	24VCT @ 0.8A	12VAC @ 1.6A				
655-4900-8028RE64	4900-8028RE64	1672326-7	20	28VCT @ 0.7A	14VAC @ 1.4A				
655-4900-8048RE64	4900-8048RE64	1-1672326-0	20	48VCT @ 0.4A	24VAC @ 0.8A				
655-4900-8012RF65	4900-8012RF65	1672327-2	36	12VCT @ 2.85A	6VAC @ 5.7A				
655-4900-8013RF65	4900-8013RF65	1672327-3	36	12.6VCT @ 2.85A	6.3VAC @ 5.7A				
655-4900-8024RF65	4900-8024RF65	1672327-6	36	24VCT @ 1.5A	12VAC @ 3A				
655-4900-8028RF65	4900-8028RF65	1672327-7	36	28VCT @ 1.3A	14VAC @ 2.6A				
655-4900-8048RF65	4900-8048RF65	1-1672327-0	36	48VCT @ 0.75A	24VAC @ 1.5A				

Dual Input (115/230VAC, 8-pin)

For quantities greater than listed, call for quote.

MOUSER STOCK NO.	TE Desc.	TE Part No.	Rated Power (VA)	Rated Output		Price Each			
				Series	Parallell	1	10	25	50
655-4900-9012RA60	4900-9012RA60	1-1672324-4	1.1	12VCT @ 0.092A	6VAC @ 0.183A				
655-4900-9013RA60	4900-9013RA60	1-1672324-5	1.1	12.6VCT @ 0.087A	6.3VAC @ 0.175A				
655-4900-9024RA60	4900-9024RA60	1-1672324-8	1.1	24VCT @ 0.046A	12VAC @ 0.1A				
655-4900-9028RA60	4900-9028RA60	1-1672324-9	1.1	28VCT @ 0.039A	14VAC @ 0.092A				
655-4900-9010RB61	4900-9010RB61	1-1672209-0	2.4	10VCT @ 0.25A	5VAC @ 0.5A				
655-4900-9013RB61	4900-9013RB61	1-1672209-1	2.4	12.6VCT @ 0.2A	6.3VAC @ 0.4A				
655-4900-9016RB61	4900-9016RB61	1672209-9	2.4	16VCT @ 0.15A	8VAC @ 0.3A				
655-4900-9020RB61	4900-9020RB61	1-1672209-6	2.4	20VCT @ 0.12A	10VAC @ 0.24A				
655-4900-9024RB61	4900-9024RB61	1-1672209-7	2.4	24VCT @ 0.1A	12VAC @ 0.2A				
655-4900-9120RB61	4900-9120RB61	2-1672209-3	2.4	120VCT @ 0.02A	60VAC @ 0.04A				
655-4900-9010RC62	4900-9010RC62	4-1672209-9	6	10VCT @ 0.6A	5VAC @ 1.2A				
655-4900-9016RC62	4900-9016RC62	5-1672209-2	6	16VCT @ 0.4A	8VAC @ 0.8A				
655-4900-9020RC62	4900-9020RC62	5-1672209-3	6	20VCT @ 0.3A	10VAC @ 0.6A				
655-4900-9024RC62	4900-9024RC62	5-1672209-4	6	24VCT @ 0.25A	12VAC @ 0.5A				
655-4900-9028RC62	4900-9028RC62	5-1672209-5	6	28VCT @ 0.2A	14VAC @ 0.4A				
655-4900-9036RC62	4900-9036RC62	5-1672209-7	6	36VCT @ 0.17A	18VAC @ 0.34A				
655-4900-9120RC62	4900-9120RC62	6-1672209-0	6	120VCT @ 0.05A	60VAC @ 0.1A				
655-4900-9012RD63	4900-9012RD63	1-1672325-4	12	12VCT @ 1A	6VAC @ 2A				
655-4900-9013RD63	4900-9013RD63	1-1672325-5	12	12.6VCT @ 1A	6.3VAC @ 2A				
655-4900-9024RD63	4900-9024RD63	1-1672325-8	12	24VCT @ 0.5A	12VAC @ 1A				
655-4900-9028RD63	4900-9028RD63	1-1672325-9	12	28VCT @ 0.42A	14VAC @ 0.84A				
655-4900-9048RD63	4900-9048RD63	2-1672325-2	12	48VCT @ 0.25A	24VAC @ 0.5A				
655-4900-9012RE64	4900-9012RE64	1-1672326-4	20	12VCT @ 1.6A	6VAC @ 3.2A				
655-4900-9024RE64	4900-9024RE64	1-1672326-8	20	24VCT @ 0.8A	12VAC @ 1.6A				
655-4900-9028RE64	4900-9028RE64	1-1672326-9	20	28VCT @ 0.7A	14VAC @ 1.4A				
655-4900-9012RF65	4900-9012RF65	1-1672327-4	36	12VCT @ 2.85A	6VAC @ 5.7A				
655-4900-9013RF65	4900-9013RF65	1-1672327-5	36	12.6VCT @ 2.85A	6.3VAC @ 5.7A				
655-4900-9024RF65	4900-9024RF65	1-1672327-8	36	24VCT @ 1.5A	12VAC @ 3A				
655-4900-9028RF65	4900-9028RF65	1-1672327-9	36	28VCT @ 1.3A	14VAC @ 2.6A				
655-4900-9048RF65	4900-9048RF65	2-1672327-2	36	48VCT @ 0.75A	24VAC @ 1.5A				

© Copyright 2014 Mouser Electronics

© Copyright 2014 Mouser Electronics

WURTH ELECTRONICS Transformers

RoHS Compliant **This page of product is compliant.**

SURFACE MOUNT OFFLINE TRANSFORMERS

Features:
- Surface mount design
- Designed to IEC60950-1, for reinforced 400VDC
- 3kVAC Isolation
- Multiple output voltage options
- Flexible auxiliary voltage taps

Applications:
- LED lighting
- Offline power supplies

NEW! TECHNOLOGY

RoHS Compliant

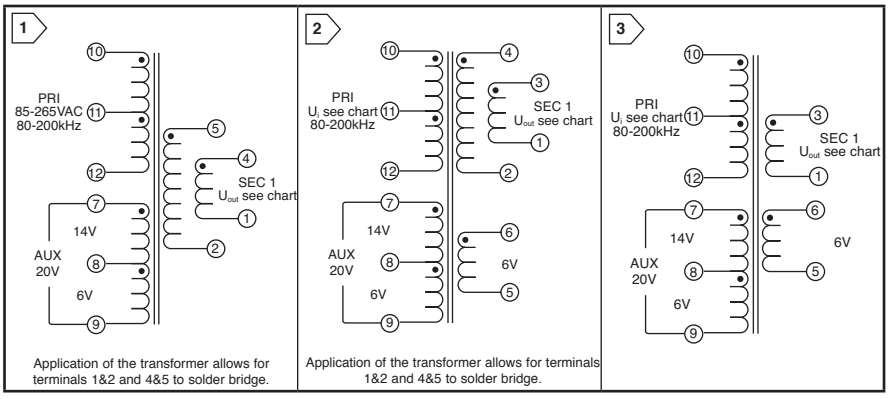

For quantities greater than listed, call for quote.

MOUSER STOCK NO.	Wurth Electronics Part No.	Fig.	U_I (V_{AC})	L (mH)	I_{SAT} (A)	N_P:N_S:N_{AUX}	f_{switch} (kHz)	U_{out} (V)	I_{01} (A)	Schematic	I_{02} (A)	U_{AUX}	U_T	Price Each 1	Price Each 25
710-750811137	750811137	A	85-265V	1.31	0.80	23.3:1:3.8	80-200	5	2.550	1	N/A	6&14 or 20V	3kVac		
710-750813530	750813530	A	85-265V	1.39	0.74	9.7:1:1.57	80-200	12	1.050	1	N/A	6&14 or 20V	3kVac		
710-750813540	750813540	A	85-130V	1.50	0.62	21.7:2.3:1:2.7	80-200	15&6 or 21	0.535	2	0.535	6&14 or 20V	3kVac		
710-750813551	750813551	A	85-130V	1.25	0.80	21.3:3.8:1:3.2	80-200	25&6 or 31	0.400	3	0.400	6&14 or 20V	3kVac		
710-750815530	750815530	A	85-130V	1.50	0.62	21.3:5.3:1:3.2	80-200	35&6 or 41	0.285	3	0.285	6&14 or 20V	3kVac		
710-750815542	750815542	A	195-265V	8.00	0.27	48:2.3:1:3.2	80-200	15&6 or 21	0.520	2	0.520	6&14 or 20V	3kVac		
710-750815550	750815550	A	195-265V	5.00	0.39	51:3.8:1:3.2	80-200	25&6 or 31	0.500	3	0.500	6&14 or 20V	3kVac		
710-750811116	750811116	A	195-265V	6.00	0.33	52:5.6:1:3.4	80-200	35&6 or 41	0.325	3	0.325	6&14 or 20V	3kVac		

WE-LAN RJ45 INTEGRATED 10/100/1000 BASE TRANSFORMERS

Features:
- HPLE - High Performance & Low EMI
- For electrical and technical details please check the according data sheet
- 1x1 RJ45 Connector with integrated Transformer and two current compensated chokes
- Operating temperature: 0°C to +70°C
- 350µH min. OCL with 8 mA bias
- IEEE 802.3 conform
- Internal Magnetics 100% electrically tested for HiPot and functionality

Applications:
- ADSL Modems
- Embedded PC
- LAN Network applications
- Hub, Router, Switches

RoHS Compliant

For quantities greater than listed, call for quote.

MOUSER STOCK NO.	Wurth Electronics Part No.	Fig.	Application	Application Type	LED (lefaat-right)	Tab Direction	Ports	Insertion Loss (MHz)	Dielectric Rating (Vrms)	Price Each 1	Price Each 25	Price Each 100
710-7499411122	7499411122	B	10/100 Base-T	PoE +	Y-G	Up	1 x 1	1-100	1500			
710-7499111614	7499111614	B	1000 Base-T	STD	G/O-Y	Up	1 x 1	1-100	1500			
710-7499311611	7499311611	B	1000 Base-T	PoE	G/O-Y	Up	1 x 1	1-100	1500			
710-7499511611	7499511611	B	1000 Base-T	PoE +	G/O-Y	Up	1 x 1	1-100	1500			

POWER-OVER-ETHERNET TRANSFORMERS WE-POE

Features:
- Input voltage 36V - 57V
- Switching frequencies 200 - 300 kHz
- Operating temperature -40°C to +125°C
- Hipot test 1.5kVAC / 1 min.
- Various output and output voltages possible

Applications:
- Flyback transformers designed for Power-over-Ethernet PDs
- Flyback converters with 36V - 57V input voltage
- Suitable for Power-over-Ethernet IC´s

RoHS Compliant

For quantities greater than listed, call for quote.

MOUSER STOCK NO.	Wurth Electronics Part No.	Fig.	Inductance	Leakage Inductance max. (uH)	Output Voltage (V)	Output Current (A)	Output Power (W)	Price Each 1	Price Each 25	Price Each 100
710-749119133	749119133	C	400	4	3.3	3x0.4	4			
710-749119150	749119150	C	400	4	5	3x27	4			
710-749119218	749119218	C	210	4.5	1.8	3x1.3	7			
710-749119250	749119250	C	210	2.5	5	3x0.47	7			
710-7491192912	7491192912	C	210	2.5	12/5/3.3	0.58	7			
710-7491199332	7491199332	C	35	0.95	3.3/5/5.5	2/1/0.05	13			
710-7491199312	7491199312	C	40	0.56	12	1.25	13			
710-7491199112	7491199112	C	127	1.3	12	2x0.55	13			
710-7491199212	7491199212	C	127	2.3	12	2x0.55	13			
710-7491199331	7491199331	C	127	3.5	3.3	2x2	13			
710-749119950	749119950	C	127	1.3	5	2x1.3	13			
710-7491199501	7491199501	C	127	2.5	5	2x1.3	13			

POWER-OVER-ETHERNET TRANSFORMERS WE-POE PLUS

Features:
- Input voltage 36V - 72V
- Switching frequencies 250-400 kHz
- Operating temperature -40°C to +125°C
- Hipot test 1.5kVAC / 1 min.

Applications:
- PoE + Powered devices
- IP Phones
- WLAN-Access points
- Security cameras

RoHS Compliant

For quantities greater than listed, call for quote.

MOUSER STOCK NO.	Wurth Electronics Part No.	Fig.	Inductance (uH)	Turns Ratio	Output Voltage (V)	Output Current (A)	Auxiliary Voltage (V)	Price Each 1	Price Each 25	Price Each 100
710-749119433	749119433	D	42	11:1:3.3	3.3	9	11			
710-749119450	749119450	D	65	7:1:3	5	6	15			
710-7491194501	7491194501	D	42	7:1:2.25	5	6	12			
710-7491194912	7491194912	D	42	3:1:1	12	2.5	12			

DIMENSIONS: mm (in.)

A

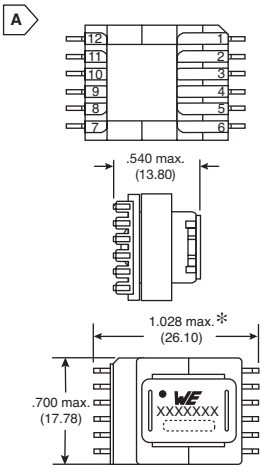

*Dimension may be exceeded with solder only

B

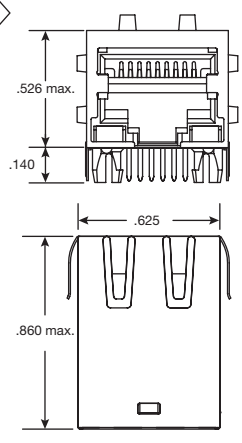

C

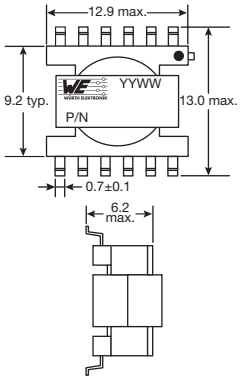

D

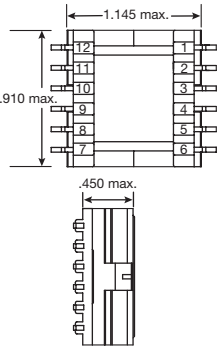

© Copyright 2014 Mouser Electronics

CINCON DC-DC Converters

RoHS Compliant **This product is RoHS compliant.**

EC1TAN SERIES, 1W SINGLE OUTPUT

Features:
- Isolated Voltage: 1K VDC
- Unregulated Outputs
- Low Ripple and Noise
- Input Voltage Range: ±10%

For quantities greater than listed, call for quote.

MOUSER STOCK NO.	Cincon Part No.	Fig.	Input Voltage	Output Voltage	Output Current	Price Each 1	10	50
418-EC1TA01N	EC1TA01N	A	5V	5V	200mA			
418-EC1TA02N	EC1TA02N	A	5V	12V	84mA			
418-EC1TA03N	EC1TA03N	A	5V	15V	67mA			
418-EC1TA11N	EC1TA11N	A	12V	5V	200mA			
418-EC1TA12N	EC1TA12N	A	12V	12V	84mA			
418-EC1TA13N	EC1TA13N	A	12V	15V	67mA			
418-EC1TA21N	EC1TA21N	A	24V	5V	200mA			
418-EC1TA22N	EC1TA22N	A	24V	12V	84mA			
418-EC1TA23N	EC1TA23N	A	24V	15V	67mA			

EC1SA SERIES, 1W SINGLE AND DUAL OUTPUT

Features:
- Isolated Voltage: 1K VDC
- Industry Standard SIP and SMD Packages Available
- Efficiency up to 83%
- Low Cost
- Unregulated Outputs
- Low Ripple and Noise
- Input Voltage Range: ±10%

For quantities greater than listed, call for quote.

MOUSER STOCK NO.	Cincon Part No.	Fig.	Input Voltage	Output Voltage	Output Current	Price Each 1	10	50
Single Output								
418-EC1SA01N	EC1SA01N	B	5V	5V	200mA			
418-EC1SA02N	EC1SA02N	B	5V	12V	84mA			
418-EC1SA03N	EC1SA03N	B	5V	15V	67mA			
418-EC1SA11N	EC1SA11N	B	12V	5V	200mA			
418-EC1SA12N	EC1SA12N	B	12V	12V	84mA			
418-EC1SA13N	EC1SA13N	B	12V	15V	67mA			
Dual Output								
418-EC1SA04N	EC1SA04N	B	5V	±12V	±42mA			
418-EC1SA05N	EC1SA05N	B	5V	±15V	±33mA			
418-EC1SA06N	EC1SA06N	B	5V	±5V	±100mA			
418-EC1SA14N	EC1SA14N	B	12V	±12V	±42mA			
418-EC1SA15N	EC1SA15N	B	12V	±15V	±33mA			
418-EC1SA16N	EC1SA16N	B	12V	±5V	±100mA			

EC2A SERIES, 1.5W SINGLE AND DUAL OUTPUT

Features:
- Isolated Voltage: 500VDC
- 24-Pin DIP Package
- Regulated Outputs
- 50% Efficiency
- Pi Input Filter
- Low Ripple and Noise
- Suffix "M" Models: Black Coated Copper with Non-Conductive Base
- Input Voltage Range: ±10%

For quantities greater than listed, call for quote.

MOUSER STOCK NO.	Cincon Part No.	Fig.	Input Voltage	Output Voltage	Output Current	Price Each 1	10	50
Single Output								
418-EC2A01M	EC2A01M	C	5V	5V	300mA			
418-EC2A02M	EC2A02M	C	5V	12V	125mA			
418-EC2A03M	EC2A03M	C	5V	15V	100mA			
418-EC2A11M	EC2A11M	C	12V	5V	300mA			
418-EC2A12M	EC2A12M	C	12V	12V	125mA			
418-EC2A13M	EC2A13M	C	12V	15V	100mA			
418-EC2A21M	EC2A21M	C	24V	5V	300mA			
418-EC2A22M	EC2A22M	C	24V	12V	125mA			
418-EC2A23M	EC2A23M	C	24V	15V	100mA			
418-EC2A31M	EC2A31M	C	28V	5V	300mA			
418-EC2A32M	EC2A32M	C	28V	12V	125mA			
418-EC2A33M	EC2A33M	C	28V	15V	100mA			
418-EC2A41M	EC2A41M	C	48V	5V	300mA			
418-EC2A42M	EC2A42M	C	48V	12V	125mA			
418-EC2A43M	EC2A43M	C	48V	15V	100mA			
Dual Output								
418-EC2A04M	EC2A04M	C	5V	±12V	±60mA			
418-EC2A05M	EC2A05M	C	5V	±15V	±50mA			
418-EC2A14M	EC2A14M	C	12V	±12V	±60mA			
418-EC2A15M	EC2A15M	C	12V	±15V	±50mA			
418-EC2A24M	EC2A24M	C	24V	±12V	±60mA			
418-EC2A25M	EC2A25M	C	24V	±15V	±50mA			
418-EC2A34M	EC2A34M	C	28V	±12V	±60mA			
418-EC2A35M	EC2A35M	C	28V	±15V	±50mA			
418-EC2A44M	EC2A44M	C	48V	±12V	±60mA			
418-EC2A45M	EC2A45M	C	48V	±15V	±50mA			

EC2A "N" SERIES, 2W SINGLE OUTPUT

Features:
- Isolation Voltage: 1.5k VDC
- Continuous short-circuit protection
- Regulated outputs
- Voltage protection

PRODUCT NEW

For quantities greater than listed, call for quote.

MOUSER STOCK NO.	Cincon Part No.	Fig.	Input Voltage	Output Voltage	Output Current	Price Each 1	10	50
418-EC2SA-05S05N	EC2SA-05S05N	D	4.5-9.0V	5V	400mA			
418-EC2SA-05S12N	EC2SA-05S12N	D	4.5-9.0V	12V	167mA			
418-EC2SA-12S05N	EC2SA-12S05N	D	9-18.0V	5V	400mA			
418-EC2SA-12S12N	EC2SA-12S12N	D	9-18.0V	12V	167mA			
418-EC2SA-12S15N	EC2SA-12S15N	D	9-18.0V	15V	134mA			
418-EC2SA-24S05N	EC2SA-24S05N	D	18-36.0V	5V	400mA			
418-EC2SA-24S12N	EC2SA-24S12N	D	18-36.0V	12V	167mA			
418-EC2SA-24S15N	EC2SA-24S15N	D	18-36.0V	15V	134mA			
418-EC2SA-48S05N	EC2SA-48S05N	D	36-75.0V	15V	134mA			
418-EC2SA-48S12N	EC2SA-48S12N	D	36-75.0V	12V	167mA			
418-EC2SA-48S15N	EC2SA-48S15N	D	36-75.0V	15V	134mA			



EC2SA "N" SERIES (CONT.), 2W DUAL OUTPUT

Features:
- Isolation Voltage: 1.5k VDC
- Continuous short-circuit protection
- Regulated outputs
- Voltage protection

PRODUCT NEW

For quantities greater than listed, call for quote.

MOUSER STOCK NO.	Cincon Part No.	Fig.	Input Voltage	Output Voltage	Output Current	Price Each 1	10	50
418-EC2SA-05D05N	EC2SA-05D05N	D	4.5-9.0V	±5V	±200mA			
418-EC2SA-05D12N	EC2SA-05D12N	D	4.5-9.0V	±12V	±83mA			
418-EC2SA-05D15N	EC2SA-05D15N	D	4.5-9.0V	±15V	±67mA			
418-EC2SA-12D05N	EC2SA-12D05N	D	9-18.0V	±5V	±200mA			
418-EC2SA-12D12N	EC2SA-12D12N	D	9-18.0V	±12V	±8 mA			
418-EC2SA-12D15N	EC2SA-12D15N	D	9-18.0V	±15V	±67mA			
418-EC2SA-24D15N	EC2SA-24D15N	D	18-36.0V	±15V	±67mA			
418-EC2SA-48D05N	EC2SA-48D05N	D	36-75.0V	±5V	±200mA			
418-EC2SA-48D12N	EC2SA-48D12N	D	36-75.0V	±12V	±83mA			
418-EC2SA-48D15N	EC2SA-48D15N	D	36-75.0V	±15V	±67mA			

EC3AE SERIES, 3W SINGLE AND DUAL OUTPUT

Features:
- Isolated Voltage: 500VDC
- 24-Pin DIP Package
- Regulated Outputs
- Efficiency to 61%
- LC Input Filter
- Standard Models: Black Coated Copper with Non-Conductive Base
- Low Ripple and Noise
- Input Voltage Range: ±10%

For quantities greater than listed, call for quote.

MOUSER STOCK NO.	Cincon Part No.	Fig.	Input Voltage	Output Voltage	Output Current	Price Each 1	10	50
Single Output								
418-EC3AE01M	EC3AE01M	E	5V	5V	600mA			
418-EC3AE02M	EC3AE02M	E	5V	12V	250mA			
418-EC3AE03M	EC3AE03M	E	5V	15V	200mA			
418-EC3AE11M	EC3AE11M	E	12V	5V	600mA			
418-EC3AE12M	EC3AE12M	E	12V	12V	250mA			
418-EC3AE13M	EC3AE13M	E	12V	15V	200mA			
418-EC3AE21M	EC3AE21M	E	24V	5V	600mA			
418-EC3AE22M	EC3AE22M	E	24V	12V	250mA			
418-EC3AE23M	EC3AE23M	E	24V	15V	200mA			
418-EC3AE31M	EC3AE31M	E	28V	5V	600mA			
418-EC3AE32M	EC3AE32M	E	28V	12V	250mA			
418-EC3AE33M	EC3AE33M	E	28V	15V	200mA			
418-EC3AE41M	EC3AE41M	E	48V	5V	600mA			
418-EC3AE42M	EC3AE42M	E	48V	12V	250mA			
418-EC3AE43M	EC3AE43M	E	48V	15V	200mA			
Dual Output								
418-EC3AE04M	EC3AE04M	E	5V	±12V	±125mA			
418-EC3AE05M	EC3AE05M	E	5V	±15V	±100mA			
418-EC3AE14M	EC3AE14M	E	12V	±12V	±125mA			
418-EC3AE15M	EC3AE15M	E	12V	±15V	±100mA			
418-EC3AE24M	EC3AE24M	E	24V	±12V	±125mA			
418-EC3AE25M	EC3AE25M	E	24V	±15V	±100mA			
418-EC3AE34M	EC3AE34M	E	28V	±12V	±125mA			
418-EC3AE35M	EC3AE35M	E	28V	±15V	±100mA			
418-EC3AE44M	EC3AE44M	E	48V	±12V	±125mA			
418-EC3AE45M	EC3AE45M	E	48V	±15V	±100mA			

© Copyright 2014 Mouser Electronics

© Copyright 2014 Mouser Electronics

CINCON DC-DC Converters

RoHS Compliant **This product is RoHS compliant.**



EC3AXX H-E SERIES, 3W SINGLE AND DUAL OUTPUT

cULus E176177

PRODUCT NEW

Features:
- Isolated Voltage: 3kVDC
- 24-Pin DIP Package
- Efficiency to 82%
- 2:1 Input Range
- Regulated Outputs
- Pi Input Filter
- Continuous Short Circuit Protection
- Non-Conductive Black Plastic
- Surface Mount package available
- Meets EMI EN55022 Class A
- No Tantalum Capacitor Inside
- Wide Operating Temperature Range

For quantities greater than listed, call for quote.

MOUSER STOCK NO.	Cincon Part No.	Fig.	Input Voltage	Output Voltage	Output Current	Price Each 1	10	50
Single Output								
418-EC3A01H-E	EC3A01H-E	A	4.5-9V	5V	600mA			
418-EC3A04H-E	EC3A04H-E	A	4.5-9V	±5V	±300mA			
418-EC3A05H-E	EC3A05H-E	A	4.5-9V	±12V	±125mA			
418-EC3A07H-E	EC3A07H-E	A	4.5-9V	3.3V	600mA			
418-EC3A11H-E	EC3A11H-E	A	9-18V	5V	600mA			
418-EC3A12H-E	EC3A12H-E	A	9-18V	12V	250mA			
418-EC3A14H-E	EC3A14H-E	A	9-18V	±5V	±300mA			
418-EC3A15H-E	EC3A15H-E	A	9-18V	±12V	±125mA			
418-EC3A17H-E	EC3A17H-E	A	9-18V	3.3V	600mA			
418-EC3A21H-E	EC3A21H-E	A	18-36V	5V	600mA			
418-EC3A22H-E	EC3A22H-E	A	18-36V	12V	250mA			
418-EC3A25H-E	EC3A25H-E	A	18-36V	±12V	±125mA			
418-EC3A27H-E	EC3A27H-E	A	18-36V	±15V	7.5mA			

EC3AB SERIES, 3W SINGLE AND DUAL OUTPUT

cULus E176177

Features:
- Isolated Voltage: 3kVDC
- 24-Pin DIP Package
- Efficiency to 80%
- 2:1 Input Range
- Regulated Outputs
- Pi Input Filter
- Continuous Short Circuit Protection
- Remote ON/OFF Option
- Non-Conductive Black Plastic
- Surface Mount package available

For quantities greater than listed, call for quote.

MOUSER STOCK NO.	Cincon Part No.	Fig.	Input Voltage	Output Voltage	Output Current	Price Each 1	10	50
Single Output								
418-EC3AB17H	EC3AB17H	B	9-18V	3.3V	600mA			
418-EC3AB11H	EC3AB11H	B	9-18V	5V	600mA			
418-EC3AB12H	EC3AB12H	B	9-18V	12V	250mA			
418-EC3AB13H	EC3AB13H	B	9-18V	15V	200mA			
418-EC3AB27H	EC3AB27H	B	18-36V	3.3V	600mA			
418-EC3AB21H	EC3AB21H	B	18-36V	5V	600mA			
418-EC3AB22H	EC3AB22H	B	18-36V	12V	250mA			
418-EC3AB23H	EC3AB23H	B	18-36V	15V	200mA			
418-EC3AB31H	EC3AB31H	B	36-72V	5V	600mA			
418-EC3AB33H	EC3AB33H	B	36-72V	15V	200mA			
Dual Output								
418-EC3AB14H	EC3AB14H	B	9-18V	±5V	±300mA			
418-EC3AB15H	EC3AB15H	B	9-18V	±12V	±125mA			
418-EC3AB16H	EC3AB16H	B	9-18V	±15V	±100mA			
418-EC3AB24H	EC3AB24H	B	18-36V	±5V	±300mA			
418-EC3AB25H	EC3AB25H	B	18-36V	±12V	±125mA			
418-EC3AB26H	EC3AB26H	B	18-36V	±15V	±100mA			
418-EC3AB34H	EC3AB34H	B	36-72V	±5V	±300mA			
418-EC3AB36H	EC3AB36H	B	36-72V	±15V	±100mA			

© Copyright 2014 Mouser Electronics

EC3SA "N" SERIES, 3W SINGLE AND DUAL OUTPUT

PRODUCT NEW

Features:
- Isolation Voltage: 1.5k VDC
- Continuous short-circuit protection
- Regulated outputs
- Voltage protection

For quantities greater than listed, call for quote.

MOUSER STOCK NO.	Cincon Part No.	Fig.	Input Voltage	Output Voltage	Output Current	Price Each 1	10	50
Single Output								
418-EC3SA-05S33N	EC3SA-05S33N	C	4.5-9.0V	3.3V	700mA			
418-EC3SA-05S05N	EC3SA-05S05N	C	4.5-9.0V	5V	600mA			
418-EC3SA-05S12N	EC3SA-05S12N	C	4.5-9.0V	12V	250mA			
418-EC3SA-05S15N	EC3SA-05S15N	C	4.5-9.0V	15V	200mA			
418-EC3SA-12S05N	EC3SA-12S05N	C	9-18V	5V	600mA			
418-EC3SA-12S12N	EC3SA-12S12N	C	9-18V	12V	250mA			
418-EC3SA-12S15N	EC3SA-12S15N	C	9-18V	15V	200mA			
418-EC3SA-12S33N	EC3SA-12S33N	C	9-18V	3.3V	700mA			
418-EC3SA-24S33N	EC3SA-24S33N	C	18-36V	3.3V	700mA			
418-EC3SA-24S05N	EC3SA-24S05N	C	18-36V	5V	600mA			
418-EC3SA-24S12N	EC3SA-24S12N	C	18-36V	12V	250mA			
418-EC3SA-24S15N	EC3SA-24S15N	C	18-36V	15V	200mA			
418-EC3SA-48S33N	EC3SA-48S33N	C	36-75V	3.3V	700mA			
418-EC3SA-48S05N	EC3SA-48S05N	C	36-75V	5V	600mA			
418-EC3SA-48S12N	EC3SA-48S12N	C	36-75V	12V	250mA			
Dual Output								
418-EC3SA-05D05N	EC3SA-05D05N	C	4.5-9.0V	±5V	±300mA			
418-EC3SA-05D12N	EC3SA-05D12N	C	4.5-9.0V	±12V	±125mA			
418-EC3SA-05D15N	EC3SA-05D15N	C	4.5-9.0V	±15V	±100mA			
418-EC3SA-12D05N	EC3SA-12D05N	C	9-18V	±5V	±300mA			
418-EC3SA-12D12N	EC3SA-12D12N	C	9-18V	±12V	±125mA			
418-EC3SA-12D15N	EC3SA-12D15N	C	9-18V	±15V	±100mA			
418-EC3SA-24D05N	EC3SA-24D05N	C	18-36V	±5V	±300mA			
418-EC3SA-24D12N	EC3SA-24D12N	C	18-36V	±12V	±125mA			
418-EC3SA-24D15N	EC3SA-24D15N	C	18-36V	±15V	±100mA			

EC3AW SERIES, 3W SINGLE AND DUAL OUTPUT

Features:
- Isolated Voltage: 500VDC
- 24-Pin DIP Package
- Efficiency to 80%
- 4:1 Input Range
- Regulated Outputs
- Pi Input Filter
- Continuous Short Circuit Protection
- Non-Conductive Black Plastic
- Surface Mount package available

For quantities greater than listed, call for quote.

MOUSER STOCK NO.	Cincon Part No.	Fig.	Input Voltage	Output Voltage	Output Current	Price Each 1	10	50
Single Output								
418-EC3AW07	EC3AW07	D	9-36V	3.3V	600mA			
418-EC3AW01	EC3AW01	D	9-36V	5V	600mA			
418-EC3AW02	EC3AW02	D	9-36V	12V	250mA			
418-EC3AW03	EC3AW03	D	9-36V	15V	200mA			
418-EC3AW17	EC3AW17	D	18-72V	3.3V	600mA			
418-EC3AW11	EC3AW11	D	18-72V	5V	600mA			
418-EC3AW12	EC3AW12	D	18-72V	12V	250mA			
418-EC3AW13	EC3AW13	D	18-72V	15V	200mA			
Dual Output								
418-EC3AW04	EC3AW04	D	9-36V	±5V	±300mA			
418-EC3AW05	EC3AW05	D	9-36V	±12V	±125mA			
418-EC3AW06	EC3AW06	D	9-36V	±15V	±100mA			
418-EC3AW14	EC3AW14	D	18-72V	±5V	±300mA			
418-EC3AW15	EC3AW15	D	18-72V	±12V	±125mA			
418-EC3AW16	EC3AW16	D	18-72V	±15V	±100mA			

EC3SAW SERIES, 3W SINGLE AND DUAL OUTPUT

Features:
- Isolated Voltage: 1500VDC
- 8-Pin SIP Package
- Efficiency to 85%
- 4:1 Input Range
- Regulated Outputs
- Input Under Voltage Protection
- Continuous Short Circuit Protection
- Remote ON/OFF Control

For quantities greater than listed, call for quote.

MOUSER STOCK NO.	Cincon Part No.	Fig.	Input Voltage	Output Voltage	Output Current	Price Each 1	10	50
Single Output								
418-EC3SAW-24S33P	EC3SAW-24S33P	E	9-36V	3.3V	700mA			
418-EC3SAW-24S05P	EC3SAW-24S05P	E	9-36V	5V	600mA			
418-EC3SAW-24S12P	EC3SAW-24S12P	E	9-36V	12V	250mA			
418-EC3SAW-24S15P	EC3SAW-24S15P	E	9-36V	15V	200mA			
418-EC3SAW-48S33P	EC3SAW-48S33P	E	18-75V	3.3V	700mA			
418-EC3SAW-48S05P	EC3SAW-48S05P	E	18-75V	5V	600mA			
418-EC3SAW-48S12P	EC3SAW-48S12P	E	18-75V	12V	250mA			
418-EC3SAW-48S15P	EC3SAW-48S15P	E	18-75V	15V	200mA			
Dual Output								
418-EC3SAW-24D05P	EC3SAW-24D05P	E	9-36V	±5V	±300mA			
418-EC3SAW-24D12P	EC3SAW-24D12P	E	9-36V	±12V	±125mA			
418-EC3SAW-24D15P	EC3SAW-24D15P	E	9-36V	±24V	±100mA			
418-EC3SAW-48D05P	EC3SAW-48D05P	E	18-75V	±5V	±300mA			
418-EC3SAW-48D12P	EC3SAW-48D12P	E	18-75V	±12V	±125mA			
418-EC3SAW-48D15P	EC3SAW-48D15P	E	18-75V	±24V	±100mA			

© Copyright 2014 Mouser Electronics

CINCON DC-DC Converters

RoHS Compliant **This product is RoHS compliant.**

EC4A SERIES, 5-6W SINGLE AND DUAL OUTPUT

Features:
- Isolated Voltage: 3kVDC
- 24-Pin DIP Package
- Efficiency to 84%
- 2:1 Input Range
- Regulated Outputs
- Pi Input Filter
- Continuous Short Circuit Protection
- Surface Mount package available
- Meets EMI EN55022 class A
- No Tantalum Capacitor inside
- Wide Operating Temperature Range

PRODUCT NEW

c UL us E176177

For quantities greater than listed, call for quote.

MOUSER STOCK NO.	Cincon Part No.	Fig.	Input Voltage	Output Voltage	Output Current	Price Each 1	10	50
Single Output								
418-EC4A07H-E	EC4A07H-E	A	9-18V	3.3V	1200mA			
418-EC4A01H-E	EC4A01H-E	A	9-18V	5V	1000mA			
418-EC4A02H-E	EC4A02H-E	A	9-18V	12V	500mA			
418-EC4A11H-E	EC4A11H-E	A	18-36V	5V	1000mA			
418-EC4A12H-E	EC4A12H-E	A	18-36V	12V	500mA			
418-EC4A21H-E	EC4A21H-E	A	36-72V	5V	1000mA			
418-EC4A22H-E	EC4A22H-E	A	36-72V	12V	500mA			
Dual Output								
418-EC4A04H-E	EC4A04H-E	A	9-18V	±12V	±250mA			
418-EC4A06H-E	EC4A06H-E	A	9-18V	±5V	±500mA			
418-EC4A14H-E	EC4A14H-E	A	18-36V	±12V	±250mA			
418-EC4A17H-E	EC4A17H-E	A	18-36V	3.3V	1200mA			

EC6A SERIES, 7.5W SINGLE AND DUAL OUTPUT

Features:
- Isolated Voltage: 1.5kV
- 24-Pin DIP package
- Efficiency to 87%
- 2:1 Input Range
- Regulated Outputs
- Pi Input Filter
- Continuous Short Circuit Protection
- Black Coated Copper w/ Non-Conductive Base
- Surface Mount package available

c UL us E176177

For quantities greater than listed, call for quote.

MOUSER STOCK NO.	Cincon Part No.	Fig.	Input Voltage	Output Voltage	Output Current	Price Each 1	10	50
Single Output								
418-EC6A07	EC6A07	B	9-18V	3.3V	1500mA			
418-EC6A01	EC6A01	B	9-18V	5V	1500mA			
418-EC6A02	EC6A02	B	9-18V	12V	625mA			
418-EC6A03	EC6A03	B	9-18V	15V	500mA			
418-EC6A17	EC6A17	B	18-36V	3.3V	1500mA			
418-EC6A11	EC6A11	B	18-36V	5V	1500mA			
418-EC6A12	EC6A12	B	18-36V	12V	625mA			
418-EC6A13	EC6A13	B	18-36V	15V	500mA			
418-EC6A27	EC6A27	B	36-72V	3.3V	1500mA			
418-EC6A21	EC6A21	B	36-72V	5V	1500mA			
418-EC6A22	EC6A22	B	36-72V	12V	625mA			
418-EC6A23	EC6A23	B	36-72V	15V	500mA			
Dual Output								
418-EC6A04	EC6A04	B	9-18V	±5V	±750mA			
418-EC6A05	EC6A05	B	9-18V	±12V	±310mA			
418-EC6A06	EC6A06	B	9-18V	±15V	±250mA			
418-EC6A14	EC6A14	B	18-36V	±5V	±750mA			
418-EC6A15	EC6A15	B	18-36V	±12V	±310mA			
418-EC6A16	EC6A16	B	18-36V	±15V	±250mA			
418-EC6A24	EC6A24	B	36-72V	±5V	±750mA			
418-EC6A25	EC6A25	B	36-72V	±12V	±310mA			
418-EC6A26	EC6A26	B	36-72V	±15V	±250mA			

EC6AW SERIES, 8W SINGLE AND DUAL OUTPUT

Features:
- Isolation Voltage: 1.5K VDC
- 4:1 Input Range
- Remote On/Off

For quantities greater than listed, call for quote.

MOUSER STOCK NO.	Cincon Part No.	Fig.	Input Voltage	Output Voltage	Output Current	Price Each 1	10	50
Single Output								
418-EC6AW-24S33	EC6AW-24S33	C	9-36V	3.3V	2000mA			
418-EC6AW-24S05	EC6AW-24S05	C	9-36V	5V	1600mA			
418-EC6AW-24S12	EC6AW-24S12	C	9-36V	12V	666mA			
418-EC6AW-24S15	EC6AW-24S15	C	9-36V	15V	530mA			
418-EC6AW-48S33	EC6AW-48S33	C	18-75V	3.3V	2000mA			
418-EC6AW-48S05	EC6AW-48S05	C	18-75V	5V	1600mA			
418-EC6AW-48S12	EC6AW-48S12	C	18-75V	12V	666mA			
418-EC6AW-48S15	EC6AW-48S15	C	18-75V	15V	530mA			
Dual Output								
418-EC6AW-24D05	EC6AW-24D05	C	9-36V	±5V	±800mA			
418-EC6AW-24D12	EC6AW-24D12	C	9-36V	±12V	±333mA			
418-EC6AW-24D15	EC6AW-24D15	C	9-36V	±15V	±265mA			
418-EC6AW-48D05	EC6AW-48D05	C	18-75V	±5V	±800mA			
418-EC6AW-48D12	EC6AW-48D12	C	18-75V	±12V	±333mA			
418-EC6AW-48D15	EC6AW-48D15	C	18-75V	±15V	±265mA			

EC7A SERIES, 10W SINGLE OUTPUT

Features:
- Isolated Voltage: 1.5kVDC
- 24-Pin DIP Shielded Metal Case
- Efficiency to 89%
- No Tantalum Capacitor Inside
- Surface Mount package available
- 2:1 Input Range

PRODUCT NEW

c UL us E176177

For quantities greater than listed, call for quote.

MOUSER STOCK NO.	Cincon Part No.	Fig.	Input Voltage	Output Voltage	Output Current	Price Each 1	10	50
Single Output								
418-EC7A-24S25	EC7A-24S25	D	18-36V	2.5V	3000mA			
418-EC7A-24S33	EC7A-24S33	D	18-36V	3.3V	3000mA			
418-EC7A-24S05	EC7A-24S05	D	18-36V	5V	2000mA			
418-EC7A-24S12	EC7A-24S12	D	18-36V	12V	835mA			
418-EC7A-48S25	EC7A-48S25	D	36-75V	2.5V	3000mA			
418-EC7A-48S33	EC7A-48S33	D	36-75V	3.3V	3000mA			
418-EC7A-48S05	EC7A-48S05	D	36-75V	5V	2000mA			
418-EC7A-48S12	EC7A-48S12	D	36-75V	12V	835mA			
Dual Output								
418-EC7A-12D12	EC7A-12D12	D	9-18V	±12VDC	±416mA			
418-EC7A-24D12	EC7A-24D12	D	18-36V	±12VDC	±416mA			
418-EC7A-48D12	EC7A-48D12	D	35-75V	±12VDC	±416mA			

© Copyright 2014 Mouser Electronics



EC4BU SERIES, 10W SINGLE AND DUAL OUTPUT

Features:
- Isolated Voltage: 1500VDC
- Efficiency to 87%
- 2:1 Input Range

For quantities greater than listed, call for quote.

MOUSER STOCK NO.	Cincon Part No.	Fig.	Input Voltage	Output Voltage	Output Current	Price Each 1	10	50
Single Output								
418-EC4BU-05S05	EC4BU-05S05	E	4.7-9VDC	5VDC	2000mA			
418-EC4BU-05S12	EC4BU-05S12	E	4.7-9VDC	12VDC	833mA			
418-EC4BU-12S05	EC4BU-12S05	E	9-18VDC	5VDC	2000mA			
418-EC4BU-12S12	EC4BU-12S12	E	9-18VDC	12VDC	833mA			
418-EC4BU-24S05	EC4BU-24S05	E	18-36VDC	5VDC	2000mA			
418-EC4BU-24S12	EC4BU-24S12	E	18-36VDC	12VDC	833mA			
418-EC4BU-48S05	EC4BU-48S05	E	36-75VDC	5VDC	2000mA			
418-EC4BU-48S12	EC4BU-48S12	E	36-75VDC	12VDC	833mA			
Dual Output								
418-EC4BU-12D05	EC4BU-12D05	E	9-18VDC	±5VDC	±1000mA			
418-EC4BU-12D12	EC4BU-12D12	E	9-18VDC	±12VDC	±416mA			
418-EC4BU-12D15	EC4BU-12D15	E	9-18VDC	±15VDC	±333mA			

EC4BW SERIES, 10W SINGLE AND DUAL OUTPUT

Features:
- Isolated Voltage: 500VDC
- Efficiency to 82%
- 4:1 Input Range
- Meets EN55022 Class A Conducted
- Pi Input Filter

For quantities greater than listed, call for quote.

MOUSER STOCK NO.	Cincon Part No.	Fig.	Input Voltage	Output Voltage	Output Current	Price Each 1	10	50
Single Output								
418-EC4BW07	EC4BW07	F	9-36V	3.3V	2000mA			
418-EC4BW01	EC4BW01	F	9-36V	5V	2000mA			
418-EC4BW02	EC4BW02	F	9-36V	12V	830mA			
418-EC4BW17	EC4BW17	F	18-72V	3.3V	2000mA			
418-EC4BW11	EC4BW11	F	18-72V	5V	2000mA			
418-EC4BW12	EC4BW12	F	18-72V	12V	830mA			
Dual Output								
418-EC4BW06	EC4BW06	F	9-36V	±5V	±1000mA			
418-EC4BW04	EC4BW04	F	9-36V	±12V	±415mA			
418-EC4BW16	EC4BW16	F	18-72V	±5V	±1000mA			
418-EC4BW14	EC4BW14	F	18-72V	±12V	±415mA			

EC3BB SERIES, 7.5W SINGLE AND DUAL OUTPUT

Features:
- Isolated Voltage: 1.5kV
- Remote ON/OFF Option
- Efficiency to 82%
- Meets EN55022 Class B, Conducted
- Pi Input Filter
- 2:1 Input Range

For quantities greater than listed, call for quote.

MOUSER STOCK NO.	Cincon Part No.	Fig.	Input Voltage	Output Voltage	Output Current	Price Each 1	10	50
Single Output								
418-EC3BB07	EC3BB07	G	9-18V	3.3V	1500mA			
418-EC3BB01	EC3BB01	G	9-18V	5V	1500mA			
418-EC3BB02	EC3BB02	G	9-18V	12V	625mA			
418-EC3BB03	EC3BB03	G	9-18V	15V	500mA			
418-EC3BB17	EC3BB17	G	18-36V	3.3V	1500mA			
418-EC3BB11	EC3BB11	G	18-36V	5V	1500mA			
418-EC3BB12	EC3BB12	G	18-36V	12V	625mA			
418-EC3BB13	EC3BB13	G	18-36V	15V	500mA			
418-EC3BB27	EC3BB27	G	36-72V	3.3V	1500mA			
418-EC3BB21	EC3BB21	G	36-72V	5V	1500mA			
418-EC3BB22	EC3BB22	G	36-72V	12V	625mA			
418-EC3BB23	EC3BB23	G	36-72V	15V	500mA			
Dual Output								
418-EC3BB06	EC3BB06	G	9-18V	±5V	±750mA			
418-EC3BB04	EC3BB04	G	9-18V	±12V	±310mA			
418-EC3BB05	EC3BB05	G	9-18V	±15V	±250mA			
418-EC3BB16	EC3BB16	G	18-36V	±5V	±750mA			
418-EC3BB14	EC3BB14	G	18-36V	±12V	±310mA			
418-EC3BB15	EC3BB15	G	18-36V	±15V	±250mA			
418-EC3BB26	EC3BB26	G	36-72V	±5V	±750mA			
418-EC3BB24	EC3BB24	G	36-72V	±12V	±310mA			
418-EC3BB25	EC3BB25	G	36-72V	±15V	±250mA			

© Copyright 2014 Mouser Electronics

CINCON DC-DC Converters

RoHS Compliant **This product is RoHS compliant.**

EC1SC SERIES, 20W SINGLE AND DUAL OUTPUT

- Isolated Voltage: 1.5kVDC
- Efficiency to 84%
- 4:1 Input Range
- Pi Input Filter
- Meets EN55022 Class A Conducted

E176177

For quantities greater than listed, call for quote.

MOUSER STOCK NO.	Cincon Part No.	Fig.	Input Voltage	Output Voltage	Output Current	Price Each 1	10	50
Single Output								
418-EC1SC07	EC1SC07	A	9-36V	3.3V	4A			
418-EC1SC01	EC1SC01	A	9-36V	5V	4A			
418-EC1SC02	EC1SC02	A	9-36V	12V	1.67A			
418-EC1SC11	EC1SC11	A	18-72V	5V	4A			
418-EC1SC12	EC1SC12	A	18-72V	12V	1.67A			
Dual Output								
418-EC1SC06	EC1SC06	A	9-36V	±5V	±2A			
418-EC1SC04	EC1SC04	A	9-36V	±12V	±.83A			
418-EC1SC16	EC1SC16	A	18-72V	±5V	±2A			
418-EC1SC14	EC1SC14	A	18-72V	±12V	±.83A			

EC5BE SERIES, 15W SINGLE AND DUAL OUTPUT

- Isolated Voltage: 500VDC
- Efficiency to 82%
- 2:1 Input Range
- Meets EN55022 Class A, Conducted
- Pi Input Filter

E176177

For quantities greater than listed, call for quote.

MOUSER STOCK NO.	Cincon Part No.	Fig.	Input Voltage	Output Voltage	Output Current	Price Each 1	10	50
Single Output								
418-EC5BE07	EC5BE07	B	9-18V	3.3V	3A			
418-EC5BE01	EC5BE01	B	9-18V	5V	3A			
418-EC5BE02	EC5BE02	B	9-18V	12V	1.25A			
418-EC5BE17	EC5BE17	B	18-36V	3.3V	3A			
418-EC5BE11	EC5BE11	B	18-36V	5V	3A			
418-EC5BE12	EC5BE12	B	18-36V	12V	1.25A			
418-EC5BE27	EC5BE27	B	36-72V	3.3V	3A			
418-EC5BE21	EC5BE21	B	36-72V	5V	3A			
418-EC5BE22	EC5BE22	B	36-72V	12V	1.25A			
Dual Output								
418-EC5BE06	EC5BE06	B	9-18V	±5V	±1.5A			
418-EC5BE04	EC5BE04	B	9-18V	±12V	±.625A			
418-EC5BE16	EC5BE16	B	18-36V	±5V	±1.5A			
418-EC5BE14	EC5BE14	B	18-36V	±12V	±.625A			
418-EC5BE26	EC5BE26	B	36-72V	±5V	±1.5A			
418-EC5BE24	EC5BE24	B	36-72V	±12V	±.625A			

EC5BU SERIES, 15W SINGLE AND DUAL OUTPUT

- Isolated Voltage: 1500VDC
- Efficiency to 90%
- 2:1 Input Range
- Conductive EMI Meets EN5502 Class A

For quantities greater than listed, call for quote.

MOUSER STOCK NO.	Cincon Part No.	Fig.	Input Voltage	Output Voltage	Output Current	Price Each 1	10	50
Single Output								
418-EC5BU-12S33	EC5BU-12S33	B	9-18VDC	3.3V	4000mA			
418-EC5BU-12S05	EC5BU-12S05	B	9-18VDC	5V	3000mA			
418-EC5BU-12S12	EC5BU-12S12	B	9-18VDC	12V	1250mA			
418-EC5BU-12S15	EC5BU-12S15	B	9-18VDC	15V	1000mA			
418-EC5BU-24S33	EC5BU-24S33	B	18-36VDC	3.3V	4000mA			
418-EC5BU-24S05	EC5BU-24S05	B	18-36VDC	5V	3000mA			
418-EC5BU-24S12	EC5BU-24S12	B	18-36VDC	12V	1250mA			
418-EC5BU-24S15	EC5BU-24S15	B	18-36VDC	15V	1000mA			
418-EC5BU-48S05	EC5BU-48S05	B	36-75VDC	5V	3000mA			
Dual Output								
418-EC5BU-12D12	EC5BU-12D12	B	9-18VDC	±12V	±625mA			
418-EC5BU-24D12	EC5BU-24D12	B	18-36VDC	±12V	±625mA			

EC5BW SERIES, 15W ISOLATED SINGLE AND DUAL OUTPUT

- Efficiency to 88%
- 4:1 Input Range
- 2"x1" six sided shield metal case

For quantities greater than listed, call for quote.

MOUSER STOCK NO.	Cincon Part No.	Fig.	Input Voltage	Output Voltage	Output Current	Price Each 1	10	50
Single Output								
418-EC5BW-24S33	EC5BW-24S33	B	9-36VDC	3.3V	4000mA			
418-EC5BW-48S33	EC5BW-48S33	B	18-75VDC	3.3V	4000mA			
418-EC5BW-48S05	EC5BW-48S05	B	18-75VDC	5V	3000mA			
418-EC5BW-48S12	EC5BW-48S12	B	18-75VDC	12V	1250mA			
418-EC5BW-48S15	EC5BW-48S15	B	18-75VDC	15V	1000mA			
Dual Output								
418-EC5BW-24D12	EC5BW-24D12	B	9-36VDC	±12	±625mA			
418-EC5BW-24D15	EC5BW-24D15	B	18-75VDC	±15	±500mA			
418-EC5BW-48D05	EC5BW-48D05	B	18-75VDC	±5V	1500mA			
418-EC5BW-48D12	EC5BW-48D12	B	18-75VDC	±12	625mA			
418-EC5BW-48D15	EC5BW-48D15	B	18-75VDC	±15	±500mA			

EC6C SERIES, 25-30W SINGLE AND DUAL OUTPUT

- Isolated Voltage: 500VDC
- Efficiency to 85%
- 2:1 Input Range
- Pi Input Filter
- Six Sided Shield

E176177

For quantities greater than listed, call for quote.

MOUSER STOCK NO.	Cincon Part No.	Fig.	Input Voltage	Output Voltage	Output Current	Price Each 1	10	50
Single Output								
418-EC6C09	EC6C09	A	9-18V	3.3V	5A			
418-EC6C01	EC6C01	A	9-18V	5V	5A			
418-EC6C02	EC6C02	A	9-18V	12V	2.5A			
418-EC6C11	EC6C11	A	18-36V	5V	5A			
418-EC6C12	EC6C12	A	18-36V	12V	2.5A			
418-EC6C21	EC6C21	A	36-72V	5V	5A			
418-EC6C22	EC6C22	A	36-72V	12V	2.5A			
Dual Output								
418-EC6C04	EC6C04	A	9-18V	±5V	±2.5A			
418-EC6C05	EC6C05	A	9-18V	±12V	±1.25A			
418-EC6C14	EC6C14	A	18-36V	±5V	±2.5A			
418-EC6C15	EC6C15	A	18-36V	±12V	±1.25A			
418-EC6C25	EC6C25	A	36-72V	±12V	±1.25A			

© Copyright 2014 Mouser Electronics

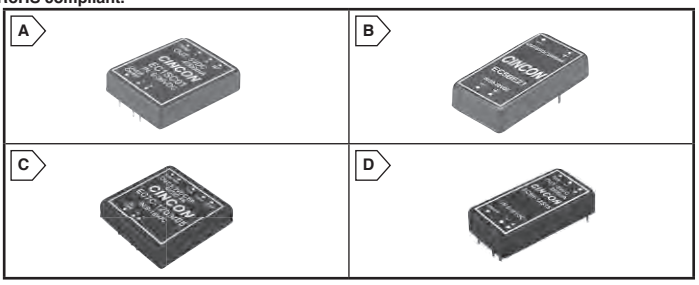

EC7B SERIES, 20W SINGLE OUTPUT

- Isolated Voltage: 1.5k VDC
- Efficiency to 90%
- Fixed Switching Frequency
- Pi input Filter
- 2:1 Input Range

For quantities greater than listed, call for quote.

MOUSER STOCK NO.	Cincon Part No.	Fig.	Input Voltage	Output Voltage	Output Current	Price Each 1	10	50
418-EC7B-24S18	EC7B-24S18	B	18-36V	1.8V	6A			
418-EC7B-24S25	EC7B-24S25	B	18-36V	2.5V	6A			
418-EC7B-24S33	EC7B-24S33	B	18-36V	3.3V	5A			
418-EC7B-24S05	EC7B-24S05	B	18-36V	5V	4A			
418-EC7B-24S12	EC7B-24S12	B	18-36V	12V	1.67A			
418-EC7B-24S15	EC7B-24S15	B	18-36V	15V	1.33A			
418-EC7B-48S18	EC7B-48S18	B	36-75V	1.8V	6A			
418-EC7B-48S25	EC7B-48S25	B	36-75V	2.5V	6A			
418-EC7B-48S33	EC7B-48S33	B	36-75V	3.3V	5A			
418-EC7B-48S05	EC7B-48S05	B	36-75V	5V	4A			
418-EC7B-48S12	EC7B-48S12	B	36-75V	12V	1.67A			
418-EC7B-48S15	EC7B-48S15	B	36-75V	15V	1.33A			

EC7BW SERIES, 20W SINGLE OUTPUT

- 1500VDC isolation
- 4:1 wide input range

For quantities greater than listed, call for quote.

MOUSER STOCK NO.	Cincon Part No.	Fig.	Input Voltage	Output Voltage	Output Current	Price Each 1	10	50
418-EC7BW-24S33	EC7BW-24S33	B	9-36V	3.3V	5.5A			
418-EC7BW-24S05	EC7BW-24S05	B	9-36V	5V	4.0A			
418-EC7BW-24S12	EC7BW-24S12	B	9-36V	12V	1.67A			
418-EC7BW-24S15	EC7BW-24S15	B	9-36V	15V	1.33A			
418-EC7BW-48S33	EC7BW-48S33	B	18-75V	3.3V	5.5A			
418-EC7BW-48S05	EC7BW-48S05	B	18-75V	5V	4.0A			
418-EC7BW-48S12	EC7BW-48S12	B	18-75V	12V	1.67A			
418-EC7BW-48S15	EC7BW-48S15	B	18-75V	15V	1.33A			

EC7C SERIES, 40W SINGLE OUTPUT

- Isolated Voltage: 1.5kVDC
- Efficiency up to 92%
- Fixed 350KHz Switching Frequency
- 2:1 Input Range
- Six-Sided Metal Case
- Industry Standard Pin-Out
- 2"x2" Size

E176177

For quantities greater than listed, call for quote.

MOUSER STOCK NO.	Cincon Part No.	Fig.	Input Voltage	Output Voltage	Output Current	Price Each 1	10	50
418-EC7C-24S33	EC7C-24S33	C	18-36V	3.3V	8A			
418-EC7C-24S05	EC7C-24S05	C	18-36V	5V	8A			
418-EC7C-24S12	EC7C-24S12	C	18-36V	12V	3.33A			
418-EC7C-24S15	EC7C-24S15	C	18-36V	15V	2.67A			
418-EC7C-48S33	EC7C-48S33	C	36-75V	3.3V	8A			
418-EC7C-48S05	EC7C-48S05	C	36-75V	5V	8A			
418-EC7C-48S12	EC7C-48S12	C	36-75V	12V	3.33A			
418-EC7C-48S15	EC7C-48S15	C	36-75V	15V	2.67A			

EC9B SERIES, 30W SINGLE & DUAL OUTPUT

- Isolated Voltage: 1500VDC
- Efficiency to 92%
- 2:1 Input Range

For quantities greater than listed, call for quote.

MOUSER STOCK NO.	Cincon Part No.	Fig.	Input Voltage	Output Voltage	Output Current	Price Each 1	10	50
Single Output								
418-EC9B-12S05	EC9B-12S05	D	9-18VDC	5V	6000mA			
418-EC9B-12S12	EC9B-12S12	D	9-18VDC	12V	2500mA			
418-EC9B-24S33	EC9B-24S33	D	18-36VDC	3.3V	7500mA			
418-EC9B-24S05	EC9B-24S05	D	18-36VDC	5V	6000mA			
418-EC9B-24S12	EC9B-24S12	D	18-36VDC	12V	2500mA			
418-EC9B-24S15	EC9B-24S15	D	18-36VDC	15V	2000mA			
418-EC9B-48S05	EC9B-48S05	D	36-75VDC	5V	6000mA			
418-EC9B-48S12	EC9B-48S12	D	36-75VDC	12V	2500mA			
418-EC9B-48S15	EC9B-48S15	D	36-75VDC	15V	2000mA			
Dual Output								
418-EC9B-24D12	EC9B-24D12	D	18-36VDC	±12V	±1250mA			
418-EC9B-24D15	EC9B-24D15	D	18-36VDC	±15V	±1000mA			
418-EC9B-48D12	EC9B-48D12	D	36-75VDC	±12V	±1250mA			
418-EC9B-48D15	EC9B-48D15	D	36-75VDC	±15V	±1000mA			

EC9BW SERIES , 30W ISOLATED SINGLE OUTPUT

- Efficiency to 91%
- 1"x2" Six-Sided Shield Metal Case
- 4:1 Input Range
- Regulated Outputs
- Input under-voltage Protection
- Over Current Protection
- Without Tantalum Capacitors inside
- Fixed Switching Frequency

For quantities greater than listed, call for quote.

MOUSER STOCK NO.	Cincon Part No.	Fig.	Input Voltage	Output Voltage	Output Current	Price Each 1	10	50
418-EC9BW-24S33	EC9BW-24S33	D	9-36VDC	3.3VDC	7500mA			
418-EC9BW-24S05	EC9BW-24S05	D	9-36VDC	5VDC	6000mA			
418-EC9BW-24S12	EC9BW-24S12	D	9-36VDC	12VDC	2500mA			
418-EC9BW-24S15	EC9BW-24S15	D	9-36VDC	15VDC	2000mA			
418-EC9BW-24D12	EC9BW-24D12	D	9-36VDC	±12VDC	±1250mA			
418-EC9BW-24D15	EC9BW-24D15	D	9-36VDC	±15VDC	±1000mA			
418-EC9BW-48S33	EC9BW-48S33	D	18-75VDC	3.3VDC	7500mA			
418-EC9BW-48S05	EC9BW-48S05	D	18-75VDC	5VDC	6000mA			
418-EC9BW-48S12	EC9BW-48S12	D	18-75VDC	12VDC	2500mA			
418-EC9BW-48S15	EC9BW-48S15	D	18-75VDC	15VDC	2000mA			
418-EC9BW-48D12	EC9BW-48D12	D	18-75VDC	±12VDC	±1250mA			
418-EC9BW-48D15	EC9BW-48D15	D	18-75VDC	±15VDC	±1000mA			

© Copyright 2014 Mouser Electronics

CINCON DC-DC Converters

RoHS Compliant This product is RoHS compliant.

CHB50 SERIES, 25-50W SINGLE OUTPUT

Features:
• Efficiency to 89% • 300KHz Switching Frequency • 2:1 Input Range

E176177

For quantities greater than listed, call for quote.

MOUSER STOCK NO.	Cincon Part No.	Input Voltage	Output Voltage	Output Current	Price Each 1	Price Each 10
418-CHB50-12S33	CHB50-12S33	9-18V	3.3V	10A		
418-CHB50-12S05	CHB50-12S05	9-18V	5V	10A		
418-CHB50-12S12	CHB50-12S12	9-18V	12V	4.16A		
418-CHB50-12S15	CHB50-12S15	9-18V	15V	3.33A		
418-CHB50-12S24	CHB50-12S24	9-18V	24V	2.08A		
418-CHB50-24S25	CHB50-24S25	18-36V	2.5V	10A		
418-CHB50-24S33	CHB50-24S33	18-36V	3.3V	10A		
418-CHB50-24S05	CHB50-24S05	18-36V	5V	10A		
418-CHB50-24S12	CHB50-24S12	18-36V	12V	4.16A		
418-CHB50-24S15	CHB50-24S15	18-36V	15V	3.33A		
418-CHB50-24S24	CHB50-24S24	18-36V	24V	2.08A		
418-CHB50-48S25	CHB50-48S25	36-75V	2.5V	10A		
418-CHB50-48S05	CHB50-48S05	36-75V	5V	10A		
418-CHB50-48S12	CHB50-48S12	36-75V	12V	4.16A		
418-CHB50-48S15	CHB50-48S15	36-75V	15V	3.33A		
418-CHB50-48S24	CHB50-48S24	36-75V	24V	2.08A		

CHB50W SERIES, 25-50W SINGLE OUTPUT

Features:
• Efficiency to 87% • 300KHz Switching Frequency • 4:1 Input Range

E176177

418-CHB50W-24S3V3	CHB50W-24S3V3	9-36V	3.3V	10A		
418-CHB50W-24S05	CHB50W-24S05	9-36V	5V	10A		
418-CHB50W-24S12	CHB50W-24S12	9-36V	12V	4.16A		
418-CHB50W-24S15	CHB50W-24S15	9-36V	15V	3.33A		
418-CHB50W-24S24	CHB50W-24S24	9-36V	24V	2.08A		
418-CHB50W-48S05	CHB50W-48S05	18-75V	5V	10A		
418-CHB50W-48S12	CHB50W-48S12	18-75V	12V	4.16A		
418-CHB50W-48S15	CHB50W-48S15	18-75V	15V	3.33A		
418-CHB50W-48S24	CHB50W-48S24	18-75V	24V	2.08A		

CHB75 SERIES, 37.5-75W SINGLE OUTPUT

Features:
• Efficiency to 89% • 300KHz Switching Frequency • 2:1 Input Range

E176177

418-CHB75-12S25	CHB75-12S25	9-18V	2.5V	15A		
418-CHB75-12S33	CHB75-12S33	9-18V	3.3V	15A		
418-CHB75-12S05	CHB75-12S05	9-18V	5V	15A		
418-CHB75-12S12	CHB75-12S12	9-18V	12V	6.25A		
418-CHB75-12S15	CHB75-12S15	9-18V	15V	5A		
418-CHB75-12S24	CHB75-12S24	9-18V	24V	3.13A		
418-CHB75-24S33	CHB75-24S33	18-36V	3.3V	15A		
418-CHB75-24S05	CHB75-24S05	18-36V	5V	15A		
418-CHB75-24S12	CHB75-24S12	18-36V	12V	6.25A		
418-CHB75-24S15	CHB75-24S15	18-36V	15V	5A		
418-CHB75-24S24	CHB75-24S24	18-36V	24V	3.13A		
418-CHB75-48S25	CHB75-48S25	36-75V	2.5V	15A		
418-CHB75-48S33	CHB75-48S33	36-75V	3.3V	15A		
418-CHB75-48S05	CHB75-48S05	36-75V	5V	15A		
418-CHB75-48S12	CHB75-48S12	36-75V	12V	6.25A		
418-CHB75-48S15	CHB75-48S15	36-75V	15V	5A		
418-CHB75-48S24	CHB75-48S24	36-75V	24V	3.13A		

CHB75W SERIES, 75W SINGLE OUTPUT

Features:
• Efficiency to 85% • 300KHz Switching Frequency • 4:1 Input Range

E176177

418-CHB75W-48S3V3	CHB75W-48S3V3	18-75V	3.3V	15A		
418-CHB75W-48S05	CHB75W-48S05	18-75V	5V	15A		
418-CHB75W-48S12	CHB75W-48S12	18-75V	12V	6.25A		
418-CHB75W-48S15	CHB75W-48S15	18-75V	15V	5A		

CHB100 SERIES, 50-100W SINGLE OUTPUT

Features:
• Efficiency to 89% • 500KHz Switching Frequency • 2:1 Input Range

E176177

418-CHB100-24S25	CHB100-24S25	18-36V	2.5V	20A		
418-CHB100-24S33	CHB100-24S33	18-36V	3.3V	20A		
418-CHB100-24S05	CHB100-24S05	18-36V	5V	20A		
418-CHB100-24S12	CHB100-24S12	18-36V	12V	8.3A		
418-CHB100-24S15	CHB100-24S15	18-36V	15V	6.7A		
418-CHB100-24S24	CHB100-24S24	18-36V	24V	4.17A		
418-CHB100-48S25	CHB100-48S25	36-75V	2.5V	20A		
418-CHB100-48S33	CHB100-48S33	36-75V	3.3V	20A		
418-CHB100-48S12	CHB100-48S12	36-75V	12V	8.3A		
418-CHB100-48S15	CHB100-48S15	36-75V	15V	6.7A		
418-CHB100-48S24	CHB100-48S24	36-75V	24V	4.17A		

CHB150-110S SERIES, 150W ISOLATED OUTPUT

Features:
• Efficiency to 92.5% • 200KHz Switching Frequency • 3:1 Input Range
• Suited for Railway applications

NEW PRODUCT

E176177

418-CHB150-110S05	CHB150-110S05	66-160V	5V	30A		
418-CHB150-110S12	CHB150-110S12	66-160V	12V	12.5A		
418-CHB150-110S24	CHB150-110S24	66-160V	24V	6.5A		

DIMENSIONS: in.





Common Features:
- Isolated Voltage: 1.5k VDC
- Regulated Outputs
- Positive Logic Remote ON/OFF
- Continuous Short Circuit Protection
- Five Sided Metal Case
- Industry Standard Half-Brick Package
- Pi Input Filter
- Thermal Shutdown

CHB100W SERIES, 66-100W SINGLE OUTPUT

NEW PRODUCT

Features:
• 4:1 wide input range

For quantities greater than listed, call for quote.

MOUSER STOCK NO.	Cincon Part No.	Input Voltage	Output Voltage	Output Current	Price Each 1	Price Each 10	Price Each 50
418-CHB100W-24S3V3	CHB100W-24S3V3	9-36V	3.3V	20A			
418-CHB100W-24S05	CHB100W-24S05	9-36V	5.0V	20A			
418-CHB100W-24S12	CHB100W-24S12	9-36V	12V	8.3A			
418-CHB100W-24S15	CHB100W-24S15	9-36V	15V	6.7A			
418-CHB100W-24S24	CHB100W-24S24	9-36V	24V	4.17A			
418-CHB100W-48S3V3	CHB100W-48S3V3	18-75V	3.3V	20A			
418-CHB100W-48S05	CHB100W-48S05	18-75V	5.0V	20A			
418-CHB100W-48S12	CHB100W-48S12	18-75V	12V	8.3A			
418-CHB100W-48S15	CHB100W-48S15	18-75V	15V	6.7A			
418-CHB100W-48S24	CHB100W-48S24	18-75V	24V	4.17A			

CHB150 & CHB200W SERIES, 99-200W SINGLE OUTPUT

NEW PRODUCT

For quantities greater than listed, call for quote.

2:1 Wide Input Range							
418-CHB150-48S12	CHB150-48S12	36-75V	12V	1.25A			
418-CHB150-48S15	CHB150-48S15	36-75V	15V	10A			
418-CHB150-48S24	CHB150-48S24	36-75V	24V	6.25A			
4:1 Wide Input Range							
418-CHB150W-24S3V3	CHB150W-24S3V3	9-36V	3.3V	30A			
418-CHB150W-24S05	CHB150W-24S05	9-36V	5.0V	30A			
418-CHB150W-24S12	CHB150W-24S12	9-36V	12V	12.5A			
418-CHB150W-24S15	CHB150W-24S15	9-36V	15V	10A			
418-CHB150W-24S24	CHB150W-24S24	9-36V	24V	6.5A			
418-CHB150W-48S3V3	CHB150W-48S3V3	18-75V	3.3V	30A			
418-CHB150W-48S05	CHB150W-48S05	18-75V	5.0V	30A			
418-CHB150W-48S12	CHB150W-48S12	18-75V	12V	12.5A			
418-CHB150W-48S15	CHB150W-48S15	18-75V	15V	10A			
418-CHB150W-48S24	CHB150W-48S24	18-75V	24V	6.5A			
418-CHB200W-24S05	CHB200W-24S05	10-36V	5.0V	40A			
418-CHB200W-24S12	CHB200W-24S12	10-36V	12V	16.7A			
418-CHB200W-24S24	CHB200W-24S24	10-36V	24V	8.3A			
418-CHB200W-24S48	CHB200W-24S48	10-36V	48V	4.2A			
418-CHB200W-48S05	CHB200W-48S05	18-75V	5.0V	40A			
418-CHB200W-48S12	CHB200W-48S12	18-75V	12V	16.7A			
418-CHB200W-48S24	CHB200W-48S24	18-75V	24V	8.3A			

CHB350 SERIES, 231-350W SINGLE OUTPUT

Features:
• 2:1 wide input range

For quantities greater than listed, call for quote.

418-CHB350-24S3V3	CHB350-24S3V3	18-36V	3.3V	70A		
418-CHB350-24S05	CHB350-24S05	18-36V	5V	70A		
418-CHB350-24S12	CHB350-24S12	18-36V	12V	29.2A		
418-CHB350-24S24	CHB350-24S24	18-36V	24V	14.6A		
418-CHB350-24S28	CHB350-24S28	18-36V	28V	12.5A		
418-CHB350-48S3V3	CHB350-48S3V3	36-75V	3.3V	70A		
418-CHB350-48S05	CHB350-48S05	36-75V	5V	70A		
418-CHB350-48S12	CHB350-48S12	36-75V	12V	29.2A		
418-CHB350-48S24	CHB350-48S24	36-75V	24V	14.6A		
418-CHB350-48S28	CHB350-48S28	36-75V	28V	12.5A		

CHE100W SERIES, 100W SINGLE OUTPUT

NEW PRODUCT

Features:
• 4:1 wide input range

For quantities greater than listed, call for quote.

MOUSER STOCK NO.	Cincon Part No.	Input Voltage	Output Voltage	Output Current	Price Each 1	Price Each 10	Price Each 50
418-CHE100W-24S05	CHE100W-24S05	9-36V	5V	20A			
418-CHE100W-24S12	CHE100W-24S12	9-36V	12V	8.4A			
418-CHE100W-24S15	CHE100W-24S15	9-36V	15V	6.7A			
418-CHE100W-24S24	CHE100W-24S24	9-36V	24V	4.2A			
418-CHE100W-24S48	CHE100W-24S48	9-36V	48V	2.1A			
418-CHE100W-48S05	CHE100W-48S05	18-75V	5V	20A			
418-CHE100W-48S12	CHE100W-48S12	18-75V	12V	8.4A			
418-CHE100W-48S15	CHE100W-48S15	18-75V	15V	6.7A			
418-CHE100W-48S24	CHE100W-48S24	18-75V	24V	4.2A			
418-CHE100W-48S48	CHE100W-48S48	18-75V	48V	2.1A			

© Copyright 2014 Mouser Electronics

© Copyright 2014 Mouser Electronics

EMERSON NETWORK POWER DC-DC Converters

EMERSON Network Power

RoHS Compliant This product is RoHS compliant.

ARTESYN TECHNOLOGIES — NON-ISOLATED POINT OF LOAD DC-DC CONVERTERS

Single Output DDR/QDR POLA Memory Bus Termination Module

The PTHxxxxxY series employs an actively switching synchronous rectifier output to provide state of the art stepdown switching conversion. The products are small in size and are an ideal choice where space, performance and high efficiency are desired.

- DDR & QDR Compatible

For quantities greater than listed, call for quote.

MOUSER STOCK NO.	Artesyn Part No.	Fig.	Input Voltage	Output Voltage	Output Current	Output Power	Dimensions: in. L	W	H	Price Each 1	10	25	50
826-PTH03030WAD	PTH03030WAD	A	2.95-3.65VDC	0.8-2.5V	30A	75W	1.370	0.620	0.354				
826-PTH03030WAZ	PTH03030WAZ	A	2.95-3.65VDC	0.8-2.5V	30A	75W	1.370	0.620	0.354				
826-PTH03050WAD	PTH03050WAD	A	2.95-3.65VDC	0.8-2.5V	6A	15W	1.370	0.620	0.354				
826-PTH03050WAZ	PTH03050WAZ	A	2.95-3.65VDC	0.8-2.5V	6A	15W	1.370	0.620	0.354				
826-PTH03060WAD	PTH03060WAD	A	2.95-3.65VDC	0.8-2.5V	10A	25W	1.370	0.620	0.354				
826-PTH03060WAZ	PTH03060WAZ	A	2.95-3.65VDC	0.8-2.5V	10A	25W	1.370	0.620	0.354				
826-PTH05010WAD	PTH05010WAD	A	4.5-5.5VDC	0.8-3.6VDC	15A	54W	1.370	0.620	0.354				
826-PTH05020WAD	PTH05020WAD	A	4.5-5.5VDC	0.8-3.6VDC	15A	54W	1.370	0.620	0.354				
826-PTH05020WAZ	PTH05020WAZ	A	4.5-5.5VDC	0.8-3.6VDC	22A	79W	1.370	0.620	0.354				
826-PTH05030WAD	PTH05030WAD	A	4.5-5.5VDC	0.8-3.6VDC	30A	108W	1.370	0.620	0.354				
826-PTH05030WAZ	PTH05030WAZ	A	4.5-5.5VDC	0.8-3.6VDC	30A	108W	1.370	0.620	0.354				
826-PTH05050WAZ	PTH05050WAZ	B	4.5-5.5VDC	0.8-3.6VDC	6A	22W	1.370	0.620	0.354				
826-PTH05060WAD	PTH05060WAD	B	4.5-5.5VDC	0.8-3.6VDC	10A	36W	1.370	0.620	0.354				
826-PTH05060WAZ	PTH05060WAZ	B	4.5-5.5VDC	0.8-3.6VDC	10A	36W	1.370	0.620	0.354				
826-PTH12010WAD	PTH12010WAD	B	10.8-13.2VDC	0.8-2.5VDC	12A	66W	1.370	0.620	0.354				
826-PTH12020WAD	PTH12020WAD	B	10.8-13.2VDC	1.2-5.5VDC	18A	99W	1.370	0.620	0.354				
826-PTH12050WAD	PTH12050WAD	B	10.8-13.2VDC	1.2-5.5VDC	6A	33W	1.370	0.620	0.354				
826-PTH12050YAD	PTH12050YAD	B	10.8-13.2VDC	0.55V-1.8V	±6A	10.8W	0.87	0.50	0.34				
826-PTH12060WAD	PTH12060WAD	C	2.95-3.65VDC	0.8-2.5V	10A	18W	1.370	0.620	0.354				
826-PTH12060WAZ	PTH12060WAZ	C	2.95-3.65VDC	0.8-2.5V	10A	55W	1.370	0.620	0.354				

POLA Non-Isolated DC-DC Converters PTV Series (20-88W)

Artesyn's POLA converters are pin-for-pin compatible with those produced by other members of the Point-of-Load Alliance.
The PTV Series is a single output DC-DC converter with Auto-Track feature and a wide output voltage range.

For quantities greater than listed, call for quote.

MOUSER STOCK NO.	Artesyn Part No.	Fig.	Input Voltage	Output Voltage	Output Current	Output Power	Dimensions: in. L	W	H	Price Each 1	10	25	50
826-PTV03020WAD	PTV03020WAD	D	2.95-3.6VDC	0.8-2.5V	18A	45W	1.75	0.37	0.50				
826-PTV05010WAD	PTV05010WAD	E	4.5-5.5VDC	0.8-3.6V	8A	28.8W	0.90	0.33	0.40				
826-PTV05020WAD	PTV05020WAD	D	4.5-5.5VDC	0.8-3.6V	18A	64.8W	1.75	0.37	0.50				
826-PTV12010LAD	PTV12010LAD	E	10.8-13.2VDC	0.8-1.8V	8A	15W	0.90	0.33	0.40				
826-PTV12010WAD	PTV12010WAD	E	10.8-13.2VDC	1.2-5.5V	8A	44W	0.90	0.33	0.40				
826-PTV12020LAD	PTV12020LAD	D	10.8-13.2VDC	0.8-1.8V	16A	28.8W	1.75	0.37	0.50				
826-PTV12020WAD	PTV12020WAD	D	10.8-13.2VDC	1.2-5.5V	16A	88W	1.75	0.37	0.50				

ARTESYN TECHNOLOGIES — ISOLATED DC-DC CONVERTERS

- Remote on/off (negative)
- Through hole

For quantities greater than listed, call for quote.

MOUSER STOCK NO.	Artesyn Part No.	Fig.	Input Voltage	Output Voltage	Output Current	Output Power	Dimensions: in. L	W	H	Price Each 1	10	25	50
BXA10 Series Single Output • 4:1 Input Range • Over voltage and short circuit protection													
826-BXA10-48S05J	BXA10-48S05J	F	18-75VDC	5V	2A	8-10W	2.00	1.00	0.395				
CXA10 Series Single/Dual Output • 4:1 Input Range • Over voltage and short circuit protection													
826-CXA10-48D12J	CXA10-48D12J	G	18-75VDC	±12V	0.41A	10W	2.00	1.00	0.536				
826-CXA10-48S12J	CXA10-48S12J	G	18-75VDC	12V	0.83A	10W	2.00	1.00	0.536				
826-CXA10-48S3V3J	CXA10-48S3V3J	G	18-75VDC	3.3V	2.4A	10W	2.00	1.00	0.536				
ALD Series Sixteenth-Brick • UVLO, OVP, OCP, OTP													
826-ALD03B48N-L	ALD03B48N-L	H	36-75VDC	12.0V	2.75A	33W	1.30	0.90	0.35				
826-ALD07A48N-L	ALD07A48N-L	H	36-75VDC	5.0V	7.00A	35W	1.30	0.90	0.35				
826-ALD10F48N-L	ALD10F48N-L	H	36-75VDC	3.3V	10.0A	33W	1.30	0.90	0.35				
826-ALD11G48N-L	ALD11G48N-L	H	36-75VDC	2.5V	11.0A	27.5W	1.30	0.90	0.35				
826-ALD13Y48N-L	ALD13Y48N-L	H	36-75VDC	1.8V	13.0A	23.4W	1.30	0.90	0.35				
826-ALD15K48N-L	ALD15K48N-L	H	36-75VDC	1.2V	15.0A	18W	1.30	0.90	0.35				
LES Series Eighth-Brick • OVP, OCP, OTP													
826-LES50A48-1V2REJ	LES50A48-1V2REJ	I	36-75VDC	1.2V	50A	60W	2.30	0.90	0.34				
826-LES50A48-1V2REJ	LES50A48-1V2REJ	I	36-75VDC	1.2V	50A	60W	2.30	0.90	0.37				
826-LES40A48-2V5REJ	LES40A48-2V5REJ	I	36-75VDC	2.5V	40A	100W	2.30	0.90	0.37				
AEO Series Eighth-Brick • Baseplate • UVLO, OVP, OCP, OTP													
826-AEO04B48N-L	AEO04B48N-L	J	36-75VDC	12.0V	4A	48W	2.30	0.90	0.40				
826-AEO20A48N-L	AEO20A48N-L	J	36-75VDC	5.0V	20A	100W	2.30	0.90	0.40				
LQ Series Quarter-Brick • OVP, OTP													
826-LQ100A48-1V2REJ	LQS100A48-1V2REJ	K	36-75VDC	1.2V	100A	120W	2.30	1.45	0.34				
826-LQS80A48-1V5REJ	LQS80A48-1V5REJ	K	36-75VDC	1.5V	80A	120W	2.30	1.45	0.34				
826-LQS50A48-1V8REJ	LQS50A48-1V8REJ	K	36-75VDC	1.8V	50A	90W	2.30	1.45	0.34				
826-LQS50A48-3V3REJ	LQS50A48-3V3REJ	K	36-75VDC	3.3V	50A	165W	2.30	1.45	0.340				
826-LQS80A48-1V8REJ	LQS80A48-1V8REJ	K	36-75VDC	1.8V	80A	144W	2.30	1.45	0.34				
826-LQS50A48-2V5REJ	LQS50A48-2V5REJ	K	36-75VDC	2.5V	50A	125W	2.30	1.45	0.34				

ARTESYN TECHNOLOGIES — ATCR250 SERIES INTEGRATED ATCA POWER ENTRY MODULE AND DC-DC BUS CONVERTERS

NEW PRODUCT

The ATCR250-48D12-03J is one of the only products available to integrate a 12V primary intermediate bus output with a secondary 3.3V management bus output, for ATCA control and monitoring functions.

For quantities greater than listed, call for quote.

MOUSER STOCK NO.	Artesyn Part No.	Fig.	Input Voltage	Output Voltage	Output Power	Dimensions: in. L	W	H	Price Each 1	10
826-ATCR25048D12-03J	ATCR250-48D12-03J	L	-48VDC	12.0V@20.83A 3.3V@4.5A	250W	2.32	1.81	0.83		

ARTESYN TECHNOLOGIES — IMP300 SERIES 300W ATCA DUAL INPUT POWER MODULE

The IPM300 provides board designers with a rugged quarter-brick solution to implementing dual-redundant, hot-swap -48V inputs with EMI filtering. The new module also includes ORing, inrush control and protection, and power management functionality.

For quantities greater than listed, call for quote.

MOUSER STOCK NO.	Artesyn Part No.	Fig.	Input Voltage	Output Voltage	Output Current	Output Power	Dimensions: in. L	W	H	Price Each 1	10	25	50
826-IPM300	IPM300	M	-48VDC	3.3V 5V	3.6A 0.15A	300W	2.30	1.45	0.58				



© Copyright 2014 Mouser Electronics

© Copyright 2014 Mouser Electronics

ERICSSON DC-DC Converters

RoHS Compliant **This product is RoHS compliant.**

ERICSSON CHANNEL PARTNER

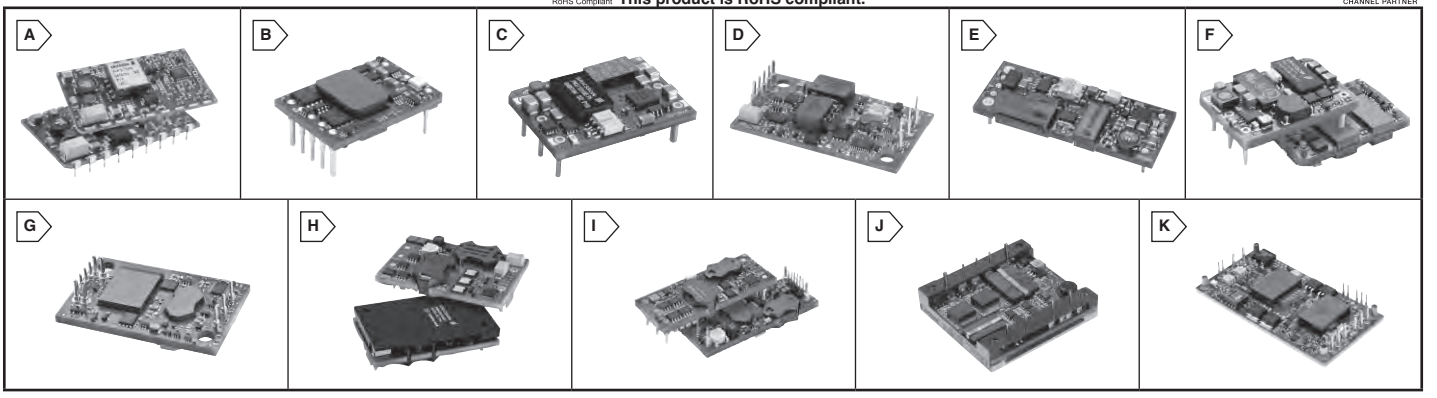

PKR SERIES, 5-15W MACRODENS FOOTPRINT, ISOLATED, SMD

- High efficiency: typ. 86% @ 3.3V full load
- Output voltage: 1.8V to 12V; Single and Dual Volts
- Dimensions (LxWxH): 1.88"x1.11"x0.32" (47.8x28.1x8.0mm)

For quantities greater than listed, call for quote.

MOUSER STOCK NO.	Ericsson Part No.	Fig.	Input (V)	Output (V)	Amps (A)	Power (W)	Price Each 1	5	10	20
764-PKR5611SI	PKR5611SI	A	18-75	5.0	1.20	6				
764-PKR5113SI	PKR5113SI	A	18-75	12.0	0.92	11				
764-PKR4928ASI	PKR4928ASI	A	36-75	3.3, 5.0	2.1, 0.5	9.4				
764-PKR4221ASI	PKR4221ASI	A	36-75	±12	0.6, 0.6	15				

PKU SERIES, 30-50W SIXTEENTH BRICK, ISOLATED, THRU HOLE

- High efficiency: typ. 90%
- Output voltage: 1.2V to 15V

For quantities greater than listed, call for quote.

MOUSER STOCK NO.	Ericsson Part No.	Fig.	Input (V)	Output (V)	Amps (A)	Power (W)	Price Each 1	5	10	20
764-PKU4511PI	PKU4511PI	B	36-75	5.0	10.0	50				
764-PKU4513PI	PKU4513PI	B	36-75	12.0	4.2	50				
764-PKU4515PI	PKU4515PI	B	36-75	15.0	3.3	50				
• Dimensions: (LxWxH): 1.3x0.9x0.295in. (33.02x22.86x7.50mm)										
764-PKU5310EPI	PKU5310EPI	C	18-72	3.3	10.0	33				
764-PKU5311EPI	PKU5311EPI	C	18-72	5.0	7.0	35				

PKM-E SERIES, 50 QUARTER-BRICK, ISOLATED, THRU HOLE

- High efficiency: typ. 91% at 3.3V full load
- Input voltage range: 18V-36V, 36V-75V
- Output voltage: 1.5V to 24V
- Dimensions (LxWxH): 2.28"x1.45"x0.5" (57.9x36.8x12.7mm)

For quantities greater than listed, call for quote.

MOUSER STOCK NO.	Ericsson Part No.	Fig.	Input (V)	Output (V)	Amps (A)	Power (W)	Price Each 1	5	10	20
764-PKM2511EPI	PKM2511EPI	D	18-36	5.0	10.0	50				
764-PKM2513EPI	PKM2513EPI	D	18-36	12.0	4.2	50				
764-PKM2515EPI	PKM2515EPI	D	18-36	15.0	3.3	50				

PKB SERIES, 60-150W EIGHTH BRICK, ISOLATED, THRU HOLE

- High efficiency: typ. 92% at 3.3
- Input voltage range: 36V-75V
- Output voltage: 1.2V to 15V
- Dimensions (LxWxH): 2.3"x0.896"x0.319" (58.42x22.76x8.10mm)

For quantities greater than listed, call for quote.

MOUSER STOCK NO.	Ericsson Part No.	Fig.	Input (V)	Output (V)	Amps (A)	Power (W)	Price Each 1	5	10	20
764-PKB4711PINB	PKB4711PINB	E	36-75	5.0	15.0	75				
764-PKB4717PINB	PKB4717PINB	E	36-75	7.2	10.5	75				
764-PKB4913PINB	PKB4913PINB	E	36-75	12.0	7.5	90				
764-PKB4113CPI	PKB4113CPI	E	36-75	12.0	12.5	150				

PKU-C SERIES, 100W SIXTEENTH BRICK, ISOLATED, THRU HOLE

- High efficiency, typ. 92.7% at 12 Vout 50 % load
- Input voltage range: 36V-75V
- 1500 Vdc input to output isolation
- Dimensions: (LxWxH) 1.30"x0.90"x0.334" (33.0x22.9x8.5mm)

NEW PRODUCT

LEAD-FREE

For quantities greater than listed, call for quote.

MOUSER STOCK NO.	Ericsson Part No.	Fig.	Input (V)	Output (V)	Amps (A)	Power (W)	Price Each 1	5	10	20
764-PKU4105CPI	PKU4105CPI	F	36-75	5.0	20.0	100				
764-PKU4104CPI	PKU4104CPI	F	36-75	12.0	8.3	100				

PKM-C SERIES, 165-204W QUARTER-BRICK, "DOUBLE-P", ISOLATED, THRU HOLE

- High efficiency: typ. 92% at 3.3V
- Input voltage range: 36V-75V
- Output voltage: 1.2V to 12V
- Dimensions (LxWxH): 2.28"x1.45"x0.35" (57.8x36.8x9.1mm)

For quantities greater than listed, call for quote.

MOUSER STOCK NO.	Ericsson Part No.	Fig.	Input (V)	Output (V)	Amps (A)	Power (W)	Price Each 1	5	10	20
764-PKM4211CPINB	PKM4211CPINB	G	36-75	5.0	40	200				
764-PKM4213CPINBSP	PKM4213CPINBSP	G	36-75	12.0	17	204				

BMR453, 400W QUARTER BRICK, ISOLATED THRU HOLE

- Fully regulated intermediate Bus converter
- High efficiency: typ. 96% at 12V
- Input voltage range: 36V-75V
- 1500 VDC input-output isolation
- ISO 9001/14001 certified supplier
- Dimensions (LxWxH): 2.28"x1.45"x0.46" (57.9x36.8x11.6mm)
- PMBUS Revision 1.1 Compliant

✻ Baseplate

For quantities greater than listed, call for quote.

MOUSER STOCK NO.	Ericsson Part No.	Fig.	Input (V)	Output (V)	Amps (A)	Power (W)	Price Each 1	5	10	20
✻764-BMR4530100-001	BMR4530100-001	H	36-75	12.0	33	396				
764-BMR4530000/001	BMR4530000/001	H	36-75	12.0	33	396				
764-BMR4530001/001	BMR4530001/001	H	36-75	12.0	33	396				
✻764-BMR4530101/001	BMR4530101/001	H	36-75	12.0	33	396				
764-BMR4530000/002	BMR4530000/002	H	36-75	9.0	33	297				
764-BMR4530002/003	BMR4530002/003	H	36-75	3.3	60	198				
764-BMR4530002/004	BMR4530002/004	H	36-75	5.0	60	300				

BMR454 SERIES, 240W EIGHTH BRICK ISOLATED

- Fully regulated intermediate Bus converter
- High efficiency, typ. 95.5% at 12 Vout half load
- 1500 VDC input-output isolation
- ISO 9001/14001 certified supplier
- Dimensions: (LxWxH) 2.30"x0.89"x0.40" (58.4x22.7x10.2mm)
- PMBUS Revision 1.1 Compliant

For quantities greater than listed, call for quote.

MOUSER STOCK NO.	Ericsson Part No.	Fig.	Input (V)	Output (V)	Amps (A)	Power (W)	Price Each 1	5	10	20
764-BMR4540000001	BMR4540000/001	I	40-75	12.0	20	240				
764-BMR4540001/001	BMR4540001/001	I	36-75	12.0	20	240				
764-BMR4540004/005	BMR4540004/005	I	36-75	12.0	20	240				
764-BMR4540005/005	BMR4540005/005	I	36-75	12.0	20	240				

PKJ SERIES, 350W HALF-BRICK, ISOLATED, THRU HOLE

- Baseplated
- High efficiency: typ. 93% at 3.3V
- Input voltage range: 36V-75V
- Output voltage: 1.8V to 12V
- Dimensions (LxWxH): 2.4"x2.28"x0.5" (61.0x57.9x12.7mm)

For quantities greater than listed, call for quote.

MOUSER STOCK NO.	Ericsson Part No.	Fig.	Input (V)	Output (V)	Amps (A)	Power (W)	Price Each 1	5	10	20
764-PKJ4316API	PKJ4316API	J	36-75	28	12.4	350				

PKY SERIES, 600-700W, FULL-BRICK, ISOLATED, THRU HOLE

- High efficiency: typ. 95% at 28V
- Input voltage range: 18V-36V, 36V-75V
- Output voltage: 28V
- Dimensions (LxWxH): 4.6"x2.4"x0.5" (16.8x61.0x12.7mm)

For quantities greater than listed, call for quote.

MOUSER STOCK NO.	Ericsson Part No.	Fig.	Input (V)	Output (V)	Amps (A)	Power (W)	Price Each 1	5	10	20
764-PKY2616PIM	PKY2616PIM	K	18-36	28	21.5	600				
764-PKY4716PIM	PKY4716PIM	K	36-75	28	25.0	700				

© Copyright 2014 Mouser Electronics

GE ENERGY DC-DC Converters

Products may be RoHS compliant. Check mouser.com for RoHS status.

DIMENSIONS: mm (in.)

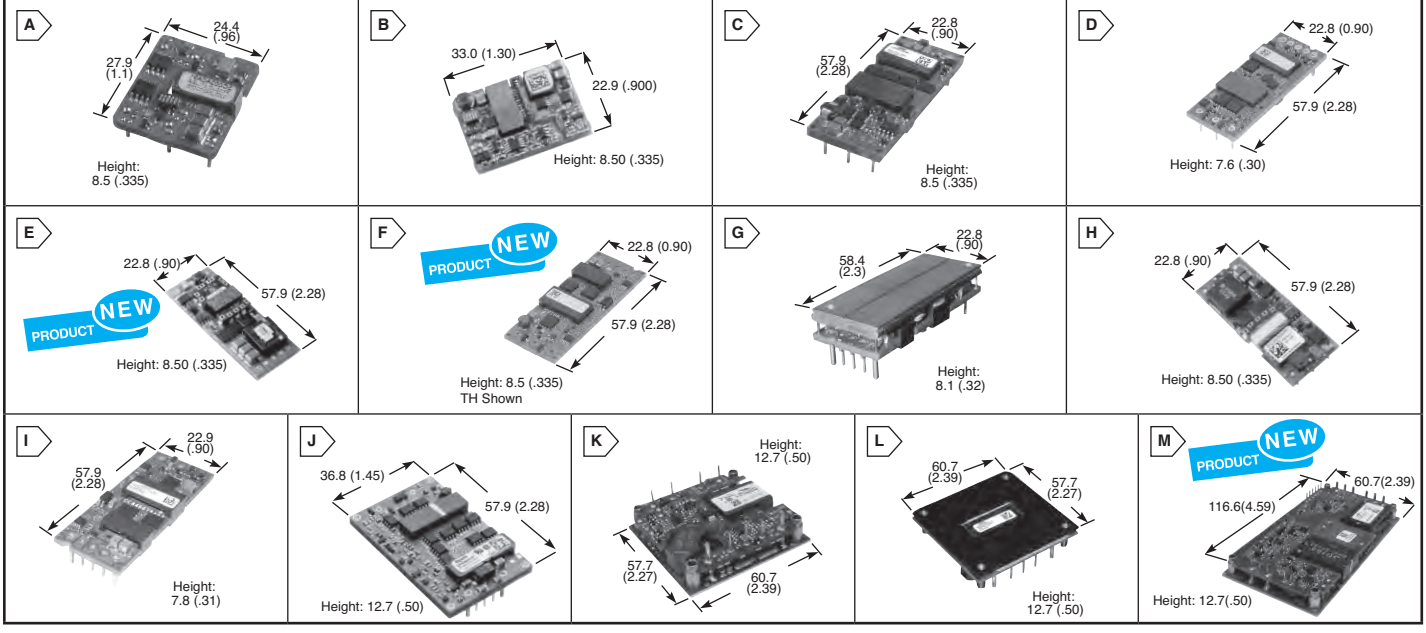

ISOLATED DC-DC CONVERTERS

Specifications:
• Remote On/Off • Remote Sense • Overcurrent, over voltage, over temperature protection (auto-restart)

Features	
A = Analog interface	R = auto Restart
D = Digital interface	S = Sequencing
H = Heat plate	T = Tunable Loop™
P = Paralleling	U = rUggedized

Sixteenth-Brick DC-DC Isolated Converter Power Modules

For quantities greater than listed, call for quote.

MOUSER STOCK NO.	GE Energy Part No.	Fig.	Input Voltage	Output Voltage	Output Current	Efficiency	On/Off Logic	Package Type	Features	Price Each 1	10	50
894-KNW020A0F41Z	KNW020A0F41Z	A	48V (36-75Vdc)	3.3V	20A	91%	Negative	TH	R			
894-KW010A0A41Z	KW010A0A41Z	B	48V (36-75Vdc)	5V	10A	91%	Negative	TH	R			
894-KNW015A0F41-SRZ	KNW015A0F41-SRZ	A	48V (36-75Vdc)	3.3V	15A	92%	Negative	SMT	R			

Eighth-Brick DC-DC Isolated Converter Power Modules

For quantities greater than listed, call for quote.

894-EQD075A41Z	EQD075A41Z	C	24/48V (18-60Vdc)	5/3.3V	15/20A	90%	Negative	TH	R			
894-EHHD020A0F41Z	EHHD020A0F41Z	D	24V/48V (18-75Vdc)	3.3V	20A	91%	Negative	TH	R			
894-EHHD020A0F41-HZ	EHHD020A0F41-HZ	D	24V/48V (18-75Vdc)	3.3V	20A	91%	Negative	TH	H, R			
894-EQW020A0F1Z	EQW020A0F1Z	E	48V (36-75Vdc)	3.3V	20A	89%	Negative	TH	-			
894-EHHD015A0A41Z	EHHD015A0A41Z	D	24V/48V (18-75Vdc)	5V	15A	91%	Negative	TH	R			
894-EHHD015A0A41-HZ	EHHD015A0A41-HZ	D	24V/48V (18-75Vdc)	5V	15A	91%	Negative	TH	H, R			
894-EHHD006A0B41Z	EHHD006A0B41Z	D	24V/48V (18-75Vdc)	12V	6A	92%	Negative	TH	R			
894-EHHD006A0B41-HZ	EHHD006A0B41-HZ	D	24V/48V (18-75Vdc)	12V	6A	92%	Negative	TH	H, R			
894-ESTW015A0F41Z	ESTW015A0F41Z	C	48V (36-75Vdc)	3.3V	15A	91%	Negative	TH	R			
894-ESTW025A0F41-SZ	ESTW025A0F41-SZ	F	48V (36-75Vdc)	3.3V	25A	92%	Negative	SMT	R			
894-ESTW025A0F41Z	ESTW025A0F41Z	F	48V (36-75Vdc)	3.3V	25A	92%	Negative	TH	R			
894-ESTW010A0A41-SZ	ESTW010A0A41-SZ	F	48V (36-75Vdc)	5V	10A	91%	Negative	SMT	R			
894-ESTW010A0A41-HZ	ESTW010A0A41-HZ	F	48V (36-75Vdc)	5V	10A	91%	Negative	TH	H, R			
894-ESTW010A0A41Z	ESTW010A0A41Z	F	48V (36-75Vdc)	5V	10A	91%	Negative	TH	R			
894-EVW020A0A41-HZ	EVW020A0A41-HZ	G	48V (36-75Vdc)	5V	20A	92%	Negative	TH	H, R			
894-EVW020A0S6R041Z	EVW020A0S6R041Z	G	48V (36-75Vdc)	6V	20A	92%	Negative	TH	R			
894-EQW006A0B1Z	EQW006A0B1Z	H	48V (36-75Vdc)	12V	6A	92%	Negative	TH	-			
894-EVW010A0B41Z	EVW010A0B41Z	I	48V (36-75Vdc)	12V	10A	93.5%	Negative	TH	R			
894-EHW007A0B41-HZ	EHW007A0B41-HZ	G	48V (36-75Vdc)	12V	10A	92.5%	Negative	TH	H, R			
894-EVW010A0B41-HZ	EVW010A0B41-HZ	I	48V (36-75Vdc)	12V	10A	93.5%	Negative	TH	H, R			
894-ESTW004A2C41-SZ	ESTW004A2C41-SZ	F	48V (36-75Vdc)	15V	4.2A	90%	Negative	SMT	R			
894-ESTW004A2C41-HZ	ESTW004A2C41-HZ	F	48V (36-75Vdc)	15V	4.2A	90%	Negative	TH	H, R			
894-ESTW004A2C41Z	ESTW004A2C41Z	F	48V (36-75Vdc)	15V	4.2A	90%	Negative	TH	R			

Quarter-Brick DC-DC Isolated Converter Power Modules

For quantities greater than listed, call for quote.

894-QRW025A0A1Z	QRW025A0A1Z	J	48V (36-75Vdc)	5V	25A	92%	Negative	TH	-			
894-QRW010A0B1Z	QRW010A0B1Z	J	48V (36-75Vdc)	12V	10A	93%	Negative	TH	-			

Half-Brick

✻ Unthreaded Heat Sink Inserts

For quantities greater than listed, call for quote.

894-JNC350R41Z	JNC350R41Z	K	24V (18-36Vdc)	28V	12.5A	91%	Negative	TH	R			
894-JNC350R41-TZ	JNC350R41-TZ	K	24V (18-36Vdc)	28V	12.5A	91%	Negative	TH	R, T			
894-JNC350R641-18Z	JNC350R641-18Z	K	24V (18-36Vdc)	28V	12.5A	91%	Negative	TH	T, 3.68mm Pin			
✻ 894-JNW350R641-18Z	JNW350R641-18Z	K	48V (36-75Vdc)	28V	12.5A	92%	Negative	TH	3.68mm Pin			
✻ 894-JRCW016A0R41Z	JRCW016A0R41Z	L	48V (36-75Vdc)	28V	16A	93.50%	Negative	TH	R			
894-JRCW016A0R41-TZ	JRCW016A0R41-TZ	L	48V (36-75Vdc)	28V	16A	93.50%	Negative	TH	R, T			
894-JRCW450R4Z	JRCW450R4Z	L	48V (36-75Vdc)	32V	14A	94%	Positive	TH	R			
894-JRCW450R41Z	JRCW450R41Z	L	48V (36-75Vdc)	32V	14A	94%	Negative	TH	R			
894-JRCW450R41-TZ	JRCW450R41-TZ	L	48V (36-75Vdc)	32V	14A	94%	Negative	TH	R, T			
894-JRCW450U641-TZ	JRCW450U641-TZ	L	48V (36-75Vdc)	48V	9.4A	94%	Negative	TH	R, T			
894-JRCW450U641Z	JRCW450U641Z	L	48V (36-75Vdc)	48V	9.4A	94%	Negative	TH	R, 3.68mm Pin			

Full-Brick

✻ Unthreaded Heat Sink Inserts

For quantities greater than listed, call for quote.

✻ 894-FNW700R64-18Z	FNW700R64-18Z	M	48V (36-75Vdc)	28V	25A	90%	Negative	TH	R, 3.68mm Pin			

© Copyright 2014 Mouser Electronics
© Copyright 2014 Mouser Electronics

GE ENERGY DC-DC Converters and Filter Modules

GE Energy

RoHS Compliant **This product is RoHS compliant.**

DIMENSIONS: mm (in.)

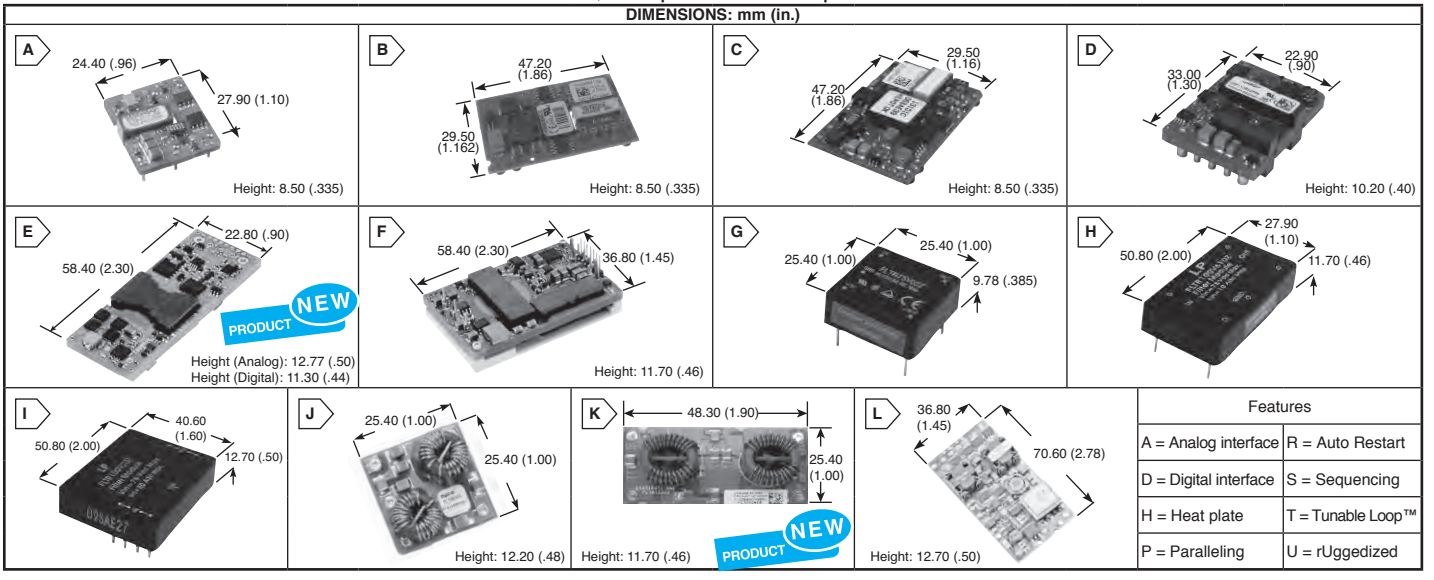

Features	
A = Analog interface	R = Auto Restart
D = Digital interface	S = Sequencing
H = Heat plate	T = Tunable Loop™
P = Paralleling	U = rUggedized

1x1 Package

• Low output ripple and noise • Output overcurrent/voltage protection • Temperature range (-40°C to 85°C)

For quantities greater than listed, call for quote.

MOUSER STOCK NO.	GE Energy Part No.	Fig.	Input Voltage	Output Voltage	Output Current	Efficiency	On/Off Logic	Package Type	Features	Price Each 1	10	50
894-SC003A5F91Z	SC003A5F91Z	A	24V (18-36VDC)	3.3V	3.5A	86%	Negative	TH	Trim Pin			
894-SC003A0A91Z	SC003A0A91Z	A	24V (18-36VDC)	5V	3.0A	86%	Negative	TH	Trim Pin			
894-SC001A2B91-SRZ	SC001A2B91-SRZ	B	24V (18-36VDC)	12V	1.2A	86%	Negative	SMT	Trim Pin			
894-SW003A5F91Z	SW003A5F91Z	A	48V (36-75VDC)	3.3V	3.5A	85%	Negative	TH	Trim Pin			
894-SW003A5F91-SRZ	SW003A5F91-SRZ	A	48V (36-75VDC)	3.3V	3.5A	86%	Negative	SMT	Trim Pin			
894-SW003A0A91Z	SW003A0A91Z	A	48V (36-75VDC)	5V	3.0A	86%	Negative	TH	Trim Pin			
894-SW003A0A91-SRZ	SW003A0A91-SRZ	A	48V (36-75VDC)	5V	3.0A	86%	Negative	SMT	Trim Pin			
894-SW001A2B91Z	SW001A2B91Z	A	48V (36-75VDC)	12V	1.25A	87%	Negative	TH	Trim Pin			

HC/HW Series 1x2 Package

• Overcurrent, over voltage over temperature protection

894-HC004A0A1-SZ	HC004A0A1-SZ	C	24V (18-36VDC)	5V	4A	89%	Negative	SMT	-			
894-HC006A6A1Z	HC006A6A1Z	C	24V (18-36VDC)	5V	6.6A	90%	Negative	TH	3.68mm Pin			
894-HW004A0A1-SZ	HW004A0A1-SZ	D	48V (36-75VDC)	5V	4A	89%	Negative	SMT	-			

BARRACUDA SERIES FULLY REGULATED BUS CONVERTERS

Analog - Eighth Brick

894-EBVW020A0B1Z	EBVW020A0B1Z	E	48V (36-75VDC)	12V	20A	95.2%	Negative	TH	A			
894-EBVW020A0B41-HZ	EBVW020A0B41-HZ	E	48V (36-75VDC)	12V	20A	95.2%	Negative	TH	A, H, R			
894-EBVW025A0B41Z	EBVW025A0B41Z	E	48V (36-75VDC)	12V	25A	94.7%	Negative	TH	A, R			
894-EBVW025A0B41-HZ	EBVW025A0B41-HZ	E	48V (36-75VDC)	12V	25A	94.7%	Negative	TH	A, H, R			

Digital - Eighth Brick

894-EBDW020A0B41Z	EBDW020A0B41Z	E	48V (36-75VDC)	12V	20A	94.8%	Negative	TH	D, R			
894-EBDW020A0B41-HZ	EBDW020A0B41-HZ	E	48V (36-75VDC)	12V	20A	94.8%	Negative	TH	D, H, R			

Analog - Quarter-Brick

894-QBVW025A0B41Z	QBVW025A0B41Z	F	48V (36-75VDC)	12V	25A	96%	Negative	TH	A, R			
894-QBVW025A0B41-HZ	QBVW025A0B41-HZ	F	48V (36-75VDC)	12V	25A	96%	Negative	TH	A, H, R			
894-QBVW033A0B41Z	QBVW033A0B41Z	D	48V (36-75VDC)	12V	33A	95.5%	Negative	TH	A, R			
894-QBVW033A0B41-HZ	QBVW033A0B41-HZ	D	48V (36-75VDC)	12V	33A	95.5%	Negative	TH	A, H, R			
894-QBVW033A0B641-HZ	QBVW033A0B641-HZ	D	48V (36-75VDC)	12V	33A	95.5%	Negative	TH	A, H, R, 3.68mm Pin			
894-QBVW033A0B41-PHZ	QBVW033A0B41-PHZ	D	48V (36-75VDC)	12V	33A	95.5%	Negative	TH	A, H, P, R			

Digital - Quarter-Brick

894-QBDW025A0B41Z	QBDW025A0B41Z	F	48V (36-75 Vdc)	12V	25A	95.9%	Negative	TH	D, R			
894-QBDW033A0B41Z	QBDW033A0B41Z	D	48V (36-75 Vdc)	12V	33A	95%	Negative	TH	D, R			
894-QBDW033A0B41-HZ	QBDW033A0B41-HZ	D	48V (36-75 Vdc)	12V	33A	95%	Negative	TH	D, H, R			

MOUSER STOCK NO.	GE Energy Part No.	Fig.	Description	Price Each 1	10	50
894-DIGITPOLEVALKIT	DIGITAL_POL_EVAL_KIT	-	Digital POL Eval Kit			

FILTER MODULES

Filter Modules are designed to reduce the conducted common-mode and differential-mode noise on input or output lines of high-frequency switching power supplies.

Features:

- Printed-circuit board mountable
- Operating case temperature range: -40°C to +100°C
- Optimized for use with high-frequency DC-DC power modules

Filter Module

For quantities greater than listed, call for quote.

MOUSER STOCK NO.	GE Energy Part No.	Fig.	Input Volt. max.	Output Current	Price Each 1	10	50
894-FLTR75V05Z	FLTR75V05Z	G	75VDC	5A			
894-FLTR100V10Z	FLTR100V10Z	H	75VDC	10A			
894-FLTR100V20Z	FLTR100V20Z	I	75VDC	20A			

Input Filter Modules

MOUSER STOCK NO.	GE Energy Part No.	Fig.	Input Volt. max.	Output Current	Price Each 1	10	50
894-FLT007A0Z	FLT007A0Z	J	75VDC	7A			
894-FLT007A0-SRZ	FLT007A0-SRZ	J	75VDC	7A			
894-FLT012A0Z	FLT012A0Z	K	75VDC	12A			
894-FLT012A0-SZ	FLT012A0-SZ	K	75VDC	12A			

ATCA Board Power Input Module

Features:

- Inrush protection/hot swap capability
- Integral EMI filter designed for ATCA board to meet CISPR Class B
- Protection: under voltage, input transient over voltage, over current & over temperature

For quantities greater than listed, call for quote.

MOUSER STOCK NO.	GE Energy Part No.	Fig.	Input Voltage	Auxiliary Power Rating	Auxiliary Output Voltage	Auxiliary Output Current	Package Type	Price Each 1	10	50
894-PIM300FZ	PIM300FZ	L	-38 to -75VDC	300W	3.3VDC	2.4A	Through Hole			

© Copyright 2014 Mouser Electronics

© Copyright 2014 Mouser Electronics

MEAN WELL DC-DC Converters

RoHS Compliant **This product is RoHS compliant.**

DIMENSIONS: mm

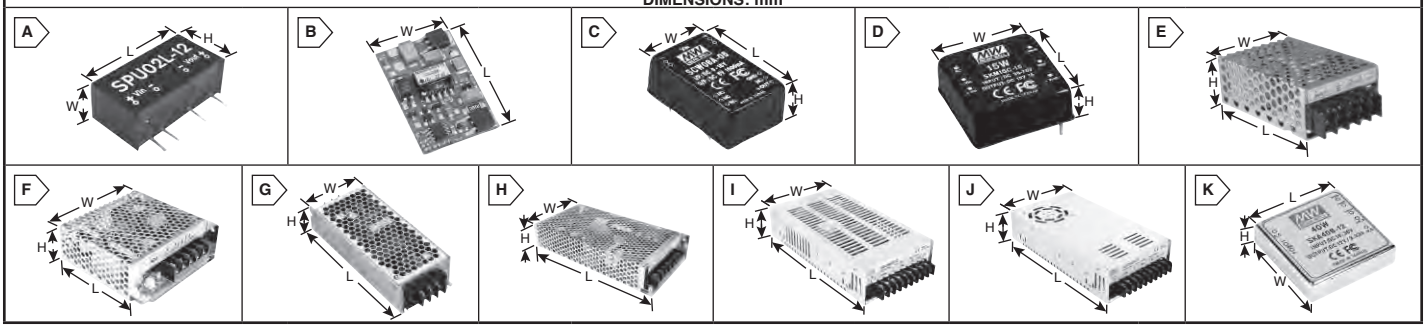

MEAN WELL 2W UNREGULATED SINGLE OUTPUT DC-DC CONVERTER

Features:
- 3000VDC I/O isolation
- Internal SMD technology
- Input filter: Capacitor type
- Non-conductive plastic case
- Dimensions (mm): 19.6Lx7.1Wx10.2H
- Single in line package
- 100% full load burn-in test

For quantities greater than listed, call for quote.

MOUSER STOCK NO.	Mean Well Part No.	Fig.	Input Range	Output Voltage	Output Current	Power	Price Each 1	10	20
709-SPU02L-05	SPU02L-05	A	4.5-5.5V	5V	0-400mA	2W			
709-SPU02L-12	SPU02L-12	A	4.5-5.5V	12V	0-167mA	2W			
709-SPU02L-15	SPU02L-15	A	4.5-5.5V	15V	0-133mA	2W			
709-SPU02M-05	SPU02M-05	A	10.8-13.2V	5V	0-400mA	2W			
709-SPU02M-12	SPU02M-12	A	10.8-13.2V	12V	0-167mA	2W			
709-SPU02M-15	SPU02M-15	A	10.8-13.2V	15V	0-133mA	2W			
709-SPU02N-05	SPU02N-05	A	21.6-26.4V	5V	0-400mA	2W			
709-SPU02N-12	SPU02N-12	A	21.6-26.4V	12V	0-167mA	2W			
709-SPU02N-15	SPU02N-15	A	21.6-26.4V	15V	0-133mA	2W			

MEAN WELL 5W REGULATED SINGLE OUTPUT DC-DC CONVERTER

Features:
- Wide 4:1 input range
- 1500VDC I/O isolation
- Cooling by free air convection
- Dimensions (mm): 40.6Lx25.4Wx8.1H
- Built-in remote On-Off control
- 100% full load burn-in test

For quantities greater than listed, call for quote.

709-NSD05-12S3	NSD05-12S3	B	9.2-36VDC	3.3V	1.20A	3.96W			
709-NSD05-12S5	NSD05-12S5	B	9.2-36VDC	5V	1.00A	5.00W			
709-NSD05-12S12	NSD05-12S12	B	9.2-36VDC	12V	0.42A	5.04W			
709-NSD05-12S15	NSD05-12S15	B	9.2-36VDC	15V	0.33A	4.95W			
709-NSD05-48S5	NSD05-48S5	B	18-72VDC	5V	1.00A	5.00W			
709-NSD05-48S12	NSD05-48S12	B	18-72VDC	12V	0.42A	5.04W			

MEAN WELL 8W REGULATED DC-DC CONVERTER

Features:
- 2:1 wide input range
- 1000VDC I/O isolation
- Input Pi network filter
- Cooling by free air convection
- Dimensions (mm): 31.8Lx20.3Wx12.2H
- Five-sided shield metal case
- 100% full load burn-in test

For quantities greater than listed, call for quote.

Single Output									
709-SCW08A-05	SCW08A-05	C	9-18VDC	5V	160-1600mA	8W			
709-SCW08A-12	SCW08A-12	C	9-18VDC	12V	67-670mA	8W			
709-SCW08A-15	SCW08A-15	C	9-18VDC	15V	53-533mA	8W			
709-SCW08B-05	SCW08B-05	C	18-36VDC	5V	160-1600mA	8W			
709-SCW08B-12	SCW08B-12	C	18-36VDC	12V	67-670mA	8W			
709-SCW08B-15	SCW08B-15	C	18-36VDC	15V	53-533mA	8W			
709-SCW08C-05	SCW08C-05	C	36-72VDC	5V	160-1600mA	8W			
709-SCW08C-12	SCW08C-12	C	36-72VDC	12V	67-670mA	8W			
Dual Output									
709-DCW08A-05	DCW08A-05	C	9-18VDC	±5V	±80-±800mA	8W			
709-DCW08A-12	DCW08A-12	C	9-18VDC	±12V	±33-±335mA	8W			
709-DCW08A-15	DCW08A-15	C	9-18VDC	±15V	±26-±267mA	8W			
709-DCW08B-05	DCW08B-05	C	18-36VDC	±5V	±80-±800mA	8W			
709-DCW08B-12	DCW08B-12	C	18-36VDC	±12V	±33-±335mA	8W			
709-DCW08B-15	DCW08B-15	C	18-36VDC	±15V	±26-±267mA	8W			
709-DCW08C-05	DCW08C-05	C	36-72VDC	±5V	±80-±800mA	8W			
709-DCW08C-12	DCW08C-12	C	36-72VDC	±12V	±33-±335mA	8W			

MEAN WELL 15W-150W SINGLE OUTPUT DC-DC CONVERTERS

Features:
- 2:1 wide input range
- Built-in EMI filter, low ripple noise
- 100% full load burn-in test

For quantities greater than listed, call for quote.

Dimensions (mm): 25.4Lx25.4Wx9.9H									
709-SKM15A-05	SKM15A-05	D	9-18VDC	5V	300-3000mA	15W			
709-SKM15B-05	SKM15B-05	D	18-36VDC	5V	300-3000mA	15W			
709-SKM15C-05	SKM15C-05	D	36-75VDC	5V	300-3000mA	15W			
709-SKM15A-12	SKM15A-12	D	9-18VD	12V	125-1250mA	15W			
709-SKM15B-12	SKM15B-12	D	18-36VDC	12V	125-1250mA	15W			
709-SKM15C-12	SKM15C-12	D	36-75VDC	12V	125-1250mA	15W			
709-SKM15A-15	SKM15A-15	D	9-18VDC	15V	100-1000mA	15W			
709-SKM15B-15	SKM15B-15	D	18-36VDC	15V	100-1000mA	15W			
709-SKM15C-15	SKM15C-15	D	36-75VDC	15V	100-1000mA	15W			
Dimensions (mm): 79Lx51Wx28H									
709-SD15A-05	SD-15A-05	E	9.2-18VDC	5V	3A	15W			
709-SD15A-12	SD-15A-12	E	9.2-18VDC	12V	1.25A	15W			
709-SD15A-24	SD-15A-24	E	9.2-18VDC	24V	0.625A	15W			

MEAN WELL 15W-150W SINGLE OUTPUT DC-DC CONVERTERS (CONT.)

For quantities greater than listed, call for quote.

MOUSER STOCK NO.	Mean Well Part No.	Fig.	Input Range	Output Voltage	Output Current	Power	Price Each 1	10	20
Dimensions (mm): 79Lx51Wx28H									
709-SD15B-05	SD-15B-05	E	18-36VDC	5V	3A	15W			
709-SD15B-12	SD-15B-12	E	18-36VDC	12V	1.25A	15W			
709-SD15B-24	SD-15B-24	E	18-36VDC	24V	0.625A	15W			
709-SD15C-12	SD-15C-12	E	36-72VDC	12V	1.25A	15W			
Dimensions (mm): 99Lx97Wx36H									
709-SD25A-5	SD-25A-5	F	9.2-18VDC	5V	5A	25W			
709-SD25A-12	SD-25A-12	F	9.2-18VDC	12V	2.1A	25.2W			
709-SD25A-24	SD-25A-24	F	9.2-18VDC	24V	1.1A	26.4W			
709-SD25B-5	SD-25B-5	F	19-36VDC	5V	5A	25W			
709-SD25B-12	SD-25B-12	F	19-36VDC	12V	2.1A	25.2W			
709-SD25B-24	SD-25B-24	F	19-36VDC	24V	1.1A	26.4W			
709-SD25C-5	SD-25C-5	F	36-72VDC	5V	5A	25W			
709-SD25C-12	SD-25C-12	F	36-72VDC	12V	2.1A	25.2W			
709-SD25C-24	SD-25C-24	F	36-72VDC	24V	1.1A	26.4W			
Dimensions (mm): 159Lx97Wx38H									
709-SD50A-5	SD-50A-5	G	9.2-18VDC	5V	10A	50W			
709-SD50A-12	SD-50A-12	G	9.2-18VDC	12V	4.2A	50.4W			
709-SD50A-24	SD-50A-24	G	9.2-18VDC	24V	2.1A	50.4W			
709-SD50B-5	SD-50B-5	G	19-36VDC	5V	10A	50W			
709-SD50B-12	SD-50B-12	G	19-36VDC	12V	4.2A	50.4W			
709-SD50B-24	SD-50B-24	G	19-36VDC	24V	2.1A	50.4W			
709-SD50C-12	SD-50C-12	G	36-72VDC	12V	4.2A	50.4W			
709-SD50C-24	SD-50C-24	G	36-72VDC	24V	2.1A	50.4W			
Dimensions (mm): 161Lx68Wx36H									
709-RSD100B-05	RSD-100B-05	G	14-4-33.6VDC	5V	20A	100W			
709-RSD100B-12	RSD-100B-12	G	14-4-33.6VDC	12V	8.4A	100.8W			
709-RSD100B-24	RSD-100B-24	G	14-4-33.6VDC	24V	4.2A	100.8W			
709-RSD100C-05	RSD-100C-05	G	28.8-67.2VDC	5V	20A	100W			
709-RSD100C-12	RSD-100C-12	G	28.8-67.2VDC	12V	8.4A	100.8W			
709-RSD100C-24	RSD-100C-24	G	28.8-67.2VDC	24V	4.2A	100.8W			
709-RSD100D-05	RSD-100D-05	G	57.6-144VDC	5V	20A	100W			
709-RSD100D-12	RSD-100D-12	G	57.6-154VDC	12V	8.4A	100.8W			
709-RSD100D-24	RSD-100D-24	G	57.6-154VDC	24V	4.2A	100.8W			
Dimensions (mm): 199Lx98Wx38H									
709-SD100B-12	SD-100B-12	H	19-36VDC	12V	8.5A	102W			
709-SD100B-24	SD-100B-24	H	19-36VDC	24V	4.2A	100.8W			
709-SD100C-12	SD-100C-12	H	36-72VDC	12V	8.5A	102W			
709-SD100C-24	SD-100C-24	H	36-72VDC	24V	4.2A	100.8W			
709-SD100D-12	SD-100D-12	H	72-144VDC	12V	8.5A	102W			
709-SD100D-24	SD-100D-24	H	72-144VDC	24V	4.2A	100.8W			
Dimensions (mm): 199Lx110Wx50H									
709-SD150B-12	SD-150B-12	H	19-36VDC	12V	12.5A	150W			
709-SD150B-24	SD-150B-24	H	19-36VDC	24V	6.3A	151.2W			
709-SD150C-12	SD-150C-12	H	36-72VDC	12V	12.5A	150W			
709-SD150C-24	SD-150C-24	H	36-72VDC	24V	6.3A	151.2W			
709-SD150D-12	SD-150D-12	H	72-144VDC	12V	12.5A	150W			
709-SD150D-24	SD-150D-24	H	72-144VDC	24V	6.3A	151.2W			
Dimensions (mm): 215Lx115Wx50H									
709-SD200B-12	SD-200B-12	I	19-36VDC	12V	16.7A	200.4W			
709-SD200B-24	SD-200B-24	I	19-36VDC	24V	8.4A	201.6W			
709-SD200C-12	SD-200C-12	I	36-72VDC	12V	16.7A	200.4W			
709-SD200C-24	SD-200C-24	I	36-72VDC	24V	8.4A	201.6W			
709-SD200D-24	SD-200D-24	I	72-144VDC	24V	8.4A	201.6W			
709-SD350B-12	SD-350B-12	J	19-36VDC	12V	27.5A	330W			
709-SD350B-24	SD-350B-24	J	19-36VDC	24V	14.6A	350.4W			
709-SD350C-24	SD-350C-24	J	36-72VDC	24V	14.6A	350.4W			
709-SD350D-24	SD-350D-24	J	72-144VDC	24V	14.6A	350.4W			
709-SD500L-12	SD-500L-12	J	19-72VDC	12V	40A	480W			
709-SD500L-24	SD-500L-24	J	19-72VDC	24V	21A	504W			
709-SD500H-12	SD-500H-12	J	19-72VDC	12V	40A	480W			
709-SD500H-24	SD-500H-24	J	19-72VDC	24V	21A	504W			

MEAN WELL 40W DC-DC REGULATED SINGLE OUPTUT CONVERTER

Features:
- Protections: Short circuit, over load, over voltage
- 1500VDC I/O Isolation
- Built-in Remote ON/OFF control
- 2:1 wide input range
- Built-in remote sense

For quantities greater than listed, call for quote.

MOUSER STOCK NO.	Mean Well Part No.	Fig.	Input Range	Output Voltage	Output Current	Price Each 1	10	20
Dimensions (mm): 50.8Lx50.8Wx11H								
709-SKA40A-05	SKA40A-05	K	9-18VDC	5V	0.7-7A			
709-SKA40B-05	SKA40B-05	K	18-36VDC	5V	0.7-7A			
709-SKA40C-05	SKA40C-05	K	36-75VDC	5V	0.7-7A			
709-SKA40A-12	SKA40A-12	K	9-18VDC	12V	0.3-3.33A			
709-SKA40B-12	SKA40B-12	K	18-36VDC	12V	0.3-3.33A			
709-SKA40C-12	SKA40C-12	K	36-75VDC	12V	0.3-3.33A			
709-SKA40A-15	SKA40A-15	K	9-18VDC	15V	0.26-2.67A			
709-SKA40B-15	SKA40B-15	K	18-36VDC	15V	0.26-2.67A			

© Copyright 2014 Mouser Electronics

MURATA POWER SOLUTIONS DC-DC Converters

RoHS Compliant This page of product is compliant.

LME SERIES, 250MW SINGLE OUTPUT

The LME series of DC-DC converters are optimized for low-power operation. They are ideally suited to generating a negative supply where only a positive rail exists.

- RoHS Compliant
- 1kVDC isolation
- Efficiency to 75%
- SIP & DIP package styles
- No heatsink required
- Single output rail
- Fully encapsulated

RoHS Compliant

For quantities greater than listed, call for quote.

MOUSER STOCK NO.	MPS Part No.	Fig.	Input Volts	Output Volts	Io (mA)	Price Each 1	5	10	25
SIP									
580-LME0305SC	LME0305SC	A	3.3	5	50				
580-LME0505SC	LME0505SC	A	5	5	50				
580-LME0512SC	LME0512SC	A	5	12	21				
580-LME1205SC	LME1205SC	A	12	5	50				
580-LME1212SC	LME1212SC	A	12	12	21				
580-LME1215SC	LME1215SC	A	12	15	16				
DIP									
580-LME0505DC	LME0505DC	B	5	5	50				
580-LME0512DC	LME0512DC	B	5	12	21				
580-LME1205DC	LME1205DC	B	12	5	50				
580-LME1212DC	LME1212DC	B	12	12	21				

NME SERIES, 1W SINGLE OUTPUT

This series is particularly suited to isolating and/or converting DC power rails.

- RoHS Compliant
- 1KVDC isolation
- Efficiency to 80%
- UL 94V-0 package material
- No heatsink required
- Toroidal magnetics
- Fully encapsulated

RoHS Compliant

For quantities greater than listed, call for quote.

MOUSER STOCK NO.	MPS Part No.	Fig.	Input Volts	Output Volts	Io (mA)	Price Each 1	5	10	25
SIP									
580-NME0505SC	NME0505SC	A	5	5	200				
580-NME0509SC	NME0509SC	A	5	9	111				
580-NME0512SC	NME0512SC	A	5	12	83				
580-NME0515SC	NME0515SC	A	5	15	66				
580-NME0524SC	NME0524SC	A	5	24	42				
580-NME1205SC	NME1205SC	A	12	5	200				
580-NME1212SC	NME1212SC	A	12	12	83				
580-NME1215SC	NME1215SC	A	12	15	66				
580-NME2405SC	NME2405SC	A	24	5	200				
580-NME2409SC	NME2409SC	A	24	9	111				
580-NME2412SC	NME2412SC	A	24	12	83				
580-NME2415SC	NME2415SC	A	24	15	66				
DIP									
580-NME0505DC	NME0505DC	B	5	5	200				
580-NME0512DC	NME0512DC	B	5	12	83				
580-NME0515DC	NME0515DC	B	5	15	66				
580-NME0524DC	NME0524DC	B	5	24	42				
580-NME1205DC	NME1205DC	B	12	5	200				
580-NME1212DC	NME1212DC	B	12	12	83				
580-NME1215DC	NME1215DC	B	12	15	66				
580-NME2405DC	NME2405DC	B	24	5	200				
580-NME2415DC	NME2415DC	B	24	15	66				

NMR SERIES, 1W SINGLE OUTPUT

- RoHS Compliant
- 1kVDC isolation
- Efficiency to 80%
- UL 94V-0 package material
- No heatsink required
- Toroidal magnetics

RoHS Compliant

For quantities greater than listed, call for quote.

MOUSER STOCK NO.	MPS Part No.	Fig.	Input Volts	Output Volts	Io (mA)	Price Each 1	5	10	25
580-NMR100C	NMR100C	C	5	5	200				
580-NMR101C	NMR101C	C	5	12	83				
580-NMR102C	NMR102C	C	5	15	67				
580-NMR106C	NMR106C	C	12	5	200				
580-NMR107C	NMR107C	C	12	12	83				
580-NMR108C	NMR108C	C	12	15	67				
580-NMR114C	NMR114C	C	15	15	67				
580-NMR118C	NMR118C	C	24	5	200				

NTE SERIES, SMT 1W SINGLE OUTPUT

- RoHS Compliant
- 1kVDC isolation
- Efficiency to 78%
- Fully encapsulated
- Surface Mount
- UL 94V-0 package material
- No heatsink required
- Toroidal magnetics

RoHS Compliant

For quantities greater than listed, call for quote.

MOUSER STOCK NO.	MPS Part No.	Fig.	Input Volts	Output Volts	Io (mA)	Price Each 1	5	10	25
580-NTE0303MC	NTE0303MC	D	3.3	3.3	303				
580-NTE0305MC	NTE0305MC	D	3.3	5	200				
580-NTE0503MC	NTE0503MC	D	5	3.3	303				
580-NTE0505MC	NTE0505MC	D	5	5	200				
580-NTE0506MC	NTE0506MC	D	5	6	167				
580-NTE0509MC	NTE0509MC	D	5	9	111				
580-NTE0512MC	NTE0512MC	D	5	12	83				
580-NTE0515MC	NTE0515MC	D	5	15	66				
580-NTE1205MC	NTE1205MC	D	12	5	200				
580-NTE1212MC	NTE1212MC	D	12	12	83				
580-NTE1215MC	NTE1215MC	D	12	15	66				

DIMENSIONS: in.

A — Single-in-line package (SIP-4)

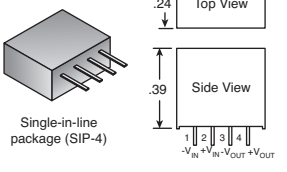

B — Dual-in-line package (DIP-8)

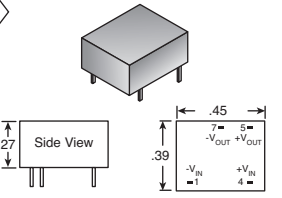

C — Single-in-line Package (SIP-7)

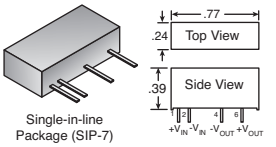

D

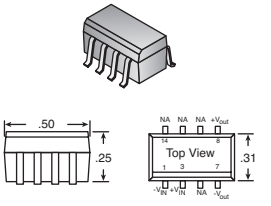

E — Single-in-line Package (SIP-7)

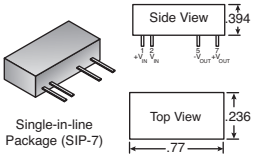

F — Single-in-line Package (SIP-7)

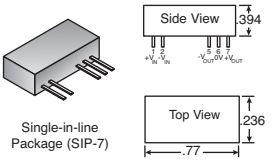

G — Dual-in-line Package (DIP-14)

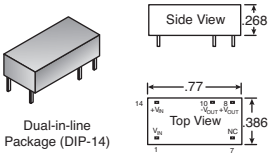

H — Dual-in-line Package (DIP-14)

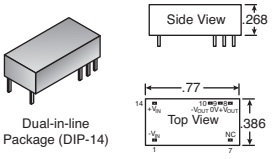

NMV SERIES 3KVDC ISOLATED, 1W SINGLE AND DUAL OUTPUT

- 3kVDC isolation
- Effciency to 80%
- UL 94V-0 package material
- Toroidal magnetics
- Fully encapsulated
- RoHS Compliant
- No heatsink required

RoHS Compliant

For quantities greater than listed, call for quote.

MOUSER STOCK NO.	MPS Part No.	Fig.	Input Volts	Output Volts	Io (mA)	Price Each 1	5	10	25
Single Output SIP Package									
580-NMV0505SAC	NMV0505SAC	E	5	5	200				
580-NMV0515SAC	NMV0515SAC	E	5	15	67				
580-NMV1205SAC	NMV1205SAC	E	12	5	200				
580-NMV1212SAC	NMV1212SAC	E	12	12	84				
580-NMV1215SAC	NMV1215SAC	E	12	15	67				
580-NMV1505SAC	NMV1505SAC	E	15	5	200				
580-NMV1515SAC	NMV1515SAC	E	15	15	67				
Dual Output SIP Package									
580-NMV0505SC	NMV0505SC	F	5	±5	±100				
580-NMV0509SC	NMV0509SC	F	5	±9	±55				
580-NMV0512SC	NMV0512SC	F	5	±12	±42				
580-NMV0515SC	NMV0515SC	F	5	±15	±34				
580-NMV1205SC	NMV1205SC	F	12	±5	±100				
580-NMV1212SC	NMV1212SC	F	12	±12	±42				
580-NMV1215SC	NMV1215SC	F	12	±15	±34				
580-NMV1515SC	NMV1515SC	F	15	±15	±33				
Single Output DIP Package									
580-NMV0505DAC	NMV2415SC	G	5	5	200				
580-NMV0512DAC	NMV0512DAC	G	5	12	84				
580-NMV1205DAC	NMV1205DAC	G	12	5	200				
580-NMV1212DAC	NMV1212DA	G	12	12	84				
580-NMV1215DAC	NMV1215DAC	G	12	15	67				
Dual Output DIP Package									
580-NMV0515DC	NMV0515DC	H	5	±15	±34				
580-NMV1209DC	NMV1209DC	H	12	±9	±55				
580-NMV1215DC	NMV1215DC	H	12	±15	±34				

© Copyright 2014 Mouser Electronics

© Copyright 2014 Mouser Electronics

MURATA POWER SOLUTIONS DC-DC Converters

RoHS Compliant **This product is RoHS compliant.**

Murata Power Solutions

DIMENSIONS: in.

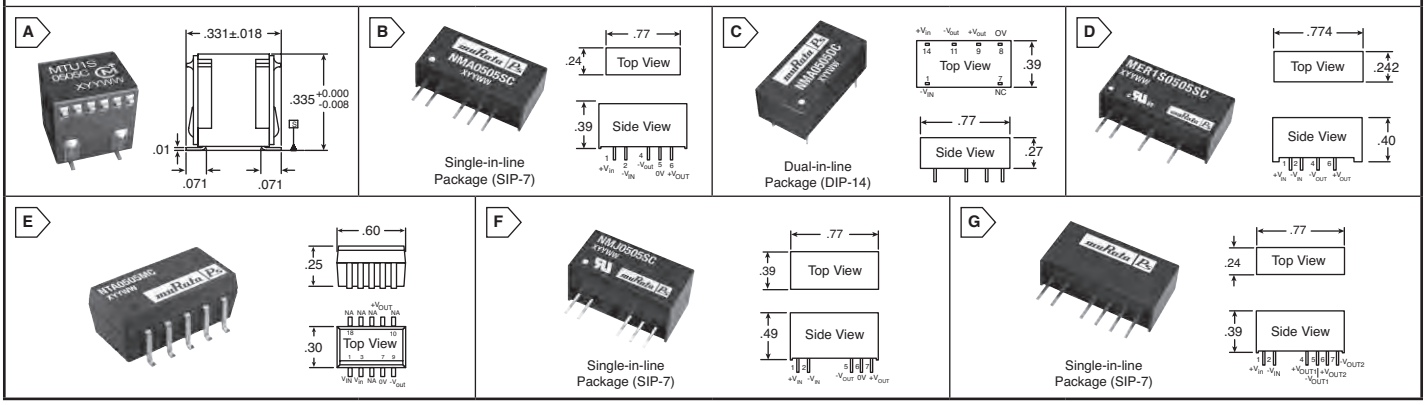

MTU1 SERIES, ISOLATED 1W SINGLE OUTPUT SMT

- 1kVDC Isolation
- Power density 1.71W/cm
- Efficiency up to 88% (Typ.)
- UL 94V-0 Package material
- Toroidal magnetics
- Custom solutions available
- Multi-layer ceramic capacitors

NEW PRODUCT

RoHS Compliant

For quantities greater than listed, call for quote.

MOUSER STOCK NO.	MPS Part No.	Fig.	Input Volts	Output Volts	Io (mA)	Price Each 1	5	10	25
580-MTU1S0305MC	MTU1S0305MC	A	3.3	5	200				
580-MTU1D0505MC	MTU1D0505MC	A	5	5	100				
580-MTU1D0509MC	MTU1D0509MC	A	5	9	56				
580-MTU1D0512MC	MTU1D0512MC	A	5	12	42				
580-MTU1D0515MC	MTU1D0515MC	A	5	15	33				
580-MTU1S0505MC	MTU1S0505MC	A	5	5	200				
580-MTU1S0509MC	MTU1S0509MC	A	5	9	111				
580-MTU1S0512MC	MTU1S0512MC	A	5	12	83				
580-MTU1S0515MC	MTU1S0515MC	A	5	15	66				
580-MTU1D1205MC	MTU1D1205MC	A	12	5	100				
580-MTU1D1209MC	MTU1D1209MC	A	12	9	56				
580-MTU1D1212MC	MTU1D1212MC	A	12	12	42				
580-MTU1D1215MC	MTU1D1215MC	A	12	15	33				
580-MTU1S1205MC	MTU1S1205MC	A	12	5	200				
580-MTU1S1209MC	MTU1S1209MC	A	12	9	111				
580-MTU1S1212MC	MTU1S1212MC	A	12	12	83				
580-MTU1S1215MC	MTU1S1215MC	A	12	15	66				

NMA SERIES, 1W DUAL OUTPUT

- RoHS Compliant
- 1KVDC isolation
- Fully encapsulated
- Toroidal magnetics
- Efficiency to 80%
- UL 94V-0 package material
- No heatsink required

RoHS Compliant

For quantities greater than listed, call for quote.

MOUSER STOCK NO.	MPS Part No.	Fig.	Input Volts	Output Volts	Io (mA)	Price Each 1	5	10	25
SIP									
580-NMA0505SC	NMA0505SC	B	5	±5	±100				
580-NMA0512SC	NMA0512SC	B	5	±12	±42				
580-NMA0515SC	NMA0515SC	B	5	±15	±33				
580-NMA1205SC	NMA1205SC	B	12	±5	±100				
580-NMA1209SC	NMA1209SC	B	12	±9	±55				
580-NMA1212SC	NMA1212SC	B	12	±12	±42				
580-NMA1215SC	NMA1215SC	B	12	±15	±33				
580-NMA1515SC	NMA1515SC	B	15	±15	±33				
DIP									
580-NMA0505DC	NMA0505DC	C	5	±5	±100				
580-NMA0509DC	NMA0509DC	C	5	±9	±55				
580-NMA0512DC	NMA0512DC	C	5	±12	±42				
580-NMA0515DC	NMA0515DC	C	5	±15	±33				
580-NMA1205DC	NMA1205DC	C	12	±5	±100				
580-NMA1212DC	NMA1212DC	C	12	±12	±42				
580-NMA1215DC	NMA1215DC	C	12	±15	±33				

MER1 SERIES, 1W SINGLE OUTPUT

- Typical efficiency to 89%
- UL 94V-0 package material
- No heatsink required
- 1kVDC isolation
- Fully encapsulated with toroidal magnetics
- No electrolytic or tantalum capacitors

RoHS Compliant

For quantities greater than listed, call for quote.

MOUSER STOCK NO.	MPS Part No.	Fig.	Input Volts	Output Volts	Io (mA)	Price Each 1	5	10	25
580-MER1S0505SC	MER1S0505SC	D	5	5	200				
580-MER1S0509SC	MER1S0509SC	D	5	9	111				
580-MER1S0512SC	MER1S0512SC	D	5	12	84				
580-MER1S0515SC	MER1S0515SC	D	5	15	67				
580-MER1S1205SC	MER1S1205SC	D	12	5	200				
580-MER1S1209SC	MER1S1209SC	D	12	9	111				
580-MER1S1212SC	MER1S1212SC	D	12	12	84				
580-MER1S1215SC	MER1S1215SC	D	12	15	67				
580-MER1S1505SC	MER1S1505SC	D	15	5	200				
580-MER1S1512SC	MER1S1512SC	D	15	12	84				
580-MER1S1515SC	MER1S1515SC	D	15	15	67				

MER1 SERIES, 1W SINGLE OUTPUT (CONT.)

- Typical efficiency to 89%
- UL 94V-0 package material
- No heatsink required
- 1kVDC isolation
- Fully encapsulated with toroidal magnetics
- No electrolytic or tantalum capacitors

RoHS Compliant

For quantities greater than listed, call for quote.

MOUSER STOCK NO.	MPS Part No.	Fig.	Input Volts	Output Volts	Io (mA)	Price Each 1	5	10	25
580-MER1S2405SC	MER1S2405SC	D	24	5	200				
580-MER1S2409SC	MER1S2409SC	D	24	9	111				
580-MER1S2412SC	MER1S2412SC	D	24	12	84				
580-MER1S2415SC	MER1S2415SC	D	24	15	67				
580-MER1S4809SC	MER1S4809SC	D	48	9	111				
580-MER1S4812SC	MER1S4812SC	D	48	12	84				
580-MER1S4815SC	MER1S4815SC	D	48	15	67				

NTA SERIES, SMT 1W DUAL OUTPUT

- RoHS Compliant
- 1kVDC isolation
- Efficiency to 78%
- Surface Mount
- UL 94V-0 package material
- No heatsink required
- Toroidal magnetics
- Fully encapsulated

RoHS Compliant

For quantities greater than listed, call for quote.

MOUSER STOCK NO.	MPS Part No.	Fig.	Input Volts	Output Volts	Io (mA)	Price Each 1	5	10	25
580-NTA0315MC	NTA0315MC	E	3.3	±15	±33				
580-NTA0505MC	NTA0505MC	E	5	±5	±100				
580-NTA0509MC	NTA0509MC	E	5	±9	±55				
580-NTA0512MC	NTA0512MC	E	5	±12	±42				
580-NTA0515MC	NTA0515MC	E	5	±15	±33				
580-NTA1205MC	NTA1205MC	E	12	±5	±100				
580-NTA1212MC	NTA1212MC	E	12	±12	±42				
580-NTA1215MC	NTA1215MC	E	12	±15	±33				

NMJ SERIES 5.2KVDC ISOLATED, 1W DUAL OUTPUT

- 5.2kVDC isolation
- Power sharing
- No heatsink required
- Toroidal magnetics
- Fully encapsulated
- RoHS Compliant
- UL 60950

RoHS Compliant

For quantities greater than listed, call for quote.

MOUSER STOCK NO.	MPS Part No.	Fig.	Input Volts	Output Volts	Io (mA)	Price Each 1	5	10	25
580-NMJ0505SC	NMJ0505SC	F	5	±5	±100				
580-NMJ0512SC	NMJ0512SC	F	5	±12	±42				
580-NMJ1205SC	NMJ1205SC	F	12	±5	±100				
580-NMJ1212SC	NMJ1212SC	F	12	±12	±42				
580-NMJ1215SC	NMJ1215SC	F	12	±15	±33				

NMD SERIES ISOLATED 1W TWIN OUTPUT

- RoHS Compliant
- No heatsink required
- Efficiency to 80%
- Power sharing on outputs
- Input/Output isolation 1kVDC
- Output Voltage 1: 5V@100mA
- Output/Output isolation 1kVDC
- Twin independent outputs

RoHS Compliant

For quantities greater than listed, call for quote.

MOUSER STOCK NO.	MPS Part No.	Fig.	Input Volts	Output1 V	Output1 mA	Output 2 V	Output 2 mA	Price Each 1	5	10	25
SIP											
580-NMD050505SC	NMD050505SC	G	5	5	100	5	100				
580-NMD050512SC	NMD050512SC	G	5	5	100	12	42				
580-NMD050515SC	NMD050515SC	G	5	5	100	15	34				
580-NMD120512SC	NMD120512SC	G	12	5	100	12	42				
580-NMD120515SC	NMD120515SC	G	12	5	100	15	34				

© Copyright 2014 Mouser Electronics

DIMENSIONS: in.

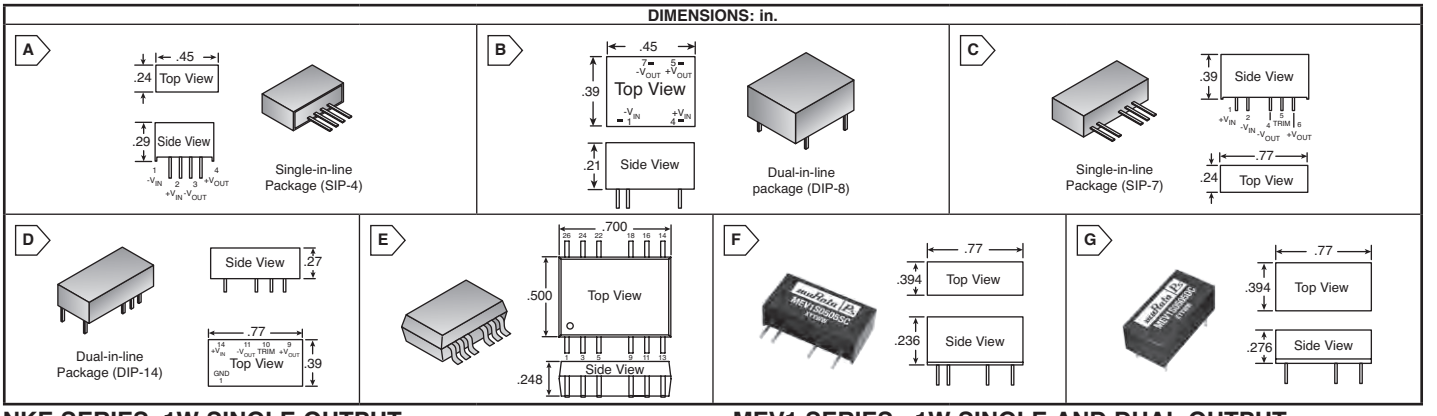

NKE SERIES, 1W SINGLE OUTPUT

This series is particularly suited to isolating and/or converting DC power rails.

- RoHS Compliant
- 3kVDC isolation
- Efficiency to 81%
- Fully encapsulated with toroidal magnetics
- No electrolytic or tantalum capacitors
- UL 94V-0 package material

RoHS Compliant

For quantities greater than listed, call for quote.

MOUSER STOCK NO.	MPS Part No.	Fig.	Input Volts	Output Volts	Io (mA)	Price Each 1	5	10	25
SIP									
580-NKE0303SC	NKE0303SC	A	3.3	3.3	303				
580-NKE0305SC	NKE0305SC	A	3.3	5	200				
580-NKE0503SC	NKE0503SC	A	5	3.3	303				
580-NKE0505SC	NKE0505SC	A	5	5	200				
580-NKE0505SEC	NKE0505SEC	A	5	5	200				
580-NKE0509SC	NKE0509SC	A	5	9	111				
580-NKE0512SC	NKE0512SC	A	5	12	83				
580-NKE0515SC	NKE0515SC	A	5	15	66				
580-NKE1205SC	NKE1205SC	A	12	5	200				
580-NKE1209SC	NKE1209SC	A	12	9	111				
580-NKE1212SC	NKE1212SC	A	12	12	83				
580-NKE1215SC	NKE1215SC	A	12	15	66				
DIP									
580-NKE0303DC	NKE0303DC	B	3.3	3.3	303				
580-NKE0305DC	NKE0305DC	B	3.3	5	200				
580-NKE0503DC	NKE0503DC	B	5	3.3	303				
580-NKE0505DC	NKE0505DC	B	5	5	200				
580-NKE0512DC	NKE0512DC	B	5	12	83				
580-NKE0515DC	NKE0515DC	B	5	15	66				
580-NKE1205DC	NKE1205DC	B	12	5	200				
580-NKE1209DC	NKE1209DC	B	12	9	111				
580-NKE1212DC	NKE1212DC	B	12	12	83				

NMF SERIES, ISOLATED 1W REGULATED SINGLE OUTPUT

The NMF series of DC-DC converters is used where a tightly regulated supply is required. They are ideal for situations where the input voltage is not tightly controlled.

- 1kVDC isolation
- Efficiency to 62%
- No heatsink required
- RoHS Compliant
- SIP & DIP package styles
- Fully encapsulated
- Single isolated output

RoHS Compliant

For quantities greater than listed, call for quote.

MOUSER STOCK NO.	MPS Part No.	Fig.	Input Volts	Output Volts	Io (mA)	Price Each 1	5	10	25
SIP									
580-NMF0505SC	NMF0505SC	C	5	5	100				
580-NMF0509SC	NMF0509SC	C	5	9	100				
580-NMF0512SC	NMF0512SC	C	5	12	83				
580-NMF0515SC	NMF0515SC	C	5	15	67				
580-NMF1205SC	NMF1205SC	C	12	5	100				
580-NMF1212SC	NMF1212SC	C	12	12	83				
580-NMF1215SC	NMF1215SC	C	12	15	67				
580-NMF2405SC	NMF2405SC	C	24	5	100				
580-NMF2412SC	NMF2412SC	C	24	12	83				
580-NMF2415SC	NMF2415SC	C	24	15	67				
580-NMF4805SC	NMF4805SC	C	48	5	100				
DIP									
580-NMF0505DC	NMF0505DC	D	5	5	100				
580-NMF0515DC	NMF0515DC	D	5	15	67				
580-NMF1212DC	NMF1212DC	D	12	12	83				
580-NMF2405DC	NMF2405DC	D	24	5	100				
580-NKE0505DC	NKE0505DC	B	5	5	200				

NTF SERIES, SMT 1W SINGLE OUTPUT

The NTF series employs leadframe technology and transfer moulding techniques to bring all of the benefits of IC style packaging to hybrid circuitry.

- RoHS Compliant
- 1kVDC Isolation
- Efficiency from 60.5%
- UL 94V-0 package material
- Internal SMD construction magnetics
- MTTF up to 1.4 million hours
- Multi layer ceramic capacitors
- Wide temperature performance -40°C to 85°C
- Power density 0.7W/cm³
- Lead frame technology

RoHS Compliant

For quantities greater than listed, call for quote.

580-NTFS0505MC	NTFS0505MC	E	5	5	200				
580-NTFS0512MC	NTFS0512MC	E	5	12	83				
580-NTFS0515MC	NTFS0515MC	E	5	15	66				
580-NTFS1205MC	NTFS1205MC	E	12	5	200				
580-NTFS1212MC	NTFS1212MC	E	12	12	83				
580-NTFS2405MC	NTFS2405MC	E	24	5	200				
580-NTFS2412MC	NTFS2412MC	E	24	12	83				

© Copyright 2014 Mouser Electronics

MEV1 SERIES , 1W SINGLE AND DUAL OUTPUT

- Power density 0.85W/cm³
- Wide temp. performance @ full load: -40°C to 85°C
- Efficiency to 89% (typ.)
- No heatsink required
- 3kVDC Isolation

NEW PRODUCT

MEV1S Series

For quantities greater than listed, call for quote.

MOUSER STOCK NO.	MPS Part No.	Fig.	Input Volts	Output Volts	Io (mA)	Price Each 1	5	10	25
Single Output SIP Package									
580-MEV1S0505SC	MEV1S0505SC	F	5	5	200				
580-MEV1S0512SC	MEV1S0512SC	F	5	12	84				
580-MEV1S0515SC	MEV1S0515SC	F	5	15	67				
580-MEV1S1205SC	MEV1S1205SC	F	12	5	200				
580-MEV1S1212SC	MEV1S1212SC	F	12	12	84				
580-MEV1S1215SC	MEV1S1215SC	F	12	15	67				
580-MEV1S1515SC	MEV1S1515SC	F	15	15	67				
580-MEV1S2405SC	MEV1S2405SC	F	24	5	200				
580-MEV1S2409SC	MEV1S2409SC	F	24	9	111				
580-MEV1S2412SC	MEV1S2412SC	F	24	12	84				
580-MEV1S2415SC	MEV1S2415SC	F	24	15	67				
Single Output DIP Package									
580-MEV1S0505DC	MEV1S0505DC	G	5	5	200				
580-MEV1S0509DC	MEV1S0509DC	G	5	9	111				
580-MEV1S1205DC	MEV1S1205DC	G	12	5	200				
580-MEV1S1215DC	MEV1S1215DC	G	12	15	67				
580-MEV1S1505DC	MEV1S1505DC	G	15	5	200				
580-MEV1S1512DC	MEV1S1512DC	G	15	12	84				
580-MEV1S1515DC	MEV1S1515DC	G	15	15	67				
580-MEV1S2405DC	MEV1S1515DC	G	24	5	200				
580-MEV1S2412DC	MEV1S2412DC	G	24	12	84				
580-MEV1S2415DC	MEV1S2415DC	G	24	15	67				

MEV1D Series

For quantities greater than listed, call for quote.

MOUSER STOCK NO.	MPS Part No.	Fig.	Input Volts	Output Volts	Io (mA)	Price Each 1	5	10	25
Dual Output SIP Package									
580-MEV1D0505SC	MEV1D0505SC	F	5	±5	±100				
580-MEV1D0509SC	MEV1D0509SC	F	5	±9	±56				
580-MEV1D0512SC	MEV1D0512SC	F	5	±12	±42				
580-MEV1D0515SC	MEV1D0515SC	F	5	±15	±33				
580-MEV1D1205SC	MEV1D1205SC	F	12	±5	±100				
580-MEV1D1209SC	MEV1D1209SC	F	12	±9	±56				
580-MEV1D1212SC	MEV1D1212SC	F	12	±12	±42				
580-MEV1D1215SC	MEV1D1215SC	F	12	±15	±33				
580-MEV1D1505SC	MEV1D1505SC	F	15	±5	±100				
580-MEV1D1509SC	MEV1D1509SC	F	15	±9	±56				
580-MEV1D1512SC	MEV1D1512SC	F	15	±12	±42				
580-MEV1D1515SC	MEV1D1515SC	F	15	±15	±33				
580-MEV1D2405SC	MEV1D2405SC	F	24	±5	±100				
580-MEV1D2409SC	MEV1D2409SC	F	24	±9	±56				
580-MEV1D2412SC	MEV1D2412SC	F	24	±12	±42				
580-MEV1D2415SC	MEV1D2415SC	F	24	±15	±33				
580-MEV1D4805SC	MEV1D4805SC	F	48	±5	±100				
580-MEV1D4809SC	MEV1D4809SC	F	48	±9	±56				
580-MEV1D4812SC	MEV1D4812SC	F	48	±12	±42				
580-MEV1D4815SC	MEV1D4815SC	F	48	±15	±33				
Dual Output DIP Package									
580-MEV1D0505DC	MEV1D0505DC	G	5	±5	±100				
580-MEV1D0509DC	MEV1D0509DC	G	5	±9	±56				
580-MEV1D0512DC	MEV1D0512DC	G	5	±12	±42				
580-MEV1D0515DC	MEV1D0515DC	G	5	±15	±33				
580-MEV1D1205DC	MEV1D1205DC	G	12	±5	±100				
580-MEV1D1209DC	MEV1D1209DC	G	12	±9	±56				
580-MEV1D1212DC	MEV1D1212DC	G	12	±12	±42				
580-MEV1D1215DC	MEV1D1215DC	G	12	±15	±33				
580-MEV1D1505DC	MEV1D1505DC	G	15	±5	±100				
580-MEV1D1509DC	MEV1D1509DC	G	15	±9	±56				
580-MEV1D1512DC	MEV1D1512DC	G	15	±12	±42				
580-MEV1D1515DC	MEV1D1515DC	G	15	±15	±33				
580-MEV1D2405DC	MEV1D2405DC	G	24	±5	±100				
580-MEV1D2409DC	MEV1D2409DC	G	24	±9	±56				
580-MEV1D2412DC	MEV1D2412DC	G	24	±12	±42				
580-MEV1D2415DC	MEV1D2415DC	G	24	±15	±33				

© Copyright 2014 Mouser Electronics

DIMENSIONS: in.

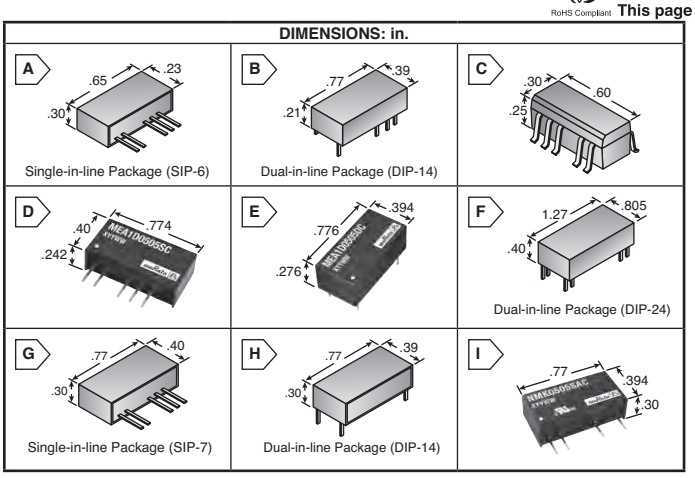

NKA SERIES, 1W DUAL OUTPUT

RoHS Compliant

- 3kVDC isolation
- Efficiency to 82%
- UL 94V-0 package material
- Fully encapsulated with toroidal magnetics

For quantities greater than listed, call for quote.

MOUSER STOCK NO.	MPS Part No.	Fig.	Input Volts	Output Volts	Io (mA)	Price Each 1	5	10	25
SIP									
580-NKA0305SC	NKA0305SC	A	3.3	±5	±100				
580-NKA0312SC	NKA0312SC	A	3.3	±12	±42				
580-NKA0315SC	NKA0315SC	A	3.3	±15	±33				
580-NKA0505SC	NKA0505SC	A	5	±5	±100				
580-NKA0509SC	NKA0509SC	A	5	±9	±55				
580-NKA0512SC	NKA0512SC	A	5	±12	±42				
580-NKA0515SC	NKA0515SC	A	5	±15	±33				
580-NKA1205SC	NKA1205SC	A	12	±5	±100				
580-NKA1209SC	NKA1209SC	A	12	±9	±55				
580-NKA1212SC	NKA1212SC	A	12	±12	±42				
580-NKA1215SC	NKA1215SC	A	12	±15	±33				
DIP									
580-NKA0505DC	NKA0505DC	B	5	±5	±100				
580-NKA0512DC	NKA0512DC	B	5	±12	±42				
580-NKA1215DC	NKA1215DC	B	12	±15	±33				

NTV SERIES, 1W DUAL OUTPUT

RoHS Compliant

- 3kVDC isolation (1min.)
- Dual isolated output
- Efficiency to 82%
- UL 94V-0 package material
- Toroidal magnetics
- Plastic encapsulated

For quantities greater than listed, call for quote.

MOUSER STOCK NO.	MPS Part No.	Fig.	Input Volts	Output Volts	Io (mA)	Price Each 1	5	10	25
580-NTV0505MC	NTV0505MC	C	5	±5	±100				
580-NTV0512MC	NTV0512MC	C	5	±12	±42				
580-NTV0515MC	NTV0515MC	C	5	±15	±33				
580-NTV1205MC	NTV1205MC	C	12	±5	±100				
580-NTV1209MC	NTV1209MC	C	12	±9	±55				

MEA1 SERIES, 1W ISOLATED SINGLE AND DUAL OUTPUT

- Power density 0.85W/cm³
- Wide temp. performance @ full load: -40°C to 85°C
- No heatsink required
- Efficiency to 89% (typ.)

For quantities greater than listed, call for quote.

MOUSER STOCK NO.	MPS Part No.	Fig.	Input Volts	Output Volts	Io (mA)	Price Each 1	5	10	25
Dual Output SIP Package • 1kVDC Isolation									
580-MEA1D0505SC	MEA1D0505SC	D	5	±5	±100				
580-MEA1D0509SC	MEA1D0509SC	D	5	±9	±56				
580-MEA1D0512SC	MEA1D0512SC	D	5	±12	±42				
580-MEA1D0515SC	MEA1D0515SC	D	5	±15	±33				
580-MEA1D1205SC	MEA1D1205SC	D	12	±5	±100				
580-MEA1D1209SC	MEA1D1209SC	D	12	±9	±56				
580-MEA1D1212SC	MEA1D1212SC	D	12	±12	±42				
580-MEA1D1215SC	MEA1D1215SC	D	12	±15	±33				
580-MEA1D2405SC	MEA1D2405SC	D	24	±5	±100				
580-MEA1D2409SC	MEA1D2409SC	D	24	±9	±56				
580-MEA1D2412SC	MEA1D2412SC	D	24	±12	±42				
580-MEA1D2415SC	MEA1D2415SC	D	24	±15	±33				
580-MEA1D4805SC	MEA1D4805SC	D	48	±5	±100				
Dual Output DIP Package • 1kVDC Isolation									
580-MEA1D0509DC	MEA1D0509DC	E	5	±9	±56				
580-MEA1D0512DC	MEA1D0512DC	E	5	±12	±42				
580-MEA1D1205DC	MEA1D1205DC	E	12	±5	±100				
580-MEA1D1215DC	MEA1D1215DC	E	12	±15	±33				
580-MEA1D2405DC	MEA1D2405DC	E	24	±5	±100				
580-MEA1D2409DC	MEA1D2409DC	E	24	±9	±56				
580-MEA1D2412DC	MEA1D2412DC	E	24	±15	±42				
580-MEA1D2415DC	MEA1D2415DC	E	24	±15	±33				

PWR13XX SERIES, 1.5W UNREGULATED SINGLE AND DUAL OUTPUT

- 8kVDC isolation
- Internal filtering
- Low barrier capacitance: 10pf
- Low leakage current: 2μA max
- -55°C to +100°C operation

For quantities greater than listed, call for quote.

MOUSER STOCK NO.	MPS Part No.	Fig.	Input Volts	Output Volts	Io (mA)	Price Each 1	5	10	25
Single Output									
580-PWR1300AC	PWR1300AC	F	5	5	300				
580-PWR1306AC	PWR1306AC	F	12	5	300				
580-PWR1307AC	PWR1307AC	F	12	12	125				
580-PWR1308AC	PWR1308AC	F	12	15	100				
Dual Output									
580-PWR1303AC	PWR1303AC	F	5	±5	±150				
580-PWR1304AC	PWR1304AC	F	5	±12	±63				
580-PWR1305AC	PWR1305AC	F	5	±15	±50				

NMH SERIES, 2W DUAL OUTPUT

The NMH offers the smallest footprint of any dual-output 2 watt DC-DC Converter.

- 1KVDC isolation
- Efficiency to 86%
- No heatsink required
- Fully encapsulated

For quantities greater than listed, call for quote.

MOUSER STOCK NO.	MPS Part No.	Fig.	Input Volts	Output Volts	Io (mA)	Price Each 1	5	10	25
SIP									
580-NMH0505SC	NMH0505SC	G	5	±5	±200				
580-NMH0512SC	NMH0512SC	G	5	±12	±83				
580-NMH0515SC	NMH0515SC	G	5	±15	±67				
580-NMH1205SC	NMH1205SC	G	12	±5	±200				
580-NMH1209SC	NMH1209SC	G	12	±9	±111				
580-NMH1212SC	NMH1212SC	G	12	±12	±83				
580-NMH1215SC	NMH1215SC	G	12	±15	±67				
580-NMH2405SC	NMH2405SC	G	24	±5	±200				
580-NMH2409SC	NMH2409SC	G	24	±9	±111				
580-NMH2412SC	NMH2412SC	G	24	±12	±83				
580-NMH2415SC	NMH2415SC	G	24	±15	±67				
580-NMH4812SC	NMH4812SC	G	48	±12	±83				
DIP									
580-NMH0505DC	NMH0505DC	H	5	±5	±200				
580-NMH0509DC	NMH0509DC	H	5	±9	±111				
580-NMH0512DC	NMH0512DC	H	5	±12	±83				
580-NMH0515DC	NMH0515DC	H	5	±15	±67				
580-NMH0524DC	NMH0524DC	H	5	±24	±42				
580-NMH1212DC	NMH1212DC	H	12	±12	±83				
580-NMH1215DC	NMH1215DC	H	12	±15	±67				
580-NMH2412DC	NMH2412DC	H	24	±12	±83				
580-NMH2415DC	NMH2415DC	H	24	±15	±67				

NMK SERIES, 2W SINGLE AND DUAL OUTPUT

- 3KVDC isolation
- No heatsink required
- Operating temperature range: -40°C to 85°C
- Efficiency from 80%

NEW PRODUCT

For quantities greater than listed, call for quote.

MOUSER STOCK NO.	MPS Part No.	Fig.	Input Volts	Output Volts	Io (mA)	Price Each 1	5	10	25
Single Output									
580-NMK0505SAC	NMK0505SAC	I	5	5	400				
580-NMK0512SAC	NMK0512SAC	I	5	12	167				
580-NMK0515SAC	NMK0515SAC	I	5	15	133				
580-NMK1212SAC	NMK1212SAC	I	12	12	167				
580-NMK1215SAC	NMK1215SAC	I	12	15	133				
580-NMK1505SAC	NMK1505SAC	I	15	5	400				
580-NMK1509SAC	NMK1509SAC	I	15	9	222				
580-NMK1512SAC	NMK1512SAC	I	15	12	167				
580-NMK1515SAC	NMK1515SAC	I	15	15	133				
580-NMK2405SAC	NMK2405SAC	I	24	5	400				
580-NMK2409SAC	NMK2409SAC	I	24	9	222				
580-NMK2412SAC	NMK2412SAC	I	24	12	167				
580-NMK2415SAC	NMK2415SAC	I	24	15	133				
Dual Output									
580-NMK0509SC	NMK0509SC	I	5	±9	±111				
580-NMK0512SC	NMK0512SC	I	5	±12	±83				
580-NMK0515SC	NMK0515SC	I	5	±15	±67				
580-NMK1205SC	NMK1205SC	I	12	±5	±200				
580-NMK1209SC	NMK1209SC	I	12	±9	±111				
580-NMK1212SC	NMK1212SC	I	12	±12	±83				
580-NMK1215SC	NMK1215SC	I	12	±15	±67				
580-NMK1505SC	NMK1505SC	I	15	±5	±200				
580-NMK1509SC	NMK1509SC	I	15	±9	±111				
580-NMK1512SC	NMK1512SC	I	15	±12	±83				
580-NMK1515SC	NMK1515SC	I	15	±15	±67				
580-NMK2405SC	NMK2405SC	I	24	±5	±200				
580-NMK2409SC	NMK2409SC	I	24	±9	±111				
580-NMK2412SC	NMK2412SC	I	24	±12	±83				
580-NMK2415SC	NMK2415SC	I	24	±15	±67				

© Copyright 2014 Mouser Electronics

MURATA POWER SOLUTIONS DC-DC Converters

RoHS Compliant This page of product is compliant.

Murata Power Solutions

DIMENSIONS: in.

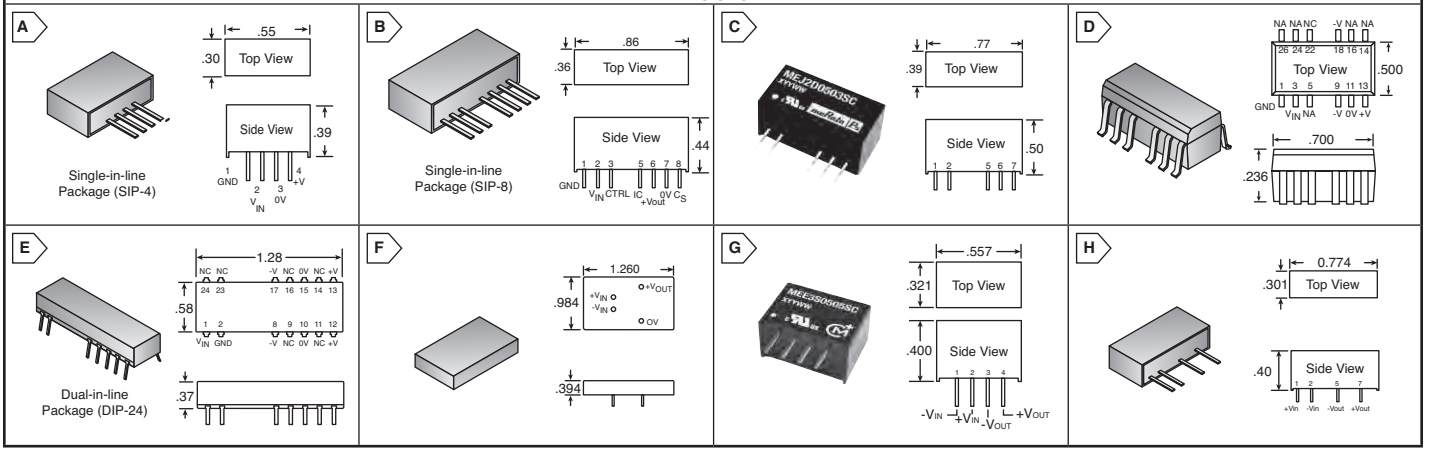

NML SERIES, 2W SINGLE OUTPUT

The NML is the smallest footprint 2 watt DC-DC Converter currently available.

- 1KVDC isolation
- UL 94V-0 package material
- Toroidal magnetics
- Efficiency to 85%
- No heatsink required
- Fully encapsulated

RoHS Compliant

For quantities greater than listed, call for quote.

MOUSER STOCK NO.	MPS Part No.	Fig.	Input Volts	Output Volts	Io (mA)	Price Each 1	5	10	25
SIP									
580-NML0505SC	NML0505SC	A	5	5	400				
580-NML0509SC	NML0509SC	A	5	9	222				
580-NML0512SC	NML0512SC	A	5	12	167				
580-NML0515SC	NML0515SC	A	5	15	133				
580-NML1205SC	NML1205SC	A	12	5	400				
580-NML1212SC	NML1212SC	A	12	12	167				

NDL SERIES, 2W SINGLE OUTPUT

The NDL series is a range of high performance miniature DC-DC converters having regulated outputs over the wide temperature range of -40°C to 85°C with no power derating.

- 2:1 wide range voltage input
- 0.5% regulation
- External control
- Continuous short circuit protection with current foldback
- 1KVDC isolation

RoHS Compliant

580-NDL0505SC	NDL0505SC	B	4.5-9	5	400				
580-NDL0515SC	NDL0515SC	B	4.5-9	15	134				
580-NDL1205SC	NDL1205SC	B	9-18	5	400				
580-NDL1209SC	NDL1209SC	B	9-18	9	222				
580-NDL1212SC	NDL1212SC	B	9-18	12	167				
580-NDL1215SC	NDL1215SC	B	9-18	15	134				
580-NDL2405SC	NDL2405SC	B	18-36	5	400				
580-NDL2409SC	NDL2409SC	B	18-36	9	222				
580-NDL2412SC	NDL2412SC	B	18-36	12	167				
580-NDL2415SC	NDL2415SC	B	18-36	15	134				
580-NDL4805SC	NDL4805SC	B	36-72	5	400				
580-NDL4812SC	NDL4812SC	B	36-72	12	167				

MEJ2 SERIES, 2W SINGLE AND DUAL OUTPUT

- Power density 0.81W/cm^3
- UL 94V-0 package material
- 5.2kVDC isolation

PRODUCT NEW

RoHS Compliant

For quantities greater than listed, call for quote.

MOUSER STOCK NO.	MPS Part No.	Fig.	Input Volts	Output Volts	Io (mA)	Price Each 1	5	10	25
580-MEJ2D0505SC	MEJ2D0505SC	C	5	±5	±200				
580-MEJ2D0509SC	MEJ2D0509SC	C	5	±9	±111				
580-MEJ2D0512SC	MEJ2D0512SC	C	5	±12	±83				
580-MEJ2D0515SC	MEJ2D0515SC	C	5	±15	±67				
580-MEJ2D1205SC	MEJ2D1205SC	C	12	±5	±200				
580-MEJ2D1209SC	MEJ2D1209SC	C	12	±9	±111				
580-MEJ2D1212SC	MEJ2D1212SC	C	12	±12	±83				
580-MEJ2D1215SC	MEJ2D1215SC	C	12	±15	±67				
580-MEJ2S0505SC	MEJ2S0505SC	C	5	5	400				
580-MEJ2S0509SC	MEJ2S0509SC	C	5	9	222				
580-MEJ2S0512SC	MEJ2S0512SC	C	5	12	167				
580-MEJ2S0515SC	MEJ2S0515SC	C	5	15	133				
580-MEJ2S1205SC	MEJ2S1205SC	C	12	5	400				
580-MEJ2S1209SC	MEJ2S1209SC	C	12	9	222				
580-MEJ2S1212SC	MEJ2S1212SC	C	12	12	167				
580-MEJ2S1215SC	MEJ2S1215SC	C	12	15	133				

NTH SERIES, 2W DUAL OUTPUT

The NTH series of miniature surface mounted DC-DC converters employ leadframe technology and transfer moulding techniques to bring all of the benefits of IC style packaging to hybrid circuitry.

- 1kVDC isolation
- No heatsink required
- Operating temperature range -40°C to 85°C
- Internal SMD construction
- MTTF up to 2.1 million hours
- Efficiency to 84%

RoHS Compliant

580-NTH0505MC	NTH0505MC	D	5	±5	±200				
580-NTH0515MC	NTH0515MC	D	5	±15	±67				
580-NTH1205MC	NTH1205MC	D	12	±5	±200				
580-NTH1209MC	NTH1209MC	D	12	±9	±111				
580-NTH1215MC	NTH1215MC	D	12	±15	±67				

NMS SERIES, 2W DUAL OUTPUT

The NMS series of DC-DC converters are UL 1950 recognized, this makes them ideal for all telecom and safety applications where approved isolation is required.

- Efficiency to 82%
- 6kVDC isolation
- UL 94V-0 package material
- No external components required

RoHS Compliant

For quantities greater than listed, call for quote.

MOUSER STOCK NO.	MPS Part No.	Fig.	Input Volts	Output Volts	Io (mA)	Price Each 1	5	10	25
580-NMS0505C	NMS0505C	E	5	±5	±200				
580-NMS0509C	NMS0509C	E	5	±9	±111				
580-NMS0512C	NMS0512C	E	5	±12	±83				
580-NMS1205C	NMS1205C	E	12	±5	±200				
580-NMS1209C	NMS1209C	E	12	±9	±111				
580-NMS1212C	NMS1212C	E	12	±12	±83				
580-NMS1215C	NMS1215C	E	12	±15	±67				

NDW3 SERIES, 3W SINGLE OUTPUT

- 7:1 Wide range voltage input, 9-60VDC
- Operating temperature range: 40°C to 85°C
- 0.05% typical load regulation
- 1kVDC isolation
- UL 94V-0 package materials

RoHS Compliant

For quantities greater than listed, call for quote.

MOUSER STOCK NO.	MPS Part No.	Fig.	Input Volts	Output Volts	Io (mA)	Price Each 1	5	10	25
580-NDW3S3612C	NDW3S3612C	F	36	12	250				

MEE3 SERIES, 3W ISOLATED SINGLE OUTPUT

PRODUCT NEW

- 1kVDC isolation
- Power density 2.68W/cm^3
- Operating temperature range: -40°C to 85°C
- UL 94V-0 package material
- No heat sink required
- Typ. Efficiency from 83%

c UL us

RoHS Compliant

For quantities greater than listed, call for quote.

MOUSER STOCK NO.	MPS Part No.	Fig.	Input Volts	Output Volts	Io (mA)	Price Each 1	5	10	25
580-MEE3S0505SC	MEE3S0505SC	G	5	5	600				
580-MEE3S0509SC	MEE3S0509SC	G	5	9	333				
580-MEE3S0512SC	MEE3S0512SC	G	5	12	250				
580-MEE3S0515SC	MEE3S0515SC	G	5	15	200				
580-MEE3S1205SC	MEE3S1205SC	G	12	5	600				
580-MEE3S1209SC	MEE3S1209SC	G	12	9	333				
580-MEE3S1212SC	MEE3S1212SC	G	12	12	250				
580-MEE3S1215SC	MEE3S1215SC	G	12	15	200				

MEV3 SERIES, 3W ISOLATED SINGLE OUTPUT

- 3kVDC isolation
- Power density 1.9W/cm^3
- Typ. Efficiency from 83%
- UL 94V-0 package material

RoHS Compliant

For quantities greater than listed, call for quote.

MOUSER STOCK NO.	MPS Part No.	Fig.	Input Volts	Output Volts	Io (mA)	Price Each 1	5	10	25
580-MEV3S0505SC	MEV3S0505SC	H	5	5	600				
580-MEV3S0509SC	MEV3S0509SC	H	5	9	333				
580-MEV3S0512SC	MEV3S0512SC	H	5	12	250				
580-MEV3S0515SC	MEV3S0515SC	H	5	15	200				
580-MEV3S1205SC	MEV3S1205SC	H	12	5	600				
580-MEV3S1209SC	MEV3S1209SC	H	12	9	333				
580-MEV3S1212SC	MEV3S1212SC	H	12	12	250				
580-MEV3S1215SC	MEV3S1215SC	H	12	15	200				

© Copyright 2014 Mouser Electronics

DIMENSIONS: in.

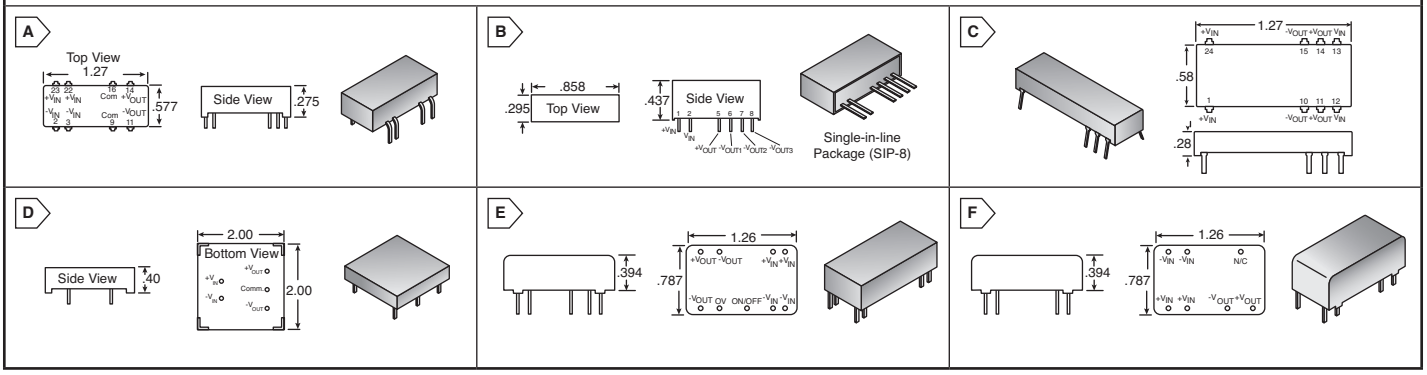

NDT SERIES, 3W ISOLATED WIDE INPUT SINGLE AND DUAL OUTPUT

- Industry standard pinout
- 1kVDC isolation
- Efficiency to 84%
- Short circuit protection
- RoHS Compliant

RoHS Compliant

For quantities greater than listed, call for quote.

MOUSER STOCK NO.	MPS Part No.	Fig.	Input Volts	Output Volts	Io (mA) Min.	Io (mA) Max.	Price Each 1	Price Each 5	Price Each 10
Single Output									
580-NDTS0503C	NDTS0503C	A	5	3.3	227	909			
580-NDTS0505C	NDTS0505C	A	5	5	150	600			
580-NDTS0512C	NDTS0512C	A	5	12	63	250			
580-NDTS0515C	NDTS0515C	A	5	15	50	200			
580-NDTS1203C	NDTS1203C	A	12	3.3	227	909			
580-NDTS1212C	NDTS1212C	A	12	12	63	250			
580-NDTS2403C	NDTS2403C	A	24	3.3	227	909			
580-NDTS2405C	NDTS2405C	A	24	5	150	600			
580-NDTS2412C	NDTS2412C	A	24	12	63	250			
580-NDTS2415C	NDTS2415C	A	24	15	50	200			
580-NDTS4803C	NDTS4803C	A	48	3.3	227	909			
580-NDTS4812C	NDTS4812C	A	48	12	63	250			
Dual Output									
580-NDTD0505C	NDTD0505C	A	5	±5	±75	±300			
580-NDTD0512C	NDTD0512C	A	5	±12	±31	±125			
580-NDTD0515C	NDTD0515C	A	5	±15	±25	±100			
580-NDTD1205C	NDTD1205C	A	12	±5	±75	±300			
580-NDTD1212C	NDTD1212C	A	12	±12	±31	±125			
580-NDTD1215C	NDTD1215C	A	12	±15	±25	±100			
580-NDTD2405C	NDTD2405C	A	24	±5	±75	±300			
580-NDTD2412C	NDTD2412C	A	24	±12	±31	±125			
580-NDTD2415C	NDTD2415C	A	24	±15	±125	±100			
580-NDTD4815C	NDTD4815C	A	48	±15	±25	±100			

NMT SERIES, 3W TRIPLE OUTPUT

This series is a range of DC-DC converters offering three output voltages of -24V, -48V, and -72V from a single isolated 5V or 12V input voltage. This product is packaged in an 8 pin SIP case for minimum PCB footprint.

- Triple outputs (-24V, -48V, and -72V)
- Power sharing on outputs
- UL 94-V-0 package material
- Toroidal magnetics
- Input/output isolation 1KVDC
- RoHS Compliant

RoHS Compliant

† Shutdown Pin

✻Io assumes all 3 channels are equally loaded

For quantities greater than listed, call for quote.

MOUSER STOCK NO.	MPS Part No.	Fig.	Input Volts	Output Volts	Io ✻ (mA)	Price Each 1	Price Each 5	Price Each 10
580-NMT0572SC	NMT0572SC	B	5	-24 -48 -72	42 21 14			
580-NMT1272SC	NMT1272SC	B	12	-24 -48 -72	42 21 14			
† 580-NMT1272SZC	NMT1272SZC	B	12	-24 -48 -72	42 21 14			

PWR1546A SERIES, 5W REGULATED DUAL OUTPUT

- RoHS Compliant
- 750VDC isolation
- 1mV p-p maximum output noise
- Short-circuit protection
- Six-sided shielding
- Internal input and output filtering
- Fully regulated
- Efficiency: 60% typ.

RoHS Compliant

For quantities greater than listed, call for quote.

MOUSER STOCK NO.	MPS Part No.	Fig.	Input Volts	Output Volts	Io (mA)	Price Each 1	Price Each 5	Price Each 10
580-PWR1546AC	PWR1546AC	C	5	±15	±167			

NDY SERIES, 3W WIDE INPUT SINGLE OUTPUT

A range of low profile converters offering a single regulated output over a 2:1 input voltage range.

- 1kVDC isolation
- Efficiency to 82%
- UL 94V-0 package material
- No heatsink required
- Toroidal magnetics
- Fully encapsulated
- RoHS Compliant

RoHS Compliant

For quantities greater than listed, call for quote.

MOUSER STOCK NO.	MPS Part No.	Fig.	Input Volts	Output Volts	Io (mA)	Price Each 1	Price Each 5	Price Each 10
DIP								
580-NDY0505C	NDY0505C	D	4.5-9	5	400-600			
580-NDY0509C	NDY0509C	D	4.5-9	9	222-333			
580-NDY0512C	NDY0512C	D	4.5-9	12	166-250			
580-NDY1205C	NDY1205C	D	9-18	5	600			
580-NDY1209C	NDY1209C	D	9-18	9	333			
580-NDY1212C	NDY1212C	D	9-18	12	250			
580-NDY1215C	NDY1215C	D	9-18	15	200			
580-NDY2403C	NDY2403C	D	18-36	3.3	909			
580-NDY2405C	NDY2405C	D	18-36	5	600			
580-NDY2409C	NDY2409C	D	18-36	9	333			
580-NDY2412C	NDY2412C	D	18-36	12	250			
580-NDY2415C	NDY2415C	D	18-36	15	200			
580-NDY4805C	NDY4805C	D	36-72	5	600			
580-NDY4812C	NDY4812C	D	36-72	12	250			

NDS6 SERIES, 6W SINGLE AND DUAL OUTPUT

- 2:1 Wide range voltage input
- Short circuit protection
- 1.5kVDC Isolation
- RoHS compliant

RoHS Compliant

✻ With control Pin

For quantities greater than listed, call for quote.

MOUSER STOCK NO.	MPS Part No.	Fig.	Input Volts	Output Volts	Io (mA) min	Io (mA) max	Price Each 1	Price Each 5	Price Each 10
Single Output									
580-NDS6S2405C	NDS6S2405C	E	24	5	120	1200			
580-NDS6S2412C	NDS6S2412C	E	24	12	50	500			
580-NDS6S2415C	NDS6S2415C	E	24	15	40	400			
Dual Output									
580-NDS6D2405C	NDS6D2405C	E	24	±5	±60	±600			
580-NDS6D2412C	NDS6D2412C	E	24	±12	±25	±250			
580-NDS6D2415C	NDS6D2415C	E	24	±15	±20	±200			
✻ 580-NDS6D2405EC	NDS6D2405EC	E	24	±5	±60	±600			
✻ 580-NDS6D2412EC	NDS6D2412EC	E	24	±12	±25	±250			
✻ 580-NDS6D2415EC	NDS6D2415EC	E	24	±15	±20	±200			

NCS6 SERIES, 6W ISOLATED SINGLE OUTPUT

- 4:1 wide range voltage input
- 1.5kVDC Isolation
- Power density 0.94W/cm³
- No electrolytic capacitors
- Under voltage lock out
- RoHS compliant

RoHS Compliant

For quantities greater than listed, call for quote.

MOUSER STOCK NO.	MPS Part No.	Fig.	Input Volts	Output Volts	Io (mA)	Price Each 1	Price Each 5	Price Each 10
580-NCS6S1203C	NCS6S1203C	F	12	3.3	1.52			
580-NCS6S1205C	NCS6S1205C	F	12	5	1.2			
580-NCS6S1212C	NCS6S1212C	F	12	12	0.5			
580-NCS6S1215C	NCS6S1215C	F	12	15	0.4			
580-NCS6S4803C	NCS6S4803C	F	48	3.3	1.52			
580-NCS6S4805C	NCS6S4805C	F	48	5	1.2			
580-NCS6S4812C	NCS6S4812C	F	48	12	0.5			
580-NCS6S4815C	NCS6S4815C	F	48	15	0.4			

© Copyright 2014 Mouser Electronics

© Copyright 2014 Mouser Electronics

MURATA POWER SOLUTIONS DC-DC Converters

Murata Power Solutions

RoHS Compliant This product is RoHS compliant.

ULT SERIES , 30W ISOLATED THIRTY-SECOND BRICK

NEW! TECHNOLOGY

- Low output ripple and noise
- 1500V I/O isolation ✻ Negative polarity

For quantities greater than listed, call for quote.

MOUSER STOCK NO.	Datel Part No.	Fig.	Input Volts (Range)	Output Volts	Output Current	Price Each 1	5	10
Through-Hole Version								
✻ 580-ULT-3.3/7.5D48NC	ULT-3.3/7.5-D48N-C	A	48(36-75)	3.3	7.5A			
580-ULT-3.3/7.5D48PC	ULT-3.3/7.5-D48P-C	A	48(36-75)	3.3	7.5A			
✻ 580-ULT-5/5-D48N-C	ULT-5/5-D48N-C	A	48(36-75)	5	5A			
580-ULT-5/5-D48P-C	ULT-5/5-D48P-C	A	48(36-75)	5	5A			
✻ 580-ULT-12/2.5-D48NC	ULT-12/2.5-D48N-C	A	48(36-75)	12	2.5A			
580-ULT-12/2.5-D48PC	ULT-12/2.5-D48P-C	A	48(36-75)	12	2.5A			
Surface Mount Version								
✻ 580-ULT3.3/7.5D48NMC	ULT-3.3/7.5-D48NM-C	B	48(36-75)	3.3	7.5A			
580-ULT3.3/7.5D48PMC	ULT-3.3/7.5-D48PM-C	B	48(36-75)	3.3	7.5A			
✻ 580-ULT-5/5-D48NM-C	ULT-5/5-D48NM-C	B	48(36-75)	5	5A			
580-ULT-5/5-D48PM-C	ULT-5/5-D48PM-C	B	48(36-75)	5	5A			
✻ 580-ULT-12/2.5D48NMC	ULT-12/2.5-D48NM-C	B	48(36-75)	12	2.5A			
580-ULT-12/2.5D48PMC	ULT-12/2.5-D48PM-C	B	48(36-75)	12	2.5A			

DATEL ULS SERIES, 30-66W ISOLATED SIXTEENTH BRICK

✻ Surface Mount Package • Industry standard DOSA Sixteenth-brick format and pinout • 2250V basic input/output isolation

580-ULS-3.3/20-D48NC	ULS-3.3/20-D48N-C	C	48 (36-75)	3.3	20A			
580-ULS12/2.5-D48N-C	ULS-12/2.5-D48N-C	C	48 (36-75)	12	2.5A			
✻ 580-ULS12/2.5D48NM-C	ULS-12/2.5-D48NM-C	C	48 (36-75)	12	2.5A			
580-ULS-15/2-D48N-C	ULS-15/2-D48N-C	C	48 (36-75)	15	2A			
✻ 580-ULS-15/2-D48NM-C	ULS-15/2-D48NM-C	C	48 (36-75)	15	2A			

DATEL UWS SERIES, 49-54W ISOLATED WIDE INPUT SIXTEENTH BRICK

NEW PRODUCT

✻ Surface Mount Package • High efficiency to 91%

580-UWS-3.3/15-Q48NC	UWS-3.3/15-Q48N-C	D	48 (18-75)	3.3	15A			
✻ 580-UWS-3.3/15Q48NMC	UWS-3.3/15-Q48NM-C	D	48 (18-75)	3.3	15A			
580-UWS-5/10-Q48N-C	UWS-5/10-Q48N-C	D	48 (18-75)	5	10A			
✻ 580-UWS-5/10-Q48NM-C	UWS-5/10-Q48NM-C	D	48 (18-75)	5	10A			
580-UWS-12/4.5-Q48NC	UWS-12/4.5-Q48N-C	D	48 (18-75)	12	4.5A			
✻ 580-UWS-12/4.5Q48NMC	UWS-12/4.5-Q48NM-C	D	48 (18-75)	12	4.5A			

DATEL UEE SERIES, 50-99W ISOLATED EIGHTH-BRICK

- Outstanding thermal performance and derating • Fully protected against temperature and voltage limits
- On/Off control, trim and sense functions • Fully isolated, 2250 Vdc (BASIC) insulation

580-UEE3.3/15D48N-C	UEE-3.3/15-D48N-C	E	48(36-75)	3.3	15A			
580-UEE3.3/25D48N-C	UEE-3.3/25-D48N-C	E	48(36-75)	3.3	25A			
580-UEE3.3/30D48N-C	UEE-3.3/30-D48N-C	E	48(36-75)	3.3	30A			

DATEL UWE SERIES, 66-75W ISOLATED SINGLE OUTPUT EIGHTH BRICK

✻ With baseplate • Synchronous rectification yields very high efficiency and low power dissipation • Operating temperature range from -40°C to +85°C with derating • Up to 1500 Volt DC isolation (basic insulation)

✻ 580-UWE-5/15-Q12PB-C	UWE-5/15-Q12PB-C	F	12(9-36)	5	15A			
580-UWE-12/6-Q12P-C	UWE-12/6-Q12P-C	F	12(9-36)	12	6A			
✻ 580-UWE-12/6-Q12PB-C	UWE-12/6-Q12PB-C	F	12(9-36)	12	6A			
✻ 580-UWE-15/5-Q12PB-C	UWE-15/5-Q12PB-C	F	12(9-36)	15	5A			
✻ 580-UWE-24/3-Q12PB-C	UWE-24/3-Q12PB-C	F	12(9-36)	24	3A			
580-UWE12/6-Q48N-C	UWE-12/6-Q48N-C	F	48(18-75)	12	6A			
✻ 580-UWE-12/6-Q48NB-C	UWE-12/6-Q48NB-C	F	48(18-75)	12	6A			
580-UWE-15/5-Q48N-C	UWE-15/5-Q48N-C	F	48(18-75)	5	5A			
✻ 580-UWE-15/5-Q48NB-C	UWE-15/5-Q48NB-C	F	48(18-75)	5	5A			

DATEL UQQ SERIES, 82.5-105W ISOLATED QUARTER BRICK SINGLE OUTPUT

✻ With baseplate • N for negative polarity or P for positive polarity • Interleaved synchronous-rectifier topology • On/Off control, trim and sense function

✻ 580-UQQ-128-Q12PB-C	UQQ-12/8-Q12PB-C	G	12 (9-36)	12	8A			
✻ 580-UQQ-24/4-Q12PB-C	UQQ-24/4-Q12PB-C	G	12 (10-36)	24	4A			

DATEL UVQ SERIES, 96-120W ISOLATED SINGLE OUTPUT QUARTER BRICK

✻ With baseplate • Fully isolated, 2250Vdc (BASIC) insulation • High efficiency to 92%

Positive Polarity								
✻ 580-UVQ12-8-D24PB-C	UVQ-12/8-D24PB-C	H	24(18-36)	12	8A			
580-UVQ-24/4.5D24P-C	UVQ-24/4.5-D24P-C	H	24(18-36)	24	4.5A			

DATEL HPQ SERIES, 183-300W ISOLATED QUARTER BRICK

✻"X" optional version omits trim and sense pins † With baseplate • 2250 Volt basic isolation

580-HPQ8.3/22-D48N-C	HPQ-8.3/22-D48N-C	I	48 (36-75)	8.3	22A			
580-HPQ8.3/22-D48P-C	HPQ-8.3/22-D48P-C	I	48 (36-75)	8.3	22A			
† 580-HPQ12/25D48NB-C	HPQ-12/25-D48NB-C	J	48 (36-75)	12	25A			
580-HPQ12/25D48N-C	HPQ-12/25-D48N-C	J	48 (36-75)	12	25A			
✻ 580-HPQ12/25D48NX-C	HPQ-12/25-D48NX-C	J	48 (36-75)	12	25A			
† 580-HPQ12/25D48PB-C	HPQ-12/25-D48PB-C	J	48 (36-75)	12	25A			
†✻ 580-HPQ12/25D48PBX-C	HPQ-12/25-D48PBX-C	J	48 (36-75)	12	25A			

DATEL UWE SERIES, 100-120W WIDE INPUT ISOLATED EIGHTH-BRICK

NEW PRODUCT

- Synchronous rectifi cation yields very high efficiency and low power dissipation • On/Off control, trim and remote sense functions
- Outstanding thermal performance and derating • Pre-bias operation for startup protection

580-UWE-12/10-Q48N-C	UWE-12/10-Q48N-C	K	48 (18-75)	12	10A			
580-UWE-12/10-Q48NBC	UWE-12/10-Q48NB-C	K	48 (18-75)	12	10A			
580-UWE-3.3/30-Q48NC	UWE-3.3/30-Q48N-C	K	48 (18-75)	3.3	30A			
580-UWE-3.3/30Q48NBC	UWE-3.3/30-Q48NB-C	K	48 (18-75)	3.3	30A			
580-UWE-5/20-Q48N-C	UWE-5/20-Q48N-C	K	48 (18-75)	5	20A			
580-UWE-5/20-Q48NB-C	UWE-5/20-Q48NB-C	K	48 (18-75)	5	20A			

DATEL UWQ SERIES, 204W WIDE INPUT ISOLATED DOSA QUARTER BRICK

NEW PRODUCT

- Efficiency: 92% Typical

580-UWQ-12/17-Q48N-C	UWQ-12/17-Q48N-C	L	48(18-75)	12	17A			
580-UWQ-12/17-Q48P-C	UWQ-12/17-Q48P-C	L	48(18-75)	12	17A			
580-UWQ-12/17-Q48NBC	UWQ-12/17-Q48NB-C	L	48(18-75)	12	17A			
580-UWQ-12/17-Q48PBC	UWQ-12/17-Q48PB-C	L	48(18-75)	12	17A			

DATEL RBC SERIES, 210W ISOLATED SINGLE OUTPUT QUARTER BRICK

- Ultra-high efficiency up to 93% • Fully isolated, 2250Vdc (BASIC)

580-RBC-12/17-D48N-C	RBC-12/17-D48N-C	M	48(36-75)	12	17A			
580-RBC-12/17-D48P-C	RBC-12/17-D48P-C	M	48(36-75)	12	17A			

DIMENSIONS: in.

A


Height: 0.35

B


Height: 0.35

C
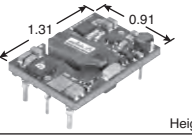

Height: 0.40

D


Height: 0.36

E


Height: 0.40

F


Height: 0.38

G


Height: 0.50

H


Height: 0.42

I
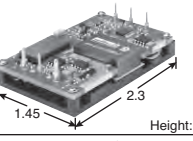

Height: 0.50

J


Height: 0.44

K
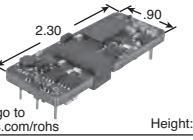

For full details go to www.murata-ps.com/rohs
Height: 0.39

L


Height: 0.46

M


Height: 0.42

© Copyright 2014 Mouser Electronics

© Copyright 2014 Mouser Electronics

MURATA POWER SOLUTIONS DC-DC Converters

RoHS Compliant **This product is RoHS compliant.**

DATEL® UST SERIES, 3W ISOLATED SINGLE OUTPUT

- Standard DIP package and pinout
- Fully isolated, 1000VDC guaranteed
- Guaranteed efficiencies to 73%
- Internal input/output filtering
- UL1950, C22.2 No. 950, and IEC950 certified

For quantities greater than listed, call for quote.

MOUSER STOCK NO.	Datel Part No.	Fig.	Input Volts (Range)	Output Volts	Output Current	Price Each 1	5	10
580-UST5-500-D5-C	UST-5/500-D5-C	A	5 (4.5-9)	5	500mA			
580-UST12-250-D5-C	UST-12/250-D5-C	A	5 (4.5-9)	12	250mA			
580-UST5-500-D12-C	UST-5/500-D12-C	A	12 (9-18)	5	500mA			
580-UST12-250-D12-C	UST-12/250-D12-C	A	12 (9-18)	12	250mA			
580-UST5-500-D48-C	UST-5/500-D48-C	A	48 (18-72)	5	500mA			
580-UST12-250-D48-C	UST-12/250-D48-C	A	48 (18-72)	12	250mA			
580-UST15-200-D48-C	UST-15/200-D48-C	A	48 (18-72)	15	200mA			

DATEL® BST SERIES, 3W ISOLATED DUAL OUTPUT

- 1000VDC isolation
- Wide range input voltages
- Guaranteed efficiencies to 75%
- Internal input/output filtering
- UL1950, C22.2 No. 950, and IEC950 certified

For quantities greater than listed, call for quote.

MOUSER STOCK NO.	Datel Part No.	Fig.	Input Volts (Range)	Output Volts	Output Current	Price Each 1	5	10
580-BST15-85-D5-C	BST-15/85-D5-C	A	5 (4.5-9)	±15	±85mA			
580-BST12-125-D48-C	BST-12/125-D48-C	A	48 (18-72)	±12	±125mA			

DATEL® UWR SERIES, 3-5W ISOLATED SINGLE OUTPUT

- Fully isolated, 1000VDC guaranteed
- No external components required
- Industry-standard pinout
- Guaranteed efficiency to 90%
- UL 1950, CSA 22.2 No. 234, and IEC 950 certified

For quantities greater than listed, call for quote.

MOUSER STOCK NO.	Datel Part No.	Fig.	Input Volts (Range)	Output Volts	Output Current	Price Each 1	5	10
580-UWR5-500-D12C	UWR-5/500-D12-C	A	12 (9-18)	5	500mA			
580-UWR5-1000-D24C	UWR-5/1000-D24-C	B	24 (18-36)	5	1000mA			
580-UWR5-500-D48C	UWR-5/500-D48-C	A	48 (18-72)	5	500mA			

DATEL® BWR SERIES, 3-5W ISOLATED DUAL OUTPUT

- No external components required
- Fully isolated, 1000VDC guaranteed
- EMI/EMC characterized
- Industry-standard pinout

For quantities greater than listed, call for quote.

MOUSER STOCK NO.	Datel Part No.	Fig.	Input Volts (Range)	Output Volts	Output Current	Price Each 1	5	10
580-BWR12-125-D12-C	BWR-12/125-D12-C	A	12 (9-18)	±12	±125mA			
580-BWR5-500-D24-C	BWR-5/500-D24-C	B	24 (18-36)	±5	±500mA			
580-BWR12-210-D24-C	BWR-12/210-D24-C	B	24 (18-36)	±12	±210mA			
580-BWR15-165-D24-C	BWR-15/165-D24-C	B	24 (18-36)	±15	±165mA			
580-BWR15-100-D48-C	BWR-15/100-D48-C	A	48 (18-72)	±12	±100mA			
580-BWR12-125-D48-C	BWR-12/125-D48-C	A	48 (18-72)	±12	±125mA			
580-BWR15-165-D48-C	BWR-15/165-D48-C	A	48 (36-72)	±15	±165mA			

DATEL® A-SERIES, UWR MODELS, 8-40W ISOLATED SINGLE OUTPUT

- Fully isolated, 1500VDC guaranteed
- Industry-standard pinouts
- Guaranteed efficiencies to 90%

For quantities greater than listed, call for quote.

MOUSER STOCK NO.	Datel Part No.	Fig.	Input Volts (Range)	Output Volts	Output Current	Price Each 1	5	10
580-UWR5.2-1500-D5AC	UWR-5.2/1500-D5A-C	C	5 (4.7-7.25)	5.2	1.5A			
580-UWR5-2000-D12AC	UWR-5/2000-D12A-C	C	12 (9-18)	5	2A			

DATEL ULE SERIES, 50-66W ISOLATED SINGLE OUTPUT EIGHTH BRICK

- On/Off control, trim and sense pins
- New 1/8 brick package, 1/4 brick pinout
- Synchronous-rectifier topology delivers: efficiency (to 94%), low noise, stable no load operation, no output reverse condition

For quantities greater than listed, call for quote.

MOUSER STOCK NO.	Datel Part No.	Fig.	Input Volts (Range)	Output Volts	Output Current	Price Each 1	5	10
580-ULE3.3-20-D24P-C	ULE-3.3/20-D24P-C	D	24 (18-36)	3.3	20A			
580-ULE3.3-20-D24N-C	ULE-3.3/20-D24N-C	D	24 (18-36)	3.3	20A			
580-ULE5-12-D24P-C	ULE-5/12-D24P-C	D	24 (18-36)	5	12A			
580-ULE12-4.2-D24P-C	ULE-12/4.2-D24P-C	D	24 (18-36)	12	4.2A			

DIMENSIONS: in.

A

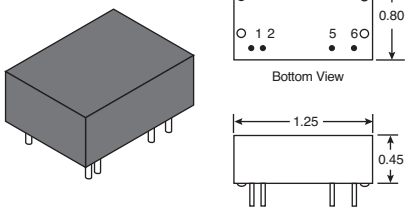

B

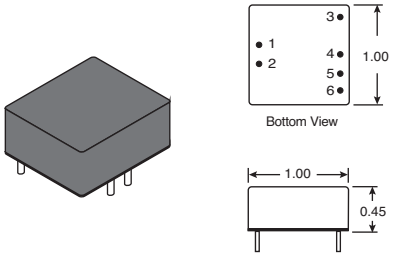

C

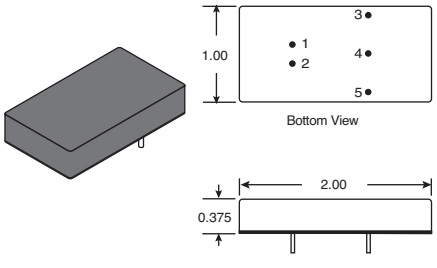

D



© Copyright 2014 Mouser Electronics

MURATA POWER SOLUTIONS DC-DC Converters

RoHS Compliant This product is RoHS compliant.

DATEL A-SERIES, BWR MODELS, 7-33W ISOLATED DUAL OUTPUT

- Industry-standard pinouts
- Fully isolated, 1500VDC guaranteed
- Guaranteed efficiencies to 82%
- Designed to meet UL/EN60950

For quantities greater than listed, call for quote.

MOUSER STOCK NO.	Datel Part No.	Fig.	Input Volts	Output Volts	Output Current	Price Each 1	5	10
580-BWR5-700-D5A-C	BWR-5/700-D5A-C	A	5 (4.7-7.25)	±5	±700mA			
580-BWR12-335-D5A-C	BWR-12/335-D5A-C	A	5 (4.7-7.25)	±12	±335mA			
580-BWR15-275-D5A-C	BWR-15/275-D5A-C	A	5 (4.7-7.25)	±15	±275mA			
580-BWR5-900-D12A-C	BWR-5/900-D12A-C	A	12 (9-18)	±5	±900mA			
580-BWR12-415-D12A-C	BWR-12/415-D12A-C	A	12 (9-18)	±12	±415mA			
580-BWR15-330-D12A-C	BWR-15/330-D12A-C	A	12 (9-18)	±15	±330mA			
580-BWR5-1700-D12A-C	BWR-5/1700-D12A-C	B	24 (9-36)	±5	±1700mA			
580-BWR/1500-D24A-C	BWR-5/1500-D24A-C	C	24 (18-36)	±5	±1500mA			
580-BWR15-670-D12A-C	BWR-15/670-D12A-C	B	24 (9-36)	±15	±670mA			
580-BR15-575-D24A-C	BWR-15/575-D24A-C	C	24 (18-36)	±15	±575mA			
580-BWR5-700-D48A-C	BWR-5/700-D48AC-C	A	48 (18-75)	±5	±700mA			
580-BWR12-415-D48A-C	BWR-12/415-D48A-C	A	48 (18-75)	±12	±415mA			
580-BWR15-330-D48A-C	BWR-15/330-D48A-C	A	48 (18-75)	±15	±330mA			
580-BWR5-3.3-D24A-C	BWR-5/3-3.3/4.25-D24A-C	D	24 (18-36)	5 3.3	3A 4.25A			

DATEL TWR SERIES, 8-22W ISOLATED TRIPLE OUTPUT

- Guaranteed efficiencies to 82%
- -40° to +100°C operating temperature
- 20W models allow "user-allocated" power among outputs

For quantities greater than listed, call for quote.

MOUSER STOCK NO.	Datel Part No.	Fig.	Input Volts	Output Volts	Output Current	Price Each 1	5	10
580-TWR11-5-15-D12AC	TWR-5/1000-15/200-D12A-C	E	12 (9-18)	5/±15	1A/±200mA			
580-TWR20-5-12D12AC	TWR-5/3000-12/500-D12A-C	B	12 (9-36)	5/±12	3A/±500mA			
580-TWR20-5-15D12AC	TWR-5/3000-15/500-D12A-C	B	12 (9-36)	5/±15	3A/±500mA			
580-TWR10-5-12-D24AC	TWR-5/1000-12/210-D24A-C	E	24 (18-36)	5/±12	1A/±210mA			
580-TWR11-5-15-D24AC	TWR-5/1000-15/200-D24A-C	E	24 (18-36)	5/±15	1A/±200mA			
✻ 580-TWR22-5-15D24C	TWR-5/3-15/250-D24-C	E	24 (18-36)	5/±15	3A/250mA			

✻ H=0.49 in.

DATEL BEI15 SERIES, 15W ISOLATED DUAL OUTPUT

- Extensive self-protection shut down features
- N for negative polarity or P for positive polarity
- Usable -40°C to 85°C temperature range (with derating)

For quantities greater than listed, call for quote.

MOUSER STOCK NO.	Datel Part No.	Fig.	Input Volts	Output Volts	Output Current	Price Each 1	5	10
580-BEI15-050-Q48N-C	BEI15-050-Q48N-C	F	48 (18-75)	±5	±1500mA			
580-BEI15-050-Q48P-C	BEI15-050-Q48P-C	F	48 (18-75)	±5	±1500mA			
580-BEI15-120-Q12N-C	BEI15-120-Q12N-C	F	24 (9-36)	±12	±625mA			
580-BEI15-120-Q12P-C	BEI15-120-Q12P-C	F	24 (9-36)	±12	±625mA			
580-BEI15-120-Q48N-C	BEI15-120-Q48N-C	F	48 (18-75)	±12	±625mA			
580-BEI15-120-Q48P-C	BEI15-120-Q48P-C	F	48 (18-75)	±12	±625mA			
580-BEI15-150-Q12N-C	BEI15-150-Q12N-C	F	24 (9-36)	±15	±500mA			
580-BEI15-150-Q12P-C	BEI15-150-Q12P-C	F	24 (9-36)	±15	±500mA			
580-BEI15-150-Q48N-C	BEI15-150-Q48N-C	F	48 (18-75)	±15	±500mA			

DATEL DSM/DWR SERIES, 15W ISOLATED DUAL OUTPUT

- 1"x2" SMT or through-hole package
- Fully isolated, 1500VDC guaranteed
- UL/EN60950 safety approvals
- Efficiency to 85%

For quantities greater than listed, call for quote.

MOUSER STOCK NO.	Datel Part No.	Fig.	Input Volts	Output Volts	Output Current	Price Each 1	5	10
580-DSM5-3.3-D12-C	DSM-5/2.65-3.3/3-D12-C	G	12 (10-18)	5 3.3	2.65A 3.00A			
580-DWR52653.33D24-C	DWR-5/2.65-3.3/3-D24-C	H	24 (18-36)	5 3.3	2.65A 3.00A			

DATEL UHE SERIES, 25-30W ISOLATED SINGLE OUTPUT

- Small 1.6"x2" package with standard 2"x2" pinout
- 1500VDC isolation
- "Q" models offer wide input ranges
- Stable no-load operation
- Thermal shutdown, I/O protected
- Efficiencies as high as 91.5%
- UL/EN60950 certified

For quantities greater than listed, call for quote.

MOUSER STOCK NO.	Datel Part No.	Fig.	Input Volts	Output Volts	Output Current	Price Each 1	5	10
580-UHE12-2500-D12C	UHE-12/2500-D12-C	I	12 (9-18)	12	2.5A			
580-UHE15-2000-D12C	UHE-15/2000-D12-C	I	12 (9-18)	15	2A			
580-UHE12-2500-D24C	UHE-12/2500-D24-C	I	24 (18-36)	12	2.5A			
580-UHE15-2000-D24C	UHE-15/2000-D24-C	I	24 (18-36	15	2A			
580-UHE12-2500-D48C	UHE-12/2500-D48-C	I	48 (36-75)	12	2.5A			
580-UHE15-2000-D48C	UHE-15/2000-D48-C	I	48 (36-75)	15	2A			
580-UHE3.3-7500-Q12C	UHE-3.3/7500-Q12-C	I	24 (9-36)	3.3	7.5A			
580-UHE5-5000-Q12C	UHE-5/5000-Q12-C	I	24 (9-36)	5	5A			
580-UHE12-2500-Q12C	UHE-12/2500-Q12-C	I	24 (9-36)	12	2.5A			
580-UHE5-5000-Q48C	UHE-5/5000-Q48-C	I	48 (18-75)	5	5A			
580-UHE12-2500-Q48C	UHE-12/2500-Q48-C	I	48 (18-75)	12	2.5A			
580-UHE15-2000-Q48C	UHE-15/2000-Q48-C	I	48 (18-75)	15	2A			

DIMENSIONS: in.

A

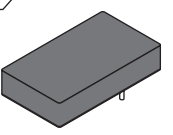

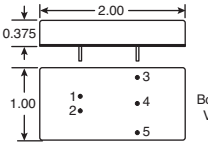

B



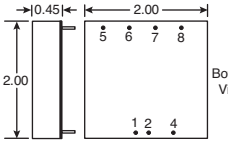

C

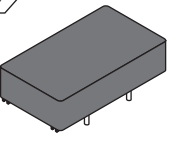

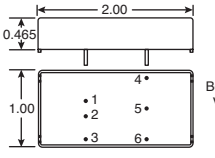

D



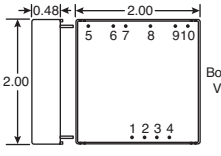

E



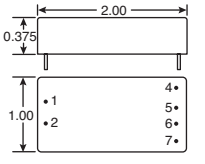

F



G

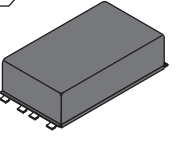

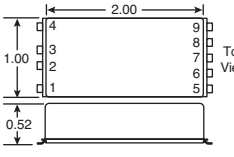

H

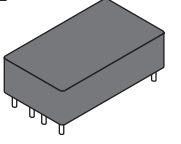

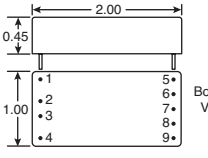

I



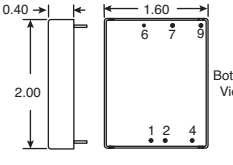

© Copyright 2014 Mouser Electronics

© Copyright 2014 Mouser Electronics

MURATA POWER SOLUTIONS DC-DC Converters

RoHS Compliant **This product is RoHS compliant.**

NPH SERIES, 10-25W ISOLATED SINGLE OUTPUT

- High efficiency to 87%
- 1.5kV input/output isolation
- UL 1950 Recognized (E179522)
- Industry standard pinout
- Operation to zero load
- Protected against load faults
- RoHS Compliant

c UL us

✻ With trim and ss pins

For quantities greater than listed, call for quote.

MOUSER STOCK NO.	MPS Part No.	Fig.	Input Volts	Output Volts	Io (A)	Price Each 1	5	10	25
580-NPH10S2403IC	NPH10S2403IC	A	24	3.4	2.94				
✻ 580-NPH10S2403EIC	NPH10S2403EIC	A	24	3.4	2.94				
580-NPH10S2405IC	NPH10S2405IC	A	24	5.1	1.96				
✻ 580-NPH10S2405EIC	NPH10S2405EIC	A	24	5.1	1.96				
580-NPH10S2412IC	NPH10S2412IC	A	24	12.1	.83				
580-NPH10S2415IC	NPH10S2415IC	A	24	15.1	.67				
580-NPH10S4805IC	NPH10S4805IC	A	48	5.1	1.96				
580-NPH10S4812IC	NPH10S4812IC	A	48	12.1	.83				
580-NPH10S4815IC	NPH10S4815IC	A	48	15.1	.67				
580-NPH15S2403IC	NPH15S2403IC	B	24	3.4	4.4				
580-NPH15S2405IC	NPH15S2405IC	B	24	5.1	3.0				
✻ 580-NPH15S2405EIC	NPH15S2405EIC	B	24	5.1	3.0				
580-NPH15S2412IC	NPH15S2412IC	B	24	12.1	1.3				
580-NPH15S2415IC	NPH15S2415IC	B	24	15.1	1.0				
580-NPH15S4805IC	NPH15S4805IC	B	48	5.1	3.0				
580-NPH25S2405IC	NPH25S2405IC	C	24	5.1	5				
580-NPH25S2412IC	NPH25S2412IC	C	24	12.1	2.1				
580-NPH25S2415IC	NPH25S2415IC	C	24	15.1	1.7				
580-NPH25S4803IC	NPH25S4803IC	C	48	3.4	7.3				

DATEL UEI SERIES, 15-60W ISOLATED SINGLE OUTPUT

- Isolation up to 2250 VDC (basic)
- High efficiency synchronous rectifier forward topology
- Stable no-load operation with no required external components
- -40°C to 85°C temperature range (with derating)
- Extensive self-protection shut down features
- Positive polarity

Surface Mount Version

✻ Negative polarity

For quantities greater than listed, call for quote.

MOUSER STOCK NO.	Datel Part No.	Fig.	Input Volts	Output V	Output Io (A)	Price Each 1	5	10
580-UEI15-033Q12PM-C	UEI15-033-Q12PM-C	D	24(9-36)	3.3	4.5			
580-UEI15-050Q12PM-C	UEI15-050-Q12PM-C	D	24(9-36)	5	3			
580-UEI15-150Q12PM-C	UEI15-150-Q12PM-C	D	24(9-36)	15	1.1			
✻ 580-UEI15-050Q48NM-C	UEI15-050-Q48NM-C	D	48(18-75)	5	3			
✻ 580-UEI15-120Q48NM-C	UEI15-120-Q48NM-C	D	48(18-75)	12	1.3			
✻ 580-UEI15-150Q48NM-C	UEI15-150-Q48NM-C	D	48(18-75)	15	1.1			
✻ 580-UEI25-033D48NM-C	UEI25-033-D48NM-C	E	48(36-75)	3.3	7.5			
580-UEI25-033D48PM-C	UEI25-033-D48PM-C	E	48(36-75)	3.3	7.5			
✻ 580-UEI25-050D48NM-C	UEI25-050-D48NM-C	E	48(36-75)	5	5			
580-UEI25-050D48PM-C	UEI25-050-D48PM-C	E	48(36-75)	5	5			
✻ 580-UEI25-120D48NM-C	UEI25-120-D48NM-C	E	48(36-75)	12	12			
580-UEI25-120D48PM-C	UEI25-120-D48PM-C	E	48(36-75)	12	12			

Through-Hole Version

✻ Negative polarity

For quantities greater than listed, call for quote.

MOUSER STOCK NO.	Datel Part No.	Fig.	Input Volts	Output V	Output Io (A)	Price Each 1	5	10
580-UEI15-033-Q12P-C	UEI15-033-Q12P-C	D	24(9-36)	3.3	4.5			
580-UEI15-050-Q12P-C	UEI15-050-Q12P-C	D	24(9-36)	5	3			
580-UEI15-120-Q12P-C	UEI15-120-Q12P-C	D	24(9-36)	12	1.3			
580-UEI15-150-Q12P-C	UEI15-150-Q12P-C	D	24(9-36)	15	1.1			
✻ 580-UEI15-050-Q48N-C	UEI15-050-Q48N-C	D	48(18-75)	5	3			
✻ 580-UEI15-120-Q48N-C	UEI15-120-Q48N-C	D	48(18-75)	12	1.3			
✻ 580-UEI25-033-D48N-C	UEI25-033-D48N-C	E	48(36-75)	3.3	7.5			
580-UEI25-033-D48P-C	UEI25-033-D48P-C	E	48(36-75)	3.3	7.5			
✻ 580-UEI25-050-D48N-C	UEI25-050-D48N-C	E	48(36-75)	5	5			
580-UEI25-050-D48P-C	UEI25-050-D48P-C	E	48(36-75)	5	5			
✻ 580-UEI25-120-D48N-C	UEI25-120-D48N-C	E	48(36-75)	12	2.1			
580-UEI25-120-D48P-C	UEI25-120-D48P-C	E	48(36-75)	12	2.1			
580-UEI30-120-Q12P-C	UEI30-120-Q12P-C	F	24(9-36)	12	2.5			
580-UEI30-150-Q12P-C	UEI30-150-Q12P-C	F	24(9-36)	15	2			
✻ 580-UEI30-050-Q48N-C	UEI30-050-Q48N-C	F	48(18-75)	5	6			
✻ 580-UEI30-150-Q48N-C	UEI30-150-Q48N-C	F	48(18-75)	15	2			
580-UEI3.3/15Q12PR-C	UEI-3.3/15-Q12PR-C	G	24(9-36)	3.3	15			
580-UEI-5/10-Q12PR-C	UEI-5/10-Q12PR-C	G	24(9-36)	5	10			
580-UEI12/4.2-Q12P-C	UEI-12/4.2-Q12P-C	G	24(9-36)	12	4.2			
✻ 580-UEI12/5-Q48N-C	UEI-12/5-Q48N-C	G	48(18-75)	12	5			

DATEL Q48N-C SERIES, 162W ISOLATED HALF-BRICK

NEW PRODUCT

- Up to 91.5% efficiency at 54V output (typ.)
- Operational temperature range: -40°C to +85°C with baseplate
- 2250V I/O isolation
- Safety features: UL 60950-1, 2nd edition; CSA-C22.2 No. 60950-1 and IEC/EN60950-1 (pending)

For quantities greater than listed, call for quote.

MOUSER STOCK NO.	Datel Part No.	Fig.	Input Volts	Output V	Output Io (A)	Price Each 1	5	10
580-EMH-54/3-Q48N-C	EMH-54/3-Q48N-C	H	48(18-72)	54	3			
✻ 580-EMH-54/3-Q48NB-C	EMH-54/3-Q48NB-C	H	48(18-72)	54	3			

✻ Baseplate installed

© Copyright 2014 Mouser Electronics

DIMENSIONS: in.

A



B



C



D



Height: 0.32; Thru-hole Shown

E



Height: 0.32; Thru-hole Shown

F



Height: 0.35

G



Height: 0.378

H

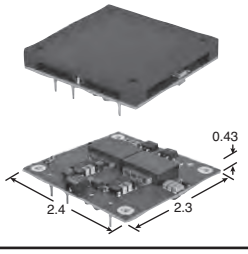

I

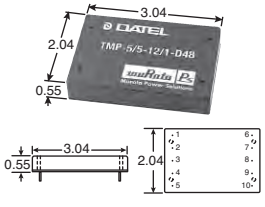

DATEL TMP SERIES, 25-35W ISOLATED TRIPLE OUTPUT

- Standard pinout, small size
- Efficiencies to 86%

For quantities greater than listed, call for quote.

MOUSER STOCK NO.	Datel Part No.	Fig.	Input Volts	Output V	Output Io (A)	Price Each 1	5	10
580-TMP5-12-Q12-C	TMP-5/5-12/1-Q12-C	I	24 (10-36)	5/±12	5A/±1A			
580-TMP5-12-D24-C	TMP-5/5-12/1-D24-C	I	24 (18-36)	5/±12	5A/±1A			

DATEL BMP SERIES, 39-40W ISOLATED DUAL OUTPUT

- Standard pinout, small size
- Fully isolated, 1500VDC guaranteed
- Efficiencies to 88%
- Meets UL1950/EN60950 (basic insulation)

For quantities greater than listed, call for quote.

MOUSER STOCK NO.	Datel Part No.	Fig.	Input Volts	Output V	Output Io (A)	Price Each 1	5	10
580-BMP15-1.3-D24-C	BMP-15/1.3-D24-C	I	24 (18-36)	±15	±1.3A			

© Copyright 2014 Mouser Electronics

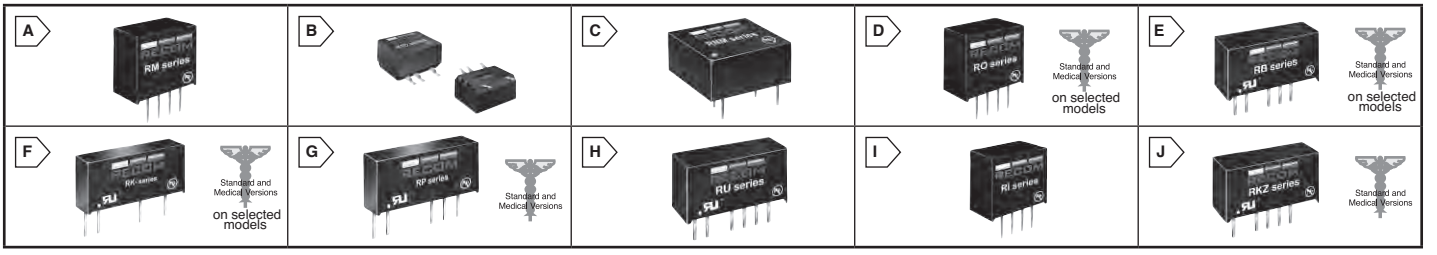

ECONOLINE DC/DC CONVERTERS - UNREGULATED

RM Series, 0.25W Single Output Unregulated, SIP4

- 1kVDC Isolation
- Efficiency to 76%

For quantities greater than listed, call for quote.

MOUSER STOCK NO.	RECOM Part No.	Fig.	Input Volts	Output Volts	Output Current	Price Each 1	5	10
919-RM-0505S	RM-0505S	A	5	5	50mA			

R0.25S & R0.25D Series, 0.25W SMD Single, Dual & Independent Outputs

- 1kVDC
- Fully Power at 100°C Ambient Temperature

Single								
919-R0.25S-3.33.3	R0.25S-3.33.3	B	3.3	3.3	76mA			
919-R0.25S-0505	R0.25S-0505	B	5	5	50mA			
919-R0.25S-1205	R0.25S-1205	B	12	5	50mA			
Dual								
919-R0.25D-1205	R0.25D-1205	B	12	±5	±25mA			
919-R0.25D-0505	R0.25D-0505	B	5	±5	±25mA			

R0.5Z Series, 0.5W SMD Isolated Single Output

- 1kVDC Isolation
- SMD Pakage Styles
- Single Regulated Output (Internal Linear Material)

919-R0.5Z-0505	R0.5Z0505	B	5	5	100mA			
919-R0.5Z-1205	R0.5Z1205	B	12	5	100mA			

R1S/D & R2S Series, 1 - 2W Single & Dual Output Unregulated

PRODUCT NEW

- Full Power at 100C Ambient Temperature
- 1kVDC Isolation
- Suitable for Fully Automated Assembly
- Efficiency to 85%

Single Output								
919-R1S-0505	R1S-0505	B	5	5	200mA			
919-R1S-0505/E	R1S-0505/E	B	5	5	200mA			
919-R1S8-0505	R1S8-0505	B	5	5	200mA			
919-R1S-0512	R1S-0512	B	5	12	84mA			
919-R1S-1205	R1S-1205	B	12	5	200mA			
919-R1S-1212	R1S-1212	B	12	12	84mA			
919-R2S-0505	R2S-0505	B	5	5	400mA			
919-R2S-1205	R2S-1205	B	12	5	400mA			
919-R2S-1212	R2S-1212	B	12	12	167mA			
Dual Output								
919-R1D-0505	R1D-0505	B	5	±5	±100mA			
919-R1D-0512	R1D-0512	B	5	±12	±42mA			
919-R1D-1205	R1D-1205	B	12	±5	±100mA			
919-R1D-1212	R1D-1212	B	12	±12	±42mA			

R1Z Series, 1W SMD Miniature Isolated Single Output

- 1kVDC & 2kVDC Isolation H-Suffix
- High Temperature Operation
- Toroidal Magnetics
- ✻Regulated with Short Circuit Protected

919-R1Z-0505	R1Z-0505	B	5	5	200mA			
✻ 919-R1Z-0505/HP	R1Z-0505/HP	B	5	5	200mA			
✻ 919-R1Z-0505/P	R1Z-0505/P	B	5	5	200mA			
919-R1Z-2405	R1Z-2405	B	24	5	200mA			

RNM Series, 1W Single Output Unregulated, DIP6

- Micro Size (8.3x8.3x6.8mm)
- 1kVDC Isolation

919-RNM-3.305S	RNM-3.305S	C	3.3	5	200mA			
919-RNM-053.3S	RNM-053.3S	C	5	3.3	303mA			
919-RNM-0505S	RNM-0505S	C	5	5	200mA			
919-RNM-0512S	RNM-0512S	C	5	12	83mA			
919-RNM-1205S	RNM-1205S	C	12	5	200mA			
919-RNM-1212S	RNM-1212S	C	12	12	83mA			

RO & ROM Series, 1W Single Output Unregulated, SIP4

PRODUCT NEW

- Industry Standard Pinout
- 1kVDC Isolation
- Small Footprint

919-RO-0505S	RO-0505S	D	5	5	200mA			
919-RO-0505S/E	RO-0505S/E	D	5	5	200mA			
919-RO-0512S	RO-0512S	D	5	12	83mA			
919-RO-0515S	RO-0515S	D	5	15	66mA			
919-RO-1205S	RO-1205S	D	12	5	200mA			
919-RO-1212S	RO-1212S	D	12	12	83mA			
919-RO-2405S	RO-2405S	D	24	5	200mA			
919-RO-2412S	RO-2412S	D	24	12	83mA			
919-RO-2424S	RO-2424S	D	24	24	42mA			
SIP4 MICRO 7.7mm - Medical Approved - 3kVDC Isolation								
919-ROM-0505S	ROM-0505S	D	5	5	200mA			
919-ROM-0512S	ROM-0512S	D	5	12	83mA			
919-ROM-1205S	ROM-1205S	D	12	5	200mA			
919-ROM-1212S	ROM-1212S	D	12	12	83mA			

RB Series, 1W Single & Dual Output Unregulated, SIP6 & 7

PRODUCT NEW

- Low Cost
- 1kVDC Isolation
- Power Sharing on Dual Output Version
- Efficiency 85%
- Industry Standard Pinout

Single Output								
919-RB-0505S	RB-0505S	E	5	5	200mA			
919-RB-0505S/E	RB-0505S/E	E	5	5	200mA			
919-RB-0512S	RB-0512S	E	5	12	84mA			

RB Series, 1W Single & Dual Output Unregulated, SIP6 & 7 (Cont.)

For quantities greater than listed, call for quote.

MOUSER STOCK NO.	RECOM Part No.	Fig.	Input Volts	Output Volts	Output Current	Price Each 1	5	10
Single Output								
919-RB-1205S	RB-1205S	E	12	5	200mA			
919-RB-1212S	RB-1212S	E	12	12	84mA			
SIP6 Micro Size - Medical Approved - 3kVDC Isolation								
919-RBM-0505S	RBM-0505S	E	5	5	200mA			
Dual Output								
919-RB-0505D	RB-0505D	E	5	±5	±100mA			
919-RB-0512D	RB-0512D	E	5	±12	±42mA			
919-RB-0515D	RB-0515D	E	5	±15	±33mA			
919-RB-2412D	RB-2412D	E	24	±12	±42mA			

RE/RK/RH Series, 1W Single & Dual Output Unregulated, SIP7

- SMD Pinning options available. Contact Mouser Rep
- 1kVDC Isolation (RE)
- Remote Control Pin
- Efficiency 85%

Single Output								
919-RE-0505S	RE-0505S	F	5	5	200mA			
919-RE-0512S	RE-0512S	F	5	12	83mA			
919-RE-1205S	RE-1205S	F	12	5	200mA			
919-RE-1212S	RE-1212S	F	12	12	83mA			
919-RE-2405S	RE-2405S	F	24	5	200mA			
3kVDC Isolation								
919-RK-0505S	RK-0505S	F	5	5	200mA			
919-RK-0512S	RK-0512S	F	5	12	84mA			
919-RK-0515S	RK-0515S	F	5	15	66mA			
919-RK-1205S	RK-1205S	F	12	5	200mA			
919-RK-1212S	RK-1212S	F	12	12	84mA			
919-RK-1505S	RK-1505S	F	15	5	200mA			
Dual Output - Medical Approved								
919-RH-0515D	RH-0515D	F	5	±15	±33mA			

RP Series, 1W Single & Dual Output Unregulated, SIP7

- Pot-Core Transformer - separated windings
- High 5.2kVDC Isolation in compact size
- Efficiency to 82%
- Approved for Medical and Lab Apps
- Pin Compatible with RH and RK Series

Single Output								
919-RP-0505S	RP-0505S	G	5	5	200mA			
919-RP-0509S	RP-0509S	G	5	9	111mA			
919-RP-0515S	RP-0515S	G	5	15	66mA			
919-RP-0524S	RP-0524S	G	5	24	42mA			
919-RP-1212S	RP-1212S	G	12	12	84mA			
919-RP-2405S	RP-2405S	G	24	5	200mA			
Dual Output								
919-RP-0505D	RP-0505D	G	5	±5	±100mA			

RxxPxx Series, 1 - 2W Single Output Unregulated, SIP7

- Standard Isolation 5.2kVDC
- Approved for Medical and Lab Apps
- UL/CSA and EN Safety Certified
- Efficiency 88%

919-R05P05S	R05P05S	G	5	5	200mA			
919-R05P12S	R05P12S	G	5	12	84mA			
919-R12P12S	R12P12S	G	12	12	84mA			
919-R24P05S	R24P05S	G	24	5	200mA			
919-R24P12S	R24P12S	G	24	12	84mA			
919-R05P205S	R05P205S	G	5	5	400mA			
919-R05P209S	R05P209S	G	5	9	222mA			
919-R12P212S	R12P212S	G	12	12	167mA			

RU Series, 1W Isolated Dual Output, SIP7

- Twin Independent Outputs
- 1kVDC Isolation
- Power Sharing on Outputs
- Efficiency to 76%

919-RU-050505	RU-050505	H	5	5	100mA			

RN Series, 1.25W Single Output Unregulated, DIP8

- 1kVDC Isolation
- Efficiency to 85%

919-RN-0505S	RN-0505S	C	5	5	250mA			

RI Series, 2W Single Output Unregulated, SIP4

- 1kVDC Isolation
- Efficiency to 85%

919-RI-0505S	RI-0505S	I	5	5	400mA			
919-RI-0512S	RI-0512S	I	5	12	167mA			
919-RI-1205S	RI-1205S	I	12	5	400mA			
919-RI-1212S	RI-1212S	I	12	12	167mA			
919-RI-2412S	RI-2412S	I	24	12	167mA			

RKZ Series, 2W Single & Dual Output Unregulated, SIP7

- High Isolation 2W Converter
- 3kVDC Isolation
- Efficiency to 84%

Single Output								
919-RKZ-0505S	RKZ-0505S	J	5	5	400mA			
919-RKZ-0512S	RKZ-0512S	J	5	12	168mA			
919-RKZ-1205S	RKZ-1205S	J	12	5	400mA			
919-RKZ-1212S	RKZ-1212S	J	12	12	168mA			
Dual Output								
919-RKZ-0505D	RKZ-0505D	J	5	±5	±200mA			
919-RKZ-0512D	RKZ-0512D	J	5	±12	±84mA			

© Copyright 2014 Mouser Electronics

© Copyright 2014 Mouser Electronics

RECOM POWER DC/DC Converters

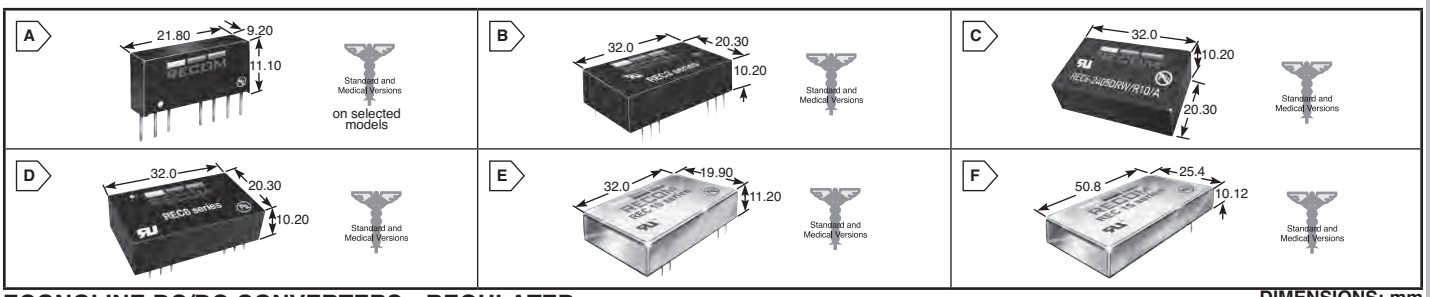

DIMENSIONS: mm

ECONOLINE DC/DC CONVERTERS - REGULATED

RSO Series, 1 W Isolated Single & Dual Output Regulated, SIP8

- Continuous Short Circuit Protection
- No external capacitor needed
- Low Noise
- Efficiency to 83%

For quantities greater than listed, call for quote.

MOUSER STOCK NO.	RECOM Part No.	Fig.	Input Volts	Output Volts	Output Current	Price Each 1	5	10
1kVDC Isolation - Single Output								
919-RSO-0505S	RSO-0505S	A	4.5-9	5	200mA			
919-RSO-1205S	RSO-1205S	A	9-18	5	200mA			
919-RSO-1205SZ	RSO-1205SZ	A	4.5-18	5	200mA			
919-RSO-1212SZ	RSO-1212SZ	A	4.5-18	12	83mA			
919-RSO-1215SZ	RSO-1215SZ	A	4.5-18	15	67mA			
919-RSO-2405S	RSO-2405S	A	18-36	5	200mA			
919-RSO-2412S	RSO-2412S	A	18-36	12	83mA			
1kVDC, Dual Output								
919-RSO-1205DZ	RSO-1205DZ	A	4.5-18	±5	±100mA			
919-RSO-1212DZ	RSO-1212DZ	A	4.5-18	±12	±42mA			
3kV - Medical EN-60601-1								
919-RSO-0505S/H3	RSO-0505S/H3	A	4.5-9	5	200mA			
919-RSO-1212SZ/H3	RSO-1212SZ/H3	A	4.5-18	12	83mA			
919-RSO-1215SZ/H3	RSO-1215SZ/H3	A	4.5-18	15	67mA			
919-RSO-1205SZ/H3	RSO-1205SZ/H3	A	4.5-18	5	200mA			
919-RSO-2405SZ/H3	RSO-2405SZ/H3	A	9-36	5	200mA			
919-RSO-2412SZ/H3	RSO-2412SZ/H3	A	9-36	12	83mA			
919-RSO-4805SZ/H3	RSO-4805SZ/H3	A	18-72	5	200mA			
919-RSO-4812SZ/H3	RSO-4812SZ/H3	A	18-72	12	83mA			
3kVDC, Dual Output								
919-RSO-1205DZ/H3	RSO-1205DZ/H3	A	4.5-18	±5	±100mA			
919-RSO-1212DZ/H3	RSO-1212DZ/H3	A	4.5-18	±12	±42mA			

RS Series, 2 - 3W Isolated Single & Dual Ouput Regulated, SIP8

- Continuous Short Circuit Protection
- Low Ripple Noise
- Remote On/Off Control
- 1kVDC Isolation
- Efficiency to 83%

MOUSER STOCK NO.	RECOM Part No.	Fig.	Input Volts	Output Volts	Output Current	Price Each 1	5	10
Single Output								
919-RS-2405S	RS-2405S	A	18-36	5	400mA			
919-RS3-0505S	RS3-0505S	A	4.5-9	5	600mA			
919-RS3-2405SZ	RS3-2405SZ	A	9-27	5	600mA			
919-RS3-2412SZ	RS3-2412SZ	A	9-27	12	250mA			
919-RS3-4805SZ	RS3-4805SZ	A	20-60	5	600mA			
919-RS3-4812SZ	RS3-4812SZ	A	20-60	12	250mA			
Dual Output								
919-RS3-0505D	RS3-0505D	A	4.5-9	±5	±300mA			

REC3.5 Series, 3.5W Reinforced Single & Dual Output Regulated, DIP24

- Continuous Short Circuit Protection
- 10kVDC Isolation
- Efficiency to 86%

MOUSER STOCK NO.	RECOM Part No.	Fig.	Input Volts	Output Volts	Output Current	Price Each 1	5	10
919-3.5-0505SRWR10A	REC3.5-0505SRW/R10/A	B	4.5-9	5	700mA			
919-3.5-0512SRWR10A	REC3.5-0512SRW/R10/A	B	4.5-9	12	290mA			
919-3.5-1205SRWR10A	REC3.5-1205SRW/R10/A	B	9-18	5	700mA			
919-3.5-1212SRWR10A	REC3.5-1212SRW/R10/A	B	9-18	12	290mA			
919-3.5-2405SRWR10A	REC3.5-2405SRW/R10/A	B	18-36	5	700mA			

REC6 Series, 6W Reinforced Single & Dual Output Regulated, DIP24

- Continuous Short Circuit Protection
- 10kVDC Isolation
- Efficiency to 86%

For quantities greater than listed, call for quote.

MOUSER STOCK NO.	RECOM Part No.	Fig.	Input Volts	Output Volts	Output Current	Price Each 1	5	10
919-6-0505SRWR10A	REC6-0505SRW/R10/A	C	4.5-9	5	1A			
919-6-1205SRWR10A	REC6-1205SRW/R10/A	C	9-18	5	1A			
919-6-1212SRWR10A	REC6-1212SRW/R10/A	C	9-18	12	500mA			
919-6-2405SRWR10A	REC6-2405SRW/R10/A	C	18-36	5	1A			

REC8 Series, 8W Single & Dual Output Regulaged, DIP24

- Continuous Short Circuit Protection (power limiting)
- Full SMD internal design
- 3kVDC Isolation
- SMD Pinning options available. Contact Mouser Rep
- Remote Control Pin
- Efficiency to 87%

MOUSER STOCK NO.	RECOM Part No.	Fig.	Input Volts	Output Volts	Output Current	Price Each 1	5	10
Single Output								
919-8-0505SRWH3AM	REC8-0505SRW/H3/A/M	D	4.5-9	5	1.6A			
919-8-123.3SRWH3AM	REC8-123.3SRW/H3/A/M	D	9-18	3.3	1.6A			
919-8-1205SRWH3AM	REC8-1205SRW/H3/A/M	D	9-18	5	1.6A			
919-8-243.3SRWZH3AM	REC8-243.3SRWZ/H3/A/M	D	9-36	3.3	533mA			
919-8-2405SRWZH3AM	REC8-2405SRWZ/H3/A/M	D	9-36	5	1.6A			
919-8-2412SRWZH3AM	REC8-2412SRWZ/H3/A/M	D	9-36	12	1.6A			
919-8-2415SRWZH3AM	REC8-2415SRWZ/H3/A/M	D	9-36	15	666mA			
919-8-4805SRWZH3AM	REC8-4805SRWZ/H3/A/M	D	18-75	5	1.6A			
919-8-4812SRWZH3AM	REC8-4812SRWZ/H3/A/M	D	18-75	12	666mA			
Dual Output								
919-8-2412DRWZH3AM	REC8-2412DRWZ/H3/A/M	D	9-36	±12	±333mA			
919-8-2415DRWZH3AM	REC8-2415DRWZ/H3/A/M	D	9-36	±15	±267mA			
919-8-4812DRWZH3AM	REC8-4812DRWZ/H3/A/M	D	18-75	±12	±333mA			

REC10 Series, 10W Single & Dual Output Regulated, DIP24

- Continuous Short Circuit Protection (power limiting)
- Full SMD internal design
- 3kVDC Isolation
- SMD Pinning options available. Contact Mouser Rep.
- Remote Control Pin
- Efficiency to 87%

MOUSER STOCK NO.	RECOM Part No.	Fig.	Input Volts	Output Volts	Output Current	Price Each 1	5	10
Single Output								
919-10-1205SRWH3AM	REC10-1205SRW/H3/A/M	E	9-18	5	2.0A			
919-10-2405SRWZH3AM	REC10-2405SRWZ/H3/A/M	E	9-36	5	2.0A			
919-10-2412SRWZH3AM	REC10-2412SRWZ/H3/A/M	E	9-36	12	833mA			
919-10-4805SRWZH3AM	REC10-4805SRWZ/H3/A/M	E	18-75	5	2.0A			
919-10-4812SRWZH3AM	REC10-4812SRWZ/H3/A/M	E	18-75	12	833mA			
Dual Output								
919-10-2412DRWZH3AM	REC10-2412DRWZ/H3/A/M	E	9-36	±12	±416mA			

REC15 Series, 15W 2"x1" Single & Dual Output Regulated

- Continuous Short Circuit Protection (power limiting)
- Full SMD internal design
- Efficiency to 87%
- 3kVDC suitable for Medical applications
- Remote Control Pin

MOUSER STOCK NO.	RECOM Part No.	Fig.	Input Volts	Output Volts	Output Current	Price Each 1	5	10
919-15-243.4SZ/H3	REC15-243.4SZ/H3	F	9-36	3.4	3.0A			
919-15-245.1SZ/H3	REC15-245.1SZ/H3	F	9-36	5.1	3.0A			
919-15-2412SZ/H3	REC15-2412SZ/H3	F	9-36	12	1.25A			
919-15-483.4SZ/H3	REC15-483.4SZ/H3	F	18-75	3.4	3.0A			
919-15-485.1SZ/H3	REC15-485.1SZ/H3	F	18-75	5.1	3.0A			
919-15-4812SZ/H3	REC15-4812SZ/H3	F	18-75	12	1.25A			

POWERLINE - REGULATED DC/DC CONVERTERS

RP15 Series, 15W Single Output Open Frame SMD

For quantities greater than listed, call for quote.

MOUSER STOCK NO.	RECOM Part No.	Fig.	Input Range	Output Voltage	Output Current	Control Connections	Price Each 1	5	10	25
919-RP15-483.3SOFW	RP15-483.3SOFW	A	18-75	3.3	4.0A	-				
919-RP15-483.3SOFW/N	RP15-483.3SOFW/N	A	18-75	3.3	4.0A	Negative				
919-RP15-4805SOFW	RP15-4805SOFW	A	18-75	5	3.0A	-				
919-RP15-4805SOFW/N	RP15-4805SOFW/N	A	18-75	5	3.0A	Negative				

RPP POWERLINE PLUS HIGH TEMPERATURE DC-DC CONVERTERS

20-50W SINGLE & DUAL OUTPUT

Ideal for high end industrial applications where a very high ambient operating temperature is required.

For quantities greater than listed, call for quote.

MOUSER STOCK NO.	RECOM Part No.	Fig.	Input Range	Output Voltage	Output Current	Power	Price Each 1	5	10	25
Single Output										
919-RPP20-243.3SW	RPP20-243.3SW	B	9-36	3.3	6.0A	20W				
919-RPP20-2405SW	RPP20-2405SW	B	9-36	5	4.0A	20W				
919-RPP20-2412SW	RPP20-2412SW	B	9-36	12	1.66A	20W				
919-RPP20-2424SW-B	RPP20-2424SW-B	C	9-36	24	830mA	20W				
919-RPP20-4805SW	RPP20-4805SW	B	18-75	5	4.0A	20W				
919-RPP20-4812SW	RPP20-4812SW	B	18-75	12	1.66A	20W				
919-RPP30-2405SW	RPP30-2405SW	B	9-36	5	6.0A	30W				
919-RPP30-2412SW	RPP30-2412SW	B	9-36	12	2.5A	30W				
919-RPP30-2424SW-B	RPP30-2424SW-B	C	9-36	24	1250mA	30W				
919-RPP30-4805SW	RPP30-4805SW	B	18-75	5	6.0A	30W				
919-RPP30-4812SW	RPP30-4812SW	B	18-75	12	2.5A	30W				
919-RPP40-2424SW-B	RPP40-2424SW-B	C	9-36	24	100/1885mA	40W				
919-RPP50-2405S	RPP50-2405S	B	18-36	5	10.0A	50W				
919-RPP50-2412S	RPP50-2412S	B	18-36	12	4.16A	50W				
919-RPP50-4805S	RPP50-4805S	B	36-75	5	10.0A	50W				
919-RPP50-4812S	RPP50-4812S	B	36-75	12	4.16A	50W				
Dual Output										
919-RPP20-2412DW	RPP20-2412DW	B	9-36	±12	±833mA	20W				
919-RPP20-2415DW	RPP20-2415DW	B	9-36	±15	±666mA	20W				
919-RPP20-4812DW	RPP20-4812DW	B	18-75	±12	±833mA	20W				
919-RPP20-4815DW	RPP20-4815DW	B	18-75	±15	±666mA	20W				

A

- Optional Remote On/Off and Trim pins
- Fixed Operating Frequency
- 2.25kVDC Isolation
- Efficiency to 87%



B

Features:
- Built-in FCC/EN55022 class B filter
- Low quiescent current
- Fully protected
- 2-3kVDC Isolation
- Efficiency to 92%



C



© Copyright 2014 Mouser Electronics

© Copyright 2014 Mouser Electronics

EMERSON NETWORK POWER DC-DC Converters

EMERSON Network Power

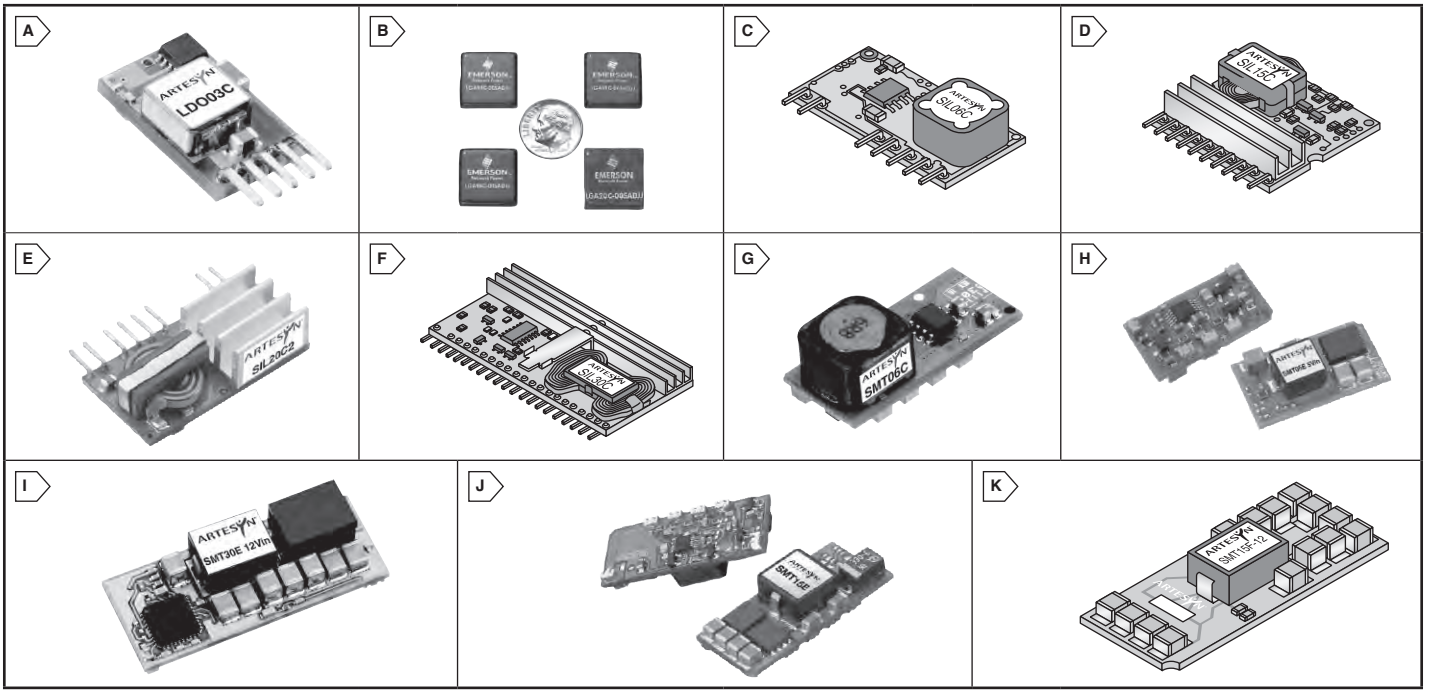

ARTESYN TECHNOLOGIES NON-ISOLATED POINT OF LOAD DC-DC CONVERTERS

Artesyn produces a high density, open frame, non-isolated converter for space sensitive applications with a wide input range.
Choose C class for economy or E class when performance is key.

RoHS Compliant

LDO C Class Series (15-50W)

• Vertical Mount listed — Other mounting styles available. Contact a Mouser Service Representative.

For quantities greater than listed, call for quote.

MOUSER STOCK NO.	Artesyn Part No.	Fig.	Input Voltage	Output Voltage	Output Current	Output Power	Dimensions: in. L	W	H	Price Each 1	10	25	50
826-LDO03C-005W05-VJ	LDO03C-005W05-VJ	A	3-13.8VDC	0.59-5.1V	3A	15W	0.37	0.21	0.61				
826-LDO06C-005W05-VJ	LDO06C-005W05-VJ	A	3-13.8VDC	0.59-5.1V	6A	30W	0.41	0.37	0.65				
826-LDO10C-005W05-VJ	LDO10C-005W05-VJ	A	3-13.8VDC	0.59-5.1V	10A	50W	0.41	0.45	0.65				

LGA C Series (15-100W)

The LGA series is cost-effective equipped with a variety of best-in-class features. Packaged in a small 16.26x16.26mm outline and identical footprint for all models providing designers with a convenient power path if system requirements change.
Each module can be mounted on either side of the circuit board allowing for flexible space management.
LGA Heatsink kit available. Contact a Mouser Service Representative.

NEW PRODUCT

For quantities greater than listed, call for quote.

MOUSER STOCK NO.	Artesyn Part No.	Fig.	Input Voltage	Output Voltage	Output Current (max)	Output Power	Dimensions: in. L	W	H	Price Each 1	10	25	50
826-LGA03C-00SADJJ	LGA03C-00SADJJ	B	3.0-13.8 VDC	0.59-5.1 VDC	3A	15W	16.26	16.26	3.27				
826-LGA06C-00SADJJ	LGA06C-00SADJJ	B	3.0-13.8 VDC	0.59-5.1 VDC	6A	30W	16.26	16.26	3.27				
826-LGA10C-00SADJJ	LGA10C-00SADJJ	B	3.0-13.8 VDC	0.59-5.1 VDC	10A	50W	16.26	16.26	3.27				
826-LGA20C-01SADJJ	LGA20C-01SADJJ	B	4.5-13.8 VDC	0.59-5.1 VDC	20A	100W	16.26	16.26	5.33				

SIL C Class Series (20-200W)

• Vertical Mount listed ✻ Horizontal Mount — Other mounting styles available. Contact a Mouser Service Representative.

For quantities greater than listed, call for quote.

MOUSER STOCK NO.	Artesyn Part No.	Fig.	Input Voltage	Output Voltage	Output Current	Output Power	Dimensions: in. L	W	H	Price Each 1	10	25	50
826-SIL06C-05SADJ-VJ	SIL06C-05SADJ-VJ	C	4.5-5.5VDC	0.9-3.3V	6A	20W	1.20	0.45	0.61				
826-SIL15C-05SADJ-VJ	SIL15C-05SADJ-VJ	D	4.5-5.5VDC	0.9-3.3V	15A	50W	1.20	0.40	1.10				
✻ 826-SIL20C200SADJ-HJ	SIL20C2-00SADJ-HJ	E	4.5-13.8VDC	0.59-5.1V	20A	100W	1.20	0.46	0.61				
826-SIL06C-12SADJ-VJ	SIL06C-12SADJ-VJ	C	10.2-13.8VDC	0.9-5.0V	6A	30W	1.20	0.45	0.61				
826-SIL15C-12SADJ-VJ	SIL15C-12SADJ-VJ	D	10.2-13.8VDC	0.9-5.0V	15A	75W	1.20	0.40	1.10				
826-SIL30C-12SADJ-VJ	SIL30C-12SADJ-VJ	F	10.2-13.8VDC	0.9-5.0V	30A	150W	2.40	0.50	1.25				
826-SIL40C-12SADJ-VJ	SIL40C-12SADJ-VJ	F	10.2-13.8VDC	0.9-5.0V	40A	200W	2.40	0.50	1.25				

SMT C Class Series (20-200W)

For quantities greater than listed, call for quote.

MOUSER STOCK NO.	Artesyn Part No.	Fig.	Input Voltage	Output Voltage	Output Current	Output Power	Dimensions: in. L	W	H	Price Each 1	10	25	50
826-SMT06C-05SADJJ	SMT06C-05SADJJ	G	4.5-5.5VDC	0.9-3.3V	6A	20W	1.20	0.53	0.47				
826-SMT20C-05SADJJ	SMT20C-05SADJJ	H	4.5-5.5VDC	0.9-3.3V	20A	66W	1.20	1.10	0.46				

SMT E Class Series (37-99W)

For quantities greater than listed, call for quote.

MOUSER STOCK NO.	Artesyn Part No.	Fig.	Input Voltage	Output Voltage	Output Current	Output Power	Dimensions: in. L	W	H	Price Each 1	10	25	50
826-SMT05E-05W3V3J	SMT05E-05W3V3J	H	3.0- 5.5VDC	0.75-3.63V	5A	18.15W	0.80	0.450	0.235				
826-SMT30E-12W3V3J	SMT30E-12W3V3J	I	8.0-14VDC	0.8-3.63V	30A	99W	1.30	0.53	0.32				
826-SMT05E-12W3V3J	SMT05E-12W3V3J	H	10-14VDC	0.8-3.63V	5A	16.5W	0.80	0.450	0.235				
826-SMT15E-12W3V3J	SMT15E-12W3V3J	J	10-14VDC	0.8-3.63V	15A	49.5W	1.3	0.530	0.323				

SMT F Class Series (18-40W)

For quantities greater than listed, call for quote.

MOUSER STOCK NO.	Artesyn Part No.	Fig.	Input Voltage	Output Voltage	Output Current	Output Power	Dimensions: in. L	W	H	Price Each 1	10	25	50
826-SMT15F-12S1V2J	SMT15F-12S1V2J	K	10.8-13.2VDC	1.2V	15A	18.0W	1.30	0.53	0.30				

© Copyright 2014 Mouser Electronics

© Copyright 2014 Mouser Electronics

ERICSSON DC-DC Converters

RoHS Compliant **This product is RoHS compliant.**

ERICSSON CHANNEL PARTNER

POLA (POINT-OF-LOAD-ALLIANCE) NON-ISOLATED DC-DC REGULATORS

Ericsson's POLA regulators are pin-for-pin compatible with those produced by other members of the Point-of-Load-Alliance. Other output voltages and mechanical configurations available, contact a Mouser Service Representative.

PMD Series, 10.8-12.4W, Non-Isolated

Features:
- Dimensions (in.): 0.745 L x 0.495 W x 0.335 H

✻Surface Mount

For quantities greater than listed, call for quote.

MOUSER STOCK NO.	Ericsson Part No.	Fig.	Input (V)	Output (V)	Amps (A)	Power (W)	Efficiency	Price Each 1	5	10	20
✻ 764-PMD4118OWSR	PMD4118OWSR	A	3.0-5.5	0.9-3.6	3.0	10.8	82%				
✻ 764-PMD5118OWSR	PMD5118OWSR	A	4.5-14	0.9-5.5	2.25	12.4	82%				
764-PMD4118OWP	PMD4118OWP	A	3.0-5.5	0.9-3.6	3.0	10.8	82%				
764-PMD5118OWP	PMD5118OWP	A	4.5-14	0.9-5.5	2.25	12.4	82%				

PME Series, 10.8-33W, Non-Isolated

Features:
- Dimensions (in.): 0.745 L x 0.495 W x 0.335 H

✻Surface Mount

For quantities greater than listed, call for quote.

MOUSER STOCK NO.	Ericsson Part No.	Fig.	Input (V)	Output (V)	Amps (A)	Power (W)	Efficiency	Price Each 1	5	10	20
✻ 764-PME5218TSR	PME5218TSR	B	5.0	0.8-3.6	6	21.6	87%				
✻ 764-PME8118TSR	PME8118TSR	B	12.0	0.8-1.8	6	10.8	87%				
✻ 764-PME8318LSR	PME8318LSR	B	12.0	1.2-5.5	6	33.0	87%				
764-PME4118TP	PME4118TP	B	3.3	0.8-2.5	6	15.0	87%				
764-PME5218TP	PME5218TP	B	5.0	0.8-3.6	6	21.6	87%				
764-PME8118TP	PME8118TP	B	12.0	0.8-1.8	6	10.8	87%				
764-PME8318LP	PME8318LP	B	12.0	1.2-5.5	6	33.0	87%				

PMF Series, 18-55W, Non-Isolated

Features:
- Dimensions (in.): 0.995 L x 0.62 W x 0.354 H

✻Surface Mount

For quantities greater than listed, call for quote.

MOUSER STOCK NO.	Ericsson Part No.	Fig.	Input (V)	Output (V)	Amps (A)	Power (W)	Efficiency	Price Each 1	5	10	20
✻ 764-PMF5318TSR	PMF5318TSR	C	5.0	0.8-3.6	10	36	88%				
✻ 764-PMF8118TSR	PMF8118TSR	C	12.0	0.8-1.8	10	18	88%				
✻ 764-PMF8518LSR	PMF8518LSR	C	12.0	1.2-5.5	10	55	88%				
764-PMF5318TP	PMF5318TP	C	5.0	0.8-3.6	10	36	88%				
764-PMF8118TP	PMF8118TP	C	12.0	0.8-1.8	10	18	88%				
764-PMF8518LP	PMF8518LP	C	12.0	1.2-5.5	10	55	88%				

PMG Series, 21.6-54W, Non-Isolated

Features:
- Dimensions (in.): 1.37 L x 0.62 W x 0.354 H

✻Surface Mount

For quantities greater than listed, call for quote.

MOUSER STOCK NO.	Ericsson Part No.	Fig.	Input (V)	Output (V)	Amps (A)	Power (W)	Efficiency	Price Each 1	5	10	20
✻ 764-PMG5518TSR	PMG5518TSR	C	5.0	0.8-3.6	15	54.0	88%				
✻ 764-PMG8218TSR	PMG8218TSR	C	12.0	0.8-1.8	12	21.6	88%				
764-PMG5518TP	PMG5518TP	C	5.0	0.8-3.6	15	54.0	88%				

PMH Series, 32.4-79.2W, Non-Isolated

Features:
- Dimensions (in.): 1.495 L x 0.87 W x 0.354 H

✻Surface Mount

For quantities greater than listed, call for quote.

MOUSER STOCK NO.	Ericsson Part No.	Fig.	Input (V)	Output (V)	Amps (A)	Power (W)	Efficiency	Price Each 1	5	10	20
✻ 764-PMH5718TSR	PMH5718TSR	C	5.0	0.8-3.6	22	79.2	88%				
764-PMH5718TP	PMH5718TP	C	5.0	0.8-3.6	22	79.2	88%				

PMN Series, 108W, Non-Isolated

Features:
- Dimensions (in.): 1.37 L x 0.62 W x 0.335 H

✻Surface Mount

For quantities greater than listed, call for quote.

MOUSER STOCK NO.	Ericsson Part No.	Fig.	Input (V)	Output (V)	Amps (A)	Power (W)	Efficiency	Price Each 1	5	10	20
✻ 764-PMN8118UWSR	PMN8118UWSR	D	5.5-14	0.7-3.6	30	108	96%				
764-PMN5118UP	PMN5118UP	D	4.5-5.5	0.7-3.6	30	108	96%				
764-PMN8118UWP	PMN8118UWP	D	5.5-14	0.7-3.6	30	108	96%				

DIGITAL POL DC/DC REGULATORS, 66-132W

Features:
- High efficiency: typ. 96% @ half load, 5Vin, 3.3Vout
- Input voltage range: 18-75V, 18-36V, and 36-75V
- Voltage/current/temperature monitoring
- ISO 9001/14001 certified supplier
- PMBUS read and write compliant
- Non-linear transient response
- Small package

BMR463 Series

Features:
- Dimensions (in.): 1.01 L x 0.54 W x 0.323 H

✻Surface Mount

For quantities greater than listed, call for quote.

MOUSER STOCK NO.	Ericsson Part No.	Fig.	Input (V)	Output (V)	Amps (A)	Power (W)	Efficiency	Price Each 1	5	10	20
764-BMR4630002/001	BMR4630002/001	E	4.5-14	0.6-3.3	20	66	97%				
✻ 764-BMR4631002/001	BMR4631002/001	E	4.5-14	0.6-3.3	20	66	97%				

BMR450 Series

Features:
- Dimensions (in.): 1.01 L x 0.51 W x 0.323 H

✻Surface Mount

For quantities greater than listed, call for quote.

MOUSER STOCK NO.	Ericsson Part No.	Fig.	Input (V)	Output (V)	Amps (A)	Power (W)	Efficiency	Price Each 1	5	10	20
764-BMR4500002/020	BMR4500002/020	F	4.5-14	0.6-5.5	20	66	96%				
✻ 764-BMR4501002/020	BMR4501002/020	F	4.5-14	0.6-5.5	20	66	96%				

BMR451 Series

Features:
- Dimensions (in.): 1.215 L x 0.787 W x 0.323 H

✻Surface Mount

For quantities greater than listed, call for quote.

MOUSER STOCK NO.	Ericsson Part No.	Fig.	Input (V)	Output (V)	Amps (A)	Power (W)	Efficiency	Price Each 1	5	10	20
764-BMR4510002/020	BMR4510002/020	G	4.5-14	0.6-3.6	40	132	96%				
✻ 764-BMR4511002/020	BMR4511002/020	G	4.5-14	0.6-3.6	40	132	96%				

A



B



C



D



E



F



G



© Copyright 2014 Mouser Electronics

© Copyright 2014 Mouser Electronics

GE ENERGY Non-Isolated DC-DC Converters

RoHS Compliant **This product is RoHS compliant.**

GE Energy

DIMENSIONS: mm (in.)



Features	
A = Analog interface	R = auto Restart
D = Digital interface	S = Sequencing
H = Heat plate	T = Tunable Loop™
P = Paralleling	U = rUggedized

NEWEST GENERATION DLYNX™ WITH TUNABLE LOOP™ AND DIGITAL CONTROL

• SMT • Overcurrent, over temperature protection

For quantities greater than listed, call for quote.

MOUSER STOCK NO.	GE Energy Part No.	Fig.	Output Current	Input Voltage	Output Voltage	On/Off Logic	Efficiency	Features	Price Each 1	10	50
894-PDT003A0X3-SRZ	PDT003A0X3-SRZ	A	3A	3-14.4Vdc	0.45-5.5Vdc	Negative	94.4%	D, T			
894-PVX003A0X3-SRZ	PVX003A0X3-SRZ	A	3A	3-14.4Vdc	0.6-5.5Vdc	Negative	94.0%	A, T			
894-PDT006A0X3-SRZ	PDT006A0X3-SRZ	A	6A	3-14.4Vdc	0.45-5.5Vdc	Negative	94.0%	D, T			
894-PVX006A0X3-SRZ	PVX006A0X3-SRZ	A	6A	3-14.4Vdc	0.6-5.5Vdc	Negative	94.0%	A, T			
894-PDT012A0X3-SRZ	PDT012A0X3-SRZ	A	12A	3-14.4Vdc	0.45-5.5Vdc	Negative	96.0%	D, T			
894-PVX012A0X3-SRZ	PVX012A0X3-SRZ	A	12A	3-14.4Vdc	0.6-5.5Vdc	Negative	96.0%	A, T			
894-PVX012A0X43-SRZ	PVX012A0X43-SRZ	A	12A	3-14.4Vdc	0.6-5.5Vdc	Positive	96.0%	A, T			
894-UDT020A0X3-SRZ	UDT020A0X3-SRZ	B	20A	3-14.4Vdc	0.45-5.5Vdc	Negative	96.0%	D, T			
894-UVT020A0X3-SRZ	UVT020A0X3-SRZ	B	20A	3-14.4Vdc	0.6-5.5Vdc	Negative	96.0%	A, T			
894-MDT040A0X3-SRPHZ	MDT040A0X3-SRPHZ	C	40A	4.5-14.4Vdc	0.45-2.0Vdc	Negative	91.5%	D, P, T			
894-MVT040A0X3-SRPHZ	MVT040A0X3-SRPHZ	C	40A	4.5-14.4Vdc	0.6-2.0Vdc	Negative	91.5%	A, P, T			

CLASSIC POINT OF LOAD POWER MODULES

• SMT • Overcurrent, over temperature protection ✻ 105°C Operating Temp.

894-APXS002A0X-SRZ	APXS002A0X-SRZ	D	2A	3-14Vdc	0.6-5.5Vdc	Negative	93.6%	T			
894-APTS003A0X-SRZ	APTS003A0X-SRZ	E	3A	4.5-14Vdc	0.59-5.5Vdc	Negative	91%	S, T			
✻ 894-APTS003A0X-SRDZ	APTS003A0X-SRDZ	E	3A	4.5-14Vdc	0.59-5.5Vdc	Positive	92.6%	S, T			
894-APTS003A0X4-SRZ	APTS003A0X4-SRZ	E	3A	4.5-14Vdc	0.59-5.5Vdc	Positive	92.6%	S, T			
894-APTH003A0X-SRZ	APTH003A0X-SRZ	E	3A	2.4-5.5Vdc	0.59-3.63Vdc	Negative	95%	S, T			
894-APXH003A0X-SRZ	APXH003A0X-SRZ	E	3A	2.4-5.5Vdc	0.6-3.63Vdc	Negative	94.4%	T			
894-APXS003A0X-SRZ	APXS003A0X-SRZ	E	3A	4.5-14Vdc	0.59-5.5Vdc	Negative	91%	T			
894-AXA003A0X-SRZ	AXA003A0X-SRZ	F	3A	8.3-14Vdc	0.75-5.5Vdc	Negative	89%	-			
894-APXW003A0X3-SRZ	APXW003A0X3-SRZ	G	3A-1.5A	9-36Vdc	3-18Vdc	Negative	93.2%	T			
894-APXK004A0X4-SRZ	APXK004A0X4-SRZ	E	4A	4.5-14Vdc	0.59-5.5Vdc	Positive	92.6%	T			
894-APXW005A0X3-SRZ	APXW005A0X3-SRZ	G	5A-2.5A	9-36Vdc	3-18Vdc	Negative	95.9%	T			
894-APTS006A0X-SRZ	APTS006A0X-SRZ	E	6A	4.5-14Vdc	0.59-5.5Vdc	Negative	91%	S, T			
✻ 894-APTS006A0X-SRDZ	APTS006A0X-SRDZ	E	3A	4.5-14Vdc	0.59-5.5Vdc	Negative	92.6%	S, T			
894-APXS006A0X-SRZ	APXS006A0X-SRZ	E	6A	4.5-14Vdc	0.59-5.5Vdc	Negative	91%	T			
894-APXH006A0X-SRZ	APXH006A0X-SRZ	E	6A	2.4-5.5Vdc	0.6-3.63Vdc	Positive	94.4%	T			
894-AXB030X43-SRZ	AXB030X43-SRZ	H	10A-5A	18-30Vdc	3.0-6.0Vdc	Positive	91%	-			
894-APTS012A0X3-SRZ	APTS012A0X3-SRZ	B	12A	4.5-14Vdc	0.69-5.5Vdc	Negative	92.7%	S, T			
✻ 894-APTS012A0X3-SRDZ	APTS012A0X3-SRDZ	B	3A	4.5-14Vdc	0.59-5.5Vdc	Negative	92.6%	S, T			
894-AXH016A0X3-SRZ	AXH016A0X3-SRZ	H	16A	3.0-5.5Vdc	0.75-3.63Vdc	- - -	95%	-			
894-AXA016A0X3-SRZ	AXA016A0X3-SRZ	H	16A	10-14Vdc	0.75-5.5Vdc	- - -	92%	-			
894-APTS020A0X3-SRZ	APTS020A0X3-SRZ	I	20A	4.5-14Vdc	0.69-5.5Vdc	Negative	91.8%	S, T			
894-ATS030A0X3-SRZ	ATS030A0X3-SRZ	J	30A	6.0-14Vdc	0.8-2.75Vdc	Negative	92%	S			
894-ATS030A0X3-SRHZ	ATS030A0X3-SRHZ	J	30A	6.0-14Vdc	0.8-2.75Vdc	Negative	92%	S			
894-APTS030A0X3SRPHZ	APTS030A0X3-SRPHZ	K	30A	6.0-14Vdc	0.8-3.63Vdc	Negative	92.9%	P, S, T			
894-APTS050A0X3SRPHZ	APTS050A0X3-SRPHZ	L	50A	4.5-14Vdc	0.7-2Vdc	Negative	81.1%	P, S, T			

• SIP • Overcurrent, over temperature protection

894-NQR002A0X4Z	NQR002A0X4Z	M	2A	3-14Vdc	0.6-5.5Vdc	Positive	93.3%	T			
894-NSR003A0X4Z	NSR003A0X4Z	N	3A	4.5-14Vdc	0.59-6Vdc	Positive	93%	T			
894-NSR006A0X4Z	NSR006A0X4Z	N	6A	4.5-14Vdc	0.59-6Vdc	Positive	93%	T			
894-NSR006A0X54Z	NSR006A0X54Z	N	6A	4.5-14Vdc	0.59-5.5Vdc	Positive	92.6%	T			
894-NSR010A0X4Z	NSR010A0X4Z	N	10A	4.5-14Vdc	0.59-6Vdc	Positive	93%	T			
894-NQR010A0X4Z	NQR010A0X4Z	M	10A	4.5-14Vdc	0.59-6Vdc	Positive	95%	T			
894-AXH016A0X3Z	AXH016A0X3Z	O	16A	3.0-5.5Vdc	0.75-3.3Vdc	Negative	95%	-			
894-AXA016A0X3Z	AXA016A0X3Z	O	16A	10-14Vdc	0.75-5.5Vdc	Negative	92%	-			
894-NSR020A0X43Z	NSR020A0X43Z	P	20A	4.5-13.8Vdc	0.59-6Vdc	Positive	91%	T			
894-ATS025A0X3Z	ATS025A0X3Z	Q	25A	6.0-14Vdc	0.8-5.5Vdc	Negative	93%	T			
894-ATS025A0X3-PZ	ATS025A0X3-PZ	Q	25A	6.0-14Vdc	0.8-5.5Vdc	Negative	93%	P, T			
894-NSR040A0X43Z	NSR040A0X43Z	R	40A	4.5-14Vdc	0.59-5.5Vdc	Positive	92.6%	T			

© Copyright 2014 Mouser Electronics

© Copyright 2014 Mouser Electronics

MURATA POWER SOLUTIONS DC-DC Converters

RoHS Compliant **This product is RoHS compliant.**

Murata Power Solutions

DIMENSIONS: in.



OKAMI NON-ISOLATED PROGRAMMABLE OUTPUT DOSA POLS

Designed to support a wide range of applications, Okami modules are ideal for powering the latest generation of FPGAs and DSPs, are drop-in replacements for other DOSA-compliant parts, and are a competitive alternative to discrete designs.

Datel Okami OKL Series, 1A Programmable Output iLGA-SMT PoLs

Features:
- iLGA inspectable Land Grid Array
- High power conversion efficiency at 90%
- Short circuit and over current protection
- Outstanding thermal derating performance

For quantities greater than listed, call for quote.

MOUSER STOCK NO. Mfr.	Mfr. Part No.	Fig.	Input Volts Nom. (Range)	Output Volts	Io	On/Off Polarity	Price Each 1	5	10
580—	OKL-T/1-W12N-C	A	12 (2.9-14)	0.9 - 5.5	1A	Neg.			

Datel Okami OKI Series, 1.5A Single Output SIP

Features:
- Non-isolated SIP
- Short circuit protection
- Outstanding thermal derating performance
- UL/EN/IEC 60950-1 safety approvals

For quantities greater than listed, call for quote.

MOUSER STOCK NO. Mfr.	Mfr. Part No.	Fig.	Input Volts Nom. (Range)	Output Volts	Io	Price Each 1	5	10
580—	OKI78SR3.31.536C	B	24 (7-36)	3.3	1.5A			
580—	OKI78SR5/1.5W36C	B	24 (7-36)	5	1.5A			

Datel Okami OKI Series, Horizontal Mount 1.5A Fixed Output SIP

Features:
- Ultra wide 7 to 36 VDC input range
- Vertical or horizontal SIP-mount, small footprint package
- "No heat sink" direct replacement for 3-terminal 78xx-series linear regulators
- Outstanding thermal derating performance
- High efficiency with no external components
- Short circuit protection

For quantities greater than listed, call for quote.

MOUSER STOCK NO. Mfr.	Mfr. Part No.	Fig.	Input Volts Nom. (Range)	Output Volts	Io	Price Each 1	5	10
580—	OKI78SR3.31.5WHC	C	24 (7-36)	3.3	1.5A			
580—	OKI78SR51.5W36HC	C	24 (7-36)	5	1.5A			

Datel Okami OKI Series, 3A Adjustable SIP

Features:
- Non-isolated SIP POL DC/DC power module
- Drives 1000µF ceramic capacitive loads
- High power conversion efficiency 93% at 5Vout (typical)
- Over temperature and over current protection
- On/Off control
- UL60950, CSA-C22.2 No.60950 IEC/EN60950 (pending)

NEW PRODUCT

For quantities greater than listed, call for quote.

MOUSER STOCK NO. Mfr.	Mfr. Part No.	Fig.	Input Volts Nom. (Range)	Output Volts	Io	Price Each 1	5	10
580—	OKX-T/3-D12N-C	D	12 (8.3-13.8)	3	3A			
580—	OKX-T/5-D12N-C	D	12 (8.3-13.8)	5.5	5A			
580—	OKX-T/3-W5N-C	D	5 (2.4-5.5)	3.6	3A			
580—	OKX-T/5-W5N-C	D	5 (2.4-5.5)	3.6	5A			

Datel Okami OKI Series, 3A Adjustable Output SMT

Features:
- Non-isolated SMT POL DC/DC power module
- High power conversion efficiency 86.5% at 4.5Vout
- Outstanding thermal derating performance
- Over temperature and over current protection
- On/Off control
- Drives 1000µF ceramic capacitive loads

For quantities greater than listed, call for quote.

MOUSER STOCK NO. Mfr.	Mfr. Part No.	Fig.	Input Volts Nom. (Range)	Output Volts	Io	On/Off Polarity	Price Each 1	5	10
580—	OKI-T/3-W32N-C	E	24 (9-32)	0.7525-4.5	3A	Neg.			

Datel Okami OKI Series, 3A Selectable Output SMT

Features:
- Non-isolated SMT POL DC-DC power module
- Drivers 1000µF ceramic capacitive loads

For quantities greater than listed, call for quote.

MOUSER STOCK NO. Mfr.	Mfr. Part No.	Fig.	Input Volts Nom. (Range)	Output Volts	Io	On/Off Polarity	Price Each 1	5	10
580—	OKI-T/36W-W40N-C	E	24 (19-40)	5.021-15.5	3A	Neg.			

Datel Okami OKL Series, 3-6A Single Output SMT

Features:
- iLGA inspectable Land Grid Array
- Meets UL/EN/IEC 60950-1 Safety, 2nd edition
- Outstanding thermal derating performance
- Short circuit and over current protection
- On/Off control and Power Good signal

✻ Sequence/tracking operation

For quantities greater than listed, call for quote.

MOUSER STOCK NO. Mfr.	Mfr. Part No.	Fig.	Input Volts Nom. (Range)	Output Volts	Io	On/Off Polarity	Price Each 1	5	10
580—	OKL-T/3-W5N-C	F	5 (2.4-5.5)	0.6-3.63	3A	Neg			
580—	OKL-T/6-W5P-C	F	5 (2.4-5.5)	0.6-3.3	6A	Pos			
✻ 580—	OKL2-T/6-W5P-C	F	5 (2.4-5.5)	0.6-3.3	6A	Pos			
580—	OKL-T/6-W12P-C	F	12 (4.5-14)	0.591-5.5	6A	Pos			
✻ 580—	OKL2-T/6-W12P-C	F	12 (4.5-14)	0.591-5.5	6A	Pos			
580—	OKL-T/3-W12P-C	F	12 (4.5-14)	0.591-5.5	3A	Pos			
580—	OKL-T/3-W12N-C	F	12 (4.5-14)	0.591-5.5	3A	Neg			

Datel Okami OKR Series, 3-10A Single Output SIP

Features:
- Programmable output voltage from 0.591-6Vdc
- Drives 200µF ceramic capacitive loads
- Over temperature and over current protection
- 600KHz operation
- High power conversion efficiency at 92%

For quantities greater than listed, call for quote.

MOUSER STOCK NO. Mfr.	Mfr. Part No.	Fig.	Input Volts Nom. (Range)	Output Volts	Io	Price Each 1	5	10
580—	OKR-T/3-W12-C	G	12 (4.5-14)	0.591-6	3A			
580—	OKR-T/6-W12-C	G	12 (4.5-14)	0.591-6	6A			
580—	OKR-T/10-W12-C	G	12 (4.5-14)	0.591-6	10A			

Datel Okami OKY Series, 3-5A Single Output SMT

Features:
- Drives 1000µF capacitive loads
- Over temperature and over current protection
- UL/EN/IEC 60950-1 safety
- DOSA compatible SMT package

For quantities greater than listed, call for quote.

MOUSER STOCK NO. Mfr.	Mfr. Part No.	Fig.	Input Volts Nom. (Range)	Output Volts	Io	On/Off Polarity	Price Each 1	5	10
580—	OKY-T/3-D12N-C	H	12 (8.3-14)	0.75-5.5	3A	Neg.			
580—	OKY-T/3-D12P-C	H	12 (8.3-14)	0.75-5.5	3A	Pos.			
580—	OKY-T/5-D12N-C	H	12 (8.3-14)	0.75-5.5	5A	Neg.			
580—	OKY-T/3-W5N-C	H	5 (2.4-5.5)	0.7525-3.63	3A	Neg.			
580—	OKY-T/5-W5N-C	H	5 (2.4-5.5)	0.7525-3.63	5A	Neg.			
580—	OKY-T/5-W5P-C	H	5 (2.4-5.5)	0.7525-3.63	5A	Pos.			

Datel Okami OKX/OKY Series, 10-16A Single Output SMT

Features:
- Programmable output voltage
- Drives 1000µF ceramic capacitive loads
- On/Off control and sense input
- Short circuit, over temperature, and over current protection
- UL/EN/IEC 60950-1 safety

For quantities greater than listed, call for quote.

580—	OKY-T/16-W5N-C	I	5 (2.4-5.5)	0.7525-3.63	16A	Neg.			

Datel Okami OKX/OKY Series, 10-16A Single Output SIP/SMT

Features:
- Programmable output voltage from 0.75-5.5VDC
- Drives 1000µF capacitive loads
- Over temperature protection
- UL/EN/IEC 60950-1 safety
- Outstanding thermal derating performance
- DOSA compatible package
- On/off control
- High efficiency up to 94.5%

For quantities greater than listed, call for quote.

SIP									
580—	OKX-T/10-D12P-C	J	12 (8.3-14)	0.7525-5.5	10A	Pos.			
580—	OKX-T/10-D12N-C	J	12 (8.3-14)	0.7525-5.5	10A	Neg.			
580—	OKX-T/16-D12P-C	J	12 (8.3-14)	0.7525-5.5	16A	Pos.			
580—	OKX-T/16-D12N-C	J	12 (8.3-14)	0.7525-5.5	16A	Neg.			
SMT									
580—	OKY-T/10-D12P-C	I	12 (8.3-14)	0.7525-5.5	10A	Pos.			

© Copyright 2014 Mouser Electronics

© Copyright 2014 Mouser Electronics

MURATA POWER SOLUTIONS Non-Isolated DC-DC Converters

RoHS Compliant **This product is RoHS compliant.**

DIMENSIONS: in.

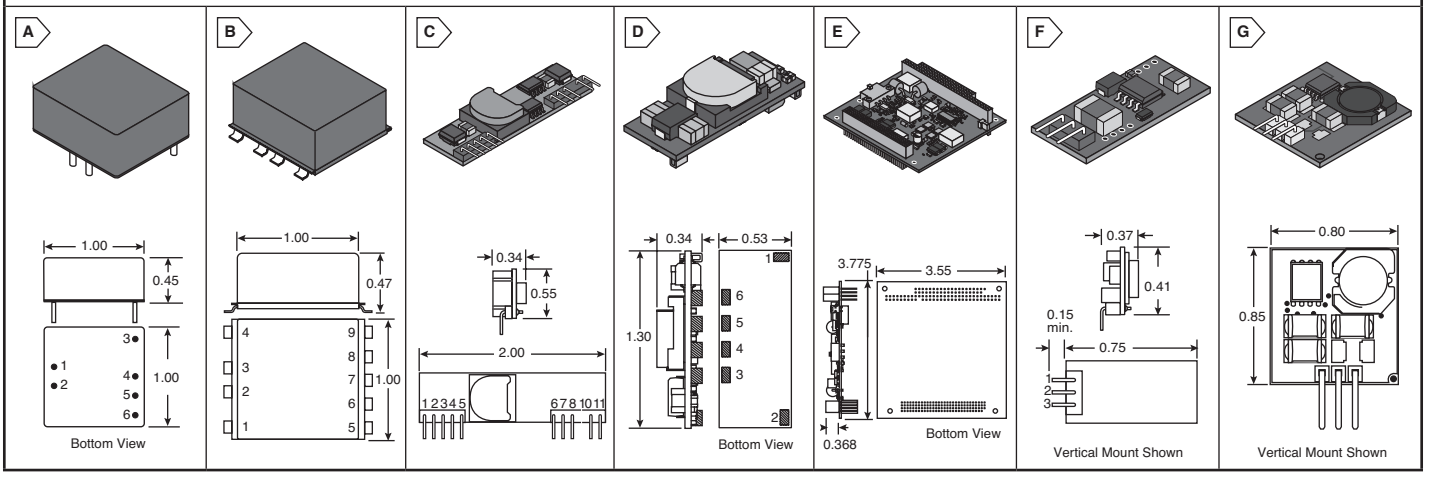

DATEL UNR SERIES, 10-25W NON-ISOLATED 2-3A SINGLE OUTPUT

Features:
- Efficiencies to 91%
- On/off control; EMC compliant
- No external components required
- IEC60950/EN60950/UL1950 approvals
- Low output noise
- Quick transient response

RoHS Compliant

For quantities greater than listed, call for quote.

MOUSER STOCK NO.	Datel Part No.	Fig.	Input Volts Nominal (Range)	Output Volts	Output Current	Price Each 1	5	10
580-UNR3.3-3-D5-C	UNR-3.3/3-D5-C	A	5 (4.75-5.5)	3.3	3A			
580-UNR3.3-3-D12SM-C	UNR-3.3/3-D12SM-C	B	12 (10.8-13.6)	3.3	3A			

DATEL MAPC-104 MODEL, 46W NON-ISOLATED TRIPLE OUTPUT

Designed to power the Cisco 3200 Mobile Access Router and is compliant to PC/104-Plus specifications.

Features:
- Reverse input voltage protection
- Automotive transient protection
- Efficiency to 92.5% @ full load
- Thermal shutdown with warning
- IEC/EN/UL60950 certified

RoHS Compliant

For quantities greater than listed, call for quote.

MOUSER STOCK NO.	Datel Part No.	Fig.	Input Volts Nominal (Range)	Output Volts	Output Current	Price Each 1	5	10
580-MAPC-104-C	MAPC-104-C	E	12 (9-32) 24 (9-32)	3.3 5.1 12	5A 5.46A 0.07A			

DATEL LSN SERIES, 10-53W NON-ISOLATED 10A SIP PACKAGE

Features:
- Industry-standard SIP pinout
- Stable no-load operation
- Trimmable output voltage
- EMC compliant
- Efficiencies to 94% @ 10A
- Remote on/off and sense pins
- Thermal shutdown
- UL/IEC/EN60950 certified

RoHS Compliant

✻ No remote sense
† Horizontal mount

For quantities greater than listed, call for quote.

MOUSER STOCK NO.	Datel Part No.	Fig.	Input Volts Nominal (Range)	Output Volts	Output Current	Price Each 1	5	10
580-LSN3.3-10-D5-C	LSN-3.3/10-D5-C	C	5 (4.5-5.5)	3.3	10A			
✻ 580-LSN3.3-10-D12-C	LSN-3.3/10-D12-C	C	12 (10.8-13.2)	3.3	10A			
† 580-LSN5-10-D12-C	LSN-5/10-D12-C	C	12 (10.8-13.2)	5	10A			
580-LSN5-10-D12HC	LSN-5/10-D12H-C	C	12 (10.8-13.2)	5	10A			

DATEL 78SR SERIES, HIGH-EFFICIENCY SWITCHING REGULATORS WITH LM78XX PINOUTS

Features:
- Built-in filter capacitors
- Can be used with unregulated DC supplies
- Up to 95% efficiency

RoHS Compliant

✻ Horizontal Mount

For quantities greater than listed, call for quote.

MOUSER STOCK NO.	Datel Part No.	Fig.	Input Volts. (Range)	Output Volts	Output Current	Price Each 1	5	10
580-7803SR-C	7803SR-C	F	+7.5-36VDC	+3.3VDC	0.5A			
✻ 580-7803SRH-C	7803SRH-C	F	+7.5-36VDC	+3.3VDC	0.5A			
580-7805SR-C	7805SR-C	F	+7.5-36VDC	+5.0VDC	0.5A			
✻ 580-7805SRH-C	7805SRH-C	F	+7.5-36VDC	+5.0VDC	0.5A			
580-7812SR-C	7812SR-C	F	+15-36VDC	+12.0VDC	0.4A			
✻ 580-7812SRH-C	7812SRH-C	F	+15-36VDC	+12.0VDC	0.4A			

DATEL LSM SERIES, 15-50W NON-ISOLATED 10A SMT PACKAGE

Features:
- Step-down buck regulators with industry-standard SMT footprint
- Non-isolated, fixed-frequency, synchronous-rectifier topology
- Tape and reel SMT package
- Stable no-load operation
- Remote on/off control
- Sense pin and output voltage trim
- EMC compliant
- UL/IEC/EN60950 certified

RoHS Compliant

For quantities greater than listed, call for quote.

MOUSER STOCK NO.	Datel Part No.	Fig.	Input Volts Nominal (Range)	Output Volts	Output Current	Price Each 1	5	10
580-LSM3.3-10-D5-C	LSM-3.3/10-D5-C	D	5 (4.5-5.5)	3.3	10A			
580-LSM3.3-10-D12-C	LSM-3.3/10-D12-C	D	12 (10.8-13.2)	3.3	10A			
580-LSM5-10-D12-C	LSM-5/10-D12-C	D	12 (10.8-13.2)	5	10A			

DATEL 78SR SERIES, HIGH-EFFICIENCY SYNCHRONOUS SWITCHING REGULATORS

Features:
- Up to 95% efficiency
- No external input/output filter capacitors required
- Output short-circuit protection and thermal shutdown

RoHS Compliant

✻ Horizontal Mount

For quantities greater than listed, call for quote.

MOUSER STOCK NO.	Datel Part No.	Fig.	Input Volts. (Range)	Output Volts	Output Current	Price Each 1	5	10
580-78SR-3.3/2-C	78SR-3.3/2-C	G	8.0-32VDC	3.3VDC	2.0A			
✻ 580-78SRH-3.3/2-C	78SRH-3.3/2-C	G	8.0-32VDC	3.3VDC	2.0A			
580-78SR-5/2-C	78SR-5/2-C	G	8.0-32VDC	5.0VDC	2.0A			
✻ 580-78SRH-5/2-C	78SRH-5/2-C	G	8.0-32VDC	5.0VDC	2.0A			

© Copyright 2014 Mouser Electronics

© Copyright 2014 Mouser Electronics

POWER-ONE DC-DC Converters

RoHS Compliant **This product is RoHS compliant.**

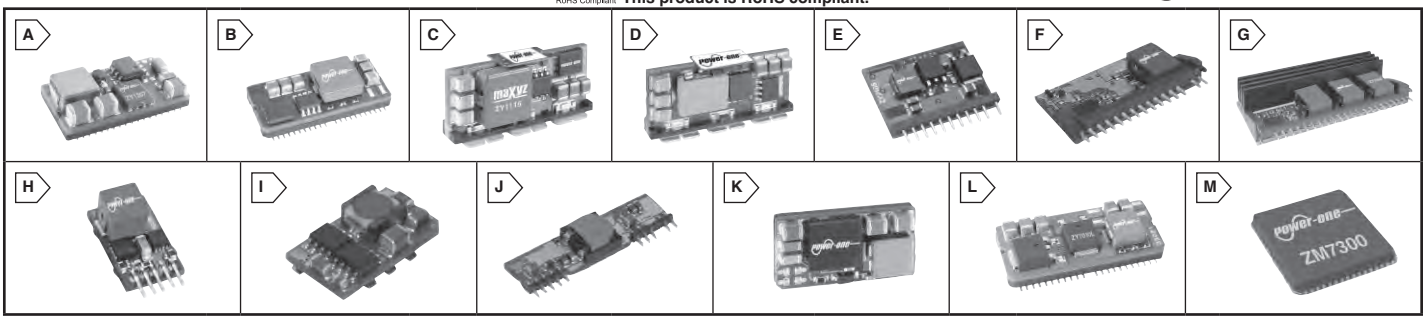

DC-DC NO-BUS POLS

Features:

- Overcurrent and overtemperature protections
- Overvoltage and undervoltage protections, and Power Good signal tracking the output voltage setpoint
- Tracking during turn-on and turn-off with guaranteed slew rates
- Sequenced and cascaded modes of operation
- Single-wire line for frequency synchronization between multiple POLs
- Programmable feedback loop compensation
- Enable control
- Flexible fault management and propagation
- Start-up into the load pre-biased up to 100%
- Current sink capability
- UL60950 recognized, CSA C22.2 No. 60950-00 certified, and TUV EN60950-1:2001 certified (pending)

Applications:

- Low voltage, high density systems with Intermediate Bus Architectures (IBA)
- Point-of-load regulators for high performance DSP, FPGA, ASIC, and microprocessor applications
- Industrial computing, servers, and storage
- Broadband, networking, optical, and wireless communications systems
- Active memory bus terminators

RoHS Compliant

For quantities greater than listed, call for quote.

MOUSER STOCK NO.	Power-One Part No.	Fig.	Input Voltage (max.)	Output Voltage Nom.	Output Current Nom.	Dimensions: mm	Operating Temp.	Price Each 1	Price Each 10	Price Each 25
784-ZY1207HG	ZY1207HG-T2	A	3V-14V	0.5V-5.5V	7A	12.5x22	-40-85°C			
784-ZY1015G	ZY1015G-T2	B	3V-14V	0.5V-5.5V	15A	16x32	-40-85°C			
784-ZY1115G-T2	ZY1115G-T2	C	3V-14V	0.5V-5.5V	15A	8x32	-40-85°C			
784-ZY1120G	ZY1120G-T2	D	3V-14V	0.5V-5.5V	20A	8x32	-40-85°C			
784-ZY2105G	ZY2105G-R1	E	8V-14V	0.5V-5.5V	5A	30.48x21.36	0-70°C			
784-ZY2110G	ZY2110G-R1	E	8V-14V	0.5V-5.5V	10A	30.48x21.33	0-70°C			
784-ZY2120G	ZY2120G-R1	F	8V-14V	0.5V-5.5V	20A	40.6x21.3	0-70°C			
784-ZY2160G	ZY2160G-R1	G	8V-14V	0.5V-5.5V	60A	60.96x31.67	0-70°C			

NON-ISOLATED POL DC-DC CONVERTERS

Features:

- Low noise fixed frequency operation
- Overcurrent, and short circuit protections with automatic restart
- Reduces board space, system cost and complexity, and time to market

RoHS Compliant

For quantities greater than listed, call for quote.

MOUSER STOCK NO.	Power-One Part No.	Fig.	Input Voltage (max.)	Output Voltage Nom.	Output Current Nom.	Dimensions: mm	Operating Temp.	Price Each 1	Price Each 10	Price Each 25
784-YV09T60-0G	YV09T60-0G	G	5V-13.8V	0.5V-2.75V	60A	65.5x16	0-70°C			
784-YEV09T03-0G	YEV09T03-0G	H	4.5V-13.8V	0.5V-2.75V	3A	10.4x10.16x16.51	0-70°C			
784-YEV09T06-0G	YEV09T06-0G	H	4.5V-13.8V	0.5V-2.75V	6A	10.4x10.16x16.51	0-70°C			
784-YEV09T10-0G	YEV09T10-0G	H	4.5V-13.8V	0.5V-2.75V	10A	10.4x10.16x16.51	0-70°C			
784-YM05S05-G	YM05S05-G	I	3.0V-5.5V	0.5V-2.75V	5A	20.32x11.43x6.27	-40-85°C			
784-YM12S05-G	YM12S05-G	I	9.6V-14.0V	0.5V-2.75V	5A	20.32x11.43x6.27	-40-85°C			
784-YNV12T16-0G	YNV12T16-0G	J	9.6-14.0 V	0.7525 to 5.5 V	16A	33.02x13.46x7.98	-40-85°C			

DC-DC INTELLIGENT POLS

Features:

- Single-wire serial communication bus for frequency synchronization, programming, and monitoring
- Optimal voltage positioning with programmable slope of the VI line
- Overcurrent, overvoltage, undervoltage, and overtemperature protections with programmable thresholds and types
- Programmable fixed switching frequency 0.5-1.0MHz
- Programmable turn-on and turn-off delays
- Programmable turn-on and turn-off voltage slew rates with tracking protection
- Full rated current sink
- Programmable feedback loop compensation
- Power Good signal with programmable limits
- Programmable fault management
- Start up into the load pre-biased up to 100%
- Real time voltage, current, and temperature measurements, monitoring, and reporting
- UL60950 recognized, CSA C22.2 No. 60950-00 certified, and TUV EN60950-1:2001 certified

RoHS Compliant

For quantities greater than listed, call for quote.

MOUSER STOCK NO.	Power-One Part No.	Fig.	Input Voltage (max.)	Output Voltage Nom.	Output Current Nom.	Dimensions: mm	Operating Temp.	Price Each 1	Price Each 10	Price Each 25
784-ZY7007LG-T2	ZY7007LG-T2	K	3-14V	0.5V-5.5V	7A	12.5x22	-40-85°C			
784-ZY7010LG-T2	ZY7010LG-T2	L	3-13.2V	0.5V-5.5V	10A	16x32	-40-85°C			
784-ZY7115LG-T2	ZY7115LG-T2	C	3-13.2V	0.5V-5.5V	15A	8x32	-40-85°C			
784-ZY7120LG-T2	ZY7120LG-T2	D	3-13.2V	0.5V-5.5V	20A	8x32	-40-85°C			
784-ZY8105G	ZY8105G-R1	E	8-14V	0.5V-5.5V	5A	30.48x21.36	0-70°C			
784-ZY8110G	ZY8110G-R1	E	8-14V	0.5V-5.5V	10A	30.48x21.33	0-70°C			
784-ZY8120G	ZY8120G-R1	F	8-14V	0.5V-5.5V	20A	40.6x21.3	0-70°C			
784-ZY8160G	ZY8160G-R1	G	8-14V	0.5V-5.5V	60A	60.96x31.67	0-70°C			

ZM7300 Series Digital Power Manager

For quantities greater than listed, call for quote.

MOUSER STOCK NO.	Power-One Part No.	Fig.	Number of POLs	Number of Groups	Number of Interrupts	Number of Parallel Buses	Number of Auxiliary Devices	Price Each 1	Price Each 10	Price Each 25
784-ZM7308G-65502G	ZM7308G-65502G-T2	M	8	2	2	4	4			
784-ZM7316G-65503G	ZM7316G-65503G-B1	M	16	3	3	4	4			
784-ZM7332G-65504G	ZM7332G-65504G-B1	M	32	4	4	8	4			

USB-I2C Adapter for Z-One

For quantities greater than listed, call for quote.

MOUSER STOCK NO.	Power-One Part No.	Includes	Price Each 1	Price Each 10	Price Each 25
784-ZM00056-KIT	ZM00056-KIT	USB to I2C interface adapter (ZM00056) and 4-Foot I2C Cable			

© Copyright 2014 Mouser Electronics

© Copyright 2014 Mouser Electronics

RECOM POWER DC/DC Converters

RoHS Compliant **This product is RoHS compliant.**

DIMENSIONS: mm

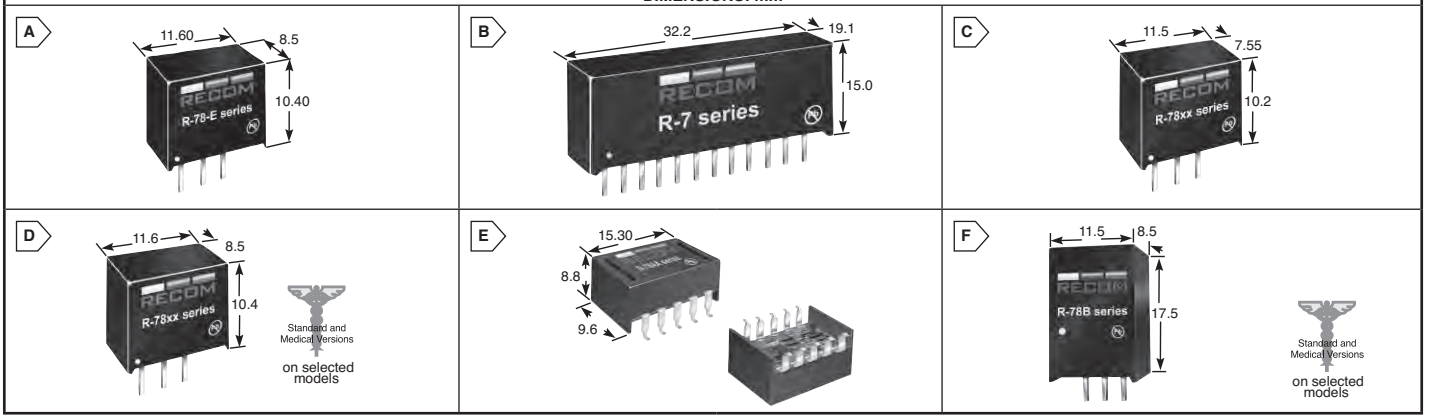

INNOLINE - NON ISOLATED DC/DC CONVERTERS

R-78E Series Single Output, 0.5 Amp

Features:
- Low cost switching regulator
- Efficiency up to 92%
- Pin compatible with 78 Series Regulators
- Short Circuit Protection

NEW PRODUCT

For quantities greater than listed, call for quote.

MOUSER STOCK NO.	RECOM Part No.	Fig.	Input Range	Nominal Output Voltage	Output Current	Price Each 1	5	10	25
919-R-78E5.0-0.5	R-78E5.0-0.5	A	7-28VDC	5.0VDC	500mA				

R-7XXX Series, Innoline SIP12

Features:
- High Performance
- Adjustable Output voltage
- Step Down Regulators with up to 96% Efficiency
- Remote ON/OFF Control(Ground Off)
- Horizontal Pins available. Suffix "D"

For quantities greater than listed, call for quote.

MOUSER STOCK NO.	RECOM Part No.	Fig.	Input Range	Nominal Output Voltage	V_{out} Adjust Range	Output Current	Price Each 1	5	10	25
919-R-743.3P	R-743.3P	B	4.5-28VDC	3.3VDC	2.5-5.5V	4A				
919-R-745.0P	R-745.0P	B	6.5-28VDC	5.0VDC	3.0-5.5V	4A				
919-R-746.5P	R-746.5P	B	8.5-28VDC	6.5VDC	5.0-7.5V	4A				

R-78 Series, Single Output, SIP3

Features:
- High Efficiency up to 97%, no need for heatsinks
- Pin-Out compatible with LM78xx Linear Regulators
- Short circuit protection, Thermal shutdown
- Very Low Profile

For quantities greater than listed, call for quote.

MOUSER STOCK NO.	RECOM Part No.	Fig.	Input Range	Nominal Output Voltage	Output Current	Price Each 1	5	10	25
919-R-781.8-0.5	R-781.8-0.5	C	4.75-32VDC	1.8VDC	0.5A				
919-R-783.3-0.5	R-783.3-0.5	C	4.75-32VDC	3.3VDC	0.5A				
919-R-785.0-0.5	R-785.0-0.5	C	6.5-32VDC	5.0VDC	0.5A				
919-R-785.0-1.0	R-785.0-1.0	C	6.5-18VDC	5.0VDC	1.0A				
919-R-7812-0.5	R-7812-0.5	C	15-32VDC	12.0VDC	0.5A				
919-R-78C1.8-1.0	R-78C1.8-1.0	D	5-42VDC	1.8VDC	1.0A				
919-R-78C3.3-1.0	R-78C3.3-1.0	D	7-42VDC	3.3VDC	1.0A				
919-R-78C5.0-1.0	R-78C5.0-1.0	D	8-42VDC	5.0VDC	1.0A				
919-R-78C9.0-1.0	R-78C9.0-1.0	D	12-42VDC	9.0VDC	1.0A				
919-R-78C12-1.0	R-78C12-1.0	D	15-42VDC	12.0VDC	1.0A				
919-R-78C15-1.0	R-78C15-1.0	D	18-42VDC	15.0VDC	1.0A				

R-78AAXX-0.5 Series Single Output, SMD

Features:
- High Efficiency up to 97%, no need for heatsinks
- Adjustable Output Voltages
- Short circuit protection, Thermal shutdown
- Remote On/Off Control
- Very Low Shutdown Current

For quantities greater than listed, call for quote.

MOUSER STOCK NO.	RECOM Part No.	Fig.	Input Range	Nominal Output Voltage	V_{out} Adjust Range	Output Current	Price Each 1	5	10	25
919-R-78AA3.3-0.5SMD	R-78AA3.3-0.5SMD	E	4.75-32VDC	3.3VDC	3.0-5.5V	0.5A				
919-R-78AA5.0-0.5SMD	R-78AA5.0-0.5SMD	E	6.5-32VDC	5.0VDC	3.0-8.0V	0.5A				
919-R-78AA12-0.5SMD	R-78AA12-0.5SMD	E	15-32VDC	12.0VDC	4.5-12.6V	0.5A				

R-78B Series Single Output, SIP3

Features:
- High Efficiency up to 97%, no need for heatsinks
- Pin-Out Compatible with LM78xx Linear Regulators
- Short circuit protection, Thermal shutdown
- Low Ripple and noise

For quantities greater than listed, call for quote.

MOUSER STOCK NO.	RECOM Part No.	Fig.	Input Range	Nominal Output Voltage	Output Current	Price Each 1	5	10	25
919-R-78B3.3-1.5	R-78B3.3-1.5	F	4.75-18VDC	3.3VDC	1.5A				
919-R-78B5.0-1.0	R-78B5.0-1.0	F	6.5-32VDC	5.0VDC	1.0A				
919-R-78B5.0-1.5	R-78B5.0-1.5	F	6.5-18VDC	5.0VDC	1.5A				
919-R-78B6.5-1.0	R-78B6.5-1.0	F	9.0-32VDC	6.5VDC	1.0A				
919-R-78B12-1.0	R-78B12-1.0	F	16-32VDC	12.0VDC	1.0A				

R-78HB Series, Single Output, SIP3

Features:
- High Efficiency up to 96%, no need for heatsinks
- Pin-Out Compatible with LM78xx Linear Regulators
- High Input Voltage range (up to 72V)
- Short circuit protection, Thermal shutdown
- Low Ripple and noise

For quantities greater than listed, call for quote.

MOUSER STOCK NO.	RECOM Part No.	Fig.	Input Range	Nominal Output Voltage	Output Current	Price Each 1	5	10	25
919-R-78HB3.3-0.5	R-78HB3.3-0.5	F	9-72VDC	3.3VDC	0.5A				
919-R-78HB5.0-0.5	R-78HB5.0-0.5	F	9-72VDC	5.0VDC	0.5A				
919-R-78HB24-0.3	R-78HB24-0.3	F	36-72VDC	24.0VDC	0.3A				

© Copyright 2014 Mouser Electronics
© Copyright 2014 Mouser Electronics

CINCON Open Frame AC-DC Power Supplies

RoHS Compliant **This product is RoHS compliant.**

5W AC-DC SWITCHING POWER SUPPLIES

Features:
- Universal Input: 85~264VAC
- Meets EN 55022 Class B
- Efficiency to 80% Typical

Specifications:
- Input Frequency: 47 to 63Hz
- Inrush Current: 40A max. @ 240VAC
- Continuous Short Circuit Protection
- Line Regulation: ±0.5% max.
- Load Regulation: ±1.0% max.
- Operating Temperature Range: 0°C~70°C

RoHS Compliant

For quantities greater than listed, call for quote.

MOUSER STOCK NO.	Cincon Part No.	Fig.	Output Voltage	Output Current	% Efficiency	Price Each 1	5	25	100
418-CFM05S033	CFM05S033	A	3.3	1.25A	70				
418-CFM05S050	CFM05S050	A	5.0	1.0A	73				
418-CFM05S120	CFM05S120	A	12.0	420mA	77				
418-CFM05S150	CFM05S150	A	15.0	330mA	78				
418-CFM05S240	CFM05S240	A	24.0	230mA	80				
Medical									
418-CFM05S033-M	CFM05S033-M	A	3.3	1.25A	70				
418-CFM05S050-M	CFM05S050-M	A	5	1.0A	73				
418-CFM05S090-M	CFM05S090-M	A	9	0.55A	76				
418-CFM05S120-M	CFM05S120-M	A	12	0.42A	77				
418-CFM05S150-M	CFM05S150-M	A	15	0.33A	78				
418-CFM05S180-M	CFM05S180-M	A	18	0.28A	78				
418-CFM05S240-M	CFM05S240-M	A	24	0.23A	80				

10W AC-DC SWITCHING POWER SUPPLIES

Features:
- Universal Input: 85~264VAC
- Meets EN 55022 Class B
- Efficiency to 77%
- PCB Mountable

Specifications:
- Input Frequency: 47 to 63Hz
- Inrush Current: 20A max. @ 115VAC, 40A max. @ 230VAC
- Continuous Short Circuit Protection
- Line Regulation: ±0.5% max.
- Load Regulation: ±1.0% max.
- Operating Temperature Range: 0°C~40°C

RoHS Compliant

For quantities greater than listed, call for quote.

418-CFM1007S	CFM1007S	B	3.3	2.5A	67				
418-CFM1001S	CFM1001S	B	5	2A	73				
418-CFM1009S	CFM1009S	B	9	1.12A	72				
418-CFM1002S	CFM1002S	B	12	840mA	76				
418-CFM1003S	CFM1003S	B	15	670mA	76				
418-CFM1005S	CFM1005S	B	24	420mA	77				

15W AC-DC SWITCHING POWER SUPPLIES

Features:
- Universal Input: 85~264VAC
- Meets EN 55022 Class B
- Efficiency to 83%
- PCB Mountable

Specifications:
- Input Frequency: 47 to 63Hz
- Inrush Current: 20A max. @ 115VAC, 40A max. @ 230VAC
- Continuous Short Circuit Protection
- Line Regulation: ±0.5% max.
- Load Regulation: ±1.0% max.
- Operating Temperature Range: 0°C~40°C

RoHS Compliant

For quantities greater than listed, call for quote.

418-CFM1507S	CFM1507S	C	3.3	3A	69				
418-CFM1501S	CFM1501S	C	5	3A	74				
418-CFM1509S	CFM1509S	C	9	1.67A	76				
418-CFM1502S	CFM1502S	C	12	1.25A	80				
418-CFM1503S	CFM1503S	C	15	1A	81				
418-CFM1505S	CFM1505S	C	24	630mA	83				

20W AC-DC SWITCHING POWER SUPPLIES

Features:
- Universal Input: 85~264VAC
- Meets EN 55022 Class B
- Efficiency to 83%
- Model "CFM200XS-P": Connectors w/PCB Mountable Type

Specifications:
- Input Frequency: 47 to 63Hz
- Inrush Current: 40A max. @ 230VAC
- Continuous Short Circuit Protection
- Line Regulation: ±0.5% max.
- Load Regulation: ±1.0% max.
- Operating Temperature Range: 0°C~45°C

RoHS Compliant

For quantities greater than listed, call for quote.

MOUSER STOCK NO.	Cincon Part No.	Fig.	Output Voltage	Output Current	% Efficiency	Price Each 1	5	25	100
418-CFM2007S	CFM2007S	D	3.3	4.4A	68				
418-CFM2001S	CFM2001S	D	5	4.4A	75				
418-CFM2009S	CFM2009S	D	9	2.45A	79				
418-CFM2002S	CFM2002S	D	12	1.8A	81				
418-CFM2003S	CFM2003S	D	15	1.4A	83				
418-CFM2005S	CFM2005S	D	24	920mA	83				

40W AC-DC SWITCHING POWER SUPPLIES

Features:
- Universal Input: 90~264VAC
- Efficiency to 88%
- Meets CISPR/FCC Class B and EN55022 Class B

Specifications:
- Input Frequency: 47 to 63Hz
- Inrush Current: 50A Max @ 264VAC
- Continuous Short Circuit Protection
- Line Regulation: ±0.5% max
- Load Regulation: ±1.0% max

RoHS Compliant

For quantities greater than listed, call for quote.

418-CFM40S033	CFM40S033	E	3.3	6A	70				
418-CFM40S050	CFM40S050	E	5	6A	76				
418-CFM40S090	CFM40S090	E	9	4.45A	84				
418-CFM40S120	CFM40S120	E	12	3.34A	85				
418-CFM40S150	CFM40S150	E	15	2.67A	85				
418-CFM40S240	CFM40S240	E	24	1.67A	85				
418-CFM40S300	CFM40S300	E	30	1.33A	86				
418-CFM40S360	CFM40S360	E	36	1.11A	87				
418-CFM40S480	CFM40S480	E	48	0.834A	87				
Medical									
418-CFM40M033	CFM40M033	F	3.3V	6A	76				
418-CFM40M050	CFM40M050	F	5V	6A	80				
418-CFM40M090	CFM40M090	F	9V	4.45A	84				
418-CFM40M120	CFM40M120	F	12V	3.34A	86				
418-CFM40M150	CFM40M150	F	15V	2.67A	87				
418-CFM40M240	CFM40M240	F	24V	1.67A	88				
418-CFM40M300	CFM40M300	F	30V	1.33A	88				
418-CFM40M360	CFM40M360	F	36V	1.11A	88				
418-CFM40M480	CFM40M480	F	48V	0.834A	88				

DIMENSIONS: in. (mm)

A



B



C



D



E

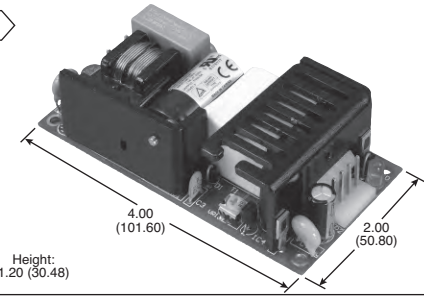

F



© Copyright 2014 Mouser Electronics

CINCON Open Frame AC-DC Power Supplies

RoHS Compliant This product is RoHS compliant.

40W DUAL/TRIPLE OUTPUT AC-DC POWER SUPPLIES

Specifications:
- Input Frequency: 47Hz to 63Hz
- Inrush Current: 60A Max @ 240VAC
- Short Circuit/Over Load Protection: On All Outputs

RoHS Compliant

For quantities greater than listed, call for quote.

MOUSER STOCK NO.		Fig.	Output Volt.	Output Current	% Efficiency	Price Each			
Mfr.	Mfr. Part No.					1	5	25	100
Dual Output									
418—CFM40D-01		A	5V(V1), 12V(V2)	3.2A, 2.0A	80%				
418—CFM40D-02		A	5V(V1), 24V(V2)	3.2A, 1.0A	81%				
Triple Output									
418—CFM40T-01		A	5V(V1), 12V(V2), -5V(V3)	3.0A, 2.0A, 0.3A	78%				
418—CFM40T-02		A	5V(V1), 12V(V2), -12V(V3)	3.0A, 2.0A, 0.3A	78%				
418—CFM40T-03		A	5V(V1), 15V(V2), -15V(V3)	3.0A, 1.5A, 0.3A	78%				
418—CFM40T-04		A	5V(V1), 24V(V2), -12V(V3)	3.0A, 1.0A, 0.3A	78%				
418—CFM40T-05		A	5V(V1), 24V(V2), -5V(V3)	3.0A, 1.0A, 0.3A	78%				
418—CFM40T-06		A	5V(V1), 24V(V2), 12V(V3)	3.0A, 1.0A, 0.3A	78%				
418—CFM40T-07		A	3.3V(V1), 5V(V2), -12V(V3)	5.0A, 2.0A, 0.3A	71%				

60W AC-DC SWITCHING POWER SUPPLIES

CFM60S Series Specifications:
- Input Frequency: 47Hz to 63Hz
- Inrush Current: 50A Max. @ 240VAC and cold start 25°C
- Continuous Short Circuit Protection
- Line Regulation: ±0.5% max
- Load Regulation: ±1.0% max

RoHS Compliant

For quantities greater than listed, call for quote.

MOUSER STOCK NO.		Fig.	Output Volt.	Output Current	% Efficiency	Price Each	
Mfr.	Mfr. Part No.					1	5
418—CFM60S033		B	3.3V	8A	72%		
418—CFM60S050		B	5V	8A	77%		
418—CFM60S090		B	9V	6.67A	84%		
418—CFM60S120		B	12V	5A	85%		
418—CFM60S150		B	15V	4A	86%		
418—CFM60S240		B	24V	2.5A	86%		
418—CFM60S300		B	30V	2A	86%		
418—CFM60S360		B	36V	1.67A	88%		
418—CFM60S480		B	48V	1.25A	88%		
Medical							
418—CFM60M050		C	5V	8A	82%		
418—CFM60M120		C	12V	5A	87%		
418—CFM60M150		C	15V	4A	88%		
418—CFM60M240		C	24V	2.5A	89%		
418—CFM60M480		C	48V	1.25A	88%		

100W MEDICAL AC-DC POWER SUPPLIES WITH PFC

Specifications:
- Input Frequency: 47Hz to 63Hz
- Inrush Current: 80A Max @ 240VAC and cold start 25°C
- Continuous Short Circuit Protection
- Over Voltage Protection

Standard and Medical Versions

RoHS Compliant

For quantities greater than listed, call for quote.

MOUSER STOCK NO.		Fig.	Output Volt.	Output Current	% Efficiency	Price Each	
Mfr.	Mfr. Part No.					1	5
418—CFM100M050		D	5V	20A	85%		
418—CFM100M075		D	7.5V	13.4A	87%		
418—CFM100M090		D	9V	11.2A	88%		
418—CFM100M120		D	12V	8.4A	89%		
418—CFM100M150		D	15V	6.7A	89%		
418—CFM100M180		D	18V	5.6A	90%		
418—CFM100M240		D	24V	4.2A	91%		
418—CFM100M280		D	28V	3.6A	91%		
418—CFM100M360		D	36V	2.8A	91%		
418—CFM100M480		D	48V	2.1A	91%		

150W MEDICAL OPEN FRAME AC-DC WITH PFC

Features:
- Universal Input Range 90 ~ 264VAC
- Meets EN60601-1 and EN55011 Class B
- Active PFC Meets EN61000-3-2
- High Efficiency up to 92%
- Meets CISPR/FCC Class B
- Remote Voltage Sense
- Continuous Short Circuit Protection
- No load Power Consumption<0.5W

For quantities greater than listed, call for quote.

MOUSER STOCK NO.		Fig.	Output Volt.	Output Current	% Efficiency	Price Each	
Mfr.	Mfr. Part No.					1	5
418—CFM150M120		E	12V	12.5A	90%		
418—CFM150M240		E	24V	6.25A	92%		
418—CFM150M360		E	36V	4.17A	93%		
418—CFM150M480		E	48V	3.13A	93%		

DIMENSIONS: in. (mm)



200W AC-DC POWER SUPPLIES WITH PFC

Specifications:
- Input Frequency: 47Hz to 63Hz
- Inrush Current: 100A Max @ 240VAC
- Continuous Short Circuit Protection
- Over Voltage Protection

RoHS Compliant

For quantities greater than listed, call for quote.

MOUSER STOCK NO.		Fig.	Output Volt.	Output Current	% Efficiency	Price Each	
Mfr.	Mfr. Part No.					1	5
418—CFM201S120		F	12V	16.67A	89%		
418—CFM201S240		F	24V	8.34A	90%		
418—CFM201S360		F	36V	5.56A	91%		
418—CFM201S480		F	48V	4.17A	92%		

350W MEDICAL AC-DC POWER SUPPLY WITH PFC

Features:
- Universal Input Range 90Vac~264Vac
- Meets EN60601-1 and EN55011 Class B
- High Efficiency Up to 93% Typical
- PS ON/OFF Remote Control
- 350W with free air convection @ 220Vac
- Active PFC Meets EN61000-3-2 Class D
- Remote Voltage Sense
- +5V Stand-by Output Power

Standard and Medical Versions

RoHS Compliant

For quantities greater than listed, call for quote.

MOUSER STOCK NO.		Fig.	Output Volt.	Output Current		% Efficiency	Price Each	
Mfr.	Mfr. Part No.			Rated 1	Rated 2		1	5
418—CFM351M050		G	+5V	60A	40A	89%		
418—CFM351M120		G	+12V	29.2A	25A	92%		
418—CFM351M240		G	+24V	14.6A	12.5A	93%		
418—CFM351M480		G	+48V	7.3A	6.25A	93%		

© Copyright 2014 Mouser Electronics

© Copyright 2014 Mouser Electronics

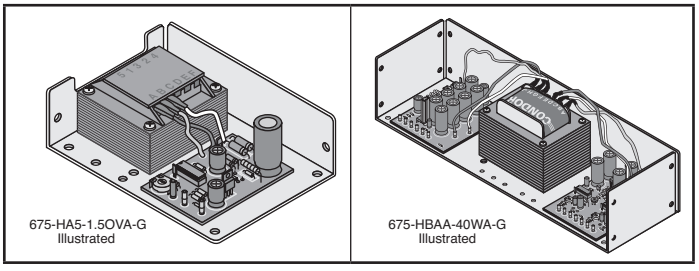

675-HA5-1.5OVA-G Illustrated

675-HBAA-40WA-G Illustrated

LINEAR POWER SUPPLIES

Specifications:
- AC Input: 100, 120 and 240VAC: +10%, -13%; 215VAC: +12%, -11 %; 47 to 63Hz
  Tolerance for 230VAC operation is +15%, -10% Derate output current 10% for 50Hz operation
- Line Regulation: ±0.05% for a 10% change
- Load Regulation: ± 0.05% for a 50% load change
- Temperature Rating: 0 to 50°C full rated, derated linearly to 40% at 70°C
- Efficiency: 5V units: 45%; 12 and 15V units: 55%; 20 and 24V units: 60%
- -G suffix models are RoHS Compliant

Features:
- World-wide AC input ranges and safety standards
- Burn-in with cycling; 3-year warranty
- Transformer insulation meets Class F (155ºC)
- Exceed FCC and CISPR22 Class B conducted emissions
- Approved to UL 1950, CSA 22.2 No. 234 Level 3, and IEC 950

✻ Requires fan cooling

Single Output

For quantities greater than listed, call for quote.

MOUSER STOCK NO.	Condor Part No.	Output Voltage	Output Amps	Dimensions: in.	Price Each 1	Price Each 10
675-HA5-1.5OVA-G	HA5-1.5/OV-A+G	5	1.5	4.88x4.00x1.63		
675-HB5-3OVA-G	HB5-3/OV-A+G	5	3	4.88x4.00x1.63		
675-HC5-6OVA-G	HC5-6/OV-A+G	5	6	5.63x4.88x2.50		
675-HD5-12OVA-G	HD5-12/OV-A+G	5	12	4.88x9.00x2.75		
675-HB12-1.7A-G	HB12-1.7-A+G	12	1.7	4.88x4.00x1.63		
675-HC12-3.4A-G	HC12-3.4-A+G	12	3.4	5.63x4.88x2.50		
675-HD12-6.8A-G	HD12-6.8-A+G	12	6.8	4.88x9.00x2.75		
675-HA15-0.9A-G	HA15-0.9-A+G	15	0.9	4.88x4.00x1.63		
675-HB15-1.5A-G	HB15-1.5-A+G	15	1.5	4.88x4.00x1.63		
675-HC15-3A-G	HC15-3-A+G	15	3	5.63x4.88x2.50		
675-HD15-6A-G	HD15-6-A+G	15	6	4.88x9.00x2.75		
✻ 675-F15-15A-G	F15-15-A+G	15	15	4.88x16.75x3.50		
675-HB24-1.2A-G	HB24-1.2-A+G	24	1.2	4.88x4.00x1.63		
675-HC24-2.4A-G	HC24-2.4-A+G	24	2.4	5.63x4.88x2.50		
675-HD24-4.8A-G	HD24-4.8-A+G	24	4.8	4.88x9.00x2.75		
✻ 675-HE24-7.2A-G	HE24-7.2-A+G	24	7.2	4.88x14.00x2.75		
✻ 675-F24-12-A-G	F24-12-A+G	24	12	4.88x16.75x3.50		
675-HB28-1A-G	HB28-1.0-A+G	28	1	4.88x4.00x1.63		
675-HN28-3A-G	HN28-3-A+G	28	3	4.88x7.00x2.75		
675-HE28-6A-G	HE28-6-A+G	28	6	4.88x14.00x2.75		
✻ 675-HB48-0.5A-G	HB48-0.5-A+G	48	0.5	4.88x4.00x1.63		
675-HD48-3A-G	HD48-3-A+G	48	3	4.88x9.00x2.75		
Medical						
675-MC24-2.4A	MC24-2.4-A	24	2.4	5.63x4.88x2.50		

Dual Output

For quantities greater than listed, call for quote.

MOUSER STOCK NO.	Condor Part No.	Output Voltage	Output Amps	Dimensions: in.	Price Each 1	Price Each 10
675-HAA5-1.5OVA-G	HAA5-1.5/OV-A+-G	5 5	1.5 1.5	6.50x4.00x1.80		
675-HBB5-3OVA-G	HBB5-3-OV-A+G	5	3	7.00x4.88x2.50		
675-HBB512A-G	HBB512-A+-G	5 9-15	3 1.2	7.00x4.88x2.50		
675-HCC512A-G	HCC512-A+-G	5 9-15	6 2.5	4.88x9.38x2.75		
675-HAD12-0.4A-G	HAD12-0.4-A+-G	+12 -12	0.4 0.4	4.88x4.00x1.63		
675-HAD15-0.4A-G	HAD15-0.4-A+-G	+15 -15	0.4 0.4	4.88x4.00x1.63		
675-HAA15-0.8A-G	HAA15-0.8-A+-G	+12~15 -12~-15	1/.8 1/.8	6.50x4.00x1.80		
675-HBB15-1.5A-G	HBB15-1.5-A+-G	+12~15 -12~-15	1.7/1.5 1.7/1.5	7.00x4.88x2.50		
675-HCC15-3A-G	HCC15-3-A+-G	+12~15 -12~-15	3.4/3 3.4/3	4.88x9.38x2.75		
✻ 675-HDD15-5A-G	HDD15-5-A+-G	+12~15 -12~-15	5 5	4.88x14.00x2.75		
675-HAA24-0.6A-G	HAA24-0.6-A+-G	+18~24 -18~-24	.4/0.6 .4/0.6	6.50x4.00x1.80		

Triple Output

For quantities greater than listed, call for quote.

MOUSER STOCK NO.	Condor Part No.	Output Voltage	Output Amps	Dimensions: in.	Price Each 1	Price Each 10
675-HTAA-16WA-G	HTAA-16W-A+-G	5 +12~15 -12~15	2 .4/.4 .4/.4	6.50x4.00x1.80		
675-HBAA-40WA-G	HBAA40W-A+-G	5 +12~15 -12~15	3 1/.8 1/.8	4.00x10.25x2.50		

DUAL OUTPUT OVERVOLTAGE PROTECTION

Features:
- Adjustable from 6.2V to 33VDC
- Mounts directly on power supply chassis
- One OVP module is required for both single and dual output power supplies
- Protects up to a maximum continuous current of 8A and up to 12A intermittent current
- For use on 12V to 28V and ±12V and 15V models

RoHS Compliant

For quantities greater than listed, call for quote.

MOUSER STOCK NO.	Condor Part No.	Description	Price Each 1	Price Each 10
675-OV12-G	OV12-G	Overvoltage protection module		

DIMENSIONS: in.

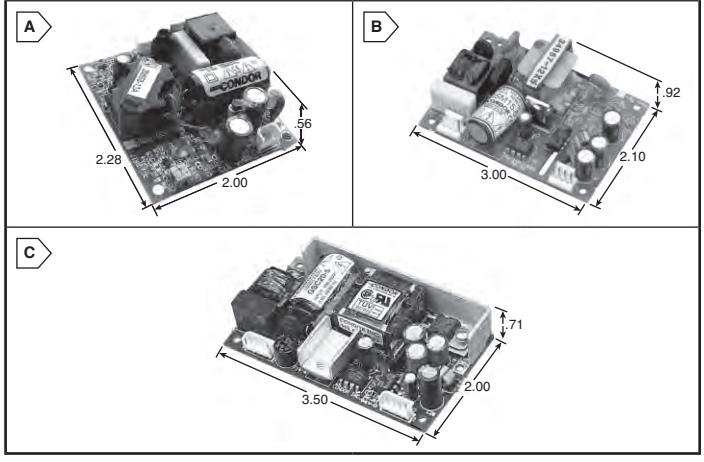

GSM11 SERIES, 11W SINGLE OUTPUT MEDICAL SWITCHERS

Features and Specifications:
- AC Input: 85-264max (100-240nom) VAC, 45-65Hz
- Overvoltage and short circuit protection
- Safety Approvals: UL/EN/IEC 60601-1 CSA22.2 No.601 and UL/EN/IEC 60950-1 CSA22.2 No. 60950-1
- Efficiency: 67-77%
- Noise P-P: 1%
- Total Regulation: 2%

Mating Connectors: (Mouser Part No.)

	Housing	Contacts
Input	538-50-37-5033 (qty 1)	538-08-70-1040 (qty 2)
Output	538-50-37-5023 (qty 1)	538-08-70-1040 (qty 2)

RoHS Compliant

For quantities greater than listed, call for quote.

MOUSER STOCK NO. Mfr.	Mfr. Part No.	Fig	Output Voltage	Output Current (Max.)	Ripple	Price Each 1	Price Each 10
675—GSM11-5AAG		A	5.1V	2.2A	50mV		
675—GSM11-12AAG		A	12V	0.92A	120mV		

GSM15 SERIES, 15W SINGLE OUTPUT MEDICAL SWITCHERS

Features and Specifications:
- AC Input: 90-264VAC, 47-63Hz single phase
- Overload Protection: Fully protected against short circuit and output overload
- Overvoltage protection standard
- Noise P-P: 2.5%
- No minimum load
- Total Regulation: 2%
- Medical approvals to UL2601-1, IEC60601-1, CSA-C22.2 No. 601-1, EN60601-1
- Mating connectors: AMP MTA-100 Receptacle (4 position)
- Leakage Current: 75µA 132VAC@60Hz, 128µA 264VAC@50Hz

RoHS Compliant

For quantities greater than listed, call for quote.

675—GSM15-12-G	B	12V	1.25A	16V		
675—GSM15-24-G	B	24V	0.625A	32V		

GSC20 SERIES, 20W COMMERCIAL SWITCHERS

Specifications:
- AC Input: 90-264VAC, 47-63Hz single phase
- Efficiency: 70% minimum
- Safety approved to UL 1950, IEC 95, and CSA 22.2 No. 234 Level 3

Features:
- Industry's smallest 20W switcher
- Business-card size (2.0" x 3.5" x 0.71")
- EMI FCC Class B, CISPR22B
- Leakage Current: 200µA, 132VAC/60Hz

Mating Connectors: (Mouser Part No.)

	Housing	Contact
Input	538-50-37-5043 (qty 1)	538-08-70-1040 (qty 4)
Output	538-50-37-5043 (qty 1)	538-08-70-1040 (qty 4)

RoHS Compliant

For quantities greater than listed, call for quote.

MOUSER STOCK NO. Mfr.	Mfr. Part No.	Fig	Output (V)	Output (A)	Initial Setpoint Tolerance	OVP Setpoint (V)	Ripple/ Noise	Price Each 1	Price Each 10
675—GSC20-12-G		C	12V	1.7A	2.50%	15.6±1.1	1%		
675—GSC20-24-G		C	24V	0.85A	2.50%	28±2.5	1%		

© Copyright 2014 Mouser Electronics

CONDOR Global Performance Switchers

RoHS Compliant **This product is RoHS compliant.**

GSC25 SERIES, 25W COMMERCIAL SWITCHERS

Features:
- Industry's smallest 25W switcher
- EMI FCC Class B, CISPR22B
- Overvoltage protection standard
- Normal Leakage: 175µA, 132VAC @ 60Hz

Specifications:
- AC Input: 90-264VAC, 47-63Hz single phase
- Efficiency: 70% minimum
- Safety approved to UL 1950, IEC 950, and CSA 22.2 No. 234 Level 3

Mating Connectors: (Mouser Part No.)

	Housing	Contact
Input	538-09-50-8031 (qty 1)	538-08-50-0189 (qty 2)
Output	538-09-50-3061 (qty 1)	538-08-50-0189 (qty 6)

LVD

For quantities greater than listed, call for quote.

MOUSER STOCK NO.		Fig	Output Voltage		Output Current Max	Ripple/ Noise	Initial Setpoint Tolerance	OVP Setpoint	Price Each	
Mfr.	Mfr. Part No.								1	10
675—GSC25A-G		A	1	+5.1V	2.5A	1%	1%	6.2 ± 0.6V		
			2	+12V	1.5A	4%	3%			
			3	-12V	0.2A	1%	4%			
675—GSC25B-G		A	1	+5.1V	2.5A	1%	1%	6.2 ± 0.6V		
			2	+15V	1.5A	4%	3%			
			3	-15V	0.2A	1%	4%			

MINT1045 SERIES, 45W SINGLE OUTPUT MEDICAL AND ITE POWER SUPPLY

Specifications:
- 45W Convection coded
- Universal Input 80-270VAC, 47-440Hz
- Input Current: 0.75@120VAC, 0.45A@240VAC
- Efficiency: 88% Typ.

Features:
- Class I or Class II AC Input Applications
- CSA/EN/IEC/UL60601-1 3rd Edition for Medical, Type BF Capable, Ultra-low Leakage Current
- CSA/EN/IEC/UL60950-1 2nd Edition for ITE
- 3 year warranty

For quantities greater than listed, call for quote.

MOUSER STOCK NO.		Fig.	Output Voltage	Output Current	Ripple/ Noise	Total Regulation	Price Each	
Mfr.	Mfr. Part No.						1	10
675—MINT1045A1275K01		B	12V	3.75A	120mV	±0.5%		
675—MINT1045A1575K01		B	15V	3.00A	150mV	±0.5%		
675—MINT1045A2475K01		B	24V	1.90A	240mV	±0.5%		

GLC65 AND GLM65 SERIES, 65W TRIPLE OUTPUT COMMERCIAL AND MEDICAL SWITCHERS

Specifications:
- AC Input: 90-264VAC, 47-63Hz single phase
- Efficiency: 80% typical
- Two year warranty
- Ripple/Noise: 1%
- OVP Setpoint: 6.2± 0.6V

Medical Features:
- Conducted EMI exceeds FCC Class B and CISPR 11 Class B
- Approved to UL2601-1, CSA 22.2 No. 601.1, and EN60601-1
- Leakage Current: 40µA 132Vac@60Hz

Commercial Features:
- Conducted EMI exceeds FCC Class B and CISPR 22 Class B
- Approved to UL1950, CSA-C22.2 No. 950, and EN60950
- Leakage Current: <500µA@120Vac, <1.2mA@240Vac

Mating Connectors: (Mouser Part No.)

	Housing	Contacts
Input	571-6402503 (qty 1)	571-7705221 (qty 3)
Output	571-6402506 (qty 1)	571-7705222 (qty 6)

LVD

For quantities greater than listed, call for quote.

MOUSER STOCK NO.		Fig.	Output (V)		Output Current (Max)		Total Regulation	Price Each	
Mfr.	Mfr. Part No.				Convection	150 LFM		1	10
675—GLC65A-G		C	1	+5	7A	9A	2%		
			2	+12	3A	5A	5%		
			3	-12	2.5A	4A	6%		
675—GLC65B-G		C	1	+5.1	7A	9A	2%		
			2	+15	2.5A	4A	4%		
			3	-15	2A	3A	5%		
675—GLC65E-G		C	1	+5	7A	9A	2%		
			2	+24	1.5A	2.5A	3%		
			3	+12	2.5A	4A	6%		
675—GLM65B-G		C	1	+5.1	7A	9A	2%		
			2	+15	2.5A	4A	4%		
			3	-15	2A	3A	5%		

MINT1065 SERIES, 65W SINGLE OUTPUT POWER SUPPLY

Features:
- 65W convection cooled AC-DC Power Supply
- 12V - 48V
- Compact Size: 2"x4"x1.2"
- Up to 90% High Efficiency
- Class I Input - Single Output
- Meets Energy Star Level IV
- EN60601-1 Medical Approval
- Universal 90-264VAC
- Optional chassis/cover available

LVD

For quantities greater than listed, call for quote.

MOUSER STOCK NO.		Fig.	Output (V)		Output Current	Total Regulation	OVP Limit	Price Each	
Mfr.	Mfr. Part No.							1	10
675—MINT1065A1275C01		D	1	12V	5.25A	2%	15±1.5V		
675—MINT1065A1575C01		D	1	15V	4.33A	2%	18±1.5V		
675—MINT1065A1875C01		D	1	18V	3.50A	2%	21±2V		
675—MINT1065A2475C01		D	1	24V	2.70A	2%	27±2V		
675—MINT1065A4875C01		D	1	48V	1.35A	2%	55±4V		

DIMENSIONS: in.



GPC55 AND GPM55 SERIES, 55W COMMERCIAL AND MEDICAL SWITCHERS

Commercial Features:
- Wide-range AC input 85-264VAC
- Exceeds FCC and CISPR22 Class B conducted emissions requirements
- Leakage current: 0.7mA 254VAC @ 60Hz input
- Safety approved to UL 1950, CSA a No. 234 Level 3, IEC 950, EN60950
- Environmental: Designed for 0 to 50°C operation at full rated output power

Medical Features:
- EMI to FCC, CISPR11 Class B/IEC601-1
- Efficiency: 65% at full rated load, nominal input voltage, depending on model and load distribution
- Leakage current: 35µA, 254VAC @ 60Hz input
- Safety approved to UL 2601, CSA 22.2 No. 601 Level 3, IEC 601

Specifications:
- AC Input: 85-264VAC, 47-63Hz single phase
- Input Current: Maximum input current at 120VAC, 60Hz with full rated output load: 1.7A
- Efficiency: 70% at full rated load, nominal input voltage, depending on model and load distribution
- Two year warranty

Mating Connectors:

	Housing	Contact
Input	571-6402505 (qty 1)	571-7705221 (qty 3)
Output	571-6402509 (qty 1)	571-7705221 (qty 9)

For quantities greater than listed, call for quote.

MOUSER STOCK NO.		Fig.	Output (V)		Load (A) Min.	Load (A) Max.	Output Peak	Noise P-P	Total Regulation	Price Each 1	Price Each 10
Mfr.	Mfr. Part No.										
Multiple Output											
675—GPC55D-G		E	1	+5V	0.7	6	8A	50mV	2%		
			2	+24V	0	1.5	2A	240mV	2%		
			3	+12V	0	1	1.2A	120mV	3%		
			4	-12V	0	1	1.2A	120mV	3%		
675—GPC55E-G		E	1	+5V	0.7	6	8A	50mV	2%		
			2	+24V	0	1.5	2A	120mV	2%		
			3	+15V	0	1	1.2A	150mV	3%		
			4	-15V	0	1	1.2A	150mV	3%		
675—GPM55E-G		E	1	+5V	0.7	6	8A	50mV	2%		
			2	+24V	0	1.5	2A	120mV	2%		
			3	+15V	0	1	1.2A	150mV	3%		
			4	-15V	0	1	1.2A	150mV	3%		

MINT1180 SERIES, 180W SINGLE OUTPUT MEDICAL POWER SUPPLY

Specifications:
- Universal Input 90-264VAC, 47-63Hz
- Inrush Current: 264VAC, cold start: will not exceed 55A
- Efficiency: 92% Typ.
- Minimum Load: OA

Features:
- 3x5x1.2 Package
- Up to 250W of AC-DC Power
- Class I or Class II Input Versions
- Fits 1U Applications
- Optional Chassis/Cover
- 5 year warranty

For quantities greater than listed, call for quote.

MOUSER STOCK NO.		Fig.	Output Voltage	Output Current w/ airflow(1)	Conv-ection	Total Regulation	OVP Threshold	Price Each 1	Price Each 10
Mfr.	Mfr. Part No.								
675—MINT1180A1275K01		F	12V	20.8A	15.0A	±3%	14.5±1.1V		
675—MINT1180A2475K01		F	24V	10.4A	7.5A	±3%	29.0±2.0V		

© Copyright 2014 Mouser Electronics

© Copyright 2014 Mouser Electronics

CONDOR Global Performance Switchers

RoHS Compliant This product is RoHS compliant.

MINT1110A SERIES, 110W SINGLE OUTPUT SERIES MEDICAL - UNIVERSAL INPUT POWER SUPPLIES

Features:

- 110W Convection cooled AC-DC Power Supply
- Universal Input 90-264VAC
- Dimensions: 3" x 5" x 1.27"
- Efficiency: 87% typ
- Rugged EMC Compliant design
- Approved to EN/IEC/UL60601-1 for medical
- Chassis and cover optional

† Unrestricted natural convection cooling ‡ 26CFM forced air cooling

For quantities greater than listed, call for quote.

MOUSER STOCK NO.		Fig.	Output	Output Current	Load (A)		OVP Limit	Price Each	
Mfr.	Mfr. Part No.				Max†	Max‡†		1	10
675—MINT1110A1208K01		A	12V	7.5A	120mV	±2%	15.0±1V		
675—MINT1110A1508K01		A	15V	6.5A	150mV	±2%	18.0±1V		
675—MINT1110A1808K01		A	18V	5.8A	180mV	±2%	23.0±1V		
675—MINT1110A2408K01		A	24V	4.6A	240mV	±2%	28.0±1V		

CINT1175 & MINT1175 SERIES, 175W SINGLE OUTPUT POWER SUPPLIES

NEW PRODUCT

Specifications:

- For 1U Applications and Class I or Class II construction
- 175W w/air, 120W convection cooled
- Universal Input 90-264 VAC
- Average Efficiency meets Level V Requirements
- Approved to CSA/EN/IEC/UL60601-1,3rd Edition 2 MOPP
- 12V fan output
- Efficiency 90% typical at Full Load
- CE Compliant (LVD, RoHS)
- International Safety Agency Approvals

For quantities greater than listed, call for quote.

MOUSER STOCK NO.		Fig.	Output	Output Current		Total	OVP	Price Each			
Mfr.	Mfr. Part No.		Voltage	Convection	LFM	Regulation	Threshold	1	10	25	50
675—CINT1175A1206K01		B	12V	11.7A	14.6A	±3%	14.0 ± 1.1V				
675—CINT1175A1506K01		B	15V	9.3A	11.7A	±3%	18.5 ± 1.5V				
675—CINT1175A2406K01		B	24V	5.8A	7.3A	±3%	28.0 ± 2.5V				
675—CINT1175A4806K01		B	48V	2.9A	3.6A	±3%	55.0 ± 4.0V				
675—CINT1175A5606K01		B	56V	2.5A	3.1A	±3%	59.0 ± 1.0V				
Medical											
675—MINT1175A1206K01		B	12V	11.7A	14.6A	±3%	14.0 ± 1.1V				
675—MINT1175A1506K01		B	15V	9.3A	11.7A	±3%	18.5 ± 1.5V				
675—MINT1175A2406K01		B	24V	5.8A	7.3A	±3%	28.0 ± 2.5V				
675—MINT1175A4806K01		B	48V	2.9A	3.6A	±3%	55.0 ± 4.0V				
675—MINT1175A5606K01		B	56V	2.5A	3.1A	±3%	59.0 ± 1.0V				

CINT1200 SERIES, 200W SINGLE OUTPUT ITE POWER SUPPLIES

NEW PRODUCT

Specifications:

- AC Input: 90-264VAC ±10%, 47-63 Hz single phase
- Overload Protection
- Input Current: 115VAC: 1.8A, 230VAC: 0.9A
- Efficiency up to 90%

675—CINT1200A1275K01		C	12V	15.00A	16.66A	±3%	14.0 ± 1.1V				
675—CINT1200A2475K01		C	24V	7.50A	8.33A	±3%	29.0 ± 2.5V				
675—CINT1200A4875K01		C	48V	3.75A	4.17A	±3%	56.0 ± 3.0V				

MINT1275 SERIES, 275W SINGLE MEDICAL POWER SUPPLIES

NEW PRODUCT

Specifications:

- Up to 275W of AC-DC Power
- Universal Input 90-264 Vac
- Class I Input (Optional Class II)
- Approved to IEC60601-1 3rd Edition
- Efficiency 92% typical
- Optional Chassis/Cover
- CE marked
- Medical Safety Standards: EN/CSA/UL/IEC 60601-1, 3rd Edition Type B

For quantities greater than listed, call for quote.

MOUSER STOCK NO.		Fig.	Output	Output Current		Total	Max Ripple	OVP	Price Each	
Mfr.	Mfr. Part No.		Voltage	Airflow	Convection	Regulation	/Noise	Threshold	1	10
675—MINT1275A1214K01		D	12V	21.83A	15.0A	±3%	120	14.0 ± 1.1V		
675—MINT1275A2414K01		D	24V	10.92A	7.5A	±3%	240	28.0 ± 2.5V		
675—MINT1275A4814K01		D	48V	5.46A	3.75A	±3%	480	55.0 ± 4.0V		

GPFC250 SERIES, 250W COMMERCIAL SWITCHERS WITH POWER FACTOR CORRECTION

Specifications:

- AC Input: 85-264VAC, 47-63Hz single phase
- Input Current: Maximum input current 2.3A at 90VAC, 60Hz with full load Input current harmonic content meets the requirements of IEC1000-3-2
- Overload Protection
- Leakage Current: 70μA under normal conditions (132Vac @ 60Hz)

Features:

- Power factor corrected to IEC1000-3-2; Class A
- Less than 300μA leakage
- EMI compliance to CISPR22, FCC Class B
- Two year warranty

For quantities greater than listed, call for quote.

MOUSER STOCK NO.		Fig.	Output	Load	Output	OVP	Ripple/Noise	Price Each	
Mfr.	Mfr. Part No.		Voltage	Max.†	Peak‡	Setpoint		1	10
675—GPFC250-24-G		E	24V	7.5A	10.5A	28±2.5V	2%		
675—GPFC250-28-G		E	28V	6.5A	9A	34±2.8V	2%		

MINT2270 SERIES, MEDICAL 270W DUAL OUTPUT SERIES

Features:

- Up TO 90% Efficiency Typical
- Natural Interleaving Technology for PFC
- LLC Technology for DC Converter
- Remote ON/OFF by PS-ON Signal
- Remote ON/OFF by PS-ON Signal
- DC-OK, AC-OK Signal Active
- Medical Approval - EN60601-1

For quantities greater than listed, call for quote.

MOUSER STOCK NO.		Fig.	Output		Output Current	Total Reg.	OCP Limit	OVP Limit	Ripple/Noise	Price Each	
Mfr.	Mfr. Part No.									1	10
675—MINT2270A1976E01		F	1	5V	0.2A	5%	1.5A	7.0V	1%		
			2	24V	11.25A	2%	15.5A	30V	1%		

GNT400 SERIES, 400W FRONT END SWITCHERS

Features:

- 100-240VAC input with active PFC
- 300W convection rating
- Less than 100mA rating
- Compliance to EN55011/22 Conducted Noise B
- Additional styles with mounted fans available - contact a Mouser Service Representative

† Unrestricted natural convection cooling ‡ 26CFM forced air cooling

For quantities greater than listed, call for quote.

MOUSER STOCK NO.		Fig.	Output	Max.	Max.	Total	Price Each	
Mfr.	Mfr. Part No.		Voltage	Load †	Load ‡	Regulation	1	10
675—GNT412ABG		G	12V	33.3A	25A	±2%		
675—GNT424ABG		G	24V	16.7A	12.5A	±2%		
675—GNT428ABG		G	28V	14.3A	10.7A	±2%		
675—GNT448ABG		G	48V	8.4A	6.3A	±2%		

MINT1400A SERIES, MEDICAL OPEN FRAME 400W SINGLE OUTPUT POWER SUPPLIES

Features:

- Efficiency up to 91%
- Remote ON/OFF by PS-ON Signal
- Safety approved to Medical and ITE Standards: EN/IEC/UL60601-1 and CSA 601.1 CSA/EN/IEC/UL60950-1, 2nd Edition
- Compliance to EN55011/22 Conducted Noise, class B

NEW PRODUCT

For quantities greater than listed, call for quote.

MOUSER STOCK NO.		Fig.	Output Volt.	Output Current		Ripple/ Noise	Total Regulation	Price Each	
Mfr.	Mfr. Part No.			Fan Cooled	Convection			1	10
675—MINT1400A1210L01		H	12V	33.0A	25.0A	1%	2%		
675—MINT1400A2410L01		H	24V	16.7A	12.5A	1%	2%		
675—MINT1400A4810L01		H	48V	8.30A	6.30A	1%	2%		

DIMENSIONS: in.

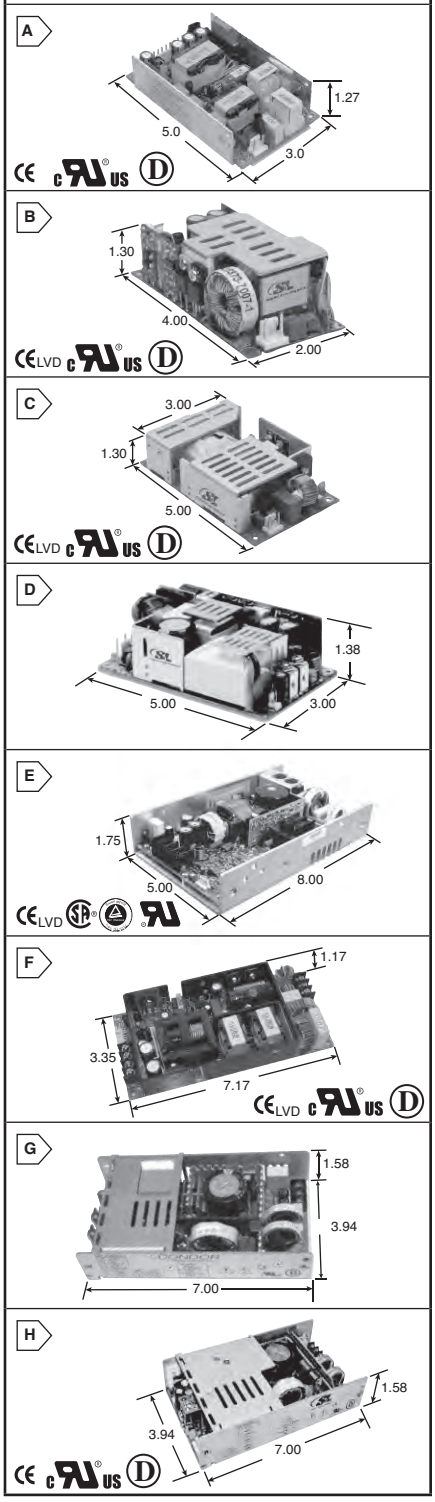

© Copyright 2014 Mouser Electronics

EMERSON NETWORK POWER Switching Power Supplies

EMERSON Network Power

RoHS Compliant **This product is RoHS compliant.**

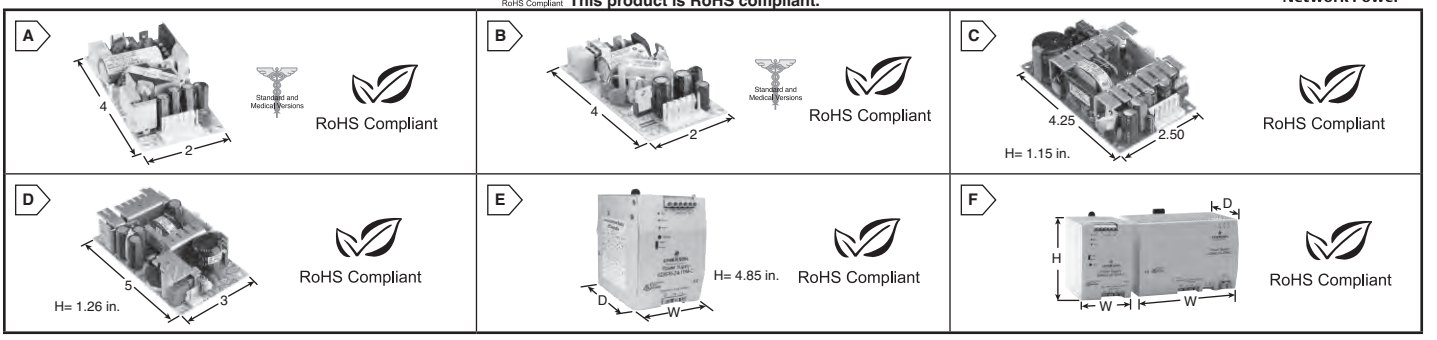

NPS AND NLP SERIES AC/DC UNIVERSAL INPUT SWITCH MODE POWER SUPPLIES

DIMENSIONS: in.

NPS and NLP Series power supplies are compact, high-efficiency switch-mode designs. All of the AC/DC power supplies feature a universal input—making them suitable for use anywhere in the world—and most above 40W are available with harmonic current correction to meet the EN61000-3-2 standard.

Specifications:

- Input range: 90-264 VAC(wide range) 127-300 Vdc
- Remote sense EN60601-1
- Medical & ITE safety approvals

25-60 Watt

For quantities greater than listed, call for quote.

MOUSER STOCK NO.	Artesyn Part No.	Fig.	Output Voltage	Minimum Load	Maximum Load w/Convection Cooling	Maximum Load w/200LFM Forced Air	Peak Load	Regulation	Ripple P/P (PARD)	Price Each 1	10	25
826-NPS22-M	NPS22-M	A	5V	0A	5A	8A	9A	±2%	50mV			
826-NPS23-M	NPS23-M	A	12V	0A	2.1A	3.3A	4A	±2%	120mV			
826-NPS25-M	NPS25-M	A	24V	0A	1A	1.8A	2A	±2%	240mV			
826-NPS42-M	NPS42-M	A	5V	0A	8A	11A	13A	±2%	50mV			
826-NPS43-M	NPS43-M	A	12V	0A	3.75A	5A	5.5A	±2%	120mV			
826-NPS44-M	NPS44-M	A	15V	0A	3A	4A	4.4A	±2%	150mV			
826-NPS45-M	NPS45-M	A	24V	0A	1.9A	2.5A	2.75A	±2%	240mV			
826-NPS48-M	NPS48-M	A	48V	0A	0.94A	1.25A	1.38A	±2%	480mV			

60 Watt

- Medical & ITE safety approvals

For quantities greater than listed, call for quote.

MOUSER STOCK NO.	Artesyn Part No.	Fig.	Output Voltage	Minimum Load	Maximum Load w/Convection Cooling	Peak Load	Regulation	Ripple P/P (PARD)	Price Each 1	10	25
826-NPS62-M	NPS62-M	B	5V	0A	11A	15A	±2%	50mV			
826-NPS63-M	NPS63-M	B	12V	0A	5A	5.5A	±2%	120mV			
826-NPS65-M	NPS65-M	B	24V	0A	2.5A	2.75A	±2%	240mV			

40-50 Watt

For quantities greater than listed, call for quote.

MOUSER STOCK NO.	Artesyn Part No.	Fig	Output 1	Output 2	Output 3	Output Current (Max)	Ripple (mV)	Price Each 1	10	25	50
826-NLP40-7612J	NLP40-7612J	C	+12V	---	---	3.3A	120mV				
826-NLP40-7610J	NLP40-7610J	C	+5V --- ---	--- +15V ---	--- --- -15V	4.0A 1.6A 0.2A	50mV 150mV 150mV				
826-NLP40-7624J	NLP40-7624J	C	24V	---	---	1.6A	240mV				
826-NLP40-7627J	NLP40-7627J	C	+12V ---	--- -12V	--- ---	1.8A 1.8A	120mV 120mV				
826-NLP40-7629J	NLP40-7629J	C	+5V ---	--- +12V	--- ---	4.0A 2.0A	50mV 120mV				

65-75 Watt

For quantities greater than listed, call for quote.

MOUSER STOCK NO.	Artesyn Part No.	Fig	Output 1	Output 2	Output 3	Output Current (Max)	Ripple (mV)	Price Each 1	10	25	50
826-NLP65-7608J	NLP65-7608J	D	+5V --- ---	--- +12V ---	--- --- -12V	7.5A 2.5A 0.65A	50mV 150mV 120mV				
826-NLP65-7624J	NLP65-7624J	D	+24V	---	---	2.7A	240mV				
826-NLP65-7629J	NLP65-7629J	D	+5V ---	--- +12V	--- ---	7.0A 2.5A	50mV 150mV				
Harmonic Corrected											
826-NLP65-9610J	NLP65-9610J	D	+5V --- ---	--- +15V ---	--- --- -15V	7.50A 2.20A 0.65A	50mV 150mV 150mV				
826-NLP65-9624J	NLP65-9624J	D	+24V	---	---	2.7A	240mV				

Accessory

For quantities greater than listed, call for quote.

MOUSER STOCK NO.	Artesyn Part No.	Description	Price Each 1	10	25
826-LPX40	LPX40	LPX40/60 Cover Kit			

ADN-C SERIES DIN RAIL POWER SUPPLIES 120-960W

Specifications:

- Slim form factor (50-87mm wide)
- High efficiency > 90% typ.
- Full power at 60°C
- Industrial grade design - patented metal mounting clip/case
- Overvoltage protection with auto recovery
- 3 status LEDs - input/output/alarm

NEW PRODUCT

For quantities greater than listed, call for quote.

MOUSER STOCK NO.	Artesyn Part No.	Fig	Power	Input Voltage	Weight	Current	MTBF Demonstrated @ 40°C	Dimensions: HxWxD (in.)	Price Each 1	10	25	50
Single Phase												
826-ADN5-24-1PM-C	ADN5-24-1PM-C	E	120W	85-264VAC	1.65lbs	5A @ 24Vdc	550,000 hours	4.85x1.97x4.37				
826-ADN10-24-1PM-C	ADN10-24-1PM-C	E	240W	85-264VAC	1.98lbs	10A @ 24Vdc	550,000 hours	4.85x2.36x4.37				
826-ADN20-24-1PM-C	ADN20-24-1PM-C	E	480W	85-264VAC	2.60lbs	20A @ 24Vdc	450,000 hours	4.85x3.42x4.96				
3-Phase												
826-ADN5-24-3PM-C	ADN5-24-3PM-C	F	120W	320-540VAC 450-760VDC	1.15lbs	5A @ 24Vdc	500,000 hours	4.85x1.97x4.36				
826-ADN10-24-3PM-C	ADN10-24-3PM-C	F	240W	320-540VAC 450-760VDC	1.54lbs	10A @ 24Vdc	500,000 hours	4.85x2.36x4.36				
826-ADN20-24-3PM-C	ADN20-24-3PM-C	F	480W	320-540VAC 450-760VDC	2.8lbs	20A @ 24Vdc	500,000 hours	4.85x3.34x4.68				
826-ADN40-24-3PM-C	ADN40-24-3PM-C	F	960W	320-540 VAC	5.3lbs	40A @ 24Vdc	500,000 hours	4.85x7.09x4.85				

© Copyright 2014 Mouser Electronics

© Copyright 2014 Mouser Electronics

EMERSON NETWORK POWER Switching Power Supplies

EMERSON Network Power

RoHS Compliant This product is RoHS compliant.

DIMENSIONS: mm

A



B



C

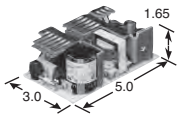

D NEW PRODUCT



E



F NEW PRODUCT

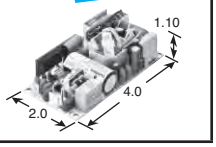

ASTEC LPS25 SERIES, 25W SINGLE OUTPUT

✻ With Convection Cooling — For quantities greater than listed, call for quote.

MOUSER STOCK NO.	Astec Part No.	Fig.	Output Voltage	Minimum Load	Maximum Load✻	Price Each 1	10	25
826-LPS22	LPS22	A	5V	0A	5A			
826-LPS23	LPS23	A	12V	0A	2.1A			

ASTEC LPS40 SERIES, 40W SINGLE OUTPUT

✻ With Convection Cooling — For quantities greater than listed, call for quote.

MOUSER STOCK NO.	Astec Part No.	Fig.	Output Voltage	Minimum Load	Maximum Load✻	Price Each 1	10	25
826-LPS41	LPS41	A	3.3V	0A	8A			
826-LPS42	LPS42	A	5V	0A	8A			
826-LPS43	LPS43	A	12V	0A	3.3A			
826-LPS44	LPS44	A	15V	0A	2.6A			
826-LPS45	LPS45	A	24V	0A	1.7A			
826-LPS48	LPS48	A	48V	0A	0.9A			

ASTEC LPS50 SERIES, 50W SINGLE OUTPUT

✻ With Convection Cooling — For quantities greater than listed, call for quote.

MOUSER STOCK NO.	Astec Part No.	Fig.	Output Voltage	Minimum Load	Maximum Load✻	Price Each 1	10	25
826-LPS52	LPS52	B	5V	0A	11A			
826-LPS53	LPS53	B	12V	0A	5A			
826-LPS54	LPS54	B	15V	0A	4A			
826-LPS55	LPS55	B	24V	0A	2.5A			
Medical Version								
826-LPS52-M	LPS52-M	B	5V	0A	11A			
826-LPS54-M	LPS54-M	B	15V	0A	4A			
826-LPS55-M	LPS55-M	B	24V	0A	2.5A			

ASTEC LPS60 SERIES, 60W SINGLE OUTPUT

✻ With Convection Cooling — For quantities greater than listed, call for quote.

MOUSER STOCK NO.	Astec Part No.	Fig.	Output Voltage	Minimum Load	Maximum Load✻	Price Each 1	10	25
826-LPS62	LPS62	C	5V	0A	12A			
826-LPS63	LPS63	C	12V	0A	5A			
826-LPS64	LPS64	C	15V	0A	4A			
826-LPS65	LPS65	C	24V	0A	2.5A			
826-LPS68	LPS68	C	48V	0A	1.3A			

ASTEC LPS100 SERIES, 80-150W SINGLE OUTPUT

✻ With Convection Cooling — For quantities greater than listed, call for quote.

MOUSER STOCK NO.	Astec Part No.	Fig.	Output Voltage	Max Load w/ Conv. Cooling	Max Load w/ 30CFM Forced Air	Price Each 1	10	25
826-LPS102-M	LPS102-M	D	5V	16A	24A			
826-LPS104-M	LPS104-M	D	15V	6.7A	10A			
826-LPS105-M	LPS105-M	D	24V	4.2A	6.3A			
826-LPS108-M	LPS108-M	D	48V	2.1A	3.1A			
826-LPS109-M	LPS109-M	D	54V	1.85A	2.8A			

Accessories

For quantities greater than listed, call for quote.

MOUSER STOCK NO.	Astec Part No.	Description	Price Each 1	10	25
826-70-841-025	70-841-025	Power Connector Kit			

ASTEC LPS200 SERIES, 125-250W SINGLE OUTPUT

✻ With Convection Cooling — For quantities greater than listed, call for quote.

MOUSER STOCK NO.	Astec Part No.	Fig.	Output Voltage	Max Load w/ Conv. Cooling	Max Load w/ 30CFM Forced Air	Price Each 1	10	25
826-LPS202-M	LPS202-M	E	5V	20.0A	40.0A			
826-LPS204-M	LPS204-M	E	15V	8.3A	16.6A			
826-LPS208-M	LPS208-M	E	48V	2.6A	5.2A			
826-LPS254-CF	LPS254-CF	E	15V	0.50A	16.7A			
826-LPS255-CF	LPS255-CF	E	24V	0.32A	10.4A			

ASTEC LPQ200 SERIES, 125-350W QUAD OUTPUT

✻ With Convection Cooling — For quantities greater than listed, call for quote.

MOUSER STOCK NO.	Astec Part No.	Fig.	Output Voltage	Max Load w/ Conv. Cooling	Max Load w/ 30CFM Forced Air	Price Each 1	10	25
826-LPQ201-M	LPQ201-M	E	+3V +5V +12V -12V	13.0A 13.0A 5.0A 1.0A	18.0A 18.0A 9.0A 2.0A			
826-LPQ202-M	LPQ202-M	E	+5V +12V +24V -12V	13.0A 5.0A 1.5A 1.0A	18.0A 9.0A 3.0A 2.0A			
826-LPQ352-CEF	LPQ352-CEF	E	+5V +12V -12V 3.3 - 24V	5A 0A 0A 1A	50A 12A 6A 6A			
826-LPQ353-CEF	LPQ353-CEF	E	+5V +15V -15V 3.3 - 24V	5A 0A 0A 1A	50A 12A 6A 6A			

ASTEC LPT25 SERIES, 25 WATTS TRIPLE OUTPUT

✻ With Convection Cooling — For quantities greater than listed, call for quote.

MOUSER STOCK NO.	Astec Part No.	Fig.	Output Voltage	Minimum Load	Maximum Load	Price Each 1	10	25
826-LPT22	LPT22	A	5V 12V -12V	0.3A 0.1A 0A	3A 1.5A 0.5A			
826-LPT23	LPT23	A	5V 12V -12V	0.4A 0A 0A	4A 0.5A 0.5A			

ASTEC LPT40 SERIES, 40 WATTS TRIPLE OUTPUT

✻ With Convection Cooling — For quantities greater than listed, call for quote.

MOUSER STOCK NO.	Astec Part No.	Fig.	Output Voltage	Minimum Load	Maximum Load	Price Each 1	10	25
826-LPT41	LPT41	A	+3.3V +5V +12V	0.5A 0A 0A	4A 1.5A 0.5A			
826-LPT42	LPT42	A	+5V +12V -12V	0.4A 0.2A 0A	4A 2A 0.5A			
826-LPT43	LPT43	A	+5V +12V -12V	0.5A 0A 0A	6A 0.5A 0.5A			
826-LPT44	LPT44	A	+5V +12V -5V	0.4A 0.2A 0A	4A 2A 0.5A			
826-LPT45	LPT45	A	+5V +15V -15V	0.4A 0.2A 0A	4A 2A 0.5A			
826-LPT46	LPT46	A	+5V +24V +12V	0.4A 0.1A 0A	4A 1A 0.5A			
826-LPT47	LPT47	A	+5V +24V -12V	4A 2A 0A	4A 1.0A 0.5A			

NPT40M SERIES, 45W TRIPLE OUTPUT

✻ With Convection Cooling — For quantities greater than listed, call for quote.

MOUSER STOCK NO.	Astec Part No.	Fig.	Output Voltage	Minimum Load	Maximum Load	Price Each 1	10	25
826-NPT42-M	NPT42-M	F	+5V +12V -12V	0.5A 0.1A 0A	5A 2.5A 0.5A			
826-NPT43-M	NPT43-M	F	+5V +15V -15V	0.5 A 0.1 A 0 A	5 A 2 A 0.5 A			
826-NPT44-M	NPT44-M	F	+5V +24V +12V	0.5 A 0.1 A 0 A	5 A 1.0 A 0.5 A			

ASTEC LPT50 SERIES, 50W TRIPLE OUTPUT

✻ With Convection Cooling — For quantities greater than listed, call for quote.

MOUSER STOCK NO.	Astec Part No.	Fig.	Output Voltage	Minimum Load	Maximum Load	Price Each 1	10	25
826-LPT52	LPT52	B	+5V +12V -12V	0.5A 0.1A 0A	8A 3A 0.5A			
826-LPT53	LPT53	B	+5V +15V -15V	0.5A 0.1A 0A	8A 2.4A 0.5A			
826-LPT54	LPT54	B	+5V +24V +12V	0.5A 0.1A 0A	8A 1.5A 0.5A			
826-LPT52-M	LPT52-M	B	+5V +12V -12V	0.5A 0.1A 0A	8A 3A 0.5A			
826-LPT54-M	LPT54-M	B	+5V +24V +12V	0.5A 0.1A 0A	8A 1.5A 0.5A			

ASTEC LPT60 SERIES, 60W TRIPLE OUTPUT

✻ With Convection Cooling — For quantities greater than listed, call for quote.

MOUSER STOCK NO.	Astec Part No.	Fig.	Output Voltage	Minimum Load	Maximum Load	Price Each 1	10	25
826-LPT62	LPT62	C	+5V +12V -12V	0.7A 0.3A 0A	7A 3A 0.7A			
826-LPT63	LPT63	C	+5V +15V -15V	0.7A 0.3A 0A	7A 2.8A 0.7A			
826-LPT64	LPT64	C	+5V +12V -5V	0.7A 0.3A 0A	7A 3A 0.7A			
826-LPT65	LPT65	C	+5V +24V +12V	0.7A 0.1A 0A	7A 1.5A 0.7A			

ASTEC LPT100 SERIES, 80-150W TRIPLE OUTPUT

✻ With Convection Cooling — For quantities greater than listed, call for quote.

MOUSER STOCK NO.	Astec Part No.	Fig.	Output Voltage	Minimum Load	Maximum Load	Price Each 1	10	25
826-LPT101-M	LPT101-M	E	+3.3V +5V 12V	13A 5A 1A	18A 9A 2.3A			
826-LPT102-M	LPT102-M	E	+5V +12V -12V	13A 5A 1A	18A 9A 2A			
826-LPT103-M	LPT103-M	E	+5V +15V -15V	13A 4A 1A	18A 7.2A 1.5A			
826-LPT104-M	LPT104-M	E	+5V +24V +12V	13A 1.5A 1A	18A 3A 2.3A			

© Copyright 2014 Mouser Electronics

© Copyright 2014 Mouser Electronics

DIMENSIONS: mm

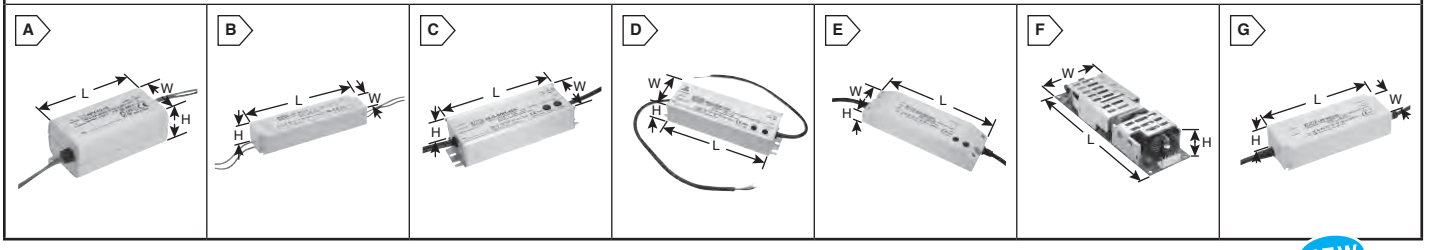

MEAN WELL 12-100W SINGLE OUTPUT LED SWITCHING POWER SUPPLIES

NEW PRODUCT

Features:
- High efficiency up to 89%
- Suitable for LED lighting and moving signs
- Short circuit and over voltage protection.
- 100% full load burn-in test

RoHS Compliant

For quantities greater than listed, call for quote.

MOUSER STOCK NO.	Mean Well Part No.	Fig.	Output Voltage	Output Current	Power	Price Each 1	10	20
APV-12 Series Dimensions: (mm) 77L x 40W x 29H • Input Range: 90-264VAC								
709-APV12-5	APV-12-5	A	5V	2A	10W			
709-APV12-12	APV-12-12	A	12V	1A	12W			
709-APV12-15	APV-12-15	A	15V	0.8A	12W			
709-APV12-24	APV-12-24	A	24V	0.5A	12W			
APC-12 Series Dimensions: (mm) 77L x 40W x 29H • Input Range: 90-264VAC								
709-APC12-350	APV-12-350	A	9-36V	350mA	12.6W			
709-APC12-700	APV-12-700	A	9-18V	700mA	12.6W			
APV-16 Series Dimensions: (mm) 77L x 40W x 29H • Input Range: 90-264VAC								
709-APV16-5	APV-16-5	A	5V	2.6A	13W			
709-APV16-12	APV-16-12	A	12V	1.25A	15W			
709-APV16-15	APV-16-15	A	15V	1A	15W			
709-APV16-24	APV-16-24	A	24V	0.67A	16.08W			
APC-16 Series Dimensions: (mm) 77L x 40W x 29H • Input Range: 90-264VAC								
709-APC16-350	APV-16-30	A	12-48V	350mA	16.8W			
709-APC16-700	APC-16-700	A	9-24V	700mA	16.8W			
PCD-16 Series Dimensions: (mm) 84L x 57W x 29.5H • Input Range: 90-135VAC								
709-PCD16-350A	PCD-16-350A	A	24-48V	350mA	16.8W			
709-PCD16-700A	PCD-16-700A	A	16-24V	700mA	16.8W			
709-PCD16-1050A	PCD-16-1050A	A	12-16V	1050mA	16.8W			
709-PCD16-1400A	PCD-16-1400A	A	8-12V	1400mA	16.8W			
Input Range: 180-295VAC • 3 in 1 dimming function								
709-PCD16-350B	PCD-16-350B	A	24-48V	350mA	16.8W			
709-PCD16-700B	PCD-16-700B	A	16-24V	700mA	16.8W			
709-PCD16-1050B	PCD-16-1050B	A	12-16V	1050mA	16.8W			
709-PCD16-1400B	PCD-16-1400B	A	8-12V	1400mA	16.8W			
PCD-25 Series Dimensions: (mm) 84L x 57W x 29.5H • Input Range: 90-135VAC								
709-PCD25-350A	PCD-25-350A	A	40-58V	350mA	20.3W			
709-PCD25-700A	PCD-25-700A	A	24-36V	700mA	25.2W			
709-PCD25-1050A	PCD-25-1050A	A	16-24V	1050mA	25.2W			
709-PCD25-1400A	PCD-25-1400A	A	12-18V	1400mA	25.2W			
Input Range: 180-295VAC								
709-PCD25-350B	PCD-25-350B	A	40-58V	350mA	20.3W			
709-PCD25-700B	PCD-25-700B	A	24-36V	700mA	25.2W			
709-PCD25-1050B	PCD-25-1050B	A	16-24V	1050mA	25.2W			
709-PCD25-1400B	PCD-25-1400B	A	12-18V	1400mA	25.2W			
PLD-25 Series Dimensions: (mm) 84L x 57W x 29.5H • Input Range: 90-295VAC								
709-PLD25-350	PLD-25-350	A	36-58V	350mA	20.3W			
709-PLD25-700	PLD-25-700	A	24-36V	700mA	25.2W			
709-PLD25-1050	PLD-25-1050	A	16-24V	1050mA	25.2W			
709-PLD25-1400	PLD-25-1400	A	12-18V	1400mA	25.2W			
LPF-40 Series Dimensions: (mm) 162.5L x 42W x 32H • Input Range: 90-305VAC								
709-LPF40-12	LPF-40-12	B	12V	3.34A	40.08W			
709-LPF40-15	LPF-40-15	B	15V	2.67A	40.08W			
709-LPF40-20	LPF-40-20	B	20V	2A	40W			
709-LPF40-24	LPF-40-24	B	24V	1.67A	40.08W			
709-LPF40-30	LPF-40-30	B	30V	1.34A	40.2W			
709-LPF40-36	LPF-40-36	B	36V	1.12A	40.32W			
709-LPF40-42	LPF-40-42	B	42V	0.96A	40.32W			
709-LPF40-48	LPF-40-48	B	48V	0.84A	40.32W			
709-LPF40-54	LPF-40-54	B	54V	0.76A	41.04W			
Built-in 3 in1 dimming function (1~10VDC ow PWM signal or resistor)								
709-LPF40D-12	LPF-40D-12	B	12V	3.34A	40.08W			
709-LPF40D-15	LPF-40D-15	B	15V	2.67A	40.08W			
709-LPF40D-20	LPF-40D-20	B	20V	2A	40W			
709-LPF40D-24	LPF-40D-24	B	24V	1.67A	40.08W			
709-LPF40D-30	LPF-40D-30	B	30V	1.34A	40.2W			
709-LPF40D-36	LPF-40D-36	B	36V	1.12A	40.32W			
709-LPF40D-42	LPF-40D-42	B	42V	0.96A	40.32W			
709-LPF40D-48	LPF-40D-48	B	48V	0.84A	40.32W			
709-LPF40D-54	LPF-40D-54	B	54V	0.76A	41.04W			
LPF-60 Series Dimensions: (mm) 162.5L x 43W x 32H • Input Range: 90-305VAC								
709-LPF60-12	LPF-60-12	B	12V	5A	60W			
709-LPF60-15	LPF-60-15	B	15V	4A	60W			
709-LPF60-20	LPF-60-20	B	20V	3A	60W			
709-LPF60-24	LPF-60-24	B	24V	2.5A	60W			
709-LPF60-30	LPF-60-30	B	30V	2A	60W			
709-LPF60-36	LPF-60-36	B	36V	1.67A	60.12W			
709-LPF60-42	LPF-60-42	B	42V	1.43A	60.06W			

✻ 3 in 1 dimming function

For quantities greater than listed, call for quote.

MOUSER STOCK NO.	Mean Well Part No.	Fig.	Output Voltage	Output Current	Power	Price Each 1	10	20
LPF-60 Series (Cont.) Dimensions: (mm) 162.5L x 43W x 32H • Input Range: 90-305VAC								
709-LPF60-48	LPF-60-48	B	48V	1.25A	60W			
709-LPF60-54	LPF-60-54	B	54V	1.12A	60.48W			
Built-in 3 in1 dimming function (1~10VDC or PWM signal or resistor)								
709-LPF60D-12	LPF-60D-12	B	12V	5A	60W			
709-LPF60D-15	LPF-60D-15	B	15V	4A	60W			
709-LPF60D-20	LPF-60D-20	B	20V	3A	60W			
709-LPF60D-24	LPF-60D-24	B	24V	2.5A	60W			
709-LPF60D-30	LPF-60D-30	B	30V	2A	60W			
709-LPF60D-36	LPF-60D-36	B	36V	1.67A	60.12W			
709-LPF60D-42	LPF-60D-42	B	42V	1.43A	60.06W			
709-LPF60D-48	LPF-60D-48	B	48V	1.25A	60W			
709-LPF60D-54	LPF-60D-54	B	54V	1.12A	60.48W			
HLG-60H-C Series Dimensions: (mm) 147.2L x 61.5W x 36.8H • Input Range: 90-305VAC								
709-HLG60H-C350A	HLG-60H-C350A	C	100-200V	350mA	70W			
✻ 709-HLG60H-C350B	HLG-60H-C350B	C	100-200V	350mA	70W			
709-HLG60H-C700A	HLG-60H-C700A	C	50-100V	700mA	70W			
✻ 709-HLG60H-C700B	HLG-60H-C700B	C	50-100V	700mA	70W			
HLG-80 Series Dimensions: (mm) 195.6L x 61.5W x 38.8H • Input Range: 90-305VAC								
709-HLG80H-12A	HLG-80H-12A	D	12V	5A	60W			
709-HLG80H-15A	HLG-80H-15A	D	15V	5A	75W			
709-HLG80H-20A	HLG-80H-20A	D	20V	4A	80W			
709-HLG80H-24A	HLG-80H-24A	D	24V	3.4A	81.6W			
709-HLG80H-30A	HLG-80H-30A	D	30V	2.7A	81W			
709-HLG80H-36A	HLG-80H-36A	D	36V	2.3A	82.8W			
709-HLG80H-42A	HLG-80H-42A	D	42V	1.95A	81.9W			
709-HLG80H-48A	HLG-80H-48A	D	48V	1.7A	81.6W			
709-HLG80H-54A	HLG-80H-54A	D	54V	1.5A	81W			
HLN-80 Series Dimensions: (mm) 181L x 61.5W x 35H • Input Range: 90-305VAC								
709-HLN80H-12A	HLN-80H-12A	E	12V	5A	60W			
709-HLN80H-15A	HLN-80H-15A	E	15V	5A	75W			
709-HLN80H-20A	HLN-80H-20A	E	20V	4A	80W			
709-HLN80H-24A	HLN-80H-24A	E	24V	3.4A	81.6W			
709-HLN80H-30A	HLN-80H-30A	E	30V	2.7A	81W			
709-HLN80H-36A	HLN-80H-36A	E	36V	2.3A	82.8W			
709-HLN80H-42A	HLN-80H-42A	E	42V	1.95A	81.9W			
709-HLN80H-48A	HLN-80H-48A	E	48V	1.7A	81.6W			
709-HLN80H-54A	HLN-80H-54A	E	54V	1.5A	81W			
Dimensions: (mm) 167L x 53W x 29.5H • Input Range: 90-305VAC								
709-HLP80H-12	HLP-80H-12	F	12V	5A	60W			
709-HLP80H-15	HLP-80H-15	F	15V	5A	75W			
709-HLP80H-20	HLP-80H-20	F	20V	4A	80W			
709-HLP80H-24	HLP-80H-24	F	24V	3.4A	81.6W			
709-HLP80H-30	HLP-80H-30	F	30V	2.7A	81W			
709-HLP80H-36	HLP-80H-36	F	36V	2.3A	82.8W			
709-HLP80H-42	HLP-80H-42	F	42V	1.95A	81.9W			
709-HLP80H-48	HLP-80H-48	F	48V	1.7A	81.6W			
709-HLP80H-54	HLP-80H-54	F	54V	1.5A	81W			
LPF-90 Series Dimensions: (mm) 161L x 61W x 36H • Input Range: 90-305VAC								
709-LPF90-15	LPF-90-15	G	15V	5A	75W			
709-LPF90-20	LPF-90-20	G	20V	4.5A	90W			
709-LPF90-24	LPF-90-24	G	24V	3.75A	90W			
709-LPF90-30	LPF-90-30	G	30V	3A	90W			
709-LPF90-36	LPF-90-36	G	36V	2.5A	90W			
709-LPF90-42	LPF-90-42	G	42V	2.15A	90.3W			
709-LPF90-48	LPF-90-48	G	48V	1.88A	90.24W			
709-LPF90-54	LPF-90-54	G	54V	1.67A	90.18W			
Built-in 3 in1 dimming function (1~10VDC or PWM signal or resistor)								
709-LPF90D-15	LPF-90D-15	G	15V	5A	75W			
709-LPF90D-20	LPF-90D-20	G	20V	4.5A	90W			
709-LPF90D-24	LPF-90D-24	G	24V	3.7A	90W			
709-LPF90D-30	LPF-90D-30	G	30V	3A	90W			
709-LPF90D-36	LPF-90D-36	G	36V	2.5A	90W			
709-LPF90D-42	LPF-90D-42	G	36V	2.15A	90.3W			
709-LPF90D-48	LPF-90D-48	G	48V	1.88A	90.24W			
709-LPF90D-54	LPF-90D-54	G	54V	1.67A	90.18W			
LPV-100 Series Dimensions: (mm) 190L x 52W x 37H • Input Range: 90-264VAC								
709-LPV100-5	LPV-100-5	B	5V	12A	60W			
709-LPV100-12	LPV-100-12	B	12V	8.5A	102W			
709-LPV100-15	LPV-100-15	B	15V	6.7A	100.5W			
709-LPV100-24	LPV-100-24	B	24V	4.2A	100.8W			
709-LPV100-36	LPV-100-36	B	36V	2.8A	100.8W			
709-LPV100-48	LPV-100-48	B	48V	2.1A	100.8W			

© Copyright 2014 Mouser Electronics

© Copyright 2014 Mouser Electronics

MEAN WELL Open Frame Switching Power Supplies

MEAN WELL 5W-70W SINGLE, DUAL, TRIPLE OUTPUT SWITCHING POWER SUPPLY

Features:

- Short circuit, overload, and overvoltage protection
- Cooling by free air convection
- 100% full load burn-in test
- Compliance to EN55022 Class B and EN61000-3-2

RoHS Compliant

Single Output

For quantities greater than listed, call for quote.

MOUSER STOCK NO.	Mean Well Part No.	Fig.	Output Voltage	Output Current	Power	Dimensions: mm			Price Each		
						L	W	H	1	10	20
• Universal Input: 85~264VAC	• AC Input Frequency: 47~63Hz										
709-PS05-5	PS-05-5	A	5V	1A	5W	75	40	20			
709-PS05-12	PS-05-12	A	12V	0.45A	5.4W	75	40	20			
709-PS05-15	PS-05-15	A	15V	0.35A	5.25W	75	40	20			
709-PS05-24	PS-05-24	A	24V	0.22A	5.28W	75	40	20			
709-PS05-48	PS-05-48	A	48V	0.11A	5.28W	75	40	20			
709-PS15-5	PS-15-5	B	5V	2.8A	14W	94	49	25			
709-PS15-12	PS-15-12	B	12V	1.25A	15W	94	49	25			
709-PS15-15	PS-15-15	B	15V	1A	15W	94	49	25			
709-PS15-24	PS-15-24	B	24V	0.625A	15W	94	49	25			
709-PS15-48	PS-15-48	B	48V	0.313A	15W	94	49	25			
709-PS25-3.3	PS-25-3.3	C	3.3V	5A	16.5W	107	61	28			
709-PS25-5	PS-25-5	C	5V	5A	25W	107	61	28			
709-PS25-12	PS-25-12	C	12V	2.1A	25.2W	107	61	28			
709-PS25-15	PS-25-15	C	15V	1.7A	25.5W	107	61	28			
709-PS25-24	PS-25-24	C	24V	1A	24W	107	61	28			
709-PS25-48	PS-25-48	C	48V	0.5A	24W	107	61	28			
• Universal Input: 90~264VAC	• AC Input Frequency: 47~440Hz										
709-PS35-5	PS-35-5	D	5V	6A	30W	101.6	50.8	24			
709-PS35-7.5	PS-35-7.5	D	7.5V	4.7A	35.25W	101.6	50.8	24			
709-PS35-12	PS-35-12	D	12V	3A	36W	101.6	50.8	24			
709-PS35-15	PS-35-15	D	15V	2.4A	36W	101.6	50.8	24			
709-PS35-24	PS-35-24	D	24V	1.5A	36W	101.6	50.8	24			
709-PS35-48	PS-35-48	D	48V	0.75A	36W	101.6	50.8	24			
709-PS45-3.3	PS-45-3.3	E	3.3V	8A	26.4W	127	76	28			
709-PS45-5	PS-45-5	E	5V	8A	40W	127	76	28			
709-PS45-12	PS-45-12	E	12V	3.7A	44.4W	127	76	28			
709-PS45-15	PS-45-15	E	15V	3A	45W	127	76	28			
709-PS45-24	PS-45-24	E	24V	1.9A	45.6W	127	76	28			
709-PS45-48	PS-45-48	E	48V	1A	48W	127	76	28			
709-PS65-3.3	PS-65-3.3	F	3.3V	12A	39.6W	127	76	42			
709-PS65-5	PS-65-5	F	5V	12A	60W	127	76	42			
709-PS65-12	PS-65-12	F	12V	5.2A	62.4W	127	76	42			
709-PS65-15	PS-65-15	F	15V	4.2A	63W	127	76	42			
709-PS65-24	PS-65-24	F	24V	2.7A	64.8W	127	76	42			
709-PS65-48	PS-65-48	F	48V	1.35A	64.8W	127	76	42			

Dual Output

For quantities greater than listed, call for quote.

• Universal Input: 85~264VAC	• AC Input Frequency: 47~63Hz										
709-PD2503	PD-2503	C	5V 3.3V	3A 3A	24.9W	107	61	28			
709-PD2505	PD-2505	C	5V -5V	2.5A 2.5A	25W	107	61	28			
709-PD2512	PD-2512	C	12V -12V	1A 1A	24W	107	61	28			
709-PD2515	PD-2515	C	15V -15V	0.8A 0.8A	24W	107	61	28			

Triple Output

For quantities greater than listed, call for quote.

• Universal Input: 90~264VAC	• AC Input Frequency: 47~440Hz										
709-PT45A	PT-45A	E	5V 12V -5V	3A 2A 0.3A	40.5W	127	76	28			
709-PT45B	PT-45B	E	5V 12V -12V	3A 2A 0.3A	42.6W	127	76	28			
709-PT45C	PT-45C	E	5V 15V -15V	3A 1.6A 0.3A	43.5W	127	76	28			
• Universal Input: 90~264VAC	• AC Input Frequency: 47~63Hz										
709-PT4503	PT-4503	G	3.3V 5V 12V	4A 4A 1A	45.2W	127	76	28			
• Universal Input: 90~264VAC	• AC Input Frequency: 47~440Hz										
709-PT65A	PT-65A	F	5V 12V -5V	5.5A 2.5A 0.5A	60W	127	76	42			
709-PT65B	PT-65B	F	5V 12V -12V	5.5A 2.5A 0.5A	63.5W	127	76	42			
709-PT65C	PT-65C	F	5V 15V -15V	5.5A 2A 0.5A	65W	127	76	42			
709-PT65D	PT-65D	F	5V 12V 24V	4A 2A 1A	68W	127	76	42			
• Universal Input: 90~264VAC	• AC Input Frequency: 47~63Hz										
709-PT6503	PT-6503	E	3.3V 5V 12V	6A 6A 1A	61.8W	127	76	42			

DIMENSIONS: mm

A

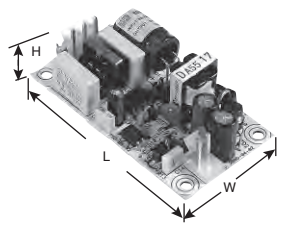

B

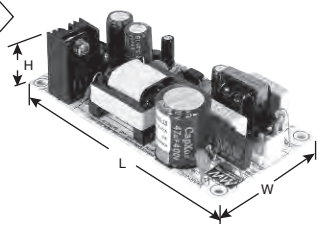

C



D



E



F



G



© Copyright 2014 Mouser Electronics

© Copyright 2014 Mouser Electronics

MEAN WELL Open Frame Switching Power Supplies

MEAN WELL 30-60W SINGLE OUTPUT LED POWER SUPPLY WITH PFC FUNCTION

Features:

- Short circuit, Overload, and Overvoltage protection
- Suitable for LED lighting and moving sign applications
- No minimum load requirement
- Built-in active PFC function
- Cooling by free air convection

Specifications:

- Universal Input: 90-264VAC
- AC Input Frequency: 47-63Hz

For quantities greater than listed, call for quote.

MOUSER STOCK NO.	Mean Well Part No.	Fig.	Output Voltage	Output Current	Power	Dimensions: mm			Price Each		
						L	W	H	1	25	100
709-PLP30-12	PLP-30-12	A	12V	2.5A	30W	101.6	50.8	23			
709-PLP30-24	PLP-30-24	A	24V	1.3A	31.2W	101.6	50.8	23			
709-PLP30-48	PLP-30-48	A	48V	.63A	30.24W	101.6	50.8	23			
709-PLP45-12	PLP-45-12	A	12V	3.8A	45.6W	101.6	50.8	28			
709-PLP45-24	PLP-45-24	A	24V	1.9A	45.6W	101.6	50.8	28			
709-PLP45-48	PLP-45-48	A	48V	0.95A	45.6W	101.6	50.8	28			
709-PLP60-12	PLP-60-12	A	12V	5A	60W	101.6	50.8	28			
709-PLP60-24	PLP-60-24	A	24V	2.5A	60W	101.6	50.8	28			
709-PLP60-48	PLP-60-48	A	48V	1.3A	62.5W	101.6	50.8	28			

MEAN WELL 60-100W DUAL OUTPUT WITH BATTERY CHARGER (UPS FUNCTION) POWER SUPPLY

Features:

- Short circuit, Overload, and Overvoltage protection
- Battery low protections / Battery polarity protection by fuse
- Cooling by free air convection

Specifications:

- Universal Input: 90-264VAC
- AC Input Frequency: 47-63Hz

For quantities greater than listed, call for quote.

MOUSER STOCK NO.	Mean Well Part No.	Fig.	Output Voltage	Output Current	Power	Dimensions: mm			Price Each		
						L	W	H	1	25	100
709-PSC60A	PSC-60A	B	13.8V 13.8V	2.8A 1.5A	59.34W	101.6	50.8	29			

MEAN WELL 30-45W DC-DC SINGLE OUTPUT SWITCHING POWER SUPPLY

Features:

- 2:1 wide input range
- Short circuit, Overload, Overvoltage, Polarity protection
- Built-in EMI filter, low ripple noise
- 100% full load burn-in test

For quantities greater than listed, call for quote.

MOUSER STOCK NO.	Mean Well Part No.	Fig.	Input Range	Output Voltage	Output Current	Power	Dimensions: mm			Price Each		
							L	W	H	1	25	100
709-PSD30A-5	PSD-30A-5	B	9-18VDC	5V	5A	25W	101.6	50.8	30			
709-PSD30B-5	PSD-30B-5	B	18-36VDC	5V	5A	25W	101.6	50.8	30			
709-PSD30C-5	PSD-30C-5	B	36-72VDC	5V	5A	25W	101.6	50.8	30			
709-PSD30A-12	PSD-30A-12	B	9-18VDC	12V	2.5A	30W	101.6	50.8	30			
709-PSD30B-12	PSD-30B-12	B	18-36VDC	12V	2.5A	30W	101.6	50.8	30			
709-PSD30C-12	PSD-30C-12	B	36-72VDC	12V	2.5A	30W	101.6	50.8	30			
709-PSD30A-24	PSD-30A-24	B	9-18VDC	24V	1.25A	30W	101.6	50.8	30			
709-PSD30B-24	PSD-30B-24	B	18-36VDC	24V	1.25A	30W	101.6	50.8	30			
709-PSD30C-24	PSD-30C-24	B	36-72VDC	24V	1.25A	30W	101.6	50.8	30			
709-PSD45B-05	PSD-45B-05	C	18-36VDC	5V	9A	45W	127	76	30			
709-PSD45C-05	PSD-45C-05	C	37-72VDC	5V	9A	45W	127	76	30			
709-PSD45A-12	PSD-45A-12	C	9.2-18VDC	12V	2.5A	30W	127	76	30			
709-PSD45B-12	PSD-45B-12	C	18-36VDC	12V	3.75A	45W	127	76	30			
709-PSD45C-12	PSD-45C-12	C	37-72VDC	12V	3.75A	45W	127	76	30			
709-PSD45C-24	PSD-45C-24	C	37-72VDC	24V	1.875A	45W	127	76	30			

MEAN WELL 35-75W SINGLE OUTPUT SWITCHING POWER SUPPLY

Features:

- Universal AC input/Full range
- Protections: Short circuit/Overload/Overvoltage/ Battery polarity protections (by use)
- LED indicator for power on
- No load power consumption <0.75W

For quantities greater than listed, call for quote.

MOUSER STOCK NO.	Mean Well Part No.	Fig.	Output Voltage	Output Current	Power	Dimensions: mm			Price Each		
						L	W	H	1	50	100
709-SCP35-12	SCP35-12	D	13.8VDC	2.6 A	35.9W	99.0	97.0	36.0			
709-SCP35-24	SCP35-24	D	27.6VDC	1.4A	38.6W	99.0	97.0	36.0			
709-SCP50-12	SCP50-12	D	13.8VDC	3.6A	49.7W	129.0	98.0	38.0			
709-SCP50-24	SCP50-24	D	27.6VDC	1.8A	49.7W	129.0	98.0	38.0			
709-SCP75-12	SCP75-12	D	13.8VDC	5.4A	74.5W	159.0	97.0	38.0			
709-SCP75-24	SCP75-24	D	27.6VDC	2.7A	74.5W	159.0	97.0	38.0			

MEAN WELL 30W-120W SINGLE OUTPUT MEDICAL SWITCHING POWER SUPPLY

RoHS Compliant

Features:

- Short circuit, overload, and overvoltage protection
- Compliance to EN55011 Class B, EN61000-3-2 and EN60601-1-2 Medical level

For quantities greater than listed, call for quote.

MOUSER STOCK NO.	Mean Well Part No.	Fig.	Output Voltage	Output Current	Power	Dimensions: mm			Price Each		
						L	W	H	1	10	20
• Universal Input: 88~264VAC • AC Input Frequency: 47~63Hz											
709-MPS30-5	MPS-30-5	E	5V	5A	25W	101.6	65.8	23.5 (max)			
709-MPS30-12	MPS-30-12	E	12V	2.5A	30W	101.6	65.8	23.5 (max)			
• Universal Input: 90~264VAC • AC Input Frequency: 47~63Hz											
709-RPS60-12	RPS-60-12	F	12V	5A	60W	101.6	50.8	29			
709-RPS60-15	RPS-60-15	F	15V	4A	60W	101.6	50.8	29			
709-RPS60-24	RPS-60-24	F	24V	2.5A	60W	101.6	50.8	29			
• Universal Input: 90~264VAC • AC Input Frequency: 47~440Hz											
709-MPS65-12	MPS-65-12	G	12V	5.2A	62.4W	127	76	42			
709-MPS65-24	MPS-65-24	G	24V	2.7A	64.8W	127	76	42			
709-MPS65-48	MPS-65-48	G	48V	1.35A	64.8W	127	76	42			
• Universal Input: 90~264VAC • AC Input Frequency: 47~63Hz											
709-RPS75-12	RPS-75-12	H	12V	6.3A	75.6W	127	76.2	31			
709-RPS75-24	RPS-75-24	H	24V	3.2A	76.8W	127	76.2	31			
709-RPS75-48	RPS-75-48	H	48V	1.6A	76.8W	127	76.2	31			
• Universal Input: 90~264VAC • AC Input Frequency: 47~440Hz											
709-MPS200-24	MPS-200-24	I	24V	8.4A	200W	177.8	107.2	35.5			

DIMENSIONS: mm

A



B



C



D

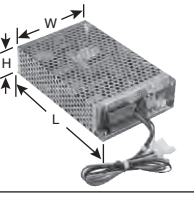

E

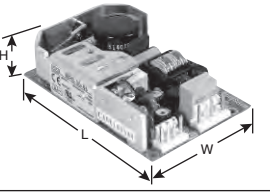

F



G



H

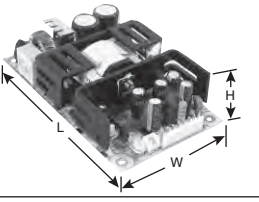

I



© Copyright 2014 Mouser Electronics

© Copyright 2014 Mouser Electronics

MEAN WELL Switching Power Supplies

MEAN WELL 50W-100W SINGLE OUTPUT SWITCHING POWER SUPPLIES

Specifications:
- Universal Input 50W-75W: 90~264VAC
  100W: 88~132VAC/176~264VAC by switch
- AC Input Frequency: 47~63Hz

Features:
- Short circuit, overload, and overvoltage protection
- Cooling by free air convection

RoHS Compliant

For quantities greater than listed, call for quote.

MOUSER STOCK NO.	Mean Well Part No.	Fig.	Output Voltage	Output Current	Power	Dimensions: mm			Price Each		
						L	W	H	1	10	20
709-LPS75-5	LPS-75-5	A	5V	15A	75W	222	55	30			
709-LPS75-12	LPS-75-12	A	12V	6.2A	74.4W	222	55	30			
709-LPS75-15	LPS-75-15	A	15V	5A	75W	222	55	30			
709-LPS75-24	LPS-75-24	A	24V	3.2A	76.8W	222	55	30			
709-LPS100-5	LPS-100-5	B	5V	20A	100W	222	62	32			
709-LPS100-12	LPS-100-12	B	12V	8.4A	100.8W	222	62	32			
709-LPS100-15	LPS-100-15	B	15V	6.7A	100.5W	222	62	32			
709-LPS100-24	LPS-100-24	B	24V	4.2A	100.8W	222	62	32			

MEAN WELL 100W-150W SINGLE OUTPUT SWITCHING POWER SUPPLIES

Specifications:
- Universal Input 100W-150W; 85~264VAC
- AC Input Frequency: 47~63Hz

Features:
- Built-in active PFC function
- Short circuit, overload, and overvoltage protection
- Cooling by free air convection
- Fixed switching frequency at PFC:67KHz PWM:134KHz

RoHS Compliant

For quantities greater than listed, call for quote.

MOUSER STOCK NO.	Mean Well Part No.	Fig.	Output Voltage	Output Current	Power	Dimensions: mm			Price Each		
						L	W	H	1	10	20
709-LPP100-12	LPP-100-12	C	12V	8.5A	102W	222	62	32			
709-LPP100-24	LPP-100-24	C	24V	4.2A	100.8W	222	62	32			
709-LPP150-5	LPP-150-5	D	5V	30A	150W	222	75	41			
709-LPP150-12	LPP-150-12	D	12V	12.5A	150W	222	75	41			
709-LPP150-24	LPP-150-24	D	24V	6.3A	150W	222	75	41			
709-LPP150-48	LPP-150-48	D	48V	3.2A	153.6W	222	75	41			

MEAN WELL 100W-200W SINGLE OUTPUT SWITCHING POWER SUPPLIES

Specifications:
- Universal Input 100W-200W: 90~264VAC
- AC Input Frequency: 47~63Hz

Features:
- Built-in active PFC function
- Short circuit, overload, and overvoltage protection
- PWM control and regulated
- Built-in remote sense function
- 5x3in. compact size

RoHS Compliant

For quantities greater than listed, call for quote.

MOUSER STOCK NO.	Mean Well Part No.	Fig.	Output Voltage	Output Current	Power	Dimensions: mm			Price Each		
						L	W	H	1	10	20
709-PPS125-5	PPS-125-5	E	5V	20A	100W	127	76.2	34.6			
709-PPS125-12	PPS-125-12	E	12V	8.5A	102W	127	76.2	34.6			
709-PPS125-24	PPS-125-24	E	24V	4.2A	100.8W	127	76.2	34.6			
709-PPS125-27	PPS-125-27	E	27V	3.8A	102.6W	127	76.2	34.6			
709-PPS125-48	PPS-125-48	E	48V	2.1A	100.8W	127	76.2	34.6			
709-PPS200-5	PPS-200-5	F	5V	36A	130W	127	76.2	34.6			
709-PPS200-12	PPS-200-12	F	12V	16.6A	150W	127	76.2	34.6			
709-PPS200-15	PPS-200-15	F	15V	13.3A	150W	127	76.2	34.6			
709-PPS200-24	PPS-200-24	F	24V	8.3A	150W	127	76.2	34.6			
709-PPS200-48	PPS-200-48	F	48V	4.167A	150W	127	76.2	34.6			

MEAN WELL 5W-20W SINGLE OUTPUT MEDICAL SWITCHING POWER SUPPLY

Features:
- Short circuit, overload, overtemperature and overvoltage protection
- Cooling by free air convection
- 100% full load burn-in test
- Compliance to UL60601-1/IEC60601-1/EN60601-1 medical safety approved
- 5W-15W: No load power consumption <0.5W
- 20W: No load power consumption <0.75W

Specifications:
- Universal Input: 85~264VAC
- AC Input Frequency: 47~440Hz

RoHS Compliant

For quantities greater than listed, call for quote.

MOUSER STOCK NO.	Mean Well Part No.	Fig.	Output Voltage	Output Current	Power	Dimensions: mm			Price Each		
						L	W	H	1	10	20
709-NFM05-5	NFM-05-5	G	5V	1A	5W	57.9	45	19.1			
709-NFM05-12	NFM-05-12	G	12V	0.42A	5.04W	57.9	45	19.1			
709-NFM05-15	NFM-05-15	G	15V	0.33A	4.95W	57.9	45	19.1			
709-NFM10-5	NFM-10-5	G	5V	2A	10W	65	45	22			
709-NFM10-12	NFM-10-12	G	12V	0.85A	10.2W	65	45	22			
709-NFM10-24	NFM-10-24	G	24V	0.42A	10.08W	65	45	22			
709-NFM15-3.3	NFM-15-3.3	G	3.3V	3.5A	11.55W	69.85	48	22			
709-NFM15-5	NFM-15-5	G	5V	3A	15W	69.85	48	22			
709-NFM15-12	NFM-15-12	G	12V	1.25A	15W	69.85	48	22			
709-NFM15-24	NFM-15-24	G	24V	0.63A	15.12W	69.85	48	22			
709-NFM20-5	NFM-20-5	H	5V	4.4A	22W	88.9	50.8	19.3			
709-NFM20-15	NFM-20-15	H	15V	1.4A	21W	88.9	50.8	19.3			
709-NFM20-24	NFM-20-24	H	24V	0.92A	22.08W	88.9	50.8	19.3			

DIMENSIONS: mm

A


B


C
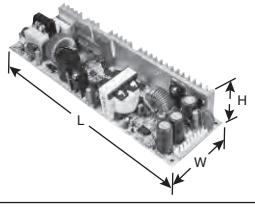

D
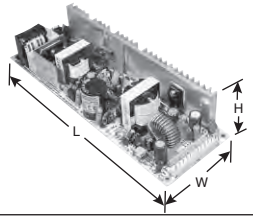

E


F
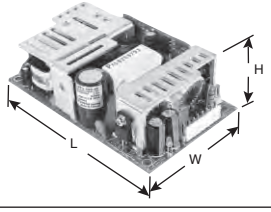

G


H


© Copyright 2014 Mouser Electronics

© Copyright 2014 Mouser Electronics

MEAN WELL Switching Power Supplies

RoHS Compliant **This product is RoHS compliant.**

DIMENSIONS: mm



NEW GENERATION 15W-150W MULTIPLE OUTPUT SWITCHING POWER SUPPLY

Features:

- Protection: Short circuit, Overload, Over voltage
- Cooling by free air convection
- LED indicator for power on
- Withstands 300VAC surge input for 5 second
- Withstands 5G vibration test

Specifications:

- Universal Input: 35W-85W: 88-264VAC
  125W: 88-132VAC/176-264VAC selected by switch
- AC Input Frequency: 47-63Hz

Single Output

For quantities greater than listed, call for quote.

MOUSER STOCK NO.	Mean Well Part No.	Output Voltage	Output Current	Power	Price Each 1	10	20
Dimensions (mm): 62.5L x 51W x 28H							
709-RS15-5	RS-15-5	5V	3A	15W			
709-RS15-12	RS-15-12	12V	1.3A	15.6W			
709-RS15-15	RS-15-15	15V	1A	15W			
709-RS15-24	RS-15-24	24V	0.625A	15W			
Dimensions (mm): 79L x 51W x 28H							
709-RS25-3.3	RS-25-3.3	3.3V	6A	19.8W			
709-RS25-5	RS-25-5	5V	5A	25W			
709-RS25-12	RS-25-12	12V	2.1A	25.2W			
709-RS25-15	RS-25-15	15V	1.7A	25.5W			
709-RS25-24	RS-25-24	24V	1.1A	26.4W			
709-RS25-48	RS-25-48	48V	0.57A	27.36W			
Dimensions (mm): 99L x 82W x 36H							
709-RS35-3.3	RS-35-3.3	3.3V	7A	23.1W			
709-RS35-5	RS-35-5	5V	7A	35W			
709-RS35-12	RS-35-12	12V	3A	36W			
709-RS35-15	RS-35-15	15V	2.4A	36W			
709-RS35-24	RS-35-24	24V	1.5A	36W			
Dimensions (mm): 99L x 97W x 36H							
709-RS50-3.3	RS-50-3.3	3.3V	10A	33W			
709-RS50-5	RS-50-5	5V	10A	50W			
709-RS50-12	RS-50-12	12V	4.2A	50.4W			
709-RS50-15	RS-50-15	15V	3.4A	51W			
709-RS50-24	RS-50-24	24V	2.2A	52.8W			
709-RS50-48	RS-50-48	48V	1.1A	52.8W			
Dimensions (mm): 129L x 98W x 38H							
709-RS75-5	RS-75-5	5V	12A	60W			
709-RS75-12	RS-75-12	12V	6A	72W			
709-RS75-15	RS-75-15	15V	5A	75W			
709-RS75-24	RS-75-24	24V	3.2A	76.8W			
709-RS75-48	RS-75-48	48V	1.6A	76.8W			
Dimensions (mm): 159L x 97W x 38H							
709-RS100-5	RS-100-5	5V	16A	80W			
709-RS100-12	RS-100-12	12V	8.5A	102W			
709-RS100-15	RS-100-15	15V	7A	105W			
709-RS100-24	RS-100-24	24V	4.5A	108W			
709-RS100-48	RS-100-48	48V	2.3A	110.4W			
Dimensions (mm): 159L x 98W x 38H							
709-RS150-3.3	RS-150-3.3	3.3V	30A	99W			
709-RS150-5	RS-150-5	5V	26A	130W			
709-RS150-12	RS-150-12	12V	12.5A	150W			
709-RS150-15	RS-150-15	15V	10A	150W			
709-RS150-24	RS-150-24	24V	6.5A	156W			
709-RS150-48	RS-150-48	48V	3.3A	158.4W			

Dual Output

For quantities greater than listed, call for quote.

MOUSER STOCK NO.	Mean Well Part No.	Output Voltage	Output Current	Power	Price Each 1	10	20
Dimensions (mm): 99L x 82W x 36H							
709-RD35A	RD-35A	5V, 12V	4A, 1A	32W			
709-RD35B	RD-35B	5V, 24V	2.2A, 1A	35W			
709-RD3513	RD-3513	13.5V, -13.5V	1.3A	35.1W			
Dimensions (mm): 99L x 97W x 36H							
709-RD50A	RD-50A	5V, 12V	6A, 2A	54W			
Dimensions (mm): 129L x 98W x 38H							
709-RD65A	RD-65A	5V, 12V	6A, 3A	66W			
709-RD65B	RD-65B	5V, 24V	4A, 2A	68W			
Dimensions (mm): 159L x 97W x 38H							
709-RD85A	RD-85A	5V, 12V	8A, 4A	88W			
Dimensions (mm): 199L x 98W x 38H							
709-RD125A	RD-125A	5V, 12V	7.7A	130.9W			
709-RD125B	RD-125B	5V, 24V	4.6A	133.4W			
709-RD125-1224	RD-125-1224	12V, 24V	3.7A	133.2W			
709-RD125-2412	RD-125-2412	24V, 12V	3.7A	133.2W			
709-RD125-2448	RD-125-2448	24V, 48V	2A	144W			

NEW GENERATION 15W-150W MULTIPLE OUTPUT SWITCHING POWER SUPPLY (CONT.)

Triple Output

For quantities greater than listed, call for quote.

MOUSER STOCK NO.	Mean Well Part No.	Output Voltage	Output Current	Power	Price Each 1	10	20
Dimensions (mm): 99L x 97W x 36H							
709-RT50A	RT-50A	5V 12V -5V	4A 2A 0.5A	46.5W			
709-RT50B	RT-50B	5V 12V -12V	4A 2A 0.5A	50W			
709-RT50C	RT-50C	5V 15V -15V	4A 1.5A 0.5A	50W			
709-RT50D	RT-50D	5V 24V 12V	3A 1A 1A	51W			
Dimensions (mm): 129L x 98W x 38H							
709-RT65B	RT-65B	5V 12V -12V	5A 2.8A 0.5A	64.6W			
709-RT65C	RT-65C	5V 15V -15V	5A 2.2A 0.5A	65.5W			
Dimensions (mm): 159L x 97W x 38H							
709-RT85C	RT-85C	5V 15V -15V	7A 3A 0.5A	87.5W			
709-RT85D	RT-85D	5V 24V 12V	6A 2A 1A	90W			
Dimensions (mm): 199L x 98W x 38H							
709-RT125B	RT-125B	5V 12V -12V	12A 5A 1A	132W			
709-RT-125C	RT-125C	5V 15V -15V	10A 4.5A 1A	132.5W			
709-RT125D	RT-125D	5V 24V 12V	8A 3A 2A	136W			

Quad Output

For quantities greater than listed, call for quote.

MOUSER STOCK NO.	Mean Well Part No.	Output Voltage	Output Current	Power	Price Each 1	10	20
Dimensions (mm): 99L x 97W x 36H							
709-RQ50B	RQ-50B	5V, 12V -5V, -12V	5A, 1A 0.5A	45.5W			
709-RQ50C	RQ-50C	5V, 15V 5V, -5V	5A, 1A 0.5A	50W			
Dimensions (mm): 129L x 98W x 38H							
709-RQ65C	RQ-65C	5V, 15V -5V, -15V	5A, 2A 0.5A	65W			
709-RQ65D	RQ-65D	5V, 12V 24V, -12V	4A, 1.5A 1A, 0.5A	68W			
Dimensions (mm): 159L x 97W x 38H							
709-RQ85D	RQ-85D	5V, 12V 24V, -12V	6A, 2A 1A, 0.5A	84W			
Dimensions (mm): 199L x 98W x 38H							
709-RQ125C	RQ-125C	5V, 15V -5V, -15A	10A, 4A 1A, 0.5A	122.5W			
709-RQ125D	RQ-125D	5V, 12V 24, -12V	8A, 2.5A 2A, 0.5A	124W			

75-300W SINGLE OUTPUT WITH PFC FUNCTION

Features:

- Short circuit, overload, overvoltage, and overtemperature protection

Specifications:

- Universal Input: 85~264Vac
- AC Input Frequency: 47~63Hz

For quantities greater than listed, call for quote.

MOUSER STOCK NO.	Mean Well Part No.	Output Voltage	Output Current	Power	Price Each 1	10	20
Dimensions (mm): 129L x 98W x 38H							
709-HRP75-5	HRP-75-5	5V	15A	75W			
709-HRP75-7.5	HRP-75-7.5	7.5V	10A	75W			
709-HRP75-12	HRP-75-12	12V	6.3A	75.6W			
709-HRP75-15	HRP-75-15	15V	5A	75W			
709-HRP75-24	HRP-75-24	24V	3.2A	76.8W			
Dimensions (mm): 159L x 97W x 38H							
709-HRPG150-7.5	HRPG-150-7.5	7.5V	20A	150W			
709-HRPG150-24	HRPG-150-24	24V	6.5A	156W			
Dimensions (mm): 199L x 98W x 38H							
709-HRPG200-5	HRPG200-5	5VDC	35A	175W			
709-HRPG200-12	HRPG200-12	12VDC	16.7A	200.4W			
709-HRPG200-15	HRPG200-15	15VDC	13.4A	201W			
709-HRPG200-24	HRPG200-24	24VDC	8.4A	201.6W			
709-HRPG200-48	HRPG200-48	48VDC	4.3A	206.4W			
Dimensions (mm): 159L x 97W x 38H							
709-HRPG-300-5	HRPG-300-5	5V	60A	300W			
709-HRPG-300-12	HRPG-300-12	12V	27A	324W			
709-HRPG-300-24	HRPG-300-24	24V	14A	336W			
709-HRPG-300-48	HRPG-300-48	48V	7A	336W			
Dimensions (mm): 218L x 105W x 41H							
709-HRPG450-5	HRPG450-5	5VDC	90A	450W			
709-HRPG450-12	HRPG450-12	12VDC	37.5A	450W			
709-HRPG450-15	HRPG450-15	15VDC	30A	450W			
709-HRPG450-24	HRPG450-24	24VDC	18.8A	451.2W			
709-HRPG450-48	HRPG450-48	48VDC	9.5A	456W			

© Copyright 2014 Mouser Electronics

© Copyright 2014 Mouser Electronics

PHIHONG Switching Power Supplies

PHIHONG PSA15LN 15 WATT SINGLE OUTPUT SERIES

Specifications:
- AC input voltage: 90-264VAC
- AC Input Frequency: 47-63Hz
- Mating Connector
  AC: 538-09-50-7051
  DC: 538-09-50-7021
  Crimp Pin: 538-08-52-0072

Features:
- Low 1" profile
- CISPR 22B; FCC B EMI
- Voltage Adjustment: ±5%

RoHS Compliant

For quantities greater than listed, call for quote.

MOUSER STOCK NO.		Fig.	Output Voltage	Load		Ripple P-P	Regulation		Price Each		
Mfr.	Mfr. Part No.			Min.	Max.		Line	Load	1	5	25
552	PSA-15LN3-050-R	A	5V	0A	3.0A	50mV	±1%	±2%			
552	PSA-15LN3-120-R	A	12V	0A	1.25A	120mV	±1%	±2%			
552	PSA-15LN3-240-R	A	24V	0A	0.63A	240mV	±1%	±2%			

PHIHONG PSA45 45 WATT UNIVERSAL CLASS B EMI SERIES

Specifications:
- AC input voltage: 90-264VAC
- Mating Connector
  AC: 538-09-50-3031
  DC: 538-09-50-3061 (Single)
  538-09-50-3081 (Quad)

Features:
- Industrial
- ISO 9001 quality system
- Zero Minimum loads
- Surface mount controller

RoHS Compliant

† Unrestricted natural convection cooling

For quantities greater than listed, call for quote.

MOUSER STOCK NO.		Fig.	Output Voltage	Load		Ripple P-P	Regulation	Price Each		
Mfr.	Mfr. Part No.			Min.	Max.			1	5	25
552	PSA-45-050-R	B	5V	0A	8A	50mV	±2%			
552	PSA-45-120-R	B	12V	0A	4A	120mV	±2%			
552	PSA-45-240-R	B	24V	0A	2A	240mV	±2%			
552	PSA-4531-R	B	5V	0A	4A	50mV	±2%			
			12V	0A	1.5A	120mV	±5%			
			12V	0A	1.5A	120mV	±5%			
			-12V	0A	0.5A	120mV	±5%			
552	PSA-4534-R	B	5V	0A	4A	50mV	±2%			
			15V	0A	1.2A	150mV	±5%			
			-15V	0A	0.5A	150mV	±5%			
552	PSA-4541-R	B	5V	0A	3A	50mV	±2%			
			12V	0A	2A	120mV	±5%			
			-12V	0A	0.5A	120mV	±5%			
			-5V	0A	0.5A	50mV	±5%			

PHIHONG PSA065 65 WATT OPEN-FRAME SINGLE OUTPUT POWER SUPPLY

Specifications:
- AC input voltage: 90-264VAC
- AC frequency: 47-63Hz
- Efficiency: 80% min. @ max load
- Mating Connector:
  Input: housing 538-09-52-4034
  pins 538-08-50-0106
  Output: housing 538-26-03-4041
  pins 538-08-50-0189

Features:
- 2x4" Footprint
- Low profile design fits 1U applications
- Dimensions: 4.0Lx2.0Wx1.11H in.

RoHS Compliant

For quantities greater than listed, call for quote.

MOUSER STOCK NO.		Fig.	Output Voltage	Load			Ripple P-P	Regulation		Price Each		
Mfr.	Mfr. Part No.			Min.	Conv.	20cfm		Line	Load	1	5	25
552	PSA-065-120-R	C	12V	0A	3.75A	5.42A	120mV	±2%	±2%			
552	PSA-065-240-R	C	24V	0A	1.88A	2.71A	240mV	±2%	±2%			
552	PSA-065-480-R	C	48V	0A	0.94A	1.36A	480mV	±2%	±2%			

PHIHONG PSA075 75 WATT LOW COST SERIES

Specifications:
- AC input voltage: 90-264VAC
- AC input frequency: 47-63Hz
- Mating Connector
  AC: 538-09-50-1031
  DC: 538-09-50-1061

Features:
- Class B conducted EMI
- Over voltage & short circuit protection

RoHS Compliant

† 20 CFM forced air cooling

For quantities greater than listed, call for quote.

MOUSER STOCK NO.		Fig.	Output Voltage	Load		Ripple P-P	Regulation		Price Each		
Mfr.	Mfr. Part No.			Min.	Max. †		Line	Load	1	5	25
552	PSA-075-050-R	D	5V	0A	11A	100mV	±1%	±3%			
552	PSA-075-120-R	D	12V	0A	6.25A	120mV	±1%	±2%			
552	PSA-075-240-R	D	24V	0A	3.125A	240mV	±1%	±2%			

PHIHONG PSA120 120 WATT SINGLE OUTPUT SERIES

Specifications:
- AC input voltage: 90-264VAC
- AC Input Frequency: 47-63Hz
- Mating Connector
  AC: 538-09-50-1031
  DC: 538-09-50-1081

Features:
- Low profile fits 1U height requirement
- Class B conducted EMI
- Over voltage and short circuit protection

RoHS Compliant

† 30 CFM forced air cooling

For quantities greater than listed, call for quote.

MOUSER STOCK NO.		Fig.	Output Voltage	Load		Ripple P-P	Regulation		Price Each		
Mfr.	Mfr. Part No.			Min.	Max. †		Line	Load	1	5	25
552	PSA-120-120-R	E	12V	0A	10A	120mV	±1%	±2%			
552	PSA-120-240-R	E	24V	0A	5A	240mV	±1%	±2%			

PHIHONG PSA160U 160 WATT LOW COST OPEN FRAME POWER SUPPLY

Specifications:
- AC Input Range: 90-264VAC
- AC Input Frequency: 47-63Hz

Features:
- 2x4 Footprint
- Class B EMI
- OCP, OVP and Short Circuit Protection

NEW PRODUCT

† CFM forced air required, load drops to 56.3% of maximum without fan

For quantities greater than listed, call for quote.

MOUSER STOCK NO.		Fig.	Output Voltage	Load		Ripple P-P	Regulation		Price Each		
Mfr.	Mfr. Part No.			Min.	Max. †		Line	Load	1	5	25
552	PSA160-210-R	F	12V	50mA	13.34A	200mV	±5%	±5%			
552	PSA160-212-R	F	24V	50mA	6.67A	270mV	±5%	±5%			
552	PSA160-218-R	F	48V	50mA	3.34A	400mV	±5%	±5%			
552	PSA160-216-R	F	56V	50mA	2.86A	480mV	±5%	±5%			

DIMENSIONS: in.

A

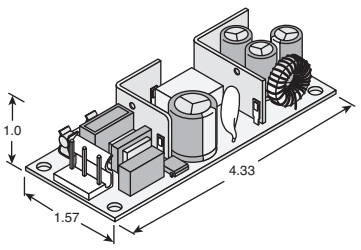

B

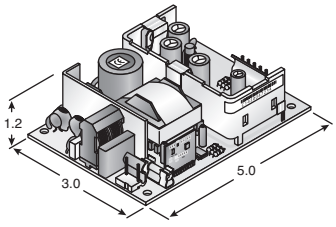

C

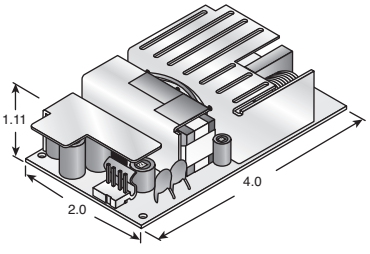

D

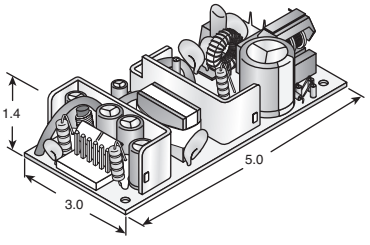

E

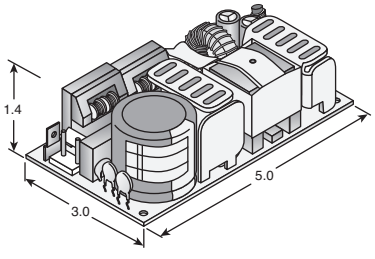

F

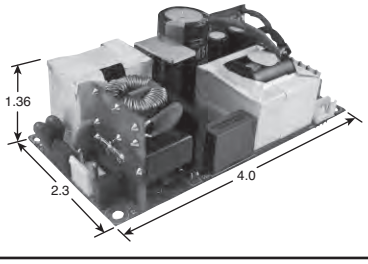

© Copyright 2014 Mouser Electronics

PHOENIX CONTACT General Purpose Power Supplies

PHOENIX CONTACT
INSPIRING INNOVATIONS

A

TRIO POWER

Features:
- Primary Switched Mode
- High MTBF: over 500,000 hours
- Built in LED diagnostic indication
- Compact space-saving design
- Universal voltage input
- Steel Housing
- U/I Overload Protection
- Built-in Transient surge protection
- Cable Tie wrap holder
- Three DC grounding terminals

c UL us LISTED



B

TRIO-UPS

Features:
- Power supply and UPS in one package
  -24V DC/5A output
- Selectable back-up time
- Adjustable output
  -22.5-29.5V DC
- Programming and diagnostics software
  -Configuration stick for offline programming
  -Selectable alarm set-points
  -Selectable delay and hold-up times
  -Real-time status monitoring
- Remote diagnostics



C

Step-Power

Features:
- Worldwide input voltage range:
  85-264V AC
  95-250V DC
- Efficiency:
  Only 0.4W consumption idling
  (12V/1A)
  Only 0.4W consumption idling
  (12V/1.5A)
  Only 0.3W consumption idling
  (24V/0.5A)
- Local diagnostics:
  Indication of the DC output status



D

STEP POWER Gen2

Features:
- Voltage vs Current Output
- Over/Under Voltage Correction
- Integrated Din or Panel Mounting
- Primary Switched Mode
- Universal voltage input
- MTBF: Over 150,000 hours
- Connect in parallel for redundancy and capacity

c UL us LISTED



E



MINI POWER

Features:
- Primary Switched Mode
- Universal voltage input
- Narrow mounting width
- Electronic overload protection
- Compact space-saving design
- Dual Output
- POWER BOOST output up to 100%
- High MTBF: over 500,000 hours
- Green Polyamide PA Housing
- Rapid Pluggable Terminals
- Can connect in parallel and series

F



G



GENERAL PURPOSE POWER SUPPLIES

Trio Power Single Phase

For quantities greater than listed, call for quote.

MOUSER STOCK NO.	Phoenix Type	Fig.	Input Voltage Range	Input Frequency	Output Voltage	Output Current	Operational Temperature	Dimensions: mm			Price Each	
								H	W	D	1	5
651-2866475	TRIO-PS/1AC/12DC/5A	A	85-264AC	45-65Hz	12VDC	5A	-25° to +55°C	130	32	115		
651-2866488	TRIO-PS/1AC/12DC/10A	A	85-264AC	45-65Hz	12VDC	10A	-25° to +55°C	130	32	115		
651-2866268	TRIO-PS/1AC/24DC/2.5	A	85-264AC	45-65Hz	24VDC	2.5A	-25° to +55°C	130	32	115		
651-2866310	TRIO-PS/1AC/24DC/5	A	85-264AC	45-65Hz	24VDC	5A	-25° to +55°C	130	40	115		
651-2866323	TRIO-PS/1AC/24DC/10	A	85-264AC	45-65Hz	24VDC	10A	-25° to +55°C	130	60	153		
651-2866381	TRIO-PS/1AC/24DC/20	A	85-264AC	45-65Hz	24VDC	20A	-25° to +55°C	130	115	153		
651-2866491	TRIO-PS/1AC/48DC/5A	A	85-264AC	45-65Hz	48VDC	5A	-25° to +55°C	130	60	152.5		

Trio Power Three Phase

For quantities greater than listed, call for quote.

651-2866394	TRIO-PS/3AC/24DC/20	A	3x320-575AC	45-65Hz	24VDC	20A	-25° to +55°C	130	115	153		
651-2866404	TRIO-PS/3AC/24DC/40	A	3x320-575AC	45-65Hz	24VDC	40A	-25° to +55°C	130	139	190		

Trio-UPS System (Uninterruptable Power Supply) and Accessories

For quantities greater than listed, call for quote.

MOUSER STOCK NO.	Phoenix Type	Fig.	Description	Input Voltage	Output Voltage	Output Current	Operational Temperature	Dimensions: mm			Price Each	
								H	W	D	1	5
651-2866611	TRIO-UPS/1AC/24DC/5	B	UPS system, no battery	24VDC	24VDC	5A	-25° to +55°C	130	60	118		
Accessories												
651-2866417	MINI-BAT/24DC/1.3AH	-	Din Rail battery module	24VDC	24VDC	1.3Ah	0° to 40°C	130	52	110		

Step Power Generation 2

For quantities greater than listed, call for quote.

MOUSER STOCK NO.	Phoenix Type	Fig.	Input Voltage Range	Input Frequency	Output Voltage	Output Current	Operational Temperature	Dimensions: mm			Price Each	
								H	W	D	1	5
651-2868596	STEP-PS/1AC/24DC/0.5	C	85-264AC/95-250VDC	45-65Hz	24VDC	0.5A	-25° to +55°C	90	18	61		
651-2868538	STEP-PS/1AC/12DC/1	C	85-264AC/95-250VDC	45-65Hz	12VDC	1A	-25° to +55°C	90	18	61		
651-2868554	STEP-PS/1AC/12DC/1.5/FL	C	85-264AC/95-250VDC	45-65Hz	12VDC	1.5A	-25° to +55°C	90	36	43		
651-2868541	STEP-PS/1AC/5DC/6.5 5VDC 6.5A	D	85-264AC/110-350DC	45-65Hz	5VDC	6.5A	-25° to +55°C	90	72	61		
651-2868567	STEP-PS/1AC/12DC/1.5	D	85-264AC/110-350DC	45-65Hz	12VDC	1.5A	-25° to +55°C	90	36	61		
651-2868583	STEP-PS/1AC/12DC/5 12VDC 5.0A	D	85-264AC/110-350DC	45-65Hz	12VDC	5A	-25° to +55°C	90	72	61		
651-2868619	STEP-PS/1AC/15DC/4 15VDC 4.0A	D	85-264AC/110-350DC	45-65Hz	15VDC	4A	-25° to +55°C	90	72	61		
651-2868570	STEP-PS/1AC/12DC/3	D	85-264AC/110-350DC	45-65Hz	12VDC	3A	-25° to +55°C	90	54	61		
651-2868635	STEP-PS/1AC/24DC/.75	D	85-264AC/110-350DC	45-65Hz	24VDC	0.75A	-25° to +55°C	90	36	61		
651-2868648	STEP-PS/1AC/24DC/1.75	D	85-264AC/110-350DC	45-65Hz	24VDC	1.75A	-25° to +55°C	90	54	61		
651-2868651	STEP-PS/1AC/24DC/2.5	D	85-264AC/110-350DC	45-65Hz	24VDC	2.5A	-25° to +55°C	90	72	61		
651-2868664	STEP-PS/1AC/24DC/4.2	D	85-264AC/110-350DC	45-65Hz	24VDC	4.2A	-25° to +55°C	90	90	61		
651-2868680	STEP-PS/1AC/48DC/2 48VDC 2.0A	D	85-264AC/110-350DC	45-65Hz	48VDC	2A	-25° to +55°C	90	72	61		

MINI POWER INDUSTRIAL POWER SUPPLIES

For quantities greater than listed, call for quote.

MOUSER STOCK NO.	Phoenix Type	Fig.	Input Voltage Range	Input Frequency	Output Voltage	Output Current	Operational Temperature	Dimensions: mm			Price Each	
								H	W	D	1	5
651-2938714	MINI-PS-100-240AC/5DC/3	E	85-264AC/90-350DC	45-65Hz	5VDC	3A	-25° to +70°C	99	22.5	114.5		
651-2938756	MINI-PS-100-240AC/10-15DC/2	E	85-264AC/90-350DC	45-65Hz	10-15VDC	2A	-25° to +70°C	99	45	114.5		
651-2866297	MINI-PS-100-240AC/10-15DC/8	E	85-264AC/90-350DC	45-65Hz	10-15VDC	8A	-25° to +70°C	99	67.5	107		
651-2938743	MINI-PS-100-240AC/2x15DC/1	E	85-264AC/90-350DC	45-65Hz	15VDC	1A	-25° to +70°C	99	45	114.5		
651-2866446	MINI-PS-100-240AC/24DC/1.3	E	85-264AC/90-350DC	45-65Hz	24VDC	1.3A	-25° to +70°C	99	22.5	107		
651-2938730	MINI-PS-100-240AC/24DC/2	E	85-264AC/90-350DC	45-65Hz	24VDC	2A	-25° to +70°C	99	45	114.5		
651-2938837	MINI-PS-100-240AC/24DC/4	E	85-264AC/90-350DC	45-65Hz	24VDC	4A	-25° to +70°C	99	67.5	115.4		
651-2866336	MINI-PS-100-240AC/24DC/C2LPS	E	85-264AC/90-350DC	45-65Hz	24VDC	3.8A	-25° to +70°C	99	67.5	114.5		
651-2866983	MINI-SYS-PS-100-240AC/24DC/1.5	E	85-264AC/90-350DC	45-65Hz	24VDC	1.5A	-25° to +70°C	99	35	103		
651-2866598	MINI-SYS-UPS/12DC/4	-	85-264AC/100-350DC	45-65Hz	12VDC	4A	-25° to +70°C	99	67.5	115		

DIN RAIL DISTRIBUTION TERMINAL BLOCKS

For quantities greater than listed, call for quote.

MOUSER STOCK NO.	Phoenix Type	Fig.	Description	Max Voltage	Max. Current Total	Max. Current Per Leg	Wire Gauge Input/Output	Dimensions: mm			Price Each	
								H	W	D	1	5
651-2315256	VIP-2/SC/PDM-2/16	F	2-in/8-out distributor	250V	30A	15A	24-10/24-12	50	50	65.5		
651-2315269	VIP-2/SC/PDM-2/24	F	2-in/12-out distributor	250V	30A	15A	24-10/24-12	50	70.4	65.5		
651-2315272	VIP-2/SC/PDM-2/32	F	2-in/16-out distributor	250V	30A	15A	24-10/24-12	50	90.8	65.5		
651-2295664	FLK-PVB 2/36	G	2-in/18-out distributor	250V	30A	16A	24-10/24-12	51.7	96	51.6		
651-2295677	FLK-PVB 2/48	G	2-in/24-out distributor	250V	30A	16A	24-10/24-12	61.5	86	71		

© Copyright 2014 Mouser Electronics
© Copyright 2014 Mouser Electronics

PHOENIX CONTACT Industrial Power Supplies

PHOENIX CONTACT
INSPIRING INNOVATIONS

A

QUINT SFB

Features:
- Quint SFB (3rd Gen) include many features of the Quint Power and several additional including SFB (Selective Fuse Breaking) technology and additional function monitoring
- SFB Technology - produces 6 times the nominal current for 12ms



B

QUINT POWER

Features:
- Primary Switched Mode
- Universal voltage input
- Electronic overload protection
- Compact space-saving design
- Adjustable output voltage
- Can connect in parallel and series
- POWER BOOST output up to 50%
- High MTBF: over 500,000 hours
- DC OK LED
- DC OK Signal Output
- DC OK Dry Contact
- Rapid Pluggable Terminals
- Metal AluNox Housing



C

QUINT DC-DC CONVERTER

Features:
- Converts 18V-32V DC into a controlled and stable 24V Supply
- Input and Output are electrically isolated
- Used to convert a non-regulated DC voltage into a regulated voltage



D

QUINT UPS-IQ

Features:
- Provides charging state, remaining runtime and service life of rechargeable battery at all times



E

QUINT UPS

Features:
- Provides Battery Backup to Quint SFB and Quint Power systems
- Can be used with external batteries listed below
- Mounts on Standard din rail
- Low current consumption during charging process



F

QUINT DIODE

Features:
- Uniform redundancy
- Made of extruded aluminum for improved cooling and longer service life
- UL 508 listing
- Class I, Division 2 listing



QUINT INDUSTRIAL POWER SUPPLIES

For quantities greater than listed, call for quote.

MOUSER STOCK NO.	Phoenix Type	Fig.	Input Voltage Range	Input Frequency	Output Voltage	Output Current	Operational Temperature	Dimensions: mm H	W	D	Price Each 1	5
Quint SFB (Single Phase)												
651-2866718	QUINT-PS/1AC/12DC/15A	A	85-264AC/90-350DC	45-65Hz	12VDC	15A	-25° to +70°C	130	60	125		
651-2866747	QUINT-PS/1AC/24DC/3,5	A	85-264AC/90-350DC	45-65Hz	24VDC	3.5A	-25° to +70°C	130	32	125		
651-2866750	QUINT-PS/1AC/24DC/5	A	85-264AC/90-350DC	45-65Hz	24VDC	5A	-25° to +70°C	130	40	125		
651-2866763	QUINT-PS/1AC/24DC/10	A	85-264AC/90-350DC	45-65Hz	24VDC	10A	-25° to +70°C	130	60	125		
651-2866776	QUINT-PS/1AC/24DC/20	A	85-264AC/90-350DC	45-65Hz	24VDC	20A	-25° to +70°C	130	90	125		
651-2866679	QUINT-PS/1AC/48DC/5A	A	85-264AC/90-350DC	45-65Hz	48VDC	5A	-25° to +70°C	130	60	125		
651-2866682	QUINT-PS/1AC/48DC/10	A	85-264AC/90-350DC	45-65Hz	48VDC	10A	-25° to +70°C	130	90	125		
Quint SFB (Three Phase)												
651-2866734	QUINT-PS/3AC/24DC/5	A	85-264AC/90-350DC	45-65Hz	24VDC	5A	-25° to +70°C	130	40	125		
651-2866705	QUINT-PS/3AC/24DC/10	A	85-264AC/90-350DC	45-65Hz	24VDC	10A	-25° to +70°C	130	60	125		
Quint Power (Single Phase)												
651-2938811	QUINT-PS-100-240AC/12DC/10	B	85-264AC/90-350DC	45-65Hz	12VDC	10A	-25° to +70°C	122	85	130		
651-2938578	QUINT-PS-100-240AC/24DC/2.5	B	85-264AC/90-350DC	45-65Hz	24VDC	2.5A	-25° to +70°C	125	55	130		
651-2938581	QUINT-PS-100-240AC/24DC/5	B	85-264AC/90-350DC	45-65Hz	24VDC	5A	-25° to +70°C	125	55	130		
651-2938604	QUINT-PS-100-240AC/24DC/10	B	85-264AC/90-350DC	45-65Hz	24VDC	10A	-25° to +70°C	125	85	130		
651-2938620	QUINT-PS-100-240AC/24DC/20	B	85-264AC/90-350DC	45-65Hz	24VDC	20A	-25° to +70°C	125	157	130		
651-2938879	QUINT-PS-100-240AC/24DC/40	B	85-264AC/90-350DC	45-65Hz	24VDC	40A	-25° to +70°C	130	240	125		
651-2866255	QUINT-PS-100-240AC/48DC/5	B	85-264AC/90-350DC	45-65Hz	48VDC	5A	-25° to +70°C	130	85	125		
651-2938248	QUINT-PS-100-240AC/48DC/10	B	85-264AC/90-350DC	45-65Hz	48VDC	10A	-25° to +70°C	130	157	125		
651-2938976	QUINT-PS-100-240AC/48DC/20	B	85-264AC/90-350DC	45-65Hz	48VDC	20A	-25° to +70°C	130	240	125		
Quint Power (Three Phase)												
651-2938594	QUINT-PS-3x400-500AC/24DC/5	B	3x320-575AC/450-800DC	45-65Hz	24VDC	5.0A	-25° to +70°C	125	73	130		
651-2938617	QUINT-PS-3x400-500AC/24DC/10	B	3x320-575AC/450-800DC	45-65Hz	24VDC	10A	-25° to +70°C	125	85	130		
651-2938727	QUINT-PS-3x400-500AC/24DC/20	B	3x320-575AC/450-800DC	45-65Hz	24VDC	20A	-25° to +70°C	125	160	130		
651-2938633	QUINT-PS-3X400-500AC/24DC/30	B	3x320-575AC/450-800DC	45-65Hz	24VDC	30A	-25° to +70°C	130	240	130		
651-2938646	QUINT-PS-3X400-500AC/24DC/40	B	3x320-575AC/450-800DC	45-65Hz	24VDC	40A	-25° to +70°C	130	240	125		
651-2938219	QUINT-PS-3x400-500AC/48DC/10	B	3x320-575AC/450-800DC	45-65Hz	48VDC	10A	-25° to +70°C	130	160	130		
Quint DC-DC Converter												
651-2866378	QUINT-PS-24DC/24DC/10	C	18V DC - 24V DC	-	24VDC	10A	-25° to +70°C	130	80	125		

QUINT UPS-IQ SYSTEMS (UNINTERRUBPTIBLE POWER SUPPLY) AND ACCESSORIES

NEW PRODUCT

For quantities greater than listed, call for quote.

MOUSER STOCK NO.	Phoenix Type	Fig.	Description	Input Voltage	Output Voltage	Output Current	Operational Temperature	Dimensions: mm H	W	D	Price Each 1	5
651-2320212	QUINT-UPS/24DC/24DC/5	D	UPS System, No battery included	24VDC	24VDC	5A	-25° to +70°C	130	35	125		
651-2320225	QUINT-UPS/24DC/24DC/10	D	UPS System, No battery included	24VDC	24VDC	10A	-25° to +70°C	130	35	125		
651-2320238	QUINT-UPS/24DC/24DC/20	D	UPS System, No battery included	24VDC	24VDC	20A	-25° to +70°C	130	40	125		
651-2320241	QUINT-UPS/24DC/24DC/40	D	UPS System, No battery included	24VDC	24VDC	40A	-25° to +70°C	130	47	125		
Accessories												
651-2320306	UPS-BAT/VRLA/24DC/3.4AH	-	Din Rail Battery Module	24VDC	24VDC	3.4Ah	-25° to +70°C	191	85	110		
651-2320319	UPS-BAT/VRLA/24DC/7.2AH	-	Din Rail Battery Module	24VDC	24VDC	7.2Ah	-25° to +70°C	202	135	110		
651-2320322	UPS-BAT/VRLA/24DC/12AH	-	Din Rail Battery Module	24VDC	24VDC	12Ah	-25° to +70°C	202	202	110		
651-2320377	UPS-CAP/24DC/10A/10KJ	-	Dual-Layer Capacitor Batt.	24VDC	24VDC	10kJ	-25° to +70°C	130	126	126		
651-2320380	UPS-CAP/24DC/20A/20KJ	-	Dual-Layer Capacitor Batt.	24VDC	24VDC	20kJ	-25° to +70°C	130	126	126		

QUINT UPS SYSTEMS (UNINTERRUPTIBLE POWER SUPPLY) AND ACCESSORIES

For quantities greater than listed, call for quote.

MOUSER STOCK NO.	Phoenix Type	Fig.	Description	Input Voltage	Output Voltage	Output Current	Operational Temperature	Dimensions: mm H	W	D	Price Each 1	5
651-2866226	QUINT-DC-UPS/24DC/10	E	UPS with integrated 1.3Ah Battery	24VDC	24VDC	10A	-25° to +70°C	130	100	125		
651-2866239	QUINT-DC-UPS/24DC/20	E	UPS System, No battery included	24VDC	24VDC	20A	-25° to +70°C	130	66	125		
651-2866242	QUINT-DC-UPS/24DC/40	E	UPS System, No battery included	24VDC	24VDC	40A	-25° to +70°C	130	66	125		
Accessories												
651-2866349	QUINT-BAT/24DC/3.4AH	-	Din Rail Battery Module	22.5-30VDC	24VDC	3.4Ah	-25° to +70°C	145	112	123		
651-2866352	QUINT-BAT/24DC/7.2AH	-	Din Rail Battery Module	22.5-30VDC	24VDC	7.2Ah	-25° to +70°C	156	164	123		
651-2938963	QUINT-DIODE/40	-	Redundancy Diode Module	-	-	-	-25° to +70°C	62	102	84		
651-2866213	QUINT-BUFFER/24DC/20	-	Buffer Module	24VDC	24VDC	20A	-25° to +70°C	62	102	84		

QUINT DIODE POWER SUPPLIES

For quantities greater than listed, call for quote.

MOUSER STOCK NO.	Phoenix Type	Fig.	Input Voltage	Input Voltage Range	Input Current 2x	Input Current 1x	Operational Temperature	Dimensions: mm H	W	D	Price Each 1	5
651-2320157	QUINT-DIODE/12-24DC/2X20/1X40	F	12-24DC	10-30DC	20A	40A	-40°C to +70°C	130	50	125		
651-2320160	QUINT-DIODE/48DC/2X20/1X40	F	48DC	30-56DC	20A	40A	-40°C to +70°C	130	50	125		

© Copyright 2014 Mouser Electronics
© Copyright 2014 Mouser Electronics

POWER-ONE Power Supplies

RoHS Compliant **This product is RoHS compliant.**

power-one® Changing the Shape of Power

AC-DC MULTIPLE OUTPUT MPB/MPU SERIES

Features:
• Input Voltage: 90-264VAC • Power factor correction • Power good signals

For quantities greater than listed, call for quote.

MOUSER STOCK NO.	Power-One Part No.	Fig.	Output Voltage (V)	Max. Output Current	Power	Dimensions: in			Price Each		
						Length	Width	Height	1	10	25
784-MPB125-2005G	MPB125-2005G	A	+5V +12V	25A .5A	125W	5.00	3.00	1.25			
784-MPB125-2012G	MPB125-2012G	A	+12V 12V	10.5A .5A	125W	5.00	3.00	1.25			
784-MPB125-2024G	MPB125-2024G	A	+24V 12V	5.2A .5A	125W	5.00	3.00	1.25			
784-MPB125-2048G	MPB125-2048G	A	+48V 12V	2.6A .5A	125W	5.00	3.00	1.25			
784-MPB125-4350G	MPB125-4350G	A	+3.3V +5V +12V -12V	10A 15A 5A/9Apk .5A	125W	5.00	3.00	1.25			
784-MPB125-4350RG	MPB125-4350RG	A	+3.3V +5V +12V -12V	10A 15A 5A/9Apk .5A	125W	5.00	3.00	1.25			
784-MPB150-2012G	MPB150-2012G	A	+12V 12V	12.5A 0.5A	150W	5.00	3.00	1.25			
784-MPB150-2024G	MPB150-2024G	A	+24V 12V	6.0A .5A	150W	5.00	3.00	1.25			
784-MPB150-2048G	MPB150-2048G	A	+48V 12V	3.1A .5A	150W	5.00	3.00	1.25			
784-MPU150-4530G	MPU150-4530G	B	+5V +3.3V 12V 12V	30A 15A 3A 3A	150W	8.00	4.20	1.50			

MBC250 250W MEDICAL OPEN FRAME POWER SUPPLY

Features:
• Universal AC input voltage range: 90-264 VAC • High efficiency up to 90% at 230Vac full load • Medical 3rd Edition. Meets MOOP & MOPP

For quantities greater than listed, call for quote.

MOUSER STOCK NO.	Power-One Part No.	Fig.	Output Voltage (V)	Max. Output Current	Power	Dimensions: in			Price Each		
						Length	Width	Height	1	10	25
784-MBC250-1012G	MBC250-1012G	C	12V	19A	228W	5.0	3.0	1.5			
784-MBC250-1024G	MBC250-1024G	C	24V	10.5A	252W	5.0	3.0	1.5			
784-MBC250-1048G	MBC250-1048G	C	48V	5.25A	252W	5.0	3.0	1.5			

AC-DC SINGLE - OUTPUT SERIES

Features:
• Input Voltage : 85-264VAC • Power factor correction • Fan output voltage and optional fan • Main output remote sense

For quantities greater than listed, call for quote.

MOUSER STOCK NO.	Power-One Part No.	Fig.	Output Voltage (V)	Max. Output Current	Power	Dimensions: in			Price Each		
						Length	Width	Height	1	10	25
784-PFC250-1024	PFC250-1024	-	24V	10.5A	250W	8.50	4.75	2.00			
784-PFC500-1024F	PFC500-1024F	D	24V	21.0A	500W	10.50	5.00	2.50			
784-PFC250-1005	PFC250-1005	E	5V	50A	250W	8.50	4.75	2.00			
784-PFC375-1024F	PFC375-1024F	E	24V +12V 12V 24V	15A 10A 6A 3A	375W	10.50	5.00	2.50			
784-PFC375-4200	PFC375-4200	E	+24V +5V 12V 12V	1-10A 10A 4A 4A	375W	9.00	5.00	2.50			
784-PFC500-1028F	PFC500-1028F	E	28V	17.9A	500W	10.50	5.0	2.50			

MAP55, MAP80, AND MAP130 SERIES AC-DC POWER SUPPLIES

• Input Voltage: 90-264VAC • Input Frequency: 47-63Hz

For quantities greater than listed, call for quote.

MOUSER STOCK NO.	Power-One Part No.	Fig.	Output Volts	Output Current (A)	Power	Dimensions: in			Price Each		
						Length	Width	Height	1	10	25
MAP55 Series											
784-MAP55-1012	MAP55-1012	F	12/15	5.0/4.0	55W	6.00	3.27	1.60			
784-MAP55-1024	MAP55-1024	F	24/28	2.5/2.2	55W	6.00	3.27	1.60			
784-MAP55-4000	MAP55-4000	F	+5 +12 -5 -12	6 3 .5 .5	55W	6.00	3.27	1.60			
784-MAP55-4001	MAP55-4001	F	+5 +24 -12 +12	6 1.5 .5 .5	55W	6.00	3.27	1.60			
784-MAP55-4004	MAP55-4004	F	+5 +24 -15 +15	6 1.5 .5 .5	55W	6.00	3.27	1.60			
		Description									
784-412-59584-G	412-59584-G	Cover for MAP55									
MAP80 Series											
784-MAP80-1012G	MAP80-1012G	F	12/15	7.5/6.0	80W	7.20	4.20	1.80			
784-MAP80-1024	MAP80-1024	F	24/28	3.8/3.2	80W	7.20	4.20	1.80			
784-MAP80-4000	MAP80-4000	F	+5 +12 -5 -12	14 4 1 1	80W	7.20	4.20	1.80			
784-MAP80-4001	MAP80-4001	F	+5 +24 -12 +12	14 2 1 1	80W	7.20	4.20	1.80			
784-MAP80-4002	MAP80-4002	F	+5 +12 -12 +12	14 4 1 1	80W	7.20	4.20	1.80			
784-MAP80-4003	MAP80-4003	F	+5 +15 -5 -15	14 3.5 1 1	80W	7.20	4.20	1.80			
		Description									
784-412-59585-G	412-59585-G	Cover for MAP80									
MAP130 Series											
784-MAP130-1024	MAP130-1024	F	24/28	6.2/5.4	130W	8.50	4.50	2.00			

A



B



C

NEW PRODUCT



D



E



F



Power-One

Power Supplies

© Copyright 2014 Mouser Electronics

© Copyright 2014 Mouser Electronics

POWER-ONE Power Supplies

power-one® Changing the Shape of Power

AC-DC POWER SUPPLIES

MAP110 & MAP140 Series

• Input Voltage: 85-264VAC • Input Frequency: 47-63Hz

For quantities greater than listed, call for quote.

MOUSER STOCK NO.	Power-One Part No.	Fig.	Output Voltage	Convection Cooled Output Current (A)	Power	Dimensions: in			Price Each		
						L	W	H	1	10	25
MAP110 Series											
784-MAP110-1012	MAP110-1012	A	12/15	7.5/6	110W	7.00	4.30	1.97			
784-MAP110-1024	MAP110-1024	A	24/28	3.8/3.2	110W	7.00	4.30	1.97			
784-MAP110-4000	MAP110-4000	A	+5 +12 -12 -5	12/20pk 5/9pk 1/1.5pk 1/1.5pk	110W	7.00	4.30	1.97			
784-MAP110-4004	MAP110-4004	A	+5 +24 -15 +15	12/20pk 3/4.5pk 1/1.5pk 1/1.5pk	110W	7.00	4.30	1.97			
784-MAP110-4200	MAP110-4200	A	+12 +24 -12 +5	5/9pk 4/4.5pk 1/1.5pk 2/2.5pk	110W	7.00	4.30	1.97			
MAP140 Series											
784-MAP140-1024	MAP140-1024	A	24/28	4.6/4	140W	7.00	4.30	1.80			

ABC200 & ABC400 Series

• Input Voltage: 90-264VAC • Input Frequency: 47-63Hz

For quantities greater than listed, call for quote.

MOUSER STOCK NO.	Power-One Part No.	Fig.	Output Voltage	Max. Output Current	Power	Dimensions: in			Price Each		
						L	W	H	1	10	25
784-ABC200-1012G	ABC200-1012G	B	12V	15A	180W	4.0	2.0	1.5			
784-ABC200-1024G	ABC200-1024G	B	24V	8.5A	204W	4.0	2.0	1.5			
784-ABC200-1048G	ABC200-1048G	B	48V	4.25A	204W	4.0	2.0	1.5			
784-ABC400-1012G	ABC400-1012G	C	12V	30A	360W	5.0	3.0	1.5			
784-ABC400-1024G	ABC400-1024G	C	24V	17A	408W	5.0	3.0	1.5			
784-ABC400-1048G	ABC400-1048G	C	48V	8.5A	408W	5.0	3.0	1.5			

FRONT END POWER SUPPLIES

• Ideal server from factor optimizes space, efficiency, and load variations
• Overtemperature, overload, and overvoltage protection
• Compact Size enables mounting in both 1u an 2u height
• 2 Speed fab for low noise at low ambient temperature
• 12 Interface status and monitoring

AC-DC Power Supply

• High Efficiency • Input Voltage: 90-264VAC with PFC • Input Frequency: 47-63Hz • Status LEDs

For quantities greater than listed, call for quote.

MOUSER STOCK NO.	Power-One Part No.	Fig.	Input Voltage VAC	Output 1		Output 2		Rated Power	Price Each		
				Vo nom	Io max	Vo nom	Io max		1	10	25
784-SFP650-12BG	SFP650-12BG	D	90-264	12V	53.3A	3.3V	3A	650W			

AC-DC Power Supplies

• Best-in-class, 80 PLUS certified "Platinum" efficiency
• Parallel operation with active digital current sharing
• High density design: 25.6W/in3
• Full digital controls for improved performance

NEW PRODUCT

For quantities greater than listed, call for quote.

MOUSER STOCK NO.	Power-One Part No.	Fig.	Input Voltage VAC	Output Voltage	Width	Airflow	Input	Rated Power	Price Each		
									1	10	25
784-PFE1100-12-054NA	PFE1100-12-054NA	E	90-264	12V	54mm	normal	AC	1100W			
784-PFE850-12-054NA	PFE850-12-054NA	E	90-264	12V	54mm	normal	AC	850W			
784-PFE600-12-054NA	PFE600-12-054NA	E	90-264	12V	54mm	normal	AC	600W			

DC-DC Power Supply

• High Efficiency • Wide DC input range (-40 to -75 VDC)
• Status LEDs • I²C interface status control

For quantities greater than listed, call for quote.

MOUSER STOCK NO.	Power-One Part No.	Fig.	Input Voltage VAC	Output 1		Output 2		Rated Power	Price Each		
				Vo nom	Io max	Vo nom	Io max		1	10	25
784-SFD1200-12BG	SFD1200-12BG	F	-40 to -75	12V	99.2V	3.35V	3A	1200W			



AC-DC LINEAR POWER SUPPLIES

• ±0.05% Output regulation • 100% Burn-in • Low Output Ripple • Remote Sense Provided

For quantities greater than listed, call for quote.

MOUSER STOCK NO.	Power-One Part No.	Case Style	Remote Sensor Provided	Dimensions: in.	Output 1	Output 2	Output 3	Price Each		
								1	10	25
Single Output										
784-HB5-3/OVP-AG	HB5-3/OVP-AG	B	Yes	4.87x4.00x2.10	5V@3.0A	- - -	- - -			
784-HC5-6/OVP-AG	HC5-6/OVP-AG	C	Yes	5.62x4.87x2.95	5V@6.0A	- - -	- - -			
784-HA15-0.9-AG	HA15-0.9-AG	B	No	4.87x4.00x2.10	12V@0.9A	- - -	- - -			
784-HB12-1.7-AG	HB12-1.7-AG	B	Yes	4.87x4.00x2.10	12V@1.7A	- - -	- - -			
784-HB15-1.5-AG	HB15-1.5-AG	B	Yes	4.87x4.00x2.10	15V@1.5A	- - -	- - -			
784-HC12-3.4-AG	HC12-3.4-AG	C	Yes	5.62x4.87x2.95	12V@3.4A	- - -	- - -			
784-HN12-5.1-AG	HN12-5.1-AG	N	Yes	7.00x4.87x3.28	12V@5.1A	- - -	- - -			
784-F15-15-AG	F15-15-AG	F	Yes	16.75x4.88x5.00	12V@16.0A	- - -	- - -			
784-HC15-3-AG	HC15-3-AG	C	Yes	5.62x4.87x2.95	15V@3.0A	- - -	- - -			
784-HB24-1.2-AG	HB24-1.2-AG	B	Yes	4.87x4.00x2.10	24V@1.2A	- - -	- - -			
784-HC24-2.4-AG	HC24-2.4-AG	C	Yes	5.62x4.87x2.95	24V@2.4A	- - -	- - -			
784-HN24-3.6-AG	HN24-3.6-AG	N	Yes	7.00x4.87x3.28	24V@3.6A	- - -	- - -			
784-HD24-4.8-AG	HD24-4.8-AG	D	Yes	9.00x4.87x3.28	24V@4.8A	- - -	- - -			
784-HE24-7.2-AG	HE24-7.2-AG	E	Yes	14.00x4.87x3.53	24V@7.2A	- - -	- - -			
784-F24-12-AG	F24-12-AG	F	Yes	16.75x4.88x5.00	24V@12.0A	- - -	- - -			
784-HC28-2-AG	HC28-2-AG	C	Yes	5.62x4.87x2.95	28V@2.0A	- - -	- - -			
Dual Output										
784-HAA15-0.8-AG	HAA15-0.8-AG	AA	Yes	6.50x4.00x2.10	15V@0.8A	-15V@0.8A	- - -			
784-HBB15-1.5-AG	HBB15-1.5-AG	BB	Yes	7.00x4.87x2.95	12V@1.7A	-12V@0.7A	- - -			
784-HCC15-3-AG	HCC15-3-AG	CC	Yes	9.38x4.87x3.28	12V@3.4A	-12V@3.4A	- - -			
784-HAD15-0.4-AG	HAD15-0.4-AG	B	No	4.87x4.00x2.10	15V@0.4A	-15V@0.4A	- - -			
Triple Output										
784-HCAA-60W-AG	HCAA-60W-AG	D	Yes	9.00x4.87x3.28	5V@6.0A	12V@1.0A	-12V@1.0A			
784-HCBB-75W-AG	HCBB-75W-AG	CBB	Yes	11.00x4.87x3.28	5V@6.0A	12V@1.7A	-12V@1.7A			
784-HTAA-16W-AG	HTAA-16W-AG	AA	No	6.50x4.00x2.10	5V@2.0A	12V@0.4A	-12V@0.4A			

AC-DC OVERVOLTAGE PROTECTION OPTION

For quantities greater than listed, call for quote.

MOUSER STOCK NO.	Power-One Part No.	Includes	Price Each		
			1	10	25
784-OVP-12G	OVP-12G	6.4-34V For use with peak current linear power supplier models			

© Copyright 2014 Mouser Electronics

© Copyright 2014 Mouser Electronics

POWER-ONE Power Supplies

RoHS Compliant This page of product is RoHS compliant.

power-one® Changing the Shape of Power

ABCXX SERIES AC/DC SINGLE AND TRIPLE OUTPUT POWER SUPPLIES

For quantities greater than listed, call for quote.

MOUSER STOCK NO.	Power-One Part No.	Fig.	Output Voltage (V)	Max. Output Current (A)	Power (W)	Dimensions: mm			Price Each		
						L	W	H	1	10	25
Single Output											
784-ABC40-1005G	ABC40-1005G	A	5.1	8.0	40	101.6	50.8	30.48			
784-ABC40-1012G	ABC40-1012G	A	12	3.5	40	101.6	50.8	30.48			
784-ABC40-1024G	ABC40-1024G	A	24	1.7	40	101.6	50.8	30.48			
784-ABC40-1048G	ABC40-1048G	A	48	0.83	40	101.6	50.8	30.48			
784-ABC60-1012G	ABC60-1012G	A	12	5.4	60	101.6	50.8	30.48			
784-ABC60-1024G	ABC60-1024G	A	24	2.7	60	101.6	50.8	30.48			
784-ABC60-1048G	ABC60-1048G	A	48	1.35	60	101.6	50.8	30.48			
Triple Output											
784-ABC40-3000G	ABC40-3000G	A	5.2 12.5 -12.8	6.0 2.0 0.5	40	101.6	50.8	30.48			
784-ABC40-3001G	ABC40-3001G	A	5.2 23.8 -12.8	6.0 1.0 0.5	40	101.6	50.8	30.48			
784-ABC40-3002G	ABC40-3002G	A	5.2 14.6 -14.8	6.0 1.5 0.5	40	101.6	50.8	30.48			
784-ABC60-3000G	ABC60-3000G	A	5.2 12.5 -12.5	8.0 3.0 0.5	60	101.6	50.8	30.48			
784-ABC60-3001G	ABC60-3001G	A	5.2 23.8 -12.5	8.0 1.5 0.5	60	101.6	50.8	30.48			
784-ABC60-3002G	ABC60-3002G	A	5.2 14.6 -16.2	8.0 2.5 0.5	60	101.6	50.8	30.48			
784-ABC60-3003G	ABC60-3003G	A	3.3 5.2 -12.8	8.0 3.0 0.5	60	101.6	50.8	30.48			

MBCXX SERIES AC/DC SINGLE AND TRIPLE OUTPUT MEDICAL POWER SUPPLIES

For quantities greater than listed, call for quote.

MOUSER STOCK NO.	Power-One Part No.	Fig.	Output Voltage (V)	Max. Output Current (A)	Power (W)	Dimensions: mm			Price Each		
						L	W	H	1	10	25
Single Output											
784-MBC40-1005G	MBC40-1005G	A	5.1	8	40	101.6	50.8	30.5			
784-MBC40-1012G	MBC40-1012G	A	12	3.5	40	101.6	50.8	30.5			
784-MBC40-1024G	MBC40-1024G	A	24	1.7	40	101.6	50.8	30.5			
784-MBC40-1048G	MBC40-1048G	A	48	0.83	40	101.6	50.8	30.5			
784-MBC60-1005G	MBC60-1005G	A	5.1	10	60	101.6	50.8	30.5			
784-MBC60-1012G	MBC60-1012G	A	12	5	60	101.6	50.8	30.5			
784-MBC60-1024G	MBC60-1024G	A	24	2.5	60	101.6	50.8	30.5			
Triple Output											
784-MBC40-3000G	MBC40-3000G	A	5.2 12.5 -12.8	6.0 2.0 0.5	40	101.6	50.8	30.5			
784-MBC40-3001G	MBC40-3001G	A	5.2 24 -12.8	6.0 1.0 0.5	40	101.6	50.8	30.5			
784-MBC40-3002G	MBC40-3002G	A	5.2 14.6 -14.8	6.0 1.5 0.5	40	101.6	50.8	30.5			
784-MBC60-3000G	MBC60-3000G	B	5.2 12.5 -12.8	8.0 3.0 0.5	60	101.6	50.8	30.5			
784-MBC60-3001G	MBC60-3001G	B	5.2 24 -12.8	8.0 1.5 0.5	60	101.6	50.8	30.5			
784-MBC60-3002G	MBC60-3002G	B	5.2 14.6 -14.8	8.0 2.5 0.5	60	101.6	50.8	30.5			

ABCXXX SERIES AC/DC SINGLE OUTPUT POWER SUPPLIES

- T - Screw Terminal

For quantities greater than listed, call for quote.

MOUSER STOCK NO.	Power-One Part No.	Fig.	Output Voltage (V)	Max Load Convection (A)	Max Load 300 LFM (A)	Power (W)	Dimensions: mm			Price Each		
							L	W	H	1	10	25
784-ABC150-1T05G	ABC150-1T05G	C	5	16	20	150	101.6	50.8	33.6			
784-ABC150-1T12G	ABC150-1T12G	C	12	8.33	12.5	150	101.6	50.8	33.6			
784-ABC150-1T24G	ABC150-1T24G	C	24	4.17	6.25	150	101.6	50.8	33.6			
784-ABC201-1T05G	ABC201-1T05G	D	5	26.0	35.0	200	127	76.2	38.1			
784-ABC201-1T12G	ABC201-1T12G	D	12	13.33	16.67	200	127	76.2	38.1			
784-ABC201-1T24G	ABC201-1T24G	D	24	6.66	8.33	200	127	76.2	38.1			
784-ABC201-1T48G	ABC201-1T48G	D	48	3.33	4.17	200	127	76.2	38.1			
784-ABC300-1T12G	ABC300-1T12G	E	12	15	25	300	127	76.2	38.1			
784-ABC300-1T24G	ABC300-1T24G	E	24	7.5	13.54	300	127	76.2	38.1			
784-ABC300-1T48G	ABC300-1T48G	E	48	3.75	6.77	300	127	76.2	38.1			

MBCXXX SERIES AC/DC SINGLE OUTPUT MEDICAL POWER SUPPLIES

- T - Screw Terminal

For quantities greater than listed, call for quote.

784-MBC150-1T05G	MBC150-1T05G	F	5	16	20	150	101.6	50.8	33.6			
784-MBC150-1T12G	MBC150-1T12G	F	12	8.33	12.5	150	101.6	50.8	33.6			
784-MBC150-1T24G	MBC150-1T24G	F	24	4.17	6.25	150	101.6	50.8	33.6			
784-MBC150-1T48G	MBC150-1T48G	F	48	2.08	3.13	150	101.6	50.8	33.6			
784-MBC201-1T12G	MBC201-1T12G	D	12	13.33	16.67	200	127	76.2	38.1			
784-MBC201-1T15G	MBC201-1T15G	D	15	10.66	13.33	200	127	76.2	38.1			
784-MBC201-1T24G	MBC201-1T24G	D	24	6.66	8.33	200	127	76.2	38.1			
784-MBC300-1T12G	MBC300-1T12G	E	12	15	25	300	127	76.2	38.1			
784-MBC300-1T24G	MBC300-1T24G	E	24	7.5	13.54	300	127	76.2	38.1			
784-MBC300-1T48G	MBC300-1T48G	E	48	3.75	6.77	300	127	76.2	38.1			

A
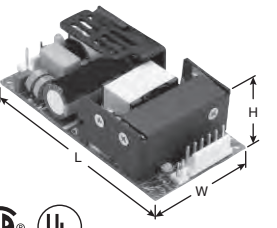

B
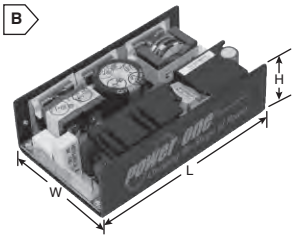

C


D


E


F


© Copyright 2014 Mouser Electronics
© Copyright 2014 Mouser Electronics

RECOM POWER LED Drivers and AC/DC Converters

RoHS Compliant **This product is RoHS compliant.**

LIGHTLINE LED DRIVERS

Low Power AC Input LED Drivers

✻ Dimmable

For quantities greater than listed, call for quote.

MOUSER STOCK NO. / Mfr. / Mfr. Part No.	Fig.	Input Range	Output Voltage	Output Current	Power	IP Ratings	Max. No. LEDs	Price Each 1	5	10
46x30x23mm										
919—RACD03-350	A	90-264VAC	3-12VDC	350mA	3W	IP66	3x1W			
919—RACD03-700	A	90-264VAC	3-4.5VDC	700mA	3W	IP66	1x2W			
64x35x20mm										
919—RACD06-350	B	90-264VAC	3-22VDC	350mA	6W	IP20	6x1W			
919—RACD06-700	B	90-264VAC	3-8.4VDC	700mA	6W	IP20	2x2W			
123x45x18mm										
919—RACD12-350	C	90-264VAC	3-36VDC	350mA	12W	IP20	10x1W			
919—RACD12-700	C	90-264VAC	3-15VDC	700mA	12W	IP20	4x2W,8x1W			
145x50x22mm										
919—RACD20-350	C	90-264VAC	6-56VDC	350mA	20W	IP20	15x1W			
919—RACD20-700	C	90-264VAC	6-29VDC	700mA	20W	IP20	8x2W,8+8x1W			
919—RACD20-1050	C	90-264VAC	5-17VDC	1050mA	20W	IP20	6x3W,5+5x2W			
✻ 919—RACD20-350D	C	200-264VAC	2x(3-34)VDC	2x(35-350)mA	20W	IP20	2x(10x1W)			
✻ 919—RACD20-350D-US	C	90-130VAC	2x(3-34)VDC	2x(35-350)mA	20W	IP20	2x(10x1W)			
Triac Diming (137.5x50.2x23mm)										
919—RACT20-350-US	C	115V	350mA	30-56VDC	20W	IP20	15x1W			
919—RACT20-700-US	C	115V	700mA	15-28VDC	20W	IP20	8x2W,8+8x1W			
919—RACT20-350	C	230V	350mA	30-56VDC	20W	IP20	15x1W			
919—RACT20-700	C	230V	700mA	15-28VDC	20W	IP20	8x2W,8+8x1W			
160x50x22.5mm										
919—RACD30-500	D	90-264VAC	10-56VDC	500mA	30W	IP20	15x2W			
919—RACD30-700	D	90-264VAC	10-43VDC	700mA	30W	IP20	12x3W,12+12x1W			

PFC Single CV Output LED AC/DC Converters

NEW PRODUCT

- Constant voltage output
- Power factor corrected

For quantities greater than listed, call for quote.

MOUSER STOCK NO. / Mfr. / Mfr. Part No.	Fig.	Input Range	Output Voltage	Output Current	Power	Efficiency (%)	Price Each 1	5	10
919—RACV30-12	E	100-240VAC	12VDC	0-2500mA	30W	83			
919—RACV30-24	E	100-240VAC	24VDC	0-1250mA	30W	84			

High Power AC Input LED Drivers

For quantities greater than listed, call for quote.

MOUSER STOCK NO. / Mfr. / Mfr. Part No.	Fig.	Input Range	Output Voltage	Output Current	Preset Current Limit	Max. Power	Efficiency (%)	Price Each 1	5	10
919—RACD60-700/OF	F	90-264VAC	38-54VDC	700-850mA	700mA	46W	89			
919—RACD60-2100/OF	F	90-264VAC	21-28VDC	1400-2140mA	2100mA	60W	89			
919—RACD60-4200/OF	F	90-264VAC	11-13.5VDC	3570-4200mA	4200mA	60W	85			

Constant Current Buck-Boost LED Driver

NEW PRODUCT

- Digital + analogue dimming control

For quantities greater than listed, call for quote.

MOUSER STOCK NO. / Mfr. / Mfr. Part No.	Fig.	Input Range	Output Current	Output Voltage (Vmin-Vmax)	Power	Price Each 1	5	10
919—RBD-12-0.35	G	8-36V	350mA	8-40VDC	3-20W			
919—RBD-12-0.35/W	G	8-36V	350mA	8-40VDC	3-20W			
919—RBD-12-0.50	G	8-36V	500mA	8-40VDC	3-20W			
919—RBD-12-0.50/W	G	8-36V	500mA	8-40VDC	3-20W			

High Power DC/DC LED Drivers

NEW PRODUCT

- Digital + analogue dimming control

✻ M = Metal case

919—RCD-24-0.30	H	4.5-36VDC	300mA	2-35VDC	1-43W			
919—RCD-24-0.35	H	4.5-36VDC	350mA	2-35VDC	1-43W			
919—RCD-24-0.35/W	H	4.5-36VDC	350mA	2-35VDC	1-43W			
919—RCD-24-0.35/W/X1	H	4.5-36VDC	350mA	2-35VDC	1-43W			
919—RCD-24-0.50	H	4.5-36VDC	500mA	2-35VDC	1-43W			
919—RCD-24-0.70	H	4.5-36VDC	700mA	2-35VDC	1-43W			
919—RCD-24-0.70/W	H	4.5-36VDC	700mA	2-35VDC	1-43W			
919—RCD-24-0.70/W/X1	H	4.5-36VDC	700mA	2-35VDC	1-43W			
919—RCD-24-1.00	H	6-36VDC	1000mA	3-33VDC	1-43W			
919—RCD-24-1.00/W/X1	H	6-36VDC	1000mA	3-33VDC	1-43W			
919—RCD-24-1.20	H	6-36VDC	1200mA	3-33VDC	1-43W			
919—RCD-24-1.20/W/X1	H	6-36VDC	1200mA	3-33VDC	1-43W			
919—RCD-24-1.00/PL/A	H	6-36V	1000mA	2-35VDC	-			
919—RCD-48-0.35	H	9-60V	350mA	2-56VDC	70W			
919—RCD-48-0.35/W	H	9-60V	350mA	2-56VDC	70W			
919—RCD-48-0.50	H	9-60V	500mA	2-56VDC	70W			
919—RCD-48-0.70	H	9-60V	700mA	2-56VDC	70W			
919—RCD-48-0.70/W	H	9-60V	700mA	2-56VDC	70W			
✻ 919—RCD-48-1.20/M	H	9-60V	1200mA	2-56VDC	70W			

DIMENSIONS: mm

A



B



C



D



E



F



G



H



I



J



K



Powerline AC/DC Converters

For quantities greater than listed, call for quote.

MOUSER STOCK NO. / Mfr. / Mfr. Part No.	Fig.	Input Range	Output Voltage	Output Current	Power	Efficiency (%)	Price Each 1	5	10
RAC01 & RAC02 Series - Ultra Compact Size, Low Consumption at No Load 33.7x22.2x17.75									
919—RAC01-3.3SC	I	90-277VAC	3.3VDC	300mA	1W	65			
919—RAC01-05SC	I	90-277VAC	5VDC	200mA	1W	68			
919—RAC01-12SC	I	90-277VAC	12VDC	83mA	1W	72			
919—RAC01-24SC	I	90-277VAC	24VDC	42mA	1W	73			
919—RAC02-3.3SC	I	90-277VAC	3.3VDC	600mA	2W	66			
919—RAC02-05SC	I	90-277VAC	5VDC	400mA	2W	70			
919—RAC02-12SC	I	90-277VAC	12VDC	167mA	2W	74			
919—RAC02-24SC	I	90-277VAC	24VDC	83mA	2W	77			
RAC03 Series - Class B Filter Built-In; Low No Load Consumption 37.80x23.90x16.40									
919—RAC03-3.3SC	J	90-264VAC	3.3VDC	900mA	3W	63			
919—RAC03-05SC	J	90-264VAC	5VDC	600mA	3W	73			
919—RAC03-12SC	J	90-264VAC	12VDC	250mA	3W	76			
919—RAC03-24SC	J	90-264VAC	24VDC	125mA	3W	78			
RAC04 Series - Ultra Compact Size, Low Consumption at No Load 36.7x27.2x17.10									
919—RAC04-05SA	I	90-264VAC	5VDC	800mA	4W	72			
919—RAC04-05SA/277	I	90-305VAC	5VDC	800mA	4W	72			
919—RAC04-12SA	I	90-264VAC	12VDC	333mA	4W	77			
919—RAC04-12SA/277	I	90-305VAC	12VDC	333mA	4W	77			

For quantities greater than listed, call for quote.

MOUSER STOCK NO. / Mfr. / Mfr. Part No.	Fig.	Input Range	Output Voltage	Output Current	Power	Efficiency (%)	Price Each 1	5	10
RAC04 Series - Ultra Compact Size, Low Consumption at No Load 36.7x27.2x17.10 (Cont.)									
919—RAC04-24SA	I	90-264VAC	24VDC	167mA	4W	77			
919—RAC04-24SA/277	I	90-305VAC	24VDC	167mA	4W	77			
RAC06 Series - Class B Filter Built In; Single and Dual Options single= 50.9x25.5x16.40 dual = 53.5x27.8x16.40									
919—RAC06-05SC	I	90-264VAC	5VDC	1200mA	6W	75			
919—RAC06-12DC	I	90-264VAC	±12VDC	±250mA	6W	78			
919—RAC06-12SC	I	90-264VAC	12VDC	500mA	6W	78			
919—RAC06-24SC	I	90-264VAC	24VDC	250mA	6W	80			
RAC10 Series - Compact Size, Industry Standard									
919—RAC10-05SB	K	90-264VAC	5VDC	2500mA	10W	72			
919—RAC10-12SB	K	90-264VAC	12VDC	833mA	10W	76			
919—RAC10-15SB	K	90-264VAC	15VDC	667mA	10W	75			
919—RAC10-24SB	K	90-264VAC	24VDC	417mA	10W	72			
RAC20 Series - High Power Density									
919—RAC20-05SB	K	90-264VAC	5VDC	3600mA	18W	78			
919—RAC20-12SB	K	90-264VAC	12VDC	1666mA	20W	83			
919—RAC20-15SB	K	90-264VAC	15VDC	1330mA	20W	85			
919—RAC20-24SB	K	90-264VAC	24VDC	833mA	20W	86			

© Copyright 2014 Mouser Electronics

© Copyright 2014 Mouser Electronics

SOLAHD Linear Power Supplies

SOLAHD

RoHS Compliant **This product is RoHS compliant.**

DIMENSIONS: in.

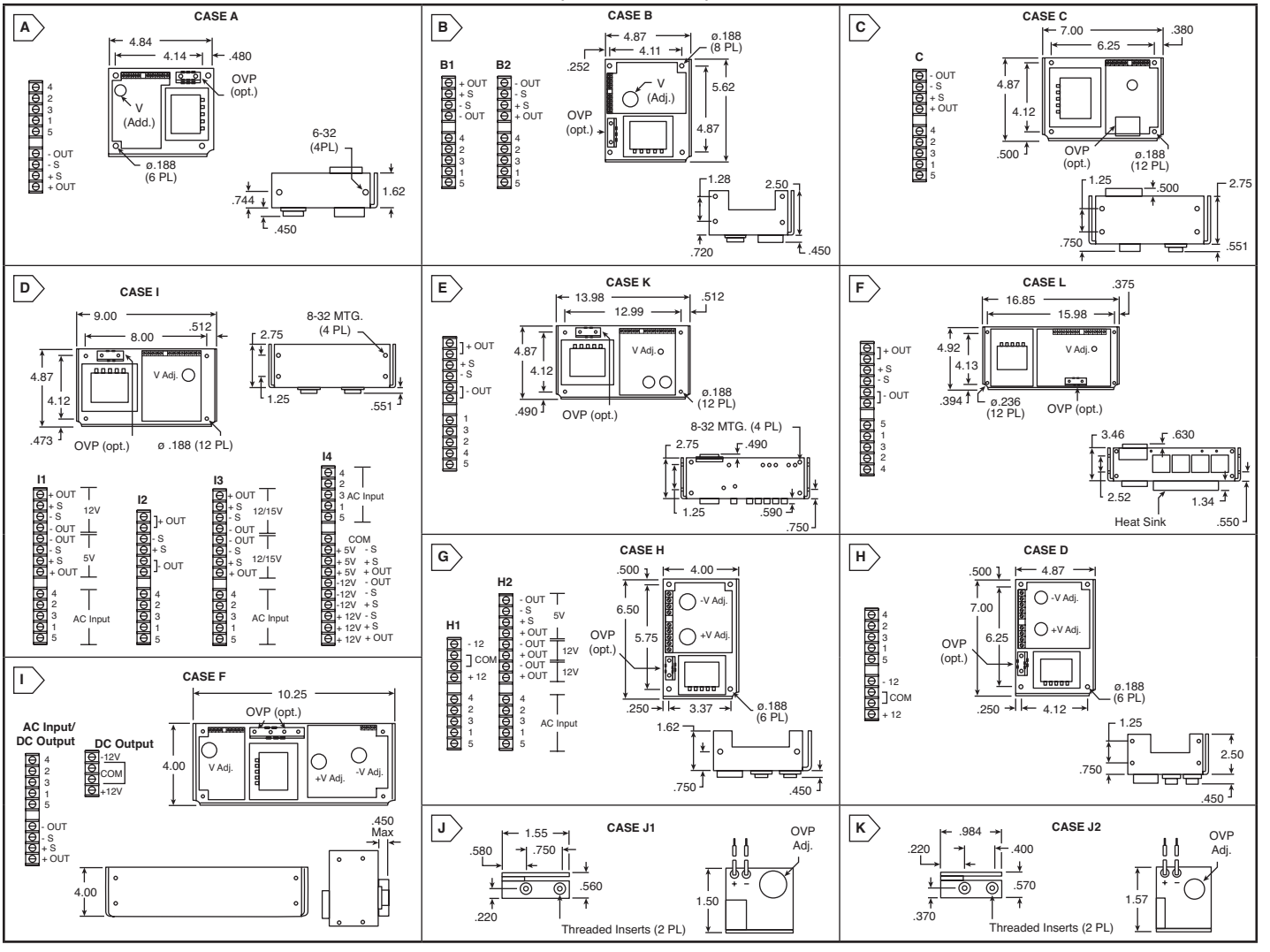

SOLAHD SILVER LINE SERIES - SINGLE & MULTI-OUTPUT LINEARS

The Silver Line series follows the industry accepted foot-print for open frame, linear power supplies. SolaHD improves on this design by offering standard screw terminal connections and optional covers for safety considerations.



Features:

- Two Year Warranty
- Low Noise, Extremely Quiet DC Output
- Universal Input and Approvals (115/230VAC)
- For Noise Sensitive or Analog Circuitry
- Short Circuit Protected
- Built-in OVP on 5V Models and Optional on 12, 15, and 24V Models
- Easy-To-Install Screw Terminal Connections
- Automatic Resetting Overload Protection
- Industry Standard Footprint
- Fast Transient Response, Ideal for Test Applications

RoHS Compliant

✻with remote sensor (R.S)

For quantities greater than listed, call for quote.

MOUSER STOCK NO.	SolaHD Part No.	Fig.	Case Style	Output 1	Output 2	Output 3	Built-In OVP	Price Each 1	5	10
Single Output										
663-SLS-05-030-1T	SLS-05-030-1T	A	A	5V @ 3A ✻	- - -	- - -	Yes			
663-SLS-05-060-1T	SLS-05-060-1T	B	B1	5V @ 6A ✻	- - -	- - -	Yes			
663-SLS-12-017T	SLS-12-017T	A	A	12V @ 1.7A or 15V @ 1.5A ✻	- - -	- - -	No			
663-SLS-12-034T	SLS-12-034T	B	B1	12V @ 3.4A ✻	- - -	- - -	No			
663-SLS-24-012T	SLS-24-012T	A	A	24V @ 1.2A ✻	- - -	- - -	No			
663-SLS-24-024T	SLS-24-024T	B	B2	24V @ 2.4A ✻	- - -	- - -	No			
663-SLS-24-036T	SLS-24-036T	C	C	24V @ 3.6A ✻	- - -	- - -	No			
663-SLS-24-048T	SLS-24-048T	D	I2	24V @ 4.8A ✻	- - -	- - -	No			
663-SLS-24-072T	SLS-24-072T	E	K	24V @ 7.2A ✻	- - -	- - -	No			
663-SLS-24-120T	SLS-24-120T	F	L	24V @ 12.0A ✻	- - -	- - -	No			
Dual Output										
663-SLD-12-1010-12T	SLD-12-1010-12T	G	H1	12V @ 1A or 15V @ .8A	-12V @ 1A or -15V @ .8A	- - -	No			
663-SLD-12-1818-12T	SLD-12-1818-12T	H	D	12V @ 1.8A or 15V @ 1.5A	-12V @ 1.8A or -15V @ 1.5A	- - -	No			
663-SLD12-3434-12T	SLD-12-3434-12T	D	I3	12V @3.4A ✻	-12V @ 3.4A ✻	- - -	No			
663-SLD12-6034-05T	SLD12-6034-05T	D	I1	5V @ 6A ✻	12V @ 3.4A ✻	- - -	V1			
663-SLD15-3030-15T	SLD15-3030-15T	D	I3	15V @ 3A ✻	-15V @ 3A ✻	- - -	No			
Triple Output										
663-SLT12-20404-12T	SLT12-20404-12T	G	H2	5V @ 2A	12V @ .4A or 15V @ .4A	-12V @ .4A or -15V @ .4A	V1			
663-SLT12-31010-12T	SLT12-31010-12T	I	F	5V @ 3A ✻	12V @ 1A or 15V @ .8A ✻	-12V @ 1A or -15V @ .8A ✻	V1			
Over Voltage Protector (OVP)										
663-SLO-12-000-1	SLO-12-000-1	J	J1	6.2V to 34V Adjustable @ 8A	For Cases B through K					
663-SLO-12-000-TB	SLO-12-000-TB	K	J2	6.2V to 34V Adjustable @ 8	For Case A or Cases B through K (when used with a cover)					

© Copyright 2014 Mouser Electronics

© Copyright 2014 Mouser Electronics

SOLAHD DIN Rail Power Supplies

SOLAHD SDP™ LOW POWER DIN RAIL SERIES

Compact DIN Rail power supplies from 5V to 48VDC and power ratings up to 100 watts.
These compact and efficient units are designed specifically for the industrial environment.



UL 1950 E137632
CUL/CSA-C22.2 No. 234-M90
EMC and Low Volt. Directive
UL 508 Listed IND. CONT. EQ. 9HAO, E61379
RoHS Compliant

Features:

- Operational temp range: -10°C to 70°C
- Ultra Slim 15W footprint
- No tools required for mounting
- Adjustable outputs
- PowerBoost™ industrial overload design
- Overvoltage, short circuit protection
- Continuous short circuit protection
- Low output noise
- Screw terminal connections
- Simple snap-on for DIN TS35/7.5 or TS35/15 rail system
- Three year warranty
- Dimensions: All units 2.95" x 1.77" x 3.58", except: SDP06-24-100T: 2.95" x 0.9" x 3.8"; SDP4-24-100LT: 2.95" x 2.85" x 3.8"
- Green LED DC "OK" indicator

For quantities greater than listed, call for quote.

MOUSER STOCK NO.	SolaHD Part No.	Power	Input Voltage	Input Current	Output Voltage	Output Current	Efficiency (Typ.)	Price Each 1	5	10
663-SDP06-24-100T	SDP06-24-100T	15W	85-264VAC, 90-375VDC	0.4A / 0.25A	24Vdc 22.5-28.5Vdc Adj.	0.6A	>80%			
663-SDP5-5-100T	SDP5-5-100T	25W	85-264VAC, 90-375VDC	0.6A @ 102Vac; 0.33A @ 196Vac	5-5.5Vdc 5-6Vdc min Adj.	5.0A	>80%			
663-SDP1-24-100T	SDP1-24-100T	30W	85-264VAC, 90-375VDC	0.7A / 0.4A	24Vdc 22.5-28.5Vdc Adj.	1.3A	>83%			
663-SDP2-24-100T	SDP2-24-100T	50W	85-264VAC, 90-375VDC	1.1A / 0.7A	24Vdc 22.5-28.5Vdc Adj.	2.1A	>86%			
663-SDP2-12-100T	SDP2-12-100T	30W	85-264VAC, 90-375VDC	0.6A @ 102Vac; 0.33A @ 196Vac	12Vdc 9.9-12.1Vdc min Adj.	3.0-2.5A	>80%			
663-SDP4-24-100LT	SDP4-24-100LT	100W	85-132/176-264VAC, 210-375VDC	1.8A / 1.0A	24Vdc 22.5-28.5Vdc Adj.	3.8A	>88%			
663-SDP3-15-100T	SDP3-15-100T	50W	85-264VAC, 90-375VDC	1.0A @ 102Vac; 0.6A @ 196Vac	15Vdc 11.9-15.1Vdc min Adj.	4.2-3.4A	>86%			

SOLAHD SDN-C COMPACT DIN RAIL SERIES

The SDN-C DIN rail power supplies are the next generation of the popular SDN series. These models combine high efficiency and compact size with new visual diagnostic LEDs to offer the most performance available from SolaHD. Sag immunity, Power Factor Correction and parallel operation capability make this series suitable to a variety of industrial applications.





UL 60950 E137632 CUL/CSA-C22.2 No. 234-M90
UL 508 Listed IND. CONT. EQ. E61379
EMC and Low Volt. Directive
Atex Directive

PRODUCT NEW

Features:

- Compact packaging saves DIN rail space
- Visual diagnostic LEDs monitor input and output
- 85-264VAC input, 50/60Hz
- Power Factor Correction meets EN61000-3-2
- Adjustable output voltage
- Parallel capability standard
- Operating temperature range: -25°C - 60°C

For quantities greater than listed, call for quote.

MOUSER STOCK NO.	SolaHD Part No.	Input Voltage (VAC)	Input Current (nom.)	Output Voltage	Output Current (nom.)	Rail Width (in.)	Price Each 1	5
Single Phase								
663-SDN5-24-100C	SDN5-24-100C	115/230 auto	1.65A - 0.55A	24V	5A (120W)	1.97		
663-SDN10-24-100C	SDN10-24-100C	115/230 auto	3.2A - 1.0A	24V	10A (240W)	2.36		
663-SDN20-24-100C	SDN20-24-100C	115/230 auto	6A / 3A	24V	20A (480W)	3.42		
3-Phase								
663-SDN5-24-480C	SDN5-24-480C	380/480 auto	3x0.5A / 2x0.7A	24V	5A (120W)	1.97		
663-SDN10-24-480C	SDN10-24-480C	380/480 auto	3x0.8A / 2x1.2A	24V	10A (240W)	2.36		
663-SDN20-24-480CC	SDN20-24-480CC	380/480 auto	3x0.9A / 2x1.3A	24V	20A (480W)	2.56		
663-SDN40-24-480C	SDN40-24-480C	380/480 auto	3x1.6A	24V	40A (960W)	7.09		

SOLAHD SDN-P DIN RAIL SERIES

The SDN Din Rail power supplies provide industry leading performance. Sag immunity, transient suppression and noise tolerant, the SDN Series ensures compatibility in demanding applications. Power factor correction to meet European directive, hazardous location approvals and optional redundant accessories allow the SDN Series to be used in a wide variety of applications. Wide operation temperature range, high tolerance to shock and vibration and reliable design make the SDN Series the definition of DC power quality.



UL 1950 E137632
CUL/CSA-C22.2 No. 234-M90
UL 508 Listed IND. CONT. EQ. 9HAO, E61379
EMC and Low Volt. Directive
Atex Directive

Features:

- Operational temp range: -10°C - 60°C
- Frequency: 47-63Hz
- Dimensions: 4.88" (H) x 4.55" (D)
- Power factor correction
- Improved metal mounting clip
- Single phase models meet SEMI F47 Sag Immunity
- Green LED and DC OK signal
- Adjustable voltage
- Parallel capability standard on all units
- Highly efficient >90% switching technology
- High MTBF and reliability
- Five year warranty
- User-friendly front panel - screw terminals - easy installation
- Industrial grade design:
  - Rugged metal case and DIN connector
  - Powers high inrush loads without shutdown
- Narrow width on rail for space critical applications

For quantities greater than listed, call for quote.

MOUSER STOCK NO.	SolaHD Part No.	Input Voltage (VAC)	Input Current (nom.)	Output Voltage	Output Current (nom.)	Rail Width (in.)	Price Each 1	5
Single Phase								
663-SDN2.5-24-100P	SDN2.5-24-100P	115/230 auto	1.3A / 0.7A	24VDC	2.5A (60W)	1.97		
663-SDN4-24-100LP	SDN4-24-100LP	115/230 auto	2.1A / 1.0A	24VDC	3.8A (92W)	2.56		
663-SDN5-24-100P	SDN5-24-100P	115/230 auto	2.2A / 1.0A	24VDC	5A (120W)	2.56		
663-SDN10-24-100P	SDN10-24-100P	115/230 auto	5A / 2A typ.	24VDC	10A(240W)	3.26		

ACCESSORIES FOR DIN RAIL POWER SUPPLIES

For quantities greater than listed, call for quote.

MOUSER STOCK NO.	SolaHD Part No.	Description	Price Each 1	5	50	100
653-PFP-100N	PFP-100N	DIN rail, 1M length x 7.3mm wide				
653-PFP-M	PFP-M	DIN rail end plate				

© Copyright 2014 Mouser Electronics
© Copyright 2014 Mouser Electronics

SOLAHD DIN Rail Power Supplies

RoHS Compliant **This product is RoHS compliant.**

SOLAHD SCP SERIES, 30 WATT SWITCHERS: SINGLE, DUAL AND TRIPLE

These switchers are compact, rugged encapsulated power supplies designed to power many industrial control and instrumentation devices and equipment, with high reliability and tight regulation.

Features:

- Input Voltage: 85-264VAC 100-375VDC
- International approvals for global use
- DIN Rail or Chassis Mount
- Rugged, encapsulated design to resist environment
- IP20 protection
- Five year warranty
- Available in Low Profile or Slim Line packages

Packaging and Mounting Specifications:

- Simple snap-on for DIN Rail TS35/7.5 or TS35/15
- M3 screw clamp terminations
- Chassis mounting possible on -DN Low-Profile versions by removing DIN clips

RoHS Compliant



Slim Line Low Profile

UL 1950 E137632

CUL/CSA-C22.2 No. 234-M90

EMC and Low Volt. Directive

Low Profile - DIN Rail or Chassis Mount

For quantities greater than listed, call for quote.

MOUSER STOCK NO.	SolaHD Part No.	Output Voltages			Min. Load V1 (A)	Dimensions: in. H x W x D	Efficiency	Price Each			
		V1	V2	V3				1	5	10	25
663-SCP30S3.3-DN	SCP30S3.3-DN	3.3V @ 6A	- - -	- - -	0	4.72 x 2.55 x 1.29	≥62%				
663-SCP30S5-DN	SCP30S5-DN	5V @ 6A	- - -	- - -	0	4.72 x 2.55 x 1.29	≥70%				
663-SCP30S12-DN	SCP30S12-DN	12V @ 2.5A	- - -	- - -	0	4.72 x 2.55 x 1.29	≥75%				
663-SCP30S15-DN	SCP30S15-DN	15V @ 2.0A	- - -	- - -	0	4.72 x 2.55 x 1.29	≥75%				
663-SCP30S24-DN	SCP30S24-DN	24V @ 1.3A	- - -	- - -	0	4.72 x 2.55 x 1.29	≥77%				
663-SCP30S48-DN	SCP30S48-DN	48V @ 0.6A	- - -	- - -	0	4.72 x 2.55 x 1.29	≥77%				
663-SCP30D12-DN	SCP30D12-DN	12V @ 1.2A	-12V @ 1.2A	- - -	0.12	4.72 x 2.55 x 1.29	≥68%				
663-SCP30D15-DN	SCP30D15-DN	15V @ 1.0A	-15V @ 1.0A	- - -	0.15	4.72 x 2.55 x 1.29	≥68%				
663-SCP30T512-DN	SCP30T512-DN	5V @ 3.0A	-12V @ 0.6A	12V @ 0.6A	0.3	4.72 x 2.55 x 1.29	≥68%				

Slim Line - DIN Rail Mount Only

For quantities greater than listed, call for quote.

MOUSER STOCK NO.	SolaHD Part No.	Output Voltages			Min. Load V1 (A)	Dimensions: in. H x W x D	Efficiency	Price Each			
		V1	V2	V3				1	5	10	25
663-SCP30S3.3B-DN	SCP30S3.3B-DN	3.3V @ 6A	- - -	- - -	0	4.72 x 1.29 x 2.68	≥62%				
663-SCP30S5B-DN	SCP30S5B-DN	5V @ 6A	- - -	- - -	0	4.72 x 1.29 x 2.68	≥70%				
663-SCP30S12B-DN	SCP30S12B-DN	12V @ 2.5A	- - -	- - -	0	4.72 x 1.29 x 2.68	≥75%				
663-SCP30S15B-DN	SCP30S15B-DN	15V @ 2.0A	- - -	- - -	0	4.72 x 1.29 x 2.68	≥75%				
663-SCP30S24B-DN	SCP30S24B-DN	24V @ 1.3A	- - -	- - -	0	4.72 x 1.29 x 2.68	≥77%				
663-SCP30S48B-DN	SCP30S48B-DN	48V @ 0.6A	- - -	- - -	0	4.72 x 1.29 x 2.68	≥77%				
663-SCP30D12B-DN	SCP30D12B-DN	12V @ 1.2A	-12V @ 1.2A	- - -	0.12	4.72 x 1.29 x 2.68	≥68%				
663-SCP30D15B-DN	SCP30D15B-DN	15V @ 1.0A	-15V @ 1.0A	- - -	0.15	4.72 x 1.29 x 2.68	≥68%				
663-SCP30T512B-DN	SCP30T512B-DN	5V @ 3.0A	-12V @ 0.6A	12V @ 0.6A	0.3	4.72 x 1.29 x 2.68	≥68%				

SOLAHD SCD SERIES, ENCAPSULATED INDUSTRIAL DC-DC CONVERTERS

These DC to DC converters are compact, rugged power supplies designed to power industrial control instrumentation devices and equipment where AC power is not convenient or accessible.

Features:

- DIN Rail or Chassis Mount by removing DIN clips
- Rugged, encapsulated design to resist environment
- IP20 protection
- Wide input range: 20-72VDC
- M3 screw clamp terminations
- Simple snap-on for DIN rail TS35/7.5 or TS 35/15
- Five year warranty
- Dimensions: 4.71"(H) x 2.55"(W) x 1.29"(D)

RoHS Compliant



CUL/CSA-C22.2 No. 234-M90

EMC and Low Volt. Directive

UL 1950 E137632

UL 508 Listed IND. CONT. EQ. EI91000

For quantities greater than listed, call for quote.

MOUSER STOCK NO.	SolaHD Part No.	Input Voltage	Output Voltages		Min. Load V1 (A)	Switching Frequency (Typ.)	Regulation Line/ Load	Price Each			
			V1	V2				1	5	10	25
663-SCD30S5-DN	SCD30S5-DN	20-72 VDC	5V @ 5.0A	--	0A	100kHz	≤±0.5%				
663-SCD30S12-DN	SCD30S12-DN	20-72 VDC	12V @ 2.5A	--	0A	100kHz	≤±0.5%				
663-SCD30S15-DN	SCD30S15-DN	20-72 VDC	15V @ 2.0A	--	0A	100kHz	≤±0.5%				
663-SCD30S24-DN	SCD30S24-DN	20-72 VDC	24V @ 1.3A	--	0A	100kHz	≤±0.5%				
663-SCD30S48-DN	SCD30S48-DN	20-72 VDC	48V @ 0.6A	--	0A	100kHz	≤±0.5%				
663-SCD30D15-DN	SCD30D15-DN	20-72 VDC	15V @ 0.8A	-15V @ 0.8A	0.15A	100kHz	≤±0.5%				

Accessories For Din Rail Power Supplies

For quantities greater than listed, call for quote.

MOUSER STOCK NO.	Manufacturer Type	Description	Price Each			
			1	25	50	100
653-PFP-100N	PFP-100N	DIN rail, 1M length x 7.3mm wide				
653-PFP-M	PFP-M	DIN rail end plate				

© Copyright 2014 Mouser Electronics

© Copyright 2014 Mouser Electronics



KPSA SERIES 5-15W AC-DC BOARD MOUNT POWER SUPPLIES

- Input Voltage: 85-264VAC, 47-440Hz
- UL Class II Approved
- PC board Mountable

For quantities greater than listed, call for quote.

MOUSER STOCK NO.	TDK-Lambda Part No.	Fig.	Output Voltage	Max. Current	Max. Power	Price Each
967-KPSA55	KPSA5-5	A	5V	1A	5W	
967-KPSA512	KPSA5-12	A	12V	0.42A	5W	
967-KPSA515	KPSA5-15	A	15V	0.33A	5W	
967-KPSA524	KPSA5-24	A	24V	0.23A	5.5W	
967-KPSA105	KPSA10-5	A	5V	2A	10W	
967-KPSA1012	KPSA10-12	A	12V	0.84A	10.1W	
967-KPSA1024	KPSA10-24	A	24V	0.42A	10.1W	
967-KPSA155	KPSA15-5	A	5V	3A	15W	
967-KPSA1512	KPSA15-12	A	12V	1.25A	15W	
967-KPSA1515	KPSA15-15	A	15V	1A	15W	
967-KPSA1524	KPSA15-24	A	24V	0.63A	15.1W	

ZPSA20 SERIES 2X3.5 22W AC-DC POWER SUPPLIES

- Input Voltage: 85-264Vac, 47-440Hz
- Class B conducted EMI
- Mating Connector: AC: 538-09-50-3031 DC: 538-09-50-3041

For quantities greater than listed, call for quote.

MOUSER STOCK NO.	TDK-Lambda Part No.	Fig.	Output Voltage	Max. Current	Max. Power	Price Each
967-ZPSA205	ZPSA20-5	B	5V	4.4A	22W	
967-ZPSA209	ZPSA20-9	B	9V	2.45A	22W	
967-ZPSA2012	ZPSA20-12	B	12V	1.8A	22W	
967-ZPSA2024	ZPSA20-24	B	24V	0.92A	22W	

MTW SERIES 15-60W LOW PROFILE TRIPLE OUTPUT POWER SUPPLIES

- Peak Load capable
- Output 1 isolated from 2 & 3
- No minimum load
- Input Voltage: 85-265Vac, 47-440Hz
- Mating Connector:

	AC:	DC:
MTW15	538-51144-0500	JST: XHP-8
MTW30	538-51144-0500	538-51144-0600
MTW60	538-51144-0500	538-51144-0800

For quantities greater than listed, call for quote.

MOUSER STOCK NO.	TDK-Lambda Part No.	Fig.	Output Voltage	Max. Current	Max. Power	Price Each
967-MTW1551212	MTW15-51212	C	5V 12V -12V	2A 0.3A 0.2A	15W	
967-MTW3051212	MTW30-51212	C	5V 12V -12V	3A 1.2A 0.3A	30W	
967-MTW3051515	MTW30-51515	C	5V 15V -15V	3A 0.8A 0.3A	30W	
967-MTW6051515	MTW60-51515	C	5V 15V -15V	5A 2A 0.5A	60W	

ZP40 SERIES 40W AC-DC POWER SUPPLIES

- Input Voltage: 90-264VAC, 47-440Hz
- Low 1.20" profile
- Up to 88% efficiency

For quantities greater than listed, call for quote.

MOUSER STOCK NO.	TDK-Lambda Part No.	Fig.	Output Voltage	Max. Current	Max. Power	Price Each
967-ZPT4051515N	ZPT4051515N	D	5V 15V -15V	3.2A 1.5A 0.3A	42W	

ZPSA40/60 SERIES 2X4 30-60W AC-DC POWER SUPPLIES

- Input Voltage: 90-264VAC, 47-440Hz
- Low 1.07" profile
- Mating Connector: AC: 538-09-50-3031 DC: 538-09-50-3041

For quantities greater than listed, call for quote.

MOUSER STOCK NO.	TDK-Lambda Part No.	Fig.	Output Voltage	Max. Current	Max. Power	Price Each
967-ZPSA405	ZPSA40-5	E	5V	6A	30W	
967-ZPSA4012	ZPSA40-12	E	12V	3.34A	40W	
967-ZPSA4024	ZPSA40-24	E	24V	1.67A	40W	
967-ZPSA4028	ZPSA40-28	E	28V	1.43A	40W	

ZPSA40/60 SERIES 2X4 30-60W AC-DC POWER SUPPLIES (CONT.)

- Input Voltage: 90-264VAC, 47-440Hz
- Low 1.07" profile
- Mating Connector: AC: 538-09-50-3031 DC: 538-09-50-3041

For quantities greater than listed, call for quote.

MOUSER STOCK NO.	TDK-Lambda Part No.	Fig.	Output Voltage	Max. Current	Max. Power	Price Each
967-ZPSA4036	ZPSA40-36	E	36V	1.11A	40W	
967-ZPSA4048	ZPSA40-48	E	48V	0.834A	40W	
967-ZPSA605	ZPSA60-5	E	5V	8A	40W	
967-ZPSA609	ZPSA60-9	E	9V	6.67A	60W	
967-ZPSA6012	ZPSA60-12	E	12V	5A	60W	
967-ZPSA6015	ZPSA60-15	E	15V	4A	60W	
967-ZPSA6024	ZPSA60-24	E	24V	2.5A	60W	
967-ZPSA6028	ZPSA60-28	E	28V	2.14A	60W	
967-ZPSA6030	ZPSA60-30	E	30V	2A	60W	

ZWSBAF SERIES 50-150W HIGH RELIABILITY AC-DC POWER SUPPLIES

- Universal Input: 85-265Vac, 47-63Hz
- Power factor Corrected
- Convection Cooled
- Mating Connector: AC:538-51144-0500 DC: 50W: 538-51144-0400, 75W: 538-51144-0600, 100W: 538-51144-0800, 150W: +Output: 538-51144-0600, -Output: 538-51144-0700

For quantities greater than listed, call for quote.

MOUSER STOCK NO.	TDK-Lambda Part No.	Fig.	Output Voltage	Max. Current	Max. Power	Price Each
967-ZWS50BAF5	ZWS50BAF-5	F	5V (4.5-5.5V)	10A	50W	
967-ZWS50BAF12	ZWS50BAF-12	F	12V (10.8-13.2V)	4.3A	50W	
967-ZWS50BAF15	ZWS50BAF-15	F	15V (13.5-16.5V)	3.5A	50W	
967-ZWS50BAF24	ZWS50BAF-24	F	24V (21.6-26.4V)	2.1A	50W	
967-ZWS50BAF48	ZWS50BAF-48	F	48V (39.5-52.8V)	1.1A	50W	
967-ZWS75BAF5	ZWS75BAF-5	F	5V (4.5-5.5V)	15A	75W	
967-ZWS75BAF12	ZWS75BAF-12	F	12V (10.8-13.2V)	6.3A	75W	
967-ZWS75BAF15	ZWS75BAF-15	F	15V (13.5-16.5V)	5A	75W	
967-ZWS75BAF24	ZWS75BAF-24	F	24V (21.6-26.4V)	3.2A	75W	
967-ZWS75BAF48	ZWS75BAF-48	F	48V (39.5-52.8V)	1.6A	75W	
967-ZWS100BAF5	ZWS100BAF-5	F	5V (4.5-5.5V)	20A	100W	
967-ZWS100BAF12	ZWS100BAF-12	F	12V (10.8-13.2V)	8.5A	100W	
967-ZWS100BAF48	ZWS100BAF-48	F	48V (39.5-52.8V)	2.1A	100W	
967-ZWS150BAF5	ZWS150BAF-5	F	5V (4.5-5.5V)	30A	150W	
967-ZWS150BAF12	ZWS150BAF-12	F	12V (10.8-13.2V)	12.5A	150W	
967-ZWS150BAF24	ZWS150BAF-24	F	24V (21.6-26.4V)	6.3A	150W	
967-ZWS150BAF48	ZWS150BAF-48	F	48V (39.5-52.8V)	3.2A	150W	

SCS120PW SERIES 3X5 120W SINGLE OUTPUT POWER SUPPLIES

- Convection cooled
- Input Voltage: 90-264VAC, 47-63Hz
- Mating Connector: AC: 538-09-50-8031 DC: 538-09-50-8061

For quantities greater than listed, call for quote.

MOUSER STOCK NO.	TDK-Lambda Part No.	Fig.	Output Voltage	Max. Current	Max. Power	Price Each
967-SCS120PW12	SCS120PW12	G	12V	10A	120W	
967-SCS120PW24	SCS120PW24	G	24V	5A	120W	

ZWS-BP SERIES 150-480W SINGLE OUTPUT POWER SUPPLIES

- Universal Input (85 - 265VAC)
- Power factor corrected
- Up to 200% peak power capability
- Five year warranty
- Less than 0.5mA earth leakage current
- Safety Agency Certifications UL60950-1, CSA60950-1, EN60950-1, EN50178 OV II, CE Mark

For quantities greater than listed, call for quote.

MOUSER STOCK NO.	TDK-Lambda Part No.	Fig.	Output Voltage	Max. Current	Max. Power	Price Each
967-ZWS150BP24	ZWS150BP24	H	24V (21.6-26.4V)	6.3A	151.2W	
967-ZWS150BP36	ZWS150BP36	H	36V (32.4-39.6V)	4.2A	151.2W	
967-ZWS150BP48	ZWS150BP48	H	48V (39.6-52.8V)	3.2A	153.6W	
967-ZWS240BP24	ZWS240BP24	H	24V (21.6-26.4V)	10A	240W	
967-ZWS240BP36	ZWS240BP36	H	36V (32.4-39.6V)	6.7A	241.2W	
967-ZWS240BP48	ZWS240BP48	H	48V (39.6-52.8V)	5A	240W	

© Copyright 2014 Mouser Electronics

© Copyright 2014 Mouser Electronics

TDK-LAMBDA Medical AC-DC Power Supplies

TDK·Lambda

KM SERIES 15-40W MEDICAL AC-DC PCB MOUNT POWER SUPPLIES

- AC Input voltage: 90-264VAC, ✻ 200-265VAC
- AC Input frequency: 47-440Hz
- PC Board Mountable
- Medical Safety Certification (4kVAC Input - Output)
- Class II (No ground needed)

For quantities greater than listed, call for quote.

MOUSER STOCK NO.	TDK-Lambda Part No.	Fig.	Output Voltage	Min. Current	Max. Current	Power	Regulation Line	Regulation Load	Efficiency	Price Each
Single Output										
967-KMS155	KMS15-5	A	5V	0A	3A	15W	0.50%	1%	78%	
967-KMS159	KMS15-9	A	9V	0A	1.67A	15W	0.50%	1%	79%	
967-KMS1512	KMS15-12	A	12V	0A	1.25A	15W	0.50%	1%	81%	
967-KMS1515	KMS15-15	A	15V	0A	1A	15W	0.50%	1%	81%	
967-KMS1524	KMS15-24	A	24V	0A	0.62A	15W	0.50%	1%	83%	
967-KMS405	KMS40-5	A	5V	80mA	8A	40W	0.50%	1%	79%	
967-KMS409	KMS40-9	A	9V	44mA	4.44A	40W	0.50%	1%	82%	
967-KMS4012	KMS40-12	A	12V	33mA	3.33A	40W	0.50%	1%	83%	
967-KMS4015	KMS40-15	A	15V	26.7mA	2.67A	40W	0.50%	1%	83%	
967-KMS4024	KMS40-24	A	24V	16.7mA	1.67A	40W	0.50%	1%	83%	
Dual Output										
967-KMD1555	KMD15-55	A	+5V -5V	150mA 150mA	1.5A 1.5A	15W	0.50% 0.50%	1% 1%	78%	
967-KMD151212	KMD15-1212	A	+12V -12V	62.5mA 62.5mA	0.625A 0.625A	15W	0.50% 0.50%	1% 1%	80%	
967-KMD151515	KMD15-1515	A	+15V -15V	50mA 50mA	0.5A 0.5A	15W	0.50% 0.50%	1% 1%	81%	
967-KMD4055	KMD40-55	A	+5V -5V	400mA 400mA	4A 4A	40W	0.50% 0.50%	1% 1%	79%	
✻ 967-KMD40512	KMD40-512	A	5V 12V	1250mA 312mA	5A 1.25A	40W	0.50% 5%	2% 6%	80%	
✻ 967-KMD40524	KMD40-524	A	5V 24V	1250mA 156mA	5A 0.625A	40W	0.50% 5%	2% 6%	80%	
967-KMD401212	KMD40-1212	A	+12V -12V	166mA 166mA	1.66A 1.66A	40W	0.50% 0.50%	1% 1%	83%	
967-KMD401515	KMD40-1515	A	+15V -15V	133mA 133mA	1.33A 1.33A	40W	0.50% 0.50%	1% 1%	81%	
Triple Output										
967-KMT4051212	KMT40-51212	A	5V +12V -12V	1250mA 150mA 150mA	5A 0.6A 0.6A	40W	0.50% 5% 5%	3% 7% 7%	80%	
967-KMT4051515	KMT40-51515	A	5V +15V -15V	1250mA 125mA 125mA	5A 0.5A 0.5A	40W	0.50% 5% 5%	3% 7% 7%	80%	

MWS65 SERIES 2X4 55W-67W OPEN FRAME MEDICAL AC-DC POWER SUPPLIES

- Medical and ITE Certification
- BF Rated
- <0.3W Off-load Power Draw
- AC input voltage: 85-265VAC
- AC input frequency: 47-440Hz
- Mating Connector:
  AC: 538-51144-0300
  DC: 538-51144-0400

For quantities greater than listed, call for quote.

MOUSER STOCK NO.	TDK-Lambda Part No.	Fig.	Output Voltage	Max. Current	Max. Power	Ripple/Noise	Efficiency (115/230VAC)	Price Each
967-MWS655	MWS65-5	B	5V (4.5-5.5V)	11A	55W	120mV	80/82%	
967-MWS6512	MWS65-12	B	12V (10.8-13.2V)	5A	60W	150mV	84/86%	
967-MWS6515	MWS65-15	B	15V (13.5-16.5V)	4.4A	66W	150mV	85/87%	
967-MWS6524	MWS65-24	B	24V (21.6-26.4V)	2.8A	67.2W	150mV	86/88%	
967-MWS6548	MWS65-48	B	48V (43.2-52.8V)	1.4A	67.2W	200mV	87/89%	

CSS150 SERIES 3X5 150W OPEN FRAME MEDICAL AC-DC POWER SUPPLIES

- AC input voltage: 90-264VAC
- AC input frequency: 47-400Hz
- Mating Connector:
  AC: 538-09-50-3031
  DC: 538-09-50-3061

For quantities greater than listed, call for quote.

MOUSER STOCK NO.	TDK-Lambda Part No.	Fig.	Output Voltage	Max Power Convection	Max Current Convection	Max Power Forced Air	Max Current Forced Air	Price Each
967-CSS15012	CSS150-12	C	12V (11.64-12.36V)	100W	8.3A	150W	12.5A	
967-CSS15015	CSS150-15	C	15V (14.55-15.45V)	100W	6.7A	150W	10A	
967-CSS15024	CSS150-24	C	24V (23.28-24.72V)	100W	4.2A	150W	6.3A	
967-CSS15036	CSS150-36	C	36V (34.92-37.08V)	100W	2.8A	150W	4.2A	
967-CSS15048	CSS150-48	C	48V (46.60-49.44V)	100W	2.1A	150W	3.1A	

NV175 SERIES 3X5 175-200W MEDICAL AC-DC POWER SUPPLIES

- 1-4 Outputs
- Active Power Factor Correction
- Universal Input: 90-264VAC, 47-63Hz
- Medical Approvals (Basic Insulation Input-Output)

For quantities greater than listed, call for quote.

MOUSER STOCK NO.	TDK-Lambda Part No.	Fig.	CH1	CH2	CH3	CH4	Max Power Convection	Price Each
967-NV11G000	NV1-1G000	D	24V/7.5A	-	-	-	180W	
967-NV1453TT	NV1-453TT	D	+5V/25A	+3.3V/15A	+12V/5A	-12V/1A	175W	
967-NV14G5TT	NV1-4G5TT	D	+24V/7.5A	+5V/8A	+12V/5A	-12V/1A	180W	

EFE300M SERIES 300W MEDICAL POWER SUPPLIES

- Medical Safety Certifications (BF Rated)
- Fully Featured - including ORing FET
- Universal Input (90 - 264VAC)
- Peak Loading (10s)
- Suitable for 1U applications
- Full Digital Control
- High Efficiency
- Low Profile
- Reinforced Isolation (4kVAC input to output)
- Safety Agency Approvals:
  IEC/UL/EN/CSA22.2 60601-1
  IEC/EN 61010-1
  IEC/UL/EN/CSA22.2 No 60950-1
  CE for LVD

For quantities greater than listed, call for quote.

MOUSER STOCK NO.	TDK-Lambda Part No.	Fig.	Style	Output Voltage	Output Current (A)	Average Power	Peak Output Current	Peak Output Power	Price Each
967-U5Y0031	U5Y0031	E	With Fan	12V	25A	300W	33.3A	400W	
967-U5Y0020	U5Y0020	E	Open Frame	12V	25A	300W	33.3A	400W	
967-U5Y0064	U5Y0064	E	With Fan	24V	12.5A	300W	16.7A	400W	
967-U5Y0053	U5Y0053	E	Open Frame	24V	12.5A	300W	16.7A	400W	
967-U5Y0166	U5Y0166	E	With Fan	48V	6.25A	300W	8.33A	350W	
967-U5Y0201	U5Y0201	E	Open Frame	48V	6.25A	300W	8.33A	350W	

A



B



C





D





E



© Copyright 2014 Mouser Electronics

© Copyright 2014 Mouser Electronics



LS SERIES 25-150W SINGLE OUTPUT GENERAL PURPOSE POWER SUPPLIES

- 115VAC or 230VAC input
- Withstands 300VAC surges (5s)

For quantities greater than listed, call for quote.

MOUSER STOCK NO.	TDK-Lambda Part No.	Fig.	Output Voltage	Max. Current	Max. Power	Price Each
967-LS25-3.3	LS25-3.3	A	3.3 (2.85-3.6V)	6A	20W	
967-LS255	LS25-5	A	5V (4.5-5.5V)	5A	25W	
967-LS2512	LS25-12	A	12V (10.8-13.2V)	2.1A	25W	
967-LS2515	LS25-15	A	15V (13.5-16.5V)	1.7A	25W	
967-LS2524	LS25-24	A	24V (22-27.6V)	1.1A	25W	
967-LS2536	LS25-36	A	36V (32-40V)	0.75A	25W	
967-LS2548	LS25-48	A	48V (42-54V)	0.57A	25W	
967-LS355	LS35-5	A	5V (4.5-5.5V)	7A	35W	
967-LS3512	LS35-12	A	12V (10.8-13.2V)	3A	35W	
967-LS3515	LS35-15	A	15V (13.5-16.5V)	2.4A	35W	
967-LS3524	LS35-24	A	24V (22-27.6V)	1.5A	35W	
967-LS3536	LS35-36	A	36V (32-40V)	1A	35W	
967-LS505	LS50-5	A	5V (4.75-5.5V)	10A	50W	
967-LS5012	LS50-12	A	12V (10.8-13.2V)	4.2A	50W	
967-LS5015	LS50-15	A	15V (13.5-16.5V)	3.4A	50W	
967-LS5024	LS50-24	A	24V (22-27.6V)	2.2A	50W	
967-LS5036	LS50-36	A	36V (32-40V)	1.4A	50W	
967-LS5048	LS50-48	A	48V (42-54V)	1.1A	50W	
967-LS755	LS75-5	A	5V (4.75-5.5V)	12A	75W	
967-LS7512	LS75-12	A	12V (10.8-13.2V)	6A	75W	
967-LS7515	LS75-15	A	15V (13.5-16.5V)	5A	75W	
967-LS7524	LS75-24	A	24V (22-27.6V)	3.2A	75W	
967-LS7536	LS75-36	A	36V (32-40V)	2.1A	75W	
967-LS7548	LS75-48	A	48V (42-54V)	1.6A	75W	
967-LS1005	LS100-5	A	5V (4.75-5.5V)	16A	100W	
967-LS10012	LS100-12	A	12V (10.8-13.2V)	8.5A	100W	
967-LS10015	LS100-15	A	15V (13.5-16.5V)	7A	100W	
967-LS10024	LS100-24	A	24V (22-27.6V)	4.5A	100W	
967-LS10036	LS100-36	A	36V (32-40V)	3A	100W	
967-LS10048	LS100-48	A	48V (42-54V)	2.3A	100W	
967-LS1505	LS150-5	A	5V (4.75-5.5V)	26A	150W	
967-LS15012	LS150-12	A	12V (10.8-13.2V)	12.5A	150W	
967-LS15015	LS150-15	A	15V (13.5-16.5V)	10A	150W	
967-LS15024	LS150-24	A	24V (22-27.6V)	6.5A	150W	
967-LS15036	LS150-36	A	36V (32-40V)	4.3A	150W	
967-LS15048	LS150-48	A	48V (42-54V)	3.3A	150W	

HFE SERIES 1600-2500W 1U FRONT END POWER SUPPLIES

- 85-265VAC input
- Up to 7600-9500W in 1U rack

For quantities greater than listed, call for quote.

MOUSER STOCK NO.	TDK-Lambda Part No.	Fig.	Output Voltage	Max. Current	Max. Power	Price Each
967-HFE1600-12	HFE1600-12	B	12V (9.6-13.2V)	133A	1596W	
967-HFE1600-24	HFE1600-24	B	24V (19.2-29V)	67A	1608W	
967-HFE1600-48	HFE1600-48	B	48V (38.4-58V)	33A	1584W	
967-HFE250012	HFE2500-12	C	12V (9.6-13.2V)	200A	2400W	
967-HFE250024	HFE2500-24	C	24V (19.2-29V)	104A	2496W	
967-HFE250048	HFE2500-48	C	48V (38.4-58V)	52A	2496W	
Accessories						
967-HFE1600S1U	HFE1600-S1U		Five slot 19" rack, IEC320-C16 input connectors (5)			
967-HFE1600S1UTB	HFE1600-S1U-TB		Five slot 19" rack, terminal block input connectors (5)			
967-HFE2500S1U	HFE2500-S1U		Four slot 19" rack, IEC320-C16 input connector			
967-HFE2500S1UTB	HFE2500-S1U-TB		Four slot 19" rack, terminal block input connector			

SWS SERIES 150-300W SINGLE OUTPUT GENERAL PURPOSE POWER SUPPLIES

- Input Transient Protected IEC61000-4
- Power Factor Correction to EN61000-3-2
- Universal Input: 85-265VAC, 47-63Hz
- Level B EMI

For quantities greater than listed, call for quote.

MOUSER STOCK NO.	TDK-Lambda Part No.	Fig.	Output Voltage	Max. Current	Max. Power	Price Each
967-SWS15012	SWS150-12	D	12V (10.8-13.2V)	12.5A	150W	
967-SWS15015	SWS150-15	D	15V (13.5-16.5V)	10A	150W	

SWS SERIES 150-300W SINGLE OUTPUT GENERAL PURPOSE POWER SUPPLIES (CONT.)

For quantities greater than listed, call for quote.

MOUSER STOCK NO.	TDK-Lambda Part No.	Fig.	Output Voltage	Max. Current	Max. Power	Price Each
967-SWS15024	SWS150-24	D	24V (21.6-26.4V)	6.3A	150W	
967-SWS300A12	SWS300A12	D	12V (9.6-13.2V)	26A	312W	
967-SWS300A15	SWS300A15	D	15V (13.2-18.6V)	21A	315W	
967-SWS300A24	SWS300A24	D	24V (20-28.8V)	13A	312W	
967-SWS300A36	SWS300A36	D	36V (28.8-40V)	8.8A	313W	
967-SWS300A48	SWS300A48	D	48V (40-57.6)	6.7A	322W	

LS200 SERIES 200W SINGLE OUTPUT GENERAL PURPOSE POWER SUPPLY

- AC Input Voltage: 85-264VAC, 47-63Hz
- 1.6" high (for 1U racking)
- With Cover and Fan

For quantities greater than listed, call for quote.

MOUSER STOCK NO.	TDK-Lambda Part No.	Fig.	Output Voltage	Max. Current	Max. Power Forced Air	Price Each
967-LS2005	LS200-5	E	5V (4.75-5.5V)	40A	200W	
967-LS20012	LS200-12	E	12V (10.8-14.4V)	16.7A	200W	
967-LS20015	LS200-15	E	15V (13.5-16.5V)	13.4A	200W	
967-LS20024	LS200-24	E	24V (22-28.8V)	8.4A	200W	
967-LS20048	LS200-48	E	48V (42-57.6V)	4.2A	200W	

GWS SERIES SINGLE OUTPUT 250 & 500W POWER SUPPLIES

- High Efficiency, up to 93%
- 1.6" high (For 1U racking)
- AC Input Range: 85-264VAC
- Input Frequency: 47-63Hz

For quantities greater than listed, call for quote.

MOUSER STOCK NO.	TDK-Lambda Part No.	Fig.	Output Voltage	Max. Current	Max. Power Convection	Price Each
967-GWS25012	GWS250-12	F	12V (10.8-13.2V)	21A	250W	
967-GWS25024	GWS250-24	F	24V (22-28.8V)	10.5A	250W	
967-GWS25036	GWS250-36	F	36V (32-40V)	7A	250W	
967-GWS25048	GWS250-48	F	48V (42-57.6V)	5.3A	250W	
967-GWS50012	GWS500-12	E	12V (10.8-13.2V)	42A	500W	
967-GWS50024	GWS500-24	E	24V (22-28.8V)	21A	500W	
967-GWS50036	GWS500-36	E	36V (32-40V)	14A	500W	
967-GWS50048	GWS500-48	E	48V (42-57.6V)	10.5A	500W	

CPFE500F SERIES 500W CONDUCTION COOLED POWER SUPPLIES

- Base plate cooled, no fan required
- MIL STD 461/462D CE102 Conducted EMC
- AC Input: 90-265VAC, 47-440Hz
- With cover and Protective Coating

For quantities greater than listed, call for quote.

MOUSER STOCK NO.	TDK-Lambda Part No.	Fig.	Output Voltage	Max. Current	Max. Power Convection	Price Each
967-CPFE500F12NLC	CPFE500F-12-NLC	G	12V (9.6-14.4V)	42A	504W	
967-CPFE500F24NLC	CPFE500F-24-NLC	G	24V (22.4-33.6V)	18A	504W	
967-CPFE500F28NLC	CPFE500F-28-NLC	G	28V (22.4-33.6V)	18A	504W	
967-CPFE500F48NLC	CPFE500F-48-NLC	G	48V (38.4-57.6V)	10.5A	504W	

LZSA SERIES 500-1500W SINGLE OUTPUT INDUSTRIAL POWER SUPPLIES

- -40°C to +71°C Operation
- MIL-STD-810E Vibration/Shock
- Input transient protected
- UL508, SEMIF47, Factory Mutual (Class 1, Division 2)
- Rugged mechanical design with coating on pcbs
- Input Voltage: 85-265VAC, 47-440Hz

✻ Operates at 115VAC

For quantities greater than listed, call for quote.

MOUSER STOCK NO.	TDK-Lambda Part No.	Fig.	Output Voltage	Min. Current	Max. Current	Price Each
967-LZSA5003	LZSA500-3	H	24V (18-29.4V)	21A	504W	
967-LZSA10003	LZSA1000-3	H	24V (18-29.4V)	42A	1008W	
✻ 967-LZSA15003001	LZSA1500-3-001	H	24V (18-29.4V)	63A	1512W	
967-LZSA15004	LZSA1500-4	H	48V (36-56V)	31.5A	1512W	

© Copyright 2014 Mouser Electronics

TDK-LAMBDA Power Supplies

TDK·Lambda



SWS SERIES 50W-100W SINGLE OUTPUT GENERAL PURPOSE POWER SUPPLIES

PRODUCT NEW

- Power Factor Correction to EN61000-3-2
- Universal Input: (85-265VAC)
- Input Transient Protected IEC61000-4

For quantities greater than listed, call for quote.

MOUSER STOCK NO.	TDK-Lambda Part No.	Fig.	Output Voltage	Max. Current	Max. Power	Price Each
967-SWS505	SWS505	A	5V (4.5-5.5V)	10A	50W	
967-SWS5012	SWS5012	A	12V (10.8-13.2V)	4.3A	52W	
967-SWS5024	SWS5024	A	24V (21.6-26.4V)	2.1A	50W	
967-SWS7524	SWS7524	A	24V (21.6-26.4V)	3.2A	77W	
967-SWS10024	SWS10024	A	24V (21.6-26.4V)	4.3A	103W	

SWS600 600W SINGLE OUTPUT GENERAL PURPOSE POWER SUPPLIES

PRODUCT NEW

- Active Power Factor Correction
- Universal Input: (85-265VAC)
- Input Transient Protected IEC61000-4

For quantities greater than listed, call for quote.

MOUSER STOCK NO.	TDK-Lambda Part No.	Fig.	Output Voltage	Max. Current	Max. Power	Price Each
967-SWS60012	SWS60012	B	12V (9.6-13.2V)	50A	600W	
967-SWS60048	SWS60048	B	48V (40-57.6V)	12.5A	600W	

SWS600/1000L SERIES 600W-1000W SINGLE OUTPUT LOW PROFILE POWER SUPPLIES

- Active Power Factor Correction
- Universal Input: 85-265VAC, 47-63Hz
- Input Transient Protected IEC61000-4
- Medical Certifications (SWS1000L)

For quantities greater than listed, call for quote.

MOUSER STOCK NO.	TDK-Lambda Part No.	Fig.	Output Voltage	Max. Current	Max. Power	Price Each
967-SWS600L5	SWS600L-5	C	5V (4-6V)	120A	600W	
967-SWS600L12	SWS600L-12	C	12V (9.6-14.4V)	53A	636W	
967-SWS600L24	SWS600L-24	C	24V (19.2-28.8V)	27A	648W	
967-SWS600L36	SWS600L-36	C	36V (28.8-43.2V)	18A	648W	
967-SWS600L48	SWS600L-48	C	48V (38.4-56V)	13A	624W	
967-SWS600L60	SWS600L-60	C	60V (48-66V)	10A	600W	
967-SWS1000L15	SWS1000L-15	C	15V (12-19.5V)	70A	1050W	
967-SWS1000L24	SWS1000L-24	C	24V (19.2-28.8V)	44A	1056W	
967-SWS1000L36	SWS1000L-36	C	36V (28.8-43.2V)	29A	1044W	
967-SWS1000L48	SWS1000L-48	C	48V (38.4-56V)	22A	1056W	
967-SWS1000L60	SWS1000L-60	C	60V (48-66V)	17A	1020W	

CPFE1000F SERIES 720-1000W CONDUCTION COOLED POWER SUPPLIES

- Base plate cooled, no fan required
- MIL STD 461/462D CE102 EMC
- AC Input: 90-265VAC, 47-440Hz
- With cover and Protective Coating
- I²C Interface

For quantities greater than listed, call for quote.

MOUSER STOCK NO.	TDK-Lambda Part No.	Fig.	Output Voltage	Max. Current	Max. Power	Price Each
967-CPFE1000F12	CPFE1000F-12	D	12V (9.6-14.4V)	60A	720W	
967-CPFE1000F28	CPFE1000F-28	D	28V (22.4-33.6V)	36A	1008W	
967-CPFE1000F48	CPFE1000F-48	D	48V (38.4-57.6V)	21A	1008W	

FPS1000 SERIES 1000W FRONT END POWER SUPPLIES

- 1U high
- Hotswap capable (ORing diodes built in)
- Rear AC Input Configuration

For quantities greater than listed, call for quote.

MOUSER STOCK NO.	TDK-Lambda Part No.	Fig.	Output Voltage	Max. Current	Max. Power	Price Each
967-FPS100024	FPS100024	E	24V	40A	960W	
967-FPS100048	FPS100048	E	48V	21A	1008W	
Accessory		Description				
967-FPSS1U	FPSS1U	-	Rack, 1U for FPS1000, single output			

HK-A SERIES 10-150W SINGLE OUTPUT INDUSTRIAL POWER SUPPLIES

PRODUCT NEW

- Universal Input: 85-132VAC, 47-440Hz
- ±10% Output adjustment

For quantities greater than listed, call for quote.

MOUSER STOCK NO.	TDK-Lambda Part No.	Fig.	Output Voltage	Max. Current	Max. Power	Price Each
967-HK10A-5/A	HK10A5/A	F	5V (4.5-5.5V)	2A	10W	
967-HK10A-12/A	HK10A12/A	F	12V (10.8-13.2V)	0.9A	10W	
967-HK10A-24/A	HK10A24/A	F	24V (21.6-26.4)	0.5A	10W	
967-HK15A-5/A	HK15A5/A	F	5V (4.5-5.5V)	3A	15W	
967-HK25A-5/A	HK25A5/A	F	5V (4.5-5.5V)	5A	25W	
967-HK50A-5/A	HK50A5/A	F	5V (4.5-5.5V)	10A	50W	
967-HK50A-12/A	HK50A12/A	F	12V (10.8-13.2V)	4.2A	50W	
967-HK50A-24/A	HK50A24/A	F	24V (21.6-26.4)	2.2A	50W	
967-HK100A-24/A	HK100A24/A	F	24V (21.6-26.4)	4.5A	100W	
967-HK150A-24/A	HK150A24/A	F	24V (21.6-26.4)	6.5A	150W	

© Copyright 2014 Mouser Electronics
© Copyright 2014 Mouser Electronics

A



B



C



D



E



HWS1800T SERIES 1800W 3PH INDUSTRIAL POWER SUPPLIES

- Limited Lifetime Warranty
- 208VAC Three Phase Input
- Load Power: 2520W
- SEMI F47 Compliant

For quantities greater than listed, call for quote.

MOUSER STOCK NO.	TDK-Lambda Part No.	Fig.	Output Voltage	Peak Current	Peak Power	Price Each
967-HWS1800T24	HWS1800T-24	A	24V (19.2-28.8V)	75A	1800W	

HWS SERIES 15-150W SINGLE OUTPUT INDUSTRIAL POWER SUPPLIES

- UL508 approved
- SEMI F47 Compliant (high line AC)
- Universal Input: 85-265VAC, 47-63Hz
- Screw terminals, cover

For quantities greater than listed, call for quote.

MOUSER STOCK NO.	TDK-Lambda Part No.	Fig.	Output Voltage	Max. Current	Max. Power	Price Each
967-HWS15-3/A	HWS153/A	B	3.3V (2.97-3.96V)	3A	10W	
967-HWS155/A	HWS15-5/A	B	5V (4-6V)	3A	15W	
967-HWS1512/A	HWS15-12/A	B	12V (9.6-14.4V)	1.3A	15W	
967-HWS1515/A	HWS15-15/A	B	15V (12-18V)	1A	15W	
967-HWS1524/A	HWS15-24/A	B	24V (19.2-28.8V)	0.65A	15W	
967-HWS305/A	HWS30-5/A	B	5V (4-6V)	6A	30W	
967-HWS3012/A	HWS30-12/A	B	12V (9.6-14.4V)	2.5A	30W	
967-HWS3015/A	HWS30-15/A	B	15V (12-18V)	2A	30W	
967-HWS3024/A	HWS30-24/A	B	24V (19.2-28.8V)	1.3A	30W	
967-HWS3048/A	HWS30-48/A	B	48V (38.4-52.8V)	0.65A	30W	
967-HWS505/A	HWS50-5/A	B	5V (4-6V)	10A	50W	
967-HWS5012/A	HWS50-12/A	B	12V (9.6-14.4V)	4.3A	50W	
967-HWS5015/A	HWS50-15/A	B	15V (12-18V)	3.5A	50W	
967-HWS5024/A	HWS50-24/A	B	24V (19.2-28.8V)	2.2A	50W	
967-HWS5048/A	HWS50-48/A	B	48V (38.4-52.8V)	1.1A	50W	
967-HWS1005/A	HWS100-5/A	B	5V (4-6V)	20A	100W	
967-HWS10012/A	HWS100-12/A	B	12V (9.6-14.4V)	8.5A	100W	
967-HWS10015/A	HWS100-15/A	B	15V (12-18V)	7A	100W	
967-HWS10024/A	HWS100-24/A	B	24V (19.2-28.8V)	4.5A	100W	
967-HWS1505/A	HWS150-5/A	B	5V (4-6V)	30A	150W	
967-HWS15012/A	HWS150-12/A	B	12V (9.6-14.4V)	13A	150W	
967-HWS15015/A	HWS150-15/A	B	15V (12-18V)	10A	150W	
967-HWS15024/A	HWS150-24/A	B	24V (19.2-28.8V)	6.5A	150W	
967-HWS15048/A	HWS150-48/A	B	48V (38.4-52.8V)	3.3A	150W	

Z+ SERIES 400W PROGRAMMABLE POWER SUPPLIES

- 2U high
- Built-in USB, RS-232 & RS-485 Interface
- Optional LAN, GPIB & Isolated Analog Programming
- Bench or Rack Mount
- Constant Current or Voltage Modes
- Five Year Warranty

NEW PRODUCT

✻ LAN Interface (Complies with "LXI" Class C)

For quantities greater than listed, call for quote.

MOUSER STOCK NO.	TDK-Lambda Part No.	Fig.	Volt. Adjust Range	Current Adjust Range	Max. Power	Price Each
967-Z10-20-U	Z10-20-U	C	0-10	0-20	200	
967-Z1040U	Z10-40-U	C	0-10	0-40	400	
967-Z10-60-U	Z10-60-U	C	0-10	0-60	600	
967-Z10-72-U	Z10-72-U	C	0-10	0-72	720	
967-Z20-10-U	Z20-10-U	C	0-20	0-10	200	
967-Z2020U	Z20-20-U	C	0-20	0-20	400	
967-Z20-30-U	Z20-30-U	C	0-20	0-30	600	
967-Z20-40-U	Z20-40-U	C	0-20	0-40	800	
967-Z36-6-U	Z36-6-U	C	0-36	0-6	216	
967-Z3612U	Z36-12-U	C	0-36	0-12	432	
967-Z36-18-U	Z36-18-U	C	0-36	0-18	648	
967-Z36-24-U	Z36-24-U	C	0-36	0-24	864	
✻ 967-Z60-3.5-LAN-U	Z60-3.5-LAN-U	C	0-60	0-3.5	210	
967-Z60-3.5-U	Z60-3.5-U	C	0-60	0-3.5	210	
967-Z607U	Z60-7-U	C	0-60	0-7	420	
✻ 967-Z60-10-LAN-U	Z60-10-LAN-U	C	0-60	0-10	600	
967-Z60-10-U	Z60-10-U	C	0-60	0-10	600	
✻ 967-Z60-14-LAN-U	Z60-14-LAN-U	C	0-60	0-14	840	
967-Z60-14-U	Z60-14-U	C	0-60	0-14	840	
967-Z100-2-U	Z100-2-U	C	0-100	0-2	200	
967-Z1004U	Z100-4-U	C	0-100	0-4	400	
967-Z100-6-U	Z100-6-U	C	0-100	0-6	600	
967-Z100-8-U	Z100-8-U	C	0-100	0-8	800	
Accessory						
967-ZNL100	ZNL100	-	19" Rack Housing Accepts Four 105mm W or Six 70mm W Units			

HWS300-1500 SERIES 300-1500W SINGLE OUTPUT INDUSTRIAL POWER SUPPLIES

- Limited Lifetime Warranty
- SEMI F47 Compliant (high line AC)
- Universal Input: 85-265VAC, 47-63Hz
- With cover
- UL508 approved

For quantities greater than listed, call for quote.

MOUSER STOCK NO.	TDK-Lambda Part No.	Fig.	Output Voltage	Max. Current	Max. Power	Price Each
967-HWS3005	HWS300-5	D	5V (4-6V)	60A	300W	
967-HWS30012	HWS300-12	D	12V (9.6-14.4V)	27A	324W	
967-HWS30015	HWS300-15	D	15V (12-18V)	22A	330W	
967-HWS30024	HWS300-24	D	24V (19.2-28.8V)	14A	336W	
967-HWS30048	HWS300-48	D	48V (38.4-52.8V)	7A	336W	
967-HWS6005	HWS600-5	E	5V (4-6V)	120A	600W	
967-HWS60012	HWS600-12	E	12V (9.6-14.4V)	53A	648W	
967-HWS60015	HWS600-15	E	15V (12-18V)	43A	645W	
967-HWS60024	HWS600-24	E	24V (19.2-28.8V)	27A	648W	
967-HWS60048	HWS600-48	E	48V (38.4-52.8V)	13A	624W	
967-HWS100024	HWS1000-24	A	24V (19.2-28.8V)	44A	1056W	
967-HWS150012	HWS1500-12	A	12V (9.6-14.4V)	125A	1500W	
967-HWS150015	HWS1500-15	A	15V (12-18V)	100A	1500W	
967-HWS150024	HWS1500-24	A	24V (19.2-28.8V)	65A	1560W	
967-HWS150036	HWS1500-36	A	36V (28.8-43.2V)	42A	1512W	

© Copyright 2014 Mouser Electronics

© Copyright 2014 Mouser Electronics

TDK-LAMBDA DIN Rail Mount Power Supplies



DSP SERIES 7.5-100W LOW PROFILE DIN RAIL MOUNT POWER SUPPLIES

- Low Profile for Building Automation
- AC Input: 90-264VAC
- Class II Double Insulation, No ground connection required
- -25°C to +71°C Operation
- Snap-on Mounting: snap onto DIN Rail TS35/7.5 or TS35/15

For quantities greater than listed, call for quote.

MOUSER STOCK NO.	TDK-Lambda Part No.	Fig.	Output Voltage	Max. Current	Max. Power	Price Each
967-DSP105	DSP10-5	A	5V	1.5A	7.5W	
967-DSP1012	DSP10-12	A	12V	0.83A	10W	
967-DSP1015	DSP10-15	A	15V	0.67A	10.1W	
967-DSP1024	DSP10-24	A	24V	0.42A	10.1W	
967-DSP305	DSP30-5	A	5V (5-5.5V)	3A	15W	
967-DSP3012	DSP30-12	A	12V (12-14V)	2.1A	25.2W	
967-DSP3015	DSP30-15	A	15V (13.5-16.5V)	2A	30W	
967-DSP3024	DSP30-24	A	24V (24-28V)	1.3A	31.2W	
967-DSP605	DSP60-5	A	5V (5-5.5V)	7A	35W	
967-DSP6012	DSP60-12	A	12V (12-14V)	4.5A	54W	
967-DSP6015	DSP60-15	A	15V (13.5-16.5V)	4A	60W	
967-DSP6024	DSP60-24	A	24V (24-28V)	2.5A	60W	
967-DSP10012	DSP100-12	A	12V (12-14V)	6A	72W	
967-DSP10015	DSP100-15	A	15V (13.5-16.5V)	5A	75W	
967-DSP10024	DSP100-24	A	24V (24-28V)	4.2A	100.8W	
967-DSP10024/C2	DSP100-24/C2	A	24V (20-24.2V)	3.8A	91.2W	

DPP SERIES 15-100W DIN RAIL MOUNT POWER SUPPLIES

- Universal Input: 85-264VAC (100W: 85-132VAC, 176-264VAC)
- NEC NFPA70 Class 2
- UL508 Listed
- Class 1, Division 2 (ISA 12.12)
- -10°C to +71°C Operation
- Snap-on Mounting: snap onto DIN Rail TS35/7.5 or TS35/15

For quantities greater than listed, call for quote.

MOUSER STOCK NO.	TDK-Lambda Part No.	Fig.	Output Voltage	Max. Current	Max. Power	Price Each
967-DPP1524	DPP15-24	B	24V (22.5-28.5V)	0.63A	15W	
967-DPP255	DPP25-5	B	5V (5-6V)	5A	25W	
967-DPP3012	DPP30-12	B	12V (9.9-12.1V)	2.5A	30W	
967-DPP3024	DPP30-24	B	24V (22.5-28.5V)	1.3A	30W	
967-DPP5015	DPP50-15	B	15V (11.9-15.1V)	3.4A	50W	
967-DPP5024	DPP50-24	B	24V (22.5-28.5V)	2.1A	50W	
967-DPP5048	DPP50-48	B	48V (48-56V)	1.05A	50W	
967-DPP10024	DPP100-24	B	24V (22.5-28.5V)	4.2A	100W	

DLP SERIES 75-240W DIN RAIL MOUNT POWER SUPPLIES

- Conducted and Radiated EMI, Class B
- Input Transient Protection, IEC61000-4
- Semi F47 Compliant (DLP180 & 240 only)
- Snap-on Mounting: snap onto DIN Rail TS35/7.5 or TS35/15

For quantities greater than listed, call for quote.

MOUSER STOCK NO.	TDK-Lambda Part No.	Fig.	Output Voltage	Max. Current	Max. Power	Price Each
967-DLP75241/E	DLP75-24-1/E	C	24V	3.1A	75W	
967-DLP100241/E	DLP100-24-1/E	C	24V	4.1A	98.4W	
967-DLP120241/E	DLP120-24-1/E	C	24V	5A	120W	
967-DLP180241/E	DLP180-24-1/E	C	24V	7.5A	180W	
967-DLP240241/E	DLP240-24-1/E	C	24V	10A	240W	

DPP120-240 SERIES 120-240W DIN RAIL MOUNT POWER SUPPLIES

NEW PRODUCT

- Auto-ranging input (no manual switching)
- Parallel Function Switch
- -40°C to +71°C Operation
- AC Input: 93-132/186-264VAC, single phase
- Snap-on Mounting: snap onto DIN Rail TS35/7.5 or TS35/15

For quantities greater than listed, call for quote.

MOUSER STOCK NO.	TDK-Lambda Part No.	Fig.	Output Voltage	Max. Current	Max. Power	Price Each
967-DPP120121	DPP120-12-1	D	12V (11.4-14.5V)	10A	120W	
967-DPP120241	DPP120-24-1	D	24V (22.5-28.5V)	5A	120W	
967-DPP120481	DPP120-48-1	D	48V (45-55V)	2.5A	120W	
967-DPP240241	DPP240-24-1	D	24V (22.5-28.5V)	10A	240W	
967-DPP240-48-1	DPP240-48-1	D	48V (47-56V)	5A	240W	

DPP120-960 SERIES 120-960W 3 PHASE DIN RAIL MOUNT POWER SUPPLIES

NEW PRODUCT

- AC Input: 340-575VAC, three phase
- Parallel Function Switch (240 & 480W)
- Current Share (960W)
- -40°C to +71°C Operation
- Snap-on Mounting: snap onto DIN Rail TS35/7.5 or TS35/15

For quantities greater than listed, call for quote.

MOUSER STOCK NO.	TDK-Lambda Part No.	Fig.	Output Voltage	Max. Current	Max. Power	Price Each
967-DPP120123	DPP120-12-3	D	12V (11.4-14.5V)	10A	120W	
967-DPP120-24-3	DPP120-24-3	D	24V (22.5-28.5V)	5A	120W	
967-DPP240243	DPP240-24-3	D	24V (22.5-28.5V)	10A	240W	
967-DPP480243	DPP480-24-3	D	24V (22.5-28.5V)	20A	480W	
967-DPP960243	DPP960-24-3	D	24V (22.5-28.5V)	40A	960W	
967-DPP960483	DPP960-48-3	D	48V (47-56V)	20A	960W	

DPP480 SERIES 480W SINGLE OUTPUT DIN RAIL MOUNT POWER SUPPLIES

- AC Input: 90-264VAC, single phase
- Active PFC
- Parallel Function Switch
- -40 to +71°C Operations
- Convection Cooled
- Snap-on Mounting: snap onto DIN Rail TS35/7.5 or TS35/15

For quantities greater than listed, call for quote.

MOUSER STOCK NO.	TDK-Lambda Part No.	Fig.	Output Voltage	Max. Current	Max. Power	Price Each
967-DPP480241	DPP480-24-1	E	24V (22.5-28.5V)	20A	480W	
967-DPP480481	DPP480-48-1	E	48V (47-56V)	10A	480W	

DLP-PU SERIES POWER SUPPLY PARALLEL OR REDUNDANCY MODULE

- Oring Diodes Included
- Output voltage monitoring (via relays)
- Alarm Signals
- Snap-on Mounting: snap onto DIN Rail TS35/7.5 or TS35/15
- LED Indicators
- DIN Rail Mounting

For quantities greater than listed, call for quote.

MOUSER STOCK NO.	TDK-Lambda Part No.	Fig.	Input Voltage	Max. Current	Max. Reverse	Price Each
967-DLPPU/E	DLP-PU/E	F	21-28VDC	20A	35VDC	

© Copyright 2014 Mouser Electronics
© Copyright 2014 Mouser Electronics

PF SERIES RECTIFIER & POWER FACTOR CORRECTION MODULES

- Provides high voltage DC to Lambda's PH and PAF Power Modules
- Parallel operation
- Power Factor Corrected
- Operation up to 85°C
- AC Input: 85-265Vac, 47-63Hz

For quantities greater than listed, call for quote.

MOUSER STOCK NO.	TDK-Lambda Part No.	Fig.	Output Voltage	Max Current @ 100/200VAC	Max Power @ 100/200VAC	Price Each
967-PF500A360	PF500A-360	A	360V	1.4/2.1A	504/756W	
967-PF1000A360	PF1000A-360	A	360V	2.8/4.2A	1008/1512W	

PFE300-1000 SERIES 300-1008W AC-DC POWER MODULE

- 100°C baseplate temperature
- High power density
- Suitable for conduction cooling
- Power Factor Corrected
- Input Voltage: 85-265VAC, 47-63Hz

For quantities greater than listed, call for quote.

MOUSER STOCK NO.	TDK-Lambda Part No.	Fig.	Output Voltage	Max Current Forced Air	Max Power Forced Air	Price Each
967-PFE300S28	PFE300S-28	B	28V (22.4-33.6V)	10.8A	302W	
967-PFE500F12	PFE500F-12	B	12V (9.6-14.4V)	42A	504W	
967-PFE500F28	PFE500F-28	B	28V (22.4-33.6V)	18A	504W	
967-PFE500S12	PFE500S-12	B	12V (9.6-14.4V)	33A	396W	
967-PFE500S28	PFE500S-28	B	28V (22.4-33.6V)	18A	504W	
967-PFE500S48	PFE500S-48	B	48V (38.4-57.6V)	10.5A	504W	
967-PFE700S48	PFE700S-48	B	51V	14A	714W	
967-PFE1000F28	PFE1000F-28	B	28V (22.4-33.6V)	36A	1008W	
967-PFE1000F48	PFE1000F-48	B	48V (38.4-57.6V)	21A	1008W	
Accessory for PFE300-700						
967-ARA00499	ARA00499	-	Input Inductor f=1kHz			
967-DFP10112	DFP10112	-	Thermal Fuse Resistor, 10 Ohm 5.1R 5W			

EFFE400 SERIES 3X6 400W POWER SUPPLIES

- Active Power Factor Correction
- Universal Input: 90-264VAC
- High peak loading capability
- Suitable for 1U applications
- Full Digital Control

For quantities greater than listed, call for quote.

MOUSER STOCK NO.	TDK-Lambda Part No.	Fig.	Description	Output Voltage	Max Current	Avg. Power	Peak Current	Peak Power	Price Each
967-U4Y005L	U4Y005L	C	EFE400-24-CNMDS	24V	16.7A	400W	22.08A	530W	

AL12 SERIES 12W IP66 LED POWER SUPPLIES

- AC Input: 90-264VAC, 47-63Hz
- Splash proof
- Constant Current or Constant Voltage Versions
- Conservative component ratings for long life

For quantities greater than listed, call for quote.

MOUSER STOCK NO.	TDK-Lambda Part No.	Fig.	Output Voltage	Max Current	Avg. Power	CC/CV	Price Each
967-ALC1218R70	ALC12-36-R35	D	3-36V	0.35A	12.6W	CC	
967-ALC1236R35	ALC12-18-R70	D	3-18V	0.7A	12.6W	CC	
967-ALV12121R0	ALV12-12-1R0	D	12V	1A	12W	CV	
967-ALV1215R80	ALV12-15-R80	D	15V	0.8A	12W	CV	
967-ALV1224R50	ALV12-24-R50	D	24V	0.5A	12W	CV	

AL60-100 SERIES 60-100W IP66 LED POWER SUPPLIES

- AC Input: 90-305VAC, 47-63Hz
- Constant Current or Constant Voltage Versions
- Conservative component ratings for long life
- Splash proof plastic case (non-rust)
- -40°C start up

For quantities greater than listed, call for quote.

MOUSER STOCK NO.	TDK-Lambda Part No.	Fig.	Output Voltage	Max Current	Avg. Power	CC/CV	Price Each
967-ALC60481R05	ALC60-48-1R05	E	6-48V	1.05A	50.4W	CC	
967-ALC60421R4	ALC60-42-1R4	E	6-42V	1.4A	58.8W	CC	
967-ALV60125R0	ALV60-12-5R0	E	12V	5A	60W	CV	
967-ALV60242R5	ALV60-24-2R5	E	24V	2.5A	60W	CV	
967-ALV60361R7	ALV60-36-1R7	E	36V	1.7A	61W	CV	
967-ALV80126R5	ALV80-12-6R5	E	12V	6.5A	78W	CV	
967-ALV100243R8	ALV100-24-3R8	E	24V	3.8A	91.2W	CV	
967-ALV100362R5	ALV100-36-2R5	E	36V	2.5A	90W	CV	

ALD SERIES LED BACKLIGHTING DC-DC CONVERTERS

NEW PRODUCT

- Two to Five Strings
- DC Input: 10.8-13.2VDC
- Analog or Resistive Dimming
- Low Profile

For quantities greater than listed, call for quote.

MOUSER STOCK NO.	TDK-Lambda Part No.	Fig.	Output Voltage	Output Current (Each String)	No. of LED Strings	Price Each
967-ALD-214012PJ111	ALD-214012PJ111	F	44V	140mA	2	
967-ALD-414012PJ126	ALD-414012PJ126	F	44V	140mA	4	

ALD6 SERIES 1 TO 6 OUTPUT LED BACKLIGHTING DC-DC CONVERTER

- One to Six Strings in One Package
- DC Input: 10.8-13.2VDC
- Analog, Resistive, or PWM Dimming

For quantities greater than listed, call for quote.

MOUSER STOCK NO.	TDK-Lambda Part No.	Fig.	Input Voltage	Output Voltage	Output Current	Mounting Style	Price Each
967-ALD605012PD131	ALD-605012PD131	G	10.8-13.2V	38V	50mA - 300mA	TH	
967-ALD605012PS131	ALD-605012PS131	H	10.8-13.2V	38V	50mA - 300mA	SMT	

A



B



C



D



E



F



G



H



© Copyright 2014 Mouser Electronics

© Copyright 2014 Mouser Electronics

AULT AC Adapters

RoHS Compliant **This product is RoHS compliant.**

AC INTERCHANGEABLE BLADE KIT

- For use w/ medical and commercial wall plug interchangeable

For quantities greater than listed, call for quote.

MOUSER STOCK NO.	Description	Price Each 1	10	25
831-KT1027K	Includes Europe, United Kingdom, Australian			

CENB1010 SERIES, 10-12W SINGLE OUTPUT

- 100-240 VAC Universal
- Meets EISA2007, CEC Efficiency Level V, EU (EC) No 278/2009 Phase II
- 5V to 48V Single Output Models, up to 12W
- No load Power Consumption <0.3W
- Limited Power Source



MOUSER STOCK NO.	Ault Part No.	Output Voltage	Max. Current	Max. Power	Price Each 1	10	25
Wall-Plug Models							
675-CENB1010A0503B01	CENB1010A0503B01	5V	2.00A	10.0W			
675-CENB1010A0903B01	CENB1010A0903B01	9V	1.10A	10.0W			
675-CENB1010A1203B01	CENB1010A1203B01	12V	1.00A	12.0W			
675-CENB1010A2403B01	CENB1010A2403B01	24V	0.50A	12.0W			
Desktop Modules (AC Input Cord Not Included)							
675-CENB1010A0503F01	CENB1010A0503F01	5V	2.00A	10.0W			
675-CENB1010A0903F01	CENB1010A0903F01	9V	1.10A	10.0W			
675-CENB1010A1203F01	CENB1010A1203F01	12V	1.00A	12.0W			
675-CENB1010A2403F01	CENB1010A2403F01	24V	0.50A	12.0W			
AC Input Cord	Description						
173-63101-E	7' 6" AC input cord, 3-wire input, 18AWG, Black						-

CENB1020 SERIES, 15-20W SINGLE OUTPUT

- 100-240 VAC Universal Input Range
- Meets EISA2007, CEC Efficiency Level V, EU (EC) No 278/2009 Phase II
- 5V to 48V Single Output Models, up to 20W
- Modified and Custom Designs Available
- Regulated Ouput with Low Ripple
- No load Power Consumption <0.3W
- Limited Power Source



Wall-Plug Models							
675-CENB1020A0503B01	CENB1020A0503B01	5V	3.00A	15.0W			
675-CENB1020A0903B01	CENB1020A0903B01	9V	2.00A	18.0W			
675-CENB1020A1203B01	CENB1020A1203B01	12V	1.50A	18.0W			
675-CENB1020A2403B01	CENB1020A2403B01	24V	0.75A	18.0W			
675-CENB1020A4803B01	CENB1020A4803B01	48V	0.40A	19.20W			
Desktop Modules (AC Input Cord Not Included)							
675-CENB1020A0503F01	CENB1020A0503F01	5V	3.00A	15.0W			
675-CENB1020A0903F01	CENB1020A0903F01	9V	2.00A	18.0W			
675-CENB1020A1203F01	CENB1020A1203F01	12V	1.50A	18.0W			
675-CENB1020A2403F01	CENB1020A2403F01	24V	0.75A	18.0W			
675-CENB1020A4803F01	CENB1020A4803F01	48V	0.40A	19.20W			
AC Input Cord	Description						
173-63101-E	7' 6" AC input cord, 3-wire input, 18AWG, Black						-

CENB1030 SERIES, 20-32W SINGLE OUTPUT

- 100-240 VAC Universal Input
- Meets EISA2007, CEC Efficiency Level V, EU (EC) No 278/2009 Phase II
- 5V to 48V Single Output Models, up to 32W
- Regulated Ouput with Low Ripple
- No load Power Consumption <0.3W
- Limited Power Source

NEW PRODUCT



MOUSER STOCK NO.	Ault Part No.	Output Voltage	Max. Current	Max. Power	Price Each 1	10	25
Wall-Plug Models							
675-CENB1030A1203C01	CENB1030A1203C01	12V	2.50A	30.0W			
675-CENB1030A2403C01	CENB1030A2403C01	24V	1.33A	31.9W			
Wall-Plug Models (Fixed AC Plug N. America/Japan)							
675-CENB1030A0503B01	CENB1030A0503B01	5V	4.00A	20.0W			
675-CENB1030A0903B01	CENB1030A0903B01	9V	3.00A	27.0W			
675-CENB1030A1203B01	CENB1030A1203B01	12V	2.50A	30.0W			
675-CENB1030A2403B01	CENB1030A2403B01	24V	1.33A	31.9W			
675-CENB1030A4803B01	CENB1030A4803B01	48V	0.67A	32.1W			
Desktop Modules (AC Input Cord Not Includedd)							
675-CENB1030A0503F01	CENB1030A0503F01	5V	4.00A	20.0W			
675-CENB1030A0903F01	CENB1030A0903F01	9V	3.00A	27.0W			
675-CENB1030A1203F01	CENB1030A1203F01	12V	2.50A	30.0W			
675-CENB1030A2403F01	CENB1030A2403F01	24V	1.33A	31.9W			
675-CENB1030A4803F01	CENB1030A4803F01	48V	0.67A	32.1W			
AC Input Cord	Description						
173-63101-E	7' 6" AC input cord, 3-wire input, 18AWG, Black						-

CENB1040 SERIES, 25-40W SINGLE OUTPUT

- 100-240 VAC Universal
- Meets EISA2007, CEC Efficiency Level V, EU (EC) No 278/2009 Phase II
- 5V to 48V Single Output Models, up to 40W
- No load Power Consumption <0.3W
- Limited Power Source
- Impact-Resistance Polycarbonate Enclosure
- Regulated Output with Low Ripple



For quantities greater than listed, call for quote.

Desktop Modules (AC Input Cord Not Included)							
675-CENB1040A0503F01	CENB1040A0503F01	5V	5.00A	25.0W			
675-CENB1040A0903F01	CENB1040A0903F01	9V	4.00A	36.0W			
675-CENB1040A1203F01	CENB1040A1203F01	12V	3.40A	40.8W			
675-CENB1040A2403F01	CENB1040A2403F01	24V	1.70A	40.8W			
675-CENB1040A4803F01	CENB1040A4803F01	48V	0.83A	39.8W			
AC Input Cord	Description						
173-63101-E	7' 6" AC input cord, 3-wire input, 18AWG, Black						-

CENB1050 SERIES, 30-53W SINGLE OUTPUT

- 100-240 VAC Universal
- Meets EISA2007, CEC Efficiency Level V, EU (EC) No 278/2009 Phase II
- Desktop and Wall Plug Styles
- 5V to 48V Single Output Models, up to 53W
- No load Power Consumption <0.3W
- Limited Power Source



MOUSER STOCK NO.	Ault Part No.	Output Voltage	Max. Current	Max. Power	Price Each 1	10	25
Desktop Modules (AC Input Cord Not Included)							
675-CENB1050A0503F01	CENB1050A0503F01	5V	6A	30W			
675-CENB1050A0903F01	CENB1050A0903F01	9V	5A	45W			
675-CENB1050A1203F01	CENB1050A1203F01	12V	4.2A	50.4W			
675-CENB1050A2403F01	CENB1050A2403F01	24V	2.1A	50.4W			
675-CENB1050A4803F01	CENB1050A4803F01	48V	1.1A	52.8W			
AC Input Cord	Description						
173-63101-E	7' 6" AC input cord, 3-wire input, 18AWG, Black						-

CENB1060 SERIES, 35-64W SINGLE OUTPUT

- 100-240 VAC Universal
- Meets EISA2007, CEC Efficiency Level V, EU (EC) No 278/2009 Phase II
- 5V to 48V Single Output Models, up to 64W
- No load Power Consumption <0.5W
- Modified and Custom Designs Available
- 2.5 Barrel Type Connector



✻Output connector=6 pinout Molex 39-01-2060

For quantities greater than listed, call for quote.

Desktop Modules (AC Input Cord Not Included)							
✻ 675-CENB1060A0551F01	CENB1060A0551F01	5V	7A	35W			
675-CENB1060A0903F01	CENB1060A0903F01	9V	6A	54W			
675-CENB1060A1203F01	CENB1060A1203F01	12V	5A	60W			
675-CENB1060A2403F01	CENB1060A2403F01	24V	2.7A	64.8W			
675-CENB1060A4803F01	CENB1060A4803F01	48V	1.3A	62.4W			
AC Input Cord	Description						
173-63101-E	7' 6" AC input cord, 3-wire input, 18AWG, Black						-

CENB1080 & CENB1090 SERIES, 78-90W SINGLE OUTPUT

- 100-240 VAC Universal
- Meets EISA2007, CEC Efficiency Level V, EU (EC) No 278/2009 Phase II
- 12V to 48V Single Output Models, up to 90W
- No load Power Consumption <0.5W
- Limited Power Source
- Modified and Custom Designs Available
- 2.5 Barrel Type Connector



✻Output connector=6 pinout Molex 39-01-2060

For quantities greater than listed, call for quote.

Desktop Modules (AC Input Cord Not Included)							
✻ 675-CENB1080A1251F01	CENB1080A1251F01	12V	6.5A	78W			
675-CENB1080A2403F01	CENB1080A2403F01	24V	3.25A	78W			
675-CENB1080A4803F01	CENB1080A4803F01	48V	1.65A	79.2W			
✻ 675-CENB1090A1251F01	CENB1090A1251F01	12V	7A	84W			
675-CENB1090A2403F01	CENB1090A2403F01	24V	3.75A	90W			
675-CENB1090A4803F01	CENB1090A4803F01	48V	1.9A	90W			
AC Input Cord	Description						
173-63101-E	7' 6" AC input cord, 3-wire input, 18AWG, Black						-

CENB1100 SERIES, 90-101W SINGLE OUTPUT

- 100-240 VAC Universal
- Meets EISA2007, CEC Efficiency Level V, EU (EC) No 278/2009 Phase II
- Desktop Styles
- 12V to 48V Single Output Models, up to 120W
- No load Power Consumption <0.5W
- IPX Complaint
- 2.5 Barrel Type Connector



✻ Output Connector=6 pinout Molex 39-01-2060

For quantities greater than listed, call for quote.

MOUSER STOCK NO.	Ault Part No.	Output Voltage	Max. Current	Max. Power	Price Each 1	10	25
✻ 675-CENB1100A1251F01	CENB1100A1251F01	12V	7.50A	90.0W			
675-CENB1100A2403F01	CENB1100A2403F01	24V	4.20A	101.0W			
675-CENB1100A4803F01	CENB1100A4803F01	48V	2.10A	101.0W			
AC Input Cord	Description						
173-63101-E	7' 6" AC input cord, 3-wire input, 18AWG, Black						-

CENT1120 SERIES, 120W SINGLE OUTPUT

- 100-240VAC Universal Input
- IPX1 Compliant
- Complies with EMI/RFI Regulations
- Impact Resistant, Non-Vented Polycarbonate Enclosure
- 3 year warranty
- Meets ENERGY STAR Criteria level IV and EISA Requirements
- 2.5 Barrel Type Connector



✻ Output Connector=6 pinout Molex 39-01-2060

For quantities greater than listed, call for quote.

Desktop Models (AC Input Cord Not Included)							
✻ 675-CENT11201251F01	CENT1120A1251F01	12V	9.17A	110W			
✻ 675-CENT11202451F01	CENT1120A2451F01	24V	5.00A	120W			
675-CENT1120A4803F01	CENT1120A4803F01	48V	2.50A	120W			
AC Input Cord	Description						
173-63101-E	7' 6" AC input cord, 3-wire input, 18AWG, Black						-

© Copyright 2014 Mouser Electronics

© Copyright 2014 Mouser Electronics

AULT Medical AC Adapters and Power Over Ethernet

RoHS Compliant **This product is RoHS compliant.**

MENB1050 SERIES, 30-50 WATTS, SINGLE OUTPUT



Features:
- 100-240VAC Universal Input
- 5V to 24V Single Output Models, up to 50W
- No load power consumption <0.3W
- Regulated Output with Low Ripple
- Impact-Resistant Polycarbonate Enclosure
- Meets EISA2007, CEC Efficiency Level V, EU (EC) No 278/2009 Phase II
- Certified to UL/EN/IEC60601-1
- Desktop models AC Input:
  N01 = IEC320-C8
  F01 = IEC320-C14

Standard and Medical Versions

For quantities greater than listed, call for quote.

MOUSER STOCK NO.	Ault Part No.	Output Voltage	Max. Current	Max. Power	Price Each 1	10	25
Desktop Models (AC Input Cord Not Included)							
675-MENB1050A0503F01	MENB1050A0503F01	5V	6A	30W			
675-MENB1050A1203F01	MENB1050A1203F01	12V	4.2A	50.4W			
675-MENB1050A2403F01	MENB1050A2403F01	24V	2.1A	50.4W			

MENB1060 SERIES, 35-65 WATTS, SINGLE OUTPUT



Features:
- 100-240VAC Universal Input
- 5V to 24V Single Output Models, up to 60W
- Regulated Output with Low Ripple
- Impact-Resistant Polycarbonate Enclosure
- No Load Power Consumption <0.5W
- Meets EISA2007, CEC Efficiency Level V, EU (EC) No 278/2009 Phase II
- Certified to UL/EN/IEC60601-1
- Desktop models AC Input:
  N01 = IEC320-C8
  F01 = IEC320-C14

✻6 pin out connector type

2.5mm Barrel Connector shown

Standard and Medical Versions

For quantities greater than listed, call for quote.

MOUSER STOCK NO.	Ault Part No.	Output Voltage	Max. Current	Max. Power	Price Each 1	10	25
Desktop Models (AC Input Cord Not Included)							
✻ 675-MENB1060A0551F01	MENB1060A0551F01	5V	7A	35W			
675-MENB1060A0903F01	MENB1060A0903F01	9V	6A	54W			
675-MENB1060A1203F01	MENB1060A1203F01	12V	5A	60W			
675-MENB1060A2403F01	MENB1060A2403F01	24V	2.7A	64.8W			

MENB1080 SERIES, 78 WATTS, SINGLE OUTPUT



Features:
- 100-240VAC Universal Input
- 12V to 24V Single Output Models, up to 80-100W
- Regulated Output with Low Ripple
- Impact-Resistant Polycarbonate Enclosure
- No Load Power Consumption <0.5W
- Meets EISA2007, CEC Efficiency Level V, EU (EC) No 278/2009 Phase II
- Certified to UL/EN/IEC60601-1
- Desktop models AC Input:
  F01 = IEC320-C14

✻6 pin out connector type

2.5mm Barrel Connector shown

Standard and Medical Versions

78 Watts

For quantities greater than listed, call for quote.

MOUSER STOCK NO.	Ault Part No.	Output Voltage	Max. Current	Max. Power	Price Each 1	10	25
Desktop Models (AC Input Cord Not Included)							
✻ 675-MENB1080A1251F01	MENB1080A1251F01	12V	6.5A	78W			
675-MENB1080A2403F01	MENB1080A2403F01	24V	3.25A	78W			

MENB1090 SERIES, 84-90 WATTS, SINGLE OUTPUT



Features:
- 100-240VAC Universal Input
- 12V to 24V Single Output Models, up to 90W
- Regulated Output with Low Ripple
- Impact-Resistant Polycarbonate Enclosure
- No Load Power Consumption <0.5W
- Meets EISA2007, CEC Efficiency Level V, EU (EC) No 278/2009 Phase II
- Certified to UL/EN/IEC60601-1
- Desktop models AC Input:
  N01 = IEC320-C8
  F01 = IEC320-C14

✻6 pin out connector type

2.5mm Barrel Connector shown

Standard and Medical Versions

For quantities greater than listed, call for quote.

MOUSER STOCK NO.	Ault Part No.	Output Voltage	Max. Current	Max. Power	Price Each 1	10	25
Desktop Models (AC Input Cord Not Included)							
✻ 675-MENB1090A1251F01	MENB1090A1251F01	12V	7A	84W			
675-MENB1090A2403F01	MENB1090A2403F01	24V	3.75A	90W			

MENB1100 SERIES, 90-100 WATTS, SINGLE OUTPUT



Features:
- 100-240VAC Universal Input
- 12V to 24V Single Output Models, up to 90W
- Regulated Output with Low Ripple
- Impact-Resistant Polycarbonate Enclosure
- No Load Power Consumption <0.5W
- Meets EISA2007, CEC Efficiency Level V, EU (EC) No 278/2009 Phase II
- Certified to UL/EN/IEC60601-1
- Desktop models AC Input:
  F01 = IEC320-C14

✻6 pin out connector type

2.5mm Barrel Connector shown

Standard and Medical Versions

For quantities greater than listed, call for quote.

MOUSER STOCK NO.	Ault Part No.	Output Voltage	Max. Current	Max. Power	Price Each 1	10	25
Desktop Models (AC Input Cord Not Included)							
✻ 675-MENB1100A1251F01	MENB1100A1251F01	12V	7.5A	90W			
675-MENB1100A2403F01	MENB1100A2403F01	24V	4.2A	101W			

220W MEDICAL SWITCH-MODE POWER SUPPLY



Features:
- 100-240VAC Universal Input
- Desktop Style/ Non-vented Case - No Internal fan!
- 12V to 48V Single Output Models up to 220W
- Ribbed Case Surface to improve cooling
- Energy Star 2.0, Level V
- IPX1 Rated Enclosure
- 6 pin out connector type

Standard and Medical Versions

For quantities greater than listed, call for quote.

MOUSER STOCK NO.	Ault Part No.	Output Voltage	Max. Current	Max. Power	Price Each 1	10	25
Desktop Models (AC Input Cord Not Included)							
675-MENT1220A1251F01	MENT1220A1251F01	12V	15.0A	180W			
675-MENT1220A1551F01	MENT1220A1551F01	15V	13.0A	195W			
675-MENT1220A1851F01	MENT1220A1851F01	18V	11.7A	210W			
675-MENT1220A2451F01	MENT1220A2451F01	24V	9.2A	220W			
675-MENT1220A2851F01	MENT1220A2851F01	28V	7.9A	220W			
675-MENT1220A3251F01	MENT1220A3251F01	32V	6.9A	220W			
675-MENT1220A4851F01	MENT1220A4851F01	48V	4.6A	220W			

PENT1040/PENT1080 HIGH POWER POE INJECTORS



Specifications:
- 100-240VAC Universal Input
- Self-contained Injector
- Loaded Diagnostic LED

LISTED

For quantities greater than listed, call for quote.

MOUSER STOCK NO.	Ault Part No.	Output Voltage	Max. Current	Max. Power	Price Each 1	10	25
10/100 (MbPS) Data Rates							
675-PENT1040D5600F01	PENT1040D5600F01	56V	.71A	40W			
POE Gigabit Injector - 10/100/1000 (MbPS) Data Rates							
675-PENT1040B5600F01	PENT1040B5600F01	56V	.71A	40W			
POE Gigabit Injector - 10/100/1000 base T Data							
675-PENT1080B5600F01	PENT1080B5600F01	56V	1.42A	80W			

© Copyright 2014 Mouser Electronics

CINCON External Power Supplies

RoHS Compliant **This product is RoHS compliant.**

- Universal Input Range 90-264 VAC
- Input Frequency 47-63Hz
- Meets CEC & ErP Level V
- Contact Mouser Representative for more DC Plug Type Orientations

TRG500V SERIES, 6W SWITCHING ADAPTER

For quantities greater than listed, call for quote.

MOUSER STOCK NO.		Fig.	DC Output	Current	Regulation		Price Each		
2.1mm Right Angle DC Plug	2.5mm Right Angle DC Plug		Voltage	Max.	Line	Load	1	10	25
418-TRG501V-01	418-TRG501V-02	A	12V	500mA	±1%	±2%			
418-TRG502V-01	418-TRG502V-02	A	10V	600mA	±1%	±2%			
418-TRG503V-01	418-TRG503V-02	A	9V	650mA	±1%	±2%			
418-TRG506V-01	418-TRG506V-02	A	8V	650mA	±1%	±3%			
418-TRG507V-01	418-TRG507V-02	A	7.5V	650mA	±1%	±3%			
418-TRG510V-01	418-TRG510V-02	A	6.5V	650mA	±1%	±3%			
418-TRG511-1V-01	418-TRG511-1V-02	A	6V	1000mA	±1%	±4%			
418-TRG513-1V-01	418-TRG513-1V-02	A	5V	1200mA	±1%	±4%			

TRG10R SERIES, 10W INTERCHANGEABLE SWITCHING ADAPTER

- AC Plug Required

For quantities greater than listed, call for quote.

MOUSER STOCK NO.		Fig.	DC Output	Current	Regulation		Price Each		
2.1mm Straight DC Plug	2.5mm Straight DC Plug		Voltage	Max.	Line	Load	1	10	25
418-TRG10R050-V	418-TRG10R050-12-V	B	5V	1600mA	±1%	±4%			
418-TRG10R060-V	418-TRG10R060-12-V	B	6V	1500mA	±1%	±3%			
418-TRG10R075-V	418-TRG10R075-12-V	B	7.5V	1200mA	±1%	±3%			
418-TRG10R090-V	418-TRG10R090-12-V	B	9V	1100mA	±1%	±2%			
418-TRG10R120-V	418-TRG10R120-12-V	B	12V	850mA	±1%	±2%			
418-TRG10R136-V	418-TRG10R136-12-V	B	13.6V	750mA	±1%	±2%			
418-TRG10R150-V	418-TRG10R150-12-V	B	15V	700mA	±1%	±2%			
418-TRG10R180-V	418-TRG10R180-12-V	B	18V	550mA	±1%	±2%			
418-TRG10R240-V	418-TRG10R240-12-V	B	24V	400mA	±1%	±2%			

TRG15 SERIES, 15W SWITCHING ADAPTER

418-TRG1505-V	418-TRG1505-12-V	A	5V	2.0A	±1%	±4%			
418-TRG1506-V	418-TRG1506-12-V	A	6V	1.5A	±1%	±3%			
418-TRG1507-V	418-TRG1507-12-V	A	7.5V	1.6A	±1%	±3%			
418-TRG1509-V	418-TRG1509-12-V	A	9V	1.4A	±1%	±2%			
418-TRG1512-V	418-TRG1512-12-V	A	12V	1.0A	±1%	±2%			
418-TRG1512-01-V	418-TRG1512-01-12-V	A	13.6V	1.0A	±1%	±2%			
418-TRG1515-V	418-TRG1515-12-V	A	15V	1.0A	±1%	±2%			
418-TRG1518-V	418-TRG1518-12-V	A	18V	0.83A	±1%	±2%			
418-TRG1524-V	418-TRG1524-12-V	A	24V	0.63A	±1%	±2%			

TR15RA AND TR15RAM (MEDICAL) SERIES, 15W INTERCHANGEABLE SWITCHING ADAPTER

- AC Plug Required

418-TR15RA050-V	418-TR15RA050-12-V	C	5V	2.0A	±1%	±4%			
418-TR15RA060-V	418-TR15RA060-12-V	C	6V	1.7A	±1%	±3%			
418-TR15RA090-V	418-TR15RA090-12-V	C	9V	1.4A	±1%	±2%			
418-TR15RA120-V	418-TR15RA120-12-V	C	12V	1.1A	±1%	±2%			
418-TR15RA150-V	418-TR15RA150-12-V	C	15V	1.0A	±1%	±2%			
418-TR15RA180-V	418-TR15RA180-12-V	C	18V	830mA	±1%	±2%			
418-TR15RA240-V	418-TR15RA240-12-V	C	24V	625mA	±1%	±2%			

† Medical

For quantities greater than listed, call for quote.

MOUSER STOCK NO.		Fig.	DC Output	Current	Regulation		Price Each		
2.1mm Right Angle DC Plug	2.5mm Right Angle DC Plug		Voltage	Max.	Line	Load	1	10	25
† 418-TR15RAM050-01-V	† 418-TR15RAM050-02-V	C	5V	2.0A	±1%	±4%			
† 418-TR15RAM120-01-V	† 418-TR15RAM120-02-V	C	12V	1.1A	±1%	±2%			
† 418-TR15RAM150-01-V	† 418-TR15RAM150-02-V	C	15V	1.0A	±1%	±2%			
† 418-TR15RAM240-01-V	† 418-TR15RAM240-02-V	C	24V	625mA	±1%	±2%			

TRG25 SERIES, 25W SWITCHING ADAPTER

For quantities greater than listed, call for quote.

MOUSER STOCK NO.		Fig.	DC Output	Current	Regulation		Price Each		
2.1mm Straight DC Plug	2.5mm Straight DC Plug		Voltage	Max.	Line	Load	1	10	25
418-TRG2505-V	418-TRG2505-12-V	D	5V	4.0A	±1%	±6%			
418-TRG2512-V	418-TRG2512-12-V	D	12V	2.1A	±1%	±5%			
418-TRG2515-V	418-TRG2515-12-V	D	15V	1.67A	±1%	±3%			
418-TRG2518-V	418-TRG2518-12-V	D	18V	1.40A	±1%	±2%			
418-TRG2524-V	418-TRG2524-12-V	D	24V	1.05A	±1%	±2%			

TRG30R V SERIES, 30W INTERCHANGEABLE SWITCHING ADAPTER

- AC Plug Required

418-TRG30R050-01-V	418-TRG30R050V-02	E	5V	4.0A	±1%	±6%			
418-TRG30R090-01-V	418-TRG30R090V-02-V	E	9V	3.0A	±1%	±3%			
418-TRG30R120-01-V	418-TRG30R120V-02	E	12V	2.5A	±1%	±2%			
418-TRG30R150-01-V	418-TRG30R150V-02	E	15V	2.0A	±1%	±2%			
418-TRG30R180-01-V	418-TRG30R180V-02	E	18V	1.67A	±1%	±2%			
418-TRG30R240-01-V	418-TRG30R240V-02-V	E	24V	1.25A	±1%	±2%			

TRG30RAV & TR30RAM (MEDICAL) SERIES, 30W INTERCHANGEABLE SWITCHING ADAPTER

- AC Plug Required

For quantities greater than listed, call for quote.

MOUSER STOCK NO.		Fig.	DC Output	Current	Regulation		Price Each		
2.1mm Right Angle DC Plug	2.5mm Right Angle DC Plug		Voltage	Max.	Line	Load	1	10	25
418-TRG30RA050-01-V	418-TRG30RA050V-02	C	5V	4.0A	±1%	±6%			
418-TRG30RA090-01-V	418-TRG30RA090V-02	C	9V	3.0A	±1%	±3%			
418-TRG30RA120-01-V	418-TRG30RA120V-02	C	12V	2.5A	±1%	±2%			
418-TRG30RA150-01-V	418-TRG30RA150V-02-V	C	15V	2.0A	±1%	±2%			
418-TRG30RA180-01-V	418-TRG30RA180V-02	C	18V	1.67A	±1%	±2%			
418-TRG30RA240-01-V	418-TRG30RA240V-02	C	24V	1.25A	±1%	±2%			

† Medical

For quantities greater than listed, call for quote.

† 418-TR30RAM050V-01	† 418-TR30RAM050V-02	C	5V	4.0A	±1%	±6%			
† 418-TR30RAM090V-01	† 418-TR30RAM090V-02	C	9V	3.0A	±1%	±3%			
† 418-TR30RAM120V-01	† 418-TR30RAM120V-02	C	12V	2.5A	±1%	±2%			
† 418-TR30RAM150V-01	† 418-TR30RAM150V-02	C	15V	2.0A	±1%	±2%			
† 418-TR30RAM180V-01	† 418-TR30RAM180V-02	C	18V	1.67A	±1%	±2%			
† 418-TR30RAM240V-01	† 418-TR30RAM240V-02	C	24V	1.25A	±1%	±2%			

AC PLUGS FOR TRG10R AND TRG30R SERIES

- AC Plugs also used for TR10R and TR30R

For quantities greater than listed, call for quote.

MOUSER STOCK NO.	Cincon Part No.	Fig.	Style	Price Each		
				1	10	25
418-TR10-US	TR10-US	F	U.S.			
418-TR10-EURO	TR10-EURO	F	European			
418-TR10-UK	TR10-UK	F	U.K.			
418-TR10-AUS	TR10-AUS	F	Australian			
418-4PLUGKIT-R	4PLUGKIT-R	F	All 4 Plugs			

AC PLUGS FOR TR15RA, TR15RAM, TRG30RA AND TR30RAM SERIES

For quantities greater than listed, call for quote.

MOUSER STOCK NO.	Cincon Part No.	Fig.	Style	Price Each		
				1	10	25
418-TR15RA-US	TR15RA-US	G	U.S.			
418-TR15RA-EURO	TR15RA-EURO	G	European			
418-TR15RA-UK	TR15RA-UK	G	U.K.			
418-TR15RA-AUS	TR15RA-AUS	G	Australian			
418-TR15RA-PLUGKIT	TR15RA-PLUGKIT	G	All 4 Plugs			

A



B



C



D



E



F



G



© Copyright 2014 Mouser Electronics

© Copyright 2014 Mouser Electronics

CINCON External Power Supplies

RoHS Compliant This product is RoHS compliant.

TRG21 SERIES, 20W SWITCHING ADAPTER



Features:
- Universal Input Range 90-264VAC
- Efficiency to 85%
- Meets CEC & ErP Level V
- Input Frequency: 47 to 63Hz
- Straight Output Plug and Other DC Output Connectors Available, contact a Mouser Representative
- Isolation: Input to Output=5.656VDC
- AC Inlet: IEC320/C8
- Dimensions (mm): 3.00(76.20)L x 1.780(45.20)W x 0.87(22.10)H

For quantities greater than listed, call for quote.

MOUSER STOCK NO.		DC Output Voltage	Current Max.	Power	Price Each		
2.1mm Right Angle DC Plug	2.5mm Right Angle DC Plug				1	10	25
418-TRG21A050	418-TRG21A050-02	5V	3.0A	15.0W			
418-TRG21A090	418-TRG21A090-02	9V	2.3A	20.7W			
418-TRG21A120	418-TRG21A120-02	12V	1.8A	21.6W			
418-TRG21A150	418-TRG21A150-02	15V	1.4A	21.0W			
418-TRG21A180	418-TRG21A180-02	18V	1.2A	21.6W			
418-TRG21A240	418-TRG21A240-02	24V	0.9A	21.6W			
AC Input Cord							
552-AC15WNA-R	6 ft. 2-wire AC Cord - US version					-	

TR60M SERIES, 60W MEDICAL SWITCHING ADAPTER

Features:
- Universal Input Range 90-264VAC
- Meets EN60601-1 and EN55011 Class B
- Efficiency & Standby Power Meet Level V
- Frequency: 47 to 63Hz
- Conduced EMI: CISPR/FCC Class B
- AC Inlet: IEC320/C8
- Dimensions (mm): 5.197(132.0)L x 2.28(58.0)W x 1.20(30.5)H



For quantities greater than listed, call for quote.

MOUSER STOCK NO.		DC Output Voltage	Current Max.	Regulation		Price Each		
2.1mm Straight DC Plug	2.5mm Straight DC Plug			Line	Load	1	10	25
418-TR60M12-V	418-TR60M12-12-V	12V	5A	±1%	±6%			
418-TR60M15-V	418-TR60M15-12-V	15V	4A	±1%	±5%			
418-TR60M18-V	418-TR60M18-12-V	18V	3.33A	±1%	±3%			
418-TR60M19-V	418-TR60M19-12-V	19V	3.15A	±1%	±2%			
2.1mm Right Angle DC Plug	2.5mm Right Angle DC Plug							
418-TR60M24-01-V	418-TR60M24-02-V	24V	2.5A	±1%	±2%			
418-TR60M36-01-V	418-TR60M36-02-V	36V	1.66A	±1%	±2%			
418-TR60M48-01-V	418-TR60M48-02-V	48V	1.25A	±1%	±2%			

TR30M SERIES, 30W MEDICAL SWITCHING ADAPTER



Features:
- Universal Input: 90-264Vac
- Meets EN60601-1 and EN55011 Class B
- Meets CEC and ErP level V
- Input Frequency: 47 to 63Hz
- AC Inlet: IEC320/C8
- Dimensions (mm): 4.33(110.0)L x 1.96(50.0)W x 1.18(30.0)H

For quantities greater than listed, call for quote.

MOUSER STOCK NO.		DC Output Voltage	Current Max.	Regulation		Price Each		
2.1mm Right Angle DC Plug	2.5mm Right Angle DC Plug			Line	Load	1	10	25
418-TR30M050-01-V	418-TR30M050-02-V	5V	4A	±1%	±6%			
418-TR30M090-01-V	418-TR30M090-02-V	9V	3A	±1%	±4%			
418-TR30M120-01-V	418-TR30M120-02-V	12V	2.5A	±1%	±3%			
418-TR30M150-01-V	418-TR30M150-02-V	15V	2A	±1%	±3%			
418-TR30M180-01-V	418-TR30M180-02-V	18V	1.65A	±1%	±2%			

TRG70 SERIES, 70W SWITCHING ADAPTER

Features:
- Universal Input Range 90-264VAC
- Meets EN55022 Class "B" and CISPR/FCC Class B
- Meets CEC & ErP Level V
- Right Angle Output Plug and Other DC Output Connectors Available, contact a Mouser Representative
- Input Frequency: 50 to 60Hz
- AC Inlet: IEC320/C14
- Dimensions (mm): 5.197(132.0)L x 2.28(58.0)W x 1.20(30.5)H



For quantities greater than listed, call for quote.

MOUSER STOCK NO.		DC Output Voltage	Current Max.	Regulation		Price Each		
2.1mm Straight Plug	2.5mm Straight Plug			Line	Load	1	10	25
418-TRG70A12-V	418-TRG70A12-12-V	12V	5.5A	±1%	±5%			
418-TRG70A15-V	418-TRG70A15-12-V	15V	4.6A	±1%	±3%			
418-TRG70A18-V	418-TRG70A18-12-V	18V	3.9A	±1%	±2%			
418-TRG70A19-V	418-TRG70A19-12-V	19V	3.7A	±1%	±2%			
418-TRG70A24-V	418-TRG70A24-12-V	24V	3.0A	±1%	±2%			
418-TRG70A48-V	418-TRG70A48-12-V	48V	1.5A	±1%	±2%			

TRG36 SERIES, 36W SWITCHING ADAPTER



Features:
- Universal Input Range 90-264VAC
- Meets EN55022 Class "B" and CISPR/FCC Class B
- Meets CEC & ErP Level V
- Right Angle Output Plug and Other DC Output Connectors Available, contact a Mouser Representative
- Input Frequency: 50 to 60Hz
- Isolation: Input to Output=4,242VDC
- AC Inlet: IEC320/C8
- Dimensions (mm): 4.33(110.0)L x 1.96(50.0)W x 0.78(20.0)H

For quantities greater than listed, call for quote.

MOUSER STOCK NO.		DC Output Voltage	Current Max.	Regulation		Price Each		
2.1mm Straight DC Plug	2.5mm Straight DC Plug			Line	Load	1	10	25
418-TRG36A05-V	418-TRG36A05-12-V	5V	4.0A	±1%	±6%			
418-TRG36A09-V	418-TRG36A09-12-V	9V	3.0A	±1%	±5%			
418-TRG36A12-V	418-TRG36A12-12-V	12V	2.5A	±1%	±5%			
418-TRG36A13-V	418-TRG36A13-12-V	13.5V	2.4A	±1%	±5%			
418-TRG36A15-V	418-TRG36A15-12-V	15V	2.4A	±1%	±3%			
418-TRG36A18-V	418-TRG36A18-12-V	18V	2.0A	±1%	±2%			
418-TRG36A24-V	418-TRG36A24-12-V	24V	1.5A	±1%	±2%			
418-TRG36A48-V	418-TRG36A48-12-V	48V	0.75A	±1%	±2%			

TRG100A SERIES, 100W SWITCHING ADAPTER WITH PFC

Features:
- Universal Input Range 90-264VAC
- Meets EN55022 Class B and CISPR/FCC Class B
- Meets CEC & ErP Level V
- Right Angle Output Plug and Other DC Output Connectors Available, contact a Mouser Representative
- Input Frequency: 47 to 63Hz
- AC Inlet: IEC320/C14
- Dimensions (mm): 5.906(150.0)L x 2.756(70.0)W x 1.378(35.0)H



For quantities greater than listed, call for quote.

MOUSER STOCK NO.		DC Output Voltage	Current Max.	Regulation		Price Each		
2.1mm Straight Plug	2.5mm Straight Plug			Line	Load	1	10	25
418-TRG100A120-V	418-TRG100A120-12-V	12V	8.34A	±1%	±4%			
418-TRG100A150-V	418-TRG100A150-12-V	15V	6.67A	±1%	±4%			
418-TRG100A180-V	418-TRG100A180-12-V	18V	5.56A	±1%	±2%			
418-TRG100A240-V	418-TRG100A240-12-V	24V	4.17A	±1%	±2%			
418-TRG100A280-V	418-TRG100A280-12-V	28V	3.54A	±1%	±2%			
418-TRG100A300-V	418-TRG100A300-12-V	30V	3.30A	±1%	±2%			
418-TRG100A480-V	418-TRG100A480-12-V	48V	2.08A	±1%	±2%			

TRG45 SERIES, 45W SWITCHING ADAPTER



Features:
- Universal Input Range 90-264VAC
- Meets EN55022 Class "B" and CISPR/FCC Class B
- Meets CEC & ErP Level V
- Right Angle Output Plug and Other DC Output Connectors Available, contact a Mouser Representative
- Input Frequency: 47 to 63Hz
- Isolation: Input to Output=4,242VDC
- AC Inlet: IEC320/C14
- Dimensions (mm): 4.72(120.0)L x 2.047(52.0)W x 1.22(31.0)H

For quantities greater than listed, call for quote.

MOUSER STOCK NO.		DC Output Voltage	Current Max.	Regulation		Price Each		
2.1mm Straight DC Plug	2.5mm Straight DC Plug			Line	Load	1	10	25
418-TRG45A12-V	418-TRG45A12-12-V	12V	3.75A	±1%	±3%			
418-TRG45A15-V	418-TRG45A15-12-V	15V	3.00A	±1%	±3%			
418-TRG45A18-V	418-TRG45A18-12-V	18V	2.50A	±1%	±2%			
418-TRG45A19-V	418-TRG45A19-12-V	19V	2.37A	±1%	±2%			
418-TRG45A24-V	418-TRG45A24-12-V	24V	1.88A	±1%	±2%			
418-TRG45A48-V	418-TRG45A48-12-V	48V	1.00A	±1%	±2%			

TRG150A SERIES, 150W SWITCHING ADAPTER WITH PFC

Features:
- Universal Input Range: 90-264VAC
- Active PFC Meets EN61000-3-2
- Conductive EMI Meets CISPR/FCC Class B
- Meet CEC & ErP Level V
- Frequency : 47 to 63Hz
- Conducted EMI: CISPR/FCC Class B
- AC Inlet: IEC 320/C14
- Dimensions (mm): 7.087(180.0)L x 2.91(74.0)W x 0.138(3.5)H



For quantities greater than listed, call for quote.

MOUSER STOCK NO.		DC Output Voltage	Current Max.	Regulation		Price Each		
2.1mm Straight Plug	2.5mm Straight Plug			Line	Load	1	10	25
418-TRG150A150-01-V	418-TRG150A150-02-V	15V	10.00A	±1%	±5%			
418-TRG150A180-01-V	418-TRG150A180-02-V	18V	8.34A	±1%	±5%			
418-TRG150A190-01-V	418-TRG150A190-02-V	19V	7.90A	±1%	±5%			
418-TRG150A240-01-V	418-TRG150A240-02-V	24V	6.25A	±1%	±5%			
418-TRG150A280-01-V	418-TRG150A280-02-V	28V	5.36A	±1%	±5%			
418-TRG150A300-01-V	418-TRG150A300-02-V	30V	5.00A	±1%	±5%			
418-TRG150A360-01-V	418-TRG150A360-02-V	36V	4.17A	±1%	±5%			
418-TRG150A480-01-V	418-TRG150A480-02-V	48V	3.13A	±1%	±5%			

© Copyright 2014 Mouser Electronics

EMERSON NETWORK POWER Switching AC Adapters

EMERSON Network Power

RoHS Compliant **This product is RoHS compliant.**

ASTEC DCH3 SERIES, 3W SINGLE OUTPUT

Specifications:
- USB Switching wallmount power supply
- Universal AC Input
- Available in multiple AC plug configurations
- Regulated output
- Overload and short circuit protection
- Constant voltage, constant current
- Efficiency Level V
- Built in EMI filter (CISPR 2 Class B)
- Mini USB 2.0 dc output plug - 0005
- Micro USB 2.0 dc output plug - 0006

For quantities greater than listed, call for quote.

MOUSER STOCK NO.	Astec Part No.	Fig.	Maximum Power	Output Voltage	Minimum Load	Maximum Load	Ripple P-P (PARD)	Price Each 1	10	25
826-DCH3-050UK-0005	DCH3-050UK-0005	A	3W	5V	0A	0.55A	200mV			
826-DCH3-050US-0005	DCH3-050US-0005	A	3W	5V	0A	0.55A	200mV			
826-DCH3-050EU-0006	DCH3-050EU-0006	A	3W	5V	0A	0.55A	200mV			
826-DCH3-050UK-0006	DCH3-050UK-0006	A	3W	5V	0A	0.55A	200mV			

ASTEC DA4 SERIES, 4W-8W SINGLE OUTPUT

Specifications:
- AC Input Voltage: 90-132VAC
- AC Input Frequency: 47-63Hz
- 6 foot DC cord included
- Output Connector: 2.5x5.5mm barrel plug

For quantities greater than listed, call for quote.

MOUSER STOCK NO.	Astec Part No.	Fig.	Maximum Power	Output Voltage	Minimum Load	Maximum Load	Peak Load	Ripple P-P (PARD)	Price Each 1	10	25
826-DA4-110US	DA4-110US	B	3.3W	11.0V	0A	0.30A	-	100mV			

ASTEC DA12/DA18 SERIES, 10-18W SINGLE OUTPUT

Specifications:
- AC Input Voltage: 90-264VAC
- AC Input Frequency: 47-63Hz
- 5 foot DC cord included
- Output Connector: 2.5x5.5mm barrel plug

For quantities greater than listed, call for quote.

MOUSER STOCK NO.	Astec Part No.	Fig.	Maximum Power	Output Voltage	Minimum Load	Maximum Load	Regulation	Ripple P-P (PARD)	Price Each 1	10	25
826-DA12-050US-M	DA12-050US-M	C	10W	5V	0.2A	2.0A	± 3%	50mV			
✻ 826-DA12-050MP-M	DA12-050MP-M	C	10W	5V	0.2A	2.0A	± 3%	50mV			
826-DA12-120US-M	DA12-120US-M	C	12W	12V	0.2A	1.0A	± 3%	200mV			
826-DA18-120US-M	DA18-120US-M	C	18W	12V	0A	1.5A	± 3%	120mV			
✻ 826-DA18-120MP-M	DA18-120MP-M	C	18W	12V	0A	1.5A	± 3%	120mV			

✻AC plugs must be purchased separately

AC Interchangeable Plugs for DA12 & DA18 Series

NEW PRODUCT

For quantities greater than listed, call for quote.

MOUSER STOCK NO.	Astec Part No.	Fig.	Description	Price Each 1	10	25
826-DA-ALL	DA-ALL	D	US, EU, UK, & AU Plug Kit			
826-DA-EU	DA-EU	D	EU Interchangeable Blade			
826-DA-UK	DA-UK	D	UK Interchangeable Blade			
826-DA-AU	DA-AU	D	AU Interchangeable Blade			
826-DA-C8	DA-C8	D	C8 Interchangeable Blade			
826-DA-JP	DA-JP	-	JP Interchangeable Blade			
826-DA-KR	DA-KR	-	KR Interchangeable Blade			
826-DA-CH	DA-CH	-	CH Interchangeable Blade			

ARTESYN DP40 SERIES, 40W SINGLE OUTPUT

Specifications:
- Medical and ITE safeties
- Universal AC Input
- IEC320 AC input receptacle
- Fully regulated output
- LED Power good indicator
- Energy Star Efficiency Level V

2-PIN (type C8)

For quantities greater than listed, call for quote.

MOUSER STOCK NO.	Astec Part No.	Fig.	Max. Power	Output Voltage	Max. Load	Peak Load	Regulation L-L	Ripple P-P (PARD)	Price Each 1	10	25
826-DP4012N2M	DP4012N2M	E	40W	12V	3.33A	4.4A	± 5%	120 mV			
826-DP4024N2M	DP4024N2M	E	40W	24V	1.67A	2.3A	± 5%	240 mV			
826-DP4048N2M	DP4048N2M	E	40W	48V	0.84A	1.2A	± 5%	480 mV			

3-PIN (type C6)

For quantities greater than listed, call for quote.

MOUSER STOCK NO.	Astec Part No.	Fig.	Max. Power	Output Voltage	Max. Load	Peak Load	Regulation L-L	Ripple P-P (PARD)	Price Each 1	10	25
826-DP4012N3M	DP4012N3M	E	40W	12V	3.33A	4.4A	± 5%	120 mV			

AC Input Cord (sold separately)

For quantities greater than listed, call for quote.

MOUSER STOCK NO.	Astec Part No.	Max. Power	Output Voltage	Max. Load	Peak Load	Regulation L-L	Ripple P-P (PARD)	Price Each 1	10	25
562-233008-06	233008-06	8ft., 3-Wire, 18AWG, gray plug hospital grade AC cord								

DIMENSIONS: in.

A

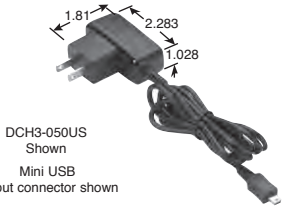

DCH3-050US Shown

Mini USB output connector shown

B



DA4-050US Shown

C



D



E



© Copyright 2014 Mouser Electronics

© Copyright 2014 Mouser Electronics

MEAN WELL Single Output Desktop Power Supplies

RoHS Compliant This product is RoHS compliant.

10-220W AC-DC SINGLE OUTPUT DESKTOP SERIES

- Universal AC input
- Protections: Short circuit, overload, overvoltage
- Fully enclosed plastic case
- EISA

For quantities greater than listed, call for quote.

MOUSER STOCK NO.	Mean Well Part No.	Fig.	Output Voltage	Output Current	Power	Dimensions: mm L	W	H	Price Each 1	10	20
• No Load Power Consumption <0.3W • Pass Energy Star Level V and ErP Step 2 • Output Connector: 2.1x5.5 Center Positive											
709-GS15A-1P1J	GS15A-1P1J	A	5V	2.40A	12W	100	58.5	32.8			
709-GS15A-11P1J	GS15A-11P1J	A	7.5V	1.60A	12W	100	58.5	32.8			
709-GS15A-2P1J	GS15A-2P1J	A	9V	1.66A	15W	100	58.5	32.8			
709-GS15A-3P1J	GS15A-3P1J	A	12V	1.25A	15W	100	58.5	32.8			
709-GS15A-4P1J	GS15A-4P1J	A	15V	1.00A	15W	100	58.5	32.8			
709-GS15A-6P1J	GS15A-6P1J	A	24V	0.62A	15W	100	58.5	32.8			
• No Load Power Consumption <0.3W • Pass Energy Star Level V and ErP Step 2 • Output Connector: 2.1x5.5 Center Positive											
709-GS15B-3P1J	GS15B-3P1J	B	12V	1.25A	15W	100	58.5	32.8			
• No Load Power Consumption <0.5W • Pass Energy Star (CEC) Level IV for 5~48V Output • Output Connector: 2.1x5.5 Center Positive											
709-GS18A03-P1J	GS18A03-P1J	C	3.3V	3.0A	10W	93	54	36			
709-GS18A05-P1J	GS18A05-P1J	C	5V	3.0A	15W	93	54	36			
709-GS18A07-P1J	GS18A07-P1J	C	7.5V	2.0A	15W	93	54	36			
709-GS18A48-P1J	GS18A48-P1J	C	48V	0.375A	18W	93	54	36			
709-GS18A09-P1J	GS18A09-P1J	C	9V	2.0A	18W	93	54	36			
709-GS18A12-P1J	GS18A12-P1J	C	12V	1.5A	18W	93	54	36			
709-GS18A15-P1J	GS18A15-P1J	C	15V	1.2A	18W	93	54	36			
709-GS18A18-P1J	GS18A18-P1J	C	18V	1.0A	18W	93	54	36			
709-GS18A24-P1J	GS18A24-P1J	C	24V	0.75A	18W	93	54	36			
709-GS18A28-P1J	GS18A28-P1J	C	28V	0.64A	18W	93	54	36			
• No Load Power Consumption <0.5W • Pass Energy Star (CEC) Level IV for 5~48V Output • Output Connector: 2.1x5.5 Center Positive											
709-GS18B15-P1J	GS18B15-P1J	D	15V	1.2A	18W	79	54	33			
709-GS18B28-P1J	GS18B28-P1J	D	28V	0.64A	18W	79	54	33			
• No Load Power Consumption <0.5W • Pass Energy Star (CEC) Level IV Regulation • Output Connector: 2.1x5.5 Center Positive											
709-GS25A05-P1J	GS25A05-P1J	C	5V	4.0A	20W	93	54	36			
709-GS25A07-P1J	GS25A07-P1J	C	7.5V	2.93A	22W	93	54	36			
709-GS25A09-P1J	GS25A09-P1J	C	9V	2.77A	25W	93	54	36			
709-GS25A12-P1J	GS25A12-P1J	C	12V	2.08A	25W	93	54	36			
709-GS25A15-P1J	GS25A15-P1J	C	15V	1.66A	25W	93	54	36			
709-GS25A18-P1J	GS25A18-P1J	C	18V	1.38A	25W	93	54	36			
709-GS25A24-P1J	GS25A24-P1J	C	24V	1.04A	25W	93	54	36			
709-GS25A28-P1J	GS25A28-P1J	C	28V	0.89A	25W	93	54	36			
709-GS25A48-P1J	GS25A48-P1J	C	48V	0.52A	25W	93	54	36			
• No Load Power Consumption <0.5W • Pass Energy Star (CEC) Level IV Regulation • Output Connector: 2.1x5.5 Center Positive											
709-GS25B05-P1J	GS25B05-P1J	D	5V	4.0A	20W	79	54	33			
709-GS25B07-P1J	GS25B07-P1J	D	7.5V	2.93A	22W	79	54	33			
709-GS25B09-P1J	GS25B09-P1J	D	9V	2.77A	25W	79	54	33			
709-GS25B12-P1J	GS25B12-P1J	D	12V	2.08A	25W	79	54	33			
709-GS25B15-P1J	GS25B15-P1J	D	15V	1.66A	25W	79	54	33			
709-GS25B24-P1J	GS25B24-P1J	D	24V	1.04A	25W	79	54	33			
709-GS25B28-P1J	GS25B28-P1J	D	28V	0.89A	25W	79	54	33			
• No Load Power Consumption <0.3W • Pass Energy Star Level V and ErP Step 2 • Output Connector: 2.1x5.5 Center Positive											
709-GS40A05-P1J	GS40A05-P1J	A	5V	5A	25W	125	50	31.5			
709-GS40A07-P1J	GS40A07-P1J	A	7.5V	5.34A	40W	125	50	31.5			
709-GS40A09-P1J	GS40A09-P1J	A	9V	4.45A	40W	125	50	31.5			
709-GS40A12-P1J	GS40A12-P1J	A	12V	3.34A	40W	125	50	31.5			
709-GS40A15-P1J	GS40A15-P1J	A	15V	2.67A	40W	125	50	31.5			
709-GS40A18-P1J	GS40A18-P1J	A	18V	2.22A	40W	125	50	31.5			
709-GS40A24-P1J	GS40A24-P1J	A	24V	1.67A	40W	125	50	31.5			
709-GS40A48-P1J	GS40A48-P1J	A	48V	0.84A	40W	125	50	31.5			
• No Load Power Consumption <0.3W • Pass Energy Star Level V and ErP Step 2 • Output Connector: 2.1x5.5 Center Positive											
709-GS60A05-P1J	GS60A05-P1J	A	5V	6A	30W	125	50	31.5			
709-GS60A09-P1J	GS60A09-P1J	A	9V	6A	54W	125	50	31.5			
709-GS60A12-P1J	GS60A12-P1J	A	12V	5A	60W	125	50	31.5			
709-GS60A15-P1J	GS60A15-P1J	A	15V	4A	60W	125	50	31.5			
709-GS60A18-P1J	GS60A18-P1J	A	18V	3.33A	60W	125	50	31.5			
709-GS60A24-P1J	GS60A24-P1J	A	24V	2.5A	60W	125	50	31.5			
• No Load Power Consumption <0.5W • Pass Energy Star Level V and ErP Step 2 • Output Connector: 2.5x5.5 Center Positive											
709-GS90A12-P1M	GS90A12-P1M	A	12V	6.67A	80W	145	60	32			
709-GS90A15-P1M	GS90A15-P1M	A	15V	6A	90W	145	60	32			
709-GS90A19-P1M	GS90A19-P1M	A	19V	4.74A	90W	145	60	32			
709-GS90A24-P1M	GS90A24-P1M	A	24V	3.75A	90W	145	60	32			
709-GS90A48-P1M	GS90A48-P1M	A	48V	1.87A	90W	145	60	32			
• No Load Power Consumption <0.5W • Pass Energy Star Level V and ErP Step 2 • Output Connector: 4 Pin DIN											
709-GS120A12-R7B	GS120A12-R7B	E	12V	8.5A	102W	167	67	35			
709-GS120A15-R7B	GS120A15-R7B	E	15V	7A	105W	167	67	35			
709-GS120A20-R7B	GS120A20-R7B	E	20V	6A	120W	167	67	35			
709-GS120A24-R7B	GS120A24-R7B	E	24V	5A	120W	167	67	35			
709-GS120A48-R7B	GS120A48-R7B	E	48V	2.5A	120W	167	67	35			
709-GS160A12-R7B	GS160A12-R7B	E	12V	11.5A	138W	175	72	35			
709-GS160A15-R7B	GS160A15-R7B	E	15V	9.6A	144W	175	72	35			
709-GS160A20-R7B	GS160A20-R7B	E	20V	8A	160W	175	72	35			
709-GS160A24-R7B	GS160A24-R7B	E	24V	6.67A	160W	175	72	35			
709-GS160A48-R7B	GS160A48-R7B	E	48V	3.34A	160W	175	72	35			
• No Load Power Consumption <0.5W • Pass Energy Star Level V and ErP Step 2 • Output Connector: 4 Pin DIN											
709-GS220A12-R7B	GS220A12-R7B	E	12V	15A	180W	210	85	46			
709-GS220A15-R7B	GS220A15-R7B	E	15V	13.4A	201W	210	85	46			
709-GS220A20-R7B	GS220A20-R7B	E	20V	11A	220W	210	85	46			
709-GS220A24-R7B	GS220A24-R7B	E	24V	9.2A	221W	210	85	46			
709-GS220A48-R7B	GS220A48-R7B	E	48V	4.6A	221W	210	85	46			

DIMENSIONS: mm

A



B



C



D



E

4 Pin Din shown



© Copyright 2014 Mouser Electronics

© Copyright 2014 Mouser Electronics

PHIHONG Interchangeable Plug Adapters

RoHS Compliant **This product is RoHS compliant.**

5-9 WATT USB ADAPTER

- Efficiency Level V Compliance
- Ecodesign Erp Directive Compliant
- AC Input Voltage 90-264VAC

RoHS Compliant

For quantities greater than listed, call for quote.

MOUSER STOCK NO.	Phihong Part No.	Fig.	Output Voltage	Load Min.	Load Max.	Ripple P-P	Regulation Line	Regulation Load	Price Each 1	5	25	100
5 Watt USB Adapter • Efficiency: 68% min. Avg. • USB Type A Connector												
552-PSB-05R-050Q-R	PSB05R-050Q(A)-R	A	5V	0A	1A	55mV	-	±5%				
5 Watt Adapter • Mini-B USB Connector												
552-PSA-C05R-050MB-R	PSAC05R-050(MB)-R	B	5V	0A	1.0A	200mV	±5%	±5%				
9 Watt Adapter • Micro USB Connector												
552-PSAC09R-050-R	PSAC09R-050-R	B	5V	0A	1.8A	100mV	-	±5%				

9-60 WATT ADAPTERS

- Output connector: 2.1x5.5mm Center positive
- 5W Dimension: in. 2.82Lx1.77Wx1.22H
- 10-12W Dimensions: in. 2.82Lx1.77Wx1.27H
- 15-20W Dimensions: in. 2.82Lx1.97Wx1.22H
- 30W Dimensions: in. 3.26Lx2.17Wx1.54H
- 60W Dimensions: in. 4.06Lx2.59Wx1.57H
- Efficiency Level V Compliance
- Class B EMI

RoHS Compliant

For quantities greater than listed, call for quote.

MOUSER STOCK NO.	Phihong Part No.	Fig.	Output Voltage	Load Min.	Load Max.	Ripple P-P	Regulation L-L	Price Each 1	5	25	100
5 Watt Adapter • Efficiency: 64% min. avg.											
552-PSA-05R-090-R	PSA05R-090-R	C	9V	0A	0.56A	90mV	±5%				
552-PSA-C05R-050P-R	PSAC05R-050(P)-R	C	5V	0A	1.0A	200mV	±5%				
10-12 Watt Adapter • Efficiency: 76.61% min. • 4 foot DC cord included											
552-PSC-12R-050-R	PSC12R-050-R	C	5V	0A	2A	200mV	±5%				
552-PSC-12R-090-R	PSC12R-090-R	C	9V	0A	1.11A	180mV	±5%				
552-PSC-12R-120-R	PSC12R-120-R	C	12V	0A	1A	240mV	±5%				
15 Watt Adapter • Efficiency: 76% min. avg. • 5 Foot DC cord included											
552-PSA15R-050PV-R	PSA15R-050PV-R	C	5V	0A	3.0A	100mV	±5%				
552-PSA15R-090PV-R	PSA15R-090PV-R	C	9V	0A	1.66A	100mV	±5%				
552-PSA15R-150PV-R	PSA15R-150PV-R	C	15V	0A	1.0A	150mV	±5%				
552-PSA15R-240PV-R	PSA15R-240PV-R	C	24V	0A	0.62A	240mV	±5%				
552-PSA15R-480PV-R	PSA15R-480PV-R	C	48V	0A	0.31A	480mV	±5%				
10-20 Watt Adapter • Efficiency: 81% min. avg. • 5 Foot DC cord included											
552-PSAA20R-033-R	PSAA20R-033-R	C	3.3V	0A	3.00A	50mV	±5%				
552-PSAA20R-050-R	PSAA20R-050-R	C	5V	0A	3.00A	100mV	±5%				
552-PSAA20R-120-R	PSAA20R-120-R	C	12V	0A	1.67A	120mV	±5%				
552-PSAA20R-240-R	PSAA20R-240-R	C	24V	0A	0.83A	240mV	±5%				
552-PSAA20R-480-R	PSAA20R-480-R	C	48V	0A	0.42A	480mV	±5%				
30 Watt Adapter • Efficiency: 83.5% min. avg. • 5 Foot DC cord included											
552-PSAA30R-120-R	PSAA30R-120-R	C	12V	0A	2.50A	120mV	±5%				
552-PSAA30R-150-R	PSAA30R-150-R	C	15V	0A	2.00A	200mV	±5%				
552-PSAA30R-240-R	PSAA30R-240-R	C	24V	0A	1.25A	240mV	±5%				
552-PSAA30R-560-R	PSAA30R-560-R	C	56V	0A	0.54A	560mV	±5%				
60 Watt Adapter • Efficiency: 87-92% • 5 Foot DC cord included											
552-PSA60R-120-R	PSA60R-120-R	C	12V	0A	5.0A	150mV	-				
552-PSA60R-240-R	PSA60R-240-R	C	24V	0A	2.5A	240mV	-				
552-PSA60R-560-R	PSA60R-560-R	C	56V	0A	1.07A	560mV	-				

30 WATT MEDICAL ADAPTERS

- Efficiency: 80.6% minimum average
- Output connector: 2.1x5.5mm, center positive
- Dimensions:3.94Lx2.48Wx1.4H
- 6 foot DC cord included
- <100uA leakage current
- Class B EMI
- No load power draw <0.5W@115VAC
- No load power draw <0.75W@230VAC
- EISA Compliant: Level IV 115VAC and Level III

RoHS Compliant

Medical Versions

For quantities greater than listed, call for quote.

MOUSER STOCK NO.	Phihong Part No.	Fig.	Output Voltage	Load Min.	Load Max.	Ripple P-P	Regulation L-L	Price Each 1	5	25	100
552-PSA-M30R-120-R	PSAM30R-120-R	B	12V	0A	2.5A	120mV	±5%				
552-PSA-M30R-240-R	PSAM30R-240-R	B	24V	0A	1.25A	240mV	±5%				

USB CABLE

RoHS Compliant

For quantities greater than listed, call for quote.

MOUSER STOCK NO.	Phihong Part No.	Fig.	Length	Description	Price Each 1	5	25	100
552-IPUSB1CS-R	IPUSB1CS-R	D	4 ft. 9in	USB A to mini-USB cable				
552-IPUSB1MS-R	IPUSB1MS-R	D	4 ft. 9in	USB A to micro-USB cable				

R-SERIES AC PLUGS

(Adapters sold separately)

RoHS Compliant

For quantities greater than listed, call for quote.

MOUSER STOCK NO.	Phihong Part No.	Fig.	Description	Price Each 1	5	25	100
552-RPA-R	RPA-R	E	USA Plug				
552-RPE-R	RPE-R	E	European Plug				
552-RPK-R	RPK-R	E	UK Plug				
552-RPS-R	RPS-R	E	Australian Plug				
552-RPC-R	RPC-R	E	China Plug				
552-RPH-R	RPH-R	E	Korea Plug				
552-RPX-03-R	RPX-03-R	E	IEC Clip				
552-RPKIT-R	RPBAG-R	- -	Kit w/ US, UK, Euro, Aus. plugs				
552-RPB-R	RPB-R	E	Brazil Plug				
552-RPI-R	RPI-R	E	India Clip				
552-RPN	RPN-R	E	Argentina Plug				

DIMENSIONS: in. (mm)

A



- Plugs sold separately

B



- Plugs sold separately
- 5 foot DC card included

C



- Plugs sold separately
- 2.1x5.5mm output connector

D



IPUSB1CSR Shown

E



© Copyright 2014 Mouser Electronics

© Copyright 2014 Mouser Electronics

PHIHONG Power Over Ethernet Adapters

RoHS Compliant This page of product is compliant.

PHIHONG 15.4-80 WATT POWER OVER ETHERNET ADAPTER

NEW PRODUCT

Features:

- Fully Compliant with IEEE802.3 af
- 10/100Mb Base-T Data rates

For quantities greater than listed, call for quote.

MOUSER STOCK NO.	Phihong Part No.	Fig.	DC Output Voltage	Load Min.	Load Max.	Ripple (1) P-P (max.)	Output Power	Price Each 1	5	25	100
Dimensions in. (mm): 3.39(86)L x 1.98(50.2)W x 1.31(33.16)H • Gigabit Compatible											
552-POE16R-1AFG-R	POE16R-1AFG	A	56V	0A	0.275A	±4%	15.4W				
Dimensions in. (mm): 3.15(80)L x 1.77(45)W x 1.29(33)H											
552-POE16R-1AF-R	POE16R-1AF-R	A	56V	0A	0.275A	±4%	15.4W				
552-POE16R-560-R	POE16R-560-R	A	56V	0A	0.286A	±5%	16W				

PHIHONG 19.6-80 WATT POWER OVER ETHERNET ADAPTERS

Specifications:

- AC input voltage: 90-264VAC

✻ DC input voltage: 18-72VDC † DC input voltage: 36-72VDC and Compliant with IEEE802.3af/at

For quantities greater than listed, call for quote.

	MOUSER STOCK NO.	Phihong Part No.	Fig.	Output Voltage	Load Min.	Load Max.	Price Each 1	5	25
Dimensions in. (mm): 5.51(140)L x 2.55(65)W x 1.42(36)H									
	552-PSA-16U-480-R	PSA16U-480(POE)-R	B	48V	0A	0.35A			
Dimensions in. (mm): 5.51(140)L x 2.55(65)W x 1.42(36)H									
	552-POE33U-1AT-R	POE33U-1AT-R	B	56V	10A	535A			
	552-POE21U-1AF-R	POE21U-1AF-R	B	56V	10A	350A			
	552-POE21W-1AF-R	POE21W-1AF-R	B	56V	10A	350A			
✻	552-POE-20D-1AF-R	POE20D-1AF-R	B	56V	0A	0.35A			
	552-POE31U-1AT-R	POE31W-1AT-R	B	56V	10A	535A			
	552-POE31W-1AT-R	POE31W-1AT-R	B	56V	10A	535A			
	552-POE36U-1AT-R	POE36U-1AT-R	B	56V	0A	0.60A			
†	552-POE36D-1AT-R	POE36D-1AT-R	B	56V	0A	0.60A			
Dimensions in. (mm): 6.48(166)L x 3.15(80)W x 1.73(44)H									
	552-POE-30U-560GHT-R	POE30U-560(G)HT-R	B	56V	0A	0.55A			
Dimensions in. (mm): 6.53(166)L x 3.15(80)W x 2.01(51.2)H									
	552-POE75U-1UP-R	POE75U-1UP-R	B	+56V +56V	0A	0.67A			
†	552-POE-75D-1UP-R	POE75D-1UP-R	B	+56V +56V	15mA	1.34A			
	552-POE75U-1UPN-R	POE75U-1UPN-R	B	+56V +56V	0A	0.67A			
Dimensions in. (mm): 8.00(203)L x 4.25(108)W x 2.5(63)H • SNMP Management									
	552-POE-80U-560-R	POE80U-560(G)-R	C	+56V +56V	0A	0.72A			

PHIHONG 30-60W PASSIVE POWER OVER ETHERNET ADAPTERS

Specifications:

- AC input voltage: 90-264 VAC
- 2-3 Wire Options

For quantities greater than listed, call for quote.

MOUSER STOCK NO.	Phihong Part No.	Fig.	Output Voltage	Output Current	Input Connector	Price Each 1	5	25
Dimensions in. (mm): 5.51(140)L x 2.55(65)W x 1.42(36)H								
552-POE-31U-240-R	POE31U-240-R	B	24V	1.25A	3 Wire C14			
552-POE-31U-560-R	POE31U-560-R	B	56V	0.54A	3 Wire C14			
552-POE-31W-240-R	POE31W-240-R	B	24V	1.25A	2 Wire C8			
552-POE-31W-560-R	POE31W-560-R	B	56V	0.54A	2 Wire C8			
Dimensions in. (mm): 6.4(163)L x 2.56(65)W x 1.42(36)H								
552-POE61U-560D-R	POE61U-560D-R	B	56V	1.1A	3 Wire C14			
552-POE61U-560DG-R	POE61U-560DG-R	B	56V	1.1A	3 Wire C14			
552-POE61W-560D-R	POE61W-560D-R	B	56V	1.1A	2 Wire C8			
552-POE61W-560DG-R	POE61W-560DG-R	B	56V	1.1A	2 Wire C8			

PHIHONG 14-52W DC-DC POWER OVER ETHERNET SPLITTERS

NEW PRODUCT

Phihong's low-cost splitters are designed to use with non-POE ready devices dividing POE into separate Data via Ethernet and Power via DC cable. DC voltage is stepped down for a conventional DC jack socket.

Specifications:

- PoE Input

✻ Output connector: 2.5x5.5mm, center positive † DC Output Connector: 2.1x5.5mm, center positive

For quantities greater than listed, call for quote.

	MOUSER STOCK NO.	Phihong Part No.	Fig.	Output Voltage	Output Current	PoE Input	Price Each 1	5	25
Dimensions in. (mm): 3.94(100)L x 2.2(56)W x 1.10(28)H									
✻	552-POE-14-033-R	POE14-033-R	D	3.3V	3A	IEEE802.3af			
✻	552-POE-14-050-R	POE14-050-R	D	5V	2.2A	IEEE802.3af			
✻	552-POE-14-120-R	POE14-120-R	D	12V	1.17A	IEEE802.3af			
†	552-POE-21-120-R	POE21-120-R	D	12V	1.75A	IEEE802.3at			
†	552-POE21-240-R	POE21-240-R	D	24V	0.875A	IEEE802.3at			
Dimensions in. (mm): 6.45(163.75)L x 3.35(85)W x 1.42(36)H									
†	552-POE-45-120-R	POE45-120-R	D	12V	3.75A	IEEE802.3at			
	552-POE45-150-R	POE45-150-R	D	15V	3A	IEEE802.3at			
Dimensions in. (mm): 3.94(100)L x 2.25(56)W x 1.42(36)H									
✻	552-POE-60D-560-R	POE60D-560(G)-R	D	50-57V	1.1A	IEEE802.3af			

PHIHONG POE14-137 DC-DC POWER OVER ETHERNET SPLITTER

Specifications:

- PoE Input
- Output connects directly to battery terminals

For quantities greater than listed, call for quote.

MOUSER STOCK NO.	Phihong Part No.	Fig.	Output Voltage	Output Current	Input Connector	Price Each 1	5	25
552-POE-14-137-R	POE14-137-R	E	13.7	1.0A	IEEE802.3at			

PHIHONG 4 PORTS 60W PER PORT POWER OVER ETHERNET MIDSPAN

Specifications:

- 12.5K Detection Required for full power 60W per port
- 25K Detection Yields IEEE802.3at power 33.6W per port

For quantities greater than listed, call for quote.

MOUSER STOCK NO.	Phihong Part No.	Fig.	Output Voltage	Output Current	Total Power	Price Each 1	5	25
552-POE-240U-4UPN-R	POE240U-4UPN-R	F	56V	1.1A	240W			

DIMENSIONS: in. (mm)

A



B



C



D



E

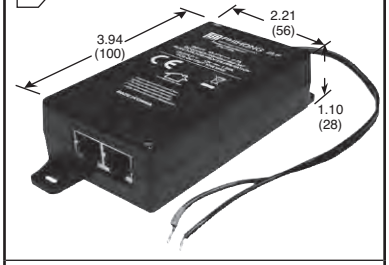

F



© Copyright 2014 Mouser Electronics

PHIHONG Power Over Ethernet and AC Adapters

RoHS Compliant **This product is RoHS compliant.**

DIMENSIONS: in. (mm)

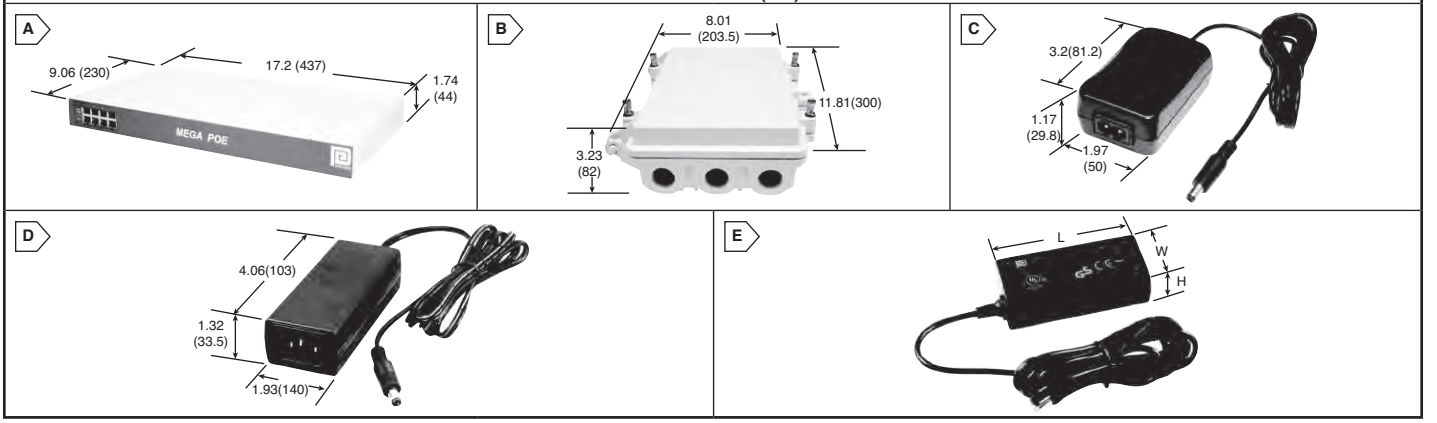

PHIHONG 4 PORTS 95 WATT PER PORT POWER OVER ETHERNET MIDSPAN

- 12.5K Detection Required for full power 95W per port
- 25K Detection Yields IEEE802.3at power 33.6W per port

For quantities greater than listed, call for quote.

MOUSER STOCK NO.	Phihong Part No.	Fig.	Output Voltage	Output Current	Output per Port	Total Power	Price Each 1	5	25	100
552-POE576U-4MP-N-R	POE576U-4MP-N-R	A	56V	1.69A	95W	380W				

PHIHONG OUTDOOR 33.6W DUAL PORT PASSIVE POWER OVER ETHERNET MIDSPAN

- 3 pin terminal block with M3.5 screw terminal
- For external security cameras and wireless access point
- Efficiency: 70% min. avg.
- Waterproof IP67 Rating
- SELV Compliant
- Gigabit Compatible

For quantities greater than listed, call for quote.

MOUSER STOCK NO.	Phihong Part No.	Fig.	Output Voltage	Output Current	Output per Port	Total Power	Price Each 1	5	25	100
552-POE33U-560DO-R	POE33U-560DO-R	B	56V	300mA	16.8W	33.6W				
			Description							
552-PGLAND750-2-R	PGLAND750-2-R	-	2-Wire Cable Glands							

POE ACCESSORIES

For quantities greater than listed, call for quote.

MOUSER STOCK NO.	Phihong Part No.	Fig.	Description	Price Each 1	5	25	100
552-ACCY125X-R	ACCY125X-R	-	Dongle to Operate Cisco Aironet				
552-POE125U-ACCY01-R	POE125U-ACCY01-R	-	Mounting Bracket Kit for Multiport Midspans to 1U 19" rack				
552-POE-CIT-R	POE-CIT-R	-	POE Camera Installation Tool				

PHIHONG 15 WATT UNIVERSAL 2-WIRE INPUT SINGLE OUTPUT DESKTOP ADAPTER

- AC Input voltage: 90-264VAC
- AC frequency: 47-63Hz
- Output connector: 2.1x5.5mm, center positive
- No Load Power Saving <0.3W
- 6ft. DC Cord Included
- Efficiency Level V Compliance

For quantities greater than listed, call for quote.

MOUSER STOCK NO.	Phihong Part No.	Fig.	Output Level	Load Min.	Load Max.	Ripple P-P (max.)	Regulation L-L	Price Each 1	5	25	100
552-PSAA15W-050V-R	PSAA15W-050V	C	5V	0A	3A	70mV	±5%				
552-PSAA15W-120V-R	PSAA15W-120V	C	12V	0A	1.25A	120mV	±5%				
552-PSAA15W-180V-R	PSAA15W-180V	C	18V	0A	0.83A	180mV	±5%				
552-PSAA15W-240V-R	PSAA15W-240V	C	24V	0A	0.63A	240mV	±5%				
552-PSAA15W-480V-R	PSAA15W-480V	C	48V	0A	0.31A	480mV	±5%				

PHIHONG 18 WATT UNIVERSAL 3-WIRE INPUT SINGLE OUTPUT ADAPTER

- AC input voltage: 90-264VAC
- AC frequency: 47-63Hz
- Efficiency: 80% min. avg.
- Output connector: 2.1x5.5mm, center positive
- Ecodesign Erp Directive 2009/125/EC level 2 annex/b compliant

For quantities greater than listed, call for quote.

MOUSER STOCK NO.	Phihong Part No.	Fig.	Output Level	Load Min.	Load Max.	Ripple P-P (max.)	Regulation L-L	Price Each 1	5	25	100
PSAA18U Series	• 5ft. DC Cord Included	• Efficiency Level V Compliance									
552-PSA-A18U-090	PSAA18U-090-R	D	9V	0A	2.0A	110mV	±5%				
552-PSA-A18U-120	PSAA18U-120-R	D	12V	0A	1.5A	120mV	±5%				
552-PSA-A18U-150	PSAA18U-150-R	D	15V	0A	1.2A	150mV	±5%				
552-PSA-A18U-240	PSAA18U-240-R	D	24V	0A	0.75A	240mV	±5%				
PSC18U Series	• 6ft. DC Cord Included	• Efficiency Level V Compliance									
552-PSC-18U-480-R	PSC18U-480(P)-R	D	48V	0A	0.38A	400mV	±5%				

PHIHONG 30 WATT UNIVERSAL 2-WIRE INPUT ADAPTER

- AC Input voltage: 90-264VAC
- AC frequency: 47-63Hz
- Output connector: 2.5x5.5mm, center positive
- Ecodesign ErP Directive 2009/125/EC compliant

For quantities greater than listed, call for quote.

MOUSER STOCK NO.	Phihong Part No.	Fig.	Output Voltage Range	Load Min.	Load Max.	Ripple P-P (max.)	Regulation L-L	Price Each 1	5	25	100
PSA30W Series - Dimensions in. (mm): 3.15(80)L x 1.38(35)W x 0.94(24)H			• Efficiency Level V Compliance								
552-PSA30W-190A-R	PSA30W-190A	E	18.05-19.95V	0A	1.6A	190mV	±5%				

PHIHONG 40 WATT UNIVERSAL 2-WIRE INPUT ADAPTER

- AC Input voltage: 90-264VAC
- AC frequency: 47-63Hz
- Output connector: 2.5x5.5mm, center positive
- Ecodesign ErP Directive 2009/125/EC compliant

For quantities greater than listed, call for quote.

MOUSER STOCK NO.	Phihong Part No.	Fig.	Output Voltage Range	Load Min.	Load Max.	Ripple P-P (max.)	Regulation L-L	Price Each 1	5	25	100
PSA40W Series - Dimensions in. (mm): 3.54(90)L x 1.40(35.5)W x 1.06(27)H			• Efficiency Level V Compliance								
552-PSA40W-190-R	PSA40W-190-R	E	18.05-19.95V	0A	2.1A	190mV	±5%				

© Copyright 2014 Mouser Electronics
© Copyright 2014 Mouser Electronics

PHIHONG AC Adapters and Power Supply Cords

RoHS Compliant This page of product is compliant.

PHIHONG PSAC30U 20-30 WATT 3-WIRE INPUT SINGLE OUTPUT ADAPTER

RoHS Compliant

Specifications:
- AC Input Voltage: 90-264VAC
- AC frequency: 47-63Hz
- Efficiency: 78.6% min. at 5V, 83.5% min at 12V, 24V and 56V
- Dimensions: in(mm) 4.07(103.4) L x 1.65(42)W x 1.13(28.7)H
- Output Connector: 2.1x5.5mm, center positive
- 5 foot DC cord included

Features:
- Class B EMI
- Ecodesign ErP Directive Complaint
- EISA Level V Compliant

For quantities greater than listed, call for quote.

MOUSER STOCK NO.	Phihong Part No.	Fig.	Output Voltage	Load Min.	Load Max.	Ripple	Output Power	Price Each 1	5	25	100
552-PSAC30U-050-R	PSAC30U-050-R	A	5V	0A	4.00A	70mV	20W				
552-PSAC30U-120-R	PSAC30U 120-R	A	12V	0A	2.50A	120mV	30W				
552-PSAC30U-240-R	PSAC30U-240-R	A	24V	0A	1.25A	240mV	30W				
552-PSAC30U-560-R	PSAC30U-560-R	A	56V	0A	0.54A	560mV	30W				

PHIHONG PSM36W 36 WATT 2-WIRE INPUT SINGLE OUTPUT ADAPTER

RoHS Compliant

Specifications:
- AC Input Voltage: 89-270VAC
- AC Input Frequency: 47-63Hz
- Output Connector: 2.1x5.5mm, center positive
- Dimensions: 4.72(120)L x 1.98(50)W x 1.27(31.5)H
- 3 foot DC cord included
- Efficiency: 85% min.

Features:
- Ecodesign ErP Directive Complaint
- Class B EMI
- EISA Level V Compliant
- Energy Star EPS2.0 Compliance

For quantities greater than listed, call for quote.

MOUSER STOCK NO.	Phihong Part No.	Fig.	Output Voltage	Load Min.	Load Max.	Ripple	Price Each 1	5	25	100
552-PSM36W-120-TW2-R	PSM36W-120-TW2-R	B	12V	0A	3A	140mV				

PHIHONG PSA45U 38 WATT MULTIPLE OUTPUT ADAPTERS

RoHS Compliant

Specifications:
- AC input voltage: 90-264VAC
- AC frequency: 47-63Hz
- Efficiency: 70% typical
- Output Connector: 5P DIN

Features:
- Built-in EMI filter Class B
- Compact size
- 6 foot DC cord included
- Over voltage and short circuit protection

For quantities greater than listed, call for quote.

MOUSER STOCK NO.	Phihong Part No.	Fig.	Output Voltage	Load Min.	Load Max.	Ripple P-P	Regulation Line	Regulation Load	Price Each 1	5	25	100
552-PSA-45U-201-R	PSA45U-201-R	C	5V	0.3A	4A	50mV	±1%	±5%				
			12V	0.2A	1.5A	120mV	±1%	±5%				

PHIHONG 60 WATT UNIVERSAL INPUT SINGLE OUTPUT ADAPTERS

RoHS Compliant

Specifications:
- AC input voltage: 90-264VAC
- AC frequency: 47-63Hz
- Efficiency: 85% min. average
- Output connector: 2.1x5.5mm, center positive
- Dimensions: in.(mm), 5.12(130) L x 2.36(60)W x 1.3(32)H

Features:
- EISA Level V Compliant
- Class B EMI
- Non-vented/spill-proof case
- No load power consumption <0.5W
- 4 foot DC cord included

For quantities greater than listed, call for quote.

MOUSER STOCK NO.	Phihong Part No.	Fig.	Output Voltage	Load Min.	Load Max.	Ripple P-P (max)	Regulation L-L	Price Each 1	5	25	100
PSAA60W, 2-Wire											
552-PSA-A60W-150-R	PSAA60W-150-R	B	15V	0A	4.0A	150mV	±5%				
552-PSA-A60W-180-R	PSAA60W-180-R	B	18V	0A	3.3A	180mV	±5%				
PSAC60W, 2-Wire											
552-PSAC60W-120-R	PSAC60W-120-R	B	+12V	0A	5.0A	200mV	±5%				
552-PSAC60W-240-R	PSAC60W-240-R	B	+12V	0A	5.0A	200mV	±5%				
552-PSAC60W-480-R	PSAC60W-480-R	B	+12V	0A	5.0A	200mV	±5%				
552-PSAC60W-560-R	PSAC60W-560-R	B	+12V	0A	5.0A	200mV	±5%				
PSAA60M, 3-Wire											
552-PSAC60M-120-R	PSAC60M-120-R	D	+12V	0A	5.0A	200mV	±5%				
552-PSAC60M-240-R	PSAC60M-240-R	D	+12V	0A	5.0A	200mV	±5%				
552-PSAC60M-480-R	PSAC60M-480-R	D	+12V	0A	5.0A	200mV	±5%				
552-PSAC60M-560-R	PSAC60M-560-R	D	+12V	0A	5.0A	200mV	±5%				

PHIHONG PSC75U 75 WATT UNIVERSAL 3-WIRE INPUT SINGLE OUTPUT ADAPTERS

RoHS Compliant

Specifications:
- AC input voltage: 90-264VAC
- Efficiency: 87% min. avg.
- Output Connector: 2.1mmx5.5mm center positive
- AC Frequency: 47-63Hz
- Dimensions: in(mm) 5.93(150.5)L x 2.78(70.5) W x 1.54(39) H

Features:
- Class B EMI
- EISA compliant: Efficiency Level V
- Energy Star EPS2.0 Compliance

For quantities greater than listed, call for quote.

MOUSER STOCK NO.	Phihong Part No.	Fig.	Output Voltage	Load Min.	Load Max.	Ripple P-P (max)	Regulation L-L	Price Each 1	5	25	100
552-PSC75U-560-R	PSC75U-560-R	A	56V	0A	1.34A	560mV	±5%				

PHIHONG PSA120U 120 WATT UNIVERSAL 3 WIRE INPUT ADAPTERS

RoHS Compliant

Specifications:
- Efficiency: 87-90% min. avg.
- Short Circuit Protection
- AC Input Voltage: 90-264 VAC
- Dimensions: in(mm) 6.85(174) L x 3.03(77)W x 1.69(43) H
- AC Input Frequency: 47-63Hz
- Ecodesign ErP Directive Complaint
- Over-Voltage Protection
- Efficiency Level V
- Output connector: 2.5x5.5mm, center positive 24V, 48V, 56V
- Output connector 12V: 6 CKT mini-Fit

For quantities greater than listed, call for quote.

MOUSER STOCK NO.	Phihong Part No.	Fig.	DC Output Voltage	Load Min.	Load Max.	Ripple P-P (max)	Regulation L-L	Price Each 1	5	25	100
552-PSA120U-120V-R	PSA120U-120V-R	A	+12V	0A	10A	150mV	±5%				
552-PSA120U-240V-R	PSA120U-240V-R	A	+24V	0A	5.0A	240mV	±5%				
552-PSA120U-480V-R	PSA120U-480V-R	A	+48V	0A	2.5A	480mV	±5%				
552-PSA120U-560V-R	PSA120U-560V-R	A	+56V	0A	2.14A	560mV	±5%				

PHIHONG POWER SUPPLY AC CORDS

For quantities greater than listed, call for quote.

MOUSER STOCK NO.	Phihong Part No.	Fig.	Length	Description	Price Each 1	5	25	100
552-AC15WNA-R	AC15WNA-R	E	6ft.	2-wire AC Cord - US version				
552-AC15WEU-R	AC15WEU-R	F	5ft. 7in.	2-wire AC Cord - European version				
552-AC15WUK-R	AC15WUK-R	G	5ft. 7in.	2-wire AC Cord - UK version				
552-AC30UNA-R	AC30UNA-R	H	5ft. 7in.	3-wire AC Cord - US version				
552-AC30MNA-R	AC30MNA-R	I	6ft.	3-wire AC Cord - US version				
552-AC30UEU-R	AC30UEU-R	J	6ft.	3-wire AC Cord – European version				

DIMENSIONS: in. (mm)

A



B



C

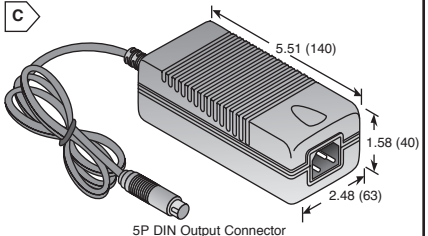

5P DIN Output Connector

D



2.1 x 5.5mm Output Connector

E

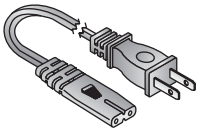

F

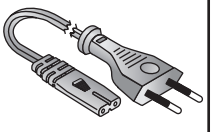

G

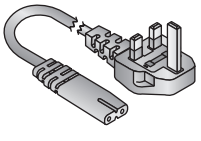

H

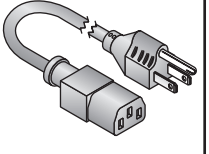

I

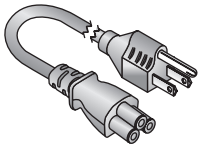

J



© Copyright 2014 Mouser Electronics

© Copyright 2014 Mouser Electronics

PHIHONG AC Adapters and LED Drivers

RoHS Compliant **This page of product is compliant.**

DIMENSIONS: in. (mm)

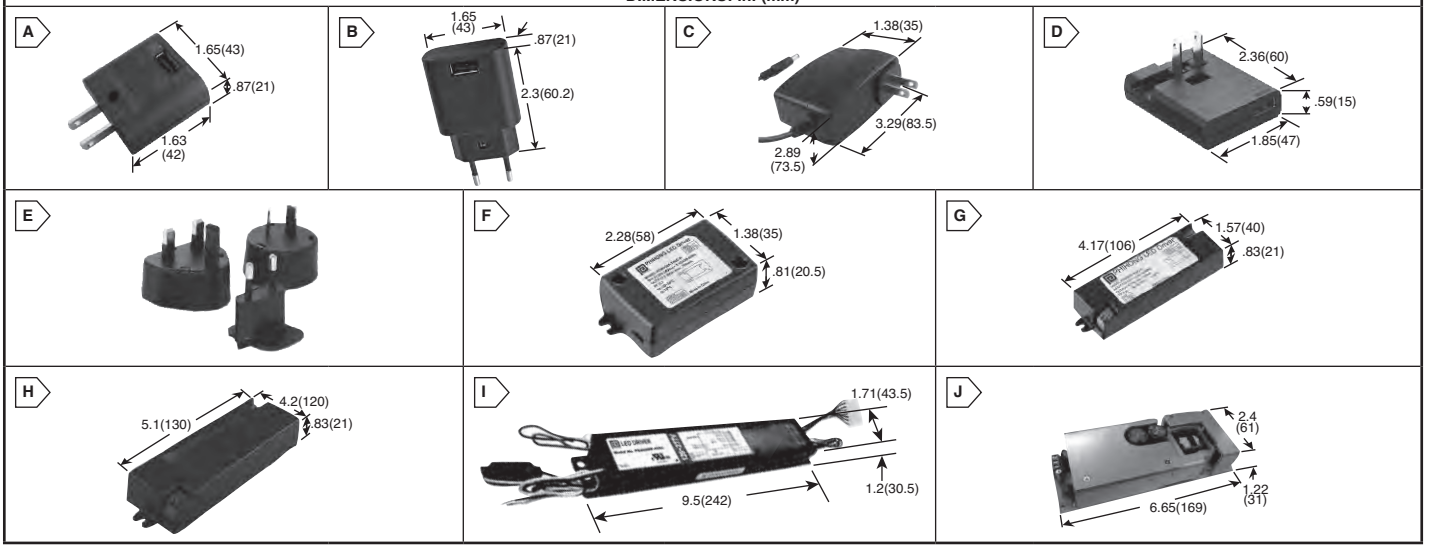

PHIHONG PSM03A 2.75 WATT FIXED BLADE USB CHARGER

Specifications:

- AC input voltage: 90-264VAC
- Efficiency: 63.7% min. avg.
- Output connector: USB A
- Level V Compliant
- 5 star stand by power L0.03W
- No Y cap

For quantities greater than listed, call for quote.

MOUSER STOCK NO.	Phihong Part No.	Fig.	DC Output Voltage	Load Min.	Load Max.	Ripple P-P (max.)	Regulation L-L	Price Each 1	5	25	100
US Plug • CUL / UL Approval											
552-PSM03A-050Q-3-R	PSM03A-050Q-3-R	A	5V	0A	0.55A	100mV	±5%				
European Plug • CE Approval											
552-PSM03E-050Q-3-R	PSM03E-050Q-3-R	B	5V	0A	0.55A	100mV	±5%				

PHIHONG PSA24A 24 WATT WALL PLUG-IN ADAPTER

Specifications:

- AC input voltage: 90-264VAC
- Efficiency: 80% min. avg.
- Output connector: 2.1x5.5mm, center positive
- Level V Compliant
- Over-voltage, over-current protection

For quantities greater than listed, call for quote.

MOUSER STOCK NO.	Phihong Part No.	Fig.	DC Output Voltage	Load Min.	Load Max.	Ripple P-P (max.)	Regulation L-L	Price Each 1	5	25	100
552-PSA-24A-120-R	PSA24A-120(P)-R	C	12V	0A	2.0A	150mV	±5%				

PHIHONG F-SERIES 3-10 WATT FOLDING BLADE ADAPTERS

Specifications:

- AC input voltage: 90-264VAC
- Efficiency: 68% min. avg.
- Output connector: USB A
- Level V Compliant
- Erp Directive 2009/125/EC level 2 annex Ib Compliant

NEW PRODUCT

✻D+/D- † Drop Compensation

For quantities greater than listed, call for quote.

MOUSER STOCK NO.	Phihong Part No.	Fig.	DC Output Voltage	Load Min.	Load Max.	Ripple P-P (max.)	Regulation L-L	Price Each 1	5	25	100
PSA03F Series											
552-PSA03F-050Q-R	PSA03F-050Q-R	D	5V	0A	0.6A	100mV	±5%				
PSA05F Series											
552-PSA05F-050-R	PSA05F-050Q-H	D	5V	0A	1.0A	100mV	±5%				
✻ 552-PSA05F-050Q-AG-R	PSA05F-050Q(AG)-R	D	5V	0A	1A	100mV	±5%				
PSA10F Series											
552-PSA10F-050Q-R	PSA10F-050Q-R	D	5V	0A	2A	100mV	±5%				
† 552-PSA10F-050Q(D)-R	PSA10F-050Q(D)-R	D	5V	0A	2A	100mV	±5%				
✻ 552-PSA10F-050Q(S)-R	PSA10F-050Q(S)-R	D	5V	0A	2A	100mV	±5%				

PHIHONG F-SERIES AC PLUG

For PSA05F Series (Adapters Sold Separately)

For quantities greater than listed, call for quote.

MOUSER STOCK NO.	Phihong Part No.	Fig.	Description	Price Each 1	5	25	100
552-FPB-R	FPB-H	E	Brazil Plug				
552-FPC-R	FPC-H	E	China Plug				
552-FPH-R	FPH-R	E	Korea Plug				
552-FPI-R	FPI-R	E	India Plug				
552-FPE-R	FPE-R	E	European Plug				

For quantities greater than listed, call for quote.

MOUSER STOCK NO.	Phihong Part No.	Fig.	Description	Price Each 1	5	25	100
552-FPN-R	FPN-H	F	Argentina Plug				
552-FPK-R	FPK-R	F	UK Plug				
552-FPS-R	FPS-R	F	Australian Plug				
552-FPKIT-R	FPKIT-R	F	Kit w/ Euro, UK, Aus. plugs				

PHIHONG 6-90 WATT LED DRIVERS

Features:

- OVP and short circuit protection
- UL8750 Compliant
- Brownout/Brownout Recovery

For quantities greater than listed, call for quote.

MOUSER STOCK NO.	Phihong Part No.	Fig.	DC Output Voltage Range Min.	Typ.	Max.	Output Current Range Min.	Typ.	Max.	Max Power	Price Each 1	5	25	100
AC Input Voltage: 90-132VAC • Non-Dimmable Driver • Constant Current													
552-PDA006B-700C-H	PDA006B-700C-H	F	2.5V	-	7.5V	650A	700A	750A	5.6W				
552-PDA010B-700C-H	PDA010B-700C-H	G	7.5V	-	12V	650A	700A	750A	9W				
552-PDA015B-350C-H	PDA015B-350C-H	H	17.5V	-	42V	300A	350A	400A	16.8W				
552-PDA030B-700C-H	PDA030B-700C-H	H	15V	-	42V	650A	700A	750A	31.5W				
AC Input Voltage: 108-304VAC • Dimmable • Constant Current • 4 Channel Output													
552-PDA037W-350G-R	PDA037W-350G-R	I	22V	24.5V	26.5V	333mA	350mA	368mA	37W				
552-PDA050W-450G-R	PDA050W-450G-R	I	22V	24.5V	26.5V	430mA	453mA	476mA	49W				
AC Input Voltage: 90-304VAC • Open Frame LED Driver Non-Diming • Constant Voltage													
552-PSM090-240P-R	PSM090-240P-R	J	22.8V	24V	25.2V	0.2A	-	3.75A	90W				

© Copyright 2014 Mouser Electronics

© Copyright 2014 Mouser Electronics

CORCOM Power Filters

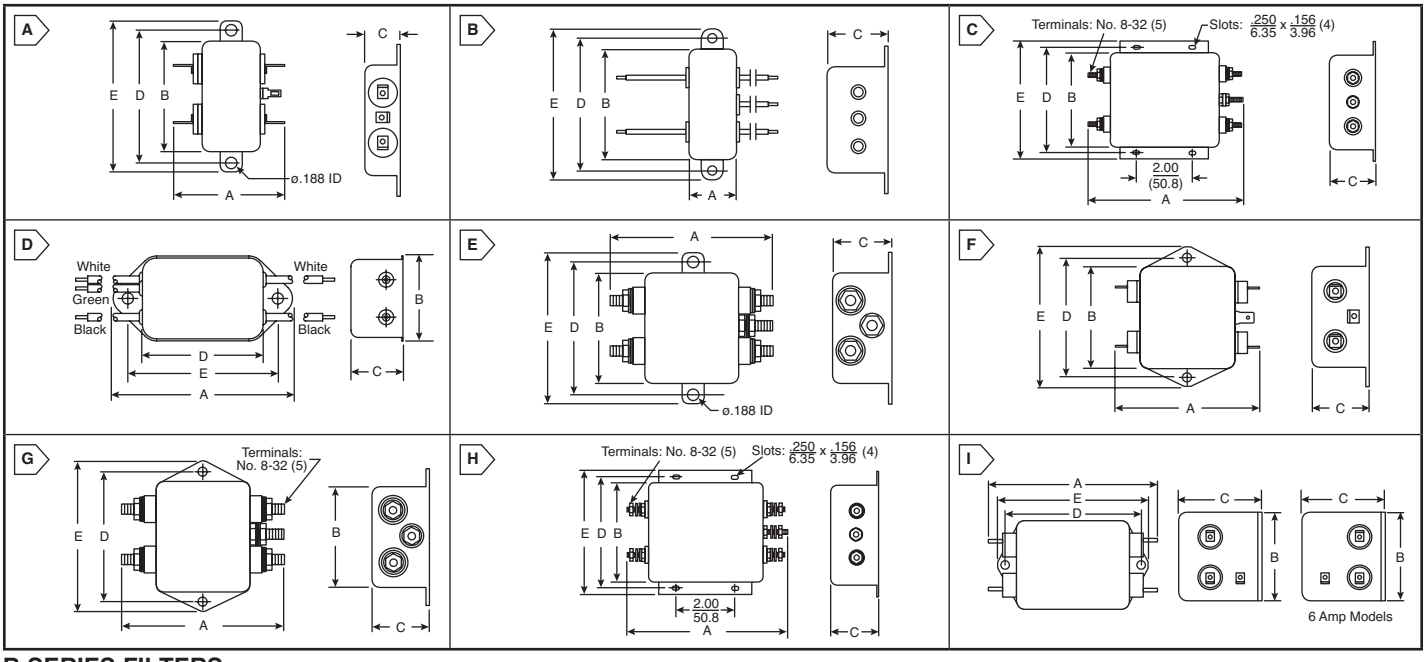

B SERIES FILTERS

1 to 30 Amps; 120/250 Volts AC; 50-60Hz

For quantities greater than listed, call for quote.

MOUSER STOCK NO.	Corcom Part No.	Fig.	Amps	Dimensions: in. (mm)					Price Each			
				A	B	C	D	E	1	10	25	50
592-1VB1	1VB1	A	1	2.25 (57.2)	1.82 (46.2)	0.66 (16.8)	2.125 (53.98)	2.53 (64.3)				
592-1VB3	1VB3	B	1	0.96 (24.4)	1.82 (46.2)	0.66 (16.8)	2.125 (53.98)	2.53 (64.3)				
592-2VB1	2VB1	A	2	2.25 (57.2)	1.82 (46.2)	0.66 (16.8)	2.125 (53.98)	2.53 (64.3)				
592-2VB3	2VB3	B	2	0.96 (24.4)	1.82 (46.2)	0.66 (16.8)	2.125 (53.98)	2.53 (64.3)				
592-3VB1	3VB1	A	3	2.61 (66.3)	1.82 (46.2)	0.78 (19.8)	2.125 (53.98)	2.53 (64.3)				
592-3VB3	3VB3	B	3	1.32 (33.5)	1.82 (46.2)	0.78 (19.8)	2.125 (53.98)	2.53 (64.3)				
592-5VB1	5VB1	A	5	2.61 (66.3)	1.82 (46.2)	0.78 (19.8)	2.125 (53.98)	2.53 (64.3)				
592-5VB3	5VB3	B	5	1.32 (33.5)	1.82 (46.2)	0.78 (19.8)	2.125 (53.98)	2.53 (64.3)				
592-10VB1	10VB1	A	10	2.61 (66.3)	1.82 (46.2)	1.16 (29.5)	2.125 (53.98)	2.53 (64.3)				
592-20VB1	20VB1	A	20	3.36 (85.3)	2.07 (52.6)	1.16 (29.5)	2.375 (60.33)	2.81 (71.4)				
592-30VB6	30VB6	C	30	5.34 (135.6)	3.38 (85.9)	1.53 (38.9)	3.750 (95.30)	4.20 (106.7)				

FB SERIES

0.5 to 5 Amps; 277 VAC/VDC; 50-60Hz

NEW PRODUCT

For quantities greater than listed, call for quote.

MOUSER STOCK NO.	Corcom Part No.	Fig.	Amps	Dimensions: in. (mm)					Price Each			
				A	B	C	D	E	1	10	25	50
592-HFB3	HFB3	D	0.5	3.0 (76.2)	1.42 (36.07)	.875 (22.23)	2.03 (51.56)	2.5 (63.5)				
592-2FB3	2FB3	D	2	3.0 (76.2)	1.42 (36.07)	.875 (22.23)	2.03 (51.56)	2.5 (63.5)				
592-3FB3	3FB3	D	3	3.0 (76.2)	1.42 (36.07)	.875 (22.23)	2.03 (51.56)	2.5 (63.5)				
592-5FB3	5FB3	D	5	3.0 (76.2)	1.42 (36.07)	.875 (22.23)	2.03 (51.56)	2.5 (63.5)				

H SERIES FILTERS

RFI Power Line Filters for UL2601—Medical

For quantities greater than listed, call for quote.

MOUSER STOCK NO.	Corcom Part No.	Fig.	Amps	Dimensions: in. (mm)					Price Each			
				A	B	C	D	E	1	10	25	50
592-6EH1	6EH1	A	6	2.25 (57.20)	1.82 (46.10)	0.66 (16.7)	2.125 (53.98)	2.53 (64.20)				
592-10EH1	10EH1	A	10	2.25 (57.20)	1.82 (46.10)	0.66 (16.7)	2.125 (53.98)	2.53 (64.20)				

K SERIES FILTERS

1 to 30 Amps; 120/250 Volts AC; 50-60Hz

For quantities greater than listed, call for quote.

MOUSER STOCK NO.	Corcom Part No.	Fig.	Amps	Dimensions: in. (mm)					Price Each			
				A	B	C	D	E	1	10	25	50
592-2VK1	2VK1	A	2	3.10 (78.7)	2.07 (52.6)	0.91 (23.1)	2.375 (60.33)	2.81 (71.4)				
592-3VK3	3VK3	B	3	1.81 (46.0)	2.07 (52.6)	1.16 (29.5)	2.375 (60.33)	2.81 (71.4)				
592-5VK1	5VK1	A	5	3.10 (78.7)	2.07 (52.6)	0.91 (23.1)	2.375 (60.33)	2.81 (71.4)				
592-10VK1	10VK1	A	10	3.35 (85.1)	2.07 (52.6)	1.16 (29.5)	2.375 (60.33)	2.81 (71.4)				
592-10VK6	10VK6	E	10	3.46 (87.9)	2.07 (52.6)	1.16 (29.5)	2.375 (60.33)	2.81 (71.4)				
592-20VK1	20VK1	F	20	3.35 (85.1)	2.56 (65.0)	1.53 (38.9)	2.938 (74.63)	3.35 (85.1)				
592-20VK6	20VK6	G	20	3.46 (87.9)	2.56 (65.0)	1.53 (38.9)	2.938 (74.63)	3.35 (85.1)				
592-30VK6	30VK6	H	30	5.34 (135.6)	3.38 (85.9)	1.53 (38.9)	3.75 (95.25)	4.20 (106.7)				

R SERIES FILTERS

1 to 20 Amps; 120/250 Volts AC; 50-60Hz

For quantities greater than listed, call for quote.

MOUSER STOCK NO.	Corcom Part No.	Fig.	Amps	Dimensions: in. (mm)					Price Each			
				A	B	C	D	E	1	10	25	50
592-1VR1	1VR1	I	1	3.35 (85.1)	1.81 (46.0)	1.16 (29.5)	2.375 (60.33)	2.78 (70.6)				
592-2VR1	2VR1	I	2	3.35 (85.1)	1.81 (46.0)	1.16 (29.5)	2.375 (60.33)	2.78 (70.6)				
592-3VR1	3VR1	I	3	3.35 (97.8)	2.07 (52.6)	1.16 (29.5)	2.938 (74.63)	3.35 (85.1)				
592-5VR1	5VR1	I	5	3.35 (97.8)	2.07 (52.6)	1.16 (29.5)	2.938 (74.63)	3.35 (85.1)				
592-10VR1	10VR1	I	10	3.35 (97.8)	2.07 (52.6)	1.53 (38.9)	2.938 (74.63)	3.35 (85.1)				
592-20VR1	20VR1	I	20	5.23 (132.8)	3.37 (85.6)	1.53 (38.9)	3.750 (95.25)	4.20 (106.7)				

© Copyright 2014 Mouser Electronics

© Copyright 2014 Mouser Electronics

EPCOS Power Filters

EPCOS

DIMENSIONS: mm

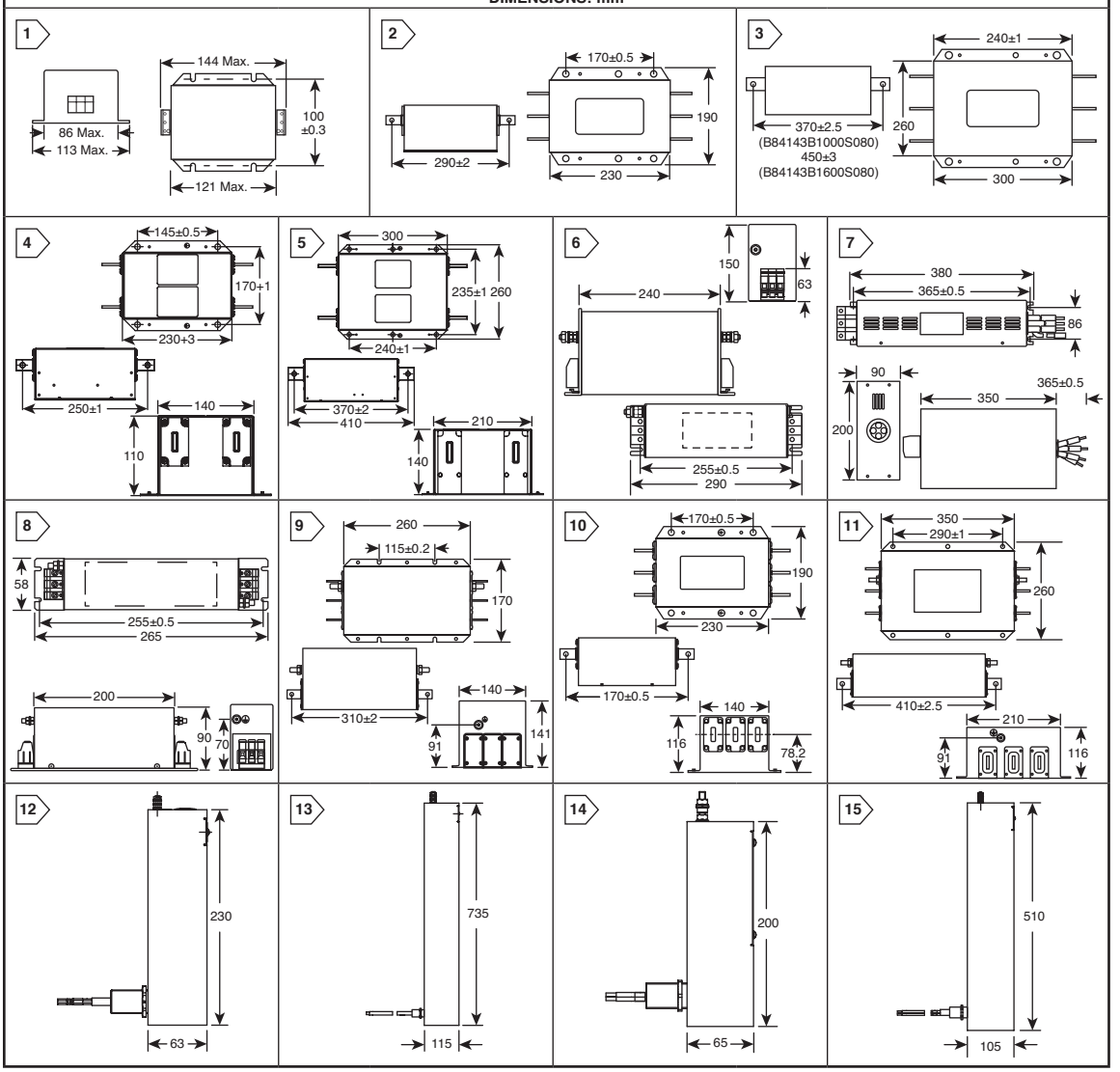



POWER FILTERS

For quantities greater than listed, call for quote.

MOUSER STOCK NO.	EPCOS Part No.	Fig.	VR AC/DC (V)	IR (A)	Terminal Cross Section (mm2)	Ileak (mA)	Rtyp (mΩ)	Price Each 1	10	25	50
871-B84142B8R	B84142B8R	A1	250	8	4	3.5	42				
871-B84143B0400S080	B84143B0400S080	B2	520/300	400	-	21	0.048				-
871-B84143B1000S080	B84143B1000S080	B3	520/300	1000	-	40	0.029			-	-
871-B84143B1600S080	B84143B1600S080	B3	520/300	1600	-	40	0.022				-
871-B84142C0180S081	B84142C0180S081	C4	1500	180	20	-	0.011				
871-B84142C1000S081	B84142C1000S081	C5	1500	1000	40	-	0.029				-
871-B84143A120R105	B84143A120R105	D6	520/300	120	35	18	0.9		-		
871-B84143B150R110	B84143B150R110	D7	520/300	150	50	14	0.9				-
871-B84143A50R105	B84143A50R105	D8	520/300	50	10	15	2				
871-B84143B150S020	B84143B150S020	E9	530/310	150	-	20	0.14		-		
871-B84143B320S080	B84143B320S080	E10	520/300	320	-	21	0.051		-		
871-B84143B0600S080	B84143B0600S080	E10	520/300	600	-	21	0.043		-		-
871-B84143B600S020	B84143B600S020	E11	530/310	600	-	20	0.052		-		-
871-B84299D6050B3	B84299D6050B3	F12	480	5	-	1.6	107		-		
871-B84299D6101A3	B84299D6101A3	F13	277	100	-	3751	3		-		
871-B84299D6300B	B84299D6300B	F14	250	30	-	157	3.2				
871-B84299D6300B3	B84299D6300B3	F15	480	30	-	1706	7.7		-		

EMC FEEDTHROUGH CAPACITORS

For quantities greater than listed, call for quote.

MOUSER STOCK NO.	EPCOS Part No.	Fig.	VR AC/DC (V)	IR (A)	U_{test} (VDC/2s)	Approx-imate Weight (kg)	Price Each 1	10	25	50
871-B85321A2363G3Z99	B85321A2363G300Z99	A	250/600	30	2700	0.065				

EMC FEEDTHROUGH FILTER IN SOLDERLESS TECHNOLOGY

For quantities greater than listed, call for quote.

MOUSER STOCK NO.	EPCOS Part No.	Fig.	VR AC/DC (V)	IR (A)	Rated Capacitance (µf)	Price Each 1	10	25	50
871-B85121A2105A750	B85121A2105A750	B	250	75	1.0				

DIMENSIONS: mm

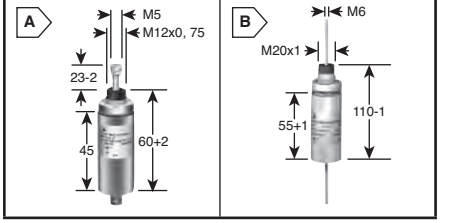

© Copyright 2014 Mouser Electronics

© Copyright 2014 Mouser Electronics

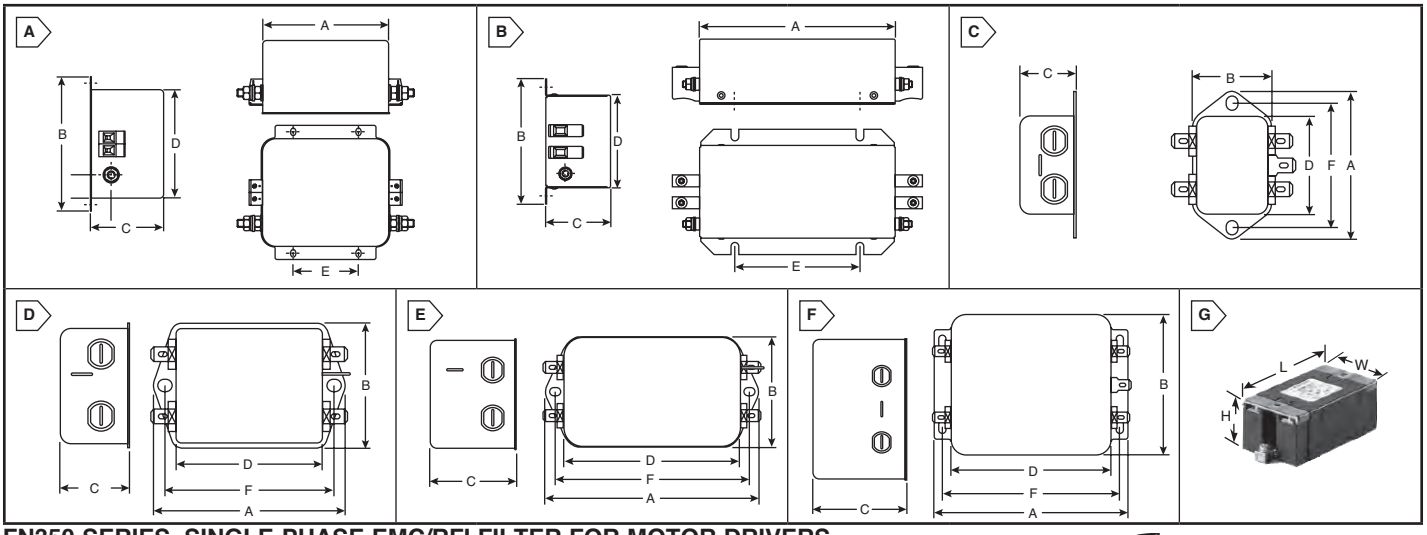

FN350 SERIES, SINGLE-PHASE EMC/RFI FILTER FOR MOTOR DRIVERS

Features:
- Compact filter solution for single-phase motor drive applications
- Industrial grade safety terminal blocks
- Designed to meet EN55011/14/22
- Compliant with IEC60950

RoHS Compliant

For quantities greater than listed, call for quote.

MOUSER STOCK NO.	Schaffner Part No.	Fig.	Amps	Leakage Current 230VAC/50Hz	Power Loss @ 25°C/50Hz	Dimensions: mm					Price Each		
						A	B	C	D	E	1	25	50
631-FN350-20/29	FN350-20/29	A	20	4.9mA	6.1W	99.5	105	57	84.4	51			
631-FN350-55/33	FN350-55/33	B	55	11mA	9.9W	180	115	60	85	115			

FN2010 SERIES, SINGLE STAGE FILTERS

Features:
- Current ratings from 1 to 30A
- General-purpose filtering performance
- Maximum operating voltage: 250VAC 50/60Hz
- Optional medical versions available - contact a Mouser Representative

RoHS Compliant

For quantities greater than listed, call for quote.

MOUSER STOCK NO.	Schaffner Part No.	Fig.	Connector Housing	Amps	Inductance (mH)	Capacitance		Res. (Ω)	Housing	Dimensions: mm					Price Each		
						Cx (μF)	Cy (nF)			A	B	C	D	F	1	25	50
631-FN2010-1/06	FN2010-1/06	C	Fast-on	1	12.00	0.10	4.7	1	F3	64±0.3	35	24.3	43.5	54			
631-FN2010-1/07	FN2010-1/07	C	Wire Leads	1	12.00	0.10	4.7	1	F3	64±0.3	35	24.3	43.5	54			
631-FN2010-3/06	FN2010-3/06	C	Fast-on	3	2.50	0.10	4.7	1	F3	64±0.3	35	24.3	43.5	54			
631-FN2010-3/07	FN2010-3/07	C	Wire Leads	3	2.50	0.10	4.7	1	F3	64±0.3	35	24.3	43.5	54			
631-FN2010-6/06	FN2010-6/06	C	Fast-on	6	1.00	0.10	4.7	1	F3	64±0.3	35	24.3	43.5	54			
631-FN2010-10/06	FN2010-10/06	C	Fast-on	10	0.80	0.10	4.7	1	F2	64±0.3	35	29.3	43.5	54			
631-FN2010-12/06	FN2010-12/06	C	Fast-on	12	0.70	0.10	4.7	1	F2	64±0.3	35	29.3	43.5	54			
631-FN2010-16/06	FN2010-16/06	D	Fast-on	16	0.65	0.10	4.7	1	H2	71	46.6	29.3	50.5	61			
631-FN2010-20/06	FN2010-20/06	D	Fast-on	20	0.60	0.10	4.7	1	K1	85	54	30.3	64.8	75			
631-FN2010-20/08	FN2010-20/08	D	Stud Term	20	0.60	0.10	4.7	1	K1	85	54	30.3	64.8	75			
631-FN2010-30/08	FN2010-30/08	E	Stud Term	30	0.67	0.47	10.0	1	P	113.5	57.5	45.4±1.2	94	103			

FN2060 AND FN2070 SERIES, MULTI-STAGE FILTERS

Features:
- FN2060 current ratings from 1 to 30A
- FN2070 current ratings from 1 to 36A
- High differential and common mode attenuation
- Maximum operating voltage: 250VAC 50/60Hz
- Optional medical versions available - contact a Mouser Representative

RoHS Compliant

For quantities greater than listed, call for quote.

MOUSER STOCK NO.	Schaffner Part No.	Fig.	Connector Housing	Amps	Inductance (mH)	Capacitance		Res. (Ω)	Housing	Dimensions: mm					Price Each		
						Cx (μF)	Cy (nF)			A	B	C	D	F	1	25	50
FN2060																	
631-FN2060-3/06	FN2060-3/06	D	Fast-on	3	2.5	0.22	4.7	1	H2	71	46.6	29.3	50.5	61			
631-FN2060-6/06	FN2060-6/06	D	Fast-on	6	0.97	0.22	4.7	1	H2	71	46.6	29.3	50.5	61			
631-FN2060-10/06	FN2060-10/06	D	Fast-on	10	0.8	0.47	4.7	0.47	K1	85	54	30.3	64.8	75			
631-FN2060-12/06	FN2060-12/06	D	Fast-on	12	0.58	0.47	4.7	0.47	K1	85	54	30.3	64.8	75			
631-FN2060-16/06	FN2060-16/06	D	Fast-on	16	0.65	0.33	4.7	1	K2	85	54	40.3	64.8	75			
FN2070																	
631-FN2070-1/06	FN2070-1/06	D	Fast-on	1	22.00	0.33	4.7	1.00	K1	85	54	30.3	64.8	75			
631-FN2070-3/06	FN2070-3/06	D	Fast-on	3	9.80	0.47	4.7	0.47	K2	85	54	40.3	64.8	75			
631-FN2070-3/07	FN2070-3/07	D	Wire Leads	3	9.80	0.47	4.7	0.47	K2	85	54	40.3	64.8	75			
631-FN2070-6/06	FN2070-6/06	E	Fast-on	6	7.80	1.00	4.7	0.22	P	113.5	57.5	45.4±1.2	94	103			
631-FN2070-6/07	FN2070-6/07	E	Wire Leads	6	7.80	1.00	4.7	0.22	P	113.5	57.5	45.4±1.2	94	103			
631-FN2070-10/06	FN2070-10/06	E	Fast-on	10	4.50	1.00	4.7	0.22	Q	156	57.5	45.4±1.2	130.5	143			
631-FN2070-10/07	FN2070-10/07	E	Wire Leads	10	4.50	1.00	4.7	0.22	Q	156	57.5	45.4±1.2	130.5	143			
631-FN2070-12/06	FN2070-12/06	E	Fast-on	12	3.25	1.00	4.7	0.22	Q	156	57.5	45.4±1.2	130.5	143			
631-FN2070-16/06	FN2070-16/06	F	Fast-on	16	2.80	1.00	4.7	0.22	L2	119±0.5	85.5	57.6	98.5	109			
631-FN2070-16/07	FN2070-16/07	F	Wire Leads	16	2.80	1.00	4.7	0.22	L2	119±0.5	85.5	57.6	98.5	109			
631-FN2070-25/08	FN2070-25/08	E	Stud Term	25	2.00	2.20	4.7	0.22	Q	156	57.5	45.4±1.2	130.5	143			
631-FN2070-36/08	FN2070-36/08	E	Stud Term	36	1.23	2.20	4.7	0.22	Q	156	57.5	45.4±1.2	130.5	143			

FN2450 SERIES, SINGLE-PHASE SAFE AND ERGONOMIC FILTERS

Features:
- Light weight plastic enclosure design
- Very low filter leakage current
- Hinged safety covers
- Environmental friendly design without potting compound

NEW PRODUCT

For quantities greater than listed, call for quote.

MOUSER STOCK NO.	Schaffner Part No.	Fig.	Rated Current @ 55°C (40°)	Leakage Current @ 230VAC/50Hz	Inductance (mH)	Capacitance		Res. (MΩ)	Dimensions: mm			Price Each		
						Cx	Cy		L	W	H	1	25	50
631-FN2450G-6-61	FN2450G-6-61	G	6 (6.8)	0.73	10.5	0.47	4.7	1	103	51	38			
631-FN2450G-10-61	FN2450G-10-61	G	10 (11.4)	0.73	4.9	0.47	4.7	1	103	51	38			
631-FN2450G-16-61	FN2450G-16-61	G	16 (18.2)	0.73	1.84	0.47	4.7	1	103	51	38			
631-FN2450G-20-61	FN2450G-20-61	G	20 (22.8)	0.73	0.94	0.47	4.7	1	103	51	38			
631-FN2450F-6-61	FN2450F-6-61	G	6 (6.8)	0.52	10.5	0.47	3.3	1	103	51	38			
631-FN2450F-10-61	FN2450F-10-61	G	10 (11.4)	0.52	4.9	0.47	3.3	1	103	51	38			
631-FN2450F-16-61	FN2450F-16-61	G	16 (18.2)	0.52	1.84	0.47	3.3	1	103	51	38			
631-FN2450F-20-61	FN2450F-20-61	G	20 (22.8)	0.52	0.94	0.47	3.3	1	103	51	38			
Medical														
631-FN2450B-6-61	FN2450B-6-61	G	6 (6.8)	0.002	10.5	0.47	-	1	103	51	38			
631-FN2450B-10-61	FN2450B-10-61	G	10 (11.4)	0.002	4.9	0.47	-	1	103	51	38			
631-FN2450B-16-61	FN2450B-16-61	G	16 (18.2)	0.002	1.84	0.47	-	1	103	51	38			
631-FN2450B-20-61	FN2450B-20-61	G	20 (22.8)	0.002	0.94	0.47	-	1	103	51	38			

© Copyright 2014 Mouser Electronics
© Copyright 2014 Mouser Electronics

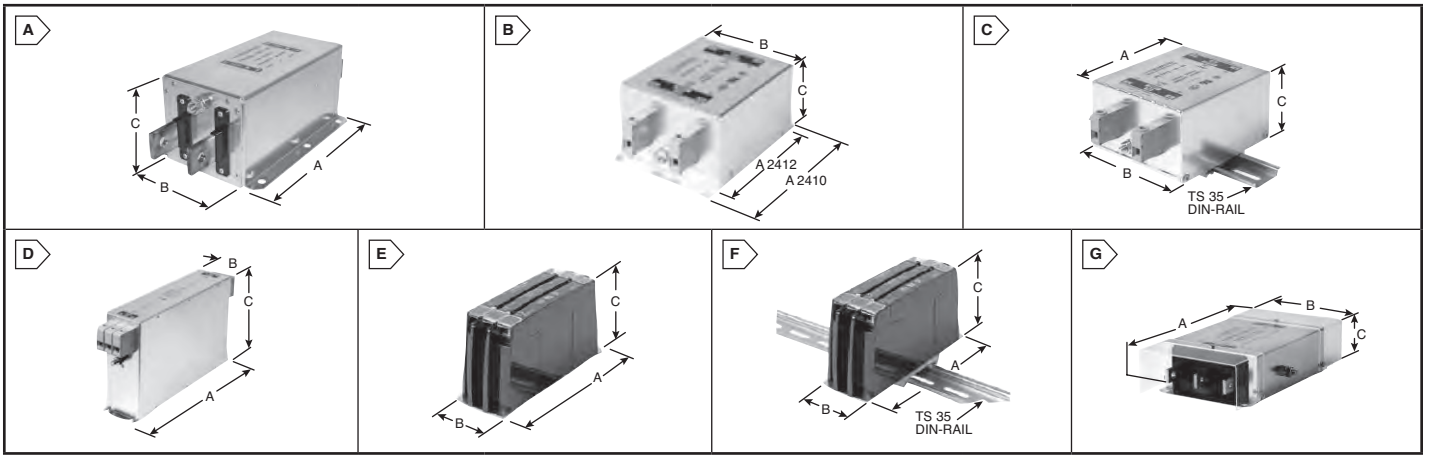

FN2200 SERIES, DC EMC/EMI POWER LINE FILTER

Specifications:

- Protection category: IP20 (25 to 150A types)
- Maximum continuous operating voltage: Max. 1200VDC
- Most compact standard solution in the industry, optionally available without capacitors to ground (B types)

For quantities greater than listed, call for quote.

MOUSER STOCK NO.	Schaffner Part No.	Fig.	Current Rating @ 55ºC (40ºC)	Typical Drive Power Rating	Leakage Current	Power Loss @ 25°C/50Hz	Input Connector	Weight (kg)	Dimensions: mm A	B	C	Price Each 1	25	50
631-FN2200-25-33	FN2200-25-33	A	25A (28A)	10kW	-	8W	-33	0.9	170	80	65			
631-FN2200-50-34	FN2200-50-34	A	50A (57A)	20kW	-	17W	-34	1.6	200	95	80			
631-FN2200-75-34	FN2200-75-34	A	75A (86A)	30kW	-	18W	-34	1.7	200	95	80			
631-FN2200-150-40	FN2200-150-40	A	150A (173A)	60kW	-	31W	-40	4.9	250	140	115			
631-FN2200-400-99	FN2200-400-99	A	400A(460A)	150kW	-	16W	-99	6.1	300	190	110			
631-FN2200-600-99	FN2200-600-99	A	600A(690A)	250kW	-	29W	-99	6.5	300	190	110			

FN2410 AND FN2412 SERIES, SINGLE AND TWO-PHASE EMC/RFI FILTERS

Specifications:

- FN2410 filters are designed for chassis mounting
- FN2412 filters can be snapped into TS 35 DIN rails
- "H" versions are ideally suitable for an operation on two phases in a three-phase power network
- Excellent filter performance for applications with high interference levels
- Maximum continuous operating voltage: FN2410/FN2412: 1 x 250VAC
- Maximum leakage current: 3.4mA @ 230VAC/50Hz

For quantities greater than listed, call for quote.

MOUSER STOCK NO.	Schaffner Part No.	Fig.	Current Rating @ 50°C (40°C)	Typical Drive Power Rating	Leakage Current	Power Loss @ 25°C/50Hz	Input Connector	Weight (kg)	Dimensions: mm A	B	C	Price Each 1	10	20
631-FN2410-16/44	FN2410-16-44	B	16A (17.5A)	-	3.4mA	3.5W	-44	0.5	130	93	62			
631-FN2410-32/33	FN2410-32-33	B	32A (35.0A)	-	3.4mA	5.6W	-33	0.7	130	93	76			
631-FN2410-45/33	FN2410-45-33	B	45A (49.3A)	-	3.4mA	7.4W	-33	0.7	130	93	76			
631-FN2412-16/44	FN2412-16-44	C	16A (17.5A)	-	3.4mA	3.5W	-44	0.6	110	93	73			
631-FN2412-25/33	FN2412-25-33	C	25A (27.4A)	-	3.4mA	5.5W	-33	0.7	110	93	87			
631-FN2412-32/33	FN2412-32-33	C	32A (35.0A)	-	3.4mA	5.6W	-33	0.8	110	93	87			

FN258 SERIES BOOK STYLE, 3-PHASE FILTERS

FN256 SERIES Features:

- 8A to 160A @ 50°C current ratings
- High attenuation
- Low leakage current
- Compact dimensions
- Maximum operating voltage: 3x 480/277VAC

FN258 SERIES Features:

- 7A to 250A current ratings @ 50°C
- Slim book-style housing
- Designed for long cable lengths
- Maximum operating voltage: 3x 450/277VAC

For quantities greater than listed, call for quote.

MOUSER STOCK NO.	Schaffner Part No.	Fig.	Current Rating @ 50ºC (40ºC)	Typical Drive Power Rating	Leakage Current	Power Loss @ 25°C/50Hz	Input Connector	Weight (kg)	Dimensions: mm A	B	C	Price Each 1	10	20
Book Style														
631-FN258-16/07	FN258-16-07	D	16A (17.5A)	7.5kW	18.3mA	20W	-07	1.4	305	55	142			
631-FN258-16/29	FN258-16-29	D	16A (17.5A)	7.5kW	18.3mA	20W	-29	1.4	305	55	142			
631-FN258-30/33	FN258-30-33	D	30A (33A)	15kW	24.2mA	21W	-33	1.7	335	60	150			
631-FN258-55/34	FN258-55-34	D	55A (60A)	30kW	25.8mA	30W	-34	2.9	329	80	185			
631-FN258-75/34	FN258-75-34	D	75A (82A)	37kW	25.8mA	24W	-34	3.9	329	80	220			
631-FN258-100/35	FN258-100-35	D	100A (110A)	55kW	25.8mA	51W	-35	5.5	379	90	220			

FN3025/FN3026 SERIES, ADVANCED EMC/RFI 3-PHASE FILTERS

RoHS Compliant

Specifications:

- Light weight plastic enclosure design
- Chassis or DIN-rail mounting option
- Hinged safety covers
- Environmentally friendly design without compound

For quantities greater than listed, call for quote.

MOUSER STOCK NO.	Schaffner Part No.	Fig.	Current Rating @ 50ºC (40ºC)	Typical Drive Power Rating	Leakage Current	Power Loss @ 25°C/50Hz	Input Connector	Weight (kg)	Dimensions: mm A	B	C	Price Each 1	10	20
631-FN3025HL-20-71	FN3025HL-20-71	E	20A (21.4A)	11kW	0.4mA	6.2W	-71	0.52	150	50	78			
631-FN3025HL-30-71	FN3025HL-30-71	E	30A (32.1A)	18.5kW	0.4mA	7.0W	-71	0.54	150	50	78			
631-FN3025HL-50-72	FN3025HL-50-72	E	50A (53.5A)	30kW	0.4mA	10.5W	-72	0.93	177	65	84			
631-FN3025HP-20-71	FN3025HP-20-71	E	20A (21.4A)	11kW	2.5mA	6.2W	-71	0.52	150	50	78			
631-FN3025HP-30-71	FN3025HP-30-71	E	30A (32.1A)	18.5kW	2.5mA	7.0W	-71	0.54	150	50	78			
631-FN3026HL-20-71	FN3026HL-20-71	F	20A (21.4A)	11kW	0.4mA	6.2W	-71	0.56	150	50	78			
631-FN3026HL-30-71	FN3026HL-30-71	F	30A (32.1A)	18.5kW	0.4mA	7.0W	-71	0.58	150	50	78			

FN3270H SERIES, COMPACT 3-PHASE FILTERS

RoHS Compliant

Specifications:

- Extremely compact and light weight
- Easy, time-saving installation and contacting
- RoHS Compliant

For quantities greater than listed, call for quote.

MOUSER STOCK NO.	Schaffner Part No.	Fig.	Current Rating @ 50ºC (40ºC)	Typical Drive Power Rating	Leakage Current	Power Loss @ 230VAC/50Hz	Input Connector	Weight (kg)	Dimensions: mm A	B	C	Price Each 1	5
631-FN3270H-10-44	FN3270H-10-44	G	10A (11A)	5.5kW	26.4mA	2.4W	-44	0.4	150	58	58		
631-FN3270H-20-44	FN3270H-20-44	G	20A (22A)	11kW	26.4mA	4.1W	-44	0.5	150	58	58		
631-FN3270H-50-34	FN3270H-50-34	G	50A (55A)	30kW	29.4mA	12.8W	-34	1.2	170	85	80		
631-3270H-100-35	FN3270H-100-35	G	100A (110A)	55kW	29.4mA	17.1W	-35	2.6	230	95	90		
631-FN3270H-200-99	FN3270H-200-99	G	200A (219A)	110kW	59.5mA	13.2W	-99	6.1	300	200	86		

© Copyright 2014 Mouser Electronics
© Copyright 2014 Mouser Electronics

TE Line Filters

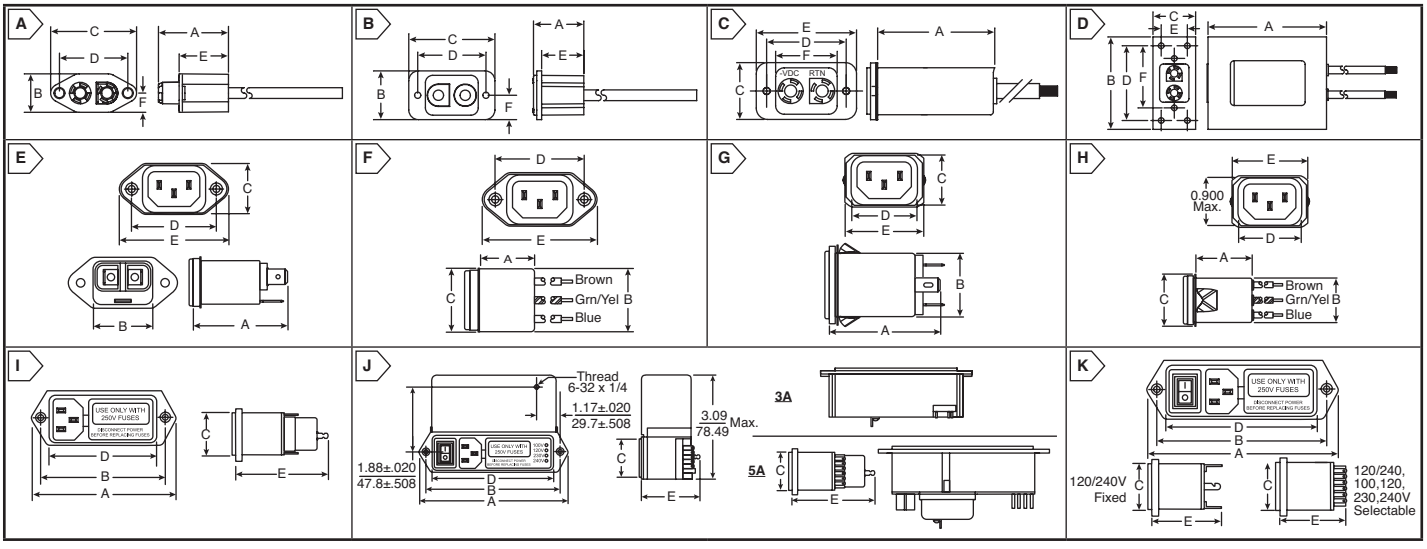

DB SERIES FILTERS

- Compact connector for high-current DC applications
- Reliable performance in a compact assembly
- 60A DC current rating
- Polarized mating scheme
- Easy customer termination of power source
- Plug and receptacle available preterminated with standard wire lengths

✻ ±0.025 ±0.635

For quantities greater than listed, call for quote.

MOUSER STOCK NO.	Mfr. Part No.	Fig.	Connector Housing	Dimensions: in. (mm) A	B	C	D	E	F	Price Each 1	5	10	50
Connector Housing, Receptacle with Retention Clips													
592—60DBPL1		A	1ft.	1.69✻ (43.05)	.93✻ (23.62✻)	2.08 (52.83)	1.65 (42.01)	1.19 (30.35)	0.46 (11.81)				
Connector Housing, Plug with Retention Clips													
592—60DBRL1		B	1ft.	1.22✻ (30.98)	1.18✻ (29.99✻)	2.08 (53.00)	1.65 (42.01)	1.02 (25.98)	0.59 (15.01)				

Filter Assemblies

For quantities greater than listed, call for quote.

MOUSER STOCK NO.	Mfr. Part No.	Fig.	Connector Housing	Dimensions: in. (mm) A	B	C	D	E	F	Price Each 1	5	10	50
592—60DBJ8		C	6in. wire leads	3.20 (81.28)	1.36 (34.54)	1.18 (29.99)	1.65 (42.01)	2.08 (53.01)	1.28 (32.51)				
592—60DB8		D	Conventional wire leaded cap	4.06 (103.12)	3.20 (81.28)	1.45 (36.83)	2.50 (63.50)	0.87 (22.23)	2.07 (52.76)				

Insertion/Extraction Tool

For quantities greater than listed, call for quote.

MOUSER STOCK NO.	TE Part No.	Fig.	Description	Price Each 1	5
571-1643922-1	1643922-1	- -	Insert / Removal Size #4		

SRB SERIES FILTERS: Shielded Line Filter

- 15 Amps; 250 Volts AC; 50/60Hz
- ✻ Slide-In

RoHS Compliant

For quantities greater than listed, call for quote.

MOUSER STOCK NO.	TE Part No.	Fig.	Capacitance	Dimensions: in. (mm) A	B	C	D	E	Price Each 1	10	25	50
592-15SRB1	15SRB1	E	none	1.75 (44.45)	1.13 (28.70)	0.96 (24.38)	1.58 (40.00)	2.04 (51.76)				
592-15SRB1-Z	15SRB1-Z	E	3300pF	1.75 (44.45)	1.13 (28.70)	0.96 (24.38)	1.58 (40.00)	2.04 (51.76)				
592-15SRB8	15SRB8	F	none	0.94 (23.82)	1.13 (28.70)	0.96 (24.38)	1.58 (40.00)	2.04 (51.76)				
592-15SRB8-W	15SRB8-W	F	470pF	0.94 (23.82)	1.13 (28.70)	0.96 (24.38)	1.58 (40.00)	2.04 (51.76)				
592-15SRB8-X	15SRB8-X	F	1000pF	0.94 (23.82)	1.13 (28.70)	0.96 (24.38)	1.58 (40.00)	2.04 (51.76)				
592-15SRBS1	15SRBS1	G	none	1.75 (44.45)	1.13 (28.70)	0.96 (24.38)	1.19 (30.10)	1.41 (35.81)				
592-15SRBS8	15SRBS8	H	none	1.12 (28.45)	1.13 (28.70)	0.96 (24.38)	1.19 (30.10)	1.41 (35.81)				
592-15SRBS8-X	15SRBS8-X	H	1000pF	1.12 (28.45)	1.13 (28.70)	0.96 (24.38)	1.19 (30.10)	1.41 (35.81)				
✻ 592-15SRBX8	15SRBX8	H	none	0.95 (24.10)	1.11 (28.20)	0.96 (24.40)	1.41 (35.80)	.039 (1.00)				
✻ 592-15SRBX8-R	15SRBX8-R	H	100pF	0.95 (24.10)	1.11 (28.20)	0.96 (24.40)	1.41 (35.80)	.039 (1.00)				
✻ 592-15SRBX8-T	15SRBX8-T	H	330pF	0.95 (24.10)	1.11 (28.20)	0.96 (24.40)	1.41 (35.80)	.039 (1.00)				
✻ 592-15SRBX8-X	15SRBX8-X	H	1000pF	0.95 (24.10)	1.11 (28.20)	0.96 (24.40)	1.41 (35.80)	.039 (1.00)				
✻ 592-15SRBY8-T	15SRBY8-T	H	330pF	0.95 (28.45)	1.11 (28.19)	0.89 (22.60)	1.19 (30.10)	1.35 (34.29)				
✻ 592-15SRBY8-X	15SRBY8-X	H	1000pF	0.95 (28.45)	1.11 (28.19)	0.89 (22.60)	1.19 (30.10)	1.35 (34.29)				

M SERIES FILTERS: Power Entry Modules for General and Medical Applications

- 3 and 5 Amps Filtered; 120/250 Volts AC
- 6 Amps Unfiltered; 120/250 Volts AC
- Fuse sold separately

For quantities greater than listed, call for quote.

MOUSER STOCK NO.	TE Part No.	Fig.	Amps @120VAC	Dimensions: in. (mm) A	B	C	D	E	Price Each 1	10	25	50
592-5EFM1	5EFM1	I	5	3.39 (86.10)	2.84 (72.10)	1.14 (29.00)	2.44 (62.00)	2.19 (55.60)				
592-5EFM1S	5EFM1S	J	5	4.17 (105.90)	3.62 (91.90)	1.14 (29.00)	3.22 (81.80)	2.19 (55.60)				
592-5EFM4	5EFM4	I	5	3.88 (98.60)	3.32 (84.30)	1.14 (29.00)	2.92 (74.20)	2.19 (55.60)				
592-5EFM4S	5EFM4S	J	5	4.65 (118.10)	4.10 (104.10)	1.14 (29.00)	3.70 (94.00)	2.19 (55.60)				
592-6VM1S	6VM1S	K	6	4.17 (105.90)	3.62 (91.90)	1.14 (29.00)	3.22 (81.80)	1.45 (36.80)				
592-6VM2S	6VM2S	K	6	4.65 (118.10)	4.10 (104.10)	1.14 (29.00)	3.72 (94.50)	1.45 (36.80)				
592-6VM4S	6VM4S	K	6	4.65 (118.10)	4.10 (104.10)	1.14 (29.00)	3.72 (94.50)	1.45 (36.80)				
Medical												
592-5EHM1	5EHM1	I	5	3.39 (86.10)	2.84 (72.10)	1.14 (29.00)	2.44 (62.00)	2.19 (55.60)				
592-5EHM1S	5EHM1S	J	5	4.17 (105.90)	3.62 (91.90)	1.14 (29.00)	3.22 (81.80)	2.19 (55.60)				
592-5EHM4S	5EHM4S	J	5	4.65 (118.10)	4.10 (104.10)	1.14 (29.00)	3.70 (94.00)	2.19 (55.60)				

© Copyright 2014 Mouser Electronics
© Copyright 2014 Mouser Electronics

PANASONIC Lithium Batteries

Panasonic Batteries

HI-TEMP COIN CELL LITHIUM BATTERIES

For quantities greater than listed, call for quote.

MOUSER STOCK NO.	Panasonic Part No.	Fig.	Capacity (mAh)	Dimensions: mm	Price Each 1	10	50	100
658-BR1225A/FAN	BR1225A/FAN	A	48	12.5 x 2.5				
658-BR1225A/HA	BR1225A/HAN	A	48	12.5 x 2.5				
658-BR1225A/HBN	BR1225A/HBN	A	48	12.5 x 2.5				
658-BR1632A/FAN	BR1632A/FAN	B	120	16.0 x 3.2				
658-BR1632A/GAN	BR1632A/GAN	B	120	16.0 x 3.2				
658-BR1632A/HAN	BR1632A/HAN	B	120	16.0 x 3.2				
658-BR1632A/VAN	BR1632A/VAN	B	120	16.0 x 3.2				
658-BR2330A/FAN	BR2330A/FAN	C	255	23.0 x 3.0				
658-BR2330A/GAN	BR2330A/GAN	C	255	23.0 x 3.0				
658-BR2330A/HDN	BR2330A/HDN	C	255	23.0 x 3.0				
658-BR2330A/VAN	BR2330A/VAN	C	255	23.0 x 3.0				
658-BR2477A/FBN	BR2477A/FBN	D	1000	24.5 x 7.7				
658-BR2477A/GAN	BR2477A/GAN	D	1000	24.5 x 7.7				
658-BR-2477A-HBN	BR2477A/HBN	D	1000	24.5 x 7.7				
658-BR2477A/VAN	BR2477A/VAN	D	1000	24.5 x 7.7				

3V LITHIUM COIN CELLS

BR Series:
- Lithium Poly-Carbonmonofluoride
- Stable voltage discharge
- Suitable for low drain devices
- Suitable for high temperature applications
- Operating temperature range: -30°C ~ +80°C

CR Series:
- Lithium Manganese Dioxide
- Tapered voltage discharge
- Suitable for high drain devices
- Operating temperature range: -30°C ~ +60°C

Coin Cells

For quantities greater than listed, call for quote.

MOUSER STOCK NO.	Panasonic Part No.	Fig.	Capacity (mAh)	Dimensions: mm	Price Each 1	10	25	50
658-BR1216	BR1216	E	25	12.5 x 1.6				
658-BR1225	BR1225	E	48	12.5 x 2.0				
658-BR1616	BR1616	E	48	16.0 x 2.5				
658-BR2032	BR2032	E	190	20.0 x 3.2				
658-BR2325	BR2325	E	165	23.0 x 2.5				
658-BR2330	BR2330	E	255	23.0 x 3.0				
658-BR3032	BR3032	E	500	30.0 x 3.2				
658-CR1025	CR1025	E	30	10.0 x 2.5				
658-CR1216	CR1216	E	25	12.0 x 1.6				
658-CR1220	CR1220	E	35	12.0 x 2.0				
658-CR1616	CR1616	E	55	16.0 x 1.6				
658-CR1620	CR1620	E	75	16.0 x 2.0				
658-CR1632	CR1632	E	140	16.0 x 3.2				
658-CR2012	CR2012	E	55	20.0 x 1.2				
658-CR2016	CR2016	E	90	20.0 x 1.6				
658-CR2025	CR2025	E	165	20.0 x 2.5				
658-CR2032	CR2032	E	225	20.0 x 3.2				
658-CR2330	CR2330	E	265	23.0 x 3.0				
658-CR2354	CR2354	E	560	23.0 x 5.4				
658-CR2412	CR2412	F	100	24.52 x 1.2				
658-CR2450	CR2450	F	620	24.0 x 5.0				
658-CR2477	CR2477	E	1000	24.5 x 7.7				
658-CR3032	CR3032	E	500	30.0 x 3.2				

Coin Cells w/ PC Mount Pins

For quantities greater than listed, call for quote.

MOUSER STOCK NO.	Panasonic Part No.	Fig.	Capacity (mAh)	Dimensions: mm Battery	A	B	Price Each 1	10	25	50
658-BR1225-1VC	BR1225/1VC	G	48	12.5 x 2.5	3.0	3.25				
658-BR2325-1VC	BR2325/1VC	H	165	23.0 x 2.5	3.2	10.70				
658-BR2330-1VC	BR2330/1VC	H	255	23.0 x 3.0	3.9	11.45				
658-BR2325-1VG	BR2325/1VG	I	165	23.0 x 2.5	5.1	15.24				
658-BR2325-1HG	BR2325/1HG	J	165	23.0 x 2.5	20.5	7.50				
658-BR1225-1HC	BR1225/1HC	K	48	12.5 x 2.0	10.0	3.25				
658-BR2032-1HE	BR2032/1HE	L	190	20.0 x 3.2	20.5	- - -				
658-BR2325-1HC	BR2325/1HC	M	165	23.0 x 2.5	20.5	- - -				
658-BR23301HE	BR2330/1HE	N	255	23.0 x 3.0	20.5	- - -				
658-CR2477-1HF	CR2477/1HF	O	1000	24.5 x 7.7	20.5	- - -				

3V Lithium Pin Type

For quantities greater than listed, call for quote.

MOUSER STOCK NO.	Panasonic Part No.	Fig.	Capacity (mAh)	Dimensions: mm	Price Each 1	10	25	50
658-BR425	BR425	P	25	4.2 x 25.9				
658-BR435	BR435	P	50	4.2 x 35.9				

3V LITHIUM CYLINDRICAL CELLS

- High energy density
- Long shelf life
- Operating temperature range: -40°C ~ +85°C
- High rate discharge

For quantities greater than listed, call for quote.

MOUSER STOCK NO.	Panasonic Part No.	Fig.	Capacity (mAh)	Dimensions: mm	Price Each 1	10	25	50
658-BR2-3ASSP	BR-2/3ASSP	Q	1200	17.0 x 33.5				
658-BR2-3AT2SP	BR-2/3AT2SP	R	1200	17.0 x 33.5				
658-BR2-3AE2SP	BR-2/3AE2SP	S	1200	17.0 x 33.5				
658-BR-A	BR-A	Q	1800	17.0 x 45.5				
658-BR-C	BR-C	Q	5000	26.0 x 50.0				
658-BR-CT2SP	BR-CT2SP	R	5000	26.0 x 50.0				

© Copyright 2014 Mouser Electronics

DIMENSIONS: mm

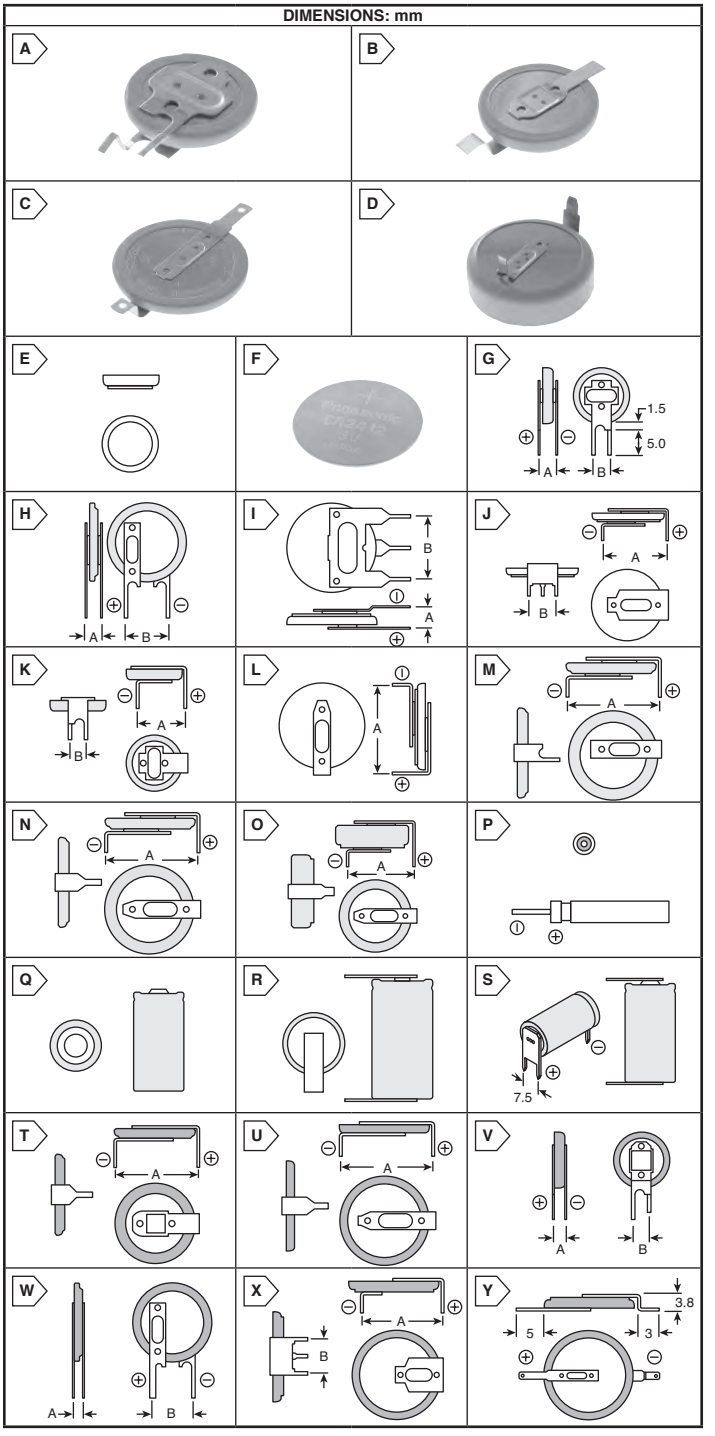

VANADIUM PENTOXIDE LITHIUM 3V RECHARGEABLE BATTERIES

Compact, high energy batteries that have nearly twice the energy of conventional button-shaped NiCd batteries.

- Operating temperature range: -20°C ~ +60°C
- Self-discharge per year: 2%
- Charge voltage: 3.25V ~ 3.55V
- Charge-discharge cycles: 1000

For quantities greater than listed, call for quote.

MOUSER STOCK NO.	Panasonic Part No.	Fig.	Capacity (mAh)	Dimensions: mm Battery	A	B	Price Each 1	10	25	50
658-VL1220-1HF	VL1220-1HF	T	7.0	12.5 x 2.0	10.0	- - -				
658-VL2020-1HF	VL2020-1HF	U	20.0	20.0 x 2.0	20.5	- - -				
658-VL2320-1HF	VL2320-1HF	U	30.0	23.0 x 2.0	20.5	- - -				
658-VL2330-1HF	VL2330-1HF	U	50.0	23.0 x 3.0	20.5	- - -				
658-VL1220-1VC	VL1220-1VC	V	7.0	12.5 x 2.0	2.5	3.25				
658-VL2020-1VC	VL2020-1VC	W	20.0	20.0 x 2.0	2.7	10.2				
658-VL2320-1VC	VL2320-1VC	W	30.0	23.0 x 2.0	2.7	10.2				
658-VL2330-1VC	VL2330-1VC	W	50.0	23.0 x 3.0	3.7	10.2				
658-VL3032-1GUF	VL3032-1GUF	X	100.0	30.0 x 3.2	25.4	10.2				
658-VL3032-1F2	VL3032-1F2	Y	100.0	30.0 x 3.2	solder tabs					

© Copyright 2014 Mouser Electronics

BULGIN Battery Holders

RoHS Compliant This product is RoHS compliant.

BULGIN FRONT PANEL SEALED BATTERY HOLDERS

Features:
- IP 67 Rated
- Color: Black
- Panel Mount with Solder Tabs

RoHS Compliant

For quantities greater than listed, call for quote.

MOUSER STOCK NO.	Fig.	No. of Cells	Battery Size	Price Each			
				1	25	50	100
122-BXS011/1	A	1	AA				
122-BXS012/1	A	2	AA				
122-BXS013/1	A	3	AA				
122-BXS001/1	B	1	C				
122-BXS002/1	B	2	C				
122-BXS003/1	B	3	C				
122-BXS016	C	1	D				
122-BXS017	C	2	D				
122-BXS018	C	3	D				

BULGIN STANDARD BATTERY HOLDERS

RoHS Compliant

"AA" Size

For quantities greater than listed, call for quote.

MOUSER STOCK NO.	Fig.	No. of Cells	Color	Description	Price Each			
					1	25	50	100
122-BX0011/1	D	1	Black	Panel mount-solder tabs				
122-BX0012/1	D	2	Black	Panel mount-solder tabs				
122-BX0013/1	D	3	Black	Panel mount-solder tabs				
122-BX0027	E	4	Black	Panel mount drawer function				

RoHS Compliant

"C" Size

For quantities greater than listed, call for quote.

MOUSER STOCK NO.	Fig.	No. of Cells	Color	Description	Price Each			
					1	25	50	100
122-BX0001/1	F	1	Black	Panel mount-solder tabs				
122-BX0002/1	F	2	Black	Panel mount-solder tabs				
122-BX0003/1	F	3	Black	Panel mount-solder tabs				

RoHS Compliant

"D" Size

For quantities greater than listed, call for quote.

MOUSER STOCK NO.	Fig.	No. of Cells	Color	Description	Price Each			
					1	25	50	100
122-BX0016	G	1	Black	Panel mount-solder tabs				
122-BX0017	G	2	Black	Panel mount-solder tabs				
122-BX0018	G	3	Black	Panel mount-solder tabs				

RoHS Compliant

"9V" Size

For quantities greater than listed, call for quote.

MOUSER STOCK NO.	Fig.	No. of Cells	Color	Description	Price Each			
					1	25	50	100
122-BX0023	H	1	Black	Panel mount drawer function				
122-BX0026	I	2	Black	Panel mount drawer function				

BULGIN PC/BASE MOUNT BATTERY HOLDERS

RoHS Compliant

Features:
- Terminations: Dual connections, P.C. spills and 2.8 series tabs/solder tags (P.C. spills may be removed if required)
- Operating Temperature: -30°C to +70°C
- Mouldings: Glass Filled Nylon
- Contacts: Nickel Silver, clean
- Interlocking for multiple assemblies, except for model 122-BX0033 and 122-BX0123

For quantities greater than listed, call for quote.

MOUSER STOCK NO.	Fig.	Battery Size	Price Each			
			1	25	50	100
122-BX0033	J	PP3				
122-BX0034	K	AAA				
122-BX0035	L	AA				
122-BX0036	M	C				
122-BX0037	N	D				
122-BX0123	N	CR123				

A

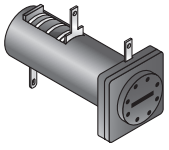

B

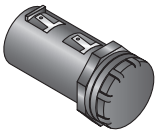

C

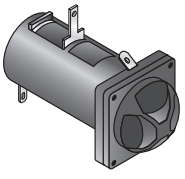

D

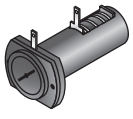

E

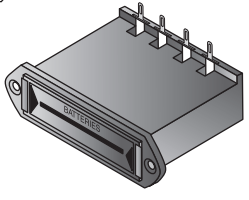

F



G



H

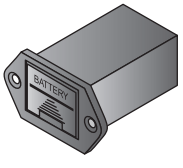

I

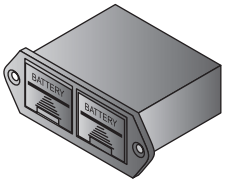

J

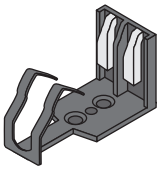

K

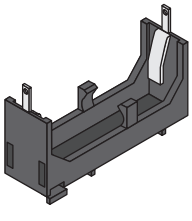

L

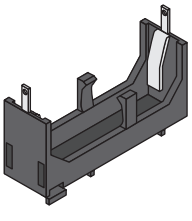

M

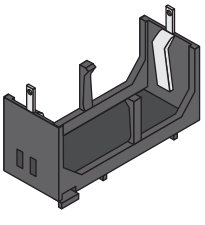

N

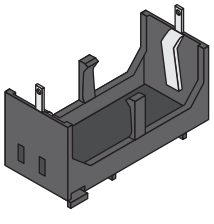

© Copyright 2014 Mouser Electronics

© Copyright 2014 Mouser Electronics

EAGLE PLASTIC DEVICES Battery Holders

RoHS Compliant **This product is RoHS compliant.**

Battery holders are constructed using an "unbreakable" type plastic.
Nickel-plated hardware provides excellent corrosion resistance from battery acid.



"AA" SIZE BATTERY HOLDERS

RoHS Compliant

MOUSER STOCK NO.	Fig.	No. of Cells	Color	Description	Price Each 1	25	50	100
12BH311A-GR	A	1	Black	6" leads-tinned 3/16"				
12BH311A-R-GR	B	1	Black	6" leads with ribbon				
12BH311P-GR	A	1	Black	PC mount-solder legs				
12BH311P-R-GR	B	1	Black	PC legs with ribbon				
12BH311-GR	A	1	Black	Solder tabs				
12BH311-R-GR	B	1	Black	Solder tabs with ribbon				
12BH212A-GR	C	2	Black	6" leads-tinned 3/16"				
12BH212P-GR	C	2	Black	PC mount-solder legs				
12BH222-GR	D	2	Black	6" leads-tinned 3/16"				
12BH322B-GR	D	2	Black	Mini snaps spaced .50"				
12BH322D-GR	D	2	Black	Solder tabs				
12BH321A-GR	C	2	Black	6" leads-tinned 3/16"				
12BH321P-GR	C	2	Black	PC mount-solder legs				
12BH321P-R-GR	E	2	Black	PC legs with ribbon				
12BH321B-GR	F	2	Black	Mini snaps spaced .50"				
12BH321D-GR	C	2	Black	Solder tabs				
12BH324A-GR	G	2	Black	6" leads-tinned 3/16"				
12BH325A-GR	H	2	Black	6" leads-tinned 3/16"				
12BH331-GR	I	3	Black	6" leads-tinned 3/16"				
12BH331-R-GR	J	3	Black	6" leads with ribbon				
12BH331P-GR	I	3	Black	PC mount-solder legs				
12BH331P-R-GR	J	3	Black	PC legs with ribbon				
12BH331B-GR	I	3	Black	Mini snaps spaced .50"				
12BH331D-GR	I	3	Black	Solder tabs				
12BH335-GR	K	3	Black	6" leads-tinned 3/16"				
12BH343-GR	L	4	Black	6" leads-tinned 3/16"				
12BH348-GR	M	4	Black	6" leads-tinned 3/16"				
12BH348-R-GR	N	4	Black	6" leads with ribbon				
12BH349-GR	M	4	Black	PC mount-solder legs				
12BH341P-R-GR	N	4	Black	PC legs with ribbon				
12BH351-GR	M	4	Black	Solder tabs				
12BH351-R-GR	N	4	Black	Solder tabs with ribbon				
12BH347-GR	M	4	Black	Mini snaps spaced .50"				
12BH347-R-GR	N	4	Black	Mini snaps with ribbon				
12BH341-GR	O	4	Black	Mini snaps spaced .50"				
12BH342A-GR	O	4	Black	6" leads-tinned 3/16"				
12BH342D-GR	O	4	Black	Solder tabs				
12BH350-GR	P	4	Black	6" leads-tinned 3/16"				
12BH343B-GR	P	4	Black	Mini snaps spaced .50"				
12BH343D-GR	P	4	Black	Solder tabs				
12BH344B-GR	L	4	Black	Mini snaps spaced .50"				
12BH344D-GR	L	4	Black	Solder tabs				
12BH361-GR	Q	6	Black	Mini snaps spaced .50"				
12BH363A-GR	Q	6	Black	6" leads-tinned 3/16"				
12BH363D-GR	Q	6	Black	Solder tabs				
12BH361A-GR	R	6	Black	6" leads-tinned 3/16"				
12BH361B-GR	R	6	Black	Mini snaps spaced .50"				
12BH361D-GR	R	6	Black	Solder tabs				
12BH364-GR	S	6	Black	6" leads-tinned 3/16"				
12BH326-GR	L	6	Black	6" leads-tinned 3/16"				
12BH365-GR	T	6	Black	Mini snaps spaced .50"				
12BH365A-GR	T	6	Black	6" leads-tinned 3/16"				
12BH365D-GR	T	6	Black	Solder tabs				
12BH381-GR	U	8	Black	Mini snaps spaced .50"				
12BH383-GR	U	8	Black	6" leads-tinned 3/16"				
12BH383D-GR	U	8	Black	Solder tabs				
12BH381A-GR	V	8	Black	6" leads-tinned 3/16"				
12BH382A-GR	W	8	Black	6" leads-tinned 3/16"				
12BH382B-GR	W	8	Black	Mini snaps spaced .50"				
12BH382D-GR	W	8	Black	Solder tabs				
12BH310-GR	X	10	Black	Mini snaps spaced .50"				
12BH310A-GR	X	10	Black	6" leads-tinned 3/16"				
12BH310B-GR	X	10	Black	Mini snaps spaced .50"				
12BH310D-GR	X	10	Black	Solder tabs				
12BH309-GR	Y	10	Black	Solder tabs				
12BH101A-GR	Y	10	Black	6" leads-tinned 3/16"				

"1/2 AA" SIZE BATTERY HOLDERS

RoHS Compliant

MOUSER STOCK NO.	Fig.	No. of Cells	Color	Description	Price Each 1	25	50	100
12BH1/2AA-2A-GR	Z	1	Black	6" leads-tinned 3/16"				
12BH1/2AA-2P-GR	Z	1	Black	PC mount-solder legs				
12BH1/2AA-3S-GR	AA	1	Black	Rivets w/Switch				

"2/3 A" SIZE BATTERY HOLDERS

RoHS Compliant

MOUSER STOCK NO.	Fig.	No. of Cells	Color	Description	Price Each 1	25	50	100
12BH023-GR	BB	1	Black	PC mount-solder legs				

© Copyright 2014 Mouser Electronics

© Copyright 2014 Mouser Electronics

EAGLE PLASTIC DEVICES Battery Holders

RoHS Compliant **This product is RoHS compliant.**

Battery holders are constructed using an "unbreakable" type plastic.
Nickel-plated hardware provides excellent corrosion resistance from battery acid.

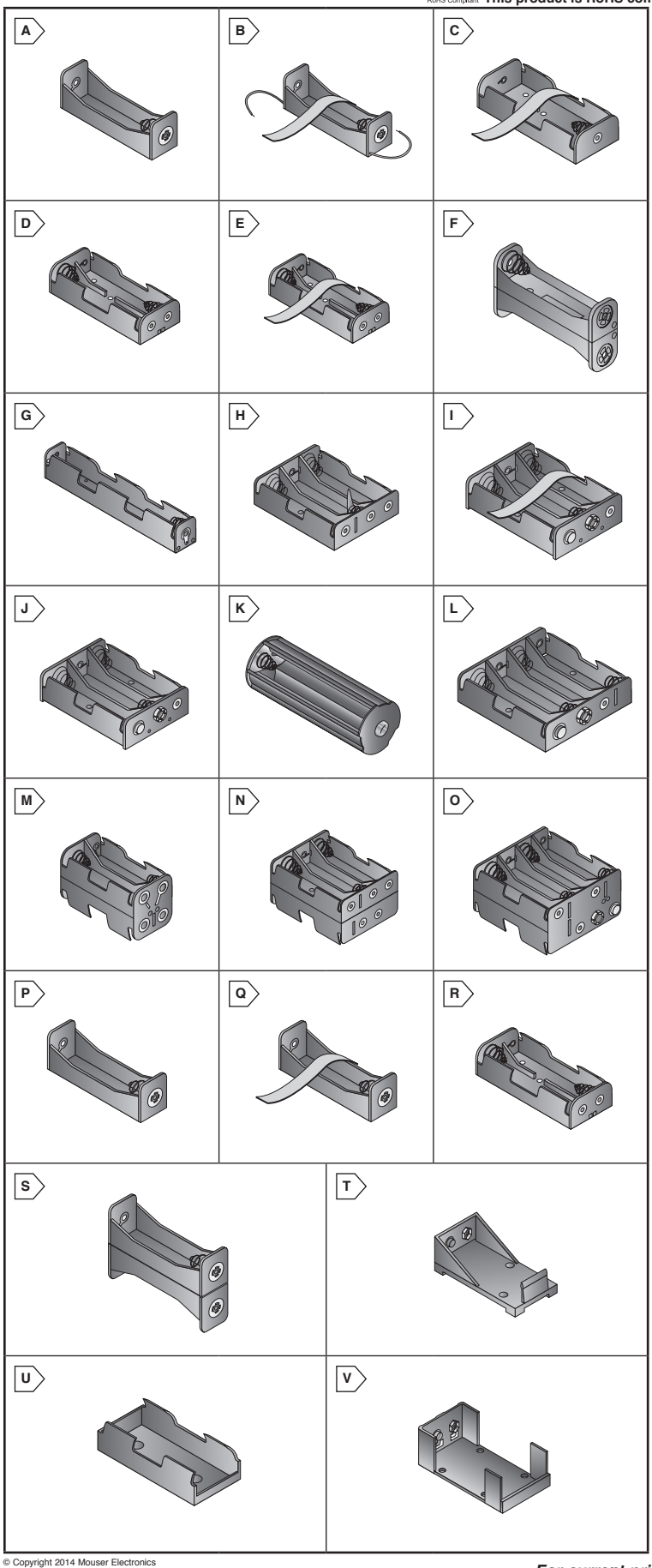

"AAA" SIZE BATTERY HOLDERS

RoHS Compliant

MOUSER STOCK NO.	Fig.	No. of Cells	Color	Description	Price Each 1	25	50	100
12BH410-GR	A	1	Black	6" leads-tinned 3/16"				
12BH410-R-GR	B	1	Black	6" leads with ribbon				
12BH411P-R-GR	C	1	Black	PC legs with ribbon				
12BH412-GR	A	1	Black	PC mount-solder legs				
122-0421-GR	D	2	Black	6" leads-tinned 3/16"				
122-0421-R-GR	E	2	Black	6" leads with ribbon				
12BH421-GR	D	2	Black	Solder tabs				
12BH422A-GR	F	2	Black	6" leads-tinned 3/16"				
12BH422D-GR	F	2	Black	Solder tabs				
12BH423-GR	D	2	Black	PC mount-solder legs				
12BH423P-R-GR	E	2	Black	PC legs with ribbon				
12BH425-GR	G	2	Black	6" leads-tinned 3/16"				
12BH425D-GR	G	2	Black	Solder tabs				
12BH431-GR	H	3	Black	6" leads-tinned 3/16"				
12BH431P-GR	H	3	Black	PC mount-solder legs				
12BH431P-R-GR	I	3	Black	PC legs with ribbon				
12BH431B-GR	J	3	Black	Mini snaps spaced .50"				
12BH432A-GR	K	3	Black	Battery buttons				
12BH441P-GR	L	4	Black	PC mount-solder legs				
12BH441A-GR	L	4	Black	6" leads-tinned 3/16"				
12BH441B-GR	L	4	Black	Mini snaps spaced .50"				
12BH441D-GR	L	4	Black	Solder tabs				
12BH443B-GR	M	4	Black	Mini snaps spaced .50"				
12BH443D-GR	M	4	Black	Solder tabs				
12BH444-GR	M	4	Black	6" leads-tinned 3/16"				
12BH463-GR	N	6	Black	6" leads-tinned 3/16"				
12BH463B-GR	N	6	Black	Mini snaps spaced .50"				
12BH463D-GR	N	6	Black	Solder tabs				
12BH483-GR	O	8	Black	6" leads-tinned 3/16"				
12BH483B-GR	O	8	Black	Mini snaps spaced .50"				
12BH483D-GR	O	8	Black	Solder tabs				

"N" SIZE BATTERY HOLDERS

RoHS Compliant

MOUSER STOCK NO.	Fig.	No. of Cells	Color	Description	Price Each 1	25	50	100
12BH510-GR	P	1	Black	6" leads-tinned 3/16"				
12BH511-GR	P	1	Black	Solder tabs				
12BH512-GR	P	1	Black	PC mount-solder legs				
12BH511P-GR	P	1	Black	PC mount-solder legs				
12BH511-1A-GR	P	1	Black	6" leads-tinned 3/16"				
12BH511P-R-GR	Q	1	Black	PC legs with ribbon				
12BH521A-GR	R	2	Black	6" leads-tinned 3/16"				
12BH521D-GR	R	2	Black	Solder tabs				
12BH521P-GR	R	2	Black	PC mount-solder legs				
12BH522A-GR	S	2	Black	6" leads-tinned 3/16"				

"9V" SIZE BATTERY HOLDERS

- Number of Cells: 1
- Color: Black

RoHS Compliant

MOUSER STOCK NO.	Fig.	Description	Price Each 1	25	50	100
12BH610-GR	T	6" leads-tinned 3/16"				
12BH611-GR	T	PC mount-solder legs				
12BH612-GR	T	Solder tabs				
12BH613-GR	U	No leads cradle only				
12BH614A-GR	V	6" leads-tinned 3/16"				
12BH615D-GR	V	Solder tabs				
12BH616P-GR	V	PC mount-solder legs				
12BH617T-GR	V	Terminal				

© Copyright 2014 Mouser Electronics

EAGLE PLASTIC DEVICES Battery Holders

RoHS Compliant **This page of product is compliant.**

Battery holders are constructed using an “unbreakable” type plastic.
Nickel-plated hardware provides excellent corrosion resistance from battery acid.

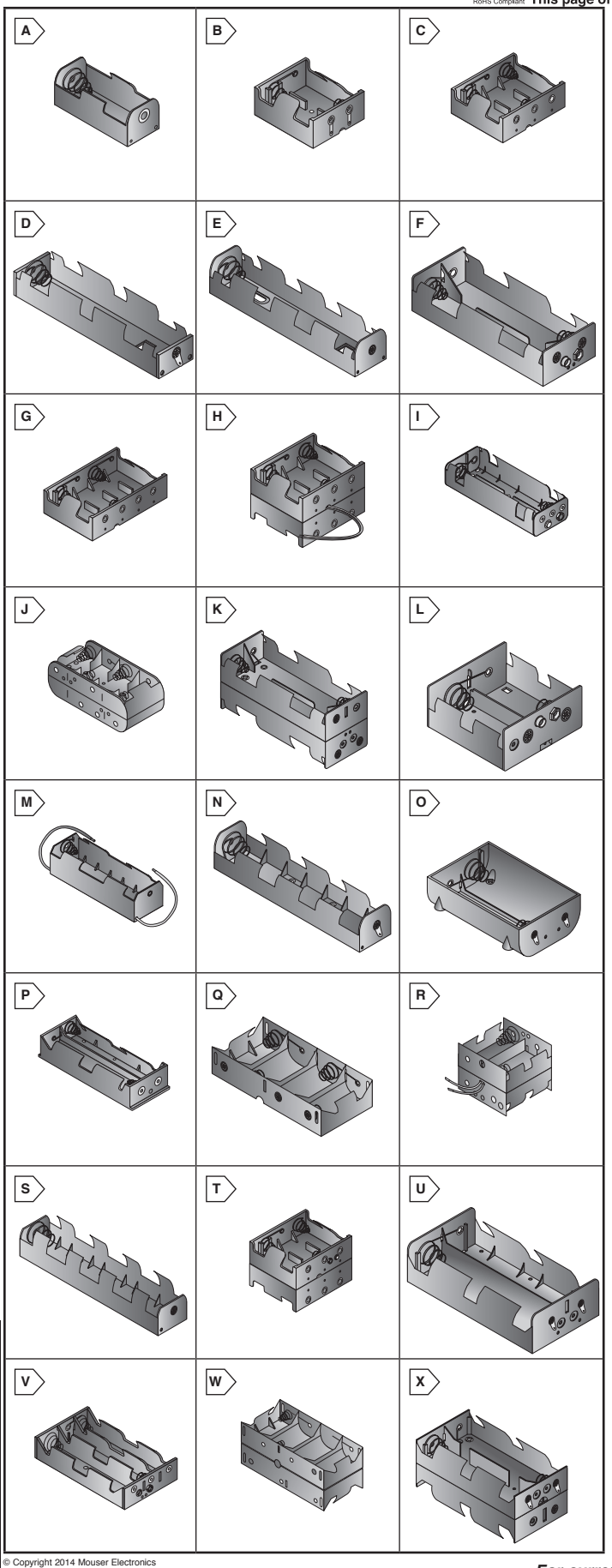

“C” SIZE BATTERY HOLDERS

RoHS Compliant

MOUSER STOCK NO.	Fig.	No. of Cells	Color	Description	Price Each			
					1	25	50	100
12BH211-GR	A	1	Black	6" leads-tinned 3/16"				
12BH211D-GR	A	1	Black	Solder tabs				
12BH220-GR	B	2	Black	6" leads-tinned 3/16"				
12BH221B-GR	B	2	Black	Mini snaps spaced .50"				
12BH221D-GR	B	2	Black	Solder tabs				
12BH231-GR	C	3	Black	6" leads-tinned 3/16"				
12BH231A-GR	D	3	Black	6" leads-tinned 3/16"				
12BH231D-GR	D	3	Black	Solder tabs				
12BH241-GR	E	4	Black	6" leads-tinned 3/16"				
12BH241D-GR	E	4	Black	Solder tabs				
12BH242-GR	F	4	Black	6" leads-tinned 3/16"				
12BH242A-GR	F	4	Black	8" 22AWG leads				
12BH242B-GR	F	4	Black	Mini snaps spaced .50"				
12BH242D-GR	F	4	Black	Solder tabs				
12BH243-GR	G	4	Black	6" leads-tinned 3/16"				
12BH243B-GR	G	4	Black	Mini snaps spaced .50"				
12BH262-GR	H	6	Black	6" leads-tinned 3/16"				
12BH261-GR	I	6	Black	Mini snaps spaced .50"				
12BH261A-GR	I	6	Black	8" 22AWG leads				
12BH261D-GR	I	6	Black	Solder tabs				
12BH263-GR	I	6	Black	6" leads-tinned 3/16"				
12BH281-GR	J	8	Black	6" leads-tinned 3/16"				
12BH281B-GR	J	8	Black	Mini snaps spaced .50"				
12BH281D-GR	J	8	Black	Solder tabs				
12BH282-GR	K	8	Black	6" leads-tinned 3/16"				
12BH282B-GR	K	8	Black	Mini snaps spaced .50"				
12BH282D-GR	K	8	Black	Solder tabs				

“D” SIZE BATTERY HOLDERS

RoHS Compliant

MOUSER STOCK NO.	Fig.	No. of Cells	Color	Description	Price Each			
					1	25	50	100
12BH111A-GR	A	1	Black	6" leads-tinned 3/16"				
12BH111D-GR	A	1	Black	Solder tabs				
12BH121-GR	L	2	Black	Solder tabs				
12BH121A-GR	L	2	Black	8" 24AWG leads				
12BH121B-GR	L	2	Black	Mini snaps spaced .50"				
12BH125-GR	M	2	Black	6" leads-tinned 3/16"				
12BH131-GR	C	3	Black	6" leads-tinned 3/16"				
12BH131B-GR	C	3	Black	Mini snaps spaced .50"				
12BH131D-GR	C	3	Black	Solder tabs				
12BH132A-GR	N	3	Black	6" leads-tinned 3/16"				
12BH132D-GR	N	3	Black	Solder tabs				
12BH141A-GR	O	4	Black	6" leads-tinned 3/16"				
12BH141D-GR	O	4	Black	Solder tabs				
12BH146-GR	P	4	Black	6" leads-tinned 3/16"				
12BH142A-GR	P	4	Black	8" 22AWG leads				
12BH142B-GR	P	4	Black	Mini snaps spaced .50"				
12BH142D-GR	P	4	Black	Solder tabs				
12BH143A-GR	Q	4	Black	6" leads-tinned 3/16"				
12BH143D-GR	Q	4	Black	Solder tabs				
12BH144A-GR	R	4	Black	6" leads-tinned 3/16"				
12BH145A-GR	S	4	Black	6" leads-tinned 3/16"				
12BH145D-GR	S	4	Black	Solder tabs				
12BH160-GR	T	6	Black	6" leads-tinned 3/16"				
12BH161B-GR	T	6	Black	Mini snaps spaced .50"				
12BH161D-GR	T	6	Black	Solder tabs				
12BH162A-GR	U	6	Black	6" leads-tinned 3/16"				
12BH162B-GR	U	6	Black	Mini snaps spaced .50"				
12BH162D-GR	U	6	Black	Solder tabs				
12BH163-GR	V	6	Black	Mini snaps spaced .50"				
12BH181-GR	W	8	Black	6" leads-tinned 3/16"				
12BH181A-GR	W	8	Black	6" leads-tinned 3/16"				
12BH181D-GR	W	8	Black	Solder tabs				
12BH182A-GR	X	8	Black	6" leads-tinned 3/16"				
12BH182B-GR	X	8	Black	Mini snaps spaced .50"				
12BH182D-GR	X	8	Black	Solder tabs				

© Copyright 2014 Mouser Electronics

© Copyright 2014 Mouser Electronics

EAGLE PLASTIC DEVICES Battery Holders and Snaps

RoHS Compliant This product is RoHS compliant.

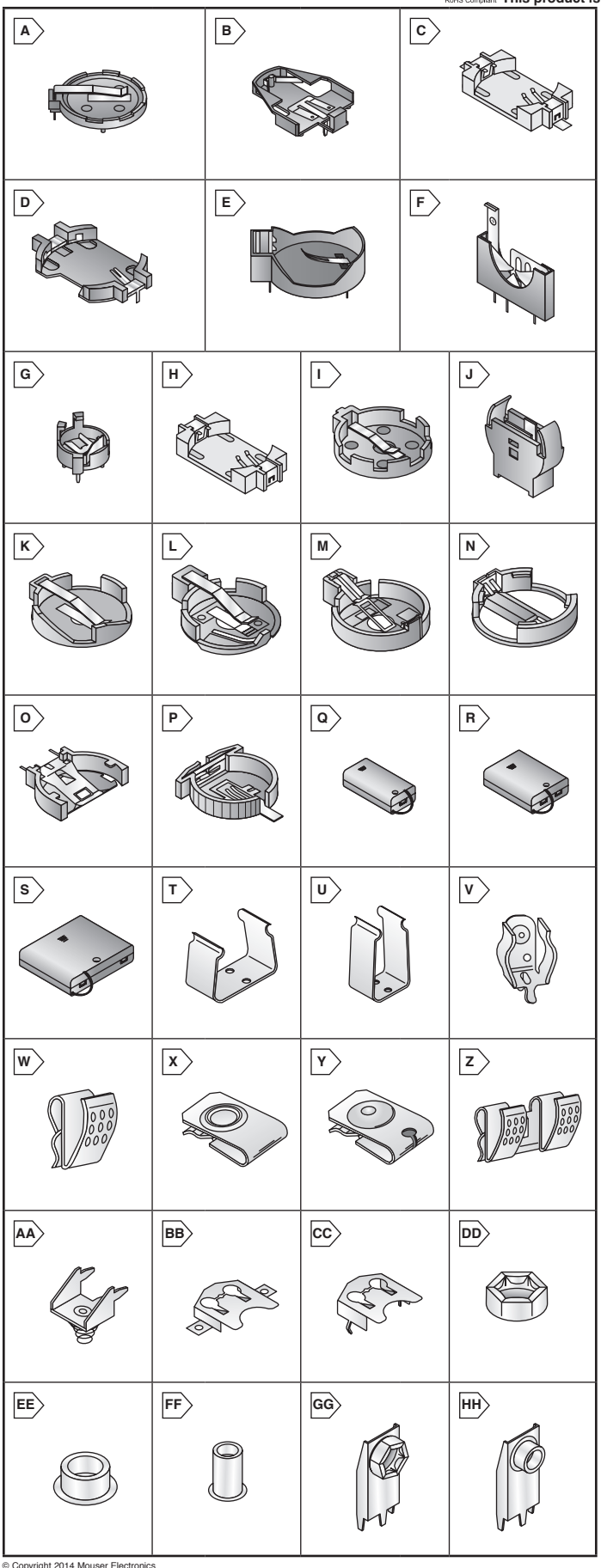

COIN CELL BATTERY HOLDERS

MOUSER STOCK NO.	Fig.	Battery Size	Description	Price Each			
				1	25	50	100
122-2520-GR	A	20mm	Thru-hole black single cell				
122-2523-GR	A	23mm	Thru-hole black single cell				
122-2620-GR	B	20mm	Thru-hole black single cell				
122-2820-GR	C	20mm	Surface mount beige				
122-0420-GR	D	20mm	Surface mount black				
122-0520-GR	D	20mm	Thru-hole black single cell				
122-2420-GR	E	20mm	Thru-hole black single cell				
122-4320-GR	F	20mm	Vertical thru-hole black single cell				
122-1020-GR	C	20mm	Surface mount gold contacts				
122-2312-GR	G	12.5mm	Thru-hole black single cell				
122-2313-GR	G	12.5mm	Thru-hole black dual cell				
122-2920-GR	H	20mm	Thru-hole white single cell				
122-00224-GR	I	24.5mm	Thru-hole black single cell				
122-7420-GR	J	20mm	Thru-hole black single cell				
122-2582-GR	K	20mm	Thru-hole black dual cell				
122-7520-GR	L	20mm	Thru-hole black single cell				
122-7620-GR	M	20mm	Thru-hole black single cell				
122-2512-GR	N	20mm	Thru-hole black single cell				
122-2612-GR	O	20mm	Vertical thru-hole black single cell				
122-2912-GR	P	12.5mm	Surface mount gold contacts				

BATTERY HOLDERS WITH COVERS AND SWITCH

- Color: Black
- Nickel plated hardware
- 6" leads tinned 3/16"

MOUSER STOCK NO.	Fig.	No. of Cells	Battery Size	Description	Price Each			
					1	25	50	100
12BH9V/CS-GR	Q	1	9V	With cover & switch				
12BH9VA/C-GR	Q	1	9V	With cover				
12BH9VP/C-GR	Q	1	9V	With cover				
12BH325/C-GR	Q	2	AA	With cover				
12BH325/CS-GR	Q	2	AA	With cover & switch				
12BH331/C-GR	R	3	AA	With cover				
12BH331/CS-GR	R	3	AA	With cover & switch				
12BH348/C-GR	S	4	AA	With cover				
12BH348/CS-GR	S	4	AA	With cover & switch				
12BH361/C-GR	S	6	AA	With cover				
12BH421/C-GR	Q	2	AAA	With cover				
12BH421/CS-GR	Q	2	AAA	With cover & switch				
12BH431/C-GR	R	3	AAA	With cover				
12BH431/CS-GR	R	3	AAA	With cover & switch				
12BH431B/C-GR	R	3	AAA	With cover				
12BH441/C-GR	S	4	AAA	With cover				
12BH441/CS-GR	S	4	AAA	With cover & switch				
12SBH221A-GR	R	2	C	With cover				
12SBH221AS-GR	R	2	C	With cover & switch				

METAL BATTERY HOLDERS/CLIPS

Steel, Nickel Plated

MOUSER STOCK NO.	Fig.	Description	Price Each			
			1	25	50	100
12BH071-GR	T	9V battery holder horizontal				
12BH079-GR	T	9V battery holder horizontal				
12BH080-GR	U	9V battery holder vertical				
12BH095-GR	U	9V battery holder vertical				
12BH980-GR	U	9V battery holder vertical				
12BH092-GR	V	A, AA battery clip				
12BH082-GR	V	AAA battery clip PC mount				
12BH209-GR	W	AA battery clip negative				
12BH228-GR	X	AA battery clip positive				
12BH204-GR	W	AAA battery clip negative				
12BH238-GR	Y	AAA battery clip positive				
12BH202-GR	Z	AAA dual snap-on clip				
12BH629-GR	AA	AA,AAA PC spring contact				
12BH002-GR	BB	20MM coin cell holder SM				
12BH003-GR	CC	20MM coin cell holder PC				

MINI BATTERY SNAPS AND RIVETS

- Standard 9 volt size (.5" snap spacing)
- Available with 4, 5 or 6 prong contacts
- Black (except where noted)
- Available in 22AWG, 24AWG, and 26AWG stranded lead wires
- Male snap: .225" (O.D.)
- Female snap: .205" (I.D.)
- Rivets can be applied to PC boards, battery holders/packs, etc.

MOUSER STOCK NO.	Fig.	Description	Price Each			
			1	100	1000	10000
12BC269-GR	DD	Mini battery female snap				
12BC261-GR	EE	Mini battery male snap				
12BC524-GR	FF	Mini rivet for snap				
12BC220-GR	GG	Female snap-in battery terminal				
12BC210-GR	HH	Male snap-in battery terminal				

© Copyright 2014 Mouser Electronics

EAGLE PLASTIC DEVICES 9V Battery Snaps

RoHS Compliant **This product is RoHS compliant.**

Largest selection of battery snaps available. All leads are stripped and pre-tinned. Leads are polarity color coded. All except "molded" type, feature PVC plastic insulation over a base of vulcanized fiber board.

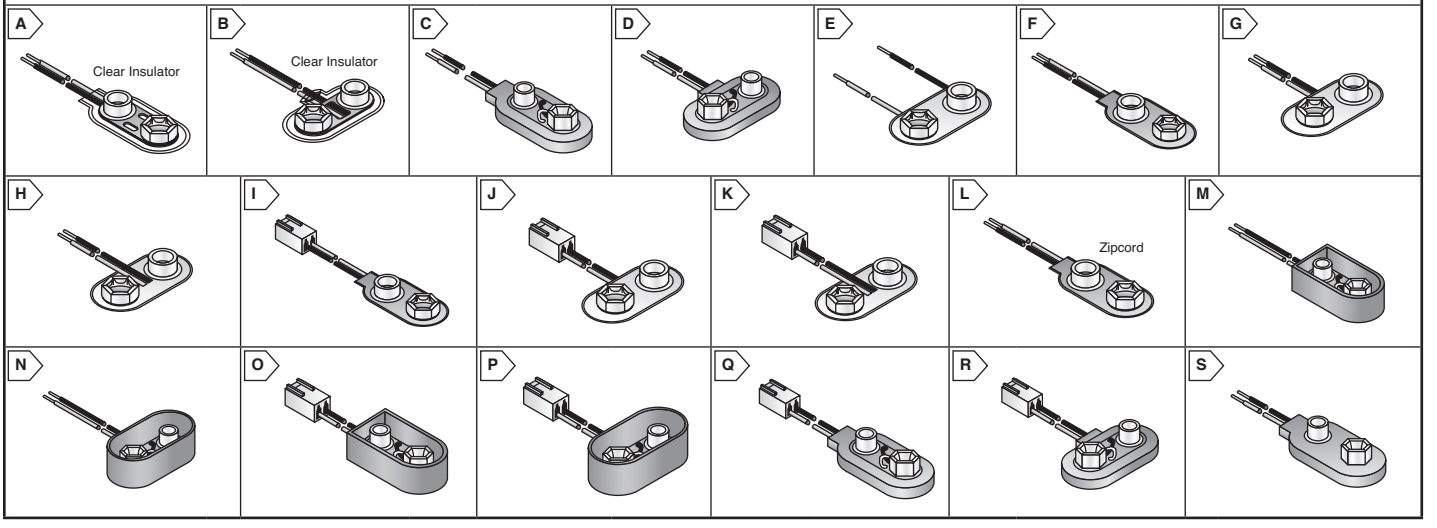

STANDARD BATTERY SNAPS

Snaps

- 6 prong contacts

RoHS Compliant

MOUSER STOCK NO.	Fig.	Wire Size	Lead Length (in.)	Price Each 1	25	50	100
12BC310-GR	A	26AWG	4				
12BC309-GR	A	26AWG	6				
12BC311-GR	B	26AWG	4				
12BC312-GR	C	26AWG	6				
12BC313-GR	D	26AWG	6				
123-BS-M-A-GR	E	26AWG	6				
121-0426/I-GR	F	26AWG	4				
121-0526/I-GR	F	26AWG	5				
121-0626/I-GR	F	26AWG	6				
121-0826/I-GR	F	26AWG	8				
121-1026/I-GR	F	26AWG	10				
121-1226/I-GR	F	26AWG	12				
121-0424/I-GR	F	24AWG	4				
121-0624/I-GR	F	24AWG	6				
121-0422/I-GR	F	22AWG	4				
121-0622/I-GR	F	22AWG	6				
121-1022/I-GR	F	22AWG	10				
121-0426/T-GR	G	26AWG	4				
121-0526/T-GR	G	26AWG	5				
121-0626/T-GR	G	26AWG	6				
121-0826/T-GR	G	26AWG	8				
121-1026/T-GR	G	26AWG	10				
121-0426/O-GR	H	26AWG	4				
121-0626/O-GR	H	26AWG	6				
121-0424/O-GR	H	24AWG	4				
121-0624/O-GR	H	24AWG	6				
121-0422/O-GR	H	22AWG	4				
121-0622/O-GR	H	22AWG	6				

Snaps With 2 Pole Socket Wire Termination

- Mates with Molex P/N 22-11-2022
- 6 prong contacts

RoHS Compliant

MOUSER STOCK NO.	Fig.	Wire Size	Lead Length (in.)	Price Each 1	25	50	100
121-0426/IM-GR	I	26AWG	4				
121-0626/IM-GR	I	26AWG	6				
121-0426/TM-GR	J	26AWG	4				
121-0426/OM-GR	K	26AWG	4				

- Zipcord lead colors: black and white
- 6 prong contacts

RoHS Compliant

MOUSER STOCK NO.	Fig.	Wire Size	Lead Length (in.)	Price Each 1	25	50	100
12BC015-GR	L	24AWG	4				
12BC010-GR	L	24AWG	6				
12BC016-GR	L	24AWG	10				

MOLDED BATTERY SNAPS

4000 Series

- UL1007 26AWG wire stripped and tinned 5mm
- 6 prong brass nickel plated snap

RoHS Compliant

MOUSER STOCK NO.	Fig.	Wire Size	Lead Length (in.)	Price Each 1	25	50	100
123-4006-GR	M	26AWG	6				
123-4016-GR	N	26AWG	6				

4000 Series with 2 Pole Socket Wire Termination

- Mates with Molex P/N 22-11-2022

RoHS Compliant

MOUSER STOCK NO.	Fig.	Wire Size	Lead Length (in.)	Price Each 1	25	50	100
123-4006/M-GR	O	26AWG	6				
123-4016/M-GR	P	26AWG	6				

5000 Series

RoHS Compliant

MOUSER STOCK NO.	Fig.	Wire Size	Lead Length (in.)	Price Each 1	25	50	100
123-5004-GR	C	26AWG	4				
123-5006-GR	C	26AWG	6				
123-5008-GR	C	26AWG	8				
123-5114-GR	D	26AWG	4				
123-5116-GR	D	26AWG	6				
123-5118-GR	D	26AWG	8				

5000 Series With 2 Pole Socket Wire Termination

- Mates with Molex P/N 22-11-2022

RoHS Compliant

MOUSER STOCK NO.	Fig.	Wire Size	Lead Length (in.)	Price Each 1	25	50	100
123-5004/M-GR	Q	26AWG	4				
123-5006/M-GR	Q	26AWG	6				
123-5114/M-GR	R	26AWG	4				
123-5116/M-GR	R	26AWG	6				

6000 Series

- 6 prong brass nickel plated snaps

RoHS Compliant

MOUSER STOCK NO.	Fig.	Wire Size	Lead Length (in.)	Price Each 1	25	50	100
123-6004-GR	S	24AWG	4				
123-6006-GR	S	24AWG	6				
123-6010-GR	S	24AWG	10				

© Copyright 2014 Mouser Electronics

© Copyright 2014 Mouser Electronics

KEYSTONE Battery Holders, Clips and Spring Contacts

RoHS Compliant **This product is RoHS compliant.**

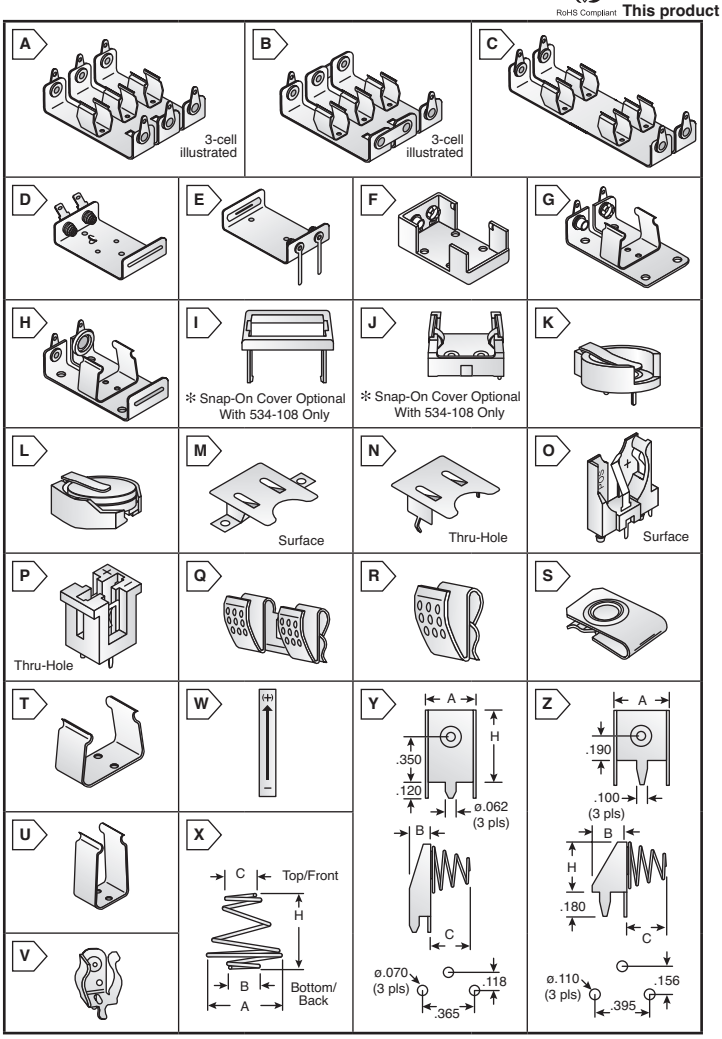

KEYSTONE ALUMINUM BATTERY HOLDERS

In series type holders feature pre-connected jumper strap insulated from the aluminum base. Batteries held in series circuit without additional wiring.

For quantities greater than listed, call for quote.

MOUSER STOCK NO.	Fig.	No. of Cells	Type	Price Each 1	10	100
"AA" Size						
534-139	A	1	One cell individually connected			
534-140	A	2	Two cells individually connected			
534-146	B	2	Two cells connected in series			
534-171	A	3	Three cells individually connected			
534-147	B	3	Three cells connected in series			
534-192	C	4	Four cells individually connected, 2 x 2			
534-148	C	4	Four cells connected in series			
"C" Size						
534-173	A	1	One cell individually connected			
534-174	A	2	Two cells individually connected			
534-149	B	2	Two cells connected in series			
534-151	C	4	Four cells connected in series			
"D" Size						
534-175	A	1	One cell individually connected			
534-176	A	2	Two cells individually connected			

KEYSTONE "6V" LITHIUM BATTERY HOLDERS

• For Eveready EL223A or equivalent

For quantities greater than listed, call for quote.

MOUSER STOCK NO.	Fig.	No. of Cells	Terminal Type	Price Each 1	10	100
534-223	D	1	Quick disconnect/solder lug			
534-224	E	1	PC			

KEYSTONE "9V" BATTERY HOLDERS

Glass Filled Nylon

• Terminals: tin plated brass • Contacts: nickel plated steel **For quantities greater than listed, call for quote.**

534-1294	F	1	PC			
534-1295	F	1	Solder			

Aluminum

• Solder & PC lugs: tin plated brass • Contacts & clips: nickel plated steel • Insulation: resin impregnated fibre

534-1290	G	1	Solder			
534-1291	G	1	PC			
534-203	H	1	Solder			

KEYSTONE PC BATTERY HOLDERS

• Snap-in design ✻UL 94V-0 material

MOUSER STOCK NO.	Fig.	Terminal Type	Price Each 1	10	100
✻ 534-108A	I	1 cell; Cover only			
✻ 534-108	J	1 cell; 1/2 AA size			
534-1028	J	1 cell; AA size			

KEYSTONE PC MOUNT COIN CELL BATTERY HOLDERS

• Contact material: nickel over copper plated spring steel • Housing material: glass-filled nylon, UL 94V-0

534-501	K	2-ø12mm cells; BR1216, CR1216, BR1220, CL1220, CR1220, BR1225			
534-502	K	1-ø16mm cell; BR1616, CR1616, CR1620, CR1632			
534-103	K	1-ø20mm cell; BR2016, BR2020, BR2025, BR2032			
534-104	K	1-ø23mm cell; BR2320, BR2325, BR2330, BR2335			
534-301	K	1-ø30mm cell; BR3032			

KEYSTONE PC MOUNT COIN CELL BATTERY HOLDERS

• Made of UL approved glass-filled nylon 94V-0 **For quantities greater than listed, call for quote.**

534-500	K	Holds 3-volt cell, .47" dia. x .1"			

MOUSER STOCK NO.	Fig.	No. of Cells	Duracell	Ray-O-Vac Panasonic	Eveready GP	Price Each 1	10	100
534-105	K	1	- - - - -	- - - - -	- - - - -			
534-1025	K	2	DL2430 DL2450	- - - - - - - - - -	- - - - - - - - - -			
534-106	K	1	DL2016	BR2016	CR2016			
534-1026	K	2	DL2025 DL2032 - - - - -	CR2016 CR2025 BR2032	CR2025 CR2023 CR2032			
534-107	K	1	CR2316 - - - - -	BR2320 CR2325	- - - - - - - - - -			
534-1027	K	2	- - - - -	BR2330	- - - - -			

KEYSTONE COIN CELL BATTERY HOLDERS

• Contact: tin over nickel plated steel • Housing: Nylon, Stanyl-46 • Temp. rating: -15°C to 282°C

MOUSER STOCK NO.	Fig.	No. of Cells	Cell Dia.	Fits Battery Types	Price Each 1	10	100
534-1061	L	1	20mm	2016, 2025, 2032			
534-1062	L	2	20mm	2016, 2025, 2032			

KEYSTONE COIN CELL HOLDERS

• Spring: nickel plated steel **For quantities greater than listed, call for quote.**

MOUSER STOCK NO.	Fig.	Cell Dia.	Description	Price Each 1	10	100
Horizontal						
534-3000	M	12mm	BR1216, BR1220, BR1225			
534-3002	M	20mm	BR2016, BR2020, BR2025, BR2032			
534-3004	M	23mm	BR2320, BR2325, BR2330			
534-3006	M	24mm	CR2430, DL2430			
534-3001	N	12mm	BR1216, BR1220, BR1225			
534-3003	N	20mm	BR2016, BR2020, BR2025, BR2032			
534-3005	N	23mm	BR2320, BR2325, BR2330			
Vertical						
534-1065	O	20mm	Fits all major mfg. 20mm batteries			
534-1067	P	20mm	Fits all major mfg. 20mm batteries			

KEYSTONE SNAP-ON BATTERY CLIPS

• Self-anchoring • Clips over panels from .060" to .070" thick

MOUSER STOCK NO.	Fig.	No. of Cells	Description	Price Each 1	10	100
534-210	Q	2	A and AA snap-on double clip			
534-202	Q	2	AAA, AAAA and N snap-on double clip			
534-288	Q	2	A and AA snap-on double clip			
534-204	R	1	AAA, AAAA and N snap-on clip			
534-209	R	1	AA snap-on clip			
534-228	S	1	AA positive snap-on clip			
534-238	S	1	AAA, AAAA and N snap-on clip			

KEYSTONE BATTERY CLIPS

• Aluminum clips: plain finish • Steel clips: nickel plated

MOUSER STOCK NO.	Fig.	Fits 9V Size	Dimensions H x W (In.)	Cell Mounts	Material	Price Each 1	10	100
534-071	T	.593 x 1.031	.687 x 1.031	flat/horiz.	.015 steel			
534-079	T	.650 x 1.031	.765 x 1.050	flat/horiz.	.015 steel			
534-080	U	.650 x 1.031	1.187 x .625	side/vert.	.015 steel			
534-095	U	.625 x 1.000	1.125 x .656	side/vert.	.025 alum.			

KEYSTONE PC BATTERY CLIP

• For A and AA type batteries with diameters from .531" to .665" • Spring: .015", nickel plated steel

MOUSER STOCK NO.	Fig.	Description	Price Each 1	10	500
534-082	V	1 cell; AAA and N snap-on clip			
534-092	V	1 cell; A, AA type battery clip, snap-in design			

KEYSTONE POLARITY INDICATOR LABELS

• Pressure sensitive adhesive back • Adheres to all surfaces

534-058	W	Labels measure .25" x 1.375"			

KEYSTONE BATTERY SPRING CONTACTS

• Easy to assemble with eyelets or rivets • Spring: nickel plated steel

MOUSER STOCK NO.	Fig.	Battery Type	Dimension (in.) H	A	B	C	Price Each 1	100	500	1000
534-211	X	AA, A	.290	.335	.100	.140				
534-211D	X	C, D	.850	.650	.162	.300				

KEYSTONE PC SPRING CONTACTS

• Space saving design installs directly onto the PC board • Spring: .015", tin plated steel

534-628	Y	A	.55	.38	.156	.29				
534-629	Z	AA, AAA	.38	.41	.265	.29				

© Copyright 2014 Mouser Electronics

MURATA POWER SOLUTIONS Digital Panel Meters

RoHS Compliant This product is RoHS compliant.

DATEL 4 DIGIT FOUR-FUNCTION THREE PHASE AC POWER METERS

NEW PRODUCT

Features:
- Display: 4 Digit LED, 9.14mm (0.36in) high
- Two display modes: continuous auto cycling or fixed
- Built-in current transformers simplify installation; choice of 32A or 100A ranges

DIMENSIONS: in. (mm)

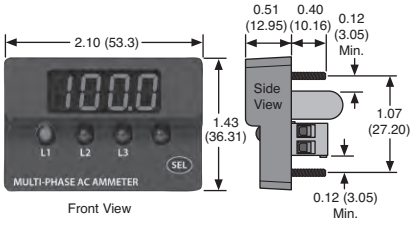

Front View

RoHS Compliant

For quantities greater than listed, call for quote.

MOUSER STOCK NO.	Datel Part No.	AC Volts	AC Current	Display	Price Each 1	Price Each 5
580-ACM3P-4-AC1-R-C	ACM3P-4-AC1-R-C	85-264Vac	100A	Red LED		
580-ACM3P-4-AC1-G-C	ACM3P-4-AC1-G-C	85-264Vac	100A	Green LED		
580-ACM3P-4-AC1-B-C	ACM3P-4-AC1-B-C	85-264Vac	100A	Blue LED		

DATEL 4 DIGIT FOUR-FUNCTION LED AC POWER METERS

Features:
- Displays AC volts, amps, watts, and power factor or hertz
- User-selectable display modes: continuous auto cycling or fixed reading
- Bright red LED-display with four annunciators

DIMENSIONS: in. (mm)

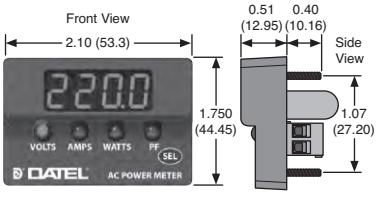

RoHS Compliant

For quantities greater than listed, call for quote.

MOUSER STOCK NO.	Datel Part No.	AC Volts	AC Current	Power Supply	Price Each 1	Price Each 5
580-ACM20-2-AC1-R-C	ACM20-2-AC1-R-C	85-264Vac	10A	Power Factor		
580-ACM20-2-AC1-RF-C	ACM20-2-AC1-R-F-C	85-264Vac	10A	Frequency		
580-ACM20-5-AC1-R-C	ACM20-5-AC1-R-C	85-264Vac	32A	Power Factor		
580-ACM20-5-AC1-RF-C	ACM20-5-AC1-R-F-C	85-264Vac	32A	Frequency		
580-ACM20-4-AC1-R-C	ACM20-4-AC1-R-C	85-264Vac	100A	Power Factor		
580-ACM20-4-AC1-RF-C	ACM20-4-AC1-R-F-C	85-264Vac	100A	Frequency		

DATEL 3.5 DIGIT SUBMINIATURE LED PANEL VOLTMETERS

Features:
- Large 0.37"/9.4mm LED display
- 12-pin DIP packages, panel or board mountable
- Moisture/vibration resistant encapsulated packages
- Single +5V power supply
- User-selectable decimal point placement

DIMENSIONS: in.

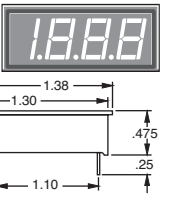

RoHS Compliant

For quantities greater than listed, call for quote.

MOUSER STOCK NO.	Datel Part No.	Input Range	Display Color	Price Each 1	Price Each 5
580-20PC-0-RL-C	DMS-20PC-0-RL-C	±200mV	Low-Power Red		
580-20PC-0-RS-C	DMS-20PC-0-RS-C	±200mV	Standard Red		
580-20PC-0-BL-C	DMS-20PC-0-BL-C	±200mV	Low-Power Blue		
580-20PC-0-BS-C	DMS-20PC-0-BS-C	±200mV	Standard Blue		
580-20PC-0-PGL-C	DMS-20PC-0-PGL-C	±200mV	Low-Power Green		
580-20PC-0-GS-C	DMS-20PC-0-GS-C	±200mV	Standard Green		
580-20PC-1-RL-C	DMS-20PC-1-RL-C	±2V	Low-Power Red		
580-20PC-1-RS-C	DMS-20PC-1-RS-C	±2V	Standard Red		
580-20PC-1-BL-C	DMS-20PC-1-BL-C	±2V	Low-Power Blue		
580-20PC-1-BS-C	DMS-20PC-1-BS-C	±2V	Standard Blue		
580-20PC-1-PGL-C	DMS-20PC-1-PGL-C	±2V	Low-Power Green		
580-20PC-1-GS-C	DMS-20PC-1-GS-C	±2V	Standard Green		
580-20PC-1-YS-C	DMS-20PC-1-YS-C	±2V	Standard Yellow		
580-20PC-2-RL-C	DMS-20PC-2-RL-C	±20V	Low-Power Red		
580-20PC-2-RS-C	DMS-20PC-2-RS-C	±20V	Standard Red		
580-20PC-2-BL-C	DMS-20PC-2-BL-C	±20V	Low-Power Blue		
580-20PC-2-BS-C	DMS-20PC-2-BS-C	±20V	Standard Blue		
580-20PC-2-PGL-C	DMS-20PC-2-PGL-C	±20V	Low-Power Green		
580-20PC-2-GS-C	DMS-20PC-2-GS-C	±20V	Standard Green		
580-20PC-3-RL-C	DMS-20PC-3-RL-C	±200V	Low-Power Red		
580-20PC-3-RS-C	DMS-20PC-3-RS-C	±200V	Standard Red		
580-20PC-3-BL-C	DMS-20PC-3-BL-C	±200V	Low-Power Blue		
580-20PC-3-BS-C	DMS-20PC-3-BS-C	±200V	Standard Blue		
580-20PC-3-PGL-C	DMS-20PC-3-PGL-C	±200V	Low-Power Green		

DATEL 3.5 DIGIT LOW-POWER MINIATURE LED PANEL VOLTMETERS

Features:
- Large 0.56"/14.2mm LED display
- 12-pin DIP packages, panel or board mountable
- Moisture/vibration resistant encapsulated packages
- Single +5V power supply (60mW for low-power models)
- Auto-calibration, ±1 count accuracy

DIMENSIONS: in.



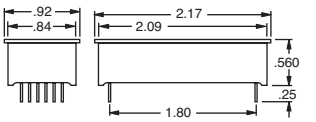

RoHS Compliant

For quantities greater than listed, call for quote.

MOUSER STOCK NO.	Datel Part No.	Input Range	Display Color	Price Each 1	Price Each 5
580-30PC-0-RL-C	DMS-30PC-0-RL-C	±200mV	Low-Power Red		
580-30PC-0-RS-C	DMS-30PC-0-RS-C	±200mV	Standard Red		
580-30PC-0-GS-C	DMS-30PC-0-GS-C	±200mV	Standard Green		
580-30PC-1-RL-C	DMS-30PC-1-RL-C	±2V	Low-Power Red		
580-30PC-1-RS-C	DMS-30PC-1-RS-C	±2V	Standard Red		
580-30PC-1-RH-C	DMS-30PC-1-RH-C	±2V	High-Intensity Red		
580-30PC-1-BS-C	DMS-30PC-1-BS-C	±2V	Super Blue		
580-30PC-1-GL-C	DMS-30PC-1-GL-C	±2V	Low-Power Green		
580-30PC-1-GS-C	DMS-30PC-1-GS-C	±2V	Standard Green		
580-30PC-1-YS-C	DMS-30PC-1-YS-C	±2V	Standard Yellow		
580-30PC-1-QS-C	DMS-30PC-1-QS-C	±2V	Standard Aqua		
580-30PC-2-RL-C	DMS-30PC-2-RL-C	±20V	Low-Power Red		
580-30PC-2-RS-C	DMS-30PC-2-RS-C	±20V	Standard Red		
580-30PC-2-RH-C	DMS-30PC-2-RH-C	±20V	High-Intensity Red		
580-30PC-2-GS-C	DMS-30PC-2-GS-C	±20V	Standard Green		

DATEL 3.5 DIGIT DAYLIGHT READABLE PANEL METERS WITH AUTO-DIMMING LED DISPLAY

Features:
- Large 0.56"/14.2mm Red LED display
- 12-pin DIP package, panel or board mountable
- Readable in direct sunlight
- Includes external brightness adjustment

DIMENSIONS: in.



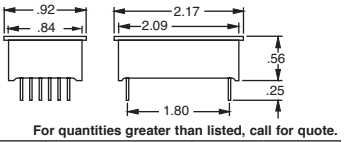

RoHS Compliant

For quantities greater than listed, call for quote.

MOUSER STOCK NO.	Datel Part No.	Input Range	Price Each 1	Price Each 5
580-DMS-30DR-1-R-C	DMS-30DR-1-R-C	±2V		
580-DMS-30DR-3-R-C	DMS-30DR-3-R-C	±200V		

DATEL 3.5 DIGIT SUBMINIATURE LCD PANEL VOLTMETERS

Features:
- Large 0.37"/9.4mm LCD display
- 12-pin DIP package, panel or board mountable
- User-selectable decimal point placement
- Add B for back lit models

DIMENSIONS: in.



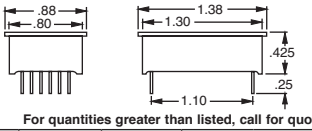

RoHS Compliant

For quantities greater than listed, call for quote.

MOUSER STOCK NO.	Datel Part No.	Input Range	Power Source	Price Each 1	Price Each 5
580-20LCD-0-5-C	DMS-20LCD-0-5-C	±200mV	+5V		
580-20LCD-0-5B-C	DMS-20LCD-0-5B-C	±200mV	+5V		
580-20LCD-0-9-C	DMS-20LCD-0-9-C	±200mV	+9V		
580-20LCD-0-9B-C	DMS-20LCD-0-9B-C	±200mV	+9V		
580-DMS-20LCD-1-5-C	DMS-20LCD-1-5-C	±2V	+5V		
580-20LCD-1-5B-C	DMS-20LCD-1-5B-C	±2V	+5V		
580-20LCD-2-5-C	DMS-20LCD-2-5-C	±20V	+5V		
580-20LCD-2-5B-C	DMS-20LCD-2-5B-C	±20V	+5V		
580-20LCD-2-9-C	DMS-20LCD-2-9-C	±20V	+9V		
580-20LCD-3-9-C	DMS-20LCD-3-9-C	±200V	+9V		

DATEL 3.5 DIGIT MINIATURE LCD PANEL VOLTMETERS

Features:
- Large 0.4"/10.2mm LCD display
- 12-pin DIP packages, panel, pc-card, or board mountable
- Single 5V power supply required or 9V battery
- Add B for back lit models

DIMENSIONS: in.



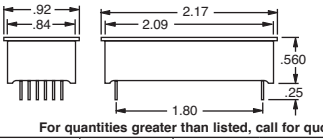

RoHS Compliant

For quantities greater than listed, call for quote.

MOUSER STOCK NO.	Datel Part No.	Input Range	Power Source	Price Each 1	Price Each 5
580-30LCD-0-5B-C	DMS-30LCD-0-5B-C	±200mV	+5V		
580-30LCD-1-5B-C	DMS-30LCD-1-5B-C	±2V	+5V		
580-30LCD-1-5-C	DMS-30LCD-1-5-C	±2V	+5V		
580-30LCD-2-5-C	DMS-30LCD-2-5-C	±20V	+5V		

© Copyright 2014 Mouser Electronics

© Copyright 2014 Mouser Electronics

MURATA POWER SOLUTIONS Digital Panel Meters

RoHS Compliant This product is RoHS compliant.

Murata Power Solutions

DATEL 3.5 DIGIT DAYLIGHT READABLE VOLTMETERS WITH AUTO-DIMMING LED DISPLAY

DIMENSIONS: in.

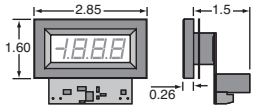

Features:
- Moisture and impact resistant package
- Large 0.56"/14.2mm high red LED display
- Daylight-readable w/automatic brightness adj.
- Input circuit fully isolated from ac power supply

For quantities greater than listed, call for quote.

MOUSER STOCK NO.	Datel Part No.	Input Max.	Power Supply	Price Each 1	Price Each 5
DC Voltmeter					
580-DMU-30DCV-1-DR-C	DMU-30DCV-1-DR-C	±1.999Vdc	85/264Vac, 47/63Hz		
580-DMU-30DCV-2-DR-C	DMU-30DCV-2-DR-C	±19.99Vdc	85/264Vac, 47/63Hz		
580-DMU-30DCV-3-DR-C	DMU-30DCV-3-DR-C	±199.9Vdc	85/264Vac, 47/63Hz		
AC Voltmeter					
580-DMU-30ACV-2-DR-C	DMU-30ACV-2-DR-C	300Vac	85/264Vac, 47/63Hz		

DATEL 3.5 DIGIT LED TRUE-RMS AC VOLTMETERS WITH ISOLATED INPUTS

DIMENSIONS: in.

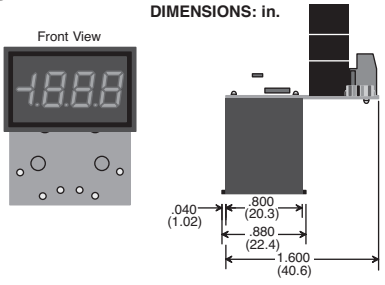

Features:
- Measures the rms value of complex ac voltages
- Two operating-supply options: 85-264VAC, or +10-40VDC
- Input circuit fully isolated from operating power supply
- 47-1kHz input frequency range
- Large, easy-to-read, red LED display is visible from 12 feet

For quantities greater than listed, call for quote.

MOUSER STOCK NO.	Datel Part No.	Input Voltage	Power Supply	Price Each 1	Price Each 5
580-DMS20RM1-AC1-R-C	DMS-20RM-1-AC1-R-C	0-19.99Vac	85-264Vac		
580-DMS20RM2-AC1-R-C	DMS-20RM-2-AC1-R-C	0-199.9Vac	85-264Vac		
580-DMS20RM3-AC1-R-C	DMS-20RM-3-AC1-R-C	0-300Vac	85-264Vac		

DATEL 4.5 DIGIT MINIATURE LED PANEL VOLTMETERS

DIMENSIONS: in.

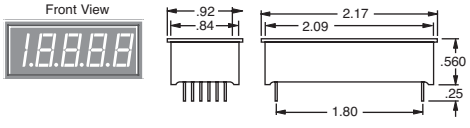

Features:
- Large 0.52"/13.2mm LED display
- Single +5V supply (175mW for low-power models)
- 12-pin DIP package

For quantities greater than listed, call for quote.

MOUSER STOCK NO.	Datel Part No.	Input Range	Display Color	Price Each 1	Price Each 5
580-40PC-1-RL-C	DMS-40PC-1-RL-C	±2V	Low-Power Red		
580-40PC-1-RS-C	DMS-40PC-1-RS-C	±2V	Standard Red		
580-40PC-1-GS-C	DMS-40PC-1-GS-C	±2V	Standard Green		
580-40PC-2-RL-C	DMS-40PC-2-RL-C	±20V	Low-Power Red		
580-40PC-2-RS-C	DMS-40PC-2-RS-C	±20V	Standard Red		
580-40PC-2-GS-C	DMS-40PC-2-GS-C	±20V	Standard Green		

DATEL 4.5 DIGIT MINIATURE LCD PANEL VOLTMETERS

DIMENSIONS: in.

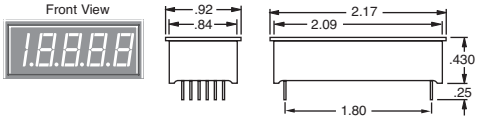

Features:
- Large 0.4"/10.2mm LCD display
- 12-pin DIP package, panel or board mountable
- User-selectable decimal point placement
- Low-battery "BAT" annunciator

For quantities greater than listed, call for quote.

MOUSER STOCK NO.	Datel Part No.	Input Range	Power Source	Price Each 1	Price Each 5
580-40LCD-01-5-C	DMS-40LCD-0/1-5-C	±200mV/±2V	+5V		
580-40LCD-01-9-C	DMS-40LCD-0/1-9-C	±200mV/±2V	+9V		
580-40LCD-12-5-C	DMS-40LCD-1/2-5-C	±2V/±20V	+5V		

DATEL 3.5 DIGIT LED SUBMINIATURE DC AMMETERS

DIMENSIONS: in.

Features:
- 0.37"/9.4mm 3 1/2-digit display
- Scales and displays the output of 5A to 2000A 50MV and 100MV shunts
- Wide power supply inputs - 5-40VDC, non-isolated power
- Factory calibrated to ±0.1% accuracy

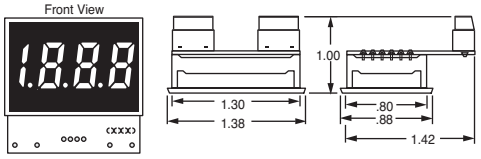

✻Power Supply: +8-36VDC, isolated power

For quantities greater than listed, call for quote.

MOUSER STOCK NO.	Datel Part No.	Input Range 50mV Shunt	Input Range 100mV Shunt	Price Each 1	Price Each 5
LED Color: Low-power Red					
✻580-D520PC-1-DC1RL-C	DCA5-20PC-1-DC1-RL-C	5.0-500A	10.00-1000A		
580-DCA420PC1 DC4RLC	DCA5-20PC-1-DC4-RL-C	5.0-500A	10.00-1000A		
580-D520PC-2-DC1RL-C	DCA5-20PC-2-DC1-RL-C	1.0-1000A	1.999-1999A		

DATEL 3.5 DIGIT LED SUBMINIATURE DC AMMETERS WITH BUILT-IN SHUNTS

Features:
- Large 0.37"/9.4mm LED display
- Functionally complete - no additional components required
- Wide power supply inputs - 5-40VDC
- 20mV internal shunt minimizes power loss
- Factory calibrated to ±0.1% accuracy

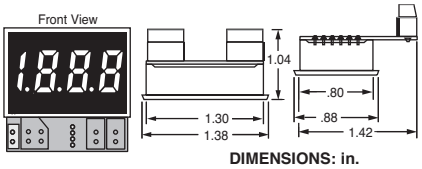

DIMENSIONS: in.

For quantities greater than listed, call for quote.

MOUSER STOCK NO.	Datel Part No.	Input Range	Power Source	Price Each 1	Price Each 5
LED Color: Low-power Red					
580-D20PC-1-DC4-RL-C	DCA-20PC-1-DC4-RL-C	0-199.9μA	+8-36VDC, isolated		
580-D20PC-4-DC1-RL-C	DCA-20PC-4-DC1-RL-C	0-199.9mA	+5-40VDC, non-isolated		
580-D20PC-4-DC4-RL-C	DCA-20PC-4-DC4-RL-C	0-199.9mA	+8-36VDC, isolated		
580-D20PC-5-DC1-RL-C	DCA-20PC-5-DC1-RL-C	0-1.999A	5-40VDC, non-isolated		
580-D20PC-5-DC4-RL-C	DCA-20PC-5-DC4-RL-C	0-1.999A	+8-36VDC, isolated		
580-D20PC-6-DC1-RL-C	DCA-20PC-6-DC1-RL-C	0-19.99A	5-40VDC, non-isolated		
580-D20PC-6-DC4-RL-C	DCA-20PC-6-DC4-RL-C	0-19.99A	+8-36VDC, isolated		
LED Color: Super Blue					
580-D20PC-6-DC4-BS-C	DCA-20PC-6-DC4-BS-C	0-19.99A	+8-36VDC, isolated		
LED Color: Standard Green					
580-D20PC-6-DC4-GS-C	DCA-20PC-6-DC4-GS-C	0-19.99A	+8-36VDC, isolated		

DATEL 50MV AND 100MV BASE-MOUNTED DC SHUNTS

Features:
- Connect directly with DCA5 ammeters
- Rated accuracy: ±0.25% max.
- Manganin sensing element
- Brass terminal posts and screws

For quantities greater than listed, call for quote.

MOUSER STOCK NO.	Datel Part No.	Rated Current/ Output	Resistance Ω @ 25°C	Price Each 1	Price Each 5
580-3020-01097-0	3020-01097-0	5A/50mV	0.01		
580-3020-01107-0	3020-01107-0	10A/100mV	0.01		
580-3020-01098-0	3020-01098-0	20A/50mV	0.0025		
580-3020-01096-0	3020-01096-0	50A/50mV	0.001		
580-3020-01099-0	3020-01099-0	100A/50mV	0.0005		
580-3020-01108-0	3020-01108-0	100A/100mV	0.001		
580-3020-01100-0	3020-01100-0	150A/50mV	0.00033		
580-3020-01101-0	3020-01101-0	200A/50mV	0.00025		
580-3020-01102-0	3020-01102-0	300A/50mV	0.000167		
580-3020-01103-0	3020-01103-0	500A/50mV	0.0001		

DATEL PANEL METER ACCESSORIES

For quantities greater than listed, call for quote.

MOUSER STOCK NO.	Datel Part No.	Description	Price Each 1	Price Each 5
580-DMS-BZL1-C	DMS-BZL1-C	DMS-30/40 bezel assembly		
580-DMS-BZL2-C	DMS-BZL2-C	DMS-30/40 bezel assembly w/EPDM rubber gasket		
580-DMS-BZL3-C	DMS-BZL3-C	DMS-20 bezel assembly		
580-DMS-BZL4-C	DMS-BZL4-C	DMS-20 bezel asmbly w/EPDM rubber gasket		
580-DMS-EB-C	DMS-EB-C	DMS-30/40 multi-purpose application board		
580-DMS-EB2-C	DMS-EB2-C	DMS-20 multi-purpose application board		
580-5252-01127-0	5252-01127-0	Additional DMS-20 Retaining Clips		
580-5252-01130-0	5252-01130-0	DMS-20 Red Plastic Case		
580-5252-01160-0	5252-01160-0	DMS-30/40PC bezel and filter for red LED meters		
580-5252-01161-0	5252-01161-0	DMS-20PC bezel & filter for red LED meters		
580-4320-01069-0	4320-01069-0	DMS 6-Position Connector Housing		
580-4400-01032-0	4400-01032-0	DMS Crimp Terminals		

© Copyright 2014 Mouser Electronics

© Copyright 2014 Mouser Electronics

MURATA POWER SOLUTIONS Digital Panel Meters

RoHS Compliant This product is RoHS compliant.

DATEL LOOP-POWERED 4-20MA PROCESS MONITORS

Features:
- Self-powered, no separate supply required
- Industry's first loop powered, full-size LED readouts
- 3 1/2 and 4 1/2 digit resolutions LED/LCD displays
- DIP-switch selectable range/decimal points
- Non-interacting gain(span) and offset(zero) 20-turn potentiometers

RoHS Compliant

DIMENSIONS: in.

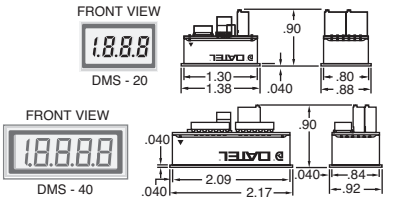

For quantities greater than listed, call for quote.

MOUSER STOCK NO.	Datel Part No.	Reading Model	Display Type	Price Each 1	Price Each 5
580-20LCD-420S-C	DMS-20LCD-4/20S-C	Unipolar	3 ½ digit LCD, .37"		
580-20PC-420S-C	DMS-20PC-4/20S-C	Unipolar	3 ½ digit red LED, .37"		
580-20PC-420B-C	DMS-20PC-4/20B-C	Bipolar	3 ½ digit red LED, .37"		
580-20PC-420P-C	DMS-20PC-4/20P-C	Positive	3 ½ digit red LED, .37"		
580-40LCD-420S-C	DMS-40LCD-4/20S-C	Unipolar	4 ½ digit LCD, .40"		

DATEL LOCALLY POWERED 4-20 MA LED PROCESS MONITOR

Features:
- +24V isolated power supply required
- 3 1/2 and 4 1/2 digit resolutions red LED displays
- DIP-switch selectable range/offset/decimal points
- On-board gain/span and zero/offset trim pots

RoHS Compliant

DIMENSIONS: in.

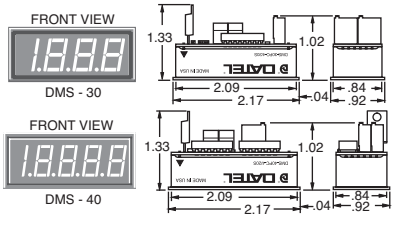

✻ High-Intensity Blue
† Low-Power Red

For quantities greater than listed, call for quote.

MOUSER STOCK NO.	Datel Part No.	Input Range (mA)	Display Type	Price Each 1	Price Each 5
✻ 580-30PC-24BS-I-C	DMS-30PC-4/20S-24BS-I-C	3.5-22	3 ½ digit, .56"		
580-30PC-24RS-I-C	DMS-30PC-4/20S-24RS-I-C	3.5-22	3 ½ digit, .56"		
† 580-40PC-24RL-C	DMS-40PC-4/20S-24RL-C	3.7-20.4	4 ½ digit, .52"		

DATEL 3.5 DIGIT MINIATURE LED PROCESS CONTROL MONITOR

Features:
- Large 0.37"/9.4mm LED Display
- Accepts 0-5V and 0-10V inputs
- +4.75V to +40V power supply required, 15mA max.
- DIP-switch selectable range and decimal points
- High-quality, 20-turn span (gain) and zero (offset) adjustments

RoHS Compliant

DIMENSIONS: in.

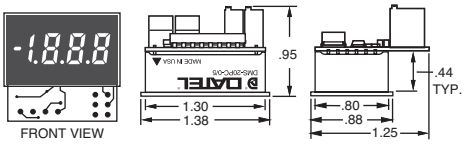

For quantities greater than listed, call for quote.

MOUSER STOCK NO.	Datel Part No.	Input Range	LED Display Color	Price Each 1	Price Each 5
580-20PC-05-24RL-C	DMS-20PC-0/5-24RL-C	4.9-5.1V	Low-Power Red		

DATEL 3 DIGIT SELF-POWERED LED AC LINE VOLTAGE MONITORS

Features:
- Large 0.37"/9.4mm LCD display
- No auxiliary power required
- Fully encapsulated for harsh environments
- UL, CSA, and IEC1010-1 certified

† Screw Terminals
✻Blade Terminals

RoHS Compliant

DIMENSIONS: in.

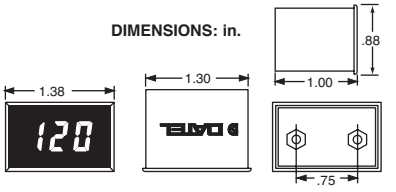

For quantities greater than listed, call for quote.

MOUSER STOCK NO.	Datel Part No.	Voltage Range	Display Color	Price Each 1	Price Each 5
† 580-DMS-20PC-1-LM-C	DMS-20PC-1-LM-C	85-264VAC	Red LED		
† 580-20PC-1-LM-B-C	DMS-20PC-1-LM-B-C	85-264VAC	Blue LED		
✻ 580-20PC-1-LM-F-C	DMS-20PC-1-LM-F-C	85-264VAC	Red LED		
✻ 580-20PC-1-LM-BF-C	DMS-20PC-1-LM-BF-C	85-264VAC	Blue LED		
† 580-20PC-1-LM-G-C	DMS-20PC-1-LM-G-C	85-264VAC	Green LED		
✻ 580-20PC-1-LM-GF-C	DMS-20PC-1-LM-GF-C	85-264VAC	Green LED		
† 580-20PC-2-LM-C	DMS-20PC-2-LM-C	240-310VAC	Red LED		
† 580-DMS-20PC-3-LM-C	DMS-20PC-3-LM-C	350-600VAC	Red LED		

DATEL 3.5 DIGIT SELF-POWERED LED DC VOLTAGE MONITORS

Features:
- Large 0.37"/9.4mm LCD display
- No auxiliary power required
- 0.37"/9.4mm high LED displays
- 13mA (max.) current consumption

RoHS Compliant

DIMENSIONS: in.

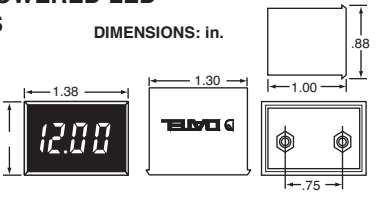

For quantities greater than listed, call for quote.

MOUSER STOCK NO.	Datel Part No.	Input Range	Display Color	Price Each 1	Price Each 5
580-DMS-20PC-0-DCM-C	DMS-20PC-0-DCM-C	+4.50 to +19.99VDC	Red LED		
580-20PC-0-DCM-B-C	DMS-20PC-0-DCM-B-C	+4.50 to +19.99VDC	Blue LED		
580-20PC-1-DCM-C	DMS-20PC-1-DCM-C	+8.0 to +50.0VDC	Red LED		
580-20PC-1-DCM-B-C	DMS-20PC-1-DCM-B-C	+8.0 to +50.0VDC	Blue LED		
580-20PC-2-DCM-C	DMS-20PC-2-DCM-C	+30 to +264VDC	Red LED		
580-20PC-8-DCM-C	DMS-20PC-8-DCM-C	+30 to +199.9VDC	Red LED		

DATEL 3 DIGIT SELF-POWERED LED AC LINE FREQUENCY MONITORS

Features:
- Ideal for emergency power equipment
- No auxiliary power required
- Epoxy encapsulated for harsh environments
- 0.40"/10.2mm 3 - digit red LED display
- Frequency range: 47.0-99.0Hz

✻ Frequency range: 350-450Hz

RoHS Compliant

DIMENSIONS: in.

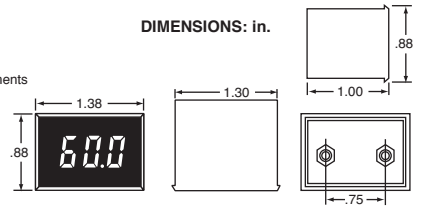

For quantities greater than listed, call for quote.

MOUSER STOCK NO.	Datel Part No.	Voltage Range	Termination	Price Each 1	Price Each 5
✻ 580-20PC-1-FM-C	DMS-20PC-1-FM-C	85-140VAC	Screw terminals		
580-20PC-1-FM-F-C	DMS-20PC-1-FM-F-C	85-140VAC	Blade terminals		
580-20PC-2-FM-C	DMS-20PC-2-FM-C	85-140VAC	Screw terminals		
580-20PC-3-FM-C	DMS-20PC-3-FM-C	170-264VAC	Screw terminals		

DATEL SELF-POWERED LCD 2-WIRE DC VOLTAGE MONITORS

Features:
- Large 0.37"/9.4mm LCD display
- Ideal for battery-powered systems
- Reverse polarity protected
- Built-in "VDC" annunciator

RoHS Compliant

DIMENSIONS: in.

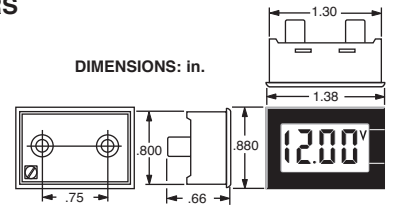

For quantities greater than listed, call for quote.

MOUSER STOCK NO.	Datel Part No.	Input Range	Display Type	Price Each 1	Price Each 5
580-20LCD-0-DCM-C	DMS-20LCD-0-DCM-C	+6.50V to 18.00VDC	3 ½ digit LCD		
580-20LCD-1-DCM-C	DMS-20LCD-1-DCM-C	+8.0V to 50.0VDC	3 digit LCD		
580-20LCD-2-DCM-C	DMS-20LCD-2-DCM-C	+18 to 90VDC	3 digit LCD		

© Copyright 2014 Mouser Electronics
© Copyright 2014 Mouser Electronics

BK PRECISION Multimeters

A



B



C



D



Model 391A Shown

E



BK PRECISION ANALOG AND DIGITAL MULTIMETERS

MOUSER STOCK NO.	BK Precision Part No.	Fig.	DCV Accuracy	Ranging	Display LCD	Analog Bar Graph	Data Hold	Memory	Cap	Frequency	Logic	Tran Gain	Temp.	Auto Off	Warranty	Price Each
615-2405A	2405A	A	2	Manual	2000	No	No	No	No	No	Yes	No	No	No	1 Year	
615-2703C	2703C	B	0.5	Manual	3 1/2	No	No	No	No	No	No	No	No	No	1 Year	
615-2407A	2407A	A	1.2	Auto	3200	Yes	Yes	No	No	No	Yes	No	No	Yes	1 Year	
615-2704C	2704C	B	0.5	Manual	3 1/2	No	No	No	Yes	No	No	Yes	No	No	1 Year	
615-2706B	2706B	B	0.5	Manual	3 1/2	No	No	No	Yes	No	No	Yes	Yes	No	1 Year	
615-2707B	2707B	B	0.5	Manual	3 1/2	No	No	No	Yes	Yes	Yes	Yes	No	No	1 Year	
615-2703C	2703C	B	1.2	Manual	3 1/2	No	No	No	No	No	No	No	No	No	1 Year	
615-2705B	2705B	B	2	Auto	3 3/4	No	No	No	No	No	No	No	No	Yes	1 Year	
615-2708B	2708B	B	2	Auto	3 3/4	Yes	No	No	No	No	No	No	No	Yes	1 Year	
615-2709B	2709B	B	2	Auto	3 3/4	No	No	No	Yes	Yes	No	No	No	Yes	1 Year	
615-2860A	2860A	C	0.5	Manual	3 1/2	No	No	No	No	No	No	No	No	Yes	5 Years	
615-388B	388B	D	0.5	Manual	4000	No	No	No	Yes	Yes	Yes	Yes	No	Yes	3 Years	
615-389A	389A	D	0.25	Auto	4000	Yes	Yes	Yes	Yes	Yes	No	No	No	Yes	3 Years	
615-390A	390A	D	0.1	Auto	4000	Yes	Yes	Yes	Yes	Yes	No	No	Yes	Yes	3 Years	
615-391A	391A	D	0.05	Manual	4 1/2	No	Yes	No	No	Yes	Yes	No	No	Yes	3 Years	
615-316	316	E	1	Auto	3 1/2	No	Yes	No	No	No	No	No	No	Yes	1 Year	

BK PRECISION DMM ACCESSORIES

MOUSER STOCK NO.	BK Precision Part No.	Description	Price Each
615-TL-130A	TL-130A	General Purpose DMM Kit Includes soft, flexible silicone lead wire easy movement and Tri-Fold Velcro Pouch for convenient storage.	
615-TL-50	TL-50	Maxi-Pro DMM Kit is voltage and current rated for either electronic or electrical applications. All components compliant to IEC61010-031	
615-1944391	194-043-9-001	Fuse for DMM 388-391 - Package of 4	
615-1944491	194-044-9-001	Fuse 2A for DMM's - Package of 4	
615-1944591	194-045-9-001	Fuse 0.5A for DMM 389-391 - Package of 4	
615-2001	TL-1	Standard test leads, economical replacement test leads, TL-1 has safety shrouded banana plugs	
615-2002	TL-2A	Deluxe test lead set, IEC61010 1000V CATIII rating silicone lead wire length 60" black alligator clip included. Threaded tips fits TL-3	
615-2003	TL-3	Probe Accessory kit black and red pairs alligator clip, red only spring hook clips 4" sharp extension tips No. 10 spade lugs	
615-2129B	LC-29B	DMM case, light weight, durable Cordura nylon, protects your instruments, room to hold your test leads	
615-2144	HV-44A	High-voltage probe/meter 0-40,000V	

BK PRECISION BENCH MULTIMETERS

4 1/2 Digit True RMS Bench Digital Multimeter

The 2831E takes typical multimeter measurements such as volts, ohms, and amps with great accuracy and stability and was designed for cost conscious users requiring a basic and dependable meter with a broad range of extra features offered at a value price.



Features:
- True RMS for accurate interpretation of any waveform signal
- Great overload protection on all ranges
- Current measurements up to 20A AC/DC
- 0.03% basic VDC accuracy
- Dual VFD Display
- AC + DC True RMS
- USB interface
- SCPI compatible

MOUSER STOCK NO.	BK Precision Part No.	Description	Price Each
615-2831E	2831E	True RMS Bench Digital Multimeter	

5 1/2 Digit Dual Display Bench DMM with 0.012% Basic Accuracy

Applications:
The Dual Display Multimeter model 5491/5492 is a 5 1/2 digit multimeters with selectable count resolutions up to 120,000 count. It is designed for bench-top, field service, and system applications with a high performance to price ratio. One set of TL 36 Test Leads and AC 01 caps for TL 36 are included with each 5492.



Features:
- Selectable count resolutions of 120,000, 40,000 and 4,000 count
- Selectable 2 wire and 4 wire resistance measurements
- Measure frequency to 1MHz with 0.01Hz best resolution
- RS-232 interface
- GPIB option available

PRODUCT NEW

MOUSER STOCK NO.	BK Precision Part No.	Description	Price Each
615-5491B	5491B	50K Count RMS Bench Digital Multimeter	
615-5492B	5492B	5 1/2 Digit True RMS Bench Multimeter	
615-5492BGPIB	5492BGPIB	5 1/2 Digit True RMS Bench Multimeter with GPIB	

BK PRECISION DUAL DISPLAY HANDHELD LCR METERS

Features:
- 40,000 count primary display and 10,000 count secondary display
- L/C/R/Z/ Primary measurements (Z with 879B)
- D/Q/θ/ESR Secondary measurements (θ/ESR with 879B)
- 0.5% basic accuracy
- Fast Auto Range design for rapid, easy component measurements
- Mini USB interface (cable included)



MOUSER STOCK NO.	BK Precision Part No.	Display Type	Function	Ranging	Display Count	Price Each
615-878B	878B	LCD, Dual	Henrys, Farads, Ohms	Auto	40000	
615-879B	879B	LCD, Dual	Henrys, Farads, Ohms	Auto/Manual	19999	

© Copyright 2014 Mouser Electronics

BK PRECISION Component Testers

BENCH LCR/ESR METER WITH COMPONENT TESTER

The B&K Precision Model 889B Synthesized In-Circuit LCR/ESR Meter is a high accuracy test instrument used for measuring inductors, capacitors and resistors with a basic accuracy of 0.2%. Also, with the built-in functions of DC/AC Voltage measurements and Diode/ Audible Continuity checks, the Model 889 can not only help engineers and students to understand the characteristic of electronics components but also being an essential tool on any service bench.



Features:
- Measurement parameters: Z, L, C, DCR, ESR, D, Q, ACV, DVC, ACA, DCA, and Ø
- Test conditions: 100Hz, 120Hz, 1kHz, 10kHz, 100kHz, 200kHz, 1Vrms, 0.25Vrms, 0.05Vrms
- 0.1% basic accuracy
- Dual LCD display
- Very quick response, user friendly
- Fully auto/manual selection
- DC resistance measurement
- USB interface

MOUSER STOCK NO.	BK Precision Part No.	Price Each
615-889B	889B	

LCR METER

Features:
- Measures capacitance, resistance, and inductance
- Measures dissipation factor of capacitor and 1/Q of inductors
- 3 1/2 digit LCD display
- Three year warranty



Specifications:
- 200µH - 200H
- 200pF - 20mF
- 2-20MΩ
- 1% accuracy

MOUSER STOCK NO.	BK Precision Part No.	Price Each
615-875B	875B	

CAPACITANCE METER

The Model 810C Capacitance Meter is a compact capacitance meter, designed for accurate measurement of capacitive components. It features direct plug-in test sockets and test lead jacks. A zero adjustment knob is also provided to "zero" test lead capacitance.



Features:
- Zero adjustment knob
- Capacitor test sockets
- Fuse protected
- Protective rubber boot
- One year warranty

MOUSER STOCK NO.	BK Precision Part No.	Price Each
615-810C	810C	

PRECISION 11,000 COUNT DUAL-DISPLAY HANDHELD CAPACITANCE METERS

Features:
- 11,000-count resolution on primary display
- Bright LCD backlight
- Secondary readings D,Q
- 0.5% basic accuracy
- Fast auto range design for rapid, easy component measurements
- Relative mode
- Visible and audible tolerance mode: 1%, 5%, 10%, 20%
- Data Hold and Min/Max/Average recording
- USB (Virtual COM) interface
- SCPI compliant commands for remote communication
- Software for data logging and front panel emulation available as free download
- Selectable auto-power off options and configurable power-up state
- 3 year warranty



MOUSER STOCK NO.	BK Precision Part No.	Price Each
615-830C	830C	
615-890C	890C	

SYNTHESIZED IN-CIRCUIT LCR/ESR METER

The 885 in-circuit LCR/ESR meter is the first handheld meter of this kind on the market. It was designed for both component evaluation on the production line and fundamental impedance for bench-top applications.



Features:
- Measurement parameters: Z., L , C, DCR, ESR, D, Q, and Ø
- Test conditions: 100Hz, 120Hz, 1 kHz, 10kHz, 1Vrms, 0.5Vrms, 0.05Vrms
- Dual LCD Display, SMD surface mount tweezer probe included, includes manual, SMD probe, 2 AA Ni-Mh batteries, AC adapter, shorting bar and software
- Two year warranty

MOUSER STOCK NO.	BK Precision Part No.	Price Each
615-885	885	

HAND-HELD COMPONENT TESTER

Capacitance meter (0.1pF to 20mF) and ohm, meter (0.1 ohm to 20M ohm) also tests: transistors, beta, diodes, SCR's, LED's and batteries.



Features:
- Large 0.8" digit, high contrast LCD readout
- 25 user ranges for versatile test selection
- Tests resistance from 0.1Ω through 20MΩ
- Tests transistors, SCRs, diodes, and LEDs
- Tests batteries under actual loaded conditions
- 5 foot drop-proof, heavy duty case
- Tilt stand for benchtop use
- Weight: 11.6 oz. (326g)
- One year warranty
- Supplied: test lead; spare fuse

MOUSER STOCK NO.	BK Precision Part No.	Price Each
615-815	815	

IN-CIRCUIT DCR AND ESR TESTER

The **In-circuit** ESR & DCR capacitor tester is specially designed to measure ESR (equivalent Series Resistance) on capacitors in the range of 0.47µF to 2200µF, in or out of circuit. The ability to trouble shoot in-circuit saves time and makes the 881 a must for anyone that test or trouble shoots printed circuit boards.



Features:
- 100KHz Output test frequency
- 15mVp-p Output test voltage (will not turn on any solid-state devices)
- Automatically discharges the capacitor under test
- Microprocessor controlled
- One-handed tweezer test probe included
- One year warranty

MOUSER STOCK NO.	BK Precision Part No.	Price Each
615-881	881	

SYNTHESIZED IN-CIRCUIT LCR/ESR METER WITH 100KHZ TEST FREQUENCY

The Model 886 Synthesized In Circuit LCR/ESR Meter is the first handheld meter of this type on the market, with a wide range of test frequencies up to 100kHz and many measurement parameters including Z, L, C, DCR, ESR, D, Q, and Ø. The 886 is designed for both component evaluation on the production line and fundamental impedance testing for bench top applications. With a built in direct test fixture, you can test the lead components very easily. The optional 4 wire test clip can give a convenient connection to larger components and assemblies with the accuracy of 4 wire testing. The LCR meters offer fast, reliable, and versatile testing at low cost, making the 886 the most advanced handheld LCR meters available today.



Features:
- Measurement parameters: Z, L, C, DCR, ESR, D, Q, and O
- Test conditions: 100Hz, 1kHz, 10kHz, 100kHz, 1 Vrms, 0.25rms, 0.05Vms
- 0.5% basic accuracy
- Dual LCD display
- SMD surface mount tweezer probe included
- Very quick response, user friendly
- Fully auto/manual selection
- DC resistance measurement
- Rechargeable battery/AC powered
- Infrared RS232 interface capability
- Two year warranty

MOUSER STOCK NO.	BK Precision Part No.	Price Each
615-886	886	

© Copyright 2014 Mouser Electronics

For current pricing, visit mouser.com

© Copyright 2014 Mouser Electronics

BK PRECISION Test Equipment

PROGRAMMABLE DC ELECTRONIC LOADS



Features:

- CV/CC/CW/CR operation
- VFD display
- Over-current/Over-voltage/ Over-temperature protected
- RS232 to TTL serial converter cable and application software included
- Optional USB Interface available (order IT-E132)
- Thermostat controlled internal fan

MOUSER STOCK NO.	Fig.	Description	Price Each
615-8500	A	300 Watt, 120V, 30A	
615-8502	A	300 Watt, 500V, 15A	
615-8510	B	600 Watt, 120V, 120A	
615-8512	B	600 Watt, 500V, 30A	
615-8514	B	1200 Watt, 120V, 240	
615-8518	B	1200 Watt, 60V, 240A	
615-8520	C	2400 Watt, 120V, 240A	
615-8522	C	2400 Watt, 500V, 120A	
615-8540	D	150 Watt, 60V,30A, Non-Programmable	

DIGITAL STORAGE OSCILLOSCOPES

The B&K Precision Digital Storage Oscilloscopes deliver essential features and reliable performance at a price you can afford. Analog style knobs and controls combined with a smart Auto function make these oscilloscopes easy to use. Advanced triggering, automatic measurements and FFT functions provide you with many options to debug your circuits. Additionally, the instruments come with PC Software that lets you easily capture, analyze and document waveforms and measurement results. An ideal education and training tool and also well suited for applications in service and repair.



615-2534

PRODUCT NEW



615-2532B



615-2540B

MOUSER STOCK NO.	BK Part No.	Description	Price Each
615-2540B	2540B	Color LCD, 60 MHz, 1 GSa/s	
615-2542B	2542B	Color LCD, 100 MHz, 1 GSa/s	
615-2530B	2530B	Color LCD, 25MHz, 500MSa/s	
615-2532B	2532B	40 MHz, Digital Storage Oscilloscope	
Built-In-Function/Arbitrary Waveform Generator			
615-2540B-GEN	2540B-GEN	Color LCD, 60 MHz, 1GSa/s	
615-2542B-GEN	2542B-GEN	Color LCD, 100 MHz, 1GSa/s	

ANALOG OSCILLOSCOPES

30MHz

Specifications:

- 1 mV/div sensitivity X5 mag
- Dual or single trace operation
- Calibrated 19 step time base with x10 magnifier
- Compact low-profile design
- AUTO/NORM triggered sweep operation with AC, TVH, TVV, and line coupling

MOUSER STOCK NO.	BK Part No.	Description	Price Each
615-2120B	2120B	Dual Trace, 2 year warranty	
615-2125A	2125A	Analog Oscilloscope, delayed sweep in 23 steps, 3 year warranty	

OSCILLOSCOPE ACCESSORIES

MOUSER STOCK NO.	BK Part No.	Description	Price Each
615-23701	PR-37AG	Probe gray	
615-23702	PR-37AR	Probe red	

COUNTERS



615-1823A



615-1856D

2.4GHz Universal Counter

The model 1823 provides versatility and reliability for a broad spectrum of laboratory and service applications.

Specifications:

- Measures up to 2.4GHz
- Eight-digit display provides up to 0.1Hz resolution
- Period mode combines two input frequencies & displays their ratio
- Totalize mode and Time interval mode add versatility
- Selectable attenuators and low-pass filter prevent miscounts due to input point
- One year warranty
- Supplied: instruction manual

MOUSER STOCK NO.	BK Part No.	Description	Price Each
615-1823A	1823A	2.4GHz Universal Counter	

3.5GHz Frequency Counter (Frequency, Period, Totalize)

The model 1856D provides versatility and reliability for a broad spectrum of laboratory and service applications.

Specifications:

- RS232 Interface
- Wide measuring range up to 3.5GHz
- Bright nine digit LED display
- Period mode for accurate low frequency measurement
- Totalize mode permits counting of individual events
- Accurate TCXO time base
- One Year Warranty
- Supplied: Instruction Manual

MOUSER STOCK NO.	BK Part No.	Description	Price Each
615-1856D	1856D	3.5GHz Frequency Counter	

SIGNAL GENERATORS

Hand Held Battery Operated 10MHz Sine and Square Wave Generator



Features:

- 0.1Hz to 9.9999999MHz Sine/Square Wave Signal Generator
- Simultaneous Sine and Square wave generation
- 0.1Hz Frequency Selectability
- 0.02% Signal Accuracy
- Sine Wave Output – 0 to 4.5Vp-p (no load)
- Square Wave Output – 5Vp-p (no load)
- 50Ω output impedance

MOUSER STOCK NO.	BK Part No.	Description	Price Each
615-3003	3003	Handheld 10MHz wave generator	

Handheld NTSC Generator



This handheld NTSC Pattern Generator is powered by a 9 volt battery or AC adapter providing NTSC color bars, crosshatch, dot, staircase, circle, center cross, windows, and a full range of color raster patterns. The outputs available are composite video via RCA connector, a RF output BNC connector, or an S Video mini-DIN output. Signals can be produced as an interlaced or progressive scanning mode.

Features:

- S Video, composite video, RF output
- Interlace or progressive scanning system
- 9VDC battery (included)
- AC adapter available
- One year warranty

MOUSER STOCK NO.	BK Part No.	Description	Price Each
615-1211E	1211E	Handheld NTSC generator	

© Copyright 2014 Mouser Electronics

© Copyright 2014 Mouser Electronics

BK PRECISION Function Generators

B&K Precision offers a full-range of function generators so you can choose the generator best suited for your own activity or applications. The line consists of a variety of high performance generators including function, sweep/function, RF, and audio. All are rugged lab-grade instruments capable of satisfying a variety of engineering, testing, and service situations. Each has been engineered for high-reliability and user operating convenience.

20MHZ FUNCTION GENERATOR W/ DISPLAY

The model 4045 DDS Function Generator is a must have for anyone needing a low cost, full featured direct digital synthesis (DDS) function generator with arbitrary waveform capabilities.

Features:

- 20MHz Frequency Range (sine and square only)
- Sine, Square, Triangle and Arbitrary Waveforms
- Clean, precise DDS waveform generation
- Modulation in both AM and FM
- Lin or Log Sweep Function
- Adjustable Duty Cycle
- Adjustable DC Offset
- Bright Informative LCD
- RS-232C Interface

MOUSER STOCK NO.	BK Precision Part No.	Fig.	Description	Price Each
615-4045	4045	A	With Display	

2MHZ AND 5MHZ FUNCTION GENERATORS

Features:

- Sine, square, triangle, pulse, and ramp output
- Variable duty cycle
- Variable DC offset
- Two year warranty

MOUSER STOCK NO.	BK Precision Part No.	Fig.	Description	Price Each
615-4010A	4010A	B	2MHz	
615-4011A	4011A	C	5MHz	
615-4012A	4012A	C	5MHz Sweep w/Display	

4MHZ SWEEP FUNCTION GENERATORS

Features:

- TTL output <25nS (model 615-4003)
- TTL output <30nS (model 615-4001)
- Voltage control generator (VCG) input
- 100% DC offset
- 5 digit display (model 615-4003)
- Variable amplitude output plus 20dB attenuator
- One year warranty

MOUSER STOCK NO.	BK Precision Part No.	Fig.	Description	Price Each
615-4003A	4003A	D	4MHz w/ 5 Digit Display	

5MHZ DDS FUNCTION GENERATOR

PRODUCT NEW

Features:

- Frequency is selectable from 1Hz to 5MHz
- Sine, square, or triangle waveform output
- Direct digital synthesis (DDS) architecture
- Bright, easy-to-read LED display
- Number pad for quick input of frequency
- Front panel push button and pull knob can attenuate output by up to 40dB

MOUSER STOCK NO.	BK Precision Part No.	Fig.	Description	Price Each
615-4005DDS	4005DDS	E	5 MHz DDS Function Generator	

10MHZ SWEEP FUNCTION GENERATOR

Features:

- 0.1HZ-10MHz
- Linear and log sweep
- 5 digit LED display
- Sine, square, triangle, pulse, and ramp output
- Coarse and fine tuning
- Variable duty cycle
- Variable DC offset
- Two year warranty

MOUSER STOCK NO.	BK Precision Part No.	Fig.	Description	Price Each
615-4017A	4017A	F	Sweep	

20MHZ SWEEP FUNCTION GENERATOR WITH FREQUENCY COUNTER

Features:

- 0.2Hz to 20MHz
- Sine, square, triangle, pulse, and ramp output
- Coarse and fine tuning
- AM and FM modulation
- External frequency counter to 30MHz
- Burst operation
- 5 digit LED display
- Linear and log sweep
- Variable duty cycle
- Variable DC offset
- Two year warranty

MOUSER STOCK NO.	BK Precision Part No.	Fig.	Description	Price Each
615-4040A	4040A	G	20MHz Sweep	

Accessories

MOUSER STOCK NO.	BK Precision Part No.	Fig.	Description	Price Each
615-LC-40	LC-40	-	Case	

50MHZ PROGRAMMABLE PULSE GENERATOR

Features:

- Repetition rate of 0.1Hz to 50MHz
- Flexible trigger modes: Continuous, Triggered (internal, external, manual), Gated Burst and External width
- Pulse width programmable from 10ns to 10s
- Transition times (rise and fall times) variable from 6ns to 100ms
- Programmable delay and double pulse
- Predefined amplitude levels for ECL, TTL, and CMOS signals
- Store up to 99 different test setups with auto retention of last power down setup
- 10Vpp into 50ohm output
- Closed case calibration
- Programmable via GPIB and RS-232
- SCPI compatible
- Three year warranty

MOUSER STOCK NO.	BK Precision Part No.	Fig.	Description	Price Each
615-4033	4033	H	50MHz Pulse Generator	

ARBITRARY WAVEFORM FUNCTION GENERATORS

Model 4079

Features:

- 14-bit, 125 MSa/s, 4 M point Arbitrary Waveform Generator
- 50MHz Sine/50MHz Square waveforms
- Predefined Pulse, Ramp, Triangle, Noise, Sin (X)/X, Exponential and Gaussian waveforms
- Both channels offer full functionality. All wave form parameters such as frequency, amplitude and offset can be set independently
- Synchronize both output signals to the same clock signal (external or internal) and precisely adjust the phase relationship between the two signals
- Large graphical LCD shows a detailed output waveform representation
- Economical baseband I/Q signal source
- Saves cost and bench space
- AM, FM and FSK modulation
- 10mVpp to 10Vpp into 50ohms
- Fully programmable markers
- Fully protected output
- Closed case calibration
- Arbitrary waveform editing software included
- SCPI compliant command set
- GPIB and RS-232 Interfaces (standard)

MOUSER STOCK NO.	BK Precision Part No.	Fig.	Description	Price Each
615-4079	4079	H	Arbitrary Waveform	

A



B



C



D



E



F



G



H



© Copyright 2014 Mouser Electronics

© Copyright 2014 Mouser Electronics

EXTECH Multimeters and Clamp Meters

EXTECH MULTIMETERS

MiniTec™ Autoranging Digital Multimeter

Features:

- 4000 counts on large LCD with full function indication
- Measures AC/DC Voltage and Current, Resistance, Capacitance, Frequency and Temperature
- Temperature measurements to 1400°F (760°C)
- Duty Cycle, Continuity and Diode test
- Autoranging with manual range override
- Relative zero, Data Hold and Range Hold
- 10A fuse protection
- Overload protection and indication
- Auto power off saves battery life
- Includes protective rubber holster, temperature probe, two 1.5V AAA batteries and test leads CAT II - 600V
- 1 Year Warranty



✻ FREE Temperature Probe! A $13.00 Value!

MOUSER STOCK NO.	Extech Part No.	Description	Price Each
685-MN26T	MN26T	Autoranging Digital MultiMeter w/ Temperature Probe	
685-409992	409992	Vinyl pouch carrying case	

MultiMaster™

Features:

- 50,000/500,000 count, high accuracy, wide bandwidth True RMS multimeters
- 0.02% (MM570) and 0.03% (MM560) basic DCV accuracy
- 50,000 count display with 500,000 counts for DCV and Hz
- True RMS combination AC+DC function
- Highest resolution to 1μV, 0.01μA, 0.0001Hz, 0.01Ohm
- MM570 with dual input Type K Thermometer,
- Higher True RMS ACV bandwidth (up to 100kHz) and 1000V input protection on all functions
- 4 to 20mA, displayed as 0-100% for process current measurements



MOUSER STOCK NO.	Extech Part No.	Description	Price Each
685-MM560A	MM560A	0.03% Accuracy	

400 Series Multimeters

Features:

- Low current capability-measure down to 0.1μA
- Audible and visible input alerts
- Easy to read 1 inch digits on backlit display
- Very High resolution 0.1mV, 0.1μA, 0.1Ω, 1 C/F
- Rugged and drop proof to 6 feet
- True RMS (EX411 EX430, AND EX470)
- Complete with CAT 3 test leads, multi-position tilt stand and velcro strips for hanging, protective holster with test lead holder



MOUSER STOCK NO.	Extech Part No.	Description	Price Each
685-EX410	EX410	Manual Ranging DMM	
685-EX411	EX411	True RMS Manual Ranging DMM	
685-EX430	EX430	True RMS Auto Ranging DMM	
685-EX470	EX470	True RMS Auto Ranging DMM w/ IR Thermometer	

1200A 3-Phase Power Analyzer/Datalogger

Features:

- High accuracy autoranging current clamps (0.2A to 1200A)
- 600.0VAC input with CAT III-600V safty rating
- Adjustable Current Transformer (CT) and Potential
- Transformer (PT) ratio for high power distribution systems
- Log up to 30,000 reading on a removable SD memory card in Microsoft Excel® format
- Large dot-matrix, sun-readable, numerical, backlit LCD
- Wide sampling rate range (2 seconds to 2 hours)
- Captured measurements can be imported directly into Excel via the SD memory card
- Easy-to-use onscreen menu
- Easy-to-grab rugged over molded housing



MOUSER STOCK NO.	Extech Part No.	Description	Price Each
685-382100	382100	Power Analyzer	
685-382000	382000	Voltage Test Leads with Alligator Clips (4 leads)	

HEAVY DUTY INDUSTRIAL MULTIMETERS

Features:

- Double molded for waterproof protection
- Rugged design - drop proof to 6 feet
- 1000V input protection on all functions
- Dual sensitivity frequency functions
- Diode open circuit voltage of 2.8V DC
- CE and EN61010 CAT IV-600V, and CAT III-1000V
- Complete with double molded test leads and 9V battery
- 6000 count
- Large backlit LCD with bar graph
- Min/Max/Relative/Data Hold
- Auto power off with disable feature
- 3 Year Warranty



EX505 Illustrated

MOUSER STOCK NO.	Extech Part No.	Description	Price Each
685-EX505	EX505	4000 Count Industrial Multimeter	
685-EX520	EX520	True RMS 6000 Count Industrial Multimeter	
685-EX530	EX530	Precision True RMS 40,000 Count Industrial Multimeter	

MINI DIGITAL MULTIMETERS AND VOLTAGE DETECTOR

Features:

- 0.5% basic accuracy
- Auto Power Off conserves battery life
- Low battery indicator
- Non-contact voltage measurement from 100 to 500VAC (NCV)
- Complete with stand, test leads, protective holster, and 9V battery
- 1 Year Warranty



EX310 Illustrated

MOUSER STOCK NO.	Extech Part No.	Description	Price Each
685-EX310	EX310	Manual Ranging Mini Multimeter and NCV	
685-EX330	EX330	Autoranging Mini Multimeter & NCV with Temperature	

MULTIMETER/DATALOGGER WITH WIRELESS PC INTERFACE

Features:

- Real time datalogging or wireless data transmission directly to your PC (30ft/10m)
- True RMS measurements for accurate AC Voltage and Current measurements
- Diode open circuit voltage of 2.8V DC
- CAT IV-600V safety rating for industrial applications
- 1000V input protection on all functions
- Dual sensitivity frequency functions
- Backlit triple LCD display includes two sub-displays for simultaneous indication of frequency with voltage and memory data/location information
- Auto power off with disable feature
- Complete with double molded test leads, magnetic hanging strap, Type K bead wire temperature probe (-22°F to 572°F/-30°C to 300°C), remote receiver with USB cable, Windows® compatible software, 9V battery and hard carrying case



MOUSER STOCK NO.	Extech Part No.	Description	Price Each
685-EX540	EX540	TRMS DMM Datalogger Wireless PC Interface	

EXTECH CLAMP METERS

80A Mini AC/DC Clamp Meter

Features:

- 4000 count LCD display
- 4A range with 1mA resolution for accurate low current measurements
- Jaw opens to 0.5" (12.7mm)
- AC/DC Voltage, resistance, frequency, capacitance, and duty cycle
- Diode test/continuity beeper
- Data hold and max hold
- Complete with test leads, 9V battery, and carrying case



MOUSER STOCK NO.	Extech Part No.	Description	Price Each
685-380950	380950	80A Mini AC/DC Clamp Meter	

High Resolution AC/DC Measurement

Features:

- High DC resolution of 1mA (380942) 10mA (380941)
- Model 380942 provides True RMS readings
- Both models also measure voltage
- Fast 40 segment bargraph
- One touch Auto Zero for DC current measurements Min/Max
- Data hold and Auto power off
- Complete with test leads, wrist strap, 2 AA batteries and carrying case

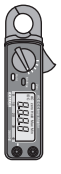

380942 Illustrated

MOUSER STOCK NO.	Extech Part No.	Description	Price Each
685-380941	380941	200A DC/AC Mini Clamp Meter	
685-380942	380942	30A DC/AC Mini Clamp Meter	

400A True RMS AC/DC Mini Clamp Meter

Features:

- True RMS mini-clamp with high current resolution
- True RMS measurements with 1mA AC resolution
- Non-contact Frequency measurements to 100kHz through the clamp jaws
- Fast 40 segment bargraph
- One touch Auto Zero
- Min/Max
- Data hold and Auto power off

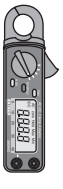

MOUSER STOCK NO.	Mfr. Part No.	Description	Price Each
685—380947		400A True RMS AC/DC Mini	

400A AC and AC/DC Clamp Meters

Features:

- Compact size allows measurements in tight locations
- High accuracy for current measurements
- Autoranging with auto power off
- 0.9 (23mm) jaw size accommodates conductors up to 300MCM
- Continuity beeper and diode test
- Data hold freezes current reading on display
- Overload protection for all ranges
- Overrange and low battery indicators
- Complete with test leads, case, and two AAA batteries



MOUSER STOCK NO.	Mfr. Part No.	Description	Price Each
685—MA200		400A AC Clamp Meter	
685—MA220		400A AC/DC Clamp Meter	

RHT10 Humidity and Temperature USB Datalogger

Features:

- 32,000 reading (16,000 for each parameter: Humidity/Temperature
- Selectable data sampling rate: 2s, 5s, 10s, 30s, 1m, 5m, 10m, 30m, 1hr, 2hr, 3hr, 6hr, 12hr
- Dew point indication via Windows® software (included)



MOUSER STOCK NO.	Extech Part No.	Description	Price Each
685-RHT10	RHT10	Humidity & Temp. Datalogger	

© Copyright 2014 Mouser Electronics

© Copyright 2014 Mouser Electronics

LECROY Oscilloscopes, Arbstudio and Probes

TELEDYNE LECROY Everywhereyoulook™

HIGH DEFINITION HDO 4000 OSCILLOSCOPES

Key Features:

- 12-bit ADC resolution, up to15-bit with enhanced resolution
- Long Memory – up to 25 Mpts/ch
- 12.1" screen display
- WaveScan – Advanced Search and Find
- LabNotebook Documentation and Report Generation
- Power Analysis Software
- Serial Data Trigger and Decode

NEW! TECHNOLOGY



MOUSER STOCK NO.	Teledyne Lecroy Part No.	Bandwidth (MHz)	Channels	Sample Rate	Price Each
940-HDO4022	HDO4022	200	2	2.5 GS/s	
940-HDO4024	HDO4024	200	4	2.5 GS/s	
940-HDO4032	HDO4032	350	2	2.5 GS/s	
940-HDO4034	HDO4034	350	4	2.5 GS/s	
940-HDO4054	HDO4054	500	4	2.5 GS/s	
940-HDO4104	HDO4104	1 GHz	4	2.5 GS/s	

WAVESTATION 2000 SERIES WAVEFORM GENERATOR

NEW PRODUCT

A waveform generator must provide a large set of signal types and generation modes to cover a wide variety of applications. Some applications may require quick and easy access to basic waveforms while others may require advanced modulation techniques or the ability to import real world signals from an oscilloscope. The WaveStation Function/Arbitrary Waveform Generators meet the requirements ranging from basic function generation to advanced arbitrary waveform creation and are capable of generating signals up to 50 MHz. Each WaveStation model has 2 output channels a 3.5'' display, intuitive front panel, and includes waveform editing software for the PC.



MOUSER STOCK NO.	Teledyne Lecroy Part No.	Bandwidth (MHz)	Channels	Sample Rate	Price Each
940-WAVESTATION2012	WAVESTATION2012	10	2	125 MS/s	
940-WAVESTATION2022	WAVESTATION2022	25	2	125 MS/s	
940-WAVESTATION2052	WAVESTATION2052	50	2	125 MS/s	

WAVEACE 1000 AND 2000 OSCILLOSCOPES

A good oscilloscope should simplify how you work and shorten the time it takes to find and debug problems. The WaveAce™ combines long memory, a color display, extensive measurement capabilities, advanced triggering and excellent connectivity to improve troubleshooting and shorten debug time. With bandwidths from 40 MHz to 300 MHz, sample rates up to 2 GS/s and waveform memory up to 10 kpts/Ch (20 kpts interleaved) the WaveAce exceeds all expectations of a small affordable oscilloscope.



MOUSER STOCK NO.	Teledyne Lecroy Part No.	Bandwidth (MHz)	Channels	Sample Rate	Price Each
940-WAVEACE1001	WaveAce 1001	40	2	1	
940-WAVEACE1002	WaveAce 1002	60	2	1	
940-WAVEACE1012	WaveAce 1012	100	2	1	
940-WAVEACE2002	WaveAce 2002	70	2	2	
940-WAVEACE2004	WaveAce 2004	70	4	2	
940-WAVEACE2012	WaveAce 2012	100	2	2	
940-WAVEACE2014	WaveAce 2014	100	4	2	
940-WAVEACE2022	WaveAce 2022	200	2	2	
940-WAVEACE2024	WaveAce 2024	200	4	2	
940-WAVEACE2032	WaveAce 2032	300	2	2	
940-WAVEACE2034	WaveAce 2034	300	4	2	

WAVESURFER MXS-B AND MSO MXS-B OSCILLOSCOPES

The WaveSurfer® MXs-B and MSO MXs-B oscilloscopes pack high performance hardware, powerful waveform processing and advanced math, measurement and debug tools into a compact form factor with a large touch screen display and intuitive user interface.



MOUSER STOCK NO.	Teledyne Lecroy Part No.	Bandwidth (MHz)	Channels	Sample Rate	Price Each
940-WAVESURF24MXS-B	WaveSurfer 24MXs-B	200	4	10.04	
940-WAVESURF42MXS-B	WaveSurfer 42MXs-B	400	2	10.4	
940-WAVESURF44MXS-B	WaveSurfer 44MXs-B	400	4	10.4	
940-WAVESURF64MXS-B	WaveSurfer 64MXs-B	600	4	10.4	
940-WAVESURF104MXS-B	WaveSurfer 104MXs-B	1	4	10.4	
MXs-B Oscilloscopes					
940-MSO104XS-B	MSO 104Xs-B	1	4	18	

Accessories

MOUSER STOCK NO.	Teledyne Lecroy Part No.	Description	Price Each
940-WSXS-I2CBUSTD	WSXs-I2CbusTD	Logic Analyser 16 channel USB connection	
940-WSXS-SPIBUSTD	WSXs-SPIbusTD	SPI Bus Trgr and Decode Opt for WSXS OSC	
940-WSXS-UART-RS232	WSXs-UART-RS232busTD	Wart/RS 232 Bus Trgr and Decode Opt WSXS OSC	
940-WSXS-LINBUSTD	WSXs-LINbusTD	Line bus TRGR and Decode Opt f for WSXS OSC	
940-WSXS-CANBUSTD	WSXs-CANbusTD	Can bus TRGR and Decode Opt fro WSXS-A OSC	
940-WSXS-SOFTCASE	WSXs-SOFTCASE	Soft carrying case WSX	
940-WSXS-HARDCASE	WSXs-HARDCASE	Hard carrying case	
940-WA-SOFTCASE	WA-SOFTCASE	Soft carrying case for Wa OSC	
940-WJ-A-GPIB	WJ-A-GPIB	GPIB Interface for WaveJet® 300A Series Oscilloscopes	
940-WJ-A-LAN	WJ-A-LAN	10/100Base-T Ethernet Interface for WaveJet® 300A Series	
940-WJ-CASE	WJ-CASE	Carrying Case and Protective Front Cover for WaveJet	

WAVEJET 300A OSCILLOSCOPES

The WaveJet 300A provides the banner specifications, feature set and user interface to simplify how you work and shorten debug time. With a big, bright 7.5" display, long 500 kpts/Ch memory and up to 2 GS/s you will easily capture and see every detail of your waveform. The USB ports provide a quick way to save waveforms, store or print screen captures or connect to a PC. Math and measurement tools help you understand the waveforms and Replay mode allows you to look at a history of what has been captured. Altogether these specs, features and capabilities make the WaveJet 300A the right oscilloscope for your debugging needs.



MOUSER STOCK NO.	Teledyne Lecroy Part No.	Bandwidth (MHz)	Channels	Sample Rate	Price Each
940-WAVEJET312-A	WaveJet 312-A	100	2	1GS/s	
940-WAVEJET314-A	WaveJet 314-A	100	4	1GS/s	
940-WAVEJET322-A	WaveJet 322-A	200	2	2GS/s	
940-WAVEJET324-A	WaveJet 324-A	200	4	2GS/s	
940-WAVEJET332-A	WaveJet 332-A	350	2	2GS/s	
940-WAVEJET334-A	WaveJet 334-A	350	4	2GS/s	
940-WAVEJET352-A	WaveJet 352-A	500	2	2GS/s	
940-WAVEJET354-A	WaveJet 354-A	500	4	2GS/s	

LOGICSTUDIO 16

Logic analyzers are known to be slow, complicated and expensive but LogicStudio changes all this by delivering a powerful feature set, high performance hardware and an intuitive point and click user-interface.



MOUSER STOCK NO.	Teledyne Lecroy Part No.	Description	Price Each
940-LOGICSTUDIO16	LogicStudio 16	Logic Analyser 16 Channel USB Connection	

ARBSTUDIO

Arbitrary Waveform Generators

A waveform generator must provide flexibility to cover a wide range of applications, high-performance to meet demanding signal requirements and be easy to use. ArbStudio Arbitrary Waveform Generators meet the needs of today's engineers and technicians with uncompromising performance, a wide variety of signal types, modulation schemes and generation modes all controlled through an intuitive, easy to use software interface.



MOUSER STOCK NO.	Teledyne Lecroy Part No.	Description	Price Each
940-AS1102	AS1102	2ch 16bit 1GS/s Arbitrary Waveform Generator	
940-AS1102D	AS1102D	2ch 16bit 1GS/s Arbitrary Waveform Generator	
940-AS1104	AS1104	4ch 16bit 1GS/s Arbitrary Waveform Generator	
940-AS1104D	AS1104D	4ch 16bit 1GS/s Arbitrary Waveform & Digital Pattern Generator	
940-AS-SYNC	AS-SYNC	ArbStudio Sync Cable for ArbStudio 1104 and 1104D	

TEST PROBES AND ACCESSORIES

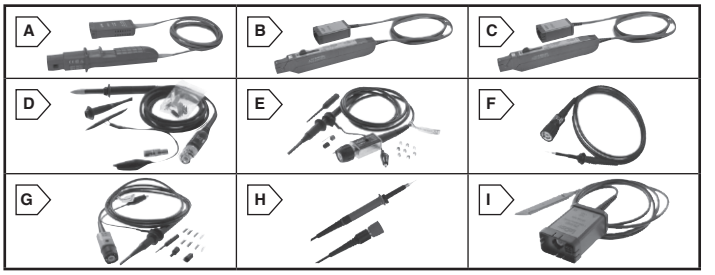

MOUSER STOCK NO.	Teledyne Lecroy Part No.	Fig.	Description	Price Each
High Voltage Differential Probes				
940-ADP305	ADP305	-	1,400 V, 100 MHz High-Voltage Differential Probe	
Accurately Measure AC,DC and Impulse Currents				
940-AP015	AP015	A	50MHz Curve Probe	
940-AP033	AP033	-	500 MHz Active Differential Probe (÷ 1, ÷ 10 or ÷ 100)	
940-AP034	AP034	-	1 GHz, Active Differential Probe (÷1, ÷10, ÷20)	
Current Probe				
940-CP031	CP031	B	30A 100MHz Current Probe	
940-CP150	CP150	C	150A DC/AC Current Probe	
940-CP500	CP500	C	500A DC/AC Current Probe	
Passive Probe				
940-PP016	PP016	D	10.1, 10Mohm, 300MHz Passive Probe	
940-PP006A	PP006A	E	10:1 500MHz 10MΩ Passive Probe	
940-PP007-WR-1	PP007-WR-1	F	10:1 500 MHz 10 M Passive Probe	
940-PP007-WS-1	PP007-WS-1	F	10:1 500MHz 10MΩ Passive Probe	
940-PP008-1	PP008-1	F	500MHz Passive Probe for WaveRunner Xi, 10:1, 10MΩ	
940-PP009-1	PP009-1	F	500 MHz Passive Probe for WaveSurfer Xs, 10:1, 10 MΩ	
940-PP010-1	PP010-1	G	10:1, 200MHz, 10MΩ Passive Probe	
940-PP011-1	PP011-1	-	500 MHz, 10MΩ, 9.5pF Passive Probe, 5mm tip	
PPE Series High Voltage Probe				
940-PPE1.2KV	PPE1.2KV	-	10:1/100:1 200/300 MHz 50 MΩ High-Voltage Probe 600V/1.2kV Max. Volt. DC	
940-PPE2KV	PPE2KV	H	100:1 400MHz 50MOHMS HI -V Probe	
940-PPE4KV	PPE4KV	-	100:1 400 MHz 50 MΩ High-Voltage Probe	
940-PPE6KV	PPE6KV	-	1000:1 400 MHz 5 MΩ/50 MΩ High-Voltage Probe	
ZS Series High Impedance Active Probes				
940-ZS1000	ZS1000	I	1 GHz 0.9PF 1MOHM HI-Impdnc Active Probe	
940-ZS1500	ZS1500	I	1.5GHz 0.9pf 1MOHM Active Voltage Probe	
ZD Series Active Differential Probes				
940-ZD500	ZD500	-	1.5GHz 0.9pf 1MOHM Hi Impact Active Probe	
940-ZD1000	ZD1000	-	1GHz 1.0 +-9V PF Active Diff Probe	
940-ZD200	ZD200	-	200MHz 3.5 +-20V pf 1MΩ Active Diff Probe	
Accessories				
940-PK400-1	PK400-1	-	Large Group Probe 10" Pitch w/clear code LD	
940-PK400-2	PK400-2	-	Medium Group Probe 04" Pitch w/clear Code LD	
940-PK400-3	PK400-3	-	Small Group Probe 008" Pitch w/clear Code LD	

© Copyright 2014 Mouser Electronics

© Copyright 2014 Mouser Electronics

IDI Spring Contact Probes and Receptacles

RoHS Compliant **This product is RoHS compliant.**

DIMENSIONS: in. (mm)

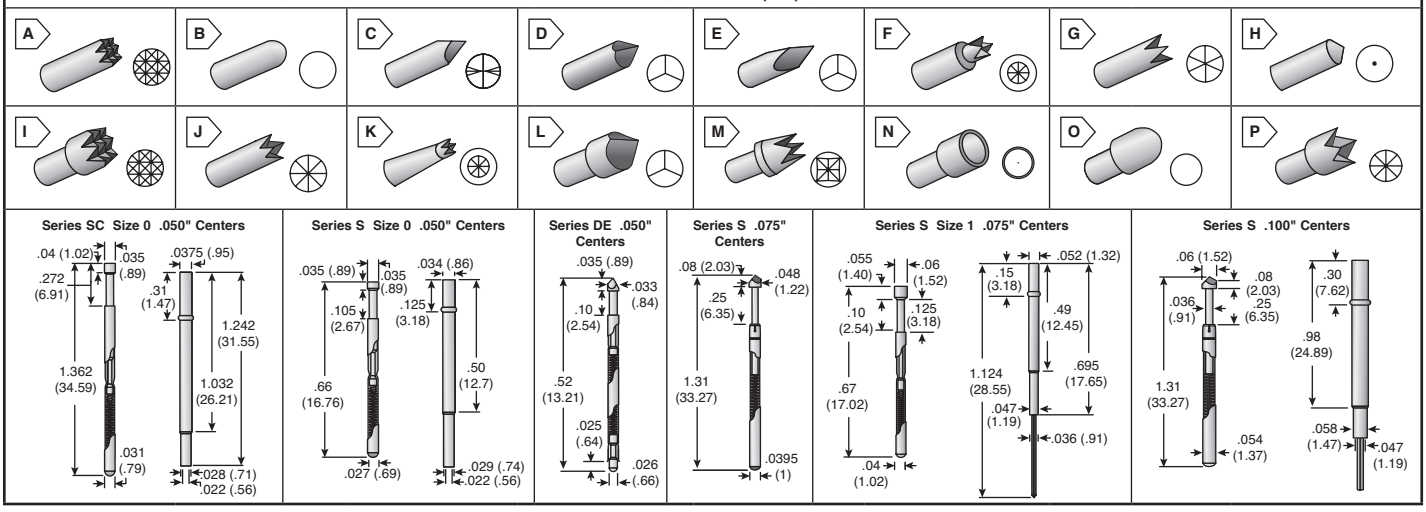

SERIES S-50C: SIZE 0, .050" CENTERS

Technical Summary:

- Recommended Minimum Centers: .050 (1.27)
- Current Rating: 3 amps continuous
- Spring Force: 3.2 or 5.4 oz. @ .170 (4.32) travel
- Contact Resistance: Less than 17mΩ
- Recommended Working Travel: .170 (4.32)
- Maximum Travel: .232 (5.89) for headed tips .250 (6.35) for headless tips

Materials:

- Contact Barrel: DuraGold
- Spring: Stainless steel or music wire, gold plated
- Plunger: Full-hard Beryllium copper or steel, gold plated over nickel or optional duralloy

RoHS Compliant

For quantities greater than listed, call for quote.

MOUSER STOCK NO. Mfr.	Mfr. Part No.	Fig.	Dia.	Description	Price Each 1	25	50
818	S-50C-HS-5.4-G-S	A	.024 (.61)	Headless Serrated			
818	S-50C-J-5.6-DG	B	.024 (.61)	Headless Radius			
818	S-50C-M-5.4-G-S	C	.024 (.61)	Headless Blade			
818	S-50C-S-5.4-G-S	D	.024 (.61)	Headless 3 Sided Chisel			
818	S-50C-SP-5.4-G-S	E	.024 (.61)	Headless 3 Sided Sharp Chisel			
818	S-50C-UR-5.4-G-S	F	.016 (.41)	Headless Reduced 4 Pt Crown			
818	S-50C-Z-5.4-G-S	G	.024 (.61)	Headless 3 Pt Crown			

SERIES S: SIZE 0, .050" CENTERS

Technical Summary:

- Recommended Minimum Centers: .050 (1.27)
- Current Rating: 3 amps continuous
- Spring Force: 2.2 oz. (62g) @ .070 (1.78) travel
- Contact Resistance: Less than 35mΩ
- Recommended Working Travel: .070 (1.78)

Materials:

- Contact Barrel: Nickel/silver, gold plated
- Spring: Beryllium copper, gold plated
- Plunger: Beryllium copper, gold plated over nickel

RoHS Compliant

For quantities greater than listed, call for quote.

MOUSER STOCK NO. Mfr.	Mfr. Part No.	Fig.	Dia.	Description	Price Each 1	25	50
Spring Contact Probes							
818	S-0-B9-2.2-G	H	.021 (.53)	Headless Flat Spear			
818	S-0-H-2.2-G	I	.035 (.89)	Headed Serrated			
818	S-0-J-2.2-G	B	.021 (.53)	Headless Radius			
818	S-0-U-2.2-G	J	.021 (.53)	Headless 4 Pt Crown			
818	S-0-UT-2.2-G	K	.011 (.28)	Headless Reduced 4 Pt Crown			
Receptacles							
818	R-0-CR	-	-	Receptacle, Crimp			
818	R-0-SC	-	-	Receptacle, Solder Cup			
818	R-0-WW-025	-	-	Receptacle, WW .025" SQ			

SERIES DE: .050" CENTERS

Technical Summary:

- Recommended Minimum Centers: .050 (1.27)
- Current Rating: 3 amps continuous
- Spring Force: 2 oz. (57g) @ .050 (1.27) travel
- Contact Resistance: Less than 35mΩ
- Recommended Working Travel: .050 (1.27)

Materials:

- Contact Barrel: Nickel/silver, gold plated
- Spring: Music wire, gold plated
- Plunger: Beryllium copper, gold plated over nickel

RoHS Compliant

For quantities greater than listed, call for quote.

MOUSER STOCK NO. Mfr.	Mfr. Part No.	Fig.	Dia.	Description	Price Each 1	25	50
818	DE-50-T-45-2-G	L	.033 (.84)	Double Ended Probe			

SERIES S: .075" CENTERS

Technical Summary:

- Recommended Minimum Centers: .075 (1.91)
- Current Rating: 3 amps continuous
- Spring Force: 5 oz. or 7 oz.
- Contact Resistance: Less than 13mΩ
- Recommended Working Travel: .170 (4.32)

Materials:

- Contact Barrel: Nickel/silver, gold plated
- Spring: Music wire, nickel plated
- Plunger: Beryllium copper, gold plated over nickel, or steel

For quantities greater than listed, call for quote.

MOUSER STOCK NO. Mfr.	Mfr. Part No.	Fig.	Dia.	Description	Price Each 1	25	50
818	S-075-B-5-G	-	-	Headless Spear			
818	S-075-B-7-G	-	-	Headless Spear			
818	S-075-J-5-G	B	.025 (.64)	Headless Radius			
818	S-075-J-7-G	B	.025 (.64)	Headless Radius			
818	S-075-M-5-G-S	C	.025 (.64)	Headless Blade			
818	S-075-M-7-G-S	C	.025 (.64)	Headless Blade			
818	S-075-SP-5-G-S	E	.025 (.64)	Headless Sharp Chisel (3 Sided)			
818	S-075-SP-7-G-S	E	.025 (.64)	Headless Sharp Chisel (3 Sided)			
818	S-075-UST-5-G-S	K	.018 (.50)	Headless Reduced 4 Pt Crown			
818	S-075-UST-7-G-S	K	.018 (.50)	Headless Reduced 4 Pt Crown			
818	S-075-VLT-5-G-S	M	.048 (1.22)	Headed Reduced 4 Pt Crown			
818	S-075-VLT-7-G-S	M	.048 (1.22)	Headed Reduced 4 Pt Crown			

SERIES S: SIZE 1, .075" CENTERS

Technical Summary:

- Recommended Minimum Centers: .075 (1.91)
- Current Rating: 3 amps continuous
- Spring Force: 2.0 oz. or 3.8 oz.
- Contact Resistance: Less than 25mΩ
- Recommended Working Travel: .070 (1.78)

Materials:

- Contact Barrel: Nickel/silver, gold plated
- Spring: Stainless steel, gold plated
- Plunger: Beryllium copper, gold plated over nickel

RoHS Compliant

For quantities greater than listed, call for quote.

MOUSER STOCK NO. Mfr.	Mfr. Part No.	Fig.	Dia.	Description	Price Each 1	25	50
Spring Contact Probes							
818	S-1-A-2-G	N	.06 (1.52)	Headed Cup 2.0 oz.			
818	S-1-A-3.8-G	N	.06 (1.52)	Headed Cup 3.8 oz.			
818	S-1-D-2-G	O	.04 (1.02)	Headed Radius 2.0 oz.			
818	S-1-B-3.8-G	E	.04 (1.02)	Headless Spear 3.8 oz.			
818	S-1-H-2-G	I	.06 (1.52)	Headed Serrated 2.0 oz.			
818	S-1-H-3.8-G	I	.06 (1.52)	Headed Serrated 3.8 oz.			
818	S-1-J-2-G	B	.026 (.66)	Headless Radius 2.0 oz.			
818	S-1-J-3.8-G	B	.026 (.66)	Headless Radius 3.8 oz.			
818	S-1-U-2-G	J	.026 (.66)	Headless 4 PT Crown 2.0 oz.			
818	S-1-U-3.8-G	J	.026 (.66)	Headless 4 PT Crown 3.8 oz.			
Receptacles							
818	R-1-CR	- - -	- - -	Receptacle, Crimp			
818	R-1-SC	- - -	- - -	Receptacle, Solder Cup			
818	R-1-WW-429	- - -	- - -	Receptacle, WW .025" SQ			

SERIES S: .100" CENTERS

Technical Summary:

- Recommended Minimum Centers: .100 (2.54)
- Current Rating: 3 amps continuous
- Spring Force: 6.7oz. or 8.0 oz. (190g) @ .170 (4.32) travel
- Recommended Working Travel: .170 (4.32)

Materials:

- Contact Barrel: Nickel/silver, gold plated
- Spring: Stainless steel, gold plated, or music wire
- Plunger: Beryllium copper, gold plated over nickel

RoHS Compliant

For quantities greater than listed, call for quote.

MOUSER STOCK NO. Mfr.	Mfr. Part No.	Fig.	Dia.	Description	Price Each 1	25	50
Spring Contact Probes							
818	S-100-A-6.7-G	N	.06 (1.52)	Headed Cup 6.7 oz.			
818	S-100-A-8-G	N	.06 (1.52)	Headed Cup 8 oz.			
818	S-100-B-6.7-G	-	-	Headless Spear 6.7 oz.			
818	S-100-B-8-G	-	-	Headless Spear 8 oz.			
818	S-100-H-6.7-G	I	.06 (1.52)	Headed Serrated 6.7 oz.			
818	S-100-H-8-G	I	.06 (1.52)	Headed Serrated 8 oz.			
818	S-100-J-6.7-G	B	.036 (.91)	Headless Radius 6.7 oz.			
818	S-100-J-8-G	B	.036 (.91)	Headless Radius 8 oz.			
818	S-100-M-6.7-G-S	C	.036 (.91)	Headless Blade 6.7 oz.			
818	S-100-M-8-G-S	C	.036 (.91)	Headless Blade 8 oz.			
818	S-100-SP-6.7-G-S	E	.036 (.91)	Headless Sharp Chisel 6.7 oz.			
818	S-100-SP-8-G-S	E	.036 (.91)	Headless Sharp Chisel 8 oz.			
818	S-100-U-6.7-G-S	J	.036 (.91)	Headless 4 PT Crown 6.7 oz.			
818	S-100-U-8-G-S	J	.036 (.91)	Headless 4 PT Crown 8 oz.			
818	S100-UST-6.7-G-S	K	.036 (.91)	Headless Reduced 4 PT Crown 6.7 oz.			
818	S-100-UST-8-G-S	K	.036 (.91)	Headless Reduced 4 PT Crown 8 oz.			
818	S100-VLT-6.7-G-S	M	.055 (1.40)	Headed Reduced 4 PT Crown 6.7 oz.			
818	S-100-VLT-8-G-S	M	.055 (1.40)	Headed Reduced 4 PT Crown 8 oz.			
818	S-100-W-6.7-G	P	.05 (1.27)	Headed 4 PT Crown 6.7 oz.			
818	S-100-WO-8-G-S	P	.05 (1.27)	Headed 4 PT Crown 8 oz.			
Receptacles							
818	R-100-SC	-	-	Receptacle, Solder Cup			
818	R-100-WW-429	-	-	Receptacle, WW .025" SQ			

© Copyright 2014 Mouser Electronics

IDI Spring Contact Probes and Receptacles

RoHS Compliant **This product is RoHS compliant.**

DIMENSIONS: in. (mm)

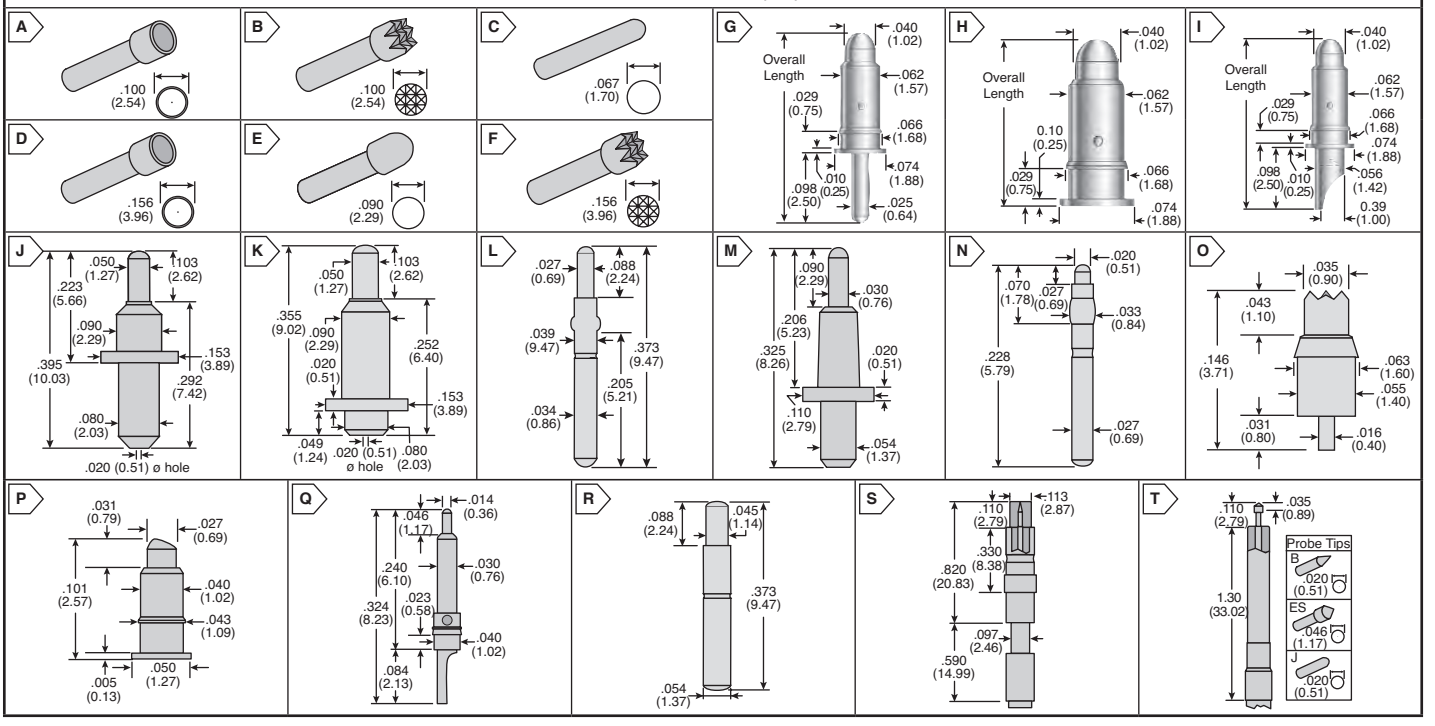

SERIES S SIZE 3 .125" TO 5.185" CENTERS

Materials:
- Contact Barrel: Nickel/Silver, Gold Plated
- Plunger: Beryllium Copper, Gold Plated over Nickel
- Spring: Stainless Steel, Gold Plated

For quantities greater than listed, call for quote.

MOUSER STOCK NO. Mfr.	Mfr. Part No.	Fig.	Description	Price Each 1	25	50
Spring Contact Probes						
818	S-3-A-4-G	A	Headed Cup			
818	S-3-H-4-G	B	Headed Serrated			
818	S-3-J-4-G	C	Headless Radius			
818	S-4-A-5-G	D	.156" Headed Cup			
818	S-4-D-5-G	E	.156" Headed Radius			
818	S-4-H-5-G	F	.156" Headed Serrated			
818	S-5-A-8-G	D	Headed Cup			
818	S-5-H-8-G	F	Headed Serrated			
Receptacles						
818	R-3-CR	-	Receptacle, Crimp			
818	R-3-SC	-	Receptacle, Solder Cup			
818	R-4-SC	-	.156" Receptacle, Solder Cup			
818	R-5-SC	-	Receptacle, Solder Cup			

C SERIES PROBES SIZE .100 CENTERS

Materials:
- Barrel: Brass, gold plated
- Spring: Stainless steel

Plunger:
- CG Series: Brass, gold plated
- CP Series: Brass, gold plated
- CS Series: Brass, Duralloy™ plated

Special Features:
- CG Series: Bias plunger design
- CP Series: Bias plunger design
- CS Series: Standard design

Recommendations:
- Mounting hole: .064/.065 (1.62/1.65)
- Pad size for Surface Mount: .085 (2.20)
- Wire Gauge for Solder Cup: 20 Gauge max.
- Drill size for Thru Hole Tail: .035 (0.89)

2.5-4 Series

For quantities greater than listed, call for quote.

MOUSER STOCK NO. Mfr.	Mfr. Part No.	Fig.	Overall Length	Price Each 1	25	50
Thru Hole						
818	CG-2.5-4-TH	G	.295 (7.50			
818	CP-2.5-4-TH	G	.283 (7.20)			
818	CS-2.5-4-TH	G	.283 (7.20)			
Surface Mount						
818	CG-2.5-4-SM	H	.197 (5.00)			
818	CP-2.5-4-SM	H	.185 (4.70)			
818	CS-2.5-4-SM	H	.185 (4.70)			
Solder Cup						
818	CG-2.5-4-SC	I	.295 (7.50)			
818	CP-2.5-4-SC	I	.283 (7.20)			
818	CS-2.5-4-SC	I	.283 (7.20)			

2.5-6 Series

For quantities greater than listed, call for quote.

MOUSER STOCK NO. Mfr.	Mfr. Part No.	Fig.	Overall Length	Price Each 1	25	50
Thru Hole						
818	CG-2.5-6-TH	G	.433 (11.00)			
818	CP-2.5-6-TH	G	.413 (10.50)			
818	CS-2.5-6-TH	G	.413 (10.50)			
Surface Mount						
818	CG-2.5-6-SM	H	.335 (8.50)			
818	CP-2.5-6-SM	H	.315 (8.00)			
818	CS-2.5-6-SM	H	.315 (8.00)			
Solder Cup						
818	CG-2.5-6-SC	I	.433 (11.00)			
818	CP-2.5-6-SC	I	.413 (10.50)			
818	CS-2.5-6-SC	I	.413 (10.50)			

© Copyright 2014 Mouser Electronics

BATTERY AND CONNECTOR CONTACTS

Materials:
- Contact Barrel: Nickel/Silver, Gold Plated
- Plunger: Full hard Beryllium Copper, Gold Plated over Nickel
- Spring: Stainless Steel, Gold Plated
- Ball: Stainless Steel, Gold Plated

PRODUCT NEW

For quantities greater than listed, call for quote.

MOUSER STOCK NO. Mfr.	Mfr. Part No.	Fig.	Description	Price Each 1	25	50
818	100410-005	J	Battery Contact			
818	100891-002	K	Battery Contact			
818	100803-11	L	Battery Contact Probe 50 mil			
818	101050-003	M	Battery Contact Probe 125 mil.			
818	101294-000	N	Battery Contact Probe			
818	101438-000	O	Battery Contact Probe			
818	101582-000	P	Battery Contact Probe			
818	101679-000	Q	Battery Contact Probe			
Accessories						
818	305329-000-0602	-	Target Contact			

BATTERY CONTACT PROBES - 100 MIL

Materials:
- Contact Barrel: Nickel/Silver, Gold Plated
- Plunger: Beryllium Copper, Gold Plated over Nickel
- Spring: Stainless Steel, Gold Plated

For quantities greater than listed, call for quote.

MOUSER STOCK NO. Mfr.	Mfr. Part No.	Fig.	Description	Price Each 1	25	50
818	GSS-10-3.8-G	R	Headless Radius			
818	GSS-19-3.8-G	R	Headless Serrated (Plunger - Fig. B)			
818	GSS-3-3.8-G	M	Headed Radius (Flat Round Plunger)			

SINGLE ENDED COAXIAL PROBES

Materials:
- Signal Conductor: 1.6oz. @ .070 (1,78) travel, for tips B, J & U; 2.0oz. @ .070 (1,78) travel, for tips A, ES & H
- Shielding Plunger: 4.3oz. @ .070 (1,78) travel

For quantities greater than listed, call for quote.

MOUSER STOCK NO. Mfr.	Mfr. Part No.	Fig.	Mounting Flange	Shielding Plunger	Cable Length	Price Each 1	25	50
818	100445-001-12A	S	Yes	Flat	12"			
818	100445-023-12A	S	Yes	Serrated	12"			

For quantities greater than listed, call for quote.

818	100526-030-12A	T	ES	12"	SMA			
818	100526-025-6A	T	B	6"	SMA			

© Copyright 2014 Mouser Electronics

MURATA Microwave Probes and Connectors

muRata
Innovator in Electronics

RoHS Compliant This product is RoHS compliant.

DIMENSIONS: mm

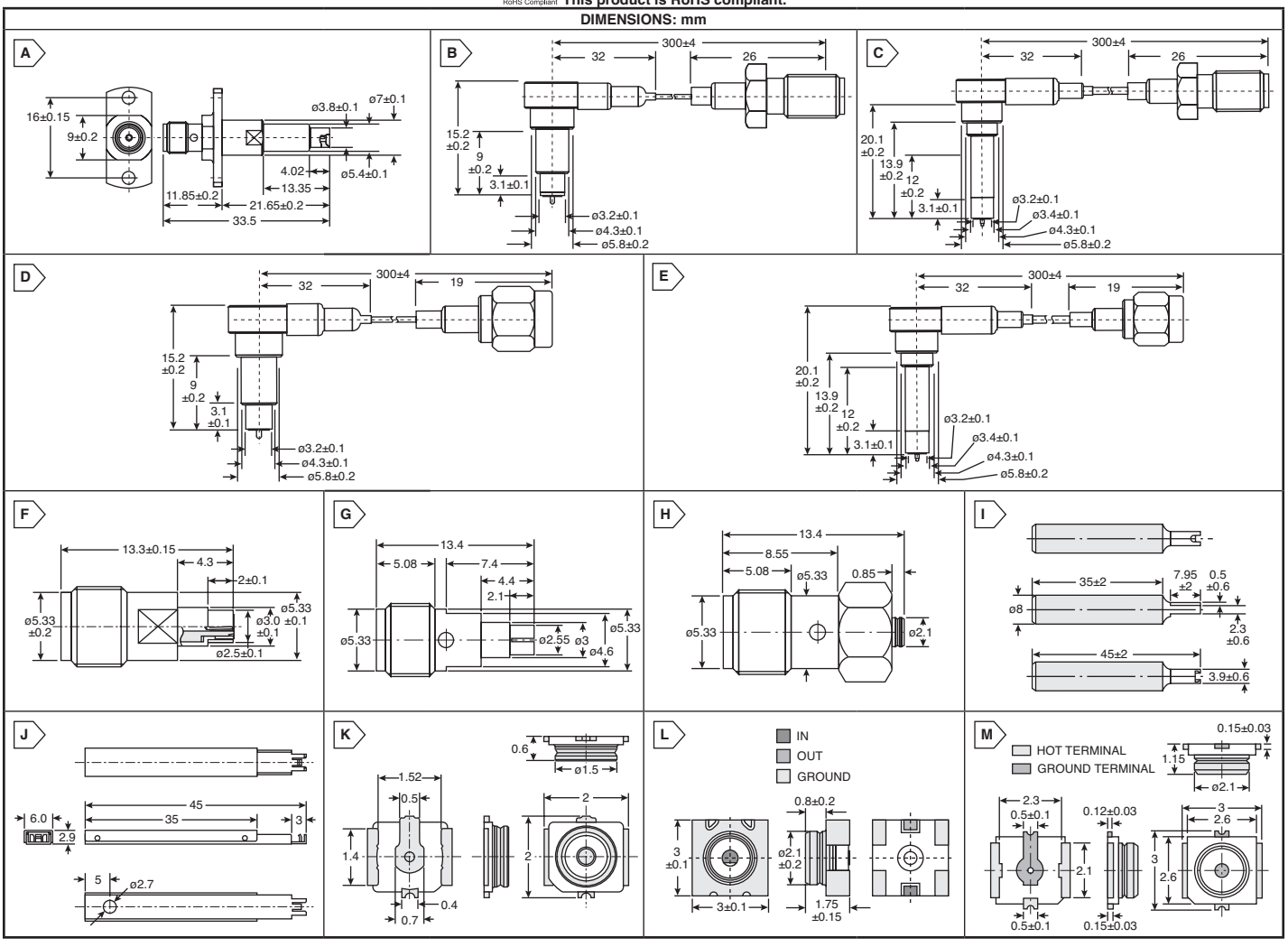

MICROWAVE TEST PROBES

RoHS Compliant

For quantities greater than listed, call for quote.

MOUSER STOCK NO.	Murata Part No.	Fig.	Description	Price Each 1	5	10	25
81-MM126036	MM126036	A	Measurement Probe for MM8430-2610 & MM8430-2600				
81-MXHS83QE3000	MXHS83QE3000	B	Measurement Probe for MM8430-2610 & MM8430-2600				
81-MXHS83QH3000	MXHS83QH3000	C	Measurement Probe for MM8430-2610 & MM8430-2600				
81-MXHT83QE3000	MXHT83QE3000	D	Measurement Probe for MM8430-2610 & MM8430-2600				
81-MXHT83QH3000	MXHT83QH3000	E	Measurement Probe for MM8430-2610 & MM8430-2600				
81-MM121490	MM121490	F	Measurement Probe For MM4829-2702				
81-MM121470	MM121470	G	Measurement Probe For MM9329-2700				
81-MM121480	MM121480	H	Measurement Probe For MM9329-2700 (Cable Type)				

DISENGAGEMENT TOOLS

RoHS Compliant

For quantities greater than listed, call for quote.

MOUSER STOCK NO.	Murata Part No.	Fig.	Description	Price Each 1	5	10	25
81-M22001	M22001	I	Disengagement Tool For MM121470				
81-M19100	M19100	J	Disengagement Tool For MM121490				

MICROWAVE TEST CONNECTORS

RoHS Compliant

For quantities greater than listed, call for quote.

MOUSER STOCK NO.	Murata Part No.	Fig.	Description	Contact Resistance	VSWR	Durability (Cycles)	Impedance	Rated Voltage	Frequency Rating Max.	Price Each 1	25	100	1000
81-MM4829-2702RA4	MM4829-2702RA4	K	SMD Coaxial Connector	0.02	1.3	30	50Ω	250VDC	6.0GHz				
81-MM8430-2610RA1	MM8430-2610RA1	L	SMD Coaxial Connector with Switch	0.05	1.2	500	50Ω	250VDC	6.0GHz				
81-MM9329-2700RA1	MM9329-2700RA1	M	SMD Coaxial Connector	0.015	1.2	30	50Ω	250VDC	6.0GHz				

© Copyright 2014 Mouser Electronics
© Copyright 2014 Mouser Electronics

POMONA Test Clips and Cable Assemblies

SMA PLUG 50 OHM CABLE

For quantities greater than listed, call for quote.

MOUSER STOCK NO. Mfr.	Mfr. Part No.	Fig.	Description	Length (in.)	Price Each 1	25	50
RG174/U							
565	4846-K-24	A	SMA male (plug) to SMA male (plug), 50Ω	24			
565	4846-K-48	A	SMA male (plug) to SMA male (plug), 50Ω	48			
565	4846-K-60	A	SMA male (plug) to SMA male (plug), 50Ω	60			
RG316/U							
565	4846-BB-24	A	SMA male (plug) to SMA male (plug), 50Ω	24			
565	4846-BB-48	A	SMA male (plug) to SMA male (plug), 50Ω	48			
565	4846-BB-60	A	SMA male (plug) to SMA male (plug), 50Ω	60			
RG142B/U							
565	4846X24	A	SMA male (plug) to SMA male (plug), 50Ω	24			
565	4846X48	A	SMA male (plug) to SMA male (plug), 50Ω	48			
565	4846-X-60	A	SMA male (plug) to SMA male (plug), 50Ω	60			
565	72926-C-40	A	IEC Insulated BNC Male 50Ω Cable	40			
565	5144-48-0	B	SMD Microtip Test Probe	48			

BNC PLUG TO SMA PLUG 50OHM TEFLON INSULATED CABLE

For quantities greater than listed, call for quote.

MOUSER STOCK NO. Mfr.	Mfr. Part No.	Fig.	Description	Length (in.)	Price Each 1	25	50
RG316/U							
565	4935-BB-24	C	BNC male (plug) to SMA male (plug), 50Ω	24			
565	4935-BB-48	C	BNC male (plug) to SMA male (plug), 50Ω	48			
565	4935-BB-60	C	BNC male (plug) to SMA male (plug), 50Ω	60			

MOLDED BREAKOUTS

For quantities greater than listed, call for quote.

MOUSER STOCK NO. Mfr.	Mfr. Part No.	Fig.	Description	Length (in.)	Price Each 1	25	50
565	4969	D	BNC female to 20AWG leads	5.9			
565	2630	E	BNC female to mini alligator clips	5.0			
565	2631	E	BNC female to minigator clips	5.9			
565	3788	F	BNC female to Minigrabber test clips	5.5			
565	3789	F	BNC male to Minigrabber test clips	5.5			
565	3221	G	BNC female to stacking pin tip plugs	5.5			
565	3073	H	BNC female to multi-stacking banana plugs	5.4			
565	4970	I	BNC male to 20AWG leads	5.9			
565	5187-C-36	J	Minigrabber test clips to BNC male RG58C/U	36.0			

BNC TO BNC WITH MOLDED STRAIN RELIEF

For quantities greater than listed, call for quote.

MOUSER STOCK NO. Mfr.	Mfr. Part No.	Fig.	Description	Length (in.)	Price Each 1	25	50
RG58C/U							
565	2249-C-12	K	BNC male to BNC male, 50Ω	12			
565	2249-C-24	K	BNC male to BNC male, 50Ω	24			
565	2249-C-36	K	BNC male to BNC male, 50Ω	36			
565	2249-C-48	K	BNC male to BNC male, 50Ω	48			
565	2249-C-60	K	BNC male to BNC male, 50Ω	60			
565	2249-C-72	K	BNC male to BNC male, 50Ω	72			
565	2249-C-120	K	BNC male to BNC male, 50Ω	120			
565	2249-C-144	K	BNC 50OHM RG58C	144			
565	2249-C-180	K	BNC male to BNC male, 50Ω	180			
565	2249-C-240	K	BNC 50OHM RG58C	240			
565	2249-C-300	K	BNC 50OHM RG58C	300			
565	2249-C-360	K	BNC 50OHM RG58C	360			
565	2249-C-600	K	BNC 50OHM RG58C	600			
RG223							
565	2249-Y-12	K	BNC male to BNC male, 50Ω	12			
565	2249-Y-24	K	BNC male to BNC male, 50Ω	24			
565	2249-Y-36	K	BNC male to BNC male, 50Ω	36			
565	2249-Y-48	K	BNC male to BNC male, 50Ω	48			
565	2249-Y-60	K	BNC male to BNC male, 50Ω	60			
565	2249-Y-72	K	BNC male to BNC male, 50Ω	72			
565	2249-Y-180	K	BNC 50OHM RG223	180			
565	2249-Y-240	K	BNC 50OHM RG223	240			
RG59B/U							
565	2249-E-12	K	BNC male to BNC male, 75Ω	12			
565	2249-E-24	K	BNC male to BNC male, 75Ω	24			
565	2249-E-36	K	BNC male to BNC male, 75Ω	36			
565	2249-E-48	K	BNC male to BNC male, 75Ω	48			
565	2249-E-60	K	BNC male to BNC male, 75Ω	60			
565	2249-E-72	K	BNC male to BNC male, 75Ω	72			
565	2249-E-360	K	BNC 75OHM RG59B	360			
565	2249-E-480	K	BNC 75OHM RG59B	480			
RG174/U							
565	2249-K-6	K	BNC 75OHM RG174	6			
565	2249-K-12	K	BNC male to BNC male, 50Ω	12			
565	2249-K-24	K	BNC male to BNC male, 50Ω	24			
565	2249-K-36	K	BNC male to BNC male, 50Ω	36			
565	2249-K-48	K	BNC male to BNC male, 50Ω	48			
565	2249-K-60	K	BNC male to BNC male, 50Ω	60			
565	2249-K-72	K	BNC male to BNC male, 50Ω	72			
565	2249-K-180	K	BNC 75OHM RG174	180			
565	2249-K-480	K	BNC 75OHM RG175	480			

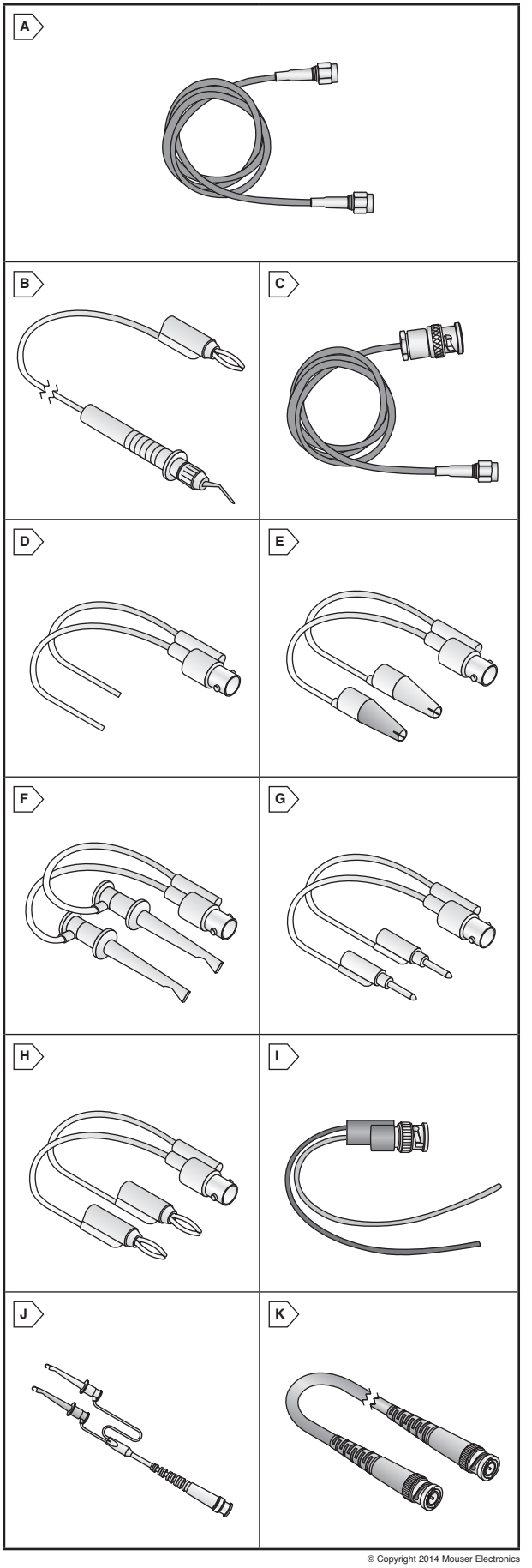

© Copyright 2014 Mouser Electronics

© Copyright 2014 Mouser Electronics

POMONA Test Clips and Accessories

BANANA PLUGS AND JACKS

Replace blank with **0** for **Black**, **2** for **Red**

✻**LAP** = Lucel Acetal Polymer
P = Polycarbonate

For quantities greater than listed, call for quote.

MOUSER STOCK NO. Mfr.	Mfr. Part No.	Fig.	Description	Insulation ✻	Price Each 1	25	50
Plugs							
565—	1825-__	A	Solderless stackup banana plug	ABS			
565—	1325-__	B	Do-it-yourself sldrless stackup banana plug	ABS			
565—	5169-__	C	Insul. banana plug w/flexible boot 18-22AWG	PVC			
565—	5170-__	C	Insul. banana plug w/flexible boot 14-16AWG	PVC			
565—	MDP-__	D	Double banana with wire guide	ABS			
565—	MDP-S-__	D	Double banana with shorting bar	ABS			
565—	122505A	E	Retractable sheath banana plug Black	LAP			
565—	122506A	E	Retractable sheath banana plug Red	LAP			
565—	4513	F	Mini. banana plug with threaded stud .48"	-			
565—	3276	F	Mini. banana plug with threaded stud .23"	-			
565—	3268	G	Mini. rivet type banana plug .062" panel	-			
565—	2035-__	H	Mini. double banana plug with shorting bar	ABS			
Jacks							
565—	1581-__	I	Panel mount banana jack	P			
565—	2854-__	I	Panel mount banana jack	P			
565—	2269-0	J	Double panel mount banana jacks w/black mounting base	P			
565—	4243-__	K	Binding post with double mounting base	P			
565—	2142-__	I	Miniature banana jack, panel mount	P			
565—	2143-__	J	Miniature banana jack in double mounting base, panel mount	P			
565—	3542-__	I	Pin tip jack	P			
565—	5168-__	L	Insulated banana jack with flexible boot 14-16 AWG	PVC			
565—	3267	M	Uninsulated banana jack	-			
565—	6728-__	N	4mm Safety ban. jack to ban. plug adapter	Nylon 6			
565—	6720-__	O	4mm Safety ban. jack to 6/32 thread adapter	Nylon 6			
565—	3452-__	P	Dual pin tip jack with shorting bar	P			
565—	4995-__	Q	Spring loaded binding post	Nylon			
565—	72911	R	Insulated BNC to 2 Male Banana	Polyamide			
565—	72908	S	Insulated BNC to Stackable/Retractable 4mm Plugs	Nylon			
565—	72912-_	T	Panel mount IEC1010 banana jack for sheathed plugs, threaded stud	-			
565—	72913-__	T	Panel mount IEC1010 banana jacks for sheathed plugs, solder tab	-			

BINDING POSTS

For quantities greater than listed, call for quote.

MOUSER STOCK NO. Mfr.	Mfr. Part No.	Fig.	Description	Price Each 1	25	50
565—	6883	U	Dual binding posts			
565—	6884	V	Dual binding posts, raised base			

TEST LEADS

Replace blank with **0** for **Black**, **2** for **Red**

• Current rating: 5A

For quantities greater than listed, call for quote.

MOUSER STOCK NO. Mfr.	Mfr. Part No.	Fig.	Description	Length (In.)	Price Each 1	25	50
Plugs							
565—	AL-B-12-__	W	Alligator clip patch cord	12			
565—	AL-B-24-__	W	Alligator clip patch cord	24			
565—	AL-B-36-__	W	Alligator clip patch cord	36			
565—	AL-B-48-__	W	Alligator clip patch cord	48			
565—	AL-B-60-__	W	Alligator clip patch cord	60			
565—	B4-__	X	Stacking standard banana plug each end	4			
565—	B8-__	X	Stacking standard banana plug each end	8			
565—	B12-__	X	Stacking standard banana plug each end	12			
565—	B18-__	X	Stacking standard banana plug each end	18			
565—	B24-__	X	Stacking standard banana plug each end	24			
565—	B36-__	X	Stacking standard banana plug each end	36			
565—	B48-__	X	Stacking standard banana plug each end	48			
565—	B72-__	X	Stacking standard banana plug each end	72			
565—	1440-24-__	X	Cross stacking banana plug patch cord	24			
565—	1440-36-__	X	Cross stacking banana plug patch cord	36			
565—	1440-48-__	X	Cross stacking banana plug patch cord	48			
565—	1440-60-__	X	Cross stacking banana plug patch cord	60			
565—	4613-12-__	Y	Micrograbber test clip patch cord	12			
565—	4613-24-__	Y	Micrograbber test clip patch cord	24			
565—	4613-36-__	Y	Micrograbber test clip patch cord	36			
565—	3781-8-__	Y	Minigrabber test clip each end	8			
565—	3781-12-__	Y	Minigrabber test clip each end	12			
565—	3781-24-__	Y	Minigrabber test clip each end	24			
565—	3781-36-__	Y	Minigrabber test clip each end	36			
565—	3781-48-__	Y	Minigrabber test clip each end	48			
565—	5301-12-__	Z	SMD Grabber test clip patch cord	12			
565—	5301-24-__	Z	SMD Grabber test clip patch cord	24			
565—	4911A-12-__	AA	Retractable sheath banana plug patch cord	12			
565—	4911A-24-__	AA	Retractable sheath banana plug patch cord	24			
565—	4911A-36-__	AA	Retractable sheath banana plug patch cord	36			
565—	4911A-48-__	AA	Retractable sheath banana plug patch cord	48			
565—	4911A-60-__	AA	Retractable sheath banana plug patch cord	60			
Test Clips							
565—	3782-12-__	BB	Minigrabber test clip to stacking banana plug	12			
565—	3782-24-__	BB	Minigrabber test clip to stacking banana plug	24			
565—	3782-36-__	BB	Minigrabber test clip to stacking banana plug	36			
565—	3782-48-__	BB	Minigrabber test clip to stacking banana plug	48			
565—	1166-24-__	CC	Multi-stacking banana plug to alligator clip	24			
565—	1166-36-__	CC	Multi-stacking banana plug to alligator clip	36			
565—	1166-48-__	CC	Multi-stacking banana plug to alligator clip	48			
565—	1368-A-18	DD	Multi-stacking double to single banana plugs	18			
565—	1368-A-24	DD	Multi-stacking double to single banana plugs	24			
565—	1368-A-30	DD	Multi-stacking double to single banana plugs	30			
565—	1368-A-36	DD	Multi-stacking double to single banana plugs	36			
565—	1368-A-48	DD	Multi-stacking double to single banana plugs	48			
565—	1368-A-60	DD	Multi-stacking double to single banana plugs	60			

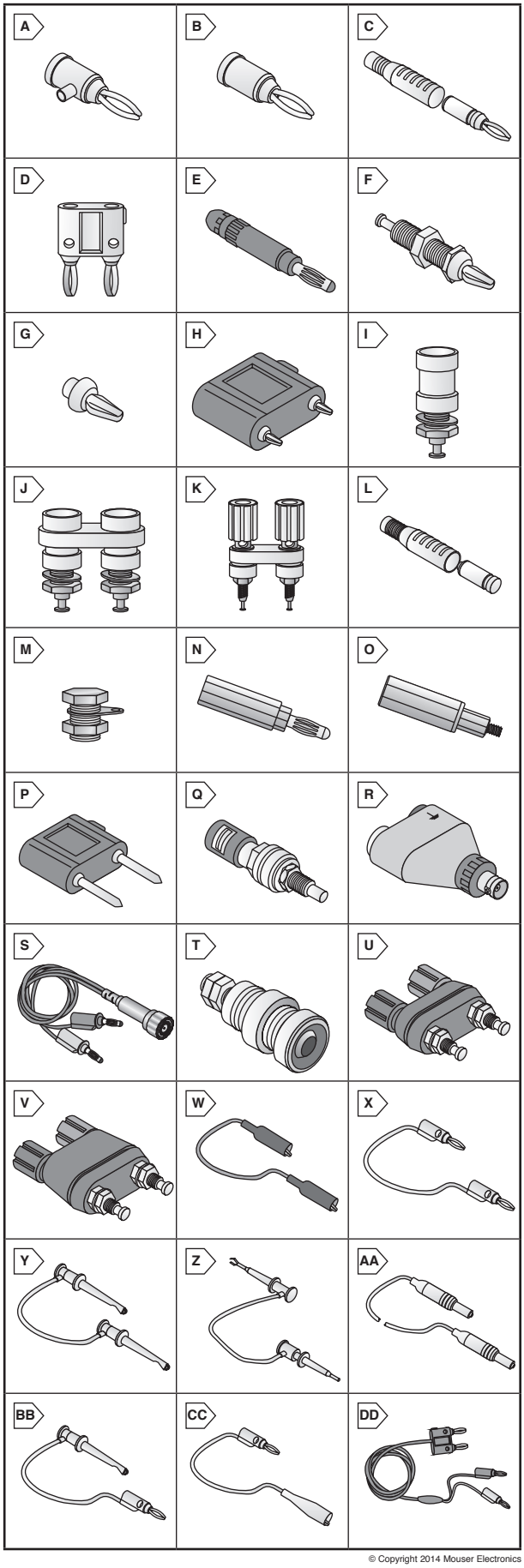

© Copyright 2014 Mouser Electronics

POMONA Test Clips and Enclosures

TEST LEAD HOLDERS AND PATCH CORDS KITS

For quantities greater than listed, call for quote.

MOUSER STOCK NO. Mfr.	Mfr. Part No.	Fig.	Description	Max. Cable Dia. (in.)	Price Each 1	25	50
565—	1508	A	Test lead holder, orange	0.210			
565—	2708	A	Test lead holder, blue	0.450			
565—	4408	A	Test lead holder, black	0.320			
565—	5523	B	Patch cord Kit: 10pcs, 1 ea. Standard color.	-			

GRABBERS AND TEST CLIPS

Replace blank with **0** for **Black**, **2** for **Red**

For quantities greater than listed, call for quote.

MOUSER STOCK NO. Mfr.	Mfr. Part No.	Fig.	Description	Max. Cable Dia. (in.)	Price Each 1	25	50
565—	3925-__	C	Do-it-yourself Minigrabber test clip .09Ga	0.09			
565—	4555-__	C	Do-it-yourself Minigrabber test clip .144Ga	0.14			
565—	4233-__	D	Do-it-yourself Micrograbber test clip	0.10			
565—	5243-__	E	Do-it-yourself SMD Grabber test clip	0.05			
565—	4723-__	F	Minigrabber test clip with banana Jack	0.15			

TEST CLIPS

Replace blank with **0** for **Black**, **2** for **Red**

For quantities greater than listed, call for quote.

565—	5788-__	G	Miniature alligator to 2mm banana jack	0.24		
565—	6041B	G	XL pair (red/black) alligator clip to 4mm banana jack	0.80		
565—	2240-__	H	Alligator test clip to banana jack, with insulator	0.30		

MICRO SMD GRABBER TEST CLIPS

Replace blank with **0** for **Black**, **2** for **Red**

For quantities greater than listed, call for quote.

565—	6490-__	I	Micro SMD Grabber Test Clip for 0.05 to 0.02in.	-		
565—	4771-36-__	J	Order to attach SMD Grabber Test Clip to DMM.	-		

TELECOM PRODUCTS (BANTAM PLUGS)

For quantities greater than listed, call for quote.

MOUSER STOCK NO. Mfr.	Mfr. Part No.	Fig.	Description	Length (in.)	Price Each 1	25	50
565—	4279-12	K	Bantam plug patch cable	12			
565—	4279-24	K	Bantam plug patch cable	24			
565—	4279-36	K	Bantam plug patch cable	36			
565—	4279-48	K	Bantam plug patch cable	48			
565—	4279-60	K	Bantam plug patch cable	60			
565—	5026-36	L	Bantam plug to 2 alligator clips patch cable	36			
565—	5026-60	L	Bantam plug to 2 alligator clips patch cable	60			
565—	4281-60	M	Bantam plug to double banana plug, balanced line	60			

BOXES AND ENCLOSURES

Miniature Size Die Cast Aluminum Boxes (1.5"x1.13"x.88")

For quantities greater than listed, call for quote.

MOUSER STOCK NO. Mfr.	Mfr. Part No.	Fig.	Description	Price Each 1	25	50
565—	3752	N	Blue Bake Enamel Finish BNC (FML) to BNC(Male)			
565—	3753	N	Blue Bake Enamel Finish			
565—	3754	N	Unfinished			
565—	4742	-	Replacement Cover			
565—	4864	-	Cover Screws, 100/Package			

'A' Size Die Cast Aluminum Boxes (2.25"x1.13"x.88")

For quantities greater than listed, call for quote.

565—	2400	O	Unfinished			
565—	2397	O	Blue Bake Enamel Finish			
565—	2390	O	Blue Bake Enamel Finish BNC (FML) to BNC(FML)			
565—	2391	O	Blue Bake Enamel Finish BNC (Male) to BNC(FML)			
565—	4245	-	Replacement Cover			
565—	3728	-	Flange Mounting Cover			
565—	4864	-	Cover Screws, 100/Package			

'B' Size Die Cast Aluminum Boxes (2.25"x1.38"x1.13")

For quantities greater than listed, call for quote.

565—	2417	O	Blue Bake Enamel Finish			
565—	2428	O	Unfinished			
565—	3230	O	Blue Bake Enamel Finish BNC (FML) to BNC(FML)			
565—	4246	-	Replacement Cover			
565—	3719	-	Flange Mounting Cover			
565—	4864	-	Cover Screws, 100/Package			

'C' Size Die Cast Aluminum Boxes With Cover (4.25"x2.64"x1.71")

565—	2901	P	Blue Bake Enamel Finish			
565—	2906	P	Unfinished			
565—	2902	P	Blue Bake Enamel Finish BNC (FML) to BNC(FML)			
565—	4248	-	Replacement Cover			
565—	2352	-	Connector Screws with Solder Turret for all Boxes			

'D' Size Die Cast Aluminum Boxes With Cover (3.00"x2.63"x1.65")

565—	3606	O	Shielded Box, Unfinished with Cover			

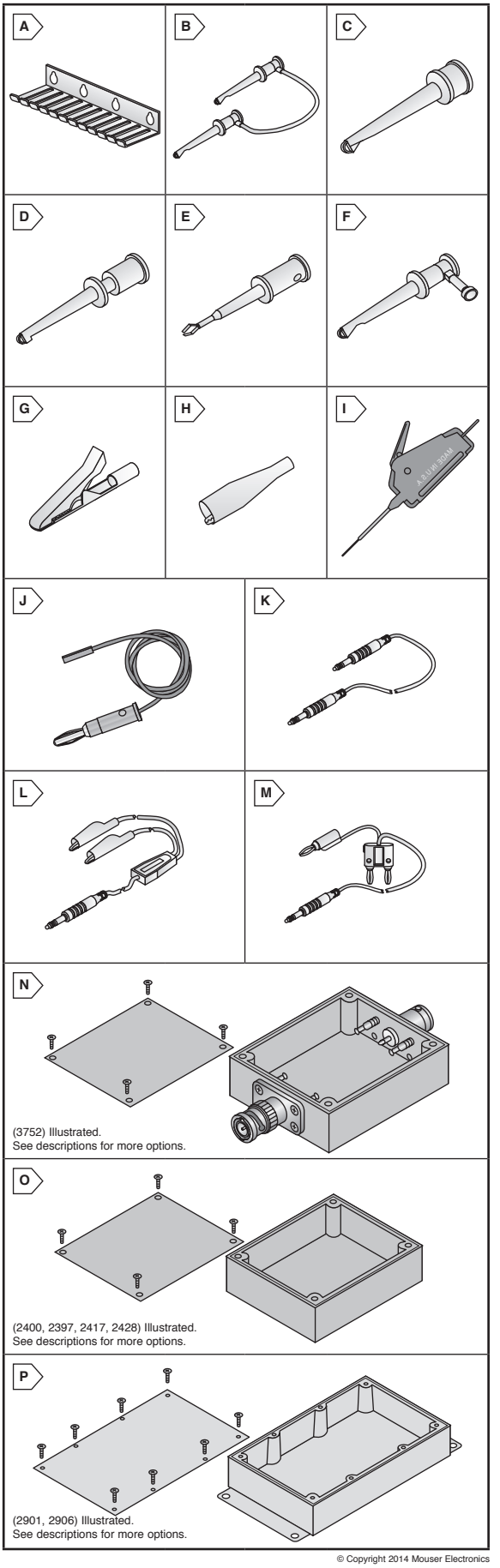

© Copyright 2014 Mouser Electronics

© Copyright 2014 Mouser Electronics

POMONA Test Lead Kits and Probe Sets

TEST PROBE KIT

MOUSER STOCK NO. Mfr.	Mfr. Part No.	Description	Price Each
565—6235		SMD Microtip Test Probe Set	
565—5292-48		BNC Shielded Test Probe Kit	
565—72928		SMD Multi-Use Test Kit	
565—72935		SMD High Density Circuit Test Kit	
565—72902		Micro SMD Grabber Test Clips Kit	
565—CK73041		Calibration Kit	

DELUXE MULTI -USE DMM MAXI-KIT

Kit Includes:
- Silicone 4' leads with right angle plug
- Modular probe set with standard tips
- Full set of 5 replaceable tips
- Retractable tip test probe set
- Test lead coupler set
- Medium alligator clip set
- Large alligator clip set
- Bare spade lugs
- IC probe tip adapter
- Minigrabber® test clip leads
- Minipincer® test clip leads
- Nylon storage pouch

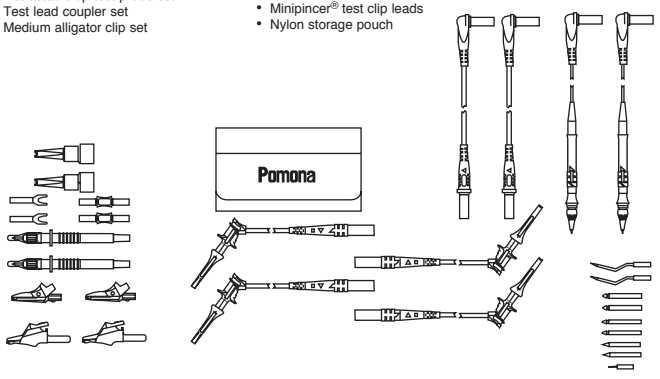

For quantities greater than listed, call for quote.

MOUSER STOCK NO. Mfr.	Mfr. Part No.	Description	Price Each
565—5677B		Deluxe Multi-Use DMM Maxi-Kit	

ELECTRICAL DMM TEST LEAD KIT

Kit Includes:
- Silicone 4' leads with right angle plug
- Modular probe set with standard tips
- Extended probe tip adapters
- Medium alligator clip set
- Large alligator clip set
- Insulated spade lugs
- Nylon storage pouch

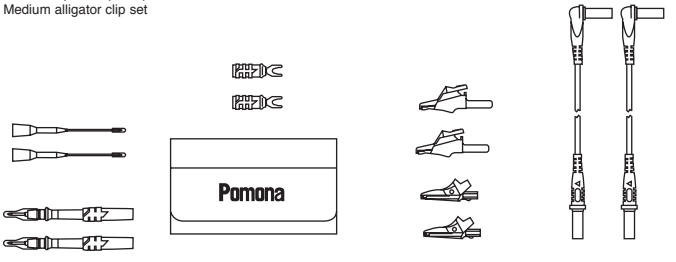

For quantities greater than listed, call for quote.

MOUSER STOCK NO. Mfr.	Mfr. Part No.	Description	Price Each
565—5673B		Electrical DMM Test Lead Kit	

PRECISION ELECTRONIC PROBE SET

Specifications:
- Compact design for tight test situations
- Probe set includes 5 spring-loaded tips for constant contact
- Silicone insulated leads resist abrasion and heat
- Comfort-grip textured surface



Features:
- Replaceable 0.04" (1.52mm) pogo-pin tips
- Small outline for tight test situations
- Replaceable pogo-pin tips
- Fits all meters including Fluke, HP (Agilent), Keithley, Wavetek (Meterman), and others

For quantities greater than listed, call for quote.

MOUSER STOCK NO. Mfr.	Mfr. Part No.	Description	Price Each 1	Price Each 5
565—6341		Precision Electronic Probe Set		
565—6342		Probe Set with Sharp Point Gold		
565—6275		Probe Set with Sharp Stainless Steel		
565—6354		Replacement Probe Tips		

DMM TEST LEAD SET

Specifications:
- CAT III
- 1,000V
- Silicone insulated 4 ft. leads
- Comfort-grip textured surface
- Durable 0.08" tips for long life

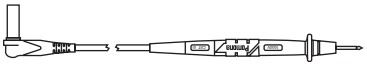

Features:
- Monolithic probes with fixed tips
- Comfort grip probe
- Fits most DMMs from Fluke, HP (Agilent), Wavetek (Meterman), Amprobe, Greenlee and others

For quantities greater than listed, call for quote.

MOUSER STOCK NO. Mfr.	Mfr. Part No.	Description	Price Each
565—5519A		DMM Test Lead Set	
565—5898		Stainless Steel Heavy Duty Tip	

KELVIN LEAD SET WITH KELVIN CLIPS

Features:
- Gold plated Kelvin clip jaws allow 4-wire resistive measurements
- Silicone insulated 3.3' (1m) test lead
- safety sheathed straight DMM plugs for convenient bench use
- Clips firmly grip test points for low-loss connection

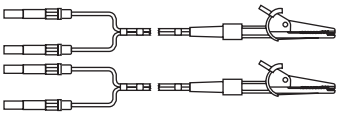

Rating:
For CE compliance: not intended for hand held use at voltages above 33 Vrms/ 70 VDC

For quantities greater than listed, call for quote.

MOUSER STOCK NO. Mfr.	Mfr. Part No.	Description	Price Each
565—6730		Kelvin Lead Set with Kelvin Clips	

REPLACEMENT PASSIVE OSCILLOSCOPE PROBES

Pomona's oscilloscope probes are designed, rated and specified to match the bandwidth of your instrument. This gives you a full voltage read-out through the entire rated bandwidth of the probe. These monolithic passive voltage probes feature high performance for greater test flexibility. Complete accessory kit included. Finally, a probe that gives you the full range you're paying for.



For quantities greater than listed, call for quote.

MOUSER STOCK NO. Mfr.	Mfr. Part No.	Attenuation	Bandwidth MHz	Risetime ns	Input Resistance MΩ	Capacitance pF	Compensation Range pF	Max Input Voltage	Price Each
565—6266		X1/X10	20/60	17.5/5.83	1/10	65/11	NA/10~60	300	
565—4550B		X1/X10	15/100	23.33/3.5	1/10	64/10.5	NA/10~60	300	
565—5806A		X1/X10	20/200	17.5/1.75	1/10	77/11.5	NA/10~60	300	
565—5827A		X100	200	1.75	10	5.5	15~50	300	
565—6069A		X10	250	1.4	10	10	10~30	300	

© Copyright 2014 Mouser Electronics
© Copyright 2014 Mouser Electronics

OK INTERNATIONAL Solder Systems

RoHS Compliant **This product is RoHS compliant.**



HCT-900 SYSTEM CONVECTION REWORK

The HCT-900 can be used for the removal and replacement of electronic components, including lead-free, from 0201 up to 304-Pin QFP. It is also effective at reworking pin-hole devices such as sockets and connectors. And, using it with solder braid and flux is a fast and efficient way to remove solder shorts and splashes. It can also be used in plastic applications such as applying shrink wrap to components or the formation of plastic rivets.

HCT Hand Held Convection Tools

The HCT-900 Hand Held Convection Tool offers a low cost, versatile rework solution for a wide variety of production and rework application challenges. It has a compact, robust design comprising of analog controls for both airflow and heat. A closed loop feedback circuit controls the temperature allowing the desired temperature to be achieved and maintained regardless of changes in the volume of airflow.

For quantities greater than listed, call for quote.

MOUSER STOCK NO. / Mfr.	Mfr. Part No.	Fig.	Description	Price Each 1	5	10
745	HCT-900-11	A	100/120 VAC, AC Input 115 VAC			

HCT Nozzles

The HCT-900 is supplied with a standard single jet H-D50 (0.2", 5.0 mm) nozzle.
In addition two rework nozzle kits, predefined for specific applications, are available.

For quantities greater than listed, call for quote.

MOUSER STOCK NO. / Mfr.	Mfr. Part No.	Fig.	Chain Type	Size	Price Each 1	5	10
745	H-D25	B	---	2.5 Dia.			
745	H-P20	B	PLCC-20	11.9 x 11.9			
745	H-S16	B	SOIC 14, 16	6.8 x 10.2			
745	H-SL16	B	SOL 14, 16	10.6 x 10.8			
745	H-BQ38	B	BQFP-196	37.7 x 37.7			
745	H-SL28	B	SOL 28	10.6 x 18.4			
745	H-SOJ40	B	SOJ 40	13.5 x 25.4			
745	H-TS48	B	TSOP 48	21.0 x 13.3			

HCT Nozzle Kits

For quantities greater than listed, call for quote.

MOUSER STOCK NO. / Mfr.	Mfr. Part No.	Description	Price Each 1	5	10
745	NZKT-1	Nozzle Kit for Chip Resistors, SOIC and TSOP Packages			
745	NZKT-2	Kit for PLCC, QFP and BQFP pkgs			

MX-5000 SERIES REWORK AND SOLDER SYSTEMS

The MX-5000 Soldering , Desoldering and Rework Systems is the next generation of the trusted Metal Soldering Systems that enable increased productivity and process control for a wide range of applications. Building on the renowned strength of its popular MX-500 predecessor, the MX-5000 Series increased output power, adds process feedback, and improves application flexibility with new hand-pieces.

For quantities greater than listed, call for quote.

MOUSER STOCK NO. / Mfr.	Mfr. Part No.	Fig.	Description	Price Each 1	5
745	MX-5010	C	Advanced Hand-Piece Workstand and ACCF		
745	MX-5041	D	MX-PTZ Hand-Piece Workstand and ACC		
745	MX-5050	E	MX-DS010 Hand-Piece Workstand and ACC		
745	MX-5051	F	MX-DS-1 ADV Hand-Piece Workstand and ACC		
745	MX-PS5000	G	PS, Switched Two-portout 100-240 VAC		

MX-5000 SERIES REWORK AND SOLDER SYSTEMS (CONT.)

For quantities greater than listed, call for quote.

MOUSER STOCK NO. / Mfr.	Mfr. Part No.	Fig.	Description	Price Each 1	5
745	MX-H1-AV	H	ADV Hand Piece STTC SMTC Cartridges		
745	MX-PTZ	I	PrecisionTweezers HP PTTC Cartridges		
745	MX-DS1	-	D esoldering HP STDC Cartridges		
745	MX-TALON	-	Talon Hand Piece TATC Cartridges		
745	MX-RM3E	-	Soldering HP STTC Cartridges		
745	MX-W1AV	J	Workstand For Metcal ADV And Ultrafine HP		
745	MX-W5DS	-	Workstand For Metcal MX-DS1		
745	MX-UK1	K	Upgrade Kit ADV HP Tipsaver Workstand		
745	MX-UK4	L	UPG Kit Precision TW HP Tipsaver WK SD		

PS-900 SOLDERING SYSTEMS

PS-900 Solar Soldering System

OK International has launched a new soldering system for PV tabbing and bussing applications proven to reduce micro cracking. The PS-900 with specially designed hoof tip geometry optimizes the power delivered to the solder joint while it's temperature-sensitive heater ensures low temperature soldering thus minimizing thermally induced stresses on cell surfaces.

For quantities greater than listed, call for quote.

MOUSER STOCK NO. / Mfr.	Mfr. Part No.	Fig.	Description	Price Each
745	PS-900-SOLAR	M	PS-900-SOLAR Soldering System	

PS-900 Soldering System

The PS-900 increases productivity by performing a wide range of applications. It is suited for lead-free soldering processes, multilayer boards and thermally demanding components. What's more, SmartHeat technology enables the PS-900 to solder at lower temperatures, even for such demanding applications as lead-free soldering processes. This means operators are more productive and materials are safe from damaging temperatures.

System Includes PS-PW900 Power Supply With Power Cord, PS-HC3 Hand-Piece With Coil Assembly, WS2-NS Workstand With Sponge And AC-CP2 Tip Removal Pad.

For quantities greater than listed, call for quote.

MOUSER STOCK NO. / Mfr.	Mfr. Part No.	Fig.	Description	Price Each
745	PS-900	N	PS-900 Soldering System	

Solder Tips

For quantities greater than listed, call for quote.

MOUSER STOCK NO. / Mfr.	Mfr. Part No.	Description	Size (mm/in.)	Price Each 1	5	10
745	SFV-CH20	Chisel Solder Tip	1.80/.04"			
745	SFV-CH25	Chisel Solder Tip	2.5/.07"			
745	SFV-CH50	Extra Large Chisel Solder Tip	5.0/.20"			
745	SFV-CH10A	Chisel Solder Tip	1/.039"			
745	SFV-CH15A	Chisel Solder Tip	1.5/.059"			
745	SFV-CH30A	Chisel Solder Tip	3/.118"			
745	SFV-CH50A	Extra Large Chisel Solder Tip	5/.197"			
745	SFV-CHB15	Chisel Bent 30dg Solder Tip	1.5/.06"			
745	SFV-CHL24	Chisel Solder Tip	2.4/.094"			
745	SFV-CN05	Conical Solder Tip	0.5/.02"			
745	SFV-CNB05	Conical Bent Solder Tip	0.5/.02"			
745	SFV-CNL04	Conical Long Solder Tip	0.4/.16"			
745	SFV-CNL10	Conical Long Solder Tip	1.0/.04"			
745	SFV-CNL14	Conical Log Tip	1.4/.055"			
745	SFV-DRH20	Conical Solder Tip	1.80/.07"			
745	SFV-CN05A	Conical Solder Tip	.5/.02"			
745	SFV-CNB04A	Conical Solder Tip	.4/.016"			
745	SFV-CNL20	Conical Solder Tip	2/.079"			
745	SFV-DRH20CP	Hoof Solder Tip, Drag	2/.079"			
745	SFV-DRH30CP	Hoof Solder Tip, Drag	3/.118"			
745	SFV-DRH420A	Hoof Solder Tip, Drag	2/.079"			
745	SFV-DRH630A	Hoof Solder Tip, Drag	3/.118"			
745	SFV-DRK30A	Knife Solder Tip	3/.118"			
745	SFV-DRK45A	Knife Solder Tip	4.5/.177"			
745	SFV-DRK50	Knife Solder Tip	5.0/.20"			
745	SFV-DRK50S	Knife Solder Tip	5/.197"			

© Copyright 2014 Mouser Electronics

© Copyright 2014 Mouser Electronics

Breadboards and PCB Design

3M™ SOLDERLESS BREADBOARDS

3M solderless breadboards incorporate state-of-the-art techniques in design and fabrication to yield a circuit building system with unparalleled flexibility.

Features:

- 5 way binding post interface connections
- Laboratory proven multi-tie point terminal design
- Steel base with high gloss baked enamel finish
- Alpha-numeric tie-point identification
- 3M jumper wires included with all breadboards

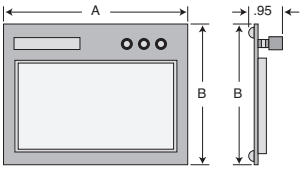

MOUSER STOCK NO.	DIP Capacity	Dim. (in.) A	Dim. (in.) B	No. of Tie Points	Binding Post	Price Each
517-922306	6-14 pin	5.40	4.00	610	2	
517-922309	9-14 pin	7.00	4.00	840	3	
517-922318	18-14 pin	7.75	6.25	1824	3	
517-922327	27-14 pin	8.00	9.25	2712	4	
517-922336	36-14 pin	10.25	9.25	3648	4	
517-922345	45-14 pin	12.44	9.75	4520	4	
517-922354	54-14 pin	14.69	9.75	5424	4	

3M™ TERMINAL AND DISTRIBUTION STRIPS

Features:

- Terminal strips have spring clips arranged side-by-side.
- Distribution strips have spring clips arranged end-to-end.

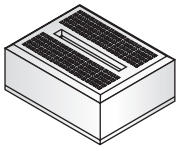

MOUSER STOCK NO.	3M Part No.	Description	No. of Tie Points	Price Each
517-923273	923273-I	1/4 double terminal strip	640	

3M™ CIRCUIT STRIPS

Super strip and the small circuit strips breadboarding unit combine terminal and distribution building blocks in a single unit. Plug-in ease of the .100" x .100" solderless tie-point matrix is combined with the convenience of separate distribution buses for power, ground and signal lines.

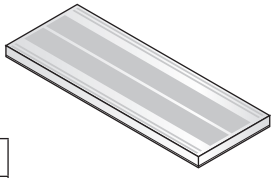

MOUSER STOCK NO.	3M Part No.	Description	No. of Tie Points	Price Each
517-923252-I	923252-I	Super Strip 2, alloy	840	

3M™ COLOR CODED JUMPER WIRES

Features:

- Pre-measured, pre-formed color coded jumper wires
- 22 AWG solid, tinned copper, PVC insulated
- Stripped 1/4", bent 90° on both ends

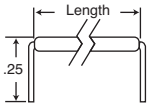

MOUSER STOCK NO.	Length (in.)	Color	Package Quantity	Price Each
517-923345-01	0.1	None	200	
517-923345-02	0.2	Red	200	
517-923345-03	0.3	Orange	200	
517-923345-04	0.4	Yellow	200	
517-923345-05	0.5	Green	200	
517-923345-06	0.6	Blue	150	
517-923345-07	0.7	Violet	150	

MOUSER STOCK NO.	Length (in.)	Color	Package Quantity	Price Each
517-923345-08	0.8	Gray	150	
517-923345-09	0.9	Whit	150	
517-923345-10	1.0	Brown	100	
517-923345-20	2.0	Red	100	
517-923345-30	3.0	Orange	75	
517-923345-40	4.0	Yellow	75	
517-923345-50	5.0	Green	75	

3M™ COLOR CODED JUMPER WIRE ASSORTMENT KIT

- 350 pieces
- 14 different color coded lengths
- 25 of each length

MOUSER STOCK NO.	3M Part No.	Price Each
517-923351-I	923351-I	

3M™ BREADBOARD TIE-POINT BLOCKS

Ideal for connections to power, ground, clock lines and status monitors, etc. Each group of four tie-points has a solder tail for connection to the circuit. Mounting posts on the plastic body press fit into holes in the PC board. The .100" matrix will accept any lead up to .032 inch; #22 AWG solid wire is recommended for connections.

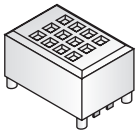

MOUSER STOCK NO.	3M Part No.	Description	Price Each
517-923301I	923301-I	Quad tie-point block	

P&P COLOR CODED JUMP WIRE KITS

Features:

- 14 Different color coded lengths of pre-cut, pre-stripped, and preformed 22 AWG solid wire
- Lengths: 0.1 in, 0.2 in, 0.3 in, 0.4 in, 0.5 in, 0.6 in, 0.7 in, 0.8 in, 0.9 in, 1.0 in, 2.0 in, 3.0 in, 4.0 in, 5.0 in
- Stripped end 0.25 in and bent 90 degrees
- 383-SWS1104 includes 4 binding posts
- Handy organizer box included

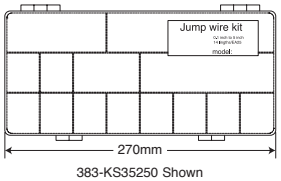

383-KS35250 Shown

MOUSER STOCK NO.	Pieces of Each Length	Price Each
383-KS35250	25	
383-SWS1104	10	
383-SWS2100	10	
383-SWS350	5	

P&P AC/DC BREADBOARD POWER SUPPLY

Features:

- Illuminated power switch
- DC power supply:
  - DC + 5 VDC, 1A; -5 VDC, 500mA fixed
  - DC 0 VDC to +15 VDC, 500mA variable
  - DC 0 VDC to -15 VDC, 500mA variable
- AC power supply: AC voltage: 12 VAC, 6 VAC, 0 VAC, 6 VAC, 12 VAC, 300mA fixed
- Accessories: AC cable, DC output wires: 4 red, 1 black

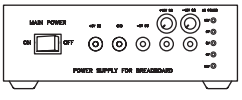

MOUSER STOCK NO.	Price Each
383-PS015VDC	

PULSAR PCB DESIGN PRODUCTS

Create your own "iron-on" PC board patterns, faceplates, and color decals from any laser printer or high quality copier.

MOUSER STOCK NO.	Pulsar Part No.	Description	Quantity	Price Each
5165-COMBO-KIT	50-1004	PCB and DecalPro Kits (50-1004)	1	
5165-DECALPRO	50-1001	DecalPro Kit (50-1001)	1	
5165-H-220	50-1301B	Toner Image Applicator (50-1301B)	1	
5165-PCB-KIT	50-1003	PCB "FAB-IN-A-BOX" Kit (50-1003)	1	
5165-PCB-SINGLE	50-1501	.032" Single-Sided PCB (50-1501)	2 - 8" x 10" panels	
5165-PCB-DOUBLE	50-1502	.032" Double-Sided PBC (50-1502)	2 - 8"x 10" panels	
5165-TTS10	50-1101	Toner Transfer Paper (50-1101)	10 - 8.5" x 11" sheets	
5165-GTRF	50-1225	Green Toner Reactive Foil (50-1225)	1 - 8"x 15' sheet	
5165-WTRF	50-1226	White Toner Reactive Foil (50-1226)	1 - 8"x 15' sheet	

P&P SOCKET AND BUS STRIPS

Features:

- External body: polymer (resists heat up to 90°C)
- Internal contact material: silver and nickel alloy
- Contact resistance: < 1mΩ
- Snap lock design
- Continuous working temperature should not exceed 50°C (max.)

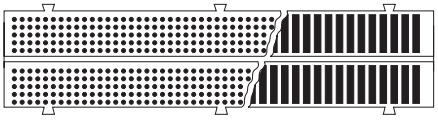

MOUSER STOCK NO.	Description	Dimen. (In.) L	Dimen. (In.) W	Price Each
383-Q290	58 groups of 5 connected terminals	3.15	1.50	
383-K64	128 groups of 5 connected terminals	6.80	1.50	

© Copyright 2014 Mouser Electronics
© Copyright 2014 Mouser Electronics

Breadboards, SMT Connector Boards, Kits and Accessories

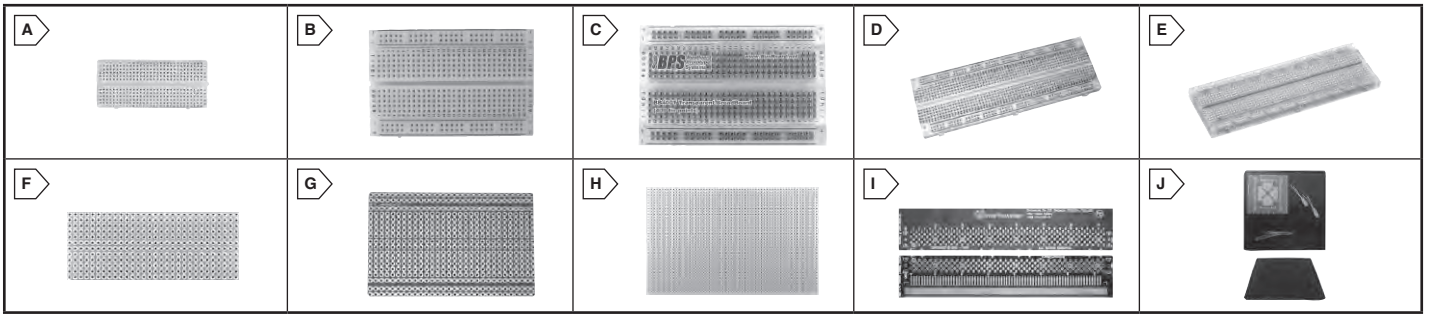

BPS PLUG-IN BREADBOARDS

Tie point plug-in breadboards provide a quick way to build and test circuits for experimentation or when learning electronics.

- Move your completed circuit to BR1 (854-BR1) solderable PC Board
- The transparent breadboard is great for beginners because they can see their circuit connectors

BB300:
- 1 IC/Circuit area, 300 tie points

BB400 and BB400T:
- 1 IC/Circuit area, 300 tie points
- 2 Distribution strips, 100 tie-points

BB830 and BB830T:
- 1 IC/Circuit area, 630 tie points
- 2 Distribution strips, 200 tie-points

MOUSER STOCK NO.	BPS Part No.	Fig.	Description	Size	Material	Price Each 1	Price Each 10
854-BB300	BB300	A	300 Tie point breadboard	3.3 x 1.4 x 0.3" (84 x 35.5 x 8.5mm)	ABS Plastic		
854-BB400	BB400	B	400 Tie point breadboard with 2 power rails	3.3 x 2.1 x 0.3" (84 x 54.3 x 8.5mm)	ABS Plastic with color legend		
854-BB400T	BB400T	C	Transparent 400 Tie point BreadBoard	3.3 x 2.1 x 0.3" (84 x 54.3 x 8.5mm)	ABS Plastic with color legend		
854-BB830	BB830	D	830 Tie point breadboard	6.5 x 2.2 x 0.3" (165.1 x 54.6 x 8.5mm)	ABS Plastic with color legend		
854-BB830T	BB830T	E	Transparent 830 Tie point Breadboard	6.5 x 2.2 x 0.3" (165.1 x 54.6 x 8.5mm)	ABS Plastic with color legend		

BPS SOLDERABLE PC BREADBOARDS

Transfer your circuit to this permanent circuit board from a plug-in breadboard to create a rugged long-lasting prototype.

854-SB300	SB300	F	300 Tie point with 2 power rails, 360 holes	1.20 x 3.00 x 1/16" (31 x 76 x 1.6mm)	FR4 glass-epoxy		
854-SB400	SB400	G	400 Tie point with 6 power rails, 540 holes	1.90 x 3.00 x 1/16" (48 x 76 x 1.6mm)	FR4 glass-epoxy		

BPS PROTOBOARD-2H-3U

Prototype circuit board for general purpose analog and digital use. This protoboard saves time and has a general purpose stripboard circuit pattern that is pre-cut with 2 holes per segment.

854-PR2H3U	PR2H3U	H	2-Hole per strip Protoboard	3.9 x 6.3 x 1/16" (3U, 100 x 160mm)	FR4 glass-epoxy		

Schmartboard™ SMT CONNECTOR BOARDS

- Supports all "Top Latch" FFC type SMT connectors. (Does not support "Bottom Latch" type)
- For SMT connectors from companies such as Hirose, Molex, Samtec, and Tyco

MOUSER STOCK NO.	Schmartboard Part No.	Fig.	Description	Size/Pitch	Supports SMT Connector Types	Price Each 1	Price Each 10
872-202-0038-01	202-0038-01	I	1.25mm Pitch SMT Connector Board	1.25mm Pitch Connectors up to 72 Pins	Top Latch FFC Type		
872-202-0039-01	202-0039-01	I	1.0mm Pitch SMT Connector Board	1.0mm Pitch Connectors up to 72 Pins	Top Latch FFC Type		
872-202-0041-01	202-0041-01	I	.5mm Pitch SMT Connector Board	.5mm Pitch Connectors up to 72 Pins	Top Latch FFC Type		
872-912-0041-01	912-0041-01	I	10 pack of part 202-0041-01	.5mm Pitch Connectors up to 72 Pins	Top Latch FFC Type		

Schmartboard™ ANTI - STATIC TACKI PADS

Features:
- Provides an ESD safe, non-adhesive tacky surface
- Excellent reusability
- Tacki Surface: 105 to 109ohms
- Box: 103 - 106ohms

MOUSER STOCK NO.	Schmartboard Part No.	Fig.	Description	Price Each 1	Price Each 5
872-920-0071-02	920-0071-02	J	2 X 2 Tacki Pak Level 2 ESD		
872-920-0072-02	920-0072-02	J	4 X 4 Tacki Pak Level 2 ESD		
872-920-0073-02	920-0073-02	J	9 X 9 Tacki Pak Level 2 ESD		

Schmartboard™ ACCESSORIES

For quantities greater than listed, call for quote.

MOUSER STOCK NO.	Schmartboard Part No.	Description	Price Each 1	Price Each 5
872-920-0003-01	920-0003-01	Schmartbridges 20 pcs. - To connect Schmartboards together		
872-920-0005-01	920-0005-01	3" Red Female Jumpers, 10 pcs. with 20 headers		
872-920-0006-01	920-0006-01	5" Yellow Female Jumpers, 10 pcs. with 20 headers		
872-920-0007-01	920-0007-01	7" Blue Female Jumpers, 10 pcs. with 20 headers		
872-920-0008-01	920-0008-01	3" Red Female Jumpers, 100 pcs.		
872-920-0009-01	920-0009-01	5" Yellow Female Jumpers, 100 pcs.		
872-920-0010-01	920-0010-01	7" Blue Female Jumpers, 100 pcs.		
			1	10
872-204-0004-01	204-0004-01	1.27 mm Pitch SOIC to DIP adapter		
872-920-0021-02	920-0021-02	Schmartsolder 50/bag (Non-RoHS)		
872-920-0065-01	920-0065-01	Qty 10 9" Jumpers and 20 Headers		
872-920-0067-01	920-0067-01	Jumper Combo Kit 20 each of 2", 3", 5", 7", and 9"		
872-920-0079-01	920-0079-01	Two 3 prong FEM/FEM cable harness 12"		
872-920-0080-01	920-0080-01	5 (3) prong FEM/FEM cable harness 12"		

© Copyright 2014 Mouser Electronics
© Copyright 2014 Mouser Electronics

SCHMARTBOARD Prototyping System

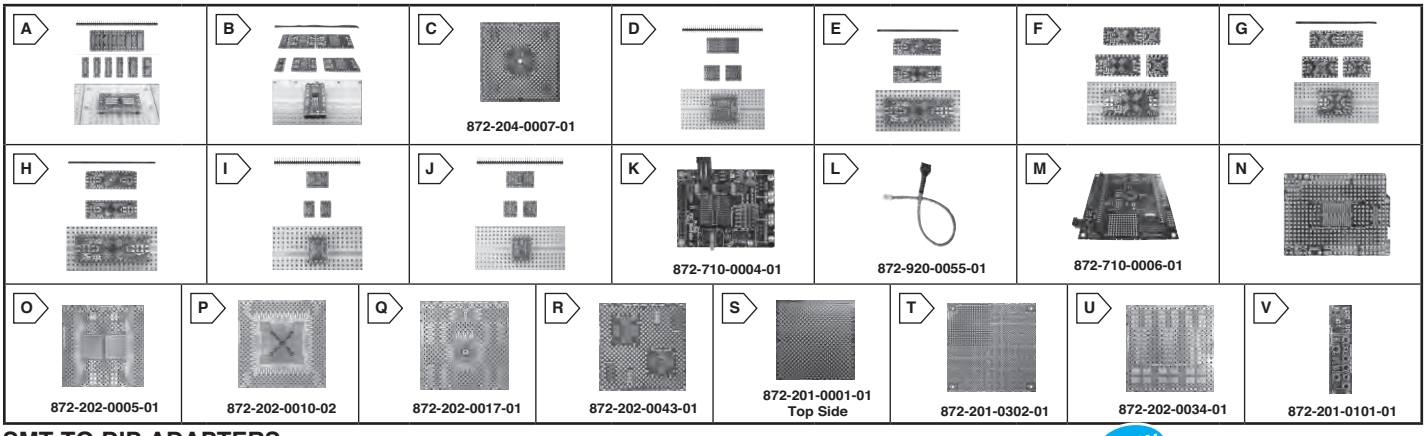

SMT TO DIP ADAPTERS

MOUSER STOCK NO.	Schmartboard Part No.	Fig.	Description	Price Each 1	Price Each 10
872-204-0003-01	204-0003-01	A	SOT 23 and SC70 SMT to DIP Adapter		
872-204-0006-01	204-0006-01	B	0.65mm Pitch SOIC to DIP Adapter		
872-204-0007-01	204-0007-01	C	0.5mm Pitch, SOIC to DIP Adapter		
872-204-0013-01	204-0013-01	D	0.635mm Pitch SOIC to DIP adapter		
872-204-0014-01	204-0014-01	E	0.5mm Pitch 48 Pin QFP/QFN Adapter		
872-204-0015-01	204-0015-01	F	0.5mm Pitch, 12 and 24 Pin QFP and QFN Adapter		
872-204-0016-01	204-0016-01	G	0.5mm Pitch, 16 and 20 Pin QFP and QFN Adapter		
872-204-0017-01	204-0017-01	H	0.5mm Pitch, 32 Pin QFP and QFN Adapter		
872-204-0021-01	204-0021-01	I	0.5mm Pitch 8 Pin DFN to DIP adapter		
872-204-0022-01	204-0022-01	J	0.5mm Pitch 10 Pin DFN to DIP adapter		
10 Pack of Adapters				**Price Per 10 Pack 1**	**Price Per 10 Pack 10**
872-914-0013-01	914-0013-01	D	0.635mm Pitch SOIC to DIP adapter, 10 pack for 204-0013-01		
872-914-0015-01	914-0015-01	F	0.5mm Pitch, 12 and 24 Pin QFP and QFN Adapter, 10 pack for 204-0015-01		
872-914-0016-01	914-0016-01	G	0.5mm Pitch, 16 and 20 Pin QFP and QFN Adapter, 10 pack for 204-0016-01		
872-914-0017-01	914-0017-01	H	0.5mm Pitch, 32 Pin QFP and QFN Adapter, 10 pack for 204-0017-01		
872-914-0021-01	914-0021-01	I	0.5mm Pitch 8 Pin DFN to DIP adapter, 10 pack for 204-0021-01		
872-914-0022-01	914-0022-01	J	0.5mm Pitch 10 Pin DFN to DIP adapter, 10 pack for 204-0022-01		

8 BIT PIC® MICROCONTROLLER DEVELOPMENT SCHMARTMODULE A

MOUSER STOCK NO.	Fig.	Type	Size/Pitch	Supported Components	Price Each 1	Price Each 5
SOIC Packages/8 Pin Devices						
872-710-0004-01	K	8 Bit PIC Microcontroller	2" x 2.5"	8, 14, 18, 20 and 28 Pin PIC MCU		
872-920-0055-01	L	10" PIC programming cable	10" length	8 Bit PIC accessory		
TI Schmartmodule						
872-710-0006-01	M	QFP	4" x 4"/0.5mm	48 and 64 pin QFP chips from T.I.'s MSP430, C2000, and Stellaris Cortex M3		

Schmartmodule

MOUSER STOCK NO.	Schmartboard Part No.	Fig.	Description	Price Each 1	Price Each 5
872-710-0001-01	710-0001-01	M	Populated RS-232 SCHMARTMODULE		

ARDUINO PROTOTYPING SHIELD

872-206-0004-01	206-0004-01	N	1.27mm Pitch SOIC Arduino board (Bare board only)		
872-206-0006-01	206-0006-01	N	0.65mm Pitch SOIC Arduino board (Bare board only)		
872-206-0007-01	206-0007-01	N	0.50mm Pitch SOIC Arduino board (Bare board only)		
872-206-0004-02	206-0004-02	N	1.27mm Pitch SOIC SM Arduino board with comp.		
872-206-0006-02	206-0006-02	N	0.65mm Pitch SOIC SM Arduino board with comp.		
872-206-0007-02	206-0007-02	N	0.5mm Pitch SOIC SM Arduino board w/comp.		

PROTOTYPING BOARDS

MOUSER STOCK NO.	Fig.	Type	Size/Pitch	Supported Components	Price Each 1	Price Each 5
SO/SOP Packages						
872-202-0004-01	O	SO, 4 - 56 pins, 2"x2" grid	1.27mm	SO package, 0603, Through-hole passives		
872-202-0005-01	O	SOP, 4 - 72 pins, 2"x2" grid	0.8mm	SO, SOP, QSOP, SSOP, TSSOP and PSSOP packages, 0603, Through-hole passives		
872-202-0006-01	O	SOP, 4 - 72 pins, 2"x2" grid	0.65mm	SO, SOP, QSOP, SSOP, TSSOP and PSSOP packages, 0603, Through-hole passives		
872-202-0013-01	O	SOP, 4 - 72 pins, 2"x2" grid	0.635mm	SO, SOP, QSOP, SSOP, TSSOP and PSSOP pkgs, 0603, 0805, Through-hole passives		
872-202-0007-01	O	SOP, 4 - 72 pins, 2"x2" grid	0.5mm	SO, SOP, QSOP, SSOP, TSSOP and PSSOP pkgs, 0603, 0805, Through-hole passives		
872-202-0008-01	O	SOP, 4 - 72 pins, 2"x2" grid	0.4mm	SO, SOP, QSOP, SSOP, TSSOP and PSSOP pkgs, 0603, 0805, Through-hole passives		
QFP Packages						
872-202-0009-02	P	QFP, 32 - 64 pins, 2"x2" grid	0.8mm	QFP, TQFP and PQFP packages, 0603, Through-hole passives		
872-202-0011-01	P	QFP, 32 - 100 pins, 2"x2" grid	0.5mm	QFP, TQFP and PQFP packages, 0603, Through-hole passives		
872-202-0014-01	P	QFP, 64 - 100 pins, 2"x2" grid	0.4mm	QFP, TQFP and PQFP packages, 0603, Through-hole passives		
Chip Scale (QFN) Packages						
872-202-0016-01	Q	12 to 24 pin, 2"x2" grid	0.5mm/0.65mm	QFN package, 0603, Through-hole passives		
872-202-0017-01	Q	10 and 32 pin, 2"x2" grid	0.5mm	QFN package, 0603, Through-hole passives		
872-202-0018-01	Q	8 and 48 pin, 2"x2" grid	0.5mm	QFN package, 0603, Through-hole passives		
872-202-0020-01	Q	64 pin, 2"x2" grid	0.5mm	QFN package, 0603, Through-hole passives		
872-202-0044-01	R	QFN 40 Pins	0.5mm	EZ, QFN		
872-202-0048-01	R	QFN 88 Pins	0.4mm	EZ, QFN		
Through Hole						
872-201-0001-01	S	0.1" Spacing with 0.05" offset, 2"x2" grid		100% of through hole components with 0.1" spacing pitch		
872-201-0002-01	S	2mm Spacing with 1mm offset, 2"x2" grid		100% of through hole components with 1mm spacing pitch		
872-201-0302-01	T	0.1" Spacing with 0.05" offset, 2"x2" grid		¾ of board with signature offset traced rows of holes, ¼ of board with untraced holes		
EZ Discrete						
872-202-0034-01	U	EZ Discrete #1		0201, 0603, 0805, 1206, 1210, 1608, 1812, 2010, 2512, Case-A, B, C		
872-202-0035-01	U	EZ Discrete #2		SOT23-3,5,6, SC70-5,6, DPAK, D2PAK, SOT223, TO263-7,SOT89,0805,1206,Case-A,B,C,D		
I/O and Power Boards (Through Hole)						
872-201-0100-01	V	Power and ground strip 0.5"x2" grid		Connect the power source or ground		
872-201-0104-01	V	D-Sub connector 0.5"x2" grid		D-sub connector from 9 to 25 pins		
872-201-0108-01	V	RJ11/45 and USB connector 0.5"x2" grid		One RJ11 or one RJ45 connector and 1 USB type B connector		

© Copyright 2014 Mouser Electronics
© Copyright 2014 Mouser Electronics

TWIN INDUSTRIES Prototyping Boards

TWIN INDUSTRIES

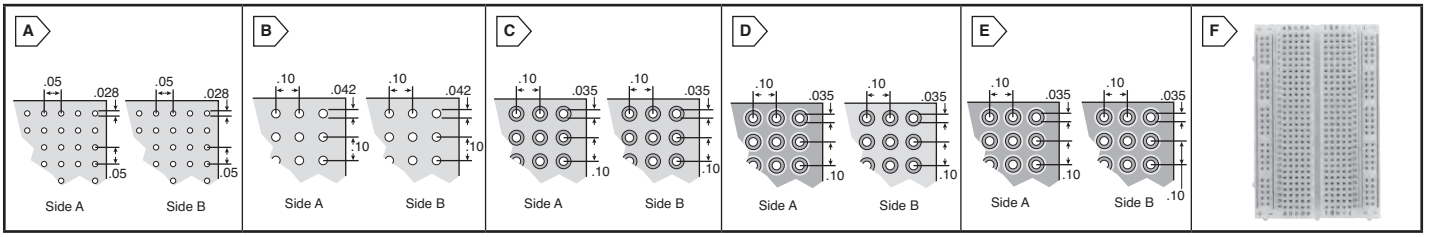

DIMENSIONS: in.

GENERAL PURPOSE PROTOTYPING BOARDS

Specifications:

- FR4 Material
- Hole Size: 7050 Series = 0.028"/7100 Series = 0.042"/8000-8200 Series = 0.035" (Plated)

For quantities greater than listed, call for quote.

MOUSER STOCK NO.	Twin Industries Part No.	Fig.	Description	Board Size	Price Each	
					1	10
589-7050-100	7050-100	A	Plated holes on a .05" grid and 4" x 8" of plated holes on a .10" grid	8" x 8"		
589-7100-062-4565	7100-062-4565	B	0.1" x 0.1" grid of non-plated .062" through holes	4.5" x 6.5"		
589-7100-062-4585	7100-062-4585	B	0.1" x 0.1" grid of non-plated .062" through holes	4.5" x 8.5"		
589-7100-45	7100-45	B	0.1" x 0.1" grid of non-plated through holes	4" x 5"		
589-7100-410	7100-410	B	0.1" x 0.1" grid of non-plated through holes	4" x 10"		
589-7100-1010	7100-1010	B	0.1" x 0.1" grid of non-plated through holes	10 " x 10"		
589-7100-1020	7100-1020	B	0.1" x 0.1" grid of non-plated through holes	10" x 20"		
589-7100-4565	7100-4565	B	0.1" x 0.1" grid of non-plated through holes	4.5" x 6.5"		
589-8000-2MM-3U	8000-2MM-3U	C	2mm x 2mm grid of plated through holes, no plane	100mm x 160mm		
589-8000-1020	8000-1020	C	0.1" x 0.1" grid of non-committed plated through holes, no plane	10" x 20"		
589-8100-410	8100-410	D	0.1" x 0.1" grid of non-committed plated through holes, one plane	4" x 10"		
589-8100-1010	8100-1010	D	0.1" x 0.1" grid of non-committed plated through holes, one plane	10" x 10"		
589-8100-4565	8100-4565	D	0.1" x 0.1" grid of non-committed plated through holes, one plane	4.5" x 6.5"		
589-8200-410	8200-410	E	0.1" x 0.1" grid of plated through holes, two planes	4" x 10"		
589-8200-4565	8200-4565	E	0.1" x 0.1" grid of plated through holes, two planes	4.5" x 6.5"		

LEAD FREE GENERAL PURPOSE PROTOTYPING BOARDS

Specifications:

- FR4 Material
- Hole Size: 0.035" (Plated)
- Gold Plating over Copper

LEAD-FREE

589-8000-410-LF	8000-410-LF	C	0.1" x 0.1" grid of non-committed plated through holes, no plane	4" x 10"		
589-8000-45-LF	8000-45-LF	C	0.1" x 0.1" grid of non-committed plated through holes, no plane	4" x 5"		
589-8000-1010-LF	8000-1010-LF	C	0.1" x 0.1" grid of non-committed plated through holes, no plane	10" x 10"		
589-8100-45-LF	8100-45-LF	D	0.1" x 0.1" grid of non-committed plated through holes, one plane	4" x 5"		
589-8200-45-LF	8200-45-LF	E	0.1" x 0.1" grid of plated through holes, two planes	4" x 5"		

SOLDERLESS GENERAL PURPOSE BREADBOARD

PRODUCT NEW

589-TW-E40-510	TW-E40-510	F	1 terminal strip (400 tie points) and 2 distribution strips (30 tie points each)	2.14" x 3.3"		
589-TW-E40-1020	TW-E40-1020	F	630 Tie Points Terminal Strip & 2 100 Tie Point Distribution Strips	2.14" x 6.5"		
589-TW-E41-1020	TW-E41-1020	F	630 Tie Points Terminal Strip & 2 100 Tie Point Distribution Strips + 70 Piece Wire Kit	2.14" x 6.5"		
589-TW-E41-102B	TW-E41-102B	F	3 Binding Posts, 630 Tie Points Terminal Strip & 2 100 Tie Point Distribution Strips + 70 Piece Wire Kit	2.14" x 6.5"		
589-TW-E41-1060	TW-E41-1060	F	4 Binding Posts, 3 630 Tie Points Terminal Strip & 5 100 Tie Point Distribution Strips + 140 Piece Wire Kit	5.7" x 6.9"		
589-TW-E012-000	TW-E012-000	-	140 Piece Wire Kit with Case - 22AWG Wire	-		

ABS PROJECT BOXES

Twin Industries ABS Project boxes with custom-fit prototyping boards are sold together under a single part number, eliminating the need to find a compatible board and cut or shape the board to fit box dimensions. Mounting holes are provided to attach boards to lids. Uncommitted board area for mounting board edge connectors or components.

Specifications:

- Protoboard Material - FR4 laminate
- Thickness of board - 0.062"
- Box Material - ABS Plastic
- Prototyping holes spaced on 0.1" x 0.1" grid
- Mounting holes to attached board to box lid

For quantities greater than listed, call for quote.

MOUSER STOCK NO.	Twin Industries Part No.	Fig.	Description	Box Size	Board Type	Price Each	
						1	10
589-B10-7100	B10-7100	A	Box and Prototyping board	4.5 x 2.3 x 1.7"	Non-Plated		
589-B10-8000	B10-8000	A	Box and Prototyping board	4.5 x 2.3 x 1.7"	Plated		
589-B20-7100	B20-7100	A	Box and Prototyping board	5.3 x 2.9 x 1.9"	Non-Plated		
589-B20-8000	B20-8000	A	Box and Prototyping board	5.3 x 2.9 x 1.9"	Plated		
589-B30-7100	B30-7100	A	Box and Prototyping board	6.3 x 3.7 x 2.4"	Non-Plated		
589-B30-8000	B30-8000	A	Box and Prototyping board	6.3 x 3.7 x 2.4"	Plated		
589-B40-8000	B40-8000	A	Box and Prototyping board	7.7 x 4.3 x 2.9"	Non-Plated		
589-B45-8000	B45-8000	A	Box and Prototyping board	7.7 x 4.3 x 1.4"	Non-Plated		

6U VME64/X PROTOTYPING BOARD

Dedicated probing points for all connector pins

Features:

- Support for 160 pin DIN Connectors
- Support for 2mm P0 Connector
- Board Dimensions: 6U x 160MM
- Thickness - 0.062"
- Prototyping area with 0.1" x 0.1" grid of plated holes

For quantities greater than listed, call for quote.

MOUSER STOCK NO.	Twin Industries Part No.	Fig.	Description	Price Each	
				1	10
589-8198-200	8198-200	B	6U VME64/x prototyping board		

MACHINE PIN JUMPER WIRES

24AWG Jumper wires with machine pin ends. Easy insertion/extraction for repeat usage and quick design changes. Ideal for use with solderless breadboards.

For quantities greater than listed, call for quote.

MOUSER STOCK NO.	Twin Industries Part No.	Fig.	Description	Price Each	
				1	10
589-TW-MP-5	TW-MP-5	C	5cm - 10 wires per pack		
589-TW-MP-10	TW-MP-10	C	10cm - 10 wires per pack		
589-TW-MP-20	TW-MP-20	C	20cm - 10 wires per pack		

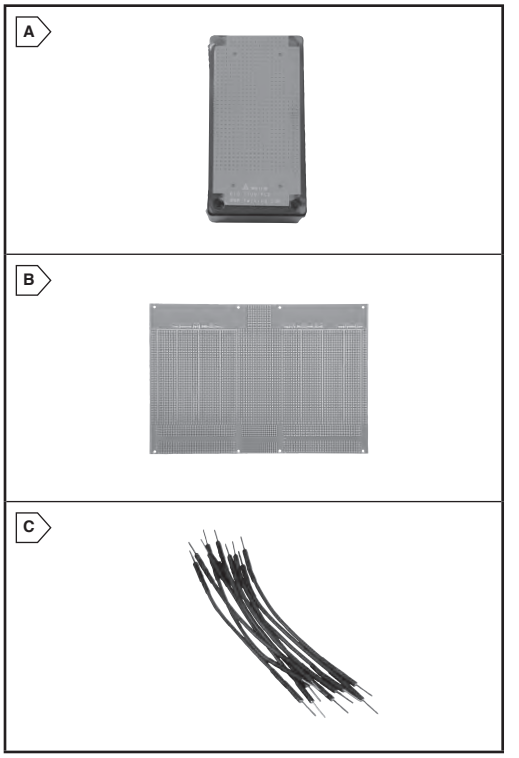

© Copyright 2014 Mouser Electronics

© Copyright 2014 Mouser Electronics

VECTOR Prototyping Boards

VECTOR ELECTRONICS & TECHNOLOGY COMPANY
A Fine Technology Group

VECTORBORD® GENERAL PURPOSE PUNCH BOARDS

- .062" thickness
- .100" Grid
- Material: FR2 Phenolic, FR4 epoxy glass or CEM-1 epoxy glass composite

For quantities greater than listed, call for quote.

MOUSER STOCK NO.	Vector Part No.	Fig.	Dimensions: in.		Material	Price Each		
			W	L		1	10	25
574-64P44WE	64P44WE	A1	4.5	6.5	FR4			
574-64P44XXXP	64P44XXXP	A1	4.5	6.5	FR2			
574-64P44	64P44	A1	4.5	6.5	CEM-1			
574-84P44WE	84P44WE	A1	4.5	8.5	FR4			
574-169P44C1	169P44C1	A1	4.5	17.0	CEM-1, 1 oz. unplated copper, 1 side			
574-169P44	169P44	A1	4.5	17.0	CEM-1			
574-169P44XXXP	169P44XXXP	A1	4.5	17.0	FR2			
574-169P44WE	169P44WE	A1	4.5	17.0	FR4			
574-169P44WEC1	169P44WEC1	A1	4.5	17.0	FR4, 1 oz. unplated copper, 1 side			
574-169P59032	169P59-032	A1	6.0	17.0	FR4			
574-169P59047	169P59047	A1	6.0	17.0	FR4			
574-169P59XXXP	169P59XXXP	A1	6.0	17.0	FR2			
574-169P79WE	169P79WE	A1	8.0	17.0	FR4			
574-169P84	169P84	A1	8.5	17.0	CEM-1			
574-169P84C1	169P84C1	A1	8.5	17.0	CEM-1, 1 oz. unplated copper, 1 side			
574-169P84WE	169P84WE	A1	8.5	17.0	FR4			
574-169P84WEC1	169P84WEC1	A1	8.5	17.0	FR4, 1 oz. unplated copper, 1 side			
574-169P99	169P99	A1	10.0	17.0	CEM-1			
574-85H48WE	85H48WE	A2	4.8	8.5	FR4			
574-85H85WE	85H85WE	A2	8.5	8.5	FR4 epoxy glass			
574-170H48WE	170H48WE	A2	4.8	17.0	FR4			
574-170H85WE	170H85WE	A2	8.5	17.0	FR4			
574-126M76-032	126M76-032	A3	4.0	6.5	FR4 epoxy glass			

VECTORBORD® CIRCBORD® PRINTED CIRCUIT PROTOTYPING BOARDS

- All bus and circuit patterns are solder-coated
- .042 hole diameter
- .062" thickness
- .100" Grid
- Material: FR4 epoxy glass or CEM-1 epoxy glass composite
- Wire Wrap Terminals: T44, T46, T49, T68
- Wire Wrap Socket Pin: R32

For quantities greater than listed, call for quote.

MOUSER STOCK NO.	Vector Part No.	Fig.	Dimensions: in.		16 Pin DIP	Material	Description	Solder Terminals	Wire Wrap Socket Pin	Price Each	
			W	H						1	10
574-8001	8001	B4	6.5	4.5	20	CEM-1	3-Hole Solder Pad single-sided	T42-1,K24C,K31C	R32		
574-8002	8002	B5	6.5	4.5	36	CEM-1	Interleaved Buses singled sided	T42-1	R32		
574-8003	8003	B6	6.5	4.5	60	CEM-1	Pad Per Hole single-sided	T42-1	R32		
574-8007	8007	B6	6.5	4.5	60	CEM-1	Pad Per Hole and Ground Plane	T42-1	R32		
574-8008	8008	B7	6.5	4.5	70	FR4	Pad and Planes	T42-1	R32		
574-3677-6	3677-6	B4	8.1	4.5	21	CEM-1	3-Hole Solder Pad single-sided	T42-1	R32		
574-45P80-1	45P80-1	B6	8.1	4.5	80	CEM-1	Pad Per Hole 2 sides	T42-1	R32		
574-8010	8010	B6	13.0	4.0	124	FR4	Pad Per Hole 2 sides	T42-1	R32		
574-8006	8006	B6	13.3	5.0	154	FR4	Pad Per Hole copper plated-thru holes	T42-1	R32		
574-8012	8012	B6	11.0	9.2	283	FR4	Pad Per Hole plated-thru holes	T42-1	R32		
574-8015	8015	B6	6.0	4.0	72	FR4	Pad Per Hole, 2 sides	T42-1, K24C	R32		
574-8016	8016	B6	9.0	6.0	165	FR4	Pad Per Hole, 2 sides	T42-1, K24C	R32		
574-8016-1	8016-1	B6	6.0	6.0	165	FR4	Pad Per Hole, 1 side, plated	T42-1, K24C	R32		
574-106P106-1	106P106-1	B6	10.6	10.6	275	CEM-1	Pad Per Hole and Ground Plane 2 sides	T42-1	R32		

Eurocard Size Circbords

- Eurocard Size: 100mm x 160mm
- 0.6mm hole diameter (Combo hole diameter 0.6mm and .042")
- 1.575mm thickness
- Material: FR4 Epoxy glass

For quantities greater than listed, call for quote.

MOUSER STOCK NO.	Vector Part No.	Fig.	Dimensions: in.		Grid	Description	Price Each	
			H	W			1	10
574-8017	8017	B6	3.94	6.30	2mm x 2mm	Pad Per Hole plated thru-holes		
574-8018	8018	B6	3.94	6.30	2mm and 0.100"	Pad Per Hole and 2mm Combo		
574-8019	8019	B1	3.94	6.30	.100" x .100"	38 Tracks/63 Holes Per Track		
574-8021	8021	B6	3.94	6.30	.05" x .05"	Pad Per Hole plated thru-holes		

VECTORBORD® PLUGBORDS

- All bus and circuit patterns are solder-coated
- .042 hole diameter
- .062" thickness
- .100" Grid
- Material: FR4 epoxy glass or CEM-1 epoxy glass composite
- Wire Wrap Terminals: T44, T46, T49, T68
- Wire Wrap Socket Pin: R32

For quantities greater than listed, call for quote.

MOUSER STOCK NO.	Vector Part No.	Fig.	Dimensions: in.		16 Pin DIP	Material	Description	Extender	Recommended Card Cage	Price Each	
			W	H						1	10
30 Contacts - .156" Spacing											
574-3797-2	3797-2	C4	4.5	2.73	4	CEM-1	3-Hole Solder Pad	3690-10	CCK 12 Series		
44 Contacts - .156" Spacing											
574-3662-5	3662-5	C8	4.5	4.5	40	CEM-1	Plated Contacts Only	3690	CCK 13 Series		
574-4112-5	4112-5	C9	4.5	4.5	8	CEM-1	Zig-Zag Buses	3690	CCK 13 Series		
574-3662	3662	C5	6.5	4.5	50	CEM-1	Plated Contacts Only	3690	CCK 13 Series		
574-3677-2	3677-2	C4	6.5	4.5	12	CEM-1	3-Hole Solder Pad single-sided	3690	CCK 13 Series		
574-4112	4112	C4	9.6	4.5	40	FR4	3-Hole Solder Pad Zig-Zag Bus Pattern	3690-10	CCK 13 Series		
574-4112-4	4112-4	C9	6.5	4.5	25	CEM-1	3-Hole Solder Pad/Overall Ground Plane	3690	CCK 13 Series		
574-3677	3677	C4	9.6	4.5	21	CEM-1	3-Hole Solder Pad single-sided	3690	CCK 14 Series		
3Ux160mm, 6Ux160mm, and 9Ux280mm											
574-E160-3U-1	E160-3U-1	C6	6.3	3.94	35	FR4	Pad Per Hole	--	CCK160-3U		
574-E160-3U-3	E160-3U-3	C10	6.3	3.94	45	FR4	Voltage Ground Plane	--	CCK160-3U		
574-4614	4614	C4	6.3	3.94	20	FR4	3-Hole Solder Pad	--	CCK160-3U		
574-4615	4615	C4	6.3	9.19	50	FR4	3-Hole Solder Pad	--	CCK160-3U		
BUS SPECIFIC - IBM PC, XT - .100" Spacing											
574-4613-3	4613-3	C6	13.25	4.2	154	FR4	Pad Per Hole	3290-26	--		

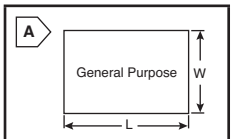

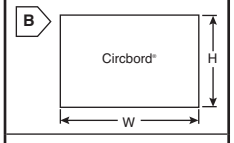

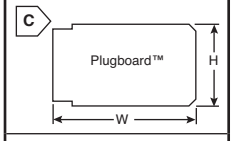

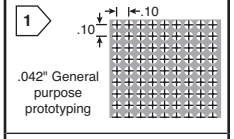

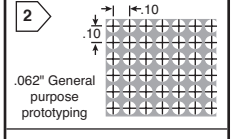

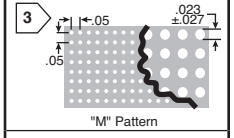

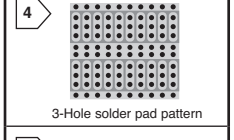

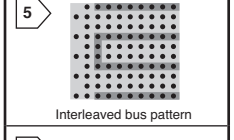

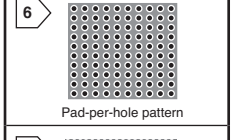

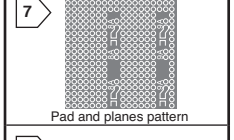



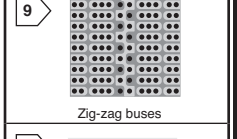



© Copyright 2014 Mouser Electronics

© Copyright 2014 Mouser Electronics

Product Index

A

Adapters
AC Adapters 1236, 1922-1932
Bluetooth . . . . . (See “B” Section)
D-Sub 47
I/O 361, 1413, 1416
Modular 46, 47, 202, 1413
RF 230, 1110, 1362, 1367-1369,1375, 1378, 1379, 1382-1384, 1386, 1389
SMT 154, 1110, 1965
Socket 25, 1110, 1769
Alarms 1331, 1775-1777, 1857, 1920
Alligator Clips 1958
Alternistors . . . . . (See Semiconductors)
Amplifiers . . . . . (See Semiconductors)
Analog ICs . . . . . (See Semiconductors)
Antennas 10, 14, 15, 21, 23, 25, 54, 62, 63, 230, 676, 1132, 1293, 1294, 1300, 1301, 1388, 1398
ANT 19
Arrays
Capacitor 742, 931, 941, 972, 989, 996
LED 79, 99, 100, 106, 128, 139
Resistor 734-744
Attenuators 369, 370, 385, 443, 548, 560, 767, 1122, 1386, 1700
Audible Signal Devices
Alarms 1775-1777
Benders 1778
Buzzers 1772, 1773, 1775-1777
Electret Condenser Microphone 1780
Elements 1773, 1778
Hardware 1365, 1776
Indicators 1776, 1777, 1779, 1782
Piezo 1776-1778, 1781
Ringers 1773, 1776
Sirens 1777, 1782
Sonalerts 1775-1777
Speakers 1774, 1777, 1781, 1782
Transducers 1774, 1776-1778, 1782
Automotive
Capacitors 944, 959, 970, 983-986, 1007-1010, 1013, 1016, 1036, 1092
Connectors 130, 704, 1476-1480, 1482
LED . . . . . (See LED Indication)
Relays 1721-1725, 1740

B

Basic Stamp 57
Batteries
A 53, 1805, 1938
C 23, 1278, 1805, 1938, 1956
D 23, 482, 1805
F 23
N 23
9V 23
Chargers 467, 480, 482, 505, 776, 1902
Coin Cell 1938
Computer 776
Electronic 36, 500, 1805, 1951
Lithium 535, 1938
Rechargeable 53, 1938
UPS 1902
Battery Accessories
Chargers 467, 480, 482, 505, 776, 1902
Clips 1692, 1943, 1945
Holders 1828, 1939-1945
Indicator Labels 1945
Snaps 1578, 1943, 1944
Spring Contacts 1943, 1945, 1956
Binding Post 1359, 1579, 1959
Blowers 1838
Bluetooth
Adapters 25, 50, 231
Antennas 23, 25, 54, 1301
Connectors 23, 25, 1404
Crystals 1122
Data Transmission . . 9, 11, 17-19, 23, 25, 54, 417
Evaluation Kits 9, 17, 18, 23, 231
ICs 19, 33, 417, 424
Interface 11, 33, 54
Modules 5, 9, 11, 12, 16-18, 23, 25, 33, 50, 54, 231, 1122, 1297
SAW Filters 1133
Boxes . . . . . (See Enclosures)
Breadboards 221, 1963-1967
Buzzers 1772, 1773, 1775-1777

C

Cabinet Accessories 128
Cable . . . . . (See Wire and Cable)
Cable Assemblies . . . . . (See Wire and Cable)
Cable Ties 1304, 1305
Capacitors
Aluminum Electrolytic
5mm 845, 898, 906
7mm 898, 901, 912
Axial 880, 913, 926, 927
Bi-Polar 854, 855, 902, 912
Double Layer 894, 897-899
Flatpack 880
General Purpose 85°C . . 842, 843, 854, 855, 861, 877-881, 885, 889-891, 901-903, 906, 908, 912, 913, 925-927
High Capacitance 851, 852, 855, 861, 866-869, 871, 878-880, 885, 889, 891, 892, 899, 900, 903, 912, 913, 915, 916
High Frequency 871
High Reliability 849, 850, 866, 871, 902, 907, 910, 911, 914
High Ripple 849-853, 855, 866, 867, 869, 871, 879, 880, 886, 890, 891, 902, 905, 910
High Temperature . . 842, 844-853, 855-858, 861, 863, 866-869,871, 875, 876, 878, 879,881, 882, 888-890, 901, 902, 904, 906, 909-911, 913, 914,920, 923, 925, 926
High Voltage 866, 879-882, 885, 888, 889, 891, 898, 903, 904, 907-909, 913-916, 926, 927
Kit 896
Low ESR 842, 850-852, 855-858, 862, 863, 866-869, 871, 872, 876, 880, 902, 905, 920
Low Impedance 844, 845, 852, 853, 855,862, 901, 902, 910, 911
Low Leakage 891, 905, 926
Memory Backup 899, 900
Miniature 861, 906, 907, 912, 913, 922, 923, 925-927
Mounting Hardware 885
Non-Polar 905, 906
Organic . . 862, 863, 867-869, 871, 872, 880
Polymer 851, 852, 855, 863, 866-869, 871, 872, 875, 876, 897
Radial 868, 871, 876, 892, 898, 901, 907-912, 914-921, 925
Screw Terminal . . 880, 885, 890, 891, 894, 898
Snap Mount . . . 877-882, 886-890, 894, 898
Supercapacitors 892, 894-900
Surface Mount 842-859, 861-863, 866-869, 871, 872, 875,876, 880, 892, 914
Ultracapacitors 880, 892, 894-896
Ceramic
Arrays 931, 941, 972, 989, 996
Automotive 944, 959, 970, 983-986, 1007-1010, 1013, 1016, 1036
Axial 943, 1020-1022
Broadband Blocks 955
Chip 928-956, 959-962, 964-982, 985-989, 992-995, 997, 999-1013,1015, 1016, 1229
Conformal Coated . . 1019, 1020, 1022-1025
Coupling 938, 939, 1035
Disc 1027, 1035, 1036
EMI Suppression 941, 942
Fail-Safe 931, 932
Feedthru 941, 942
Floating-Electrode 931, 932, 959
Flexible Termination 928-937, 959, 1016
Flexicap 933-935
Flexiterm 928, 929, 932-934
General Purpose 965-970, 973-975, 978-980, 997, 999-1005
Half-Turn 1108
High Capacitance . . 930, 935, 941, 942, 951, 959, 961, 964, 974-978, 981, 985, 986, 999-1002, 1005, 1007, 1008, 1019, 1021-1028, 1035, 1036
High Q . . . 938-940, 946, 955, 958, 972-975, 990, 992-995, 998, 1229
High Temperature . . 930, 935, 937, 939, 942, 946-949, 951-954, 956, 957, 959, 961-963, 965-970, 973-975, 978-982, 987, 1016, 1019, 1021-1026, 1028, 1035
High Voltage 928, 929, 935, 937, 947-950, 954, 956, 959, 962, 963, 967, 981, 982, 1015, 1021-1027, 1035, 1036
Interdigitated 942
Kits 934, 951, 954, 957, 963, 964, 1229
Low ESL / Low ESR . . . 930, 940, 942, 946, 949, 964, 973-975, 988, 989
Monolithic 942, 969, 971, 984, 997, 999-1005, 1007, 1008
Molded 944, 1019, 1021, 1022
Multilayer 928-933, 935, 938-954, 956-971, 973-982, 985-987, 991-995, 997-1005, 1014-1017, 1019-1021, 1024, 1025, 1028-1034, 1036
Multi-Turn Trimmer 1107, 1108
Open-Mode . . 932, 934, 935, 937, 959, 1006
Radial 971, 1019-1036
RF Microwave 938-940, 946-948, 955, 964, 990, 1229
Standard Mode 959, 971
Surface Mount 928-1017
Tin/Lead Termination . . . 928-937, 950, 959, 960, 983, 984, 1013, 1016
Tip and Ring 945, 962, 981
Trimmer 1106-1108
Ultra Stable 930
Feedthru (Arrays & Capacitors) . . 941, 942, 1162, 1163
Film
Axial 1039, 1055, 1056
Chip 1051, 1052
DC Link 1041, 1042, 1046, 105, 1055, 1058, 1059
Dipped 1038
Film/Foil 1059, 1061-1063
Kits 1049
Metallized
Box 1044, 1056, 1063
Paper 1049
Polyester . . 1037-1039, 1044,1047-1050, 1053-1057, 1059-1061
Polyphenylene 1049
Polypropylene . . . 1037, 1039, 1044, 1045, 1047,1049, 1051, 1053, 1055-1063
Motor Run / Motor Start 1040, 1045
Orange Drop 1057
Polyester 1037-1039, 1044, 1047-1050, 1053-1057, 1059-1061
Polypropylene 1037, 1039, 1041-1047, 1049, 1051, 1053, 1055-1063
Radial 1037, 1038, 1041, 1044-1050, 1056, 1057, 1060-1062
Snubbers 1038, 1043, 1048, 1059
Suppression 1044, 1048, 1049, 1055
Surface Mount 1047
Switching 1041, 1042
High Reliability 849, 850, 866, 871, 902, 907, 910, 911, 914, 1007, 1008, 1051, 1080, 1083, 1086, 1411
Mica 1064-1066
Mounting Hardware 885
RC Networks 742
Silicon 742, 1015, 1018
Supercapacitors 892-900
Surface Mount . . . 842-864, 866-872, 874-876, 880, 892, 914, 928-1018, 1047,1064, 1065, 1067-1096, 1104-1106, 1108, 1157, 1163,1624, 1628, 1640
Tantalum
Axial 1100, 1103-1105
Chip . . . 1070-1076, 1084-1087, 1089-1096
Conformal Coated . . 1087, 1089-1091, 1096
Dipped 1097-1099, 1102
Fail-Safe Fused 1086
Frameless 1091
Hermetically Sealed 1100, 1103
High Temperature . . 1070, 1071, 1073-1078, 1080, 1082, 1084-1086, 1092, 1105
High Voltage 1079, 1080
Kits 1077, 1082, 1085
Low ESR 1068-1071, 1077-1080, 1083-1086, 1088-1090, 1092-1096, 1100, 1104
Low Profile 1067, 1068, 1075, 1080, 1090, 1096
Molded 1090-1095, 1100
Niobium Oxide 1067, 1068
Organic 1079, 1080, 1088
Polymer 1073, 1077-1080
Radial 1097-1099, 1102
Surface Mount 1067-1096, 1104, 1105
Wet 1104, 1105
Trimmer 1106-1108
Card Readers 353, 356, 365, 372, 1464, 1466, 1475
Cases 1063, 1144, 1151, 1164, 182, 1828, 1830, 1952, 1953
CCFLs 462
Chemicals 1844, 1851
Chokes/Coils . . . . . (See Inductors)
Circuit Board Indicators . . (See LED Indication)
Circuit Breakers
Seals 1696
Thermal 1353, 1771
Circuit Protection
Circuit Breakers 1771
DIN Rail 690, 1752
Filters 547, 641, 653, 654, 657, 661, 665, 669, 670, 694, 712
Fuse Blocks 719, 721, 730
Fuse Clips 719, 721, 731, 733
Fuse Holders 719-721, 730, 731
Fuses . . 694, 697, 705-718, 722-729, 732, 733
Gas Discharge Tubes 668, 680, 684, 688-690, 693
Metal Oxide Varistors 678, 682, 683, 687
ESD Devices . . . 547, 641, 653-655, 657, 661, 662, 664-667, 669-671, 676, 677, 680, 710-712
Resettable Fuses 697, 705-711
Surface Mount 547, 642, 643, 646, 657, 659, 663-668, 670-673, 677, 681, 692-694, 697, 699-701, 705, 706, 709-716, 722, 723, 729, 732, 733, 943, 1892
Surge Protectors 644, 653-655, 657, 659, 661, 662, 664-667, 669-673, 688, 690, 943
Thermal Cutoffs 711
Thermistors 358, 694-701, 703, 704
Thyristors 638-643, 664
Varistors 675-684, 686, 687, 692, 712
Voltage Suppressors . . 547, 645-650, 655-660, 662, 663, 665-669, 671-673, 675-679, 684, 688-690, 693, 943
Cleaners 370
Clips
Alligator 1958
Battery 1943, 1945
Fuse 719-722, 724, 731, 733, 1340
Heat Sink 1844
Test 1958-1961
Coils . . . . . (See Inductors)
Compiler Software 46, 202, 222
Computers, Single Board 64, 65
Connectors
0.25mm 1510, 1515, 1529, 1531, 1543
0.30mm 158, 668, 1396, 1462, 1502, 1514, 1543-1545
0.40mm 1402, 1502, 1503, 1526, 1595
0.50mm 1397, 1466, 1502-1505, 1507, 1508, 1514, 1527, 1544-1546
0.80mm 1398, 1526, 1572
1.00mm / .039" 1396, 1470, 1508, 1515, 1522, 1524, 1526, 1528, 1544, 1545, 1555, 1564, 1585
1.25mm / .049" 1487, 1515, 1529, 1531
1.27mm / .050" 1317, 1409, 1418, 1485, 1495, 1499, 1530, 1553-1555, 1955
1.50mm / .059" 1526, 1527, 1532
2.00mm / .079" 61, 86, 1396, 1459,1462, 1466, 1471, 1473,1474, 1487, 1488, 1495-1498, 1511-1513, 1516, 1527, 1531, 1533-1535, 1540, 1541, 1555, 1595
2.13mm / .084" 1518
2.36mm / .093" 1459, 1571
2.50mm / .098" 1478, 1522, 1524, 1527, 1536, 1564, 1585, 1595, 1596, 1923
2.54mm / .100" 25, 38, 86, 168, 203, 710, 711, 1077, 1138, 1370, 1408, 1409, 1479, 1483-1486, 1490-1494, 1500, 1507, 1519-1523, 1551-1553, 1555-1561, 1590, 1923, 1955, 1956
3.00mm / .118" 1537, 1538, 1568
3.50mm / .137" 1317, 1364, 1459, 1590, 1594-1596, 1603, 1604, 1607
3.81mm / .150" . . . 168, 203, 1420, 1477, 1482, 1590, 1597, 1602, 1606, 1607, 1862
3.96mm / .156" 1413, 1524, 1525, 1562
4.00mm / .157" 86, 1398, 1402, 1502, 1503, 1595, 1862
4.14mm / .163" 168, 1563, 1564
4.20mm / .165" 86, 1413, 1540, 1541, 1570, 1862
5.00mm / .197" 86, 158, 168, 1364, 1396, 1460, 1462, 1466, 1477, 1478, 1502-1505, 1507, 1508, 1531, 1544, 1569, 1590, 1593-1596, 1598, 1601, 1603, 1604, 1607, 1923
5.08mm / .200" 168, 1314, 1420, 1565, 1566, 1915
5.84mm / .230" 1487
6.35mm / .250" . . . 1343, 1344, 1567, 1591, 1933
7.50mm / .295" . . . 1460, 1591, 1593, 1601, 1607
7.62mm / .300" 168, 1420, 1591, 1600, 1601, 1607
10.00mm / .393" 1138, 1411, 1527, 1542, 1543, 1600, 1607
10.16mm / .400" 1437, 1591, 1601, 1607
AC 1340, 1342-1356
Adapters
AC 1923, 1928
D-Sub 47
I/O 1413, 1416

Product Index

Modular 46, 47, 202, 1413
RF . . . . . (See Connector/RF)
AdvancedMC™ 1409, 1475
AdvancedTCA® (ATCA®) 1409, 1475
Alligator Clips 1958
Amphe-Power® 1436
AMP-Latch 1553
AT Series 1476
ATM Series 1476
Audio 38, 197, 1358-1366, 1386, 1399
Automotive . . . . . .130, 704, 710, 711, ...1476-1480, 1482
Backplane / Card Edge
Card Edge . . .1466, 1469, 1470, 1472-1475
Compact PCI 1473, 1474
DIN 41612 . . . . . 1465, 1470, 1472
Hard Metric 1473, 1474
High Speed 1466, 1471
Memory . . . . . (See Connector/Memory)
MicroTCA 1469, 1475
PC/104 and PC/104-Plus 1500
PCI-Express 1470
Power 1469, 1471, 1474, 1475
Banana Plugs and Jacks 1359, 1959
BergStik™ 1494
Binding Posts 1359, 1579, 1959
Bluetooth . . . . . (See “B” Section)
Broadcast 1362
C-Grid® 1521
Card Edge . . . . . (See Backplane/Card Edge)
Cat 3 1392
Cat 5 . . . . . 1391-1393, 1411-1413, 1415, 1416
CHAMP® 1400, 1431
Circular
97 Series 1432
Accessories . . . . . 1435-1440, 1442, 1444, ... 1445, 1449, 1451, 1455, 1456
DIN 1365
Field Installable 1441
M8 . . . . . 1446, 1447
M12 1446-1448
Metal Shell . . . 1414, 1432-1434, 1442-1444
Micro and Mini . . . .1365, 1414, 1434, 1435, ...1440-1442, 1445, 1456
MIL-DTL-5015 Style 1432, 1433
MIL-DTL-26482 Style 1434
Plastic . . . . . 1413, 1414, 1435-1441, 1445, ... 1448-1450, 1452-1454, 1456
Push/Pull 1443-1445
RADSOK® 1436
Weathertight . . . . . 1413, 1433-1440, 1442, ... 1445, 1449, 1450, 1454, 1456
Clik-Mate™ 1531
Compact PCI 1473, 1474
Compression 1417, 1583
CT / Mini CT 1462
Datamate 1496-1498
DF3 1511
DF11 . . . . . 1349, 1512, 1513
DF12 . . . . . 1349, 1504
DF13 1510
D-Subminiature
Adapters 47
Backshells/Hoods/Housings
Metal 1418-1420, 1430
Plastic 1418, 1430
Cable Assemblies 1398, 1399, 1420
Combination 47
Contacts 1427-1429
D Ribbon 1418
Hardware 1423, 1429, 1431
High Density 1421, 1423, 1428
IDC 1418, 1419, 1431
Kits 47, 1418, 1420, 1429, 1430
Machined Contact 1424
Metal . . 1398, 1410, 1418-1420, 1424-1430
Micro-D 1420
Mini-D 1418
Mixed Contact 1427
Stacked 1428
Water Resistant / Waterproof . . . . . 1410, ...1421-1423
DC Power 1348, 1357, 1923
DIN
41612 . . . . . 1465, 1470, 1472
Accessories 1465, 1763
Circular 1365
DIN Rail 1752, 1762, 1763, 1920
Displayport™ 1397, 1399, 1400
Dubox™ 1493
DuraClik™ 1516
DVI 1399
ECOIMATE 1436, 1481
Ethernet . . . . . .38, 43, 197, 203, 1399, 1408, ...1410-1415, 1595, 1923
Factory Automation 1476
Faston 1586, 1587
Ferrules 1584, 1585
FFC/FPC (Flexible Printed Circuit) . . . . . .1489, ... 1502, 1508, 1514, 1543, 1544, 1546
Fiber Optic
Cable Assemblies 168, 1412
Connectors 163, 168, 1397, 1412, 1414
Filtered
Inlets . .1345, 1347-1350, 1352, 1353, 1355
Modules . . . . . 1345, 1347-1350, 1352, ... 1353, 1356, 1937
FireWire (IEEE 1394) 1339, 1416
Flat Flex Cable 1544, 1545, 1547, 1548
Flat Ribbon Cable . . . . . .1484, 1485, 1488, ... 1491, 1492
Futurebus 1473
Han® Max/Industrial Ethernet 1412-1415
HandyLink™ 1398
Hard Metric 1473, 1474
HDMI
Cable Assemblies 1339, 1399, 1401
Connectors 38, 1339, 1399, 1401
Headers
0.50mm 1502-1505, 1507
1.00mm / .039" 1470, 1487, 1528
1.25mm / .049" 1487, 1529, 1531
1.27mm / .050" . . . . . .1485, 1495, 1499, ...1530,1553, 1555
1.50mm / .059" 1532
2.00mm / .079" . . . .1459, 1473, 1487, 1495, . . 1511, 1512, 1531,1533-1535, 1555, 1595
2.13mm / .084" 1518
2.36mm / .093" 1459
2.50mm / .098" 1536, 1595, 1596
2.54mm / .100" . . . . . 38, 1479, 1483-1485, ...1490-1494, 1500, 1507,1520, ... 1521, 1523, 1551-1553, 1555-1561
3.00mm / .118" 1502, 1537, 1538
3.96mm / .156" 1524
4.14mm / .163" 1564
4.20mm / .165" 1541, 1570
5.00mm / .197" 1569
5.08mm / .200" 1566
6.35mm / .250" 1567
7.50mm / .295" 1601
10.00mm / .393" 1542, 1600
Box 1457, 1484
Breakaway . . . . . .1483, 1494, 1521, ...1523,1525, 1551
DIN 41612 . . . . . 1465, 1470, 1472
Hard Metric 1473
High-Temp 1595
IDC . . . . . .1457, 1485, 1487, 1491, 1492, ... 1553, 1555, 1560, 1561
Latch/Ejector . . . . . .1491, 1492, 1495, ...1556,1603, 1604
Low Profile . . . . . .1459, 1484, 1491, 1493, ... 1520, 1530, 1555, 1559, 1595
Pin Strip . . . . . .1483, 1494, 1521, 1523, ... 1525, 1551, 1593, 1594
Shrouded . . . . . .1485, 1491, 1493, 1495, ... 1520, 1535, 1536, 1558, 1561
Terminal Block 1593-1604
Unshrouded 1494, 1495, 1553
Wire to Board . . 1458, 1459, 1509, 1510, 1529
High Density . . . . . .1370, 1421, 1423, 1428, ... 1446, 1453, 1478
IDC
Cable 1317, 1485, 1548
D-Sub 1418, 1419, 1431
Dust Covers / Strain Relief . . . . .1419, 1431, ...1486, 1487, 1548, 1553, ... 1560, 1561, 1566
Headers . . . . . .1457, 1485, 1553, 1555, ... 1560, 1561
Plugs . . 1418, 1419, 1485, 1488, 1548, 1555
Receptacles . . 1418, 1492, 1555, 1560, 1562
Socket . . . . . 1418, 1419, 1448, 1486-1488, ... 1548, 1562, 1566
IEEE 1394 1416
iGrid™ 1533
I/O
Displayport™ 1397, 1399, 1400
DVI 1399
FireWire (IEEE 1394) 1339, 1416
HDMI 1339, 1399, 1401
High Speed 1400, 1403-1405, 1408
Infiniband 1403, 1407
MicroTCA 1409
MiniSAS 1405, 1408
PC/104 and PC/104-Plus 1500
QSFP 1405-1407
SCSI 1408, 1409
Serial Attached SCSI (SAS) 1408, 1409
SFP / SFP+ 1403, 1404, 1406, 1407
ST Series 1396
USB
Micro-USB 1394, 1395, 1400, 1403
Mini-USB 1394, 1395, 1400, 1401
Standard . . . . . .1394, 1400, 1401, ... 1403, 1410, 1411, 1416
VHDCI 1398
XFP 1406
Z-Pack 1473
Industrial
Ethernet 1410-1415, 1923
USB 25, 1402, 1410-1412
Infiniband 1403, 1407
Inlets 1340, 1342, 1344-1353, 1355
Interface Modules 13
iPass 1408
Jacks
Audio 1358-1361, 1363-1366
Banana 1359, 1360, 1959
DC Power 1357
DIN 1365, 1366
Modular . .61, 1390-1392, 1401, 1402, 1410
Phone 1358, 1361, 1363, 1364
Phone (RCA) 1358, 1361, 1365
Test 61, 1360, 1385, 1388, 1577, 1959
Tip 1360
XLR 1358, 1361, 1365, 1366
Jumpers
Cable 1545
Shunts 1490, 1499, 1521
Terminal 1589
Test Leads 1961
Keying Plugs . . 1455, 1549, 1559, 1563, 1570
Kits
Designer/Service 1517
D-Sub 47, 1418, 1420, 1429, 1430
Modular 46, 47, 202, 1393, 1413
Pin and Socket 1517
Terminal 1077, 1584, 1585
KK® Series 1522-1525
Lighting Connectors . .86, 92, 1435, 1457-1463
M8 . . . . . 1446, 1447
M12 1446-1448
Mate-N-Lok
Commercial 1565, 1566
Micro 1568
Mini 1563, 1564
Universal 1566-1568
Memory
Compactflash® 1465-1468
DDR2 . . . . . 38, 1468
DDR3 . . . . . 1466, 1468
DIMM 1466, 1468
Keys 1411
microDIMM 1468
microSD™ 1464, 1466-1468, 1475
miniDIMM 1468
miniSD™ 1464, 1466, 1467
MMC 38, 1464
SD™ . . . 38, 1464, 1465, 1467, 1468, 1475
SIM Card 1464-1467, 1475
Smart Card 1466
Metrimate 1569
Metral 1471
Mezzanine 1507, 1572
Micro-fit 3.0™ 1537, 1538
Micro-MaTch 1554
MicroTCA™ (μTCA™) 1409, 1469, 1475
Micro-USB 1394, 1395, 1400
Milli-Grid 1534, 1535
Mini-Clamp 1488
Mini-D Ribbon 1418
Mini-Fit
BMI™ 1542
H2O™ 1540
Jr.™ 1539-1541
Sr.™ 1542
Mini SAS 1405, 1408
Minitek™ 1495
Mini-USB . . 47, 1394, 1395, 1400, 1401, 1412
Modular
Cable Assemblies . . . . . .46, 47, 202, ... 1401, 1412, 1413
Couplers 1393
Jacks 1390-1392, 1401, 1410
Plugs 1390, 1393, 1413
Power Over Ethernet (POE) 1391
RJ45 . . . . . .1391, 1512-1514
MT Series 1559, 1761
MTA Series 1560-1562, 1657
MTE Series 1557, 1558
Outlets . . . . . 1340, 1342, 1345-1348, ...1350-1353, 1355, 1460
Patch Cord Assemblies . . (See Wire and Cable)
PCI-Express 1408, 1470
PC Pins / Receptacles 1956
PicoBlade™ 1529
Pico-Clasp™ 1528
Pico-EZmate™ 1516
Pico-Spox™ 1532
Pin and Socket
1.00mm / .039" 1528
1.57mm / .062" 1517, 1571
2.00mm / .079" 1466, 1540, 1541
2.13mm / .084" 1518
2.36mm / .093" 1571
2.54mm / .100" 1500
3.00mm / .118" 1537, 1538, 1568
3.96mm / .156" 1562
4.14mm / .163" 1563, 1564
4.20mm / .165" 1540, 1541, 1570
5.00mm / .197" 1569
5.08mm / .200" 1565, 1566
6.35mm / .250" 1567
PC 104 and PC 104+ 1500
Plugs
AC 1342, 1358, 1928
Banana 1359, 1360, 1959
DC Power 1357
DIN 1365, 1366
Modular 1390, 1393, 1413
Phone 1358, 1361, 1364
Phono (RCA) 1358, 1361, 1365
Tip 1360
Water Resistant / Waterproof . . . 1413, 1433, ...1434, 1436, 1442, 1445, ... 1449, 1450, 1456
XLR 1358, 1361, 1365, 1366
Power
AC . . . . . 53, 1340, 1342-1353, ...1355, 1356, 1358, 1915, ... 1916, 1920, 1923, 1928, 1933
Circular 1453, 1454
DC Power 1348, 1357, 1923
Entry Modules 1343-1353, 1937
Heavy Duty 1481
IEC . . . . . 1340, 1342, 1344-1353, ... 1355, 1916, 1920
Rectangular 1496, 1540-1542
Quickie™ 1491, 1492
Radsok® 1436, 1481
RF
1.0/2.3 1371
2.92mm 1377
Adapters . . . . .1362, 1367-1369, 1375,1378, ...1379, 1382-1384, 1386, 1389
AMC 1375
BNC . . . . . .1337, 1362, 1367, 1368, 1370, ...1371, 1381, 1385-1387, 1958
F Series 1362
H.FL 1384
High Frequency Edge Mount 1376
MCX/MMCX . . . 1337, 1338, 1368, 1379, 1385
Mini BNC 1370, 1381
N Series 1367, 1374, 1378
QMA 1369, 1375
SMA . . . . . .13, 1337, 1338, 1367, ...1368,1372,1376, 1377, ... 1384-1386,1388, 1389, 1958
SMB . . . . . .1337, 1368, 1371, 1373, ... 1378, 1385, 1389, 1440
SMK 1377
SMP 1375, 1385
Stainless Steel 1376
Terminators 1367, 1382, 1386
TNC 1367, 1374, 1380
Twin-Axial 1373
UHF 1373
U.FL 21, 23, 1383
W.FL 1384
SCSI 1408, 1409
Serial Attached SCSI (SAS) 1405, 1408
SFP / SFP+ . . .168, 203, 1402-1404, 1406, 1407
Shunts . . . . . (See Connectors/Jumpers)
SL™ 1519, 1520, 1923
SlimStack™ 1526, 1527
Smart Card 1466
Sockets
AC 1575
Boardmount 1418, 1486, 1566
Burn-In 1575
Compact PCI 1473, 1474
DDR2 1468
DIMM 1466, 1468
IC 1575
IDC 1448, 1486-1488, 1548, 1562
In-line 1569
PCB . . . . . .25, 1541, 1542, 1548, ...1563-1565, 1567, 1574
PLCC 1575
QFP 1575
SOP 1575
Surface Mount . . . .1418, 1459, 1463, 1466, ... 1487, 1489, 1509, 1528
TSOP 1575
Wiremount 1485-1488
Solar 1417
Solderless . . . . . .13, 1360, 1463, ... 1580-1583, 1586-1588
SPEEDCON 1446
SPOX™ 1536
Terminal Blocks
2.50mm / .098" 1595, 1596
2.54mm / .100" 1590
3.5mm / .137" . . . . . 1590, 1594-1596, ...1603,1604, 1607
3.81mm / .150" . . . . . .1590, 1597, 1602, ... 1606, 1607
4.00mm / .157" 1595

Product Index

5.00mm / .197". . . . .1590, 1593-1596,1598, ... 1601, 1603, 1604, 1607
5.08mm / .200". . . . . .1591, 1597, 1599, ... 1602, 1606, 1607
6.35mm / .250". 1591
7.50mm / .295". . . . 1591, 1593, 1601, 1607
7.62mm / .300". . . . 1591, 1600, 1601, 1607
9.52mm / .375". 1591
10.00mm / .393". 1600, 1607
10.16mm / .400". 1591, 1601, 1607
15.00mm / .590". 1591, 1600, 1601
Accessories 1589, 1602, 1606
Barrier 1589
Eurostyle . . . . . 1590, 1591, 1593-1602, ... 1606, 1607
Ferrules 1584
Fixed 1594, 1595
Panel Mount. 1590, 1602, 1606
Pluggable . . . . . 1590, 1591, 1593-1599, ... 1601, 1602, 1606, 1607
Terminal Strips 1579
Terminals and Splices
Butt Splices . . 1580, 1582, 1583, 1586, 1587
Closed End Splices 1588
Compression 1583
Couplers. 1580, 1581
Crimp . .1314, 1516, 1519, 1522, 1524, 1529, ... 1532, 1534, 1536, 1583, 1584, 1587
Disconnects 1581-1583
Faston 1586, 1587
Ferrules 1584, 1585
Fork 1577, 1582, 1583
Heat Shrink 1314, 1315, 1581
PCB . . . . . .1516, 1522, 1524, 1529, 1541, ... 1542, 1574, 1589, 1593-1595, ...1597-1601, 1603, 1604
PTFE 1576, 1577
Ring 1580, 1582, 1586-1588
Snap Plugs. 1580
Solder Lugs 1578, 1579
Spade. 1580, 1586-1588
Test Points 1577, 1579
Wire Connectors 1479, 1588
Test Points 1577, 1579
Tools. . . . . .(See "T" Section)
Triad™ 1407
Trim Trio™ 1449-1451
USB
Cable Assemblies . . . . . .25, 46, 47, 202, ...1339, 1394, 1395, 1401, ... 1411, 1412, 1416, 1928
Connectors. . . . . .13, 23, 25, 38, 46, 47, ...61, 202, 1339, 1394, 1395, ...1397, 1400-1403, 1410-1412, ... 1416, 1467, 1928
VHDCI 1398
X2. . . . . 168, 1960
XFP 168, 1406
XLR 1358, 1361, 1365, 1366
Z-Pack 1473, 1474
Contactors. 1736, 1738, 1769
Controllers
LCD . .66, 67, 76-78, 188, 192, 220, 313, 1766
Programmable . . . .46, 47, 202, 243, 276, 313, ... 366, 373, 446, 474, 502, 1767
Temperature . . . 57, 203, 356, 373, 1767, 1857
Converters. . . . . (See Semiconductors)
Core Modules . . . . . (See Semiconductors)
Counters . . . . . 234, 255, 257-262, ...1766-1768, 1951, 1952
Crystals
Automotive 1131, 1139, 1140
Chipset. 1115
Cylinder Type 1134
Leaded . . . . . .1119-1121, 1129, ...1134-1136, 1141-1143
Microprocessor. 1115-1117, 1119-1121
Saw Filters 1118, 1131, 1133
Sealing 1139, 1140
Surface Mount . . . . . 1109, 1110, 1115-1122, ... 1126-1130, 1134, 1135, 1139-1143
Tuning Fork Watch 1121, 1129, 1142

D

DC-DC Converters . . . .366, 400,463-465, 483, ...484, 492, 501, 535, 1179, 1236, ...1864-1892, 1902, 1907, 1914, 1921
Development Kits. . . . . (See Kits)
Development Tools. . . . . 18, 26, 27, 29-31, 35, ... 36, 39, 41, 57, 65,187, 188, ...200-202, 211, 215-217, 221, ... 223, 224, 226-238, 312, 322, 353, ... 358, 369, 420, 471, 495, 501, 1515
Device Servers 21, 40, 43, 51, 52, 55, 60
Digital Panel Meters 1946-1948
Digital Potentiometers. . .(See Semiconductors)
Diodes . . . . . (See Semiconductors)
Directional Couplers 4, 371, 945, 1294
Display Controllers. . . .47, 66, 67, 69, 78, 183, ... 186, 199, 210, 216, 223, 309, 311-313, ...322, 336, 366, 373, 453, 536, 1328, ...1330, 1766, 1767, 1784, 1786, ... 1860, 1888, 1916, 1921, 1948
Displays
Accessories 38, 64-71, 76, 78, 1766, 1947
Alphanumeric 79, 80
Dot Matrix. 72, 76, 77, 79
LCD
Character 69-78
Chip on Glass (COG). 68, 71, 76, 77
Controllers 66, 67, 69, 76-78, 1766
Drivers 67, 82
Graphic 38, 66-70, 72-75, 78
Interface 38, 66, 669, 1400
Inverters 71
RGB Backlights 68
Serial Interface. 66, 76, 375
TFT Displays 66-68, 70, 71, 74, 76, 77
Touch Panels 69, 70
Touch Screen. 67, 69, 70, 74
Touch Screen Controllers. 67, 69
VFD Displays 76, 77
LED . . . . . 68, 70, 71, 73, 74, 78-82, ...375,400, 705, 1946, 1947
Light Bars 79
Modules . . .38, 66, 67, 69-74, 76, 77, 231, 361
Numeric
1 Digit. 79-81
2 Digit. 79, 80
3 Digit. 72, 79
4 Digit. 72
5 Digit. 72
6 Digit. 72
8 Digit. 72
OLED 67, 75, 669, 1652

E

EEPROMS . . . . . (See Semiconductors)
Embedded Modules . . . .6-9, 11, 12, 16-18, 20, ... 22,23, 25, 28, 31, 34-63
EMI / RFI Suppression
Arrays. 654, 657, 665, 941, 1149, 1159
Capacitors . . . . . .941, 942, 1035, 1044, ...1157, 1162, 1163, 1934
Ferrite Beads . . . . . .1144, 1145, 1149-1151, ...1153-1157, 1160, 1161, ... 1165-1168, 1194, 1280, 1282
Filters, Snap-On. 1144, 1145
Gaskets 1146, 1148, 1152
Kits. 1163
Leaded Disc-Type 1156
Power. . . . . .653, 661, 1158, 1160,1164, 1194, ... 1238, 1240, 1241,1280, 1282, ...1345, 1347-1350,1352, 1353, ...1355, 1933-1937
Sheets 1149
USB 653, 661, 669
Enclosures
Accessories . .86, 128, 168, 1396, 1436, 1819, ...1825, 1827-1829, 1831, 1832, 1960
Aluminum 86, 884, 1960
Cabinets. 128, 1447
Consoles 1829
Desk Top 50, 1821, 1829, 1832
Die-Cast. 1430, 1960
DIN Rail Mount. 1818
Key Fobs 1820, 1823, 1831
NEMA. 1819, 1820, 1822
Plastic. . . . . 86, 1063, 1151, 1158, ...1164, 1818-1832, 1921
Potting Boxes. 1821, 1824
Small Metal 1960
USB 1953
Utility 1818
Watertight. 1819, 1820, 1822, 1830
Encoders
Incremental 1635, 1636
Infrared. 179
Optical 179, 1635
Rotary. 1635
Energy Harvesting 36, 37, 53
EPROMs, EEPROMs. . . (See Semiconductors)
Epoxies . . . . . .712, 773, 775, 776, ... 997, 1080, 1085, 1164, 1731

F

Fans
AC 167, 1833, 1834, 1917, 1918
Accessories 1838-1840
DC 167, 1834-1837
Flatpaks 1838
Impellers. 1838
Power Cords 1840
Tubeaxial 1833-1837
Ferrites . . . . . .13, 1144, 1145, 1149-1151, ...1153-1157, 1160, 1161, ...1165-1168, 1175, 1194, ... 1199, 1202-1215, 1233, ...1234, 1266-1268, 1280, 1282, 1288
Ferrules 1584, 1585
Fiber Optic Products
Amplifiers 1798
Cable 168, 1412, 1414
Connectors. 163, 1397, 1412, 1414
Transmitters/Receivers 163, 164, 168
Filters
Band Pass 332, 1294, 1295, 1297, 1299
EMC / EMI / RFI. . . . .547, 653, 654, 657, 661, ...665, 669, 670, 1035, 1126, ...1144-1146, 1149, 1151, ... 1153-1159, 1161-1164, 1166, ... 1280, 1345, 1347-1350, 1352, 1353, ...1355, 1356, 1732, 1933-1937
Fan. 1840
Line . . . 654, 661, 1035, 1347, 1349, 1350, 1352, ...1353, 1355, 1356, 1933, 1935-1937
Medical. 1345, 1349, 1933, 1937
Modules . . . . . 940, 1345, 1347-1350, ... 1352, 1353, 1872, 1937
SAW 1118, 1131-1133, 1298
Flash Memory . . . . . (See Semiconductors)
Flat Flex Cable Assemblies . . . . . .1544, 1545, ... 1547, 1548
FPC Connectors 1502, 1543, 1544
FPGAs . . . . . (See Semiconductors)
Fuses
Automotive 697, 704, 710, 711, 729
Blocks. 719, 721, 730, 731
Ceramic 697, 712, 717, 723, 727, 728
Fast-Acting. . . . . 710, 712-715, 717, ...718, 724-729, 732
Fuse Clips 719, 721, 731, 733
Holders. 719-721, 724, 730, 731, 733
Kits. 500
Polymer ESD Devices 710
Resettable 697, 705-711
Slo-Blo®. 712, 713, 724, 726-729, 732
Subminiature 716, 725, 729
Surface Mount . . . . . .694, 697, 705, 706, ... 709-716, 722-724, 729, 732, 733
Time Delay . .714, 716-718, 722, 725, 728, 732

G

Gas Discharge Tubes. . . . . .668, 680, 684, ...688-690, 693
Generators . . . . . (See Test Equipment)
GPS (Global Positioning System) . . .9, 13, 15, ...33, 62, 63, 66, 352, 370, 420, ...1131, 1133, 1177, 1179, 1293, 1298
Grommets 160, 1430, 1570

H

Handles 155, 880, 1278, 1360, 1671
Hardware
Boot Seals 1637, 1657, 1659, 1669, 1696
Brackets. 798, 805
Bushings 1315
Cable Mounting 1306
Clips 154, 159, 1306, 1752, 1824, 1844
Fasteners. 1788
Ferrules 1584
Grommets 160
Handles 155
Insulators 155, 1787, 1788, 1844
Kits. . . . . .21, 39, 216, 226, 230, 1429, ... 1462, 1463, 1584, 1844
Knobs. 1688, 1783-1786
LED . . . . . 111, 130, 153-160, 163, 168, ... 216, 230, 1462, 1463, 1752, 1788
Metric 1790
Nylon PCB 1788, 1789
PCB Card Guide 155
PCB Supports 1788, 1789
Resistor Mounting 798
Screws 885, 1752, 1785
Spacers . . . 153, 156, 158, 159, 1787, 1788, 1790
Splices 1314, 1315, 1587
Standoffs 154, 156, 160, 1788, 1789
Strain Relief 1314, 1431
Terminal Post 1967
Washers. 1365, 1787, 1844
Headers . . . . . (See Connectors)
Heat Shrink
Tubing 1307-1311, 1313-1316
Shrink Tubing Kits 1311, 1313, 1316
Solder Splices / Sleeves 1315
Heat Sink Compound. 1844, 1851, 1852
Heat Sinks . . . . . 1709, 1739, 1841-1852, ...1855-1857, 1892
Hook and Loop Fasteners 1305, 1788

I

Identification. 239
Indicators
Circuit Board . . .111, 112, 121-124, 136, 141, 144
Incandescent 112
LED . . . . . 61, 107, 108, 111, 112, 114, ...118-124, 136, 141-144, 148, ... 153, 1709, 1739, 1752, 1755, 1920
Neon. 112, 114
Non-Relampable 112, 118, 142
Panel Mount. . . . . 107, 108, 111, 112, 114, ... 118-120, 142, 143, 148, 1709, ... 1739, 1752, 1777, 1782
Surface Mount . . 107, 118, 121, 122, 141, 148
Inductors
Air Core 1198, 1199, 1233, 1235
Axial . . . . 1157, 1167, 1169, 1196, 1197, 1238, ...1244-1250, 1274, 1275, 1282
Beads. . . . . .1145, 1150, 1153-1156, ... 1165, 1167, 1168, 1183, 1194, ...1259,1266, 1267, 1280, 1282
Bobbin 1194, 1239-1241
Chip . . . . . .1150, 1153-1155, 1157, 1159, ... 1165, 1168, 1180, 1181, 1183, ... 1185, 1191, 1192, 1194, 1195, ...1199, 1201, 1229, 1232-1237,1243, ... 1248, 1253-1260, 1264-1269, 1277-1280
Chokes / Coils. . . . 1175, 1176, 1183, 1186, 1194, ...1196-1224, 1226, 1233-1247, 1252, ... 1273, 1278, 1280, 1281, 1288, 1292
Common Mode. . . . . 1181, 1186, 1228, ...1233, 1236, 1237, 1239, 1266, ... 1273, 1280, 1281, 1291, 1292
EMI Suppression . . . . . 1144, 1145, 1147, ...1150-1157, 1159, 1161, 1162, ... 1165-1168,1237, 1238, 1240, 1241, 1282
Ferrite. . . . 1144, 1145, 1150, 1151, 1153-1157, ... 1161, 1165-1168, 1175, 1194, ... 1199, 1202-1215, 1233, 1234, ...1266-1268, 1280, 1282, 1288
Fixed . .1198, 1199, 1202-1215, 1229, 1244-1252
High Current. . . 1155, 1165, 1174, 1176, 1179, ... 1193-1195, 1197-1199, 1221, 1222, ...1238, 1240, 1241, 1253, 1263-1265 . . . .1274, 1275,1277, 1278, 1281, 1287, 1288
High Frequency . . . . . 1145, 1151, 1177, 1221, ... 1222, 1233-1236, 1251, ...1252,1260, 1277, 1279, 1301
High Q . . . 1177, 1191, 1229, 1231-1236, 1252, ... 1253, 1260, 1275, 1279, 1280
Kits. . . 1152, 1183, 1191, 1229, 1280, 1285, 1292
Molded . . 1175, 1196, 1231, 1274, 1275, 1279
Multilayer . . . . . 1165, 1177, 1181, 1191, 1233, ... 1234, 1259, 1260, 1266, 1280, 1282
Non-Shielded . . . . . .1175, 1178-1180, ...1185, 1192, 1194
Power. . . . 1169-1172, 1174, 1176, 1178-1190, ... 1192, 1194, 1200-1223, 1225, ...1226,1236, 1238-1243, 1248, 1249, ...1253-1259, 1261-1264, 1266, ... 1270-1272, 1278, 1280-1286, 1290-1292
Radial. 1238-1240, 1274, 1280
Shielded . . . . . 1147, 1172, 1173, 1175, 1178, ... 1179, 1181, 1183, 1184, 1187-1190, . . . 1194, 1196, 1200, 1201, 1203-1215, 1218, . . . 1220-1222, 1234, 1236, 1240, 1241, 1252, ... 1253, 1261-1263, 1268, 1272, 1274, ...1276-1278, 1280, 1282, 1290, 1291
Surface Mount . . .1150, 1153-1155, 1157, 1159, ...1165, 1167, 1168, 1170-1174, ... 1178-1180, 1183-1189, 1191, 1192, ...1194, 1195, 1198, 1199, 1202-1215, ...1217-1228, 1230, 1232-1235, 1237, ... 1239-1247, 1253-1258, 1261-1263, ...1267-1271, 1276-1292
Toroidal. . . . . 1167, 1193, 1195, 1197, ...1239-1241, 1254
Wirewound . . . . 1191, 1194, 1197, 1229, 1231, ...1235, 1237, 1238, 1240, 1241, ...1254, 1264, 1265, 1274, 1279, ... 1280, 1288, 1289
Insulators
Mica 1844
Transistor 1788
Integrated Circuits . . . . (See Semiconductors)
Inverters . . . . . 71, 230, 254, 255, 257-262, ...264-266, 268-271, 1051, ... 1164, 1216, 1710, 1805

J

Jacks . . . . . (See Connectors)
Joysticks 812

Product Index

Jumpers. . . . . (See Connectors)

K

Key Fobs 22, 1820, 1823, 1831
Keyboards 65, 313
Kits
Capacitors . . . . .800, 896, 934, 951, 954, 957, ...963, 964, 1049, 1064, 1065, 1077, ...1078, 1082, 1084-1086, 1163, 1229
Connectors. . . .13, 21, 23, 25, 38, 46, 47, 202, ... 1340, 1379, 1386, 1389,1413, ...1418, 1429, 1430, 1462, 1463, 1517, ... 1522, 1524, 1928, 1960, 1961, 1964
Development. . . . 5, 6, 8-13, 16-18, 20-33, 36-42, ...44-48, 51, 52, 54-60, 62, 65, 69, ...76, 77, 97, 177, 180, 181, 185, ...187, 191, 193-195, 200-202, 211, ...215, 216, 221-233, 235-238, 253, ...309, 312, 313, 322, 331, 340, 352, ...353, 356, 358, 359, 369, 420, 421, 471, ...473, 477, 496, 498, 500, 506, 507, 651, ... 1077, 1515, 1652, 1802, 1963
Educational 57
EMI / RFI Suppression. 1152, 1163, 1280
Ferrule 1584, 1585
Graphical 67
Hand Tool. 1393, 1420
Hardware . . . . . .21, 39, 216, 226, 230, ... 1429, 1462, 1463, 1584, 1844
Inductors . . . . . 1152, 1183, 1191, 1229, ... 1280, 1285, 1292
LED . . . . . .86, 97, 128, 177, 185, ... 216, 230, 481, 1462, 1463
Mounting 97, 799, 1738, 1844
Power Supply. 86, 461, 1280, 1963
Potentiometers. 817, 840
Prototyping. . . . . .39, 46, 47, 202, 221, ... 225, 1963, 1964
Semiconductor . . . . 6, 8-13, 16, 18, 20, 21, 23, ... 24, 26-30, 32, 33, 37, 42, 44-48,52, 54, ... 55, 57-60, 65, 67, 69, 177, 185, 187, . . . 200-202, 211, 215, 216, 221-233, 235-238, ...248, 253, 309, 313, 322, 331, 340, 352, ...353, 356, 358, 359, 369, 420, 421, 453, ... 461, 463, 471, 473, 477, 481-483, 496, ... 498, 500, 506, 507, 651
Serial-to-Ethernet. 51, 52, 54, 55, 231
Trimmer Potentiometers. 840
Wire / Cable / Tubing . .25, 46, 57, 62, 97, 128, ... 202, 1310, 1311, 1313, 1316, 1323, 1963
Knobs 813, 823, 1688, 1783-1786

L

Labels 1945
Lamps . . . . . .(See LED Indication)
LCDs . . . . . .(See Displays)
LEDs . . . . . .(See LED Indication)
LED Indication
Indicators
Circuit Board . . . . . .111, 112, 117, 121-124, ... 136, 141, 144, 160
Incandescent 112, 113, 117, 130
LED . . 61, 83, 84, 94, 104-160, 1692, 1709, ... 1739, 1752, 1755, 1902, 1920
Neon 112, 114
Non-Relampable . . 112, 118, 142, 145, 146
Panel Mount. . . . . 107, 108, 111, 112, 114, ... 118-120, 128, 142, 143, ... 148, 158, 1709, 1739, 1752
Surface Mount . . . . 104, 107, 109, 116-118, ...121, 122, 125, 126, 131, 132, 137, ...140, 141, 145-148, 150, 152, 154, 160
Lamps
Automotive. 130
CCFLs 462
Hardware 111, 130, 153, 157-160
Incandescent 112, 113, 117, 130
Inverters. 1216
LED . . . 88-94, 100, 104-106, 109-117, 119, ... 125-127, 130-135, 137, 138, 142-144, ... 150-153, 157-160, 462, 1216, 1709
Lenses 94, 114, 157-159
Panel Mount. . . . . 111, 112, 114, 119, ... 142, 143, 158, 1709
Neon 112
Sockets 114, 157, 160
Ultra-Violet 152
LEDs
AC . . . . . .167, 666, 1739, 1911, 1920, ...1921, 1932, 1946-1948
Accessories . . . . . .68, 70, 71, 78, 86, ... 107, 111, 128, 129, 153-156, ... 163, 168, 230, 1755, 1799, 1947

Automotive. . . . . .37, 118, 130, 145, 146, ... 697, 1640, 1740
Backlighting . . . . . 68, 70, 71, 74, 82-85, ... 115, 116, 128, 705, 1457, 1921
Bar Graph 79
Bi-Polar 111
Blinking 133, 134, 144
Circuit Board Indicators . . . . . 111, 121-124, ... 136, 141, 142, 144
Display. 78-82, 400, 705, 1946, 1947
Drivers . . . . . 68, 82-85, 166, 167, 185, ... 365, 400, 446, 462, 464 481, ... 492, 495, 508, 697, 1911, 1932
Dual Color . . . . . 105, 106, 109, 117-119, ...121-124, 127, 132, 134, 136-138, ... 141-144, 146, 149-151, 1640
Fiber Optic 163, 164, 168
Flux 92, 127, 135, 138
Hardware . . . 68, 70, 71, 78, 86, 107, 111, 114, ... 128-130, 154-160, 163,168, ...216, 230, 1462, 1463, 1752, 1755, ... 1788, 1799, 1947
HB LED Power Supplies 1902
Hi-Power Emitters 88-92, 98, 100
Hi-Power Lighting Connectors . . . . . .1457, ... 1462, 1463
Infrared. 135, 138, 139, 167, 177, 1799
Lenses . . . . . 86, 87, 94-96, 98, 108, 113, ...114, 154, 157-159
Light
Arrays 79, 106
Bars 79, 93, 128, 139
Cable 128, 1463
Engine 93, 94
Pipes 107, 108, 154, 159, 160
Low Current 110, 121-124, 126, 151
Matrix 79, 82
Modules and Arrays . . . . .37, 61, 71, 73, 79, ...99,100, 106, 128, 130, 139, 177,185, ... 230, 365, 464, 495, 1462, 1920, 1921
Mounts . . . . . .97-100, 107-109, 112, 116, ...118, 120, 122, 130-132, 137, 140-143, ... 147, 150, 152-160, 168, 880, 1640, ... 1665, 1709, 1739, 1752, 1788, 1920
Multi-Color . . . . . .88-92, 97, 109, 115-119, ...121-124, 127, 131, 134-138, 141, ... 143, 144, 146, 150, 151, 153
Oval 115, 116
Panel Mount. . . 107, 108, 112, 114,118-120, ... 142, 143, 148, 1665, 1709, 1752
Rectangular 107, 135, 138, 154
Resistored 110-112, 121-124
RGB . . . . . 68, 70, 96, 97, 115-117, 135, ... 141, 143, 146, 148, 153
Sockets . . . . . .97, 99, 157, 160, 1463, ... 1740, 1741, 1752
Special Shaped . . . . . .110, 127, 133, 135, ... 138, 144, 149
Super Bright. . . . . .93, 94, 97, 98, 100, ... 110, 123, 126, 127, 129, 133, 134
Surface Mount . . . 93, 96-98, 100, 104, 107, ... 109, 116-118, 121, 122, 125, ... 126, 131,132, 137, 140, 141, ...145-148, 150, 152,154, 160, 666, 697, ...705, 880, 1462, 1463,1640, 1740
Thru-Hole . . 104-107, 110, 111, 115, 121, 126, ... 127, 133-135, 137-139,143, 144, ...147, 149-152, 160, 1463, 1629, 1752
Ultra Bright. . . 110, 118, 129, 145, 146, 151
Ultra-Violet (UV). 152
Linear ICs . . . . . (See Semiconductors)
Logic . . . . . (See Semiconductors)

M

Memory . . . . . (See Semiconductors)
Memory Connectors. . . . . (See Connectors)
Microcontrollers . . . . . (See Semiconductors)
Microphones 275, 1780
Microprocessors. . . . . (See Semiconductors)
MOSFETs. . . . . (See Semiconductors)
Motors Stepper 231, 322
Mounting Brackets 798, 799, 805
Multimeter
Accessories 1949
Bench. 1949, 1950
Digital 1946, 1949, 1950, 1953

N

NEMA. . 92, 120, 1342, 1346, 1819, 1820, 1822
Networks
Capacitor 742, 938-940, 1048
Resistor 734-738, 740-744, 759

O

Operational Amplifiers . .(See Semiconductors)
Optical Encoders 1635
Optical Network Devices 1800
Optical Sensors 169, 178, 179
Optoelectronics
Infrared
Detectors 177
Diodes 135, 139, 167
Emitters 138, 177
Encoder/Decoder. 179
IrDA 179
Photo Transistors. 135, 167
Receivers. 138, 178
Sensors 167, 177-179, 1799, 1801
Transceivers 179
Optocouplers
Analog 161, 162, 170, 176
Digital. 167, 171
Dual 165, 166, 173, 175, 176
High Isolation. 170, 171
High Speed . . 165, 170, 171, 173, 175, 176
High Voltage. 176
Photo Darlington 165, 171, 173
Photo Interrupters 172
Photo Transistor. 166, 167, 172-176
Phototriacs. 172
Random Phase 166
Schmitt Trigger. 166
Standard 161, 162, 170
Zero Crossing 165, 172, 176
Opto Drivers. 85
Photodiodes. 139, 167, 169
Photomicrosensors 1799-1801
Solid State Relays 1738
Oscillators
Chipset. 328, 1115
Clock . . . . . .328, 334, 368, 1110, 1113, 1114, ... 1123, 1127-1130, 1136
MEMS 1110, 1111, 1113, 1114
Programmable 276, 328, 368, 1109, 1110
RF 334, 573, 1110
Silicon. 334, 573, 1110, 1111, 1113, 1114
Surface Mount . . . . . .1109-1116, 1123, 1124, ...1126-1130, 1141-1143
Voltage Controlled . .334, 368, 1123, 1124, 1130
Oscilloscopes. 57, 1951, 1954, 1961

P

Panel Meters 1946-1948
Panel Mount Indicators . .(See LED Indication)
Peripherals . .21, 188, 201, 216, 230, 251, 328, ... 388, 393, 1236, 1464, 1466
Photo Diodes 171
Photomicrosensors 1799-1801
PLD . . . . . (See Semiconductors)
Plugs . . . . . (See Connectors)
Potentiometers
Adjustment Tool 838, 841
Audio 385, 814-818, 823
Carbon 816, 818, 821, 825, 831, 832
Cermet. . . .819, 823-828, 830, 832-838, 840, 841
Conductive Plastic . . . . . .810, 812, 813, ...819-823, 1791
Dials Counting 810, 813, 835
Digital. . . . . 282-284, 329, 335, 336, ...354,366, 385, 400, 810
Dual 814, 823, 1791
Dual Ganged 814, 823
Guitar 816, 817
Incremental 822, 1791
Industrial. 813, 820-822, 826, 827, 1791
Joystick 812, 822
Kits. 817, 840
Knobs. 813, 823, 834, 1786
Linear Motion 812, 814, 817, 819, 1791
Miniature 827, 828, 833
Motor Driven. 814
Multi-Turn . .808, 811, 813, 830, 835-841, 1791
Open Frame. 812, 824-826, 828
Panel Control . . . 808, 813, 816, 818, 819, 822
PC Mount 814, 815, 819, 822
Precision 336, 808-813, 821, 835, 839
Precision Dials. 813
Programmable 366
Rotary. 808, 813-815, 817, 819, 823, 1791
Round. 824-826, 834
Sealed . . . . . 813, 816, 823, 826-830, ... 833,836-838, 841, 1791
Single Turn. . . . . .810, 813, 814, 816, ...819, 824-835, 1791
Slide 815, 818
Snap-In. 814, 815
Surface Mount . . . . . 819, 824, 826, 828-831, ... 833, 835, 838, 840, 841
Trimmer 824-841
Wirewound . . 808, 810, 811, 813, 820-822, 1791
Potting Boxes 1821, 1824
Power Cords 1345, 1354, 1932
Power Dividers 4, 548
Power Entry Modules . .1343-1353, 1869, 1937
Power Filters. 939, 1158, 1933-1937
Power Inlets/Outlets. . 1340, 1342, 1344, 1348
Power Over Ethernet
Adapters. 1923, 1929, 1930
Splitters 1929
Power Management . . . (See Semiconductors)
Power Supplies
AC 1931
AC-DC . . . . . 10, 11, 83, 84, 1873, 1893-1909, ... 1912-1916, 1921, 1922, 1924-1929, 1931
AC Plug Kit. 1924, 1928
Accessories . . . . . 10, 23, 86, 128, 1766,1803, ... 1895, 1899, 1906, 1907, 1912-1914, ...1922-1925, 1928, 1929, 1931, 1951
Bench Top 1963
DC . . . . . .10, 11, 83, 84, 459, 1051, 1236, . . . 1278, 1766, 1805, 1893-1913, 1915, 1916, ...1922-1929, 1931, 1951, 1963
DC-DC Converters
Isolated 1864-1871, 1873-1883, 1914
Non-Isolated. . . . . 1869, 1880, 1886-1888, ... 1890, 1891
Desktop . . . . . .1278, 1922, 1923, ...1925-1927, 1929, 1931
DIN Rail . . . . . .1766, 1898, 1906, 1907, ... 1913, 1914, 1920
Dual Output . . .1894, 1895, 1897, 1901, 1902, . . . 1904, 1905, 1908, 1912, 1914, 1925, 1931
External . . . . . .446, 1906, 1907, 1913, 1914, ...1922-1929, 1931
Front-End. 1897, 1909, 1917, 1918
High Power LEDs. 84, 1911, 1921
Industrial. . . . .86, 775, 1051, 1710,1906-1908, ...1913, 1914, 1917-1919, 1923
International . . . . . .83, 84, 461, 1710, 1873, ... 1893-1910, 1912-1914, 1922-1929, 1931
Linear. 1895, 1909, 1912
Medical. . . . 86, 1893-1899, 1902, 1903, 1908, ...1910, 1916, 1918, 1923-1925, 1928
Open Frame. . . . . .1893-1905, 1908-1910, ... 1912, 1916
Quadruple Output. . . . . .1897, 1904, 1905, ...1908-1910
Rack Mount 1908, 1919
Regulated. 86, 1903
Single Output . .83, 84, 1893-1910, 1912-1915, ... 1917-1920, 1922-1928, 1931
Switching . . . . 83, 84, 1164, 1280, 1893-1895, ...1898-1905, 1915, 1923
Triple Output . . .1894-1896, 1898-1902, 1904, ... 1905, 1908, 1910, 1912, 1914, 1915
Universal Input . . . . . .1894, 1897, 1898, 1900, ...1901, 1915-1921, 1931
Wall Plug-In 1922-1924, 1926, 1928, 1929
Printers 243, 776
Probes, Oscilloscope. 1961
Prototyping Products
Breadboards. 39, 221, 1963-1967
Jumper Wires. 1963, 1965, 1966
Kits. . . . 39, 46, 47, 202, 221, 225, 1963, 1964
Perfboards 221, 1824, 1965-1967
Pins 61, 1955, 1956
Power Supply. 61, 1963
Socket and Bus Strips 1963
Toner Transfer System. 1963
Punches. 1967

R

Racks. 1917, 1919
Receiver Modules. . . . . .12, 13, 24, 27, 36, ...185, 361-365
Rectifiers. . . . . (See Semiconductors)
Relays
Automotive 459, 1721-1725, 1740
Cadmium Free 1707
Contactors 1738, 1769
DIN Rail . . . . . .1731, 1732, 1738, 1750, 1752, ... 1755-1758, 1760, 1762, 1763, ... 1765, 1766, 1769, 1920
Frequency 1697-1702, 1726
General Purpose . . . . . 367, 1699-1701, 1712, ...1722, 1752-1764
Heavy Duty. 1715, 1759
High Capacity. 1712
High Current. 459
High Frequency 1701, 1702, 1726
High Isolation 1699, 1700
High Sensitivity. 1712, 1713
Impulse. 1710, 1711
I/O Modules 1731, 1742
Low Signal 1703-1706, 1760
MOSFET 1730, 1740, 1741
PCB Mount. . . . 1548, 1697, 1698, 1703-1721, ...1723, 1724, 1728, 1729, ...1738-1740, 1764, 1765
PhotoMOS 1730, 1740, 1741, 1744-1748
Power. 367, 375, 1707-1722, 1730,

Product Index

.....1749, 1750, 1753, 1755, 1756,
.....1758-1760, 1764, 1765, 1769, 1920
Reed.....1726-1729
Safety.....1760
Signal.....1700, 1703-1706, 1724,
.....1725, 1760, 1769
Sockets.....1548, 1716-1720, 1738,
.....1740, 1741, 1752-1754, 1756-1758,
.....1761-1763, 1769
Solid State.....1709, 1730-1751, 1769
Surface Mount.....1699, 1700, 1705, 1710,
.....1722, 1724, 1725, 1727, 1730,
.....1740, 1743-1748, 1751, 1764
Time Delay.....1769
Resistors
Adjustable.....798, 799
Aluminum Housed.....788, 801, 805, 807
Arrays.....734-743
Bias.....582
Carbon Film.....787
Cement.....783
Ceramic Composition.....794
Chip.....734, 737-741, 744-747,
.....749, 751-778, 789, 795
Current Sensing.....737, 745-757, 769, 772,
.....774, 778, 789-791
Fireproof.....802
Heat Sink Mountable.....745, 788-790, 792,
.....800, 801, 805
Leaded.....778-787
Metal Film.....779-783, 786, 802, 803
Metal Oxide.....787, 796, 802
Metal Strip®.....754, 755, 757, 772
Microwave.....773
Molded..742-744, 757, 772, 784, 792, 794, 797
Mounting Hardware.....792, 797-799, 805
Networks.....735-737, 740-744, 759
Non-Inductive.....788, 790, 792, 794-796
Open Air.....747
Planar.....789, 790, 796, 800
Power...4, 589, 745, 746, 748, 754, 755, 757,
.....762, 769, 771, 772, 774-776,
.....778, 783-785, 787-807
Precision.....336, 736, 743, 744, 747, 757,
.....759, 761, 765, 771-773, 777,
.....779, 782, 785, 786, 801, 839
RC Networks.....742
Silicone Coated..784, 789, 791, 795, 796, 805
SOT-23.....742
Surface Mount.....734, 735, 738, 743-745,
.....747-749, 754-779, 788-792,
.....800, 801, 805, 1017
Thick Film..735, 739, 740, 744, 745, 748, 749,
.....754-756, 758-760, 763,
.....764, 767, 769, 771, 773-775, 779,
.....789, 792, 793, 795, 799, 804, 805
Thin Film.....742-744, 748, 761, 765,
.....768, 770, 771, 773, 777, 779
Through-Hole.....737, 785
TO-220.....745, 790, 804
Vitreous Enamel.....784, 797-799
Wirewound..745, 772, 783, 784, 787, 788, 791,
.....794, 795, 797, 798, 801, 802, 805-807
Wraparound.....757, 770, 771, 773, 795
Resonators.....1118, 1120, 1125, 1126,
.....1131, 1133, 1137, 1138
RF
Absorber Sheets.....1152
Connectors.....(See Connectors/RF)
Transceivers.....8-12, 18
RFID.....8, 9, 18, 20, 28, 30, 57, 347
Ringers.....1773, 1776

S

Semiconductors
Accelerometers.....57, 216, 272, 322,
.....331, 359, 372
ADCs.....191, 194, 216, 232, 284-291,
.....310, 311, 329, 336-340, 355,
.....360, 379-382, 384, 418, 477
Alternistors.....640, 642, 643
Amplifiers.....21, 37, 167, 178, 210, 267,
.....270, 271, 311, 367, 376, 401-443,
.....461, 467, 468, 482, 490, 507, 574, 580
Analog Switches.....255, 303-305, 321, 330,
.....348-350, 360, 367, 394, 397-399
ASSPs.....46, 47, 202, 368
Audio
Amplifiers.....311, 367, 405, 420, 425,
.....440, 441, 461, 482, 490, 574
Bipolar Transistors.....582
ICs.....310, 360
Battery Charger ICs.....467, 480, 482, 505,
.....534, 535
Bridges...11, 46, 47, 202, 220, 230, 313, 322,
.....361, 374, 376, 388, 425, 461,
.....462, 476, 477, 481, 482, 545,
.....546, 552, 563, 566, 569
Bluetooth.....(See "B" Section)
CAN...21, 193-197, 231, 258, 273, 332, 355,
.....361, 368, 386, 463, 580, 661, 677
Card Reader.....57, 353, 356, 365, 372
Clocks....188, 234, 243, 280-282, 313, 319,
.....323-326, 328, 333, 334, 352, 358,
.....365, 368-370, 375, 377-379, 488, 490
CODECs.....291, 292, 310, 323, 347,
.....361, 385, 441
Compandors.....423
Comparators
General Purpose.....191, 194, 321,
.....367, 421, 422, 499
High Speed.....499
Low Power.....499
Low Voltage.....499
Micropower.....499
Voltage.....321, 367, 457, 499
Controllers
CAN.....193, 332, 355, 361, 463
Capacitive Touch Sensor.....322
Card.....57, 243, 356
DC-DC.....366, 454, 459, 463-465,
.....484, 492, 494
Ethernet..220, 312, 356, 357, 393, 477, 500
Flash..188, 192, 193, 210, 220, 236, 243, 481
Host.....46, 202, 361
Hotswap.....477, 536, 537
Interface...46, 47, 186, 202, 220, 236, 243,
.....311-313, 356, 357, 361, 392, 393, 500
LCD.....67, 78, 188, 192, 220, 313
Motor..192, 236, 454, 459, 463, 491, 533, 539
Off-line.....489, 495
Power-Interface.....537
PWM.....46, 202, 312, 456, 457, 464,
.....465, 474, 500, 510, 511, 536
RAM.....466
Serial Communications...46, 47, 202, 236
Switch Mode.....539
USB.....19, 46, 47, 57, 186, 188,
.....192, 202, 220, 313, 356, 361,
.....392, 393, 453, 458, 537
Voltage.....47, 243, 276, 373, 453,
.....454, 456, 457, 459, 463-465,
.....468,477, 484, 500, 502, 533
Converters
AC-DC.....493, 494
Analog to Digital (ADCs)..216, 284-291, 310,
.....311, 318, 329, 336-340,
.....355, 360, 379-382, 384
Boost.....230, 481-483
Buck.....463, 483
DC-DC.....230, 231, 366, 454, 463-465,
.....483, 484, 492, 501, 535
Digital to Analog (DACs).....292-299, 310,
.....340-343, 355, 360, 382-385
Frequency.....416
High Voltage.....230, 465, 482, 493
Sample Rate.....310
Signal.....292, 416
Voltage..230, 277, 329, 453, 454, 463-465,
.....482, 484, 489, 491, 493, 501
Core Modules.....41, 55, 58, 59
CPLDs.....186
Current Monitors.....226
Current Reference.....533
DACs.....292-299, 310, 340-343,
.....355, 360, 382-385
Data Transmission
Bluetooth.....(See "B" Section)
LVDS.....321, 347
RS232.....43, 46, 47, 52, 202, 299,
.....300, 315, 343-345, 374, 488
RS422.....43, 46, 47, 202, 300, 301,
.....315, 345, 346, 374, 488
RS485.....43, 46, 47, 52, 202, 300,
.....301, 315, 316, 345, 346, 374
Wireless.....6, 7, 9-11, 18, 19, 23-25, 29,
.....40-43, 52, 54, 60, 347, 661
Decoders....12, 13, 179, 254, 255, 277, 357
Development Kits.....(See Kits)
Delay Lines.....335
Digital Potentiometers....282-284, 329, 335,
.....336, 354, 366, 385
Diodes
Arrays.....645, 646, 665, 671
Damper.....542
ESD Protection.....547, 652, 661, 662,
.....664-667, 670, 671
Fast Recovery....542, 543, 555, 558, 569
General Purpose..171, 546, 547, 558, 644
Infrared.....(See Optoelectronics)
Laser.....37, 171
Limiter.....560
Low Leakage.....644, 661
Modules.....37, 569, 580
Photo.....171
PIN.....546, 549, 559, 560, 580
Schottky Barrier...540, 543, 546, 547, 549,
.....553-555, 560, 570
SCRs.....569, 643
Small Signal.....542, 549, 554, 570
Stealth™.....543
Surge Protection.....644, 659, 661, 662,
.....664-667, 669-673
Switching.....540, 546, 549, 554-556,
.....560, 580, 643, 666
Trigger.....543, 643
TVS.....547, 644-650, 652, 656,
.....658-660, 662-669, 671-673
Ultra Fast Recovery.....542
Varactor.....546, 559
Zener.....541, 542, 550, 551, 556, 557,
.....570-572, 661, 668, 671
Drivers
Audio.....292, 320, 322, 347, 367,
.....369, 385, 425, 461, 490, 536
Bus.....254, 255, 327, 539
Display.....67
DRMOS.....320
GaAs.....417, 573
Gate.....165, 254, 255, 320, 461, 498
H-Bridge.....374, 376, 461, 476, 481
High Side..320, 322, 376, 425, 462, 463, 497
High Voltage.....320, 465
Ignition.....376, 463, 491
LCD.....67, 68, 192, 365, 508
LED.....68, 166, 167, 185, 365, 462,
.....464, 481, 492, 495, 508
Line.....167, 254-256, 267,
.....325-328, 343-347, 385
Low Side.....320, 462, 463, 497
Power Supply.....376, 459, 461, 477
MEMS.....372
MOSFET.....165, 176, 320, 357,
.....358, 368, 374, 376, 462-465,
.....476, 481, 492, 509, 539
Motor.....192, 367, 374, 394, 395,
.....459, 463, 491, 539
Peripheral.....328, 388, 393
PWM.....167, 425, 464, 465, 536
Relay.....367, 459
Video.....277, 292, 320, 367, 394
DSCs.....199, 210, 211, 230
DSPs.....199, 202, 210, 232, 233, 312
EEPROMs
2-Wire.....245, 246, 249, 252
3-Wire.....245, 246, 250, 252
I2C.....245, 249, 252, 477
Low Voltage..245, 246, 249, 250, 252, 253
Microwire.....246, 250, 252
Serial.....245, 246, 249, 250, 252
SPI.....246, 250, 252
Emulators.....226, 230, 235-238
Encoders.....12, 13, 179, 276, 357
EPROMs.....243
Ethernet..11, 43, 52, 54, 55, 59, 60, 189, 196,
.....197,220, 231, 312, 328, 353,
.....356, 357, 359, 393, 477, 498, 500
Evaluation Boards..6-13, 16, 18-21, 23-30, 32,
.....33, 36,37, 40-42,44-48, 52, 54,
.....55, 57-60, 64, 65, 69, 177, 179,
.....185, 187, 200-202, 211, 215, 216,
.....220-223, 226-231, 235-238, 253,
.....277, 278, 309, 312, 313, 318, 319,
.....322, 331, 340, 352, 353, 356, 358,
.....359, 364, 369, 372, 373, 376, 417,
.....420, 421, 454, 471, 473, 477, 490,
.....496, 498, 500, 506, 507, 651
Evaluation Modules...6, 12, 37, 42, 230, 232,
.....305-308, 379, 382,385, 386,
.....396, 414, 442, 537, 538
Filters.....320, 332, 377, 394, 420,547, 641,
.....653, 654, 657, 661, 665, 669, 670
Flash Memory.....243, 247, 248, 251
FPGAs.....45, 47
Gyroscopes.....273, 372
Hotswap Controllers.....477, 536, 537
Hybrid Controllers.....199
IGBTs.....165, 176, 320, 492, 579,
.....595, 603, 619, 620
Infrared Emitters.....(See Optoelectronics)
Infrared Receivers.....(See Optoelectronics)
Interface
ARCNET.....356
10/100.....40, 41, 52, 58, 59, 353, 359
Bluetooth.....(See "B" Section)
CobraNet™.....312
Ethernet..11, 43, 52, 55, 59, 220, 312, 353,
.....356, 357, 359, 393, 498, 500
Expanders..220, 318, 346, 347, 357, 361, 392
I2C.....46, 47, 202, 220, 318,
.....361-363, 368, 496, 497
I/O.....347, 361-363
IrDA.....357
Isolators.....496, 497
LVDS.....275, 321, 347, 368
Motor Control.....236, 367
PCI.....317
PCI-Express.....317, 347, 365
PHY.....186, 353, 365
RS232.....43, 46, 47, 52, 55, 202, 315,
.....317, 330, 343-345, 374, 488
RS422.....43, 46, 47, 55, 202, 315,317,
.....329, 330, 345, 346, 374, 488
RS485...43, 46, 47, 52, 55, 202, 315-317,
.....329, 330, 345, 346, 374
Serial-to-Ethernet.....54, 55
Serial-to-Parallel.....47
SIM.....367
Smart Card.....353, 365, 367
SPI....21, 46, 47, 202, 220, 251, 318, 361
Touch.....186, 216, 217, 313, 343
UARTs.....21, 46, 47, 202, 220, 313,
.....316-318, 343, 364, 393
USB.....13, 44-47, 186, 202, 216, 217,
.....220, 221, 313, 317, 330, 347, 356,
.....361, 374, 392, 393, 496, 653, 661, 669
Wireless.....10, 11, 13, 21, 33, 40, 41, 43,
.....44, 52, 54, 226, 236, 237,
.....347, 352, 353, 359, 661
IQ Modulators.....30
LIU.....318, 319
Logic
4000.....165, 257, 265, 266
74ABT.....257, 267, 268
74AC.....254, 266-268
74ACT.....254, 266, 268
74AHC.....257
74AHCT.....257, 266, 268
74ALS.....268
74ALV.....268, 270
74ALVC.....257, 258, 270
74ALVCH.....258
74ALVT.....258
74AUC.....268
74AUP.....254, 258, 268, 270
74AVC.....258, 266, 268
74AVCH.....258
74BCT.....268
74C.....268
74CB.....270
74FCT.....266-268
74F.....258, 270
74HC.....254, 258-260, 265, 267, 270
74HCT.....254, 260, 261, 265, 267
74HCU.....270
74LCX.....254, 265
74LS.....270
74LV.....261, 270
74LVC.....261, 262, 265, 271
74LVT.....254, 262, 271
74LVTH.....271
74LVTN.....262
74LVX.....254, 265
74VHC.....254, 255, 262
74VHCT.....254, 255, 262
Buffer.....254-266, 268-271, 314, 347
CAN.....258
Counters.....255, 257-262
Dual Gate....254, 265, 266, 268, 270, 271
ECL.....263
Flip-Flop..254-256, 263, 264, 266, 268-271
Interface.....167, 261, 311, 312, 316,
.....317, 347, 356, 374
Inverter.....254, 255, 257-262,
.....264-266, 268-271
Level Translators.....263, 264, 336
LVTH.....262
Multi-Gate..254, 255, 263, 264, 266, 268-271
NX5DV.....262
PLL.....256
Programmable.....184, 263
Single Gate.....265, 271
Transceiver..254, 255, 257-262, 266, 268,
.....271, 311, 316, 317, 347, 356
XC7.....262
Memory
2-Wire.....245, 246, 249, 252
3-Wire.....245, 246, 250, 252, 368
Compact Flash.....239, 243
EEPROMs...245, 246, 249, 250, 252, 253
Embedded.....57, 243
EPROMs.....243
FIFOs.....242
Flash.....230, 234, 243, 247, 248, 251
F-RAM.....230
I2C.....234, 245, 249, 252, 368
Low Voltage.....230, 245, 246, 249,
.....250, 252, 253
Microwire.....246, 250, 252
Modules.....57, 230, 239, 368
NonVolatile.....241, 251, 253
Parallel.....243, 247, 248, 368
RAM.....240-242, 244, 253
SD.....239
Serial.....57, 243, 245-252, 368
SPI.....234, 246, 250-252
SRAM.....234, 240-242, 244, 368
UNI/O™.....245

Product Index

Microcontrollers
8051 . . . . . .184, 185, 212-220
8-Bit . . . . . 57, 189-195, 206, 208, 209, ... 212-220, 223, 224, 226, 232, 234-237
16-Bit . . . . . .195, 196, 199, 209, 210, ...216, 224, 226-230, 232
32-Bit . . . . 55, 189, 190, 196, 197, 210,213, ... 214, 216, 222-224, 230-232, 235
ARM . . . . . 185, 188, 189, 212-214, ... 222, 230, 231, 238
BASIC Stamp 57
CAN 21, 193-197, 231
Capacitive Touch 186, 216, 227
ColdFire® 189, 196, 197
Compilers 46, 202, 222
Core Modules 55, 58, 59
Cortex™ . . . 185, 188, 213, 214, 222, 223, 231
Development Tools . . . . . 26, 187, 200-202, ... 211, 215-217, 221, 223, ... 224, 226-231, 234-238, 501
Emulators 230, 235-238
Flash . . . . 188-197, 201, 206-210, 212-220, ... 222-224, 226-230, 234-236
General Purpose . . .190-196, 199, 223, 224
HCS08 190-195
HCS12 . . . . . 195, 196
Mixed-Signal 184, 216, 217, 226
OTP 206, 215, 218, 219, 223, 224, 236
PICxxx 206-210
Programmers 44, 57, 225, 238
PRoC 186
PSoC 184, 185
RISC 190, 196, 206-209, 226
Serial Communications Controllers 236
Supervisors 366, 375
USB . . . . . .8, 44-47, 57, 185-188, ...190, 192, 194, 196, 197, 201, ...202, 216-218, 220, 221, 230, 231
Microprocessors . . . . . .58, 59, 187, 188, ... 197, 198, 201, 231-233, ... 237, 366, 375, 479, 480
Microwave 416
Mixers 279, 412, 443
Modem ICs 54, 275, 352, 368
Monitors
Current . . . . . .226, 243, 438, 467, ... 468, 471, 477, 498
Reset 467, 477
Shunt 438
Voltage . . .226, 243, 364, 368, 468-471, 477
MOSFETs
Auto-Protected 613, 614, 620
Complementary 596-600, 613, 614
Common Drain 596
Depletion Mode 603
Drivers . . . . . .165, 176, 320, 357, 358, ... 368, 374, 376, 462-465, ... 476, 481, 492, 509, 539, 573
Dual . . . . . .165, 176, 368, 457, 462, ... 465, 552, 595, 596, 598-600, 610, ... 611, 614, 618-620, 627-631, 634
Enhancement Mode . . . . . 602, 603, 611, ...616-619, 621
High Power 9, 357, 358, 599, 600
IGBTs . . . 165, 176, 320, 492, 603, 619, 620
Load Switches 457, 458, 630
Logic Level . . . . . .610, 611, 613, 619, ... 626, 629, 634
Low Power 368, 595-597
Medium Power 573, 597-599
N-Channel . . . . . 481, 552, 595-604, ...611-621, 623-626, 629-634
P-Channel . . . .595-600, 602, 612-614, 616, ...617, 619, 621, 622, 627-630
Power . . . . .9, 176, 320, 357, 358, 457, 458, ...462-465, 476, 481, 492, 509,539, ... 573, 595-604, 610-613, 615-626, 630
RF 573
Single . . . . . 165, 457, 462, 463, 595-604, ... 610, 611, 615-620, 622-634
Small Signal . . 573, 602, 603, 611, 613, 614
SYNCFET 595, 596
TrenchFET 613, 614, 627-634
Multiplexers . . . . . 28, 254, 255, 257-268, 270, ...301-303,320, 327, 328, 351, ...363, 367,368, 397, 442, 500
Operational Amplifiers
CMOS 427
Differential 418
Dual 422, 425-427
General Purpose 422, 423, 425
High Performance 425
High Speed 401, 404, 423, 428-430
Linear 482
Low Noise 418, 420, 423, 425-427
Low Power 418, 423, 426, 427
Low Voltage 423
Micropower 427
Power . .311, 417-420, 422, 423, 425-427, 482
Precision 418, 420, 426, 430-434, 482
Programmable 422, 426
Quad 422, 425-427
Rail-to-Rail 427
Single 422, 425-427, 482
Standard 419, 420
Wideband 417, 420, 427
Optocouplers . . . . . (See Optoelectronics)
PFC . . . . . .230, 312, 457, 462, 463, 481, ... 489, 494, 495, 500, 511
Phase Detector 370
Power Management
Battery Management 467, 480, 500
Battery Protection 466, 467
Charge Pumps 471, 477, 479, 481
Comparators . . 321, 367, 421, 422, 457, 499
Darlington Arrays 499
DC-DC Converters . . . . . 454, 463-465, 483, ... 484, 492, 501, 535
Digital Isolators 496, 497
Energy Harvesting 36
Hotswap Controllers 477, 536, 537
ICs . . . . . .312, 320, 321, 424, 453, 457, ... 459-463, 466-477, 484, 488,492-495, ... 498-501, 504, 505, 507-539
Low Dropout . . . . . .453, 455, 456, 459, ...474, 482, 484, 486, 487, ... 502-505, 518-527, 539
Offline ICs 458, 482, 489, 493-495, 501
POE 477, 481, 497, 498, 500, 531
POL 535, 536
Power Control ICs 453, 460
Power Conversion 493, 494
Power Factor Correction . . .312, 457, 462, 463, ... 481, 489, 494, 495, 500, 511
Power Switches . . .453, 457, 458, 461, 462, ... 492, 500, 537, 653
Pulse Width Modulators . . . 312, 455-457, 464, ...465, 474, 500, 508-538
Smart Power Modules 457
Supervisory Circuits . . . . . .453, 479, 480, ... 482, 529, 530
Switching Regulators . . . 453, 459-461, 463, ... 471-474, 479, 482, 484, 487, ...492, 501, 512-518, 539
USB 320, 453, 458, 496, 537, 653
Voltage Comparators . . . . . .321, 367, 421, ... 422, 457, 499
Voltage Detectors 480, 502
Voltage References . . . .456, 464, 465, 475, ...476, 480, 489, 501, 531-533
Voltage Regulators . .454-456, 459-461, 463, ... 482, 484, 502-505, 527-529, 539
Power Measurement 311
Power Switches 457, 458, 492, 500, 653
Prescalers 282, 416
Programmable Logic 184
Programmers . . . . . .44, 46, 47, 57, 65, 184, ...185, 202, 225, 238, 243, 263, ...276, 309, 328, 366, 368, 373, 413, ... 422, 426, 474, 483, 502, 637, 641
Protectors . . . . . .471, 637, 647, 648, 654, ...655, 670-672
Pulse Width Modulators . . . .46, 167, 195, 202, ... 216, 234, 312, 425, 455-457, ... 464,465, 474, 500, 508-538
RAM 194, 212, 240-242, 244, 253, 466
Real Time Clocks . . . . . .188, 226, 230, 333, ... 352, 358, 365, 375, 378
Receivers . . .12, 13, 24, 27, 36, 178, 185, 226, ... 328, 343-346, 352,361-365, ... 370, 406, 425, 534, 539, 560
Rectifiers
Bridge . . . . . .461, 462, 481, 545, 546, ... 552, 563, 566, 569
Fast Recovery . . . . . 543-545, 552, 555, ... 558, 561, 563, 568, 569
General Purpose . . 544, 546, 558, 563, 644
Glass Passivated 563, 644
Hyperfast Recovery 545, 568
Schottky Barrier . . .540, 543, 546, 552, 555, ... 560-562, 564-568
SCRs 561, 569, 641
Silicon 561-563, 641
Small Signal 562
Standard 552, 568
Switching . . . . . 461-463, 484, 540, 546, ... 555, 556, 560, 561
Ultra Fast Recovery . . . . . .544, 552, 561, ... 563, 564, 568
Regulators
Adjustable . . . . . 454, 455, 482, 484-486, ... 502, 503, 529
Boost 482
Buck 463, 487, 539
DC/DC . . . . . .454, 459, 463-465, 471-473, ...479, 484, 492, 501, 512-518
Fixed 454, 455, 482, 485, 486, 503-505
Linear . . . . . 459, 463-465, 475, 478, ...479, 482, 484-487
Low Dropout . . . . . .453, 455, 456, 459, 474, ...482, 484, 486, 487, ...502-505, 518, 527, 539
Low Voltage 375, 454, 455, 503
Negative 454, 485, 502, 503
Positive 454, 455, 485, 486, 502-505
Precision 482, 484, 529
Step-Down 453, 501
Step-Up 501
Switching . . . .453, 459-461, 463, 471-474, ...479, 482, 484, 487, 492, ... 501,512-518, 539, 574
Voltage . . . . . 453-456, 459-461, 463-465, ...471, 475, 482, 484, 485, ...487, 501-505, 527, 528, 539
Relays . . . . . (See “R” Section)
Reset ICs 501
Resistor Dividers 336
RF ICs 19, 24, 29, 30, 33, 40, 415
RF Synthesizers 369, 378
RFID 8, 9, 18, 20, 28, 30, 57, 347
Ring Generators 375
SCRs 561, 569, 638, 641, 643
Single Board Computers 64, 65, 231
Software . . . . . .21, 23, 46, 55, 65, 202, ... 211, 222, 223, 226
Stepper Motors 231, 322
Supervisors
Microprocessor . . . 366, 375, 376, 479, 480
Power Management . . 453, 464, 465, 468-471, ... 479, 480, 482, 491, 502, 529, 530
Voltage . . . . . .375, 376, 453, 464, 465, ...468-471, 480, 482, 491, 502, 529, 530
Switches
4PDT 320, 321, 360
Analog . . .255, 275, 301-305, 320-322, 327, ... 330,348-351, 360,363, 364, 367, ...371, 394, 396-399, 500, 653
Broadband 364, 417, 580
BUS 254, 255, 327
DPDT 320, 321, 350, 360, 398
DPST 320, 321, 350, 398
High Side . . . . . .305, 320, 322, 376, ... 458, 460, 462, 463, 482
LAN 394
Line 254, 255, 327, 328, 467, 471
Load 305, 367, 457, 458, 463, 537, 630
Multiplexer . . . . . 254, 255, 301-303, ... 327, 328, 351, 500
P-Channel 586, 630
Power . . . . . 239, 320-322, 367, 376, 417, ...443, 453, 457-463, 467, 471-474, ...479, 482, 484, 487, 492, 493, 500, ... 512-518, 537, 561, 574, 580, 581, ... 586, 630, 653
RF . . . . . .364, 371, 417, 443, 460, ... 546, 549, 580, 581
SP3T 320, 321, 360, 398, 417, 500
SPDT . . . . . .255, 320, 321, 350, ...360, 397-399, 460, 500
SPST 320, 321, 348-350, 360, 397-399
USB . . .57, 320, 330, 393, 453, 458, 537, 653
Video 239, 320, 367, 394
Temperature Sensors . . . . .277, 278, 347, 348, ... 352, 356, 358, 364, 368, 373, 395, 396
Thyristors
Alternistors 640, 642, 643
Filters 641
Overvoltage Protectors 637
Quadracs 640
SCRs 569, 638, 640, 641, 643
Sidacs 638, 639, 641
Triacs 638, 640-643
Unijunction 641
Timers . . . . . .232, 234, 254, 321, 366, ... 375, 378, 379, 477, 1769, 1770
Touch Screen Controller 67, 373
Transceivers . . . . . 6-13, 16, 18, 19, 21, ...23, 24, 179, 192, 254, 255, ... 257-262, 266, 268, 271, 273, ... 276, 311, 313, 315-317, 319, ... 323, 329, 330, 332, 339-341, ... 343-347, 352, 355, 356, 361, ... 364, 368, 375, 385, 393
Transient Voltage Suppressors . . . . . .547, ...644-650, 652, 655-660, ... 662-669,671-673, 675-679
Transistors
Arrays 488, 499
Bipolar . . . . . 415, 573, 578, 581-586, ... 589, 593, 594, 619, 620
Darlington . . . . . .171, 173, 499, 574, ...576-578, 583, 589
Digital 171, 576, 578
Dual . . . . . .165, 173, 175, 176, 576, ... 579, 581, 610, 619, 620
GaAs 415, 573, 580
General Purpose . . . . . 171, 499, 574-577, ... 581-585, 587-592
High Voltage 176, 581, 594
IGBTs 165, 176, 579, 603, 619, 620
JFETs 574, 586
Low Saturation 581
Power . . . . . .176, 424, 488, 499, 574, 577, ... 580, 585, 586, 589, 593, 594
Pre Biased 582
Quad 576
RF 9, 18, 573, 576, 578, 580, 581, 594
Small Signal . . .573-576, 589, 590, 594, 603
Switching 574, 580, 581, 586
Transmitters . . . . . .12, 13, 24, 36, ...274-276, 361, 368, 534
Triacs 166, 167, 176, 495, 638, 640-643
UARTs . . .9, 18, 21, 25, 46, 47, 197, 202, 220, ...234, 313, 316-318, 343, 364, 393
USB Host Controllers 202
Video ICs 277
Voltage Detectors 480, 502
Voltage References . . 456, 464, 465, 475, 476, ...480, 489, 501, 531-533
Wireless Modules . . . . . .6-14, 16, 18-21, ... 23-28, 33, 36, 37, 40-44,52, 54, ... 60, 187, 225, 226, 230, 661
Zener Diodes . . . . . .541, 542, 551, 556, 557, ...570-572, 661, 668, 671
ZigBee™ . . . . . .6, 8, 9, 16, 18, 20, 23, ... 26, 29, 417, 424
Sensors
Accelerometers . . 57, 272, 322, 331, 359, 372
Accessories 1791, 1796
Ambient Light 164, 172, 177, 178, 347
Color 57
Current . . .415, 442, 498, 696-698, 1804, 1805
Encoders 179, 357, 1635
Fiber Optic 164
Flow 1803-1805
Hall Effect 277, 1635, 1791-1794, 1796
Inductive 357, 1797
Infrared . . . . . 167, 177-179, 357, 369, ... 1792, 1794, 1799, 1801
Linear 358, 1791-1793, 1796, 1804
Linear Motion 1791
Magnetic 277, 1635, 1793, 1796, 1805
Magnets 1796, 1802
Magnetometer 272, 322, 372
Photoelectric 1798
Photomicrosensors 1799-1801
Position 169, 1791-1796, 1805
Pressure 53, 698, 1803, 1806-1816
Proximity . . . . . .164, 177, 309, 322, 347, ... 369, 1796, 1797, 1805
Reflective 179, 1799, 1801
Speed 53, 169, 442, 1796, 1805
Reed 1802
RFID Products 8, 28, 57, 347
Rotary 1635, 1791, 1792
Temperature . . . . . .8, 44, 57, 277, 278, ...347, 348, 352, 356, 358, ...364, 368, 373, 395, 396, ...695-697, 699, 1803, 1805, 1816
Tilt 1803
Touch 309, 313, 322, 323, 373
Vane 1796
Vibration 53, 272, 1803
Sensor/Actuator Boxes 1447
Servers . . . . . 21, 35, 40, 43, 49-52, ... 55, 60, 205, 711, 776, 1278
Shunts . . . . . .438, 447, 456, 476, 482, ... 484, 529, 531-533, 705, 778, 800, ... 801, 1490, 1499, 1521, 1552, 1947
Signal Conditioners . . .4, 164, 1131, 1293-1302
Single Board Computers 64, 65, 231
Sirens 1777, 1782
Sleeving 1307
Smart Card Readers . . . . . .57, 353, 365, ... 372, 1464, 1466
Sockets . . . . . (See Connectors)
Software . . . . . 21, 23, 39, 46, 51, 53,55, ... 65, 202, 211, 222, 223, 226
Solder Products 39, 1962
Sonalerts 1775-1777
Speakers . . . . . .653, 1328, 1329, 1774, ... 1777, 1781, 1782
Splices 1314, 1315, 1580-1583, 1586-1588
Static Control Products
Coating 1824-1827, 1829, 1917, 1918
Wrist Cords and Straps 1345
Stick Controllers 1633
Surge Suppressors . . 35, 637, 672, 673, 690, 693
Switches
Anti-Vandal 1638, 1639, 1654, 1655
Basic 57, 1609-1621
Boot Seals 1637, 1657, 1659, 1669, 1696
Coaxial 1702
Coded Rotary 1684, 1690
Detection 57, 1632, 1692
DIP/SIP
Coded 1683-1686, 1689, 1690
Half-Pitch 1684, 1686
Surface Mount 1684, 1685, 1689, 1690
Directional 371, 1633

Product Index

Door 1711
Emergency Stop 1638
Encoders 1634-1636
Illuminated
Paddle 1671
Pushbutton . . . . . 1638-1641, 1644, ...1645, 1648-1654, 1656
Rocker 1652, 1671, 1672, 1674-1676
Selector 1638
Slide 1682
Tactile 1627, 1629
Toggle 1665
Key Pushbutton 1638
Kits 86, 322, 461, 463, 482, 500, 1652
Leaf 1619
Lever and Push Operation . . . . . .1619, 1633, ... 1665, 1666, 1671
Limit 471, 482, 1612, 1615, 1692-1695
Line Voltage 1680
Magnetic 1280, 1635
Multi-Directional 1622, 1633
Navigation 1633
Paddle 1670, 1671
Piezo 1654, 1655
Push 1633
Pushbutton
16mm 1639, 1655
22mm 1655
Anti-Vandal 1638, 1639, 1654, 1655
Boot Seals 1637, 1696
Emergency Stop 1638
Environmentally Sealed 1638, 1647
Hermetically Sealed 1637
Illuminated . . . . . 1638-1641, 1644, 1645, ...1648-1654, 1656
Key 1638, 1643
Miniature . . . . . .1621, 1637, 1638, 1641, ... 1644, 1646, 1649, 1650
Non-Illuminated . . . 1639, 1640, 1648, 1651
Power 1621, 1641
Programmable 1652
Snap Action . . . . . .1621, 1637, 1638, ... 1642, 1643, 1646, 1656
Surface Mount 1640, 1642
Rocker
Analog 1671
Boot Seals 1696
Dual Color 1674
Double Pole 1670
Illuminated . . .1652, 1671, 1672, 1674-1676
Miniature 1671-1675
OLED 1652
Power 1671, 1672, 1675
Sealed 1671, 1674-1676
Single Pole 1671
Snap-In 1670, 1674, 1675
Rotary
Adjustable 1688
Decimal Coded 1689, 1690
DIP 1684, 1689, 1690
Enclosed 1687, 1688
Hexadecimal Coded 1689, 1690
Non-Shorting 1688
Surface Mount 1635, 1684, 1689, 1690
Seals . . . 1637, 1650, 1657, 1659, 1669, 1696
Security 239, 1621, 1692, 1711
Seesaw and Push 1633
Selector 1638, 1765
Slide
Illuminated 1682
Instrumentation Grade 1677
Line Voltage 1680
Miniature 1677, 1679-1682
PCB Mount 1678-1682
Power 1678, 1680
Sealed 1679
Snap-In 1679
Surface Mount 1678
Snap Action . . . . . 1609-1621, 1638, ... 1646, 1656, 1693, 1695
Stick Controllers 1633
Tactile
Caps 1624, 1627-1629
Double Action 1622
Illuminated 1627, 1629
Surface Mount . . 1622-1626, 1628, 1630, 1631
Through-Hole 1623-1625, 1628-1631
Thumbwheel 1691
Tilt 1667, 1803
Toggle
Boot Seals 1657, 1659, 1669, 1696
Environmentally Sealed 1668
Illuminated 1665
Miniature 1657-1660, 1662-1668
Panel Mount 1659, 1661-1665, 1667
PC Mount 1665, 1667
Power 1660, 1669
Surface Mount 1658, 1662

T

Tachometers 1768
Tape Plating 1398
Terminal Blocks . . . . . (See Connectors)
Terminals . . . . . (See Connectors)
Test Equipment
Accessories
Alligator Clips and Leads 1958
Banana Plugs and Jacks 1959
BNC 1958
Cases 1949, 1952
Contact 1955, 1956
Grabbers 1958-1961
Patch Cords 1959, 1960
Telecom Products 1958, 1960
Test Clips 1958-1960
Test Lead Holder 1960
Test Leads 1949, 1958-1961
Analyzers and Testers
Audio 1951
Component 1950
Electrical 1951
Voltage 690, 1953
Generators 1951, 1952, 1954
Kits and Sets 26, 86, 1960, 1961
Meters
Capacitance 1740, 1950
Clamp 1949, 1953
LCR/ESR 1949, 1950
Multi
Accessories 1949
Analog 1949
Bench 1949, 1950
Digital 1949, 1950, 1953
Panel 1946-1948
Oscilloscopes 1951, 1954
Probes 1953-1958, 1961
Spring Contacts 1955, 1956
Thermal Protection 694-704, 711
Thermistors 358, 636, 694-704
Thermoelectric Modules 1854-1857
Thyristors 569, 635, 636, 638-643, 664
Timers . . . . . .232, 234, 254, 321, 366, 375, ... 378, 379, 477, 1766, 1769, 1770
Tools
Cable Tie 1305
Clamps 1305
Contact Extraction
KK® Series 1522
MATE-N-LOK 1537, 1542
MICRO-FIT 3.0™ 1537
MINI-FIT JR.™/SR.™ 1542
Pin and Socket 1537, 1542
Contact Insertion D-Sub 1429
Crimpers
Coaxial 1377, 1389, 1449, 1451
CPC 1452-1454
D-Sub 1427, 1429
Ferrule 1584, 1585
IDC 1522
KK® Series 1522, 1524
MATE-N-LOK . . . . . .1537, 1540, 1542, ... 1564, 1565, 1567
MICRO-FIT 1537
Mini and Maxi PV 1370, 1371
MINI-FIT JR./SR. 1540, 1542
Modular 1393, 1513
MR 1570
MTE Series 1558
Pin and Socket . . . . 1449, 1451, 1517, 1518, ...1537, 1540, 1542, 1564, ... 1565, 1567, 1570, 1571
Pliers 1585
RF 1370, 1371, 1373, 1377, 1389
SL™ 1519
Solderless Terminal 1587
Development . . . 18, 26, 27, 29-31, 35, 36, 39, ...41, 57, 65, 187, 188, ...200-202, 211, 215-217, ... 221, 223, 224, 226-238, ...312, 322, 353, 358, 369, ... 420, 471, 495, 501, 1515
Dies 1373, 1393, 1516
Keying 1481, 1549, 1559, 1570
Pliers 1585
Semi-Rigid Assembly 1377
Sets 1373, 1393
Solder/Desolder
Accessories/Aids 39, 1583
Irons 39
Stations 1459, 1962
Tips 1962
Strain Relief 1314
Termination 1314
Trim Trio™ 1449, 1451
Trimmer Adjustment 841
Wire Strippers 1585
Transducers
Electromagnetic 1776, 1777
Electromechanical 1778
Magnetic 1774
Piezo 1776-1778
Pressure 53, 1815
Speaker 1774, 1777, 1782
Ultrasonic 1774
Transformers
Audio 1302, 1860, 1861
Balun 4, 1299
Cold Cathode 462, 1216
Control 462
Converter 1179, 1860, 1861
Current Sense 1228, 1860, 1861
Encapsulated 1860, 1861
Fluorescent 462, 1216
International 462, 1859
Isolation 1179, 1224, 1860, 1861
PC Mount 1860-1862
Power . . . . . 4, 446, 462, 548, 1179, 1186, ...1216, 1221, 1226, 1859-1862, 1946
Pulse 1860, 1861
Rectifier 462
Signal 4, 1299, 1302
Surface Mount . . . . . 1179, 1186, 1221, 1224, ... 1226, 1228, 1860, 1861, 1863
Toroidal 1859-1861
Variable 548
Transistors . . . . . (See Semiconductors)
Tubing . . . . . (See Wire and Cable)
TVS . . . . . (See Semiconductors)

U

UPS Systems 1907
USB
Connectors . . . . . (See Connectors)
Devices . . 5, 8, 13, 19, 23, 46, 47, 60, 61, 192, ...194, 202, 216, 217, 220, 230, ... 231, 356, 653, 661, 669
Host Controllers 202, 361
Interface . . . . . 13, 35, 38, 44-47, 49, 61, ...66, 186, 202, 216, 217, 220, ...221, 313, 317, 330, 347, 356, ...361, 374, 392, 393, 496, 653, 669, ... 1339, 1397, 1400, 1919, 1953
USB-to-UART 358

V

Varistors 652, 675-687, 692, 712
Vibration Sensors 53, 272, 1803
Video Amplifiers 416
Voltage
Detectors 277, 334, 480, 502, 547, 1953
Reference . . . . . (See Semiconductors)
Regulators . . . . . (See Semiconductors)
Suppressors . . . . . 547, 637, 645-650, 652, ... 655-660, 662, 663, 665-669 . . . . . .671-673, 675-679, 684, ...688-690, 693, 712, 943, 1048

W

Web Server 52, 55
Wi-Fi . . . . . 5, 11, 16-18, 21, 23, 25, 33, ... 40, 41, 43, 52, 59, 60, 1333
WiPort™ 52
Wire and Cable
Alarm 1331
Analog 52, 274, 1330, 1766
Audio 57, 1328-1332
Broadcast 1329, 1362
Bus Bar 1323, 1326
Cable Assemblies
AC Power 1354, 1931
Audio 1330, 1362, 1399
BNC 1337, 1362, 1958
Cat 5e 1330, 1411-1413
D-Sub 47, 1336, 1398, 1399, 1420
DVI 1399
Fiber Optic 168, 1412
Flat Ribbon 1462, 1544, 1545
HDMI 1330, 1339, 1399, 1401
High Speed . . . . . .1336, 1404, 1405, ... 1408, 1462, 1515
IEEE 1394 1416
M8 1447
M12 1447
Mini-D Ribbon 1336
Mini-USB 47, 1394, 1395, 1412
Modular 46, 47, 202, 1401, 1412, 1413
Molded 1958
Patch Cord 1411, 1416, 1959, 1960
PCI Express 1408
Power Cords 1354, 1840
RF . . . . . .1337, 1338, 1362, 1375, ... 1383, 1384, 1398, 1958
SCSI 1408
Serial Attached SCSI (SAS) 1408
Shrunk D Ribbon (SDR) 1336
USB . . . .25, 46, 47, 202, 1339, 1394, 1395, ... 1401, 1411, 1412, 1416, 1928
Video 1330, 1362
VHDCI 1398
Cable Clamps/Clips . . . 128, 1306, 1430, 1450
Cable Glands 1819
Cable Mounting 1306, 1409
Cable Ties 1304, 1305
Camera 1331, 1336
Coaxial 23, 1327
Communication and Control . . 128, 1318-1320, ...1328-1330, 1332, 1637, 1640, 1766
Computer 1327
Data 24, 29, 52, 1333, 1335, 1336
Fiber Optics 50, 168, 1412, 1414
Flat IDC Ribbon Cable . . . . . 1144, 1317, 1326, ... 1485, 1492, 1548
Heat Shrink Tubing 1309-1311, 1313, 1316
Hook and Loop Fasteners 1305
Hook-Up Wire 1321-1325
Hook-Up Wire Kits 1323
IBM Type 1334
Instrumentation 1328-1330, 1332, 1637
Jumper Wire 1963
Lacing Cord and Tape 1317
Local Area Network 1333, 1334
Magnet 1326
Microwave 773, 1327
Modular Telephone 1317
Multi-Conductor
Shielded 1318, 1319, 1328, 1330-1335
Unshielded . . .1318, 1320, 1329-1332, 1335
Multi-Pair
Shielded . . . . . .1318, 1319, 1328, ...1329, 1333-1335
Unshielded 1318, 1329, 1335
Plenum 1319, 1330, 1335
Portable Cordage 1333
Power Cord 1354, 1840
Security 1331, 1692
Shielding and Bonding . . 1018, 1309, 1326, 1395
Sleeves 1315
Sleeving 1307
Speaker 1328, 1329
Splices 1314, 1315
Telephone 1317, 1335
Test Lead 1317, 1960
Test Prod 1325
Tubing
Braid Tubing 1307
CPC/FLEXA 1414
Fiberglass 1307, 1322
Heat Shrink 1307-1311, 1313-1316
Spiral Wrap 1307
Video 1328, 1330
Wireless
Power . . . . . .4, 6, 9-11, 19, 21-23, 27, ... 29-31, 36, 37, 53, 226,352,424, ... 534, 661, 939, 1278, 1292, 1953
Radio Modules . . . . . .5, 7, 17, 23, 24, ... 27, 33, 41, 42, 187
RF Devices . . . . . 4, 6-13, 17-19, 21-24, 29-31, ... 33, 40, 52, 230, 938, 939, 1692
Eval Boards . . . . . 5-7, 9, 11-13, 18-23, 26-29, ...31, 32, 34, 37, 40, 41, ... 44, 54, 60, 187, 236, 237

X

X-Port™ 51
XTRA-GUARD 1320

Z

ZigBee™ . . . . . .6, 8, 9, 16, 18, 20, 23, 26, ... 29, 35, 417, 424, 1295

Supplier Index

3

3M™
Breadboards 1963
Cable Assemblies 1336
Connectors 1418, 1419, 1483-1488
Displays 1766
Heat Shrinkable Tubing 1316
Kits 1316, 1418, 1963
Sockets 1485-1488, 1963
Terminals 1963
Tools 1419

4

4D Systems 66

A

Aavid Thermalloy 1841-1844
Abracon 1109-1124, 1293
AEM 712
Alcoswitch/TE Connectivity
DIP/SIP Switches 1683
Pushbutton Switches 1637
Slide Switches 1677
Toggle Switches 1657
All Sensors 1806, 1807
Alpha Wire
Communication & Control Cable . . . 1319, 1320
Hook-up Wire & Bus Bar Wire 1321-1323
IDC Flat Cable & Modular Cable 1317
Lacing Cord 1317
Test Lead 1317
Tubing 1307-1309
XTRA-Guard Control Cable 1320
ALPS
Encoders 1634
Memory Card Connectors 1464
Multi-Control Devices 1633
Potentiometers 814, 815
Switches 1622-1624, 1633, 1634, 1678
AMP/TE Connectivity
AMP-Latch Connectors 1553
Cable Assemblies 1404, 1413, 1460, 1462
CAT 5e Assemblies 1413
CHAMP® 1400, 1431
Circular Connectors 1415
CT 1462
D-Sub Connectors 1425-1431
DIN 41612 1472
Display Port 1400
Free Height 1572
Fiber Optic 1414
Hard Metric 1473, 1474
I/O 1400, 1404, 1405, 1414, 1415, 1431, 1473, 1553
Industrial Ethernet 1413-1415
LED Holders 1463
Lighting Connectors 1460-1463
Mate-N-Lok 1563-1568
Micro-Match 1554
Miniature Rectangular Connectors 1570
Modular Connectors 1393
PCI & PCI Express 1474
Pin & Socket Connectors . . 1413, 1425, 1463, 1472, 1549, 1551, 1553, 1557, 1563-1568, 1570, 1571
Power Connectors 1496
RF Connectors 1387-1389
Terminal Blocks 1607
Tools 420, 1389, 1393, 1427, 1429, 1549, 1557-1559, 1564, 1565, 1567, 1568, 1570, 1571
Z-Pack 1473, 1474
Amphenol
97 Series Connectors 1432
Automotive Connectors 1476
Between Series Adapters 1368, 1369
Cable Assemblies 1337, 1375, 1411, 1476
Circular DIN Connectors 1436
Circular Industrial Connectors 1432-1436
D-Sub Connectors 1410
EcoMate 1436
Factory Automation Connectors 1476
High Speed/High Density Connectors . . . 1370, 1403
I/O Connectors 1403, 1410, 1411
Industrial Ethernet, USB, & IEEE 1403, 1410, 1411
Lighting Connectors 1435
Power Connectors 1358, 1417, 1481
PT Series Connectors 1434
RADSOK® 1436, 1481
RF Connectors/Tools 1337, 1367-1375
Amphenol Audio 1358
Amulet Technologies 67
Anaren 4
Apacer 239
APEM 1638
APM Hexseal 1696
Arcol 788, 789
Arcotronics/KEMET 1046, 1047
Artesyn Technologies/Emerson Connectivity Solutions
AC Adapters 1926
DC-DC Converters 1869, 1886
Power Supplies 1898, 1926
Arduino 39, 48, 66, 1965
Astec/Emerson Connectivity Solutions
AC Adapters 1926
Power Supplies 1899, 1926
Atmel
Microcontrollers 21
Wireless Solutions 9, 21
Ault/SL Power 1922, 1923
Avago Technologies
LED Indication 104-106
LED Lighting 87
Opto Components 161-164
AVX
Capacitors
Ceramic 928, 929, 940-954, 1019-1021
Feed Through 941, 942
Film 940, 945, 946, 1037
Niobium Oxide 1067, 1068
Tantalum 1067-1076, 1097, 1104
Circuit Protection 675, 676, 943
Connectors 1457, 1458, 1465, 1489
Inductors 1177, 1178
Kits 951, 954
Thermal Protection 694
Timing Devices 1125-1127
Axicom/TE Connectivity 1705
Azoteq 309

B

BC Components . . . . . (See Vishay)
B&K Precision 1949-1952
BEI Sensors 1791
Beagleboard 38
Belden
Audio 1328-1332
Cable Assemblies 1330
Coax Cable 1327
Computer Cable 1327
Control & Instrumentation Cable . . . 1328-1330, 1332
Flat Cable 1326
Hook-up Wire 1324, 1325
LAN 1333, 1334
Magnet & Bus Bar Wire 1326
Multi-Conductor Cable 1329, 1331-1335
Portable Cordage 1333
Telephone & Data Cables 1335
Tools 1333
BI Technologies/TTElectronics 835, 1179
Bi-Sonic . . . . . Available at mouser.com
BIVAR 107, 108, 152-155
Blackhawk 230
Bluegiga 5
Bourns
Circuit Protection 637, 645-651, 678, 688-690, 705, 713, 724
Diodes 540, 645-650
Encoders 1635, 1636
Gas Discharge Tubes 688-690
Inductors 1180-1197
Potentiometers . . 808, 816-819, 824-828, 836-838
Power Resistors 745
Resettable Fuses 705
Resistor Networks and Arrays 734, 735
Resistors 734, 735, 745, 746, 778
Switches 540, 705, 816, 1635, 1636
Trimmers/Pots . . 808, 816-819, 824-828, 836-838
BusBoard Prototype Systems 1824, 1964
Buchanan/TE Connectivity 1607
Bud
Plastic Boxes 1818-1821
Racks and Accessories 1819
Bulgin
Battery Holders 1939
Circular 1437-1440
Firewire 1416
Switches 1639
USB 1416
Water Proof Connectors 1416, 1437-1440

C

C&D Technologies . . . . . (See Murata Power)
C&K
Coded Rotary Switches 1684
DIP/SIP Switches 1684
Pushbutton Switches 1640-1643
Rocker/Paddle Switches 1671
Rotary Switches 1684, 1687
Slide Switches 1679, 1680
Toggle Switches 1658, 1659
Caddock 736, 790
Califia Lighting 86
California Eastern Laboratories (CEL)
Optoelectronics 170, 171
RF and Microwave 6, 416, 417
Transistors 573
Carclo Technical Plastics 87
Carling Technologies 1660, 1670
Cellergy 892
Cherry Electrical
Rocker Swiches 1672
Sensors 1796
Snap Action Switches 1609-1611
Chicago Miniature (CML) 109-114
Cincon
AC Adapters 1924, 1925
DC-DC Converters 1864-1868
Power Supplies 1893, 1894, 1924, 1925
Cirrus Logic 310-312
Clare 1730
CMD (California Micro Devices) 653, 655
Code Red Technologies 231
Coiltcraft 1198-1215
Coiltronics 1216-1224
Condor/SL Power 1895-1897
Connect One 40
Conxall/Switchcraft 1441
Cooper/Bussmann 652, 714-719, 900
Corcom/TE Connectivity
AC Power Connectors 1343, 1344
Power Entry Modules 1343, 1344
RFI/EMI Filters 1933
Cornell Dubilier
Aluminum Electrolytics 842, 877-880, 885
Film Capacitors 1038, 1039, 1048
Mica Capacitors 1064-1066
Snubber Capacitors 1038
COTO 1726, 1727
Cree
LED Indication 115, 116
LED Lighting 87-92
Crouzet 1612, 1731, 1765, 1766
Crydom 1732-1738, 1847
CTS
Frequency Control 1128-1130
Heat Sinks 1848
Networks & Arrays 737
Cymbet 36
Cypress 21, 184-187, 240-242, 313, 314

D

Dale . . . . . (See Vishay)
Datel/Murata Power 1880-1883, 1889, 1890, 1946-1948
Davies Molding 1783
Dialight 117-124
Dielectric Laboratories (DLI) 955
Digi International 7, 41-43
Displaytech 68
DLP Design 8, 44, 45

E

Eagle Plastic Devices
Fuse Holders 720
Hardware 1784-1789
Knobs 1784-1786
Spacers 1787, 1788
ebm-papst 1833-1838
Electronic Assembly 69, 70
Electroswitch 1688
EPCOS
Film Capacitors 1040-1045
Frequency Control 1131-1133
Inductors 1225-1228
Thermistors 695-697
Varistors 679, 680, 686, 692
Epson Toyocom 1134-1136
Ericsson 1870, 1887
ETI Systems 809-812
Everlight 87, 125-127
Evox Rifa/KEMET 1046, 1047
Exar 315-319, 453, 1280
Extech 1953

F

Fair-Rite 1144
Fairchild Semiconductor
Analog ICs 320, 321
Circuit Protection 656
Diodes 541-543, 656
Interface 167, 321
MOSFETs 165, 320, 457, 458, 595-600
Optoelectronics 165-167
Power Management 320, 321, 454-458
Rectifiers 543-545
Transistors 574-576
FCI
1mm/2mm Connectors 1470, 1471, 1495
AirMax VS® 1471
Automotive Connectors 1477
BergStik™ 1494
DIN 41612 1470
Dubox™ 1493
HCI® 1470
Jumpers/Shunts 1490, 1495
Metral® 1471
MicroTCA 1469
Minitek 1495
PC Board Connectors 1490, 1493
PCI Express™ 1470
Power Card Edge 1469
Quickie 1491, 1492
Ferrishield 1145-1147
FOX Electronics 1141-1143
Freescale
Analog ICs 322
Development Tools 200, 201, 322
Digital Signal Processors and Controllers . . 199
Pressure Sensors 1808, 1809
Microcontrollers 188-197
Microprocessors 197, 198
Wireless Solutions 9

Supplier Index

FTDI. 25, 46, 47, 202
Fujitsu
Relays
Automotive 1721, 1722
Power 1707, 1708, 1721, 1722
Signal 1703

G

GE Energy Power Electronics 1839, 1840
GE Sensing / Thermometrics 698
Greenliant. 243

H

Hammond. 1822-1829, 1859
Hantronix 71
HARTING
AdvancedMC™ for µTCA™ & ATCA® . . .1409
SCSI 1409
Harwin
Hardware. 1496, 1790
PCB Sockets. 1574
Rectangular Connectors 1496-1501
Hirose
Cable Assemblies 1383, 1384, 1395
Circular Connectors 1442-1445
I/O Connectors 1395, 1396
Micro USB/Mini USB/USB. 1395, 1467
Modular Connectors 1390
Rectangular Connectors 1502-1513
RF Connectors 1383, 1384
Honeywell
Potentiometers 820-822
Sensors. 1792, 1793, 1804, 1810-1815
Switches 1613-1615, 1661, 1692-1695

I

IDI 1955, 1956
IDT. 244, 256, 323-328, 1530
Infineon
Diodes. 546, 547
MOSFETs 601-604
Transistors 577, 578, 603
Inspired LED 128, 129
Integrated Device Technology (IDT) . . . . 244, ... 256, 323-328, 1530
International Rectifier . .461-463, 579, 605-609
Intersil. 329, 330, 418, 464, 465
IOXUS 894
IPDiA. 1018
IRC / TT Electronics. 747, 748, 779

J

JAE
Automotive 1478
Data/Network/Telecom 1397
Memory Card Connectors. 1466
Rectangular Connectors 1514, 1515
JKL Components. 130
Johnson Components
Banana/Tip Plugs and Jacks. 1359
Binding Posts 1359
RF Cable Assemblies 1338
RF Connectors 1376-1379

K

Keil Software 231
KEMET
Aluminum Electrolytics 863, 902
Aluminum Organic. 863
Ceramic Capacitors. . . . . 931-934, 959-970, ... 1022-1026
Film Capacitors. 1046, 1047, 1049
Kits . . . . . 934, 963, 964, 1049, 1077, ... 1078, 1082, 1084-1086
Polymer Capacitors. 863
Tantalum Capacitors . . .1077-1086, 1098-1101
Keystone
Battery Holders 1945
Fuse Holders. 721
Hardware. 156, 1393
Standoffs Spacers. 156
Terminals. 1576-1579
Tools 1393
Kingbright 79, 80, 93, 131-136
Kionix 331
KOA Speer. . .738, 749, 758-761, 780, 1230, 1231
Kobiconn 1470
Kobitone. 1772-1774

L

Laird Technologies
EMI Suppression. 1148-1152
Heat Sinks. 1855, 1856
Thermoelectrics. 1854-1857
Thermal Interface 1852
Wireless Solutions. 10, 11
Lantronix 51, 52
LedEngin 87, 94, 95, 152
LEDiL 96
Lelon/Xicon 843-848, 864, 865, 903-906
Leopard Imaging 38
Linx Technologies. 12-15
Lite-On 81, 137-139
Littelfuse
Circuit Protection. 638-640
Fuses/Fuse Holders . . 706, 707, 713, 722-731
Gas Plasma Arresters. 693
Resettable Fuses 706, 707
TVS. 657-660, 684
Varistors 681-684, 686
LS Research. 16
Lumex
Displays. 72, 73
LED Indication. 140-144, 152
Luminus Devices. 87, 97, 98, 152

M

MA-COM 548, 580
Magnecraft/Schneider Electric. . . 1709, 1728, ... 1752, 1753
Mallory . . . . . .(See Cornell Dubilier)
Mallory Sonalert. 1775-1777
Marquardt. 1673
Maxim Integrated
Amplifier ICs 419-421, 467, 468
Analog ICs. 332-353
LED Drivers. 82
Power Management 419-421, 466-477
Maxwell. 895, 896
Mean Well
AC Adapters 1927
DC-DC Converters 1873, 1902
Power Supplies . . 83, 84, 1873, 1900-1904, 1927
Meder 1802
Metcal 1962
MG Chemicals 1824-1827, 1829
Microchip
Amplifiers 210, 422
Analog ICs. 354-358
Development Kits 36, 211, 356, 358
Memory. 245-248
Microcontrollers. 206-210
Power Management 36, 422, 478-480
Wireless Solutions. 17
Micropelt. 36
Micro Switch . . . . . .(See Honeywell)
Microtips Technology 74
Molex
0.25mm 1543
0.30mm 1543
1.25mm 1529, 1531
2mm Milli-Grid Connectors 1534, 1535
Antennas 1398
Cable Assemblies
Displayport™ 1399
HDMI. 1399
On-The-Go 1394
USB. 1394, 1412
VHDCI. 1398
Automotive 1479
Clik-Mate™ 1531
DIMM Sockets. 1468
Displayport™. 1399
DVI 1399
FFC/FPC Connectors & Jumpers . .1543, 1544
Flat Flex 1544, 1545
HandyLink™ 1398
HDMI. 1399
Helieon™ 99
iGrid™. 1533
INFINIBAND 1407
iPass™/iPass+™ 1408
KK® Series 1522-1525
Lanelink™ 1407
Memory Card Connectors. 1468
Micro-Fit Connectors. 1537, 1538
Mini-Fit Connectors. 1539-1542
PCI Express® 1408
PicoBlade™ 1529
Pico-Clasp™ 1528
Pico-EZmate™ 1516
Pico-SPOX™ 1532
Pin and Socket Connectors. . . . . 1517, 1518, ... 1528, 1537, 1538, 1540-1542
QSFP 1406, 1407
RF Connectors 1385
SFP. 1406
SL and C-Grid Connectors 1519-1521
SlimStack™. 1526, 1527
Spox™ 1536
Stac64™ 1479
Terminal Blocks. 1589
Terminals. 1580
Triad™ 1407
Tools . . . .1412, 1516-1519, 1522, 1524, 1528, ...1529, 1531-1534,1536, 1537, 1540, 1542
Ultra+™ VHDCI. 1398
USB. 1394, 1412
XFP. 1406
Monolithic Power Systems (MPS) . . 9, 18, 359, ... 481-483, 500,685, 694, 697, ... 699-701, 705-733, 829, 830, ...897, 971-989, 1027, 1028, 1106, ... 1137, 1138, 1144, 1147, 1153-1157, ... 1159, 1161, 1162, 1167, 1169-1292, ... 1295, 1296, 1301, 1345, 1860, 1861, ... 1874-1883, 1889, 1890, 1946-1948, 1957
Mountain Switch
DIP/SIP Switches 1685
Pushbutton Switches. 1644, 1645
Rocker Switches 1674
Slide Switches. 1681
Tactile Switches & Caps 1626-1628
Toggle Switches 1662-1666
Multi-Tech Systems. 54
Murata
Ceramic Capacitors. 971, 984, 1027
Ceramic Resonators 1137, 1138
EDLC. 897
Ferrite Beads / Inductors . .1153-1157, 1232-1237
Filters 1153-1157, 1295, 1296
Polymer Capacitors. 897
Thermistors 699-701
Trimmer Capacitors. . . . . .829, 897, 971-975, ...978-984, 987-989, 1027, 1028, 1106
Trimmer Potentiometers 829, 830
Varistors 685
Murata Power
Datel . . . . . .(See Datel/Murata Power)
DC-DC Converters . . . 1874-1883, 1889, 1890
Inductors 1238-1241
Panel Meters. 1946-1948
Power Supplies 1860
Transformers. 1860, 1861, 1946
Murata Wireless Solutions 18

N

NEC. 1319, 1721, 1920
NetBurner. 55
Neutrik 1361
Newhaven Display. 75-77
Nextreme 37
Nichicon . . . . . 849-855, 866-871, 886, ... 887, 898, 907-914, 1087
NKK
Displays. 1652
Switches
Pushbutton 1646-1652
Rocker/Paddle 1652, 1675
Rotary 1689
Slide 1682
Tactile 1629
Tilt 1667
Toggle 1667-1669
NorComp 1420-1424
Nordic Semiconductor 19
NXP Semiconductor
Analog ICs. 360-365
Diodes & Rectifiers 549, 550
LED Drivers. 365
Microcontrollers. 20, 212-215
MOSFETs 581
Standard Logic 257-262
Transistors 581

O

Ohmite 750, 791-801, 1849, 1850
OK International. 1962
OLIMEX. 225
Omron
Connectors 1546-1548
Controllers
Programmable 1767
Temperature 1767
Counters & Tachometers. 1767, 1768
Power Supplies 1710, 1803
Relays
Automotive 1722, 1740
Frequency. 1697
General Purpose. . . 1712, 1722, 1754-1760
Industrial 1710, 1739, 1760
Low-Signal 1760
MOSFET. 1740, 1741
Power PCB 1710-1715
Solid State. 1739-1742, 1769
Sensors. 1797-1801, 1803
Switches
DIP 1686, 1690, 1691
Rotary 1690
Tactile 1630
Thumbwheel 1691
Tilt 1803
Timers. 1769, 1770
ON Semiconductor
Amplifiers 367, 423, 490
Analog ICs. 366-368
Circuit Protection. 641, 663
Digital Potentiometers. 366
Diodes. 551, 553, 554, 663
LED Drivers. 85, 492
Logic 263, 264
Memory. 249, 250, 366, 368
MOSFETs 368, 552, 612, 613
Power Management 367, 485-492, 653
Rectifiers. 552, 641
Transistors 582-586
TVS. 655, 663
Orion Fans . . . . . Available at mouser.com
OSRAM Opto Semiconductors. . . . . 87, 96, ...100, 145, 146

P

Pacific Silicon Sensor. 169

Supplier Index

Panasonic
Batteries 1938
Capacitors
Film 1050-1054
Supercapacitors 899
Inductors 1242-1252
Networks/Arrays 686, 739, 740
Resistors 587-592, 751, 762-765
Switches 1631
Thermal Interface 1853
Varistors 686
Panasonic Electric Works
Automotive Relays 1723-1725
Frequency Relays 1698
Low Signal Relays 1704
PCB Relays 1716-1720
Solid State Relays 1743-1748
Panasonic Semiconductor
Diodes 555-557
MOSFETs 614
Transistors 587-592
Pandaboard 38
Panduit
Cable Mounts, Ties, Tools 1304-1306
Ferrules 1584
Terminals & Lugs 1582-1584
Tools 1305, 1583, 1584
Parallax 57
Phihong 1905, 1928-1932
Philips NXP . . . . . (See NXP Semiconductor)
Phoenix Contact
DC-DC Converters 1907
DIN Rail
Power Supplies 1906, 1907
Terminal Blocks 1906
Ferrules 1585
M8/M12/M23 Connectors 1446-1448
Pluggable Terminal Blocks 1596-1599, 1602, 1606
SPEEDCON 1446
Terminal Blocks 1590-1606, 1906
Piher 831, 832, 1636
Pomona
RF Connectors 1386
Test Leads, Probes, and Accessories 1958-1961
Test Clips and Accessories 1958-1961
Potter & Brumfield/TE Connectivity
Power Transformers 1862
Relays
General Purpose 1761-1763
Low Signal 1706
PCB 1706, 1729
Reed 1729
Power Cast 36
Power Integrations 493-495, 558
Power-One 1891, 1908-1910
Projects Unlimited 1778-1782
PSP 1963
Pulse 1253, 1254

Q

Qspeed Semiconductor 558
Qualtek
AC Power Connectors 1342, 1355, 1356
Cable Assemblies 1339
Fan Accessories 1839, 1840
Heat Shrink 1310, 1311

R

Rabbit Semiconductor 58, 59, 64, 65
Raychem/TE Connectivity
Circuit Protection 668, 708-711
Circular Connectors 1455
Fuses/Resettable Fuses 708-711
Heat Shrink 1313, 1314
RECOM 1884, 1885, 1892, 1911
Redpine Signals 21
Renesas/CEL 170, 171, 416, 417, 573
RF Digital 22
RFM 23, 24
Roederstein . . . . . (See Vishay)
Roving Networks 25

S

Schaffner
EMI Filters 1345
Power Entry Modules 1345
Power Line Filters 1936
SchmartBoard 1964, 1965
Schurter
AC Power Connectors 1346-1353
Pushbutton Switches 1653-1655
Circuit Breakers 1353, 1771
Fuses/Fuse Holders . . 732, 733, 1348, 1350-1353
Semitec USA 702
Serpac 1830-1832
Sfernice . . . . . (See Vishay)
Sharp 172, 1623, 1624
Shin Chin
Pushbutton Switches 1656
Rocker Switches 1676
Silex 60
Silicon Labs
Analog ICs 369
Microcontrollers 216-220
Wireless Solutions 26, 27
Siliconix . . . . . (See Vishay)
SkyeTek 28
Skyworks Solutions Inc 370, 371, 424, 559, 560
SL Power
Ault . . . . . (See Ault/SL Power)
Condor . . . . . (See Condor/SL Power)
SolaHD
DC-DC Converters 1914
Power Supplies
Din Rail 1913, 1914
Linear 1912
Switching 1914
SolderCore 61
Souriau 1449-1451
Spansion 251
Spectra Symbol 1795
Spectrol . . . . . (See Vishay)
Sprague . . . . . (See Vishay)
Sprague Goodman 1107
STMicroelectronics
Analog 372-376, 499, 502-505, 507
Circuit Protection 642, 643, 664-667
Development Tools 223, 224, 501
Diodes 643, 664-667
EEPROMs 252, 253
Logic 265, 374
Memory 252, 253, 507
Microcontrollers 222-224, 501
MOSFETs 9, 374, 376, 615-620
Operational Amplifiers 425-427
Power Management 499-507
Rectifiers 561, 562
Transistors 9, 593, 594, 619, 620
Voltage Regulators 502-505
Sumida 1255-1258
Susumu 741, 752, 753, 766-768
Switchcraft
Circular DIN Connectors 1365
Phone Jacks 1363
Phone Plugs 1364
Power Plugs 1357
XLR Connectors 1365
Syfer/CMP
Ceramic Capacitors 935, 991
EMI Suppression 1158, 1159

T

Taiyo Yuden 992-995, 1160, 1259-1265, 1297, 1298
Taoglas 62, 63
TDK
Antennas 1300
Ceramic Capacitors 996-1014, 1029-1034
Filters 1161, 1266, 1299, 1300
Inductors 1161, 1266-1272
TDK-Lambda 1915-1921
TE Connectivity
Alcoswitch . . (See Alcoswitch/TE Connectivity)
AMP . . . . . (See Amp/TE Connectivity)
Axicom . . . . . (See Axicom/TE Connectivity)
Buchanan . . . (See Buchanan/TE Connectivity)
Corcom . . . . . (See Corcom/TE Connectivity)
Potter & Brumfield
. . . . (See Potter & Brumfield/TE Connectivity)
Raychem . . . (See Raychem/TE Connectivity)
Teccor . . . . . (See Littelfuse)
Teledyne 1699-1702, 1749, 1750, 1954
Texas Instruments
Amplifiers 428-442
Analog ICs 377-396
Comparators 438-440
Converters 230, 231, 379-385, 535
Development Tools 30, 31, 36, 226-231
Digital Signal Processors 232, 233
Interface 226, 392, 393, 442, 669
LED Drivers 508
Logic 266-271
Microcontrollers 226-233
MOSFETs 621
Operational Amplifiers 428-434, 441
Power Management 36, 508-538
RF Solutions 29, 30
Transient Protection 669
Wireless Solutions 29-31
Voltage Regulators 527-529
Triad Magnetics
TriQuint 32, 443
Trompeter/Emerson Connectivity Solutions 1380-1382
Tusonix 1162, 1163
Twin Industries 1966
TXC 1139-1143
Tyco Electronics . . . . . (See TE Connectivity)

U

United Chemi-Con 860, 861, 875, 876, 888, 889, 922, 923

V

VCC 148, 149, 152, 157-160
Vector 1967
Vishay
BC Components
Aluminum Capacitors 862, 890, 924
Ceramic Capacitors 1036
Resistors 783
Thermistors 703, 704
Varistors 687
Dale
Inductors 1274-1279
Resistors 754-756, 769, 771, 772, 781, 782, 784, 802, 803, 805
Thermistors 703
Draloric 771
General Semiconductor
Circuit Protection 672, 673
Rectifiers 563-566
Transient Protection 672, 673
Precision 757, 785, 839
Roederstein 1035, 1055, 1056
Sfernice
Multi-Turn Trimmers 840, 841
Potentiometers 813, 823, 833, 834
Power Resistors 784, 804, 805
Resistor Networks 743
Single-Turn Trimmers 833, 834
SMD Resistors 771, 773
Siliconix
Analog 397-399
Drivers 539
MOSFETs 539, 627-634
Multiplexers 397
Power Management 539
Spectrol
Multi-Turn Trimmers 841
Potentiometers 834
Single-Turn Trimmers 834
Sprague
Aluminum Capacitors 891, 925-927
Ceramic Capacitors 1035, 1036
Film Capacitors 1057
Tantalex® 1102, 1103
Tantalum Capacitors 1089-1096, 1102, 1103, 1105
Wet Tantalum 1105
Techno 771, 773
Thin Film 742-744, 770, 771, 773, 1015
Vishay Semiconductors
Circuit Protection 670, 671
Diodes & Rectifiers 567-572, 670, 671
LEDs 78, 150, 151, 177
MOSFETs 176, 539, 622-634
Optoelectronics 173-179
Relays 1751
Vitramon 937, 1016, 1017
Voltronics/CPG 1108

W

Walsin 1301
Wakefield 1851
Welwyn 774, 786, 806, 807
Wi2Wi 33
Wickmann . . . . . (See Littelfuse)
Wima 1058-1063
WiZnet 34
Wurth Electronics
EMI Suppression 1166-1168, 1282
Inductors 1167, 1280-1292
I/O Connectors 1401

V

Yageo 775-777, 787
Yamaichi 1402, 1475, 1575

Z

Zilog 234-237

How to Order from Mouser Electronics

Online Ordering:

mouser.com

- Over 4 Million Products Online
- More than 6.5 Million Data Sheets Online
- EZ Online Ordering, BOM Import Tool
- Order History, Cart Sharing
- Live Chat

Live Chat
Live Help

Asia Pacific Branch Locations

Hong Kong: Unit 702-03, 7/F
LU Plaza, 2 Wing Yip Street,
Kwun Tong, Kowloon,
Hong Kong.
Phone: +852 3756-4700
Fax: +852 3756-4701
Email: hongkong@mouser.com

Shanghai: Rm 2506-2510 Metro Plaza Office Bldg
No. 555 Loushanguan Road
Shanghai, China 200051
Phone: +86 400-821-6111
Fax: +86 (21) 6360-0189
Email: shanghai@mouser.cn

Malaysia: 1-04-33, E-Gate
Lebuh Tunku Kudin 2
Gelugor, Penang, 11700
Malaysia
Phone: +604-6581302
Fax: +604-6591303
Email: malaysia@mouser.com

Singapore: 3 Changi North Street 2
LogisTech Building #03-01B
Singapore 498827
Phone: +65 6788-9233
Fax: +65 6542-6916
Email: singapore@mouser.com

India: 10, Ground Floor, Raheja Chambers
Museum Road
Bangalore 560001
India
Phone: +91 80 4265 0000
Fax: +91 80 4265 0001
Email: india@mouser.com

Thailand: 202 Le Concorde Tower,
6/F Ratchadapisek Rd
Huaykwang, Bangkok 10310
Thailand
Phone: +66 2694-2310
Fax: +66 2694-2276
Email: thailand@mouser.com

Taiwan: 7F, No. 582, Ruiguang Road
Neihu District, Taipei City 114
Taiwan
Phone: +886-2-2799-2096
Fax: +886-2-2799-2095
Email: taiwan@mouser.com

Other Mouser Branch Locations

Germany:	+49 (0) 8952 04621 10	munich@mouser.com
UK:	+44 (0)1494-467490	uk@mouser.com
Czech Rep.:	+420 517070880	czech@mouser.com
France:	+33 5 55 85 79 96	france@mouser.com
Israel:	+972 9 7783020	israelsales@mouser.com
Italy:	+39 02 575065 71	italy@mouser.com
Netherlands:	+31 402 6476 57	netherlands@mouser.com
Spain:	+34 936455263	spain@mouser.com
Sweden:	+46 8 590 88 715	sweden@mouser.com
United States:		
Texas:	+1 (817) 804-3888	sales@mouser.com
California:	+1 (619) 449-2222	sales@mouser.com
New Jersey:	+1 (973) 810-9260	sales@mouser.com
Mexico:	+52 33 3612 7301	mexicosales@mouser.com

For full contact information see please visit
mouser.com/contact

Authorized Partners

Australia:
X-on Electronic Service
Tel: +61 8 9358-9358
www.x-on.com.au

Active Components
Tel: +61 (2) 9893-9400
www.activecomponents.com

China:
Beijing Chuangxin Online
Network & Tech Co., Ltd.
Tel: +86 (10) 6258-6335
www.icgoo.net

India:
AqTronics Technologies Pvt. Ltd.
Tel: +91 80 4121 0347
www.aqtronics.com

SM Electronic Technologies Pvt Ltd.
Tel: +91 80 23301030
www.smetgroup.com

Japan:
Corestaff
Tel: +81-3-5954-1360
www.zaikostore.com

New Zealand:
Active Components NZ LTD
Tel: +64 9 443 9500
www.activecomponents.com

South Korea:
ICbanQ Inc.
Tel: 82-(0)707-019-3900
www.icbanq.com

Taiwan:
Globalnet Electronics
Tel: +886-2-2740-5300
www.gneic.com

Non-Catalog Items
Can't find exactly what you need?
Mouser has **OVER 4 MILLION** products available online at **mouser.com** for easy purchase!

Who Can Order?
Mouser customers include businesses, schools, agencies, and individuals.

NO Minimum Order!
There are NO minimum order requirements on most products in this catalog.

Export Policy
Mouser exports to over 170 countries.
Visit **mouser.com/saleterms** for details and restrictions.

Shipping Costs
Now offering reduced international flat-rate shipping, with no handling fees, to most countries. To estimate your freight charges, go to our website at **mouser.com/EstimateShipping**

Scheduled Orders
We will schedule shipments to you up to one year in advance. Each item must be ordered for release in standard pack quantities only, minimum $50 USD per release shipment.

Backorders
If our inventory is depleted on a specific item, we will backorder and ship as soon as it is available.

Rapid Delivery
Rapid delivery on all FedEx, UPS, and other Air services is available on most orders received.

You will be notified for any reason if your order cannot ship the same day.

Backorder Shipping
If more than one shipment is necessary to complete your order, backorders will ship with reduced flat rates.
To estimate your backorder charges, go to our website at **mouser.com/EstimateShipping**

Net 30
Net 30 is available to businesses, schools, and agencies. Also available for same-day shipment, even on first orders. Shipping costs are added to your invoice.

Credit Cards
Major credit cards, all purchasing, and major bank debit cards are accepted.
You will be notified of shipping cost at time of order.

Prepaid
Check or international money order.
To estimate your freight charges, go to our website at **mouser.com/EstimateShipping**

Wire Transfers / EFT
Go to **mouser.com/Help**
See Payment Information.

Incorrect Orders
Please notify a Mouser Service Representative of any incorrect order within 30 days of ship date. We will immediately correct any error.

Returns
Please contact a Mouser Service Representative to obtain a return authorization number. Returns are normally accepted when completed within 30 days of ship date. (90 days if product is defective.)

Return Address
All returns must be shipped to:
Mouser Electronics
1000 North Main Street
Mansfield, TX 76063, USA

Mouser's Limited Warranty
Mouser agrees to transfer to Customer whatever transferable warranties Mouser receives from the manufacturer of products sold to Customer. Mouser makes no other warranty, express or implied, with respect to the Products. IN PARTICULAR, MOUSER MAKES NO WARRANTY RESPECTING THE MERCHANTABILITY OF THE PRODUCTS OR THEIR SUITABILITY OR FITNESS FOR ANY PARTICULAR PURPOSE OR USE OR RESPECTING INFRINGEMENT.

Mouser's liability arising out of any sale of products to Customer is expressly limited to either:
(1) Refund of the purchase price paid by Customer for such products (without interest), or
(2) Repair and/or replacement of such products, at Mouser's election, and such remedies shall be exclusive and in lieu of all others. Customer must notify Mouser within 90 days from date of shipment of any defective product. This warranty is in lieu of any and all other warranties, whether oral, written, expressed, implied, or statutory. Implied warranties of fitness for a particular purpose and merchantability are specifically excluded and shall not apply. Customer's obligations and Mouser's remedies, with respect to defective or nonconforming products, are solely and exclusively as stated herein. Further, no warranty will apply if the Product has been subject to misuse, static discharge, neglect, accident or modification, or has been soldered or altered in any way.

Limitation of Liability
In no event shall Mouser be liable for any special, incidental or consequential damages of any nature including, but not limited to, damages resulting from loss of profit or revenue, recall costs, claims for service interruptions or failure to supply downtime, testing, installations or removal costs, costs of substitute products, property damage, personal injury, death or legal expenses.

Customer's recovery from Mouser for any claim shall not exceed the purchase price paid by Customer for the goods, irrespective of the nature of the claim, whether in warrant, contract, or otherwise. CUSTOMER SHALL INDEMNIFY, DEFEND, AND HOLD MOUSER HARMLESS FROM ANY CLAIMS brought by any party regarding products supplied by Mouser and incorporated into the customer's product.

Use of Products in Life Support, Nuclear, and Certain Other Applications
Products are intended for commercial use only. Products are traceable at the manufacturer's level only. There is no lot level traceability. Products sold by Mouser are not designed, intended or authorized for use in life support, life sustaining, human implantable, nuclear facilities, or other applications in which the failure of such Products could result in personal injury, loss of life or catastrophic property damage.

If Customer uses or sells the Products for use in any such applications:
(1) Customer acknowledges that such use or sale is at Customer's sole risk;
(2) Customer agrees that Mouser and the manufacturer of the Products are not liable, in whole or in part, for any claim or damage arising from such use; and
(3) Customer agrees to indemnify, defend, and hold Mouser and the manufacturer of the Products harmless from and against any and all claims, damages, losses, costs, expenses, and liabilities arising out of, or in connection with, such use or sale.

Any quotation or the prices contained herein are for information purposes only and do not constitute a legal acceptance of any order placed by the seller. Orders are subject to all terms and conditions of sales displayed at **mouser.com/saleterms**.

EMBEDDED SOLUTIONS

Wireless Solutions

Anaren Air 4
Atmel 9
Bluegiga Technologies 5
CEL 6
Digi International 7
DLP Design 8
Freescale 9
Laird Technologies 10, 11
Linx Technologies 12, 13, 14, 15
LS Research 16
Microchip 17
Murata Wireless 9, 18
Nordic Semiconductor 19
NXP Semiconductor 20
Redpine Signals 21
RF Digital 22
RFM 23, 24
Roving Networks 25
Silicon Labs 26, 27
Skyetek 28
STMicroelectronics 9
Texas Instruments 29, 30, 31
TriQuint Semiconductor 32
Wi2Wi, Inc. 33
WIZnet 34

Embedded Modules

Arduino 39
B&B Electronics 35
BeagleBoard 38
Connect One 40
Cymbet 36
Digi International 41, 42, 43
DLP Design 44, 45
Evidence 56
FTDI 46, 47
Gravitech 48
Intel 49, 50
Lantronix 51, 52
Leopard Imaging 38
Microchip 36
Micropelt 36
Mide 53
Multi-Tech Systems 54
NetBurner 55
Nextreme 37
Nurve Networks 56
Pandaboard 38
Parallax 57
Powercast 36
Rabbit Semiconductor 58, 59
Silex Technology 60
Soldercore 61
Taoglas 62, 63
Texas Instruments 36

Single Board Computers

Rabbit Semiconductor 64, 65

OPTOELECTRONICS

Displays

4D Systems 66
Amulet Technologies 67
Displaytech Ltd. 68
Electronic Assembly 69, 70
Hantronix 71
Lumex 72, 73
Microtips 74
Newhaven Displays 75, 76, 77
Vishay 78

LED Displays

Kingbright 79, 80
Lite-On 81

Opto Drivers

Maxim 82
Mean Well 83, 84
ON Semiconductor / Catalyst 85

LED Lighting

Califia Lighting 86
Carclo Technical Plastics 87
Cree 88, 89, 90, 91, 92
Kingbright 93
LedEngin 94, 95
Ledil 96
Luminus Devices 97, 98
Molex 99
OSRAM Opto Semiconductors 100
Philips Lumileds 101, 102, 103

LED Indication

Avago 104, 105, 106
BIVAR 107, 108, 152, 153, 154, 155
Chicago Miniature 109, 110, 111, 112, 113, 114
Cree 115, 116
Dialight 117, 118, 119, 120, 121, 122, 123, 124
Everlight 125, 126, 127
inspired LED 128, 129
JKL Components 130
Keystone Electronics 156
Kingbright 131, 132, 133, 134, 135, 136
LedEngin 152
Lite-On 137, 138, 139
Lumex 140, 141, 142, 143, 144, 152
Luminus Devices 152
OSRAM Opto Semiconductors 145, 146
Panasonic 147
VCC 148, 149, 152, 157, 158, 159, 160
Vishay Semiconductors 150, 151

Opto Components

Avago 161, 162, 163, 164
CEL 170, 171
Fairchild Semiconductor 165, 166, 167
Finisar 168
Pacific Silicon Sensor 169
Sharp Microelectronics 172
Vishay Semiconductors . . 173, 174, 175, 176, 177, 178, 179

SEMICONDUCTORS

MCU/MPU/DSP

Analog Devices Inc. 180, 181, 182, 183
Cypress Semiconductor 184, 185, 186, 187
Freescale Semiconductor . . 188, 189, 190, 191, 192, 193, 194, 195, 196, 197, 198, 199, 200, 201
FTDI 202
Intel 203, 204, 205
Microchip Technology 206, 207, 208, 209, 210, 211
NXP Semiconductors 212, 213, 214, 215
Silicon Labs 216, 217, 218, 219, 220, 221
STMicroelectronics 222, 223, 224
Olimex Ltd 225
Texas Instruments 226, 227, 228, 229, 230, 231, 232, 233
Zilog 234, 235, 236, 237

Programmers

Segger 238

Memory

Apacer Technology Inc. 239
Cypress Semiconductor 240, 241, 242
Greenliant 243
IDT 244
Microchip Technology 245, 246, 247, 248
ON Semiconductor / Catalyst 249, 250
Spansion 251
STMicroelectronics 252, 253

Logic - Standard

Fairchild Semiconductor 254, 255
IDT 256
NXP Semiconductors 257, 258, 259, 260, 261, 262
ON Semiconductor 263, 264
STMicroelectronics 265
Texas Instruments 266, 267, 268, 269, 270, 271

Analog ICs & Mixed Signal

AMS 400
Analog Devices Inc. . . . 272, 273, 274, 275, 276, 277, 278, 279, 280, 281, 282, 283, 284, 285, 286, 287, 288, 289, 290, 291, 292, 293, 294, 295, 296, 297, 298, 299, 300, 301, 302, 303, 304, 305, 306, 307, 308
Azoteq 309
Cirrus Logic 310, 311, 312
Cypress Semiconductor 313, 314
Exar 315, 316, 317, 318, 319
Fairchild Semiconductor 320, 321
Freescale Semiconductor 322
IDT 323, 324, 325, 326, 327, 328
Intersil 329, 330
Kionix 331
Maxim Integrated 332, 333, 334, 335, 336, 337, 338, 339, 340, 341, 342, 343, 344, 345, 346, 347, 348, 349, 350, 351, 352, 353, 354, 355, 356, 357
Microchip 354, 355, 356, 357, 358
Murata 359
NXP Semiconductor 360, 361, 362, 363, 364, 365
ON Semiconductor 366, 367, 368
Silicon Labs 369
Vishay / Siliconix 397, 398, 399
Skyworks 370, 371
STMicroelectronics 372, 373, 374, 375, 376
Texas Instruments 377, 378, 379, 380, 381, 382, 383, 384, 385, 386, 387, 388, 389, 390, 391, 392, 393, 394, 395, 396

Amplifier ICs

Analog Devices Inc. . . . 401, 402, 403, 404, 405, 406, 407, 408, 409, 410, 411, 412, 413, 414
Avago 415
CEL 416, 417
Intersil 418
Maxim Integrated 419, 420, 421
Microchip Technology 422
ON Semiconductor 423
Skyworks 424
STMicroelectronics 425, 426, 427
Texas Instruments 428, 429, 430, 431, 432, 433, 434, 435, 436, 437, 438, 439, 440, 441, 442
TriQuint Semiconductor 443

Power Management

Regulators, References and Comparators

Analog Devices Inc. . . . 444, 445, 446, 447, 448, 449, 450, 451, 452
Exar 453
Fairchild Semiconductor 454, 455, 456, 457, 458
Infineon 459, 460
International Rectifier 461, 462, 463
Intersil 464, 465
Maxim Integrated 466, 467, 468, 469, 470, 471, 472, 473, 474, 475, 476, 477
Microchip 478, 479, 480
Monolithic Power Systems 481, 482, 483
NXP Semiconductors 484
ON Semiconductor . . . 485, 486, 487, 488, 489, 490, 491, 492
Power Integrations 493, 494, 495
Silicon Labs 496, 497, 498
STMicroelectronics 499, 500, 501, 502, 503, 504, 505, 506, 507
Texas Instruments 508, 509, 510, 511, 512, 513, 514, 515, 516, 517, 518, 519, 520, 521, 522, 523, 524, 525, 526, 527, 528, 529, 530, 531, 532, 533, 534, 535, 536, 537, 538
Vishay / Siliconix 539

Discrete Semiconductor

Diodes and Rectifiers

Bourns 540
Fairchild Semiconductor 541, 542, 543, 544, 545
Infineon 546, 547
MA-COM 548
NXP Semiconductor 549, 550
ON Semiconductor 551, 552, 553, 554
Panasonic Semiconductor 555, 556, 557
Power Integrations 558
Skyworks 559, 560
STMicroelectronics 561, 562
Vishay General Semiconductor 563, 564, 565, 566
Vishay Semiconductors 567, 568, 569, 570, 571, 572

Transistors

CEL 573
Fairchild Semiconductor 574, 575, 576
Infineon Technologies 577, 578
International Rectifier 579
MA-COM 580
NXP Semiconductor 581
ON Semiconductor 582, 583, 584, 585, 586
Panasonic Semiconductor 587, 588, 589, 590, 591, 592
STMicroelectronics 593, 594

MOSFETs

Fairchild Semiconductor . . . 595, 596, 597, 598, 599, 600
Infineon Technologies 601, 602, 603, 604
International Rectifier . . . 605, 606, 607, 608, 609
NXP Semiconductors 610, 611
ON Semiconductor 612, 613
Panasonic Semiconductor 614
STMicroelectronics 615, 616, 617, 618, 619, 620
Texas Instruments 621
Vishay Semiconductors 622, 623, 624, 625, 626
Vishay / Siliconix 627, 628, 629, 630, 631, 632, 633, 634

Thyristors

Ametherm 635, 636
Bourns 637
Littelfuse 638, 639, 640
ON Semiconductor 641
STMicroelectronics 642, 643

Transient Protection

AVX 644
Bourns 645, 646, 647, 648, 649, 650, 651
Cooper Bussmann 652
Fairchild Semiconductor 656
Littelfuse 657, 658, 659, 660
NXP Semiconductors 661, 662
ON Semiconductor 653, 654, 655, 663
STMicroelectronics 664, 665, 666, 667
TE Connectivity 668
Texas Instruments 669
Vishay General Semiconductor 672, 673
Vishay Semiconductor 670, 671

CIRCUIT PROTECTION

Varistors

AVX 675, 676, 677
Bourns 678
EPCOS 679, 680
Littelfuse 681, 682, 683, 684
Murata 685
Panasonic 686
Vishay / BC Components 687

Gas Discharge Tubes

Bourns 688, 689, 690
EPCOS 691, 692
Littelfuse 693

Thermal Protection

AVX 694
EPCOS 695, 696, 697
GE Sensing / Thermometrics 698
Murata 699, 700, 701
Semitec 702
Vishay / BC Components 703, 704
Vishay / Dale 703

Resettable Fuses

Bourns 705
Littelfuse 706, 707
TE Connectivity 708, 709, 710, 711

Fuses and Fuse Holders

AEM 712
Bourns 713
Cooper Bussmann 714, 715, 716, 717, 718, 719
Eagle Plastic Devices 720
Keystone Electronics 721
Littelfuse 722, 723, 724, 725, 726, 727, 728, 729, 730, 731
Schurter 732, 733

PASSIVE COMPONENTS

Resistors

Networks and Arrays

Bourns 734, 735
Caddock 736
CTS Electronic Components 737
KOA Speer 738
Panasonic. 739, 740
Susumu 741
Vishay / Beyschlag 744
Vishay / Thick Film 744
Vishay / Thin Film. 742, 743
Vishay / Sfernice. 743

Current Sense

Bourns 745, 746
IRC / TT electronics 747, 748
KOA Speer 749
Ohmite 750
Panasonic. 751
Susumu 752, 753
Vishay / Dale 754, 755, 756
Vishay / Precision Group 757

Surface Mount

KOA Speer 758, 759, 760, 761
Panasonic. 762, 763, 764, 765
Susumu 766, 767, 768
Vishay / Dale 769, 771, 772
Vishay / Draloric 771
Vishay / Sfernice. 771, 773
Vishay / Techno 771, 773
Vishay / Thin Film. 770, 771, 773
Welwyn / TT electronics 774
Yageo 775, 776, 777

Leaded

Bourns 778
IRC / TT electronics 779
KOA Speer 780
Vishay / BC Components 783
Vishay / Dale 781, 782, 784
Vishay / Sfernice. 784
Vishay / Precision Group 785
Welwyn / TT electronics 786
Yageo 787

Power (Surface Mount and Leaded)

Arcol 788, 789
Caddock 790
Ohmite . . . . 791, 792, 793, 794, 795, 796, ... 797, 798, 799, 800, 801
Vishay / Dale 802, 803, 805
Vishay / Sfernice. 804, 805
Welwyn / TT electronics 806, 807

Potentiometers

Precision Potentiometers and Dials

Bourns 808
ETI Systems 809, 810, 811, 812
Vishay / Sfernice. 813

Potentiometers

Alps. 814, 815
Bourns 816, 817, 818, 819
Honeywell Sensing & Control. . . . . 820, ... 821, 822
Vishay / Sfernice. 823

Single-Turn Trimmers

Bourns 824, 825, 826, 827, 828
Murata 829, 830
Piher 831, 832
Vishay / Sfernice. 833, 834

Multi-Turn Trimmers

BI Technologies / TT electronics 835
Bourns 836, 837, 838
Vishay / Precision Group 839
Vishay / Sfernice. 840, 841
Vishay / Spectrol. 841

Capacitors

Aluminum Caps, Surface Mount

Cornell Dubilier. 842
Lelon. 843, 844, 845, 846, 847, 848
Nichicon . . . . . 849, 850, 851, ... 852, 853, 854, 855
Panasonic. 856, 857, 858, 859
United Chemi-Con 860, 861
Vishay / BC Components 862

Aluminum Polymer Caps

KEMET. 863
Lelon. 864, 865
Nichicon . . . 866, 867, 868, 869, 870, 871
Panasonic. 872, 873, 874
United Chemi-Con 875, 876

Aluminum Caps, Can Type

Cornell Dubilier. 877, 878, 879, 880
EPCOS. 881, 882
KEMET 883, 884
Mallory 885
Nichicon 886, 887
United Chemi-Con 888, 889
Vishay / BC Components 890
Vishay / Sprague 891

Supercapacitors

Cellergy 892
Elna 893
IOXUS 894
Maxwell. 895, 896
Murata 897
Nichicon 898
Panasonic. 899
PowerStor / Cooper Bussmann 900

Aluminum Caps Leaded

EPCOS. 901
KEMET 902
Lelon. 903, 904, 905, 906
Nichicon . . . . . 907, 908, 909, 910, ... 911, 912, 913, 914
Panasonic. . . . . 915, 916, 917, ... 918, 919, 920, 921
United Chemi-Con 922, 923
Vishay / BC Components 924
Vishay / Sprague 925, 926, 927

Flexible Termination, SMD

AVX 928, 929
KEMET. 930, 931, 932, 933, 934
Syfer 935
TDK 936
Vishay / Vitramon 937

Ceramic Caps, SMD

ATC 938, 939
AVX . . 940, 941, 942, 943, 944, 945, 946, . . 947, 948, 949, 950, 951, 952, 953, 954
Dielectric Laboratories 955
Johanson Dielectric 956, 957, 958
KEMET. . . . 959, 960, 961, 962, 963, 964, ... 965, 966, 967, 968, 969, 970
Murata . . . 971, 972, 973, 974, 975, 976, ... 977, 978, 979, 980, 981, 982, 983, ... 984, 985, 986, 987, 988, 989
Syfer. 990, 991
Taiyo Yuden 992, 993, 994, 995
TDK . . . . 996, 997, 998, 999, 1000, 1001, ... 1002, 1003, 1004, 1005, 1006, ... 1007, 1008, 1009, 1010, 1011, ... 1012, 1013, 1014
Vishay / Vitramon 1015, 1016, 1017

Silicon Caps, SMD

IPDiA 1018

Ceramic Caps, Leaded

AVX 1019, 1020, 1021
KEMET . . . 1022, 1023, 1024, 1025, 1026
Murata 1027, 1028
TDK . . . . . 1029, 1030, 1031, ... 1032, 1033, 1034
Vishay / BC Components 1036
Vishay / Roederstein 1035
Vishay / Sprague 1035, 1036

Film Capacitors

AVX 1037
Cornell Dubilier. 1038, 1039
EPCOS. . . . . 1040, 1041, 1042, ... 1043, 1044, 1045
KEMET 1046, 1047, 1049
Mallory 1048
Panasonic. . . . . 1050, 1051, ... 1052, 1053, 1054
Vishay / Roederstein 1055, 1056
Vishay / Sprague 1057
WIMA . . . . . 1058, 1059, 1060, ... 1061, 1062, 1063

Mica Capacitors

Cornell Dubilier. 1064, 1065, 1066

Tantalum Caps, SMD

AVX . . . . 1067, 1068, 1069, 1070, 1071, ... 1072, 1073, 1074, 1075, 1076
KEMET . . . 1077, 1078, 1079, 1080, 1081, ... 1082, 1083, 1084, 1085, 1086
Nichicon 1087
Panasonic. 1088
Vishay / Sprague . . . . . 1089, 1090, 1091, ... 1092, 1093, 1094, 1095, 1096

Tantalum Caps, Leaded

AVX 1097
KEMET 1098, 1099, 1100, 1101
Vishay / Sprague 1102, 1103

Wet Tantalum Caps

AVX 1104
Vishay / Sprague 1105

Trimmer Capacitors

Murata 1106
Sprague Goodman 1107
Voltronics 1108

Frequency Control

ABRACON . . . . 1109, 1110, 1111, 1112, . . . 1113, 1114, 1115, 1116, 1117, 1118, ... 1119, 1120, 1121, 1122, 1123, 1124
AVX 1125, 1126, 1127
CTS Electronic Components . . . . . 1128, ... 1129, 1130
EPCOS. 1131, 1132, 1133
Epson Toyocom 1134, 1135, 1136
Murata 1137, 1138
TXC 1139, 1140, 1141, 1142, 1143

EMI/RFI Suppression

Fair-Rite 1144
FerriShield 1145, 1146, 1147
Laird Technologies . . . . 1148, 1149, 1150, ... 1151, 1152
Murata . . . 1153, 1154, 1155, 1156, 1157
Syfer 1158, 1159
Taiyo Yuden 1160
TDK 1161
Tusonix. 1162, 1163
Vacuumschmelze 1164
Vishay / Dale 1165
Wurth Electronics 1166, 1167, 1168

Inductors

API Delevan . . . . 1169, 1170, 1171, 1172, ... 1173, 1174, 1175, 1176
AVX 1177, 1178
BI Technologies 1179
Bourns . . . 1180, 1181, 1182, 1183, 1184, ... 1185, 1186, 1187, 1188, 1189, ... 1190, 1191, 1192, 1193
Bourns / J.W. Miller . . . . . 1194, 1195, ... 1196, 1197
Coilcraft . . 1198, 1199, 1200, 1201, 1202, ... 1203, 1204, 1205, 1206, 1207, 1208, ... 1209, 1210, 1211, 1212, 1213, ... 1214, 1215
Coiltronics. . . . . 1216, 1217, 1218, 1219, ... 1220, 1221, 1222, 1223, 1224
EPCOS. 1225, 1226, 1227, 1228
Johanson Technology 1229
KOA Speer 1230, 1231
Murata . . . . . 1232, 1233, 1234, ... 1235, 1236, 1237
Murata Power Solutions . . . . . 1238, 1239, ... 1240, 1241
Panasonic. . . . . 1242, 1243, 1244, 1245, ... 1246, 1247, 1248, 1249, ... 1250, 1251, 1252
Pulse. 1253, 1254
Sumida 1255, 1256, 1257, 1258
Taiyo Yuden . . . . 1259, 1260, 1261, 1262, ... 1263, 1264, 1265
TDK . . . . . 1266, 1267, 1268, 1269, ... 1270, 1271, 1272
Vacuumschmelze 1273
Vishay / Dale . . . . . 1274, 1275, 1276, ... 1277, 1278, 1279
Wurth Electronics . . . . . 1280, 1281, 1282, ... 1283, 1284, 1285, 1286, 1287, 1288, ... 1289, 1290, 1291, 1292

Signal Conditioning

ABRACON 1293
Johanson Technology 1294
Murata 1295, 1296
Taiyo Yuden 1297, 1298
TDK 1299, 1300
Walsin. 1301
Xicon. 1302

WIRE AND CABLE

Wire and Cable Management

Cable Ties, Duct, Identification, Mounting

Panduit 1304, 1305, 1306

Tubing

3M 1316

Alpha Wire 1307, 1308, 1309

Qualtek Electronics 1310, 1311

TE Connectivity 1312, 1313, 1314, 1315

Wire and Cable

Alpha Wire 1317, 1318, 1319, 1320, 1321, 1322, 1323

Belden 1324, 1325, 1326, 1327, 1328, 1329,
. . . . . 1330, 1331, 1332, 1333, 1334, 1335

Cable Assemblies

3M 1336

Amphenol 1337

Johnson Components / Emerson 1338

Qualtek Electronics 1339

CONNECTORS

Connectors

AC Power Connectors

Power Cords, Power Entry Modules, Power Filters, Power Outlets and Inlets

Bulgin . . . 1340
Corcom / TE Connectivity . . . 1343, 1344
Qualtek Electronics . . . 1341, 1342, 1354, 1355, 1356
Schaffner . . . 1345
Schurter . . . 1346, 1347, 1348, 1349, 1350, 1351, 1352, 1353

DC Power Connectors

Switchcraft . . . 1357

Audio / Video Connectors

Audio Connectors, Adapters, Banana, DIN, Phone, Phono, and XLR

Amphenol . . . 1358
Johnson Components / Emerson . 1359, 1360
Pomona . . . 1362
Rean / Neutrik . . . 1361
Switchcraft . . . 1363, 1364, 1365, 1366

RF Connectors

Amphenol . . . 1367, 1368, 1369, 1370, 1371, 1372, 1373, 1374, 1375
Hirose . . . 1383, 1384
Johnson Components / Emerson . . . 1376, 1377, 1378, 1379
Molex . . . 1385
Pomona . . . 1386
TE Connectivity . . . 1387, 1388, 1389
Trompeter . . . 1380, 1381, 1382

Data / Network / Telecom Connectors

Modular, SFP+, DisplayPort, USB, HDMI and Fiber

Amphenol . . . 1403, 1410, 1411
Bulgin . . . 1416
HARTING . . . 1409
Hirose Connector . . . 1390, 1395, 1396
JAE Electronics . . . 1397
Molex . . . 1391, 1394, 1398, 1399, 1406, 1407, 1408, 1412
TE Connectivity . . . 1392, 1393, 1400, 1404, 1405, 1413, 1414, 1415
Wurth Electronics . . . 1401
Yamaichi . . . 1402

Photovoltaic (Solar)

Amphenol . . . 1417

"D" Connectors

D Sub Connectors, Adapters and Hoods

3M . . . 1418, 1419
NorComp . . . 1420, 1421, 1422, 1423, 1424
TE Connectivity . . . 1425, 1426, 1427, 1428, 1429, 1430, 1431

Circular Connectors

Amphenol . . . 1432, 1433, 1434, 1435, 1436
Bulgin . . . 1437, 1438, 1439, 1440
CONXALL . . . 1441
Hirose Connector . . . 1442, 1443, 1444, 1445
Phoenix Contact . . . 1446, 1447, 1448
Souriau . . . 1449, 1450, 1451
TE Connectivity . . . 1452, 1453, 1454, 1455, 1456

Lighting Connectors

AVX . . . 1457, 1458
Hirose Connector . . . 1459
TE Connectivity . . . 1460, 1461, 1462, 1463

Memory Card Connectors

ALPS . . . 1464
AVX . . . 1465
Hirose Connector . . . 1467
JAE Electronics . . . 1466
Molex . . . 1468

Backplane / Card Edge

FCI . . . 1469, 1470, 1471
TE Connectivity . . . 1472, 1473, 1474
Yamaichi . . . 1475

Automotive Connectors

Amphenol . . . 1476
FCI . . . 1477
JAE Electronics . . . 1478
Molex . . . 1479
TE Connectivity . . . 1480

Power Connectors

Amphenol . . . 1481
TE Connectivity . . . 1482

Rectangular Connectors

Headers/Receptacles, Housings, Pin and Socket

3M . . . 1483, 1484, 1485, 1486, 1487, 1488
AVX . . . 1489
FCI . . . 1490, 1491, 1492, 1493, 1494, 1495
Harwin . . . 1496, 1497, 1498, 1499, 1500, 1501
Hirose Connector . . . 1502, 1503, 1504, 1505, 1506, 1507, 1508, 1509, 1510, 1511, 1512, 1513
JAE Electronics . . . 1514, 1515
Molex . . . 1516, 1517, 1518, 1519, 1520, 1521, 1522, 1523, 1524, 1525, 1526, 1527, 1528, 1529, 1530, 1531, 1532, 1533, 1534, 1535, 1536, 1537, 1538, 1539, 1540, 1541, 1542, 1543, 1544, 1545
Omron . . . 1546, 1547, 1548
TE Connectivity . . . 1549, 1550, 1551, 1552, 1553, 1554, 1555, 1556, 1557, 1558, 1559, 1560, 1561, 1562, 1563, 1564, 1565, 1566, 1567, 1568, 1569, 1570, 1571, 1572, 1573

Sockets

Component and Test Sockets

Harwin . . . 1574
Yamaichi . . . 1575

Terminals

Keystone Electronics . . . 1576, 1577, 1578, 1579
Molex . . . 1580, 1581
Panduit . . . 1582, 1583, 1584
Phoenix Contact . . . 1585
TE Connectivity . . . 1586, 1587, 1588

Terminal Blocks

Pluggable, Barrier, PCB, and DIN Rail

Molex . . . 1589
Phoenix Contact . . . 1590, 1591, 1592, 1593, 1594, 1595, 1596, 1597, 1598, 1599, 1600, 1601, 1602, 1603, 1604, 1605, 1606
TE Connectivity . . . 1607

ELECTROMECHANICAL

Switches

Basic / Snap Switches

Cherry Electrical . . . 1609, 1610, 1611
Crouzet . . . 1612
Honeywell Sensing & Control . . . 1613, 1614, 1615
Omron . . . 1616, 1617, 1618, 1619, 1620, 1621

Tactile Switches

ALPS . . . 1622, 1623, 1624
C&K Components . . . 1625
Mountain Switch . . . 1626, 1627, 1628
NKK . . . 1629
Omron . . . 1630
Panasonic . . . 1631

Detection Switches

ALPS . . . 1632
C&K Components . . . 1632
Panasonic . . . 1632

Directional Switches & Encoders

ALPS . . . 1633, 1634
Bourns . . . 1635, 1636
C&K Components . . . 1633

Pushbutton Switches

Alcoswitch / TE Connectivity . . . 1637
Apem . . . 1638
Bulgin . . . 1639
C&K Components . . . 1640, 1641, 1642, 1643
Mountain Switch . . . 1644, 1645
NKK . . . 1646, 1647, 1648, 1649, 1650, 1651, 1652
Schurter . . . 1653, 1654, 1655, 1656
Shin Chin . . . 1657

Toggle Switches

Alcoswitch / TE Connectivity . . . 1657
C&K Components . . . 1658, 1659
Carling Technologies . . . 1660
Honeywell Sensing & Control . . . 1661
Mountain Switch . . . 1662, 1663, 1664, 1665, 1666
NKK . . . 1667, 1668, 1669

Rocker / Paddle Switches

C&K Components . . . 1671
Carling Technologies . . . 1670
Cherry Electrical . . . 1672
Marquardt . . . 1673
Mountain Switch . . . 1674
NKK . . . 1675
Shin Chin . . . 1676

Slide Switches

Alcoswitch / TE Connectivity . . . 1677
ALPS . . . 1678
C&K Components . . . 1679, 1680
Mountain Switch . . . 1681
NKK . . . 1682

DIP / SIP Switches

Alcoswitch / TE Connectivity . . . 1683
C&K Components . . . 1684
Mountain Switch . . . 1685
Omron . . . 1686

Rotary Switches

C&K Components . . . 1687
Electroswitch . . . 1688
NKK . . . 1689
Omron . . . 1690

Thumbwheel Switches

Omron . . . 1691

Limit Switches

Honeywell Sensing & Control . . . 1692, 1693, 1694, 1695

Switch Seals

APM HEXSEAL . . . 1696

Relays

Frequency Relays

Omron . . . 1697
Panasonic . . . 1698
Teledyne . . . 1699, 1700, 1701, 1702

PCB Low-Signal Relays

Axicom / TE Connectivity . . . 1705
Fujitsu . . . 1703
Panasonic . . . 1704
Potter & Brumfield / TE Connectivity . . . 1706

PCB General Purpose Relays

Fujitsu . . . 1707, 1708
Magnecraft . . . 1709
Omron . . . 1710, 1711, 1712, 1713, 1714, 1715
Panasonic . . . 1716, 1717, 1718, 1719, 1720

Automotive Relays

Fujitsu . . . 1721, 1722
NEC . . . 1721
Omron . . . 1722
Panasonic . . . 1723, 1724, 1725

Reed Relays

Coto Technology . . . 1726, 1727
Magnecraft . . . 1728
Potter & Brumfield / TE Connectivity . . . 1729

Solid State Relays I/O Modules

Clare . . . 1730
Crouzet . . . 1731
Crydom . . . 1732, 1733, 1734, 1735, 1736, 1737, 1738
Omron . . . 1739, 1740, 1741, 1742
Panasonic . . . 1743, 1744, 1745, 1746, 1747, 1748
Teledyne . . . 1749, 1750
Vishay Semiconductors . . . 1751

General Purpose / Industrial Relays

Magnecraft . . . 1752, 1753
Omron . . . 1754, 1755, 1756, 1757, 1758, 1759, 1760
Panasonic . . . 1764
Potter & Brumfield / TE Connectivity . . . 1761, 1762, 1763

Controllers / Counters / Timers

Crouzet . . . 1765, 1766
Omron . . . 1767, 1768, 1769, 1770

Circuit Breakers

Schurter . . . 1771

Audio

Kobitone . . . 1772, 1773, 1774
Mallory Sonalert . . . 1775, 1776, 1777
PUI Audio . . . 1778, 1779, 1780, 1781, 1782

Knobs

Davies Molding . . . 1783
Eagle Plastic Devices . . . 1784, 1785, 1786

Hardware

Eagle Plastic Devices . . . 1787, 1788, 1789
Harwin . . . 1790

SENSORS

Motion & Position Sensors

BEI Sensors 1791
Honeywell Sensing & Control 1792, 1793
Panasonic 1794
Spectra Symbol 1795

Speed & Proximity Sensors

Cherry Electrical 1796
Omron 1797

Photoelectric & Fiber Optic Sensors

Omron 1798

Photomicrosensors

Omron 1799, 1800, 1801

Liquid Level & Reed Sensors

MEDER electronic 1802

Vibration, Tilt & Flow Sensors

Omron 1803

Current Sensors

Honeywell Sensing & Control 1804
Vacuumschmelze 1805

Pressure Sensors

All Sensors 1806, 1807
Freescale Semiconductor 1808, 1809
Honeywell Sensing & Control 1810, 1811, 1812, 1813, 1814, 1815
Silicon Microstructures 1816

ENCLOSURES & THERMAL MANAGEMENT

Plastic Enclosures

Bud Industries 1818, 1819, 1820, 1821
Hammond Manufacturing 1822, 1823, 1824, 1825,
. . . . . 1826, 1827, 1828, 1829
Serpac 1830, 1831, 1832

Fans

ebm-papst 1833, 1834, 1835, 1836, 1837, 1838
Qualtek Electronics 1839, 1840

Heat Sinks

Aavid Thermalloy 1841, 1842, 1843, 1844
Advanced Thermal Solutions 1845, 1846
Crydom 1847
CTS Electronic Components 1848
Ohmite 1849, 1850
Wakefield 1851

Thermal Interface

Laird Technologies 1852
Panasonic 1853

Thermoelectrics

Laird Technologies 1854, 1855, 1856, 1857

POWER

Power Transformers

Hammond Manufacturing . . . 1859
Murata Power Solutions . . . 1860, 1861
TE Connectivity . . . 1862
Wurth Electronics . . . 1863

DC-DC Converters - Isolated

Cincon . . . 1864, 1865, 1866, 1867, 1868
Emerson Network Power . . . 1869, 1886
Ericsson Power Modules . . . 1870, 1887
GE Energy . . . 1871, 1872, 1888
Mean Well . . . 1873
Murata Power Solutions . . . 1874, 1875, 1876, 1877, 1878, 1879, 1880, 1881, 1882, 1883, 1889, 1890
Power-One . . . 1891
RECOM Power . . . 1884, 1885, 1892

Power Supplies

Cincon . . . 1893, 1894
Condor . . . 1895, 1896, 1897
Emerson Network Power . . . 1898, 1899
Mean Well . . . 1900, 1901, 1902, 1903, 1904
Phihong . . . 1905
Phoenix Contact . . . 1906, 1907
Power-One . . . 1908, 1909, 1910
RECOM Power . . . 1911
SolaHD . . . 1912, 1913, 1914
TDK-Lambda . . . 1915, 1916, 1917, 1918, 1919, 1920, 1921

AC Adapters

Ault / SL Power . . . 1922, 1923
Cincon . . . 1924, 1925
Emerson Network Power . . . 1926
Mean Well . . . 1927
Phihong . . . 1928, 1929, 1930, 1931, 1932

Power Filters

Corcom / TE Connectivity . . . 1933
EPCOS . . . 1934
Schaffner . . . 1935, 1936
TE Connectivity . . . 1937

Lithium

Panasonic . . . 1938

Battery Holders and Contacts

Bulgin . . . 1939
Eagle Plastic Devices . . . 1940, 1941, 1942, 1943, 1944
Keystone . . . 1945

TEST, TOOLS AND PROTOTYPING

Panel Meters

Murata Power Solutions 1946, 1947, 1948

Test Equipment

B&K Precision 1949, 1950, 1951, 1952

Extech 1953

LeCroy 1954

Test Connectors

IDI 1955, 1956

Murata 1957

Pomona Electronics 1958, 1959, 1960, 1961

Soldering Tools

OK International 1962

Prototyping

3M 1963

BusBoard Prototype Systems 1964

PSP 1963

Pulsar 1963

SchmartBoard 1964, 1965

Twin Industries 1966

Vector 1967